





New York Yankees - 1979

Batter	1	2	3	4	5	6	7	8	9	AB	R	H	RBI	BB	SO	LOB	TOP
Paul Molitor, R (1, 10) X	0-0 F9			0-0 F8		4-0 1B BB	0-0 4-3			3	1	0	0	1	0	1	Milwaukee Brewers @ New York Yankees Yankee Stadium, Bronx, NY Thu Apr 05 1979, 3:33 AM EST Att: 52,719 - Sunny - 53 F AB 31 R 5 H 6 RBI 5 BB 3 SO 5 LOB 8 
Don Money, R (1, 4) X OBP: 0.250, SLG: 0.250	0-0 F7			0-0 6-3		0-0 1B BB	0-3 K			4	1	1	2	0	1	1	
Cecil Cooper, L (1, 3) X OBP: 0.250, SLG: 0.250	0-0 5-3			0-0 4-3		0-0 1B BB		0-0 F7		4	0	1	1	0	0	0	
Larry Hise, R (1, 7) X		0-0 4-3			0-0 F4	0-0 F9		0-0 F9		4	0	0	0	0	0	2	
Sixto Lezcano, R (1, 9) X OBP: 0.250, SLG: 0.250		0-3 K			0-3 K	0-0 BB		0-0 6-3		4	0	1	1	0	2	0	
Sal Bando, R (1, 5) X		0-0 F9			0-0 6-3	0-0 F6			4-0 SH1-4 BB	3	0	0	0	1	0	2	
Robin Yount, R (1, 6) X OBP: 0.333, SLG: 0.333			0-0 4-3			0-0 F6	0-0 SH1-4 1B		0-0 SH1-4	3	1	1	0	0	0	0	
Gorman Thomas, R (1, 8) X OBP: 0.333, SLG: 0.333			0-3 K			0-0 BB BB 1B	0-0 SH1-4		0-0 F2	3	1	1	0	0	1	1	
Charlie Moore, R (1, 2) X OBP: 0.500, SLG: 0.333			0-0 6-3			4-0 BB 1B BB	0-0 4-3 1B		0-3 K	3	1	1	1	1	1	1	
Inning Stats	R: 0 E: 0 K: 0 S: 3	H: 0 LOB: 0 BB: 0 P: 3	R: 0 E: 0 K: 1 S: 5	H: 0 LOB: 0 BB: 0 P: 5	R: 0 E: 0 K: 1 S: 5	H: 0 LOB: 0 BB: 0 P: 5	R: 4 E: 0 K: 0 S: 7	H: 4 LOB: 2 BB: 2 P: 15	R: 1 E: 0 K: 1 S: 7	H: 2 LOB: 1 BB: 0 P: 7	R: 0 E: 0 K: 0 S: 3	H: 0 LOB: 0 BB: 0 P: 3	R: 0 E: 0 K: 1 S: 5	H: 0 LOB: 1 BB: 1 P: 9	1B: 6 2B: 0 3B: 0 HR: 0	SF: 0 SAC: 0 DP: 0 HBP: 0	WP: 0 PA: 36 CS: 0
PITCHER	IP WLS BF H R ER SO BB IBB HBP BLK WP HR S P ERA WHIP	PITCHER IP WLS BF H R ER SO BB IBB HBP BLK WP HR S P ERA WHIP															
Ron Guidry, L (1, 1) ERA: 6.35	5.2 L 23 4 4 4 3 2 0 0 0 0 0 0 27 35 6.35 1.059																
Dick Tidrow, R (6, 1) ERA: 3.99	2.1 9 2 1 1 1 0 0 0 0 0 0 0 11 11 3.86 0.857																
Rich Gossage, R (9, 1) ERA:	1.0 4 0 0 0 1 1 0 0 0 0 0 0 5 9 0.00 1.000																
Batter	1	2	3	4	5	6	7	8	9	AB	R	H	RBI	BB	SO	LOB	BOTTOM
Mickey Rivers, L (1, 8) X OBP: 0.250, SLG: 0.250	0-0 1B BB SF7 1B	0-0 F8			0-0 F6			0-0 4-3		4	1	1	0	0	0	1	Milwaukee Brewers @ New York Yankees Yankee Stadium, Bronx, NY Thu Apr 05 1979, 3:33 AM EST Att: 52,719 - Sunny - 53 F AB 32 R 1 H 7 RBI 1 BB 0 SO 0 LOB 12 
Willie Randolph, R (1, 4) X OBP: 0.250, SLG: 0.250	0-0 FC4-6 1B		0-0 F9			0-0 6-3		0-0 5-3		4	0	1	0	0	0	0	
Thurman Munson, R (1, 2) X OBP: 0.250, SLG: 0.250	0-0 FC4-6 1B		0-0 4-3			0-0 F6		0-0 4-3		4	0	1	0	0	0	0	
Cliff Johnson, R (1, 10) X	0-0 SF7		0-0 F8			0-0 F8			0-0 F7	3	0	0	1	0	0	0	
Chris Chambliss, L (1, 3) X OBP: 0.250, SLG: 0.250	0-0 FC4-6			0-0 F6		0-0 SH1-3 1B			0-0 E3 F8	4	0	1	0	0	0	2	
Graig Nettles, L (1, 5) X OBP: 0.500, SLG: 0.500	0-0 F9			0-0 G4-6-3 1B		0-0 SH1-3 1B			0-0 F8	4	0	2	0	0	0	3	
Roy White, S (1, 7) X		0-0 6-3		0-0 G4-6-3 1B		0-0 SH1-3			0-0 F3	3	0	0	0	0	0	2	
Paul Blair, R (1, 9) X		0-0 6-3			0-0 F7			0-0 5-3		3	0	0	0	0	0	2	
Bucky Dent, R (1, 6) X OBP: 0.333, SLG: 0.333					0-0 F9			0-0 1-3		3	0	1	0	0	0	2	
Inning Stats	R: 1 E: 0 K: 0 S: 6	H: 3 LOB: 2 BB: 0 P: 6	R: 0 E: 0 K: 0 S: 4	H: 1 LOB: 1 BB: 0 P: 4	R: 0 E: 0 K: 0 S: 3	H: 0 LOB: 0 BB: 0 P: 3	R: 0 E: 0 K: 0 S: 3	H: 0 LOB: 0 BB: 0 P: 3	R: 0 E: 0 K: 0 S: 5	H: 2 LOB: 2 BB: 0 P: 5	R: 0 E: 0 K: 0 S: 3	H: 0 LOB: 0 BB: 0 P: 3	R: 0 E: 1 K: 0 S: 4	H: 0 LOB: 1 BB: 0 P: 4	1B: 7 2B: 0 3B: 0 HR: 0	SF: 1 SAC: 1 DP: 1 HBP: 0	WP: 0 PA: 34 CS: 0
PITCHER	IP WLS BF H R ER SO BB IBB HBP BLK WP HR S P ERA WHIP	PITCHER IP WLS BF H R ER SO BB IBB HBP BLK WP HR S P ERA WHIP															
Mike Caldwell, L (1, 1) ERA: 1.0	9.0 W 34 7 1 1 0 0 0 0 0 0 0 0 34 34 1.00 0.778																

Batter	1	2	3	4	5	6	7	8	9	AB R H RBI BB SO LOB	TOP											
Paul Molitor, R (1.4) X	0-0 6-3 ①		0-3 K ①		0-0 F4 ②		0-0 3-1 ②		0-0 5-3 ③	5 0 0 0 0 1 1	<p>Milwaukee Brewers @ New York Yankees Yankee Stadium, Bronx, NY Sat Apr 07 1979, 3:33 AM EST Att: 17,387 - Unknown - 50 F</p> <p>AB 33 R 4 H 10 RBI 4 BB 3 SO 4 LOB 9</p> 											
Don Money, R (1.5) X OBP: 0.250, SLG: 0.750	0-0 1B 3B		0-0 G6-3 1B		0-0 1B		0-3 K ③			4 1 3 0 0 1 1												
Cecil Cooper, L (1.3) X	0-0 1B		0-0 G6-3 ③ 1-2		0-0 F7 ③				0-0 1-3 ①	4 0 1 1 1 0 0 2												
Larry Hisle, R (1.7) X	0-0 HR 2B			0-0 HR		0-0 4-3 ①			0-0 5-3 ②	4 2 2 1 0 0 0												
Ben Oglivie, L (1.10) X	0-0 HR		0-0 G6-4-3 BB		0-0 F4 ②				0-0 1B 1B	3 1 2 2 1 0 0 0												
Sixto Lezcano, R (1.9) X	0-0 5-3 ③		0-0 G6-4-3 ① ② 1-2		0-0 BB				0-0 1B	3 0 1 0 1 0 1 1												
Robin Yount, R (1.6) X		0-0 F9 ①		0-0 1B		0-0 F8 ③			0-0 5-3 ③	4 0 1 0 0 0 0 3												
Gorman Thomas, R (1.8) X		0-3 K ②		0-0 F8 ③		0-0 SH3-4 BB			0-3 K ①	3 0 0 0 1 2 1												
Buck Martinez, R (1.2) X		0-0 F8 ③			0-0 F2 ①		0-0 SH3-4 ①		0-0 F7 ②	3 0 0 0 0 0 0 0												
Inning Stats	R: 3 E: 0 K: 0 S: 6	H: 4 LOB: 0 BB: 0 P: 6	R: 0 E: 0 K: 1 S: 5	H: 0 LOB: 0 BB: 0 P: 5	R: 0 E: 0 K: 1 S: 5	H: 1 LOB: 1 BB: 0 P: 5	R: 1 E: 0 K: 0 S: 4	H: 2 LOB: 1 BB: 1 P: 8	R: 0 E: 0 K: 0 S: 3	H: 0 LOB: 1 BB: 1 P: 7	R: 0 E: 0 K: 1 S: 5	H: 0 LOB: 2 BB: 0 P: 5	R: 0 E: 0 K: 1 S: 5	H: 0 LOB: 0 BB: 0 P: 5	R: 0 E: 0 K: 1 S: 5	H: 0 LOB: 0 BB: 0 P: 5	1B: 6 2B: 1 3B: 1 HR: 2	SF: 0 SAC: 1 DP: 2 HBP: 0	WP: 0 PB: 0 SB: 0 CS: 0	PA: 37		
PITCHER	IP WLS BF H R ER SO BB IBB HBP BLK WP HR S P ERA WHIP																					
Ed Figueroa, R (1.1) ERA: 9.82	3.2 L 16 7 4 4 2 1 0 0 0 0 2 19 23 9.82 2.182																					
Ken Clay, R (4.1) ERA:	5.1 21 3 0 0 2 2 0 0 0 0 0 23 31 0.00 0.938																					

Batter	1	2	3	4	5	6	7	8	9	AB R H RBI BB SO LOB	BOTTOM											
Mickey Rivers, L (1.8) X	0-0 1-3 ①		0-0 F7 ①		0-0 1B CS	0-0 4-3 ③			0-0 SH5-3 ① 2-3 1B	5 0 2 2 0 0 3	<p>Milwaukee Brewers @ New York Yankees Yankee Stadium, Bronx, NY Sat Apr 07 1979, 3:33 AM EST Att: 17,387 - Unknown - 50 F</p> <p>AB 30 R 3 H 6 RBI 3 BB 8 SO 3 LOB 20</p> 											
Willie Randolph, R (1.4) X	0-0 F4 ②		0-0 F8 ②		0-0 S BB 1-2	0-0 SH3-4 BB			0-0 SH5-3 ① 1-2	2 0 0 0 2 0 0												
Thurman Munson, R (1.2) X	0-0 F8 ③		0-0 F4 ③		0-0 1-3 ② 1-2	0-0 FC5-4 BB			0-0 SF8 ②	4 0 0 1 0 0 2												
Lou Piniella, R (1.9) X		0-0 6-3 ①		0-0 L8 ①	0-0 F4 ③				0-0 6-3 ③	5 0 0 0 0 0 3												
Cliff Johnson, R (1.10) X		0-0 1B BB		0-0 BB		0-0 1B 2B			0-0 L5 ③	2 0 1 0 2 0 1												
Chris Chambliss, L (1.3) X		0-0 F7 ②		0-0 F8 ②		0-0 1B BB			0-3 K ①	3 0 0 0 1 1 2												
Graig Nettles, L (1.5) X		0-0 BB 1B 1-3		0-0 F4 ③		0-0 F7 ①			0-0 5-3 ②	4 0 1 0 0 0 3												
Roy White, S (1.7) X		0-0 BB 1-2		0-0 BB 1B	0-0 WP BB 1B	0-0 1-2 2-3 1B			0-0 G3 ③	2 1 1 0 2 0 0												
Bucky Dent, R (1.6) X OBP: 0.400, SLG: 0.250 Reggie Jackson, L (6, PH) ERA:		0-3 K ③		0-0 WP 1B BB	0-0 1B BB	0-3 K ②			0-0 1B SF8 2B	1 1 0 0 1 1 1 3 1 0 0 0 0 1 3 0 0 0 0 0 0 0												
Fred Stanley, R (7.6) ERA: Jim Spencer, L (9, PH) OBP: 1.000, SLG: 2.000		0-0 K		0-0 WP 1B BB						1 1 1 0 0 0 0												
Inning Stats	R: 0 E: 0 K: 0 S: 3	H: 0 LOB: 0 BB: 0 P: 3	R: 0 E: 0 K: 1 S: 6	H: 1 LOB: 2 BB: 2 P: 14	R: 0 E: 0 K: 0 S: 3	H: 0 LOB: 0 BB: 0 P: 3	R: 0 E: 0 K: 0 S: 3	H: 0 LOB: 1 BB: 1 P: 7	R: 2 E: 0 K: 0 S: 3	H: 1 LOB: 3 BB: 3 P: 15	R: 0 E: 0 K: 1 S: 7	H: 2 LOB: 3 BB: 1 P: 11	R: 0 E: 0 K: 0 S: 3	H: 0 LOB: 1 BB: 1 P: 7	R: 0 E: 0 K: 1 S: 5	H: 0 LOB: 0 BB: 0 P: 5	R: 1 E: 0 K: 0 S: 5	H: 2 LOB: 1 BB: 0 P: 5	1B: 4 2B: 2 3B: 0 HR: 0	SF: 1 SAC: 1 DP: 0 HBP: 0	WP: 1 PB: 0 SB: 1 CS: 1	PA: 40
PITCHER	IP WLS BF H R ER SO BB IBB HBP BLK WP HR S P ERA WHIP																					
Bill Travers, L (1.1) ERA: 4.15	4.1 20 2 2 2 2 6 0 0 0 0 1 16 40 4.15 1.846																					
Jim Staton, R (5.1) ERA:	1.0 6 2 0 0 0 1 0 0 0 0 0 5 9 0.00 3.000																					
Bob McClure, L (6.1) ERA:	0.2 W 3 0 0 0 1 1 0 0 0 0 0 4 8 0.00 1.500																					
Bill Castro, R (7.1) ERA: 4.5	2.0 7 1 1 1 1 0 0 0 0 0 0 9 9 4.50 0.500																					
Jerry Augustine, L (9.1) ERA:	0.0 1 1 0 0 0 0 0 0 0 0 0 1 1 ∞ ∞																					

Batter	1	2	3	4	5	6	7	8	9	AB	R	H	RBI	BB	SO	LOB	TOP					
Mickey Rivers, L (1, 8) OBP: 0.250, SLG: 0.250 Paul Blair, R (8, 8) OBP: 0.200, SLG: 0.200										3	0	0	0	0	0	2	New York Yankees @ Baltimore Orioles Memorial Stadium, Baltimore, MD Tue Apr 10 1979, 6:05 PM EST Att: 16,721 - Unknown					
Wille Randolph, R (1, 4) OBP: 0.294, SLG: 0.143										4	0	0	0	1	0	4						
Thurman Munson, R (1, 2) OBP: 0.235, SLG: 0.250										5	0	3	1	0	0	0						
Lou Piniella, R (1, 9) OBP: 0.125, SLG: 0.125 Jay Johnstone, L (8, PH) (8, 9) OBP: 0.400, SLG: 0.400										3	1	1	0	0	0	1						
Cliff Johnson, R (1, 10) OBP: 0.455, SLG: 0.625 Reggie Jackson, L (8, PH) (8, 10) OBP: 0.600, SLG: 1.500										3	1	2	0	0	0	1						
Chris Chambliss, L (1, 3) OBP: 0.200, SLG: 0.154										3	0	0	1	0	1	2						
Graig Nettles, L (1, 5) OBP: 0.400, SLG: 0.600										4	2	3	2	0	0	1						
Roy White, S (1, 7) OBP: 0.364, SLG: 0.222										4	0	1	0	0	0	2						
Bucky Dent, R (1, 6) OBP: 0.333, SLG: 0.545										4	1	2	1	0	0	1						
Inning Stats	R: 0 E: 0 K: 0 S: 3	H: 0 LOB: 0 BB: 0 P: 3	R: 0 E: 0 K: 1 S: 6	H: 1 LOB: 1 BB: 0 P: 6	R: 0 E: 0 K: 0 S: 4	H: 1 LOB: 1 BB: 0 P: 4	R: 0 E: 0 K: 0 S: 4	H: 1 LOB: 1 BB: 0 P: 4	R: 1 E: 0 K: 0 S: 5	H: 2 LOB: 1 BB: 0 P: 5	R: 2 E: 0 K: 0 S: 6	H: 4 LOB: 1 BB: 0 P: 6	R: 0 E: 0 K: 1 S: 4	H: 0 LOB: 0 BB: 1 P: 8	R: 3 E: 0 K: 0 S: 6	H: 3 LOB: 0 BB: 0 P: 6	R: 1 E: 0 K: 0 S: 5	H: 3 LOB: 1 BB: 0 P: 5	1B: 10 2B: 2 3B: 1 HR: 2	SF: 1 SAC: 0 DP: 1 HBP: 0	WP: 0 PB: 0 SB: 0 CS: 0	PA: 41
PITCHER	IP WLS BF H R ER SO	BB IBB HBP BLK	WP HR S P	ERA WHIP	PITCHER	IP WLS BF H R ER SO	BB IBB HBP BLK	WP HR S P	ERA WHIP													
Scott McGregor, L (1, 1) ERA: 4.76	5.2	25	9	3	3	1	0	0	0	0	0	27	27	4.76	1.588							
Sammy Stewart, R (6, 1) ERA: 5.4	2.0	L	9	3	3	3	1	1	0	0	0	2	10	13.50	2.000							
Don Stanhouse, R (8, 1) ERA: 6.75	1.1		6	3	1	1	0	0	0	0	0	0	6	6.75	2.250							



Batter	1	2	3	4	5	6	7	8	9	AB	R	H	RBI	BB	SO	LOB	BOTTOM						
Al Bumbry, L (1, 8) OBP: 0.357, SLG: 0.385										5	0	3	1	0	0	0	New York Yankees @ Baltimore Orioles Memorial Stadium, Baltimore, MD Tue Apr 10 1979, 6:05 PM EST Att: 16,721 - Unknown						
Mark Belanger, R (1, 6) OBP: 0.313, SLG: 0.167 Pat Kelly, L (9, PH)										4	0	0	0	0	0	2							
Ken Singleton, S (1, 9) OBP: 0.176, SLG: 0.267										5	0	1	0	0	0	2							
Doug DeCinces, R (1, 5) OBP: 0.250, SLG: 0.357										4	1	1	1	0	1	2							
Lee May, R (1, 10) OBP: 0.250, SLG: 0.143										3	0	0	0	1	0	2							
Eddie Murray, S (1, 3) OBP: 0.313, SLG: 0.333										3	1	1	0	1	0	1							
Kiko Garcia, R (1, 7) OBP: 0.667, SLG: 0.500 Terry Crowley, L (9, PH)										2	1	1	0	1	0	1							
Larry Harlow, L (9, PR) OBP: 0.500, SLG: 0.667										0	0	0	0	1	0	0							
Rick Dempsey, R (1, 2) OBP: 0.600, SLG: 0.667										3	2	2	1	1	0	1							
Rich Dauer, R (1, 4) OBP: 0.154, SLG: 0.154 John Lowenstein, L (7, PH) (8, 7) OBP: 0.667, SLG: 0.500										2	0	0	0	0	0	2							
Inning Stats	R: 0 E: 0 K: 1 S: 7	H: 2 LOB: 2 BB: 0 P: 7	R: 0 E: 0 K: 0 S: 3	H: 1 LOB: 1 BB: 1 P: 7	R: 0 E: 0 K: 0 S: 2	H: 0 LOB: 0 BB: 1 P: 6	R: 0 E: 0 K: 0 S: 3	H: 1 LOB: 0 BB: 0 P: 3	R: 0 E: 0 K: 0 S: 3	H: 0 LOB: 0 BB: 0 P: 3	R: 4 E: 0 K: 0 S: 6	H: 4 LOB: 1 BB: 2 P: 14	R: 0 E: 0 K: 0 S: 3	H: 0 LOB: 0 BB: 0 P: 3	R: 2 E: 0 K: 0 S: 5	H: 2 LOB: 3 BB: 2 P: 13	1B: 6 2B: 3 3B: 0 HR: 1	SF: 1 SAC: 0 DP: 3 HBP: 0	WP: 0 PB: 2 SB: 0 CS: 0	PA: 39			
PITCHER	IP WLS BF H R ER SO	BB IBB HBP BLK	WP HR S P	ERA WHIP	PITCHER	IP WLS BF H R ER SO	BB IBB HBP BLK	WP HR S P	ERA WHIP														
Ron Guidry, L (1, 1) ERA: 5.25	6.1		25	5	3	3	1	4	0	0	0	0	23	39	4.26	1.421							
Rich Gossage, R (7, 1) ERA: 5.4	2.0	W	11	4	3	3	0	2	0	0	0	0	9	17	13.50	3.000							
Paul Mirabella, L (9, 1) ERA:	0.0		1	1	0	0	0	0	0	0	0	0	1	1	∞	∞							
Dick Tidrow, R (9, 1) ERA: 3.0	0.2	S	2	0	0	0	0	0	0	0	0	0	2	2	0.00	0.000							



Batter	1	2	3	4	5	6	7	8	9	10	AB	R	H	RBI	BB	SO	LOB
Mickey Rivers, L OBP: 0.238, SLG: 0.238 (1,8)			4-3								5	0	1	0	0	0	0
Willie Randolph, R OBP: 0.318, SLG: 0.211 (1,4)			F3								5	1	2	0	0	0	1
Thurman Munson, R OBP: 0.273, SLG: 0.286 (1,2)					5-3						5	1	2	0	0	0	1
Reggie Jackson, L OBP: 0.400, SLG: 0.750 (1,9)											4	0	0	0	1	0	4
Graig Nettles, L OBP: 0.430, SLG: 0.550 (1,5)				K	G3						5	0	2	2	0	1	1
Chris Chambliss, L OBP: 0.263, SLG: 0.375 (1,3)											3	1	1	1	1	0	2
Jim Spencer, L OBP: 0.250, SLG: 0.750 (1,10)		4-3									4	1	0	0	0	0	2
Jay Johnstone, L OBP: 0.333, SLG: 0.444 (1,7)		5-3									4	1	1	0	0	0	2
Bucky Dent, R OBP: 0.313, SLG: 0.467 (1,6)											4	0	1	2	0	0	1
Inning Stats	R: 2 E: 0 K: 0 S: 6	H: 3 LOB: 1 BB: 0 P: 6	R: 0 E: 0 K: 0 S: 3	H: 0 LOB: 0 BB: 0 P: 3	R: 0 E: 0 K: 1 S: 4	H: 1 LOB: 1 BB: 0 P: 9	R: 0 E: 0 K: 0 S: 3	H: 0 LOB: 0 BB: 0 P: 7	R: 0 E: 0 K: 0 S: 4	H: 1 LOB: 1 BB: 0 P: 4	R: 0 E: 0 K: 0 S: 3	H: 0 LOB: 0 BB: 0 P: 3	R: 0 E: 0 K: 0 S: 2	H: 0 LOB: 0 BB: 1 P: 6	1B: 8 2B: 1 3B: 0 HR: 1	SF: 0 SAC: 0 DP: 1 HBP: 0	WP: 1 PA: 41
PITCHER	IP	WLS	BF	H	R	ER	SO	BB	IBB	HBP	BLK	WP	HR	S	P	ERA	WHIP
Jim Palmer, R ERA: 3.0 (1,1)	9.0		38	10	5	3	1	BB: 1	IBB: 0	HBP: 0	BLK: 0	WP: 1	HR: 1	S: 39	P: 43	3.00	1.222
Don Stanhouse, R ERA: 3.86 (10,1)	1.0	W	3	0	0	0	0	1	0	0	0	0	0	2	6	0.00	1.000

AB	39
R	5
H	10
RBI	5
BB	2
SO	1
LOB	14



PITCHER	IP	WLS	BF	H	R	ER	SO	BB	IBB	HBP	BLK	WP	HR	S	P	ERA	WHIP
Don Stanhouse, R ERA: 3.86 (10,1)	1.0	W	3	0	0	0	0	1	0	0	0	0	0	2	6	0.00	1.000

Batter	1	2	3	4	5	6	7	8	9	10	AB	R	H	RBI	BB	SO	LOB
Al Bumbry, L OBP: 0.316, SLG: 0.333 (1,8)	1-3										5	0	1	2	0	1	3
Mark Belanger, R OBP: 0.263, SLG: 0.133 Billy Smith, S (8,PH)			6-3		5-3						3	0	0	0	0	0	1
Ken Singleton, S OBP: 0.273, SLG: 0.350 John Lowenstein, L OBP: 0.667, SLG: 0.500 (10,PR)					4-3						5	1	3	0	0	0	1
Eddie Murray, S OBP: 0.286, SLG: 0.263 (1,3)											4	1	0	0	1	0	2
Doug DeCinces, R OBP: 0.351, SLG: 0.438 (1,5)			5-3								2	1	1	2	3	0	1
Pat Kelly, L OBP: 0.333, SLG: 0.167 (1,7)											4	1	1	0	1	0	2
Lee May, R OBP: 0.300, SLG: 0.222 Larry Harlow, L OBP: 0.400, SLG: 0.500 (9,PR)						5-3					4	0	2	1	0	0	0
Rick Dempsey, R OBP: 0.550, SLG: 0.563 (1,2)											4	0	1	1	1	1	3
Rich Dauer, R OBP: 0.250, SLG: 0.143 Terry Crowley, L (9,PH)											1	0	0	0	2	0	1
Kiko Garcia, R OBP: 0.667, SLG: 0.500 (10,6)											1	0	0	0	0	0	3
Inning Stats	R: 2 E: 0 K: 0 S: 5	H: 2 LOB: 1 BB: 1 P: 9	R: 0 E: 0 K: 1 S: 5	H: 0 LOB: 1 BB: 1 P: 9	R: 0 E: 0 K: 0 S: 4	H: 1 LOB: 0 BB: 0 P: 4	R: 0 E: 0 K: 0 S: 3	H: 0 LOB: 0 BB: 1 P: 7	R: 0 E: 0 K: 1 S: 5	H: 0 LOB: 1 BB: 1 P: 9	R: 0 E: 0 K: 0 S: 6	H: 3 LOB: 1 BB: 2 P: 10	R: 1 E: 0 K: 0 S: 4	H: 2 LOB: 3 BB: 2 P: 12	1B: 8 2B: 1 3B: 0 HR: 0	SF: 0 SAC: 0 DP: 1 HBP: 0	WP: 1 PA: 44
PITCHER	IP	WLS	BF	H	R	ER	SO	BB	IBB	HBP	BLK	WP	HR	S	P	ERA	WHIP
Ed Figueroa, R ERA: 6.94 (9,1)	8.0		34	6	5	3	3	BB: 6	IBB: 0	HBP: 0	BLK: 0	WP: 0	HR: 0	S: 34	P: 58	6.94	1.500
Rich Gossage, R ERA: 5.66 (10,1)	1.1	L	8	2	1	1	0	0	2	0	0	0	0	6	14	6.75	1.500
Paul Mirabella, L ERA: (10,1)	0.1		1	0	0	0	0	0	0	0	0	0	0	1	1	0.00	0.000
Dick Tidrow, R ERA: 3.0 (10,1)	0.0		1	1	0	0	0	0	0	0	0	0	0	1	1		

AB	36
R	6
H	9
RBI	6
BB	8
SO	3
LOB	21



Batter	1	2	3	4	5	6	7	8	9	AB R H RBI BB SO LOB	TOP									
Mickey Rivers, L (1,8) OBP: 0.231, SLG: 0.231	0-3 K	0-0 P5		0-0 FC3-6			0-3 K		0-0 FC4-6 1B	5 0 1 0 0 2 2	New York Yankees @ Baltimore Orioles Memorial Stadium, Baltimore, MD Thu Apr 12 1979, 6:05 PM EST Att: 18,367 - Unknown livebaseballscorecards.com									
Willie Randolph, R (1,4) OBP: 0.370, SLG: 0.190	4-0 E S BB	4-0 E 1B BB		0-3 K			4-0 S BB		0-0 FC4-6 1-2	2 1 0 0 3 1 3										
Thurman Munson, R (1,2) OBP: 0.289, SLG: 0.280	0-0 F8	0-0 FC1-4 1B					0-0 F9		0-0 L3	4 0 1 1 0 0 2										
Lou Piniella, R (1,7) OBP: 0.083, SLG: 0.083	0-0 F8	0-0 FC1-4 1-2					0-3 K		0-3 K	4 0 0 0 0 2 2										
Reggie Jackson, L (1,9) OBP: 0.357, SLG: 0.583		0-0 HR 1B		0-0 4-3			0-0 3-1		0-3 K	4 1 1 0 0 1 0										
Graig Nettles, L (1,5) OBP: 0.375, SLG: 0.625		0-0 HR		0-0 F3			0-0 F7		0-0 4-3	4 1 1 2 0 0 0										
Chris Chambliss, L (1,3) OBP: 0.281, SLG: 0.500		0-0 HR		0-0 F8			0-0 4-3		0-3 K2-3	4 1 1 1 0 1 0										
Cliff Johnson, R (1,10) OBP: 0.400, SLG: 0.583		0-0 SH1-3 E 2B		0-3 K			0-0 6-3		0-0 5-3	4 1 1 0 0 1 0										
Fred Stanley, R (1,6) OBP: 0.667, SLG: 0.667		0-0 SH1-3 2-3		0-0 FC3-6 1B			0-3 K		0-0 1B	3 0 2 0 0 1 0										
Inning Stats	R: 0 E: 0 K: 1 S: 5	H: 0 LOB: 1 BB: 1 P: 9	R: 5 E: 1 K: 0 S: 8	H: 5 LOB: 1 BB: 1 P: 12	R: 0 E: 0 K: 0 S: 3	H: 0 LOB: 0 BB: 0 P: 3	R: 0 E: 0 K: 2 S: 8	H: 1 LOB: 1 BB: 0 P: 8	R: 0 E: 0 K: 1 S: 5	H: 0 LOB: 0 BB: 0 P: 5		R: 0 E: 0 K: 0 S: 3	H: 0 LOB: 1 BB: 1 P: 11	R: 0 E: 0 K: 2 S: 7	H: 0 LOB: 0 BB: 0 P: 7	R: 0 E: 0 K: 1 S: 7	H: 2 LOB: 2 BB: 0 P: 7	1B: 5 2B: 1 3B: 0 HR: 2	SF: 0 SAC: 1 DP: 0 HBP: 0	WP: 0 PB: 0 SB: 2 CS: 0
PITCHER	IP WLS BF H R ER SO BB IBB HBP BLK WP HR S P ERA WHIP																			
Mike Flanagan, L (1,1) ERA: 8.22	1.2 L 11 4 5 4 1 2 0 0 0 0 2 11 19 21.60 3.600																			
Tim Stoddard, R (2,1) ERA:	5.1 19 2 0 0 5 1 0 0 0 0 0 28 32 0.00 0.562																			
Tippy Martinez, L (8,1) ERA:	2.0 8 2 0 0 3 0 0 0 0 0 0 14 14 0.00 1.000																			

Batter	1	2	3	4	5	6	7	8	9	AB R H RBI BB SO LOB	BOTTOM									
Al Bumbry, L (1,8) OBP: 0.304, SLG: 0.318	0-0 5-3		0-0 G6-4-3 1B			0-0 1-3			0-0 1-3	4 0 1 0 0 0 0	New York Yankees @ Baltimore Orioles Memorial Stadium, Baltimore, MD Thu Apr 12 1979, 6:05 PM EST Att: 18,367 - Unknown livebaseballscorecards.com									
Mark Belanger, R (1,6) OBP: 0.281, SLG: 0.211	0-0 1B 2B		0-0 G6-4-3 1-2			0-0 F3			0-0 5-3	4 0 1 0 0 0 1										
Ken Singleton, S (1,9) OBP: 0.289, SLG: 0.304	4-0 1B BB		0-3 K			0-0 5-3			0-0 6-3	3 0 0 0 1 1 0										
Eddie Murray, S (1,3) OBP: 0.250, SLG: 0.227	0-0 F8					0-0 6-3			0-3 K	3 0 0 0 0 1 2										
Doug DeCinces, R (1,5) OBP: 0.375, SLG: 0.421	0-0 FC5-4 1-2 2-3 1B					0-0 5-3			0-0 P4	3 0 1 0 0 0 0										
Lee May, R (1,10) OBP: 0.281, SLG: 0.190	0-0 FC5-4 1-2					0-0 5-3			0-3 K	3 0 0 0 0 1 3										
Rick Dempsey, R (1,2) OBP: 0.522, SLG: 0.500			0-0 F7			0-0 1-3			4-0 G4-6-3 BB	2 0 0 0 1 0 0										
Kiko Garcia, R (1,7) OBP: 0.333, SLG: 0.200			0-0 4-3			0-0 6-3			0-0 F9	3 0 0 0 0 0 1										
Rich Dauer, R (1,4) OBP: 0.211, SLG: 0.118			0-3 K			0-0 4-3			0-0 G4-6-3 1-2	3 0 0 0 0 1 1										
Inning Stats	R: 0 E: 0 K: 0 S: 5	H: 2 LOB: 3 BB: 1 P: 9	R: 0 E: 1 K: 1 S: 5	H: 0 LOB: 0 BB: 0 P: 5	R: 0 E: 0 K: 1 S: 5	H: 1 LOB: 0 BB: 0 P: 5	R: 0 E: 0 K: 0 S: 3	H: 0 LOB: 0 BB: 0 P: 3	R: 0 E: 0 K: 2 S: 7	H: 0 LOB: 0 BB: 0 P: 7		R: 0 E: 0 K: 0 S: 2	H: 0 LOB: 1 BB: 1 P: 6	R: 0 E: 0 K: 0 S: 3	H: 0 LOB: 0 BB: 0 P: 3	1B: 2 2B: 1 3B: 0 HR: 0	SF: 0 SAC: 0 DP: 2 HBP: 0	WP: 0 PB: 0 SB: 0 CS: 0	PA: 30	
PITCHER	IP WLS BF H R ER SO BB IBB HBP BLK WP HR S P ERA WHIP																			
Tommy John, L (1,1) ERA: 0.56	9.0 W 30 3 0 0 4 2 0 0 0 0 0 36 44 0.00 0.556																			

Batter	1	2	3	4	5	6	7	8	9	AB	R	H	RBI	BB	SO	LOB	TOP			
Mickey Rivers, L (1.8) OBP: 0.226, SLG: 0.226	0-3 K		0-0 CS SF9 1B		0-0 F8		0-0 4-3		0-0 G3	5	1	1	0	0	1	1	New York Yankees @ Chicago White Sox Comiskey Park, Chicago, IL Fri Apr 13 1979, 4:33 AM EST Att: 21,124 - Overcast - 54 F			
Willie Randolph, R (1.4) OBP: 0.397, SLG: 0.174	4-0 S 2B BB		4-0 SF9 5-3 1-2 BB		0-0 4-3		0-0 4-3		0-0 4-3	2	1	0	0	2	0	0				
Thurman Munson, R (1.2) OBP: 0.276, SLG: 0.321 Jerry Narron, L (7.2)	0-0 1-H 2B		0-0 5-3		0-0 F9		0-0 F9		0-0 F8	3	0	1	1	0	0	2				
Lou Piniella, R (1.7) OBP: 0.125, SLG: 0.133	0-0 6-3		0-0 SF9 2-3 3-H		0-0 6-3		0-0 6-3		0-0 2B 1B	3	0	1	1	0	0	1				
Reggie Jackson, L (1.9) OBP: 0.353, SLG: 0.500 Juan Beniquez, R (6.9) OBP: 1.000, SLG: 2.000	4-0 BB		4-0 K		0-3 K		0-3 K		0-0 1B 1-3 2B	2	0	0	0	1	2	1				
Graig Nettles, L (1.5) OBP: 0.357, SLG: 0.556	0-3 K		4-0 F8 BB		0-0 E6		0-0 K		0-3 K	3	0	0	0	1	2	4				
Chris Chambliss, L (1.3) OBP: 0.222, SLG: 0.417		0-0 6-3	0-3 K		0-3 K				0-0 F8	4	0	0	0	0	2	2				
Cliff Johnson, R (1.10) OBP: 0.316, SLG: 0.438	0-3 K		0-0 F8 1-2		0-0 5-3		0-0 5-3		0-3 K	4	0	0	0	0	2	1				
Bucky Dent, R (1.6) OBP: 0.300, SLG: 0.389	0-0 5-3		0-0 F9		0-0 5-3		0-0 5-3		4-0 BB	3	0	0	0	1	0	1				
Inning Stats	R: 1 E: 0 K: 2 S: 8	H: 1 LOB: 2 BB: 2 P: 16	R: 0 E: 0 K: 1 S: 5	H: 0 LOB: 0 BB: 0 P: 5	R: 1 E: 0 K: 1 S: 6	H: 1 LOB: 1 BB: 1 P: 10	R: 0 E: 0 K: 1 S: 5	H: 0 LOB: 0 BB: 0 P: 9	R: 0 E: 1 K: 2 S: 8	H: 0 LOB: 0 BB: 0 P: 8	R: 0 E: 0 K: 0 S: 3	H: 0 LOB: 0 BB: 0 P: 3	R: 0 E: 0 K: 0 S: 7	H: 2 LOB: 2 BB: 0 P: 7	R: 0 E: 0 K: 1 S: 5	H: 0 LOB: 1 BB: 1 P: 9	1B: 2 2B: 2 3B: 0 HR: 0	SF: 1 SAC: 0 DP: 0 HBP: 0	WP: 0 PB: 0 CS: 1	PA: 37
PITCHER Rich Wortham, L (1.1) ERA: 1.1	IP: 9.0 WLS: W BF: 37 H: 4 R: 2 ER: 1 SO: 9 BB: 5 IBB: 0 HBP: 0 BLK: 0 WP: 0 HR: 0 S: 50 P: 70 ERA: 1.00 WHIP: 1.000																			

Batter	1	2	3	4	5	6	7	8	9	AB	R	H	RBI	BB	SO	LOB	BOTTOM			
Ralph Garr, L (1.7) OBP: 0.250, SLG: 0.333 Thad Bosley, L (8.7)	0-0 3-1	0-0 4-3		0-0 F8	1-1 2-H 2B			0-0 L6		4	0	1	1	0	0	1	New York Yankees @ Chicago White Sox Comiskey Park, Chicago, IL Fri Apr 13 1979, 4:33 AM EST Att: 21,124 - Overcast - 54 F			
Claudell Washington, L (1.9) OBP: 0.370, SLG: 0.333	0-0 2B		0-0 E8 HR	0-0 CS 1B		0-0 4-3		0-0 1B 1B		5	3	3	0	0	0	0				
Chet Lemon, R (1.8) OBP: 0.481, SLG: 0.731 Rusty Torres, S (9.8)	0-0 F8 2-H 2B		0-0 HR	0-0 2-3 1-2		0-0 6-3		0-0 1B 1-3 1B		5	2	3	3	0	0	1				
Jorge Orta, L (1.10) OBP: 0.429, SLG: 0.500	0-0 F8 2-3		0-0 HR		0-0 HR 1B	0-0 E 1B		0-0 1B 1-3 3-H 1B		5	3	4	2	0	0	1				
Lamar Johnson, R (1.3) OBP: 0.333, SLG: 0.313	0-3 K		0-0 1B SF7 1B		0-3 K	0-0 E4 1-H 1B		0-3 K		5	1	1	0	0	3	4				
Alan Bannister, R (1.4) OBP: 0.611, SLG: 0.846		0-0 E5 2B	0-0 1-3 1B		0-0 HR 1-H HR		0-0 F8		0-0 BB 1-3 3-H 1B	5	2	3	3	0	0	1				
Eric Soderholm, R (1.5) OBP: 0.292, SLG: 0.200		0-0 F3	0-0 5-3		0-0 6-3		0-0 F9		0-0 BB 1-2 BB	4	0	0	0	1	0	3				
Mary Foley, L (1.2) OBP: 0.214, SLG: 0.231		0-0 F5	0-0 SF7		0-0 1B 2B 1B		0-0 F9		0-0 L4	4	1	1	1	0	0	4				
Don Kessinger, S (1.6) OBP: 0.286, SLG: 0.429		0-0 1-H 2B	0-0 F7		0-0 1-2 2B 1B		0-0 L3			4	0	2	1	0	0	1				
Inning Stats	R: 1 E: 0 K: 1 S: 7	H: 2 LOB: 1 BB: 0 P: 7	R: 1 E: 1 K: 0 S: 5	H: 1 LOB: 0 BB: 0 P: 5	R: 4 E: 1 K: 0 S: 8	H: 4 LOB: 1 BB: 0 P: 8	R: 0 E: 0 K: 0 S: 3	H: 1 LOB: 0 BB: 0 P: 3	R: 3 E: 0 K: 1 S: 9	H: 5 LOB: 2 BB: 0 P: 9	R: 1 E: 1 K: 0 S: 5	H: 1 LOB: 1 BB: 0 P: 5	R: 0 E: 0 K: 0 S: 3	H: 0 LOB: 0 BB: 0 P: 3	R: 2 E: 0 K: 1 S: 9	H: 4 LOB: 3 BB: 1 P: 13	1B: 11 2B: 4 3B: 0 HR: 3	SF: 1 SAC: 0 DP: 0 HBP: 0	WP: 0 PB: 0 CS: 1	PA: 44
PITCHER Luis Tiant, R (1.1) ERA: 13.5 Ken Clay, R (3.1) ERA: 3.24 Paul Mirabella, L (6.1) ERA: Dick Tidrow, R (8.1) ERA: 6.75	IP: 2.0 WLS: L BF: 15 H: 7 R: 6 ER: 3 SO: 3 BB: 0 IBB: 0 HBP: 0 BLK: 0 WP: 0 HR: 2 S: 17 P: 17 ERA: 13.50 WHIP: 3.500																			

Batter	1	2	3	4	5	6	7	8	9	AB	R	H	RBI	BB	SO	LOB	TOP			
Bump Wills, S OBP: 0.373, SLG: 0.250 (1, 4)	4-0 CS BB	4-3			3-1		4-3 S 1B		G3	4	0	1	0	1	0	0				
Johnny Grubb, L OBP: 0.222, SLG: 0.250 (1, 7)	4-3 1-2		G3		1B BB		4-3 1-3		K	4	0	0	0	1	1	2				
Al Oliver, L OBP: 0.468, SLG: 0.690 (1, 8)	FC6-4 1B		4-3		F7		3-1			4	0	1	0	0	0	2				
Buddy Bell, R OBP: 0.313, SLG: 0.300 (1, 5)	FC6-4 1-2		K		1B			G6-4-3 HBP		3	0	1	0	0	1	1				
Richie Zisk, R OBP: 0.400, SLG: 0.471 (1, 9)		1B 3B 1B		E SF8 1B BB	F8		G6-4-3 1-2			3	2	1	0	1	0	3				
Oscar Gamble, L OBP: 0.516, SLG: 0.708 (1, 10)		3B 1B		E9 SF8 1B		3-1		1B 2B		4	2	3	0	0	0	0				
Jim Sundberg, R OBP: 0.256, SLG: 0.282 (1, 2)		SF8 3B		SF8 1B		F9		1B		3	1	2	4	0	0	0				
Pat Putnam, L OBP: 0.333, SLG: 0.467 Mike Jorgensen, L OBP: 0.296, SLG: 0.360 (1, 3) (6, 3)	SF8		4-3		5-3		F5			2	0	0	1	0	0	1				
Nelson Norman, S OBP: 0.321, SLG: 0.208 (1, 6)	F9		1-3		3-1		4-3			4	0	0	0	0	0	1				
Inning Stats	R: 0 E: 0 K: 0 S: 3	H: 1 LOB: 1 BB: 1 P: 7	R: 3 E: 0 K: 0 S: 6	H: 3 LOB: 0 BB: 0 P: 6	R: 0 E: 0 K: 1 S: 5	H: 0 LOB: 0 BB: 0 P: 5	R: 1 E: 1 K: 0 S: 4	H: 1 LOB: 1 BB: 1 P: 8	R: 0 E: 0 K: 0 S: 4	H: 1 LOB: 1 BB: 0 P: 4	R: 1 E: 0 K: 0 S: 4	H: 2 LOB: 1 BB: 0 P: 5	R: 0 E: 0 K: 1 S: 5	H: 0 LOB: 0 BB: 0 P: 5	1B: 7 2B: 1 3B: 1 HR: 0	SF: 2 SAC: 0 DP: 1 HBP: 1	WP: 0 PB: 0 SB: 1 CS: 1	PA: 38		
PITCHER Cattfish Hunter, R ERA: 8.64 Ken Clay, R ERA: 2.77 (1, 1) (8, 1)	IP: 7.0 WLS: L BF: 30	H: 7 R: 4 ER: 3 SO: 1	BB: 3 IBB: 0 HBP: 0 BLK: 0	WP: 0 HR: 0 S: 29 P: 41	ERA: 3.86 WHIP: 1.429	PITCHER					IP: 2.0 WLS: 8 BF: 2	H: 1 R: 1 ER: 1 SO: 1	BB: 0 IBB: 0 HBP: 1 BLK: 0	WP: 0 HR: 0 S: 9 P: 10	ERA: 4.50 WHIP: 1.000					

Texas Rangers @ New York Yankees
Yankee Stadium, Bronx, NY
Sat Apr 21 1979, 3:33 AM EST
Att: 25,530 - Unknown

AB	32
R	5
H	9
RBI	5
BB	3
SO	2
LOB	11



Batter	1	2	3	4	5	6	7	8	9	AB	R	H	RBI	BB	SO	LOB	BOTTOM			
Mickey Rivers, L OBP: 0.305, SLG: 0.339 Jay Johnstone, L OBP: 0.238, SLG: 0.429 (1, 8) (3, 8)			K		K			F7		1	0	1	0	0	0	0				
Willie Randolph, R OBP: 0.391, SLG: 0.250 (1, 4)	3B	1-3		CS 1B		F9		F9		4	0	1	0	0	0	1				
Thurman Munson, R OBP: 0.255, SLG: 0.269 (1, 2)	1-3		F7		G3-6 1B		6-3			4	0	1	0	0	0	2				
Reggie Jackson, L OBP: 0.378, SLG: 0.553 (1, 9)	FC6 BB		CS	G3		G3-6 1-2		K		3	0	0	0	1	1	1				
Graig Nettles, L OBP: 0.315, SLG: 0.449 (1, 5)	FC6 1-2			G3 1B		3-1		F9		4	0	1	0	0	0	2				
Chris Chambliss, L OBP: 0.245, SLG: 0.340 (1, 3)		G3		G3		F7		E 1B 1B		4	0	1	0	0	0	1				
Roy White, S OBP: 0.364, SLG: 0.316 (1, 7)		3-1		K		1B BB		E4 1B		3	0	1	0	1	1	1				
Jim Spencer, L OBP: 0.348, SLG: 0.619 (1, 10)			FC5-4 1B		1-3		FC5-4 1B		3-1	4	0	2	0	0	0	2				
Bucky Dent, R OBP: 0.279, SLG: 0.325 (1, 6)		FC5-4 1-2		F9		FC5-4 1-2				3	0	0	0	0	0	3				
Inning Stats	R: 0 E: 0 K: 0 S: 4	H: 1 LOB: 2 BB: 1 P: 8	R: 0 E: 0 K: 0 S: 4	H: 1 LOB: 0 BB: 0 P: 4	R: 0 E: 0 K: 1 S: 6	H: 1 LOB: 1 BB: 0 P: 6	R: 0 E: 0 K: 1 S: 5	H: 1 LOB: 0 BB: 0 P: 5	R: 0 E: 0 K: 0 S: 3	H: 1 LOB: 2 BB: 1 P: 8	R: 0 E: 0 K: 0 S: 4	H: 0 LOB: 0 BB: 0 P: 3	R: 0 E: 0 K: 1 S: 7	H: 2 LOB: 2 BB: 0 P: 7	1B: 7 2B: 0 3B: 1 HR: 0	SF: 0 SAC: 0 DP: 1 HBP: 0	WP: 0 PB: 0 SB: 0 CS: 1	PA: 36		
PITCHER Fergie Jenkins, R ERA: 1.42 (1, 1)	IP: 9.0 WLS: W BF: 35	H: 8 R: 0 ER: 0 SO: 4	BB: 2 IBB: 0 HBP: 0 BLK: 0	WP: 0 HR: 0 S: 41 P: 49	ERA: 0.00 WHIP: 1.111	PITCHER					IP: 9.0 WLS: 9 BF: 35	H: 8 R: 0 ER: 0 SO: 4	BB: 2 IBB: 0 HBP: 0 BLK: 0	WP: 0 HR: 0 S: 41 P: 49	ERA: 0.00 WHIP: 1.111					

Texas Rangers @ New York Yankees
Yankee Stadium, Bronx, NY
Sat Apr 21 1979, 3:33 AM EST
Att: 25,530 - Unknown

AB	33
R	0
H	8
RBI	0
BB	2
SO	4
LOB	13



Batter	1	2	3	4	5	6	7	8	9	AB	R	H	RBI	BB	SO	LOB	TOP			
Mickey Rivers, L (1,8) OBP: 0.294, SLG: 0.323										4	0	1	0	0	0	0	New York Yankees @ Oakland Athletics Oakland-Alameda County Coliseum, Oakland, CA Wed Apr 25 1979, 6:05 PM PST Att: 7,135 - Unknown livebaseballscores.com			
Wille Randolph, R (1,4) OBP: 0.336, SLG: 0.250										4	0	0	0	0	1	1				
Thurman Munson, R (1,2) OBP: 0.265, SLG: 0.281										4	0	1	0	0	0	0				
Lou Piniella, R (1,10) OBP: 0.212, SLG: 0.226										4	0	2	0	0	0	1				
Reggie Jackson, L (1,9) OBP: 0.345, SLG: 0.490										4	0	1	0	0	0	3				
Graig Nettles, L (1,5) OBP: 0.394, SLG: 0.508											4	0	0	0	0	1		2		
Chris Chambliss, L (1,3) OBP: 0.250, SLG: 0.344											3	0	1	0	0	2				
Juan Beniquez, R (1,7) OBP: 0.353, SLG: 0.533											3	0	1	0	0	0				
Bucky Dent, R (1,6) OBP: 0.302, SLG: 0.327											2	0	0	0	0	0				
Jim Spencer, L (7, PH) OBP: 0.346, SLG: 0.583											1	0	0	0	0	2				
Fred Stanley, R (7, 6) OBP: 0.667, SLG: 0.667											0	0	0	0	0	0				
Inning Stats	R: 0 E: 0 K: 1 S: 7	H: 2 LOB: 2 BB: 0 P: 7	R: 0 E: 0 K: 0 S: 3	H: 0 LOB: 0 BB: 0 P: 3	R: 0 E: 0 K: 0 S: 3	H: 0 LOB: 0 BB: 0 P: 3	R: 0 E: 1 K: 0 S: 5	H: 1 LOB: 2 BB: 0 P: 5	R: 0 E: 0 K: 0 S: 4	H: 1 LOB: 1 BB: 0 P: 4	R: 0 E: 0 K: 0 S: 3	H: 1 LOB: 1 BB: 0 P: 3	R: 0 E: 0 K: 1 S: 6	H: 2 LOB: 1 BB: 0 P: 6	R: 0 E: 0 K: 0 S: 3	H: 0 LOB: 0 BB: 0 P: 3		1B: 7 2B: 0 3B: 0 HR: 0	SF: 0 SAC: 0 DP: 2 HBP: 0	WP: 0 PB: 0 SB: 0 CS: 0
PITCHER	IP WLS BF H R ER SO BB IBB HBP BLK WP HR S P ERA WHIP																			
Craig Minetto, L (1,1) ERA: 1.59	6.1 W 26 7 0 0 2 0 0 0 0 0 0 0 30 30 0.00 1.105																			
Jim Todd, R (7,1) ERA: 7.5	2.2 S 7 0 0 0 0 0 0 0 0 0 0 0 7 7 0.00 0.000																			

Batter	1	2	3	4	5	6	7	8	9	AB	R	H	RBI	BB	SO	LOB	BOTTOM				
Glenn Burke, R (1,7) OBP: 0.206, SLG: 0.294										4	1	1	0	0	0	1	New York Yankees @ Oakland Athletics Oakland-Alameda County Coliseum, Oakland, CA Wed Apr 25 1979, 6:05 PM PST Att: 7,135 - Unknown livebaseballscores.com				
Joe Wallis, S (1,9) OBP: 0.212, SLG: 0.091										3	0	0	0	1	2	0					
Mitchell Page, L (1,10) OBP: 0.289, SLG: 0.348										3	0	0	1	0	0	1					
Dave Revering, L (1,3) OBP: 0.297, SLG: 0.407										3	0	0	0	0	0	1					
Wayne Gross, L (1,5) OBP: 0.404, SLG: 0.455										3	0	1	0	0	0	1					
Mario Guerrero, R (1,6) OBP: 0.232, SLG: 0.294										3	0	0	0	0	0	1					
Dwayne Murphy, L (1,8) OBP: 0.413, SLG: 0.333										3	0	2	0	0	0	0					
Jeff Newman, R (1,2) OBP: 0.186, SLG: 0.150										3	0	0	0	0	0	3					
Mike Edwards, R (1,4) OBP: 0.232, SLG: 0.294										3	0	0	0	0	0	3					
Inning Stats	R: 0 E: 0 K: 1 S: 5	H: 0 LOB: 0 BB: 0 P: 5	R: 0 E: 0 K: 0 S: 3	H: 0 LOB: 0 BB: 0 P: 3	R: 0 E: 0 K: 0 S: 4	H: 1 LOB: 1 BB: 0 P: 4	R: 0 E: 0 K: 0 S: 3	H: 0 LOB: 0 BB: 0 P: 3	R: 0 E: 0 K: 0 S: 5	H: 2 LOB: 2 BB: 0 P: 5	R: 1 E: 0 K: 0 S: 4	H: 1 LOB: 1 BB: 1 P: 8	R: 0 E: 0 K: 0 S: 3	H: 0 LOB: 0 BB: 0 P: 3	R: 0 E: 0 K: 1 S: 5	H: 0 LOB: 0 BB: 0 P: 5		1B: 3 2B: 0 3B: 1 HR: 0	SF: 0 SAC: 0 DP: 0 HBP: 0	WP: 0 PB: 0 SB: 0 CS: 0	PA: 29
PITCHER	IP WLS BF H R ER SO BB IBB HBP BLK WP HR S P ERA WHIP																				
Ed Figueroa, R (1,1) ERA: 4.5	8.0 L 29 4 1 1 2 1 0 0 0 0 0 0 32 36 1.12 0.625																				

Batter	1	2	3	4	5	6	7	8	9	AB	R	H	RBI	BB	SO	LOB	TOP										
Mickey Rivers, L (1, 8) OBP: 0.308, SLG: 0.347	0-0 3-1		0-0 F7		0-0 5-3 1B		0-0 F5		0-0 F8	5	0	1	0	0	0	2											
Willie Randolph, R (1, 4) OBP: 0.313, SLG: 0.235	0-0 F8		0-0 FC5 FC4-6 1B		0-0 5-3		0-0 6-3		0-0 K	4	1	1	0	0	0	1											
Jay Johnstone, L (9, PH) OBP: 0.261, SLG: 0.435										1	0	0	0	0	1	2											
Thurman Munson, R (1, 2) OBP: 0.247, SLG: 0.274	0-0 1-3		0-0 FC5 FC4-6		0-0 6-3		0-0 6-3		0-0 6-3	4	0	0	0	0	0	2											
Reggie Jackson, L (1, 9) OBP: 0.358, SLG: 0.517		0-0 5-3	0-0 FC4-6		0-0 F6			4-0 BB BB		3	0	0	1	1	0	2											
Graig Nettles, L (1, 5) OBP: 0.365, SLG: 0.469	4-0 1B 1-3 BB		0-0 4-1		0-0 F8		0-0 F7	4-0 BB BB		2	1	0	0	2	0	1											
Chris Chambliss, L (1, 3) OBP: 0.250, SLG: 0.324	0-0 1-3 1B		0-0 6-3		0-0 F7		0-0 FC4-6	0-0 BB BB		4	0	1	0	0	0	2											
Roy White, S (1, 7) OBP: 0.294, SLG: 0.233	0-0 1-3		0-0 K		0-0 G3		0-0 6-3		0-0 6-3	4	0	0	1	0	1	1											
Jim Spencer, L (1, 10) OBP: 0.367, SLG: 0.556	4-0 IBB		0-0 1B		0-0 5-3		0-0 6-3	4-0 BB BB		2	0	1	0	1	0	0											
Lou Piniella, R (9, PH) OBP: 0.237, SLG: 0.314										0	0	0	0	0	1	0											
Fred Stanley, R (1, 6) OBP: 0.333, SLG: 0.333	0-0 F8		0-0 F9		0-0 6-3		0-0 6-3	4-0 BB		3	0	0	0	0	0	3											
Cliff Johnson, R (9, PH) OBP: 0.333, SLG: 0.412										0	0	0	0	1	0	0											
Inning Stats	R: 0 E: 0 K: 0 S: 3	H: 0 LOB: 0 BB: 0 P: 3	R: 1 E: 0 K: 0 S: 4	H: 1 LOB: 2 BB: 2 P: 12	R: 1 E: 1 K: 0 S: 5	H: 1 LOB: 1 BB: 0 P: 5	R: 0 E: 0 K: 1 S: 6	H: 1 LOB: 1 BB: 0 P: 6	R: 0 E: 0 K: 0 S: 4	H: 0 LOB: 0 BB: 0 P: 3	R: 0 E: 0 K: 0 S: 3	H: 0 LOB: 0 BB: 0 P: 3	R: 0 E: 0 K: 0 S: 3	H: 0 LOB: 0 BB: 0 P: 11	R: 0 E: 0 K: 1 S: 5	H: 0 LOB: 2 BB: 2 P: 13	1B: 4 2B: 0 3B: 0 HR: 0	SF: 0 SAC: 0 DP: 0 HBP: 0	WP: 0 PB: 0 CS: 0	PA: 38							
PITCHER	IP	WLS	BF	H	R	ER	SO	BB	IBB	HBP	BLK	WP	HR	S	P	ERA	WHIP										
Glenn Abbott, R (1, 1) ERA: 3.77	7.2		32	4	2	1	1	3	1	0	0	0	0	30	46	1.17	0.913										
Shane Rawley, L (8, 1) ERA: 6.0	1.0	W	5	0	0	0	0	2	0	0	0	0	0	3	11	0.00	2.000										
John Montague, R (9, 1) ERA: 1.44	0.1	S	1	0	0	0	1	0	0	0	0	0	0	3	3	0.00	0.000										

New York Yankees @ Seattle Mariners
The Kingdome, Seattle, WA
Sat Apr 28 1979, 10:05 PM EST
Att: 35,048 - Dome

AB 32
R 2
H 4
RBI 2
BB 6
SO 2
LOB 16



Batter	1	2	3	4	5	6	7	8	9	AB	R	H	RBI	BB	SO	LOB	BOTTOM										
Julio Cruz, S (1, 4) OBP: 0.337, SLG: 0.230	0-0 3-1		0-0 SH1-3		0-0 F7		0-0 4-3			3	0	0	0	0	0	1											
Dan Meyer, L (1, 7) OBP: 0.279, SLG: 0.393	4-0 CS BB		0-0 F8		0-0 F5			0-0 6-3 1B		3	1	1	0	1	0	0											
Joe Simpson, L (9, 7) OBP: 0.231, SLG: 0.360										0	0	0	0	0	0	0											
Bruce Bochte, L (1, 3) OBP: 0.429, SLG: 0.541	0-3 K		0-0 HR		4-0 BB		0-0 F3		0-0 6-3	3	1	1	1	1	1	2											
Leon Roberts, R (1, 9) OBP: 0.400, SLG: 0.480		0-0 F6	0-0 WP 1B		0-0 F2		0-0 6-3		0-0 6-3	4	0	1	0	0	0	2											
John Hale, L (9, 9)										0	0	0	0	0	0	0											
Willie Horton, R (1, 10) OBP: 0.337, SLG: 0.451	0-0 F5		0-0 5-3		0-0 F4		0-0 F4		0-0 1B	4	0	1	1	0	0	2											
Ruppert Jones, L (1, 8) OBP: 0.326, SLG: 0.395	0-0 S 1B		0-0 F7		0-0 4-3		0-0 4-3			3	0	1	0	0	0	1											
Bob Stinson, S (1, 2) OBP: 0.346, SLG: 0.419	4-0 1-2 BB		0-0 F7		0-0 F7		0-0 SH3-4 1B			2	0	1	0	1	0	0											
Larry Milbourne, S (1, 5) OBP: 0.292, SLG: 0.333	0-0 G3		0-0 F7		0-0 F7		0-0 SH3-4			2	0	0	0	0	0	2											
Mario Mendoza, R (1, 6) OBP: 0.283, SLG: 0.345			0-0 SH1-3 E 2B		0-0 4-3		0-0 6-3			3	1	1	0	0	0	1											
Inning Stats	R: 0 E: 0 K: 1 S: 4	H: 0 LOB: 1 BB: 1 P: 8	R: 0 E: 0 K: 0 S: 4	H: 1 LOB: 2 BB: 1 P: 8	R: 2 E: 1 K: 0 S: 6	H: 3 LOB: 1 BB: 0 P: 6	R: 0 E: 0 K: 0 S: 3	H: 0 LOB: 0 BB: 0 P: 3	R: 0 E: 0 K: 0 S: 3	H: 0 LOB: 1 BB: 1 P: 7	R: 0 E: 0 K: 0 S: 4	H: 1 LOB: 1 BB: 0 P: 4	R: 1 E: 0 K: 0 S: 4	H: 2 LOB: 1 BB: 0 P: 4	R: 0 E: 0 K: 0 S: 4	H: 0 LOB: 0 BB: 0 P: 4	1B: 5 2B: 2 3B: 0 HR: 1	SF: 0 SAC: 2 DP: 1 HBP: 0	WP: 1 PB: 0 CS: 1	PA: 32							
PITCHER	IP	WLS	BF	H	R	ER	SO	BB	IBB	HBP	BLK	WP	HR	S	P	ERA	WHIP										
Catfish Hunter, R (1, 1) ERA: 6.06	8.0	L	32	7	3	3	1	3	0	0	0	1	1	31	43	3.38	1.250										

New York Yankees @ Seattle Mariners
The Kingdome, Seattle, WA
Sat Apr 28 1979, 10:05 PM EST
Att: 35,048 - Dome

AB 27
R 3
H 7
RBI 2
BB 3
SO 1
LOB 11



Batter	1	2	3	4	5	6	7	8	9	AB	R	H	RBI	BB	SO	LOB	TOP								
Mickey Rivers, L OBP: 0.289, SLG: 0.329	0-0 4-3		0-0 SF8		0-0 G4-6-3		0-0 L6-3		0-0 F6	4	0	0	1	0	0	2									
Willie Randolph, R OBP: 0.322, SLG: 0.250	0-0 4-3		0-0 1B				0-0 F9			4	1	2	0	0	0	0									
Thurman Munson, R OBP: 0.259, SLG: 0.325	0-0 4-3		0-0 F8							4	1	2	2	0	0	2									
Reggie Jackson, L OBP: 0.366, SLG: 0.508		0-3 K	0-0 F8							3	1	1	0	1	1	2									
Graig Nettles, L OBP: 0.372, SLG: 0.463	0-0 4-3			0-0 4-3						3	0	1	0	1	0	0									
Chris Chambliss, L OBP: 0.237, SLG: 0.306	0-0 6-3			0-0 F7						4	0	0	0	0	1	4									
Jim Spencer, L OBP: 0.353, SLG: 0.600			0-0 1B	0-3 K						3	1	1	1	0	1	2									
Jay Johnstone, L OBP: 0.296, SLG: 0.423			0-0 1B	0-0 1B	4-0 FC4-6	0-0 FC4-6			0-3 K	3	1	1	1	1	1	1									
Fred Stanley, R OBP: 0.400, SLG: 0.333			0-0 F8	0-0 K	0-3 K				0-0 F4	3	0	1	0	1	1	1									
Inning Stats	R: 0 E: 0 K: 0 S: 3	H: 0 LOB: 0 BB: 0 P: 3	R: 0 E: 0 K: 1 S: 5	H: 0 LOB: 0 BB: 0 P: 5	R: 2 E: 0 K: 0 S: 7	H: 4 LOB: 2 BB: 0 P: 7	R: 0 E: 0 K: 1 S: 5	H: 0 LOB: 0 BB: 0 P: 5	R: 0 E: 0 K: 1 S: 4	H: 0 LOB: 0 BB: 1 P: 8	R: 0 E: 0 K: 0 S: 6	H: 3 LOB: 1 BB: 1 P: 10	R: 0 E: 0 K: 0 S: 2	H: 0 LOB: 0 BB: 1 P: 6	R: 0 E: 0 K: 1 S: 6	H: 2 LOB: 2 BB: 1 P: 10	R: 0 E: 0 K: 1 S: 5	H: 0 LOB: 0 BB: 0 P: 5	1B: 7 2B: 1 3B: 1 HR: 1	SF: 2 SAC: 0 DP: 2 HBP: 0	WP: 0 PB: 0 SB: 1 CS: 0	PA: 37			
PITCHER	IP	WLS	BF	H	R	ER	SO	BB	IBB	HBP	BLK	WP	HR	S	P	ERA	WHIP								
Odell Jones, R ERA: 4.7	5.0		22	6	5	5	3	2	0	0	0	0	1	26	34	9.00	1.600								
Rafael Vasquez, R ERA: 4.22	4.0	W	15	3	0	0	2	1	1	0	0	0	0	17	25	0.00	1.000								

New York Yankees @ Seattle Mariners
The Kingdome, Seattle, WA
Sun Apr 29 1979, 6:33 AM EDT
Att: 29,041 - Dome

AB	31
R	5
H	9
RBI	5
BB	4
SO	5
LOB	14

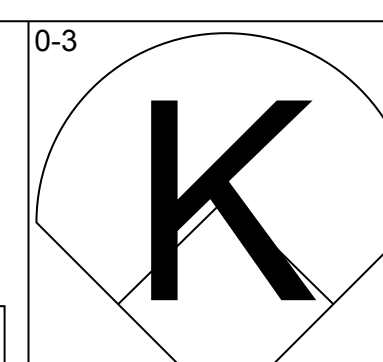
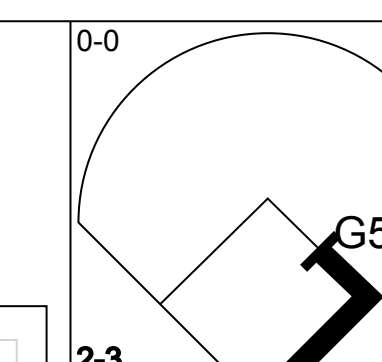
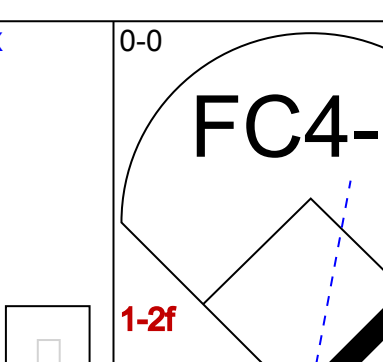
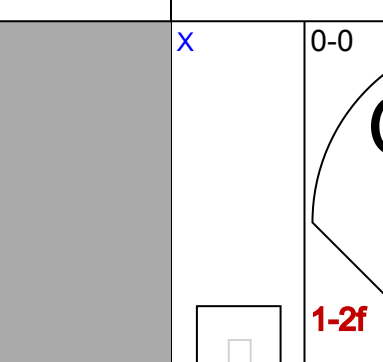
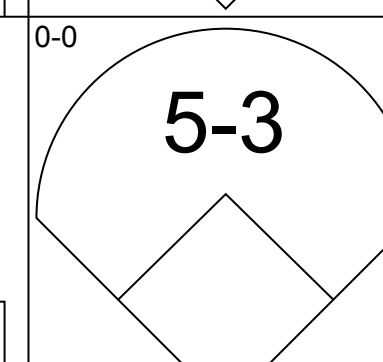
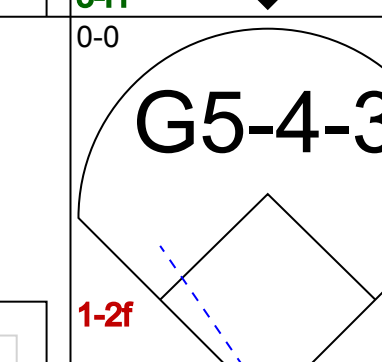
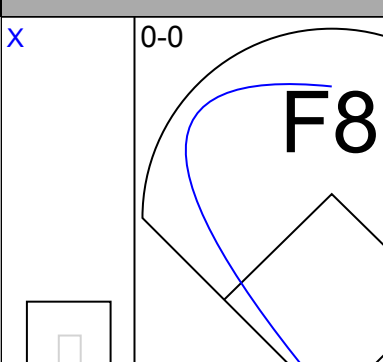
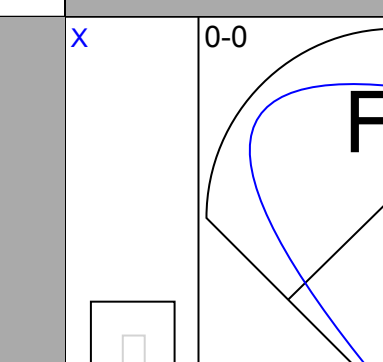
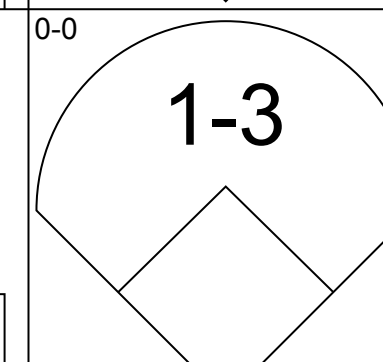
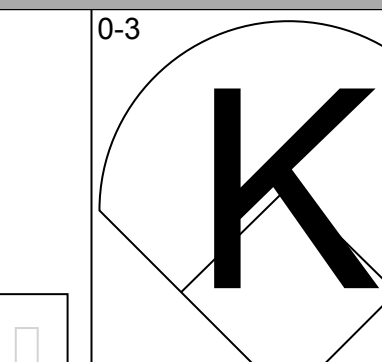
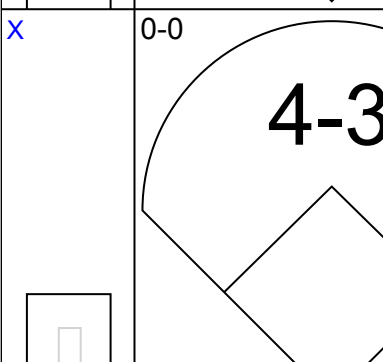
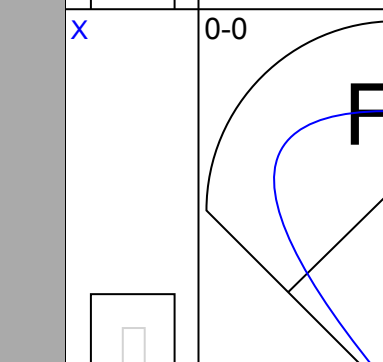
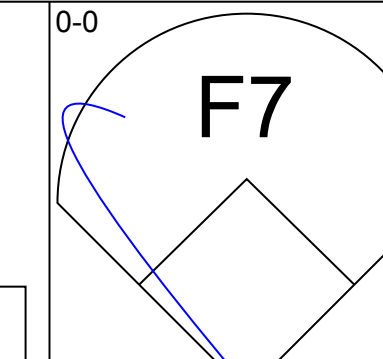
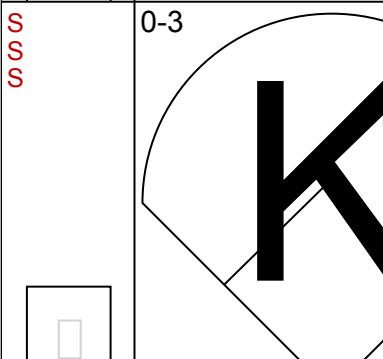
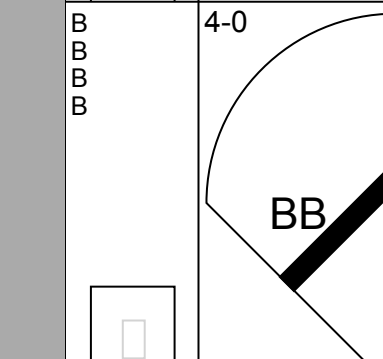
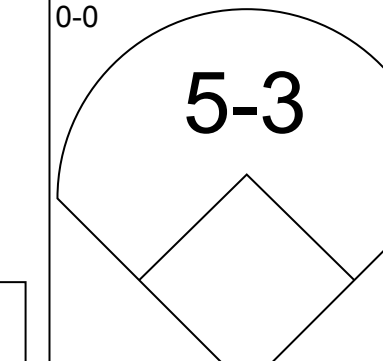
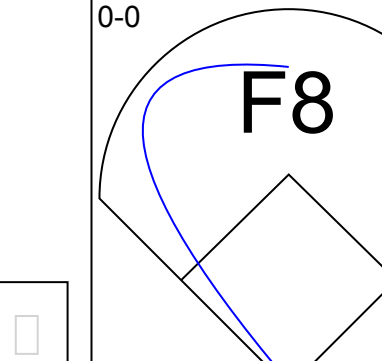
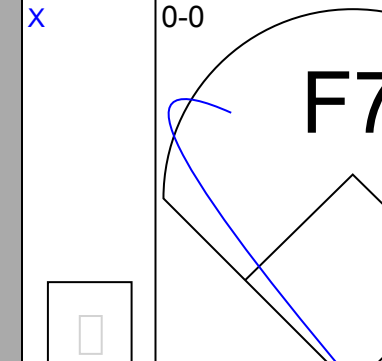
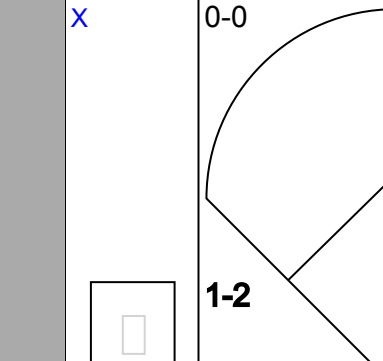
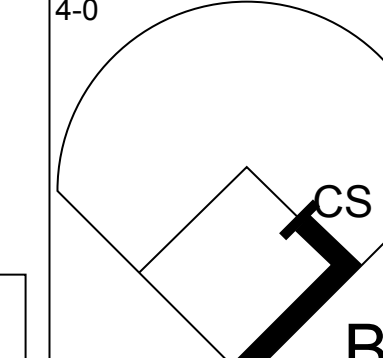
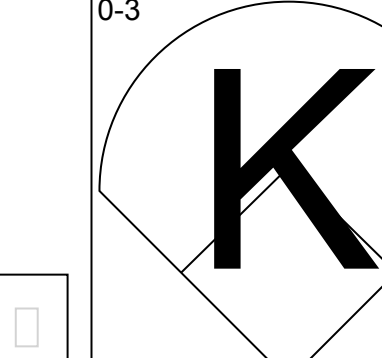
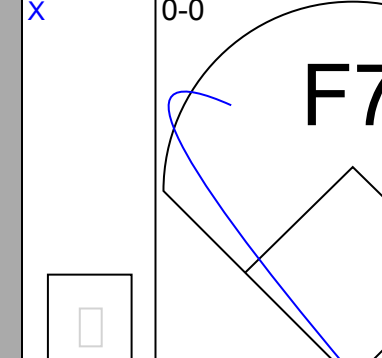
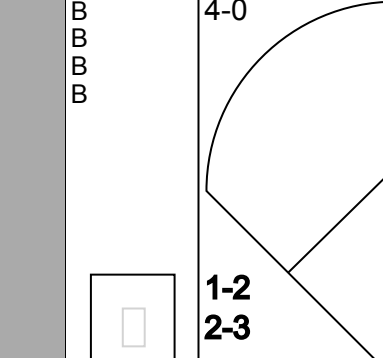
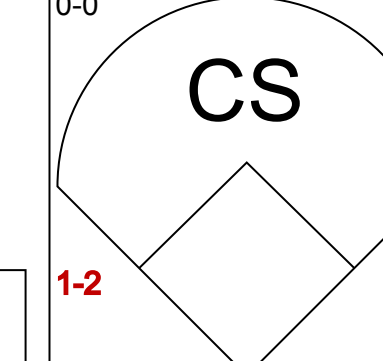
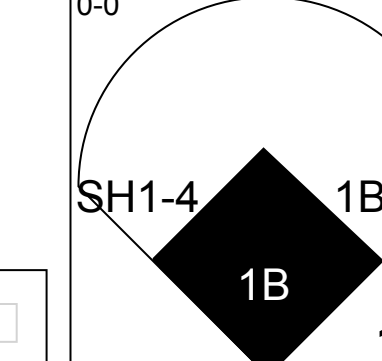
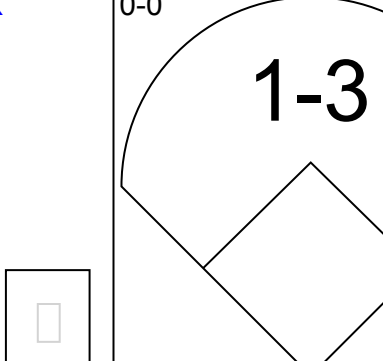
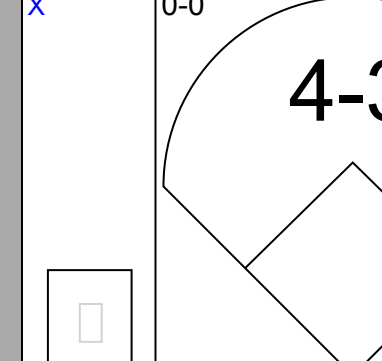
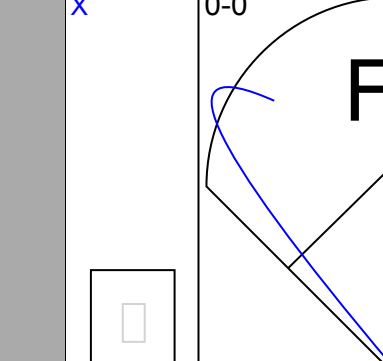
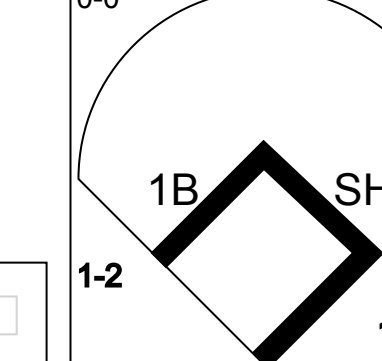
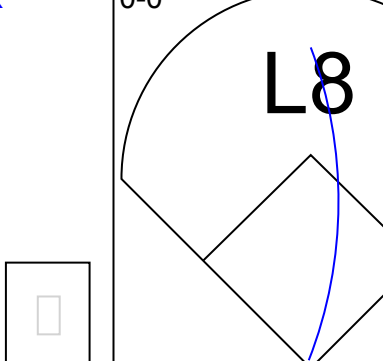
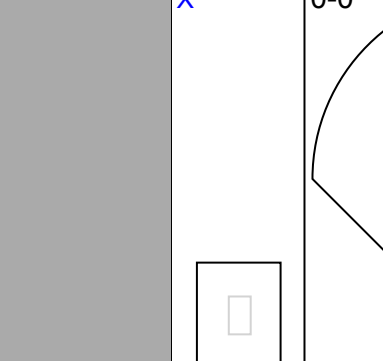
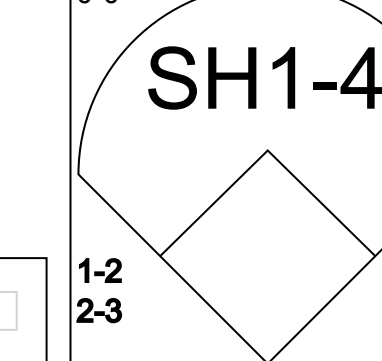
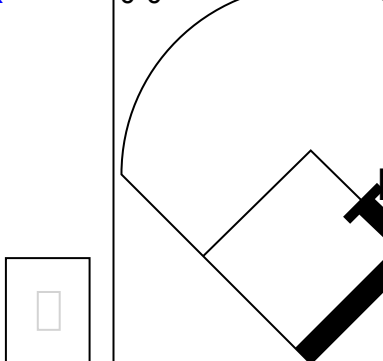
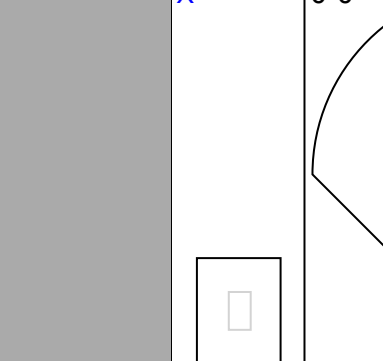


Batter	1	2	3	4	5	6	7	8	9	AB	R	H	RBI	BB	SO	LOB	BOTTOM								
Julio Cruz, S OBP: 0.362, SLG: 0.247	0-0 1-3		0-0 1B		4-0 S				4-0 1B	3	1	2	0	2	0	0									
Bobby Valentine, R OBP: 0.425, SLG: 0.313	0-0 2B		0-0 G5-6-3		4-0 BB				0-3 K	4	1	1	0	1	1	3									
Tom Paciorek, R OBP: 0.300, SLG: 0.474	0-0 2B		0-0 F9		0-0 F6				0-0 BB	5	1	2	1	0	1	2									
Joe Simpson, L OBP: 0.231, SLG: 0.360	1-H 2B								1-3 E	0	1	0	0	0	0	0									
Leon Roberts, R OBP: 0.411, SLG: 0.474	0-0 2B			0-0 6-3					4-0 1B	3	2	1	0	1	0	0									
Willie Horton, R OBP: 0.351, SLG: 0.471	0-0 2B			0-0 1B					0-0 E2	5	0	3	3	0	0	1									
Ruppert Jones, L OBP: 0.341, SLG: 0.425	0-0 6-3			0-0 F7					4-0 1B	4	0	2	1	1	0	2									
Larry Cox, R OBP: 0.367, SLG: 0.552			0-0 4-3		0-0 F9				0-0 1B	4	0	0	0	0	0	4									
Bruce Bochte, L OBP: 0.435, SLG: 0.547				0-0 F9					1-2 1B	1	0	1	1	0	0	0									
Larry Milbourne, S OBP: 0.250, SLG: 0.286	0-0 1-3				0-0 6-3				0-3 K	4	0	0	0	0	1	2									
Mario Mendoza, R OBP: 0.270, SLG: 0.328			0-0 L4		0-0 1-3				0-3 K	3	0	0	0	0	0	0									
Bill Stein, R OBP: 0.367, SLG: 0.423					0-0 1-3				1-2 1B	1	0	0	0	0	1	0									
Inning Stats	R: 2 E: 0 K: 0 S: 6	H: 4 LOB: 1 BB: 0 P: 6	R: 0 E: 0 K: 0 S: 3	H: 0 LOB: 0 BB: 0 P: 3	R: 0 E: 0 K: 0 S: 3	H: 1 LOB: 0 BB: 0 P: 3	R: 0 E: 0 K: 0 S: 4	H: 1 LOB: 1 BB: 0 P: 4	R: 0 E: 0 K: 0 S: 3	H: 0 LOB: 2 BB: 2 P: 11	R: 0 E: 0 K: 0 S: 4	H: 1 LOB: 1 BB: 0 P: 4	R: 0 E: 0 K: 2 S: 9	H: 1 LOB: 2 BB: 0 P: 10	R: 3 E: 1 K: 2 S: 9	H: 3 LOB: 3 BB: 3 P: 21	1B: 9 2B: 2 3B: 1 HR: 0	SF: 0 SAC: 0 DP: 1 HBP: 1	WP: 0 PB: 0 SB: 1 CS: 0	PA: 43					
PITCHER	IP	WLS	BF	H	R	ER	SO	BB	IBB	HBP	BLK	WP	HR	S	P	ERA	WHIP								
Tommy John, L ERA: 1.13	7.1		33	9	3	2	1	2	0	1	0	0	0	32	41	2.46	1.500								
Paul Mirabella, L ERA: 4.5	1.1	L	7	1	3	3	3	2	0	0	0	0	0	11	19	20.25	2.250								
Ron Davis, R ERA:	0.0		2	1	0	0	0	0	1	0	0	0	0	1	5	∞	∞								
Dick Tidrow, R ERA: 5.79	0.0		1	1	0	0	0	0	0	0	0	0	0	1	1	∞	∞								

New York Yankees @ Seattle Mariners
The Kingdome, Seattle, WA
Sun Apr 29 1979, 6:33 AM EDT
Att: 29,041 - Dome

AB	37
R	6
H	12
RBI	6
BB	5
SO	4
LOB	14

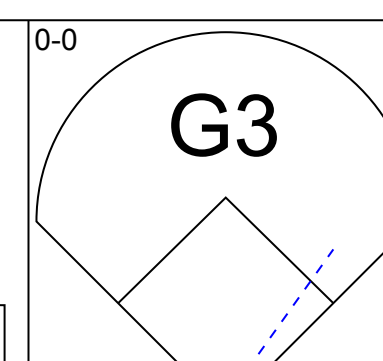
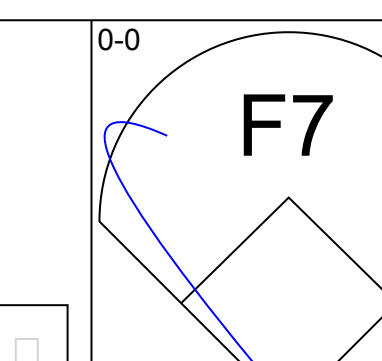
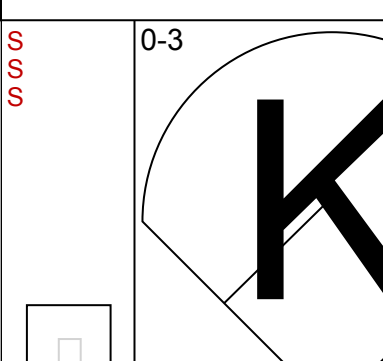
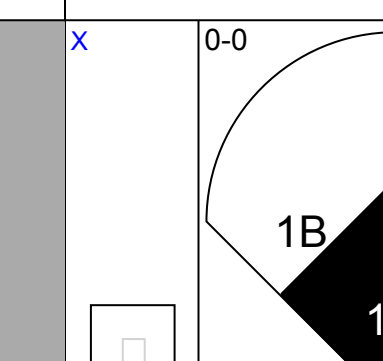
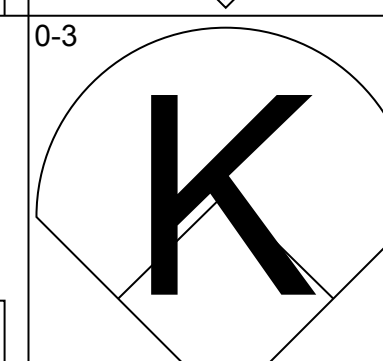
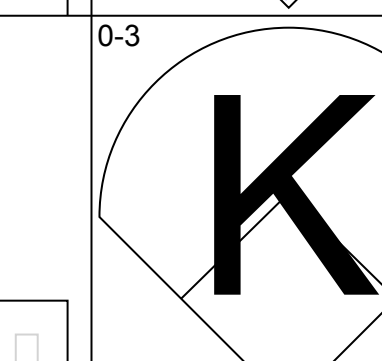
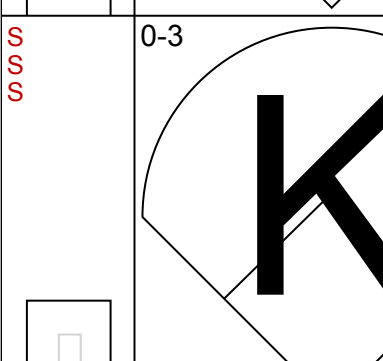
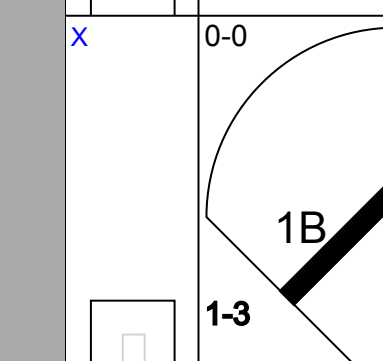

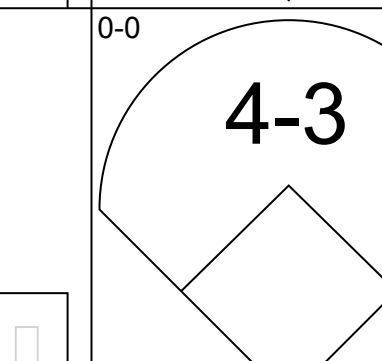
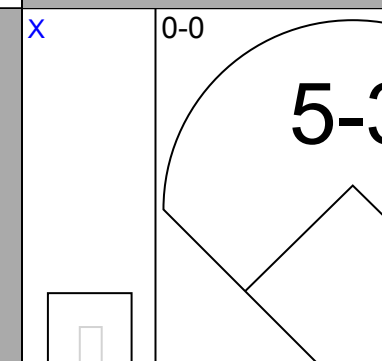
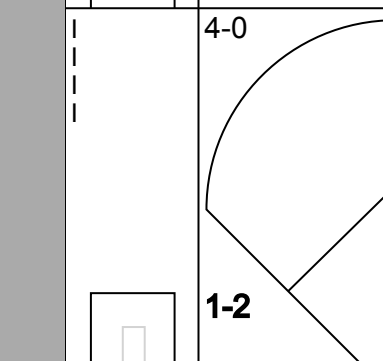
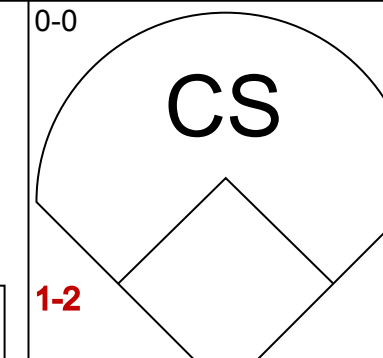
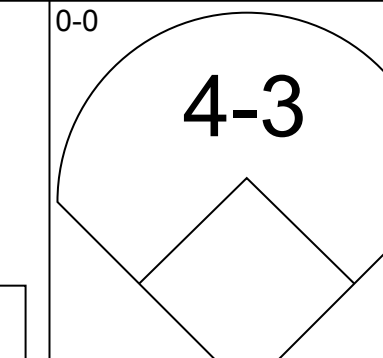
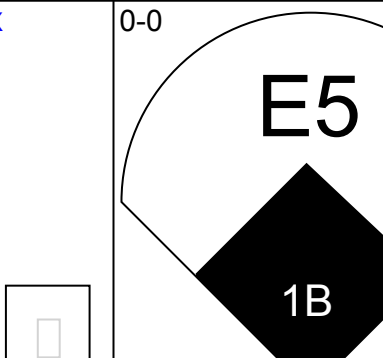
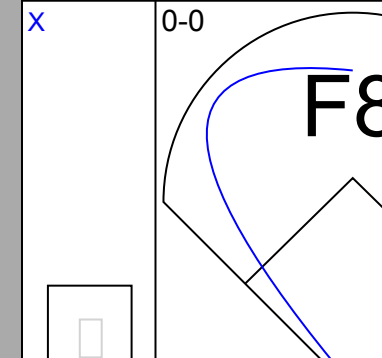
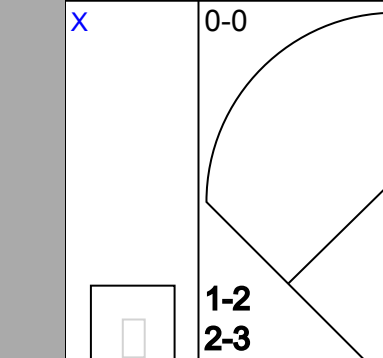
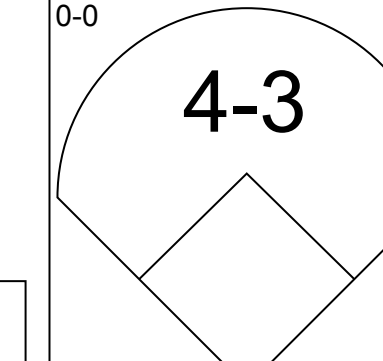
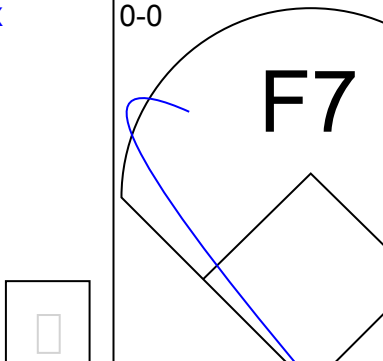
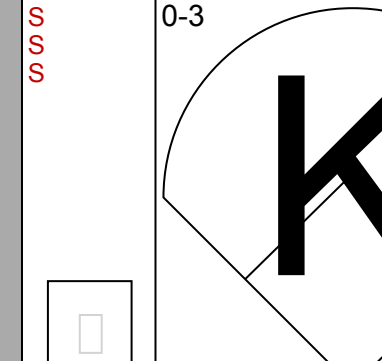
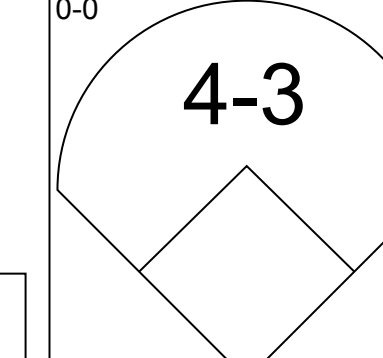
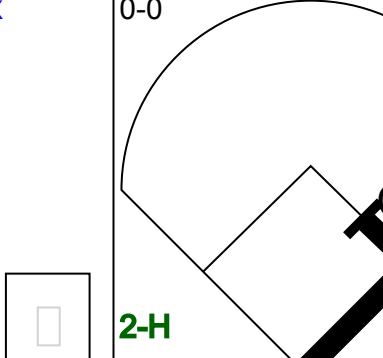
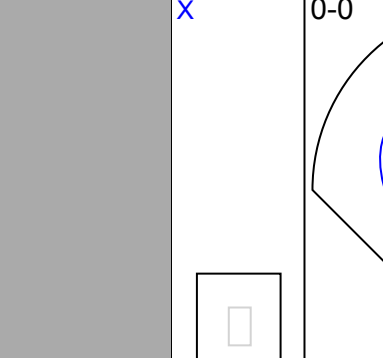
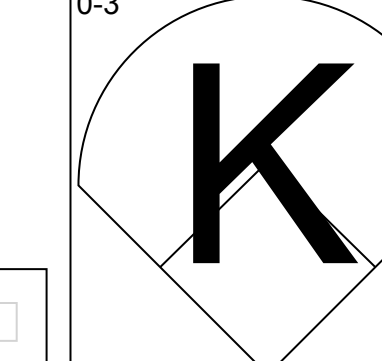
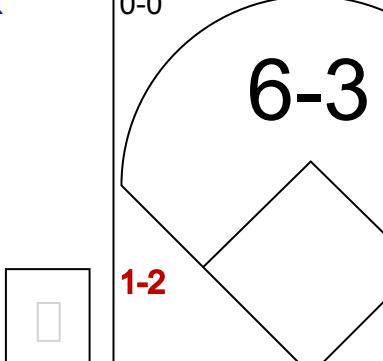
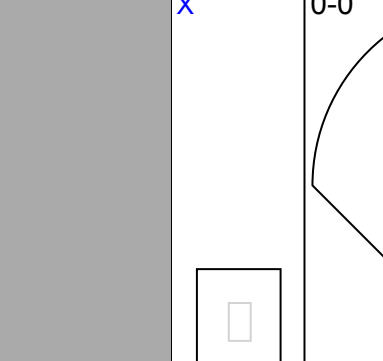
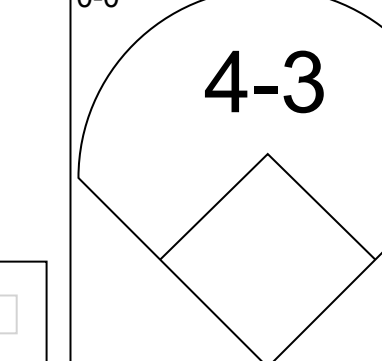
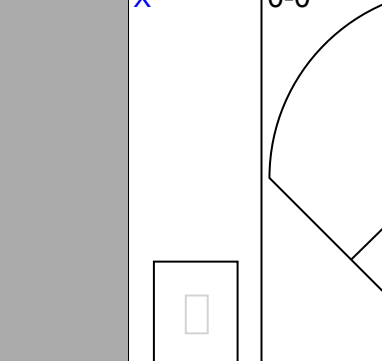
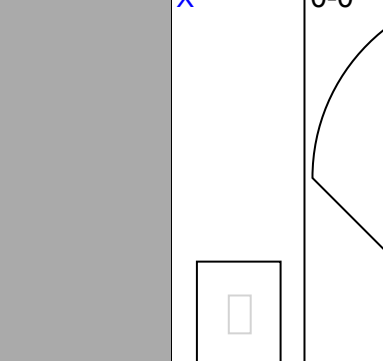
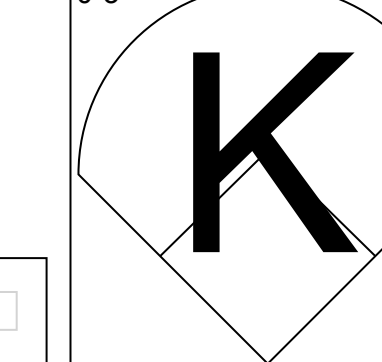
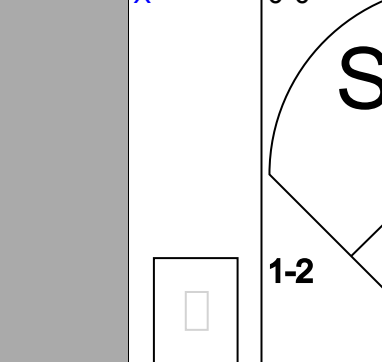



Batter	1	2	3	4	5	6	7	8	9	AB	R	H	RBI	BB	SO	LOB	TOP										
Willie Randolph, R OBP: 0.319, SLG: 0.250										4	0	1	1	0	1	2											
Thurman Munson, R OBP: 0.247, SLG: 0.309										4	0	0	0	0	0	2											
Mickey Rivers, L OBP: 0.279, SLG: 0.317										3	0	0	0	0	1	0											
Jay Johnstone, L OBP: 0.286, SLG: 0.407										1	0	0	0	0	0	0											
Graig Nettles, L OBP: 0.378, SLG: 0.457										3	0	1	0	1	1	0											
Lou Piniella, R OBP: 0.238, SLG: 0.308										4	0	1	0	0	0	1											
Reggie Jackson, L OBP: 0.373, SLG: 0.492										2	0	0	0	2	1	1											
Chris Chambliss, L OBP: 0.238, SLG: 0.303										4	1	1	0	0	0	3											
Jim Spencer, L OBP: 0.351, SLG: 0.576										3	0	1	0	0	0	0											
Bucky Dent, R OBP: 0.356, SLG: 0.370										2	0	2	0	0	0	0											
Inning Stats	R: 0 E: 0 K: 1 S: 5	H: 0 LOB: 0 BB: 0 P: 5	R: 0 E: 0 K: 0 S: 2	H: 0 LOB: 0 BB: 1 P: 6	R: 1 E: 0 K: 0 S: 5	H: 3 LOB: 1 BB: 0 P: 5	R: 0 E: 0 K: 2 S: 8	H: 1 LOB: 1 BB: 0 P: 8	R: 0 E: 0 K: 0 S: 4	H: 1 LOB: 1 BB: 0 P: 4	R: 0 E: 0 K: 1 S: 5	H: 0 LOB: 0 BB: 0 P: 5	R: 0 E: 0 K: 0 S: 3	H: 0 LOB: 0 BB: 0 P: 3	R: 0 E: 0 K: 0 S: 3	H: 1 LOB: 3 BB: 2 P: 12	1B: 7 2B: 0 3B: 0 HR: 0	SF: 0 SAC: 1 DP: 2 HBP: 0	WP: 0 PB: 0 CS: 1	PA: 35							
PITCHER	IP	WLS	BF	H	R	ER	SO	BB	IBB	HBP	BLK	WP	HR	S	P	ERA	WHIP										
Jim Barr, R ERA: 3.54	(1, 1)	8.2	32	7	1	1	4	2	0	0	0	0	0	38	46	1.04	1.038										
Dave LaRoche, L ERA: 3.6	(9, 1)	0.1	W	2	0	0	0	1	0	0	0	0	0	1	5	0.00	3.000										

New York Yankees @ California Angels
Anaheim Stadium, Anaheim, CA
Mon Apr 30 1979, 10:05 PM EDT
Att: 37,180 - Unknown

AB 30
R 1
H 7
RBI 1
BB 3
SO 4
LOB 9



Batter	1	2	3	4	5	6	7	8	9	AB	R	H	RBI	BB	SO	LOB	BOTTOM										
Rick Miller, L OBP: 0.398, SLG: 0.425										4	1	1	0	0	1	1											
Dan Ford, R OBP: 0.439, SLG: 0.633										4	0	1	0	0	3	1											
Rod Carew, L OBP: 0.466, SLG: 0.464										2	0	0	0	2	0	0											
Don Baylor, R OBP: 0.396, SLG: 0.467										4	1	2	1	0	0	0											
Willie Aikens, L OBP: 0.403, SLG: 0.638										3	0	0	0	0	1	1											
Camey Lansford, R OBP: 0.365, SLG: 0.448										3	0	1	1	0	0	0											
Brian Downing, R OBP: 0.419, SLG: 0.512										3	0	0	0	0	1	1											
Bobby Grich, R OBP: 0.396, SLG: 0.655										3	0	1	0	0	0	0											
Orlando Ramirez, R OBP: 0.286, SLG: 0.167										1	0	0	0	0	1	0											
Inning Stats	R: 0 E: 0 K: 1 S: 4	H: 0 LOB: 1 BB: 1 P: 8	R: 0 E: 0 K: 0 S: 3	H: 0 LOB: 0 BB: 0 P: 3	R: 0 E: 0 K: 2 S: 7	H: 0 LOB: 0 BB: 0 P: 7	R: 0 E: 0 K: 1 S: 5	H: 0 LOB: 0 BB: 0 P: 5	R: 1 E: 1 K: 0 S: 4	H: 2 LOB: 0 BB: 0 P: 4	R: 0 E: 0 K: 2 S: 8	H: 1 LOB: 1 BB: 0 P: 8	R: 0 E: 0 K: 1 S: 5	H: 0 LOB: 0 BB: 0 P: 5	R: 0 E: 0 K: 0 S: 3	H: 0 LOB: 0 BB: 0 P: 3	R: 1 E: 0 K: 0 S: 4	H: 3 LOB: 3 BB: 1 P: 8	1B: 6 2B: 0 3B: 0 HR: 0	SF: 0 SAC: 1 DP: 0 HBP: 0	WP: 0 PB: 0 CS: 2	PA: 32					
PITCHER	IP	WLS	BF	H	R	ER	SO	BB	IBB	HBP	BLK	WP	HR	S	P	ERA	WHIP										
Ed Figueroa, R ERA: 3.86	(1, 1)	8.1	L	31	6	2	1	7	1	1	0	0	0	43	51	1.08	0.840										

New York Yankees @ California Angels
Anaheim Stadium, Anaheim, CA
Mon Apr 30 1979, 10:05 PM EDT
Att: 37,180 - Unknown

AB 28
R 2
H 6
RBI 2
BB 2
SO 7
LOB 4




Batter	1	2	3	4	5	6	7	8	9	AB	R	H	RBI	BB	SO	LOB	TOP			
Willie Randolph, R (1, 4) OBP: 0.297, SLG: 0.233	F9		F8		FC6-4			F9		4	0	0	0	0	0	2	New York Yankees @ California Angels Anaheim Stadium, Anaheim, CA Wed May 02 1979, 10:05 PM EDT Att: 40,648 - Unknown livebaseballscorecards.com			
Thurman Munson, R (1, 2) OBP: 0.295, SLG: 0.337	G4-6-3 BB		K			1B		1B		3	0	2	0	1	1					
Reggie Jackson, L (1, 9) OBP: 0.365, SLG: 0.486	G4-6-3			4-3		K		K		4	0	0	0	0	2	3				
Graig Nettles, L (1, 5) OBP: 0.380, SLG: 0.450		5-3		G3		FC4-6 1B		K		4	0	1	0	0	1	1				
Lou Piniella, R (1, 7) OBP: 0.231, SLG: 0.347		5-3		E6		K		F9		4	0	0	0	0	1	2				
Jim Spencer, L (1, 10) OBP: 0.366, SLG: 0.568				F8		FC4-6				4	0	2	0	0	0	3				
Chris Chambliss, L (1, 3) OBP: 0.213, SLG: 0.271					F8			1B		4	0	0	0	0	0	2				
Juan Beniquez, R (1, 8) OBP: 0.379, SLG: 0.577						4-3		4-3		4	0	0	0	0	0	2				
Mickey Rivers, L (9, PH) OBP: 0.276, SLG: 0.313			K		F7			K		3	0	0	0	0	2	0				
Bucky Dent, R (1, 6) OBP: 0.358, SLG: 0.361								F4		2	0	1	0	1	0	0				
Inning Stats	R: 0 E: 0 K: 0 S: 2	H: 0 LOB: 0 BB: 1 P: 6	R: 0 E: 0 K: 0 S: 4	H: 1 LOB: 1 BB: 0 P: 4	R: 0 E: 0 K: 2 S: 7	H: 0 LOB: 1 BB: 1 P: 11	R: 0 E: 1 K: 0 S: 4	H: 0 LOB: 1 BB: 0 P: 4	R: 0 E: 0 K: 2 S: 9	H: 2 LOB: 2 BB: 0 P: 9	R: 0 E: 0 K: 1 S: 5	H: 0 LOB: 0 BB: 0 P: 5	R: 0 E: 0 K: 2 S: 8	H: 1 LOB: 1 BB: 0 P: 8	R: 0 E: 0 K: 0 S: 4	H: 1 LOB: 1 BB: 0 P: 4	1B: 6 2B: 0 3B: 0 HR: 0	SF: 0 SAC: 0 DP: 1 HBP: 0	WP: 0 PB: 0 CS: 0	PA: 35
PITCHER Nolan Ryan, R (1, 1) ERA: 2.61	IP: 9.0 WLS: W BF: 35 H: 6 R: 0 ER: 0 SO: 7 BB: 2 IBB: 0 HBP: 0 BLK: 0 WP: 0 HR: 0 S: 47 P: 55 ERA: 0.00 WHIP: 0.889															PITCHER				

Batter	1	2	3	4	5	6	7	8	9	AB	R	H	RBI	BB	SO	LOB	BOTTOM			
Jim Anderson, R (1, 4) OBP: 0.500, SLG: 0.500	4-3 SH1-3 2-1 BB				F4			F3		3	0	1	1	1	0	2	New York Yankees @ California Angels Anaheim Stadium, Anaheim, CA Wed May 02 1979, 10:05 PM EDT Att: 40,648 - Unknown livebaseballscorecards.com			
Mery Rettenmund, R (1, 7) OBP: 0.311, SLG: 0.111	SH1-3		2B			5-3		K		3	0	0	0	0	2	1				
Rick Miller, L (9, 8) OBP: 0.380, SLG: 0.403	1-2		K							0	0	0	0	0	0	0				
Dan Ford, R (1, 8) OBP: 0.424, SLG: 0.621	4-3			6-3		K				3	0	0	0	0	1	1				
Don Baylor, R (1, 9) OBP: 0.400, SLG: 0.479	2-1	6-3								1	0	0	0	2	0	0				
Rod Carew, L (9, 3) OBP: 0.459, SLG: 0.456				G6-4-3 BB		CS BB				0	0	0	0	0	0	0				
Joe Rudi, R (1, 3) OBP: 0.294, SLG: 0.394	3H				G6-4-3	CS	K			3	0	0	0	0	1	1				
Carney Lansford, R (1, 5) OBP: 0.366, SLG: 0.452		5-3					5-3			3	0	1	0	0	0	0				
Brian Downing, R (1, 10) OBP: 0.406, SLG: 0.489			K							3	0	2	0	0	1	0				
Terry Humphrey, R (1, 2) OBP: 0.400, SLG: 0.250				WP 2B			F6			3	1	1	0	0	1	3				
Orlando Ramirez, R (1, 6) OBP: 0.392, SLG: 0.644								K		2	0	0	0	0	2	3				
Bobby Grich, R (8, PH) OBP: 0.392, SLG: 0.644			K							1	0	0	0	0	1	0				
Inning Stats	R: 0 E: 0 K: 0 S: 2	H: 0 LOB: 1 BB: 1 P: 6	R: 0 E: 0 K: 0 S: 3	H: 0 LOB: 0 BB: 0 P: 3	R: 1 E: 0 K: 3 S: 11	H: 2 LOB: 1 BB: 0 P: 11	R: 0 E: 0 K: 0 S: 2	H: 0 LOB: 0 BB: 1 P: 6	R: 0 E: 0 K: 1 S: 7	H: 2 LOB: 2 BB: 0 P: 7	R: 0 E: 0 K: 1 S: 4	H: 0 LOB: 0 BB: 1 P: 8	R: 0 E: 0 K: 2 S: 8	H: 1 LOB: 1 BB: 0 P: 8	R: 0 E: 0 K: 2 S: 7	H: 0 LOB: 0 BB: 0 P: 7	1B: 3 2B: 2 3B: 0 HR: 0	SF: 0 SAC: 1 DP: 1 HBP: 0	WP: 1 PB: 0 CS: 1	PA: 30
PITCHER Ron Guidry, L (1, 1) ERA: 2.6	IP: 8.0 WLS: L BF: 30 H: 5 R: 1 ER: 1 SO: 9 BB: 3 IBB: 0 HBP: 0 BLK: 0 WP: 1 HR: 0 S: 44 P: 56 ERA: 1.12 WHIP: 1.000															PITCHER				

Batter	1	2	3	4	5	6	7	8	9	AB	R	H	RBI	BB	SO	LOB	TOP				
Miguel Dilone, S OBP: 0.283, SLG: 0.286 (1, 9)	5-3		5-3			2B	E S 1B	6-3		5	2	2	0	0	0	1					
Larry Murray, S OBP: 0.292, SLG: 0.257 (1, 7)	FC4-1 1B		F7			1B	1B		4-3	4	2	2	1	1	0	0					
Mitchell Page, L OBP: 0.318, SLG: 0.323 (1, 10)	FC4-1 1-2		4-3			1B	BB			3	2	1	1	2	0	1					
Dave Revering, L OBP: 0.311, SLG: 0.458 (1, 3)	F9				F7	SH3-4 1B	E 1B		FC4 1B HR	5	1	2	2	0	0	2					
Mario Guerrero, R OBP: 0.212, SLG: 0.212 (1, 6)		HR 1B			F8	SH3-4 1B	E4		HR 1B	5	2	3	2	0	0	1					
Wayne Gross, L OBP: 0.443, SLG: 0.615 (1, 5)		HR			F8	SH3-4 1B	F8		HR	4	2	2	5	0	0	2					
Dwayne Murphy, L OBP: 0.370, SLG: 0.250 (1, 8)		4-3				G3	F2		F4	5	0	0	0	0	0	2					
Jeff Newman, R OBP: 0.227, SLG: 0.295 (1, 2)		K				K	6-3		E3	5	0	1	0	0	2	2					
Mike Edwards, R OBP: 0.221, SLG: 0.242 (1, 4)		4-3				F9	1-3		6-3	5	0	0	0	0	0	2					
Inning Stats	R: 0 E: 0 K: 0 S: 4	H: 1 LOB: 1 BB: 0 P: 4	R: 2 E: 0 K: 1 S: 7	H: 2 LOB: 0 BB: 0 P: 7	R: 0 E: 0 K: 0 S: 3	H: 0 LOB: 0 BB: 0 P: 3	R: 0 E: 0 K: 1 S: 5	H: 0 LOB: 0 BB: 0 P: 5	R: 3 E: 0 K: 0 S: 7	H: 4 LOB: 2 BB: 1 P: 11	R: 2 E: 1 K: 0 S: 6	H: 3 LOB: 2 BB: 1 P: 10	R: 0 E: 1 K: 0 S: 4	H: 0 LOB: 1 BB: 0 P: 4	R: 4 E: 1 K: 0 S: 7	H: 3 LOB: 1 BB: 1 P: 11	1B: 9 2B: 2 3B: 0 HR: 2	SF: 0 SAC: 1 DP: 0 HBP: 0	WP: 0 PB: 0 SB: 1 CS: 1	PA: 45	
PITCHER	IP	WLS	BF	H	R	ER	SO	BB	IBB	HBP	BLK	WP	HR	S	P	ERA	WHIP				
Ed Figueroa, R ERA: 4.38 (1, 1)	5.0		23	7	5	5	2	1	0	0	0	0	1	26	30	9.00	1.600				
Paul Mirabella, L ERA: 4.97 (6, 1)	0.2		2	0	0	0	0	0	0	0	0	0	0	2	2	0.00	0.000				
Jim Beattie, R ERA: 18.0 (6, 1)	1.0	L	7	3	2	2	0	1	0	0	0	0	0	6	10	18.00	4.000				
Ken Clay, R ERA: 4.11 (7, 1)	2.1		13	3	4	3	0	1	0	0	0	0	1	12	16	11.57	1.714				

Oakland Athletics @ New York Yankees
 Yankee Stadium, Bronx, NY
 Fri May 04 1979, 7:05 PM EDT
 Att: 17,705 - Unknown - 61 F

AB 41
R 11
H 13
RBI 11
BB 3
SO 2
LOB 13



Batter	1	2	3	4	5	6	7	8	9	AB	R	H	RBI	BB	SO	LOB	BOTTOM				
Willie Randolph, R OBP: 0.286, SLG: 0.222 (1, 4)	K			4-3		F8		F7		4	0	0	0	0	1	1					
Cliff Johnson, R OBP: 0.346, SLG: 0.409 (8, FH)		F8								1	0	0	0	0	0	1					
Brian Doyle, L (9, 4)										0	0	0	0	0	0	0					
Roy White, S OBP: 0.282, SLG: 0.206 (1, 10)	K		K			4-3			F6	4	0	0	0	1	2	0					
Thurman Munson, R OBP: 0.310, SLG: 0.344 (1, 2)	BB 1B		1B FC4-6 BB				1B		6-3	4	1	2	0	1	1	1					
Graig Nettles, L OBP: 0.381, SLG: 0.440 (1, 5)			FC4-6 HR 1B		G3		F9		F9	4	1	1	0	1	0	1					
Lou Piniella, R OBP: 0.268, SLG: 0.365 (1, 7)	F8		FC4-6 HBP		1B		1B			3	0	2	0	0	0	2					
Reggie Jackson, L OBP: 0.360, SLG: 0.474 (1, 9)			K FC4-6 HR			G4-6-3 1B				4	1	1	1	0	2	4					
Jim Spencer, L OBP: 0.378, SLG: 0.707 (1, 3)			HR HR		G4-6-3 1B					4	2	2	4	0	1	2					
Juan Beniquez, R OBP: 0.364, SLG: 0.567 (1, 8)		5-3		1-3			F2			4	0	1	0	0	0	0					
Bucky Dent, R OBP: 0.352, SLG: 0.344 (1, 6)					6-3		5-3		F7	3	0	0	0	1	0	1					
Inning Stats	R: 0 E: 0 K: 2 S: 8	H: 1 LOB: 2 BB: 1 P: 12	R: 1 E: 0 K: 1 S: 6	H: 1 LOB: 1 BB: 1 P: 10	R: 4 E: 0 K: 1 S: 7	H: 2 LOB: 0 BB: 1 P: 12	R: 0 E: 0 K: 1 S: 5	H: 0 LOB: 1 BB: 1 P: 9	R: 0 E: 0 K: 0 S: 4	H: 2 LOB: 1 BB: 0 P: 4	R: 0 E: 0 K: 1 S: 7	H: 2 LOB: 2 BB: 0 P: 7	R: 0 E: 0 K: 1 S: 6	H: 1 LOB: 1 BB: 0 P: 6	R: 0 E: 0 K: 0 S: 3	H: 0 LOB: 0 BB: 0 P: 3	1B: 6 2B: 1 3B: 0 HR: 2	SF: 0 SAC: 0 DP: 1 HBP: 1	WP: 0 PB: 0 SB: 0 CS: 0	PA: 40	
PITCHER	IP	WLS	BF	H	R	ER	SO	BB	IBB	HBP	BLK	WP	HR	S	P	ERA	WHIP				
Mike Norris, R ERA: 4.31 (1, 1)	6.2	W	32	8	5	5	5	4	0	1	0	0	2	37	54	6.75	1.800				
Bob Lacey, L ERA: 5.19 (7, 1)	2.1	S	8	1	0	0	2	0	0	0	0	0	0	12	12	0.00	0.429				

Oakland Athletics @ New York Yankees
 Yankee Stadium, Bronx, NY
 Fri May 04 1979, 7:05 PM EDT
 Att: 17,705 - Unknown - 61 F

AB 35
R 5
H 9
RBI 5
BB 4
SO 7
LOB 13



Batter	1	2	3	4	5	6	7	8	9	AB	R	H	RBI	BB	SO	LOB	TOP										
Miguel Dilone, S OBP: 0.320, SLG: 0.348 (1, 9)										4	1	3	0	0	0	2											
Larry Murray, S OBP: 0.286, SLG: 0.263 (1, 7)										3	1	1	0	0	0	0											
Mitchell Page, L OBP: 0.306, SLG: 0.309 (1, 10)										4	0	0	0	0	1	2											
Dave Revering, L OBP: 0.319, SLG: 0.471 (1, 3)										4	1	2	1	0	0	1											
Mario Guerrero, R OBP: 0.270, SLG: 0.297 (1, 6)										4	1	3	1	0	0	0											
Jim Essian, R OBP: 0.283, SLG: 0.380 (1, 2)										4	0	0	0	0	0	3											
Wayne Gross, L OBP: 0.446, SLG: 0.603 (1, 5)										3	0	1	0	1	0	1											
Mike Edwards, R OBP: 0.222, SLG: 0.234 (1, 4)										3	0	0	0	1	0	2											
Dwayne Murphy, L OBP: 0.364, SLG: 0.250 (1, 8)										4	0	1	1	0	0	0											
Inning Stats	R: 0 E: 0 K: 1 S: 6	H: 1 LOB: 1 BB: 0 P: 6	R: 1 E: 0 K: 0 S: 5	H: 2 LOB: 2 BB: 1 P: 9	R: 0 E: 0 K: 0 S: 3	H: 0 LOB: 0 BB: 0 P: 3	R: 0 E: 0 K: 0 S: 3	H: 0 LOB: 1 BB: 0 P: 7	R: 2 E: 1 K: 0 S: 5	H: 3 LOB: 1 BB: 0 P: 5	R: 0 E: 0 K: 0 S: 3	H: 1 LOB: 0 BB: 0 P: 3	R: 0 E: 0 K: 0 S: 3	H: 1 LOB: 1 BB: 0 P: 3	R: 1 E: 0 K: 0 S: 5	H: 2 LOB: 1 BB: 0 P: 5	R: 0 E: 0 K: 0 S: 3	H: 1 LOB: 0 BB: 0 P: 3	1B: 8 2B: 3 3B: 0 HR: 0	SF: 0 SAC: 1 DP: 2 HBP: 0	WP: 0 PB: 0 SB: 0 CS: 1	PA: 37					
PITCHER	IP	WLS	BF	H	R	ER	SO	BB	IBB	HBP	BLK	WP	HR	S	P	ERA	WHIP										
Tommy John, L ERA: 1.74 (1, 1)	9.0	W	36	11	4	4	1	2	0	0	0	0	0	36	44	4.00	1.444										
Tommy John, L ERA: 1.74 (9, 1)	9.0	W	36	11	4	4	1	2	0	0	0	0	0	36	44	4.00	1.444										

Oakland Athletics @ New York Yankees
Yankee Stadium, Bronx, NY
Sat May 05 1979, 3:33 AM EDT
Att: 30,167 - Sunny - 61 F

AB 33
R 4
H 11
RBI 3
BB 2
SO 1
LOB 11



Batter	1	2	3	4	5	6	7	8	9	AB	R	H	RBI	BB	SO	LOB	BOTTOM										
Willie Randolph, R OBP: 0.291, SLG: 0.223 (1, 4)										4	1	1	0	1	0	2											
Thurman Munson, R OBP: 0.333, SLG: 0.354 (1, 2)										3	1	2	0	2	0	1											
Lou Piniella, R OBP: 0.246, SLG: 0.339 (1, 7)										4	0	0	1	0	1	5											
Cliff Johnson, R OBP: 0.345, SLG: 0.375 (8, PH)										2	0	0	0	1	0	2											
Jay Johnstone, L OBP: 0.276, SLG: 0.393 (9, 8)										1	0	0	0	0	0	0											
Graig Nettles, L OBP: 0.376, SLG: 0.425 (1, 5)										3	0	0	0	1	0	1											
Reggie Jackson, L OBP: 0.376, SLG: 0.474 (1, 9)										2	1	1	2	2	1	1											
Juan Beniquez, R OBP: 0.333, SLG: 0.515 (6, PH)										3	0	0	0	0	1	3											
Mickey Rivers, L OBP: 0.284, SLG: 0.357 (9, 1)										1	1	1	2	0	0	0											
Tommy John, R (9, 1)										0	0	0	0	0	0	0											
Jim Spencer, L OBP: 0.367, SLG: 0.659 (1, 3)										3	0	0	0	1	0	0											
Bucky Dent, R OBP: 0.360, SLG: 0.368 (1, 6)										4	1	2	0	0	0	1											
Inning Stats	R: 0 E: 0 K: 0 S: 3	H: 1 LOB: 0 BB: 0 P: 3	R: 0 E: 0 K: 1 S: 5	H: 0 LOB: 1 BB: 1 P: 9	R: 0 E: 0 K: 2 S: 7	H: 0 LOB: 1 BB: 1 P: 11	R: 0 E: 0 K: 0 S: 3	H: 0 LOB: 0 BB: 0 P: 3	R: 2 E: 0 K: 0 S: 5	H: 2 LOB: 2 BB: 2 P: 13	R: 0 E: 0 K: 0 S: 4	H: 1 LOB: 2 BB: 1 P: 8	R: 0 E: 0 K: 0 S: 4	H: 1 LOB: 0 BB: 1 P: 8	R: 1 E: 0 K: 0 S: 3	H: 2 LOB: 2 BB: 1 P: 7	1B: 5 2B: 1 3B: 0 HR: 1	SF: 1 SAC: 0 DP: 1 HBP: 0	WP: 0 PB: 0 SB: 0 CS: 0	PA: 39							
PITCHER	IP	WLS	BF	H	R	ER	SO	BB	IBB	HBP	BLK	WP	HR	S	P	ERA	WHIP										
John Henry Johnson, L ERA: 5.15 (1, 1)	6.2	L	29	4	2	2	3	6	0	0	0	0	0	29	53	2.70	1.500										
Dave Heaverlo, R ERA: 1.46 (7, 1)	1.2	L	10	3	3	3	0	1	1	0	0	0	1	8	16	16.20	2.400										

Oakland Athletics @ New York Yankees
Yankee Stadium, Bronx, NY
Sat May 05 1979, 3:33 AM EDT
Att: 30,167 - Sunny - 61 F

AB 30
R 5
H 7
RBI 5
BB 8
SO 3
LOB 16



Batter	1	2	3	4	5	6	7	8	9	AB	R	H	RBI	BB	SO	LOB	TOP								
Julio Cruz, S OBP: 0.333, SLG: 0.243 (1, 4)	F7		PB SF8 1B		2B HR BB	6-3		2B BB BB	1-3	4	3	1	0	2	0	0	Seattle Mariners @ New York Yankees Yankee Stadium, Bronx, NY Mon May 07 1979, 7:05 PM EDT Att: 14,065 - Unknown - 59 F livebaseballscorecards.com								
Joe Simpson, L OBP: 0.286, SLG: 0.471 (1, 9)	K		K		HR	6-3		BB BB BB		2	0	0	0	0	2	1									
Leon Roberts, R OBP: 0.376, SLG: 0.505 (5, 9)	K		K		HR			BB BB 2B	HR	4	3	3	1	0	0	0									
Bruce Bochte, L OBP: 0.449, SLG: 0.516 (1, 3)	1B		2B		HR			BB BB G4-6-3		2	4	1	0	3	0	0									
John Hale, L OBP: 0.417, SLG: 0.222 (8, 7)	2B		2B		HR			BB BB 1B		1	0	1	0	0	0	0									
Dan Meyer, L OBP: 0.294, SLG: 0.416 (1, 7)	1B		SF8		HR			G4-6-3 BB 2B BB	4-3	4	2	3	7	1	0	1									
Willie Horton, R OBP: 0.357, SLG: 0.470 (1, 10)	F9		2B		HR			G4-6-3 BB BB		4	0	1	2	1	0	3									
Ruppert Jones, L OBP: 0.399, SLG: 0.441 (1, 8)		4-3	F9		HR			BB		4	0	0	0	0	0	3									
Bob Stinson, S OBP: 0.351, SLG: 0.400 (1, 2)	F7				SH5-4			CS 1B	G4-6-3	4	0	2	1	0	0	0									
Bobby Valentine, R OBP: 0.394, SLG: 0.333 (1, 5)					FC6-2-5-1			3H 2B	1-3	5	0	2	0	0	0	3									
Mario Mendoza, R OBP: 0.226, SLG: 0.272 (1, 6)	K		K		K			1-2 2-3 3-H 1B	6-3	5	0	0	0	0	3	4									
Inning Stats	R: 1 E: 0 K: 1 S: 7	H: 2 LOB: 1 BB: 0 P: 7	R: 0 E: 0 K: 1 S: 6	H: 1 LOB: 1 BB: 0 P: 6	R: 2 E: 0 K: 1 S: 7	H: 2 LOB: 1 BB: 1 P: 11	R: 0 E: 0 K: 1 S: 5	H: 0 LOB: 0 BB: 0 P: 5	R: 4 E: 1 K: 1 S: 8	H: 2 LOB: 2 BB: 2 P: 17	R: 0 E: 0 K: 0 S: 5	H: 1 LOB: 1 BB: 0 P: 5	R: 0 E: 0 K: 0 S: 4	H: 2 LOB: 1 BB: 0 P: 4	R: 4 E: 0 K: 0 S: 4	H: 2 LOB: 1 BB: 4 P: 20	R: 1 E: 0 K: 0 S: 5	H: 2 LOB: 1 BB: 0 P: 5	1B: 6 2B: 6 3B: 0 HR: 2	SF: 1 SAC: 1 DP: 1 HBP: 1	WP: 0 PB: 1 SB: 1 CS: 1	PA: 49			
PITCHER	IP	WLS	BF	H	R	ER	SO	BB	IBB	HBP	BLK	WP	HR	S	P	ERA	WHIP								
Luis Tiant, R ERA: 8.53 (1, 1)	3.0		15	5	3	3	3	1	0	0	0	0	0	20	24	9.00	2.000								
Paul Mirabella, L ERA: 7.24 (4, 1)	1.0	L	9	2	4	4	1	2	0	1	0	0	1	8	17	36.00	4.000								
Ken Clay, R ERA: 5.4 (5, 1)	3.0		17	4	4	4	1	3	1	0	0	0	0	15	31	12.00	2.333								
Dick Tidrow, R ERA: 6.28 (8, 1)	2.0		8	3	1	1	0	0	0	0	0	0	1	8	8	4.50	1.500								

Batter	1	2	3	4	5	6	7	8	9	AB	R	H	RBI	BB	SO	LOB	BOTTOM								
Willie Randolph, R OBP: 0.300, SLG: 0.260 (1, 4)	F9		5-3	L5		5-3		1B		5	0	1	0	0	0	3	Seattle Mariners @ New York Yankees Yankee Stadium, Bronx, NY Mon May 07 1979, 7:05 PM EDT Att: 14,065 - Unknown - 59 F livebaseballscorecards.com								
Thurman Munson, R OBP: 0.339, SLG: 0.387 (1, 2)	F9		1B		1B	6-3		1B	1-3	5	2	2	1	0	0	3									
Graig Nettles, L OBP: 0.362, SLG: 0.421 (1, 5)	K		2B		1B					4	1	1	1	0	1	1									
Brian Doyle, L OBP: 0.441, SLG: 0.593 (9, 9)	K		1B		1B				FC5-4	1	0	1	0	0	0	0									
Cliff Johnson, R OBP: 0.441, SLG: 0.593 (9, 9)	K		1B		1B				1B	1	0	1	0	0	0	0									
Lou Piniella, R OBP: 0.286, SLG: 0.406 (1, 7)		G4-6-3 BB 1B	FC5-4 1B		1B			3-1 1B	FC5-4 1B	4	0	3	0	1	0	1									
Reggie Jackson, L OBP: 0.388, SLG: 0.477 (1, 9)		G4-6-3 BB 1B	1-2 2B		1B			3-1 1B	K	4	0	2	2	1	1	2									
Jim Spencer, L OBP: 0.322, SLG: 0.556 (1, 3)	G4-6-3		FC5		F5			F9	F8	5	0	0	0	0	0	8									
Chris Chambliss, L OBP: 0.213, SLG: 0.278 (1, 10)	F8				F7			4-3		4	0	0	0	0	0	3									
Juan Beniquez, R OBP: 0.341, SLG: 0.487 (1, 8)			5-3 2B		E S BB	5-3		1B	1B	3	1	2	0	1	0	0									
Bucky Dent, R OBP: 0.349, SLG: 0.355 (1, 6)			F8		F7			F9		4	0	1	0	0	0	3									
Inning Stats	R: 0 E: 0 K: 1 S: 5	H: 0 LOB: 0 BB: 0 P: 5	R: 0 E: 0 K: 0 S: 3	H: 1 LOB: 1 BB: 1 P: 7	R: 3 E: 0 K: 0 S: 7	H: 4 LOB: 2 BB: 1 P: 11	R: 0 E: 0 K: 0 S: 3	H: 0 LOB: 1 BB: 1 P: 7	R: 1 E: 0 K: 0 S: 6	H: 3 LOB: 2 BB: 0 P: 6	R: 0 E: 0 K: 0 S: 4	H: 1 LOB: 1 BB: 0 P: 4	R: 0 E: 0 K: 0 S: 4	H: 1 LOB: 1 BB: 0 P: 4	R: 0 E: 0 K: 0 S: 5	H: 2 LOB: 2 BB: 0 P: 5	R: 0 E: 0 K: 1 S: 6	H: 1 LOB: 1 BB: 0 P: 6	1B: 12 2B: 1 3B: 0 HR: 0	SF: 0 SAC: 0 DP: 1 HBP: 0	WP: 1 PB: 0 SB: 1 CS: 0	PA: 42			
PITCHER	IP	WLS	BF	H	R	ER	SO	BB	IBB	HBP	BLK	WP	HR	S	P	ERA	WHIP								
Byron McLoughlin, R ERA: 5.95 (1, 1)	2.2		14	5	3	3	1	2	0	0	0	1	0	14	22	10.12	2.625								
Rick Honeycutt, L ERA: 5.66 (3, 1)	6.1	W	28	8	1	1	1	1	0	0	0	1	0	29	33	1.42	1.421								

Batter	1	2	3	4	5	6	7	8	9	AB	R	H	RBI	BB	SO	LOB	TOP							
Julio Cruz, S OBP: 0.321, SLG: 0.232 (1, 4)										5	0	0	0	0	3	2								
Lary Milbourne, S OBP: 0.229, SLG: 0.257 (1, 5)										5	0	1	0	0	2	2								
Bruce Bochte, L OBP: 0.440, SLG: 0.515 (1, 3)										4	1	1	0	0	0	3								
Dan Meyer, L OBP: 0.315, SLG: 0.432 (1, 7)										4	1	3	0	0	0	0								
Willie Horton, R OBP: 0.362, SLG: 0.496 (1, 10)										4	1	2	3	0	0	2								
Ruppert Jones, L OBP: 0.373, SLG: 0.433 (1, 8)										2	0	0	0	2	0	1								
Leon Roberts, R OBP: 0.380, SLG: 0.505 (1, 9)										4	0	2	0	0	0	1								
Bob Stinson, S OBP: 0.350, SLG: 0.397 (8, PH)										3	0	1	0	0	1	5								
Lary Cox, R OBP: 0.324, SLG: 0.485 (8, 2)										1	0	0	0	0	1	0								
Mario Mendoza, R OBP: 0.221, SLG: 0.265 (1, 6)										2	0	0	0	0	0	3								
Tom Paciorek, R OBP: 0.360, SLG: 0.542 (9, PH)										1	0	0	0	0	1	0								
Inning Stats	R: 0 E: 0 K: 1 S: 5	H: 1 LOB: 0 BB: 0 P: 5	R: 0 E: 0 K: 0 S: 4	H: 1 LOB: 1 BB: 0 P: 4	R: 0 E: 1 K: 0 S: 5	H: 1 LOB: 2 BB: 0 P: 5	R: 0 E: 0 K: 1 S: 7	H: 2 LOB: 3 BB: 1 P: 11	R: 3 E: 0 K: 1 S: 9	H: 4 LOB: 2 BB: 1 P: 13	R: 0 E: 0 K: 0 S: 5	H: 0 LOB: 0 BB: 0 P: 5	R: 0 E: 0 K: 0 S: 3	H: 1 LOB: 0 BB: 0 P: 3	R: 0 E: 0 K: 1 S: 5	H: 0 LOB: 0 BB: 0 P: 5	R: 0 E: 0 K: 3 S: 9	H: 0 LOB: 0 BB: 0 P: 9	1B: 8 2B: 1 3B: 0 HR: 1	SF: 0 SAC: 1 DP: 1 HBP: 0	WP: 0 SB: 0 CS: 1	PA: 38		
PITCHER	IP	WLS	BF	H	R	ER	SO	BB	IBB	HBP	BLK	WP	HR	S	P	ERA	WHIP							
Jim Beattie, R ERA: 5.63 (1, 1)	7.0	W	32	10	3	3	4	2	0	0	0	0	1	38	46	3.86	1.714							
Ron Guidry, L ERA: 2.31 (8, 1)	2.0	S	6	0	0	0	4	0	0	0	0	0	0	14	14	0.00	0.000							

Seattle Mariners @ New York Yankees
Yankee Stadium, Bronx, NY
Tue May 08 1979, 7:05 PM EDT
Att: 15,981 - Unknown - 71 F

AB 35
R 3
H 10
RBI 3
BB 2
SO 8
LOB 19





Batter	1	2	3	4	5	6	7	8	9	AB	R	H	RBI	BB	SO	LOB	BOTTOM							
Willie Randolph, R OBP: 0.306, SLG: 0.287 (1, 4)										4	2	2	2	0	0	0								
Thurman Munson, R OBP: 0.336, SLG: 0.382 (1, 2)										4	0	1	1	0	0	1								
Lou Piniella, R OBP: 0.284, SLG: 0.412 (1, 7)										4	0	1	0	0	0	2								
Cliff Johnson, R OBP: 0.417, SLG: 0.552 (6, PH)										2	0	0	0	0	0	1								
Chris Chambliss, L OBP: 0.219, SLG: 0.283 (6, PH)										2	0	1	1	0	0	0								
Graig Nettles, L OBP: 0.377, SLG: 0.408 (1, 5)										3	0	0	0	1	0	2								
Reggie Jackson, L OBP: 0.387, SLG: 0.506 (1, 9)										3	1	1	1	0	1	1								
Juan Beniquez, R OBP: 0.340, SLG: 0.476 (1, 8)										3	1	1	0	0	0	1								
Jim Spencer, L OBP: 0.323, SLG: 0.544 (1, 3)										3	1	1	0	0	0	0								
Bucky Dent, R OBP: 0.341, SLG: 0.346 (1, 6)										2	0	0	0	0	0	0								
Inning Stats	R: 0 E: 0 K: 0 S: 3	H: 0 LOB: 0 BB: 0 P: 3	R: 0 E: 0 K: 1 S: 5	H: 0 LOB: 1 BB: 1 P: 9	R: 0 E: 0 K: 0 S: 3	H: 0 LOB: 0 BB: 0 P: 3	R: 0 E: 0 K: 0 S: 4	H: 1 LOB: 1 BB: 0 P: 4	R: 4 E: 0 K: 0 S: 7	H: 5 LOB: 0 BB: 0 P: 7	R: 0 E: 0 K: 0 S: 3	H: 0 LOB: 0 BB: 0 P: 3	R: 0 E: 0 K: 0 S: 3	H: 0 LOB: 0 BB: 0 P: 3	R: 1 E: 0 K: 0 S: 5	H: 2 LOB: 1 BB: 0 P: 5	1B: 5 2B: 1 3B: 1 HR: 1	SF: 0 SAC: 1 DP: 1 HBP: 0	WP: 1 SB: 0 CS: 0	PA: 32				
PITCHER	IP	WLS	BF	H	R	ER	SO	BB	IBB	HBP	BLK	WP	HR	S	P	ERA	WHIP							
Floyd Bannister, L ERA: 5.75 (1, 1)	4.1	L	19	5	4	4	1	1	0	0	0	0	0	12	24	8.31	1.385							
Paul Mitchell, R ERA: 4.44 (5, 1)	3.1		12	3	1	1	0	0	0	0	0	0	0	12	12	2.70	0.900							
Shane Rawley, L ERA: 6.63 (8, 1)	0.1		1	0	0	0	0	0	0	0	0	1	0	1	1	0.00	0.000							

Seattle Mariners @ New York Yankees
Yankee Stadium, Bronx, NY
Tue May 08 1979, 7:05 PM EDT
Att: 15,981 - Unknown - 71 F

AB 30
R 5
H 8
RBI 5
BB 1
SO 1
LOB 8



Batter	1	2	3	4	5	6	7	8	9	AB	R	H	RBI	BB	SO	LOB	TOP			
Julio Cruz, S OBP: 0.313, SLG: 0.226 Tom Paciorek, R OBP: 0.385, SLG: 0.560 Bill Stein, R OBP: 0.343, SLG: 0.375	0-0 4-3		0-0 G3		0-0 1-3		0-0 1B		0-0 G6-4-3	3	0	0	0	0	0	0	Seattle Mariners @ New York Yankees Yankee Stadium, Bronx, NY Wed May 09 1979, 7:05 PM EDT Att: 14,738 - Unknown - 83 F			
Larry Milbourne, S OBP: 0.256, SLG: 0.263	4-0 1B		0-0 FC6-4		0-0 6-3		0-0 1B		0-0 G6-4-3	3	0	1	0	1	0	2				
Bruce Bochte, L OBP: 0.433, SLG: 0.500	0-0 F8		0-0 FC6-4		4-0 BB		0-0 6-3		0-0 6-3	3	0	0	0	1	0	3				
Dan Meyer, L OBP: 0.312, SLG: 0.424	0-0 FC6-4		0-0 1B		0-0 6-3		0-0 F6		0-0 4-3	4	0	1	0	0	0	1				
Willie Horton, R OBP: 0.358, SLG: 0.488	0-0 FC6-4		0-0 F9		0-0 1B		0-0 1B		0-0 F8	4	0	1	0	0	0	2				
Ruppert Jones, L OBP: 0.399, SLG: 0.426		0-0 G3		0-0 3-1		0-0 F8		0-0 FC6-4	4	0	1	0	0	0	1					
Leon Roberts, R OBP: 0.368, SLG: 0.486		0-0 6-3			0-0 4-3		0-0 F9		0-0 FC6-4	4	0	0	0	0	0	2				
Bob Stinson, S OBP: 0.337, SLG: 0.380		0-3 K			0-0 F7		0-3 K			3	0	0	0	0	2	1				
Mario Mendoza, R OBP: 0.216, SLG: 0.259 Joe Simpson, L OBP: 0.306, SLG: 0.471 Bobby Valentine, R OBP: 0.394, SLG: 0.333			0-0 F7		0-0 6-3			4-0 C6-4-3	2	0	0	0	0	0	0	0				
Inning Stats	R: 0 E: 0 K: 0 S: 4	H: 1 LOB: 2 BB: 1 P: 8	R: 0 E: 0 K: 1 S: 5	H: 0 LOB: 0 BB: 0 P: 5	R: 0 E: 0 K: 0 S: 4	H: 1 LOB: 1 BB: 0 P: 4	R: 0 E: 0 K: 0 S: 3	H: 0 LOB: 0 BB: 0 P: 3	R: 0 E: 0 K: 0 S: 3	H: 0 LOB: 1 BB: 1 P: 7	R: 0 E: 0 K: 1 S: 6	H: 1 LOB: 1 BB: 0 P: 6	R: 0 E: 0 K: 0 S: 3	H: 1 LOB: 1 BB: 0 P: 7	R: 0 E: 0 K: 0 S: 4	H: 1 LOB: 1 BB: 0 P: 4	1B: 5 2B: 0 3B: 0 HR: 0	SF: 0 SAC: 0 DP: 1 HBP: 0	WP: 0 PB: 0 SB: 0 CS: 0	PA: 34
PITCHER Ed Figueroa, R ERA: 3.7	IP: 9.0 WLS: W BF: 34 H: 5 R: 0 ER: 0 SO: 2 BB: 3 IBB: 0 HBP: 0 BLK: 0 WP: 0 HR: 0 S: 35 P: 47 ERA: 0.00 WHIP: 0.889															PITCHER				

Batter	1	2	3	4	5	6	7	8	9	AB	R	H	RBI	BB	SO	LOB	BOTTOM			
Willie Randolph, R OBP: 0.297, SLG: 0.277	0-0 6-3		0-0 F3		0-0 F8		0-0 5-3			4	0	0	0	0	0	2	Seattle Mariners @ New York Yankees Yankee Stadium, Bronx, NY Wed May 09 1979, 7:05 PM EDT Att: 14,738 - Unknown - 83 F			
Thurman Munson, R OBP: 0.350, SLG: 0.389				0-0 6-3	4-0 FC6-4		0-0 2B			3	1	2	1	1	0	0				
Graig Nettles, L OBP: 0.381, SLG: 0.422				0-0 1B	0-0 FC6-4		0-0 1B			4	2	2	0	0	0	3				
Reggie Jackson, L OBP: 0.391, SLG: 0.538			0-0 F3		0-0 1B		0-0 F9			4	1	2	3	0	0	1				
Lou Piniella, R OBP: 0.282, SLG: 0.403		0-0 F9		0-0 FC4-6	0-0 5-3		0-0 5-3			4	0	1	1	0	0	0				
Jim Spencer, L OBP: 0.318, SLG: 0.541		0-0 F9		0-0 F9		0-0 2B		0-0 F5		4	0	1	0	0	0	2				
Chris Chambliss, L OBP: 0.210, SLG: 0.271		0-0 F8		0-0 FC4-6		0-0 F2		0-0 F8		4	0	0	0	0	0	3				
Juan Beniquez, R OBP: 0.347, SLG: 0.465 Jay Johnstone, L OBP: 0.250, SLG: 0.400			0-0 6-3		1-0 S		0-0 SH3-4		0-0 F9	1	0	0	0	0	0	0				
Bucky Dent, R OBP: 0.333, SLG: 0.338			0-0 G3		0-0 F8		0-0 SH3-4			2	0	0	0	0	0	1				
Inning Stats	R: 0 E: 0 K: 0 S: 4	H: 1 LOB: 0 BB: 0 P: 4	R: 0 E: 0 K: 0 S: 3	H: 0 LOB: 0 BB: 0 P: 3	R: 1 E: 0 K: 0 S: 6	H: 3 LOB: 2 BB: 0 P: 6	R: 0 E: 0 K: 0 S: 4	H: 0 LOB: 1 BB: 0 P: 4	R: 4 E: 0 K: 0 S: 7	H: 4 LOB: 0 BB: 0 P: 7	R: 0 E: 0 K: 0 S: 3	H: 0 LOB: 0 BB: 0 P: 3	R: 0 E: 0 K: 0 S: 3	H: 0 LOB: 0 BB: 0 P: 4	R: 0 E: 0 K: 0 S: 3	H: 0 LOB: 0 BB: 0 P: 3	1B: 6 2B: 2 3B: 0 HR: 1	SF: 0 SAC: 1 DP: 0 HBP: 1	WP: 0 PB: 0 SB: 1 CS: 0	PA: 35
PITCHER Glenn Abbott, R ERA: 4.54 Rafael Vasquez, R ERA: 4.91	IP: 7.0 WLS: L BF: 32 H: 9 R: 5 ER: 5 SO: 5 BB: 1 IBB: 0 HBP: 1 BLK: 0 WP: 0 HR: 1 S: 30 P: 35 ERA: 6.43 WHIP: 1.429															PITCHER				

Batter	1	2	3	4	5	6	7	8	9	AB	R	H	RBI	BB	SO	LOB	TOP			
Julio Cruz, S OBP: 0.319, SLG: 0.235 (1,4)										4	0	2	0	0	0	2	Seattle Mariners @ New York Yankees Yankee Stadium, Bronx, NY Thu May 10 1979, 3:33 AM EDT Att. 14,394 - Sunny - 90 F			
Dan Meyer, L OBP: 0.299, SLG: 0.404 (1,7)										4	1	0	0	0	0	2				
Tom Paciorek, R OBP: 0.400, SLG: 0.621 (1,3)										4	0	2	1	0	0	0				
Leon Roberts, R OBP: 0.357, SLG: 0.470 (1,9)										4	0	0	0	0	1	2				
Willie Horton, R OBP: 0.358, SLG: 0.484 (1,10)										3	0	1	0	0	0	2				
Ruppert Jones, L OBP: 0.381, SLG: 0.414 (1,8)										3	0	0	0	0	1	2				
Bill Stein, R OBP: 0.333, SLG: 0.363 (1,5)										3	0	0	0	0	0	0				
Larry Cox, R OBP: 0.351, SLG: 0.500 (1,2)										3	0	2	0	0	1	0				
Mario Mendoza, R OBP: 0.211, SLG: 0.253 (1,6)										2	0	0	0	0	0	1				
Bobby Valentine, R OBP: 0.382, SLG: 0.321 (8,6)										1	0	0	0	0	0	1				
Inning Stats	R: 1 E: 0 K: 1 S: 7	H: 2 LOB: 1 BB: 0 P: 7	R: 0 E: 0 K: 2 S: 7	H: 0 LOB: 0 BB: 0 P: 7	R: 0 E: 0 K: 0 S: 3	H: 1 LOB: 0 BB: 0 P: 3	R: 0 E: 0 K: 0 S: 4	H: 1 LOB: 1 BB: 0 P: 4	R: 0 E: 0 K: 0 S: 4	H: 0 LOB: 0 BB: 0 P: 3	R: 0 E: 0 K: 0 S: 3	H: 1 LOB: 0 BB: 0 P: 3	R: 0 E: 0 K: 0 S: 3	H: 0 LOB: 0 BB: 0 P: 3	R: 0 E: 0 K: 0 S: 3	H: 0 LOB: 0 BB: 0 P: 3	1B: 6 2B: 0 3B: 1 HR: 0	SF: 0 SAC: 0 DP: 3 HBP: 0	WP: 0 PB: 0 SB: 0 CS: 0	PA: 31
PITCHER Tommy John, L ERA: 1.63 (1,1)	IP: 9.0 WLS: W BF: 31 H: 7 R: 1 ER: 1 SO: 3 BB: 0 IBB: 0 HBP: 0 BLK: 0 WP: 0 HR: 0 S: 37 P: 37 ERA: 1.00 WHIP: 0.778															PITCHER				

Batter	1	2	3	4	5	6	7	8	9	AB	R	H	RBI	BB	SO	LOB	BOTTOM			
Mickey Rivers, L OBP: 0.280, SLG: 0.386 (1,8)										3	1	1	2	0	1	4	Seattle Mariners @ New York Yankees Yankee Stadium, Bronx, NY Thu May 10 1979, 3:33 AM EDT Att. 14,394 - Sunny - 90 F			
Juan Beniquez, R OBP: 0.340, SLG: 0.455 (6,8)										1	0	0	0	0	0	1				
Willie Randolph, R OBP: 0.316, SLG: 0.293 (1,4)										4	0	3	2	1	0	0				
Thurman Munson, R OBP: 0.336, SLG: 0.373 (1,10)										5	0	0	0	0	2	7				
Graig Nettles, L OBP: 0.382, SLG: 0.421 (1,5)										5	2	2	0	0	0	1				
Reggie Jackson, L OBP: 0.409, SLG: 0.557 (1,9)										4	2	3	1	1	0	1				
Lou Piniella, R OBP: 0.280, SLG: 0.395 (1,7)										4	0	1	0	0	0	4				
Jim Spencer, L OBP: 0.352, SLG: 0.563 (1,3)										3	2	2	1	2	0	1				
Jerry Narron, L OBP: 0.400, SLG: 0.250 (1,2)										3	1	1	1	2	0	1				
Bucky Dent, R OBP: 0.341, SLG: 0.341 (1,6)										2	0	1	1	1	0	2				
Inning Stats	R: 2 E: 1 K: 1 S: 8	H: 2 LOB: 1 BB: 0 P: 8	R: 2 E: 0 K: 0 S: 4	H: 1 LOB: 2 BB: 2 P: 12	R: 2 E: 0 K: 1 S: 8	H: 3 LOB: 2 BB: 1 P: 12	R: 0 E: 0 K: 1 S: 5	H: 0 LOB: 2 BB: 2 P: 13	R: 1 E: 0 K: 0 S: 5	H: 2 LOB: 2 BB: 1 P: 9	R: 0 E: 0 K: 0 S: 4	H: 2 LOB: 1 BB: 0 P: 4	R: 0 E: 0 K: 0 S: 5	H: 2 LOB: 2 BB: 0 P: 5	R: 1 E: 0 K: 0 S: 5	H: 2 LOB: 2 BB: 1 P: 9	1B: 11 2B: 2 3B: 0 HR: 1	SF: 2 SAC: 2 DP: 2 HBP: 0	WP: 0 PB: 0 SB: 1 CS: 0	PA: 45
PITCHER Odell Jones, R ERA: 6.62 (1,1)	IP: 2.0 WLS: L BF: 14 H: 5 R: 6 ER: 5 SO: 1 BB: 2 IBB: 0 HBP: 0 BLK: 0 WP: 0 HR: 1 S: 14 P: 22 ERA: 22.50 WHIP: 3.500															PITCHER				
John Montague, R ERA: 3.27 (3,1)	IP: 4.2 WLS: L BF: 24 H: 7 R: 1 ER: 1 SO: 2 BB: 3 IBB: 1 HBP: 0 BLK: 0 WP: 0 HR: 0 S: 24 P: 40 ERA: 1.93 WHIP: 2.143															PITCHER				
Rafael Vasquez, R ERA: 5.06 (7,1)	IP: 1.1 WLS: L BF: 7 H: 2 R: 1 ER: 1 SO: 0 BB: 1 IBB: 0 HBP: 0 BLK: 0 WP: 0 HR: 0 S: 6 P: 10 ERA: 6.75 WHIP: 2.250															PITCHER				

Batter	1	2	3	4	5	6	7	8	9	AB	R	H	RBI	BB	SO	LOB	TOP								
Rick Miller, L OBP: 0.381, SLG: 0.416 (1, 8)										4	0	0	0	0	0	1	California Angels @ New York Yankees Yankee Stadium, Bronx, NY Fri May 11 1979, 7:05 PM EDT Att: 37,988 - Unknown - 69 F								
Dan Ford, R OBP: 0.343, SLG: 0.467 (1, 9)										4	1	0	0	0	1	1									
Rod Carew, L OBP: 0.450, SLG: 0.443 (1, 3)										3	1	1	0	1	0	0									
Don Baylor, R OBP: 0.427, SLG: 0.517 (1, 10)										4	2	2	3	0	0	1									
Joe Rudi, R OBP: 0.300, SLG: 0.433 (1, 7)									3	0	1	0	0	1	0	0									
Brian Downing, R OBP: 0.413, SLG: 0.558 (1, 2)									4	0	2	1	0	0	1	1									
Carney Lansford, R OBP: 0.324, SLG: 0.440 (1, 5)									4	0	0	0	0	1	2	2									
Bobby Grich, R OBP: 0.328, SLG: 0.530 (1, 4)										3	0	1	0	0	0	1									
Bert Campaneris, R OBP: 0.250, SLG: 0.188 (1, 6)									3	0	1	0	0	0	2	2									
Inning Stats	R: 0 E: 0 K: 1 S: 6	H: 1 LOB: 1 BB: 0 P: 6	R: 0 E: 0 K: 0 S: 3	H: 1 LOB: 0 BB: 0 P: 3	R: 0 E: 0 K: 0 S: 3	H: 1 LOB: 0 BB: 0 P: 3	R: 3 E: 1 K: 2 S: 9	H: 1 LOB: 0 BB: 1 P: 13	R: 0 E: 0 K: 0 S: 4	H: 1 LOB: 1 BB: 0 P: 4	R: 0 E: 0 K: 0 S: 3	H: 0 LOB: 0 BB: 0 P: 3	R: 0 E: 0 K: 0 S: 4	H: 1 LOB: 1 BB: 0 P: 4	R: 0 E: 0 K: 0 S: 3	H: 0 LOB: 0 BB: 0 P: 3	R: 1 E: 0 K: 0 S: 4	H: 2 LOB: 0 BB: 0 P: 4	1B: 5 2B: 2 3B: 0 HR: 1	SF: 0 SAC: 1 DP: 3 HBP: 0	WP: 0 PB: 0 SB: 0 CS: 0	PA: 34			
PITCHER	IP	WLS	BF	H	R	ER	SO	BB	IBB	HBP	BLK	WP	HR	S	P	ERA	WHIP								
Caffish Hunter, R ERA: 5.46 (1, 1)	7.0	L	27	6	3	2	3	1	0	0	0	0	1	32	36	2.57	1.000								
Dick Tidrow, R ERA: 5.5 (8, 1)	2.0		7	2	1	1	0	0	0	0	0	0	0	7	7	4.50	1.000								

Batter	1	2	3	4	5	6	7	8	9	AB	R	H	RBI	BB	SO	LOB	BOTTOM								
Willie Randolph, R OBP: 0.307, SLG: 0.283 (1, 4)										4	0	0	0	0	0	2	California Angels @ New York Yankees Yankee Stadium, Bronx, NY Fri May 11 1979, 7:05 PM EDT Att: 37,988 - Unknown - 69 F								
Thurman Munson, R OBP: 0.341, SLG: 0.380 (1, 2)										3	0	1	0	1	0	0									
Graig Nettles, L OBP: 0.386, SLG: 0.423 (1, 5)										4	0	2	0	0	0	1									
Reggie Jackson, L OBP: 0.412, SLG: 0.580 (1, 9)										3	1	1	1	1	0	3									
Lou Piniella, R OBP: 0.267, SLG: 0.375 (1, 7)										4	0	0	0	0	0	2									
Jim Spencer, L OBP: 0.360, SLG: 0.552 (1, 3)										3	0	1	0	1	0	0									
Chris Chambliss, L OBP: 0.221, SLG: 0.280 (1, 10)										4	0	2	0	0	0	1									
Juan Beniquez, R OBP: 0.321, SLG: 0.426 (1, 8)										3	0	0	0	0	0	3									
Mickey Rivers, L OBP: 0.277, SLG: 0.382 (9, PH)										1	0	0	0	0	0	1									
Bucky Dent, R OBP: 0.340, SLG: 0.341 (1, 6)										3	0	1	0	0	0	0									
Inning Stats	R: 0 E: 0 K: 0 S: 3	H: 2 LOB: 1 BB: 0 P: 4	R: 0 E: 0 K: 0 S: 4	H: 0 LOB: 0 BB: 0 P: 3	R: 0 E: 0 K: 0 S: 2	H: 0 LOB: 0 BB: 1 P: 6	R: 0 E: 0 K: 0 S: 4	H: 1 LOB: 2 BB: 1 P: 8	R: 0 E: 0 K: 0 S: 3	H: 0 LOB: 0 BB: 0 P: 3	R: 0 E: 0 K: 0 S: 4	H: 1 LOB: 1 BB: 0 P: 4	R: 0 E: 0 K: 0 S: 5	H: 2 LOB: 1 BB: 0 P: 5	R: 1 E: 0 K: 0 S: 5	H: 2 LOB: 1 BB: 0 P: 5	1B: 6 2B: 1 3B: 0 HR: 1	SF: 0 SAC: 0 DP: 3 HBP: 0	WP: 0 PB: 0 SB: 0 CS: 0	PA: 35					
PITCHER	IP	WLS	BF	H	R	ER	SO	BB	IBB	HBP	BLK	WP	HR	S	P	ERA	WHIP								
Jim Barr, R ERA: 3.62 (1, 1)	9.0	W	35	8	1	1	0	3	0	0	0	0	1	32	44	1.00	1.222								

Batter	1	2	3	4	5	6	7	8	9	AB	R	H	RBI	BB	SO	LOB	TOP			
Rick Miller, L OBP: 0.390, SLG: 0.443 (1, 8)										5	1	3	1	0	0	1	California Angels @ New York Yankees Yankee Stadium, Bronx, NY Sat May 12 1979, 3:33 AM EDT Att: 28,783 - Unknown - 55 F			
Dan Ford, R OBP: 0.337, SLG: 0.447 (1, 9)										4	0	0	0	1	0	3				
Rod Carew, L OBP: 0.451, SLG: 0.462 (1, 3)									4	1	2	1	0	0	2					
Don Baylor, R OBP: 0.429, SLG: 0.524 (1, 10)									4	1	2	0	0	0	2					
Joe Rudi, R OBP: 0.306, SLG: 0.439 (1, 7)									3	0	1	1	1	1	2					
Brian Downing, R OBP: 0.408, SLG: 0.547 (1, 2)									4	0	1	1	0	1	3					
Carney Lansford, R OBP: 0.322, SLG: 0.449 (1, 5)									4	1	1	0	0	0	3					
Bobby Grich, R OBP: 0.333, SLG: 0.525 (1, 4)									3	1	1	1	1	0	1					
Jim Anderson, R OBP: 0.429, SLG: 0.400 (7, PH)										1	0	0	0	0	0	0				
Willie Davis, L OBP: 0.250, SLG: 0.143 (7, PH)									1	0	0	0	0	0	1					
Orlando Ramirez, R OBP: 0.370, SLG: 0.556 (9, PH)									0	0	0	0	0	0	0					
Willie Aikens, L OBP: 0.370, SLG: 0.556 (9, PH)									1	0	0	0	0	0	0					
Bert Campanaris, R OBP: 0.250, SLG: 0.188 (9, 6)									0	0	0	0	0	0	0					
Inning Stats	R: 2 E: 0 K: 0 S: 6	H: 3 LOB: 1 BB: 0 P: 6	R: 1 E: 0 K: 0 S: 5	H: 2 LOB: 1 BB: 0 P: 5	R: 0 E: 0 K: 1 S: 6	H: 1 LOB: 1 BB: 0 P: 6	R: 0 E: 0 K: 0 S: 3	H: 0 LOB: 0 BB: 0 P: 3	R: 0 E: 0 K: 1 S: 6	H: 1 LOB: 1 BB: 0 P: 6	R: 1 E: 0 K: 0 S: 3	H: 1 LOB: 1 BB: 2 P: 11	R: 1 E: 0 K: 0 S: 4	H: 2 LOB: 1 BB: 1 P: 8	R: 0 E: 0 K: 0 S: 3	H: 1 LOB: 0 BB: 0 P: 3	1B: 6 2B: 3 3B: 3 HR: 0	SF: 0 SAC: 1 DP: 3 HBP: 0	WP: 0 PB: 0 SB: 1 CS: 0	PA: 38
PITCHER	IP WLS BF H R ER SO BB IBB HBP BLK WP HR S P ERA WHIP																			
Luis Tiant, R ERA: 7.58 (1, 1)	6.1 29 8 4 4 2 2 0 0 0 0 0 0 31 39 5.68 1.579																			
Jim Kaat, L ERA: 5.0 (7, 1)	0.2 4 2 1 1 0 1 0 0 0 0 0 0 3 7 13.50 4.500																			
Dick Tidrow, R ERA: 4.95 (8, 1)	2.0 W 5 1 0 0 0 0 0 0 0 0 0 0 5 5 0.00 0.500																			

Batter	1	2	3	4	5	6	7	8	9	AB	R	H	RBI	BB	SO	LOB	BOTTOM				
Willie Randolph, R OBP: 0.296, SLG: 0.272 (1, 4)										5	0	0	0	0	0	5	California Angels @ New York Yankees Yankee Stadium, Bronx, NY Sat May 12 1979, 3:33 AM EDT Att: 28,783 - Unknown - 55 F				
Thurman Munson, R OBP: 0.350, SLG: 0.405 (1, 2)										5	2	3	0	0	0	0					
Graig Nettles, L OBP: 0.386, SLG: 0.431 (1, 5)										5	1	2	2	0	1	1					
Reggie Jackson, L OBP: 0.415, SLG: 0.596 (1, 9)										4	1	2	1	0	0	1					
Lou Piniella, R OBP: 0.289, SLG: 0.417 (1, 7)									4	1	3	1	0	0	1						
Jim Spencer, L OBP: 0.394, SLG: 0.551 (1, 10)										2	0	1	0	0	0	1					
Cliff Johnson, R OBP: 0.395, SLG: 0.516 (6, PH)									2	0	0	0	0	0	2						
Chris Chambliss, L OBP: 0.222, SLG: 0.311 (1, 3)										3	1	1	2	0	0	0					
Juan Beniquez, R OBP: 0.333, SLG: 0.431 (1, 8)									4	0	2	0	0	0	1						
Bucky Dent, R OBP: 0.357, SLG: 0.364 (1, 6)									3	0	2	0	1	0	0						
Inning Stats	R: 2 E: 0 K: 0 S: 6	H: 3 LOB: 0 BB: 0 P: 6	R: 0 E: 0 K: 0 S: 3	H: 0 LOB: 0 BB: 0 P: 3	R: 1 E: 0 K: 0 S: 4	H: 1 LOB: 0 BB: 0 P: 4	R: 1 E: 0 K: 0 S: 5	H: 2 LOB: 2 BB: 1 P: 9	R: 0 E: 0 K: 1 S: 6	H: 1 LOB: 1 BB: 0 P: 6	R: 1 E: 0 K: 0 S: 5	H: 3 LOB: 1 BB: 0 P: 5	R: 0 E: 0 K: 0 S: 4	H: 2 LOB: 1 BB: 0 P: 4	R: 1 E: 0 K: 0 S: 2	H: 2 LOB: 1 BB: 0 P: 2		1B: 9 2B: 4 3B: 2 HR: 1	SF: 1 SAC: 0 DP: 1 HBP: 0	WP: 0 PB: 0 SB: 1 CS: 1	PA: 39
PITCHER	IP WLS BF H R ER SO BB IBB HBP BLK WP HR S P ERA WHIP																				
Dyar Miller, R ERA: 3.81 (1, 1)	4.0 20 7 1 1 1 0 0 0 0 0 0 1 18 18 2.70 2.100																				
Dave LaRoche, L ERA: 6.09 (5, 1)	3.1 16 7 1 1 1 0 0 0 0 0 0 3 3 13.50 3.000																				
Dave Frost, R ERA: 4.15 (8, 1)	0.2 L 3 2 1 1 0 0 0 0 0 0 0 0 3 3 13.50 3.000																				

Batter	1	2	3	4	5	6	7	8	9	AB	R	H	RBI	BB	SO	LOB	TOP						
Rick Miller, L OBP: 0.398, SLG: 0.445 (1, 8)	5-3		BB		3-1		G6-4-3 1B		1B 1-2 3-H	4	1	2	1	1	0	1	California Angels @ New York Yankees Yankee Stadium, Bronx, NY Sun May 13 1979, 3:33 AM EDT Att: 30,083 - Unknown - 70 F						
Carney Lansford, R OBP: 0.325, SLG: 0.448 (1, 5)	4-3		5-3			FC6-5 1B	G6-4-3 1-2		1B 1-3 2-H	5	1	2	1	0	0	2							
Rod Carew, L OBP: 0.463, SLG: 0.467 (1, 3)	4-1			S BB		FC6-5 1B	FC6-4 1B		1B 1-2 3-H	3	2	2	1	2	0	0							
Don Baylor, R OBP: 0.421, SLG: 0.512 (1, 9)		5-3		6-3		FC6-5 1B	FC6-4 1-2		HR 1-3 2-H	5	2	1	1	0	0	4							
Willie Aikens, L OBP: 0.384, SLG: 0.592 (1, 10)		BB		K		WP 1B		G3	HR 1-H 3-H	4	2	2	4	1	1	1							
Joe Rudi, R OBP: 0.302, SLG: 0.425 (1, 7)		F9		K		1B 1-2 3-H	1B 1-2 3-H	F9	5-3	4	0	0	0	1	1	2							
Brian Downing, R OBP: 0.410, SLG: 0.554 (1, 2)										4	0	2	1	0	0	1							
Terry Humphrey, R OBP: 0.222, SLG: 0.125 (8, 2)	5-3					1B 1-2 2-H	1B	6-3	1-3	1	0	0	0	0	0	0							
Bobby Grich, R OBP: 0.336, SLG: 0.528 (1, 4)			F9		K	1B 1-2 2-3	G4-6-3 1B		1B 1-2 3-H	5	1	2	0	0	2	1							
Bert Campaneris, R OBP: 0.250, SLG: 0.194 (1, 6)			F9		F8		G4-6-3 1-2		1B 2-3	4	1	1	0	0	0	4							
Inning Stats	R: 0 E: 0 K: 0 S: 3	H: 0 LOB: 0 BB: 0 P: 3	R: 0 E: 0 K: 0 S: 3	H: 0 LOB: 1 BB: 1 P: 7	R: 0 E: 0 K: 0 S: 3	H: 0 LOB: 1 BB: 1 P: 7	R: 0 E: 0 K: 2 S: 7	H: 0 LOB: 1 BB: 1 P: 11	R: 0 E: 0 K: 1 S: 6	H: 1 LOB: 1 BB: 0 P: 6	R: 3 E: 0 K: 0 S: 6	H: 4 LOB: 2 BB: 2 P: 14	R: 0 E: 0 K: 0 S: 4	H: 2 LOB: 1 BB: 0 P: 4	R: 0 E: 0 K: 0 S: 3	H: 0 LOB: 0 BB: 0 P: 3	R: 7 E: 0 K: 1 S: 12	H: 7 LOB: 0 BB: 0 P: 12	1B: 11 2B: 2 3B: 0 HR: 1	SF: 0 SAC: 0 DP: 2 HBP: 0	WP: 1 PB: 0 SB: 1 CS: 0	PA: 44	
PITCHER	IP	WLS	BF	H	R	ER	SO	BB	IBB	HBP	BLK	WP	HR	S	P	ERA	WHIP					ERA	WHIP
Jim Beattie, R ERA: 5.4 (1, 1)	5.1	W	24	3	3	3	3	5	0	0	0	1	0	25	45	5.06	1.500						
Dick Tidrow, R ERA: 6.75 (6, 1)	2.2		16	10	6	6	0	0	0	0	0	0	0	16	16	20.25	3.750						
Ken Clay, R ERA: 5.59 (9, 1)	1.0		4	1	1	1	1	0	0	0	0	0	1	6	6	9.00	1.000						


Batter	1	2	3	4	5	6	7	8	9	AB	R	H	RBI	BB	SO	LOB	BOTTOM						
Willie Randolph, R OBP: 0.306, SLG: 0.279 (1, 4)	1B HR	F8		FC5 2-3f			G3 1B HBP	2B 1B 1-2 2-H		4	3	2	1	0	0	2	California Angels @ New York Yankees Yankee Stadium, Bronx, NY Sun May 13 1979, 3:33 AM EDT Att: 30,083 - Unknown - 70 F						
Thurman Munson, R OBP: 0.352, SLG: 0.415 (1, 2)			F8		K		SF9	1B 1-3 2-H		4	2	2	2	0	1	0							
Jerry Narron, L OBP: 0.400, SLG: 0.250 (9, 2)	1B HR						3-H	1B 1-3 2-H	2B	0	0	0	0	0	0	0							
Graig Nettles, L OBP: 0.387, SLG: 0.455 (1, 5)	1H 3-H HR		G3		4-1		G3	1-2 2-3	1B 2-H 3-H	5	1	2	5	0	0	2							
Reggie Jackson, L OBP: 0.414, SLG: 0.583 (1, 9)	4-0 BB		F8		K		FC6-4 1B	2-H 3-H	K	4	0	1	2	1	2	1							
Lou Piniella, R OBP: 0.284, SLG: 0.404 (1, 7)	F7			1B SF8 1B		K	FC6-4 1-2f	5-4-3		5	1	1	0	0	1	3							
Jim Spencer, L OBP: 0.383, SLG: 0.542 (1, 10)										3	0	1	0	0	0	1							
Cliff Johnson, R OBP: 0.410, SLG: 0.531 (8, FH)	F4			FC5 1-3 WP 1B		3-1		1B WP	1B	1	1	1	0	0	0	0							
Chris Chambliss, L OBP: 0.223, SLG: 0.308 (1, 3)	K			F2		K		FC6-4 1-3	1B	4	0	1	0	0	2	3							
Juan Beniquez, R OBP: 0.311, SLG: 0.407 (1, 8)		F8		SF8			E6 SH SF9	FC6-4 1-2f 1B		3	2	0	1	0	0	1							
Bucky Dent, R OBP: 0.366, SLG: 0.367 (1, 6)		F7		3-H 4-0 BB			SH G3 HBP 1B	1B 1-2 2B	1B	2	2	1	0	1	0	0							
Inning Stats	R: 3 E: 0 K: 1 S: 8	H: 3 LOB: 1 BB: 1 P: 12	R: 0 E: 0 K: 0 S: 3	H: 0 LOB: 0 BB: 0 P: 3	R: 0 E: 0 K: 0 S: 3	H: 0 LOB: 0 BB: 0 P: 3	R: 1 E: 0 K: 0 S: 5	H: 2 LOB: 2 BB: 1 P: 9	R: 0 E: 0 K: 2 S: 7	H: 0 LOB: 0 BB: 0 P: 7	R: 0 E: 0 K: 2 S: 7	H: 0 LOB: 0 BB: 0 P: 7	R: 3 E: 2 K: 0 S: 6	H: 1 LOB: 1 BB: 0 P: 7	R: 5 E: 0 K: 1 S: 11	H: 6 LOB: 1 BB: 0 P: 11	1B: 10 2B: 1 3B: 0 HR: 1	SF: 2 SAC: 1 DP: 0 HBP: 1	WP: 2 PB: 0 SB: 0 CS: 0	PA: 41			
PITCHER	IP	WLS	BF	H	R	ER	SO	BB	IBB	HBP	BLK	WP	HR	S	P	ERA	WHIP					ERA	WHIP
Chris Knapp, R ERA: 4.46 (1, 1)	6.1	L	29	5	7	4	5	2	0	1	0	0	0	3	3	0.00	1.500						
Dave LaRoche, L ERA: 5.82 (7, 1)	0.2		3	1	0	0	0	0	0	0	0	0	0	3	3	0.00	1.500						
Mike Barlow, R ERA: 9.82 (8, 1)	1.0		9	6	5	5	1	0	0	0	0	1	0	11	11	45.00	6.000						

Batter	1	2	3	4	5	6	7	8	9	AB	R	H	RBI	BB	SO	LOB	TOP										
Ron LeFlore, R OBP: 0.391, SLG: 0.478 Lynn Jones, R OBP: 0.364, SLG: 0.392	0-0 6-3		0-0 L8 SF9 2B		0-0 F8			4-0 SH5-4 1B BB	0-3 K	3	2	1	0	1	0	0											
Lou Whitaker, L OBP: 0.402, SLG: 0.453	0-0 4-3 2B		0-0 L8		4-0 BB			0-0 SH5-4		2	0	1	0	1	0	1											
Rusty Staub, L OBP: 0.458, SLG: 0.541	0-0 4-3		0-0 SF9		0-0 F9			0-0 4-1		3	0	0	1	0	0	3											
Steve Kemp, L OBP: 0.463, SLG: 0.600 Tim Corcoran, L OBP: 0.290, SLG: 0.150	4-0 BB		0-0 3-1		0-0 4-3			0-0 2B 1B		3	1	1	1	1	0	0											
Jason Thompson, L OBP: 0.398, SLG: 0.434	0-0 F7			0-0 4-3				0-0 3-H 1B		4	0	1	0	0	0	2											
Lance Parrish, R OBP: 0.320, SLG: 0.447		0-3 K		0-0 6-3				0-0 F2		4	0	1	1	0	1	0											
Jerry Morales, R OBP: 0.267, SLG: 0.388		0-0 L4		0-0 1B				0-0 FC1-6-3 2B	0-0 F4	4	0	2	0	0	0	2											
Aurelio Rodriguez, R OBP: 0.257, SLG: 0.338		0-0 2B		0-0 L4				0-0 FC1-6-3 2-3	0-0 F9	4	0	1	0	0	0	2											
Alan Trammell, R OBP: 0.333, SLG: 0.309	0-3 K			0-0 4-3				0-0 4-3	0-0 6-3	4	0	0	0	0	1	1											
Inning Stats	R: 0 E: 0 K: 0 S: 4	H: 1 LOB: 2 BB: 1 P: 8	R: 0 E: 0 K: 2 S: 8	H: 1 LOB: 1 BB: 0 P: 8	R: 1 E: 0 K: 0 S: 4	H: 1 LOB: 1 BB: 0 P: 4	R: 0 E: 0 K: 0 S: 4	H: 1 LOB: 1 BB: 0 P: 4	R: 0 E: 0 K: 0 S: 3	H: 0 LOB: 0 BB: 0 P: 3	R: 0 E: 0 K: 0 S: 3	H: 1 LOB: 0 BB: 0 P: 3	R: 2 E: 0 K: 0 S: 6	H: 3 LOB: 2 BB: 1 P: 10	R: 0 E: 0 K: 1 S: 5	H: 0 LOB: 0 BB: 0 P: 5	1B: 3 2B: 6 3B: 0 HR: 0	SF: 1 SAC: 1 DP: 1 HBP: 0	WP: 0 PB: 0 SB: 0 CS: 0	PA: 37							
PITCHER	IP	WLS	BF	H	R	ER	SO	BB	IBB	HBP	BLK	WP	HR	S	P	ERA	WHIP										
Ed Figueroa, R ERA: 3.66 Ken Clay, R ERA: 5.31	(1, 1) (9, 1)	8.0 1.0	L 3	34 0	8 0	3 0	2 1	3 0	0 0	0 0	0 0	0 0	0 0	35 5	47 5	3.38 0.00	1.375 0.000										

Detroit Tigers @ New York Yankees
 Yankee Stadium, Bronx, NY
 Mon May 14 1979, 7:05 PM EDT
 Att: 15,650 - Unknown

livebaseballscores.com

AB 32
R 3
H 8
RBI 3
BB 3
SO 3
LOB 11




Batter	1	2	3	4	5	6	7	8	9	AB	R	H	RBI	BB	SO	LOB	BOTTOM										
Willie Randolph, R OBP: 0.305, SLG: 0.278	0-0 5-3		0-0 6-3 1B		0-0 1-3			0-0 4-3		4	0	1	1	0	0	0											
Thurman Munson, R OBP: 0.356, SLG: 0.425	0-0 2B		0-0 1-2 1B		0-0 4-3			0-3 K		4	0	2	0	0	1	0											
Graig Nettles, L OBP: 0.376, SLG: 0.440	0-3 K		0-0 6-3		0-0 L9			0-0 F8		4	0	0	0	0	1	3											
Reggie Jackson, L OBP: 0.409, SLG: 0.568	0-3 K		4-0 FC5-4 1B		0-0 F7			0-0 4-3		3	0	0	0	1	1	1											
Lou Piniella, R OBP: 0.273, SLG: 0.387		0-0 L7	0-0 FC5-4		0-0 F8			0-0 F8		4	0	0	0	0	0	3											
Jim Spencer, L OBP: 0.361, SLG: 0.527 Fred Stanley, R OBP: 0.400, SLG: 0.333 Jay Johnstone, L OBP: 0.291, SLG: 0.387	0-0 F2		0-0 1-2 2B		0-3 K			4-0 FC4-6 BB	0-0 F7	2	0	0	0	1	1	0											
Chris Chambliss, L OBP: 0.217, SLG: 0.300	0-0 F7		0-0 F7		0-0 F7			0-0 FC4-6 FC5-4		3	0	0	0	0	0	1											
Juan Beniquez, R OBP: 0.313, SLG: 0.421			0-0 SH1-3 1B 2B		0-0 1-6-3			0-0 FC5-4		3	1	1	0	0	0	1											
Bucky Dent, R OBP: 0.359, SLG: 0.359			0-0 SH1-3		0-3 K			0-3 K		2	0	0	0	0	2	1											
Inning Stats	R: 0 E: 0 K: 2 S: 8	H: 1 LOB: 1 BB: 0 P: 8	R: 0 E: 0 K: 0 S: 3	H: 0 LOB: 0 BB: 0 P: 3	R: 1 E: 0 K: 0 S: 6	H: 3 LOB: 3 BB: 1 P: 10	R: 0 E: 0 K: 1 S: 5	H: 0 LOB: 0 BB: 0 P: 5	R: 0 E: 0 K: 0 S: 3	H: 0 LOB: 0 BB: 0 P: 3	R: 0 E: 0 K: 1 S: 5	H: 0 LOB: 0 BB: 1 P: 9	R: 0 E: 0 K: 1 S: 5	H: 0 LOB: 0 BB: 0 P: 5	R: 0 E: 0 K: 0 S: 3	H: 0 LOB: 0 BB: 0 P: 3	1B: 2 2B: 2 3B: 0 HR: 0	SF: 0 SAC: 1 DP: 0 HBP: 0	WP: 0 PB: 0 SB: 0 CS: 0	PA: 33							
PITCHER	IP	WLS	BF	H	R	ER	SO	BB	IBB	HBP	BLK	WP	HR	S	P	ERA	WHIP										
Milt Wilcox, R ERA: 4.99	(1, 1)	9.0	W	33	4	1	1	6	1	1	0	0	0	43	51	1.00	0.556										

Detroit Tigers @ New York Yankees
 Yankee Stadium, Bronx, NY
 Mon May 14 1979, 7:05 PM EDT
 Att: 15,650 - Unknown

livebaseballscores.com

AB 30
R 1
H 4
RBI 1
BB 2
SO 6
LOB 10



Batter	1	2	3	4	5	6	7	8	9	AB	R	H	RBI	BB	SO	LOB	TOP			
Ron LeFlore, R (1, 8) OBP: 0.402, SLG: 0.487	0-0 CS 1B			0-0 F8		0-0 1B		0-0 1B		4	1	3	1	0	0	0	<p>Detroit Tigers @ New York Yankees Yankee Stadium, Bronx, NY Tue May 15 1979, 7:05 PM EDT Att: 18,876 - Unknown - 61 F</p>			
Lou Whitaker, L (1, 4) OBP: 0.397, SLG: 0.444	0-0 1-3			0-0 F8		0-3 K		0-0 1B		4	0	1	2	0	1	2				
Rusty Staub, L (1, 10) OBP: 0.423, SLG: 0.488	0-3 K			0-0 4-3				0-0 1-3		4	0	0	0	0	1	1				
Steve Kemp, L (1, 9) OBP: 0.455, SLG: 0.586		0-0 4-3			0-0 4-3		0-3 K		0-0 G4-6-3 1B	4	0	1	0	0	1	0				
Jason Thompson, L (1, 3) OBP: 0.393, SLG: 0.425		0-0 F8			0-0 FC5-4 1B		0-0 6-3		0-0 G4-6-3 1B	4	0	1	0	0	0	1				
Jerry Morales, R (1, 7) OBP: 0.257, SLG: 0.373		0-0 F7			0-0 FC5-4 FC5-4 1-2			0-0 5-3	0-0 F9	4	0	0	0	0	0	1				
Lance Parrish, R (1, 2) OBP: 0.320, SLG: 0.438			0-0 F9		0-0 FC5-4 1-2			4-0 4-3 1B BB		2	1	0	0	1	0	1				
Aurelio Rodriguez, R (1, 5) OBP: 0.260, SLG: 0.338			0-0 5-3			0-3 K		0-0 1B 4-3 1B		3	1	1	0	0	1	0				
Alan Trammell, R (1, 6) OBP: 0.320, SLG: 0.296			0-0 1-3			0-3 K		0-0 4-3		3	0	0	0	0	1	2				
Inning Stats	R: 0 E: 0 K: 1 S: 5	H: 1 LOB: 0 BB: 0 P: 5	R: 0 E: 0 K: 0 S: 3	H: 0 LOB: 0 BB: 0 P: 3	R: 0 E: 0 K: 0 S: 3	H: 0 LOB: 0 BB: 0 P: 3	R: 0 E: 0 K: 0 S: 3	H: 0 LOB: 0 BB: 0 P: 3	R: 0 E: 0 K: 3 S: 10	H: 1 LOB: 1 BB: 0 P: 10	R: 0 E: 0 K: 1 S: 5	H: 0 LOB: 0 BB: 0 P: 5	R: 3 E: 0 K: 0 S: 6	H: 3 LOB: 1 BB: 1 P: 10	R: 0 E: 0 K: 0 S: 3	H: 1 LOB: 0 BB: 0 P: 3	1B: 7 2B: 0 3B: 0 HR: 0	SF: 0 SAC: 0 DP: 1 HBP: 0	WP: 0 PB: 0 SB: 1 CS: 1	PA: 33
PITCHER Tommy John, L (1, 1) ERA: 1.81	IP: 9.0 WLS: W BF: 33 H: 7 R: 3 ER: 3 SO: 5 BB: 1 IBB: 0 HBP: 0 BLK: 0 WP: 0 HR: 0 S: 42 P: 46 ERA: 3.00 WHIP: 0.889															PITCHER				

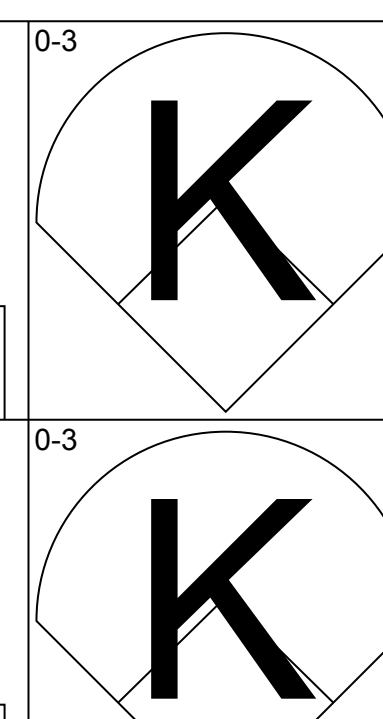
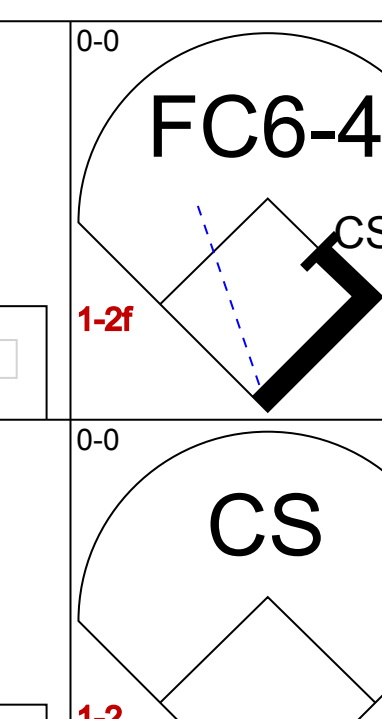
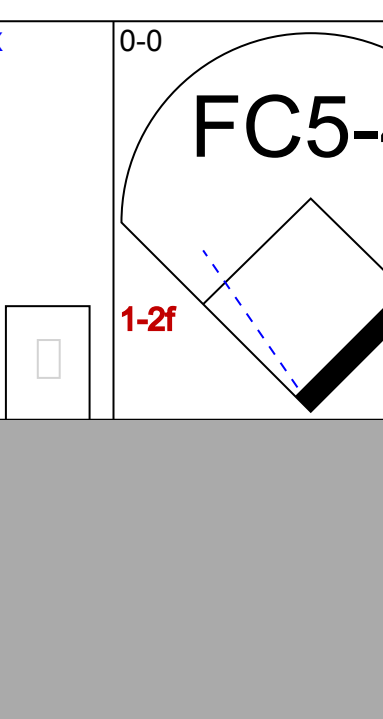
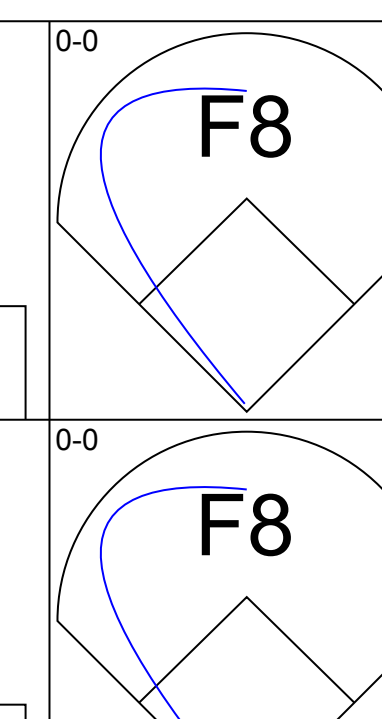
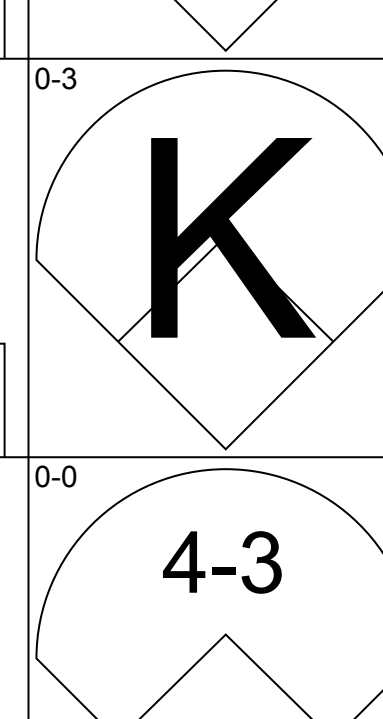
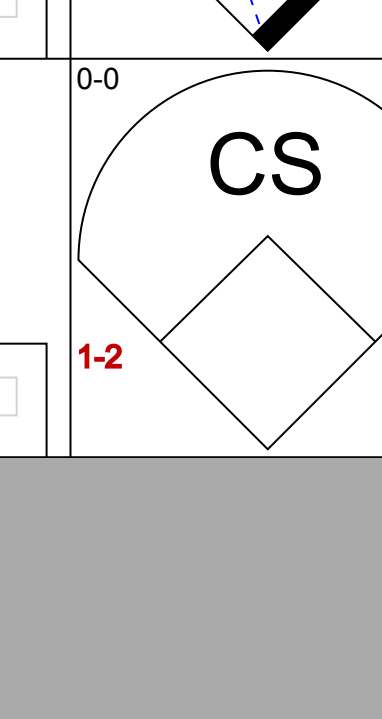
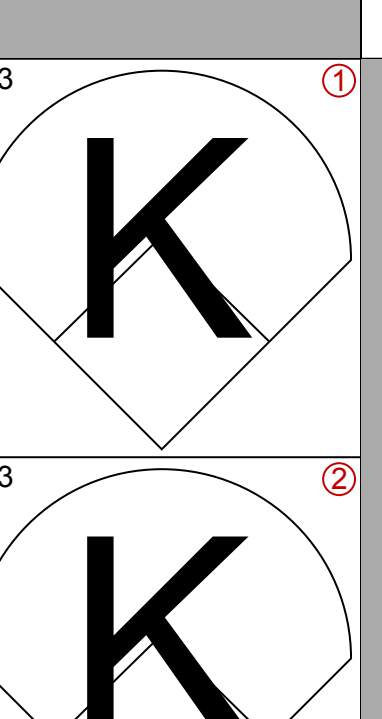
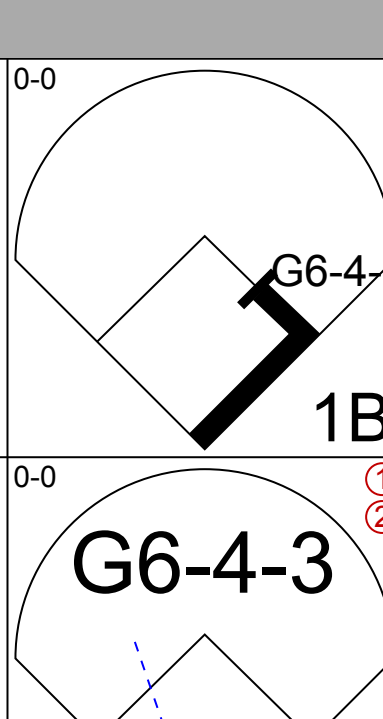
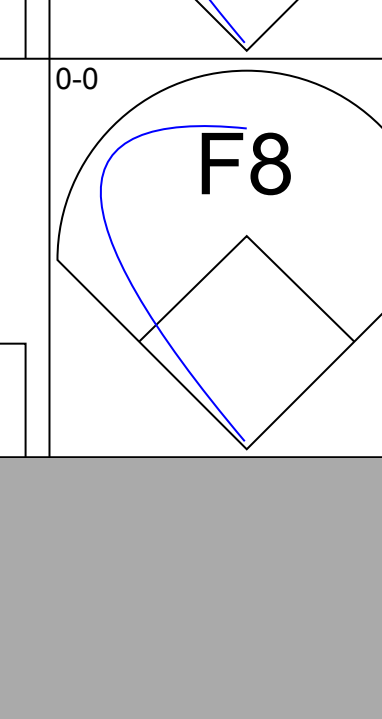
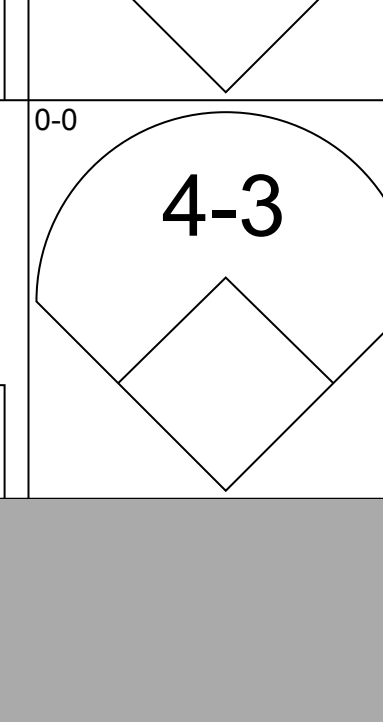
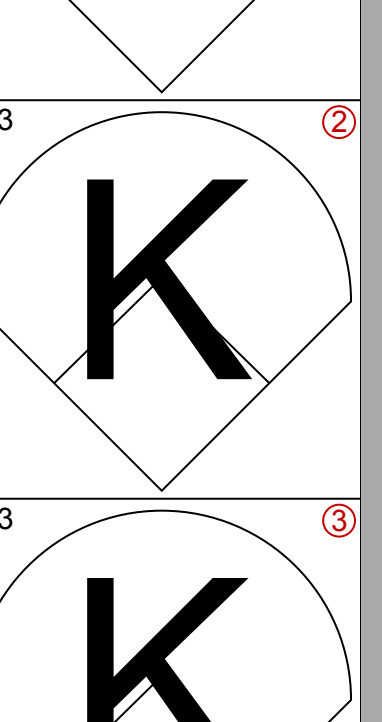
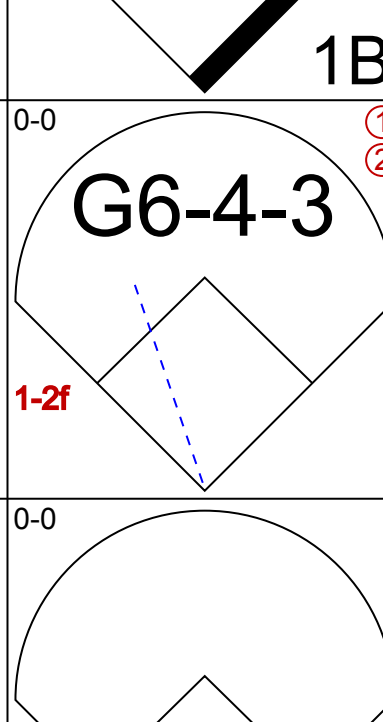
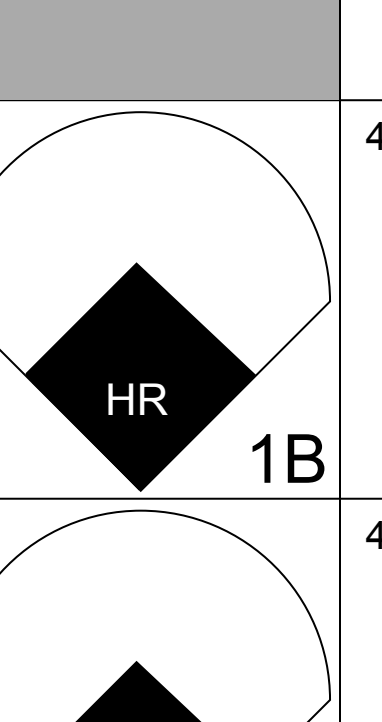
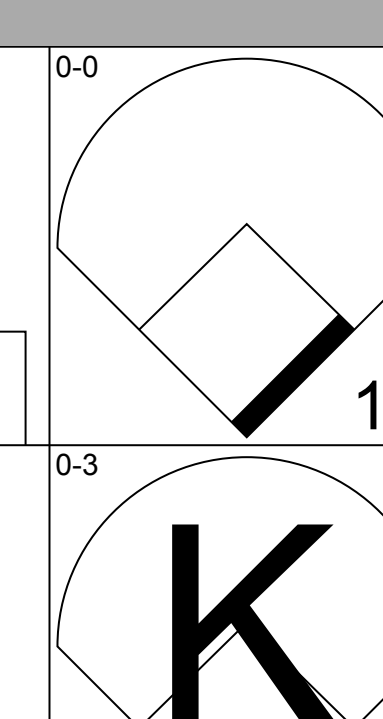

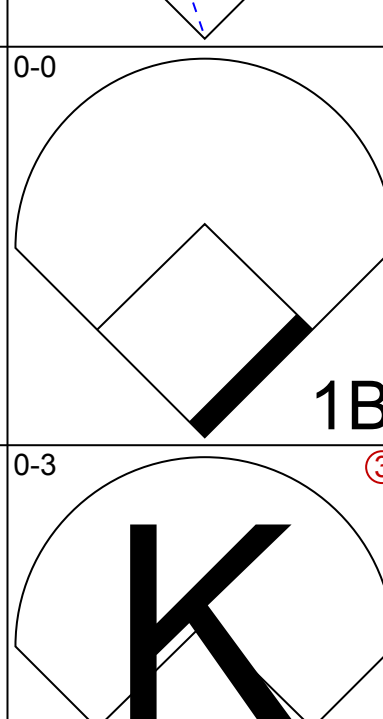
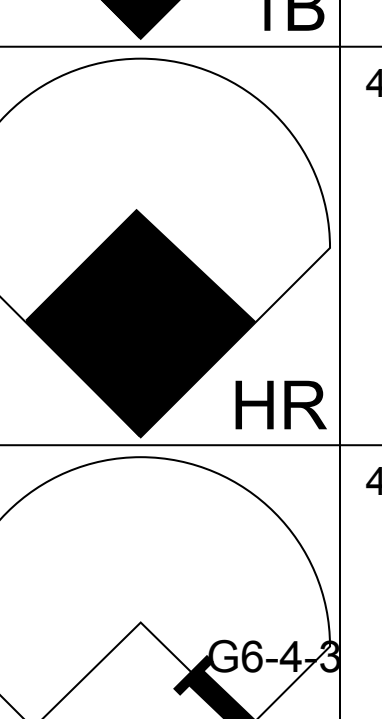
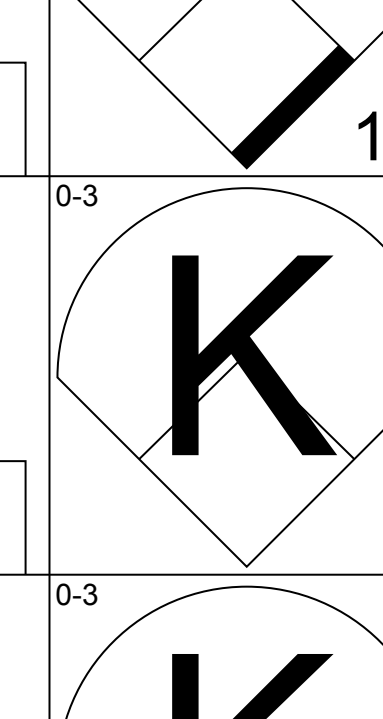
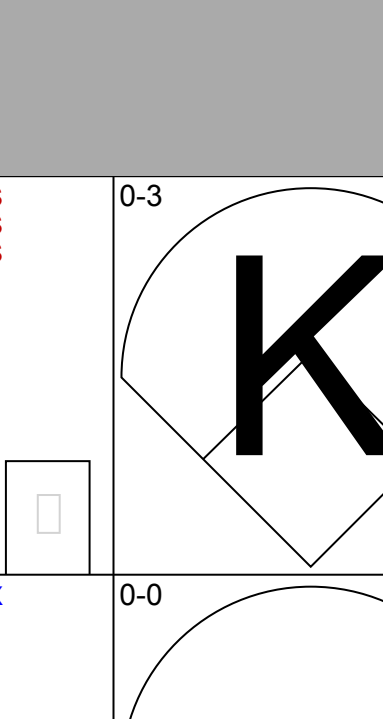
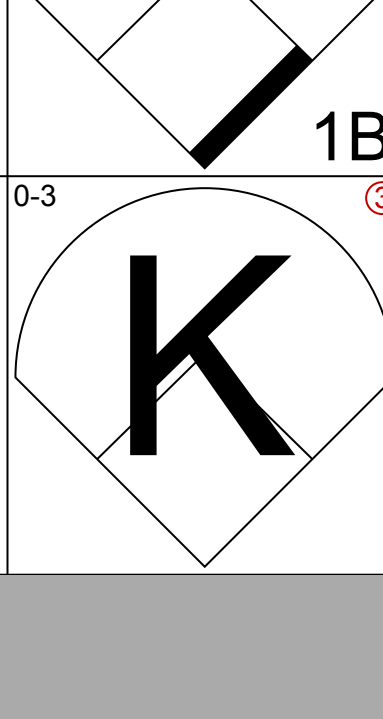
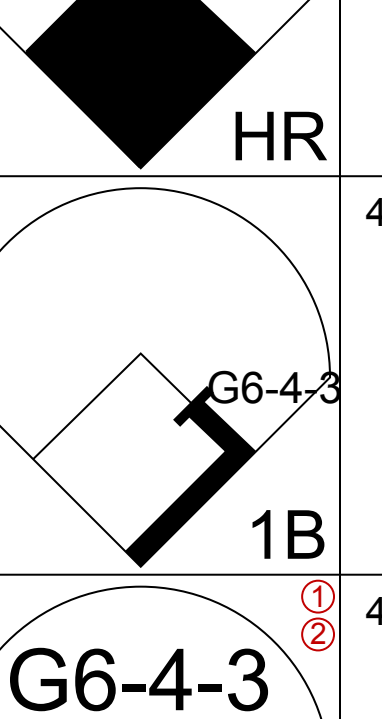
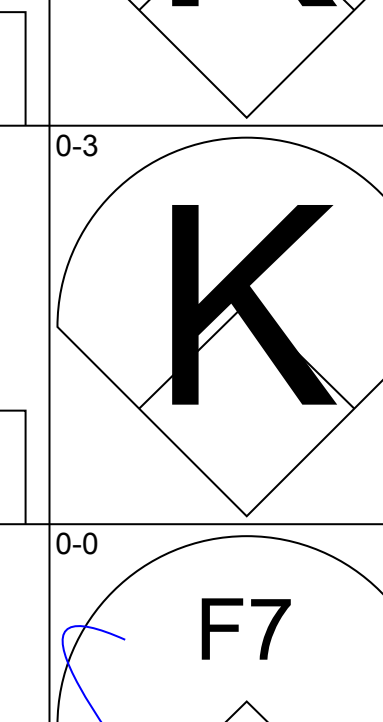
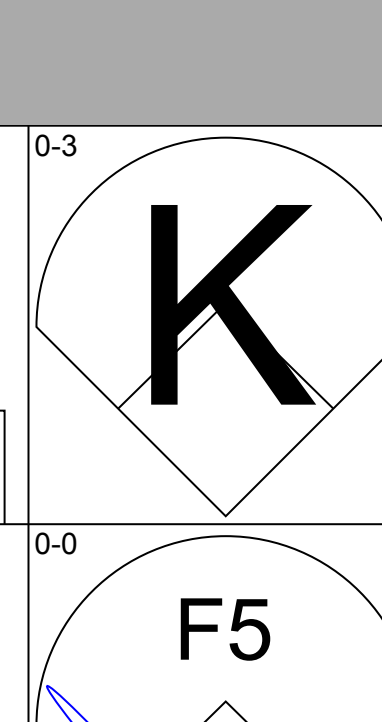
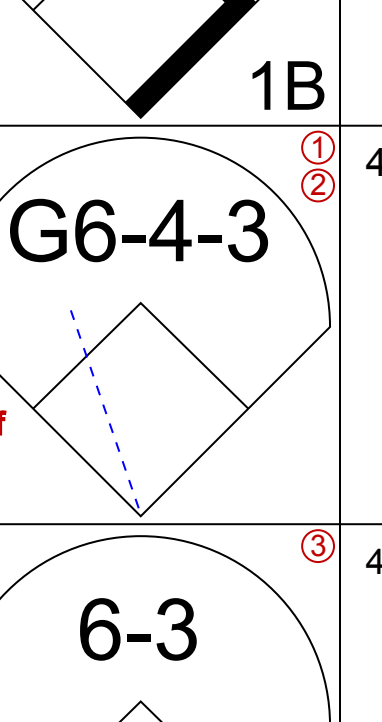
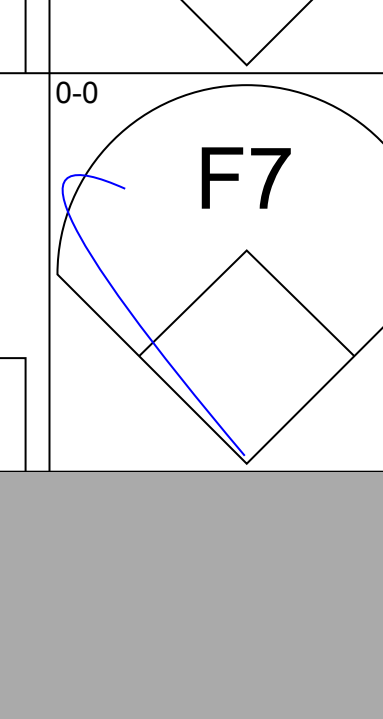
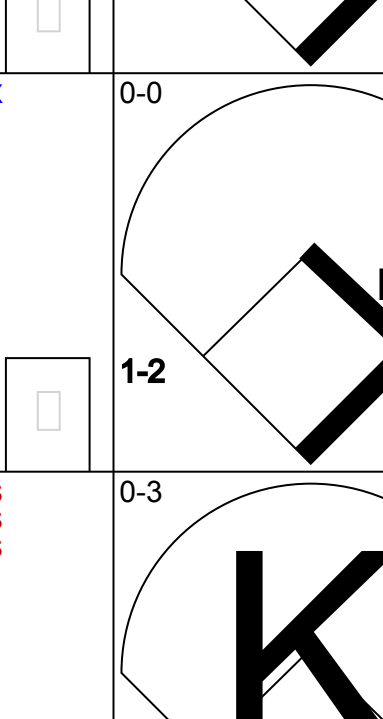

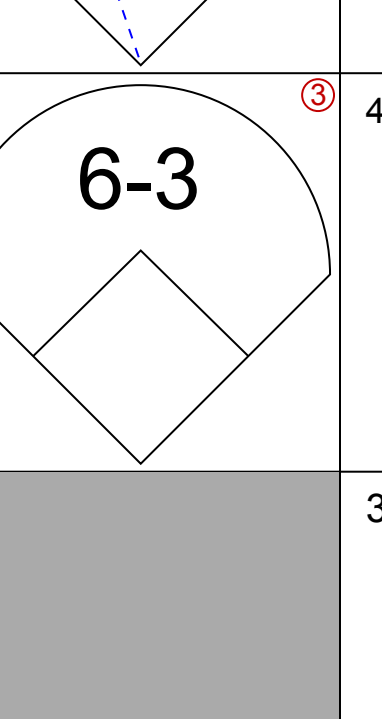
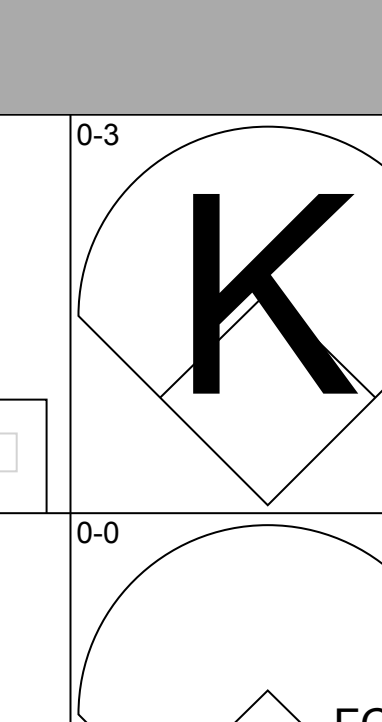
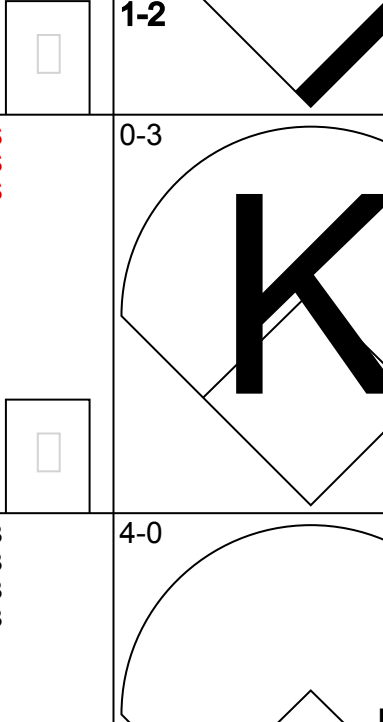
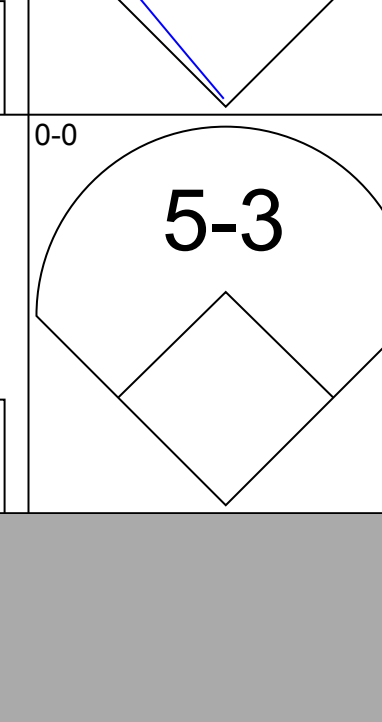
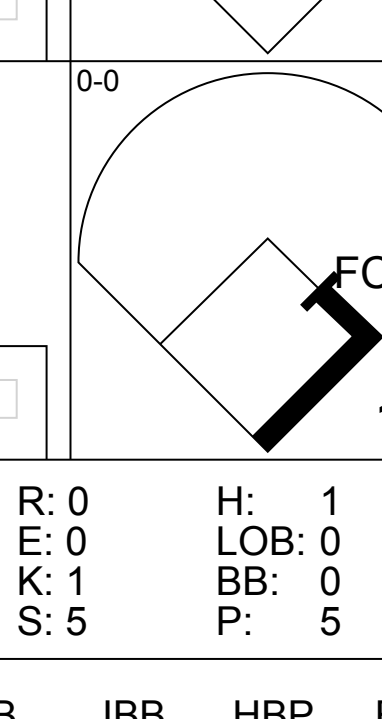
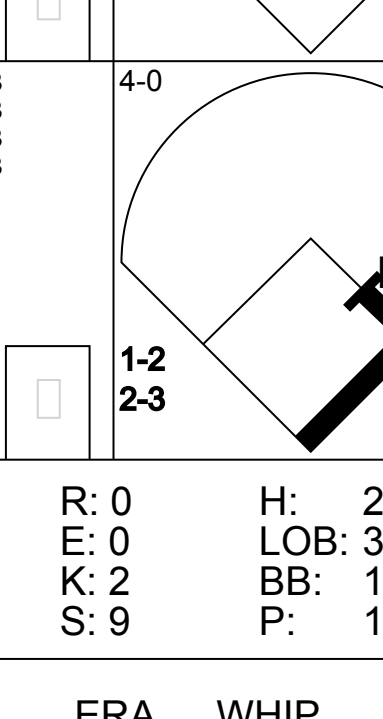
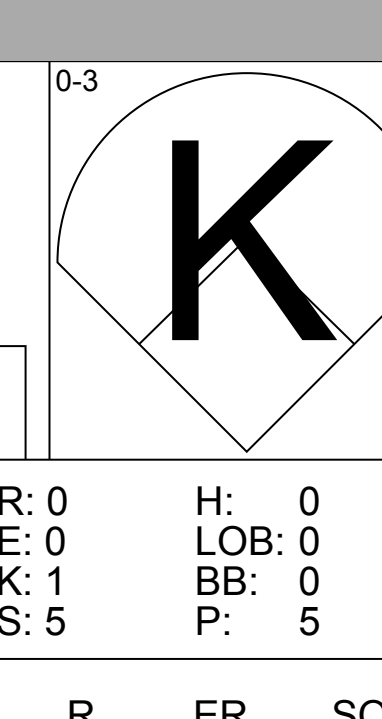
Batter	1	2	3	4	5	6	7	8	9	AB	R	H	RBI	BB	SO	LOB	BOTTOM			
Mickey Rivers, L (1, 8) OBP: 0.286, SLG: 0.398	0-0 L3			0-0 4-3		0-0 1B 1B 1B	0-3 K			4	0	2	0	0	0	0	<p>Detroit Tigers @ New York Yankees Yankee Stadium, Bronx, NY Tue May 15 1979, 7:05 PM EDT Att: 18,876 - Unknown - 61 F</p>			
Juan Beniquez, R (6, FR) OBP: 0.308, SLG: 0.414		0-0 2B								1	1	0	0	0	1	0				
Willie Randolph, R (1, 4) OBP: 0.321, SLG: 0.297	0-0 1B SF9	0-3 K			0-0 2B	0-0 1B 1-2 1B		0-0 5-3 PB SF8 1B		5	4	4	1	0	1	1				
Thurman Munson, R (1, 2) OBP: 0.358, SLG: 0.424	0-0 E 1-3 1B	0-0 5-3			0-0 F4	0-0 1B 1-2 2-3 SF7 1B		0-0 5-3		5	1	2	0	0	0	3				
Graig Nettles, L (1, 5) OBP: 0.377, SLG: 0.445	0-0 SF9		0-0 G4-6-3 1B		0-3 K	0-0 FC6-4 1B		0-0 SF8		3	0	2	4	0	1	1				
Reggie Jackson, L (1, 9) OBP: 0.409, SLG: 0.574	0-0 E8 1-3 1B		0-0 G4-6-3 1-2		0-0 2B 2B	0-0 SF7		0-0 F8		4	1	2	2	0	0	1				
Lou Piniella, R (1, 7) OBP: 0.282, SLG: 0.412	0-3 K		0-0 2B		0-0 2B	0-0 FC6-4 1-2				4	0	2	1	0	1	3				
Jim Spencer, L (1, 10) ERA: 5.12		4-0 HR BB		0-0 6-3		0-0 5-3		0-0 F2		0	1	0	0	1	0	0				
Cliff Johnson, R (3, PH) OBP: 0.381, SLG: 0.486					0-0 F8		0-0 F6	0-0 HR		3	0	0	0	0	0	2				
Chris Chambliss, L (1, 3) OBP: 0.227, SLG: 0.360		0-0 1-H HR			0-0 F8		0-0 F6	0-0 HR		4	2	2	3	0	0	0				
Bucky Dent, R (1, 6) OBP: 0.355, SLG: 0.347		0-0 F9			0-0 F6		4-0 1B 1B BB	0-0 F7		3	1	0	0	1	0	0				
Inning Stats	R: 1 E: 1 K: 1 S: 8	H: 3 LOB: 2 BB: 0 P: 8	R: 2 E: 0 K: 1 S: 7	H: 2 LOB: 1 BB: 1 P: 11	R: 0 E: 0 K: 0 S: 4	H: 2 LOB: 1 BB: 0 P: 4	R: 0 E: 0 K: 0 S: 3	H: 0 LOB: 0 BB: 0 P: 3	R: 2 E: 0 K: 1 S: 8	H: 3 LOB: 1 BB: 0 P: 8	R: 4 E: 0 K: 0 S: 7	H: 4 LOB: 1 BB: 1 P: 11	R: 1 E: 0 K: 1 S: 6	H: 1 LOB: 0 BB: 0 P: 6	R: 1 E: 0 K: 0 S: 4	H: 1 LOB: 0 BB: 0 P: 4	1B: 10 2B: 4 3B: 0 HR: 2	SF: 3 SAC: 0 DP: 1 HBP: 0	WP: 0 PB: 1 SB: 0 CS: 0	PA: 41
PITCHER Steve Baker, R (1, 1) ERA: 5.12	IP: 2.0 WLS: L BF: 13 H: 6 R: 3 ER: 3 SO: 2 BB: 3 IBB: 0 HBP: 0 BLK: 0 WP: 0 HR: 1 S: 16 P: 20 ERA: 13.50 WHIP: 3.500															PITCHER				
Sheldon Burnside, L (3, 1) ERA: 5.66	IP: 3.1 WLS: L BF: 16 H: 6 R: 5 ER: 5 SO: 1 BB: 1 IBB: 0 HBP: 0 BLK: 0 WP: 0 HR: 0 S: 17 P: 21 ERA: 13.50 WHIP: 2.100															PITCHER				
Bruce Taylor, R (6, 1) ERA: 6.56	IP: 2.2 WLS: L BF: 12 H: 4 R: 3 ER: 2 SO: 1 BB: 0 IBB: 0 HBP: 0 BLK: 0 WP: 0 HR: 1 S: 14 P: 14 ERA: 6.75 WHIP: 1.500															PITCHER				

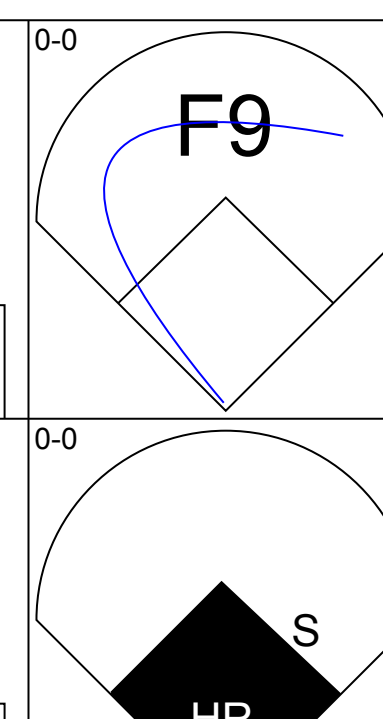
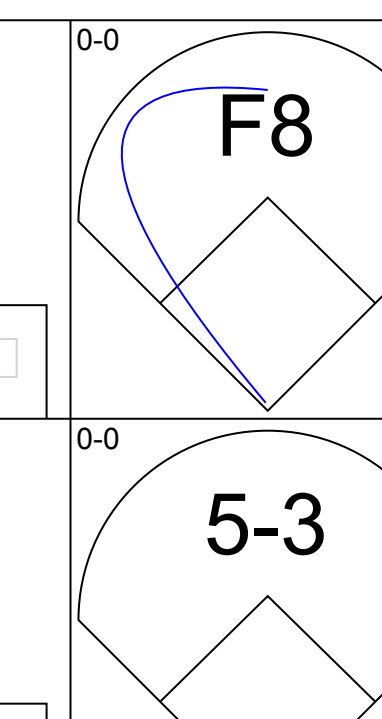
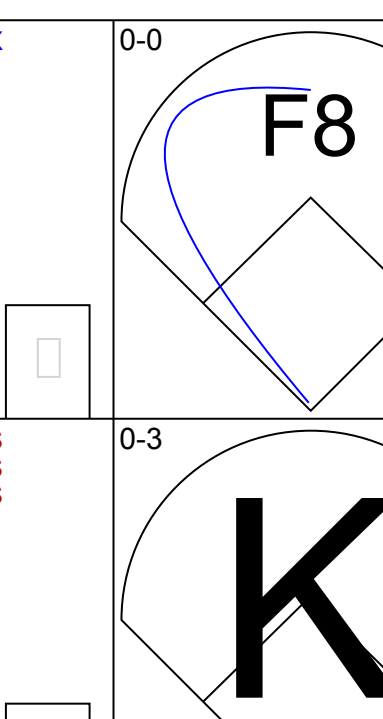
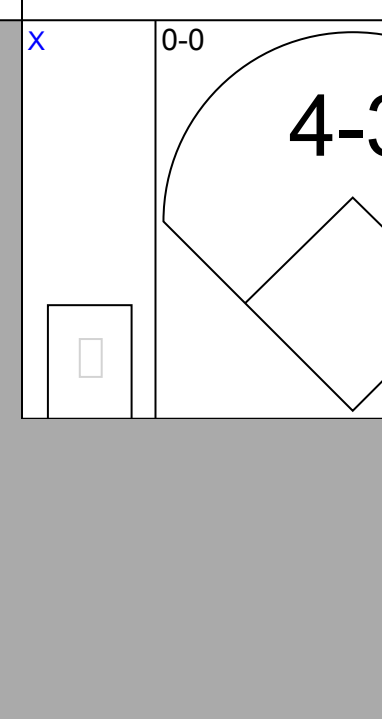
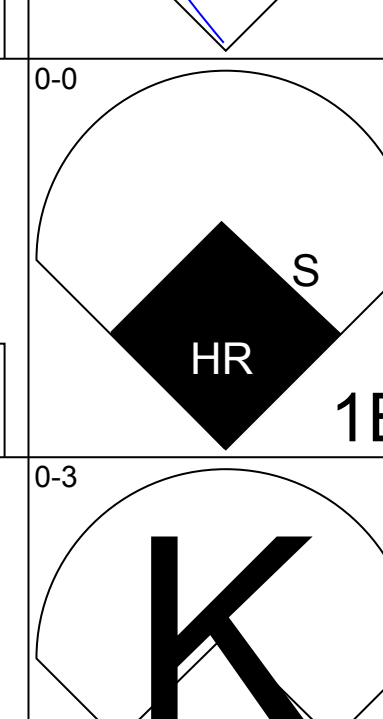
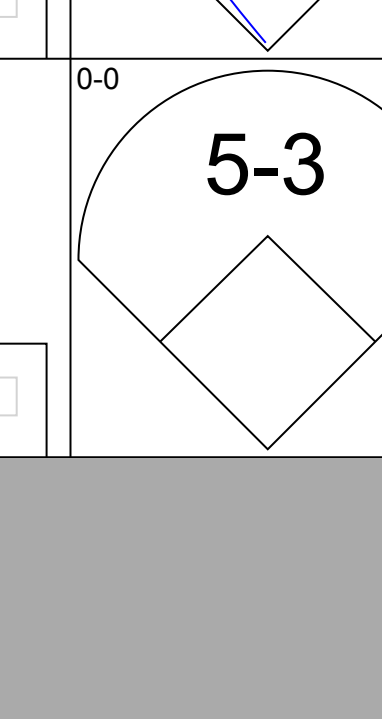
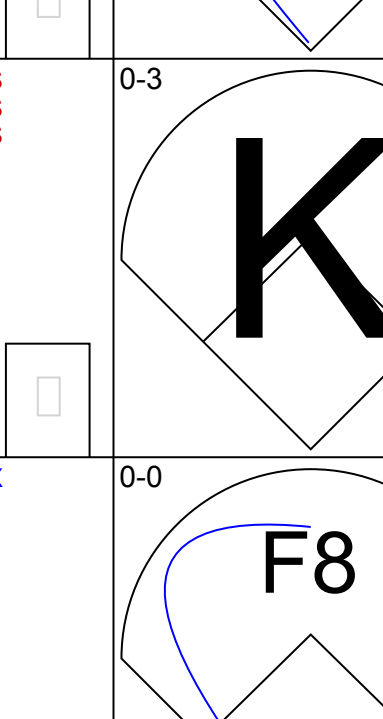
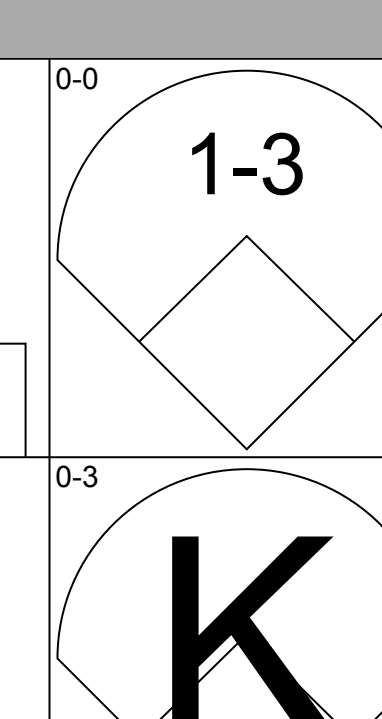
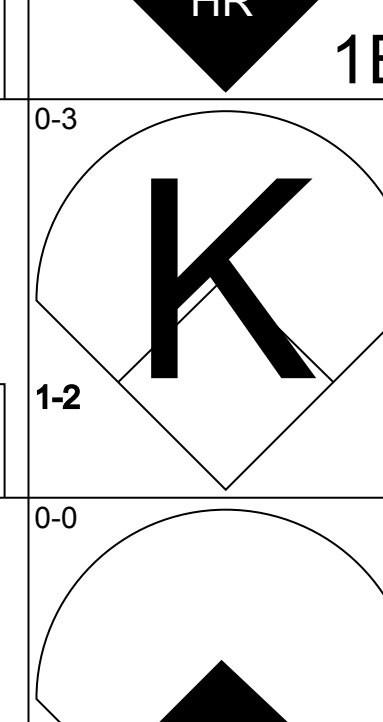
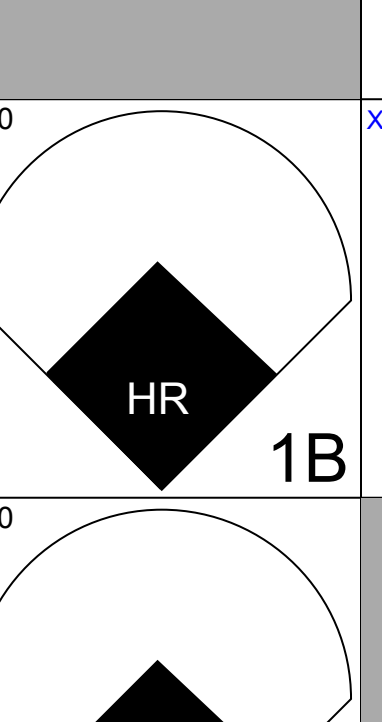
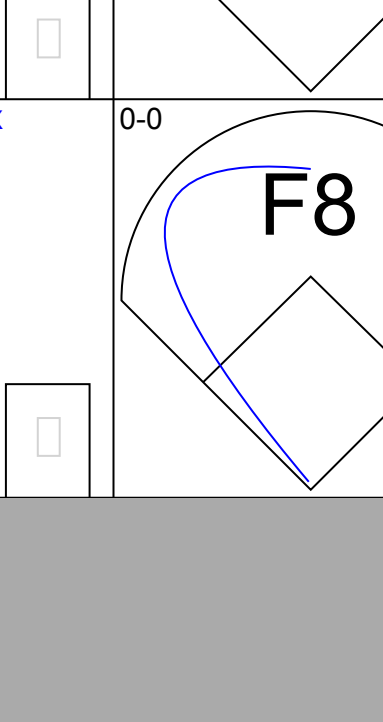
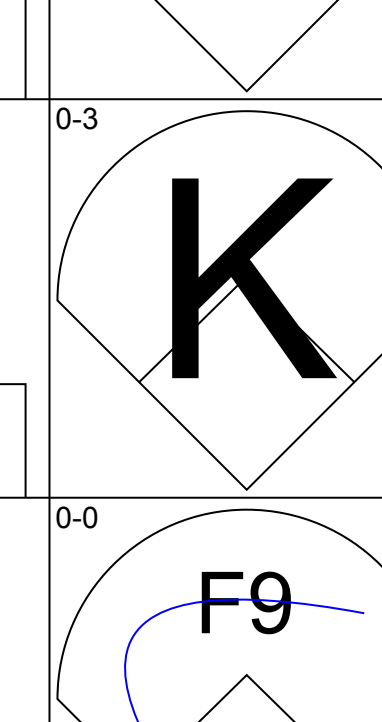
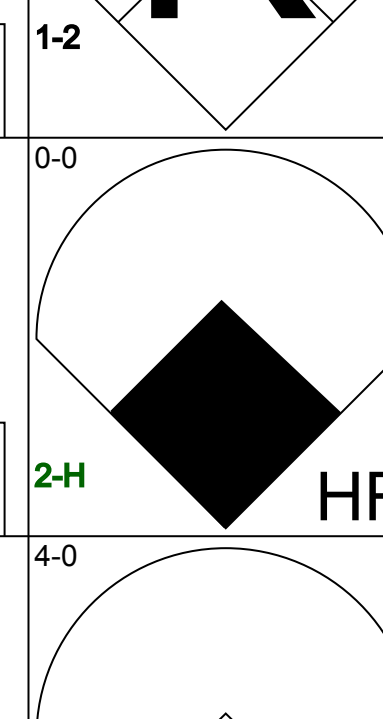
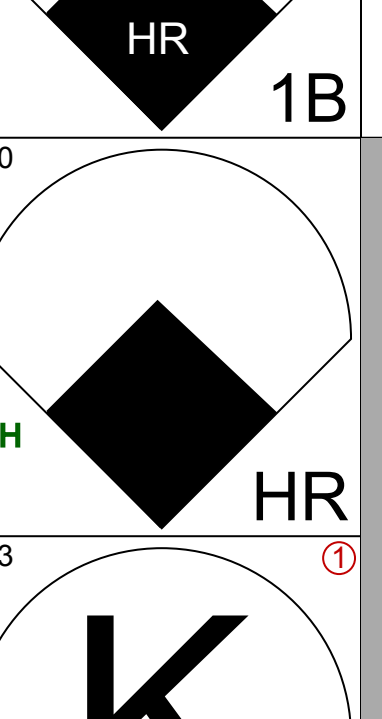
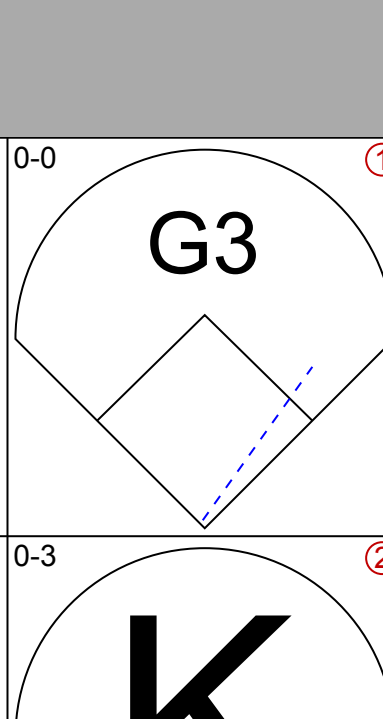
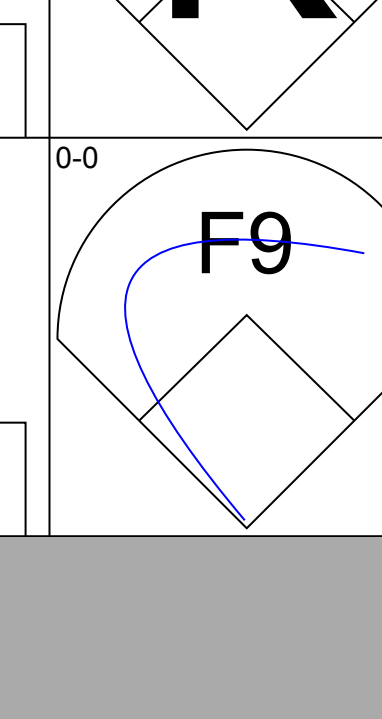
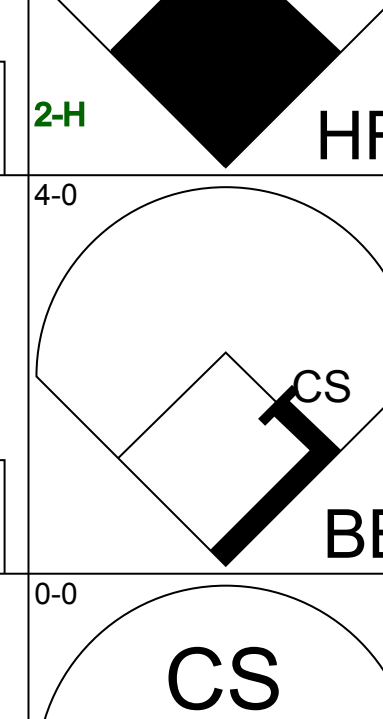
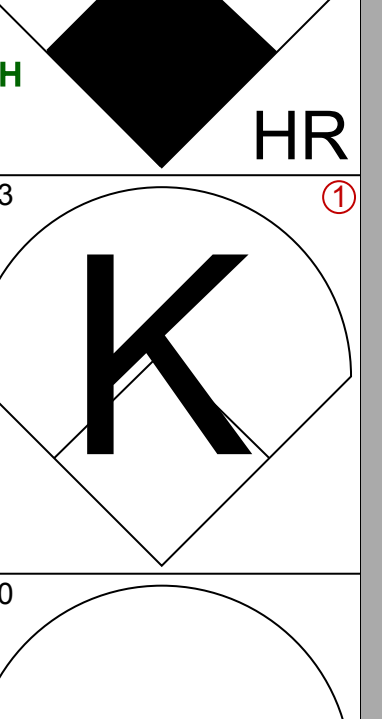
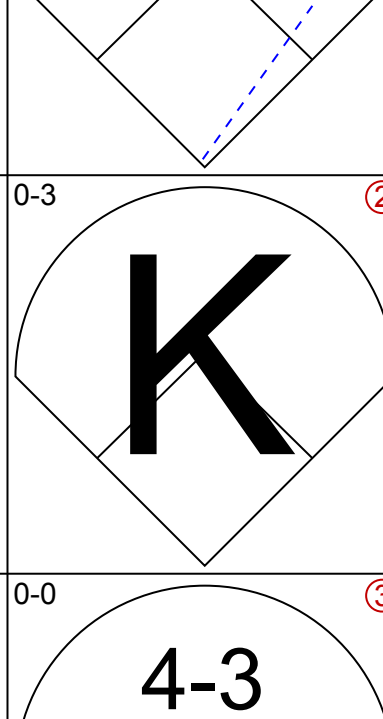
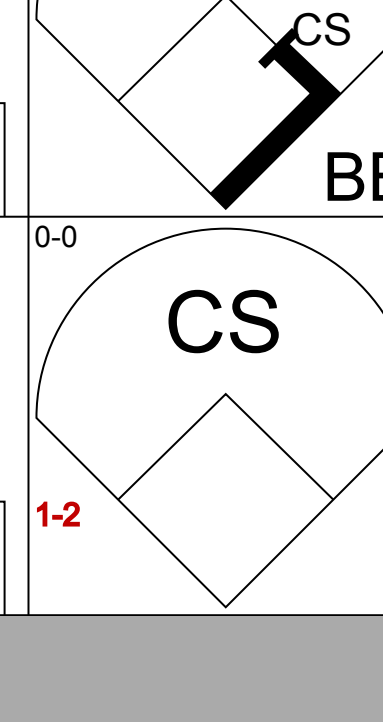
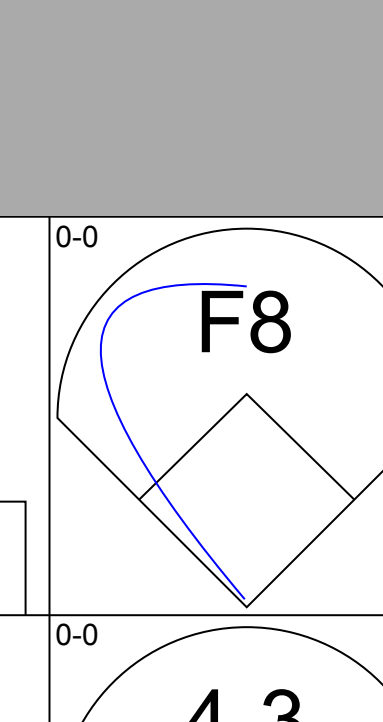
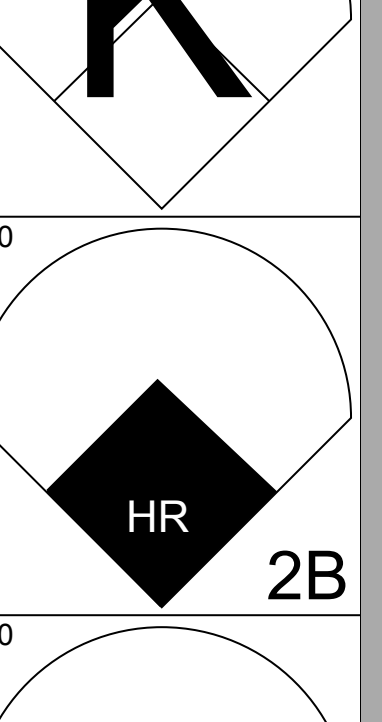
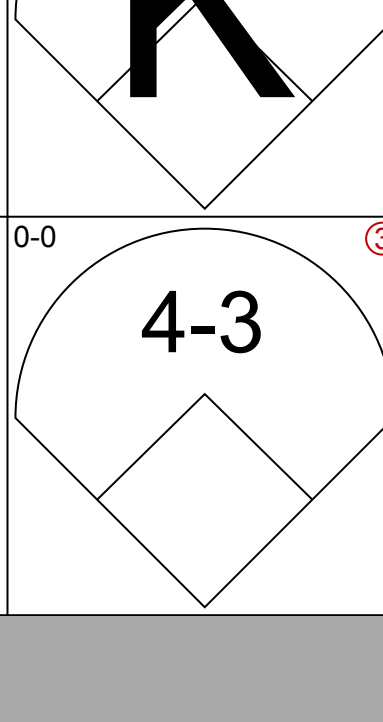
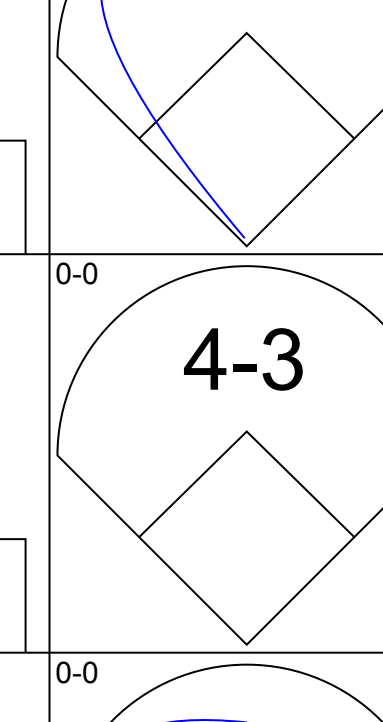
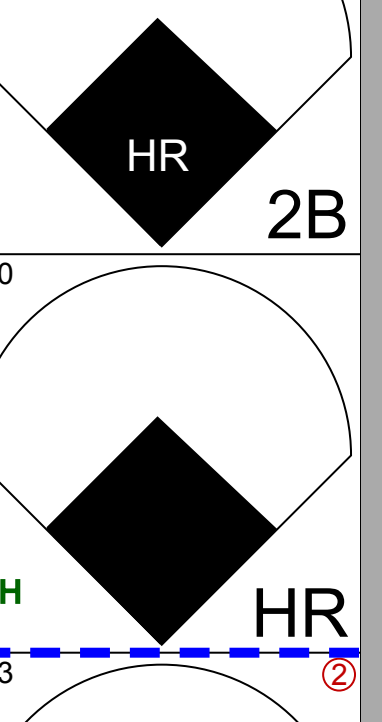
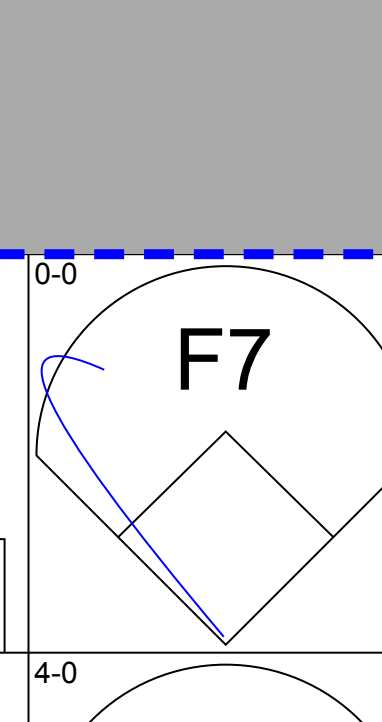
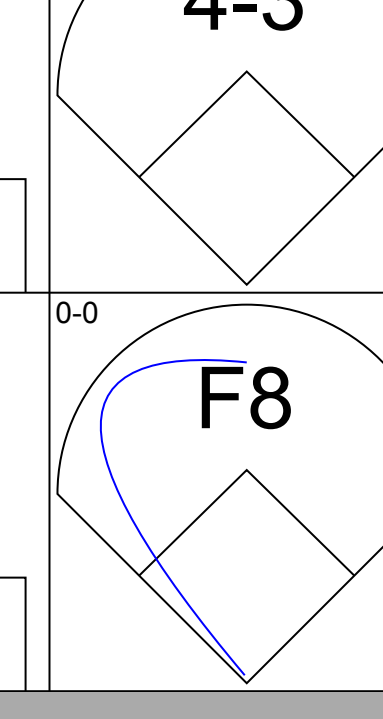
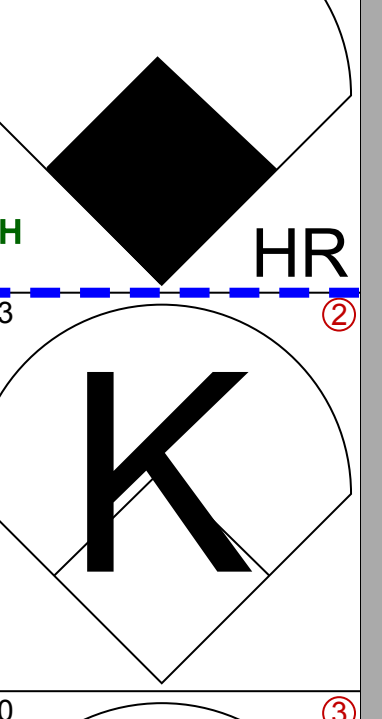
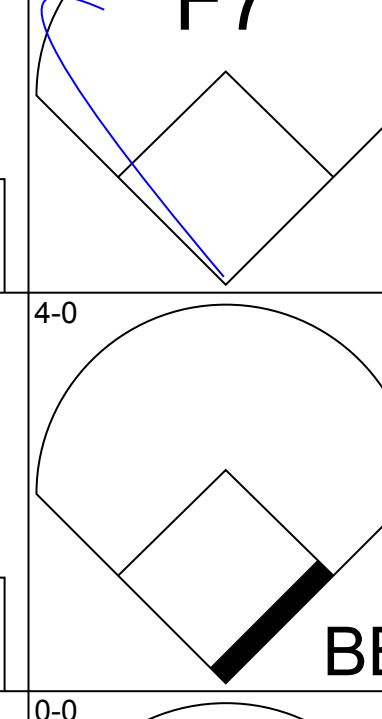
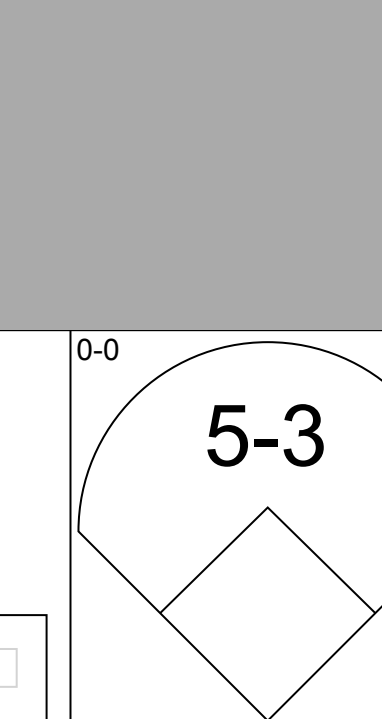
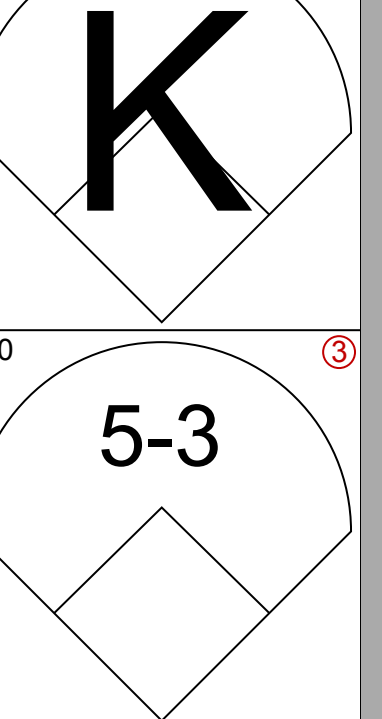
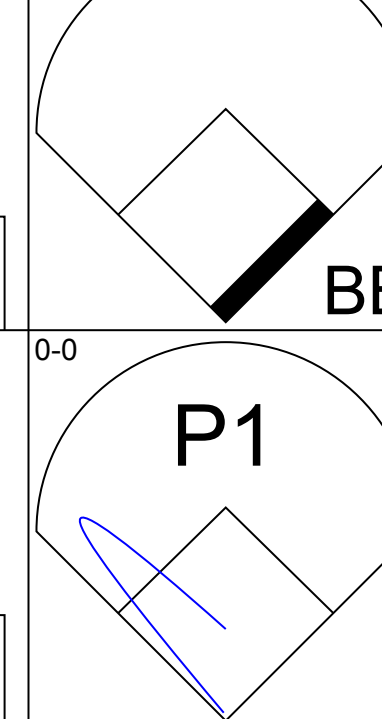
AB	32
R	3
H	7
RBI	3
BB	1
SO	5
LOB	8




AB	36
R	11
H	16
RBI	11
BB	2
SO	4
LOB	11



Batter	1	2	3	4	5	6	7	8	9	AB	R	H	RBI	BB	SO	LOB	TOP			
Ron LeFlore, R OBP: 0.390, SLG: 0.472 (1, 8)										4	0	0	0	0	1	4	<p>Detroit Tigers @ New York Yankees Yankee Stadium, Bronx, NY Wed May 16 1979, 7:05 PM EDT Att: 43,843 - Unknown - 69 F</p>			
Jerry Morales, R OBP: 0.257, SLG: 0.368 (1, 7)										4	0	1	0	0	2	0				
Rusty Staub, L OBP: 0.411, SLG: 0.467 (1, 10)										4	1	1	0	0	1	1				
Steve Kemp, L OBP: 0.466, SLG: 0.621 (1, 9)										4	1	3	2	0	1	0				
John Wockenfuss, R OBP: 0.323, SLG: 0.607 (1, 3)										4	0	1	0	0	3	2				
Lance Parrish, R OBP: 0.316, SLG: 0.430 (1, 2)										4	0	1	0	0	2	2				
Aurelio Rodriguez, R OBP: 0.260, SLG: 0.333 (1, 5)										4	0	1	0	0	0	1				
Lou Whitaker, L OBP: 0.387, SLG: 0.431 (1, 4)										3	0	0	0	0	2	2				
Mark Wagner, R OBP: 0.312, SLG: 0.484 (1, 6)										2	0	1	0	1	1	0				
Inning Stats	R: 0 E: 0 K: 2 S: 7	H: 0 LOB: 0 BB: 7	R: 0 E: 0 K: 2 S: 8	H: 1 LOB: 1 BB: 0 P: 8	R: 0 E: 0 K: 1 S: 5	H: 1 LOB: 0 BB: 0 P: 5	R: 0 E: 0 K: 3 S: 9	H: 0 LOB: 0 BB: 0 P: 9	R: 0 E: 0 K: 1 S: 6	H: 2 LOB: 3 BB: 0 P: 13	R: 0 E: 0 K: 1 S: 5	H: 0 LOB: 0 BB: 0 P: 5	R: 0 E: 0 K: 1 S: 5	H: 0 LOB: 0 BB: 0 P: 5	R: 2 E: 0 K: 0 S: 5	H: 3 LOB: 0 BB: 0 P: 5		1B: 8 2B: 0 3B: 0 HR: 1	SF: 0 SAC: 0 DP: 2 HBP: 0	WP: 0 PB: 0 SB: 0 CS: 1
PITCHER Ron Guidry, L ERA: 2.26 (1, 1)	IP: 9.0 WLS: W BF: 34 H: 9 R: 2 ER: 2 SO: 13 BB: 1 IBB: 0 HBP: 0 BLK: 0 WP: 0 HR: 1 S: 59 P: 63 ERA: 2.00 WHIP: 1.111															PITCHER				

Batter	1	2	3	4	5	6	7	8	9	AB	R	H	RBI	BB	SO	LOB	BOTTOM			
Mickey Rivers, L OBP: 0.275, SLG: 0.381 (1, 8)										4	0	0	0	0	0	1	<p>Detroit Tigers @ New York Yankees Yankee Stadium, Bronx, NY Wed May 16 1979, 7:05 PM EDT Att: 43,843 - Unknown - 69 F</p>			
Juan Beniquez, R OBP: 0.308, SLG: 0.414 (8, 8)										0	0	0	0	0	0	0				
Willie Randolph, R OBP: 0.319, SLG: 0.296 (1, 4)										4	1	1	0	0	1	0				
Thurman Munson, R OBP: 0.355, SLG: 0.420 (1, 2)										4	1	1	0	0	2	1				
Graig Nettles, L OBP: 0.380, SLG: 0.492 (1, 5)										4	2	2	4	0	0	0				
Reggie Jackson, L OBP: 0.407, SLG: 0.564 (1, 9)										2	0	0	0	1	2	0				
Lou Piniella, R OBP: 0.283, SLG: 0.420 (1, 7)										3	1	1	0	0	0	0				
Chris Chambliss, L OBP: 0.230, SLG: 0.385 (1, 3)										3	1	1	2	0	0	0				
Jim Spencer, L OBP: 0.368, SLG: 0.513 (1, 10)										2	0	0	0	1	1	0				
Bucky Dent, R OBP: 0.345, SLG: 0.337 (1, 6)										3	0	0	0	0	0	1				
Inning Stats	R: 2 E: 0 K: 1 S: 6	H: 2 LOB: 1 BB: 1 P: 10	R: 0 E: 0 K: 0 S: 3	H: 0 LOB: 0 BB: 0 P: 3	R: 0 E: 0 K: 0 S: 3	H: 0 LOB: 0 BB: 0 P: 3	R: 4 E: 0 K: 2 S: 11	H: 4 LOB: 0 BB: 0 P: 11	R: 0 E: 0 K: 1 S: 5	H: 0 LOB: 0 BB: 0 P: 5	R: 0 E: 0 K: 1 S: 3	H: 0 LOB: 1 BB: 1 P: 7	R: 0 E: 0 K: 1 S: 5	H: 0 LOB: 0 BB: 0 P: 5	R: 0 E: 0 K: 1 S: 5	H: 0 LOB: 0 BB: 0 P: 5	1B: 2 2B: 1 3B: 0 HR: 3	SF: 0 SAC: 0 DP: 0 HBP: 0	WP: 0 PB: 0 SB: 1 CS: 1	PA: 32
PITCHER Mark Fidrych, R ERA: 8.53 Aurelio Lopez, R ERA: 2.11 John Hiller, L ERA: 3.86	IP: 3.1 WLS: L BF: 16 H: 6 R: 6 ER: 6 SO: 2 BB: 1 IBB: 0 HBP: 0 BLK: 0 WP: 0 HR: 3 S: 19 P: 23 ERA: 16.20 WHIP: 2.100															PITCHER				

AB	33
R	2
H	9
RBI	2
BB	1
SO	13
LOB	12



Batter	1	2	3	4	5	6	7	8	9	AB R H RBI BB SO LOB	TOP
Mickey Rivers, L (1, 8) OBP: 0.299, SLG: 0.394 Juan Beniquez, R (8, 8) OBP: 0.303, SLG: 0.407	4-0 BB BB 8-2 BB		0-0 CS 1B		0-0 SF9 FC5-2 2B 1B	4-0 E BB		0-0 SF8 3-H	0-3 K 1-2 3-H	2 1 2 1 2 0 0 1 0 0 0 0 1 1	New York Yankees @ Boston Red Sox Fenway Park, Boston, MA Fri May 18 1979, 7:05 PM EDT Att: 33,694 - Unknown - 52 F
Willie Randolph, R (1, 4) OBP: 0.325, SLG: 0.318 Brian Doyle, L (9, 4)	0-0 L7		0-0 1B		0-0 FC5-2 2B	0-0 E1 FC6-4		0-0 1B 3B	0-0 1B	6 2 3 1 0 0 6 0 0 0 0 0 0 0	
Thurman Munson, R (1, 2) OBP: 0.354, SLG: 0.415	4-0 BB 1-2 BB		0-0 L5		0-0 SF9 2-3 3-H	0-0 FC6-4 1-2		0-0 G4-6-3 1B	0-0 4-3	4 0 1 2 1 0 6	
Graig Nettles, L (1, 5) OBP: 0.381, SLG: 0.481	4-0 1-2 2-3 BB		0-0 F2		0-0 2B 1-2 BB		0-0 F3	0-0 G4-6-3 1-2		3 0 0 0 2 0 2	
Reggie Jackson, L (1, 9) OBP: 0.400, SLG: 0.557	0-0 8-2		0-0 F9		0-0 2B		0-3 K	0-0 4-3		5 0 1 2 0 1 3	
Chris Chambliss, L (1, 3) OBP: 0.236, SLG: 0.393		0-0 2B		0-0 6-3	0-0 G1		0-3 K	0-0 1B 1B 1B		5 1 2 0 0 1 2	
Lou Piniella, R (1, 7) OBP: 0.297, SLG: 0.429		0-0 B1		0-0 F6		0-0 E S 1B	0-0 E6 1B	0-0 1B 1B 1-2 E 1B		5 2 3 0 0 0 1	
Jim Spencer, L (1, 10) OBP: 0.374, SLG: 0.513 Cliff Johnson, R (9, PH) OBP: 0.395, SLG: 0.500		0-0 F5		0-0 1B FC FC5-2 1B	0-0 F9		0-0 1B SF8 1B	0-0 E 1-2 2-3 WP 1B		4 1 2 1 0 0 2 1 1 1 0 0 0 0	
Bucky Dent, R (1, 6) OBP: 0.348, SLG: 0.340		0-0 1-3		0-0 FC FC5-2 1B SF9	0-3 K		0-0 3B 1B	0-0 E5 1B WP 1B		5 2 2 1 0 1 3	
Inning Stats	R: 0 H: 0 E: 0 LOB: 2 K: 0 BB: 3 S: 2 P: 14	R: 0 H: 1 E: 0 LOB: 1 K: 0 BB: 0 S: 4 P: 4	R: 0 H: 2 E: 0 LOB: 1 K: 0 BB: 0 S: 4 P: 4	R: 0 H: 0 E: 0 LOB: 0 K: 0 BB: 0 S: 3 P: 3	R: 3 H: 3 E: 0 LOB: 2 K: 0 BB: 1 S: 7 P: 11	R: 0 H: 1 E: 1 LOB: 3 K: 1 BB: 1 S: 7 P: 11	R: 0 H: 0 E: 0 LOB: 0 K: 2 BB: 0 S: 7 P: 7	R: 4 H: 5 E: 1 LOB: 0 K: 0 BB: 0 S: 7 P: 7	R: 3 H: 5 E: 1 LOB: 2 K: 1 BB: 0 S: 10 P: 10	1B: 14 SF: 2 2B: 3 SAC: 0 3B: 1 DP: 2 HR: 0 HBP: 0	
PITCHER	IP WLS BF H R ER SO BB IBB HBP BLK WP HR S P ERA WHIP										
Mike Torrez, R (1, 1) ERA: 4.41	7.0 L 36 10 6 6 3 5 0 0 0 0 0 0 37 57 7.71 2.143										
Tom Burgmeier, L (8, 1) ERA: 1.26	0.1 2 1 0 0 0 0 0 0 0 0 0 0 2 2 0.00 3.000										
Jim Wright, R (8, 1) ERA: 4.15	0.0 1 1 1 0 0 0 0 0 0 0 0 0 1 1 ∞ ∞										
Andy Hassler, L (8, 1) ERA: 6.59	1.2 9 5 3 3 1 0 0 0 0 0 1 0 11 11 16.20 3.000										


Batter	1	2	3	4	5	6	7	8	9	AB R H RBI BB SO LOB	BOTTOM
Jerry Remy, L (1, 4) OBP: 0.359, SLG: 0.365	0-0 L5		0-0 3-1			4-0 G5-4-3 BB		0-0 F7		3 0 0 0 1 0 2	New York Yankees @ Boston Red Sox Fenway Park, Boston, MA Fri May 18 1979, 7:05 PM EDT Att: 33,694 - Unknown - 52 F
Rick Burleson, R (1, 6) OBP: 0.325, SLG: 0.352	4-0 G6-4-3 BB		0-0 G3		0-0 G5-4-3 1-2		0-0 1-4-3		3 0 0 0 1 0 1		
Fred Lynn, L (1, 8) OBP: 0.412, SLG: 0.622	0-0 G6-4-3 1-2		0-0 G3		0-0 L8		0-0 F7		4 0 0 0 0 0 1		
Jim Rice, R (1, 10) OBP: 0.432, SLG: 0.563		0-0 F9		0-0 S 1B	0-0 4-3 2B		0-0 F9		4 0 2 0 0 0 0		
Carl Yastrzemski, L (1, 7) OBP: 0.391, SLG: 0.527		0-0 P7		0-0 1-4-3	0-0 4-3		0-0 4-3		3 0 0 0 0 0 2		
Butch Hobson, R (1, 5) OBP: 0.316, SLG: 0.500		0-3 K		0-0 6-3	0-0 F8		0-0 F8		3 0 0 0 0 1 1		
George Scott, R (1, 3) OBP: 0.311, SLG: 0.416		0-0 F8		0-0 1-3	0-0 F3		0-0 F3		3 0 0 0 0 0 0		
Dwight Evans, R (1, 9) OBP: 0.326, SLG: 0.462		0-0 5-3 1B		0-0 6-3	0-0 1B		0-0 1B		3 0 2 0 0 0 0		
Gary Allenson, R (1, 2) OBP: 0.307, SLG: 0.313		0-0 5-3		0-0 F8	0-0 F3		0-0 F3		3 0 0 0 0 0 2		
Inning Stats	R: 0 H: 0 E: 0 LOB: 0 K: 0 BB: 1 S: 2 P: 6	R: 0 H: 0 E: 0 LOB: 0 K: 1 BB: 0 S: 5 P: 5	R: 0 H: 1 E: 0 LOB: 1 K: 0 BB: 0 S: 4 P: 4	R: 0 H: 1 E: 0 LOB: 1 K: 0 BB: 0 S: 4 P: 4	R: 0 H: 0 E: 0 LOB: 0 K: 0 BB: 0 S: 3 P: 3	R: 0 H: 0 E: 0 LOB: 0 K: 0 BB: 1 S: 2 P: 6	R: 0 H: 1 E: 0 LOB: 1 K: 0 BB: 0 S: 4 P: 4	R: 0 H: 1 E: 0 LOB: 1 K: 0 BB: 0 S: 4 P: 4	R: 0 H: 0 E: 0 LOB: 0 K: 0 BB: 0 S: 3 P: 3	1B: 3 SF: 0 2B: 1 SAC: 0 3B: 0 DP: 2 HR: 0 HBP: 0	
PITCHER	IP WLS BF H R ER SO BB IBB HBP BLK WP HR S P ERA WHIP										
Jim Beattie, R (1, 1) ERA: 3.22	9.0 W 31 4 0 0 1 2 0 0 0 0 0 0 31 39 0.00 0.667										



Batter	1	2	3	4	5	6	7	8	9	AB	R	H	RBI	BB	SO	LOB	TOP					
Mickey Rivers, L OBP: 0.306, SLG: 0.398 Juan Beniquez, R OBP: 0.299, SLG: 0.400	G3		F9		1B		SH1-4		F3	4	2	2	0	0	0	0						
Roy White, S OBP: 0.326, SLG: 0.263	K		E7		1B		SH1-4			4	0	3	0	0	1	0						
Thurman Munson, R OBP: 0.361, SLG: 0.417	E5				1B					4	0	2	1	1	1	1						
Graig Nettles, L OBP: 0.377, SLG: 0.475	K		K							4	0	1	2	0	2	5						
Reggie Jackson, L OBP: 0.403, SLG: 0.560										3	0	1	0	1	0	2						
Chris Chambliss, L OBP: 0.244, SLG: 0.392										3	0	1	0	1	0	1						
Jim Spencer, L OBP: 0.368, SLG: 0.494										3	0	0	0	1	0	3						
Brian Doyle, L Jay Johnstone, L OBP: 0.273, SLG: 0.375 Fred Stanley, R OBP: 0.400, SLG: 0.333										3	0	0	0	0	0	4						
Bucky Dent, R OBP: 0.345, SLG: 0.336										1	0	0	0	0	0	0						
Inning Stats	R: 0 E: 1 K: 2 S: 8	H: 0 LOB: 1 BB: 0 P: 8	R: 0 E: 0 K: 0 S: 3	H: 1 LOB: 1 BB: 1 P: 7	R: 0 E: 1 K: 1 S: 7	H: 2 LOB: 2 BB: 0 P: 7	R: 0 E: 0 K: 0 S: 4	H: 1 LOB: 1 BB: 0 P: 4	R: 1 E: 0 K: 0 S: 5	H: 3 LOB: 1 BB: 0 P: 5	R: 0 E: 1 K: 0 S: 2	H: 0 LOB: 1 BB: 2 P: 10	R: 2 E: 0 K: 0 S: 5	H: 3 LOB: 1 BB: 1 P: 9	R: 0 E: 0 K: 0 S: 3	H: 0 LOB: 0 BB: 0 P: 3	R: 0 E: 0 K: 1 S: 6	H: 1 LOB: 0 BB: 0 P: 6	1B: 10 2B: 1 3B: 0 HR: 0	SF: 0 SAC: 1 DP: 4 HBP: 0	WP: 1 PB: 0 SB: 0 CS: 0	PA: 39
PITCHER	IP	WLS	BF	H	R	ER	SO	BB	IBB	HBP	BLK	WP	HR	S	P	ERA	WHIP					
Chuck Rainey, R ERA: 4.81	6.0		28	9	3	3	3	3	0	0	0	1	0	31	43	4.50	2.000					
Bill Campbell, R ERA: 2.77	2.2	W	10	2	0	0	0	0	1	0	0	0	0	9	13	0.00	0.750					
Dick Drago, R ERA: 2.86	0.1	S	1	0	0	0	1	0	0	0	0	0	0	3	3	0.00	0.000					

New York Yankees @ Boston Red Sox
Fenway Park, Boston, MA
Sat May 19 1979, 3:33 AM EDT
Att: 33,224 - Unknown - 53 F

AB 34
R 3
H 11
RBI 3
BB 4
SO 4
LOB 16



Batter	1	2	3	4	5	6	7	8	9	AB	R	H	RBI	BB	SO	LOB	BOTTOM				
Jerry Remy, L OBP: 0.363, SLG: 0.369		L5			B3					4	1	2	1	0	0	1					
Rick Burleson, R OBP: 0.329, SLG: 0.351	E1									3	1	1	0	1	0	2					
Fred Lynn, L OBP: 0.420, SLG: 0.640										4	1	3	2	0	0	1					
Jim Rice, R OBP: 0.428, SLG: 0.554										4	0	1	1	0	0	2					
Carl Yastrzemski, L OBP: 0.394, SLG: 0.526	F9									4	0	2	0	0	0	1					
Butch Hobson, R OBP: 0.313, SLG: 0.483										3	0	0	0	1	1	2					
George Scott, R OBP: 0.303, SLG: 0.404										4	0	0	0	0	1	4					
Dwight Evans, R OBP: 0.333, SLG: 0.467										3	1	2	0	0	0	0					
Gary Allenson, R OBP: 0.299, SLG: 0.304										2	0	0	0	0	0	1					
Inning Stats	R: 2 E: 1 K: 0 S: 6	H: 4 LOB: 2 BB: 1 P: 10	R: 0 E: 0 K: 0 S: 4	H: 1 LOB: 1 BB: 0 P: 4	R: 0 E: 0 K: 2 S: 7	H: 1 LOB: 0 BB: 0 P: 3	R: 0 E: 0 K: 2 S: 7	H: 0 LOB: 0 BB: 0 P: 7	R: 0 E: 0 K: 0 S: 3	H: 0 LOB: 1 BB: 1 P: 7	R: 0 E: 0 K: 0 S: 4	H: 1 LOB: 1 BB: 0 P: 4	R: 2 E: 0 K: 0 S: 6	H: 3 LOB: 1 BB: 0 P: 6	R: 0 E: 0 K: 0 S: 3	H: 1 LOB: 0 BB: 0 P: 3	1B: 9 2B: 3 3B: 0 HR: 0	SF: 0 SAC: 1 DP: 2 HBP: 0	WP: 1 PB: 0 SB: 2 CS: 0	PA: 34	
PITCHER	IP	WLS	BF	H	R	ER	SO	BB	IBB	HBP	BLK	WP	HR	S	P	ERA	WHIP				
Ed Figueroa, R ERA: 3.75	8.0	L	34	11	4	4	2	2	0	0	0	1	0	36	44	4.50	1.625				

New York Yankees @ Boston Red Sox
Fenway Park, Boston, MA
Sat May 19 1979, 3:33 AM EDT
Att: 33,224 - Unknown - 53 F

AB 31
R 4
H 11
RBI 4
BB 2
SO 2
LOB 14




Batter	1	2	3	4	5	6	7	8	9	AB	R	H	RBI	BB	SO	LOB	TOP			
Mickey Rivers, L OBP: 0.313, SLG: 0.411	F4		2B		1B			F3		4	0	2	0	0	0	0	New York Yankees @ Boston Red Sox Fenway Park, Boston, MA Sun May 20 1979, 3:33 AM EDT Att: 33,932 - Overcast - 60 F			
Willie Randolph, R OBP: 0.329, SLG: 0.313	G1-6-3 BB		BB		K			F3		2	0	0	0	2	1					
Thurman Munson, R OBP: 0.353, SLG: 0.496	G1-6-3		K					K		4	0	0	0	0	3					
Graig Nettles, L OBP: 0.374, SLG: 0.490		F9		F9		3-1			HR	4	1	1	1	0	0					
Reggie Jackson, L OBP: 0.399, SLG: 0.574		F8		HR		F9			K	4	1	1	1	0	1					
Chris Chambliss, L OBP: 0.252, SLG: 0.403				G3					E3	4	0	2	0	0	0					
Roy White, S OBP: 0.298, SLG: 0.238		1B		G3		4-3		2B		4	0	0	0	0	3					
Jim Spencer, L OBP: 0.354, SLG: 0.471			K		K			L5		4	0	0	0	2	2					
Bucky Dent, R OBP: 0.336, SLG: 0.327			F7		K			F5		3	0	0	0	0	1					
Inning Stats	R: 0 E: 0 K: 0 S: 2	H: 0 LOB: 0 BB: 1 P: 6	R: 0 E: 0 K: 0 S: 4	H: 1 LOB: 1 BB: 0 P: 4	R: 0 E: 0 K: 2 S: 8	H: 1 LOB: 2 BB: 1 P: 12	R: 1 E: 0 K: 0 S: 4	H: 1 LOB: 1 BB: 0 P: 4	R: 0 E: 0 K: 1 S: 5	H: 0 LOB: 0 BB: 0 P: 5	R: 0 E: 0 K: 0 S: 4	H: 1 LOB: 1 BB: 0 P: 4	R: 0 E: 0 K: 1 S: 5	H: 0 LOB: 0 BB: 0 P: 5	R: 1 E: 1 K: 1 S: 7	H: 1 LOB: 1 BB: 0 P: 7	1B: 2 2B: 2 3B: 0 HR: 2	SF: 0 SAC: 0 DP: 1 HBP: 0	WP: 0 PB: 0 CS: 0	PA: 35
PITCHER Dennis Eckersley, R ERA: 3.28	IP: 9.0 WLS: L BF: 35	H: 6 R: 2 ER: 2 SO: 8	BB: 2 IBB: 0 HBP: 0 BLK: 0	WP: 0 HR: 2 S: 49 P: 57	ERA: 2.00 WHIP: 0.889															

Batter	1	2	3	4	5	6	7	8	9	AB	R	H	RBI	BB	SO	LOB	BOTTOM			
Jerry Remy, L OBP: 0.362, SLG: 0.368	G6-3 1B			K		3-1			G6-4-3	3	0	1	0	0	1	0	New York Yankees @ Boston Red Sox Fenway Park, Boston, MA Sun May 20 1979, 3:33 AM EDT Att: 33,932 - Overcast - 60 F			
Larry Wolfe, R OBP: 0.286, SLG: 0.188										1	0	0	0	0	0	1				
Rick Burleson, R OBP: 0.323, SLG: 0.344	6-3			L9				6-3		3	0	0	0	0	0	1				
Fred Lynn, L OBP: 0.419, SLG: 0.641	L5							F7		3	0	1	0	0	0	0				
Jim Rice, R OBP: 0.420, SLG: 0.542		4-3				6-3				3	0	0	0	0	0	1				
Carl Yastrzemski, L OBP: 0.387, SLG: 0.514			K		K			K		3	0	0	0	0	3	0				
Butch Hobson, R OBP: 0.304, SLG: 0.467			K		1-3			4-3		3	0	0	0	0	1	0				
George Scott, R OBP: 0.297, SLG: 0.396					6-3			5-3		3	0	0	0	0	0	0				
Dwight Evans, R OBP: 0.326, SLG: 0.455					6-3			5-3		3	0	0	0	0	0	0				
Gary Allenson, R OBP: 0.288, SLG: 0.292					5-3			F8		3	0	0	0	0	0	0				
Inning Stats	R: 0 E: 0 K: 0 S: 3	H: 1 LOB: 0 BB: 0 P: 3	R: 0 E: 0 K: 2 S: 7	H: 0 LOB: 0 BB: 0 P: 7	R: 0 E: 0 K: 0 S: 3	H: 0 LOB: 0 BB: 0 P: 3	R: 0 E: 0 K: 1 S: 6	H: 1 LOB: 1 BB: 0 P: 6	R: 0 E: 0 K: 1 S: 5	H: 0 LOB: 0 BB: 0 P: 5	R: 0 E: 0 K: 0 S: 3	H: 0 LOB: 0 BB: 0 P: 3	R: 0 E: 0 K: 1 S: 5	H: 0 LOB: 0 BB: 0 P: 5	R: 1 E: 1 K: 0 S: 3	H: 0 LOB: 0 BB: 0 P: 3	1B: 1 2B: 1 3B: 0 HR: 0	SF: 0 SAC: 0 DP: 1 HBP: 0	WP: 0 PB: 0 CS: 0	PA: 28
PITCHER Tommy John, L ERA: 1.6	IP: 9.0 WLS: W BF: 28	H: 2 R: 0 ER: 0 SO: 5	BB: 0 IBB: 0 HBP: 0 BLK: 0	WP: 0 HR: 0 S: 38 P: 38	ERA: 0.00 WHIP: 0.222															

Batter	1	2	3	4	5	6	7	8	9	AB	R	H	RBI	BB	SO	LOB	TOP					
Mickey Rivers, L (1, 8) OBP: 0.311, SLG: 0.405	0-0 4-3		0-0 CS 1B		0-0 4-3			0-0 F8		4	0	1	0	0	0	2	New York Yankees @ Detroit Tigers Tiger Stadium, Detroit, MI Mon May 21 1979, 7:05 PM EDT Att: 26,153 - Unknown - 58 F					
Willie Randolph, R (1, 4) OBP: 0.333, SLG: 0.314	4-0 S BB		0-0 F9			0-0 1-3		0-0 1B		3	0	1	0	1	0	1						
Thurman Munson, R (1, 2) OBP: 0.355, SLG: 0.494 Jerry Narron, L (5, 2) OBP: 0.333, SLG: 0.200	0-0 1-3			4-0 G4-6-3 BB		0-0 E3 1B		0-0 6-3		1	0	0	0	1	0	1						
Graig Nettles, L (1, 5) OBP: 0.377, SLG: 0.490	0-3 K			0-0 G4-6-3 BB		0-0 1B			0-0 G4-6-3 BB 1B	4	0	2	0	0	1	2						
Reggie Jackson, L (1, 9) OBP: 0.408, SLG: 0.573		0-0 1B G4-6-3 1B		4-0 CS BB		0-0 4-3			4-0 G4-6-3 BB 1B	2	1	1	0	2	0	1						
Chris Chambliss, L (1, 3) OBP: 0.259, SLG: 0.406		0-0 G4-6-3 1B		0-0 CS	0-0 SH1-3 1B			0-0 6-3	0-0 G4-6-3 BB	4	0	2	0	0	0	2						
Roy White, S (1, 7) OBP: 0.294, SLG: 0.239	0-0 G4-6-3				0-0 SH1-3 1B			0-0 G3	0-3 K	4	0	1	0	0	1	2						
Jim Spencer, L (1, 10) OBP: 0.343, SLG: 0.456		0-0 G3			0-0 L5			0-0 F9		3	0	0	0	0	0	2						
Bucky Dent, R (1, 6) OBP: 0.331, SLG: 0.321			0-3 K		0-0 SH1-3			0-0 F9		2	0	0	0	0	1	0						
Inning Stats	R: 0 E: 0 K: 1 S: 5	H: 0 LOB: 1 BB: 1 P: 9	R: 1 E: 0 K: 0 S: 4	H: 2 LOB: 0 BB: 0 P: 4	R: 0 E: 0 K: 1 S: 5	H: 1 LOB: 0 BB: 0 P: 5	R: 0 E: 0 K: 0 S: 1	H: 0 LOB: 0 BB: 2 P: 9	R: 0 E: 0 K: 0 S: 4	H: 2 LOB: 2 BB: 0 P: 5	R: 0 E: 1 K: 0 S: 4	H: 1 LOB: 1 BB: 0 P: 4	R: 0 E: 0 K: 0 S: 3	H: 0 LOB: 0 BB: 0 P: 3	R: 0 E: 0 K: 0 S: 4	H: 1 LOB: 1 BB: 0 P: 4	R: 0 E: 0 K: 1 S: 5	H: 1 LOB: 1 BB: 1 P: 9	1B: 8 2B: 0 3B: 0 HR: 0	SF: 0 SAC: 1 DP: 3 HBP: 0	WP: 0 PB: 0 SB: 1 CS: 2	PA: 35
PITCHER Jack Billingham, R (1, 1) ERA: 3.18	IP: 9.0 WLS: W BF: 34 H: 8 R: 1 ER: 1 SO: 3 BB: 4 IBB: 0 HBP: 0 BLK: 0 WP: 0 HR: 0 S: 36 P: 52 ERA: 1.00 WHIP: 1.333															PITCHER						


Batter	1	2	3	4	5	6	7	8	9	AB	R	H	RBI	BB	SO	LOB	BOTTOM					
Ron LeFlore, R (1, 8) OBP: 0.377, SLG: 0.454	0-0 G3		0-3 K		0-0 F9			0-0 SH5-4 1B 2B		4	1	1	0	0	1	1	New York Yankees @ Detroit Tigers Tiger Stadium, Detroit, MI Mon May 21 1979, 7:05 PM EDT Att: 26,153 - Unknown - 58 F					
Lou Whitaker, L (1, 4) OBP: 0.396, SLG: 0.461	0-0 G4-6-3 1B		0-0 G4-6-3 1B		0-0 2B		0-0 SH5-4		0-0 2-3	3	0	3	0	0	0	0						
Steve Kemp, L (1, 7) OBP: 0.470, SLG: 0.588	0-0 G4-6-3		0-0 G4-6-3		0-0 F7		0-0 G3-6-3-4 1B		0-0 3-H	4	0	1	1	0	0	4						
Rusty Staub, L (1, 10) OBP: 0.389, SLG: 0.431		0-0 6-3		0-0 4-3 WP 2B		0-0 1-3		0-0 G3-6-3-4 1B		4	1	1	0	0	0	1						
Jason Thompson, L (1, 3) OBP: 0.390, SLG: 0.441		0-0 1B 1B		0-0 4-3		0-0 1B BB 1B		0-0 F9		4	0	2	0	0	0	1						
Lance Parrish, R (1, 2) OBP: 0.352, SLG: 0.478		0-0 1B		0-3 K		0-0 F9		0-0 K		4	1	2	1	0	1	1						
Lynn Jones, R (1, 9) OBP: 0.367, SLG: 0.382		0-3 K		0-0 1B		4-0 1B BB		0-0 1-3		3	0	1	0	1	1	2						
Aurelio Rodriguez, R (1, 5) OBP: 0.270, SLG: 0.333	0-0 F9		0-3 K		0-0 K		0-0 1B		0-3 K	4	0	1	0	0	2	3						
Alan Trammell, R (1, 6) OBP: 0.291, SLG: 0.268			0-0 1B 1B		0-0 F9		0-0 F8			3	0	1	0	0	0	3						
Inning Stats	R: 0 E: 0 K: 0 S: 3	H: 1 LOB: 0 BB: 0 P: 3	R: 0 E: 0 K: 1 S: 7	H: 2 LOB: 2 BB: 0 P: 7	R: 0 E: 0 K: 1 S: 6	H: 2 LOB: 1 BB: 0 P: 6	R: 1 E: 0 K: 2 S: 9	H: 2 LOB: 1 BB: 0 P: 9	R: 0 E: 0 K: 0 S: 4	H: 1 LOB: 3 BB: 1 P: 4	R: 0 E: 0 K: 0 S: 5	H: 2 LOB: 2 BB: 1 P: 9	R: 1 E: 0 K: 0 S: 4	H: 2 LOB: 0 BB: 0 P: 4	R: 1 E: 0 K: 1 S: 6	H: 1 LOB: 0 BB: 0 P: 6	R: 1 E: 0 K: 0 S: 6	H: 1 LOB: 0 BB: 0 P: 6	1B: 9 2B: 3 3B: 0 HR: 1	SF: 0 SAC: 1 DP: 3 HBP: 0	WP: 1 PB: 0 SB: 0 CS: 0	PA: 35
PITCHER Ron Guidry, L (1, 1) ERA: 2.39	IP: 8.0 WLS: L BF: 35 H: 13 R: 3 ER: 3 SO: 5 BB: 1 IBB: 0 HBP: 0 BLK: 0 WP: 1 HR: 1 S: 44 P: 48 ERA: 3.38 WHIP: 1.750															PITCHER						

AB	29
R	1
H	8
RBI	0
BB	4
SO	3
LOB	14



WP: 0	PA: 35
PB: 0	
SB: 1	
CS: 2	

AB	33
R	3
H	13
RBI	2
BB	1
SO	5
LOB	16



WP: 1	PA: 35
PB: 0	
SB: 0	
CS: 0	

Batter	1	2	3	4	5	6	7	8	9	AB	R	H	RBI	BB	SO	LOB	TOP								
Mickey Rivers, L (1, 8) OBP: 0.325, SLG: 0.426 Juan Beniquez, R (4, 8) OBP: 0.290, SLG: 0.387	0-0 1B		0-0 1B	6-3		0-3 K		0-3 K	0-3 K	4	2	3	0	0	0	2									
Willie Randolph, R (1, 4) OBP: 0.335, SLG: 0.312 Brian Doyle, L (7, 4)	0-3 K		0-0 BB			0-0 F8		0-0 F9	0-0 E6	4	1	1	1	1	1	1									
Graig Nettles, L (1, 5) OBP: 0.387, SLG: 0.490	0-0 1B		0-0 1B			4-0 CS		4-0 L3-6	0-0 F6	4	1	2	0	2	0	2									
Reggie Jackson, L (1, 9) OBP: 0.420, SLG: 0.571	4-0 1B		4-0 1B	1B	FC4-6	0-3 K		4-0 1B		2	2	1	1	3	1	1									
Chris Chambliss, L (1, 3) OBP: 0.271, SLG: 0.428	0-3 K		0-0 1B	FC4-6	1B			0-0 L3-6		5	2	3	2	0	1	5									
Roy White, S (1, 10) OBP: 0.304, SLG: 0.260	0-0 L4		0-0 1B	FC4-6	1B	4-0 PB		0-0 F9		4	3	1	2	1	0	4									
Jay Johnstone, L (1, 7) OBP: 0.283, SLG: 0.351		0-0 L4	0-0 SF8	F7		0-0 4-3		0-0 F8		5	1	1	2	0	0	2									
Jerry Narron, L (1, 2) OBP: 0.353, SLG: 0.400		0-0 F8	0-0 FC3	1B		0-0 3B		0-0 F7		5	0	2	1	0	0	1									
Bucky Dent, R (1, 6) OBP: 0.328, SLG: 0.322 Fred Stanley, R (7, 6) OBP: 0.455, SLG: 0.333		0-0 4-1	0-0 SF8			0-0 5-3			4-0 CS	3	0	1	2	0	0	1									
Inning Stats	R: 0 E: 0 K: 2 S: 9	H: 2 LOB: 3 BB: 1 P: 13	R: 0 E: 0 K: 0 S: 3	H: 0 LOB: 0 BB: 0 P: 3	R: 8 E: 2 K: 0 S: 10	H: 7 LOB: 1 BB: 2 P: 18	R: 2 E: 0 K: 0 S: 7	H: 4 LOB: 2 BB: 0 P: 7	R: 0 E: 0 K: 1 S: 4	H: 0 LOB: 1 BB: 1 P: 8	R: 2 E: 0 K: 1 S: 7	H: 2 LOB: 1 BB: 1 P: 11	R: 0 E: 0 K: 0 S: 2	H: 0 LOB: 0 BB: 2 P: 10	R: 0 E: 0 K: 0 S: 3	H: 0 LOB: 0 BB: 0 P: 3	R: 0 E: 1 K: 1 S: 5	H: 0 LOB: 1 BB: 1 P: 9	1B: 11 2B: 5 3B: 2 HR: 0	SF: 1 SAC: 0 DP: 3 HBP: 0	WP: 0 PB: 1 SB: 0 CS: 2	PA: 48			
PITCHER	IP	WLS	BF	H	R	ER	SO	BB	IBB	HBP	BLK	WP	HR	S	P	ERA	WHIP								
Mark Fidrych, R (1, 1) ERA: 16.43	2.0	L	14	5	5	5	2	3	0	0	0	0	0	15	27	22.50	4.000								
Sheldon Burnside, L (3, 1) ERA: 6.33	0.2		6	4	3	2	0	0	0	0	0	0	0	6	6	27.00	6.000								
Aurelio Lopez, R (3, 1) ERA: 9.28	3.1		17	6	4	4	2	2	0	0	0	0	0	19	27	10.80	2.400								
Bruce Taylor, R (7, 1) ERA: 4.82	3.0		11	0	0	0	1	3	0	0	0	0	0	10	22	0.00	1.000								

New York Yankees @ Detroit Tigers
Tiger Stadium, Detroit, MI
Tue May 22 1979, 7:05 PM EDT
Att: 33,497 - Unknown - 62 F

AB 39
R 12
H 15
RBI 11
BB 8
SO 5
LOB 21



Batter	1	2	3	4	5	6	7	8	9	AB	R	H	RBI	BB	SO	LOB	BOTTOM								
Ron LeFlore, R (1, 8) OBP: 0.376, SLG: 0.448 Tim Corcoran, L (7, 9) OBP: 0.333, SLG: 0.273	0-0 F8		4-0 BB			0-0 F9		0-0 E		2	0	0	0	1	0	0									
Lou Whitaker, L (1, 4) OBP: 0.391, SLG: 0.458	0-0 2B		0-0 1-3			0-0 L7		0-0 F8		5	0	1	0	0	0	3									
Steve Kemp, L (1, 7) OBP: 0.467, SLG: 0.576	0-0 F7					0-0 1B		4-0 E	0-0 F8	4	1	1	0	1	0	1									
Rusty Staub, L (1, 10) OBP: 0.377, SLG: 0.460	0-0 F7					0-0 F5		0-0 E3		5	2	1	1	0	0	3									
Jason Thompson, L (1, 3) OBP: 0.398, SLG: 0.453		0-0 F5				0-0 2B		0-0 BB	4-0 G6-3	4	1	2	1	1	0	0									
Lance Parrish, R (1, 2) OBP: 0.354, SLG: 0.470		0-0 5-3				0-0 F9		4-0 1B	0-0 G6-3	4	1	1	0	1	0	2									
Lynn Jones, R (1, 9) OBP: 0.375, SLG: 0.407		0-0 F7				0-0 F8		0-0 1B		4	1	2	2	0	0	0									
Aurelio Rodriguez, R (1, 5) OBP: 0.264, SLG: 0.326 Phil Mankowski, L (6, 5) OBP: 0.261, SLG: 0.211			0-0 F5			0-0 F7		0-0 SF9		2	0	0	0	0	0	0									
Alan Trammell, R (1, 6) OBP: 0.289, SLG: 0.267			0-0 F7			0-0 L8		0-0 2B		4	1	1	0	0	0	2									
Inning Stats	R: 0 E: 0 K: 0 S: 4	H: 1 LOB: 1 BB: 0 P: 4	R: 0 E: 0 K: 0 S: 3	H: 0 LOB: 0 BB: 0 P: 3	R: 0 E: 0 K: 0 S: 3	H: 0 LOB: 1 BB: 1 P: 7	R: 0 E: 0 K: 0 S: 4	H: 1 LOB: 1 BB: 0 P: 4	R: 0 E: 0 K: 0 S: 3	H: 0 LOB: 0 BB: 0 P: 3	R: 0 E: 0 K: 0 S: 4	H: 1 LOB: 1 BB: 0 P: 4	R: 0 E: 0 K: 0 S: 5	H: 2 LOB: 2 BB: 0 P: 5	R: 7 E: 1 K: 0 S: 9	H: 5 LOB: 1 BB: 2 P: 17	R: 1 E: 0 K: 0 S: 3	H: 1 LOB: 0 BB: 1 P: 7	1B: 6 2B: 4 3B: 0 HR: 1	SF: 1 SAC: 0 DP: 1 HBP: 0	WP: 2 PB: 0 SB: 0 CS: 0	PA: 42			
PITCHER	IP	WLS	BF	H	R	ER	SO	BB	IBB	HBP	BLK	WP	HR	S	P	ERA	WHIP								
Luis Tiant, R (1, 1) ERA: 6.49	7.1	W	33	7	5	5	0	3	0	0	0	0	0	30	42	6.14	1.364								
Dick Tidrow, R (8, 1) ERA: 7.4	1.2		9	4	3	1	0	1	0	0	0	2	1	8	12	5.40	3.000								


New York Yankees @ Detroit Tigers
Tiger Stadium, Detroit, MI
Tue May 22 1979, 7:05 PM EDT
Att: 33,497 - Unknown - 62 F

AB 37
R 8
H 11
RBI 7
BB 4
SO 0
LOB 13



Batter	1	2	3	4	5	6	7	8	9	AB	R	H	RBI	BB	SO	LOB	TOP																
Mickey Rivers, L (1,8) OBP: 0.336, SLG: 0.433										5	1	3	0	0	0	0	New York Yankees @ Detroit Tigers Tiger Stadium, Detroit, MI Wed May 23 1979, 7:05 PM EDT Att: 21,671 - Unknown - 66 F																
Willie Randolph, R (1,4) OBP: 0.342, SLG: 0.321										5	0	3	0	0	0	4																	
Thurman Munson, R (1,2) OBP: 0.358, SLG: 0.413										4	0	2	1	0	0	2																	
Graig Nettles, L (1,5) OBP: 0.379, SLG: 0.477										4	0	0	0	0	0	5																	
Reggie Jackson, L (1,9) OBP: 0.410, SLG: 0.555										4	0	0	0	0	1	2																	
Chris Chambliss, L (1,3)										3	1	0	0	1	0	1																	
Roy White, S (1,10) OBP: 0.317, SLG: 0.321										3	1	1	2	1	0	0																	
Jay Johnstone, L (1,7) OBP: 0.244, SLG: 0.325										3	0	0	0	0	0	1																	
Lou Piniella, R (9, PH) OBP: 0.304, SLG: 0.434										1	0	1	0	0	0	0																	
Juan Beniquez, R (9, PR) OBP: 0.290, SLG: 0.387										0	0	0	0	0	0	0																	
Bucky Dent, R (1,6) OBP: 0.326, SLG: 0.319										4	0	1	0	0	0	2																	
Inning Stats	R: 1 E: 0 K: 0 S: 5	H: 2 LOB: 1 BB: 0 P: 5	R: 0 E: 0 K: 0 S: 3	H: 0 LOB: 1 BB: 1 P: 7	R: 0 E: 0 K: 0 S: 4	H: 2 LOB: 1 BB: 0 P: 4	R: 2 E: 0 K: 0 S: 4	H: 1 LOB: 1 BB: 1 P: 8	R: 0 E: 0 K: 1 S: 5	H: 0 LOB: 0 BB: 0 P: 5	R: 0 E: 1 K: 0 S: 4	H: 2 LOB: 1 BB: 0 P: 4	R: 0 E: 0 K: 0 S: 4	H: 1 LOB: 1 BB: 0 P: 4	R: 0 E: 0 K: 0 S: 5	H: 2 LOB: 2 BB: 0 P: 5	1B: 9 2B: 1 3B: 0 HR: 1	SF: 0 SAC: 0 DP: 2 HBP: 0	WP: 1 PB: 1 SB: 1 CS: 0	PA: 38													
PITCHER	IP WLS BF H R ER SO BB IBB HBP BLK WP HR S P ERA WHIP																																
Jack Morris, R (1,1) ERA: 4.87	7.0	30	9	3	3	1	2	0	0	0	0	1	1	30	38	3.86	1.571																
John Hiller, L (8,1) ERA: 3.61	2.0	W	8	2	0	0	0	0	0	0	0	0	0	8	8	0.00	1.000																

AB	36
R	3
H	11
RBI	3
BB	2
SO	1
LOB	17



Batter	1	2	3	4	5	6	7	8	9	AB	R	H	RBI	BB	SO	LOB	BOTTOM																
Ron LeFlore, R (1,8) OBP: 0.377, SLG: 0.438										3	0	0	0	2	2	0	New York Yankees @ Detroit Tigers Tiger Stadium, Detroit, MI Wed May 23 1979, 7:05 PM EDT Att: 21,671 - Unknown - 66 F																
Lou Whitaker, L (1,4) OBP: 0.394, SLG: 0.455										3	1	1	0	1	0	3																	
Steve Kemp, L (1,7) OBP: 0.479, SLG: 0.583										2	1	2	2	1	0	0																	
Rusty Staub, L (1,10) OBP: 0.370, SLG: 0.448										4	0	1	1	0	0	4																	
Tim Corcoran, L (8, PR) OBP: 0.333, SLG: 0.273										0	0	0	0	0	0	0																	
Jason Thompson, L (1,3) OBP: 0.402, SLG: 0.464										4	0	2	1	0	0	1																	
Lance Parrish, R (1,2) OBP: 0.351, SLG: 0.463										4	0	1	0	0	1	3																	
Lynn Jones, R (1,9) OBP: 0.353, SLG: 0.381										4	0	0	0	0	2	2																	
Phil Mankowski, L (1,5) OBP: 0.260, SLG: 0.195										3	0	0	0	1	0	1																	
Jerry Morales, R (9, PR) OBP: 0.250, SLG: 0.348										0	0	0	0	0	0	0																	
Alan Trammell, R (1,6) OBP: 0.293, SLG: 0.264										1	1	0	0	1	0	0																	
John Wockenfuss, R (8, PH) OBP: 0.313, SLG: 0.586										1	0	0	0	0	0	0																	
Mark Wagner, R (9, 6) OBP: 0.400, SLG: 0.486										1	1	1	0	0	0	0																	
Inning Stats	R: 0 E: 0 K: 1 S: 6	H: 1 LOB: 0 BB: 0 P: 6	R: 0 E: 0 K: 1 S: 5	H: 0 LOB: 0 BB: 0 P: 5	R: 0 E: 0 K: 0 S: 3	H: 0 LOB: 1 BB: 2 P: 10	R: 0 E: 0 K: 0 S: 3	H: 1 LOB: 0 BB: 0 P: 3	R: 1 E: 0 K: 0 S: 3	H: 0 LOB: 1 BB: 2 P: 11	R: 0 E: 0 K: 1 S: 6	H: 1 LOB: 1 BB: 0 P: 6	R: 2 E: 0 K: 2 S: 11	H: 4 LOB: 2 BB: 0 P: 11	R: 1 E: 0 K: 0 S: 3	H: 1 LOB: 3 BB: 2 P: 12	1B: 7 2B: 1 3B: 0 HR: 0	SF: 1 SAC: 1 DP: 2 HBP: 1	WP: 0 PB: 0 SB: 0 CS: 0	PA: 39													
PITCHER	IP WLS BF H R ER SO BB IBB HBP BLK WP HR S P ERA WHIP																																
Jim Beattie, R (1,1) ERA: 3.3	7.2	32	7	3	3	4	4	0	0	0	0	0	0	36	52	3.52	1.435																
Ken Clay, R (8,1) ERA: 5.57	0.2	L	5	1	1	1	2	0	0	0	0	0	0	5	13	13.50	4.500																
Jim Kaat, L (9,1) ERA: 4.82	0.1		2	0	0	0	0	0	1	0	0	0	0	1	2	0.00	0.000																

AB	30
R	4
H	8
RBI	4
BB	6
SO	5
LOB	14



Batter	1	2	3	4	5	6	7	8	9	AB	R	H	RBI	BB	SO	LOB	TOP							
Mickey Rivers, L OBP: 0.323, SLG: 0.419	G3		SF7		F7		2-3		4-3	4	0	0	1	0	0	1								
Willie Randolph, R OBP: 0.333, SLG: 0.311	6-3		K		E6		6-3		5-3	5	0	0	0	0	1	2								
Thurman Munson, R OBP: 0.367, SLG: 0.421	4-3				E7					4	0	3	1	0	0	0								
Graig Nettles, L OBP: 0.370, SLG: 0.465					K				G3	4	0	0	0	0	1	4								
Lou Piniella, R OBP: 0.293, SLG: 0.418	L9				2-3				5-3	4	0	0	0	0	0	1								
Reggie Jackson, L OBP: 0.406, SLG: 0.546	K				G3				F5	4	0	1	0	0	1	1								
Chris Chambliss, L OBP: 0.283, SLG: 0.434									F8	4	2	3	0	0	0	1								
Cliff Johnson, R OBP: 0.383, SLG: 0.550					F4				F8	4	1	1	2	0	0	3								
Bucky Dent, R OBP: 0.331, SLG: 0.325									F9	4	1	2	0	0	0	0								
Inning Stats	R: 0 E: 0 K: 0 S: 3	H: 0 LOB: 0 BB: 0 P: 3	R: 0 E: 0 K: 1 S: 5	H: 0 LOB: 0 BB: 0 P: 5	R: 1 E: 0 K: 1 S: 7	H: 2 LOB: 1 BB: 0 P: 7	R: 0 E: 0 K: 1 S: 6	H: 1 LOB: 1 BB: 0 P: 6	R: 2 E: 2 K: 0 S: 7	H: 3 LOB: 2 BB: 0 P: 7	R: 0 E: 0 K: 0 S: 4	H: 1 LOB: 1 BB: 0 P: 4	R: 1 E: 0 K: 0 S: 5	H: 2 LOB: 1 BB: 0 P: 5	R: 0 E: 0 K: 0 S: 4	H: 1 LOB: 1 BB: 0 P: 4	R: 0 E: 0 K: 0 S: 3	H: 0 LOB: 0 BB: 0 P: 3	1B: 8 2B: 1 3B: 0 HR: 1	SF: 1 SAC: 0 DP: 0 HBP: 0	WP: 0 PB: 0 SB: 0 CS: 0	PA: 38		
PITCHER Rick Waits, L ERA: 3.75	IP: 9.0 WLS: W BF: 38 H: 10 R: 4 ER: 4 SO: 3	BB: 0 IBB: 0 HBP: 0 BLK: 0	WP: 0 HR: 1 S: 44 P: 44	ERA: 4.00 WHIP: 1.111																				

New York Yankees @ Cleveland Indians
Cleveland Municipal Stadium, Cleveland, OH

Sat May 26 1979, 3:33 AM EDT
Att: 27,710 - Unknown - 45 F

AB 37
R 4
H 10
RBI 4
BB 0
SO 3
LOB 13



Batter	1	2	3	4	5	6	7	8	9	AB	R	H	RBI	BB	SO	LOB	BOTTOM							
Bobby Bonds, R OBP: 0.359, SLG: 0.476	HR		FC1		1B		4-3		K	5	4	3	1	0	1	0								
Paul Dade, R OBP: 0.327, SLG: 0.327	E4		F9		F9		4-3			5	0	1	1	0	0	3								
Rick Manning, L OBP: 0.329, SLG: 0.340	G6-4-3								F8	5	1	3	2	0	0	2								
Andre Thornton, R OBP: 0.319, SLG: 0.396	4-3									3	0	1	1	1	1	1								
Toby Harrah, R OBP: 0.343, SLG: 0.338			F7		FC5-4				F8	4	0	0	0	0	0	3								
Gary Alexander, R OBP: 0.278, SLG: 0.391	K								5-3	3	1	1	1	1	1	0								
Jim Norris, L OBP: 0.297, SLG: 0.313	6-3				F5					4	0	1	0	0	0	3								
Tom Verzyer, R OBP: 0.306, SLG: 0.278									FC6-4	4	1	1	0	0	1	1								
Duane Kuiper, L OBP: 0.291, SLG: 0.278	4-3				G3				F8	4	1	1	0	0	0	1								
Inning Stats	R: 1 E: 1 K: 0 S: 4	H: 1 LOB: 0 BB: 0 P: 4	R: 0 E: 0 K: 1 S: 5	H: 0 LOB: 0 BB: 0 P: 5	R: 2 E: 1 K: 0 S: 6	H: 2 LOB: 2 BB: 1 P: 10	R: 1 E: 0 K: 1 S: 6	H: 1 LOB: 0 BB: 0 P: 6	R: 2 E: 1 K: 0 S: 6	H: 3 LOB: 2 BB: 1 P: 10	R: 2 E: 0 K: 1 S: 8	H: 3 LOB: 1 BB: 0 P: 8	R: 0 E: 0 K: 0 S: 4	H: 1 LOB: 1 BB: 0 P: 4	R: 0 E: 0 K: 1 S: 6	H: 1 LOB: 1 BB: 0 P: 6	1B: 6 2B: 4 3B: 0 HR: 2	SF: 0 SAC: 0 DP: 2 HBP: 0	WP: 1 PB: 0 SB: 1 CS: 0	PA: 39				
PITCHER Tommy John, L ERA: 1.84 Ray Burris, R ERA: 6.66 Jim Kaat, L ERA: 3.97	IP: 4.1 WLS: L BF: 22 H: 7 R: 6 ER: 3 SO: 2	BB: 1 IBB: 0 HBP: 0 BLK: 0	WP: 0 HR: 2 S: 25 P: 29	ERA: 6.23 WHIP: 1.846																				

New York Yankees @ Cleveland Indians
Cleveland Municipal Stadium, Cleveland, OH

Sat May 26 1979, 3:33 AM EDT
Att: 27,710 - Unknown - 45 F

AB 37
R 8
H 12
RBI 6
BB 2
SO 4
LOB 14



Batter	1	2	3	4	5	6	7	8	9	AB	R	H	RBI	BB	SO	LOB	TOP		
Mickey Rivers, L OBP: 0.328, SLG: 0.422	0-0 1B		0-0 L8		0-0 F7		0-0 FC6-4 1B			4	0	2	0	0	0	2			
Willie Randolph, R OBP: 0.332, SLG: 0.310	0-0 F9		0-0 BB 1B		0-0 F3		0-0 FC6-4			4	0	1	0	0	0	4			
Thurman Munson, R OBP: 0.364, SLG: 0.413	0-0 L8		4-0 BB 1-2 2-3 BB		0-0 F8		0-0 F9			3	0	0	0	1	0	1			
Graig Nettles, L OBP: 0.368, SLG: 0.457	0-0 4-3		0-0 L3		4-0 BB		0-0 F5			3	0	0	0	1	0	4			
Reggie Jackson, L OBP: 0.397, SLG: 0.531		0-0 4-3		0-0 F9		0-0 F7		0-0 F8		4	0	0	0	0	0	1			
Chris Chambliss, L OBP: 0.276, SLG: 0.423		0-0 F7		0-0 4-3		0-0 4-3		0-0 3-1		4	0	0	0	0	0	1			
Jim Spencer, L OBP: 0.330, SLG: 0.436		0-0 4-3		0-0 G3			0-0 3-1			4	0	0	0	0	0	0			
Jay Johnstone, L OBP: 0.244, SLG: 0.318			0-3 K		0-0 G3		0-0 1B 1B		0-0 F9	4	0	1	0	0	1	0			
Bucky Dent, R OBP: 0.338, SLG: 0.328			0-0 BB 1B 1B		4-0 BB		0-0 F9			2	0	1	0	1	0	1			
Inning Stats	R: 0 E: 0 K: 0 S: 4	H: 1 LOB: 1 BB: 0 P: 4	R: 0 E: 0 K: 0 S: 3	H: 0 LOB: 0 BB: 0 P: 3	R: 0 E: 0 K: 1 S: 7	H: 2 LOB: 3 BB: 1 P: 11	R: 0 E: 0 K: 0 S: 3	H: 0 LOB: 0 BB: 0 P: 3	R: 0 E: 0 K: 0 S: 3	H: 0 LOB: 1 BB: 1 P: 7	R: 0 E: 0 K: 0 S: 5	H: 2 LOB: 2 BB: 0 P: 5	R: 0 E: 0 K: 0 S: 3	H: 0 LOB: 0 BB: 0 P: 3	R: 0 E: 0 K: 0 S: 3	H: 0 LOB: 0 BB: 0 P: 3	1B: 5 2B: 0 3B: 0 HR: 0	SF: 0 SAC: 0 DP: 0 HBP: 0	WP: 0 PA: 35 PB: 0 SB: 0 CS: 0
PITCHER Rick Wise, R ERA: 3.44	(1, 1)	IP: 9.0 WLS: W BF: 35 H: 5 R: 0 ER: 0 SO: 1 BB: 3 IBB: 0 HBP: 0 BLK: 0 WP: 0 HR: 0 S: 34 P: 46 ERA: 0.00 WHIP: 0.889															PITCHER		

New York Yankees @ Cleveland Indians
Cleveland Municipal Stadium, Cleveland, OH
Sun May 27 1979, 3:33 AM EDT
Sunny - 57 F

AB 32
R 0
H 5
RBI 0
BB 3
SO 1
LOB 14



Batter	1	2	3	4	5	6	7	8	9	AB	R	H	RBI	BB	SO	LOB	BOTTOM		
Bobby Bonds, R OBP: 0.360, SLG: 0.467	0-3 K		4-0 1B E BB		4-0 SF9 BB		0-0 4-3		0-3 K	3	1	0	0	2	2	3			
Paul Dade, R OBP: 0.342, SLG: 0.376	0-0 CS 1B		0-0 E8 1H 2H 1B		0-0 SF9 1-2 3H K		0-0 HR			3	1	3	3	0	0	0			
Rick Manning, L OBP: 0.322, SLG: 0.331	0-3 K		0-0 L3		0-0 K		0-3 K			4	0	0	0	0	3	3			
Andre Thornton, R OBP: 0.318, SLG: 0.392		0-0 L7		0-0 F8		0-0 F6		0-0 FC6-4 1B		4	0	1	0	0	0	1			
Toby Harrah, R OBP: 0.341, SLG: 0.331		0-0 F7		4-0 1B BB		0-3 K		0-0 FC6-4		3	0	0	0	1	1	1			
Gary Alexander, R OBP: 0.284, SLG: 0.394		0-0 F8		0-0 FC6-4 1B		0-0 1B FC5-4 1B		0-3 K		4	1	2	0	0	1	1			
Jim Norris, L OBP: 0.304, SLG: 0.314			4-0 SH1 1B BB		0-0 F5		0-0 FC5-4 1B		0-0 F7	3	1	1	0	1	0	2			
Tom Verzyer, R OBP: 0.300, SLG: 0.272			0-0 SH1		0-0 FC6-4		0-0 FC5-4 1B		0-0 L9	3	0	0	1	0	0	3			
Duane Kuiper, L OBP: 0.303, SLG: 0.304			0-0 F8		0-0 SF9 3B		1-3 1B		0-0 E8	4	1	3	0	0	0	1			
Inning Stats	R: 0 E: 0 K: 2 S: 7	H: 1 LOB: 0 BB: 0 P: 7	R: 0 E: 0 K: 0 S: 3	H: 0 LOB: 0 BB: 0 P: 3	R: 2 E: 1 K: 0 S: 4	H: 1 LOB: 1 BB: 2 P: 12	R: 0 E: 0 K: 0 S: 4	H: 1 LOB: 2 BB: 1 P: 8	R: 1 E: 0 K: 1 S: 6	H: 1 LOB: 1 BB: 1 P: 10	R: 1 E: 0 K: 1 S: 8	H: 3 LOB: 2 BB: 0 P: 8	R: 1 E: 0 K: 2 S: 9	H: 2 LOB: 1 BB: 0 P: 9	R: 0 E: 1 K: 1 S: 6	H: 1 LOB: 1 BB: 0 P: 6	1B: 8 2B: 0 3B: 1 HR: 1	SF: 1 SAC: 1 DP: 0 HBP: 0	WP: 0 PA: 37 PB: 0 SB: 0 CS: 1
PITCHER Ron Guidry, L ERA: 2.48 Ken Clay, R ERA: 5.63	(1, 1)	(6, 1)	IP: 5.0 WLS: L BF: 22 H: 4 R: 3 ER: 2 SO: 3 BB: 4 IBB: 0 HBP: 0 BLK: 0 WP: 0 HR: 0 S: 24 P: 40 ERA: 3.60 WHIP: 1.600	IP: 3.0 WLS: 15 BF: 6 H: 2 R: 2 ER: 2 SO: 4 BB: 0 IBB: 0 HBP: 0 BLK: 0 WP: 0 HR: 1 S: 23 P: 23 ERA: 6.00 WHIP: 2.000															PITCHER

New York Yankees @ Cleveland Indians
Cleveland Municipal Stadium, Cleveland, OH
Sun May 27 1979, 3:33 AM EDT
Sunny - 57 F

AB 31
R 5
H 10
RBI 4
BB 4
SO 7
LOB 15



Batter	1	2	3	4	5	6	7	8	9	AB	R	H	RBI	BB	SO	LOB	TOP										
Mickey Rivers, L OBP: 0.317, SLG: 0.406	F5	F8		G4-6-3			4-3	K		5	0	0	0	0	1	2											
Willie Randolph, R OBP: 0.343, SLG: 0.322	1B SF7 BB		G2				1B G3 BB		S 2B	3	2	2	0	2	0	0											
Thurman Munson, R OBP: 0.370, SLG: 0.419	1B 1B		1B 1B		L8		G3 1B		K	5	2	3	0	0	1	2											
Graig Nettles, L OBP: 0.363, SLG: 0.452	SF7		1B		F8		G3		G3	4	0	1	2	0	0	3											
Reggie Jackson, L OBP: 0.397, SLG: 0.527	1B S 1B		1B		K		F5		K	5	0	2	1	0	2	3											
Chris Chambliss, L OBP: 0.275, SLG: 0.418			F2			5-3		F6		4	0	1	1	0	0	2											
Jay Johnstone, L OBP: 0.250, SLG: 0.304 Lou Piniella, R OBP: 0.299, SLG: 0.450	F6		6-3			FC4-6 BB		HR		2	0	0	0	1	0	4											
Jerry Narron, L OBP: 0.300, SLG: 0.333 Cliff Johnson, R OBP: 0.375, SLG: 0.537		3-1			K		F9		K	3	0	0	0	0	1	1											
Bucky Dent, R OBP: 0.343, SLG: 0.328		F5				FC4-6 1-2				3	0	1	0	1	0	1											
Inning Stats	R: 2 E: 0 K: 0 S: 6	H: 3 LOB: 2 BB: 1 P: 10	R: 0 E: 0 K: 0 S: 3	H: 0 LOB: 0 BB: 0 P: 3	R: 1 E: 0 K: 0 S: 6	H: 3 LOB: 2 BB: 0 P: 6	R: 0 E: 0 K: 1 S: 4	H: 0 LOB: 0 BB: 1 P: 8	R: 0 E: 0 K: 0 S: 6	H: 1 LOB: 1 BB: 0 P: 6	R: 0 E: 0 K: 0 S: 3	H: 0 LOB: 1 BB: 1 P: 7	R: 1 E: 0 K: 0 S: 4	H: 1 LOB: 1 BB: 1 P: 8	R: 1 E: 0 K: 2 S: 9	H: 2 LOB: 1 BB: 0 P: 9	R: 0 E: 0 K: 2 S: 8	H: 1 LOB: 1 BB: 0 P: 8	1B: 9 2B: 1 3B: 0 HR: 1	SF: 1 SAC: 0 DP: 1 HBP: 0	WP: 0 PB: 0 SB: 3 CS: 0	PA: 41					
PITCHER	IP	WLS	BF	H	R	ER	SO	BB	IBB	HBP	BLK	WP	HR	S	P	ERA	WHIP										
Mike Paxton, R ERA: 6.39	2.1		14	6	3	3	0	1	0	0	0	0	0	13	17	11.57	3.000										
Don Hood, L ERA: 3.93	0.0		0	0	0	0	0	0	0	0	0	0	0	0	0	∞	∞										
Dan Spillner, R ERA: 3.2	0.0		2	1	0	0	0	1	0	0	0	0	0	1	5	∞	∞										
Sid Monge, L ERA: 1.77	2.2	L	11	3	2	2	4	0	0	0	0	0	1	19	19	6.75	1.125										

New York Yankees @ Cleveland Indians
Cleveland Municipal Stadium, Cleveland, OH
Sun May 27 1979, 3:38 AM EDT
Att: 40,648 - Unknown

AB	36
R	5
H	11
RBI	5
BB	4
SO	6
LOB	18



Batter	1	2	3	4	5	6	7	8	9	AB	R	H	RBI	BB	SO	LOB	BOTTOM										
Bobby Bonds, R OBP: 0.361, SLG: 0.465	S 1B 1B		K			F8	F7		G6-3 1B	5	1	2	0	0	1	2											
Paul Dade, R OBP: 0.345, SLG: 0.387	F3				L9		SH1-4 1B		K	5	0	2	0	0	1	2											
Rick Manning, L OBP: 0.320, SLG: 0.329			K		F8		SH1-4		G6-3	4	0	1	1	0	1	3											
Andre Thornton, R OBP: 0.316, SLG: 0.384	5-3		5-3			E 1B BB	K			3	1	0	0	1	1	4											
Jim Norris, L OBP: 0.303, SLG: 0.311	6-3				2-3	E 1B 1B	4-3			4	1	1	0	0	0	2											
Toby Harrah, R OBP: 0.339, SLG: 0.329		F7			5-3	E8 1B 1B		F4		4	1	1	1	0	0	0											
Gary Alexander, R OBP: 0.289, SLG: 0.397		1-3				F9 SH3-4 1B	K			4	0	2	2	0	1	0											
Duane Kuiper, L OBP: 0.310, SLG: 0.307		L4				SH3-4		WP 1B		2	0	1	0	1	0	0											
Tom Veryzer, R OBP: 0.299, SLG: 0.271					L5	F9		5-3		4	0	1	0	0	0	4											
Inning Stats	R: 1 E: 0 K: 0 S: 5	H: 2 LOB: 1 BB: 0 P: 5	R: 0 E: 0 K: 0 S: 3	H: 0 LOB: 0 BB: 0 P: 3	R: 0 E: 0 K: 2 S: 9	H: 2 LOB: 2 BB: 0 P: 9	R: 0 E: 0 K: 0 S: 4	H: 1 LOB: 2 BB: 1 P: 8	R: 0 E: 0 K: 0 S: 3	H: 0 LOB: 0 BB: 0 P: 3	R: 3 E: 1 K: 0 S: 6	H: 3 LOB: 1 BB: 1 P: 10	R: 0 E: 0 K: 1 S: 6	H: 1 LOB: 1 BB: 0 P: 6	R: 0 E: 0 K: 1 S: 6	H: 1 LOB: 1 BB: 0 P: 6	R: 0 E: 0 K: 1 S: 5	H: 1 LOB: 0 BB: 0 P: 5	1B: 10 2B: 1 3B: 0 HR: 0	SF: 0 SAC: 2 DP: 1 HBP: 0	WP: 1 PB: 0 SB: 2 CS: 0	PA: 39					
PITCHER	IP	WLS	BF	H	R	ER	SO	BB	IBB	HBP	BLK	WP	HR	S	P	ERA	WHIP										
Luis Tiant, R ERA: 6.61	5.0		25	8	4	4	2	2	0	0	0	0	0	27	35	7.20	2.000										
Jim Kaat, L ERA: 3.75	0.2		2	0	0	0	0	0	0	0	0	0	0	2	2	0.00	0.000										
Ray Burris, R ERA: 5.74	3.1	W	12	3	0	0	3	0	0	0	0	1	0	18	18	0.00	0.900										

New York Yankees @ Cleveland Indians
Cleveland Municipal Stadium, Cleveland, OH
Sun May 27 1979, 3:38 AM EDT
Att: 40,648 - Unknown

AB	35
R	4
H	11
RBI	4
BB	2
SO	5
LOB	17



Batter	1	2	3	4	5	6	7	8	9	10	AB	R	H	RBI	BB	SO	LOB	TOP				
Mickey Rivers, L OBP: 0.313, SLG: 0.420 (1, 8)	F2		5-3		F2			K		HR	5	1	1	1	0	1	1	New York Yankees @ Milwaukee Brewers Milwaukee County Stadium, Milwaukee, WI Mon May 28 1979, 4:33 AM EDT Alt. 39,291 - Sunny - 57 F				
Willie Randolph, R OBP: 0.345, SLG: 0.320 (1, 4)			S		F2			F7		F6	4	0	1	1	1	0	0					
Thurman Munson, R OBP: 0.363, SLG: 0.409 (1, 2)	F7		F8		F9			L4			4	0	0	0	0	0	2					
Graig Nettles, L OBP: 0.366, SLG: 0.453 (1, 5)	F8									F8	4	0	2	0	0	0	1					
Lou Piniella, R OBP: 0.306, SLG: 0.447 (1, 7)		L8									3	0	1	0	1	0	1					
Reggie Jackson, L OBP: 0.368, SLG: 0.513 (1, 9)		4-3									4	0	0	0	0	1	3					
Chris Chambliss, L OBP: 0.274, SLG: 0.414 (1, 3)		K									4	0	1	0	0	1	3					
Cliff Johnson, R OBP: 0.385, SLG: 0.556 (1, 10)											4	0	2	0	0	1	1					
Bucky Dent, R OBP: 0.340, SLG: 0.326 (1, 6)											4	1	1	0	0	0	4					
Inning Stats	R: 0 E: 0 K: 0 S: 3	H: 0 LOB: 1 BB: 1 P: 7	R: 0 E: 0 K: 1 S: 5	H: 0 LOB: 0 BB: 0 P: 5	R: 1 E: 0 K: 0 S: 5	H: 3 LOB: 1 BB: 0 P: 11	R: 0 E: 0 K: 1 S: 7	H: 2 LOB: 3 BB: 1 P: 11	R: 0 E: 0 K: 0 S: 3	H: 1 LOB: 0 BB: 0 P: 3	R: 0 E: 0 K: 0 S: 3	H: 1 LOB: 0 BB: 0 P: 3	R: 0 E: 0 K: 1 S: 5	H: 0 LOB: 0 BB: 0 P: 5	R: 0 E: 0 K: 0 S: 4	H: 1 LOB: 1 BB: 0 P: 4	R: 1 E: 0 K: 1 S: 6		H: 1 LOB: 0 BB: 0 P: 6	1B: 7 2B: 1 3B: 0 HR: 1	SF: 0 SAC: 0 DP: 1 HBP: 0	WP: 0 PB: 0 SB: 1 CS: 1
PITCHER Bill Travers, L ERA: 2.74 (1, 1)	IP 10.0	WLS L	BF 38	H 9	R 2	ER 2	SO 4	BB 2	IBB 0	HBP 0	BLK 0	WP 0	HR 1	S 44	P 52	ERA 1.80	WHIP 1.100					

Batter	1	2	3	4	5	6	7	8	9	10	AB	R	H	RBI	BB	SO	LOB	BOTTOM			
Robin Yount, R OBP: 0.295, SLG: 0.343 (1, 6)	6-3		K			6-3				1-3	5	0	0	0	0	2	3	New York Yankees @ Milwaukee Brewers Milwaukee County Stadium, Milwaukee, WI Mon May 28 1979, 4:33 AM EDT Alt. 39,291 - Sunny - 57 F			
Gorman Thomas, R OBP: 0.389, SLG: 0.490 (1, 8)			F7			F3		F9		K	4	0	0	0	1	1	2				
Cecil Cooper, L OBP: 0.364, SLG: 0.529 (1, 3)	L3									4-3	3	0	0	0	2	0	1				
Dick Davis, R OBP: 0.307, SLG: 0.447 (1, 10)			5-3			F9		E5		F8	5	0	0	0	0	0	2				
Ben Oglivie, L OBP: 0.309, SLG: 0.433 (1, 7)			F8			6-3		FC4-6			4	0	1	0	0	0	2				
Sixto Lezcano, R OBP: 0.420, SLG: 0.563 (1, 9)											3	1	1	0	1	1	2				
Paul Molitor, R OBP: 0.355, SLG: 0.448 (1, 4)											3	0	2	0	0	0	0				
Sal Bando, R OBP: 0.357, SLG: 0.329 (1, 5)											3	0	1	0	1	0	2				
Buck Martinez, R OBP: 0.241, SLG: 0.250 (1, 2)											2	0	0	0	0	0	2				
Charlie Moore, R OBP: 0.456, SLG: 0.494 (7, PH) (8, 2)			6-3			G5-4-3					2	0	2	1	0	0	0				
Inning Stats	R: 0 E: 0 K: 0 S: 2	H: 1 LOB: 2 BB: 1 P: 8	R: 0 E: 0 K: 1 S: 4	H: 0 LOB: 0 BB: 1 P: 5	R: 0 E: 0 K: 1 S: 5	H: 0 LOB: 0 BB: 0 P: 5	R: 0 E: 1 K: 1 S: 4	H: 0 LOB: 2 BB: 1 P: 8	R: 0 E: 0 K: 0 S: 3	H: 1 LOB: 1 BB: 1 P: 7	R: 0 E: 0 K: 0 S: 4	H: 1 LOB: 1 BB: 0 P: 4	R: 0 E: 0 K: 1 S: 5	H: 0 LOB: 0 BB: 0 P: 5	1B: 7 2B: 1 3B: 0 HR: 0	SF: 0 SAC: 1 DP: 3 HBP: 0	WP: 0 PB: 0 SB: 2 CS: 0	PA: 40			
PITCHER Jim Beattie, R ERA: 2.89 (1, 1)	IP 7.1	WLS L	BF 32	H 6	R 1	ER 1	SO 3	BB 5	IBB 0	HBP 0	BLK 0	WP 0	HR 0	S 33	P 53	ERA 1.23	WHIP 1.500				
Ron Davis, R ERA: (8, 1)	IP 2.2	WLS W	BF 8	H 1	R 0	ER 0	SO 1	BB 0	IBB 0	HBP 0	BLK 0	WP 0	HR 0	S 10	P 10	ERA 0.00	WHIP 0.375				

Batter	1	2	3	4	5	6	7	8	9	AB	R	H	RBI	BB	SO	LOB	TOP			
Mickey Rivers, L OBP: 0.305, SLG: 0.408 (1, 8)	G3		F5		1-3			F7		4	0	0	0	0	0	0	New York Yankees @ Milwaukee Brewers Milwaukee County Stadium, Milwaukee, WI Tue May 29 1979, 8:05 PM EDT Att: 21,891 - Unknown - 53 F livebaseballscorecards.com			
Willie Randolph, R OBP: 0.343, SLG: 0.319 (1, 4)	F7		FC4-6 1B			F9		4-3		4	0	1	0	0	0					
Thurman Munson, R OBP: 0.360, SLG: 0.496 (1, 2)	5-3		FC4-6 1-2 1B			G3-6-1 1B		5-3		4	0	1	0	0	0	1				
Graig Nettles, L OBP: 0.364, SLG: 0.466 (1, 5)		K	F9			G3-6-1 1-2		HR		4	1	1	1	0	1	2				
Reggie Jackson, L OBP: 0.390, SLG: 0.532 (1, 9)		HR		K			F7		4	1	2	1	0	1	0					
Chris Chambliss, L OBP: 0.274, SLG: 0.416 (1, 3)		E 1B 2B		1-3			K		4	1	1	0	0	1	1					
Lou Piniella, R OBP: 0.298, SLG: 0.436 (1, 7)		E4 1B 2-3		F8			4-3		3	0	0	0	0	0	1					
Roy White, S OBP: 0.317, SLG: 0.321 (1, 10)					F9			L9	3	0	1	1	0	0	0					
Bucky Dent, R OBP: 0.333, SLG: 0.319 (1, 6)		G6-4-3 1-2		3-1				F5	3	0	0	0	0	0	2					
Inning Stats	R: 0 E: 0 K: 0 S: 3	H: 0 LOB: 0 BB: 0 P: 3	R: 2 E: 1 K: 1 S: 8	H: 3 LOB: 1 BB: 0 P: 8	R: 0 E: 0 K: 1 S: 4	H: 1 LOB: 1 BB: 0 P: 4	R: 0 E: 0 K: 1 S: 5	H: 0 LOB: 0 BB: 0 P: 5	R: 0 E: 0 K: 0 S: 3	H: 1 LOB: 0 BB: 0 P: 3	R: 0 E: 0 K: 1 S: 5	H: 0 LOB: 0 BB: 0 P: 5	R: 0 E: 0 K: 0 S: 3	H: 0 LOB: 0 BB: 0 P: 3	R: 1 E: 0 K: 0 S: 5	H: 2 LOB: 1 BB: 0 P: 5	1B: 4 2B: 1 3B: 0 HR: 2	SF: 0 SAC: 0 DP: 2 HBP: 0	WP: 0 PB: 0 CS: 0	PA: 33
PITCHER Moose Haas, R ERA: 5.04 (1, 1)	IP: 9.0 WLS: W BF: 33 H: 7 R: 3 ER: 3 SO: 3 BB: 0 IBB: 0 HBP: 0 BLK: 0 WP: 0 HR: 2 S: 39 P: 39 ERA: 3.00 WHIP: 0.778															PITCHER				

Batter	1	2	3	4	5	6	7	8	9	AB	R	H	RBI	BB	SO	LOB	BOTTOM			
Jim Gantner, L OBP: 0.319, SLG: 0.295 (1, 5)	F7		F7		B1-3		F5			4	0	0	0	0	0	3	New York Yankees @ Milwaukee Brewers Milwaukee County Stadium, Milwaukee, WI Tue May 29 1979, 8:05 PM EDT Att: 21,891 - Unknown - 53 F livebaseballscorecards.com			
Robin Yount, R OBP: 0.294, SLG: 0.346 (1, 6)	6-3		K		F8		1B 2B		4	1	1	2	0	1	1					
Cecil Cooper, L OBP: 0.391, SLG: 0.565 (1, 3)	G3			HR		HR	1B		4	2	3	3	0	0	0					
Dick Davis, R OBP: 0.326, SLG: 0.461 (1, 10)		FC5-4 1B		SH1-3 BB SF9 1B		F8	1-2 1B		4	1	3	0	0	0	0					
Ben Oglivie, L OBP: 0.307, SLG: 0.424 (1, 7)		F4		SF9 SH1-3 BB		F5	4-3		3	0	0	0	1	0	3					
Sixto Lezcano, R OBP: 0.413, SLG: 0.550 (1, 9)		FC5-4 1-2		SH1-3		5-3		F8	3	0	0	0	0	0	1					
Paul Molitor, R OBP: 0.353, SLG: 0.452 (1, 4)		K2-3		SF9 2-3 3-H			F8	1B 2B	3	1	1	1	0	1	1					
Gorman Thomas, R OBP: 0.392, SLG: 0.490 (1, 8)			F8	F2			1B 2B	G4-6-3 1B	4	1	2	1	0	0	1					
Charlie Moore, R OBP: 0.458, SLG: 0.489 (1, 2)				BB	F8		1-2 2B 1B	G4-6-3	3	1	1	0	1	0	1					
Inning Stats	R: 0 E: 0 K: 0 S: 3	H: 0 LOB: 0 BB: 0 P: 3	R: 0 E: 0 K: 1 S: 6	H: 1 LOB: 1 BB: 0 P: 6	R: 0 E: 0 K: 1 S: 5	H: 0 LOB: 1 BB: 1 P: 9	R: 2 E: 0 K: 0 S: 5	H: 2 LOB: 1 BB: 1 P: 9	R: 0 E: 0 K: 0 S: 3	H: 0 LOB: 0 BB: 0 P: 3	R: 1 E: 0 K: 0 S: 4	H: 1 LOB: 0 BB: 0 P: 4	R: 3 E: 0 K: 0 S: 8	H: 5 LOB: 2 BB: 0 P: 8	R: 0 E: 0 K: 0 S: 4	H: 2 LOB: 0 BB: 0 P: 4	1B: 7 2B: 2 3B: 0 HR: 2	SF: 1 SAC: 1 DP: 1 HBP: 0	WP: 0 PB: 0 CS: 0	PA: 36
PITCHER Cattfish Hunter, R ERA: 5.94 Jim Kaat, L ERA: 3.65 Ken Clay, R ERA: 5.76	IP: 6.2 WLS: L BF: 29 H: 7 R: 6 ER: 6 SO: 2 BB: 2 IBB: 0 HBP: 0 BLK: 0 WP: 0 HR: 2 S: 31 P: 39 ERA: 8.10 WHIP: 1.350															PITCHER				

Batter	1	2	3	4	5	6	7	8	9	10	11	AB	R	H	RBI	BB	SO	LOB	TOP						
Mickey Rivers, L OBP: 0.306, SLG: 0.412 (1, 8)												6	0	2	1	0	1	1							
Willie Randolph, R OBP: 0.343, SLG: 0.519 (1, 4)												6	1	2	0	0	0	1							
Thurman Munson, R OBP: 0.361, SLG: 0.411 (1, 2)												5	0	2	0	0	0	2							
Lou Piniella, R OBP: 0.295, SLG: 0.451 (1, 9)												5	1	1	2	0	0	2							
Graig Nettles, L OBP: 0.360, SLG: 0.458 (1, 5)												5	1	1	0	0	1	1							
Cliff Johnson, R OBP: 0.464, SLG: 0.563 (1, 10)												3	1	1	0	2	0	0							
Chris Chambliss, L OBP: 0.272, SLG: 0.410 (1, 3)												5	1	1	0	0	1	3							
Juan Beniquez, R OBP: 0.284, SLG: 0.369 (1, 7)												3	0	0	1	1	0	0							
Bucky Dent, R OBP: 0.329, SLG: 0.312 (1, 6)												3	0	0	1	1	1	2							
Inning Stats	R: 0 E: 1 K: 1 S: 6	H: 0 LOB: 1 BB: 0 P: 6	R: 0 E: 0 K: 1 S: 6	H: 1 LOB: 2 BB: 1 P: 10	R: 2 E: 1 K: 1 S: 7	H: 3 LOB: 0 BB: 0 P: 7	R: 0 E: 0 K: 0 S: 3	H: 0 LOB: 0 BB: 0 P: 3	R: 0 E: 0 K: 0 S: 4	H: 1 LOB: 2 BB: 0 P: 8	R: 0 E: 0 K: 0 S: 5	H: 2 LOB: 0 BB: 0 P: 5	R: 0 E: 0 K: 0 S: 3	H: 0 LOB: 0 BB: 0 P: 3	R: 0 E: 0 K: 1 S: 5	H: 0 LOB: 1 BB: 1 P: 9	R: 0 E: 0 K: 0 S: 3	H: 0 LOB: 0 BB: 0 P: 3	R: 3 E: 0 K: 0 S: 6	H: 3 LOB: 1 BB: 1 P: 10	1B: 6 2B: 3 3B: 0 HR: 1	SF: 2 SAC: 0 DP: 0 HBP: 0	WP: 0 PB: 0 SB: 0 CS: 1	PA: 47	
PITCHER	IP 10.0	WLS 40	BF 40	H 7	R 2	ER 2	SO 4	BB 2	IBB 1	HBP 0	BLK 0	WP 0	HR 1	S 45	P 57	ERA 1.80	WHIP 0.900								
Mike Caldwell, L ERA: 2.99 (1, 1)																									
Bob McClure, L ERA: 7.45 (11, 1)	0.2	L	6	3	3	3	0	1	0	0	0	0	0	5	9	40.50	6.000								
Bill Castro, R ERA: 1.04 (11, 1)	0.1	1	0	0	0	0	0	0	0	0	0	0	0	1	1	0.00	0.000								

New York Yankees @ Milwaukee Brewers
Milwaukee County Stadium, Milwaukee, WI
Wed May 30 1979, 8:05 PM EDT
Alt. 27,338 - Overcast - 54 F

AB 41
R 5
H 10
RBI 5
BB 4
SO 4
LOB 12



Batter	1	2	3	4	5	6	7	8	9	10	11	AB	R	H	RBI	BB	SO	LOB	BOTTOM						
Robin Yount, R OBP: 0.297, SLG: 0.347 (1, 6)												5	0	2	1	0	0	0							
Sal Bando, R OBP: 0.368, SLG: 0.331 (1, 5)												5	0	2	0	0	0	3							
Cecil Cooper, L OBP: 0.386, SLG: 0.556 (1, 3)												5	0	1	0	0	3	1							
Dick Davis, R OBP: 0.330, SLG: 0.457 (1, 10)												5	1	2	0	0	0	3							
Sixto Lezcano, R OBP: 0.400, SLG: 0.529 (1, 9)												5	0	0	0	0	0	4							
Paul Meltzer, R OBP: 0.349, SLG: 0.445 (1, 4)												5	0	1	1	0	0	3							
Gorman Thomas, R OBP: 0.384, SLG: 0.478 (1, 8)												4	0	0	0	0	2								
Jim Wohlford, R OBP: 0.263, SLG: 0.378 (1, 7)												3	1	1	0	0	0	0							
Ben Oglivie, L OBP: 0.305, SLG: 0.421 (10, PH) (11, 7)												1	0	0	0	0	0	0							
Charlie Moore, R OBP: 0.400, SLG: 0.474 (1, 2)												3	0	0	0	1	0	0							
Inning Stats	R: 0 E: 0 K: 1 S: 5	H: 0 LOB: 0 BB: 0 P: 5	R: 0 E: 0 K: 0 S: 3	H: 1 LOB: 0 BB: 0 P: 3	R: 0 E: 0 K: 0 S: 3	H: 0 LOB: 0 BB: 0 P: 3	R: 0 E: 0 K: 1 S: 6	H: 1 LOB: 0 BB: 0 P: 6	R: 0 E: 0 K: 0 S: 3	H: 0 LOB: 0 BB: 0 P: 3	R: 1 E: 0 K: 0 S: 5	H: 2 LOB: 2 BB: 1 P: 9	R: 1 E: 1 K: 1 S: 7	H: 2 LOB: 1 BB: 0 P: 7	R: 0 E: 0 K: 0 S: 3	H: 0 LOB: 0 BB: 0 P: 3	R: 0 E: 0 K: 0 S: 5	H: 2 LOB: 2 BB: 0 P: 5	1B: 9 2B: 0 3B: 0 HR: 0	SF: 0 SAC: 0 DP: 2 HBP: 0	WP: 0 PB: 0 SB: 0 CS: 0	PA: 42			
PITCHER	IP 7.2	WLS 28	BF 28	H 5	R 1	ER 1	SO 2	BB 1	IBB 0	HBP 0	BLK 0	WP 0	HR 0	S 31	P 35	ERA 1.17	WHIP 0.783								
Tommy John, L ERA: 1.79 (8, 1)																									
Ray Burris, R ERA: 5.93 (8, 1)	0.2	5	2	1	1	1	1	0	0	0	0	0	0	7	7	13.50	3.000								
Ron Davis, R ERA: (9, 1)	2.2	W	9	2	0	0	0	0	0	0	0	0	0	9	9	0.00	0.750								

New York Yankees @ Milwaukee Brewers
Milwaukee County Stadium, Milwaukee, WI
Wed May 30 1979, 8:05 PM EDT
Alt. 27,338 - Overcast - 54 F

AB 41
R 2
H 9
RBI 2
BB 1
SO 3
LOB 16




Batter	1	2	3	4	5	6	7	8	9	AB	R	H	RBI	BB	SO	LOB	TOP					
Mickey Rivers, L OBP: 0.308, SLG: 0.412	F7		SF9 1B		E S 1B		E4 1B	FC4-6		5	1	2	0	0	0	2	New York Yankees @ Milwaukee Brewers Milwaukee County Stadium, Milwaukee, WI Thu May 31 1979, 8:05 PM EDT Att: 24,707 - Overcast - 65 F					
Willie Randolph, R OBP: 0.335, SLG: 0.313	F6		SF9		5-3		5-3	K		4	0	0	1	0	1	4						
Thurman Munson, R OBP: 0.357, SLG: 0.495	F7		4-3		4-3		E 1B 2-3	F9		5	0	1	0	0	0	2						
Graig Nettles, L OBP: 0.361, SLG: 0.457		3-1	3-1			1B F9 G3 1B	4-3 E 1B	K		5	1	2	1	0	1	1						
Reggie Jackson, L OBP: 0.385, SLG: 0.540		HR			F5	F9	E4 4-3	4-3		5	1	1	1	0	0	3						
Chris Chambliss, L OBP: 0.277, SLG: 0.414		4-3 2B			F7	G3 1B BB	4-3			3	0	1	0	1	0	3						
Lou Piniella, R OBP: 0.308, SLG: 0.456		4-3				G3 1B 1B		BB BB		3	0	2	0	1	0	1						
Roy White, S OBP: 0.313, SLG: 0.305		F6			G3	G3	FC4-6 BB	BB BB		3	0	0	1	1	0	4						
Bucky Dent, R OBP: 0.333, SLG: 0.312			1B SF9 1B		F9	F9	FC4-6 BB			3	1	1	0	1	0	2						
Inning Stats	R: 0 E: 0 K: 0 S: 3	H: 0 LOB: 0 BB: 0 P: 3	R: 1 E: 0 K: 0 S: 5	H: 2 LOB: 1 BB: 0 P: 5	R: 1 E: 0 K: 0 S: 5	H: 2 LOB: 1 BB: 0 P: 5	R: 0 E: 0 K: 0 S: 4	H: 1 LOB: 1 BB: 0 P: 4	R: 0 E: 0 K: 0 S: 4	H: 1 LOB: 1 BB: 0 P: 4	R: 1 E: 0 K: 0 S: 5	H: 2 LOB: 2 BB: 1 P: 9	R: 1 E: 2 K: 0 S: 6	H: 2 LOB: 3 BB: 0 P: 6	R: 0 E: 0 K: 1 S: 4	H: 0 LOB: 2 BB: 3 P: 16	R: 0 E: 0 K: 1 S: 5	H: 0 LOB: 0 BB: 0 P: 5	1B: 8 2B: 1 3B: 0 HR: 1	SF: 1 SAC: 0 DP: 0 HBP: 0	WP: 0 PB: 0 SB: 1 CS: 1	PA: 41
PITCHER	IP	WLS	BF	H	R	ER	SO	BB	IBB	HBP	BLK	WP	HR	S	P	ERA	WHIP					
Jim Slaton, R ERA: 2.35	(1, 1)	6.1	30	9	4	3	0	1	0	0	0	0	1	29	33	4.26	1.579					
Lance Rautzhan, L ERA: 9.0	(7, 1)	1.0	6	1	0	0	0	3	0	0	0	0	0	3	15	0.00	4.000					
Jerry Augustine, L ERA: 2.28	(8, 1)	1.2	W	5	0	0	2	0	0	0	0	0	0	9	9	0.00	0.000					

Batter	1	2	3	4	5	6	7	8	9	AB	R	H	RBI	BB	SO	LOB	BOTTOM					
Paul Molitor, R OBP: 0.350, SLG: 0.444	6-3		F9			FC6 1B		4-3	1B	5	0	2	1	0	0	0	New York Yankees @ Milwaukee Brewers Milwaukee County Stadium, Milwaukee, WI Thu May 31 1979, 8:05 PM EDT Att: 24,707 - Overcast - 65 F					
Sal Bando, R OBP: 0.356, SLG: 0.329	4-3				F3	F6		FC6-4 1B		4	0	1	0	0	0	1						
Cecil Cooper, L OBP: 0.384, SLG: 0.555					B5-3	FC6		F7		4	0	1	0	0	0	2						
Dick Davis, R OBP: 0.327, SLG: 0.449	F9				6-3			FC6-4		4	1	1	0	0	0	2						
Ben Oglivie, L OBP: 0.310, SLG: 0.443		K			1-3			1B		4	2	2	2	0	1	0						
Sixto Lezcano, R OBP: 0.402, SLG: 0.529		L7			F8			1B		4	1	2	0	0	0	0						
Robin Yount, R OBP: 0.300, SLG: 0.361		5-3						L9		4	1	2	1	0	0	1						
Gorman Thomas, R OBP: 0.381, SLG: 0.479					5-3			L7		4	0	1	1	0	1	2						
Charlie Moore, R OBP: 0.443, SLG: 0.459					4-3			F8	F7	3	0	0	0	1	0	1						
Inning Stats	R: 0 E: 0 K: 0 S: 4	H: 1 LOB: 1 BB: 0 P: 4	R: 0 E: 0 K: 1 S: 5	H: 0 LOB: 0 BB: 0 P: 5	R: 0 E: 0 K: 0 S: 3	H: 0 LOB: 0 BB: 0 P: 3	R: 0 E: 0 K: 0 S: 3	H: 0 LOB: 0 BB: 0 P: 3	R: 0 E: 0 K: 1 S: 6	H: 1 LOB: 1 BB: 0 P: 6	R: 0 E: 0 K: 0 S: 4	H: 1 LOB: 1 BB: 0 P: 4	R: 2 E: 0 K: 0 S: 6	H: 3 LOB: 1 BB: 0 P: 6	R: 0 E: 0 K: 0 S: 4	H: 1 LOB: 1 BB: 0 P: 4	R: 3 E: 0 K: 0 S: 5	H: 5 LOB: 3 BB: 1 P: 9	1B: 8 2B: 2 3B: 1 HR: 1	SF: 0 SAC: 0 DP: 0 HBP: 0	WP: 0 PB: 0 SB: 0 CS: 0	PA: 37
PITCHER	IP	WLS	BF	H	R	ER	SO	BB	IBB	HBP	BLK	WP	HR	S	P	ERA	WHIP					
Luis Tiant, R ERA: 6.03	(1, 1)	6.0	24	6	2	2	2	0	0	0	0	0	1	28	28	3.00	1.000					
Ken Clay, R ERA: 6.0	(7, 1)	2.0	9	3	2	2	0	0	0	0	0	0	0	9	9	9.00	1.500					
Ray Burris, R ERA: 6.26	(9, 1)	0.0	L	1	1	0	0	0	0	0	0	0	0	1	1	∞	∞					
Ron Davis, R ERA:	(9, 1)	0.0	3	2	1	1	0	0	1	0	0	0	0	2	6	∞	∞					

Batter	1	2	3	4	5	6	7	8	9	AB	R	H	RBI	BB	SO	LOB	TOP			
Junior Moore, R OBP: 0.324, SLG: 0.290 (1, 7)	4-0 BB		0-0 F8		0-0 F7			0-0 F7		3	0	0	0	1	0	1				
Claudell Washington, L OBP: 0.306, SLG: 0.436 Wayne Nordhagen, R OBP: 0.274, SLG: 0.276 (8, PH)	0-3 K		0-3 K			0-3 K		0-0 F7		3	0	0	0	0	3	1				
Alan Bannister, R OBP: 0.429, SLG: 0.454 (1, 4)	0-3 K			0-0 F8		0-0 6-3				4	0	1	0	0	1	1				
Eric Soderholm, R OBP: 0.328, SLG: 0.414 (1, 5)	0-0 5-3			0-0 F7		0-0 F8				4	0	0	0	0	2					
Lamar Johnson, R OBP: 0.421, SLG: 0.504 (1, 3)		0-0 6-3		4-0 BB			4-0 BB			2	0	0	0	2	0	1				
Chet Lemon, R OBP: 0.409, SLG: 0.472 (1, 8)		0-0 FC6-4 1B		0-3 K			0-3 K			4	0	1	0	0	2	3				
Bill Nahorodny, R OBP: 0.307, SLG: 0.467 (1, 10)		0-3 K			0-0 F8			0-3 K		3	0	0	0	0	2	2				
Greg Pryor, R OBP: 0.353, SLG: 0.360 (1, 6)		0-0 FC6-4 1-2			4-0 BB			0-0 F8		2	0	0	0	1	0	2				
Mitt May, L OBP: 0.333, SLG: 0.375 Rusty Torres, S OBP: 0.423, SLG: 0.391 (8, PH)			0-0 4-3		0-3 K			0-3 K		2	0	0	0	0	1	1				
										1	0	0	0	0	1	0				
Inning Stats	R: 0 E: 0 K: 2 S: 7	H: 0 LOB: 1 BB: 1 P: 11	R: 0 E: 0 K: 1 S: 6	H: 1 LOB: 1 BB: 0 P: 6	R: 0 E: 0 K: 1 S: 5	H: 0 LOB: 0 BB: 0 P: 5	R: 0 E: 0 K: 1 S: 5	H: 0 LOB: 1 BB: 1 P: 9	R: 0 E: 0 K: 1 S: 5	H: 0 LOB: 0 BB: 0 P: 5	R: 0 E: 0 K: 2 S: 7	H: 0 LOB: 1 BB: 1 P: 11	R: 0 E: 0 K: 1 S: 5	H: 0 LOB: 0 BB: 0 P: 5	R: 0 E: 0 K: 0 S: 4	H: 1 LOB: 1 BB: 0 P: 4	1B: 2 2B: 0 3B: 0 HR: 0	SF: 0 SAC: 0 DP: 0 HBP: 0	WP: 0 PB: 0 SB: 0 CS: 0	PA: 33
PITCHER Ron Guidry, L ERA: 2.2 (1, 1)	IP: 9.0 WLS: W BF: 33 H: 2 R: 0 ER: 0 SO: 10 BB: 4 IBB: 0 HBP: 0 BLK: 0 WP: 0 HR: 0 S: 49 P: 65 ERA: 0.00 WHIP: 0.667											PITCHER IP: 0 WLS: 0 BF: 0 H: 0 R: 0 ER: 0 SO: 0 BB: 0 IBB: 0 HBP: 0 BLK: 0 WP: 0 HR: 0 S: 0 P: 0 ERA: 0.00 WHIP: 0.000								

Chicago White Sox @ New York Yankees
Yankee Stadium, Bronx, NY
Fri Jun 01 1979, 7:05 PM EDT
Att: 33,230 - Unknown - 68 F


AB	29
R	0
H	2
RBI	0
BB	4
SO	10
LOB	14





Batter	1	2	3	4	5	6	7	8	9	AB	R	H	RBI	BB	SO	LOB	BOTTOM	
Mickey Rivers, L OBP: 0.313, SLG: 0.423 (1, 8)	4-0 L5-3 BB			0-0 6-3 3B		0-3 K		0-0 G3		3	1	1	0	1	1	0		
Willie Randolph, R OBP: 0.330, SLG: 0.308 (1, 4)	0-0 L5-3 1-2			0-0 6-3			0-0 6-3			3	0	0	0	0	0	1		
Thurman Munson, R OBP: 0.357, SLG: 0.404 (1, 2)	0-0 6-3			0-0 4-3 3H			0-0 FC6-4 1B			3	0	1	0	0	0	0		
Graig Nettles, L OBP: 0.355, SLG: 0.449 (1, 5)		0-0 4-3		0-0 F3			0-0 FC6-4 1B 1-2 HR			3	1	0	0	0	0	1		
Reggie Jackson, L OBP: 0.385, SLG: 0.536 (1, 9)		0-0 F9			0-0 4-3		0-0 HR 1B			3	1	1	0	0	0	0		
Lou Piniella, R OBP: 0.309, SLG: 0.477 (1, 7)		0-0 6-3			0-0 1-3		0-0 HR 1H 2H			3	1	1	3	0	0	0		
Chris Chambliss, L OBP: 0.272, SLG: 0.407 (1, 3)			0-0 F9		0-0 4-3		0-0 4-3			3	0	0	0	0	0	0		
Roy White, S OBP: 0.300, SLG: 0.290 (1, 10)			0-0 F2			0-0 G3		0-0 F9		3	0	0	0	0	0	0		
Bucky Dent, R OBP: 0.327, SLG: 0.306 (1, 6)			0-0 6-3			0-0 F2		0-0 L5		3	0	0	0	0	0	0		
Inning Stats	R: 0 E: 0 K: 0 S: 2	H: 0 LOB: 0 BB: 1 P: 6	R: 0 E: 0 K: 0 S: 3	H: 0 LOB: 0 BB: 0 P: 3	R: 0 E: 0 K: 0 S: 3	H: 0 LOB: 0 BB: 0 P: 3	R: 1 E: 0 K: 0 S: 4	H: 1 LOB: 0 BB: 0 P: 4	R: 0 E: 0 K: 1 S: 5	H: 0 LOB: 0 BB: 0 P: 5	R: 3 E: 0 K: 0 S: 6	H: 3 LOB: 0 BB: 0 P: 6	R: 0 E: 0 K: 0 S: 3	H: 0 LOB: 0 BB: 0 P: 3	1B: 2 2B: 1 3B: 1 HR: 1	SF: 0 SAC: 0 DP: 1 HBP: 0	WP: 0 PB: 0 SB: 0 CS: 0	PA: 28
PITCHER Francisco Barrios, R ERA: 3.94 (1, 1)	IP: 8.0 WLS: L BF: 28 H: 4 R: 4 ER: 4 SO: 1 BB: 1 IBB: 0 HBP: 0 BLK: 0 WP: 0 HR: 1 S: 29 P: 33 ERA: 4.50 WHIP: 0.625											PITCHER IP: 0 WLS: 0 BF: 0 H: 0 R: 0 ER: 0 SO: 0 BB: 0 IBB: 0 HBP: 0 BLK: 0 WP: 0 HR: 0 S: 0 P: 0 ERA: 0.00 WHIP: 0.000						

Chicago White Sox @ New York Yankees
Yankee Stadium, Bronx, NY
Fri Jun 01 1979, 7:05 PM EDT
Att: 33,230 - Unknown - 68 F

AB	27
R	4
H	4
RBI	3
BB	1
SO	1
LOB	2



Batter	1	2	3	4	5	6	7	8	9	AB R H RBI BB SO LOB	TOP										
Ralph Garr, L (1, 7) OBP: 0.342, SLG: 0.441 Rusty Torres, S (6, 7) OBP: 0.407, SLG: 0.375	6-3	FC4 BB		FC6-4 1B		F9			1-3	3 0 1 0 1 0 1 1 0 0 0 0 0 0	<p>Chicago White Sox @ New York Yankees</p> <p>Yankee Stadium, Bronx, NY</p> <p>Sat Jun 02 1979, 7:05 PM EDT</p> <p>Att: 53,539 - Unknown - 60 F</p> <p>livebaseballscorecards.com</p> <p>AB 38 R 7 H 12 RBI 7 BB 3 SO 0 LOB 10</p> 										
Claudell Washington, L (1, 9) OBP: 0.308, SLG: 0.442	F9	FC4		FC6-4			1B 2B	1B 1B	5 1 2 0 0 0 3												
Alan Bannister, R (1, 4) OBP: 0.423, SLG: 0.464	HR		F9		F7		5-3	L4	5 1 1 1 0 0 2												
Eric Soderholm, R (1, 5) OBP: 0.330, SLG: 0.413	6-3		F9		6-3		1B 2H	1B	5 0 2 1 0 0 0												
Lamar Johnson, R (1, 3) OBP: 0.413, SLG: 0.487		F4	HR BB		6-3		5-3	F9	4 1 0 0 1 0 2												
Chet Lemon, R (1, 8) OBP: 0.406, SLG: 0.484		F9	HR		6-3		5-3		4 1 1 2 0 0 0												
Jorge Orta, L (1, 10) OBP: 0.302, SLG: 0.237		2B BB	L5		2B		F6		3 2 1 0 1 0 0												
Mitt May, L (1, 2) OBP: 0.409, SLG: 0.600		1B 2B		4-3		WP 2B			4 1 3 2 0 0 0												
Greg Pryor, R (1, 6) OBP: 0.351, SLG: 0.357		BB 1B		5-3		6-3		5-3	4 0 1 1 0 0 2												
Inning Stats	R: 1 E: 0 K: 0 S: 4	H: 1 LOB: 0 BB: 0 P: 4	R: 2 E: 0 K: 0 S: 5	H: 2 LOB: 2 BB: 2 P: 13	R: 2 E: 0 K: 0 S: 4	H: 1 LOB: 0 BB: 1 P: 8	R: 0 E: 0 K: 0 S: 4	H: 1 LOB: 1 BB: 0 P: 4	R: 0 E: 0 K: 0 S: 3	H: 0 LOB: 0 BB: 0 P: 3		R: 1 E: 0 K: 0 S: 5	H: 2 LOB: 1 BB: 0 P: 5	R: 1 E: 0 K: 0 S: 4	H: 2 LOB: 0 BB: 0 P: 4	R: 0 E: 0 K: 0 S: 4	H: 1 LOB: 1 BB: 0 P: 4	R: 0 E: 0 K: 0 S: 5	H: 2 LOB: 2 BB: 0 P: 5	1B: 5 2B: 5 3B: 0 HR: 2	SF: 0 SAC: 0 DP: 0 HBP: 0
PITCHER	IP WLS BF H R ER SO BB IBB HBP BLK WP HR S P ERA WHIP											IP WLS BF H R ER SO BB IBB HBP BLK WP HR S P ERA WHIP									
Jim Beattie, R (1, 1) ERA: 3.79	3.0 L 16 4 5 5 0 3 0 0 0 0 0 2 13 25 15.00 2.333																				
Ken Clay, R (4, 1) ERA: 5.53	5.0 20 6 2 2 0 0 0 0 0 0 1 0 20 20 3.60 1.200																				
Jim Kaat, L (9, 1) ERA: 3.38	1.0 5 2 0 0 0 0 0 0 0 0 0 0 5 5 0.00 2.000																				


Batter	1	2	3	4	5	6	7	8	9	AB R H RBI BB SO LOB	BOTTOM										
Mickey Rivers, L (1, 8) OBP: 0.312, SLG: 0.419	G6-4-3 1B			F8		F8			1-3	4 0 1 0 0 0 1	<p>Chicago White Sox @ New York Yankees</p> <p>Yankee Stadium, Bronx, NY</p> <p>Sat Jun 02 1979, 7:05 PM EDT</p> <p>Att: 53,539 - Unknown - 60 F</p> <p>livebaseballscorecards.com</p> <p>AB 27 R 0 H 3 RBI 0 BB 2 SO 3 LOB 8</p> 										
Willie Randolph, R (1, 4) OBP: 0.325, SLG: 0.307	G6-4-3 1-2			F8		FC6-4 1B		6-3	4 0 1 0 0 0 1												
Thurman Munson, R (1, 2) OBP: 0.352, SLG: 0.398 Jerry Narron, L (8, 2) OBP: 0.300, SLG: 0.333	F7			6-3		FC6-4 1-2			3 0 0 0 0 0 1 0 0 0 0 0 0 0												
Lou Piniella, R (1, 7) OBP: 0.309, SLG: 0.469		F8-6-3 BB		6-3		F8			2 0 0 0 1 0 1												
Graig Nettles, L (1, 5) OBP: 0.350, SLG: 0.442		K		G3		4-3			3 0 0 0 0 1 2												
Reggie Jackson, L (1, 9) OBP: 0.379, SLG: 0.527		F8-6-3 1-2		K				4-3	3 0 0 0 0 1 1												
Chris Chambliss, L (1, 3) OBP: 0.273, SLG: 0.402				4-3		WP 1B BB		K	2 0 0 0 1 1 0												
Cliff Johnson, R (1, 10) OBP: 0.383, SLG: 0.529				F7		F9		F8	3 0 0 0 0 0 1												
Bucky Dent, R (1, 6) OBP: 0.327, SLG: 0.306				6-3		1-2 1B		F7	3 0 1 0 0 0 0												
Inning Stats	R: 0 E: 0 K: 0 S: 3	H: 1 LOB: 0 BB: 0 P: 3	R: 0 E: 0 K: 1 S: 4	H: 0 LOB: 0 BB: 1 P: 8	R: 0 E: 0 K: 0 S: 3	H: 0 LOB: 0 BB: 0 P: 3	R: 0 E: 0 K: 0 S: 3	H: 0 LOB: 0 BB: 0 P: 3	R: 0 E: 0 K: 1 S: 5	H: 0 LOB: 0 BB: 0 P: 5		R: 0 E: 0 K: 0 S: 3	H: 1 LOB: 1 BB: 1 P: 7	R: 0 E: 0 K: 0 S: 4	H: 1 LOB: 1 BB: 0 P: 4	R: 0 E: 0 K: 1 S: 5	H: 0 LOB: 0 BB: 0 P: 5	R: 0 E: 0 K: 0 S: 3	H: 0 LOB: 0 BB: 0 P: 3	1B: 3 2B: 1 3B: 0 HR: 0	SF: 0 SAC: 0 DP: 2 HBP: 0
PITCHER	IP WLS BF H R ER SO BB IBB HBP BLK WP HR S P ERA WHIP											IP WLS BF H R ER SO BB IBB HBP BLK WP HR S P ERA WHIP									
Ken Kravec, L (1, 1) ERA: 2.82	9.0 W 29 3 0 0 3 2 0 0 0 0 1 0 33 41 0.00 0.556																				

Batter	1	2	3	4	5	6	7	8	9	10	11	AB	R	H	RBI	BB	SO	LOB	TOP						
Ralph Garr, L OBP: 0.347, SLG: 0.439 Rusty Torres, S OBP: 0.393, SLG: 0.360	G6-3 BB		F7		F9			1B		F8		3	0	1	0	1	0	0							
Claudell Washington, L OBP: 0.261, SLG: 0.431	G6-3 1-2		K			F8		5-3		F8		5	0	0	0	0	1	2							
Alan Bannister, R OBP: 0.417, SLG: 0.457	F6					5-3		5-3			F8	5	0	1	0	0	0	0							
Eric Soderholm, R OBP: 0.333, SLG: 0.415 Joe Gates, L OBP: 0.333, SLG: 1.000 Don Kessinger, S OBP: 0.243, SLG: 0.212		5-3 1B 2B	4-3			F8			FC5-6 1B		S 1B	4	1	2	0	0	0	1							
Lamar Johnson, R OBP: 0.419, SLG: 0.492 Mike Squires, L OBP: 0.304, SLG: 0.323		5-3 2B 1B		6-3			G3 1B		FC5-6 1B		6-3	3	1	2	0	0	0	0							
Chet Lemon, R OBP: 0.401, SLG: 0.476		5-3		F8			G3			G1-6-3 1B		5-3	5	0	1	0	0	0	4						
Jorge Orta, L OBP: 0.310, SLG: 0.241 Junior Moore, R OBP: 0.319, SLG: 0.286		K			CS 1B			FC6-4 BB		G1-6-3			2	0	1	0	1	1	2						
Mitt May, L OBP: 0.385, SLG: 0.583				CS	F2			K		6-3			4	0	1	2	0	1	2						
Greg Pryor, R OBP: 0.349, SLG: 0.354		F3			F4			FC6-4					4	0	1	0	0	0	3						
Inning Stats	R: 0 E: 0 K: 0 S: 2	H: 0 LOB: 1 BB: 1 P: 6	R: 2 E: 0 K: 1 S: 8	H: 3 LOB: 1 BB: 0 P: 8	R: 0 E: 0 K: 1 S: 6	H: 1 LOB: 1 BB: 0 P: 6	R: 0 E: 0 K: 0 S: 3	H: 1 LOB: 0 BB: 0 P: 3	R: 0 E: 0 K: 0 S: 3	H: 0 LOB: 0 BB: 0 P: 3	R: 0 E: 0 K: 1 S: 6	H: 1 LOB: 2 BB: 1 P: 10	R: 0 E: 0 K: 0 S: 3	H: 1 LOB: 0 BB: 0 P: 3	R: 0 E: 0 K: 0 S: 4	H: 2 LOB: 2 BB: 0 P: 4	R: 0 E: 0 K: 0 S: 4	H: 1 LOB: 1 BB: 0 P: 4	R: 0 E: 0 K: 0 S: 4	H: 1 LOB: 1 BB: 0 P: 4	1B: 10 2B: 1 3B: 0 HR: 0	SF: 0 SAC: 0 DP: 2 HBP: 0	WP: 0 PB: 0 SB: 1 CS: 1	PA: 43	
PITCHER	IP ERA	WLS 5.46	BF 25	H 6	R 2	ER 2	SO 2	BB 2	IBB 0	HBP 0	BLK 0	WP 0	HR 0	S 27	P 35	ERA 2.84	WHIP 1.263								
Catfish Hunter, R ERA: 5.46	(1, 1)																								
Jim Kaat, L ERA: 2.93	(7, 1)	2.0	8	3	0	0	1	0	0	0	0	0	0	10	10	0.00	1.500								
Ron Davis, R ERA:	(9, 1)	2.2	W	9	2	0	0	0	0	0	0	0	0	9	9	0.00	0.750								

Chicago White Sox @ New York Yankees
Yankee Stadium, Bronx, NY
Sun Jun 03 1979, 3:33 AM EDT
Att. 55,073 - Unknown - 64 F

livebaseballscores.com

AB 40
R 2
H 11
RBI 2
BB 2
SO 3
LOB 19





Batter	1	2	3	4	5	6	7	8	9	10	11	AB	R	H	RBI	BB	SO	LOB	BOTTOM						
Willie Randolph, R OBP: 0.335, SLG: 0.307	CS BB					4-3		FC4-6 BB		F8		3	0	1	0	2	0	1							
Mickey Rivers, L OBP: 0.303, SLG: 0.406	F5		F2			F5		FC4-6 2B		L4		5	1	0	0	0	0	4							
Thurman Munson, R OBP: 0.358, SLG: 0.402		1B BB	1-3			F9		1H 2B			PB 1B BB	3	1	1	1	2	0	1							
Lou Piniella, R OBP: 0.319, SLG: 0.470				1-3			1B SF7 1B	6-3			1B IBB	4	1	2	0	1	0	1							
Cliff Johnson, R OBP: 0.359, SLG: 0.491 Jim Spencer, L OBP: 0.327, SLG: 0.432			F6		5-3		K		5-3		F8	4	0	0	0	0	1	3							
Chris Chambliss, L OBP: 0.271, SLG: 0.397			F5		4-3				F8		F6	5	0	1	0	0	0	2							
Roy White, S OBP: 0.293, SLG: 0.288		L4				6-3		SF7		G3			4	0	1	2	0	0							
Juan Beniquez, R OBP: 0.273, SLG: 0.353 Graig Nettles, L OBP: 0.349, SLG: 0.440			F9		K			F7			K	3	0	0	0	0	1	1							
Bucky Dent, R OBP: 0.325, SLG: 0.300			F9			F8					BB	3	0	0	0	1	1	0							
Inning Stats	R: 0 E: 0 K: 0 S: 3	H: 1 LOB: 2 BB: 2 P: 11	R: 0 E: 0 K: 0 S: 3	H: 0 LOB: 0 BB: 0 P: 3	R: 0 E: 0 K: 0 S: 4	H: 1 LOB: 1 BB: 1 P: 4	R: 0 E: 0 K: 0 S: 3	H: 0 LOB: 0 BB: 0 P: 3	R: 0 E: 0 K: 0 S: 3	H: 0 LOB: 0 BB: 0 P: 3	R: 1 E: 1 K: 1 S: 7	H: 2 LOB: 1 BB: 1 P: 7	R: 0 E: 0 K: 1 S: 6	H: 1 LOB: 1 BB: 1 P: 10	R: 0 E: 0 K: 0 S: 3	H: 0 LOB: 0 BB: 0 P: 3	R: 0 E: 0 K: 1 S: 5	H: 0 LOB: 1 BB: 1 P: 9	R: 1 E: 0 K: 0 S: 3	H: 1 LOB: 2 BB: 2 P: 11	1B: 5 2B: 1 3B: 0 HR: 0	SF: 1 SAC: 0 DP: 0 HBP: 0	WP: 0 PB: 1 SB: 0 CS: 1	PA: 43	
PITCHER	IP ERA	WLS 4.2	BF 30	H 5	R 0	ER 0	SO 3	BB 3	IBB 0	HBP 0	BLK 0	WP 0	HR 0	S 33	P 45	ERA 2.35	WHIP 1.043								
Rich Wortham, L ERA: 4.2	(1, 1)																								
Mike Proly, R ERA: 3.36	(8, 1)	1.2	5	0	0	0	1	0	0	0	0	0	0	7	7	0.00	0.000								
Randy Scarbery, R ERA: 4.3	(10, 1)	0.2	L	5	0	1	1	0	2	1	0	0	0	2	14	13.50	3.000								
Steve Trout, L ERA: 4.84	(11, 1)	0.2	3	1	0	0	0	0	0	0	0	0	0	3	3	0.00	1.500								


Chicago White Sox @ New York Yankees
Yankee Stadium, Bronx, NY
Sun Jun 03 1979, 3:33 AM EDT
Att. 55,073 - Unknown - 64 F

livebaseballscores.com

AB 36
R 3
H 6
RBI 3
BB 6
SO 4
LOB 15





Batter	1	2	3	4	5	6	7	8	9	AB	R	H	RBI	BB	SO	LOB	TOP		
Willie Wilson, S OBP: 0.397, SLG: 0.479	1-3			6-3		6-3		FC3-6 1-2 2-H 1B		4	0	1	1	0	0	0	Kansas City Royals @ New York Yankees Yankee Stadium, Bronx, NY Mon Jun 04 1979, 7:05 PM EDT Att: 30,164 - Unknown - 63 F livebaseballscorecards.com		
George Brett, L OBP: 0.376, SLG: 0.538	4-3			HR		6-3		FC3-6 1-2 2-3		4	1	1	1	0	0	2			
Amos Otis, R OBP: 0.425, SLG: 0.467	K			6-3				5-3		4	0	1	0	0	1	2			
Al Cowens, R OBP: 0.388, SLG: 0.508		6-3					P4			4	1	2	0	0	0	1			
Hal McRae, R OBP: 0.307, SLG: 0.422		F7					K			3	0	0	1	0	1	2			
Darrell Porter, L OBP: 0.422, SLG: 0.481		P2					F9			4	0	1	0	0	0	1			
John Wathan, R OBP: 0.299, SLG: 0.325			6-3			F9		F8		4	0	0	0	0	0	1			
Freddie Patek, R OBP: 0.279, SLG: 0.274			3-1			G5-4-3 1-2		BB 1B BB		2	1	0	0	1	0	1			
U L Washington, S OBP: 0.301, SLG: 0.351			3-1				K	FC3-6 1-2 1B BB		2	0	0	0	1	1	0			
Inning Stats	R: 0 E: 0 K: 1 S: 5	H: 0 LOB: 0 BB: 0 P: 5	R: 0 E: 0 K: 0 S: 3	H: 0 LOB: 0 BB: 0 P: 3	R: 0 E: 0 K: 0 S: 3	H: 0 LOB: 0 BB: 0 P: 3	R: 1 E: 0 K: 0 S: 5	H: 2 LOB: 1 BB: 0 P: 5	R: 0 E: 0 K: 1 S: 5	H: 0 LOB: 0 BB: 0 P: 5	R: 0 E: 0 K: 1 S: 6	H: 1 LOB: 1 BB: 0 P: 6	R: 1 E: 0 K: 0 S: 4	H: 1 LOB: 2 BB: 2 P: 12	R: 1 E: 0 K: 0 S: 4	H: 1 LOB: 0 BB: 0 P: 4	1B: 4 2B: 0 3B: 1 HR: 1	SF: 1 SAC: 0 DP: 1 HBP: 0	WP: 0 PA: 34 CS: 0
PITCHER Tommy John, L ERA: 1.9	IP: 9.0 WLS: W BF: 34 H: 6 R: 3 ER: 3 SO: 3 BB: 2 IBB: 0 HBP: 0 BLK: 0 WP: 0 HR: 1 S: 38 P: 46 ERA: 3.00 WHIP: 0.889																		

Batter	1	2	3	4	5	6	7	8	9	AB	R	H	RBI	BB	SO	LOB	BOTTOM		
Mickey Rivers, L OBP: 0.306, SLG: 0.402	K		4-3		G3	3B IBB				4	1	1	0	1	1	0	Kansas City Royals @ New York Yankees Yankee Stadium, Bronx, NY Mon Jun 04 1979, 7:05 PM EDT Att: 30,164 - Unknown - 63 F livebaseballscorecards.com		
Willie Randolph, R OBP: 0.336, SLG: 0.319	E S 1B		F9		F8	1-H 2-H 3-H 4-0 3B		F7		5	1	2	3	0	0	2			
Thurman Munson, R OBP: 0.359, SLG: 0.399	K 1-3		BB 1B		F8	1B 1B BB 3-H		F9		4	1	1	0	1	1	1			
Graig Nettles, L OBP: 0.364, SLG: 0.454						BB 2B 1B		BB 1B		3	1	3	0	2	0	0			
Lou Piniella, R OBP: 0.322, SLG: 0.468	P4		4-3			5-3 1B		BB 1B		5	0	2	1	0	0	5			
Chris Chambliss, L OBP: 0.280, SLG: 0.418		F9 SF9 2B		4-3 2B		BB 2B 3-1		F7		5	2	3	1	0	0	4			
Roy White, S OBP: 0.300, SLG: 0.275		F9 2-3		K		1B 3B BB		P4 1-2 2-3 BB		3	1	0	0	2	1	2			
Jim Spencer, L OBP: 0.330, SLG: 0.434		SF9		4-3		1-3 3B 1B		P6		4	1	2	2	0	0	4			
Bucky Dent, R OBP: 0.318, SLG: 0.292		6-3		P6		1-3 2-H 1-2		F9		4	0	0	0	0	0	4			
Inning Stats	R: 0 E: 0 K: 2 S: 8	H: 1 LOB: 2 BB: 1 P: 12	R: 1 E: 0 K: 0 S: 4	H: 1 LOB: 0 BB: 0 P: 4	R: 0 E: 0 K: 0 S: 4	H: 1 LOB: 2 BB: 1 P: 8	R: 0 E: 0 K: 1 S: 6	H: 1 LOB: 0 BB: 0 P: 6	R: 0 E: 0 K: 0 S: 3	H: 0 LOB: 0 BB: 0 P: 3	R: 7 E: 0 K: 0 S: 9	H: 6 LOB: 2 BB: 3 P: 21	R: 0 E: 0 K: 0 S: 5	H: 2 LOB: 2 BB: 0 P: 5	R: 0 E: 0 K: 0 S: 5	H: 2 LOB: 3 BB: 1 P: 9	1B: 9 2B: 4 3B: 1 HR: 0	SF: 1 SAC: 0 DP: 0 HBP: 0	WP: 1 PA: 44 CS: 0
PITCHER Rich Gale, R ERA: 4.88 Steve Mingo, L ERA: 3.55	IP: 5.2 WLS: L BF: 30 H: 8 R: 8 ER: 8 SO: 3 BB: 4 IBB: 1 HBP: 0 BLK: 0 WP: 1 HR: 0 S: 31 P: 51 ERA: 12.71 WHIP: 2.118																		

Batter	1	2	3	4	5	6	7	8	9	AB	R	H	RBI	BB	SO	LOB	TOP			
Willie Wilson, S OBP: 0.396, SLG: 0.475 (1, 7)										3	0	1	0	0	0	1	Kansas City Royals @ New York Yankees Yankee Stadium, Bronx, NY Tue Jun 05 1979, 7:05 PM EDT Att: 24,968 - Unknown - 71 F livebaseballscorecards.com			
George Brett, L OBP: 0.373, SLG: 0.531 (1, 5)										3	0	0	0	1	0	1				
Amos Otis, R OBP: 0.422, SLG: 0.460 (1, 8)										3	1	0	0	1	1	2				
Darrell Porter, L OBP: 0.423, SLG: 0.478 (1, 2)										3	0	1	1	1	0	0				
Al Cowens, R OBP: 0.377, SLG: 0.492 (1, 9)										4	0	0	0	0	1	2				
Ralph LaCock, L OBP: 0.357, SLG: 0.424 (1, 3)										4	1	2	0	0	0	0				
Hal McRae, R OBP: 0.306, SLG: 0.418 (1, 10)										4	1	1	0	0	0	1				
Freddie Patek, R OBP: 0.278, SLG: 0.273 (1, 6)										4	0	1	0	0	1	1				
U L Washington, S OBP: 0.299, SLG: 0.351 (1, 4)										3	0	1	1	0	0	1				
Inning Stats	R: 1 E: 0 K: 0 S: 4	H: 2 LOB: 1 BB: 1 P: 8	R: 2 E: 1 K: 1 S: 8	H: 3 LOB: 2 BB: 1 P: 12	R: 0 E: 0 K: 1 S: 5	H: 0 LOB: 0 BB: 0 P: 5	R: 0 E: 0 K: 0 S: 4	H: 1 LOB: 1 BB: 1 P: 4	R: 0 E: 0 K: 0 S: 3	H: 0 LOB: 0 BB: 0 P: 7	R: 0 E: 0 K: 0 S: 6	H: 1 LOB: 1 BB: 0 P: 6	R: 0 E: 0 K: 0 S: 3	H: 0 LOB: 0 BB: 0 P: 3	R: 0 E: 0 K: 0 S: 3	H: 0 LOB: 0 BB: 0 P: 3		1B: 7 2B: 0 3B: 0 HR: 0	SF: 1 SAC: 1 DP: 0 HBP: 0	WP: 0 PB: 0 CS: 1
PITCHER Luis Tiant, R ERA: 5.24 (1, 1)	IP: 9.0 WLS: L BF: 36	H: 7 R: 3 ER: 2 SO: 3	BB: 3 IBB: 0 HBP: 0 BLK: 0	WP: 0 HR: 0 S: 39 P: 51	ERA: 2.00 WHIP: 1.111	PITCHER										IP: WLS: BF: H: R: ER: SO: BB: IBB: HBP: BLK: WP: HR: S: P: ERA: WHIP				

Batter	1	2	3	4	5	6	7	8	9	AB	R	H	RBI	BB	SO	LOB	BOTTOM			
Mickey Rivers, L OBP: 0.304, SLG: 0.399 (1, 8)										4	0	1	0	0	1	1	Kansas City Royals @ New York Yankees Yankee Stadium, Bronx, NY Tue Jun 05 1979, 7:05 PM EDT Att: 24,968 - Unknown - 71 F livebaseballscorecards.com			
Willie Randolph, R OBP: 0.339, SLG: 0.319 (1, 4)										3	0	1	0	1	0	1				
Thurman Munson, R OBP: 0.361, SLG: 0.398 (1, 2)										3	0	1	1	1	0	1				
Lou Piniella, R OBP: 0.314, SLG: 0.455 (1, 9)										4	0	0	0	0	0	4				
Graig Nettles, L OBP: 0.357, SLG: 0.444 (1, 5)										4	0	0	0	0	1	0				
Cliff Johnson, R OBP: 0.343, SLG: 0.466 (1, 10)										3	0	0	0	0	0	0				
Chris Chambliss, L OBP: 0.276, SLG: 0.412 (1, 3)										3	0	0	0	0	1	0				
Roy White, S OBP: 0.289, SLG: 0.264 (1, 7)										3	0	0	0	0	0	0				
Bucky Dent, R OBP: 0.313, SLG: 0.287 (1, 6)										3	1	0	0	0	0	0				
Inning Stats	R: 0 E: 0 K: 0 S: 4	H: 1 LOB: 0 BB: 0 P: 4	R: 0 E: 0 K: 1 S: 5	H: 0 LOB: 0 BB: 0 P: 5	R: 1 E: 1 K: 1 S: 7	H: 1 LOB: 2 BB: 1 P: 11	R: 0 E: 0 K: 1 S: 5	H: 0 LOB: 0 BB: 0 P: 5	R: 0 E: 0 K: 0 S: 4	H: 1 LOB: 1 BB: 0 P: 4	R: 0 E: 0 K: 0 S: 2	H: 0 LOB: 0 BB: 1 P: 6	R: 0 E: 0 K: 0 S: 3	H: 0 LOB: 0 BB: 0 P: 3	R: 0 E: 0 K: 0 S: 3	H: 0 LOB: 0 BB: 0 P: 3		1B: 3 2B: 0 3B: 0 HR: 0	SF: 0 SAC: 0 DP: 1 HBP: 0	WP: 1 PB: 0 CS: 0
PITCHER Larry Gura, L ERA: 5.27 (1, 1)	IP: 9.0 WLS: W BF: 32	H: 3 R: 1 ER: 0 SO: 3	BB: 2 IBB: 0 HBP: 0 BLK: 0	WP: 1 HR: 0 S: 36 P: 44	ERA: 0.00 WHIP: 0.556	PITCHER										IP: WLS: BF: H: R: ER: SO: BB: IBB: HBP: BLK: WP: HR: S: P: ERA: WHIP				

Batter	1	2	3	4	5	6	7	8	9	AB	R	H	RBI	BB	SO	LOB	TOP										
Bob Randall, R OBP: 0.375, SLG: 0.351 (1, 4)	0-0 4-3		0-0 G3		4-0 FC6-4 BB		0-0 F8		0-0 FC5-4 1B	4	0	1	1	1	0	1	Minnesota Twins @ New York Yankees Yankee Stadium, Bronx, NY Wed Jun 06 1979, 7:05 PM EDT Att: 34,075 - Unknown - 69 F AB 31 R 2 H 5 RBI 1 BB 6 SO 5 LOB 15 										
Roy Smalley, S OBP: 0.445, SLG: 0.579 (1, 6)	0-0 4-3		0-0 F8		0-0 FC6-4			4-0 BB	0-0 FC5-4	4	0	0	0	1	0	5											
Ron Jackson, R OBP: 0.333, SLG: 0.495 (1, 3)	4-0 1B WP BB			0-3 K		4-0 SH1-3 BB		0-3 K		2	1	0	0	2	2	1											
Jose Morales, R OBP: 0.357, SLG: 0.403 (1, 10)	0-0 F 1-3 1B		0-3 K2-3		0-0 SH1-3		0-0 F8			3	0	1	0	0	1	1											
Willie Norwood, R OBP: 0.297, SLG: 0.420 (1, 9)	0-0 F9 1-3 3-H		0-0 F4		0-0 6-3		0-0 F4			4	0	0	0	0	0	3											
Butch Wynegar, S OBP: 0.391, SLG: 0.389 (1, 2)		0-0 F3			0-0 5-3		0-0 G3		0-0 F7	4	0	0	0	0	0	1											
Ken Landreaux, L OBP: 0.361, SLG: 0.429 (1, 8)		0-3 K			0-0 WP 4-3 1B		4-0 BB		0-0 3-1	3	0	1	0	1	1	0											
John Castino, R OBP: 0.347, SLG: 0.396 (9, PH)		0-0 F8			0-0 4-3		0-0 F1		0-0 1B 1B	3	0	0	0	0	0	2											
Craig Kusick, R OBP: 0.311, SLG: 0.558 (9, PR)					1-2					1	0	1	0	0	0	0											
Rob Wilfong, L OBP: 0.348, SLG: 0.444 (9, 4)										0	1	0	0	0	0	0											
Bombo Rivera, R OBP: 0.337, SLG: 0.385 (1, 7)			0-0 F7		4-0 WP BB		0-3 K		0-0 1B 1B	3	0	1	0	1	1	1											
Inning Stats	R: 1 E: 0 K: 0 S: 4	H: 1 LOB: 1 BB: 1 P: 8	R: 0 E: 0 K: 1 S: 5	H: 0 LOB: 0 BB: 0 P: 5	R: 0 E: 0 K: 0 S: 3	H: 0 LOB: 0 BB: 0 P: 3	R: 0 E: 0 K: 2 S: 7	H: 0 LOB: 0 BB: 0 P: 7	R: 0 E: 0 K: 0 S: 4	H: 1 LOB: 3 BB: 2 P: 12	R: 0 E: 0 K: 0 S: 3	H: 0 LOB: 1 BB: 1 P: 7	R: 0 E: 0 K: 1 S: 5	H: 0 LOB: 1 BB: 1 P: 9	R: 0 E: 0 K: 1 S: 5	H: 0 LOB: 1 BB: 1 P: 9	R: 1 E: 0 K: 0 S: 6	H: 3 LOB: 2 BB: 0 P: 6	1B: 5 2B: 0 3B: 0 HR: 0	SF: 0 SAC: 1 DP: 0 HBP: 0	WP: 2 PB: 0 SB: 0 CS: 0	PA: 38					
PITCHER Ron Guidry, L ERA: 2.18 (1, 1)	IP 9.0	WLS W	BF 38	H 5	R 2	ER 2	SO 5	BB 6	IBB 0	HBP 0	BLK 0	WP 2	HR 0	S 42	P 66	ERA 2.00	WHIP 1.222										

Batter	1	2	3	4	5	6	7	8	9	AB	R	H	RBI	BB	SO	LOB	BOTTOM										
Mickey Rivers, L OBP: 0.303, SLG: 0.401 (1, 8)	0-0 2B		0-0 FC4-6 FC6-4 1-2		0-3 K			0-0 4-3		4	0	1	0	0	1	1	Minnesota Twins @ New York Yankees Yankee Stadium, Bronx, NY Wed Jun 06 1979, 7:05 PM EDT Att: 34,075 - Unknown - 69 F AB 32 R 3 H 8 RBI 3 BB 3 SO 5 LOB 15 										
Willie Randolph, R OBP: 0.333, SLG: 0.313 (1, 4)	0-3 K		0-0 FC6-4 1-2		0-3 K			0-0 1-3		4	0	0	0	0	2	2											
Thurman Munson, R OBP: 0.359, SLG: 0.395 (1, 2)	0-0 F9		0-0 L5		0-0 F3			0-0 1B		4	0	1	0	0	0	2											
Lou Piniella, R OBP: 0.318, SLG: 0.452 (1, 9)	4-0 IBB			0-0 FC3-6 1B		0-0 5-3		0-0 F7		3	0	1	0	1	0	1											
Graig Nettles, L OBP: 0.355, SLG: 0.441 (1, 5)	0-3 K		0-0 FC3-6 2B 1B		0-0 6-3			0-0 FC6-4 SH3-4 1B 1B		4	2	1	0	0	1	3											
Darryl Jones, R OBP: 0.333, SLG: 0.667 (1, 10)		0-0 F9		0-0 1B 2B		0-0 F8		0-0 SH3-4		3	1	1	0	0	0	0											
Chris Chambliss, L OBP: 0.275, SLG: 0.405 (1, 3)	0-0 L8		0-3 K			0-0 F8		4-0 FC6-4 BB		3	0	0	0	1	1	2											
Juan Beniquez, R OBP: 0.288, SLG: 0.366 (9, PH)		0-0 F8		0-0 1B		0-0 G5-4-3 1B		0-0 FC6-4 1B S		3	0	2	2	0	0	0											
Roy White, S OBP: 0.266, SLG: 0.260 (9, PH)				2-H 3-H				1-2 2-3		1	0	0	0	0	0	2											
Bucky Dent, R OBP: 0.313, SLG: 0.283 (9, PH)			4-0 FC4-6 BB		0-0 F9		0-0 G5-4-3		0-0 1B	2	0	0	0	1	0	2											
Jim Spencer, L OBP: 0.336, SLG: 0.440 (9, PH)								1-3 3-H		1	0	1	1	0	0	0											
Inning Stats	R: 0 E: 0 K: 2 S: 8	H: 1 LOB: 2 BB: 1 P: 12	R: 0 E: 0 K: 0 S: 3	H: 0 LOB: 0 BB: 0 P: 3	R: 0 E: 0 K: 0 S: 3	H: 0 LOB: 1 BB: 1 P: 7	R: 2 E: 0 K: 1 S: 8	H: 3 LOB: 1 BB: 0 P: 8	R: 0 E: 0 K: 2 S: 7	H: 0 LOB: 0 BB: 0 P: 7	R: 0 E: 0 K: 0 S: 3	H: 0 LOB: 0 BB: 0 P: 3	R: 0 E: 0 K: 0 S: 3	H: 1 LOB: 0 BB: 0 P: 3	R: 0 E: 0 K: 0 S: 4	H: 1 LOB: 1 BB: 0 P: 4	R: 1 E: 0 K: 0 S: 4	H: 2 LOB: 2 BB: 1 P: 8	1B: 6 2B: 2 3B: 0 HR: 0	SF: 0 SAC: 1 DP: 1 HBP: 0	WP: 0 PB: 0 SB: 1 CS: 0	PA: 36					
PITCHER Jerry Koosman, L ERA: 3.64 Mike Marshall, R ERA: 1.94 (9, 1)	IP 8.1	WLS L	BF 34	H 7	R 3	ER 3	SO 5	BB 2	IBB 1	HBP 0	BLK 0	WP 0	HR 0	S 41	P 53	ERA 3.24	WHIP 1.080										


Batter	1	2	3	4	5	6	7	8	9	AB	R	H	RBI	BB	SO	LOB	TOP					
Hosken Powell, L (1,9) OBP: 0.486, SLG: 0.541										3	1	1	0	0	0	0	Minnesota Twins @ New York Yankees Yankee Stadium, Bronx, NY Thu Jun 07 1979, 3:33 AM EDT Att: 20,722 - Unknown - 73 F					
Butch Wynegar, S (1,2) OBP: 0.388, SLG: 0.386										4	0	1	0	0	0	1						
Roy Smalley, S (1,6) OBP: 0.446, SLG: 0.573										4	0	1	1	0	0	1						
Ken Landreaux, L (1,8) OBP: 0.359, SLG: 0.426										4	1	1	0	0	1	1						
Glenn Adams, L (1,10) OBP: 0.342, SLG: 0.406 Dave Edwards, R (9, PR) OBP: 0.111, SLG: 0.111										4	0	3	0	0	0	0						
Ron Jackson, R (1,3) OBP: 0.329, SLG: 0.490										2	0	0	1	0	1	1						
Rob Wilfong, L (1,4) OBP: 0.347, SLG: 0.445										4	0	1	0	0	0	3						
John Castino, R (1,5) OBP: 0.344, SLG: 0.400										4	1	1	0	0	2	2						
Bombo Rivera, R (1,7) OBP: 0.337, SLG: 0.383										3	1	1	1	0	0	0						
Inning Stats	R: 1 E: 0 K: 1 S: 6	H: 2 LOB: 0 BB: 0 P: 6	R: 0 E: 0 K: 0 S: 4	H: 2 LOB: 1 BB: 0 P: 4	R: 0 E: 0 K: 0 S: 3	H: 0 LOB: 0 BB: 0 P: 3	R: 1 E: 0 K: 0 S: 5	H: 2 LOB: 1 BB: 0 P: 5	R: 2 E: 0 K: 1 S: 6	H: 3 LOB: 1 BB: 0 P: 6	R: 0 E: 0 K: 1 S: 5	H: 0 LOB: 0 BB: 0 P: 5	R: 0 E: 0 K: 1 S: 5	H: 0 LOB: 0 BB: 0 P: 5	R: 0 E: 0 K: 1 S: 3	H: 0 LOB: 0 BB: 0 P: 3	R: 0 E: 0 K: 1 S: 6	H: 1 LOB: 2 BB: 0 P: 6	1B: 8 2B: 2 3B: 0 HR: 0	SF: 1 SAC: 2 DP: 2 HBP: 0	WP: 0 PB: 1 CS: 1	PA: 35
PITCHER	IP WLS BF H R ER SO BB IBB HBP BLK WP HR S P ERA WHIP																					
Jim Beattie, R (1,1) ERA: 4.23	4.1 L 19 8 4 4 1 0 0 0 0 0 0 0 21 21 8.31 1.846																					
Ray Burns, R (5,1) ERA: 5.34	4.2 16 2 0 0 3 0 0 0 0 0 0 0 22 22 0.00 0.429																					

Batter	1	2	3	4	5	6	7	8	9	AB	R	H	RBI	BB	SO	LOB	BOTTOM					
Mickey Rivers, L (1,8) OBP: 0.297, SLG: 0.392										4	0	0	0	0	0	1	Minnesota Twins @ New York Yankees Yankee Stadium, Bronx, NY Thu Jun 07 1979, 3:33 AM EDT Att: 20,722 - Unknown - 73 F					
Willie Randolph, R (1,4) OBP: 0.326, SLG: 0.307										4	0	0	0	0	0	0						
Thurman Munson, R (1,10) OBP: 0.362, SLG: 0.397										4	0	2	0	0	0	0						
Lou Piniella, R (1,9) OBP: 0.323, SLG: 0.453										4	0	2	0	0	0	1						
Graig Nettles, L (1,5) OBP: 0.362, SLG: 0.441										2	0	1	0	2	0	0						
Cliff Johnson, R (1,2) OBP: 0.338, SLG: 0.452										4	0	1	0	0	0	5						
Chris Chambliss, L (1,3) OBP: 0.279, SLG: 0.420										3	1	1	1	1	0	0						
Juan Beniquez, R (1,7) OBP: 0.286, SLG: 0.360										4	0	1	0	0	1	3						
Fred Stanley, R (1,6) OBP: 0.385, SLG: 0.273 Jim Spencer, L (7, PH) ERA: 3.44 Bucky Dent, R (8, 6) OBP: 0.311, SLG: 0.281										2	0	0	0	0	0	0						
Inning Stats	R: 0 E: 0 K: 0 S: 3	H: 0 LOB: 0 BB: 0 P: 3	R: 0 E: 0 K: 0 S: 3	H: 1 LOB: 2 BB: 2 P: 11	R: 0 E: 0 K: 0 S: 3	H: 0 LOB: 0 BB: 0 P: 3	R: 0 E: 0 K: 0 S: 3	H: 1 LOB: 0 BB: 0 P: 3	R: 1 E: 0 K: 0 S: 4	H: 1 LOB: 0 BB: 0 P: 4	R: 0 E: 0 K: 0 S: 5	H: 2 LOB: 3 BB: 1 P: 9	R: 0 E: 0 K: 0 S: 4	H: 1 LOB: 1 BB: 0 P: 4	R: 0 E: 0 K: 0 S: 5	H: 2 LOB: 2 BB: 0 P: 5	R: 0 E: 0 K: 1 S: 5	H: 0 LOB: 0 BB: 0 P: 5	1B: 7 2B: 0 3B: 0 HR: 1	SF: 0 SAC: 0 DP: 2 HBP: 0	WP: 0 PB: 0 CS: 0	PA: 36
PITCHER	IP WLS BF H R ER SO BB IBB HBP BLK WP HR S P ERA WHIP																					
Geoff Zahn, L (1,1) ERA: 3.1	5.1 W 19 3 1 1 0 2 0 0 0 0 0 1 17 25 1.69 0.938																					
Mike Bacsik, R (6,1) ERA: 3.44	2.1 13 5 0 0 0 1 0 0 0 0 0 0 12 16 0.00 2.571																					
Mike Marshall, R (8,1) ERA: 1.89	1.1 S 4 0 0 0 1 0 0 0 0 0 0 0 6 6 0.00 0.000																					

Batter	1	2	3	4	5	6	7	8	9	AB	R	H	RBI	BB	SO	LOB	TOP								
Mickey Rivers, L (1, 8) OBP: 0.311, SLG: 0.405 Juan Beniquez, R (7, 8) OBP: 0.282, SLG: 0.355	F8		E6		P2		BB 1B BB		P5	3	1	0	1	1	0	0									
Roy White, S (1, 7) OBP: 0.286, SLG: 0.247 Jay Johnstone, L (7, 7)	CS 1B		4-3				1B 2B BB		1-3	3	1	1	1	1	0	1									
Willie Randolph, R (1, 4) OBP: 0.340, SLG: 0.315	F8		6-3				2B 1B			5	1	2	2	0	0	2									
Lou Piniella, R (1, 9) OBP: 0.330, SLG: 0.461		P3			P2		WP FC6-5 2B		F8	5	0	1	2	0	0	1									
Graig Nettles, L (1, 5) OBP: 0.369, SLG: 0.472		K			F8 E 2B		HR FC6-5			4	2	2	1	0	1	1									
Darryl Jones, R (1, 10) OBP: 0.400, SLG: 0.600 Jim Spencer, L (7, PH) OBP: 0.328, SLG: 0.419		P4			F8		FC3-6 1B F9			3	1	1	0	0	0	1									
Chris Chambliss, L (1, 3) OBP: 0.300, SLG: 0.444			F7		E4 PO		FC3-6 1B		G3	4	0	1	0	0	0	0									
Cliff Johnson, R (1, 2) OBP: 0.360, SLG: 0.453 Jerry Narron, L (3, 2) OBP: 0.250, SLG: 0.273					PO		FC3-6 BB 1B BB		F7	1	1	1	0	0	0	0									
Bucky Dent, R (1, 6) OBP: 0.302, SLG: 0.279			E6 E 2B				BB BB 1B 1B		P3	3	1	0	1	0	0	1									
Inning Stats	R: 0 E: 0 K: 0 S: 3	H: 1 LOB: 0 BB: 0 P: 3	R: 0 E: 0 K: 1 S: 5	H: 0 LOB: 0 BB: 0 P: 5	R: 2 E: 2 K: 0 S: 6	H: 2 LOB: 1 BB: 0 P: 6	R: 1 E: 1 K: 0 S: 4	H: 1 LOB: 0 BB: 0 P: 4	R: 0 E: 0 K: 0 S: 3	H: 0 LOB: 0 BB: 0 P: 3	R: 0 E: 0 K: 0 S: 3	H: 0 LOB: 0 BB: 0 P: 3	R: 7 E: 0 K: 0 S: 9	H: 6 LOB: 1 BB: 2 P: 17	R: 0 E: 0 K: 0 S: 3	H: 0 LOB: 0 BB: 0 P: 3	R: 0 E: 0 K: 0 S: 4	H: 1 LOB: 1 BB: 0 P: 4	1B: 7 2B: 3 3B: 0 HR: 1	SF: 0 SAC: 0 DP: 0 HBP: 0	WP: 1 PB: 0 SB: 0 CS: 1	PA: 41			
PITCHER	IP	WLS	BF	H	R	ER	SO	BB	IBB	HBP	BLK	WP	HR	S	P	ERA	WHIP								
Steve Mingori, L (1, 1) ERA: 4.34	6.0	L	25	7	6	4	1	0	0	0	0	0	1	27	27	6.00	1.167								
Renie Martin, R (7, 1) ERA: 9.82	0.1		6	3	4	4	0	2	0	0	0	0	0	4	12	108.00	15.000								
Eduardo Rodriguez, R (7, 1) ERA: 4.34	2.2		9	1	0	0	0	0	0	0	0	1	0	9	9	0.00	0.375								

New York Yankees @ Kansas City Royals
 Royals Stadium, Kansas City, MO
 Sun Jun 10 1979, 4:33 AM EDT
 Att: 41,095 - Unknown - 68 F


AB 38
 R 10
 H 11
 RBI 9
 BB 2
 SO 1
 LOB 8



Batter	1	2	3	4	5	6	7	8	9	AB	R	H	RBI	BB	SO	LOB	BOTTOM								
Willie Wilson, S (1, 8) OBP: 0.388, SLG: 0.465	P1		4-3		4-3			F8	5-3	5	0	0	0	0	0	2									
Steve Braun, L (1, 7) OBP: 0.413, SLG: 0.475	G4-3 1B				HR		FC6-4 1B		P2	4	1	3	1	0	0	0									
Amos Otis, R (1, 10) OBP: 0.397, SLG: 0.445	G4-3				2B		FC6-4		P4	4	1	1	0	0	0	2									
George Brett, L (1, 5) OBP: 0.392, SLG: 0.551		F7			P6		FC3-6 1B		1B 2B BB	3	1	1	0	1	0	1									
Darrell Porter, L (1, 2) OBP: 0.411, SLG: 0.480 Jamie Quirk, L (9, 2) OBP: 0.500, SLG: 0.400		F8			PB 2B		FC3-6		2B 1B 1B	3	0	1	1	0	0	0									
Al Cowens, R (1, 9) OBP: 0.377, SLG: 0.497					K		G1-4-6-3		1B 2B	4	0	2	1	0	1	2									
Ralph LaCock, L (1, 3) OBP: 0.347, SLG: 0.397		4-3			BB				P6	3	0	0	0	1	0	3									
U L Washington, S (1, 4) OBP: 0.304, SLG: 0.357			P5		P5				F7	4	0	1	1	0	0	2									
Todd Cruz, R (1, 6) OBP: 0.229, SLG: 0.326 Tom Poquette, L (9, PH) OBP: 0.222, SLG: 0.200			P5				K		F8	3	0	0	0	0	1	0									
Inning Stats	R: 0 E: 0 K: 0 S: 3	H: 1 LOB: 0 BB: 0 P: 3	R: 0 E: 0 K: 0 S: 4	H: 1 LOB: 1 BB: 0 P: 4	R: 0 E: 0 K: 0 S: 3	H: 0 LOB: 0 BB: 0 P: 3	R: 2 E: 0 K: 1 S: 8	H: 3 LOB: 2 BB: 1 P: 12	R: 0 E: 0 K: 0 S: 6	H: 1 LOB: 1 BB: 0 P: 6	R: 0 E: 0 K: 0 S: 3	H: 1 LOB: 0 BB: 0 P: 3	R: 0 E: 0 K: 0 S: 3	H: 0 LOB: 0 BB: 0 P: 3	R: 0 E: 0 K: 1 S: 8	H: 0 LOB: 2 BB: 1 P: 12	R: 2 E: 0 K: 1 S: 8	H: 3 LOB: 2 BB: 1 P: 12	1B: 6 2B: 3 3B: 0 HR: 1	SF: 0 SAC: 0 DP: 2 HBP: 0	WP: 0 PB: 1 SB: 0 CS: 0	PA: 37			
PITCHER	IP	WLS	BF	H	R	ER	SO	BB	IBB	HBP	BLK	WP	HR	S	P	ERA	WHIP								
Luis Tiant, R (1, 1) ERA: 5.13	8.0	W	33	9	4	4	2	2	0	0	0	0	0	35	43	4.50	1.375								
Ray Burnis, R (9, 1) ERA: 5.66	1.0		4	1	0	0	1	0	0	0	0	0	0	6	6	0.00	1.000								

New York Yankees @ Kansas City Royals
 Royals Stadium, Kansas City, MO
 Sun Jun 10 1979, 4:33 AM EDT
 Att: 41,095 - Unknown - 68 F

AB 35
 R 4
 H 10
 RBI 4
 BB 2
 SO 3
 LOB 15



Batter	1	2	3	4	5	6	7	8	9	AB	R	H	RBI	BB	SO	LOB	TOP																			
Mickey Rivers, L OBP: 0.318, SLG: 0.415	F8	6-3			FC3-2 1B		G6-4-3 HBP			3	0	1	0	0	0	1																				
Willie Randolph, R OBP: 0.341, SLG: 0.341			F8		FC3-2 G6-4-3		G6-4-3			4	0	1	0	0	0	6																				
Thurman Munson, R OBP: 0.342, SLG: 0.371	K		G4-6-3 BB		G6-4-3			F9		3	0	0	0	1	1	4																				
Lou Piniella, R OBP: 0.335, SLG: 0.452	4-3		G4-6-3			6-3		F7		4	0	0	0	0	2																					
Graig Nettles, L OBP: 0.360, SLG: 0.452		FC6 BB		K		3-1		F8		3	0	0	0	1	1	0																				
Chris Chambliss, L OBP: 0.302, SLG: 0.459		FC6 FC4-6		E6 G6-4-3		F7			K	4	0	0	0	0	1	1																				
Roy White, S OBP: 0.273, SLG: 0.237		FC4-6 HR		G6-4-3			SH1-4 1B		3-1	4	1	1	0	0	2																					
Juan Beniquez, R OBP: 0.303, SLG: 0.405					1B FC3-2 BB		SH1-4 1B		K	3	1	2	2	1	1	0																				
Bucky Dent, R OBP: 0.307, SLG: 0.287					FC3-2 1B		SH1-4			2	0	2	0	0	0	0																				
Inning Stats	R: 0 E: 0 K: 1 S: 6	H: 1 LOB: 1 BB: 0 P: 6	R: 2 E: 1 K: 0 S: 5	H: 2 LOB: 1 BB: 1 P: 9	R: 0 E: 0 K: 0 S: 2	H: 0 LOB: 0 BB: 1 P: 6	R: 0 E: 1 K: 1 S: 5	H: 0 LOB: 0 BB: 0 P: 5	R: 0 E: 0 K: 0 S: 4	H: 2 LOB: 2 BB: 1 P: 8	R: 0 E: 0 K: 0 S: 3	H: 0 LOB: 0 BB: 0 P: 3	R: 0 E: 0 K: 0 S: 4	H: 2 LOB: 2 BB: 0 P: 5	R: 0 E: 0 K: 2 S: 7	H: 0 LOB: 0 BB: 0 P: 7	1B: 5 2B: 1 3B: 0 HR: 1	SF: 0 SAC: 1 DP: 4 HBP: 1	WP: 0 PA: 35 CS: 0																	
PITCHER	IP	WLS	BF	H	R	ER	SO	BB	IBB	HBP	BLK	WP	HR	S	P	ERA	WHIP	PITCHER		IP	WLS	BF	H	R	ER	SO	BB	IBB	HBP	BLK	WP	HR	S	P	ERA	WHIP
Geoff Zahn, L ERA: 3.09	(1, 1)	6.0	W	24	5	2	2	2	3	0	0	0	0	1	25	37	3.00	1.333																		
Mike Marshall, R ERA: 1.81	(7, 1)	3.0	S	11	2	0	0	2	0	0	1	0	0	0	14	15	0.00	0.667																		

New York Yankees @ Minnesota Twins
Metropolitan Stadium, Bloomington, MI
Thu Jun 14 1979, 8:05 PM EDT
Att: 24,129 - Unknown - 91 F

AB 30
R 2
H 7
RBI 2
BB 3
SO 4
LOB 16



Batter	1	2	3	4	5	6	7	8	9	AB	R	H	RBI	BB	SO	LOB	BOTTOM																				
Bob Randall, R OBP: 0.384, SLG: 0.364	G3			FC5-4			SH1-3 1B			4	0	2	0	0	0	1																					
John Castino, R OBP: 0.318, SLG: 0.353	K		FC5		5-3		SH1-3			3	0	0	0	0	1	2																					
Roy Smalley, S OBP: 0.447, SLG: 0.569	K			E 1B 2B	4-3		L1			4	1	1	0	0	1	1																					
Ron Jackson, R OBP: 0.331, SLG: 0.486		1-3		E 2B 1B	1-3			F9		4	1	1	0	0	0	0																					
Craig Kusick, R OBP: 0.300, SLG: 0.511		6-3		K			K			4	0	0	0	0	2	2																					
Willie Norwood, R OBP: 0.288, SLG: 0.399		6-3		F8			1B BB		F7	3	0	0	0	1	0	2																					
Bombo Rivera, R OBP: 0.310, SLG: 0.350										0	0	0	0	0	0	0																					
Ken Landreaux, L OBP: 0.349, SLG: 0.410			K	E3 2B			G4-6-3 1B			3	1	1	0	0	1	2																					
Butch Wynegar, S OBP: 0.392, SLG: 0.394			4-3	1B 2B			G4-6-3			3	1	1	3	0	0	2																					
Dave Edwards, R OBP: 0.316, SLG: 0.444			FC5 1B	FC5-4 1B				2-3		3	0	2	1	0	0	0																					
Inning Stats	R: 0 E: 0 K: 2 S: 7	H: 0 LOB: 0 BB: 0 P: 7	R: 0 E: 0 K: 0 S: 3	H: 0 LOB: 0 BB: 0 P: 3	R: 0 E: 0 K: 1 S: 7	H: 2 LOB: 2 BB: 0 P: 7	R: 4 E: 1 K: 1 S: 10	H: 4 LOB: 1 BB: 0 P: 10	R: 0 E: 0 K: 0 S: 3	H: 0 LOB: 0 BB: 0 P: 3	R: 0 E: 0 K: 1 S: 5	H: 1 LOB: 1 BB: 1 P: 9	R: 0 E: 0 K: 0 S: 4	H: 1 LOB: 1 BB: 0 P: 4	R: 0 E: 0 K: 0 S: 3	H: 0 LOB: 0 BB: 0 P: 3	1B: 7 2B: 1 3B: 0 HR: 0	SF: 0 SAC: 1 DP: 1 HBP: 0	WP: 0 PA: 33 CS: 0																		
PITCHER	IP	WLS	BF	H	R	ER	SO	BB	IBB	HBP	BLK	WP	HR	S	P	ERA	WHIP	PITCHER		IP	WLS	BF	H	R	ER	SO	BB	IBB	HBP	BLK	WP	HR	S	P	ERA	WHIP	
Tommy John, L ERA: 2.07	(1, 1)	8.0	L	33	8	4	0	5	1	0	0	0	0	0	42	46	0.00	1.125																			


New York Yankees @ Minnesota Twins
Metropolitan Stadium, Bloomington, MI
Thu Jun 14 1979, 8:05 PM EDT
Att: 24,129 - Unknown - 91 F

AB 31
R 4
H 8
RBI 4
BB 1
SO 5
LOB 12




Batter	1	2	3	4	5	6	7	8	9	AB	R	H	RBI	BB	SO	LOB	TOP				
Willie Randolph, R OBP: 0.338, SLG: 0.339 (1, 4)	F8		FC5-4		6-3			E8 1B	K	5	1	1	1	0	1	1	New York Yankees @ Texas Rangers Arlington Stadium, Arlington, TX Fri Jun 15 1979, 8:05 PM EDT Att: 35,452 - Unknown				
Roy White, S OBP: 0.283, SLG: 0.228 (1, 7)	F4		1-3			F4		F9		4	0	0	0	0	0	2					
Thurman Munson, R OBP: 0.345, SLG: 0.378 (1, 2)	K					F8		HR		4	2	2	1	0	1	0					
Lou Piniella, R OBP: 0.333, SLG: 0.464 (1, 9)		1-3		4-3		F8		HR		4	1	1	2	0	0	1					
Graig Nettles, L OBP: 0.366, SLG: 0.457 (1, 5)				WP 1B				F7		4	0	3	0	0	0	0					
Darryl Jones, R OBP: 0.333, SLG: 0.556 (1, 10)				5-3				2B		4	0	1	0	0	2	3					
Chris Chambliss, L OBP: 0.297, SLG: 0.450 (1, 3)				1-2 3-H 0-0				2B		4	0	0	0	0	1	4					
Juan Beniquez, R OBP: 0.290, SLG: 0.386 (1, 8)			F9			FC6-4			K	4	0	0	0	0	1	1					
Bucky Dent, R OBP: 0.311, SLG: 0.297 (1, 6)				FC5-4 1B		F4			5-3	4	1	2	0	0	0	0					
Inning Stats	R: 0 E: 0 K: 1 S: 5	H: 0 LOB: 0 BB: 0 P: 5	R: 0 E: 0 K: 2 S: 8	H: 1 LOB: 1 BB: 0 P: 8	R: 0 E: 0 K: 0 S: 4	H: 1 LOB: 1 BB: 0 P: 4	R: 1 E: 0 K: 0 S: 5	H: 2 LOB: 0 BB: 0 P: 5	R: 0 E: 0 K: 0 S: 3	H: 0 LOB: 0 BB: 0 P: 3	R: 0 E: 0 K: 1 S: 6	H: 1 LOB: 1 BB: 0 P: 6	R: 4 E: 1 K: 0 S: 8	H: 5 LOB: 1 BB: 0 P: 8	R: 0 E: 0 K: 2 S: 7	H: 0 LOB: 0 BB: 0 P: 7	1B: 6 2B: 3 3B: 0 HR: 1	SF: 0 SAC: 0 DP: 0 HBP: 0	WP: 1 PB: 0 CS: 0	PA: 37	
PITCHER	IP WLS BF H R ER SO BB IBB HBP BLK WP HR S P ERA WHIP	7.2 W 33 10 5 5 4 0 0 0 0 1 1 41 41 5.87 1.304	8.1 L 4 0 0 0 2 0 0 0 0 0 0 8 8 0.00 0.000																		

AB	37
R	5
H	10
RBI	4
BB	0
SO	6
LOB	12



Batter	1	2	3	4	5	6	7	8	9	AB	R	H	RBI	BB	SO	LOB	BOTTOM				
Johnny Grubb, L OBP: 0.357, SLG: 0.519 (1, 9) (8, 8)	F9			F9	1B E	K		K		5	1	1	2	0	2	0	New York Yankees @ Texas Rangers Arlington Stadium, Arlington, TX Fri Jun 15 1979, 8:05 PM EDT Att: 35,452 - Unknown				
Bill Sample, R OBP: 0.373, SLG: 0.354 (1, 7)	5-3			F6	E1 HR	E6				4	1	1	1	0	0	0					
Al Oliver, L OBP: 0.340, SLG: 0.488 (1, 8) (8, 9)	3-1			1B	HR	1-3				4	2	2	2	0	0	1					
Pat Putnam, L OBP: 0.317, SLG: 0.467 (1, 3)		1-4-3		2B	HR					4	1	3	1	0	0	0					
Buddy Bell, R OBP: 0.319, SLG: 0.388 (1, 5)		6-3		2H 1B	WP BB	1B		F9		4	1	1	0	0	0	2					
Oscar Gamble, L OBP: 0.446, SLG: 0.500 (1, 10)		3-1			SF7 1B			F7		2	0	0	0	2	0	1					
Jim Sundberg, R OBP: 0.272, SLG: 0.311 (1, 2)				6-3	1B			F8		3	1	1	1	0	0	1					
Nelson Norman, S OBP: 0.270, SLG: 0.258 (1, 6)				K	FC3-5 1B			4-3		4	1	0	0	0	1	3					
Bump Wills, S OBP: 0.321, SLG: 0.279 (1, 4)				K	1-2 2-3 1B	K		K		4	1	1	0	0	3	0					
Inning Stats	R: 0 E: 0 K: 0 S: 3	H: 0 LOB: 0 BB: 0 P: 3	R: 0 E: 0 K: 0 S: 3	H: 0 LOB: 0 BB: 0 P: 3	R: 0 E: 0 K: 2 S: 7	H: 0 LOB: 0 BB: 0 P: 7	R: 1 E: 0 K: 0 S: 5	H: 2 LOB: 1 BB: 0 P: 5	R: 3 E: 1 K: 0 S: 10	H: 7 LOB: 1 BB: 2 P: 18	R: 0 E: 1 K: 2 S: 8	H: 0 LOB: 1 BB: 0 P: 8	R: 0 E: 0 K: 0 S: 4	H: 1 LOB: 1 BB: 0 P: 4	R: 0 E: 0 K: 2 S: 7	H: 0 LOB: 0 BB: 0 P: 7	1B: 8 2B: 1 3B: 0 HR: 1	SF: 1 SAC: 0 DP: 0 HBP: 0	WP: 1 PB: 0 CS: 0	PA: 37	
PITCHER	IP WLS BF H R ER SO BB IBB HBP BLK WP HR S P ERA WHIP	4.1 L 21 7 7 7 2 1 0 0 0 1 0 23 27 4.91 1.091																			

AB	34
R	9
H	10
RBI	7
BB	2
SO	6
LOB	8



Batter	1	2	3	4	5	6	7	8	9	AB	R	H	RBI	BB	SO	LOB	TOP			
Mickey Rivers, L OBP: 0.319, SLG: 0.409	0-0 1B		4-0 BB	0-0 F7			0-0 1B		0-0 F4	0	0	0	0	0	0	0				
Willie Randolph, R OBP: 0.344, SLG: 0.347	4-0 HR BB		0-0 5-3 1B	0-0 5-3			1-0 HBP		0-0 E	3	2	2	0	1	0	2				
Thurman Munson, R OBP: 0.336, SLG: 0.378	0-0 HR		0-3 K		0-0 4-3		0-3 K		0-0 E6	5	1	1	2	0	2	4				
Graig Nettles, L OBP: 0.365, SLG: 0.448	0-0 G3		0-0 5-3		0-0 4-3		4-0 BB		0-0 L3	4	0	0	0	1	0	3				
Chris Chambliss, L OBP: 0.299, SLG: 0.450	0-0 2B		4-0 IBB		0-0 F8		0-0 4-3			3	0	1	0	1	0	3				
Lou Piniella, R OBP: 0.330, SLG: 0.455	0-0 5-3		0-0 F8		0-0 1-3				0-0 F8	4	0	0	0	0	0	4				
Jim Spencer, L OBP: 0.339, SLG: 0.469		0-0 4-3		0-0 FC1-5 2B		0-0 6-3		0-0 L3		4	0	1	0	0	0	0				
Juan Beniquez, R OBP: 0.297, SLG: 0.411		0-0 F8		4-0 FC1-5 BB		0-0 F4		0-0 6-3		3	0	0	0	1	0	0				
Bucky Dent, R OBP: 0.308, SLG: 0.311		0-0 6-3		0-0 FC1-5			0-0 F7		0-0 F4	4	0	0	0	0	0	2				
Inning Stats	R: 2 E: 1 K: 0 S: 5	H: 3 LOB: 1 BB: 1 P: 9	R: 0 E: 0 K: 0 S: 3	H: 0 LOB: 0 BB: 0 P: 3	R: 0 E: 0 K: 1 S: 6	H: 1 LOB: 3 BB: 2 P: 14	R: 0 E: 0 K: 0 S: 4	H: 1 LOB: 0 BB: 1 P: 8	R: 0 E: 0 K: 0 S: 3	H: 0 LOB: 0 BB: 0 P: 3	R: 0 E: 0 K: 1 S: 6	H: 1 LOB: 3 BB: 1 P: 11	R: 0 E: 0 K: 0 S: 3	H: 0 LOB: 0 BB: 0 P: 3	R: 1 E: 1 K: 0 S: 5	H: 1 LOB: 1 BB: 0 P: 5	1B: 3 2B: 2 3B: 1 HR: 1	SF: 0 SAC: 0 DP: 0 HBP: 1	WP: 0 PB: 0 SB: 0 CS: 1	PA: 40
PITCHER Steve Comer, R ERA: 3.48	IP: 9.0 WLS: W BF: 40 H: 7 R: 3 ER: 2 SO: 2 BB: 4 IBB: 1 HBP: 1 BLK: 0 WP: 0 HR: 1 S: 38 P: 59 ERA: 2.00 WHIP: 1.222															PITCHER				

New York Yankees @ Texas Rangers
Arlington Stadium, Arlington, TX
Sun Jun 17 1979, 8:05 PM EDT
Att: 37,405 - Unknown

AB 30
R 3
H 5
RBI 2
BB 4
SO 2
LOB 18



Batter	1	2	3	4	5	6	7	8	9	AB	R	H	RBI	BB	SO	LOB	BOTTOM	
Johnny Grubb, L OBP: 0.337, SLG: 0.488	0-0 4-3	0-0 F7		0-0 6-3		0-0 3-1		0-0 4-3		5	0	0	0	0	0	3		
Bill Sample, R OBP: 0.377, SLG: 0.378	0-0 HR 2B	0-0 F5		0-0 6-3			0-0 L3-6 SH 1B			4	1	2	0	0	0	1		
Buddy Bell, R OBP: 0.320, SLG: 0.411	0-0 HR		0-0 HR		0-0 6-3		0-0 SH HR			3	3	2	3	0	0	0		
Pat Putnam, L OBP: 0.314, SLG: 0.481	0-3 K		0-0 F5		0-0 4-3		0-0 L3-6			4	0	0	0	0	1	2		
Oscar Gamble, L OBP: 0.463, SLG: 0.547	4-0 1B BB		0-0 F8		0-0 FC6-4 1B		0-0 HR			3	2	2	2	1	0	0		
Richie Zisk, R OBP: 0.283, SLG: 0.316	0-0 1B		0-0 2B 1B		0-0 FC6-4		0-0 4-3			4	0	2	0	0	0	1		
Jim Sundberg, R OBP: 0.284, SLG: 0.318	0-0 1B		0-0 2B		0-3 K			4-0 G5-4-3 BB		3	0	2	1	1	1	0		
Nelson Norman, S OBP: 0.264, SLG: 0.252	0-0 4-3		0-0 F5		0-3 K			0-0 G5-4-3		4	0	0	0	0	1	3		
Bump Wills, S OBP: 0.322, SLG: 0.282		0-0 F7		0-0 6-3 S 1B		0-0 E3 1B		0-0		4	0	3	0	0	0	0		
Inning Stats	R: 3 E: 0 K: 1 S: 9	H: 4 LOB: 2 BB: 1 P: 13	R: 0 E: 0 K: 0 S: 3	H: 0 LOB: 0 BB: 0 P: 3	R: 1 E: 0 K: 0 S: 5	H: 3 LOB: 2 BB: 0 P: 5	R: 0 E: 0 K: 0 S: 4	H: 1 LOB: 1 BB: 0 P: 4	R: 0 E: 0 K: 2 S: 8	H: 1 LOB: 1 BB: 0 P: 8	R: 2 E: 0 K: 0 S: 5	H: 2 LOB: 0 BB: 0 P: 5	R: 0 E: 0 K: 0 S: 3	H: 1 LOB: 1 BB: 1 P: 7	1B: 8 2B: 3 3B: 0 HR: 3	SF: 0 SAC: 1 DP: 2 HBP: 0	WP: 0 PB: 0 SB: 1 CS: 0	PA: 37
PITCHER Caffish Hunter, R ERA: 5.91 Ken Clay, R ERA: 5.13	IP: 3.0 WLS: L BF: 16 H: 7 R: 4 ER: 4 SO: 1 BB: 4 IBB: 4 HBP: 1 BLK: 0 WP: 0 HR: 2 S: 17 P: 21 ERA: 12.00 WHIP: 2.667															PITCHER		

New York Yankees @ Texas Rangers
Arlington Stadium, Arlington, TX
Sun Jun 17 1979, 8:05 PM EDT
Att: 37,405 - Unknown

AB 34
R 6
H 13
RBI 6
BB 2
SO 3
LOB 10



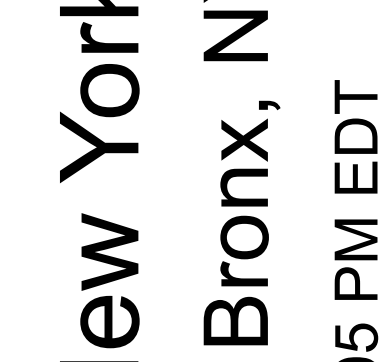
Batter	1	2	3	4	5	6	7	8	9	AB	R	H	RBI	BB	SO	LOB	TOP					
Alfredo Griffin, S OBP: 0.357, SLG: 0.374 (1, 6)										5	0	2	0	0	1	1	Toronto Blue Jays @ New York Yankees Yankee Stadium, Bronx, NY Tue Jun 19 1979, 7:05 PM EDT Att: 36,211 - Unknown - 67 F					
Bob Bailor, R OBP: 0.296, SLG: 0.257 (1, 7)										5	0	1	0	0	0	2						
Rick Bosetti, R OBP: 0.279, SLG: 0.347 (1, 8)										5	0	0	0	0	1	2						
Rico Carty, R OBP: 0.350, SLG: 0.401 (1, 10)										3	2	2	0	1	0	0						
Otto Velez, R OBP: 0.350, SLG: 0.459 Joe Cannon, L (9, 9)										3	1	0	0	1	1	2						
John Mayberry, L OBP: 0.377, SLG: 0.479 (1, 3)										2	1	1	2	2	1	1						
Danny Ainge, R OBP: 0.337, SLG: 0.400 (1, 4)										3	1	2	1	1	0	1						
Rick Cerone, R OBP: 0.298, SLG: 0.279 (1, 2)										3	0	0	0	1	1	4						
Luis Gomez, R OBP: 0.393, SLG: 0.429 (1, 5)										4	0	2	2	0	1	1						
Inning Stats	R: 0 E: 0 K: 1 S: 5	H: 1 LOB: 0 BB: 0 P: 5	R: 2 E: 0 K: 0 S: 4	H: 2 LOB: 1 BB: 2 P: 12	R: 0 E: 0 K: 0 S: 3	H: 0 LOB: 0 BB: 0 P: 3	R: 0 E: 0 K: 1 S: 5	H: 1 LOB: 1 BB: 0 P: 9	R: 0 E: 1 K: 1 S: 6	H: 1 LOB: 1 BB: 0 P: 6	R: 3 E: 0 K: 0 S: 5	H: 3 LOB: 2 BB: 2 P: 13	R: 0 E: 0 K: 0 S: 3	H: 1 LOB: 0 BB: 0 P: 3	R: 0 E: 0 K: 1 S: 6	H: 1 LOB: 2 BB: 1 P: 10	R: 0 E: 0 K: 2 S: 8	H: 1 LOB: 1 BB: 0 P: 8	1B: 9 2B: 1 3B: 0 HR: 0	SF: 0 SAC: 0 DP: 1 HBP: 0	WP: 2 PB: 0 SB: 0 CS: 1	PA: 39
PITCHER Tommy John, L ERA: 2.29 (1, 1)	IP: 9.0 WLS: L BF: 39 H: 10 R: 5 ER: 5 SO: 6 BB: 6 IBB: 0 HBP: 0 BLK: 0 WP: 2 HR: 0 S: 45 P: 69 ERA: 5.00 WHIP: 1.778															PITCHER						

Batter	1	2	3	4	5	6	7	8	9	AB	R	H	RBI	BB	SO	LOB	BOTTOM			
Mickey Rivers, L OBP: 0.321, SLG: 0.414 (1, 8)										5	1	2	0	0	0	0	Toronto Blue Jays @ New York Yankees Yankee Stadium, Bronx, NY Tue Jun 19 1979, 7:05 PM EDT Att: 36,211 - Unknown - 67 F			
Thurman Munson, R OBP: 0.341, SLG: 0.387 (1, 2)										5	1	3	0	0	1	3				
Graig Nettles, L OBP: 0.362, SLG: 0.455 (1, 5)										5	1	1	2	0	0	3				
Lou Piniella, R OBP: 0.337, SLG: 0.469 (1, 7)										5	1	3	1	0	0	1				
Chris Chambliss, L OBP: 0.301, SLG: 0.446 (1, 3)										4	0	1	1	1	1	2				
Jim Spencer, L OBP: 0.328, SLG: 0.453 (1, 10)										4	0	0	0	0	1	3				
Willie Randolph, R OBP: 0.346, SLG: 0.347 (1, 4)										3	0	1	0	1	0	1				
Juan Beniquez, R OBP: 0.286, SLG: 0.394 (1, 9)										4	0	0	0	0	0	4				
Bucky Dent, R OBP: 0.307, SLG: 0.310 (1, 6)										4	0	1	0	0	1	1				
Inning Stats	R: 1 E: 0 K: 2 S: 9	H: 2 LOB: 1 BB: 0 P: 9	R: 0 E: 0 K: 0 S: 3	H: 0 LOB: 1 BB: 1 P: 7	R: 2 E: 0 K: 0 S: 7	H: 4 LOB: 3 BB: 1 P: 11	R: 0 E: 0 K: 1 S: 6	H: 1 LOB: 0 BB: 0 P: 6	R: 0 E: 0 K: 0 S: 5	H: 2 LOB: 2 BB: 0 P: 5	R: 1 E: 0 K: 0 S: 5	H: 2 LOB: 1 BB: 0 P: 5	R: 0 E: 0 K: 0 S: 3	H: 0 LOB: 0 BB: 0 P: 3	R: 0 E: 0 K: 0 S: 4	H: 1 LOB: 1 BB: 0 P: 4	1B: 7 2B: 4 3B: 0 HR: 1	SF: 0 SAC: 0 DP: 0 HBP: 0	WP: 0 PB: 0 SB: 0 CS: 0	PA: 41
PITCHER Phil Huffman, R ERA: 5.93 Tom Buskey, R ERA: 2.66 (7, 1)	IP: 6.0 WLS: W BF: 29 H: 9 R: 3 ER: 3 SO: 4 BB: 2 IBB: 0 HBP: 0 BLK: 0 WP: 0 HR: 1 S: 35 P: 43 ERA: 4.50 WHIP: 1.833															PITCHER				

AB 33
R 5
H 10
RBI 5
BB 6
SO 6
LOB 14



AB 39
R 4
H 12
RBI 4
BB 2
SO 4
LOB 18



Batter	1	2	3	4	5	6	7	8	9	AB	R	H	RBI	BB	SO	LOB	TOP										
Alfredo Griffin, S OBP: 0.359, SLG: 0.373 (1, 6)	0-0 3-1 4-3 1B		4-0 SH1-4 BB		0-0 F8		0-0 F7			3	0	1	0	1	0	0	Toronto Blue Jays @ New York Yankees Yankee Stadium, Bronx, NY Wed Jun 20 1979, 7:05 PM EDT Unknown - 77 F										
Joe Cannon, L (1, 9) (6, 7)	0-0 4-3 1-2		0-0 SH1-4 1-2		0-3 K		0-0 4-3			3	0	0	0	0	1	1											
Rick Bosetti, R OBP: 0.275, SLG: 0.342 (1, 8)	0-0 3-1 2-3		0-0 F8		0-0 F7		0-0 4-3			4	0	0	0	0	0	2											
Rico Carty, R OBP: 0.348, SLG: 0.396 (1, 10)	0-0 1-3		4-0 BB		0-0 6-3		0-0 5-3			3	0	0	0	1	0	1											
John Mayberry, L OBP: 0.379, SLG: 0.477 (1, 3)		0-0 BB 1B	0-0 1-3		4-0 2B BB		0-0 F8			3	1	1	0	1	0	2											
Al Woods, L OBP: 0.328, SLG: 0.345 Otto Velez, R OBP: 0.353, SLG: 0.470 (6, PH) (6, 9)	0-0 F7			0-0 6-3		0-0 2B BB		0-3 K		2	0	0	0	0	0	1											
Danny Ainge, R OBP: 0.343, SLG: 0.398 (1, 4)	4-0 1B 1-2 BB		0-0 F9		0-0 1-4-3		0-0 1B 1B			3	0	1	0	1	0	2											
Luis Gomez, R OBP: 0.406, SLG: 0.438 (1, 5)	0-0 G6-4-3 1B		0-0 4-3		0-0 F8		0-0 1B 1B			4	0	2	1	0	0	0											
Bob Davis, R OBP: 0.138, SLG: 0.145 Rick Cerone, R OBP: 0.295, SLG: 0.275 (7, PH) (7, 2)	0-0 G6-4-3 1-2		0-0 1-3		0-0 6-3		0-0 F6			2	0	0	0	0	0	2											
Inning Stats	R: 0 E: 0 K: 0 S: 4	H: 1 LOB: 1 BB: 0 P: 4	R: 1 E: 0 K: 0 S: 4	H: 2 LOB: 1 BB: 1 P: 8	R: 0 E: 0 K: 0 S: 3	H: 0 LOB: 0 BB: 2 P: 11	R: 0 E: 0 K: 0 S: 3	H: 0 LOB: 0 BB: 0 P: 3	R: 0 E: 0 K: 1 S: 5	H: 0 LOB: 0 BB: 0 P: 5	R: 0 E: 0 K: 0 S: 4	H: 1 LOB: 2 BB: 1 P: 8	R: 0 E: 0 K: 0 S: 3	H: 0 LOB: 0 BB: 0 P: 3	R: 0 E: 0 K: 1 S: 7	H: 2 LOB: 2 BB: 0 P: 7		1B: 5 2B: 1 3B: 0 HR: 0	SF: 0 SAC: 1 DP: 1 HBP: 0	WP: 0 PB: 0 CS: 0	PA: 36						
PITCHER	IP	WLS	BF	H	R	ER	SO	BB	IBB	HBP	BLK	WP	HR	S	P	ERA	WHIP										
Jim Beattie, R ERA: 4.83 (1, 1)	1.0		5	2	1	1	0	0	0	0	0	0	0	5	5	9.00	2.000										
Don Hood, L ERA: 3.04 (2, 1)	4.2	W	19	2	0	0	1	4	0	0	0	0	0	17	33	0.00	1.286										
Ron Davis, R ERA: 1.8 (6, 1)	3.1	S	12	2	0	0	1	0	0	0	0	0	0	14	14	0.00	0.600										

Batter	1	2	3	4	5	6	7	8	9	AB	R	H	RBI	BB	SO	LOB	BOTTOM										
Mickey Rivers, L OBP: 0.325, SLG: 0.417 (1, 8)	0-3 K		0-0 L5-3 1B		0-0 SH1-3 1-2		0-0 SH1-4 1B			3	0	2	0	0	1	0	Toronto Blue Jays @ New York Yankees Yankee Stadium, Bronx, NY Wed Jun 20 1979, 7:05 PM EDT Unknown - 77 F										
Willie Randolph, R OBP: 0.346, SLG: 0.345 (1, 4)	4-0 HBP 1B BB		0-0 L5-3 1-2		0-0 F8 2-3		0-0 SH1-4 1-2			2	0	0	0	1	0	2											
Thurman Munson, R OBP: 0.343, SLG: 0.388 (1, 2)	0-0 HBP 1B		0-0 FC6-4 1B		0-0 F2 3H		0-3 K			4	0	2	0	0	1	1											
Lou Piniella, R OBP: 0.340, SLG: 0.464 (1, 9)	1-0 1-2 2-3 HBP		0-0 FC6-4 1-2		0-0 5-3		4-0 IBB			2	0	0	0	1	0	1											
Graig Nettles, L OBP: 0.357, SLG: 0.448 (1, 5)	0-3 K			0-0 G3		0-0 F5		0-0 F8		4	0	0	0	0	1	5											
Darryl Jones, R OBP: 0.250, SLG: 0.417 (1, 10)	0-0 F9			0-0 F8		0-0 F8		0-0 F8		3	0	0	0	0	0	3											
Chris Chambliss, L OBP: 0.298, SLG: 0.441 (1, 3)		0-0 F7		0-0 6-3		0-0 F5				3	0	0	0	0	0	0											
Juan Beniquez, R OBP: 0.287, SLG: 0.412 (1, 7)		0-0 6-3			0-0 1B 3B		0-0 F7			3	1	1	0	0	0	0											
Bucky Dent, R OBP: 0.308, SLG: 0.310 (1, 6)		0-0 F9			0-0 F8 SH1-3 WP 1B		0-0 F9			3	1	1	1	0	0	0											
Inning Stats	R: 0 E: 0 K: 2 S: 8	H: 1 LOB: 3 BB: 1 P: 13	R: 0 E: 0 K: 0 S: 3	H: 0 LOB: 0 BB: 0 P: 3	R: 0 E: 0 K: 0 S: 4	H: 2 LOB: 1 BB: 0 P: 4	R: 0 E: 0 K: 0 S: 3	H: 0 LOB: 0 BB: 0 P: 3	R: 2 E: 0 K: 0 S: 5	H: 2 LOB: 0 BB: 0 P: 5	R: 0 E: 0 K: 0 S: 3	H: 0 LOB: 0 BB: 0 P: 3	R: 0 E: 0 K: 1 S: 6	H: 1 LOB: 2 BB: 1 P: 10	1B: 5 2B: 1 3B: 1 HR: 0	SF: 0 SAC: 2 DP: 1 HBP: 1		WP: 1 PB: 0 CS: 0	PA: 32								
PITCHER	IP	WLS	BF	H	R	ER	SO	BB	IBB	HBP	BLK	WP	HR	S	P	ERA	WHIP										
Tom Underwood, L ERA: 4.3 (1, 1)	8.0	L	32	6	2	2	3	1	1	1	0	1	0	35	44	2.25	0.875										

Batter	1	2	3	4	5	6	7	8	9	AB	R	H	RBI	BB	SO	LOB	TOP										
Alfredo Griffin, S OBP: 0.349, SLG: 0.362	4-3		F7		K		G3			4	0	0	0	0	1	2											
Joe Cannon, L OBP: 0.067, SLG: 0.067	E 1B		F7		F6			K		4	0	1	0	0	1	2											
Rick Bosetti, R OBP: 0.274, SLG: 0.339	K 1-2			F6		2B 1B		F2		4	1	1	0	0	1	1											
Rico Carty, R OBP: 0.349, SLG: 0.403	F8			K		4-1 1-H 2B			2B	4	0	2	1	0	1	1											
John Mayberry, L OBP: 0.383, SLG: 0.489		G6-4-3 BB		1B 1B		F1		4-3		3	0	1	0	1	0	2											
Al Woods, L OBP: 0.337, SLG: 0.372	F7			1-2 1B		4-1			F8	3	0	1	0	0	0	2											
Bob Bailor, R OBP: 0.295, SLG: 0.256				1B		2-3				1	0	0	0	0	0	0											
Danny Ainge, R OBP: 0.328, SLG: 0.378	G6-4-3 1-2			4-3		K		F7		4	0	0	0	0	1	4											
Rick Cerone, R OBP: 0.295, SLG: 0.272			1-3		3-1			F7		4	0	0	0	0	0	0											
Luis Gomez, R OBP: 0.385, SLG: 0.436						F9				3	0	2	0	0	0	0											
Inning Stats	R: 0 E: 1 K: 1 S: 6	H: 1 LOB: 1 BB: 0 P: 6	R: 0 E: 0 K: 0 S: 2	H: 0 LOB: 0 BB: 1 P: 6	R: 0 E: 0 K: 0 S: 4	H: 1 LOB: 1 BB: 0 P: 4	R: 0 E: 0 K: 1 S: 7	H: 2 LOB: 2 BB: 0 P: 7	R: 0 E: 0 K: 1 S: 6	H: 1 LOB: 1 BB: 0 P: 6	R: 1 E: 0 K: 0 S: 7	H: 2 LOB: 1 BB: 0 P: 7	R: 0 E: 0 K: 0 S: 3	H: 0 LOB: 0 BB: 0 P: 3	R: 0 E: 0 K: 1 S: 6	H: 1 LOB: 1 BB: 0 P: 6	R: 0 E: 0 K: 0 S: 3	H: 0 LOB: 0 BB: 0 P: 3	1B: 5 2B: 3 3B: 0 HR: 0	SF: 0 SAC: 0 DP: 1 HBP: 0	WP: 0 PB: 0 CS: 0	PA: 35					
PITCHER	IP	WLS	BF	H	R	ER	SO	BB	IBB	HBP	BLK	WP	HR	S	P	ERA	WHIP										
Luis Tiant, R ERA: 4.37	(1, 1)	7.2	W	31	8	1	1	5	1	0	0	0	0	40	44	1.17	1.174										
Jim Kaat, L ERA: 3.22	(8, 1)	0.1		1	0	0	0	0	0	0	0	0	0	1	1	0.00	0.000										
Ron Davis, R ERA: 1.71	(9, 1)	1.0	S	3	0	0	0	0	0	0	0	0	0	3	3	0.00	0.000										

Toronto Blue Jays @ New York Yankees
Yankee Stadium, Bronx, NY
Thu Jun 21 1979, 3:33 AM EDT
Att: 19,278 - Sunny - 73 F

AB	34
R	1
H	8
RBI	1
BB	1
SO	5
LOB	14




Batter	1	2	3	4	5	6	7	8	9	AB	R	H	RBI	BB	SO	LOB	BOTTOM										
Mickey Rivers, L OBP: 0.328, SLG: 0.423	CS 1B		F7			3-1 1B 2B		G3		4	1	2	0	0	0	1											
Bobby Brown, S OBP: 0.283, SLG: 0.176	K		E7 WP 1B			K		K		4	0	1	1	0	3	2											
Juan Beniquez, R OBP: 0.277, SLG: 0.396	1-2 K		2-H 1B							0	0	0	0	0	0	0											
Graig Nettles, L OBP: 0.352, SLG: 0.443	F8		K			3-1				3	0	0	0	0	1	2											
Lou Piniella, R OBP: 0.338, SLG: 0.458		6-3		4-3						3	0	1	1	0	0	0											
Chris Chambliss, L OBP: 0.297, SLG: 0.434		F7		G3-6-3 HBP		3-H 1B		F6		2	0	0	0	0	0	1											
Jim Spencer, L OBP: 0.321, SLG: 0.442		F7		G3-6-3 1-2				K		3	0	0	0	0	1	1											
Jerry Narron, L OBP: 0.250, SLG: 0.240			E7 1B 5-3		4-3			L6-4 WP BB		2	1	0	0	1	0	0											
Bucky Dent, R OBP: 0.303, SLG: 0.304			5-3 E 1B		6-3			L6-4		3	1	1	0	0	0	1											
Fred Stanley, R OBP: 0.294, SLG: 0.200			5-3 1-2 3-H		K			6-3		3	0	0	1	0	1	1											
Inning Stats	R: 0 E: 0 K: 1 S: 5	H: 1 LOB: 0 BB: 0 P: 5	R: 0 E: 0 K: 0 S: 3	H: 0 LOB: 0 BB: 0 P: 3	R: 2 E: 2 K: 1 S: 8	H: 2 LOB: 1 BB: 0 P: 8	R: 0 E: 0 K: 0 S: 2	H: 0 LOB: 0 BB: 0 P: 3	R: 0 E: 0 K: 1 S: 5	H: 0 LOB: 0 BB: 0 P: 5	R: 1 E: 0 K: 1 S: 7	H: 2 LOB: 1 BB: 0 P: 7	R: 0 E: 0 K: 1 S: 4	H: 0 LOB: 0 BB: 1 P: 8	R: 0 E: 0 K: 1 S: 5	H: 0 LOB: 0 BB: 0 P: 5	1B: 4 2B: 2 3B: 0 HR: 0	SF: 0 SAC: 0 DP: 2 HBP: 1	WP: 2 PB: 0 CS: 1	PA: 29							
PITCHER	IP	WLS	BF	H	R	ER	SO	BB	IBB	HBP	BLK	WP	HR	S	P	ERA	WHIP										
Dave Lemanczyk, R ERA: 2.32	(1, 1)	8.0	L	29	5	3	1	6	1	0	1	0	0	39	44	1.12	0.750										


Toronto Blue Jays @ New York Yankees
Yankee Stadium, Bronx, NY
Thu Jun 21 1979, 3:33 AM EDT
Att: 19,278 - Sunny - 73 F

AB	27
R	3
H	5
RBI	3
BB	1
SO	6
LOB	9



Batter	1	2	3	4	5	6	7	8	9	AB	R	H	RBI	BB	SO	LOB	TOP											
Jim Norris, L OBP: 0.306, SLG: 0.317 (1, 7)										4	0	1	0	0	0	1	Cleveland Indians @ New York Yankees Yankee Stadium, Bronx, NY Fri Jun 22 1979, 7:05 PM EDT Att: 33,776 - Unknown - 69 F											
Toby Harrah, R OBP: 0.389, SLG: 0.397 (1, 5)										3	1	2	0	0	1	1												
Bobby Bonds, R OBP: 0.393, SLG: 0.502 (1, 9)										4	0	0	0	0	3	3												
Andre Thornton, R OBP: 0.349, SLG: 0.427 (1, 10)										3	1	1	0	1	0	1												
Mike Hargrove, L OBP: 0.331, SLG: 0.274 Horace Speed, R OBP: 0.368, SLG: 0.143 (9, PR)										4	0	1	1	0	0	2												
Rick Manning, L OBP: 0.332, SLG: 0.306 Ron Pruitt, R OBP: 0.365, SLG: 0.349 (9, PH)										3	0	1	0	0	1	0												
Ron Hassey, L OBP: 0.241, SLG: 0.259 Cliff Johnson, R OBP: 0.357, SLG: 0.431 (7, PH)										2	0	0	0	0	0	1												
Duane Kuiper, L OBP: 0.318, SLG: 0.314 (1, 4)										4	0	0	0	0	0	3												
Tom Verzyer, R OBP: 0.297, SLG: 0.272 (1, 6)										3	0	1	0	0	0	0												
Inning Stats	R: 0 E: 0 K: 1 S: 5	H: 1 LOB: 0 BB: 0 P: 5	R: 0 E: 0 K: 0 S: 4	H: 1 LOB: 1 BB: 0 P: 4	R: 0 E: 0 K: 0 S: 3	H: 0 LOB: 0 BB: 0 P: 3	R: 0 E: 0 K: 1 S: 6	H: 1 LOB: 1 BB: 0 P: 6	R: 0 E: 0 K: 1 S: 5	H: 0 LOB: 0 BB: 0 P: 5	R: 0 E: 0 K: 1 S: 6	H: 1 LOB: 1 BB: 0 P: 6	R: 0 E: 1 K: 1 S: 3	H: 0 LOB: 1 BB: 1 P: 9	R: 0 E: 0 K: 0 S: 3	H: 0 LOB: 0 BB: 0 P: 3		R: 2 E: 0 K: 1 S: 8	H: 4 LOB: 3 BB: 1 P: 12	1B: 8 2B: 1 3B: 0 HR: 0	SF: 0 SAC: 1 DP: 3 HBP: 0	WP: 0 PB: 0 SB: 1 CS: 1	PA: 35					
PITCHER	IP	WLS	BF	H	R	ER	SO	BB	IBB	HBP	BLK	WP	HR	S	P	ERA	WHIP											
Catfish Hunter, R ERA: 5.23 Jim Kaat, L ERA: 2.99 Ron Davis, R ERA: 2.53 Don Hood, L ERA: 3.04 Ray Burnis, R ERA: 5.92	(1, 1)	6.0	W	22	4	0	0	4	1	0	0	0	0	29	33	0.00	0.833											
Ken Clay, R ERA: 5.05	(9, 1)	0.2	S	1	0	0	0	0	0	0	0	0	0	8	8	0.00	0.000											
Batter	1	2	3	4	5	6	7	8	9	AB	R	H	RBI	BB	SO	LOB	BOTTOM											
Mickey Rivers, L OBP: 0.323, SLG: 0.417 (1, 8)										3	0	0	1	0	0	2	Cleveland Indians @ New York Yankees Yankee Stadium, Bronx, NY Fri Jun 22 1979, 7:05 PM EDT Att: 33,776 - Unknown - 69 F											
Thurman Munson, R OBP: 0.340, SLG: 0.382 (1, 2)										4	0	0	0	0	1	1												
Graig Nettles, L OBP: 0.350, SLG: 0.438 (1, 5)										3	1	0	0	1	1	1												
Lou Piniella, R OBP: 0.341, SLG: 0.464 (1, 9)										4	1	2	1	0	1	0												
Chris Chambliss, L OBP: 0.300, SLG: 0.439 (1, 3)										4	0	2	0	0	1	2												
Jim Spencer, L OBP: 0.321, SLG: 0.434 Darryl Jones, R OBP: 0.310, SLG: 0.517 (8, PH)										2	0	0	0	1	0	2												
Willie Randolph, R OBP: 0.346, SLG: 0.341 (1, 4)										3	0	0	0	1	1	3												
Bobby Brown, S OBP: 0.318, SLG: 0.250 Juan Beniquez, R OBP: 0.277, SLG: 0.396 (9, 7)										3	1	2	0	0	0	3												
Bucky Dent, R OBP: 0.304, SLG: 0.306 (1, 6)										2	0	1	0	0	0	1												
Inning Stats	R: 0 E: 0 K: 1 S: 5	H: 0 LOB: 0 BB: 0 P: 5	R: 0 E: 0 K: 1 S: 6	H: 1 LOB: 1 BB: 0 P: 6	R: 1 E: 1 K: 0 S: 4	H: 1 LOB: 0 BB: 0 P: 4	R: 0 E: 0 K: 1 S: 6	H: 1 LOB: 1 BB: 0 P: 6	R: 0 E: 0 K: 0 S: 3	H: 1 LOB: 0 BB: 0 P: 3	R: 0 E: 0 K: 0 S: 5	H: 2 LOB: 1 BB: 1 P: 9	R: 2 E: 0 K: 0 S: 5	H: 2 LOB: 1 BB: 1 P: 9	R: 0 E: 0 K: 0 S: 3	H: 0 LOB: 0 BB: 0 P: 3		R: 2 E: 0 K: 0 S: 5	H: 2 LOB: 1 BB: 1 P: 9	1B: 5 2B: 2 3B: 1 HR: 0	SF: 1 SAC: 1 DP: 1 HBP: 0	WP: 0 PB: 0 SB: 1 CS: 0	PA: 34					
PITCHER	IP	WLS	BF	H	R	ER	SO	BB	IBB	HBP	BLK	WP	HR	S	P	ERA	WHIP											
Eric Wilkins, R ERA: 4.52 Dan Spillner, R ERA: 4.17 Sid Monge, L ERA: 2.18 Victor Cruz, R ERA: 3.88	(1, 1)	3.0	L	11	5	2	2	3	3	0	0	0	0	0	23	35	4.15	1.846										
	(4, 1)	4.1		20	5	2	2	3	3	0	0	0	0	0	23	35	4.15	1.846										
	(8, 1)	0.1		2	1	0	0	0	0	0	0	0	0	2	2	0.00	3.000											
	(8, 1)	0.1		1	0	0	0	0	0	0	0	0	0	1	1	0.00	0.000											

Batter	1	2	3	4	5	6	7	8	9	10	AB	R	H	RBI	BB	SO	LOB	TOP								
Rick Manning, L OBP: 0.333, SLG: 0.308 (1.8)	0-0 5-3		0-3 K	0-0 S 1B			0-0 5-3		0-0 S 1B		5	0	2	1	0	1	1	Cleveland Indians @ New York Yankees Yankee Stadium, Bronx, NY Sat Jun 23 1979, 7:05 PM EDT Att: 35,818 - Unknown - 79 F AB 38 R 5 H 10 RBI 5 BB 3 SO 7 LOB 12 								
Toby Harrah, R OBP: 0.390, SLG: 0.394 (1.5)	0-0 1B		0-0 G3	4-0 S 1B BB			0-0 5-3		0-3 K		4	0	1	0	1	1	3									
Bobby Bonds, R OBP: 0.390, SLG: 0.494 (1.9)	0-3 K		0-0 BB	1-2 BB			0-3 K			0-0 6-3	4	1	0	0	1	2	3									
Andre Thornton, R OBP: 0.346, SLG: 0.422 (1.3)	0-0 F9		0-0 F6	0-0 2B 1B	0-0 F7			0-0 6-3		0-3 K	5	1	1	0	0	1	1									
Cliff Johnson, R OBP: 0.300, SLG: 0.442 (1.10)		0-0 5-3		0-0 1B	0-0 G6-4-3 1B			0-0 L6		0-0 5-3	5	1	2	1	0	0	0									
Mike Hargrove, L OBP: 0.324, SLG: 0.267 (1.7)		0-0 4-3		0-3 1-3 2-H K	0-0 G6-4-3 1B			0-0 3-1			4	0	0	0	0	1	3									
Horace Speed, R OBP: 0.368, SLG: 0.143 (8.7)				0-0 K	0-0 1-2 S						0	0	0	0	0	0	0									
Gary Alexander, R OBP: 0.282, SLG: 0.346 (1.2)				4-0 1B				0-0 6-3		0-3 K	3	1	0	0	1	1	0									
Duane Kuiper, L OBP: 0.321, SLG: 0.317 (1.4)				0-0 F8	0-0 1-3 2-H 3-H 1B			0-0 4-3		0-0 1B 1B	4	0	2	2	0	0	0									
Tom Veryzer, R OBP: 0.301, SLG: 0.277 (1.6)				0-0 1B	0-0 1-3 3-H 1B			0-0 F9		0-0 F4	4	1	2	1	0	0	1									
Inning Stats	R: 0 E: 0 K: 1 S: 6	H: 1 LOB: 1 BB: 0 P: 6	R: 0 E: 0 K: 0 S: 3	H: 0 LOB: 0 BB: 0 P: 3	R: 0 E: 0 K: 1 S: 6	H: 1 LOB: 1 BB: 0 P: 6	R: 5 E: 0 K: 1 S: 9	H: 5 LOB: 2 BB: 3 P: 21	R: 0 E: 0 K: 0 S: 3	H: 0 LOB: 0 BB: 0 P: 3	R: 0 E: 0 K: 1 S: 5	H: 0 LOB: 0 BB: 0 P: 5	R: 0 E: 0 K: 0 S: 3	H: 0 LOB: 0 BB: 0 P: 3	R: 0 E: 0 K: 2 S: 9	H: 2 LOB: 2 BB: 0 P: 9	R: 0 E: 0 K: 1 S: 5	H: 0 LOB: 0 BB: 0 P: 5	1B: 9 2B: 1 3B: 0 HR: 0	SF: 0 SAC: 0 DP: 1 HBP: 0	WP: 0 PB: 0 SB: 1 CS: 0	PA: 41				
PITCHER Tommy John, L ERA: 2.45 (1.1)	IP 10.0	WLS W 41	BF H 10	R 5	ER 5	SO 7	BB 2	IBB 1	HBP 0	BLK 0	WP 0	HR 0	S 52	P 64	ERA 4.50	WHIP 1.200										

Batter	1	2	3	4	5	6	7	8	9	10	AB	R	H	RBI	BB	SO	LOB	BOTTOM								
Mickey Rivers, L OBP: 0.324, SLG: 0.426 (1.8)	0-0 F6		0-0 L4			0-0 4-3	0-0 1-3 2-H 3-H 2B		0-0 HR 2B		5	1	2	2	0	0	0	Cleveland Indians @ New York Yankees Yankee Stadium, Bronx, NY Sat Jun 23 1979, 7:05 PM EDT Att: 35,818 - Unknown - 79 F AB 40 R 6 H 12 RBI 6 BB 5 SO 8 LOB 14 								
Thurman Munson, R OBP: 0.341, SLG: 0.380 (1.2)	0-3 K		0-0 1B			0-0 F9	0-0 1B BB		0-3 K		4	0	1	0	1	2	1									
Graig Nettles, L OBP: 0.351, SLG: 0.449 (1.5)	0-0 S 1B		0-0 F2			0-3 K	0-0 F4		0-0 HR		5	1	2	2	0	1	4									
Lou Piniella, R OBP: 0.338, SLG: 0.458 (1.9)	0-0 4-3				0-0 F9		0-0 F9	0-3 K	0-0 HR 1B		5	0	1	0	0	1	1									
Chris Chambliss, L OBP: 0.302, SLG: 0.446 (1.3)		0-0 3-1		0-3 K		0-0 1B BB 2B		0-0 2B	0-0 F8		5	1	2	0	0	1	1									
Jim Spencer, L OBP: 0.321, SLG: 0.432 (1.10)		0-3 K		0-3 K		0-0 BB BB 2B 1B		0-0 F8		0-0 F9	3	1	1	0	0	2	0									
Roy White, S OBP: 0.259, SLG: 0.223 (8. PH)						0-0 BB BB 2B 1B		0-0 F8		0-0 F9	2	0	0	0	0	0	1									
Willie Randolph, R OBP: 0.354, SLG: 0.342 (1.4)						0-0 F7		0-0 BB BB BB 2B 1B	0-0 1B BB		2	2	1	0	3	0	0									
Bobby Brown, S OBP: 0.292, SLG: 0.227 (1.7)						0-0 F8		0-0 F8		0-0 F9	2	0	0	0	0	0	1									
Darryl Jones, R OBP: 0.333, SLG: 0.517 (7. PH)						0-0 F8		0-0 K		0-0 2B 1B	0	0	0	1	1	0	0									
Jerry Narron, L OBP: 0.241, SLG: 0.231 (8. PH)						0-0 F8		0-0 2B BB		0-0 2B 1B	1	0	0	0	0	1	2									
Juan Beniquez, R OBP: 0.283, SLG: 0.402 (9.7)						0-0 F8		0-0 1-2 2-3 3-H BB		0-0 1B	1	0	1	0	0	0	0									
Bucky Dent, R OBP: 0.302, SLG: 0.308 (1.6)						0-0 F8		0-0 F6		0-0 F9	5	0	1	1	0	0	3									
Inning Stats	R: 0 E: 0 K: 1 S: 6	H: 1 LOB: 1 BB: 0 P: 6	R: 0 E: 0 K: 1 S: 6	H: 1 LOB: 1 BB: 0 P: 6	R: 0 E: 0 K: 0 S: 4	H: 1 LOB: 1 BB: 0 P: 4	R: 0 E: 0 K: 2 S: 7	H: 0 LOB: 0 BB: 0 P: 7	R: 0 E: 0 K: 0 S: 3	H: 0 LOB: 0 BB: 0 P: 3	R: 3 E: 0 K: 0 S: 6	H: 3 LOB: 3 BB: 3 P: 18	R: 0 E: 0 K: 2 S: 8	H: 1 LOB: 2 BB: 1 P: 12	R: 2 E: 0 K: 1 S: 8	H: 3 LOB: 1 BB: 0 P: 8	R: 1 E: 0 K: 0 S: 3	H: 2 LOB: 2 BB: 1 P: 7	1B: 6 2B: 5 3B: 0 HR: 1	SF: 0 SAC: 0 DP: 0 HBP: 0	WP: 0 PB: 0 SB: 1 CS: 0	PA: 45				
PITCHER Rick Wise, R ERA: 3.87 (1.1)	IP 6.1	WLS L 25	BF H 5	R 3	ER 3	SO 5	BB 0	IBB 0	HBP 0	BLK 0	WP 0	HR 0	S 34	P 38	ERA 4.26	WHIP 0.947										
Sid Monge, L ERA: 2.13 (7.1)	IP 1.1	WLS W 9	BF H 2	R 0	ER 0	SO 1	BB 2	IBB 1	HBP 0	BLK 0	WP 0	HR 0	S 8	P 20	ERA 0.00	WHIP 3.000										
Victor Cruz, R ERA: 4.23 (8.1)	IP 1.2	WLS L 11	BF H 5	R 3	ER 3	SO 2	BB 1	IBB 0	HBP 0	BLK 0	WP 0	HR 1	S 14	P 18	ERA 16.20	WHIP 3.600										

Batter	1	2	3	4	5	6	7	8	9	AB	R	H	RBI	BB	SO	LOB	TOP			
Mike Hargrove, L OBP: 0.326, SLG: 0.266 (1, 7)	F9	2H 1B			F7		SH2-3 BB BB	L7		4	0	1	0	1	0	2	Cleveland Indians @ New York Yankees Yankee Stadium, Bronx, NY Sun Jun 24 1979, 3:33 AM EDT Att: 55,409 - Unknown - 65 F			
Toby Harrah, R OBP: 0.390, SLG: 0.396 (1, 5) (6, 6)	K		F7				SH2-3 BB	F7		4	0	1	0	1	1	0				
Bobby Bonds, R OBP: 0.392, SLG: 0.494 (1, 9)	S 1B				K		SH2-3	K		4	1	2	0	0	2	1				
Andre Thornton, R OBP: 0.351, SLG: 0.423 (1, 3)	1B BB				FC5-4 1B		K	1B		4	0	2	0	1	1	2				
Cliff Johnson, R OBP: 0.362, SLG: 0.432 (1, 10)	1B		FC5-4				1-3	K		4	1	1	1	1	1	4				
Rick Manning, L OBP: 0.332, SLG: 0.307 (1, 8)	F7				F7		1B FC3-2 1B	K		4	0	1	0	0	1	2				
Ron Hassey, L OBP: 0.258, SLG: 0.276 (6, PH)					F8		FC3-2 1B	2B 1B		2	0	1	0	0	0	0				
Gary Alexander, R OBP: 0.288, SLG: 0.352 (6, 2)	5-3 1B						1-3 3H	1B		2	0	2	1	0	0	0				
Duane Kuiper, L OBP: 0.320, SLG: 0.320 (1, 4)	5-3				3-1		FC3-2			4	0	1	0	0	0	3				
Tom Verzyer, R OBP: 0.298, SLG: 0.274 (6, PH)					F7		3H	K		2	0	0	0	0	0	1				
Jim Norris, L OBP: 0.304, SLG: 0.315 (6, 5)	F8						K			1	0	0	0	0	1	2				
Ted Cox, R OBP: 0.282, SLG: 0.250 (6, 5)							K			1	0	0	0	0	1	2				
Inning Stats	R: 1 E: 0 K: 1 S: 7	H: 2 LOB: 2 BB: 1 P: 11	R: 0 E: 0 K: 0 S: 4	H: 2 LOB: 1 BB: 0 P: 4	R: 0 E: 0 K: 0 S: 4	H: 2 LOB: 1 BB: 0 P: 4	R: 0 E: 0 K: 1 S: 6	H: 1 LOB: 2 BB: 1 P: 6	R: 1 E: 0 K: 1 S: 7	H: 2 LOB: 2 BB: 1 P: 11	R: 0 E: 0 K: 1 S: 5	H: 0 LOB: 2 BB: 2 P: 13	R: 0 E: 0 K: 2 S: 9	H: 2 LOB: 2 BB: 0 P: 9	R: 0 E: 0 K: 2 S: 8	H: 1 LOB: 1 BB: 0 P: 8	1B: 10 2B: 2 3B: 0 HR: 0	SF: 0 SAC: 1 DP: 0 HBP: 0	WP: 0 PB: 0 SB: 1 CS: 1	PA: 41
PITCHER	IP WLS BF H R ER SO	IP WLS BF H R ER SO	IP WLS BF H R ER SO	IP WLS BF H R ER SO	IP WLS BF H R ER SO	IP WLS BF H R ER SO	IP WLS BF H R ER SO	IP WLS BF H R ER SO	IP WLS BF H R ER SO	IP WLS BF H R ER SO	IP WLS BF H R ER SO	IP WLS BF H R ER SO	IP WLS BF H R ER SO	IP WLS BF H R ER SO	IP WLS BF H R ER SO	IP WLS BF H R ER SO	ERA WHIP	ERA WHIP		
Ed Figueroa, R ERA: 4.37 (1, 1)	3.0	14	6	1	1	1	1	1	0	0	0	0	0	0	15	19	3.00	2.333		
Jim Kaat, L ERA: 3.0 (4, 1)	2.2	12	3	1	1	1	1	0	0	0	0	0	0	13	17	3.38	1.500			
Ron Davis, R ERA: 2.19 (6, 1)	3.1	15	3	0	0	0	6	2	0	0	0	0	0	25	33	0.00	1.500			

Batter	1	2	3	4	5	6	7	8	9	AB	R	H	RBI	BB	SO	LOB	BOTTOM	
Mickey Rivers, L OBP: 0.322, SLG: 0.425 (1, 8)	F6	1-3 2B		4-3		F7		F2		5	0	1	0	0	0	3	Cleveland Indians @ New York Yankees Yankee Stadium, Bronx, NY Sun Jun 24 1979, 3:33 AM EDT Att: 55,409 - Unknown - 65 F	
Willie Randolph, R OBP: 0.354, SLG: 0.338 (1, 4)	F8 1B BB	1-3			6-3		K	1B BB		3	1	0	0	2	1	2		
Thurman Munson, R OBP: 0.342, SLG: 0.384 (1, 2)	F8	G3			2B		6-3	1B		5	1	2	2	0	0	3		
Lou Piniella, R OBP: 0.339, SLG: 0.461 (1, 9)	S 1B			6-3	F9 2B		6-3	K		5	1	2	2	0	1	2		
Darryl Jones, R OBP: 0.344, SLG: 0.516 (1, 10)					F9					2	1	1	1	0	0	0		
Jim Spencer, L OBP: 0.324, SLG: 0.433 (5, PH)	1B			L1				1B 1B		2	0	1	0	0	0	1		
Roy White, S OBP: 0.259, SLG: 0.223 (6, PR)	1H 1B				2-3			1B 1B		0	1	0	0	0	0	0		
Chris Chambliss, L OBP: 0.309, SLG: 0.449 (1, 3)	FC6-4 1B			K		FC6-4 BB		1B 1B SF9 1B		3	1	2	1	1	1	0		
Juan Beniquez, R OBP: 0.291, SLG: 0.415 (1, 5) (7, 7)	FC6-4				2B	FC6-4		SF9 1B 1B		4	1	2	0	0	0	3		
Bobby Brown, S OBP: 0.259, SLG: 0.200 (1, 7)		5-3						1B BB 1B		3	0	0	0	0	1	1		
Fred Stanley, R OBP: 0.335, SLG: 0.250 (7, 5)				K		F7		1B 1B		1	1	1	1	0	0	0		
Bucky Dent, R OBP: 0.301, SLG: 0.309 (1, 6)	2B 1B				F8		F4	SF9		3	0	1	1	0	0	1		
Inning Stats	R: 3 E: 0 K: 0 S: 6	H: 3 LOB: 1 BB: 1 P: 10	R: 0 E: 0 K: 0 S: 5	H: 2 LOB: 0 BB: 0 P: 5	R: 0 E: 0 K: 1 S: 5	H: 1 LOB: 1 BB: 0 P: 6	R: 1 E: 0 K: 0 S: 5	H: 2 LOB: 2 BB: 1 P: 9	R: 0 E: 0 K: 1 S: 5	H: 0 LOB: 0 BB: 0 P: 5	R: 4 E: 0 K: 1 S: 10	H: 5 LOB: 2 BB: 1 P: 14	R: 0 E: 0 K: 3 S: 8	H: 0 LOB: 0 BB: 0 P: 8	1B: 9 2B: 4 3B: 0 HR: 0	SF: 1 SAC: 0 DP: 0 HBP: 0	WP: 0 PB: 0 SB: 1 CS: 0	PA: 40
PITCHER	IP WLS BF H R ER SO	IP WLS BF H R ER SO	IP WLS BF H R ER SO	IP WLS BF H R ER SO	IP WLS BF H R ER SO	IP WLS BF H R ER SO	IP WLS BF H R ER SO	IP WLS BF H R ER SO	IP WLS BF H R ER SO	IP WLS BF H R ER SO	IP WLS BF H R ER SO	IP WLS BF H R ER SO	IP WLS BF H R ER SO	IP WLS BF H R ER SO	IP WLS BF H R ER SO	IP WLS BF H R ER SO	ERA WHIP	ERA WHIP
Rick Waits, L ERA: 3.88 (1, 1)	4.1	22	8	4	4	2	1	0	0	0	0	0	0	15	19	12.00	1.667	
Mike Paxton, R ERA: 6.5 (5, 1)	3.0	14	4	4	4	1	1	0	0	0	0	0	0	1	5	0.00	3.000	
Sid Monge, L ERA: 2.11 (8, 1)	0.1	2	0	0	0	0	1	0	0	0	0	0	0	4	4	0.00	3.000	
Dan Spillner, R ERA: 4.14 (8, 1)	0.1	2	1	0	0	1	0	0	0	0	0	0	0	4	4	0.00	3.000	

Batter	1	2	3	4	5	6	7	8	9	AB	R	H	RBI	BB	SO	LOB	TOP					
Mickey Rivers, L OBP: 0.321, SLG: 0.422 (1, 8)	F7		FC6					K		4	0	1	0	0	1	1						
Willie Randolph, R OBP: 0.350, SLG: 0.335 (1, 4)	F9			5-3		SF7		6-3		3	0	0	1	0	0	0						
Thurman Munson, R OBP: 0.341, SLG: 0.383 Jerry Narron, L OBP: 0.258, SLG: 0.222 Roy White, S OBP: 0.256, SLG: 0.221 (1, 2) (2, 2) (9, FH)	F9			G5-4-3 BB		F8		F6		1	0	0	0	0	0	0						
Lou Piniella, R OBP: 0.333, SLG: 0.452 (1, 9)		6-3		G5-4-3		F9		5-3		4	0	0	0	0	0	3						
Darryl Jones, R OBP: 0.333, SLG: 0.471 (1, 10)		5-3				1-3		4-3		3	0	0	0	1	0	0						
Chris Chambliss, L OBP: 0.305, SLG: 0.444 (1, 3)		F8				4-3		FC6-4 BB		3	0	0	0	0	0	1						
Juan Beniquez, R OBP: 0.292, SLG: 0.413 (1, 5)						F9		1-4-3		3	0	1	0	0	0	1						
Bobby Brown, S OBP: 0.267, SLG: 0.185 (1, 7)			K					6-3		2	1	0	0	1	1	2						
Bucky Dent, R OBP: 0.302, SLG: 0.309 (1, 6)						F8		6-3		3	0	1	0	0	0	1						
Inning Stats	R: 0 E: 0 K: 0 S: 3	H: 0 LOB: 0 BB: 0 P: 3	R: 0 E: 0 K: 0 S: 3	H: 0 LOB: 0 BB: 0 P: 3	R: 0 E: 0 K: 1 S: 6	H: 1 LOB: 1 BB: 0 P: 6	R: 0 E: 0 K: 0 S: 2	H: 0 LOB: 0 BB: 0 P: 6	R: 0 E: 0 K: 0 S: 3	H: 0 LOB: 0 BB: 0 P: 3	R: 1 E: 0 K: 0 S: 5	H: 2 LOB: 2 BB: 1 P: 9	R: 0 E: 1 K: 0 S: 3	H: 0 LOB: 1 BB: 1 P: 7	R: 0 E: 0 K: 1 S: 5	H: 0 LOB: 0 BB: 0 P: 5	R: 0 E: 0 K: 0 S: 3	H: 0 LOB: 0 BB: 0 P: 3	1B: 3 2B: 0 3B: 0 HR: 0	SF: 1 SAC: 0 DP: 1 HBP: 0	WP: 0 PB: 0 SB: 0 CS: 0	PA: 32
PITCHER Tom Underwood, L ERA: 4.02 (1, 1)	IP: 9.0 WLS: W BF: 32 H: 3 R: 1 ER: 1 SO: 2 BB: 3 IBB: 0 HBP: 0 BLK: 0 WP: 0 HR: 0 S: 33 P: 45 ERA: 1.00 WHIP: 0.667															PITCHER	IP: 9.0 WLS: W BF: 32 H: 3 R: 1 ER: 1 SO: 2 BB: 3 IBB: 0 HBP: 0 BLK: 0 WP: 0 HR: 0 S: 33 P: 45 ERA: 1.00 WHIP: 0.667					

New York Yankees @ Toronto Blue Jays
Exhibition Stadium, Toronto, ON
Mon Jun 25 1979, 7:05 PM EDT
Att: 37,612 - Unknown - 66 F

AB	28
R	1
H	3
RBI	1
BB	3
SO	2
LOB	11



Batter	1	2	3	4	5	6	7	8	9	AB	R	H	RBI	BB	SO	LOB	BOTTOM					
Alfredo Griffin, S OBP: 0.335, SLG: 0.344 (1, 6)	3-1			4-3	F2			F9		4	0	0	0	0	0	2						
Luis Gomez, R OBP: 0.393, SLG: 0.426 (1, 5)	6-3			5-3		SH3-4 BB		G6-3 1B		3	0	1	0	1	0	0						
Rick Bosetti, R OBP: 0.280, SLG: 0.346 (1, 8)	5-3			5-3		SH3-4		G6-3 1B		3	0	1	0	0	0	0						
Rico Carty, R OBP: 0.349, SLG: 0.399 (1, 10)		K			1B HR	1B BB		G6-3		3	1	1	0	1	1	2						
John Mayberry, L OBP: 0.377, SLG: 0.502 (1, 3)	G3				1B HR	F5		G3		4	1	1	0	0	0	3						
Al Woods, L OBP: 0.343, SLG: 0.396 Bob Bailor, R OBP: 0.296, SLG: 0.258 (1, 7) (8, 9)	F7				1B HR	F9				3	1	1	3	0	0	2						
Rick Cerone, R OBP: 0.298, SLG: 0.287 (1, 2)						6-3		6-3		3	0	0	0	0	0	0						
Danny Ainge, R OBP: 0.290, SLG: 0.333 (1, 4)						K		4-3		3	0	0	0	0	1	0						
Joe Cannon, L OBP: 0.103, SLG: 0.103 (8, 7)						S 1B		E S 1B		3	0	2	0	0	0	0						
Inning Stats	R: 0 E: 0 K: 0 S: 3	H: 0 LOB: 0 BB: 0 P: 3	R: 0 E: 0 K: 1 S: 5	H: 0 LOB: 0 BB: 0 P: 5	R: 0 E: 0 K: 0 S: 3	H: 0 LOB: 0 BB: 0 P: 3	R: 0 E: 0 K: 0 S: 3	H: 0 LOB: 0 BB: 0 P: 3	R: 3 E: 0 K: 1 S: 9	H: 4 LOB: 1 BB: 0 P: 9	R: 0 E: 0 K: 0 S: 3	H: 0 LOB: 2 BB: 2 P: 11	R: 0 E: 0 K: 0 S: 4	H: 1 LOB: 1 BB: 0 P: 4	R: 0 E: 0 K: 0 S: 4	H: 2 LOB: 1 BB: 0 P: 4	R: 0 E: 0 K: 0 S: 3	H: 0 LOB: 0 BB: 0 P: 3	1B: 6 2B: 0 3B: 0 HR: 1	SF: 0 SAC: 1 DP: 1 HBP: 0	WP: 0 PB: 0 SB: 0 CS: 0	PA: 32
PITCHER Ken Clay, R ERA: 5.05 Jim Kaat, L ERA: 2.53 Ray Burris, R ERA: 5.82 Don Hood, L ERA: 3.0 (1, 1) (6, 1) (8, 1) (8, 1)	IP: 5.1 WLS: L BF: 22 H: 4 R: 3 ER: 3 SO: 2 BB: 2 IBB: 0 HBP: 0 BLK: 0 WP: 0 HR: 1 S: 24 P: 32 ERA: 5.06 WHIP: 1.125															PITCHER	IP: 5.1 WLS: L BF: 22 H: 4 R: 3 ER: 3 SO: 2 BB: 2 IBB: 0 HBP: 0 BLK: 0 WP: 0 HR: 1 S: 24 P: 32 ERA: 5.06 WHIP: 1.125					

New York Yankees @ Toronto Blue Jays
Exhibition Stadium, Toronto, ON
Mon Jun 25 1979, 7:05 PM EDT
Att: 37,612 - Unknown - 66 F

AB	29
R	3
H	7
RBI	3
BB	2
SO	2
LOB	9



Batter	1	2	3	4	5	6	7	8	9	AB	R	H	RBI	BB	SO	LOB	TOP					
Mickey Rivers, L OBP: 0.321, SLG: 0.424 (1, 8)	F8	K		3-1			4-3			6	0	2	1	0	1	0	New York Yankees @ Toronto Blue Jays Exhibition Stadium, Toronto, ON Tue Jun 26 1979, 7:05 PM EDT Att: 38,696 - Unknown - 72 F AB 39 R 11 H 16 RBI 10 BB 7 SO 5 LOB 16					
Thurman Munson, R OBP: 0.341, SLG: 0.379 (1, 2)	BB 1B SF7	F4		K	K		1B	BB		5	2	1	0	1	2	3						
Bobby Murcer, L OBP: 0.381, SLG: 0.402 (1, 9)	SF7 BB 1-2 1B	WP BB		1B BB			F7	1B		4	1	2	0	2	0	0						
Lou Piniella, R OBP: 0.343, SLG: 0.458 Juan Benitez, R OBP: 0.299, SLG: 0.409 (1, 7) (8, 7)	SF7 1-2 2-3 3-1 1B	K		1B			1B WP 1B	G6-4-3 1-2 1B		4	2	3	1	1	1	1						
Chris Chambliss, L OBP: 0.302, SLG: 0.439 (1, 10)	SF7			4-3	6-3		1-3 1B	G6-4-3 3-1 1B		5	1	1	1	0	0	4						
Graig Nettles, L OBP: 0.352, SLG: 0.448 (1, 5)	HR			6-3			4-3	4-6-3		5	2	2	2	0	0	1						
Jim Spencer, L OBP: 0.347, SLG: 0.485 (1, 3)	HR			HBP BB			1B IBB			3	3	3	2	2	0	0						
Willie Randolph, R OBP: 0.354, SLG: 0.337 Fred Stanley, R OBP: 0.355, SLG: 0.278 (1, 4) (4, 4)	1B			SH1-4 3B			SH1-4	1-3 2H 1B		1	0	1	0	0	0	0						
Bucky Dent, R OBP: 0.300, SLG: 0.305 (1, 6)	5-3			1-3			1B BB	F5		3	0	0	1	1	0	5						
Inning Stats	R: 5 E: 0 K: 0 S: 8	H: 5 LOB: 1 BB: 1 P: 12	R: 0 E: 0 K: 2 S: 7	H: 0 LOB: 1 BB: 1 P: 11	R: 0 E: 0 K: 0 S: 3	H: 0 LOB: 2 BB: 1 P: 8	R: 0 E: 0 K: 1 S: 6	H: 1 LOB: 2 BB: 1 P: 10	R: 1 E: 0 K: 1 S: 7	H: 2 LOB: 2 BB: 1 P: 11	R: 2 E: 0 K: 0 S: 6	H: 3 LOB: 2 BB: 1 P: 10	R: 1 E: 0 K: 0 S: 4	H: 2 LOB: 1 BB: 1 P: 8	R: 2 E: 0 K: 1 S: 8	H: 3 LOB: 1 BB: 0 P: 8		R: 0 E: 0 K: 0 S: 3	H: 0 LOB: 0 BB: 0 P: 3	1B: 13 2B: 1 3B: 1 HR: 1	SF: 2 SAC: 1 DP: 1 HBP: 1	WP: 2 PB: 2 SB: 0 CS: 0
PITCHER	IP WLS BF H R ER SO BB IBB HBP BLK WP HR S P ERA WHIP																					
Dave Lemanczyk, R ERA: 2.85 (1, 1)	5.2 L 35 11 8 8 4 5 1 1 0 2 1 36 61 12.71 2.824																					
Tom Buskey, R ERA: 2.95 (6, 1)	0.2 5 2 1 1 0 1 0 0 0 0 0 4 8 13.50 4.500																					
Dyar Miller, R ERA: 5.32 (7, 1)	2.2 10 3 2 2 1 0 0 0 0 0 0 12 12 6.75 1.125																					

Batter	1	2	3	4	5	6	7	8	9	AB	R	H	RBI	BB	SO	LOB	BOTTOM					
Alfredo Griffin, S OBP: 0.333, SLG: 0.341 (1, 6)	F9	1-3			FC4				F8	5	0	1	1	0	0	4	New York Yankees @ Toronto Blue Jays Exhibition Stadium, Toronto, ON Tue Jun 26 1979, 7:05 PM EDT Att: 38,696 - Unknown - 72 F AB 36 R 2 H 8 RBI 2 BB 2 SO 7 LOB 19					
Luis Gomez, R OBP: 0.361, SLG: 0.390 (1, 5)	F3			K	K		F8		F9	5	0	0	0	0	2	4						
Rick Bosetti, R OBP: 0.280, SLG: 0.346 Bob Bailor, R OBP: 0.295, SLG: 0.257 (1, 8) (7, 8)	1B			K	F5				K	3	0	1	0	0	1	2						
Rico Carty, R OBP: 0.348, SLG: 0.395 (1, 10)	K			K	F8			1B BB		3	0	0	0	1	2	3						
John Mayberry, L OBP: 0.372, SLG: 0.494 (1, 3)		6-3			F4		K		F3	4	0	0	0	0	1	1						
Al Woods, L OBP: 0.345, SLG: 0.398 (1, 7)		FC6-4 BB 1B			G3		F8	FC6-4 1B		4	1	2	0	0	0	0						
Rick Cerone, R OBP: 0.297, SLG: 0.283 (1, 2)		FC6-4 BB			F7		F5	FC6-4 1-2		3	0	0	0	1	0	2						
Danny Ainge, R OBP: 0.296, SLG: 0.338 (1, 4)		FC6-4 1B			1B FC4 1B		F9			4	1	2	0	0	0	2						
Joe Cannon, L OBP: 0.152, SLG: 0.152 (1, 9)		1-2 2-3 3-1 1B			E FC4 1B		F5		F5	4	0	2	1	0	0	1						
Inning Stats	R: 0 E: 0 K: 1 S: 6	H: 1 LOB: 1 BB: 0 P: 6	R: 0 E: 0 K: 0 S: 5	H: 2 LOB: 2 BB: 1 P: 9	R: 0 E: 0 K: 3 S: 9	H: 0 LOB: 0 BB: 0 P: 9	R: 0 E: 0 K: 0 S: 3	H: 0 LOB: 0 BB: 0 P: 3	R: 1 E: 1 K: 1 S: 8	H: 2 LOB: 2 BB: 0 P: 8	R: 0 E: 0 K: 1 S: 5	H: 0 LOB: 0 BB: 0 P: 5	R: 0 E: 0 K: 0 S: 4	H: 1 LOB: 1 BB: 0 P: 4	R: 0 E: 0 K: 1 S: 6	H: 1 LOB: 2 BB: 1 P: 10		R: 0 E: 0 K: 0 S: 4	H: 1 LOB: 1 BB: 0 P: 4	1B: 8 2B: 0 3B: 0 HR: 0	SF: 0 SAC: 0 DP: 0 HBP: 0	WP: 0 PB: 0 SB: 0 CS: 0
PITCHER	IP WLS BF H R ER SO BB IBB HBP BLK WP HR S P ERA WHIP																					
Luis Tiant, R ERA: 4.1 (1, 1)	9.0 W 38 8 2 2 7 2 0 0 0 0 0 50 58 2.00 1.111																					

Batter	1	2	3	4	5	6	7	8	9	10	AB	R	H	RBI	BB	SO	LOB								
Mickey Rivers, L OBP: 0.322, SLG: 0.421 (1, 8)	6-3		6-3						F2		4	1	1	0	1	0	2								
Thurman Munson, R OBP: 0.348, SLG: 0.386 (1, 2)	3-1								G5-4-3		3	0	2	1	2	0	1								
Bobby Murcer, L OBP: 0.373, SLG: 0.392 (1, 9)	3-1										5	0	0	0	0	1	7								
Lou Piniella, R OBP: 0.344, SLG: 0.457 (1, 7)	6-3										5	1	2	1	0	1	3								
Darryl Jones, R OBP: 0.333, SLG: 0.486 Jim Spencer, L OBP: 0.349, SLG: 0.492 (7, PH)		5-3									3	0	1	0	0	0	0								
Graig Nettles, L OBP: 0.359, SLG: 0.443 (1, 5)	F7										5	0	1	0	0	0	1								
Chris Chambliss, L OBP: 0.304, SLG: 0.434 (1, 3)	F8										3	0	0	0	2	0	2								
Willie Randolph, R OBP: 0.355, SLG: 0.333 (1, 4)											3	1	0	0	2	0	4								
Bucky Dent, R OBP: 0.303, SLG: 0.313 (1, 6)											4	1	2	1	0	0	1								
Inning Stats	R: 0 E: 0 K: 0 S: 4	H: 1 LOB: 1 BB: 0 P: 4	R: 0 E: 0 K: 0 S: 3	H: 0 LOB: 0 BB: 0 P: 3	R: 0 E: 0 K: 0 S: 3	H: 0 LOB: 2 BB: 2 P: 11	R: 0 E: 0 K: 1 S: 6	H: 1 LOB: 1 BB: 0 P: 6	R: 2 E: 0 K: 0 S: 5	H: 3 LOB: 1 BB: 1 P: 9	R: 0 E: 0 K: 0 S: 4	H: 1 LOB: 1 BB: 0 P: 4	R: 1 E: 0 K: 1 S: 6	H: 1 LOB: 2 BB: 2 P: 14	R: 0 E: 0 K: 0 S: 2	H: 0 LOB: 0 BB: 1 P: 6	R: 0 E: 0 K: 0 S: 3	H: 1 LOB: 0 BB: 0 P: 3	R: 2 E: 1 K: 0 S: 5	H: 2 LOB: 1 BB: 1 P: 9	1B: 6 2B: 4 3B: 0 HR: 0	SF: 0 SAC: 0 DP: 4 HBP: 0	WP: 0 PB: 0 SB: 0 CS: 0	PA: 44	
PITCHER	IP	WLS	BF	H	R	ER	SO	BB	IBB	HBP	BLK	WP	HR	S	P	ERA	WHIP								
Balor Moore, L ERA: 4.68 (1, 1)	6.2		31	7	3	3	2	5	0	0	0	0	0	30	50	4.05	1.800								
Mark Lemongello, R ERA: 6.32 (7, 1)	3.1	L	13	3	2	1	0	1	1	0	0	0	0	11	19	2.70	1.200								

TOP

New York Yankees @ Toronto Blue Jays
Exhibition Stadium, Toronto, ON

Thu Jun 28 1979, 7:05 PM EDT
Att: 39,347 - Unknown - 72 F

AB	37
R	5
H	10
RBI	4
BB	7
SO	2
LOB	23

Batter	1	2	3	4	5	6	7	8	9	10	AB	R	H	RBI	BB	SO	LOB								
Alfredo Griffin, S OBP: 0.329, SLG: 0.337 (1, 6)	F8		5-3								4	0	0	0	0	2									
Luis Gomez, R OBP: 0.379, SLG: 0.406 (1, 5)	4-3		F8								5	0	3	1	0	0									
Rick Bosetti, R OBP: 0.279, SLG: 0.343 (1, 8)	4-3		1-3								5	0	1	0	0	2									
Rico Carty, R OBP: 0.350, SLG: 0.394 Ted Wilborn, S (8, PR)	4-3										3	1	1	0	1	0									
Al Woods, L OBP: 0.344, SLG: 0.396 (9, PH)	1-2										0	0	0	0	0	0									
Otto Velez, R OBP: 0.344, SLG: 0.462 (1, 7)	K										4	1	1	0	0	2									
John Mayberry, L OBP: 0.372, SLG: 0.494 (1, 3)											4	0	1	0	1	2									
Rick Cerone, R OBP: 0.300, SLG: 0.280 (1, 2)											2	0	0	0	2	0									
Danny Ainge, R OBP: 0.302, SLG: 0.343 (1, 4)											4	0	2	0	0	1									
Bob Bailor, R OBP: 0.288, SLG: 0.261 (1, 9)											4	1	2	1	0	2									
Inning Stats	R: 0 E: 0 K: 1 S: 7	H: 2 LOB: 2 BB: 0 P: 7	R: 0 E: 0 K: 0 S: 3	H: 1 LOB: 1 BB: 1 P: 7	R: 0 E: 0 K: 0 S: 3	H: 0 LOB: 0 BB: 0 P: 3	R: 2 E: 0 K: 2 S: 9	H: 2 LOB: 2 BB: 2 P: 17	R: 0 E: 0 K: 0 S: 3	H: 0 LOB: 0 BB: 0 P: 3	R: 0 E: 0 K: 0 S: 4	H: 2 LOB: 2 BB: 0 P: 4	R: 0 E: 0 K: 0 S: 4	H: 1 LOB: 1 BB: 0 P: 4	R: 0 E: 0 K: 1 S: 6	H: 1 LOB: 2 BB: 1 P: 10	R: 1 E: 0 K: 0 S: 4	H: 2 LOB: 0 BB: 0 P: 4	R: 0 E: 0 K: 1 S: 5	H: 0 LOB: 0 BB: 0 P: 5	1B: 9 2B: 2 3B: 0 HR: 0	SF: 0 SAC: 2 DP: 1 HBP: 0	WP: 1 PB: 0 SB: 1 CS: 1	PA: 43	
PITCHER	IP	WLS	BF	H	R	ER	SO	BB	IBB	HBP	BLK	WP	HR	S	P	ERA	WHIP								
Tommy John, L ERA: 2.45 (1, 1)	7.2		34	9	2	2	4	4	0	0	0	1	0	38	54	2.35	1.696								
Ron Davis, R ERA: 2.33 (8, 1)	2.1	W	8	2	1	1	1	0	0	0	0	0	0	10	10	3.86	0.857								

BOTTOM

New York Yankees @ Toronto Blue Jays
Exhibition Stadium, Toronto, ON

Thu Jun 28 1979, 7:05 PM EDT
Att: 39,347 - Unknown - 72 F

AB	36
R	3
H	11
RBI	2
BB	4
SO	5
LOB	20

Batter	1	2	3	4	5	6	7	8	9	10	11	12	13	AB R H RBI BB SO LOB	TOP											
Rick Burleson, R OBP: 0.321, SLG: 0.375	K		K			CS 1B		1B		G6-4-3			1B 2B	6 1 3 0 0 2 2	Boston Red Sox @ New York Yankees Yankee Stadium, Bronx, NY Fri Jun 29 1979, 7:05 PM EDT Att: 53,306 - Unknown - 69 F livebaseballscorecards.com											
Larry Wolfe, R OBP: 0.290, SLG: 0.439	K			1B BB		F8		1B		1-4-3			1B	3 0 1 1 1 1 1												
Jerry Remy, L OBP: 0.357, SLG: 0.351	K					1-2		G3-6-3					2H 1B	2 0 1 1 0 0 0												
Fred Lynn, L OBP: 0.386, SLG: 0.607	K					4-3		G3-6-3		F7			K	6 0 1 0 0 2 3												
Jim Rice, R OBP: 0.389, SLG: 0.586		K		K			F3			HR			FC6-4 1B	5 1 2 1 1 2 2												
Bob Watson, R OBP: 0.332, SLG: 0.372		F8		G4-6-3				2B		1-3			FC6-4 1BB	6 0 1 0 0 0 5												
Carl Yastrzemski, L OBP: 0.391, SLG: 0.536																										
Butch Hobson, R OBP: 0.284, SLG: 0.459						SH1-3 1B		K		3-4-1			G5-4-3 BB	4 0 1 0 1 1 1												
Dwight Evans, R OBP: 0.356, SLG: 0.438						F3		F8		5-3			F8	4 0 0 0 0 0 2												
Bob Montgomery, R OBP: 0.460, SLG: 0.578								K					G5-4-3	5 0 0 0 0 1 2												
Jim Dwyer, L OBP: 0.293, SLG: 0.343													F8	4 1 3 0 0 1 1												
Gary Allenson, R OBP: 0.276, SLG: 0.320								1B 1B					F8	0 0 0 0 0 0 0												
Inning Stats	R: 0 E: 0 K: 3 S: 9	H: 0 LOB: 0 BB: 0 P: 9	R: 0 E: 0 K: 1 S: 5	H: 0 LOB: 0 BB: 0 P: 5	R: 0 E: 0 K: 1 S: 6	H: 1 LOB: 1 BB: 0 P: 6	R: 0 E: 0 K: 1 S: 5	H: 1 LOB: 1 BB: 1 P: 9	R: 0 E: 0 K: 0 S: 3	H: 1 LOB: 0 BB: 0 P: 3	R: 0 E: 0 K: 1 S: 6	H: 1 LOB: 1 BB: 0 P: 6	R: 1 E: 0 K: 1 S: 7	H: 3 LOB: 2 BB: 0 P: 7		R: 1 E: 0 K: 0 S: 4	H: 1 LOB: 0 BB: 0 P: 4	R: 0 E: 0 K: 0 S: 3	H: 1 LOB: 1 BB: 0 P: 3	R: 0 E: 0 K: 0 S: 2	H: 0 LOB: 0 BB: 1 P: 6	R: 1 E: 0 K: 1 S: 7	H: 2 LOB: 2 BB: 1 P: 11	1B: 9 2B: 3 3B: 0 HR: 1	SF: 0 SAC: 1 DP: 4 HBP: 0	W/P: 0 PB: 0 SB: 0 CS: 1
PITCHER	IP WLS BF H R ER SO BB IBB HBP BLK WP HR S P ERA WHIP																									
Ron Guidry, L ERA: 2.04	(1, 1) 8.0 30 8 1 1 9 1 0 0 0 0 0 0 0 0 1.12 1.125																									
Ron Davis, R ERA: 2.48	(9, 1) 2.0 7 2 1 1 0 0 0 0 0 0 1 7 7 4.50 1.000																									
Jim Kaat, L ERA: 2.84	(11, 1) 3.0 L 13 3 1 1 1 1 1 0 0 0 0 0 13 21 3.00 1.333																									

Batter	1	2	3	4	5	6	7	8	9	10	11	12	13	AB R H RBI BB SO LOB	BOTTOM												
Mickey Rivers, L OBP: 0.316, SLG: 0.415	L6		F7			F8		FC4-2		CS HBP		F8		4 0 0 0 0 0 4	Boston Red Sox @ New York Yankees Yankee Stadium, Bronx, NY Fri Jun 29 1979, 7:05 PM EDT Att: 53,306 - Unknown - 69 F livebaseballscorecards.com												
Thurman Munson, R OBP: 0.245, SLG: 0.381	5-3			5-3		1-2 1B		1-3		K		5-3		6 0 1 0 0 1 3													
Bobby Murcer, L OBP: 0.372, SLG: 0.395	F7			L3		F8				4-3				6 1 2 0 0 0 2													
Lou Piniella, R OBP: 0.344, SLG: 0.453		5-3					F7		E 1B 1B			2B		6 1 2 0 0 0 2													
Reggie Jackson, L OBP: 0.366, SLG: 0.509		K				K		F8		K			K	6 0 0 0 0 4 3													
Graig Nettles, L OBP: 0.349, SLG: 0.439		K				G3		4-3					3-1	5 0 1 1 1 1 0													
Jim Spencer, L OBP: 0.335, SLG: 0.471						G3		G3		1-3 2H 1B			3-1 1BB	6 0 0 1 0 0 3													
Willie Randolph, R OBP: 0.361, SLG: 0.332								4-3		F9			F6	6 0 0 1 0 0 3													
Bucky Dent, R OBP: 0.307, SLG: 0.314								4-3						1 0 0 0 4 0 0													
Roy White, S OBP: 0.256, SLG: 0.221										1B FC4-2 BB			1BB	2 0 1 0 1 1 1													
Fred Stanley, R OBP: 0.318, SLG: 0.250													K	0 0 0 0 0 0 0													
Inning Stats	R: 0 E: 0 K: 0 S: 3	H: 0 LOB: 0 BB: 0 P: 3	R: 0 E: 0 K: 2 S: 7	H: 0 LOB: 0 BB: 0 P: 7	R: 0 E: 0 K: 1 S: 5	H: 1 LOB: 1 BB: 1 P: 9	R: 0 E: 0 K: 0 S: 3	H: 1 LOB: 1 BB: 0 P: 3	R: 0 E: 0 K: 0 S: 4	H: 0 LOB: 0 BB: 0 P: 3	R: 0 E: 0 K: 0 S: 4	H: 1 LOB: 2 BB: 1 P: 8	R: 0 E: 0 K: 1 S: 8	H: 2 LOB: 2 BB: 1 P: 12		R: 0 E: 0 K: 1 S: 4	H: 0 LOB: 0 BB: 0 P: 5	R: 0 E: 0 K: 1 S: 6	H: 1 LOB: 3 BB: 2 P: 14	R: 0 E: 0 K: 0 S: 4	H: 1 LOB: 1 BB: 0 P: 4	R: 0 E: 0 K: 1 S: 5	H: 0 LOB: 0 BB: 0 P: 5	1B: 6 2B: 2 3B: 0 HR: 0	SF: 0 SAC: 0 DP: 1 HBP: 1	W/P: 0 PB: 0 SB: 1 CS: 1	PA: 52
PITCHER	IP WLS BF H R ER SO BB IBB HBP BLK WP HR S P ERA WHIP																										
Mike Torrez, R ERA: 4.34	(1, 1) 8.1 33 5 2 0 5 3 0 0 0 0 0 0 0 40 0.00 0.960																										
Bill Campbell, R ERA: 3.09	(9, 1) 2.1 11 1 0 0 1 0 3 1 0 0 0 0 9 22 0.00 0.429																										
Dick Drago, R ERA: 2.79	(11, 1) 2.1 W 8 1 0 0 2 0 0 0 0 0 0 0 12 12 0.00 0.429																										



Batter	1	2	3	4	5	6	7	8	9	AB	R	H	RBI	BB	SO	LOB	TOP			
Jerry Remy, L (1,4) OBP: 0.352, SLG: 0.346	B1-3		F8		F6			B3		4	0	0	0	0	0	0				
Rick Burleson, R (1,6) OBP: 0.317, SLG: 0.369	F3		F8		F9			6-3		4	0	0	0	0	0	0				
Fred Lynn, L (1,8) OBP: 0.381, SLG: 0.598	K		F7		F5			F8		4	0	0	0	0	1	0				
Jim Rice, R (1,7) OBP: 0.387, SLG: 0.582		2B 1B		F6		F8		5-3		4	1	1	0	0	0	0				
Carl Yastrzemski, L (1,3) OBP: 0.386, SLG: 0.555		1B 2B		2B 1B		1-3		HR		4	2	3	1	0	0	0				
Bob Watson, R (1,10) OBP: 0.339, SLG: 0.384				F7				G3-6-3		4	0	3	2	0	0	1				
Jim Dwyer, L (9, PR) OBP: 0.263, SLG: 0.343		1B						1B		0	0	0	0	0	0	0				
Butch Hobson, R (1,5) OBP: 0.285, SLG: 0.462								G3-6-3		3	0	1	0	0	0	2				
Jack Brohamer, L (7,5) OBP: 0.328, SLG: 0.362	F3							1-2		1	0	0	0	0	0	1				
Dwight Evans, R (1,9) OBP: 0.356, SLG: 0.435	K			6-3				G1-6-3		2	0	0	0	1	1	3				
Bob Montgomery, R (1,2) OBP: 0.482, SLG: 0.542	4-3							G1-6-3		3	0	0	0	0	0	3				
Inning Stats	R: 0 E: 0 K: 1 S: 5	H: 0 LOB: 0 BB: 0 P: 5	R: 2 E: 0 K: 1 S: 8	H: 3 LOB: 1 BB: 0 P: 8	R: 0 E: 0 K: 0 S: 3	H: 0 LOB: 0 BB: 0 P: 3	R: 0 E: 0 K: 0 S: 5	H: 2 LOB: 2 BB: 0 P: 5	R: 0 E: 0 K: 0 S: 3	H: 0 LOB: 0 BB: 0 P: 3	R: 0 E: 0 K: 0 S: 3	H: 1 LOB: 1 BB: 1 P: 7	R: 0 E: 0 K: 0 S: 3	H: 0 LOB: 0 BB: 0 P: 3	R: 1 E: 0 K: 0 S: 4	H: 2 LOB: 1 BB: 0 P: 4	1B: 4 2B: 3 3B: 0 HR: 1	SF: 0 SAC: 0 DP: 2 HBP: 0	WP: 0 PB: 0 SB: 0 CS: 0	PA: 34
PITCHER Luis Tiant, R (1,1) ERA: 3.99	IP: 9.0 WLS: L BF: 34	H: 8 R: 3 ER: 3 SO: 2	BB: 1 IBB: 0 HBP: 0 BLK: 0	WP: 0 HR: 1 S: 37 P: 41	ERA: 3.00 WHIP: 1.000	PITCHER IP: 9.0 WLS: L BF: 34 H: 8 R: 3 ER: 3 SO: 2 BB: 1 IBB: 0 HBP: 0 BLK: 0 WP: 0 HR: 1 S: 37 P: 41 ERA: 3.00 WHIP: 1.000														

Boston Red Sox @ New York Yankees
Yankee Stadium, Bronx, NY
Sat Jun 30 1979, 3:33 AM EDT
Att: 50,253 - Unknown - 72 F

AB 33
R 3
H 8
RBI 3
BB 1
SO 2
LOB 10



Batter	1	2	3	4	5	6	7	8	9	AB	R	H	RBI	BB	SO	LOB	BOTTOM			
Willie Randolph, R (1,4) OBP: 0.397, SLG: 0.328	K		1-3		4-3			6-3		4	0	0	0	0	1	3				
Bobby Murcer, L (1,9) OBP: 0.367, SLG: 0.388	F9		F6		F6			E4		4	0	0	0	0	0	2				
Thurman Munson, R (1,2) OBP: 0.344, SLG: 0.383	5-3			SH3 2B		1-3		FC5-4		4	0	1	0	0	0	1				
Lou Piniella, R (1,7) OBP: 0.344, SLG: 0.452		6-3		SH3				F7		3	0	1	0	0	0	0				
Graig Nettles, L (1,5) OBP: 0.345, SLG: 0.433		F9		F6		FC3-6		3-1		4	0	0	0	0	0	2				
Reggie Jackson, L (1,10) OBP: 0.361, SLG: 0.497		1-3		1-3		K		1-3		4	0	0	0	0	1	2				
Chris Chambliss, L (1,3) OBP: 0.301, SLG: 0.429			F7		G3		L4			3	0	0	0	0	1					
Juan Beniquez, R (1,8) OBP: 0.296, SLG: 0.416					5-3					2	1	1	0	0	0	0				
Jim Spencer, L (8, PH) OBP: 0.340, SLG: 0.475										1	0	1	0	0	0	0				
Roy White, S (8, PR) OBP: 0.256, SLG: 0.221			2B					SH1-4 E 1B		0	1	0	0	0	0	0				
Bucky Dent, R (1,6) OBP: 0.309, SLG: 0.320			2B		6-3			SH1-4		2	0	1	1	0	0	0				
Inning Stats	R: 0 E: 0 K: 1 S: 5	H: 0 LOB: 0 BB: 0 P: 5	R: 0 E: 0 K: 0 S: 3	H: 0 LOB: 0 BB: 0 P: 3	R: 1 E: 0 K: 0 S: 5	H: 2 LOB: 1 BB: 0 P: 5	R: 0 E: 0 K: 0 S: 4	H: 1 LOB: 1 BB: 0 P: 4	R: 0 E: 0 K: 0 S: 3	H: 0 LOB: 0 BB: 0 P: 3	R: 0 E: 0 K: 1 S: 6	H: 1 LOB: 1 BB: 0 P: 6	R: 1 E: 1 K: 0 S: 5	H: 1 LOB: 1 BB: 0 P: 5	R: 0 E: 0 K: 0 S: 3	H: 0 LOB: 0 BB: 0 P: 3	1B: 2 2B: 3 3B: 0 HR: 0	SF: 0 SAC: 2 DP: 0 HBP: 0	WP: 0 PB: 0 SB: 0 CS: 0	PA: 33
PITCHER Bob Stanley, R (1,1) ERA: 3.35	IP: 9.0 WLS: W BF: 33	H: 5 R: 2 ER: 1 SO: 2	BB: 0 IBB: 0 HBP: 0 BLK: 0	WP: 0 HR: 0 S: 37 P: 37	ERA: 1.00 WHIP: 0.556	PITCHER IP: 9.0 WLS: W BF: 33 H: 5 R: 2 ER: 1 SO: 2 BB: 0 IBB: 0 HBP: 0 BLK: 0 WP: 0 HR: 0 S: 37 P: 37 ERA: 1.00 WHIP: 0.556														

Boston Red Sox @ New York Yankees
Yankee Stadium, Bronx, NY
Sat Jun 30 1979, 3:33 AM EDT
Att: 50,253 - Unknown - 72 F

AB 31
R 2
H 5
RBI 1
BB 0
SO 2
LOB 11



Batter	1	2	3	4	5	6	7	8	9	AB	R	H	RBI	BB	SO	LOB	TOP										
Jerry Remy, L (1,4) OBP: 0.354, SLG: 0.355 Butch Hobson, R (1,5) OBP: 0.284, SLG: 0.458	0-0 4-2 3B		0-0 F9		0-0 F8	1-3 3-H 1B		0-0 F3		1 0 1 0 0 0 0 4 0 1 1 0 0 2							Boston Red Sox @ New York Yankees Yankee Stadium, Bronx, NY Sun Jul 01 1979, 3:33 AM EDT Att: 51,246 - Unknown - 77 F										
Rick Burleson, R (1,6) OBP: 0.315, SLG: 0.370	0-0 4-2		0-0 PB 2B		0-0 4-3	0-3 K			0-0 1-3-1	5 0 1 0 0 1 3																	
Fred Lynn, L (1,8) OBP: 0.382, SLG: 0.604	0-0 F6		0-0 F8		0-0 HR			0-0 F4	4-0 FC5-4 BB	4 1 1 1 1 0 1																	
Jim Rice, R (1,7) OBP: 0.388, SLG: 0.576		1-0 2B HBP	4-0 2-3 BB		0-0 F7			0-0 K	0-0 FC5-4 1-2	3 1 0 0 1 1 1																	
Carl Yastrzemski, L (1,10) OBP: 0.393, SLG: 0.552		0-0 1-H 2B	0-3 K		0-0 F9			0-0 L4	0-0 G3	5 0 1 1 0 1 3																	
Bob Watson, R (1,3) OBP: 0.345, SLG: 0.387 Jim Dwyer, L (8, PR) OBP: 0.263, SLG: 0.343		4-0 BB		0-3 K		0-0 BB 1B		0-0 BB 1B		3 1 2 0 1 1 0 0 0 0 0 0 0 0																	
Jack Brohamer, L (1,5) OBP: 0.324, SLG: 0.403		0-0 F9		0-0 HR		0-0 L4		0-0 F9		4 1 1 1 0 0 4																	
Dwight Evans, R (1,9) OBP: 0.358, SLG: 0.431		0-3 K		0-0 6-3		4-0 1B 1-2 BB		4-0 1-2 BB		2 1 0 0 2 1 2																	
Bob Montgomery, R (1,2) OBP: 0.455, SLG: 0.529 Tom Poquette, L (8, PH) OBP: 0.270, SLG: 0.212 Carlton Fisk, R (8, PH) OBP: 0.336, SLG: 0.472 Gary Allenson, R (8, 2) OBP: 0.278, SLG: 0.320		0-0 F4		0-0 L5		0-0 1B 1-3 2-H 1B		0-0 F3		3 0 1 1 0 0 2 0 0 0 0 0 0 0 1 0 0 0 0 0 2 0 0 0 0 0 0 0																	
Inning Stats	R: 0 E: 0 K: 0 S: 3	H: 1 LOB: 0 BB: 0 P: 3	R: 1 E: 0 K: 1 S: 6	H: 1 LOB: 2 BB: 1 P: 11	R: 0 E: 0 K: 1 S: 6	H: 1 LOB: 0 BB: 1 P: 10	R: 1 E: 0 K: 1 S: 6	H: 1 LOB: 0 BB: 0 P: 6	R: 1 E: 0 K: 0 S: 4	H: 3 LOB: 2 BB: 1 P: 12	R: 0 E: 0 K: 1 S: 5	H: 0 LOB: 0 BB: 0 P: 5	R: 0 E: 0 K: 0 S: 4	H: 1 LOB: 2 BB: 1 P: 8	R: 0 E: 0 K: 0 S: 3	H: 0 LOB: 1 BB: 1 P: 7		1B: 4 2B: 3 3B: 1 HR: 2	SF: 0 SAC: 0 DP: 1 HBP: 1	WP: 0 PB: 1 SB: 0 CS: 0	PA: 41						
PITCHER	IP	WLS	BF	H	R	ER	SO	BB	IBB	HBP	BLK	WP	HR	S	P	ERA	WHIP										
Catfish Hunter, R (1, 1) ERA: 5.49	5.2		26	6	5	5	3	3	0	1	0	0	2	28	41	7.94	1.588										
Ron Davis, R (6, 1) ERA: 2.35	1.2	W	9	3	0	0	2	1	0	0	0	0	0	12	16	0.00	2.400										
Jim Kaat, L (8, 1) ERA: 2.7	1.2	S	6	0	0	0	0	1	0	0	0	0	0	5	9	0.00	0.600										

AB	35
R	5
H	9
RBI	5
BB	5
SO	5
LOB	20



Batter	1	2	3	4	5	6	7	8	9	AB	R	H	RBI	BB	SO	LOB	BOTTOM										
Roy White, S (1,7) OBP: 0.256, SLG: 0.250	0-0 F8		0-0 1-3		0-0 1-H HR		0-0 F8			4 1 1 2 0 0 0							Boston Red Sox @ New York Yankees Yankee Stadium, Bronx, NY Sun Jul 01 1979, 3:33 AM EDT Att: 51,246 - Unknown - 77 F										
Willie Randolph, R (1,4) OBP: 0.359, SLG: 0.340	0-0 HR		0-0 G3 1B		0-0 F7		0-3 K			4 1 2 1 0 1 0																	
Graig Nettles, L (1,5) OBP: 0.341, SLG: 0.427	0-0 F8		0-0 G3		0-3 K			0-0 E3 SH3-4 1B		4 0 0 0 0 1 1																	
Reggie Jackson, L (1,9) OBP: 0.363, SLG: 0.514	0-0 4-3			0-0 3-1		0-0 HR		0-0 SH3-4 1B		4 1 2 1 0 0 0																	
Chris Chambliss, L (1,3) OBP: 0.301, SLG: 0.428		0-0 1B 1B		0-3 K		0-0 4-3		0-0 SH3-4		3 0 1 0 0 1 0																	
Jim Spencer, L (1,10) OBP: 0.340, SLG: 0.493 Lou Piniella, R (8, PH) OBP: 0.346, SLG: 0.452		0-3 K		0-0 HR		0-0 F8		4-0 G6-4-3 IBB		3 1 1 1 0 1 1 0 0 0 0 1 0 0																	
Bobby Murcer, L (1,8) OBP: 0.366, SLG: 0.387 Thurman Munson, R (8, PH) OBP: 0.343, SLG: 0.382 Juan Beniquez, R (9, 8) OBP: 0.296, SLG: 0.416		0-0 1-2 1B		0-0 F4		0-3 K		0-0 G6-4-3 1-2		3 0 1 0 0 1 0 1 0 0 0 0 0 3 0 0 0 0 0 0 0																	
Jerry Narron, L (1,2) OBP: 0.294, SLG: 0.345		0-3 K		4-0 HR BB		0-0 HR				2 2 1 1 1 1 2																	
Bucky Dent, R (1,6) OBP: 0.305, SLG: 0.316		0-0 6-3		0-0 F9		0-0 F6				3 0 0 0 0 0 3																	
Inning Stats	R: 1 E: 0 K: 0 S: 4	H: 1 LOB: 0 BB: 0 P: 4	R: 0 E: 0 K: 2 S: 9	H: 2 LOB: 2 BB: 0 P: 9	R: 0 E: 0 K: 0 S: 3	H: 1 LOB: 0 BB: 0 P: 3	R: 1 E: 0 K: 1 S: 6	H: 1 LOB: 0 BB: 0 P: 6	R: 2 E: 0 K: 1 S: 6	H: 1 LOB: 0 BB: 1 P: 10	R: 1 E: 0 K: 1 S: 6	H: 1 LOB: 0 BB: 0 P: 6	R: 1 E: 0 K: 1 S: 6	H: 1 LOB: 0 BB: 0 P: 6	R: 0 E: 1 K: 0 S: 4	H: 1 LOB: 2 BB: 1 P: 8		1B: 4 2B: 0 3B: 0 HR: 5	SF: 0 SAC: 1 DP: 1 HBP: 0	WP: 0 PB: 0 SB: 0 CS: 0	PA: 34						
PITCHER	IP	WLS	BF	H	R	ER	SO	BB	IBB	HBP	BLK	WP	HR	S	P	ERA	WHIP										
Dennis Eckersley, R (1, 1) ERA: 3.3	6.1	L	27	8	6	6	5	1	0	0	0	0	5	36	40	8.53	1.421										
Tom Burgmeier, L (7, 1) ERA: 1.57	1.0		6	1	0	0	1	0	1	0	0	0	0	7	11	0.00	1.000										
Chuck Rainey, R (8, 1) ERA: 4.06	0.2		1	0	0	0	0	0	0	0	0	0	0	1	1	0.00	0.000										

AB	31
R	6
H	9
RBI	6
BB	2
SO	6
LOB	10



Batter	1	2	3	4	5	6	7	8	9	AB	R	H	RBI	BB	SO	LOB	TOP			
Rick Burleson, R OBP: 0.315, SLG: 0.368 (1, 6)	L9		PB 1B		E5		K			4	0	1	0	0	1	1	Boston Red Sox @ New York Yankees Yankee Stadium, Bronx, NY Mon Jul 02 1979, 7:05 PM EDT Att: 51,211 - Unknown - 75 F			
Lary Wolfe, R OBP: 0.368, SLG: 0.400 (1, 4)	4-3		6-3			F9		6-3		4	0	0	1	0	0	1				
Fred Lynn, L OBP: 0.380, SLG: 0.597 (1, 8)	4-3		BB			6-3		F9		3	0	0	0	1	0	0				
Jim Rice, R OBP: 0.386, SLG: 0.578 (1, 7)		5-3	L7			E4			3B	4	0	1	0	0	0	2				
Bob Watson, R OBP: 0.344, SLG: 0.385 (1, 3)		5-3 1B			5-3		4-3		F8	4	0	1	0	0	0	1				
Carlton Fisk, R OBP: 0.325, SLG: 0.455 (1, 10)		5-3 1-2			F8				F9	4	0	0	0	0	0	1				
Butch Hobson, R OBP: 0.284, SLG: 0.452 (1, 5)		F3			6-3				F9	3	1	0	0	1	0	1				
Dwight Evans, R OBP: 0.357, SLG: 0.434 (1, 9)			4-3			4-3				3	0	1	0	0	0	0				
Gary Allenson, R OBP: 0.279, SLG: 0.321 (1, 2)			PB 6-3 1B			L5			6-3	3	1	1	1	0	0	1				
Inning Stats	R: 0 E: 0 K: 0 S: 3	H: 0 LOB: 0 BB: 0 P: 3	R: 0 E: 0 K: 0 S: 4	H: 1 LOB: 1 BB: 0 P: 4	R: 1 E: 0 K: 0 S: 5	H: 2 LOB: 2 BB: 1 P: 9	R: 0 E: 0 K: 0 S: 3	H: 0 LOB: 0 BB: 0 P: 3	R: 0 E: 1 K: 0 S: 4	H: 0 LOB: 1 BB: 0 P: 4	R: 0 E: 0 K: 0 S: 6	H: 1 LOB: 1 BB: 1 P: 10	R: 0 E: 0 K: 0 S: 3	H: 1 LOB: 0 BB: 0 P: 3	R: 0 E: 0 K: 0 S: 3	H: 0 LOB: 0 BB: 0 P: 3	1B: 3 2B: 1 3B: 1 HR: 0	SF: 0 SAC: 0 DP: 0 HBP: 0	WP: 0 PB: 1 SB: 0 CS: 0	PA: 34
PITCHER Tommy John, L ERA: 2.36 (1, 1)	IP: 9.0 WLS: W BF: 34 H: 5 R: 2 ER: 1 SO: 1 BB: 2 IBB: 0 HBP: 0 BLK: 0 WP: 0 HR: 0 S: 34 P: 42 ERA: 1.00 WHIP: 0.778															PITCHER IP: WLS: BF: H: R: ER: SO: BB: IBB: HBP: BLK: WP: HR: S: P: ERA: WHIP:				

AB	32
R	2
H	5
RBI	2
BB	2
SO	1
LOB	8



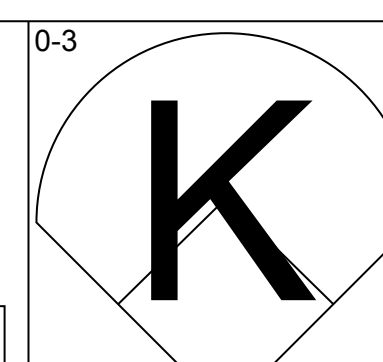
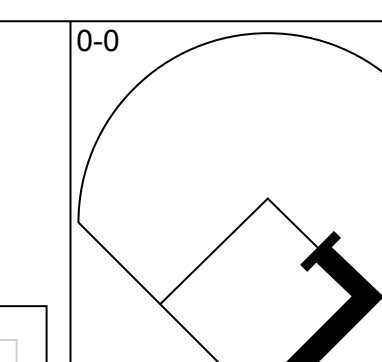
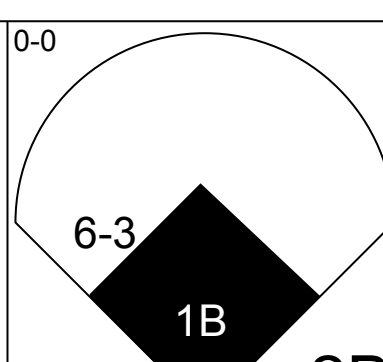
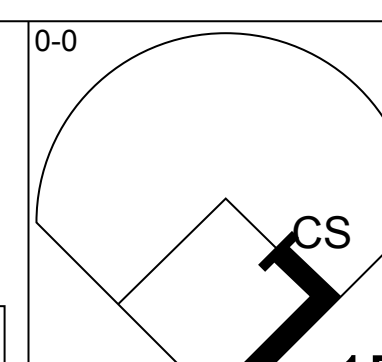
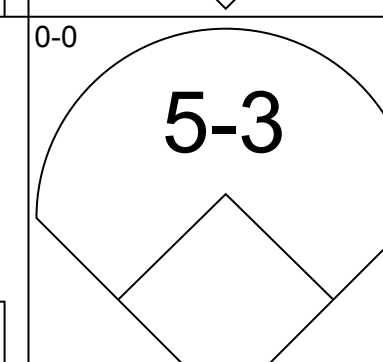
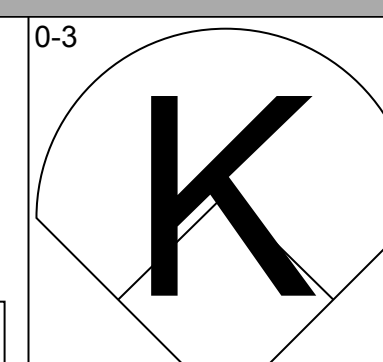
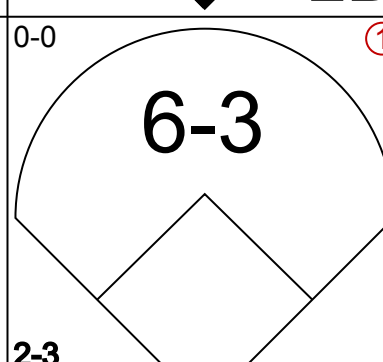
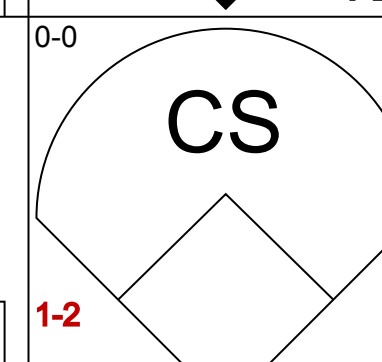
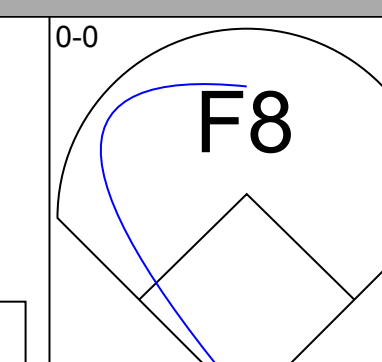
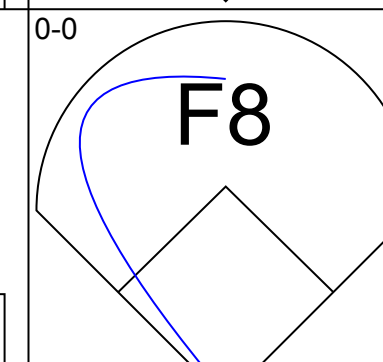
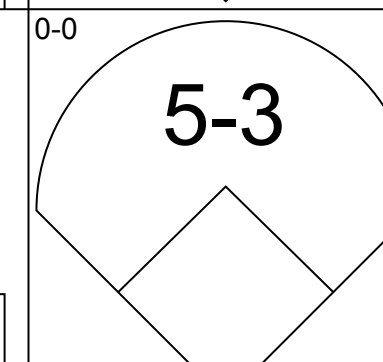
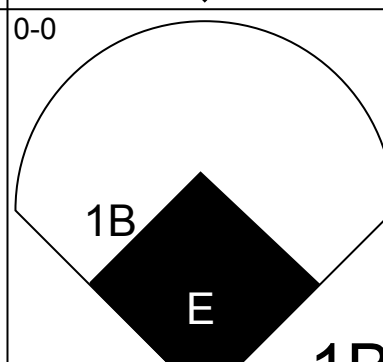
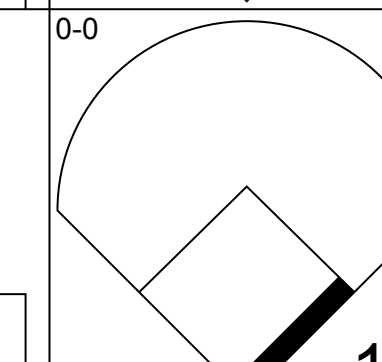
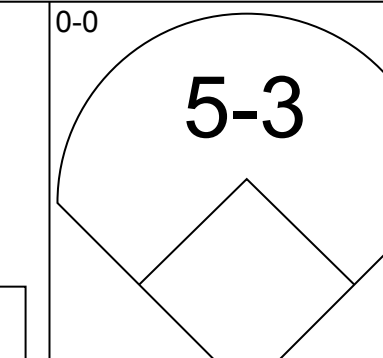
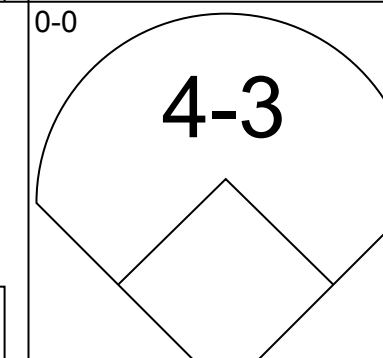
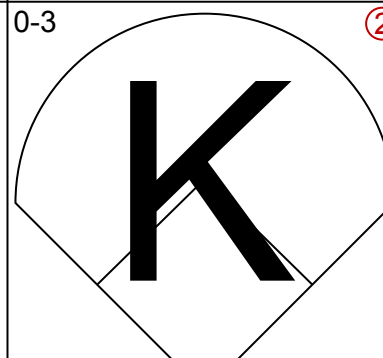
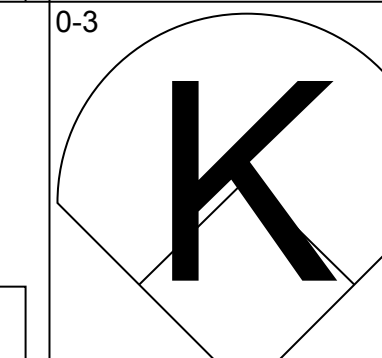
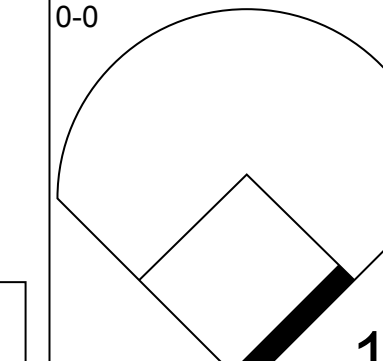
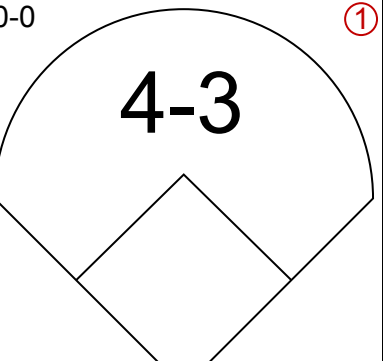
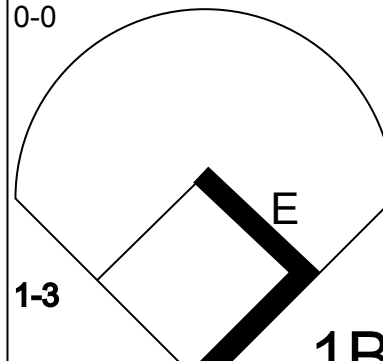
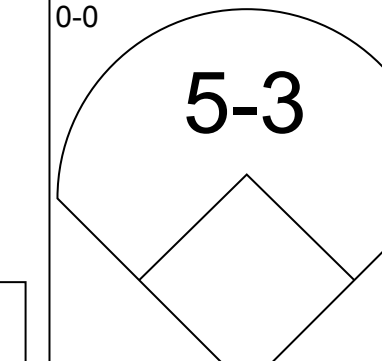
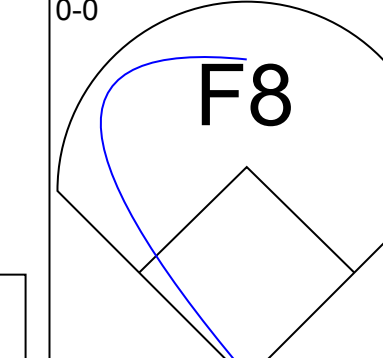
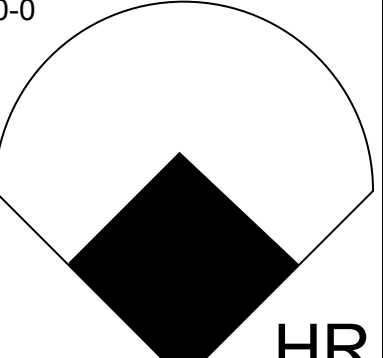
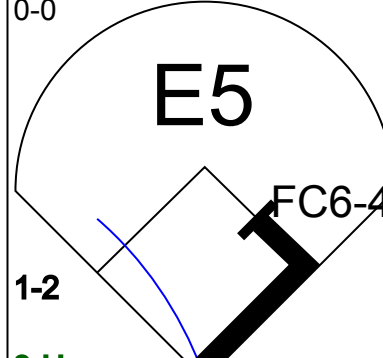
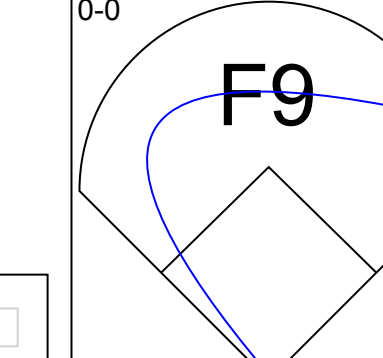
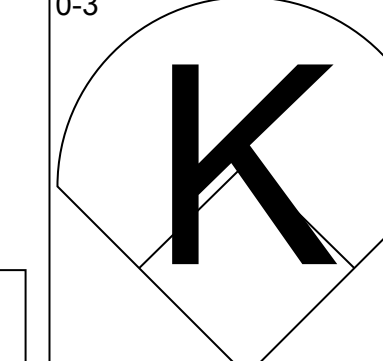
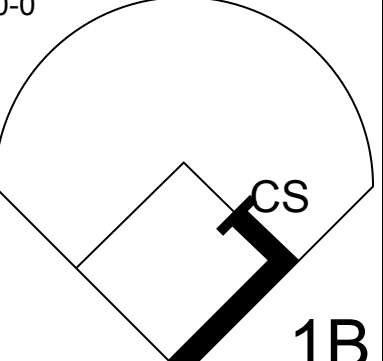
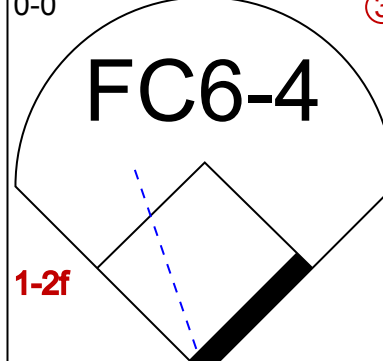
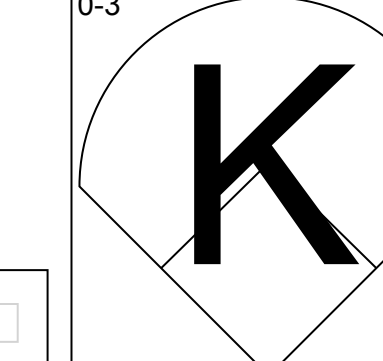
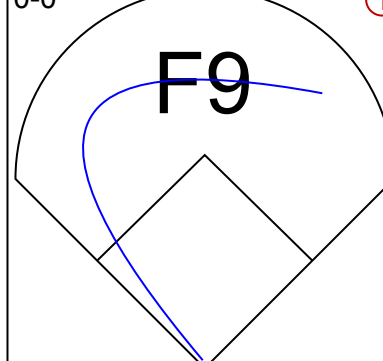
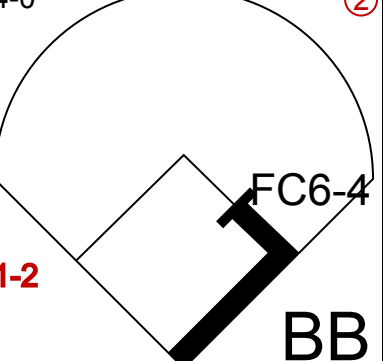
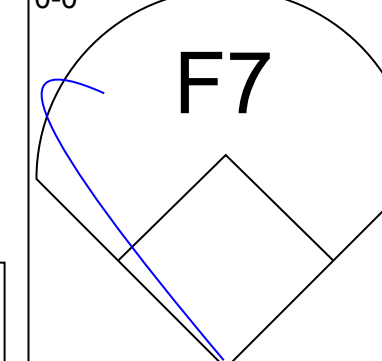
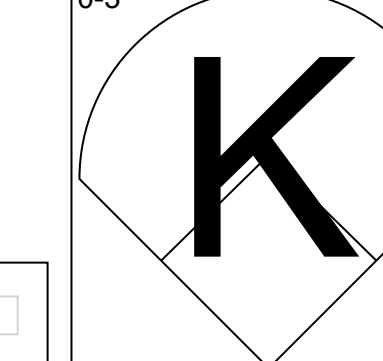
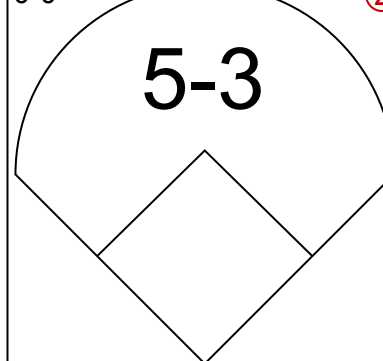
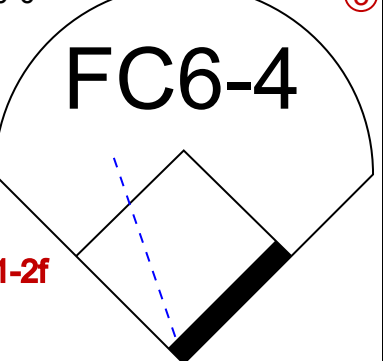
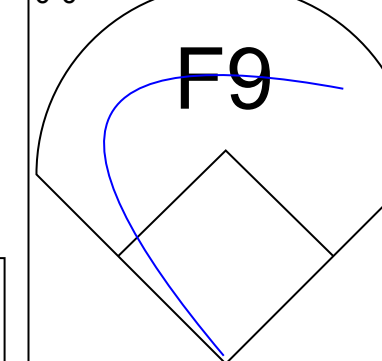
Batter	1	2	3	4	5	6	7	8	9	AB	R	H	RBI	BB	SO	LOB	BOTTOM			
Willie Randolph, R OBP: 0.359, SLG: 0.348 (1, 4)	F4		F8		4-3					5	1	2	1	0	0	0	Boston Red Sox @ New York Yankees Yankee Stadium, Bronx, NY Mon Jul 02 1979, 7:05 PM EDT Att: 51,211 - Unknown - 75 F			
Bobby Murcer, L OBP: 0.367, SLG: 0.387 (1, 8)	L7		2B 1B		G3		1B 1B		F8	5	2	2	1	0	0	2				
Thurman Munson, R OBP: 0.345, SLG: 0.387 (1, 2)	K		1H 2B			6-3				4	1	2	1	0	1	0				
Reggie Jackson, L OBP: 0.366, SLG: 0.527 (1, 9)		3-1	K				1B 1B			3	1	1	1	1	1	1				
Lou Piniella, R OBP: 0.349, SLG: 0.453 (1, 7)		BB 1B			F9		E1 G3 WP		G3-6-1 1B	4	0	2	2	0	0	0				
Graig Nettles, L OBP: 0.336, SLG: 0.421 (1, 5)		K			L4		G3		G3-6-1	4	0	0	0	0	1	4				
Chris Chambliss, L OBP: 0.301, SLG: 0.423 (1, 3)		BB 1-2 BB			G3		G3		F8	3	0	0	0	1	0	1				
Jim Spencer, L OBP: 0.346, SLG: 0.514 Roy White, S OBP: 0.254, SLG: 0.248 (7, PR)		G3					HR		L6	2	1	1	1	1	0	2				
Bucky Dent, R OBP: 0.308, SLG: 0.319 (1, 6)			L1			6-3			1B	4	1	2	0	0	0	0				
Inning Stats	R: 0 E: 0 K: 1 S: 5	H: 0 LOB: 0 BB: 0 P: 5	R: 0 E: 0 K: 1 S: 6	H: 1 LOB: 2 BB: 1 P: 10	R: 1 E: 0 K: 1 S: 7	H: 2 LOB: 1 BB: 0 P: 7	R: 0 E: 0 K: 0 S: 3	H: 0 LOB: 0 BB: 0 P: 3	R: 1 E: 0 K: 0 S: 4	H: 1 LOB: 0 BB: 0 P: 4	R: 1 E: 1 K: 0 S: 5	H: 1 LOB: 1 BB: 0 P: 5	R: 4 E: 0 K: 0 S: 6	H: 5 LOB: 2 BB: 2 P: 14	R: 0 E: 0 K: 0 S: 5	H: 2 LOB: 2 BB: 0 P: 5	1B: 8 2B: 1 3B: 1 HR: 2	SF: 0 SAC: 0 DP: 1 HBP: 0	WP: 1 PB: 0 SB: 0 CS: 0	PA: 38
PITCHER Joel Finch, R ERA: 3.22 Bill Campbell, R ERA: 3.92 Dick Drago, R ERA: 2.98 Tom Burgmeier, L ERA: 1.5 (7, 1)	IP: 5.1 WLS: L BF: 23 H: 3 R: 3 ER: 3 SO: 3 BB: 1 IBB: 0 HBP: 0 BLK: 0 WP: 1 HR: 0 S: 28 P: 32 ERA: 5.06 WHIP: 1.125															PITCHER IP: WLS: BF: H: R: ER: SO: BB: IBB: HBP: BLK: WP: HR: S: P: ERA: WHIP:				

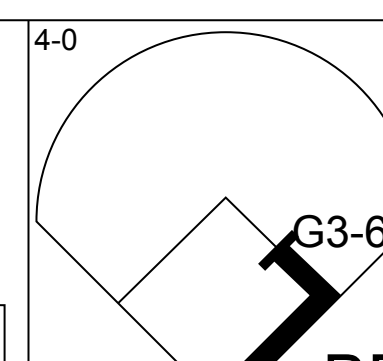
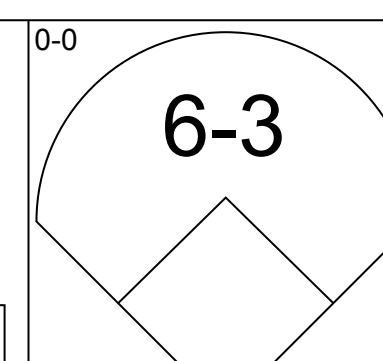
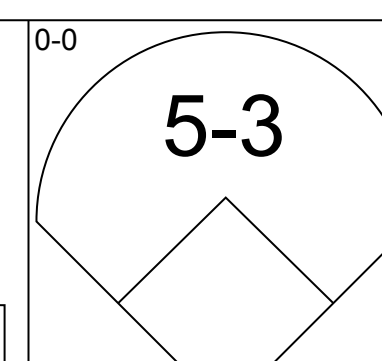
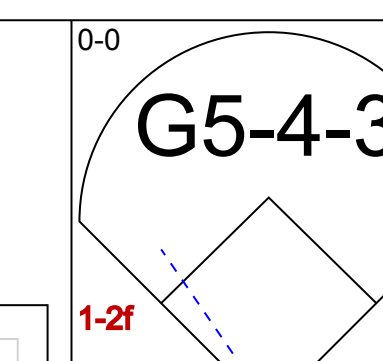
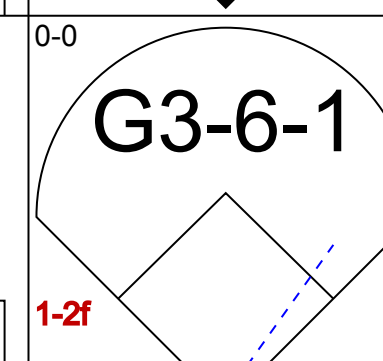
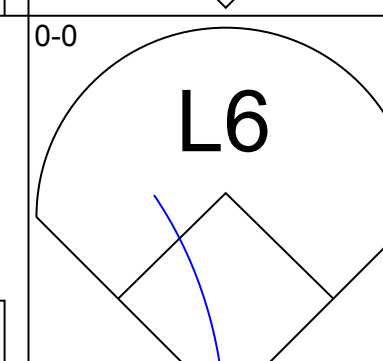
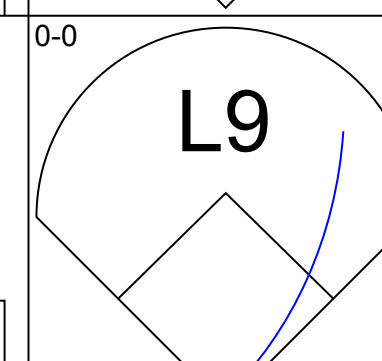
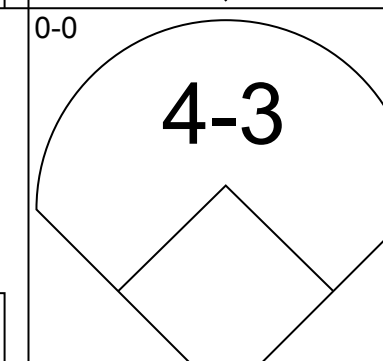
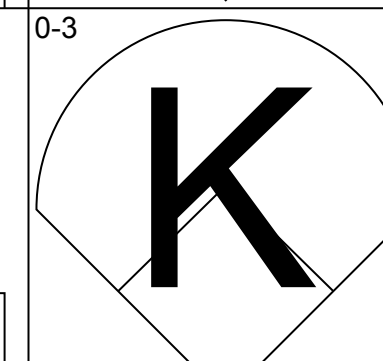
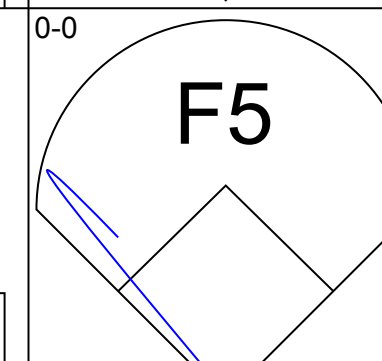
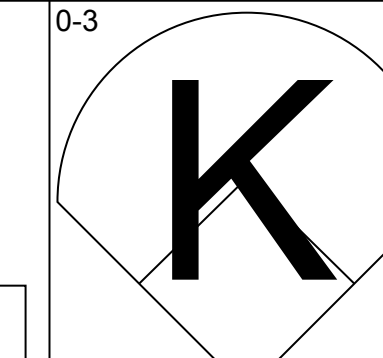
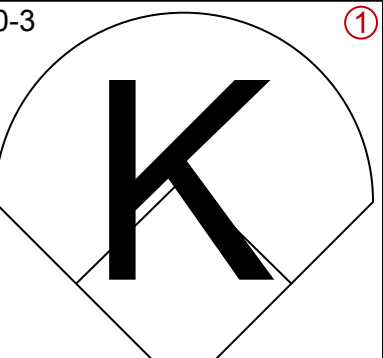
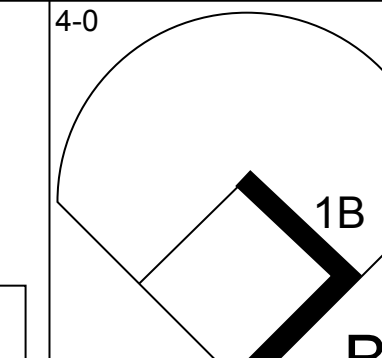
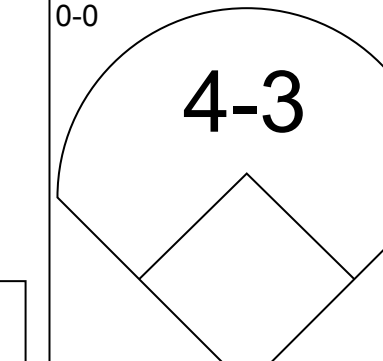
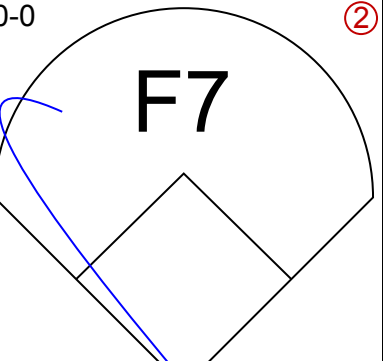

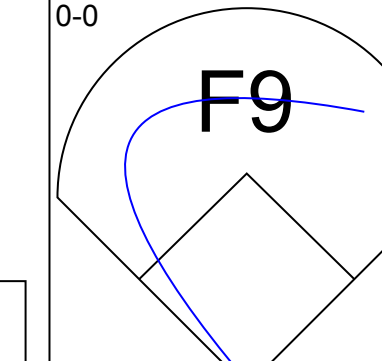
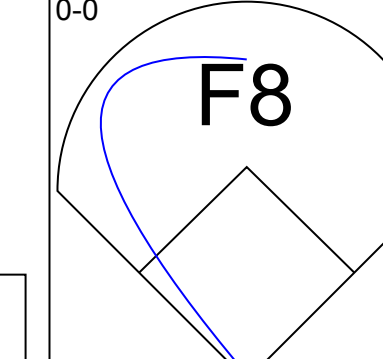
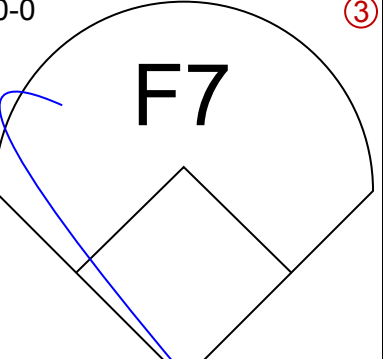
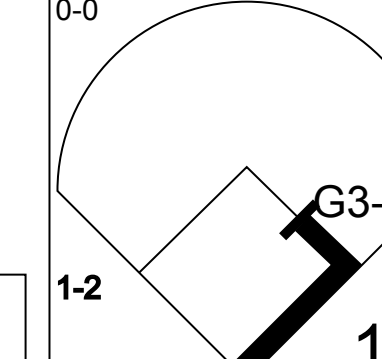
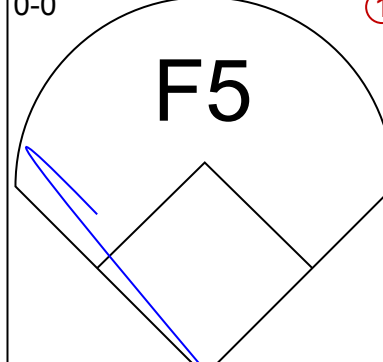
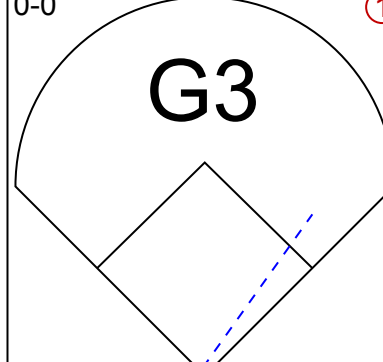
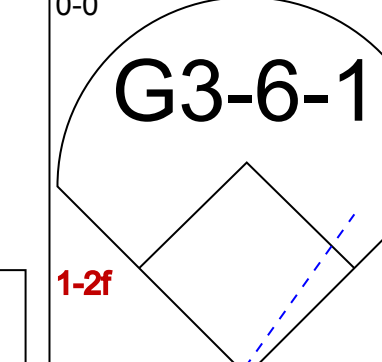
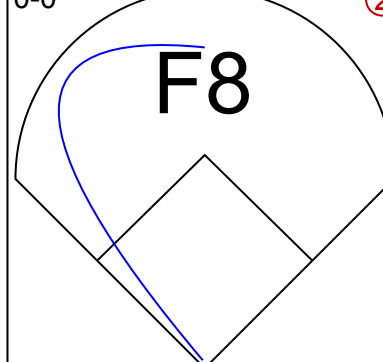
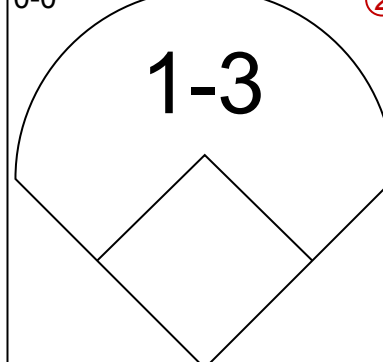
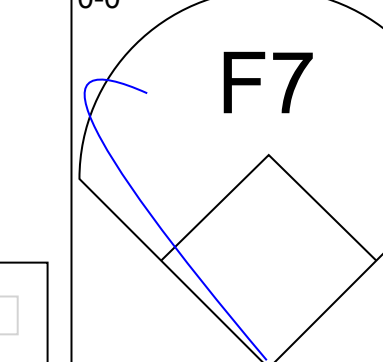
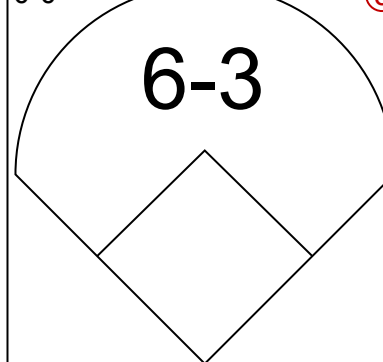
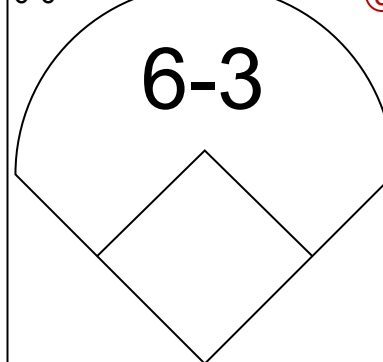
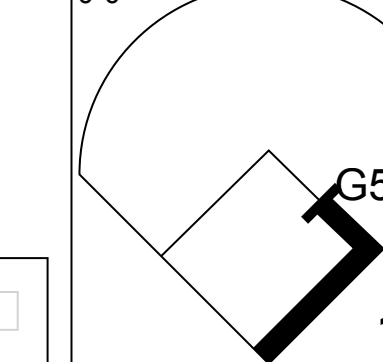
AB	35
R	7
H	12
RBI	7
BB	3
SO	3
LOB	10



Batter	1	2	3	4	5	6	7	8	9	AB	R	H	RBI	BB	SO	LOB	TOP								
Paul Moltitor, R (1, 4) OBP: 0.382, SLG: 0.493	B1-3			2B 1B		6-3		SH2-3 2B 1B		4	1	2	0	0	0	0	Milwaukee Brewers @ New York Yankees Yankee Stadium, Bronx, NY Wed Jul 04 1979, 7:05 PM EDT Att: 20,084 - Unknown livebaseballscorecards.com								
Don Money, R (1, 10) OBP: 0.310, SLG: 0.385	L9			F4		K		SH2-3 1-2		3	0	0	0	0	1	1									
Cecil Cooper, L (1, 3) OBP: 0.367, SLG: 0.492	K			1-3 2B		1B		WP 2B 2-H		4	0	3	1	0	1	0									
Gorman Thomas, R (1, 8) OBP: 0.382, SLG: 0.534		5-3		K		1B		WP BB		2	0	0	0	2	1	2									
Ben Oglivie, L (1, 7) OBP: 0.319, SLG: 0.480	F8			F5		F3		F4		4	0	0	0	0	0	6									
Sixto Lezcano, R (1, 9) OBP: 0.415, SLG: 0.496	F3				5-3		K	6-3		4	0	0	0	0	1	2									
Sal Bando, R (1, 5) OBP: 0.338, SLG: 0.333			L8		F8		K		L6	4	0	0	0	0	1	0									
Robin Yount, R (1, 6) OBP: 0.300, SLG: 0.369			1-3		6-3		5-3		K	4	0	0	0	0	1	0									
Buck Martinez, R (1, 2) OBP: 0.255, SLG: 0.363			K						F7	2	1	1	1	0	1	0									
Dick Davis, R (8, PH) OBP: 0.289, SLG: 0.420										1	1	1	1	0	0	0									
Ray Fosse, R (8, 2) OBP: 0.289, SLG: 0.265						HR		HR		1	0	0	0	0	0	0									
Inning Stats	R: 0 E: 0 K: 1 S: 5	H: 0 LOB: 0 BB: 0 P: 5	R: 0 E: 0 K: 0 S: 3	H: 0 LOB: 0 BB: 0 P: 3	R: 0 E: 0 K: 1 S: 5	H: 0 LOB: 0 BB: 0 P: 5	R: 0 E: 0 K: 1 S: 7	H: 2 LOB: 2 BB: 0 P: 7	R: 0 E: 0 K: 0 S: 3	H: 0 LOB: 0 BB: 0 P: 3	R: 1 E: 0 K: 1 S: 7	H: 2 LOB: 2 BB: 1 P: 11	R: 0 E: 0 K: 2 S: 7	H: 0 LOB: 0 BB: 0 P: 7	R: 2 E: 0 K: 0 S: 6	H: 3 LOB: 2 BB: 1 P: 10	R: 0 E: 0 K: 1 S: 5	H: 0 LOB: 0 BB: 0 P: 5	1B: 3 2B: 2 3B: 0 HR: 2	SF: 0 SAC: 1 DP: 0 HBP: 0	WP: 1 PB: 0 CS: 0	PA: 36			
PITCHER	IP	WLS	BF	H	R	ER	SO	BB	IBB	HBP	BLK	WP	HR	S	P	ERA	WHIP								
Luis Tiant, R (1, 1) ERA: 3.97	7.1	W	31	7	3	3	6	2	0	0	0	0	2	41	49	3.68	1.227								
Jim Kaat, L (8, 1) ERA: 2.57	0.1		1	0	0	0	0	0	0	0	0	0	0	1	1	0.00	0.000								
Ron Davis, R (8, 1) ERA: 2.25	1.1	S	4	0	0	0	1	0	0	0	0	1	0	6	6	0.00	0.000								

Batter	1	2	3	4	5	6	7	8	9	AB	R	H	RBI	BB	SO	LOB	BOTTOM								
Willie Randolph, R (1, 4) OBP: 0.360, SLG: 0.344	E S 1B BB		6-3			K				2	1	0	0	2	1	1	Milwaukee Brewers @ New York Yankees Yankee Stadium, Bronx, NY Wed Jul 04 1979, 7:05 PM EDT Att: 20,084 - Unknown livebaseballscorecards.com								
Bobby Murcer, L (1, 7) OBP: 0.383, SLG: 0.387	K		L9		K		F8			4	0	0	0	0	2	2									
Thurman Munson, R (1, 2) OBP: 0.351, SLG: 0.393	1B		1B HR		4-3		1B		1B	4	1	3	1	0	0	0									
Lou Piniella, R (1, 10) OBP: 0.353, SLG: 0.454	F8		HR 1B		L9		G1-6-3 1B			4	1	2	0	0	0	1									
Reggie Jackson, L (1, 9) OBP: 0.366, SLG: 0.531	F3		HR		BB		G1-6-3 1-2f			3	1	1	3	1	0	3									
Graig Nettles, L (1, 5) OBP: 0.337, SLG: 0.423		1B 2B	FC6-4 1B		K		L9			4	0	2	0	0	1	1									
Juan Beniquez, R (1, 8) OBP: 0.287, SLG: 0.402	L8		FC6-4 1-2f		L9		E5 FC6-4			4	0	0	0	0	0	2									
Chris Chambliss, L (1, 3) OBP: 0.303, SLG: 0.422		2H 1B			K		FC6-4 1-2f			4	0	1	0	0	1	1									
Bucky Dent, R (1, 6) OBP: 0.305, SLG: 0.316	5-3				F9		F8			4	0	1	0	0	0	2									
Inning Stats	R: 1 E: 0 K: 1 S: 6	H: 1 LOB: 1 BB: 1 P: 10	R: 0 E: 0 K: 0 S: 4	H: 2 LOB: 1 BB: 0 P: 4	R: 3 E: 0 K: 0 S: 7	H: 4 LOB: 1 BB: 0 P: 7	R: 0 E: 0 K: 2 S: 7	H: 0 LOB: 1 BB: 1 P: 11	R: 0 E: 0 K: 1 S: 5	H: 0 LOB: 1 BB: 1 P: 9	R: 0 E: 0 K: 1 S: 6	H: 1 LOB: 1 BB: 0 P: 6	R: 0 E: 0 K: 0 S: 4	H: 2 LOB: 1 BB: 0 P: 4	R: 0 E: 1 K: 0 S: 4	H: 0 LOB: 1 BB: 0 P: 4		R: 0 E: 0 K: 0 S: 4	H: 0 LOB: 1 BB: 0 P: 4	1B: 8 2B: 1 3B: 0 HR: 1	SF: 0 SAC: 0 DP: 1 HBP: 0	WP: 0 PB: 0 CS: 0	PA: 36		
PITCHER	IP	WLS	BF	H	R	ER	SO	BB	IBB	HBP	BLK	WP	HR	S	P	ERA	WHIP								
Bill Travers, L (1, 1) ERA: 3.32	4.0	L	20	7	4	4	3	2	0	0	0	0	1	24	32	9.00	2.250								
Bob Galasso, R (5, 1) ERA: 5.23	2.1		11	3	0	0	2	1	0	0	0	0	0	14	18	0.00	1.714								
Bob McClure, L (7, 1) ERA: 5.54	1.2		5	0	0	0	0	0	0	0	0	0	0	5	5	0.00	0.000								

Batter	1	2	3	4	5	6	7	8	9	AB	R	H	RBI	BB	SO	LOB	TOP					
Paul Molitor, R OBP: 0.386, SLG: 0.500 (1, 4)										4	1	3	0	0	1	0	Milwaukee Brewers @ New York Yankees Yankee Stadium, Bronx, NY Thu Jul 05 1979, 3:33 AM EDT Att: 31,878 - Unknown					
Don Money, R OBP: 0.297, SLG: 0.366 (1, 3)										4	0	0	0	0	1	1						
Dick Davis, R OBP: 0.304, SLG: 0.422 (1, 10)										4	1	2	1	0	0	0						
Gorman Thomas, R OBP: 0.377, SLG: 0.526 (1, 8)										4	0	0	0	0	2	2						
Sixto Lezcano, R OBP: 0.417, SLG: 0.496 (1, 9)										4	0	2	0	0	0	1						
Sal Bando, R OBP: 0.337, SLG: 0.343 (1, 5)										4	1	1	1	0	0	2						
Robin Yount, R OBP: 0.299, SLG: 0.368 (1, 6)										4	0	1	0	0	2	3						
Jim Wohlford, R OBP: 0.293, SLG: 0.326 (1, 7)										3	0	0	0	1	1	0						
Buck Martinez, R OBP: 0.247, SLG: 0.351 (1, 2)										3	0	0	0	0	0	1						
Inning Stats	R: 0 E: 0 K: 1 S: 5	H: 0 LOB: 0 BB: 0 P: 5	R: 0 E: 0 K: 1 S: 6	H: 1 LOB: 1 BB: 0 P: 6	R: 0 E: 0 K: 0 S: 3	H: 1 LOB: 1 BB: 0 P: 3	R: 0 E: 0 K: 1 S: 5	H: 0 LOB: 0 BB: 0 P: 5	R: 1 E: 0 K: 0 S: 4	H: 2 LOB: 1 BB: 1 P: 8	R: 2 E: 1 K: 1 S: 9	H: 3 LOB: 2 BB: 0 P: 9	R: 0 E: 0 K: 0 S: 3	H: 1 LOB: 1 BB: 0 P: 3	R: 0 E: 0 K: 1 S: 6	H: 1 LOB: 1 BB: 0 P: 6	R: 0 E: 0 K: 2 S: 7	H: 0 LOB: 0 BB: 0 P: 7	1B: 7 2B: 1 3B: 0 HR: 1	SF: 0 SAC: 0 DP: 0 HBP: 0	WP: 0 PB: 0 CS: 2	PA: 36
PITCHER Ron Guidry, L ERA: 2.04 (1, 1)	IP: 9.0 WLS: L BF: 35 H: 9 R: 3 ER: 2 SO: 7 BB: 1 IBB: 0 HBP: 0 BLK: 0 WP: 0 HR: 1 S: 48 P: 52 ERA: 2.00 WHIP: 1.111															PITCHER						

Batter	1	2	3	4	5	6	7	8	9	AB	R	H	RBI	BB	SO	LOB	BOTTOM	
Willie Randolph, R OBP: 0.358, SLG: 0.341 (1, 4)										3	0	0	0	1	0	1	Milwaukee Brewers @ New York Yankees Yankee Stadium, Bronx, NY Thu Jul 05 1979, 3:33 AM EDT Att: 31,878 - Unknown	
Bobby Murcer, L OBP: 0.355, SLG: 0.382 (1, 8)										3	0	0	0	0	0	1		
Graig Nettles, L OBP: 0.334, SLG: 0.419 (1, 5)										3	0	0	0	0	1	0		
Reggie Jackson, L OBP: 0.366, SLG: 0.526 (1, 9)										2	0	0	0	1	2	0		
Lou Piniella, R OBP: 0.349, SLG: 0.449 (1, 7)										3	0	0	0	0	0	1		
Chris Chambliss, L OBP: 0.303, SLG: 0.421 (1, 3)										3	0	1	0	0	0	0		
Jim Spencer, L OBP: 0.339, SLG: 0.503 (1, 10)										3	0	0	0	0	0	2		
Jerry Narron, L OBP: 0.270, SLG: 0.313 (1, 2)										3	0	0	0	0	0	0		
Bucky Dent, R OBP: 0.305, SLG: 0.316 (1, 6)										3	0	1	0	0	0	0		
Inning Stats	R: 0 E: 0 K: 0 S: 2	H: 0 LOB: 0 BB: 1 P: 6	R: 0 E: 0 K: 1 S: 5	H: 0 LOB: 0 BB: 0 P: 5	R: 0 E: 0 K: 0 S: 3	H: 0 LOB: 0 BB: 0 P: 3	R: 0 E: 0 K: 1 S: 5	H: 0 LOB: 0 BB: 0 P: 5	R: 0 E: 0 K: 0 S: 3	H: 0 LOB: 0 BB: 0 P: 3	R: 0 E: 0 K: 0 S: 3	H: 1 LOB: 1 BB: 1 P: 7	R: 0 E: 0 K: 0 S: 3	H: 1 LOB: 0 BB: 0 P: 3	1B: 2 2B: 0 3B: 0 HR: 0	SF: 0 SAC: 0 DP: 3 HBP: 0	WP: 0 PB: 0 CS: 0	PA: 28
PITCHER Lary Sorensen, R ERA: 3.16 (1, 1)	IP: 9.0 WLS: W BF: 28 H: 2 R: 0 ER: 0 SO: 3 BB: 2 IBB: 0 HBP: 0 BLK: 0 WP: 0 HR: 0 S: 32 P: 40 ERA: 0.00 WHIP: 0.444															PITCHER		

Batter	1	2	3	4	5	6	7	8	9	AB	R	H	RBI	BB	SO	LOB	TOP																
Willie Randolph, R OBP: 0.362, SLG: 0.350 (1, 4)										4	1	2	1	1	0	0	New York Yankees @ Oakland Athletics Oakland-Alameda County Coliseum, Oakland, CA Fri Jul 06 1979, 7:05 PM PDT Unknown livebaseballscores.com																
Bobby Murcer, L OBP: 0.360, SLG: 0.377 (1, 8) (9, 7)										3	1	0	0	2	0	5																	
Thurman Munson, R OBP: 0.358, SLG: 0.495 (1, 2)										3	1	2	2	2	0	0																	
Reggie Jackson, L OBP: 0.366, SLG: 0.523 (1, 9)										3	0	1	1	1	0	1																	
Lou Piniella, R OBP: 0.347, SLG: 0.444 Juan Beniquez, R OBP: 0.287, SLG: 0.402 (9, PR) (9, 8)										5	0	1	0	0	0	4																	
Graig Nettles, L OBP: 0.332, SLG: 0.415 (1, 5)										5	1	1	0	0	1	6																	
Chris Chambliss, L OBP: 0.308, SLG: 0.426 (1, 10)										4	0	2	0	1	0	2																	
Jim Spencer, L OBP: 0.341, SLG: 0.493 (1, 3)										3	0	0	0	2	0	4																	
Bucky Dent, R OBP: 0.301, SLG: 0.311 (1, 6)										4	0	0	0	0	1	5																	
Inning Stats	R: 1 E: 0 K: 1 S: 6	H: 1 LOB: 2 BB: 2 P: 14	R: 0 E: 0 K: 0 S: 3	H: 0 LOB: 0 BB: 0 P: 3	R: 2 E: 0 K: 0 S: 5	H: 2 LOB: 2 BB: 2 P: 13	R: 0 E: 1 K: 0 S: 3	H: 0 LOB: 1 BB: 1 P: 7	R: 0 E: 0 K: 0 S: 4	H: 1 LOB: 1 BB: 0 P: 4	R: 0 E: 0 K: 0 S: 3	H: 1 LOB: 1 BB: 1 P: 7	R: 1 E: 0 K: 1 S: 7	H: 2 LOB: 3 BB: 2 P: 15	R: 0 E: 0 K: 0 S: 5	H: 2 LOB: 3 BB: 1 P: 9		1B: 6 2B: 1 3B: 1 HR: 1	SF: 1 SAC: 0 DP: 0 HBP: 0	WP: 0 PB: 0 SB: 1 CS: 2	PA: 44												
PITCHER	IP WLS BF H R ER SO BB IBB HBP BLK WP HR S P ERA WHIP																																
Steve McCatty, R ERA: 3.56 Mike Norris, R ERA: 5.4	(1, 1) (8, 1)	7.1 1.2	L 9	35 2	7 0	4 0	4 0	1 1	6 1	1 1	0 0	0 0	0 0	0 9	30 17	58 0.00	1.773 1.800																

Batter	1	2	3	4	5	6	7	8	9	AB	R	H	RBI	BB	SO	LOB	BOTTOM																	
Rickey Henderson, R OBP: 0.328, SLG: 0.286 (1, 8)										5	1	2	0	0	0	1	New York Yankees @ Oakland Athletics Oakland-Alameda County Coliseum, Oakland, CA Fri Jul 06 1979, 7:05 PM PDT Unknown livebaseballscores.com																	
Dave Chalk, R OBP: 0.405, SLG: 0.349 (1, 4)										3	0	0	1	0	0	3																		
Mitchell Page, L OBP: 0.323, SLG: 0.370 (1, 10)										4	0	2	0	0	0	0																		
Jeff Newman, R OBP: 0.262, SLG: 0.416 (1, 3)										4	0	1	0	0	2	2																		
Wayne Gross, L OBP: 0.343, SLG: 0.392 (1, 5)										4	1	0	0	0	0	2																		
Mike Heath, R OBP: 0.368, SLG: 0.443 (1, 2)										4	1	3	1	0	0	1																		
Tony Armas, R OBP: 0.295, SLG: 0.410 (1, 9)										4	0	1	1	0	0	2																		
Rob Picciolo, R OBP: 0.241, SLG: 0.313 (1, 6)										4	0	1	0	0	0	1																		
Larry Murray, S OBP: 0.278, SLG: 0.269 Mike Edwards, R OBP: 0.291, SLG: 0.319 Derek Bryant, R OBP: 0.234, SLG: 0.208 Jim Essian, R OBP: 0.321, SLG: 0.409 (1, 7) (7, PH) (8, 7) (9, PH)										0	0	0	0	1	0	0																		
Inning Stats	R: 0 E: 0 K: 1 S: 6	H: 1 LOB: 0 BB: 0 P: 6	R: 0 E: 0 K: 0 S: 3	H: 1 LOB: 0 BB: 0 P: 3	R: 0 E: 0 K: 0 S: 4	H: 1 LOB: 1 BB: 0 P: 4	R: 0 E: 0 K: 1 S: 6	H: 1 LOB: 1 BB: 0 P: 6	R: 0 E: 0 K: 0 S: 4	H: 1 LOB: 2 BB: 1 P: 8	R: 2 E: 0 K: 0 S: 6	H: 3 LOB: 1 BB: 0 P: 6	R: 1 E: 1 K: 0 S: 4	H: 1 LOB: 0 BB: 0 P: 4	R: 0 E: 0 K: 0 S: 4	H: 1 LOB: 1 BB: 0 P: 4		R: 0 E: 0 K: 0 S: 3	H: 0 LOB: 0 BB: 0 P: 3	1B: 9 2B: 1 3B: 0 HR: 0	SF: 1 SAC: 1 DP: 1 HBP: 0	WP: 0 PB: 0 SB: 0 CS: 0	PA: 37											
PITCHER	IP WLS BF H R ER SO BB IBB HBP BLK WP HR S P ERA WHIP																																	
Catfish Hunter, R ERA: 5.29 Ron Davis, R ERA: 2.04	(1, 1) (6, 1)	5.2 3.1	W 12	25 2	8 1	2 0	2 0	2 0	2 0	2 0	0 0	0 0	0 0	0 0	0 12	28 12	32 0.00	1.588 0.600																

Batter	1	2	3	4	5	6	7	8	9	AB	R	H	RBI	BB	SO	LOB	TOP				
Willie Randolph, R (1,4) OBP: 0.366, SLG: 0.350	4-0 CS BB			0-0 1B 1B	0-0 6-3		4-0 FC6-4 BB			2	1	1	0	2	0	0	New York Yankees @ Oakland Athletics Oakland-Alameda County Coliseum, Oakland, CA Fri Jul 06 1979, 7:05 PM PDT Att: 19,538 - Unknown livebaseballscorecards.com				
Juan Beniquez, R (1,8) OBP: 0.276, SLG: 0.388	0-0 F9 1-2			0-0 F9	0-0 F4		0-0 FC6-4 1-2f			4	0	0	0	0	0	4					
Thurman Munson, R (1,2) OBP: 0.357, SLG: 0.493	0-0 5-3			0-0 1B SF8 1-2		0-0 F8		0-0 6-3		4	1	1	0	0	0	0					
Lou Piniella, R (1,7) OBP: 0.349, SLG: 0.445		0-0 5-3		0-0 1B 2B 1-3 2-H		0-0 1B 1B		0-0 4-3		4	1	2	1	0	0	0					
Reggie Jackson, L (1,9) OBP: 0.364, SLG: 0.520		0-0 4-3		0-0 SF8		0-0 G3-6-3 1B		0-3 K		3	0	1	1	0	1	0					
Darryl Jones, R (1,10) OBP: 0.311, SLG: 0.442 Jim Spencer, L (6, FH) OBP: 0.337, SLG: 0.487		0-0 F8		0-0 2B 1-2 1B		0-0 G3-6-3 1-2f		0-0 6-3		2	0	1	0	0	0	0					
Chris Chambliss, L (1,3) OBP: 0.310, SLG: 0.430			0-0 F7	0-0 1-3 2-H 2B		0-0 FC3-6 1B		0-0 F7		4	0	2	1	0	0	0					
Fred Stanley, R (1,5) OBP: 0.259, SLG: 0.200			0-0 6-3	0-0 5-3		0-0 FC3-6 FC6-4 1-2f		0-0 F3		4	0	0	0	0	0	3					
Bucky Dent, R (1,6) OBP: 0.297, SLG: 0.307			0-3 K		0-0 F8		0-0 FC6-4 BB 1-2f			3	0	0	0	0	1	1					
Inning Stats	R: 0 E: 0 K: 0 S: 2	H: 0 LOB: 0 BB: 1 P: 6	R: 0 E: 0 K: 0 S: 3	H: 0 LOB: 0 BB: 0 P: 3	R: 0 E: 0 K: 1 S: 5	H: 0 LOB: 0 BB: 0 P: 5	R: 3 E: 0 K: 0 S: 8	H: 5 LOB: 2 BB: 0 P: 8	R: 0 E: 0 K: 0 S: 3	H: 0 LOB: 0 BB: 0 P: 3	R: 0 E: 0 K: 0 S: 4	H: 2 LOB: 1 BB: 0 P: 4	R: 0 E: 0 K: 0 S: 4	H: 1 LOB: 2 BB: 1 P: 8	R: 0 E: 0 K: 1 S: 5	H: 0 LOB: 0 BB: 0 P: 5	R: 0 E: 0 K: 0 S: 3	H: 0 LOB: 0 BB: 0 P: 3	1B: 7 2B: 1 3B: 0 HR: 0	SF: 1 SAC: 0 DP: 1 HBP: 0	WP: 0 PA: 35 CS: 1
PITCHER	IP WLS BF H R ER SO BB IBB HBP BLK WP HR S P ERA WHIP	3.2 L 16 5 3 3 1 1 0 0 0 0 0 17 21 7.36 1.636	4.1 L 19 3 0 0 1 1 0 0 0 0 0 20 24 0.00 0.750	PITCHER										IP WLS BF H R ER SO BB IBB HBP BLK WP HR S P ERA WHIP							
Dave Hamilton, L (1,1) ERA: 4.02											Jim Todd, R (4,1) ERA: 6.49										

Batter	1	2	3	4	5	6	7	8	9	AB	R	H	RBI	BB	SO	LOB	BOTTOM				
Rickey Henderson, R (1,8) OBP: 0.338, SLG: 0.300	0-0 WP SH2-3 1B		0-0 CS 1B		0-0 FC5-2 1-2 2-3 3-H		0-0 6-3			4	0	2	0	0	0	3	New York Yankees @ Oakland Athletics Oakland-Alameda County Coliseum, Oakland, CA Fri Jul 06 1979, 7:05 PM PDT Att: 19,538 - Unknown livebaseballscorecards.com				
Dave Chalk, R (1,5) OBP: 0.390, SLG: 0.333	0-0 SH2-3 1-2		0-3 K		0-0 G5-3 2-3f		0-3 K			3	0	0	0	0	2	4					
Mitchell Page, L (1,10) OBP: 0.319, SLG: 0.365	0-3 K		0-3 K			0-0 5-3				4	0	0	0	0	2	1					
Jeff Newman, R (1,3) OBP: 0.262, SLG: 0.413	0-0 F8			0-0 5-3		0-0 G6-4-3 1B		0-0 4-3		4	0	1	0	0	0	1					
Mike Heath, R (1,7) OBP: 0.347, SLG: 0.415		0-3 K		0-3 K		0-0 G6-4-3 1-2f		0-0 6-3		4	0	0	0	0	2	1					
Mike Edwards, R (1,4) OBP: 0.292, SLG: 0.316		4-0 FC3-6 BB		0-0 4-3			0-0 6-3			2	0	0	0	1	0	0					
Tony Armas, R (1,9) OBP: 0.304, SLG: 0.411		0-0 FC3-6 2B 1-2f			0-0 1B FC5-2 1B		4-0 G6-4-3 BB			2	0	1	0	1	0	1					
Jim Essian, R (1,2) OBP: 0.329, SLG: 0.423		0-0 1-3 2B			0-0 FC5-2 1B 1-2		0-0 G6-4-3 1-2f			3	0	2	0	0	0	1					
Rob Picciolo, R (1,6) OBP: 0.244, SLG: 0.314		0-0 5-3			0-0 G5-3 FC5-2 1-2 2-3 1B		0-0 6-3			3	0	1	0	0	0	2					
Inning Stats	R: 0 E: 0 K: 1 S: 6	H: 1 LOB: 1 BB: 0 P: 6	R: 0 E: 0 K: 1 S: 6	H: 1 LOB: 2 BB: 1 P: 10	R: 0 E: 0 K: 2 S: 7	H: 1 LOB: 0 BB: 0 P: 7	R: 0 E: 0 K: 1 S: 5	H: 0 LOB: 0 BB: 0 P: 5	R: 0 E: 0 K: 0 S: 5	H: 3 LOB: 2 BB: 0 P: 5	R: 0 E: 0 K: 0 S: 3	H: 1 LOB: 0 BB: 0 P: 3	R: 0 E: 0 K: 0 S: 2	H: 0 LOB: 0 BB: 1 P: 6	R: 0 E: 0 K: 1 S: 5	H: 0 LOB: 0 BB: 0 P: 5	R: 0 E: 0 K: 0 S: 3	H: 0 LOB: 0 BB: 0 P: 3	1B: 6 2B: 1 3B: 0 HR: 0	SF: 0 SAC: 1 DP: 3 HBP: 0	WP: 1 PA: 32 CS: 1
PITCHER	IP WLS BF H R ER SO BB IBB HBP BLK WP HR S P ERA WHIP	9.0 W 32 7 0 0 6 2 0 0 0 1 0 42 50 0.00 1.000	PITCHER										IP WLS BF H R ER SO BB IBB HBP BLK WP HR S P ERA WHIP								
Tommy John, L (1,1) ERA: 2.23																					



Batter	1	2	3	4	5	6	7	8	9	AB	R	H	RBI	BB	SO	LOB	TOP										
Willie Randolph, R OBP: 0.365, SLG: 0.348 (1, 4)	0-3 K		0-0 6-3		0-0 G6-4-3			4-0 CS BB		3	0	0	0	1	1	1											
Bobby Murcer, L OBP: 0.363, SLG: 0.376 (1, 8)	0-0 F8			1-0 WP BB 1B HBP		0-0 G6-3 1B		0-0 CS	0-0 F7	3	1	1	0	0	0	0											
Thurman Munson, R OBP: 0.352, SLG: 0.398 (1, 2)	0-0 F3			0-0 F5		0-0 G6-3			0-0 5-3	4	0	0	0	0	0	2											
Reggie Jackson, L OBP: 0.376, SLG: 0.563 (1, 9)		0-0 HR		4-0 1B 1B BB		0-0 F8			0-3 K	3	1	1	1	1	1	0											
Lou Piniella, R OBP: 0.349, SLG: 0.443 (1, 7)	0-3 K		0-0 K	1-2 2-H 1B			0-0 F3			3	0	1	1	0	1	0											
Graig Nettles, L OBP: 0.333, SLG: 0.412 (1, 5)	0-0 F5		0-0 F5	1-2 2-3 1B		0-0 G4-6-3 1B		0-0 F8		3	0	1	0	0	0	0											
Chris Chambliss, L OBP: 0.309, SLG: 0.425 (1, 10)	0-3 K		0-0 G4-6-3	1-2 1B		0-0 F9				3	0	0	0	0	1	3											
Jim Spencer, L OBP: 0.331, SLG: 0.477 (1, 3)			0-0 F9		0-0 F7			0-0 F4		3	0	0	0	0	0	0											
Bucky Dent, R OBP: 0.297, SLG: 0.307 (1, 6)			0-0 F8		0-0 G6-4-3 1B			0-0 1-5-3		3	0	1	0	0	0	0											
Inning Stats	R: 0 E: 0 K: 1 S: 5	H: 0 LOB: 0 BB: 0 P: 5	R: 1 E: 0 K: 2 S: 8	H: 1 LOB: 0 BB: 0 P: 8	R: 0 E: 0 K: 0 S: 3	H: 0 LOB: 0 BB: 0 P: 3	R: 1 E: 0 K: 0 S: 4	H: 2 LOB: 2 BB: 1 P: 9	R: 0 E: 0 K: 0 S: 3	H: 1 LOB: 0 BB: 0 P: 3	R: 0 E: 0 K: 0 S: 3	H: 0 LOB: 0 BB: 0 P: 3	R: 0 E: 0 K: 1 S: 2	H: 0 LOB: 0 BB: 1 P: 6	R: 0 E: 0 K: 1 S: 5	H: 0 LOB: 0 BB: 0 P: 5	1B: 4 2B: 0 3B: 0 HR: 1	SF: 0 SAC: 0 DP: 3 HBP: 1	WP: 1 PB: 0 SB: 0 CS: 1	PA: 32							
PITCHER	IP	WLS	BF	H	R	ER	SO	BB	IBB	HBP	BLK	WP	HR	S	P	ERA	WHIP										
Brian Kingman, R ERA: 3.8 (1, 1)	7.2	L	27	5	2	2	3	1	0	1	0	1	1	31	36	2.35	0.783										
Dave Heaverlo, R ERA: 3.94 (8, 1)	1.1		4	0	0	0	1	1	0	0	0	0	0	5	9	0.00	0.750										

New York Yankees @ Oakland Athletics
Oakland-Alameda County Coliseum, Oakland, CA

AB 28
R 2
H 5
RBI 2
BB 2
SO 4
LOB 6



Sun Jul 08 1979, 3:33 AM PDT
Att: 13,483 - Sunny

Batter	1	2	3	4	5	6	7	8	9	AB	R	H	RBI	BB	SO	LOB	BOTTOM										
Rickey Henderson, R OBP: 0.324, SLG: 0.290 (1, 8)	0-0 5-3			0-0 S 1B		0-0 F6			0-0 F8	4	0	1	0	0	0	0											
Mike Edwards, R OBP: 0.290, SLG: 0.311 (1, 4)	0-0 5-3			0-0 F5			0-3 K			3	0	0	0	0	1	1											
Mitchell Page, L OBP: 0.318, SLG: 0.361 (1, 10)	0-0 F9			0-0 F8		0-0 F5			0-0 F5	3	0	0	0	0	0	1											
Jeff Newman, R OBP: 0.262, SLG: 0.406 (1, 3)		0-0 1-3		0-3 K		0-0 F8				3	0	0	0	0	1	1											
Wayne Gross, L OBP: 0.335, SLG: 0.381 (1, 5)		0-0 F8			0-0 F7			0-3 K		3	0	0	0	0	1	0											
Mike Heath, R OBP: 0.354, SLG: 0.431 (1, 7)		0-0 4-3			0-0 F9			0-0 F6		3	0	0	0	0	0	0											
Jim Essian, R OBP: 0.320, SLG: 0.431 (1, 2)			0-0 F4		0-0 5-3			0-0 F7		3	0	0	0	0	0	0											
Tony Armas, R OBP: 0.296, SLG: 0.397 (1, 9)			0-0 F8			0-0 6-3			0-3 K	3	0	0	0	0	1	0											
Rob Picciolo, R OBP: 0.232, SLG: 0.298 Dave Chalk, R OBP: 0.386, SLG: 0.328 (9, PH)			0-0 5-3			0-0 F8			0-0 F5	2	0	0	0	0	0	0											
Inning Stats	R: 0 E: 0 K: 0 S: 3	H: 0 LOB: 0 BB: 0 P: 3	R: 0 E: 0 K: 0 S: 3	H: 0 LOB: 0 BB: 0 P: 3	R: 0 E: 0 K: 1 S: 6	H: 1 LOB: 1 BB: 0 P: 6	R: 0 E: 0 K: 0 S: 3	H: 0 LOB: 0 BB: 0 P: 3	R: 0 E: 0 K: 1 S: 5	H: 0 LOB: 0 BB: 0 P: 5	R: 0 E: 0 K: 1 S: 5	H: 0 LOB: 0 BB: 0 P: 5	R: 0 E: 0 K: 1 S: 5	H: 0 LOB: 0 BB: 0 P: 5	R: 0 E: 0 K: 1 S: 5	H: 0 LOB: 0 BB: 0 P: 5	1B: 1 2B: 0 3B: 0 HR: 0	SF: 0 SAC: 0 DP: 0 HBP: 0	WP: 0 PB: 0 SB: 1 CS: 0	PA: 28							
PITCHER	IP	WLS	BF	H	R	ER	SO	BB	IBB	HBP	BLK	WP	HR	S	P	ERA	WHIP										
Luis Tiant, R ERA: 3.62 (1, 1)	9.0	W	28	1	0	0	4	0	0	0	0	0	0	36	36	0.00	0.111										

New York Yankees @ Oakland Athletics
Oakland-Alameda County Coliseum, Oakland, CA

AB 28
R 0
H 1
RBI 0
BB 0
SO 4
LOB 3



Sun Jul 08 1979, 3:33 AM PDT
Att: 13,483 - Sunny


Batter	1	2	3	4	5	6	7	8	9	AB	R	H	RBI	BB	SO	LOB	TOP			
Willie Randolph, R (1,4) OBP: 0.361, SLG: 0.344	0-0 6-3		0-0 6-3			0-0 4-3			0-0 6-3	4	0	0	0	0	0	0	New York Yankees @ Seattle Mariners The Kingdome, Seattle, WA Tue Jul 10 1979, 10:05 PM EDT Att: 20,375 - Dome livebaseballscorecards.com			
Bobby Murcer, L (1,8) OBP: 0.358, SLG: 0.369	0-0 3-1		0-3 K			0-3 K			0-0 F5	4	0	0	0	0	2	0				
Thurman Munson, R (1,2) OBP: 0.348, SLG: 0.393	0-0 F9			0-0 5-3			0-3 K		0-0 F9	4	0	0	0	0	1	0				
Lou Piniella, R (1,7) OBP: 0.349, SLG: 0.440		0-0 5-3		0-0 6-3			4-0 BB BB			2	0	0	0	1	0	0				
Reggie Jackson, L (1,9) OBP: 0.379, SLG: 0.562		0-0 3B 1B		0-0 3-1			4-0 G6-3 BB			2	1	1	0	1	0	0				
Graig Nettles, L (1,5) OBP: 0.333, SLG: 0.418		0-0 1-H 3B		0-3 K			0-0 G6-3 1-2			3	0	1	1	0	1	2				
Darryl Jones, R (1,10) OBP: 0.292, SLG: 0.413		0-0 6-3		0-0 F7				0-0 5-3		3	0	0	0	0	0	1				
Chris Chambliss, L (1,3) OBP: 0.306, SLG: 0.421		0-3 K		0-0 4-3				0-0 F8		3	0	0	0	0	1	1				
Bucky Dent, R (1,6) OBP: 0.294, SLG: 0.303			0-0 F9			0-0 1-3		0-0 6-3		3	0	0	0	0	0	0				
Inning Stats	R: 0 E: 0 K: 0 S: 3	H: 0 LOB: 0 BB: 0 P: 3	R: 1 E: 0 K: 1 S: 7	H: 2 LOB: 1 BB: 0 P: 7	R: 0 E: 0 K: 1 S: 5	H: 0 LOB: 0 BB: 0 P: 5	R: 0 E: 0 K: 0 S: 3	H: 0 LOB: 0 BB: 0 P: 3	R: 0 E: 0 K: 1 S: 5	H: 0 LOB: 0 BB: 0 P: 5	R: 0 E: 0 K: 1 S: 4	H: 0 LOB: 1 BB: 2 P: 12	R: 0 E: 0 K: 0 S: 3	H: 0 LOB: 0 BB: 0 P: 3	R: 0 E: 0 K: 0 S: 3	H: 0 LOB: 0 BB: 0 P: 3	1B: 1 2B: 0 3B: 1 HR: 0	SF: 0 SAC: 0 DP: 1 HBP: 0	WP: 0 PB: 0 CS: 0	PA: 30
PITCHER Rick Honeycutt, L (1,1) ERA: 3.53	IP: 9.0 WLS: W BF: 30	H: 2 R: 1 ER: 1 SO: 5	BB: 2 IBB: 0 HBP: 0 BLK: 0	WP: 0 HR: 0 S: 38 P: 46	ERA: 1.00 WHIP: 0.444	PITCHER										IP: 9.0 WLS: W BF: 30	H: 2 R: 1 ER: 1 SO: 5	BB: 2 IBB: 0 HBP: 0 BLK: 0	WP: 0 HR: 0 S: 38 P: 46	ERA: 1.00 WHIP: 0.444

Batter	1	2	3	4	5	6	7	8	9	AB	R	H	RBI	BB	SO	LOB	BOTTOM			
Leon Roberts, R (1,7) OBP: 0.364, SLG: 0.459	0-0 FC1-5 2B		0-0 HR			0-0 5-3			0-3 K	4	1	2	1	0	1	0	New York Yankees @ Seattle Mariners The Kingdome, Seattle, WA Tue Jul 10 1979, 10:05 PM EDT Att: 20,375 - Dome livebaseballscorecards.com			
John Hale, L (8,7) OBP: 0.371, SLG: 0.420										0	0	0	0	0	0	0				
Ruppert Jones, L (1,8) OBP: 0.347, SLG: 0.477	0-0 FC1-5 3-1 2-3		0-0 F2			0-0 F8		4-0 BB BB		3	0	0	0	1	0	1				
Bruce Bochte, L (1,3) OBP: 0.401, SLG: 0.498	0-0 3-1 1-2		0-0 F7			0-0 F7		0-0 G6-4-3 1-2		4	0	0	0	0	0	2				
Willie Horton, R (1,10) OBP: 0.335, SLG: 0.476	0-3 K		0-0 5-3			0-0 F9		0-0 F3		4	0	0	0	0	1	1				
Tom Paciorek, R (1,9) OBP: 0.370, SLG: 0.467		4-0 BB BB		0-3 K						2	2	1	0	1	1	0				
Joe Simpson, L (8,9) OBP: 0.304, SLG: 0.373						0-0 1B 2B				0	0	0	0	0	0	0				
Dan Meyer, L (1,5) OBP: 0.358, SLG: 0.540		0-0 1-H SF9 3B		0-0 G3		0-0 FC5-4 1B				3	1	2	2	0	0	0				
Bill Stein, R (1,4) OBP: 0.298, SLG: 0.327		0-0 5-3		0-0 HR		0-0 FC5-4 1-2				3	1	1	1	0	0	2				
Larry Cox, R (1,2) OBP: 0.277, SLG: 0.315		0-0 SF9		0-0 F4			0-3 K			2	0	0	1	0	1	0				
Mario Mendoza, R (1,6) OBP: 0.202, SLG: 0.236		0-3 3-H K			0-0 F8		0-3 K			3	0	0	0	0	2	0				
Inning Stats	R: 0 E: 0 K: 1 S: 6	H: 1 LOB: 1 BB: 0 P: 6	R: 2 E: 0 K: 1 S: 6	H: 1 LOB: 0 BB: 1 P: 10	R: 1 E: 0 K: 0 S: 4	H: 1 LOB: 0 BB: 0 P: 4	R: 1 E: 0 K: 1 S: 6	H: 1 LOB: 0 BB: 0 P: 6	R: 0 E: 0 K: 0 S: 3	H: 0 LOB: 0 BB: 0 P: 3	R: 1 E: 0 K: 0 S: 5	H: 2 LOB: 1 BB: 0 P: 5	R: 0 E: 0 K: 3 S: 9	H: 0 LOB: 0 BB: 0 P: 9	R: 0 E: 0 K: 0 S: 2	H: 0 LOB: 0 BB: 1 P: 6	1B: 1 2B: 2 3B: 1 HR: 2	SF: 1 SAC: 0 DP: 1 HBP: 0	WP: 0 PB: 0 CS: 0	PA: 31
PITCHER Ron Guidry, L (1,1) ERA: 2.31 Ken Clay, R (7,1) ERA: 4.76	IP: 6.0 WLS: L BF: 25	H: 6 R: 5 ER: 5 SO: 3	BB: 1 IBB: 0 HBP: 0 BLK: 0	WP: 0 HR: 2 S: 30 P: 34	ERA: 7.50 WHIP: 1.167	PITCHER										IP: 2.0 WLS: L BF: 6	H: 0 R: 0 ER: 0 SO: 3	BB: 1 IBB: 0 HBP: 0 BLK: 0	WP: 0 HR: 0 S: 11 P: 15	ERA: 0.00 WHIP: 0.500

Batter	1	2	3	4	5	6	7	8	9	AB	R	H	RBI	BB	SO	LOB	TOP			
Willie Randolph, R OBP: 0.360, SLG: 0.343 (1, 4)	0-0 6-3		0-0 4-3			0-0 3-4-1 1B		0-0 F8		4	0	1	0	0	0	0	New York Yankees @ Seattle Mariners The Kingdome, Seattle, WA Wed Jul 11 1979, 10:05 PM EDT Att: 31,186 - Dome			
Bobby Murcer, L OBP: 0.357, SLG: 0.366 Bobby Brown, S OBP: 0.258, SLG: 0.179 (1, 8) (6, 8)	4-0 FC4-6 1B BB		0-0 6-3			0-0 3-4-1 1-2		0-0 F8		2	0	0	0	1	0	1				
Thurman Munson, R OBP: 0.348, SLG: 0.393 Jerry Narron, L OBP: 0.233, SLG: 0.263 (1, 2) (6, 2)	0-0 FC4-6 1-2 1B			0-0 F7		0-0 F3			0-0 4-3	3	0	1	0	0	0	1				
Reggie Jackson, L OBP: 0.378, SLG: 0.557 Darryl Jones, R OBP: 0.296, SLG: 0.404 (1, 9) (6, 9)	0-0 FC4-6 FC4 1-2 2-3			4-0 BB		0-0 F7			0-0 F3	2	0	0	0	1	0	3				
Lou Piniella, R OBP: 0.348, SLG: 0.448 (1, 7)	0-0 FC4 1-2			0-0 F9					0-0 F8	4	1	1	1	0	0	3				
Graig Nettles, L OBP: 0.331, SLG: 0.415 Fred Stanley, R OBP: 0.250, SLG: 0.192 (1, 5) (5, 5) (8, 6)		0-0 F5		0-0 F7						2	0	0	0	0	0	1				
Roy White, S OBP: 0.246, SLG: 0.239 (1, 10)		0-0 F8			0-3 K					3	0	0	0	0	2	0				
Chris Chambliss, L OBP: 0.303, SLG: 0.417 (1, 3)		0-0 G3			0-0 F8					3	0	0	0	0	0	0				
Bucky Dent, R OBP: 0.291, SLG: 0.300 Brian Doyle, L (8, 5)			0-0 F9		0-0 6-3				0-0 F8	3	0	0	0	0	0	0				
Inning Stats	R: 0 E: 0 K: 0 S: 4	H: 1 LOB: 2 BB: 1 P: 8	R: 0 E: 0 K: 0 S: 3	H: 0 LOB: 0 BB: 0 P: 3	R: 0 E: 0 K: 0 S: 3	H: 0 LOB: 1 BB: 1 P: 7	R: 0 E: 0 K: 1 S: 5	H: 0 LOB: 0 BB: 0 P: 5	R: 0 E: 0 K: 0 S: 4	H: 1 LOB: 1 BB: 0 P: 4	R: 1 E: 0 K: 2 S: 8	H: 1 LOB: 0 BB: 0 P: 8	R: 0 E: 0 K: 0 S: 3	H: 0 LOB: 0 BB: 0 P: 3	R: 0 E: 0 K: 0 S: 3	H: 0 LOB: 0 BB: 0 P: 3	1B: 2 2B: 0 3B: 0 HR: 1	SF: 0 SAC: 0 DP: 0 HBP: 0	WP: 0 PB: 0 CS: 0	PA: 32
PITCHER Floyd Bannister, L ERA: 4.17 (1, 1)	IP: 9.0 WLS: W BF: 32 H: 3 R: 1 ER: 1 SO: 3 BB: 2 IBB: 0 HBP: 0 BLK: 0 WP: 0 HR: 1 S: 36 P: 44 ERA: 1.00 WHIP: 0.556															PITCHER				


Batter	1	2	3	4	5	6	7	8	9	AB	R	H	RBI	BB	SO	LOB	BOTTOM			
Leon Roberts, R OBP: 0.364, SLG: 0.465 John Hale, L OBP: 0.371, SLG: 0.420 (1, 7) (8, 7)			0-0 F4		0-0 6-3					5	2	1	2	1	0	4	New York Yankees @ Seattle Mariners The Kingdome, Seattle, WA Wed Jul 11 1979, 10:05 PM EDT Att: 31,186 - Dome			
Ruppert Jones, L OBP: 0.352, SLG: 0.486 (1, 8)			4-0 HR BB		0-0 4-3		4-0 2B 1B BB	0-0 F8		4	4	2	2	2	0	0				
Bruce Bochte, L OBP: 0.402, SLG: 0.510 (1, 3)			0-0 K		4-0 BB		0-0 1B 2B	0-0 L5		5	2	2	2	1	1	2				
Willie Horton, R OBP: 0.336, SLG: 0.473 Charlie Beamon, L OBP: 0.143, SLG: 0.214 (1, 10) (6, PH)	0-0 1B 1B	0-0 L6	0-0 F9		0-3 K		4-0 1B 1B BB	0-3 K		4	2	1	1	1	1	1				
Tom Paciorek, R OBP: 0.393, SLG: 0.492 Joe Simpson, L OBP: 0.304, SLG: 0.373 (1, 9) (8, 9)	0-0 1B 1B	0-0 4-1 2B	4-0 BB				0-0 1B 1B	0-0 1B		4	1	4	3	1	0	0				
Dan Meyer, L OBP: 0.360, SLG: 0.538 Larry Milbourne, S OBP: 0.317, SLG: 0.360 (1, 5) (7, PH) (8, 4)	0-0 1B 1B	1-0 HBP	0-0 L3				0-0 F3	0-0 F8		3	1	1	1	0	0	2				
Bill Stein, R OBP: 0.301, SLG: 0.329 (1, 4) (8, 5)	0-0 1B 3B 1B	0-0 4-1		0-0 F9		0-0 F9		0-0 1B 1B		5	1	2	1	0	0	3				
Larry Cox, R OBP: 0.280, SLG: 0.314 (1, 2)	0-0 3B 1B			0-0 5-3		0-3 K		0-3 K		4	1	1	1	1	2	4				
Mario Mendoza, R OBP: 0.209, SLG: 0.248 (1, 6)	0-0 HR 3B		0-3 K		0-0 F5					4	2	2	3	1	1	3				
Inning Stats	R: 9 E: 0 K: 1 S: 13	H: 8 LOB: 0 BB: 1 P: 17	R: 0 E: 0 K: 1 S: 6	H: 1 LOB: 3 BB: 1 P: 11	R: 2 E: 0 K: 0 S: 4	H: 1 LOB: 1 BB: 2 P: 12	R: 0 E: 0 K: 0 S: 3	H: 0 LOB: 0 BB: 0 P: 3	R: 0 E: 0 K: 1 S: 5	H: 0 LOB: 1 BB: 1 P: 9	R: 0 E: 0 K: 1 S: 6	H: 1 LOB: 1 BB: 0 P: 6	R: 5 E: 0 K: 1 S: 10	H: 5 LOB: 3 BB: 3 P: 22	R: 0 E: 0 K: 1 S: 5	H: 0 LOB: 0 BB: 0 P: 5	1B: 10 2B: 2 3B: 1 HR: 3	SF: 0 SAC: 0 DP: 0 HBP: 1	WP: 1 PB: 0 CS: 0	PA: 49
PITCHER Tommy John, L ERA: 2.62 Ken Clay, R ERA: 5.2 Don Hood, L ERA: 2.77 Ray Burris, R ERA: 6.55 (1, 1) (1, 1) (4, 1) (6, 1)	IP: 0.1 WLS: L BF: 8 H: 6 R: 7 ER: 7 SO: 1 BB: 1 IBB: 0 HBP: 0 BLK: 0 WP: 0 HR: 0 S: 9 P: 13 ERA: 189.00 WHIP: 21.000															PITCHER				

AB	30
R	1
H	3
RBI	1
BB	2
SO	3
LOB	9



Batter	1	2	3	4	5	6	7	8	9	AB	R	H	RBI	BB	SO	LOB	TOP																					
Bobby Murcer, L OBP: 0.357, SLG: 0.365 (1, 8)	L7	F9		FC2-5 1B		4-3	G3		G4-6-3 1B	6	0	2	1	0	0	3	New York Yankees @ Seattle Mariners The Kingdome, Seattle, WA Thu Jul 12 1979, 10:05 PM EDT Att: 23,774 - Dome																					
Thurman Munson, R OBP: 0.348, SLG: 0.392 (1, 2)	K		E4 2B HBP	F9 FC2-5 1B		K			G4-6-3 1B	6	1	2	1	0	2	1																						
Graig Nettles, L OBP: 0.326, SLG: 0.407 (1, 5)	F7		F8	FC2-5		4-3	4-3		F8	6	0	0	0	0	0	5																						
Reggie Jackson, L OBP: 0.383, SLG: 0.576 (1, 9)		1B 1B	HBP FC4-6 2B	F9			HR		4-3	5	3	3	1	0	0	2																						
Lou Piniella, R OBP: 0.350, SLG: 0.446 (1, 7)		1B 1B	FC4-6 HBP	F9		1-3			E6	3	2	1	0	1	0	2																						
Bobby Brown, S OBP: 0.250, SLG: 0.172 (8, PH)		1-3 G4-6-3 1B	FC4-6 HR							1	0	0	0	0	0	0																						
Chris Chambliss, L OBP: 0.307, SLG: 0.418 (1, 10)		G4-6-3 1B	FC4-6 HBP		G3		1B		F7	4	1	2	2	0	0	1																						
Jim Spencer, L OBP: 0.333, SLG: 0.481 (1, 3)		G4-6-3 1B	FC4-6 HR		4-3 2B		1B		4-3	5	2	2	1	0	0	4																						
Willie Randolph, R OBP: 0.366, SLG: 0.358 (1, 4)		2B 1B	HR		4-3		G3 1B		2B 1B	5	4	4	4	0	0	1																						
Brian Doyle, L (9, 4)		1-3 3-H	1-H HR		2-3		1-2 3-H 1B		1B	0	0	0	0	0	0	0																						
Bucky Dent, R OBP: 0.296, SLG: 0.313 (1, 6)		1-H 2B	1-3		F3		1-2 2-H 1B		1B G4-6-3 2B	5	1	3	2	0	0	1																						
Fred Stanley, R OBP: 0.250, SLG: 0.192 (9, 6)										0	0	0	0	0	0	0																						
Inning Stats	R: 0 E: 0 K: 1 S: 5	H: 0 LOB: 0 BB: 0 P: 5	R: 3 E: 0 K: 0 S: 7	H: 5 LOB: 1 BB: 0 P: 7	R: 5 E: 1 K: 0 S: 6	H: 2 LOB: 0 BB: 1 P: 11	R: 0 E: 0 K: 0 S: 5	H: 2 LOB: 2 BB: 0 P: 5	R: 0 E: 0 K: 1 S: 5	H: 0 LOB: 0 BB: 0 P: 5	R: 4 E: 0 K: 0 S: 9	H: 6 LOB: 2 BB: 0 P: 9	R: 0 E: 1 K: 0 S: 4	H: 0 LOB: 1 BB: 0 P: 4	R: 2 E: 0 K: 0 S: 5	H: 3 LOB: 0 BB: 0 P: 5	1B: 13 2B: 4 3B: 0 HR: 2	SF: 0 SAC: 0 DP: 2 HBP: 1	WP: 0 PB: 0 CS: 0	PA: 48																		
PITCHER	IP	WLS	BF	H	R	ER	SO	BB	IBB	HBP	BLK	WP	HR	S	P	ERA	WHIP	PITCHER				IP	WLS	BF	H	R	ER	SO	BB	IBB	HBP	BLK	WP	HR	S	P	ERA	WHIP
Mike Parrott, R ERA: 3.86 (1, 1)	2.1	L	13	6	5	5	1	0	0	0	0	0	0	15	15	19.29	2.571																					
Rich Hinton, L ERA: 6.64 (3, 1)	0.1		4	1	3	1	0	0	1	1	0	0	0	1	2	27.00	3.000																					
John Montague, R ERA: 4.94 (3, 1)	3.2		18	7	4	4	1	0	0	0	0	0	1	20	20	9.82	1.909																					
Rob Dressler, R ERA: 6.16 (7, 1)	2.2		13	5	2	2	0	0	0	0	0	0	0	0	13	6.75	1.875																					

AB 46
R 14
H 19
RBI 12
BB 1
SO 2
LOB 20



Batter	1	2	3	4	5	6	7	8	9	AB	R	H	RBI	BB	SO	LOB	BOTTOM																					
Larry Milbourne, S OBP: 0.316, SLG: 0.358 (1, 4)	G4-6-3 1B	FC6-4			F8		G6-4-3			4	0	1	0	0	0	4	New York Yankees @ Seattle Mariners The Kingdome, Seattle, WA Thu Jul 12 1979, 10:05 PM EDT Att: 23,774 - Dome																					
Ruppert Jones, L OBP: 0.351, SLG: 0.484 (1, 8)	G4-6-3		6-3		F6			1B		4	0	1	0	0	0	2																						
Bruce Bochte, L OBP: 0.398, SLG: 0.503 (1, 3)	F7		3-1		L8			F7		4	0	0	0	0	0	2																						
Willie Horton, R OBP: 0.335, SLG: 0.471 (1, 10)		F8 BB 1B	F8		K			F4		4	1	1	0	0	1	1																						
Dan Meyer, L OBP: 0.358, SLG: 0.534 (1, 5)		F7		3-1			1B	F8		4	0	1	0	0	0	2																						
Leon Roberts, R OBP: 0.385, SLG: 0.462 (1, 7)		BB 1B BB	6-3		F9			G6-4-3 BB		2	1	0	0	2	0	1																						
Tom Paciorek, R OBP: 0.389, SLG: 0.484 (1, 9)		F8			L7			F9		4	0	1	0	0	0	4																						
Bob Stinson, S OBP: 0.354, SLG: 0.362 (1, 2)		1B BB	6-3		6-3			G6-4-3 1B		3	0	1	0	1	0	2																						
Mario Mendoza, R OBP: 0.215, SLG: 0.253 (1, 6)		FC6-4 1B			F4			F4		3	0	2	2	0	0	1																						
Inning Stats	R: 0 E: 0 K: 0 S: 3	H: 1 LOB: 0 BB: 0 P: 3	R: 2 E: 0 K: 0 S: 5	H: 2 LOB: 2 BB: 2 P: 13	R: 0 E: 0 K: 0 S: 3	H: 0 LOB: 0 BB: 0 P: 3	R: 0 E: 0 K: 0 S: 4	H: 1 LOB: 1 BB: 0 P: 4	R: 0 E: 0 K: 1 S: 6	H: 1 LOB: 0 BB: 0 P: 6	R: 0 E: 0 K: 0 S: 3	H: 1 LOB: 1 BB: 0 P: 3	R: 0 E: 0 K: 0 S: 4	H: 1 LOB: 1 BB: 0 P: 4	R: 0 E: 0 K: 0 S: 2	H: 0 LOB: 0 BB: 1 P: 6		1B: 8 2B: 0 3B: 0 HR: 0	SF: 0 SAC: 0 DP: 3 HBP: 0	WP: 0 PB: 0 CS: 0	PA: 35																	
PITCHER	IP	WLS	BF	H	R	ER	SO	BB	IBB	HBP	BLK	WP	HR	S	P	ERA	WHIP	PITCHER				IP	WLS	BF	H	R	ER	SO	BB	IBB	HBP	BLK	WP	HR	S	P	ERA	WHIP
Catfish Hunter, R ERA: 4.94 (1, 1)	8.0	W	32	8	2	2	1	2	0	0	0	0	0	32	40	2.25	1.250																					
Rich Gossage, R ERA: 3.66 (9, 1)	1.0		3	0	0	0	0	1	0	0	0	0	0	2	6	0.00	1.000																					

AB 32
R 2
H 8
RBI 2
BB 3
SO 1
LOB 19



Batter	1	2	3	4	5	6	7	8	9	AB	R	H	RBI	BB	SO	LOB	TOP					
Bobby Murcer, L OBP: 0.352, SLG: 0.360 (1, 8)										4	0	0	0	0	1	4	New York Yankees @ California Angels Anaheim Stadium, Anaheim, CA Fri Jul 13 1979, 10:05 PM EDT Att: 41,805 - Unknown					
Thurman Munson, R OBP: 0.347, SLG: 0.388 (1, 2)										3	1	0	0	1	1							
Graig Nettles, L OBP: 0.322, SLG: 0.402 (1, 5)										4	0	0	0	0	2	2						
Reggie Jackson, L OBP: 0.381, SLG: 0.570 (1, 9)										4	0	1	0	0	0	0						
Lou Piniella, R OBP: 0.349, SLG: 0.443 (1, 7)										2	0	0	1	1	2	0						
Chris Chambliss, L OBP: 0.304, SLG: 0.413 (1, 3)										4	0	0	0	0	1	2						
Jim Spencer, L OBP: 0.328, SLG: 0.472 (1, 10)										3	0	0	0	0	0	0						
Willie Randolph, R OBP: 0.368, SLG: 0.357 (1, 4)										1	0	0	0	2	1	1						
Bucky Dent, R OBP: 0.297, SLG: 0.310 (1, 6)										2	0	0	0	1	1	2						
Inning Stats	R: 0 E: 0 K: 1 S: 4	H: 0 LOB: 0 BB: 1 P: 8	R: 0 E: 0 K: 1 S: 5	H: 0 LOB: 0 BB: 0 P: 5	R: 0 E: 1 K: 2 S: 7	H: 0 LOB: 1 BB: 1 P: 11	R: 0 E: 0 K: 1 S: 5	H: 0 LOB: 0 BB: 0 P: 5	R: 0 E: 0 K: 0 S: 2	H: 0 LOB: 0 BB: 1 P: 6	R: 0 E: 0 K: 0 S: 3	H: 0 LOB: 1 BB: 1 P: 7	R: 0 E: 0 K: 2 S: 7	H: 0 LOB: 0 BB: 0 P: 7	R: 0 E: 1 K: 1 S: 6	H: 0 LOB: 2 BB: 1 P: 10	R: 1 E: 1 K: 1 S: 7	H: 1 LOB: 1 BB: 0 P: 7	1B: 1 2B: 0 3B: 0 HR: 0	SF: 1 SAC: 0 DP: 1 HBP: 0	WP: 0 PB: 0 CS: 1	PA: 33
PITCHER Nolan Ryan, R ERA: 2.54 (1, 1)	IP: 9.0 WLS: W BF: 33 H: 1 R: 1 ER: 0 SO: 9 BB: 5 IBB: 0 HBP: 0 BLK: 0 WP: 0 HR: 0 S: 46 P: 66 ERA: 0.00 WHIP: 0.667																					

Batter	1	2	3	4	5	6	7	8	9	AB	R	H	RBI	BB	SO	LOB	BOTTOM			
Rick Miller, L OBP: 0.388, SLG: 0.389 (1, 8)										5	1	2	0	0	0	1	New York Yankees @ California Angels Anaheim Stadium, Anaheim, CA Fri Jul 13 1979, 10:05 PM EDT Att: 41,805 - Unknown			
Carney Lansford, R OBP: 0.355, SLG: 0.460 (1, 5)										5	0	1	0	0	1	3				
Dan Ford, R OBP: 0.351, SLG: 0.452 (1, 9)										4	2	3	2	1	0	0				
Don Baylor, R OBP: 0.385, SLG: 0.543 (1, 10)										3	1	2	1	2	0	2				
Willie Aikens, L OBP: 0.375, SLG: 0.498 (1, 3)										5	0	2	1	0	0	5				
Brian Downing, R OBP: 0.426, SLG: 0.514 (1, 2)										4	1	3	1	1	0	2				
Joe Rudi, R OBP: 0.293, SLG: 0.366 (1, 7)										4	0	0	0	0	2	7				
Bobby Grich, R OBP: 0.374, SLG: 0.564 (1, 4)										4	0	1	0	0	1	1				
Jim Anderson, R OBP: 0.322, SLG: 0.372 (1, 6)										3	1	0	1	0	1	1				
Inning Stats	R: 0 E: 0 K: 0 S: 3	H: 0 LOB: 2 BB: 2 P: 11	R: 0 E: 0 K: 2 S: 8	H: 1 LOB: 1 BB: 0 P: 8	R: 2 E: 0 K: 2 S: 11	H: 4 LOB: 2 BB: 0 P: 11	R: 0 E: 0 K: 1 S: 6	H: 1 LOB: 1 BB: 0 P: 6	R: 0 E: 0 K: 0 S: 2	H: 0 LOB: 0 BB: 1 P: 6	R: 1 E: 0 K: 0 S: 5	H: 2 LOB: 1 BB: 0 P: 5	R: 0 E: 0 K: 0 S: 5	H: 2 LOB: 3 BB: 1 P: 9	R: 3 E: 1 K: 0 S: 8	H: 4 LOB: 2 BB: 0 P: 8	1B: 12 2B: 0 3B: 2 HR: 0	SF: 1 SAC: 0 DP: 1 HBP: 0	WP: 0 PB: 0 CS: 0	PA: 42
PITCHER Luis Tiant, R ERA: 3.62 Ron Davis, R ERA: 2.02 (8, 1)	IP: 7.2 WLS: L BF: 39 H: 12 R: 6 ER: 3 SO: 5 BB: 4 IBB: 0 HBP: 0 BLK: 0 WP: 0 HR: 0 S: 45 P: 61 ERA: 3.52 WHIP: 2.087																			

Batter	1	2	3	4	5	6	7	8	9	10	11	12	AB	R	H	RBI	BB	SO	LOB	TOP				
Bobby Brown, S OBP: 0.289, SLG: 0.229 (1.8)	E9 G3 1B					4-3			6-3	K			6	0	3	2	0	1	1					
Thurman Munson, R OBP: 0.343, SLG: 0.383 Jerry Naron, L OBP: 0.244, SLG: 0.275 (6.2)	G3		5-3	FC6 1B		K			BB 1B		3-1		4	0	0	0	0	1	4					
Graig Nettles, L OBP: 0.323, SLG: 0.398 (1.5)	1-3			1-3			F7		1B BB		5-3		4	0	0	0	2	0	1					
Reggie Jackson, L OBP: 0.380, SLG: 0.562 (1.9)	F6						F5		FC5-4 1B		K		5	1	1	1	1	2	4					
Lou Piniella, R OBP: 0.348, SLG: 0.439 (1.7)					5-3		F3		F8			F3	5	1	1	0	1	0	2					
Chris Chambliss, L OBP: 0.304, SLG: 0.430 (10.3)	K			HR 1B			F7		FC5-4			L9	6	2	2	4	0	1	3					
Jim Spencer, L OBP: 0.335, SLG: 0.482 Bobby Murcer, L OBP: 0.352, SLG: 0.360 Ron Davis, R (10.1)	G4-6-3			1B 2B	4-3			1B		1B		K	5	1	3	0	0	0	1					
Willie Randolph, R OBP: 0.368, SLG: 0.358 (1.4)			6-3	1B	1-3			1B		K			5	1	2	0	0	1	1					
Bucky Dent, R OBP: 0.295, SLG: 0.306 (1.6)			F9	FC6 1B BB		6-3		G5-4-3		F9			4	0	0	0	1	0	3					
Inning Stats	R: 0 E: 1 K: 0 S: 4	H: 1 LOB: 1 BB: 0 P: 4	R: 0 E: 0 K: 1 S: 4	H: 0 LOB: 0 BB: 1 P: 8	R: 0 E: 0 K: 0 S: 4	H: 1 LOB: 1 BB: 0 P: 4	R: 5 E: 0 K: 1 S: 10	H: 5 LOB: 3 BB: 3 P: 22	R: 1 E: 0 K: 0 S: 4	H: 1 LOB: 0 BB: 0 P: 4	R: 0 E: 0 K: 0 S: 5	H: 0 LOB: 0 BB: 0 P: 3	R: 0 E: 0 K: 0 S: 4	H: 2 LOB: 1 BB: 0 P: 4	R: 1 E: 0 K: 2 S: 8	H: 1 LOB: 1 BB: 0 P: 8	R: 0 E: 0 K: 1 S: 5	H: 0 LOB: 0 BB: 0 P: 5	R: 0 E: 0 K: 1 S: 5	H: 0 LOB: 0 BB: 0 P: 6	1B: 10 2B: 1 3B: 0 HR: 2	SF: 0 SAC: 0 DP: 2 HBP: 0	WP: 0 PB: 0 SB: 0 CS: 0	PA: 52
PITCHER	IP WLS BF H R ER SO BB IBB HBP BLK WP HR S P ERA WHIP	19 3.1 17 3 1 1 2 1 0 0 0 0 1 20 24 1.93 0.857	2.0 9.1	2.0 11.1	2.0 11.1	2.0 11.1	2.0 11.1	2.0 11.1	2.0 11.1	2.0 11.1	2.0 11.1	2.0 11.1	2.0 11.1	2.0 11.1	2.0 11.1	2.0 11.1	2.0 11.1	2.0 11.1	2.0 11.1	2.0 11.1	0.00 2.000	0.00 0.000		

New York Yankees @ California Angels
Anaheim Stadium, Anaheim, CA
Sat Jul 14 1979, 10:05 PM EDT
Alt. 411,693 - Unknown

AB 47
R 7
H 13
RBI 7
BB 5
SO 7
LOB 20



Batter	1	2	3	4	5	6	7	8	9	10	11	12	AB	R	H	RBI	BB	SO	LOB	BOTTOM				
Bobby Grich, R OBP: 0.374, SLG: 0.563 (1.4)	5-3				5-3				F4		5-3		6	0	2	0	0	0	0					
Carney Lansford, R OBP: 0.356, SLG: 0.458 (1.5)	K		FC3-6 1B			E6 FC4-6	G6-4-3 1B		E HR 1B		4-3		6	1	2	0	0	1	1					
Dan Ford, R OBP: 0.351, SLG: 0.451 Rick Miller, L OBP: 0.391, SLG: 0.392 (10.8)	1B		G4-6-3			FC4-6 BB 1B	G6-4-3		E4 HR 1B				5	2	2	0	0	0	4					
Don Baylor, R OBP: 0.386, SLG: 0.557 (1.7)	5-3			F8		1B BB		HR	HR 2H 3H			F7	5	3	2	4	1	0	2					
Brian Downing, R OBP: 0.427, SLG: 0.515 (1.2)		6-3		BB		1B		F7	5-3			SH1-4 1B 2B	5	1	2	1	1	0	0					
Joe Rudi, R OBP: 0.295, SLG: 0.379 (1.9)		L9		6-3		1B		HR		F8		SH1-4	5	1	2	2	0	0	1					
Merv Rettenmund, R OBP: 0.339, SLG: 0.314 (1.10)		1B 1B		F9		K		HR	G4-6-3 BB		PB BB	1B	4	0	2	1	2	1	3					
Willie Aikens, L OBP: 0.372, SLG: 0.492 (1.3)			FC6-4 1B		1-3	K		G4-6-3		F8			5	0	1	0	0	1	4					
Jim Anderson, R OBP: 0.315, SLG: 0.363 Willie Davis, L OBP: 0.233, SLG: 0.244 Bart Campaneris, R OBP: 0.277, SLG: 0.241 (8.6)	FC6-4				6-3		F9		K	K			2	0	0	0	0	0	2					
Inning Stats	R: 0 E: 0 K: 1 S: 6	H: 1 LOB: 1 BB: 0 P: 5	R: 0 E: 0 K: 0 S: 5	H: 2 LOB: 2 BB: 0 P: 5	R: 0 E: 0 K: 0 S: 3	H: 1 LOB: 0 BB: 0 P: 3	R: 0 E: 0 K: 0 S: 3	H: 0 LOB: 1 BB: 1 P: 7	R: 0 E: 0 K: 0 S: 4	H: 2 LOB: 1 BB: 0 P: 8	R: 2 E: 0 K: 0 S: 4	H: 2 LOB: 0 BB: 0 P: 8	R: 3 E: 1 K: 1 S: 8	H: 3 LOB: 0 BB: 0 P: 8	R: 0 E: 0 K: 1 S: 5	H: 0 LOB: 1 BB: 1 P: 9	R: 0 E: 0 K: 0 S: 4	H: 1 LOB: 1 BB: 0 P: 4	R: 1 E: 0 K: 0 S: 3	H: 2 LOB: 1 BB: 0 P: 3	1B: 11 2B: 2 3B: 0 HR: 3	SF: 0 SAC: 1 DP: 3 HBP: 0	WP: 0 PB: 1 SB: 0 CS: 0	PA: 52
PITCHER	IP WLS BF H R ER SO BB IBB HBP BLK WP HR S P ERA WHIP	5.1 3.2 17 3 1 1 1 1 0 0 0 0 3 22 26 1.69 1.500	6.1 7.1	6.1 7.1	6.1 7.1	6.1 7.1	6.1 7.1	6.1 7.1	6.1 7.1	6.1 7.1	6.1 7.1	6.1 7.1	6.1 7.1	6.1 7.1	6.1 7.1	6.1 7.1	6.1 7.1	6.1 7.1	6.1 7.1	6.1 7.1	12.27 2.182	3.86 1.714		

New York Yankees @ California Angels
Anaheim Stadium, Anaheim, CA
Sat Jul 14 1979, 10:05 PM EDT
Alt. 411,693 - Unknown

AB 47
R 8
H 16
RBI 8
BB 4
SO 5
LOB 18



Batter	1	2	3	4	5	6	7	8	9	AB	R	H	RBI	BB	SO	LOB	TOP			
Bobby Brown, S (1, 8) OBP: 0.286, SLG: 0.256	0-0 5-3	0-0 2B			0-0 F5		0-0 F6			4	0	1	0	0	0	0				
Thurman Munson, R (1, 2) OBP: 0.345, SLG: 0.385	0-0 HR	0-0 4-3			0-0 1B		0-0 F8			4	1	2	0	0	0	1				
Chris Chambliss, L (1, 3) OBP: 0.309, SLG: 0.441	0-0 HR		0-0 BB	4-0 BB	0-0 FC6-4 1B		0-0 F9			3	1	2	2	1	0	0				
Reggie Jackson, L (1, 9) OBP: 0.374, SLG: 0.552	0-0 F6		0-3 K		0-0 F7			0-0 L7		4	0	0	0	0	1	3				
Lou Piniella, R (1, 7) OBP: 0.344, SLG: 0.433	0-0 6-3		0-0 F4		0-0 FC6-4 1-2			0-0 F8		4	0	0	0	0	0	3				
Graig Nettles, L (1, 5) OBP: 0.324, SLG: 0.397		0-0 HR	0-0 F8			4-0 BB		0-0 F8		3	1	1	0	1	0	1				
Jim Spencer, L (1, 10) OBP: 0.333, SLG: 0.494		0-0 HR		0-0 F6		0-0 P8			0-0 6-3	4	1	1	2	0	0	1				
Willie Randolph, R (1, 4) OBP: 0.365, SLG: 0.354		0-0 2-3		0-0 5-3		0-0 F8			0-3 K	4	0	0	0	0	1	1				
Bucky Dent, R (1, 6) OBP: 0.291, SLG: 0.301		0-0 6-3		0-0 F5		0-0 L4			0-0 5-3	4	0	0	0	0	0	1				
Inning Stats	R: 2 E: 0 K: 0 S: 5	H: 2 LOB: 0 BB: 0 P: 5	R: 2 E: 0 K: 0 S: 6	H: 3 LOB: 1 BB: 0 P: 6	R: 0 E: 0 K: 1 S: 5	H: 0 LOB: 1 BB: 1 P: 9	R: 0 E: 0 K: 0 S: 3	H: 0 LOB: 0 BB: 0 P: 3	R: 0 E: 0 K: 0 S: 5	H: 2 LOB: 2 BB: 0 P: 5	R: 0 E: 0 K: 0 S: 3	H: 0 LOB: 0 BB: 0 P: 3	R: 0 E: 0 K: 1 S: 5	H: 0 LOB: 0 BB: 0 P: 5	R: 0 E: 0 K: 1 S: 5	H: 0 LOB: 0 BB: 0 P: 5	1B: 4 2B: 1 3B: 0 HR: 2	SF: 0 SAC: 0 DP: 0 HBP: 0	WP: 0 PA: 36 CS: 0	
PITCHER	IP	WLS	BF	H	R	ER	SO	BB	IBB	HBP	BLK	WP	HR	S	P	ERA	WHIP			
Dave Frost, R (1, 1) ERA: 4.28	6.0		27	7	4	4	1	2	0	0	0	0	2	27	35	6.00	1.500			
Jim Barr, R (7, 1) ERA: 4.2	3.0	W	9	0	0	0	1	0	0	0	0	0	0	11	11	0.00	0.000			

New York Yankees @ California Angels
Anaheim Stadium, Anaheim, CA
Sun Jul 15 1979, 6:33 AM EDT
Att: 40,739 - Unknown

AB 34
R 4
H 7
RBI 4
BB 2
SO 2
LOB 11



Batter	1	2	3	4	5	6	7	8	9	AB	R	H	RBI	BB	SO	LOB	BOTTOM			
Rick Miller, L (1, 8) OBP: 0.391, SLG: 0.393	0-0 B1-3		0-3 K		0-0 1B		0-0 2B 1B		0-3 K	5	1	2	0	0	2	3				
Bobby Grich, R (1, 4) OBP: 0.380, SLG: 0.579	0-0 L9		0-0 1-2 2-H 1B		0-0 1B		0-0 1-2 1B		0-0 1-H 2-H HR	5	1	4	5	0	0	0				
Carney Lansford, R (1, 5) OBP: 0.352, SLG: 0.453	0-0 F8		0-3 K		0-0 F8		0-0 L7			4	0	0	0	0	1	5				
Don Baylor, R (1, 7) OBP: 0.383, SLG: 0.551		0-0 4-3	0-3 K		0-0 5-3		0-0 L8			4	0	0	0	0	1	3				
Joe Rudi, R (1, 9) OBP: 0.291, SLG: 0.373		0-0 F3		0-3 K		0-0 5-3		0-3 K		4	0	0	0	0	2	0				
Mery Rettenmund, R (1, 10) OBP: 0.365, SLG: 0.364		0-0 1B		0-0 F9		0-0 2B		0-0 G4-6-3 1B		4	0	3	0	0	0	0				
Willie Aikens, L (1, 3) OBP: 0.366, SLG: 0.484		0-3 K		0-0 G3		0-3 K		0-0 G4-6-3 1-2		4	0	0	0	0	2	3				
Jim Anderson, R (1, 6) OBP: 0.323, SLG: 0.361			4-0 1B 1B BB		0-3 K		0-0 1B 2B 1B		0-0 F8	3	2	1	0	1	1	0				
Tom Donohue, R (1, 2) OBP: 0.288, SLG: 0.382			0-0 1-2 1B		0-0 F9		0-3 K		4-0 HR BB	3	1	1	0	1	1	1				
Inning Stats	R: 0 E: 0 K: 0 S: 3	H: 0 LOB: 0 BB: 0 P: 3	R: 0 E: 0 K: 1 S: 6	H: 1 LOB: 1 BB: 0 P: 6	R: 1 E: 0 K: 3 S: 11	H: 2 LOB: 2 BB: 1 P: 15	R: 0 E: 0 K: 1 S: 5	H: 0 LOB: 0 BB: 0 P: 5	R: 0 E: 0 K: 1 S: 6	H: 1 LOB: 1 BB: 0 P: 6	R: 2 E: 0 K: 1 S: 8	H: 3 LOB: 1 BB: 0 P: 8	R: 0 E: 0 K: 1 S: 5	H: 1 LOB: 0 BB: 0 P: 5	R: 2 E: 0 K: 1 S: 5	H: 1 LOB: 0 BB: 1 P: 9	1B: 8 2B: 2 3B: 0 HR: 1	SF: 0 SAC: 0 DP: 1 HBP: 0	WP: 0 PA: 38 CS: 0	
PITCHER	IP	WLS	BF	H	R	ER	SO	BB	IBB	HBP	BLK	WP	HR	S	P	ERA	WHIP			
Ron Guidry, L (1, 1) ERA: 2.51	8.2	L	38	11	5	5	10	2	0	0	0	0	1	56	64	5.19	1.500			

New York Yankees @ California Angels
Anaheim Stadium, Anaheim, CA
Sun Jul 15 1979, 6:33 AM EDT
Att: 40,739 - Unknown


AB 36
R 5
H 11
RBI 5
BB 2
SO 10
LOB 15



Batter	1	2	3	4	5	6	7	8	9	AB	R	H	RBI	BB	SO	LOB	TOP			
Rickey Henderson, R (1.7)	0-0 SH2-3 1B		4-0 BB BB		0-3 K 2			4-0 BB BB		2	0	1	0	2	1	0	Oakland Athletics @ New York Yankees Yankee Stadium, Bronx, NY Thu Jul 19 1979, 7:05 PM EDT Att: 22,648 - Unknown - 80 F			
Dwayne Murphy, L (1.8)	0-0 SH2-3 1-2		0-0 F7 2		0-0 F7 3			0-3 K 1		3	0	0	0	0	1	2				
Mitchell Page, L (1.10)	0-0 4-3 2-3		4-0 BB 1-2		0-0 4-3 1			0-0 4-3 2		3	0	0	0	1	0	2				
Dave Revering, L (1.3)	0-0 F9 3		0-0 F8 3		0-0 F8 2			0-0 F4 3		4	0	0	0	0	0	4				
Wayne Gross, L (1.5)		0-0 3-1 1		0-3 K 1				0-0 1B 1B		4	0	1	0	0	2	0				
Jeff Newman, R (1.2)		0-0 HR HR		0-0 HR HR				0-0 F7 1		4	2	3	2	0	0	0				
Dave Chalk, R (1.6)		0-0 F6 2		0-3 K 2				0-0 F7 1		4	0	0	0	0	1	2				
Tony Armas, R (1.9)		0-0 F8 3		0-3 K 3				0-0 F8 2		4	0	1	0	0	1	2				
Mike Edwards, R (1.4)			0-3 K 1		0-0 F4 1			0-0 FC6-4 1B		4	0	0	0	0	1	3				
Inning Stats	R: 0 E: 0 K: 0 S: 4	H: 1 LOB: 1 BB: 0 P: 4	R: 1 E: 0 K: 0 S: 4	H: 1 LOB: 0 BB: 0 P: 4	R: 0 E: 0 K: 1 S: 5	H: 0 LOB: 2 BB: 2 P: 13	R: 1 E: 0 K: 3 S: 10	H: 1 LOB: 0 BB: 0 P: 10	R: 0 E: 0 K: 1 S: 5	H: 0 LOB: 0 BB: 0 P: 5	R: 0 E: 0 K: 0 S: 4	H: 1 LOB: 1 BB: 0 P: 4	R: 0 E: 0 K: 1 S: 5	H: 0 LOB: 2 BB: 0 P: 9	R: 0 E: 0 K: 0 S: 5	H: 2 LOB: 2 BB: 0 P: 5	1B: 4 2B: 0 3B: 0 HR: 2	SF: 0 SAC: 1 DP: 0 HBP: 0	WP: 0 PB: 0 SB: 0 CS: 0	PA: 36
PITCHER Luis Tiant, R (1.1) ERA: 3.5	IP: 9.0 WLS: W BF: 36 H: 6 R: 2 ER: 2 SO: 7 BB: 3 IBB: 0 HBP: 0 BLK: 0 WP: 0 HR: 2 S: 47 P: 59 ERA: 2.00 WHIP: 1.000															PITCHER Luis Tiant, R (1.1) ERA: 3.5				

Batter	1	2	3	4	5	6	7	8	9	AB	R	H	RBI	BB	SO	LOB	BOTTOM			
Bobby Murcer, L (1.8)	0-0 4-3 1B	0-0 F7 3		0-0 G6-4-3 1-2		0-0 G6-4-3 1B	0-0 G4-6-3 1-2			5	1	2	0	0	0	6	Oakland Athletics @ New York Yankees Yankee Stadium, Bronx, NY Thu Jul 19 1979, 7:05 PM EDT Att: 22,648 - Unknown - 80 F			
Thurman Munson, R (1.2)	0-0 4-3 2-3		4-0 FC6-4 BB		0-0 F7 1	0-0 G6-4-3 1-2		0-0 F8 1B		4	1	1	0	1	0	2				
Chris Chambliss, L (1.3)	0-0 G4-6-3 1B		0-0 FC6-4 1B		0-0 G3 2	0-0 HR 1B		0-0 BB 1B		5	2	3	1	0	0	1				
Reggie Jackson, L (1.9)	0-0 G4-6-3 1-2		0-0 1B 1-2		0-0 BB 1B	0-0 HR 1B		0-0 F8 1B		5	2	3	2	0	0	3				
Lou Piniella, R (1.7)		0-0 5-3 1B		0-0 F9 2		0-0 E4 1B	0-0 F8 3		0-0 BB 1B	5	3	2	1	0	0	3				
Jim Spencer, L (1.10)		0-0 F8 1		0-0 1-3 3		4-0 BB 1B		0-3 K 2		3	0	1	0	1	0	3				
Bobby Brown, S (7. FR)						1-2 BB 2-3		0-0 FC4-6 1B		1	1	0	0	0	1	2				
Willie Randolph, R (1.4)		0-0 5-3 1-2		4-0 1B BB		1-2 BB 2-3		4-0 FC4-6 BB		2	0	1	1	2	0	1				
Roy White, S (6. PH)						1-2 BB 2-3		1-2 BB 2-3		0	0	0	0	1	0	0				
Fred Stanley, R (9.4)						1-2 BB 2-3		1-2 BB 2-3		0	0	0	0	0	0	0				
Brian Doyle, L (1.5)		4-0 1B BB		0-0 F9 1		1-2 BB 2-3		0-0 FC4-6 1B		3	0	1	3	2	0	3				
Bucky Dent, R (1.6)		0-0 1-3 2H		0-0 G6-4-3 1B		0-0 F9 3		0-0 G4-6-3 1B		5	0	3	2	0	0	5				
Inning Stats	R: 1 E: 0 K: 0 S: 4	H: 2 LOB: 0 BB: 0 P: 4	R: 1 E: 0 K: 0 S: 5	H: 2 LOB: 2 BB: 1 P: 9	R: 0 E: 0 K: 0 S: 4	H: 1 LOB: 1 BB: 1 P: 8	R: 0 E: 0 K: 0 S: 3	H: 1 LOB: 1 BB: 1 P: 7	R: 2 E: 1 K: 0 S: 6	H: 2 LOB: 3 BB: 2 P: 14	R: 2 E: 0 K: 0 S: 5	H: 3 LOB: 0 BB: 0 P: 5	R: 1 E: 0 K: 0 S: 4	H: 2 LOB: 1 BB: 1 P: 8	R: 3 E: 0 K: 1 S: 9	H: 4 LOB: 2 BB: 1 P: 13	1B: 13 2B: 3 3B: 0 HR: 1	SF: 0 SAC: 0 DP: 4 HBP: 0	WP: 0 PB: 0 SB: 1 CS: 0	PA: 45
PITCHER Mike Morgan, R (1.1) ERA: 7.09	IP: 4.2 WLS: L BF: 26 H: 8 R: 4 ER: 2 SO: 0 BB: 5 IBB: 0 HBP: 0 BLK: 0 WP: 0 HR: 0 S: 21 P: 41 ERA: 3.86 WHIP: 2.786															PITCHER Mike Morgan, R (1.1) ERA: 7.09				
Dave Heaverlo, R (5.1)	1.1 6 3 2 2 0 0 0 0 0 0 1 6 6 13.50 2.250															Dave Heaverlo, R (5.1)				
Matt Keough, R (7.1)	2.0 13 6 4 4 1 2 0 0 0 0 0 13 21 18.00 4.000															Matt Keough, R (7.1)				

AB 32
R 2
H 6
RBI 2
BB 3
SO 7
LOB 15



AB 38
R 10
H 17
RBI 10
BB 7
SO 1
LOB 29



Batter	1	2	3	4	5	6	7	8	9	AB	R	H	RBI	BB	SO	LOB	TOP					
Rickey Henderson, R OBP: 0.333, SLG: 0.289	4-0 BB		0-0 4-3			0-0 E2 1B	0-0 SF7		0-0 FC6-4 1B	3	1	2	2	1	0	1						
Dave Chalk, R OBP: 0.331, SLG: 0.263	0-0 F9		0-0 5-3			0-0 6-3	0-0 F8		0-0 FC6-4	5	0	0	1	0	0	6						
Mike Heath, R OBP: 0.358, SLG: 0.402 Larry Murray, S OBP: 0.284, SLG: 0.269	0-0 1-3			0-0 6-3		0-0 E SF7 1B			0-0 F4	4	1	1	1	0	0	1						
Jeff Newman, R OBP: 0.260, SLG: 0.429	0-0 6-3			0-0 F8		0-0 E6 1B			0-0 F8	4	0	0	0	0	0	2						
Jim Essian, R OBP: 0.324, SLG: 0.449 Milt Ramirez, R OBP: 0.190, SLG: 0.167		0-0 F9		0-0 5-3		0-0 SF7			0-0 6-3	2	0	0	1	0	0	0						
Dave Revere, L OBP: 0.316, SLG: 0.411		0-0 G6-4-3 1B			0-0 F6	0-0 4-3			0-0 F9	4	0	1	0	0	0	1						
Tony Armas, R OBP: 0.301, SLG: 0.413		0-0 G6-4-3			0-0 F4		0-0 E SH SF7 1B		0-0 1B 1B	4	2	2	0	0	0	1						
Mitchell Page, L OBP: 0.314, SLG: 0.339			0-0 F6		0-0 3-1		0-0 SH FC3-6		0-0 F8	3	0	0	0	0	0	1						
Rob Picciolo, R OBP: 0.237, SLG: 0.297			0-0 4-3 1B			0-0 E 6-3 1B	0-0 FC3-6		0-0 1B	4	1	3	0	0	0	2						
Inning Stats	R: 0 E: 0 K: 0 S: 3	H: 0 LOB: 1 BB: 1 P: 7	R: 0 E: 0 K: 0 S: 3	H: 1 LOB: 0 BB: 0 P: 3	R: 0 E: 0 K: 0 S: 4	H: 1 LOB: 1 BB: 0 P: 4	R: 0 E: 0 K: 0 S: 3	H: 0 LOB: 0 BB: 0 P: 3	R: 0 E: 0 K: 0 S: 3	H: 0 LOB: 0 BB: 0 P: 3	R: 3 E: 2 K: 0 S: 7	H: 3 LOB: 1 BB: 0 P: 7	R: 1 E: 1 K: 0 S: 5	H: 1 LOB: 1 BB: 0 P: 5	R: 0 E: 0 K: 0 S: 3	H: 0 LOB: 0 BB: 0 P: 3	R: 1 E: 0 K: 0 S: 6	H: 3 LOB: 2 BB: 0 P: 6	1B: 9 2B: 0 3B: 0 HR: 0	SF: 2 SAC: 1 DP: 1 HBP: 0	WP: 0 PB: 0 SB: 1 CS: 0	PA: 38
PITCHER Tommy John, L ERA: 2.61	IP: 9.0 WLS: L BF: 38	H: 9 R: 5 ER: 3 SO: 0	BB: 1 IBB: 0 HBP: 0 BLK: 0	WP: 0 HR: 0 S: 37 P: 41	ERA: 3.00 WHIP: 1.111	PITCHER										IP: 9.0 WLS: L BF: 38	H: 9 R: 5 ER: 3 SO: 0	BB: 1 IBB: 0 HBP: 0 BLK: 0	WP: 0 HR: 0 S: 37 P: 41	ERA: 3.00 WHIP: 1.111		

Oakland Athletics @ New York Yankees
Yankee Stadium, Bronx, NY
Fri Jul 20 1979, 7:05 PM EDT
Att: 30,481 - Unknown - 80 F

AB 34
R 5
H 9
RBI 5
BB 1
SO 0
LOB 15



Batter	1	2	3	4	5	6	7	8	9	AB	R	H	RBI	BB	SO	LOB	BOTTOM			
Mickey Rivers, L OBP: 0.315, SLG: 0.412 Bobby Brown, S OBP: 0.311, SLG: 0.310	0-3 K		0-0 F7			0-0 1B 2B	0-0 1B		0-0 1B	2	0	0	0	0	1	0				
Thurman Munson, R OBP: 0.347, SLG: 0.385	0-0 1B		0-0 1-3		0-0 1B		0-0 F6			4	0	2	1	0	0	2				
Chris Chambliss, L OBP: 0.313, SLG: 0.441	0-0 F7		0-0 F7		0-0 F8				0-0 1B	4	0	1	0	0	0	2				
Reggie Jackson, L OBP: 0.376, SLG: 0.561	0-0 1B			0-3 K		0-0 F8		0-3 K		4	0	1	0	0	2	1				
Lou Piniella, R OBP: 0.344, SLG: 0.430	0-0 F7			0-0 1B		0-0 5-3		0-3 K		4	0	1	0	0	1	3				
Bobby Murcer, L OBP: 0.348, SLG: 0.359		0-0 G3		0-0 F5		0-0 F8		0-0 G3		4	0	0	0	0	0	2				
Willie Randolph, R OBP: 0.370, SLG: 0.354		4-0 BB		0-0 F8		0-0 1B 1B			0-0 F8	3	0	1	0	1	0	1				
Brian Doyle, L OBP: 0.250, SLG: 0.200 Roy White, S OBP: 0.250, SLG: 0.237		0-0 F3		0-0 F9		0-0 F9		0-0 F2		3	0	0	0	0	0	2				
Bucky Dent, R OBP: 0.292, SLG: 0.302		0-0 F8		0-0 F9		0-0 F9		0-0 F8		4	0	0	0	0	0	2				
Inning Stats	R: 0 E: 0 K: 1 S: 7	H: 2 LOB: 2 BB: 0 P: 7	R: 0 E: 0 K: 0 S: 3	H: 0 LOB: 1 BB: 1 P: 7	R: 0 E: 0 K: 1 S: 6	H: 1 LOB: 1 BB: 0 P: 6	R: 1 E: 0 K: 0 S: 5	H: 2 LOB: 1 BB: 0 P: 5	R: 0 E: 0 K: 2 S: 8	H: 2 LOB: 2 BB: 0 P: 8	R: 0 E: 0 K: 2 S: 8	H: 1 LOB: 1 BB: 0 P: 8	R: 0 E: 0 K: 0 S: 3	H: 0 LOB: 0 BB: 0 P: 3	1B: 7 2B: 1 3B: 0 HR: 0	SF: 0 SAC: 0 DP: 0 HBP: 0	WP: 0 PB: 0 SB: 0 CS: 0	PA: 36		
PITCHER Brian Kingman, R ERA: 3.78 Dave Hamilton, L ERA: 4.03	IP: 7.0 WLS: S BF: 30	H: 8 R: 1 ER: 1 SO: 2	BB: 1 IBB: 0 HBP: 0 BLK: 0	WP: 0 HR: 0 S: 33 P: 37	ERA: 1.29 WHIP: 1.286	PITCHER										IP: 2.0 WLS: S BF: 6	H: 0 R: 0 ER: 0 SO: 2	BB: 0 IBB: 0 HBP: 0 BLK: 0	WP: 0 HR: 0 S: 10 P: 10	ERA: 0.00 WHIP: 0.000

Oakland Athletics @ New York Yankees
Yankee Stadium, Bronx, NY
Fri Jul 20 1979, 7:05 PM EDT
Att: 30,481 - Unknown - 80 F

AB 35
R 1
H 8
RBI 1
BB 1
SO 4
LOB 15



Batter	1	2	3	4	5	6	7	8	9	AB	R	H	RBI	BB	SO	LOB	TOP										
Rickey Henderson, R OBP: 0.330, SLG: 0.287	0-0 S 1B		0-0 5-3		0-3 K		0-0 4-1			4	1	1	0	0	1	0	Oakland Athletics @ New York Yankees Yankee Stadium, Bronx, NY Sat Jul 21 1979, 3:33 AM EDT Att: 49,284 - Unknown - 81 F										
Dave Chalk, R OBP: 0.328, SLG: 0.262	0-0 F9		0-0 1B		0-3 K		0-0 4-3			4	0	1	0	0	1	1											
Mike Heath, R OBP: 0.382, SLG: 0.430	0-0 G6-4-3 2H 1B		0-0 1B		0-0 HR 2B		1-0 1-3 HBP			3	1	3	1	0	0	0											
Jeff Newman, R OBP: 0.257, SLG: 0.423	0-0 G6-4-3 1-2		0-3 K		0-0 6-3		0-0 1-3			4	0	0	0	0	1	5											
Jim Essian, R OBP: 0.328, SLG: 0.475		0-0 F9 2B		0-0 F3		0-0 HR 2H		0-0 5-3		4	1	2	2	0	0	1											
Dave Revering, L OBP: 0.315, SLG: 0.421		0-0 F9 2-3		0-3 K		0-0 HR		0-0 F8		4	1	1	1	0	1	1											
Tony Armas, R OBP: 0.294, SLG: 0.402		0-3 K		0-3 K		0-3 K		0-0 F8		4	0	0	0	0	3	1											
Mike Edwards, R OBP: 0.285, SLG: 0.301		0-0 3-1		0-0 F8		0-0 4-3		0-0 F8		4	0	0	0	0	0	1											
Rob Picciolo, R OBP: 0.232, SLG: 0.291			0-0 4-3		0-0 F3		0-3 K			3	0	0	0	0	1	0											
Inning Stats	R: 1 E: 0 K: 0 S: 4	H: 2 LOB: 0 BB: 0 P: 4	R: 0 E: 0 K: 1 S: 6	H: 1 LOB: 1 BB: 0 P: 6	R: 0 E: 0 K: 1 S: 7	H: 2 LOB: 2 BB: 0 P: 7	R: 0 E: 0 K: 2 S: 7	H: 0 LOB: 0 BB: 0 P: 7	R: 0 E: 0 K: 1 S: 5	H: 0 LOB: 0 BB: 0 P: 5	R: 3 E: 0 K: 2 S: 10	H: 3 LOB: 0 BB: 0 P: 10	R: 0 E: 0 K: 1 S: 5	H: 0 LOB: 0 BB: 0 P: 5	R: 0 E: 0 K: 0 S: 3	H: 0 LOB: 1 BB: 0 P: 4	R: 0 E: 0 K: 0 S: 3	H: 0 LOB: 0 BB: 0 P: 3	1B: 4 2B: 2 3B: 0 HR: 2	SF: 0 SAC: 0 DP: 1 HBP: 1	WP: 0 PB: 0 SB: 1 CS: 0	PA: 35					
PITCHER	IP	WLS	BF	H	R	ER	SO	BB	IBB	HBP	BLK	WP	HR	S	P	ERA	WHIP	PITCHER									
Ron Guidry, L ERA: 2.66	6.0	W	25	8	4	4	7	0	0	0	0	0	2	39	39	6.00	1.333										
Ron Davis, R ERA: 2.03	2.0		7	0	0	0	1	0	0	1	0	0	0	8	9	0.00	0.000										
Rich Gossage, R ERA: 5.79	1.0		3	0	0	0	0	0	0	0	0	0	0	3	3	0.00	0.000										

Batter	1	2	3	4	5	6	7	8	9	AB	R	H	RBI	BB	SO	LOB	BOTTOM										
Willie Randolph, R OBP: 0.373, SLG: 0.364	4-0 S BB		0-0 F9		0-0 HR	4-0 FC6-4 BB		0-0 F8		2	1	1	4	2	0	0	Oakland Athletics @ New York Yankees Yankee Stadium, Bronx, NY Sat Jul 21 1979, 3:33 AM EDT Att: 49,284 - Unknown - 81 F										
Brian Doyle, L OBP: 0.231, SLG: 0.182					1-1 2H 2H HR	1-2 BB		0-0 F8		1	0	0	0	0	1	1											
Bobby Murcer, L OBP: 0.346, SLG: 0.356	0-0 F9			0-3 K	0-3 K	0-3 K		0-0 2B		5	1	1	0	0	3	3											
Thurman Munson, R OBP: 0.346, SLG: 0.383	0-0 F9			0-0 5-3	0-0 1B	0-0 F8		0-0 1B		4	1	1	0	0	0	3											
Jerry Narron, L OBP: 0.261, SLG: 0.317	0-0 F9			0-0 HR	0-0 1B	0-0 F8		0-0 2B		1	0	1	2	0	0	0											
Lou Piniella, R OBP: 0.343, SLG: 0.428	0-0 6-3			0-0 F9	0-0 HR	0-0 FC6-4		0-0 F5		4	1	1	0	0	0	3											
Bobby Brown, S OBP: 0.304, SLG: 0.302				0-0 F9	0-0 HR	0-0 FC6-4		0-0 F5		1	0	0	0	0	0	1											
Reggie Jackson, L OBP: 0.377, SLG: 0.570		0-0 6-3			0-0 HR		0-0 F9	0-3 K		5	2	2	3	0	1	1											
Roy White, S OBP: 0.252, SLG: 0.248		0-0 F6			0-0 HR		0-0 4-3			3	2	1	0	0	0	0											
Chris Chambliss, L OBP: 0.318, SLG: 0.443		0-0 F8			0-0 HR		4-0 BB			3	1	2	2	1	0	0											
Fred Stanley, R OBP: 0.219, SLG: 0.167			0-3 K		0-0 HR		0-0 G3			4	1	0	0	0	1	4											
Bucky Dent, R OBP: 0.298, SLG: 0.306			0-0 F7		0-0 HR	0-0 F8	4-0 BB	0-0 1B		3	2	2	1	1	0	0											
Inning Stats	R: 0 E: 0 K: 0 S: 3	H: 0 LOB: 1 BB: 1 P: 7	R: 0 E: 0 K: 0 S: 3	H: 0 LOB: 0 BB: 0 P: 3	R: 0 E: 0 K: 1 S: 5	H: 0 LOB: 0 BB: 0 P: 5	R: 0 E: 0 K: 1 S: 5	H: 0 LOB: 0 BB: 0 P: 5	R: 10 E: 2 K: 1 S: 15	H: 9 LOB: 0 BB: 0 P: 15	R: 0 E: 0 K: 1 S: 6	H: 1 LOB: 2 BB: 1 P: 10	R: 0 E: 0 K: 0 S: 3	H: 0 LOB: 1 BB: 1 P: 7	R: 2 E: 0 K: 1 S: 7	H: 2 LOB: 1 BB: 1 P: 11	1B: 8 2B: 3 3B: 0 HR: 2	SF: 0 SAC: 1 DP: 1 HBP: 0	WP: 0 PB: 0 SB: 2 CS: 0	PA: 41							
PITCHER	IP	WLS	BF	H	R	ER	SO	BB	IBB	HBP	BLK	WP	HR	S	P	ERA	WHIP	PITCHER									
Craig Minetto, L ERA: 5.87	4.1	L	21	5	3	5	3	1	0	0	0	0	1	26	30	10.38	1.385										
Jim Todd, R ERA: 6.1	2.2		14	5	3	2	1	2	0	0	0	0	1	14	22	6.75	2.625										
Dave Heaverlo, R ERA: 4.06	1.0		6	2	2	2	1	1	0	0	0	0	0	7	11	18.00	3.000										

AB	34
R	4
H	8
RBI	4
BB	0
SO	8
LOB	10



AB	36
R	12
H	12
RBI	12
BB	4
SO	5
LOB	16



Batter	1	2	3	4	5	6	7	8	9	AB	R	H	RBI	BB	SO	LOB	TOP											
Leon Roberts, R OBP: 0.355, SLG: 0.452	0-0 6-3		0-0 F8		0-0 F7			0-0 5-3		4	0	0	0	0	0	2	Seattle Mariners @ New York Yankees Yankee Stadium, Bronx, NY Sun Jul 22 1979, 3:33 AM EDT Att: 38,956 - Unknown - 86 F AB 29 R 0 H 3 RBI 0 BB 4 SO 3 LOB 11											
Ruppert Jones, L OBP: 0.355, SLG: 0.488	0-0 3B		4-0 BB		0-0 6-3			0-0 F7		3	0	1	0	1	0	2												
Bruce Bochte, L OBP: 0.393, SLG: 0.499	0-3 K		0-3 K			0-3 K		0-0 F7		4	0	0	0	0	3	3												
Willie Horton, R OBP: 0.324, SLG: 0.458	0-0 6-3			0-0 6-3		0-0 6-3			0-0 F9	4	0	0	0	0	0	1												
Dan Meyer, L OBP: 0.357, SLG: 0.527		0-0 4-3		0-0 F6		0-0 4-3			0-0 6-3	4	0	0	0	0	0	0												
Tom Paciorek, R OBP: 0.388, SLG: 0.479		4-0 1B BB		0-0 3B			0-0 F9		0-0 F9	3	0	1	0	1	0	0												
Bill Stein, R OBP: 0.295, SLG: 0.329		0-0 1B G4-6-3		0-0 F8			0-0 F7			3	0	1	0	0	0	1												
Larry Cox, R OBP: 0.284, SLG: 0.319		0-0 G4-6-3			0-0 5-3		0-0 F4			3	0	0	0	0	0	2												
Mario Mendoza, R OBP: 0.217, SLG: 0.254			0-0 F8		4-0 BB			4-0 5-3 BB		1	0	0	0	1	0	0												
Bobby Valentine, R OBP: 0.379, SLG: 0.333										0	0	0	0	1	0	0												
Inning Stats	R: 0 E: 0 K: 1 S: 6	H: 1 LOB: 1 BB: 0 P: 6	R: 0 E: 0 K: 0 S: 3	H: 1 LOB: 1 BB: 1 P: 7	R: 0 E: 0 K: 1 S: 5	H: 0 LOB: 1 BB: 1 P: 9	R: 0 E: 0 K: 0 S: 4	H: 1 LOB: 1 BB: 0 P: 4	R: 0 E: 0 K: 0 S: 3	H: 0 LOB: 0 BB: 1 P: 7	R: 0 E: 0 K: 0 S: 5	H: 0 LOB: 0 BB: 0 P: 5	R: 0 E: 0 K: 0 S: 3	H: 0 LOB: 1 BB: 1 P: 3	R: 0 E: 0 K: 0 S: 3	H: 0 LOB: 0 BB: 0 P: 3	1B: 1 2B: 0 3B: 2 HR: 0	SF: 0 SAC: 0 DP: 1 HBP: 0	WP: 0 PB: 0 SB: 0 CS: 0	PA: 33								
PITCHER	IP	WLS	BF	H	R	ER	SO	BB	IBB	HBP	BLK	WP	HR	S	P	ERA	WHIP											
Don Hood, L ERA: 2.49	(1, 1)	4.1	18	3	0	0	2	3	0	0	0	0	0	19	31	0.00	1.385											
Jim Kaat, L ERA: 2.35	(5, 1)	4.2	W	15	0	0	0	1	1	0	0	0	0	0	16	20	0.00	0.214										

Batter	1	2	3	4	5	6	7	8	9	AB	R	H	RBI	BB	SO	LOB	BOTTOM											
Willie Randolph, R OBP: 0.371, SLG: 0.362	0-0 4-3		0-0 1B 1B		0-0 5-3			0-0 F9		5	1	1	0	0	0	2	Seattle Mariners @ New York Yankees Yankee Stadium, Bronx, NY Sun Jul 22 1979, 3:33 AM EDT Att: 38,956 - Unknown - 86 F AB 30 R 4 H 9 RBI 4 BB 3 SO 4 LOB 18											
Bobby Murcer, L OBP: 0.348, SLG: 0.356	0-0 F9		0-0 E SF7 1B		4-0 2B BB		0-0 F3			3	2	1	0	1	0	0												
Thurman Munson, R OBP: 0.350, SLG: 0.388	4-0 BB		0-0 E 1B		0-0 1H 2B		0-0 6-3			3	0	2	2	1	0	0												
Lou Piniella, R OBP: 0.341, SLG: 0.429	0-0 F9		0-0 E5 1B		0-0 6-3		0-0 6-3			4	0	1	0	0	0	4												
Reggie Jackson, L OBP: 0.378, SLG: 0.565		1-0 1B SF7 HBP	0-3 K		0-3 K		4-0 IBB			2	1	0	0	1	2	4												
Roy White, S OBP: 0.252, SLG: 0.250		0-0 CS 1B	0-0 SF7		0-0 6-3		0-3 K			3	0	1	1	0	1	3												
Chris Chambliss, L OBP: 0.317, SLG: 0.442		0-0 SF7	0-0 3-1		0-0 6-3		0-0 F9		0-0 SH3-4 1B	3	0	1	1	0	0	2												
Fred Stanley, R OBP: 0.257, SLG: 0.212		0-0 1B		0-0 6-3		0-0 6-3		0-0 SH3-4 1B		3	0	2	0	0	0	0												
Bucky Dent, R OBP: 0.294, SLG: 0.302		0-0 F7		0-0 4-3		0-0 F8		0-3 K		4	0	0	0	0	1	3												
Inning Stats	R: 0 E: 0 K: 0 S: 3	H: 0 LOB: 1 BB: 1 P: 7	R: 1 E: 0 K: 0 S: 4	H: 2 LOB: 1 BB: 0 P: 5	R: 2 E: 1 K: 1 S: 9	H: 3 LOB: 2 BB: 0 P: 9	R: 0 E: 0 K: 0 S: 3	H: 0 LOB: 0 BB: 0 P: 3	R: 1 E: 0 K: 1 S: 6	H: 1 LOB: 1 BB: 1 P: 10	R: 0 E: 0 K: 0 S: 4	H: 1 LOB: 0 BB: 0 P: 4	R: 0 E: 0 K: 1 S: 6	H: 1 LOB: 2 BB: 1 P: 10	R: 0 E: 0 K: 1 S: 6	H: 1 LOB: 1 BB: 0 P: 6	1B: 7 2B: 2 3B: 0 HR: 0	SF: 2 SAC: 1 DP: 0 HBP: 1	WP: 0 PB: 0 SB: 0 CS: 1	PA: 37								
PITCHER	IP	WLS	BF	H	R	ER	SO	BB	IBB	HBP	BLK	WP	HR	S	P	ERA	WHIP											
Rick Honeycutt, L ERA: 3.79	(1, 1)	5.1	L	26	7	4	3	2	0	1	0	0	0	0	27	36	5.06	1.688										
Randy Stein, R ERA: 5.19	(6, 1)	2.2		11	2	0	0	2	0	1	0	0	0	14	18	0.00	0.750											

Batter	1	2	3	4	5	6	7	8	9	AB	R	H	RBI	BB	SO	LOB	TOP			
Larry Milbourne, S (1,4) OBP: 0.323, SLG: 0.368										4	1	2	0	1	0	3	Seattle Mariners @ New York Yankees Yankee Stadium, Bronx, NY Mon Jul 23 1979, 7:05 PM EDT Att: 20,674 - Unknown - 80 F			
Ruppert Jones, L (1,8) OBP: 0.350, SLG: 0.481										5	0	0	1	0	2	6				
Bruce Bochte, L (1,3) OBP: 0.396, SLG: 0.506										3	1	2	0	1	0	2				
Willie Horton, R (1,10) OBP: 0.325, SLG: 0.461										4	0	2	1	0	0	1				
Dan Meyer, L (1,5) OBP: 0.353, SLG: 0.521										4	0	0	0	0	1	3				
Leon Roberts, R (1,7) OBP: 0.354, SLG: 0.450										4	0	1	0	0	2	2				
Joe Simpson, L (1,9) OBP: 0.296, SLG: 0.356										4	0	0	0	0	0	4				
Bob Stinson, S (1,2) OBP: 0.357, SLG: 0.370										4	0	3	0	0	0	0				
Mario Mendoza, R (1,6) OBP: 0.219, SLG: 0.256										2	0	1	0	0	1	1				
John Hale, L (7, PH) OBP: 0.350, SLG: 0.400										1	0	0	0	0	1	1				
Bobby Valentine, R (7,6) OBP: 0.373, SLG: 0.327										1	0	0	0	0	0	0				
Inning Stats	R: 1 E: 0 K: 0 S: 3	H: 1 LOB: 0 BB: 1 P: 7	R: 0 E: 0 K: 2 S: 7	H: 0 LOB: 0 BB: 0 P: 7	R: 0 E: 0 K: 2 S: 8	H: 1 LOB: 1 BB: 0 P: 8	R: 0 E: 0 K: 0 S: 5	H: 2 LOB: 2 BB: 0 P: 5	R: 0 E: 0 K: 1 S: 5	H: 0 LOB: 0 BB: 0 P: 5	R: 0 E: 0 K: 1 S: 6	H: 1 LOB: 2 BB: 1 P: 10	R: 1 E: 0 K: 0 S: 5	H: 3 LOB: 1 BB: 0 P: 5	R: 0 E: 0 K: 0 S: 4	H: 1 LOB: 1 BB: 0 P: 4	1B: 6 2B: 4 3B: 2 HR: 0	SF: 0 SAC: 0 DP: 2 HBP: 0	WP: 0 PB: 0 CS: 0	PA: 38
PITCHER	IP WLS BF H R ER SO BB IBB HBP BLK WP HR S P ERA WHIP																			
Ed Figueroa, R (1,1) ERA: 4.24	5.0 W 21 6 1 1 5 1 0 0 0 0 0 0 30 34 1.80 1.400																			
Ron Davis, R (6,1) ERA: 1.94	1.2 7 1 0 0 2 1 0 0 0 0 0 0 10 14 0.00 1.200																			
Jim Kaat, L (7,1) ERA: 2.54	0.2 4 2 1 1 0 0 0 0 0 0 0 0 4 4 13.50 3.000																			
Rich Gossage, R (8,1) ERA: 5.17	1.2 S 6 2 0 0 0 0 0 0 0 0 0 0 6 6 0.00 1.200																			


AB	36
R	2
H	11
RBI	2
BB	2
SO	7
LOB	23



Batter	1	2	3	4	5	6	7	8	9	AB	R	H	RBI	BB	SO	LOB	BOTTOM			
Mickey Rivers, L (1,8) OBP: 0.319, SLG: 0.414										3	1	2	1	0	0	0	Seattle Mariners @ New York Yankees Yankee Stadium, Bronx, NY Mon Jul 23 1979, 7:05 PM EDT Att: 20,674 - Unknown - 80 F			
Roy White, S (7, PH) OBP: 0.250, SLG: 0.248										1	0	0	0	0	0	0				
Bobby Murcer, L (8,8) OBP: 0.348, SLG: 0.356										0	0	0	0	0	0	0				
Thurman Munson, R (1,2) OBP: 0.349, SLG: 0.385										3	1	0	0	1	0	1				
Chris Chambliss, L (1,3) OBP: 0.319, SLG: 0.452										2	1	1	2	1	0	0				
Reggie Jackson, L (1,9) OBP: 0.380, SLG: 0.564										4	1	2	1	0	0	1				
Lou Piniella, R (1,7) OBP: 0.337, SLG: 0.423										4	0	0	0	0	1	2				
Jim Spencer, L (1,10) OBP: 0.335, SLG: 0.508										4	1	1	2	0	1	0				
Willie Randolph, R (1,4) OBP: 0.373, SLG: 0.364										3	0	1	0	1	0	0				
Brian Doyle, L (1,5) OBP: 0.294, SLG: 0.286										3	1	1	0	1	0	2				
Bucky Dent, R (1,6) OBP: 0.293, SLG: 0.300										2	0	0	0	0	0	1				
Inning Stats	R: 1 E: 1 K: 0 S: 3	H: 2 LOB: 1 BB: 2 P: 11	R: 0 E: 0 K: 1 S: 5	H: 0 LOB: 1 BB: 1 P: 9	R: 1 E: 0 K: 0 S: 4	H: 1 LOB: 0 BB: 0 P: 4	R: 0 E: 0 K: 0 S: 3	H: 0 LOB: 0 BB: 0 P: 3	R: 2 E: 1 K: 0 S: 6	H: 2 LOB: 1 BB: 0 P: 6	R: 0 E: 0 K: 0 S: 4	H: 1 LOB: 1 BB: 0 P: 4	R: 0 E: 0 K: 0 S: 3	H: 0 LOB: 0 BB: 0 P: 3	R: 2 E: 0 K: 1 S: 7	H: 2 LOB: 1 BB: 1 P: 11	1B: 4 2B: 2 3B: 0 HR: 2	SF: 1 SAC: 1 DP: 0 HBP: 0	WP: 0 PB: 0 CS: 1	PA: 35
PITCHER	IP WLS BF H R ER SO BB IBB HBP BLK WP HR S P ERA WHIP																			
Glenn Abbott, R (1,1) ERA: 5.2	4.1 L 20 5 4 3 1 1 0 0 0 0 0 1 19 31 6.23 1.846																			
Rich Hinton, L (5,1) ERA: 6.5	3.2 15 3 2 2 1 1 0 0 0 0 0 1 16 20 4.91 1.091																			

AB	29
R	6
H	8
RBI	6
BB	4
SO	2
LOB	7



Batter	1	2	3	4	5	6	7	8	9	AB	R	H	RBI	BB	SO	LOB	TOP									
Rod Carew, L (1, 10) OBP: 0.459, SLG: 0.460	0-0 4-3		0-0 2B		0-0 HR	4-0 IBB			0-0 F7	4	2	1	1	0	0		California Angels @ New York Yankees Yankee Stadium, Bronx, NY Tue Jul 24 1979, 7:05 PM EDT Att: 33,497 - Unknown - 81 F AB 34 R 5 H 9 RBI 5 BB 4 SO 4 LOB 12									
Carney Lansford, R (1, 5) OBP: 0.348, SLG: 0.448	0-3 K		0-0 2B SF9		0-0 F7	0-0 G3			0-0 1B	5	1	2	0	0	1	2										
Dan Ford, R (1, 8) OBP: 0.349, SLG: 0.455	0-3 K		0-0 SF9 1-3 2-H		0-0 HR			0-0 4-3	0-0 F9	5	1	2	2	0	1	1										
Don Baylor, R (1, 7) OBP: 0.367, SLG: 0.531		0-0 F7	0-0 SF9		0-0 S BB 1B			0-0 6-3		3	0	1	1	0	0	0										
Willie Aikens, L (1, 3) OBP: 0.368, SLG: 0.504		0-0 HR	0-0 G3		4-0 S BB 1B	4-0 G4-6-3 BB		0-0 6-3		3	1	1	1	1	0	1										
Brian Downing, R (1, 2) OBP: 0.424, SLG: 0.497		4-0 BB BB	0-0 4-3		0-0 G4-6-3	0-0 G4-6-3		0-0 6-3		3	0	0	0	1	0	3										
Joe Rudi, R (1, 9) OBP: 0.283, SLG: 0.363		4-0 1-2 BB		0-0 F7		0-0 6-3		0-0 L9		3	0	0	0	1	0	0										
Jim Anderson, R (1, 6) OBP: 0.314, SLG: 0.370	0-3 K		0-0 F9		0-0 F9	0-0 3B		0-0 5-3		4	0	1	0	0	1	2										
Dickie Thon, R (1, 4) OBP: 0.370, SLG: 0.333	0-0 F7		0-0 F7		0-0 4-3			0-0 3-1		3	0	0	0	0	1	3										
Rick Miller, L (9, PH) OBP: 0.383, SLG: 0.383	0-0 F7		0-3 K		0-0 K			0-0 3-1		1	0	0	0	0	0	0										
Inning Stats	R: 0 E: 0 K: 2 S: 7	H: 0 LOB: 0 BB: 0 P: 7	R: 1 E: 0 K: 1 S: 6	H: 1 LOB: 2 BB: 2 P: 14	R: 2 E: 0 K: 0 S: 6	H: 3 LOB: 1 BB: 0 P: 6	R: 0 E: 0 K: 1 S: 5	H: 0 LOB: 0 BB: 0 P: 5	R: 2 E: 0 K: 0 S: 5	H: 3 LOB: 1 BB: 1 P: 9	R: 0 E: 0 K: 0 S: 4	H: 1 LOB: 2 BB: 1 P: 8	R: 0 E: 0 K: 0 S: 3	H: 0 LOB: 0 BB: 0 P: 3	R: 0 E: 0 K: 0 S: 3	H: 0 LOB: 0 BB: 0 P: 3		R: 0 E: 0 K: 0 S: 4	H: 1 LOB: 1 BB: 0 P: 4	1B: 3 2B: 2 3B: 1 HR: 3	SF: 1 SAC: 0 DP: 1 HBP: 0	WP: 0 PB: 0 SB: 2 CS: 0	PA: 39			
PITCHER	IP	WLS	BF	H	R	ER	SO	BB	IBB	HBP	BLK	WP	HR	S	P	ERA		WHIP								
Luis Tiant, R (1, 1) ERA: 3.73	4.1		23	7	5	5	4	3	0	0	0	0	3	28	16	10.38		2.308								
Ron Davis, R (5, 1) ERA: 1.77	4.0	W	13	1	0	0	0	0	1	0	0	0	0	12	16	0.00		0.250								
Jim Kaat, L (9, 1) ERA: 2.52	0.1		2	1	0	0	0	0	0	0	0	0	0	2	2	0.00		3.000								
Rich Gossage, R (9, 1) ERA: 5.06	0.1	S	1	0	0	0	0	0	0	0	0	0	0	1	1	0.00		0.000								

Batter	1	2	3	4	5	6	7	8	9	AB	R	H	RBI	BB	SO	LOB	BOTTOM									
Mickey Rivers, L (1, 8) OBP: 0.317, SLG: 0.410	0-0 6-3			0-0 4-3			0-0 B1-3	0-0 L6		5	0	1	1	0	0	3	California Angels @ New York Yankees Yankee Stadium, Bronx, NY Tue Jul 24 1979, 7:05 PM EDT Att: 33,497 - Unknown - 81 F AB 30 R 6 H 8 RBI 5 BB 6 SO 3 LOB 13									
Thurman Munson, R (1, 2) OBP: 0.349, SLG: 0.383	0-3 K	1-3 3-H 1B		4-0 BB		4-0 1B BB				2	0	0	0	1	1	2										
Jerry Narron, L (5, 2) OBP: 0.277, SLG: 0.317	0-3 K	0-0 FC4-6		4-0 BB		2-3 3-H BB				0	1	0	0	1	0	0										
Chris Chambliss, L (1, 3) OBP: 0.318, SLG: 0.449	0-3 K		0-0 F8		0-0 L8		0-0 1B 1B			4	0	1	0	0	1	2										
Reggie Jackson, L (1, 9) OBP: 0.375, SLG: 0.555		0-0 4-3	0-0 F8		0-0 F8		0-3 K			4	0	0	0	0	1	2										
Jim Spencer, L (1, 10) OBP: 0.335, SLG: 0.505		0-0 BB 1B	0-0 4-3		0-0 F9		0-0 1B			3	1	1	0	0	0	0										
Lou Piniella, R (7, PH) OBP: 0.339, SLG: 0.425		0-0 BB 1B	0-0 4-3		0-0 F9		1-3 2-H 1B			1	0	1	1	0	0	0										
Graig Nettles, L (1, 5) OBP: 0.326, SLG: 0.396		4-0 1B BB SF8		0-0 F7		0-0 L9		0-0 F5		3	2	1	0	1	0	2										
Bobby Murcer, L (1, 7) OBP: 0.350, SLG: 0.355		4-0 SF8 1B BB		0-0 F7		0-0 L9		0-0 G5-4-3 1B		3	1	1	0	1	0	1										
Willie Randolph, R (1, 4) OBP: 0.374, SLG: 0.368		0-0 1B 1B		0-0 4-3 WP		0-0 F7		0-0 G5-4-3		4	1	2	2	0	0	1										
Bucky Dent, R (1, 6) OBP: 0.295, SLG: 0.299		0-0 SF8		4-0 WP 4-3 BB		0-0 F9		4-0 BB		1	0	0	1	2	0	0										
Inning Stats	R: 0 E: 0 K: 2 S: 7	H: 0 LOB: 0 BB: 0 P: 7	R: 3 E: 0 K: 0 S: 6	H: 3 LOB: 2 BB: 2 P: 14	R: 0 E: 0 K: 0 S: 3	H: 0 LOB: 0 BB: 0 P: 3	R: 2 E: 0 K: 0 S: 5	H: 2 LOB: 2 BB: 2 P: 13	R: 0 E: 0 K: 0 S: 3	H: 0 LOB: 0 BB: 0 P: 3	R: 0 E: 0 K: 0 S: 3	H: 0 LOB: 0 BB: 0 P: 3	R: 1 E: 0 K: 1 S: 7	H: 2 LOB: 2 BB: 1 P: 11	R: 0 E: 0 K: 0 S: 3	H: 1 LOB: 1 BB: 1 P: 7	1B: 7 2B: 1 3B: 0 HR: 0	SF: 1 SAC: 0 DP: 1 HBP: 0	WP: 1 PB: 0 SB: 0 CS: 0	PA: 37						
PITCHER	IP	WLS	BF	H	R	ER	SO	BB	IBB	HBP	BLK	WP	HR	S	P	ERA	WHIP									
Don Aase, R (1, 1) ERA: 4.04	1.2		10	3	3	3	2	2	0	0	0	0	1	0	9	17	7.71	1.714								
Mike Barlow, R (2, 1) ERA: 4.93	2.1		11	2	2	2	0	2	0	0	0	1	0	9	17	7.71	1.714									
Dave LaRoche, L (5, 1) ERA: 5.87	4.0	L	16	3	1	1	1	2	0	0	0	0	0	16	24	2.25	1.250									

Batter	1	2	3	4	5	6	7	8	9	AB	R	H	RBI	BB	SO	LOB	TOP			
Rod Carew, L (1, 10) OBP: 0.451, SLG: 0.448	0-0 6-3		0-3 K			0-0 G3		0-0 F7		4	0	0	0	0	1	1				
Carney Lansford, R (1, 5) OBP: 0.341, SLG: 0.438	0-3 K2-3			0-0 F9		0-3 K			0-0 F9	4	0	0	0	0	2	0				
Dan Ford, R (1, 8) OBP: 0.349, SLG: 0.455	0-3 K			0-0 F9		0-0 F8			0-0 4-3	4	0	0	0	0	1	0				
Don Baylor, R (1, 7) OBP: 0.370, SLG: 0.531		0-0 F9		0-0 CS 1B			0-0 F3		4-0 BB	3	0	1	0	1	0	0				
Brian Downing, R (1, 2) OBP: 0.422, SLG: 0.491	0-0 F8			0-0 CS 1-2	0-0 F8		0-0 5-3		0-0 F9	4	0	0	0	0	0	1				
Joe Rudi, R (1, 9) OBP: 0.286, SLG: 0.370	0-0 1B				0-0 F9		0-0 5-3			3	0	1	0	0	0	0				
Bobby Grich, R (1, 4) OBP: 0.372, SLG: 0.564	0-0 F8				4-0 BB BB			0-0 F8 2B		2	0	1	0	1	0	1				
Willie Aikens, L (1, 3) OBP: 0.369, SLG: 0.502			0-3 K		4-0 BB BB			0-3 K		2	0	0	0	1	2	1				
Jim Anderson, R (1, 6) OBP: 0.306, SLG: 0.354			0-0 F9		0-0 FC6-4 BB			0-0 F8		2	0	0	0	0	0	2				
Merv Rettenmund, R (8, PH) OBP: 0.359, SLG: 0.345					1-2 FC6-4					1	0	0	0	0	0	1				
Bert Campaneris, R (8, 6) OBP: 0.276, SLG: 0.241					1-2 FC6-4			2-3 F8		0	0	0	0	0	0	0				
Inning Stats	R: 0 E: 0 K: 2 S: 7	H: 0 LOB: 0 BB: 0 P: 7	R: 0 E: 0 K: 0 S: 4	H: 1 LOB: 1 BB: 0 P: 4	R: 0 E: 0 K: 2 S: 7	H: 0 LOB: 0 BB: 0 P: 7	R: 0 E: 0 K: 0 S: 3	H: 1 LOB: 0 BB: 0 P: 3	R: 0 E: 0 K: 1 S: 5	H: 0 LOB: 0 BB: 0 P: 5	R: 0 E: 0 K: 0 S: 3	H: 0 LOB: 0 BB: 0 P: 3	R: 0 E: 0 K: 1 S: 6	H: 1 LOB: 1 BB: 0 P: 6	R: 0 E: 0 K: 0 S: 3	H: 0 LOB: 1 BB: 1 P: 7	1B: 2 2B: 1 3B: 0 HR: 0	SF: 0 SAC: 0 DP: 0 HBP: 0	WP: 0 PB: 0 SB: 0 CS: 1	PA: 33
PITCHER Ron Guidry, L (1, 1) ERA: 2.49	IP: 9.0 WLS: W BF: 32 H: 3 R: 0 ER: 0 SO: 6 BB: 3 IBB: 0 HBP: 0 BLK: 0 WP: 0 HR: 0 S: 41 P: 53 ERA: 0.00 WHIP: 0.667																			

California Angels @ New York Yankees
Yankee Stadium, Bronx, NY
Thu Jul 26 1979, 3:33 AM EDT
Att: 43,136 - Cloudy - 86 F

AB	29
R	0
H	3
RBI	0
BB	3
SO	6
LOB	7



Batter	1	2	3	4	5	6	7	8	9	AB	R	H	RBI	BB	SO	LOB	BOTTOM			
Bobby Murcer, L (1, 8) OBP: 0.343, SLG: 0.348	0-0 1-3			0-0 4-3			0-0 F7			4	0	0	0	0	0	2				
Mickey Rivers, L (8, 8) OBP: 0.315, SLG: 0.410		FC4-6								0	0	0	0	0	0	0				
Graig Nettles, L (1, 5) OBP: 0.327, SLG: 0.394	0-0 4-3		0-0 F8		0-0 F9		0-0 F8			4	0	0	0	0	0	0				
Chris Chambliss, L (1, 3) OBP: 0.317, SLG: 0.445	0-0 6-3		0-0 5-3 1B		0-0 G3		0-0 F9			3	0	1	0	0	0	0				
Fred Stanley, R (6, 3) OBP: 0.250, SLG: 0.206			5-3 1B							1	0	0	0	0	0	0				
Reggie Jackson, L (1, 9) OBP: 0.375, SLG: 0.550		0-0 F6	0-0 5-3 1B		0-0 FC6-4 1B			0-0 4-3		4	0	2	0	0	0	0				
Lou Piniella, R (1, 7) OBP: 0.336, SLG: 0.423		0-0 6-3	0-0 5-3		0-0 FC6-4			0-0 6-3		4	0	0	0	0	0	3				
Jim Spencer, L (1, 10) OBP: 0.351, SLG: 0.529		0-0 1B 2B	4-0 FC4-6 IBB		0-0 SH2-3 1B			0-0 F3		3	1	2	0	1	0	0				
Jerry Narron, L (1, 2) OBP: 0.264, SLG: 0.298		0-0 1B 1B	0-0 FC4-6		0-0 SH2-3					2	1	1	1	0	0	3				
Brian Doyle, L (1, 4) OBP: 0.300, SLG: 0.294		0-0 1B 1B		0-0 4-3			0-0 F8			3	0	1	0	0	0	1				
Bucky Dent, R (1, 6) OBP: 0.295, SLG: 0.299		0-0 FC4-6 1B		0-0 F9		0-3 K				3	0	1	1	0	1	1				
Inning Stats	R: 0 E: 0 K: 0 S: 3	H: 0 LOB: 0 BB: 0 P: 3	R: 2 E: 0 K: 0 S: 7	H: 4 LOB: 2 BB: 0 P: 7	R: 0 E: 0 K: 0 S: 5	H: 2 LOB: 3 BB: 1 P: 9	R: 0 E: 0 K: 0 S: 3	H: 0 LOB: 0 BB: 0 P: 3	R: 0 E: 0 K: 0 S: 4	H: 1 LOB: 1 BB: 0 P: 4	R: 0 E: 0 K: 1 S: 6	H: 1 LOB: 1 BB: 0 P: 6	R: 0 E: 0 K: 0 S: 3	H: 0 LOB: 0 BB: 0 P: 3	R: 0 E: 0 K: 0 S: 3	H: 0 LOB: 0 BB: 0 P: 3	1B: 7 2B: 1 3B: 0 HR: 0	SF: 0 SAC: 1 DP: 0 HBP: 0	WP: 0 PB: 0 SB: 0 CS: 0	PA: 33
PITCHER Jim Barr, R (1, 1) ERA: 3.94	IP: 8.0 WLS: L BF: 33 H: 8 R: 2 ER: 2 SO: 1 BB: 0 IBB: 1 HBP: 0 BLK: 0 WP: 0 HR: 0 S: 34 P: 38 ERA: 2.25 WHIP: 1.000																			

California Angels @ New York Yankees
Yankee Stadium, Bronx, NY
Thu Jul 26 1979, 3:33 AM EDT
Att: 43,136 - Cloudy - 86 F

AB	31
R	2
H	8
RBI	2
BB	1
SO	1
LOB	10



Batter	1	2	3	4	5	6	7	8	9	AB	R	H	RBI	BB	SO	LOB	TOP								
Mickey Rivers, L OBP: 0.321, SLG: 0.422	0-0 6-3 3B		0-0 1B		0-3 K			0-0 HR		4	2	3	0	0	1	1	New York Yankees @ Milwaukee Brewers Milwaukee County Stadium, Milwaukee, WI Fri Jul 27 1979, 8:05 PM EDT Att: 47,928 - Unknown - 86 F livebaseballscorecards.com								
Willie Randolph, R OBP: 0.375, SLG: 0.379	0-0 6-3		0-0 1B		0-0 F9			0-0 HR		4	1	2	3	0	0	1									
Thurman Munson, R OBP: 0.346, SLG: 0.379	0-0 4-3		0-0 G6-4-3		0-0 6-3			0-0 G3		4	0	0	0	0	0	2									
Reggie Jackson, L OBP: 0.376, SLG: 0.549	0-0 FC6-4 1B				0-0 F5			0-0 G6-4-3 1B		2	0	1	0	0	0	0									
Bobby Murcer, L OBP: 0.347, SLG: 0.352								0-0 G6-4-3 1B		2	0	2	0	0	0	0									
Lou Piniella, R OBP: 0.335, SLG: 0.427	0-0 FC6-4				0-0 SF8			0-0 G6-4-3		4	1	1	0	0	0	3									
Graig Nettles, L OBP: 0.324, SLG: 0.391		0-0 4-3			0-0 SF8			0-0 1-3		3	0	0	1	0	0	0									
Roy White, S OBP: 0.250, SLG: 0.242		0-0 6-3			0-0 F8			0-0 F8		3	0	0	0	1	0	0									
Jim Spencer, L OBP: 0.350, SLG: 0.542		0-0 G3			0-0 4-3			0-0 SH4-3		3	1	1	1	0	0	0									
Bucky Dent, R OBP: 0.294, SLG: 0.298					0-0 F9			0-0 6-3		4	0	1	0	0	0	1									
Inning Stats	R: 1 E: 0 K: 0 S: 5	H: 2 LOB: 1 BB: 0 P: 5	R: 0 E: 0 K: 0 S: 3	H: 0 LOB: 0 BB: 0 P: 3	R: 0 E: 0 K: 0 S: 4	H: 2 LOB: 1 BB: 0 P: 4	R: 1 E: 0 K: 0 S: 4	H: 1 LOB: 0 BB: 0 P: 4	R: 0 E: 0 K: 1 S: 6	H: 1 LOB: 1 BB: 0 P: 6	R: 1 E: 0 K: 0 S: 4	H: 1 LOB: 0 BB: 0 P: 4	R: 2 E: 0 K: 0 S: 5	H: 3 LOB: 0 BB: 0 P: 5	R: 0 E: 0 K: 0 S: 3	H: 0 LOB: 1 BB: 1 P: 7	1B: 7 2B: 0 3B: 2 HR: 2	SF: 1 SAC: 1 DP: 3 HBP: 0	WP: 0 PB: 0 CS: 0	PA: 36					
PITCHER	IP	WLS	BF	H	R	ER	SO	BB	IBB	HBP	BLK	WP	HR	S	P	ERA	WHIP								
Mike Caldwell, L ERA: 3.46	(1, 1)	7.0	29	10	5	5	1	0	0	0	0	0	2	31	31	6.43	1.429								
Bill Castro, R ERA: 1.39	(8, 1)	1.0	3	1	0	0	0	0	0	0	0	0	0	3	3	0.00	1.000								
Bob McClure, L ERA: 4.6	(9, 1)	1.0	W	4	0	0	0	1	0	0	0	0	0	3	7	0.00	1.000								

Batter	1	2	3	4	5	6	7	8	9	AB	R	H	RBI	BB	SO	LOB	BOTTOM								
Paul Molitor, R OBP: 0.360, SLG: 0.461	0-0 6-3		0-0 5-3		0-0 4-3			0-0 F7		5	0	0	0	0	0	1	New York Yankees @ Milwaukee Brewers Milwaukee County Stadium, Milwaukee, WI Fri Jul 27 1979, 8:05 PM EDT Att: 47,928 - Unknown - 86 F livebaseballscorecards.com								
Don Money, R OBP: 0.322, SLG: 0.356	0-0 F8							0-0 F8		5	2	3	1	0	0	0									
Cecil Cooper, L OBP: 0.382, SLG: 0.520	0-0 HR		0-0 F8					0-0 HR		5	3	3	4	0	0	2									
Gorman Thomas, R OBP: 0.348, SLG: 0.486	0-0 6-3				0-0 G4-6-3 BB			0-0 6-3		3	0	1	0	1	0	0									
Jim Wohlford, R OBP: 0.293, SLG: 0.342								0-0 FC4-6 1B		0	0	0	0	0	0	0									
Ben Oglivie, L OBP: 0.335, SLG: 0.519		0-0 1-3			0-0 G4-6-3			0-0 FC3-6 1B		4	0	2	1	0	0	1									
Sixto Lezcano, R OBP: 0.423, SLG: 0.539								0-0 FC4-6 1B		4	0	2	0	0	0	3									
Sal Bando, R OBP: 0.331, SLG: 0.341		0-0 G6-4-3 BB						0-0 FC5-4		3	0	1	0	1	0	3									
Robin Yount, R OBP: 0.304, SLG: 0.379		0-0 G6-4-3						0-0 F7		4	0	0	0	0	0	4									
Charlie Moore, R OBP: 0.409, SLG: 0.472					0-0 6-3			0-0 F8		4	1	1	0	0	0	2									
Inning Stats	R: 1 E: 0 K: 0 S: 4	H: 1 LOB: 0 BB: 0 P: 4	R: 0 E: 0 K: 0 S: 3	H: 1 LOB: 1 BB: 1 P: 7	R: 0 E: 0 K: 0 S: 4	H: 1 LOB: 1 BB: 0 P: 4	R: 0 E: 0 K: 0 S: 3	H: 1 LOB: 1 BB: 1 P: 7	R: 0 E: 0 K: 0 S: 3	H: 0 LOB: 0 BB: 0 P: 3	R: 1 E: 0 K: 0 S: 6	H: 3 LOB: 2 BB: 0 P: 6	R: 3 E: 0 K: 0 S: 6	H: 3 LOB: 0 BB: 0 P: 6	R: 0 E: 0 K: 0 S: 5	H: 2 LOB: 2 BB: 0 P: 5	R: 1 E: 0 K: 0 S: 3	H: 1 LOB: 0 BB: 0 P: 3	1B: 9 2B: 1 3B: 0 HR: 3	SF: 0 SAC: 0 DP: 2 HBP: 0	WP: 0 PB: 0 CS: 0	PA: 39			
PITCHER	IP	WLS	BF	H	R	ER	SO	BB	IBB	HBP	BLK	WP	HR	S	P	ERA	WHIP								
Ed Figueroa, R ERA: 4.13	(1, 1)	5.0	19	4	1	1	0	2	0	0	0	0	1	17	25	1.80	1.200								
Ron Davis, R ERA: 2.44	(6, 1)	2.1	15	8	4	4	0	0	0	0	0	0	1	15	15	15.43	3.429								
Rich Gossage, R ERA: 5.19	(8, 1)	1.1	L	5	1	1	1	0	0	0	0	0	1	5	5	6.75	0.750								

Batter	1	2	3	4	5	6	7	8	9	AB	R	H	RBI	BB	SO	LOB	TOP				
Mickey Rivers, L OBP: 0.319, SLG: 0.422 (1, 8)	F5		SH1-3 2B		FC4-6 1B		4-3		F9	5	1	1	0	0	0	2					
Willie Randolph, R OBP: 0.375, SLG: 0.376 Brian Doyle, L OBP: 0.300, SLG: 0.294 (7, 4)	3-1		SH1-3		F7		F9			3	0	0	0	0	0	1					
Graig Nettles, L OBP: 0.323, SLG: 0.389 Fred Stanley, R OBP: 0.250, SLG: 0.206 (7, 5)	F8		L5		1B		F8			4	0	1	0	0	0	1					
Reggie Jackson, L OBP: 0.377, SLG: 0.547 (1, 9)		F9			1B			K		3	0	1	1	1	1	0					
Lou Piniella, R OBP: 0.334, SLG: 0.425 (1, 7)		BB 1B	G3		F8			6-3		4	1	1	0	0	0	4					
Jim Spencer, L OBP: 0.349, SLG: 0.534 (1, 3)		BB 1B			6-3		F8			3	0	0	0	1	0	0					
Roy White, S OBP: 0.257, SLG: 0.250 (1, 10)		BB 1B	G3				K			4	0	2	1	0	1	0					
Jerry Narron, L OBP: 0.263, SLG: 0.294 (1, 2)		FC1-2-5			6-3				4-3	4	0	1	0	0	0	3					
Bucky Dent, R OBP: 0.294, SLG: 0.295 (1, 6)		K					F6		F9	3	0	0	0	1	1	4					
Inning Stats	R: 0 E: 0 K: 0 S: 3	H: 0 LOB: 0 BB: 0 P: 3	R: 1 E: 0 K: 1 S: 7	H: 2 LOB: 2 BB: 1 P: 11	R: 0 E: 0 K: 0 S: 4	H: 1 LOB: 2 BB: 1 P: 8	R: 0 E: 0 K: 0 S: 3	H: 0 LOB: 0 BB: 0 P: 3	R: 1 E: 0 K: 0 S: 5	H: 2 LOB: 2 BB: 1 P: 9	R: 0 E: 0 K: 1 S: 6	H: 1 LOB: 1 BB: 0 P: 6	R: 0 E: 0 K: 0 S: 3	H: 0 LOB: 0 BB: 0 P: 3	R: 0 E: 0 K: 1 S: 5	H: 0 LOB: 0 BB: 0 P: 5	R: 0 E: 0 K: 0 S: 4	H: 1 LOB: 1 BB: 0 P: 4	1B: 6 2B: 1 3B: 0 HR: 0	SF: 0 SAC: 1 DP: 0 HBP: 0	WP: 0 PA: 37
PITCHER Lary Sorensen, R ERA: 3.48 (1, 1)	IP: 9.0 WLS: W BF: 37 H: 7 R: 2 ER: 2 SO: 3 BB: 3 IBB: 0 HBP: 0 BLK: 0 WP: 0 HR: 0 S: 40 P: 52 ERA: 2.00 WHIP: 1.111															PITCHER					

New York Yankees @ Milwaukee Brewers
Milwaukee County Stadium, Milwaukee, WI

AB 33
R 2
H 7
RBI 2
BB 3
SO 3
LOB 15



Sat Jul 28, 1979, 8:05 PM EDT
Att: 51,952 - Unknown - 72 F

Batter	1	2	3	4	5	6	7	8	9	AB	R	H	RBI	BB	SO	LOB	BOTTOM
Paul Molitor, R OBP: 0.363, SLG: 0.462 (1, 4)	F9		S 1B		F9					4	1	2	0	1	0	2	
Don Money, R OBP: 0.324, SLG: 0.359 (1, 10)	F5		1B 2B		F8		F7			4	2	1	0	1	0	2	
Cecil Cooper, L OBP: 0.364, SLG: 0.520 (1, 3)		BB	2B 1B		2B 1B		F7		F5	4	1	2	1	1	0	1	
Sixto Lezcano, R OBP: 0.425, SLG: 0.550 (1, 9)	F7		1B 2B		2B 2B				K	5	1	3	3	0	1	1	
Ben Oglivie, L OBP: 0.333, SLG: 0.517 (1, 7)		6-3	F7		2B 2B		K		K	5	1	1	1	0	2	3	
Sal Bando, R OBP: 0.332, SLG: 0.346 (1, 5)	F7				1B 1B		F9			4	1	2	1	0	0	1	
Robin Yount, R OBP: 0.308, SLG: 0.381 (1, 6)	G3				1B 1B					3	1	2	0	1	0	0	
Jim Wohlford, R OBP: 0.298, SLG: 0.364 (1, 8)					1B 1B		F9			4	1	3	1	0	0	1	
Buck Martinez, R OBP: 0.254, SLG: 0.371 (1, 2)	F9				1B 1B		FC6-4			3	0	0	1	0	0	5	
Inning Stats	R: 0 E: 0 K: 0 S: 3	H: 0 LOB: 1 BB: 1 P: 7	R: 2 E: 0 K: 0 S: 6	H: 4 LOB: 2 BB: 1 P: 10	R: 0 E: 0 K: 0 S: 5	H: 3 LOB: 2 BB: 0 P: 5	R: 6 E: 0 K: 0 S: 7	H: 5 LOB: 1 BB: 2 P: 15	R: 1 E: 0 K: 1 S: 7	H: 2 LOB: 1 BB: 0 P: 7	R: 0 E: 0 K: 2 S: 7	H: 2 LOB: 2 BB: 0 P: 5	R: 0 E: 0 K: 2 S: 7	H: 0 LOB: 0 BB: 0 P: 7	1B: 9 2B: 7 3B: 0 HR: 0	SF: 1 SAC: 0 DP: 1 HBP: 0	WP: 3 PA: 41
PITCHER Luis Tiant, R ERA: 3.96 (1, 1) Ken Clay, R ERA: 5.37 (5, 1) Jim Kaat, L ERA: 2.48 (6, 1) Ray Burris, R ERA: 6.2 (7, 1)	IP: 4.1 WLS: L BF: 23 H: 10 R: 5 ER: 5 SO: 0 BB: 2 IBB: 0 HBP: 0 BLK: 0 WP: 2 HR: 0 S: 21 P: 29 ERA: 10.38 WHIP: 2.769															PITCHER	

New York Yankees @ Milwaukee Brewers
Milwaukee County Stadium, Milwaukee, WI

AB 36
R 9
H 16
RBI 8
BB 4
SO 3
LOB 16



Sat Jul 28, 1979, 8:05 PM EDT
Att: 51,952 - Unknown - 72 F

Batter	1	2	3	4	5	6	7	8	9	AB	R	H	RBI	BB	SO	LOB	TOP																					
Mickey Rivers, L OBP: 0.315, SLG: 0.416	L3			F8		F8		F7		4	0	0	0	0	0	1																						
Willie Randolph, R OBP: 0.372, SLG: 0.375	F3			1B		F9			6-3	4	0	1	0	0	0	1																						
Thurman Munson, R OBP: 0.345, SLG: 0.383	F8			F9			F7		1B 3B	4	1	1	0	0	0	1																						
Reggie Jackson, L OBP: 0.379, SLG: 0.546		3-1		F5			2B 1B		2B 1B	4	2	2	1	0	0	1																						
Lou Piniella, R OBP: 0.336, SLG: 0.432	F7				F6		FC6-5 1-H		1B 2B	4	0	2	1	0	0	0																						
Graig Nettles, L OBP: 0.323, SLG: 0.388	3-1				4-3		FC6-5		BB 1B	4	0	1	1	0	0	1																						
Roy White, S OBP: 0.257, SLG: 0.244			1-3		F8		2-3 F7		2-3 3-H 1-2 BB	3	0	0	0	1	0	1																						
Jerry Narron, L OBP: 0.279, SLG: 0.309				G5-4-3 1B			1B		3-1 K	4	0	2	0	0	1	3																						
Bucky Dent, R OBP: 0.291, SLG: 0.292				G5-4-3 1-2		F3		F8	4-3	4	0	0	0	0	0	5																						
Inning Stats	R: 0 E: 0 K: 0 S: 3	H: 0 LOB: 0 BB: 0 P: 3	R: 0 E: 0 K: 0 S: 3	H: 0 LOB: 0 BB: 0 P: 3	R: 0 E: 0 K: 0 S: 3	H: 1 LOB: 0 BB: 0 P: 3	R: 0 E: 0 K: 0 S: 4	H: 1 LOB: 1 BB: 0 P: 4	R: 0 E: 0 K: 0 S: 4	H: 1 LOB: 1 BB: 0 P: 4	R: 1 E: 0 K: 0 S: 5	H: 2 LOB: 1 BB: 0 P: 5	R: 0 E: 0 K: 0 S: 3	H: 0 LOB: 0 BB: 0 P: 3	R: 2 E: 0 K: 1 S: 9	H: 4 LOB: 3 BB: 1 P: 13	1B: 6 2B: 2 3B: 1 HR: 0	SF: 0 SAC: 0 DP: 1 HBP: 0	WP: 0 PB: 0 SB: 0 CS: 0	PA: 36																		
PITCHER	IP	WLS	BF	H	R	ER	SO	BB	IBB	HBP	BLK	WP	HR	S	P	ERA	WHIP	PITCHER				IP	WLS	BF	H	R	ER	SO	BB	IBB	HBP	BLK	WP	HR	S	P	ERA	WHIP
Bill Travers, L ERA: 3.29	(1, 1)	8.1	W	32	8	3	3	0	0	0	0	0	0	32	32	3.24	0.960					(1, 1)	8.1	W	32	8	3	3	0	0	0	0	0	0	32	32	3.24	0.960
Bill Travers, L ERA: 3.29	(7, 1)	8.1	W	32	8	3	3	0	0	0	0	0	0	32	32	3.24	0.960					(7, 1)	8.1	W	32	8	3	3	0	0	0	0	0	32	32	3.24	0.960	
Bob McClure, L ERA: 4.5	(9, 1)	0.2	S	4	1	0	0	1	1	0	0	0	0	5	9	0.00	3.000					(9, 1)	0.2	S	4	1	0	0	1	1	0	0	5	9	0.00	3.000		

New York Yankees @ Milwaukee Brewers
Milwaukee County Stadium, Milwaukee, WI
Sun Jul 29 1979, 4:33 AM EDT
Att: 49,842 - Sunny

AB 35
R 3
H 9
RBI 3
BB 1
SO 1
LOB 14



Batter	1	2	3	4	5	6	7	8	9	AB	R	H	RBI	BB	SO	LOB	BOTTOM																					
Paul Molitor, R OBP: 0.367, SLG: 0.466	F4		2B BB		S 1B 1B					3	2	2	0	1	0	0																						
Don Money, R OBP: 0.326, SLG: 0.368	1B		1-H 2B		F5		K			4	0	2	1	0	1	2																						
Cecil Cooper, L OBP: 0.383, SLG: 0.517	F4		F7		1-2 1B S		K			4	1	1	0	0	1	2																						
Sixto Lezcano, R OBP: 0.426, SLG: 0.549	1-2 1B		5-3		1-H 2-H 1B		5-3			4	0	2	2	0	0	1																						
Ben Oglivie, L OBP: 0.332, SLG: 0.514	F7			S 3B 1B		K		5-3		4	1	1	0	0	1	3																						
Robin Yount, R OBP: 0.310, SLG: 0.388		F9		1-H SF9 3B		1-2 1B		6-3		4	1	2	1	0	0	0																						
Jim Wohlford, R OBP: 0.297, SLG: 0.364	F5			SF9		F9				3	0	1	1	0	0	2																						
Jim Gantner, L OBP: 0.333, SLG: 0.353				3-H		F6				3	0	0	0	0	0	0																						
Bill Travers, L ERA: 3.29		1-3				5-3				0	0	0	0	0	0	0																						
Bob McClure, R ERA: 4.5										0	0	0	0	0	0	0																						
Buck Martinez, R OBP: 0.246, SLG: 0.359			F7		L8		F8		6-3	4	0	0	0	0	0	1																						
Inning Stats	R: 0 E: 0 K: 0 S: 5	H: 2 LOB: 2 BB: 0 P: 5	R: 0 E: 0 K: 0 S: 3	H: 0 LOB: 0 BB: 0 P: 3	R: 1 E: 0 K: 0 S: 4	H: 1 LOB: 1 BB: 1 P: 8	R: 2 E: 0 K: 0 S: 5	H: 2 LOB: 0 BB: 0 P: 5	R: 2 E: 0 K: 1 S: 9	H: 4 LOB: 2 BB: 0 P: 9	R: 0 E: 0 K: 1 S: 6	H: 1 LOB: 1 BB: 0 P: 6	R: 0 E: 0 K: 1 S: 5	H: 0 LOB: 0 BB: 0 P: 5	R: 0 E: 0 K: 0 S: 4	H: 1 LOB: 1 BB: 0 P: 4	1B: 8 2B: 2 3B: 1 HR: 0	SF: 1 SAC: 1 DP: 0 HBP: 0	WP: 0 PB: 0 SB: 3 CS: 0	PA: 36																		
PITCHER	IP	WLS	BF	H	R	ER	SO	BB	IBB	HBP	BLK	WP	HR	S	P	ERA	WHIP	PITCHER				IP	WLS	BF	H	R	ER	SO	BB	IBB	HBP	BLK	WP	HR	S	P	ERA	WHIP
Catfish Hunter, R ERA: 5.26	(1, 1)	4.1	L	22	8	5	5	0	0	0	0	0	0	21	25	10.38	2.077					(1, 1)	4.1	L	22	8	5	5	0	0	0	0	21	25	10.38	2.077		
Jim Kaat, L ERA: 2.39	(5, 1)	1.2		7	2	0	0	2	0	0	0	0	0	11	11	0.00	1.200					(5, 1)	1.2		7	2	0	0	2	0	0	0	11	11	0.00	1.200		
Don Hood, L ERA: 2.91	(7, 1)	2.0		7	1	0	0	1	0	0	0	0	0	9	9	0.00	0.500					(7, 1)	2.0		7	1	0	0	1	0	0	0	9	9	0.00	0.500		

New York Yankees @ Milwaukee Brewers
Milwaukee County Stadium, Milwaukee, WI
Sun Jul 29 1979, 4:33 AM EDT
Att: 49,842 - Sunny

AB 33
R 5
H 11
RBI 5
BB 1
SO 3
LOB 11



Batter	1	2	3	4	5	6	7	8	9	AB	R	H	RBI	BB	SO	LOB	TOP																								
Willie Randolph, R (1,4) OBP: 0.376, SLG: 0.384											4	2	3	3	1	0	0																								
Juan Beniquez, R (1,8) OBP: 0.282, SLG: 0.383										3	0	1	1	1	0	2																									
Bobby Murcer, L (9,8) OBP: 0.347, SLG: 0.352										0	0	0	0	0	0	0																									
Thurman Munson, R (1,3) OBP: 0.343, SLG: 0.380										5	0	1	1	0	0	5																									
Reggie Jackson, L (1,9) OBP: 0.379, SLG: 0.545										4	0	1	0	1	0	1																									
Lou Piniella, R (1,7) OBP: 0.334, SLG: 0.438										5	1	1	1	0	0	2																									
Graig Nettles, L (1,5) OBP: 0.324, SLG: 0.387										3	1	1	0	1	0	0																									
Roy White, S (1,10) OBP: 0.270, SLG: 0.248										2	1	1	0	2	0	1																									
Jerry Narron, L (1,2) OBP: 0.266, SLG: 0.293										3	1	0	1	0	2	2																									
Fred Stanley, R (1,6) OBP: 0.250, SLG: 0.189										3	1	0	0	1	1	1																									
Inning Stats	R: 0 E: 0 K: 0 S: 3	H: 1 LOB: 0 BB: 0 P: 3	R: 0 E: 0 K: 0 S: 3	H: 0 LOB: 0 BB: 0 P: 3	R: 0 E: 0 K: 0 S: 3	H: 0 LOB: 3 BB: 3 P: 15	R: 1 E: 0 K: 1 S: 6	H: 1 LOB: 1 BB: 1 P: 10	R: 1 E: 0 K: 1 S: 7	H: 2 LOB: 1 BB: 0 P: 7	R: 5 E: 0 K: 0 S: 7	H: 3 LOB: 0 BB: 1 P: 11	R: 0 E: 0 K: 0 S: 2	H: 0 LOB: 1 BB: 2 P: 10	R: 0 E: 0 K: 1 S: 5	H: 0 LOB: 0 BB: 0 P: 5	R: 0 E: 0 K: 0 S: 4	H: 2 LOB: 1 BB: 0 P: 4	1B: 6 2B: 1 3B: 1 HR: 1	SF: 1 SAC: 1 DP: 2 HBP: 0	WP: 1 PB: 0 CS: 0	PA: 41																			
PITCHER	IP	WLS	BF	H	R	ER	SO	BB	IBB	HBP	BLK	WP	HR	S	P	ERA	WHIP	PITCHER							IP	WLS	BF	H	R	ER	SO	BB	IBB	HBP	BLK	WP	HR	S	P	ERA	WHIP
Rich Wortham, L (1,1) ERA: 5.04	5.1	L	28	7	7	7	2	5	0	0	0	1	1	27	47	11.81	2.250																								
Fred Howard, R (6,1) ERA: 3.31	1.2		6	0	0	0	0	2	0	0	0	0	0	4	12	0.00	1.200																								
Mike Proly, R (6,1) ERA: 3.77	2.0		7	2	0	0	1	0	0	0	0	0	0	9	9	0.00	1.000																								


New York Yankees @ Chicago White Sox
Comiskey Park, Chicago, IL
Mon Jul 30 1979, 8:05 PM EDT
Att: 22,486 - Unknown - 80 F


AB 32
R 7
H 9
RBI 7
BB 7
SO 3
LOB 14


Batter	1	2	3	4	5	6	7	8	9	AB	R	H	RBI	BB	SO	LOB	BOTTOM																								
Alan Bannister, R (1,7) OBP: 0.362, SLG: 0.409										4	0	0	0	0	0	0																									
Mike Squires, L (1,3) OBP: 0.322, SLG: 0.324										4	1	2	0	0	0	0																									
Chet Lemon, R (1,8) OBP: 0.382, SLG: 0.469										4	0	1	0	0	1	1																									
Wayne Nordhagen, R (1,9) OBP: 0.324, SLG: 0.439										3	0	0	0	1	0	2																									
Lamar Johnson, R (1,10) OBP: 0.360, SLG: 0.438										4	1	2	1	0	0	0																									
Jorge Orta, L (1,4) OBP: 0.351, SLG: 0.420										4	0	2	1	0	0	0																									
Bill Nahorodny, R (1,2) OBP: 0.308, SLG: 0.444										2	0	0	0	1	0	1																									
Greg Pryor, R (1,6) OBP: 0.331, SLG: 0.346										3	0	0	0	0	1	2																									
Jim Morrison, R (1,5) OBP: 0.286, SLG: 0.316										3	0	0	0	0	1	1																									
Inning Stats	R: 0 E: 0 K: 0 S: 3	H: 0 LOB: 0 BB: 0 P: 3	R: 0 E: 0 K: 0 S: 3	H: 0 LOB: 0 BB: 0 P: 3	R: 0 E: 0 K: 0 S: 3	H: 0 LOB: 0 BB: 0 P: 3	R: 1 E: 0 K: 0 S: 4	H: 2 LOB: 2 BB: 1 P: 8	R: 0 E: 0 K: 1 S: 5	H: 1 LOB: 0 BB: 0 P: 5	R: 0 E: 0 K: 0 S: 5	H: 2 LOB: 2 BB: 0 P: 5	R: 1 E: 1 K: 1 S: 6	H: 2 LOB: 1 BB: 1 P: 10	R: 0 E: 0 K: 1 S: 5	H: 0 LOB: 0 BB: 0 P: 5	R: 0 E: 0 K: 0 S: 3	H: 0 LOB: 0 BB: 0 P: 3	1B: 6 2B: 1 3B: 0 HR: 0	SF: 0 SAC: 0 DP: 2 HBP: 0	WP: 0 PB: 0 CS: 0	PA: 33																			
PITCHER	IP	WLS	BF	H	R	ER	SO	BB	IBB	HBP	BLK	WP	HR	S	P	ERA	WHIP	PITCHER							IP	WLS	BF	H	R	ER	SO	BB	IBB	HBP	BLK	WP	HR	S	P	ERA	WHIP
Tommy John, L (1,1) ERA: 2.74	6.0	W	24	7	2	2	1	1	0	0	0	0	0	25	29	3.00	1.333																								
Ron Davis, R (7,1) ERA: 2.29	3.0	S	9	0	0	0	2	1	0	0	0	0	0	12	16	0.00	0.333																								


New York Yankees @ Chicago White Sox
Comiskey Park, Chicago, IL
Mon Jul 30 1979, 8:05 PM EDT
Att: 22,486 - Unknown - 80 F

AB 31
R 2
H 7
RBI 2
BB 2
SO 3
LOB 7

Batter	1	2	3	4	5	6	7	8	9	AB	R	H	RBI	BB	SO	LOB	TOP								
Willie Randolph, R (1,4) OBP: 0.374, SLG: 0.380	5-3		6-3		5-3		5-3	6-3		4	1	0	0	1	0	1	New York Yankees @ Chicago White Sox Comiskey Park, Chicago, IL Tue Jul 31 1979, 8:05 PM EDT Att: 24,972 - Unknown - 68 F 								
Thurman Munson, R (1,10) OBP: 0.339, SLG: 0.375	6-3		F7		4-3		5-3		4-3	5	0	0	0	0	0	1									
Reggie Jackson, L (1,9) OBP: 0.380, SLG: 0.543	F6			F8		6-3	1B	4-3	4-3	5	1	2	1	0	0	0									
Lou Piniella, R (1,7) OBP: 0.335, SLG: 0.437		F7		BB	1B	6-3		K		5	1	2	0	0	1	1									
Graig Nettles, L (1,5) OBP: 0.328, SLG: 0.391		E		HR	1B					2	2	1	1	2	0	2									
Brian Doyle, L (7,5) OBP: 0.300, SLG: 0.294		BB		HR	BB	1B	1B	F9		0	0	0	0	0	0	0									
Jim Spencer, L (1,3) OBP: 0.351, SLG: 0.548		E6		HR		1B	4-3			4	2	2	3	0	0	3									
Bobby Murcer, L (1,8) OBP: 0.346, SLG: 0.351		F9		F2		FC4		F8		4	0	1	1	0	0	2									
Jerry Narron, L (1,2) OBP: 0.265, SLG: 0.279		F9		3-1		FC4				3	0	0	1	1	0	3									
Fred Stanley, R (1,6) OBP: 0.227, SLG: 0.171			F9		6-3	K		F9		4	0	0	0	0	1	2									
Inning Stats	R: 0 E: 0 K: 0 S: 3	H: 0 LOB: 0 BB: 0 P: 3	R: 0 E: 1 K: 0 S: 4	H: 0 LOB: 2 BB: 1 P: 8	R: 0 E: 0 K: 0 S: 3	H: 0 LOB: 0 BB: 0 P: 3	R: 3 E: 0 K: 0 S: 5	H: 2 LOB: 0 BB: 1 P: 9	R: 0 E: 0 K: 0 S: 3	H: 0 LOB: 0 BB: 0 P: 3	R: 3 E: 0 K: 1 S: 9	H: 4 LOB: 1 BB: 0 P: 9	R: 1 E: 0 K: 0 S: 5	H: 2 LOB: 2 BB: 1 P: 9	R: 0 E: 0 K: 0 S: 3	H: 0 LOB: 1 BB: 1 P: 7	R: 0 E: 0 K: 1 S: 5	H: 0 LOB: 0 BB: 0 P: 5	1B: 6 2B: 1 3B: 0 HR: 1	SF: 0 SAC: 0 DP: 0 HBP: 0	WP: 0 PB: 0 CS: 0	PA: 40			
PITCHER	IP	WLS	BF	H	R	ER	SO	BB	IBB	HBP	BLK	WP	HR	S	P	ERA	WHIP								
Randy Scarbery, R (1,1) ERA: 4.26	5.1	L	23	4	5	5	0	2	0	0	0	0	1	21	29	8.44	1.125								
Guy Hoffman, L (6,1) ERA: 4.91	3.2		17	4	2	2	2	2	0	0	0	0	0	19	27	4.91	1.636								

Batter	1	2	3	4	5	6	7	8	9	AB	R	H	RBI	BB	SO	LOB	BOTTOM								
Alan Bannister, R (1,7) OBP: 0.362, SLG: 0.409	K		E9				F9		F9	5	0	2	0	0	1	1	New York Yankees @ Chicago White Sox Comiskey Park, Chicago, IL Tue Jul 31 1979, 8:05 PM EDT Att: 24,972 - Unknown - 68 F 								
Junior Moore, R (1,10) OBP: 0.305, SLG: 0.315	K		WP							4	0	0	0	0	1	3									
Claudell Washington, L (9,PH) OBP: 0.310, SLG: 0.445	K		1B		G4-6-3		F7		K	1	0	0	0	0	1	0									
Chet Lemon, R (1,8) OBP: 0.380, SLG: 0.470			F6				F7		5-3	4	0	1	0	0	0	1									
Wayne Nordhagen, R (1,9) OBP: 0.322, SLG: 0.434		F9					E5		1B	4	1	1	0	0	1	2									
Lamar Johnson, R (1,3) OBP: 0.362, SLG: 0.439			E5				F8		1B	4	0	2	0	0	0	1									
Bill Nahorodny, R (1,2) OBP: 0.306, SLG: 0.438			F6		FC5-4		F7		1B	4	0	1	1	0	0	3									
Greg Pryor, R (1,6) OBP: 0.329, SLG: 0.343			F8							3	0	0	0	0	0	2									
Mike Squires, L (6,PH) OBP: 0.320, SLG: 0.321			F8						F9	1	0	0	0	0	0	2									
Don Kessinger, S (9,6) OBP: 0.264, SLG: 0.282									F9	0	0	0	0	0	0	0									
Jim Morrison, R (1,4) OBP: 0.289, SLG: 0.390			K						K	3	1	1	1	0	1	2									
Jorge Orta, L (8,PH) OBP: 0.350, SLG: 0.418										1	0	0	0	0	1	2									
Kevin Bell, R (1,5) OBP: 0.286, SLG: 0.231										3	1	2	0	0	0	0									
Ralph Garr, L (9,PH) OBP: 0.336, SLG: 0.439					4-3				K	1	0	0	0	0	1	0									
Inning Stats	R: 0 E: 0 K: 2 S: 8	H: 1 LOB: 1 BB: 0 P: 8	R: 0 E: 1 K: 1 S: 6	H: 0 LOB: 1 BB: 0 P: 6	R: 1 E: 1 K: 1 S: 7	H: 2 LOB: 1 BB: 0 P: 7	R: 0 E: 0 K: 0 S: 4	H: 1 LOB: 1 BB: 0 P: 4	R: 0 E: 0 K: 0 S: 3	H: 1 LOB: 0 BB: 0 P: 3	R: 0 E: 1 K: 0 S: 4	H: 0 LOB: 1 BB: 0 P: 4	R: 1 E: 0 K: 0 S: 5	H: 2 LOB: 1 BB: 0 P: 5	R: 1 E: 0 K: 1 S: 8	H: 3 LOB: 2 BB: 0 P: 8	R: 0 E: 0 K: 2 S: 7	H: 0 LOB: 0 BB: 0 P: 7	1B: 8 2B: 1 3B: 0 HR: 1	SF: 0 SAC: 0 DP: 1 HBP: 0	WP: 2 PB: 0 CS: 0	PA: 38			
PITCHER	IP	WLS	BF	H	R	ER	SO	BB	IBB	HBP	BLK	WP	HR	S	P	ERA	WHIP								
Ron Guidry, L (1,1) ERA: 2.55	7.1	W	33	10	3	3	4	0	0	0	0	0	0	11	41	3.68	1.364								
Rich Gossage, R (8,1) ERA: 4.74	1.2	S	5	0	0	0	3	0	0	0	0	0	0	11	11	0.00	0.000								

Batter	1	2	3	4	5	6	7	8	9	AB	R	H	RBI	BB	SO	LOB	TOP								
Willie Randolph, R OBP: 0.375, SLG: 0.379	5-3	F8		F8		G3-6-3				4	0	1	2	1	0	0	<p>New York Yankees @ Chicago White Sox Comiskey Park, Chicago, IL Wed Aug 01 1979, 8:05 PM EDT Att: 21,109 - Unknown</p> <p>AB 35 R 9 H 12 RBI 9 BB 8 SO 5 LOB 13</p> 								
Bobby Murcer, L OBP: 0.344, SLG: 0.348			L6		K	G3-6-3		K		5	0	1	0	0	2	3									
Thurman Munson, R OBP: 0.349, SLG: 0.374 Jim Spencer, L OBP: 0.356, SLG: 0.545			K					F5		1	1	0	0	1	1	0									
Reggie Jackson, L OBP: 0.383, SLG: 0.553										1	1	0	0	2	0	2									
Lou Piniella, R OBP: 0.339, SLG: 0.448										4	1	2	2	1	1	1									
Graig Nettles, L OBP: 0.332, SLG: 0.390										5	1	3	2	0	0	0									
Roy White, S OBP: 0.268, SLG: 0.246										3	1	1	0	2	0	4									
Jerry Narron, L OBP: 0.278, SLG: 0.328										5	1	1	0	0	1	3									
Fred Stanley, R OBP: 0.250, SLG: 0.222										3	2	1	1	1	0	0									
Inning Stats	R: 3 E: 0 K: 0 S: 5	H: 3 LOB: 1 BB: 2 P: 13	R: 0 E: 0 K: 0 S: 3	H: 0 LOB: 0 BB: 0 P: 3	R: 0 E: 0 K: 1 S: 7	H: 2 LOB: 2 BB: 0 P: 7	R: 1 E: 0 K: 1 S: 6	H: 1 LOB: 0 BB: 0 P: 6	R: 0 E: 0 K: 1 S: 4	H: 0 LOB: 0 BB: 1 P: 8	R: 4 E: 0 K: 0 S: 5	H: 3 LOB: 0 BB: 2 P: 13	R: 1 E: 0 K: 0 S: 3	H: 1 LOB: 1 BB: 2 P: 11	R: 0 E: 0 K: 1 S: 6	H: 1 LOB: 2 BB: 1 P: 10	R: 0 E: 0 K: 1 S: 6	H: 1 LOB: 1 BB: 0 P: 6	1B: 8 2B: 1 3B: 0 HR: 3	SF: 0 SAC: 0 DP: 3 HBP: 0	WP: 0 PB: 0 CS: 1	PA: 43			
PITCHER	IP	WLS	BF	H	R	ER	SO	BB	IBB	HBP	BLK	WP	HR	S	P	ERA	WHIP	PITCHER							
Ken Kravec, L ERA: 4.18	5.1	L	26	7	7	7	3	5	0	0	0	0	3	27	47	11.81	2.250								
Mike Proly, R ERA: 3.97	0.0		2	2	1	1	0	0	0	0	0	0	0	2	2	∞	∞								
Fred Howard, R ERA: 3.38	1.2		6	1	1	1	0	2	0	0	0	0	0	4	12	5.40	1.800								
Ed Farmer, R ERA: 4.08	2.0		9	2	0	0	2	1	0	0	0	0	0	12	16	0.00	1.500								

Batter	1	2	3	4	5	6	7	8	9	AB	R	H	RBI	BB	SO	LOB	BOTTOM								
Mike Squires, L OBP: 0.312, SLG: 0.313	4-3		F8			F5		6-3		4	0	0	0	0	0	0	<p>New York Yankees @ Chicago White Sox Comiskey Park, Chicago, IL Wed Aug 01 1979, 8:05 PM EDT Att: 21,109 - Unknown</p> <p>AB 31 R 1 H 6 RBI 1 BB 1 SO 3 LOB 11</p> 								
Alan Bannister, R OBP: 0.363, SLG: 0.410										4	0	2	0	0	0	0									
Lamar Johnson, R OBP: 0.360, SLG: 0.436										4	1	1	0	0	0	2									
Jorge Orta, L OBP: 0.349, SLG: 0.413										3	0	0	0	1	2	0									
Chet Lemon, R OBP: 0.384, SLG: 0.473										4	0	3	1	0	0	0									
Claudell Washington, L OBP: 0.309, SLG: 0.421										3	0	0	0	0	1	4									
Milt May, L OBP: 0.338, SLG: 0.478										3	0	0	0	0	0	3									
Greg Pryor, R OBP: 0.326, SLG: 0.340										3	0	0	0	0	0	2									
Kevin Bell, R OBP: 0.267, SLG: 0.214										3	0	0	0	0	0	0									
Inning Stats	R: 0 E: 0 K: 0 S: 3	H: 0 LOB: 0 BB: 0 P: 3	R: 0 E: 0 K: 2 S: 8	H: 1 LOB: 2 BB: 0 P: 9	R: 0 E: 0 K: 0 S: 4	H: 1 LOB: 1 BB: 0 P: 4	R: 0 E: 0 K: 0 S: 3	H: 1 LOB: 0 BB: 0 P: 3	R: 0 E: 0 K: 0 S: 3	H: 0 LOB: 0 BB: 0 P: 3	R: 0 E: 0 K: 0 S: 3	H: 1 LOB: 0 BB: 0 P: 3	R: 0 E: 0 K: 1 S: 5	H: 0 LOB: 1 BB: 0 P: 6	R: 0 E: 0 K: 0 S: 3	H: 0 LOB: 0 BB: 0 P: 3	R: 1 E: 0 K: 0 S: 5	H: 2 LOB: 2 BB: 1 P: 9	1B: 6 2B: 0 3B: 0 HR: 0	SF: 0 SAC: 0 DP: 2 HBP: 2	WP: 0 PB: 0 CS: 0	PA: 34			
PITCHER	IP	WLS	BF	H	R	ER	SO	BB	IBB	HBP	BLK	WP	HR	S	P	ERA	WHIP	PITCHER							
Don Hood, L ERA: 2.53	7.0	W	25	4	0	0	3	0	0	2	0	0	0	29	31	0.00	0.571								
Jim Kaat, L ERA: 2.47	2.0		9	2	1	1	0	1	0	0	0	0	0	8	12	4.50	1.500								

Batter	1	2	3	4	5	6	7	8	9	AB	R	H	RBI	BB	SO	LOB	TOP				
Al Bumbry, L OBP: 0.335, SLG: 0.371 (1, 8)										4	0	1	0	0	0	1	Baltimore Orioles @ New York Yankees Yankee Stadium, Bronx, NY Fri Aug 03 1979, 7:05 PM EDT Att: 51,151 - Unknown				
Mark Belanger, R OBP: 0.263, SLG: 0.214 (1, 6)										3	0	0	0	1	1						
Ken Singleton, S OBP: 0.407, SLG: 0.551 (1, 9)										4	0	0	0	0	3						
Eddie Murray, S OBP: 0.371, SLG: 0.458 (1, 3)										4	0	0	0	1	2						
John Lowenstein, L OBP: 0.384, SLG: 0.539 (1, 7)										4	1	1	1	0	2						
Doug DeCinces, R OBP: 0.346, SLG: 0.413 (1, 5)										3	0	0	0	1	0						
Pat Kelly, L OBP: 0.396, SLG: 0.521 (1, 10)										3	0	0	0	1	1						
Rich Dauer, R OBP: 0.310, SLG: 0.373 (1, 4)										2	0	0	0	1	0						
Rick Dempsey, R OBP: 0.326, SLG: 0.377 (1, 2)										2	0	0	0	1	0						
Inning Stats	R: 0 E: 0 K: 0 S: 3	H: 0 LOB: 0 BB: 0 P: 3	R: 1 E: 0 K: 0 S: 4	H: 1 LOB: 2 BB: 2 P: 12	R: 0 E: 0 K: 0 S: 3	H: 0 LOB: 0 BB: 0 P: 3	R: 0 E: 0 K: 0 S: 3	H: 0 LOB: 0 BB: 0 P: 3	R: 0 E: 0 K: 1 S: 6	H: 1 LOB: 2 BB: 1 P: 10	R: 0 E: 0 K: 1 S: 5	H: 0 LOB: 0 BB: 0 P: 5	R: 0 E: 0 K: 1 S: 5	H: 0 LOB: 1 BB: 1 P: 9	R: 0 E: 0 K: 0 S: 3	H: 0 LOB: 0 BB: 0 P: 3	1B: 1 2B: 0 3B: 0 HR: 1	SF: 0 SAC: 0 DP: 0 HBP: 0	WP: 0 PB: 0 SB: 2 CS: 0	PA: 33	
PITCHER	IP	WLS	BF	H	R	ER	SO	BB	IBB	HBP	BLK	WP	HR	S	P	ERA	WHIP				
Luis Tiant, R ERA: 3.79 (1, 1)	8.0	L	30	2	1	1	3	4	0	0	0	0	1	32	48	1.12	0.750				
Rich Gossage, R ERA: 4.5 (9, 1)	1.0	S	3	0	0	0	0	0	0	0	0	0	0	3	3	0.00	0.000				

AB 29
R 1
H 2
RBI 1
BB 4
SO 3
LOB 12



Batter	1	2	3	4	5	6	7	8	9	AB	R	H	RBI	BB	SO	LOB	BOTTOM				
Willie Randolph, R OBP: 0.374, SLG: 0.378 (1, 4)										4	0	1	0	0	0	0	Baltimore Orioles @ New York Yankees Yankee Stadium, Bronx, NY Fri Aug 03 1979, 7:05 PM EDT Att: 51,151 - Unknown				
Bobby Brown, S OBP: 0.500, SLG: 0.298 (1, 8)										4	0	1	0	0	0	2					
Reggie Jackson, L OBP: 0.381, SLG: 0.547 (1, 9)										3	0	0	0	1	1	3					
Lou Piniella, R OBP: 0.338, SLG: 0.446 (1, 7)										4	0	1	0	0	2	1					
Graig Nettles, L OBP: 0.329, SLG: 0.386 (1, 5)										4	0	0	0	0	1	1					
Roy White, S OBP: 0.287, SLG: 0.246 (1, 10)										4	0	1	0	0	0	0					
Jim Spencer, L OBP: 0.355, SLG: 0.547 (1, 3)										3	0	1	0	0	0	1					
Jerry Narron, L OBP: 0.270, SLG: 0.318 (1, 2)										2	0	0	0	0	2	1					
Oscar Gamble, L OBP: 0.455, SLG: 0.519 (9, PH)										1	0	0	0	0	1	0					
Brad Gulden, L (9, 2)										0	0	0	0	0	0	0					
Bucky Dent, R OBP: 0.291, SLG: 0.292 (1, 6)										3	0	1	0	0	0	0					
Inning Stats	R: 0 E: 0 K: 1 S: 5	H: 0 LOB: 1 BB: 1 P: 9	R: 0 E: 0 K: 1 S: 6	H: 1 LOB: 1 BB: 0 P: 6	R: 0 E: 0 K: 1 S: 6	H: 1 LOB: 1 BB: 0 P: 6	R: 0 E: 0 K: 1 S: 5	H: 0 LOB: 0 BB: 0 P: 5	R: 0 E: 0 K: 1 S: 3	H: 0 LOB: 0 BB: 0 P: 3	R: 0 E: 0 K: 0 S: 4	H: 1 LOB: 1 BB: 0 P: 4	R: 0 E: 0 K: 1 S: 7	H: 2 LOB: 2 BB: 0 P: 7	R: 0 E: 0 K: 1 S: 5	H: 1 LOB: 0 BB: 0 P: 5	1B: 5 2B: 2 3B: 0 HR: 0	SF: 0 SAC: 0 DP: 1 HBP: 0	WP: 0 PB: 0 SB: 1 CS: 1	PA: 33	
PITCHER	IP	WLS	BF	H	R	ER	SO	BB	IBB	HBP	BLK	WP	HR	S	P	ERA	WHIP				
Scott McGregor, L ERA: 3.31 (1, 1)	8.0	W	31	6	0	0	6	1	0	0	1	0	0	42	46	0.00	0.875				
Tippy Martinez, L ERA: 2.66 (9, 1)	1.0	S	2	0	0	0	1	0	0	0	0	0	0	4	4	0.00	0.000				

AB 32
R 0
H 6
RBI 0
BB 1
SO 7
LOB 9



Batter	1	2	3	4	5	6	7	8	9	AB	R	H	RBI	BB	SO	LOB	TOP								
Al Bumbry, L OBP: 0.333, SLG: 0.371 (1, 8)	6-3		F8			K		1B	B2-3	5	1	1	2	0	1	0	Baltimore Orioles @ New York Yankees Yankee Stadium, Bronx, NY Sat Aug 04 1979, 7:05 PM EDT Att: 46,407 - Unknown								
Rich Dauer, R OBP: 0.309, SLG: 0.370 (1, 5)	F7			5-3		1B		P4	F7	5	0	1	0	0	0	1									
Ken Singleton, S OBP: 0.409, SLG: 0.550 (1, 9)	K				BB	6-3		1B	BB	4	1	2	1	1	1	1									
Eddie Murray, S OBP: 0.369, SLG: 0.455 (1, 3)		P4		F8		4-3		1B	BB	3	0	0	0	0	0	2									
Terry Crowley, L OBP: 0.404, SLG: 0.447 (6, 3)								1B	BB	1	1	1	0	1	0	0									
John Lowenstein, L OBP: 0.374, SLG: 0.526 (1, 7)		F9		K			3-1	SF7	4-3	4	0	0	1	0	1	3									
Lee May, R OBP: 0.321, SLG: 0.469 (1, 10)					6-3		F8	1B		4	0	2	0	0	0	0									
Billy Smith, S OBP: 0.293, SLG: 0.365 (1, 4)						WP	6-3	BB		4	0	2	1	0	0	1									
Kiko Garcia, R OBP: 0.310, SLG: 0.369 (1, 6)			P3					BB		3	1	1	0	0	0	1									
Pat Kelly, L OBP: 0.402, SLG: 0.521 (8, PH)								BB		0	0	0	0	1	0	0									
Mark Belanger, R OBP: 0.263, SLG: 0.214 (8, 6)								BB		0	0	0	0	0	0	0									
Rick Dempsey, R OBP: 0.325, SLG: 0.379 (1, 2)			F7				6-3	BB		4	1	1	0	0	0	4									
Inning Stats	R: 0 E: 0 K: 1 S: 5	H: 0 LOB: 0 BB: 0 P: 5	R: 0 E: 0 K: 0 S: 4	H: 1 LOB: 1 BB: 0 P: 4	R: 0 E: 0 K: 0 S: 3	H: 0 LOB: 0 BB: 0 P: 3	R: 0 E: 0 K: 1 S: 5	H: 0 LOB: 1 BB: 1 P: 9	R: 0 E: 0 K: 0 S: 4	H: 1 LOB: 1 BB: 0 P: 4	R: 0 E: 0 K: 1 S: 6	H: 1 LOB: 1 BB: 0 P: 6	R: 0 E: 0 K: 0 S: 3	H: 0 LOB: 0 BB: 0 P: 3	R: 5 E: 0 K: 0 S: 10	H: 7 LOB: 3 BB: 1 P: 14	R: 0 E: 0 K: 0 S: 4	H: 1 LOB: 2 BB: 1 P: 8	1B: 8 2B: 3 3B: 0 HR: 0	SF: 1 SAC: 0 DP: 0 HBP: 0	WP: 1 PB: 0 SB: 0 CS: 0	PA: 41			
PITCHER	IP	WLS	BF	H	R	ER	SO	BB	IBB	HBP	BLK	WP	HR	S	P	ERA	WHIP								
Catfish Hunter, R ERA: 4.87 (1, 1)	6.0		22	3	0	0	3	1	0	0	0	1	0	27	31	0.00	0.667								
Jim Kaat, L ERA: 3.39 (7, 1)	1.2	L	10	5	5	5	0	0	0	0	0	0	0	10	10	27.00	3.000								
Rich Gossage, R ERA: 4.22 (8, 1)	1.1		9	3	0	0	0	2	0	0	0	0	0	7	15	0.00	3.750								

Batter	1	2	3	4	5	6	7	8	9	AB	R	H	RBI	BB	SO	LOB	BOTTOM								
Willie Randolph, R OBP: 0.374, SLG: 0.375 (1, 4)	FC1		1-3			1-3			6-3	3	1	0	0	2	0	2	Baltimore Orioles @ New York Yankees Yankee Stadium, Bronx, NY Sat Aug 04 1979, 7:05 PM EDT Att: 46,407 - Unknown								
Graig Nettles, L OBP: 0.332, SLG: 0.384 (1, 5)	F7			CS		BB		G4-6-3	K	2	1	0	0	3	1	2									
Oscar Gamble, L OBP: 0.449, SLG: 0.506 (1, 10)	FC1		CS	L3		BB		F9	K	4	0	0	1	1	1	3									
Reggie Jackson, L OBP: 0.380, SLG: 0.548 (1, 9)	K				2B	SF7		G4-6-3		3	1	1	1	0	1	2									
Lou Piniella, R OBP: 0.340, SLG: 0.449 (1, 7)		F9		G3				4-3		4	0	2	2	0	0	0									
Jim Spencer, L OBP: 0.353, SLG: 0.546 (1, 3)										4	0	1	0	0	0	3									
Lenny Randle, S OBP: 0.265, SLG: 0.245 (8, PR)		F8		G3		F7				0	0	0	0	0	0	0									
Chris Chambliss, L OBP: 0.317, SLG: 0.445 (9, 3)								2B		0	0	0	0	0	0	0									
Bobby Brown, S OBP: 0.296, SLG: 0.280 (1, 8)				3-1		P6		K		3	0	0	0	1	1	2									
Brad Gulden, L OBP: 0.333, SLG: 0.667 (1, 2)										3	1	1	0	0	0	1									
Roy White, S OBP: 0.265, SLG: 0.245 (8, PH)		4-3				P6		L9		1	0	0	0	0	0	1									
Jerry Narron, L OBP: 0.270, SLG: 0.318 (9, 2)					SH1-3	BB				0	0	0	0	0	0	0									
Bucky Dent, R OBP: 0.291, SLG: 0.295 (1, 6)										3	0	1	0	0	0	0									
Bobby Murcer, L OBP: 0.344, SLG: 0.348 (9, PR)			P4		SH1-3	E5				0	0	0	0	0	0	0									
Inning Stats	R: 0 E: 0 K: 1 S: 5	H: 0 LOB: 1 BB: 1 P: 9	R: 0 E: 0 K: 0 S: 3	H: 0 LOB: 1 BB: 1 P: 7	R: 0 E: 0 K: 0 S: 2	H: 0 LOB: 0 BB: 1 P: 6	R: 1 E: 0 K: 0 S: 5	H: 2 LOB: 1 BB: 0 P: 5	R: 3 E: 0 K: 0 S: 5	H: 2 LOB: 2 BB: 3 P: 17	R: 0 E: 1 K: 0 S: 4	H: 0 LOB: 1 BB: 0 P: 4	R: 0 E: 0 K: 0 S: 2	H: 0 LOB: 0 BB: 1 P: 6	R: 0 E: 0 K: 1 S: 6	H: 1 LOB: 1 BB: 0 P: 6	R: 0 E: 0 K: 2 S: 8	H: 1 LOB: 1 BB: 0 P: 8	1B: 1 2B: 5 3B: 0 HR: 0	SF: 1 SAC: 1 DP: 1 HBP: 0	WP: 0 PB: 0 SB: 1 CS: 1	PA: 40			
PITCHER	IP	WLS	BF	H	R	ER	SO	BB	IBB	HBP	BLK	WP	HR	S	P	ERA	WHIP								
Steve Stone, R ERA: 3.87 (1, 1)	4.1		21	3	4	4	1	6	0	0	0	0	0	17	41	8.31	2.077								
Dave Ford, R ERA: 1.54 (5, 1)	3.0	W	12	2	0	0	0	1	0	0	0	0	0	11	15	0.00	1.000								
Tippy Martinez, L ERA: 2.57 (8, 1)	1.2	S	6	1	0	0	3	0	0	0	0	0	0	12	12	0.00	0.600								



Batter	1	2	3	4	5	6	7	8	9	AB	R	H	RBI	BB	SO	LOB	TOP			
Al Bumbry, L OBP: 0.330, SLG: 0.367 (1, 8)	4-3	6-3			4-3		6-3			4	0	0	0	0	0	3	Baltimore Orioles @ New York Yankees Yankee Stadium, Bronx, NY Sun Aug 05 1979, 3:33 AM EDT Att: 54,478 - Unknown livebaseballscorecards.com			
Rich Dauer, R OBP: 0.308, SLG: 0.369 (1, 4)	G3 BB 1B		1-3		5-3		5-3			4	0	1	0	0	0	1				
Ken Singleton, S OBP: 0.412, SLG: 0.558 (1, 9)	G3 BB 1-2				6-3					2	1	1	1	2	0	0				
Eddie Murray, S OBP: 0.368, SLG: 0.460 (1, 3)	G3 1-2 2-3				HR		F9		G6-4-3 BB 1-2	4	1	1	1	0	0	3				
Doug DeCinces, R OBP: 0.348, SLG: 0.416 (1, 5)	1-4-3				K 2B		FC5-4 BB		5-3	3	0	1	0	1	0	2				
Lee May, R OBP: 0.317, SLG: 0.463 (1, 10)		K	K				K			4	0	0	0	0	4	2				
Gary Roenicke, R OBP: 0.407, SLG: 0.527 (1, 7)					F8				F9	3	0	1	0	0	0	1				
Benny Ayala, R OBP: 0.293, SLG: 0.526 (6, 7)	SH1-3 1B				FC5-4 1-2					1	0	0	0	0	0	0				
Rick Dempsey, R OBP: 0.324, SLG: 0.377 (1, 2)					F7		L6			4	0	1	0	0	1	0				
Kiko Garcia, R OBP: 0.311, SLG: 0.370 (1, 6)		SH1-3 1-2 2-3			F9					2	0	1	0	0	0	0				
Inning Stats	R: 0 E: 0 K: 0 S: 4	H: 1 LOB: 2 BB: 1 P: 8	R: 0 E: 0 K: 1 S: 7	H: 2 LOB: 2 BB: 0 P: 7	R: 2 E: 0 K: 1 S: 7	H: 3 LOB: 0 BB: 0 P: 7	R: 0 E: 0 K: 0 S: 3	H: 0 LOB: 0 BB: 0 P: 3	R: 0 E: 0 K: 0 S: 5	H: 0 LOB: 1 BB: 1 P: 9	R: 0 E: 0 K: 0 S: 4	H: 1 LOB: 0 BB: 0 P: 4	R: 0 E: 0 K: 2 S: 2	H: 0 LOB: 0 BB: 1 P: 6	R: 0 E: 0 K: 2 S: 7	H: 0 LOB: 0 BB: 0 P: 7	1B: 4 2B: 1 3B: 0 HR: 2	SF: 0 SAC: 1 DP: 1 HBP: 0	WP: 0 PB: 0 SB: 0 CS: 0	PA: 35
PITCHER Tommy John, L ERA: 2.71 (1, 1)	IP: 9.0 WLS: W BF: 35 H: 7 R: 2 ER: 2 SO: 5 BB: 3 IBB: 0 HBP: 0 BLK: 0 WP: 0 HR: 2 S: 42 P: 54 ERA: 2.00 WHIP: 1.111																			

Batter	1	2	3	4	5	6	7	8	9	AB	R	H	RBI	BB	SO	LOB	BOTTOM			
Willie Randolph, R OBP: 0.373, SLG: 0.373 (1, 4)	4-3		F9				F9			4	0	1	0	0	0	1	Baltimore Orioles @ New York Yankees Yankee Stadium, Bronx, NY Sun Aug 05 1979, 3:33 AM EDT Att: 54,478 - Unknown livebaseballscorecards.com			
Roy White, S OBP: 0.259, SLG: 0.238 (1, 10)	6-3			F7	K		G3			4	0	0	0	0	1	3				
Lou Piniella, R OBP: 0.336, SLG: 0.444 (1, 7)	F9			F8		K		F9		4	0	0	0	0	1	0				
Reggie Jackson, L OBP: 0.378, SLG: 0.544 (1, 9)		K		E S 2B		K		F7		4	1	1	0	0	2	0				
Chris Chambliss, L OBP: 0.321, SLG: 0.454 (1, 3)		G3 1B		1-H HR		FC5 2B		K		4	1	3	1	0	1	0				
Graig Nettles, L OBP: 0.334, SLG: 0.392 (1, 5)	G3 1-2			2-H HR		BB				2	1	1	2	1	0	1				
Bobby Brown, S OBP: 0.298, SLG: 0.283 (1, 8)		K			CS 1B		FC5 2-3f			3	0	1	0	0	1	3				
Brad Gulden, L OBP: 0.167, SLG: 0.333 (1, 2)			G3	CS	K		K			3	0	0	0	0	2	0				
Bucky Dent, R OBP: 0.294, SLG: 0.297 (1, 6)			K				WP 1B BB			2	0	1	0	1	1	0				
Inning Stats	R: 0 E: 0 K: 0 S: 3	H: 0 LOB: 0 BB: 0 P: 3	R: 0 E: 0 K: 2 S: 8	H: 1 LOB: 1 BB: 0 P: 8	R: 0 E: 0 K: 1 S: 5	H: 0 LOB: 0 BB: 0 P: 5	R: 3 E: 0 K: 0 S: 6	H: 4 LOB: 0 BB: 0 P: 6	R: 0 E: 0 K: 2 S: 7	H: 1 LOB: 1 BB: 1 P: 11	R: 0 E: 0 K: 2 S: 8	H: 1 LOB: 2 BB: 1 P: 12	R: 0 E: 0 K: 1 S: 6	H: 1 LOB: 0 BB: 0 P: 6	R: 0 E: 0 K: 1 S: 5	H: 0 LOB: 0 BB: 0 P: 5		1B: 5 2B: 2 3B: 0 HR: 1	SF: 0 SAC: 0 DP: 0 HBP: 0	WP: 2 PB: 0 SB: 1 CS: 1
PITCHER Mike Flanagan, L ERA: 3.67 (1, 1)	IP: 8.0 WLS: L BF: 32 H: 8 R: 3 ER: 3 SO: 9 BB: 2 IBB: 0 HBP: 0 BLK: 0 WP: 2 HR: 1 S: 48 P: 56 ERA: 3.38 WHIP: 1.250																			

Batter	1	2	3	4	5	6	7	8	9	AB	R	H	RBI	BB	SO	LOB	TOP							
Al Bumby, L OBP: 0.330, SLG: 0.369 (1, 8)	G3		FC1-6			FC1-5		K		4	0	1	0	0	1	1	Baltimore Orioles @ New York Yankees Yankee Stadium, Bronx, NY Mon Aug 06 1979, 7:05 PM EDT Att: 36,314 - Unknown							
Kiko Garcia, R OBP: 0.307, SLG: 0.365 Mark Belanger, R OBP: 0.263, SLG: 0.214 (8, 6)	K		K			FC1-5		3-1		4	1	0	0	0	2	2								
Ken Singleton, S OBP: 0.410, SLG: 0.562 (1, 9)	1-3					HR		K		4	1	1	2	0	2	0								
Eddie Murray, S OBP: 0.369, SLG: 0.460 (1, 3)		F3				HR				4	0	2	0	0	1	0								
Doug DeCinces, R OBP: 0.344, SLG: 0.409 (1, 5)	K					1B		FC5-6-4		4	0	0	0	0	1	2								
Lee May, R OBP: 0.319, SLG: 0.477 (1, 10)						2B		K		4	2	2	1	0	1	1								
Benny Ayala, R OBP: 0.318, SLG: 0.561 John Lowenstein, L OBP: 0.374, SLG: 0.526 (7, PR)						2B		CS		3	0	2	0	0	0	1								
Rich Dauer, R OBP: 0.306, SLG: 0.367 (1, 4)						2B				2	0	0	1	0	1	2								
Dave Skaggs, R OBP: 0.296, SLG: 0.258 (1, 2)						1B				3	0	1	0	0	0	2								
Inning Stats	R: 0 E: 0 K: 1 S: 5	H: 0 LOB: 0 BB: 0 P: 5	R: 1 E: 0 K: 2 S: 9	H: 2 LOB: 1 BB: 0 P: 9	R: 0 E: 0 K: 1 S: 5	H: 1 LOB: 0 BB: 0 P: 5	R: 0 E: 0 K: 2 S: 7	H: 0 LOB: 0 BB: 0 P: 7	R: 1 E: 0 K: 0 S: 4	H: 1 LOB: 0 BB: 0 P: 4	R: 2 E: 0 K: 0 S: 5	H: 3 LOB: 0 BB: 0 P: 5	R: 0 E: 0 K: 2 S: 4	H: 1 LOB: 0 BB: 0 P: 4	R: 0 E: 0 K: 1 S: 5	H: 1 LOB: 0 BB: 0 P: 5		1B: 4 2B: 4 3B: 0 HR: 2	SF: 1 SAC: 0 DP: 1 HBP: 0	WP: 1 PB: 0 SB: 0 CS: 2	PA: 34			
PITCHER Ron Guidry, L ERA: 2.63 (1, 1)	IP: 9.0 WLS: W BF: 33	H: 9 R: 4 ER: 4 SO: 9	BB: 0 IBB: 0 HBP: 0 BLK: 0	WP: 1 HR: 2 S: 51 P: 51	ERA: 4.00 WHIP: 1.000											AB	R	H	RBI	BB	SO	LOB	WP	PA

Batter	1	2	3	4	5	6	7	8	9	AB	R	H	RBI	BB	SO	LOB	BOTTOM							
Willie Randolph, R OBP: 0.374, SLG: 0.377 (1, 4)	1B		5-3			HR		SH		4	2	2	0	0	0	1	Baltimore Orioles @ New York Yankees Yankee Stadium, Bronx, NY Mon Aug 06 1979, 7:05 PM EDT Att: 36,314 - Unknown							
Bobby Murcer, L OBP: 0.345, SLG: 0.359 (1, 7)	K		F9			HR		1B		5	1	2	5	0	1	1								
Chris Chambliss, L OBP: 0.321, SLG: 0.452 (1, 3)	K					HR				4	0	1	0	0	1	1								
Reggie Jackson, L OBP: 0.380, SLG: 0.541 (1, 9)	K					1B		1B		2	0	0	0	2	1	2								
Graig Nettles, L OBP: 0.336, SLG: 0.392 (1, 5)		F8				1B		K		3	0	1	0	1	1	2								
Jim Spencer, L OBP: 0.348, SLG: 0.538 Lou Piniella, R OBP: 0.335, SLG: 0.443 (8, PH)		F8				1B		6-3		3	0	0	0	0	1	3								
Bobby Brown, S OBP: 0.304 Lenny Randle, S (8, PH)						HR				1	0	0	0	0	0	0								
Brad Gulden, L OBP: 0.222, SLG: 0.333 Roy White, S OBP: 0.257, SLG: 0.236 Jerry Narron, L OBP: 0.270, SLG: 0.318 (9, 2)						1B		K		3	0	1	0	0	0	1								
Bucky Dent, R OBP: 0.297, SLG: 0.295 (1, 6)			K			HR		SH		2	2	0	0	2	1	1								
Inning Stats	R: 0 E: 0 K: 3 S: 10	H: 1 LOB: 1 BB: 0 P: 10	R: 0 E: 0 K: 0 S: 4	H: 1 LOB: 0 BB: 0 P: 4	R: 0 E: 0 K: 1 S: 5	H: 0 LOB: 0 BB: 0 P: 5	R: 0 E: 0 K: 0 S: 2	H: 0 LOB: 1 BB: 2 P: 10	R: 0 E: 0 K: 1 S: 4	H: 1 LOB: 1 BB: 0 P: 4	R: 3 E: 1 K: 1 S: 9	H: 3 LOB: 2 BB: 1 P: 13	R: 0 E: 0 K: 1 S: 5	H: 0 LOB: 0 BB: 0 P: 5	R: 2 E: 1 K: 0 S: 2	H: 1 LOB: 1 BB: 1 P: 6		1B: 5 2B: 2 3B: 0 HR: 1	SF: 0 SAC: 1 DP: 0 HBP: 0	WP: 0 PB: 0 SB: 1 CS: 1	PA: 38			
PITCHER Dennis Martinez, R ERA: 3.59 Tippy Martinez, L ERA: 2.69 (7, 1)	IP: 6.2 WLS: L BF: 30	H: 7 R: 3 ER: 3 SO: 5	BB: 4 IBB: 0 HBP: 0 BLK: 0	WP: 0 HR: 1 S: 36 P: 52	ERA: 4.05 WHIP: 1.650											AB	R	H	RBI	BB	SO	LOB	WP	PA

Batter	1	2	3	4	5	6	7	8	9	AB	R	H	RBI	BB	SO	LOB	TOP										
Jim Morrison, R OBP: 0.317, SLG: 0.483	0-0 2B 1B	0-0 1-3 2B			0-0 F7		0-0 F8	0-0 BB 1B		5	1	3	1	0	0	0	Chicago White Sox @ New York Yankees Yankee Stadium, Bronx, NY Tue Aug 07 1979, 7:05 PM EDT Att: 33,513 - Unknown - 74 F										
Greg Pryor, R OBP: 0.329, SLG: 0.343	0-0 1-3 1B	4-0 G6-4-3 BB			0-0 1-3		0-0 1B 1B	4-0 1-2 2-3 BB		3	2	2	0	2	0	0											
Alan Bannister, R OBP: 0.359, SLG: 0.404	0-0 6-3 1B	0-0 G6-4-3			0-0 6-3		0-0 F8	0-3 K		5	1	1	2	0	1	7											
Lamar Johnson, R OBP: 0.362, SLG: 0.444	0-0 1-3				0-0 6-3		0-0 HR 2B	4-0 SH3 S HR BB		3	1	1	0	0	0	1											
Mike Squires, L OBP: 0.315, SLG: 0.307	0-0 1-2				0-0 6-3		0-0 2H HR 1B	0-0 SH3 BB		1	1	1	1	1	0	0											
Chet Lemon, R OBP: 0.385, SLG: 0.487	0-0 6-3				0-0 6-3		0-0 2H HR 1B	0-0 SH3		4	1	2	2	0	0	2											
Junior Moore, R OBP: 0.307, SLG: 0.318	0-0 FC6 1B				0-0 F8		0-0 6-3	0-0 F6	0-0 F2	2	0	1	1	0	0	0											
Ralph Garr, L OBP: 0.332, SLG: 0.431	0-0 FC6 1B				0-0 F8		0-0 6-3	0-0 F6	0-0 F2	3	0	0	0	0	0	1											
Rusty Torres, S OBP: 0.368, SLG: 0.458	0-0 FC6 1-2				0-0 F9		0-0 6-3	0-0 1B 1B	0-0 HR	5	2	2	2	0	0	1											
Bill Nahorodny, R OBP: 0.326, SLG: 0.439		0-0 F8			0-0 6-3		4-0 BB	0-0 BB 1B	0-0 4-3	4	0	1	0	1	0	0											
Kevin Bell, R OBP: 0.278, SLG: 0.280		0-0 2B 1B			0-0 F7		0-0 F5	0-0 F8		4	0	1	0	0	0	3											
Inning Stats	R: 3 E: 0 K: 0 S: 7	H: 4 LOB: 1 BB: 0 P: 7	R: 0 E: 0 K: 0 S: 4	H: 2 LOB: 2 BB: 1 P: 8	R: 0 E: 0 K: 0 S: 3	H: 1 LOB: 0 BB: 0 P: 3	R: 0 E: 0 K: 0 S: 3	H: 0 LOB: 0 BB: 0 P: 3	R: 0 E: 0 K: 0 S: 3	H: 0 LOB: 0 BB: 0 P: 3	R: 2 E: 0 K: 0 S: 5	H: 2 LOB: 1 BB: 1 P: 9	R: 1 E: 0 K: 0 S: 5	H: 2 LOB: 1 BB: 0 P: 5	R: 1 E: 0 K: 1 S: 8	H: 3 LOB: 3 BB: 1 P: 12	R: 2 E: 0 K: 0 S: 4	H: 1 LOB: 0 BB: 1 P: 8	1B: 10 2B: 3 3B: 0 HR: 2	SF: 0 SAC: 1 DP: 1 HBP: 0	WP: 0 PB: 0 SB: 2 CS: 0	PA: 44					
PITCHER	IP	WLS	BF	H	R	ER	SO	BB	IBB	HBP	BLK	WP	HR	S	P	ERA	WHIP	PITCHER									
Don Hood, L ERA: 3.0	0.2		6	4	3	3	0	0	0	0	0	0	0	6	6	40.50	6.000										
Ken Clay, R ERA: 5.15	4.1	L	16	4	1	1	0	1	0	0	0	0	0	15	19	2.08	1.154										
Ron Davis, R ERA: 2.56	1.2		8	2	2	2	0	1	0	0	0	0	1	7	11	10.80	1.800										
Jim Kaat, L ERA: 3.52	0.2		5	3	1	1	0	0	0	0	0	0	0	5	5	13.50	4.500										
Rich Gossage, R ERA: 4.7	1.2		9	2	2	2	1	2	0	0	0	0	1	9	17	10.80	2.400										
Batter	1	2	3	4	5	6	7	8	9	AB	R	H	RBI	BB	SO	LOB	BOTTOM										
Willie Randolph, R OBP: 0.376, SLG: 0.381	0-0 1B 2B		0-0 G5-4-3 1-2		0-0 1B 1B		0-0 F8	0-0 BB 1B	4-0 BB	4	1	2	0	1	0	1	Chicago White Sox @ New York Yankees Yankee Stadium, Bronx, NY Tue Aug 07 1979, 7:05 PM EDT Att: 33,513 - Unknown - 74 F										
Bobby Murcer, L OBP: 0.348, SLG: 0.367	0-0 L4-3 2H 1B			0-0 E 2B	0-0 1-3 1B		0-3 K	0-0 F8		5	1	3	1	0	1	1											
Reggie Jackson, L OBP: 0.381, SLG: 0.550	0-3 K			0-0 E8 3-1 1B	0-0 4-3		0-0 HR			4	2	2	2	0	1	3											
Lou Piniella, R OBP: 0.334, SLG: 0.441	0-0 L4-3			0-3 K		0-0 L6	0-0 1B	0-0 1B		4	0	1	0	0	1	2											
Chris Chambliss, L OBP: 0.320, SLG: 0.448		0-0 F6		0-0 3-1		4-0 2B BB	0-0 F8	0-0 F8		3	1	0	0	1	0	2											
Graig Nettles, L OBP: 0.335, SLG: 0.391		0-0 F4		0-0 2-3		0-0 F5	0-0 F3	0-0 F3		4	0	1	1	0	0	2											
Roy White, S OBP: 0.257, SLG: 0.243		0-0 6-3		0-0 3H F8		0-0 1H 2B	0-0 F8	0-0 F8		4	0	1	1	0	0	2											
Jerry Narron, L OBP: 0.256, SLG: 0.300			0-0 2-3		0-0 K	0-0 4-3		0-0 3-1		4	0	0	0	0	1	1											
Bucky Dent, R OBP: 0.298, SLG: 0.296				0-0 G5-4-3 1B		0-0 F9		0-0 3-1		2	0	1	0	0	0	0											
Oscar Gamble, L OBP: 0.447, SLG: 0.503							0-0 F2		0-0 3-1	1	0	0	0	0	0	0											
Fred Stanley, R OBP: 0.250, SLG: 0.222										0	0	0	0	0	0	0											
Jim Spencer, L OBP: 0.347, SLG: 0.536										1	0	0	0	0	0	0											
Inning Stats	R: 1 E: 0 K: 1 S: 6	H: 2 LOB: 0 BB: 0 P: 6	R: 0 E: 0 K: 0 S: 3	H: 0 LOB: 0 BB: 0 P: 3	R: 0 E: 0 K: 0 S: 3	H: 1 LOB: 0 BB: 0 P: 3	R: 2 E: 1 K: 1 S: 8	H: 3 LOB: 1 BB: 0 P: 8	R: 0 E: 0 K: 0 S: 7	H: 2 LOB: 2 BB: 0 P: 7	R: 1 E: 0 K: 0 S: 4	H: 1 LOB: 1 BB: 1 P: 8	R: 0 E: 0 K: 1 S: 5	H: 0 LOB: 0 BB: 0 P: 5	R: 1 E: 0 K: 0 S: 5	H: 2 LOB: 1 BB: 0 P: 5	R: 0 E: 0 K: 0 S: 3	H: 0 LOB: 1 BB: 1 P: 7	1B: 7 2B: 4 3B: 0 HR: 1	SF: 0 SAC: 0 DP: 2 HBP: 0	WP: 0 PB: 0 SB: 0 CS: 0	PA: 38					
PITCHER	IP	WLS	BF	H	R	ER	SO	BB	IBB	HBP	BLK	WP	HR	S	P	ERA	WHIP	PITCHER									
Ross Baumgarten, L ERA: 3.98	4.0		16	6	3	3	2	0	0	0	0	0	0	20	20	6.75	1.500										
Randy Scarbery, R ERA: 4.44	3.0	W	15	5	2	2	2	1	0	0	0	0	1	18	22	6.00	2.000										
Ed Farmer, R ERA: 3.86	2.0	S	7	0	0	0	0	1	0	0	0	0	0	6	10	0.00	0.500										

Batter	1	2	3	4	5	6	7	8	9	AB	R	H	RBI	BB	SO	LOB	TOP																					
Ralph Garr, L OBP: 0.331, SLG: 0.429 Rusty Torres, S OBP: 0.368, SLG: 0.458	F8			2B 1B	E1			F9		4	1	1	0	0	0	0																						
Jim Morrison, R OBP: 0.299, SLG: 0.452	L5			F7	F4			K		4	0	0	0	0	1	2																						
Jorge Orta, L OBP: 0.356, SLG: 0.429	4-3			F7					4-3	3	0	0	0	1	0	1																						
Lamar Johnson, R OBP: 0.361, SLG: 0.444		F8		2B				F8	F8	4	1	1	1	0	0	1																						
Chet Lemon, R OBP: 0.384, SLG: 0.487	K			2B				6-3	4-3	4	1	1	1	0	1	1																						
Mike Squires, L OBP: 0.315, SLG: 0.307	L6			2B						3	0	1	1	0	0	0																						
Claudell Washington, L OBP: 0.302, SLG: 0.430			4-3	K				2-3		3	0	0	0	0	1	1																						
Mitt May, L OBP: 0.342, SLG: 0.472			F9		F8			6-3		3	0	0	0	0	0	0																						
Harry Chappas, S OBP: 0.136, SLG: 0.050	G3			F2				K		3	0	0	0	0	1	0																						
Inning Stats	R: 0 E: 0 K: 0 S: 3	H: 0 LOB: 0 BB: 0 P: 3	R: 0 E: 0 K: 1 S: 5	H: 0 LOB: 0 BB: 0 P: 5	R: 0 E: 0 K: 0 S: 3	H: 0 LOB: 0 BB: 0 P: 3	R: 3 E: 0 K: 1 S: 9	H: 4 LOB: 1 BB: 0 P: 9	R: 0 E: 1 K: 0 S: 4	H: 0 LOB: 1 BB: 0 P: 4	R: 0 E: 0 K: 0 S: 2	H: 0 LOB: 0 BB: 1 P: 6	R: 0 E: 0 K: 0 S: 3	H: 0 LOB: 0 BB: 0 P: 3	R: 0 E: 0 K: 2 S: 7	H: 0 LOB: 0 BB: 0 P: 7	R: 0 E: 0 K: 0 S: 3	H: 0 LOB: 0 BB: 0 P: 3	1B: 2 2B: 2 3B: 0 HR: 0	SF: 0 SAC: 0 DP: 0 HBP: 0	WP: 0 PB: 0 SB: 1 CS: 1	PA: 32																
PITCHER	IP	WLS	BF	H	R	ER	SO	BB	IBB	HBP	BLK	WP	HR	S	P	ERA	WHIP	PITCHER				IP	WLS	BF	H	R	ER	SO	BB	IBB	HBP	BLK	WP	HR	S	P	ERA	WHIP
Luis Tiant, R ERA: 3.77	8.0	W	29	4	3	3	4	1	0	0	0	0	0	36	40	3.38	0.625																					
Ron Davis, R ERA: 2.52	1.0	S	3	0	0	0	0	0	0	0	0	0	0	3	3	0.00	0.000																					

Chicago White Sox @ New York Yankees
Yankee Stadium, Bronx, NY
Wed Aug 08 1979, 7:05 PM EDT
Att: 20,048 - Unknown - 83 F

AB	31
R	3
H	4
RBI	3
BB	1
SO	4
LOB	6



Batter	1	2	3	4	5	6	7	8	9	AB	R	H	RBI	BB	SO	LOB	BOTTOM																					
Willie Randolph, R OBP: 0.381, SLG: 0.385	G1-6-3 1B		1-2 BB		1-2 1B			WP 1B 1B		3	1	3	0	1	0	0																						
Bobby Murcer, L OBP: 0.347, SLG: 0.365	G1-6-3 1-2		G3		3-1			1B WP HR 1B		4	1	1	0	0	0	5																						
Lou Piniella, R OBP: 0.333, SLG: 0.439	K			1-3				FC3-6 1B		4	0	1	1	0	1	0																						
Reggie Jackson, L OBP: 0.382, SLG: 0.546		CS BB		FC4-6 BB				FC3-6 HR		2	1	0	0	2	0	2																						
Chris Chambliss, L OBP: 0.322, SLG: 0.457	G3			FC4-6 FC6				HR		4	1	2	3	0	0	2																						
Graig Nettles, L OBP: 0.334, SLG: 0.389	G3			FC6				HR		4	0	1	0	0	0	2																						
Roy White, S OBP: 0.257, SLG: 0.244			FC3-6 1B		5-3			G4-6-3 1B		4	0	1	0	0	0	1																						
Brad Gulden, L OBP: 0.182, SLG: 0.273				B1						2	0	0	0	0	1	1																						
Lenny Randle, S (7, PH)					K					1	0	0	0	0	0	0																						
Jerry Narron, L OBP: 0.256, SLG: 0.300										0	0	0	0	0	0	0																						
Bucky Dent, R OBP: 0.298, SLG: 0.296			FC3-6 BB		1B			1-4-3		3	0	1	0	0	0	1																						
Inning Stats	R: 0 E: 0 K: 1 S: 5	H: 1 LOB: 0 BB: 0 P: 5	R: 0 E: 0 K: 0 S: 2	H: 0 LOB: 0 BB: 1 P: 6	R: 0 E: 0 K: 0 S: 4	H: 1 LOB: 2 BB: 1 P: 8	R: 0 E: 0 K: 0 S: 3	H: 0 LOB: 1 BB: 1 P: 7	R: 0 E: 0 K: 1 S: 7	H: 2 LOB: 2 BB: 0 P: 7	R: 0 E: 0 K: 0 S: 4	H: 1 LOB: 1 BB: 0 P: 4	R: 0 E: 0 K: 0 S: 3	H: 0 LOB: 0 BB: 0 P: 3	R: 4 E: 0 K: 0 S: 7	H: 5 LOB: 0 BB: 0 P: 7	1B: 9 2B: 0 3B: 0 HR: 1	SF: 0 SAC: 0 DP: 2 HBP: 0	WP: 1 PB: 0 SB: 0 CS: 1	PA: 34																		
PITCHER	IP	WLS	BF	H	R	ER	SO	BB	IBB	HBP	BLK	WP	HR	S	P	ERA	WHIP	PITCHER				IP	WLS	BF	H	R	ER	SO	BB	IBB	HBP	BLK	WP	HR	S	P	ERA	WHIP
Steve Trout, L ERA: 3.75	7.1	L	33	10	4	4	2	3	0	0	0	0	0	34	46	4.91	1.773																					
Mike Proly, R ERA: 3.85	0.2		1	0	0	0	0	0	0	0	0	0	0	1	1	0.00	0.000																					

Chicago White Sox @ New York Yankees
Yankee Stadium, Bronx, NY
Wed Aug 08 1979, 7:05 PM EDT
Att: 20,048 - Unknown - 83 F

AB	31
R	4
H	10
RBI	4
BB	3
SO	2
LOB	14



Batter	1	2	3	4	5	6	7	8	9	AB	R	H	RBI	BB	SO	LOB	TOP					
Bobby Brown, S (1, 8) OBP: 0.297, SLG: 0.300 Lenny Randle, S (9, PH) OBP: 0.167, SLG: 0.167	0-0 FC4-6 1B		0-3 K		0-0 3-1		0-3 K		0-0 4-3	4	0	1	0	0	2	0						
Willie Randolph, R (1, 4) OBP: 0.377, SLG: 0.378	0-0 FC4-6 HR		0-0 1-3		0-0 4-3		4-0 2B		0-0 F9	4	2	0	0	1	0	1						
Oscar Gamble, L (1, 7) OBP: 0.455, SLG: 0.529	0-0 HR			0-0 FC6-4 1B		0-0 2B	0-0 2B		0-0 4-3	5	2	4	2	0	0	0						
Reggie Jackson, L (1, 9) OBP: 0.381, SLG: 0.542	0-0 F7			0-0 FC6-4 HR		0-0 1B	0-3 K			4	1	1	0	0	1	3						
Chris Chambliss, L (1, 3) OBP: 0.323, SLG: 0.465	0-0 6-3			0-0 HR		1-0 FC5	0-0 2B			3	1	2	3	0	0	0						
Graig Nettles, L (1, 5) OBP: 0.331, SLG: 0.384		0-0 G3		4-0 4-3 BB		0-0 SF8	0-0 G3			2	0	0	1	1	0	2						
Jim Spencer, L (1, 10) Lou Piniella, R (6, PH) OBP: 0.333, SLG: 0.445	0-0 F8			0-0 4-3		0-0 1B		0-0 F7	2	0	0	0	0	0	0	1	AB 35					
Brad Gulden, L (1, 2) Roy White, S (8, PH) Jerry Narron, L (8, 2) OBP: 0.256, SLG: 0.300	0-0 6-3			0-0 L7		0-3 K		0-0 1-3	3	0	0	0	0	0	1	4	R 6					
Bucky Dent, R (1, 6) OBP: 0.293, SLG: 0.290			0-3 K		0-3 K	0-0 FC5		0-0 F8	1	0	0	0	0	0	2	3	H 9					
Inning Stats	R: 2 E: 0 K: 0 S: 5	H: 2 LOB: 0 BB: 0 P: 5	R: 0 E: 0 K: 0 S: 3	H: 0 LOB: 0 BB: 0 P: 3	R: 0 E: 0 K: 2 S: 7	H: 0 LOB: 0 BB: 0 P: 7	R: 2 E: 0 K: 0 S: 5	H: 2 LOB: 1 BB: 0 P: 9	R: 0 E: 0 K: 1 S: 5	H: 0 LOB: 0 BB: 0 P: 5	R: 1 E: 0 K: 1 S: 8	H: 3 LOB: 3 BB: 0 P: 9	R: 1 E: 0 K: 2 S: 9	H: 2 LOB: 2 BB: 1 P: 13	R: 0 E: 0 K: 0 S: 3	H: 0 LOB: 0 BB: 0 P: 3	R: 0 E: 0 K: 0 S: 3	H: 0 LOB: 0 BB: 0 P: 3	1B: 5 2B: 2 3B: 0 HR: 2	SF: 1 SAC: 0 DP: 0 HBP: 1	WP: 0 PB: 0 SB: 1 CS: 0	PA: 39
PITCHER	IP WLS BF H R ER SO BB IBB HBP BLK WP HR S P ERA WHIP																					
Dennis Martinez, R (1, 1) ERA: 3.71	5.0		22	6	5	5	3	1	0	0	0	0	0	2	27	31	9.00	1.400				
Tippy Martinez, L (6, 1) ERA: 2.65	4.0	W	17	3	1	1	3	1	0	1	0	0	0	0	21	26	2.25	1.000				

New York Yankees @ Baltimore Orioles
Memorial Stadium, Baltimore, MD
Fri Aug 10 1979, 7:05 PM EDT
Att: 44,646 - Unknown

AB 35
R 6
H 9
RBI 6
BB 2
SO 6
LOB 14



Batter	1	2	3	4	5	6	7	8	9	AB	R	H	RBI	BB	SO	LOB	BOTTOM					
Mark Belanger, R (1, 6) OBP: 0.278, SLG: 0.226	0-0 HR		0-3 K	4-0 WP		0-3 K		0-0 2B		4	2	2	0	1	2	2						
Benny Avila, R (1, 7) Al Bumbry, L (8, PH) OBP: 0.327, SLG: 0.635 OBP: 0.337, SLG: 0.377	0-0 HR	0-0 FC6-4 1B		0-0 5-3		0-0 F9		0-0 E8		4	1	2	3	0	0	1						
Ken Singleton, S (1, 9) OBP: 0.406, SLG: 0.556	0-3 K	0-0 FC6-4		0-3 K		0-0 E	0-0 2B	4-0 G5-4-3 IBB		4	1	1	0	1	2	3						
Doug DeCinces, R (1, 5) OBP: 0.334, SLG: 0.391	0-0 4-3		4-0 F9		0-0 5-3		0-0 F7	0-0 G5-4-3		4	0	0	0	1	0	3						
Gary Roenicke, R (1, 8) OBP: 0.406, SLG: 0.520	0-3 K		4-0 WP		0-0 5-3		0-0 E7			3	1	2	0	1	1	0						
Eddie Murray, S (1, 3) OBP: 0.388, SLG: 0.464		0-0 1B		0-0 F9		0-0 5-3		0-0 1B		4	2	2	2	0	0	3						
Lee May, R (1, 10) OBP: 0.316, SLG: 0.475	0-0 F8		0-0 6-3		0-0 6-3		0-0 1B			4	0	1	1	0	0	4						
Rich Dauer, R (1, 4) OBP: 0.304, SLG: 0.365	0-0 1B		0-0 5-3		0-0 4-3		0-0 5-3			4	1	1	0	0	0	3						
Dave Skaggs, R (1, 2) OBP: 0.294, SLG: 0.258	0-0 1B		0-0 6-3		0-0 6-3		0-0 5-3			4	0	1	1	0	0	0						
Inning Stats	R: 2 E: 0 K: 2 S: 9	H: 4 LOB: 2 BB: 0 P: 9	R: 0 E: 0 K: 0 S: 3	H: 0 LOB: 2 BB: 2 P: 11	R: 0 E: 0 K: 1 S: 5	H: 0 LOB: 1 BB: 1 P: 9	R: 0 E: 0 K: 0 S: 4	H: 1 LOB: 1 BB: 0 P: 4	R: 0 E: 0 K: 1 S: 5	H: 0 LOB: 0 BB: 0 P: 5	R: 3 E: 1 K: 0 S: 7	H: 4 LOB: 1 BB: 0 P: 7	R: 1 E: 1 K: 0 S: 4	H: 2 LOB: 1 BB: 1 P: 8	R: 0 E: 0 K: 0 S: 3	H: 0 LOB: 0 BB: 0 P: 3	1B: 10 2B: 2 3B: 0 HR: 1	SF: 0 SAC: 0 DP: 1 HBP: 0	WP: 3 PB: 0 SB: 0 CS: 0	PA: 40		
PITCHER	IP WLS BF H R ER SO BB IBB HBP BLK WP HR S P ERA WHIP																					
Tommy John, L (1, 1) ERA: 2.89	6.2		32	9	6	6	5	3	0	0	0	0	0	3	39	51	8.10	1.800				
Ron Davis, R (7, 1) ERA: 2.62	1.1	L	8	4	2	1	0	0	1	0	0	0	0	0	7	11	6.75	3.000				

New York Yankees @ Baltimore Orioles
Memorial Stadium, Baltimore, MD
Fri Aug 10 1979, 7:05 PM EDT
Att: 44,646 - Unknown

AB 36
R 8
H 13
RBI 7
BB 4
SO 5
LOB 19



Batter	1	2	3	4	5	6	7	8	9	AB	R	H	RBI	BB	SO	LOB	TOP					
Bump Wills, S (1, 4) OBP: 0.344, SLG: 0.350	F4			K		SH3		F8		3	0	0	0	0	1	0						
Mickey Rivers, L (1, 8) OBP: 0.299, SLG: 0.392	K					K		6-3		0	0	0	0	0	0	0						
Al Oliver, L (1, 7) OBP: 0.360, SLG: 0.482	4-3			7-2		K		K		4	0	0	0	0	2	2						
Buddy Bell, R (1, 6) OBP: 0.330, SLG: 0.448		F6			5-3			F8		4	1	1	0	0	0	0						
Richie Zisk, R (1, 9) OBP: 0.349, SLG: 0.421		L9			6-3		L8			4	0	1	0	0	0	1						
La Rue Washington, R (9, PR) OBP: 0.250, SLG: 0.200								WP		0	0	0	0	0	0	0						
John Ellis, R (1, 10) OBP: 0.312, SLG: 0.449		5-3			2B		K			4	0	1	0	0	2	2						
Eric Soderholm, R (1, 5) OBP: 0.311, SLG: 0.396			5-3							2	0	1	1	1	0	0						
Nelson Norman, S (7, PR) OBP: 0.245, SLG: 0.249										0	1	0	0	0	0	0						
Willie Montanez, L (9, PH) OBP: 0.276, SLG: 0.316					BB					1	0	0	0	0	1	2						
Pat Putnam, L (1, 3) OBP: 0.326, SLG: 0.469			F2							2	0	0	0	0	0	2						
Bill Sample, R (7, PH) OBP: 0.340, SLG: 0.380				4-3						1	0	1	1	0	0	0						
Mike Jorgensen, L (7, 3) OBP: 0.308, SLG: 0.413										0	0	0	0	0	0	0						
Jim Sundberg, R (1, 2) OBP: 0.324, SLG: 0.368			F7			SH3		5-3		3	0	1	0	0	0	1						
Inning Stats	R: 0 E: 0 K: 1 S: 5	H: 0 LOB: 0 BB: 0 P: 5	R: 0 E: 0 K: 0 S: 3	H: 0 LOB: 0 BB: 0 P: 3	R: 0 E: 0 K: 0 S: 3	H: 0 LOB: 0 BB: 0 P: 3	R: 0 E: 0 K: 1 S: 5	H: 1 LOB: 0 BB: 0 P: 5	R: 0 E: 0 K: 0 S: 4	H: 1 LOB: 2 BB: 1 P: 8	R: 0 E: 0 K: 2 S: 8	H: 1 LOB: 1 BB: 0 P: 8	R: 2 E: 0 K: 1 S: 8	H: 3 LOB: 1 BB: 0 P: 8	R: 0 E: 0 K: 1 S: 5	H: 0 LOB: 0 BB: 0 P: 5	R: 0 E: 0 K: 2 S: 8	H: 1 LOB: 2 BB: 0 P: 8	1B: 3 2B: 4 3B: 1 HR: 0	SF: 0 SAC: 1 DP: 1 HBP: 0	WP: 1 PB: 0 SB: 0 CS: 0	PA: 34
PITCHER Ron Guidry, L (1, 1) ERA: 2.6	IP: 9.0 WLS: W BF: 34 H: 7 R: 2 ER: 2 SO: 8 BB: 1 IBB: 0 HBP: 0 BLK: 0 WP: 1 HR: 0 S: 49 P: 53 ERA: 2.00 WHIP: 0.889															PITCHER						

Texas Rangers @ New York Yankees
Yankee Stadium, Bronx, NY
Mon Aug 13 1979, 7:05 PM EDT
Att: 24,977 - Unknown - 73 F


AB 28
R 2
H 6
RBI 2
BB 1
SO 6
LOB 10



Batter	1	2	3	4	5	6	7	8	9	AB	R	H	RBI	BB	SO	LOB	BOTTOM			
Bobby Brown, S (1, 8) OBP: 0.279, SLG: 0.281	K		G3		F8			F7		4	0	0	0	0	1	0				
Willie Randolph, R (1, 4) OBP: 0.376, SLG: 0.376	1B		6-3		5-3			S		2	1	0	0	2	0	0				
Oscar Gamble, L (1, 7) OBP: 0.461, SLG: 0.551										4	1	3	2	0	0	0				
Lenny Randle, S (6, PR) OBP: 0.167, SLG: 0.167										0	0	0	0	0	0	0				
Reggie Jackson, L (1, 9) OBP: 0.376, SLG: 0.535	G4-6-3		L6							4	0	0	0	0	2	3				
Chris Chambliss, L (1, 3) OBP: 0.321, SLG: 0.462		3-1			F7			6-3		3	0	0	0	0	0	0				
Graig Nettles, L (1, 5) OBP: 0.331, SLG: 0.391					F4			K		3	1	1	1	0	1	0				
Jim Spencer, L (1, 10) OBP: 0.349, SLG: 0.531								3-1		2	0	1	0	1	0	0				
Brad Gulden, L (1, 2) OBP: 0.150, SLG: 0.158		F8			F9			G3		3	0	0	0	0	0	2				
Bucky Dent, R (1, 6) OBP: 0.290, SLG: 0.288		6-3			L6			L7		3	0	0	0	0	0	1				
Inning Stats	R: 0 E: 0 K: 1 S: 5	H: 1 LOB: 1 BB: 1 P: 9	R: 1 E: 0 K: 0 S: 4	H: 1 LOB: 1 BB: 1 P: 8	R: 1 E: 0 K: 0 S: 4	H: 1 LOB: 0 BB: 0 P: 4	R: 0 E: 0 K: 0 S: 4	H: 1 LOB: 1 BB: 0 P: 4	R: 0 E: 0 K: 1 S: 5	H: 0 LOB: 0 BB: 0 P: 5	R: 0 E: 0 K: 1 S: 5	H: 0 LOB: 0 BB: 0 P: 5	R: 0 E: 0 K: 1 S: 6	H: 0 LOB: 1 BB: 1 P: 10	R: 1 E: 0 K: 1 S: 6	H: 1 LOB: 1 BB: 1 P: 10	1B: 3 2B: 0 3B: 0 HR: 2	SF: 0 SAC: 0 DP: 1 HBP: 0	WP: 0 PB: 0 SB: 1 CS: 0	PA: 31
PITCHER Fergie Jenkins, R (1, 1) ERA: 3.79	IP: 7.2 WLS: L BF: 30 H: 5 R: 3 ER: 3 SO: 3 BB: 3 IBB: 0 HBP: 0 BLK: 0 WP: 0 HR: 2 S: 33 P: 45 ERA: 3.52 WHIP: 1.043															PITCHER				
Sparky Lyle, L (8, 1) ERA: 3.3	IP: 0.1 WLS: 1 BF: 1 H: 0 R: 0 ER: 0 SO: 1 BB: 0 IBB: 0 HBP: 0 BLK: 0 WP: 0 HR: 0 S: 3 P: 3 ERA: 0.00 WHIP: 0.000															PITCHER				

Texas Rangers @ New York Yankees
Yankee Stadium, Bronx, NY
Mon Aug 13 1979, 7:05 PM EDT
Att: 24,977 - Unknown - 73 F

AB 28
R 3
H 5
RBI 3
BB 3
SO 4
LOB 6



Batter	1	2	3	4	5	6	7	8	9	AB	R	H	RBI	BB	SO	LOB	TOP								
Bump Wills, S (1,4) OBP: 0.341, SLG: 0.347	0-3 K		0-3 K			0-0 FC1-6 F9 CS		0-0 1-3		4	0	0	0	0	2	2	Texas Rangers @ New York Yankees Yankee Stadium, Bronx, NY Tue Aug 14 1979, 7:05 PM EDT Att: 24,125 - Unknown								
Mickey Rivers, L (1,8) OBP: 0.298, SLG: 0.393	0-0 F3		0-0 F8			0-0 F9		0-0 2B		0	1	0	0	0	0	0									
Buddy Bell, R (1,5) OBP: 0.330, SLG: 0.452	0-0 F9			0-0 4-3		0-0 L6		0-0 HR		4	1	1	2	0	0	1									
Al Oliver, L (1,7) OBP: 0.361, SLG: 0.481		4-0 1B G3-6-3 BB		0-0 CS 1B			0-0 F8	0-0 F7		3	1	1	0	1	0	0									
Richie Zisk, R (1,9) OBP: 0.348, SLG: 0.418		0-0 F8		0-3 K			4-0 2B 1B BB		0-0 F9	3	1	0	0	1	1	2									
Willie Montanez, L (1,10) OBP: 0.276, SLG: 0.316		0-0 G3-6-3 1B			0-0 4-3		0-0 F6		0-3 K	4	0	1	0	0	1	1									
Pat Putnam, L (1,3) OBP: 0.326, SLG: 0.470		0-0 G3-6-3 1-2 3-H			0-0 F4		0-0 1B 2B		0-0 F8	4	1	1	0	0	0	1									
Jim Sundberg, R (1,2) OBP: 0.327, SLG: 0.371			0-0 1B		0-0 F8		0-0 2-H 3-H 1B			3	0	2	2	0	0	0									
Nelson Norman, S (1,6) OBP: 0.246, SLG: 0.250			0-0 B3			0-0 FC1-6 1B		0-3 K		3	0	1	0	0	1	1									
Inning Stats	R: 0 E: 0 K: 1 S: 5	H: 0 LOB: 0 BB: 0 P: 5	R: 1 E: 0 K: 0 S: 3	H: 1 LOB: 0 BB: 1 P: 7	R: 0 E: 0 K: 1 S: 6	H: 1 LOB: 1 BB: 0 P: 6	R: 0 E: 0 K: 1 S: 5	H: 1 LOB: 1 BB: 0 P: 5	R: 0 E: 0 K: 0 S: 3	H: 0 LOB: 0 BB: 0 P: 3	R: 0 E: 0 K: 0 S: 4	H: 1 LOB: 1 BB: 0 P: 4	R: 2 E: 0 K: 0 S: 4	H: 2 LOB: 1 BB: 1 P: 8	R: 2 E: 0 K: 1 S: 7	H: 2 LOB: 0 BB: 0 P: 7	R: 0 E: 0 K: 1 S: 5	H: 0 LOB: 0 BB: 0 P: 5	1B: 5 2B: 3 3B: 0 HR: 1	SF: 0 SAC: 0 DP: 2 HBP: 0	WP: 0 PB: 0 SB: 0 CS: 2	PA: 34			
PITCHER	IP	WLS	BF	H	R	ER	SO	BB	IBB	HBP	BLK	WP	HR	S	P	ERA	WHIP								
Luis Tiant, R (1,1) ERA: 3.87	8.0	W	31	8	5	5	4	2	0	0	0	0	1	37	45	5.62	1.250								
Rich Gossage, R (9,1) ERA: 4.5	1.0	S	3	0	0	0	1	0	0	0	0	0	0	5	5	0.00	0.000								

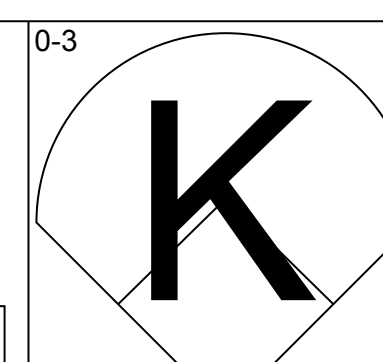
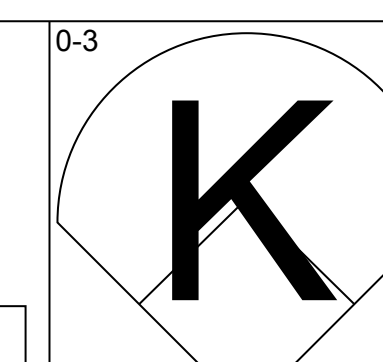
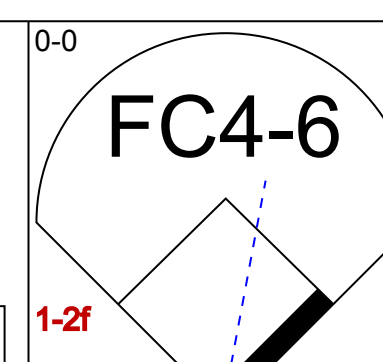
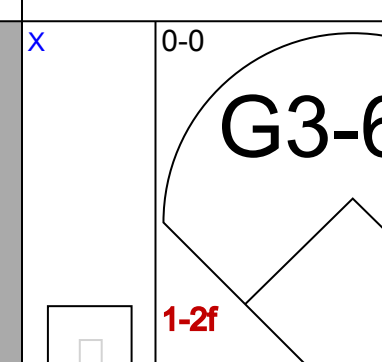
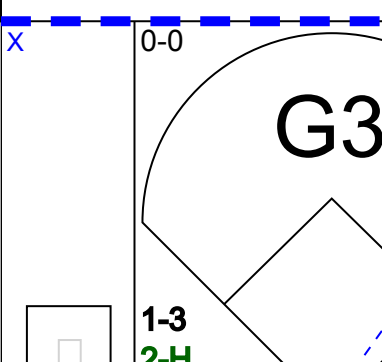
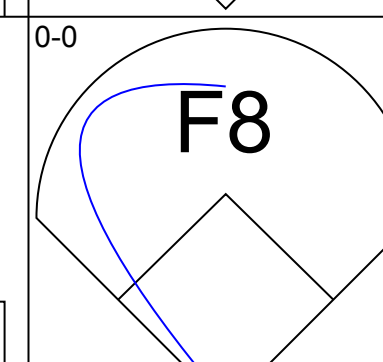
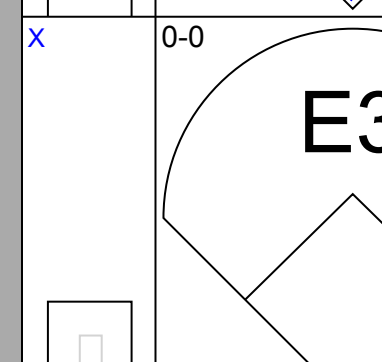
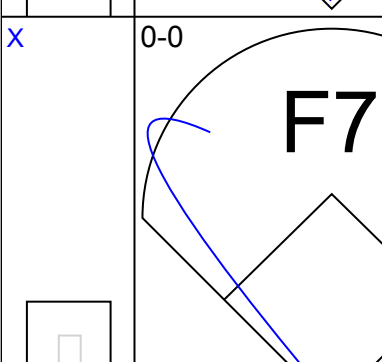
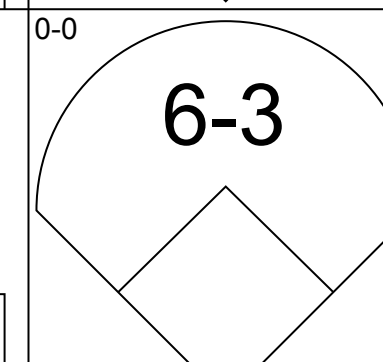
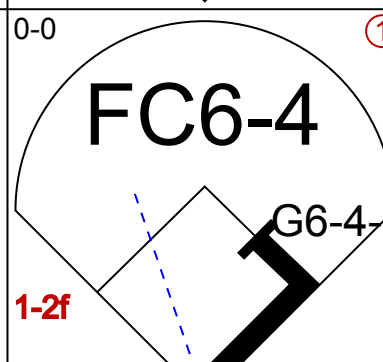
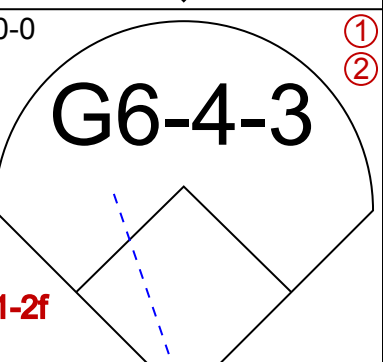
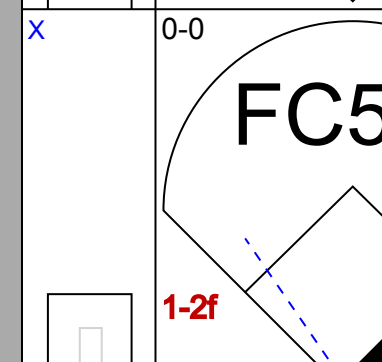
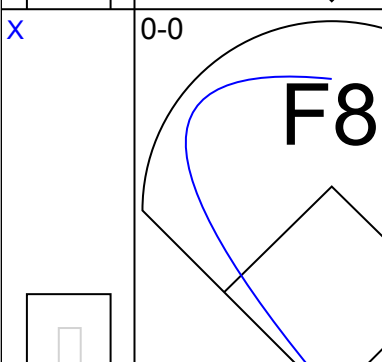
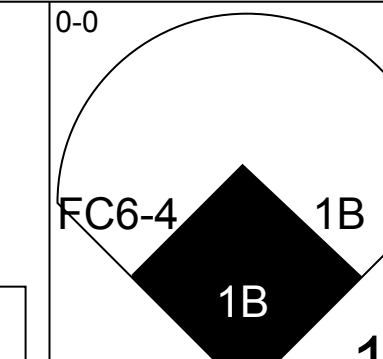
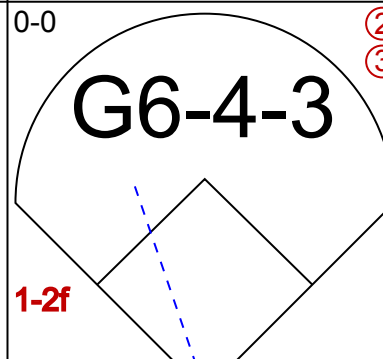
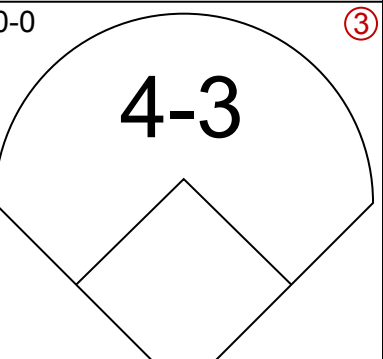
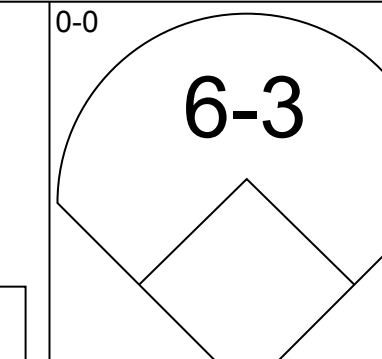
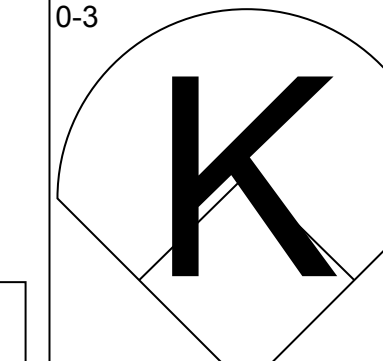
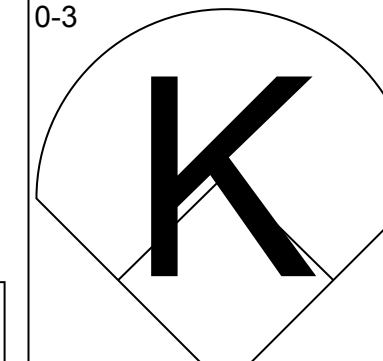
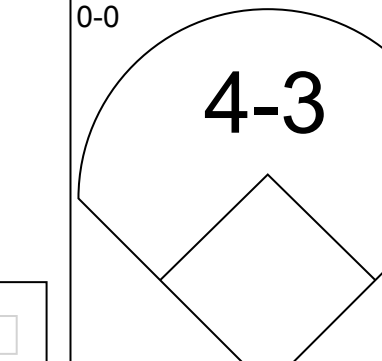
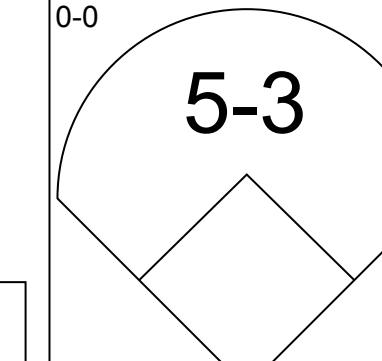

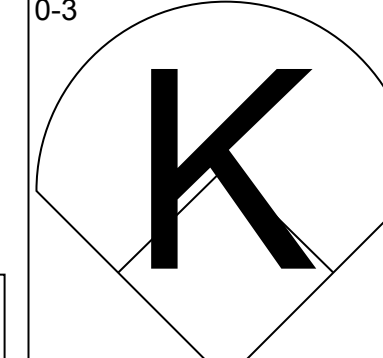
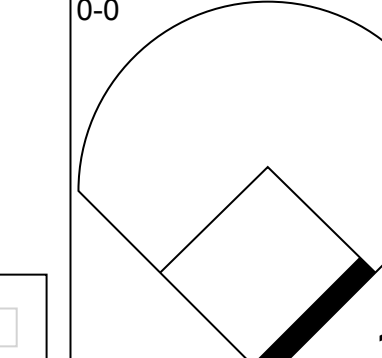
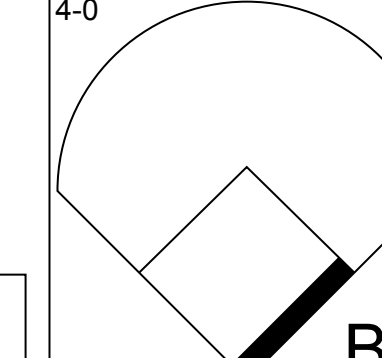
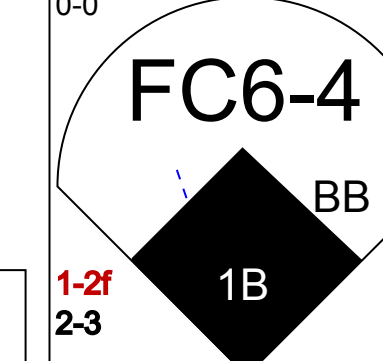
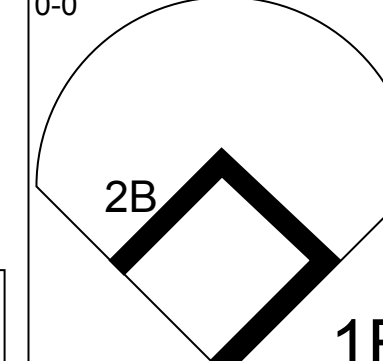
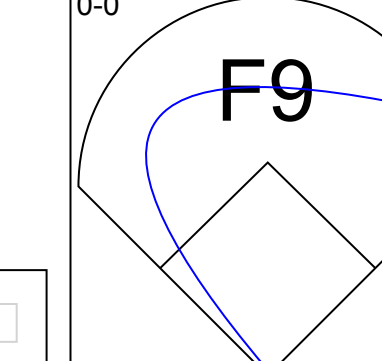
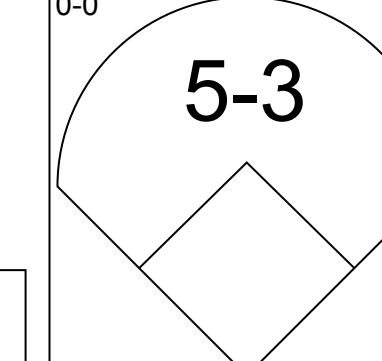
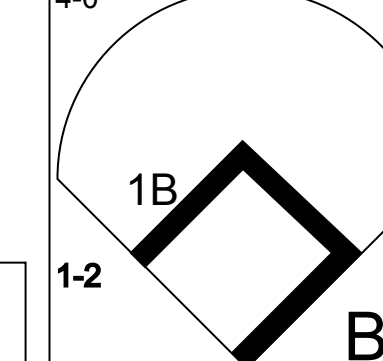
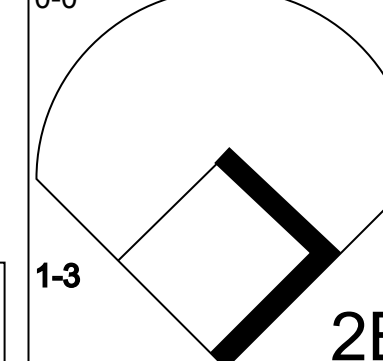
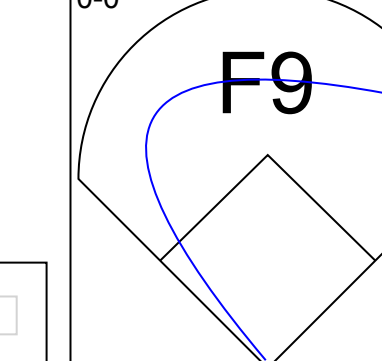
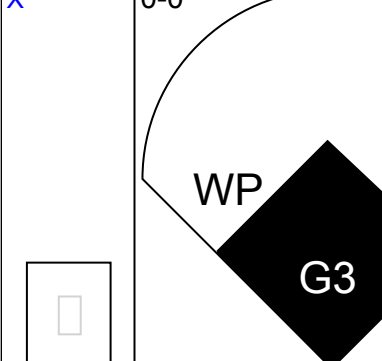
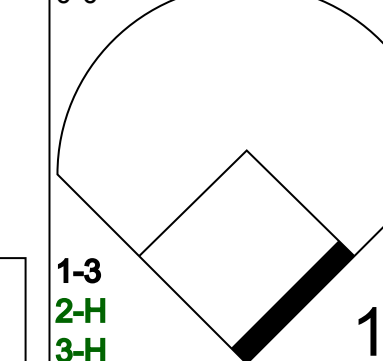
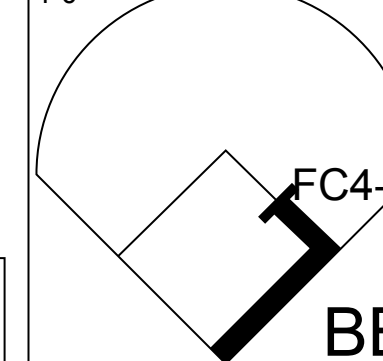
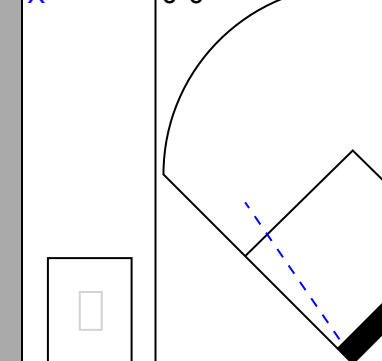
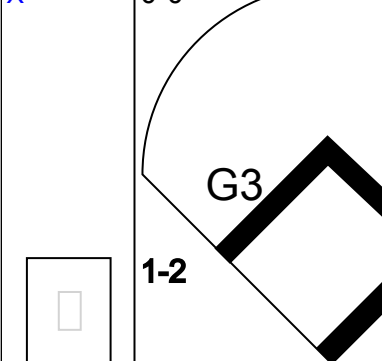
Batter	1	2	3	4	5	6	7	8	9	AB	R	H	RBI	BB	SO	LOB	BOTTOM								
Bobby Murcer, L (1,8) OBP: 0.347, SLG: 0.383	0-3 K		0-0 BB 1B		0-0 4-3		0-0 HR	0-0 HR		5	3	3	3	0	1	0	Texas Rangers @ New York Yankees Yankee Stadium, Bronx, NY Tue Aug 14 1979, 7:05 PM EDT Att: 24,125 - Unknown								
Willie Randolph, R (1,4) OBP: 0.376, SLG: 0.374	0-0 L9		4-0 1B 1-2 BB		0-0 F9		0-0 1-3	4-0 BB 1B BB		3	0	0	0	2	0	0									
Oscar Gamble, L (1,7) OBP: 0.344, SLG: 0.556	0-0 1B		0-0 F2		0-0 1B WP		4-0 BB	0-0 BB 1B		4	1	3	0	1	0	2									
Fred Stanley, R (9,6) OBP: 0.250, SLG: 0.222			0-0 F2		0-0 1B WP		0-0 BB	1-2 BB 1B		0	0	0	0	0	0	0									
Reggie Jackson, L (1,9) OBP: 0.382, SLG: 0.538	0-0 1B		0-0 1B		0-0 WP		0-0 F7	4-0 1-2 2-3 BB		4	0	3	1	1	0	1									
Chris Chambliss, L (1,3) OBP: 0.322, SLG: 0.459	0-0 5-3			0-0 1B	4-0 1-2 3-H BB		0-3 K	0-0 L4		4	0	1	0	1	1	6									
Graig Nettles, L (1,5) OBP: 0.328, SLG: 0.387		0-0 L8		0-0 L9	4-0 4-3			0-0 F4		4	0	0	0	0	0	3									
Jim Spencer, L (1,10) OBP: 0.344, SLG: 0.523		0-0 F5		0-3 K		0-0 G3		0-0 E9 1B 2B		3	0	0	0	0	1	1									
Lou Piniella, R (6,PH) OBP: 0.335, SLG: 0.449								0-0 E9 1B 2B		1	1	1	0	0	0	0									
Brad Gulden, L (1,2) OBP: 0.174, SLG: 0.182		0-0 F8		0-0 1B		0-0 4-3		0-0 HR 1B		3	0	1	0	0	0	0									
Roy White, S (8,PH) OBP: 0.260, SLG: 0.247								0-0 HR 1B		1	1	1	1	0	0	0									
Jerry Narron, L (9,2) OBP: 0.256, SLG: 0.300								0-0 HR 1B		0	0	0	0	0	0	0									
Bucky Dent, R (1,6) OBP: 0.288, SLG: 0.285					0-0 F9			0-3 3-H 0-3 K		3	0	0	0	0	0	2									
Bobby Brown, S (8,PH) OBP: 0.275, SLG: 0.277					1-3			0-3 K		1	0	0	0	0	1	1									
Inning Stats	R: 0 E: 0 K: 1 S: 7	H: 2 LOB: 2 BB: 0 P: 7	R: 0 E: 0 K: 0 S: 3	H: 0 LOB: 0 BB: 0 P: 3	R: 1 E: 0 K: 0 S: 4	H: 2 LOB: 2 BB: 1 P: 8	R: 0 E: 0 K: 1 S: 7	H: 2 LOB: 2 BB: 0 P: 7	R: 1 E: 0 K: 0 S: 5	H: 2 LOB: 2 BB: 1 P: 9	R: 0 E: 0 K: 0 S: 3	H: 0 LOB: 0 BB: 0 P: 3	R: 1 E: 0 K: 1 S: 6	H: 1 LOB: 1 BB: 1 P: 10	R: 3 E: 1 K: 1 S: 9	H: 4 LOB: 3 BB: 2 P: 17	R: 0 E: 0 K: 1 S: 5	H: 0 LOB: 0 BB: 0 P: 5	1B: 10 2B: 1 3B: 0 HR: 2	SF: 0 SAC: 0 DP: 0 HBP: 0	WP: 1 PB: 0 SB: 0 CS: 0	PA: 41			
PITCHER	IP	WLS	BF	H	R	ER	SO	BB	IBB	HBP	BLK	WP	HR	S	P	ERA	WHIP								
Doc Medich, R (1,1) ERA: 4.84	6.1		29	9	3	3	2	2	0	0	0	0	0	31	39	4.26	1.737								
Sparky Lyle, L (7,1) ERA: 3.5	1.0		6	2	2	2	1	1	0	0	0	0	0	7	11	18.00	3.000								
Jim Kern, R (8,1) ERA: 1.47	0.1	L	5	2	1	1	1	2	0	0	0	0	1	5	13	27.00	12.000								
Dave Rajsich, L (8,1) ERA: 4.08	0.1		1	0	0	0	0	0	0	0	0	0	0	1	1	0.00	0.000								

AB	28
R	5
H	7
RBI	4
BB	2
SO	5
LOB	8



AB	36
R	6
H	13
RBI	5
BB	5
SO	4
LOB	16

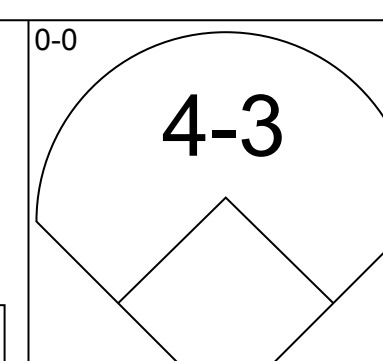
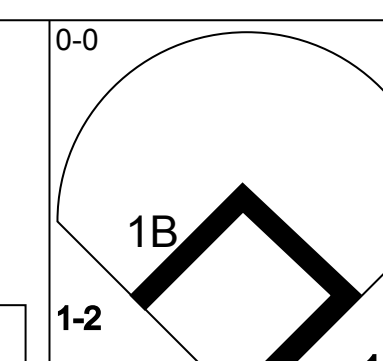
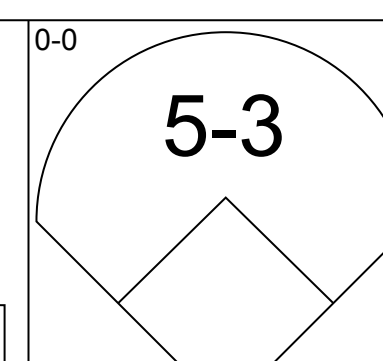
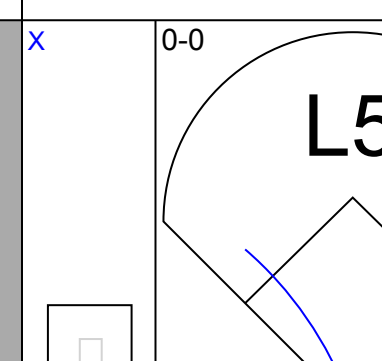
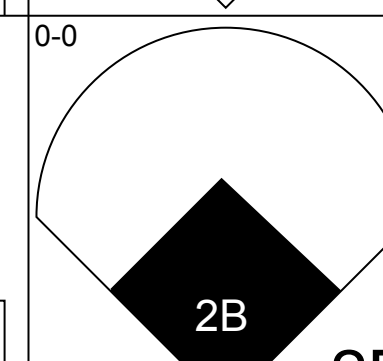
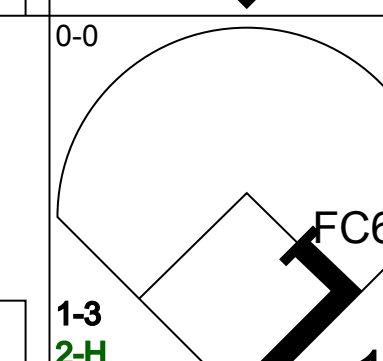
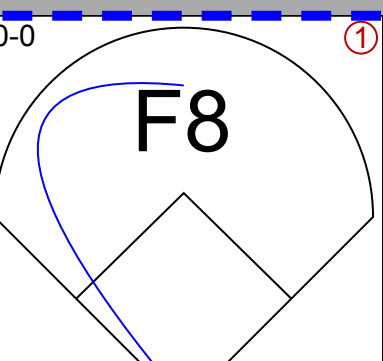
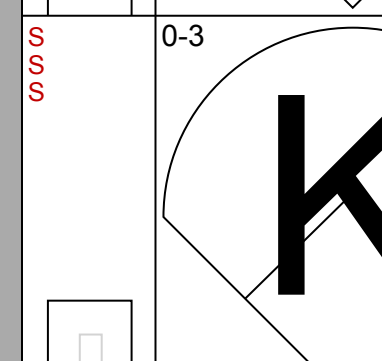
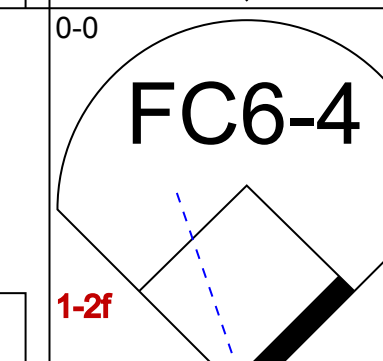
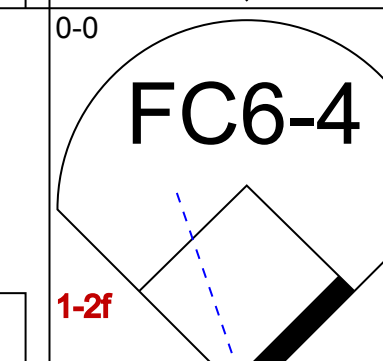
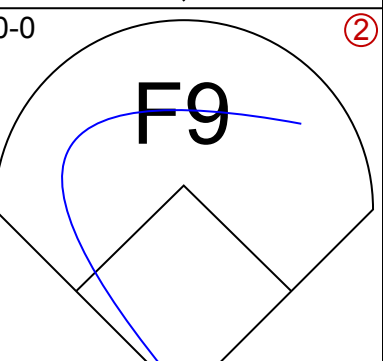
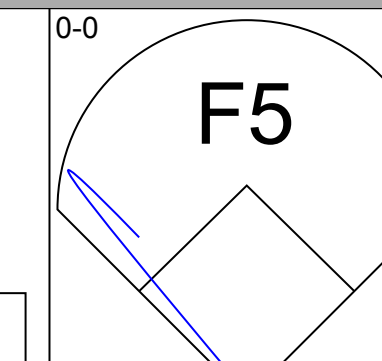
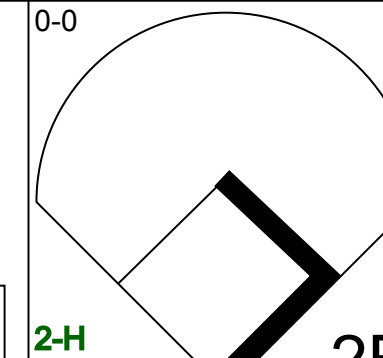
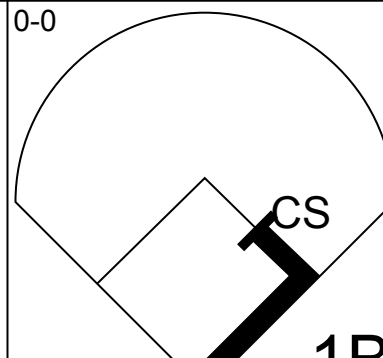
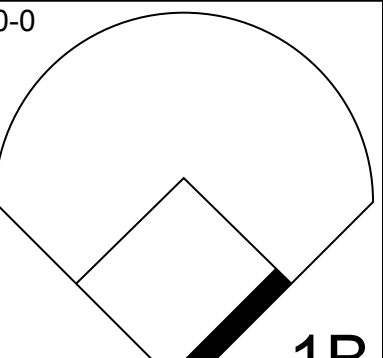
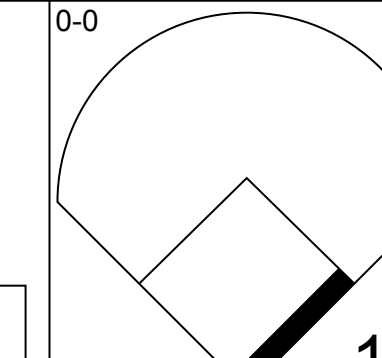
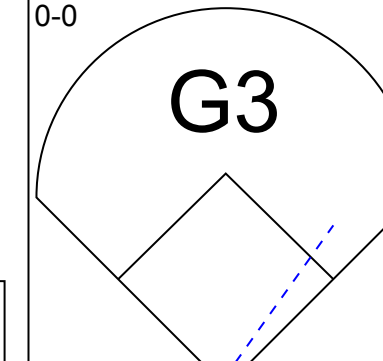
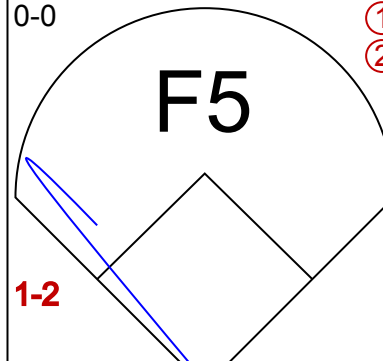
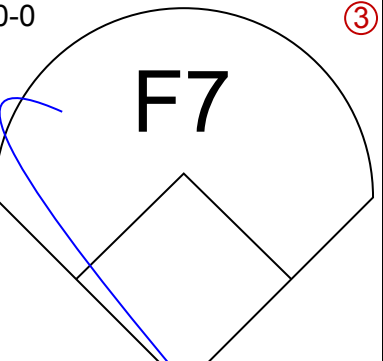
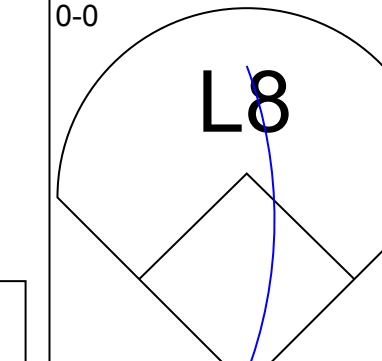
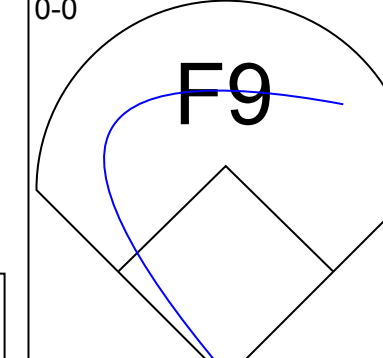
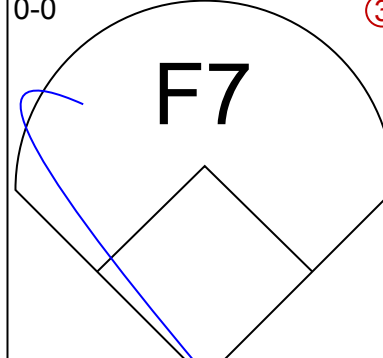
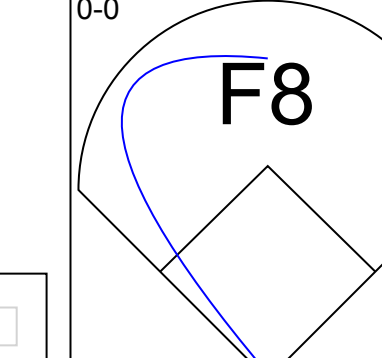
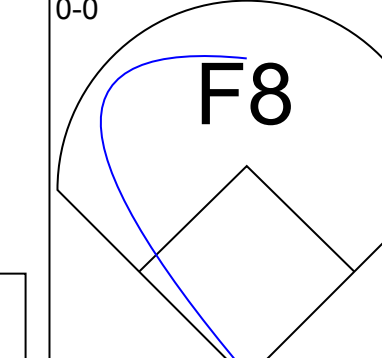
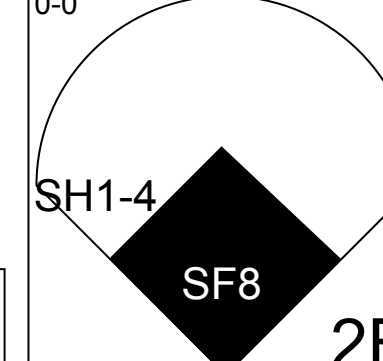
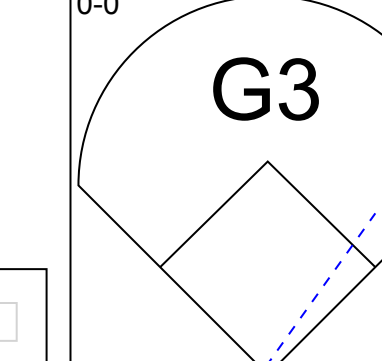
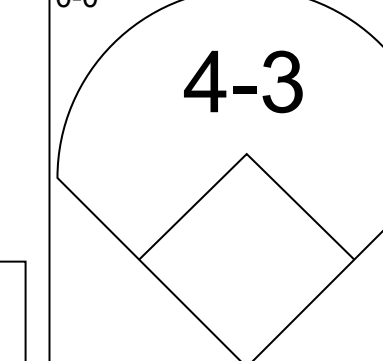
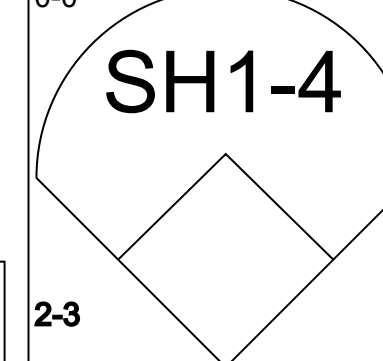
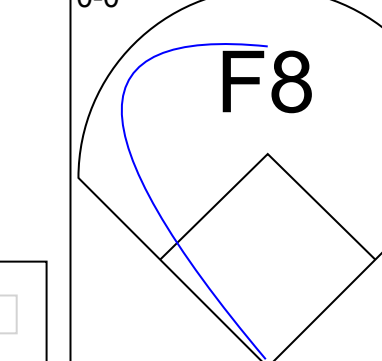
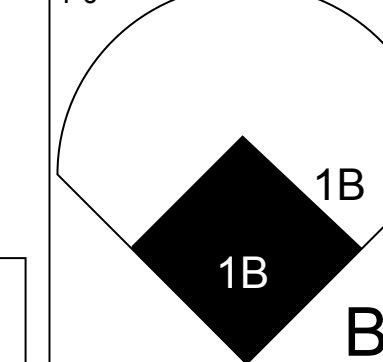
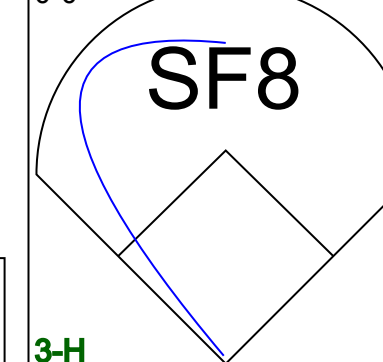
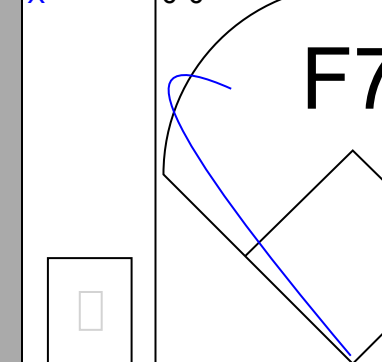


Batter	1	2	3	4	5	6	7	8	9	AB	R	H	RBI	BB	SO	LOB	TOP					
Bump Wills, S OBP: 0.337, SLG: 0.342 (1, 4)										5	0	0	1	0	2	7						
Mickey Rivers, L OBP: 0.297, SLG: 0.390 (1, 8)										0	0	0	0	0	0	0						
Buddy Bell, R OBP: 0.326, SLG: 0.448 (1, 6)										5	0	0	0	0	0	4						
Al Oliver, L OBP: 0.360, SLG: 0.478 (1, 7)										4	1	1	0	0	0	1						
Richie Zisk, R OBP: 0.345, SLG: 0.414 (1, 9)										4	0	0	0	0	2	1						
John Ellis, R OBP: 0.318, SLG: 0.452 Mike Jorgensen, L OBP: 0.308, SLG: 0.413 (8, PR) (8, 3)										3	0	2	0	1	1	0						
Eric Soderholm, R OBP: 0.310, SLG: 0.394 (1, 5)										4	1	1	0	0	0	4						
Bill Sample, R OBP: 0.346, SLG: 0.388 (1, 10)										3	1	2	0	1	0	1						
Jim Sundberg, R OBP: 0.333, SLG: 0.376 (1, 2)										3	0	3	2	1	0	0						
Inning Stats	R: 0 E: 0 K: 1 S: 5	H: 0 LOB: 0 BB: 0 P: 5	R: 2 E: 0 K: 2 S: 10	H: 3 LOB: 2 BB: 1 P: 14	R: 0 E: 0 K: 0 S: 3	H: 1 LOB: 0 BB: 0 P: 3	R: 0 E: 0 K: 2 S: 9	H: 2 LOB: 3 BB: 1 P: 13	R: 0 E: 1 K: 0 S: 3	H: 0 LOB: 0 BB: 0 P: 3	R: 0 E: 0 K: 0 S: 4	H: 1 LOB: 1 BB: 0 P: 4	R: 0 E: 1 K: 0 S: 4	H: 1 LOB: 1 BB: 0 P: 4	R: 0 E: 0 K: 0 S: 3	H: 0 LOB: 1 BB: 1 P: 7	R: 1 E: 0 K: 0 S: 5	H: 2 LOB: 1 BB: 0 P: 5	1B: 9 2B: 1 3B: 0 HR: 0	SF: 0 SAC: 0 DP: 3 HBP: 0	WP: 1 PB: 0 SB: 0 CS: 0	PA: 39
PITCHER	IP	WLS	BF	H	R	ER	SO	BB	IBB	HBP	BLK	WP	HR	S	P	ERA	WHIP					
Tommy John, L ERA: 2.91	(1, 1)	8.0	W	36	10	3	3	5	3	0	0	0	0	43	55	3.38	1.625					
Rich Gossage, R ERA: 4.32	(9, 1)	1.0	S	3	0	0	0	0	0	0	0	0	1	0	3	0.00	0.000					

Texas Rangers @ New York Yankees
Yankee Stadium, Bronx, NY
Wed Aug 15 1979, 7:05 PM EDT
Att: 25,905 - Unknown - 64 F

AB 31
R 3
H 9
RBI 3
BB 3
SO 5
LOB 18



Batter	1	2	3	4	5	6	7	8	9	AB	R	H	RBI	BB	SO	LOB	BOTTOM					
Willie Randolph, R OBP: 0.377, SLG: 0.372 (1, 4)										4	0	1	0	0	0	0						
Bobby Murcer, L OBP: 0.348, SLG: 0.388 (1, 8)										4	1	2	1	0	1	0						
Lou Piniella, R OBP: 0.334, SLG: 0.450 (1, 7)										4	1	1	1	0	0	2						
Reggie Jackson, L OBP: 0.389, SLG: 0.547 (1, 9)										4	0	4	1	0	0	0						
Chris Chambliss, L OBP: 0.319, SLG: 0.455 (1, 3)										4	0	0	0	0	0	4						
Graig Nettles, L OBP: 0.325, SLG: 0.383 (1, 5)										4	0	0	0	0	0	2						
Roy White, S OBP: 0.267, SLG: 0.261 (1, 10)										3	1	2	0	0	0	0						
Brad Gulden, L OBP: 0.160, SLG: 0.167 (1, 2)										2	0	0	0	0	0	0						
Bucky Dent, R OBP: 0.288, SLG: 0.284 (1, 6)										1	1	0	1	1	0	0						
Inning Stats	R: 2 E: 0 K: 0 S: 6	H: 3 LOB: 1 BB: 0 P: 6	R: 1 E: 0 K: 0 S: 5	H: 3 LOB: 2 BB: 1 P: 9	R: 0 E: 0 K: 0 S: 3	H: 1 LOB: 0 BB: 0 P: 3	R: 1 E: 0 K: 0 S: 4	H: 1 LOB: 0 BB: 0 P: 4	R: 0 E: 0 K: 0 S: 3	H: 0 LOB: 0 BB: 0 P: 3	R: 0 E: 0 K: 1 S: 5	H: 0 LOB: 0 BB: 0 P: 5	R: 0 E: 0 K: 0 S: 4	H: 1 LOB: 1 BB: 0 P: 4	R: 0 E: 0 K: 0 S: 4	H: 1 LOB: 1 BB: 0 P: 4	R: 1 E: 0 K: 0 S: 5	H: 2 LOB: 1 BB: 0 P: 5	1B: 6 2B: 4 3B: 0 HR: 0	SF: 1 SAC: 1 DP: 0 HBP: 0	WP: 0 PB: 0 SB: 0 CS: 1	PA: 33
PITCHER	IP	WLS	BF	H	R	ER	SO	BB	IBB	HBP	BLK	WP	HR	S	P	ERA	WHIP					
Jerry Don Gleaton, L ERA: 6.53	(1, 1)	4.0	L	19	8	4	4	0	0	0	0	0	0	18	22	9.00	2.250					
John Henry Johnson, L ERA: 4.67	(5, 1)	4.0		14	2	0	0	1	0	0	0	0	0	16	16	0.00	0.500					

Texas Rangers @ New York Yankees
Yankee Stadium, Bronx, NY
Wed Aug 15 1979, 7:05 PM EDT
Att: 25,905 - Unknown - 64 F

AB 30
R 4
H 10
RBI 4
BB 1
SO 1
LOB 8



Batter	1	2	3	4	5	6	7	8	9	AB	R	H	RBI	BB	SO	LOB	TOP					
Rob Wilfong, L (1,4) OBP: 0.374, SLG: 0.465	6-3		CS 1B			4-3 1B 2B	FC5-2 1B	G3		5	1	3	0	0	0	2	Minnesota Twins @ New York Yankees Yankee Stadium, Bronx, NY Thu Aug 16 1979, 7:05 PM EDT Att: 22,036 - Unknown - 71 F livebaseballscorecards.com					
Roy Smalley, S (1,6) OBP: 0.386, SLG: 0.504	F8		CS 1-2	4-3		4-3 2-3	FC5-2 IBB	F7		4	0	0	0	1	0	3						
Ken Landreaux, L (1,7) OBP: 0.360, SLG: 0.428	2B			BB BB		2B 6-3 1B	FC5-2 1-2 2-3 3-H	4-3		4	1	2	1	1	0	5						
Glenn Adams, L (1,10) OBP: 0.352, SLG: 0.436	F7			BB 1-2		6-3 1-3 2B	G3			4	0	1	0	1	0	4						
Butch Wynegar, S (1,2)	6-3			F7		6-3 BB		4-3		4	1	1	0	1	0	2						
Hosken Powell, L (1,9) OBP: 0.387, SLG: 0.409	4-3			5-3		6-3 1-2 2-3 3-H		L6		4	1	0	1	1	0	4						
Ron Jackson, R (1,3) OBP: 0.323, SLG: 0.423	5-3					6-3		2B		4	1	1	2	0	0	2						
Willie Norwood, R (1,8) OBP: 0.315, SLG: 0.415			F9			K		2B 1B FC5-2		4	0	2	0	0	1	0						
John Castino, R (1,5) OBP: 0.334, SLG: 0.389			K			F8		K 1-3 3-H		4	0	1	1	0	2	1						
Inning Stats	R: 0 E: 0 K: 0 S: 4	H: 1 LOB: 1 BB: 0 P: 4	R: 0 E: 0 K: 0 S: 3	H: 0 LOB: 0 BB: 0 P: 3	R: 0 E: 0 K: 1 S: 5	H: 1 LOB: 0 BB: 0 P: 5	R: 0 E: 0 K: 0 S: 3	H: 0 LOB: 2 BB: 2 P: 11	R: 0 E: 0 K: 1 S: 5	H: 0 LOB: 0 BB: 0 P: 5	R: 2 E: 0 K: 0 S: 6	H: 3 LOB: 2 BB: 1 P: 10	R: 0 E: 0 K: 1 S: 7	H: 2 LOB: 3 BB: 1 P: 11	R: 3 E: 0 K: 0 S: 7	H: 4 LOB: 2 BB: 1 P: 11		R: 0 E: 0 K: 0 S: 3	H: 0 LOB: 0 BB: 0 P: 3	1B: 5 2B: 6 3B: 0 HR: 0	SF: 0 SAC: 0 DP: 0 HBP: 0	WP: 0 PB: 0 CS: 1
PITCHER	IP WLS BF H R ER SO BB IBB HBP BLK WP HR S P ERA WHIP																					
Catfish Hunter, R (1,1) ERA: 4.87	5.1 L 23 5 2 2 2 3 0 0 0 0 0 0 1 1 3.38 1.500																					
Jim Kaat, L (6,1) ERA: 3.5	0.1 1 0 0 0 0 0 0 0 0 0 0 0 1 0.00 0.000																					
Ron Davis, R (6,1) ERA: 3.0	2.0 14 6 3 3 1 1 1 0 0 0 0 0 14 13.50 3.500																					
Don Hood, L (8,1) ERA: 2.79	1.1 4 0 0 0 0 0 0 0 0 0 0 0 4 0.00 0.000																					

Batter	1	2	3	4	5	6	7	8	9	AB	R	H	RBI	BB	SO	LOB	BOTTOM					
Willie Randolph, R (1,4) OBP: 0.374, SLG: 0.369	F8		5-3			F8		6-3		4	0	0	0	0	0	0	Minnesota Twins @ New York Yankees Yankee Stadium, Bronx, NY Thu Aug 16 1979, 7:05 PM EDT Att: 22,036 - Unknown - 71 F livebaseballscorecards.com					
Bobby Murcer, L (1,8) OBP: 0.345, SLG: 0.383	F8		K			1-3		F9		4	0	0	0	0	1	0						
Lou Piniella, R (1,7) OBP: 0.333, SLG: 0.448	L7		F7			1B 1B		5-3		4	0	1	0	0	0	0						
Reggie Jackson, L (1,9) OBP: 0.390, SLG: 0.546		FC1-6 1B 1B		4-3		1-2 1B		F8		4	0	2	0	0	0	0						
Chris Chambliss, L (1,3) OBP: 0.318, SLG: 0.452		FC1-6 1-2 1B		L7		K		F9		4	0	1	0	0	1	2						
Graig Nettles, L (1,5) OBP: 0.323, SLG: 0.381	F4			L9				F8		3	0	0	0	0	0	2						
Roy White, S (1,10) OBP: 0.262, SLG: 0.256	FC1-6 1-2 2-3					L9		L9		3	0	0	0	0	0	2						
Brad Gulden, L (1,2) OBP: 0.143, SLG: 0.148	F7					K		F7		3	0	0	0	0	1	2						
Fred Stanley, R (1,6) OBP: 0.255, SLG: 0.292			HR			6-3		F9		3	1	1	1	0	0	0						
Inning Stats	R: 0 E: 0 K: 0 S: 3	H: 0 LOB: 0 BB: 0 P: 3	R: 0 E: 0 K: 0 S: 5	H: 2 LOB: 2 BB: 0 P: 5	R: 1 E: 0 K: 1 S: 6	H: 1 LOB: 0 BB: 0 P: 6	R: 0 E: 0 K: 0 S: 3	H: 0 LOB: 0 BB: 0 P: 3	R: 0 E: 0 K: 1 S: 5	H: 0 LOB: 0 BB: 0 P: 5	R: 0 E: 0 K: 1 S: 7	H: 2 LOB: 2 BB: 0 P: 7	R: 0 E: 0 K: 0 S: 3	H: 0 LOB: 0 BB: 0 P: 3	R: 0 E: 0 K: 0 S: 3	H: 0 LOB: 0 BB: 0 P: 3		R: 0 E: 0 K: 0 S: 3	H: 0 LOB: 0 BB: 0 P: 3	1B: 4 2B: 0 3B: 0 HR: 1	SF: 0 SAC: 0 DP: 0 HBP: 0	WP: 0 PB: 0 CS: 0
PITCHER	IP WLS BF H R ER SO BB IBB HBP BLK WP HR S P ERA WHIP																					
Geoff Zahn, L (1,1) ERA: 3.38	8.0 W 29 5 1 1 3 0 0 0 0 0 0 0 1 35 1.12 0.625																					
Mike Marshall, R (9,1) ERA: 2.99	1.0 3 0 0 0 0 0 0 0 0 0 0 0 3 0.00 0.000																					

Batter	1	2	3	4	5	6	7	8	9	AB	R	H	RBI	BB	SO	LOB	TOP				
Rob Wilfong, L (1,4) OBP: 0.372, SLG: 0.471	F8		F8				4-3			4	1	1	3	0	0	0					
Roy Smalley, S (1,6) OBP: 0.385, SLG: 0.504	6-3			4-3 SF8	F6			F7		4	1	1	0	0	0	0					
Ken Landreaux, L (1,7) OBP: 0.357, SLG: 0.424	4-3			4-3	F8			1-3		4	0	0	0	0	0	1					
Glenn Adams, L (1,10) OBP: 0.350, SLG: 0.434 Jose Morales, R (6,PH) OBP: 0.331, SLG: 0.326		4-3		SF8			F4	5-3		1	0	0	1	0	0	0					
Butch Wynegar, S (1,2) OBP: 0.364, SLG: 0.348	4-3			3-H					L9	4	0	2	0	0	0	0					
Hosken Powell, L (1,9) OBP: 0.381, SLG: 0.402	L4			6-3			4-3			4	0	0	0	0	0	2					
Danny Goodwin, L (1,3) OBP: 0.379, SLG: 0.570					F8		F7		L4	4	1	1	0	0	0	1					
Willie Norwood, R (1,8) OBP: 0.315, SLG: 0.414				SH1-3			F4			3	1	1	0	0	1	1					
John Castino, R (1,5) OBP: 0.336, SLG: 0.390				SH1-3			5-3			2	1	1	1	0	0	0					
Inning Stats	R: 0 E: 0 K: 0 S: 3	H: 0 LOB: 0 BB: 0 P: 3	R: 0 E: 0 K: 0 S: 3	H: 0 LOB: 0 BB: 0 P: 3	R: 1 E: 0 K: 1 S: 6	H: 1 LOB: 0 BB: 0 P: 6	R: 1 E: 0 K: 0 S: 5	H: 2 LOB: 1 BB: 0 P: 5	R: 3 E: 0 K: 0 S: 6	H: 3 LOB: 0 BB: 0 P: 6	R: 0 E: 0 K: 0 S: 4	H: 1 LOB: 1 BB: 0 P: 4	R: 0 E: 0 K: 0 S: 3	H: 0 LOB: 0 BB: 0 P: 3	R: 0 E: 0 K: 0 S: 3	H: 0 LOB: 0 BB: 0 P: 3	R: 0 E: 0 K: 0 S: 3	H: 0 LOB: 0 BB: 0 P: 3	1B: 3 2B: 2 3B: 1 HR: 1	SF: 1 SAC: 1 DP: 0 HBP: 0	WP: 0 PA: 34 CS: 0
PITCHER	IP	WLS	BF	H	R	ER	SO	BB	IBB	HBP	BLK	WP	HR	S	P	ERA	WHIP				
Jim Beattie, R (1,1) ERA: 5.2	5.0	L	21	6	5	5	1	0	0	0	0	0	1	23	23	9.00	1.200				
Don Hood, L (6,1) ERA: 2.74	1.0		4	1	0	0	0	0	0	0	0	0	0	4	4	0.00	1.000				
Ken Clay, R (7,1) ERA: 4.85	3.0		9	0	0	0	0	0	0	0	0	0	0	9	9	0.00	0.000				

Minnesota Twins @ New York Yankees
Yankee Stadium, Bronx, NY
Fri Aug 17 1979, 7:05 PM EDT
Att: 30,372 - Unknown - 70 F

AB 32
R 5
H 7
RBI 5
BB 0
SO 1
LOB 5



Batter	1	2	3	4	5	6	7	8	9	AB	R	H	RBI	BB	SO	LOB	BOTTOM				
Willie Randolph, R (1,4) OBP: 0.375, SLG: 0.370	CS		K				F5			4	0	2	0	0	1	0					
Lenny Randle, S (1,8) OBP: 0.100, SLG: 0.100	L9		F8		L8		5-3			4	0	0	0	0	0	2					
Lou Piniella, R (1,7) OBP: 0.333, SLG: 0.446	1-3			F9			L5			4	0	1	0	0	0	1					
Reggie Jackson, L (1,9) OBP: 0.391, SLG: 0.558								G3		4	2	2	1	0	1	2					
Chris Chambliss, L (1,3) OBP: 0.318, SLG: 0.449		5-3		2B			6-3			3	0	0	0	1	0	0					
Graig Nettles, L (1,5) OBP: 0.325, SLG: 0.384			F9		F8			L9		4	0	2	0	0	0	2					
Roy White, S (1,10) OBP: 0.267, SLG: 0.268		F9					K			4	0	2	1	0	1	2					
Fred Stanley, R (1,6) OBP: 0.255, SLG: 0.288										4	0	1	0	0	2	4					
Jerry Narron, L (1,2) OBP: 0.247, SLG: 0.288 Bobby Murcer, L (9,PH) OBP: 0.344, SLG: 0.382										1	0	0	0	0	0	0					
Inning Stats	R: 0 E: 0 K: 0 S: 3	H: 1 LOB: 0 BB: 0 P: 3	R: 1 E: 0 K: 1 S: 7	H: 2 LOB: 1 BB: 0 P: 7	R: 0 E: 0 K: 2 S: 7	H: 0 LOB: 0 BB: 0 P: 7	R: 1 E: 0 K: 1 S: 7	H: 2 LOB: 1 BB: 1 P: 11	R: 0 E: 0 K: 2 S: 9	H: 2 LOB: 2 BB: 0 P: 9	R: 0 E: 0 K: 1 S: 7	H: 2 LOB: 2 BB: 0 P: 7	R: 0 E: 0 K: 0 S: 3	H: 0 LOB: 0 BB: 0 P: 3	R: 0 E: 0 K: 0 S: 3	H: 0 LOB: 0 BB: 0 P: 3	R: 0 E: 0 K: 0 S: 3	H: 1 LOB: 0 BB: 0 P: 3	1B: 6 2B: 3 3B: 0 HR: 1	SF: 0 SAC: 0 DP: 1 HBP: 0	WP: 0 PA: 36 CS: 1
PITCHER	IP	WLS	BF	H	R	ER	SO	BB	IBB	HBP	BLK	WP	HR	S	P	ERA	WHIP				
Jerry Koosman, L (1,1) ERA: 3.56	9.0	W	36	10	2	2	7	1	0	0	0	0	1	49	53	2.00	1.222				

Minnesota Twins @ New York Yankees
Yankee Stadium, Bronx, NY
Fri Aug 17 1979, 7:05 PM EDT
Att: 30,372 - Unknown - 70 F

AB 35
R 2
H 10
RBI 2
BB 1
SO 7
LOB 15



Batter	1	2	3	4	5	6	7	8	9	AB	R	H	RBI	BB	SO	LOB	TOP					
Bob Randall, R OBP: 0.345, SLG: 0.336 Danny Goodwin, L OBP: 0.389, SLG: 0.568 (5, 3)	F3		K		1B		F8		BB	2	0	0	0	0	1	1	Minnesota Twins @ New York Yankees Yankee Stadium, Bronx, NY Sat Aug 18 1979, 7:05 PM EDT Att: 38,695 - Unknown - 63 F					
Bombo Rivera, R OBP: 0.335, SLG: 0.411 Glenn Adams, L OBP: 0.353, SLG: 0.435 (5, 7)	1B		L9		1B		2B		BB	2	0	1	0	0	0	1						
Roy Smalley, S OBP: 0.383, SLG: 0.500 (1, 6)	F7			5-3	F5		F8		BB	4	0	0	0	1	0	6						
Ron Jackson, R OBP: 0.323, SLG: 0.425 Butch Wynegar, S OBP: 0.364, SLG: 0.352 (5, 2)	L8			F8	F6		2B		BB	3	0	1	0	0	0	4						
Jose Morales, R OBP: 0.327, SLG: 0.321 Hosken Powell, L OBP: 0.379, SLG: 0.398 (6, PH)	G3			F8		4-3	F8			2	0	0	0	0	0	1						
Willie Norwood, R OBP: 0.310, SLG: 0.407 (1, 8)	K			F9		F5		5-3		4	0	0	0	0	1	1						
Dave Edwards, R OBP: 0.343, SLG: 0.437 (1, 9)	3-1				1B		L8			3	1	1	0	1	0	0						
John Castino, R OBP: 0.338, SLG: 0.392 Mike Cubbage, L OBP: 0.355, SLG: 0.332 (5, 5)			SH5-3	1B	1B	1B	FC4		K	1	0	1	0	0	0	0						
Glenn Borgmann, R OBP: 0.338, SLG: 0.286 Rob Wilfong, L OBP: 0.372, SLG: 0.470 (5, 4)	SH5-3			F9			BB		L9	0	0	0	0	0	0	0						
							2B			3	1	1	0	0	0	2						
Inning Stats	R: 0 E: 0 K: 0 S: 4	H: 1 LOB: 1 BB: 0 P: 4	R: 0 E: 0 K: 1 S: 5	H: 0 LOB: 0 BB: 0 P: 5	R: 0 E: 0 K: 1 S: 6	H: 1 LOB: 1 BB: 0 P: 6	R: 0 E: 0 K: 0 S: 4	H: 1 LOB: 1 BB: 0 P: 4	R: 1 E: 0 K: 0 S: 7	H: 4 LOB: 3 BB: 0 P: 7	R: 0 E: 0 K: 0 S: 3	H: 0 LOB: 1 BB: 1 P: 7	R: 2 E: 0 K: 0 S: 5	H: 2 LOB: 1 BB: 1 P: 9	R: 0 E: 0 K: 1 S: 5	H: 0 LOB: 0 BB: 0 P: 5	R: 0 E: 0 K: 0 S: 3	H: 0 LOB: 2 BB: 2 P: 11	1B: 7 2B: 2 3B: 0 HR: 0	SF: 0 SAC: 1 DP: 0 HBP: 0	WP: 0 PB: 0 CS: 0	PA: 40
PITCHER	IP	WLS	BF	H	R	ER	SO	BB	IBB	HBP	BLK	WP	HR	S	P	ERA	WHIP					
Jim Kaat, L ERA: 3.22 Ron Davis, R ERA: 3.19 Don Hood, L ERA: 2.78 Rich Gossage, R ERA: 4.26	4.0		15	3	0	2	2	0	0	0	0	0	0	19	19	0.00	0.750					
	2.1	W	13	5	2	2	0	1	0	0	0	0	0	12	16	7.71	2.571					
	2.1		11	1	1	1	1	3	0	0	0	0	0	10	22	3.86	1.714					
	0.1	S	1	0	0	0	0	0	0	0	0	0	0	1	1	0.00	0.000					

Batter	1	2	3	4	5	6	7	8	9	AB	R	H	RBI	BB	SO	LOB	BOTTOM				
Bobby Murcer, L OBP: 0.344, SLG: 0.391 Bobby Brown, S OBP: 0.271, SLG: 0.273 (7, 8)	HR		G3	1-3			F6			3	1	1	2	0	0	2	Minnesota Twins @ New York Yankees Yankee Stadium, Bronx, NY Sat Aug 18 1979, 7:05 PM EDT Att: 38,695 - Unknown - 63 F				
Jim Spencer, L OBP: 0.347, SLG: 0.523 (1, 3)	K		1B	F8			G4-6-3		1B	4	0	2	0	0	1	2					
Oscar Gamble, L OBP: 0.469, SLG: 0.552 (1, 7)	BB			BB	1B		G4-6-3		1B	3	1	1	0	1	0	1					
Reggie Jackson, L OBP: 0.392, SLG: 0.555 (1, 9)	K			1B	BB		G4-6-3		BB	2	1	0	0	2	1	1					
Chris Chambliss, L OBP: 0.319, SLG: 0.447 (1, 10)	G3			E	1B		G4-6-3		BB	2	1	0	0	2	0	2					
Graig Nettles, L OBP: 0.326, SLG: 0.385 (1, 5)	6-3			1B	E		SH1-3		F7	4	1	2	1	0	0	1					
Brad Gulden, L OBP: 0.129, SLG: 0.133 (1, 2)	6-3			E	1B		SH1-3		K	3	0	0	1	0	1	3					
Bucky Dent, R OBP: 0.286, SLG: 0.282 (1, 6)	6-3			1-3	1B		F4			3	0	0	0	0	0	4					
Fred Stanley, R OBP: 0.259, SLG: 0.291 (1, 4)	5-3			1-3	1B		F9			3	0	1	1	0	0	1					
										1B: 6 2B: 0 3B: 0 HR: 1	SF: 0 SAC: 1 DP: 2 HBP: 0	WP: 0 PB: 0 CS: 0	PA: 34								
Inning Stats	R: 1 E: 0 K: 2 S: 8	H: 1 LOB: 1 BB: 1 P: 12	R: 0 E: 0 K: 0 S: 3	H: 0 LOB: 0 BB: 0 P: 3	R: 0 E: 0 K: 0 S: 3	H: 1 LOB: 1 BB: 0 P: 3	R: 4 E: 1 K: 0 S: 7	H: 3 LOB: 2 BB: 2 P: 15	R: 0 E: 0 K: 0 S: 2	H: 0 LOB: 0 BB: 1 P: 6	R: 0 E: 0 K: 0 S: 4	H: 1 LOB: 1 BB: 0 P: 4	R: 0 E: 0 K: 0 S: 3	H: 1 LOB: 0 BB: 0 P: 3	R: 0 E: 0 K: 1 S: 5	H: 0 LOB: 1 BB: 1 P: 9	1B: 6 2B: 0 3B: 0 HR: 1	SF: 0 SAC: 1 DP: 2 HBP: 0	WP: 0 PB: 0 CS: 0	PA: 34	
PITCHER	IP	WLS	BF	H	R	ER	SO	BB	IBB	HBP	BLK	WP	HR	S	P	ERA	WHIP				
Mike Marshall, R ERA: 2.61 Dave Goltz, R ERA: 4.16	2.0	L	8	1	1	1	2	1	0	0	0	0	0	11	15	4.50	1.000				
	6.0		26	6	4	3	1	4	0	0	0	0	0	24	40	4.50	1.667				

Batter	1	2	3	4	5	6	7	8	9	AB	R	H	RBI	BB	SO	LOB	TOP											
Bob Randall, R OBP: 0.355, SLG: 0.343 (1, 4)	4-0 BB G6-4-3		0-0 1-H FC5-4 1B			0-0 1B FC5-4 1B		0-3 K		3	1	2	1	1	1	0	Minnesota Twins @ New York Yankees Yankee Stadium, Bronx, NY Sun Aug 19 1979, 3:33 AM EDT Att: 47,723 - Unknown - 75 F											
Bombo Rivera, R OBP: 0.338, SLG: 0.418 (1, 7)	0-0 G6-4-3 1-2f		0-0 FC5-4 1-2f			0-0 FC5-4 1-3 2B 1B		0-0 6-3 2B		4	1	2	0	0	0	2												
Roy Smalley, S OBP: 0.382, SLG: 0.497 (1, 6)	0-0 5-3					4-0 FC5-4 BB		0-0 6-3 2-3		3	0	0	0	1	1	1												
Ron Jackson, R OBP: 0.320, SLG: 0.421 (1, 3)		0-0 F2				0-0 FC5-4 2B 1-2f 2-3 3-H		0-0 6-3		4	0	0	1	0	0	3												
Jose Morales, R OBP: 0.327, SLG: 0.328 Hosken Powell, L OBP: 0.377, SLG: 0.397 (9, PH)		0-3 K				0-0 1-3 2B		0-3 K		3	0	1	1	0	1	0												
Dave Edwards, R OBP: 0.336, SLG: 0.426 Ken Landreaux, L OBP: 0.356, SLG: 0.423 (9, PH)		0-0 L7				0-0 F8 3-H		0-0 F8		3	0	0	0	0	0	2												
Willie Norwood, R OBP: 0.307, SLG: 0.402 Glenn Adams, L OBP: 0.352, SLG: 0.433 (9, PH)			0-3 K			0-0 5-3		0-3 K		3	0	0	0	0	1	0												
John Castino, R OBP: 0.338, SLG: 0.392 (1, 5)			0-0 S 1B 1B			0-0 6-3		0-0 F8		3	1	1	0	0	0	0												
Butch Wynegar, S OBP: 0.362, SLG: 0.349 (1, 2)			0-3 K			0-0 6-3		0-0 5-3		3	0	0	0	0	1	1												
Inning Stats	R: 0 E: 0 K: 0 S: 2	H: 0 LOB: 0 BB: 1 P: 6	R: 0 E: 0 K: 1 S: 5	H: 0 LOB: 0 BB: 0 P: 5	R: 1 E: 0 K: 2 S: 9	H: 2 LOB: 1 BB: 0 P: 9	R: 0 E: 0 K: 1 S: 5	H: 0 LOB: 0 BB: 0 P: 5	R: 0 E: 0 K: 0 S: 3	H: 0 LOB: 0 BB: 0 P: 3	R: 2 E: 0 K: 0 S: 6	H: 3 LOB: 2 BB: 1 P: 10	R: 0 E: 0 K: 0 S: 3	H: 0 LOB: 0 BB: 0 P: 3	R: 0 E: 0 K: 1 S: 6	H: 1 LOB: 1 BB: 0 P: 6		R: 0 E: 0 K: 2 S: 7	H: 0 LOB: 0 BB: 0 P: 7	1B: 4 2B: 2 3B: 0 HR: 0	SF: 0 SAC: 0 DP: 1 HBP: 0	WP: 0 PB: 0 CS: 1	PA: 34					
PITCHER	IP	WLS	BF	H	R	ER	SO	BB	IBB	HBP	BLK	WP	HR	S	P	ERA	WHIP											
Ron Guidry, L ERA: 2.64 Rich Gossage, R ERA: 4.05	(1, 1)	7.2	W	30	6	3	3	5	2	0	0	0	0	0	38	46	3.52	1.043										
PITCHER	IP	WLS	BF	H	R	ER	SO	BB	IBB	HBP	BLK	WP	HR	S	P	ERA	WHIP											

Batter	1	2	3	4	5	6	7	8	9	AB	R	H	RBI	BB	SO	LOB	BOTTOM											
Willie Randolph, R OBP: 0.378, SLG: 0.371 (1, 4)	4-0 BB G3-6-3		4-0 1-2 BB			0-0 2B 1B		0-0 F8		2	1	1	0	2	0	1	Minnesota Twins @ New York Yankees Yankee Stadium, Bronx, NY Sun Aug 19 1979, 3:33 AM EDT Att: 47,723 - Unknown - 75 F											
Bobby Murcer, L OBP: 0.346, SLG: 0.395 Bobby Brown, S OBP: 0.271, SLG: 0.273 (9, 8)	0-0 G3-6-3 1-2f		0-3 K			0-0 1B 1B 2B		0-0 1B 1-3 1B		4	1	2	1	0	1	3												
Lou Piniella, R OBP: 0.337, SLG: 0.449 (1, 7)	0-0 1B		0-0 F3			0-0 2-H 1B		0-0 1B 1-3 3-H		4	0	3	2	0	0	2												
Reggie Jackson, L OBP: 0.391, SLG: 0.554 (1, 9)	0-0 4-3					0-0 6-3 SH1-3 2B		0-3 K		4	1	1	0	0	1	2												
Chris Chambliss, L OBP: 0.319, SLG: 0.445 (1, 3)		0-0 CS 1B				0-0 6-3 2-3		0-0 4-3		4	0	1	0	0	1	1												
Roy White, S OBP: 0.263, SLG: 0.263 (1, 10)		0-3 K				0-0 SH1-3 3-H		0-0 F4		3	0	0	1	0	1	1												
Bucky Dent, R OBP: 0.284, SLG: 0.280 (1, 6)	0-0 F9		0-0 F9			0-0 F9		0-0 F7		3	0	0	0	0	0	0												
Jerry Narron, L OBP: 0.241, SLG: 0.280 Lenny Randle, S OBP: 0.182, SLG: 0.182 Brad Gulden, L OBP: 0.129, SLG: 0.133 (8, 2)			0-0 F4			0-0 1-3		0-0 FC3-6 1B		2	0	0	0	0	0	0												
Fred Stanley, R OBP: 0.262, SLG: 0.293 Graig Nettles, L OBP: 0.326, SLG: 0.385 (9, 5)			0-0 WP 1B			0-0 L1		0-0 FC3-6 1B 1-2f 1B		3	1	1	0	0	0	1												
Inning Stats	R: 0 E: 0 K: 0 S: 3	H: 1 LOB: 1 BB: 1 P: 7	R: 0 E: 0 K: 1 S: 5	H: 1 LOB: 0 BB: 0 P: 5	R: 0 E: 0 K: 1 S: 6	H: 1 LOB: 2 BB: 1 P: 10	R: 1 E: 0 K: 0 S: 4	H: 1 LOB: 0 BB: 0 P: 4	R: 2 E: 0 K: 0 S: 6	H: 3 LOB: 1 BB: 0 P: 6	R: 0 E: 0 K: 0 S: 3	H: 0 LOB: 0 BB: 0 P: 3	R: 1 E: 0 K: 0 S: 5	H: 3 LOB: 2 BB: 0 P: 5	R: 0 E: 0 K: 2 S: 7	H: 0 LOB: 0 BB: 0 P: 7		1B: 8 2B: 2 3B: 0 HR: 0	SF: 0 SAC: 1 DP: 1 HBP: 0	WP: 1 PB: 0 CS: 1	PA: 33							
PITCHER	IP	WLS	BF	H	R	ER	SO	BB	IBB	HBP	BLK	WP	HR	S	P	ERA	WHIP											
Darrell Jackson, L ERA: 4.42	(1, 1)	8.0	L	33	10	4	4	4	2	0	0	0	1	0	39	47	4.50	1.500										
PITCHER	IP	WLS	BF	H	R	ER	SO	BB	IBB	HBP	BLK	WP	HR	S	P	ERA	WHIP											

AB	32
R	3
H	6
RBI	3
BB	2
SO	7
LOB	9

AB	30
R	4
H	10
RBI	4
BB	2
SO	4
LOB	11

WP	1
PB	0
CS	1

Batter	1	2	3	4	5	6	7	8	9	AB	R	H	RBI	BB	SO	LOB	TOP														
Willie Randolph, R (1,4) OBP: 0.377, SLG: 0.374	5-3		FC5-2 3B			E9 6-3 1B		5-3		4	1	2	0	0	0	1															
Bobby Murcer, L (1,8) OBP: 0.347, SLG: 0.399	BB		FC5-2 3H			F9		HBP FC5-2 HBP 1B		2	0	0	0	1	0	2															
Lou Piniella, R (1,7) OBP: 0.336, SLG: 0.447	F8			6-3		6-3		FC5-2 1B HBP 1B		4	1	1	1	1	0	1															
Reggie Jackson, L (1,9) OBP: 0.388, SLG: 0.545	4-3			G6-4-3 BB		P4		F7		3	0	0	0	1	0	3															
Chris Chambliss, L (1,3) OBP: 0.324, SLG: 0.446		G4-6-3 1B		G6-4-3 1-2			4-3		FC5-2 1B HBP	3	1	1	0	0	0	1															
Graig Nettles, L (1,5) OBP: 0.326, SLG: 0.387	G4-6-3 1-2				L3		G3		FC5-2 1B HR	4	1	0	0	0	0	4															
Roy White, S (1,10) OBP: 0.263, SLG: 0.263	F7				6-3		F8		HR 1B	4	1	1	2	0	0	0															
Bucky Dent, R (1,6) OBP: 0.288, SLG: 0.281			F7					L4-3 BB		1	0	0	0	2	0	0															
Bobby Brown, S (8, FR) OBP: 0.274, SLG: 0.275										0	0	0	0	0	0	0															
Fred Stanley, R (8, 6R) OBP: 0.270, SLG: 0.350										1	1	1	3	0	0	0															
Brad Gulden, L (1,2) OBP: 0.184, SLG: 0.143								L4-3 1-2		2	0	0	0	0	0	1															
Lenny Randle, S (8, PH) OBP: 0.143, SLG: 0.143										1	0	0	0	0	0	1															
Jerry Narron, L (8, 2) OBP: 0.238, SLG: 0.276										1	0	0	0	0	0	0															
Inning Stats	R: 0 E: 0 K: 0 S: 3	H: 0 LOB: 1 BB: 1 P: 7	R: 0 E: 0 K: 0 S: 3	H: 1 LOB: 0 BB: 0 P: 3	R: 0 E: 0 K: 0 S: 4	H: 1 LOB: 1 BB: 0 P: 4	R: 0 E: 0 K: 0 S: 2	H: 0 LOB: 0 BB: 1 P: 6	R: 0 E: 0 K: 0 S: 3	H: 0 LOB: 1 BB: 1 P: 7	R: 1 E: 1 K: 0 S: 4	H: 1 LOB: 0 BB: 0 P: 4	R: 0 E: 0 K: 0 S: 3	H: 0 LOB: 0 BB: 0 P: 3	R: 0 E: 0 K: 0 S: 2	H: 0 LOB: 1 BB: 0 P: 6	R: 5 E: 0 K: 0 S: 6	H: 3 LOB: 0 BB: 0 P: 8	1B: 4 2B: 1 3B: 1 HR: 1	SF: 0 SAC: 0 DP: 3 HBP: 2	WP: 0 PB: 0 SB: 1 CS: 1	PA: 36									
PITCHER Paul Spittorf, L (1,1) ERA: 3.88	IP: 9.0 WLS: L BF: 36	H: 6 R: 6 ER: 5 SO: 0	BB: 4 IBB: 0 HBP: 2 BLK: 0	WP: 0 HR: 1 S: 30 P: 48	ERA: 5.00 WHIP: 1.111											PITCHER	IP: 9.0 WLS: L BF: 36	H: 6 R: 6 ER: 5 SO: 0	BB: 4 IBB: 0 HBP: 2 BLK: 0	WP: 0 HR: 1 S: 30 P: 48	ERA: 5.00 WHIP: 1.111										

New York Yankees @ Kansas City Royals
 Royals Stadium, Kansas City, MO
 Tue Aug 21 1979, 8:05 PM EDT
 Att: 38,514 - Unknown - 82 F

AB	30
R	6
H	6
RBI	6
BB	4
SO	0
LOB	14



Batter	1	2	3	4	5	6	7	8	9	AB	R	H	RBI	BB	SO	LOB	BOTTOM														
Willie Wilson, S (1,7) OBP: 0.330, SLG: 0.401	S 1B		S 1B			6-3		K		4	1	2	0	0	1	0															
Hal McRae, R (1,10) OBP: 0.332, SLG: 0.482	6-3 1-2		L4-3 BB			2B		WP FC4-2 2B		3	0	2	0	1	0	1															
George Brett, L (1,3) OBP: 0.386, SLG: 0.563	6-3		L4-3 1-2			5-3		FC4-2 WP IBB		3	0	0	0	1	0	4															
Amos Otis, R (1,8) OBP: 0.371, SLG: 0.442	CS 2H 1B			G6-4-3 BB		6-3		FC4-2 1-3 2H		3	0	1	1	1	0	3															
Al Cowens, R (1,9) OBP: 0.348, SLG: 0.415	CS 1-2	5-3		G6-4-3 1-2		P4		F8		4	0	0	0	0	0	3															
Frank White, R (1,4) OBP: 0.286, SLG: 0.388		6-3 2B		4-3				F9		4	1	2	0	0	0	0															
John Wathan, R (1,2) OBP: 0.250, SLG: 0.308					6-3			L8		3	0	1	0	0	0	1															
Ralph LaCock, L (8, PH) OBP: 0.350, SLG: 0.375		6-3 2-3								1	0	0	0	0	0	0															
U L Washington, S (1,6) OBP: 0.301, SLG: 0.340		6-3						K		4	0	1	1	0	1	1															
Jerry Terrell, R (1,5) OBP: 0.385, SLG: 0.600			2-3					G6-4-3 1-2		3	0	0	0	0	0	2															
Inning Stats	R: 1 E: 0 K: 0 S: 4	H: 2 LOB: 0 BB: 0 P: 4	R: 0 E: 0 K: 0 S: 4	H: 1 LOB: 1 BB: 0 P: 4	R: 0 E: 0 K: 0 S: 3	H: 1 LOB: 1 BB: 1 P: 7	R: 0 E: 0 K: 0 S: 2	H: 0 LOB: 0 BB: 1 P: 6	R: 0 E: 0 K: 0 S: 3	H: 0 LOB: 0 BB: 0 P: 3	R: 0 E: 0 K: 0 S: 4	H: 1 LOB: 1 BB: 0 P: 4	R: 1 E: 0 K: 0 S: 5	H: 3 LOB: 1 BB: 0 P: 5	R: 0 E: 0 K: 1 S: 6	H: 1 LOB: 2 BB: 1 P: 10	R: 0 E: 0 K: 1 S: 5	H: 0 LOB: 0 BB: 0 P: 5	1B: 6 2B: 4 3B: 0 HR: 0	SF: 0 SAC: 0 DP: 3 HBP: 0	WP: 1 PB: 0 SB: 2 CS: 1	PA: 36									
PITCHER Tommy John, L (1,1) ERA: 2.9	IP: 7.0 WLS: W BF: 27	H: 8 R: 2 ER: 2 SO: 0	BB: 2 IBB: 0 HBP: 0 BLK: 0	WP: 0 HR: 0 S: 25 P: 33	ERA: 2.57 WHIP: 1.429											PITCHER	IP: 2.0 WLS: W BF: 8	H: 1 R: 0 ER: 0 SO: 2	BB: 0 IBB: 1 HBP: 0 BLK: 0	WP: 0 HR: 0 S: 11 P: 15	ERA: 0.00 WHIP: 0.500										

New York Yankees @ Kansas City Royals
 Royals Stadium, Kansas City, MO
 Tue Aug 21 1979, 8:05 PM EDT
 Att: 38,514 - Unknown - 82 F

AB	32
R	2
H	9
RBI	2
BB	3
SO	2
LOB	15



Batter	1	2	3	4	5	6	7	8	9	AB	R	H	RBI	BB	SO	LOB	TOP			
Willie Randolph, R (1, 4) OBP: 0.378, SLG: 0.374	L6			BB		F9			1B	3	1	1	0	1	0	0	New York Yankees @ Kansas City Royals Royals Stadium, Kansas City, MO Wed Aug 22 1979, 8:05 PM EDT Att: 34,400 - Unknown - 87 F AB 32 R 1 H 5 RBI 1 BB 1 SO 4 LOB 11			
Bobby Murcer, L (1, 8) OBP: 0.346, SLG: 0.397	F9					F7			1B	4	0	1	0	0	0	1				
Lou Piniella, R (1, 7) Lenny Randle, S (2, 7) OBP: 0.335, SLG: 0.446 OBP: 0.176, SLG: 0.176	F2					L7			1B	1	0	0	0	0	0	0				
Reggie Jackson, L (1, 9) OBP: 0.384, SLG: 0.539						L8			K	4	0	0	0	0	2	3				
Chris Chambliss, L (1, 3) OBP: 0.323, SLG: 0.444	6-3					F9			F7	4	0	1	0	0	0	2				
Graig Nettles, L (1, 5) OBP: 0.324, SLG: 0.383	K					F3			4-3	4	0	0	0	0	1	3				
Roy White, S (1, 10) OBP: 0.264, SLG: 0.264						5-3			6-3	3	0	1	0	0	0	0				
Bucky Dent, R (1, 6) OBP: 0.286, SLG: 0.278						F7			F7	3	0	0	0	0	0	1				
Brad Gulden, L (1, 2) OBP: 0.175, SLG: 0.135						P5				2	0	0	0	0	0	0				
Jim Spencer, L (8, PH) OBP: 0.354, SLG: 0.556									K	1	0	0	0	0	1	0				
Jerry Narron, L (8, 2) OBP: 0.238, SLG: 0.276										0	0	0	0	0	0	0				
Inning Stats	R: 0 E: 0 K: 0 S: 3	H: 0 LOB: 0 BB: 0 P: 3	R: 0 E: 0 K: 1 S: 5	H: 0 LOB: 0 BB: 0 P: 5	R: 0 E: 0 K: 0 S: 3	H: 0 LOB: 0 BB: 0 P: 3	R: 0 E: 0 K: 0 S: 3	H: 1 LOB: 1 BB: 0 P: 7	R: 0 E: 0 K: 0 S: 4	H: 0 LOB: 0 BB: 0 P: 3	R: 0 E: 0 K: 1 S: 6	H: 1 LOB: 1 BB: 0 P: 6	R: 0 E: 0 K: 1 S: 5	H: 0 LOB: 0 BB: 0 P: 5	R: 1 E: 0 K: 1 S: 8	H: 3 LOB: 2 BB: 0 P: 8	1B: 5 2B: 0 3B: 0 HR: 0	SF: 0 SAC: 0 DP: 0 HBP: 0	WP: 0 PB: 0 SB: 0 CS: 0	PA: 33
PITCHER Larry Gura, L (1, 1) ERA: 4.52	IP: 9.0 WLS: W BF: 33 H: 5 R: 1 ER: 1 SO: 4 BB: 1 IBB: 0 HBP: 0 BLK: 0 WP: 0 HR: 0 S: 40 P: 44 ERA: 1.00 WHIP: 0.667																			

Batter	1	2	3	4	5	6	7	8	9	AB	R	H	RBI	BB	SO	LOB	BOTTOM			
Willie Wilson, S (1, 7) OBP: 0.333, SLG: 0.407	F7	4-3		1-3 3-H 2B			BB 1B SF8			4	1	2	1	1	0	2	New York Yankees @ Kansas City Royals Royals Stadium, Kansas City, MO Wed Aug 22 1979, 8:05 PM EDT Att: 34,400 - Unknown - 87 F AB 31 R 3 H 9 RBI 3 BB 5 SO 3 LOB 16			
Hal McRae, R (1, 10) OBP: 0.333, SLG: 0.478	FC5-4 BB		K	1-3		SF8 BB 1B		F9		4	0	1	0	1	1	4				
Amos Otis, R (1, 8) OBP: 0.370, SLG: 0.439	FC5-4 1-2 1B		K			5-3				3	1	0	0	1	1	1				
George Brett, L (1, 5) OBP: 0.387, SLG: 0.563						F8		SF8		3	0	2	2	0	0	0				
Darrell Porter, L (1, 2) OBP: 0.417, SLG: 0.488	F7			F8		K		P6		4	0	0	0	0	1	4				
Ralph LaCock, L (1, 3) OBP: 0.348, SLG: 0.373				F9		F7		SH2-4 1B		4	0	1	0	0	0	2				
Al Cowens, R (1, 9) OBP: 0.348, SLG: 0.414				4-3		1B 2B 1B		F9		3	1	1	0	0	0	0				
Frank White, R (1, 4) OBP: 0.285, SLG: 0.384						F8		4-3		3	0	0	0	1	0	2				
Freddie Patek, R (1, 6) OBP: 0.293, SLG: 0.317										1	0	1	0	1	0	0				
U L Washington, S (4, PR) OBP: 0.303, SLG: 0.342						2B 1-3 1B		2B 1B		2	0	1	0	0	0	1				
Inning Stats	R: 1 E: 0 K: 0 S: 4	H: 1 LOB: 1 BB: 1 P: 8	R: 0 E: 0 K: 0 S: 3	H: 0 LOB: 2 BB: 2 P: 11	R: 0 E: 0 K: 2 S: 8	H: 1 LOB: 1 BB: 0 P: 8	R: 1 E: 0 K: 0 S: 6	H: 3 LOB: 2 BB: 0 P: 6	R: 0 E: 0 K: 1 S: 5	H: 0 LOB: 0 BB: 0 P: 5	R: 0 E: 0 K: 0 S: 4	H: 1 LOB: 1 BB: 0 P: 4	R: 1 E: 0 K: 0 S: 4	H: 1 LOB: 2 BB: 2 P: 12	R: 0 E: 0 K: 0 S: 5	H: 2 LOB: 2 BB: 0 P: 5	1B: 7 2B: 2 3B: 0 HR: 0	SF: 1 SAC: 1 DP: 0 HBP: 0	WP: 0 PB: 0 SB: 3 CS: 0	PA: 38
PITCHER Jim Beattie, R (1, 1) ERA: 5.14 Jim Kat, L (7, 1) ERA: 3.12 Ron Davis, R (8, 1) ERA: 3.17	IP: 6.0 WLS: L BF: 30 H: 7 R: 3 ER: 3 SO: 3 BB: 5 IBB: 0 HBP: 0 BLK: 0 WP: 0 HR: 0 S: 31 P: 51 ERA: 4.50 WHIP: 2.000																			

Batter	1	2	3	4	5	6	7	8	9	AB	R	H	RBI	BB	SO	LOB	TOP				
Willie Randolph, R (1, 4) OBP: 0.378, SLG: 0.377	F3		1B 2B		1B 2B	6-3		F9		5	2	2	0	0	0	1					
Lenny Randle, S (1, 8) OBP: 0.273, SLG: 0.238	5-3		2B 1B		1B 2B			2-3		4	1	2	1	1	0	0					
Lou Piniella, R (1, 7) OBP: 0.336, SLG: 0.448	1-3		2B 1B		1B 2B					5	1	2	3	0	1	2					
Reggie Jackson, L (1, 9) OBP: 0.382, SLG: 0.537			K		F8			6-3		5	1	1	0	0	1	2					
Chris Chambliss, L (1, 3) OBP: 0.324, SLG: 0.443			G1		E6			4-3		5	0	2	1	0	0	1					
Graig Nettles, L (1, 5) OBP: 0.327, SLG: 0.392	F2				1B					3	1	2	2	1	0	1					
Roy White, S (1, 10) OBP: 0.259, SLG: 0.258	FC5-4				1B			L8		4	0	0	0	0	1	5					
Jerry Narron, L (1, 2) OBP: 0.227, SLG: 0.263			K		K			5-3		4	0	0	0	0	2	3					
Bucky Dent, R (1, 6) OBP: 0.288, SLG: 0.279			1B 2B		F8			5-3		3	1	1	0	1	0	0					
Inning Stats	R: 0 E: 0 K: 0 S: 3	H: 0 LOB: 0 BB: 0 P: 3	R: 1 E: 0 K: 1 S: 7	H: 2 LOB: 1 BB: 0 P: 7	R: 3 E: 0 K: 1 S: 8	H: 4 LOB: 0 BB: 0 P: 8	R: 1 E: 0 K: 1 S: 6	H: 1 LOB: 0 BB: 0 P: 6	R: 2 E: 1 K: 1 S: 9	H: 4 LOB: 2 BB: 1 P: 9	R: 0 E: 0 K: 0 S: 4	H: 1 LOB: 2 BB: 0 P: 8	R: 0 E: 0 K: 0 S: 3	H: 0 LOB: 0 BB: 0 P: 3	R: 0 E: 0 K: 0 S: 3	H: 0 LOB: 0 BB: 0 P: 3	1B: 8 2B: 3 3B: 0 HR: 1	SF: 0 SAC: 0 DP: 0 HBP: 0	WP: 0 PB: 0 CS: 1	PA: 41	
PITCHER	IP WLS BF H R ER SO BB IBB HBP BLK WP HR S P ERA WHIP	IP WLS BF H R ER SO BB IBB HBP BLK WP HR S P ERA WHIP	IP WLS BF H R ER SO BB IBB HBP BLK WP HR S P ERA WHIP	IP WLS BF H R ER SO BB IBB HBP BLK WP HR S P ERA WHIP	IP WLS BF H R ER SO BB IBB HBP BLK WP HR S P ERA WHIP	IP WLS BF H R ER SO BB IBB HBP BLK WP HR S P ERA WHIP	IP WLS BF H R ER SO BB IBB HBP BLK WP HR S P ERA WHIP	IP WLS BF H R ER SO BB IBB HBP BLK WP HR S P ERA WHIP	IP WLS BF H R ER SO BB IBB HBP BLK WP HR S P ERA WHIP	IP WLS BF H R ER SO BB IBB HBP BLK WP HR S P ERA WHIP	IP WLS BF H R ER SO BB IBB HBP BLK WP HR S P ERA WHIP	IP WLS BF H R ER SO BB IBB HBP BLK WP HR S P ERA WHIP	IP WLS BF H R ER SO BB IBB HBP BLK WP HR S P ERA WHIP	IP WLS BF H R ER SO BB IBB HBP BLK WP HR S P ERA WHIP	IP WLS BF H R ER SO BB IBB HBP BLK WP HR S P ERA WHIP	IP WLS BF H R ER SO BB IBB HBP BLK WP HR S P ERA WHIP	IP WLS BF H R ER SO BB IBB HBP BLK WP HR S P ERA WHIP	IP WLS BF H R ER SO BB IBB HBP BLK WP HR S P ERA WHIP	IP WLS BF H R ER SO BB IBB HBP BLK WP HR S P ERA WHIP	IP WLS BF H R ER SO BB IBB HBP BLK WP HR S P ERA WHIP	IP WLS BF H R ER SO BB IBB HBP BLK WP HR S P ERA WHIP
Geoff Zahn, L (1, 1) ERA: 3.7	5.0	L	25	11	7	6	4	0	0	0	0	0	0	0	0	0	0	10.80	2.200		
Roger Erickson, R (6, 1) ERA: 5.99	4.0	S	16	1	0	0	1	3	0	0	0	0	0	0	0	0	0	0.00	1.000		

New York Yankees @ Minnesota Twins
Metropolitan Stadium, Bloomington, MI
Fri Aug 24 1979, 8:05 PM EDT
Att: 29,800 - Unknown - 64 F

AB 38
R 7
H 12
RBI 7
BB 3
SO 5
LOB 15



Batter	1	2	3	4	5	6	7	8	9	AB	R	H	RBI	BB	SO	LOB	BOTTOM					
Bob Randall, R (1, 4) OBP: 0.346, SLG: 0.329	F6		F7		L6					3	1	0	0	1	0	0						
Glenn Adams, L (9, FH) OBP: 0.351, SLG: 0.428										1	0	0	0	0	1	0						
John Castino, R (1, 5) OBP: 0.339, SLG: 0.391	5-3				F8					4	0	2	0	0	1	0						
Butch Wynegar, S (9, FH) OBP: 0.360, SLG: 0.347					2B					1	0	0	0	0	1	0						
Roy Smalley, S (1, 6) OBP: 0.386, SLG: 0.501	5-3				F8					3	1	0	0	1	0	3						
Ron Jackson, R (1, 3) OBP: 0.326, SLG: 0.424					F5					3	0	2	1	1	0	1						
Jose Morales, R (1, 10) OBP: 0.327, SLG: 0.329	SH1-3									2	1	0	0	0	0	2						
Danny Goodwin, L (7, FH) OBP: 0.378, SLG: 0.562	SH1-3				FC4-6					1	0	0	0	0	0	3						
Dave Edwards, R (1, 9) OBP: 0.340, SLG: 0.424					HR					3	1	1	1	0	1	1						
Rob Wilfong, L (8, FH) OBP: 0.371, SLG: 0.466	K				1B					1	0	0	0	0	1	0						
Ken Landreaux, L (1, 8) OBP: 0.362, SLG: 0.453	L9				HR					4	1	1	3	0	0	1						
Bombo Rivera, R (1, 7) OBP: 0.332, SLG: 0.408										3	0	1	0	0	0	0						
Hosken Powell, L (8, FH) OBP: 0.372, SLG: 0.387					1B					1	0	0	0	0	0	0						
Glenn Borgmann, R (1, 2) OBP: 0.324, SLG: 0.271										3	0	0	0	0	1	1						
Mike Cabbage, L (9, FH) OBP: 0.359, SLG: 0.330	F4				K					1	0	0	0	0	0	0						
Inning Stats	R: 0 E: 0 K: 0 S: 3	H: 0 LOB: 0 BB: 0 P: 3	R: 0 E: 0 K: 1 S: 6	H: 1 LOB: 0 BB: 0 P: 6	R: 0 E: 0 K: 0 S: 3	H: 0 LOB: 0 BB: 0 P: 3	R: 4 E: 0 K: 2 S: 10	H: 3 LOB: 1 BB: 2 P: 18	R: 0 E: 0 K: 0 S: 4	H: 1 LOB: 1 BB: 0 P: 4	R: 0 E: 0 K: 0 S: 3	H: 0 LOB: 0 BB: 0 P: 3	R: 1 E: 1 K: 0 S: 6	H: 2 LOB: 3 BB: 1 P: 10	R: 0 E: 0 K: 1 S: 5	H: 0 LOB: 0 BB: 0 P: 5	R: 0 E: 0 K: 2 S: 7	H: 0 LOB: 0 BB: 0 P: 7	1B: 5 2B: 1 3B: 0 HR: 1	SF: 0 SAC: 1 DP: 0 HBP: 0	WP: 0 PB: 0 CS: 0	PA: 38
PITCHER	IP WLS BF H R ER SO BB IBB HBP BLK WP HR S P ERA WHIP	IP WLS BF H R ER SO BB IBB HBP BLK WP HR S P ERA WHIP	IP WLS BF H R ER SO BB IBB HBP BLK WP HR S P ERA WHIP	IP WLS BF H R ER SO BB IBB HBP BLK WP HR S P ERA WHIP	IP WLS BF H R ER SO BB IBB HBP BLK WP HR S P ERA WHIP	IP WLS BF H R ER SO BB IBB HBP BLK WP HR S P ERA WHIP	IP WLS BF H R ER SO BB IBB HBP BLK WP HR S P ERA WHIP	IP WLS BF H R ER SO BB IBB HBP BLK WP HR S P ERA WHIP	IP WLS BF H R ER SO BB IBB HBP BLK WP HR S P ERA WHIP	IP WLS BF H R ER SO BB IBB HBP BLK WP HR S P ERA WHIP	IP WLS BF H R ER SO BB IBB HBP BLK WP HR S P ERA WHIP	IP WLS BF H R ER SO BB IBB HBP BLK WP HR S P ERA WHIP	IP WLS BF H R ER SO BB IBB HBP BLK WP HR S P ERA WHIP	IP WLS BF H R ER SO BB IBB HBP BLK WP HR S P ERA WHIP	IP WLS BF H R ER SO BB IBB HBP BLK WP HR S P ERA WHIP	IP WLS BF H R ER SO BB IBB HBP BLK WP HR S P ERA WHIP	IP WLS BF H R ER SO BB IBB HBP BLK WP HR S P ERA WHIP	IP WLS BF H R ER SO BB IBB HBP BLK WP HR S P ERA WHIP	IP WLS BF H R ER SO BB IBB HBP BLK WP HR S P ERA WHIP	IP WLS BF H R ER SO BB IBB HBP BLK WP HR S P ERA WHIP	IP WLS BF H R ER SO BB IBB HBP BLK WP HR S P ERA WHIP	
Ron Guidry, L (1, 1) ERA: 2.74	6.2	W	29	6	5	4	3	3	0	0	0	0	0	0	0	0	0	5.40	1.350			
Rich Gossage, R (7, 1) ERA: 3.46	2.1	S	9	1	0	0	3	0	0	0	0	0	0	0	0	0	0	0.00	0.429			

New York Yankees @ Minnesota Twins
Metropolitan Stadium, Bloomington, MI
Fri Aug 24 1979, 8:05 PM EDT
Att: 29,800 - Unknown - 64 F

AB 34
R 5
H 7
RBI 5
BB 3
SO 6
LOB 12



Batter	1	2	3	4	5	6	7	8	9	AB	R	H	RBI	BB	SO	LOB	TOP																					
Willie Randolph, R (1,4) OBP: 0.375, SLG: 0.373	L7		E1		K		5-3		G4-6-3	5	0	0	0	0	1	1																						
Lenny Randle, S (1,8) OBP: 0.231, SLG: 0.200	F4		F3		K		G3			4	0	0	0	0	1	1																						
Lou Piniella, R (1,7) OBP: 0.335, SLG: 0.446	PO		5-3				5-3		6-3	4	0	1	0	0	0	1																						
Reggie Jackson, L (1,9) OBP: 0.383, SLG: 0.535	PO	FC5-2	K				1B		F9	3	0	1	0	1	1	1																						
Chris Chambliss, L (1,3)		E9					L7		1B	4	0	2	0	0	0	1																						
Graig Nettles, L (1,5) OBP: 0.329, SLG: 0.393		K					L9		1B	4	0	2	0	0	1	2																						
Roy White, S (1,10) OBP: 0.263, SLG: 0.259		FC5-2							F8	3	0	1	0	1	0	4																						
Bucky Dent, R (1,6) OBP: 0.288, SLG: 0.278		4-3					F7		F8	4	0	1	0	0	0	6																						
Brad Gulden, L (1,2) OBP: 0.186, SLG: 0.150										3	1	1	0	0	2	0																						
Bobby Murcer, L (9, PH) OBP: 0.345, SLG: 0.396			E		K		K		FC4-6	1	0	0	0	0	0	1																						
Inning Stats	R: 0 E: 0 K: 3 S: 3	H: 1 LOB: 0 BB: 0 P: 3	R: 0 E: 1 K: 1 S: 6	H: 1 LOB: 2 BB: 1 P: 10	R: 1 E: 1 K: 1 S: 7	H: 1 LOB: 1 BB: 0 P: 7	R: 0 E: 0 K: 0 S: 4	H: 1 LOB: 1 BB: 0 P: 4	R: 0 E: 0 K: 3 S: 9	H: 0 LOB: 0 BB: 0 P: 9	R: 0 E: 0 K: 1 S: 5	H: 2 LOB: 3 BB: 1 P: 9	R: 0 E: 0 K: 1 S: 5	H: 0 LOB: 0 BB: 0 P: 5	R: 0 E: 0 K: 0 S: 5	H: 2 LOB: 2 BB: 0 P: 5	R: 0 E: 0 K: 0 S: 3	H: 1 LOB: 0 BB: 0 P: 3	1B: 9 2B: 0 3B: 0 HR: 0	SF: 0 SAC: 0 DP: 1 HBP: 0	WP: 0 PA: 38 CS: 0																	
PITCHER	IP	WLS	BF	H	R	ER	SO	BB	IBB	HBP	BLK	WP	HR	S	P	ERA	WHIP	PITCHER				IP	WLS	BF	H	R	ER	SO	BB	IBB	HBP	BLK	WP	HR	S	P	ERA	WHIP
Jerry Koosman, L (1,1) ERA: 3.35	8.0	W	35	9	1	0	6	2	0	0	0	0	0	45	53	0.00	1.375																					
Mike Marshall, R (9,1) ERA: 2.57	1.0	S	2	0	0	0	0	0	0	0	0	0	0	2	2	0.00	0.000																					

New York Yankees @ Minnesota Twins
Metropolitan Stadium, Bloomington, MI
Sat Aug 25 1979, 8:05 PM EDT
Att: 36,363 - Unknown - 75 F

AB 35
R 1
H 9
RBI 0
BB 2
SO 6
LOB 18



Batter	1	2	3	4	5	6	7	8	9	AB	R	H	RBI	BB	SO	LOB	BOTTOM																					
Butch Wynegar, S (1,2) OBP: 0.362, SLG: 0.348	K					K				4	1	2	1	0	2	0																						
Rob Wilfong, L (1,4) OBP: 0.370, SLG: 0.473	6-3				K					4	1	1	2	0	1	0																						
Roy Smalley, S (1,6) OBP: 0.384, SLG: 0.497	4-3				F9					4	0	0	0	0	1	1																						
Ken Landreaux, L (1,8) OBP: 0.363, SLG: 0.452		F9			L7					3	0	1	0	1	0	0																						
Ron Jackson, R (1,3) OBP: 0.325, SLG: 0.423		4-3								4	0	1	0	0	0	1																						
Danny Gooden, L (1,10) OBP: 0.386, SLG: 0.543										3	0	0	0	0	1	1																						
Jose Morales, R (8, PH) OBP: 0.325, SLG: 0.326		F9								1	0	0	0	0	2	2																						
Glenn Adams, L (1,7) OBP: 0.351, SLG: 0.428										0	0	0	0	0	0	0																						
Bombo Rivera, R (1,7) OBP: 0.336, SLG: 0.409		K								2	1	1	0	1	1	1																						
Hosken Powell, L (1,9) OBP: 0.372, SLG: 0.387										3	0	1	0	0	1	1																						
John Castino, R (1,5) OBP: 0.337, SLG: 0.389										2	0	0	0	0	2	2																						
Mike Cabbage, L (8, PH) OBP: 0.362, SLG: 0.343										1	0	1	1	0	0	0																						
Willie Norwood, R (6, PR) OBP: 0.307, SLG: 0.402										0	1	0	0	0	0	0																						
Bob Randall, R (9,5) OBP: 0.346, SLG: 0.329										0	0	0	0	0	0	0																						
Inning Stats	R: 0 E: 0 K: 1 S: 5	H: 0 LOB: 0 BB: 0 P: 5	R: 0 E: 0 K: 1 S: 6	H: 1 LOB: 1 BB: 0 P: 6	R: 0 E: 0 K: 1 S: 5	H: 1 LOB: 1 BB: 0 P: 5	R: 0 E: 0 K: 1 S: 5	H: 0 LOB: 0 BB: 0 P: 5	R: 0 E: 0 K: 2 S: 7	H: 2 LOB: 2 BB: 0 P: 7	R: 0 E: 0 K: 1 S: 5	H: 0 LOB: 0 BB: 0 P: 5	R: 0 E: 0 K: 1 S: 5	H: 0 LOB: 0 BB: 0 P: 5	R: 4 E: 0 K: 1 S: 9	H: 4 LOB: 2 BB: 2 P: 17	1B: 6 2B: 0 3B: 1 HR: 1	SF: 0 SAC: 0 DP: 0 HBP: 0	WP: 0 PA: 33 CS: 0																			
PITCHER	IP	WLS	BF	H	R	ER	SO	BB	IBB	HBP	BLK	WP	HR	S	P	ERA	WHIP	PITCHER				IP	WLS	BF	H	R	ER	SO	BB	IBB	HBP	BLK	WP	HR	S	P	ERA	WHIP
Luis Tiant, R (1,1) ERA: 3.84	7.2	L	32	8	4	4	9	8	4	4	9	0	1	48	56	4.70	1.304																					
Jim Kaat, L (8,1) ERA: 3.1	0.1		1	0	0	0	0	0	0	0	0	0	0	1	1	0.00	0.000																					

New York Yankees @ Minnesota Twins
Metropolitan Stadium, Bloomington, MI
Sat Aug 25 1979, 8:05 PM EDT
Att: 36,363 - Unknown - 75 F

AB 31
R 4
H 8
RBI 4
BB 2
SO 9
LOB 9



Batter	1	2	3	4	5	6	7	8	9	AB	R	H	RBI	BB	SO	LOB	TOP										
Bobby Murcer, L OBP: 0.343, SLG: 0.393 (1, 8)										5	0	1	0	0	1	7	New York Yankees @ Texas Rangers Arlington Stadium, Arlington, TX Mon Aug 27 1979, 8:05 PM EDT Att: 24,922 - Unknown										
Willie Randolph, R OBP: 0.377, SLG: 0.375 (1, 4)										5	2	3	0	0	1	3											
Oscar Gamble, L OBP: 0.470, SLG: 0.576 (1, 7)										5	1	2	4	0	1	2											
Reggie Jackson, L OBP: 0.378, SLG: 0.528 (1, 9)										5	0	0	0	0	4	3											
Chris Chambliss, L OBP: 0.324, SLG: 0.440 (1, 10)										4	0	0	0	1	0	0											
Graig Nettles, L OBP: 0.327, SLG: 0.392 (1, 5)										4	1	1	1	0	0	0											
Jim Spencer, L OBP: 0.357, SLG: 0.559 (1, 3)										4	1	2	0	0	0	2											
Brad Gulden, L OBP: 0.213, SLG: 0.163 (1, 2)										3	1	1	0	1	1	0											
Bucky Dent, R OBP: 0.293, SLG: 0.282 (1, 6)										2	1	2	0	0	0	0											
Fred Stanley, R OBP: 0.266, SLG: 0.344 (7, 6)										1	0	0	0	0	1	0											
Inning Stats	R: 0 E: 0 K: 1 S: 6	H: 1 LOB: 1 BB: 0 P: 6	R: 1 E: 1 K: 0 S: 6	H: 2 LOB: 2 BB: 0 P: 6	R: 1 E: 0 K: 1 S: 7	H: 2 LOB: 2 BB: 1 P: 11	R: 4 E: 0 K: 1 S: 8	H: 3 LOB: 0 BB: 0 P: 9	R: 1 E: 0 K: 2 S: 9	H: 3 LOB: 2 BB: 1 P: 13	R: 0 E: 0 K: 1 S: 5	H: 0 LOB: 0 BB: 0 P: 5	R: 0 E: 0 K: 1 S: 5	H: 0 LOB: 0 BB: 0 P: 5	R: 0 E: 0 K: 1 S: 6	H: 1 LOB: 1 BB: 0 P: 6	R: 0 E: 0 K: 1 S: 5	H: 0 LOB: 0 BB: 0 P: 5	1B: 10 2B: 1 3B: 0 HR: 1	SF: 1 SAC: 0 DP: 0 HBP: 1	WP: 1 PB: 0 CS: 0	PA: 42					
PITCHER	IP	WLS	BF	H	R	ER	SO	BB	IBB	HBP	BLK	WP	HR	S	P	ERA	WHIP										
Fergie Jenkins, R ERA: 4.15 (1, 1)	4.0	L	25	10	7	6	3	1	0	1	0	1	1	29	34	13.50	2.750										
Danny Darwin, R ERA: 4.32 (5, 1)	1.0		4	1	0	0	2	1	0	0	1	0	0	7	11	0.00	2.000										
Sparky Lyle, L ERA: 3.42 (6, 1)	4.0		13	1	0	0	4	0	0	0	0	0	0	21	21	0.00	0.250										

Batter	1	2	3	4	5	6	7	8	9	AB	R	H	RBI	BB	SO	LOB	BOTTOM										
Bump Willis, S OBP: 0.330, SLG: 0.338 (1, 4)										3	1	0	0	1	0	0	New York Yankees @ Texas Rangers Arlington Stadium, Arlington, TX Mon Aug 27 1979, 8:05 PM EDT Att: 24,922 - Unknown										
Bill Sample, R OBP: 0.344, SLG: 0.393 (1, 8)										4	1	0	0	0	1	1											
Al Oliver, L OBP: 0.356, SLG: 0.468 (1, 7)										5	1	4	3	0	0	1											
Buddy Bell, R OBP: 0.331, SLG: 0.470 (1, 6)										4	0	1	0	0	0	3											
Richie Zisk, R OBP: 0.348, SLG: 0.423 (1, 9)										4	0	1	0	0	0	4											
John Ellis, R OBP: 0.314, SLG: 0.434 (1, 10)										2	0	2	1	1	0	0											
Mickey Rivers, L OBP: 0.299, SLG: 0.391 (8, FH)										1	0	0	0	0	1	0											
Eric Soderholm, R OBP: 0.309, SLG: 0.384 (1, 5)										3	0	0	0	0	0	6											
Willie Montanez, L OBP: 0.273, SLG: 0.313 (6, FH)										1	0	0	0	0	0	0											
Nelson Norman, S OBP: 0.245, SLG: 0.246 (9, 6)										0	0	0	0	0	0	0											
Jim Sundberg, R OBP: 0.327, SLG: 0.368 (1, 2)										4	0	0	0	0	0	1											
Pat Putnam, L OBP: 0.322, SLG: 0.462 (1, 3)										4	1	1	0	0	1	0											
Inning Stats	R: 1 E: 1 K: 0 S: 5	H: 1 LOB: 1 BB: 0 P: 5	R: 0 E: 0 K: 0 S: 3	H: 1 LOB: 0 BB: 0 P: 3	R: 3 E: 0 K: 0 S: 8	H: 4 LOB: 2 BB: 0 P: 8	R: 0 E: 0 K: 1 S: 5	H: 0 LOB: 0 BB: 0 P: 5	R: 0 E: 0 K: 0 S: 3	H: 2 LOB: 3 BB: 1 P: 9	R: 0 E: 0 K: 0 S: 4	H: 0 LOB: 1 BB: 0 P: 4	R: 0 E: 0 K: 1 S: 5	H: 0 LOB: 0 BB: 0 P: 5	R: 0 E: 0 K: 1 S: 5	H: 0 LOB: 1 BB: 1 P: 9	1B: 8 2B: 1 3B: 0 HR: 0	SF: 0 SAC: 2 DP: 1 HBP: 0	WP: 0 PB: 0 CS: 0	PA: 39							
PITCHER	IP	WLS	BF	H	R	ER	SO	BB	IBB	HBP	BLK	WP	HR	S	P	ERA	WHIP										
Tommy John, L ERA: 2.93 (1, 1)	7.0	W	32	9	4	3	1	1	0	0	0	0	0	33	37	3.86	1.429										
Ron Davis, R ERA: 3.06 (8, 1)	2.0	S	7	0	0	0	2	1	0	0	0	0	0	10	14	0.00	0.500										

Batter	1	2	3	4	5	6	7	8	9	AB	R	H	RBI	BB	SO	LOB	TOP																
Willie Randolph, R (1, 4) OBP: 0.377, SLG: 0.373										3	1	0	0	2	0	2	<p>New York Yankees @ Texas Rangers Arlington Stadium, Arlington, TX Tue Aug 28 1979, 8:05 PM EDT Att: 23,339 - Unknown</p> <p>AB 33 R 2 H 7 RBI 2 BB 4 SO 6 LOB 18</p>																
Lenny Randle, S (1, 8) OBP: 0.226, SLG: 0.200										5	0	1	0	0	1	2																	
Lou Piniella, R (1, 9) OBP: 0.336, SLG: 0.445										3	1	1	0	1	0	1																	
Chris Chambliss, L (1, 3) OBP: 0.325, SLG: 0.440										4	0	2	1	0	0	3																	
George Scott, R (1, 10) OBP: 0.311, SLG: 0.368 Oscar Gamble, L (7, PH) OBP: 0.468, SLG: 0.573										2	0	0	1	0	2	2																	
Graig Nettles, L (1, 5) OBP: 0.327, SLG: 0.390 Fred Stanley, R (8, 5) OBP: 0.266, SLG: 0.344										4	0	1	0	0	0	1																	
Roy White, S (1, 7) OBP: 0.268, SLG: 0.265										4	0	2	0	0	0	0																	
Bucky Dent, R (1, 6) OBP: 0.293, SLG: 0.280										3	0	0	0	1	0	2																	
Jerry Narron, L (1, 2) OBP: 0.220, SLG: 0.253 Brad Gulden, L (6, 2) OBP: 0.208, SLG: 0.159										3	0	0	0	0	2	4																	
Inning Stats	R: 0 E: 0 K: 1 S: 5	H: 0 LOB: 1 BB: 1 P: 9	R: 0 E: 0 K: 2 S: 9	H: 2 LOB: 2 BB: 0 P: 9	R: 2 E: 0 K: 0 S: 5	H: 2 LOB: 1 BB: 1 P: 9	R: 0 E: 0 K: 0 S: 3	H: 0 LOB: 0 BB: 0 P: 3	R: 0 E: 0 K: 1 S: 6	H: 1 LOB: 2 BB: 1 P: 10	R: 0 E: 0 K: 0 S: 4	H: 1 LOB: 1 BB: 0 P: 4	R: 0 E: 0 K: 0 S: 3	H: 0 LOB: 0 BB: 0 P: 3	R: 0 E: 0 K: 1 S: 5	H: 0 LOB: 0 BB: 0 P: 5		1B: 7 2B: 0 3B: 0 HR: 0	SF: 1 SAC: 0 DP: 0 HBP: 0	WP: 0 PB: 0 SB: 1 CS: 0	PA: 38												
PITCHER	IP WLS BF H R ER SO BB IBB HBP BLK WP HR S P ERA WHIP																																
John Henry Johnson, L (1, 1) ERA: 4.62	5.1	25	6	2	2	4	3	0	0	0	0	0	0	30	42	3.38	1.688																
Jim Kern, R (6, 1) ERA: 1.47	3.2	W 13	1	0	0	2	1	0	0	0	0	0	0	16	20	0.00	0.545																

Batter	1	2	3	4	5	6	7	8	9	AB	R	H	RBI	BB	SO	LOB	BOTTOM																
Mickey Rivers, L (1, 8) OBP: 0.298, SLG: 0.394										5	0	1	2	0	0	3	<p>New York Yankees @ Texas Rangers Arlington Stadium, Arlington, TX Tue Aug 28 1979, 8:05 PM EDT Att: 23,339 - Unknown</p> <p>AB 36 R 10 H 13 RBI 9 BB 2 SO 1 LOB 16</p>																
Bump Willis, S (1, 4) OBP: 0.326, SLG: 0.334										5	0	0	0	0	0	4																	
Al Oliver, L (1, 7) OBP: 0.363, SLG: 0.483										4	3	4	1	1	0	0																	
Richie Zisk, R (1, 9) OBP: 0.344, SLG: 0.418										5	0	0	0	0	0	5																	
Buddy Bell, R (1, 5) OBP: 0.334, SLG: 0.472										3	3	2	0	1	0	0																	
Willie Montanez, L (1, 10) OBP: 0.275, SLG: 0.322										4	2	2	4	0	0	1																	
Pat Putnam, L (1, 3) OBP: 0.321, SLG: 0.461										3	1	1	1	0	1	1																	
Jim Sundberg, R (1, 2) OBP: 0.328, SLG: 0.369										4	1	2	1	0	0	0																	
Nelson Norman, S (1, 6) OBP: 0.246, SLG: 0.247										3	0	1	0	0	0	2																	
Inning Stats	R: 0 E: 0 K: 0 S: 4	H: 1 LOB: 1 BB: 0 P: 4	R: 1 E: 0 K: 0 S: 4	H: 1 LOB: 0 BB: 0 P: 4	R: 0 E: 0 K: 0 S: 3	H: 0 LOB: 0 BB: 0 P: 3	R: 1 E: 0 K: 0 S: 4	H: 1 LOB: 0 BB: 0 P: 4	R: 0 E: 0 K: 0 S: 5	H: 2 LOB: 2 BB: 0 P: 5	R: 5 E: 1 K: 0 S: 9	H: 5 LOB: 1 BB: 0 P: 9	R: 3 E: 0 K: 1 S: 7	H: 2 LOB: 0 BB: 1 P: 11	R: 0 E: 0 K: 0 S: 4	H: 1 LOB: 2 BB: 1 P: 8		1B: 8 2B: 2 3B: 1 HR: 2	SF: 1 SAC: 1 DP: 0 HBP: 0	WP: 1 PB: 1 SB: 1 CS: 0	PA: 40												
PITCHER	IP WLS BF H R ER SO BB IBB HBP BLK WP HR S P ERA WHIP																																
Ken Clay, R (1, 1) ERA: 4.86	5.1	L 23	7	4	4	0	0	0	0	0	0	0	0	23	23	6.75	1.312																
Jim Kaat, L (6, 1) ERA: 3.1	0.0	2	1	0	0	0	0	0	0	0	0	0	0	2	2	∞	∞																
Ron Davis, R (6, 1) ERA: 3.18	0.2	4	2	3	0	0	0	0	0	0	0	0	0	4	4	0.00	3.000																
Don Hood, L (7, 1) ERA: 3.31	2.0	11	3	3	3	1	1	1	0	0	0	1	11	19	13.50	2.000																	

Batter	1	2	3	4	5	6	7	8	9	AB	R	H	RBI	BB	SO	LOB	TOP				
Willie Randolph, R (1, 4) OBP: 0.375, SLG: 0.373	0-3 K	0-0 1-H 2B		0-0 FC6-4		0-0 F7		0-0 F8		5	0	1	1	0	1	2					
Lenny Randle, S (1, 8) OBP: 0.222, SLG: 0.176	0-0 L4	0-0 F7			4-0 2B 1B BB	0-0 F7		0-0 1-3		4	1	0	0	1	0	2					
Lou Piniella, R (1, 9) OBP: 0.333, SLG: 0.439	0-0 F2	0-0 F7			0-0 F8		0-0 F9		0-0 5-3	5	0	0	0	0	0	2					
Chris Chambliss, L (1, 3) OBP: 0.324, SLG: 0.440		0-0 E5 1B HR	0-0 L8		0-0 1B 1-3 2B		0-0 F3		0-0 G3	5	1	1	0	0	0	0					
Roy White, S (1, 7) OBP: 0.276, SLG: 0.266		0-0 1-2 HR 1B	0-0 L8		4-0 1B BB		4-0 BB		0-0 6-3	3	1	1	0	2	0	0					
George Scott, R (1, 10) OBP: 0.312, SLG: 0.379		0-0 1-2 HR	0-3 K		0-0 1-2 2-3 3-H 1B		0-0 F6			2	1	1	3	0	1	0					
Oscar Gamble, L (5, PH) OBP: 0.468, SLG: 0.572		1-H 2-H HR			0-0 K					2	0	1	1	0	0	1					
Bucky Dent, R (1, 6) OBP: 0.295, SLG: 0.288		0-0 4-3 3B		0-3 K		0-0 F4		0-0 SH3 1B		4	2	2	0	0	1	3					
Fred Stanley, R (1, 5) OBP: 0.269, SLG: 0.333		0-0 4-3		4-0 FC6-4 BB		0-0 F3		0-0 SH3		2	0	0	1	1	0	3					
Brad Gulden, L (1, 2) OBP: 0.231, SLG: 0.188		0-0 2B 1B		0-3 K		0-0 4-3		0-0 2-H 1B		4	1	2	1	0	1	1					
Inning Stats	R: 0 E: 0 K: 1 S: 5	H: 0 LOB: 0 BB: 0 P: 5	R: 5 E: 1 K: 0 S: 9	H: 5 LOB: 1 BB: 0 P: 9	R: 0 E: 0 K: 1 S: 5	H: 0 LOB: 0 BB: 0 P: 5	R: 0 E: 0 K: 2 S: 7	H: 0 LOB: 1 BB: 1 P: 11	R: 1 E: 0 K: 0 S: 5	H: 2 LOB: 3 BB: 2 P: 13	R: 0 E: 0 K: 0 S: 3	H: 0 LOB: 1 BB: 1 P: 7	R: 1 E: 0 K: 0 S: 5	H: 2 LOB: 1 BB: 0 P: 5	R: 0 E: 0 K: 0 S: 3	H: 0 LOB: 0 BB: 0 P: 3	1B: 5 2B: 2 3B: 1 HR: 1	SF: 0 SAC: 1 DP: 0 HBP: 0	WP: 0 PB: 0 CS: 0	PA: 41	
PITCHER	IP	WLS	BF	H	R	ER	SO	BB	IBB	HBP	BLK	WP	HR	S	P	ERA	WHIP				
Dave Rajsich, L (1, 1) ERA: 4.22	1.1	L	10	5	5	4	1	0	0	0	0	0	1	12	12	27.00	3.750				
Danny Darwin, R (2, 1) ERA: 4.15	6.2		28	4	2	2	3	4	0	0	0	0	0	30	46	2.70	1.200				
Sparky Lyle, L (9, 1) ERA: 3.38	1.0		3	0	0	0	0	0	0	0	0	0	0	3	3	0.00	0.000				

New York Yankees @ Texas Rangers
Arlington Stadium, Arlington, TX
Wed Aug 29 1979, 8:05 PM EDT
Att: 18,117 - Unknown

AB 36
R 7
H 9
RBI 7
BB 4
SO 4
LOB 14



Batter	1	2	3	4	5	6	7	8	9	AB	R	H	RBI	BB	SO	LOB	BOTTOM				
Mickey Rivers, L (1, 8) OBP: 0.299, SLG: 0.394	0-0 E4	0-0 F7		0-0 1-3		0-0 1B		0-0 E1 1-3 1-2 1B		5	0	2	0	0	0	0					
Bump Wills, S (1, 4) OBP: 0.327, SLG: 0.333	0-0 4-3 2B 1B	4-0 BB 1B BB		0-0 6-3		0-0 5-3		0-0 G3		4	1	1	0	1	0	3					
Al Oliver, L (1, 7) OBP: 0.366, SLG: 0.483	0-3 K	0-0 1-2 1B		4-0 BB		0-0 F8		0-0 2B 1B		4	1	2	0	1	1	2					
Richie Zisk, R (1, 9) OBP: 0.345, SLG: 0.415	4-0 1-2 2-3 2B BB	4-0 1-2 2-3 BB		0-0 L7		0-0 F9		0-3 K		3	1	0	0	2	1	2					
Buddy Bell, R (1, 5) OBP: 0.334, SLG: 0.479	0-0 4-3	0-0 L8			0-0 F7		0-0 HR		0-0 G3 1-H 2B	5	1	2	3	0	0	5					
John Ellis, R (1, 10) OBP: 0.316, SLG: 0.439	0-0 1B			0-0 FC6-4 1B		0-0 F9		0-0 6-3		4	0	2	2	0	0	0					
Pat Putnam, L (9, PH) OBP: 0.320, SLG: 0.460	2-H 3-H 2B			0-0 K		0-0 6-3		0-0 F8		1	0	0	0	0	0	1					
Willie Montanez, L (1, 3) OBP: 0.274, SLG: 0.321	0-0 2-3 1B		0-3 K			0-0 6-3		0-0 F8		5	0	1	0	0	1	2					
Jim Sundberg, R (1, 2) OBP: 0.328, SLG: 0.368	0-3 K		0-3 K			0-0 F8		0-0 E 1B		4	0	1	0	0	2	3					
Nelson Norman, S (1, 6) OBP: 0.244, SLG: 0.244		0-0 F9		0-0 FC6-4		0-0 4-3		0-0 F7		3	0	0	0	0	0	1					
Eric Soderholm, R (7, 5) OBP: 0.309, SLG: 0.383				1-2 1B						1	0	0	0	0	0	1					
Inning Stats	R: 3 E: 1 K: 2 S: 11	H: 3 LOB: 2 BB: 1 P: 15	R: 0 E: 0 K: 0 S: 4	H: 1 LOB: 3 BB: 2 P: 12	R: 0 E: 0 K: 2 S: 8	H: 1 LOB: 1 BB: 0 P: 8	R: 0 E: 0 K: 0 S: 3	H: 0 LOB: 1 BB: 1 P: 7	R: 0 E: 0 K: 0 S: 4	H: 1 LOB: 0 BB: 0 P: 4	R: 1 E: 0 K: 0 S: 4	H: 1 LOB: 0 BB: 0 P: 4	R: 0 E: 1 K: 0 S: 5	H: 2 LOB: 2 BB: 0 P: 5	R: 1 E: 0 K: 1 S: 7	H: 2 LOB: 1 BB: 0 P: 7	1B: 8 2B: 2 3B: 0 HR: 1	SF: 0 SAC: 0 DP: 0 HBP: 0	WP: 0 PB: 0 CS: 0	PA: 43	
PITCHER	IP	WLS	BF	H	R	ER	SO	BB	IBB	HBP	BLK	WP	HR	S	P	ERA	WHIP				
Ron Guidry, L (1, 1) ERA: 2.71	8.1		41	11	5	2	5	4	0	0	0	0	1	47	63	2.16	1.800				
Rich Gossage, R (9, 1) ERA: 3.41	0.2	S	2	0	0	0	0	0	0	0	0	0	0	2	2	0.00	0.000				

New York Yankees @ Texas Rangers
Arlington Stadium, Arlington, TX
Wed Aug 29 1979, 8:05 PM EDT
Att: 18,117 - Unknown

AB 39
R 4
H 11
RBI 5
BB 4
SO 5
LOB 20



Batter	1	2	3	4	5	6	7	8	9	AB	R	H	RBI	BB	SO	LOB	TOP								
Willie Wilson, S OBP: 0.348, SLG: 0.428 (1, 7)	4-3	1B		4-3		4-3		L7		5	0	1	0	0	0	1	Kansas City Royals @ New York Yankees Yankee Stadium, Bronx, NY Thu Aug 30 1979, 7:05 PM EDT Att: 30,717 - Unknown - 81 F AB 37 R 8 H 14 RBI 8 BB 2 SO 3 LOB 12								
Hal McRae, R OBP: 0.342, SLG: 0.477 (1, 10)	1B	1B		L5				6-3		4	1	2	0	1	0	1									
Amos Otis, R OBP: 0.372, SLG: 0.447 (1, 8)	1B	1B				L3		K		5	1	1	0	0	1	3									
George Brett, L OBP: 0.387, SLG: 0.561 (1, 5)	F2			F7		G3		6-3		5	1	1	0	0	2	2									
Darrell Porter, L OBP: 0.421, SLG: 0.497 (1, 2)	HR			P5		1B		K		4	2	2	3	1	1	0									
Al Cowens, R OBP: 0.348, SLG: 0.415 (1, 9)	K			1B		E6		SF8		3	1	1	1	0	1	1									
Ralph LaCock, L OBP: 0.343, SLG: 0.381 John Wathan, R OBP: 0.249, SLG: 0.304 (5, PH) (5, 3)		1B		1B		1B		G5-4-3		2	2	2	1	0	0	0									
Frank White, R OBP: 0.288, SLG: 0.384 (1, 4)		3B		1B		1B		1B		2	0	1	1	0	0	1									
U L Washington, S OBP: 0.297, SLG: 0.360 (1, 6)	4-3			6-3		F3		SH2-3		4	0	3	2	0	0	2									
										3	0	0	0	0	0	1									
Inning Stats	R: 3 E: 0 K: 1 S: 8	H: 3 LOB: 0 BB: 0 P: 8	R: 1 E: 0 K: 0 S: 5	H: 3 LOB: 2 BB: 1 P: 9	R: 2 E: 0 K: 0 S: 5	H: 3 LOB: 1 BB: 0 P: 5	R: 0 E: 0 K: 0 S: 3	H: 0 LOB: 0 BB: 0 P: 3	R: 1 E: 1 K: 0 S: 5	H: 1 LOB: 2 BB: 1 P: 9	R: 0 E: 0 K: 1 S: 6	H: 1 LOB: 1 BB: 0 P: 6	R: 1 E: 0 K: 0 S: 4	H: 2 LOB: 0 BB: 0 P: 4	R: 0 E: 0 K: 0 S: 4	H: 1 LOB: 1 BB: 0 P: 4	R: 0 E: 0 K: 1 S: 5	H: 0 LOB: 0 BB: 0 P: 5	1B: 11 2B: 1 3B: 1 HR: 1	SF: 1 SAC: 1 DP: 1 HBP: 0	WP: 0 PB: 0 CS: 1	PA: 41			
PITCHER	IP	WLS	BF	H	R	ER	SO	BB	IBB	HBP	BLK	WP	HR	S	P	ERA	WHIP								
Luis Tiant, R ERA: 4.09 (1, 1)	3.0	L	17	9	6	6	1	1	0	0	0	0	1	18	22	18.00	3.333								
Don Hood, L ERA: 3.3 (4, 1)	3.0		15	4	2	1	1	1	0	0	0	0	0	16	20	3.00	1.667								
Jim Kaat, L ERA: 2.93 (7, 1)	3.0		9	1	0	0	1	0	0	0	0	0	0	11	11	0.00	0.333								
Batter	1	2	3	4	5	6	7	8	9	AB	R	H	RBI	BB	SO	LOB	BOTTOM								
Willie Randolph, R OBP: 0.378, SLG: 0.377 (1, 4)	1B			F8		1B		G4-6-3		3	0	2	1	1	0	0	Kansas City Royals @ New York Yankees Yankee Stadium, Bronx, NY Thu Aug 30 1979, 7:05 PM EDT Att: 30,717 - Unknown - 81 F AB 31 R 3 H 7 RBI 3 BB 4 SO 2 LOB 10								
Lenny Randle, S OBP: 0.225, SLG: 0.184 (1, 8)	P4			F9		E2		G4-6-3		4	0	1	1	0	0	2									
Lou Piniella, R OBP: 0.332, SLG: 0.438 (1, 7)	4-3					F7		F9		4	0	1	0	0	0	2									
Reggie Jackson, L OBP: 0.379, SLG: 0.525 (1, 9)	1B			1-3		1B		K		2	0	0	0	2	1	1									
Chris Chambliss, L OBP: 0.323, SLG: 0.438 (1, 3)	1B			F9		P2		F9		4	0	1	0	0	0	2									
Graig Nettles, L OBP: 0.324, SLG: 0.387 (1, 5)	K			P6		F5		G3		4	0	0	0	0	1	3									
George Scott, R OBP: 0.311, SLG: 0.384 (1, 10)				F7		F9		SF8		4	1	1	0	0	0	0									
Bucky Dent, R OBP: 0.294, SLG: 0.291 (1, 6)				F8		1-3		SF8		3	1	1	1	0	0	0									
Brad Gulden, L OBP: 0.236, SLG: 0.180 Roy White, S OBP: 0.274, SLG: 0.264 (9, PH)				F7		2B		6-3		2	1	0	0	1	0	0									
						2B				1	0	0	0	0	0	0									
Inning Stats	R: 0 E: 0 K: 1 S: 7	H: 2 LOB: 3 BB: 1 P: 11	R: 0 E: 0 K: 0 S: 3	H: 0 LOB: 0 BB: 0 P: 3	R: 0 E: 0 K: 0 S: 4	H: 1 LOB: 1 BB: 0 P: 4	R: 0 E: 0 K: 0 S: 3	H: 0 LOB: 0 BB: 0 P: 3	R: 2 E: 1 K: 0 S: 5	H: 3 LOB: 2 BB: 2 P: 13	R: 0 E: 0 K: 0 S: 3	H: 0 LOB: 0 BB: 0 P: 3	R: 0 E: 0 K: 0 S: 2	H: 0 LOB: 0 BB: 1 P: 6	R: 0 E: 0 K: 1 S: 5	H: 0 LOB: 0 BB: 0 P: 5	R: 1 E: 0 K: 0 S: 4	H: 1 LOB: 0 BB: 0 P: 4	1B: 4 2B: 2 3B: 1 HR: 0	SF: 1 SAC: 0 DP: 1 HBP: 0	WP: 0 PB: 1 CS: 0	PA: 36			
PITCHER	IP	WLS	BF	H	R	ER	SO	BB	IBB	HBP	BLK	WP	HR	S	P	ERA	WHIP								
Larry Gura, L ERA: 4.45 (1, 1)	9.0	W	36	7	3	3	2	4	0	0	0	0	0	36	52	3.00	1.222								

Batter	1	2	3	4	5	6	7	8	9	10	AB	R	H	RBI	BB	SO	LOB									
Willie Wilson, S OBP: 0.347, SLG: 0.427 (1, 7)											6	1	2	0	0	0	4									
Hal McRae, R OBP: 0.348, SLG: 0.476 German Barranca, L (8, PR)											2	0	1	1	3	0	1									
George Brett, L OBP: 0.381, SLG: 0.557 (1, 5)											4	0	1	1	0	1	3									
Darrell Porter, L OBP: 0.425, SLG: 0.501 Jim Gaudet, R OBP: 0.500, SLG: 0.500 (9, 2)										3	1	1	1	2	0	2	0									
Ralph LaCock, L OBP: 0.243, SLG: 0.383 John Wathan, R OBP: 0.243, SLG: 0.297 (7, 3)										3	0	0	0	0	0	3	1									
Amos Otis, R OBP: 0.374, SLG: 0.451 (1, 8)										5	0	2	0	0	0	3	0									
Al Cowens, R OBP: 0.351, SLG: 0.428 (1, 9)											5	1	2	1	0	0	3									
Frank White, R OBP: 0.289, SLG: 0.392 (1, 4)											5	2	3	0	0	1	1									
U L Washington, S OBP: 0.296, SLG: 0.351 (1, 6)											5	0	1	1	0	0	3									
Inning Stats	R: 1 E: 0 K: 0 S: 4	H: 1 LOB: 1 BB: 1 P: 8	R: 0 E: 1 K: 0 S: 5	H: 2 LOB: 2 BB: 0 P: 5	R: 0 E: 0 K: 0 S: 3	H: 1 LOB: 2 BB: 1 P: 8	R: 2 E: 0 K: 1 S: 7	H: 3 LOB: 1 BB: 1 P: 11	R: 0 E: 0 K: 0 S: 4	H: 1 LOB: 1 BB: 0 P: 4	R: 1 E: 0 K: 0 S: 5	H: 2 LOB: 1 BB: 0 P: 5	R: 1 E: 0 K: 1 S: 7	H: 2 LOB: 1 BB: 0 P: 7	R: 0 E: 0 K: 0 S: 3	H: 0 LOB: 2 BB: 1 P: 7	R: 0 E: 0 K: 0 S: 3	H: 0 LOB: 1 BB: 1 P: 7	R: 0 E: 0 K: 0 S: 4	H: 1 LOB: 1 BB: 0 P: 4	1B: 8 2B: 3 3B: 0 HR: 2	SF: 1 SAC: 1 DP: 0 HBP: 0	WP: 0 PB: 0 SB: 3 CS: 1	PA: 47		
PITCHER	IP WLS BF H R ER SO BB IBB HBP BLK WP HR S P ERA WHIP	IP WLS BF H R ER SO BB IBB HBP BLK WP HR S P ERA WHIP	IP WLS BF H R ER SO BB IBB HBP BLK WP HR S P ERA WHIP	IP WLS BF H R ER SO BB IBB HBP BLK WP HR S P ERA WHIP	IP WLS BF H R ER SO BB IBB HBP BLK WP HR S P ERA WHIP	IP WLS BF H R ER SO BB IBB HBP BLK WP HR S P ERA WHIP	IP WLS BF H R ER SO BB IBB HBP BLK WP HR S P ERA WHIP	IP WLS BF H R ER SO BB IBB HBP BLK WP HR S P ERA WHIP	IP WLS BF H R ER SO BB IBB HBP BLK WP HR S P ERA WHIP	IP WLS BF H R ER SO BB IBB HBP BLK WP HR S P ERA WHIP	IP WLS BF H R ER SO BB IBB HBP BLK WP HR S P ERA WHIP	IP WLS BF H R ER SO BB IBB HBP BLK WP HR S P ERA WHIP	IP WLS BF H R ER SO BB IBB HBP BLK WP HR S P ERA WHIP	IP WLS BF H R ER SO BB IBB HBP BLK WP HR S P ERA WHIP	IP WLS BF H R ER SO BB IBB HBP BLK WP HR S P ERA WHIP	IP WLS BF H R ER SO BB IBB HBP BLK WP HR S P ERA WHIP	IP WLS BF H R ER SO BB IBB HBP BLK WP HR S P ERA WHIP	IP WLS BF H R ER SO BB IBB HBP BLK WP HR S P ERA WHIP	IP WLS BF H R ER SO BB IBB HBP BLK WP HR S P ERA WHIP	IP WLS BF H R ER SO BB IBB HBP BLK WP HR S P ERA WHIP	IP WLS BF H R ER SO BB IBB HBP BLK WP HR S P ERA WHIP	IP WLS BF H R ER SO BB IBB HBP BLK WP HR S P ERA WHIP	IP WLS BF H R ER SO BB IBB HBP BLK WP HR S P ERA WHIP	IP WLS BF H R ER SO BB IBB HBP BLK WP HR S P ERA WHIP	IP WLS BF H R ER SO BB IBB HBP BLK WP HR S P ERA WHIP	IP WLS BF H R ER SO BB IBB HBP BLK WP HR S P ERA WHIP

TOP

Kansas City Royals @ New York Yankees
Yankee Stadium, Bronx, NY

Sun Sep 02 1979, 3:33 AM EDT
Att: 34,008 - Unknown - 75 F

livebaseballscorecards.com

AB 40
R 5
H 13
RBI 5
BB 5
SO 2
LOB 24

Batter	1	2	3	4	5	6	7	8	9	10	AB	R	H	RBI	BB	SO	LOB									
Bobby Murcer, L OBP: 0.346, SLG: 0.391 (1, 8)											4	0	2	0	1	0	1									
Willie Randolph, R OBP: 0.382, SLG: 0.375 (1, 4)											5	1	1	0	0	0	5									
Oscar Gamble, L OBP: 0.469, SLG: 0.582 (1, 7)											5	1	3	2	0	0	0									
Reggie Jackson, L OBP: 0.376, SLG: 0.530 (1, 9)											4	1	1	0	0	0	3									
Chris Chambliss, L OBP: 0.324, SLG: 0.438 (1, 3)											3	1	1	1	1	0	0									
Graig Nettles, L OBP: 0.322, SLG: 0.390 (1, 5)											4	1	1	2	0	0	2									
Jim Spencer, L OBP: 0.358, SLG: 0.581 (1, 10)											4	1	1	1	0	2	2									
Fred Stanley, R OBP: 0.280, SLG: 0.329 Lenny Randle, S OBP: 0.225, SLG: 0.184 Jerry Narron, L OBP: 0.217, SLG: 0.250 (10, 2)											3	0	1	0	1	0	0									
Brad Gulden, L OBP: 0.234, SLG: 0.190 Lou Piniella, R OBP: 0.311, SLG: 0.436 Bucky Dent, R OBP: 0.291, SLG: 0.288 (10, 6)											3	0	0	0	0	0	1									
Inning Stats	R: 0 E: 0 K: 0 S: 4	H: 2 LOB: 1 BB: 0 P: 4	R: 0 E: 0 K: 1 S: 5	H: 0 LOB: 0 BB: 0 P: 5	R: 0 E: 0 K: 0 S: 3	H: 0 LOB: 0 BB: 0 P: 3	R: 1 E: 0 K: 1 S: 7	H: 2 LOB: 2 BB: 1 P: 11	R: 0 E: 0 K: 0 S: 3	H: 0 LOB: 1 BB: 1 P: 7	R: 0 E: 0 K: 0 S: 3	H: 0 LOB: 0 BB: 0 P: 3	R: 1 E: 0 K: 0 S: 4	H: 1 LOB: 0 BB: 0 P: 4	R: 0 E: 0 K: 0 S: 3	H: 1 LOB: 0 BB: 0 P: 3	R: 3 E: 0 K: 0 S: 7	H: 4 LOB: 2 BB: 1 P: 11	R: 1 E: 0 K: 0 S: 1	H: 1 LOB: 0 BB: 0 P: 1	1B: 7 2B: 1 3B: 0 HR: 3	SF: 0 SAC: 0 DP: 2 HBP: 0	WP: 0 PB: 0 SB: 1 CS: 0	PA: 39		
PITCHER	IP WLS BF H R ER SO BB IBB HBP BLK WP HR S P ERA WHIP	IP WLS BF H R ER SO BB IBB HBP BLK WP HR S P ERA WHIP	IP WLS BF H R ER SO BB IBB HBP BLK WP HR S P ERA WHIP	IP WLS BF H R ER SO BB IBB HBP BLK WP HR S P ERA WHIP	IP WLS BF H R ER SO BB IBB HBP BLK WP HR S P ERA WHIP	IP WLS BF H R ER SO BB IBB HBP BLK WP HR S P ERA WHIP	IP WLS BF H R ER SO BB IBB HBP BLK WP HR S P ERA WHIP	IP WLS BF H R ER SO BB IBB HBP BLK WP HR S P ERA WHIP	IP WLS BF H R ER SO BB IBB HBP BLK WP HR S P ERA WHIP	IP WLS BF H R ER SO BB IBB HBP BLK WP HR S P ERA WHIP	IP WLS BF H R ER SO BB IBB HBP BLK WP HR S P ERA WHIP	IP WLS BF H R ER SO BB IBB HBP BLK WP HR S P ERA WHIP	IP WLS BF H R ER SO BB IBB HBP BLK WP HR S P ERA WHIP	IP WLS BF H R ER SO BB IBB HBP BLK WP HR S P ERA WHIP	IP WLS BF H R ER SO BB IBB HBP BLK WP HR S P ERA WHIP	IP WLS BF H R ER SO BB IBB HBP BLK WP HR S P ERA WHIP	IP WLS BF H R ER SO BB IBB HBP BLK WP HR S P ERA WHIP	IP WLS BF H R ER SO BB IBB HBP BLK WP HR S P ERA WHIP	IP WLS BF H R ER SO BB IBB HBP BLK WP HR S P ERA WHIP	IP WLS BF H R ER SO BB IBB HBP BLK WP HR S P ERA WHIP	IP WLS BF H R ER SO BB IBB HBP BLK WP HR S P ERA WHIP	IP WLS BF H R ER SO BB IBB HBP BLK WP HR S P ERA WHIP	IP WLS BF H R ER SO BB IBB HBP BLK WP HR S P ERA WHIP	IP WLS BF H R ER SO BB IBB HBP BLK WP HR S P ERA WHIP	IP WLS BF H R ER SO BB IBB HBP BLK WP HR S P ERA WHIP	IP WLS BF H R ER SO BB IBB HBP BLK WP HR S P ERA WHIP

BOTTOM

Kansas City Royals @ New York Yankees
Yankee Stadium, Bronx, NY

Sun Sep 02 1979, 3:33 AM EDT
Att: 34,008 - Unknown - 75 F

livebaseballscorecards.com

AB 36
R 6
H 11
RBI 6
BB 3
SO 2
LOB 15


Batter	1	2	3	4	5	6	7	8	9	AB	R	H	RBI	BB	SO	LOB	TOP				
Rick Burleson, R OBP: 0.320, SLG: 0.375 (1, 6)	F8		F8		K		FC6 1B	SF8		4	0	1	1	0	1	0	Boston Red Sox @ New York Yankees Yankee Stadium, Bronx, NY Mon Sep 03 1979, 3:33 AM EDT Att: 46,298 - Unknown - 82 F				
Carlton Fisk, R OBP: 0.303, SLG: 0.454 (1, 10)	K		2B		F8		FC6 1-2	5-3		5	1	1	0	0	1	2					
Fred Lynn, L OBP: 0.333, SLG: 0.654 Tom Poquette, L OBP: 0.320, SLG: 0.351 (1, 8) (2, 8)	6-3		K					1-3	F8	1	0	0	0	0	0	0					
Jim Rice, R OBP: 0.386, SLG: 0.600 (1, 9)		HR				2B				3	2	2	2	1	0	1					
Bob Watson, R OBP: 0.377, SLG: 0.470 (1, 3)	4-3		F8			F9		3B	BB	4	1	1	1	0	0	2					
Carl Yastrzemski, L OBP: 0.347, SLG: 0.470 (1, 7)	1B				3-1					3	0	1	1	0	0	1					
Butch Hobson, R OBP: 0.297, SLG: 0.494 (1, 5)	1B				F8		HR	K		4	1	2	1	0	1	0					
Stan Papi, R OBP: 0.215, SLG: 0.282 Ted Sizemore, R OBP: 0.319, SLG: 0.315 (7, PH) (7, 4)	K				K		1-3		2B	2	0	0	0	0	2	2					
Gary Allenson, R OBP: 0.265, SLG: 0.310 Dwight Evans, R OBP: 0.367, SLG: 0.473 Mike O'Berry, R OBP: 0.280, SLG: 0.318 Jim Dwyer, L OBP: 0.365, SLG: 0.423 (1, 2) (7, PH) (7, 2) (9, PH)	F8				K2-3		F8		1-3	2	0	0	0	0	1	2					
Inning Stats	R: 0 E: 0 K: 1 S: 5	H: 0 LOB: 0 BB: 0 P: 5	R: 1 E: 0 K: 1 S: 8	H: 3 LOB: 2 BB: 0 P: 8	R: 1 E: 0 K: 1 S: 7	H: 2 LOB: 1 BB: 0 P: 7	R: 0 E: 0 K: 2 S: 5	H: 0 LOB: 0 BB: 0 P: 7	R: 0 E: 0 K: 0 S: 4	H: 1 LOB: 1 BB: 0 P: 4	R: 1 E: 0 K: 0 S: 5	H: 2 LOB: 1 BB: 0 P: 5	R: 2 E: 0 K: 1 S: 6	H: 1 LOB: 0 BB: 1 P: 10	R: 1 E: 0 K: 0 S: 4	H: 1 LOB: 1 BB: 1 P: 8		1B: 3 2B: 4 3B: 1 HR: 2	SF: 2 SAC: 0 DP: 0 HBP: 0	WP: 0 PB: 0 SB: 0 CS: 0	PA: 39
PITCHER	IP	WLS	BF	H	R	ER	SO	BB	IBB	HBP	BLK	WP	HR	S	P	ERA	WHIP				
Ron Guidry, L ERA: 2.84 Ron Davis, R ERA: 3.03 (1, 1) (8, 1)	7.2	W	33	9	5	5	6	1	0	0	0	0	2	44	48	5.87	1.304				


AB	35
R	6
H	10
RBI	6
BB	2
SO	7
LOB	12



Batter	1	2	3	4	5	6	7	8	9	AB	R	H	RBI	BB	SO	LOB	BOTTOM				
Bobby Murcer, L OBP: 0.345, SLG: 0.398 (1, 8) (7, 7)	F8				1-3	G4-6-3		SH1-3		4	1	1	3	0	0	2	Boston Red Sox @ New York Yankees Yankee Stadium, Bronx, NY Mon Sep 03 1979, 3:33 AM EDT Att: 46,298 - Unknown - 82 F				
Willie Randolph, R OBP: 0.394, SLG: 0.379 (1, 4)	HR	6-3			F8		SH2-4 BB	1B	3B	3	2	1	1	2	0	0					
Oscar Gamble, L OBP: 0.472, SLG: 0.596 Juan Beniquez, R OBP: 0.287, SLG: 0.388 Lenny Randle, S OBP: 0.225, SLG: 0.184 (1, 7) (7, 8) (8, PR) (9, 8)	HR		5-3				SH2-4 BB			2	1	1	2	1	0	0					
Reggie Jackson, L OBP: 0.378, SLG: 0.528 (1, 9)	1B				4-3		K	4-3		5	0	2	0	0	1	3					
Chris Chambliss, L OBP: 0.321, SLG: 0.435 (1, 3)	F9		G4-6-3			3-1	4-3			4	0	0	0	0	0	3					
Graig Nettles, L OBP: 0.324, SLG: 0.389 (1, 5)	K					E9 BB		F5		3	1	1	0	1	1	1					
Jim Spencer, L OBP: 0.364, SLG: 0.582 (1, 10)		4-3	6-3		F9		BB	1B	1B	3	3	2	0	1	0	1					
Fred Stanley, R OBP: 0.273, SLG: 0.319 Roy White, S OBP: 0.276, SLG: 0.263 Bucky Dent, R OBP: 0.293, SLG: 0.289 (1, 6) (6, PH) (7, 6)	6-3				F4		1B	2B	1B	2	0	0	0	0	0	2					
Brad Gulden, L OBP: 0.250, SLG: 0.226 (1, 2)	4-3				F9		G4-6-3	SH1-3 3B	2B	4	1	2	3	0	0	2					
Inning Stats	R: 2 E: 0 K: 1 S: 7	H: 2 LOB: 1 BB: 1 P: 11	R: 2 E: 0 K: 0 S: 5	H: 2 LOB: 0 BB: 0 P: 5	R: 0 E: 0 K: 0 S: 3	H: 1 LOB: 0 BB: 0 P: 3	R: 0 E: 0 K: 0 S: 3	H: 0 LOB: 1 BB: 1 P: 7	R: 0 E: 0 K: 0 S: 3	H: 0 LOB: 1 BB: 1 P: 7	R: 2 E: 1 K: 0 S: 4	H: 2 LOB: 1 BB: 2 P: 12	R: 0 E: 0 K: 1 S: 5	H: 0 LOB: 1 BB: 1 P: 9	R: 4 E: 0 K: 0 S: 8	H: 5 LOB: 1 BB: 0 P: 8		1B: 8 2B: 1 3B: 1 HR: 2	SF: 0 SAC: 2 DP: 2 HBP: 0	WP: 0 PB: 0 SB: 2 CS: 0	PA: 40
PITCHER	IP	WLS	BF	H	R	ER	SO	BB	IBB	HBP	BLK	WP	HR	S	P	ERA	WHIP				
Dennis Eckersley, R ERA: 3.09 Joel Finch, R ERA: 5.31 Tom Burgmeier, L ERA: 2.43 Win Remmerswaal, R ERA: 9.64 Bill Campbell, R ERA: 3.75 (1, 1) (2, 1) (6, 1) (8, 1) (8, 1)	1.2	L	10	4	4	4	1	1	0	0	0	0	0	13	29	4.91	1.636				



Batter	1	2	3	4	5	6	7	8	9	AB	R	H	RBI	BB	SO	LOB	TOP										
Rick Burleson, R (1, 6) OBP: 0.318, SLG: 0.372	0-0 6-3		0-0 F2			0-3 K		0-0 1-3		4	0	0	0	0	1	1	Boston Red Sox @ New York Yankees Yankee Stadium, Bronx, NY Tue Sep 04 1979, 7:05 PM EDT Att: 37,259 - Unknown - 75 F AB 31 R 2 H 3 RBI 2 BB 1 SO 5 LOB 4 										
Dwight Evans, R (1, 9) OBP: 0.366, SLG: 0.469	0-0 6-3		4-0 BB			0-0 L8		0-0 1-3		3	0	0	0	1	0	0											
Tom Poquette, L (1, 8) OBP: 0.318, SLG: 0.355	0-0 F8		0-0 3-1			0-0 2B			0-0 F8	4	1	1	0	0	0	2											
Jim Rice, R (1, 10) OBP: 0.385, SLG: 0.599		0-3 K		0-0 6-3		0-0 2B		0-0 6-3		4	0	1	1	0	1	0											
Carl Yastrzemski, L (1, 7) OBP: 0.345, SLG: 0.466		0-0 F8		0-0 F7		0-0 G3		0-0 L7		4	0	0	0	0	0	1											
Bob Watson, R (1, 3) OBP: 0.375, SLG: 0.467		0-0 F9		0-3 K			0-3 K			3	0	0	0	0	2	0											
Butch Hobson, R (1, 5) OBP: 0.297, SLG: 0.500			0-0 HR		0-0 L8		0-0 F8			3	1	1	1	0	0	0											
Ted Sizemore, R (1, 4) OBP: 0.316, SLG: 0.313			0-0 5-3		0-0 1-3		0-3 K			3	0	0	0	0	1	0											
Gary Allenson, R (1, 2) OBP: 0.262, SLG: 0.307			0-0 E5		0-0 F9			0-0 F7		2	0	0	0	0	0	0											
Carlton Fisk, R (8, PH) OBP: 0.302, SLG: 0.452										1	0	0	0	0	0	0											
Mike O'Berry, R (8, 2) OBP: 0.280, SLG: 0.318										0	0	0	0	0	0	0											
Inning Stats	R: 0 E: 0 K: 0 S: 3	H: 0 LOB: 0 BB: 0 P: 3	R: 0 E: 0 K: 1 S: 5	H: 0 LOB: 0 BB: 0 P: 5	R: 1 E: 1 K: 0 S: 5	H: 1 LOB: 2 BB: 1 P: 9	R: 0 E: 0 K: 1 S: 5	H: 0 LOB: 0 BB: 0 P: 5	R: 0 E: 0 K: 0 S: 3	H: 0 LOB: 0 BB: 0 P: 3	R: 1 E: 0 K: 2 S: 7	H: 2 LOB: 1 BB: 0 P: 7	R: 0 E: 0 K: 2 S: 7	H: 0 LOB: 0 BB: 0 P: 7	R: 0 E: 0 K: 0 S: 3	H: 0 LOB: 0 BB: 0 P: 3	R: 0 E: 0 K: 0 S: 3	H: 0 LOB: 0 BB: 0 P: 3	1B: 0 2B: 2 3B: 0 HR: 1	SF: 0 SAC: 0 DP: 0 HBP: 0	WP: 0 PB: 0 SB: 1 CS: 0	PA: 32					
PITCHER	IP	WLS	BF	H	R	ER	SO	BB	IBB	HBP	BLK	WP	HR	S	P	ERA	WHIP										
Luis Tiant, R (1, 1) ERA: 4.01	8.0	W	29	3	2	2	5	1	0	0	0	0	1	38	42	2.25	0.500										
Rich Gossage, R (9, 1) ERA: 2.87	1.0	S	3	0	0	0	0	0	0	0	0	0	0	3	3	0.00	0.000										

Batter	1	2	3	4	5	6	7	8	9	AB	R	H	RBI	BB	SO	LOB	BOTTOM										
Bobby Murcer, L (1, 8) OBP: 0.347, SLG: 0.399	0-0 L5			0-0 1B		0-0 E		0-0 4-3		4	0	2	0	0	0	0	Boston Red Sox @ New York Yankees Yankee Stadium, Bronx, NY Tue Sep 04 1979, 7:05 PM EDT Att: 37,259 - Unknown - 75 F AB 31 R 3 H 6 RBI 2 BB 2 SO 2 LOB 10 										
Willie Randolph, R (1, 4) OBP: 0.383, SLG: 0.380	0-0 6-3			0-0 F5		0-0 E5		0-0 E		4	1	1	0	0	0	2											
Oscar Gamble, L (1, 7) OBP: 0.468, SLG: 0.587	0-0 F7			0-3 K		0-0 1-3		4-0 BB		3	0	0	0	1	1	3											
Lou Piniella, R (9, 7) OBP: 0.331, SLG: 0.436								FC6-4 BB		0	0	0	0	0	0	0											
Reggie Jackson, L (1, 9) OBP: 0.377, SLG: 0.525		0-0 F7		0-0 4-3			0-0 HR	FC6-4 1B		4	1	1	0	0	0	2											
Chris Chambliss, L (1, 3) OBP: 0.323, SLG: 0.442		0-0 L7			0-0 4-3		0-0 HR	1-2 1B		4	1	2	2	0	0	0											
Graig Nettles, L (1, 5) OBP: 0.321, SLG: 0.386		0-0 6-3			0-0 F7		0-0 4-3	0-0 3-1		4	0	0	0	0	0	2											
Jim Spencer, L (1, 10) OBP: 0.360, SLG: 0.574			0-0 F9		0-0 4-3			0-0 6-3		3	0	0	0	0	0	0											
Brad Gulden, L (1, 2) OBP: 0.254, SLG: 0.219			0-0 F8			0-0 F7		4-0 BB		2	0	0	0	1	0	0											
Bucky Dent, R (1, 6) OBP: 0.291, SLG: 0.287			0-0 5-3			0-0 5-3		0-3 K		3	0	0	0	0	1	1											
Inning Stats	R: 0 E: 0 K: 0 S: 3	H: 0 LOB: 0 BB: 0 P: 3	R: 0 E: 0 K: 0 S: 3	H: 0 LOB: 0 BB: 0 P: 3	R: 0 E: 0 K: 1 S: 6	H: 1 LOB: 1 BB: 0 P: 6	R: 0 E: 0 K: 0 S: 3	H: 0 LOB: 0 BB: 0 P: 3	R: 2 E: 0 K: 1 S: 7	H: 2 LOB: 1 BB: 1 P: 11	R: 1 E: 1 K: 0 S: 5	H: 2 LOB: 2 BB: 1 P: 9	R: 0 E: 0 K: 0 S: 3	H: 0 LOB: 0 BB: 0 P: 3	R: 0 E: 0 K: 0 S: 3	H: 0 LOB: 0 BB: 0 P: 3	1B: 4 2B: 1 3B: 0 HR: 1	SF: 0 SAC: 0 DP: 0 HBP: 0	WP: 0 PB: 0 SB: 0 CS: 0	PA: 33							
PITCHER	IP	WLS	BF	H	R	ER	SO	BB	IBB	HBP	BLK	WP	HR	S	P	ERA	WHIP										
Mike Torrez, R (1, 1) ERA: 4.65	8.0	L	33	6	3	3	2	2	0	0	0	0	1	35	43	3.38	1.000										

Batter	1	2	3	4	5	6	7	8	9	AB	R	H	RBI	BB	SO	LOB	TOP					
Rick Burleson, R OBP: 0.319, SLG: 0.372 (1, 6)										5	0	2	0	0	1	2						
Dwight Evans, R OBP: 0.394, SLG: 0.469 (1, 9)										5	0	1	0	0	0	3						
Carlton Fisk, R OBP: 0.300, SLG: 0.448 (1, 10)										5	0	1	0	0	0	2						
Jim Rice, R OBP: 0.383, SLG: 0.595 (1, 7)										4	0	0	0	0	0	2						
Bob Watson, R OBP: 0.374, SLG: 0.465 (1, 3)										4	2	1	0	0	0	1						
Butch Hobson, R OBP: 0.299, SLG: 0.511 (1, 5)										4	2	2	3	0	0	0						
Tom Poquette, L OBP: 0.323, SLG: 0.359 (1, 8)										4	0	2	1	0	0	0						
Ted Sizemore, R OBP: 0.318, SLG: 0.323 (1, 4)										4	1	2	1	0	0	1						
Gary Allenson, R OBP: 0.262, SLG: 0.306 (1, 2)										4	0	1	0	0	1	2						
Inning Stats	R: 0 E: 0 K: 1 S: 6	H: 1 LOB: 1 BB: 0 P: 6	R: 2 E: 0 K: 0 S: 7	H: 5 LOB: 2 BB: 0 P: 7	R: 0 E: 0 K: 0 S: 3	H: 0 LOB: 0 BB: 0 P: 3	R: 0 E: 0 K: 1 S: 7	H: 2 LOB: 2 BB: 0 P: 7	R: 0 E: 0 K: 0 S: 4	H: 1 LOB: 1 BB: 0 P: 4	R: 0 E: 0 K: 0 S: 3	H: 0 LOB: 0 BB: 0 P: 3	R: 0 E: 1 K: 0 S: 5	H: 0 LOB: 0 BB: 0 P: 5	R: 2 E: 0 K: 0 S: 5	H: 1 LOB: 1 BB: 0 P: 5	R: 1 E: 0 K: 0 S: 5	H: 2 LOB: 1 BB: 0 P: 5	1B: 8 2B: 1 3B: 1 HR: 2	SF: 0 SAC: 0 DP: 1 HBP: 0	WP: 0 PB: 0 SB: 2 CS: 0	PA: 39
PITCHER Tommy John, L ERA: 2.96 (1, 1)	IP: 9.0 WLS: L BF: 39	H: 12 R: 5 ER: 3 SO: 2	BB: 0 IBB: 0 HBP: 0 BLK: 0	WP: 0 HR: 2 S: 43 P: 43	ERA: 3.00 WHIP: 1.333																	

Boston Red Sox @ New York Yankees
Yankee Stadium, Bronx, NY
Wed Sep 05 1979, 7:05 PM EDT
Att: 38,644 - Unknown - 76 F

livebaseballscorecards.com

AB 39
R 5
H 12
RBI 5
BB 0
SO 2
LOB 13



Batter	1	2	3	4	5	6	7	8	9	AB	R	H	RBI	BB	SO	LOB	BOTTOM			
Bobby Murcer, L OBP: 0.346, SLG: 0.397 (1, 8)										4	0	1	0	0	1	1				
Willie Randolph, R OBP: 0.380, SLG: 0.377 (1, 4)										4	0	0	0	0	0	1				
Oscar Gamble, L OBP: 0.461, SLG: 0.576 (1, 7)										4	0	0	0	0	0	1				
Reggie Jackson, L OBP: 0.376, SLG: 0.522 (1, 9)										4	0	1	0	0	1	1				
Chris Chambliss, L OBP: 0.324, SLG: 0.442 (1, 3)										4	0	2	0	0	0	0				
Graig Nettles, L OBP: 0.321, SLG: 0.385 (1, 5)										4	0	1	0	0	0	3				
Jim Spencer, L OBP: 0.360, SLG: 0.571 (1, 10)										3	0	1	0	0	0	2				
Brad Gulden, L OBP: 0.243, SLG: 0.209 (1, 2)										3	0	0	0	0	0	2				
Bucky Dent, R OBP: 0.290, SLG: 0.286 (1, 6)										2	0	0	0	0	0	0				
Roy White, S OBP: 0.280, SLG: 0.267 (8, PH)										1	0	1	0	0	0	0				
Fred Stanley, R OBP: 0.273, SLG: 0.319 (9, 6)										0	0	0	0	0	0	0				
Inning Stats	R: 0 E: 0 K: 1 S: 6	H: 1 LOB: 1 BB: 0 P: 6	R: 0 E: 0 K: 0 S: 3	H: 0 LOB: 0 BB: 0 P: 3	R: 0 E: 0 K: 0 S: 3	H: 0 LOB: 0 BB: 0 P: 3	R: 0 E: 0 K: 0 S: 4	H: 0 LOB: 1 BB: 0 P: 4	R: 0 E: 1 K: 0 S: 4	H: 0 LOB: 1 BB: 0 P: 4	R: 0 E: 0 K: 0 S: 4	H: 2 LOB: 1 BB: 0 P: 4	R: 0 E: 0 K: 0 S: 5	H: 2 LOB: 2 BB: 0 P: 5	R: 0 E: 0 K: 0 S: 5	H: 2 LOB: 2 BB: 0 P: 5	1B: 7 2B: 0 3B: 0 HR: 0	SF: 0 SAC: 0 DP: 2 HBP: 0	WP: 0 PB: 0 SB: 0 CS: 0	PA: 33
PITCHER Bob Stanley, R ERA: 4.03 (1, 1)	IP: 9.0 WLS: W BF: 33	H: 7 R: 0 ER: 0 SO: 2	BB: 0 IBB: 0 HBP: 0 BLK: 0	WP: 0 HR: 0 S: 37 P: 37	ERA: 0.00 WHIP: 0.778															

Boston Red Sox @ New York Yankees
Yankee Stadium, Bronx, NY
Wed Sep 05 1979, 7:05 PM EDT
Att: 38,644 - Unknown - 76 F

livebaseballscorecards.com

AB 33
R 0
H 7
RBI 0
BB 0
SO 2
LOB 11



Batter	1	2	3	4	5	6	7	8	9	10	AB	R	H	RBI	BB	SO	LOB	TOP						
Bobby Murcer, L OBP: 0.344, SLG: 0.397 (1, 8)	L7			5-3		F6		L5		1B WP 2B	5	1	1	0	0	0	3	New York Yankees @ Detroit Tigers Tiger Stadium, Detroit, MI Thu Sep 06 1979, 7:05 PM EDT Att: 19,196 - Unknown - 75 F						
Willie Randolph, R OBP: 0.379, SLG: 0.375 (1, 4)	6-3			1-3		K		L7		WP BB 1B	5	0	1	1	0	1	3							
Oscar Gamble, L OBP: 0.460, SLG: 0.570 Lou Piniella, R OBP: 0.331, SLG: 0.436 (1, 7) (10, 7)	4-3			F3						WP BB 1B	4	0	1	0	1	0	0							
Reggie Jackson, L OBP: 0.379, SLG: 0.530 (1, 9)						HR				WP BB 1B	4	1	2	1	1	1	3							
Chris Chambliss, L OBP: 0.323, SLG: 0.441 (1, 3)						1B				BB	4	0	1	0	0	1	3							
Graig Nettles, L OBP: 0.320, SLG: 0.384 (1, 5)						1B					4	0	1	0	0	1	3							
Jim Spencer, L OBP: 0.356, SLG: 0.565 Lenny Randle, S OBP: 0.220, SLG: 0.179 (8, PR) (8, PR)											3	0	0	0	0	1	2							
Brad Gulden, L OBP: 0.247, SLG: 0.203 (1, 2)											1	0	0	0	0	0	0							
Fred Stanley, R OBP: 0.266, SLG: 0.311 Roy White, S OBP: 0.283, SLG: 0.267 Bucky Dent, R OBP: 0.291, SLG: 0.288 (8, 6) (8, 6)											2	0	0	0	0	0	1							
Inning Stats	R: 0 E: 0 K: 0 S: 3	H: 0 LOB: 0 BB: 0 P: 3	R: 0 E: 0 K: 1 S: 5	H: 1 LOB: 0 BB: 0 P: 5	R: 0 E: 0 K: 0 S: 3	H: 0 LOB: 0 BB: 1 P: 6	R: 0 E: 0 K: 0 S: 3	H: 0 LOB: 0 BB: 0 P: 3	R: 1 E: 1 K: 2 S: 9	H: 2 LOB: 1 BB: 0 P: 9	R: 0 E: 0 K: 1 S: 5	H: 0 LOB: 0 BB: 0 P: 5	R: 0 E: 0 K: 0 S: 3	H: 1 LOB: 0 BB: 0 P: 3	R: 0 E: 0 K: 0 S: 3	H: 1 LOB: 3 BB: 1 P: 9	R: 0 E: 0 K: 0 S: 3		H: 0 LOB: 1 BB: 1 P: 7	R: 2 E: 0 K: 1 S: 8	H: 3 LOB: 2 BB: 1 P: 12	1B: 6 2B: 1 3B: 0 HR: 1	SF: 0 SAC: 1 DP: 1 HBP: 0	WP: 1 PB: 0 SB: 0 CS: 2
PITCHER	IP 9.2	WLS L	BF 39	H 8	R 3	ER 3	SO 4	BB 3	IBB 0	HBP 0	BLK 0	WP 0	HR 1	S 43	P 59	ERA 2.79	WHIP 1.138							
Pat Underwood, L ERA: 4.89 (10, 1)	0.1	1	0	0	0	1	0	0	0	0	0	1	0	3	3	0.00	0.000							

Batter	1	2	3	4	5	6	7	8	9	10	AB	R	H	RBI	BB	SO	LOB	BOTTOM				
Ron LeFlore, R OBP: 0.349, SLG: 0.380 (1, 8)	4-3										5	0	2	0	0	0	2	New York Yankees @ Detroit Tigers Tiger Stadium, Detroit, MI Thu Sep 06 1979, 7:05 PM EDT Att: 19,196 - Unknown - 75 F				
Alan Trammell, R OBP: 0.324, SLG: 0.354 (1, 6)	K										4	0	1	1	0	1	1					
Steve Kemp, L OBP: 0.401, SLG: 0.545 (1, 7)											5	0	2	0	0	1	4					
John Wockenfuss, R OBP: 0.330, SLG: 0.552 Jason Thompson, L OBP: 0.344, SLG: 0.401 (1, 3) (8, 3)											2	0	0	0	1	0	2					
Jerry Morales, R OBP: 0.259, SLG: 0.365 (1, 10)											4	0	0	0	0	1	1					
Lance Parrish, R OBP: 0.337, SLG: 0.446 (1, 2)											4	0	0	0	0	1	2					
Lynn Jones, R OBP: 0.343, SLG: 0.398 Champ Summers, L OBP: 0.396, SLG: 0.550 (1, 9) (7, PH) (8, 9)											2	0	1	0	0	0	1					
Aurelio Rodriguez, R OBP: 0.283, SLG: 0.369 (1, 5)											4	0	1	0	0	0	1					
Tom Brookens, R OBP: 0.318, SLG: 0.387 (1, 4)											4	1	3	0	0	0	1					
Inning Stats	R: 0 E: 0 K: 1 S: 6	H: 1 LOB: 1 BB: 0 P: 6	R: 0 E: 0 K: 0 S: 4	H: 1 LOB: 1 BB: 0 P: 4	R: 0 E: 0 K: 0 S: 4	H: 2 LOB: 1 BB: 0 P: 4	R: 0 E: 0 K: 2 S: 7	H: 0 LOB: 1 BB: 0 P: 11	R: 0 E: 0 K: 0 S: 4	H: 1 LOB: 1 BB: 0 P: 4	R: 1 E: 0 K: 1 S: 8	H: 3 LOB: 2 BB: 0 P: 8	R: 0 E: 0 K: 0 S: 3	H: 0 LOB: 0 BB: 0 P: 3	R: 0 E: 0 K: 0 S: 4	H: 1 LOB: 1 BB: 0 P: 4	R: 0 E: 0 K: 0 S: 5		H: 0 LOB: 0 BB: 0 P: 5	1B: 9 2B: 2 3B: 0 HR: 0	SF: 0 SAC: 1 DP: 2 HBP: 0	WP: 0 PB: 0 SB: 0 CS: 0
PITCHER	IP 5.2	WLS B	BF 23	H 6	R 0	ER 0	SO 3	BB 1	IBB 0	HBP 0	BLK 0	WP 0	HR 0	S 28	P 32	ERA 0.00	WHIP 1.235					
Ron Davis, R ERA: 3.12 (6, 1)	1.0	6	3	1	1	1	0	0	0	0	0	0	0	8	8	9.00	3.000					
Rich Gossage, R ERA: 2.63 (7, 1)	3.1	W	11	1	0	0	1	0	0	0	0	0	0	13	13	0.00	0.300					

Batter	1	2	3	4	5	6	7	8	9	AB	R	H	RBI	BB	SO	LOB	TOP																	
Willie Randolph, R (1.4) OBP: 0.378, SLG: 0.373	4-0 BB G4-6-3		0-0 F3		0-0 F2			0-0 G6-4-3		3	0	0	0	1	0	3	New York Yankees @ Detroit Tigers Tiger Stadium, Detroit, MI Fri Sep 07 1979, 7:05 PM EDT Att: 28,943 - Unknown - 58 F																	
Bobby Murcer, L (1.8) OBP: 0.343, SLG: 0.396	0-0 G4-6-3		0-0				0-0 4-3	0-0 6-3		4	0	1	0	0	0	1																		
Lou Piniella, R (1.7) OBP: 0.328, SLG: 0.432	0-0 5-3		0-0 4-3				0-0 F8	0-0 6-3		4	0	0	0	0	0	2																		
Reggie Jackson, L (1.9) OBP: 0.377, SLG: 0.526		4-0 FC4-6 BB		0-0 F8			0-0 6-3	0-3 K		3	0	0	0	1	1	0																		
George Scott, R (1.10) OBP: 0.313, SLG: 0.388 Oscar Gamble, L (7, PH) OBP: 0.460, SLG: 0.569		0-0 F3		0-0 1-3			0-0 F8	0-0 1B		2	0	0	0	0	0	1																		
Chris Chambliss, L (1.3) OBP: 0.323, SLG: 0.439		0-0 FC4-6		0-0 F9			0-0 5-3 1B	0-0 F7		4	0	1	0	0	0	2																		
Fred Stanley, R (1.5) OBP: 0.296, SLG: 0.299		0-0 F9		0-3 K			0-0 5-3			3	0	0	0	0	1	2																		
Bucky Dent, R (1.6) OBP: 0.294, SLG: 0.290			0-0 1B 1-3 1B		0-0 K		0-3 K			3	0	2	0	0	1	1																		
Brad Gulden, L (1.2) OBP: 0.241, SLG: 0.197 Jerry Narron, L (7.2) OBP: 0.226, SLG: 0.259			0-0 1-3		0-0 F8		0-0 G6-4-3 1B			2	0	0	0	0	0	2																		
			0-0 1-2							1	0	1	0	0	0	0																		
Inning Stats	R: 0 E: 0 K: 0 S: 2	H: 0 LOB: 0 BB: 1 P: 6	R: 0 E: 0 K: 0 S: 3	H: 0 LOB: 1 BB: 1 P: 7	R: 0 E: 0 K: 0 S: 5	H: 2 LOB: 2 BB: 0 P: 5	R: 0 E: 0 K: 0 S: 3	H: 0 LOB: 0 BB: 0 P: 3	R: 0 E: 0 K: 1 S: 6	H: 1 LOB: 1 BB: 0 P: 6	R: 0 E: 0 K: 1 S: 6	H: 1 LOB: 1 BB: 0 P: 6	R: 0 E: 0 K: 0 S: 3	H: 1 LOB: 0 BB: 0 P: 3	R: 0 E: 0 K: 1 S: 6	H: 1 LOB: 1 BB: 0 P: 6	1B: 6 2B: 0 3B: 0 HR: 0	SF: 0 SAC: 0 DP: 2 HBP: 0	WP: 0 PB: 0 SB: 0 CS: 0	PA: 33														
PITCHER	IP WLS BF H R ER SO BB IBB HBP BLK WP HR S P ERA WHIP	IP WLS BF H R ER SO BB IBB HBP BLK WP HR S P ERA WHIP																																
Bruce Robbins, L (1.1) ERA: 4.43	2.2	11	2	0	0	0	2	0	0	0	0	0	0	0	9	17	0.00	1.500																
Jack Billingham, R (3.1) ERA: 3.4	6.1	W	22	4	0	0	3	0	0	0	0	0	0	0	28	28	0.00	0.632																

Batter	1	2	3	4	5	6	7	8	9	AB	R	H	RBI	BB	SO	LOB	BOTTOM																	
Ron LeFlore, R (1.8) OBP: 0.350, SLG: 0.385	0-0 4-3			0-0 F4		0-0 1-3				4	1	2	2	0	0	0	New York Yankees @ Detroit Tigers Tiger Stadium, Detroit, MI Fri Sep 07 1979, 7:05 PM EDT Att: 28,943 - Unknown - 58 F																	
Lou Whitaker, L (1.4) OBP: 0.393, SLG: 0.379	0-0 HR	0-0 2B			4-0 G3 1B BB	0-0 1-3				3	2	2	2	1	0	1																		
Steve Kemp, L (1.7) OBP: 0.398, SLG: 0.540	0-0 3-1	0-0 F7			0-0 G3	0-0 4-1				4	0	0	0	0	0	2																		
Champ Summers, L (1.10) OBP: 0.401, SLG: 0.551	4-0 2B BB		0-0 CS 1B		0-0 G4-6-3 1B	0-3 K				3	1	2	1	1	1	0																		
Jason Thompson, L (1.3) OBP: 0.344, SLG: 0.402	0-0 1-H 2B		0-3 K		0-0 G4-6-3	0-0 5-3				4	0	1	1	0	1	2																		
Jerry Morales, R (1.9) OBP: 0.299, SLG: 0.366	0-0 E1		0-0 1-2 2B		0-0 6-3		0-0 5-3			4	0	1	0	0	0	1																		
Lance Parrish, R (1.2) OBP: 0.336, SLG: 0.443	0-0 5-3		0-0 5-3		4-0 1B 2B BB	0-3 K				3	1	0	0	1	1	3																		
Aurelio Rodriguez, R (1.5) OBP: 0.283, SLG: 0.367		0-3 K2-3		0-0 5-3		0-0 2B 1B		0-0 L9		4	1	1	0	0	1	0																		
Alan Trammell, R (1.6) OBP: 0.322, SLG: 0.351		0-0 6-3		0-3 K		0-0 F8				3	0	0	0	0	1	2																		
Inning Stats	R: 2 E: 1 K: 0 S: 6	H: 2 LOB: 2 BB: 1 P: 10	R: 1 E: 0 K: 1 S: 7	H: 2 LOB: 1 BB: 0 P: 7	R: 0 E: 0 K: 1 S: 6	H: 2 LOB: 1 BB: 0 P: 6	R: 0 E: 0 K: 1 S: 5	H: 0 LOB: 0 BB: 0 P: 5	R: 1 E: 0 K: 0 S: 3	H: 1 LOB: 0 BB: 1 P: 7	R: 2 E: 0 K: 0 S: 5	H: 2 LOB: 1 BB: 1 P: 9	R: 0 E: 0 K: 1 S: 5	H: 0 LOB: 0 BB: 0 P: 5	R: 0 E: 0 K: 1 S: 5	H: 0 LOB: 0 BB: 0 P: 5		1B: 3 2B: 4 3B: 1 HR: 1	SF: 0 SAC: 0 DP: 1 HBP: 0	WP: 0 PB: 0 SB: 0 CS: 1	PA: 35													
PITCHER	IP WLS BF H R ER SO BB IBB HBP BLK WP HR S P ERA WHIP	IP WLS BF H R ER SO BB IBB HBP BLK WP HR S P ERA WHIP																																
Ken Clay, R (1.1) ERA: 5.4	2.0	L	13	5	3	3	2	2	0	0	0	0	0	0	14	18	13.50	3.000																
Jim Kaat, L (3.1) ERA: 3.73	4.0		16	4	3	3	2	2	0	0	0	0	0	0	18	26	6.75	1.500																
Roger Slagle, R (7.1) ERA:	2.0		6	0	0	0	2	0	0	0	0	0	0	0	10	10	0.00	0.000																

Batter	1	2	3	4	5	6	7	8	9	AB	R	H	RBI	BB	SO	LOB	TOP											
Bobby Murcer, L OBP: 0.344, SLG: 0.397	4-0 2B BB	0-0 1B 2B		0-0 6-3			0-0 4-3		0-3 K	4	2	1	1	1	1	0	New York Yankees @ Detroit Tigers Tiger Stadium, Detroit, MI Sat Sep 08 1979, 7:05 PM EDT Att: 30,069 - Unknown											
Chris Chambliss, L OBP: 0.322, SLG: 0.437	0-0 F5	0-0		0-0 F7			0-0 F8			4	0	1	1	0	0	1												
Oscar Gamble, L OBP: 0.455, SLG: 0.562 Lou Piniella, R OBP: 0.327, SLG: 0.431	0-0 F8	0-3 K		0-3 K			0-0 F8			3	0	0	0	0	2	2												
Reggie Jackson, L OBP: 0.376, SLG: 0.525	0-0 WP 1-H 2B			0-0 4-3			0-3 K		0-0 F9	4	0	1	1	0	1	0												
Jim Spencer, L OBP: 0.362, SLG: 0.566	4-0 WP IBB			0-0 BB 1B			0-0 CS 1B		0-0 4-3	3	1	2	0	1	0	0												
Graig Nettles, L OBP: 0.321, SLG: 0.390	0-0 F6 1-2 2-3			4-0 1B BB			0-0 F9		0-0 HR	3	1	1	1	1	0	3												
Jerry Narron, L OBP: 0.229, SLG: 0.261 Roy White, S OBP: 0.282, SLG: 0.265 Brad Gulden, L OBP: 0.241, SLG: 0.197				0-0 F4			0-0 CS 1-2		0-3 K 6-3	3	0	1	0	0	1	2												
Brian Doyle, L OBP: 0.292, SLG: 0.286				0-0 B2			0-0 F7		0-0 3-1	4	0	1	1	0	0	1												
Bucky Dent, R OBP: 0.291, SLG: 0.288				0-0 FC5-4 2B			0-0 F3		0-0 F4	4	1	0	0	0	0	3												
Inning Stats	R: 1 E: 0 K: 0 S: 4	H: 1 LOB: 2 BB: 2 P: 12	R: 2 E: 0 K: 1 S: 8	H: 3 LOB: 1 BB: 0 P: 8	R: 1 E: 0 K: 0 S: 5	H: 2 LOB: 2 BB: 1 P: 9	R: 0 E: 0 K: 1 S: 5	H: 0 LOB: 0 BB: 0 P: 5	R: 0 E: 0 K: 1 S: 5	H: 0 LOB: 0 BB: 0 P: 5	R: 0 E: 0 K: 0 S: 3	H: 0 LOB: 0 BB: 0 P: 3	R: 1 E: 0 K: 0 S: 4	H: 1 LOB: 0 BB: 0 P: 4	R: 0 E: 0 K: 1 S: 5	H: 0 LOB: 0 BB: 0 P: 5		1B: 5 2B: 2 3B: 0 HR: 1	SF: 0 SAC: 0 DP: 0 HBP: 0	WP: 1 PB: 0 SB: 0 CS: 1	PA: 38							
PITCHER	IP	WLS	BF	H	R	ER	SO	BB	IBB	HBP	BLK	WP	HR	S	P	ERA	WHIP											
Jack Morris, R ERA: 3.56	(1, 1)	3.0	L	18	6	4	4	1	2	1	0	0	1	0	17	29	12.00	2.667										
Pat Underwood, L ERA: 4.75	(4, 1)	5.0		16	2	1	1	3	0	0	0	0	0	1	22	22	1.80	0.400										
Aurelio Lopez, R ERA: 2.35	(9, 1)	1.0		3	0	0	0	1	0	0	0	0	0	0	5	5	0.00	0.000										
Batter	1	2	3	4	5	6	7	8	9	AB	R	H	RBI	BB	SO	LOB	BOTTOM											
Ron LeFlore, R OBP: 0.351, SLG: 0.394	0-0 F4			0-0 PB WP 2B			0-0 4-3		0-0 HR	4	2	2	1	0	0	0	New York Yankees @ Detroit Tigers Tiger Stadium, Detroit, MI Sat Sep 08 1979, 7:05 PM EDT Att: 30,069 - Unknown											
Tom Brookens, R OBP: 0.312, SLG: 0.379 Champ Summers, L OBP: 0.399, SLG: 0.549 Alan Trammell, R OBP: 0.322, SLG: 0.351	0-3 K			0-3 K2-3			0-0 6-3		0-3 K	3	0	0	0	0	2	0												
Jerry Morales, R OBP: 0.261, SLG: 0.366	0-0 F8			4-0 S 1B BB			0-0 E5 1B		0-0 F6	3	0	1	0	1	0	0												
John Wockenfuss, R OBP: 0.325, SLG: 0.544 Jason Thompson, L OBP: 0.343, SLG: 0.401				0-3 K			0-3 K		0-3 K	3	0	0	0	0	2	2												
Lance Parrish, R OBP: 0.336, SLG: 0.442 Steve Kemp, L OBP: 0.399, SLG: 0.541				0-0 K			0-0 K		0-0 K	1	0	0	0	0	0	0												
Lynn Jones, R OBP: 0.343, SLG: 0.394 Al Greene, L OBP: 0.288, SLG: 0.292				0-3 K			0-0 5-3		0-3 K	2	1	0	0	1	1	0												
Dave Stegman, R OBP: 0.333, SLG: 1.333 Kirk Gibson, L				0-0 E5 G5-4-3			0-0 5-3		0-0 K	3	1	1	2	0	0	0												
Aurelio Rodriguez, R OBP: 0.280, SLG: 0.364				0-0 G5-4-3			0-0 5-3		0-3 K	3	0	0	0	0	1	1												
Mark Wagner, R OBP: 0.329, SLG: 0.309 Rick Peters, S				0-3 K			0-3 K		0-3 K	2	0	0	0	0	2	0												
Inning Stats	R: 0 E: 0 K: 1 S: 5	H: 0 LOB: 0 BB: 0 P: 5	R: 0 E: 0 K: 2 S: 7	H: 0 LOB: 0 BB: 0 P: 7	R: 0 E: 1 K: 1 S: 5	H: 0 LOB: 0 BB: 0 P: 5	R: 1 E: 0 K: 2 S: 8	H: 2 LOB: 2 BB: 1 P: 12	R: 1 E: 0 K: 1 S: 5	H: 0 LOB: 0 BB: 1 P: 9	R: 0 E: 1 K: 1 S: 6	H: 1 LOB: 1 BB: 0 P: 6	R: 1 E: 0 K: 1 S: 6	H: 1 LOB: 0 BB: 0 P: 6	R: 1 E: 0 K: 2 S: 8	H: 1 LOB: 0 BB: 0 P: 8		R: 0 E: 0 K: 3 S: 10	H: 1 LOB: 1 BB: 0 P: 10	1B: 3 2B: 1 3B: 0 HR: 2	SF: 0 SAC: 0 DP: 1 HBP: 0	WP: 1 PB: 1 SB: 2 CS: 0	PA: 34					
PITCHER	IP	WLS	BF	H	R	ER	SO	BB	IBB	HBP	BLK	WP	HR	S	P	ERA	WHIP											
Ron Guidry, L ERA: 2.86	(1, 1)	7.1	W	28	5	4	3	10	2	0	0	0	0	14	54	3.68	0.955											
Rich Gossage, R ERA: 2.53	(8, 1)	1.2	S	6	1	0	0	4	0	0	0	0	0	14	14	0.00	0.600											

Batter	1	2	3	4	5	6	7	8	9	AB	R	H	RBI	BB	SO	LOB	TOP										
Willie Randolph, R OBP: 0.377, SLG: 0.371 (1, 4)										3	0	0	0	1	1	3	New York Yankees @ Detroit Tigers Tiger Stadium, Detroit, MI Sun Sep 09 1979, 3:33 AM EDT Att: 30,836 - Unknown - 66 F										
Bobby Murcer, L OBP: 0.341, SLG: 0.393 (1, 8)										4	0	0	0	0	0	2											
Lou Piniella, R OBP: 0.327, SLG: 0.434 (1, 7)										4	1	1	0	0	2	2											
Reggie Jackson, L OBP: 0.373, SLG: 0.520 (1, 9)										4	0	0	1	0	2	0											
Chris Chambliss, L OBP: 0.322, SLG: 0.438 (1, 3)										4	0	1	0	0	1	0											
Graig Nettles, L OBP: 0.321, SLG: 0.389 (1, 5)										4	0	1	0	0	1	1											
George Scott, R OBP: 0.311, SLG: 0.384 (1, 10)										3	0	0	0	0	1	2											
Bucky Dent, R OBP: 0.291, SLG: 0.288 (1, 6)										3	0	1	0	0	0	0											
Brad Gulden, L OBP: 0.235, SLG: 0.192 (1, 2)										2	0	0	0	0	2	3											
Roy White, S OBP: 0.285, SLG: 0.265 (8, PH)										0	0	0	0	1	0	0											
Jerry Narron, L OBP: 0.229, SLG: 0.261 (8, 2)										0	0	0	0	0	0	0											
Inning Stats	R: 0 E: 0 K: 1 S: 5	H: 0 LOB: 0 BB: 0 P: 5	R: 0 E: 0 K: 0 S: 4	H: 1 LOB: 1 BB: 0 P: 4	R: 0 E: 1 K: 1 S: 5	H: 0 LOB: 0 BB: 0 P: 5	R: 1 E: 0 K: 1 S: 6	H: 1 LOB: 0 BB: 0 P: 6	R: 0 E: 0 K: 2 S: 9	H: 2 LOB: 2 BB: 0 P: 9	R: 0 E: 0 K: 0 S: 3	H: 0 LOB: 0 BB: 0 P: 3	R: 0 E: 0 K: 0 S: 5	H: 0 LOB: 2 BB: 2 P: 13	R: 0 E: 0 K: 2 S: 7	H: 0 LOB: 0 BB: 0 P: 7	R: 0 E: 0 K: 1 S: 7	H: 0 LOB: 0 BB: 0 P: 7	1B: 2 2B: 1 3B: 1 HR: 0	SF: 0 SAC: 0 DP: 1 HBP: 0	WP: 0 PB: 0 SB: 1 CS: 0	PA: 33					
PITCHER	IP	WLS	BF	H	R	ER	SO	BB	IBB	HBP	BLK	WP	HR	S	P	ERA	WHIP										
Mike Chris, L ERA: 4.05 (1, 1)	7.1	W	27	4	1	1	7	1	0	0	0	0	0	40	44	1.23	0.682										
Aurelio Lopez, R ERA: 2.32 (8, 1)	1.2	S	6	0	0	0	3	1	0	0	0	0	0	11	15	0.00	0.600										

Batter	1	2	3	4	5	6	7	8	9	AB	R	H	RBI	BB	SO	LOB	BOTTOM										
Ron LeFlore, R OBP: 0.351, SLG: 0.393 (1, 10)										4	1	1	0	0	2	1	New York Yankees @ Detroit Tigers Tiger Stadium, Detroit, MI Sun Sep 09 1979, 3:33 AM EDT Att: 30,836 - Unknown - 66 F										
Alan Trammell, R OBP: 0.326, SLG: 0.355 (1, 6)										4	1	3	0	0	0	0											
Steve Kemp, L OBP: 0.400, SLG: 0.539 (1, 7)										2	1	0	0	2	0	2											
John Wockenfuss, R OBP: 0.333, SLG: 0.553 (1, 3)										2	0	2	3	0	0	0											
Jason Thompson, L OBP: 0.343, SLG: 0.401 (9, 3)										0	0	0	0	0	0	0											
Jerry Morales, R OBP: 0.259, SLG: 0.362 (1, 9)										4	0	0	0	0	0	5											
Lance Parrish, R OBP: 0.340, SLG: 0.444 (1, 2)										3	0	2	0	1	0	0											
Tom Brookens, R OBP: 0.323, SLG: 0.385 (1, 4)										3	0	2	0	1	0	2											
Aurelio Rodriguez, R OBP: 0.280, SLG: 0.362 (1, 5)										4	0	1	0	0	0	4											
Dave Stegman, R OBP: 0.167, SLG: 0.667 (1, 8)										3	0	0	0	0	1	2											
Inning Stats	R: 1 E: 0 K: 0 S: 4	H: 2 LOB: 1 BB: 1 P: 8	R: 0 E: 0 K: 1 S: 6	H: 1 LOB: 1 BB: 0 P: 6	R: 2 E: 0 K: 1 S: 7	H: 2 LOB: 2 BB: 2 P: 15	R: 0 E: 0 K: 1 S: 7	H: 2 LOB: 2 BB: 0 P: 7	R: 0 E: 1 K: 0 S: 4	H: 2 LOB: 2 BB: 1 P: 8	R: 0 E: 0 K: 0 S: 3	H: 0 LOB: 0 BB: 0 P: 3	R: 0 E: 0 K: 0 S: 2	H: 0 LOB: 0 BB: 0 P: 3	R: 0 E: 0 K: 0 S: 3	H: 2 LOB: 0 BB: 0 P: 3	R: 0 E: 0 K: 0 S: 3	H: 2 LOB: 2 BB: 0 P: 3	1B: 10 2B: 2 3B: 0 HR: 0	SF: 1 SAC: 0 DP: 2 HBP: 1	WP: 0 PB: 0 SB: 0 CS: 3	PA: 35					
PITCHER	IP	WLS	BF	H	R	ER	SO	BB	IBB	HBP	BLK	WP	HR	S	P	ERA	WHIP										
Tommy John, L ERA: 2.98 (1, 1)	8.0	L	35	11	3	3	3	4	0	1	0	0	0	36	53	3.38	1.875										

Batter	1	2	3	4	5	6	7	8	9	AB	R	H	RBI	BB	SO	LOB	TOP								
Willie Randolph, R OBP: 0.376, SLG: 0.369 (1,4)	5-3			E8 SF8 1B		K	F9	FC4-6		5	1	1	0	0	1	3	New York Yankees @ Boston Red Sox Fenway Park, Boston, MA Tue Sep 11 1979, 7:05 PM EDT Att: 35,689 - Unknown - 68 F								
Bobby Murcer, L OBP: 0.344, SLG: 0.392 (1,8)	1-3			K S BB		L5		1B 2B BB	FC6-4 1B	3	1	1	0	2	0	0									
Lou Piniella, R OBP: 0.328, SLG: 0.434 (1,7)	6-3			SF8		BB 1B		2B E 1B	FC6-4 HR	4	2	2	1	0	0	1									
Reggie Jackson, L OBP: 0.376, SLG: 0.530 (1,9)				K		BB		E 2B	HR	4	2	2	3	1	1	1									
Chris Chambliss, L OBP: 0.322, SLG: 0.435 (1,3)				K		F7	F5	E FC3-6 HBP	BB	3	1	0	0	1	1	2									
Graig Nettles, L OBP: 0.320, SLG: 0.389 (1,5)				K		2B		FC3-6 HBP	BB	5	0	1	0	0	1	2									
George Scott, R OBP: 0.314, SLG: 0.390 (1,10)						F7		F9	K	3	1	2	0	0	0	1									
Oscar Gamble, L OBP: 0.451, SLG: 0.557 (8, PH)				G6-4-3 1B		F7		1B 2B		2	0	0	0	0	1	3									
Bucky Dent, R OBP: 0.292, SLG: 0.286 (1,6)				F3				F9	FC3-6 IBB	2	0	0	0	1	0	2									
Jim Spencer, L OBP: 0.364, SLG: 0.566 (8, PH)										0	0	0	0	1	0	0									
Fred Stanley, R OBP: 0.256, SLG: 0.299 (8, 6)										0	0	0	0	0	0	0									
Brad Gulden, L OBP: 0.229, SLG: 0.187 (1,2)										2	0	0	0	0	0	3									
Roy White, S OBP: 0.268, SLG: 0.269 (7, PH)				G6-4-3		F7		FC3-6	FC4-6	1	0	1	1	0	0	0									
Jerry Narron, L OBP: 0.227, SLG: 0.258 (7, 2)										1	0	0	1	0	0	2									
Inning Stats	R: 0 E: 0 K: 0 S: 3	H: 0 LOB: 0 BB: 0 P: 3	R: 0 E: 0 K: 2 S: 7	H: 0 LOB: 0 BB: 0 P: 7	R: 0 E: 0 K: 1 S: 3	H: 1 LOB: 0 BB: 0 P: 3	R: 1 E: 1 K: 1 S: 5	H: 1 LOB: 1 BB: 1 P: 9	R: 0 E: 0 K: 0 S: 4	H: 1 LOB: 2 BB: 1 P: 8	R: 0 E: 0 K: 1 S: 6	H: 1 LOB: 1 BB: 1 P: 10	R: 1 E: 0 K: 0 S: 5	H: 2 LOB: 1 BB: 0 P: 5	R: 4 E: 1 K: 0 S: 6	H: 2 LOB: 2 BB: 2 P: 15	R: 2 E: 0 K: 1 S: 7	H: 2 LOB: 1 BB: 1 P: 11	1B: 6 2B: 3 3B: 0 HR: 1	SF: 1 SAC: 0 DP: 1 HBP: 1	WP: 0 PB: 0 SB: 2 CS: 0	PA: 43			
PITCHER	IP	WLS	BF	H	R	ER	SO	BB	IBB	HBP	BLK	WP	HR	S	P	ERA	WHIP								
John Tudor, L ERA: 6.1 (1, 1)	7.0		29	6	3	2	4	3	1	0	0	0	0	33	49	2.57	1.286								
Tom Burgmeier, L ERA: 2.59 (8, 1)	0.0	L	4	2	2	1	0	0	0	1	0	0	0	3	4	∞	∞								
Dick Drago, R ERA: 2.84 (8, 1)	1.0		4	0	1	0	0	0	1	0	0	0	0	3	7	0.00	0.000								
Bill Campbell, R ERA: 4.01 (9, 1)	1.0		6	2	2	2	1	1	0	0	0	0	1	7	11	18.00	3.000								

AB	35
R	8
H	10
RBI	6
BB	6
SO	5
LOB	20



Batter	1	2	3	4	5	6	7	8	9	AB	R	H	RBI	BB	SO	LOB	BOTTOM								
Jerry Remy, L OBP: 0.351, SLG: 0.348 (1,4)				B1-3		L3		F7		3	0	1	0	0	0	0	New York Yankees @ Boston Red Sox Fenway Park, Boston, MA Tue Sep 11 1979, 7:05 PM EDT Att: 35,689 - Unknown - 68 F								
Ted Sizemore, R OBP: 0.317, SLG: 0.321 (7,4)										1	0	0	0	0	0	0									
Rick Burleson, R OBP: 0.322, SLG: 0.377 (1,6)				F9		1-3		K		4	1	1	0	0	1	1									
Fred Lynn, L OBP: 0.430, SLG: 0.653 (1,8)				F7		2B		HR		4	1	2	2	0	0	1									
Jim Rice, R OBP: 0.380, SLG: 0.601 (1,7)				K		K		F9		4	0	0	0	0	2	2									
Carl Yastrzemski, L OBP: 0.341, SLG: 0.456 (1,3)						F4		F9		3	0	0	0	1	0	0									
Carlton Fisk, R OBP: 0.297, SLG: 0.440 (1,10)				1B BB		F6		K		4	1	1	0	0	1	1									
Butch Hobson, R OBP: 0.296, SLG: 0.498 (1,5)				F6		K		2B 1B		4	1	1	0	0	1	1									
Dwight Evans, R OBP: 0.367, SLG: 0.464 (1,9)				P9		6-3		HR		4	0	1	1	0	0	1									
Dwight Evans, R OBP: 0.367, SLG: 0.464 (1,9)						P9		HR		3	0	1	0	1	0	0									
Gary Allenson, R OBP: 0.264, SLG: 0.304 (1,2)										2	0	0	0	0	1	2									
Jim Dwyer, L OBP: 0.356, SLG: 0.411 (6, PH)										1	0	0	0	0	0	2									
Mike O'Berry, R OBP: 0.280, SLG: 0.318 (7, 2)										0	0	0	0	0	0	0									
Tom Poquette, L OBP: 0.317, SLG: 0.352 (8, PH)										1	0	0	0	0	0	0									
Inning Stats	R: 0 E: 0 K: 1 S: 6	H: 1 LOB: 1 BB: 0 P: 6	R: 0 E: 0 K: 0 S: 4	H: 1 LOB: 2 BB: 1 P: 8	R: 0 E: 0 K: 1 S: 6	H: 1 LOB: 0 BB: 0 P: 6	R: 0 E: 0 K: 1 S: 5	H: 0 LOB: 0 BB: 0 P: 5	R: 0 E: 0 K: 0 S: 5	H: 0 LOB: 0 BB: 0 P: 5	R: 3 E: 0 K: 0 S: 7	H: 4 LOB: 2 BB: 1 P: 11	R: 0 E: 0 K: 1 S: 5	H: 0 LOB: 0 BB: 0 P: 5	R: 0 E: 0 K: 0 S: 3	H: 0 LOB: 0 BB: 0 P: 3	R: 0 E: 0 K: 0 S: 3	H: 0 LOB: 0 BB: 0 P: 3	1B: 4 2B: 2 3B: 0 HR: 1	SF: 0 SAC: 0 DP: 0 HBP: 0	WP: 0 PB: 0 SB: 0 CS: 0	PA: 36			
PITCHER	IP	WLS	BF	H	R	ER	SO	BB	IBB	HBP	BLK	WP	HR	S	P	ERA	WHIP								
Luis Tiant, R ERA: 3.99 (1, 1)	5.1		22	5	2	2	4	1	0	0	0	0	0	29	33	3.38	1.125								
Ron Davis, R ERA: 3.17 (6, 1)	1.2	W	8	2	1	1	1	0	1	0	0	0	0	9	13	5.40	1.200								
Rich Gossage, R ERA: 2.42 (8, 1)	2.0	S	6	0	0	0	0	0	0	0	0	0	0	6	6	0.00	0.000								



Batter	1	2	3	4	5	6	7	8	9	AB	R	H	RBI	BB	SO	LOB	TOP					
Bobby Murcer, L OBP: 0.343, SLG: 0.391 (1, 8)	0-0 6-3		0-0 G5-4-3 1B			0-0 F7		0-0 F7		4	0	1	0	0	0	1	New York Yankees @ Boston Red Sox Fenway Park, Boston, MA Wed Sep 12 1979, 7:05 PM EDT Att: 34,336 - Unknown - 70 F livebaseballscorecards.com					
Willie Randolph, R OBP: 0.373, SLG: 0.366 (1, 4)	0-3 K		0-0 G5-4-3 1-2			0-0 4-3		0-3 K		4	0	0	0	0	2	2						
Oscar Gamble, L OBP: 0.449, SLG: 0.549 (1, 7)	0-0 F7			4-0 G4-6-3 BB				0-0 F7		3	0	0	0	1	0	0						
Reggie Jackson, L OBP: 0.377, SLG: 0.532 (1, 9)		0-0 1B 2B		0-0 G4-6-3 1-2				0-0 FC4-6 1B		4	1	2	0	0	0	1						
Chris Chambliss, L OBP: 0.320, SLG: 0.432 (1, 3)		0-0 4-3		0-0 4-3				0-0 FC4-6 1-2		4	0	0	0	0	0	2						
Graig Nettles, L OBP: 0.318, SLG: 0.386 (1, 5)		0-0 F7						0-0 F7		3	0	0	0	0	0	2						
Jim Spencer, L OBP: 0.367, SLG: 0.575 (1, 10)		0-0 2H 1B				0-3 K				3	1	2	1	0	1	0						
Jerry Narron, L OBP: 0.220, SLG: 0.253 (1, 2)		0-0 1-4-3				0-0 6-3				2	0	0	1	0	0	1						
Bucky Dent, R OBP: 0.292, SLG: 0.287 (1, 6)			0-0 5-3			0-0 5-3				3	0	1	0	0	0	0						
Inning Stats	R: 0 E: 0 K: 1 S: 5	H: 0 LOB: 0 BB: 0 P: 5	R: 1 E: 0 K: 0 S: 5	H: 2 LOB: 1 BB: 0 P: 5	R: 0 E: 0 K: 0 S: 3	H: 1 LOB: 0 BB: 0 P: 3	R: 0 E: 0 K: 0 S: 2	H: 0 LOB: 0 BB: 1 P: 6	R: 0 E: 0 K: 1 S: 5	H: 0 LOB: 0 BB: 0 P: 5	R: 0 E: 0 K: 0 S: 3	H: 0 LOB: 0 BB: 0 P: 3	R: 0 E: 0 K: 0 S: 4	H: 1 LOB: 1 BB: 0 P: 4	R: 1 E: 0 K: 1 S: 7	H: 2 LOB: 1 BB: 0 P: 7	R: 0 E: 0 K: 0 S: 3	H: 0 LOB: 0 BB: 0 P: 3	1B: 4 2B: 1 3B: 1 HR: 0	SF: 1 SAC: 0 DP: 2 HBP: 0	WP: 0 PB: 0 SB: 0 CS: 0	PA: 32
PITCHER Chuck Rainey, R ERA: 3.89 (1, 1)	IP: 9.0 WLS: W BF: 32 H: 6 R: 2 ER: 2 SO: 3 BB: 1 IBB: 0 HBP: 0 BLK: 0 WP: 0 HR: 0 S: 37 P: 41 ERA: 2.00 WHIP: 0.778															PITCHER						

Batter	1	2	3	4	5	6	7	8	9	AB	R	H	RBI	BB	SO	LOB	BOTTOM					
Rick Burleson, R OBP: 0.321, SLG: 0.377 (1, 6)	0-0 5-3	0-3 K		0-0 SF9	0-0 1-3 1B			0-0 6-3		4	0	1	2	0	1	3	New York Yankees @ Boston Red Sox Fenway Park, Boston, MA Wed Sep 12 1979, 7:05 PM EDT Att: 34,336 - Unknown - 70 F livebaseballscorecards.com					
Ted Sizemore, R OBP: 0.315, SLG: 0.320 (1, 4)	0-0 5-3	0-0 4-3		0-0 E8 1B	0-0 1-3			0-0 F7		5	0	1	0	0	0	5						
Carl Yastrzemski, L OBP: 0.342, SLG: 0.454 (8, PR)	4-0 HR			0-0 F9	0-0 G3			0-0 1B 1B		4	1	1	0	1	0	1						
Jim Dwyer, L OBP: 0.356, SLG: 0.411 (9, 3)								0-0 1B 1B		0	1	0	0	0	0	0						
Jim Rice, R OBP: 0.382, SLG: 0.609 (1, 7)	0-0 1H HR			0-0 F9	0-0 1B FC6-4 2B			0-0 1B 1B		5	2	3	2	0	1	0						
Carlton Fisk, R OBP: 0.298, SLG: 0.439 (1, 10)	0-3 K			0-0 4-3	0-0 FC6-4 1B			0-0 1B 1B		5	0	2	1	0	1	0						
Butch Hobson, R OBP: 0.297, SLG: 0.500 (1, 5)		0-0 BB FC5-2 1B		0-0 1B 2B	0-0 1-2 3H 1B			0-3 K		4	2	2	1	0	1	1						
Tom Poquette, L OBP: 0.321, SLG: 0.356 (1, 8)		0-0 FC5-2 BB 1B		0-0 1B SF9 1B	0-0 2H K			0-0 G3		4	1	2	1	0	1	1						
Dwight Evans, R OBP: 0.370, SLG: 0.464 (1, 9)		4-0 FC5-2 BB		0-0 F7	4-0 1B 1B BB			0-0 FC6-4 1B		2	1	1	0	2	0	1						
Mike O'Berry, R OBP: 0.310, SLG: 0.346 (1, 2)		0-0 FC5-2		0-0 1B E 1B	0-0 1-3 1B			0-0 FC6-4		4	1	2	1	0	0	4						
Inning Stats	R: 2 E: 0 K: 1 S: 6	H: 1 LOB: 1 BB: 1 P: 10	R: 0 E: 0 K: 1 S: 7	H: 2 LOB: 3 BB: 1 P: 11	R: 0 E: 0 K: 0 S: 3	H: 0 LOB: 0 BB: 0 P: 3	R: 3 E: 1 K: 0 S: 7	H: 4 LOB: 1 BB: 0 P: 7	R: 3 E: 1 K: 1 S: 9	H: 4 LOB: 2 BB: 1 P: 13	R: 0 E: 0 K: 1 S: 5	H: 0 LOB: 0 BB: 0 P: 5	R: 0 E: 0 K: 1 S: 6	H: 1 LOB: 1 BB: 0 P: 6	R: 1 E: 0 K: 0 S: 5	H: 3 LOB: 2 BB: 0 P: 5	R: 0 E: 0 K: 0 S: 3	H: 0 LOB: 0 BB: 0 P: 3	1B: 12 2B: 2 3B: 0 HR: 1	SF: 1 SAC: 0 DP: 0 HBP: 0	WP: 0 PB: 0 SB: 0 CS: 0	PA: 41
PITCHER Catfish Hunter, R ERA: 5.29 (5, 1)	IP: 4.0 WLS: L BF: 18 H: 6 R: 2 ER: 2 SO: 3 BB: 1 IBB: 0 HBP: 0 BLK: 0 WP: 0 HR: 0 S: 23 P: 33 ERA: 4.50 WHIP: 1.750															PITCHER						

Batter	1	2	3	4	5	6	7	8	9	AB	R	H	RBI	BB	SO	LOB	TOP						
Bobby Murcer, L OBP: 0.345, SLG: 0.395 (1, 8)										6	2	3	1	0	3	0	New York Yankees @ Boston Red Sox Fenway Park, Boston, MA Thu Sep 13 1979, 7:05 PM EDT Att: 32,474 - Unknown - 76 F						
Willie Randolph, R OBP: 0.377, SLG: 0.374 (1, 4)										5	3	4	2	0	0	0							
Oscar Gamble, L OBP: 0.455, SLG: 0.555 (1, 7)										5	2	4	2	0	0	2							
Reggie Jackson, L OBP: 0.381, SLG: 0.538 (1, 9)										3	0	2	1	2	1	1							
Chris Chambliss, L OBP: 0.319, SLG: 0.431 (1, 3)										5	0	1	2	0	0	5							
Graig Nettles, L OBP: 0.317, SLG: 0.387 Fred Stanley, R OBP: 0.256, SLG: 0.299 (1, 5) (8, 5)										5	0	1	0	0	1	3							
Jim Spencer, L OBP: 0.368, SLG: 0.568 (1, 10)										3	1	0	0	2	0	2							
Jerry Narron, L OBP: 0.210, SLG: 0.240 (1, 2)										5	1	0	0	0	1	4							
Bucky Dent, R OBP: 0.291, SLG: 0.286 (1, 6)										5	1	1	1	0	2	0							
Inning Stats	R: 2 E: 1 K: 1 S: 8	H: 3 LOB: 1 BB: 0 P: 8	R: 0 E: 0 K: 0 S: 3	H: 0 LOB: 0 BB: 0 P: 3	R: 0 E: 0 K: 2 S: 8	H: 1 LOB: 1 BB: 0 P: 8	R: 5 E: 1 K: 1 S: 9	H: 4 LOB: 1 BB: 1 P: 13	R: 0 E: 0 K: 0 S: 4	H: 2 LOB: 3 BB: 1 P: 11	R: 0 E: 0 K: 0 S: 3	H: 0 LOB: 0 BB: 0 P: 3	R: 3 E: 1 K: 1 S: 9	H: 4 LOB: 2 BB: 1 P: 13	R: 0 E: 0 K: 2 S: 7	H: 0 LOB: 0 BB: 0 P: 7		1B: 10 2B: 5 3B: 1 HR: 0	SF: 0 SAC: 0 DP: 1 HBP: 0	WP: 0 PB: 0 SB: 0 CS: 0	PA: 46		
PITCHER	IP WLS BF H R ER SO BB IBB HBP BLK WP HR S P ERA WHIP	IP WLS BF H R ER SO BB IBB HBP BLK WP HR S P ERA WHIP	IP WLS BF H R ER SO BB IBB HBP BLK WP HR S P ERA WHIP	IP WLS BF H R ER SO BB IBB HBP BLK WP HR S P ERA WHIP	IP WLS BF H R ER SO BB IBB HBP BLK WP HR S P ERA WHIP	IP WLS BF H R ER SO BB IBB HBP BLK WP HR S P ERA WHIP	IP WLS BF H R ER SO BB IBB HBP BLK WP HR S P ERA WHIP	IP WLS BF H R ER SO BB IBB HBP BLK WP HR S P ERA WHIP	IP WLS BF H R ER SO BB IBB HBP BLK WP HR S P ERA WHIP	IP WLS BF H R ER SO BB IBB HBP BLK WP HR S P ERA WHIP	IP WLS BF H R ER SO BB IBB HBP BLK WP HR S P ERA WHIP	IP WLS BF H R ER SO BB IBB HBP BLK WP HR S P ERA WHIP	IP WLS BF H R ER SO BB IBB HBP BLK WP HR S P ERA WHIP	IP WLS BF H R ER SO BB IBB HBP BLK WP HR S P ERA WHIP	IP WLS BF H R ER SO BB IBB HBP BLK WP HR S P ERA WHIP	IP WLS BF H R ER SO BB IBB HBP BLK WP HR S P ERA WHIP	IP WLS BF H R ER SO BB IBB HBP BLK WP HR S P ERA WHIP	IP WLS BF H R ER SO BB IBB HBP BLK WP HR S P ERA WHIP	IP WLS BF H R ER SO BB IBB HBP BLK WP HR S P ERA WHIP	IP WLS BF H R ER SO BB IBB HBP BLK WP HR S P ERA WHIP	IP WLS BF H R ER SO BB IBB HBP BLK WP HR S P ERA WHIP		
Mike Torrez, R ERA: 4.81 (1, 1)	3.2	L	20	7	7	2	4	1	0	0	0	0	0	0	0	0	4.91	2.182					
Allen Ripley, R ERA: 4.3 (4, 1)	3.2		21	9	3	3	2	2	1	0	0	0	0	0	0	0	7.36	3.000					
Bill Campbell, R ERA: 3.88 (8, 1)	1.2		5	0	0	0	2	0	0	0	0	0	0	0	0	0	0.00	0.000					
Rick Burleson, R OBP: 0.318, SLG: 0.373 (1, 6)																	5	0	0	1	0	1	2
Ted Sizemore, R OBP: 0.312, SLG: 0.316 (1, 4)																	5	0	0	0	0	0	2
Carlton Fisk, R OBP: 0.301, SLG: 0.447 (1, 10)																	4	1	2	0	0	2	0
Jim Rice, R OBP: 0.383, SLG: 0.607 (1, 7)																	3	1	1	1	1	1	1
Butch Hobson, R OBP: 0.297, SLG: 0.498 (1, 5)																	4	0	1	0	0	2	1
Dwight Evans, R OBP: 0.371, SLG: 0.465 (1, 9)																	3	1	1	1	1	2	0
Tom Poquette, L OBP: 0.325, SLG: 0.359 (1, 8)																	4	0	2	0	0	1	2
Jim Dwyer, L OBP: 0.352, SLG: 0.416 (1, 3)																	4	0	1	0	0	1	5
Mike O'Berry, R OBP: 0.333, SLG: 0.345 (1, 2)																	3	0	1	0	1	1	2
Inning Stats	R: 1 E: 0 K: 2 S: 9	H: 2 LOB: 1 BB: 0 P: 9	R: 1 E: 0 K: 0 S: 4	H: 1 LOB: 2 BB: 2 P: 12	R: 0 E: 0 K: 3 S: 9	H: 0 LOB: 0 BB: 0 P: 9	R: 0 E: 0 K: 1 S: 6	H: 2 LOB: 2 BB: 0 P: 6	R: 0 E: 0 K: 1 S: 5	H: 0 LOB: 0 BB: 0 P: 5	R: 1 E: 0 K: 3 S: 11	H: 2 LOB: 2 BB: 1 P: 15	R: 0 E: 0 K: 0 S: 4	H: 1 LOB: 1 BB: 0 P: 4	R: 0 E: 0 K: 1 S: 6	H: 1 LOB: 1 BB: 0 P: 6	R: 0 E: 0 K: 0 S: 3	H: 0 LOB: 0 BB: 0 P: 3	1B: 5 2B: 4 3B: 0 HR: 0	SF: 0 SAC: 0 DP: 0 HBP: 0	WP: 0 PB: 0 SB: 0 CS: 0	PA: 38	
PITCHER	IP WLS BF H R ER SO BB IBB HBP BLK WP HR S P ERA WHIP	IP WLS BF H R ER SO BB IBB HBP BLK WP HR S P ERA WHIP	IP WLS BF H R ER SO BB IBB HBP BLK WP HR S P ERA WHIP	IP WLS BF H R ER SO BB IBB HBP BLK WP HR S P ERA WHIP	IP WLS BF H R ER SO BB IBB HBP BLK WP HR S P ERA WHIP	IP WLS BF H R ER SO BB IBB HBP BLK WP HR S P ERA WHIP	IP WLS BF H R ER SO BB IBB HBP BLK WP HR S P ERA WHIP	IP WLS BF H R ER SO BB IBB HBP BLK WP HR S P ERA WHIP	IP WLS BF H R ER SO BB IBB HBP BLK WP HR S P ERA WHIP	IP WLS BF H R ER SO BB IBB HBP BLK WP HR S P ERA WHIP	IP WLS BF H R ER SO BB IBB HBP BLK WP HR S P ERA WHIP	IP WLS BF H R ER SO BB IBB HBP BLK WP HR S P ERA WHIP	IP WLS BF H R ER SO BB IBB HBP BLK WP HR S P ERA WHIP	IP WLS BF H R ER SO BB IBB HBP BLK WP HR S P ERA WHIP	IP WLS BF H R ER SO BB IBB HBP BLK WP HR S P ERA WHIP	IP WLS BF H R ER SO BB IBB HBP BLK WP HR S P ERA WHIP	IP WLS BF H R ER SO BB IBB HBP BLK WP HR S P ERA WHIP	IP WLS BF H R ER SO BB IBB HBP BLK WP HR S P ERA WHIP	IP WLS BF H R ER SO BB IBB HBP BLK WP HR S P ERA WHIP	IP WLS BF H R ER SO BB IBB HBP BLK WP HR S P ERA WHIP	IP WLS BF H R ER SO BB IBB HBP BLK WP HR S P ERA WHIP	IP WLS BF H R ER SO BB IBB HBP BLK WP HR S P ERA WHIP	
Ron Guidry, L ERA: 2.87 (1, 1)	9.0	W	38	9	3	3	11	3	0	0	0	0	0	0	0	0	3.00	1.333					

AB	42
R	10
H	16
RBI	9
BB	4
SO	8
LOB	17



BOTTOM

AB	35
R	3
H	9
RBI	3
BB	3
SO	11
LOB	15



Batter	1	2	3	4	5	6	7	8	9	AB	R	H	RBI	BB	SO	LOB	TOP			
Ron LeFlore, R (1, 10) OBP: 0.358, SLG: 0.404	5-3			5-3 1B	5-3 1B		G6-4-3 BB			3	2	1	1	0	0	0	Detroit Tigers @ New York Yankees Yankee Stadium, Bronx, NY Sat Sep 15 1979, 3:33 AM EDT Unknown - 70 F			
Alan Trammell, R (1, 6) OBP: 0.330, SLG: 0.358	6-3			5-3 1-2	5-3 2H		G6-4-3 1-2			4	0	1	1	0	0	3				
Jerry Morales, R (1, 9) OBP: 0.259, SLG: 0.363	4-3			5-3 2H	4-3			F8		4	0	1	1	0	0	1				
John Wockenfuss, R (1, 3) OBP: 0.321, SLG: 0.534 Jason Thompson, L (8, 3) OBP: 0.343, SLG: 0.410	5-3			5-3 1-2		6-3		F8		4	0	0	0	0	0	1				
Lance Parrish, R (1, 2) OBP: 0.342, SLG: 0.453	K			K		5-3		FC5-4 1B		4	0	1	0	0	2	1				
Lynn Jones, R (1, 7) OBP: 0.346, SLG: 0.392	6-3				FC4-6 1B	4-0 BB		FC5-4 1-2		3	0	1	0	1	0	1				
Dave Stegman, R (1, 8) OBP: 0.133, SLG: 0.333			F9		FC4-6 1B	5-3		4-3		4	1	0	0	0	2					
Tom Brookens, R (1, 4) OBP: 0.316, SLG: 0.380 Lou Whitaker, L (9, 4) OBP: 0.391, SLG: 0.375			F8		3-1 1-H 2B		SH1-4 1B	F9		4	1	2	1	0	0	0				
Rick Peters, S (1, 5) OBP: 0.500, SLG: 0.333 Aurelio Rodriguez, R (7, 5) OBP: 0.277, SLG: 0.358			5-3		3-1 2-3		SH1-4 1-2	6-3		2	0	0	0	0	0	1				
										1	0	0	0	0	0	0				
Inning Stats	R: 0 E: 0 K: 0 S: 3	H: 0 LOB: 0 BB: 0 P: 3	R: 0 E: 0 K: 1 S: 5	H: 0 LOB: 0 BB: 0 P: 5	R: 0 E: 0 K: 0 S: 3	H: 0 LOB: 0 BB: 0 P: 3	R: 1 E: 0 K: 1 S: 7	H: 2 LOB: 1 BB: 0 P: 7	R: 3 E: 0 K: 0 S: 7	H: 4 LOB: 1 BB: 0 P: 7	R: 0 E: 0 K: 0 S: 3	H: 1 LOB: 1 BB: 1 P: 7	R: 0 E: 0 K: 0 S: 4	H: 1 LOB: 1 BB: 0 P: 4	R: 0 E: 0 K: 0 S: 3	H: 0 LOB: 0 BB: 0 P: 3	1B: 6 2B: 2 3B: 0 HR: 0	SF: 0 SAC: 1 DP: 1 HBP: 0	WP: 0 PB: 0 SB: 0 CS: 0	PA: 36
PITCHER Tommy John, L (1, 1) ERA: 3.01	IP: 9.0 WLS: L BF: 36	H: 8 R: 4 ER: 4 SO: 2	BB: 2 IBB: 0 HBP: 0 BLK: 0	WP: 0 HR: 0 S: 38 P: 46	ERA: 4.00 WHIP: 1.111	PITCHER										IP: 9.0 WLS: L BF: 36	H: 8 R: 4 ER: 4 SO: 2	BB: 2 IBB: 0 HBP: 0 BLK: 0	WP: 0 HR: 0 S: 38 P: 46	ERA: 4.00 WHIP: 1.111

Batter	1	2	3	4	5	6	7	8	9	AB	R	H	RBI	BB	SO	LOB	BOTTOM			
Bobby Murcer, L (1, 8) OBP: 0.346, SLG: 0.392	F7		6-3			4-0 BB		F8		3	0	0	0	2	0	0	Detroit Tigers @ New York Yankees Yankee Stadium, Bronx, NY Sat Sep 15 1979, 3:33 AM EDT Unknown - 70 F			
Oscar Gamble, L (1, 7) OBP: 0.457, SLG: 0.554 Lou Piniella, R (7, PH) OBP: 0.326, SLG: 0.432			HR BB		F6		6-3		F3	2	1	1	0	1	0	1				
Jim Spencer, L (1, 10) OBP: 0.369, SLG: 0.579 George Scott, R (6, PH) OBP: 0.315, SLG: 0.391	K		HR		F3					2	1	1	2	0	1	1				
Reggie Jackson, L (1, 9) OBP: 0.378, SLG: 0.533	K		K		F9			1B		4	0	0	0	0	2	2				
Chris Chambliss, L (1, 3) OBP: 0.320, SLG: 0.434		F8 SH 2B			F8		1B		F7	4	1	2	0	0	0	1				
Graig Nettles, L (1, 5) OBP: 0.316, SLG: 0.385	F8				F8		BB 1B		1-3	4	0	1	0	0	0	2				
Brian Doyle, L (1, 4) OBP: 0.280, SLG: 0.273 Willie Randolph, R (6, PH) OBP: 0.377, SLG: 0.374			SH G4-6-3		4-3		BB 1B		F4	1	0	0	1	0	0	0				
Brad Gulden, L (1, 2) OBP: 0.224, SLG: 0.182 Roy White, S (6, PH) OBP: 0.287, SLG: 0.268 Jerry Narron, L (7, 2) OBP: 0.208, SLG: 0.237		G4-6-3			G3		F2		K	2	0	0	0	0	0	1				
Bucky Dent, R (1, 6) OBP: 0.289, SLG: 0.284 Lenny Randle, S (9, PH) OBP: 0.238, SLG: 0.179					1-3				BB BB	3	0	0	0	0	0	0				
										0	0	0	0	1	0	0				
Inning Stats	R: 0 E: 0 K: 2 S: 8	H: 1 LOB: 1 BB: 0 P: 8	R: 1 E: 1 K: 0 S: 4	H: 1 LOB: 0 BB: 0 P: 4	R: 2 E: 0 K: 1 S: 6	H: 1 LOB: 0 BB: 1 P: 10	R: 0 E: 0 K: 0 S: 3	H: 0 LOB: 0 BB: 0 P: 3	R: 0 E: 0 K: 0 S: 3	H: 2 LOB: 3 BB: 1 P: 9	R: 0 E: 0 K: 0 S: 3	H: 0 LOB: 0 BB: 0 P: 3	R: 0 E: 0 K: 0 S: 4	H: 1 LOB: 1 BB: 0 P: 4	R: 0 E: 0 K: 1 S: 5	H: 0 LOB: 2 BB: 2 P: 13	1B: 4 2B: 1 3B: 0 HR: 1	SF: 0 SAC: 1 DP: 1 HBP: 0	WP: 0 PB: 0 SB: 0 CS: 0	PA: 38
PITCHER Jack Morris, R (1, 1) ERA: 3.62 Pat Underwood, L (6, 1) ERA: 4.64 Aurelio Lopez, R (9, 1) ERA: 2.28	IP: 5.0 WLS: W BF: 20	H: 3 R: 3 ER: 3 SO: 3	BB: 2 IBB: 0 HBP: 0 BLK: 0	WP: 0 HR: 1 S: 24 P: 32	ERA: 5.40 WHIP: 1.000	PITCHER										IP: 5.0 WLS: W BF: 20	H: 3 R: 3 ER: 3 SO: 3	BB: 2 IBB: 0 HBP: 0 BLK: 0	WP: 0 HR: 1 S: 24 P: 32	ERA: 5.40 WHIP: 1.000

Batter	1	2	3	4	5	6	7	8	9	AB	R	H	RBI	BB	SO	LOB	TOP										
Ron LeFlore, R OBP: 0.355, SLG: 0.401 (1, 10)	0-0 6-3		0-0 G4-6-3			0-0 F9			0-0 F9	4	0	0	0	0	0	2	Detroit Tigers @ New York Yankees Yankee Stadium, Bronx, NY Sat Sep 15 1979, 3:38 AM EDT Att: 30,050 - Unknown										
Tom Brookens, R OBP: 0.312, SLG: 0.375 Lou Whitaker, L OBP: 0.389, SLG: 0.373 (6, PH) (6, 4)	0-0 5-3		0-0 6-3			0-0 G4-3			0-3 K	2	0	0	0	0	0	0											
Jerry Morales, R OBP: 0.259, SLG: 0.369 (1, 9)	0-0 5-3			0-0 4-3					0-0 HR	4	1	1	1	0	0	0											
John Wockenfuss, R OBP: 0.320, SLG: 0.532 Jason Thompson, L OBP: 0.341, SLG: 0.407 (4, PH) (4, 3)		0-0 F9		0-3 K					0-0 F7	1	0	0	0	0	0	0											
Lynn Jones, R OBP: 0.349, SLG: 0.395 Kirk Gibson, L (4, PH) (4, 8)		0-0 S 1B		0-0 3-1					0-0 4-3	1	0	1	0	0	0	0											
Dave Stegman, R OBP: 0.125, SLG: 0.313 Rick Peters, S OBP: 0.500, SLG: 0.286 (4, 7)		0-0 F9				0-3 K			4-0 FC6-4 BB	1	0	0	0	0	0	1											
Aurelio Rodriguez, R OBP: 0.277, SLG: 0.355 (1, 5)		4-0 BB				0-0 F7			0-0 FC6-4 1B	2	0	0	0	1	0	1											
Ed Putman, R OBP: 0.317, SLG: 0.486 (1, 2)		0-0 F9				0-3 K			0-0 G6-4-3 1B	3	0	1	0	0	1	2											
Mark Wagner, R OBP: 0.333, SLG: 0.310 (1, 6)			4-0 G4-6-3 BB			0-0 G4-3 1B			0-0 G6-4-3 1B	2	0	1	0	1	0	2											
Inning Stats	R: 0 E: 0 K: 0 S: 3	H: 0 LOB: 0 BB: 0 P: 3	R: 0 E: 0 K: 0 S: 4	H: 1 LOB: 2 BB: 1 P: 8	R: 0 E: 0 K: 1 S: 2	H: 0 LOB: 0 BB: 1 P: 6	R: 0 E: 0 K: 1 S: 5	H: 0 LOB: 0 BB: 0 P: 5	R: 0 E: 0 K: 2 S: 7	H: 0 LOB: 0 BB: 0 P: 7	R: 0 E: 0 K: 0 S: 3	H: 0 LOB: 0 BB: 0 P: 3	R: 0 E: 0 K: 0 S: 3	H: 1 LOB: 1 BB: 1 P: 7	R: 1 E: 0 K: 1 S: 6	H: 1 LOB: 0 BB: 0 P: 6		1B: 3 2B: 0 3B: 0 HR: 1	SF: 0 SAC: 0 DP: 3 HBP: 0	WP: 0 PB: 0 SB: 1 CS: 0	PA: 31						
PITCHER	IP	WLS	BF	H	R	ER	SO	BB	IBB	HBP	BLK	WP	HR	S	P	ERA	WHIP										
Don Hood, L ERA: 3.02 (1, 1)	2.0		8	1	0	0	0	1	0	0	0	0	0	7	11	0.00	1.000										
Ron Davis, R ERA: 3.0 (3, 1)	4.0	W	12	1	0	0	3	1	0	0	0	0	0	17	21	0.00	0.500										
Jim Kaat, L ERA: 3.69 (7, 1)	3.0	S	11	2	1	1	1	1	0	0	0	0	1	12	16	3.00	1.000										

Batter	1	2	3	4	5	6	7	8	9	AB	R	H	RBI	BB	SO	LOB	BOTTOM										
Willie Randolph, R OBP: 0.377, SLG: 0.374 (1, 4)	0-0 L6			0-0 F8					0-0 F9	5	1	2	2	0	0	2	Detroit Tigers @ New York Yankees Yankee Stadium, Bronx, NY Sat Sep 15 1979, 3:38 AM EDT Att: 30,050 - Unknown										
Juan Beniquez, R OBP: 0.284, SLG: 0.381 (1, 8)	0-3 K	1-3 2-H 3-H 1B		0-0 F7		0-0 FC6-4 1B			0-0 F7	5	0	1	2	0	1	3											
Lou Piniella, R OBP: 0.329, SLG: 0.434 (1, 7)	0-0 4-3			0-0 1-3 1B		0-0 G6-3 1B			0-0 1B	5	0	3	0	0	0	1											
Reggie Jackson, L OBP: 0.378, SLG: 0.530 (1, 9)		4-0 BB SF7 BB		0-0 F4		0-0 G6-3			0-0 L5	4	1	1	0	1	0	6											
George Scott, R OBP: 0.317, SLG: 0.395 (1, 10)		0-0 BB 1B 1B		0-0 3-1 2B					0-0 F7	4	2	2	0	0	0	0											
Chris Chambliss, L OBP: 0.318, SLG: 0.430 (1, 3)		0-3 K		0-0 3-1					0-0 4-3	4	0	0	0	0	1	3											
Graig Nettles, L OBP: 0.321, SLG: 0.396 (1, 5)		4-0 BB 1B BB		0-0 2B					4-0 FC6-4 BB	2	2	2	2	2	0	0											
Fred Stanley, R OBP: 0.256, SLG: 0.300 (1, 6)		0-0 SF7		0-0 6-3					0-0 FC6-4	3	0	1	1	0	0	2											
Brad Gulden, L OBP: 0.247, SLG: 0.200 (1, 2)		3-H 1B BB		0-0 1B					0-0 5-3	3	1	2	0	1	0	1											
Inning Stats	R: 0 E: 0 K: 1 S: 5	H: 3 LOB: 1 BB: 3 P: 20	R: 1 E: 0 K: 0 S: 5	H: 3 LOB: 1 BB: 0 P: 5	R: 0 E: 0 K: 0 S: 5	H: 2 LOB: 2 BB: 0 P: 5	R: 1 E: 0 K: 0 S: 5	H: 2 LOB: 1 BB: 0 P: 5	R: 0 E: 0 K: 0 S: 4	H: 2 LOB: 1 BB: 0 P: 4	R: 0 E: 0 K: 0 S: 3	H: 0 LOB: 1 BB: 1 P: 7	R: 0 E: 0 K: 0 S: 5	H: 2 LOB: 2 BB: 0 P: 5	R: 0 E: 0 K: 0 S: 3	H: 2 LOB: 2 BB: 0 P: 5		1B: 11 2B: 2 3B: 0 HR: 1	SF: 1 SAC: 0 DP: 1 HBP: 0	WP: 0 PB: 0 SB: 1 CS: 0	PA: 40						
PITCHER	IP	WLS	BF	H	R	ER	SO	BB	IBB	HBP	BLK	WP	HR	S	P	ERA	WHIP										
Mike Chris, L ERA: 5.25 (1, 1)	2.2	L	16	6	6	6	2	3	0	0	0	0	1	23	29	20.25	3.375										
Jack Billingham, R ERA: 3.34 (3, 1)	5.1		24	8	1	1	0	1	0	0	0	0	1	23	27	1.69	1.688										

Batter	1	2	3	4	5	6	7	8	9	10	11	12	AB	R	H	RBI	BB	SO	LOB	TOP		
Ron LeFlore, R OBP: 0.356, SLG: 0.399 (1, 10)	F9 BB		6-3		3B BB		FC5		BB		5-3	FC5-4	4	1	0	0	3	0	4			
Alan Trammell, R OBP: 0.332, SLG: 0.357 (8, PH)													1	0	0	0	2	1	2			
Rick Patek, S OBP: 0.465, SLG: 0.286 (8, 6)			CS BB		K				F8				0	1	0	0	1	0	0			
Mark Wagner, R OBP: 0.335, SLG: 0.313 (8, 6)	1-2 BB								G3 BB				2	1	1	0	0	0	2			
Jerry Morales, R OBP: 0.263, SLG: 0.375 (7, 8)	F9												4	1	2	2	1	0	2			
John Wockenfuss, R OBP: 0.317, SLG: 0.527 (6, PH)													2	0	0	0	0	0	3			
Jason Thompson, L OBP: 0.343, SLG: 0.408 (6, 3)	F3		5-3										4	1	2	1	0	0	1			
Lance Parrish, R OBP: 0.342, SLG: 0.452 (1, 2)	K			5-3									6	0	2	2	0	2	3			
Lynn Jones, R OBP: 0.346, SLG: 0.391 (6, PH)		6-3											2	0	0	0	0	0	0			
Steve Kemp, L OBP: 0.397, SLG: 0.537 (6, 7)				4-3									4	1	1	0	0	1	3			
Tom Brookens, R OBP: 0.339, SLG: 0.370 (7, PH)													2	0	0	0	0	1	0			
Lou Whitaker, L OBP: 0.390, SLG: 0.377 (7, 4)	K			F2									4	0	2	1	0	0	0			
Aurelio Rodriguez, R OBP: 0.278, SLG: 0.306 (7, PH)													2	0	1	0	0	0	0			
Phil Markowski, L OBP: 0.288, SLG: 0.265 (7, 5)													3	0	0	0	0	2	2			
Dave Stegman, R OBP: 0.222, SLG: 0.529 (7, PH)													1	2	1	1	1	0	0			
Champ Summers, L OBP: 0.403, SLG: 0.548 (7, 9)	CS												3	0	1	0	1	0	2			
Inning Stats	R: 0 E: 0 K: 1 S: 5	H: 0 LOB: 2 BB: 2 P: 13	R: 0 E: 0 K: 1 S: 5	H: 1 LOB: 0 BB: 0 P: 5	R: 1 E: 0 K: 0 S: 3	H: 1 LOB: 1 BB: 2 P: 11	R: 0 E: 0 K: 0 S: 3	H: 0 LOB: 0 BB: 0 P: 3	R: 2 E: 0 K: 1 S: 5	H: 1 LOB: 1 BB: 2 P: 13	R: 0 E: 0 K: 1 S: 6	H: 1 LOB: 1 BB: 1 P: 10	R: 0 E: 0 K: 0 S: 4	H: 2 LOB: 1 BB: 0 P: 4	R: 0 E: 1 K: 1 S: 6	H: 0 LOB: 1 BB: 0 P: 6	R: 4 E: 2 K: 0 S: 8	H: 5 LOB: 2 BB: 1 P: 12	1B: 8 2B: 2 3B: 2 HR: 1	SF: 0 SAC: 2 DP: 1 HBP: 0	WP: 0 PB: 0 SB: 0 CS: 2	PA: 56
PITCHER	IP	WLS	BF	H	R	ER	SO	BB	IBB	HBP	BLK	WP	HR	S	P	ERA	WHIP					
Dave Righetti, L ERA: 3.4 (1, 1)	4.1	5.0	21	3	3	3	3	6	0	0	0	0	0	1	21	45	5.40	1.800				
Ron Davis, R ERA: 2.93 (6, 1)	1.2	6	1	0	0	2	0	0	0	0	0	0	0	10	10	0.00	0.600					
Rich Gossage, R ERA: 2.88 (7, 1)	5.1	L	28	9	5	4	2	2	1	0	0	0	0	29	41	6.75	2.062					

Detroit Tigers @ New York Yankees
Yankee Stadium, Bronx, NY
Sun Sep 16 1979, 3:33 AM EDT
Att. 40,192 - Unknown - 67 F

AB 44
R 8
H 13
RBI 7
BB 9
SO 7
LOB 24



Batter	1	2	3	4	5	6	7	8	9	10	11	12	AB	R	H	RBI	BB	SO	LOB	BOTTOM				
Bobby Murcer, L OBP: 0.348, SLG: 0.391 (1, 8)	G3												4	0	1	0	2	1	0					
Willie Randolph, R OBP: 0.375, SLG: 0.370 (1, 4)	6-3												5	0	0	0	1	0	2					
Oscar Gamble, L OBP: 0.454, SLG: 0.549 (5, PH)													2	0	0	0	0	0	0					
Lou Piniella, R OBP: 0.327, SLG: 0.431 (6, 7)	G3												3	0	0	0	0	0	3					
Reggie Jackson, L OBP: 0.378, SLG: 0.527 (1, 9)													4	1	1	0	1	2	0					
Chris Chambliss, L OBP: 0.320, SLG: 0.438 (1, 3)													5	2	3	1	0	1	1					
Graig Nettles, L OBP: 0.322, SLG: 0.398 (1, 5)													3	0	1	1	1	0	1					
Jim Spencer, L OBP: 0.386, SLG: 0.575 (6, PH)													2	0	0	1	0	0	1					
George Scott, R OBP: 0.320, SLG: 0.398 (6, PH)													3	0	2	0	0	0	0					
Fred Stanley, R OBP: 0.247, SLG: 0.289 (9, PH)													3	0	0	0	0	0	4					
Roy White, S OBP: 0.290, SLG: 0.286 (10, 6)													1	1	1	1	0	0	0					
Bucky Dent, R OBP: 0.289, SLG: 0.283 (10, 6)													1	0	0	0	0	0	1					
Brad Gulden, L OBP: 0.291, SLG: 0.190 (1, 2)													4	0	0	0	0	0	1					
Jerry Narron, L OBP: 0.206, SLG: 0.235 (12, PH)													1	0	0	0	0	0	0					
Inning Stats	R: 0 E: 0 K: 0 S: 3	H: 0 LOB: 0 BB: 0 P: 5	R: 2 E: 1 K: 0 S: 5	H: 1 LOB: 1 BB: 1 P: 9	R: 0 E: 0 K: 0 S: 5	H: 0 LOB: 0 BB: 0 P: 3	R: 1 E: 0 K: 0 S: 5	H: 2 LOB: 1 BB: 0 P: 6	R: 0 E: 0 K: 0 S: 3	H: 0 LOB: 1 BB: 1 P: 7	R: 0 E: 0 K: 1 S: 5	H: 1 LOB: 0 BB: 0 P: 5	R: 1 E: 0 K: 1 S: 6	H: 1 LOB: 0 BB: 0 P: 6	R: 0 E: 0 K: 1 S: 5	H: 0 LOB: 0 BB: 0 P: 5	R: 0 E: 0 K: 0 S: 4	H: 1 LOB: 1 BB: 0 P: 4	R: 0 E: 0 K: 0 S: 2	H: 0 LOB: 0 BB: 1 P: 6	1B: 6 2B: 1 3B: 0 HR: 2	SF: 1 SAC: 0 DP: 3 HBP: 0	WP: 0 PB: 0 SB: 0 CS: 1	PA: 47
PITCHER	IP	WLS	BF	H	R	ER	SO	BB	IBB	HBP	BLK	WP	HR	S	P	ERA	WHIP							
Dave Rozema, R ERA: 3.45 (5, 1)	4.1	20	4	3	2	0	2	0	0	0	0	0	0	1	18	26	4.15	1.385						
Bruce Robbins, L ERA: 4.22 (7, 1)	2.0	8	2	0	0	1	2	0	0	0	0	0	0	8	16	0.00	2.000							
Dave Tobik, R ERA: 4.04 (8, 1)	1.0	4	1	0	0	1	0	0	0	0	0	0	0	6	6	0.00	1.000							
Aurelio Lopez, R ERA: 2.26 (8, 1)	4.2	W	15	2	1	1	2	1	0	0	0	0	0	1	18	22	1.93	0.643						

Detroit Tigers @ New York Yankees
Yankee Stadium, Bronx, NY
Sun Sep 16 1979, 3:33 AM EDT
Att. 40,192 - Unknown - 67 F

AB 41
R 4
H 9
RBI 4
BB 5
SO 4
LOB 14



Batter	1	2	3	4	5	6	7	8	9	AB	R	H	RBI	BB	SO	LOB	TOP			
Willie Randolph, R (1.4) OBP: 0.378, SLG: 0.371										2	0	1	0	2	0	1	New York Yankees @ Cleveland Indians Cleveland Municipal Stadium, Cleveland, OH Mon Sep 17 1979, 7:05 PM EDT Unknown - 71 F			
Juan Beniquez, R (1.8) OBP: 0.278, SLG: 0.372										3	0	0	0	0	0	4				
Brad Gulden, L (5.2) OBP: 0.237, SLG: 0.190										0	0	0	0	0	0	0				
Dennis Werth, R (8, PH) OBP: 0.206, SLG: 0.235										1	0	0	0	0	0	1				
Jerry Narron, L (8, 2)										0	0	0	0	0	0	0				
Lou Piniella, R (1.7) OBP: 0.326, SLG: 0.432										4	0	1	0	0	0	1				
Reggie Jackson, L (1.9) OBP: 0.377, SLG: 0.523										3	0	0	0	1	2	1				
George Scott, R (1.10) OBP: 0.319, SLG: 0.394										3	1	0	0	1	0	3				
Chris Chambliss, L (1.3) OBP: 0.320, SLG: 0.437										4	0	1	0	0	0	1				
Fred Stanley, R (1.5) OBP: 0.256, SLG: 0.299										4	0	2	1	0	0	0				
Bucky Dent, R (1.6) OBP: 0.288, SLG: 0.281										3	0	0	0	1	0	1				
Bruce Robinson, L (1.2)										1	0	0	0	0	0	1				
Roy White, S (5, PH) OBP: 0.289, SLG: 0.285										1	0	0	0	0	0	3				
Bobby Murcer, L (5.8) OBP: 0.347, SLG: 0.390										1	0	0	0	0	1	0				
Inning Stats	R: 0 E: 0 K: 0 S: 3	H: 1 LOB: 0 BB: 0 P: 3	R: 0 E: 0 K: 1 S: 5	H: 0 LOB: 0 BB: 0 P: 5	R: 0 E: 1 K: 0 S: 4	H: 1 LOB: 1 BB: 0 P: 4	R: 0 E: 0 K: 1 S: 5	H: 0 LOB: 0 BB: 0 P: 5	R: 0 E: 0 K: 0 S: 4	H: 2 LOB: 3 BB: 3 P: 16	R: 0 E: 0 K: 0 S: 4	H: 1 LOB: 1 BB: 0 P: 4	R: 0 E: 0 K: 1 S: 5	H: 0 LOB: 0 BB: 0 P: 5	R: 0 E: 0 K: 0 S: 3	H: 0 LOB: 0 BB: 0 P: 3	1B: 4 2B: 1 3B: 0 HR: 0	SF: 0 SAC: 0 DP: 2 HBP: 0	WP: 0 PB: 0 SB: 0 CS: 0	PA: 35
PITCHER Rick Waits, L (1.1) ERA: 4.53	IP: 9.0 WLS: W BF: 35 H: 5 R: 1 ER: 1 SO: 3 BB: 5 IBB: 0 HBP: 0 BLK: 0 WP: 0 HR: 0 S: 36 P: 56 ERA: 1.00 WHIP: 1.111															PITCHER				



Batter	1	2	3	4	5	6	7	8	9	AB	R	H	RBI	BB	SO	LOB	BOTTOM			
Mike Hargrove, L (1.7) OBP: 0.309, SLG: 0.432										3	1	2	1	2	0	1	New York Yankees @ Cleveland Indians Cleveland Municipal Stadium, Cleveland, OH Mon Sep 17 1979, 7:05 PM EDT Unknown - 71 F			
Rick Manning, L (1.8) OBP: 0.328, SLG: 0.304										5	1	2	0	0	0	4				
Toby Harrah, R (1.5) OBP: 0.393, SLG: 0.433										4	0	2	0	1	0	4				
Andre Thornton, R (1.3) OBP: 0.344, SLG: 0.440										4	0	1	1	0	2	5				
Cliff Johnson, R (1.10) OBP: 0.336, SLG: 0.466										4	0	1	1	0	1	5				
Ron Hassey, L (1.2) OBP: 0.339, SLG: 0.392										3	1	1	0	1	0	0				
Jim Norris, L (1.9) OBP: 0.327, SLG: 0.349										3	2	2	1	1	0	1				
Duane Kuiper, L (1.4) OBP: 0.313, SLG: 0.295										3	0	1	1	0	0	2				
Tom Verzyer, R (1.6) OBP: 0.277, SLG: 0.246										4	0	1	0	0	1	2				
Inning Stats	R: 0 E: 0 K: 1 S: 7	H: 2 LOB: 2 BB: 0 P: 7	R: 0 E: 0 K: 0 S: 3	H: 0 LOB: 1 BB: 1 P: 7	R: 0 E: 0 K: 1 S: 5	H: 0 LOB: 2 BB: 2 P: 13	R: 0 E: 0 K: 0 S: 3	H: 1 LOB: 0 BB: 0 P: 3	R: 2 E: 0 K: 1 S: 7	H: 3 LOB: 2 BB: 1 P: 11	R: 1 E: 0 K: 0 S: 5	H: 2 LOB: 1 BB: 0 P: 5	R: 0 E: 1 K: 1 S: 6	H: 2 LOB: 1 BB: 0 P: 6	R: 2 E: 0 K: 0 S: 6	H: 3 LOB: 2 BB: 1 P: 10		1B: 10 2B: 3 3B: 0 HR: 0	SF: 0 SAC: 1 DP: 1 HBP: 0	WP: 0 PB: 0 SB: 0 CS: 1
PITCHER Jim Beattie, R (1.1) ERA: 5.07 Jim Kaat, L (6.1) ERA: 3.66 Mike Griffin, R (7.1) ERA: 18.0 Don Hood, L (8.1) ERA: 3.0	IP: 5.2 WLS: L BF: 27 H: 8 R: 3 ER: 3 SO: 3 BB: 4 IBB: 0 HBP: 0 BLK: 0 WP: 0 HR: 0 S: 29 P: 45 ERA: 4.76 WHIP: 2.118															PITCHER				



Batter	1	2	3	4	5	6	7	8	9	AB	R	H	RBI	BB	SO	LOB	TOP			
Oscar Gamble, L (1, 7) OBP: 0.446, SLG: 0.538	F6		K		F5		E4		4-3	5	0	0	0	0	1	1				
Bobby Murcer, L (1, 8) OBP: 0.346, SLG: 0.388	1B		F8			G3	F9			4	0	1	0	0	0	1				
Jim Spencer, L (1, 3) George Scott, R (8, PH) OBP: 0.318, SLG: 0.393	F5			4-3		1B		K		3	0	1	0	0	0	1				
Reggie Jackson, L (1, 9) OBP: 0.378, SLG: 0.530	1B			4-3		F7		HR		4	1	2	1	0	0	1				
Chris Chambliss, L (1, 10) OBP: 0.319, SLG: 0.435	F8			HR	1B	F7		F7		4	1	1	0	0	0	3				
Jerry Naron, L (1, 2) OBP: 0.216, SLG: 0.275		G3		HR	1B		HR	K		4	2	2	2	0	1	0				
Brian Doyle, L (1, 4) OBP: 0.241, SLG: 0.231	F8			4-3			F8		F9	4	0	0	0	0	0	1				
Fred Stanley, R (1, 5) Graig Nettles, L (7, PH) Damaso Garcia, R (7, 5)	F9				F4		F5		F9	2	0	0	0	0	0	0				
Bucky Dent, R (1, 6) OBP: 0.290, SLG: 0.290			6-3		4-3		HR		1B	4	1	2	2	0	0	0				
Inning Stats	R: 0 E: 0 K: 0 S: 5	H: 2 LOB: 2 BB: 0 P: 5	R: 0 E: 0 K: 0 S: 3	H: 0 LOB: 0 BB: 0 P: 3	R: 0 E: 0 K: 1 S: 5	H: 0 LOB: 0 BB: 0 P: 5	R: 2 E: 0 K: 0 S: 5	H: 2 LOB: 0 BB: 0 P: 5	R: 0 E: 0 K: 0 S: 4	H: 1 LOB: 1 BB: 0 P: 4	R: 2 E: 1 K: 0 S: 6	H: 2 LOB: 1 BB: 0 P: 6	R: 1 E: 0 K: 2 S: 8	H: 1 LOB: 0 BB: 0 P: 8	R: 0 E: 0 K: 0 S: 4	H: 1 LOB: 1 BB: 0 P: 4	1B: 6 2B: 0 3B: 0 HR: 3	SF: 0 SAC: 0 DP: 0 HBP: 0	WP: 0 PB: 0 SB: 0 CS: 0	PA: 37
PITCHER	IP WLS BF H R ER SO BB IBB HBP BLK WP HR S P ERA WHIP																			
Dan Spillner, R (1, 1) ERA: 4.9	7.0	29	7	4	4	1	0	0	0	0	0	0	0	2	31	31	5.14	1.000		
Sid Monge, L (8, 1) ERA: 2.43	2.0	8	2	1	1	2	0	0	0	0	0	0	1	12	12	4.50	1.000			

New York Yankees @ Cleveland Indians
Cleveland Municipal Stadium, Cleveland, OH
Mon Sep 17 1979, 7:05 PM EDT
Att: 14,063 - Unknown

AB	37
R	5
H	9
RBI	5
BB	0
SO	3
LOB	9



Batter	1	2	3	4	5	6	7	8	9	AB	R	H	RBI	BB	SO	LOB	BOTTOM			
Mike Hargrove, L (1, 7) OBP: 0.311, SLG: 0.439	G3		E6		E		FC3-6		3B	5	0	3	2	0	0	1				
Rick Manning, L (1, 8) OBP: 0.326, SLG: 0.302	F5		FC6		F9		FC3-6			4	0	0	0	0	0	4				
Toby Harrah, R (1, 5) OBP: 0.392, SLG: 0.437	F9			HR	F8		FC6-4			4	1	1	1	0	0	2				
Andre Thornton, R (1, 3) OBP: 0.346, SLG: 0.446		F9		HR	F8			G4-6-3	1B	4	1	2	1	0	0	1				
Cliff Johnson, R (1, 10) OBP: 0.334, SLG: 0.463		5-3		K		G4-6-3	1B		G4-6-3	4	0	1	0	0	1	1				
Jim Norris, L (1, 9) Ron Pruitt, R (8, PH) Dell Alton, L (8, PR) OBP: 0.346, SLG: 0.397	F9				1B		G4-6-3		BB	3	1	1	0	0	0	1				
Gary Alexander, R (1, 2) OBP: 0.312, SLG: 0.401			6-3		G4-6-3	1B	K		F8	4	0	1	1	0	1	1				
Duane Kuiper, L (1, 4) OBP: 0.315, SLG: 0.296			E	SH1-4	G4-6-3		SH1		6-3	3	1	1	0	1	0	1				
Tom Verzyer, R (1, 6) OBP: 0.280, SLG: 0.250			SH1-4		1B		SH1		3B	2	2	0	0	0	0	0				
Inning Stats	R: 0 E: 0 K: 0 S: 3	H: 0 LOB: 0 BB: 0 P: 3	R: 0 E: 0 K: 0 S: 4	H: 0 LOB: 2 BB: 1 P: 8	R: 3 E: 0 K: 1 S: 8	H: 4 LOB: 0 BB: 0 P: 8	R: 1 E: 0 K: 0 S: 5	H: 2 LOB: 1 BB: 0 P: 5	R: 0 E: 0 K: 1 S: 5	H: 1 LOB: 1 BB: 0 P: 5	R: 1 E: 0 K: 0 S: 5	H: 2 LOB: 1 BB: 0 P: 5	R: 0 E: 0 K: 0 S: 3	H: 1 LOB: 1 BB: 1 P: 7	R: 1 E: 0 K: 0 S: 3	H: 2 LOB: 1 BB: 0 P: 3	1B: 8 2B: 0 3B: 2 HR: 2	SF: 0 SAC: 2 DP: 3 HBP: 0	WP: 0 PB: 0 SB: 0 CS: 0	PA: 37
PITCHER	IP WLS BF H R ER SO BB IBB HBP BLK WP HR S P ERA WHIP																			
Catfish Hunter, R (1, 1) ERA: 5.31	6.1	27	8	5	4	2	1	0	0	0	0	0	0	2	30	34	5.68	1.421		
Don Hood, L (7, 1) ERA: 3.03	2.0	10	4	1	1	0	1	0	0	0	0	0	0	9	13	4.50	2.500			

New York Yankees @ Cleveland Indians
Cleveland Municipal Stadium, Cleveland, OH
Mon Sep 17 1979, 7:05 PM EDT
Att: 14,063 - Unknown

AB	33
R	6
H	12
RBI	5
BB	2
SO	2
LOB	12



Batter	1	2	3	4	5	6	7	8	9	AB	R	H	RBI	BB	SO	LOB	TOP										
Bobby Murcer, L (1, 8) Bobby Brown, S (5, 8) OBP: 0.345, SLG: 0.386 OBP: 0.267, SLG: 0.268	G3		F7			K		3-1		2	0	0	0	0	0	1											
Willie Randolph, R (1, 4) Brian Doyle, L (5, 4) OBP: 0.376, SLG: 0.369 OBP: 0.226, SLG: 0.214	K			5-3		F8		F8		2	0	0	0	0	1	0											
Oscar Gamble, L (1, 7) Fred Stanley, R (7, 7) OBP: 0.445, SLG: 0.548 OBP: 0.250, SLG: 0.289	K			4-3			HR	F8		3	1	1	1	0	1	0											
Reggie Jackson, L (1, 9) Juan Beniquez, R (5, 9) OBP: 0.377, SLG: 0.528 OBP: 0.298, SLG: 0.388		3-1			3-1			1B SF8 2B		2	0	0	0	0	0	0											
Chris Chambliss, L (1, 3) Dennis Werth, R (5, 3) OBP: 0.318, SLG: 0.433 OBP: 0.333, SLG: 0.333	G3				4-3			L8		2	0	0	0	0	0	0											
Graig Nettles, L (1, 5) Roy Staiger, R (5, 5) OBP: 0.320, SLG: 0.395 OBP: 0.320, SLG: 0.395	F2				G3			F8		2	0	0	0	0	0	0											
Jim Spencer, L (1, 10) Jerry Narron, L (7, PH) OBP: 0.363, SLG: 0.568 OBP: 0.221, SLG: 0.272			F8		F4			K		2	0	0	0	0	0	0											
Bruce Robinson, L (1, 2) OBP: 0.250, SLG: 0.250			F7			F8				3	0	1	1	0	0	0											
Bucky Dent, R (1, 6) Damaso Garcia, R (5, 6) OBP: 0.291, SLG: 0.290 OBP: 0.333, SLG: 0.667										0	0	0	0	1	0	0											
Inning Stats	R: 0 E: 0 K: 2 S: 7	H: 0 LOB: 0 BB: 0 P: 7	R: 0 E: 0 K: 0 S: 3	H: 0 LOB: 0 BB: 0 P: 3	R: 0 E: 0 K: 0 S: 3	H: 0 LOB: 1 BB: 1 P: 7	R: 0 E: 0 K: 0 S: 3	H: 0 LOB: 0 BB: 0 P: 3	R: 0 E: 0 K: 1 S: 6	H: 1 LOB: 1 BB: 0 P: 6	R: 3 E: 0 K: 0 S: 6	H: 4 LOB: 1 BB: 1 P: 10	R: 0 E: 0 K: 1 S: 3	H: 0 LOB: 0 BB: 0 P: 3	R: 0 E: 0 K: 1 S: 6	H: 1 LOB: 1 BB: 0 P: 6	1B: 3 2B: 2 3B: 0 HR: 1	SF: 1 SAC: 0 DP: 0 HBP: 0	WP: 0 PB: 0 SB: 0 CS: 0	PA: 34							
PITCHER	IP	WLS	BF	H	R	ER	SO	BB	IBB	HBP	BLK	WP	HR	S	P	ERA	WHIP										
Mike Paxton, R (1, 1) ERA: 5.72	7.0	W	27	5	3	3	3	2	0	0	0	0	1	31	39	3.86	1.000										
Sandy Whitol, R (8, 1) ERA: 6.75	1.0		3	0	0	0	0	0	0	0	0	0	0	3	3	0.00	0.000										
Victor Cruz, R (9, 1) ERA: 4.36	1.0		4	1	0	0	1	0	0	0	0	0	0	6	6	0.00	1.000										

New York Yankees @ Cleveland Indians
Cleveland Municipal Stadium, Cleveland, OH
Tue Sep 18 1979, 7:05 PM EDT
Att: 8,908 - Unknown - 73 F

AB 31
R 3
H 6
RBI 3
BB 2
SO 4
LOB 7



Batter	1	2	3	4	5	6	7	8	9	AB	R	H	RBI	BB	SO	LOB	BOTTOM										
Mike Hargrove, L (1, 7) Dell Alston, L (7, 7) OBP: 0.413, SLG: 0.440 OBP: 0.358, SLG: 0.407	E FC4-2 1B					L3				4	1	2	0	1	0	2											
Rick Manning, L (1, 8) OBP: 0.326, SLG: 0.301	FC4-2 CS					3-1		4-3		5	2	1	1	1	0	6											
Toby Harrah, R (1, 6) OBP: 0.394, SLG: 0.450	HR		B1-3							4	3	2	4	1	0	0											
Andre Thornton, R (1, 3) Wayne Cage, L (8, 3) OBP: 0.348, SLG: 0.448 OBP: 0.314, SLG: 0.326	HR BB		BB 1B BB			K				3	3	1	0	2	2	2											
Cliff Johnson, R (1, 10) OBP: 0.342, SLG: 0.487	HR		1B BB			K				3	3	2	5	1	1	0											
Ron Pruitt, R (1, 9) OBP: 0.370, SLG: 0.370	BB		F7			K				4	2	2	1	1	1	2											
Gary Alexander, R (1, 2) OBP: 0.313, SLG: 0.401	1-3									5	0	2	2	0	0	2											
Ted Cox, R (1, 5) OBP: 0.269, SLG: 0.313		1-3				E6				4	1	1	2	0	1	1											
Dave Rosello, R (1, 4) OBP: 0.359, SLG: 0.474						5-3				4	1	2	1	1	1	2											
Inning Stats	R: 3 E: 1 K: 0 S: 5	H: 3 LOB: 1 BB: 2 P: 13	R: 0 E: 0 K: 0 S: 2	H: 0 LOB: 1 BB: 2 P: 10	R: 1 E: 0 K: 0 S: 3	H: 1 LOB: 2 BB: 2 P: 11	R: 8 E: 0 K: 1 S: 13	H: 8 LOB: 1 BB: 0 P: 14	R: 3 E: 0 K: 2 S: 8	H: 1 LOB: 0 BB: 2 P: 16	R: 0 E: 1 K: 0 S: 4	H: 0 LOB: 1 BB: 0 P: 4	R: 0 E: 0 K: 2 S: 7	H: 0 LOB: 0 BB: 0 P: 7	R: 1 E: 0 K: 1 S: 8	H: 3 LOB: 2 BB: 0 P: 8	1B: 8 2B: 3 3B: 0 HR: 5	SF: 1 SAC: 0 DP: 1 HBP: 1	WP: 0 PB: 0 SB: 0 CS: 1	PA: 47							
PITCHER	IP	WLS	BF	H	R	ER	SO	BB	IBB	HBP	BLK	WP	HR	S	P	ERA	WHIP										
Paul Mirabella, L (1, 1) ERA: 8.79	2.1		10	1	1	1	0	4	0	0	0	0	0	6	22	3.86	2.143										
Rick Anderson, R (1, 1) ERA: 3.86	0.0		8	7	8	8	0	0	0	1	0	0	2	7	8	∞	∞										
Bob Kammeyer, R (4, 1) ERA:	3.0		14	2	3	3	3	2	0	0	0	0	1	18	26	9.00	1.333										
Don Hood, L (4, 1) ERA: 3.24	2.0		9	3	1	1	3	0	0	0	0	0	0	15	15	4.50	1.500										
Jim Kaat, L (7, 1) ERA: 3.88																											

New York Yankees @ Cleveland Indians
Cleveland Municipal Stadium, Cleveland, OH
Tue Sep 18 1979, 7:05 PM EDT
Att: 8,908 - Unknown - 73 F

AB 37
R 16
H 16
RBI 16
BB 8
SO 6
LOB 17



Batter	1	2	3	4	5	6	7	8	9	AB	R	H	RBI	BB	SO	LOB	TOP		
Bobby Murcer, L OBP: 0.347, SLG: 0.388 (1, 8)	G3		FC1-6 1B		FC6-4 1B		BB IBB		F7	4	0	2	0	1	0	0			
Willie Randolph, R OBP: 0.375, SLG: 0.367 (1, 4)	6-3		FC1-6 1-2		FC6-4 1-2		BB		K	4	0	0	1	1	1	2			
Jim Spencer, L OBP: 0.359, SLG: 0.559 (1, 10)	F8		F8		3-1		3-1			4	0	0	0	0	0	4			
Reggie Jackson, L OBP: 0.376, SLG: 0.532 Bobby Brown, S OBP: 0.267, SLG: 0.268 (8, 8)		HR		3-1		F4		G3		4	1	1	1	0	0	0			
Chris Chambliss, L OBP: 0.318, SLG: 0.431 (1, 3)	F7			L5		F8		4-1 BB		3	0	0	0	1	0	0			
Graig Nettles, L OBP: 0.322, SLG: 0.395 (1, 5)	F8			BB			SH1-3 BB	4-1		3	1	1	0	1	0	1			
Oscar Gamble, L OBP: 0.449, SLG: 0.545 (1, 7)				BB		K	BB SH1-3 1B			1	0	0	0	3	1	1			
Jerry Narron, L OBP: 0.216, SLG: 0.264 (1, 2)	F7					F9	SH1-3	4-3		3	0	0	0	0	0	3			
Bucky Dent, R OBP: 0.289, SLG: 0.287 (1, 6)			F7		6-3		5-3		F9	4	0	0	0	0	0	2			
Inning Stats	R: 0 E: 0 K: 0 S: 3	H: 0 LOB: 0 BB: 0 P: 3	R: 1 E: 0 K: 0 S: 4	H: 1 LOB: 1 BB: 1 P: 8	R: 0 E: 0 K: 0 S: 4	H: 1 LOB: 1 BB: 0 P: 4	R: 0 E: 0 K: 1 S: 5	H: 0 LOB: 1 BB: 0 P: 9	R: 0 E: 0 K: 0 S: 4	H: 0 LOB: 0 BB: 0 P: 3	R: 1 E: 0 K: 0 S: 4	H: 1 LOB: 3 BB: 3 P: 16	R: 0 E: 0 K: 0 S: 3	H: 0 LOB: 2 BB: 2 P: 11	R: 0 E: 0 K: 1 S: 5	H: 0 LOB: 0 BB: 0 P: 5	1B: 3 2B: 0 3B: 0 HR: 1	SF: 0 SAC: 1 DP: 0 HBP: 0	WP: 0 PA: 38 PB: 0 SB: 0 CS: 0
PITCHER Rick Wise, R ERA: 3.57 (1, 1)	IP: 9.0 WLS: L BF: 38	H: 4 R: 2 ER: 2 SO: 2	BB: 5 IBB: 2 HBP: 0 BLK: 0	WP: 0 HR: 1 S: 35 P: 63	ERA: 2.00 WHIP: 1.000														

New York Yankees @ Cleveland Indians
Cleveland Municipal Stadium, Cleveland, OH
Wed Sep 19 1979, 7:05 PM EDT
Att: 8,216 - Unknown - 58 F

AB 30
R 2
H 4
RBI 2
BB 7
SO 2
LOB 13



Batter	1	2	3	4	5	6	7	8	9	AB	R	H	RBI	BB	SO	LOB	BOTTOM		
Mike Hargrove, L OBP: 0.310, SLG: 0.436 (1, 7)	K		4-3			G4-6-3			K	4	0	0	0	0	2	1			
Rick Manning, L OBP: 0.324, SLG: 0.299 (1, 8)	K			1-3		4-3			4-3	4	0	0	0	0	1	0			
Toby Harrah, R OBP: 0.393, SLG: 0.448 (1, 6)	6-3			5-3			5-3		BB 1B	4	0	1	0	0	0	0			
Andre Thornton, R OBP: 0.349, SLG: 0.449 Dell Alton, L OBP: 0.356, SLG: 0.407 (9, PR)		G5-4-3 2B		F9			F9		4-0 BB	3	0	1	0	1	0	0			
Cliff Johnson, R OBP: 0.341, SLG: 0.482 (1, 10)		G5-4-3 BB			6-3		K		6-3	3	0	0	0	1	1	2			
Ron Pruitt, R OBP: 0.364, SLG: 0.362 (1, 9)		G5-4-3 1-2 2-3			6-3		6-3		6-3	3	0	0	0	0	0	2			
Gary Alexander, R OBP: 0.310, SLG: 0.397 (1, 2)		K			E6 WP			5-3		3	0	0	0	0	1	1			
Duane Kuiper, L OBP: 0.313, SLG: 0.294 Dave Rosello, R OBP: 0.366, SLG: 0.481 (7, 4)			6-3		6-3		K			2	0	0	0	0	1	1			
Ted Cox, R OBP: 0.270, SLG: 0.310 (1, 5)			K			G4-6-3 BB		F8		2	0	0	0	1	1	1			
Inning Stats	R: 0 E: 0 K: 2 S: 7	H: 0 LOB: 0 BB: 0 P: 7	R: 0 E: 0 K: 1 S: 5	H: 1 LOB: 1 BB: 1 P: 9	R: 0 E: 0 K: 0 S: 3	H: 0 LOB: 0 BB: 0 P: 3	R: 0 E: 0 K: 0 S: 3	H: 0 LOB: 0 BB: 0 P: 3	R: 0 E: 1 K: 1 S: 6	H: 0 LOB: 1 BB: 0 P: 6	R: 0 E: 0 K: 0 S: 2	H: 0 LOB: 0 BB: 1 P: 6	R: 0 E: 0 K: 1 S: 5	H: 1 LOB: 1 BB: 0 P: 4	R: 0 E: 0 K: 1 S: 6	H: 1 LOB: 2 BB: 1 P: 10	1B: 2 2B: 1 3B: 0 HR: 0	SF: 0 SAC: 0 DP: 2 HBP: 0	WP: 1 PA: 32 PB: 0 SB: 0 CS: 0
PITCHER Tommy John, L ERA: 2.91 Ron Davis, R ERA: 2.92 (9, 1)	IP: 8.2 WLS: W BF: 30	H: 3 R: 0 ER: 0 SO: 7	BB: 2 IBB: 0 HBP: 0 BLK: 0	WP: 2 HR: 0 S: 42 P: 50	ERA: 0.00 WHIP: 0.577														

New York Yankees @ Cleveland Indians
Cleveland Municipal Stadium, Cleveland, OH
Wed Sep 19 1979, 7:05 PM EDT
Att: 8,216 - Unknown - 58 F

AB 29
R 0
H 3
RBI 0
BB 3
SO 7
LOB 8



Batter	1	2	3	4	5	6	7	8	9	AB	R	H	RBI	BB	SO	LOB	TOP			
Willie Randolph, R (1, 4) OBP: 0.374, SLG: 0.365										3	0	0	0	1	0	1	New York Yankees @ Minnesota Twins Metropolitan Stadium, Bloomington, MI Thu Sep 20 1979, 4:33 AM EDT Att. 5,357 - Unknown - 70 F AB 32 R 1 H 7 RBI 1 BB 3 SO 2 LOB 17 			
Bobby Murcer, L (1, 8) OBP: 0.351, SLG: 0.350										3	0	2	0	1	1	0				
Juan Beniquez, R (8, FR) OBP: 0.288, SLG: 0.388										0	0	0	0	0	0	0				
Roy White, S (1, 7) OBP: 0.288, SLG: 0.284										4	0	1	0	0	0	2				
Lou Piniella, R (1, 9) OBP: 0.324, SLG: 0.428										4	0	0	0	0	1	4				
George Scott, R (1, 10) OBP: 0.320, SLG: 0.392										3	1	1	0	1	0	0				
Chris Chambliss, L (1, 3) OBP: 0.319, SLG: 0.433										4	0	2	1	0	0	3				
Graig Nettles, L (1, 5) OBP: 0.321, SLG: 0.394										4	0	1	0	0	0	2				
Bucky Dent, R (1, 6) OBP: 0.287, SLG: 0.285										3	0	0	0	0	0	2				
Reggie Jackson, L (9, PH) OBP: 0.375, SLG: 0.531										1	0	0	0	0	0	1				
Brad Gulden, L (1, 2) OBP: 0.232, SLG: 0.186										2	0	0	0	0	0	1				
Dennis Werth, R (7, PH) OBP: 0.250, SLG: 0.250										1	0	0	0	0	0	1				
Bruce Robinson, L (7, 2) OBP: 0.250, SLG: 0.250										0	0	0	0	0	0	0				
Inning Stats	R: 0 E: 0 K: 1 S: 5	H: 1 LOB: 3 BB: 3 P: 17	R: 0 E: 0 K: 0 S: 4	H: 1 LOB: 1 BB: 0 P: 4	R: 0 E: 0 K: 1 S: 5	H: 0 LOB: 0 BB: 0 P: 5	R: 0 E: 0 K: 0 S: 3	H: 0 LOB: 0 BB: 0 P: 3	R: 0 E: 0 K: 0 S: 3	H: 1 LOB: 0 BB: 0 P: 3	R: 1 E: 0 K: 0 S: 5	H: 2 LOB: 1 BB: 0 P: 5	R: 0 E: 0 K: 0 S: 4	H: 1 LOB: 1 BB: 0 P: 4	R: 0 E: 0 K: 0 S: 4	H: 1 LOB: 1 BB: 0 P: 4	1B: 6 2B: 1 3B: 0 HR: 0	SF: 0 SAC: 0 DP: 1 HBP: 0	WP: 0 PB: 0 CS: 1	PA: 35
PITCHER Geoff Zahn, L (1, 1) ERA: 3.47	IP: 9.0 WLS: W BF: 35 H: 7 R: 1 ER: 1 SO: 2 BB: 3 IBB: 0 HBP: 0 BLK: 0 WP: 0 HR: 0 S: 36 P: 48 ERA: 1.00 WHIP: 1.111															PITCHER				

Batter	1	2	3	4	5	6	7	8	9	AB	R	H	RBI	BB	SO	LOB	BOTTOM			
Willie Norwood, R (1, 10) OBP: 0.298, SLG: 0.380										3	0	0	0	0	2	0	New York Yankees @ Minnesota Twins Metropolitan Stadium, Bloomington, MI Thu Sep 20 1979, 4:33 AM EDT Att. 5,357 - Unknown - 70 F AB 27 R 3 H 4 RBI 3 BB 1 SO 7 LOB 6 			
Glenn Adams, L (8, PH) OBP: 0.352, SLG: 0.427										0	0	0	0	0	0	0				
Jose Morales, R (8, PH) OBP: 0.325, SLG: 0.345										1	0	0	0	0	0	1				
Ken Landreaux, L (1, 7) OBP: 0.348, SLG: 0.447										4	0	0	0	0	2	2				
Ron Jackson, R (1, 3) OBP: 0.332, SLG: 0.417										3	0	0	0	0	2	0				
Roy Smalley, S (1, 6) OBP: 0.356, SLG: 0.450										3	1	1	0	0	0	0				
Bombo Rivera, R (1, 9) OBP: 0.323, SLG: 0.392										1	1	0	0	1	0	0				
John Castino, R (1, 5) OBP: 0.334, SLG: 0.388										3	1	2	3	0	0	0				
Butch Wynegar, S (1, 2) OBP: 0.355, SLG: 0.337										3	0	0	0	0	0	1				
Bob Randall, R (1, 4) OBP: 0.302, SLG: 0.282										2	0	0	0	0	0	1				
Rob Wilford, L (8, PH) OBP: 0.355, SLG: 0.471										1	0	1	0	0	0	0				
Dave Edwards, R (1, 8) OBP: 0.322, SLG: 0.401										3	0	0	0	0	1	1				
Inning Stats	R: 0 E: 0 K: 2 S: 7	H: 0 LOB: 0 BB: 0 P: 7	R: 1 E: 0 K: 0 S: 5	H: 2 LOB: 1 BB: 0 P: 5	R: 0 E: 0 K: 1 S: 5	H: 0 LOB: 0 BB: 0 P: 5	R: 0 E: 0 K: 1 S: 5	H: 0 LOB: 0 BB: 0 P: 5	R: 0 E: 1 K: 1 S: 5	H: 0 LOB: 0 BB: 0 P: 5	R: 2 E: 0 K: 1 S: 6	H: 1 LOB: 0 BB: 1 P: 10	R: 0 E: 0 K: 1 S: 6	H: 1 LOB: 1 BB: 0 P: 6	R: 0 E: 0 K: 1 S: 6	H: 1 LOB: 1 BB: 0 P: 6	1B: 2 2B: 1 3B: 0 HR: 1	SF: 0 SAC: 1 DP: 0 HBP: 0	WP: 0 PB: 0 CS: 0	PA: 29
PITCHER Dave Righetti, L (1, 1) ERA: 4.5	IP: 7.0 WLS: L BF: 25 H: 3 R: 3 ER: 3 SO: 6 BB: 1 IBB: 0 HBP: 0 BLK: 0 WP: 0 HR: 1 S: 36 P: 40 ERA: 3.86 WHIP: 0.571															PITCHER				
Mike Griffin, R (8, 1) ERA: 13.5	0.1	2	1	0	0	1	0	0	0	0	0	4	4	0.00	3.000					
Jim Kaat, L (8, 1) ERA: 3.65	0.2	2	0	0	0	0	0	0	0	0	0	2	2	0.00	0.000					

Batter	1	2	3	4	5	6	7	8	9	AB	R	H	RBI	BB	SO	LOB	TOP					
Bobby Murcer, L OBP: 0.349, SLG: 0.386 (1, 8)	G3			SH1-4 HR BB	L6		G4-6-3		4-3	4	1	0	0	1	0	2						
Willie Randolph, R OBP: 0.372, SLG: 0.362 (1, 4)	6-3			SH1-4 1-2	K			5-3		3	0	0	0	0	1	1						
Oscar Gamble, L OBP: 0.448, SLG: 0.567 (1, 7)	F8			2-H HR	L4			HR		4	2	2	3	0	0	1						
Reggie Jackson, L OBP: 0.379, SLG: 0.542 (1, 9)		K		HR	2B		G4-6-3 1B	HR		4	2	3	1	0	1	0						
Chris Chambliss, L OBP: 0.320, SLG: 0.432 (1, 3)	6-3			F6			G4-6-3 1B			4	0	2	0	0	0	1						
Jim Spencer, L OBP: 0.356, SLG: 0.551 (1, 10)	4-3			HR	IBB		G4-6-3 1B	F8		3	1	0	0	1	0	3						
Jerry Narron, L OBP: 0.215, SLG: 0.288 (1, 2)			E4	G4-6-3 HR	HR		4-3	2-3		4	1	1	3	0	0	2						
Damaso Garcia, R OBP: 0.100, SLG: 0.200 (1, 6)			F9	1-3			5-3			4	0	0	0	0	0	1						
Roy Staiger, R OBP: 0.333, SLG: 0.500 (1, 5)	G4-6-3				WP	2B		6-3		4	0	2	0	0	0	1						
Inning Stats	R: 0 E: 0 K: 0 S: 3	H: 0 LOB: 0 BB: 0 P: 3	R: 0 E: 0 K: 1 S: 5	H: 0 LOB: 0 BB: 0 P: 5	R: 0 E: 1 K: 0 S: 3	H: 0 LOB: 0 BB: 0 P: 3	R: 5 E: 0 K: 0 S: 6	H: 3 LOB: 0 BB: 2 P: 14	R: 0 E: 0 K: 1 S: 6	H: 1 LOB: 1 BB: 0 P: 6	R: 0 E: 0 K: 0 S: 4	H: 2 LOB: 1 BB: 0 P: 4	R: 0 E: 0 K: 0 S: 3	H: 1 LOB: 0 BB: 0 P: 3	R: 2 E: 0 K: 0 S: 6	H: 3 LOB: 1 BB: 0 P: 6	R: 0 E: 0 K: 0 S: 3	H: 0 LOB: 0 BB: 0 P: 3	1B: 4 2B: 2 3B: 0 HR: 4	SF: 0 SAC: 1 DP: 3 HBP: 0	WP: 1 PB: 0 SB: 0 CS: 0	PA: 37
PITCHER	IP	WLS	BF	H	R	ER	SO	BB	IBB	HBP	BLK	WP	HR	S	P	ERA	WHIP					
Butch Edge, R ERA: 4.88 (1, 1)	5.0	L	23	6	5	5	2	1	1	0	0	1	2	25	33	9.00	1.400					
Jerry Garvin, L ERA: 3.33 (6, 1)	2.1		9	4	2	2	0	0	0	0	0	0	2	9	9	7.71	1.714					
Dave Freisleben, R ERA: 5.0 (8, 1)	1.2		5	0	0	0	0	0	0	0	0	0	0	5	5	0.00	0.000					

New York Yankees @ Toronto Blue Jays
Exhibition Stadium, Toronto, ON
Sat Sep 22 1979, 3:33 AM EDT
Att: 37,408 - Sunny - 58 F

AB	34
R	7
H	10
RBI	7
BB	2
SO	2
LOB	12



Batter	1	2	3	4	5	6	7	8	9	AB	R	H	RBI	BB	SO	LOB	BOTTOM				
Alfredo Griffin, S OBP: 0.326, SLG: 0.342 (1, 6)	CS			2B G3	1B		K		K	4	1	2	0	0	2	0					
Al Woods, L OBP: 0.339, SLG: 0.387 (1, 7)	G4-6-3			K			F9		F7	3	0	0	0	1	1	1					
Roy Howell, L OBP: 0.315, SLG: 0.409 (1, 5)	G4-6-3			G3	2B		HR	1B		4	1	2	0	0	0	1					
Tony Solaita, L OBP: 0.387, SLG: 0.413 (1, 10)		F8		G3			HR	1B		2	0	0	1	0	0	1					
Rico Carty, R OBP: 0.323, SLG: 0.392 (7, PH)		F8		2-3 3-H			HR	1B		2	2	2	2	0	0	0					
John Mayberry, L OBP: 0.372, SLG: 0.461 (1, 3)		F4		F5			HBP			2	0	0	0	0	0	1					
Craig Kusick, R OBP: 0.307, SLG: 0.431 (7, PR) (8, 3)		F4						1B		1	0	1	0	0	0	0					
Rick Rosetti, R OBP: 0.291, SLG: 0.367 (1, 8)		F7			5-3		F7			4	0	1	1	0	0	1					
Rick Cerone, R OBP: 0.289, SLG: 0.346 (1, 2)			K		K		F6		E6	4	0	1	0	0	2	1					
Bob Bailor, R OBP: 0.297, SLG: 0.278 (1, 9)			F9		F9		L4			3	0	0	0	1	0	1					
Dave McKay, S OBP: 0.248, SLG: 0.267 (1, 4)			F8				4-3			3	0	0	0	0	0	0					
Otto Velez, R OBP: 0.395, SLG: 0.530 (9, PH)								4-3	K	1	0	0	0	0	1	3					
Inning Stats	R: 0 E: 0 K: 0 S: 2	H: 1 LOB: 1 BB: 0 P: 6	R: 0 E: 0 K: 0 S: 3	H: 0 LOB: 0 BB: 0 P: 3	R: 0 E: 0 K: 1 S: 5	H: 0 LOB: 0 BB: 0 P: 5	R: 1 E: 0 K: 1 S: 7	H: 2 LOB: 1 BB: 0 P: 7	R: 0 E: 0 K: 1 S: 5	H: 0 LOB: 0 BB: 0 P: 5	R: 2 E: 0 K: 0 S: 5	H: 2 LOB: 1 BB: 0 P: 6	R: 0 E: 0 K: 1 S: 5	H: 0 LOB: 0 BB: 0 P: 5	R: 1 E: 1 K: 1 S: 8	H: 4 LOB: 3 BB: 1 P: 12	1B: 7 2B: 1 3B: 0 HR: 1	SF: 0 SAC: 0 DP: 1 HBP: 1	WP: 0 PB: 0 SB: 0 CS: 1	PA: 36	
PITCHER	IP	WLS	BF	H	R	ER	SO	BB	IBB	HBP	BLK	WP	HR	S	P	ERA	WHIP				
Luis Tiant, R ERA: 3.91 (1, 1)	6.0		20	3	1	1	4	1	0	0	0	0	0	27	31	1.50	0.667				
Jim Kaat, L ERA: 3.92 (7, 1)	0.0		3	2	2	2	0	0	0	1	0	0	1	2	3	∞	∞				
Rich Gossage, R ERA: 2.89 (7, 1)	3.0	S	13	4	1	1	2	1	0	0	0	0	0	16	20	3.00	1.667				

New York Yankees @ Toronto Blue Jays
Exhibition Stadium, Toronto, ON
Sat Sep 22 1979, 3:33 AM EDT
Att: 37,408 - Sunny - 58 F

AB	33
R	4
H	9
RBI	4
BB	2
SO	6
LOB	10



Batter	1	2	3	4	5	6	7	8	9	AB	R	H	RBI	BB	SO	LOB	TOP								
Bobby Murcer, L OBP: 0.349, SLG: 0.386 (1, 8)	F4		3B	E2	E1		F9			5	1	2	0	0	0	3	New York Yankees @ Toronto Blue Jays Exhibition Stadium, Toronto, ON Sun Sep 23 1979, 3:33 AM EDT Att: 28,137 - Sunny - 55 F								
Brian Doyle, L OBP: 0.200, SLG: 0.188 (1, 4) Fred Stanley, R OBP: 0.247, SLG: 0.286 (6, 4)	F9		K	G3	F5			F9		4	0	0	0	0	1	4									
Oscar Gamble, L OBP: 0.451, SLG: 0.574 (1, 7) Lou Piniella, R OBP: 0.323, SLG: 0.429 (8, 7)	BB		1B	3B	F4	4-3		BB		4	1	2	1	1	0	0									
Reggie Jackson, L OBP: 0.381, SLG: 0.540 (1, 9)	1B		1B	BB	BB	K		BB		3	1	1	0	2	1	1									
Chris Chambliss, L OBP: 0.319, SLG: 0.430 (1, 3)	4-3		1B	4-3	F8	4-3		4-3		5	0	1	1	0	0	4									
Jim Spencer, L OBP: 0.354, SLG: 0.543 (1, 10)		F8	F8		2B	1B	BB		F9	4	1	0	0	1	0	2									
Jerry Narron, L OBP: 0.222, SLG: 0.310 (1, 2)	K			G3	1B	E	2B		F8	5	1	2	1	0	1	0									
Damaso Garcia, R OBP: 0.267, SLG: 0.333 (1, 6)	K			FC6	1B	E	1B		6-3	5	1	3	1	0	1	0									
Roy Staiger, R OBP: 0.308, SLG: 0.364 (1, 5)			F8	FC6	E	1B	BB		F8	3	1	0	0	1	0	3									
Inning Stats	R: 0 E: 0 K: 0 S: 4	H: 1 LOB: 2 BB: 1 P: 8	R: 0 E: 0 K: 2 S: 7	H: 0 LOB: 0 BB: 0 P: 7	R: 2 E: 0 K: 1 S: 8	H: 3 LOB: 2 BB: 1 P: 12	R: 1 E: 2 K: 0 S: 5	H: 2 LOB: 1 BB: 0 P: 5	R: 4 E: 1 K: 0 S: 7	H: 3 LOB: 2 BB: 2 P: 15	R: 0 E: 0 K: 0 S: 5	H: 0 LOB: 0 BB: 0 P: 5	R: 0 E: 0 K: 0 S: 5	H: 2 LOB: 2 BB: 0 P: 5	R: 0 E: 0 K: 0 S: 3	H: 0 LOB: 1 BB: 0 P: 7	R: 0 E: 0 K: 0 S: 3	H: 0 LOB: 0 BB: 0 P: 3	1B: 8 2B: 2 3B: 1 HR: 0	SF: 0 SAC: 0 DP: 0 HBP: 0	WP: 0 PB: 0 SB: 1 CS: 0	PA: 44			
PITCHER	IP	WLS	BF	H	R	ER	SO	BB	IBB	HBP	BLK	WP	HR	S	P	ERA	WHIP								
Phil Huffman, R ERA: 5.64 (1, 1)	4.2	L	26	9	7	4	3	3	0	0	0	0	0	29	41	7.71	2.571								
Jesse Jefferson, R ERA: 5.48 (5, 1)	4.1		18	2	0	0	1	2	0	0	0	0	0	18	26	0.00	0.923								

Batter	1	2	3	4	5	6	7	8	9	AB	R	H	RBI	BB	SO	LOB	BOTTOM								
Alfredo Griffin, S OBP: 0.327, SLG: 0.343 (1, 6)	6-3		4-3			3B		6-3		4	2	2	0	0	0	0	New York Yankees @ Toronto Blue Jays Exhibition Stadium, Toronto, ON Sun Sep 23 1979, 3:33 AM EDT Att: 28,137 - Sunny - 55 F								
Bob Bailor, R OBP: 0.286, SLG: 0.283 (1, 9)	5-3		F7			E	3B	6-3		4	1	1	1	0	0	1									
Otto Velez, R OBP: 0.393, SLG: 0.526 (1, 3)	6-3			F8		E4	PB	6-3		4	1	1	1	0	0	1									
Rico Carty, R OBP: 0.322, SLG: 0.390 (1, 10)	FC6-4			F9		6-3		6-3		4	0	1	2	0	0	0									
Rick Bosetti, R OBP: 0.289, SLG: 0.365 (1, 8)	FC6-4			G3		4-3		K		4	0	0	0	0	1	1									
Rick Cerone, R OBP: 0.287, SLG: 0.343 (1, 2)	5-3			F8		4-3		L6		4	0	0	0	0	0	0									
Roy Howell, L OBP: 0.315, SLG: 0.413 (1, 5)	G3			6-3		4-3				3	1	1	0	0	0	0									
Dave McKay, S OBP: 0.244, SLG: 0.262 (1, 4)	4-3			6-3		6-3				3	0	0	1	0	0	0									
Al Woods, L OBP: 0.337, SLG: 0.384 (1, 7)			F8		K			4-3		3	0	0	0	0	1	0									
Inning Stats	R: 1 E: 0 K: 0 S: 5	H: 2 LOB: 1 BB: 0 P: 5	R: 0 E: 0 K: 0 S: 3	H: 0 LOB: 0 BB: 0 P: 3	R: 0 E: 0 K: 0 S: 3	H: 0 LOB: 0 BB: 0 P: 3	R: 0 E: 0 K: 0 S: 3	H: 0 LOB: 0 BB: 0 P: 3	R: 1 E: 0 K: 1 S: 6	H: 1 LOB: 0 BB: 0 P: 6	R: 3 E: 1 K: 0 S: 6	H: 3 LOB: 0 BB: 0 P: 6	R: 0 E: 0 K: 0 S: 3	H: 0 LOB: 0 BB: 0 P: 3	R: 0 E: 0 K: 0 S: 3	H: 0 LOB: 0 BB: 0 P: 3	R: 0 E: 0 K: 1 S: 5	H: 0 LOB: 0 BB: 0 P: 5	1B: 4 2B: 0 3B: 2 HR: 0	SF: 0 SAC: 0 DP: 0 HBP: 0	WP: 0 PB: 1 SB: 0 CS: 0	PA: 33			
PITCHER	IP	WLS	BF	H	R	ER	SO	BB	IBB	HBP	BLK	WP	HR	S	P	ERA	WHIP								
Tommy John, L ERA: 2.96 (1, 1)	8.0		30	6	5	4	1	0	0	0	0	0	0	32	32	4.50	0.750								
Rich Gossage, R ERA: 2.83 (9, 1)	1.0	S	3	0	0	0	1	0	0	0	0	0	0	5	5	0.00	0.000								

Batter	1	2	3	4	5	6	7	8	9	AB	R	H	RBI	BB	SO	LOB	TOP			
Mike Hargrove, L (1, 3) OBP: 0.308, SLG: 0.436	0-3 K		0-0 4-3		0-3 K		4-0 BB		0-0 G3	4	0	0	0	1	2	1	Cleveland Indians @ New York Yankees Yankee Stadium, Bronx, NY Wed Sep 26 1979, 7:05 PM EDT Att: 16,354 - Unknown - 73 F			
Rick Manning, L (1, 8) OBP: 0.321, SLG: 0.301	0-0 4-3		0-0 6-3		0-3 K		0-0 4-3		0-0 3-1	5	0	0	0	0	1	2				
Bobby Bonds, R (1, 9) OBP: 0.371, SLG: 0.467	4-0 CS BB		0-0 E5		0-0 FC6-4 1-2				0-3 K	3	0	0	0	1	1	1				
Toby Harrah, R (1, 5) OBP: 0.387, SLG: 0.441	0-0 CS 1-2	0-0 E5 1B	0-0 5-3		0-0 G3				0-0 F7	4	1	0	0	0	0	1				
Cliff Johnson, R (1, 10) OBP: 0.347, SLG: 0.505		0-0 1B 1-2		0-3 K		4-0 E BB		0-0 HR 2B	3	1	2	0	1	1	0	0				
Ron Pruitt, R (1, 7) OBP: 0.358, SLG: 0.377		0-3 K		0-3 K2-3		0-0 E5 F7 1-2		0-0 HR 2H	4	1	1	2	0	2	3	0				
Gary Alexander, R (1, 2) OBP: 0.313, SLG: 0.393		0-0 1-2 2H 1B		0-0 FC6-4 1B		0-0 F7 1-2		0-0 1B	4	0	3	1	0	0	2	0				
Dave Rosello, R (1, 4) OBP: 0.342, SLG: 0.442		0-3 K		0-0 FC6-4 1-2		0-3 K		0-0 F6	4	0	0	0	0	0	2	4				
Tom Verzyer, R (1, 6) OBP: 0.282, SLG: 0.252		0-3 K			0-0 FC6-4 1B		0-0 F8		0-3 K	3	0	1	0	0	1	2				
Ted Cox, R (9, PH) OBP: 0.265, SLG: 0.303									1	0	0	0	0	1	0	0				
Inning Stats	R: 0 E: 0 K: 1 S: 4	H: 0 LOB: 0 BB: 1 P: 8	R: 1 E: 1 K: 3 S: 12	H: 2 LOB: 2 BB: 0 P: 12	R: 0 E: 1 K: 0 S: 4	H: 0 LOB: 1 BB: 0 P: 4	R: 0 E: 0 K: 2 S: 8	H: 1 LOB: 1 BB: 0 P: 8	R: 0 E: 0 K: 0 S: 3	H: 0 LOB: 1 BB: 1 P: 7	R: 0 E: 0 K: 1 S: 5	H: 0 LOB: 0 BB: 1 P: 9	R: 2 E: 0 K: 1 S: 8	H: 3 LOB: 1 BB: 0 P: 8	R: 0 E: 0 K: 1 S: 5	H: 0 LOB: 0 BB: 0 P: 5	1B: 5 2B: 1 3B: 0 HR: 1	SF: 0 SAC: 0 DP: 0 HBP: 0	WP: 0 PB: 0 SB: 0 CS: 1	PA: 39
PITCHER Ron Guidry, L (1, 1) ERA: 2.82	IP: 9.0 WLS: W BF: 38 H: 7 R: 3 ER: 2 SO: 11 BB: 3 IBB: 0 HBP: 0 BLK: 0 WP: 0 HR: 1 S: 57 P: 69 ERA: 2.00 WHIP: 1.111																			

Batter	1	2	3	4	5	6	7	8	9	AB	R	H	RBI	BB	SO	LOB	BOTTOM			
Bobby Murcer, L (1, 9) OBP: 0.346, SLG: 0.381	0-0 3-1		0-0 1B 2B 1-2	0-0 4-3		0-0 4-3				4	1	1	0	0	0	2	Cleveland Indians @ New York Yankees Yankee Stadium, Bronx, NY Wed Sep 26 1979, 7:05 PM EDT Att: 16,354 - Unknown - 73 F			
Willie Randolph, R (1, 4) OBP: 0.373, SLG: 0.367	0-3 K		0-0 1-2 2H 2B 1B		0-0 HR 1B		0-0 1-3		4	2	2	1	0	1	0					
Oscar Gamble, L (1, 7) OBP: 0.450, SLG: 0.597	0-0 F7		0-0 1-2 2H 2B		0-0 HR 1B		0-0 F6		4	1	2	4	0	0	0					
Chris Chambliss, L (1, 3) OBP: 0.320, SLG: 0.430		0-0 F8	0-0 3-1		0-0 1-3 2B		0-0 F9		4	0	1	0	0	0	1					
Jim Spencer, L (1, 10) OBP: 0.357, SLG: 0.549		0-0 G3		0-0 1B 1B	0-3 K		0-0 F3		4	1	1	0	0	1	1					
Bobby Brown, S (1, 8) OBP: 0.256, SLG: 0.282		0-3 K		0-0 F8	0-0 1-3		0-0 F3		4	0	0	0	0	1	2					
Damaso Garcia, R (1, 6) OBP: 0.318, SLG: 0.364			0-0 4-3	0-0 1B 1-2 1B	0-0 6-3		0-0 F8		4	0	1	0	0	0	1					
Fred Stanley, R (1, 5) OBP: 0.245, SLG: 0.281			0-0 1B 1B	0-0 F9		0-0 6-3			3	1	1	0	0	0	2					
Brad Gulden, L (1, 2) OBP: 0.235, SLG: 0.191			0-0 F8	0-0 1-3 2H 1B		0-0 1-3			3	0	1	1	0	0	1					
Inning Stats	R: 0 E: 0 K: 1 S: 5	H: 0 LOB: 0 BB: 0 P: 5	R: 0 E: 0 K: 1 S: 5	H: 0 LOB: 0 BB: 0 P: 5	R: 3 E: 0 K: 0 S: 7	H: 4 LOB: 1 BB: 0 P: 7	R: 1 E: 0 K: 0 S: 6	H: 3 LOB: 2 BB: 0 P: 6	R: 2 E: 0 K: 1 S: 8	H: 3 LOB: 1 BB: 0 P: 8	R: 0 E: 0 K: 0 S: 3	H: 0 LOB: 0 BB: 0 P: 3	R: 0 E: 0 K: 0 S: 3	H: 0 LOB: 0 BB: 0 P: 3	R: 0 E: 0 K: 0 S: 3	H: 0 LOB: 0 BB: 0 P: 3	1B: 7 2B: 2 3B: 0 HR: 1	SF: 0 SAC: 0 DP: 0 HBP: 0	WP: 0 PB: 0 SB: 0 CS: 0	PA: 34
PITCHER Mike Paxton, R (1, 1) ERA: 5.92	IP: 4.0 WLS: L BF: 21 H: 9 R: 6 ER: 6 SO: 2 BB: 0 IBB: 0 HBP: 0 BLK: 0 WP: 0 HR: 1 S: 25 P: 25 ERA: 13.50 WHIP: 2.250																			
Sandy Whitl, R (5, 1) ERA: 4.91	IP: 2.0 WLS: 7 BF: 1 H: 0 R: 0 ER: 0 SO: 1 BB: 0 IBB: 0 HBP: 0 BLK: 0 WP: 0 HR: 0 S: 9 P: 9 ERA: 0.00 WHIP: 0.500																			
Larry Andersen, R (7, 1) ERA: 7.36	IP: 1.0 WLS: 3 BF: 0 H: 0 R: 0 ER: 0 SO: 0 BB: 0 IBB: 0 HBP: 0 BLK: 0 WP: 0 HR: 0 S: 3 P: 3 ERA: 0.00 WHIP: 0.000																			
Victor Cruz, R (8, 1) ERA: 4.29	IP: 1.0 WLS: 3 BF: 0 H: 0 R: 0 ER: 0 SO: 0 BB: 0 IBB: 0 HBP: 0 BLK: 0 WP: 0 HR: 0 S: 3 P: 3 ERA: 0.00 WHIP: 0.000																			

Batter	1	2	3	4	5	6	7	8	9	AB	R	H	RBI	BB	SO	LOB	TOP										
Mike Hargrove, L OBP: 0.386, SLG: 0.432										4	0	0	0	0	2	0	Cleveland Indians @ New York Yankees Yankee Stadium, Bronx, NY Thu Sep 27 1979, 7:05 PM EDT Att: 12,111 - Unknown										
Rick Manning, L OBP: 0.320, SLG: 0.300										4	0	1	0	0	1	0											
Bobby Bonds, R OBP: 0.370, SLG: 0.464										3	0	0	0	1	2	1											
Toby Harrah, R OBP: 0.386, SLG: 0.440										3	1	1	0	0	0	2											
Ted Cox, R OBP: 0.288, SLG: 0.307										1	1	1	0	0	0	0											
Cliff Johnson, R OBP: 0.349, SLG: 0.507										3	0	1	1	1	1	1											
Ron Pruitt, R OBP: 0.358, SLG: 0.373										2	0	0	0	1	0	0											
Dell Alston, L OBP: 0.386, SLG: 0.407										0	0	0	0	1	0	0											
Gary Alexander, R OBP: 0.312, SLG: 0.393										3	0	1	1	0	2	2											
Dave Rosello, R OBP: 0.339, SLG: 0.434										4	0	1	0	0	1	3											
Tom Verzyer, R OBP: 0.281, SLG: 0.251										3	0	0	0	0	2												
Inning Stats	R: 0 E: 0 K: 1 S: 6	H: 1 LOB: 1 BB: 0 P: 6	R: 0 E: 0 K: 1 S: 6	H: 1 LOB: 1 BB: 0 P: 6	R: 0 E: 0 K: 1 S: 5	H: 0 LOB: 0 BB: 0 P: 5	R: 1 E: 0 K: 0 S: 3	H: 1 LOB: 1 BB: 2 P: 11	R: 0 E: 0 K: 1 S: 5	H: 1 LOB: 0 BB: 0 P: 5	R: 0 E: 0 K: 0 S: 3	H: 0 LOB: 1 BB: 1 P: 7	R: 0 E: 1 K: 2 S: 8	H: 0 LOB: 1 BB: 0 P: 8	R: 0 E: 0 K: 2 S: 7	H: 0 LOB: 0 BB: 0 P: 7	R: 1 E: 0 K: 1 S: 6	H: 2 LOB: 1 BB: 1 P: 10	1B: 5 2B: 3 3B: 0 HR: 0	SF: 1 SAC: 0 DP: 2 HBP: 0	WP: 0 PB: 0 SB: 2 CS: 0	PA: 35					
PITCHER	IP: 5.1 WLS: 3 BF: 21 ERA: 3.63	WLS: 10 BF: 10 ERA: 2.84	WLS: 4 BF: 10 ERA: 2.72	WLS: 1 BF: 10 ERA: 2.72	IP: 2.2 WLS: 1 BF: 10 ERA: 2.84	IP: 1.0 WLS: 1 BF: 4 ERA: 2.72	IP: 1.1 WLS: 1 BF: 4 ERA: 3.63	IP: 6.1 WLS: 1 BF: 10 ERA: 2.84	IP: 9.1 WLS: 1 BF: 40 ERA: 2.72	IP: 1.0 WLS: 1 BF: 4 ERA: 2.72	IP: 6.1 WLS: 1 BF: 10 ERA: 2.84	IP: 9.1 WLS: 1 BF: 40 ERA: 2.72	IP: 1.0 WLS: 1 BF: 4 ERA: 2.72	IP: 6.1 WLS: 1 BF: 10 ERA: 2.84	IP: 9.1 WLS: 1 BF: 40 ERA: 2.72	IP: 1.0 WLS: 1 BF: 4 ERA: 2.72	IP: 6.1 WLS: 1 BF: 10 ERA: 2.84	IP: 9.1 WLS: 1 BF: 40 ERA: 2.72	IP: 1.0 WLS: 1 BF: 4 ERA: 2.72	IP: 6.1 WLS: 1 BF: 10 ERA: 2.84	IP: 9.1 WLS: 1 BF: 40 ERA: 2.72	IP: 1.0 WLS: 1 BF: 4 ERA: 2.72	IP: 6.1 WLS: 1 BF: 10 ERA: 2.84	IP: 9.1 WLS: 1 BF: 40 ERA: 2.72	IP: 1.0 WLS: 1 BF: 4 ERA: 2.72	IP: 6.1 WLS: 1 BF: 10 ERA: 2.84	IP: 9.1 WLS: 1 BF: 40 ERA: 2.72

AB	30
R	2
H	6
RBI	2
BB	4
SO	9
LOB	11



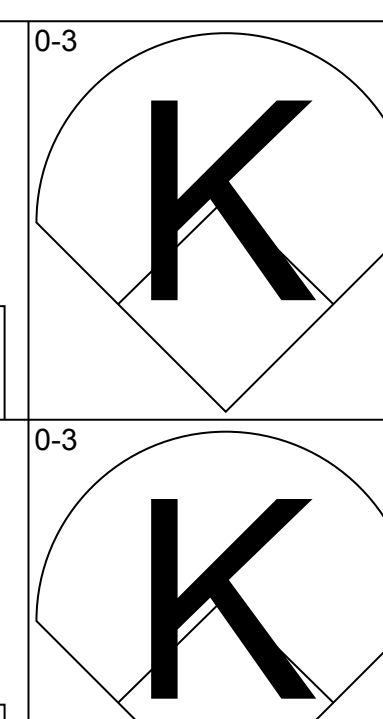
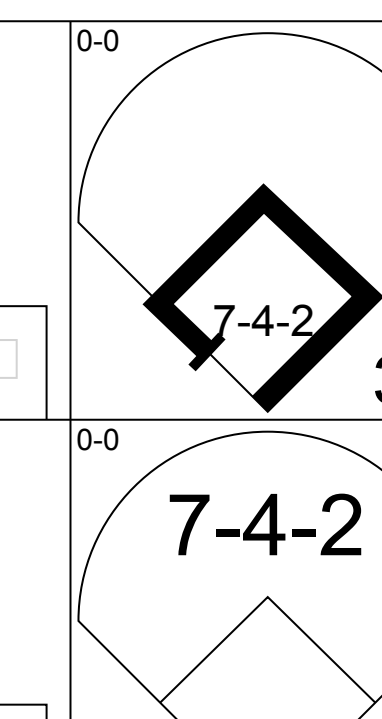
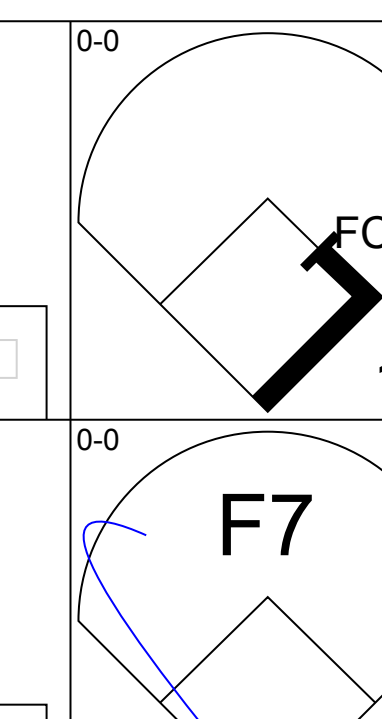
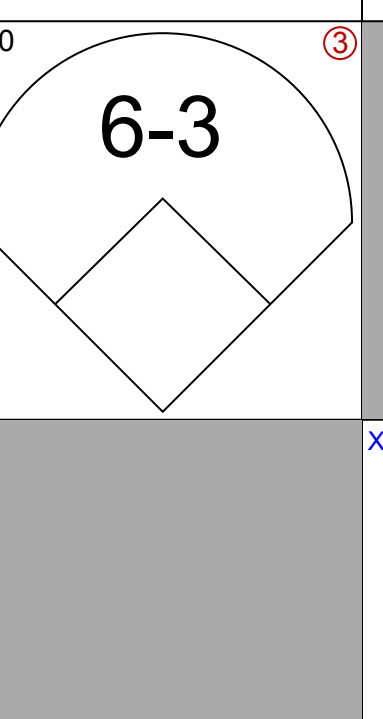
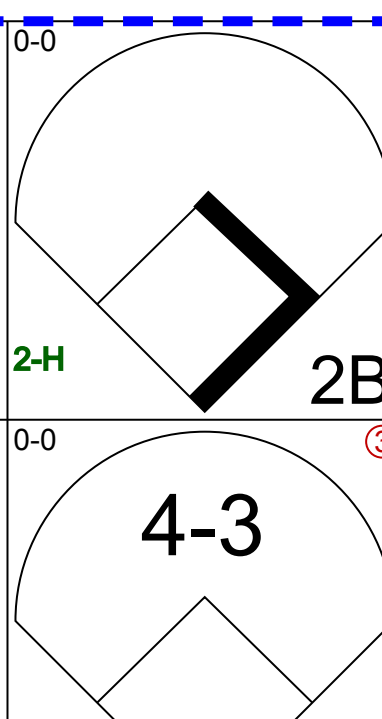
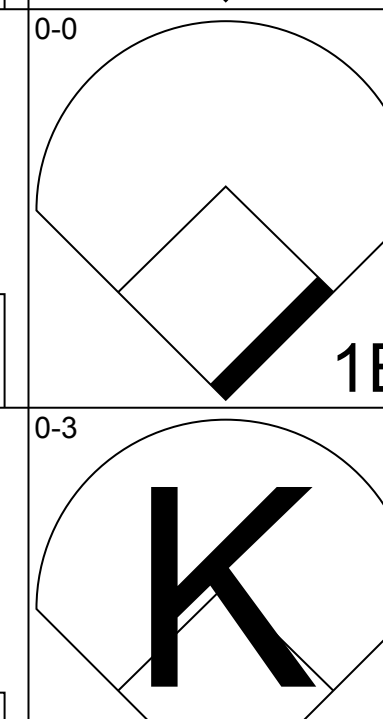

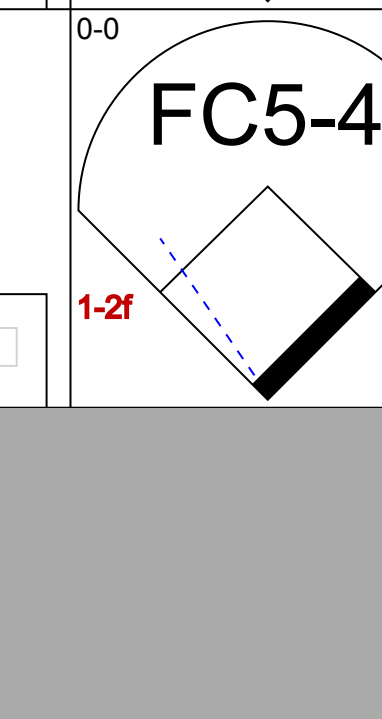
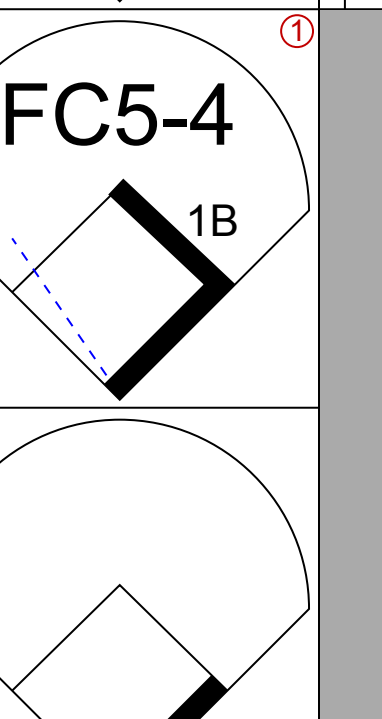


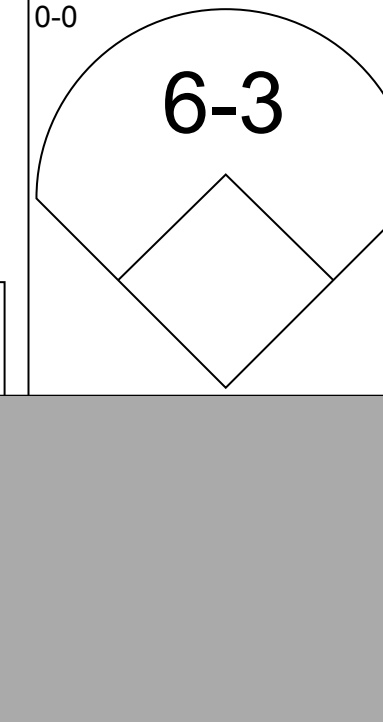

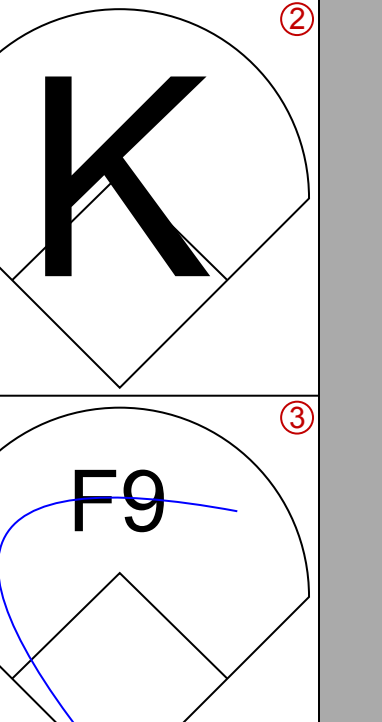


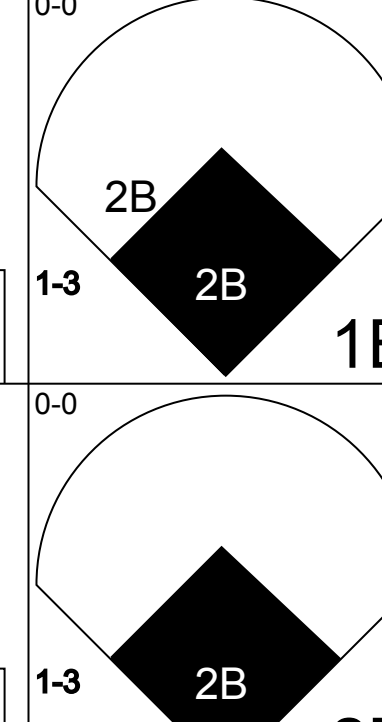
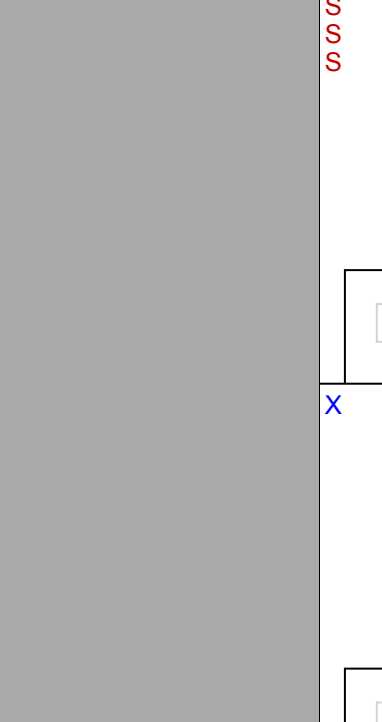
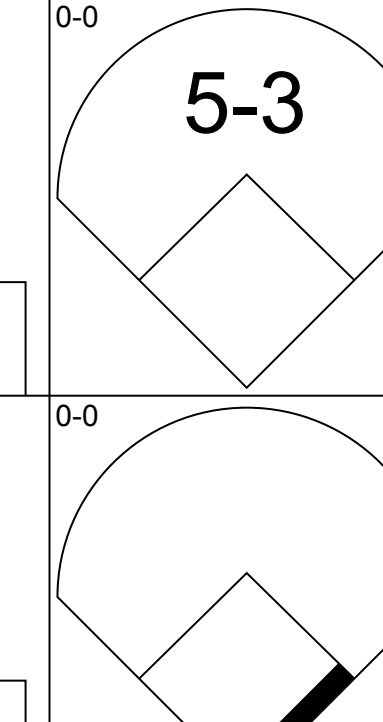
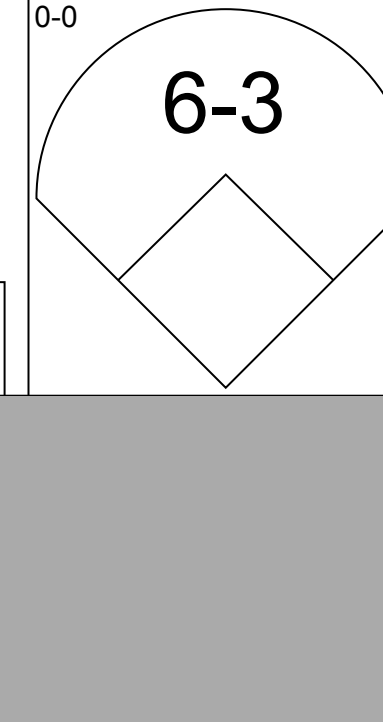
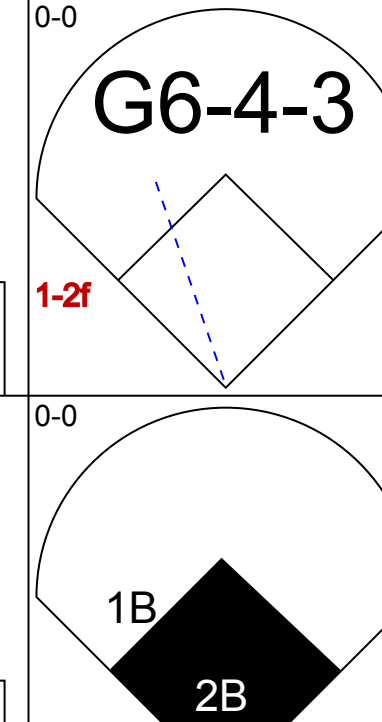
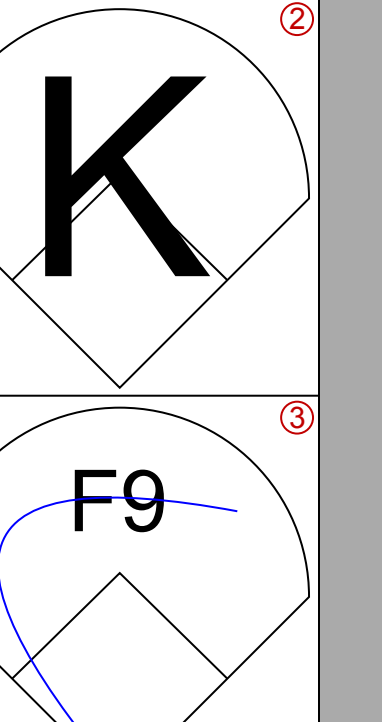

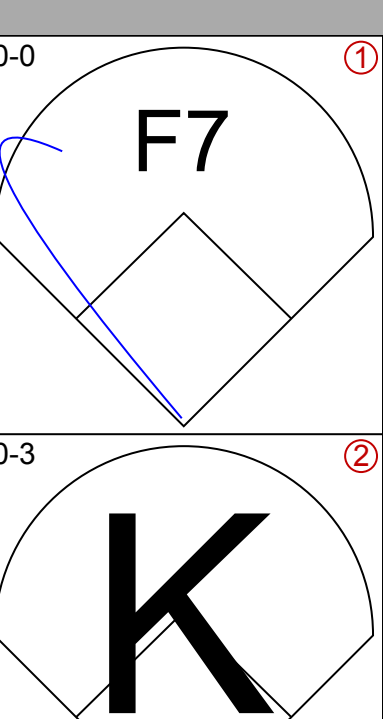
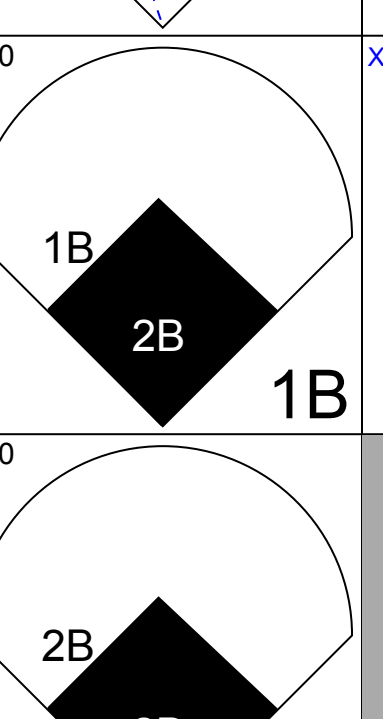
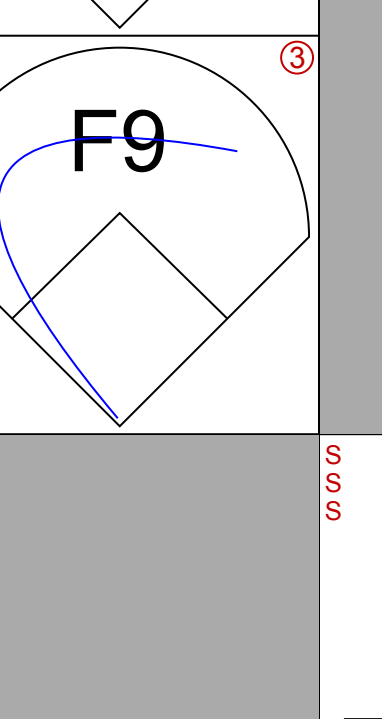

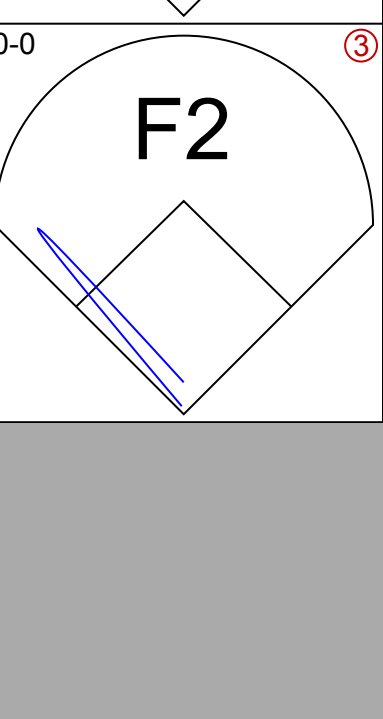
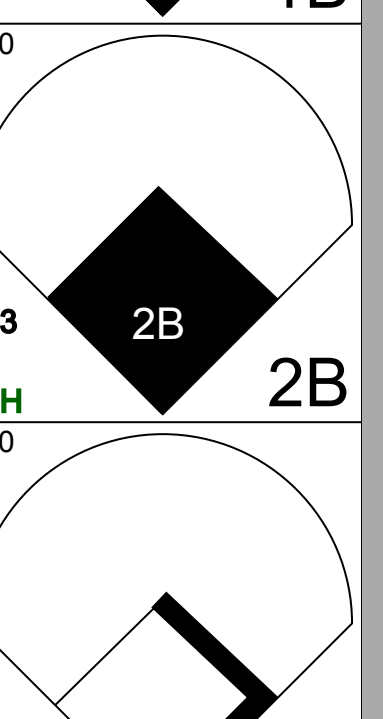
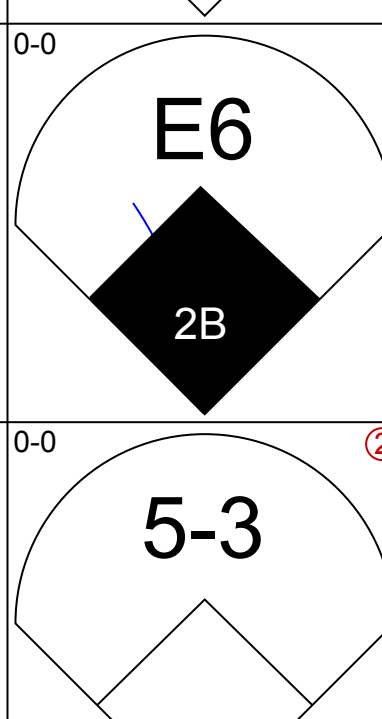

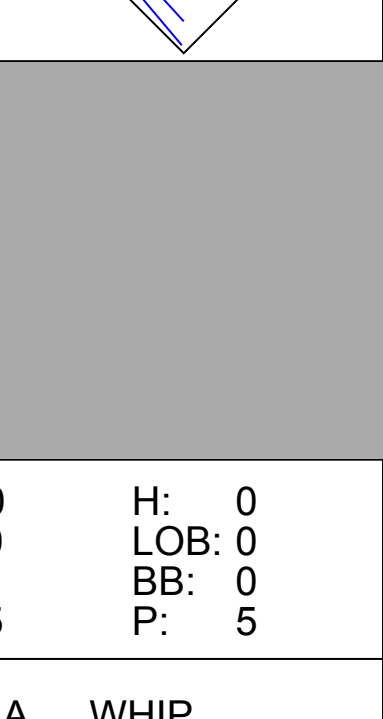
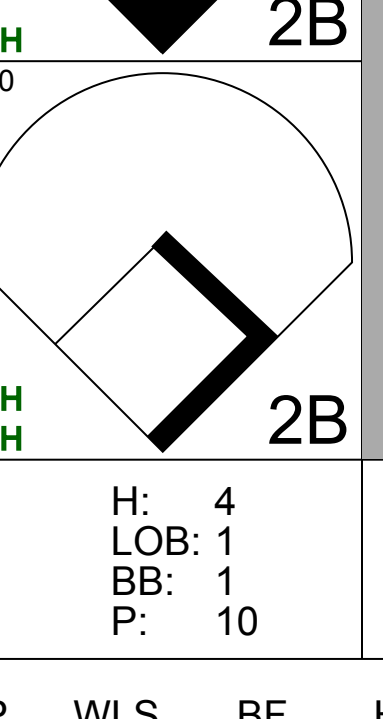
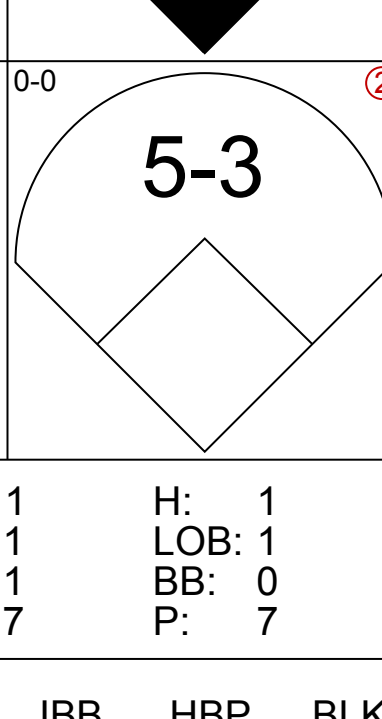
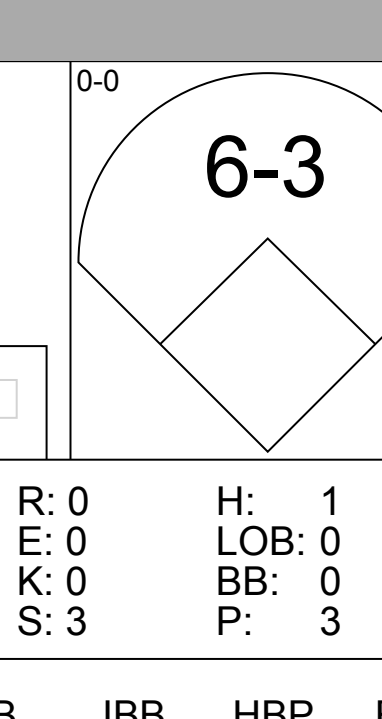
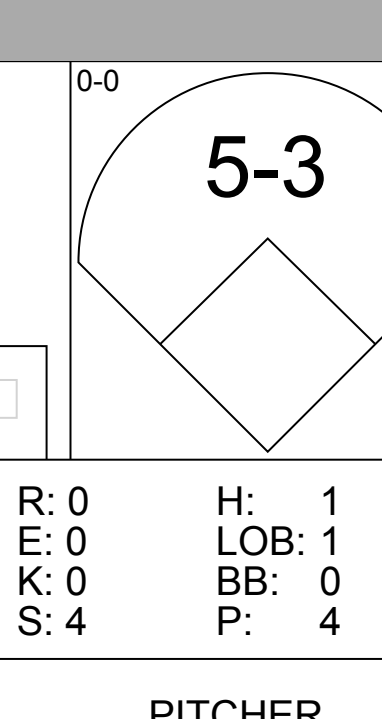
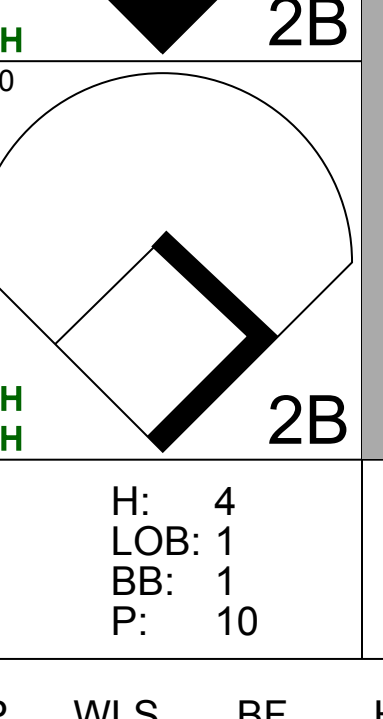
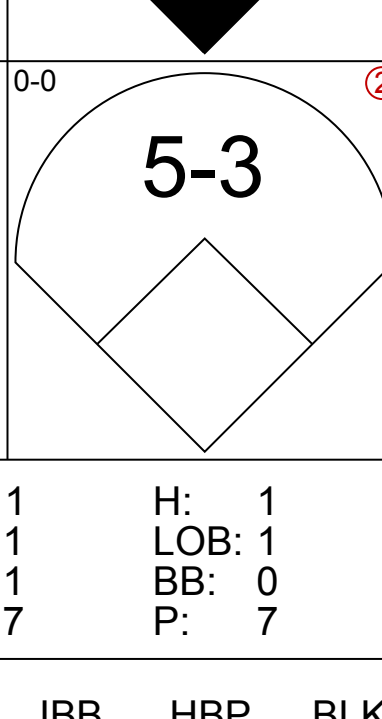
Batter	1	2	3	4	5	6	7	8	9	AB	R	H	RBI	BB	SO	LOB	BOTTOM										
Willie Randolph, R OBP: 0.371, SLG: 0.365										4	0	0	0	0	0	0	Cleveland Indians @ New York Yankees Yankee Stadium, Bronx, NY Thu Sep 27 1979, 7:05 PM EDT Att: 12,111 - Unknown										
Bobby Murcer, L OBP: 0.347, SLG: 0.381										3	0	1	0	1	0	0											
Lou Piniella, R OBP: 0.320, SLG: 0.425										4	0	0	0	0	2												
George Scott, R OBP: 0.317, SLG: 0.387										4	0	1	0	0	0	0											
Bobby Brown, S OBP: 0.256, SLG: 0.282										0	1	0	0	0	0	0											
Chris Chambliss, L OBP: 0.322, SLG: 0.438										4	1	3	1	0	0	1											
Damaso Garcia, R OBP: 0.280, SLG: 0.320										3	0	0	0	0	1	2											
Reggie Jackson, L OBP: 0.379, SLG: 0.535										0	1	0	0	1	0	0											
Juan Beniquez, R OBP: 0.299, SLG: 0.394										3	1	2	0	1	1	0											
Fred Stanley, R OBP: 0.238, SLG: 0.273										3	0	0	0	0	1	3											
Roy White, S OBP: 0.250, SLG: 0.288										0	0	0	1	0	0	0											
Bruce Robinson, L OBP: 0.111, SLG: 0.111										3	0	0	0	0	0	0											
Oscar Gamble, L OBP: 0.452, SLG: 0.610										1	1	1	3	0	0	0											
Inning Stats	R: 0 E: 0 K: 0 S: 3	H: 2 LOB: 2 BB: 0 P: 3	R: 0 E: 0 K: 0 S: 5	H: 2 LOB: 2 BB: 0 P: 5	R: 0 E: 0 K: 0 S: 3	H: 0 LOB: 0 BB: 0 P: 3	R: 1 E: 0 K: 2 S: 9	H: 2 LOB: 1 BB: 0 P: 9	R: 0 E: 0 K: 0 S: 3	H: 0 LOB: 0 BB: 0 P: 3	R: 0 E: 0 K: 0 S: 4	H: 1 LOB: 1 BB: 0 P: 4	R: 0 E: 0 K: 1 S: 5	H: 0 LOB: 0 BB: 0 P: 5	R: 0 E: 0 K: 0 S: 3	H: 0 LOB: 0 BB: 0 P: 3	R: 4 E: 0 K: 0 S: 4	H: 2 LOB: 1 BB: 2 P: 12	1B: 6 2B: 0 3B: 0 HR: 2	SF: 1 SAC: 0 DP: 1 HBP: 0	WP: 0 PB: 0 SB: 0 CS: 0	PA: 36					
PITCHER	IP: 8.0 WLS: 3 BF: 31 ERA: 4.44	IP: 1.0 WLS: 1 BF: 5 ERA: 2.51	IP: 3.1 WLS: 3 BF: 13 ERA: 2.51	IP: 3.0 WLS: 3 BF: 13 ERA: 2.51	IP: 1.0 WLS: 1 BF: 5 ERA: 2.51	IP: 1.0 WLS: 1 BF: 5 ERA: 2.51	IP: 1.0 WLS: 1 BF: 5 ERA: 2.51	IP: 1.0 WLS: 1 BF: 5 ERA: 2.51	IP: 1.0 WLS: 1 BF: 5 ERA: 2.51	IP: 1.0 WLS: 1 BF: 5 ERA: 2.51	IP: 1.0 WLS: 1 BF: 5 ERA: 2.51	IP: 1.0 WLS: 1 BF: 5 ERA: 2.51	IP: 1.0 WLS: 1 BF: 5 ERA: 2.51	IP: 1.0 WLS: 1 BF: 5 ERA: 2.51	IP: 1.0 WLS: 1 BF: 5 ERA: 2.51	IP: 1.0 WLS: 1 BF: 5 ERA: 2.51	IP: 1.0 WLS: 1 BF: 5 ERA: 2.51	IP: 1.0 WLS: 1 BF: 5 ERA: 2.51	IP: 1.0 WLS: 1 BF: 5 ERA: 2.51	IP: 1.0 WLS: 1 BF: 5 ERA: 2.51	IP: 1.0 WLS: 1 BF: 5 ERA: 2.51	IP: 1.0 WLS: 1 BF: 5 ERA: 2.51	IP: 1.0 WLS: 1 BF: 5 ERA: 2.51	IP: 1.0 WLS: 1 BF: 5 ERA: 2.51	IP: 1.0 WLS: 1 BF: 5 ERA: 2.51	IP: 1.0 WLS: 1 BF: 5 ERA: 2.51	IP: 1.0 WLS: 1 BF: 5 ERA: 2.51

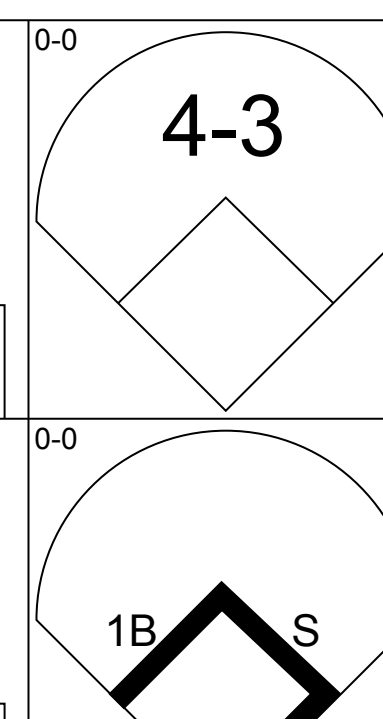
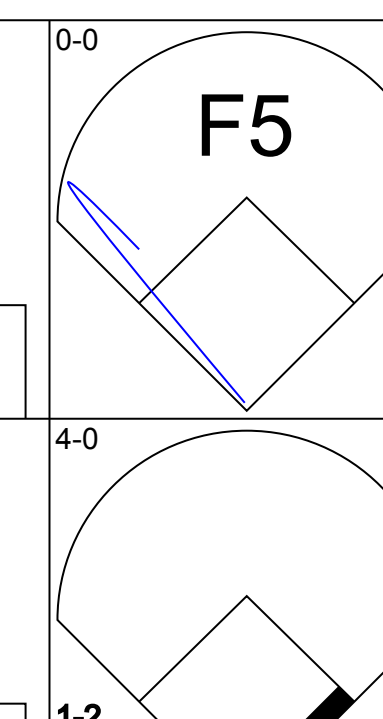
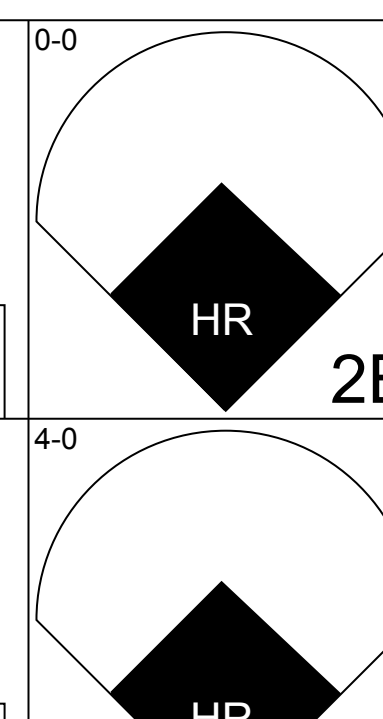
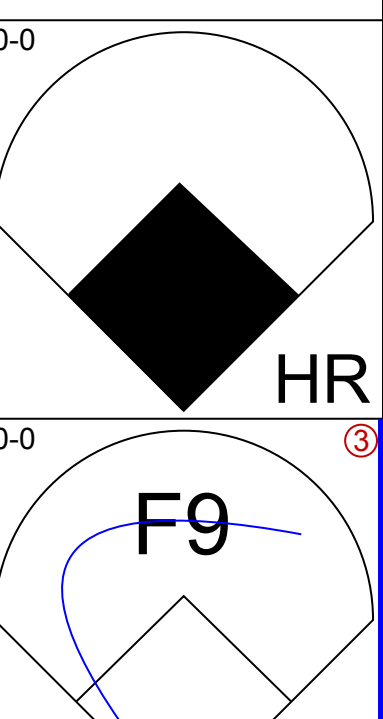
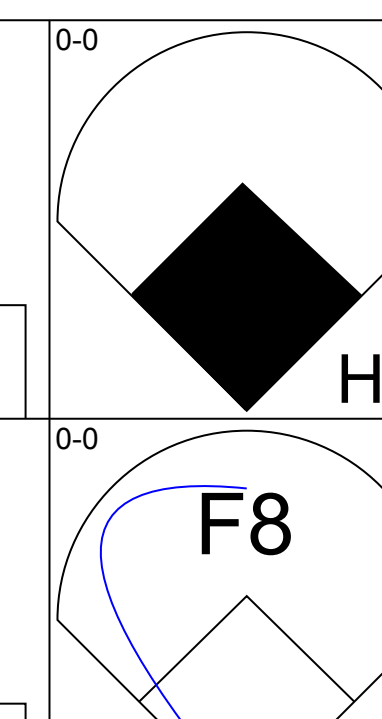
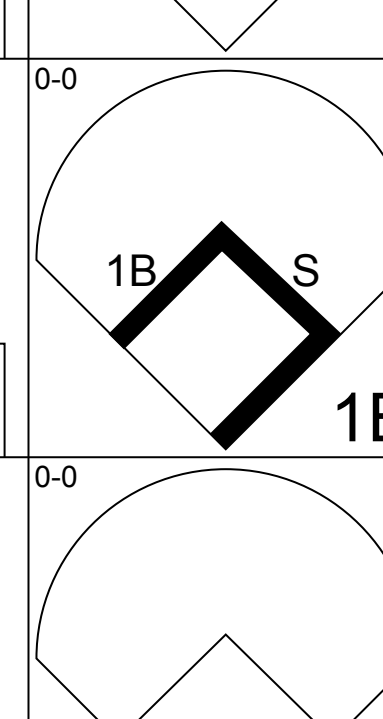
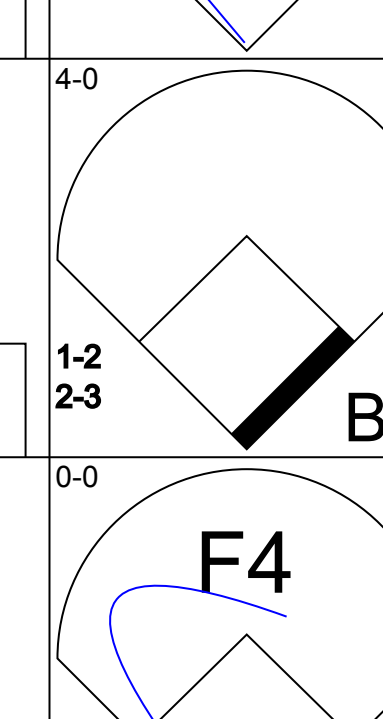
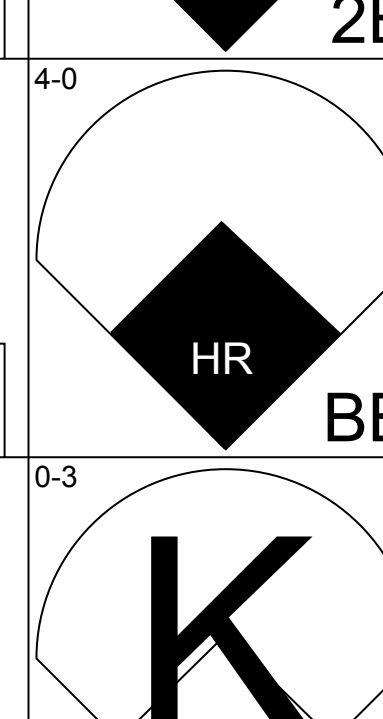
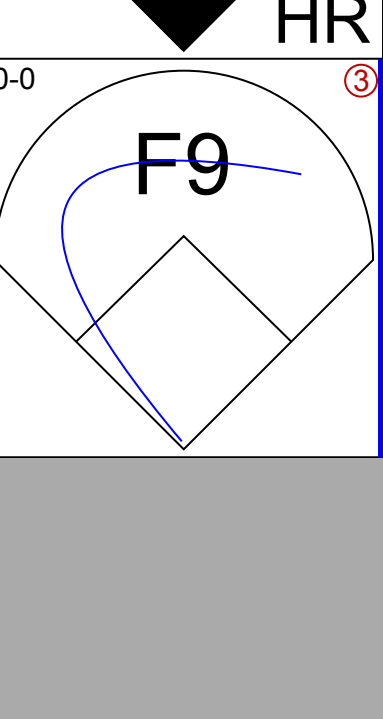
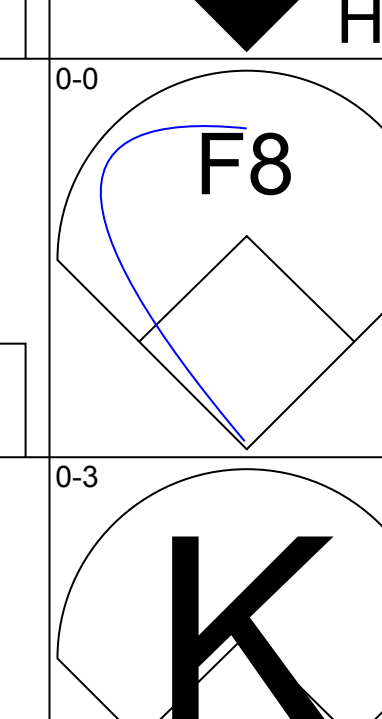
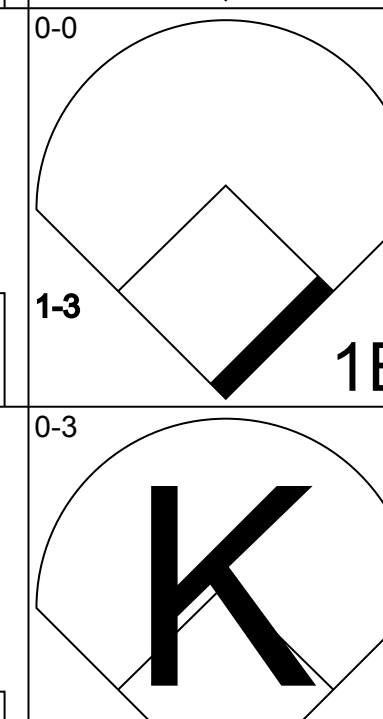
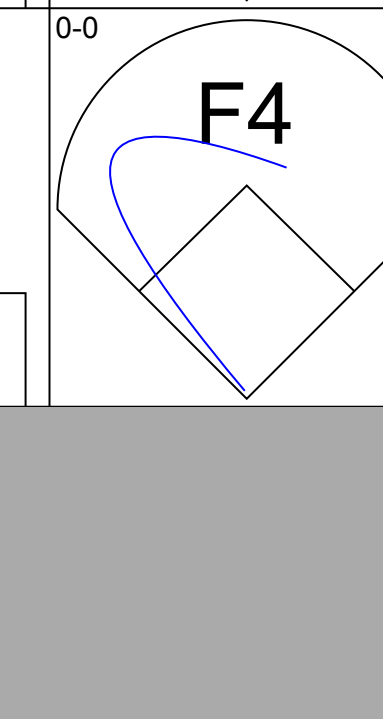
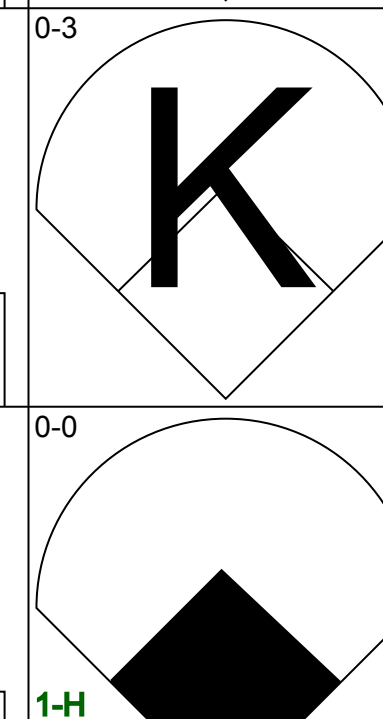
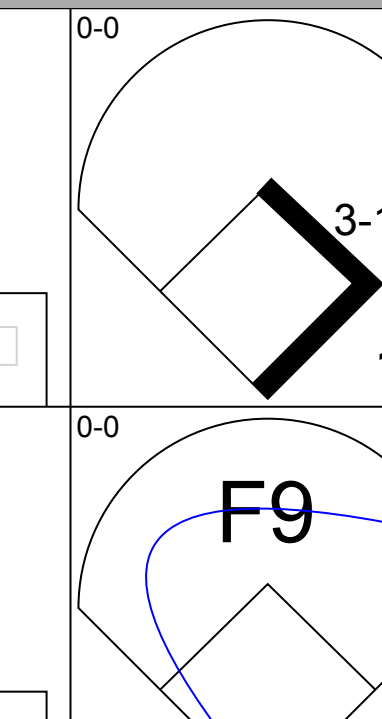
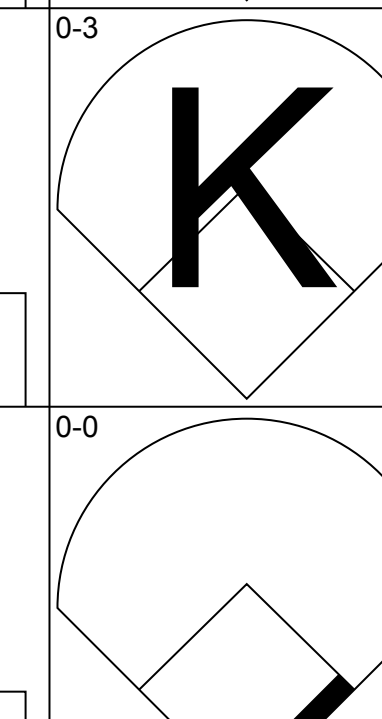
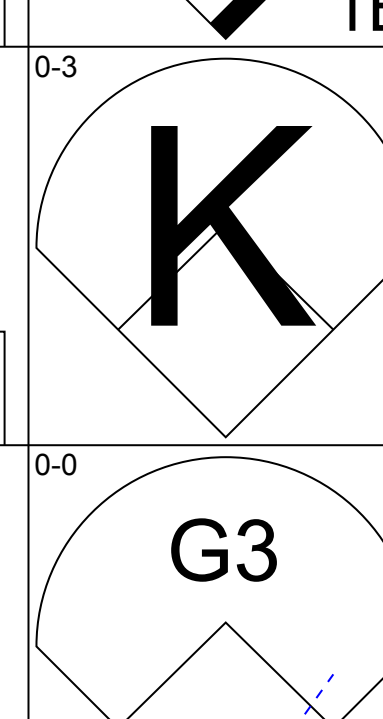
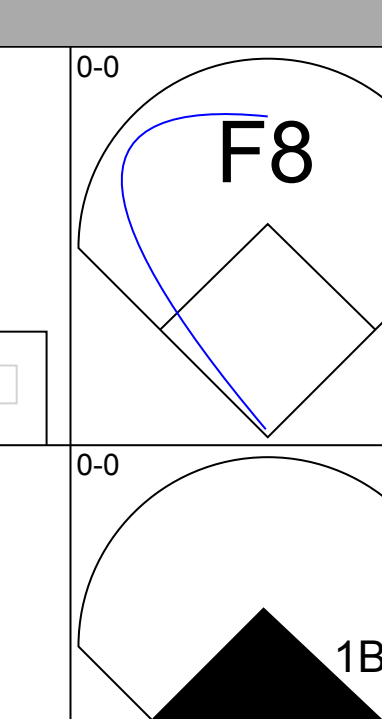
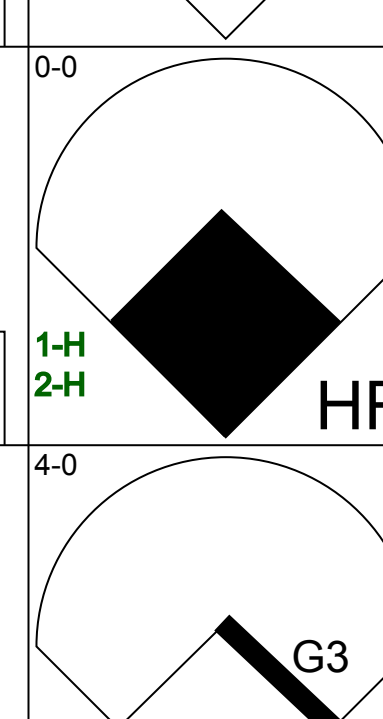

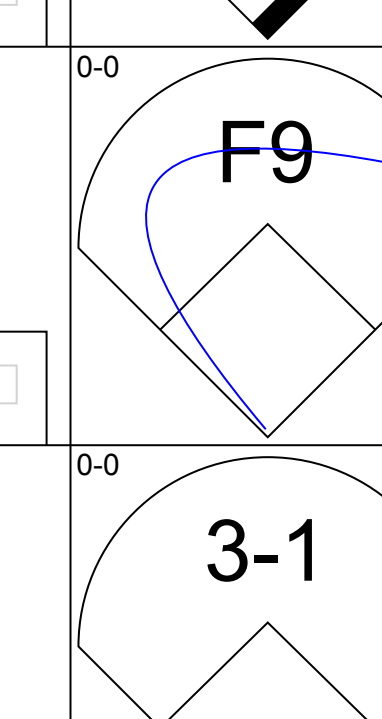
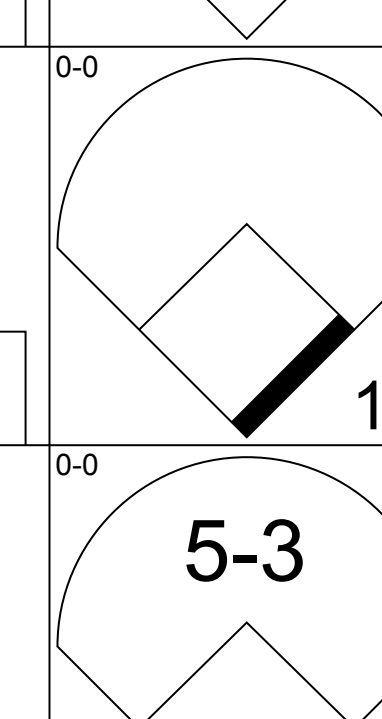
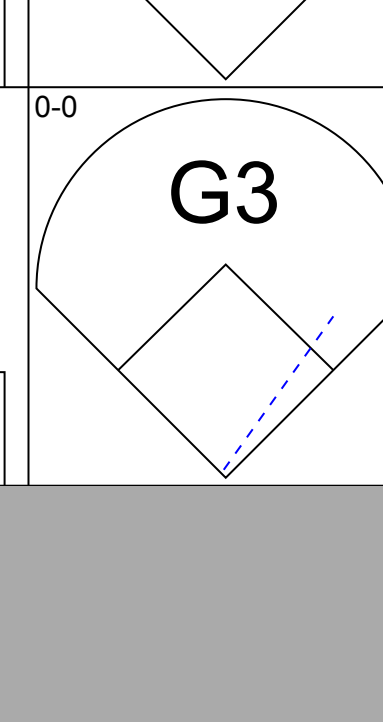
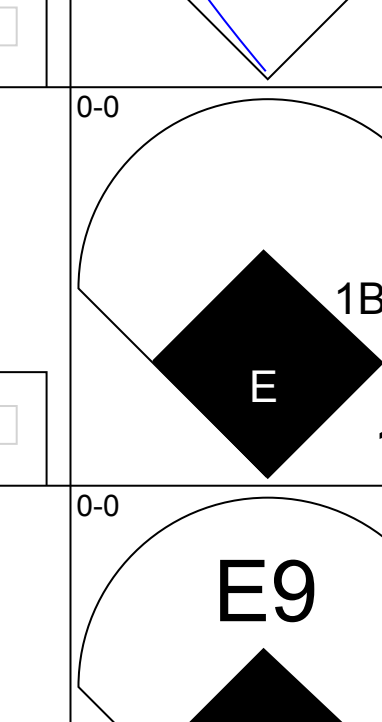
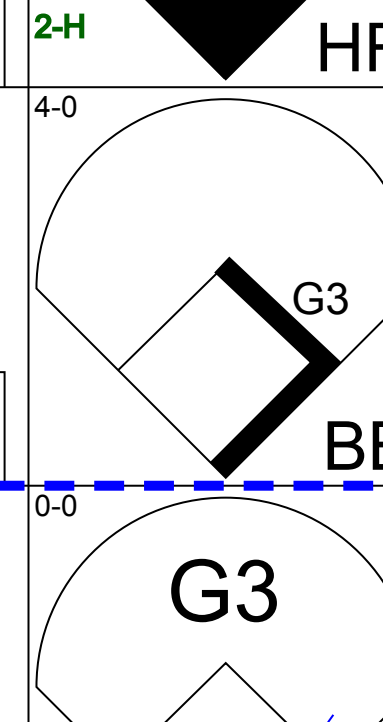
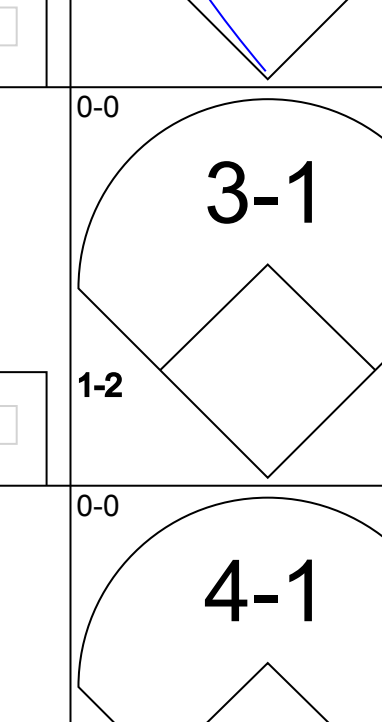
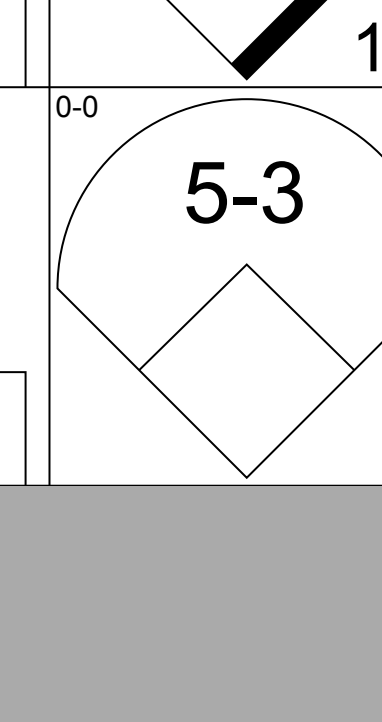
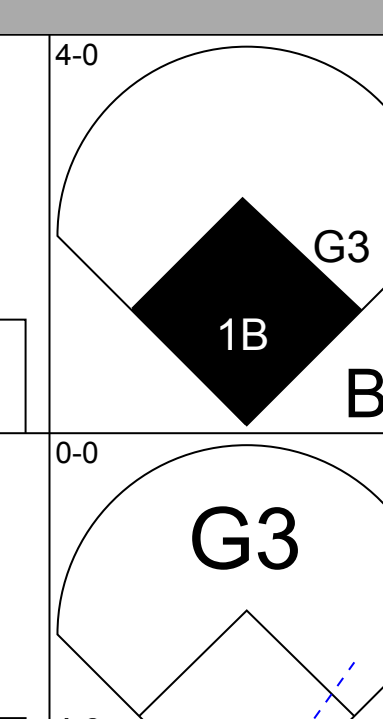
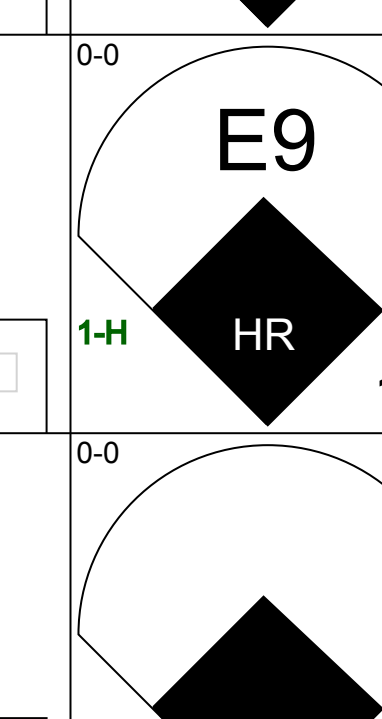
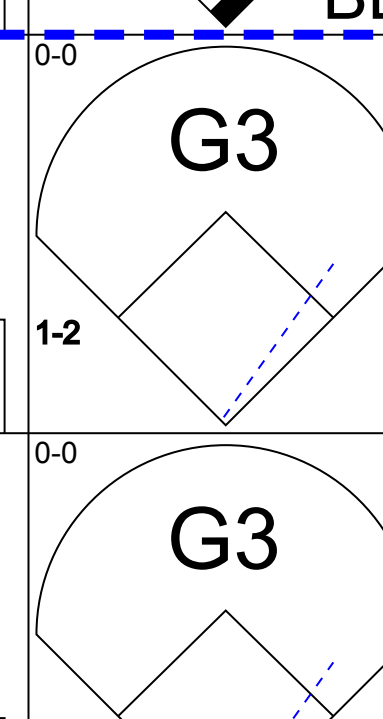

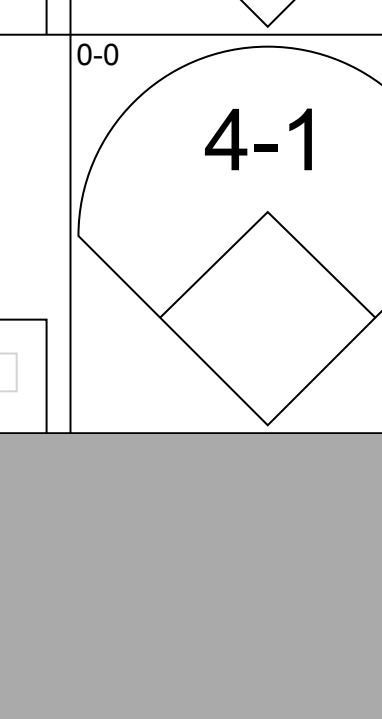
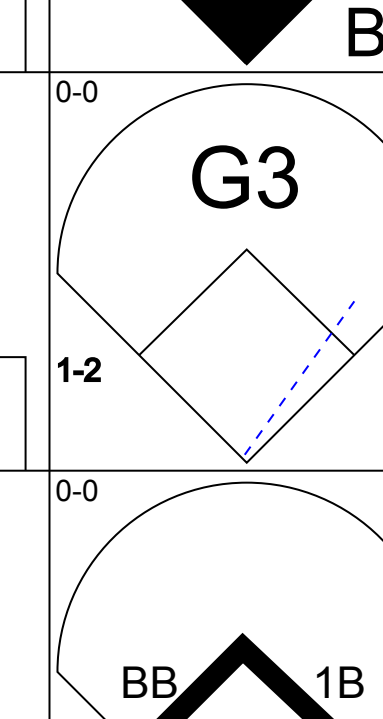
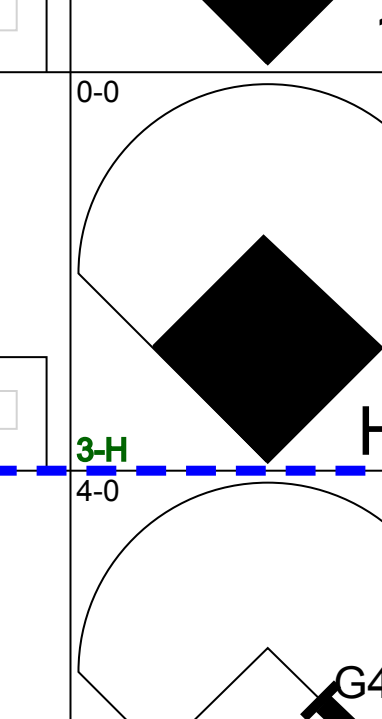
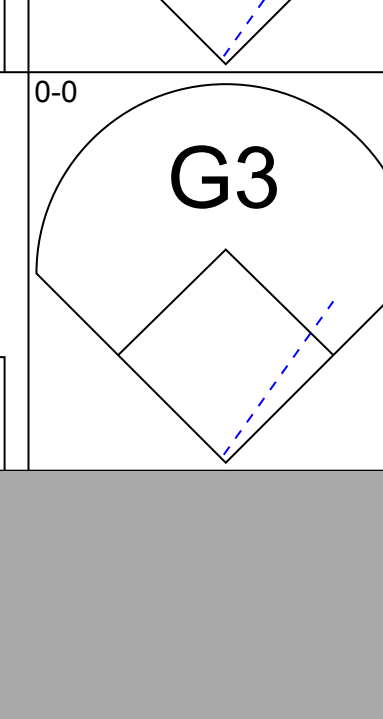

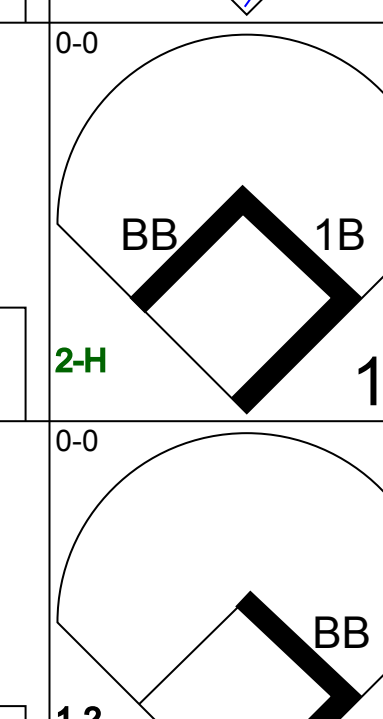
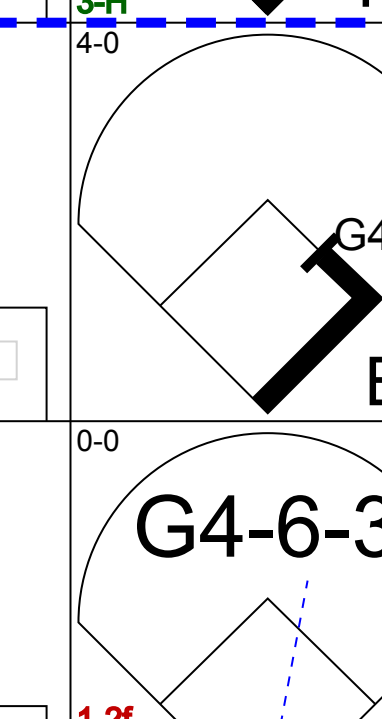
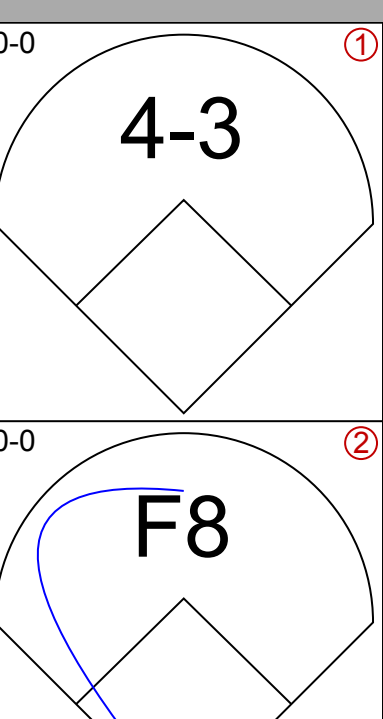
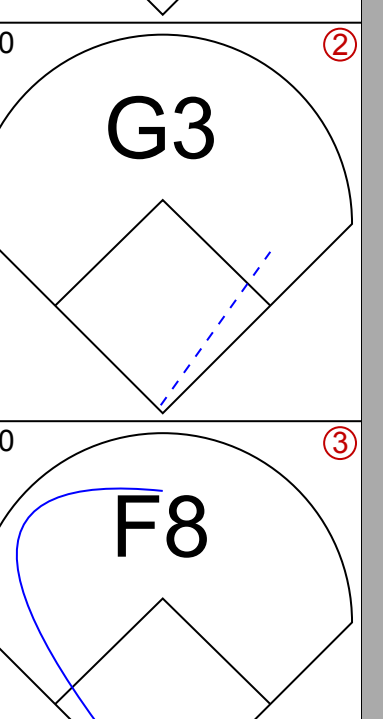
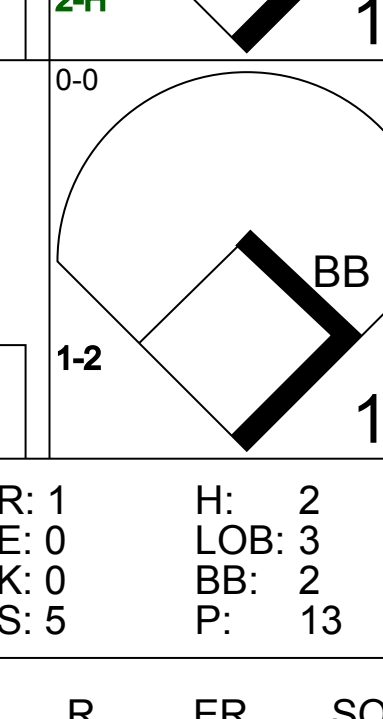
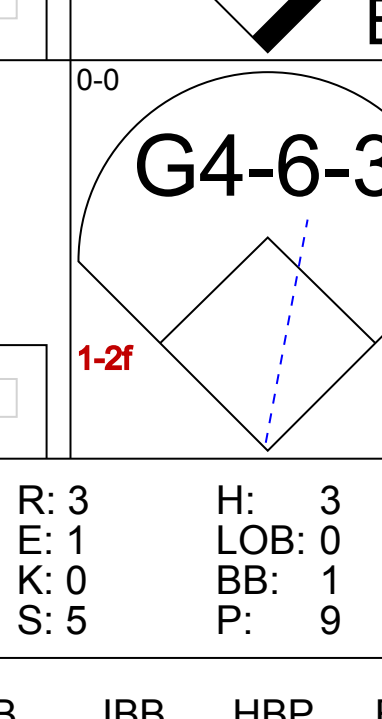
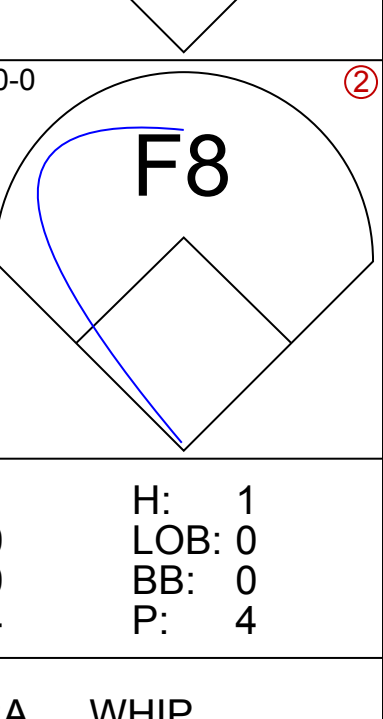
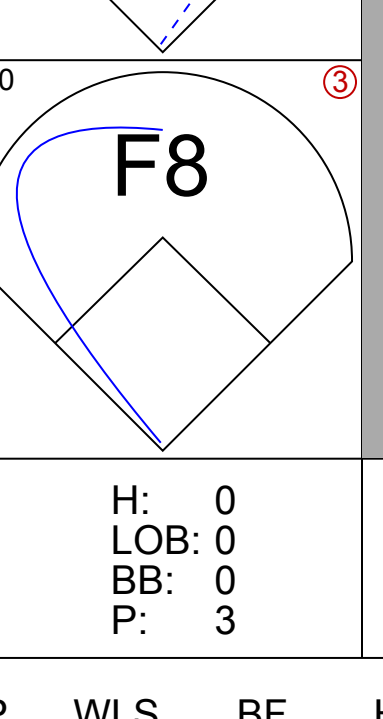
AB	32
R	5
H	8
RBI	5
BB	3
SO	3
LOB	8



Batter	1	2	3	4	5	6	7	8	9	AB	R	H	RBI	BB	SO	LOB	TOP								
Alfredo Griffin, S OBP: 0.330, SLG: 0.354 (1, 6)	F7		K			4-3 3B		5-3		4	1	1	0	0	1	1	Toronto Blue Jays @ New York Yankees Yankee Stadium, Bronx, NY Fri Sep 28, 1979, 7:05 PM EDT Att: 17,647 - Unknown - 70 F								
Al Woods, L OBP: 0.339, SLG: 0.390 (1, 7)	F2		F8			4-3		1B		4	0	1	1	0	0	1									
Roy Howell, L OBP: 0.312, SLG: 0.410 (1, 5)	F7			F4		F9		4-3		4	0	0	0	0	0	1									
Otto Velez, R OBP: 0.394, SLG: 0.522 (1, 10)		F4		K		K			K	4	0	0	0	0	3	0									
Tony Solaita, L OBP: 0.384, SLG: 0.423 (1, 3)	F3			HR			4-0		G6-4-3 1B	3	1	2	1	1	0	0									
Rick Bosetti, R OBP: 0.286, SLG: 0.363 (1, 8)	K			CS 1B		F9			G6-4-3 1-2	4	0	1	0	0	1	2									
Rick Cerone, R OBP: 0.292, SLG: 0.356 (1, 2)			SF8 3B	CS 1-2	F8	F8				3	1	1	0	0	0	1									
Bob Bailor, R OBP: 0.298, SLG: 0.286 (1, 9)		SF8			6-3	K				2	0	0	1	0	1	1									
Tim Johnson, L OBP: 0.255, SLG: 0.233 (1, 4)			3-H 1B		4-3			F9		3	0	1	0	0	0	0									
Inning Stats	R: 0 E: 0 K: 0 S: 3	H: 0 LOB: 0 BB: 0 P: 3	R: 0 E: 0 K: 1 S: 5	H: 0 LOB: 0 BB: 0 P: 5	R: 1 E: 0 K: 1 S: 7	H: 2 LOB: 1 BB: 0 P: 7	R: 1 E: 0 K: 1 S: 6	H: 2 LOB: 0 BB: 0 P: 6	R: 0 E: 0 K: 0 S: 3	H: 0 LOB: 0 BB: 0 P: 3	R: 1 E: 0 K: 1 S: 6	H: 1 LOB: 0 BB: 0 P: 6	R: 0 E: 0 K: 1 S: 5	H: 0 LOB: 1 BB: 1 P: 9	R: 0 E: 0 K: 0 S: 4	H: 1 LOB: 1 BB: 0 P: 4	R: 0 E: 0 K: 1 S: 5	H: 1 LOB: 0 BB: 0 P: 5	1B: 4 2B: 0 3B: 2 HR: 1	SF: 1 SAC: 0 DP: 1 HBP: 0	WP: 0 PB: 0 SB: 0 CS: 1	PA: 34			
PITCHER	IP	WLS	BF	H	R	ER	SO	BB	IBB	HBP	BLK	WP	HR	S	P	ERA	WHIP								
Luis Tiant, R ERA: 3.91 Rich Gossage, R ERA: 2.62	(1, 1) (8, 1)	7.0 2.0	W 7	26 2	5 0	3 0	3 0	5 1	0 0	0 0	0 0	0 0	1 0	35 9	39 9	3.86 0.00	0.857 1.000								

Batter	1	2	3	4	5	6	7	8	9	AB	R	H	RBI	BB	SO	LOB	BOTTOM								
Bobby Murcer, L OBP: 0.348, SLG: 0.380 (1, 8)	E4 2B 1B			G3-6-3 1-2		1B		F9		4	1	1	0	1	0	1	Toronto Blue Jays @ New York Yankees Yankee Stadium, Bronx, NY Fri Sep 28, 1979, 7:05 PM EDT Att: 17,647 - Unknown - 70 F								
Willie Randolph, R OBP: 0.373, SLG: 0.369 (1, 4)	1B	BB		1B HR		1B CS		5-3		5	2	3	0	0	0	2									
Oscar Gamble, L OBP: 0.457, SLG: 0.617 (1, 7)	1B			1B HR		F8 1-2		1B		5	1	4	2	0	0	2									
Reggie Jackson, L OBP: 0.381, SLG: 0.542 (1, 9)	1B		FC1-6-4 1B	HR		F8		1B		4	1	2	3	1	0	1									
Chris Chambliss, L OBP: 0.323, SLG: 0.438 (1, 3)	F8		1B	HR		F9		BB		5	0	2	0	0	0	1									
Graig Nettles, L OBP: 0.321, SLG: 0.394 (1, 5)	F9		F8			F9		1B		3	1	0	0	1	0	3									
Jim Spencer, L OBP: 0.365, SLG: 0.566 (1, 10)		FC6-5 2B		BB		G3-6-3 BB		HR		2	1	2	2	2	0	0									
Jerry Narron, L OBP: 0.226, SLG: 0.309 (1, 2)		6-3	F5		G3-6-3 1-2			1B		4	0	1	0	0	0	5									
Damaso Garcia, R OBP: 0.276, SLG: 0.310 (1, 6)		FC6-5 S		G3-6-3 1B		6-3		F4		4	0	1	0	0	0	2									
Inning Stats	R: 2 E: 1 K: 0 S: 6	H: 3 LOB: 1 BB: 0 P: 6	R: 0 E: 0 K: 0 S: 4	H: 1 LOB: 2 BB: 1 P: 8	R: 0 E: 0 K: 0 S: 5	H: 2 LOB: 3 BB: 1 P: 9	R: 3 E: 0 K: 0 S: 6	H: 4 LOB: 0 BB: 0 P: 6	R: 0 E: 0 K: 0 S: 2	H: 0 LOB: 0 BB: 1 P: 6	R: 0 E: 0 K: 0 S: 4	H: 2 LOB: 1 BB: 0 P: 4	R: 2 E: 0 K: 0 S: 5	H: 2 LOB: 1 BB: 1 P: 9	R: 0 E: 0 K: 0 S: 4	H: 2 LOB: 2 BB: 1 P: 8	R: 0 E: 0 K: 0 S: 4	H: 2 LOB: 0 BB: 0 P: 8	1B: 11 2B: 3 3B: 0 HR: 2	SF: 0 SAC: 0 DP: 2 HBP: 0	WP: 0 PB: 0 SB: 1 CS: 1	PA: 41			
PITCHER	IP	WLS	BF	H	R	ER	SO	BB	IBB	HBP	BLK	WP	HR	S	P	ERA	WHIP								
Butch Edge, R ERA: 5.23 Dave Freisleben, R ERA: 4.96	(1, 1) (4, 1)	3.2 4.1	L 19	22 6	5 2	4 2	0 0	2 3	0 0	0 0	0 0	0 0	1 1	20 16	28 28	9.82 4.15	3.273 2.077								

Batter	1	2	3	4	5	6	7	8	9	AB	R	H	RBI	BB	SO	LOB	TOP					
Alfredo Griffin, S OBP: 0.332, SLG: 0.361 (1, 6)										5	0	3	1	0	1	1	Toronto Blue Jays @ New York Yankees Yankee Stadium, Bronx, NY Sat Sep 29 1979, 3:33 AM EDT Att: 30,016 - Sunny - 73 F					
Al Woods, L OBP: 0.336, SLG: 0.388 (1, 7)										5	0	1	0	0	1	3						
Rick Bosetti, R OBP: 0.286, SLG: 0.362 (1, 8)										4	0	1	0	0	0	2						
Otto Velez, R OBP: 0.395, SLG: 0.520 (1, 10)										3	0	1	0	1	1	1						
Craig Kusick, R OBP: 0.297, SLG: 0.415 (1, 3)										4	0	0	0	0	1	3						
Rick Cerone, R OBP: 0.294, SLG: 0.357 (1, 2)										4	1	2	0	0	0	2						
Roy Howell, L OBP: 0.312, SLG: 0.408 (1, 5)										4	1	1	0	0	3	1						
Bob Bailor, R OBP: 0.298, SLG: 0.288 (1, 9)										4	2	1	1	0	0	1						
Luis Gomez, R OBP: 0.266, SLG: 0.282 (1, 4)										4	0	1	2	0	0	1						
Inning Stats	R: 0 E: 0 K: 3 S: 10	H: 1 LOB: 1 BB: 0 P: 10	R: 0 E: 0 K: 1 S: 6	H: 1 LOB: 1 BB: 0 P: 6	R: 0 E: 0 K: 0 S: 3	H: 1 LOB: 0 BB: 0 P: 3	R: 0 E: 0 K: 0 S: 3	H: 0 LOB: 0 BB: 0 P: 3	R: 0 E: 0 K: 1 S: 5	H: 0 LOB: 0 BB: 0 P: 5	R: 0 E: 0 K: 0 S: 4	H: 1 LOB: 1 BB: 0 P: 4	R: 3 E: 0 K: 0 S: 6	H: 4 LOB: 1 BB: 1 P: 10	R: 0 E: 0 K: 1 S: 7	H: 2 LOB: 2 BB: 0 P: 7	R: 1 E: 1 K: 1 S: 7	H: 1 LOB: 1 BB: 0 P: 7	1B: 7 2B: 4 3B: 1 HR: 0	SF: 0 SAC: 0 DP: 2 HBP: 0	WP: 0 PB: 0 SB: 0 CS: 0	PA: 38
PITCHER	IP WLS BF H R ER SO BB IBB HBP BLK WP HR S P ERA WHIP																					
Tommy John, L ERA: 2.96 (1, 1)	8.2 W 36 H 10 R 4 ER 3 SO 7 BB 1 IBB 0 HBP 0 BLK 0 WP 0 HR 0 S 49 P 53 ERA 3.12 WHIP 1.269																					
Don Hood, L ERA: 3.22 (9, 1)	0.1 2 1 0 0 0 0 0 0 0 0 0 0 0 0 2 2 0.00 3.000																					

Batter	1	2	3	4	5	6	7	8	9	AB	R	H	RBI	BB	SO	LOB	BOTTOM			
Bobby Murcer, L OBP: 0.350, SLG: 0.398 Ron Guidry, L (9, 8)										5	3	3	2	0	0	2	Toronto Blue Jays @ New York Yankees Yankee Stadium, Bronx, NY Sat Sep 29 1979, 3:33 AM EDT Att: 30,016 - Sunny - 73 F			
Willie Randolph, R OBP: 0.375, SLG: 0.369 Fred Stanley, R OBP: 0.236, SLG: 0.270 (1, 4) (6, 4)										2	1	1	0	2	0	0				
Oscar Gamble, L OBP: 0.457, SLG: 0.613 (1, 7)										5	0	2	0	0	2	5				
Reggie Jackson, L OBP: 0.382, SLG: 0.547 (1, 9)										5	1	2	3	0	1	3				
Chris Chambliss, L OBP: 0.324, SLG: 0.436 (1, 3)										4	1	1	0	1	0	4				
Graig Nettles, L OBP: 0.322, SLG: 0.393 (1, 5)										3	2	1	0	1	0	2				
Jim Spencer, L OBP: 0.364, SLG: 0.572 (1, 10)										4	1	1	2	0	0	2				
Bruce Robinson, L OBP: 0.231, SLG: 0.167 (1, 2)										3	0	1	1	1	0	0				
Damaso Garcia, R OBP: 0.273, SLG: 0.303 (1, 6)										4	0	1	0	0	0	1				
Inning Stats	R: 0 E: 0 K: 1 S: 7	H: 2 LOB: 2 BB: 0 P: 7	R: 1 E: 0 K: 0 S: 5	H: 2 LOB: 3 BB: 2 P: 13	R: 3 E: 1 K: 0 S: 5	H: 3 LOB: 0 BB: 1 P: 9	R: 3 E: 0 K: 1 S: 7	H: 2 LOB: 1 BB: 2 P: 15	R: 1 E: 0 K: 0 S: 4	H: 1 LOB: 0 BB: 0 P: 4	R: 0 E: 0 K: 0 S: 3	H: 0 LOB: 0 BB: 0 P: 3	R: 1 E: 0 K: 1 S: 7	H: 2 LOB: 1 BB: 0 P: 7	1B: 8 2B: 1 3B: 0 HR: 4	SF: 0 SAC: 0 DP: 1 HBP: 0	WP: 0 PB: 0 SB: 1 CS: 0	PA: 41		
PITCHER	IP WLS BF H R ER SO BB IBB HBP BLK WP HR S P ERA WHIP																			
Phil Huffman, R ERA: 5.77 (1, 1)	2.1 L 16 H 7 R 4 ER 4 SO 1 BB 2 IBB 0 HBP 0 BLK 0 WP 1 HR 16 P 24 ERA 15.43 WHIP 3.857																			
Balar Moore, L ERA: 4.84 (3, 1)	1.0 7 2 3 3 1 3 0 0 0 0 0 1 6 18 27.00 5.000																			
Jackson Todd, R ERA: 5.85 (4, 1)	4.2 18 4 2 2 2 1 0 0 0 0 0 2 20 20 3.86 0.857																			

AB	37
R	4
H	11
RBI	4
BB	1
SO	7
LOB	15



