

New York Yankees - 1980

Batter	1	2	3	4	5	6	7	8	9	10	11	12	AB	R	H	RBI	BB	SO	LOB	TOP							
Willie Randolph, R (1.4)	5-3		5-3			6-3			5-3		K		5	0	0	0	0	1	0								
Ruppert Jones, L (1.8)	K		K			F7			K		L6		5	0	0	0	0	3	0								
Bob Watson, R (1.3) OBP: 0.600, SLG: 0.600	1B				3-1 PB	K			6-3			G3	5	0	3	0	0	1	0								
Reggie Jackson, L (1.9) OBP: 0.200, SLG: 0.200					3-1				F4		4-3		5	0	1	0	0	1	2								
Lou Piniella, R (1.7) Oscar Gamble, L (10, PH) (10, 7)	F9				F6				K		FC5 BB		3	0	0	0	0	1	3								
Eric Soderholm, R (1.10) Jim Spencer, L (10, PH)		L7			L7				4-3				3	0	0	0	0	0	1								
Graig Nettles, L (1.5)		F2				F8			F8				4	0	0	0	0	1	2								
Rick Cerone, R (1.2)		F5				F9			F9		FC5		4	0	0	0	0	0	2								
Bucky Dent, R (1.6)			5-3			5-3			G1			F9	4	0	0	0	0	0	0								
Inning Stats	R: 0 E: 0 K: 1 S: 7	H: 2 LOB: 2 BB: 0 P: 7	R: 0 E: 0 K: 0 S: 3	H: 0 LOB: 0 BB: 0 P: 3	R: 0 E: 0 K: 1 S: 5	H: 0 LOB: 0 BB: 0 P: 5	R: 0 E: 0 K: 0 S: 4	H: 1 LOB: 1 BB: 0 P: 4	R: 0 E: 0 K: 0 S: 3	H: 0 LOB: 0 BB: 0 P: 3	R: 0 E: 0 K: 1 S: 5	H: 0 LOB: 0 BB: 0 P: 5	R: 0 E: 0 K: 1 S: 5	H: 0 LOB: 0 BB: 0 P: 5	R: 0 E: 0 K: 1 S: 5	H: 0 LOB: 2 BB: 1 P: 10	R: 0 E: 0 K: 1 S: 6	H: 1 LOB: 1 BB: 0 P: 6	1B: 4 2B: 0 3B: 0 HR: 0	SF: 0 SAC: 0 DP: 0 HBP: 1	WP: 0 PB: 1 SB: 0 CS: 0	PA: 42					
PITCHER	IP WLS BF H R ER SO BB IBB HBP BLK WP HR S P ERA WHIP																										
Jon Matlack, L (1.1) ERA: 0.00	9.0	30	3	0	0	0	5	0	0	0	0	0	40	0.00	0.333												
Jim Kern, R (10, 1) ERA: 3.00	0.1	3	0	0	0	0	1	0	1	0	0	0	0	0.00	3.000												
Sparky Lytle, L (10, 1) ERA: 0.375	2.2	9	1	0	0	3	0	0	0	0	0	0	15	0.00	0.375												

New York Yankees @ Texas Rangers
Arlington Stadium, Arlington, TX
Thu Apr 10 1980, 7:05 PM EST
Att. 33,196 - Unknown

AB 40
R 0
H 4
RBI 0
BB 1
SO 8
LOB 12



Batter	1	2	3	4	5	6	7	8	9	10	11	12	AB	R	H	RBI	BB	SO	LOB	BOTTOM								
Mickey Rivers, L (1.8) OBP: 0.200, SLG: 0.200	4-3		G4-3			F8			6-3			E5	5	1	1	0	0	0	2									
Bump Wills, S (1.4)	4-3				F9	F4			K			SH3	4	0	0	0	0	1	1									
Al Oliver, L (1.9)	K				3-1			4-3			K	WP	4	0	0	0	1	2	0									
Buddy Bell, R (1.5)		E5			6-3			K			4-3	WP	4	0	0	0	1	1	0									
Richie Zisk, R (1.10)		F4			F2			F8			6-3	WP	5	0	0	0	0	0	3									
John Ellis, R (1.3) Pat Putnam, L (9, 3)		5-3			K			F8			F8		3	0	0	0	0	1	1									
Bill Sample, R (1.7)		F4			5-3			F9			F3		4	0	0	0	0	0	1									
Jim Sundberg, R (1.2) OBP: 0.750, SLG: 1.000						G4-3			6-3			2B	4	0	3	0	0	0	0									
Pepe Frias, R (1.6) Rusty Staub, L (11, PH) (12, 6)			B5			FC5-6			5-3		4-3		3	0	0	0	0	0	1									
Nelson Norman, S (12, 6)						FC5-6							0	0	0	0	0	0	0									
Inning Stats	R: 0 E: 0 K: 1 S: 5	H: 0 LOB: 0 BB: 0 P: 5	R: 0 E: 1 K: 0 S: 4	H: 0 LOB: 1 BB: 0 P: 4	R: 0 E: 0 K: 0 S: 3	H: 1 LOB: 0 BB: 0 P: 3	R: 0 E: 0 K: 0 S: 3	H: 0 LOB: 0 BB: 0 P: 3	R: 0 E: 0 K: 1 S: 5	H: 0 LOB: 0 BB: 0 P: 5	R: 0 E: 0 K: 0 S: 3	H: 0 LOB: 0 BB: 0 P: 5	R: 0 E: 0 K: 1 S: 4	H: 1 LOB: 1 BB: 0 P: 4	R: 1 E: 1 K: 0 S: 2	H: 1 LOB: 2 BB: 2 P: 10	1B: 3 2B: 1 3B: 0 HR: 0	SF: 0 SAC: 1 DP: 1 HBP: 0	WP: 1 PB: 0 SB: 0 CS: 0	PA: 41								
PITCHER	IP WLS BF H R ER SO BB IBB HBP BLK WP HR S P ERA WHIP																											
Ron Guidry, L (1.1) ERA: 0.222	9.0	29	2	0	0	4	0	0	0	0	0	0	37	0.00	0.222													
Tom Underwood, L (10, 1) ERA: 3.86	2.1	11	2	1	1	1	0	2	0	0	0	0	11	19	3.86	0.857												
Rich Gossage, R (12, 1) ERA: ∞	0.0	1	0	0	0	0	0	0	0	0	0	0	0	0	∞	∞												

New York Yankees @ Texas Rangers
Arlington Stadium, Arlington, TX
Thu Apr 10 1980, 7:05 PM EST
Att. 33,196 - Unknown

AB 38
R 1
H 4
RBI 0
BB 2
SO 5
LOB 11



Batter	1	2	3	4	5	6	7	8	9	AB	R	H	RBI	BB	SO	LOB	TOP					
Willie Randolph, R (1,4) OBP: 0.222, SLG: 0.125	4-0 WP SF9 BB		0-0 CS 1B		0-0 F8		0-0 4-3			3	1	1	0	1	0	1						
Ruppert Jones, L (1,8) OBP: 0.333, SLG: 0.286	4-0 SF9 S BB		0-0 L9 1-2		4-0 HR BB			0-0 E8 G3 2B		2	2	1	0	2	0	1						
Oscar Gamble, L (1,7) OBP: 0.500, SLG: 1.333	0-0 SF9 1-3 3-H			4-0 HR BB	0-0 HR 2-H			0-0 F6		2	2	1	4	1	0	1						
Reggie Jackson, L (1,9) OBP: 0.222, SLG: 0.125	4-0 G5-4-3 BB			0-3 K 1-2	0-3 K			0-0 G3		3	0	0	1	1	2	1						
Bob Watson, R (1,10) OBP: 0.556, SLG: 1.000	0-0 G5-4-3 1-2			0-0 HR 2-H		0-0 6-3		0-0 2B		4	1	2	2	0	0	2						
Jim Spencer, L (1,3)		0-0 F3		0-3 K 2		0-3 K2-3		0-3 K 3		4	0	0	0	0	3	1						
Graig Nettles, L (1,5)		0-0 1-3		0-3 K 3		0-0 4-3			0-0 G3	4	0	0	0	0	1	0	AB 30					
Rick Cerone, R (1,2)		0-0 F9			0-0 F7		0-0 F4		0-0 L3	4	0	0	0	0	0	0	R 7					
Bucky Dent, R (1,6) OBP: 0.125, SLG: 0.250			0-0 F8		0-0 HR 2B		0-0 F7		0-0 F8	4	1	1	0	0	0	0	H 6					
Inning Stats	R: 1 E: 0 K: 0 S: 2	H: 0 LOB: 1 BB: 3 P: 14	R: 0 E: 0 K: 0 S: 3	H: 0 LOB: 0 BB: 0 P: 3	R: 0 E: 0 K: 0 S: 3	H: 1 LOB: 0 BB: 0 P: 3	R: 2 E: 0 K: 3 S: 10	H: 1 LOB: 0 BB: 1 P: 14	R: 3 E: 0 K: 1 S: 7	H: 2 LOB: 0 BB: 1 P: 11	R: 0 E: 0 K: 1 S: 5	H: 0 LOB: 0 BB: 0 P: 5	R: 0 E: 0 K: 0 S: 3	H: 0 LOB: 0 BB: 0 P: 3	R: 1 E: 1 K: 1 S: 7	H: 2 LOB: 1 BB: 0 P: 7	R: 0 E: 0 K: 0 S: 3	H: 0 LOB: 0 BB: 0 P: 3	1B: 1 2B: 3 3B: 0 HR: 2	SF: 1 SAC: 0 DP: 1 HBP: 0	WP: 1 PB: 0 SB: 3 CS: 1	PA: 36
PITCHER	IP WLS BF H R ER SO BB IBB HBP BLK WP HR S P ERA WHIP																					
Fergie Jenkins, R (1,1) ERA: 10.8	5.0 W 22 4 6 6 4 5 0 0 0 0 1 2 25 45 10.80 1.800																					
Dave Rajsich, L (6,1) ERA: 2.25	4.0 S 14 2 1 1 2 0 0 0 0 0 0 0 18 18 2.25 0.500																					

New York Yankees @ Texas Rangers
Arlington Stadium, Arlington, TX
Fri Apr 11 1980, 7:05 PM EST
Att: 21,424 - Unknown

AB 30
R 7
H 6
RBI 7
BB 5
SO 6
LOB 7



Batter	1	2	3	4	5	6	7	8	9	AB	R	H	RBI	BB	SO	LOB	BOTTOM			
Mickey Rivers, L (1,8) OBP: 0.500, SLG: 0.500	0-0 5-3		0-0 FC6-4 1B		0-0 E2 2B	0-0 FC1-6 FC3-5 1B	0-0 WP 1B			5	1	4	0	0	0	0				
Jim Norris, L (9,8)										0	0	0	0	0	0	0				
Bump Wills, S (1,4) OBP: 0.222, SLG: 0.375	0-0 4-3 PB 1B		0-0 FC6-4 1B 1-2		0-0 2B 2B	0-0 FC3-5 FC1-6	0-0 SF8			4	2	2	2	0	0	3				
Al Oliver, L (1,9) OBP: 0.200, SLG: 0.222	0-0 4-3 1-3		0-0 4-1 1-2		0-0 2B 2B	0-0 FC1-6	0-0 F4			5	1	1	1	0	0	5				
Buddy Bell, R (1,5) OBP: 0.300, SLG: 0.125	4-0 BB		0-0 1B 2-H		0-0 4-3 2-3	0-0 F9		0-0 1-3		4	0	1	1	1	0	3				
Richie Zisk, R (1,10) OBP: 0.111, SLG: 0.222	0-0 6-3		0-0 1-3		0-0 HR 2B		0-0 F4		0-0 1-3	5	1	1	1	0	0	3				
Bill Sample, R (1,7)		0-0 4-3		0-0 F8		0-0 HR 2B		0-0 BB 1B		2	0	0	0	0	0	0				
Rusty Staub, L (5,PH) OBP: 0.750, SLG: 1.750								0-0 BB 2B		3	2	3	2	0	0	0				
Pat Putnam, L (1,3) OBP: 0.500, SLG: 0.500		0-0 4-3 2B		0-0 F8		0-0 4-3		4-0 BB 1B		3	1	1	0	2	0	0	AB 39			
Dave Roberts, R (1,2)		0-0 4-3		0-0 F7		0-3 K		4-0 1B 1B SF8 BB		4	1	0	0	1	1	3	R 11			
Pepe Frias, R (1,6) OBP: 0.333, SLG: 0.500		0-0 6-3			0-0 E 2B		0-0 FC3-5 1B		0-0 SF8 1B WP	3	1	2	0	0	0	1	H 16			
Johnny Grubb, L (7,PH)										0	0	0	0	0	0	0	RBI 9			
John Ellis, R (7,PH) OBP: 0.250, SLG: 0.250										1	0	1	2	0	0	0	BB 4			
Nelson Norman, S (7,FR) ERA: 18.0										0	1	0	0	0	0	0	SO 1			
Inning Stats	R: 0 E: 0 K: 0 S: 4	H: 1 LOB: 2 BB: 1 P: 8	R: 0 E: 0 K: 0 S: 4	H: 1 LOB: 0 BB: 0 P: 4	R: 1 E: 0 K: 0 S: 5	H: 2 LOB: 1 BB: 0 P: 5	R: 0 E: 0 K: 0 S: 3	H: 0 LOB: 0 BB: 0 P: 3	R: 6 E: 1 K: 1 S: 11	H: 6 LOB: 0 BB: 0 P: 11	R: 0 E: 0 K: 0 S: 5	H: 2 LOB: 2 BB: 0 P: 5	R: 4 E: 0 K: 0 S: 6	H: 3 LOB: 2 BB: 2 P: 14	R: 0 E: 0 K: 0 S: 4	H: 1 LOB: 2 BB: 1 P: 8	1B: 9 2B: 6 3B: 0 HR: 1	SF: 1 SAC: 0 DP: 0 HBP: 0	WP: 1 PB: 1 SB: 0 CS: 0	PA: 44
PITCHER	IP WLS BF H R ER SO BB IBB HBP BLK WP HR S P ERA WHIP																			
Tommy John, L (1,1) ERA: 12.46	4.1 L 12 4 4 4 1 1 1 0 0 0 0 1 12 20 18.00 2.500																			
Ron Davis, R (5,1) ERA: 18.0	2.0 4 2 1 1 0 0 0 0 0 0 0 4 4 13.50 3.000																			
Jim Kaat, L (7,1) ERA: 13.5	0.2 5 1 0 0 0 0 0 0 0 0 0 4 8 0.00 2.000																			
Rich Gossage, R (8,1) ERA:																				

New York Yankees @ Texas Rangers
Arlington Stadium, Arlington, TX
Fri Apr 11 1980, 7:05 PM EST
Att: 21,424 - Unknown

AB 39
R 11
H 16
RBI 9
BB 4
SO 1
LOB 18



Batter	1	2	3	4	5	6	7	8	9	AB	R	H	RBI	BB	SO	LOB	TOP										
Willie Randolph, R OBP: 0.316, SLG: 0.200 (1, 4)	F2		K		L8	FC6-4			F9	5	0	0	1	0	1	3											
Ruppert Jones, L OBP: 0.474, SLG: 0.533 (1, 8)	F6					FC1-6			4-3	5	1	2	1	0	0	1											
Oscar Gamble, L OBP: 0.429, SLG: 0.636 Bobby Brown, S OBP: 1.000, SLG: 1.000 (1, 7) (6, 7)			F5			1B				4	1	2	1	0	1	2											
Reggie Jackson, L OBP: 0.211, SLG: 0.294 (1, 9)						BB			HR	1	1	1	0	0	0	0											
Bob Watson, R OBP: 0.632, SLG: 0.882 (1, 10)										5	2	1	2	0	1	3											
Jim Spencer, L OBP: 0.188, SLG: 0.286 (1, 3)									HR	4	0	3	0	1	0	0											
Graig Nettles, L OBP: 0.235, SLG: 0.133 (1, 5)										5	0	0	0	0	1	4											
Rick Cerone, R OBP: 0.250, SLG: 0.267 (1, 2)										3	1	2	0	1	0	0											
Bucky Dent, R OBP: 0.250, SLG: 0.313 (1, 6)										4	1	2	0	0	1	3											
Inning Stats	R: 0 E: 0 K: 1 S: 6	H: 1 LOB: 1 BB: 0 P: 6	R: 0 E: 0 K: 1 S: 7	H: 2 LOB: 2 BB: 0 P: 7	R: 0 E: 0 K: 1 S: 6	H: 1 LOB: 1 BB: 0 P: 6	R: 0 E: 0 K: 0 S: 3	H: 0 LOB: 0 BB: 0 P: 3	R: 4 E: 1 K: 1 S: 9	H: 3 LOB: 1 BB: 1 P: 13	R: 2 E: 0 K: 1 S: 7	H: 2 LOB: 1 BB: 0 P: 8	R: 0 E: 0 K: 0 S: 2	H: 0 LOB: 0 BB: 1 P: 6	R: 2 E: 0 K: 0 S: 6	H: 3 LOB: 1 BB: 0 P: 6	1B: 10 2B: 2 3B: 0 HR: 1	SF: 0 SAC: 0 DP: 1 HBP: 1	WP: 4 PB: 0 SB: 1 CS: 1	PA: 42							
PITCHER	IP	WLS	BF	H	R	ER	SO	BB	IBB	HBP	BLK	WP	HR	S	P	ERA	WHIP										
Gaylord Perry, R ERA: 1.93 (1, 1)	4.2	L	23	7	4	1	4	1	0	0	0	1	0	30	34	1.93	1.714										
Dave Rajsich, L ERA: 5.06 (5, 1)	1.1		7	2	2	2	1	0	0	1	0	1	0	8	9	13.50	1.500										
Danny Darwin, R ERA: 6.75 (7, 1)	2.0		6	1	0	0	1	1	0	0	0	0	0	7	11	0.00	1.000										
Sparky Lyle, L ERA: 4.91 (9, 1)	1.0		6	3	2	2	0	0	0	0	0	0	1	6	6	18.00	3.000										

New York Yankees @ Texas Rangers
Arlington Stadium, Arlington, TX
Sun Apr 13 1980, 7:05 PM EST
Att: 13,882 - Unknown - 50 F

AB 39
R 8
H 13
RBI 5
BB 2
SO 6
LOB 19



Batter	1	2	3	4	5	6	7	8	9	AB	R	H	RBI	BB	SO	LOB	BOTTOM										
Mickey Rivers, L OBP: 0.500, SLG: 0.500 (1, 8)	F8		6-3							4	0	1	0	1	0	0											
Bump Wills, S OBP: 0.105, SLG: 0.167 (1, 4)	6-3		5-3							5	0	0	0	0	1	2											
Al Oliver, L OBP: 0.250, SLG: 0.235 (1, 9)										3	1	1	0	2	0	1											
Buddy Bell, R OBP: 0.263, SLG: 0.176 (1, 5) (9, 6)			5-3							5	0	1	1	0	1	4											
Rusty Staub, L OBP: 0.667, SLG: 1.273 (1, 10)	1-3									4	1	2	0	0	0	1											
Johnny Grubb, L (1, 7)										3	0	0	0	0	0	1											
Nelson Norman, S OBP: 0.333, SLG: 0.333 (7, 6)			1-3							0	0	0	0	0	0	0											
Jim Sundberg, R OBP: 0.556, SLG: 0.778 (8, PH) (9, 2)										1	0	1	1	0	0	0											
Pat Putnam, L OBP: 0.538, SLG: 0.444 (1, 3)										2	0	2	0	1	0	0											
John Ellis, R OBP: 0.200, SLG: 0.200 (8, PH) (9, 3)										1	0	0	0	0	1	1											
Dave Roberts, R (1, 2) (9, 5)										3	0	0	0	1	0	4											
Pepe Frias, R OBP: 0.250, SLG: 0.375 Bill Sample, R (6, PH) (7, 7)										2	0	0	0	0	0	1											
Inning Stats	R: 1 E: 0 K: 0 S: 5	H: 2 LOB: 1 BB: 0 P: 5	R: 0 E: 0 K: 0 S: 4	H: 1 LOB: 1 BB: 0 P: 4	R: 0 E: 0 K: 0 S: 3	H: 0 LOB: 1 BB: 1 P: 7	R: 0 E: 0 K: 0 S: 3	H: 1 LOB: 1 BB: 1 P: 7	R: 0 E: 0 K: 1 S: 6	H: 1 LOB: 2 BB: 1 P: 10	R: 0 E: 0 K: 1 S: 6	H: 1 LOB: 2 BB: 1 P: 10	R: 0 E: 0 K: 0 S: 3	H: 0 LOB: 0 BB: 0 P: 3	R: 1 E: 1 K: 1 S: 8	H: 2 LOB: 2 BB: 0 P: 8	R: 0 E: 0 K: 1 S: 5	H: 0 LOB: 1 BB: 1 P: 9	1B: 6 2B: 2 3B: 0 HR: 0	SF: 0 SAC: 0 DP: 1 HBP: 0	WP: 1 PB: 0 SB: 2 CS: 0	PA: 40					
PITCHER	IP	WLS	BF	H	R	ER	SO	BB	IBB	HBP	BLK	WP	HR	S	P	ERA	WHIP										
Ed Figueroa, R ERA: 1.59 (1, 1)	5.2	W	26	6	1	1	1	4	0	0	0	0	0	24	40	1.59	1.765										
Tom Underwood, L ERA: 3.16 (6, 1)	3.1	S	14	2	1	1	3	1	0	0	0	0	0	19	23	2.70	0.900										

New York Yankees @ Texas Rangers
Arlington Stadium, Arlington, TX
Sun Apr 13 1980, 7:05 PM EST
Att: 13,882 - Unknown - 50 F

AB 35
R 2
H 8
RBI 2
BB 5
SO 4
LOB 19



Batter	1	2	3	4	5	6	7	8	9	10	11	12	13	14	AB	R	H	RBI	BB	SO	LOB	TOP										
Willie Randolph, R OBP: 0.269, SLG: 0.182 (1.4)															7	0	1	1	0	0	3											
Ruggert Jones, L OBP: 0.346, SLG: 0.364 (1.8)															7	0	0	0	0	3	4											
Bob Watson, R OBP: 0.565, SLG: 0.762 (8. PR)															4	0	1	0	0	0	1											
Bobby Brown, S OBP: 1.000, SLG: 1.000 (8. PR)															0	0	0	0	0	0	0											
Jim Spencer, L OBP: 0.176, SLG: 0.267 (8.3)															1	0	0	0	0	0	1											
Dennis Werth, R (13.3)															0	0	0	0	1	0	0											
Reggie Jackson, L OBP: 0.320, SLG: 0.333 (1.9)															4	1	2	0	2	0	2											
Lou Piniella, R OBP: 0.222, SLG: 0.125 (1.7)															5	1	1	0	1	1	4											
Eric Soderholm, R (1.10)															3	0	0	0	0	4												
Bobby Murcer, L (9. PH)															2	0	0	0	1	0	2											
Graig Nettles, L OBP: 0.304, SLG: 0.211 (1.5)															4	0	1	2	2	0	1											
Rick Cerone, R OBP: 0.227, SLG: 0.200 (1.2)															5	1	0	0	1	2	6											
Bucky Dent, R OBP: 0.318, SLG: 0.409 (1.6)															6	0	3	0	0	0	0											
Inning Stats	R: 0 E: 0 K: 1 S: 5	H: 1 LOB: 0 BB: 0 P: 5	R: 0 E: 0 K: 0 S: 4	H: 1 LOB: 1 BB: 0 P: 4	R: 0 E: 0 K: 0 S: 4	H: 1 LOB: 1 BB: 0 P: 4	R: 2 E: 0 K: 0 S: 6	H: 3 LOB: 1 BB: 0 P: 6	R: 0 E: 0 K: 0 S: 3	H: 0 LOB: 0 BB: 0 P: 3	R: 0 E: 0 K: 0 S: 3	H: 0 LOB: 0 BB: 0 P: 7	R: 1 E: 0 K: 0 S: 4	H: 1 LOB: 1 BB: 1 P: 8	R: 0 E: 0 K: 1 S: 5	H: 0 LOB: 0 BB: 0 P: 5	R: 0 E: 0 K: 0 S: 3	H: 0 LOB: 0 BB: 0 P: 3	R: 0 E: 0 K: 1 S: 4	H: 1 LOB: 1 BB: 3 P: 4	R: 0 E: 0 K: 1 S: 4	H: 0 LOB: 0 BB: 2 P: 16	R: 0 E: 0 K: 1 S: 5	H: 0 LOB: 3 BB: 3 P: 17	R: 0 E: 0 K: 1 S: 5	H: 0 LOB: 0 BB: 0 P: 5	R: 0 E: 0 K: 0 S: 5	H: 0 LOB: 0 BB: 0 P: 5	1B: 7 2B: 2 3B: 0 HR: 0	SF: 0 SAC: 0 DP: 1 HBP: 0	WP: 0 PB: 0 CS: 2	PA: 56
PITCHER	IP: 7.0 WLS: 2 BF: 29 H: 7 R: 3 ER: 3 SO: 1 BB: 2 IBB: 0 HBP: 0 BLK: 0 WP: 0 HR: 0 S: 29 P: 37 ERA: 5.25 WHIP: 1.286	PITCHER																														
Steve Trout, L ERA: 5.25 (1.1)	2.1 (8.1)	4.2 (10.1)																														
Mike Proly, R ERA: (10.1)																																
Rich Wortham, L ERA: (10.1)																																

New York Yankees @ Chicago White Sox
Comiskey Park, Chicago, IL
Tue Apr 15 1980, 7:05 PM EST
-Att. 6,614 - Unknown

AB 48
R 3
H 9
RBI 3
BB 8
SO 6
LOB 28

Batter	1	2	3	4	5	6	7	8	9	10	11	12	13	14	AB	R	H	RBI	BB	SO	LOB	BOTTOM								
Harry Chappas, S OBP: 0.167, SLG: 0.091 (1.10)															5	1	0	0	1	1	4									
Alan Bannister, R OBP: 0.440, SLG: 0.400 (1.5)															6	1	2	0	1	1	2									
Jim Morrison, R OBP: 0.304, SLG: 0.278 (1.4)															7	0	1	0	0	2	5									
Lamar Johnson, R OBP: 0.522, SLG: 0.842 (1.3)															4	0	0	1	2	0	1									
Chet Lemon, R OBP: 0.364, SLG: 0.263 (1.8)															6	1	1	1	1	1	3									
Wayne Nordhagen, R OBP: 0.700, SLG: 1.250 (6.7)															1	1	1	0	2	0	0									
Thad Bosley, L OBP: 0.423, SLG: 0.333 (6.7)															0	0	0	0	0	0	0									
Kevin Bell, R (8. PH)															1	0	0	0	0	1	0									
Harold Baines, L (9.9)															2	0	0	0	0	0	0									
Bruce Kimm, R OBP: 0.412, SLG: 0.588 (1.2)															6	0	2	2	0	2	2									
Greg Pryor, R OBP: 0.286, SLG: 0.222 (1.6)															5	0	1	0	1	1	1									
Rusty Kuntz, R OBP: 0.290, SLG: 0.375 (9.7)															4	0	1	0	0	0	4									
Bob Molinaro, L OBP: 0.500, SLG: 0.286 (12.7)															1	0	0	0	1	0	0									
Inning Stats	R: 0 E: 0 K: 0 S: 3	H: 0 LOB: 1 BB: 1 P: 7	R: 0 E: 0 K: 0 S: 4	H: 1 LOB: 3 BB: 2 P: 12	R: 1 E: 0 K: 2 S: 9	H: 2 LOB: 2 BB: 1 P: 13	R: 0 E: 0 K: 0 S: 4	H: 1 LOB: 1 BB: 0 P: 4	R: 2 E: 1 K: 0 S: 5	H: 2 LOB: 1 BB: 1 P: 9	R: 0 E: 0 K: 0 S: 3	H: 0 LOB: 0 BB: 0 P: 3	R: 0 E: 0 K: 1 S: 5	H: 0 LOB: 0 BB: 0 P: 5	R: 0 E: 0 K: 0 S: 3	H: 0 LOB: 0 BB: 0 P: 3	R: 0 E: 0 K: 1 S: 6	H: 1 LOB: 2 BB: 1 P: 10	R: 0 E: 0 K: 1 S: 5	H: 0 LOB: 0 BB: 3 P: 5	R: 1 E: 1 K: 0 S: 3	H: 1 LOB: 3 BB: 3 P: 15	1B: 6 2B: 3 3B: 0 HR: 0	SF: 1 SAC: 1 DP: 1 HBP: 0	WP: 1 PB: 0 SB: 1 CS: 0	PA: 59				
PITCHER	IP: 9.0 WLS: 7 BF: 39 H: 7 R: 3 ER: 3 SO: 7 BB: 5 IBB: 0 HBP: 0 BLK: 0 WP: 1 HR: 0 S: 48 P: 68 ERA: 3.00 WHIP: 1.333	PITCHER																												
Ron Guidry, L ERA: 1.5 (1.1)	2.0 (10.1)	2.0 (12.1)																												
Rich Gossage, R ERA: (12.1)																														
Tom Underwood, L ERA: 2.36 (14.1)																														
Jim Kaat, L ERA: 2.25 (14.1)																														

New York Yankees @ Chicago White Sox
Comiskey Park, Chicago, IL
Tue Apr 15 1980, 7:05 PM EST
-Att. 6,614 - Unknown

AB 48
R 4
H 9
RBI 4
BB 9
SO 9
LOB 22

Batter	1	2	3	4	5	6	7	8	9	AB	R	H	RBI	BB	SO	LOB	TOP			
Willie Randolph, R (1, 4) OBP: 0.258, SLG: 0.185	F9		F8	1B		6-3		1-3		5	0	1	1	0	0	1				
Ruppert Jones, L (1, 8) OBP: 0.397, SLG: 0.385	F8 S HBP					3-1		4-3		4	0	2	1	0	0	1				
Bob Watson, R (1, 10) OBP: 0.536, SLG: 0.680	F8		K	K				2B 3B BB	FC6-4 1B	4	1	1	0	1	2	4				
Reggie Jackson, L (1, 9) OBP: 0.300, SLG: 0.346	3-1		K					3B 2B	FC6-4 FC6-4	5	1	1	0	0	1	3				
Lou Piniella, R (1, 7) OBP: 0.250, SLG: 0.100 Oscar Gamble, L (7, PH) OBP: 0.438, SLG: 0.769		6-3		1B SF8 BB	K			1B 3B	F9	2	1	0	0	1	1	0				
Bobby Brown, S (9, 7) OBP: 1.000, SLG: 1.000								2H 3H		2	1	1	2	0	0	1				
Eric Soderholm, R (1, 5) OBP: 0.182, SLG: 0.100		2B 1B		K				5-3	FC6-4	4	0	1	0	1	1	3				
Dennis Werth, R (1, 3) OBP: 0.500, SLG: 0.333 Jim Spencer, L (7, PH) OBP: 0.222, SLG: 0.313		K		1B BB	K			G5-4-3 1B		3	1	1	0	0	2	2				
Rick Cerone, R (1, 2) OBP: 0.231, SLG: 0.261				SF8				F7	G5-4-3	3	0	1	1	0	0	1				
Bucky Dent, R (1, 6) OBP: 0.346, SLG: 0.400		6-3		1B 1B BB				6-3 1B	6-3	3	1	1	0	1	0	2				
Inning Stats	R: 0 E: 0 K: 0 S: 3	H: 0 LOB: 1 BB: 0 P: 4	R: 0 E: 0 K: 1 S: 7	H: 2 LOB: 2 BB: 0 P: 7	R: 0 E: 0 K: 2 S: 8	H: 1 LOB: 1 BB: 0 P: 8	R: 3 E: 0 K: 2 S: 10	H: 3 LOB: 2 BB: 2 P: 18	R: 0 E: 0 K: 0 S: 4	H: 1 LOB: 1 BB: 0 P: 4	R: 3 E: 0 K: 0 S: 5	H: 3 LOB: 0 BB: 1 P: 9	R: 0 E: 0 K: 0 S: 3	H: 0 LOB: 0 BB: 0 P: 3	R: 0 E: 0 K: 0 S: 4	H: 1 LOB: 1 BB: 0 P: 4	1B: 8 2B: 2 3B: 1 HR: 0	SF: 1 SAC: 0 DP: 1 HBP: 1	WP: 0 PB: 0 CS: 0	PA: 42
PITCHER	IP WLS BF H R ER SO BB IBB HBP BLK WP HR S P ERA WHIP																			
Ken Kravec, L (1, 1) ERA: 7.0	3.2 L 20 6 3 3 4 2 0 0 0 0 0 25 34 7.36 2.182																			
Randy Scarbery, R (4, 1) ERA: 11.57	2.1 12 3 3 3 3 2 0 0 0 0 0 16 24 11.57 2.143																			
Mike Proly, R (7, 1) ERA:	3.0 10 2 0 0 0 0 0 0 0 0 0 10 10 0.00 0.667																			

New York Yankees @ Chicago White Sox
Comiskey Park, Chicago, IL
Wed Apr 16 1980, 7:05 PM EST
Att. 9,680 - Unknown - 38 F

AB 36
R 6
H 11
RBI 6
BB 4
SO 7
LOB 18



Batter	1	2	3	4	5	6	7	8	9	AB	R	H	RBI	BB	SO	LOB	BOTTOM			
Bob Molinaro, L (1, 7) OBP: 0.357, SLG: 0.182	1-3			1-3		4-3			1-3	4	0	0	0	0	0	0				
Alan Bannister, R (1, 5) OBP: 0.429, SLG: 0.391				G3 1B				6-3		3	0	1	0	0	0	0				
Jim Morrison, R (1, 4) OBP: 0.269, SLG: 0.238			K	6-3				F7		3	0	0	0	0	1	1				
Lamar Johnson, R (1, 3) OBP: 0.462, SLG: 0.727				6-3		5-3		F8		3	0	0	0	0	0	0				
Chet Lemon, R (1, 8) OBP: 0.360, SLG: 0.238				G4-6-3 HBP		2-3		6-3		2	0	0	0	0	0	0				
Wayne Nordhagen, R (1, 10) OBP: 0.615, SLG: 1.000				G4-6-3		WP 1B		6-3		3	0	1	0	0	0	1				
Harold Baines, L (1, 9)			K			4-3		F7		3	0	0	0	0	1	1				
Bruce Kimm, R (1, 2) OBP: 0.350, SLG: 0.500			F8			6-3		4-3		3	0	0	0	0	0	0				
Greg Pryor, R (1, 6) OBP: 0.250, SLG: 0.190			6-3			4-3		6-3		3	0	0	0	0	0	0				
Inning Stats	R: 0 E: 0 K: 1 S: 5	H: 1 LOB: 0 BB: 0 P: 5	R: 0 E: 0 K: 0 S: 2	H: 0 LOB: 0 BB: 0 P: 3	R: 0 E: 0 K: 1 S: 5	H: 0 LOB: 0 BB: 0 P: 5	R: 0 E: 0 K: 0 S: 3	H: 0 LOB: 0 BB: 0 P: 3	R: 0 E: 0 K: 0 S: 3	H: 0 LOB: 0 BB: 0 P: 3	R: 0 E: 0 K: 0 S: 3	H: 0 LOB: 0 BB: 0 P: 3	R: 0 E: 0 K: 0 S: 3	H: 0 LOB: 0 BB: 0 P: 3	R: 0 E: 0 K: 0 S: 3	H: 0 LOB: 0 BB: 0 P: 3	1B: 2 2B: 0 3B: 0 HR: 0	SF: 0 SAC: 0 DP: 1 HBP: 1	WP: 1 PB: 0 CS: 1	PA: 28
PITCHER	IP WLS BF H R ER SO BB IBB HBP BLK WP HR S P ERA WHIP																			
Tommy John, L (1, 1) ERA: 4.05	9.0 W 28 2 0 0 2 0 0 1 0 1 0 31 32 0.00 0.222																			

New York Yankees @ Chicago White Sox
Comiskey Park, Chicago, IL
Wed Apr 16 1980, 7:05 PM EST
Att. 9,680 - Unknown - 38 F

AB 27
R 0
H 2
RBI 0
BB 0
SO 2
LOB 3



Batter	1	2	3	4	5	6	7	8	9	AB	R	H	RBI	BB	SO	LOB	TOP		
Willie Randolph, R (1, 4) OBP: 0.257, SLG: 0.194	0-0 6-3			0-3 K		0-0 5-3		0-0 1-2 HR 1B		4	1	1	0	0	1	2	New York Yankees @ Chicago White Sox Comiskey Park, Chicago, IL Thu Apr 17 1980, 4:33 AM EST Att. 5,555 - Unknown - 52 F livebaseballscorecards.com		
Ruppert Jones, L (1, 8) OBP: 0.371, SLG: 0.467	0-0 F7			0-0 F8		0-0 F8		0-0 1-H 2-H HR		4	1	1	3	0	0	2			
Bob Watson, R (1, 10) OBP: 0.500, SLG: 0.621	0-0 6-3			0-0 G3			0-0 G6-4-3 1B	0-0 6-3		4	0	1	0	0	0	0			
Reggie Jackson, L (1, 9) OBP: 0.294, SLG: 0.333		0-0 4-3			0-0 6-3		0-0 F7		0-0 WP 2B 1B	4	1	1	0	0	0	1			
Lou Piniella, R (1, 7) OBP: 0.200, SLG: 0.077 Oscar Gamble, L (9, PH) OBP: 0.471, SLG: 0.857		0-0 4-3			0-0 4-3		0-0 G6-4-3		0-0 F7 1-H 2B	3	0	0	0	0	0	1			
Eric Soderholm, R (1, 5) OBP: 0.143, SLG: 0.077 Graig Nettles, L (9, PH) OBP: 0.292, SLG: 0.200		0-0 F9			0-0 F9			0-0 E5 FC5-4 1B SF8	0-0 F7	3	1	0	0	0	0	0			
Dennis Werth, R (1, 3) OBP: 0.571, SLG: 0.500 Jim Spencer, L (9, PH) OBP: 0.263, SLG: 0.353			0-3 K		0-0 2B 1B		0-0 FC5-4 1B	0-0 FC6-4 1B		3	0	2	0	0	1	0			
Rick Cerone, R (1, 2) OBP: 0.233, SLG: 0.296			0-0 6-3		0-0 1-3 2B		0-0 FC5-4 1B HR	0-0 FC6-4 1B		4	1	1	0	0	0	3			
Bucky Dent, R (1, 6) OBP: 0.300, SLG: 0.357			0-3 K		0-0 F9		0-0 SF8	0-3 K		3	0	0	1	0	2	3			
Inning Stats	R: 0 E: 0 K: 0 S: 3	H: 0 LOB: 0 BB: 0 P: 3	R: 0 E: 0 K: 0 S: 3	H: 0 LOB: 0 BB: 0 P: 3	R: 0 E: 0 K: 2 S: 7	H: 0 LOB: 0 BB: 0 P: 7	R: 0 E: 0 K: 1 S: 5	H: 0 LOB: 0 BB: 0 P: 5	R: 0 E: 0 K: 0 S: 3	H: 2 LOB: 2 BB: 0 P: 5	R: 0 E: 0 K: 0 S: 3	H: 1 LOB: 1 BB: 0 P: 3	R: 4 E: 1 K: 0 S: 7	H: 3 LOB: 0 BB: 0 P: 7	R: 2 E: 0 K: 1 S: 8	H: 3 LOB: 1 BB: 0 P: 8		1B: 6 2B: 2 3B: 0 HR: 1	SF: 1 SAC: 0 DP: 1 HBP: 0
PITCHER	IP WLS BF H R ER SO BB IBB HBP BLK WP HR S P ERA WHIP																		
Britt Burns, L (1, 1) ERA: 3.18	7.2 W 29 6 4 0 3 0 0 0 0 0 1 35 35 0.00 0.783																		
Ed Farmer, R (8, 1) ERA: 3.18	1.1 S 7 3 2 2 1 0 0 0 0 0 1 0 9 9 13.50 2.250																		

Batter	1	2	3	4	5	6	7	8	9	AB	R	H	RBI	BB	SO	LOB	BOTTOM		
Mike Squires, L (1, 3) OBP: 0.500, SLG: 0.333	4-0 FC4-6 BB		4-0 CS BB		0-0 E4 1B 2B		0-0 F7	0-0 1-3		3	1	1	2	2	0	1	New York Yankees @ Chicago White Sox Comiskey Park, Chicago, IL Thu Apr 17 1980, 4:33 AM EST Att. 5,555 - Unknown - 52 F livebaseballscorecards.com		
Alan Bannister, R (1, 5) OBP: 0.394, SLG: 0.357	0-3 K		0-0 4-3		0-0 2B 1B		0-0 P4	0-3 K		5	1	1	1	0	2	3			
Bob Molinaro, L (1, 7) OBP: 0.389, SLG: 0.333 Rusty Kuntz, R (8, 7) OBP: 0.250, SLG: 0.375	0-0 FC4-6 1-2			0-0 P4	0-0 1B 2B		0-0 FC5-4 1B			4	1	2	0	0	0	1			
Lamar Johnson, R (1, 10) OBP: 0.433, SLG: 0.640	0-0 5-3			0-0 F8	4-0 1B IBB		0-0 FC5-4			3	0	0	0	1	0	2			
Chet Lemon, R (1, 8) OBP: 0.379, SLG: 0.320		0-0 4-3		0-0 P4	0-0 1B			0-0 1B 2B		4	1	2	2	0	0	0			
Jim Morrison, R (1, 4) OBP: 0.300, SLG: 0.280		0-0 2-3 1B			0-0 F2 4-3			0-0 2B 1B		4	1	2	1	0	0	2			
Harold Baines, L (1, 9) OBP: 0.091, SLG: 0.100		0-0 2-3			0-0 F8	0-0 L6		0-0 1B 2B		4	1	1	1	0	0	1			
Mary Foley, L (1, 2) OBP: 0.222, SLG: 0.250		0-0 6-3			0-0 1B E	0-0 F9		0-0 1-3		4	1	1	0	0	0	2			
Greg Pryor, R (1, 6) OBP: 0.286, SLG: 0.280			0-3 K		0-0 E	0-0 5-3		0-0 1-3 2B		4	1	2	1	0	1	0			
Inning Stats	R: 0 E: 0 K: 1 S: 5	H: 0 LOB: 1 BB: 1 P: 9	R: 0 E: 0 K: 0 S: 4	H: 1 LOB: 0 BB: 0 P: 4	R: 0 E: 0 K: 1 S: 4	H: 0 LOB: 0 BB: 1 P: 8	R: 0 E: 0 K: 0 S: 3	H: 0 LOB: 0 BB: 0 P: 3	R: 5 E: 1 K: 0 S: 9	H: 6 LOB: 2 BB: 1 P: 13	R: 0 E: 0 K: 0 S: 3	H: 0 LOB: 0 BB: 0 P: 3	R: 0 E: 0 K: 0 S: 4	H: 1 LOB: 1 BB: 0 P: 4	R: 3 E: 0 K: 1 S: 9	H: 4 LOB: 1 BB: 0 P: 9		1B: 6 2B: 6 3B: 0 HR: 0	SF: 0 SAC: 0 DP: 0 HBP: 0
PITCHER	IP WLS BF H R ER SO BB IBB HBP BLK WP HR S P ERA WHIP																		
Mike Griffin, R (1, 1) ERA: 9.64	4.2 L 21 6 5 5 2 2 0 0 0 0 0 0 23 31 9.64 1.714																		
Ron Davis, R (5, 1) ERA: 9.31	2.1 10 2 0 0 0 0 1 0 0 0 0 0 9 13 0.00 0.857																		
Jim Kaat, L (8, 1) ERA: 7.2	1.0 7 4 3 3 1 0 0 0 0 0 0 0 9 9 27.00 4.000																		

Batter	1	2	3	4	5	6	7	8	9	AB	R	H	RBI	BB	SO	LOB	TOP			
Paul Moltis R (1,4) OBP: 0.464, SLG: 0.522	F9		4-3 BB		F8		WP 1B		5-3	4	0	1	1	1	0	1	Milwaukee Brewers @ New York Yankees Yankee Stadium, Bronx, NY Fri Apr 18 1980, 3:33 AM EST Att: 47,362 - Overcast - 65 F			
Cecil Cooper L (1,3) OBP: 0.333, SLG: 0.565 Don Money R (9,3) OBP: 0.400, SLG: 0.571	F9 2B		4-3 1-2			CS 1B	WP 1B			3	0	2	0	1	0	1				
Dick Davis R (1,10) OBP: 0.154, SLG: 0.308	F9 2-3		F7			5-3 1-2	F8 1-2 2-3			4	0	0	0	0	0	5				
Ben Oglivie L (1,7) OBP: 0.481, SLG: 0.545	F7			K		S 1B		G3		4	0	1	0	0	1	1				
Gorman Thomas R (1,8) OBP: 0.385, SLG: 0.550		F2		HR		K		K		4	1	1	1	0	2	1				
Sixto Lezcano R (1,9) OBP: 0.192, SLG: 0.458		K		F9				L7		4	0	0	0	0	2	0				
Robin Yount R (1,6) OBP: 0.417, SLG: 0.667		S 1B		F7				2B		4	1	3	0	0	0	0				
Jim Gantner L (1,5) OBP: 0.400, SLG: 0.600		F7				B1-3		1B 2B		4	1	1	1	0	0	2				
Charlie Moore R (1,2) OBP: 0.200, SLG: 0.200			K			G3		5-3		4	0	0	0	0	1	2				
Inning Stats	R: 0 E: 0 K: 0 S: 4	H: 1 LOB: 1 BB: 0 P: 4	R: 0 E: 0 K: 1 S: 6	H: 1 LOB: 1 BB: 0 P: 6	R: 0 E: 0 K: 1 S: 5	H: 0 LOB: 1 BB: 1 P: 9	R: 1 E: 0 K: 1 S: 6	H: 1 LOB: 0 BB: 0 P: 6	R: 0 E: 0 K: 0 S: 3	H: 2 LOB: 0 BB: 0 P: 6	R: 2 E: 0 K: 0 S: 6	H: 3 LOB: 2 BB: 1 P: 10	R: 0 E: 0 K: 2 S: 7	H: 0 LOB: 0 BB: 0 P: 7	R: 0 E: 0 K: 0 S: 4	H: 1 LOB: 1 BB: 0 P: 4		1B: 4 2B: 3 3B: 1 HR: 1	SF: 0 SAC: 0 DP: 0 HBP: 0	WP: 1 CS: 2
PITCHER	IP WLS BF H R ER SO BB IBB HBP BLK WP HR S P ERA WHIP																			
Luis Tiant R (1,1) ERA: 4.85	6.2 L 29 8 3 3 4 1 1 0 0 0 1 35 43 4.05 1.350																			
Ron Davis R (7,1) ERA: 5.4	2.1 8 1 0 0 2 0 0 0 0 1 0 12 12 0.00 0.429																			

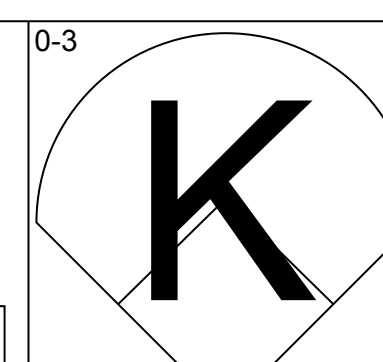
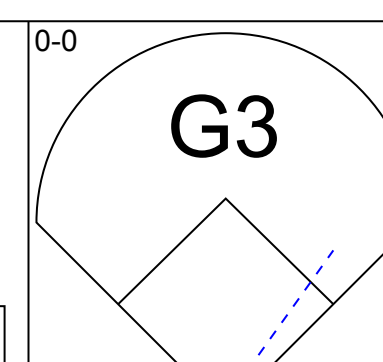
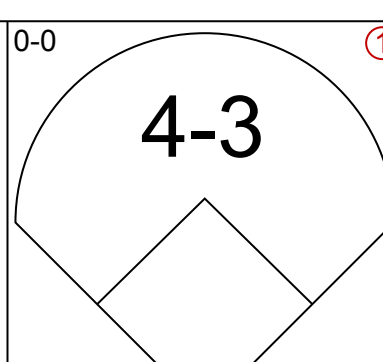
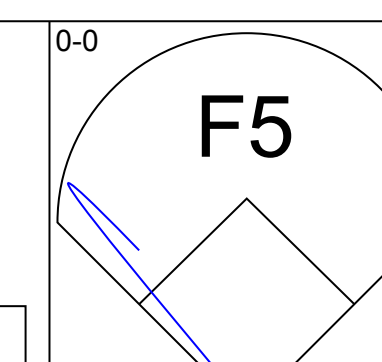
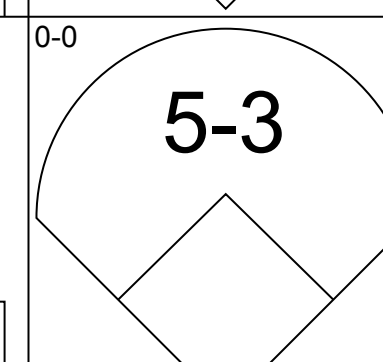
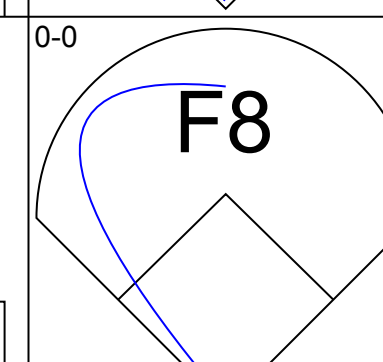
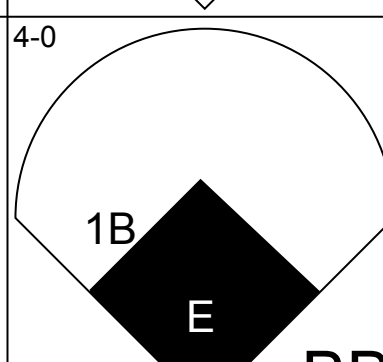
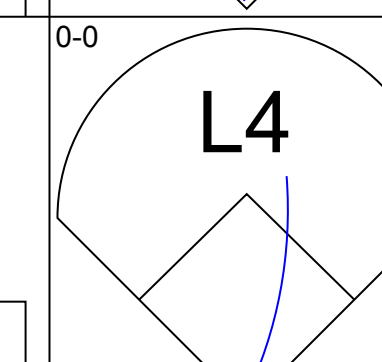
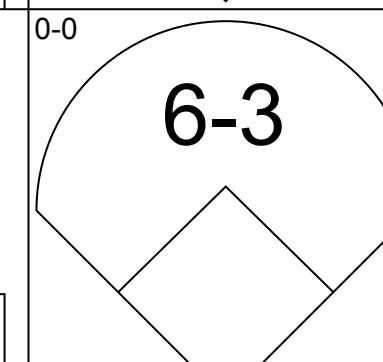
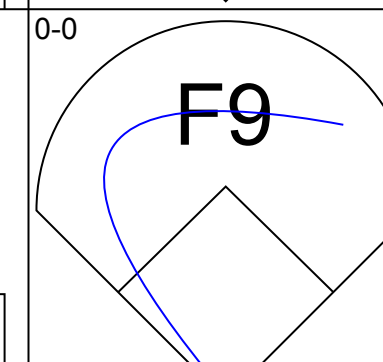
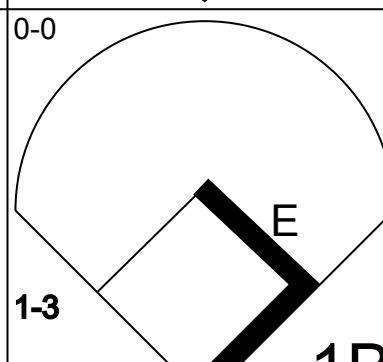
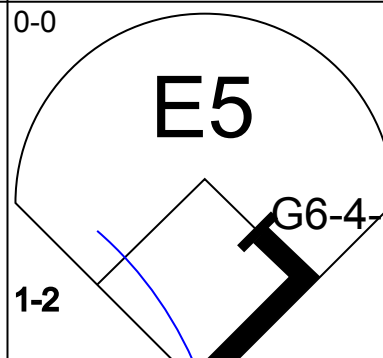
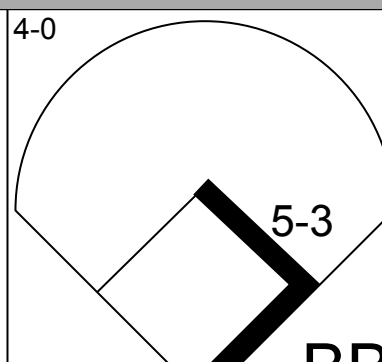
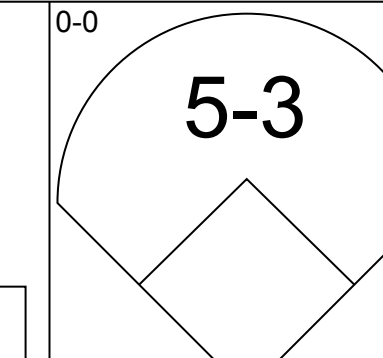
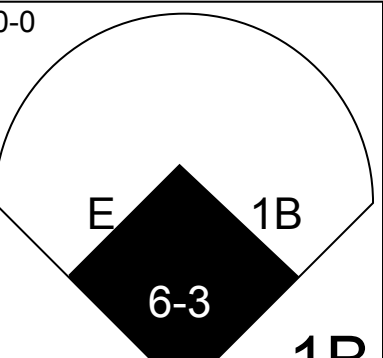
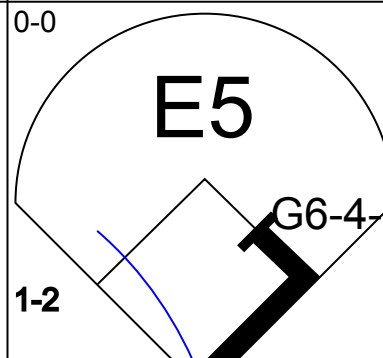
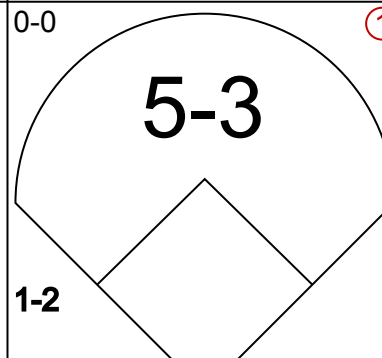
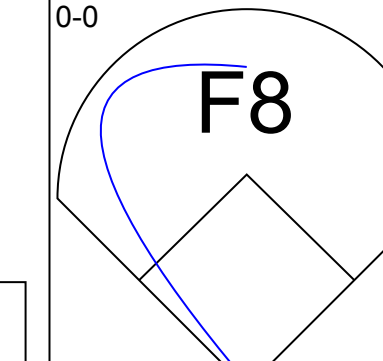
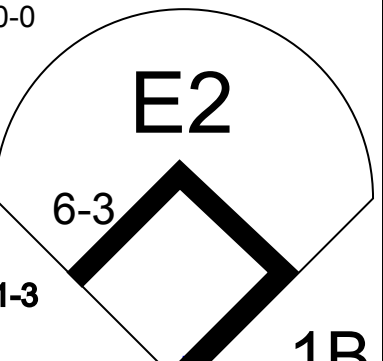
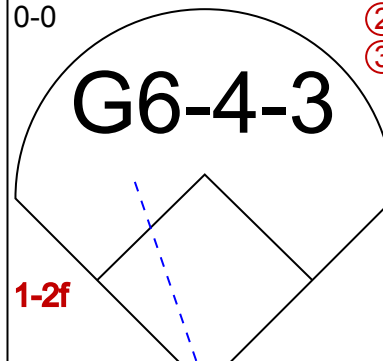
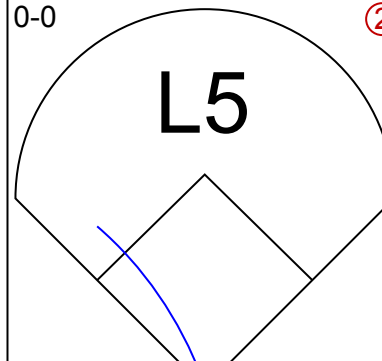
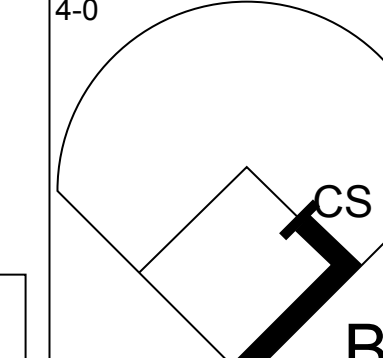
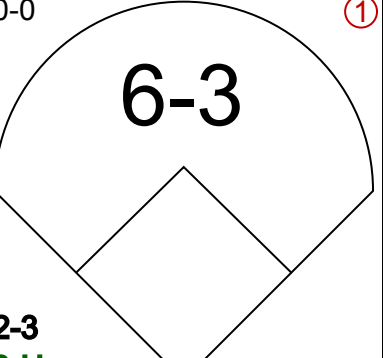
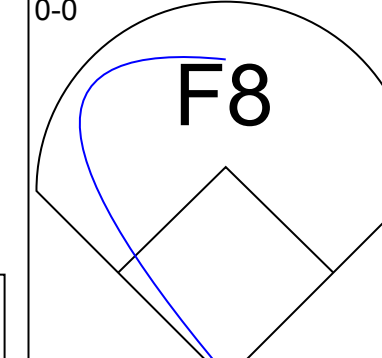
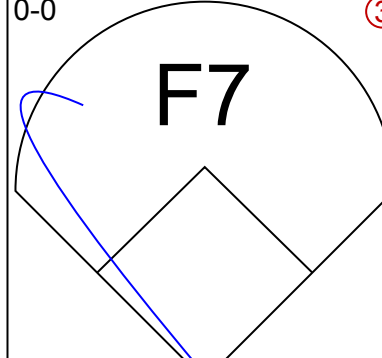
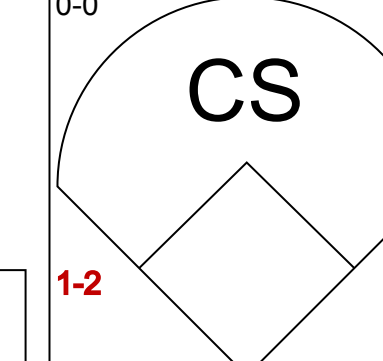
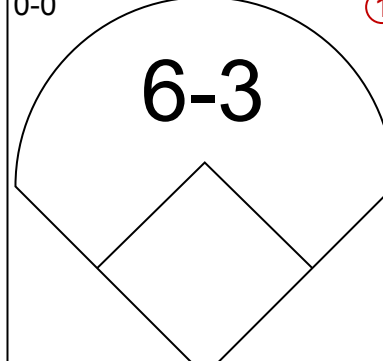
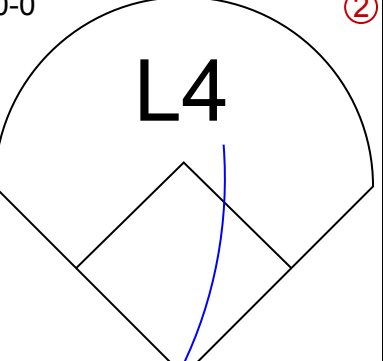
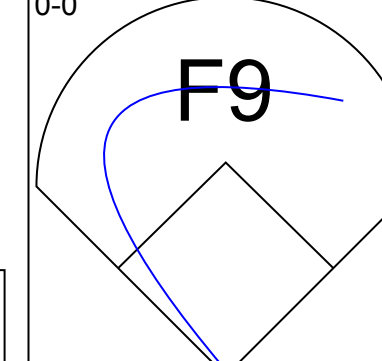
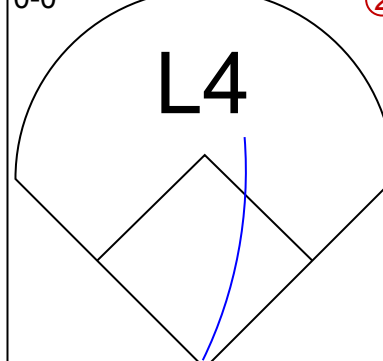
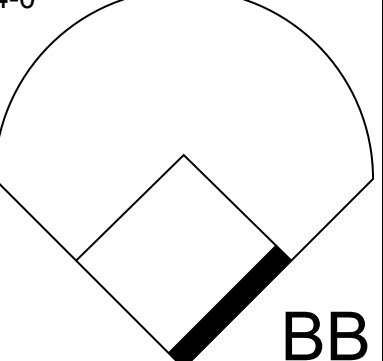
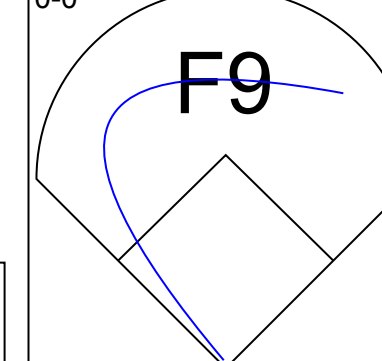
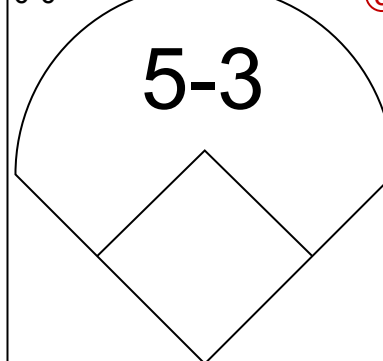
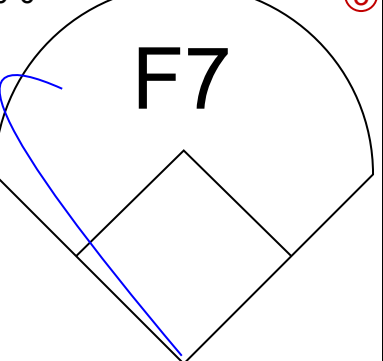
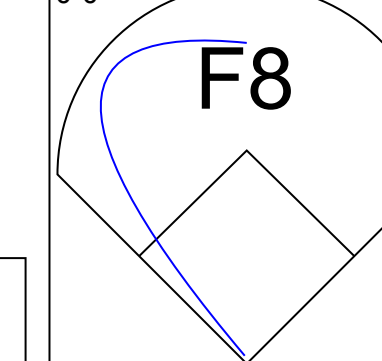
Batter	1	2	3	4	5	6	7	8	9	AB	R	H	RBI	BB	SO	LOB	BOTTOM			
Willie Randolph R (1,4) OBP: 0.250, SLG: 0.171	B2-3		5-3		F9			1B FC5 BB	4-3	4	1	0	0	1	0	1	Milwaukee Brewers @ New York Yankees Yankee Stadium, Bronx, NY Fri Apr 18 1980, 3:33 AM EST Att: 47,362 - Overcast - 65 F			
Ruppert Jones L (1,8) OBP: 0.333, SLG: 0.412	F7			4-3		G3		FC5 BB 1B		4	0	0	0	0	0	2				
Bob Watson R (1,3) OBP: 0.500, SLG: 0.594	FC3-6 BB			PB 1B		K		F9		3	1	1	0	1	1	2				
Reggie Jackson L (1,9) OBP: 0.289, SLG: 0.324	FC3-6 1-2			K		K				4	0	1	0	0	2	2				
Lou Piniella R (1,7) OBP: 0.222, SLG: 0.125 Oscar Gamble L (8,PH) OBP: 0.500, SLG: 0.857		5-3				BB 1B		F7		3	0	1	1	0	0	0				
Eric Soderholm R (1,10) OBP: 0.235, SLG: 0.071 Jim Spencer L (8,PH) OBP: 0.250, SLG: 0.333		F9				BB 1B		BB		1	0	0	0	2	0	0				
Graig Nettles L (1,5) OBP: 0.235, SLG: 0.174 Bobby Brown S (9,PH) OBP: 0.697, SLG: 0.667						BB		BB		1	0	0	0	0	0	3				
Rick Cerone R (1,2) OBP: 0.206, SLG: 0.258			L3					P6		3	0	0	0	0	0	3				
Bucky Dent R (1,6) OBP: 0.324, SLG: 0.355			F8					1-3 BB		1	0	0	0	0	0	0				
Inning Stats	R: 0 E: 0 K: 0 S: 3	H: 0 LOB: 1 BB: 1 P: 7	R: 0 E: 0 K: 0 S: 3	H: 0 LOB: 0 BB: 0 P: 3	R: 0 E: 0 K: 0 S: 3	H: 0 LOB: 0 BB: 0 P: 3	R: 1 E: 0 K: 1 S: 7	H: 2 LOB: 1 BB: 1 P: 11	R: 0 E: 0 K: 2 S: 7	H: 0 LOB: 0 BB: 0 P: 7	R: 0 E: 0 K: 0 S: 3	H: 0 LOB: 1 BB: 1 P: 7	R: 1 E: 0 K: 0 S: 4	H: 1 LOB: 3 BB: 3 P: 16	R: 0 E: 0 K: 0 S: 4	H: 1 LOB: 1 BB: 0 P: 4		1B: 4 2B: 0 3B: 0 HR: 0	SF: 0 SAC: 0 DP: 0 HBP: 0	WP: 0 CS: 0
PITCHER	IP WLS BF H R ER SO BB IBB HBP BLK WP HR S P ERA WHIP																			
Mike Caldwell L (1,1) ERA: 6.75	7.0 W 26 2 1 0 3 3 0 0 0 0 0 0 29 41 0.00 0.714																			
Bob McClure L (8,1) ERA: 6.75	0.2 5 1 1 1 0 2 0 0 0 0 0 0 3 11 13.50 4.500																			
Dan Botano R (8,1) ERA: 3.38	0.0 1 0 0 0 0 1 0 0 0 0 0 0 0 4 ∞ ∞																			
Jerry Augustine L (8,1) ERA: 3.38	1.1 S 5 1 0 0 0 0 0 0 0 0 0 0 5 5 0.00 0.750																			

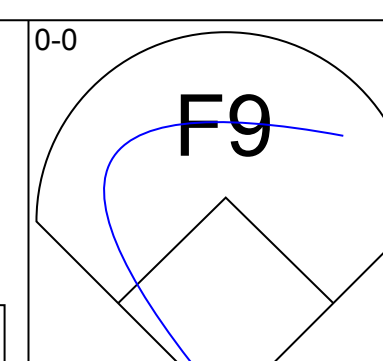
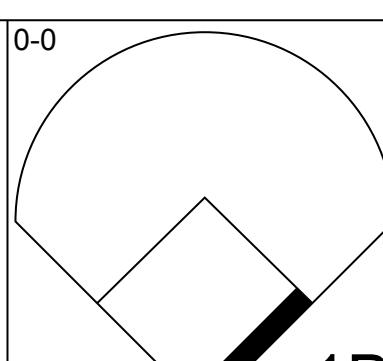
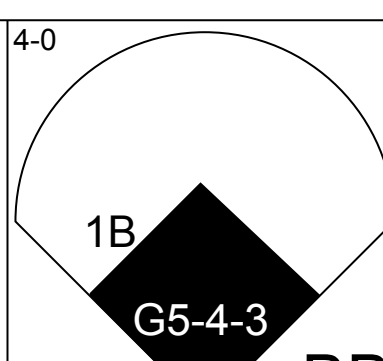
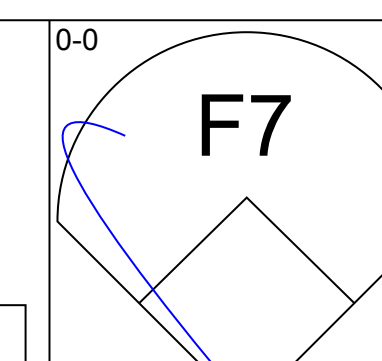
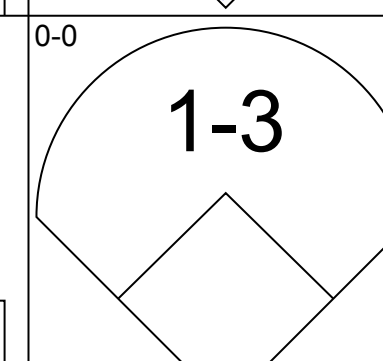
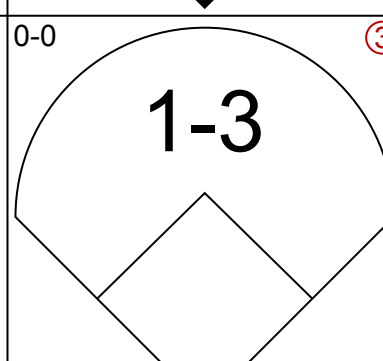
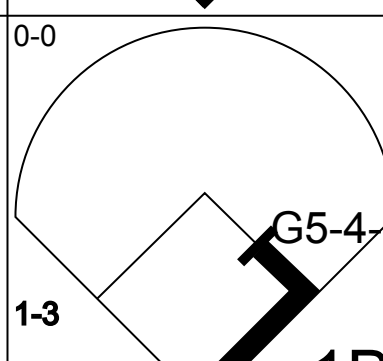
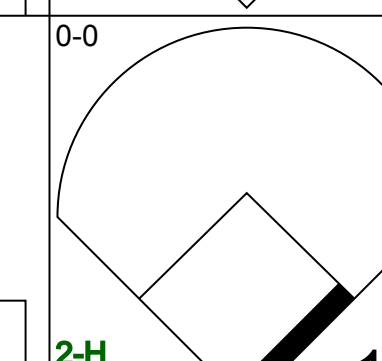
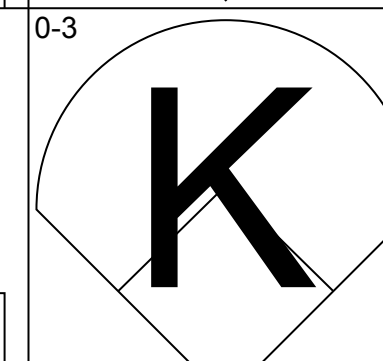
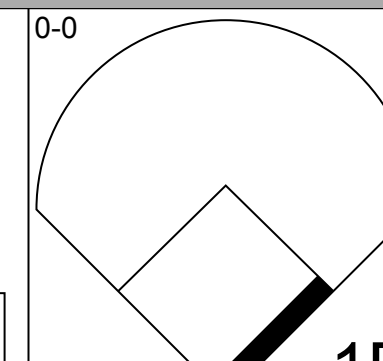
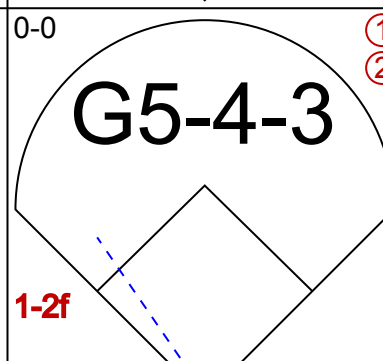
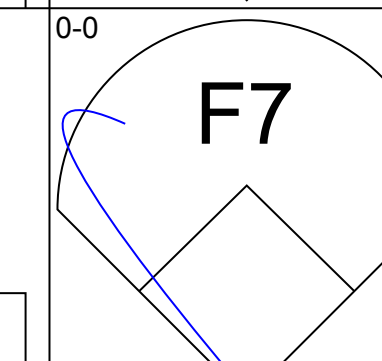
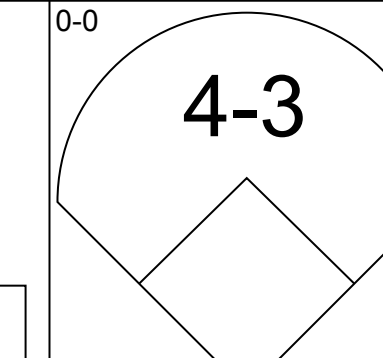
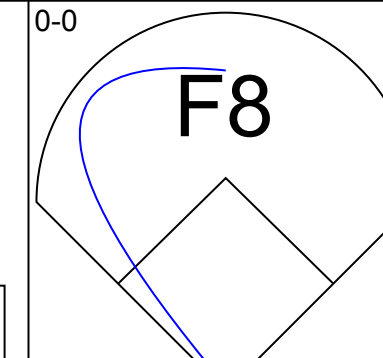
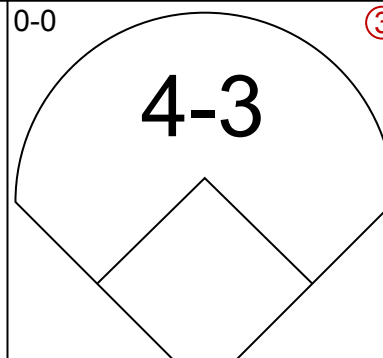
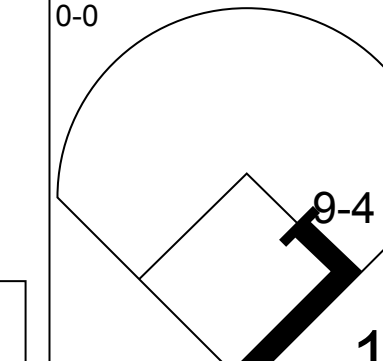
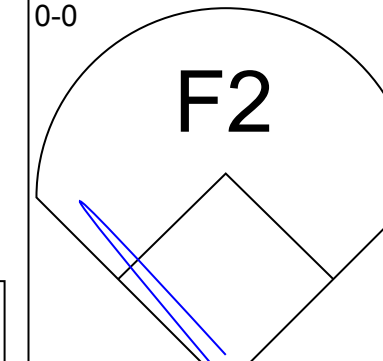
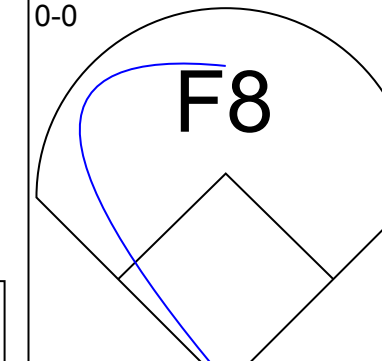
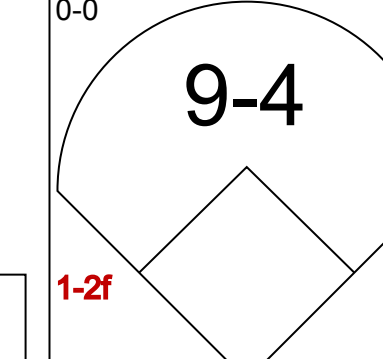
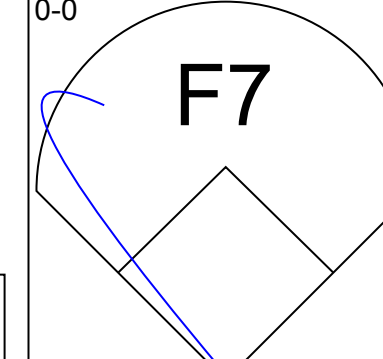
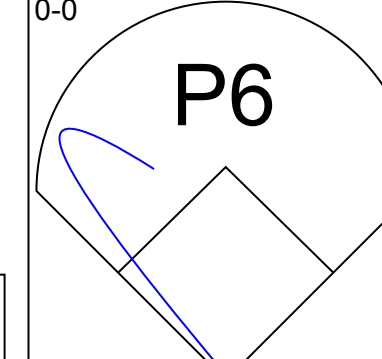
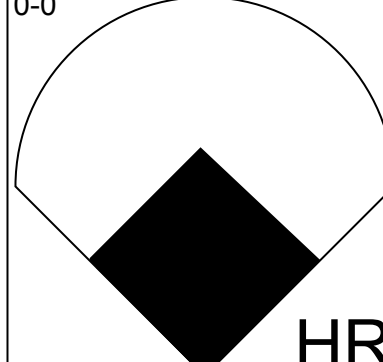
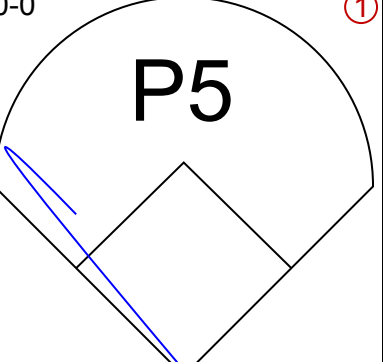
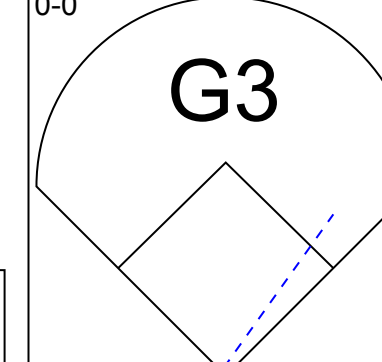
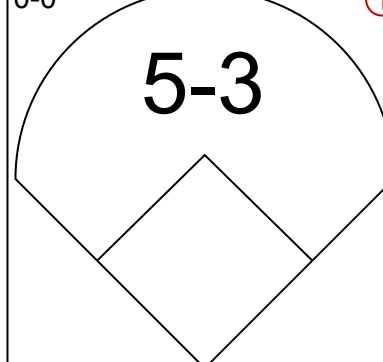
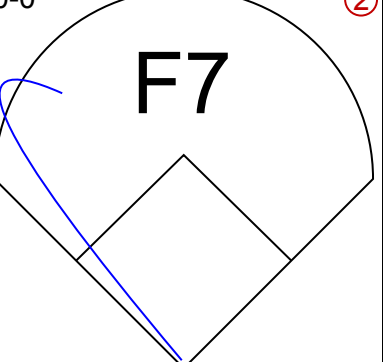
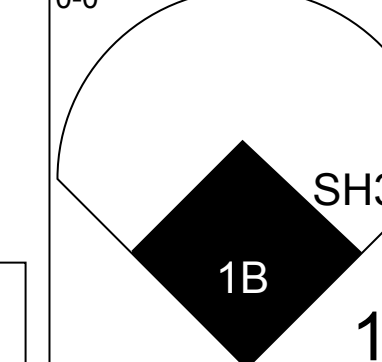
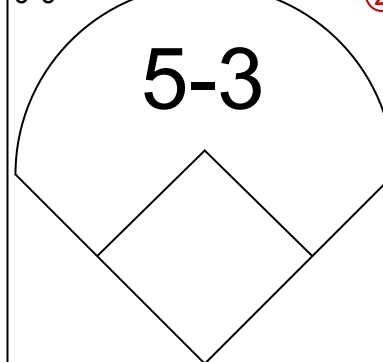
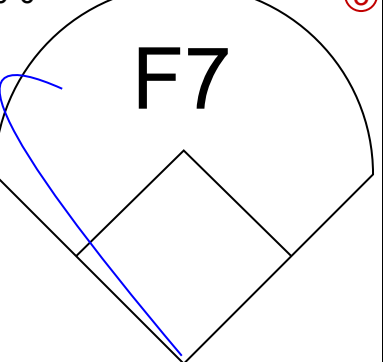
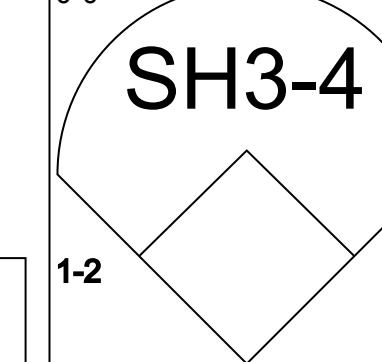
Batter	1	2	3	4	5	6	7	8	9	AB	R	H	RBI	BB	SO	LOB	TOP											
Paul Molitor, R OBP: 0.485, SLG: 0.536										5	2	3	0	0	0	2	Milwaukee Brewers @ New York Yankees Yankee Stadium, Bronx, NY Sat Apr 19 1980, 3:33 AM EST Att: 23,132 - Unknown - 62 F livebaseballscorecards.com											
Robin Yount, R OBP: 0.414, SLG: 0.654									5	2	2	0	0	1	3													
Cecil Cooper, L OBP: 0.379, SLG: 0.556 Dick Davis, R OBP: 0.154, SLG: 0.308									4	1	2	0	1	0	1													
Gorman Thomas, R OBP: 0.387, SLG: 0.520									5	0	2	3	0	1	3													
Ben Oglivie, L OBP: 0.452, SLG: 0.500									4	0	1	1	0	0	2													
Sixto Lezcano, R OBP: 0.187, SLG: 0.393									4	0	0	0	0	0	3													
Don Money, R OBP: 0.417, SLG: 0.529									3	0	1	0	1	0	0													
Jim Cantner, L OBP: 0.250, SLG: 0.375									3	0	0	0	0	2	1													
Buck Martinez, R OBP: 0.300, SLG: 0.222									4	0	2	0	0	1	0													
Inning Stats	R: 1 E: 0 K: 0 S: 5	H: 2 LOB: 1 BB: 0 P: 5	R: 0 E: 0 K: 0 S: 3	H: 0 LOB: 0 BB: 0 P: 3	R: 3 E: 0 K: 0 S: 6	H: 4 LOB: 1 BB: 1 P: 10	R: 0 E: 0 K: 2 S: 9	H: 2 LOB: 2 BB: 0 P: 9	R: 0 E: 0 K: 1 S: 6	H: 1 LOB: 1 BB: 1 P: 6	R: 0 E: 0 K: 0 S: 3	H: 1 LOB: 0 BB: 0 P: 3	R: 0 E: 0 K: 1 S: 6	H: 1 LOB: 1 BB: 0 P: 6	R: 1 E: 1 K: 1 S: 7		H: 1 LOB: 1 BB: 0 P: 7	1B: 12 2B: 1 3B: 0 HR: 0	SF: 0 SAC: 1 DP: 3 HBP: 0	WP: 0 PB: 0 CS: 0	PA: 40							
PITCHER	IP	WLS	BF	H	R	ER	SO	BB	IBB	HBP	BLK	WP	HR	S	P	ERA	WHIP											
Ed Figueroa, R ERA: 5.63	(1, 1)	2.1	L	13	5	4	4	0	0	1	0	0	0	0	12	16	15.43	2.143										
Tom Underwood, L ERA: 1.35	(3, 1)	5.2		22	7	0	0	4	1	0	0	0	0	0	29	33	0.00	1.412										
Rich Gossage, R ERA:	(9, 1)	1.0		5	1	1	0	1	0	0	0	0	0	0	7	7	0.00	1.000										

Batter	1	2	3	4	5	6	7	8	9	AB	R	H	RBI	BB	SO	LOB	BOTTOM											
Willie Randolph, R OBP: 0.227, SLG: 0.154										4	0	0	0	0	2	3	Milwaukee Brewers @ New York Yankees Yankee Stadium, Bronx, NY Sat Apr 19 1980, 3:33 AM EST Att: 23,132 - Unknown - 62 F livebaseballscorecards.com											
Ruppert Jones, L OBP: 0.326, SLG: 0.395									4	0	1	0	0	0	1													
Oscar Gamble, L OBP: 0.524, SLG: 1.000 Bobby Brown, S OBP: 0.500, SLG: 0.500									2	1	1	1	1	0	0													
Reggie Jackson, L OBP: 0.286, SLG: 0.316									4	0	1	0	0	0	1													
Bob Watson, R OBP: 0.475, SLG: 0.543									3	0	0	0	1	0	1													
Jim Spencer, L OBP: 0.304, SLG: 0.381 Lou Piniella, R OBP: 0.263, SLG: 0.176									3	0	2	0	0	0	1													
Graig Nettles, L OBP: 0.233, SLG: 0.154 Eric Soderholm, R OBP: 0.222, SLG: 0.067									3	0	0	0	0	2	2													
Rick Cerone, R OBP: 0.194, SLG: 0.242 Bobby Murcer, L OBP: 0.500, SLG: 0.333 Johnny Oates, L									2	0	0	0	0	0	1													
Dennis Werth, R OBP: 0.500, SLG: 0.429 Bucky Dent, R OBP: 0.351, SLG: 0.364									1	0	0	0	0	0	1													
Inning Stats	R: 0 E: 0 K: 0 S: 3	H: 0 LOB: 1 BB: 1 P: 7	R: 0 E: 0 K: 1 S: 6	H: 1 LOB: 1 BB: 0 P: 6	R: 0 E: 0 K: 2 S: 7	H: 1 LOB: 0 BB: 0 P: 7	R: 1 E: 0 K: 0 S: 5	H: 3 LOB: 1 BB: 0 P: 5	R: 0 E: 0 K: 1 S: 6	H: 1 LOB: 1 BB: 0 P: 6	R: 0 E: 0 K: 0 S: 3	H: 0 LOB: 0 BB: 0 P: 3	R: 0 E: 0 K: 1 S: 3	H: 1 LOB: 1 BB: 0 P: 4	R: 0 E: 0 K: 0 S: 4	H: 1 LOB: 1 BB: 0 P: 4	1B: 7 2B: 0 3B: 0 HR: 1	SF: 0 SAC: 0 DP: 2 HBP: 0	WP: 0 PB: 0 CS: 1	PA: 36								
PITCHER	IP	WLS	BF	H	R	ER	SO	BB	IBB	HBP	BLK	WP	HR	S	P	ERA	WHIP											
Moose Haas, R ERA: 2.57	(1, 1)	7.0	W	28	7	1	1	5	3	0	0	0	0	0	35	47	1.29	1.429										
Bob McClure, L ERA: 3.96	(8, 1)	2.0	S	7	1	0	0	0	0	0	0	0	0	7	7	0.00	0.500											

Batter	1	2	3	4	5	6	7	8	9	AB	R	H	RBI	BB	SO	LOB	TOP										
Paul Moltor, R OBP: 0.447, SLG: 0.500 (1, 4)										4	0	1	1	0	0	3	Milwaukee Brewers @ New York Yankees Yankee Stadium, Bronx, NY Sun Apr 20 1980, 3:33 AM EST Att: 32,427 - Sunny - 73 F										
Robin Yount, R OBP: 0.412, SLG: 0.613 (1, 6)										5	0	2	1	0	2	1											
Larry Hisle, R OBP: 0.286, SLG: 0.167 (1, 10)										3	0	0	0	1	2	2											
Gorman Thomas, R OBP: 0.429, SLG: 0.536 (1, 8)										3	0	2	0	1	1	0											
Ben Oglivie, L OBP: 0.429, SLG: 0.567 (1, 7)										4	1	1	1	0	2	5											
Sixto Lezcano, R OBP: 0.206, SLG: 0.484 (1, 9)										3	1	1	1	1	0	0											
Sal Bando, R (1, 5)										3	1	0	0	1	1	1											
Don Money, R OBP: 0.429, SLG: 0.571 (1, 3)										4	2	2	0	0	0	0											
Charlie Moore, R OBP: 0.222, SLG: 0.222 (1, 2)										3	0	1	0	0	0	1											
Inning Stats	R: 0 E: 0 K: 1 S: 7	H: 3 LOB: 2 BB: 0 P: 7	R: 0 E: 0 K: 1 S: 5	H: 0 LOB: 0 BB: 0 P: 5	R: 0 E: 0 K: 2 S: 8	H: 1 LOB: 3 BB: 2 P: 16	R: 3 E: 1 K: 1 S: 8	H: 3 LOB: 1 BB: 1 P: 12	R: 1 E: 0 K: 0 S: 3	H: 2 LOB: 0 BB: 1 P: 7	R: 1 E: 0 K: 1 S: 6	H: 1 LOB: 0 BB: 0 P: 6	R: 0 E: 0 K: 2 S: 7	H: 0 LOB: 0 BB: 0 P: 7	R: 0 E: 0 K: 0 S: 3	H: 0 LOB: 0 BB: 0 P: 3	R: 0 E: 0 K: 0 S: 3	H: 0 LOB: 0 BB: 0 P: 3	1B: 7 2B: 1 3B: 0 HR: 2	SF: 1 SAC: 1 DP: 1 HBP: 0	WP: 0 PB: 0 SB: 1 CS: 1	PA: 38					
PITCHER	IP	WLS	BF	H	R	ER	SO	BB	IBB	HBP	BLK	WP	HR	S	P	ERA	WHIP										
Ron Guidry, L ERA: 2.7 (1, 1)	5.1		27	10	5	4	5	4	0	0	0	0	2	33	49	6.75	2.625										
Ron Davis, R ERA: 3.48 (6, 1)	3.2	W	11	0	0	0	3	0	0	0	0	0	0	17	17	0.00	0.000										
Ron Davis, R ERA: 3.48 (8, 1)	3.2	W	11	0	0	0	3	0	0	0	0	0	0	17	17	0.00	0.000										

Batter	1	2	3	4	5	6	7	8	9	AB	R	H	RBI	BB	SO	LOB	BOTTOM										
Willie Randolph, R OBP: 0.286, SLG: 0.279 (1, 4)										4	2	3	1	1	1	0	Milwaukee Brewers @ New York Yankees Yankee Stadium, Bronx, NY Sun Apr 20 1980, 3:33 AM EST Att: 32,427 - Sunny - 73 F										
Ruppert Jones, L OBP: 0.354, SLG: 0.390 (1, 8)										3	1	1	0	1	1	2											
Bob Watson, R OBP: 0.455, SLG: 0.500 (1, 3)										3	1	0	0	1	0	3											
Reggie Jackson, L OBP: 0.298, SLG: 0.395 (1, 9)										5	2	2	2	0	0	4											
Lou Piniella, R OBP: 0.208, SLG: 0.136 Bobby Brown, S OBP: 0.500, SLG: 0.500 (1, 7) (9, 7)										5	0	0	0	0	0	2											
Eric Soderholm, R OBP: 0.304, SLG: 0.400 (1, 10) (8, 5)										5	1	3	1	0	0	0											
Graig Nettles, L OBP: 0.185 Dennis Werth, R OBP: 0.556, SLG: 0.429 Ron Davis, R (7, PH) (8, 1)										1	1	1	0	2	0	0											
Rick Cerone, R OBP: 0.200, SLG: 0.333 (1, 2)										3	1	1	3	0	0	3											
Bucky Dent, R OBP: 0.317, SLG: 0.324 (1, 6)										4	0	0	0	0	0	4											
Inning Stats	R: 1 E: 0 K: 0 S: 5	H: 2 LOB: 1 BB: 0 P: 5	R: 3 E: 0 K: 1 S: 8	H: 3 LOB: 2 BB: 2 P: 16	R: 0 E: 0 K: 0 S: 4	H: 1 LOB: 1 BB: 1 P: 8	R: 0 E: 0 K: 1 S: 5	H: 0 LOB: 1 BB: 1 P: 9	R: 0 E: 0 K: 0 S: 4	H: 1 LOB: 1 BB: 0 P: 4	R: 1 E: 0 K: 0 S: 5	H: 2 LOB: 2 BB: 1 P: 9	R: 4 E: 1 K: 1 S: 8	H: 2 LOB: 0 BB: 0 P: 9	1B: 6 2B: 1 3B: 0 HR: 4	SF: 1 SAC: 1 DP: 0 HBP: 1	WP: 1 PB: 0 SB: 1 CS: 0	PA: 43									
PITCHER	IP	WLS	BF	H	R	ER	SO	BB	IBB	HBP	BLK	WP	HR	S	P	ERA	WHIP										
Bill Travers, L ERA: 18.6 Reggie Cleveland, R ERA: 6.35 Jerry Augustine, L ERA: 7.11 Bill Castro, R ERA: 4.5 (1, 1) (3, 1) (7, 1) (8, 1)	2.0 4.0 1.0 1.0		13 17 8 5	5 2 3 2	4 0 3 1	4 0 3 1	4 1 3 1	1 2 1 0	0 1 0 0	0 0 1 0	0 0 0 0	0 1 0 0	3 16 6 7	3 28 11 7	21 28 11 7	18.00 0.00 27.00 9.00	3.000 1.000 4.000 1.000										

Batter	1	2	3	4	5	6	7	8	9	AB	R	H	RBI	BB	SO	LOB	TOP		
Al Bumbry, L OBP: 0.375, SLG: 0.513 (1, 8)										4	0	0	0	0	1	0	Baltimore Orioles @ New York Yankees Yankee Stadium, Bronx, NY Mon Apr 21 1980, 6:05 PM EST Att: 21,419 - Unknown		
Rick Dempsey, R OBP: 0.366, SLG: 0.543 (1, 2)										3	1	0	0	1	0	0			
Ken Singleton, S OBP: 0.357, SLG: 0.583 (1, 10)										3	0	1	0	1	0	0			
Pat Kelly, L OBP: 0.286, SLG: 0.500 (9, PR)										0	0	0	0	0	0	0			
Eddie Murray, S OBP: 0.458, SLG: 0.590 (1, 3)										4	1	1	1	0	0	2			
Gary Roenicke, R OBP: 0.382, SLG: 0.333 (1, 7)										4	0	1	0	0	0	4			
Doug DeCinces, R OBP: 0.359, SLG: 0.486 (1, 5)										3	0	0	1	1	0	3			
Benny Ayala, R OBP: 0.333, SLG: 0.200 (1, 9)										3	0	0	0	0	0	1			
Kiko Garcia, R OBP: 0.250, SLG: 0.118 (1, 6)										2	0	0	0	1	0	0			
Rich Dauer, R OBP: 0.184, SLG: 0.143 (1, 4)										3	0	0	0	0	0	2			
Inning Stats	R: 0 E: 0 K: 1 S: 5	H: 0 LOB: 0 BB: 0 P: 5	R: 0 E: 0 K: 0 S: 2	H: 0 LOB: 0 BB: 1 P: 6	R: 0 E: 0 K: 0 S: 3	H: 0 LOB: 0 BB: 0 P: 3	R: 0 E: 0 K: 0 S: 3	H: 0 LOB: 0 BB: 0 P: 3	R: 1 E: 1 K: 0 S: 4	H: 2 LOB: 2 BB: 1 P: 9	R: 0 E: 0 K: 0 S: 3	H: 0 LOB: 0 BB: 0 P: 3	R: 0 E: 0 K: 0 S: 3	H: 0 LOB: 2 BB: 1 P: 7	R: 0 E: 0 K: 0 S: 3	H: 0 LOB: 0 BB: 0 P: 3	1B: 3 2B: 0 3B: 0 HR: 0	SF: 0 SAC: 0 DP: 1 HBP: 0	WP: 0 PA: 34 PB: 0 SB: 0 CS: 1
PITCHER	IP	WLS	BF	H	R	ER	SO	BB	IBB	HBP	BLK	WP	HR	S	P	ERA	WHIP		
Tommy John, L ERA: 2.86	(1, 1)	8.2	W	32	3	2	1	1	4	0	0	0	0	30	46	1.04	0.808		
Rich Gossage, R ERA:	(9, 1)	0.1	S	1	0	0	0	0	0	0	0	0	0	1	1	0.00	0.000		

Batter	1	2	3	4	5	6	7	8	9	AB	R	H	RBI	BB	SO	LOB	BOTTOM		
Willie Randolph, R OBP: 0.302, SLG: 0.283 (1, 4)										3	1	1	0	1	0	1	Baltimore Orioles @ New York Yankees Yankee Stadium, Bronx, NY Mon Apr 21 1980, 6:05 PM EST Att: 21,419 - Unknown		
Ruppert Jones, L OBP: 0.395, SLG: 0.400 (1, 8)										4	0	2	1	0	0	1			
Bob Watson, R OBP: 0.438, SLG: 0.476 (1, 3)										4	0	1	0	0	1	2			
Reggie Jackson, L OBP: 0.280, SLG: 0.370 (1, 9)										3	0	0	0	0	0	1			
Lou Piniella, R OBP: 0.222, SLG: 0.160 (1, 7)										3	0	1	0	0	0	1			
Eric Soderholm, R OBP: 0.269, SLG: 0.348 (1, 10)										3	0	0	0	0	0	2			
Graig Nettles, L OBP: 0.306, SLG: 0.300 (1, 5)										3	1	1	1	0	0	0			
Rick Cerone, R OBP: 0.209, SLG: 0.333 (1, 2)										3	1	1	0	0	0	0			
Bucky Dent, R OBP: 0.302, SLG: 0.308 (1, 6)										2	0	0	0	0	0	0			
Inning Stats	R: 0 E: 0 K: 1 S: 5	H: 0 LOB: 0 BB: 0 P: 5	R: 0 E: 0 K: 0 S: 3	H: 1 LOB: 0 BB: 0 P: 3	R: 1 E: 0 K: 0 S: 5	H: 2 LOB: 1 BB: 0 P: 5	R: 0 E: 0 K: 0 S: 4	H: 1 LOB: 0 BB: 0 P: 4	R: 0 E: 0 K: 0 S: 3	H: 0 LOB: 0 BB: 0 P: 3	R: 1 E: 0 K: 0 S: 3	H: 2 LOB: 1 BB: 1 P: 7	R: 0 E: 0 K: 0 S: 3	H: 0 LOB: 0 BB: 0 P: 3	R: 1 E: 0 K: 0 S: 5	H: 2 LOB: 1 BB: 0 P: 5	1B: 6 2B: 1 3B: 0 HR: 1	SF: 0 SAC: 1 DP: 2 HBP: 0	WP: 0 PA: 30 PB: 0 SB: 0 CS: 0
PITCHER	IP	WLS	BF	H	R	ER	SO	BB	IBB	HBP	BLK	WP	HR	S	P	ERA	WHIP		
Mike Flanagan, L ERA: 4.37	(1, 1)	8.0	L	30	7	3	3	1	1	0	0	0	1	31	35	3.38	1.000		

AB 29
R 2
H 3
RBI 2
BB 4
SO 1
LOB 12



AB 28
R 3
H 7
RBI 2
BB 1
SO 1
LOB 8



Batter	1	2	3	4	5	6	7	8	9	AB	R	H	RBI	BB	SO	LOB	TOP				
Al Bumby, L OBP: 0.377, SLG: 0.558 (1, 8)										4	1	1	1	1	2	1	Baltimore Orioles @ New York Yankees Yankee Stadium, Bronx, NY Tue Apr 22 1980, 6:05 PM EST Att: 16,812 - Unknown				
Kiko Garcia, R OBP: 0.292, SLG: 0.105 (1, 4) (6, 6)										2	0	0	0	2	0						
Ken Singleton, S OBP: 0.326, SLG: 0.525 (1, 10)										4	0	0	0	0	2	3					
Eddie Murray, S OBP: 0.423, SLG: 0.535 (1, 3)										4	0	0	0	0	0	1					
John Lowenstein, L OBP: 0.467, SLG: 0.385 (1, 9) Benny Ayala, R OBP: 0.375, SLG: 0.167 (6, PH) (6, 9)										1	0	1	0	1	0	0					
Doug DeCinces, R OBP: 0.349, SLG: 0.462 (1, 5)										4	1	1	0	0	1	3					
Gary Roenicke, R OBP: 0.395, SLG: 0.310 (1, 7)										2	1	0	0	2	0	1					
Rick Dempsey, R OBP: 0.333, SLG: 0.487 (1, 2)										4	1	0	0	0	0	4					
Mark Belanger, R OBP: 0.138, SLG: 0.138 (1, 6) Lee May, R OBP: 0.169, SLG: 0.306 (6, PH) Rich Dauer, R OBP: 0.179, SLG: 0.139 (6, 4)										2	0	0	0	0	0	0					
Inning Stats	R: 1 E: 0 K: 2 S: 8	H: 1 LOB: 2 BB: 2 P: 16	R: 0 E: 0 K: 0 S: 2	H: 0 LOB: 0 BB: 1 P: 6	R: 0 E: 0 K: 1 S: 5	H: 0 LOB: 0 BB: 0 P: 5	R: 0 E: 0 K: 0 S: 4	H: 1 LOB: 1 BB: 0 P: 4	R: 0 E: 0 K: 1 S: 5	H: 0 LOB: 2 BB: 2 P: 13	R: 0 E: 0 K: 0 S: 3	H: 0 LOB: 0 BB: 0 P: 3	R: 0 E: 0 K: 0 S: 3	H: 0 LOB: 0 BB: 0 P: 3	R: 0 E: 0 K: 1 S: 5	H: 0 LOB: 0 BB: 0 P: 5	1B: 2 2B: 1 3B: 0 HR: 1	SF: 0 SAC: 0 DP: 1 HBP: 0	WP: 0 PB: 0 SB: 1 CS: 0	PA: 37	
PITCHER	IP	WLS	BF	H	R	ER	SO	BB	IBB	HBP	BLK	WP	HR	S	P	ERA	WHIP				
Mike Griffin, R ERA: 5.99 (1, 1)	5.0		21	2	1	1	4	5	0	0	0	0	1	24	44	1.80	1.400				
Tom Underwood, L ERA: 2.6 (6, 1)	4.0	W	16	2	3	3	1	2	0	0	0	0	0	16	24	6.75	1.000				

Batter	1	2	3	4	5	6	7	8	9	AB	R	H	RBI	BB	SO	LOB	BOTTOM				
Willie Randolph, R OBP: 0.328, SLG: 0.300 (1, 4)										4	1	2	1	1	0	2	Baltimore Orioles @ New York Yankees Yankee Stadium, Bronx, NY Tue Apr 22 1980, 6:05 PM EST Att: 16,812 - Unknown				
Ruppert Jones, L OBP: 0.368, SLG: 0.420 (1, 8)										5	1	2	0	0	1	3					
Bob Watson, R OBP: 0.472, SLG: 0.500 (1, 3)										4	1	3	2	1	0	2					
Reggie Jackson, L OBP: 0.291, SLG: 0.347 (1, 9)										3	0	0	0	2	0	4					
Lou Piniella, R OBP: 0.200, SLG: 0.143 (1, 7) Oscar Gamble, L OBP: 0.522, SLG: 0.941 (7, PH) (8, 7)										3	0	0	0	0	0	4					
Eric Soderholm, R OBP: 0.286, SLG: 0.333 (1, 10) Bobby Murcer, L OBP: 0.429, SLG: 0.333 (6, PH)										1	0	0	0	1	0	0					
Graig Nettles, L OBP: 0.325, SLG: 0.303 (1, 5)										3	1	1	0	1	0	1					
Rick Cerone, R OBP: 0.196, SLG: 0.310 (1, 2) Jim Spencer, L OBP: 0.333, SLG: 0.409 (8, PH) Johnny Oates, L (9, 2)										3	1	0	0	0	0	3					
Bucky Dent, R OBP: 0.319, SLG: 0.326 (1, 6)										4	0	2	1	0	0	2					
Inning Stats	R: 0 E: 0 K: 0 S: 4	H: 1 LOB: 2 BB: 1 P: 8	R: 1 E: 0 K: 0 S: 5	H: 2 LOB: 1 BB: 1 P: 9	R: 0 E: 0 K: 0 S: 3	H: 1 LOB: 0 BB: 0 P: 3	R: 0 E: 0 K: 0 S: 3	H: 0 LOB: 1 BB: 1 P: 7	R: 1 E: 0 K: 0 S: 5	H: 2 LOB: 1 BB: 0 P: 5	R: 0 E: 0 K: 1 S: 4	H: 0 LOB: 2 BB: 3 P: 16	R: 0 E: 0 K: 0 S: 4	H: 1 LOB: 1 BB: 0 P: 4	R: 2 E: 0 K: 0 S: 4	H: 3 LOB: 2 BB: 1 P: 8	1B: 11 2B: 1 3B: 0 HR: 0	SF: 0 SAC: 0 DP: 2 HBP: 0	WP: 4 PB: 0 SB: 0 CS: 0	PA: 42	
PITCHER	IP	WLS	BF	H	R	ER	SO	BB	IBB	HBP	BLK	WP	HR	S	P	ERA	WHIP				
Scott McGregor, L ERA: 2.7 (1, 1)	3.1		16	4	1	1	0	3	0	0	0	0	0	13	25	2.70	2.100				
Dave Ford, R ERA: 3.51 (4, 1)	2.2		12	4	2	2	0	0	0	0	0	3	0	12	12	6.75	1.500				
Tippy Martinez, L ERA: 9.64 (7, 1)	0.1		3	0	0	0	1	2	0	0	0	0	0	3	11	0.00	6.000				
Dennis Martinez, R ERA: 10.13 (7, 1)	1.0		3	0	0	0	0	1	0	0	0	0	0	2	6	0.00	1.000				
Tim Stoddard, R ERA: 3.12 (8, 1)	1.0	L	8	4	2	2	0	1	0	0	0	1	0	7	11	18.00	5.000				

AB 30
R 4
H 4
RBI 4
BB 7
SO 5
LOB 13



AB 35
R 5
H 12
RBI 5
BB 7
SO 1
LOB 26



Batter	1	2	3	4	5	6	7	8	9	AB	R	H	RBI	BB	SO	LOB	TOP				
Al Bumbry, L OBP: 0.368, SLG: 0.574 (1, 8)										4	1	1	0	0	0	0	Baltimore Orioles @ New York Yankees Yankee Stadium, Bronx, NY Wed Apr 23 1980, 6:05 PM EST Att: 24,302 - Unknown				
Rich Dauer, R OBP: 0.186, SLG: 0.154 (1, 4)										3	0	1	1	0	0						
Ken Singleton, S OBP: 0.320, SLG: 0.500 (1, 10) Floyd Rayford, R (9, PR)										4	0	1	0	0	0	1					
Eddie Murray, S OBP: 0.429, SLG: 0.660 (1, 3)										4	2	2	2	0	1	1					
John Lowenstein, L OBP: 0.421, SLG: 0.313 (1, 9)										3	0	0	0	1	0	1					
Doug DeCinces, R OBP: 0.326, SLG: 0.429 (1, 5)										3	0	0	0	0	0	1					
Gary Roenicke, R OBP: 0.390, SLG: 0.290 (1, 7)										2	1	0	0	1	2	0					
Rick Dempsey, R OBP: 0.333, SLG: 0.524 (1, 2)										3	1	1	1	0	1	0					
Kiko Garcia, R OBP: 0.259, SLG: 0.095 (1, 6)										2	0	0	1	0	1	0					
Inning Stats	R: 2 E: 0 K: 0 S: 5	H: 2 LOB: 0 BB: 0 P: 5	R: 2 E: 0 K: 0 S: 4	H: 1 LOB: 0 BB: 1 P: 8	R: 0 E: 0 K: 1 S: 5	H: 0 LOB: 0 BB: 0 P: 5	R: 0 E: 0 K: 1 S: 4	H: 0 LOB: 0 BB: 1 P: 8	R: 0 E: 0 K: 2 S: 7	H: 0 LOB: 0 BB: 0 P: 7	R: 1 E: 0 K: 0 S: 4	H: 2 LOB: 0 BB: 0 P: 4	R: 0 E: 0 K: 1 S: 5	H: 0 LOB: 0 BB: 0 P: 5	R: 0 E: 0 K: 0 S: 3	H: 1 LOB: 1 BB: 0 P: 3	1B: 2 2B: 0 3B: 2 HR: 2	SF: 2 SAC: 0 DP: 2 HBP: 0	WP: 0 PB: 0 SB: 0 CS: 1	PA: 32	
PITCHER	IP	WLS	BF	H	R	ER	SO	BB	IBB	HBP	BLK	WP	HR	S	P	ERA	WHIP				
Luis Tiant, R ERA: 5.82 (1, 1)	4.0		16	3	4	4	2	2	0	0	0	0	1	18	26	9.00	1.250				
Ron Davis, R ERA: 3.65 (5, 1)	2.0	W	7	2	1	1	2	0	0	0	0	0	1	11	11	4.50	1.000				
Rich Gossage, R ERA: (7, 1)	3.0	S	9	1	0	0	1	0	0	0	0	0	0	11	11	0.00	0.333				

Batter	1	2	3	4	5	6	7	8	9	AB	R	H	RBI	BB	SO	LOB	BOTTOM				
Willie Randolph, R OBP: 0.339, SLG: 0.352 (1, 4)										4	1	2	0	0	0	0	Baltimore Orioles @ New York Yankees Yankee Stadium, Bronx, NY Wed Apr 23 1980, 6:05 PM EST Att: 24,302 - Unknown				
Ruppert Jones, L OBP: 0.361, SLG: 0.444 (1, 8)										4	1	1	0	0	0	2					
Oscar Gamble, L OBP: 0.577, SLG: 1.105 (1, 7) Lou Piniella, R OBP: 0.194, SLG: 0.138 (7, PH) Bobby Brown, S OBP: 0.500, SLG: 0.500 (8, 7)										2	2	2	3	1	0	0					
Reggie Jackson, L OBP: 0.288, SLG: 0.396 (1, 9)										4	1	1	2	0	1	1					
Bob Watson, R OBP: 0.474, SLG: 0.490 (1, 10)										3	0	1	0	1	0	0					
Jim Spencer, L OBP: 0.357, SLG: 0.520 (1, 3)										3	1	1	1	1	2	2					
Graig Nettles, L OBP: 0.318, SLG: 0.278 (1, 5)										3	0	0	0	1	1	2					
Rick Cerone, R OBP: 0.204, SLG: 0.333 (1, 2)										3	0	1	0	0	1	2					
Bucky Dent, R OBP: 0.300, SLG: 0.304 (1, 6)										3	0	0	0	0	1	3					
Inning Stats	R: 2 E: 0 K: 1 S: 7	H: 2 LOB: 1 BB: 1 P: 11	R: 0 E: 0 K: 1 S: 4	H: 0 LOB: 0 BB: 1 P: 8	R: 1 E: 0 K: 0 S: 4	H: 2 LOB: 0 BB: 0 P: 4	R: 1 E: 0 K: 1 S: 7	H: 2 LOB: 1 BB: 0 P: 7	R: 2 E: 0 K: 0 S: 4	H: 1 LOB: 0 BB: 1 P: 8	R: 0 E: 0 K: 1 S: 5	H: 0 LOB: 1 BB: 1 P: 9	R: 0 E: 0 K: 1 S: 6	H: 1 LOB: 0 BB: 0 P: 6	R: 0 E: 0 K: 1 S: 5	H: 1 LOB: 0 BB: 0 P: 5	1B: 2 2B: 3 3B: 1 HR: 3	SF: 0 SAC: 0 DP: 2 HBP: 0	WP: 0 PB: 0 SB: 0 CS: 0	PA: 34	
PITCHER	IP	WLS	BF	H	R	ER	SO	BB	IBB	HBP	BLK	WP	HR	S	P	ERA	WHIP				
Jim Palmer, R ERA: 4.15 (1, 1)	5.0	L	24	7	6	6	3	4	0	0	0	0	3	26	42	10.80	2.200				
Tippy Martinez, L ERA: 5.67 (6, 1)	3.0		10	2	0	0	3	0	0	0	0	0	0	16	16	0.00	0.667				

Batter	1	2	3	4	5	6	7	8	9	AB	R	H	RBI	BB	SO	LOB	TOP					
Claudell Washington, L (1, 7) OBP: 0.346, SLG: 0.375	0-0 1B 3-1	0-0 FC4-6			0-0 SH5-4		0-0 1B 2B		0-3 K	4	2	2	1	0	1	1						
Alan Bannister, R (1, 5) OBP: 0.306, SLG: 0.286	0-0 3-1 SF7 1B		0-0 F6		0-0 FC1-2		4-0 1B IBB		0-0 1B	4	1	2	0	1	0	3						
Bob Molinaro, L (1, 10) Wayne Nordhagen, R (5, PH) OBP: 0.419, SLG: 0.655	0-0 3-1		0-0 L9		0-0 5-3		0-0 1B		0-0 F8	2	0	0	1	0	0	1						
Lamar Johnson, R (1, 3) OBP: 0.443, SLG: 0.679	0-0 SF7		0-0 5-3			0-3 K	0-0 6-3			3	0	0	1	0	1	1						
Chet Lemon, R (1, 8) OBP: 0.333, SLG: 0.352	0-0 1B			0-0 F9		0-3 K		0-0 F4		4	0	1	0	0	1	0						
Jim Morrison, R (1, 4) OBP: 0.373, SLG: 0.547		0-0 HR		0-0 F9		0-3 K		1-0 1B HBP		3	1	1	1	0	1	0						
Harold Baines, L (1, 9) Rusty Kuntz, R (7, PH) OBP: 0.385, SLG: 0.500	0-0 4-3		0-0 3-1				0-0 2B 1B	0-0 G6-4-3 1B		2	0	0	0	0	0	0	AB 35					
Thad Bosley, L (8, PH) OBP: 0.556, SLG: 0.500							0-0 E4 2B 1B	0-0 G6-4-3 1B		1	1	1	0	0	0	0	R 6					
Mary Foley, L (1, 2) Harry Chappas, S (5, PR) Bruce Kimm, R (5, 2) OBP: 0.324, SLG: 0.394		0-0 FC4-6 1B			0-0 SH5-4 FC1-2 1B		0-0 E4 2B 1B	0-0 G6-4-3 1B		2	0	2	0	0	0	0	H 12					
Greg Pryor, R (1, 6) OBP: 0.314, SLG: 0.283		0-0 F8			0-0 FC1-2 SH5-4 1B		0-3 K		0-0 5-3	0	0	0	0	0	0	0	RBI 6					
										2	1	0	0	0	0	3	BB 1					
										4	0	1	0	0	1	3	SO 5					
																	LOB 15					
Inning Stats	R: 2 E: 0 K: 0 S: 5	H: 3 LOB: 1 BB: 0 P: 5	R: 1 E: 0 K: 0 S: 5	H: 2 LOB: 1 BB: 0 P: 5	R: 0 E: 0 K: 0 S: 3	H: 0 LOB: 0 BB: 0 P: 3	R: 0 E: 0 K: 0 S: 3	H: 0 LOB: 0 BB: 0 P: 3	R: 0 E: 0 K: 3 S: 9	H: 2 LOB: 2 BB: 0 P: 5	R: 0 E: 0 K: 3 S: 9	H: 0 LOB: 0 BB: 0 P: 9	R: 3 E: 1 K: 1 S: 8	H: 3 LOB: 1 BB: 1 P: 12	R: 0 E: 0 K: 0 S: 3	H: 1 LOB: 1 BB: 0 P: 4	R: 0 E: 0 K: 1 S: 6	H: 1 LOB: 1 BB: 0 P: 6	1B: 10 2B: 1 3B: 0 HR: 1	SF: 1 SAC: 1 DP: 1 HBP: 1	WP: 0 PB: 0 SB: 0 CS: 0	PA: 39
PITCHER	IP WLS BF H R ER SO BB IBB HBP BLK WP HR S P ERA WHIP																					
Ed Figueroa, R (1, 1) ERA: 6.0	4.0 L 18 7 3 3 0 0 0 0 0 0 0 1 18 18 6.75 1.750																					
Rudy May, L (5, 1) ERA: 6.0	3.0 13 3 3 2 4 0 1 0 0 0 0 0 20 24 6.00 1.000																					
Ron Davis, R (8, 1) ERA: 3.14	2.0 8 2 0 0 1 0 0 0 1 0 0 0 9 10 0.00 1.000																					

Chicago White Sox @ New York Yankees
Yankee Stadium, Bronx, NY

AB 35
R 6
H 12
RBI 6
BB 1
SO 5
LOB 15



WP: 0 PA: 39
PB: 0
SB: 0
CS: 0

Batter	1	2	3	4	5	6	7	8	9	AB	R	H	RBI	BB	SO	LOB	BOTTOM						
Willie Randolph, R (1, 4) OBP: 0.373, SLG: 0.368	0-0 E 1B		4-0 G4-3 BB		0-0 1B		4-0 1B BB		0-0 1-3	3	0	2	0	2	0	2							
Ruppert Jones, L (1, 8) OBP: 0.338, SLG: 0.414	0-0 F7 1-3 1B		0-3 K		0-0 4-3		0-3 K			4	0	0	0	0	2	5							
Bob Watson, R (1, 3) OBP: 0.475, SLG: 0.491	0-3 K		0-0 G4-3 1-2			0-0 FC6-4 1B		0-0 G4-6-3 1B		4	0	2	0	0	1	2							
Reggie Jackson, L (1, 9) OBP: 0.270, SLG: 0.368	0-0 3-1			0-3 K		0-0 F6		0-3 K		4	0	0	0	0	2	3							
Lou Piniella, R (1, 7) OBP: 0.200, SLG: 0.125		0-0 F9		4-0 FC5-4 BB		0-0 FC6-4 WP 1-2		0-0 G4-6-3 1-2		3	0	0	0	1	0	2							
Eric Soderholm, R (1, 10) OBP: 0.281, SLG: 0.296		4-0 1B BB		0-0 FC5-4 1-2		0-0 6-3 1-2		0-0 1-4-3		3	0	0	0	1	0	2							
Graig Nettles, L (1, 5) OBP: 0.333, SLG: 0.300		0-0 1B 1-2 1B		0-3 K			0-3 K		0-0 E 1B	4	0	2	0	0	2	1	AB 32						
Rick Cerone, R (1, 2) OBP: 0.208, SLG: 0.327		0-0 FC6-4 1B 1-2 2H			0-0 F9		0-0 F7		0-0 E5	4	0	1	0	0	0	1	R 0						
Bucky Dent, R (1, 6) Fred Stanley, R (7, PR) OBP: 0.302, SLG: 0.292		0-0 FC6-4 1-2			0-0 F8		1-0 BB HBP		0-0 F7	2	0	0	0	0	0	2	H 7						
										1	0	0	0	0	0	2	RBI 0						
																	BB 4						
																	SO 7						
																	LOB 22						
Inning Stats	R: 0 E: 1 K: 1 S: 6	H: 1 LOB: 1 BB: 0 P: 6	R: 0 E: 0 K: 0 S: 4	H: 2 LOB: 2 BB: 1 P: 8	R: 0 E: 0 K: 1 S: 4	H: 0 LOB: 0 BB: 1 P: 8	R: 0 E: 0 K: 2 S: 7	H: 0 LOB: 1 BB: 1 P: 11	R: 0 E: 0 K: 0 S: 4	H: 1 LOB: 1 BB: 0 P: 4	R: 0 E: 0 K: 0 S: 4	H: 1 LOB: 1 BB: 0 P: 4	R: 0 E: 0 K: 2 S: 7	H: 0 LOB: 2 BB: 1 P: 12	R: 0 E: 0 K: 1 S: 5	R: 0 E: 1 K: 0 S: 5	H: 1 LOB: 2 BB: 0 P: 5	R: 0 E: 1 K: 0 S: 5	H: 1 LOB: 2 BB: 0 P: 5	1B: 7 2B: 0 3B: 0 HR: 0	SF: 0 SAC: 0 DP: 2 HBP: 1	WP: 1 PB: 0 SB: 0 CS: 0	PA: 37
PITCHER	IP WLS BF H R ER SO BB IBB HBP BLK WP HR S P ERA WHIP																						
Steve Trout, L (1, 1) ERA: 3.7	9.0 W 37 7 0 0 7 4 0 0 1 0 1 0 46 63 0.00 1.222																						

Chicago White Sox @ New York Yankees
Yankee Stadium, Bronx, NY

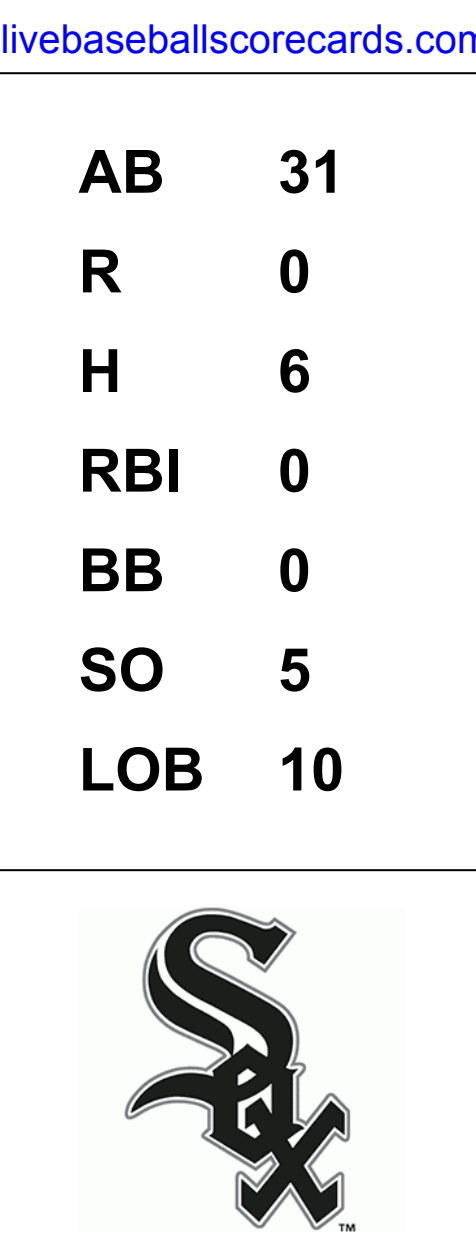
AB 32
R 0
H 7
RBI 0
BB 4
SO 7
LOB 22



WP: 1 PA: 37
PB: 0
SB: 0
CS: 0

Batter	1	2	3	4	5	6	7	8	9	AB	R	H	RBI	BB	SO	LOB	TOP				
Rusty Kuntz, R (1, 8) OBP: 0.300, SLG: 0.333	0-3 K		0-0 6-3		0-3 K			0-3 K		4	0	0	0	0	3	1					
Alan Bannister, R (1, 7) OBP: 0.319, SLG: 0.292	0-0 F9		0-0 1-3			0-0 CS 1B		0-0 6-3		4	0	1	0	0	0	0					
Wayne Nordhagen, R (1, 9) OBP: 0.368, SLG: 0.611	0-0 5-3			0-0 6-3		0-0 F8 1-2			0-0 1-3	4	0	0	0	0	0	1					
Lamar Johnson, R (1, 3) OBP: 0.449, SLG: 0.650 Bob Molinaro, L (9, PR) OBP: 0.439, SLG: 0.568		0-0 6-3		0-3 K		0-0 F8			0-0 G4-3 1B	4	0	1	0	0	1	0					
Chet Lemon, R (1, 10) OBP: 0.357, SLG: 0.387		0-0 1B 2B		0-0 FC5-4 1B				0-0 6-3		4	0	2	0	0	0	1					
Jim Morrison, R (1, 4) OBP: 0.343, SLG: 0.492		0-0 5-3		0-0 FC5-4 1-2				0-0 FC4-6 1B		3	0	1	0	0	0	2					
Bruce Kimm, R (1, 2) OBP: 0.325, SLG: 0.385		0-0 2-3 1B			0-0 E6 SH5-4			0-0 FC4-6 FC5-4 1-2		3	0	1	0	0	0	1	AB 31				
Greg Pryor, R (1, 6) OBP: 0.293, SLG: 0.264		0-3 K		0-0 SH5-4 1-2				0-0 FC5-4 1-2		2	0	0	0	0	1	3	R 0 H 6 RBI 0 BB 0 SO 5 LOB 10				
Kevin Bell, R (1, 5) OBP: 0.056, SLG: 0.056			0-0 6-3		0-0 6-3			0-0 F8		3	0	0	0	0	0	1	WP: 0 PA: 32 PB: 0 SB: 0 CS: 1				
Inning Stats	R: 0 E: 0 K: 1 S: 5	H: 0 LOB: 0 BB: 0 P: 5	R: 0 E: 0 K: 1 S: 7	H: 2 LOB: 2 BB: 0 P: 7	R: 0 E: 0 K: 0 S: 3	H: 0 LOB: 0 BB: 0 P: 3	R: 0 E: 0 K: 1 S: 6	H: 1 LOB: 1 BB: 0 P: 6	R: 0 E: 1 K: 1 S: 6	H: 0 LOB: 1 BB: 0 P: 6	R: 0 E: 0 K: 0 S: 3	H: 1 LOB: 0 BB: 0 P: 3	R: 0 E: 0 K: 0 S: 4	H: 1 LOB: 1 BB: 0 P: 4	R: 0 E: 0 K: 1 S: 5	H: 0 LOB: 0 BB: 0 P: 5	R: 0 E: 0 K: 0 S: 3	H: 1 LOB: 1 BB: 0 P: 3	1B: 5 2B: 1 3B: 0 HR: 0	SF: 0 SAC: 1 DP: 1 HBP: 0	WP: 0 PA: 32 PB: 0 SB: 0 CS: 1
PITCHER Tommy John, L (1, 1) ERA: 2.03	IP: 9.0 WLS: W BF: 32 H: 6 R: 0 ER: 0 SO: 5 BB: 0 IBB: 0 HBP: 0 BLK: 0 WP: 0 HR: 0 S: 42 P: 42 ERA: 0.00 WHIP: 0.667															PITCHER					


Chicago White Sox @ New York Yankees
Yankee Stadium, Bronx, NY
Sun Apr 27 1980, 3:33 AM EDT
Att: 20,431 - Unknown - 51 F




Batter	1	2	3	4	5	6	7	8	9	AB	R	H	RBI	BB	SO	LOB	BOTTOM				
Willie Randolph, R (1, 4) OBP: 0.364, SLG: 0.418	0-0 F8		0-0 F7		0-0 S 1B			0-0 6-3		4	0	1	1	0	0	0					
Ruppert Jones, L (1, 8) OBP: 0.320, SLG: 0.382	0-3 K		0-3 K		2-3 3-4 K			0-0 G3		4	0	0	0	0	3	2					
Bob Watson, R (1, 3) OBP: 0.408, SLG: 0.413	0-0 6-3			0-0 F8	0-0 F9			0-0 6-3		4	0	0	0	0	0	2					
Reggie Jackson, L (1, 9) OBP: 0.264, SLG: 0.338		0-3 K		0-0 FC5-4 1B		0-0 F8			0-0 1-0 1-0	3	0	1	0	0	1	0					
Lou Piniella, R (1, 7) OBP: 0.214, SLG: 0.158 Bobby Brown, S (8, 7) OBP: 0.500, SLG: 0.500		4-0 2B BB		0-0 FC5-4 1-2		0-0 F9			0-0 0-0 0-0	2	0	0	0	1	0	1					
Eric Soderholm, R (1, 10) OBP: 0.333, SLG: 0.344		0-0 1-3 2B		0-0 F8		0-3 K			0-0 1-0 1-1	3	0	1	0	0	1	1					
Graig Nettles, L (1, 5) OBP: 0.368, SLG: 0.383		0-3 K			0-0 SH1-4 1B 1B			0-0 4-3		3	1	1	0	0	1	2	AB 28 R 1 H 6 RBI 1 BB 1 SO 6 LOB 11				
Rick Cerone, R (1, 2) OBP: 0.241, SLG: 0.352		0-0 F8			0-0 1B SH1-4 1B			0-0 CS 1B		3	0	2	0	0	0	2					
Fred Stanley, R (1, 6) OBP: 0.250, SLG: 0.375			0-0 6-3		0-0 SH1-4 1-2 2-3			0-0 F5 1-2		2	0	0	0	0	0	1					
Inning Stats	R: 0 E: 0 K: 1 S: 5	H: 0 LOB: 0 BB: 0 P: 5	R: 0 E: 0 K: 2 S: 8	H: 1 LOB: 2 BB: 1 P: 12	R: 0 E: 0 K: 1 S: 5	H: 0 LOB: 0 BB: 0 P: 5	R: 0 E: 0 K: 0 S: 4	H: 1 LOB: 1 BB: 0 P: 4	R: 1 E: 0 K: 1 S: 8	H: 3 LOB: 2 BB: 0 P: 8	R: 0 E: 0 K: 1 S: 5	H: 0 LOB: 0 BB: 0 P: 5	R: 0 E: 0 K: 0 S: 3	H: 1 LOB: 0 BB: 0 P: 3	R: 0 E: 0 K: 0 S: 3	H: 0 LOB: 0 BB: 0 P: 3	R: 0 E: 0 K: 0 S: 3	H: 0 LOB: 0 BB: 0 P: 3	1B: 5 2B: 1 3B: 0 HR: 0	SF: 0 SAC: 1 DP: 0 HBP: 0	WP: 0 PA: 30 PB: 0 SB: 1 CS: 1
PITCHER Britt Burns, L (1, 1) ERA: 0.42	IP: 8.0 WLS: L BF: 30 H: 6 R: 1 ER: 1 SO: 6 BB: 1 IBB: 0 HBP: 0 BLK: 0 WP: 0 HR: 0 S: 41 P: 45 ERA: 1.12 WHIP: 0.875															PITCHER					

Chicago White Sox @ New York Yankees
Yankee Stadium, Bronx, NY
Sun Apr 27 1980, 3:33 AM EDT
Att: 20,431 - Unknown - 51 F



Batter	1	2	3	4	5	6	7	8	9	AB R H RBI BB SO LOB	TOP											
Willie Randolph, R OBP: 0.390, SLG: 0.486 (1, 4)	4-0 S SH5-3 1B BB		0-0 CS 2B		0-0 1-H HR		0-3 K		4-0 BB BB	3 2 2 2 2 1 0	New York Yankees @ Baltimore Orioles Memorial Stadium, Baltimore, MD Tue Apr 29 1980, 7:05 PM EDT Att: 21,440 - Unknown AB 33 R 4 H 8 RBI 4 BB 5 SO 9 LOB 15 											
Ruppert Jones, L OBP: 0.316, SLG: 0.366 (1, 8)	0-0 SH5-3 1-2		0-3 K		0-0 3-1		0-0 F6		4-0 BB BB	3 0 0 0 1 1 1												
Bob Watson, R OBP: 0.408, SLG: 0.412 (1, 3)	0-0 2-H 1B		0-0 F8		0-0 F2				0-0 BB 1B	5 0 2 1 0 1 2												
Reggie Jackson, L OBP: 0.276, SLG: 0.382 (1, 9)	0-0 F6				0-0 4-3				4-0 1-2 BB	3 1 1 1 1 0 1												
Eric Soderholm, R OBP: 0.341, SLG: 0.353 (1, 10)	0-0 1-3				0-0 FC6-4 1B				0-0 L7	2 0 1 0 0 0 1 2 0 0 0 0 1 2												
Jim Spencer, L (6, PH) OBP: 0.313, SLG: 0.448																						
Lou Piniella, R OBP: 0.200, SLG: 0.146 (1, 7)																						
Oscar Gamble, L OBP: 0.536, SLG: 1.050 (8, PH)																						
Bobby Brown, S OBP: 0.500, SLG: 0.500 (8, 7)																						
Graig Nettles, L OBP: 0.361, SLG: 0.373 (1, 5)																						
Rick Cerone, R OBP: 0.242, SLG: 0.333 (1, 2)																						
Bucky Dent, R OBP: 0.298, SLG: 0.288 (1, 6)																						
Inning Stats	R: 1 E: 0 K: 0 S: 4	H: 1 LOB: 1 BB: 1 P: 8	R: 0 E: 0 K: 1 S: 5	H: 0 LOB: 1 BB: 1 P: 9	R: 0 E: 0 K: 1 S: 5	H: 1 LOB: 0 BB: 0 P: 5	R: 0 E: 0 K: 0 S: 4	H: 1 LOB: 1 BB: 0 P: 4	R: 2 E: 0 K: 1 S: 7	H: 2 LOB: 0 BB: 0 P: 7	R: 1 E: 0 K: 2 S: 9	H: 2 LOB: 1 BB: 0 P: 9	R: 0 E: 0 K: 1 S: 5	H: 0 LOB: 0 BB: 0 P: 5	R: 0 E: 0 K: 1 S: 6	H: 1 LOB: 2 BB: 1 P: 10	R: 0 E: 0 K: 2 S: 7	H: 0 LOB: 2 BB: 2 P: 15	1B: 5 2B: 1 3B: 0 HR: 2	SF: 0 SAC: 1 DP: 0 HBP: 0	WP: 0 PB: 0 SB: 1 CS: 1	PA: 39
PITCHER	IP WLS BF H R ER SO BB IBB HBP BLK WP HR S P ERA WHIP											PITCHER	IP WLS BF H R ER SO BB IBB HBP BLK WP HR S P ERA WHIP									
Scott McGregor, L ERA: 5.4 (1, 1)	5.0 L 22 6 4 4 3 2 0 0 0 0 0 2 26 34 7.20 1.600																					
Sammy Stewart, R ERA: 3.57 (6, 1)	3.2 16 2 0 0 5 3 0 0 0 0 0 0 23 35 0.00 1.364																					
Tim Stoddard, R ERA: 3.0 (9, 1)	0.1 1 0 0 0 1 0 0 0 0 0 0 0 3 3 0.00 0.000																					

Batter	1	2	3	4	5	6	7	8	9	AB R H RBI BB SO LOB	BOTTOM											
Al Bumbry, L OBP: 0.392, SLG: 0.571 (1, 8)	4-0 HR BB		0-0 CS 1B						0-0 1-3	3 1 1 0 1 0 0	New York Yankees @ Baltimore Orioles Memorial Stadium, Baltimore, MD Tue Apr 29 1980, 7:05 PM EDT Att: 21,440 - Unknown AB 32 R 3 H 5 RBI 3 BB 2 SO 8 LOB 9 											
Rick Dempsey, R OBP: 0.338, SLG: 0.588 (1, 2)	0-0 1-H HR		0-3 K						0-0 BB HR	3 2 2 3 1 1 1												
John Lowenstein, L OBP: 0.346, SLG: 0.227 (1, 10)																						
Lee May, R OBP: 0.196, SLG: 0.256 (8, PH)																						
Ken Singleton, S OBP: 0.288, SLG: 0.397 (1, 9)																						
Eddie Murray, S OBP: 0.361, SLG: 0.524 (1, 3)																						
Gary Roenicke, R OBP: 0.356, SLG: 0.286 (1, 7)																						
Doug DeCinces, R OBP: 0.288, SLG: 0.436 (1, 5)																						
Rich Dauer, R OBP: 0.259, SLG: 0.180 (1, 4)																						
Mark Belanger, R OBP: 0.143, SLG: 0.143 (1, 6)																						
Benny Ayala, R OBP: 0.400, SLG: 0.143 (7, PH)																						
Kiko Garcia, R OBP: 0.273, SLG: 0.148 (8, 6)																						
Inning Stats	R: 2 E: 0 K: 0 S: 4	H: 1 LOB: 0 BB: 1 P: 8	R: 0 E: 0 K: 0 S: 3	H: 0 LOB: 0 BB: 0 P: 3	R: 0 E: 1 K: 2 S: 7	H: 0 LOB: 0 BB: 0 P: 7	R: 0 E: 0 K: 0 S: 3	H: 0 LOB: 0 BB: 0 P: 3	R: 0 E: 0 K: 1 S: 6	H: 1 LOB: 1 BB: 0 P: 6	R: 0 E: 0 K: 2 S: 8	H: 1 LOB: 2 BB: 1 P: 12	R: 0 E: 0 K: 2 S: 8	H: 1 LOB: 1 BB: 0 P: 8	R: 1 E: 0 K: 1 S: 6	H: 1 LOB: 0 BB: 0 P: 6	R: 0 E: 0 K: 0 S: 3	H: 0 LOB: 0 BB: 0 P: 3	1B: 3 2B: 0 3B: 0 HR: 2	SF: 0 SAC: 0 DP: 0 HBP: 0	WP: 0 PB: 0 SB: 0 CS: 1	PA: 34
PITCHER	IP WLS BF H R ER SO BB IBB HBP BLK WP HR S P ERA WHIP											PITCHER	IP WLS BF H R ER SO BB IBB HBP BLK WP HR S P ERA WHIP									
Luis Tiant, R ERA: 5.32 (1, 1)	5.0 W 20 3 2 2 3 2 0 0 0 0 0 1 24 32 3.60 1.000																					
Rudy May, L ERA: 3.95 (6, 1)	4.0 S 14 2 1 1 5 0 0 0 0 0 0 1 24 24 2.25 0.500																					

Batter	1	2	3	4	5	6	7	8	9	AB	R	H	RBI	BB	SO	LOB	TOP										
Willie Randolph, R (1,4) Fred Stanley, R (8,4) OBP: 0.402, SLG: 0.461 OBP: 0.290, SLG: 0.375	4-3		F8			K		SF7 HBP		4	1	1	0	0	1	1	New York Yankees @ Minnesota Twins Metropolitan Stadium, Bloomington, MI Fri May 02 1980, 8:05 PM EDT Att: 17,067 - Unknown - 78 F										
Ruppert Jones, L (1,8) OBP: 0.303, SLG: 0.342	6-3		K		L7		F8	SF7		4	0	0	1	0	1	2											
Bob Watson, R (1,3) OBP: 0.400, SLG: 0.416	HR		F9		L8		2B	1B	2B	5	2	3	0	0	0	2											
Reggie Jackson, L (1,9) OBP: 0.314, SLG: 0.461	HR			2B	1B		HR	2B	4-3	5	3	3	3	0	0	3											
Eric Soderholm, R (1,10) Jim Spencer, L (7,PH) OBP: 0.364, SLG: 0.405 OBP: 0.289, SLG: 0.486	K			L9	2B	F8	1B	HR	K	3	1	2	1	0	1	0											
Lou Piniella, R (1,7) Bobby Brown, S (7,PH) OBP: 0.229, SLG: 0.163 OBP: 0.714, SLG: 0.600		FC4-6 BB		L9		F8	1B		S	2	1	1	0	1	0	1											
Graig Nettles, L (1,5) OBP: 0.329, SLG: 0.322	F7			4-3		F8	G3		F8	5	0	0	0	0	0	6											
Rick Cerone, R (1,2) OBP: 0.239, SLG: 0.318	FC4-6 FC6			L4		FC2	K		F9	5	0	0	0	0	1	4											
Bucky Dent, R (1,6) OBP: 0.323, SLG: 0.383	FC6				1B	6-3			F7	4	0	1	0	0	0	2											
Inning Stats	R: 2 E: 0 K: 1 S: 7	H: 2 LOB: 0 BB: 0 P: 7	R: 0 E: 0 K: 0 S: 3	H: 0 LOB: 1 BB: 1 P: 7	R: 0 E: 0 K: 1 S: 5	H: 0 LOB: 0 BB: 0 P: 5	R: 1 E: 0 K: 0 S: 5	H: 2 LOB: 1 BB: 0 P: 5	R: 0 E: 0 K: 0 S: 5	H: 2 LOB: 2 BB: 0 P: 5	R: 2 E: 1 K: 1 S: 8	H: 2 LOB: 1 BB: 0 P: 8	R: 3 E: 0 K: 1 S: 8	H: 3 LOB: 1 BB: 1 P: 12	R: 1 E: 1 K: 0 S: 4	H: 1 LOB: 1 BB: 0 P: 5		R: 0 E: 0 K: 1 S: 6	H: 1 LOB: 1 BB: 0 P: 6	1B: 8 2B: 3 HR: 2	SF: 1 SAC: 0 DP: 0 HBP: 1	WP: 0 PA: 44 SB: 0 CS: 1					
PITCHER	IP	WLS	BF	H	R	ER	SO	BB	IBB	HBP	BLK	WP	HR	S	P	ERA	WHIP										
Geoff Zahn, L (1,1) ERA: 3.75	5.1	L	25	8	5	3	2	1	0	0	0	0	1	28	32	5.06	1.688										
John Verhoeven, R (6,1) ERA: 2.31	0.2		3	0	0	0	1	0	0	0	0	0	0	5	5	0.00	0.000										
Terry Felton, R (7,1) ERA: 7.13	1.0		3	3	3	3	1	1	0	0	0	0	1	8	12	27.00	4.000										
Roger Erickson, R (8,1) ERA: 3.55	1.0		5	1	1	0	0	0	0	1	0	0	0	4	5	0.00	1.000										
Mike Marshall, R (9,1) ERA: 9.31	1.0		4	1	0	0	1	0	0	0	0	0	0	6	6	0.00	1.000										

Batter	1	2	3	4	5	6	7	8	9	AB	R	H	RBI	BB	SO	LOB	BOTTOM										
Pete Mackanin, R (1,4) OBP: 0.320, SLG: 0.227	L7			F8	1B		F7		6-3	4	0	0	0	1	0	2	New York Yankees @ Minnesota Twins Metropolitan Stadium, Bloomington, MI Fri May 02 1980, 8:05 PM EDT Att: 17,067 - Unknown - 78 F										
Ken Landreaux, L (1,7) OBP: 0.376, SLG: 0.494	F7			1B					E4	5	0	4	4	0	0	0											
Roy Smalley, S (1,6) OBP: 0.406, SLG: 0.527	F7			F7	K		K		G6-4-3	5	0	1	0	0	2	4											
John Castino, R (1,5) OBP: 0.316, SLG: 0.403		K		FC5-4	1B	1-3	1-3		G6-4-3	5	1	2	0	0	1	2											
Ron Jackson, R (1,3) OBP: 0.208, SLG: 0.267	F8			FC5-4			G5-4-3		1B	4	1	2	1	0	0	2											
Jesus Vega, R (1,10) OBP: 0.500, SLG: 0.333	K				E	1B	G5-4-3		1B	3	1	1	1	1	1	1											
Dave Edwards, R (1,8) OBP: 0.167, SLG: 0.167			F8		F9				K	4	1	1	0	0	1	2											
Willie Norwood, R (1,9) OBP: 0.250, SLG: 0.261				CS	1B		L9		K	3	1	1	0	1	1	2											
Butch Wynegar, S (1,2) OBP: 0.282, SLG: 0.264			K		E5	1B			F7	4	1	0	0	0	1	5											
Inning Stats	R: 0 E: 0 K: 0 S: 3	H: 0 LOB: 0 BB: 0 P: 3	R: 0 E: 0 K: 2 S: 7	H: 0 LOB: 0 BB: 0 P: 7	R: 0 E: 0 K: 1 S: 5	H: 1 LOB: 0 BB: 0 P: 5	R: 0 E: 0 K: 0 S: 5	H: 2 LOB: 2 BB: 0 P: 5	R: 2 E: 1 K: 1 S: 7	H: 1 LOB: 2 BB: 2 P: 15	R: 0 E: 0 K: 0 S: 3	H: 1 LOB: 0 BB: 0 P: 3	R: 2 E: 0 K: 1 S: 7	H: 2 LOB: 1 BB: 1 P: 11	R: 2 E: 0 K: 2 S: 10	H: 3 LOB: 1 BB: 0 P: 10		R: 0 E: 1 K: 0 S: 4	H: 2 LOB: 1 BB: 0 P: 4	1B: 11 2B: 1 HR: 0	SF: 0 SAC: 0 DP: 2 HBP: 0	WP: 0 PA: 40 SB: 0 CS: 1					
PITCHER	IP	WLS	BF	H	R	ER	SO	BB	IBB	HBP	BLK	WP	HR	S	P	ERA	WHIP										
Ron Guidry, L (1,1) ERA: 3.62	7.0		33	10	6	4	5	3	0	0	0	0	0	11	11	0.00	1.857										
Rudy May, L (8,1) ERA: 3.0	2.0	S	7	2	0	0	2	0	0	0	0	0	0	11	11	0.00	1.000										

Batter	1	2	3	4	5	6	7	8	9	AB	R	H	RBI	BB	SO	LOB	TOP								
Willie Randolph, R OBP: 0.392, SLG: 0.438 (1, 4)	0-0 6-3		0-0 6-3		4-0 BB		0-3 K	0-0 4-3		4	0	0	0	1	1	1									
Ruppert Jones, L OBP: 0.298, SLG: 0.325 (1, 8)	0-0 4-3		0-0 F7		0-0 L8		0-0 6-3		4-0 F S BB	4	0	0	0	1	0	1									
Bob Watson, R OBP: 0.389, SLG: 0.402 (1, 3)	0-0 L4			0-0 1B	0-0 F3		0-3 K		0-3 K	5	1	1	0	0	2	2									
Reggie Jackson, L OBP: 0.322, SLG: 0.475 Bobby Brown, S OBP: 0.625, SLG: 0.500 (8, 9)		0-0 HR		0-0 F7		0-0 F6		0-0 1B	0-3 K	4	1	2	0	0	0	1									
Eric Soderholm, R OBP: 0.383, SLG: 0.487 Jim Spencer, L OBP: 0.325, SLG: 0.486 (8, PH)		0-0 HR		0-0 F8		4-0 1B BB		4-0 1B IBB	4-0	2	2	1	2	1	0	1									
Lou Piniella, R OBP: 0.255, SLG: 0.196 Oscar Gamble, L OBP: 0.485, SLG: 0.875 (8, 7)		0-0 HR		0-0 F8		0-0 1B BB		0-0 1B IBB	0-0 BB	0	1	0	0	2	0	0									
Lou Piniella, R OBP: 0.255, SLG: 0.196 Oscar Gamble, L OBP: 0.485, SLG: 0.875 (8, 7)		0-0 5-3		0-0 1B		0-0 1B		0-0 F8	0-0 F6	3	0	2	0	0	0	0									
Graig Nettles, L OBP: 0.351, SLG: 0.349 (1, 5)		0-0 F7		0-0 1B		0-0 1B		0-0 F8	0-0 F6	2	0	0	0	0	0	4									
Rick Cerone, R OBP: 0.227, SLG: 0.300 (1, 2)		0-0 5-3		0-0 L8		0-0 K		0-0 G3		4	0	0	0	0	1	6									
Bucky Dent, R OBP: 0.319, SLG: 0.375 (1, 6)			0-0 F8		0-0 F9		0-0 5-3		0-0 1B	4	0	1	2	0	0	2									
Inning Stats	R: 0 E: 0 K: 0 S: 3	H: 0 LOB: 0 BB: 0 P: 3	R: 2 E: 0 K: 0 S: 5	H: 2 LOB: 0 BB: 0 P: 5	R: 0 E: 0 K: 0 S: 3	H: 0 LOB: 0 BB: 0 P: 3	R: 1 E: 0 K: 0 S: 6	H: 3 LOB: 2 BB: 0 P: 6	R: 0 E: 0 K: 0 S: 3	H: 0 LOB: 1 BB: 1 P: 7	R: 1 E: 0 K: 1 S: 7	H: 2 LOB: 2 BB: 1 P: 11	R: 0 E: 0 K: 2 S: 7	H: 0 LOB: 0 BB: 0 P: 7	R: 3 E: 0 K: 0 S: 6	H: 3 LOB: 1 BB: 1 P: 10	R: 0 E: 0 K: 2 S: 7	H: 0 LOB: 2 BB: 2 P: 15	1B: 8 2B: 1 3B: 0 HR: 1	SF: 0 SAC: 0 DP: 0 HBP: 0	WP: 0 PB: 0 SB: 1 CS: 0	PA: 42			
PITCHER	IP	WLS	BF	H	R	ER	SO	BB	IBB	HBP	BLK	WP	HR	S	P	ERA	WHIP								
Darrell Jackson, L ERA: 2.76 (1, 1)	5.1	L	25	7	4	4	0	2	0	0	0	0	1	23	31	6.75	1.688								
Doug Corbett, R ERA: 3.15 (6, 1)	2.2		12	3	3	3	3	0	1	0	0	0	0	17	21	10.12	1.125								
Mike Marshall, R ERA: 8.44 (9, 1)	1.0		5	0	0	0	2	2	0	0	0	0	0	7	15	0.00	2.000								

New York Yankees @ Minnesota Twins
Metropolitan Stadium, Bloomington, MI
Sat May 03 1980, 4:33 AM EDT
Att: 12,054 - Unknown - 80 F

AB 37
R 7
H 10
RBI 7
BB 5
SO 5
LOB 19



Batter	1	2	3	4	5	6	7	8	9	AB	R	H	RBI	BB	SO	LOB	BOTTOM								
Pete Mackanin, R OBP: 0.310, SLG: 0.269 Rob Wilfong, L OBP: 0.293, SLG: 0.429 (9, PH)	0-0 L8		0-0 F9		0-0 6-3		0-0 L9		0-0 F4	4	0	1	0	0	0	1									
Ken Landreaux, L OBP: 0.378, SLG: 0.484 (1, 7)	0-0 L8		4-0 G6-4-3 BB		0-0 F8		0-0 1B		0-0 6-3	4	0	1	0	1	0	1									
Roy Smalley, S OBP: 0.406, SLG: 0.519 (1, 6)	0-0 5-3		0-0 G6-4-3		0-0 1B		0-0 SF7			3	0	1	1	0	0	2									
John Castino, R OBP: 0.313, SLG: 0.395 (1, 5)	0-0 1-3			0-0 5-3 1B	0-0 4-1		0-0 L3			4	1	1	0	0	0	3									
Ron Jackson, R OBP: 0.212, SLG: 0.286 (1, 3)		0-0 1-3 2B		0-0 5-3		0-0 F8		0-0 F9		4	0	1	0	0	0	1									
Jesus Vega, R OBP: 0.429, SLG: 0.333 Danny Goodwin, L OBP: 0.238, SLG: 0.300 (8, PH)		0-0 1-3		0-0 1B FC4-6 1B		0-0 6-3		0-0 F7		3	1	1	1	0	0	1									
Dave Edwards, R OBP: 0.333, SLG: 0.333 Rick Sofield, L OBP: 0.185, SLG: 0.306 (9, 8)		0-0 1-3		0-0 1B FC4-6 1B		0-0 1B		0-0 2B		3	0	2	0	0	0	1									
Willie Norwood, R OBP: 0.259, SLG: 0.240 Hosken Powell, L OBP: 0.409, SLG: 0.468 (9, 9)		0-0 BB		0-0 FC4-6		0-0 4-3		0-3 K		2	0	0	1	1	0	2									
Butch Wynegar, S OBP: 0.280, SLG: 0.263 (1, 2)		0-0 5-3		0-0 F8		0-0 1B SF7 1B		0-0 F9		4	1	1	0	0	0	3									
Inning Stats	R: 0 E: 0 K: 0 S: 4	H: 1 LOB: 1 BB: 0 P: 4	R: 0 E: 0 K: 0 S: 4	H: 1 LOB: 2 BB: 1 P: 8	R: 0 E: 0 K: 0 S: 2	H: 0 LOB: 0 BB: 1 P: 6	R: 2 E: 0 K: 0 S: 6	H: 3 LOB: 1 BB: 0 P: 6	R: 0 E: 0 K: 0 S: 4	H: 1 LOB: 1 BB: 0 P: 4	R: 1 E: 0 K: 0 S: 5	H: 2 LOB: 1 BB: 0 P: 5	R: 0 E: 0 K: 1 S: 6	H: 1 LOB: 1 BB: 0 P: 6	R: 0 E: 0 K: 0 S: 3	H: 0 LOB: 0 BB: 0 P: 3	1B: 7 2B: 3 3B: 0 HR: 0	SF: 1 SAC: 0 DP: 1 HBP: 0	WP: 0 PB: 0 SB: 0 CS: 0	PA: 38					
PITCHER	IP	WLS	BF	H	R	ER	SO	BB	IBB	HBP	BLK	WP	HR	S	P	ERA	WHIP								
Tommy John, L ERA: 2.37 (1, 1)	7.0	W	31	9	3	3	0	2	0	0	0	0	0	29	37	3.86	1.571								
Rich Gossage, R ERA: 2.19 (8, 1)	2.0		7	1	0	0	1	0	0	0	0	0	0	9	9	0.00	0.500								

New York Yankees @ Minnesota Twins
Metropolitan Stadium, Bloomington, MI
Sat May 03 1980, 4:33 AM EDT
Att: 12,054 - Unknown - 80 F

AB 35
R 3
H 10
RBI 3
BB 2
SO 1
LOB 16



Batter	1	2	3	4	5	6	7	8	9	AB	R	H	RBI	BB	SO	LOB	TOP									
Willie Randolph, R OBP: 0.402, SLG: 0.432 (1, 4)	F9		G5-4-3 BB	SF9	BB		BB			1	0	0	1	3	0	0	New York Yankees @ Minnesota Twins Metropolitan Stadium, Bloomington, MI Sun May 04, 1980, 4:33 AM EDT Att: 13,085 - Unknown - 87 F livebaseballscorecards.com									
Ruppert Jones, L OBP: 0.303, SLG: 0.322 (1, 8)	E5		F9	E 1B	BB		L7			4	0	1	1	1	0	2										
Bob Watson, R OBP: 0.379, SLG: 0.391 (1, 3)	L8		G5-4-3	E1 L3 1B	F7			K		5	0	1	1	0	1	4										
Reggie Jackson, L OBP: 0.330, SLG: 0.512 Dennis Werth, R OBP: 0.600, SLG: 0.625 (6, 9)		HR			6-3			F8 2B		4	2	2	1	0	0	2										
Eric Soderholm, R OBP: 0.388, SLG: 0.488 Jim Spencer, L OBP: 0.349, SLG: 0.500 (5, PH)	F9		1B E 1B	IHR 1B				F8		2	1	1	0	0	0	0										
Lou Piniella, R OBP: 0.283, SLG: 0.229 Bobby Brown, S OBP: 0.455, SLG: 0.333 (5, 7)	1B		1B 1B	K	F7			G3		3	1	2	0	0	0	1										
Graig Nettles, L OBP: 0.354, SLG: 0.353 (1, 5)	K		BB 1B SF9 1B	IHR 1B	4-3			F3		5	2	2	1	0	1	2										
Rick Cerone, R OBP: 0.253, SLG: 0.365 Johnny Oates, L (7, 2)	1B		SF9 1B BB	IHR			K	4-3		4	2	3	4	0	1	0										
Bucky Dent, R OBP: 0.311, SLG: 0.353 (1, 6)	K		1B BB	F8	L9			F8		4	1	0	0	1	1	2										
Inning Stats	R: 0 E: 1 K: 0 S: 3	H: 0 LOB: 0 BB: 0 P: 3	R: 1 E: 0 K: 2 S: 10	H: 3 LOB: 2 BB: 0 P: 10	R: 0 E: 0 K: 0 S: 2	H: 0 LOB: 0 BB: 1 P: 6	R: 6 E: 2 K: 0 S: 9	H: 7 LOB: 1 BB: 1 P: 13	R: 3 E: 0 K: 1 S: 8	H: 3 LOB: 2 BB: 2 P: 16	R: 0 E: 0 K: 0 S: 4	H: 1 LOB: 1 BB: 0 P: 4	R: 0 E: 0 K: 1 S: 5	H: 0 LOB: 1 BB: 1 P: 9	R: 0 E: 0 K: 1 S: 6	H: 1 LOB: 1 BB: 0 P: 6		R: 0 E: 0 K: 0 S: 3	H: 0 LOB: 0 BB: 0 P: 3	1B: 12 2B: 2 3B: 0 HR: 2	SF: 1 SAC: 0 DP: 2 HBP: 0	WP: 0 PB: 0 SB: 0 CS: 1	PA: 45			
PITCHER	IP	WLS	BF	H	R	ER	SO	BB	IBB	HBP	BLK	WP	HR	S	P	ERA		WHIP								
Jerry Kosman, L ERA: 4.82 (1, 1)	3.1	L	20	9	7	7	2	2	0	0	0	0	1	22	30	18.90		3.300								
John Verhoeven, R ERA: 4.05 (4, 1)	1.2		10	4	3	3	1	2	0	0	0	0	0	10	18	16.20	3.600									
Roger Erickson, R ERA: 2.7 (6, 1)	4.0		15	2	0	0	2	1	0	0	0	0	0	18	22	0.00	0.750									

Batter	1	2	3	4	5	6	7	8	9	AB	R	H	RBI	BB	SO	LOB	BOTTOM								
Pete Mackanin, R OBP: 0.294, SLG: 0.258 (9, 6)	K		FC4-6 FC5-4 1B		1B		G5-4-3		5-3	5	0	1	0	0	1	2	New York Yankees @ Minnesota Twins Metropolitan Stadium, Bloomington, MI Sun May 04, 1980, 4:33 AM EDT Att: 13,085 - Unknown - 87 F livebaseballscorecards.com								
Ken Landreaux, L OBP: 0.386, SLG: 0.495 Rick Sofield, L OBP: 0.182, SLG: 0.302 (6, 8)	PB BB		FC5-4 1B		FC6-4 1B			4-3		2	0	2	0	1	0	0									
Roy Smalley, S OBP: 0.386, SLG: 0.500 Mike Cubbage, L OBP: 0.409, SLG: 0.410 (6, 3)	F7		FC5-4 FC4		F3			4-3		3	0	0	0	0	0	5									
John Castino, R OBP: 0.302, SLG: 0.380 (6, 6)	6-3		FC4		FC6-4			E 2B		3	0	0	0	0	0	5									
Rob Wilfong, L OBP: 0.303, SLG: 0.451 (8, PH)										1	0	1	0	0	0	0									
Ron Jackson, R OBP: 0.214, SLG: 0.283 (6, 5)				K			F4	E5 BB		4	0	1	0	0	1	1									
Jesus Vega, R OBP: 0.300, SLG: 0.222 Danny Goodwin, L OBP: 0.273, SLG: 0.300 (8, PH)	K			F7			6-3			3	0	0	0	0	1	1									
Dave Edwards, R OBP: 0.250, SLG: 0.250 (6, 7)	K			6-3			F9			3	0	0	0	0	1	1									
Glenn Adams, L OBP: 0.281, SLG: 0.267 (9, 7)	K							1-6-3		1	0	0	0	0	3	3									
Willie Norwood, R OBP: 0.233, SLG: 0.214 Hosken Powell, L OBP: 0.403, SLG: 0.460 (9, PH)	F9				F6		F8		4-3	3	0	0	0	0	0	1									
Butch Wynegar, S OBP: 0.298, SLG: 0.312 Sal Butera, R OBP: 0.333, SLG: 0.250 (6, 2)			FC4-6 HBP		HR		G5-4-3 1B		6-3	2	0	1	0	0	0	0									
Inning Stats	R: 0 E: 0 K: 1 S: 5	H: 0 LOB: 1 BB: 1 P: 9	R: 0 E: 0 K: 2 S: 8	H: 1 LOB: 1 BB: 0 P: 8	R: 0 E: 0 K: 0 S: 4	H: 1 LOB: 2 BB: 0 P: 5	R: 0 E: 0 K: 1 S: 5	H: 0 LOB: 0 BB: 0 P: 5	R: 1 E: 0 K: 0 S: 6	H: 3 LOB: 2 BB: 0 P: 6	R: 0 E: 0 K: 0 S: 3	H: 0 LOB: 0 BB: 0 P: 3	R: 0 E: 0 K: 0 S: 3	H: 1 LOB: 3 BB: 1 P: 9	R: 0 E: 0 K: 0 S: 3	H: 0 LOB: 0 BB: 0 P: 3		1B: 5 2B: 1 3B: 0 HR: 1	SF: 0 SAC: 0 DP: 1 HBP: 1	WP: 0 PB: 1 SB: 0 CS: 0	PA: 37				
PITCHER	IP	WLS	BF	H	R	ER	SO	BB	IBB	HBP	BLK	WP	HR	S	P	ERA	WHIP								
Tom Underwood, L ERA: 3.45 (1, 1)	7.0	W	28	6	1	1	4	1	0	0	0	0	0	34	39	1.29	1.000								
Ron Davis, R ERA: 2.37 (8, 1)	2.0		9	1	0	0	0	1	0	0	0	0	0	8	12	0.00	1.000								

Batter	1	2	3	4	5	6	7	8	9	AB	R	H	RBI	BB	SO	LOB	TOP										
Willie Randolph, R (1,4) OBP: 0.391, SLG: 0.416	F9		6-3					F3		4	0	1	0	0	0	0	New York Yankees @ Milwaukee Brewers Milwaukee County Stadium, Milwaukee, WI Wed May 07 1980, 8:05 PM EDT Att: 12,790 - Unknown - 48 F livebaseballscorecards.com										
Ruppert Jones, L (1,8) OBP: 0.296, SLG: 0.316	F6		F2				4-3	L9-3 BB		3	0	0	0	1	0	1											
Bob Watson, R (1,3) OBP: 0.369, SLG: 0.411	6-3		K					L9-3		4	0	0	0	0	1	1											
Eric Soderholm, R (1,10) OBP: 0.400, SLG: 0.543									K	4	2	2	1	0	1	0											
Lou Piniella, R (1,7) OBP: 0.300, SLG: 0.241									E 1B	3	1	2	0	1	0	1											
Rick Cerone, R (1,2) OBP: 0.253, SLG: 0.378									E5 1B SF6	4	1	0	0	0	1	5											
Graig Nettles, L (1,5) OBP: 0.356, SLG: 0.338										3	0	1	1	1	0	1											
Bucky Dent, R (1,6) OBP: 0.305, SLG: 0.392										2	0	0	2	0	0	0											
Bobby Brown, S (1,9) OBP: 0.313, SLG: 0.214										4	0	0	0	0	0	3											
Inning Stats	R: 0 E: 0 K: 0 S: 3	H: 0 LOB: 0 BB: 0 P: 3	R: 1 E: 1 K: 1 S: 7	H: 1 LOB: 2 BB: 1 P: 11	R: 0 E: 0 K: 1 S: 5	H: 0 LOB: 0 BB: 0 P: 5	R: 1 E: 0 K: 0 S: 4	H: 2 LOB: 0 BB: 0 P: 4	R: 0 E: 0 K: 0 S: 4	H: 1 LOB: 1 BB: 0 P: 4	R: 0 E: 0 K: 0 S: 3	H: 0 LOB: 0 BB: 0 P: 3	R: 0 E: 0 K: 0 S: 2	H: 0 LOB: 0 BB: 1 P: 6	R: 2 E: 1 K: 1 S: 8	H: 2 LOB: 1 BB: 0 P: 8	1B: 5 2B: 1 3B: 0 HR: 1	SF: 2 SAC: 0 DP: 2 HBP: 0	WP: 0 PB: 0 SB: 0 CS: 0	PA: 36							
PITCHER	IP	WLS	BF	H	R	ER	SO	BB	IBB	HBP	BLK	WP	HR	S	P	ERA	WHIP										
Bill Travers, L (1,1) ERA: 3.6	8.0	L	30	4	2	1	2	3	0	0	0	0	1	31	43	1.12	0.875										
Reggie Cleveland, R (9,1) ERA: 3.38	0.1		3	1	2	1	1	0	0	0	0	0	0	5	5	27.00	3.000										
Bob McClure, L (9,1) ERA: 2.08	0.0		1	1	0	0	0	0	0	0	0	0	0	1	1	∞	∞										
Bill Castro, R (9,1) ERA: 1.04	0.2		2	0	0	0	0	0	0	0	0	0	0	2	2	0.00	0.000										

Batter	1	2	3	4	5	6	7	8	9	AB	R	H	RBI	BB	SO	LOB	BOTTOM										
Paul Molitor, R (1,6) OBP: 0.439, SLG: 0.476	6-3		CS	FC6-4 1B		L3		G4-6-3		4	0	1	0	0	0	2	New York Yankees @ Milwaukee Brewers Milwaukee County Stadium, Milwaukee, WI Wed May 07 1980, 8:05 PM EDT Att: 12,790 - Unknown - 48 F livebaseballscorecards.com										
Robin Yount, R (1,10) OBP: 0.356, SLG: 0.565	6-3			FC6-4 6-3 1-2f		F8		G6-4-3 1B		4	0	1	0	0	0	1											
Cecil Cooper, L (1,3) OBP: 0.402, SLG: 0.520	G3			6-3 1-2		F8		F9		4	0	0	0	0	0	2											
Sal Bando, R (1,5) OBP: 0.321, SLG: 0.447									G6-4-3 1-2f	4	0	0	0	0	0	2											
Ben Oglivie, L (1,7) OBP: 0.455, SLG: 0.658										3	1	1	0	0	0	0											
Dick Davis, R (1,9) OBP: 0.220, SLG: 0.293										3	0	1	0	0	0	1											
Gorman Thomas, R (1,8) OBP: 0.283, SLG: 0.325										3	0	1	1	0	1	1											
Charlie Moore, R (1,2) OBP: 0.333, SLG: 0.267										2	0	0	0	0	0	1											
Jim Gantner, L (1,4) OBP: 0.320, SLG: 0.440										2	0	1	0	0	0	1											
Don Money, R (8,PH) OBP: 0.360, SLG: 0.488										1	0	1	0	0	0	0											
Inning Stats	R: 0 E: 0 K: 0 S: 3	H: 0 LOB: 0 BB: 0 P: 3	R: 0 E: 0 K: 0 S: 3	H: 0 LOB: 0 BB: 0 P: 3	R: 0 E: 0 K: 1 S: 5	H: 1 LOB: 0 BB: 0 P: 5	R: 0 E: 0 K: 0 S: 4	H: 1 LOB: 1 BB: 0 P: 4	R: 1 E: 0 K: 0 S: 5	H: 2 LOB: 1 BB: 0 P: 5	R: 0 E: 0 K: 0 S: 3	H: 0 LOB: 0 BB: 0 P: 3	R: 0 E: 0 K: 0 S: 3	H: 0 LOB: 0 BB: 0 P: 3	R: 0 E: 0 K: 0 S: 4	H: 2 LOB: 1 BB: 0 P: 4	R: 0 E: 0 K: 0 S: 3	H: 1 LOB: 0 BB: 0 P: 3	1B: 7 2B: 0 3B: 0 HR: 0	SF: 0 SAC: 1 DP: 3 HBP: 0	WP: 0 PB: 0 SB: 0 CS: 1	PA: 32					
PITCHER	IP	WLS	BF	H	R	ER	SO	BB	IBB	HBP	BLK	WP	HR	S	P	ERA	WHIP										
Tommy John, L (1,1) ERA: 2.11	9.0	W	31	7	1	1	1	0	0	0	0	0	0	33	33	1.00	0.778										

Batter	1	2	3	4	5	6	7	8	9	AB	R	H	RBI	BB	SO	LOB	TOP											
Jesus Vega, R OBP: 0.261, SLG: 0.190 Rick Sofield, L OBP: 0.192, SLG: 0.324	L9	K			K		F9		K	4	0	0	0	0	2	1												
Ken Landreaux, L OBP: 0.391, SLG: 0.475	5-3			5-3 1B		F8		4-3		4	0	1	0	0	0	0												
Roy Smalley, S OBP: 0.372, SLG: 0.448	1B	1B	5-3 1-2		1-3			1-3		4	0	1	0	0	0	1												
Ron Jackson, R OBP: 0.261, SLG: 0.338	BB	1B	K		K	G4-6-3 1B		F3		4	0	2	0	0	1	1												
John Castino, R OBP: 0.282, SLG: 0.330	1-2	BB	K		G4-6-3 1-2			6-3		3	0	0	0	1	1	2												
Pete Mackanin, R OBP: 0.304, SLG: 0.302	K			L4		1B		F9		4	0	1	0	0	1	3												
Dave Edwards, R OBP: 0.417, SLG: 0.500		1B				K			HR	4	1	3	0	0	1	1												
Willie Norwood, R OBP: 0.225, SLG: 0.289	K			K			4-3		HR	4	1	1	2	0	2	2												
Butch Wynegar, S OBP: 0.293, SLG: 0.315	L8			6-3			F8		BB	3	0	0	0	1	0	2												
Inning Stats	R: 0 E: 0 K: 1 S: 7	H: 2 LOB: 3 BB: 1 P: 11	R: 0 E: 0 K: 2 S: 8	H: 1 LOB: 1 BB: 0 P: 8	R: 0 E: 0 K: 2 S: 8	H: 1 LOB: 1 BB: 0 P: 8	R: 0 E: 0 K: 1 S: 6	H: 1 LOB: 1 BB: 0 P: 6	R: 0 E: 0 K: 1 S: 5	H: 0 LOB: 0 BB: 0 P: 5	R: 0 E: 0 K: 0 S: 3	H: 0 LOB: 0 BB: 0 P: 3	R: 0 E: 0 K: 0 S: 3	H: 0 LOB: 0 BB: 0 P: 3	R: 2 E: 0 K: 1 S: 7	H: 2 LOB: 1 BB: 1 P: 11	1B: 7 2B: 1 3B: 0 HR: 1	SF: 0 SAC: 0 DP: 1 HBP: 0	WP: 0 PB: 0 CS: 0	PA: 37								
PITCHER	IP	WLS	BF	H	R	ER	SO	BB	IBB	HBP	BLK	WP	HR	S	P	ERA	WHIP											
Ron Guidry, L ERA: 3.33	(1, 1)	8.2	W	36	9	2	2	8	2	0	0	0	0	1	50	58	2.08	1.269										
Ron Guidry, L ERA: 3.33	(9, 1)	8.2	W	36	9	2	2	8	2	0	0	0	0	1	50	58	2.08	1.269										
Rich Gossage, R ERA: 2.13	(9, 1)	0.1	S	1	0	0	0	1	0	0	0	0	0	0	3	3	0.00	0.000										

Minnesota Twins @ New York Yankees
Yankee Stadium, Bronx, NY
Fri May 09 1980, 7:05 PM EDT
Att: 27,225 - Unknown - 57 F

AB 35
R 2
H 9
RBI 2
BB 2
SO 9
LOB 14



Batter	1	2	3	4	5	6	7	8	9	AB	R	H	RBI	BB	SO	LOB	BOTTOM										
Willie Randolph, R OBP: 0.395, SLG: 0.419	SH		K		F9			SH1-3 2B		4	2	2	0	0	1	1											
Ruppert Jones, L OBP: 0.291, SLG: 0.309	SH		F7			G3		SH1-3		2	1	0	0	0	0	0											
Bob Watson, R OBP: 0.374, SLG: 0.455	HR		4-3			5-3		G3		4	1	2	5	0	0	0											
Eric Soderholm, R OBP: 0.414, SLG: 0.551 Oscar Gamble, L OBP: 0.496, SLG: 0.840	G6-4-3 1B			E5 G5-4-3		FC5-4 1B		G3	IBB	3	0	2	0	0	0	0											
Lou Piniella, R OBP: 0.286, SLG: 0.228 Jim Spencer, L OBP: 0.348, SLG: 0.475 Ron Guidry, L Rich Gossage, R	G6-4-3			G5-4-3		FC5-4		G3		3	0	0	0	0	0	3											
Rick Cerone, R OBP: 0.253, SLG: 0.365	F8			L9				F5	BB	3	0	0	0	1	0	0											
Graig Nettles, L OBP: 0.341, SLG: 0.321			4-3			G3		G3	F6	4	0	0	0	0	0	3											
Bucky Dent, R OBP: 0.306, SLG: 0.390			F3					F6		3	0	1	0	0	0	0											
Bobby Brown, S OBP: 0.316, SLG: 0.235			K			5-3 1B			SH1-3 2B	3	1	1	0	0	1	1											
Inning Stats	R: 3 E: 1 K: 0 S: 6	H: 3 LOB: 0 BB: 0 P: 6	R: 0 E: 0 K: 1 S: 5	H: 0 LOB: 0 BB: 0 P: 5	R: 0 E: 0 K: 1 S: 5	H: 0 LOB: 0 BB: 0 P: 5	R: 0 E: 0 K: 0 S: 3	H: 0 LOB: 0 BB: 0 P: 3	R: 0 E: 0 K: 0 S: 4	H: 1 LOB: 1 BB: 0 P: 4	R: 0 E: 0 K: 0 S: 3	H: 0 LOB: 0 BB: 0 P: 3	R: 0 E: 0 K: 0 S: 6	H: 3 LOB: 3 BB: 2 P: 14	R: 2 E: 0 K: 0 S: 6	H: 3 LOB: 2 BB: 2 P: 14	1B: 6 2B: 1 3B: 0 HR: 1	SF: 0 SAC: 2 DP: 2 HBP: 0	WP: 0 PB: 0 CS: 0	PA: 34							
PITCHER	IP	WLS	BF	H	R	ER	SO	BB	IBB	HBP	BLK	WP	HR	S	P	ERA	WHIP										
Jerry Koosman, L ERA: 4.84	(1, 1)	7.1	L	29	7	5	4	2	0	0	0	0	0	33	33	4.91	0.955										
John Verhoeven, R ERA: 3.6	(8, 1)	0.2		5	1	0	0	0	1	1	0	0	0	3	11	0.00	3.000										

Minnesota Twins @ New York Yankees
Yankee Stadium, Bronx, NY
Fri May 09 1980, 7:05 PM EDT
Att: 27,225 - Unknown - 57 F

AB 30
R 5
H 8
RBI 5
BB 2
SO 2
LOB 10



Batter	1	2	3	4	5	6	7	8	9	10	11	AB	R	H	RBI	BB	SO	LOB		
Jesus Vega, R OBP: 0.259, SLG: 0.167	K			K		6-3			WP BB		SH1-4	3	0	0	0	1	2	1		
Ken Landreaux, L OBP: 0.391, SLG: 0.472	K			F7					L8			5	0	2	1	0	1	1		
Roy Smalley, S OBP: 0.365, SLG: 0.430	K			F7							F8	4	0	0	0	1	2	2		
Ron Jackson, R OBP: 0.274, SLG: 0.338											F8	3	0	1	0	0	0	3		
Dave Edwards, R OBP: 0.357, SLG: 0.429												4	0	0	0	0	1	3		
Pete Mackanin, R OBP: 0.280, SLG: 0.277												4	0	0	0	0	0	0		
John Castino, R OBP: 0.280, SLG: 0.327												4	0	1	0	0	1	0		
Willie Norwood, R OBP: 0.205, SLG: 0.262												4	0	0	0	0	1	1		
Butch Wynegar, S OBP: 0.301, SLG: 0.333												4	1	2	0	0	0	0		
Inning Stats	R: 0 E: 0 K: 3 S: 9	H: 0 LOB: 0 BB: 0 P: 9	R: 0 E: 0 K: 0 S: 2	H: 0 LOB: 0 BB: 0 P: 3	R: 0 E: 0 K: 1 S: 5	H: 0 LOB: 0 BB: 0 P: 5	R: 0 E: 0 K: 1 S: 5	H: 1 LOB: 0 BB: 0 P: 5	R: 0 E: 0 K: 0 S: 3	H: 1 LOB: 1 BB: 0 P: 4	R: 0 E: 0 K: 0 S: 3	H: 0 LOB: 0 BB: 0 P: 3	R: 0 E: 0 K: 2 S: 8	H: 1 LOB: 1 BB: 0 P: 8	R: 1 E: 0 K: 0 S: 5	H: 2 LOB: 1 BB: 0 P: 5	1B: 5 2B: 1 3B: 0 HR: 0	SF: 0 SAC: 2 DP: 2 HBP: 1	WP: 1 PB: 0 SB: 1 CS: 0	PA: 40
PITCHER	IP: 8.2 WLS: 2 BF: 29 H: 3 R: 1 ER: 1 SO: 2 BB: 1 IBB: 0 HBP: 0 BLK: 0 WP: 1 HR: 0 S: 39 P: 44 ERA: 0.00 WHIP: 0.462																			


TOP

Minnesota Twins @ New York Yankees
Yankee Stadium, Bronx, NY

Sat May 10 1980, 7:05 PM EDT
Att: 28,015 - Unknown - 62 F

livebaseballscorecards.com

AB 35
R 1
H 6
RBI 1
BB 2
SO 8
LOB 11



Batter	1	2	3	4	5	6	7	8	9	10	11	AB	R	H	RBI	BB	SO	LOB						
Willie Randolph, R OBP: 0.378, SLG: 0.398	F9			F9		5-3			5-3		1-3	5	0	0	0	0	0	1						
Ruppert Jones, L OBP: 0.279, SLG: 0.294	4-3			5-3		4-3			F6		G3	5	0	0	0	0	0	1						
Bob Watson, R OBP: 0.396, SLG: 0.485												4	0	4	0	0	0	0						
Reggie Jackson, L OBP: 0.330, SLG: 0.533												3	0	0	0	0	1	2						
Bobby Brown, S OBP: 0.300, SLG: 0.222												1	0	0	0	0	0	1						
Eric Soderholm, R OBP: 0.387, SLG: 0.509												4	0	0	0	0	0	1						
Lou Piniella, R OBP: 0.289, SLG: 0.213												4	0	0	0	0	0	2						
Graig Nettles, L OBP: 0.337, SLG: 0.309												3	0	0	0	1	0	0						
Rick Cerone, R OBP: 0.242, SLG: 0.348												4	0	0	0	0	1	1						
Bucky Dent, R OBP: 0.307, SLG: 0.400												3	0	1	0	0	0	0						
Oscar Gamble, L OBP: 0.472, SLG: 0.808												1	0	0	0	0	0	0						
Inning Stats	R: 0 E: 0 K: 0 S: 4	H: 1 LOB: 1 BB: 0 P: 4	R: 0 E: 0 K: 0 S: 3	H: 0 LOB: 0 BB: 0 P: 3	R: 0 E: 0 K: 0 S: 4	H: 1 LOB: 1 BB: 0 P: 4	R: 0 E: 0 K: 1 S: 5	H: 1 LOB: 0 BB: 0 P: 5	R: 0 E: 0 K: 0 S: 3	H: 0 LOB: 0 BB: 0 P: 3	R: 0 E: 1 K: 0 S: 4	H: 1 LOB: 1 BB: 0 P: 4	R: 0 E: 0 K: 1 S: 5	H: 0 LOB: 0 BB: 0 P: 5	R: 0 E: 0 K: 0 S: 3	H: 0 LOB: 1 BB: 0 P: 4	R: 0 E: 0 K: 0 S: 3	H: 0 LOB: 1 BB: 0 P: 7	R: 0 E: 0 K: 0 S: 3	H: 0 LOB: 0 BB: 0 P: 3	1B: 3 2B: 2 3B: 0 HR: 0	SF: 0 SAC: 0 DP: 1 HBP: 0	WP: 0 PB: 0 SB: 0 CS: 0	PA: 38
PITCHER	IP: 10.0 WLS: 1 BF: 35 H: 5 R: 0 ER: 0 SO: 2 BB: 1 IBB: 0 HBP: 0 BLK: 0 WP: 0 HR: 0 S: 38 P: 42 ERA: 0.00 WHIP: 0.600																							


BOTTOM

Minnesota Twins @ New York Yankees
Yankee Stadium, Bronx, NY

Sat May 10 1980, 7:05 PM EDT
Att: 28,015 - Unknown - 62 F

livebaseballscorecards.com

AB 37
R 0
H 5
RBI 0
BB 1
SO 2
LOB 9



Batter	1	2	3	4	5	6	7	8	9	AB	R	H	RBI	BB	SO	LOB	TOP
Jesus Vega, R OBP: 0.258, SLG: 0.179 (1, 10)	0-0 6-3		0-0 1-2 1B		0-0 6-3			0-0 F4		4	0	1	0	0	0	0	
Ken Landreaux, L OBP: 0.387, SLG: 0.464 (1, 7)	0-0 4-3 1B		0-0 G4-6-3			0-0 4-3		0-0 F8		4	0	1	0	0	0	2	
Roy Smalley, S OBP: 0.362, SLG: 0.417 (1, 6)	0-0 4-3		4-0 BB			0-0 F9			0-0 F9	3	0	0	0	1	0	1	
Ron Jackson, R OBP: 0.260, SLG: 0.319 (1, 3)	0-0 5-3		0-0 1-3			0-0 6-3			0-0 F9	4	0	0	0	0	0	3	
Dave Edwards, R OBP: 0.344, SLG: 0.406 (1, 8)		0-0 SH1-4 1B		0-0 6-3				0-0 F9		4	0	1	0	0	0	0	
Pete Mackanin, R OBP: 0.288, SLG: 0.286 (1, 4)	0-0 SH1-4		0-0 F8					0-0 1B		2	0	1	0	0	0	0	
John Castino, R OBP: 0.291, SLG: 0.340 (1, 5)		4-0 BB	0-0 G4-3 BB		0-0 6-3			0-0 1B 2B		2	0	1	0	1	0	0	
Willie Norwood, R OBP: 0.213, SLG: 0.267 (1, 9)	0-0 G4-3					0-0 F4			0-0 1B	3	0	1	0	0	0	2	
Butch Wynegar, S OBP: 0.302, SLG: 0.326 (1, 2)			4-0 G4-6-3 1B BB		0-0 5-3			0-0 5-3		2	0	0	0	1	0	0	
Inning Stats	R: 0 E: 0 K: 0 S: 4	H: 1 LOB: 1 BB: 0 P: 4	R: 0 E: 0 K: 0 S: 3	H: 1 LOB: 2 BB: 2 P: 7	R: 0 E: 0 K: 0 S: 3	H: 0 LOB: 0 BB: 0 P: 3	R: 0 E: 0 K: 0 S: 3	H: 0 LOB: 0 BB: 0 P: 3	R: 0 E: 0 K: 0 S: 4	H: 3 LOB: 0 BB: 0 P: 4	R: 0 E: 0 K: 0 S: 3	H: 0 LOB: 0 BB: 0 P: 3	R: 0 E: 0 K: 0 S: 3	H: 0 LOB: 0 BB: 0 P: 3	1B: 5 2B: 1 3B: 0 HR: 0	SF: 0 SAC: 1 DP: 2 HBP: 0	WP: 0 PA: 32
PITCHER Tommy John, L ERA: 1.77 (1, 1)	IP: 9.0 WLS: W BF: 32 H: 6 R: 0 ER: 0 SO: 0 BB: 3 IBB: 0 HBP: 0 BLK: 0 WP: 0 HR: 0 S: 29 P: 41 ERA: 0.00 WHIP: 1.000																

Minnesota Twins @ New York Yankees
Yankee Stadium, Bronx, NY
Sun May 11 1980, 3:33 AM EDT
Att: 30,680 - Overcast - 67 F

AB	28
R	0
H	6
RBI	0
BB	3
SO	0
LOB	8



Batter	1	2	3	4	5	6	7	8	9	AB	R	H	RBI	BB	SO	LOB	BOTTOM		
Willie Randolph, R OBP: 0.374, SLG: 0.392 (1, 4)	0-0 4-3	0-0 F9			0-0 6-3			0-0 S 1B		4	1	1	1	0	0	3			
Ruppert Jones, L OBP: 0.286, SLG: 0.324 (1, 8)	0-0 3B	0-3 K			0-0 SF7		0-0 1B	0-0 1B		3	0	2	3	0	1	2			
Oscar Gamble, L OBP: 0.425, SLG: 0.700 (1, 7)	0-0 G3		0-0 4-3		0-0 4-3		0-0 K			4	0	0	0	0	1	2			
Bob Watson, R OBP: 0.391, SLG: 0.472 (1, 3)	4-0 BB		0-0 F4			0-0 6-3		0-0 F9		3	0	0	0	1	0	1			
Eric Soderholm, R OBP: 0.364, SLG: 0.474 (1, 10)	0-0 G3		0-0 6-3			0-0 6-3		0-0 F7		4	0	0	0	0	0	2			
Rick Cerone, R OBP: 0.242, SLG: 0.344 (1, 2)		0-0 WP 1B		0-0 F7		0-0 1-3		0-0 F8		4	1	1	0	0	0	0			
Graig Nettles, L OBP: 0.340, SLG: 0.313 (1, 5)		0-0 F9 SH5-3 1B		0-0 4-3			4-0 1B SH3-4 BB	0-3 K		2	0	1	1	0	0	0			
Fred Stanley, R OBP: 0.300, SLG: 0.333 (5, 5)		1-H								1	1	0	0	1	1	0			
Bucky Dent, R OBP: 0.303, SLG: 0.395 (1, 6)		0-0 SH5-3		0-3 K			0-0 SH3-4			1	0	0	0	0	1	0			
Bobby Brown, S OBP: 0.391, SLG: 0.400 (1, 9)		4-0 BB			0-0 SF7 3B		0-0 1B 1B			2	2	0	1	0	0	0			
Inning Stats	R: 0 E: 0 K: 0 S: 4	H: 1 LOB: 2 BB: 1 P: 8	R: 1 E: 0 K: 1 S: 7	H: 2 LOB: 2 BB: 1 P: 11	R: 0 E: 0 K: 0 S: 3	H: 0 LOB: 0 BB: 0 P: 3	R: 0 E: 0 K: 1 S: 5	H: 0 LOB: 0 BB: 0 P: 5	R: 1 E: 0 K: 0 S: 4	H: 1 LOB: 0 BB: 0 P: 4	R: 0 E: 0 K: 0 S: 3	H: 0 LOB: 0 BB: 0 P: 3	R: 3 E: 0 K: 1 S: 8	H: 3 LOB: 1 BB: 1 P: 12	R: 0 E: 0 K: 1 S: 5	H: 0 LOB: 0 BB: 0 P: 5	1B: 5 2B: 0 3B: 2 HR: 0	SF: 1 SAC: 2 DP: 0 HBP: 0	WP: 1 PA: 34
PITCHER Geoff Zahn, L ERA: 4.07 (1, 1)	IP: 6.2 WLS: L BF: 30 H: 7 R: 5 ER: 5 SO: 3 BB: 3 IBB: 0 HBP: 0 BLK: 0 WP: 1 HR: 0 S: 33 P: 45 ERA: 6.75 WHIP: 1.500																		
PITCHER Mike Marshall, R ERA: 7.47 (7, 1)	IP: 1.1 WLS: L BF: 4 H: 0 R: 0 ER: 0 SO: 1 BB: 0 IBB: 0 HBP: 0 BLK: 0 WP: 0 HR: 0 S: 6 P: 6 ERA: 0.00 WHIP: 0.000																		

Minnesota Twins @ New York Yankees
Yankee Stadium, Bronx, NY
Sun May 11 1980, 3:33 AM EDT
Att: 30,680 - Overcast - 67 F

AB	28
R	5
H	7
RBI	5
BB	3
SO	4
LOB	10



Batter	1	2	3	4	5	6	7	8	9	AB	R	H	RBI	BB	SO	LOB	TOP					
Willie Wilson, S OBP: 0.325, SLG: 0.388 (1, 8)										5	3	2	0	0	1	1	Kansas City Royals @ New York Yankees Yankee Stadium, Bronx, NY Mon May 12, 1980, 7:05 PM EDT Att: 17,010 - Overcast - 69 F					
Frank White, R OBP: 0.327, SLG: 0.370 (1, 4)										4	2	2	0	0	0	0						
Hal McRae, R OBP: 0.319, SLG: 0.477 Bob Detherage, R OBP: 0.304, SLG: 0.478 George Brett, L OBP: 0.372, SLG: 0.522 Jerry Terrell, R OBP: 0.343, SLG: 0.556 Clint Hurdle, L OBP: 0.316, SLG: 0.471 (1, 7)										2	1	1	1	1	0	0						
Darrell Porter, L (1, 10)										5	2	2	5	0	0	2						
Willie Aikens, L OBP: 0.357, SLG: 0.341 (1, 3)										4	1	1	3	0	2	2						
John Wathan, R OBP: 0.343, SLG: 0.455 (1, 2)										4	1	2	1	1	1	1						
Ralph LaCock, L OBP: 0.151, SLG: 0.162 (9, 7)										4	0	0	1	0	0	2						
Dave Chalk, R OBP: 0.250, SLG: 0.286 (1, 5)										5	0	1	1	0	2	1						
U L Washington, S OBP: 0.352, SLG: 0.388 (1, 6)										4	1	1	0	1	1	2						
Inning Stats	R: 2 E: 0 K: 1 S: 8	H: 3 LOB: 1 BB: 0 P: 8	R: 0 E: 0 K: 1 S: 6	H: 1 LOB: 1 BB: 0 P: 6	R: 0 E: 0 K: 0 S: 3	H: 0 LOB: 0 BB: 0 P: 3	R: 0 E: 0 K: 2 S: 7	H: 0 LOB: 1 BB: 1 P: 11	R: 4 E: 0 K: 0 S: 6	H: 3 LOB: 1 BB: 2 P: 14	R: 0 E: 0 K: 1 S: 5	H: 0 LOB: 0 BB: 0 P: 5	R: 0 E: 0 K: 0 S: 3	H: 0 LOB: 0 BB: 0 P: 3	R: 6 E: 1 K: 1 S: 11	H: 5 LOB: 2 BB: 1 P: 15		1B: 9 2B: 3 3B: 0 HR: 0	SF: 2 SAC: 1 DP: 0 HBP: 1	WP: 0 PB: 1 CS: 0	PA: 45	
PITCHER	IP WLS BF H R ER SO BB IBB HBP BLK WP HR S P ERA WHIP	IP WLS BF H R ER SO BB IBB HBP BLK WP HR S P ERA WHIP																				
Luis Tiant, R ERA: 6.53 (1, 1)	4.1 L 22 6 6 5 4 3 0 0 0 0 0 0 27 39 10.38 2.077																					
Ron Davis, R ERA: 1.71 (5, 1)	3.2 13 1 0 0 2 0 0 1 0 0 0 0 16 17 0.00 0.273																					
Rich Gossage, R ERA: 3.95 (9, 1)	1.0 10 5 6 3 1 0 1 0 0 0 0 0 11 15 27.00 5.000																					
Batter	1	2	3	4	5	6	7	8	9	AB	R	H	RBI	BB	SO	LOB	BOTTOM					
Willie Randolph, R OBP: 0.362, SLG: 0.377 (1, 4)										4	0	0	0	0	1	2	Kansas City Royals @ New York Yankees Yankee Stadium, Bronx, NY Mon May 12, 1980, 7:05 PM EDT Att: 17,010 - Overcast - 69 F					
Ruppert Jones, L OBP: 0.276, SLG: 0.312 (1, 8)										4	0	0	0	0	0	0						
Bob Watson, R OBP: 0.378, SLG: 0.455 (1, 10)										4	0	0	0	0	0	0						
Eric Soderholm, R OBP: 0.371, SLG: 0.475 (1, 5)										4	1	2	0	0	0	0						
Lou Piniella, R OBP: 0.286, SLG: 0.234 Bobby Murcer, L OBP: 0.273, SLG: 0.200 (1, 7)										3	1	2	0	0	0	1						
Dennis Werth, R OBP: 0.571, SLG: 0.667 (1, 3)										4	1	2	1	0	0	1						
Rick Cerone, R OBP: 0.252, SLG: 0.344 (1, 2)										3	0	1	2	1	0	1						
Bucky Dent, R OBP: 0.290, SLG: 0.376 (1, 6)										4	0	0	0	0	0	3						
Bobby Brown, S OBP: 0.346, SLG: 0.348 (1, 9)										3	0	0	0	0	1	2						
Inning Stats	R: 0 E: 0 K: 0 S: 3	H: 0 LOB: 0 BB: 0 P: 3	R: 0 E: 0 K: 0 S: 4	H: 1 LOB: 1 BB: 0 P: 4	R: 0 E: 0 K: 0 S: 3	H: 0 LOB: 0 BB: 0 P: 3	R: 0 E: 0 K: 0 S: 4	H: 1 LOB: 1 BB: 0 P: 4	R: 0 E: 0 K: 1 S: 6	H: 1 LOB: 2 BB: 1 P: 10	R: 3 E: 0 K: 0 S: 7	H: 4 LOB: 1 BB: 0 P: 7	R: 0 E: 0 K: 1 S: 5	H: 0 LOB: 0 BB: 0 P: 5	R: 0 E: 0 K: 0 S: 3	H: 0 LOB: 0 BB: 0 P: 3		R: 0 E: 0 K: 0 S: 3	H: 0 LOB: 0 BB: 0 P: 3	1B: 6 2B: 1 3B: 0 HR: 0	SF: 0 SAC: 0 DP: 0 HBP: 0	WP: 0 PB: 0 CS: 0
PITCHER	IP WLS BF H R ER SO BB IBB HBP BLK WP HR S P ERA WHIP	IP WLS BF H R ER SO BB IBB HBP BLK WP HR S P ERA WHIP																				
Larry Gura, L ERA: 2.17 (1, 1)	5.2 W 25 7 3 3 1 1 0 0 0 0 0 0 12 12 0.00 0.000																					
Marty Pattin, R ERA: 1.89 (6, 1)	3.1 S 10 0 0 0 1 0 0 0 0 0 0 0 12 12 0.00 0.000																					

Batter	1	2	3	4	5	6	7	8	9	AB	R	H	RBI	BB	SO	LOB	TOP			
Willie Wilson, S (1,8) OBP: 0.315, SLG: 0.376	1-3		L1		4-3		L1			4	0	0	0	0	0	2	Kansas City Royals @ New York Yankees Yankee Stadium, Bronx, NY Tue May 13 1980, 7:05 PM EDT Att: 20,107 - Unknown - 79 F livebaseballscorecards.com			
Frank White, R (1,4) OBP: 0.336, SLG: 0.387			SH 1B E		F8 WP 1B		L4-3			3	1	2	0	0	0	1				
John Wathan, R (1,2) OBP: 0.433, SLG: 0.450	F4		E HR 1B		1-2 BB			5-3		3	1	1	0	1	0	1				
Darrell Porter, L (1,10) OBP: 0.286, SLG: 0.432	F8		SF7		F8		F8	F6		3	0	0	1	0	0	3				
Willie Aikens, L (1,3) OBP: 0.353, SLG: 0.368		F8			4-3			F7		4	1	1	2	0	0	2				
Bob Deterage, R (8,7) OBP: 0.304, SLG: 0.478			HR							0	0	0	0	0	0	0				
Ralph LaCock, L (1,7) OBP: 0.143, SLG: 0.153	F7		L5				F7			4	0	0	0	0	0	0				
Dave Chalk, R (1,5) OBP: 0.250, SLG: 0.258		BB			F8		F6	F8		3	0	0	0	1	0	0				
Clint Hurdle, L (1,9) OBP: 0.324, SLG: 0.522	F7				K		G3			4	0	0	0	0	2	1				
U L Washington, S (1,6) OBP: 0.363, SLG: 0.398			1B SH SF7 1B		6-3			L4-3 1B		3	1	2	0	0	0	0				
Inning Stats	R: 0 E: 0 K: 0 S: 4	H: 1 LOB: 1 BB: 0 P: 4	R: 0 E: 0 K: 0 S: 3	H: 0 LOB: 1 BB: 1 P: 7	R: 4 E: 2 K: 0 S: 7	H: 3 LOB: 0 BB: 0 P: 7	R: 0 E: 0 K: 1 S: 5	H: 0 LOB: 0 BB: 1 P: 5	R: 0 E: 0 K: 0 S: 4	H: 1 LOB: 2 BB: 1 P: 8	R: 0 E: 0 K: 0 S: 3	H: 0 LOB: 0 BB: 0 P: 3	R: 0 E: 0 K: 1 S: 5	H: 0 LOB: 0 BB: 0 P: 5	R: 0 E: 0 K: 1 S: 5	H: 0 LOB: 0 BB: 0 P: 5	1B: 4 2B: 2 3B: 0 HR: 1	SF: 1 SAC: 1 DP: 1 HBP: 0	WP: 1 PB: 0 CS: 0	PA: 35
PITCHER	IP WLS BF H R ER SO BB IBB HBP BLK WP HR S P ERA WHIP																			
Mike Griffin, R (1,1) ERA: 3.77	4.2 L 22 5 4 0 1 2 0 0 0 0 1 1 22 30 0.00 1.500																			
Rudy May, L (5,1) ERA: 2.12	4.1 13 1 0 0 1 0 0 0 0 0 0 0 15 15 0.00 0.231																			

Batter	1	2	3	4	5	6	7	8	9	AB	R	H	RBI	BB	SO	LOB	BOTTOM			
Willie Randolph, R (1,4) OBP: 0.359, SLG: 0.367	L6		1-2 BB		6-3			1-3		3	0	0	0	1	0	0	Kansas City Royals @ New York Yankees Yankee Stadium, Bronx, NY Tue May 13 1980, 7:05 PM EDT Att: 20,107 - Unknown - 79 F livebaseballscorecards.com			
Ruppert Jones, L (1,8) OBP: 0.283, SLG: 0.319	4-3		G3				1B	1B		4	0	2	0	0	0	2				
Oscar Gamble, L (1,9) OBP: 0.395, SLG: 0.636					4-3		F8			3	0	0	0	0	1	1				
Bobby Brown, S (7,9) OBP: 0.370, SLG: 0.375	K							1-3 1B		1	0	1	0	0	0	0				
Reggie Jackson, L (1,10) OBP: 0.327, SLG: 0.516		4-3			K		1-3 1B BB	F8		3	1	0	0	1	1	2				
Jim Spencer, L (1,3) OBP: 0.333, SLG: 0.452					F8		1-3			2	0	0	0	0	0	0				
Bob Watson, R (7,PH) OBP: 0.372, SLG: 0.446		F8			F9					2	0	0	0	0	0	1				
Bobby Murcer, L (1,7) OBP: 0.231, SLG: 0.167							5-3			2	0	0	0	0	0	0				
Lou Piniella, R (7,PH) OBP: 0.278, SLG: 0.227		F5			F8			1-3		2	0	0	0	0	0	1				
Eric Soderholm, R (1,5) OBP: 0.365, SLG: 0.462			6-3		F9			4-3		4	0	1	1	0	0	0				
Rick Cerone, R (1,2) OBP: 0.245, SLG: 0.333			6-3		6-3			5-3		3	0	0	0	0	0	1				
Bucky Dent, R (1,6) OBP: 0.281, SLG: 0.364			K BB				F7		5-3	3	0	0	0	0	1	0				
Inning Stats	R: 0 E: 0 K: 1 S: 5	H: 0 LOB: 0 BB: 0 P: 5	R: 0 E: 0 K: 0 S: 3	H: 0 LOB: 0 BB: 0 P: 3	R: 0 E: 0 K: 1 S: 6	H: 0 LOB: 2 BB: 1 P: 10	R: 0 E: 0 K: 1 S: 5	H: 0 LOB: 0 BB: 0 P: 5	R: 0 E: 0 K: 0 S: 4	H: 1 LOB: 1 BB: 0 P: 4	R: 1 E: 0 K: 0 S: 4	H: 1 LOB: 1 BB: 1 P: 8	R: 0 E: 0 K: 0 S: 5	H: 2 LOB: 2 BB: 0 P: 5	R: 0 E: 0 K: 0 S: 3	H: 0 LOB: 0 BB: 0 P: 3	1B: 4 2B: 0 3B: 0 HR: 0	SF: 0 SAC: 0 DP: 0 HBP: 0	WP: 1 PB: 0 CS: 0	PA: 34
PITCHER	IP WLS BF H R ER SO BB IBB HBP BLK WP HR S P ERA WHIP																			
Renie Martin, R (1,1) ERA: 3.92	6.0 W 22 1 1 1 3 2 0 0 0 0 0 1 0 26 34 1.50 0.500																			
Gary Christenson, L (7,1) ERA: 3.95	1.0 4 1 0 0 0 0 0 0 0 0 0 0 4 4 0.00 1.000																			
Dan Quisenberry, R (8,1) ERA: 1.9	2.0 S 8 2 0 0 0 0 0 0 0 0 0 0 8 8 0.00 1.000																			

Batter	1	2	3	4	5	6	7	8	9	AB	R	H	RBI	BB	SO	LOB	TOP					
Willie Wilson, S OBP: 0.319, SLG: 0.408 (1, 8)										5	1	2	1	0	0	5	Kansas City Royals @ New York Yankees Yankee Stadium, Bronx, NY Wed May 14 1980, 7:05 PM EDT Att: 21,953 - Unknown - 67 F livebaseballscorecards.com					
U L Washington, S OBP: 0.375, SLG: 0.402 (1, 6)										4	0	2	0	1	0	0						
Frank White, R OBP: 0.333, SLG: 0.383 Rance Mulliniks, L OBP: 0.250, SLG: 0.143 (7, 4)										4	0	1	0	0	0	2						
John Wathan, R OBP: 0.432, SLG: 0.434 (1, 2)										3	0	0	0	2	1	4						
Darrell Porter, L OBP: 0.277, SLG: 0.476 (1, 10)										5	1	1	1	0	1	2						
Dave Chalk, R OBP: 0.275, SLG: 0.286 (1, 5)										4	1	2	0	0	2	0						
Willie Aikens, L OBP: 0.358, SLG: 0.367 (1, 3)										3	0	1	0	1	1	0						
Rusty Torres, S OBP: 0.500, SLG: 0.333 (1, 9)										3	0	1	0	1	1	2						
Bob Detherage, R OBP: 0.333, SLG: 0.500 (1, 7)										3	0	1	1	1	0	2						
Inning Stats	R: 1 E: 0 K: 1 S: 6	H: 1 LOB: 1 BB: 1 P: 10	R: 0 E: 0 K: 3 S: 9	H: 0 LOB: 0 BB: 0 P: 9	R: 0 E: 0 K: 0 S: 4	H: 1 LOB: 2 BB: 1 P: 8	R: 0 E: 0 K: 0 S: 3	H: 1 LOB: 1 BB: 1 P: 7	R: 0 E: 0 K: 1 S: 7	H: 3 LOB: 2 BB: 0 P: 7	R: 1 E: 0 K: 1 S: 6	H: 1 LOB: 2 BB: 2 P: 14	R: 0 E: 0 K: 0 S: 3	H: 0 LOB: 0 BB: 0 P: 3	R: 0 E: 0 K: 0 S: 6	H: 3 LOB: 2 BB: 0 P: 6	R: 0 E: 0 K: 0 S: 3	H: 1 LOB: 1 BB: 1 P: 7	1B: 7 2B: 3 3B: 0 HR: 2	SF: 0 SAC: 0 DP: 3 HBP: 0	WP: 0 PB: 0 SB: 0 CS: 0	PA: 41
PITCHER	IP WLS BF H R ER SO BB IBB HBP BLK WP HR S P ERA WHIP																					
Ron Guidry, L ERA: 3.29 Ed Figueroa, R ERA: 4.5 (7, 1)	6.0 W 28 7 2 2 6 5 0 0 0 0 0 1 35 55 3.00 2.000																					

Batter	1	2	3	4	5	6	7	8	9	AB	R	H	RBI	BB	SO	LOB	BOTTOM			
Willie Randolph, R OBP: 0.380, SLG: 0.393 (1, 4)										3	1	2	3	3	0	0	Kansas City Royals @ New York Yankees Yankee Stadium, Bronx, NY Wed May 14 1980, 7:05 PM EDT Att: 21,953 - Unknown - 67 F livebaseballscorecards.com			
Ruppert Jones, L OBP: 0.293, SLG: 0.316 (1, 8)										4	0	1	2	1	0	3				
Bobby Murcer, L OBP: 0.263, SLG: 0.125 (1, 7)										4	0	0	1	2	1	5				
Bob Watson, R OBP: 0.362, SLG: 0.427 (1, 10)										5	1	0	0	1	1	5				
Jim Spencer, L OBP: 0.333, SLG: 0.458 (1, 3)										6	2	2	0	0	0	3				
Graig Nettles, L OBP: 0.380, SLG: 0.357 Fred Stanley, R OBP: 0.385, SLG: 0.500 (5, FR) (6, 5)										1	2	1	2	2	0	0				
Bobby Brown, S OBP: 0.394, SLG: 0.464 (1, 9)										4	4	2	2	1	0	3				
Bucky Dent, R OBP: 0.297, SLG: 0.396 (1, 6)										3	2	1	2	2	0	1				
Rick Cerone, R OBP: 0.248, SLG: 0.363 Dennis Werth, R OBP: 0.625, SLG: 0.667 (6, PH) (7, 2)										3	1	1	2	0	0	3				
Inning Stats	R: 1 E: 0 K: 0 S: 5	H: 2 LOB: 1 BB: 0 P: 5	R: 3 E: 0 K: 1 S: 7	H: 2 LOB: 2 BB: 2 P: 15	R: 4 E: 0 K: 0 S: 6	H: 3 LOB: 0 BB: 1 P: 10	R: 0 E: 0 K: 0 S: 3	H: 0 LOB: 0 BB: 0 P: 3	R: 2 E: 1 K: 0 S: 4	H: 1 LOB: 3 BB: 3 P: 17	R: 4 E: 1 K: 1 S: 7	H: 1 LOB: 3 BB: 5 P: 27	R: 2 E: 1 K: 0 S: 5	H: 2 LOB: 2 BB: 2 P: 13	R: 0 E: 0 K: 0 S: 4	H: 1 LOB: 2 BB: 1 P: 8	1B: 4 2B: 4 3B: 1 HR: 3	SF: 1 SAC: 0 DP: 0 HBP: 1	WP: 0 PB: 1 SB: 0 CS: 0	PA: 52
PITCHER	IP WLS BF H R ER SO BB IBB HBP BLK WP HR S P ERA WHIP																			
Dennis Leonard, R ERA: 6.66 Marty Pattin, R ERA: 1.77 Gary Christenson, L ERA: 4.7 Steve Busby, R ERA: 15.75 Jerry Terrell, R ERA: (8, 1)	2.2 L 18 7 8 8 1 3 0 0 0 0 0 0 4 4 0.00 0.000																			

Batter	1	2	3	4	5	6	7	8	9	AB	R	H	RBI	BB	SO	LOB	TOP							
Mickey Rivers, L OBP: 0.331, SLG: 0.400	0-0 6-3	0-0 5-3			0-0 E3 1B		0-0 F9		0-0 4-3	5	1	0	0	0	0	1								
Bump Wills, S OBP: 0.338, SLG: 0.339	0-0 1B		0-0 5-3 1B		0-0 F9		0-0 6-3			4	1	2	0	0	0	1								
Al Oliver, L OBP: 0.345, SLG: 0.477	0-0 1B		0-0 F8		0-0 E 1B 2-3		0-0 5-3			4	0	2	1	0	0	1								
John Ellis, R OBP: 0.375, SLG: 0.321	0-0 1-2 1B		0-0 5-3		0-0 E8 1B			0-3 K		4	0	2	1	0	1	1								
Richie Zisk, R OBP: 0.301, SLG: 0.490	0-3 K		0-0 4-3		0-0 F9			0-0 FC4-6 1B		4	0	1	0	0	1	5								
Jim Sundberg, R OBP: 0.377, SLG: 0.522	0-0 L4			0-0 F9		0-3 K		0-0 FC4-6 1-2		4	0	0	0	0	1	3								
Bill Sample, R OBP: 0.348, SLG: 0.316		0-0 CS 1B		0-0 4-3		0-0 2B		0-0 F8		4	0	2	0	0	0	1								
Dave Roberts, R OBP: 0.276, SLG: 0.292		0-3 K 1-2		0-0 F9		0-0 5-3			0-0 6-3	4	0	0	0	0	1	2								
Pepe Frias, R OBP: 0.273, SLG: 0.321		0-0			0-3 K				0-0 5-3	2	0	1	0	0	1	0								
Danny Walton, R OBP: 0.286, SLG: 0.167					0-0 K				0-0 5-3	1	0	0	0	0	0	1								
Bud Harrelson, S (6, 6)									0-0 5-3	1	0	0	0	0	0	0								
Inning Stats	R: 1 E: 0 K: 1 S: 8	H: 3 LOB: 2 BB: 0 P: 8	R: 0 E: 0 K: 1 S: 6	H: 2 LOB: 1 BB: 0 P: 6	R: 0 E: 0 K: 0 S: 4	H: 1 LOB: 1 BB: 0 P: 4	R: 0 E: 0 K: 0 S: 3	H: 0 LOB: 0 BB: 0 P: 3	R: 1 E: 2 K: 1 S: 8	H: 2 LOB: 2 BB: 0 P: 8	R: 0 E: 0 K: 0 S: 6	H: 1 LOB: 1 BB: 0 P: 6	R: 0 E: 0 K: 1 S: 6	H: 1 LOB: 1 BB: 0 P: 6	R: 0 E: 0 K: 0 S: 3	H: 0 LOB: 0 BB: 0 P: 3	R: 0 E: 0 K: 1 S: 6	H: 1 LOB: 1 BB: 0 P: 6	R: 0 E: 0 K: 0 S: 3	H: 0 LOB: 0 BB: 0 P: 3	1B: 8 2B: 1 3B: 1 HR: 0	SF: 0 SAC: 0 DP: 0 HBP: 0	WP: 0 PB: 0 SB: 0 CS: 1	PA: 37
PITCHER Tommy John, L ERA: 1.66	IP: 9.0 WLS: W BF: 37 H: 10 R: 2 ER: 1 SO: 5 BB: 0 IBB: 0 HBP: 0 BLK: 0 WP: 0 HR: 0 S: 47 P: 47 ERA: 1.00 WHIP: 1.111															PITCHER	IP: 9.0 WLS: W BF: 37 H: 10 R: 2 ER: 1 SO: 5 BB: 0 IBB: 0 HBP: 0 BLK: 0 WP: 0 HR: 0 S: 47 P: 47 ERA: 1.00 WHIP: 1.111							

Texas Rangers @ New York Yankees
Yankee Stadium, Bronx, NY
Fri May 16 1980, 7:05 PM EDT
Att: 30,068 - Unknown - 73 F

AB	37
R	2
H	10
RBI	2
BB	0
SO	5
LOB	16



Batter	1	2	3	4	5	6	7	8	9	AB	R	H	RBI	BB	SO	LOB	BOTTOM					
Willie Randolph, R OBP: 0.380, SLG: 0.410	0-0 4-3 S 1B		0-3 K		0-0 SF9 3B		0-0 1-3		0-3 K	5	1	2	0	0	2	3						
Bobby Murcer, L OBP: 0.286, SLG: 0.222	0-0 F4			0-0 HR 2B			0-0 5-3			2	1	1	0	0	0	1						
Lou Piniella, R OBP: 0.270, SLG: 0.224	0-0 F4			0-0 HR 2B			0-0 5-3			1	0	0	1	0	0	0						
Ruppert Jones, L OBP: 0.299, SLG: 0.372	0-0 4-3		0-0 HR 2B		0-0 K		0-0 K		0-0 HR	4	2	2	3	0	1	1						
Reggie Jackson, L OBP: 0.333, SLG: 0.546	0-0 4-3		0-0 1B		0-3 K		0-0 K		0-0 HR	4	1	2	1	0	1	1						
Jim Spencer, L OBP: 0.345, SLG: 0.440		4-0 1B 4-3 BB		0-3 K		0-3 K		1-0 HBP		2	1	0	0	1	2	1						
Graig Nettles, L OBP: 0.385, SLG: 0.364		0-0 4-3 1B		0-0 1-2 1B		0-0 5-3		0-0 F9		4	0	2	0	0	0	1						
Bobby Brown, S OBP: 0.351, SLG: 0.406		0-0 4-3		0-0 F9		0-0 F8		0-0 F8		4	0	0	1	0	0	4						
Bucky Dent, R OBP: 0.295, SLG: 0.383		0-0 2-3 3-H 4-0 BB		0-0 L5		0-0 F8		0-0 F8		3	0	0	0	1	0	2						
Rick Cerone, R OBP: 0.248, SLG: 0.352		0-3 K		0-0 1-3		4-0 PB BB		0-0 F7		3	0	0	0	1	1	2						
Inning Stats	R: 0 E: 0 K: 0 S: 4	H: 1 LOB: 1 BB: 0 P: 4	R: 1 E: 0 K: 2 S: 8	H: 1 LOB: 2 BB: 2 P: 16	R: 2 E: 0 K: 1 S: 9	H: 4 LOB: 2 BB: 0 P: 9	R: 1 E: 0 K: 1 S: 6	H: 1 LOB: 0 BB: 0 P: 6	R: 0 E: 0 K: 2 S: 7	H: 0 LOB: 0 BB: 0 P: 7	R: 0 E: 0 K: 0 S: 3	H: 0 LOB: 1 BB: 1 P: 7	R: 2 E: 0 K: 0 S: 5	H: 2 LOB: 1 BB: 0 P: 6	R: 0 E: 0 K: 1 S: 5	H: 0 LOB: 0 BB: 0 P: 5	R: 0 E: 0 K: 1 S: 5	H: 0 LOB: 0 BB: 0 P: 5	1B: 4 2B: 1 3B: 1 HR: 3	SF: 1 SAC: 0 DP: 0 HBP: 1	WP: 0 PB: 1 SB: 1 CS: 0	PA: 37
PITCHER Doc Medich, R ERA: 4.55	IP: 3.1 WLS: L BF: 19 H: 7 R: 4 ER: 4 SO: 3 BB: 2 IBB: 0 HBP: 0 BLK: 0 WP: 0 HR: 1 S: 23 P: 31 ERA: 10.80 WHIP: 2.700															PITCHER	IP: 3.1 WLS: L BF: 19 H: 7 R: 4 ER: 4 SO: 3 BB: 2 IBB: 0 HBP: 0 BLK: 0 WP: 0 HR: 1 S: 23 P: 31 ERA: 10.80 WHIP: 2.700					
PITCHER Dave Rajsich, L ERA: 6.0	IP: 4.1 WLS: L BF: 15 H: 2 R: 2 ER: 2 SO: 3 BB: 1 IBB: 0 HBP: 1 BLK: 0 WP: 0 HR: 2 S: 19 P: 24 ERA: 4.91 WHIP: 0.818															PITCHER	IP: 4.1 WLS: L BF: 15 H: 2 R: 2 ER: 2 SO: 3 BB: 1 IBB: 0 HBP: 1 BLK: 0 WP: 0 HR: 2 S: 19 P: 24 ERA: 4.91 WHIP: 0.818					
PITCHER Jim Kern, R ERA: 4.4	IP: 8.1 WLS: L BF: 3 H: 0 R: 0 ER: 0 SO: 1 BB: 0 IBB: 0 HBP: 0 BLK: 0 WP: 0 HR: 0 S: 5 P: 5 ERA: 0.00 WHIP: 0.000															PITCHER	IP: 8.1 WLS: L BF: 3 H: 0 R: 0 ER: 0 SO: 1 BB: 0 IBB: 0 HBP: 0 BLK: 0 WP: 0 HR: 0 S: 5 P: 5 ERA: 0.00 WHIP: 0.000					

Texas Rangers @ New York Yankees
Yankee Stadium, Bronx, NY
Fri May 16 1980, 7:05 PM EDT
Att: 30,068 - Unknown - 73 F

AB	32
R	6
H	9
RBI	6
BB	3
SO	7
LOB	16



Batter	1	2	3	4	5	6	7	8	9	AB	R	H	RBI	BB	SO	LOB	TOP					
Mickey Rivers, L (1, 8) OBP: 0.322, SLG: 0.388	0-3 K		0-0 5-3			0-0 F3		0-0 F9		4	0	0	0	0	1	2						
Bump Wills, S (1, 4) OBP: 0.329, SLG: 0.328	0-0 F8		0-0 4-3			0-3 K		0-0 F7		4	0	0	0	0	1	2						
Al Oliver, L (1, 7) OBP: 0.336, SLG: 0.462	0-0 F7			0-0 F8		0-0 3-1			0-0 F8	4	0	0	0	0	0	0						
John Ellis, R (1, 3) OBP: 0.361, SLG: 0.344		0-3 K		0-0 2B			0-0 F7		0-3 K	4	0	1	0	0	2	0						
Richie Zisk, R (1, 9) OBP: 0.299, SLG: 0.480		0-0 FC6-4 1B		0-0 F6			0-0 F9		0-0 5-3	4	0	1	0	0	0	1						
Jim Sundberg, R (1, 2) OBP: 0.376, SLG: 0.511		0-0 F9		0-3 K			4-0 BB			2	0	0	0	1	1	2						
Bill Sample, R (1, 10) OBP: 0.327, SLG: 0.293		0-0 FC6-4 1-2			0-0 6-3			0-0 F7		3	0	0	0	0	0	2						
Dave Roberts, R (1, 5) OBP: 0.313, SLG: 0.333			0-0 SH1-4 1B		0-0 F9			0-0 K		3	0	2	0	0	0	0						
Pepe Frias, R (1, 6) OBP: 0.268, SLG: 0.315			0-0 SH1-4		0-0 F7			0-3 K		1	0	0	0	0	0	0						
Buddy Bell, R (8, PH) OBP: 0.415, SLG: 0.521										1	0	0	0	0	1	1						
Bud Harrelson, S (8, 6)										0	0	0	0	0	0	0						
Inning Stats	R: 0 E: 0 K: 1 S: 5	H: 0 LOB: 0 BB: 0 P: 5	R: 0 E: 0 K: 1 S: 6	H: 1 LOB: 1 BB: 0 P: 6	R: 0 E: 0 K: 0 S: 4	H: 1 LOB: 1 BB: 0 P: 4	R: 0 E: 0 K: 1 S: 6	H: 1 LOB: 1 BB: 0 P: 6	R: 0 E: 0 K: 0 S: 3	H: 0 LOB: 0 BB: 0 P: 3	R: 0 E: 0 K: 0 S: 5	H: 0 LOB: 0 BB: 0 P: 5	R: 0 E: 0 K: 0 S: 3	H: 0 LOB: 1 BB: 1 P: 7	R: 0 E: 1 K: 0 S: 6	H: 1 LOB: 1 BB: 0 P: 6	R: 0 E: 0 K: 1 S: 5	H: 0 LOB: 0 BB: 0 P: 5	1B: 3 2B: 1 3B: 0 HR: 0	SF: 0 SAC: 1 DP: 0 HBP: 0	WP: 0 PB: 0 SB: 0 CS: 0	PA: 32
PITCHER Tom Underwood, L (1, 1) ERA: 2.14	IP: 9.0 WLS: W BF: 32 H: 4 R: 0 ER: 0 SO: 6 BB: 1 IBB: 0 HBP: 0 BLK: 0 WP: 0 HR: 0 S: 43 P: 47 ERA: 0.00 WHIP: 0.556															PITCHER						

Texas Rangers @ New York Yankees
Yankee Stadium, Bronx, NY
Sat May 17 1980, 7:05 PM EDT
Att: 28,173 - Unknown - 65 F

AB	30
R	0
H	4
RBI	0
BB	1
SO	6
LOB	10



Batter	1	2	3	4	5	6	7	8	9	AB	R	H	RBI	BB	SO	LOB	BOTTOM			
Willie Randolph, R (1, 4) OBP: 0.390, SLG: 0.417	4-0 BB		0-0 FC4-6 1B		0-0 G3			0-0 E8 1B		3	1	2	0	1	0	0				
Ruppert Jones, L (1, 8) OBP: 0.291, SLG: 0.360	0-0 B3		0-0 FC4-6 2B 1B		0-0 F5			0-0 F8		4	1	0	0	0	0	4				
Bob Watson, R (1, 3) OBP: 0.359, SLG: 0.430	0-0 F4		0-0 1B			0-0 F8		0-0 F9		4	0	1	1	0	0	2				
Jim Spencer, L (9, 3) OBP: 0.345, SLG: 0.440			1-3 3-H 2B							0	0	0	0	0	0	0				
Reggie Jackson, L (1, 10) OBP: 0.348, SLG: 0.554	0-0 F5		0-0 1B			0-0 G5-4-3 1B		0-0 F9		4	0	3	2	0	0	1				
Dennis Werth, R (8, PR) OBP: 0.625, SLG: 0.667			2-H 3-H 1B			0-0 G5-4-3 1B		0-0 F9		0	0	0	0	0	0	0				
Lou Piniella, R (1, 7) OBP: 0.256, SLG: 0.211		0-0 F7	0-0 F7			0-0 G5-4-3 1B		0-0 F9		4	0	0	0	0	0	3				
Bobby Brown, S (1, 9) OBP: 0.350, SLG: 0.400		0-0 S 1B		0-3 K			0-0 F6			3	0	1	0	0	1	0				
Graig Nettles, L (1, 5) OBP: 0.355, SLG: 0.352		0-3 K		0-3 K			0-0 E4 FC6-4			3	0	0	0	0	2	1				
Bucky Dent, R (1, 6) OBP: 0.287, SLG: 0.371		0-0 F7		0-0 F8			0-0 FC6-4			3	0	0	0	0	0	2				
Rick Cerone, R (1, 2) OBP: 0.250, SLG: 0.352			0-0 FC4-6 1B 2B		0-0 5-3		0-3 K			3	1	1	0	0	1	1				
Inning Stats	R: 0 E: 0 K: 0 S: 3	H: 0 LOB: 1 BB: 1 P: 7	R: 0 E: 0 K: 1 S: 6	H: 1 LOB: 0 BB: 0 P: 6	R: 2 E: 0 K: 0 S: 6	H: 4 LOB: 1 BB: 0 P: 6	R: 0 E: 0 K: 2 S: 7	H: 0 LOB: 0 BB: 0 P: 7	R: 0 E: 0 K: 0 S: 3	H: 0 LOB: 0 BB: 0 P: 3	R: 0 E: 0 K: 0 S: 3	H: 1 LOB: 0 BB: 0 P: 3	R: 0 E: 1 K: 1 S: 6	H: 0 LOB: 1 BB: 0 P: 6	R: 1 E: 1 K: 0 S: 5	H: 2 LOB: 1 BB: 0 P: 5	1B: 7 2B: 1 3B: 0 HR: 0	SF: 0 SAC: 0 DP: 1 HBP: 0	WP: 0 PB: 0 SB: 1 CS: 0	PA: 32
PITCHER Jon Matlack, L (1, 1) ERA: 2.29	IP: 8.0 WLS: L BF: 32 H: 8 R: 3 ER: 2 SO: 4 BB: 1 IBB: 0 HBP: 0 BLK: 0 WP: 0 HR: 0 S: 39 P: 43 ERA: 2.25 WHIP: 1.125															PITCHER				

Texas Rangers @ New York Yankees
Yankee Stadium, Bronx, NY
Sat May 17 1980, 7:05 PM EDT
Att: 28,173 - Unknown - 65 F

AB	31
R	3
H	8
RBI	3
BB	1
SO	4
LOB	14




Batter	1	2	3	4	5	6	7	8	9	10	AB	R	H	RBI	BB	SO	LOB						
Mickey Rivers, L OBP: 0.318, SLG: 0.382 (1, 8)	F8		4-3		F5		BB 1B		4-3		5	0	1	2	0	0	4						
Bump Wills, S OBP: 0.331, SLG: 0.326 (1, 4)	4-3		F9 1B		3-1		BB 1B		3-1		4	0	1	1	1	0	3						
Al Oliver, L OBP: 0.331, SLG: 0.456 (1, 7)	F6		F9 1-2		6-3		SF8			6-3 SH3-4 1B	4	1	1	1	0	0	1						
Buddy Bell, R OBP: 0.410, SLG: 0.512 (1, 5)		6-3		6-3		G5-4-3 1B	F8			SH3-4 1-2	4	0	1	0	0	0	2						
Pat Putnam, L OBP: 0.320, SLG: 0.352 (1, 3)											2	0	1	0	0	1	0						
Richie Zisk, R OBP: 0.291, SLG: 0.466 (6, PH) (6, 9)				K					F9		3	0	0	0	0	0	2						
Dave Roberts, R OBP: 0.313, SLG: 0.333 (10, 3)											0	0	0	0	0	0	0						
Jim Norris, L OBP: 0.243, SLG: 0.257 (1, 9) (6, 3) (10, 9)		F7		P3			F6		4-3		5	0	1	1	0	0	1						
Johnny Grubb, L OBP: 0.306, SLG: 0.238 (1, 10)											1	0	1	0	1	0	0						
John Ellis, R OBP: 0.359, SLG: 0.343 (7, PH)						2B FC3-2 1B	BB 1B		4-3		3	1	1	0	0	0	1						
Jim Sundberg, R OBP: 0.389, SLG: 0.531 (1, 2)		F9					BB 1B				4	1	3	0	0	0	2						
Pepe Frias, R OBP: 0.259, SLG: 0.394 (1, 6)							BB 1B				2	1	0	0	0	0	2						
Danny Walton, R OBP: 0.375, SLG: 0.167 (7, PH)							BB 1B				0	0	0	0	1	0	0						
Bud Harrelson, S (7, PR) (7, 6)			E3 4-3 1B		FC3-2		BB 1B SF8 BB		SH3-4		0	1	0	0	0	0	0						
Inning Stats	R: 0 E: 0 K: 0 S: 3	H: 0 LOB: 0 BB: 0 P: 3	R: 0 E: 0 K: 0 S: 4	H: 1 LOB: 2 BB: 1 P: 8	R: 1 E: 1 K: 0 S: 4	H: 1 LOB: 0 BB: 0 P: 4	R: 0 E: 0 K: 1 S: 5	H: 0 LOB: 0 BB: 0 P: 5	R: 0 E: 0 K: 0 S: 5	H: 2 LOB: 2 BB: 0 P: 5	R: 0 E: 0 K: 0 S: 3	H: 1 LOB: 0 BB: 0 P: 3	R: 3 E: 0 K: 0 S: 6	H: 3 LOB: 2 BB: 2 P: 14	R: 0 E: 0 K: 0 S: 3	H: 0 LOB: 0 BB: 0 P: 3	R: 0 E: 0 K: 0 S: 4	H: 1 LOB: 1 BB: 0 P: 4	R: 1 E: 0 K: 0 S: 5	H: 2 LOB: 1 BB: 0 P: 5	1B: 9 2B: 2 3B: 0 HR: 0	SF: 1 SAC: 2 DP: 1 HBP: 0	WP: 0 PA: 43
PITCHER	IP WLS BF H R ER SO BB IBB HBP BLK WP HR S P ERA WHIP	5.1 22 5 1 0 1 1 0 0 0 0 0 0 0 23 27 0.00 1.125	1.0 7 3 3 3 0 2 0 0 0 0 0 0 5 13 27.00 5.000	3.2 L 14 3 1 1 0 0 0 0 0 0 0 0 14 14 2.46 0.818	PITCHER										IP WLS BF H R ER SO BB IBB HBP BLK WP HR S P ERA WHIP	5.1 22 5 1 0 1 1 0 0 0 0 0 0 5 13 27.00 5.000							

TOP

Texas Rangers @ New York Yankees
Yankee Stadium, Bronx, NY
Sun May 18 1980, 3:33 AM EDT
Att: 48,030 - Overcast - 60 F

AB	37
R	5
H	11
RBI	5
BB	3
SO	1
LOB	18




Batter	1	2	3	4	5	6	7	8	9	10	AB	R	H	RBI	BB	SO	LOB				
Willie Randolph, R OBP: 0.384, SLG: 0.416 (1, 4)	4-3		6-3				1-3 2B			6-3	5	0	1	1	0	0	0				
Bobby Murcer, L OBP: 0.280, SLG: 0.381 (1, 7)											3	1	1	2	0	0	0				
Lou Piniella, R OBP: 0.253, SLG: 0.208 (10, PH)	HR										1	0	0	0	0	0	0				
Ruppert Jones, L OBP: 0.301, SLG: 0.367 (1, 8)											3	0	1	0	2	1	0				
Reggie Jackson, L OBP: 0.342, SLG: 0.538 (1, 10)											5	0	1	0	0	1	4				
Jim Spencer, L OBP: 0.294, SLG: 0.434 (1, 3)											3	0	1	0	0	1	1				
Bob Watson, R OBP: 0.364, SLG: 0.430 (8, PH) (9, 3)											0	0	0	0	1	0	0				
Graig Nettles, L OBP: 0.351, SLG: 0.347 (1, 5)											4	1	1	0	0	0	3				
Bobby Brown, S OBP: 0.364, SLG: 0.462 (1, 9)											4	1	2	0	0	0	3				
Bucky Dent, R OBP: 0.279, SLG: 0.360 (1, 6)											3	1	0	0	0	0	1				
Rick Cerone, R OBP: 0.242, SLG: 0.342 (1, 2)											3	0	0	1	0	0	0				
Inning Stats	R: 1 E: 0 K: 1 S: 5	H: 1 LOB: 0 BB: 1 P: 9	R: 0 E: 0 K: 0 S: 3	H: 1 LOB: 0 BB: 0 P: 3	R: 0 E: 0 K: 0 S: 3	H: 0 LOB: 0 BB: 0 P: 3	R: 0 E: 0 K: 1 S: 6	H: 1 LOB: 1 BB: 0 P: 6	R: 3 E: 1 K: 0 S: 7	H: 3 LOB: 2 BB: 1 P: 11	R: 0 E: 0 K: 0 S: 4	H: 1 LOB: 1 BB: 0 P: 4	R: 0 E: 0 K: 0 S: 3	H: 0 LOB: 0 BB: 0 P: 3	R: 0 E: 0 K: 0 S: 3	H: 0 LOB: 0 BB: 0 P: 3	R: 0 E: 0 K: 1 S: 5	H: 0 LOB: 0 BB: 0 P: 5	1B: 4 2B: 3 3B: 1 HR: 1	SF: 2 SAC: 1 DP: 1 HBP: 0	WP: 0 PA: 40
PITCHER	IP WLS BF H R ER SO BB IBB HBP BLK WP HR S P ERA WHIP	4.2 20 6 4 3 2 1 0 0 0 0 0 0 23 27 5.79 1.500	5.1 W 20 2 0 0 1 1 1 0 0 0 0 20 28 0.00 0.562	PITCHER										IP WLS BF H R ER SO BB IBB HBP BLK WP HR S P ERA WHIP	4.2 20 6 4 3 2 1 0 0 0 0 0 0 23 27 5.79 1.500						

BOTTOM

Texas Rangers @ New York Yankees
Yankee Stadium, Bronx, NY
Sun May 18 1980, 3:33 AM EDT
Att: 48,030 - Overcast - 60 F

AB	34
R	4
H	8
RBI	4
BB	3
SO	3
LOB	12



Batter	1	2	3	4	5	6	7	8	9	AB	R	H	RBI	BB	SO	LOB	TOP			
Willie Randolph, R OBP: 0.387, SLG: 0.414 (1, 4)	0-0 4-3		0-0 F9		4-0 S BB			0-0 1B 1B		3	0	1	0	1	0	0	New York Yankees @ Detroit Tigers Tiger Stadium, Detroit, MI Mon May 19 1980, 7:05 PM EDT Att: 27,715 - Unknown - 67 F			
Bobby Murcer, L OBP: 0.310, SLG: 0.417 (1, 7)	0-0 K 2B		4-0 BB		0-0 F9 1-2			0-0 F2		3	0	1	0	1	0	2				
Ruppert Jones, L OBP: 0.300, SLG: 0.364 (1, 8)	0-3 K 2-3		0-3 K		0-0 F8			0-0 G6-4-3 1B		4	0	1	0	0	2	2				
Reggie Jackson, L OBP: 0.339, SLG: 0.536 (1, 10)		0-0 1-3 2B	0-0 4-3		0-0 F9			0-0 G6-4-3 1B		4	1	1	0	0	0	3				
Jim Spencer, L OBP: 0.323, SLG: 0.404 (1, 3)		0-0 1-3 2-3		0-3 K		0-0 4-3			0-0 4-3	4	0	0	0	0	1	1				
Graig Nettles, L OBP: 0.348, SLG: 0.354 (1, 5)		0-0 1B 2B		0-0 3-1			0-0 F9		0-0 F9	4	0	1	1	0	0	0				
Bobby Brown, S OBP: 0.354, SLG: 0.429 (1, 9)		0-0 3-H F5		0-3 K2-3		4-0 S BB		0-0 L7		3	0	0	0	1	1	1				
Bucky Dent, R OBP: 0.281, SLG: 0.359 (1, 6)		0-0 2-3 1B		0-0 F8		0-0 F9		0-0 F9		3	0	1	0	0	0	1				
Rick Cerone, R OBP: 0.236, SLG: 0.333 (1, 2)		0-0 F8		0-0 F2		0-3 K				3	0	0	0	0	1	3				
Inning Stats	R: 0 E: 0 K: 1 S: 5	H: 1 LOB: 0 BB: 0 P: 5	R: 1 E: 0 K: 0 S: 6	H: 3 LOB: 2 BB: 0 P: 6	R: 0 E: 0 K: 1 S: 5	H: 0 LOB: 1 BB: 1 P: 9	R: 0 E: 0 K: 2 S: 7	H: 0 LOB: 0 BB: 0 P: 7	R: 0 E: 0 K: 0 S: 3	H: 0 LOB: 1 BB: 1 P: 7	R: 0 E: 0 K: 0 S: 3	H: 0 LOB: 1 BB: 1 P: 9	R: 0 E: 0 K: 1 S: 4	H: 2 LOB: 1 BB: 0 P: 4	R: 0 E: 0 K: 0 S: 3	H: 0 LOB: 0 BB: 0 P: 3	1B: 3 2B: 3 3B: 0 HR: 0	SF: 0 SAC: 0 DP: 1 HBP: 0	WP: 0 PB: 0 SB: 2 CS: 0	PA: 34
PITCHER Milt Wilcox, R ERA: 5.03 (1, 1)	IP: 9.0 WLS: L BF: 34	H: 6 R: 1 ER: 1 SO: 5	BB: 3 IBB: 0 HBP: 0 BLK: 0	WP: 0 HR: 0 S: 41 P: 53	ERA: 1.00 WHIP: 1.000															

AB	31
R	1
H	6
RBI	1
BB	3
SO	5
LOB	13



Batter	1	2	3	4	5	6	7	8	9	AB	R	H	RBI	BB	SO	LOB	BOTTOM			
Lou Whitaker, L OBP: 0.380, SLG: 0.250 (1, 4)	0-0 6-3		0-3 K			0-0 SH G3-6-1 1-2 2-3		0-0 BB 1B		3	0	1	0	0	1	1	New York Yankees @ Detroit Tigers Tiger Stadium, Detroit, MI Mon May 19 1980, 7:05 PM EDT Att: 27,715 - Unknown - 67 F			
Alan Trammell, R OBP: 0.451, SLG: 0.446 (1, 6)	4-0 CS BB			0-0 F3		0-3 K		4-0 1-2 BB		2	0	0	0	2	1	3				
Steve Kemp, L OBP: 0.363, SLG: 0.480 (1, 10)	0-3 K 1-2			0-0 F5		0-0 G3-6-1 1-2		0-0 F7		4	0	0	0	0	1	6				
Lance Parrish, R OBP: 0.308, SLG: 0.444 (1, 9) (7, 2)		0-0 1-6-3		0-0 6-3		0-3 K			0-0 F8	4	0	0	0	0	1	0				
John Wockenfuss, R OBP: 0.338, SLG: 0.429 (1, 7)		0-3 K			0-0 F8		0-0 E 1B		0-0 F9	4	0	1	0	0	1	0				
Richie Hebner, L OBP: 0.363, SLG: 0.396 (1, 3)		0-0 F4			0-0 F8		0-0 E4 1-3		0-0 1B	4	0	1	0	0	0	1				
Rick Peters, S OBP: 0.298, SLG: 0.208 (9, PR)									0-0 1B	0	0	0	0	0	0	0				
Tom Brookens, R OBP: 0.281, SLG: 0.315 (1, 5)			4-0 BB		0-0 F9		0-0 F8		0-0 1-2 1B	3	0	1	0	1	0	1				
Dave Stegman, R OBP: 0.317, SLG: 0.327 (1, 8) (7, 9)			0-3 K		0-0 SH 1B			0-0 F6	0-0 1-3	4	0	1	0	0	1	3				
Duffy Dyer, R OBP: 0.160, SLG: 0.200 (1, 2)			0-0 F8		0-0 SH 1B			0-3 K		2	0	1	0	0	0	1				
Kirk Gibson, L OBP: 0.303, SLG: 0.462 (6, PR) (7, 8)					0-0 SH 1B					1	0	0	0	0	1	0				
Inning Stats	R: 0 E: 0 K: 1 S: 4	H: 0 LOB: 0 BB: 1 P: 8	R: 0 E: 0 K: 1 S: 5	H: 0 LOB: 0 BB: 0 P: 5	R: 0 E: 0 K: 2 S: 7	H: 0 LOB: 1 BB: 1 P: 11	R: 0 E: 0 K: 0 S: 3	H: 0 LOB: 0 BB: 0 P: 3	R: 0 E: 1 K: 1 S: 7	H: 2 LOB: 3 BB: 0 P: 7	R: 0 E: 1 K: 1 S: 6	H: 1 LOB: 1 BB: 0 P: 6	R: 0 E: 0 K: 1 S: 6	H: 1 LOB: 2 BB: 1 P: 10	R: 0 E: 0 K: 0 S: 5	H: 2 LOB: 2 BB: 0 P: 5	1B: 6 2B: 0 3B: 0 HR: 0	SF: 0 SAC: 1 DP: 1 HBP: 0	WP: 0 PB: 0 SB: 0 CS: 1	PA: 35
PITCHER Ron Guidry, L ERA: 2.8 (1, 1)	IP: 9.0 WLS: W BF: 35	H: 6 R: 0 ER: 0 SO: 7	BB: 3 IBB: 0 HBP: 0 BLK: 0	WP: 0 HR: 0 S: 46 P: 58	ERA: 0.00 WHIP: 1.000															



Batter	1	2	3	4	5	6	7	8	9	AB	R	H	RBI	BB	SO	LOB	TOP										
Willie Randolph, R (1, 4) OBP: 0.394, SLG: 0.439	0-0 CS 1B	4-0 1-2 BB		0-0 3-H HR			0-0 1-2 1-3	0-0 4-3		4	1	2	2	1	0	1											
Ruppert Jones, L (1, 8) OBP: 0.297, SLG: 0.353	4-0 G6-4-3 BB	0-0 F8		0-0 F2			0-3 K		0-0 4-3	4	0	0	0	1	1	3											
Bob Watson, R (1, 3) OBP: 0.372, SLG: 0.427	0-0 G6-4-3		4-0 S BB		4-0 G5-4-3 BB		0-0 WP BB 1B		0-0 F9	3	1	1	1	2	0	1											
Reggie Jackson, L (1, 10) OBP: 0.333, SLG: 0.527		0-3 K	0-3 K		0-0 G5-4-3		4-0 WP BB 1B		0-0 G3	2	0	0	0	0	2	1											
Eric Soderholm, R (5, PH) OBP: 0.368, SLG: 0.455										1	1	0	0	1	0	1											
Jim Spencer, L (9, PH) OBP: 0.318, SLG: 0.397										1	0	0	0	0	0	0											
Lou Piniella, R (1, 7) OBP: 0.256, SLG: 0.203		4-0 1B HR BB		0-0 F8			4-0 1B BB			2	1	0	0	1	1	1											
Bobby Murcer, L (7, PH) OBP: 0.333, SLG: 0.417										0	0	0	0	1	0	0											
Bobby Brown, S (1, 9) OBP: 0.365, SLG: 0.435		0-0 HR 1B		0-0 6-3			0-0 F9			4	1	2	2	0	0	1											
Graig Nettles, L (1, 5) OBP: 0.345, SLG: 0.379		0-0 HR		0-0 4-3			0-0 6-3		0-0 4-3	4	1	1	3	0	0	2											
Bucky Dent, R (1, 6) OBP: 0.280, SLG: 0.355		0-0 BB 1B		0-0 F7			0-0 F2		0-0 F8	4	0	1	0	0	0	0											
Rick Cerone, R (1, 2) OBP: 0.244, SLG: 0.356		0-0 F9		0-0 HR 3B			0-0 1-3 1B		0-0 F9	4	2	2	0	0	0	1											
Inning Stats	R: 0 E: 0 K: 0 S: 2	H: 1 LOB: 0 BB: 1 P: 6	R: 3 E: 0 K: 1 S: 8	H: 3 LOB: 2 BB: 2 P: 16	R: 0 E: 0 K: 1 S: 5	H: 0 LOB: 1 BB: 1 P: 9	R: 2 E: 0 K: 0 S: 5	H: 2 LOB: 0 BB: 0 P: 5	R: 0 E: 0 K: 0 S: 3	H: 0 LOB: 0 BB: 1 P: 8	R: 0 E: 0 K: 0 S: 3	H: 0 LOB: 0 BB: 0 P: 3	R: 3 E: 0 K: 1 S: 8	H: 3 LOB: 2 BB: 2 P: 16	R: 0 E: 0 K: 0 S: 3	H: 0 LOB: 0 BB: 0 P: 3	R: 0 E: 0 K: 0 S: 3	H: 0 LOB: 0 BB: 0 P: 3	1B: 6 2B: 3 3B: 1 HR: 2	SF: 0 SAC: 0 DP: 2 HBP: 0	WP: 1 PB: 0 SB: 1 CS: 1	PA: 40					
PITCHER	IP	WLS	BF	H	R	ER	SO	BB	IBB	HBP	BLK	WP	HR	S	P	ERA	WHIP	PITCHER									
Pat Underwood, L (1, 1) ERA: 5.5	4.0		20	6	5	5	2	4	0	0	0	0	2	20	36	11.25	2.500										
John Hiller, L (5, 1) ERA: 3.57	2.2	W	11	2	3	3	2	2	0	0	0	0	0	13	21	10.12	1.500										
Dave Rozema, R (7, 1) ERA: 4.74	2.1	S	9	1	0	0	0	1	0	0	0	1	0	8	12	0.00	0.857										

New York Yankees @ Detroit Tigers
Tiger Stadium, Detroit, MI
Tue May 20 1980, 7:05 PM EDT
Att: 31,194 - Unknown - 66 F

AB 33
R 8
H 9
RBI 8
BB 7
SO 4
LOB 12



Batter	1	2	3	4	5	6	7	8	9	AB	R	H	RBI	BB	SO	LOB	BOTTOM										
Kirk Gibson, L (1, 8) OBP: 0.307, SLG: 0.454	0-0 1-3		4-0 G1-6-3 1B BB		0-0 1-3		0-0 SH2-4	0-3 K		4	0	1	0	1	1	3											
Alan Trammell, R (1, 6) OBP: 0.443, SLG: 0.443	0-0 6-3		0-0 G1-6-3 1B		0-0 F9		0-0 6-3			5	0	2	2	0	0	2											
Steve Kemp, L (1, 10) OBP: 0.364, SLG: 0.465	4-0 2B BB		0-0 G1-6-3		4-0 WP HR BB		0-0 4-3	0-0 6-3		3	2	0	0	2	0	3											
Lance Parrish, R (1, 2) OBP: 0.312, SLG: 0.450	0-0 1-H 2B		0-0 6-3		0-0 HR 1B		0-0 F4	0-0 4-3		5	1	2	1	0	0	2											
John Wockenfuss, R (1, 7) OBP: 0.377, SLG: 0.491	4-0 BB			0-0 HR	4-0 HR BB		1-0 HR HBP	4-0 FC4-6 BB		1	2	1	1	2	0	0											
Tim Corcoran, L (6, PR) OBP: 0.355, SLG: 0.200										0	1	0	0	1	0	0											
Richie Hebner, L (1, 5) OBP: 0.364, SLG: 0.458	0-0 4-1			0-0 4-3	0-0 HR		0-0 HR	0-0 FC4-6 FC3-6		5	2	2	6	0	0	3											
Jason Thompson, L (1, 3) OBP: 0.307, SLG: 0.384		0-0 G4-6-3 1B		0-3 K	0-0 2B BB		0-0 F6	0-0 FC3-6 BB 1B		4	1	1	0	1	1	2											
Tom Brookens, R (1, 4) OBP: 0.288, SLG: 0.339		0-0 G4-6-3		0-0 2B	0-0 1B 2B		4-0 SH2-4 1B BB	0-0 BB 1B		2	0	1	0	0	0	1											
Lou Whitaker, L (5, PH) OBP: 0.353, SLG: 0.272										2	2	2	1	1	0	0											
Dave Stegman, R (1, 9) OBP: 0.306, SLG: 0.315		0-3 K		0-0 6-3	0-0 1B		0-0 SH2-4 1B	4-0 BB 1B		2	0	0	0	0	1	1											
Champ Summers, L (5, PH) OBP: 0.400, SLG: 0.451										2	1	2	1	1	0	0											
Inning Stats	R: 1 E: 0 K: 0 S: 4	H: 1 LOB: 2 BB: 2 P: 12	R: 0 E: 0 K: 1 S: 5	H: 1 LOB: 0 BB: 0 P: 5	R: 0 E: 0 K: 0 S: 3	H: 1 LOB: 1 BB: 1 P: 7	R: 1 E: 0 K: 1 S: 7	H: 2 LOB: 1 BB: 0 P: 7	R: 6 E: 0 K: 0 S: 8	H: 5 LOB: 2 BB: 3 P: 20	R: 2 E: 0 K: 0 S: 4	H: 1 LOB: 1 BB: 0 P: 5	R: 2 E: 0 K: 0 S: 5	H: 2 LOB: 1 BB: 1 P: 9	R: 0 E: 0 K: 1 S: 6	H: 1 LOB: 3 BB: 2 P: 14	1B: 8 2B: 3 3B: 0 HR: 3	SF: 0 SAC: 1 DP: 2 HBP: 1	WP: 1 PB: 0 SB: 0 CS: 0	PA: 46							
PITCHER	IP	WLS	BF	H	R	ER	SO	BB	IBB	HBP	BLK	WP	HR	S	P	ERA	WHIP	PITCHER									
Tommy John, L (1, 1) ERA: 2.45	4.2	L	25	7	7	7	2	6	0	0	0	0	1	23	47	13.50	2.786										
Ron Davis, R (5, 1) ERA: 2.59	1.1		9	4	3	3	0	0	0	1	0	0	1	8	9	20.25	3.000										
Rich Gossage, R (7, 1) ERA: 4.6	2.0		12	3	2	2	1	3	0	0	0	0	0	11	23	9.00	3.000										

New York Yankees @ Detroit Tigers
Tiger Stadium, Detroit, MI
Tue May 20 1980, 7:05 PM EDT
Att: 31,194 - Unknown - 66 F

AB 35
R 12
H 14
RBI 12
BB 9
SO 3
LOB 17



Batter	1	2	3	4	5	6	7	8	9	AB	R	H	RBI	BB	SO	LOB	TOP					
Willie Randolph, R (1,4) OBP: 0.406, SLG: 0.440										2	0	1	0	3	0	1						
Bobby Murcer, L (1,10) OBP: 0.316, SLG: 0.355										5	0	1	0	0	0	6						
Ruppert Jones, L (1,8) OBP: 0.301, SLG: 0.370										5	1	1	0	0	1	2						
Graig Nettles, L (1,5) OBP: 0.333, SLG: 0.389										5	1	1	0	0	1	2						
Jim Spencer, L (1,3) OBP: 0.320, SLG: 0.359										3	1	0	0	2	1	0						
Bobby Brown, S (1,7) OBP: 0.355, SLG: 0.482										4	1	2	2	0	0	3						
Joe Lefebvre, L (1,9) OBP: 0.500, SLG: 1.333										3	1	1	1	1	1	1						
Rick Cerone, R (1,2) OBP: 0.259, SLG: 0.363										2	0	1	1	1	0	0						
Bucky Dent, R (1,6) OBP: 0.276, SLG: 0.345										4	0	1	1	0	1	2						
Inning Stats	R: 0 E: 0 K: 0 S: 3	H: 1 LOB: 0 BB: 0 P: 3	R: 0 E: 0 K: 1 S: 6	H: 1 LOB: 1 BB: 0 P: 6	R: 0 E: 0 K: 1 S: 5	H: 0 LOB: 1 BB: 1 P: 9	R: 0 E: 0 K: 1 S: 5	H: 0 LOB: 0 BB: 0 P: 5	R: 0 E: 0 K: 0 S: 4	H: 1 LOB: 1 BB: 0 P: 4	R: 0 E: 0 K: 1 S: 6	H: 1 LOB: 3 BB: 2 P: 14	R: 1 E: 0 K: 0 S: 4	H: 1 LOB: 1 BB: 1 P: 8	R: 4 E: 0 K: 0 S: 6	H: 4 LOB: 2 BB: 3 P: 18	R: 0 E: 0 K: 1 S: 5	H: 0 LOB: 0 BB: 0 P: 5	1B: 7 2B: 1 3B: 0 HR: 1	SF: 1 SAC: 0 DP: 2 HBP: 0	WP: 0 PB: 1 SB: 3 CS: 0	PA: 41
PITCHER	IP WLS BF H R ER SO BB IBB HBP BLK WP HR S P ERA WHIP																					
Dave Stieb, R (1,1) ERA: 2.53	7.1 L 35 8 5 5 4 5 1 0 0 0 1 37 61 6.14 1.773																					
Tom Buskey, R (8,1) ERA: 2.25	0.2 3 1 0 0 0 1 0 0 0 0 0 2 6 0.00 3.000																					
Jerry Garvin, L (9,1) ERA: 3.6	1.0 3 0 0 0 1 0 0 0 0 0 0 5 5 0.00 0.000																					

New York Yankees @ Toronto Blue Jays
 Exhibition Stadium, Toronto, ON
 Thu May 22 1980, 7:05 PM EDT
 Att: 26,047 - Unknown - 82 F

AB	33
R	5
H	9
RBI	5
BB	7
SO	5
LOB	17



Batter	1	2	3	4	5	6	7	8	9	AB	R	H	RBI	BB	SO	LOB	BOTTOM			
Alfredo Griffin, S (1,6) OBP: 0.272, SLG: 0.373										5	1	2	0	0	1	3				
Bob Bailor, R (1,5) OBP: 0.333, SLG: 0.215										5	0	1	0	0	0	3				
Al Woods, L (1,7) OBP: 0.425, SLG: 0.679										4	0	2	1	0	2	0				
Otto Velez, R (1,10) OBP: 0.432, SLG: 0.641										3	0	0	0	1	0	3				
John Mayberry, L (1,3) OBP: 0.331, SLG: 0.404										3	0	0	0	1	0	3				
Rick Rosetti, R (1,8) OBP: 0.293, SLG: 0.331										3	0	0	0	1	0	4				
Barry Bonnell, R (1,9) OBP: 0.261, SLG: 0.398										4	0	1	0	0	1	2				
Danny Ainge, R (1,4) OBP: 0.268, SLG: 0.325										4	0	2	0	0	1	0				
Bob Davis, R (1,2) OBP: 0.232, SLG: 0.208										2	0	0	0	0	0	1				
Willie Upshaw, L (7,PH) OBP: 0.209, SLG: 0.242										1	0	0	0	0	0	2				
Ernie Whitt, L (8,2) OBP: 0.295, SLG: 0.204										1	0	0	0	0	1	0				
Inning Stats	R: 0 E: 0 K: 1 S: 5	H: 0 LOB: 0 BB: 0 P: 5	R: 0 E: 0 K: 0 S: 3	H: 0 LOB: 0 BB: 0 P: 3	R: 0 E: 0 K: 1 S: 5	H: 0 LOB: 0 BB: 0 P: 5	R: 1 E: 0 K: 0 S: 6	H: 3 LOB: 2 BB: 0 P: 6	R: 0 E: 0 K: 0 S: 6	H: 1 LOB: 1 BB: 0 P: 6	R: 0 E: 0 K: 0 S: 4	H: 1 LOB: 2 BB: 1 P: 8	R: 0 E: 0 K: 2 S: 7	H: 2 LOB: 2 BB: 0 P: 5	R: 0 E: 0 K: 1 S: 6	H: 1 LOB: 1 BB: 0 P: 6	1B: 5 2B: 3 3B: 0 HR: 0	SF: 0 SAC: 0 DP: 0 HBP: 0	WP: 0 PB: 0 SB: 0 CS: 0	PA: 38
PITCHER	IP WLS BF H R ER SO BB IBB HBP BLK WP HR S P ERA WHIP																			
Mike Griffin, R (1,1) ERA: 2.36	7.0 W 29 7 1 1 3 2 0 0 0 0 0 34 38 1.29 1.000																			
Rich Gossage, R (8,1) ERA: 3.93	2.0 9 1 0 0 3 2 0 0 0 0 0 13 21 0.00 1.500																			

New York Yankees @ Toronto Blue Jays
 Exhibition Stadium, Toronto, ON
 Thu May 22 1980, 7:05 PM EDT
 Att: 26,047 - Unknown - 82 F

AB	35
R	1
H	8
RBI	1
BB	3
SO	6
LOB	21



Batter	1	2	3	4	5	6	7	8	9	AB	R	H	RBI	BB	SO	LOB	TOP		
Willie Randolph, R (1, 4) OBP: 0.402, SLG: 0.462										4	1	2	1	0	0	2	New York Yankees @ Toronto Blue Jays Exhibition Stadium, Toronto, ON Sat May 24 1980, 3:33 AM EDT Att: 31,021 - Unknown - 80 F		
Bobby Brown, S (1, 7) OBP: 0.336, SLG: 0.446										5	0	0	0	0	3	4			
Ruppert Jones, L (1, 8) OBP: 0.295, SLG: 0.374										4	1	1	1	1	1	0			
Jim Spencer, L (1, 3) OBP: 0.341, SLG: 0.377										3	1	1	1	2	0	2			
Graig Nettles, L (1, 5) OBP: 0.336, SLG: 0.398										5	1	2	1	0	0	2			
Joe Lefebvre, L (1, 9) OBP: 0.556, SLG: 1.250										3	0	1	2	0	1	0			
Lou Piniella, R (7, PH) OBP: 0.264, SLG: 0.244										1	0	0	0	0	2				
Bobby Murcer, L (1, 10) OBP: 0.310, SLG: 0.324										3	0	0	0	1	1	1			
Rick Cerone, R (1, 2) OBP: 0.259, SLG: 0.371										4	1	1	0	0	0	1			
Bucky Dent, R (1, 6) OBP: 0.281, SLG: 0.336										2	1	0	0	2	0	1			
Inning Stats	R: 1 E: 0 K: 0 S: 5	H: 3 LOB: 1 BB: 0 P: 5	R: 0 E: 0 K: 0 S: 3	H: 0 LOB: 2 BB: 11	R: 2 E: 0 K: 1 S: 7	H: 2 LOB: 1 BB: 1 P: 11	R: 0 E: 0 K: 0 S: 3	H: 0 LOB: 0 BB: 0 P: 3	R: 0 E: 0 K: 2 S: 5	H: 0 LOB: 1 BB: 0 P: 7	R: 2 E: 1 K: 0 S: 5	H: 1 LOB: 2 BB: 2 P: 13	R: 1 E: 0 K: 1 S: 7	H: 2 LOB: 1 BB: 0 P: 7	R: 0 E: 0 K: 1 S: 5	H: 0 LOB: 0 BB: 0 P: 5	1B: 3 2B: 4 3B: 0 HR: 1	SF: 0 SAC: 1 DP: 1 HBP: 0	WP: 1 PA: 41
PITCHER	IP	WLS	BF	H	R	ER	SO	BB	IBB	HBP	BLK	WP	HR	S	P	ERA	WHIP		
Jim Clancy, R (1, 1) ERA: 2.95	6.2	L	32	6	5	3	4	5	1	0	0	1	1	34	58	4.05	1.650		
Jerry Garvin, L (7, 1) ERA: 3.65	2.1		9	2	1	1	2	0	0	0	0	0	0	13	13	3.86	0.857		

Batter	1	2	3	4	5	6	7	8	9	AB	R	H	RBI	BB	SO	LOB	BOTTOM		
Alfredo Griffin, S (1, 6) OBP: 0.269, SLG: 0.364										5	0	1	0	0	2	4	New York Yankees @ Toronto Blue Jays Exhibition Stadium, Toronto, ON Sat May 24 1980, 3:33 AM EDT Att: 31,021 - Unknown - 80 F		
Bob Bailor, R (1, 9) OBP: 0.337, SLG: 0.236										4	0	1	1	0	1	2			
Al Woods, L (1, 7) OBP: 0.400, SLG: 0.625										3	0	0	0	1	1	1			
Roy Howell, L (1, 5) OBP: 0.323, SLG: 0.407										4	0	1	0	0	1	2			
John Mayberry, L (1, 3) OBP: 0.326, SLG: 0.413										3	0	0	0	1	1	1			
Damaso Garcia, R (1, 4) OBP: 0.273, SLG: 0.412										4	0	0	0	0	1	2			
Lloyd Moseby, L (1, 10) OBP: 0.500, SLG: 0.750										4	0	2	0	0	1	1			
Rick Bosetti, R (1, 8) OBP: 0.284, SLG: 0.319										4	1	1	0	0	0	2			
Ernie Whitt, L (1, 2) OBP: 0.302, SLG: 0.232										2	1	1	1	0	0	0			
Garth Iorg, R (7, PH) OBP: 1.000, SLG: 2.000										1	0	1	0	0	0	0			
Bob Davis, R (8, 2) OBP: 0.237, SLG: 0.268										0	0	0	0	0	0	0			
Barry Bonnell, R (8, PH) OBP: 0.266, SLG: 0.393										1	0	1	0	0	0	0			
Inning Stats	R: 0 E: 0 K: 1 S: 5	H: 0 LOB: 0 BB: 0 P: 5	R: 0 E: 0 K: 1 S: 5	H: 0 LOB: 0 BB: 0	R: 2 E: 0 K: 1 S: 8	H: 3 LOB: 2 BB: 1 P: 12	R: 0 E: 0 K: 0 S: 3	H: 1 LOB: 1 BB: 1 P: 7	R: 0 E: 0 K: 2 S: 8	H: 1 LOB: 1 BB: 0 P: 8	R: 0 E: 0 K: 2 S: 4	H: 1 LOB: 1 BB: 0 P: 4	R: 0 E: 0 K: 1 S: 5	H: 0 LOB: 0 BB: 0 P: 5	R: 0 E: 0 K: 0 S: 5	H: 2 LOB: 2 BB: 0 P: 5	1B: 5 2B: 4 3B: 0 HR: 0	SF: 0 SAC: 0 DP: 1 HBP: 0	WP: 1 PA: 37
PITCHER	IP	WLS	BF	H	R	ER	SO	BB	IBB	HBP	BLK	WP	HR	S	P	ERA	WHIP		
Luis Tiant, R (1, 1) ERA: 6.11	5.0	W	21	5	2	2	5	2	0	0	0	0	0	29	37	3.60	1.400		
Rudy May, L (6, 1) ERA: 2.92	4.0	S	16	4	0	0	3	0	0	0	0	0	0	22	22	0.00	1.000		

Batter	1	2	3	4	5	6	7	8	9	AB	R	H	RBI	BB	SO	LOB	TOP							
Kirk Gibson, L OBP: 0.286, SLG: 0.417 (1, 8)										5	1	1	1	0	3	2	Detroit Tigers @ New York Yankees Yankee Stadium, Bronx, NY Mon May 26 1980, 3:33 AM EDT Att: 28,170 - Sunny - 73 F							
Alan Trammell, R OBP: 0.409, SLG: 0.421 (1, 6)										5	2	2	0	0	1	1								
Lance Parrish, R OBP: 0.335, SLG: 0.494 (1, 3) (8, 7)										3	1	1	2	0	0	1								
John Wockenfuss, R OBP: 0.359, SLG: 0.492 (8, PH)										3	0	0	0	0	1	1								
Steve Kemp, L OBP: 0.361, SLG: 0.496 (8, PR)										1	0	1	0	0	0	0								
Jack Morris, R OBP: 0.250, SLG: 0.200 (8, 4)										0	0	0	0	0	0	0								
Mark Wagner, R OBP: 0.250, SLG: 0.200 (1, 5)										0	0	0	0	0	0	0								
Richie Hebner, L OBP: 0.346, SLG: 0.407 (1, 4)										4	0	1	1	0	2	2								
Tom Brookens, R OBP: 0.282, SLG: 0.311 (8, PH)										3	0	1	0	0	1	1								
Jason Thompson, L OBP: 0.289, SLG: 0.349 (6, 9)										0	0	0	0	1	0	0								
Dave Stegman, R OBP: 0.282, SLG: 0.277 (6, 9)										2	0	1	0	0	0	1								
Champ Summers, L OBP: 0.402, SLG: 0.480 (1, 2)										2	1	1	1	0	0	3								
Duffy Dyer, R OBP: 0.216, SLG: 0.371 (1, 10)										4	0	0	0	0	3	1								
Rick Peters, S OBP: 0.296, SLG: 0.262 (1, 1)										3	0	1	0	1	0	0								
Inning Stats	R: 2 E: 0 K: 3 S: 11	H: 2 LOB: 0 BB: 0 P: 11	R: 0 E: 0 K: 1 S: 5	H: 1 LOB: 0 BB: 0 P: 5	R: 1 E: 0 K: 0 S: 4	H: 1 LOB: 0 BB: 0 P: 4	R: 0 E: 0 K: 1 S: 6	H: 1 LOB: 1 BB: 0 P: 6	R: 0 E: 0 K: 1 S: 4	H: 0 LOB: 0 BB: 1 P: 8	R: 1 E: 0 K: 0 S: 5	H: 2 LOB: 1 BB: 0 P: 5	R: 1 E: 0 K: 2 S: 8	H: 1 LOB: 0 BB: 0 P: 8	R: 0 E: 0 K: 1 S: 6	H: 1 LOB: 1 BB: 1 P: 11	R: 0 E: 0 K: 2 S: 8	H: 1 LOB: 0 BB: 0 P: 8	R: 0 E: 0 K: 3 S: 8	H: 1 LOB: 0 BB: 0 P: 8	1B: 6 2B: 1 3B: 3 HR: 3	SF: 0 SAC: 0 DP: 2 HBP: 1	WP: 0 PB: 0 SB: 0 CS: 0	PA: 38
PITCHER	IP WLS BF H R ER SO BB IBB HBP BLK WP HR S P ERA WHIP	IP WLS BF H R ER SO BB IBB HBP BLK WP HR S P ERA WHIP																						
Tom Underwood, L ERA: 2.85 (7, 1)	6.0 W 24 7 4 4 6 1 0 0 0 0 2 35 39 6.00 1.333	3.0 S 14 3 1 1 5 1 0 1 0 0 1 22 27 3.00 1.333																						

Batter	1	2	3	4	5	6	7	8	9	AB	R	H	RBI	BB	SO	LOB	BOTTOM			
Willie Randolph, R OBP: 0.429, SLG: 0.483 (1, 4)										3	3	3	0	2	0	0	Detroit Tigers @ New York Yankees Yankee Stadium, Bronx, NY Mon May 26 1980, 3:33 AM EDT Att: 28,170 - Sunny - 73 F			
Ruppert Jones, L OBP: 0.312, SLG: 0.383 (1, 8)										5	1	2	1	0	0	3				
Dennis Werth, R OBP: 0.272, SLG: 0.800 (5, PH)										0	0	0	0	2	0	0				
Jim Spencer, L OBP: 0.326, SLG: 0.355 (6, 3)										3	1	1	0	0	1	2				
Bob Watson, R OBP: 0.392, SLG: 0.438 (1, 10)										3	2	2	1	2	0	1				
Lou Piniella, R OBP: 0.256, SLG: 0.235 (5, PH)										2	0	0	0	0	0	3				
Joe Lefebvre, L OBP: 0.625, SLG: 1.000 (6, 9)										3	1	1	1	0	0	3				
Graig Nettles, L OBP: 0.354, SLG: 0.419 (1, 5)										2	1	0	0	3	0	2				
Rick Cerone, R OBP: 0.400 (9, 2)										5	1	3	6	0	0	0				
Johnny Gates, L (1, 6)										0	0	0	0	0	0	0				
Bucky Dent, R OBP: 0.285, SLG: 0.351 (1, 9)										5	1	1	0	0	0	4				
Bobby Brown, S OBP: 0.338, SLG: 0.473 (6, 7)										4	2	2	2	0	0	0				
Inning Stats	R: 1 E: 0 K: 0 S: 4	H: 2 LOB: 2 BB: 2 P: 12	R: 0 E: 0 K: 0 S: 3	H: 0 LOB: 0 BB: 0 P: 3	R: 0 E: 0 K: 0 S: 2	H: 0 LOB: 0 BB: 2 P: 10	R: 0 E: 0 K: 0 S: 3	H: 0 LOB: 0 BB: 0 P: 3	R: 0 E: 0 K: 0 S: 2	H: 0 LOB: 0 BB: 1 P: 6	R: 1 E: 0 K: 0 S: 5	H: 3 LOB: 2 BB: 1 P: 9	R: 6 E: 0 K: 1 S: 9	H: 4 LOB: 0 BB: 2 P: 17	R: 0 E: 0 K: 1 S: 9	H: 1 LOB: 0 BB: 0 P: 17	1B: 11 2B: 2 3B: 0 HR: 2	SF: 0 SAC: 0 DP: 4 HBP: 0	WP: 0 PB: 0 SB: 2 CS: 0	PA: 44
PITCHER	IP WLS BF H R ER SO BB IBB HBP BLK WP HR S P ERA WHIP	IP WLS BF H R ER SO BB IBB HBP BLK WP HR S P ERA WHIP																		
Dan Schatzeder, L ERA: 6.14 (5, 1)	4.0 L 20 5 2 2 0 1 2 0 0 0 0 12 24 6.00 2.000	3.0 S 15 5 2 2 0 1 2 0 0 0 0 12 24 6.00 2.000																		
Dave Rozema, R ERA: 4.99 (8, 1)	1.0 9 4 6 6 6 1 1 1 0 0 0 2 9 17 54.00 5.000																			

Batter	1	2	3	4	5	6	7	8	9	AB	R	H	RBI	BB	SO	LOB	TOP					
Kirk Gibson, L OBP: 0.283, SLG: 0.409 (1, 8)										5	0	1	0	0	2	1						
Alan Trammell, R OBP: 0.409, SLG: 0.416 (1, 6)										4	0	1	0	1	0	1						
Richie Hebner, L OBP: 0.341, SLG: 0.407 (1, 5)										5	1	1	0	0	1	4						
Champ Summers, L OBP: 0.393, SLG: 0.477 (1, 9)										5	0	1	0	0	0	3						
Dan Gonzales, L OBP: 0.200, SLG: 0.200 (1, 7)										5	1	1	0	0	0	3						
Lance Parrish, R OBP: 0.333, SLG: 0.494 (1, 2)										4	1	1	1	0	0	1						
Tim Corcoran, L OBP: 0.326, SLG: 0.200 (1, 3)										3	1	1	0	1	1	2						
Tom Brookens, R OBP: 0.280, SLG: 0.299 (1, 4)										3	1	0	0	1	0	1						
Rick Peters, S OBP: 0.307, SLG: 0.323 (1, 10)										4	1	2	4	0	0	0						
Inning Stats	R: 0 E: 0 K: 1 S: 5	H: 0 LOB: 1 BB: 1 P: 9	R: 0 E: 0 K: 0 S: 4	H: 1 LOB: 1 BB: 0 P: 4	R: 0 E: 0 K: 0 S: 3	H: 0 LOB: 0 BB: 0 P: 3	R: 1 E: 1 K: 1 S: 7	H: 1 LOB: 1 BB: 0 P: 7	R: 0 E: 0 K: 2 S: 9	H: 2 LOB: 2 BB: 0 P: 9	R: 5 E: 0 K: 0 S: 7	H: 4 LOB: 1 BB: 2 P: 15	R: 0 E: 0 K: 0 S: 4	H: 1 LOB: 1 BB: 0 P: 4	R: 0 E: 0 K: 0 S: 3	H: 0 LOB: 0 BB: 0 P: 3	R: 0 E: 1 K: 0 S: 4	H: 0 LOB: 1 BB: 0 P: 4	1B: 4 2B: 4 3B: 0 HR: 1	SF: 0 SAC: 0 DP: 0 HBP: 0	WP: 1 PB: 1 SB: 0 CS: 0	PA: 41
PITCHER	IP WLS BF H R ER SO BB IBB HBP BLK WP HR S P ERA WHIP																					
Mike Griffin, R ERA: 3.38 (1, 1)	5.1 W 27 7 6 5 4 3 0 0 0 1 1 32 44 8.44 1.875																					
Ron Davis, R ERA: 2.43 (6, 1)	3.2 S 14 2 0 0 0 0 0 0 0 0 0 0 14 14 0.00 0.545																					

Detroit Tigers @ New York Yankees
 Yankee Stadium, Bronx, NY
 Tue May 27 1980, 7:05 PM EDT
 Att: 20,150 - Unknown - 72 F

AB	38
R	6
H	9
RBI	5
BB	3
SO	4
LOB	16

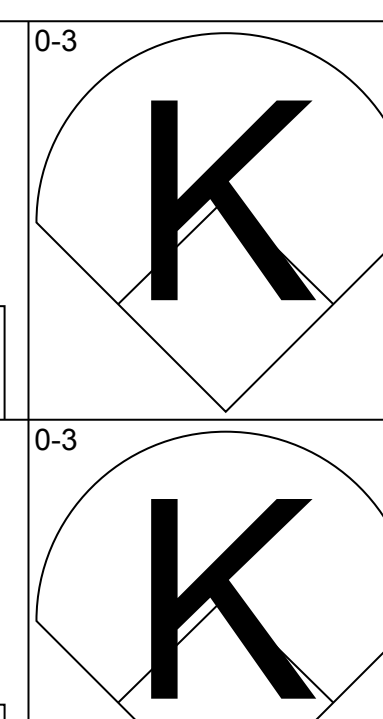
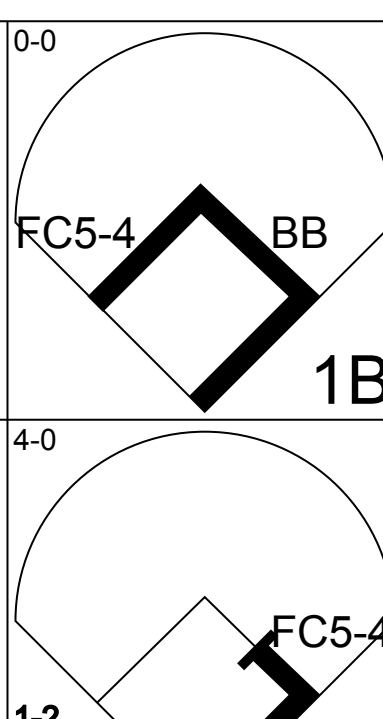
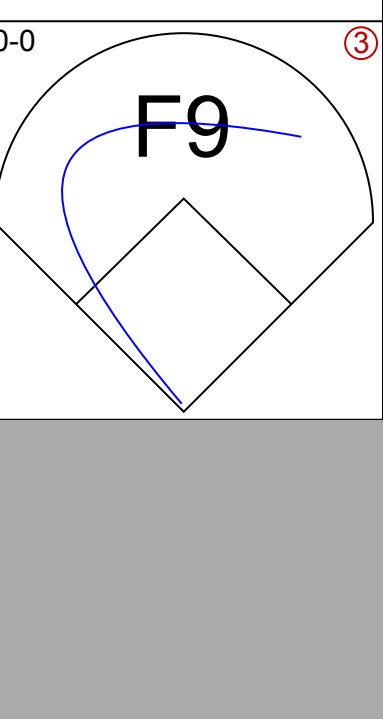
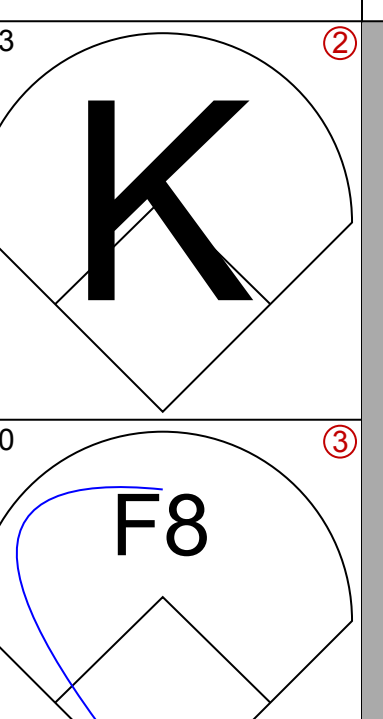
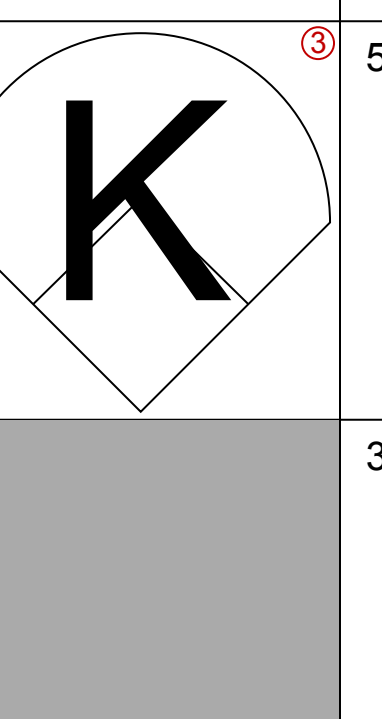
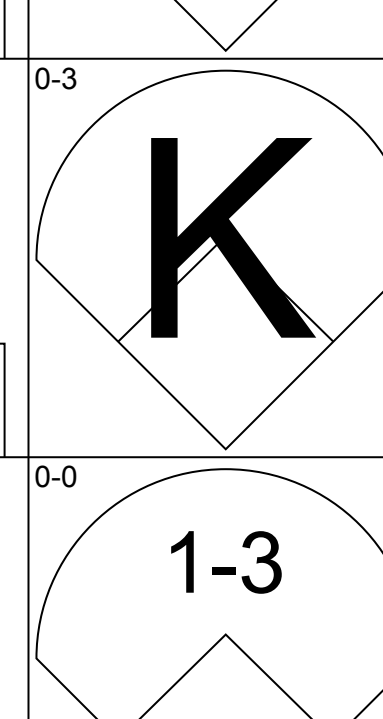
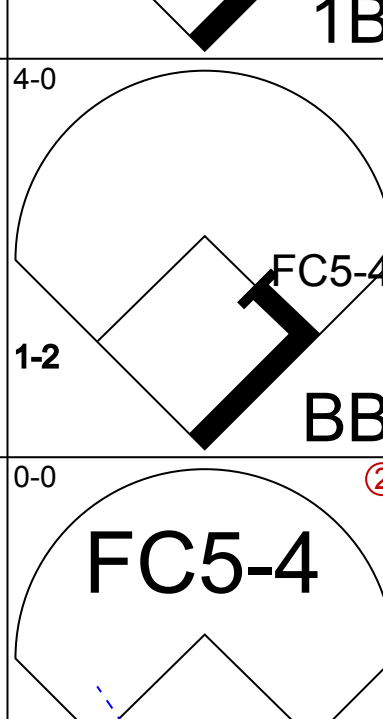

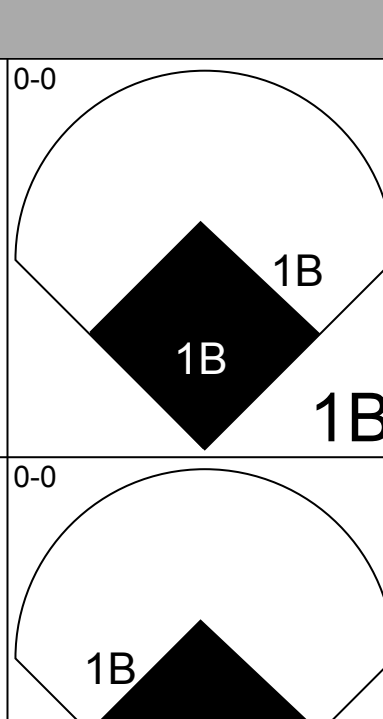
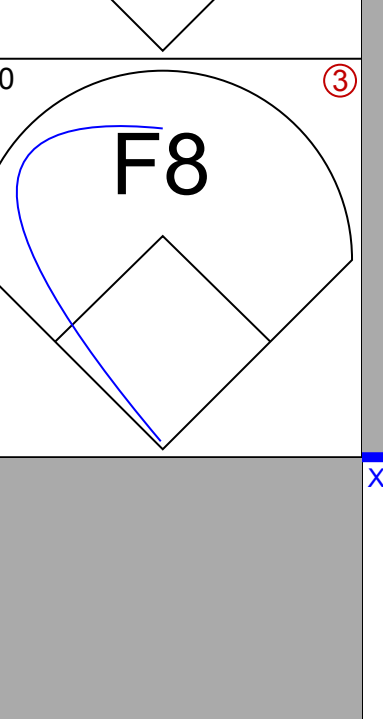
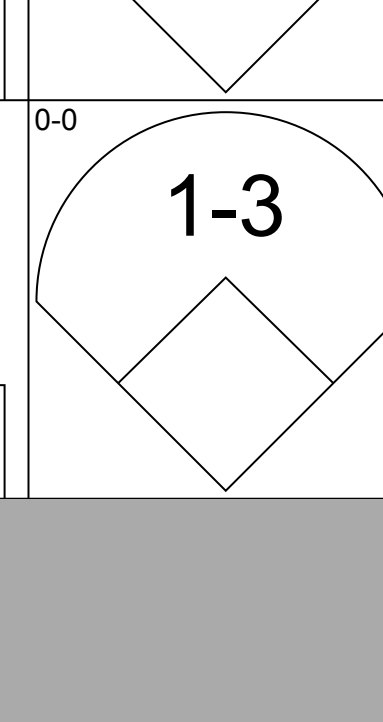
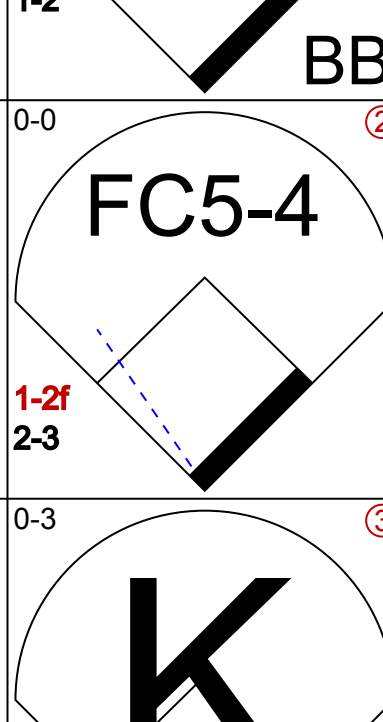
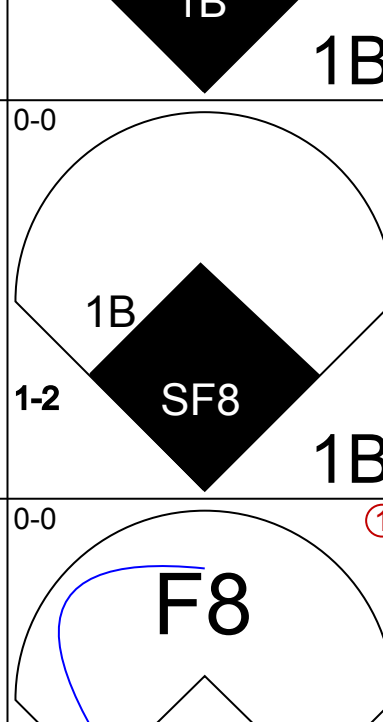
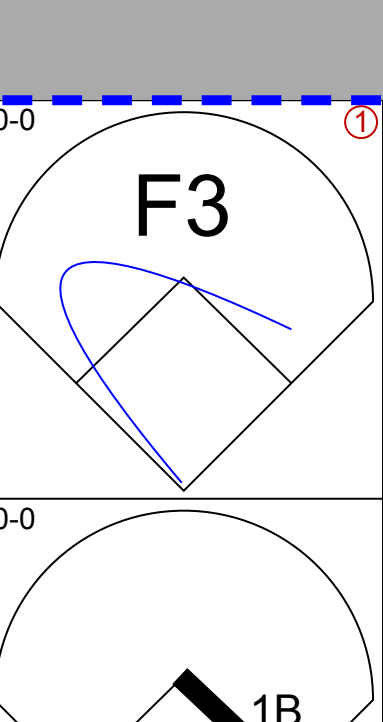
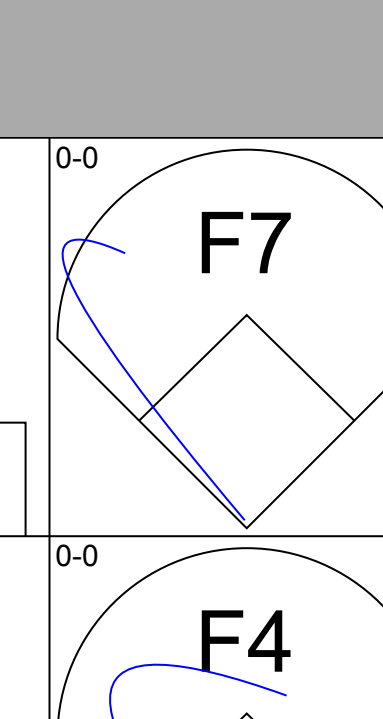

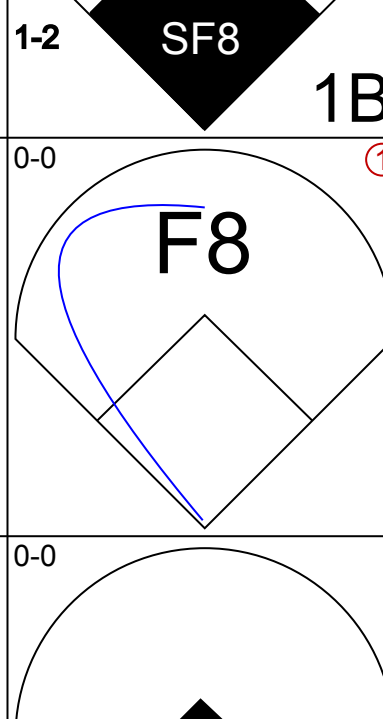
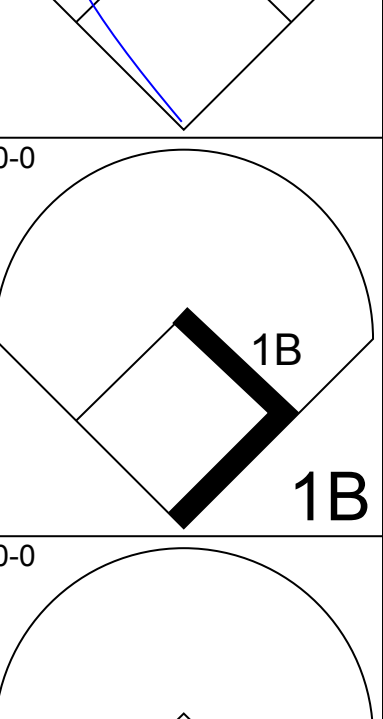
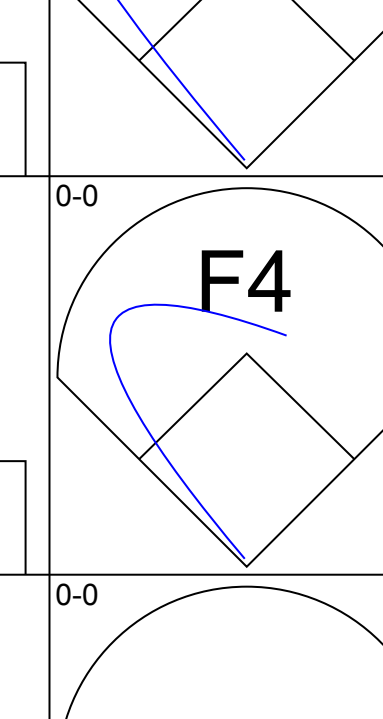
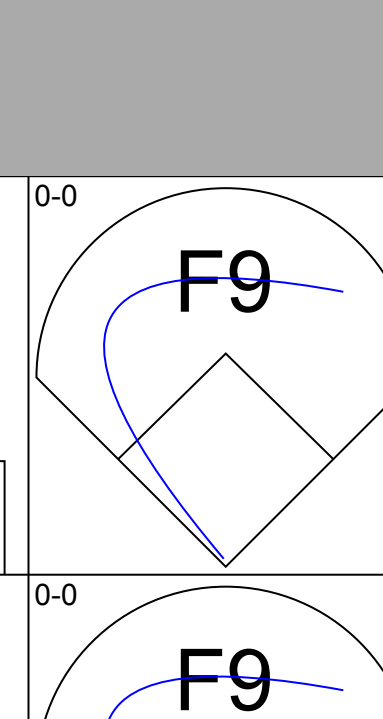
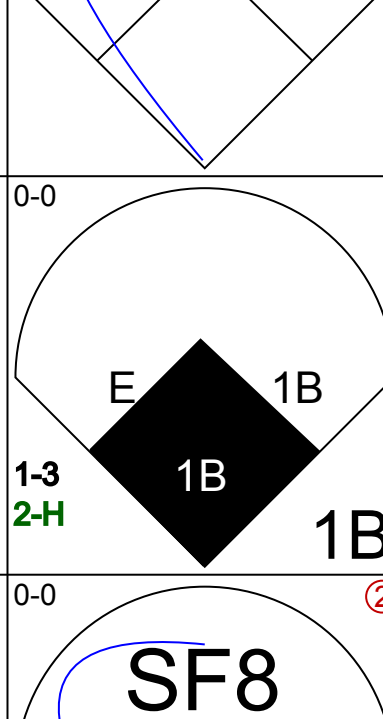
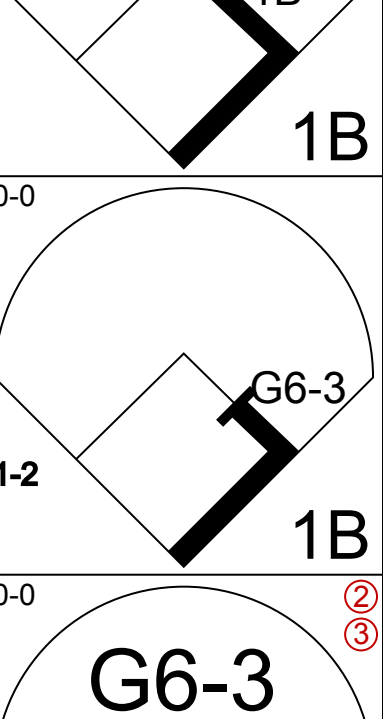
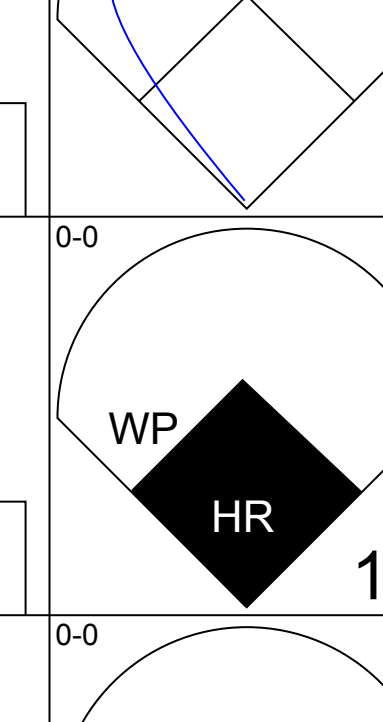
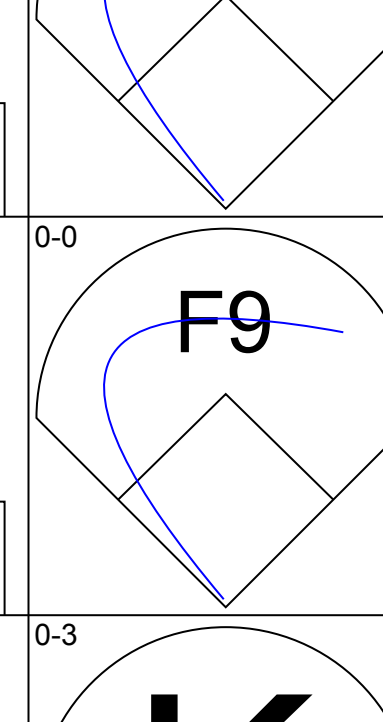
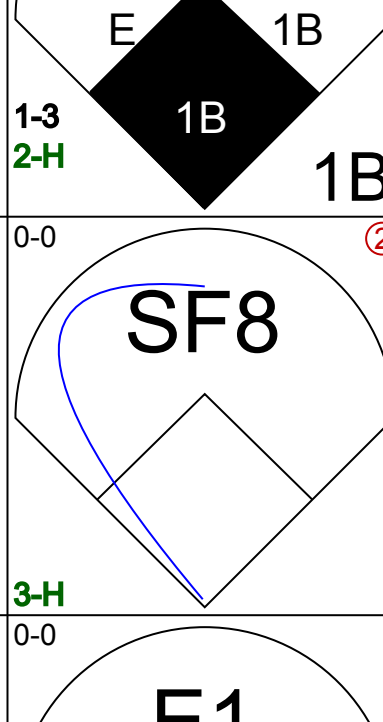
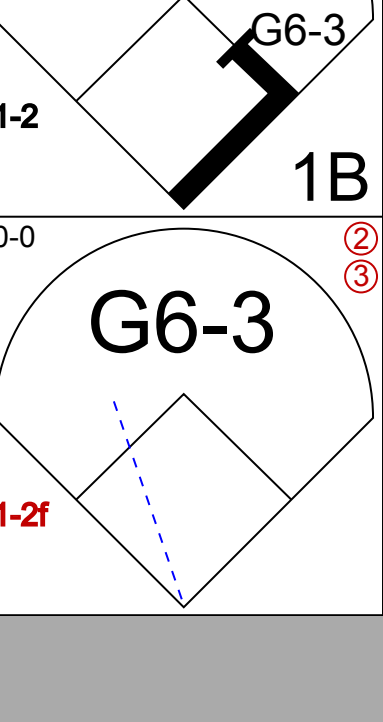
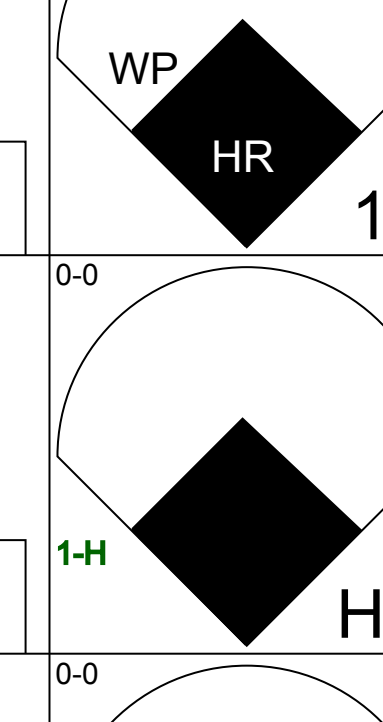
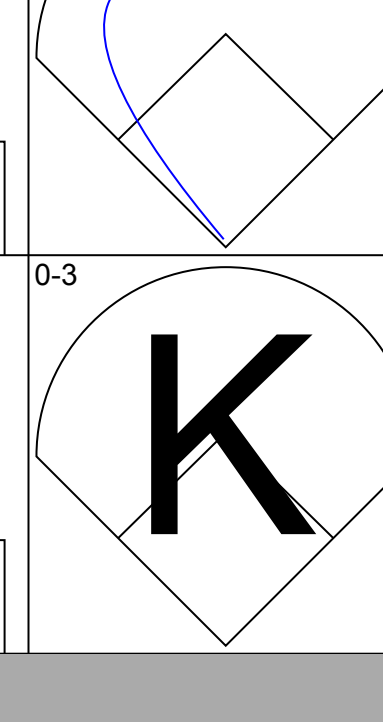
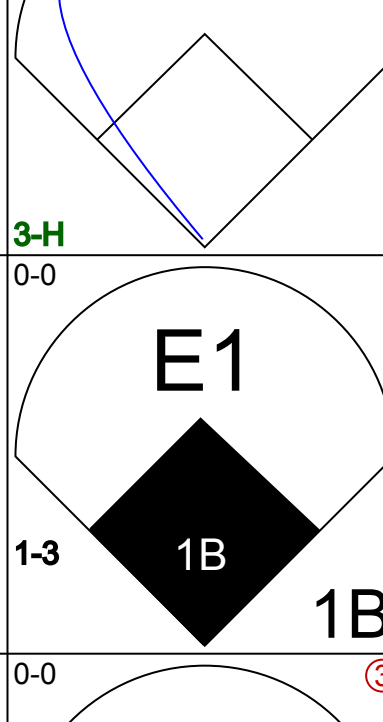
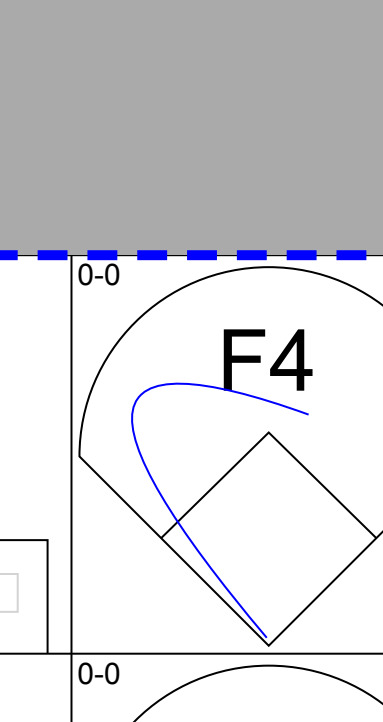
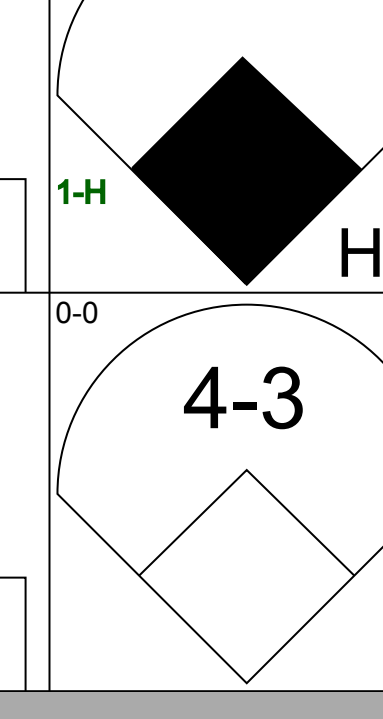
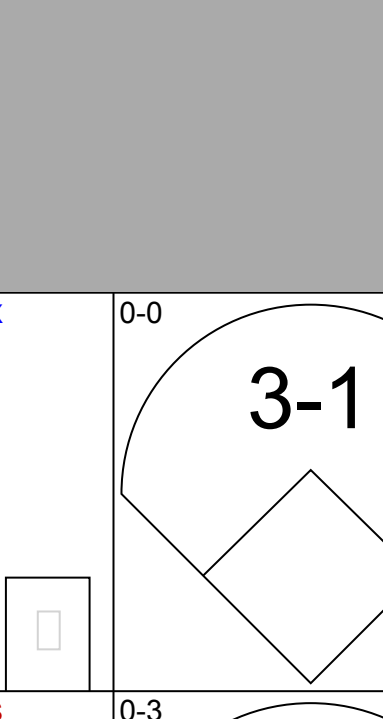
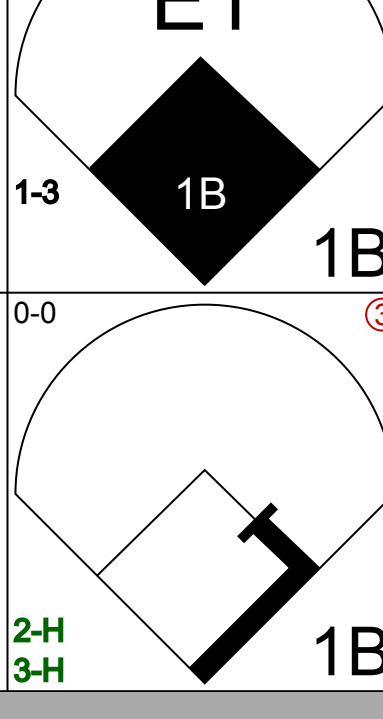
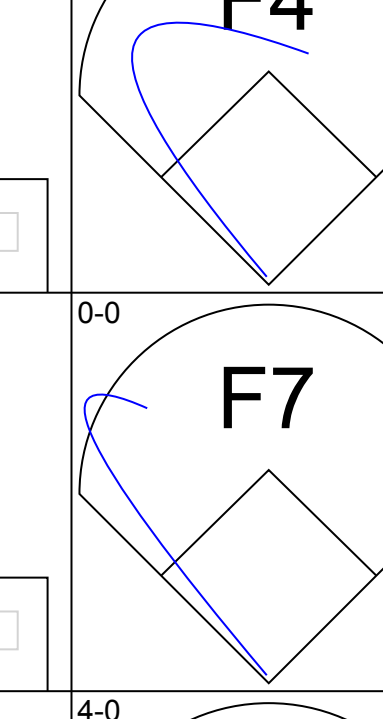
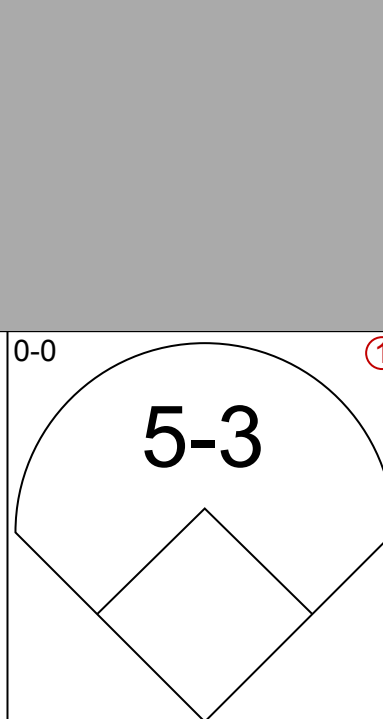
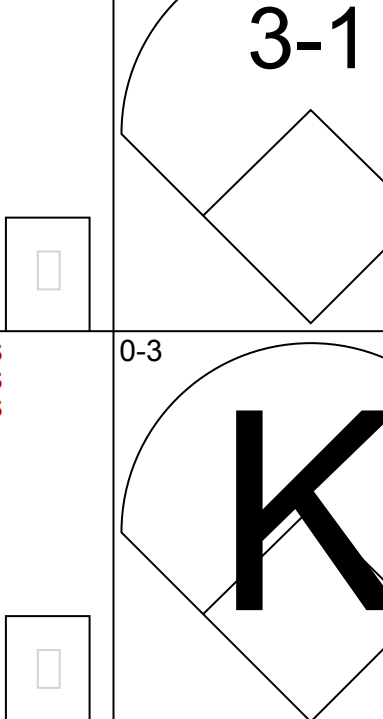
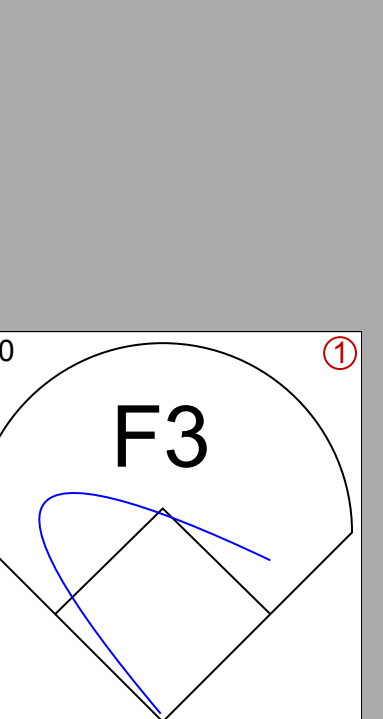
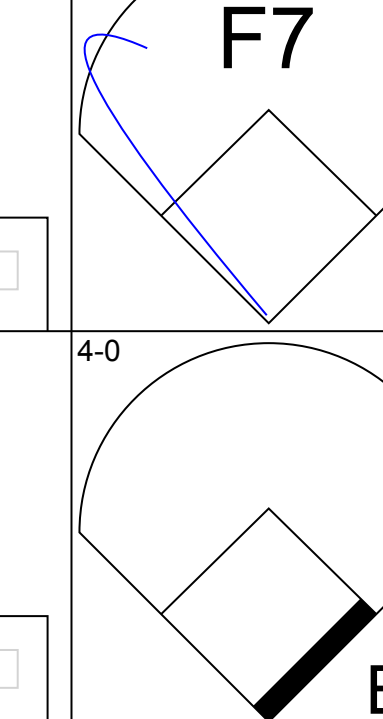


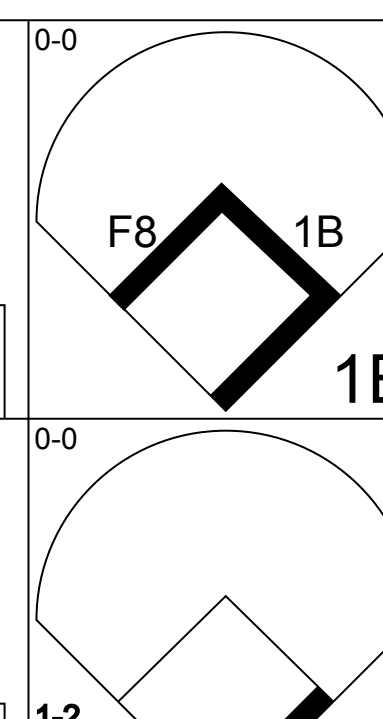
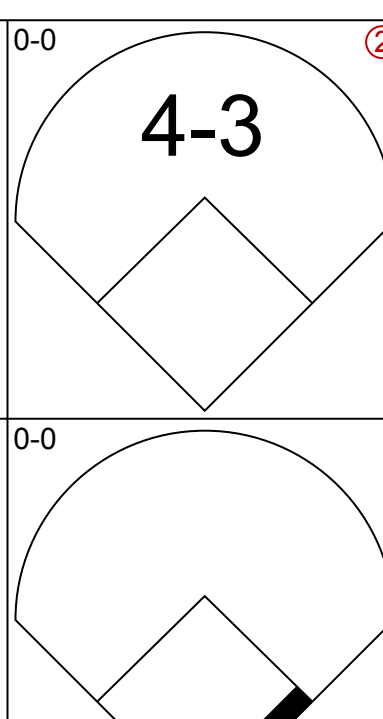
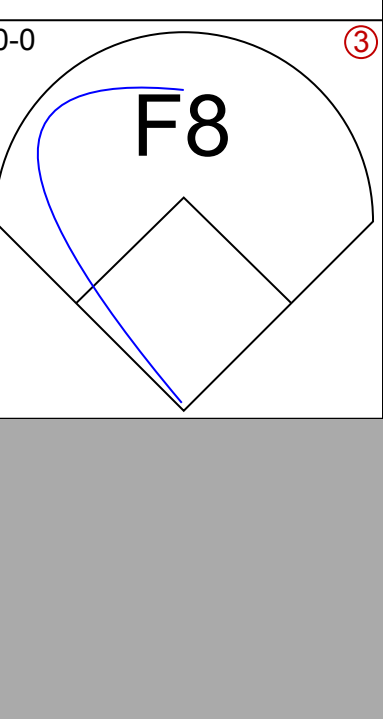

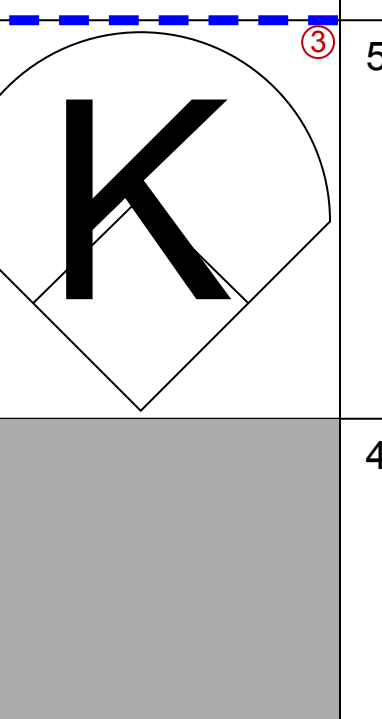
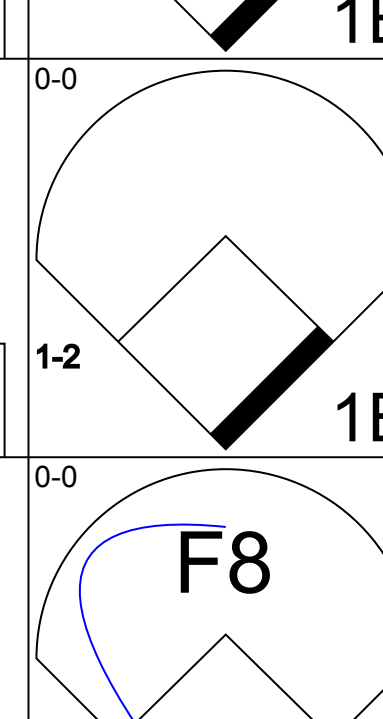
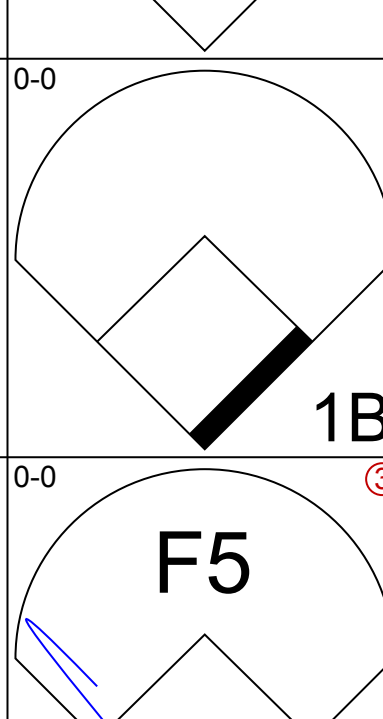

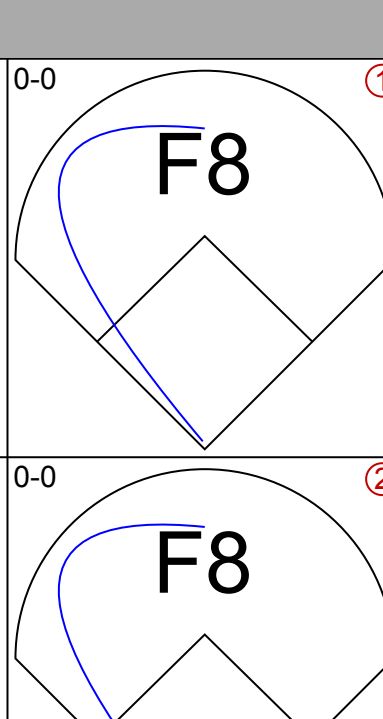
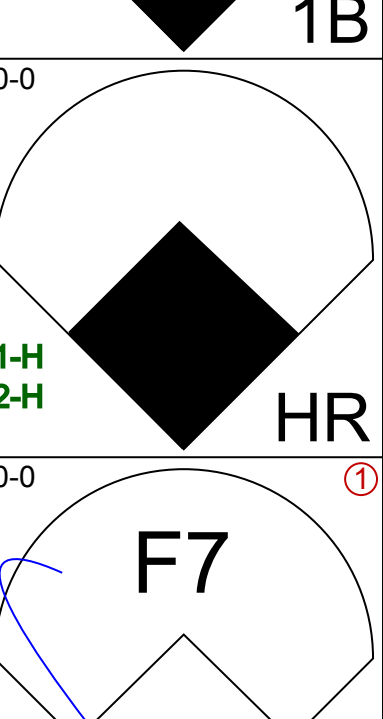
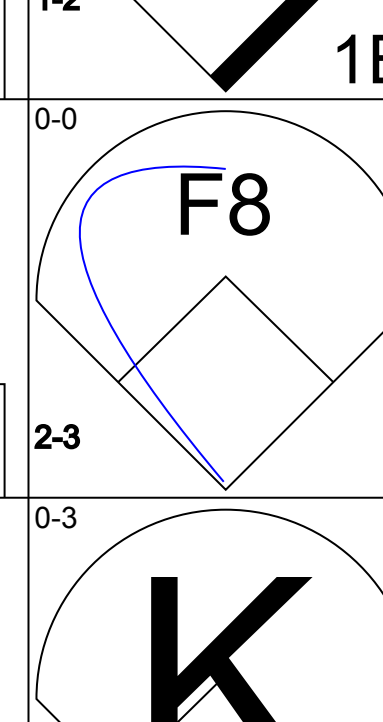
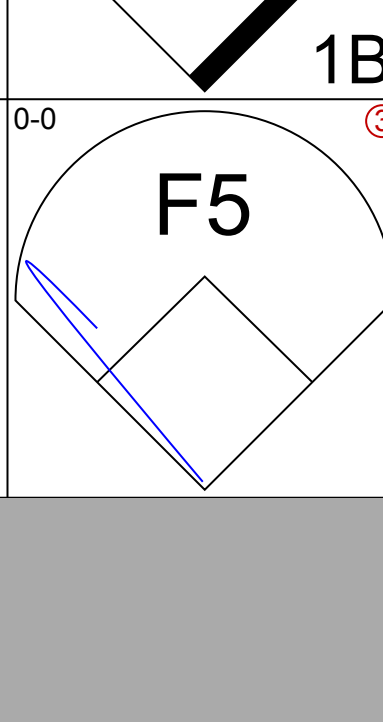

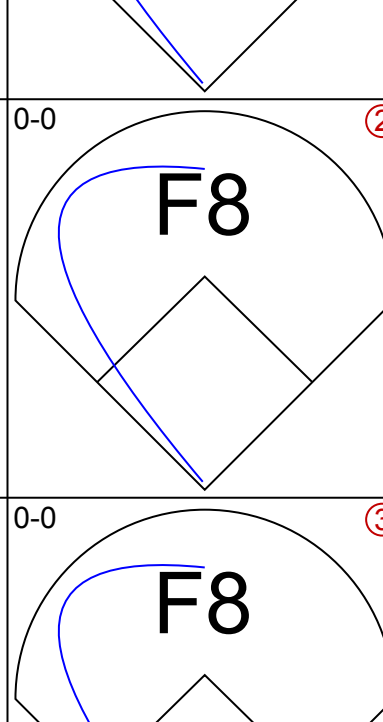
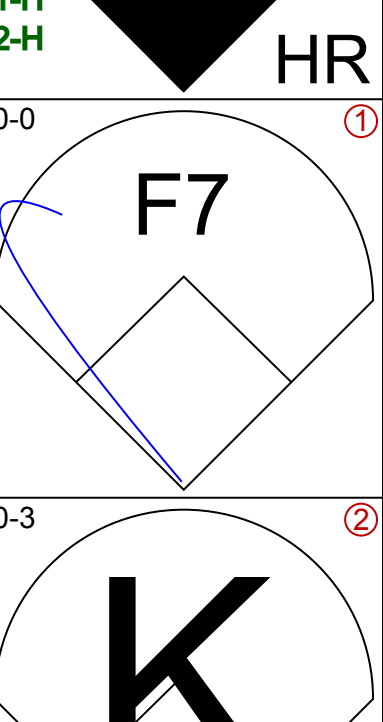
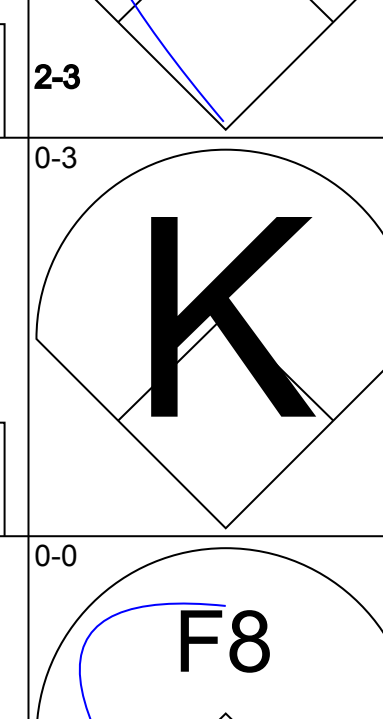
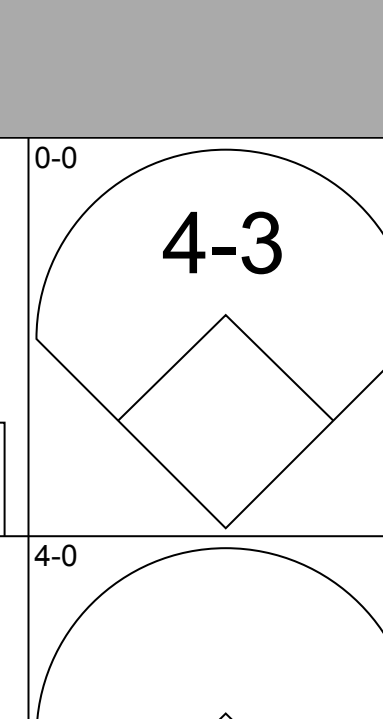
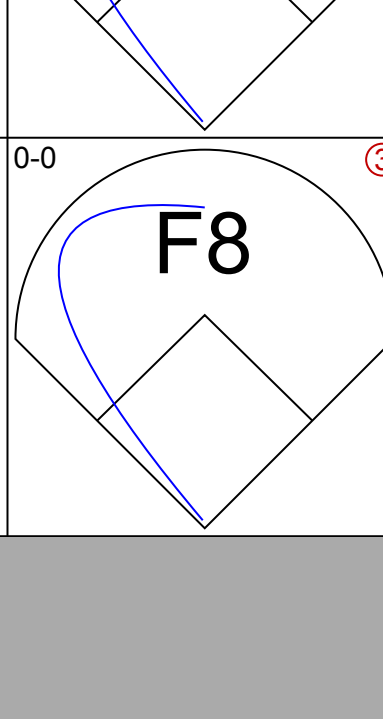
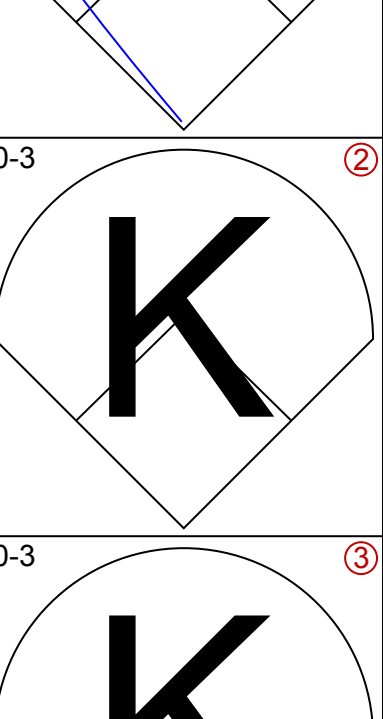
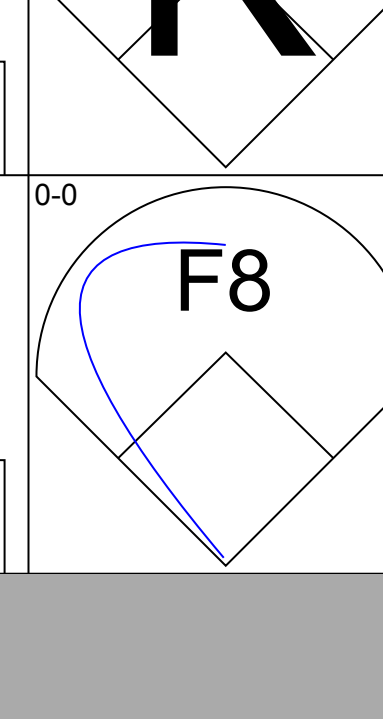
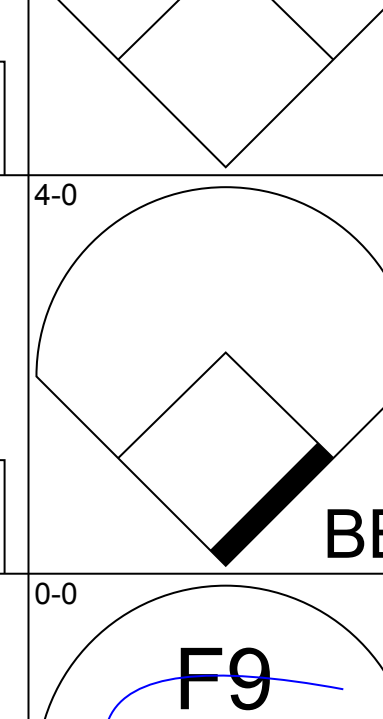

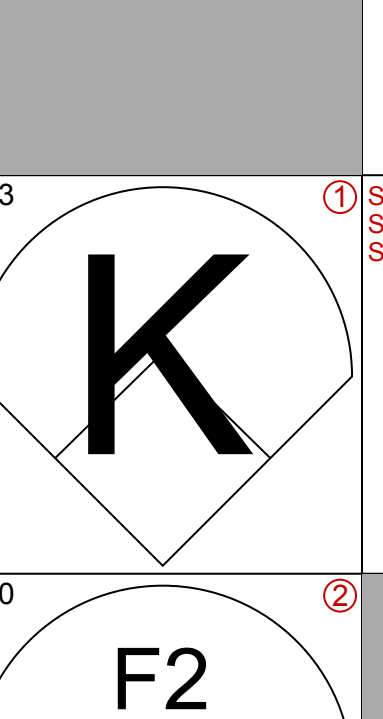
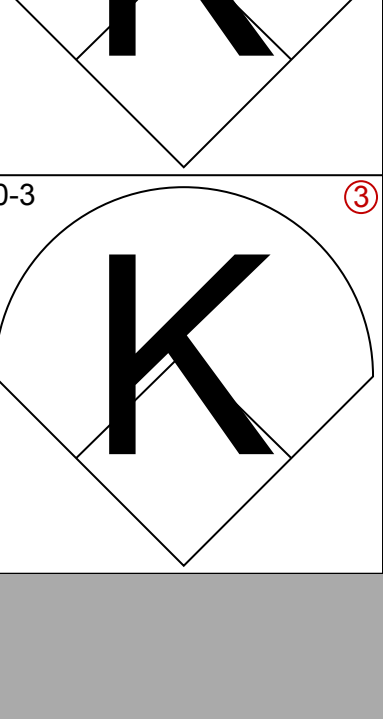
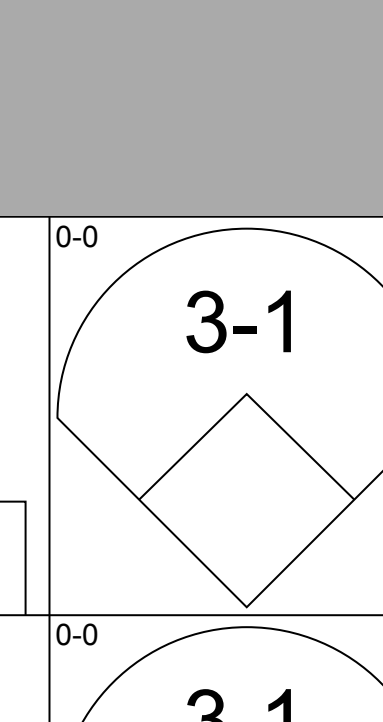
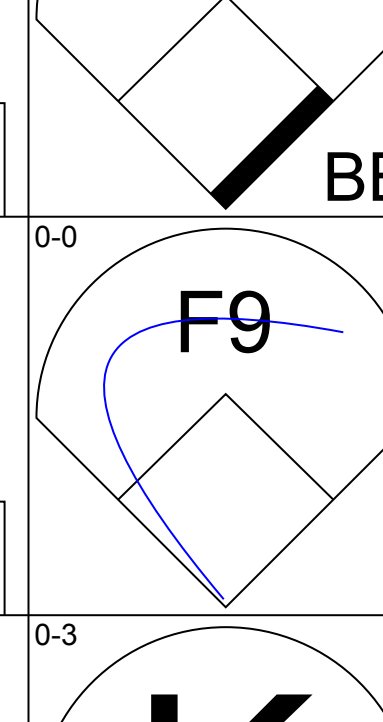


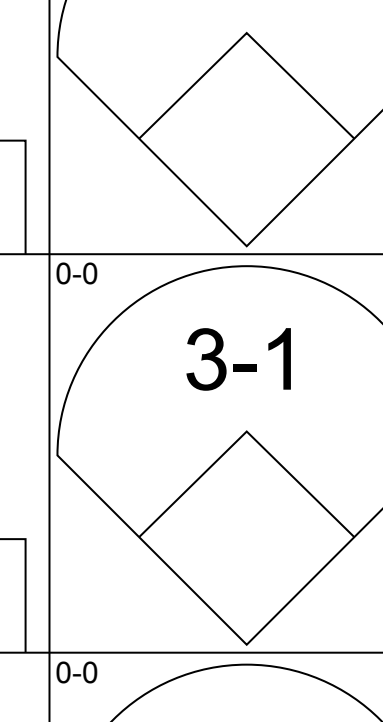
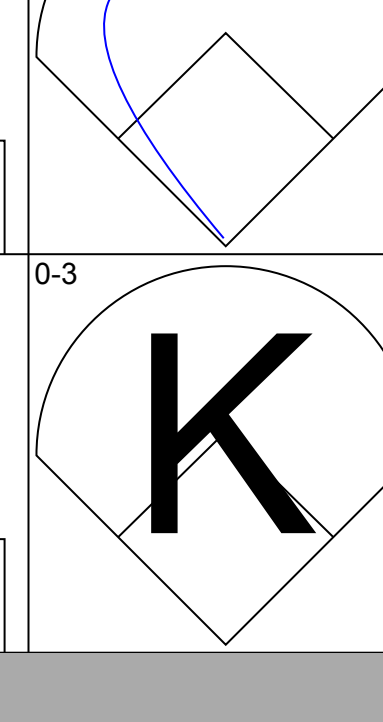


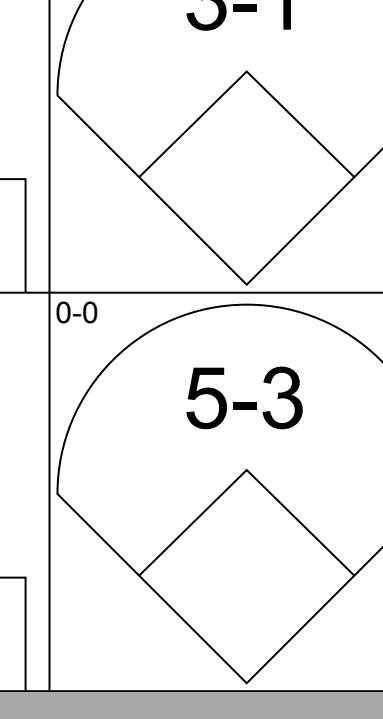
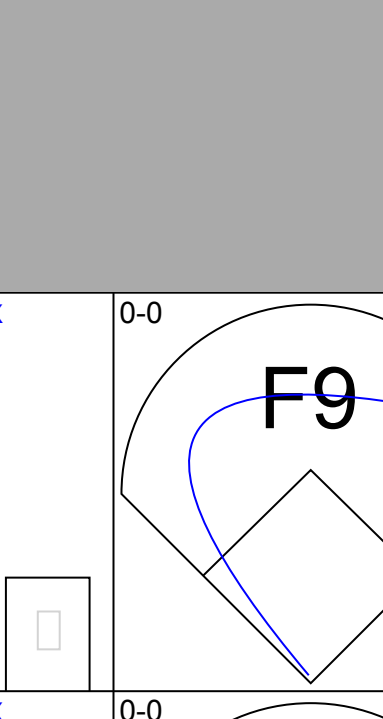


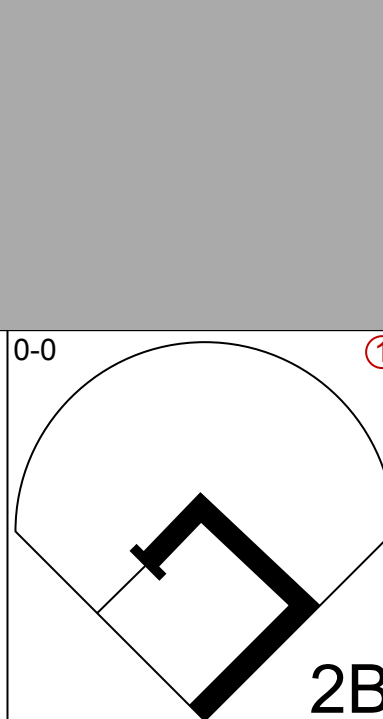
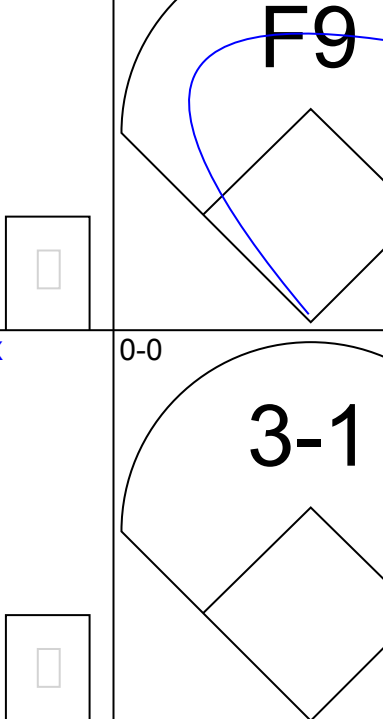
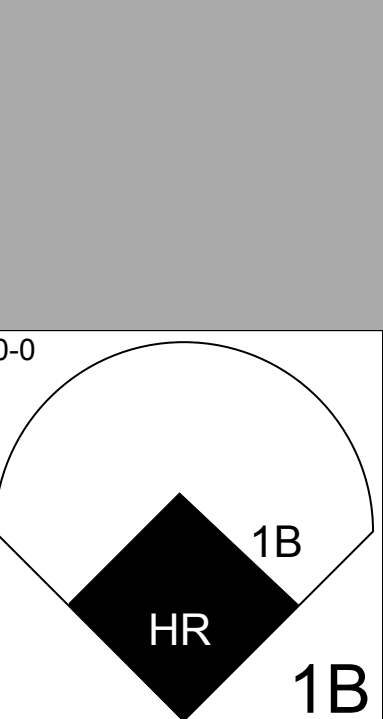
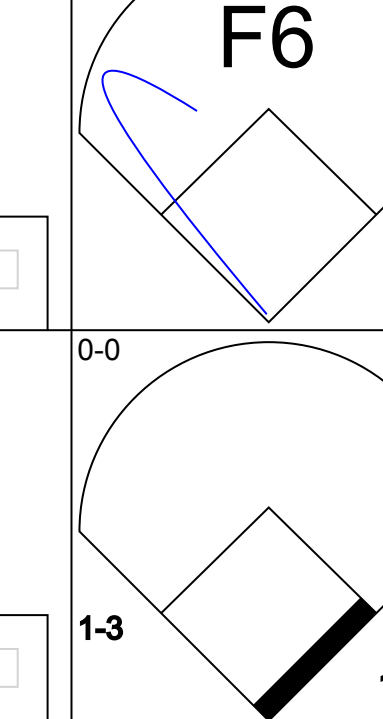
Batter	1	2	3	4	5	6	7	8	9	AB	R	H	RBI	BB	SO	LOB	BOTTOM					
Willie Randolph, R OBP: 0.429, SLG: 0.481 (1, 4)										5	0	2	0	0	0	2						
Bobby Murcer, L OBP: 0.283, SLG: 0.289 (1, 7)										1	0	0	0	0	0	1						
Lou Piniella, R OBP: 0.266, SLG: 0.262 (2, PH) (3, 7)										3	0	2	1	0	0	0						
Joe Lefebvre, L OBP: 0.524, SLG: 0.789 (1, 9)										5	1	1	0	0	2	5						
Reggie Jackson, L OBP: 0.336, SLG: 0.517 (1, 10)										4	2	1	2	1	0	4						
Graig Nettles, L OBP: 0.358, SLG: 0.430 (1, 5)										4	1	2	0	0	1	0						
Jim Spencer, L OBP: 0.333, SLG: 0.375 (1, 3)										4	1	2	3	0	0	0						
Bobby Brown, S OBP: 0.357, SLG: 0.481 (1, 8)										3	1	2	1	1	0	2						
Rick Cerone, R OBP: 0.273, SLG: 0.399 (1, 2)										3	1	1	0	0	0	1						
Johnny Oates, L ERA: 4.4 (6, 2)										1	0	0	0	0	0	1						
Bucky Dent, R OBP: 0.297, SLG: 0.385 (1, 6)										4	2	3	2	0	0	1						
Inning Stats	R: 0 E: 0 K: 0 S: 3	H: 1 LOB: 0 BB: 0 P: 3	R: 8 E: 1 K: 0 S: 12	H: 9 LOB: 2 BB: 1 P: 16	R: 0 E: 0 K: 1 S: 8	H: 3 LOB: 3 BB: 0 P: 8	R: 0 E: 0 K: 0 S: 4	H: 1 LOB: 1 BB: 0 P: 4	R: 1 E: 0 K: 0 S: 4	H: 1 LOB: 0 BB: 0 P: 4	R: 0 E: 0 K: 1 S: 5	H: 0 LOB: 0 BB: 0 P: 5	R: 0 E: 0 K: 0 S: 2	H: 0 LOB: 1 BB: 1 P: 6	R: 0 E: 0 K: 1 S: 6	H: 1 LOB: 1 BB: 0 P: 6	R: 0 E: 0 K: 0 S: 4	H: 0 LOB: 1 BB: 0 P: 4	1B: 12 2B: 3 3B: 0 HR: 1	SF: 1 SAC: 0 DP: 2 HBP: 0	WP: 0 PB: 0 SB: 1 CS: 0	PA: 40
PITCHER	IP WLS BF H R ER SO BB IBB HBP BLK WP HR S P ERA WHIP																					
Dan Petry, R ERA: 4.32 (1, 1)	1.0 L 8 5 5 5 0 1 0 0 0 0 0 1 24 24 9.00 2.500																					
John Hiller, L ERA: 4.4 (2, 1)	4.0 22 10 4 4 1 0 0 0 0 0 0 1 24 24 9.00 2.500																					
Dave Tobik, R ERA: 5.68 (6, 1)	3.0 10 1 0 0 2 1 0 0 0 0 0 0 13 17 0.00 0.667																					

Detroit Tigers @ New York Yankees
 Yankee Stadium, Bronx, NY
 Tue May 27 1980, 7:05 PM EDT
 Att: 20,150 - Unknown - 72 F

AB	37
R	9
H	16
RBI	9
BB	2
SO	3
LOB	17



Batter	1	2	3	4	5	6	7	8	9	AB	R	H	RBI	BB	SO	LOB	TOP					
Kirk Gibson, L OBP: 0.280, SLG: 0.401 (1, 8)			 FC5-4 BB 1B		 F9					5	0	1	0	0	3	1	Detroit Tigers @ New York Yankees Yankee Stadium, Bronx, NY Wed May 28 1980, 7:05 PM EDT Att: 26,382 - Unknown - 72 F					
Alan Trammell, R OBP: 0.411, SLG: 0.414 (1, 6)			 FC5-4 BB 1-2			 1B 1B	 F8			3	1	1	0	1	1	0						
Lance Parrish, R OBP: 0.331, SLG: 0.488 (1, 2)	 1-3		 FC5-4 1-2 2-3			 1B SF8 1B		 F3		4	1	1	0	0	0	2						
John Wockenfuss, R OBP: 0.354, SLG: 0.478 (1, 7)		 F7				 F8		 1B 1B		4	0	1	0	0	1	4						
Richie Hebner, L OBP: 0.346, SLG: 0.410 (1, 5)		 F4		 F9		 E 1B 1B 1-3 2-H		 G6-3 1B		4	1	2	1	0	0	0						
Tom Brookens, R OBP: 0.279, SLG: 0.300 (1, 4)		 WP HR 1B		 F9		 SF8		 G6-3 1-2		3	1	1	1	0	0	2						
Dave Stegman, R OBP: 0.313, SLG: 0.333 (1, 9)		 1-H HR				 E1 1B 1-3			 F4	4	2	2	2	0	1	0						
Tim Corcoran, L OBP: 0.319, SLG: 0.205 (1, 3)		 4-3			 3-1		 2-H 3-H 1B		 F7	4	0	1	2	0	0	0						
Rick Peters, S OBP: 0.304, SLG: 0.309 (1, 10)			 5-3				 F3		 BB	3	0	0	0	1	1	0						
Inning Stats	R: 0 E: 0 K: 2 S: 7	H: 0 LOB: 0 BB: 0 P: 7	R: 2 E: 0 K: 0 S: 5	H: 2 LOB: 0 BB: 0 P: 5	R: 0 E: 0 K: 1 S: 6	H: 1 LOB: 2 BB: 1 P: 10	R: 0 E: 0 K: 1 S: 5	H: 0 LOB: 0 BB: 0 P: 5	R: 0 E: 0 K: 1 S: 5	H: 0 LOB: 0 BB: 0 P: 5	R: 4 E: 1 K: 0 S: 7	H: 5 LOB: 1 BB: 0 P: 7	R: 0 E: 0 K: 1 S: 5	H: 0 LOB: 0 BB: 0 P: 5	R: 0 E: 0 K: 0 S: 4	H: 2 LOB: 1 BB: 0 P: 4		R: 0 E: 0 K: 1 S: 5	H: 0 LOB: 1 BB: 1 P: 9	1B: 9 2B: 0 3B: 0 HR: 1	SF: 1 SAC: 0 DP: 1 HBP: 0	WP: 2 PB: 0 SB: 0 CS: 0
PITCHER	IP	WLS	BF	H	R	ER	SO	BB	IBB	HBP	BLK	WP	HR	S	P	ERA	WHIP					
Ron Guidry, L ERA: 3.12 (1, 1)	7.0	L	29	8	6	5	6	1	0	0	0	1	1	40	44	6.43	1.286					
Rudy May, L ERA: 2.51 (8, 1)	1.0		4	2	0	0	0	0	0	0	0	0	0	4	4	0.00	2.000					
Rich Gossage, R ERA: 3.63 (9, 1)	1.0		4	0	0	0	1	1	0	0	0	0	0	5	9	0.00	1.000					

Batter	1	2	3	4	5	6	7	8	9	AB	R	H	RBI	BB	SO	LOB	BOTTOM					
Willie Randolph, R OBP: 0.428, SLG: 0.478 (1, 4)	 F8 1B		 4-3		 F8			 1-2 HR 1B		5	1	2	0	0	1	2	Detroit Tigers @ New York Yankees Yankee Stadium, Bronx, NY Wed May 28 1980, 7:05 PM EDT Att: 26,382 - Unknown - 72 F					
Bobby Murcer, L OBP: 0.320, SLG: 0.405 (1, 7)	 1-2 1B		 1B		 F8	 F8		 1-H 2-H HR		4	1	3	3	0	0	0						
Joe Lefebvre, L OBP: 0.440, SLG: 0.652 (1, 9)	 F8 2-3		 F5		 F8	 F8		 F7		4	0	0	0	0	0	3						
Reggie Jackson, L OBP: 0.326, SLG: 0.500 (1, 10)	 K			 4-3		 F8		 K		4	0	0	0	0	2	2						
Graig Nettles, L OBP: 0.355, SLG: 0.420 (1, 5)	 F8			 BB		 K	 K	 K		3	0	0	0	1	2	2						
Jim Spencer, L OBP: 0.320, SLG: 0.357 (1, 3)		 3-1		 F9		 F2		 F5		4	0	0	0	0	0	1						
Bobby Brown, S OBP: 0.364, SLG: 0.481 (1, 8)		 3-1		 K		 FC6-4 1B		 1B 1B		4	0	2	0	0	1	1						
Rick Cerone, R OBP: 0.266, SLG: 0.388 (1, 2)		 5-3			 F9	 FC6-4 1-2		 F6		4	0	0	0	0	0	2						
Bucky Dent, R OBP: 0.309, SLG: 0.403 (1, 6)			 2B		 3-1			 1B HR 1B	 1-3 1B	4	1	3	0	0	0	0						
Inning Stats	R: 0 E: 0 K: 1 S: 7	H: 2 LOB: 2 BB: 0 P: 7	R: 0 E: 0 K: 0 S: 3	H: 0 LOB: 0 BB: 0 P: 3	R: 0 E: 0 K: 0 S: 4	H: 2 LOB: 1 BB: 0 P: 4	R: 0 E: 0 K: 1 S: 5	H: 0 LOB: 1 BB: 1 P: 9	R: 0 E: 0 K: 0 S: 3	H: 0 LOB: 0 BB: 0 P: 3	R: 0 E: 0 K: 0 S: 3	H: 0 LOB: 0 BB: 0 P: 3	R: 0 E: 0 K: 1 S: 6	H: 1 LOB: 1 BB: 0 P: 6	R: 3 E: 0 K: 2 S: 10	H: 3 LOB: 0 BB: 0 P: 10		R: 0 E: 0 K: 1 S: 7	H: 2 LOB: 2 BB: 0 P: 7	1B: 8 2B: 1 3B: 0 HR: 1	SF: 0 SAC: 0 DP: 0 HBP: 0	WP: 0 PB: 0 SB: 0 CS: 0
PITCHER	IP	WLS	BF	H	R	ER	SO	BB	IBB	HBP	BLK	WP	HR	S	P	ERA	WHIP					
Jack Morris, R ERA: 4.6 (1, 1)	8.2	W	36	10	3	3	5	1	0	0	0	0	1	45	49	3.12	1.269					
Aurelio Lopez, R ERA: 4.91 (9, 1)	0.1	S	1	0	0	0	1	0	0	0	0	0	0	3	3	0.00	0.000					

Batter	1	2	3	4	5	6	7	8	9	10	11	AB	R	H	RBI	BB	SO	LOB	TOP								
Alfredo Griffin, S OBP: 0.285, SLG: 0.378 (1, 6)	4-3		2B		1B 2B	HBP		2B		F7		5	1	3	0	0	0	2									
Bob Bailor, R Al Woods, L OBP: 0.330, SLG: 0.258 OBP: 0.357, SLG: 0.528 (1, 7) (6, PH) (6, 7)	5-3		F6		F9	1-4-3		F6		K		3	0	0	0	0	0	3									
Roy Howell, L OBP: 0.340, SLG: 0.414 (1, 5)	3B		K		2B 1B		1B BB	K2-3		K		5	2	2	1	1	3	2									
Otto Velez, R OBP: 0.444, SLG: 0.640 (1, 10)	BB				FC5-4 1B		1B E 1B	K		F8		5	2	3	1	1	1	0									
Barry Bonnell, R OBP: 0.287, SLG: 0.409 (1, 9)	F8				K		F1	K2-3		F3		6	0	1	2	0	2	5									
Damaso Garcia, R OBP: 0.289, SLG: 0.401 (1, 4)		4-3			FC5-4 1-2		F5	F4				5	0	0	0	0	0	4									
John Mayberry, L OBP: 0.325, SLG: 0.420 (1, 3)		F7			K		K	E9 1B		K		5	0	1	1	0	3	1									
Rick Bosetti, R OBP: 0.279, SLG: 0.312 (1, 8)		F8			5-3		5-3	F7		1B		5	0	1	0	0	0	1									
Bob Davis, R Joe Cannon, L OBP: 0.309, SLG: 0.309 (6, PR) (6, PR)			5-3		1B 1B		HBP 1B	F4		1B		3	1	2	0	0	0	0									
Ernie Whitt, L OBP: 0.308, SLG: 0.241 (6, 2)												0	0	0	0	0	0	0									
												2	0	1	0	0	0	0									
Inning Stats	R: 0 E: 0 K: 0 S: 4	H: 1 LOB: 2 BB: 1 P: 8	R: 0 E: 0 K: 0 S: 3	H: 0 LOB: 0 BB: 0 P: 3	R: 0 E: 0 K: 1 S: 6	H: 1 LOB: 1 BB: 0 P: 6	R: 0 E: 1 K: 2 S: 8	H: 1 LOB: 1 BB: 0 P: 8	R: 4 E: 0 K: 0 S: 8	H: 5 LOB: 1 BB: 0 P: 8	R: 0 E: 0 K: 1 S: 6	H: 1 LOB: 2 BB: 0 P: 7	R: 2 E: 1 K: 0 S: 5	H: 2 LOB: 1 BB: 1 P: 9	R: 0 E: 0 K: 2 S: 7	H: 0 LOB: 0 BB: 0 P: 7	R: 0 E: 0 K: 2 S: 9	H: 2 LOB: 2 BB: 0 P: 9	R: 0 E: 0 K: 1 S: 5	H: 0 LOB: 0 BB: 0 P: 5	1B: 10 2B: 3 3B: 1 HR: 0	SF: 0 SAC: 0 DP: 0 HBP: 1	WP: 0 PB: 0 SB: 0 CS: 0	PA: 50			
PITCHER	IP ERA WLS BF H R ER SO BB IBB HBP BLK WP HR S P ERA WHIP	Tommy John, L ERA: 3.26 (1, 1)	5.2 3.26 1.0 5 1 2 1 0 1 0 0 0 0 0 4 8 6.35 1.765	Ron Davis, R ERA: 2.61 (6, 1)	1.0 2.61 W 17 4 0 0 6 0 0 0 0 0 0 29 29 0.00 0.923	Rudy May, L ERA: 2.4 (7, 1)	4.1 2.4 W 17 4 0 0 6 0 0 0 0 0 0 29 29 0.00 0.923																				

Toronto Blue Jays @ New York Yankees
Yankee Stadium, Bronx, NY
Sat May 31 1980, 7:05 PM EDT
Att. 25,168 - Unknown - 70 F

livebaseballscores.com

AB 47
R 6
H 14
RBI 5
BB 2
SO 10
LOB 23



Batter	1	2	3	4	5	6	7	8	9	10	11	AB	R	H	RBI	BB	SO	LOB	BOTTOM						
Willie Randolph, R OBP: 0.412, SLG: 0.453 (1, 4)	5-3	F8	FC5			F9		K		FC6-4		6	0	0	0	0	1	8							
Bobby Murcer, L OBP: 0.305, SLG: 0.431 (1, 7) (8, 9)	F9		HR 1B		F6		HR	K		F6		6	2	2	1	0	1	2							
Joe Lefebvre, L Lou Piniella, R OBP: 0.438, SLG: 0.679 OBP: 0.286, SLG: 0.276 (1, 9) (7, PH) (8, 7)	4-3		HR		5-3		F6		BB		HR 1B	3	1	1	2	0	0	0							
Reggie Jackson, L OBP: 0.326, SLG: 0.512 (1, 10)		F8	G3		K		K		F7		HR 1B	2	1	1	0	1	0	0							
Graig Nettles, L OBP: 0.354, SLG: 0.410 (1, 5)	4-3		FC6-4 1B BB		G3		1B		K			4	1	1	0	1	1	1							
Jim Spencer, L Bob Watson, R OBP: 0.320, SLG: 0.367 OBP: 0.387, SLG: 0.432 (1, 3) (7, PH) (8, 3)		HR 2B	FC6-4 1B		F6		4-3		K			3	1	2	0	0	0	0							
Bobby Brown, S OBP: 0.381, SLG: 0.557 (1, 8)		HR	FC6-4 BB 1B		F2		SH3 BB			SH5-4 FC5-2 2B		4	1	2	2	1	0	2							
Rick Cerone, R OBP: 0.279, SLG: 0.399 (1, 2)		1B	FC5 BB 1B		F7		SH3		SH5-4			3	0	2	1	0	0	0							
Bucky Dent, R OBP: 0.311, SLG: 0.390 (1, 6)		1B	FC5-2 FC6-4 BB		F8		BB					3	0	1	0	2	0	1							
Inning Stats	R: 0 E: 0 K: 0 S: 3	H: 0 LOB: 0 BB: 0 P: 3	R: 2 E: 0 K: 0 S: 7	H: 4 LOB: 2 BB: 0 P: 7	R: 3 E: 0 K: 0 S: 7	H: 4 LOB: 3 BB: 15 P: 15	R: 0 E: 0 K: 1 S: 5	H: 0 LOB: 0 BB: 0 P: 5	R: 0 E: 0 K: 0 S: 3	H: 0 LOB: 0 BB: 0 P: 3	R: 1 E: 0 K: 1 S: 7	H: 2 LOB: 1 BB: 0 P: 7	R: 0 E: 0 K: 2 S: 7	H: 0 LOB: 2 BB: 15 P: 15	R: 0 E: 0 K: 2 S: 7	H: 0 LOB: 1 BB: 11 P: 11	R: 0 E: 0 K: 0 S: 4	H: 1 LOB: 1 BB: 0 P: 4	R: 2 E: 0 K: 0 S: 3	H: 2 LOB: 0 BB: 0 P: 3	1B: 7 2B: 2 3B: 0 HR: 4	SF: 0 SAC: 2 DP: 0 HBP: 0	WP: 0 PB: 0 SB: 0 CS: 0	PA: 49	
PITCHER	IP ERA WLS BF H R ER SO BB IBB HBP BLK WP HR S P ERA WHIP	Jesse Jefferson, R ERA: 4.97 (3, 1)	2.0 4.97 4.0 17 6 4 2 1 2 0 0 0 0 0 17 25 4.50 1.250	Dave Lemanczyk, R ERA: 5.4 (7, 1)	1.1 5.4 L 14 3 2 2 4 2 0 0 0 0 0 1 20 28 6.00 1.667	Joey McLaughlin, R ERA: 4.91 (8, 1)	3.0 4.91 L 14 3 2 2 4 2 0 0 0 0 0 1 20 28 6.00 1.667																		

Toronto Blue Jays @ New York Yankees
Yankee Stadium, Bronx, NY
Sat May 31 1980, 7:05 PM EDT
Att. 25,168 - Unknown - 70 F

livebaseballscores.com

AB 42
R 8
H 13
RBI 8
BB 5
SO 6
LOB 17



Batter	1	2	3	4	5	6	7	8	9	AB R H RBI BB SO LOB	TOP												
Alfredo Griffin, S OBP: 0.283, SLG: 0.384 (1, 6)	6-3		5-3		G4-6-3		4-3		3B	5 0 1 1 0 0 2	Toronto Blue Jays @ New York Yankees Yankee Stadium, Bronx, NY Sun Jun 01 1980, 3:33 AM EDT Att: 52,049 - Unknown - 83 F												
Rick Bosetti, R OBP: 0.277, SLG: 0.303 (1, 8)	K			2B BB	F8		F6		K	4 1 0 0 1 2 1													
Roy Howell, L OBP: 0.342, SLG: 0.421 (1, 5)	F6			PB 4-3 2B			K		F2	5 1 2 0 0 1 1													
Otto Velez, R OBP: 0.432, SLG: 0.617 (1, 10)		K				6-3			L4	4 0 0 0 0 2 2													
Barry Bonnell, R OBP: 0.286, SLG: 0.400 (1, 9)					4-3		6-3		F8	3 0 0 1 1 0 1													
Al Woods, L OBP: 0.361, SLG: 0.523 (1, 7)		BB					6-3			3 2 1 0 1 0 1													
John Mayberry, L OBP: 0.335, SLG: 0.469 (1, 3)					1B BB				HR 1B	4 2 3 4 0 0 1													
Damaso Garcia, R OBP: 0.275, SLG: 0.411 (1, 4)			6-3		F8					4 1 2 0 0 0 1													
Ernie Whitt, L OBP: 0.304, SLG: 0.242 (1, 2)			F8				G3		F7	4 0 1 0 0 0 2													
Inning Stats	R: 0 E: 0 K: 1 S: 5	H: 0 LOB: 0 BB: 0 P: 5	R: 0 E: 0 K: 1 S: 5	H: 0 LOB: 1 BB: 1 P: 9	R: 0 E: 0 K: 0 S: 3	H: 0 LOB: 0 BB: 0 P: 3	R: 3 E: 0 K: 1 S: 7	H: 2 LOB: 1 BB: 2 P: 15	R: 0 E: 0 K: 0 S: 3	H: 1 LOB: 0 BB: 0 P: 3		R: 0 E: 0 K: 1 S: 5	H: 0 LOB: 0 BB: 0 P: 5	R: 1 E: 0 K: 0 S: 5	H: 2 LOB: 1 BB: 0 P: 5	R: 0 E: 0 K: 0 S: 4	H: 1 LOB: 1 BB: 0 P: 4	R: 3 E: 0 K: 1 S: 9	H: 4 LOB: 1 BB: 0 P: 9	1B: 5 2B: 2 3B: 1 HR: 2	SF: 0 SAC: 0 DP: 1 HBP: 0	WP: 0 PB: 1 SB: 0 CS: 0	PA: 39
PITCHER	IP WLS BF H R ER SO BB IBB HBP BLK WP HR S P ERA WHIP											PITCHER	IP WLS BF H R ER SO BB IBB HBP BLK WP HR S P ERA WHIP										
Tom Underwood, L ERA: 3.09 (1, 1)	7.0 W 28 5 4 4 4 3 0 0 0 0 0 1 33 45 5.14 1.143											Rich Gossage, R ERA: 4.21 (8, 1)	2.0 11 5 3 3 1 0 0 0 0 0 1 13 13 13.50 2.500										

Batter	1	2	3	4	5	6	7	8	9	AB R H RBI BB SO LOB	BOTTOM												
Willie Randolph, R OBP: 0.416, SLG: 0.454 (1, 4)	E9 FC6-2 1B		5-3		1B BB	6-3				4 2 2 0 1 0 0	Toronto Blue Jays @ New York Yankees Yankee Stadium, Bronx, NY Sun Jun 01 1980, 3:33 AM EDT Att: 52,049 - Unknown - 83 F												
Dennis Werth, R OBP: 0.600, SLG: 0.889 (1, 9)	K				K		F4			2 0 0 0 1 2 2													
Joe Lefebvre, L OBP: 0.441, SLG: 0.655 (6, 9)				BB						1 1 0 0 1 0 0													
Bob Watson, R OBP: 0.375, SLG: 0.420 (1, 3)	FC6-2 1B		F8		F3		1-3		SF8	4 0 0 1 0 0 3													
Eric Soderholm, R OBP: 0.425, SLG: 0.584 (1, 10)					2B 6-3 1B		1-2 HR 1B			5 2 5 2 0 0 0													
Lou Piniella, R OBP: 0.304, SLG: 0.308 (7, PR)					6-3 6-3 2B		1-2 HR 1B		FC6-4 5-3	4 2 3 1 0 0 1													
Paul Blair, R (8, 7)					1-3 6-3 2B		1-2 HR 1B		5-3	1 0 0 0 0 0 1													
Bobby Brown, S OBP: 0.376, SLG: 0.576 (1, 8)		F9			6-3		5-3			4 1 1 4 0 0 3													
Rick Cerone, R OBP: 0.272, SLG: 0.389 (1, 2)					2-3 3-H		1-2 HR			4 0 0 1 0 2 3													
Johnny Oates, L (9, 2)	K				6-3		K		F8	0 0 0 0 0 0 0													
Bucky Dent, R OBP: 0.321, SLG: 0.392 (1, 6)		F9			FC6 1B		HR BB		FC4-B BB	2 1 1 0 2 0 1													
Fred Stanley, R OBP: 0.350, SLG: 0.389 (1, 5)					F4		FC6		FC4-6 BB 1B	2 0 0 0 0 0 1													
Graig Nettles, L OBP: 0.356, SLG: 0.433 (7, 5)					1-2		HR		SF8	2 2 1 2 0 0 1													
Inning Stats	R: 0 E: 1 K: 1 S: 6	H: 2 LOB: 2 BB: 0 P: 6	R: 0 E: 0 K: 1 S: 6	H: 1 LOB: 0 BB: 0 P: 6	R: 0 E: 0 K: 0 S: 3	H: 0 LOB: 1 BB: 1 P: 7	R: 2 E: 0 K: 0 S: 6	H: 3 LOB: 1 BB: 0 P: 6	R: 4 E: 0 K: 2 S: 10	H: 3 LOB: 0 BB: 1 P: 14	R: 2 E: 0 K: 0 S: 4	H: 1 LOB: 0 BB: 1 P: 8	R: 0 E: 0 K: 0 S: 4	H: 1 LOB: 2 BB: 0 P: 4	R: 3 E: 0 K: 0 S: 5	H: 2 LOB: 1 BB: 2 P: 13	1B: 9 2B: 1 3B: 1 HR: 2	SF: 1 SAC: 0 DP: 0 HBP: 0	WP: 0 PB: 0 SB: 0 CS: 0	PA: 41			
PITCHER	IP WLS BF H R ER SO BB IBB HBP BLK WP HR S P ERA WHIP											PITCHER	IP WLS BF H R ER SO BB IBB HBP BLK WP HR S P ERA WHIP										
Paul Mirabella, L ERA: 3.43 (1, 1)	4.2 L 23 8 5 5 3 2 0 0 0 0 0 2 14 22 16.88 2.250											Tom Buskey, R ERA: 4.5 (5, 1)	2.2 14 4 5 5 1 2 0 0 0 0 0 2 14 22 16.88 2.250										
Balor Moore, L ERA: 6.08 (8, 1)	0.2 4 1 1 1 0 1 0 0 0 0 0 0 3 7 13.50 3.000																						

Batter	1	2	3	4	5	6	7	8	9	AB	R	H	RBI	BB	SO	LOB	TOP			
Willie Randolph, R (1, 4) OBP: 0.411, SLG: 0.444										4	1	0	0	1	1	5	New York Yankees @ Kansas City Royals Royals Stadium, Kansas City, MO Mon Jun 02 1980, 8:05 PM EDT Att: 39,261 - Unknown - 85 F			
Dennis Werth, R (1, 9) OBP: 0.615, SLG: 0.895										1	0	1	0	0	0	0				
Joe Lefebvre, L (1, 9) OBP: 0.395, SLG: 0.576										4	0	0	0	0	1	3				
Bob Watson, R (1, 3) OBP: 0.370, SLG: 0.412										5	1	1	1	0	0	2				
Eric Soderholm, R (1, 10) OBP: 0.424, SLG: 0.605										4	1	1	2	1	0	1				
Lou Piniella, R (1, 7) OBP: 0.299, SLG: 0.302										5	1	1	0	0	1	2				
Paul Blair, R (9, 7)										0	0	0	0	0	0	0				
Bobby Brown, S (1, 8) OBP: 0.377, SLG: 0.577										5	1	2	0	0	0	1				
Graig Nettles, L (1, 5) OBP: 0.359, SLG: 0.438										3	0	1	0	1	2	2				
Rick Cerone, R (1, 2) OBP: 0.277, SLG: 0.398										4	0	2	2	0	0	4				
Bucky Dent, R (1, 6) OBP: 0.331, SLG: 0.393										2	0	1	0	2	0	0				
Inning Stats	R: 5 E: 0 K: 1 S: 11	H: 6 LOB: 2 BB: 1 P: 15	R: 0 E: 0 K: 1 S: 5	H: 0 LOB: 0 BB: 0 P: 5	R: 0 E: 0 K: 0 S: 4	H: 1 LOB: 1 BB: 0 P: 4	R: 0 E: 0 K: 0 S: 3	H: 0 LOB: 1 BB: 1 P: 7	R: 0 E: 0 K: 2 S: 8	H: 1 LOB: 2 BB: 1 P: 12	R: 0 E: 0 K: 0 S: 5	H: 2 LOB: 3 BB: 1 P: 9	R: 0 E: 0 K: 0 S: 3	H: 0 LOB: 1 BB: 1 P: 7	R: 0 E: 0 K: 1 S: 5	H: 0 LOB: 0 BB: 0 P: 5	1B: 6 2B: 3 3B: 0 HR: 1	SF: 0 SAC: 0 DP: 0 HBP: 0	WP: 0 PB: 0 SB: 0 CS: 0	PA: 42
PITCHER	IP WLS BF H R ER SO BB IBB HBP BLK WP HR S P ERA WHIP																			
Paul Spittorf, L (1, 1) ERA: 4.66	0.2 L 9 6 5 5 1 1 0 0 0 0 1 10 14 67.50 10.500																			
Rich Gale, R (1, 1) ERA: 5.63	7.1 30 4 0 0 3 4 0 0 0 0 0 32 48 0.00 1.091																			
Dan Quisenberry, R (9, 1) ERA: 2.54	1.0 3 0 0 0 1 0 0 0 0 0 0 5 5 0.00 0.000																			

AB	37
R	5
H	10
RBI	5
BB	5
SO	5
LOB	20



Batter	1	2	3	4	5	6	7	8	9	AB	R	H	RBI	BB	SO	LOB	BOTTOM			
Willie Wilson, S (1, 7) OBP: 0.330, SLG: 0.379										4	1	1	0	0	0	2	New York Yankees @ Kansas City Royals Royals Stadium, Kansas City, MO Mon Jun 02 1980, 8:05 PM EDT Att: 39,261 - Unknown - 85 F			
U L Washington, S (1, 6) OBP: 0.327, SLG: 0.357										4	0	0	0	0	1	3				
George Brett, L (1, 5) OBP: 0.380, SLG: 0.529										4	1	1	2	0	0	1				
Amos Otis, R (1, 8) OBP: 0.242, SLG: 0.148										3	1	0	0	1	0	0				
Darrell Porter, L (1, 10) OBP: 0.387, SLG: 0.505										4	0	2	0	0	2	0				
John Wathan, R (1, 2) OBP: 0.406, SLG: 0.451										4	0	1	1	0	1	1				
Willie Aikens, L (1, 3) OBP: 0.340, SLG: 0.335										3	0	0	0	0	1	3				
Dave Chalk, R (9, PH) OBP: 0.333, SLG: 0.364										1	0	0	0	0	0	0				
Rusty Torres, S (1, 9) OBP: 0.371, SLG: 0.185										2	0	0	0	1	1	2				
Hal McRae, R (9, PH) OBP: 0.317, SLG: 0.473										1	0	0	0	0	0	0				
Frank White, R (1, 4) OBP: 0.319, SLG: 0.364										4	0	2	0	0	1	1				
Inning Stats	R: 3 E: 0 K: 3 S: 13	H: 4 LOB: 2 BB: 1 P: 17	R: 0 E: 0 K: 0 S: 4	H: 1 LOB: 1 BB: 0 P: 4	R: 0 E: 0 K: 1 S: 6	H: 1 LOB: 1 BB: 0 P: 6	R: 0 E: 0 K: 0 S: 4	H: 1 LOB: 1 BB: 0 P: 4	R: 0 E: 0 K: 0 S: 3	H: 0 LOB: 0 BB: 1 P: 7	R: 0 E: 0 K: 0 S: 3	H: 0 LOB: 0 BB: 0 P: 3	R: 0 E: 0 K: 1 S: 5	H: 0 LOB: 0 BB: 0 P: 5	R: 0 E: 0 K: 1 S: 5	H: 0 LOB: 0 BB: 0 P: 5	1B: 5 2B: 1 3B: 0 HR: 1	SF: 0 SAC: 0 DP: 0 HBP: 0	WP: 1 PB: 0 SB: 2 CS: 0	PA: 36
PITCHER	IP WLS BF H R ER SO BB IBB HBP BLK WP HR S P ERA WHIP																			
Ron Guidry, L (1, 1) ERA: 3.11	9.0 W 36 7 3 3 7 2 0 0 0 1 1 48 56 3.00 1.000																			

AB	34
R	3
H	7
RBI	3
BB	2
SO	7
LOB	13




Batter	1	2	3	4	5	6	7	8	9	10	AB	R	H	RBI	BB	SO	LOB								
Willie Randolph, R OBP: 0.411, SLG: 0.443 (1.4)	K	FC6-4					F4																		
Dennis Werth, R OBP: 0.633, SLG: 0.913 (1.9)	K								SH1-4																
Bob Watson, R OBP: 0.367, SLG: 0.408 Jim Spencer, L OBP: 0.327, SLG: 0.367 (1.3) (7.3)	5-3						6-3																		
Eric Soderholm, R OBP: 0.417, SLG: 0.588 Reggie Jackson, L OBP: 0.324, SLG: 0.508 (1.10) (9, PH)		L9	E9				G6-4-3		6-4-3																
Lou Piniella, R OBP: 0.297, SLG: 0.300 Bobby Murcer, L OBP: 0.300, SLG: 0.423 (1.7) (9, PH) (9.7)							F8																		
Bobby Brown, S OBP: 0.369, SLG: 0.559 (1.8)		P4					6-3																		
Graig Nettles, L OBP: 0.369, SLG: 0.432 (1.5)							3-1																		
Rick Cerone, R OBP: 0.287, SLG: 0.418 (1.2)																									
Fred Stanley, R OBP: 0.320, SLG: 0.318 (1.6)							F8																		
Inning Stats	R: 0 E: 0 K: 2 S: 7	H: 0 LOB: 0 BB: 0 P: 7	R: 2 E: 0 K: 1 S: 6	H: 3 LOB: 2 BB: 1 P: 10	R: 0 E: 1 K: 1 S: 6	H: 1 LOB: 1 BB: 0 P: 6	R: 0 E: 0 K: 0 S: 4	H: 1 LOB: 1 BB: 0 P: 4	R: 2 E: 0 K: 0 S: 5	H: 3 LOB: 0 BB: 0 P: 5	R: 0 E: 0 K: 2 S: 7	H: 0 LOB: 0 BB: 0 P: 7	R: 0 E: 0 K: 0 S: 4	H: 1 LOB: 1 BB: 0 P: 4	R: 1 E: 0 K: 0 S: 5	H: 2 LOB: 2 BB: 1 P: 9	R: 0 E: 0 K: 0 S: 4	H: 1 LOB: 2 BB: 1 P: 8	R: 0 E: 0 K: 1 S: 6	H: 1 LOB: 1 BB: 0 P: 6	1B: 10 2B: 3 3B: 0 HR: 0	SF: 1 SAC: 1 DP: 1 HBP: 0			
PITCHER	IP	WLS	BF	H	R	ER	SO	BB	IBB	HBP	BLK	WP	HR	S	P	ERA	WHIP								
Larry Gura, L ERA: 2.2 Dan Quisenberry, R ERA: 2.38 (1.1) (8.1)	7.1		34	11	5	5	5	2	0	0	0	1	0	42	50	6.14	1.773								
	2.2	W	11	2	0	0	1	0	1	0	0	0	0	12	16	0.00	0.750								

TOP

New York Yankees @ Kansas City Royals
Royals Stadium, Kansas City, MO
Tue Jun 03 1980, 8:05 PM EDT
Att: 26,734 - Unknown

AB	40
R	5
H	13
RBI	3
BB	3
SO	6
LOB	17

WP: 1 PA: 45
PB: 0 SB: 0 CS: 1




Batter	1	2	3	4	5	6	7	8	9	10	AB	R	H	RBI	BB	SO	LOB								
Willie Wilson, S OBP: 0.326, SLG: 0.373 (1.7)	4-3	F8						F8																	
Frank White, R OBP: 0.321, SLG: 0.367 Clint Hurdle, L OBP: 0.328, SLG: 0.481 (1.4) (10, PH)	L4						P4																		
George Brett, L OBP: 0.367, SLG: 0.552 (1.5)																									
Darrell Porter, L OBP: 0.396, SLG: 0.510 (1.10)																									
John Wathan, R OBP: 0.406, SLG: 0.446 (1.2)																									
Willie Aikens, L OBP: 0.344, SLG: 0.340 Rusty Torres, S OBP: 0.361, SLG: 0.179 (1.3) (7, PR) (8.9)	4-3																								
Amos Otis, R OBP: 0.211, SLG: 0.129 (1.8)																									
Ralph LaCock, L OBP: 0.207, SLG: 0.188 (1.9) (8.3)																									
U L Washington, S OBP: 0.331, SLG: 0.363 (1.6)																									
Inning Stats	R: 1 E: 0 K: 0 S: 5	H: 2 LOB: 2 BB: 1 P: 9	R: 0 E: 0 K: 0 S: 4	H: 1 LOB: 1 BB: 0 P: 4	R: 3 E: 0 K: 0 S: 6	H: 3 LOB: 1 BB: 1 P: 10	R: 0 E: 0 K: 0 S: 3	H: 0 LOB: 0 BB: 0 P: 3	R: 0 E: 0 K: 0 S: 3	H: 0 LOB: 1 BB: 1 P: 7	R: 0 E: 0 K: 0 S: 4	H: 1 LOB: 3 BB: 1 P: 8	R: 1 E: 0 K: 0 S: 6	H: 3 LOB: 3 BB: 1 P: 10	R: 0 E: 0 K: 0 S: 3	H: 0 LOB: 1 BB: 0 P: 4	R: 0 E: 0 K: 0 S: 3	H: 0 LOB: 0 BB: 0 P: 3	R: 1 E: 0 K: 0 S: 4	H: 2 LOB: 1 BB: 0 P: 4	1B: 8 2B: 3 3B: 0 HR: 1	SF: 1 SAC: 1 DP: 0 HBP: 1			
PITCHER	IP	WLS	BF	H	R	ER	SO	BB	IBB	HBP	BLK	WP	HR	S	P	ERA	WHIP								
Mike Griffin, R ERA: 4.0 Ron Davis, R ERA: 2.68 (1.1) (5.1)	4.0		20	6	4	4	0	2	0	0	0	0	1	18	26	9.00	2.000								
	5.2	L	27	6	2	2	0	3	0	1	0	0	0	23	36	3.18	1.588								

BOTTOM

New York Yankees @ Kansas City Royals
Royals Stadium, Kansas City, MO
Tue Jun 03 1980, 8:05 PM EDT
Att: 26,734 - Unknown


AB	39
R	6
H	12
RBI	6
BB	5
SO	0
LOB	18

WP: 0 PA: 47
PB: 1 SB: 1 CS: 0




Batter	1	2	3	4	5	6	7	8	9	AB	R	H	RBI	BB	SO	LOB	TOP			
Willie Randolph, R (1,4) OBP: 0.413, SLG: 0.438										2	1	0	0	2	0	1	New York Yankees @ Kansas City Royals Royals Stadium, Kansas City, MO Wed Jun 04 1980, 8:05 PM EDT Att: 27,234 - Unknown - 84 F			
Bobby Murcer, L (1,7) OBP: 0.281, SLG: 0.393										4	0	0	0	0	0	4				
Joe Lefebvre, L (1,9) OBP: 0.381, SLG: 0.528										3	1	0	0	1	0	1				
Reggie Jackson, L (1,10) OBP: 0.329, SLG: 0.507										4	0	2	1	0	0	0				
Graig Nettles, L (1,5) OBP: 0.352, SLG: 0.424										3	0	0	1	0	1	1				
Jim Spencer, L (1,3) OBP: 0.324, SLG: 0.372										4	1	1	0	0	0	1				
Bobby Brown, S (1,8) OBP: 0.357, SLG: 0.538										4	0	0	0	0	0	2				
Rick Cerone, R (1,2) OBP: 0.289, SLG: 0.419										2	0	1	0	0	0	0				
Johnny Oates, L (6,2)										2	0	0	0	0	0	0				
Bucky Dent, R (1,6) OBP: 0.333, SLG: 0.395										2	0	1	1	0	0	0				
Inning Stats	R: 1 E: 0 K: 0 S: 4	H: 1 LOB: 1 BB: 1 P: 8	R: 1 E: 0 K: 0 S: 5	H: 2 LOB: 2 BB: 1 P: 9	R: 1 E: 0 K: 0 S: 4	H: 1 LOB: 1 BB: 1 P: 8	R: 0 E: 0 K: 0 S: 3	H: 0 LOB: 0 BB: 0 P: 3	R: 0 E: 0 K: 0 S: 3	H: 0 LOB: 0 BB: 0 P: 3	R: 0 E: 0 K: 0 S: 4	H: 1 LOB: 1 BB: 0 P: 4	R: 0 E: 0 K: 1 S: 5	H: 0 LOB: 0 BB: 0 P: 5	R: 0 E: 0 K: 0 S: 3	H: 0 LOB: 0 BB: 0 P: 3	1B: 4 2B: 1 3B: 0 HR: 0	SF: 1 SAC: 1 DP: 0 HBP: 0	WP: 0 PB: 0 SB: 2 CS: 0	PA: 35
PITCHER Renie Martin, R (1,1) ERA: 3.61	IP: 9.0 WLS: W BF: 35	H: 5 R: 3 ER: 3 SO: 1	BB: 3 IBB: 0 HBP: 0 BLK: 0	WP: 0 HR: 0 S: 34 P: 46	ERA: 3.00 WHIP: 0.889	PITCHER										IP: 9.0 WLS: W BF: 35	H: 5 R: 3 ER: 3 SO: 1	BB: 3 IBB: 0 HBP: 0 BLK: 0	WP: 0 HR: 0 S: 34 P: 46	ERA: 3.00 WHIP: 0.889


AB	30
R	3
H	5
RBI	3
BB	3
SO	1
LOB	10



Batter	1	2	3	4	5	6	7	8	9	AB	R	H	RBI	BB	SO	LOB	BOTTOM			
Willie Wilson, S (1,7) OBP: 0.332, SLG: 0.378										5	1	3	2	0	1	0	New York Yankees @ Kansas City Royals Royals Stadium, Kansas City, MO Wed Jun 04 1980, 8:05 PM EDT Att: 27,234 - Unknown - 84 F			
Frank White, R (1,4) OBP: 0.318, SLG: 0.359										4	1	0	0	1	1	3				
George Brett, L (1,5) OBP: 0.393, SLG: 0.573										5	1	3	4	0	1	0				
Darrell Porter, L (1,10) OBP: 0.397, SLG: 0.495										3	0	0	0	2	0	1				
John Wathan, R (1,2) OBP: 0.397, SLG: 0.435										4	0	0	0	0	1	4				
Willie Aikens, L (1,3) OBP: 0.352, SLG: 0.352										3	1	2	0	1	1	0				
Ralph LaCock, L (6, FR) OBP: 0.207, SLG: 0.188										0	0	0	0	0	0	0				
Amos Otis, R (1,8) OBP: 0.214, SLG: 0.143										4	1	1	0	0	1	3				
Clint Hurdle, L (1,9) OBP: 0.341, SLG: 0.495										3	2	2	0	1	0	0				
U L Washington, S (1,6) OBP: 0.330, SLG: 0.372										4	2	1	3	0	0	2				
Inning Stats	R: 0 E: 0 K: 0 S: 4	H: 1 LOB: 1 BB: 0 P: 4	R: 6 E: 0 K: 1 S: 9	H: 4 LOB: 0 BB: 2 P: 17	R: 0 E: 0 K: 1 S: 5	H: 0 LOB: 0 BB: 0 P: 5	R: 1 E: 0 K: 1 S: 7	H: 2 LOB: 3 BB: 2 P: 15	R: 2 E: 0 K: 0 S: 6	H: 4 LOB: 1 BB: 0 P: 6	R: 0 E: 0 K: 2 S: 8	H: 1 LOB: 2 BB: 1 P: 12	R: 0 E: 0 K: 1 S: 5	H: 0 LOB: 0 BB: 0 P: 5	R: 0 E: 0 K: 0 S: 3	H: 0 LOB: 0 BB: 0 P: 3	1B: 8 2B: 2 3B: 1 HR: 1	SF: 0 SAC: 0 DP: 0 HBP: 0	WP: 0 PB: 0 SB: 2 CS: 0	PA: 40
PITCHER Luis Tiant, R (1,1) ERA: 6.0	IP: 2.0 WLS: L BF: 13	H: 5 R: 6 ER: 6 SO: 1	BB: 2 IBB: 0 HBP: 0 BLK: 0	WP: 0 HR: 1 S: 13 P: 21	ERA: 27.00 WHIP: 3.500	PITCHER										IP: 2.0 WLS: L BF: 13	H: 5 R: 6 ER: 6 SO: 1	BB: 2 IBB: 0 HBP: 0 BLK: 0	WP: 0 HR: 1 S: 13 P: 21	ERA: 27.00 WHIP: 3.500
Ed Figueroa, R (3,1) ERA: 5.33	IP: 3.0 WLS: L BF: 16	H: 6 R: 3 ER: 3 SO: 2	BB: 1 IBB: 0 HBP: 0 BLK: 0	WP: 0 HR: 0 S: 18 P: 26	ERA: 9.00 WHIP: 2.333	PITCHER										IP: 3.0 WLS: L BF: 16	H: 6 R: 3 ER: 3 SO: 2	BB: 1 IBB: 0 HBP: 0 BLK: 0	WP: 0 HR: 0 S: 18 P: 26	ERA: 9.00 WHIP: 2.333
Rudy May, L (6,1) ERA: 2.18	IP: 3.0 WLS: L BF: 11	H: 1 R: 0 ER: 0 SO: 3	BB: 1 IBB: 0 HBP: 0 BLK: 0	WP: 0 HR: 0 S: 16 P: 20	ERA: 0.00 WHIP: 0.667	PITCHER										IP: 3.0 WLS: L BF: 11	H: 1 R: 0 ER: 0 SO: 3	BB: 1 IBB: 0 HBP: 0 BLK: 0	WP: 0 HR: 0 S: 16 P: 20	ERA: 0.00 WHIP: 0.667



Batter	1	2	3	4	5	6	7	8	9	AB R H RBI BB SO LOB	TOP											
Willie Randolph, R (1,4) OBP: 0.417, SLG: 0.439	0-0 4-3		4-0 G6-3 BB		0-0 F8 BB 1B		0-0 1B		0-0 5-3	4 0 2 0 1 0 0	New York Yankees @ Seattle Mariners The Kingdome, Seattle, WA Fri Jun 06 1980, 10:05 PM EDT Att: 28,156 - Dome AB 33 R 3 H 8 RBI 3 BB 6 SO 3 LOB 20 											
Joe Lefebvre, L (1,9) OBP: 0.362, SLG: 0.475	0-0 F8		0-0 G6-3		0-0 1B		0-0 F6		0-0 4-3	4 0 0 0 1 0 3												
Jim Spencer, L (1,3) OBP: 0.319, SLG: 0.357	0-0 F7		0-0 BB		0-0 F8		0-0 F9		0-3 K	4 0 0 0 1 1 3												
Reggie Jackson, L (1,10) OBP: 0.327, SLG: 0.500		0-0 1B G1-2-3 1B	0-0 1-3		0-0 G3			0-0 F9		4 0 1 0 0 0 4												
Graig Nettles, L (1,5) OBP: 0.361, SLG: 0.425		0-0 1B 1B		0-0 FC4-6 BB		0-0 F9		0-0 HR BB		2 1 1 0 2 0 0												
Bobby Brown, S (1,8) OBP: 0.353, SLG: 0.555		0-3 K		0-0 FC4-6		0-0 4-3		0-0 HR HR		4 1 1 2 0 1 3												
Bobby Murcer, L (1,7) Lou Piniella, R (8,PH) OBP: 0.304, SLG: 0.317		0-0 1B		0-0 F5		0-0 HR		0-0 2B		3 1 2 1 0 0 1 1 0 1 0 0 0 0												
Rick Cerone, R (1,2) OBP: 0.283, SLG: 0.409		0-0 G1-2-3		0-0 F6		0-0 F9		0-3 K		4 0 0 0 0 1 5												
Bucky Dent, R (1,6) OBP: 0.331, SLG: 0.387			0-0 G6-3 BB BB		0-0 F2		0-0 L5	0-0 G3		3 0 0 0 1 0 1												
Inning Stats	R: 0 E: 0 K: 0 S: 3	H: 0 LOB: 0 BB: 0 P: 3	R: 0 E: 0 K: 1 S: 7	H: 3 LOB: 2 BB: 0 P: 7	R: 0 E: 0 K: 0 S: 2	H: 0 LOB: 2 BB: 3 P: 14	R: 0 E: 0 K: 0 S: 3	H: 0 LOB: 1 BB: 1 P: 7	R: 0 E: 0 K: 0 S: 4	H: 1 LOB: 2 BB: 1 P: 8	R: 1 E: 0 K: 0 S: 4	H: 1 LOB: 0 BB: 0 P: 4	R: 0 E: 0 K: 0 S: 4	H: 1 LOB: 1 BB: 0 P: 4	R: 2 E: 0 K: 1 S: 7	H: 2 LOB: 1 BB: 1 P: 11	R: 0 E: 0 K: 1 S: 5	H: 0 LOB: 0 BB: 0 P: 5	1B: 5 2B: 1 3B: 0 HR: 2	SF: 0 SAC: 0 DP: 2 HBP: 0	WP: 0 PB: 0 CS: 0	PA: 39
PITCHER	IP WLS BF H R ER SO BB IBB HBP BLK WP HR S P ERA WHIP											PITCHER	IP WLS BF H R ER SO BB IBB HBP BLK WP HR S P ERA WHIP									
Jim Beattie, R (1,1) ERA: 4.9	7.1 L 33 7 3 3 1 6 0 0 0 0 0 2 29 53 3.68 1.773																					
Shane Rawley, L (8,1) ERA: 2.77	1.2 6 1 0 0 2 0 0 0 0 0 0 0 10 10 0.00 0.600																					

Batter	1	2	3	4	5	6	7	8	9	AB R H RBI BB SO LOB	BOTTOM									
Julio Cruz, S (1,4) OBP: 0.324, SLG: 0.303	0-0 F9		0-0 6-3			0-3 K			0-0 F9	4 0 0 0 0 1 0	New York Yankees @ Seattle Mariners The Kingdome, Seattle, WA Fri Jun 06 1980, 10:05 PM EDT Att: 28,156 - Dome AB 29 R 0 H 2 RBI 0 BB 0 SO 6 LOB 3 									
Dan Meyer, L (1,7) OBP: 0.354, SLG: 0.423	0-0 3-1			0-0 F4		0-0 4-3			0-3 K	4 0 0 0 0 1 0										
Leon Roberts, R (1,8) OBP: 0.308, SLG: 0.444	0-0 6-3			0-0 5-3			0-0 5-3			3 0 0 0 0 0 0										
Tom Paciorek, R (1,9) OBP: 0.405, SLG: 0.571		0-3 K		0-0 FC6-4 1B		0-3 K		0-3 K		3 0 1 0 0 2 0										
Willie Horton, R (1,10) OBP: 0.326, SLG: 0.305		0-0 FC5-4 1B		0-0 FC6-4		0-3 K				3 0 1 0 0 1 1										
Bruce Bochte, L (1,3) OBP: 0.365, SLG: 0.446		0-0 L6			0-0 4-3			0-0 F7		3 0 0 0 0 0 1										
Jim Anderson, R (1,5) OBP: 0.309, SLG: 0.350		0-0 FC5-4			0-0 6-3			0-0 F9		3 0 0 0 0 0 1										
Mario Mendoza, R (1,6) OBP: 0.315, SLG: 0.373			0-0 6-3		0-3 K			0-0 6-3		3 0 0 0 0 1 0										
Larry Cox, R (1,2) Juan Beniquez, R (9,PH) OBP: 0.235, SLG: 0.229			0-0 F8			0-0 4-3			0-0 6-3	2 0 0 0 0 0 0 1 0 0 0 0 0 0										
Inning Stats	R: 0 E: 0 K: 0 S: 3	H: 0 LOB: 0 BB: 0 P: 3	R: 0 E: 0 K: 1 S: 6	H: 1 LOB: 1 BB: 0 P: 6	R: 0 E: 0 K: 0 S: 3	H: 0 LOB: 0 BB: 0 P: 3	R: 0 E: 0 K: 0 S: 4	H: 1 LOB: 1 BB: 0 P: 4	R: 0 E: 0 K: 1 S: 5	H: 0 LOB: 0 BB: 0 P: 5	R: 0 E: 0 K: 2 S: 7	H: 0 LOB: 0 BB: 0 P: 7	R: 0 E: 0 K: 0 S: 3	H: 0 LOB: 0 BB: 0 P: 3	R: 0 E: 0 K: 1 S: 5	H: 0 LOB: 0 BB: 0 P: 5	1B: 2 2B: 0 3B: 0 HR: 0	SF: 0 SAC: 0 DP: 0 HBP: 0	WP: 0 PB: 0 CS: 0	PA: 29
PITCHER	IP WLS BF H R ER SO BB IBB HBP BLK WP HR S P ERA WHIP											PITCHER	IP WLS BF H R ER SO BB IBB HBP BLK WP HR S P ERA WHIP							
Tommy John, L (1,1) ERA: 2.92	9.0 W 29 2 0 0 6 0 0 0 0 0 0 0 41 41 0.00 0.222																			

Batter	1	2	3	4	5	6	7	8	9	AB	R	H	RBI	BB	SO	LOB	TOP			
Willie Randolph, R (1,4) OBP: 0.418, SLG: 0.456	F3		K2-3			K2-3		1B 2B		4	0	2	0	0	1	0	New York Yankees @ Seattle Mariners The Kingdome, Seattle, WA Sat Jun 07 1980, 10:05 PM EDT Att: 43,594 - Dome			
Bobby Brown, S (1,8) OBP: 0.350, SLG: 0.544	6-3		K			K		2B 1B		4	0	1	0	0	2	1				
Dennis Werth, R (1,3) OBP: 0.559, SLG: 0.778	5-3					F8		G6-4-3		4	0	0	0	0	2					
Reggie Jackson, L (1,10) OBP: 0.331, SLG: 0.518		HR				F9				3	1	1	1	0	0					
Lou Piniella, R (1,7) OBP: 0.310, SLG: 0.317		F7-4-3 BB				K		F9		3	0	1	0	1	1					
Rick Cerone, R (1,2) OBP: 0.282, SLG: 0.406	F3					G4-6-3 1B		K		4	0	1	0	0	1	3				
Graig Nettles, L (1,5) OBP: 0.361, SLG: 0.423	F7-4-3					G4-6-3 1B		1B		3	0	1	0	0	2					
Joe Lefebvre, L (1,9) OBP: 0.367, SLG: 0.476			K					F8		2	0	1	0	0	1	0				
Eric Soderholm, R (7, PH) OBP: 0.412, SLG: 0.581						FC6-4 1B				1	0	0	0	0	2					
Paul Blair, R (7,9)										0	0	0	0	0	0	0				
Bucky Dent, R (1,6) OBP: 0.326, SLG: 0.380			F9			FC6-4		F8		3	0	0	0	0	1					
Inning Stats	R: 0 E: 0 K: 0 S: 3	H: 0 LOB: 0 BB: 0 P: 3	R: 1 E: 0 K: 0 S: 3	H: 1 LOB: 0 BB: 1 P: 7	R: 0 E: 0 K: 2 S: 8	H: 1 LOB: 1 BB: 0 P: 8	R: 0 E: 0 K: 1 S: 5	H: 0 LOB: 0 BB: 0 P: 5	R: 0 E: 0 K: 2 S: 4	H: 2 LOB: 1 BB: 0 P: 4	R: 0 E: 0 K: 1 S: 7	H: 2 LOB: 2 BB: 0 P: 7	R: 0 E: 0 K: 0 S: 4	H: 2 LOB: 1 BB: 0 P: 4	R: 0 E: 0 K: 0 S: 2	H: 0 LOB: 0 BB: 0 P: 3	1B: 5 2B: 2 3B: 1 HR: 1	SF: 0 SAC: 0 DP: 4 HBP: 1	WP: 0 PB: 0 CS: 0	PA: 33
PITCHER Rick Honeycutt, L (1,1) ERA: 2.45	IP: 9.0 WLS: L BF: 33 H: 8 R: 1 ER: 1 SO: 6 BB: 1 IBB: 0 HBP: 1 BLK: 0 WP: 0 HR: 1 S: 43 P: 48 ERA: 1.00 WHIP: 1.000																			

livebaseballscores.com



Batter	1	2	3	4	5	6	7	8	9	AB	R	H	RBI	BB	SO	LOB	BOTTOM			
Julio Cruz, S (1,4) OBP: 0.315, SLG: 0.294	6-3		F2			4-3		5-3		4	0	0	0	0	1		New York Yankees @ Seattle Mariners The Kingdome, Seattle, WA Sat Jun 07 1980, 10:05 PM EDT Att: 43,594 - Dome			
Dan Meyer, L (1,7) OBP: 0.351, SLG: 0.415	G3					4-3 FC6-4 BB				3	0	0	0	1	1	0				
Leon Roberts, R (1,8) OBP: 0.300, SLG: 0.432	6-3					F7		FC6-4		4	0	0	0	0	1					
Tom Paciorek, R (1,9) OBP: 0.410, SLG: 0.563			F9							3	0	1	0	1	0	0				
Rod Craig, S (9, PR) OBP: 0.306, SLG: 0.374						FC6-4 BB				0	0	0	0	0	0	0				
Willie Horton, R (1,10) OBP: 0.324, SLG: 0.303						FC6-4 1B				4	0	1	0	0	2					
Bruce Bochte, L (1,3) OBP: 0.359, SLG: 0.439			K							3	0	0	0	0	3	1				
Jim Anderson, R (1,5) OBP: 0.303, SLG: 0.343			F7							3	0	0	0	0	1					
Mario Mendoza, R (1,6) OBP: 0.304, SLG: 0.358						4-3				2	0	0	0	0	0	0				
Larry Milbourne, S (8, PH) OBP: 0.165, SLG: 0.146										1	0	1	0	0	0	0				
Larry Cox, R (1,2) OBP: 0.230, SLG: 0.223			G3					6-3		3	0	0	0	1	1					
Inning Stats	R: 0 E: 0 K: 0 S: 3	H: 0 LOB: 0 BB: 0 P: 3	R: 0 E: 0 K: 1 S: 6	H: 1 LOB: 1 BB: 0 P: 6	R: 0 E: 0 K: 0 S: 3	H: 0 LOB: 0 BB: 0 P: 3	R: 0 E: 0 K: 0 S: 3	H: 0 LOB: 1 BB: 1 P: 7	R: 0 E: 0 K: 2 S: 7	H: 0 LOB: 0 BB: 0 P: 7	R: 0 E: 0 K: 0 S: 3	H: 0 LOB: 1 BB: 1 P: 7	R: 0 E: 0 K: 1 S: 6	H: 1 LOB: 1 BB: 0 P: 6	R: 0 E: 0 K: 1 S: 6	H: 1 LOB: 1 BB: 0 P: 6	1B: 3 2B: 0 3B: 0 HR: 0	SF: 0 SAC: 0 DP: 0 HBP: 0	WP: 0 PB: 0 CS: 0	PA: 32
PITCHER Tom Underwood, L (1,1) ERA: 2.74	IP: 8.2 WLS: W BF: 31 H: 3 R: 0 ER: 0 SO: 6 BB: 2 IBB: 0 HBP: 0 BLK: 0 WP: 0 HR: 0 S: 41 P: 49 ERA: 0.00 WHIP: 0.577																			
Rich Gossage, R (9,1) ERA: 4.15	IP: 0.1 WLS: S BF: 1 H: 0 R: 0 ER: 0 SO: 0 BB: 0 IBB: 0 HBP: 0 BLK: 0 WP: 0 HR: 1 S: 1 P: 1 ERA: 0.00 WHIP: 0.000																			

livebaseballscores.com



Batter	1	2	3	4	5	6	7	8	9	AB	R	H	RBI	BB	SO	LOB	TOP					
Willie Randolph, R (1,4) Fred Stanley, R (7,4) OBP: 0.421, SLG: 0.456 OBP: 0.346, SLG: 0.391	0-0 G4-6-3 1B		1-0 G4-6-3 HBP			0-0 FC5-4			0-0 1B 2B	2	0	1	0	0	0	1						
Bobby Murcer, L (1,7) OBP: 0.296, SLG: 0.444	0-0 G4-6-3 1-2		0-0 G4-6-3 1-2			0-0 F9			0-0 BB 1B	4	0	1	0	0	0	5						
Jim Spencer, L (1,3) Dennis Werth, R (9,PH) OBP: 0.319, SLG: 0.356 OBP: 0.543, SLG: 0.750	0-0 3-1			0-0 G6-3 1B		0-0 4-3			0-3 K	3	0	1	0	0	0	1						
Reggie Jackson, L (1,10) OBP: 0.329, SLG: 0.507		0-3 K		0-0 G6-3 1-2		0-0 4-3			4-0 BB	3	0	0	0	1	1	1						
Graig Nettles, L (1,5) OBP: 0.358, SLG: 0.415		4-0 L5-3 BB		0-0 F9		0-0 G3			0-0 F6	3	0	0	0	1	0	3						
Bobby Brown, S (1,8) OBP: 0.339, SLG: 0.525		0-0 L5-3 1-2			0-0 F9		0-0 F5		0-0 G3	4	0	0	0	0	0	4						
Joe Lefebvre, L (1,9) OBP: 0.365, SLG: 0.489			0-0 1B 2B		0-0 3-1				0-0 G3	3	0	1	0	0	0	0						
Rick Cerone, R (1,2) OBP: 0.277, SLG: 0.399			0-3 K		0-0 F6				0-0 F3	3	0	0	0	0	1	1						
Bucky Dent, R (1,6) OBP: 0.331, SLG: 0.381			0-0 HBP 1B			4-0 FC5-4 BB			0-0 F9	2	0	1	0	1	0	0						
Inning Stats	R: 0 E: 0 K: 0 S: 3	H: 1 LOB: 0 BB: 0 P: 3	R: 0 E: 0 K: 1 S: 4	H: 0 LOB: 0 BB: 1 P: 8	R: 0 E: 0 K: 1 S: 6	H: 2 LOB: 2 BB: 0 P: 7	R: 0 E: 0 K: 0 S: 3	H: 1 LOB: 0 BB: 0 P: 3	R: 0 E: 0 K: 0 S: 3	H: 0 LOB: 2 BB: 1 P: 7	R: 0 E: 0 K: 0 S: 3	H: 0 LOB: 0 BB: 0 P: 3	R: 0 E: 0 K: 0 S: 3	H: 0 LOB: 0 BB: 0 P: 3	R: 0 E: 0 K: 1 S: 7	H: 2 LOB: 3 BB: 1 P: 11	1B: 4 2B: 3 3B: 0 HR: 0	SF: 0 SAC: 0 DP: 4 HBP: 1	WP: 0 PB: 0 CS: 0	PA: 33		
PITCHER	IP WLS BF H R ER SO BB IBB HBP BLK WP HR S P ERA WHIP	8.0 W 29 6 0 0 2 2 0 0 0 0 0 30 39 0.00 1.000	1.0 L 4 0 0 0 1 1 0 0 0 0 0 5 9 0.00 1.000																			

New York Yankees @ Seattle Mariners
The Kingdome, Seattle, WA
Sun Jun 08 1980, 10:05 PM EDT
Att: 22,175 - Dome

AB 29
R 0
H 6
RBI 0
BB 3
SO 3
LOB 18



Batter	1	2	3	4	5	6	7	8	9	AB	R	H	RBI	BB	SO	LOB	BOTTOM				
Julio Cruz, S (1,4) OBP: 0.313, SLG: 0.287	0-0 F9		0-3 K			0-0 FC3-6 1B 1B			4-0 BB	3	1	0	0	1	1	2					
Juan Beniquez, R (1,8) OBP: 0.187, SLG: 0.167	0-3 K		0-0 F8		0-0 1B 1B	0-3 K			0-0 K	4	0	1	0	0	2	2					
Leon Roberts, R (1,9) OBP: 0.305, SLG: 0.430	4-0 HR BB		0-3 K		0-0 CS 1B	0-0 G3			0-0 G3	3	1	1	1	1	1	0					
Tom Paciorek, R (1,3) OBP: 0.402, SLG: 0.583	0-0 HR		0-0 F9		0-0 K	0-0 1-3			0-0 1-3	4	1	1	2	0	1	2					
Willie Horton, R (1,10) OBP: 0.333, SLG: 0.321	0-0 2B			0-0 1-3		0-0 1B 1B			0-0 1B 1B	4	1	3	0	0	0	0					
Rod Craig, S (1,7) OBP: 0.297, SLG: 0.363	0-3 K			0-0 6-3		0-0 F8			0-0 F9	4	0	0	0	0	1	2					
Jim Anderson, R (1,5) OBP: 0.321, SLG: 0.356		4-0 SH3 BB		0-0 1B		0-0 E8 1B 1B			0-0 5-3 1B	3	1	3	0	1	0	0					
Mario Mendoza, R (1,6) OBP: 0.305, SLG: 0.357		0-0 SH3		0-0 F3		0-0 5-3 1B			0-0 5-3	3	0	1	1	0	0	2					
Larry Cox, R (1,2) OBP: 0.230, SLG: 0.217		0-0 F8			4-0 FC3-6 BB	0-0 5-3			0-0 1-3	3	0	0	0	1	0	3					
Inning Stats	R: 2 E: 0 K: 2 S: 9	H: 2 LOB: 1 BB: 1 P: 13	R: 0 E: 0 K: 1 S: 5	H: 0 LOB: 1 BB: 1 P: 9	R: 0 E: 0 K: 1 S: 5	H: 0 LOB: 0 BB: 0 P: 5	R: 0 E: 0 K: 0 S: 4	H: 1 LOB: 1 BB: 0 P: 4	R: 1 E: 0 K: 1 S: 6	H: 2 LOB: 2 BB: 1 P: 10	R: 2 E: 1 K: 1 S: 8	H: 3 LOB: 2 BB: 1 P: 12	R: 0 E: 0 K: 0 S: 3	H: 1 LOB: 1 BB: 0 P: 3	R: 0 E: 0 K: 0 S: 4	H: 1 LOB: 1 BB: 0 P: 4	1B: 8 2B: 2 3B: 0 HR: 1	SF: 0 SAC: 1 DP: 1 HBP: 0	WP: 0 PB: 0 CS: 1	PA: 36	
PITCHER	IP WLS BF H R ER SO BB IBB HBP BLK WP HR S P ERA WHIP	5.1 L 26 8 5 5 5 3 0 0 0 0 1 33 45 8.44 2.062	1.2 R 6 1 0 0 1 1 0 0 0 0 0 7 11 0.00 1.200	1.0 L 4 1 0 0 0 0 0 0 0 0 0 4 4 0.00 1.000																	

New York Yankees @ Seattle Mariners
The Kingdome, Seattle, WA
Sun Jun 08 1980, 10:05 PM EDT
Att: 22,175 - Dome


AB 31
R 5
H 10
RBI 4
BB 4
SO 6
LOB 13



Batter	1	2	3	4	5	6	7	8	9	10	AB	R	H	RBI	BB	SO	LOB	TOP				
Willie Randolph, R OBP: 0.432, SLG: 0.457 (1, 4)	4-0 5-3 BB		4-0 FC1-5 S BB		4-0 E BB		0-0 E6 2B 2B	0-0 S 1B		4-0 FC6 BB	2	1	1	1	4	0	1					
Bobby Brown, S OBP: 0.323, SLG: 0.500 (1, 8)	0-0 5-3		0-0 FC1-5 CS BB		0-0 F5		0-0 F8	0-0 5-3		0-0 FC6 S 1B	6	1	0	0	0	0	7					
Jim Spencer, L OBP: 0.325, SLG: 0.371 Bob Watson, R OBP: 0.388, SLG: 0.409 (9, PH) (9, 3)	0-3 K		0-0 1B		0-0 P3		0-0 2B 2B		0-0 4-3	0-0 1B 1B	4	1	2	1	0	1	2					
Dennis Werth, R OBP: 0.543, SLG: 0.750 (10, PR) (10, 3)	0-0 4-3		0-0 4-3				0-0 F8	0-0 2B 2B		0-0 HR	6	1	3	3	0	0	2					
Reggie Jackson, L OBP: 0.335, SLG: 0.533 (1, 10)	0-0 4-3		0-0 4-3				0-0 K	0-0 F7		0-0 4-3	5	0	1	0	1	2	3					
Graig Nettles, L OBP: 0.328, SLG: 0.409 (1, 5)		0-0 1B 1B		4-0 1B BB			0-0 L6		0-0 FC1-6 1B	BLK 2B	5	0	2	0	0	0	2					
Lou Piniella, R OBP: 0.314, SLG: 0.330 Paul Blair, R (10, 7)		0-0 L8		0-0 P9			0-0 L6		0-0 FC1-6 1B	BLK 2B	5	0	2	0	0	0	2					
Joe Lefebvre, L OBP: 0.404, SLG: 0.571 (1, 9)		0-0 1B		0-0 G5-4-3 1B			0-0 HR		0-0 FC1-6 5-3 3B	BLK IBB	4	2	3	1	1	0	1					
Rick Cerone, R OBP: 0.276, SLG: 0.390 (1, 2)		0-3 K		0-0 G5-4-3 1B			0-0 FC6-5 WP BB		0-0 5-3	6-3	4	0	0	0	1	1	7					
Bucky Dent, R OBP: 0.328, SLG: 0.388 (1, 6)		0-0 P4					0-0 FC6-5 E 2B		0-0 1B 3B	P6	5	2	1	1	0	0	3					
Inning Stats	R: 0 E: 0 K: 1 S: 5	H: 0 LOB: 1 BB: 1 P: 9	R: 0 E: 0 K: 1 S: 7	H: 2 LOB: 2 BB: 0 P: 7	R: 0 E: 0 K: 0 S: 3	H: 1 LOB: 1 BB: 1 P: 7	R: 0 E: 1 K: 0 S: 5	H: 0 LOB: 1 BB: 1 P: 7	R: 0 E: 0 K: 1 S: 5	H: 0 LOB: 0 BB: 0 P: 5	R: 4 E: 1 K: 0 S: 7	H: 3 LOB: 1 BB: 1 P: 11	R: 2 E: 0 K: 0 S: 6	H: 3 LOB: 1 BB: 0 P: 6	R: 1 E: 0 K: 1 S: 7	H: 2 LOB: 2 BB: 1 P: 11	R: 1 E: 0 K: 0 S: 5	H: 2 LOB: 2 BB: 1 P: 9	1B: 8 2B: 3 3B: 1 HR: 2	SF: 0 SAC: 0 DP: 1 HBP: 0	WP: 1 PB: 0 SB: 3 CS: 1	PA: 50
PITCHER	IP 6.2	WLS 30	BF 6	H 4	R 1	ER 3	SO 3	BB 5	IBB 0	HBP 0	BLK 0	WP 1	HR 1	S 31	P 51	ERA 1.35	WHIP 1.650					
Freddie Martinez, R ERA: 4.23 Dave LaRoche, L ERA: 3.72 Dave Lemanczyk, R ERA: 5.36	(1, 1) (7, 1) (9, 1)	2.0 1.1	11 9	5 3	3 1	3 1	1 0	0 1	0 1	0 0	0 1	0 0	0 7	13 15	13 15	13.50 6.75	2.500 3.000					

New York Yankees @ California Angels
Anaheim Stadium, Anaheim, CA
Mon Jun 09 1980, 10:05 PM EDT
Att: 30,126 - Unknown


AB 43
R 8
H 14
RBI 8
BB 7
SO 4
LOB 28



Batter	1	2	3	4	5	6	7	8	9	10	AB	R	H	RBI	BB	SO	LOB	BOTTOM				
Rick Miller, L OBP: 0.369, SLG: 0.364 (1, 8)	0-0 FC5-4 1B		0-0 G6-4-3 1B		0-0 4-1 1-2 2-3			0-0 E 1B		0-0 L7	5	1	3	0	0	3						
Carney Lansford, R OBP: 0.340, SLG: 0.436 (1, 5)	0-0 FC5-4 1B		0-0 G6-4-3		0-0 HR			0-0 E1 2B 1B		0-0 F7	5	3	2	3	0	2						
Rod Carew, L OBP: 0.398, SLG: 0.386 (1, 10)	0-0 1B 1B		0-0 F7		0-0 F7			0-0 SH5-3 SF7 2B		0-0 L6-3 1B	5	1	3	1	0	0						
Jason Thompson, L OBP: 0.328, SLG: 0.403 (1, 3)	0-0 1B				0-0 3-1			0-0 SH5-3 1B		0-0 L6-3	4	0	2	1	0	1						
Joe Rudi, R OBP: 0.291, SLG: 0.483 (1, 7)	0-3 K				0-0 6-3			0-0 G1-4-3 1B		0-0 SF7	3	0	0	1	0	1						
Bobby Grich, R OBP: 0.368, SLG: 0.379 (1, 4)	0-3 K				0-0 F8			0-0 K			4	0	0	0	0	3	2					
Larry Hartow, L OBP: 0.360, SLG: 0.453 (1, 9)		0-0 1-3						0-0 6-3		0-0 SH2-4 1B	4	0	2	0	0	0						
Freddie Patek, R OBP: 0.310, SLG: 0.362 (1, 6)		0-0 F8						0-0 FC4-6 1B		0-0 SH2-4	3	1	0	0	0	1						
Tom Donohue, R OBP: 0.198, SLG: 0.250 Dickie Thorn, R OBP: 0.417, SLG: 0.485 Stan Cliburn, R OBP: 0.250, SLG: 0.250 (10, 2)		0-0 P5						0-0 FC4-6 4-1 HR		0-0 SH2-4	3	1	1	0	0	1						
Inning Stats	R: 1 E: 0 K: 2 S: 10	H: 3 LOB: 2 BB: 0 P: 10	R: 0 E: 0 K: 0 S: 3	H: 0 LOB: 0 BB: 0 P: 3	R: 0 E: 0 K: 0 S: 3	H: 0 LOB: 0 BB: 0 P: 3	R: 0 E: 0 K: 0 S: 6	H: 0 LOB: 0 BB: 0 P: 5	R: 3 E: 0 K: 0 S: 6	H: 3 LOB: 0 BB: 0 P: 6	R: 0 E: 0 K: 1 S: 5	H: 0 LOB: 0 BB: 0 P: 5	R: 0 E: 0 K: 1 S: 8	H: 3 LOB: 0 BB: 0 P: 8	R: 0 E: 0 K: 0 S: 4	H: 1 LOB: 1 BB: 0 P: 4	R: 0 E: 0 K: 0 S: 3	H: 1 LOB: 0 BB: 0 P: 3	1B: 11 2B: 2 3B: 0 HR: 1	SF: 1 SAC: 2 DP: 3 HBP: 0	WP: 0 PB: 0 SB: 0 CS: 0	PA: 40
PITCHER	IP 5.0	WLS 21	BF 7	H 4	R 4	ER 2	SO 2	BB 0	IBB 0	HBP 0	BLK 0	WP 0	HR 1	S 25	P 25	ERA 7.20	WHIP 1.400					
Mike Griffin, R ERA: 4.39 Rudy May, L ERA: 2.46 Rich Gossage, R ERA: 3.77	(1, 1) (6, 1) (8, 1)	2.1 2.2	10 9	4 2	3 0	2 0	2 1	0 0	0 0	0 0	0 0	0 0	0 11	14 11	14 11	7.71 0.00	1.714 0.750					

New York Yankees @ California Angels
Anaheim Stadium, Anaheim, CA
Mon Jun 09 1980, 10:05 PM EDT
Att: 30,126 - Unknown

AB 37
R 7
H 13
RBI 6
BB 0
SO 5
LOB 13



Batter	1	2	3	4	5	6	7	8	9	10	11	AB	R	H	RBI	BB	SO	LOB	TOP													
Willie Randolph, R OBP: 0.448, SLG: 0.468 (1, 4)	4-0 S 1B BB	0-0 4-3		4-0 S BB		4-0 S BB			0-0 F2		4-0 E S 1B BB	2	2	0	0	4	0	1														
Joe Lefebvre, L OBP: 0.397, SLG: 0.537 (1, 7) (10, 9) (11, 8)	0-0 F9		0-0 HR 1B	0-3 K		0-0 F9			0-0 F9		4-0 1-2 1B IBB	5	2	1	0	1	1	3														
Bob Watson, R OBP: 0.363, SLG: 0.439 (1, 10)	0-0 P2		0-0 HR	0-0 F8					0-0 F8		0-0 E5 BB 1B	6	2	2	3	0	0	4														
Reggie Jackson, L Paul Blair, R OBP: 0.353, SLG: 0.536 (8, 9) (9, 9) (10, 8) (11, 9)	0-0 BB 1B		0-0 5-3						0-3 K		0-0 BB 1B	4	1	2	2	1	1	0														
Bobby Murcer, L OBP: 0.386, SLG: 0.493 (11, 9)	1-1 BB 1B		0-0 G3						0-0 K		1-2 2-H 3-H 1B	1	0	1	2	0	0	0														
Graig Nettles, L OBP: 0.350, SLG: 0.393 (1, 5)	4-0 1-2 BB		0-0 G3						0-0 F2		0-3 K	5	0	0	0	1	1	3														
Jim Spencer, L Dennis Werth, R OBP: 0.312, SLG: 0.355 OBP: 0.541, SLG: 0.724 (1, 3) (10, PH) (10, 3)	0-3 K		0-0 G3						0-0 F7		0-0 F7	4	0	0	0	0	1	2														
Bobby Brown, S Lou Piniella, R OBP: 0.317, SLG: 0.477 OBP: 0.310, SLG: 0.325 (1, 8) (10, 7)		4-0 F9 S BB		0-3 K	0-3 K				0-3 K		0-0 4-3	4	0	0	0	1	4	0														
Bucky Dent, R OBP: 0.328, SLG: 0.382 (1, 6)	0-0 F9		0-0 1-2 BB	4-0 1B E BB					0-0 K		0-3 K	4	1	1	0	1	2	1														
Johnny Oates, L OBP: 0.091, SLG: 0.091 (1, 2)	0-0 F9		0-0 E9 1B BLK	0-0 1-6-3					0-0 F9		0-0 B1	5	1	1	0	0	0	2														
Inning Stats	R: 1 E: 0 K: 1 S: 6	H: 1 LOB: 2 P: 14	R: 0 E: 0 K: 0 S: 3	H: 0 LOB: 1 BB: 1 P: 7	R: 2 E: 0 K: 0 S: 5	H: 2 LOB: 0 BB: 0 P: 5	R: 2 E: 1 K: 2 S: 8	H: 1 LOB: 1 BB: 2 P: 16	R: 1 E: 0 K: 1 S: 6	H: 1 LOB: 0 BB: 0 P: 6	R: 0 E: 0 K: 2 S: 7	H: 1 LOB: 1 BB: 3 P: 17	R: 5 E: 2 K: 3 HR: 3	SF: 0 SAC: 0 DP: 0 HBP: 0	WP: 0 PB: 0 SB: 4 CS: 0	PA: 52																
PITCHER	IP WLS BF H R ER SO BB IBB HBP BLK WP HR S P ERA WHIP	IP WLS BF H R ER SO BB IBB HBP BLK WP HR S P ERA WHIP																														
Bruce Kison, R ERA: 4.41 (1, 1)	3.1	18	2	1	1	5	2	0	0	1	0	1	26	34	1.93	0.857																
Chris Knapp, R ERA: 5.44 (4, 1)	4.2	4	1	1	1	0	1	0	0	0	0	1	3	7	13.50	3.000																
John Montague, R ERA: 4.08 (9, 1)	0.2	1	0	0	0	1	0	0	0	0	0	0	3	3	0.00	0.000																
Dave LaRoche, L ERA: 2.7 (9, 1)	0.1	1	1	2	1	2	2	1	0	0	0	0	12	24	4.50	1.500																
Mark Clear, R ERA: 4.89 (10, 1)	2.0	L	11	1	2	1	2	2	1	0	0	0	0	0	0	0	0	0	0													

New York Yankees @ California Angels
Anaheim Stadium, Anaheim, CA
Wed Jun 11 1980, 10:05 PM EDT
Att: 39,593 - Unknown

AB 42
R 9
H 8
RBI 7
BB 10
SO 10
LOB 19



Batter	1	2	3	4	5	6	7	8	9	10	11	AB	R	H	RBI	BB	SO	LOB	BOTTOM													
Dickie Thon, R OBP: 0.390, SLG: 0.447 (1, 5)	0-0 6-3		0-0 G6-3 1-2 2-3			0-0 2B HR 1B	0-0 G3		0-0 P4			5	1	1	0	0	0	5														
Freddie Patek, R OBP: 0.319, SLG: 0.400 (1, 6)	0-0 4-3		0-0 6-3			0-0 1-3 HR 2B	0-0 F5		0-0 CS 1B			5	1	2	2	0	0	1														
Rod Carew, L OBP: 0.407, SLG: 0.419 (1, 10)	0-3 K			0-0 L1-3 1B		0-0 2-H 3-H HR		0-0 G5-4-3 1B	0-0 SF8			4	1	3	4	0	1	0														
Joe Rudi, R OBP: 0.277, SLG: 0.467 (1, 7)		0-0 5-3		0-0 L1-3		0-0 BB BB 1B		0-0 G5-4-3	0-0 CS	0-3 K		5	0	1	0	0	1	2														
Bobby Grich, R OBP: 0.376, SLG: 0.385 (1, 4)		0-0 G4-6-3 1B		0-3 K		4-0 1-2 BB BB		0-0 1B		0-3 K		4	0	2	0	1	2	0														
Jason Thompson, L OBP: 0.337, SLG: 0.390 (1, 3)	0-0 G4-6-3 1-2		0-0 G3			4-0 1-2 BB		0-0 4-3		0-0 F5		4	0	0	0	1	0	2														
Bobby Clark, R OBP: 0.357, SLG: 0.583 (1, 8)			0-0 1B 2B			0-0 F9	0-0 P4		4-0 1B BB		0-0 F8	4	2	1	0	1	0	3														
Rick Miller, L OBP: 0.386, SLG: 0.374 (1, 9)			0-0 G6-3 1B			0-0 1-3	0-0 F7		0-0 BB 1B		4-0 G5-4-3 BB	4	1	2	0	1	0	3														
Tom Donohue, R OBP: 0.293, SLG: 0.252 Larry Harlow, L OBP: 0.364, SLG: 0.444 Stan Cliburn, R OBP: 0.250, SLG: 0.250 Bert Campaneris, R OBP: 0.243, SLG: 0.294 (1, 2) (9, PH) (10, 2) (11, PH)			0-0 G6-3 1B			0-0 F9	0-3 K		4-0 1-2 SF8 BB		0-0 G5-4-3	3	0	1	1	0	1	0														
Inning Stats	R: 0 E: 0 K: 1 S: 5	H: 0 LOB: 0 P: 5	R: 0 E: 0 K: 0 S: 3	H: 1 LOB: 0 BB: 0 P: 3	R: 1 E: 1 K: 0 S: 5	H: 3 LOB: 1 BB: 0 P: 5	R: 0 E: 0 K: 1 S: 5	H: 1 LOB: 0 BB: 0 P: 5	R: 0 E: 0 K: 0 S: 3	H: 0 LOB: 0 BB: 0 P: 3	R: 3 E: 0 K: 0 S: 7	H: 2 LOB: 3 BB: 2 P: 12	R: 0 E: 0 K: 2 S: 7	H: 0 LOB: 0 BB: 0 P: 7	R: 0 E: 0 K: 0 S: 2	H: 0 LOB: 0 BB: 1 P: 6	R: 10 E: 3 K: 3 HR: 1	SF: 1 SAC: 0 DP: 5 HBP: 0	WP: 0 PB: 0 SB: 0 CS: 1	PA: 46												
PITCHER	IP WLS BF H R ER SO BB IBB HBP BLK WP HR S P ERA WHIP	IP WLS BF H R ER SO BB IBB HBP BLK WP HR S P ERA WHIP																														
Tommy John, L ERA: 3.14 (6, 1)	5.1	11	3	2	2	1	1	0	0	0	0	0	12	16	6.75	1.500																
Ron Davis, R ERA: 2.81 (9, 1)	2.2	10	1	1	1	2	2	0	0	0	0	0	12	20	3.00	1.000																
Rich Gossage, R ERA: 3.62 (9, 1)	3.0	W	10	1	1	1	2	2	0	0	0	0	0	0	0	0	0	0	0													

New York Yankees @ California Angels
Anaheim Stadium, Anaheim, CA
Wed Jun 11 1980, 10:05 PM EDT
Att: 39,593 - Unknown

AB 39
R 7
H 13
RBI 7
BB 5
SO 5
LOB 17



Batter	1	2	3	4	5	6	7	8	9	AB	R	H	RBI	BB	SO	LOB	TOP					
Willie Randolph, R (1.4) OBP: 0.444, SLG: 0.462										5	1	1	0	0	0	3	New York Yankees @ Oakland Athletics Oakland-Alameda County Coliseum, Oakland, CA Fri Jun 13 1980, 7:05 PM PDT Unknown - 63 F					
Joe Lefebvre, L (1.7) OBP: 0.403, SLG: 0.526										3	0	1	1	1	0	2						
Bob Watson, R (1.10) OBP: 0.355, SLG: 0.429										4	0	0	0	0	1	5						
Reggie Jackson, L (1.9) OBP: 0.331, SLG: 0.534										4	0	1	1	0	0	0						
Graig Nettles, L (1.5) OBP: 0.353, SLG: 0.398										3	0	1	0	1	0	1						
Jim Spencer, L (1.3) OBP: 0.310, SLG: 0.345										3	0	0	0	1	0	1						
Bobby Brown, S (1.8) OBP: 0.315, SLG: 0.493										4	1	1	1	0	2	2						
Rick Cerone, R (1.2) OBP: 0.271, SLG: 0.381										4	1	1	0	0	0	2						
Bucky Dent, R (1.6) OBP: 0.327, SLG: 0.379										4	0	1	0	0	1	1						
Inning Stats	R: 1 E: 1 K: 0 S: 5	H: 2 LOB: 1 BB: 0 P: 5	R: 0 E: 0 K: 0 S: 3	H: 0 LOB: 0 BB: 0 P: 3	R: 0 E: 0 K: 0 S: 4	H: 1 LOB: 1 BB: 0 P: 4	R: 0 E: 0 K: 1 S: 6	H: 1 LOB: 2 BB: 1 P: 10	R: 0 E: 0 K: 2 S: 7	H: 0 LOB: 1 BB: 1 P: 11	R: 0 E: 0 K: 0 S: 2	H: 0 LOB: 0 BB: 0 P: 6	R: 1 E: 1 K: 1 S: 8	H: 2 LOB: 2 BB: 0 P: 8	R: 0 E: 0 K: 0 S: 3	H: 0 LOB: 0 BB: 0 P: 3	R: 1 E: 0 K: 0 S: 4	H: 1 LOB: 0 BB: 0 P: 4	1B: 4 2B: 2 3B: 0 HR: 1	SF: 0 SAC: 0 DP: 1 HBP: 0	WP: 0 PB: 0 SB: 0 CS: 0	PA: 37
PITCHER Brian Kingman, R (1.1) ERA: 3.61	IP: 9.0 WLS: W BF: 37 H: 7 R: 3 ER: 1 SO: 4 BB: 3 IBB: 0 HBP: 0 BLK: 0 WP: 0 HR: 1 S: 42 P: 54 ERA: 1.00 WHIP: 1.11															PITCHER						

Batter	1	2	3	4	5	6	7	8	9	AB	R	H	RBI	BB	SO	LOB	BOTTOM					
Rickey Henderson, R (1.7) OBP: 0.430, SLG: 0.386										2	1	0	0	2	0	2	New York Yankees @ Oakland Athletics Oakland-Alameda County Coliseum, Oakland, CA Fri Jun 13 1980, 7:05 PM PDT Unknown - 63 F					
Dwayne Murphy, L (1.8) OBP: 0.426, SLG: 0.448										3	0	1	0	1	1	1						
Randy Elliott, R (1.10) OBP: 0.200, SLG: 0.300										4	1	1	0	0	1	2						
Dave Revering, L (1.3) OBP: 0.386, SLG: 0.549										3	1	1	1	1	1	0						
Tony Armas, R (1.9) OBP: 0.312, SLG: 0.459										4	0	1	1	0	1	1						
Mike Heath, R (1.2) OBP: 0.267, SLG: 0.306										4	0	0	0	0	1	1						
Mickey Klutts, R (1.5) OBP: 0.311, SLG: 0.371										3	1	3	1	1	0	0						
Mario Guerrero, R (1.6) OBP: 0.258, SLG: 0.290										2	0	1	0	0	0	1						
Dave McKay, S (1.4) OBP: 0.170, SLG: 0.244										3	0	0	0	0	2	3						
Inning Stats	R: 1 E: 0 K: 1 S: 5	H: 1 LOB: 0 BB: 1 P: 9	R: 0 E: 0 K: 1 S: 5	H: 0 LOB: 1 BB: 1 P: 9	R: 0 E: 0 K: 0 S: 3	H: 0 LOB: 0 BB: 1 P: 7	R: 0 E: 0 K: 0 S: 3	H: 0 LOB: 0 BB: 0 P: 3	R: 0 E: 0 K: 1 S: 5	H: 1 LOB: 0 BB: 0 P: 5	R: 1 E: 0 K: 1 S: 6	H: 2 LOB: 1 BB: 1 P: 10	R: 0 E: 0 K: 1 S: 7	H: 2 LOB: 2 BB: 0 P: 7	R: 1 E: 0 K: 2 S: 8	H: 1 LOB: 1 BB: 1 P: 12	R: 1 E: 0 K: 0 S: 1	H: 1 LOB: 0 BB: 0 P: 1	1B: 4 2B: 2 3B: 1 HR: 1	SF: 0 SAC: 1 DP: 2 HBP: 0	WP: 0 PB: 0 SB: 0 CS: 1	PA: 34
PITCHER Ron Guidry, L (1.1) ERA: 3.51	IP: 8.0 WLS: L BF: 34 H: 8 R: 4 ER: 4 SO: 7 BB: 5 IBB: 0 HBP: 0 BLK: 0 WP: 0 HR: 1 S: 43 P: 63 ERA: 4.50 WHIP: 1.625															PITCHER						



Batter	1	2	3	4	5	6	7	8	9	AB	R	H	RBI	BB	SO	LOB	TOP					
Willie Randolph, R OBP: 0.439, SLG: 0.455 (1, 4)	1-3		G4-6-3 1B	K			FC6-4 BB 1B 1-2 HR	FC6-4		5	1	1	0	0	1	3						
Joe Lefebvre, L OBP: 0.403, SLG: 0.516 (1, 9)	1B		G4-6-3 1-2		K		BB HR 1B	F8		5	1	2	0	0	1	1						
Bob Watson, R OBP: 0.356, SLG: 0.424 (1, 3)	F7		S 1B		6-3		HR BB	K		4	1	1	0	1	1	1						
Reggie Jackson, L OBP: 0.344, SLG: 0.563 (1, 10)	1-3 1B		1-2 BB		K		HR	2B		4	1	3	4	1	1	0						
Graig Nettles, L OBP: 0.349, SLG: 0.389 (1, 5)	G3		K			K	BB	4-3		4	0	0	0	1	2	5						
Bobby Murcer, L OBP: 0.316, SLG: 0.493 Paul Blair, R (7, 7)		HR		1B SF7 BB		K	K			3	2	1	1	1	2	1						
Bobby Brown, S OBP: 0.313, SLG: 0.486 (1, 8)	L4		WP 1B		4-3			4-3		4	0	1	0	0	0	0						
Bucky Dent, R OBP: 0.325, SLG: 0.378 (1, 6)	F8		SF7				F7	FC6-4 1B		3	0	1	1	0	0	0						
Johnny Oates, L OBP: 0.067, SLG: 0.067 (1, 2)	K		P4				E3 FC6-4	FC6-4		4	0	0	0	0	1	2						
Inning Stats	R: 0 E: 0 K: 0 S: 5	H: 2 LOB: 2 BB: 0 P: 5	R: 1 E: 0 K: 1 S: 6	H: 1 LOB: 0 BB: 0 P: 6	R: 0 E: 0 K: 1 S: 6	H: 2 LOB: 2 BB: 1 P: 10	R: 1 E: 0 K: 1 S: 6	H: 1 LOB: 1 BB: 1 P: 10	R: 0 E: 0 K: 2 S: 7	H: 0 LOB: 0 BB: 0 P: 7	R: 0 E: 0 K: 2 S: 7	H: 0 LOB: 0 BB: 0 P: 7	R: 4 E: 1 K: 1 S: 8	H: 2 LOB: 1 BB: 2 P: 16	R: 0 E: 0 K: 0 S: 4	H: 1 LOB: 1 BB: 0 P: 4	R: 0 E: 0 K: 1 S: 6	H: 1 LOB: 1 BB: 0 P: 6	1B: 7 2B: 1 3B: 0 HR: 2	SF: 1 SAC: 0 DP: 1 HBP: 0	WP: 1 PB: 0 SB: 1 CS: 0	PA: 41
PITCHER Matt Keough, R ERA: 2.84 (1, 1)	IP: 9.0 WLS: L BF: 41	H: 10 R: 6 ER: 2 SO: 9	BB: 4 IBB: 0 HBP: 0 BLK: 0	WP: 1 HR: 2 S: 55 P: 71	ERA: 2.00 WHIP: 1.556	PITCHER	IP: 9.0 WLS: L BF: 41	H: 10 R: 6 ER: 2 SO: 9	BB: 4 IBB: 0 HBP: 0 BLK: 0	WP: 1 HR: 2 S: 55 P: 71	ERA: 2.00 WHIP: 1.556	PITCHER	IP: 9.0 WLS: L BF: 41	H: 10 R: 6 ER: 2 SO: 9	BB: 4 IBB: 0 HBP: 0 BLK: 0	WP: 1 HR: 2 S: 55 P: 71	ERA: 2.00 WHIP: 1.556					

New York Yankees @ Oakland Athletics
Oakland-Alameda County Coliseum, Oakland, CA
Fri Jun 13 1980, 7:05 PM PDT
Att: 47,768 - Unknown

AB	36
R	6
H	10
RBI	6
BB	4
SO	9
LOB	13



Batter	1	2	3	4	5	6	7	8	9	AB	R	H	RBI	BB	SO	LOB	BOTTOM			
Rickey Henderson, R OBP: 0.435, SLG: 0.392 (1, 7)	CS 2B		F9			SH3-4 HR BB	BB			2	1	1	0	2	0	0				
Dwayne Murphy, L OBP: 0.424, SLG: 0.443 (1, 8)	P3		K			SH3-4	BB			2	0	0	0	1	1	1				
Jeff Newman, R OBP: 0.289, SLG: 0.422 Dave Revering, L OBP: 0.384, SLG: 0.545 (7, PH) (8, 3)	2-3 1B			K		2-H HR	K			3	1	2	2	0	1	0				
Randy Elliott, R OBP: 0.174, SLG: 0.261 Mitchell Page, L OBP: 0.305, SLG: 0.376 (8, PH)	K		F8			K		K		3	0	0	0	0	2	1				
Tony Armas, R OBP: 0.311, SLG: 0.452 (1, 9)		K		F8		BB		K		3	0	0	0	1	2	0				
Mickey Klutts, R OBP: 0.308, SLG: 0.360 (8, 6)	6-3			1B SF8 BB		K		K		3	1	0	0	1	2	1				
Jim Essian, R OBP: 0.302, SLG: 0.328 (1, 2)		HR		SF8 1B		6-3		4-3		4	1	2	1	0	0	0				
Mario Guerrero, R OBP: 0.255, SLG: 0.289 Mike Davis, L OBP: 0.233, SLG: 0.333 Rob Picciolo, R OBP: 0.273, SLG: 0.359 (8, 4)	P6			SF8 1B		BB WP 1B		K		1	0	0	1	0	0	0				
Dave McKay, S OBP: 0.163, SLG: 0.234 Wayne Gross, L OBP: 0.364, SLG: 0.450 (8, 5)			K		5-3		K		P4	2	0	0	0	0	1	0				
Inning Stats	R: 0 E: 0 K: 1 S: 6	H: 2 LOB: 1 BB: 0 P: 6	R: 1 E: 0 K: 1 S: 6	H: 1 LOB: 0 BB: 0 P: 6	R: 0 E: 0 K: 2 S: 7	H: 0 LOB: 0 BB: 0 P: 7	R: 0 E: 0 K: 1 S: 5	H: 0 LOB: 0 BB: 0 P: 5	R: 1 E: 0 K: 0 S: 3	H: 1 LOB: 0 BB: 1 P: 7	R: 2 E: 0 K: 2 S: 8	H: 1 LOB: 1 BB: 2 P: 16	R: 0 E: 0 K: 3 S: 9	H: 0 LOB: 0 BB: 0 P: 9	R: 0 E: 0 K: 1 S: 5	H: 0 LOB: 0 BB: 0 P: 5	1B: 3 2B: 1 3B: 0 HR: 2	SF: 1 SAC: 1 DP: 0 HBP: 0	WP: 1 PB: 0 SB: 0 CS: 1	PA: 36
PITCHER Tom Underwood, L ERA: 2.99 Ron Davis, R ERA: 2.77 Rudy May, L ERA: 2.79 Rich Gossage, R ERA: 3.38 (1, 1)	IP: 5.2 WLS: W BF: 23	H: 5 R: 4 ER: 4 SO: 6	BB: 3 IBB: 0 HBP: 0 BLK: 0	WP: 0 HR: 2 S: 32 P: 44	ERA: 6.35 WHIP: 1.412	PITCHER	IP: 5.2 WLS: W BF: 23	H: 5 R: 4 ER: 4 SO: 6	BB: 3 IBB: 0 HBP: 0 BLK: 0	WP: 0 HR: 2 S: 32 P: 44	ERA: 6.35 WHIP: 1.412	PITCHER	IP: 5.2 WLS: W BF: 23	H: 5 R: 4 ER: 4 SO: 6	BB: 3 IBB: 0 HBP: 0 BLK: 0	WP: 0 HR: 2 S: 32 P: 44	ERA: 6.35 WHIP: 1.412			

New York Yankees @ Oakland Athletics
Oakland-Alameda County Coliseum, Oakland, CA
Fri Jun 13 1980, 7:05 PM PDT
Att: 47,768 - Unknown

AB	29
R	4
H	6
RBI	4
BB	5
SO	13
LOB	7



Batter	1	2	3	4	5	6	7	8	9	AB	R	H	RBI	BB	SO	LOB	TOP	
Willie Randolph, R (1,4) OBP: 0.440, SLG: 0.456	0-0 BB 1B		0-0 2-3			0-0 F9		0-0 1B		4	0	2	0	0	0	0	New York Yankees @ Oakland Athletics Oakland-Alameda County Coliseum, Oakland, CA Sat Jun 14 1980, 3:33 AM PDT Att: 26,410 - Sunny - 70 F livebaseballscorecards.com	
Joe Lefebvre, L (1,9) OBP: 0.382, SLG: 0.485	0-0 F9		0-3 K			0-0 F7		0-3 K		4	0	0	0	0	2	2		
Bob Watson, R (1,3) OBP: 0.354, SLG: 0.417	4-0 FC4-6 1-2 BB		0-3 K			0-0 F8			0-0 L7	3	0	0	0	1	1	0		
Reggie Jackson, L (1,10) OBP: 0.342, SLG: 0.556 Paul Blair, R (9, PR) (9, 7)	0-0 F7		0-3 K			0-3 K			0-0 HR 1B	4	0	1	0	0	2	2		
Graig Nettles, L (1,5) OBP: 0.343, SLG: 0.380	0-0 FC4-6 1-2		0-0 F8			0-0 F9			0-0 F7	4	0	0	0	0	0	3		
Bobby Murcer, L (1,7) OBP: 0.338, SLG: 0.543 Ed Figueroa, R (9, 1)		0-0 WP 1B				4-0 BB			0-0 HR	3	1	2	2	1	1	0		
Rudy May, L (9, 1) Rich Gossage, R (9, 1)										0	0	0	0	0	0	0		
Bobby Brown, S (1,8) OBP: 0.305, SLG: 0.472					0-0 3-1				0-0 F9	4	0	0	0	0	0	3		
Rick Cerone, R (1,2) OBP: 0.267, SLG: 0.375						0-0 F8			0-0 F9	3	0	0	0	0	0	1		
Bucky Dent, R (1,6) OBP: 0.324, SLG: 0.376 Fred Stanley, R (2,6) OBP: 0.321, SLG: 0.360						0-0 F8			0-0 6-3	1	0	0	0	0	0	1		
						0-0 F8			0-0 6-3	2	0	0	0	0	0	0		
Inning Stats	R: 0 E: 0 K: 0 S: 4	H: 1 LOB: 2 BB: 1 P: 8	R: 0 E: 0 K: 2 S: 7	H: 1 LOB: 1 BB: 0 P: 4	R: 0 E: 0 K: 2 S: 7	H: 0 LOB: 0 BB: 0 P: 7	R: 0 E: 0 K: 1 S: 3	H: 0 LOB: 1 BB: 0 P: 3	R: 0 E: 0 K: 1 S: 5	H: 0 LOB: 1 BB: 1 P: 9	R: 0 E: 0 K: 1 S: 6	H: 1 LOB: 1 BB: 0 P: 6	R: 2 E: 0 K: 0 S: 5	H: 2 LOB: 2 BB: 0 P: 5	1B: 4 2B: 0 3B: 0 HR: 1	SF: 0 SAC: 0 DP: 0 HBP: 0	WP: 1 PB: 0 SB: 0 CS: 0	PA: 34
PITCHER Rick Langford, R (1,1) ERA: 3.39	IP: 9.0 WLS: L BF: 34 H: 5 R: 2 ER: 2 SO: 6 BB: 2 IBB: 0 HBP: 0 BLK: 0 WP: 1 HR: 1 S: 44 P: 52 ERA: 2.00 WHIP: 0.778																	

Batter	1	2	3	4	5	6	7	8	9	AB	R	H	RBI	BB	SO	LOB	BOTTOM	
Rickey Henderson, R (1,7) OBP: 0.432, SLG: 0.389	0-0 6-3		0-3 K			0-0 F8			0-0 BB 1B	4	0	1	0	0	1	0	New York Yankees @ Oakland Athletics Oakland-Alameda County Coliseum, Oakland, CA Sat Jun 14 1980, 3:33 AM PDT Att: 26,410 - Sunny - 70 F livebaseballscorecards.com	
Dwayne Murphy, L (1,8) OBP: 0.426, SLG: 0.439	4-0 2B BB		0-0 F8			0-0 4-3			4-0 L5-3 BB	2	1	0	0	2	0	0		
Mitchell Page, L (1,10) OBP: 0.363, SLG: 0.379	0-0 1-H 2B				0-0 F8				0-0 L5-3 1-2	4	0	1	1	0	2			
Dave Revering, L (1,3) OBP: 0.386, SLG: 0.542	0-0 F7				0-0 BB 1B				4-0 BB	3	0	1	0	1	0	1		
Wayne Gross, L (1,5) OBP: 0.356, SLG: 0.438	0-0 F9				0-0 F7				0-3 K	4	0	0	0	0	1	4		
Tony Armas, R (1,9) OBP: 0.311, SLG: 0.450		0-0 G1-6-3 1B			0-0 F9					3	0	1	0	0	0	1		
Jeff Newman, R (1,2) OBP: 0.284, SLG: 0.413		0-0 G1-6-3 1-2			0-0 F8				0-0 5-3	3	0	0	0	0	0	1		
Mario Guerrero, R (1,6) OBP: 0.251, SLG: 0.284		0-0 6-3			0-0 F9				0-0 F7	3	0	0	0	0	0	0		
Dave McKay, S (1,4) OBP: 0.154, SLG: 0.220			0-3 K			0-0 4-3			0-0 F8	3	0	0	0	0	1	0		
Inning Stats	R: 1 E: 0 K: 0 S: 4	H: 1 LOB: 1 BB: 1 P: 8	R: 0 E: 0 K: 2 S: 7	H: 1 LOB: 0 BB: 0 P: 3	R: 0 E: 0 K: 0 S: 4	H: 1 LOB: 1 BB: 0 P: 4	R: 0 E: 0 K: 0 S: 3	H: 0 LOB: 0 BB: 0 P: 3	R: 0 E: 0 K: 0 S: 3	H: 0 LOB: 0 BB: 0 P: 3	R: 0 E: 0 K: 0 S: 3	H: 0 LOB: 0 BB: 0 P: 3	R: 0 E: 0 K: 1 S: 5	H: 1 LOB: 2 BB: 2 P: 13	1B: 3 2B: 2 3B: 0 HR: 0	SF: 0 SAC: 0 DP: 2 HBP: 0		WP: 0 PB: 0 SB: 0 CS: 0
PITCHER Ed Figueroa, R (1,1) ERA: 4.37 Ed Figueroa, R (9, 1) ERA: 4.37 Rudy May, L (9, 1) ERA: 2.74 Rich Gossage, R (9, 1) ERA: 3.34	IP: 8.0 WLS: W BF: 28 H: 4 R: 1 ER: 1 SO: 2 BB: 1 IBB: 0 HBP: 0 BLK: 0 WP: 0 HR: 0 S: 31 P: 35 ERA: 1.12 WHIP: 0.625																	



Batter	1	2	3	4	5	6	7	8	9	AB	R	H	RBI	BB	SO	LOB	TOP			
Julio Cruz, S OBP: 0.326, SLG: 0.296 (1,4)	1-3		FC5-4 1B		CS	1B BB		F9		3	1	1	0	1	0	0	Seattle Mariners @ New York Yankees Yankee Stadium, Bronx, NY Mon Jun 16 1980, 7:05 PM EDT Att: 20,862 - Unknown - 73 F			
Juan Beniquez, R OBP: 0.333, SLG: 0.341 (1,8)	1B		FC5-4 FC6 1-2			F8		F7		4	0	1	0	0	0	2				
Leon Roberts, R OBP: 0.326, SLG: 0.457 (1,9)	K		FC6 1-2			1B 1B		1B 2B		4	1	2	0	0	1	2				
Willie Horton, R OBP: 0.333, SLG: 0.333 (1,10)	1-3			6-3		1B G6-4-3		1B FC6-4		4	0	2	2	0	0	1				
Tom Paciorek, R OBP: 0.363, SLG: 0.533 (1,3)		E G6-4-3 2B		1B G6-4-3		1B G6-4-3		FC6-4		4	1	2	0	0	0	3				
Reggie Walton, R OBP: 0.250, SLG: 0.250 (1,7)		E6 G6-4-3 2-3		G6-4-3 1-2						3	0	0	0	0	0	2				
Dan Meyer, L OBP: 0.350, SLG: 0.422 (9, PH)								K		1	0	0	0	0	1	0				
Ted Cox, R OBP: 0.270, SLG: 0.270 (1,5)		G6-4-3 1-2			6-3					3	0	0	0	0	1	1				
Joe Simpson, L OBP: 0.335, SLG: 0.360 (9, PH)								BB G6-4-3		0	0	0	0	1	0	0				
Mario Mendoza, R OBP: 0.364, SLG: 0.422 (1,6)		F4								3	0	2	0	0	0	0				
Larry Milbourne, S OBP: 0.175, SLG: 0.143 (9, PH)								G6-4-3 1-2		1	0	0	0	0	0	1				
Larry Cox, R OBP: 0.236, SLG: 0.244 (1,2)				F7		F8		5-3		3	0	0	0	0	0	2				
Inning Stats	R: 0 E: 0 K: 1 S: 6	H: 1 LOB: 1 BB: 0 P: 6	R: 1 E: 1 K: 0 S: 4	H: 1 LOB: 0 BB: 0 P: 4	R: 0 E: 0 K: 0 S: 4	H: 1 LOB: 1 BB: 0 P: 4	R: 0 E: 0 K: 0 S: 3	H: 1 LOB: 0 BB: 0 P: 3	R: 1 E: 0 K: 0 S: 4	H: 2 LOB: 1 BB: 1 P: 8	R: 0 E: 0 K: 1 S: 6	H: 1 LOB: 1 BB: 0 P: 6	R: 1 E: 0 K: 0 S: 5	H: 2 LOB: 1 BB: 1 P: 5	R: 0 E: 0 K: 1 S: 4	H: 0 LOB: 0 BB: 1 P: 8	1B: 8 2B: 2 3B: 0 HR: 0	SF: 0 SAC: 0 DP: 4 HBP: 0	WP: 0 PB: 0 SB: 1 CS: 1	PA: 36
PITCHER	IP WLS BF H R ER SO BB IBB HBP BLK WP HR S P ERA WHIP	IP WLS BF H R ER SO BB IBB HBP BLK WP HR S P ERA WHIP																		
Tommy John, L ERA: 3.07 (1,1)	8.0 W 32 10 3 2 2	1.0 S 3 0 0 0 1																		
Rich Gossage, R ERA: 3.25 (9,1)	1.0 S 3 0 0 0 1																			

Batter	1	2	3	4	5	6	7	8	9	AB	R	H	RBI	BB	SO	LOB	BOTTOM			
Willie Randolph, R OBP: 0.446, SLG: 0.457 (1,4)	S 2B BB	K				F7 2B				3	2	1	0	2	1	0	Seattle Mariners @ New York Yankees Yankee Stadium, Bronx, NY Mon Jun 16 1980, 7:05 PM EDT Att: 20,862 - Unknown - 73 F			
Joe Lefebvre, L OBP: 0.372, SLG: 0.438 (1,7)	2B 1B BB	G3			2B SF9 BB			4-3		3	2	0	0	2	0	2				
Graig Nettles, L OBP: 0.351, SLG: 0.411 (1,5)	1B 1-3 2-H		G3		SF9 1B 2B			HR		4	2	3	3	0	0	0				
Reggie Jackson, L OBP: 0.352, SLG: 0.584 (1,9)	G3		K		1B IBB			F2		3	0	0	0	1	1	2				
Paul Blair, R (8,9)										0	0	0	0	0	0	0				
Jim Spencer, L OBP: 0.308, SLG: 0.345 (1,3)	BB 1B		F9		SF9			F8		3	0	1	2	0	0	0				
Bobby Murcer, L OBP: 0.341, SLG: 0.527 (1,10)	K				K			F5		4	0	1	0	0	2	4				
Bobby Brown, S OBP: 0.309, SLG: 0.464 (1,8)					F7 1B			F8		3	0	1	1	1	0	1				
Johnny Oates, L OBP: 0.105, SLG: 0.105 (1,2)	F8				FC4-6 1B			BB 1B		4	0	1	0	0	0	6				
Fred Stanley, R OBP: 0.278, SLG: 0.303 (1,6)		1-3			F9			F8		4	0	0	0	0	0	2				
Inning Stats	R: 2 E: 0 K: 1 S: 7	H: 2 LOB: 3 BB: 3 P: 19	R: 0 E: 0 K: 1 S: 5	H: 0 LOB: 0 BB: 0 P: 5	R: 0 E: 0 K: 1 S: 5	H: 0 LOB: 0 BB: 0 P: 5	R: 0 E: 0 K: 0 S: 4	H: 1 LOB: 1 BB: 0 P: 4	R: 3 E: 0 K: 1 S: 8	H: 3 LOB: 2 BB: 2 P: 16	R: 0 E: 0 K: 0 S: 3	H: 0 LOB: 0 BB: 0 P: 3	R: 1 E: 0 K: 0 S: 4	H: 1 LOB: 0 BB: 0 P: 4	R: 0 E: 0 K: 0 S: 4	H: 1 LOB: 2 BB: 1 P: 8	1B: 4 2B: 3 3B: 0 HR: 1	SF: 1 SAC: 0 DP: 0 HBP: 0	WP: 0 PB: 0 SB: 1 CS: 0	PA: 38
PITCHER	IP WLS BF H R ER SO BB IBB HBP BLK WP HR S P ERA WHIP	IP WLS BF H R ER SO BB IBB HBP BLK WP HR S P ERA WHIP																		
Jim Beattie, R ERA: 5.75 (1,1)	4.0 L 21 5	4.0 L 17 3																		
Byron McLaughlin, R ERA: 7.75 (5,1)	4.0 L 17 3																			


Batter	1	2	3	4	5	6	7	8	9	AB	R	H	RBI	BB	SO	LOB	TOP										
Julio Cruz, S OBP: 0.319, SLG: 0.288 (1,4)										4	0	0	0	0	1	0	Seattle Mariners @ New York Yankees Yankee Stadium, Bronx, NY Tue Jun 17 1980, 7:05 PM EDT Att: 20,835 - Unknown - 66 F										
Juan Beniquez, R OBP: 0.306, SLG: 0.311 (1,8)										4	0	0	0	0	0	0											
Leon Roberts, R OBP: 0.330, SLG: 0.476 (1,9)										4	0	2	0	0	1	0											
Willie Horton, R OBP: 0.327, SLG: 0.326 (1,10)										4	0	0	0	0	1	2											
Tom Paciorek, R OBP: 0.367, SLG: 0.537 (1,3)										3	2	1	0	1	0	0											
Reggie Walton, R OBP: 0.273, SLG: 0.364 (1,7)										3	0	1	0	0	1	1											
Dan Meyer, L OBP: 0.349, SLG: 0.420 (9, PH)										1	0	0	0	0	0	0											
Ted Cox, R OBP: 0.297, SLG: 0.280 (1,5)										3	0	2	2	1	0	1											
Mario Mendoza, R OBP: 0.348, SLG: 0.402 (1,6)										4	0	0	0	0	1	4											
Larry Cox, R OBP: 0.233, SLG: 0.241 (1,2)										2	0	0	0	0	0	1											
Bob Stinson, S OBP: 0.155, SLG: 0.130 (7, PH)										1	0	0	0	0	0	1											
Inning Stats	R: 0 E: 0 K: 1 S: 5	H: 0 LOB: 0 BB: 0 P: 5	R: 1 E: 0 K: 2 S: 9	H: 2 LOB: 1 BB: 0 P: 9	R: 0 E: 0 K: 0 S: 3	H: 0 LOB: 0 BB: 0 P: 3	R: 0 E: 0 K: 1 S: 5	H: 0 LOB: 0 BB: 1 P: 7	R: 0 E: 0 K: 1 S: 6	H: 1 LOB: 1 BB: 0 P: 6	R: 1 E: 0 K: 0 S: 4	H: 1 LOB: 1 BB: 0 P: 8	R: 0 E: 0 K: 0 S: 4	H: 1 LOB: 1 BB: 0 P: 4	R: 0 E: 0 K: 0 S: 4	H: 1 LOB: 1 BB: 0 P: 4	1B: 2 2B: 3 3B: 1 HR: 0	SF: 0 SAC: 0 DP: 0 HBP: 0	WP: 1 PB: 0 CS: 0	PA: 35							
PITCHER	IP	WLS	BF	H	R	ER	SO	BB	IBB	HBP	BLK	WP	HR	S	P	ERA	WHIP										
Tom Underwood, L ERA: 2.99 (1,1)	6.0	W	24	4	2	2	5	2	0	0	0	0	0	32	40	3.00	1.000										
Ron Davis, R ERA: 2.61 (7,1)	3.0	S	11	2	0	0	0	0	0	0	0	1	0	11	11	0.00	0.667										


AB	33
R	2
H	6
RBI	2
BB	2
SO	5
LOB	10



Batter	1	2	3	4	5	6	7	8	9	AB	R	H	RBI	BB	SO	LOB	BOTTOM										
Willie Randolph, R OBP: 0.445, SLG: 0.454 (1,4)										4	2	1	0	1	0	1	Seattle Mariners @ New York Yankees Yankee Stadium, Bronx, NY Tue Jun 17 1980, 7:05 PM EDT Att: 20,835 - Unknown - 66 F										
Dennis Werth, R OBP: 0.524, SLG: 0.676 (1,3)										5	2	2	3	0	1	1											
Bob Watson, R OBP: 0.366, SLG: 0.432 (1,10)										4	1	2	1	1	1	0											
Reggie Jackson, L OBP: 0.345, SLG: 0.575 (1,9)										3	0	0	2	0	0	2											
Paul Blair, R (6, PR) (7,9)										1	0	0	0	0	0	0											
Eric Soderholm, R OBP: 0.417, SLG: 0.571 (1,5)										2	0	1	0	0	0	0											
Graig Nettles, L OBP: 0.352, SLG: 0.412 (5, PH) (6,5)										2	0	1	0	0	1	2											
Lou Piniella, R OBP: 0.303, SLG: 0.319 (1,7)										2	0	1	0	0	0	1											
Bobby Murcer, L OBP: 0.356, SLG: 0.533 (5, PH) (6,7)										1	0	1	1	1	0	0											
Bobby Brown, S OBP: 0.301, SLG: 0.452 (1,8)										4	0	0	0	0	2	7											
Rick Cerone, R OBP: 0.271, SLG: 0.372 (1,2)										3	1	1	0	1	0	0											
Fred Stanley, R OBP: 0.289, SLG: 0.314 (1,6)										2	1	1	0	0	0	0											
Brian Doyle, L (6,6)										2	1	0	0	0	0	1											
Inning Stats	R: 0 E: 0 K: 2 S: 7	H: 0 LOB: 0 BB: 0 P: 7	R: 0 E: 0 K: 1 S: 6	H: 1 LOB: 1 BB: 0 P: 6	R: 0 E: 0 K: 0 S: 4	H: 1 LOB: 1 BB: 0 P: 4	R: 1 E: 1 K: 0 S: 5	H: 2 LOB: 1 BB: 0 P: 5	R: 4 E: 0 K: 1 S: 9	H: 4 LOB: 2 BB: 2 P: 17	R: 3 E: 1 K: 1 S: 9	H: 3 LOB: 3 BB: 2 P: 17	R: 0 E: 0 K: 0 S: 3	H: 0 LOB: 0 BB: 0 P: 3	R: 0 E: 0 K: 0 S: 3	H: 0 LOB: 0 BB: 0 P: 3	1B: 10 2B: 1 3B: 0 HR: 0	SF: 1 SAC: 0 DP: 0 HBP: 0	WP: 0 PB: 2 CS: 0	PA: 40							
PITCHER	IP	WLS	BF	H	R	ER	SO	BB	IBB	HBP	BLK	WP	HR	S	P	ERA	WHIP										
Rick Honeycutt, L ERA: 2.88 (1,1)	4.0	L	20	7	5	4	3	1	0	0	0	0	0	25	29	9.00	2.000										
Rob Dressler, R ERA: 4.72 (5,1)	4.0		20	4	3	1	2	3	0	0	0	0	0	21	33	2.25	1.750										



Batter	1	2	3	4	5	6	7	8	9	AB	R	H	RBI	BB	SO	LOB	TOP					
Bert Campaneris, R (1, 6) OBP: 0.238, SLG: 0.282	0-0 6-3		0-0 FC6-4 1B			0-0 F3		0-0 F7		4	0	1	0	0	0	0	California Angels @ New York Yankees Yankee Stadium, Bronx, NY Wed Jun 18 1980, 7:05 PM EDT Att: 30,876 - Unknown - 67 F 					
Dickie Thon, R (1, 4) OBP: 0.362, SLG: 0.400	0-0 1B		0-0 FC6-4 1-2			0-0 F8		0-0 F9		4	0	1	0	0	0	1						
Carney Lansford, R (1, 5) OBP: 0.323, SLG: 0.417	0-3 K			0-0 5-3		0-0 1B		0-0 1B		4	0	2	0	0	1	1						
Joe Rudi, R (1, 7) OBP: 0.287, SLG: 0.476	0-3 K			0-0 6-3		0-3 K		0-0 P4		4	0	0	0	0	2	3						
Bobby Grich, R (1, 3) OBP: 0.362, SLG: 0.357		0-0 F7		0-0 6-3			0-3 K		0-0 F9	4	0	0	0	0	1	0						
Mery Rettenmund, R (1, 10) OBP: 0.500, SLG: 0.333		0-0 P5			4-0 BB		0-0 PB 1B		0-3 K	3	0	1	0	1	1	0						
Bobby Clark, R (1, 8) OBP: 0.333, SLG: 0.469		0-0 6-3			0-0 F9		0-0 6-3 1-2		0-0 1B	4	0	1	0	0	0	2						
Rick Miller, L (1, 9) OBP: 0.346, SLG: 0.321			0-0 F8		0-0 4-3		4-0 BB		0-3 K	3	0	0	0	1	1	2						
Tom Donohue, R (1, 2) OBP: 0.197, SLG: 0.240				0-0 6-3			0-3 K			2	0	0	0	0	1	1						
Freddie Patek, R (7, PH) OBP: 0.313, SLG: 0.374										1	0	0	0	0	1	2						
Stan Cliburn, R (7, 2) OBP: 0.250, SLG: 0.250										0	0	0	0	0	0	0						
Inning Stats	R: 0 E: 0 K: 2 S: 8	H: 1 LOB: 1 BB: 0 P: 8	R: 0 E: 0 K: 0 S: 3	H: 0 LOB: 0 BB: 0 P: 3	R: 0 E: 0 K: 0 S: 4	H: 1 LOB: 1 BB: 0 P: 4	R: 0 E: 0 K: 0 S: 3	H: 0 LOB: 0 BB: 0 P: 3	R: 0 E: 0 K: 1 S: 5	H: 0 LOB: 1 BB: 1 P: 9	R: 0 E: 0 K: 1 S: 6	H: 1 LOB: 1 BB: 0 P: 6	R: 0 E: 0 K: 2 S: 8	H: 1 LOB: 2 BB: 1 P: 12	R: 0 E: 0 K: 0 S: 4	H: 1 LOB: 1 BB: 0 P: 4	R: 0 E: 0 K: 2 S: 8	H: 1 LOB: 1 BB: 0 P: 8	1B: 6 2B: 0 3B: 0 HR: 0	SF: 0 SAC: 0 DP: 0 HBP: 0	WP: 0 PB: 1 SB: 0 CS: 0	PA: 35
PITCHER Ron Guidry, L (1, 1) ERA: 3.22	IP: 9.0 WLS: W BF: 35 H: 6 R: 0 ER: 0 SO: 8 BB: 2 IBB: 0 HBP: 0 BLK: 0 WP: 0 HR: 0 S: 49 P: 57 ERA: 0.00 WHIP: 0.889															PITCHER						

Batter	1	2	3	4	5	6	7	8	9	AB	R	H	RBI	BB	SO	LOB	BOTTOM			
Willie Randolph, R (1, 4) OBP: 0.439, SLG: 0.446	0-0 6-3	0-0 4-3			0-0 L9		0-0 F8			4	0	0	0	0	0	0	California Angels @ New York Yankees Yankee Stadium, Bronx, NY Wed Jun 18 1980, 7:05 PM EDT Att: 30,876 - Unknown - 67 F 			
Bobby Murcer, L (1, 7) OBP: 0.374, SLG: 0.538	0-0 BB 1B		0-0 BB 1B		4-0 HR BB		0-0 F7			3	2	2	0	1	0	0				
Graig Nettles, L (1, 5) OBP: 0.355, SLG: 0.426	4-0 1B SF7 BB		0-0 P4		0-0 HR		0-0 F8			3	2	1	2	1	0	1				
Reggie Jackson, L (1, 9) Paul Blair, R (9, 9)	0-0 BB 1B		4-0 G4-6-3 BB		0-3 K		0-0 1-3			3	0	1	1	1	1	0				
Bob Watson, R (1, 10) OBP: 0.364, SLG: 0.425	4-0 1-2 BB		0-0 G4-6-3 1-2		0-3 K		0-0 5-3			3	0	0	0	1	1	2				
Jim Spencer, L (1, 3) OBP: 0.301, SLG: 0.339	0-0 SF7			0-0 G3		0-3 K				2	0	0	1	0	1	0				
Bobby Brown, S (1, 8) OBP: 0.302, SLG: 0.468	0-0 F8			0-0 HR		0-0 F7				3	1	1	1	0	0	2				
Rick Cerone, R (1, 2) OBP: 0.267, SLG: 0.366		0-0 4-3		0-0 1-3		0-0 5-3				3	0	0	0	0	0	0				
Brian Doyle, L (1, 6) OBP: 0.267, SLG: 0.366		0-0 G3		0-0 F2			0-0 F7			3	0	0	0	0	0	0				
Inning Stats	R: 2 E: 0 K: 0 S: 5	H: 2 LOB: 2 BB: 2 P: 13	R: 0 E: 0 K: 0 S: 3	H: 0 LOB: 0 BB: 0 P: 3	R: 0 E: 0 K: 0 S: 3	H: 1 LOB: 1 BB: 1 P: 7	R: 1 E: 0 K: 0 S: 4	H: 1 LOB: 0 BB: 0 P: 4	R: 2 E: 0 K: 2 S: 8	H: 1 LOB: 0 BB: 1 P: 12	R: 0 E: 0 K: 1 S: 5	H: 0 LOB: 0 BB: 0 P: 5	R: 0 E: 0 K: 0 S: 3	H: 0 LOB: 0 BB: 0 P: 3	R: 0 E: 0 K: 0 S: 3	H: 0 LOB: 0 BB: 0 P: 3	1B: 3 2B: 0 3B: 0 HR: 2	SF: 1 SAC: 0 DP: 1 HBP: 0	WP: 0 PB: 0 SB: 0 CS: 0	PA: 32
PITCHER Don Aase, R (1, 1) ERA: 3.98	IP: 4.1 WLS: L BF: 21 H: 5 R: 5 ER: 5 SO: 5 BB: 4 IBB: 0 HBP: 0 BLK: 0 WP: 0 HR: 2 S: 17 P: 33 ERA: 10.38 WHIP: 2.077															PITCHER				
Andy Hassler, L (5, 1) ERA: 5.99	IP: 3.2 WLS: L BF: 11 H: 0 R: 0 ER: 0 SO: 3 BB: 0 IBB: 0 HBP: 0 BLK: 0 WP: 0 HR: 1 S: 17 P: 17 ERA: 0.00 WHIP: 0.000															PITCHER				

Batter	1	2	3	4	5	6	7	8	9	AB	R	H	RBI	BB	SO	LOB	TOP											
Rick Miller, L OBP: 0.360, SLG: 0.333 (1, 8)	4-0 1B E BB	0-0 E7		0-0 1B		0-0 L3-6 SH1-4 1B		0-3 K		4	1	3	0	1	1	2	California Angels @ New York Yankees Yankee Stadium, Bronx, NY Thu Jun 19 1980, 7:05 PM EDT Att: 24,143 - Unknown - 67 F											
Dickie Thon, R OBP: 0.395, SLG: 0.390 Stan Cliburn, R OBP: 0.250, SLG: 0.250 (1, 4) (8, 2)	0-0 1B BB	0-0 F8		0-0 F3		0-0 SH1-4		0-3 K		4	1	1	0	0	1	4												
Rod Carew, L OBP: 0.414, SLG: 0.433 (1, 10)	0-0 1B BB		0-0 G6-3 1B		0-0 1B		0-0 L3-6		0-3 K	5	0	3	1	0	1	1												
Jason Thompson, L OBP: 0.332, SLG: 0.368 (1, 3)	0-0 L5		0-0 G6-3 1-2		0-0 F8		0-0 F8		0-0 4-3	5	0	0	0	0	0	5												
Carney Lansford, R OBP: 0.325, SLG: 0.417 (1, 5)	0-0 G1-4-3 1B		0-0 1B 1B		0-0 F8		0-3 K		0-3 K	5	1	2	1	0	2	0												
Joe Rudi, R OBP: 0.291, SLG: 0.481 (1, 7)	0-0 G1-4-3 1-2		0-0 1B 1-2		0-0 3B 2B		0-3 K			4	1	2	0	0	1	2												
Larry Harlow, L OBP: 0.351, SLG: 0.435 Bobby Clark, R OBP: 0.351, SLG: 0.485 (8, PH) (8, 8)		0-0 6-3		0-0 1-3 2-H 1B		0-0 F7		0-0 BB 1B		3	0	1	1	0	0	1												
Freddie Patek, R OBP: 0.323, SLG: 0.393 (1, 6)		0-0 1-3 E 1B		0-0 5-3		0-0 2-H 3B		4-0 BB 1-2 BB		3	1	2	1	1	0	2												
Tom Donohue, R OBP: 0.194, SLG: 0.235 Bobby Grich, R OBP: 0.361, SLG: 0.355 (8, PH) (8, 4)		0-0 1-3		0-0 5-3		0-3 K		0-3 K		3	0	0	0	0	1	2												
Inning Stats	R: 2 E: 1 K: 0 S: 5	H: 3 LOB: 1 BB: 1 P: 9	R: 1 E: 1 K: 0 S: 5	H: 2 LOB: 1 BB: 0 P: 5	R: 1 E: 0 K: 0 S: 6	H: 4 LOB: 2 BB: 0 P: 6	R: 0 E: 0 K: 0 S: 5	H: 2 LOB: 1 BB: 0 P: 7	R: 0 E: 0 K: 2 S: 3	H: 1 LOB: 0 BB: 0 P: 3	R: 0 E: 0 K: 3 S: 10	H: 1 LOB: 2 BB: 1 P: 14	R: 0 E: 0 K: 2 S: 7	H: 0 LOB: 0 BB: 0 P: 7	R: 0 E: 0 K: 3 S: 10	H: 0 LOB: 0 BB: 0 P: 7		1B: 13 2B: 2 3B: 1 HR: 0	SF: 0 SAC: 1 DP: 3 HBP: 0	WP: 0 PB: 0 SB: 0 CS: 0	PA: 41							
PITCHER	IP	WLS	BF	H	R	ER	SO	BB	IBB	HBP	BLK	WP	HR	S	P	ERA	WHIP											
Ed Figueroa, R ERA: 4.78 Mike Griffin, R ERA: 4.4 Rudy May, L ERA: 2.49	(1, 1) (3, 1) (5, 1)	2.2 2.0 4.1	15 11 15	8 5 2	4 1 0	3 1 0	0 0 8	1 0 1	0 0 0	0 0 0	0 0 0	0 0 0	0 0 0	0 11 30	14 11 34	18 11 34	10.12 4.50 0.00	3.375 2.500 0.692										

Batter	1	2	3	4	5	6	7	8	9	AB	R	H	RBI	BB	SO	LOB	BOTTOM											
Willie Randolph, R OBP: 0.445, SLG: 0.446 (1, 4)	4-0 HR BB	0-0 CS 1B		4-0 BB		4-0 2B BB		0-0 F3		2	2	1	0	3	0	0	California Angels @ New York Yankees Yankee Stadium, Bronx, NY Thu Jun 19 1980, 7:05 PM EDT Att: 24,143 - Unknown - 67 F											
Bobby Murcer, L OBP: 0.382, SLG: 0.519 Lou Piniella, R OBP: 0.306, SLG: 0.331 (1, 7) (6, PH) (7, 7)	0-0 F9	0-0 B1-3		0-0 F9		0-0 1-H 2-H 2B		0-3 K		3	0	0	0	0	0	4												
Graig Nettles, L OBP: 0.352, SLG: 0.436 (1, 5)	0-0 1-H HR		0-0 4-3		0-0 P3		0-0 F8		0-0 4-3	5	1	1	2	0	0	1												
Reggie Jackson, L OBP: 0.361, SLG: 0.594 (1, 10)	0-0 1B		0-0 HR		4-0 FC3-6 BB		0-0 2B 1B			3	2	3	1	1	0	0												
Jim Spencer, L OBP: 0.295, SLG: 0.331 Bob Watson, R OBP: 0.367, SLG: 0.433 (1, 3) (7, PH) (8, 3)	0-0 F8		0-0 L9		0-0 FC3-6 1-2		0-0 1B 2B			3	0	0	0	0	0	2												
Joe Lefebvre, L OBP: 0.371, SLG: 0.427 Dennis Werth, R OBP: 0.512, SLG: 0.657 Paul Blair, R (1, 9) (7, PH) (8, 9)	0-0 F9		4-0 BB		0-0 4-3		0-3 K			2	0	0	0	1	0	2												
Bobby Brown, S OBP: 0.301, SLG: 0.460 (1, 8)		0-0 P6		0-0 F5		0-0 F8		4-0 1B IBB		3	0	0	0	1	0	1												
Rick Cerone, R OBP: 0.271, SLG: 0.383 (1, 2)		0-0 HR		0-0 L7		0-0 BB 2B 1B		0-3 K		4	2	2	1	0	1	3												
Brian Doyle, L OBP: 0.222, SLG: 0.222 (1, 6)	0-0 1B		0-0 1B		0-0 F9		0-0 F3		1-2 2-H 3-H 1B	4	0	2	1	0	0	1												
Inning Stats	R: 2 E: 0 K: 0 S: 5	H: 2 LOB: 1 BB: 1 P: 9	R: 1 E: 0 K: 0 S: 5	H: 3 LOB: 1 BB: 0 P: 5	R: 1 E: 0 K: 0 S: 4	H: 1 LOB: 1 BB: 1 P: 8	R: 0 E: 0 K: 0 S: 3	H: 0 LOB: 1 BB: 1 P: 7	R: 0 E: 0 K: 0 S: 5	H: 2 LOB: 1 BB: 1 P: 9	R: 1 E: 0 K: 2 S: 9	H: 3 LOB: 2 BB: 1 P: 13	R: 0 E: 0 K: 1 S: 5	H: 0 LOB: 0 BB: 0 P: 5	R: 0 E: 0 K: 3 S: 10	H: 0 LOB: 0 BB: 0 P: 7		1B: 6 2B: 2 3B: 0 HR: 3	SF: 0 SAC: 0 DP: 0 HBP: 0	WP: 0 PB: 0 SB: 0 CS: 1	PA: 39							
PITCHER	IP	WLS	BF	H	R	ER	SO	BB	IBB	HBP	BLK	WP	HR	S	P	ERA	WHIP											
Freddie Martinez, R ERA: 5.27 Dave Lemanczyk, R ERA: 4.98 Dave LaRoche, L ERA: 3.15 Mark Clear, R ERA: 4.79	(1, 1) (2, 1) (6, 1) (7, 1)	1.1 4.1 0.1 2.0	9 19 4 7	4 3 1 0	3 3 1 0	3 3 1 0	0 0 0 3	1 4 0 0	0 0 0 1	0 0 0 0	0 0 0 0	0 0 0 0	0 0 0 0	0 15 4 12	2 8 4 16	12 31 4 16	20.25 6.23 27.00 0.00	3.750 1.615 9.000 0.500										

Batter	1	2	3	4	5	6	7	8	9	AB	R	H	RBI	BB	SO	LOB	TOP																									
Rickey Henderson, R OBP: 0.428, SLG: 0.401 (1, 7)										4	1	1	0	1	0	3																										
Dwayne Murphy, L OBP: 0.414, SLG: 0.428 (1, 8)										5	0	1	1	0	1	2																										
Mitchell Page, L OBP: 0.351, SLG: 0.362 (1, 10)										5	1	1	0	0	1	3																										
Dave Revering, L OBP: 0.389, SLG: 0.559 (1, 3)										5	2	3	2	0	1	0																										
Wayne Gross, L OBP: 0.357, SLG: 0.437 (1, 5)										4	2	3	1	0	0	1																										
Tony Armas, R OBP: 0.306, SLG: 0.451 (1, 9)										5	1	1	0	0	2	3																										
Mike Heath, R OBP: 0.279, SLG: 0.331 (1, 2)										5	0	1	1	0	0	3																										
Mario Guerrero, R OBP: 0.243, SLG: 0.289 (1, 6)										2	0	0	0	0	1	2																										
Rob Piccolo, R OBP: 0.270, SLG: 0.350 (4, 6)										1	0	0	0	0	1	0																										
Mike Davis, L OBP: 0.273, SLG: 0.344 (8, PH)										0	0	0	0	1	0	0																										
Mike Edwards, R OBP: 0.216, SLG: 0.216 (8, 4)										1	0	0	0	0	0	1																										
Dave McKay, S OBP: 0.169, SLG: 0.232 (8, 6)										4	0	2	1	0	0	0																										
Inning Stats	R: 0 E: 0 K: 0 S: 3	H: 0 LOB: 0 BB: 0 P: 3	R: 0 E: 0 K: 1 S: 6	H: 1 LOB: 1 BB: 0 P: 6	R: 1 E: 1 K: 0 S: 5	H: 2 LOB: 1 BB: 0 P: 5	R: 0 E: 0 K: 2 S: 9	H: 2 LOB: 2 BB: 0 P: 9	R: 0 E: 0 K: 1 S: 5	H: 0 LOB: 1 BB: 1 P: 9	R: 1 E: 1 K: 1 S: 7	H: 1 LOB: 1 BB: 0 P: 7	R: 0 E: 0 K: 1 S: 6	H: 1 LOB: 1 BB: 0 P: 6	R: 2 E: 1 K: 0 S: 6	H: 2 LOB: 2 BB: 1 P: 10	R: 3 E: 0 K: 0 S: 7	H: 4 LOB: 1 BB: 0 P: 7	1B: 8 2B: 3 3B: 1 HR: 1	SF: 1 SAC: 0 DP: 0 HBP: 0	WP: 1 PB: 0 SB: 1 CS: 0	PA: 44																				
PITCHER	IP	WLS	BF	H	R	ER	SO	BB	IBB	HBP	BLK	WP	HR	S	P	ERA	WHIP	PITCHER								IP	WLS	BF	H	R	ER	SO	BB	IBB	HBP	BLK	WP	HR	S	P	ERA	WHIP
Luis Tiant, R ERA: 5.11 (1, 1)	5.2	W	24	6	2	1	5	1	0	0	0	0	0	33	37	1.59	1.235																									
Ron Davis, R ERA: 3.11 (6, 1)	3.1	S	20	7	5	4	1	1	0	0	0	1	1	21	25	10.80	2.400																									

Oakland Athletics @ New York Yankees
Yankee Stadium, Bronx, NY
Fri Jun 20 1980, 7:05 PM EDT
Att: 45,935 - Unknown - 66 F

AB 41
R 7
H 13
RBI 6
BB 2
SO 6
LOB 19



Batter	1	2	3	4	5	6	7	8	9	AB	R	H	RBI	BB	SO	LOB	BOTTOM																										
Willie Randolph, R OBP: 0.444, SLG: 0.443 (1, 4)										4	3	1	0	1	0	2																											
Bobby Murcer, L OBP: 0.361, SLG: 0.512 (1, 10)										3	1	1	1	0	0	1																											
Eric Soderholm, R OBP: 0.419, SLG: 0.565 (7, PH)										1	0	0	0	1	0	1																											
Graig Nettles, L OBP: 0.349, SLG: 0.430 (1, 5)										5	1	1	0	0	0	4																											
Reggie Jackson, L OBP: 0.371, SLG: 0.608 (8, PR)										2	4	1	2	3	0	2																											
Paul Blair, R (9, 9)										0	1	0	0	0	0	0																											
Jim Spencer, L OBP: 0.313, SLG: 0.363 (1, 3)										3	2	2	5	2	0	1																											
Joe Lefebvre, L OBP: 0.383, SLG: 0.463 (1, 7)										5	1	3	4	0	0	1																											
Bobby Brown, S OBP: 0.303, SLG: 0.458 (1, 8)										5	0	2	2	0	3	2																											
Rick Cerone, R OBP: 0.268, SLG: 0.378 (1, 2)										3	0	0	0	0	1	1																											
Johnny Gates, L OBP: 0.145, SLG: 0.286 (7, 2)										2	1	1	1	0	0	2																											
Brian Doyle, L OBP: 0.308, SLG: 0.308 (1, 6)										4	1	2	0	0	1	0																											
Inning Stats	R: 0 E: 0 K: 0 S: 3	H: 0 LOB: 0 BB: 0 P: 3	R: 2 E: 1 K: 0 S: 4	H: 2 LOB: 0 BB: 1 P: 8	R: 4 E: 0 K: 0 S: 6	H: 3 LOB: 0 BB: 1 P: 10	R: 0 E: 0 K: 1 S: 5	H: 0 LOB: 0 BB: 0 P: 5	R: 2 E: 0 K: 0 S: 4	H: 1 LOB: 0 BB: 2 P: 12	R: 0 E: 0 K: 3 S: 9	H: 0 LOB: 0 BB: 0 P: 9	R: 2 E: 0 K: 1 S: 7	H: 2 LOB: 2 BB: 2 P: 15	R: 5 E: 0 K: 0 S: 9	H: 6 LOB: 2 BB: 1 P: 13	1B: 10 2B: 0 3B: 1 HR: 3	SF: 0 SAC: 0 DP: 0 HBP: 0	WP: 0 PB: 0 SB: 1 CS: 1	PA: 44																							
PITCHER	IP	WLS	BF	H	R	ER	SO	BB	IBB	HBP	BLK	WP	HR	S	P	ERA	WHIP	PITCHER								IP	WLS	BF	H	R	ER	SO	BB	IBB	HBP	BLK	WP	HR	S	P	ERA	WHIP	
Steve McCatty, R ERA: 5.56 (1, 1)	4.2	L	23	8	8	8	1	4	0	0	0	0	2	21	37	15.43	2.143																										
Dave Hamilton, L ERA: 12.16 (5, 1)	3.1		21	8	7	7	4	3	0	0	0	0	1	26	38	18.90	3.300																										

Oakland Athletics @ New York Yankees
Yankee Stadium, Bronx, NY
Fri Jun 20 1980, 7:05 PM EDT
Att: 45,935 - Unknown - 66 F

AB 37
R 15
H 14
RBI 15
BB 7
SO 5
LOB 17



Batter	1	2	3	4	5	6	7	8	9	AB	R	H	RBI	BB	SO	LOB	TOP										
Rickey Henderson, R OBP: 0.431, SLG: 0.409	0-0 PB SH1-3 2B		0-0 1B SH5-3 1B		0-0 5-3 FC4-2 1B		0-0 6-3		0-3 K	5	2	3	0	0	1	0											
Dwayne Murphy, L OBP: 0.413, SLG: 0.427	0-0 SH1-3 2H		0-0 1-3 3H 1B		0-0 FC4-2 5-3 1-2 3H 1B		0-0 F4			3	0	1	2	0	0	2											
Mike Heath, R OBP: 0.273, SLG: 0.323	0-0 F7		0-0 SH5-3 1-2 1B		0-0 5-3 1-2 2-3			0-0 E6 FC6-4		3	0	0	1	0	0	2											
Randy Elliott, R OBP: 0.143, SLG: 0.229	0-0 6-3		0-0 K		0-0 F7			0-0 FC6-4 1B		4	0	0	0	0	1	4											
Mike Edwards, R OBP: 0.216, SLG: 0.216								1-2		0	0	0	0	0	0	0											
Tony Armas, R OBP: 0.305, SLG: 0.448		0-0 F8		0-0 5-3		0-3 K2-3		0-0 1-2 1B		4	0	1	0	0	1	0											
Jeff Newman, R OBP: 0.279, SLG: 0.413		0-0 F9		0-0 1B		0-0 4-3 1B		0-0 F9		3	0	2	0	0	0	0											
Dave Revere, L OBP: 0.388, SLG: 0.556										1	0	0	0	0	0	2											
Mickey Klutts, R OBP: 0.311, SLG: 0.393		0-0 5-3		0-0 F8		0-0 4-3		0-0 F2		3	0	0	0	0	0	2											
Wayne Gross, L OBP: 0.355, SLG: 0.435										1	0	0	0	0	0	2											
Mario Guerrero, R OBP: 0.243, SLG: 0.298			0-0 1B 3B	0-0 F3		0-0 F8			0-0 F9	4	1	1	0	0	0	2											
Dave McKay, S OBP: 0.178, SLG: 0.254			0-3 K		0-0 1B FC4-2 2B		0-0 F8		0-3 K	2	0	1	0	0	1	1											
Jim Essian, R OBP: 0.296, SLG: 0.333										1	0	0	0	0	0	0											
Rob Piccolo, R OBP: 0.270, SLG: 0.350										0	0	0	0	0	0	0											
Mike Davis, L OBP: 0.265, SLG: 0.333										1	0	0	0	0	1	0											
Inning Stats	R: 1 E: 0 K: 0 S: 4	H: 1 LOB: 0 BB: 0 P: 4	R: 0 E: 0 K: 0 S: 3	H: 0 LOB: 0 BB: 0 P: 3	R: 2 E: 0 K: 2 S: 10	H: 3 LOB: 1 BB: 0 P: 10	R: 0 E: 0 K: 0 S: 4	H: 1 LOB: 1 BB: 0 P: 4	R: 0 E: 0 K: 1 S: 5	H: 2 LOB: 2 BB: 0 P: 5	R: 0 E: 0 K: 1 S: 6	H: 1 LOB: 0 BB: 0 P: 6	R: 0 E: 0 K: 0 S: 3	H: 0 LOB: 0 BB: 0 P: 3	R: 0 E: 1 K: 0 S: 5	H: 1 LOB: 2 BB: 0 P: 5	R: 0 E: 0 K: 2 S: 7	H: 0 LOB: 0 BB: 0 P: 7	R: 0 E: 0 K: 2 S: 7	H: 0 LOB: 0 BB: 0 P: 7	1B: 6 2B: 2 3B: 1 HR: 0	SF: 0 SAC: 2 DP: 0 HBP: 0	WP: 0 PB: 1 SB: 0 CS: 0	PA: 37			
PITCHER	IP	WLS	BF	H	R	ER	SO	BB	IBB	HBP	BLK	WP	HR	S	P	ERA	WHIP										
Tommy John, L ERA: 3.11	(1, 1)	7.1	W	32	9	3	3	3	0	0	0	0	0	38	38	3.68	1.227										
Rich Gossage, R ERA: 3.11	(8, 1)	1.2	S	5	0	0	0	2	0	0	0	0	0	9	9	0.00	0.000										

Oakland Athletics @ New York Yankees
Yankee Stadium, Bronx, NY
Sat Jun 21 1980, 3:33 AM EDT
Att: 51,598 - Unknown - 76 F

AB 35
R 3
H 9
RBI 3
BB 0
SO 5
LOB 17





Batter	1	2	3	4	5	6	7	8	9	AB	R	H	RBI	BB	SO	LOB	BOTTOM										
Willie Randolph, R OBP: 0.445, SLG: 0.439	0-0 4-3	4-0 1B BB		4-0 FC4-6 BB		0-3 K				2	0	0	0	2	1	0											
Bobby Murcer, L OBP: 0.356, SLG: 0.500	0-0 F8	0-0 1-3 2H 1B		0-0 FC4-6 1-2		0-3 K				4	0	1	1	0	1	2											
Graig Nettles, L OBP: 0.351, SLG: 0.445	0-0 HR 1B	0-0 F8		0-0 F5				0-0 HR		4	2	2	1	0	0	2											
Reggie Jackson, L OBP: 0.369, SLG: 0.599	4-0 HR BB		0-0 F7		0-0 5-3			0-0 F9		3	1	0	0	1	0	0											
Jim Spencer, L OBP: 0.318, SLG: 0.398	0-0 1H 2H HR		0-0 F8		0-3 K			0-0 4-3 2B		4	1	2	3	0	1	0											
Joe Lefebvre, L OBP: 0.367, SLG: 0.440	0-3 K		0-3 K			0-3 K		0-0 4-3		4	0	0	0	0	3	1											
Bobby Brown, S OBP: 0.302, SLG: 0.450		4-0 FC6-4 BB		0-0 F9		0-0 F4		0-0 F6		3	0	0	0	1	0	1											
Rick Cerone, R OBP: 0.264, SLG: 0.373		0-0 FC6-4 BB 1-2 1B		0-0 E5 BB		0-0 5-3				3	1	0	0	0	0	1											
Brian Doyle, L OBP: 0.250, SLG: 0.250		0-3 K		0-0 F9				0-0 1-3		3	0	0	0	0	1	2											
Inning Stats	R: 3 E: 0 K: 1 S: 7	H: 2 LOB: 0 BB: 1 P: 11	R: 1 E: 0 K: 1 S: 6	H: 1 LOB: 2 BB: 2 P: 14	R: 0 E: 0 K: 1 S: 5	H: 0 LOB: 0 BB: 0 P: 5	R: 0 E: 1 K: 0 S: 4	H: 0 LOB: 2 BB: 1 P: 8	R: 0 E: 0 K: 1 S: 5	H: 0 LOB: 0 BB: 0 P: 5	R: 0 E: 0 K: 2 S: 7	H: 0 LOB: 0 BB: 0 P: 7	R: 0 E: 0 K: 0 S: 5	H: 2 LOB: 1 BB: 0 P: 5	R: 1 E: 0 K: 0 S: 5	H: 2 LOB: 1 BB: 0 P: 5	1B: 2 2B: 1 3B: 0 HR: 2	SF: 0 SAC: 0 DP: 0 HBP: 0	WP: 0 PB: 0 SB: 0 CS: 0	PA: 34							
PITCHER	IP	WLS	BF	H	R	ER	SO	BB	IBB	HBP	BLK	WP	HR	S	P	ERA	WHIP										
Mike Norris, R ERA: 2.66	(1, 1)	8.0	L	34	5	5	5	7	4	0	0	0	2	44	60	5.62	1.125										

Oakland Athletics @ New York Yankees
Yankee Stadium, Bronx, NY
Sat Jun 21 1980, 3:33 AM EDT
Att: 51,598 - Unknown - 76 F

AB 30
R 5
H 5
RBI 5
BB 4
SO 7
LOB 9



Batter	1	2	3	4	5	6	7	8	9	AB R H RBI BB SO LOB	TOP									
Rickey Henderson, R OBP: 0.427, SLG: 0.409 (1, 7)	6-3	1-3		F8			SF7 1-3 CS 2B		F8	5 0 1 0 0 0 4	<p>Oakland Athletics @ New York Yankees Yankee Stadium, Bronx, NY Sun Jun 22 1980, 3:33 AM EDT Att: 45,745 - Sunny - 80 F</p> <p>livebaseballscores.com</p> <p>AB 37 R 5 H 13 RBI 4 BB 0 SO 7 LOB 12</p> 									
Dwayne Murphy, L OBP: 0.405, SLG: 0.424 (1, 8)	K		F3		1-3		SF7		CS 1B	4 0 1 1 0 1 0										
Mike Heath, R OBP: 0.277, SLG: 0.326 (1, 10)	HR 1B		K		F8				K	5 1 2 0 0 2 1										
Jeff Newman, R OBP: 0.279, SLG: 0.427 (1, 3)	HR 1B		K		5-3		4-3		CS	4 1 1 2 0 1 1										
Tony Armas, R OBP: 0.312, SLG: 0.469 (1, 9)	F8			E 2B		FC6-4 1B			HR	4 2 3 1 0 0 0										
Mickey Klutts, R OBP: 0.301, SLG: 0.379 (1, 5)		K		F7		F2			K	4 0 0 0 0 2 1										
Jim Essian, R OBP: 0.307, SLG: 0.343 (1, 2)		L5		1B 1B		F4			1B	4 0 2 0 0 0 1										
Mario Guerrero, R OBP: 0.243, SLG: 0.297 (1, 6)				F8		FC6-4 1-2			K	4 0 1 0 0 1 3										
Dave McKay, S OBP: 0.208, SLG: 0.270 (1, 4)							2B SF7 1B		F7	3 1 2 0 0 0 1										
Inning Stats	R: 2 E: 0 K: 1 S: 7	H: 2 LOB: 0 BB: 0 P: 7	R: 0 E: 0 K: 1 S: 6	H: 1 LOB: 2 BB: 0 P: 7	R: 0 E: 0 K: 0 S: 7	H: 0 LOB: 0 BB: 0 P: 7	R: 1 E: 1 K: 0 S: 6	H: 3 LOB: 2 BB: 0 P: 6	R: 0 E: 0 K: 0 S: 3	H: 1 LOB: 1 BB: 0 P: 4		R: 1 E: 0 K: 0 S: 5	H: 3 LOB: 1 BB: 0 P: 5	R: 1 E: 0 K: 2 S: 9	H: 2 LOB: 1 BB: 0 P: 9	R: 0 E: 0 K: 1 S: 5	H: 1 LOB: 0 BB: 0 P: 5	1B: 9 2B: 2 3B: 0 HR: 2	SF: 1 SAC: 0 DP: 0 HBP: 1	WP: 0 PB: 0 SB: 0 CS: 2
PITCHER	IP WLS BF H R ER SO BB IBB HBP BLK WP HR S P ERA WHIP											IP WLS BF H R ER SO BB IBB HBP BLK WP HR S P ERA WHIP								
Tom Underwood, L ERA: 3.15 (1, 1)	7.0 L 31 10 4 4 4 4 0 0 1 0 0 1 38 39 5.14 1.429																			
Mike Griffin, R ERA: 4.4 (8, 1)	2.0 8 3 1 1 3 0 0 0 0 0 1 14 14 4.50 1.500																			

Batter	1	2	3	4	5	6	7	8	9	AB R H RBI BB SO LOB	BOTTOM									
Bobby Brown, S OBP: 0.316, SLG: 0.457 (1, 8)	F9 5-3 1B		CS 1B		BB BB		F9		1B	4 0 3 0 1 0 2	<p>Oakland Athletics @ New York Yankees Yankee Stadium, Bronx, NY Sun Jun 22 1980, 3:33 AM EDT Att: 45,745 - Sunny - 80 F</p> <p>livebaseballscores.com</p> <p>AB 35 R 2 H 10 RBI 2 BB 4 SO 4 LOB 20</p> 									
Joe Lefebvre, L OBP: 0.365, SLG: 0.425 (1, 7)	5-3 1-2		BB BB		BB BB		1-3		L4	3 0 0 0 2 0 4										
Graig Nettles, L OBP: 0.348, SLG: 0.440 (1, 5)	F9 2-3		F8		F5			FC4-6 1B	K	5 0 1 0 0 1 5										
Reggie Jackson, L OBP: 0.362, SLG: 0.587 (1, 9)	L8			4-3		4-3		FC4-6 1B 1-2 1B		4 1 0 0 0 0 2										
Jim Spencer, L OBP: 0.316, SLG: 0.394 (1, 3)		F2		F7		K		1B 1-2 1B		4 0 1 0 0 1 0										
Eric Soderholm, R OBP: 0.413, SLG: 0.552 (1, 10)				F9		5-3		F8		4 0 1 0 0 0 2										
Rick Cerone, R OBP: 0.268, SLG: 0.389 (1, 2)	5-4-3 1-2				HR		F9	1-2 2-H 1B		4 1 2 2 0 0 1										
Brian Doyle, L OBP: 0.300, SLG: 0.263 (1, 6)	F9				G6-3 BB		1B 1B		K	3 0 1 0 1 1 3										
Dennis Sherrill, R OBP: 0.250, SLG: 0.250 (1, 4)			F7		G6-3 1-2		1-2 1B		K	4 0 1 0 0 1 1										
Inning Stats	R: 0 E: 0 K: 0 S: 4	H: 1 LOB: 1 BB: 0 P: 4	R: 0 E: 0 K: 0 S: 3	H: 1 LOB: 1 BB: 1 P: 7	R: 0 E: 0 K: 0 S: 3	H: 0 LOB: 0 BB: 0 P: 3	R: 1 E: 0 K: 0 S: 3	H: 1 LOB: 2 BB: 3 P: 15	R: 0 E: 0 K: 1 S: 5	H: 0 LOB: 0 BB: 0 P: 5		R: 0 E: 0 K: 0 S: 5	H: 2 LOB: 2 BB: 0 P: 5	R: 1 E: 0 K: 1 S: 8	H: 3 LOB: 2 BB: 0 P: 8	R: 0 E: 0 K: 2 S: 8	H: 1 LOB: 1 BB: 0 P: 8	1B: 9 2B: 0 3B: 0 HR: 1	SF: 0 SAC: 0 DP: 1 HBP: 0	WP: 0 PB: 0 SB: 0 CS: 1
PITCHER	IP WLS BF H R ER SO BB IBB HBP BLK WP HR S P ERA WHIP											IP WLS BF H R ER SO BB IBB HBP BLK WP HR S P ERA WHIP								
Matt Keough, R ERA: 3.04 (1, 1)	9.0 W 39 10 2 2 4 4 0 0 0 0 0 1 43 59 2.00 1.556																			


Batter	1	2	3	4	5	6	7	8	9	AB	R	H	RBI	BB	SO	LOB	TOP								
Rick Burleson, R OBP: 0.347, SLG: 0.403 (1, 6)	F8		1B	1-3	FC5-4		FC6-4			5	1	1	0	0	0	4	Boston Red Sox @ New York Yankees Yankee Stadium, Bronx, NY Mon Jun 23 1980, 7:05 PM EDT Att: 50,139 - Unknown - 83 F livebaseballscorecards.com								
Dave Stapleton, R OBP: 0.313, SLG: 0.583 (1, 4)	F9		1B		F8	5-3		1-3		5	1	1	0	0	0	0									
Fred Lynn, L OBP: 0.373, SLG: 0.505 (1, 8)			E4		4-3	2B		L8		5	1	2	0	0	0	1									
Tony Perez, R OBP: 0.342, SLG: 0.488 (1, 3)	F9		5-3		1B	3B	1B			4	1	2	2	1	0	2									
Butch Hobson, R OBP: 0.327, SLG: 0.462 (1, 10)		F4	F8		HR			K		5	1	2	1	0	1	2									
Carl Yastrzemski, L OBP: 0.353, SLG: 0.426 (1, 7)	1B		1-3		HR			1-3		5	1	2	2	0	0	3									
Dwight Evans, R OBP: 0.296, SLG: 0.364 (1, 9)	K			SH1-4	3B			F8		4	1	1	0	1	1	1									
Glenn Hoffman, R OBP: 0.258, SLG: 0.403 (1, 5)				SH1-4				K		4	0	3	1	0	1	0									
Gary Allenson, R OBP: 0.300, SLG: 0.294 (1, 2)	K			K	FC5-4		FC6-4	5-3		4	0	1	0	1	2	4									
Inning Stats	R: 0 E: 0 K: 0 S: 4	H: 1 LOB: 1 BB: 0 P: 4	R: 0 E: 0 K: 2 S: 9	H: 2 LOB: 2 BB: 0 P: 9	R: 2 E: 1 K: 0 S: 6	H: 2 LOB: 1 BB: 0 P: 6	R: 0 E: 0 K: 1 S: 5	H: 0 LOB: 1 BB: 1 P: 9	R: 4 E: 0 K: 0 S: 8	H: 5 LOB: 2 BB: 1 P: 12	R: 1 E: 0 K: 0 S: 5	H: 3 LOB: 1 BB: 0 P: 5	R: 0 E: 0 K: 1 S: 6	H: 1 LOB: 1 BB: 0 P: 6	R: 0 E: 0 K: 1 S: 5	H: 0 LOB: 1 BB: 0 P: 9		R: 0 E: 0 K: 0 S: 4	H: 1 LOB: 1 BB: 0 P: 4	1B: 10 2B: 3 3B: 2 HR: 1	SF: 0 SAC: 1 DP: 1 HBP: 0	WP: 0 PB: 0 SB: 0 CS: 0	PA: 45		
PITCHER	IP	WLS	BF	H	R	ER	SO	BB	IBB	HBP	BLK	WP	HR	S	P	ERA	WHIP								
Ron Guidry, L ERA: 3.41 (1, 1)	4.2	L	27	10	6	4	3	2	0	0	0	0	1	31	39	7.71	2.571								
Ron Davis, R ERA: 3.03 (5, 1)	4.1		18	5	1	1	2	1	0	0	0	0	0	21	25	2.08	1.385								

Batter	1	2	3	4	5	6	7	8	9	AB	R	H	RBI	BB	SO	LOB	BOTTOM								
Willie Randolph, R OBP: 0.439, SLG: 0.432 (1, 4)	F8		F6		K			6-3		4	0	0	0	0	1	0	Boston Red Sox @ New York Yankees Yankee Stadium, Bronx, NY Mon Jun 23 1980, 7:05 PM EDT Att: 50,139 - Unknown - 83 F livebaseballscorecards.com								
Joe Lefebvre, L OBP: 0.374, SLG: 0.495 (1, 7)			K		P9			HR		4	2	2	2	0	1	0									
Graig Nettles, L OBP: 0.343, SLG: 0.432 (1, 5)	G3		F8					F4		4	0	0	0	0	0	0									
Reggie Jackson, L OBP: 0.364, SLG: 0.583 (1, 9)	1B			G3		4-3			G5-4-3	3	0	1	0	1	0	0									
Bob Watson, R OBP: 0.369, SLG: 0.435 (1, 10)				E	1B		F7		G5-4-3	4	0	2	0	0	0	1									
Jim Spencer, L OBP: 0.314, SLG: 0.390 (1, 3)	F2				F2					4	0	1	0	0	0	3									
Bobby Brown, S OBP: 0.314, SLG: 0.452 (1, 8)		L4			E8				4-3	4	0	1	0	0	0	1									
Rick Cerone, R OBP: 0.265, SLG: 0.384 (1, 2)		F5			K					3	0	0	0	0	1	2									
Brian Doyle, L OBP: 0.261, SLG: 0.227 (1, 6)		F8							F9	3	0	0	0	0	0	0									
Inning Stats	R: 1 E: 0 K: 0 S: 5	H: 2 LOB: 2 BB: 1 P: 9	R: 0 E: 0 K: 0 S: 3	H: 0 LOB: 0 BB: 0 P: 3	R: 0 E: 1 K: 1 S: 5	H: 0 LOB: 0 BB: 0 P: 5	R: 0 E: 0 K: 1 S: 7	H: 2 LOB: 2 BB: 0 P: 7	R: 0 E: 0 K: 1 S: 5	H: 0 LOB: 0 BB: 0 P: 5	R: 0 E: 0 K: 0 S: 3	H: 0 LOB: 0 BB: 0 P: 3	R: 0 E: 0 K: 0 S: 3	H: 0 LOB: 0 BB: 0 P: 3	R: 1 E: 0 K: 0 S: 4	H: 1 LOB: 0 BB: 0 P: 4		R: 0 E: 0 K: 0 S: 4	H: 2 LOB: 1 BB: 0 P: 4	1B: 5 2B: 0 3B: 0 HR: 2	SF: 0 SAC: 0 DP: 1 HBP: 0	WP: 0 PB: 0 SB: 0 CS: 0	PA: 34		
PITCHER	IP	WLS	BF	H	R	ER	SO	BB	IBB	HBP	BLK	WP	HR	S	P	ERA	WHIP								
Dennis Eckersley, R ERA: 4.31 (1, 1)	9.0	W	34	7	2	2	3	1	0	0	0	0	2	39	43	2.00	0.889								

Batter	1	2	3	4	5	6	7	8	9	AB	R	H	RBI	BB	SO	LOB	TOP	
Rick Burleson, R OBP: 0.347, SLG: 0.406 (1, 6)										5	1	2	0	0	1	2		
Jerry Remy, L OBP: 0.336, SLG: 0.370 Dave Stapleton, R OBP: 0.306, SLG: 0.571 (8, PH) (8, 4)										3	1	1	0	0	0	1		
Fred Lynn, L OBP: 0.375, SLG: 0.509 (1, 8)										4	1	2	2	0	0	0		
Tony Perez, R OBP: 0.340, SLG: 0.485 (1, 3)										4	0	1	0	0	2	1		
Carl Yastrzemski, L OBP: 0.328, SLG: 0.439 (1, 7)										3	1	1	1	1	2	2		
Butch Hobson, R OBP: 0.321, SLG: 0.453 (1, 10)										4	0	0	0	0	2	4		
Dave Rader, L OBP: 0.383, SLG: 0.526 (1, 2)										4	0	1	1	0	1	0		
Dwight Evans, R OBP: 0.291, SLG: 0.357 Garry Hancock, L (9, PH) (9, 9)										3	0	0	0	0	0	2		
Glenn Hoffman, R OBP: 0.275, SLG: 0.406 Jim Dwyer, L OBP: 0.368, SLG: 0.467 (9, PH) (9, 5)										2	1	1	0	0	0	0		
Inning Stats	R: 3 E: 0 K: 2 S: 11	H: 4 LOB: 2 BB: 1 P: 15	R: 1 E: 0 K: 0 S: 3	H: 1 LOB: 0 BB: 0 P: 4	R: 1 E: 0 K: 2 S: 8	H: 1 LOB: 0 BB: 0 P: 8	R: 0 E: 0 K: 1 S: 5	H: 0 LOB: 0 BB: 0 P: 5	R: 0 E: 0 K: 1 S: 3	H: 0 LOB: 0 BB: 0 P: 3	R: 0 E: 0 K: 2 S: 9	H: 2 LOB: 2 BB: 0 P: 9	R: 0 E: 0 K: 1 S: 6	H: 1 LOB: 1 BB: 0 P: 6	1B: 6 2B: 3 3B: 0 HR: 1	SF: 0 SAC: 0 DP: 2 HBP: 1	WP: 1 PA: 37 CS: 0	
PITCHER	IP	WLS	BF	H	R	ER	SO	BB	IBB	HBP	BLK	WP	HR	S	P	ERA	WHIP	
Ed Figueroa, R ERA: 5.63 (1, 1)	2.1		14	6	5	5	2	1	0	1	0	0	1	16	21	19.29	3.000	
Rudy May, L ERA: 2.24 (3, 1)	5.1	W	18	3	0	0	6	0	0	0	0	1	0	30	30	0.00	0.562	
Rich Gossage, R ERA: 3.0 (8, 1)	1.1	S	5	1	0	0	1	0	0	0	0	0	0	7	7	0.00	0.750	

Boston Red Sox @ New York Yankees
Yankee Stadium, Bronx, NY
Tue Jun 24 1980, 7:05 PM EDT
Att: 40,161 - Unknown - 85 F


AB 35
R 5
H 10
RBI 4
BB 1
SO 9
LOB 12



Batter	1	2	3	4	5	6	7	8	9	AB	R	H	RBI	BB	SO	LOB	BOTTOM	
Willie Randolph, R OBP: 0.438, SLG: 0.427 (1, 4)										3	0	0	0	2	0	0		
Joe Lefebvre, L OBP: 0.376, SLG: 0.495 Lou Piniella, R OBP: 0.304, SLG: 0.328 (4, PH) (5, 7)										2	0	1	1	0	0	0		
Bobby Murcer, L OBP: 0.369, SLG: 0.506 (6, PH) (7, 7)										1	1	1	0	1	0	0		
Graig Nettles, L OBP: 0.344, SLG: 0.444 (1, 5)										5	2	2	1	0	0	5		
Reggie Jackson, L OBP: 0.365, SLG: 0.593 (1, 9)										5	1	2	3	0	1	3		
Bob Watson, R OBP: 0.374, SLG: 0.451 (1, 10)										4	2	2	1	1	0	0		
Jim Spencer, L OBP: 0.312, SLG: 0.387 Dennis Werth, R OBP: 0.511, SLG: 0.622 (3, PH) (4, 3)										1	0	0	0	0	1	2		
Bobby Brown, S OBP: 0.318, SLG: 0.453 (1, 8)										4	2	2	0	0	0	2		
Rick Cerone, R OBP: 0.269, SLG: 0.399 (1, 2)										4	1	2	3	0	2	1		
Brian Doyle, L OBP: 0.296, SLG: 0.280 (1, 6)										3	1	1	1	1	0	1		
Inning Stats	R: 1 E: 0 K: 1 S: 7	H: 2 LOB: 1 BB: 1 P: 11	R: 2 E: 0 K: 1 S: 7	H: 3 LOB: 1 BB: 1 P: 11	R: 3 E: 0 K: 2 S: 10	H: 3 LOB: 0 BB: 0 P: 10	R: 0 E: 0 K: 0 S: 3	H: 0 LOB: 0 BB: 1 P: 7	R: 0 E: 0 K: 1 S: 5	H: 0 LOB: 3 BB: 3 P: 17	R: 1 E: 0 K: 0 S: 4	H: 2 LOB: 1 BB: 1 P: 8	R: 3 E: 0 K: 0 S: 6	H: 3 LOB: 0 BB: 0 P: 6	1B: 8 2B: 1 3B: 0 HR: 4	SF: 0 SAC: 0 DP: 2 HBP: 0	WP: 0 PA: 42 CS: 0	
PITCHER	IP	WLS	BF	H	R	ER	SO	BB	IBB	HBP	BLK	WP	HR	S	P	ERA	WHIP	
Bob Stanley, R ERA: 4.07 (1, 1)	1.1		11	5	3	3	2	2	0	0	0	0	1	13	21	20.25	5.250	
John Tudor, L ERA: 9.0 (2, 1)	3.0	L	11	3	3	3	2	0	0	0	0	0	1	15	15	9.00	1.000	
Dick Drago, R ERA: 5.8 (5, 1)	1.0		7	0	0	0	1	4	0	0	0	0	0	5	21	0.00	4.000	
Skip Lockwood, R ERA: 6.26 (6, 1)	2.2		13	5	4	4	0	1	0	0	0	0	2	12	16	13.50	2.250	

Boston Red Sox @ New York Yankees
Yankee Stadium, Bronx, NY
Tue Jun 24 1980, 7:05 PM EDT
Att: 40,161 - Unknown - 85 F

AB 35
R 10
H 13
RBI 10
BB 7
SO 5
LOB 15



Batter	1	2	3	4	5	6	7	8	9	10	AB	R	H	RBI	BB	SO	LOB	TOP	
Rick Burleson, R OBP: 0.345, SLG: 0.403 (1.6)	0-0 6-3		0-0 G4-6-3 1B		0-0 F8		0-0 L9			0-0 4-3	5	0	1	0	0	0	3	Boston Red Sox @ New York Yankees Yankee Stadium, Bronx, NY Wed Jun 25 1980, 7:05 PM EDT Att: 46,500 - Unknown - 89 F AB 37 R 4 H 9 RBI 4 BB 2 SO 0 LOB 11	
Dave Stapleton, R OBP: 0.315, SLG: 0.566 (1.4)	0-0 6-3		0-0 G4-6-3 1-2		4-0 BB			0-0 F8		0-0 2B	4	0	1	1	1	0	1		
Fred Lynn, L OBP: 0.376, SLG: 0.509 (1.8)	0-0 1B 2B			0-0 4-3	0-0 F8			4-0 G5-4-3 BB		0-0 F8	4	1	1	0	1	0	3		
Tony Perez, R OBP: 0.359, SLG: 0.481 (1.3)	0-0 1B			0-0 F8		0-0 4-3		0-0 G5-4-3			4	0	1	1	0	0	1		
Butch Hobson, R OBP: 0.320, SLG: 0.449 (1.10)	0-0 F9			0-0 F7		0-0 4-3			0-0 G4-6-3 1B		4	0	1	0	0	0	1		
Garry Hancock, L (9, PR)											0	0	0	0	0	0	0		
Dwight Evans, R OBP: 0.285, SLG: 0.348 (1.9)		0-0 4-3			0-0 6-3	0-0 F2			0-0 G4-6-3 1B		4	0	0	0	0	0	1		
Glenn Hoffman, R OBP: 0.274, SLG: 0.397 (1.5)		0-0 6-3			0-0 2B 1B		0-0 F8		0-0 L4		4	1	1	0	0	0	1		
Jim Dwyer, L OBP: 0.364, SLG: 0.468 (1.7)		0-0 4-3			0-0 1B 2B		0-0 F7			0-0 F6	4	1	1	0	0	0	0		
Gary Allenson, R OBP: 0.333, SLG: 0.381 (1.2)			0-0 6-3		0-0 BB 1B		0-0 2B		0-0 E5		4	1	2	2	0	0	0		
Inning Stats	R: 1 E: 0 K: 0 S: 5	H: 2 LOB: 1 BB: 0 P: 5	R: 0 E: 0 K: 0 S: 3	H: 0 LOB: 0 BB: 0 P: 3	R: 0 E: 0 K: 0 S: 3	H: 1 LOB: 0 BB: 0 P: 3	R: 0 E: 0 K: 0 S: 3	H: 0 LOB: 0 BB: 0 P: 3	R: 0 E: 0 K: 0 S: 4	H: 1 LOB: 1 BB: 0 P: 4	R: 0 E: 0 K: 0 S: 2	H: 0 LOB: 0 BB: 1 P: 6	R: 0 E: 0 K: 0 S: 3	H: 1 LOB: 1 BB: 0 P: 3	R: 1 E: 1 K: 0 S: 5	H: 1 LOB: 1 BB: 0 P: 5	1B: 5 2B: 4 3B: 0 HR: 0	SF: 0 SAC: 0 DP: 3 HBP: 0	WP: 0 PA: 39 PB: 0 SB: 0 CS: 0
PITCHER Tommy John, L ERA: 3.08 (1.1)	IP 10.0	WLS L	BF 39	H 9	R 4	ER 3	SO 0	BB 2	IBB 0	HBP 0	BLK 0	WP 0	HR 0	S 37	P 45	ERA 2.70	WHIP 1.100		

Batter	1	2	3	4	5	6	7	8	9	10	AB	R	H	RBI	BB	SO	LOB	BOTTOM	
Willie Randolph, R OBP: 0.438, SLG: 0.424 (1.4)	4-0 1B BB	0-0 F9			0-0 4-3			0-0 1B		0-3 K	4	1	1	0	1	1	2	Boston Red Sox @ New York Yankees Yankee Stadium, Bronx, NY Wed Jun 25 1980, 7:05 PM EDT Att: 46,500 - Unknown - 89 F AB 33 R 3 H 6 RBI 3 BB 3 SO 11 LOB 9	
Bobby Murcer, L OBP: 0.368, SLG: 0.500 (1.10)	0-0 1B		0-0 F7			0-3 K		0-3 K			3	0	1	0	0	1	0		
Eric Soderholm, R OBP: 0.409, SLG: 0.546 (8, PH)	1-3 1B		0-0 F7			0-0 K		0-3 K			1	0	0	0	0	1	1		
Graig Nettles, L OBP: 0.346, SLG: 0.459 (1.5)	0-0 1B		0-0 F9			0-0 K		0-3 K			4	1	2	2	0	1	1		
Reggie Jackson, L OBP: 0.359, SLG: 0.582 (1.9)	0-0 4-3		0-0 K			0-3 K		0-3 K		0-3 K	4	0	0	0	0	3	1		
Bob Watson, R OBP: 0.372, SLG: 0.444 (1.3)	0-0 4-3			4-0 BB		0-0 5-3			0-0 6-3		3	0	0	0	1	0	1		
Joe Lefebvre, L OBP: 0.369, SLG: 0.484 (1.7)		0-0 G3			0-0 L3			0-3 K		0-3 K	2	0	0	0	0	0	1		
Dennis Werth, R OBP: 0.490, SLG: 0.590 (7, PH) (8, 7)				1-2 K				0-3 K		0-3 K	2	0	0	0	0	2	0		
Bobby Brown, S OBP: 0.322, SLG: 0.451 (1.8)		0-0 5-3 1B			0-3 K			0-3 K		4-0 G3 SH1-4 BB	3	1	1	0	1	2	0		
Rick Cerone, R OBP: 0.266, SLG: 0.394 (1.2)		0-0 5-3			0-0 6-3			0-0 F5		0-0 SH1-4	3	0	0	0	0	0	1		
Brian Doyle, L OBP: 0.290, SLG: 0.276 (1.6)		0-0 1B			0-0 F9			0-0 F6		0-0 G3	4	0	1	1	0	0	1		
Inning Stats	R: 1 E: 0 K: 0 S: 4	H: 2 LOB: 1 BB: 1 P: 8	R: 1 E: 0 K: 0 S: 5	H: 2 LOB: 1 BB: 0 P: 5	R: 0 E: 0 K: 1 S: 5	H: 0 LOB: 0 BB: 0 P: 5	R: 0 E: 0 K: 1 S: 4	H: 0 LOB: 0 BB: 1 P: 8	R: 0 E: 0 K: 0 S: 3	H: 1 LOB: 0 BB: 0 P: 3	R: 1 E: 0 K: 2 S: 8	H: 0 LOB: 0 BB: 0 P: 7	R: 0 E: 0 K: 2 S: 7	H: 0 LOB: 0 BB: 0 P: 7	R: 0 E: 0 K: 1 S: 5	H: 0 LOB: 1 BB: 1 P: 9	1B: 5 2B: 1 3B: 0 HR: 1	SF: 0 SAC: 1 DP: 1 HBP: 0	WP: 0 PA: 37 PB: 0 SB: 0 CS: 0
PITCHER Steve Renko, R ERA: 3.97 (1.1)	IP 5.1	WLS 3	BF 21	H 5	R 3	ER 3	SO 3	BB 2	IBB 0	HBP 0	BLK 0	WP 0	HR 1	S 25	P 33	ERA 5.06	WHIP 1.312		
Tom Burgmeier, L ERA: 2.44 (6.1)	IP 4.2	WLS W	BF 16	H 1	R 0	ER 0	SO 8	BB 1	IBB 0	HBP 0	BLK 0	WP 0	HR 0	S 31	P 35	ERA 0.00	WHIP 0.429		

Batter	1	2	3	4	5	6	7	8	9	AB	R	H	RBI	BB	SO	LOB	TOP											
Miguel Dilone, S OBP: 0.396, SLG: 0.436	4-0 1B SF8 BB		0-0 F9			0-3 K		0-0 F7		3	1	0	0	1	1	0												
Jorge Orta, L OBP: 0.427, SLG: 0.439	0-0 1B		0-3 K			0-0 4-3 2B 1B		0-0 F6		4	1	2	0	0	1	0												
Mike Hargrove, L OBP: 0.306, SLG: 0.415	0-0 SF8		0-0 3-1			0-0 4-3 1-2		0-0 F8		3	0	0	1	0	0	1												
Joe Charboneau, R OBP: 0.370, SLG: 0.479	0-0 1-2 1B			0-0 F4		0-0 2B			0-3 K	4	0	2	1	0	1	0												
Toby Harrah, R OBP: 0.375, SLG: 0.393	0-0 L5			0-0 G1-4-3 1B		0-3 K			4-0 CS BB	3	0	1	0	1	1	3												
Bo Diaz, R OBP: 0.296, SLG: 0.353	0-0 6-3			0-0 G1-4-3 1-2				0-0 6-3		3	0	0	0	0	0	3												
Ron Hassey, L OBP: 0.373, SLG: 0.418									0-3 K 1-2	1	0	0	0	0	1	1												
Rick Manning, L OBP: 0.341, SLG: 0.263		0-0 4-3			0-0 L8				0-0 2-3	3	0	0	0	0	0	0												
Jerry Dybzinski, R OBP: 0.250, SLG: 0.323		0-0 F8			0-0 L4				0-0 2B	3	0	1	0	0	0	0												
Dave Rosello, R OBP: 0.236, SLG: 0.314		0-0 1-3			0-0 4-3				0-0 F7	3	0	0	0	0	0	1												
Inning Stats	R: 1 E: 0 K: 0 S: 5	H: 2 LOB: 2 BB: 1 P: 9	R: 0 E: 0 K: 0 S: 3	H: 0 LOB: 0 BB: 0 P: 3	R: 0 E: 0 K: 1 S: 5	H: 0 LOB: 0 BB: 0 P: 5	R: 0 E: 0 K: 0 S: 3	H: 1 LOB: 0 BB: 0 P: 3	R: 0 E: 0 K: 0 S: 3	H: 0 LOB: 0 BB: 0 P: 3	R: 1 E: 0 K: 2 S: 9	H: 2 LOB: 1 BB: 0 P: 9	R: 0 E: 0 K: 0 S: 4	H: 1 LOB: 1 BB: 0 P: 4	R: 0 E: 0 K: 0 S: 3	H: 0 LOB: 0 BB: 1 P: 10	1B: 4 2B: 2 3B: 0 HR: 0	SF: 1 SAC: 0 DP: 1 HBP: 0	WP: 0 PB: 0 SB: 0 CS: 1	PA: 33								
PITCHER	IP	WLS	BF	H	R	ER	SO	BB	IBB	HBP	BLK	WP	HR	S	P	ERA	WHIP											
Rudy May, L ERA: 2.28	(1, 1)	7.0	L	27	6	2	2	3	1	0	0	0	0	0	32	36	2.57	1.000										
Rich Gossage, R ERA: 2.65	(8, 1)	2.0		6	0	0	0	2	1	0	0	0	0	0	9	13	0.00	0.500										

Cleveland Indians @ New York Yankees
Yankee Stadium, Bronx, NY
Fri Jun 27 1980, 7:05 PM EDT
Att: 30,421 - Unknown - 87 F

AB 30
R 2
H 6
RBI 2
BB 2
SO 5
LOB 9



Batter	1	2	3	4	5	6	7	8	9	AB	R	H	RBI	BB	SO	LOB	BOTTOM											
Willie Randolph, R OBP: 0.432, SLG: 0.417	0-0 F8		0-0 F4 1-2		0-0 F4			0-0 6-3		4	0	0	0	0	0	2												
Bobby Murcer, L OBP: 0.364, SLG: 0.490	0-0 1-3			0-0 1B 4-3 1B		0-0 L9		0-0 F6		4	0	1	0	0	0	0												
Lou Piniella, R OBP: 0.295, SLG: 0.317	0-0 6-3			0-0 4-3 1-2		0-0 F8			0-0 6-3	4	0	0	0	0	0	1												
Bob Watson, R OBP: 0.374, SLG: 0.446		0-0 4-3		0-0 FC6-4 1B 2-3		0-0 F3			0-0 1B 1B	4	0	2	0	0	0	0												
Eric Soderholm, R OBP: 0.404, SLG: 0.535		0-0 F8		0-0 F6			0-0 6-3		0-0 G6-4-3 1B	4	0	1	0	0	0	2												
Dennis Werth, R OBP: 0.491, SLG: 0.571		0-0 1B		0-0 FC6-4 1-2		4-0 FC6-4 BB			0-0 G6-4-3 1-2	3	0	1	0	1	0	4												
Bobby Brown, S OBP: 0.317, SLG: 0.444		0-3 K			0-0 F8		0-0 FC6-4 FC5-4 1-2			3	0	0	0	0	1	2												
Rick Cerone, R OBP: 0.266, SLG: 0.393			0-0 6-3		0-0 1B		0-0 FC5-4 1-2			3	0	1	0	0	0	1												
Brian Doyle, L OBP: 0.303, SLG: 0.290				0-0 1B			0-0 F7			2	0	1	0	0	0	1												
Oscar Gamble, L OBP: 0.386, SLG: 0.618								0-0 F2		1	0	0	0	0	0	0												
Dennis Sherrill, R OBP: 0.250, SLG: 0.250										0	0	0	0	0	0	0												
Inning Stats	R: 0 E: 0 K: 0 S: 3	H: 0 LOB: 0 BB: 0 P: 3	R: 0 E: 0 K: 1 S: 6	H: 1 LOB: 0 BB: 0 P: 6	R: 0 E: 0 K: 0 S: 3	H: 1 LOB: 0 BB: 0 P: 3	R: 0 E: 0 K: 0 S: 5	H: 2 LOB: 2 BB: 0 P: 5	R: 0 E: 0 K: 0 S: 4	H: 1 LOB: 1 BB: 0 P: 4	R: 0 E: 0 K: 0 S: 3	H: 0 LOB: 0 BB: 0 P: 3	R: 0 E: 0 K: 0 S: 3	H: 0 LOB: 1 BB: 1 P: 7	R: 0 E: 0 K: 0 S: 3	H: 0 LOB: 0 BB: 0 P: 3	R: 0 E: 0 K: 0 S: 4	H: 2 LOB: 1 BB: 0 P: 4	1B: 7 2B: 0 3B: 0 HR: 0	SF: 0 SAC: 0 DP: 1 HBP: 0	WP: 0 PB: 0 SB: 0 CS: 1	PA: 33						
PITCHER	IP	WLS	BF	H	R	ER	SO	BB	IBB	HBP	BLK	WP	HR	S	P	ERA	WHIP											
Rick Waits, L ERA: 4.71	(1, 1)	9.0	W	33	7	0	0	1	1	0	0	0	0	0	34	38	0.00	0.889										

Cleveland Indians @ New York Yankees
Yankee Stadium, Bronx, NY
Fri Jun 27 1980, 7:05 PM EDT
Att: 30,421 - Unknown - 87 F

AB 32
R 0
H 7
RBI 0
BB 1
SO 1
LOB 13



Batter	1	2	3	4	5	6	7	8	9	AB	R	H	RBI	BB	SO	LOB	TOP			
Miguel Dilone, S OBP: 0.403, SLG: 0.442 (1, 7)	0-0 CS 1-3 1B		0-0 FC5-4 1-2	0-0 F7		0-0 SH 1B		0-0 SH5-3 1B	0-0 S 1B	5	2	3	1	0	0	2	Cleveland Indians @ New York Yankees Yankee Stadium, Bronx, NY Sat Jun 28 1980, 7:05 PM EDT Att: 42,192 - Unknown - 70 F livebaseballscorecards.com			
Jorge Orta, L OBP: 0.425, SLG: 0.436 (1, 9)	0-0 1-3 1-2		0-0 6-3 1-2		0-0 BB 1B	0-0 SH 1B		0-0 SH5-3 1-2	0-0 F7 1-2	4	1	1	0	0	0	4				
Mike Hargrove, L OBP: 0.309, SLG: 0.427 (1, 3)	0-0 6-3 2-3			0-0 BB 2B	0-0 F9	0-0 G6-4-3 1B		0-0 3B 2-H		5	1	3	2	0	0	2				
Joe Charboneau, R OBP: 0.371, SLG: 0.489 (1, 10)		0-0 HR		4-0 2B 1-2	0-0 F3	0-0 G6-4-3 1-2		0-0 F3 3-H		4	2	1	1	1	0	4				
Toby Harrah, R OBP: 0.379, SLG: 0.397 (1, 5)		0-0 P1		0-0 2B 1-3	0-0 1B 1-2	0-0 BB		0-0 F3 2-3		3	1	1	1	2	0	1				
Bo Diaz, R OBP: 0.307, SLG: 0.375 (1, 2)		0-0 F9		0-0 2B 2-H	0-0 1B 1-3	0-0 4-3 2-H			0-0 E 1B	4	1	2	3	0	0	2				
Ron Hassey, L OBP: 0.376, SLG: 0.421 (9, PH)										1	0	1	0	0	0	0				
Dell Alston, L OBP: 0.292, SLG: 0.371 (9, PR)										0	1	0	0	0	0	0				
Gary Alexander, R OBP: 0.271, SLG: 0.288 (9, 2)										0	0	0	0	0	0	0				
Rick Manning, L OBP: 0.347, SLG: 0.264 (1, 8)		4-0 BB		0-0 6-3	4-0 IBB		0-0 K		0-0 E5 1B	3	0	1	0	2	1	1				
Jerry Dybziński, R OBP: 0.239, SLG: 0.308 (1, 6)		0-3 K		0-0 5-3	0-0 6-3		0-0 F8		0-3 K	5	0	0	0	0	2	7				
Dave Rosello, R OBP: 0.263, SLG: 0.346 (1, 4)			4-0 BB	0-0 FC5-4 BB		4-0 SH BB		0-0 F6		1	0	1	1	1	0	0				
Jack Brohamer, L OBP: 0.377, SLG: 0.382 (6, PH)				0-0 2B 2-H			0-0 F6		0-0 F6	2	1	0	0	1	0	2				
Inning Stats	R: 0 E: 0 K: 0 S: 3	H: 1 LOB: 0 BB: 0 P: 3	R: 1 E: 0 K: 1 S: 6	H: 1 LOB: 1 BB: 1 P: 10	R: 0 E: 0 K: 0 S: 2	H: 0 LOB: 0 BB: 1 P: 6	R: 4 E: 0 K: 0 S: 7	H: 4 LOB: 1 BB: 2 P: 11	R: 1 E: 0 K: 0 S: 5	H: 2 LOB: 3 BB: 2 P: 13	R: 2 E: 2 K: 0 S: 5	H: 1 LOB: 2 BB: 2 P: 13	R: 0 E: 0 K: 1 S: 5	H: 0 LOB: 0 BB: 0 P: 5	R: 1 E: 1 K: 0 S: 8	H: 3 LOB: 3 BB: 0 P: 8	1B: 9 2B: 3 3B: 1 HR: 1	SF: 0 SAC: 3 DP: 1 HBP: 0	WP: 0 PB: 0 SB: 1 CS: 2	PA: 47
PITCHER	IP WLS BF H R ER SO	IP WLS BF H R ER SO	IP WLS BF H R ER SO	IP WLS BF H R ER SO	IP WLS BF H R ER SO	IP WLS BF H R ER SO	IP WLS BF H R ER SO	IP WLS BF H R ER SO	IP WLS BF H R ER SO	IP WLS BF H R ER SO	IP WLS BF H R ER SO	IP WLS BF H R ER SO	IP WLS BF H R ER SO	IP WLS BF H R ER SO	IP WLS BF H R ER SO	IP WLS BF H R ER SO	ERA WHIP	ERA WHIP	ERA WHIP	
Tom Underwood, L ERA: 3.49 (1, 1)	3.2 18 6 5 5 1		3 0 0 0	0 0 0 0	0 0 0 0	0 0 0 0	0 0 0 0	0 0 0 0	0 0 0 0	0 0 0 0	0 0 0 0	0 0 0 0	0 0 0 0	0 0 0 0	0 0 0 0	0 0 0 0	12.27 2.455			
Ron Davis, R ERA: 3.21 (4, 1)	2.1 15 3 3 2 0		3 1 0 0	0 0 0 0	0 0 0 0	0 0 0 0	0 0 0 0	0 0 0 0	0 0 0 0	0 0 0 0	0 0 0 0	0 0 0 0	0 0 0 0	0 0 0 0	0 0 0 0	0 0 0 0	7.71 2.571			
Tim Lollar, L ERA: 4.5 (7, 1)	2.0 8 2 1 1 1		0 0 0 0	0 0 0 0	0 0 0 0	0 0 0 0	0 0 0 0	0 0 0 0	0 0 0 0	0 0 0 0	0 0 0 0	0 0 0 0	0 0 0 0	0 0 0 0	0 0 0 0	0 0 0 0	4.50 1.000			
Rich Gossage, R ERA: 3.0 (9, 1)	1.0 W 6 3 1 1		0 0 0 0	0 0 0 0	0 0 0 0	0 0 0 0	0 0 0 0	0 0 0 0	0 0 0 0	0 0 0 0	0 0 0 0	0 0 0 0	0 0 0 0	0 0 0 0	0 0 0 0	0 0 0 0	9.00 3.000			

Batter	1	2	3	4	5	6	7	8	9	AB	R	H	RBI	BB	SO	LOB	BOTTOM					
Willie Randolph, R OBP: 0.432, SLG: 0.415 (1, 4)	4-0 HR BB		0-0 F8 SF8 1B		0-0 1-3	0-3 K		0-0 G1-2-3 1-2		4	2	1	0	1	1	4	Cleveland Indians @ New York Yankees Yankee Stadium, Bronx, NY Sat Jun 28 1980, 7:05 PM EDT Att: 42,192 - Unknown - 70 F livebaseballscorecards.com					
Bobby Murcer, L OBP: 0.383, SLG: 0.560 (1, 9)	0-0 1-H HR		0-0 F8 1-3		0-0 HR		1-0 PB HBP	0-0 2B 3-H	0-0 1B	4	2	3	5	0	0	1						
Graig Nettles, L OBP: 0.343, SLG: 0.453 (1, 5)	0-0 4-3		0-0 SF8 3-H		1-0 HBP		0-3 K	0-0 G3		3	0	0	1	0	1	2						
Bob Watson, R OBP: 0.371, SLG: 0.440 (1, 10)	0-0 E6		0-0 4-3		0-0 F8		0-0 F9		0-0 SH5-3 1B	5	1	1	0	0	0	2						
Jim Spencer, L OBP: 0.315, SLG: 0.408 (1, 3)	0-3 K			0-0 F6		0-0 HR	0-3 K		0-0 SH5-3 1B	5	2	2	1	0	2	2						
Joe Lefebvre, L OBP: 0.372, SLG: 0.479 (1, 7)	0-3 K			4-0 G5-3 BB		4-0 3B BB		4-0 2B 1B	0-0 SH5-3 1B	1	0	0	0	1	1	1						
Lou Piniella, R OBP: 0.305, SLG: 0.317 (7, 7)									1-2 2-3	0	2	0	0	2	0	0						
Bobby Brown, S OBP: 0.329, SLG: 0.450 (1, 8)		4-0 CS BB		4-0 1-2 BB		0-3 K		0-0 1B G1-2-3	4-0 1B IBB	2	0	1	0	3	1	1						
Rick Cerone, R OBP: 0.273, SLG: 0.406 (1, 2)		0-0 F4 1-2		0-0 G5-3 2-3		0-0 3B		0-0 G1-2-3 1B	0-0 1B	5	1	3	4	0	0	3						
Brian Doyle, L OBP: 0.286, SLG: 0.279 (9, PH)										2	0	0	0	0	0	0						
Eric Soderstrom, R OBP: 0.406, SLG: 0.535 (9, PH)										0	0	0	0	0	0	0						
Oscar Gamble, L OBP: 0.276, SLG: 0.250 (7, 6)										0	0	0	0	0	0	0						
Dennis Sherrill, R OBP: 0.302, SLG: 0.352 (9, PH)										0	0	0	0	0	0	0						
Reggie Jackson, R OBP: 0.401, SLG: 0.571 (9, 5)										0	1	0	0	0	0	0						
Inning Stats	R: 2 E: 1 K: 2 S: 9	H: 1 LOB: 1 BB: 1 P: 13	R: 0 E: 0 K: 0 S: 2	H: 0 LOB: 0 BB: 1 P: 6	R: 1 E: 0 K: 0 S: 4	H: 1 LOB: 0 BB: 0 P: 4	R: 0 E: 0 K: 0 S: 2	H: 0 LOB: 2 BB: 2 P: 10	R: 1 E: 0 K: 0 S: 4	H: 1 LOB: 1 BB: 0 P: 5	R: 2 E: 0 K: 3 S: 11	H: 2 LOB: 1 BB: 1 P: 15	R: 0 E: 0 K: 2 S: 7	H: 0 LOB: 1 BB: 0 P: 8	R: 3 E: 0 K: 0 S: 5	H: 3 LOB: 2 BB: 2 P: 13	R: 2 E: 0 K: 0 S: 4	H: 3 LOB: 2 BB: 1 P: 8	1B: 6 2B: 1 3B: 1 HR: 3	SF: 1 SAC: 1 DP: 2 HBP: 2	WP: 0 PB: 1 SB: 1 CS: 1	PA: 44
PITCHER	IP WLS BF H R ER SO	IP WLS BF H R ER SO	IP WLS BF H R ER SO	IP WLS BF H R ER SO	IP WLS BF H R ER SO	IP WLS BF H R ER SO	IP WLS BF H R ER SO	IP WLS BF H R ER SO	IP WLS BF H R ER SO	IP WLS BF H R ER SO	IP WLS BF H R ER SO	IP WLS BF H R ER SO	IP WLS BF H R ER SO	IP WLS BF H R ER SO	IP WLS BF H R ER SO	IP WLS BF H R ER SO	ERA WHIP	ERA WHIP	ERA WHIP			
Wayne Garland, R ERA: 3.86 (1, 1)	5.0 22 4 2 4 2		4 0 0 0	0 0 0 0	0 0 0 0	0 0 0 0	0 0 0 0	0 0 0 0	0 0 0 0	0 0 0 0	0 0 0 0	0 0 0 0	0 0 0 0	0 0 0 0	0 0 0 0	0 0 0 0	7.20 1.400					
Bob Ojchinko, L ERA: 6.23 (6, 1)	0.1 4 2 2 2 1		1 0 0 0	0 0 0 0	0 0 0 0	0 0 0 0	0 0 0 0	0 0 0 0	0 0 0 0	0 0 0 0	0 0 0 0	0 0 0 0	0 0 0 0	0 0 0 0	0 0 0 0	0 0 0 0	54.00 9.000					
Mike Stanton, R ERA: 5.66 (6, 1)	1.2 9 2 3 3 4		1 0 1 0	0 0 0 0	0 0 0 0	0 0 0 0	0 0 0 0	0 0 0 0	0 0 0 0	0 0 0 0	0 0 0 0	0 0 0 0	0 0 0 0	0 0 0 0	0 0 0 0	0 0 0 0	16.20 1.800					
Sid Monge, L ERA: 3.38 (8, 1)	0.0 1 0 0 0 0		1 0 0 0	0 0 0 0	0 0 0 0	0 0 0 0	0 0 0 0	0 0 0 0	0 0 0 0	0 0 0 0	0 0 0 0	0 0 0 0	0 0 0 0	0 0 0 0	0 0 0 0	0 0 0 0	∞ ∞					
Victor Cruz, R ERA: 4.1 (8, 1)	1.1 L 8 4 2 2		0 1 0 0	0 0 0 0	0 0 0 0	0 0 0 0	0 0 0 0	0 0 0 0	0 0 0 0	0 0 0 0	0 0 0 0	0 0 0 0	0 0 0 0	0 0 0 0	0 0 0 0	0 0 0 0	13.50 3.000					

Batter	1	2	3	4	5	6	7	8	9	AB	R	H	RBI	BB	SO	LOB	TOP								
Miguel Dilone, S OBP: 0.409, SLG: 0.455 (1, 7)	0-0 CS 1B		0-0 G3 2B		0-0 1-3	0-0 FC5-4			0-0 1B	5	0	3	0	0	0	2	Cleveland Indians @ New York Yankees Yankee Stadium, Bronx, NY Sun Jun 29 1980, 3:33 AM EDT Att: 53,231 - Unknown - 70 F								
Jorge Orta, L OBP: 0.424, SLG: 0.435 (1, 9)	0-3 K 1-2		0-0 G3		0-0 1B			0-0 G6-4-3 1B	5	0	2	0	0	1	3										
Mike Hargrove, L OBP: 0.241, SLG: 0.429 (3, PR) Ron Hassey, L OBP: 0.372, SLG: 0.416 (3, 3)	0-0 BB 1B		1-0 G4-6-3 HBP		0-0 4-3			0-0 F8	1	0	1	0	0	0	0										
Joe Charboneau, R OBP: 0.373, SLG: 0.486 (1, 10)	4-0 BB 1-2		0-0 G4-6-3			0-0 F8 BB 1B		0-0 G6-4-3	3	1	1	0	1	0	3										
Toby Harrah, R OBP: 0.377, SLG: 0.394 (1, 5)	0-0 F7				0-0 F8			0-3 K	4	1	1	0	0	1	2										
Bo Diaz, R OBP: 0.316, SLG: 0.373 (1, 2)		0-0 FC6-4 1B		4-0 FC5-4 BB		0-0 F8		0-0 F8	3	0	1	0	1	0	2										
Rick Manning, L OBP: 0.345, SLG: 0.259 (1, 8)		0-0 FC6-4 1-2		0-0 FC5-4 1-2		4-0 BB 1-2		0-0 4-3	3	0	0	0	1	0	2										
Jerry Dybzinski, R OBP: 0.241, SLG: 0.302 (9, PH) Dell Alston, L OBP: 0.275, SLG: 0.361 (6, 4)	0-3 K 1-2		0-0 F7		0-0 F7			0-0 4-3	2	0	0	1	1	1	2										
Dave Rosello, R OBP: 0.254, SLG: 0.333 (6, PH) Gary Alexander, R OBP: 0.287, SLG: 0.288 (6, 4) Jack Brohamer, L OBP: 0.372, SLG: 0.377 (6, 4)	0-0 F8				0-0 5-3			0-0 SF8	2	0	0	0	0	0	1										
Inning Stats	R: 0 E: 0 K: 1 S: 6	H: 2 LOB: 2 BB: 1 P: 10	R: 0 E: 0 K: 1 S: 6	H: 1 LOB: 1 BB: 0 P: 6	R: 0 E: 0 K: 0 S: 3	H: 1 LOB: 2 BB: 0 P: 4	R: 0 E: 0 K: 0 S: 3	H: 0 LOB: 1 BB: 1 P: 7	R: 0 E: 0 K: 0 S: 4	H: 1 LOB: 1 BB: 0 P: 4	R: 2 E: 0 K: 0 S: 5	H: 2 LOB: 2 BB: 2 P: 13	R: 0 E: 0 K: 0 S: 3	H: 1 LOB: 0 BB: 0 P: 3	R: 0 E: 0 K: 1 S: 5	H: 0 LOB: 0 BB: 0 P: 5		R: 0 E: 0 K: 0 S: 4	H: 1 LOB: 1 BB: 0 P: 4	1B: 8 2B: 1 3B: 0 HR: 0	SF: 1 SAC: 0 DP: 2 HBP: 1	WP: 0 PB: 0 SB: 1 CS: 1	PA: 38		
PITCHER	IP WLS BF H R ER SO BB IBB HBP BLK WP HR S P ERA WHIP	6.1 W 30 8 2 2 2 4 0 0 0 0 0 0 29 46 2.84 1.895	7.1 S 8 1 0 0 1 0 0 0 0 0 0 0 10 10 0.00 0.375																						

AB 32
R 2
H 9
RBI 2
BB 4
SO 3
LOB 19



Batter	1	2	3	4	5	6	7	8	9	AB	R	H	RBI	BB	SO	LOB	BOTTOM							
Willie Randolph, R OBP: 0.429, SLG: 0.410 (1, 4)	0-0 F8		0-0 FC6-4 1-2		4-0 BB 1-2		0-0 F9			3	0	0	0	1	0	1	Cleveland Indians @ New York Yankees Yankee Stadium, Bronx, NY Sun Jun 29 1980, 3:33 AM EDT Att: 53,231 - Unknown - 70 F							
Bobby Murcer, L OBP: 0.376, SLG: 0.544 (1, 9)	0-0 F6			4-0 BB L3	0-0 F7		0-0 F5			3	0	0	0	1	0	2								
Graig Nettles, L OBP: 0.342, SLG: 0.449 (1, 5)	0-0 F9			0-0 L3 1-2		0-0 FC4-6 HR 1B	0-0 1-6-3			4	1	1	0	0	0	1								
Bob Watson, R OBP: 0.373, SLG: 0.441 (1, 10)		0-3 K2-3		0-0 HR 1B		0-0 FC4-6 1B		0-0 F8	4	1	2	0	0	1	0									
Jim Spencer, L OBP: 0.319, SLG: 0.428 (1, 3)		0-0 F9		0-0 HR 1-H		0-0 FC4-6 HR 1-2 2-3		4-0 BB 1B BB	3	3	1	2	1	0	2									
Joe Lefebvre, L OBP: 0.376, SLG: 0.505 (1, 7)	0-0 F8			0-0 1-3		0-0 HR 1-H 3-H		4-0 1B 1-2 BB	3	1	1	3	1	0	0									
Bobby Brown, S OBP: 0.332, SLG: 0.451 (1, 8)			0-3 K		0-0 F8		0-0 1B		0-0 1-2 2-H 1B	4	0	2	1	0	1	0								
Johnny Oates, L OBP: 0.200, SLG: 0.292 (1, 2)			0-0 FC6-4 1B		4-0 S BB		0-0 F2		0-0 F6	3	0	1	0	1	0	2								
Brian Doyle, L OBP: 0.282, SLG: 0.351 (1, 6)			0-0 F8		0-0 F7		0-0 HR		0-0 F9	4	1	1	1	0	0	4								
Inning Stats	R: 0 E: 0 K: 0 S: 3	H: 0 LOB: 0 BB: 0 P: 3	R: 0 E: 0 K: 1 S: 6	H: 1 LOB: 0 BB: 0 P: 6	R: 2 E: 0 K: 0 S: 4	H: 2 LOB: 0 BB: 1 P: 8	R: 0 E: 0 K: 0 S: 3	H: 0 LOB: 2 BB: 2 P: 11	R: 3 E: 0 K: 0 S: 6	H: 4 LOB: 0 BB: 0 P: 6	R: 1 E: 0 K: 0 S: 4	H: 1 LOB: 0 BB: 0 P: 4	R: 1 E: 0 K: 0 S: 4	H: 1 LOB: 2 BB: 2 P: 12	R: 1 E: 0 K: 0 S: 4	H: 1 LOB: 2 BB: 2 P: 12		1B: 6 2B: 1 3B: 0 HR: 3	SF: 0 SAC: 0 DP: 1 HBP: 0	WP: 0 PB: 0 SB: 1 CS: 0	PA: 36			
PITCHER	IP WLS BF H R ER SO BB IBB HBP BLK WP HR S P ERA WHIP	6.1 L 28 8 6 6 2 3 0 0 0 0 0 3 29 41 8.53 1.737	1.2 8 1 1 1 0 2 0 0 0 0 0 0 6 14 5.40 1.800																					

AB 31
R 7
H 9
RBI 7
BB 5
SO 2
LOB 12



Batter	1	2	3	4	5	6	7	8	9	AB	R	H	RBI	BB	SO	LOB	TOP			
Willie Randolph, R (1, 4) OBP: 0.429, SLG: 0.415										4	2	1	0	1	1	1	New York Yankees @ Boston Red Sox Fenway Park, Boston, MA Mon Jun 30 1980, 7:05 PM EDT Att: 33,858 - Unknown - 78 F			
Bobby Murcer, L (1, 7) OBP: 0.376, SLG: 0.538										3	1	1	1	1	0	0				
Graig Nettles, L (1, 5) OBP: 0.343, SLG: 0.452										5	1	2	1	0	1	1				
Reggie Jackson, L (1, 10) OBP: 0.358, SLG: 0.573										5	1	1	1	0	1	1				
Bob Watson, R (1, 3) OBP: 0.373, SLG: 0.444										5	0	2	1	0	1	1				
Joe Lefebvre, L (1, 9) OBP: 0.372, SLG: 0.490										3	0	0	0	1	1	1				
Bobby Brown, S (1, 8) OBP: 0.335, SLG: 0.451										2	0	1	1	1	0	1				
Rick Cerone, R (1, 2) OBP: 0.273, SLG: 0.403										4	1	1	0	0	0	5				
Bucky Dent, R (1, 6) OBP: 0.322, SLG: 0.378										4	0	1	0	0	2	2				
Inning Stats	R: 1 E: 0 K: 1 S: 6	H: 1 LOB: 0 BB: 0 P: 6	R: 0 E: 1 K: 1 S: 7	H: 1 LOB: 2 BB: 0 P: 7	R: 4 E: 0 K: 0 S: 6	H: 4 LOB: 1 BB: 2 P: 14	R: 0 E: 0 K: 0 S: 3	H: 0 LOB: 1 BB: 1 P: 7	R: 0 E: 0 K: 2 S: 8	H: 1 LOB: 2 BB: 1 P: 12	R: 0 E: 0 K: 0 S: 3	H: 0 LOB: 0 BB: 0 P: 3	R: 0 E: 1 K: 1 S: 7	H: 2 LOB: 1 BB: 0 P: 7	R: 0 E: 0 K: 1 S: 6	H: 1 LOB: 1 BB: 0 P: 6	1B: 6 2B: 4 3B: 1 HR: 0	SF: 2 SAC: 0 DP: 1 HBP: 0	WP: 0 PB: 0 SB: 1 CS: 0	PA: 41
PITCHER	IP WLS BF H R ER SO BB IBB HBP BLK WP HR S P ERA WHIP																			
Bob Stanley, R (1, 1) ERA: 4.43	2.0 L 13 5 5 5 2 1 0 0 0 0 0 16 20 22.50 3.000																			
Dick Drago, R (3, 1) ERA: 5.12	6.0 24 4 1 0 4 2 1 0 0 0 0 29 41 0.00 1.000																			
Win Remmerswaal, R (9, 1) ERA: 3.0	1.0 4 1 0 0 1 0 0 0 0 0 0 6 6 0.00 1.000																			
Batter	1	2	3	4	5	6	7	8	9	AB	R	H	RBI	BB	SO	LOB	BOTTOM			
Rick Burleson, R (1, 6) OBP: 0.346, SLG: 0.399										5	0	2	0	0	1	1	New York Yankees @ Boston Red Sox Fenway Park, Boston, MA Mon Jun 30 1980, 7:05 PM EDT Att: 33,858 - Unknown - 78 F			
Dave Stapleton, R (1, 4) OBP: 0.503, SLG: 0.508										3	0	0	0	0	0	2				
Jerry Remy, L (9, PH) OBP: 0.342, SLG: 0.373										1	0	1	0	0	0	0				
Fred Lynn, L (1, 8) OBP: 0.376, SLG: 0.498										4	1	1	1	1	0	1				
Tony Perez, R (1, 3) OBP: 0.334, SLG: 0.477										5	0	1	1	0	1	4				
Butch Hobson, R (1, 10) OBP: 0.312, SLG: 0.433										4	1	1	0	0	1	1				
Dwight Evans, R (1, 9) OBP: 0.291, SLG: 0.357										4	0	2	0	0	2	0				
Jim Dwyer, L (1, 7) OBP: 0.363, SLG: 0.485										2	0	0	0	0	0	2				
Carlton Fisk, R (6, PH) OBP: 0.376, SLG: 0.531										1	0	0	0	0	1	0				
Gary Hancock, L (7, 7) OBP: 0.324, SLG: 0.431										1	0	0	0	0	0	0				
Glenn Hoffman, R (1, 5) OBP: 0.256, SLG: 0.364										2	1	1	0	1	0	0				
Carl Yastrzemski, L (9, PH) OBP: 0.324, SLG: 0.431										0	0	0	0	1	0	0				
Gary Allenson, R (1, 2) OBP: 0.424, SLG: 0.444										2	1	1	0	1	0	0				
Dave Rader, L (9, PH) OBP: 0.403, SLG: 0.534										0	0	0	0	1	0	0				
Inning Stats	R: 0 E: 0 K: 0 S: 3	H: 0 LOB: 0 BB: 0 P: 3	R: 0 E: 0 K: 1 S: 5	H: 0 LOB: 0 BB: 0 P: 5	R: 0 E: 0 K: 0 S: 5	H: 2 LOB: 2 BB: 0 P: 5	R: 1 E: 0 K: 0 S: 6	H: 3 LOB: 2 BB: 0 P: 6	R: 0 E: 0 K: 0 S: 3	H: 0 LOB: 0 BB: 0 P: 3	R: 1 E: 0 K: 0 S: 6	H: 3 LOB: 2 BB: 0 P: 6	R: 1 E: 0 K: 2 S: 7	H: 1 LOB: 3 BB: 0 P: 7	R: 0 E: 0 K: 3 S: 10	H: 1 LOB: 3 BB: 2 P: 18	1B: 9 2B: 1 3B: 0 HR: 0	SF: 0 SAC: 1 DP: 0 HBP: 0	WP: 0 PB: 0 SB: 0 CS: 0	PA: 40
PITCHER	IP WLS BF H R ER SO BB IBB HBP BLK WP HR S P ERA WHIP																			
Tommy John, L (1, 1) ERA: 3.13	6.2 W 30 9 3 3 1 1 0 0 0 0 0 31 35 4.05 1.500																			
Rich Gossage, R (7, 1) ERA: 2.64	2.1 S 10 1 0 0 5 2 0 0 0 0 0 0 18 26 0.00 1.286																			

Batter	1	2	3	4	5	6	7	8	9	AB	R	H	RBI	BB	SO	LOB	TOP			
Willie Randolph, R OBP: 0.424, SLG: 0.409 (1, 4)	F9	FC1-6			4-3		F9			4	0	0	0	0	0	1	New York Yankees @ Boston Red Sox Fenway Park, Boston, MA Tue Jul 01 1980, 7:05 PM EDT Att: 35,026 - Unknown - 78 F			
Bobby Murcer, L OBP: 0.375, SLG: 0.527 (1, 7)	BB 1B	P7			F9			G3		4	0	1	0	0	0	1				
Graig Nettles, L OBP: 0.338, SLG: 0.445 (1, 5)	F7				4-3			L9		4	0	0	0	0	0	1				
Reggie Jackson, L OBP: 0.365, SLG: 0.586 Dennis Werth, R OBP: 0.491, SLG: 0.571 (1, 10) (8, PR)	1-2 BB				HR			L7 1B BB		2	1	1	1	2	0	0				
Bob Watson, R OBP: 0.371, SLG: 0.441 (1, 3)	K				4-3			F7 1-2 1B		4	0	1	0	0	1	2				
Joe Lefebvre, L OBP: 0.376, SLG: 0.491 (1, 9)		2B 1B			F6			1B		4	1	2	0	0	1	2				
Bobby Brown, S OBP: 0.329, SLG: 0.442 (1, 8)		K			L9			P7		4	0	0	0	0	1	2				
Rick Cerone, R OBP: 0.272, SLG: 0.405 (1, 2)		1-3 1B 2B			6-3			F6		4	1	1	0	0	1	0				
Bucky Dent, R OBP: 0.321, SLG: 0.376 (1, 6)		2-H 3-H FC1-6 1B			F8			F3		4	0	1	2	0	0	0				
Inning Stats	R: 0 E: 0 K: 1 S: 6	H: 1 LOB: 2 BB: 1 P: 10	R: 2 E: 1 K: 1 S: 8	H: 3 LOB: 1 BB: 0 P: 8	R: 1 E: 0 K: 0 S: 4	H: 1 LOB: 0 BB: 0 P: 4	R: 0 E: 0 K: 0 S: 3	H: 0 LOB: 0 BB: 0 P: 3	R: 0 E: 0 K: 0 S: 4	H: 1 LOB: 1 BB: 0 P: 4	R: 0 E: 0 K: 1 S: 5	H: 0 LOB: 0 BB: 0 P: 5	R: 0 E: 0 K: 1 S: 6	H: 1 LOB: 2 BB: 1 P: 10	R: 0 E: 0 K: 0 S: 3	H: 0 LOB: 0 BB: 0 P: 3	1B: 5 2B: 1 3B: 0 HR: 1	SF: 0 SAC: 0 DP: 0 HBP: 0	WP: 0 PB: 0 SB: 0 CS: 0	PA: 36
PITCHER Dennis Eckersley, R ERA: 4.14 (1, 1)	IP: 9.0 WLS: L BF: 36	H: 7 R: 3 ER: 3 SO: 4	BB: 2 IBB: 0 HBP: 0 BLK: 0	WP: 0 HR: 1 S: 42 P: 50	ERA: 3.00 WHIP: 1.000											ERA: 3.00 WHIP: 1.000				

Batter	1	2	3	4	5	6	7	8	9	AB	R	H	RBI	BB	SO	LOB	BOTTOM			
Rick Burleson, R OBP: 0.344, SLG: 0.397 (1, 6)	F9				4-3					4	0	1	0	0	0	0	New York Yankees @ Boston Red Sox Fenway Park, Boston, MA Tue Jul 01 1980, 7:05 PM EDT Att: 35,026 - Unknown - 78 F			
Jerry Remy, L OBP: 0.341, SLG: 0.371 (1, 4)	6-3				6-3					4	1	1	0	0	0	0				
Fred Lynn, L OBP: 0.380, SLG: 0.508 Jim Dwyer, L OBP: 0.361, SLG: 0.481 (1, 8) (7, 8)	2B				4-3			4-3		3	1	2	0	0	0	0				
Tony Perez, R OBP: 0.333, SLG: 0.473 (1, 3)	F9				L4			F9		4	0	1	2	0	0	1				
Carl Yastrzemski, L OBP: 0.327, SLG: 0.432 (1, 7)		G1-4-3 1B 1B			G3			4-3		4	0	2	0	0	0	0				
Carlton Fisk, R OBP: 0.374, SLG: 0.525 (1, 10)		G1-4-3 1B			6-3			F2		4	0	1	0	0	0	2				
Butch Hobson, R OBP: 0.307, SLG: 0.425 (1, 5)		G1-4-3 1-2 2-3			6-3			5-3		4	0	0	0	0	0	4				
Dave Rader, L OBP: 0.400, SLG: 0.541 (1, 2)		L7			2B			F7		3	0	1	0	0	0	1				
Dwight Evans, R OBP: 0.286, SLG: 0.351 (1, 9)					4-3			6-3		3	0	0	0	0	0	1				
Inning Stats	R: 0 E: 0 K: 0 S: 4	H: 1 LOB: 1 BB: 0 P: 4	R: 0 E: 0 K: 0 S: 4	H: 2 LOB: 1 BB: 0 P: 4	R: 0 E: 0 K: 0 S: 3	H: 0 LOB: 0 BB: 0 P: 3	R: 0 E: 0 K: 0 S: 3	H: 0 LOB: 0 BB: 0 P: 3	R: 0 E: 0 K: 0 S: 3	H: 1 LOB: 0 BB: 0 P: 3	R: 2 E: 0 K: 0 S: 7	H: 4 LOB: 2 BB: 0 P: 7	R: 0 E: 0 K: 0 S: 3	H: 1 LOB: 0 BB: 0 P: 3	R: 0 E: 0 K: 0 S: 3	H: 0 LOB: 0 BB: 0 P: 3	1B: 6 2B: 3 3B: 0 HR: 0	SF: 0 SAC: 0 DP: 1 HBP: 0	WP: 0 PB: 0 SB: 0 CS: 1	PA: 35
PITCHER Ed Figueroa, R ERA: 5.36 Ron Davis, R ERA: 2.91 (1, 1) (6, 1)	IP: 5.1 WLS: W BF: 23	H: 8 R: 2 ER: 2 SO: 0	BB: 0 IBB: 0 HBP: 0 BLK: 0	WP: 0 HR: 0 S: 23 P: 23	ERA: 3.38 WHIP: 1.500											ERA: 0.00 WHIP: 0.273				

Batter	1	2	3	4	5	6	7	8	9	AB	R	H	RBI	BB	SO	LOB	TOP										
Willie Randolph, R (1,4) OBP: 0.422, SLG: 0.410 Brian Doyle, L (7,4) OBP: 0.300, SLG: 0.368	0-0 4-3 2B		0-0 3-1			0-0 F8	0-0 B5-3		0-0 BB 1B	4	1	1	0	0	0	1	New York Yankees @ Boston Red Sox Fenway Park, Boston, MA Wed Jul 02 1980, 7:05 PM EDT Att: 33,971 - Unknown - 78 F										
Bobby Murcer, L (1,7) OBP: 0.376, SLG: 0.526	0-0 F9		0-0 1-3			0-0 F8	0-0 2B		4-0 BB 1-2 BB	4	0	1	1	1	0	1											
Graig Nettles, L (1,5) OBP: 0.339, SLG: 0.456	0-0 4-3			0-0 HR		0-0 BB 1B	0-0 1-3		0-0 G3	5	1	2	1	0	0	4											
Reggie Jackson, L (1,10) OBP: 0.367, SLG: 0.587	0-0 2B			0-0 6-3		4-0 BB 1-2 BB		0-3 K		3	0	1	1	1	1	0											
Bob Watson, R (1,3) OBP: 0.365, SLG: 0.433	0-0 1-3			0-3 K		0-0 F3		0-0 1-3		4	0	0	0	0	1	3											
Joe Lefebvre, L (1,9) OBP: 0.380, SLG: 0.481		4-0 BB G4-6-3		0-0 5-3			4-0 BB 1B		0-0 6-3	2	1	0	0	2	0	0											
Bobby Brown, S (1,8) OBP: 0.332, SLG: 0.441		0-0 BB G4-6-3			0-0 B1-3		0-0 BB 1B		4-0 BB S 1B	3	2	1	0	1	0	1											
Rick Cerone, R (1,2) OBP: 0.272, SLG: 0.402		0-0 6-3			0-0 BB G6-4-3		0-0 FC6 2B		0-0 6-3	4	1	1	0	0	0	1											
Bucky Dent, R (1,6) OBP: 0.315, SLG: 0.368			0-0 F4		0-0 BB G6-4-3		0-0 6-3		0-0 6-3	4	0	0	0	0	0	3											
Inning Stats	R: 1 E: 0 K: 0 S: 5	H: 2 LOB: 1 BB: 0 P: 5	R: 0 E: 0 K: 0 S: 2	H: 0 LOB: 0 BB: 1 P: 6	R: 0 E: 0 K: 0 S: 3	H: 0 LOB: 0 BB: 0 P: 3	R: 1 E: 0 K: 1 S: 6	H: 1 LOB: 0 BB: 0 P: 6	R: 0 E: 0 K: 0 S: 3	H: 1 LOB: 0 BB: 0 P: 3	R: 0 E: 0 K: 0 S: 4	H: 1 LOB: 2 BB: 1 P: 8	R: 3 E: 1 K: 0 S: 6	H: 2 LOB: 1 BB: 1 P: 10	R: 0 E: 0 K: 1 S: 5	H: 0 LOB: 0 BB: 0 P: 5	R: 1 E: 0 K: 0 S: 4	H: 1 LOB: 2 BB: 2 P: 12	1B: 4 2B: 3 3B: 0 HR: 1	SF: 0 SAC: 0 DP: 2 HBP: 0	WP: 0 PB: 0 SB: 1 CS: 0	PA: 39					
PITCHER	IP	WLS	BF	H	R	ER	SO	BB	IBB	HBP	BLK	WP	HR	S	P	ERA	WHIP										
Steve Renko, R (1,1) ERA: 3.89	6.0	L	25	6	4	2	1	3	0	0	0	0	1	24	36	3.00	1.500										
Bob Stanley, R (7,1) ERA: 4.4	0.2		4	1	1	0	0	0	0	0	0	0	0	4	4	0.00	1.500										
John Tudor, L (7,1) ERA: 4.76	1.1		4	0	0	0	1	0	0	0	0	0	0	6	6	0.00	0.000										
Bill Campbell, R (9,1) ERA: 2.45	1.0		6	1	1	1	0	2	0	0	0	0	0	4	12	9.00	3.000										
Batter	1	2	3	4	5	6	7	8	9	AB	R	H	RBI	BB	SO	LOB	BOTTOM										
Rick Burleson, R (1,6) OBP: 0.340, SLG: 0.392	0-0 6-3			0-0 L6		0-3 K		0-0 6-3		4	0	0	0	0	1	2	New York Yankees @ Boston Red Sox Fenway Park, Boston, MA Wed Jul 02 1980, 7:05 PM EDT Att: 33,971 - Unknown - 78 F										
Dave Stapleton, R (1,7) OBP: 0.300, SLG: 0.507	0-0 F8			0-0 L4			0-0 6-3		0-0 BB 2B	4	0	1	0	0	0	0											
Carlton Fisk, R (1,10) OBP: 0.367, SLG: 0.513	0-3 K			0-0 F8			0-0 L8		0-0 F7	4	0	0	0	0	1	1											
Tony Perez, R (1,3) OBP: 0.332, SLG: 0.470		0-0 6-3		0-3 K		0-0 2B 1B		0-3 K		4	0	1	0	0	2	1											
Butch Hobson, R (1,5) OBP: 0.306, SLG: 0.427		0-0 5-3		0-0 L1-3		0-0 2B		0-0 6-3		4	0	1	0	0	0	1											
Dwight Evans, R (1,9) OBP: 0.282, SLG: 0.345		0-0 F8		0-0 6-3		0-0 F2				3	0	0	0	0	0	2											
Jim Dwyer, L (1,8) OBP: 0.369, SLG: 0.485 Gary Hancock, L (7,8) OBP: 0.333, SLG: 0.333			4-0 BB FC4-6		0-0 BB G5-4-3		0-0 F8 WP 1B			1	0	1	0	1	0	0											
Jerry Remy, L (1,4) OBP: 0.336, SLG: 0.366			0-0 FC4-6 L4-3		0-0 G5-4-3		0-0 F8			3	0	0	0	0	0	3											
Gary Allenson, R (1,2) OBP: 0.417, SLG: 0.433			0-0 L4-3		0-0 WP 1B		0-0 F8			3	0	1	0	0	0	2											
Inning Stats	R: 0 E: 0 K: 1 S: 5	H: 0 LOB: 0 BB: 0 P: 5	R: 0 E: 0 K: 0 S: 3	H: 0 LOB: 0 BB: 0 P: 3	R: 0 E: 0 K: 0 S: 2	H: 0 LOB: 0 BB: 1 P: 6	R: 0 E: 0 K: 0 S: 3	H: 0 LOB: 0 BB: 0 P: 3	R: 0 E: 0 K: 1 S: 5	H: 0 LOB: 0 BB: 0 P: 5	R: 0 E: 0 K: 1 S: 6	H: 2 LOB: 1 BB: 0 P: 6	R: 0 E: 0 K: 0 S: 5	H: 2 LOB: 2 BB: 0 P: 5	R: 0 E: 0 K: 0 S: 4	H: 1 LOB: 1 BB: 0 P: 4	R: 0 E: 0 K: 1 S: 6	H: 1 LOB: 1 BB: 0 P: 6	1B: 4 2B: 3 3B: 0 HR: 0	SF: 0 SAC: 0 DP: 2 HBP: 0	WP: 2 PB: 0 SB: 0 CS: 0	PA: 32					
PITCHER	IP	WLS	BF	H	R	ER	SO	BB	IBB	HBP	BLK	WP	HR	S	P	ERA	WHIP										
Rudy May, L (1,1) ERA: 1.98	9.0	W	32	6	0	0	4	1	0	0	0	2	0	39	43	0.00	0.778										

Batter	1	2	3	4	5	6	7	8	9	AB	R	H	RBI	BB	SO	LOB	TOP				
Bobby Murcer, L OBP: 0.365, SLG: 0.508	0-0 4-3		0-0 3-1			0-0 F7		0-0 F6	4 0 0 0 0 0												
Joe Lefebvre, L OBP: 0.383, SLG: 0.477	4-0 FC4-6 BB		0-3 K2-3			0-0 G3		0-0 BB	3 0 1 0 1 1 0												
Graig Nettles, L OBP: 0.341, SLG: 0.452	4-0 FC4-6 BB			0-0 4-3		0-0 G3		4-0 BB	2 0 0 0 2 0 0												
Reggie Jackson, L OBP: 0.365, SLG: 0.581	0-0 FC4-6			0-0 1B			0-3 K	0-0 BB	4 0 1 0 0 1 4												
Bob Watson, R OBP: 0.361, SLG: 0.427	0-0 F8			0-0 F8			0-0 F7		3 0 0 0 0 0 3												
Bobby Brown, S OBP: 0.327, SLG: 0.434		0-3 K		0-0 F2			0-0 4-3		3 0 0 0 0 1 1												
Rick Cerone, R OBP: 0.269, SLG: 0.398		0-0 F3			0-3 K			0-0 F5	3 0 0 0 0 1 0								AB 28				
Bucky Dent, R OBP: 0.311, SLG: 0.362		0-3 K			0-0 F7			0-0 L8	3 0 0 0 0 1 0								R 0				
Brian Doyle, L OBP: 0.279, SLG: 0.341			0-0 F3			0-0 F9		0-0 L7	3 0 0 0 0 0 0								H 2				
Inning Stats	R: 0 E: 0 K: 0 S: 3	H: 0 LOB: 2 BB: 2 P: 11	R: 0 E: 0 K: 2 S: 7	H: 0 LOB: 0 BB: 0 P: 7	R: 0 E: 1 K: 1 S: 5	H: 0 LOB: 0 BB: 0 P: 5	R: 0 E: 0 K: 0 S: 4	H: 1 LOB: 1 BB: 0 P: 4	R: 0 E: 0 K: 1 S: 5	H: 0 LOB: 0 BB: 0 P: 5	R: 0 E: 0 K: 1 S: 5	H: 0 LOB: 0 BB: 0 P: 5	R: 0 E: 0 K: 0 S: 3	H: 0 LOB: 0 BB: 0 P: 3	R: 0 E: 0 K: 0 S: 3	H: 0 LOB: 0 BB: 0 P: 3	R: 0 E: 0 K: 0 S: 3	H: 1 LOB: 1 BB: 1 P: 7	1B: 2 2B: 0 3B: 0 HR: 0	SF: 0 SAC: 0 DP: 1 HBP: 0	WP: 0 PA: 31
PITCHER Wayne Garland, R ERA: 3.26	IP: 9.0 WLS: W BF: 31 H: 2 R: 0 ER: 0 SO: 5 BB: 3 IBB: 0 HBP: 0 BLK: 0 WP: 0 HR: 0 S: 38 P: 50 ERA: 0.00 WHIP: 0.556															PITCHER					

New York Yankees @ Cleveland Indians
Cleveland Municipal Stadium, Cleveland, OH

Thu Jul 03 1980, 7:05 PM EDT
Att: 73,096 - Unknown - 75 F

AB 28
R 0
H 2
RBI 0
BB 3
SO 5
LOB 8



Batter	1	2	3	4	5	6	7	8	9	AB	R	H	RBI	BB	SO	LOB	BOTTOM				
Miguel Dilone, S OBP: 0.408, SLG: 0.454	0-0 1B		0-0 1B G3	0-0 1B	4-3			0-0 6-3	5 2 3 0 0 0 0												
Jorge Orta, L OBP: 0.426, SLG: 0.429	0-0 BB		0-0 G3	0-0 1B		0-0 1-3		4-0 1B FC6-4 BB	4 2 2 1 1 0 2												
Mike Hargrove, L OBP: 0.321, SLG: 0.428	4-0 L3 BB		0-3 K	0-0 F4		4-0 1B BB		0-0 FC6-4 1B	3 0 1 0 2 1 4												
Joe Charboneau, R OBP: 0.379, SLG: 0.490	0-0 L3		0-0 1B BB	0-0 WP BB		0-0 1B		0-0 FC6-4	5 1 3 4 0 0 4												
Toby Harrah, R OBP: 0.380, SLG: 0.391	0-0 F7		4-0 1B BB	4-0 WP BB		0-0 F2		0-0 F8	3 0 0 0 2 0 5												
Bo Diaz, R OBP: 0.330, SLG: 0.422		0-0 4-3	0-0 1B	4-0 FC6-4 IBB		0-0 F8			3 0 1 2 1 0 2												
Rick Manning, L OBP: 0.336, SLG: 0.250		0-3 K	0-0 F8	0-0 FC6-4			0-0 6-3		4 0 0 0 0 1 5								AB 35				
Jerry Dybzinski, R OBP: 0.229, SLG: 0.286		0-0 F3		0-3 K	0-3 K		0-0 F7		4 0 0 0 0 2 0								R 7				
Tom Verzyer, R OBP: 0.320, SLG: 0.351			0-0 G3 1B	0-0 1B	6-3		0-0 6-3		4 2 2 0 0 0 0								H 12				
Inning Stats	R: 0 E: 0 K: 0 S: 4	H: 2 LOB: 1 BB: 1 P: 8	R: 3 E: 0 K: 1 S: 9	H: 4 LOB: 1 BB: 1 P: 13	R: 3 E: 0 K: 1 S: 9	H: 4 LOB: 3 BB: 2 P: 17	R: 0 E: 0 K: 0 S: 4	H: 1 LOB: 2 BB: 1 P: 8	R: 0 E: 0 K: 0 S: 3	H: 0 LOB: 0 BB: 0 P: 3	R: 1 E: 0 K: 0 S: 4	H: 1 LOB: 1 BB: 1 P: 8	R: 0 E: 0 K: 0 S: 3	H: 0 LOB: 0 BB: 0 P: 3	R: 0 E: 0 K: 0 S: 3	H: 0 LOB: 0 BB: 0 P: 3	R: 0 E: 0 K: 0 S: 3	H: 1 LOB: 1 BB: 1 P: 7	1B: 12 2B: 1 3B: 0 HR: 0	SF: 0 SAC: 0 DP: 1 HBP: 0	WP: 1 PA: 41
PITCHER Tom Underwood, L ERA: 3.91	IP: 3.1 WLS: L BF: 20 H: 9 R: 6 ER: 6 SO: 3 BB: 2 IBB: 0 HBP: 0 BLK: 0 WP: 0 HR: 0 S: 24 P: 32 ERA: 16.20 WHIP: 3.300															PITCHER					
Tim Lollar, L ERA: 2.7	IP: 4.2 WLS: L BF: 21 H: 3 R: 1 ER: 1 SO: 1 BB: 3 IBB: 1 HBP: 0 BLK: 0 WP: 1 HR: 0 S: 19 P: 35 ERA: 1.93 WHIP: 1.286															PITCHER					

New York Yankees @ Cleveland Indians
Cleveland Municipal Stadium, Cleveland, OH

Thu Jul 03 1980, 7:05 PM EDT
Att: 73,096 - Unknown - 75 F

AB 35
R 7
H 12
RBI 7
BB 6
SO 4
LOB 22



Batter	1	2	3	4	5	6	7	8	9	AB	R	H	RBI	BB	SO	LOB	TOP			
Willie Randolph, R (1,4) OBP: 0.426, SLG: 0.415	F9		HR					4-3		2	1	1	0	2	0	0	New York Yankees @ Cleveland Indians Cleveland Municipal Stadium, Cleveland, OH Sat Jul 05 1980, 7:05 PM EDT Att: 36,614 - Unknown - 83 F livebaseballscorecards.com			
Bobby Murcer, L (1,7) OBP: 0.374, SLG: 0.544	F6		HR				6-3	F8		4	1	1	2	0	0	2				
Graig Nettles, L (1,5) OBP: 0.338, SLG: 0.442	F8		K					4-3		3	0	0	0	1	1	1				
Reggie Jackson, L (1,10) OBP: 0.364, SLG: 0.576	F6							K		4	0	0	0	0	1	2				
Jim Spencer, L (1,3) OBP: 0.324, SLG: 0.420	F6									1	0	0	0	1	0	0				
Bob Watson, R (6,PH) OBP: 0.362, SLG: 0.428										2	0	1	0	0	0	1				
Joe Lefebvre, L (1,9) OBP: 0.380, SLG: 0.496										2	1	1	1	0	0	1				
Lou Piniella, R (6,PH) OBP: 0.315, SLG: 0.323										2	0	0	0	0	0	2				
Bobby Brown, S (1,8) OBP: 0.323, SLG: 0.425	3-1									4	0	0	0	0	1	2				
Johnny Oates, L (1,2) OBP: 0.179, SLG: 0.259			F8					F8		3	0	0	0	0	0	0				
Bucky Dent, R (1,6) OBP: 0.304, SLG: 0.353			4-3					F3		3	0	0	0	0	0	0				
Inning Stats	R: 0 E: 0 K: 0 S: 3	H: 0 LOB: 0 BB: 0 P: 3	R: 1 E: 0 K: 0 S: 4	H: 1 LOB: 0 BB: 0 P: 4	R: 2 E: 0 K: 1 S: 6	H: 1 LOB: 0 BB: 1 P: 10	R: 0 E: 0 K: 0 S: 3	H: 0 LOB: 1 BB: 1 P: 7	R: 0 E: 0 K: 0 S: 4	H: 0 LOB: 1 BB: 0 P: 7	R: 0 E: 0 K: 1 S: 5	H: 0 LOB: 0 BB: 0 P: 5	R: 0 E: 0 K: 1 S: 5	H: 0 LOB: 1 BB: 1 P: 9	R: 0 E: 0 K: 0 S: 3	H: 1 LOB: 0 BB: 0 P: 3	1B: 1 2B: 1 3B: 0 HR: 2	SF: 0 SAC: 0 DP: 1 HBP: 0	WP: 0 PB: 0 SB: 0 CS: 0	PA: 34
PITCHER	IP WLS BF H R ER SO BB IBB HBP BLK WP HR S P ERA WHIP																			
Dan Spillner, R (1,1) ERA: 5.22	5.0 L 21 3 3 3 1 3 0 0 0 0 0 2 20 32 5.40 1.200																			
Sid Monge, L (6,1) ERA: 3.39	3.0 10 0 0 0 2 1 0 0 0 0 0 0 13 17 0.00 0.333																			
Mike Stanton, R (9,1) ERA: 5.36	1.0 3 1 0 0 0 0 0 0 0 0 0 0 3 3 0.00 1.000																			

Batter	1	2	3	4	5	6	7	8	9	AB	R	H	RBI	BB	SO	LOB	BOTTOM			
Miguel Dilone, S (1,7) OBP: 0.399, SLG: 0.442	6-3		4-3					6-3		4	0	0	0	0	1	1	New York Yankees @ Cleveland Indians Cleveland Municipal Stadium, Cleveland, OH Sat Jul 05 1980, 7:05 PM EDT Att: 36,614 - Unknown - 83 F livebaseballscorecards.com			
Jorge Orta, L (1,9) OBP: 0.420, SLG: 0.417	5-3		FC4					F8		3	0	0	0	1	0	0				
Mike Hargrove, L (1,3) OBP: 0.413, SLG: 0.415	4-3		FC4							3	0	0	0	1	0	2				
Dell Alston, L (9,PR) OBP: 0.262, SLG: 0.342										0	0	0	0	0	0	0				
Joe Charboneau, R (1,10) OBP: 0.367, SLG: 0.472	6-3							K		4	0	0	0	0	2	1				
Toby Harrah, R (1,5) OBP: 0.380, SLG: 0.386	5-3							F3		4	0	0	0	0	1	1				
Bo Diaz, R (1,2) OBP: 0.337, SLG: 0.456								F6		3	1	1	1	0	0	0				
Rick Manning, L (1,8) OBP: 0.326, SLG: 0.244	F7							4-3		3	0	0	0	0	0	0				
Jerry Dybzinski, R (1,4) OBP: 0.236, SLG: 0.291										2	0	2	0	0	0	0				
Gary Alexander, R (8,PH) OBP: 0.273, SLG: 0.345										1	1	1	1	0	0	0				
Jack Brohamer, L (9,4) OBP: 0.379, SLG: 0.403										0	0	0	0	0	0	0				
Tom Veryzer, R (1,6) OBP: 0.315, SLG: 0.346			FC6-4					1-3		3	0	0	0	0	0	2				
Inning Stats	R: 0 E: 0 K: 0 S: 3	H: 0 LOB: 0 BB: 0 P: 3	R: 1 E: 0 K: 0 S: 4	H: 1 LOB: 0 BB: 0 P: 4	R: 0 E: 1 K: 0 S: 4	H: 1 LOB: 2 BB: 1 P: 8	R: 0 E: 0 K: 0 S: 3	H: 0 LOB: 0 BB: 0 P: 3	R: 0 E: 0 K: 1 S: 5	H: 0 LOB: 0 BB: 0 P: 5	R: 0 E: 0 K: 1 S: 5	H: 0 LOB: 0 BB: 0 P: 5	R: 1 E: 0 K: 0 S: 4	H: 1 LOB: 0 BB: 0 P: 4	R: 0 E: 0 K: 2 S: 7	H: 0 LOB: 1 BB: 1 P: 11	1B: 2 2B: 1 3B: 0 HR: 2	SF: 0 SAC: 0 DP: 1 HBP: 0	WP: 0 PB: 0 SB: 0 CS: 0	PA: 32
PITCHER	IP WLS BF H R ER SO BB IBB HBP BLK WP HR S P ERA WHIP																			
Tommy John, L (1,1) ERA: 3.08	8.0 W 28 4 2 2 2 1 0 0 0 0 0 2 31 35 2.25 0.625																			
Rich Gossage, R (9,1) ERA: 2.79	1.0 S 4 0 0 0 2 1 0 0 0 0 0 0 7 11 0.00 1.000																			

Batter	1	2	3	4	5	6	7	8	9	AB	R	H	RBI	BB	SO	LOB	TOP								
Willie Randolph, R (1.4) OBP: 0.422, SLG: 0.412	F9		6-3		5-3		SF9		G6-4-3	4	0	1	1	0	0	1									
Lou Piniella, R (1.7) OBP: 0.318, SLG: 0.321	2-3 HR		FC5 1B		5-3		F9		G6-4-3	4	1	1	0	1	0	3									
Bob Watson, R (1.3) OBP: 0.360, SLG: 0.425	2-3				F7		FC6-4			4	0	1	0	0	0	2									
Reggie Jackson, L (1.9) OBP: 0.366, SLG: 0.591	2H HR		K				F6			4	1	2	2	0	1	3									
Eric Soderholm, R (1.5) OBP: 0.398, SLG: 0.524	F8		FC5							4	0	1	0	0	0	4									
Dennis Werth, R (1.10)			6-3		F9					4	0	0	0	0	1	2									
Bobby Brown, S (1.8) OBP: 0.318, SLG: 0.417			1-3		5-3		4-3			4	0	0	0	0	0	2									
Rick Cerone, R (1.2) OBP: 0.278, SLG: 0.402			K							3	1	1	0	0	2	0									
Bucky Dent, R (1.6) OBP: 0.312, SLG: 0.362					F4					3	0	2	0	1	0	1									
Inning Stats	R: 2 E: 0 K: 0 S: 5	H: 2 LOB: 0 BB: 0 P: 5	R: 0 E: 0 K: 1 S: 5	H: 0 LOB: 0 BB: 0 P: 5	R: 0 E: 0 K: 1 S: 7	H: 2 LOB: 3 BB: 1 P: 11	R: 0 E: 0 K: 0 S: 4	H: 1 LOB: 1 BB: 0 P: 4	R: 0 E: 0 K: 0 S: 3	H: 0 LOB: 0 BB: 0 P: 3	R: 0 E: 0 K: 1 S: 6	H: 1 LOB: 1 BB: 0 P: 6	R: 1 E: 0 K: 0 S: 4	H: 1 LOB: 1 BB: 0 P: 5	R: 0 E: 0 K: 0 S: 4	H: 1 LOB: 1 BB: 0 P: 4	R: 0 E: 0 K: 1 S: 5	H: 1 LOB: 1 BB: 1 P: 9	1B: 6 2B: 2 3B: 0 HR: 1	SF: 1 SAC: 0 DP: 1 HBP: 1	WP: 0 PB: 0 SB: 0 CS: 0	PA: 38			
PITCHER	IP	WLS	BF	H	R	ER	SO	BB	IBB	HBP	BLK	WP	HR	S	P	ERA	WHIP								
Rick Waits, L (1.1) ERA: 4.92	8.1	W	37	9	3	3	4	2	0	1	0	0	1	42	51	3.24	1.320								
Sid Monge, L (9.1) ERA: 3.33	0.2	S	1	0	0	0	0	0	0	0	0	0	0	1	1	0.00	0.000								

New York Yankees @ Cleveland Indians
Cleveland Municipal Stadium, Cleveland, OH

AB 34
R 3
H 9
RBI 3
BB 2
SO 4
LOB 18



WP: 0 PA: 38
PB: 0
SB: 0
CS: 0

Sun Jul 06 1980, 3:33 AM EDT
Att: 43,209 - Sunny - 69 F

Batter	1	2	3	4	5	6	7	8	9	AB	R	H	RBI	BB	SO	LOB	BOTTOM								
Miguel Dilone, S (1.7) OBP: 0.401, SLG: 0.449	5-3			K						4	0	2	0	0	1	2									
Jorge Orta, L (1.9) OBP: 0.421, SLG: 0.416	K		FC4-6							3	0	1	0	1	1	1									
Mike Hargrove, L (1.3) OBP: 0.311, SLG: 0.411	G3		FC4-6		F7					3	0	0	0	1	0	2									
Joe Charboneau, R (1.10) OBP: 0.361, SLG: 0.465			5-3		G6-4-3					4	0	0	0	0	2	3									
Toby Harrah, R (1.5) OBP: 0.384, SLG: 0.385										1	2	0	0	3	0	1									
Ron Hassey, L (1.2) OBP: 0.373, SLG: 0.415			E8		6-3		FC3-6		F9	4	1	0	0	0	0	3									
Jack Brohamer, L (1.4) OBP: 0.374, SLG: 0.490			SF9		F4					3	1	1	1	0	0	1									
Rick Manning, L (1.8) OBP: 0.332, SLG: 0.248										1	0	1	0	1	0	0									
Gary Alexander, R (6, PH) OBP: 0.294, SLG: 0.407										1	1	1	3	0	0	0									
Alan Bannister, R (7.8) OBP: 0.264, SLG: 0.259										0	0	0	0	1	0	0									
Tom Verzyer, R (1.6) OBP: 0.314, SLG: 0.344										4	0	1	1	0	0	3									
Inning Stats	R: 0 E: 0 K: 1 S: 5	H: 0 LOB: 0 BB: 0 P: 5	R: 1 E: 1 K: 1 S: 6	H: 0 LOB: 2 BB: 2 P: 14	R: 0 E: 0 K: 0 S: 4	H: 2 LOB: 1 BB: 0 P: 4	R: 1 E: 0 K: 1 S: 7	H: 2 LOB: 2 BB: 1 P: 11	R: 0 E: 0 K: 0 S: 2	H: 0 LOB: 0 BB: 1 P: 6	R: 3 E: 0 K: 0 S: 6	H: 3 LOB: 1 BB: 1 P: 10	R: 0 E: 0 K: 1 S: 4	H: 0 LOB: 0 BB: 1 P: 8	R: 0 E: 0 K: 0 S: 3	H: 0 LOB: 1 BB: 1 P: 7	R: 0 E: 0 K: 1 S: 5	H: 0 LOB: 1 BB: 1 P: 9	1B: 5 2B: 1 3B: 0 HR: 1	SF: 1 SAC: 0 DP: 2 HBP: 0	WP: 0 PB: 0 SB: 0 CS: 0	PA: 36			
PITCHER	IP	WLS	BF	H	R	ER	SO	BB	IBB	HBP	BLK	WP	HR	S	P	ERA	WHIP								
Ed Figueroa, R (1.1) ERA: 5.33	5.1	L	25	5	4	3	3	5	0	0	0	0	0	26	46	5.06	1.875								
Rudy May, L (6.1) ERA: 2.03	2.2		11	2	1	1	1	2	0	0	0	0	1	11	19	3.38	1.500								

New York Yankees @ Cleveland Indians
Cleveland Municipal Stadium, Cleveland, OH

AB 28
R 5
H 7
RBI 5
BB 7
SO 4
LOB 16



WP: 0 PA: 36
PB: 0
SB: 0
CS: 0

Sun Jul 06 1980, 3:33 AM EDT
Att: 43,209 - Sunny - 69 F

Batter	1	2	3	4	5	6	7	8	9	AB	R	H	RBI	BB	SO	LOB	TOP					
Willie Randolph, R (1, 4) OBP: 0.425, SLG: 0.415										3	2	1	1	1	1	2	New York Yankees @ Texas Rangers Arlington Stadium, Arlington, TX Thu Jul 10 1980, 8:05 PM EDT Att: 34,463 - Unknown					
Bobby Murcer, L (1, 7) OBP: 0.375, SLG: 0.538										5	2	2	1	0	0	2						
Graig Nettles, L (1, 5) OBP: 0.340, SLG: 0.452										3	2	1	2	1	0	1						
Eric Soderholm, R (8, PH) OBP: 0.395, SLG: 0.519										1	0	0	0	0	0	0						
Reggie Jackson, L (1, 9) OBP: 0.370, SLG: 0.608										5	2	3	4	0	1	0						
Joe Lefebvre, L (8, 9) OBP: 0.350, SLG: 0.496										0	0	0	0	0	0	0						
Oscar Gamble, L (1, 10) OBP: 0.311, SLG: 0.564										4	1	1	1	0	0	1						
Lou Piniella, R (8, PH) OBP: 0.316, SLG: 0.319										1	0	0	0	0	0	0						
Jim Spencer, L (1, 3) OBP: 0.320, SLG: 0.432										5	1	1	1	0	0	2						
Ruppert Jones, L (1, 8) OBP: 0.311, SLG: 0.376										3	1	0	0	1	1	0						
Bobby Brown, S (8, 8) OBP: 0.317, SLG: 0.416										1	0	0	0	0	0	0						
Rick Cerone, R (1, 2) OBP: 0.282, SLG: 0.399										2	1	0	1	2	1	0						
Johnny Oates, L (7, 2) OBP: 0.172, SLG: 0.250										1	0	0	0	0	0	0						
Bucky Dent, R (1, 6) OBP: 0.314, SLG: 0.363										5	1	2	2	0	0	1						
Inning Stats	R: 10 E: 1 K: 0 S: 11	H: 8 LOB: 1 BB: 3 P: 23	R: 0 E: 1 K: 0 S: 4	H: 0 LOB: 1 BB: 0 P: 4	R: 2 E: 0 K: 0 S: 5	H: 2 LOB: 0 BB: 0 P: 5	R: 0 E: 0 K: 1 S: 6	H: 1 LOB: 2 BB: 1 P: 10	R: 0 E: 0 K: 0 S: 3	H: 0 LOB: 0 BB: 0 P: 3	R: 0 E: 0 K: 1 S: 5	H: 0 LOB: 0 BB: 0 P: 5	R: 0 E: 0 K: 1 S: 5	H: 0 LOB: 1 BB: 1 P: 9	R: 0 E: 0 K: 1 S: 5	H: 0 LOB: 0 BB: 0 P: 5	R: 1 E: 0 K: 0 S: 4	H: 1 LOB: 0 BB: 0 P: 4	1B: 8 2B: 1 3B: 0 HR: 3	SF: 1 SAC: 0 DP: 0 HBP: 0	WP: 0 PB: 0 SB: 0 CS: 0	PA: 45
PITCHER	IP WLS BF H R ER SO BB IBB HBP BLK WP HR S P ERA WHIP	IP WLS BF H R ER SO BB IBB HBP BLK WP HR S P ERA WHIP																				
Fergie Jenkins, R (1, 1) ERA: 3.7	0.1 L 9 5 8 8 0 2 1 0 0 0 0 0 6 18 216.00 21.000																					
Sparky Lyle, L (1, 1) ERA: 4.53	2.2 14 5 4 4 0 0 0 0 0 0 0 2 14 14 13.50 1.875																					
Doc Medich, R (4, 1) ERA: 4.01	2.0 8 1 0 0 1 1 0 0 0 0 0 0 9 13 0.00 1.000																					
Jim Kern, R (6, 1) ERA: 5.18	2.0 7 0 0 0 2 1 0 0 0 0 0 0 10 14 0.00 0.500																					
John Henry Johnson, L (8, 1) ERA:	1.0 3 0 0 0 1 0 0 0 0 0 0 0 5 5 0.00 0.000																					
Danny Darwin, R (9, 1) ERA: 1.84	1.0 4 1 1 1 0 0 0 0 0 0 0 1 4 4 9.00 1.000																					

Batter	1	2	3	4	5	6	7	8	9	AB	R	H	RBI	BB	SO	LOB	BOTTOM					
Mickey Rivers, L (1, 8) OBP: 0.321, SLG: 0.384										4	1	1	0	1	0	2	New York Yankees @ Texas Rangers Arlington Stadium, Arlington, TX Thu Jul 10 1980, 8:05 PM EDT Att: 34,463 - Unknown					
Bump Wills, S (1, 4) OBP: 0.308, SLG: 0.325										5	0	1	0	0	2	4						
Al Oliver, L (1, 7) OBP: 0.349, SLG: 0.434										5	1	1	0	0	0	3						
Buddy Bell, R (1, 5) OBP: 0.387, SLG: 0.544										4	2	2	0	1	0	2						
Richie Zisk, R (1, 9) OBP: 0.344, SLG: 0.488										4	1	3	2	1	0	1						
John Ellis, R (1, 10) OBP: 0.311, SLG: 0.304										5	0	2	1	0	0	4						
Rusty Staub, L (1, 3) OBP: 0.384, SLG: 0.469										4	0	0	1	0	1	6						
Jim Sundberg, R (1, 2) OBP: 0.326, SLG: 0.360										3	0	2	1	1	0	1						
Bud Harrelson, S (1, 6) OBP: 0.333, SLG: 0.264										2	0	0	0	0	0	2						
Pepe Frias, R (6, PH) OBP: 0.284, SLG: 0.315										2	0	0	0	0	0	2						
Inning Stats	R: 0 E: 0 K: 1 S: 5	H: 0 LOB: 0 BB: 0 P: 5	R: 1 E: 0 K: 0 S: 5	H: 2 LOB: 1 BB: 0 P: 5	R: 0 E: 0 K: 0 S: 4	H: 1 LOB: 1 BB: 0 P: 4	R: 1 E: 1 K: 1 S: 7	H: 2 LOB: 2 BB: 1 P: 11	R: 2 E: 0 K: 1 S: 9	H: 4 LOB: 2 BB: 0 P: 9	R: 0 E: 0 K: 0 S: 4	H: 1 LOB: 1 BB: 1 P: 8	R: 0 E: 0 K: 0 S: 3	H: 1 LOB: 1 BB: 1 P: 7	R: 0 E: 1 K: 0 S: 3	H: 0 LOB: 1 BB: 1 P: 7	R: 1 E: 0 K: 0 S: 4	H: 1 LOB: 0 BB: 0 P: 4	1B: 9 2B: 2 3B: 0 HR: 1	SF: 0 SAC: 0 DP: 2 HBP: 0	WP: 0 PB: 0 SB: 0 CS: 0	PA: 42
PITCHER	IP WLS BF H R ER SO BB IBB HBP BLK WP HR S P ERA WHIP	IP WLS BF H R ER SO BB IBB HBP BLK WP HR S P ERA WHIP																				
Ron Guidry, L (1, 1) ERA: 3.31	6.0 W 30 10 4 4 3 0 2 0 0 0 0 0 34 42 6.00 2.000																					
Tim Lollar, L (7, 1) ERA: 2.79	3.0 S 12 2 1 1 0 2 0 0 0 0 0 1 10 18 3.00 1.333																					

Batter	1	2	3	4	5	6	7	8	9	AB	R	H	RBI	BB	SO	LOB	TOP					
Willie Randolph, R (1, 4) OBP: 0.427, SLG: 0.416										4	1	2	1	1	1	2	<p>New York Yankees @ Texas Rangers Arlington Stadium, Arlington, TX</p> <p>Fri Jul 11, 1980, 8:05 PM EDT Att: 32,378 - Unknown</p>					
Lou Piniella, R (1, 7) OBP: 0.314, SLG: 0.317										4	1	1	1	0	1	3						
Bobby Murcer, L (8, PH) OBP: 0.373, SLG: 0.534										1	0	0	0	0	1	2						
Bob Watson, R (1, 3) OBP: 0.357, SLG: 0.420										5	1	1	1	0	0	3						
Reggie Jackson, L (1, 9) OBP: 0.375, SLG: 0.623										4	2	2	3	1	0	0						
Eric Soderholm, R (1, 10) OBP: 0.410, SLG: 0.550										3	1	3	1	0	0	0						
Oscar Gamble, L (7, PH) OBP: 0.360, SLG: 0.550										1	0	0	0	0	0	0						
Dennis Werth, R (9, PH) OBP: 0.448, SLG: 0.511										1	0	0	0	0	1	1						
Graig Nettles, L (1, 5) OBP: 0.341, SLG: 0.455										5	0	2	1	0	0	2						
Ruppert Jones, L (1, 8) OBP: 0.304, SLG: 0.367										4	0	0	0	0	1	3						
Rick Cerone, R (1, 2) OBP: 0.288, SLG: 0.412										4	2	3	0	0	0	1						
Bucky Dent, R (1, 6) OBP: 0.310, SLG: 0.358										3	0	0	0	0	0	3						
Jim Spencer, L (8, PH) OBP: 0.324, SLG: 0.432										0	0	0	0	1	0	0						
Fred Stanley, R (8, PR) OBP: 0.289, SLG: 0.314										0	0	0	0	0	0	0						
Inning Stats	R: 0 E: 0 K: 1 S: 5	H: 1 LOB: 0 BB: 0 P: 5	R: 2 E: 0 K: 0 S: 6	H: 3 LOB: 1 BB: 0 P: 6	R: 0 E: 0 K: 0 S: 2	H: 0 LOB: 0 BB: 1 P: 6	R: 0 E: 0 K: 0 S: 4	H: 2 LOB: 1 BB: 0 P: 4	R: 1 E: 0 K: 1 S: 7	H: 2 LOB: 1 BB: 0 P: 7	R: 0 E: 0 K: 0 S: 4	H: 1 LOB: 1 BB: 0 P: 4	R: 4 E: 1 K: 0 S: 7	H: 3 LOB: 0 BB: 0 P: 7	R: 1 E: 0 K: 2 S: 9	H: 2 LOB: 2 BB: 1 P: 13	R: 0 E: 0 K: 1 S: 5	H: 0 LOB: 1 BB: 1 P: 9	1B: 7 2B: 7 3B: 0 HR: 1	SF: 0 SAC: 0 DP: 2 HBP: 0	WP: 0 PB: 0 SB: 1 CS: 0	PA: 42
PITCHER	IP WLS BF H R ER SO BB IBB HBP BLK WP HR S P ERA WHIP																					
Jon Matlack, L (1, 1) ERA: 3.67	6.2 W 31 12 7 3 2 1 0 0 0 0 1 34 38 4.05 1.950																					
Danny Darwin, R (7, 1) ERA: 1.98	1.0 6 2 1 1 1 1 0 0 0 0 0 7 11 9.00 3.000																					
John Henry Johnson, L (8, 1) ERA:	1.1 S 5 0 0 0 2 1 0 0 0 0 0 8 12 0.00 0.750																					

Batter	1	2	3	4	5	6	7	8	9	AB	R	H	RBI	BB	SO	LOB	BOTTOM					
Mickey Rivers, L (1, 8) OBP: 0.328, SLG: 0.393										4	2	3	0	1	0	3	<p>New York Yankees @ Texas Rangers Arlington Stadium, Arlington, TX</p> <p>Fri Jul 11, 1980, 8:05 PM EDT Att: 32,378 - Unknown</p>					
Bump Wills, S (1, 4) OBP: 0.309, SLG: 0.326										5	1	2	1	0	0	5						
Al Oliver, L (1, 7) OBP: 0.352, SLG: 0.438										4	3	2	0	1	0	1						
Buddy Bell, R (1, 5) OBP: 0.391, SLG: 0.554										5	2	3	1	0	1	3						
Richie Zisk, R (1, 9) OBP: 0.345, SLG: 0.486										5	1	2	3	0	1	4						
Jim Norris, L (8, PR) OBP: 0.322, SLG: 0.257										0	0	0	0	0	0	0						
John Ellis, R (1, 10) OBP: 0.311, SLG: 0.304										0	0	0	0	0	0	0						
Johnny Grubb, L (1, PH) OBP: 0.372, SLG: 0.404										5	1	2	3	0	0	4						
Rusty Staub, L (1, 3) OBP: 0.385, SLG: 0.473										5	0	2	1	0	0	2						
Pat Putnam, L (9, 3) OBP: 0.318, SLG: 0.384										0	0	0	0	0	0	0						
Jim Sundberg, R (1, 2) OBP: 0.324, SLG: 0.357										5	0	1	1	0	1	3						
Bud Harrelson, S (1, 6) OBP: 0.330, SLG: 0.264										4	0	1	0	0	0	0						
Inning Stats	R: 5 E: 0 K: 0 S: 11	H: 7 LOB: 3 BB: 0 P: 11	R: 1 E: 0 K: 0 S: 4	H: 2 LOB: 1 BB: 1 P: 8	R: 0 E: 0 K: 0 S: 3	H: 0 LOB: 1 BB: 1 P: 7	R: 2 E: 0 K: 1 S: 7	H: 2 LOB: 0 BB: 0 P: 7	R: 1 E: 0 K: 0 S: 5	H: 2 LOB: 1 BB: 0 P: 5	R: 0 E: 0 K: 1 S: 6	H: 1 LOB: 1 BB: 0 P: 6	R: 0 E: 0 K: 1 S: 6	H: 1 LOB: 1 BB: 0 P: 6	R: 1 E: 0 K: 0 S: 6	H: 3 LOB: 3 BB: 0 P: 6	R: 0 E: 0 K: 0 S: 5	H: 0 LOB: 1 BB: 1 P: 9	1B: 12 2B: 3 3B: 2 HR: 1	SF: 0 SAC: 0 DP: 1 HBP: 0	WP: 0 PB: 0 SB: 1 CS: 0	PA: 44
PITCHER	IP WLS BF H R ER SO BB IBB HBP BLK WP HR S P ERA WHIP																					
Tom Underwood, L (1, 1) ERA: 4.35	0.0 L 5 4 5 5 0 0 0 0 0 0 1 31 39 6.00 2.000																					
Ron Davis, R (1, 1) ERA: 3.55	6.0 29 10 4 4 2 2 0 0 0 0 0 1 31 39 6.00 2.000																					
Tim Lollar, L (7, 1) ERA: 3.27	1.1 6 2 1 1 1 0 0 0 0 0 0 8 8 6.75 1.500																					
Rich Gossage, R (8, 1) ERA: 2.74	0.2 4 2 0 0 0 0 0 0 0 0 0 4 4 0.00 3.000																					

AB	39
R	8
H	14
RBI	8
BB	3
SO	5
LOB	20



Batter	1	2	3	4	5	6	7	8	9	AB	R	H	RBI	BB	SO	LOB	TOP										
Willie Randolph, R (1,4) OBP: 0.434, SLG: 0.426	FC4-6 BB	1-2 1B		FC6-4 BB		1-2 2-3 BB		6-3	1-H 2-H 3-H 3B	3	0	2	3	3	0	1											
Lou Piniella, R (1,7) OBP: 0.309, SLG: 0.310	FC4-6 1B	K		FC6-4		P3			1B	6	2	1	0	0	1	9											
Bob Watson, R (1,3) OBP: 0.357, SLG: 0.418	1B		5-3		F7	F8			1B	6	1	2	0	0	0	4											
Reggie Jackson, L (1,9) OBP: 0.375, SLG: 0.617	K				F8		K		1B	4	1	1	1	1	2	2											
Eric Soderholm, R (1,10) OBP: 0.417, SLG: 0.553	1-2 3-H 1B		K		1B		6-3		1B	5	1	3	1	0	1	1											
Graig Nettles, L (1,5) OBP: 0.335, SLG: 0.447	F7		G3		G3		4-3		P5	5	0	0	0	0	0	7											
Ruppert Jones, L (1,8) OBP: 0.302, SLG: 0.362		4-3		G3		1-3		6-3	1B	5	1	1	1	0	0	0											
Rick Cerone, R (1,2) OBP: 0.297, SLG: 0.423		6-3				BB	1B	1B	1B	5	1	4	1	0	0	0											
Bucky Dent, R (1,6) OBP: 0.320, SLG: 0.368		1B			P5		BB	1B	1B	5	1	4	1	0	0	1											
Inning Stats	R: 1 E: 0 K: 1 S: 7	H: 2 LOB: 2 BB: 1 P: 11	R: 0 E: 0 K: 1 S: 7	H: 2 LOB: 2 BB: 0 P: 7	R: 0 E: 0 K: 1 S: 5	H: 0 LOB: 1 BB: 1 P: 9	R: 0 E: 0 K: 0 S: 4	H: 1 LOB: 2 BB: 1 P: 8	R: 0 E: 0 K: 0 S: 4	H: 1 LOB: 1 BB: 0 P: 4	R: 0 E: 0 K: 0 S: 5	H: 2 LOB: 3 BB: 1 P: 9	R: 0 E: 0 K: 1 S: 5	H: 0 LOB: 0 BB: 0 P: 5	R: 0 E: 0 K: 0 S: 4	H: 2 LOB: 1 BB: 0 P: 4	R: 7 E: 0 K: 0 S: 11	H: 8 LOB: 1 BB: 0 P: 11	1B: 16 2B: 1 3B: 1 HR: 0	SF: 0 SAC: 0 DP: 0 HBP: 0	WP: 0 PB: 0 CS: 0	PA: 48					
PITCHER	IP	WLS	BF	H	R	ER	SO	BB	IBB	HBP	BLK	WP	HR	S	P	ERA	WHIP										
Ross Baumgarten, L (1,1) ERA: 2.96	6.0	L	30	8	1	1	3	4	0	0	0	0	0	32	48	1.50	2.000										
Guy Hoffman, L (7,1) ERA: 3.35	2.0		8	3	1	1	1	0	0	0	0	0	0	10	10	4.50	1.500										
LaMarr Hoyt, R (9,1) ERA: 4.58	0.0		3	3	0	0	0	0	0	0	0	0	0	3	3	∞	∞										
Britt Burns, L (9,1) ERA: 2.77	1.0		7	4	6	6	0	0	0	0	0	0	0	7	7	54.00	4.000										

New York Yankees @ Chicago White Sox
Comiskey Park, Chicago, IL
Sat Jul 12, 1980, 8:05 PM EDT
Att: 34,308 - Cloudy - 76 F

AB	44
R	8
H	18
RBI	8
BB	4
SO	4
LOB	25



Batter	1	2	3	4	5	6	7	8	9	AB	R	H	RBI	BB	SO	LOB	BOTTOM										
Bob Molinaro, L (1,10) OBP: 0.365, SLG: 0.419	3-1		SH5-3			P4		F7		2	0	0	0	0	0	0											
Greg Pryor, R (8, FH) OBP: 0.276, SLG: 0.357			1-2							1	0	0	0	0	0	0											
Jim Morrison, R (1,4) OBP: 0.304, SLG: 0.395	P4		K			1B		FC6-4 BB		3	0	1	0	1	1	1											
Wayne Nordhagen, R (1,7) OBP: 0.324, SLG: 0.553			K			F8		FC6-4		4	0	1	0	0	1	3											
Lamar Johnson, R (1,3) OBP: 0.329, SLG: 0.462	K				P3		1B		F9	4	0	2	0	0	1	1											
Chet Lemon, R (1,8) OBP: 0.348, SLG: 0.410		5-3		L4-3 BB		F8		G4-6-3	1B	3	0	1	0	1	0	2											
Kevin Bell, R (1,5) OBP: 0.289, SLG: 0.205				L4-3			5-3		F9	4	0	1	0	0	0	3											
Harold Baines, L (1,9) OBP: 0.281, SLG: 0.388					P4				G4-6-3	3	0	0	0	0	2	1											
Ron Pruitt, R (9, FH) OBP: 0.286, SLG: 0.255		K					K		1-2	1	0	0	0	0	0	2											
Bruce Kimm, R (1,2) OBP: 0.327, SLG: 0.330		F8					6-3			3	0	0	0	0	1	1											
Todd Cruz, R (1,6) OBP: 0.304, SLG: 0.345			SH5-3 1B			6-3		F7		3	0	1	0	0	0	0											
Inning Stats	R: 0 E: 0 K: 1 S: 6	H: 1 LOB: 1 BB: 0 P: 6	R: 0 E: 0 K: 1 S: 6	H: 1 LOB: 0 BB: 0 P: 6	R: 0 E: 0 K: 2 S: 8	H: 1 LOB: 1 BB: 0 P: 8	R: 0 E: 0 K: 0 S: 2	H: 0 LOB: 0 BB: 1 P: 6	R: 0 E: 0 K: 0 S: 5	H: 2 LOB: 2 BB: 0 P: 5	R: 0 E: 0 K: 1 S: 5	H: 0 LOB: 0 BB: 0 P: 5	R: 0 E: 0 K: 0 S: 3	H: 0 LOB: 1 BB: 1 P: 7	R: 0 E: 0 K: 0 S: 4	H: 2 LOB: 1 BB: 0 P: 4	1B: 7 2B: 1 3B: 0 HR: 0	SF: 0 SAC: 1 DP: 2 HBP: 0	WP: 0 PB: 0 CS: 0	PA: 34							
PITCHER	IP	WLS	BF	H	R	ER	SO	BB	IBB	HBP	BLK	WP	HR	S	P	ERA	WHIP										
Tommy John, L (1,1) ERA: 2.88	9.0	W	34	7	0	0	6	2	0	0	0	0	0	44	52	0.00	1.000										

New York Yankees @ Chicago White Sox
Comiskey Park, Chicago, IL
Sat Jul 12, 1980, 8:05 PM EDT
Att: 34,308 - Cloudy - 76 F

AB	31
R	0
H	7
RBI	0
BB	2
SO	6
LOB	14



Batter	1	2	3	4	5	6	7	8	9	AB	R	H	RBI	BB	SO	LOB	TOP										
Willie Randolph, R (1, 4) OBP: 0.432, SLG: 0.421	4-0 BB		0-0 5-3			0-0 6-3		0-0 6-3		3	0	0	0	1	0	1											
Dennis Werth, R (1, 10) OBP: 0.426, SLG: 0.480 Oscar Gamble, L (9, FH) OBP: 0.353, SLG: 0.537	0-3 K			0-0 4-3			0-0 5-3		0-0 G3	3	0	0	0	0	1	1											
Bob Watson, R (1, 3) OBP: 0.352, SLG: 0.411	0-0 F9			0-0 P4			0-0 L9		0-0 6-3	4	0	0	0	0	0	1											
Reggie Jackson, L (1, 9) OBP: 0.373, SLG: 0.610	0-3 K			0-3 K			0-3 K		4-0 BB	3	0	0	0	1	3	1											
Eric Soderholm, R (1, 5) OBP: 0.415, SLG: 0.543 Fred Stanley, R (8, PR) OBP: 0.282, SLG: 0.306		0-0 F8				0-0 F8		4-0 1B BB	0-0 L7	2	0	0	0	1	0	0											
Lou Piniella, R (1, 7) OBP: 0.309, SLG: 0.311		0-0 6-3				0-0 6-3		0-0 1B		3	0	1	0	0	0	0											
Ruppert Jones, L (1, 8) OBP: 0.302, SLG: 0.362		0-0 6-3				0-0 4-3		0-0 1B HR		3	1	1	1	0	0	0											
Rick Cerone, R (1, 2) OBP: 0.301, SLG: 0.435			0-3 K			1-0 B1-3 HBP		0-0 1B HR		2	1	1	2	0	1	0											
Bucky Dent, R (1, 6) OBP: 0.316, SLG: 0.363			0-0 F8			0-0 B1-3		0-0 P6		3	0	0	0	0	0	2											
Inning Stats	R: 0 E: 0 K: 2 S: 7	H: 0 LOB: 1 BB: 1 P: 11	R: 0 E: 0 K: 0 S: 3	H: 0 LOB: 0 BB: 0 P: 3	R: 0 E: 0 K: 1 S: 5	H: 0 LOB: 0 BB: 0 P: 5	R: 0 E: 0 K: 0 S: 5	H: 0 LOB: 0 BB: 0 P: 5	R: 0 E: 0 K: 0 S: 2	H: 0 LOB: 0 BB: 0 P: 3	R: 0 E: 0 K: 1 S: 5	H: 0 LOB: 0 BB: 0 P: 5	R: 3 E: 0 K: 0 S: 5	H: 3 LOB: 1 BB: 1 P: 9	R: 0 E: 0 K: 0 S: 3	H: 0 LOB: 1 BB: 1 P: 7	1B: 2 2B: 1 3B: 0 HR: 1	SF: 0 SAC: 0 DP: 1 HBP: 1	WP: 0 PB: 0 CS: 0	PA: 32							
PITCHER	IP	WLS	BF	H	R	ER	SO	BB	IBB	HBP	BLK	WP	HR	S	P	ERA	WHIP										
Steve Trout, L (1, 1) ERA: 3.53	7.1	L	26	3	3	3	5	2	0	1	0	0	1	33	42	3.68	0.682										
Ed Farmer, R (8, 1) ERA: 2.97	1.2		6	0	0	0	0	1	0	0	0	0	0	5	9	0.00	0.600										

New York Yankees @ Chicago White Sox
Comiskey Park, Chicago, IL
Sun Jul 13 1980, 4:33 AM EDT
Att: 28,984 - Sunny - 73 F

AB 28
R 3
H 3
RBI 3
BB 3
SO 5
LOB 7



Batter	1	2	3	4	5	6	7	8	9	AB	R	H	RBI	BB	SO	LOB	BOTTOM										
Todd Cruz, R (1, 6) OBP: 0.296, SLG: 0.336	0-3 K		0-0 P6			0-3 K		0-0 F8		4	0	0	0	0	2	0											
Jim Morrison, R (1, 10) OBP: 0.301, SLG: 0.390	0-0 P3		0-0 F9			0-0 6-3		0-0 F7		4	0	0	0	0	0	0											
Lamar Johnson, R (1, 3) OBP: 0.325, SLG: 0.455	0-0 E5			0-0 4-3		0-0 5-3			0-0 F8	4	0	0	0	0	0	0											
Wayne Nordhagen, R (1, 9) OBP: 0.318, SLG: 0.542	0-0 F9			0-3 K			0-0 L4		0-0 6-3	4	0	0	0	0	1	1											
Chet Lemon, R (1, 8) OBP: 0.350, SLG: 0.413		0-3 K		4-0 BB			0-0 E 2B		0-0 4-3	3	1	1	0	1	1	0											
Ron Pruitt, R (1, 7) OBP: 0.288, SLG: 0.259 Thad Bosley, L (7, PR) OBP: 0.287, SLG: 0.310		0-0 F9		0-0 F8			0-0 E9 1B			3	0	1	1	0	0	1											
Kevin Bell, R (1, 5) OBP: 0.290, SLG: 0.200		4-0 BB			0-3 K		0-0 6-3			2	0	0	0	1	1	1											
Greg Pryor, R (1, 4) OBP: 0.272, SLG: 0.351		0-0 P3			0-0 5-3		0-0 6-3			3	0	0	0	0	0	3											
Bruce Kimm, R (1, 2) OBP: 0.322, SLG: 0.324			0-0 P3			0-3 K		0-0 6-3		3	0	0	0	0	1	0											
Inning Stats	R: 0 E: 1 K: 1 S: 6	H: 0 LOB: 1 BB: 0 P: 6	R: 0 E: 0 K: 1 S: 5	H: 0 LOB: 1 BB: 1 P: 9	R: 0 E: 0 K: 0 S: 3	H: 0 LOB: 0 BB: 0 P: 3	R: 0 E: 0 K: 1 S: 5	H: 0 LOB: 0 BB: 1 P: 9	R: 0 E: 0 K: 2 S: 7	H: 0 LOB: 0 BB: 0 P: 7	R: 0 E: 0 K: 1 S: 5	H: 0 LOB: 0 BB: 0 P: 5	R: 1 E: 1 K: 0 S: 5	H: 2 LOB: 2 BB: 0 P: 5	R: 0 E: 0 K: 0 S: 3	H: 0 LOB: 0 BB: 0 P: 3	R: 0 E: 0 K: 0 S: 3	H: 0 LOB: 0 BB: 0 P: 3	1B: 1 2B: 1 3B: 0 HR: 0	SF: 0 SAC: 0 DP: 0 HBP: 0	WP: 0 PB: 0 CS: 0	PA: 32					
PITCHER	IP	WLS	BF	H	R	ER	SO	BB	IBB	HBP	BLK	WP	HR	S	P	ERA	WHIP										
Rudy May, L (1, 1) ERA: 1.91	9.0	W	32	2	1	1	6	2	0	0	0	0	0	42	50	1.00	0.444										

New York Yankees @ Chicago White Sox
Comiskey Park, Chicago, IL
Sun Jul 13 1980, 4:33 AM EDT
Att: 28,984 - Sunny - 73 F

AB 30
R 1
H 2
RBI 1
BB 2
SO 6
LOB 6




Batter	1	2	3	4	5	6	7	8	9	AB	R	H	RBI	BB	SO	LOB	TOP					
Willie Randolph, R (1, 4) OBP: 0.426, SLG: 0.414	K	F9			L5-3		F8	5-3		5	0	0	0	0	1	3						
Lou Piniella, R (1, 7) OBP: 0.310, SLG: 0.311										3	1	1	0	0	0	2						
Bobby Murcer, L (7, PH) OBP: 0.374, SLG: 0.534	E	FC6-4			F9		BB		F7	2	0	1	0	0	0	0						
Bob Watson, R (1, 3) OBP: 0.356, SLG: 0.415										5	1	3	0	0	0	1						
Reggie Jackson, L (1, 9) OBP: 0.374, SLG: 0.604	FC4-6									4	2	1	0	1	1	2						
Eric Soderholm, R (1, 10) OBP: 0.421, SLG: 0.542										2	0	1	1	1	0	0						
Bobby Brown, S (6, PR) OBP: 0.315, SLG: 0.414										1	1	0	0	0	1	2						
Jim Spencer, L (9, PH) OBP: 0.328, SLG: 0.436										1	0	1	1	0	0	0						
Graig Nettles, L (1, 5) OBP: 0.333, SLG: 0.442										5	1	1	1	0	0	4						
Ruppert Jones, L (1, 8) OBP: 0.296, SLG: 0.354										4	0	0	0	0	2	3						
Rick Cerone, R (1, 2) OBP: 0.304, SLG: 0.434										3	0	1	1	1	0	2						
Bucky Dent, R (1, 6) OBP: 0.320, SLG: 0.364										2	0	1	0	1	1	1						
Oscar Gamble, L (8, PH) OBP: 0.365, SLG: 0.619										1	1	1	2	0	0	0						
Fred Stanley, R (8, 6) OBP: 0.282, SLG: 0.306										0	0	0	0	0	0	0						
Inning Stats	R: 1 E: 1 K: 1 S: 7	H: 2 LOB: 2 BB: 1 P: 11	R: 0 E: 0 K: 0 S: 3	H: 0 LOB: 2 BB: 2 P: 11	R: 0 E: 0 K: 1 S: 5	H: 0 LOB: 0 BB: 0 P: 5	R: 0 E: 0 K: 1 S: 5	H: 0 LOB: 0 BB: 0 P: 5	R: 0 E: 0 K: 0 S: 3	H: 1 LOB: 0 BB: 0 P: 3	R: 3 E: 0 K: 2 S: 11	H: 4 LOB: 1 BB: 1 P: 11	R: 0 E: 0 K: 1 S: 6	H: 1 LOB: 2 BB: 1 P: 10	R: 2 E: 1 K: 0 S: 5	H: 2 LOB: 1 BB: 0 P: 5	R: 1 E: 0 K: 0 S: 5	H: 2 LOB: 1 BB: 0 P: 5	1B: 11 2B: 1 3B: 0 HR: 1	SF: 0 SAC: 0 DP: 2 HBP: 0	WP: 1 PB: 0 SB: 1 CS: 0	PA: 42
PITCHER	IP WLS BF H R ER SO BB IBB HBP BLK WP HR S P ERA WHIP																					
Rich Wortham, L (1, 1) ERA: 4.4	5.2	25	6	4	3	4	2	1	0	0	0	1	0	30	42	4.76	1.412					
Mike Proby, R (6, 1) ERA: 2.57	1.0	5	2	0	0	1	0	0	0	0	0	0	0	7	7	0.00	2.000					
Guy Hoffman, L (7, 1) ERA: 4.32	0.1	4	1	2	2	1	1	0	0	0	0	0	0	5	9	54.00	6.000					
Ed Farmer, R (8, 1) ERA: 3.16	2.0	L 8	3	1	1	0	0	0	0	0	0	1	8	8	4.50	1.500						

New York Yankees @ Chicago White Sox
Comiskey Park, Chicago, IL
Mon Jul 14 1980, 8:05 PM EDT
Att: 25,185 - Unknown - 89 F

livebaseballscores.com

AB	38
R	7
H	12
RBI	6
BB	4
SO	6
LOB	20




Batter	1	2	3	4	5	6	7	8	9	AB	R	H	RBI	BB	SO	LOB	BOTTOM					
Bob Molinaro, L (1, 10) OBP: 0.360, SLG: 0.418	K	F8				P5		F4		5	0	1	0	0	1	3						
Jim Morrison, R (1, 4) OBP: 0.295, SLG: 0.387	K									5	1	1	0	0	1	3						
Lamar Johnson, R (1, 3) OBP: 0.330, SLG: 0.461										3	1	2	1	1	0	0						
Mike Squires, L (8, 3) OBP: 0.353, SLG: 0.347										1	0	1	0	0	0	0						
Wayne Nordhagen, R (1, 7) OBP: 0.317, SLG: 0.537										4	0	1	0	0	0	4						
Thad Bosley, L (7, PR) OBP: 0.295, SLG: 0.307	F9									1	0	0	0	0	0	1						
Chet Lemon, R (1, 8) OBP: 0.357, SLG: 0.427										5	2	4	1	0	0	0						
Harold Baines, L (1, 9) OBP: 0.284, SLG: 0.399										5	2	2	1	0	2	3						
Bruce Kimm, R (1, 2) OBP: 0.320, SLG: 0.328										4	0	1	2	0	0	4						
Kevin Bell, R (1, 5) OBP: 0.299, SLG: 0.229										3	0	1	1	1	1	1						
Todd Cruz, R (1, 6) OBP: 0.292, SLG: 0.331										2	0	0	0	0	0	2						
Randy Johnson, L (8, PH) OBP: 0.273, SLG: 0.111										0	0	0	0	1	0	0						
Greg Pryor, R (9, 6) OBP: 0.272, SLG: 0.351										0	0	0	0	0	0	0						
Inning Stats	R: 0 E: 0 K: 2 S: 8	H: 1 LOB: 1 BB: 0 P: 8	R: 2 E: 0 K: 0 S: 6	H: 3 LOB: 1 BB: 0 P: 6	R: 4 E: 0 K: 1 S: 10	H: 5 LOB: 1 BB: 0 P: 10	R: 0 E: 0 K: 0 S: 3	H: 1 LOB: 1 BB: 1 P: 7	R: 0 E: 0 K: 0 S: 3	H: 0 LOB: 1 BB: 1 P: 7	R: 0 E: 0 K: 1 S: 7	H: 2 LOB: 3 BB: 0 P: 7	R: 0 E: 0 K: 0 S: 3	H: 0 LOB: 1 BB: 1 P: 7	R: 0 E: 0 K: 1 S: 6	H: 2 LOB: 1 BB: 0 P: 6	R: 0 E: 0 K: 1 S: 6	H: 2 LOB: 1 BB: 0 P: 6	1B: 7 2B: 4 3B: 3 HR: 0	SF: 0 SAC: 1 DP: 1 HBP: 0	WP: 0 PB: 0 SB: 1 CS: 1	PA: 42
PITCHER	IP WLS BF H R ER SO BB IBB HBP BLK WP HR S P ERA WHIP																					
Ed Figueroa, R (1, 1) ERA: 5.94	2.1	14	7	5	5	2	0	0	0	0	0	15	23	2.46	1.364							
Doug Bird, R (3, 1) ERA: 2.45	3.2	15	3	1	1	1	2	0	0	0	0	15	23	2.46	1.364							
Ron Davis, R (7, 1) ERA: 3.46	2.0	W 9	2	0	0	1	1	0	0	0	0	10	14	0.00	1.500							
Rich Gossage, R (9, 1) ERA: 2.88	1.0	S 4	2	0	0	1	0	0	0	0	0	6	6	0.00	2.000							

New York Yankees @ Chicago White Sox
Comiskey Park, Chicago, IL
Mon Jul 14 1980, 8:05 PM EDT
Att: 25,185 - Unknown - 89 F

livebaseballscores.com

AB	38
R	6
H	14
RBI	6
BB	3
SO	5
LOB	21



Batter	1	2	3	4	5	6	7	8	9	AB	R	H	RBI	BB	SO	LOB	TOP											
Bombo Rivera, R OBP: 0.286, SLG: 0.476 Hosken Powell, L OBP: 0.306, SLG: 0.327	0-3 K		0-3 K		0-3 K		5-3		0-3 K	4	0	0	0	0	3	2	Minnesota Twins @ New York Yankees Yankee Stadium, Bronx, NY Tue Jul 15 1980, 7:05 PM EDT Att: 30,747 - Unknown - 87 F livebaseballscores.com											
John Castino, R OBP: 0.339, SLG: 0.439	0-0 1B		0-0 1B		F7		0-0 1B		0-0 1B	4	0	3	1	0	0	0												
Ken Landreaux, L OBP: 0.346, SLG: 0.415	0-0 G3-6-1		0-0 F3		4-3		0-3 K			4	0	0	0	0	1	4												
Ron Jackson, R OBP: 0.282, SLG: 0.348		0-0 E7 1B	0-0 F7		F2			0-0 6-3 SH1 2B		4	2	2	0	0	0	1												
Jose Morales, R OBP: 0.397, SLG: 0.535		0-0 5-3		0-0 1B		0-0 1B		0-0 6-3		4	0	2	0	0	0	2												
Dave Edwards, R OBP: 0.297, SLG: 0.348 Mike Cubbage, L OBP: 0.310, SLG: 0.373		0-0 1B		0-0 1B		0-3 K		0-0 SH1		3	0	2	1	0	1	1												
Pete Mackanin, R OBP: 0.320, SLG: 0.356		0-0 F7		0-0 F9			0-0 E 2B	0-0 5-3		4	1	1	0	0	0	3												
Sal Butera, R OBP: 0.275, SLG: 0.256 Rick Sofield, L OBP: 0.313, SLG: 0.452 Butch Wynegar, S OBP: 0.352, SLG: 0.377		0-3 K		0-0 G5-4-3			0-0 E9 SH5-3 1B 2B		0-0 L6	3	0	1	1	0	1	3												
Rob Wilfong, L OBP: 0.299, SLG: 0.333			0-0 HR		0-3 K		0-0 SH5-3		0-0 F7	3	1	1	1	0	1	0												
Inning Stats	R: 0 E: 0 K: 1 S: 5	H: 1 LOB: 0 BB: 0 P: 5	R: 1 E: 1 K: 1 S: 7	H: 2 LOB: 1 BB: 0 P: 7	R: 1 E: 0 K: 1 S: 7	H: 2 LOB: 1 BB: 0 P: 7	R: 0 E: 0 K: 0 S: 4	H: 2 LOB: 1 BB: 0 P: 4	R: 0 E: 0 K: 2 S: 7	H: 1 LOB: 1 BB: 0 P: 6	R: 2 E: 1 K: 1 S: 8	H: 3 LOB: 2 BB: 0 P: 8	R: 1 E: 0 K: 0 S: 4	H: 1 LOB: 0 BB: 0 P: 4	R: 0 E: 0 K: 1 S: 5	H: 0 LOB: 0 BB: 0 P: 5		1B: 9 2B: 2 3B: 0 HR: 1	SF: 0 SAC: 2 DP: 2 HBP: 0	WP: 0 PB: 0 CS: 0	PA: 37							
PITCHER	IP	WLS	BF	H	R	ER	SO	BB	IBB	HBP	BLK	WP	HR	S	P	ERA		WHIP										
Ron Guidry, L ERA: 3.46	7.1	L	32	12	5	5	7	0	0	0	0	0	1	46	46	6.14		1.636										
Rich Gossage, R ERA: 2.94	0.2		2	0	0	0	0	0	0	0	0	0	0	2	2	0.00		0.000										
Ron Davis, R ERA: 3.42	1.0	S	3	0	0	0	1	0	0	0	0	0	0	5	5	0.00	0.000											

Batter	1	2	3	4	5	6	7	8	9	AB	R	H	RBI	BB	SO	LOB	BOTTOM											
Willie Randolph, R OBP: 0.429, SLG: 0.425	0-0 1B HR		0-0 F8		4-0 FC6-4 BB		0-0 HR		0-0 6-3	4	2	2	1	1	0	1	Minnesota Twins @ New York Yankees Yankee Stadium, Bronx, NY Tue Jul 15 1980, 7:05 PM EDT Att: 30,747 - Unknown - 87 F livebaseballscores.com											
Lou Piniella, R OBP: 0.308, SLG: 0.310	0-0 1B HR		0-0 F8		4-0 FC6-4		0-0 4-3			4	1	1	0	0	0	2												
Bob Watson, R OBP: 0.358, SLG: 0.420	0-3 K		0-0 5-3			0-0 1B		0-0 4-3 2B		4	0	2	0	0	1	2												
Reggie Jackson, L OBP: 0.375, SLG: 0.612	0-0 HR			4-0 FC6-4 BB		0-3 K		0-0 4-3		3	1	1	3	1	1	2												
Graig Nettles, L OBP: 0.332, SLG: 0.440	0-0 F9			0-0 FC6-4		0-0 1B		0-0 F6		4	0	1	0	0	0	2												
Dennis Werth, R OBP: 0.400, SLG: 0.444	0-3 K			0-0 G6-4-3		0-3 K		0-3 K		4	0	0	0	0	3	4												
Ruppert Jones, L OBP: 0.295, SLG: 0.351		0-0 3-1			0-3 K		0-0 F8		0-0 SH3-4 1B	4	0	1	0	0	1	2												
Rick Cerone, R OBP: 0.301, SLG: 0.429		0-0 F7			0-0 L7		0-0 4-3		0-0 SH3-4	3	0	0	0	0	0	0												
Bucky Dent, R OBP: 0.320, SLG: 0.364 Oscar Gamble, L OBP: 0.358, SLG: 0.605		0-0 F3			0-0 BB 1B		0-0 5-3		0-0 G3	3	0	1	0	0	0	0												
Inning Stats	R: 3 E: 0 K: 2 S: 10	H: 3 LOB: 0 BB: 0 P: 10	R: 0 E: 0 K: 0 S: 3	H: 0 LOB: 0 BB: 0 P: 3	R: 0 E: 0 K: 0 S: 3	H: 0 LOB: 0 BB: 0 P: 3	R: 0 E: 0 K: 0 S: 2	H: 0 LOB: 0 BB: 1 P: 6	R: 0 E: 0 K: 1 S: 6	H: 1 LOB: 2 BB: 1 P: 10	R: 0 E: 0 K: 2 S: 9	H: 2 LOB: 2 BB: 0 P: 9	R: 1 E: 0 K: 0 S: 4	H: 1 LOB: 0 BB: 0 P: 4	R: 0 E: 0 K: 1 S: 6	H: 1 LOB: 1 BB: 0 P: 6		R: 0 E: 0 K: 0 S: 4	H: 1 LOB: 1 BB: 0 P: 4	1B: 6 2B: 1 3B: 0 HR: 2	SF: 0 SAC: 1 DP: 1 HBP: 0	WP: 0 PB: 0 CS: 0	PA: 37					
PITCHER	IP	WLS	BF	H	R	ER	SO	BB	IBB	HBP	BLK	WP	HR	S	P	ERA		WHIP										
Jerry Koosman, L ERA: 4.34	8.0	W	34	9	4	4	6	2	0	0	0	0	2	44	52	4.50		1.375										
Doug Corbett, R ERA: 2.04	1.0	S	3	0	0	0	0	0	0	0	0	0	0	3	3	0.00		0.000										

Batter	1	2	3	4	5	6	7	8	9	AB	R	H	RBI	BB	SO	LOB	TOP					
Bombero Rivera, R (1, 9) OBP: 0.292, SLG: 0.458										3	0	1	0	0	0	1	Minnesota Twins @ New York Yankees Yankee Stadium, Bronx, NY Wed Jul 16 1980, 7:05 PM EDT Att: 28,005 - Unknown - 86 F					
Hosken Powell, L (7, 9) OBP: 0.305, SLG: 0.325										1	0	0	0	0	0	2						
John Castino, R (1, 5) OBP: 0.338, SLG: 0.434										3	0	0	0	0	1	1						
Mike Cabbage, L (6, 5) OBP: 0.314, SLG: 0.377										1	0	1	0	0	0	0						
Ken Landreaux, L (1, 8) OBP: 0.347, SLG: 0.413										1	0	0	0	1	0	0						
Rick Sofield, L (5, 7) OBP: 0.310, SLG: 0.448										2	0	0	0	0	1	1						
Ron Jackson, R (1, 3) OBP: 0.277, SLG: 0.340										4	0	0	0	0	0	3						
Jose Morales, R (1, 10) OBP: 0.400, SLG: 0.538										3	1	1	0	1	1	0						
Butch Wynegar, S (1, 2) OBP: 0.350, SLG: 0.374										2	0	0	0	0	0	1						
Sal Butera, R (6, 2) OBP: 0.262, SLG: 0.244										2	0	0	0	0	0	2						
Dave Edwards, R (1, 7) OBP: 0.298, SLG: 0.345										1	0	0	1	1	0	0						
Pete Mackanin, R (1, 6) OBP: 0.320, SLG: 0.356										3	0	1	0	0	0	0						
Rob Wilfong, L (1, 4) OBP: 0.300, SLG: 0.333										3	0	1	0	0	0	2						
Inning Stats	R: 0 E: 0 K: 1 S: 5	H: 1 LOB: 1 BB: 1 P: 9	R: 0 E: 0 K: 0 S: 3	H: 0 LOB: 0 BB: 0 P: 3	R: 0 E: 0 K: 0 S: 3	H: 1 LOB: 0 BB: 0 P: 3	R: 0 E: 0 K: 0 S: 3	H: 0 LOB: 0 BB: 0 P: 3	R: 1 E: 0 K: 0 S: 4	H: 1 LOB: 0 BB: 0 P: 4	R: 0 E: 0 K: 0 S: 3	H: 0 LOB: 0 BB: 0 P: 3	R: 0 E: 0 K: 2 S: 7	H: 0 LOB: 0 BB: 0 P: 7	R: 0 E: 0 K: 0 S: 4	H: 1 LOB: 2 BB: 1 P: 8	R: 0 E: 0 K: 0 S: 4	H: 1 LOB: 2 BB: 1 P: 8	1B: 4 2B: 1 3B: 0 HR: 0	SF: 1 SAC: 0 DP: 1 HBP: 0	WP: 0 PB: 0 CS: 1	PA: 33
PITCHER	IP	WLS	BF	H	R	ER	SO	BB	IBB	HBP	BLK	WP	HR	S	P	ERA	WHIP					
Tom Underwood, L (1, 1) ERA: 4.15	7.0	W	23	3	1	1	3	1	0	0	0	0	0	28	32	1.29	0.571					
Tim Lollar, L (8, 1) ERA: 2.77	2.0		10	2	0	0	0	2	0	0	0	0	0	8	16	0.00	2.000					

Batter	1	2	3	4	5	6	7	8	9	AB	R	H	RBI	BB	SO	LOB	BOTTOM				
Ruppert Jones, L (1, 8) OBP: 0.298, SLG: 0.353										5	2	2	1	0	0	0	Minnesota Twins @ New York Yankees Yankee Stadium, Bronx, NY Wed Jul 16 1980, 7:05 PM EDT Att: 28,005 - Unknown - 86 F				
Lou Piniella, R (1, 7) OBP: 0.316, SLG: 0.314										1	0	1	0	1	0	0					
Bobby Murcer, L (4, PH) OBP: 0.373, SLG: 0.530										1	1	0	1	1	0	3					
Bob Watson, R (1, 3) OBP: 0.358, SLG: 0.427										3	0	1	3	0	0	2					
Jim Spencer, L (5, PH) OBP: 0.324, SLG: 0.430										2	0	0	0	0	0	3					
Reggie Jackson, L (1, 9) OBP: 0.374, SLG: 0.605										3	1	0	0	1	1	1					
Bobby Brown, S (7, 9) OBP: 0.314, SLG: 0.414										0	0	0	1	0	0	0					
Graig Nettles, L (1, 5) OBP: 0.333, SLG: 0.437										4	1	1	0	1	0	2					
Rick Cerone, R (1, 2) OBP: 0.304, SLG: 0.439										3	2	2	1	0	0	1					
Johnny Oates, L (6, 2) OBP: 0.167, SLG: 0.241										1	0	0	0	0	0	0					
Dennis Werth, R (1, 10) OBP: 0.403, SLG: 0.446										2	1	1	0	0	0	2					
Oscar Gamble, L (5, PH) OBP: 0.364, SLG: 0.591										1	1	0	0	0	0	0					
Bucky Dent, R (1, 6) OBP: 0.323, SLG: 0.364										3	1	1	2	0	0	2					
Fred Stanley, R (1, 4) OBP: 0.279, SLG: 0.308										3	1	1	2	0	0	0					
Inning Stats	R: 0 E: 0 K: 0 S: 2	H: 0 LOB: 0 BB: 1 P: 6	R: 0 E: 1 K: 0 S: 4	H: 0 LOB: 2 BB: 1 P: 8	R: 0 E: 0 K: 0 S: 4	H: 1 LOB: 1 BB: 0 P: 4	R: 0 E: 0 K: 0 S: 10	H: 7 LOB: 1 BB: 1 P: 14	R: 3 E: 0 K: 0 S: 5	H: 2 LOB: 1 BB: 0 P: 7	R: 0 E: 0 K: 1 S: 5	H: 0 LOB: 0 BB: 0 P: 5	R: 0 E: 0 K: 0 S: 3	H: 0 LOB: 0 BB: 0 P: 3	R: 1 E: 1 K: 0 S: 4	H: 0 LOB: 1 BB: 1 P: 8	1B: 8 2B: 1 3B: 2 HR: 0	SF: 3 SAC: 0 DP: 1 HBP: 2	WP: 0 PB: 0 CS: 0	PA: 41	
PITCHER	IP	WLS	BF	H	R	ER	SO	BB	IBB	HBP	BLK	WP	HR	S	P	ERA	WHIP				
Darrell Jackson, L (1, 1) ERA: 3.68	3.0	L	19	7	7	7	0	3	0	0	0	0	0	16	28	21.00	3.333				
John Verhoeven, R (4, 1) ERA: 3.95	2.0		11	3	3	3	0	0	0	2	0	0	0	9	11	13.50	1.500				
Mike Kinnunen, L (6, 1) ERA: 5.68	3.0		11	0	1	0	1	1	0	0	0	0	0	12	16	0.00	0.333				

Batter	1	2	3	4	5	6	7	8	9	AB	R	H	RBI	BB	SO	LOB	TOP	
Dave Edwards, R (1,7) OBP: 0.294, SLG: 0.347	0-0 6-3 1B 2B		0-0 5-3		0-0 6-3		0-0 5-3		0-0 5-3	5	1	1	0	0	0	1	Minnesota Twins @ New York Yankees Yankee Stadium, Bronx, NY Thu Jul 17 1980, 7:05 PM EDT Att: 25,035 - Unknown - 89 F livebaseballscorecards.com	
John Castino, R (1,5) OBP: 0.334, SLG: 0.439	0-0 6-3		0-0 F8		0-0 6-3			0-0 3-1 3B		4	1	1	0	0	0	1		
Pete Mackanin, R (1,6) OBP: 0.324, SLG: 0.359	0-0 G3 E 1B		0-0 1B 1B		0-0 F8			0-0 3-1		4	0	2	2	0	0	0		
Ron Jackson, R (1,3) OBP: 0.276, SLG: 0.338	0-0 FC6 G3		0-0 1B 1B		0-0 F8			0-0 L6		4	0	1	0	0	0	1		
Jose Morales, R (1,10) OBP: 0.396, SLG: 0.529	0-0 G3		0-0 1-3		0-0 1B			0-0 1-3		4	0	1	0	0	0	4		
Butch Wynegar, S (1,2) OBP: 0.348, SLG: 0.374	0-0 F9			0-0 FC4-6 1B		0-0 F8			0-0 6-3	3	0	1	0	0	0	3		
Sal Butera, R (8,2) OBP: 0.256, SLG: 0.238										1	0	0	0	0	0	0		
Ken Landreaux, L (1,8) OBP: 0.343, SLG: 0.408		0-0 1-3		0-0 F7		0-0 F8			0-0 F8	4	0	0	0	0	0	2		
Rob Wilfong, L (1,4) OBP: 0.299, SLG: 0.332		0-0 1-3		0-0 FC4-6 FC6-4 1-2		0-3 K			0-0 E 1B	4	1	1	0	0	1	1		
Hosken Powell, L (1,9) OBP: 0.301, SLG: 0.320		0-0 1-3		0-0 FC6-4 1-2		0-0 5-3			0-0 E7 1-H	4	0	0	0	0	0	1		
Inning Stats	R: 1 E: 1 K: 0 S: 6	H: 2 LOB: 2 BB: 0 P: 6	R: 0 E: 0 K: 0 S: 3	H: 0 LOB: 0 BB: 0 P: 3	R: 0 E: 0 K: 0 S: 5	H: 2 LOB: 2 BB: 0 P: 5	R: 0 E: 0 K: 0 S: 4	H: 1 LOB: 0 BB: 0 P: 4	R: 0 E: 0 K: 1 S: 5	H: 0 LOB: 0 BB: 0 P: 5	R: 1 E: 0 K: 0 S: 4	H: 1 LOB: 0 BB: 0 P: 4	R: 1 E: 1 K: 0 S: 5	H: 1 LOB: 1 BB: 0 P: 5	1B: 6 2B: 1 3B: 1 HR: 0	SF: 0 SAC: 0 DP: 0 HBP: 0	WP: 0 PB: 0 CS: 0	PA: 37
PITCHER Tommy John, L (1,1) ERA: 2.83	IP: 9.0 WLS: W BF: 37 H: 8 R: 3 ER: 2 SO: 1 BB: 0 IBB: 0 HBP: 0 BLK: 0 WP: 0 HR: 0 S: 39 P: 39 ERA: 2.00 WHIP: 0.889															PITCHER		

Batter	1	2	3	4	5	6	7	8	9	AB	R	H	RBI	BB	SO	LOB	BOTTOM			
Ruppert Jones, L (1,8) OBP: 0.300, SLG: 0.369	0-3 K	0-0 1B 1B		0-0 HR		0-0 F6 F6				5	1	2	1	0	1	4	Minnesota Twins @ New York Yankees Yankee Stadium, Bronx, NY Thu Jul 17 1980, 7:05 PM EDT Att: 25,035 - Unknown - 89 F livebaseballscorecards.com			
Lou Piniella, R (1,7) OBP: 0.318, SLG: 0.316	0-0 3-1	0-0 1B 1B		0-0 F7		0-0 SF7		0-0 F7		2	0	1	2	0	0	0				
Bobby Murcer, L (4,7) OBP: 0.366, SLG: 0.522		0-0 1B 1B				0-0 SF7		0-0 F7		2	0	0	1	0	0	0				
Bob Watson, R (1,3) OBP: 0.355, SLG: 0.420	0-3 K	0-0 4-3		0-0 6-3		0-0 BB 1B BB		0-3 K		4	1	0	0	1	2	2				
Reggie Jackson, L (1,9) OBP: 0.375, SLG: 0.614		0-3 K		0-0 HR		0-0 L7		0-0 1B BB		3	1	1	2	1	1	0				
Bobby Brown, S (6, PR) OBP: 0.317, SLG: 0.421		0-0 K		0-0 HR		0-0 L7		0-0 1B BB		1	0	1	0	0	0	0				
Eric Soderholm, R (1,10) OBP: 0.415, SLG: 0.533		0-0 4-3		0-0 6-3		0-0 4-3		0-0 F7		2	0	0	0	0	0	0				
Oscar Gamble, L (5, PH) OBP: 0.362, SLG: 0.574		0-0 4-3		0-0 6-3		0-0 4-3		0-0 F7		3	0	1	2	0	0	1				
Graig Nettles, L (1,5) OBP: 0.332, SLG: 0.433		0-0 BB 1B BB		0-0 G3		0-0 4-3		0-0 6-3		3	1	0	0	1	0	2				
Rick Cerone, R (1,2) OBP: 0.311, SLG: 0.443		0-0 1B BB		0-0 1B		0-0 1B 1B		0-0 1B		2	2	2	0	1	0	0				
Johnny Gates, L (7,2) OBP: 0.194, SLG: 0.267		0-0 1B BB		0-0 1B		0-0 1B 1B		0-0 1B		1	0	1	0	0	0	0				
Bucky Dent, R (1,6) OBP: 0.326, SLG: 0.366		0-0 1B 1B		0-0 F8		0-0 BB 1B		0-0 F7		4	2	2	1	0	0	2				
Fred Stanley, R (1,4) OBP: 0.298, SLG: 0.326		0-0 1B 1B		0-0 F9		0-0 BB 1B		0-0 F9		4	2	2	1	0	0	1				
Inning Stats	R: 0 E: 0 K: 2 S: 7	H: 0 LOB: 0 BB: 0 P: 7	R: 4 E: 0 K: 1 S: 9	H: 4 LOB: 2 BB: 2 P: 17	R: 1 E: 0 K: 0 S: 5	H: 2 LOB: 1 BB: 0 P: 5	R: 1 E: 0 K: 0 S: 4	H: 1 LOB: 0 BB: 0 P: 4	R: 0 E: 0 K: 0 S: 3	H: 0 LOB: 0 BB: 0 P: 3	R: 4 E: 0 K: 0 S: 7	H: 4 LOB: 2 BB: 2 P: 15	R: 0 E: 0 K: 0 S: 4	H: 1 LOB: 1 BB: 0 P: 4	R: 0 E: 0 K: 1 S: 6	H: 1 LOB: 1 BB: 0 P: 6	1B: 10 2B: 1 3B: 0 HR: 2	SF: 1 SAC: 0 DP: 0 HBP: 0	WP: 0 PB: 0 CS: 0	PA: 41
PITCHER Geoff Zahn, L (1,1) ERA: 4.15	IP: 4.0 WLS: L BF: 21 H: 7 R: 6 ER: 4 SO: 3 BB: 2 IBB: 0 HBP: 0 BLK: 0 WP: 0 HR: 2 S: 25 P: 33 ERA: 13.50 WHIP: 2.250															PITCHER				
Mike Bacsik, R (5,1) ERA: 4.15	IP: 4.0 WLS: L BF: 20 H: 6 R: 4 ER: 4 SO: 1 BB: 2 IBB: 0 HBP: 0 BLK: 0 WP: 0 HR: 0 S: 20 P: 28 ERA: 9.00 WHIP: 2.000															PITCHER				

Batter	1	2	3	4	5	6	7	8	9	AB	R	H	RBI	BB	SO	LOB	TOP					
Willie Wilson, S OBP: 0.358, SLG: 0.437 (1, 7)										6	4	5	2	0	0	1	Kansas City Royals @ New York Yankees Yankee Stadium, Bronx, NY Fri Jul 18, 1980, 7:05 PM EDT Att: 44,170 - Unknown - 83 F					
Hal McRae, R OBP: 0.328, SLG: 0.468 (1, 10)										5	1	1	4	1	1	5						
George Brett, L OBP: 0.444, SLG: 0.652 (1, 5)										5	1	4	4	1	0	2						
Amos Otis, R OBP: 0.330, SLG: 0.436 (1, 8)										5	0	4	2	0	1	2						
John Wathan, R OBP: 0.367, SLG: 0.397 (1, 9)										6	0	0	0	0	0	9						
Darrell Porter, L OBP: 0.365, SLG: 0.368 (1, 2)										3	1	1	0	2	1	1						
Willie Aikens, L OBP: 0.360, SLG: 0.423 (1, 3)										4	1	1	0	0	1	3						
Ralph LaCock, L OBP: 0.252, SLG: 0.235 (7, 3)										1	0	1	0	0	0	0						
U L Washington, S OBP: 0.335, SLG: 0.389 (1, 6)										5	2	2	1	0	0	1						
Frank White, R OBP: 0.286, SLG: 0.346 (1, 4)										4	3	2	0	1	1	2						
Inning Stats	R: 2 E: 0 K: 1 S: 9	H: 4 LOB: 2 BB: 0 P: 9	R: 0 E: 0 K: 1 S: 7	H: 1 LOB: 2 BB: 0 P: 7	R: 0 E: 0 K: 0 S: 3	H: 1 LOB: 0 BB: 0 P: 3	R: 0 E: 0 K: 1 S: 5	H: 0 LOB: 0 BB: 0 P: 5	R: 2 E: 0 K: 1 S: 7	H: 2 LOB: 1 BB: 1 P: 11	R: 4 E: 0 K: 1 S: 9	H: 5 LOB: 1 BB: 1 P: 13	R: 0 E: 0 K: 0 S: 2	H: 0 LOB: 0 BB: 1 P: 6	R: 2 E: 0 K: 0 S: 5	H: 3 LOB: 1 BB: 1 P: 9	R: 3 E: 0 K: 0 S: 8	H: 5 LOB: 3 BB: 1 P: 12	1B: 16 2B: 4 3B: 0 HR: 1	SF: 1 SAC: 0 DP: 3 HBP: 0	WP: 1 PB: 1 CS: 0	PA: 50
PITCHER	IP WLS BF H R ER SO BB IBB HBP BLK WP HR S P ERA WHIP																					
Rudy May, L ERA: 2.44 (1, 1)	5.0 L 26 10 6 6 4 1 0 0 0 0 1 1 33 37 10.80 2.200																					
Tim Lollar, L ERA: 3.86 (6, 1)	1.0 6 3 2 2 1 1 0 0 0 0 0 0 7 11 18.00 4.000																					
Ed Figueroa, R ERA: 6.43 (7, 1)	3.0 18 8 5 5 0 3 0 0 0 0 0 0 15 27 15.00 3.667																					

Batter	1	2	3	4	5	6	7	8	9	AB	R	H	RBI	BB	SO	LOB	BOTTOM					
Willie Randolph, R OBP: 0.428, SLG: 0.422 (1, 4)										2	0	0	0	1	1	1	Kansas City Royals @ New York Yankees Yankee Stadium, Bronx, NY Fri Jul 18, 1980, 7:05 PM EDT Att: 44,170 - Unknown - 83 F					
Fred Stanley, R OBP: 0.292, SLG: 0.318 (7, 4)										4	0	0	0	0	1	2						
Ruppert Jones, L OBP: 0.295, SLG: 0.362 (1, 8)										3	0	1	1	0	0	0						
Bob Watson, R OBP: 0.354, SLG: 0.419 (1, 3)										3	0	1	1	0	0	0						
Reggie Jackson, L OBP: 0.375, SLG: 0.609 (1, 9)										2	0	0	0	1	2	2						
Bobby Brown, S OBP: 0.316, SLG: 0.419 (8, 9)										1	0	0	0	0	1	1						
Eric Soderholm, R OBP: 0.410, SLG: 0.524 (1, 10)										4	0	1	0	0	0	1						
Lou Piniella, R OBP: 0.317, SLG: 0.311 (1, 7)										3	0	0	0	1	0	1						
Graig Nettles, L OBP: 0.334, SLG: 0.432 (1, 5)										3	0	1	0	1	0	1						
Rick Cerone, R OBP: 0.307, SLG: 0.437 (1, 2)										4	0	0	0	0	1	4						
Bucky Dent, R OBP: 0.321, SLG: 0.360 (1, 6)										4	0	0	0	0	1	3						
Inning Stats	R: 0 E: 0 K: 1 S: 5	H: 0 LOB: 0 BB: 0 P: 5	R: 0 E: 0 K: 1 S: 5	H: 0 LOB: 0 BB: 0 P: 5	R: 0 E: 0 K: 0 S: 3	H: 0 LOB: 1 BB: 1 P: 7	R: 0 E: 0 K: 0 S: 3	H: 0 LOB: 0 BB: 1 P: 7	R: 0 E: 0 K: 0 S: 3	H: 0 LOB: 0 BB: 1 P: 3	R: 0 E: 0 K: 3 S: 10	H: 1 LOB: 2 BB: 1 P: 14	R: 0 E: 0 K: 1 S: 5	H: 0 LOB: 1 BB: 1 P: 9	R: 1 E: 2 K: 1 S: 7	H: 0 LOB: 1 BB: 0 P: 7	R: 0 E: 0 K: 0 S: 5	H: 2 LOB: 2 BB: 0 P: 5	1B: 3 2B: 0 3B: 0 HR: 0	SF: 1 SAC: 0 DP: 0 HBP: 0	WP: 0 PB: 0 CS: 0	PA: 36
PITCHER	IP WLS BF H R ER SO BB IBB HBP BLK WP HR S P ERA WHIP																					
Larry Gura, L ERA: 2.09 (1, 1)	9.0 W 36 3 1 0 7 4 0 0 0 0 0 0 46 62 0.00 0.778																					


Batter	1	2	3	4	5	6	7	8	9	AB	R	H	RBI	BB	SO	LOB	TOP			
Willie Wilson, S OBP: 0.397, SLG: 0.435 Ralph LaCock, L OBP: 0.258, SLG: 0.242 (8, 7)	0-0 4-3	0-0 CS	0-0 F9		0-0 4-3		0-0 1B	0-0 1B		4	0	1	0	0	0	0	Kansas City Royals @ New York Yankees Yankee Stadium, Bronx, NY Sat Jul 19 1980, 7:05 PM EDT Att: 53,583 - Unknown livebaseballscorecards.com			
Hal McRae, R OBP: 0.333, SLG: 0.477 (1, 10)	0-0 2B		0-0 1B		1-0 HBP		0-0 F8	0-0 1-4-3		4	2	2	0	0	0	4				
George Brett, L OBP: 0.443, SLG: 0.651 (1, 5)	0-0 1B		0-0 1B		0-0 L8		0-0 3-1		0-0 F8	5	1	2	2	0	0	3				
Darrell Porter, L OBP: 0.363, SLG: 0.366 Jame Quirk, L OBP: 0.237, SLG: 0.350 (8, 2)	0-0 F7		0-0 F7		0-0 1-3			0-0 1B	0-0 1B	4	1	1	0	0	0	3				
Willie Aikens, L OBP: 0.364, SLG: 0.426 (1, 3)	0-0 1B		0-3 K			0-0 G4-6-3		0-0 1B	0-0 P6	5	1	3	1	0	1	2				
Amos Otis, R OBP: 0.325, SLG: 0.429 Rusty Torres, S OBP: 0.320, SLG: 0.190 (8, 8)	0-0 F7			0-0 5-3		0-0 F9		0-0 FC4-6	0-0 P4	3	0	0	0	0	0	2				
Clint Hurdle, L OBP: 0.363, SLG: 0.491 (1, 9)		0-3 K		0-0 HR		0-0 G4-6-3		0-0 1B		4	1	2	3	0	1	1				
U L Washington, S OBP: 0.331, SLG: 0.384 (1, 6)		0-0 L9		0-0 L4			0-0 1-3	0-0 P5		4	0	0	0	0	0	2				
Frank White, R OBP: 0.289, SLG: 0.349 Rance Mulliniks, L OBP: 0.231, SLG: 0.100 (7, 4)		0-0 1B		0-0 L5			0-0 1B	0-0 FC4-6		3	0	2	0	0	0	0				
Inning Stats	R: 2 E: 0 K: 0 S: 6	H: 3 LOB: 1 BB: 0 P: 6	R: 0 E: 0 K: 1 S: 5	H: 1 LOB: 0 BB: 0 P: 5	R: 1 E: 0 K: 1 S: 7	H: 2 LOB: 1 BB: 0 P: 7	R: 1 E: 0 K: 0 S: 4	H: 1 LOB: 0 BB: 0 P: 4	R: 0 E: 0 K: 0 S: 3	H: 1 LOB: 0 BB: 0 P: 3	R: 0 E: 0 K: 0 S: 5	H: 2 LOB: 2 BB: 0 P: 5	R: 3 E: 0 K: 0 S: 8	H: 5 LOB: 2 BB: 0 P: 8	R: 0 E: 0 K: 0 S: 4	H: 1 LOB: 1 BB: 0 P: 4	1B: 13 2B: 1 3B: 1 HR: 1	SF: 0 SAC: 0 DP: 1 HBP: 1	WP: 0 PB: 0 SB: 0 CS: 1	PA: 43
PITCHER	IP WLS BF H R ER SO BB IBB HBP BLK WP HR S P ERA WHIP	PITCHER																		
Doug Bird, R ERA: 4.66 Ron Davis, R ERA: 3.62 (7, 1)	6.0 W 25 8 4 4 2 0 0 0 0 0 1 28 29 6.00 1.333																			

Batter	1	2	3	4	5	6	7	8	9	AB	R	H	RBI	BB	SO	LOB	BOTTOM			
Willie Randolph, R OBP: 0.427, SLG: 0.420 Fred Stanley, R OBP: 0.286, SLG: 0.311 (8, 4)	4-0 BB 1B		0-0 1B		0-0 6-3		0-0 F8		0-0 P5	4	2	1	0	1	0	4	Kansas City Royals @ New York Yankees Yankee Stadium, Bronx, NY Sat Jul 19 1980, 7:05 PM EDT Att: 53,583 - Unknown livebaseballscorecards.com			
Lou Piniella, R OBP: 0.324, SLG: 0.315 Bobby Murcer, L OBP: 0.358, SLG: 0.507 (5, 7)	4-0 1B		0-0 E	0-0 6-3	0-0 F7		0-0 F8	0-0 4-3		1	1	1	0	1	0	0				
Bob Watson, R OBP: 0.365, SLG: 0.432 (1, 3)	0-0 1B		4-0 E	0-0 HR	0-0 1B		0-0 1B	2B		4	3	4	2	1	0	0				
Reggie Jackson, L OBP: 0.382, SLG: 0.624 Bobby Brown, S OBP: 0.316, SLG: 0.419 (8, 9)	0-3 K		0-0 E7	0-0 HR	0-0 1B		0-0 1B	SF7	1B	5	2	4	5	0	1	1				
Eric Soderholm, R OBP: 0.407, SLG: 0.520 Oscar Gamble, L OBP: 0.371, SLG: 0.588 (3, PH)	0-3 K		0-0 P6	0-0 1B	0-0 L7		0-0 1B	BB		1	0	0	0	0	1	1				
Graig Nettles, L OBP: 0.341, SLG: 0.434 (1, 5)		0-0 L9	4-0 PB	0-0 F7	0-0 1B		0-0 2B	1B	0-0 BB	3	1	2	1	2	0	0				
Rick Cerone, R OBP: 0.305, SLG: 0.434 Johnny Gates, L OBP: 0.194, SLG: 0.267 (8, 2)		0-0 F9	0-0 IBB	0-0 F7	0-0 1B		0-3 K	SF7		4	1	1	3	0	1	2				
Ruppert Jones, L OBP: 0.297, SLG: 0.368 (1, 8)		0-0 1B	0-0 1B	0-0 1-3		0-0 F2	0-0 F9			5	0	2	1	0	0	4				
Bucky Dent, R OBP: 0.322, SLG: 0.369 (1, 6)	0-0 F7		0-0 F9		0-0 1B		0-0 2B	0-0 4-3		5	1	2	0	0	0	2				
Inning Stats	R: 1 E: 0 K: 2 S: 7	H: 1 LOB: 2 BB: 2 P: 15	R: 0 E: 0 K: 0 S: 4	H: 1 LOB: 1 BB: 0 P: 4	R: 6 E: 1 K: 0 S: 8	H: 5 LOB: 1 BB: 2 P: 16	R: 3 E: 0 K: 0 S: 7	H: 4 LOB: 1 BB: 0 P: 7	R: 1 E: 0 K: 0 S: 6	H: 3 LOB: 2 BB: 0 P: 6	R: 0 E: 0 K: 1 S: 7	H: 2 LOB: 2 BB: 0 P: 7	R: 2 E: 0 K: 0 S: 6	H: 3 LOB: 2 BB: 1 P: 10	R: 0 E: 0 K: 0 S: 3	H: 0 LOB: 0 BB: 0 P: 3	1B: 13 2B: 5 3B: 0 HR: 1	SF: 1 SAC: 0 DP: 0 HBP: 0	WP: 0 PB: 1 SB: 0 CS: 0	PA: 47
PITCHER	IP WLS BF H R ER SO BB IBB HBP BLK WP HR S P ERA WHIP	PITCHER																		
Paul Splitterff, L ERA: 4.46 Rawly Eastwick, R ERA: 4.97 Jeff Twitty, L ERA: 7.56 Marty Pattin, R ERA: 4.73 (8, 1)	2.0 L 13 6 5 5 0 0 0 0 0 1 12 16 22.50 3.000																			

Batter	1	2	3	4	5	6	7	8	9	AB	R	H	RBI	BB	SO	LOB	TOP	
Willie Wilson, S OBP: 0.364, SLG: 0.440 (1, 8)										5	2	4	1	1	1	1		
U L Washington, S OBP: 0.337, SLG: 0.385 (1, 6)										4	4	2	3	2	0	2		
George Brett, L OBP: 0.440, SLG: 0.648 (1, 5)										4	0	1	3	1	0	2		
Hal McRae, R OBP: 0.333, SLG: 0.480 (1, 10)										5	1	2	1	0	0	3		
John Wathan, R OBP: 0.370, SLG: 0.395 (1, 2)										4	1	1	1	2	0	1		
Frank White, R OBP: 0.291, SLG: 0.355 (1, 4)										5	1	2	3	0	2	3		
Willie Aikens, L OBP: 0.368, SLG: 0.426 (1, 3)										2	1	1	0	2	0	0	AB 38	
Ralph LaCock, L OBP: 0.256, SLG: 0.240 (7, PR)										1	1	0	0	0	0	1	R 14	
Clint Hurdle, L OBP: 0.369, SLG: 0.493 (1, 9)										3	2	2	0	1	0	0	H 17	
Rusty Torres, S OBP: 0.327, SLG: 0.213 (1, 7)										5	1	2	1	0	0	7	RBI 13	
Inning Stats	R: 1 E: 0 K: 1 S: 7	H: 3 LOB: 2 BB: 1 P: 11	R: 6 E: 0 K: 0 S: 8	H: 5 LOB: 3 BB: 4 P: 24	R: 0 E: 0 K: 0 S: 3	H: 0 LOB: 1 BB: 1 P: 7	R: 0 E: 0 K: 1 S: 5	H: 1 LOB: 1 BB: 0 P: 5	R: 1 E: 0 K: 0 S: 5	H: 2 LOB: 1 BB: 0 P: 5	R: 0 E: 0 K: 0 S: 3	H: 0 LOB: 0 BB: 0 P: 3	R: 5 E: 0 K: 0 S: 8	H: 5 LOB: 1 BB: 1 P: 12	1B: 14 2B: 3 3B: 1 HR: 0	SF: 2 SAC: 1 DP: 2 HBP: 0	WP: 1 PB: 0 SB: 0 CS: 2	PA: 50
PITCHER	IP WLS BF H R ER SO BB IBB HBP BLK WP HR S P ERA WHIP																	
Ron Guidry, L ERA: 3.88 (1, 1)	1.2 L 15 8 7 7 1 2 2 1 0 0 0 0 0 14 26 37.80 6.000																	
Tim Lollar, L ERA: 3.72 (2, 1)	5.1 23 4 2 2 2 5 0 0 0 1 0 22 42 3.38 1.688																	
Ed Figueroa, R ERA: 6.98 (8, 1)	2.0 12 5 5 5 0 1 0 0 0 0 0 0 11 15 22.50 3.000																	

Kansas City Royals @ New York Yankees
Yankee Stadium, Bronx, NY
Sun Jul 20 1980, 3:33 AM EDT
Att: 50,328 - Unknown - 97 F


AB 38
R 14
H 17
RBI 13
BB 9
SO 3
LOB 20



Batter	1	2	3	4	5	6	7	8	9	AB	R	H	RBI	BB	SO	LOB	BOTTOM			
Ruppert Jones, L OBP: 0.300, SLG: 0.370 (1, 8)										4	0	2	0	0	1	0				
Bobby Murcer, L OBP: 0.361, SLG: 0.524 (1, 7)										3	1	1	1	1	0	2				
Graig Nettles, L OBP: 0.340, SLG: 0.435 (1, 5)										4	1	1	0	0	0	2				
Reggie Jackson, L OBP: 0.383, SLG: 0.633 (1, 9)										4	1	2	1	0	0	1				
Oscar Gamble, L OBP: 0.364, SLG: 0.556 (1, 10)										3	0	0	1	1	0	1				
Jim Spencer, L OBP: 0.323, SLG: 0.426 (1, 3)										4	0	1	0	0	0	2				
Johnny Oates, L OBP: 0.176, SLG: 0.242 (1, 2)										3	0	0	0	0	0	2				
Bucky Dent, R OBP: 0.319, SLG: 0.364 (1, 6)										3	0	0	0	0	0	0				
Fred Stanley, R OBP: 0.269, SLG: 0.292 (1, 4)										3	0	0	0	0	0	0				
Inning Stats	R: 0 E: 0 K: 1 S: 4	H: 0 LOB: 0 BB: 1 P: 8	R: 1 E: 0 K: 0 S: 3	H: 1 LOB: 0 BB: 1 P: 7	R: 0 E: 0 K: 0 S: 3	H: 0 LOB: 0 BB: 0 P: 3	R: 2 E: 0 K: 0 S: 5	H: 2 LOB: 0 BB: 0 P: 5	R: 0 E: 0 K: 0 S: 3	H: 1 LOB: 0 BB: 0 P: 3	R: 0 E: 0 K: 0 S: 4	H: 1 LOB: 1 BB: 0 P: 4	R: 0 E: 0 K: 0 S: 4	H: 1 LOB: 0 BB: 0 P: 4	R: 0 E: 0 K: 0 S: 4	H: 1 LOB: 1 BB: 0 P: 4	1B: 4 2B: 1 3B: 0 HR: 2	SF: 0 SAC: 0 DP: 3 HBP: 0	WP: 0 PB: 0 SB: 0 CS: 0	PA: 33
PITCHER	IP WLS BF H R ER SO BB IBB HBP BLK WP HR S P ERA WHIP																			
Rich Gale, R ERA: 4.2 (1, 1)	5.0 W 18 3 3 3 1 2 0 0 0 0 0 15 15 0.00 1.000																			
Dan Quisenberry, R ERA: 2.66 (6, 1)	4.0 S 15 4 0 0 0 0 0 0 0 0 0 15 15 0.00 1.000																			

Kansas City Royals @ New York Yankees
Yankee Stadium, Bronx, NY
Sun Jul 20 1980, 3:33 AM EDT
Att: 50,328 - Unknown - 97 F

AB 31
R 3
H 7
RBI 3
BB 2
SO 1
LOB 10



Batter	1	2	3	4	5	6	7	8	9	AB R H RBI BB SO LOB	TOP												
Paul Moltitor, R OBP: 0.426, SLG: 0.467 (1, 10)										6 1 1 0 0 1 1	Milwaukee Brewers @ New York Yankees Yankee Stadium, Bronx, NY Mon Jul 21 1980, 7:05 PM EDT Att: 32,097 - Unknown - 88 F												
Robin Yount, R OBP: 0.335, SLG: 0.563 (1, 6)										6 2 3 0 0 0 0													
Cecil Cooper, L OBP: 0.386, SLG: 0.523 (1, 3)										6 2 4 1 0 0 1													
Gorman Thomas, R OBP: 0.305, SLG: 0.476 (1, 8)										5 0 1 0 0 1 4													
Ben Oglivie, L OBP: 0.394, SLG: 0.608 (1, 7)										4 1 3 3 0 0 1													
Sixto Lezcano, R OBP: 0.286, SLG: 0.400 (1, 9)										5 0 2 1 0 1 4													
Don Money, R OBP: 0.343, SLG: 0.505 (1, 5)										3 0 1 1 2 0 3													
Charlie Moore, R OBP: 0.352, SLG: 0.348 (1, 2)										2 0 1 0 3 0 2													
Jim Gantner, L OBP: 0.306, SLG: 0.326 (1, 4)										5 1 1 0 0 1 8													
Inning Stats	R: 3 E: 0 K: 1 S: 9	H: 4 LOB: 2 BB: 1 P: 13	R: 0 E: 0 K: 1 S: 5	H: 0 LOB: 0 BB: 0 P: 5	R: 1 E: 0 K: 1 S: 8	H: 3 LOB: 3 BB: 1 P: 12	R: 0 E: 0 K: 0 S: 4	H: 1 LOB: 1 BB: 0 P: 4	R: 0 E: 0 K: 1 S: 6	H: 1 LOB: 2 BB: 1 P: 10		R: 2 E: 0 K: 0 S: 7	H: 4 LOB: 2 BB: 0 P: 7	R: 1 E: 1 K: 0 S: 5	H: 3 LOB: 1 BB: 0 P: 5	R: 0 E: 0 K: 0 S: 4	H: 1 LOB: 3 BB: 2 P: 12	R: 0 E: 0 K: 0 S: 3	H: 0 LOB: 0 BB: 0 P: 3	1B: 15 2B: 1 3B: 1 HR: 0	SF: 1 SAC: 0 DP: 0 HBP: 0	WP: 0 PB: 1 SB: 2 CS: 0	PA: 48
PITCHER	IP WLS BF H R ER SO BB IBB HBP BLK WP HR S P ERA WHIP											PITCHER	IP WLS BF H R ER SO BB IBB HBP BLK WP HR S P ERA WHIP										
Tom Underwood, L ERA: 4.43 (1, 1)	5.1 L 30 11 6 6 4 2 2 0 0 0 0 0 35 47 10.12 2.438											Ron Davis, R ERA: 3.47 (6, 1)	3.2 S 18 6 1 0 0 2 0 0 0 0 0 0 16 24 0.00 2.182										

Batter	1	2	3	4	5	6	7	8	9	AB R H RBI BB SO LOB	BOTTOM												
Willie Randolph, R OBP: 0.426, SLG: 0.417 (1, 4)										5 0 1 1 1 0 2	Milwaukee Brewers @ New York Yankees Yankee Stadium, Bronx, NY Mon Jul 21 1980, 7:05 PM EDT Att: 32,097 - Unknown - 88 F												
Lou Piniella, R OBP: 0.332, SLG: 0.323 (1, 7)										5 0 3 1 0 0 2													
Bob Watson, R OBP: 0.368, SLG: 0.435 (1, 3)										5 0 3 0 0 0 4													
Reggie Jackson, L OBP: 0.384, SLG: 0.629 (1, 9)										5 0 2 1 0 2 4													
Eric Soderholm, R OBP: 0.400, SLG: 0.515 (1, 10)										5 0 1 0 0 0 8													
Graig Nettles, L OBP: 0.338, SLG: 0.441 (1, 5)										5 1 1 1 0 0 1													
Rick Cerone, R OBP: 0.307, SLG: 0.435 (1, 2)										4 1 1 0 1 0 0													
Ruppert Jones, L OBP: 0.307, SLG: 0.370 (1, 8)										3 1 1 0 2 0 2													
Bucky Dent, R OBP: 0.320, SLG: 0.363 (1, 6)										4 1 1 0 1 0 3													
Inning Stats	R: 0 E: 0 K: 0 S: 5	H: 2 LOB: 0 BB: 0 P: 5	R: 1 E: 0 K: 0 S: 4	H: 1 LOB: 0 BB: 0 P: 4	R: 0 E: 0 K: 1 S: 7	H: 2 LOB: 0 BB: 0 P: 7	R: 2 E: 0 K: 0 S: 6	H: 3 LOB: 2 BB: 1 P: 10	R: 0 E: 0 K: 1 S: 6	H: 1 LOB: 2 BB: 1 P: 10		R: 1 E: 0 K: 0 S: 4	H: 1 LOB: 1 BB: 2 P: 12	R: 0 E: 0 K: 0 S: 4	H: 1 LOB: 1 BB: 0 P: 4	R: 0 E: 0 K: 0 S: 5	H: 2 LOB: 2 BB: 0 P: 5	R: 0 E: 0 K: 0 S: 4	H: 1 LOB: 2 BB: 1 P: 8	1B: 11 2B: 2 3B: 0 HR: 1	SF: 0 SAC: 0 DP: 0 HBP: 0	WP: 0 PB: 0 SB: 0 CS: 0	PA: 46
PITCHER	IP WLS BF H R ER SO BB IBB HBP BLK WP HR S P ERA WHIP											PITCHER	IP WLS BF H R ER SO BB IBB HBP BLK WP HR S P ERA WHIP										
Mike Caldwell, L ERA: 4.44 (1, 1)	5.0 W 26 9 3 3 2 3 0 0 0 0 0 0 28 36 5.40 2.200											Bob McClure, L ERA: 3.03 (6, 1)	4.0 S 20 5 1 1 0 3 0 0 0 0 0 0 17 29 2.25 2.000										

Batter	1	2	3	4	5	6	7	8	9	AB	R	H	RBI	BB	SO	LOB	TOP			
Jim Gantner, L (1,4) OBP: 0.302, SLG: 0.322 Paul Mollitor, R (8, PH) OBP: 0.429, SLG: 0.470 (8,4)	0-0 4-3		0-0 6-3			0-0 G3		0-0 1B		3	0	0	0	0	0	1				
Robin Yount, R (1,6) OBP: 0.331, SLG: 0.556	0-0 5-3			0-0 F8		0-0 F7		0-0 F4		4	0	0	0	0	0	1				
Cecil Cooper, L (1,3) OBP: 0.382, SLG: 0.517	0-0 F9			0-0 4-3		0-0 F6		0-0 F7		4	0	0	0	0	0	1				
Gorman Thomas, R (1,8) OBP: 0.302, SLG: 0.470		0-0 6-3		0-0 F9			0-0 F8		0-0 F8	4	0	0	0	0	0	0				
Ben Oglivie, L (1,7) OBP: 0.392, SLG: 0.602		0-0 4-3			0-0 P3		1-0 1B HBP		0-0 F9	3	0	0	0	0	0	0				
Sixto Lezcano, R (1,10) OBP: 0.286, SLG: 0.405		0-3 K			0-0 3B		0-0 F8		0-3 K	4	0	1	0	0	2	1				
Dick Davis, R (1,9) OBP: 0.299, SLG: 0.366			0-0 6-3		0-0 4-3		0-0 1-3 1B			3	0	1	0	0	0	1	AB 31 R 0 H 4 RBI 0 BB 1 SO 2 LOB 9			
Sal Bando, R (1,5) OBP: 0.272, SLG: 0.265			0-0 6-3		4-0 BB		0-0 F9			2	0	0	0	1	0	2				
Buck Martinez, R (1,2) OBP: 0.264, SLG: 0.298 Charlie Moore, R (8, PH) OBP: 0.350, SLG: 0.347 (8,2)				0-0 1B		0-0 1-3		0-0 F9		2	0	1	0	0	0	2				
1 0 0 0 0 0 0																				
Inning Stats	R: 0 E: 0 K: 0 S: 3	H: 0 LOB: 0 BB: 0 P: 3	R: 0 E: 0 K: 1 S: 5	H: 0 LOB: 0 BB: 0 P: 5	R: 0 E: 0 K: 0 S: 4	H: 1 LOB: 1 BB: 0 P: 4	R: 0 E: 0 K: 0 S: 3	H: 0 LOB: 0 BB: 0 P: 3	R: 0 E: 0 K: 0 S: 4	H: 1 LOB: 2 BB: 1 P: 8	R: 0 E: 0 K: 0 S: 4	H: 1 LOB: 2 BB: 0 P: 5	R: 0 E: 0 K: 0 S: 4	H: 1 LOB: 1 BB: 0 P: 4	R: 0 E: 0 K: 1 S: 5	H: 0 LOB: 0 BB: 0 P: 5	1B: 3 2B: 0 3B: 1 HR: 0	SF: 0 SAC: 0 DP: 0 HBP: 1	WP: 0 PB: 0 CS: 0	PA: 33
PITCHER Tommy John, L (1,1) ERA: 2.67	IP: 9.0 WLS: W BF: 33 H: 4 R: 0 ER: 0 SO: 2 BB: 1 IBB: 0 HBP: 1 BLK: 0 WP: 0 HR: 0 S: 35 P: 40 ERA: 0.00 WHIP: 0.556															PITCHER				

Milwaukee Brewers @ New York Yankees
Yankee Stadium, Bronx, NY
Tue Jul 22 1980, 7:05 PM EDT
Unknown - 94 F

AB 31
R 0
H 4
RBI 0
BB 1
SO 2
LOB 9



Batter	1	2	3	4	5	6	7	8	9	AB	R	H	RBI	BB	SO	LOB	BOTTOM	
Willie Randolph, R (1,4) OBP: 0.430, SLG: 0.422	0-0 1B		0-0 FC3-6 1B		0-0 SH1-3		0-0 1-2 1B		0-0 2-3 1B	3	0	3	0	0	0	0		
Bobby Murcer, L (1,7) OBP: 0.358, SLG: 0.517	0-0 F7		0-0 P3		0-0 E8 1B		0-0 2-H 1B		0-0 F2	4	0	1	1	0	0	4		
Graig Nettles, L (1,5) OBP: 0.334, SLG: 0.435	0-0 F8		0-0 FC3-6 1-2 1B		0-0 F6		0-0 G3			4	0	0	0	0	0	5		
Reggie Jackson, L (1,10) OBP: 0.382, SLG: 0.623	0-0 F7			0-0 G4-6-3 1B	0-0 F7			0-3 K		4	0	1	0	0	1	2		
Oscar Gamble, L (1,9) OBP: 0.343, SLG: 0.517 Bobby Brown, S (9,9) OBP: 0.316, SLG: 0.419		0-0 F8		0-0 G4-6-3 1-2 1B		0-0 F8		0-0 F9		4	0	0	0	0	0	1		
0 0 0 0 0 0 0																		
Jim Spencer, L (1,3) OBP: 0.316, SLG: 0.416		0-0 4-3		0-0 3-1		0-0 3-1		0-3 K		4	0	0	0	0	1	0		
Ruppert Jones, L (1,8) OBP: 0.311, SLG: 0.383		0-0 3B			0-0 2B 1B		0-0 F8			3	1	2	0	0	0	0	AB 32 R 3 H 10 RBI 3 BB 0 SO 2 LOB 14	
Johnny Oates, L (1,2) OBP: 0.216, SLG: 0.333		0-0 F8			0-0 1-H 1B 2B		0-0 1B 2B		0-0 1B 2B	3	1	2	1	0	0	1		
Bucky Dent, R (1,6) OBP: 0.320, SLG: 0.362			0-0 6-3		0-0 2-H 1B		0-0 F2			3	1	1	1	0	0	1		
1 0 0 0 0 0 0																		
Inning Stats	R: 0 E: 0 K: 0 S: 4	H: 1 LOB: 1 BB: 0 P: 4	R: 0 E: 0 K: 0 S: 4	H: 1 LOB: 1 BB: 0 P: 4	R: 0 E: 0 K: 0 S: 3	H: 1 LOB: 0 BB: 0 P: 3	R: 3 E: 1 K: 0 S: 7	H: 4 LOB: 1 BB: 0 P: 7	R: 0 E: 0 K: 0 S: 3	H: 0 LOB: 0 BB: 0 P: 3	R: 0 E: 0 K: 0 S: 5	H: 2 LOB: 2 BB: 0 P: 5	R: 0 E: 0 K: 2 S: 7	H: 0 LOB: 0 BB: 0 P: 7	1B: 7 2B: 2 3B: 1 HR: 0	SF: 0 SAC: 1 DP: 1 HBP: 0	WP: 0 PB: 0 CS: 0	PA: 33
PITCHER Lary Sorensen, R (1,1) ERA: 4.09 Jerry Augustine, L (5,1) ERA: 4.5	IP: 4.1 WLS: L BF: 20 H: 8 R: 3 ER: 3 SO: 3 BB: 0 IBB: 0 HBP: 0 BLK: 0 WP: 0 HR: 0 S: 20 P: 20 ERA: 6.23 WHIP: 1.846															PITCHER		

Milwaukee Brewers @ New York Yankees
Yankee Stadium, Bronx, NY
Tue Jul 22 1980, 7:05 PM EDT
Unknown - 94 F

AB 32
R 3
H 10
RBI 3
BB 0
SO 2
LOB 14



Batter	1	2	3	4	5	6	7	8	9	AB	R	H	RBI	BB	SO	LOB	TOP										
Paul Moltitor, R OBP: 0.421, SLG: 0.461 (1, 4)										4	0	0	0	0	0	2											
Robin Yount, R OBP: 0.333, SLG: 0.554 (1, 10)										3	1	1	0	1	0	0											
Cecil Cooper, L OBP: 0.380, SLG: 0.514 (1, 3)										4	0	1	0	0	1	2											
Gorman Thomas, R OBP: 0.301, SLG: 0.468 (1, 8)										4	1	1	0	0	1	2											
Don Money, R OBP: 0.346, SLG: 0.519 Jim Gantner, L OBP: 0.302, SLG: 0.322 (9, PR)										3	1	1	2	1	0	1											
Dick Davis, R OBP: 0.298, SLG: 0.369 Ben Oglivie, L OBP: 0.392, SLG: 0.602 (9, 7)										4	1	1	0	0	0	1											
Mark Brouhard, R OBP: 0.282, SLG: 0.410 (1, 9)										4	0	0	0	0	3	3											
Charlie Moore, R OBP: 0.350, SLG: 0.343 (1, 2)										2	0	0	0	1	0	0											
Ed Romero, R OBP: 0.315, SLG: 0.292 (1, 6)										3	0	1	2	0	0	0											
Inning Stats	R: 0 E: 0 K: 0 S: 2	H: 0 LOB: 0 BB: 1 P: 6	R: 2 E: 0 K: 1 S: 8	H: 3 LOB: 2 BB: 1 P: 12	R: 2 E: 0 K: 1 S: 5	H: 2 LOB: 0 BB: 0 P: 5	R: 0 E: 0 K: 1 S: 5	H: 0 LOB: 0 BB: 0 P: 5	R: 0 E: 0 K: 0 S: 3	H: 0 LOB: 0 BB: 0 P: 3	R: 0 E: 0 K: 0 S: 3	H: 0 LOB: 0 BB: 0 P: 3	R: 0 E: 0 K: 1 S: 5	H: 0 LOB: 1 BB: 1 P: 8	R: 0 E: 0 K: 1 S: 4	H: 0 LOB: 0 BB: 0 P: 5	1B: 4 2B: 1 3B: 0 HR: 1	SF: 0 SAC: 0 DP: 1 HBP: 0	WP: 0 PB: 0 CS: 1	PA: 34							
PITCHER	IP	WLS	BF	H	R	ER	SO	BB	IBB	HBP	BLK	WP	HR	S	P	ERA	WHIP										
Rudy May, L ERA: 2.7 (1, 1)	5.0	L	22	6	4	4	3	1	1	0	0	0	1	26	34	7.20	1.400										
Doug Bird, R ERA: 3.55 (6, 1)	3.0		9	0	0	0	1	0	0	0	0	0	0	11	11	0.00	0.000										
Rich Gossage, R ERA: 2.59 (9, 1)	1.0		3	0	0	0	1	1	0	0	0	0	0	4	8	0.00	1.000										

Milwaukee Brewers @ New York Yankees
Yankee Stadium, Bronx, NY
Tue Jul 22, 1980, 7:05 PM EDT
Att: 53,668 - Unknown - 84 F

AB	31
R	4
H	6
RBI	4
BB	3
SO	5
LOB	11

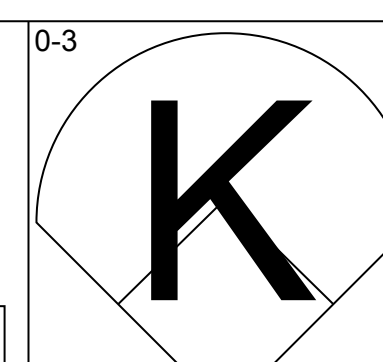
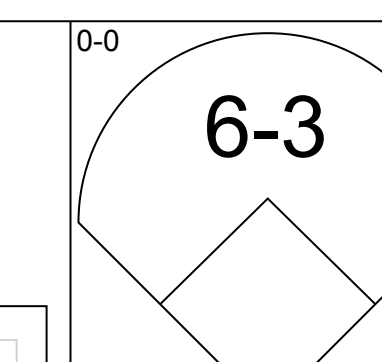
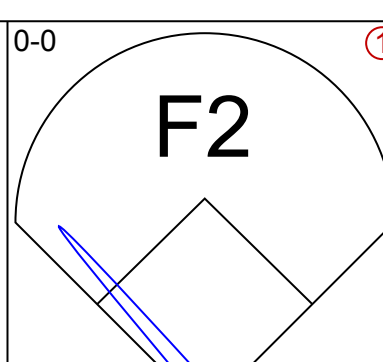
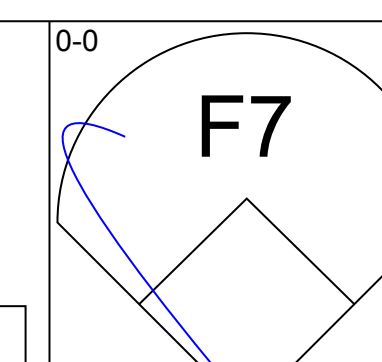
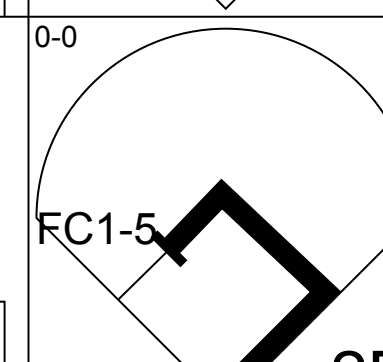
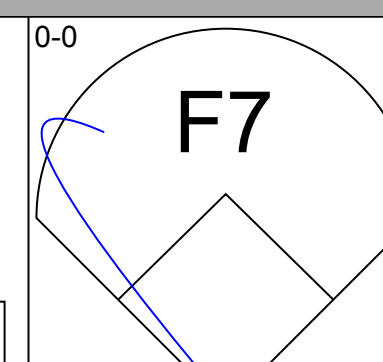
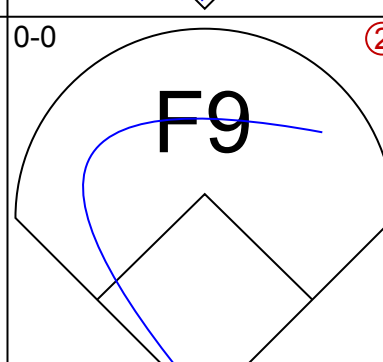
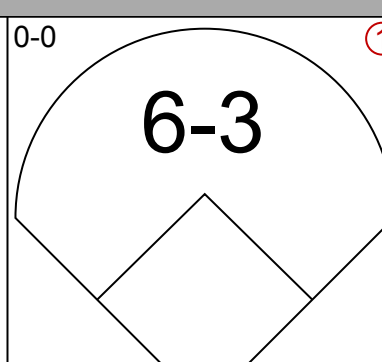
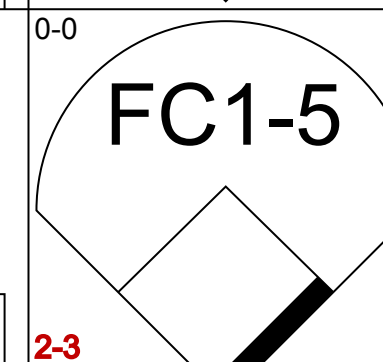
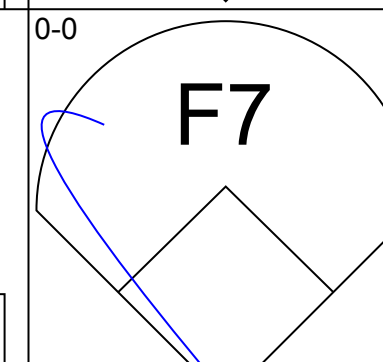
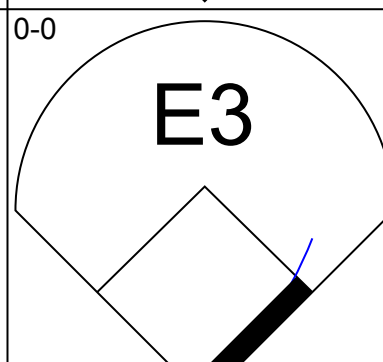
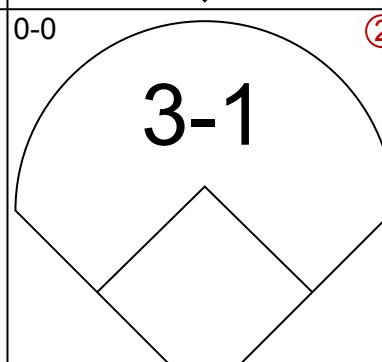
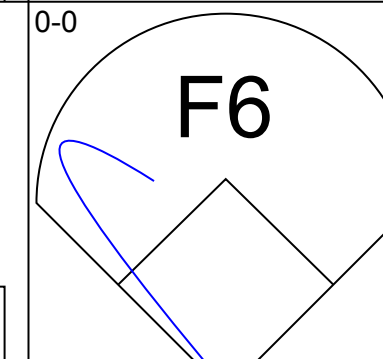
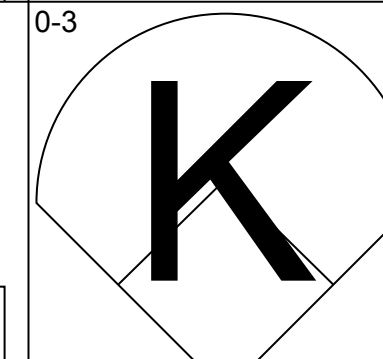
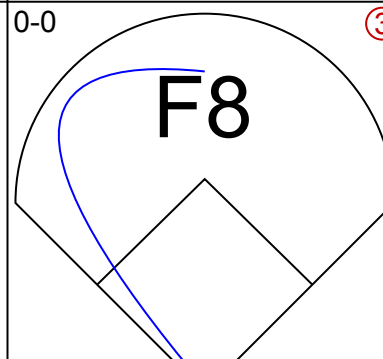
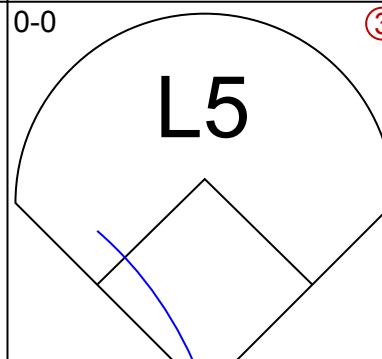
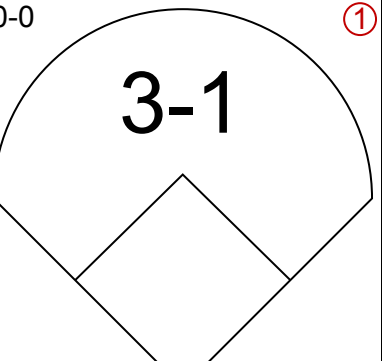
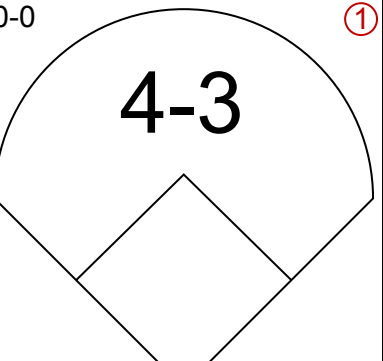
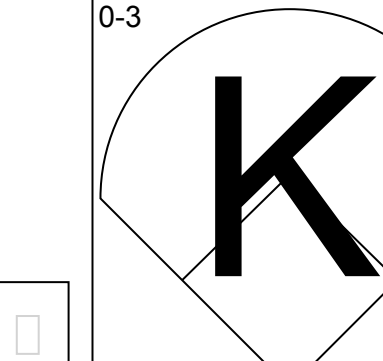
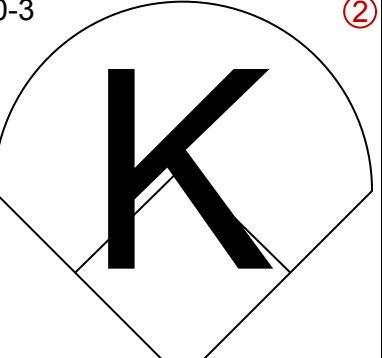
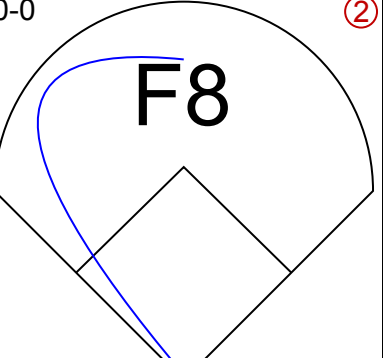
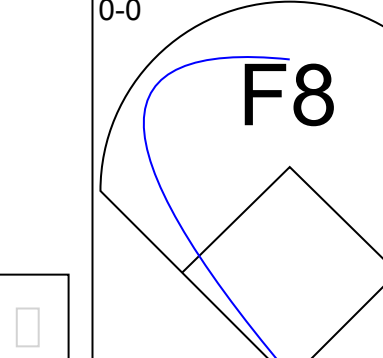
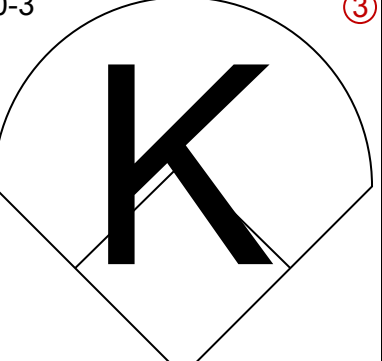
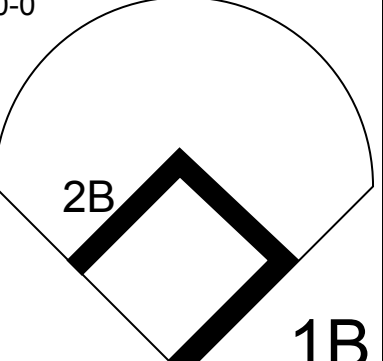

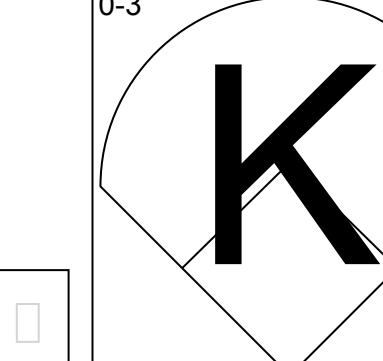
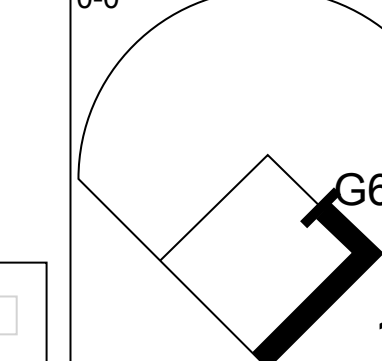
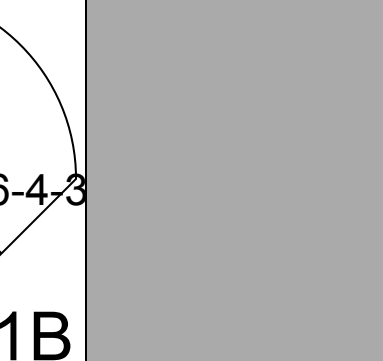
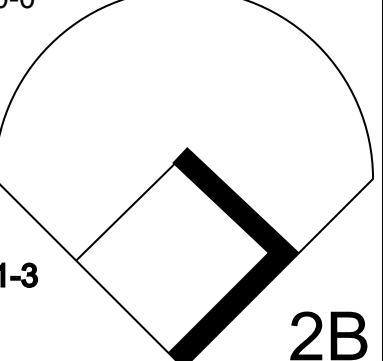
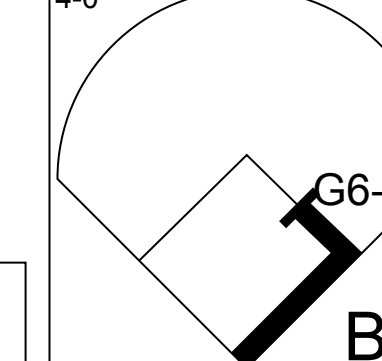
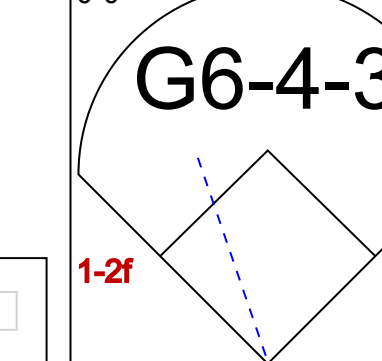
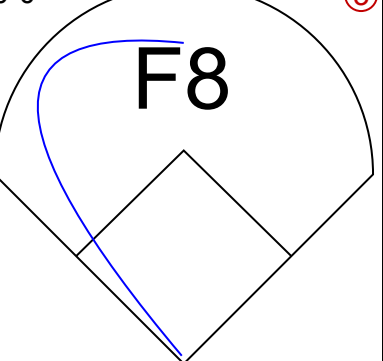
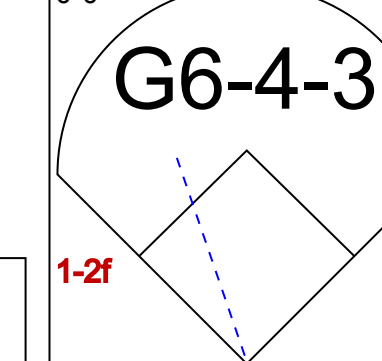
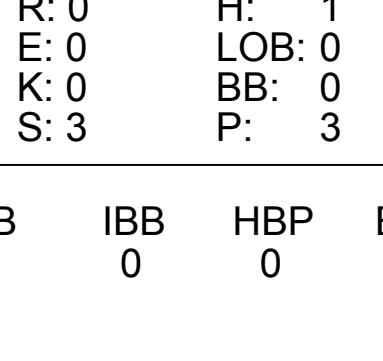
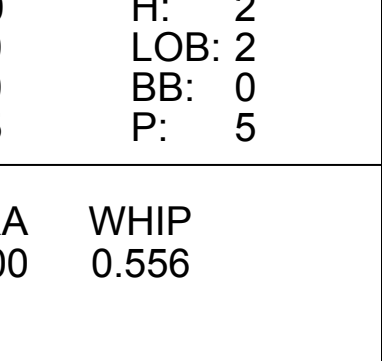
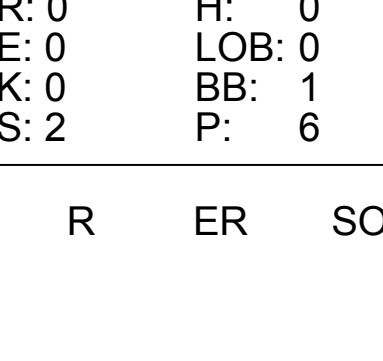


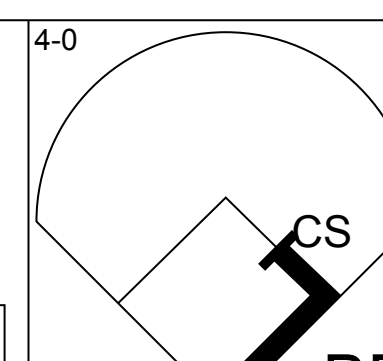
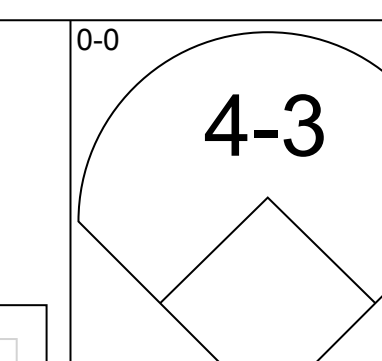
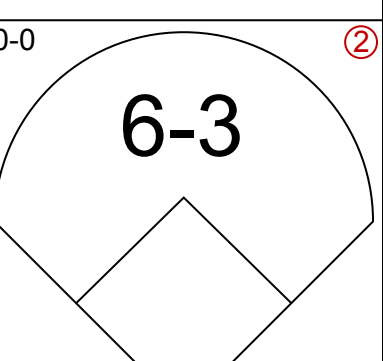
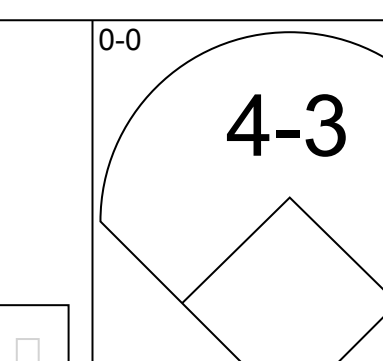
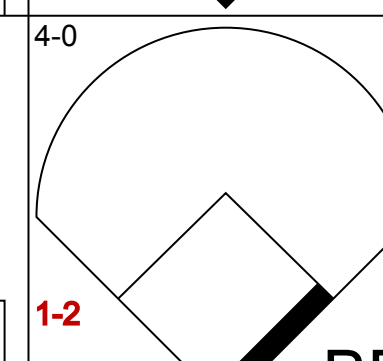
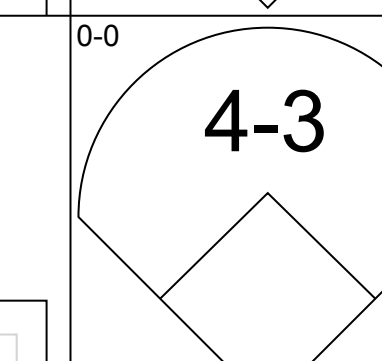
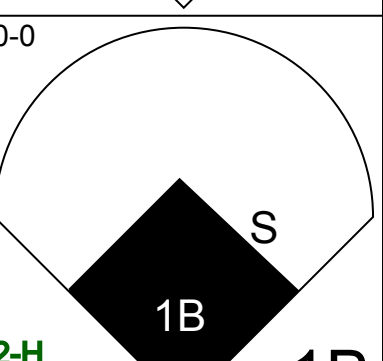

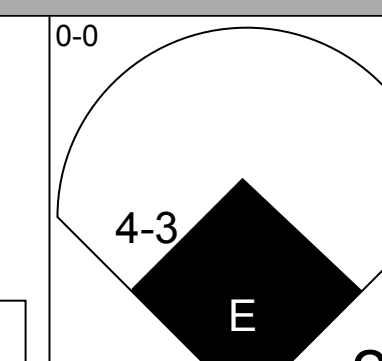
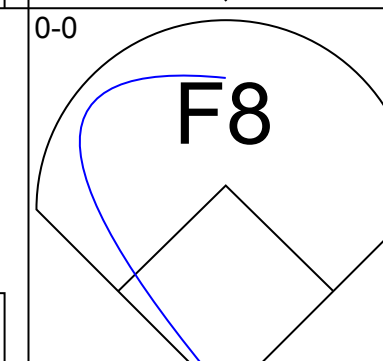
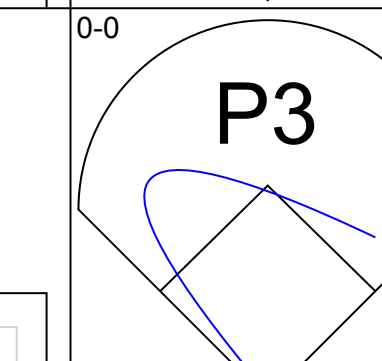
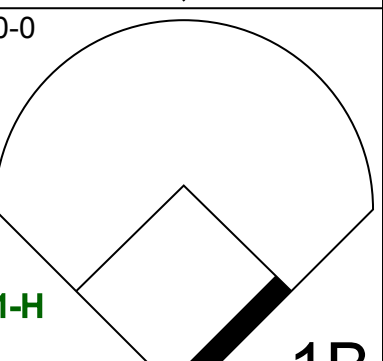

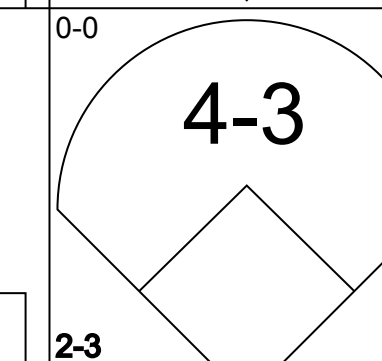
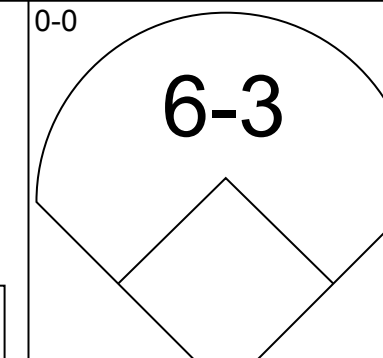
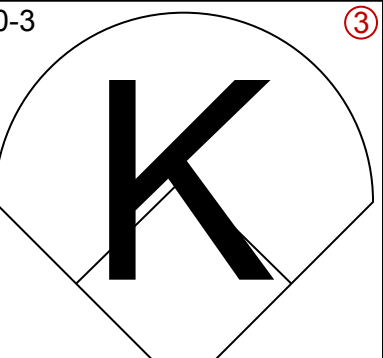

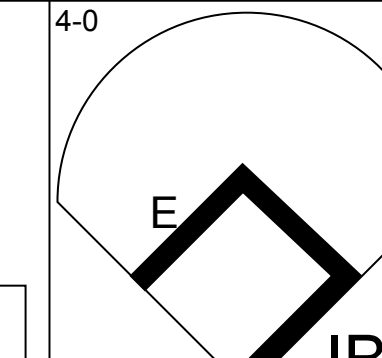

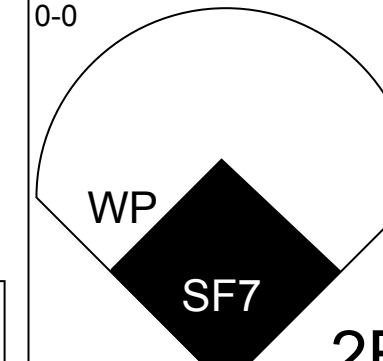

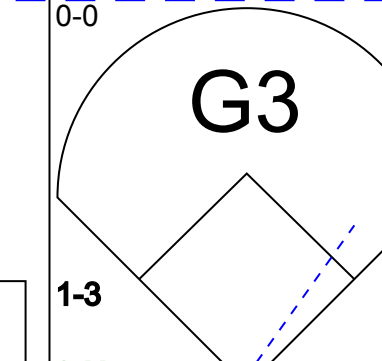
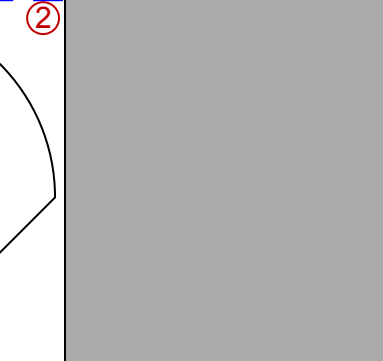
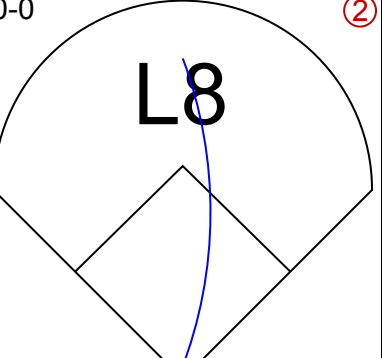
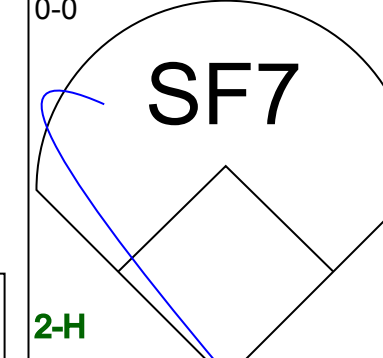

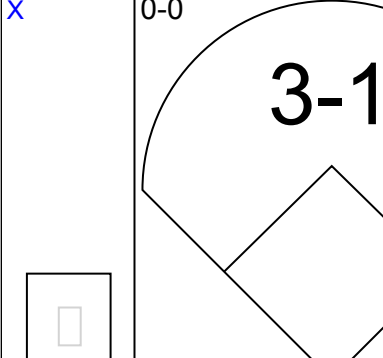

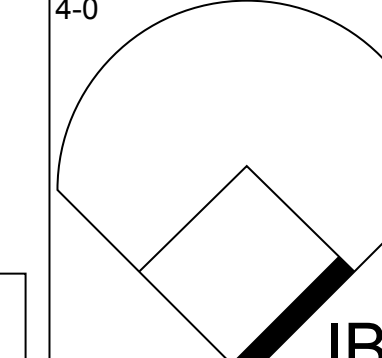
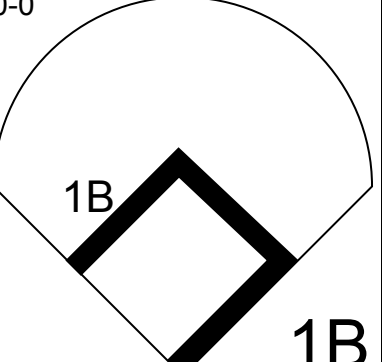
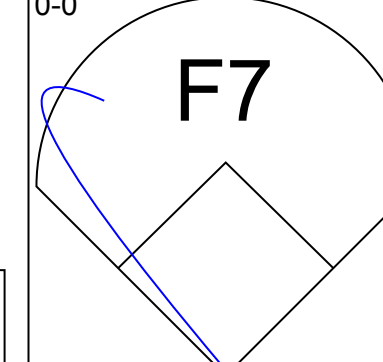

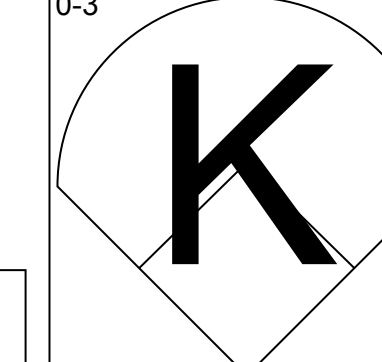
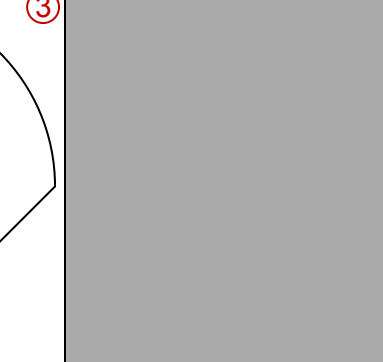

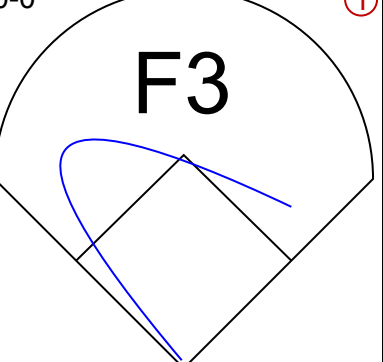


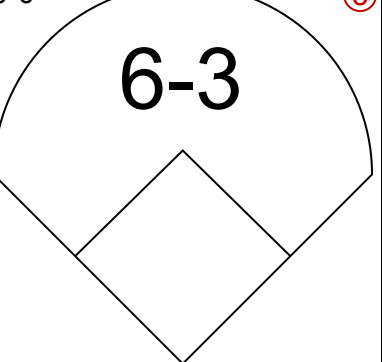


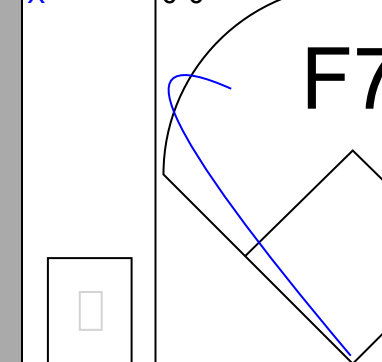

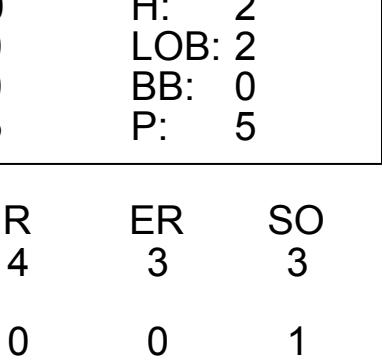
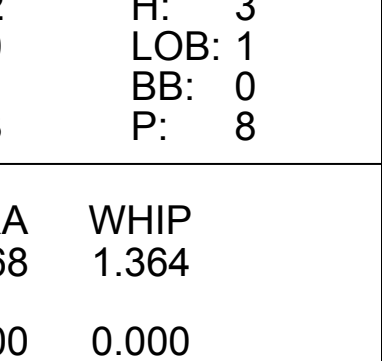
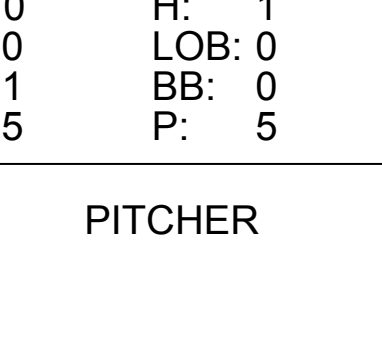
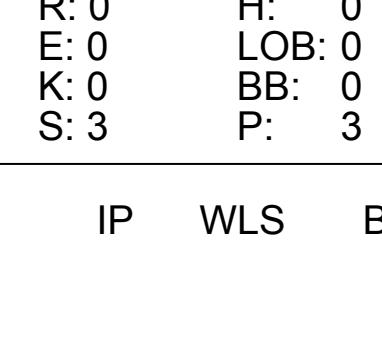




Batter	1	2	3	4	5	6	7	8	9	AB	R	H	RBI	BB	SO	LOB	BOTTOM										
Willie Randolph, R OBP: 0.431, SLG: 0.426 (1, 4)										4	0	2	0	0	0	0											
Lou Piniella, R OBP: 0.328, SLG: 0.320 Bobby Murcer, L OBP: 0.360, SLG: 0.517 (5, PH)										2	0	0	0	0	0	1											
Bob Watson, R OBP: 0.364, SLG: 0.429 (1, 3)										4	0	0	0	0	1	3											
Reggie Jackson, L OBP: 0.377, SLG: 0.615 (1, 9)										4	0	0	0	0	1	1											
Eric Soderholm, R OBP: 0.399, SLG: 0.519 Oscar Gamble, L OBP: 0.338, SLG: 0.508 (9, PH)										3	1	1	0	0	2	0											
Graig Nettles, L OBP: 0.333, SLG: 0.436 (1, 5)										4	0	1	0	0	1	1											
Rick Cerone, R OBP: 0.307, SLG: 0.434 (1, 2)										3	0	1	1	0	0	1											
Ruppert Jones, L OBP: 0.307, SLG: 0.378 (1, 8)										3	0	0	0	0	1	1											
Bucky Dent, R OBP: 0.317, SLG: 0.358 (1, 6)										3	0	0	0	0	0	1											
Inning Stats	R: 0 E: 0 K: 0 S: 4	H: 1 LOB: 1 BB: 0 P: 4	R: 1 E: 0 K: 1 S: 7	H: 2 LOB: 1 BB: 0 P: 7	R: 0 E: 0 K: 1 S: 3	H: 0 LOB: 0 BB: 0 P: 3	R: 0 E: 0 K: 1 S: 6	H: 1 LOB: 1 BB: 0 P: 6	R: 0 E: 0 K: 1 S: 7	H: 2 LOB: 2 BB: 0 P: 7	R: 0 E: 0 K: 2 S: 7	H: 0 LOB: 0 BB: 0 P: 7	R: 0 E: 0 K: 0 S: 3	H: 0 LOB: 0 BB: 0 P: 3	R: 0 E: 0 K: 1 S: 5	H: 0 LOB: 0 BB: 0 P: 5	1B: 3 2B: 3 3B: 0 HR: 0	SF: 0 SAC: 0 DP: 0 HBP: 0	WP: 0 PB: 0 CS: 0	PA: 33							
PITCHER	IP	WLS	BF	H	R	ER	SO	BB	IBB	HBP	BLK	WP	HR	S	P	ERA	WHIP										
Bill Travers, L ERA: 2.73 Paul Mitchell, R ERA: 2.25 (2, 1)	1.0	W	29	5	1	1	6	0	0	0	0	0	0	41	41	1.12	0.625										

Milwaukee Brewers @ New York Yankees
Yankee Stadium, Bronx, NY
Tue Jul 22, 1980, 7:05 PM EDT
Att: 53,668 - Unknown - 84 F

AB	33
R	1
H	6
RBI	1
BB	0
SO	6
LOB	9



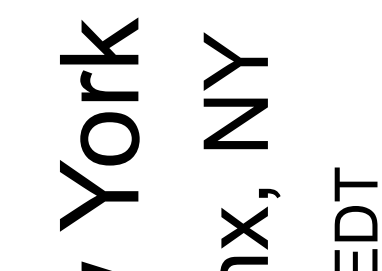
Batter	1	2	3	4	5	6	7	8	9	AB	R	H	RBI	BB	SO	LOB	TOP			
Paul Moltis, R OBP: 0.414, SLG: 0.452 (1, 10)										4	0	0	0	0	1	0	Milwaukee Brewers @ New York Yankees Yankee Stadium, Bronx, NY Wed Jul 23 1980, 7:05 PM EDT Att: 41,015 - Unknown - 78 F livebaseballscorecards.com			
Robin Yount, R OBP: 0.332, SLG: 0.554 (1, 6)										4	0	1	0	0	0	0				
Cecil Cooper, L OBP: 0.376, SLG: 0.508 (1, 3)										4	0	0	0	0	0	1				
Gorman Thomas, R OBP: 0.298, SLG: 0.463 (1, 8)										4	0	0	0	0	1	2				
Ben Oglivie, L OBP: 0.389, SLG: 0.596 (1, 7)										3	0	0	0	0	1	0				
Don Money, R OBP: 0.341, SLG: 0.510 (1, 5)										3	0	0	0	0	1	0				
Dick Davis, R OBP: 0.298, SLG: 0.369 (1, 9)										3	0	1	0	0	2	0				
Jim Gantner, L OBP: 0.310, SLG: 0.332 (1, 4)										2	0	2	0	1	0	0				
Buck Martinez, R OBP: 0.260, SLG: 0.294 (1, 2)										2	0	0	0	0	0	3				
Charlie Moore, R OBP: 0.348, SLG: 0.342 (8, PH) (8, 2)										1	0	0	0	0	0	1				
Inning Stats	R: 0 E: 0 K: 1 S: 6	H: 1 LOB: 1 BB: 0 P: 6	R: 0 E: 0 K: 2 S: 7	H: 0 LOB: 0 BB: 0 P: 7	R: 0 E: 0 K: 0 S: 3	H: 1 LOB: 0 BB: 0 P: 3	R: 0 E: 0 K: 1 S: 5	H: 0 LOB: 0 BB: 0 P: 5	R: 0 E: 0 K: 0 S: 4	H: 0 LOB: 1 BB: 0 P: 4	R: 0 E: 0 K: 2 S: 7	H: 0 LOB: 0 BB: 0 P: 7	R: 0 E: 0 K: 0 S: 2	H: 0 LOB: 1 BB: 1 P: 6	R: 0 E: 0 K: 0 S: 3	H: 0 LOB: 0 BB: 0 P: 3	1B: 2 2B: 2 3B: 0 HR: 0	SF: 0 SAC: 0 DP: 2 HBP: 0	WP: 0 PB: 0 CS: 0	PA: 31
PITCHER Ron Guidry, L ERA: 3.64 (1, 1)	IP: 9.0 WLS: W BF: 31 H: 4 R: 0 ER: 0 SO: 6 BB: 1 IBB: 0 HBP: 0 BLK: 0 WP: 0 HR: 0 S: 42 P: 46 ERA: 0.00 WHIP: 0.556															PITCHER				

Batter	1	2	3	4	5	6	7	8	9	AB	R	H	RBI	BB	SO	LOB	BOTTOM			
Willie Randolph, R OBP: 0.429, SLG: 0.422 (1, 4)										3	0	0	0	1	0	1	Milwaukee Brewers @ New York Yankees Yankee Stadium, Bronx, NY Wed Jul 23 1980, 7:05 PM EDT Att: 41,015 - Unknown - 78 F livebaseballscorecards.com			
Bobby Murcer, L OBP: 0.365, SLG: 0.526 (1, 7)										3	2	2	1	1	0	0				
Oscar Gamble, L OBP: 0.333, SLG: 0.492 (1, 9)										4	0	1	1	0	0	2				
Bobby Brown, S OBP: 0.316, SLG: 0.419 (9, 9)										0	0	0	0	0	0	0				
Reggie Jackson, L OBP: 0.376, SLG: 0.608 (1, 10)										3	0	0	0	1	2	2				
Graig Nettles, L OBP: 0.332, SLG: 0.437 (1, 5)										4	1	1	0	0	1	1				
Jim Spencer, L OBP: 0.311, SLG: 0.411 (1, 3)										2	0	0	1	0	0	0				
Bob Watson, R OBP: 0.366, SLG: 0.429 (8, PH) (9, 3)										0	0	0	0	1	0	0				
Ruppert Jones, L OBP: 0.310, SLG: 0.380 (1, 8)										4	0	2	0	0	1	2				
Rick Cerone, R OBP: 0.307, SLG: 0.433 (1, 2)										3	0	1	0	0	0	0				
Bucky Dent, R OBP: 0.317, SLG: 0.362 (1, 6)										3	1	1	0	0	0	2				
Inning Stats	R: 0 E: 0 K: 0 S: 2	H: 0 LOB: 1 BB: 2 P: 10	R: 0 E: 0 K: 0 S: 5	H: 2 LOB: 2 BB: 0 P: 5	R: 0 E: 0 K: 0 S: 3	H: 0 LOB: 0 BB: 0 P: 3	R: 1 E: 0 K: 1 S: 6	H: 1 LOB: 0 BB: 0 P: 6	R: 2 E: 0 K: 1 S: 8	H: 3 LOB: 1 BB: 0 P: 8	R: 0 E: 0 K: 1 S: 5	H: 1 LOB: 0 BB: 0 P: 5	R: 0 E: 0 K: 0 S: 3	H: 0 LOB: 0 BB: 0 P: 3	R: 1 E: 1 K: 1 S: 6	H: 1 LOB: 2 BB: 2 P: 14	1B: 5 2B: 3 3B: 0 HR: 0	SF: 1 SAC: 0 DP: 0 HBP: 0	WP: 1 PB: 0 CS: 2	PA: 35
PITCHER Moose Haas, R ERA: 2.95 (1, 1)	IP: 7.1 WLS: L BF: 31 H: 8 R: 4 ER: 3 SO: 3 BB: 2 IBB: 1 HBP: 0 BLK: 0 WP: 1 HR: 0 S: 34 P: 46 ERA: 3.68 WHIP: 1.364															PITCHER				
Bob McClure, L ERA: 2.97 (8, 1)	IP: 0.2 WLS: L BF: 3 H: 0 R: 0 ER: 0 SO: 1 BB: 0 IBB: 1 HBP: 0 BLK: 0 WP: 0 HR: 0 S: 4 P: 8 ERA: 0.00 WHIP: 0.000															PITCHER				

AB	30
R	0
H	4
RBI	0
BB	1
SO	6
LOB	7



AB	29
R	4
H	8
RBI	3
BB	4
SO	4
LOB	10



Batter	1	2	3	4	5	6	7	8	9	AB R H RBI BB SO LOB	TOP												
Willie Randolph, R (1,4) OBP: 0.422, SLG: 0.414	0-0 1-3		0-0 6-3		0-0 4-3		0-0 HR 1B		0-0 FC5-4	5 1 1 0 0 0 1	New York Yankees @ Kansas City Royals Royals Stadium, Kansas City, MO Sat Jul 26 1980, 8:05 PM EDT Att: 41,860 - Unknown - 85 F livebaseballscorecards.com												
Ruppert Jones, L (1,8) OBP: 0.307, SLG: 0.387	0-0 F9			0-0 F7	0-0 S 1B		0-0 HR		0-0 G3	5 1 2 2 0 0 1													
Bob Watson, R (1,3) OBP: 0.367, SLG: 0.440	0-0 1B			0-0 HR	0-0 6-3 1-2		0-0 G3			4 1 2 1 0 0 1													
Reggie Jackson, L (1,9) OBP: 0.385, SLG: 0.633	0-0 F5			0-0 BB SF7 2B		4-0 FC4-6 BB		0-0 HR		3 2 2 1 1 0 1													
Oscar Gamble, L (1,7) OBP: 0.313, SLG: 0.443 Bobby Brown, S (8,7) OBP: 0.316, SLG: 0.419		0-0 G3		4-0 BB BB		0-0 F8		0-3 K		3 0 0 0 1 1 1 0 0 0 0 0 0 0													
Eric Soderholm, R (1,5) OBP: 0.394, SLG: 0.500 Fred Stanley, R (8,5) OBP: 0.269, SLG: 0.292		0-0 F9		4-0 FC6-4 BB 1-2 2-3		0-0 FC4-6 1-2		0-0 1-3		3 0 0 0 1 0 1 0 0 0 0 0 0 0													
Bobby Murcer, L (1,10) OBP: 0.353, SLG: 0.503		0-0 G3		0-0 SF7		0-0 F7		0-0 G3		3 0 0 1 0 0 1													
Rick Cerone, R (1,2) OBP: 0.307, SLG: 0.431			0-0 F9	0-0 FC6-4 1-2		0-0 F7		0-3 K		4 0 0 0 0 1 2													
Bucky Dent, R (1,6) OBP: 0.316, SLG: 0.360			0-0 F7		0-0 L6		0-3 K		0-0 FC5-4 1B	4 0 1 0 0 1 0													
Inning Stats	R: 0 E: 0 K: 0 S: 4	H: 1 LOB: 1 BB: 0 P: 4	R: 0 E: 0 K: 0 S: 3	H: 0 LOB: 0 BB: 0 P: 3	R: 0 E: 0 K: 0 S: 3	H: 0 LOB: 0 BB: 0 P: 3	R: 2 E: 0 K: 0 S: 5	H: 2 LOB: 2 BB: 2 P: 13	R: 0 E: 0 K: 0 S: 4	H: 1 LOB: 1 BB: 1 P: 4		R: 0 E: 0 K: 0 S: 3	H: 0 LOB: 1 BB: 1 P: 7	R: 2 E: 0 K: 1 S: 7	H: 2 LOB: 0 BB: 0 P: 7	R: 1 E: 0 K: 1 S: 6	H: 1 LOB: 0 BB: 0 P: 6	R: 0 E: 0 K: 1 S: 6	H: 1 LOB: 1 BB: 0 P: 6	1B: 4 2B: 1 3B: 0 HR: 3	SF: 1 SAC: 0 DP: 0 HBP: 0	WP: 0 PB: 0 SB: 1 CS: 0	PA: 38
PITCHER	IP WLS BF H R ER SO BB IBB HBP BLK WP HR S P ERA WHIP											PITCHER	IP WLS BF H R ER SO BB IBB HBP BLK WP HR S P ERA WHIP										
Dennis Leonard, R (1,1) ERA: 4.25	6.2 L 29 6 4 4 1 3 0 0 0 0 0 2 28 40 5.40 1.350											Dan Quisenberry, R (7,1) ERA: 2.64	2.1 9 2 1 1 2 0 0 0 0 0 1 13 13 3.86 0.857										

Batter	1	2	3	4	5	6	7	8	9	AB R H RBI BB SO LOB	BOTTOM												
Willie Wilson, S (1,7) OBP: 0.366, SLG: 0.440	0-0 F9		4-0 6-3 S 1B BB		1-0 2B HBP		0-3 K		0-0 F7	3 2 0 0 1 1 0	New York Yankees @ Kansas City Royals Royals Stadium, Kansas City, MO Sat Jul 26 1980, 8:05 PM EDT Att: 41,860 - Unknown - 85 F livebaseballscorecards.com												
U L Washington, S (1,6) OBP: 0.332, SLG: 0.386	4-0 1B BB		0-3 K 1-2		0-0 F9		0-0 5-3		0-0 F9	4 0 0 0 1 1 3													
George Brett, L (1,5) OBP: 0.440, SLG: 0.653	0-3 K		0-0 6-3		0-0 1B 2B 1-H 2-H		0-0 4-3			4 0 1 2 0 1 2													
Hal McRae, R (1,10) OBP: 0.334, SLG: 0.469	0-0 1-2 1B		0-0 1B 3-H		0-0 5-3		0-3 K			4 0 2 1 0 1 1													
John Wathan, R (1,2) OBP: 0.377, SLG: 0.414	0-0 F9		0-0 F9		0-0 1B 2-3		0-0 HR			4 1 2 1 0 0 3													
Amos Otis, R (1,8) OBP: 0.324, SLG: 0.425		0-0 6-3		0-0 G4-6-3 1B		0-3 K		0-3 K		4 0 1 0 0 2 2													
Willie Aikens, L (1,3) OBP: 0.369, SLG: 0.429 Rusty Torres, S (6, PR) OBP: 0.286, SLG: 0.182 Ralph LaCock, L (9, 3) OBP: 0.256, SLG: 0.240		0-0 4-3		0-0 G4-6-3 1-2		0-0 F7		4-0 WP BB		3 0 0 0 1 0 1 0 0 0 0 0 0 0 0 0 0 0 0 0 0													
Clint Hurdle, L (1,9) OBP: 0.378, SLG: 0.508		4-0 BB		0-0 G3		0-0 L8		0-3 K 1-2		3 0 0 0 1 1 1													
Frank White, R (1,4) OBP: 0.287, SLG: 0.349 Darrell Porter, L (9, PH) OBP: 0.377, SLG: 0.378		0-3 K			0-0 HBP 2B 1B		0-0 P4		0-0 L4	3 1 1 0 0 1 1 1 0 0 0 0 0 0													
Inning Stats	R: 0 E: 0 K: 1 S: 6	H: 1 LOB: 2 BB: 1 P: 10	R: 0 E: 0 K: 1 S: 5	H: 0 LOB: 1 BB: 1 P: 9	R: 1 E: 0 K: 1 S: 6	H: 1 LOB: 1 BB: 1 P: 10	R: 0 E: 0 K: 0 S: 3	H: 1 LOB: 0 BB: 0 P: 3	R: 2 E: 0 K: 1 S: 8	H: 3 LOB: 2 BB: 0 P: 9		R: 0 E: 0 K: 0 S: 3	H: 0 LOB: 0 BB: 0 P: 3	R: 0 E: 0 K: 1 S: 5	H: 0 LOB: 0 BB: 0 P: 5	R: 1 E: 0 K: 3 S: 10	H: 1 LOB: 2 BB: 1 P: 14	R: 0 E: 0 K: 0 S: 3	H: 0 LOB: 0 BB: 0 P: 3	1B: 5 2B: 1 3B: 0 HR: 1	SF: 0 SAC: 0 DP: 1 HBP: 1	WP: 1 PB: 0 SB: 1 CS: 0	PA: 38
PITCHER	IP WLS BF H R ER SO BB IBB HBP BLK WP HR S P ERA WHIP											PITCHER	IP WLS BF H R ER SO BB IBB HBP BLK WP HR S P ERA WHIP										
Tom Underwood, L (1,1) ERA: 4.5	4.1 21 2 1 1 5 1 0 0 0 1 1 26 30 1.93 0.643											Rich Gossage, R (5,1) ERA: 2.53	4.2 W 17 2 1 1 5 1 0 0 0 1 1 26 30 1.93 0.643										

Batter	1	2	3	4	5	6	7	8	9	AB	R	H	RBI	BB	SO	LOB	TOP			
Willie Randolph, R OBP: 0.422, SLG: 0.413 Brian Doyle, L OBP: 0.265, SLG: 0.304										3	0	1	0	0	0	2	New York Yankees @ Kansas City Royals Royals Stadium, Kansas City, MO Sun Jul 27 1980, 8:05 PM EDT Att: 40,057 - Unknown - 85 F livebaseballscorecards.com			
Ruppert Jones, L OBP: 0.310, SLG: 0.393										4	0	2	0	0	1	1				
Bob Watson, R OBP: 0.363, SLG: 0.434										4	0	0	0	0	0	3				
Reggie Jackson, L OBP: 0.387, SLG: 0.632										2	0	1	0	1	0	0				
Eric Soderholm, R OBP: 0.386, SLG: 0.489										3	0	0	0	0	0	2				
Lou Piniella, R OBP: 0.328, SLG: 0.326										3	0	1	0	0	0	2				
Rick Cerone, R OBP: 0.305, SLG: 0.428 Johnny Oates, L OBP: 0.211, SLG: 0.324										2	0	0	0	0	0	1				
Bucky Dent, R OBP: 0.316, SLG: 0.359										3	0	1	0	0	0	1				
Fred Stanley, R OBP: 0.273, SLG: 0.294										3	0	1	0	0	1	0				
Inning Stats	R: 0 E: 0 K: 1 S: 5	H: 1 LOB: 0 BB: 0 P: 5	R: 0 E: 0 K: 0 S: 2	H: 0 LOB: 0 BB: 1 P: 6	R: 0 E: 0 K: 0 S: 4	H: 2 LOB: 1 BB: 0 P: 4	R: 0 E: 0 K: 0 S: 3	H: 0 LOB: 0 BB: 0 P: 3	R: 0 E: 1 K: 0 S: 4	H: 1 LOB: 1 BB: 0 P: 4	R: 0 E: 0 K: 0 S: 3	H: 1 LOB: 0 BB: 0 P: 3	R: 0 E: 0 K: 1 S: 5	H: 0 LOB: 0 BB: 0 P: 5	R: 0 E: 0 K: 0 S: 3	H: 1 LOB: 0 BB: 0 P: 3		1B: 5 2B: 3 3B: 0 HR: 0	SF: 0 SAC: 0 DP: 5 HBP: 0	WP: 0 PB: 0 SB: 0 CS: 0
PITCHER Larry Gura, L ERA: 2.01	IP: 9.0 WLS: W BF: 30 H: 7 R: 0 ER: 0 SO: 2 BB: 1 IBB: 0 HBP: 0 BLK: 0 WP: 0 HR: 0 S: 33 P: 37 ERA: 0.00 WHIP: 0.889															PITCHER				

Batter	1	2	3	4	5	6	7	8	9	AB	R	H	RBI	BB	SO	LOB	BOTTOM			
Willie Wilson, S OBP: 0.367, SLG: 0.443										4	1	1	0	1	0	3	New York Yankees @ Kansas City Royals Royals Stadium, Kansas City, MO Sun Jul 27 1980, 8:05 PM EDT Att: 40,057 - Unknown - 85 F livebaseballscorecards.com			
U L Washington, S OBP: 0.332, SLG: 0.384										4	1	1	1	0	1	3				
George Brett, L OBP: 0.436, SLG: 0.652										5	0	1	2	0	0	1				
Hal McRae, R OBP: 0.339, SLG: 0.475										5	0	3	1	0	2	1				
John Wathan, R OBP: 0.381, SLG: 0.413										3	1	1	0	2	0	2				
Amos Otis, R OBP: 0.330, SLG: 0.429										3	2	1	1	2	1	3				
Darrell Porter, L OBP: 0.379, SLG: 0.380										4	1	2	0	0	1	2				
Clint Hurdle, L OBP: 0.379, SLG: 0.512 Rusty Torres, S OBP: 0.232, SLG: 0.193										2	1	1	1	0	0	2				
Dave Chalk, R OBP: 0.328, SLG: 0.347										4	1	3	2	0	0	1				
Inning Stats	R: 1 E: 1 K: 0 S: 5	H: 1 LOB: 1 BB: 0 P: 5	R: 1 E: 1 K: 0 S: 4	H: 2 LOB: 1 BB: 1 P: 8	R: 0 E: 0 K: 0 S: 3	H: 1 LOB: 1 BB: 0 P: 3	R: 6 E: 0 K: 1 S: 11	H: 6 LOB: 2 BB: 2 P: 19	R: 0 E: 0 K: 1 S: 6	H: 1 LOB: 2 BB: 1 P: 10	R: 0 E: 0 K: 1 S: 6	H: 2 LOB: 1 BB: 0 P: 6	R: 0 E: 0 K: 1 S: 6	H: 1 LOB: 1 BB: 0 P: 6	R: 0 E: 0 K: 0 S: 6	H: 1 LOB: 1 BB: 0 P: 6		1B: 9 2B: 3 3B: 3 HR: 0	SF: 0 SAC: 1 DP: 0 HBP: 0	WP: 0 PB: 0 SB: 1 CS: 0
PITCHER Tommy John, L ERA: 2.94 Doug Bird, R ERA: 3.14 Tim Lollar, L ERA: 3.22 Ron Davis, R ERA: 3.35	IP: 3.1 WLS: L BF: 21 H: 10 R: 8 ER: 6 SO: 2 BB: 2 IBB: 0 HBP: 0 BLK: 0 WP: 0 HR: 0 S: 19 P: 27 ERA: 16.20 WHIP: 3.600															PITCHER				

Batter	1	2	3	4	5	6	7	8	9	10	AB	R	H	RBI	BB	SO	LOB	TOP		
Willie Randolph, R OBP: 0.420, SLG: 0.412 (1, 4)			4-3		FC6-5-4		1-2 1B	F8		1-3	6	0	2	1	0	0	4	New York Yankees @ Minnesota Twins Metropolitan Stadium, Bloomington, MI Mon Jul 28 1980, 8:05 PM EDT Att. 23,182 - Sunny - 81 F		
Ruppert Jones, L OBP: 0.311, SLG: 0.389 (1, 8)	P5		1-3		F5		1-3			BB	5	0	1	1	1	0	4			
Bob Watson, R OBP: 0.359, SLG: 0.429 (1, 3)	6-3		6-3		6-3		6-3	1B G3 1B		6-3	6	1	1	0	0	0	4			
Reggie Jackson, L OBP: 0.367, SLG: 0.626 (1, 9)	K				K		BB	G3		IBB	3	0	0	0	2	2	2			
Eric Soderholm, R OBP: 0.383, SLG: 0.483 Fred Stanley, R OBP: 0.268, SLG: 0.288 (8, 5)		L8		6-3		F8		FC5-2-6		1B HR 1B	4	1	1	0	0	0	1			
Lou Piniella, R OBP: 0.323, SLG: 0.320 Oscar Gamble, L OBP: 0.318, SLG: 0.444 (8, PH)		4-3		F8		F9		1B HR 1B		P6	3	0	0	0	0	0	1			
Rick Cerone, R OBP: 0.310, SLG: 0.453 (1, 2)					F3		5-3			HR	5	2	3	4	0	0	0			
Bucky Dent, R OBP: 0.321, SLG: 0.359 (1, 6)					F9		1B HR 1B			F8	3	1	1	0	2	0	1			
Bobby Brown, S OBP: 0.321, SLG: 0.423 (1, 7)					E4 1-3 1B		K			F7	5	1	3	0	0	1	2			
Inning Stats	R: 0 E: 0 K: 1 S: 6	H: 1 LOB: 1 BB: 0 P: 6	R: 0 E: 0 K: 0 S: 4	H: 1 LOB: 1 BB: 0 P: 4	R: 1 E: 0 K: 0 S: 4	H: 1 LOB: 0 BB: 0 P: 5	R: 0 E: 0 K: 1 S: 5	H: 0 LOB: 1 BB: 1 P: 7	R: 0 E: 0 K: 1 S: 7	H: 2 LOB: 2 BB: 0 P: 7	R: 4 E: 0 K: 0 S: 7	H: 4 LOB: 1 BB: 1 P: 11	R: 0 E: 0 K: 0 S: 4	H: 1 LOB: 2 BB: 1 P: 8	R: 1 E: 0 K: 0 S: 5	H: 2 LOB: 2 BB: 1 P: 9	1B: 10 2B: 1 3B: 0 HR: 2		SF: 0 SAC: 0 DP: 0 HBP: 0	WP: 0 PA: 48
PITCHER	IP WLS BF H R ER SO	IP WLS BF H R ER SO	IP WLS BF H R ER SO	IP WLS BF H R ER SO	IP WLS BF H R ER SO	IP WLS BF H R ER SO	IP WLS BF H R ER SO	IP WLS BF H R ER SO	IP WLS BF H R ER SO	IP WLS BF H R ER SO	IP WLS BF H R ER SO	IP WLS BF H R ER SO	IP WLS BF H R ER SO	IP WLS BF H R ER SO	IP WLS BF H R ER SO	IP WLS BF H R ER SO	ERA WHIP		ERA WHIP	
Darrell Jackson, L ERA: 3.98 (1, 1)	7.1 1.1	32 9	8 3	4 2	3 2	3 0	3 1	3 1	0 0	0 0	0 0	0 0	0 0	0 0	0 0	0 0	0 0		3.68 1.364	3.000
Doug Corbett, R ERA: 2.07 (8, 1)	1.1	9	3	2	2	0	1	1	0	0	0	0	0	0	0	0	0		13.50	3.000
Mike Kinnunen, L ERA: 5.27 (9, 1)	0.1	1	0	0	0	0	0	0	0	0	0	0	0	0	0	0	0		0.00	0.000
John Verhoeven, R ERA: 3.89 (10, 1)	1.0	L	6	2	1	1	0	1	0	0	0	0	0	0	0	0	0		9.00	3.000

Batter	1	2	3	4	5	6	7	8	9	10	AB	R	H	RBI	BB	SO	LOB	BOTTOM						
Roy Smalley, S OBP: 0.348, SLG: 0.411 (1, 6)	1-3		E 2B		HR 2B		1-2 1B	L4-3		L5	6	2	3	0	0	0	2	New York Yankees @ Minnesota Twins Metropolitan Stadium, Bloomington, MI Mon Jul 28 1980, 8:05 PM EDT Att. 23,182 - Sunny - 81 F						
Ken Landreaux, L OBP: 0.337, SLG: 0.424 (1, 8)			FC6-4 1B		HR		3-1	F8		G6-3	6	1	3	3	0	0	3							
John Castino, R OBP: 0.334, SLG: 0.437 (1, 5)	6-3		FC6-4		K		SH2-4 1B			SH1-4 HBP 1B	5	2	2	0	0	1	2							
Jose Morales, R OBP: 0.403, SLG: 0.521 (1, 10)	5-3		K		F9		SH2-4			SH1-4 HBP 1B	3	0	0	0	0	1	2							
Ron Jackson, R OBP: 0.297, SLG: 0.361 (1, 3)		L8		F8	E8 1B		K			SH1-4	4	0	1	0	0	1	1							
Butch Wynegar, S OBP: 0.336, SLG: 0.348 (1, 2)		6-3		BB 1B	K		WP 1B			1B IBB	4	0	2	1	1	1	1							
Pete Mackanin, R OBP: 0.325, SLG: 0.369 Rob Wilfong, L OBP: 0.306, SLG: 0.349 (8, 4)		6-3			BB		F7			FC4 BB 1B	2	0	0	0	1	0	0							
Bombo Rivera, R OBP: 0.278, SLG: 0.417 Hosken Powell, L OBP: 0.302, SLG: 0.345 (8, 9)			E5 FC1-6		F7		F8			FC4	3	0	0	0	0	0	2							
Dave Edwards, R OBP: 0.301, SLG: 0.350 Rick Sofield, L OBP: 0.305, SLG: 0.434 (9, 7)			FC1-6 2B 1B		K		1B			L4-3 1B	3	1	1	0	0	1	3							
Inning Stats	R: 0 E: 0 K: 0 S: 4	H: 1 LOB: 1 BB: 0 P: 4	R: 0 E: 0 K: 0 S: 3	H: 0 LOB: 0 BB: 0 P: 3	R: 2 E: 2 K: 1 S: 8	H: 2 LOB: 1 BB: 0 P: 8	R: 0 E: 0 K: 1 S: 6	H: 1 LOB: 2 BB: 1 P: 10	R: 2 E: 1 K: 2 S: 10	H: 3 LOB: 1 BB: 0 P: 10	R: 0 E: 0 K: 0 S: 5	H: 2 LOB: 2 BB: 0 P: 5	R: 1 E: 0 K: 1 S: 7	H: 2 LOB: 2 BB: 1 P: 11	R: 0 E: 0 K: 0 S: 3	H: 1 LOB: 0 BB: 0 P: 3	R: 1 E: 0 K: 0 S: 4		H: 2 LOB: 2 BB: 1 P: 9	R: 0 E: 0 K: 0 S: 3	H: 1 LOB: 0 BB: 0 P: 3	1B: 11 2B: 3 3B: 1 HR: 1	SF: 0 SAC: 2 DP: 2 HBP: 1	WP: 1 PA: 47
PITCHER	IP WLS BF H R ER SO	IP WLS BF H R ER SO	IP WLS BF H R ER SO	IP WLS BF H R ER SO	IP WLS BF H R ER SO	IP WLS BF H R ER SO	IP WLS BF H R ER SO	IP WLS BF H R ER SO	IP WLS BF H R ER SO	IP WLS BF H R ER SO	IP WLS BF H R ER SO	IP WLS BF H R ER SO	IP WLS BF H R ER SO	IP WLS BF H R ER SO	IP WLS BF H R ER SO	IP WLS BF H R ER SO	ERA WHIP		ERA WHIP					
Rudy May, L ERA: 2.72 (7, 1)	6.0	29	9	4	2	2	1	1	0	1	0	0	0	0	0	0	0		9.00	2.500				
Tim Lollar, L ERA: 3.18 (9, 1)	0.1	2	0	0	0	0	0	0	0	0	0	0	0	0	0	0	0		0.00	0.000				
Doug Bird, R ERA: 2.81 (9, 1)	1.2	W	5	2	0	0	0	0	0	0	0	0	0	0	0	0	0		0.00	1.200				

Batter	1	2	3	4	5	6	7	8	9	AB	R	H	RBI	BB	SO	LOB	TOP
Willie Randolph, R (1.4) OBP: 0.416, SLG: 0.407	6-3		5-3			K		6-3		4	0	0	0	0	1	1	<p>New York Yankees @ Minnesota Twins Metropolitan Stadium, Bloomington, MI</p> <p>Tue Jul 29 1980, 8:05 PM EDT Att: 26,501 - Unknown - 83 F</p> <p>livebaseballscores.com</p>
Ruppert Jones, L (1.8) OBP: 0.310, SLG: 0.387	1B		1-3			4-3		P4		4	0	1	0	0	0	1	
Bob Watson, R (1.3) OBP: 0.364, SLG: 0.433	1B			6-3					1B	4	1	3	0	0	0	0	
Reggie Jackson, L (1.9) OBP: 0.389, SLG: 0.624	G1-6-3					K			1B	4	0	2	0	0	1	3	
Eric Soderholm, R (1.5) OBP: 0.380, SLG: 0.483									1B	4	1	1	0	0	0	3	
Lou Piniella, R (1.10) OBP: 0.322, SLG: 0.318									1B	4	0	1	0	0	1	1	
Rick Cerone, R (1.2) OBP: 0.306, SLG: 0.450									1B	2	0	0	2	0	0	0	
Bucky Dent, R (1.6) OBP: 0.320, SLG: 0.357									1B	4	0	1	0	0	0	2	
Bobby Brown, S (1.7) OBP: 0.321, SLG: 0.422									1B	3	0	1	0	0	0	1	
Inning Stats	R: 0 E: 0 K: 0 S: 4	H: 2 LOB: 1 BB: 0 P: 4	R: 1 E: 0 K: 0 S: 4	H: 1 LOB: 0 BB: 0 P: 4	R: 0 E: 0 K: 0 S: 3	H: 0 LOB: 0 BB: 0 P: 3	R: 0 E: 0 K: 0 S: 3	H: 1 LOB: 1 BB: 0 P: 4	R: 0 E: 0 K: 1 S: 5	H: 0 LOB: 0 BB: 0 P: 5	R: 0 E: 0 K: 0 S: 4	H: 1 LOB: 2 BB: 0 P: 6	R: 1 E: 0 K: 0 S: 6	H: 3 LOB: 2 BB: 0 P: 6	1B: 9 2B: 1 3B: 0 HR: 0	SF: 2 SAC: 0 DP: 2 HBP: 0	WP: 0 PA: 35 CS: 0
PITCHER Geoff Zahn, L (1.1) ERA: 4.21	IP: 9.0 WLS: W BF: 35 H: 10 R: 2 ER: 2 SO: 3 BB: 0 IBB: 0 HBP: 0 BLK: 0 WP: 0 HR: 0 S: 41 P: 41 ERA: 2.00 WHIP: 1.111											PITCHER	IP: 9.0 WLS: W BF: 35 H: 10 R: 2 ER: 2 SO: 3 BB: 0 IBB: 0 HBP: 0 BLK: 0 WP: 0 HR: 0 S: 41 P: 41 ERA: 2.00 WHIP: 1.111				

Batter	1	2	3	4	5	6	7	8	9	AB	R	H	RBI	BB	SO	LOB	BOTTOM
Roy Smalley, S (1.6) OBP: 0.344, SLG: 0.407	F8		SF8			3-1		2-3		3	0	0	1	0	0	2	<p>New York Yankees @ Minnesota Twins Metropolitan Stadium, Bloomington, MI</p> <p>Tue Jul 29 1980, 8:05 PM EDT Att: 26,501 - Unknown - 83 F</p> <p>livebaseballscores.com</p>
Ken Landreaux, L (1.8) OBP: 0.336, SLG: 0.421	1-3		G6-3			F9		1B	IBB	3	0	0	0	1	0	2	
Rob Wilfong, L (1.4) OBP: 0.306, SLG: 0.348	3-1			4-3		P6			1B	4	0	1	2	0	0	0	
Rick Sofield, L (1.7) OBP: 0.301, SLG: 0.428								F7	F7	4	0	0	0	0	1	2	
Butch Wynegar, S (1.2) OBP: 0.335, SLG: 0.348									1B	3	0	1	0	0	0	0	
Glenn Adams, L (1.10) OBP: 0.340, SLG: 0.367									G4-6-3	3	0	0	0	0	0	1	
John Castino, R (1.5) OBP: 0.334, SLG: 0.436									F9	3	1	1	0	0	1	1	
Ron Jackson, R (1.3) OBP: 0.291, SLG: 0.369									1B	3	1	2	0	0	0	1	
Hosken Powell, L (1.9) OBP: 0.305, SLG: 0.346									1B	2	1	1	0	1	0	1	
Inning Stats	R: 0 E: 0 K: 0 S: 3	H: 0 LOB: 0 BB: 0 P: 3	R: 0 E: 0 K: 0 S: 3	H: 0 LOB: 0 BB: 0 P: 3	R: 1 E: 0 K: 0 S: 4	H: 2 LOB: 1 BB: 1 P: 8	R: 0 E: 0 K: 1 S: 5	H: 0 LOB: 0 BB: 0 P: 5	R: 0 E: 0 K: 0 S: 4	H: 0 LOB: 1 BB: 0 P: 4	R: 0 E: 0 K: 0 S: 3	H: 0 LOB: 0 BB: 0 P: 3	R: 2 E: 0 K: 1 S: 8	H: 3 LOB: 2 BB: 1 P: 12	1B: 5 2B: 1 3B: 0 HR: 0	SF: 1 SAC: 0 DP: 2 HBP: 0	WP: 0 PA: 31 CS: 0
PITCHER Luis Tiant, R (1.1) ERA: 5.3	IP: 8.0 WLS: L BF: 31 H: 6 R: 3 ER: 3 SO: 2 BB: 1 IBB: 1 HBP: 0 BLK: 0 WP: 0 HR: 0 S: 33 P: 41 ERA: 3.38 WHIP: 0.875											PITCHER	IP: 8.0 WLS: L BF: 31 H: 6 R: 3 ER: 3 SO: 2 BB: 1 IBB: 1 HBP: 0 BLK: 0 WP: 0 HR: 0 S: 33 P: 41 ERA: 3.38 WHIP: 0.875				

Batter	1	2	3	4	5	6	7	8	9	10	AB	R	H	RBI	BB	SO	LOB	TOP	
Willie Randolph, R OBP: 0.414, SLG: 0.402 (1.4)											4	0	0	0	1	0	2	New York Yankees @ Minnesota Twins Metropolitan Stadium, Bloomington, MI Wed Jul 30 1980, 8:05 PM EDT Att: 27,020 - Unknown - 80 F	
Ruppert Jones, L OBP: 0.304, SLG: 0.379 (1.8)											5	0	0	0	0	0	1		
Bob Watson, R OBP: 0.366, SLG: 0.435 (1.3)											3	1	1	0	1	1	1		
Reggie Jackson, L OBP: 0.367, SLG: 0.618 (1.9)											3	0	0	0	1	0	2		
Eric Soderholm, R OBP: 0.392, SLG: 0.480 Fred Stanley, R OBP: 0.268, SLG: 0.288 (9.5)											3	0	1	1	1	1	0		
Lou Piniella, R OBP: 0.315, SLG: 0.311 (1.10)											4	0	0	0	0	4			
Rick Cerone, R OBP: 0.311, SLG: 0.454 (1.2)											2	0	1	0	1	0	0		
Bucky Dent, R OBP: 0.317, SLG: 0.354 (1.6)											3	0	0	0	0	2			
Bobby Brown, S OBP: 0.316, SLG: 0.415 (1.7)											4	0	0	0	2	2			
Inning Stats	R: 0 E: 0 K: 1 S: 5	H: 0 LOB: 3 BB: 3 P: 17	R: 0 E: 0 K: 1 S: 6	H: 1 LOB: 1 BB: 0 P: 6	R: 1 E: 0 K: 0 S: 5	H: 2 LOB: 1 BB: 0 P: 5	R: 0 E: 0 K: 0 S: 3	H: 0 LOB: 0 BB: 0 P: 3	R: 0 E: 0 K: 0 S: 3	H: 0 LOB: 1 BB: 0 P: 4	R: 0 E: 0 K: 0 S: 2	H: 0 LOB: 0 BB: 1 P: 6	R: 0 E: 0 K: 1 S: 5	H: 0 LOB: 1 BB: 1 P: 9	R: 0 E: 0 K: 1 S: 5	H: 0 LOB: 0 BB: 0 P: 5	1B: 1 2B: 2 3B: 0 HR: 0		SF: 0 SAC: 1 DP: 1 HBP: 1
PITCHER Jerry Koosman, L ERA: 4.48 (1.1)	IP: 10.0 W: 10 BF: 38 H: 3 R: 1 ER: 1 SO: 4 BB: 5 IBB: 0 HBP: 1 BLK: 0 WP: 1 HR: 0 S: 40 P: 61 ERA: 0.90 WHIP: 0.800																		

Batter	1	2	3	4	5	6	7	8	9	10	AB	R	H	RBI	BB	SO	LOB	BOTTOM	
Roy Smalley, S OBP: 0.342, SLG: 0.404 (1.6)											5	1	1	0	0	0	1	New York Yankees @ Minnesota Twins Metropolitan Stadium, Bloomington, MI Wed Jul 30 1980, 8:05 PM EDT Att: 27,020 - Unknown - 80 F	
Ken Landreaux, L OBP: 0.334, SLG: 0.418 (1.8)											5	1	1	0	0	0	1		
John Castino, R OBP: 0.341, SLG: 0.445 (1.5)											5	0	4	1	0	0	0		
Jose Morales, R OBP: 0.407, SLG: 0.521 Danny Goodwin, L OBP: 0.296, SLG: 0.274 (8. PH)											2	0	1	0	1	2			
Ron Jackson, R OBP: 0.295, SLG: 0.371 (1.3)											4	0	2	1	0	0	1		
Pete Mackanin, R OBP: 0.325, SLG: 0.369 Rob Wilfong, L OBP: 0.305, SLG: 0.347 (10.4)											3	0	1	0	0	2			
Butch Wynegar, S OBP: 0.334, SLG: 0.350 (1.2)											4	0	1	0	0	1	3		
Bombo Rivera, R OBP: 0.263, SLG: 0.395 Hosken Powell, L OBP: 0.303, SLG: 0.343 (8.9)											2	0	0	0	0	0	0		
Dave Edwards, R OBP: 0.304, SLG: 0.360 Rick Sofield, L OBP: 0.299, SLG: 0.424 (8.7)											2	0	1	0	0	0	0		
Inning Stats	R: 1 E: 0 K: 1 S: 8	H: 3 LOB: 2 BB: 8 P: 8	R: 0 E: 0 K: 1 S: 6	H: 1 LOB: 1 BB: 0 P: 6	R: 0 E: 0 K: 0 S: 4	H: 2 LOB: 1 BB: 0 P: 4	R: 0 E: 0 K: 0 S: 3	H: 0 LOB: 0 BB: 0 P: 3	R: 0 E: 0 K: 0 S: 4	H: 0 LOB: 0 BB: 0 P: 8	R: 0 E: 0 K: 0 S: 3	H: 1 LOB: 0 BB: 0 P: 3	R: 0 E: 0 K: 0 S: 4	H: 1 LOB: 1 BB: 0 P: 4	R: 1 E: 0 K: 1 S: 6	H: 2 LOB: 1 BB: 0 P: 6	1B: 9 2B: 3 3B: 0 HR: 0		SF: 0 SAC: 0 DP: 2 HBP: 0
PITCHER Tom Underwood, L ERA: 4.35 (1.1)	IP: 6.0 W: 2.2 BF: 9 H: 2 R: 0 ER: 0 SO: 1 BB: 1 IBB: 0 HBP: 0 BLK: 0 WP: 0 HR: 0 S: 28 P: 32 ERA: 1.50 WHIP: 1.500																		
Ron Davis, R ERA: 3.98 (7.1)	2.2 9 2 0 0 0 0 0 0 0 0 0 9 9 0.00 0.750																		
Rich Gossage, R ERA: 2.65 (9.1)	1.0 L 5 2 1 1 1 0 0 0 0 0 0 7 7 9.00 2.000																		

Batter	1	2	3	4	5	6	7	8	9	10	11	AB	R	H	RBI	BB	SO	LOB	TOP								
Willie Randolph, R OBP: 0.413, SLG: 0.399 (1, 4)	E3 G6-4-3 1B	1B 1-2 2H			FC6-4 BB		6-3		FC5-4 1B HR	FC4-6		5	1	1	1	1	0	3									
Lou Piniella, R OBP: 0.317, SLG: 0.310 (1, 7)					FC6-4 CS			2B 1B BB	F9		E 1B FC5	4	1	1	0	1	1	4									
Bobby Murcer, L OBP: 0.356, SLG: 0.506 (11, PH)	G6-4-3 1B	K			1-2r							1	1	1	0	0	0	0									
Bobby Brown, S OBP: 0.319, SLG: 0.415 (11, 7)												0	0	0	0	0	0	0									
Bob Watson, R OBP: 0.388, SLG: 0.440 (1, 3)	G6-4-3 1-2r 2-3				F9			1B 6-3 2B	HR		FC5 E 1B	6	2	3	0	0	0	3									
Reggie Jackson, L OBP: 0.392, SLG: 0.631 (1, 9)	FC5-4 BB							6-3 1B	HR		FC3-6 FC5	5	1	3	4	1	0	2									
Eric Soderholm, R OBP: 0.379, SLG: 0.468 (1, 10)	FC5-4 1-2r				6-3			2-3 3H 3H	F8	P4	FC5 FC3-6	6	0	1	1	0	0	7									
Rick Carone, R OBP: 0.306, SLG: 0.445 (1, 2)					F8			6-3			FC3-6 FC4-6	6	0	0	1	0	0	5									
Ruppert Jones, L OBP: 0.305, SLG: 0.375 (1, 8)	K				F8			3H			FC4-6	5	0	1	0	1	1	3									
Bucky Dent, R OBP: 0.318, SLG: 0.350 (1, 6)	1B BB				F8			5-3	4-3		FC4-6 BB	3	1	0	0	2	0	2									
Fred Stanley, R OBP: 0.279, SLG: 0.286 (1, 5)	1B				6-3			6-3		FC5-4 BB	F9	4	0	1	0	1	0	2									
Inning Stats	R: 0 E: 1 K: 0 S: 4	H: 1 LOB: 2 BB: 1 P: 8	R: 1 E: 0 K: 2 S: 9	H: 2 LOB: 2 BB: 1 P: 13	R: 0 E: 0 K: 0 S: 4	H: 1 LOB: 1 BB: 0 P: 4	R: 0 E: 0 K: 0 S: 3	H: 0 LOB: 0 BB: 0 P: 3	R: 0 E: 0 K: 0 S: 3	H: 1 LOB: 1 BB: 0 P: 4	R: 0 E: 0 K: 0 S: 3	H: 0 LOB: 0 BB: 0 P: 3	R: 2 E: 0 K: 0 S: 5	H: 2 LOB: 2 BB: 2 P: 13	R: 3 E: 0 K: 0 S: 5	H: 2 LOB: 0 BB: 1 P: 9	R: 0 E: 0 K: 0 S: 4	H: 1 LOB: 2 BB: 1 P: 8	R: 1 E: 1 K: 0 S: 6	H: 2 LOB: 2 BB: 0 P: 6	1B: 9 2B: 2 3B: 0 HR: 1	SF: 0 SAC: 0 DP: 1 HBP: 0	WP: 0 PB: 0 SB: 0 CS: 1	PA: 52			
PITCHER	IP 7.0	WLS 31	BF 31	H 7	R 3	ER 3	SO 2	BB 4	IBB 0	HBP 0	BLK 0	WP 0	HR 0	S 31	P 47	ERA 3.86	WHIP 1.571										
Mike Caldwell, L ERA: 4.41 (1, 1)																											
Bob McClure, L ERA: 3.14 (8, 1)																											
John Finn, R ERA: 3.91 (10, 1)																											
Jerry Augustine, L ERA: 4.37 (11, 1)																											

New York Yankees @ Milwaukee Brewers
Milwaukee County Stadium, Milwaukee, WI

AB 45
R 7
H 12
RBI 7
BB 7
SO 2
LOB 31



Thu Jul 31 1980, 8:05 PM EDT
Att. 43,308 - Unknown - 80 F

Batter	1	2	3	4	5	6	7	8	9	10	11	AB	R	H	RBI	BB	SO	LOB	BOTTOM								
Paul Molitor, R OBP: 0.409, SLG: 0.477 (1, 4)	5-3	6-3			6-3		2B BB		SH SH5-3		1B BB	3	1	0	0	2	0	1									
Robin Yount, R OBP: 0.327, SLG: 0.541 (1, 6)	E4 1B				6-3		HR 2B		SH5-3		K	5	3	2	2	0	1	1									
Cecil Cooper, L OBP: 0.385, SLG: 0.521 (1, 3)	FC4-6 1B				4-3		HR				F3	5	1	2	2	1	1	2									
Gorman Thomas, R OBP: 0.304, SLG: 0.478 (1, 8)	FC4-6 1B				4-3 2H		6-3		F8		1B	6	0	4	2	0	0	3									
Ben Oglivie, L OBP: 0.380, SLG: 0.590 (1, 7)	FC4-6 FC6-4				4-3		P6		F7	L4	G3	6	0	0	0	0	0	9									
Sixto Lezcano, R OBP: 0.281, SLG: 0.393 (1, 9)	FC6-4				F8		G4-6-3		4-3		6-3	5	0	0	0	0	0	4									
Don Money, R OBP: 0.337, SLG: 0.502 (1, 5)							6-3				WP 1B	4	1	2	0	1	0	0									
Jim Gantner, L OBP: 0.314, SLG: 0.335 (10, PR)		L7					2B 1B		FC6-4 BB			0	0	0	0	0	0	0									
Sal Bando, R OBP: 0.263, SLG: 0.255 (1, 10)		F8					5-3		FC6-4		K	5	0	0	0	0	1	3									
Buck Martinez, R OBP: 0.266, SLG: 0.301 (1, 2)							5-3				F9	4	0	2	0	0	0	1									
Charlie Moore, R OBP: 0.351, SLG: 0.341 (9, PR)							5-3				SH5-3 SH	1	0	0	0	0	0	2									
Inning Stats	R: 1 E: 1 K: 0 S: 6	H: 2 LOB: 2 BB: 6 P: 6	R: 0 E: 0 K: 0 S: 4	H: 1 LOB: 1 BB: 0 P: 4	R: 1 E: 0 K: 1 S: 7	H: 2 LOB: 1 BB: 0 P: 7	R: 0 E: 0 K: 0 S: 3	H: 0 LOB: 0 BB: 0 P: 3	R: 0 E: 0 K: 0 S: 3	H: 1 LOB: 1 BB: 1 P: 3	R: 4 E: 0 K: 0 S: 6	H: 3 LOB: 0 BB: 10 P: 10	R: 0 E: 0 K: 0 S: 3	H: 0 LOB: 1 BB: 1 P: 7	R: 0 E: 1 K: 0 S: 5	H: 1 LOB: 3 BB: 9 P: 9	R: 0 E: 0 K: 1 S: 6	H: 1 LOB: 2 BB: 0 P: 6	R: 0 E: 0 K: 1 S: 6	H: 1 LOB: 2 BB: 1 P: 10	1B: 7 2B: 4 3B: 0 HR: 1	SF: 0 SAC: 2 DP: 1 HBP: 0	WP: 1 PB: 0 SB: 0 CS: 0	PA: 50			
PITCHER	IP 7.0	WLS 5	BF 31	H 9	R 1	ER 0	SO 1	BB 1	IBB 0	HBP 0	BLK 0	WP 0	HR 1	S 32	P 36	ERA 6.43	WHIP 1.429										
Tommy John, L ERA: 3.09 (1, 1)																											
Doug Bird, R ERA: 2.65 (8, 1)																											
Rich Gossage, R ERA: 2.51 (9, 1)																											

New York Yankees @ Milwaukee Brewers
Milwaukee County Stadium, Milwaukee, WI

AB 44
R 6
H 12
RBI 6
BB 4
SO 3
LOB 26



Thu Jul 31 1980, 8:05 PM EDT
Att. 43,308 - Unknown - 80 F

Batter	1	2	3	4	5	6	7	8	9	AB	R	H	RBI	BB	SO	LOB	TOP		
Ruppert Jones, L (1, 8) OBP: 0.305, SLG: 0.370	0-3 K		0-0 L3			0-0 F8		0-0 FC3-6		4	0	0	0	0	1	1			
Bobby Brown, S (1, 7) OBP: 0.317, SLG: 0.419	0-3 K		0-3 K			0-3 K			0-0 1B	4	0	1	0	0	3	0			
Oscar Gamble, L (1, 9) OBP: 0.302, SLG: 0.446	0-0 F9			0-0 G3		0-3 K			0-0 F9	4	0	0	0	0	1	1			
Reggie Jackson, L (1, 10) OBP: 0.390, SLG: 0.617		0-0 G3		0-3 K			0-3 K		0-0 F8	4	0	0	0	0	2	1			
Eric Soderholm, R (1, 5) OBP: 0.381, SLG: 0.465		0-3 K		0-0 1B		0-0 F7			0-0 F9	4	0	1	0	0	1	1			
Jim Spencer, L (1, 3) OBP: 0.305, SLG: 0.400		0-0 BB 1B		0-3 K			0-0 4-3			3	0	1	0	0	1	1			
Rick Cerone, R (1, 2) OBP: 0.316, SLG: 0.455		4-0 BB 1-2 BB			0-0 F2			4-0 FC3-6 BB		1	0	0	0	2	0	0			
Bucky Dent, R (1, 6) OBP: 0.314, SLG: 0.344		0-0 F7			0-0 6-3			0-0 F4		3	0	0	0	0	0	3			
Brian Doyle, L (1, 4) OBP: 0.255, SLG: 0.292			0-0 F9					0-0 F9		2	0	0	0	0	0	0			
Bob Watson, R (8, PH) OBP: 0.359, SLG: 0.428						0-0 F7				1	0	0	0	0	0	1			
Fred Stanley, R (8, 4) OBP: 0.270, SLG: 0.276										0	0	0	0	0	0	0			
Inning Stats	R: 0 E: 0 K: 2 S: 7	H: 0 LOB: 0 BB: 0 P: 7	R: 0 E: 0 K: 1 S: 6	H: 1 LOB: 2 BB: 1 P: 10	R: 0 E: 0 K: 1 S: 5	H: 0 LOB: 0 BB: 0 P: 5	R: 0 E: 0 K: 2 S: 8	H: 1 LOB: 1 BB: 0 P: 8	R: 0 E: 0 K: 0 S: 3	H: 0 LOB: 0 BB: 0 P: 3	R: 0 E: 0 K: 1 S: 5	H: 0 LOB: 0 BB: 0 P: 5	R: 0 E: 0 K: 0 S: 3	H: 0 LOB: 1 BB: 1 P: 7	R: 0 E: 0 K: 0 S: 4	H: 1 LOB: 1 BB: 0 P: 4	1B: 3 2B: 0 3B: 0 HR: 0	SF: 0 SAC: 0 DP: 0 HBP: 0	WP: 0 PA: 32 CS: 0
PITCHER Moose Haas, R (1, 1) ERA: 2.72	IP: 9.0 WLS: W BF: 32 H: 3 R: 0 ER: 0 SO: 9 BB: 2 IBB: 0 HBP: 0 BLK: 0 WP: 0 HR: 0 S: 48 P: 56 ERA: 0.00 WHIP: 0.556															PITCHER			

New York Yankees @ Milwaukee Brewers
Milwaukee County Stadium, Milwaukee, WI

AB 30
R 0
H 3
RBI 0
BB 2
SO 9
LOB 9



WP: 0 PA: 32
SB: 0
CS: 0

Sun Aug 03 1980, 4:33 AM EDT
Att: 51,749 - Unknown - 74 F

livebaseballscores.com

Batter	1	2	3	4	5	6	7	8	9	AB	R	H	RBI	BB	SO	LOB	BOTTOM		
Paul Molitor, R (1, 6) OBP: 0.402, SLG: 0.466	0-3 K	0-0 6-3		0-0 F3			0-0 S 1B SF7 1B			4	1	1	0	0	1	2			
Don Money, R (1, 5) OBP: 0.341, SLG: 0.518	0-0 BB 2B		0-3 K		0-0 F7		0-0 1-2 1B			4	0	2	0	0	1	0			
Cecil Cooper, L (1, 3) OBP: 0.383, SLG: 0.529	4-0 BB BB		0-0 3B		0-0 1-3		0-0 SF7 2H			2	0	1	1	1	0	0			
Gorman Thomas, R (1, 8) OBP: 0.303, SLG: 0.485	0-0 F9		0-3 K		4-0 BB		0-0 F3			3	0	0	0	1	1	4			
Ben Oglivie, L (1, 7) OBP: 0.377, SLG: 0.578	4-0 1-2 2-3 BB		0-0 4-3		0-0 L9			0-0 F2		3	0	0	0	1	0	2			
Sixto Lezcano, R (1, 9) OBP: 0.280, SLG: 0.387	0-3 K			0-0 2B 1B		0-3 K		0-0 F2		4	1	1	0	0	2	3			
Dick Davis, R (1, 10) OBP: 0.288, SLG: 0.361		0-0 L7		0-0 1H 2B		0-0 5-3		0-3 K		4	0	1	1	0	1	0			
Jim Gantner, L (1, 4) OBP: 0.310, SLG: 0.329		0-0 E 1B		0-0 F7		0-0 L3				3	0	1	0	0	0	1			
Buck Martinez, R (1, 2) OBP: 0.261, SLG: 0.294		0-0 F3		0-0 F5			0-0 6-3			3	0	0	0	0	0	2			
Inning Stats	R: 0 E: 0 K: 2 S: 8	H: 1 LOB: 3 BB: 2 P: 16	R: 0 E: 1 K: 0 S: 4	H: 1 LOB: 1 BB: 0 P: 4	R: 0 E: 0 K: 2 S: 8	H: 1 LOB: 1 BB: 0 P: 8	R: 1 E: 0 K: 0 S: 5	H: 2 LOB: 1 BB: 0 P: 5	R: 0 E: 0 K: 0 S: 3	H: 0 LOB: 1 BB: 1 P: 7	R: 0 E: 0 K: 1 S: 5	H: 0 LOB: 0 BB: 0 P: 5	R: 1 E: 0 K: 0 S: 5	H: 2 LOB: 1 BB: 0 P: 5	R: 0 E: 0 K: 1 S: 5	H: 0 LOB: 0 BB: 0 P: 5	1B: 4 2B: 2 3B: 1 HR: 0	SF: 1 SAC: 0 DP: 0 HBP: 0	WP: 0 PA: 34 SB: 1 CS: 0
PITCHER Luis Tiant, R (1, 1) ERA: 5.01	IP: 8.0 WLS: L BF: 34 H: 7 R: 2 ER: 2 SO: 6 BB: 3 IBB: 0 HBP: 0 BLK: 0 WP: 0 HR: 0 S: 43 P: 55 ERA: 2.25 WHIP: 1.250															PITCHER			

New York Yankees @ Milwaukee Brewers
Milwaukee County Stadium, Milwaukee, WI


AB 30
R 2
H 7
RBI 2
BB 3
SO 6
LOB 14




WP: 0 PA: 34
SB: 1
CS: 0

Sun Aug 03 1980, 4:33 AM EDT
Att: 51,749 - Unknown - 74 F

livebaseballscores.com

Batter	1	2	3	4	5	6	7	8	9	AB	R	H	RBI	BB	SO	LOB	TOP					
Mickey Rivers, L (1,8) OBP: 0.341, SLG: 0.412	0-0 HR	0-0 1B 2B		0-0 G1		0-0 4-3		0-0 F8		5	2	2	2	0	0	2	<p>Texas Rangers @ New York Yankees Yankee Stadium, Bronx, NY Tue Aug 05 1980, 7:05 PM EDT Att: 38,337 - Unknown - 80 F</p> <p>livebaseballscores.com</p> <p>AB 38 R 8 H 16 RBI 8 BB 4 SO 0 LOB 17</p> 					
Bump Wills, S (1,4) OBP: 0.319, SLG: 0.353	0-0 1B 2B	0-0 2B 1B		0-0 1B		1-0 1B		4-0 1B		3	1	3	2	1	0	0						
Al Oliver, L (1,7) OBP: 0.360, SLG: 0.448	0-0 6-3	4-0 FC6-4 BB		0-0 1B		0-0 FC6-4 1B		0-0 1B		4	0	3	1	1	0	1						
Buddy Bell, R (1,5) OBP: 0.385, SLG: 0.512	0-0 HR 1B	0-0 FC6-4		0-0 P4		0-0 FC6-4		0-0 G6-4-3		5	1	1	1	0	0	7						
Richie Zisk, R (1,10) OBP: 0.335, SLG: 0.467	0-0 HR		0-0 4-3		0-0 F8		0-0 L6-3 1B		0-0 FC6-4 1B	5	1	3	2	0	0	0						
John Ellis, R (1,3) OBP: 0.289, SLG: 0.295	0-0 5-3		0-0 6-3		0-0 L5		0-0 L6-3		0-0 F7	3	0	0	0	0	0	0						
Pat Putnam, L (7,PH) OBP: 0.335, SLG: 0.423							1-2			2	0	0	0	0	0	2						
Bill Sample, R (1,9) OBP: 0.289, SLG: 0.266	0-0 F8		0-0 F8		0-0 P4		0-0 2B		0-0 FC6-4 1B	3	0	0	0	0	0	0						
Jim Norris, L (7,PH) OBP: 0.333, SLG: 0.284									1-2	2	0	1	0	0	0	1						
Jim Sundberg, R (1,2) OBP: 0.347, SLG: 0.384		0-0 5-3		4-0 G1 SH5-3 1B BB		0-0 4-3 SH5-4 1B		4-0 FC5-4 BB	1-3	3	2	2	0	2	0	0						
Pepe Frias, R (1,6) OBP: 0.250, SLG: 0.279		0-0 2B 3B		0-0 SH5-3		0-0 SH5-4		0-0 FC5-4	1-2	3	1	1	0	0	0	4						
Inning Stats	R: 4 E: 0 K: 0 S: 7	H: 4 LOB: 0 BB: 0 P: 7	R: 2 E: 0 K: 0 S: 5	H: 3 LOB: 1 BB: 1 P: 9	R: 0 E: 0 K: 0 S: 3	H: 0 LOB: 0 BB: 0 P: 3	R: 1 E: 0 K: 0 S: 5	H: 2 LOB: 2 BB: 1 P: 9	R: 0 E: 0 K: 0 S: 3	H: 0 LOB: 0 BB: 0 P: 3	R: 1 E: 0 K: 0 S: 5	H: 2 LOB: 2 BB: 0 P: 6	R: 0 E: 0 K: 0 S: 4	H: 2 LOB: 2 BB: 1 P: 8	R: 0 E: 0 K: 0 S: 3	H: 1 LOB: 1 BB: 1 P: 7	R: 0 E: 0 K: 0 S: 5	H: 2 LOB: 2 BB: 0 P: 5	1B: 10 2B: 4 3B: 1 HR: 2	SF: 0 SAC: 2 DP: 2 HBP: 1	WP: 0 PB: 0 SB: 0 CS: 0	PA: 45
PITCHER	IP WLS BF H R ER SO BB IBB HBP BLK WP HR S P ERA WHIP																					
Tommy John, L (1,1) ERA: 3.39	6.0 L 31 11 8 8 0 2 2 0 1 0 0 2 28 37 12.00 2.167																					
Ron Davis, R (7,1) ERA: 3.3	2.0 9 3 0 0 0 2 0 0 0 0 0 0 7 15 0.00 2.500																					
Doug Bird, R (9,1) ERA: 2.25	1.0 5 2 0 0 0 0 0 0 0 0 0 0 5 5 0.00 2.000																					

Batter	1	2	3	4	5	6	7	8	9	AB	R	H	RBI	BB	SO	LOB	BOTTOM			
Willie Randolph, R (1,4) OBP: 0.413, SLG: 0.399	0-0 5-3 1B		0-0 S 3B 1B		0-0 L7		0-0 5-3		0-0 1-2 2-3 1B	5	1	3	0	0	0	1	<p>Texas Rangers @ New York Yankees Yankee Stadium, Bronx, NY Tue Aug 05 1980, 7:05 PM EDT Att: 38,337 - Unknown - 80 F</p> <p>livebaseballscores.com</p> <p>AB 37 R 1 H 10 RBI 1 BB 1 SO 4 LOB 23</p> 			
Ruppert Jones, L (1,8) OBP: 0.295, SLG: 0.356	0-0 5-3 1-2		0-0 L7 1-2		0-0 FC4-6 1-2		0-0 F7		0-0 K	5	0	0	0	0	1	6				
Oscar Gamble, L (1,10) OBP: 0.294, SLG: 0.427	0-0 F9		0-0 F9		0-0 G3		0-0 F8		0-0 K	4	0	0	0	0	0	3				
Reggie Jackson, L (1,9) OBP: 0.394, SLG: 0.628	0-0 5-3		0-0 2H 3B		0-0 BB		0-0 K		0-0 F2	3	0	1	1	1	1	1				
Jim Spencer, L (1,3) OBP: 0.311, SLG: 0.399		0-0 F8 1B 1B		0-0 F9		0-0 1B		0-0 F2		4	0	2	0	0	0	1				
Eric Soderholm, R (1,5) OBP: 0.381, SLG: 0.483		0-0 F9		0-0 L7		0-0 F2		0-0 F7		4	0	0	0	0	0	3				
Rick Cerone, R (1,2) OBP: 0.321, SLG: 0.457		0-0 1-2 1B		0-3 K		0-3 K		0-0 F9		3	0	1	0	0	2	2				
Johnny Gates, L (7,2) OBP: 0.205, SLG: 0.316										1	0	0	0	0	0	0				
Bucky Dent, R (1,6) OBP: 0.317, SLG: 0.342		0-0 F8		0-0 P6		0-0 G3		0-0 1B 1B		3	0	0	0	0	0	4				
Fred Stanley, R (9,6) OBP: 0.265, SLG: 0.271										0	0	0	0	0	0	0				
Bobby Murcer, L (9,PH) OBP: 0.361, SLG: 0.509		2-3								1	0	1	0	0	0	0				
Bobby Brown, S (1,7) OBP: 0.319, SLG: 0.429		0-0 5-3						0-0 FC4-6 1B		4	0	2	0	0	0	2				
Inning Stats	R: 0 E: 0 K: 0 S: 4	H: 1 LOB: 1 BB: 0 P: 4	R: 0 E: 0 K: 0 S: 5	H: 2 LOB: 2 BB: 0 P: 5	R: 1 E: 0 K: 0 S: 5	H: 2 LOB: 1 BB: 0 P: 5	R: 0 E: 0 K: 1 S: 5	H: 0 LOB: 0 BB: 0 P: 5	R: 0 E: 0 K: 1 S: 6	H: 1 LOB: 2 BB: 1 P: 10	R: 0 E: 0 K: 0 S: 3	H: 0 LOB: 0 BB: 0 P: 3	R: 0 E: 0 K: 1 S: 5	H: 0 LOB: 0 BB: 0 P: 5	R: 0 E: 0 K: 1 S: 8	H: 3 LOB: 3 BB: 0 P: 8	1B: 9 2B: 0 3B: 1 HR: 0	SF: 0 SAC: 0 DP: 0 HBP: 0	WP: 0 PB: 0 SB: 0 CS: 0	PA: 38
PITCHER	IP WLS BF H R ER SO BB IBB HBP BLK WP HR S P ERA WHIP																			
Fergie Jenkins, R (1,1) ERA: 3.39	8.2 W 37 10 1 1 3 1 0 0 0 0 0 0 42 46 1.04 1.269																			
Danny Darwin, R (9,1) ERA: 2.34	0.1 1 0 0 0 0 1 0 0 0 0 0 0 3 3 0.00 0.000																			

Batter	1	2	3	4	5	6	7	8	9	AB	R	H	RBI	BB	SO	LOB	TOP			
Mickey Rivers, L (1,8) OBP: 0.340, SLG: 0.410	L8		F9			1B		1-3		4	0	1	0	0	0	0				
Bump Wills, S (1,4) OBP: 0.317, SLG: 0.350	K			6-3		F7		4-3		4	0	0	0	0	1	1				
Al Oliver, L (1,7) OBP: 0.357, SLG: 0.444	K			E8		F7		1-3		4	0	0	0	0	1	1				
Buddy Bell, R (1,5) OBP: 0.384, SLG: 0.507		BB		F9		F8		F9		3	0	0	0	1	0	2				
Richie Zisk, R (1,10) OBP: 0.334, SLG: 0.474		BB		F9		3-1		K		4	1	1	1	0	1	2				
John Ellis, R (1,3) OBP: 0.290, SLG: 0.303				F8				6-3		3	0	1	0	0	0	1				
Rusty Staub, L (9, PH) OBP: 0.386, SLG: 0.467						S				1	0	1	0	0	0	0				
Jim Norris, L (9, PR) OBP: 0.333, SLG: 0.284						2B				0	0	0	0	0	0	0				
Jim Sundberg, R (1,2) OBP: 0.349, SLG: 0.387				F9		G5-4-3				2	0	1	0	1	0	1				
Pat Putnam, L (9, PH) OBP: 0.333, SLG: 0.421						BB		F7		1	0	0	0	0	0	1				
Bill Sample, R (1,9) OBP: 0.302, SLG: 0.259				F7		F5		6-3		3	0	0	0	0	0	3				
Pepe Frias, R (1,6) OBP: 0.247, SLG: 0.275				F8		2-3				2	0	0	0	0	0	2				
Dave Roberts, R (8, PH) OBP: 0.302, SLG: 0.386				F8		G5-4-3		F8		1	0	0	0	0	0	0				
Inning Stats	R: 0 E: 0 K: 2 S: 7	H: 0 LOB: 0 BB: 0 P: 7	R: 0 E: 0 K: 0 S: 3	H: 0 LOB: 1 BB: 1 P: 7	R: 0 E: 0 K: 0 S: 3	H: 0 LOB: 0 BB: 0 P: 3	R: 0 E: 1 K: 0 S: 4	H: 0 LOB: 1 BB: 0 P: 4	R: 0 E: 0 K: 0 S: 3	H: 1 LOB: 1 BB: 1 P: 7	R: 0 E: 0 K: 1 S: 6	H: 1 LOB: 1 BB: 0 P: 6	R: 0 E: 0 K: 0 S: 3	H: 0 LOB: 0 BB: 0 P: 3	R: 1 E: 0 K: 0 S: 5	H: 2 LOB: 1 BB: 0 P: 5	1B: 2 2B: 2 3B: 0 HR: 1	SF: 0 SAC: 0 DP: 1 HBP: 0	WP: 0 PB: 0 SB: 1 CS: 0	PA: 34
PITCHER	IP WLS BF H R ER SO BB IBB HBP BLK WP HR S P ERA WHIP																			
Rudy May, L (1,1) ERA: 2.88	8.2 W 32 4 1 1 3 2 0 0 0 0 1 36 44 1.04 0.692																			
Rich Gossage, R (9,1) ERA: 2.37	0.1 S 2 1 0 0 0 0 0 0 0 0 0 2 2 0.00 3.000																			

Texas Rangers @ New York Yankees
 Yankee Stadium, Bronx, NY
 Wed Aug 06 1980, 7:05 PM EDT
 Att: 34,746 - Unknown - 86 F

AB	32
R	1
H	5
RBI	1
BB	2
SO	3
LOB	14



Batter	1	2	3	4	5	6	7	8	9	AB	R	H	RBI	BB	SO	LOB	BOTTOM			
Willie Randolph, R (1,4) OBP: 0.416, SLG: 0.399	S					S		F8		2	1	1	0	2	0	0				
Bobby Murcer, L (1,7) OBP: 0.355, SLG: 0.503	BB			BB		1B		F7		4	0	1	1	0	0	2				
Oscar Gamble, L (1,10) OBP: 0.292, SLG: 0.419	F8					1B		4-3		4	0	1	0	0	1	3				
Reggie Jackson, L (1,9) OBP: 0.390, SLG: 0.621	F7			4-3		5-3		K		4	0	0	0	0	1	2				
Jim Spencer, L (1,3) OBP: 0.315, SLG: 0.417		P6		1B		HR		FC4-6		4	1	2	1	0	0	1				
Eric Soderholm, R (1,5) OBP: 0.380, SLG: 0.481		F7		1B		F9		F7		3	0	1	0	0	0	0				
Aurelio Rodriguez, R (7,5) OBP: 0.225, SLG: 0.295				G6-4-3						1	0	0	0	0	0	1				
Rick Cerone, R (1,2) OBP: 0.321, SLG: 0.454		E6		G6-4-3						2	0	0	0	1	0	2				
Bobby Brown, S (1,8) OBP: 0.315, SLG: 0.424		L7				F8		F7		3	0	0	0	0	0	2				
Fred Stanley, R (1,6) OBP: 0.254, SLG: 0.258				5-3		F9		5-3		3	0	0	0	0	0	0				
Inning Stats	R: 0 E: 0 K: 0 S: 3	H: 0 LOB: 1 BB: 1 P: 7	R: 0 E: 1 K: 0 S: 4	H: 0 LOB: 1 BB: 0 P: 4	R: 0 E: 0 K: 1 S: 5	H: 0 LOB: 1 BB: 1 P: 9	R: 0 E: 0 K: 0 S: 4	H: 2 LOB: 1 BB: 0 P: 4	R: 1 E: 0 K: 0 S: 5	H: 2 LOB: 1 BB: 0 P: 5	R: 1 E: 0 K: 0 S: 4	H: 1 LOB: 1 BB: 1 P: 8	R: 0 E: 0 K: 0 S: 3	H: 0 LOB: 0 BB: 0 P: 3	R: 0 E: 0 K: 1 S: 6	H: 1 LOB: 1 BB: 0 P: 6	1B: 5 2B: 0 3B: 0 HR: 1	SF: 0 SAC: 0 DP: 1 HBP: 0	WP: 0 PB: 0 SB: 2 CS: 0	PA: 33
PITCHER	IP WLS BF H R ER SO BB IBB HBP BLK WP HR S P ERA WHIP																			
Doc Medich, R (1,1) ERA: 3.87	7.0 L 30 6 2 2 1 3 0 0 0 0 0 1 29 41 2.57 1.286																			
John Henry Johnson, L (8,1) ERA: 2.51	1.0 3 0 0 0 1 0 0 0 0 0 0 0 5 5 0.00 0.000																			

Texas Rangers @ New York Yankees
 Yankee Stadium, Bronx, NY
 Wed Aug 06 1980, 7:05 PM EDT
 Att: 34,746 - Unknown - 86 F

AB	30
R	2
H	6
RBI	2
BB	3
SO	2
LOB	13



Batter	1	2	3	4	5	6	7	8	9	AB	R	H	RBI	BB	SO	LOB	TOP								
Al Bumbry, L OBP: 0.402, SLG: 0.415 (1, 8)	0-0 5-3		0-0 F7		0-0 P4		0-0 1-3		0-0 SH1-3	4	0	0	0	0	0	0									
Rick Dempsey, R OBP: 0.316, SLG: 0.403 (1, 2)	0-0 5-3		0-0 6-3			0-0 F8		0-3 K	0-3 K	5	0	0	0	0	2	1									
Ken Singleton, S OBP: 0.398, SLG: 0.460 (1, 9)	0-0 6-3			0-0 6-3		0-0 5-3		0-0 F9	0-0 1B	5	0	1	1	0	0	0									
Eddie Murray, S OBP: 0.353, SLG: 0.509 (1, 3)		0-0 5-3		0-0 BB 1B		0-0 2B		0-0 HR	0-0 1B	5	2	4	1	0	0	0									
Benny Ayala, R OBP: 0.392, SLG: 0.635 (1, 10)		4-0 BB BB		0-0 F8		0-0 2B		0-0 2B E	0-0 G3	4	1	2	1	1	0	3									
Doug DeCinces, R OBP: 0.311, SLG: 0.372 (1, 5)		0-0 F9		4-0 1-2 BB		4-0 BB		0-0 E		2	1	1	0	2	0	1									
Gary Roenicke, R OBP: 0.355, SLG: 0.388 (8, PH)		4-0 BB		0-3 K		0-0 F8		0-0 E8		2	0	0	0	1	1	4									
John Lowenstein, L OBP: 0.384, SLG: 0.365 (8, 7)		1-2 BB						0-0 E		1	0	1	2	0	0	0									
Kiko Garcia, R OBP: 0.267, SLG: 0.251 (1, 6)		0-0 F2			0-3 K		0-0 F7	0-0 5-3		3	0	0	0	0	1	2									
Terry Crowley, L OBP: 0.380, SLG: 0.450 (8, PH)										1	0	0	0	0	0	1									
Mark Belanger, R OBP: 0.244, SLG: 0.267 (8, 6)										0	0	0	0	0	0	0									
Lenn Sakata, R OBP: 0.224, SLG: 0.333 (1, 4)			0-0 5-3		0-3 K		0-0 F9		0-0 SH1-3 1B	4	1	1	0	0	1	0									
Inning Stats	R: 0 E: 0 K: 0 S: 3	H: 0 LOB: 0 BB: 0 P: 3	R: 0 E: 0 K: 0 S: 3	H: 0 LOB: 2 BB: 2 P: 11	R: 0 E: 0 K: 1 S: 3	H: 0 LOB: 0 BB: 0 P: 3	R: 0 E: 0 K: 1 S: 6	H: 1 LOB: 2 BB: 1 P: 10	R: 0 E: 0 K: 2 S: 7	H: 0 LOB: 0 BB: 0 P: 7	R: 1 E: 0 K: 0 S: 5	H: 2 LOB: 2 BB: 1 P: 9	R: 0 E: 0 K: 0 S: 3	H: 0 LOB: 0 BB: 0 P: 3	R: 3 E: 1 K: 1 S: 9	H: 4 LOB: 1 BB: 0 P: 9	R: 1 E: 0 K: 1 S: 8	H: 3 LOB: 2 BB: 0 P: 8	1B: 6 2B: 3 HR: 1	SF: 0 SAC: 1 DP: 0 HBP: 0	WP: 0 PB: 0 SB: 0 CS: 0	PA: 41			
PITCHER	IP	WLS	BF	H	R	ER	SO	BB	IBB	HBP	BLK	WP	HR	S	P	ERA	WHIP								
Ron Guidry, L ERA: 3.7 (1, 1)	7.2	L	32	5	3	3	4	4	0	0	0	0	1	36	52	3.52	1.174								
Rich Gossage, R ERA: 2.61 (8, 1)	1.1		9	5	2	2	1	0	0	0	0	0	0	11	11	13.50	3.750								

Baltimore Orioles @ New York Yankees
Yankee Stadium, Bronx, NY
Fri Aug 08 1980, 7:05 PM EDT
Att: 54,130 - Unknown

AB 36
R 5
H 10
RBI 5
BB 4
SO 5
LOB 12



Batter	1	2	3	4	5	6	7	8	9	AB	R	H	RBI	BB	SO	LOB	BOTTOM								
Willie Randolph, R OBP: 0.414, SLG: 0.395 (1, 4)	0-0 4-3		4-0 1B BB		0-0 1-3			0-0 F9	0-0 4-3	4	0	0	0	1	0	2									
Bobby Murcer, L OBP: 0.382, SLG: 0.503 (1, 7)	0-0 1B		0-0 1-2 2H 1B		0-0 G3			0-0 F8		4	0	2	1	0	0	0									
Oscar Gamble, L OBP: 0.291, SLG: 0.412 (1, 10)	0-3 K		0-0 F8		0-0 F2			0-0 BB 1B		4	0	1	0	0	1	3									
Reggie Jackson, L OBP: 0.388, SLG: 0.615 (1, 9)	0-0 6-3		0-3 K		0-3 K			0-0 BB		3	0	0	0	1	2	3									
Jim Spencer, L OBP: 0.310, SLG: 0.411 (1, 3)		0-0 F9		0-0 F8				0-0 P6		3	0	0	0	0	0	2									
Bob Watson, R OBP: 0.358, SLG: 0.426 (8, PH) (9, 3)		0-0 F9		0-0 F8				0-0 5-3		1	0	0	0	0	0	2									
Eric Soderholm, R OBP: 0.377, SLG: 0.481 (1, 5)		0-0 2B		0-0 6-3				0-0 K		4	0	1	0	0	1	0									
Rick Cerone, R OBP: 0.320, SLG: 0.455 (1, 2)		0-0 5-3		0-0 4-3				0-0 F9		4	0	1	0	0	0	1									
Ruppert Jones, L OBP: 0.298, SLG: 0.367 (1, 8)		0-0 F7		0-0 4-3				0-0 HR		3	1	1	1	1	0	1									
Bucky Dent, R OBP: 0.317, SLG: 0.342 (1, 6)					0-0 F7					3	1	1	0	0	0	0									
Bobby Brown, S OBP: 0.314, SLG: 0.422 (8, PH)			0-0 BB 1B		0-0 F7			0-3 K		1	0	0	0	0	1	2									
Inning Stats	R: 0 E: 0 K: 1 S: 6	H: 1 LOB: 1 BB: 0 P: 6	R: 0 E: 0 K: 0 S: 4	H: 1 LOB: 0 BB: 0 P: 4	R: 1 E: 0 K: 1 S: 7	H: 2 LOB: 2 BB: 1 P: 11	R: 0 E: 0 K: 0 S: 3	H: 0 LOB: 0 BB: 0 P: 3	R: 0 E: 0 K: 1 S: 5	H: 0 LOB: 0 BB: 0 P: 5	R: 1 E: 0 K: 0 S: 4	H: 1 LOB: 0 BB: 0 P: 4	R: 0 E: 0 K: 0 S: 4	H: 1 LOB: 2 BB: 1 P: 8	R: 0 E: 0 K: 2 S: 8	H: 1 LOB: 2 BB: 1 P: 12	1B: 4 2B: 2 HR: 1	SF: 0 SAC: 0 DP: 0 HBP: 0	WP: 0 PB: 0 SB: 0 CS: 0	PA: 37					
PITCHER	IP	WLS	BF	H	R	ER	SO	BB	IBB	HBP	BLK	WP	HR	S	P	ERA	WHIP								
Jim Palmer, R ERA: 3.45 (1, 1)	7.2	W	30	6	2	2	3	1	0	0	0	0	1	35	39	2.35	0.913								
Tippy Martinez, L ERA: 3.05 (8, 1)	0.0		1	0	0	0	0	1	0	0	0	0	0	4	4	∞	∞								
Tim Stoddard, R ERA: 2.33 (8, 1)	1.1	S	6	1	0	0	2	1	0	0	0	0	0	9	13	0.00	1.500								

Baltimore Orioles @ New York Yankees
Yankee Stadium, Bronx, NY
Fri Aug 08 1980, 7:05 PM EDT
Att: 54,130 - Unknown

AB 34
R 2
H 7
RBI 2
BB 3
SO 5
LOB 16



Batter	1	2	3	4	5	6	7	8	9	AB	R	H	RBI	BB	SO	LOB	TOP										
Al Bumbry, L OBP: 0.402, SLG: 0.422 (1, 8)										5	1	2	2	0	0	1											
Rich Dauer, R OBP: 0.331, SLG: 0.321 (1, 4)										4	1	1	0	0	0	1											
Ken Singleton, S OBP: 0.399, SLG: 0.468 (1, 9)										4	0	2	1	0	0	1											
John Lowenstein, L OBP: 0.384, SLG: 0.365 (8, 7)										0	1	0	0	0	0	0											
Eddie Murray, S OBP: 0.350, SLG: 0.504 (1, 3)										4	0	0	0	0	1	3											
Benny Ayala, R OBP: 0.390, SLG: 0.626 (1, 10)										3	0	1	0	0	0	1											
Terry Crowley, L OBP: 0.384, SLG: 0.455 (8, PH)										1	0	1	1	0	0	0											
Gary Roenicke, R OBP: 0.385, SLG: 0.387 (1, 7)										3	0	1	0	0	0	2											
Doug DeCinces, R OBP: 0.310, SLG: 0.371 (1, 5)										4	0	1	0	0	1	2											
Mark Belanger, R OBP: 0.239, SLG: 0.260 (1, 6)										4	0	0	0	0	0	3											
Rick Dempsey, R OBP: 0.315, SLG: 0.405 (1, 2)										4	1	1	0	0	0	2											
Inning Stats	R: 0 E: 0 K: 0 S: 4	H: 1 LOB: 1 BB: 0 P: 4	R: 0 E: 0 K: 1 S: 6	H: 1 LOB: 1 BB: 0 P: 6	R: 2 E: 0 K: 1 S: 8	H: 3 LOB: 1 BB: 0 P: 8	R: 0 E: 0 K: 0 S: 3	H: 0 LOB: 0 BB: 0 P: 3	R: 0 E: 0 K: 0 S: 3	H: 0 LOB: 0 BB: 0 P: 3	R: 0 E: 0 K: 0 S: 4	H: 1 LOB: 1 BB: 0 P: 4	R: 2 E: 0 K: 0 S: 6	H: 3 LOB: 2 BB: 0 P: 6	R: 0 E: 0 K: 0 S: 4	H: 1 LOB: 1 BB: 0 P: 4	1B: 5 2B: 3 3B: 1 HR: 1	SF: 0 SAC: 1 DP: 0 HBP: 0	WP: 0 PA: 37 PB: 0 SB: 1 CS: 0								
PITCHER	IP	WLS	BF	H	R	ER	SO	BB	IBB	HBP	BLK	WP	HR	S	P	ERA	WHIP										
Tom Underwood, L ERA: 4.26 (1, 1)	7.1	L	30	8	4	4	2	0	0	0	0	0	1	34	34	4.91	1.091										
Rich Gossage, R ERA: 2.59 (8, 1)	0.2		3	1	0	0	0	0	0	0	0	0	0	3	3	0.00	1.500										
Rudy May, L ERA: 2.66 (9, 1)	1.0		4	1	0	0	0	0	0	0	0	0	0	4	4	0.00	1.000										

Baltimore Orioles @ New York Yankees
Yankee Stadium, Bronx, NY
Sat Aug 09 1980, 7:05 PM EDT
Att: 48,109 - Unknown

AB 36
R 4
H 10
RBI 4
BB 0
SO 2
LOB 16



Batter	1	2	3	4	5	6	7	8	9	AB	R	H	RBI	BB	SO	LOB	BOTTOM										
Willie Randolph, R OBP: 0.412, SLG: 0.393 (1, 4)										5	0	1	0	0	1	1											
Bobby Murcer, L OBP: 0.383, SLG: 0.500 (1, 10)										5	1	2	0	0	0	0											
Oscar Gamble, L OBP: 0.298, SLG: 0.455 (1, 7)										4	1	2	2	0	1	2											
Reggie Jackson, L OBP: 0.392, SLG: 0.614 (1, 9)										1	0	0	0	3	0	0											
Jim Spencer, L OBP: 0.305, SLG: 0.402 (1, 3)										4	0	0	0	0	1	6											
Eric Soderholm, R OBP: 0.375, SLG: 0.476 (1, 5)										4	0	1	0	0	1	3											
Rick Cerone, R OBP: 0.317, SLG: 0.450 (1, 2)										4	0	0	0	0	1	1											
Ruppert Jones, L OBP: 0.300, SLG: 0.367 (1, 8)										3	0	1	0	1	0	1											
Bucky Dent, R OBP: 0.315, SLG: 0.339 (1, 6)										3	0	0	0	0	0	3											
Bob Watson, R OBP: 0.358, SLG: 0.426 (8, PH)										0	0	0	0	0	0	0											
Fred Stanley, R OBP: 0.254, SLG: 0.258 (8, 6)										0	0	0	0	0	0	0											
Bobby Brown, S OBP: 0.313, SLG: 0.421 (8, PH)										1	0	0	0	0	0	0											
Inning Stats	R: 2 E: 0 K: 1 S: 7	H: 2 LOB: 0 BB: 0 P: 7	R: 0 E: 1 K: 0 S: 4	H: 0 LOB: 0 BB: 0 P: 4	R: 0 E: 0 K: 1 S: 7	H: 2 LOB: 3 BB: 1 P: 11	R: 0 E: 0 K: 1 S: 5	H: 0 LOB: 1 BB: 1 P: 9	R: 0 E: 0 K: 0 S: 4	H: 1 LOB: 1 BB: 0 P: 4	R: 0 E: 0 K: 1 S: 6	H: 1 LOB: 2 BB: 1 P: 10	R: 0 E: 0 K: 0 S: 3	H: 1 LOB: 0 BB: 0 P: 3	R: 0 E: 0 K: 0 S: 3	H: 0 LOB: 0 BB: 0 P: 3	1B: 5 2B: 1 3B: 0 HR: 1	SF: 0 SAC: 0 DP: 0 HBP: 0	WP: 0 PA: 39 PB: 0 SB: 2 CS: 1								
PITCHER	IP	WLS	BF	H	R	ER	SO	BB	IBB	HBP	BLK	WP	HR	S	P	ERA	WHIP										
Steve Stone, R ERA: 3.12 (1, 1)	9.0	W	38	7	2	2	5	3	1	0	0	0	1	44	60	2.00	1.111										

Baltimore Orioles @ New York Yankees
Yankee Stadium, Bronx, NY
Sat Aug 09 1980, 7:05 PM EDT
Att: 48,109 - Unknown

AB 34
R 2
H 7
RBI 2
BB 4
SO 5
LOB 17



Batter	1	2	3	4	5	6	7	8	9	AB	R	H	RBI	BB	SO	LOB	TOP										
Al Bumbry, L OBP: 0.399, SLG: 0.418 (1, 8)	G3	4-3		1-3		5-3			F8	4	0	0	0	0	0	2	Baltimore Orioles @ New York Yankees Yankee Stadium, Bronx, NY Sun Aug 10 1980, 3:33 AM EDT Att: 54,123 - Unknown										
Rich Dauer, R OBP: 0.330, SLG: 0.320 (9, PH)										1	0	0	0	0	0	1											
Dan Graham, L OBP: 0.291, SLG: 0.411 (9, 2)										0	0	0	0	0	0	0											
Rick Dempsey, R OBP: 0.421, SLG: 0.421 (1, 2)	G3									5	1	3	2	0	0	0											
Kiko Garcia, R OBP: 0.267, SLG: 0.251 (9, PR)	1B									0	1	0	0	0	0	0											
Ken Singleton, S OBP: 0.399, SLG: 0.466 (1, 9)	1B									4	0	1	0	1	0	0											
Eddie Murray, S OBP: 0.353, SLG: 0.510 (1, 3)	1B									5	2	3	1	0	0	2											
Benny Ayala, R OBP: 0.375, SLG: 0.598 (1, 10)	G3									5	0	0	0	0	0	7											
Gary Roenicke, R OBP: 0.362, SLG: 0.397 (9, 8)	P4									3	1	2	2	1	0	0											
Doug DeCinces, R OBP: 0.310, SLG: 0.367 (1, 5)										3	0	0	0	1	1	2											
Lenn Sakata, R OBP: 0.242, SLG: 0.379 (1, 4)										4	1	2	1	0	0	1											
Mark Belanger, R OBP: 0.240, SLG: 0.257 (9, PH)										2	0	0	0	1	1	2											
Lee May, R OBP: 0.294, SLG: 0.490 (9, PH)										1	0	0	0	0	0	1											
John Lowenstein, L OBP: 0.384, SLG: 0.365 (9, 7)										0	0	0	0	0	0	0											
Inning Stats	R: 0 E: 0 K: 0 S: 5	H: 2 LOB: 2 BB: 0 P: 5	R: 0 E: 0 K: 1 S: 5	H: 0 LOB: 2 BB: 2 P: 13	R: 3 E: 0 K: 1 S: 9	H: 4 LOB: 2 BB: 1 P: 13	R: 0 E: 0 K: 0 S: 3	H: 0 LOB: 0 BB: 0 P: 3	R: 1 E: 0 K: 0 S: 4	H: 2 LOB: 0 BB: 0 P: 4	R: 0 E: 0 K: 0 S: 3	H: 0 LOB: 0 BB: 0 P: 3	R: 0 E: 0 K: 0 S: 3	H: 0 LOB: 0 BB: 0 P: 3	R: 2 E: 0 K: 0 S: 6	H: 3 LOB: 3 BB: 1 P: 10	1B: 6 2B: 4 3B: 1 HR: 1	SF: 0 SAC: 0 DP: 1 HBP: 0	WP: 1 PB: 0 SB: 0 CS: 0	PA: 41							
PITCHER	IP	WLS	BF	H	R	ER	SO	BB	IBB	HBP	BLK	WP	HR	S	P	ERA	WHIP										
Tommy John, L ERA: 3.52 (1, 1)	9.0	L	41	11	6	6	2	4	0	0	0	1	1	41	57	6.00	1.667										

Batter	1	2	3	4	5	6	7	8	9	AB	R	H	RBI	BB	SO	LOB	BOTTOM										
Willie Randolph, R OBP: 0.414, SLG: 0.396 (1, 4)										4	1	2	0	1	0	2	Baltimore Orioles @ New York Yankees Yankee Stadium, Bronx, NY Sun Aug 10 1980, 3:33 AM EDT Att: 54,123 - Unknown										
Lou Piniella, R OBP: 0.312, SLG: 0.306 (1, 7)										4	0	0	0	0	0	5											
Oscar Gamble, L OBP: 0.304, SLG: 0.455 (8, PH)										0	0	0	0	1	0	0											
Bobby Brown, S OBP: 0.313, SLG: 0.421 (9, 7)										0	0	0	0	0	0	0											
Bob Watson, R OBP: 0.359, SLG: 0.430 (1, 3)										4	0	2	1	0	1	1											
Reggie Jackson, L OBP: 0.392, SLG: 0.609 (1, 9)										4	0	1	1	1	1	3											
Eric Soderholm, R OBP: 0.374, SLG: 0.471 (1, 10)										2	0	0	0	1	1	4											
Bobby Murcer, L OBP: 0.359, SLG: 0.494 (6, PH)										2	0	0	0	0	1	4											
Rick Cerone, R OBP: 0.318, SLG: 0.449 (1, 2)										5	1	2	0	0	0	6											
Aurelio Rodriguez, R OBP: 0.225, SLG: 0.298 (1, 5)										5	2	1	0	0	0	1											
Ruppert Jones, L OBP: 0.299, SLG: 0.365 (1, 8)										4	0	1	1	0	2	0											
Bucky Dent, R OBP: 0.320, SLG: 0.344 (1, 6)										4	1	3	2	0	0	1											
Jim Spencer, L OBP: 0.303, SLG: 0.400 (9, PH)										1	0	0	0	0	0	0											
Inning Stats	R: 0 E: 1 K: 1 S: 7	H: 1 LOB: 3 BB: 1 P: 11	R: 0 E: 0 K: 0 S: 4	H: 1 LOB: 2 BB: 1 P: 8	R: 0 E: 0 K: 2 S: 7	H: 0 LOB: 1 BB: 1 P: 11	R: 0 E: 0 K: 1 S: 6	H: 1 LOB: 1 BB: 0 P: 6	R: 0 E: 0 K: 0 S: 4	H: 1 LOB: 1 BB: 0 P: 4	R: 4 E: 1 K: 0 S: 9	H: 5 LOB: 2 BB: 0 P: 9	R: 1 E: 0 K: 0 S: 5	H: 2 LOB: 1 BB: 0 P: 5	R: 0 E: 0 K: 1 S: 6	H: 1 LOB: 2 BB: 1 P: 10	R: 0 E: 0 K: 1 S: 5	H: 0 LOB: 0 BB: 0 P: 5	1B: 9 2B: 3 3B: 0 HR: 0	SF: 2 SAC: 0 DP: 0 HBP: 0	WP: 0 PB: 0 SB: 0 CS: 0	PA: 45					
PITCHER	IP	WLS	BF	H	R	ER	SO	BB	IBB	HBP	BLK	WP	HR	S	P	ERA	WHIP										
Mike Flanagan, L ERA: 3.78 (1, 1)	5.2		31	9	4	2	4	3	0	0	0	0	0	7	11	6.75	3.000										
Sammy Stewart, R ERA: 4.41 (6, 1)	1.1		8	3	1	1	0	1	0	0	0	0	0	4	4	0.00	0.000										
Tippy Martinez, L ERA: 3.02 (8, 1)	0.2		2	0	0	0	1	0	0	0	0	0	0	4	4	0.00	0.000										
Tim Stoddard, R ERA: 2.28 (8, 1)	1.1	W	4	0	0	0	1	0	0	0	0	0	0	6	6	0.00	0.000										



Batter	1	2	3	4	5	6	7	8	9	AB	R	H	RBI	BB	SO	LOB	TOP		
Leo Sutherland, L (1, 7) OBP: 0.667, SLG: 0.667										3	0	2	0	0	0	0			
Ron Pruitt, R (1, 10) OBP: 0.311, SLG: 0.337										4	0	0	0	0	0	3			
Jim Morrison, R (1, 4) OBP: 0.316, SLG: 0.410										4	0	0	0	0	0	2			
Wayne Nordhagen, R (1, 9) OBP: 0.295, SLG: 0.498										3	0	0	0	0	0	0			
Lamar Johnson, R (1, 3) OBP: 0.319, SLG: 0.421										3	0	0	0	0	2	0			
Chet Lemon, R (1, 8) OBP: 0.380, SLG: 0.418										2	0	0	0	1	1	0			
Greg Pryor, R (1, 5) OBP: 0.280, SLG: 0.357										3	0	0	0	0	0	1			
Glenn Borgmann, R (1, 2) OBP: 0.298, SLG: 0.345										3	0	0	0	0	1	1			
Todd Cruz, R (1, 6) OBP: 0.298, SLG: 0.345										3	1	2	1	0	0	0			
Inning Stats	R: 0 E: 0 K: 0 S: 3	H: 1 LOB: 0 BB: 0 P: 3	R: 0 E: 0 K: 1 S: 5	H: 0 LOB: 0 BB: 0 P: 5	R: 0 E: 0 K: 0 S: 3	H: 0 LOB: 0 BB: 0 P: 3	R: 0 E: 0 K: 0 S: 3	H: 0 LOB: 0 BB: 0 P: 3	R: 1 E: 0 K: 0 S: 5	H: 2 LOB: 1 BB: 0 P: 5	R: 0 E: 0 K: 1 S: 5	H: 0 LOB: 0 BB: 0 P: 5	R: 0 E: 0 K: 1 S: 4	H: 0 LOB: 1 BB: 1 P: 8	R: 0 E: 0 K: 0 S: 4	H: 1 LOB: 1 BB: 0 P: 4	1B: 3 2B: 1 3B: 0 HR: 1	SF: 0 SAC: 1 DP: 2 HBP: 0	WP: 0 PA: 30 PB: 0 SB: 1 CS: 1
PITCHER Rudy May, L (1, 1) ERA: 2.54	IP: 9.0 WLS: W BF: 30 H: 4 R: 1 ER: 1 SO: 4 BB: 1 IBB: 0 HBP: 0 BLK: 0 WP: 0 HR: 1 S: 37 P: 41 ERA: 1.00 WHIP: 0.556															PITCHER			

Chicago White Sox @ New York Yankees
Yankee Stadium, Bronx, NY
Mon Aug 11 1980, 7:05 PM EDT
Att: 28,292 - Unknown - 82 F

AB 28
R 1
H 4
RBI 1
BB 1
SO 4
LOB 7



Batter	1	2	3	4	5	6	7	8	9	AB	R	H	RBI	BB	SO	LOB	BOTTOM				
Willie Randolph, R (1, 4) OBP: 0.414, SLG: 0.396										3	0	1	0	1	0	1					
Ruppert Jones, L (1, 8) OBP: 0.296, SLG: 0.361										3	0	0	0	0	1	2					
Bob Watson, R (1, 3) OBP: 0.358, SLG: 0.428										4	0	1	0	0	1	1					
Reggie Jackson, L (1, 9) OBP: 0.393, SLG: 0.617										4	1	2	1	0	0	1					
Eric Soderholm, R (1, 10) OBP: 0.372, SLG: 0.467										4	0	1	0	0	0	2					
Rick Cerone, R (1, 2) OBP: 0.317, SLG: 0.447										4	0	1	0	0	1	3					
Lou Piniella, R (1, 7) OBP: 0.315, SLG: 0.315										4	1	2	0	0	0	2					
Aurelio Rodriguez, R (1, 5) OBP: 0.226, SLG: 0.315										3	1	1	2	0	1	1					
Bucky Dent, R (1, 6) OBP: 0.320, SLG: 0.344										3	0	1	0	0	0	1					
Inning Stats	R: 0 E: 0 K: 0 S: 4	H: 1 LOB: 1 BB: 0 P: 4	R: 0 E: 0 K: 1 S: 6	H: 1 LOB: 0 BB: 0 P: 6	R: 0 E: 0 K: 0 S: 3	H: 0 LOB: 0 BB: 0 P: 3	R: 1 E: 0 K: 0 S: 5	H: 2 LOB: 1 BB: 0 P: 5	R: 0 E: 0 K: 0 S: 3	H: 1 LOB: 0 BB: 0 P: 3	R: 0 E: 1 K: 1 S: 7	H: 2 LOB: 2 BB: 0 P: 7	R: 0 E: 0 K: 1 S: 6	H: 1 LOB: 2 BB: 1 P: 10	R: 0 E: 0 K: 1 S: 5	H: 0 LOB: 0 BB: 0 P: 5	R: 2 E: 0 K: 0 S: 3	H: 2 LOB: 0 BB: 0 P: 3	1B: 7 2B: 2 3B: 0 HR: 2	SF: 0 SAC: 2 DP: 1 HBP: 0	WP: 0 PA: 35 PB: 0 SB: 0 CS: 0
PITCHER Britt Burns, L (1, 1) ERA: 2.8	IP: 8.1 WLS: L BF: 35 H: 10 R: 3 ER: 3 SO: 4 BB: 0 IBB: 1 HBP: 0 BLK: 0 WP: 0 HR: 2 S: 42 P: 46 ERA: 3.24 WHIP: 1.200															PITCHER					

Chicago White Sox @ New York Yankees
Yankee Stadium, Bronx, NY
Mon Aug 11 1980, 7:05 PM EDT
Att: 28,292 - Unknown - 82 F

AB 32
R 3
H 10
RBI 3
BB 1
SO 4
LOB 14




Batter	1	2	3	4	5	6	7	8	9	10	AB	R	H	RBI	BB	SO	LOB					
Leo Sutherland, L OBP: 0.625, SLG: 0.625 (1, 7)	L4		1B		G1-6-3	1B	SH1-4	1B	1-3		5	0	3	1	0	0	0					
Chet Lemon, R OBP: 0.359, SLG: 0.416 (1, 8)	K		K		K		SH1-4		CS	1B	4	0	1	0	0	3	3					
Mike Squires, L OBP: 0.337, SLG: 0.345 (1, 3)	K				F9	G1-6-3		F7	CS	1B	5	0	0	0	0	1	3					
Wayne Nordhagen, R OBP: 0.294, SLG: 0.500 (1, 9)		F8			F8			6-3		6-3	5	1	1	0	0	0	1					
Bob Molinaro, L OBP: 0.375, SLG: 0.434 (1, 10)		1B	SF9	1B	1B		3B	3B		F8	5	2	4	1	0	0	0					
Jim Morrison, R OBP: 0.320, SLG: 0.413 (1, 4)					1B		3B	1B			4	0	3	0	0	0	1					
Greg Pryor, R OBP: 0.277, SLG: 0.354 Harold Baines, L OBP: 0.274, SLG: 0.401 Kevin Bell, R OBP: 0.299, SLG: 0.232 (1, 5)					1B		1B	1B			2	0	0	1	0	0	4					
Glenn Borgmann, R OBP: 0.143, SLG: 0.167 (1, 2)					F2			P4			1	0	0	0	0	1	1					
Todd Cruz, R OBP: 0.297, SLG: 0.348 (1, 6)					F9			G3			0	0	0	0	0	0	0					
Inning Stats	R: 0 E: 0 K: 2 S: 7	H: 0 LOB: 0 BB: 0 P: 7	R: 1 E: 0 K: 0 S: 5	H: 2 LOB: 1 BB: 0 P: 5	R: 0 E: 0 K: 1 S: 5	H: 1 LOB: 0 BB: 0 P: 5	R: 0 E: 0 K: 1 S: 5	H: 2 LOB: 2 BB: 0 P: 5	R: 1 E: 0 K: 1 S: 7	H: 3 LOB: 1 BB: 0 P: 7	R: 2 E: 0 K: 0 S: 6	H: 3 LOB: 1 BB: 0 P: 6	R: 0 E: 0 K: 1 S: 4	H: 1 LOB: 1 BB: 0 P: 4	R: 0 E: 0 K: 1 S: 6	H: 1 LOB: 1 BB: 0 P: 6	R: 0 E: 0 K: 1 S: 3	H: 0 LOB: 0 BB: 0 P: 3	1B: 11 2B: 1 3B: 2 HR: 0	SF: 2 SAC: 1 DP: 1 HBP: 0	WP: 0 PB: 0 SB: 1 CS: 1	PA: 42
PITCHER	IP	WLS	BF	H	R	ER	SO	BB	IBB	HBP	BLK	WP	HR	S	P	ERA	WHIP					
Luis Tiant, R ERA: 5.13 Doug Bird, R ERA: 1.8 (1, 1)	5.0	W	23	10	4	4	4	0	0	0	0	0	0	0	31	31	7.20	2.000				
(6, 1)	5.0	L	18	4	0	0	2	0	0	0	0	0	0	22	22	0.00	0.800					

TOP

Chicago White Sox @ New York Yankees
Yankee Stadium, Bronx, NY
Tue Aug 12 1980, 7:05 PM EDT
Att: 27,883 - Unknown - 80 F

AB	R	H	RBI	BB	SO	LOB
38	4	14	4	0	6	16




Batter	1	2	3	4	5	6	7	8	9	10	AB	R	H	RBI	BB	SO	LOB				
Willie Randolph, R OBP: 0.417, SLG: 0.401 (1, 4)	G3		PB	4-3		G4-6-3				HR	5	2	3	0	1	0	1				
Ruppert Jones, L OBP: 0.294, SLG: 0.367 (1, 8)	6-3		K	4-3		G4-6-3		F7		IBB	6	1	1	4	0	1	5				
Bob Watson, R OBP: 0.358, SLG: 0.426 (1, 3)					5-3	6-3		G3			4	0	1	0	1	0	2				
Reggie Jackson, L OBP: 0.351, SLG: 0.611 (1, 9)	K		6-3		6-3			SH1-4		1-3	5	0	1	1	0	1	2				
Eric Soderholm, R OBP: 0.357, SLG: 0.460 Bobby Murcer, L OBP: 0.357, SLG: 0.492 (1, 10)		P6	6-3		E5		SH1-4		6-3		3	0	0	0	0	0	1				
Rick Cerone, R OBP: 0.318, SLG: 0.446 (1, 2)		4-3			SH3-4		5-3		F2		5	1	2	0	0	0	1				
Lou Piniella, R OBP: 0.320, SLG: 0.320 Oscar Gamble, L OBP: 0.308, SLG: 0.451 (1, 7)					F7					5-3	3	1	2	0	0	0	2				
Aurelio Rodriguez, R OBP: 0.237, SLG: 0.321 (1, 5)					SH3-4			P6		1B	3	2	2	0	1	0	2				
Bucky Dent, R OBP: 0.316, SLG: 0.340 Jim Spencer, L OBP: 0.306, SLG: 0.403 Fred Stanley, R OBP: 0.254, SLG: 0.258 (1, 6)					E6			F3		HR	4	0	0	1	0	0	4				
Inning Stats	R: 0 E: 0 K: 1 S: 6	H: 1 LOB: 1 BB: 0 P: 6	R: 0 E: 0 K: 0 S: 5	H: 2 LOB: 2 BB: 0 P: 5	R: 1 E: 1 K: 1 S: 6	H: 1 LOB: 1 BB: 1 P: 10	R: 2 E: 1 K: 0 S: 6	H: 2 LOB: 1 BB: 0 P: 6	R: 0 E: 0 K: 0 S: 4	H: 1 LOB: 2 BB: 1 P: 8	R: 0 E: 0 K: 0 S: 4	H: 1 LOB: 1 BB: 0 P: 4	R: 0 E: 0 K: 0 S: 3	H: 0 LOB: 0 BB: 0 P: 3	R: 4 E: 0 K: 0 S: 3	H: 2 LOB: 1 BB: 2 P: 11	1B: 11 2B: 1 3B: 0 HR: 1	SF: 0 SAC: 2 DP: 1 HBP: 0	WP: 1 PB: 1 SB: 0 CS: 0	PA: 47	
PITCHER	IP	WLS	BF	H	R	ER	SO	BB	IBB	HBP	BLK	WP	HR	S	P	ERA	WHIP				
Steve Trout, L ERA: 3.46 Ed Farmer, R ERA: 3.46 (1, 1)	6.1	L	32	10	4	2	2	1	0	0	0	1	0	35	39	2.84	1.737				
(7, 1)	3.0	L	15	3	4	4	0	1	2	0	0	0	1	12	24	12.00	1.333				

BOTTOM

Chicago White Sox @ New York Yankees
Yankee Stadium, Bronx, NY
Tue Aug 12 1980, 7:05 PM EDT
Att: 27,883 - Unknown - 80 F

AB	R	H	RBI	BB	SO	LOB
41	8	13	6	4	2	20



Batter	1	2	3	4	5	6	7	8	9	AB	R	H	RBI	BB	SO	LOB	TOP								
Leo Sutherland, L OBP: 0.462, SLG: 0.538 (1, 7)										5	1	1	0	0	0	4									
Chet Lemon, R OBP: 0.365, SLG: 0.421 (1, 8)										3	1	2	1	2	1	0									
Lamar Johnson, R OBP: 0.318, SLG: 0.418 (1, 10)										3	2	0	0	1	0	3									
Wayne Nordhagen, R OBP: 0.293, SLG: 0.498 (1, 9)										3	0	1	1	0	0	2									
Jim Morrison, R OBP: 0.317, SLG: 0.410 (1, 4)										3	0	0	1	0	1	5									
Glenn Borgmann, R OBP: 0.182, SLG: 0.125 (1, 2)										2	0	0	1	1	0	0									
Greg Pryor, R OBP: 0.273, SLG: 0.349 (1, 5)										4	0	0	0	0	1	3									
Mike Squires, L OBP: 0.335, SLG: 0.343 (1, 3)										4	0	1	0	0	0	1									
Todd Cruz, R OBP: 0.296, SLG: 0.343 (1, 6)										3	0	0	0	1	1	1									
Inning Stats	R: 1 E: 0 K: 0 S: 5	H: 2 LOB: 1 BB: 0 P: 5	R: 0 E: 1 K: 1 S: 5	H: 0 LOB: 2 BB: 2 P: 13	R: 1 E: 0 K: 0 S: 5	H: 2 LOB: 2 BB: 1 P: 9	R: 0 E: 0 K: 0 S: 3	H: 0 LOB: 0 BB: 0 P: 3	R: 2 E: 1 K: 0 S: 4	H: 0 LOB: 0 BB: 1 P: 8	R: 0 E: 0 K: 1 S: 6	H: 1 LOB: 1 BB: 0 P: 6	R: 0 E: 0 K: 1 S: 5	H: 0 LOB: 1 BB: 1 P: 9	R: 0 E: 0 K: 0 S: 3	H: 0 LOB: 0 BB: 0 P: 3	R: 0 E: 0 K: 1 S: 5	H: 0 LOB: 0 BB: 0 P: 5	1B: 3 2B: 2 3B: 0 HR: 0	SF: 3 SAC: 0 DP: 1 HBP: 0	WP: 0 PB: 0 SB: 1 CS: 0	PA: 38			
PITCHER	IP	WLS	BF	H	R	ER	SO	BB	IBB	HBP	BLK	WP	HR	S	P	ERA	WHIP								
Ron Guidry, L ERA: 3.63 (1, 1)	8.0	L	35	5	4	2	3	5	0	0	0	0	0	36	56	2.25	1.250								
Ron Davis, R ERA: 3.27 (9, 1)	1.0		3	0	0	0	1	0	0	0	0	0	0	5	5	0.00	0.000								

Chicago White Sox @ New York Yankees
Yankee Stadium, Bronx, NY
Wed Aug 13 1980, 7:05 PM EDT
Att: 33,775 - Unknown - 82 F

AB 30
R 4
H 5
RBI 4
BB 5
SO 4
LOB 19

Batter	1	2	3	4	5	6	7	8	9	AB	R	H	RBI	BB	SO	LOB	BOTTOM								
Willie Randolph, R OBP: 0.418, SLG: 0.403 (1, 4)										3	0	1	0	1	0	1									
Ruppert Jones, L OBP: 0.290, SLG: 0.362 (1, 8)										4	0	0	0	0	1	2									
Bob Watson, R OBP: 0.354, SLG: 0.421 (1, 3)										4	0	0	0	0	1	2									
Reggie Jackson, L OBP: 0.394, SLG: 0.612 (1, 10)										4	0	3	0	0	0	0									
Oscar Gamble, L OBP: 0.306, SLG: 0.472 (1, 9)										4	1	1	1	0	2	4									
Joe Lefebvre, L OBP: 0.369, SLG: 0.479 (1, 7)										4	0	0	0	0	0	1									
Eric Soderholm, R OBP: 0.365, SLG: 0.455 (1, 5)										4	0	1	0	0	0	0									
Johnny Oates, L OBP: 0.214, SLG: 0.300 (1, 2)										2	0	0	0	0	0	2									
Bobby Murcer, L OBP: 0.355, SLG: 0.489 (9, PH)										1	0	0	0	0	0	0									
Bucky Dent, R OBP: 0.316, SLG: 0.340 (1, 6)										3	0	1	0	0	0	1									
Inning Stats	R: 0 E: 0 K: 2 S: 8	H: 1 LOB: 2 BB: 1 P: 12	R: 0 E: 0 K: 0 S: 3	H: 0 LOB: 1 BB: 0 P: 4	R: 0 E: 0 K: 1 S: 7	H: 2 LOB: 2 BB: 0 P: 7	R: 0 E: 0 K: 1 S: 4	H: 1 LOB: 0 BB: 0 P: 4	R: 1 E: 0 K: 0 S: 4	H: 1 LOB: 0 BB: 0 P: 4	R: 0 E: 0 K: 0 S: 3	H: 1 LOB: 1 BB: 0 P: 6	R: 0 E: 0 K: 1 S: 6	H: 0 LOB: 0 BB: 0 P: 3	R: 0 E: 0 K: 0 S: 3	H: 0 LOB: 0 BB: 0 P: 3	1B: 5 2B: 1 3B: 0 HR: 1	SF: 0 SAC: 0 DP: 1 HBP: 1	WP: 0 PB: 0 SB: 0 CS: 0	PA: 35					
PITCHER	IP	WLS	BF	H	R	ER	SO	BB	IBB	HBP	BLK	WP	HR	S	P	ERA	WHIP								
Richard Dotson, R ERA: 4.0 (1, 1)	9.0	W	35	7	1	1	4	1	0	1	0	0	1	41	46	1.00	0.889								


Chicago White Sox @ New York Yankees
Yankee Stadium, Bronx, NY
Wed Aug 13 1980, 7:05 PM EDT
Att: 33,775 - Unknown - 82 F

AB 33
R 1
H 7
RBI 1
BB 1
SO 4
LOB 13

Batter	1	2	3	4	5	6	7	8	9	AB	R	H	RBI	BB	SO	LOB	TOP			
Willie Randolph, R (1.4) OBP: 0.415, SLG: 0.399	0-0 5-3		0-0 F9		0-0 5-3			0-0 F3		4	0	0	0	0	0	1	<p>New York Yankees @ Baltimore Orioles Memorial Stadium, Baltimore, MD Thu Aug 14 1980, 7:05 PM EDT Att: 49,952 - Unknown - 87 F</p>			
Ruppert Jones, L (1.8) OBP: 0.290, SLG: 0.359	0-0 F8		4-0 BB		0-0 G3			0-0 4-3		3	0	0	0	1	0	1				
Oscar Gamble, L (1.10) OBP: 0.304, SLG: 0.459	0-0 F2		4-0 BB		1-2 BB			0-0 F5		3	0	0	0	1	0	0				
Reggie Jackson, L (1.9) OBP: 0.395, SLG: 0.618		0-0 HR	0-0 F8		4-0 BB			0-0 G3		3	1	1	1	1	0	2				
Bob Watson, R (1.3) OBP: 0.353, SLG: 0.417	0-0 5-3			0-0 4-3				0-0 F5		3	0	0	0	1	0	1				
Joe Lefebvre, L (1.7) OBP: 0.366, SLG: 0.467		4-0 BB		0-0 F7				0-3 K		3	0	0	0	1	1	2				
Rick Cerone, R (1.2) OBP: 0.315, SLG: 0.441	0-0 F7			0-0 6-3				0-0 F8		4	0	0	0	0	1	2				
Aurelio Rodriguez, R (1.5) OBP: 0.234, SLG: 0.316	0-3 K			0-0 F3				0-0 F8		3	0	0	0	0	1	1				
Bucky Dent, R (1.6) OBP: 0.316, SLG: 0.340			0-0 6-3		0-0 5-3 1B			0-0 F4		3	0	1	0	0	0	0				
Inning Stats	R: 0 E: 0 K: 0 S: 3	H: 0 LOB: 0 BB: 0 P: 3	R: 1 E: 0 K: 1 S: 6	H: 1 LOB: 1 BB: 1 P: 10	R: 0 E: 0 K: 0 S: 3	H: 0 LOB: 2 BB: 2 P: 11	R: 0 E: 0 K: 0 S: 3	H: 0 LOB: 0 BB: 0 P: 3	R: 0 E: 0 K: 1 S: 4	H: 1 LOB: 1 BB: 0 P: 4	R: 0 E: 0 K: 1 S: 5	H: 0 LOB: 1 BB: 1 P: 9	R: 0 E: 0 K: 0 S: 3	H: 0 LOB: 0 BB: 0 P: 3	R: 0 E: 0 K: 1 S: 5	H: 0 LOB: 1 BB: 1 P: 9	1B: 1 2B: 0 3B: 0 HR: 1	SF: 0 SAC: 0 DP: 0 HBP: 0	WP: 0 PB: 0 SB: 0 CS: 0	PA: 34
PITCHER Steve Stone, R (1.1) ERA: 3.01	IP: 9.0 WLS: W BF: 34 H: 2 R: 1 ER: 1 SO: 3 BB: 5 IBB: 0 HBP: 0 BLK: 0 WP: 0 HR: 1 S: 35 P: 55 ERA: 1.00 WHIP: 0.778															PITCHER				

Batter	1	2	3	4	5	6	7	8	9	AB	R	H	RBI	BB	SO	LOB	BOTTOM			
Al Bumbry, L (1.8) OBP: 0.396, SLG: 0.412	4-0 2B BB	0-0 L6			4-0 6-3 BB			0-0 4-3		2	1	0	0	2	0	1	<p>New York Yankees @ Baltimore Orioles Memorial Stadium, Baltimore, MD Thu Aug 14 1980, 7:05 PM EDT Att: 49,952 - Unknown - 87 F</p>			
Rich Dauer, R (1.5) OBP: 0.333, SLG: 0.334	0-0 1B 2B	0-0 6-3			0-0 6-3			0-0 HR		4	2	2	2	0	0	2				
Ken Singleton, S (1.9) OBP: 0.392, SLG: 0.465	0-0 6-3		0-0 6-3		0-0 F9			0-0 HR		4	1	1	1	0	0	2				
John Lowenstein, L (8.7) OBP: 0.373, SLG: 0.354	0-0 6-3				0-0 F9			0-0 HR		0	0	0	0	0	0	0				
Eddie Murray, S (1.3) OBP: 0.351, SLG: 0.511	4-0 1B BB		0-0 F4		0-0 6-3			0-0 BLK 1B		3	0	1	0	1	0	0				
Benny Ayala, R (1.10) OBP: 0.367, SLG: 0.566	0-0 1B		0-0 4-3		0-0 6-3			0-3 K		4	1	2	1	0	1	1				
Gary Roenicke, R (1.7) OBP: 0.382, SLG: 0.410	0-0 F4			0-0 G5-4-3 1B				0-3 K		4	1	2	2	0	1	3				
Rick Dempsey, R (1.2) OBP: 0.314, SLG: 0.415	0-0 F8			0-0 G5-4-3 1B				0-0 F3		4	0	0	0	0	0	3				
Kiko Garcia, R (1.4) OBP: 0.268, SLG: 0.254		4-0 SH5-3 BB		0-0 F8				0-0 5-3		3	0	1	0	1	0	0				
Mark Belanger, R (1.6) OBP: 0.242, SLG: 0.258		0-0 SH5-3			0-0 F7			0-3 K		3	0	0	0	0	1	1				
Inning Stats	R: 2 E: 0 K: 0 S: 5	H: 2 LOB: 2 BB: 2 P: 13	R: 0 E: 0 K: 0 S: 3	H: 0 LOB: 1 BB: 1 P: 7	R: 0 E: 0 K: 0 S: 3	H: 0 LOB: 0 BB: 0 P: 3	R: 0 E: 0 K: 0 S: 3	H: 1 LOB: 0 BB: 0 P: 3	R: 0 E: 0 K: 0 S: 6	H: 0 LOB: 1 BB: 1 P: 7	R: 2 E: 0 K: 2 S: 10	H: 3 LOB: 1 BB: 0 P: 10	R: 0 E: 0 K: 1 S: 5	H: 0 LOB: 0 BB: 0 P: 5	R: 0 E: 0 K: 1 S: 5	H: 0 LOB: 0 BB: 0 P: 5	1B: 5 2B: 1 3B: 0 HR: 3	SF: 0 SAC: 1 DP: 1 HBP: 0	WP: 0 PB: 0 SB: 0 CS: 0	PA: 36
PITCHER Tom Underwood, L (1.1) ERA: 4.35	IP: 5.1 WLS: L BF: 24 H: 5 R: 4 ER: 4 SO: 4 BB: 4 IBB: 0 HBP: 0 BLK: 0 WP: 0 HR: 1 S: 20 P: 36 ERA: 6.75 WHIP: 1.688															PITCHER				
Ron Davis, R (6.1) ERA: 3.36	IP: 2.2 WLS: L BF: 12 H: 4 R: 2 ER: 2 SO: 3 BB: 0 IBB: 0 HBP: 0 BLK: 1 WP: 0 HR: 2 S: 18 P: 18 ERA: 6.75 WHIP: 1.500															PITCHER				

AB	29
R	1
H	2
RBI	1
BB	5
SO	3
LOB	10



Batter	1	2	3	4	5	6	7	8	9	AB	R	H	RBI	BB	SO	LOB	TOP										
Ruppert Jones, L (1, 8) OBP: 0.288, SLG: 0.356	0-0 S 1B		0-0 F7		0-0 4-3		0-0 L6	0-0 6-3		5	1	1	0	0	0	1											
Bobby Murcer, L (1, 10) OBP: 0.357, SLG: 0.486	0-0 1B		0-0 F7		0-0 HR		0-0 3-1		0-0 F8	5	1	2	1	0	0	0											
Oscar Gamble, L (1, 7) OBP: 0.318, SLG: 0.486	0-0 F9		4-0 BB		0-0 HR		4-0 BLK		0-3 K	2	1	1	2	2	0	1											
Joe Lefebvre, L (7, PR) OBP: 0.363, SLG: 0.463										1	0	0	0	0	1	0											
Reggie Jackson, L (1, 9) OBP: 0.396, SLG: 0.619	0-3 K		4-0 BB		4-0 HR		4-0 BB		0-0 F4	2	0	0	0	3	1	1											
Jim Spencer, L (1, 3) OBP: 0.305, SLG: 0.405	0-3 K		0-0 BB		0-0 2B		0-3 IBB			4	0	1	0	0	2	5											
Eric Soderholm, R (1, 5) OBP: 0.355, SLG: 0.464		0-0 L6		0-3 K		0-3 K			0-0 HR	4	1	1	1	0	2	2											
Aurelio Rodriguez, R (8, 5) OBP: 0.234, SLG: 0.311										0	0	0	0	0	0	0											
Rick Cerone, R (1, 2) OBP: 0.311, SLG: 0.434		0-0 F4		0-0 5-3		0-3 K		0-0 F7		4	0	0	0	0	1	0											
Bucky Dent, R (1, 6) OBP: 0.315, SLG: 0.335		0-0 1B		0-0 F5		0-0 F7		4-0 1-3		3	0	1	0	1	0	0											
Fred Stanley, R (1, 4) OBP: 0.236, SLG: 0.239		0-0 1-3				0-0 F7		0-0 L8		4	0	0	0	0	0	2											
Inning Stats	R: 1 E: 0 K: 2 S: 9	H: 2 LOB: 1 BB: 0 P: 9	R: 0 E: 0 K: 0 S: 4	H: 1 LOB: 1 BB: 0 P: 4	R: 0 E: 0 K: 0 S: 3	H: 0 LOB: 2 BB: 2 P: 11	R: 0 E: 0 K: 1 S: 5	H: 0 LOB: 0 BB: 0 P: 5	R: 2 E: 0 K: 1 S: 8	H: 3 LOB: 2 BB: 1 P: 12	R: 0 E: 0 K: 0 S: 5	H: 0 LOB: 0 BB: 2 P: 13	R: 0 E: 0 K: 0 S: 4	H: 1 LOB: 1 BB: 1 P: 8	R: 0 E: 0 K: 1 S: 5	H: 0 LOB: 0 BB: 0 P: 5	1B: 4 2B: 1 3B: 0 HR: 2	SF: 0 SAC: 0 DP: 0 HBP: 0	WP: 0 PB: 0 SB: 1 CS: 0	PA: 40							
PITCHER	IP	WLS	BF	H	R	ER	SO	BB	IBB	HBP	BLK	WP	HR	S	P	ERA	WHIP										
Dennis Martinez, R (1, 1) ERA: 4.34	7.2	L	36	7	4	4	6	5	1	0	1	0	2	42	66	4.70	1.565										
Tippy Martinez, L (8, 1) ERA: 2.94	1.1		4	0	0	0	1	0	0	0	0	0	0	6	6	0.00	0.000										

New York Yankees @ Baltimore Orioles
Memorial Stadium, Baltimore, MD
Sat Aug 16 1980, 7:05 PM EDT
Att: 51,649 - Unknown - 71 F

AB 34
R 4
H 7
RBI 4
BB 6
SO 7
LOB 12



Batter	1	2	3	4	5	6	7	8	9	AB	R	H	RBI	BB	SO	LOB	BOTTOM										
Al Bumbry, L (1, 8) OBP: 0.397, SLG: 0.421	0-0 1-3			0-0 F7	0-0 F8			0-0 FC4		4	0	1	0	0	0	2											
Rich Dauer, R (1, 4) OBP: 0.328, SLG: 0.330	0-0 F7			0-0 1B		0-0 6-3		0-0 F9		4	0	1	0	0	0	1											
Ken Singleton, S (1, 9) OBP: 0.389, SLG: 0.459	0-0 6-3			0-3 K		0-3 K2-3		0-0 FC4		4	0	0	0	0	2	2											
Eddie Murray, S (1, 3) OBP: 0.347, SLG: 0.502		0-0 F8		0-0 4-3		0-0 F9		0-0 F6		4	0	0	0	0	0	2											
John Lowenstein, L (1, 7) OBP: 0.368, SLG: 0.343		0-0 6-3			0-0 3-4-1		4-0 1B		0-0 L4	3	0	0	0	1	0	0											
Dan Graham, L (1, 2) OBP: 0.290, SLG: 0.404		0-3 K			0-3 K		0-3 K		0-0 F8	4	0	0	0	0	3	1											
Terry Crowley, L (1, 10) OBP: 0.386, SLG: 0.472				0-0 3-1		0-0 HR		0-0 1B		4	1	2	1	0	0	0											
Doug DeCinces, R (1, 5) OBP: 0.311, SLG: 0.366				0-0 F6		0-0 2B		0-0 F3		3	0	1	0	0	0	2											
Kiko Garcia, R (1, 6) OBP: 0.270, SLG: 0.253				0-0 6-3		4-0 BB		0-3 K		1	0	0	0	1	0	0											
Pat Kelly, L (7, PH) OBP: 0.364, SLG: 0.347										1	0	0	0	0	1	2											
Mark Belanger, R (8, 6) OBP: 0.242, SLG: 0.258								0-3 K		0	0	0	0	0	0	0											
Inning Stats	R: 0 E: 0 K: 0 S: 3	H: 0 LOB: 0 BB: 0 P: 3	R: 0 E: 0 K: 1 S: 5	H: 0 LOB: 0 BB: 0 P: 5	R: 0 E: 0 K: 0 S: 3	H: 0 LOB: 0 BB: 0 P: 3	R: 0 E: 0 K: 1 S: 6	H: 1 LOB: 1 BB: 0 P: 6	R: 1 E: 0 K: 1 S: 7	H: 2 LOB: 2 BB: 1 P: 11	R: 0 E: 0 K: 1 S: 5	H: 0 LOB: 0 BB: 0 P: 5	R: 0 E: 0 K: 2 S: 8	H: 1 LOB: 2 BB: 1 P: 12	R: 0 E: 0 K: 0 S: 4	H: 1 LOB: 1 BB: 0 P: 4	R: 0 E: 0 K: 0 S: 3	H: 0 LOB: 0 BB: 0 P: 3	1B: 3 2B: 1 3B: 0 HR: 1	SF: 0 SAC: 0 DP: 0 HBP: 0	WP: 0 PB: 0 SB: 0 CS: 0	PA: 34					
PITCHER	IP	WLS	BF	H	R	ER	SO	BB	IBB	HBP	BLK	WP	HR	S	P	ERA	WHIP										
Gaylord Perry, R (1, 1) ERA: 3.33	7.0	W	28	5	1	1	6	2	0	0	0	0	1	38	46	1.29	1.000										
Rich Gossage, R (8, 1) ERA: 2.42	2.0	S	6	0	0	0	0	0	0	0	0	0	0	6	6	0.00	0.000										

New York Yankees @ Baltimore Orioles
Memorial Stadium, Baltimore, MD
Sat Aug 16 1980, 7:05 PM EDT
Att: 51,649 - Unknown - 71 F

AB 32
R 1
H 5
RBI 1
BB 2
SO 6
LOB 12




Batter	1	2	3	4	5	6	7	8	9	AB	R	H	RBI	BB	SO	LOB	TOP					
Bucky Dent, R OBP: 0.315, SLG: 0.335 (1, 6)	F9		E5			SH3-4		FC6-4 1B		3	0	1	0	0	0	1	New York Yankees @ Baltimore Orioles Memorial Stadium, Baltimore, MD Sun Aug 17 1980, 3:33 AM EDT Att: 50,073 - Unknown - 78 F					
Rick Cerone, R OBP: 0.308, SLG: 0.430 (1, 2)	6-3		5-3			K		F3		4	0	0	0	0	1	5						
Lou Piniella, R OBP: 0.322, SLG: 0.319 (1, 7)	K							FC6-4		3	0	1	0	1	1	2						
Reggie Jackson, L OBP: 0.393, SLG: 0.612 (1, 9)		6-3								4	0	0	0	0	3	3						
Bob Watson, R OBP: 0.351, SLG: 0.416 Ruppert Jones, L (9, PR) OBP: 0.288, SLG: 0.356 (1, 3)		F8								4	0	1	0	0	0	1						
Eric Soderholm, R OBP: 0.359, SLG: 0.455 (1, 10)		4-3								0	0	0	0	0	0	0						
Aurelio Rodriguez, R OBP: 0.235, SLG: 0.316 (1, 5)										4	0	0	0	0	1							
Bobby Brown, S OBP: 0.314, SLG: 0.417 (1, 8)										3	0	0	0	0	0	1						
Fred Stanley, R OBP: 0.253, SLG: 0.257 (1, 4)										3	0	2	0	0	0	1						
Inning Stats	R: 0 E: 0 K: 1 S: 5	H: 0 LOB: 0 BB: 0 P: 5	R: 0 E: 0 K: 0 S: 3	H: 0 LOB: 0 BB: 0 P: 3	R: 0 E: 1 K: 0 S: 5	H: 1 LOB: 2 BB: 0 P: 5	R: 0 E: 0 K: 1 S: 5	H: 1 LOB: 0 BB: 0 P: 5	R: 0 E: 0 K: 0 S: 3	H: 0 LOB: 0 BB: 0 P: 3	R: 0 E: 0 K: 0 S: 8	H: 1 LOB: 2 BB: 1 P: 12	R: 0 E: 0 K: 0 S: 3	H: 0 LOB: 0 BB: 0 P: 3	R: 0 E: 0 K: 0 S: 5	H: 2 LOB: 2 BB: 0 P: 5	R: 0 E: 0 K: 1 S: 5	H: 1 LOB: 1 BB: 0 P: 5	1B: 5 2B: 1 3B: 0 HR: 0	SF: 0 SAC: 1 DP: 2 HBP: 0	WP: 0 PB: 0 SB: 0 CS: 0	PA: 33
PITCHER Scott McGregor, L ERA: 3.32 (1, 1)	IP: 9.0 WLS: W BF: 33 H: 6 R: 0 ER: 0 SO: 5 BB: 1 IBB: 0 HBP: 0 BLK: 0 WP: 0 HR: 0 S: 42 P: 46 ERA: 0.00 WHIP: 0.778															PITCHER IP: WLS: BF: H: R: ER: SO: BB: IBB: HBP: BLK: WP: HR: S: P: ERA: WHIP:						

Batter	1	2	3	4	5	6	7	8	9	AB	R	H	RBI	BB	SO	LOB	BOTTOM			
Al Bumbry, L OBP: 0.397, SLG: 0.421 (1, 8)	K		SH5-3					SH3-4 1B		3	0	1	0	0	1	0	New York Yankees @ Baltimore Orioles Memorial Stadium, Baltimore, MD Sun Aug 17 1980, 3:33 AM EDT Att: 50,073 - Unknown - 78 F			
Rich Dauer, R OBP: 0.328, SLG: 0.332 (1, 4)	F9		L3					SH3-4		3	1	1	0	0	0	1				
Ken Singleton, S OBP: 0.388, SLG: 0.456 John Lowenstein, L OBP: 0.368, SLG: 0.343 (1, 9) (9, 7)			K					F9		3	0	0	0	1	1	3				
Eddie Murray, S OBP: 0.348, SLG: 0.501 (1, 3)										0	0	0	0	0	0	0				
Terry Crowley, L OBP: 0.392, SLG: 0.485 Benny Ayala, R (8, PH) OBP: 0.371, SLG: 0.563 (1, 10)										3	0	2	1	0	1	1				
Rick Dempsey, R OBP: 0.320, SLG: 0.413 (1, 2)										1	0	0	0	0	1	2				
Doug DeCinces, R OBP: 0.309, SLG: 0.363 (1, 5)										2	0	0	0	1	0	2				
Doug DeCinces, R OBP: 0.309, SLG: 0.363 (1, 5)										3	0	0	0	0	0	3				
Gary Roenicke, R OBP: 0.356, SLG: 0.398 (1, 7) (9, 9)										3	0	0	0	0	2	1				
Mark Belanger, R OBP: 0.244, SLG: 0.259 (1, 6)										3	0	1	0	0	0	0				
Inning Stats	R: 0 E: 0 K: 1 S: 5	H: 0 LOB: 1 BB: 1 P: 9	R: 0 E: 0 K: 1 S: 5	H: 1 LOB: 1 BB: 1 P: 9	R: 0 E: 0 K: 1 S: 6	H: 1 LOB: 1 BB: 0 P: 6	R: 0 E: 0 K: 1 S: 6	H: 1 LOB: 1 BB: 0 P: 6	R: 0 E: 0 K: 0 S: 5	H: 2 LOB: 1 BB: 0 P: 5	R: 0 E: 0 K: 0 S: 3	H: 0 LOB: 0 BB: 0 P: 3	R: 0 E: 0 K: 1 S: 6	H: 1 LOB: 2 BB: 1 P: 10	R: 0 E: 0 K: 0 S: 5	H: 1 LOB: 2 BB: 1 P: 10	1B: 4 2B: 2 3B: 0 HR: 0	SF: 0 SAC: 2 DP: 1 HBP: 0	WP: 0 PB: 0 SB: 1 CS: 0	PA: 32
PITCHER Luis Tiant, R ERA: 4.81 Rudy May, L ERA: 2.53 (1, 1) (8, 1)	IP: 7.2 WLS: L BF: 31 H: 6 R: 1 ER: 1 SO: 5 BB: 2 IBB: 1 HBP: 0 BLK: 0 WP: 0 HR: 0 S: 38 P: 50 ERA: 1.17 WHIP: 1.043															PITCHER IP: WLS: BF: H: R: ER: SO: BB: IBB: HBP: BLK: WP: HR: S: P: ERA: WHIP:				

Batter	1	2	3	4	5	6	7	8	9	AB	R	H	RBI	BB	SO	LOB	TOP			
Willie Randolph, R (1, 4) <small>OBP: 0.416, SLG: 0.406</small> Fred Stanley, R (8, PR) <small>OBP: 0.253, SLG: 0.257</small> (8, 4)	F8			1-4-3		BB		3B 1B		3	0	1	1	1	0	0	New York Yankees @ Baltimore Orioles Memorial Stadium, Baltimore, MD Mon Aug 18 1980, 7:05 PM EDT Att: 51,528 - Overcast - 74 F			
Bobby Murcer, L (1, 10) <small>OBP: 0.355, SLG: 0.495</small>	K			HR BB		F8		1-H 6-3 3B		3	2	1	1	1	1	1				
Oscar Gamble, L (1, 7) <small>OBP: 0.318, SLG: 0.509</small> Lou Piniella, R (8, PH) <small>OBP: 0.321, SLG: 0.318</small> (8, 7)	F9			1-H HR		F8		6-3		3	1	1	2	0	0	1				
Reggie Jackson, L (1, 9) <small>OBP: 0.389, SLG: 0.606</small>		1-3		1-3		K		4-3		4	0	0	0	0	1	2				
Jim Spencer, L (1, 3) <small>OBP: 0.306, SLG: 0.404</small> Bob Watson, R (9, PH) <small>OBP: 0.353, SLG: 0.418</small> Bobby Brown, S (9, PR) <small>OBP: 0.314, SLG: 0.417</small>		6-3		F8			G4-3 1B		1B 1B	3	0	1	0	0	0	0				
Eric Soderholm, R (1, 5) <small>OBP: 0.353, SLG: 0.447</small>	F9				L4		G4-3 1B		K	4	0	0	0	0	1	2				
Rick Cerone, R (1, 2) <small>OBP: 0.308, SLG: 0.430</small>			F9		4-3 2B		F3		F8	4	0	1	0	0	0	1				
Ruppert Jones, L (1, 8) <small>OBP: 0.291, SLG: 0.361</small>			F5		4-3				1B 2B 1B	4	1	2	0	0	0	1				
Bucky Dent, R (1, 6) <small>OBP: 0.312, SLG: 0.331</small>	F5				F2			F3	1-2 K	4	0	0	0	0	1	4				
Inning Stats	R: 0 E: 0 K: 1 S: 5	H: 0 LOB: 0 BB: 0 P: 5	R: 0 E: 0 K: 0 S: 3	H: 0 LOB: 0 BB: 0 P: 3	R: 0 E: 0 K: 0 S: 3	H: 0 LOB: 0 BB: 1 P: 3	R: 2 E: 0 K: 0 S: 4	H: 1 LOB: 0 BB: 1 P: 8	R: 0 E: 0 K: 1 S: 5	H: 0 LOB: 1 BB: 1 P: 9	R: 0 E: 0 K: 0 S: 3	H: 1 LOB: 0 BB: 0 P: 3	R: 3 E: 0 K: 2 S: 6	H: 3 LOB: 1 BB: 0 P: 6	R: 0 E: 0 K: 2 S: 9	H: 2 LOB: 3 BB: 0 P: 9		1B: 4 2B: 2 3B: 1 HR: 1	SF: 0 SAC: 0 DP: 1 HBP: 0	WP: 0 PB: 0 SB: 1 CS: 0
PITCHER	IP WLS BF H R ER SO BB IBB HBP BLK WP HR S P ERA WHIP																			
Jim Palmer, R (1, 1) <small>ERA: 3.74</small>	7.1 W 29 6 5 5 2 2 0 0 0 0 1 31 39 6.14 1.091																			
Tippy Martinez, L (8, 1) <small>ERA: 2.9</small>	0.2 2 0 0 0 0 0 0 0 0 0 0 2 2 0.00 0.000																			
Tim Stoddard, R (9, 1) <small>ERA: 2.24</small>	1.0 S 5 2 0 0 2 0 0 0 0 0 0 9 9 0.00 2.000																			

Batter	1	2	3	4	5	6	7	8	9	AB	R	H	RBI	BB	SO	LOB	BOTTOM			
Al Bumbry, L (1, 8) <small>OBP: 0.399, SLG: 0.425</small>	F7	K		SF8 2B	6-3 1B		CS 1B			5	0	3	2	0	1	2	New York Yankees @ Baltimore Orioles Memorial Stadium, Baltimore, MD Mon Aug 18 1980, 7:05 PM EDT Att: 51,528 - Overcast - 74 F			
Rich Dauer, R (1, 4) <small>OBP: 0.327, SLG: 0.332</small> (6, 5)	1B		6-3	SF8	6-3		CS	F2		4	0	1	2	0	0	1				
Ken Singleton, S (1, 9) <small>OBP: 0.390, SLG: 0.455</small> John Lowenstein, L (9, 7) <small>OBP: 0.368, SLG: 0.343</small>	FC5-4 1B			BB	BB			K		3	0	1	0	2	1	1				
Eddie Murray, S (1, 3) <small>OBP: 0.347, SLG: 0.497</small>	K		L7	1-2 BB			F9	F5		4	0	0	0	1	1	3				
Benny Ayala, R (1, 10) <small>OBP: 0.361, SLG: 0.546</small>	FC5-4		F7	K			K			4	0	0	0	0	2	6				
Doug DeCinces, R (1, 5) <small>OBP: 0.309, SLG: 0.366</small> Kiko Garcia, R (6, 4) <small>OBP: 0.269, SLG: 0.252</small>	F8			F8 1B 2B	E1 2B		6-3			3	2	1	0	0	0	0				
Gary Roenicke, R (1, 7) <small>OBP: 0.356, SLG: 0.394</small> (9, 9)	L8			F8	2B 1B BB		1B SH3-4 BB			2	1	0	0	2	0	1				
Rick Dempsey, R (1, 2) <small>OBP: 0.323, SLG: 0.421</small>				1B 2B BB	K		SH3-4			2	1	1	0	1	1	2				
Mark Belanger, R (1, 6) <small>OBP: 0.254, SLG: 0.271</small>				2B SF8 1B	1B 6-3 2B		6-3			3	2	2	2	1	0	1				
Inning Stats	R: 0 E: 0 K: 1 S: 7	H: 2 LOB: 2 BB: 0 P: 7	R: 0 E: 0 K: 1 S: 6	H: 1 LOB: 1 BB: 1 P: 10	R: 0 E: 0 K: 0 S: 3	H: 0 LOB: 1 BB: 1 P: 7	R: 3 E: 0 K: 1 S: 8	H: 3 LOB: 3 BB: 3 P: 20	R: 3 E: 1 K: 1 S: 8	H: 2 LOB: 1 BB: 1 P: 12	R: 0 E: 0 K: 1 S: 5	H: 0 LOB: 0 BB: 0 P: 5	R: 0 E: 0 K: 1 S: 3	H: 1 LOB: 1 BB: 1 P: 7	R: 0 E: 0 K: 1 S: 5	H: 0 LOB: 0 BB: 0 P: 5		1B: 5 2B: 3 3B: 1 HR: 0	SF: 1 SAC: 1 DP: 0 HBP: 0	WP: 0 PB: 0 SB: 0 CS: 1
PITCHER	IP WLS BF H R ER SO BB IBB HBP BLK WP HR S P ERA WHIP																			
Ron Guidry, L (1, 1) <small>ERA: 3.71</small>	3.2 L 22 6 3 3 2 5 0 0 0 0 0 0 21 41 7.36 3.000																			
Rudy May, L (4, 1) <small>ERA: 2.57</small>	1.1 8 2 3 1 2 1 0 0 0 0 0 0 11 15 6.75 2.250																			
Ron Davis, R (6, 1) <small>ERA: 3.26</small>	3.0 10 1 0 0 2 1 0 0 0 0 0 0 13 17 0.00 0.667																			



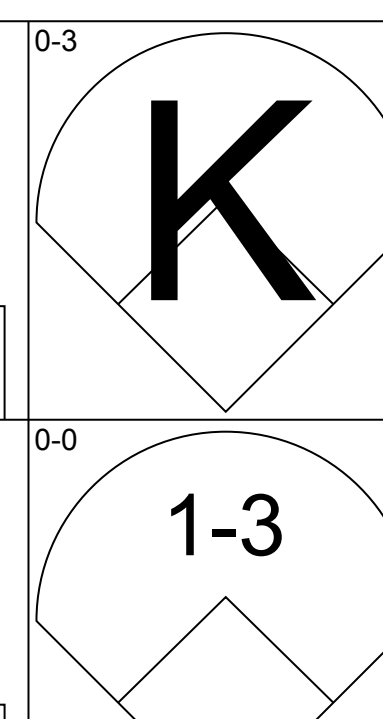
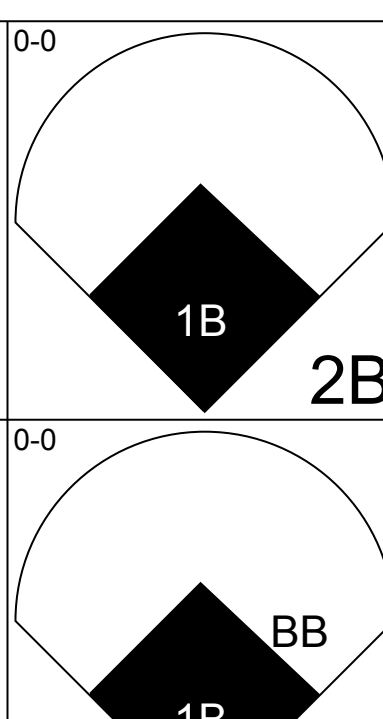
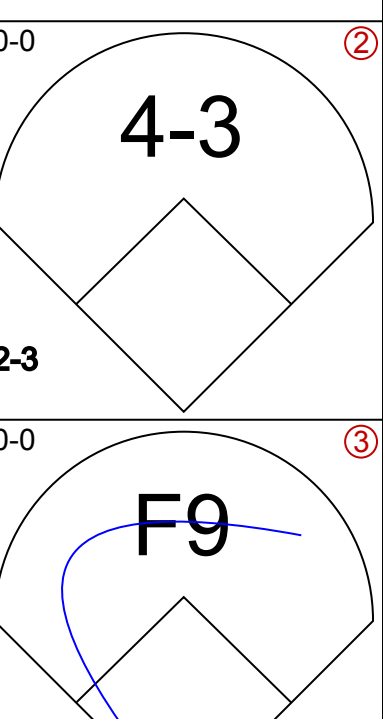
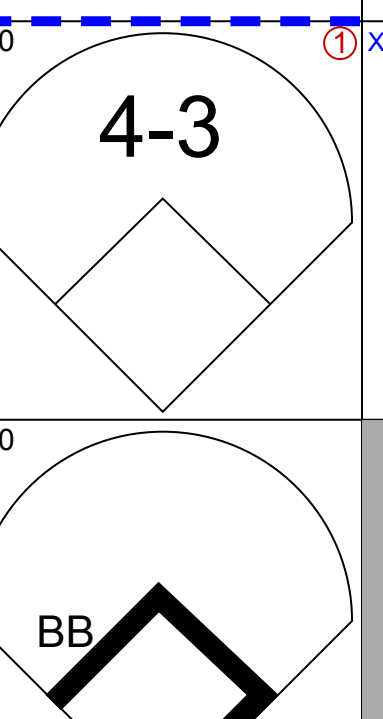
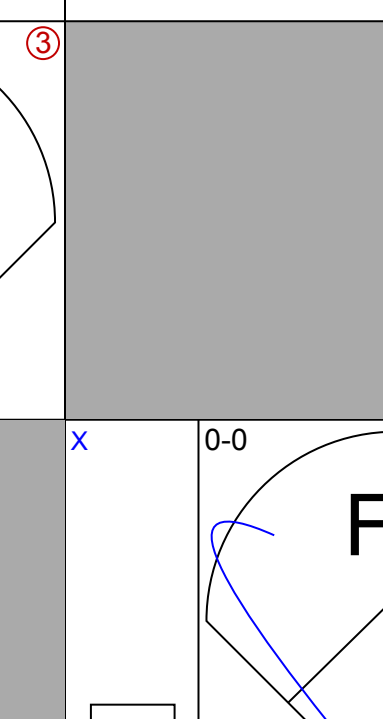
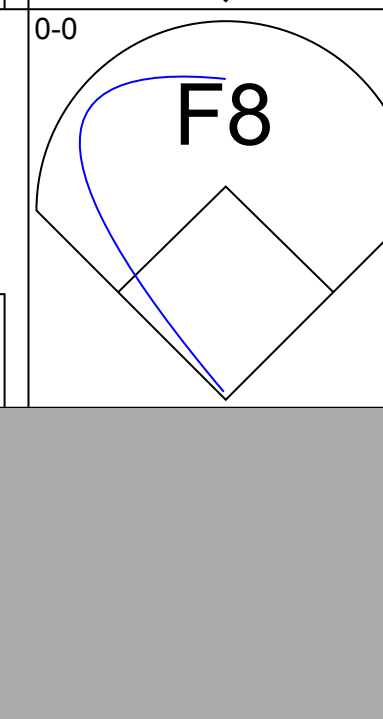
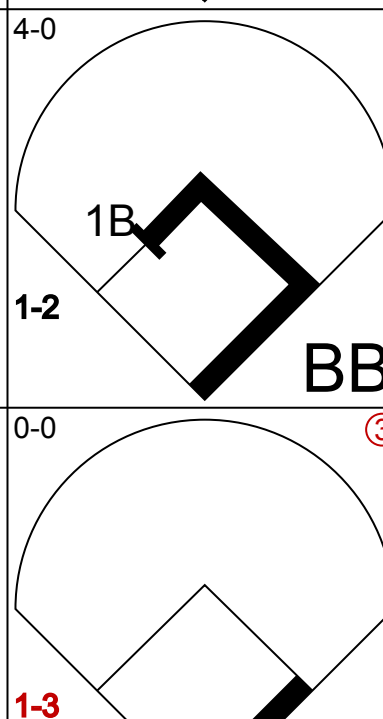

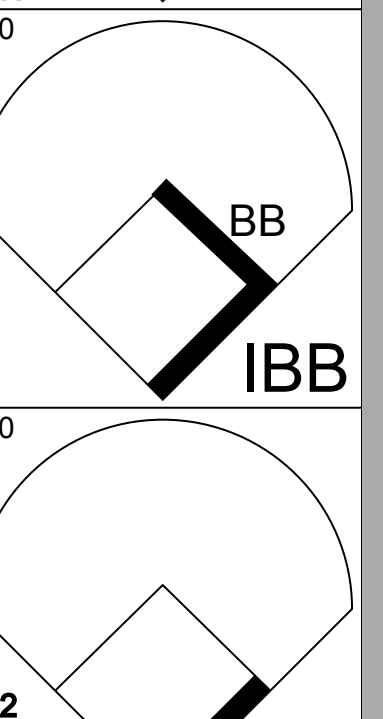
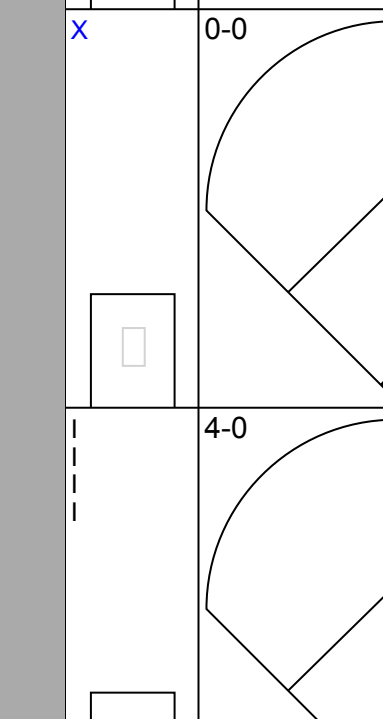



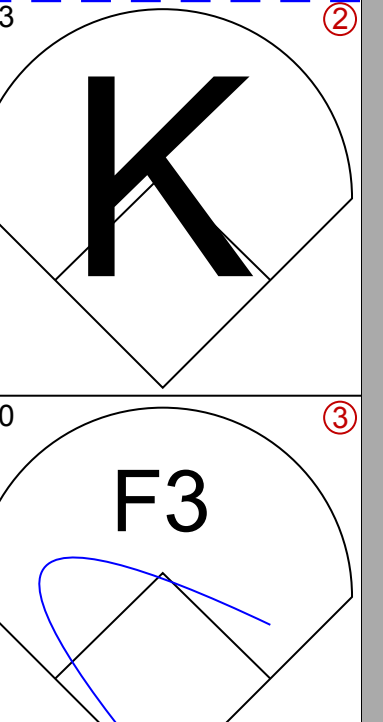
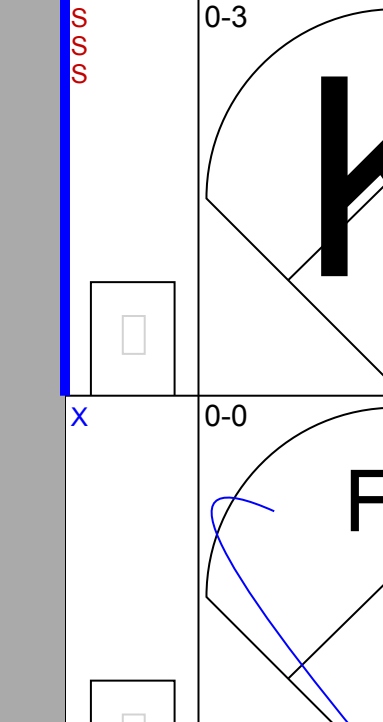
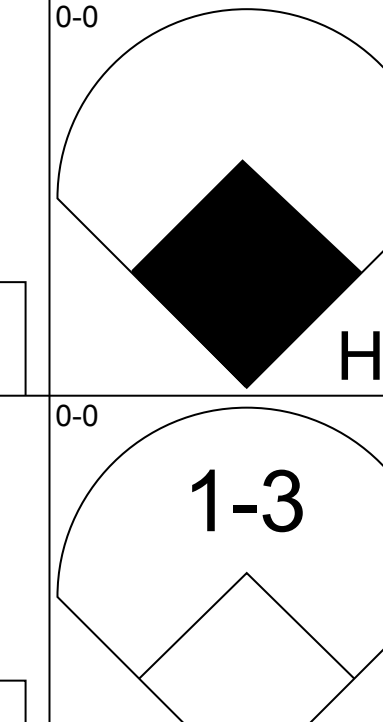


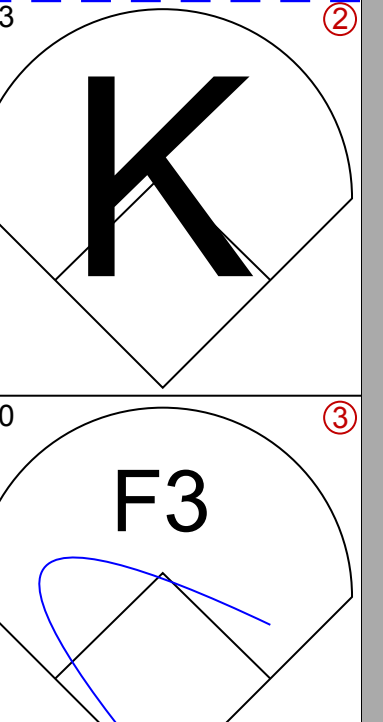
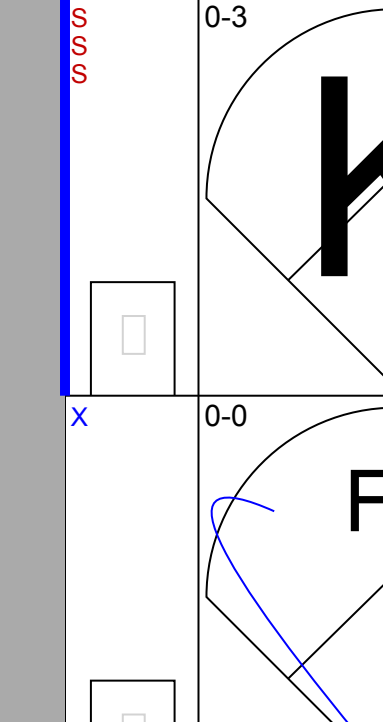
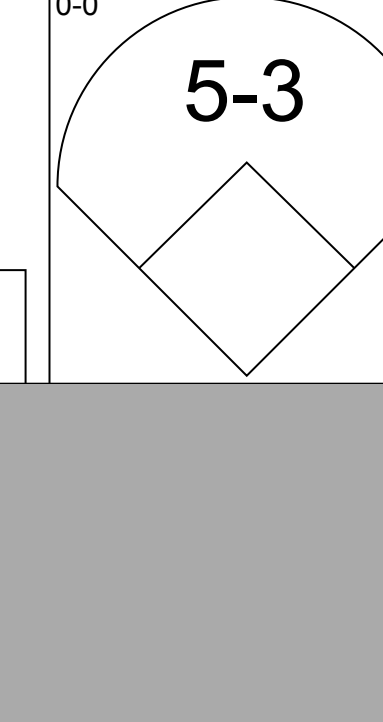
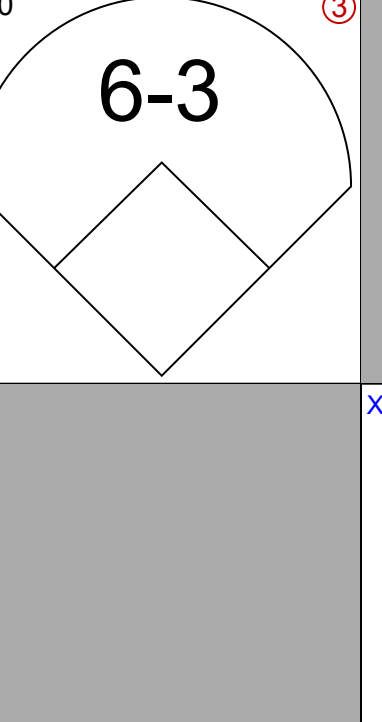
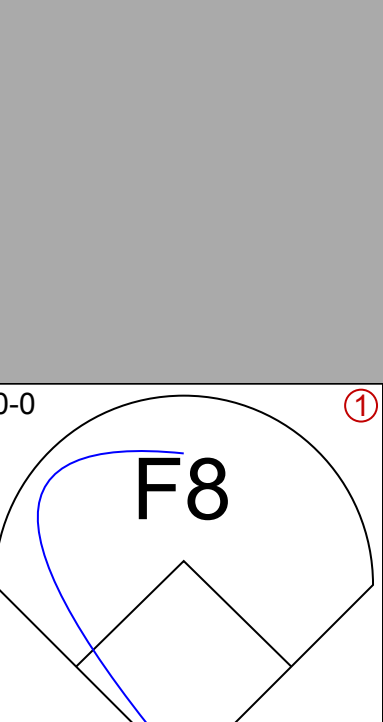
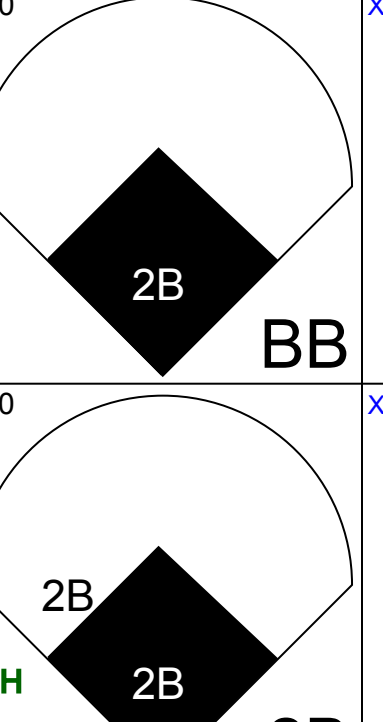
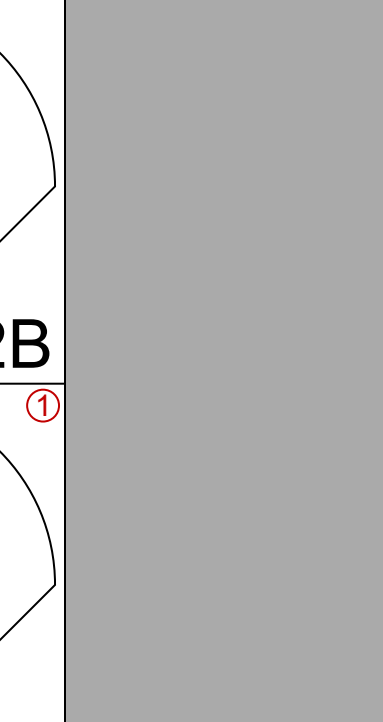

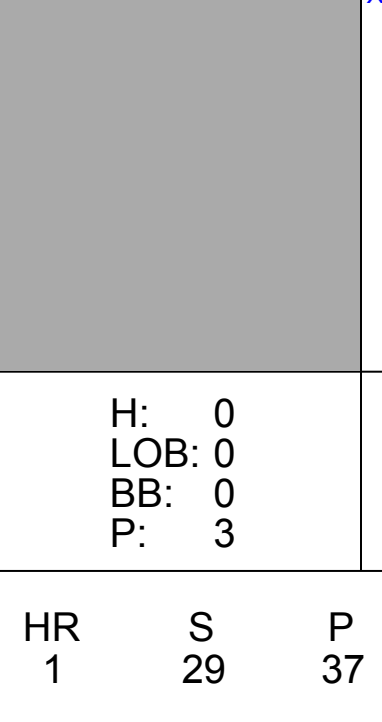
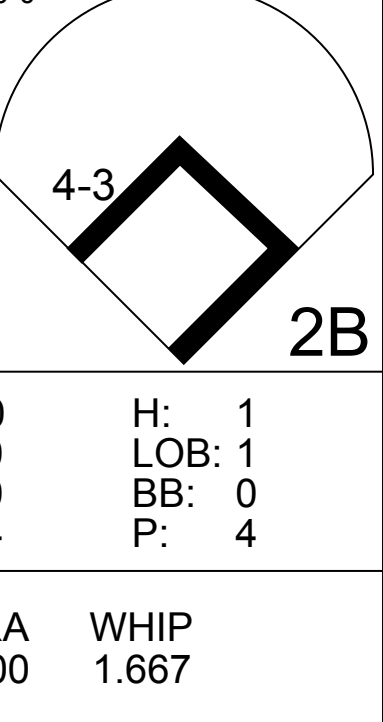
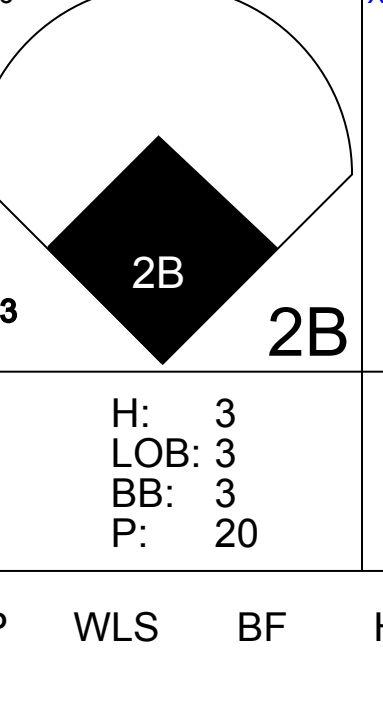
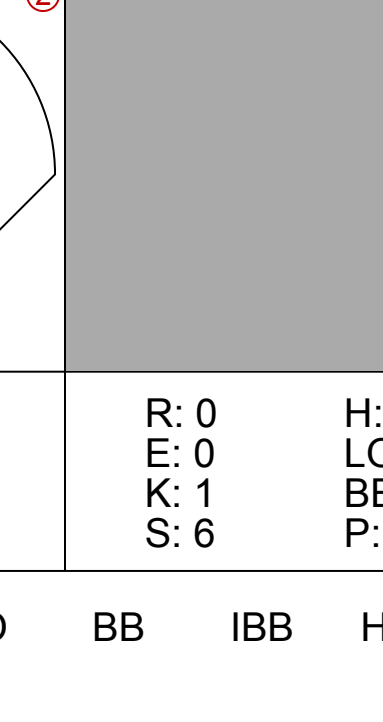
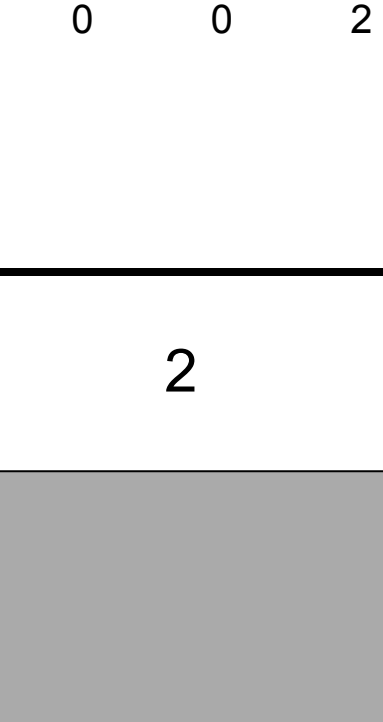
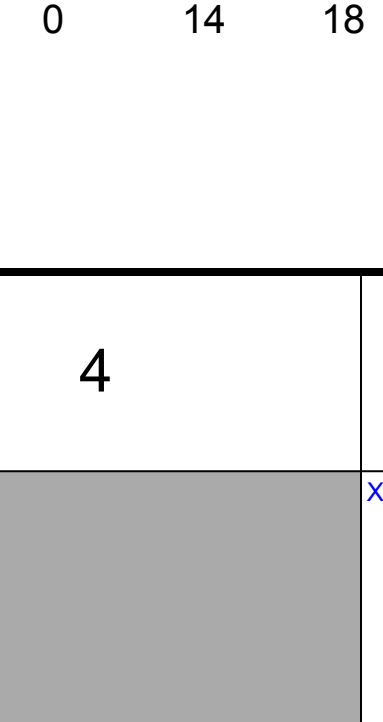
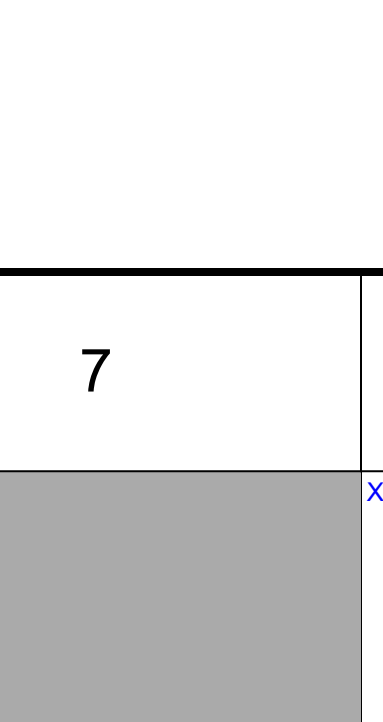
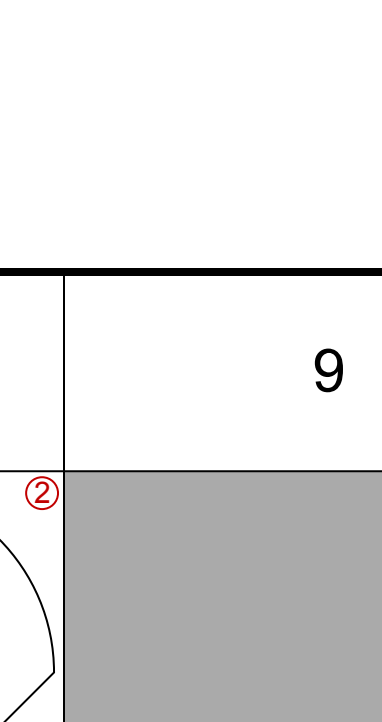
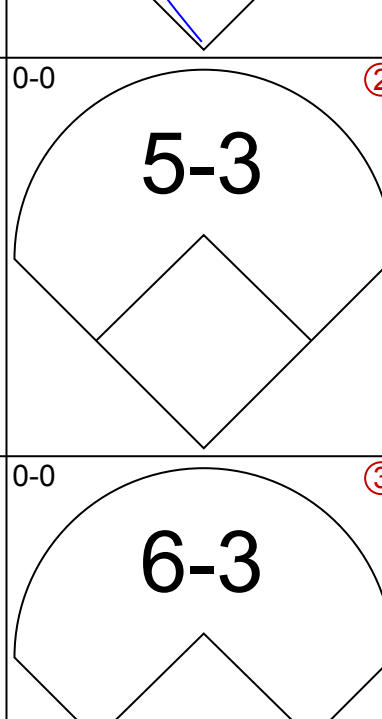


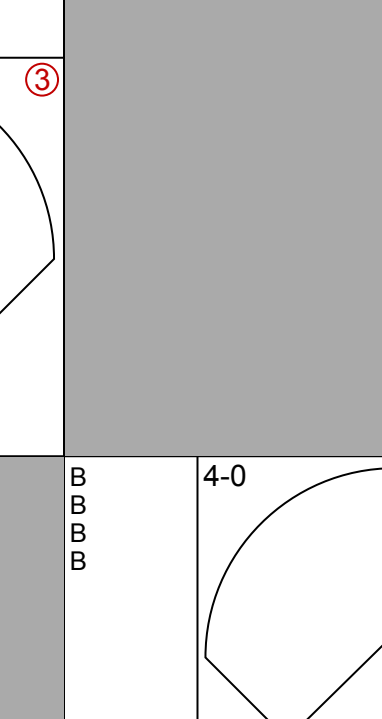



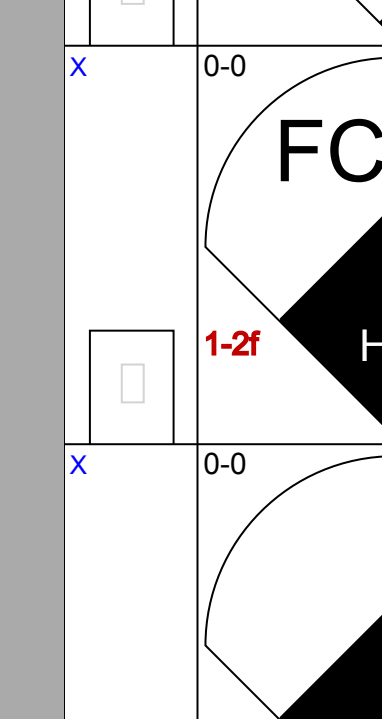
Batter	1	2	3	4	5	6	7	8	9	AB	R	H	RBI	BB	SO	LOB	TOP										
Bucky Dent, R OBP: 0.313, SLG: 0.335 (1, 6)										5	0	2	0	0	0	0	New York Yankees @ Seattle Mariners The Kingdome, Seattle, WA Tue Aug 19 1980, 10:05 PM EDT Att: 15,043 - Dome										
Rick Cerone, R OBP: 0.309, SLG: 0.430 (1, 2)										5	0	2	0	0	0	3											
Lou Piniella, R OBP: 0.319, SLG: 0.321 (1, 7)										4	0	1	0	0	1	2											
Reggie Jackson, L OBP: 0.388, SLG: 0.610 (1, 9)										4	1	1	1	0	1	3											
Bob Watson, R OBP: 0.399, SLG: 0.434 (1, 3)										3	2	3	1	1	0	0											
Eric Soderholm, R OBP: 0.347, SLG: 0.439 (1, 10)										4	0	0	0	0	0	4											
Aurelio Rodriguez, R OBP: 0.236, SLG: 0.312 (1, 5)										3	0	0	0	1	1	3											
Bobby Brown, S OBP: 0.313, SLG: 0.414 (1, 8)										4	0	1	1	0	0	1											
Fred Stanley, R OBP: 0.241, SLG: 0.243 (1, 4)										4	0	0	0	0	0	2											
Inning Stats	R: 0 E: 0 K: 0 S: 4	H: 1 LOB: 1 BB: 0 P: 4	R: 1 E: 0 K: 1 S: 7	H: 2 LOB: 1 BB: 0 P: 7	R: 0 E: 0 K: 2 S: 8	H: 1 LOB: 0 BB: 0 P: 8	R: 1 E: 0 K: 0 S: 4	H: 1 LOB: 0 BB: 1 P: 4	R: 0 E: 0 K: 0 S: 4	H: 1 LOB: 2 BB: 0 P: 8	R: 0 E: 0 K: 0 S: 4	H: 2 LOB: 0 BB: 0 P: 4	R: 1 E: 0 K: 0 S: 4	H: 1 LOB: 2 BB: 1 P: 8	R: 0 E: 0 K: 0 S: 4	H: 1 LOB: 2 BB: 1 P: 8	1B: 5 2B: 3 3B: 0 HR: 2	SF: 0 SAC: 0 DP: 1 HBP: 0	WP: 0 PB: 0 SB: 0 CS: 0	PA: 38							
PITCHER	IP	WLS	BF	H	R	ER	SO	BB	IBB	HBP	BLK	WP	HR	S	P	ERA	WHIP										
Rick Honeycutt, L ERA: 3.64 (1, 1)	7.1	L	32	9	3	3	3	0	1	0	0	0	2	37	41	3.68	1.227										
Dave Heaverlo, R ERA: 3.53 (8, 1)	1.2		6	1	0	0	0	1	0	0	0	0	0	5	9	0.00	1.200										

AB 36
R 3
H 10
RBI 3
BB 2
SO 3
LOB 18



Batter	1	2	3	4	5	6	7	8	9	AB	R	H	RBI	BB	SO	LOB	BOTTOM										
Julio Cruz, S OBP: 0.321, SLG: 0.247 (1, 4)										4	0	0	0	1	1	3	New York Yankees @ Seattle Mariners The Kingdome, Seattle, WA Tue Aug 19 1980, 10:05 PM EDT Att: 15,043 - Dome										
Bill Stein, R OBP: 0.352, SLG: 0.422 (1, 5)										3	0	0	0	0	2	2											
Dan Meyer, L OBP: 0.313, SLG: 0.396 (7, PH) (8, 5)										1	0	0	0	0	1	3											
Bruce Bochte, L OBP: 0.366, SLG: 0.451 (1, 3)										3	1	1	0	1	0	1											
Willie Horton, R OBP: 0.304, SLG: 0.306 (1, 10)										4	0	0	0	0	2	1											
Juan Beniquez, R OBP: 0.269, SLG: 0.353 (1, 8)										3	0	0	0	1	0	2											
Tom Paciorek, R OBP: 0.316, SLG: 0.475 (1, 9)										3	0	2	0	0	1	1											
Joe Simpson, L OBP: 0.309, SLG: 0.345 (7, FR) (8, 9)										1	0	0	0	0	0	1											
Leon Roberts, R OBP: 0.338, SLG: 0.435 (1, 7)										3	0	0	0	1	0	3											
Jim Anderson, R OBP: 0.297, SLG: 0.329 (1, 6)										3	0	1	0	0	1	2											
Larry Milbourne, S OBP: 0.296, SLG: 0.314 (9, PH)										1	0	0	0	0	1	1											
Larry Cox, R OBP: 0.261, SLG: 0.293 (1, 2)										2	0	1	0	1	0	1											
Jerry Narron, L OBP: 0.176, SLG: 0.097 (9, PH)										1	0	0	0	0	0	1											
Inning Stats	R: 1 E: 1 K: 1 S: 6	H: 0 LOB: 1 BB: 1 P: 10	R: 0 E: 0 K: 0 S: 3	H: 1 LOB: 0 BB: 0 P: 3	R: 0 E: 0 K: 1 S: 5	H: 0 LOB: 1 BB: 1 P: 9	R: 0 E: 0 K: 2 S: 7	H: 0 LOB: 1 BB: 1 P: 11	R: 0 E: 0 K: 0 S: 3	H: 0 LOB: 0 BB: 0 P: 3	R: 0 E: 0 K: 2 S: 9	H: 2 LOB: 3 BB: 1 P: 13	R: 0 E: 0 K: 1 S: 6	H: 1 LOB: 1 BB: 0 P: 6	R: 0 E: 0 K: 1 S: 5	H: 0 LOB: 1 BB: 1 P: 9	1B: 4 2B: 1 3B: 0 HR: 0	SF: 0 SAC: 0 DP: 0 HBP: 0	WP: 0 PB: 1 SB: 3 CS: 1	PA: 37							
PITCHER	IP	WLS	BF	H	R	ER	SO	BB	IBB	HBP	BLK	WP	HR	S	P	ERA	WHIP										
Tom Underwood, L ERA: 4.16 (1, 1)	6.2	W	28	4	1	0	6	4	0	0	0	0	0	36	52	0.00	1.200										
Rich Gossage, R ERA: 2.34 (7, 1)	2.1	S	9	1	0	0	3	1	0	0	0	0	0	14	18	0.00	0.857										

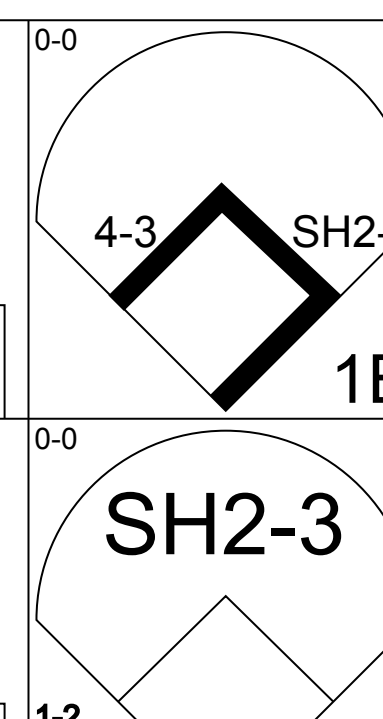
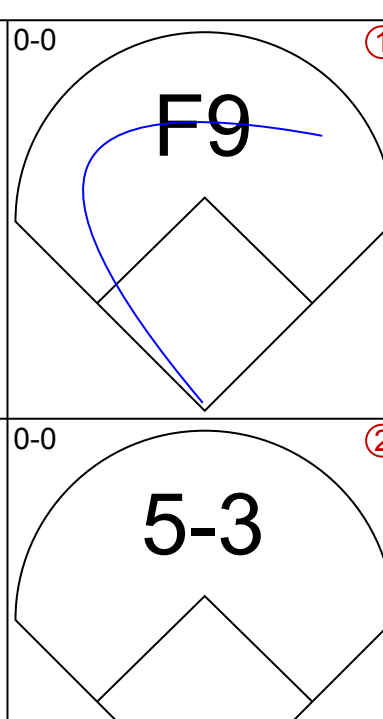

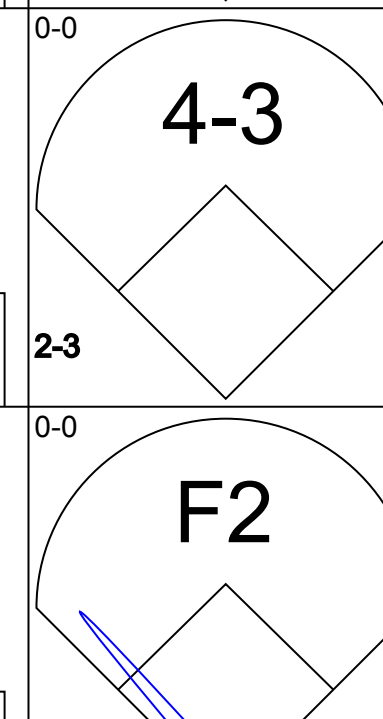
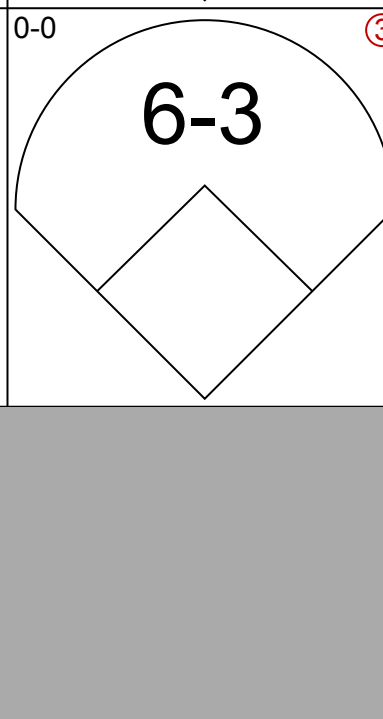





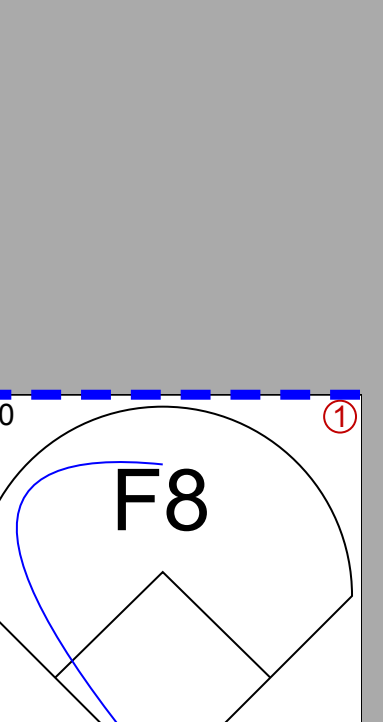

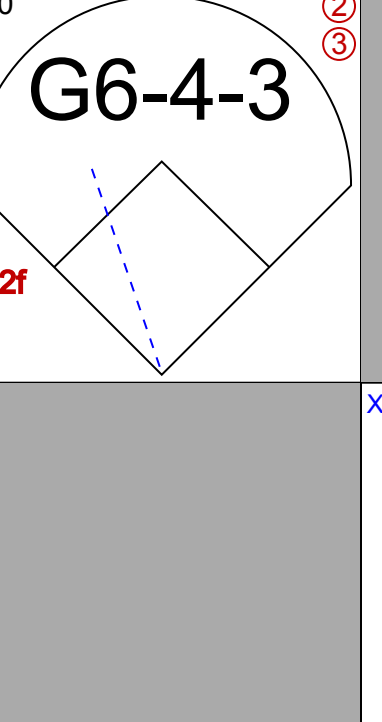
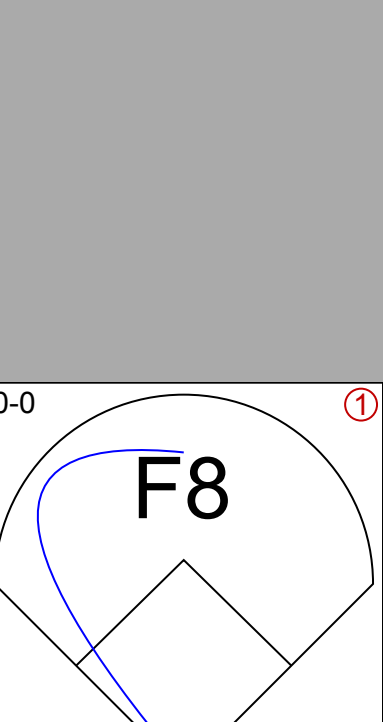
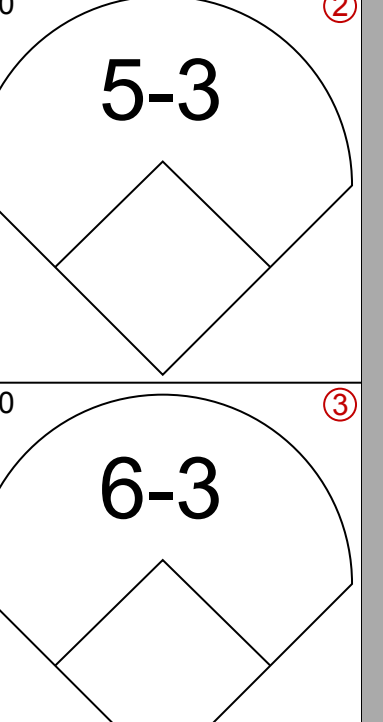
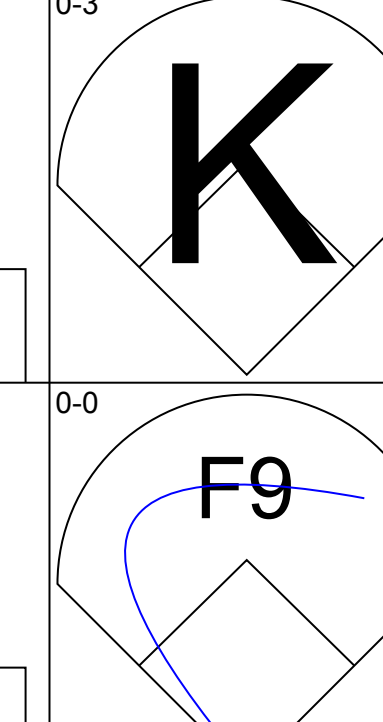
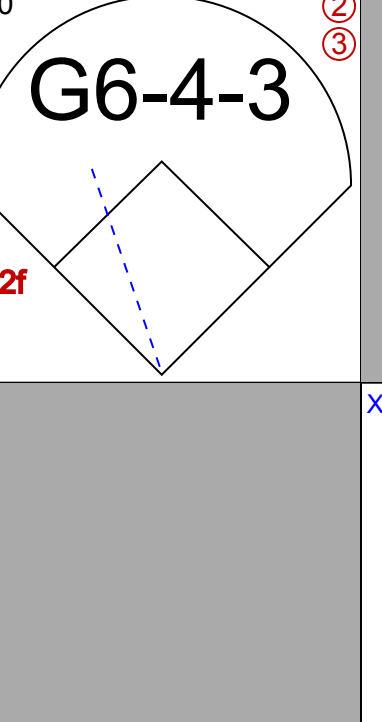
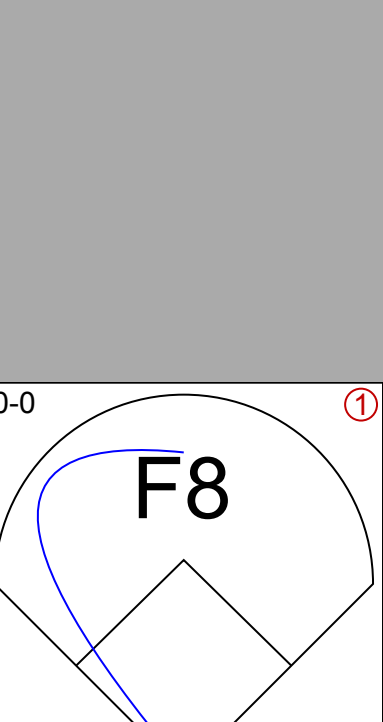
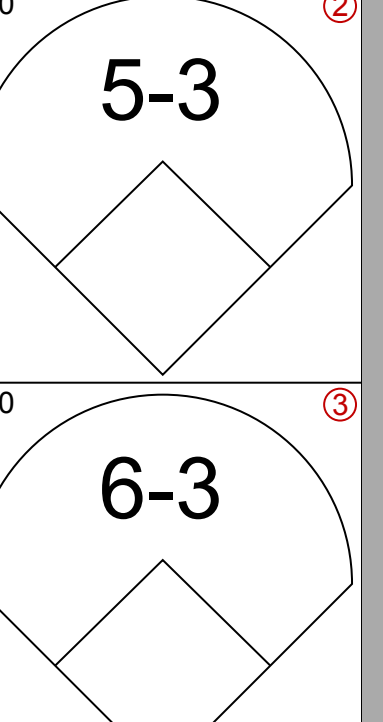
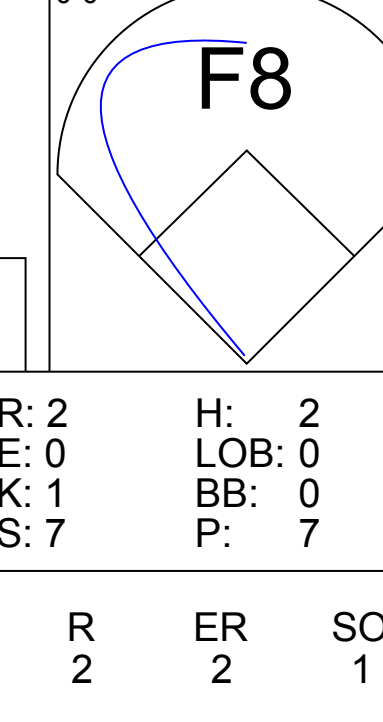

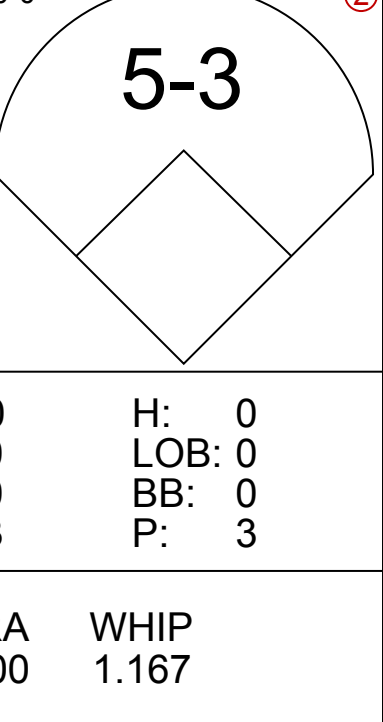
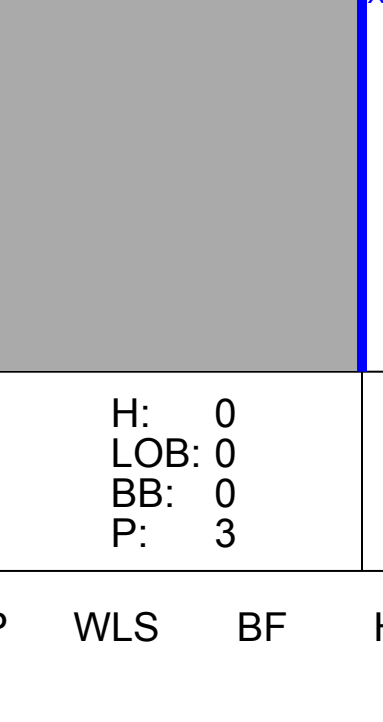
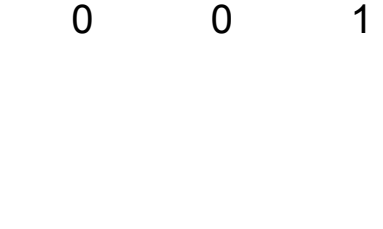

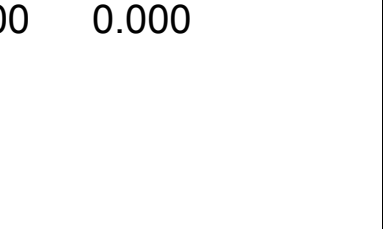



Batter	1	2	3	4	5	6	7	8	9	AB	R	H	RBI	BB	SO	LOB	TOP																					
Ruppert Jones, L OBP: 0.289, SLG: 0.362 (1, 8)											5	1	1	0	0	1	4																					
Bobby Murcer, L OBP: 0.360, SLG: 0.497 (1, 10)											5	1	2	3	0	0	1																					
Oscar Gamble, L OBP: 0.319, SLG: 0.500 Lou Piniella, R OBP: 0.325, SLG: 0.329 (7, PH) (7, 7)											2	0	0	0	1	0	0																					
Reggie Jackson, L OBP: 0.390, SLG: 0.608 Joe Lefebvre, L OBP: 0.363, SLG: 0.463 (9, PR) (9, 9)											3	0	1	1	2	0	0																					
Bob Watson, R OBP: 0.361, SLG: 0.449 Jim Spencer, L OBP: 0.304, SLG: 0.402 (1, 3) (8, 3)											4	1	2	1	0	1	3																					
Rick Cerone, R OBP: 0.305, SLG: 0.425 (1, 2)											5	0	0	0	0	0	6																					
Eric Soderholm, R OBP: 0.350, SLG: 0.442 (1, 5)											3	1	1	0	1	0	0																					
Aurelio Rodriguez, R OBP: 0.236, SLG: 0.315 (1, 4)											4	1	1	1	0	1	1																					
Bucky Dent, R OBP: 0.315, SLG: 0.343 (1, 6)											4	1	2	0	0	0	1																					
Inning Stats	R: 0 E: 0 K: 1 S: 5	H: 0 LOB: 0 BB: 0 P: 5	R: 1 E: 0 K: 0 S: 4	H: 1 LOB: 0 BB: 0 P: 4	R: 2 E: 0 K: 1 S: 7	H: 3 LOB: 2 BB: 1 P: 11	R: 0 E: 0 K: 0 S: 3	H: 0 LOB: 0 BB: 0 P: 3	R: 0 E: 0 K: 0 S: 4	H: 1 LOB: 1 BB: 0 P: 4	R: 0 E: 0 K: 0 S: 4	H: 1 LOB: 1 BB: 0 P: 4	R: 3 E: 0 K: 1 S: 8	H: 3 LOB: 3 BB: 3 P: 20	R: 0 E: 0 K: 0 S: 4	H: 1 LOB: 1 BB: 0 P: 4	R: 0 E: 0 K: 1 S: 6	H: 1 LOB: 2 BB: 1 P: 10	1B: 2 2B: 7 3B: 1 HR: 1	SF: 0 SAC: 0 DP: 0 HBP: 0	WP: 0 PB: 0 CS: 0	PA: 42																
PITCHER	IP	WLS	BF	H	R	ER	SO	BB	IBB	HBP	BLK	WP	HR	S	P	ERA	WHIP	PITCHER				IP	WLS	BF	H	R	ER	SO	BB	IBB	HBP	BLK	WP	HR	S	P	ERA	WHIP
Glenn Abbott, R ERA: 3.97 (1, 1)	6.0	L	27	8	6	6	2	2	0	0	0	0	1	29	37	9.00	1.667																					
Dave Roberts, L ERA: 4.1 (7, 1)	0.1		4	1	0	0	0	1	1	0	0	0	0	2	10	0.00	6.000																					
Dave Heaverlo, R ERA: 3.39 (7, 1)	2.2		11	2	0	0	2	0	1	0	0	0	0	14	18	0.00	0.750																					

New York Yankees @ Seattle Mariners
The Kingdome, Seattle, WA
Wed Aug 20 1980, 10:05 PM EDT
Att: 14,143 - Dome - 68 F

AB 37
R 6
H 11
RBI 6
BB 5
SO 4
LOB 18



Batter	1	2	3	4	5	6	7	8	9	AB	R	H	RBI	BB	SO	LOB	BOTTOM																					
Julio Cruz, S OBP: 0.320, SLG: 0.247 (1, 4)										4	0	1	0	0	0	0	0																					
Bill Stein, R OBP: 0.347, SLG: 0.415 (1, 5)										3	0	0	0	0	0	0	0																					
Bruce Bochte, L OBP: 0.368, SLG: 0.450 (1, 3)										3	0	1	0	1	0	1	0																					
Willie Horton, R OBP: 0.304, SLG: 0.305 Jim Anderson, R OBP: 0.297, SLG: 0.329 (1, 10) (9, PR)										4	0	1	0	0	0	2	0																					
Juan Beniquez, R OBP: 0.279, SLG: 0.374 (1, 8)										3	2	2	2	1	0	2	0																					
Tom Paciorek, R OBP: 0.318, SLG: 0.485 (1, 9)										4	1	2	2	0	0	1	0																					
Leon Roberts, R OBP: 0.335, SLG: 0.431 Dan Meyer, L OBP: 0.314, SLG: 0.397 (1, 7) (9, PH)										3	0	0	0	0	1	2	0																					
Mario Mendoza, R OBP: 0.287, SLG: 0.296 Joe Simpson, L OBP: 0.308, SLG: 0.344 (1, 6) (9, PH)										3	0	0	0	0	0	0	1																					
Larry Cox, R OBP: 0.259, SLG: 0.290 Jerry Narron, L OBP: 0.171, SLG: 0.094 (1, 2) (8, PH)										2	0	0	0	0	0	0	0																					
Inning Stats	R: 0 E: 0 K: 0 S: 4	H: 1 LOB: 1 BB: 0 P: 4	R: 2 E: 0 K: 1 S: 7	H: 2 LOB: 0 BB: 0 P: 7	R: 0 E: 0 K: 0 S: 3	H: 0 LOB: 0 BB: 0 P: 3	R: 0 E: 0 K: 0 S: 3	H: 1 LOB: 1 BB: 1 P: 7	R: 0 E: 0 K: 0 S: 3	H: 0 LOB: 0 BB: 0 P: 3	R: 0 E: 0 K: 0 S: 4	H: 2 LOB: 1 BB: 0 P: 4	R: 0 E: 0 K: 0 S: 3	H: 0 LOB: 0 BB: 0 P: 3	R: 0 E: 0 K: 0 S: 3	H: 0 LOB: 0 BB: 0 P: 3	R: 2 E: 0 K: 1 S: 7	H: 2 LOB: 1 BB: 1 P: 11	1B: 6 2B: 1 3B: 0 HR: 2	SF: 0 SAC: 1 DP: 2 HBP: 0	WP: 0 PB: 0 CS: 0	PA: 35																
PITCHER	IP	WLS	BF	H	R	ER	SO	BB	IBB	HBP	BLK	WP	HR	S	P	ERA	WHIP	PITCHER				IP	WLS	BF	H	R	ER	SO	BB	IBB	HBP	BLK	WP	HR	S	P	ERA	WHIP
Tommy John, L ERA: 3.49 (1, 1)	6.0	W	23	6	2	2	1	1	0	0	0	0	1	24	28	3.00	1.167																					
Doug Bird, R ERA: 2.22 (7, 1)	2.2		11	2	2	2	0	1	0	0	0	0	1	10	14	6.75	1.125																					
Rich Gossage, R ERA: 2.33 (9, 1)	0.1	S	1	0	0	0	1	0	0	0	0	0	0	3	3	0.00	0.000																					

New York Yankees @ Seattle Mariners
The Kingdome, Seattle, WA
Wed Aug 20 1980, 10:05 PM EDT
Att: 14,143 - Dome - 68 F

AB 32
R 4
H 8
RBI 4
BB 2
SO 2
LOB 9



Batter	1	2	3	4	5	6	7	8	9	AB	R	H	RBI	BB	SO	LOB	TOP								
Ruppert Jones, L OBP: 0.297, SLG: 0.363 (1, 8)										2	1	1	0	3	1	2	New York Yankees @ Seattle Mariners The Kingdome, Seattle, WA Thu Aug 21 1980, 10:05 PM EDT Att: 16,400 - Dome - 68 F								
Bobby Murcer, L OBP: 0.357, SLG: 0.487 (1, 10)										4	0	0	0	1	1	5									
Bob Watson, R OBP: 0.356, SLG: 0.443 (1, 3)										5	0	0	0	0	2	6									
Reggie Jackson, L OBP: 0.392, SLG: 0.606 (1, 9)										3	1	1	1	2	1	0									
Lou Piniella, R OBP: 0.335, SLG: 0.339 (1, 7)										5	1	4	0	0	0	1									
Rick Cerone, R OBP: 0.307, SLG: 0.425 (1, 2)										4	0	2	0	0	2	3									
Eric Soderholm, R OBP: 0.351, SLG: 0.443 (1, 5)									4	0	1	0	1	1	6										
Aurelio Rodriguez, R OBP: 0.240, SLG: 0.319 (1, 4)									4	1	1	0	1	1	7										
Bucky Dent, R OBP: 0.316, SLG: 0.350 (1, 6)									5	0	2	3	0	1	6										
Inning Stats	R: 0 E: 0 K: 1 S: 5	H: 1 LOB: 0 BB: 0 P: 5	R: 0 E: 0 K: 3 S: 11	H: 2 LOB: 3 BB: 1 P: 15	R: 1 E: 0 K: 1 S: 6	H: 1 LOB: 1 BB: 1 P: 10	R: 1 E: 1 K: 1 S: 8	H: 3 LOB: 3 BB: 1 P: 12	R: 2 E: 1 K: 2 S: 10	H: 2 LOB: 2 BB: 1 P: 14	R: 0 E: 0 K: 0 S: 2	H: 0 LOB: 0 BB: 1 P: 6	R: 0 E: 0 K: 0 S: 3	H: 1 LOB: 1 BB: 1 P: 7	R: 0 E: 0 K: 0 S: 3	H: 0 LOB: 1 BB: 1 P: 7		R: 0 E: 0 K: 2 S: 9	H: 2 LOB: 3 BB: 1 P: 13	1B: 8 2B: 4 3B: 0 HR: 0	SF: 0 SAC: 1 DP: 4 HBP: 0	WP: 0 PB: 0 SB: 1 CS: 0	PA: 45		
PITCHER	IP	WLS	BF	H	R	ER	SO	BB	IBB	HBP	BLK	WP	HR	S	P	ERA	WHIP								
Floyd Bannister, L ERA: 3.67	(1, 1)	4.0	23	8	4	2	6	4	0	0	0	0	0	31	47	4.50	3.000								
Byron McLaughlin, R ERA: 7.17	(5, 1)	0.2	4	1	0	0	1	0	0	0	0	0	0	6	6	0.00	1.500								
Dave Roberts, L ERA: 3.97	(5, 1)	2.1	W 8	1	0	0	1	2	0	0	0	0	0	8	16	0.00	1.286								
Shane Rawley, L ERA: 3.57	(8, 1)	2.0	S 10	2	0	0	2	2	0	0	0	0	0	12	20	0.00	2.000								

Batter	1	2	3	4	5	6	7	8	9	AB	R	H	RBI	BB	SO	LOB	BOTTOM								
Julio Cruz, S OBP: 0.322, SLG: 0.257 (1, 10)										3	2	1	1	1	0	1	New York Yankees @ Seattle Mariners The Kingdome, Seattle, WA Thu Aug 21 1980, 10:05 PM EDT Att: 16,400 - Dome - 68 F								
Joe Simpson, L OBP: 0.313, SLG: 0.346 ERA: 3.67										1	2	1	1	1	0	0									
Bill Stein, R OBP: 0.345, SLG: 0.412 (7, PH)										1	0	0	0	0	0	0									
Dan Meyer, L OBP: 0.314, SLG: 0.394 (1, 5)										3	1	0	0	1	0	3									
Bruce Bochte, L OBP: 0.371, SLG: 0.450 (1, 3)										2	1	1	1	2	0	0									
Juan Beniquez, R OBP: 0.273, SLG: 0.366 (1, 8)										4	0	0	0	0	3	5									
Tom Paciorek, R OBP: 0.318, SLG: 0.482 (1, 7)										4	0	1	2	0	1	1									
Larry Milbourne, S OBP: 0.291, SLG: 0.331 (1, 4)										4	0	2	1	0	0	1									
Jerry Narron, L OBP: 0.158, SLG: 0.086 (1, 2)										3	0	0	0	0	0	4									
Jim Anderson, R OBP: 0.295, SLG: 0.326 ERA: 3.27										2	0	0	0	0	1	1									
Leon Roberts, R OBP: 0.334, SLG: 0.430 (6, PH)										1	0	0	0	0	0	1									
Mario Mendoza, R OBP: 0.287, SLG: 0.296 (7, 6)										0	0	0	0	0	0	0									
Inning Stats	R: 4 E: 1 K: 1 S: 8	H: 1 LOB: 2 BB: 2 P: 16	R: 0 E: 0 K: 0 S: 2	H: 0 LOB: 2 BB: 2 P: 10	R: 0 E: 0 K: 1 S: 4	H: 0 LOB: 0 BB: 1 P: 8	R: 0 E: 0 K: 1 S: 6	H: 1 LOB: 1 BB: 0 P: 6	R: 1 E: 0 K: 1 S: 6	H: 2 LOB: 1 BB: 0 P: 6	R: 0 E: 0 K: 0 S: 4	H: 1 LOB: 1 BB: 0 P: 4	R: 1 E: 0 K: 0 S: 4	H: 1 LOB: 0 BB: 0 P: 4	R: 0 E: 0 K: 1 S: 5	H: 0 LOB: 0 BB: 0 P: 5	1B: 4 2B: 1 3B: 1 HR: 1	SF: 0 SAC: 1 DP: 4 HBP: 0	WP: 1 PB: 0 SB: 1 CS: 2	PA: 34					
PITCHER	IP	WLS	BF	H	R	ER	SO	BB	IBB	HBP	BLK	WP	HR	S	P	ERA	WHIP								
Gaylord Perry, R ERA: 3.27	(1, 1)	6.0	L 27	5	5	1	4	5	0	0	0	0	0	30	50	1.50	1.667								
Ron Guidry, L ERA: 3.72	(7, 1)	2.0	7	1	1	1	1	0	0	0	0	0	1	9	9	4.50	0.500								

AB	36
R	4
H	12
RBI	4
BB	8
SO	10
LOB	36



Batter	1	2	3	4	5	6	7	8	9	AB	R	H	RBI	BB	SO	LOB	TOP			
Ruppert Jones, L OBP: 0.299, SLG: 0.363 (1, 8)										3	1	1	0	1	0	0	New York Yankees @ California Angels Anaheim Stadium, Anaheim, CA Fri Aug 22, 1980, 10:05 PM EDT Att: 40,372 - Unknown			
Bobby Murcer, L OBP: 0.355, SLG: 0.483 (1, 10)										4	0	1	1	0	0	1				
Oscar Gamble, L OBP: 0.319, SLG: 0.496 Lou Piniella, R OBP: 0.333, SLG: 0.338 (8, PH) (8, 7)										3	1	1	0	0	0	1				
Reggie Jackson, L OBP: 0.398, SLG: 0.609 (1, 9)										1	2	1	1	3	0	0				
Jim Spencer, L OBP: 0.305, SLG: 0.406 Bob Watson, R OBP: 0.355, SLG: 0.442 (8, PH) (8, 3)										3	0	1	0	0	0	3				
Rick Cerone, R OBP: 0.304, SLG: 0.422 (1, 2)										3	0	0	2	0	3					
Bucky Dent, R OBP: 0.313, SLG: 0.346 (1, 6)										4	0	0	0	0	0	1				
Aurelio Rodriguez, R OBP: 0.235, SLG: 0.313 (7, 4)										4	0	0	0	0	1	1				
Brian Doyle, L OBP: 0.245, SLG: 0.280 Eric Soderholm, R OBP: 0.348, SLG: 0.439 (7, PH) (7, 5)										2	0	0	0	0	0	0				
Inning Stats	R: 1 E: 0 K: 0 S: 5	H: 2 LOB: 2 BB: 1 P: 9	R: 0 E: 0 K: 0 S: 3	H: 0 LOB: 0 BB: 0 P: 3	R: 0 E: 0 K: 0 S: 3	H: 0 LOB: 1 BB: 1 P: 3	R: 1 E: 0 K: 0 S: 4	H: 1 LOB: 1 BB: 1 P: 8	R: 0 E: 0 K: 0 S: 3	H: 0 LOB: 0 BB: 0 P: 3	R: 2 E: 0 K: 0 S: 5	H: 2 LOB: 0 BB: 0 P: 5	R: 0 E: 0 K: 1 S: 5	H: 0 LOB: 1 BB: 1 P: 9	R: 0 E: 0 K: 0 S: 3	H: 0 LOB: 0 BB: 0 P: 5	1B: 3 2B: 2 3B: 0 HR: 0	SF: 1 SAC: 0 DP: 0 HBP: 0	WP: 0 PB: 0 CS: 0	PA: 36
PITCHER	IP WLS BF H R ER SO BB IBB HBP BLK WP HR S P ERA WHIP																			
Jim Barr, R ERA: 5.67 (1, 1)	1.0	6	2	1	1	0	1	0	0	0	0	0	0	5	9	9.00	3.000			
Don Aase, R ERA: 4.46 (2, 1)	5.0	W	19	3	3	3	0	1	0	0	0	0	0	18	22	5.40	0.800			
Andy Hassler, L ERA: 3.13 (7, 1)	3.0	S	11	0	0	0	2	2	0	0	0	0	0	13	21	0.00	0.667			
Batter	1	2	3	4	5	6	7	8	9	AB	R	H	RBI	BB	SO	LOB	BOTTOM			
Rick Miller, L OBP: 0.353, SLG: 0.327 (1, 8)										2	2	1	0	2	0	0	New York Yankees @ California Angels Anaheim Stadium, Anaheim, CA Fri Aug 22, 1980, 10:05 PM EDT Att: 40,372 - Unknown			
Bert Campaneris, R OBP: 0.321, SLG: 0.375 (1, 6)										3	0	1	1	0	0	1				
Rod Carew, L OBP: 0.398, SLG: 0.423 (1, 10)										4	1	1	2	0	0	1				
Don Baylor, R OBP: 0.316, SLG: 0.341 (1, 7)										4	1	1	1	0	0	1				
Jason Thompson, L OBP: 0.393, SLG: 0.458 (1, 3)										4	1	1	1	0	1	1				
Bobby Grich, R OBP: 0.392, SLG: 0.448 (1, 4)										4	0	1	2	0	1	0				
Larry Harlow, L OBP: 0.377, SLG: 0.395 (1, 9)										4	1	1	0	0	0	1				
Dickie Thon, R OBP: 0.284, SLG: 0.322 (1, 5)										3	1	2	1	0	1	0				
Tom Donohue, R OBP: 0.214, SLG: 0.244 (1, 2)										3	1	1	0	0	2	1				
Inning Stats	R: 0 E: 0 K: 0 S: 3	H: 1 LOB: 0 BB: 0 P: 3	R: 0 E: 0 K: 0 S: 3	H: 0 LOB: 0 BB: 0 P: 3	R: 0 E: 0 K: 1 S: 5	H: 1 LOB: 0 BB: 0 P: 5	R: 1 E: 0 K: 0 S: 4	H: 1 LOB: 1 BB: 1 P: 8	R: 7 E: 0 K: 1 S: 12	H: 7 LOB: 1 BB: 1 P: 16	R: 0 E: 0 K: 2 S: 7	H: 0 LOB: 0 BB: 0 P: 7	R: 0 E: 0 K: 0 S: 3	H: 0 LOB: 0 BB: 0 P: 3	R: 0 E: 0 K: 1 S: 5	H: 0 LOB: 0 BB: 0 P: 5	1B: 7 2B: 2 3B: 1 HR: 0	SF: 1 SAC: 0 DP: 0 HBP: 0	WP: 1 PB: 0 CS: 2	PA: 34
PITCHER	IP WLS BF H R ER SO BB IBB HBP BLK WP HR S P ERA WHIP																			
Luis Tiant, R ERA: 5.06 (5, 1)	0.1	L	4	3	1	1	0	0	0	0	0	0	0	4	4	27.00	9.000			
Doug Bird, R ERA: 3.14 (5, 1)	3.1		11	1	2	2	3	0	0	0	0	0	0	17	17	5.40	0.300			

Batter	1	2	3	4	5	6	7	8	9	AB	R	H	RBI	BB	SO	LOB	TOP										
Ruppert Jones, L OBP: 0.300, SLG: 0.361 (1, 8)										4	1	1	0	1	2	4	New York Yankees @ California Angels Anaheim Stadium, Anaheim, CA Sat Aug 23 1980, 6:33 AM EDT Att: 38,331 - Unknown										
Bobby Murcer, L OBP: 0.352, SLG: 0.476 (1, 10)										5	1	1	0	0	2	3											
Bob Watson, R OBP: 0.357, SLG: 0.453 Jim Spencer, L OBP: 0.308, SLG: 0.409 (1, 3) (7, 3)										4	2	2	2	0	0	1											
Reggie Jackson, L OBP: 0.398, SLG: 0.605 (1, 9)										3	0	0	0	2	3	2											
Lou Piniella, R OBP: 0.343, SLG: 0.345 (1, 7)										4	1	3	0	1	0	2											
Rick Cerone, R OBP: 0.307, SLG: 0.424 (1, 2)										5	0	3	3	0	0	4											
Eric Soderholm, R OBP: 0.348, SLG: 0.436 Brian Doyle, L OBP: 0.241, SLG: 0.275 (1, 5) (7, 4)										4	0	1	0	0	2	2											
Bucky Dent, R OBP: 0.315, SLG: 0.344 (1, 6)										2	0	0	0	2	1	0											
Aurelio Rodriguez, R OBP: 0.237, SLG: 0.313 (1, 4) (7, 5)										3	0	1	0	0	2	2											
Inning Stats	R: 1 E: 0 K: 2 S: 8	H: 2 LOB: 0 BB: 0 P: 8	R: 1 E: 1 K: 2 S: 9	H: 3 LOB: 2 BB: 1 P: 13	R: 0 E: 0 K: 0 S: 4	H: 1 LOB: 2 BB: 1 P: 8	R: 0 E: 0 K: 2 S: 8	H: 1 LOB: 1 BB: 0 P: 8	R: 1 E: 0 K: 1 S: 6	H: 2 LOB: 2 BB: 1 P: 10	R: 2 E: 0 K: 1 S: 7	H: 2 LOB: 2 BB: 2 P: 15	R: 0 E: 0 K: 2 S: 7	H: 0 LOB: 1 BB: 0 P: 11	R: 0 E: 0 K: 1 S: 7	H: 2 LOB: 2 BB: 0 P: 7		1B: 11 2B: 2 3B: 0 HR: 1	SF: 0 SAC: 1 DP: 1 HBP: 0	WP: 0 PB: 0 SB: 1 CS: 1	PA: 43						
PITCHER	IP	WLS	BF	H	R	ER	SO	BB	IBB	HBP	BLK	WP	HR	S	P	ERA	WHIP										
Dave LaRoche, L ERA: 4.1 (1, 1)	6.1	L	29	9	4	4	8	4	0	0	0	0	1	41	57	5.68	2.053										
Mark Clear, R ERA: 3.43 (7, 1)	2.2		14	4	1	1	4	1	1	0	0	0	0	20	28	3.38	1.875										

Batter	1	2	3	4	5	6	7	8	9	AB	R	H	RBI	BB	SO	LOB	BOTTOM										
Rick Miller, L OBP: 0.349, SLG: 0.322 (1, 9)										4	0	0	0	0	2	2	New York Yankees @ California Angels Anaheim Stadium, Anaheim, CA Sat Aug 23 1980, 6:33 AM EDT Att: 38,331 - Unknown										
Bert Campaneris, R OBP: 0.313, SLG: 0.365 (1, 6)										4	0	0	0	0	1	2											
Dan Ford, R OBP: 0.328, SLG: 0.400 (1, 10)										3	1	1	0	1	2	1											
Don Baylor, R OBP: 0.318, SLG: 0.343 (1, 7)										4	1	2	1	0	1	3											
Bobby Grich, R OBP: 0.388, SLG: 0.444 (1, 4)										4	0	0	0	0	1	2											
Bobby Clark, R OBP: 0.250, SLG: 0.307 (1, 8)										4	0	0	0	0	1	1											
Jason Thompson, L OBP: 0.390, SLG: 0.453 (1, 3)										4	0	0	0	0	3	0											
Dickie Thon, R OBP: 0.278, SLG: 0.316 (1, 5)										3	0	0	0	0	0	1											
Dan Whitmer, R OBP: 0.253, SLG: 0.247 Rod Carew, L OBP: 0.400, SLG: 0.427 Tom Donohue, R OBP: 0.214, SLG: 0.244 (1, 2) (8, PH) (8, PR) (9, 2)										2	0	1	0	0	0	0											
Inning Stats	R: 0 E: 0 K: 2 S: 7	H: 0 LOB: 0 BB: 0 P: 7	R: 1 E: 1 K: 0 S: 5	H: 1 LOB: 1 BB: 0 P: 5	R: 0 E: 0 K: 1 S: 5	H: 0 LOB: 0 BB: 0 P: 5	R: 0 E: 0 K: 1 S: 7	H: 2 LOB: 1 BB: 0 P: 7	R: 0 E: 0 K: 1 S: 5	H: 0 LOB: 0 BB: 0 P: 5	R: 0 E: 0 K: 1 S: 6	H: 1 LOB: 3 BB: 1 P: 10	R: 0 E: 0 K: 2 S: 7	H: 0 LOB: 0 BB: 0 P: 7	1B: 3 2B: 2 3B: 0 HR: 0	SF: 0 SAC: 0 DP: 0 HBP: 0		WP: 1 PB: 0 SB: 1 CS: 0	PA: 34								
PITCHER	IP	WLS	BF	H	R	ER	SO	BB	IBB	HBP	BLK	WP	HR	S	P	ERA	WHIP										
Rudy May, L ERA: 2.5 (1, 1)	7.1	W	28	5	2	1	9	0	0	0	0	0	0	46	46	1.23	0.682										
Rich Gossage, R ERA: 2.27 (8, 1)	1.2	S	6	0	0	0	2	1	0	0	0	0	0	9	13	0.00	0.600										

Batter	1	2	3	4	5	6	7	8	9	AB	R	H	RBI	BB	SO	LOB	TOP																			
Ruppert Jones, L OBP: 0.300, SLG: 0.358 (1, 8)	5-3		4-0 S BB		5-3		0-3 K		0-0 SH1-3	3	0	0	0	1	1	3																				
Bobby Murcer, L OBP: 0.350, SLG: 0.471 Bobby Brown, S OBP: 0.312, SLG: 0.413 (1, 9)	4-0 BB		0-3 K		0-0 F2		0-0 SF8		0-0 F9	2	0	0	1	1	1	2																				
Bob Watson, R OBP: 0.355, SLG: 0.450 (1, 3)	0-3 K		0-0 6-3		0-0 6-3		0-0 L7		0-0 1B	5	0	1	1	0	1	3																				
Reggie Jackson, L OBP: 0.396, SLG: 0.599 (1, 10)	0-0 F7				0-0 2-3 1B		0-0 F7		0-3 K	5	0	1	0	0	2	2																				
Lou Piniella, R OBP: 0.349, SLG: 0.361 (1, 7)		0-0 4-3 1B 2B		0-0 L8		0-0 FC6-4 1B		0-0 2B		4	1	3	0	0	0	1																				
Bucky Dent, R OBP: 0.311, SLG: 0.340 (1, 6)	0-0 4-3		0-0 2-3		0-0 2-3		0-0 FC6-4 1-2		0-0 P6	4	0	0	0	0	0	4																				
Johnny Oates, L OBP: 0.349 Rick Cerone, R OBP: 0.309, SLG: 0.424 (8, PH)	0-0 CS 1B		0-0 P6		0-0 P6		0-0 SH 1B 2B		4-0 IBB	3	1	2	1	0	0	1																				
Aurelio Rodriguez, R OBP: 0.233, SLG: 0.309 (1, 5)	0-0 F8		0-0 K		0-3 K		0-0 SH 1B SF8		0-3 K	3	1	0	0	0	2	3																				
Brian Doyle, L OBP: 0.250, SLG: 0.269 Joe Lefebvre, L OBP: 0.363, SLG: 0.463 Eric Soderholm, R OBP: 0.351, SLG: 0.438 (7, PH)	0-0 4-3		0-0 4-3		0-0 4-3		0-0 1-3 3H 1B		4-0 SH1-3 1B BB	1	0	0	0	1	0	0																				
Inning Stats	R: 0 E: 0 K: 1 S: 5	H: 0 LOB: 1 BB: 1 P: 9	R: 1 E: 0 K: 0 S: 4	H: 2 LOB: 0 BB: 0 P: 4	R: 0 E: 0 K: 1 S: 5	H: 0 LOB: 1 BB: 1 P: 9	R: 0 E: 0 K: 0 S: 4	H: 1 LOB: 1 BB: 0 P: 4	R: 0 E: 0 K: 1 S: 5	H: 0 LOB: 1 BB: 1 P: 9	R: 0 E: 0 K: 0 S: 4	H: 1 LOB: 1 BB: 0 P: 4	R: 2 E: 0 K: 1 S: 8	H: 2 LOB: 1 BB: 0 P: 8	R: 0 E: 0 K: 2 S: 8	H: 1 LOB: 2 BB: 1 P: 12	R: 1 E: 0 K: 1 S: 6	H: 1 LOB: 1 BB: 1 P: 10	1B: 5 2B: 3 3B: 0 HR: 0	SF: 1 SAC: 2 DP: 0 HBP: 0	WP: 0 PA: 40 CS: 1															
PITCHER	IP	WLS	BF	H	R	ER	SO	BB	IBB	HBP	BLK	WP	HR	S	P	ERA	WHIP	PITCHER	IP	WLS	BF	H	R	ER	SO	BB	IBB	HBP	BLK	WP	HR	S	P	ERA	WHIP	
Freddie Martinez, R ERA: 4.97	(1, 1)	6.0	L	26	5	3	3	3	0	0	0	0	0	29	41	4.50	1.333																			
Andy Hassler, L ERA: 3.14	(7, 1)	2.2		12	2	1	1	3	1	1	0	0	0	16	24	3.38	1.125																			
Don Aase, R ERA: 4.45	(9, 1)	0.1		2	1	0	0	1	0	0	0	0	0	0	4	4	0.00	3.000																		

New York Yankees @ California Angels
Anaheim Stadium, Anaheim, CA
Sun Aug 24 1980, 6:33 AM EDT
Att: 38,606 - Unknown

AB 32
R 4
H 8
RBI 4
BB 5
SO 7
LOB 20



Batter	1	2	3	4	5	6	7	8	9	AB	R	H	RBI	BB	SO	LOB	BOTTOM																			
Rick Miller, L OBP: 0.350, SLG: 0.319 (1, 9)	4-0 1B BB		0-0 FC4-6 E4		4-0 BB 1B BB		0-0 F7		0-3 K	3	1	0	0	2	1	4																				
Bert Campaneris, R OBP: 0.309, SLG: 0.355 (1, 6)	0-3 K		0-0 E4		4-0 BB 1B BB		0-0 1-3		0-0 P3	4	1	0	0	1	1	2																				
Dan Ford, R OBP: 0.330, SLG: 0.396 (1, 10)	0-0 G6-4-3 1B		0-0 6-3		4-0 1-2 2-3 1B BB		0-0 F8		0-3 K	4	0	1	0	1	1	1																				
Don Baylor, R OBP: 0.320, SLG: 0.342 (1, 7)	0-0 G6-4-3 1-2		0-0 6-3		0-0 6-3		0-0 P3		4-0 BB	4	0	1	0	1	0	5																				
Bobby Grich, R OBP: 0.388, SLG: 0.441 (1, 4)		0-3 K		4-0 S BB		0-0 1-2 2H 3H 1B		0-0 5-3		4	0	1	2	1	2	2																				
Bobby Clark, R OBP: 0.250, SLG: 0.301 (1, 8)		4-0 BB		0-0 F9		0-3 K		0-0 5-3		3	0	0	0	1	1	3																				
Jason Thompson, L OBP: 0.393, SLG: 0.458 Larry Harlow, L OBP: 0.377, SLG: 0.395 (9, 3)		0-3 K		4-0 1-2 BB		0-0 SH1-4 2B		0-0 1B 1B		3	0	2	0	1	1	1																				
Dickie Thon, R OBP: 0.273, SLG: 0.310 (1, 5)		0-0 L1		0-0 P4		0-0 SH1-4		0-3 K		3	0	0	0	0	1	4																				
Tom Donohue, R OBP: 0.216, SLG: 0.246 Rod Carew, L OBP: 0.399, SLG: 0.426 Dan Whitmer, R OBP: 0.253, SLG: 0.247 Carney Lansford, R OBP: 0.320, SLG: 0.431 Stan Criburn, R OBP: 0.217, SLG: 0.321 (9, 2)			0-0 FC4-6 1B		0-0 P4		0-0 4-3		0-0 1B	2	0	1	0	0	0	0																				
Inning Stats	R: 0 E: 0 K: 1 S: 5	H: 1 LOB: 1 BB: 1 P: 9	R: 0 E: 0 K: 2 S: 7	H: 0 LOB: 1 BB: 1 P: 11	R: 0 E: 1 K: 0 S: 4	H: 1 LOB: 1 BB: 0 P: 4	R: 0 E: 0 K: 0 S: 3	H: 0 LOB: 2 BB: 2 P: 11	R: 2 E: 0 K: 1 S: 6	H: 1 LOB: 2 BB: 3 P: 18	R: 0 E: 0 K: 0 S: 4	H: 1 LOB: 1 BB: 0 P: 4	R: 0 E: 0 K: 0 S: 4	H: 1 LOB: 1 BB: 0 P: 4	R: 0 E: 0 K: 2 S: 9	H: 2 LOB: 2 BB: 0 P: 9	R: 0 E: 0 K: 2 S: 7	H: 0 LOB: 1 BB: 1 P: 11	1B: 6 2B: 1 3B: 0 HR: 0	SF: 0 SAC: 1 DP: 1 HBP: 0	WP: 0 PA: 41 CS: 0															
PITCHER	IP	WLS	BF	H	R	ER	SO	BB	IBB	HBP	BLK	WP	HR	S	P	ERA	WHIP	PITCHER	IP	WLS	BF	H	R	ER	SO	BB	IBB	HBP	BLK	WP	HR	S	P	ERA	WHIP	
Tom Underwood, L ERA: 4.16	(1, 1)	4.1		21	2	2	3	7	0	0	0	0	0	9	9	0.00	1.200																			
Ron Davis, R ERA: 3.11	(5, 1)	1.2	W	7	2	0	0	1	0	0	0	0	0	9	9	0.00	1.200																			
Ron Guidry, L ERA: 3.68	(7, 1)	2.0		9	3	0	0	2	0	0	0	0	0	13	13	0.00	1.500																			
Rich Gossage, R ERA: 2.24	(9, 1)	1.0	S	4	0	0	0	2	1	0	0	0	0	7	11	0.00	1.000																			

New York Yankees @ California Angels
Anaheim Stadium, Anaheim, CA
Sun Aug 24 1980, 6:33 AM EDT
Att: 38,606 - Unknown

AB 32
R 2
H 7
RBI 2
BB 8
SO 8
LOB 23



Batter	1	2	3	4	5	6	7	8	9	AB	R	H	RBI	BB	SO	LOB	TOP					
Ruppert Jones, L OBP: 0.299, SLG: 0.357 Bobby Brown, S OBP: 0.311, SLG: 0.408	0-3 K		0-3 K				4-0 BB		0-0 F5	1	0	0	0	0	1	0	New York Yankees @ Oakland Athletics Oakland-Alameda County Coliseum, Oakland, CA Mon Aug 25 1980, 7:05 PM PDT Att: 49,300 - Unknown - 61 F livebaseballscorecards.com					
Bobby Murcer, L OBP: 0.348, SLG: 0.467	0-0 1B		0-0 F8			0-3 K		0-0 3-1		4	0	1	0	0	1	2						
Bob Watson, R OBP: 0.356, SLG: 0.458	0-0 FC6-4 1B		0-0 F8			0-3 K		0-0 HR		4	1	2	1	0	1	0						
Reggie Jackson, L OBP: 0.399, SLG: 0.602	0-3 K			4-0 G6-4-3 BB		4-0 BB		0-0 F9 2B		2	0	1	0	2	1	2						
Lou Piniella, R OBP: 0.344, SLG: 0.355	0-0 FC6-4 1-2			0-0 G6-4-3 1-2		0-3 K		0-0 F9 2-3		4	0	0	0	0	1	5						
Rick Cerone, R OBP: 0.308, SLG: 0.421		4-0 SH1-3 BB		0-0 1-3		0-0 F9		0-0 5-3		3	0	0	0	1	0	2						
Bucky Dent, R OBP: 0.313, SLG: 0.347		0-0 F8			0-0 2B		0-0 F8		0-0 3-1 2B	4	0	2	0	0	0	1						
Aurelio Rodriguez, R OBP: 0.235, SLG: 0.309		0-0 SH1-3 1-2			0-0 5-3		0-0 1B		0-3 K	3	0	1	0	0	1	2						
Brian Doyle, L OBP: 0.233, SLG: 0.250		0-0 P3			0-0 F6		0-0 L7		0-0 3-1 2-3	4	0	0	0	0	0	4						
Inning Stats	R: 0 E: 0 K: 2 S: 9	H: 2 LOB: 2 BB: 0 P: 9	R: 0 E: 0 K: 0 S: 3	H: 0 LOB: 1 BB: 1 P: 7	R: 0 E: 0 K: 0 S: 5	H: 0 LOB: 0 BB: 0 P: 5	R: 0 E: 0 K: 0 S: 2	H: 0 LOB: 1 BB: 1 P: 6	R: 0 E: 0 K: 1 S: 6	H: 1 LOB: 2 BB: 1 P: 10	R: 0 E: 0 K: 2 S: 7	H: 0 LOB: 1 BB: 1 P: 11	R: 0 E: 0 K: 0 S: 4	H: 1 LOB: 0 BB: 0 P: 4	R: 1 E: 0 K: 0 S: 5	H: 2 LOB: 1 BB: 0 P: 5		R: 0 E: 0 K: 1 S: 6	H: 1 LOB: 1 BB: 0 P: 6	1B: 3 2B: 3 3B: 0 HR: 1	SF: 0 SAC: 1 DP: 1 HBP: 0	WP: 0 PB: 0 SB: 0 CS: 0
PITCHER Mike Norris, R ERA: 2.21	IP: 9.0 WLS: W BF: 37 H: 7 R: 1 ER: 1 SO: 7 BB: 4 IBB: 0 HBP: 0 BLK: 0 WP: 0 HR: 1 S: 47 P: 63 ERA: 1.00 WHIP: 1.222															PITCHER						

Batter	1	2	3	4	5	6	7	8	9	AB	R	H	RBI	BB	SO	LOB	BOTTOM			
Rickey Henderson, R OBP: 0.421, SLG: 0.416	0-0 BB 3B	0-0 BB SH5-4 1B		0-0 5-3-6 1-3 1B		4-0 FC1-5-6-2 BB	0-0 FC6-4 1B			4	1	4	1	1	0	0	New York Yankees @ Oakland Athletics Oakland-Alameda County Coliseum, Oakland, CA Mon Aug 25 1980, 7:05 PM PDT Att: 49,300 - Unknown - 61 F livebaseballscorecards.com			
Dwayne Murphy, L OBP: 0.371, SLG: 0.366	4-0 3B 1B	0-0 SH5-4 1B		0-0 5-3-6 1-3 1B		0-0 FC1-5-6-2 1-3	0-0 FC6-4 1-2			3	1	0	1	1	0	4				
Tony Armas, R OBP: 0.291, SLG: 0.469	0-0 1B 3B	4-0 G5-3 BB IBB		0-0 1B		0-0 F3		0-0 F9		4	1	2	2	1	0	1				
Dave Revering, L OBP: 0.354, SLG: 0.517	0-0 G3	4-0 1B BB		0-0 G3			0-0 BB SF9 1B	0-0 P5		4	1	1	1	1	0	2				
Jeff Newman, R OBP: 0.271, SLG: 0.407	0-0 1-3	0-0 G5-3 2-3			0-0 P3		0-0 SF9 BB 1B	0-0 F7		5	1	1	0	0	0	4				
Jim Essian, R OBP: 0.321, SLG: 0.371	0-0 FC6-4 1B		0-0 F8		0-0 E5 4-3		4-0 SF9 1B BB			3	1	1	1	1	0	0				
Mario Guerrero, R OBP: 0.279, SLG: 0.313	0-0 FC6-4 1-2		0-0 P3		0-0 4-3		0-0 SF9 1-2 2-3 3-H			3	0	0	1	0	0	2				
Dave McKay, S OBP: 0.280, SLG: 0.306		0-0 1B 1B 2B		0-0 F9		0-0 F9		0-0 1B 1B		4	1	2	2	0	0	1				
Jeff Cox, R OBP: 0.291, SLG: 0.247		0-0 SH5-4 BB 1B		0-0 E6 1B 5-3-6		0-0 4-3		0-0 F9		4	2	1	0	0	0	1				
Inning Stats	R: 3 E: 0 K: 0 S: 6	H: 3 LOB: 1 BB: 1 P: 10	R: 2 E: 0 K: 0 S: 5	H: 3 LOB: 2 BB: 2 P: 13	R: 0 E: 0 K: 0 S: 3	H: 0 LOB: 0 BB: 0 P: 3	R: 1 E: 1 K: 0 S: 5	H: 2 LOB: 1 BB: 0 P: 5	R: 0 E: 0 K: 0 S: 4	H: 0 LOB: 1 BB: 0 P: 4	R: 0 E: 0 K: 0 S: 3	H: 0 LOB: 1 BB: 1 P: 7	R: 3 E: 0 K: 0 S: 7	H: 4 LOB: 2 BB: 1 P: 11	R: 0 E: 0 K: 0 S: 3	H: 0 LOB: 0 BB: 0 P: 3		1B: 10 2B: 2 3B: 1 HR: 0	SF: 1 SAC: 1 DP: 2 HBP: 0	WP: 0 PB: 0 SB: 1 CS: 0
PITCHER Tommy John, L ERA: 3.65 Gaylord Perry, R ERA: 3.35	IP: 4.0 WLS: L BF: 19 H: 4 R: 3 ER: 3 SO: 0 BB: 2 IBB: 0 HBP: 0 BLK: 0 WP: 0 HR: 0 S: 17 P: 25 ERA: 6.75 WHIP: 1.500															PITCHER				

Batter	1	2	3	4	5	6	7	8	9	AB	R	H	RBI	BB	SO	LOB	TOP				
Larry Milbourne, S OBP: 0.291, SLG: 0.324 (1, 4)	0-0 FC5-4 1B		0-0 6-3		0-0 E5 BB BB	0-0 E E 1B		0-0 6-3		5	1	2	1	0	0	2	Seattle Mariners @ New York Yankees Yankee Stadium, Bronx, NY Thu Aug 28 1980, 7:05 PM EDT Att: 30,215 - Unknown - 82 F				
Reggie Walton, R OBP: 0.333, SLG: 0.529 (1, 10)	0-0 FC5-4 1B		0-0 F8		0-0 F7	0-0 E9 1B		4-0 G6-4-3 BB	4	0	1	1	1	0	4						
Bruce Bochte, L OBP: 0.375, SLG: 0.460 (1, 3)	0-3 K		0-0 1B		4-0 BB BB	0-0 F6		0-0 G6-4-3 1-2	4	0	1	1	1	1	3						
Tom Paciorek, R OBP: 0.319, SLG: 0.473 (1, 9)	0-0 FC4-6 1B			0-0 SH2-3 1B	4-0 1-2 2-3 3-H BB			0-3 K	4	0	2	1	1	2	0						
Juan Beniquez, R OBP: 0.267, SLG: 0.348 Dan Meyer, L OBP: 0.321, SLG: 0.422 (5, PH) (5, 7)	0-0 FC4-6 1-2			0-0 SH2-3 1-2	0-0 4-3			0-0 F9 1B	1	0	0	0	0	0	2						
Leon Roberts, R OBP: 0.331, SLG: 0.419 (1, 7) (5, 8)		0-0 F8		0-3 K		0-3 K		0-0 F9 1-2	4	0	0	0	0	2	2						
Jim Anderson, R OBP: 0.289, SLG: 0.318 (1, 5)		0-0 F8		0-0 F8		0-0 PB SF9 1B		0-0 1-3	4	1	1	0	0	0	2						
Mario Mendoza, R OBP: 0.288, SLG: 0.297 (1, 6)		0-3 K			0-0 F8	0-0 PB 1B 1B		0-0 F8	4	1	1	0	0	1	0						
Marc Hill, R OBP: 0.205, SLG: 0.262 Jerry Narron, L OBP: 0.184, SLG: 0.200 (6, PH) (6, 2)			0-0 1B 2B		4-0 BB E BB	0-0 SF9		0-3 K	1	2	1	0	1	0	0						
Larry Cox, R OBP: 0.299, SLG: 0.290 (8, PH) (8, 2)						1-2 2-H			1	0	0	0	0	1	0						
Inning Stats	R: 0 E: 0 K: 1 S: 7	H: 2 LOB: 2 BB: 0 P: 7	R: 0 E: 0 K: 1 S: 5	H: 0 LOB: 0 BB: 0 P: 5	R: 1 E: 0 K: 0 S: 4	H: 2 LOB: 1 BB: 0 P: 4	R: 0 E: 0 K: 1 S: 6	H: 1 LOB: 1 BB: 0 P: 6	R: 1 E: 1 K: 0 S: 4	H: 0 LOB: 3 BB: 3 P: 16	R: 3 E: 1 K: 1 S: 9	H: 4 LOB: 1 BB: 0 P: 9	R: 0 E: 0 K: 1 S: 6	H: 1 LOB: 0 BB: 0 P: 6	R: 0 E: 0 K: 1 S: 5	H: 0 LOB: 0 BB: 1 P: 8		1B: 9 2B: 1 3B: 0 HR: 0	SF: 1 SAC: 1 DP: 1 HBP: 0	WP: 0 PB: 1 CS: 0	PA: 40
PITCHER	IP WLS BF H R ER SO BB IBB HBP BLK WP HR S P ERA WHIP	IP WLS BF H R ER SO BB IBB HBP BLK WP HR S P ERA WHIP	IP WLS BF H R ER SO BB IBB HBP BLK WP HR S P ERA WHIP	IP WLS BF H R ER SO BB IBB HBP BLK WP HR S P ERA WHIP	IP WLS BF H R ER SO BB IBB HBP BLK WP HR S P ERA WHIP	IP WLS BF H R ER SO BB IBB HBP BLK WP HR S P ERA WHIP	IP WLS BF H R ER SO BB IBB HBP BLK WP HR S P ERA WHIP	IP WLS BF H R ER SO BB IBB HBP BLK WP HR S P ERA WHIP	IP WLS BF H R ER SO BB IBB HBP BLK WP HR S P ERA WHIP	IP WLS BF H R ER SO BB IBB HBP BLK WP HR S P ERA WHIP	IP WLS BF H R ER SO BB IBB HBP BLK WP HR S P ERA WHIP	IP WLS BF H R ER SO BB IBB HBP BLK WP HR S P ERA WHIP	IP WLS BF H R ER SO BB IBB HBP BLK WP HR S P ERA WHIP	IP WLS BF H R ER SO BB IBB HBP BLK WP HR S P ERA WHIP	IP WLS BF H R ER SO BB IBB HBP BLK WP HR S P ERA WHIP	IP WLS BF H R ER SO BB IBB HBP BLK WP HR S P ERA WHIP					
Rudy May, L ERA: 2.48 (1, 1)	4.2	22	5	2	1	3	3	0	0	0	0	0	0	0	0	0		1.93	1.714		
Ron Davis, R ERA: 3.33 (5, 1)	1.0	7	4	3	3	1	0	0	0	0	0	0	0	0	0	0		27.00	4.000		
Ron Guidry, L ERA: 3.61 (6, 1)	3.1	W	11	1	0	0	3	1	0	0	0	0	0	0	0	0		0.00	0.600		

AB	34
R	5
H	10
RBI	5
BB	4
SO	7
LOB	18



Batter	1	2	3	4	5	6	7	8	9	AB	R	H	RBI	BB	SO	LOB	BOTTOM				
Bobby Brown, S OBP: 0.308, SLG: 0.402 (1, 8)	0-0 4-3		0-0 G3		0-0 F6	0-0 G3		0-0 F8		5	0	0	0	0	0	2	Seattle Mariners @ New York Yankees Yankee Stadium, Bronx, NY Thu Aug 28 1980, 7:05 PM EDT Att: 30,215 - Unknown - 82 F				
Bobby Murcer, L OBP: 0.353, SLG: 0.484 (1, 10)	0-0 F8		0-0 1B		0-0 1B 2B		0-0 HR		4	1	3	1	0	0	0						
Bob Watson, R OBP: 0.354, SLG: 0.453 (1, 3)	0-0 F9		0-0 F9		0-0 1B E 1B		0-0 F7		4	1	1	0	0	0	1						
Reggie Jackson, L OBP: 0.398, SLG: 0.597 Joe Lefebvre, L OBP: 0.363, SLG: 0.463 (9, 9)		0-0 HR 1B		0-0 F7		0-0 E 1B 1B		0-0 F1	4	2	2	0	0	0	1						
Lou Piniella, R OBP: 0.352, SLG: 0.380 (1, 7)		0-0 1-H HR		0-0 1B G6-4-3 1B	0-0 E5 1B		0-0 F6		4	2	2	2	0	0	1						
Rick Cerone, R OBP: 0.312, SLG: 0.421 (1, 2)		4-0 BB		0-0 1B G6-4-3 1B	0-0 E5 1B		0-0 F6		3	0	2	1	1	0	0						
Eric Soderholm, R OBP: 0.343, SLG: 0.427 Aurelio Rodriguez, R OBP: 0.238, SLG: 0.312 (6, 5)		0-0 F7		0-0 G6-4-3 1-2 3-H	0-0 F7		0-0 F7		3	0	0	0	0	0	4						
Bucky Dent, R OBP: 0.310, SLG: 0.346 (1, 6)		0-0 F4		0-0 2B		0-0 F6		0-0 F8	4	0	1	0	0	0	2						
Brian Doyle, L OBP: 0.227, SLG: 0.242 (1, 4)		0-0 F6		0-0 4-3		0-0 6-3		0-0 1B	4	0	1	0	0	0	2						
Inning Stats	R: 0 E: 0 K: 0 S: 3	H: 0 LOB: 0 BB: 0 P: 3	R: 2 E: 0 K: 0 S: 5	H: 2 LOB: 1 BB: 1 P: 9	R: 0 E: 0 K: 0 S: 4	H: 1 LOB: 1 BB: 0 P: 4	R: 1 E: 0 K: 0 S: 5	H: 3 LOB: 1 BB: 0 P: 5	R: 2 E: 1 K: 0 S: 7	H: 4 LOB: 2 BB: 0 P: 7	R: 0 E: 0 K: 0 S: 3	H: 0 LOB: 0 BB: 0 P: 3	R: 1 E: 0 K: 0 S: 4	H: 1 LOB: 0 BB: 0 P: 4	R: 0 E: 0 K: 0 S: 5	H: 2 LOB: 2 BB: 0 P: 5		1B: 9 2B: 2 3B: 0 HR: 2	SF: 0 SAC: 0 DP: 1 HBP: 0	WP: 0 PB: 0 CS: 0	PA: 37
PITCHER	IP WLS BF H R ER SO BB IBB HBP BLK WP HR S P ERA WHIP	IP WLS BF H R ER SO BB IBB HBP BLK WP HR S P ERA WHIP	IP WLS BF H R ER SO BB IBB HBP BLK WP HR S P ERA WHIP	IP WLS BF H R ER SO BB IBB HBP BLK WP HR S P ERA WHIP	IP WLS BF H R ER SO BB IBB HBP BLK WP HR S P ERA WHIP	IP WLS BF H R ER SO BB IBB HBP BLK WP HR S P ERA WHIP	IP WLS BF H R ER SO BB IBB HBP BLK WP HR S P ERA WHIP	IP WLS BF H R ER SO BB IBB HBP BLK WP HR S P ERA WHIP	IP WLS BF H R ER SO BB IBB HBP BLK WP HR S P ERA WHIP	IP WLS BF H R ER SO BB IBB HBP BLK WP HR S P ERA WHIP	IP WLS BF H R ER SO BB IBB HBP BLK WP HR S P ERA WHIP	IP WLS BF H R ER SO BB IBB HBP BLK WP HR S P ERA WHIP	IP WLS BF H R ER SO BB IBB HBP BLK WP HR S P ERA WHIP	IP WLS BF H R ER SO BB IBB HBP BLK WP HR S P ERA WHIP	IP WLS BF H R ER SO BB IBB HBP BLK WP HR S P ERA WHIP	IP WLS BF H R ER SO BB IBB HBP BLK WP HR S P ERA WHIP					
Jim Beattie, R ERA: 4.98 (7, 1)	6.1	L	30	11	6	4	0	0	0	0	0	0	0	0	0	0		5.68	1.895		
Dave Roberts, L ERA: 3.99 (7, 1)	1.2	7	2	0	0	0	0	0	0	0	0	0	0	0	0	0		0.00	1.200		



Batter	1	2	3	4	5	6	7	8	9	AB	R	H	RBI	BB	SO	LOB	TOP			
Larry Milbourne, S (1,4) OBP: 0.285, SLG: 0.316	0-0 4-3		0-0 F8		0-3 K			0-0 1-3		4	0	0	0	0	1	2				
Reggie Walton, R (1,10) OBP: 0.273, SLG: 0.429	0-0 6-3			0-0 4-3		0-0 5-3		0-0 F9		4	0	0	0	0	0	0				
Bruce Bochte, L (1,3) OBP: 0.374, SLG: 0.458	0-0 F7			0-0 FC5-4 1B		0-0 F7			0-0 F8	4	0	1	0	0	0	0				
Tom Paciorek, R (1,9) OBP: 0.315, SLG: 0.467		0-3 K		0-0 FC5-4 1B 1-2		0-0 5-3			0-3 K	4	0	0	0	0	2	1				
Juan Beniquez, R (1,8) OBP: 0.275, SLG: 0.355		0-0 CS 1B		0-0 FC5-4 1B 1-3			0-0 1B 1B		0-0 F8	4	1	3	0	0	0	0				
Leon Roberts, R (1,7) OBP: 0.331, SLG: 0.418	0-0 6-3			0-0 FC5-4 1-2			0-0 1B			3	0	1	0	0	0	3				
Dan Meyer, L (1,5) OBP: 0.321, SLG: 0.422			0-0 G3		0-0 E3 SH2-4		0-0 CS 1B			3	0	1	1	0	0	0				
Mario Mendoza, R (1,6) OBP: 0.286, SLG: 0.295			0-0 4-3		0-0 SH2-4 1-2		0-0 1-3 1-2			2	0	0	0	0	0	1				
Larry Cox, R (1,2) OBP: 0.260, SLG: 0.300				0-0 3B		0-0 1-3		0-0 F7		3	0	1	0	0	0	1				
Inning Stats	R: 0 E: 0 K: 0 S: 3	H: 0 LOB: 0 BB: 0 P: 3	R: 0 E: 0 K: 1 S: 5	H: 1 LOB: 0 BB: 0 P: 5	R: 0 E: 0 K: 0 S: 4	H: 1 LOB: 1 BB: 0 P: 4	R: 0 E: 0 K: 0 S: 5	H: 2 LOB: 2 BB: 0 P: 5	R: 0 E: 1 K: 1 S: 6	H: 0 LOB: 1 BB: 0 P: 6	R: 0 E: 0 K: 0 S: 3	H: 0 LOB: 0 BB: 0 P: 3	R: 1 E: 0 K: 0 S: 4	H: 3 LOB: 0 BB: 0 P: 4	R: 0 E: 0 K: 1 S: 5	H: 0 LOB: 0 BB: 0 P: 5	1B: 6 2B: 0 3B: 1 HR: 0	SF: 0 SAC: 1 DP: 0 HBP: 0	WP: 0 PB: 0 SB: 0 CS: 2	PA: 32
PITCHER Tommy John, L (1,1) ERA: 3.53	IP: 9.0 WLS: W BF: 32 H: 7 R: 1 ER: 1 SO: 3 BB: 0 IBB: 0 HBP: 0 BLK: 0 WP: 0 HR: 0 S: 38 P: 38 ERA: 1.00 WHIP: 0.778																			

Seattle Mariners @ New York Yankees
Yankee Stadium, Bronx, NY
Fri Aug 29 1980, 7:05 PM EDT
Att: 30,005 - Unknown - 71 F


AB 31
R 1
H 7
RBI 1
BB 0
SO 3
LOB 8



Batter	1	2	3	4	5	6	7	8	9	AB	R	H	RBI	BB	SO	LOB	BOTTOM	
Willie Randolph, R (1,4) OBP: 0.418, SLG: 0.410	0-0 4-3		0-0 1B		0-0 1B		0-0 2B HR			4	1	3	2	0	0	0		
Bobby Murcer, L (1,9) OBP: 0.355, SLG: 0.493	0-0 4-3		0-0 1B		0-0 1B		0-0 2B HR			4	1	3	0	0	0	0		
Joe Lefebvre, L (8,9) OBP: 0.363, SLG: 0.463	0-0 4-3		1-2 1B		1-2 1B		1-3 2B			0	0	0	0	0	0	0		
Bob Watson, R (1,3) OBP: 0.353, SLG: 0.458	0-0 4-3		0-0 F9		0-0 F2		0-0 HR			4	1	1	3	0	0	4		
Reggie Jackson, L (1,10) OBP: 0.397, SLG: 0.593		0-0 5-3		0-0 G3		0-0 F7	0-0 2B IBB			3	0	0	0	1	0	0		
Lou Piniella, R (1,7) OBP: 0.351, SLG: 0.382		0-0 4-3		0-0 F4		0-0 4-3	0-0 2B			4	0	1	0	0	0	0		
Rick Cerone, R (1,2) OBP: 0.311, SLG: 0.420		0-0 1B		0-0 5-3		0-0 F5	0-0 F2			4	0	1	0	0	0	2		
Bucky Dent, R (1,6) OBP: 0.310, SLG: 0.345		0-0 F2			0-0 4-3		0-0 SH3 1B	0-0 4-3		4	0	1	0	0	0	1		
Aurelio Rodriguez, R (1,5) OBP: 0.239, SLG: 0.313			0-0 G4-6-3 1B		0-0 F9		0-0 SH3 1B	0-0 5-3		3	0	1	0	0	0	0		
Bobby Brown, S (1,8) OBP: 0.311, SLG: 0.404			0-0 G4-6-3 1-2		0-0 S 1B		0-0 2B 1B	0-0 4-3		4	2	2	0	0	0	1		
Inning Stats	R: 0 E: 0 K: 0 S: 3	H: 0 LOB: 0 BB: 0 P: 3	R: 0 E: 0 K: 0 S: 4	H: 1 LOB: 1 BB: 0 P: 4	R: 0 E: 0 K: 0 S: 5	H: 3 LOB: 2 BB: 0 P: 5	R: 0 E: 0 K: 0 S: 3	H: 0 LOB: 0 BB: 0 P: 3	R: 1 E: 0 K: 0 S: 8	H: 3 LOB: 2 BB: 1 P: 12	R: 0 E: 0 K: 0 S: 3	H: 0 LOB: 0 BB: 0 P: 3	R: 0 E: 0 K: 0 S: 3	H: 0 LOB: 0 BB: 0 P: 3	1B: 10 2B: 2 3B: 0 HR: 1	SF: 0 SAC: 1 DP: 1 HBP: 0	WP: 0 PB: 0 SB: 0 CS: 0	PA: 36
PITCHER Rob Dressler, R (1,1) ERA: 4.4	IP: 6.2 WLS: L BF: 28 H: 10 R: 3 ER: 3 SO: 3 BB: 0 IBB: 0 HBP: 0 BLK: 0 WP: 0 HR: 0 S: 28 P: 28 ERA: 4.05 WHIP: 1.500																	
Dave Roberts, L (7,1) ERA: 4.0	0.0 1 1 0 0 0																	
Dave Heaverlo, R (7,1) ERA: 3.38	1.1 7 2 2 2 0																	

Seattle Mariners @ New York Yankees
Yankee Stadium, Bronx, NY
Fri Aug 29 1980, 7:05 PM EDT
Att: 30,005 - Unknown - 71 F

AB 34
R 5
H 13
RBI 5
BB 1
SO 0
LOB 8



Batter	1	2	3	4	5	6	7	8	9	AB	R	H	RBI	BB	SO	LOB	TOP										
Larry Milbourne, S OBP: 0.294, SLG: 0.326 (1, 4)										4	0	3	2	0	0	0	Seattle Mariners @ New York Yankees Yankee Stadium, Bronx, NY Sat Aug 30 1980, 7:05 PM EDT Att: 40,047 - Unknown - 78 F										
Joe Simpson, L OBP: 0.305, SLG: 0.333 (1, 7) (6, 8)										3	1	0	0	1	1	2											
Dan Meyer, L OBP: 0.323, SLG: 0.425 (1, 5) (6, 7)										4	0	2	1	0	0	2											
Bruce Bochte, L OBP: 0.373, SLG: 0.456 (1, 3)										4	0	1	0	0	0	3											
Tom Paciorek, R OBP: 0.312, SLG: 0.462 (1, 9)										4	0	0	0	0	1	2											
Juan Beniquez, R OBP: 0.276, SLG: 0.355 Ted Cox, R OBP: 0.300, SLG: 0.313 (1, 8) (6, 5)										3	0	1	0	0	0	1											
Jerry Narron, L OBP: 0.192, SLG: 0.229 Marc Hill, R OBP: 0.202, SLG: 0.259 (1, 2) (7, 2)										3	0	1	0	0	0	0											
Reggie Walton, R OBP: 0.269, SLG: 0.440 (1, 10)										4	1	1	0	0	1	1											
Mario Mendoza, R OBP: 0.288, SLG: 0.301 (1, 6)										2	1	1	0	0	0	0											
Inning Stats	R: 0 E: 0 K: 0 S: 4	H: 1 LOB: 1 BB: 0 P: 4	R: 0 E: 0 K: 2 S: 8	H: 2 LOB: 1 BB: 0 P: 8	R: 1 E: 1 K: 1 S: 7	H: 2 LOB: 1 BB: 0 P: 7	R: 0 E: 0 K: 0 S: 3	H: 0 LOB: 0 BB: 0 P: 3	R: 1 E: 0 K: 0 S: 4	H: 2 LOB: 1 BB: 1 P: 8	R: 0 E: 0 K: 0 S: 3	H: 0 LOB: 0 BB: 0 P: 3	R: 0 E: 0 K: 0 S: 5	H: 0 LOB: 1 BB: 0 P: 5	R: 1 E: 0 K: 0 S: 2	H: 2 LOB: 1 BB: 1 P: 6	1B: 6 2B: 4 3B: 0 HR: 0	SF: 0 SAC: 1 DP: 2 HBP: 0	WP: 0 PB: 0 SB: 1 CS: 1	PA: 35							
PITCHER	IP	WLS	BF	H	R	ER	SO	BB	IBB	HBP	BLK	WP	HR	S	P	ERA	WHIP										
Gaylord Perry, R ERA: 3.27 (1, 1)	7.0	W	27	8	2	1	3	1	0	0	0	0	0	32	36	1.29	1.286										
Doug Bird, R ERA: 3.23 (8, 1)	2.0		8	2	1	1	0	1	0	0	0	0	0	7	11	4.50	1.500										

Batter	1	2	3	4	5	6	7	8	9	AB	R	H	RBI	BB	SO	LOB	BOTTOM										
Bobby Brown, S OBP: 0.309, SLG: 0.400 (1, 8)										5	2	1	0	0	0	2	Seattle Mariners @ New York Yankees Yankee Stadium, Bronx, NY Sat Aug 30 1980, 7:05 PM EDT Att: 40,047 - Unknown - 78 F										
Bobby Murcer, L OBP: 0.359, SLG: 0.489 Joe Lefebvre, L OBP: 0.361, SLG: 0.460 (1, 9) (6, 9)										2	0	0	0	1	0	3											
Bob Watson, R OBP: 0.354, SLG: 0.461 Jim Spencer, L OBP: 0.311, SLG: 0.408 (1, 3) (5, PH) (6, 3)										2	0	1	1	0	1	0											
Reggie Jackson, L OBP: 0.399, SLG: 0.597 (1, 10)										4	2	2	0	1	0	2											
Lou Piniella, R OBP: 0.359, SLG: 0.392 Dennis Werth, R OBP: 0.403, SLG: 0.446 (1, 7) (8, PR) (9, 7)										4	1	3	0	1	0	3											
Bucky Dent, R OBP: 0.311, SLG: 0.346 (1, 6)										5	1	2	1	0	0	4											
Aurelio Rodriguez, R OBP: 0.239, SLG: 0.311 (1, 5)										4	0	1	3	0	0	4											
Johnny Oates, L OBP: 0.224, SLG: 0.319 (1, 2)										4	0	0	0	0	1	6											
Brian Doyle, L OBP: 0.229, SLG: 0.242 (1, 4)										4	1	1	0	0	1	1											
Inning Stats	R: 0 E: 0 K: 1 S: 5	H: 0 LOB: 0 BB: 0 P: 5	R: 1 E: 1 K: 0 S: 5	H: 2 LOB: 1 BB: 0 P: 5	R: 1 E: 1 K: 0 S: 5	H: 1 LOB: 1 BB: 0 P: 5	R: 0 E: 0 K: 0 S: 4	H: 1 LOB: 1 BB: 0 P: 4	R: 0 E: 0 K: 0 S: 3	H: 0 LOB: 0 BB: 0 P: 3	R: 0 E: 0 K: 0 S: 4	H: 2 LOB: 1 BB: 0 P: 4	1B: 9 2B: 3 3B: 1 HR: 0	SF: 0 SAC: 1 DP: 1 HBP: 0	WP: 3 PB: 0 SB: 0 CS: 0	PA: 42											
PITCHER	IP	WLS	BF	H	R	ER	SO	BB	IBB	HBP	BLK	WP	HR	S	P	ERA	WHIP										
Glenn Abbott, R ERA: 4.17 (1, 1)	4.0	L	20	6	5	4	1	1	0	0	0	0	0	21	25	9.00	1.750										
Byron McLaughlin, R ERA: 7.14 (5, 1)	0.1		5	3	2	2	0	0	1	0	0	1	0	4	8	54.00	9.000										
Dave Roberts, L ERA: 4.03 (5, 1)	1.0		8	1	2	2	1	1	1	0	0	2	0	8	16	18.00	2.000										
Shane Rawley, L ERA: 3.39 (6, 1)	2.2		9	2	0	0	1	0	0	0	0	0	0	11	11	0.00	0.750										

Batter	1	2	3	4	5	6	7	8	9	AB	R	H	RBI	BB	SO	LOB	TOP					
Larry Milbourne, S OBP: 0.294, SLG: 0.324	4-3		1-3		SH FC4-6 FC1-5		1B		E4 SH3-4	4	0	1	1	0	0	0	Seattle Mariners @ New York Yankees Yankee Stadium, Bronx, NY Sun Aug 31 1980, 3:33 AM EDT Att: 43,024 - Unknown - 87 F					
Joe Simpson, L OBP: 0.304, SLG: 0.332	1B		F9		FC1-5 FC4-6		F5		SH3-4	4	0	1	0	0	0	3						
Dan Meyer, L OBP: 0.322, SLG: 0.422 Leon Roberts, R OBP: 0.330, SLG: 0.417	E3		BB		FC4-6		6-3		K	3	0	0	0	1	0	4						
Bruce Bochte, L OBP: 0.374, SLG: 0.455 Juan Beniquez, R OBP: 0.276, SLG: 0.355	BB		K		L7				3-1 SH3-4 1B	3	0	1	0	1	1	3						
Tom Paciorek, R OBP: 0.312, SLG: 0.461	K				1B		K		SH3-4	3	0	1	0	0	2	3						
Jerry Naron, L OBP: 0.196, SLG: 0.216 Larry Cox, R OBP: 0.260, SLG: 0.300	F9				F8		BB		3-1	3	0	0	0	1	0	6						
Ted Cox, R OBP: 0.295, SLG: 0.308			F9		F5		F9		4-3	4	0	0	0	0	0	4						
Reggie Walton, R OBP: 0.267, SLG: 0.448			F7		F9		F2		SH3 E 2B	4	1	1	0	0	0	2						
Mario Mendoza, R OBP: 0.288, SLG: 0.301			F9		FC1-5 SH 1B		F8		SH3	3	0	1	0	0	0	0						
Inning Stats	R: 0 E: 1 K: 1 S: 7	H: 1 LOB: 3 BB: 1 P: 11	R: 0 E: 0 K: 0 S: 3	H: 0 LOB: 0 BB: 0 P: 3	R: 0 E: 0 K: 1 S: 5	H: 0 LOB: 1 BB: 1 P: 9	R: 0 E: 0 K: 0 S: 4	H: 1 LOB: 1 BB: 0 P: 4	R: 0 E: 0 K: 0 S: 5	H: 0 LOB: 2 BB: 0 P: 5	R: 0 E: 0 K: 1 S: 5	H: 0 LOB: 1 BB: 1 P: 9	R: 0 E: 0 K: 0 S: 4	H: 1 LOB: 2 BB: 0 P: 4	R: 0 E: 0 K: 0 S: 4	H: 1 LOB: 2 BB: 0 P: 4		R: 1 E: 1 K: 1 S: 7	H: 1 LOB: 1 BB: 0 P: 7	1B: 5 2B: 1 3B: 0 HR: 0	SF: 0 SAC: 4 DP: 0 HBP: 0	WP: 0 PB: 0 SB: 1 CS: 0
PITCHER	IP WLS BF H R ER SO BB IBB HBP BLK WP HR S P ERA WHIP																					
Luis Tiant, R ERA: 4.58 Ron Guidry, L ERA: 3.64	8.0 34 5 0 0 3 3 0 0 0 0 0 0 0 0 0 0 0.00 1.000																					

AB	32
R	1
H	6
RBI	1
BB	3
SO	4
LOB	26



Batter	1	2	3	4	5	6	7	8	9	AB	R	H	RBI	BB	SO	LOB	BOTTOM					
Willie Randolph, R OBP: 0.419, SLG: 0.408	F8		6-3		IBB		IBB			2	0	0	0	2	0	0	Seattle Mariners @ New York Yankees Yankee Stadium, Bronx, NY Sun Aug 31 1980, 3:33 AM EDT Att: 43,024 - Unknown - 87 F					
Bobby Murcer, L OBP: 0.356, SLG: 0.485 Joe Lefebvre, L OBP: 0.356, SLG: 0.452	K		1-3		K		K			2	0	0	0	0	1	0						
Bob Watson, R OBP: 0.353, SLG: 0.459	F9				6-3 1B		F8		K	4	0	1	0	0	1	2						
Reggie Jackson, L OBP: 0.400, SLG: 0.596	BB 1B				K		1B		K	4	0	2	0	0	2	1						
Lou Piniella, R OBP: 0.361, SLG: 0.391	F8				6-3		1B		CS BB	3	0	1	0	1	0	2						
Rick Cerone, R OBP: 0.309, SLG: 0.416	F8				F2		K		K	4	0	0	0	0	2	5						
Bucky Dent, R OBP: 0.313, SLG: 0.348	BB 1B				2B		4-3		F9	3	0	1	0	1	0	2						
Aurelio Rodriguez, R OBP: 0.240, SLG: 0.310	F8				K		SH3 1B		F3	4	0	1	0	0	1	3						
Bobby Brown, S OBP: 0.306, SLG: 0.396			K		F8		SH3		K	3	0	0	0	0	2	1						
Inning Stats	R: 0 E: 0 K: 1 S: 5	H: 0 LOB: 0 BB: 0 P: 5	R: 0 E: 0 K: 0 S: 4	H: 1 LOB: 2 BB: 1 P: 8	R: 0 E: 0 K: 1 S: 5	H: 0 LOB: 0 BB: 0 P: 5	R: 0 E: 0 K: 1 S: 6	H: 1 LOB: 1 BB: 0 P: 6	R: 0 E: 0 K: 2 S: 8	H: 1 LOB: 2 BB: 1 P: 12	R: 0 E: 0 K: 1 S: 7	H: 2 LOB: 2 BB: 0 P: 7	R: 0 E: 0 K: 2 S: 8	H: 1 LOB: 2 BB: 1 P: 12	R: 0 E: 0 K: 2 S: 6	H: 0 LOB: 1 BB: 1 P: 10		R: 0 E: 0 K: 1 S: 5	H: 0 LOB: 0 BB: 0 P: 5	1B: 5 2B: 2 3B: 0 HR: 0	SF: 0 SAC: 1 DP: 1 HBP: 0	WP: 0 PB: 0 SB: 0 CS: 1
PITCHER	IP WLS BF H R ER SO BB IBB HBP BLK WP HR S P ERA WHIP																					
Floyd Bannister, L ERA: 3.42 Shane Rawley, L ERA: 3.27	5.1 23 5 0 0 6 1 1 0 0 0 0 0 0 0 0 0.00 0.545																					



Batter	1	2	3	4	5	6	7	8	9	AB	R	H	RBI	BB	SO	LOB	TOP			
Rickey Henderson, R OBP: 0.418, SLG: 0.413 (1, 7)	4-0 CS BB		4-0 BB			0-0 4-3 2B		0-0 1-6-3		2	0	1	0	2	0	0				
Dwayne Murphy, L OBP: 0.370, SLG: 0.366 (1, 8)	0-3 K		0-0 G3			0-0 4-3			0-0 2B	4	0	1	0	0	1	3				
Jim Essian, R OBP: 0.312, SLG: 0.352 (1, 10)	0-0 F8			0-0 F7		0-0 F4			0-3 K	4	0	0	0	0	1	3				
Tony Armas, R OBP: 0.292, SLG: 0.477 (1, 9)	0-0 CS	0-0 F4		0-3 K		0-0 F7			0-0 F7	4	0	0	0	0	1	2				
Mike Heath, R OBP: 0.251, SLG: 0.274 (1, 2)		0-0 5-3		0-0 5-3			0-0 F9		0-3 K	4	0	0	0	0	1	1				
Jeff Newman, R OBP: 0.269, SLG: 0.404 (1, 3)		0-0 1B			0-0 6-3		0-0 F7			3	0	1	0	0	0	0				
Dave McKay, S OBP: 0.266, SLG: 0.291 (8, 4)	0-3 K			0-0 G3		0-0 5-3				3	0	0	0	0	1	1				
Rob Picciolo, R OBP: 0.248, SLG: 0.330 (1, 6)			0-3 K		0-0 2B			0-0 5-3		3	0	1	0	0	1	0				
Jeff Cox, R OBP: 0.273, SLG: 0.231 (8, PH)			0-0 5-3		0-0 4-3			0-0 F2		2	0	0	0	0	0	1				
Mickey Klutts, R OBP: 0.286, SLG: 0.351 (8, 5)										1	0	0	0	0	0	0				
Inning Stats	R: 0 E: 0 K: 1 S: 4	H: 0 LOB: 0 BB: 1 P: 8	R: 0 E: 0 K: 1 S: 6	H: 1 LOB: 1 BB: 0 P: 6	R: 0 E: 0 K: 1 S: 5	H: 0 LOB: 1 BB: 1 P: 9	R: 0 E: 0 K: 1 S: 5	H: 0 LOB: 0 BB: 0 P: 5	R: 0 E: 0 K: 0 S: 4	H: 1 LOB: 1 BB: 0 P: 4	R: 0 E: 0 K: 0 S: 3	H: 0 LOB: 0 BB: 0 P: 3	R: 0 E: 0 K: 0 S: 3	H: 0 LOB: 0 BB: 0 P: 3	R: 0 E: 0 K: 2 S: 8	H: 1 LOB: 1 BB: 0 P: 8	1B: 1 2B: 3 3B: 0 HR: 0	SF: 0 SAC: 0 DP: 0 HBP: 0	WP: 0 PB: 0 SB: 0 CS: 1	PA: 33
PITCHER Tom Underwood, L ERA: 3.93 (1, 1)	IP: 9.0 WLS: W BF: 32 H: 4 R: 0 ER: 0 SO: 6 BB: 2 IBB: 0 HBP: 0 BLK: 0 WP: 0 HR: 0 S: 42 P: 50 ERA: 0.00 WHIP: 0.667															PITCHER				

Oakland Athletics @ New York Yankees
Yankee Stadium, Bronx, NY
Mon Sep 01 1980, 3:33 AM EDT
Att: 31,103 - Unknown - 87 F

AB 30
R 0
H 4
RBI 0
BB 2
SO 6
LOB 11



Batter	1	2	3	4	5	6	7	8	9	AB	R	H	RBI	BB	SO	LOB	BOTTOM			
Willie Randolph, R OBP: 0.420, SLG: 0.411 (1, 4)	0-3 K			0-0 G3 2B	0-3 K			0-0 4-3 1B		4	1	2	0	0	2	0				
Brian Doyle, L OBP: 0.229, SLG: 0.242 (9, 4)										0	0	0	0	0	0	0				
Bobby Brown, S OBP: 0.302, SLG: 0.391 (1, 8)	0-0 F7			0-0 G3		0-0 F8		0-0 4-3		4	0	0	0	0	0	2				
Oscar Gamble, L OBP: 0.324, SLG: 0.528 (1, 10)	0-0 6-3			0-0 2B		0-0 HR		0-0 F8		4	2	2	2	0	0	1				
Reggie Jackson, L OBP: 0.401, SLG: 0.601 (1, 9)		0-0 F8		0-0 2B		0-0 HR		0-0 F2		3	2	1	1	1	0	1				
Joe Lefebvre, L OBP: 0.356, SLG: 0.452 (9, 9)				0-0 SF9 BB		0-0 HR				0	0	0	0	0	0	0				
Lou Piniella, R OBP: 0.360, SLG: 0.395 (1, 7)		0-0 6-3		0-0 SF9 2B		0-0 6-3				3	0	1	1	0	0	0				
Jim Spencer, L OBP: 0.307, SLG: 0.404 (1, 3)		0-0 F9		0-0 SF9		0-0 F9				2	0	0	1	0	0	0				
Rick Cerone, R OBP: 0.307, SLG: 0.413 (1, 2)			0-0 F9	0-0 F9		0-0 5-3				3	0	0	0	0	0	1				
Bucky Dent, R OBP: 0.310, SLG: 0.345 (1, 6)			0-0 F7		0-0 F4		0-0 F4			3	0	0	0	0	0	0				
Aurelio Rodriguez, R OBP: 0.237, SLG: 0.306 (1, 5)			0-0 6-3		0-0 5-3		0-0 F7			3	0	0	0	0	0	0				
Inning Stats	R: 0 E: 0 K: 1 S: 5	H: 0 LOB: 0 BB: 0 P: 5	R: 0 E: 0 K: 0 S: 3	H: 0 LOB: 0 BB: 0 P: 3	R: 0 E: 0 K: 0 S: 3	H: 0 LOB: 0 BB: 0 P: 3	R: 3 E: 0 K: 0 S: 6	H: 3 LOB: 1 BB: 1 P: 10	R: 0 E: 0 K: 1 S: 5	H: 0 LOB: 0 BB: 0 P: 5	R: 2 E: 0 K: 0 S: 5	H: 2 LOB: 0 BB: 0 P: 5	R: 0 E: 0 K: 0 S: 3	H: 0 LOB: 0 BB: 0 P: 3	R: 0 E: 0 K: 0 S: 4	H: 1 LOB: 1 BB: 0 P: 4	1B: 1 2B: 3 3B: 0 HR: 2	SF: 1 SAC: 0 DP: 0 HBP: 0	WP: 0 PB: 0 SB: 0 CS: 0	PA: 31
PITCHER Rick Langford, R ERA: 2.97 (1, 1)	IP: 8.0 WLS: L BF: 31 H: 6 R: 5 ER: 5 SO: 2 BB: 1 IBB: 0 HBP: 0 BLK: 0 WP: 0 HR: 2 S: 34 P: 38 ERA: 5.62 WHIP: 0.875															PITCHER				

Oakland Athletics @ New York Yankees
Yankee Stadium, Bronx, NY
Mon Sep 01 1980, 3:33 AM EDT
Att: 31,103 - Unknown - 87 F

AB 29
R 5
H 6
RBI 5
BB 1
SO 2
LOB 5



Batter	1	2	3	4	5	6	7	8	9	AB	R	H	RBI	BB	SO	LOB	TOP	
Rickey Henderson, R (1, 7) OBP: 0.419, SLG: 0.412	0-3 K			4-0 G4-3 BB		0-3 K		0-0 2B 1B		3	0	1	0	1	2	0	Oakland Athletics @ New York Yankees Yankee Stadium, Bronx, NY Tue Sep 02 1980, 7:05 PM EDT Att: 23,516 - Unknown - 86 F	
Dwayne Murphy, L (1, 8) OBP: 0.371, SLG: 0.370	0-0 4-3			0-0 G4-3 1-2		0-0 1B		0-0 1-H 2B		4	0	2	0	0	0	1		
Jeff Newman, R (1, 3) Wayne Gross, L (9, PH) OBP: 0.266, SLG: 0.401 OBP: 0.351, SLG: 0.459	0-0 6-3			0-3 K		0-0 F8			0-3 K	3	0	0	0	0	1	1		
Tony Armas, R (1, 9) OBP: 0.293, SLG: 0.483		0-0 F9			0-0 WP 6-3 1B				0-0 5-3	4	1	2	1	0	0	0		
Jim Essian, R (1, 2) OBP: 0.307, SLG: 0.346		0-0 F7			0-0 6-3 1-2				0-3 K	4	0	0	0	0	1	1		
Mickey Klutts, R (1, 5) OBP: 0.280, SLG: 0.343		0-3 K			0-3 K 2-3				0-0 4-3	3	0	0	0	0	2	1		
Mike Heath, R (1, 10) OBP: 0.252, SLG: 0.272			0-0 5-3		4-0 BB				0-0 F2	2	0	0	0	1	0	0		
Dave McKay, S (1, 4) OBP: 0.269, SLG: 0.292			0-0 L5		0-3 K				0-0 G4-6-3 1B	3	0	1	0	0	1	2		
Rob Piccolo, R (1, 6) OBP: 0.244, SLG: 0.325			0-3 K			0-3 K			0-0 G4-6-3 1-2	3	0	0	0	0	2	1		
Inning Stats	R: 0 E: 0 K: 1 S: 5	H: 0 LOB: 0 BB: 0 P: 5	R: 0 E: 0 K: 1 S: 5	H: 0 LOB: 0 BB: 0 P: 5	R: 0 E: 0 K: 1 S: 5	H: 0 LOB: 0 BB: 1 P: 8	R: 0 E: 0 K: 2 S: 8	H: 1 LOB: 1 BB: 0 P: 8	R: 1 E: 0 K: 0 S: 4	H: 1 LOB: 0 BB: 0 P: 4	R: 0 E: 0 K: 0 S: 4	H: 3 LOB: 2 BB: 0 P: 4	R: 0 E: 0 K: 2 S: 7	H: 0 LOB: 0 BB: 0 P: 7	1B: 4 2B: 1 3B: 0 HR: 1	SF: 0 SAC: 0 DP: 2 HBP: 0		WP: 1 PA: 32 SB: 0 CS: 0
PITCHER	IP WLS BF H R ER SO BB IBB HBP BLK WP HR S P ERA WHIP																	
Rudy May, L (1, 1) ERA: 2.4	8.0	W	29	6	1	1	8	2	0	0	0	0	0	0	0	0	1.12	1.000
Rich Gossage, R (9, 1) ERA: 2.16	1.0		3	0	0	0	2	0	0	0	0	0	0	0	0	0	0.00	0.000

Batter	1	2	3	4	5	6	7	8	9	AB	R	H	RBI	BB	SO	LOB	BOTTOM		
Willie Randolph, R (1, 4) OBP: 0.419, SLG: 0.410	0-0 F8 1B		0-3 K		0-0 4-3		4-0 HR BB	0-0 4-3		4	1	1	0	1	1	0	Oakland Athletics @ New York Yankees Yankee Stadium, Bronx, NY Tue Sep 02 1980, 7:05 PM EDT Att: 23,516 - Unknown - 86 F		
Brian Doyle, L (9, 4) OBP: 0.229, SLG: 0.242										0	0	0	0	0	0	0			
Bobby Brown, S (1, 8) OBP: 0.308, SLG: 0.403	0-0 F8 1-2		0-0 1B		4-0 S 1B BB		0-0 1-H HR			3	2	2	2	1	0	1			
Oscar Gamble, L (1, 10) OBP: 0.329, SLG: 0.528	0-0 F6		0-0 F5		0-0 1-H 1B 1B		0-0 G4-6-3 1B			4	1	2	1	0	0	2			
Reggie Jackson, L (1, 9) OBP: 0.402, SLG: 0.601	0-3 K			0-0 2B 2B	4-0 1B BB		0-0 G4-6-3 1-2			3	1	1	0	1	1	2			
Joe Lefebvre, L (8, 9) OBP: 0.356, SLG: 0.452						0-0 1B BB		0-0 E9		0	0	0	0	0	0	0			
Lou Piniella, R (1, 7) OBP: 0.362, SLG: 0.400		0-0 F5		0-0 2-H 2B	0-0 1-3 2-H 1B		0-0 K			4	0	2	2	0	0	0			
Jim Spencer, L (1, 3) OBP: 0.306, SLG: 0.398		4-0 BB BB		0-3 K	0-0 G3		0-3 K			3	0	0	0	1	2	4			
Rick Cerone, R (1, 2) OBP: 0.366, SLG: 0.410				0-0 G3		0-0 F8		0-0 5-3		3	0	0	0	1	0	1			
Johnny Oates, L (9, 2) OBP: 0.224, SLG: 0.319		4-0 1-3 6 BB								0	0	0	0	0	0	0			
Bucky Dent, R (1, 6) OBP: 0.310, SLG: 0.344		0-0 L3-6 1-2		0-3 K		0-0 6-3		0-0 E6 1B 1B		4	1	1	0	0	1	3			
Aurelio Rodriguez, R (1, 5) OBP: 0.237, SLG: 0.305			0-0 G3		0-0 F7	0-3 K		0-0 2-H 1B		4	0	1	1	0	1	0			
Inning Stats	R: 0 E: 0 K: 1 S: 6	H: 1 LOB: 1 BB: 0 P: 6	R: 0 E: 0 K: 0 S: 2	H: 0 LOB: 2 BB: 2 P: 10	R: 0 E: 0 K: 1 S: 6	H: 1 LOB: 1 BB: 0 P: 6	R: 1 E: 0 K: 2 S: 9	H: 2 LOB: 1 BB: 0 P: 9	R: 2 E: 0 K: 0 S: 5	H: 2 LOB: 2 BB: 2 P: 13	R: 0 E: 0 K: 1 S: 5	H: 0 LOB: 0 BB: 0 P: 5	R: 2 E: 1 K: 1 S: 7	H: 2 LOB: 1 BB: 1 P: 11	R: 1 E: 1 K: 0 S: 4	H: 2 LOB: 0 BB: 0 P: 4	1B: 7 2B: 3 3B: 0 HR: 1	SF: 0 SAC: 0 DP: 2 HBP: 0	WP: 0 PA: 37 SB: 1 CS: 0
PITCHER	IP WLS BF H R ER SO BB IBB HBP BLK WP HR S P ERA WHIP																		
Steve McCatty, R (1, 1) ERA: 4.12	6.0	L	29	7	5	5	5	5	0	0	0	0	0	0	0	0	7.50	2.000	
Bob Lacey, L (7, 1) ERA: 2.69	2.0		8	3	1	0	1	0	0	0	0	0	0	0	0	0	0.00	1.500	



Batter	1	2	3	4	5	6	7	8	9	AB	R	H	RBI	BB	SO	LOB	TOP					
Rickey Henderson, R OBP: 0.418, SLG: 0.411	4-0 CS BB		0-0 SF8			0-0 F8		0-0 G6-4-3		2	0	0	1	1	0	2						
Dwayne Murphy, L OBP: 0.386, SLG: 0.367	0-0 F6		0-3 K			0-0 4-3			0-0 4-3	4	0	0	0	0	1	2						
Tony Armas, R OBP: 0.293, SLG: 0.481	0-0 6-3			0-0 F9		0-0 1B			0-0 5-3	4	0	1	1	0	0	0						
Dave Revering, L OBP: 0.342, SLG: 0.497		0-0 F6		0-3 K		0-3 K			0-3 K	4	0	0	0	0	3	1						
Jim Essian, R OBP: 0.303, SLG: 0.341		0-0 F7		0-0 5-3			0-0 F6			3	0	0	0	0	0	0						
Mitchell Page, L OBP: 0.322, SLG: 0.422		0-0 HR			0-0 1-3		0-0 F8			3	1	1	1	0	0	0						
Wayne Gross, L OBP: 0.348, SLG: 0.455		0-3 K			0-3 K		0-3 K			3	0	0	0	0	3	0						
Dave McKay, S OBP: 0.275, SLG: 0.303			0-0 SH1-4 SF8 2B		0-0 4-3			0-0 G6-4-3 1B		3	1	2	0	0	0	0						
Jeff Cox, R OBP: 0.273, SLG: 0.231			0-0 SH1-4			0-0 4-3 1B		0-0 F8		0	0	0	0	0	0	0						
Mike Heath, R OBP: 0.235, SLG: 0.275										1	1	1	0	0	0	0						
Mike Edwards, R OBP: 0.235, SLG: 0.220										1	0	0	0	0	0	1						
Inning Stats	R: 0 E: 0 K: 0 S: 2	H: 0 LOB: 0 BB: 1 P: 6	R: 1 E: 0 K: 1 S: 6	H: 1 LOB: 0 BB: 0 P: 6	R: 1 E: 0 K: 1 S: 6	H: 1 LOB: 0 BB: 0 P: 6	R: 0 E: 0 K: 1 S: 5	H: 0 LOB: 0 BB: 0 P: 5	R: 0 E: 0 K: 1 S: 5	H: 0 LOB: 0 BB: 0 P: 5	R: 1 E: 0 K: 1 S: 7	H: 2 LOB: 1 BB: 0 P: 7	R: 0 E: 0 K: 1 S: 5	H: 0 LOB: 0 BB: 0 P: 5	R: 0 E: 0 K: 0 S: 3	H: 1 LOB: 0 BB: 0 P: 3	R: 0 E: 0 K: 1 S: 5	H: 0 LOB: 0 BB: 0 P: 5	1B: 3 2B: 1 3B: 0 HR: 1	SF: 1 SAC: 1 DP: 1 HBP: 0	WP: 0 PB: 0 SB: 0 CS: 1	PA: 31
PITCHER Tommy John, L ERA: 3.51	IP: 9.0 WLS: W BF: 31 H: 5 R: 3 ER: 3 SO: 7 BB: 1 IBB: 0 HBP: 0 BLK: 0 WP: 0 HR: 1 S: 44 P: 48 ERA: 3.00 WHIP: 0.667															PITCHER	IP: 9.0 WLS: W BF: 31 H: 5 R: 3 ER: 3 SO: 7 BB: 1 IBB: 0 HBP: 0 BLK: 0 WP: 0 HR: 1 S: 44 P: 48 ERA: 3.00 WHIP: 0.667					

Oakland Athletics @ New York Yankees
Yankee Stadium, Bronx, NY
Wed Sep 03 1980, 7:05 PM EDT
Att: 27,091 - Unknown - 83 F

AB 28
R 3
H 5
RBI 3
BB 1
SO 7
LOB 6



Batter	1	2	3	4	5	6	7	8	9	AB	R	H	RBI	BB	SO	LOB	BOTTOM					
Willie Randolph, R OBP: 0.420, SLG: 0.415	0-0 E 3B		0-0 6-3		0-0 G3		0-0 FC4-6 1B	0-3 K		4	1	2	0	0	0	0						
Brian Doyle, L OBP: 0.225, SLG: 0.239		0-0 6-3			0-3 K		0-0 FC4-6 S		0-3 K	1	0	0	0	0	1	2						
Bobby Brown, S OBP: 0.304, SLG: 0.398	0-0 L3		0-0 6-3		0-3 K		0-0 FC4-6 S		0-3 K	4	0	0	0	0	1	2						
Oscar Gamble, L OBP: 0.333, SLG: 0.546	4-0 BB E 3B BB		0-0 F9		0-0 HR		0-3 K		0-0 F7	3	2	1	1	1	1	1						
Joe Lefebvre, L OBP: 0.356, SLG: 0.452		0-0 E 3B BB		0-0 F9		0-3 K		0-0 F7	0	0	0	0	0	0	0	0						
Reggie Jackson, L OBP: 0.398, SLG: 0.596	0-0 E4 3B BB		0-0 4-3		0-3 K		0-0 F7		0-0 F7	4	1	0	1	0	1	1						
Lou Piniella, R OBP: 0.361, SLG: 0.398	0-0 F6		0-3 K		0-0 F7		0-0 F7		0-0 BB 2B 1B	4	1	1	0	0	1	2						
Jim Spencer, L OBP: 0.313, SLG: 0.413	4-0 3B BB		0-0 4-3		0-0 HR		0-0 HR		4-0 2B BB	2	3	1	1	2	0	0						
Bucky Dent, R OBP: 0.314, SLG: 0.356	0-0 3B		0-0 3-1 1B		0-0 5-3		0-0 5-3		0-0 2B	4	0	3	5	0	0	0						
Johnny Oates, L OBP: 0.226, SLG: 0.300	0-0 K		0-0 3-1		0-0 4-3		0-0 4-3		4-0 BB	3	0	0	0	1	1	2						
Aurelio Rodriguez, R OBP: 0.233, SLG: 0.300		0-0 F7		0-0 F9		0-0 F6		0-0 F7		4	0	0	0	0	0	3						
Inning Stats	R: 4 E: 1 K: 1 S: 8	H: 2 LOB: 1 BB: 2 P: 16	R: 0 E: 0 K: 0 S: 3	H: 0 LOB: 0 BB: 0 P: 3	R: 0 E: 0 K: 1 S: 5	H: 0 LOB: 0 BB: 0 P: 5	R: 0 E: 0 K: 0 S: 4	H: 1 LOB: 1 BB: 0 P: 4	R: 1 E: 0 K: 0 S: 4	H: 1 LOB: 0 BB: 0 P: 4	R: 0 E: 0 K: 1 S: 6	H: 1 LOB: 1 BB: 0 P: 6	R: 2 E: 0 K: 1 S: 7	H: 2 LOB: 2 BB: 2 P: 15	R: 0 E: 0 K: 1 S: 6	H: 0 LOB: 0 BB: 0 P: 6	R: 0 E: 0 K: 1 S: 6	H: 0 LOB: 0 BB: 0 P: 6	1B: 3 2B: 1 3B: 2 HR: 2	SF: 0 SAC: 0 DP: 0 HBP: 0	WP: 0 PB: 0 SB: 1 CS: 0	PA: 37
PITCHER Brian Kingman, R ERA: 3.88	IP: 7.1 WLS: L BF: 35 H: 8 R: 8 ER: 5 SO: 5 BB: 4 IBB: 0 HBP: 0 BLK: 0 WP: 0 HR: 2 S: 41 P: 57 ERA: 6.14 WHIP: 1.636															PITCHER	IP: 7.1 WLS: L BF: 35 H: 8 R: 8 ER: 5 SO: 5 BB: 4 IBB: 0 HBP: 0 BLK: 0 WP: 0 HR: 2 S: 41 P: 57 ERA: 6.14 WHIP: 1.636					
Dave Beard, R ERA: 1.23	0.2 L BF: 2 H: 0 R: 0 ER: 0 SO: 1 BB: 0 IBB: 0 HBP: 0 BLK: 0 WP: 0 HR: 0 S: 4 P: 4 ERA: 0.00 WHIP: 0.000															PITCHER	IP: 0.2 WLS: L BF: 2 H: 0 R: 0 ER: 0 SO: 1 BB: 0 IBB: 0 HBP: 0 BLK: 0 WP: 0 HR: 0 S: 4 P: 4 ERA: 0.00 WHIP: 0.000					

Oakland Athletics @ New York Yankees
Yankee Stadium, Bronx, NY
Wed Sep 03 1980, 7:05 PM EDT
Att: 27,091 - Unknown - 83 F

AB 33
R 8
H 8
RBI 8
BB 4
SO 6
LOB 13



Batter	1	2	3	4	5	6	7	8	9	AB	R	H	RBI	BB	SO	LOB	TOP			
Rick Miller, L OBP: 0.361, SLG: 0.342 (1, 8)	0-0 FC5-4 1B	0-0 2H 2B					0-0 1B			0-0 4-3							4 0 3 1 0 0 0			
Carney Lansford, R OBP: 0.312, SLG: 0.410 (1, 5)	0-0 FC5-4 1B	0-0 6-3					0-0 F7			0-3 K							4 1 0 0 0 1 3			
Rod Carew, L OBP: 0.394, SLG: 0.436 (1, 3)	0-0 3-4-3 1-2						0-0 G3			0-0 F9							4 0 0 0 0 1 2			
Jason Thompson, L OBP: 0.390, SLG: 0.458 (1, 10)	4-0 1B BB						0-0 2B 1B			0-3 K							3 1 1 0 1 1 0			
Don Baylor, R OBP: 0.316, SLG: 0.341 (1, 7)	0-0 FC4-6 1B						0-0 F8			0-0 F7							3 0 1 1 0 0 1			
Bobby Clark, R OBP: 0.249, SLG: 0.314 (6, 7)	1-2 2H 1B						6-3			0-0 F7							1 0 0 0 0 0 0			
Brian Downing, R OBP: 0.288, SLG: 0.324 (1, 2)	0-0 FC4-6 1-2						0-0 6-3			0-0 1B 2B							4 0 1 0 0 1 2			
Bobby Grich, R OBP: 0.383, SLG: 0.423 (1, 4)							0-0 6-3			0-0 G3 2B BB							3 1 1 1 1 0 0			
Larry Harlow, L OBP: 0.370, SLG: 0.389 (1, 9)							0-0 G3			0-0 G4-3 1B							3 0 0 0 0 0 3			
Dan Ford, R OBP: 0.353, SLG: 0.427 (9, PH)							0-0 4-3			0-0 G4-3 1B							1 0 1 0 0 0 0			
Gil Kubski, L (9, FR)							1-2			0-0 1B							0 0 0 0 0 0 0			
Bert Campaneris, R OBP: 0.307, SLG: 0.339 (1, 6)							0-3 K			0-0 P8							4 0 0 0 0 1 2			
Inning Stats	R: 1 E: 0 K: 0 S: 5	H: 2 LOB: 2 BB: 1 P: 9	R: 1 E: 0 K: 1 S: 6	H: 1 LOB: 1 BB: 1 P: 10	R: 0 E: 0 K: 1 S: 5	H: 0 LOB: 0 BB: 0 P: 5	R: 0 E: 0 K: 0 S: 3	H: 0 LOB: 0 BB: 0 P: 3	R: 0 E: 0 K: 0 S: 4	H: 1 LOB: 1 BB: 0 P: 4	R: 1 E: 0 K: 0 S: 5	H: 3 LOB: 1 BB: 0 P: 5	R: 0 E: 0 K: 1 S: 5	H: 0 LOB: 0 BB: 0 P: 5	R: 0 E: 0 K: 1 S: 6	H: 1 LOB: 1 BB: 0 P: 6	1B: 6 2B: 2 3B: 0 HR: 0	SF: 0 SAC: 0 DP: 1 HBP: 0	WP: 0 PB: 0 SB: 0 CS: 0	PA: 36
PITCHER	IP WLS BF H R ER SO BB IBB HBP BLK WP HR S P ERA WHIP																			
Gaylord Perry, R ERA: 3.31 (1, 1)	6.0 W 26 7 3 3 2 2 0 0 0 0 0 0 28 36 4.50 1.500																			
Ron Guidry, L ERA: 3.55 (7, 1)	3.0 S 10 1 0 0 3 0 0 0 0 0 0 0 16 16 0.00 0.333																			

California Angels @ New York Yankees
Yankee Stadium, Bronx, NY
Thu Sep 04 1980, 7:05 PM EDT
Att: 20,967 - Unknown - 75 F

AB 34
R 3
H 8
RBI 3
BB 2
SO 5
LOB 13



Batter	1	2	3	4	5	6	7	8	9	AB	R	H	RBI	BB	SO	LOB	BOTTOM			
Willie Randolph, R OBP: 0.420, SLG: 0.414 (1, 4)	0-0 1B 1B	0-0 5-3					0-0 G3			4-0 S BB							4 2 1 0 1 0 2			
Bucky Dent, R OBP: 0.320, SLG: 0.361 (1, 6)	0-0 1B 1B	0-0 1B 1B					0-0 SH3-4 1B			4-0 G6-4-3 BB							3 1 3 1 1 0 0			
Bob Watson, R OBP: 0.356, SLG: 0.466 (1, 3)	0-0 F7	0-0 1B					0-0 1B			0-0 G6-4-3 1B							5 0 3 1 0 0 4			
Reggie Jackson, L OBP: 0.395, SLG: 0.590 (1, 9)	0-3 K	0-3 K					0-3 K			0-0 G3							4 0 0 0 0 3 7			
Lou Piniella, R OBP: 0.363, SLG: 0.399 (1, 7)	0-0 E PB 1B						0-0 P4			0-0 F7							4 1 2 1 0 0 0			
Rick Cerone, R OBP: 0.308, SLG: 0.411 (1, 2)	0-0 E7 PB HBP 1B						0-3 K			0-0 L7							4 0 2 1 0 1 1			
Eric Soderholm, R OBP: 0.343, SLG: 0.424 (1, 10)	1-0 E 1 LOB: 2 HBP						0-0 F7			0-0 P6							2 0 0 0 0 0 1			
Bobby Murcer, L OBP: 0.355, SLG: 0.482 (7, PH)	1-2 PB HBP						0-0 F7			0-0 P6							1 0 0 0 0 1 1			
Aurelio Rodriguez, R OBP: 0.233, SLG: 0.300 (1, 5)	0-0 F2						0-0 FC6-4 1B			0-0 P6							4 0 1 0 0 1 4			
Bobby Brown, S OBP: 0.303, SLG: 0.403 (1, 8)							0-3 K			0-0 SH3-4 3B							4 1 1 0 0 2 1			
Inning Stats	R: 3 E: 1 K: 1 S: 9	H: 4 LOB: 2 BB: 0 P: 10	R: 0 E: 0 K: 2 S: 9	H: 2 LOB: 0 BB: 0 P: 9	R: 0 E: 0 K: 1 S: 5	H: 0 LOB: 0 BB: 0 P: 5	R: 1 E: 0 K: 2 S: 10	H: 3 LOB: 2 BB: 0 P: 10	R: 0 E: 0 K: 0 S: 4	H: 1 LOB: 1 BB: 0 P: 4	R: 1 E: 0 K: 0 S: 5	H: 2 LOB: 1 BB: 0 P: 5	R: 0 E: 0 K: 2 S: 8	H: 1 LOB: 1 BB: 0 P: 8	R: 0 E: 0 K: 0 S: 2	H: 0 LOB: 2 BB: 2 P: 10	1B: 11 2B: 0 3B: 2 HR: 0	SF: 0 SAC: 1 DP: 1 HBP: 1	WP: 0 PB: 1 SB: 2 CS: 0	PA: 39
PITCHER	IP WLS BF H R ER SO BB IBB HBP BLK WP HR S P ERA WHIP																			
Frank Tanana, L ERA: 4.52 (1, 1)	5.0 L 27 11 5 4 6 0 0 0 1 0 0 0 38 39 7.20 2.200																			
Mark Clear, R ERA: 3.32 (6, 1)	3.0 12 2 0 0 2 2 0 0 0 0 0 0 14 22 0.00 1.333																			

California Angels @ New York Yankees
Yankee Stadium, Bronx, NY
Thu Sep 04 1980, 7:05 PM EDT
Att: 20,967 - Unknown - 75 F

AB 35
R 5
H 13
RBI 4
BB 2
SO 8
LOB 21



Batter	1	2	3	4	5	6	7	8	9	AB	R	H	RBI	BB	SO	LOB	TOP									
Bert Campaneris, R OBP: 0.299, SLG: 0.328	B1-3		F2		K		FC6-4-5-4			4	0	0	0	0	1	2	California Angels @ New York Yankees Yankee Stadium, Bronx, NY Sat Sep 06 1980, 7:05 PM EDT Att: 37,781 - Unknown - 74 F									
Rod Carew, L OBP: 0.393, SLG: 0.439			L7		P6		CS			4	0	2	0	0	0	1										
Carney Lansford, R OBP: 0.309, SLG: 0.404	L8			P3		E7		K		4	1	1	0	0	1	2										
Dan Ford, R OBP: 0.344, SLG: 0.416	K			1-3		P8		F9		4	0	0	0	0	1	3										
Brian Downing, R OBP: 0.273, SLG: 0.316 Jason Thompson, L (8, PH) OBP: 0.388, SLG: 0.453		CS BB		F8		SF9		P6		1	0	0	1	1	0	0										
Bobby Grich, R OBP: 0.381, SLG: 0.427		K			HR	K				4	1	1	1	0	3	1										
Bobby Clark, R OBP: 0.260, SLG: 0.353		1B 2B			2B		HR			4	2	3	1	0	1	0										
Rick Miller, L OBP: 0.366, SLG: 0.360					SH1-4 2H		SH1-3			4	0	3	1	0	1	0										
Dan Whitmer, R OBP: 0.250, SLG: 0.244			1-3		SH1-4		SH1-3			1	0	0	0	0	0	0										
Inning Stats	R: 0 E: 0 K: 1 S: 6	H: 1 LOB: 1 BB: 0 P: 6	R: 0 E: 0 K: 1 S: 5	H: 2 LOB: 2 BB: 1 P: 9	R: 0 E: 0 K: 0 S: 3	H: 0 LOB: 0 BB: 0 P: 3	R: 0 E: 0 K: 0 S: 3	H: 0 LOB: 0 BB: 0 P: 3	R: 2 E: 0 K: 1 S: 8	H: 3 LOB: 1 BB: 0 P: 8	R: 1 E: 1 K: 1 S: 6	H: 1 LOB: 0 BB: 0 P: 6	R: 1 E: 0 K: 0 S: 4	H: 2 LOB: 0 BB: 0 P: 4	R: 0 E: 0 K: 1 S: 6	H: 1 LOB: 1 BB: 0 P: 6		R: 0 E: 0 K: 3 S: 9	H: 0 LOB: 0 BB: 0 P: 9	1B: 4 2B: 4 3B: 1 HR: 2	SF: 1 SAC: 2 DP: 1 HBP: 0	WP: 0 PB: 0 SB: 0 CS: 2	PA: 36			
PITCHER	IP	WLS	BF	H	R	ER	SO	BB	IBB	HBP	BLK	WP	HR	S	P	ERA	WHIP									
Tom Underwood, L ERA: 3.92	(1, 1)	5.0	W	20	6	2	2	3	1	0	0	0	0	1	25	29	3.60	1.400								
Ron Guidry, L ERA: 3.59	(6, 1)	2.0		9	4	2	1	1	0	0	0	0	0	1	11	11	4.50	2.000								
Rich Gossage, R ERA: 2.05	(8, 1)	2.0	S	6	0	0	0	4	0	0	0	0	0	0	14	14	0.00	0.000								


Batter	1	2	3	4	5	6	7	8	9	AB	R	H	RBI	BB	SO	LOB	BOTTOM									
Bobby Brown, S OBP: 0.303, SLG: 0.412	6-3		F7		2B		HR	K		5	2	2	2	0	1	3	California Angels @ New York Yankees Yankee Stadium, Bronx, NY Sat Sep 06 1980, 7:05 PM EDT Att: 37,781 - Unknown - 74 F									
Bobby Murcer, L OBP: 0.356, SLG: 0.485	F7		P6		2B		K			5	0	2	2	0	1	1										
Oscar Gamble, L OBP: 0.336, SLG: 0.568 Lou Piniella, R (5, PH) OBP: 0.358, SLG: 0.391	F9			HR		F3		F8		2	1	1	2	0	0	0										
Reggie Jackson, L OBP: 0.392, SLG: 0.583 Joe Lefebvre, L OBP: 0.356, SLG: 0.452		E BB G5-3 1B		P3		6-3				4	1	2	0	0	0	1										
Bob Watson, R OBP: 0.358, SLG: 0.465 Jim Spencer, L OBP: 0.313, SLG: 0.413		G5-3 E BB		K		4-3		F7		3	0	0	0	1	1	1										
Rick Cerone, R OBP: 0.310, SLG: 0.420		E6 FC5-4 G5-3		F7		6-3				4	1	1	0	0	0	2										
Bucky Dent, R OBP: 0.318, SLG: 0.358		G5-3		F7				6-3		4	0	1	0	0	0	3										
Aurelio Rodriguez, R OBP: 0.237, SLG: 0.298		FC5-4						K		4	0	2	0	0	1	2										
Brian Doyle, L OBP: 0.240, SLG: 0.243					HR 1B		FC3-6 1B	F5		3	2	1	0	1	0	3										
Inning Stats	R: 0 E: 0 K: 0 S: 3	H: 0 LOB: 0 BB: 0 P: 3	R: 1 E: 1 K: 0 S: 4	H: 1 LOB: 1 BB: 1 P: 8	R: 2 E: 0 K: 0 S: 5	H: 2 LOB: 0 BB: 0 P: 5	R: 0 E: 0 K: 1 S: 5	H: 0 LOB: 0 BB: 0 P: 5	R: 2 E: 0 K: 0 S: 6	H: 3 LOB: 1 BB: 0 P: 6	R: 0 E: 0 K: 0 S: 5	H: 2 LOB: 2 BB: 0 P: 5	R: 1 E: 0 K: 1 S: 7	H: 2 LOB: 1 BB: 0 P: 7	R: 1 E: 0 K: 2 S: 9	H: 2 LOB: 2 BB: 1 P: 13		1B: 7 2B: 3 3B: 0 HR: 2	SF: 0 SAC: 0 DP: 1 HBP: 0	WP: 0 PB: 1 SB: 0 CS: 0	PA: 38					
PITCHER	IP	WLS	BF	H	R	ER	SO	BB	IBB	HBP	BLK	WP	HR	S	P	ERA	WHIP									
Dave Frost, R ERA: 5.29	(1, 1)	4.1	L	19	5	4	4	1	0	0	0	0	0	1	20	24	8.31	1.385								
Dave LaRoche, L ERA: 4.51	(5, 1)	0.2		3	1	0	0	0	0	0	0	0	0	3	3	0.00	1.500									
Don Aase, R ERA: 4.38	(6, 1)	1.0		6	3	1	1	0	0	0	0	0	1	6	6	9.00	3.000									
Andy Hassler, L ERA: 3.09	(7, 1)	0.2		3	1	0	0	1	0	0	0	0	0	5	5	0.00	1.500									
Mark Clear, R ERA: 3.27	(7, 1)	1.1		7	2	1	0	2	1	0	0	0	0	10	14	0.00	2.250									

Batter	1	2	3	4	5	6	7	8	9	AB	R	H	RBI	BB	SO	LOB	TOP				
Rod Carew, L (1, 3) OBP: 0.394, SLG: 0.439	4-3			F9 S 1B		K		F9 BB WP 1B		4	1	2	0	0	1	0	California Angels @ New York Yankees Yankee Stadium, Bronx, NY Sun Sep 07 1980, 3:33 AM EDT Att: 38,794 - Unknown - 79 F				
Carney Lansford, R (1, 5) OBP: 0.310, SLG: 0.403	4-3			F9				WP BB		2	0	0	0	2	0	1					
Dan Ford, R (1, 9) OBP: 0.338, SLG: 0.407	G3			F2		L8		F9		4	0	0	0	0	0	4					
Brian Downing, R (1, 10) OBP: 0.255, SLG: 0.293 Jason Thompson, L (8, PH) OBP: 0.397, SLG: 0.452	4-3			6-3		L8		K		3	0	0	0	0	0	2					
Bobby Grich, R (1, 4) OBP: 0.382, SLG: 0.429	P3									3	0	1	0	1	0	0					
Bobby Clark, R (1, 7) OBP: 0.285, SLG: 0.356	K									4	0	2	0	0	1	1					
Rick Miller, L (1, 8) OBP: 0.365, SLG: 0.359				L7		4-3		F7		4	0	1	0	0	0	3					
Bert Campaneris, R (1, 6) OBP: 0.299, SLG: 0.328 Larry Harlow, L (9, PH) OBP: 0.370, SLG: 0.401						FC1-2 S		1-3		3	0	1	0	0	0	3					
Dave Skaggs, R (1, 2) OBP: 0.444, SLG: 0.500 John Harris, L (8, PH) OBP: 0.333, SLG: 0.333 Dan Whitmer, R (8, 2) OBP: 0.250, SLG: 0.244 Gil Kubski, L (9, PH) OBP: 0.200, SLG: 0.200				K		K		K		2	0	0	0	0	2	3					
Inning Stats	R: 0 E: 0 K: 0 S: 3	H: 0 LOB: 0 BB: 0 P: 3	R: 0 E: 0 K: 1 S: 5	H: 0 LOB: 0 BB: 0 P: 5	R: 0 E: 0 K: 1 S: 5	H: 1 LOB: 0 BB: 0 P: 5	R: 0 E: 0 K: 0 S: 4	H: 1 LOB: 1 BB: 0 P: 4	R: 0 E: 0 K: 1 S: 6	H: 0 LOB: 1 BB: 1 P: 10	R: 0 E: 0 K: 0 S: 5	H: 1 LOB: 1 BB: 0 P: 9	R: 0 E: 0 K: 2 S: 8	H: 1 LOB: 1 BB: 1 P: 12	R: 0 E: 0 K: 1 S: 7	H: 2 LOB: 2 BB: 0 P: 7		1B: 6 2B: 1 3B: 0 HR: 0	SF: 0 SAC: 0 DP: 0 HBP: 0	WP: 1 PB: 0 SB: 2 CS: 1	PA: 36
PITCHER	IP	WLS	BF	H	R	ER	SO	BB	IBB	HBP	BLK	WP	HR	S	P	ERA	WHIP				
Rudy May, L (1, 1) ERA: 2.29	7.0	W	26	4	0	0	4	2	0	0	0	0	0	32	40	0.00	0.857				
Doug Bird, R (8, 1) ERA: 3.39	1.1		8	3	1	1	2	1	0	0	0	1	0	11	15	6.75	3.000				
Rich Gossage, R (9, 1) ERA: 2.03	0.2	S	2	0	0	0	1	0	0	0	0	0	0	4	4	0.00	0.000				

Batter	1	2	3	4	5	6	7	8	9	AB	R	H	RBI	BB	SO	LOB	BOTTOM				
Willie Randolph, R (1, 4) OBP: 0.421, SLG: 0.411	4-3		F9		5-3	FC6-4 1B		BB		4	0	1	0	1	0	1	California Angels @ New York Yankees Yankee Stadium, Bronx, NY Sun Sep 07 1980, 3:33 AM EDT Att: 38,794 - Unknown - 79 F				
Bobby Murcer, L (1, 10) OBP: 0.353, SLG: 0.481	G3			K	2B	SF8		P7		4	0	1	1	0	1	2					
Oscar Gamble, L (1, 7) OBP: 0.342, SLG: 0.578 Lou Piniella, R (6, PH) OBP: 0.356, SLG: 0.389 Joe Lefebvre, L (7, 7) OBP: 0.353, SLG: 0.449	P5			HR	1B	FC6-4		G3		3	1	2	0	0	0	0					
Reggie Jackson, L (1, 9) OBP: 0.391, SLG: 0.579	K			HR	BB	P9		K		3	1	0	0	1	2	2					
Jim Spencer, L (1, 3) OBP: 0.315, SLG: 0.427 Bob Watson, R (5, PH) OBP: 0.358, SLG: 0.464	3-1			HR	BB	6-3				2	1	1	3	0	0	0					
Rick Cerone, R (1, 2) OBP: 0.312, SLG: 0.419	F9			HR	BB	F7		HBP		2	0	0	0	1	0	3					
Bucky Dent, R (1, 6) OBP: 0.322, SLG: 0.357				WP	BB	4-3		1B		1	1	0	0	3	0	1					
Aurelio Rodriguez, R (1, 5) OBP: 0.237, SLG: 0.301				BB	P6	F7		SH1-3		4	0	1	0	0	1	4					
Bobby Brown, S (1, 8) OBP: 0.303, SLG: 0.409	F8			K		FC6-4 1B		SH1-3		2	0	0	0	1	1	3					
Inning Stats	R: 0 E: 0 K: 0 S: 3	H: 0 LOB: 0 BB: 0 P: 3	R: 0 E: 0 K: 1 S: 5	H: 0 LOB: 0 BB: 0 P: 5	R: 0 E: 0 K: 1 S: 5	H: 0 LOB: 1 BB: 1 P: 9	R: 3 E: 0 K: 2 S: 9	H: 2 LOB: 3 BB: 3 P: 21	R: 0 E: 0 K: 0 S: 5	H: 2 LOB: 3 BB: 1 P: 9	R: 1 E: 0 K: 0 S: 4	H: 1 LOB: 2 BB: 2 P: 12	R: 0 E: 0 K: 1 S: 5	H: 0 LOB: 1 BB: 0 P: 6	R: 0 E: 0 K: 0 S: 4	H: 1 LOB: 2 BB: 1 P: 8		1B: 3 2B: 2 3B: 0 HR: 1	SF: 1 SAC: 1 DP: 0 HBP: 1	WP: 1 PB: 0 SB: 0 CS: 0	PA: 39
PITCHER	IP	WLS	BF	H	R	ER	SO	BB	IBB	HBP	BLK	WP	HR	S	P	ERA	WHIP				
Jim Dorsey, R (1, 1) ERA: 11.57	3.1	L	16	2	3	3	3	4	0	0	0	0	0	18	34	8.10	1.800				
Chris Knapp, R (4, 1)	1.0		5	2	0	0	1	0	0	0	0	1	0	7	7	0.00	2.000				
Dave LaRoche, L (5, 1) ERA: 4.5	0.1		1	0	0	0	0	0	0	0	0	0	0	1	1	0.00	0.000				
Bob Ferris, R (5, 1) ERA: 4.5	0.2		6	1	1	1	0	3	0	0	0	0	0	3	15	13.50	6.000				
Dave Schuler, L (6, 1) ERA: 20.25	0.1		1	0	0	0	0	0	0	0	0	0	0	1	1	0.00	0.000				
PITCHER	IP	WLS	BF	H	R	ER	SO	BB	IBB	HBP	BLK	WP	HR	S	P	ERA	WHIP				
Dave Lemanczyk, R (6, 1) ERA: 4.79	1.2		8	1	0	0	0	1	0	0	0	0	0	8	13	0.00	1.200				
Andy Hassler, L (8, 1) ERA: 3.06	0.2		2	0	0	0	0	0	0	0	0	0	0	2	2	0.00	0.000				

Batter	1	2	3	4	5	6	7	8	9	AB	R	H	RBI	BB	SO	LOB	TOP			
Bobby Brown, S OBP: 0.306, SLG: 0.412 (1, 8)										3	1	1	0	1	0	1	New York Yankees @ Toronto Blue Jays Exhibition Stadium, Toronto, ON Mon Sep 08 1980, 7:05 PM EDT Att: 23,020 - Unknown - 70 F			
Joe Lefebvre, L OBP: 0.351, SLG: 0.443 (1, 7)										4	0	1	0	0	0	2				
Bobby Murcer, L OBP: 0.355, SLG: 0.498 (1, 10)										4	2	2	2	0	0	2				
Oscar Gamble, L OBP: 0.340, SLG: 0.583 (1, 9)										4	1	1	1	0	2	1				
Jim Spencer, L OBP: 0.311, SLG: 0.422 (1, 3)										3	0	0	0	0	0	0				
Bob Watson, R OBP: 0.360, SLG: 0.465 (9, PH)										1	1	1	1	0	0	0				
Rick Cerone, R OBP: 0.311, SLG: 0.424 (1, 2)										4	1	1	2	0	0	0				
Bucky Dent, R OBP: 0.322, SLG: 0.356 (1, 6)										4	0	1	0	0	0	0				
Aurelio Rodriguez, R OBP: 0.241, SLG: 0.304 (1, 5)										4	1	2	0	0	0	0				
Brian Doyle, L OBP: 0.234, SLG: 0.236 (1, 4)										2	0	0	0	0	0	2				
Reggie Jackson, L OBP: 0.392, SLG: 0.580 (8, PH)										1	0	1	0	0	0	0				
Fred Stanley, R OBP: 0.241, SLG: 0.243 (8, 4)										0	0	0	0	0	0	0				
Ted Wilborn, S OBP: 0.421, SLG: 0.411 (9, PH)										1	0	0	0	0	0	0				
Willie Randolph, R OBP: 0.421, SLG: 0.411 (9, 4)										0	0	0	0	0	0	0				
Inning Stats	R: 2 E: 0 K: 1 S: 7	H: 2 LOB: 0 BB: 0 P: 7	R: 0 E: 0 K: 0 S: 4	H: 2 LOB: 1 BB: 0 P: 4	R: 0 E: 0 K: 0 S: 3	H: 0 LOB: 1 BB: 1 P: 7	R: 0 E: 0 K: 0 S: 3	H: 0 LOB: 0 BB: 0 P: 3	R: 0 E: 0 K: 0 S: 5	H: 1 LOB: 0 BB: 0 P: 5	R: 0 E: 0 K: 0 S: 3	H: 0 LOB: 0 BB: 0 P: 3	R: 1 E: 0 K: 0 S: 4	H: 2 LOB: 0 BB: 0 P: 4	R: 4 E: 0 K: 0 S: 7	H: 4 LOB: 0 BB: 0 P: 7	1B: 6 2B: 2 3B: 1 HR: 2	SF: 0 SAC: 0 DP: 3 HBP: 0	WP: 1 PB: 0 SB: 0 CS: 0	PA: 36
PITCHER	IP WLS BF H R ER SO BB IBB HBP BLK WP HR S P ERA WHIP																			
Dave Stieb, R ERA: 3.2 (1, 1)	8.0 L 31 9 5 5 2 1 0 0 0 0 1 1 34 38 5.62 1.250																			
Jerry Garvin, L ERA: 2.59 (9, 1)	0.0 1 1 0 0 0 0 0 0 0 0 0 0 1 1 ∞ ∞																			
Mike Barlow, R ERA: 3.38 (9, 1)	1.0 4 1 2 2 0 0 0 0 0 0 0 1 4 4 18.00 1.000																			

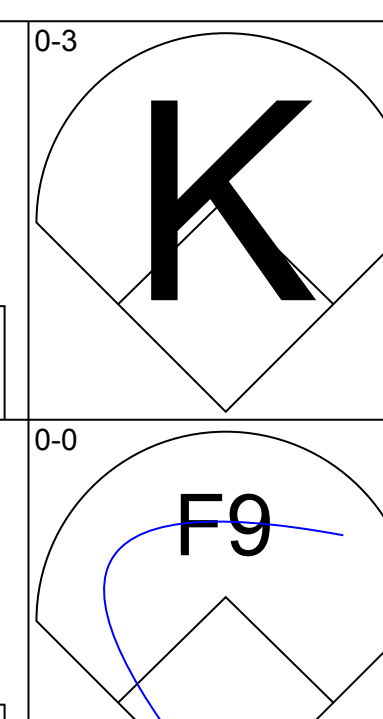
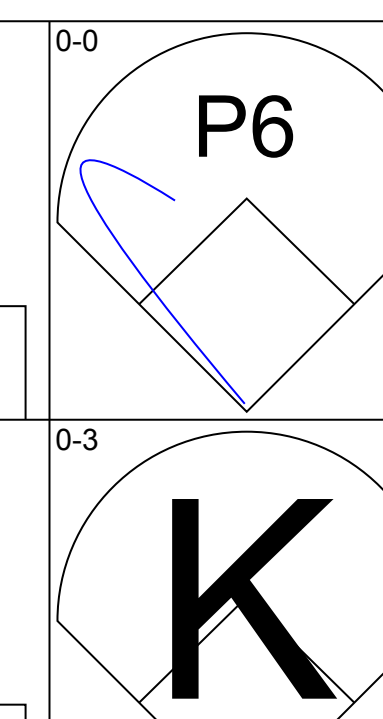
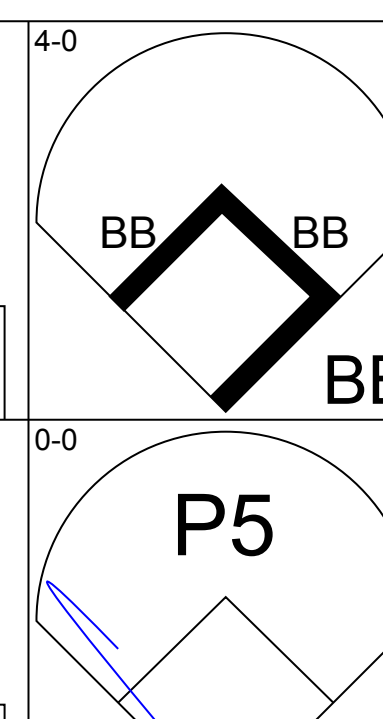
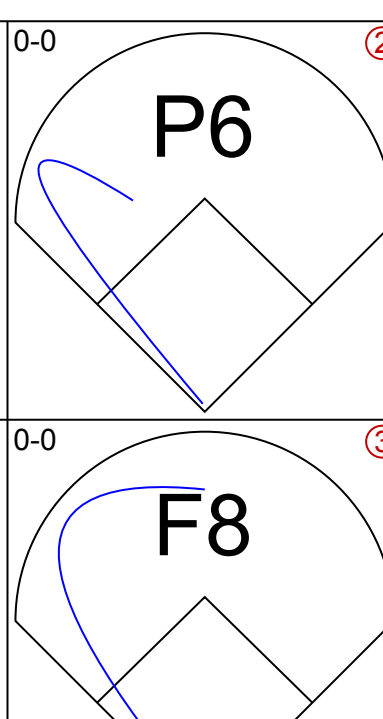
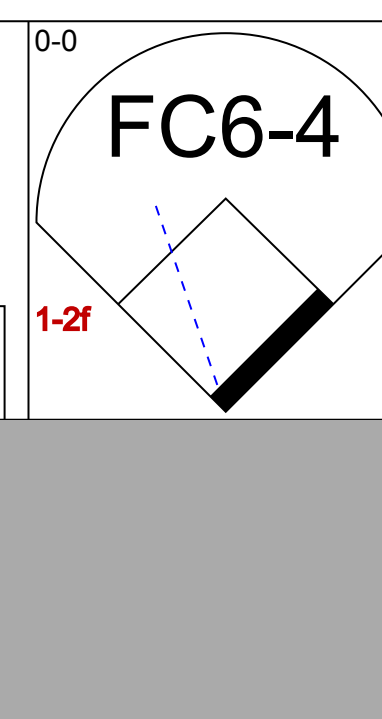
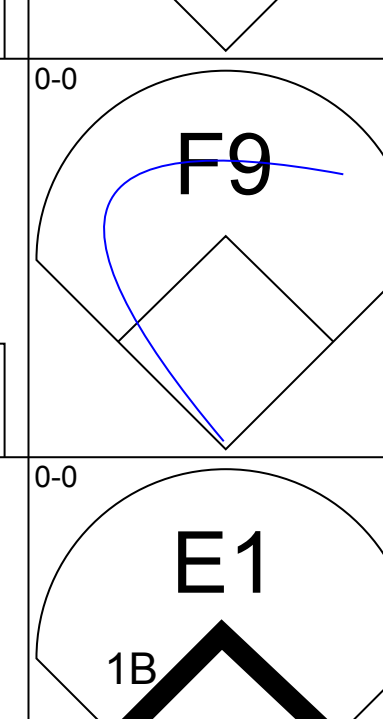
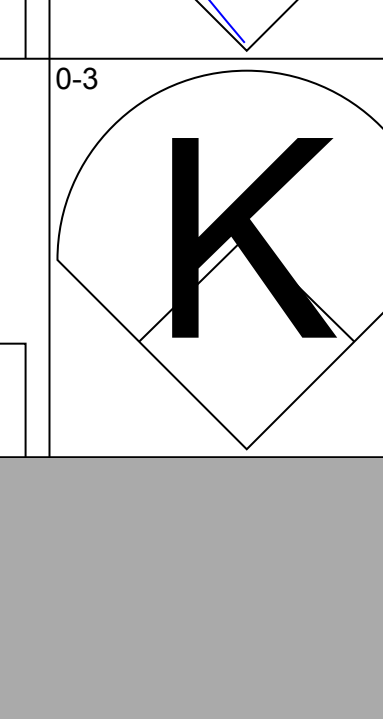
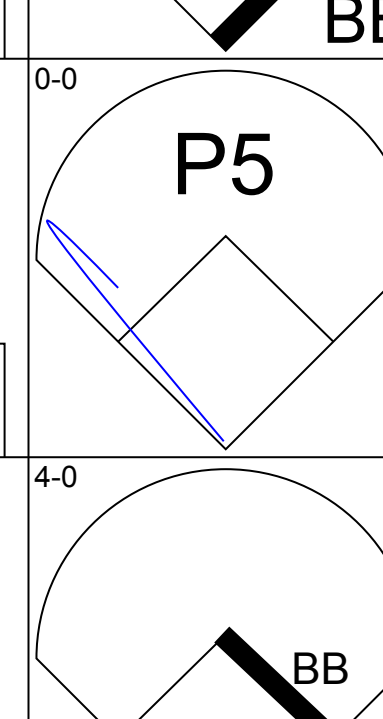
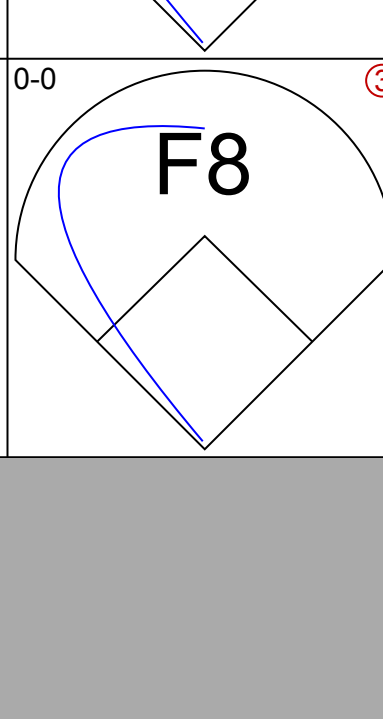
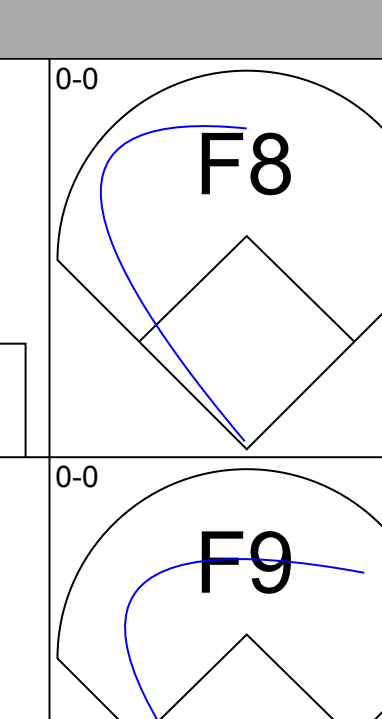
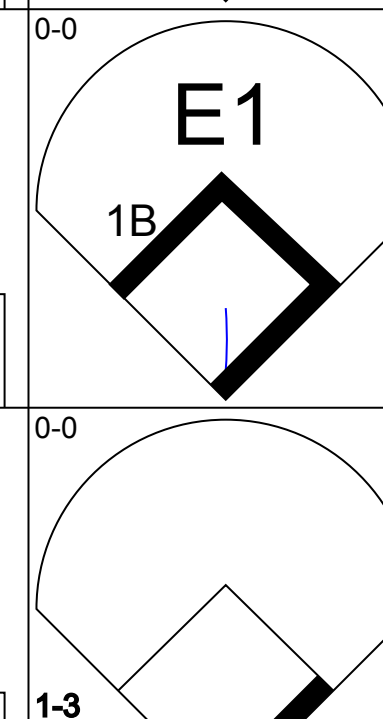
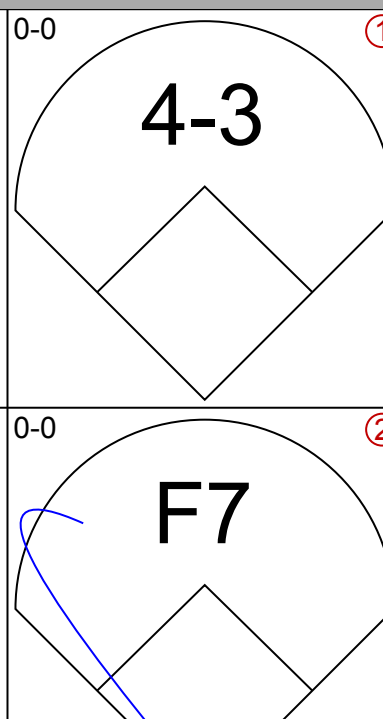
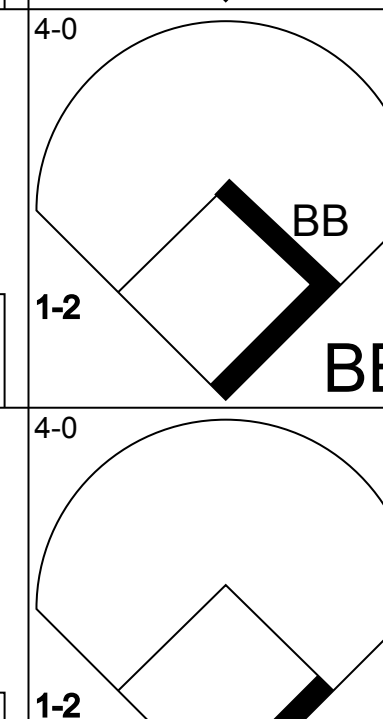
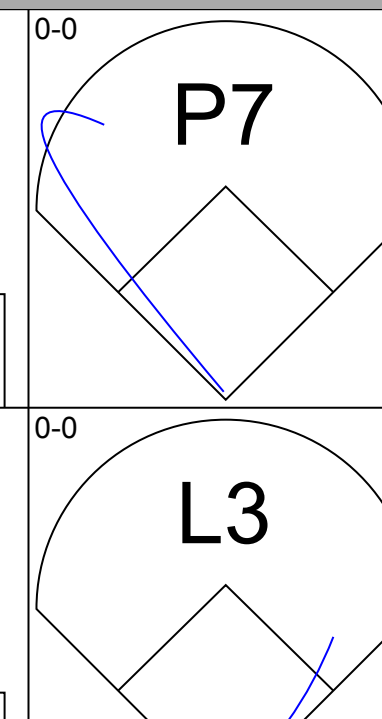
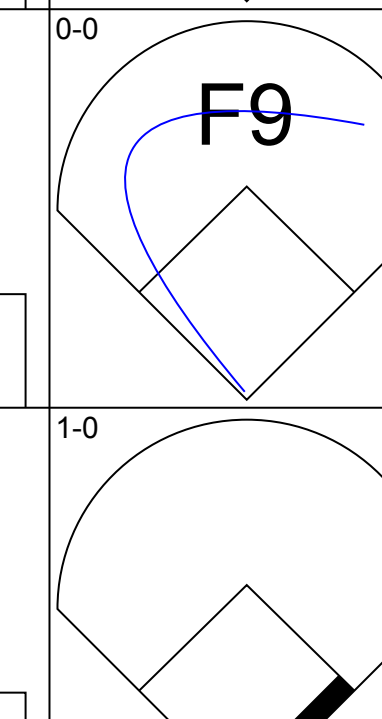
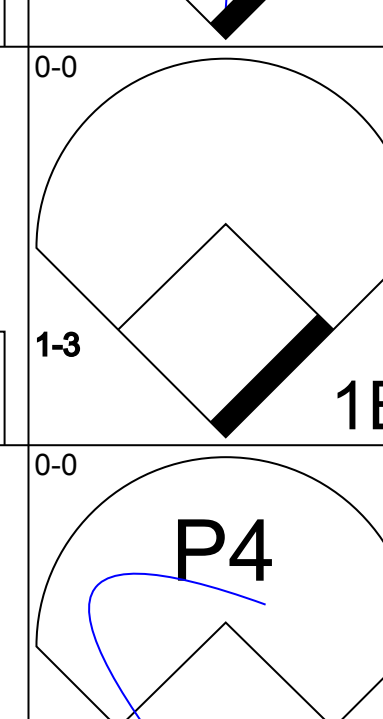
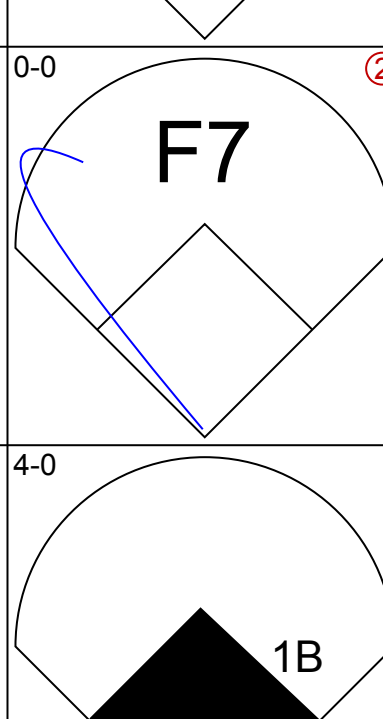
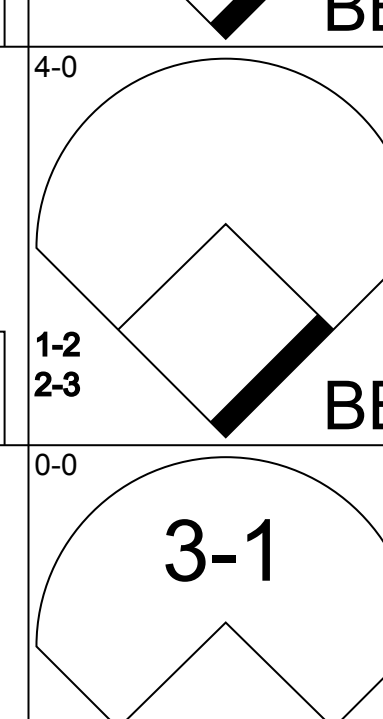
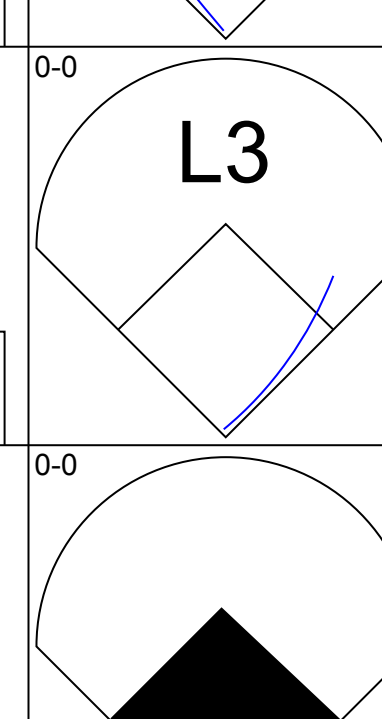
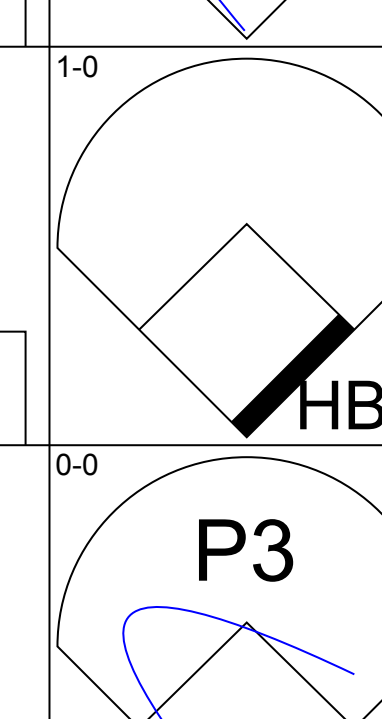
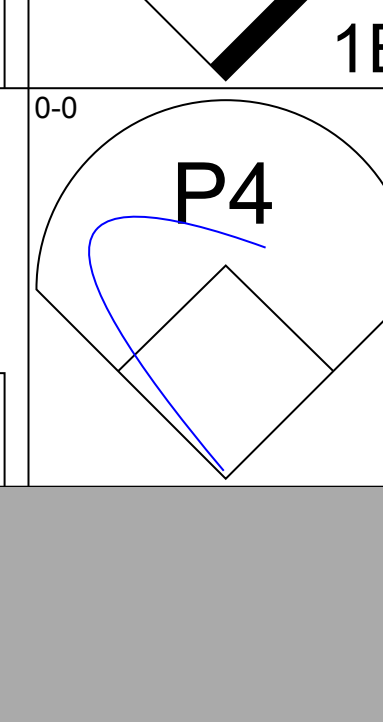
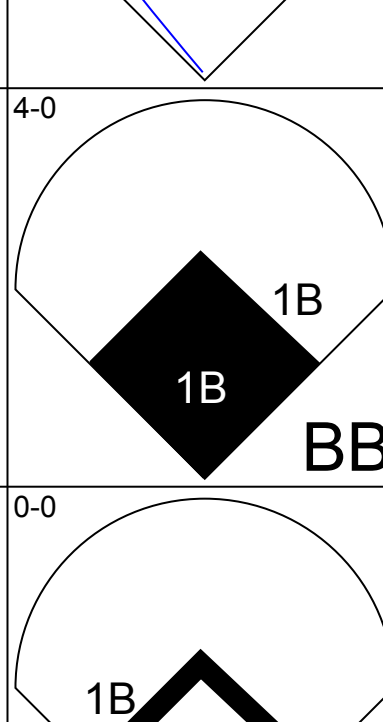
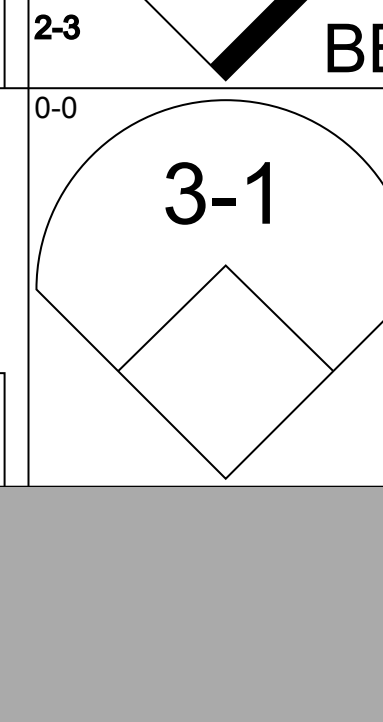
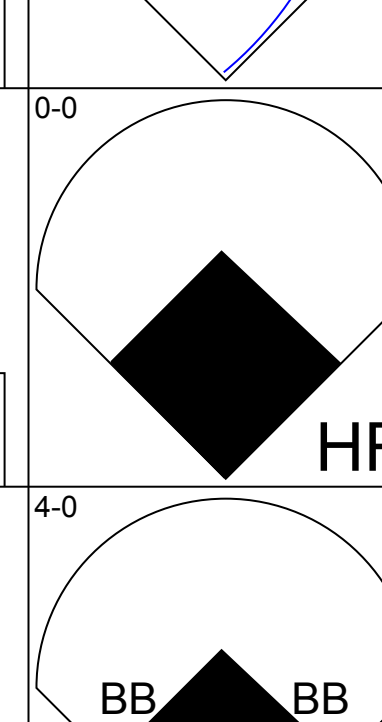
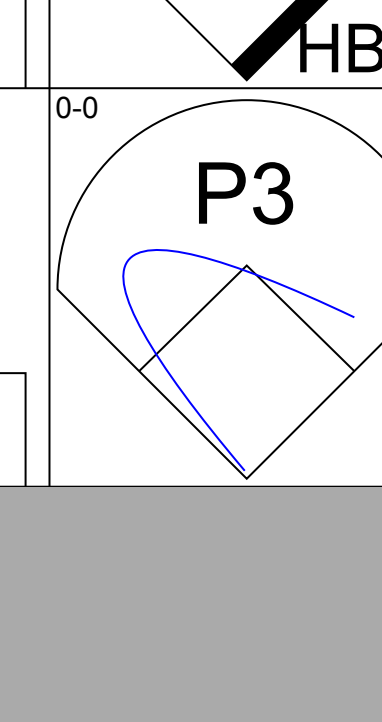
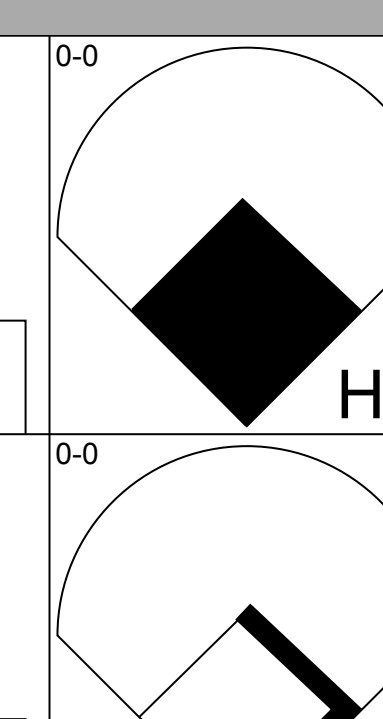
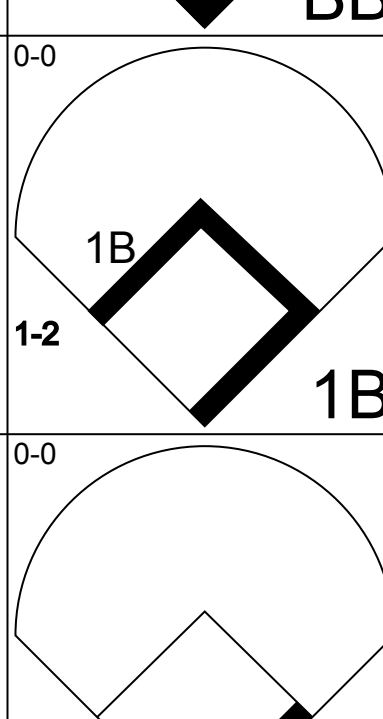
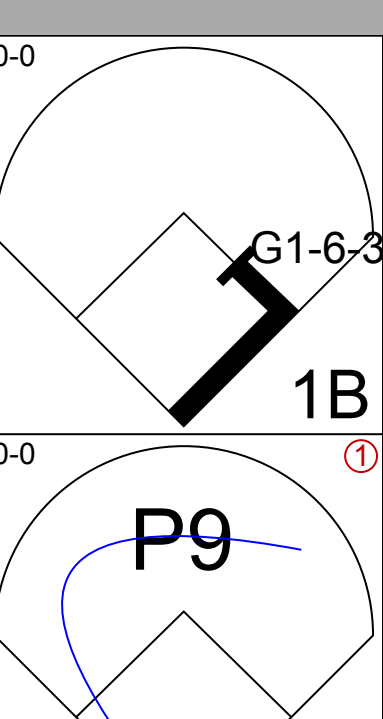
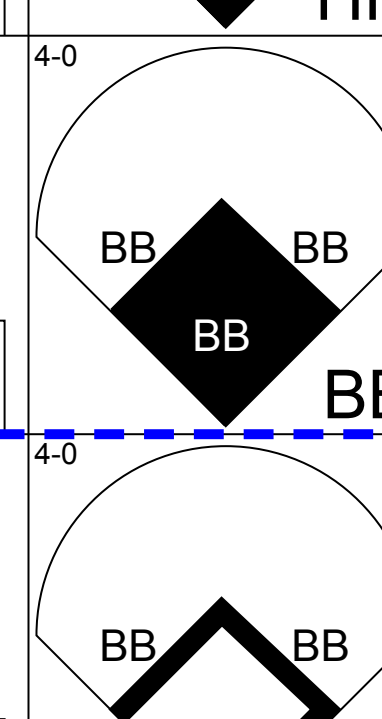
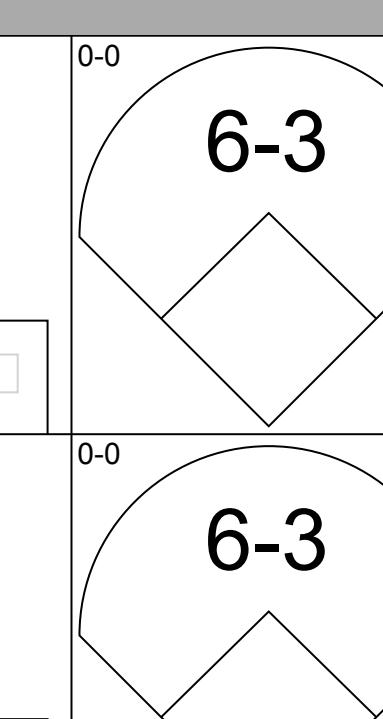
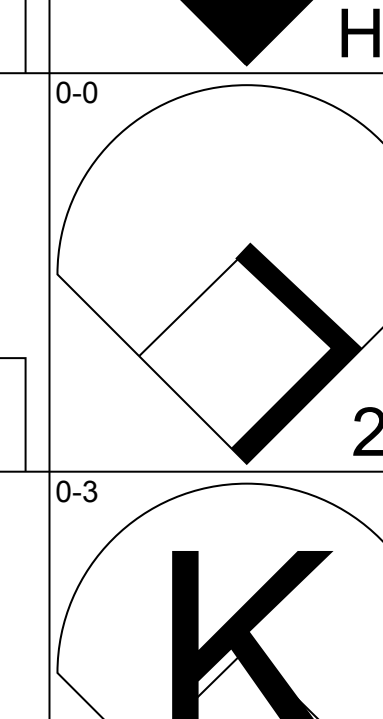
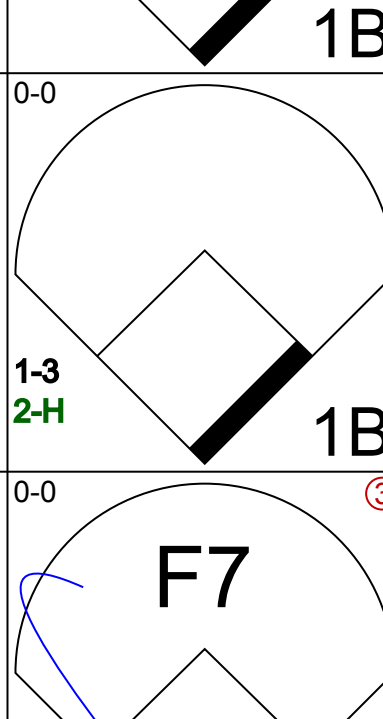
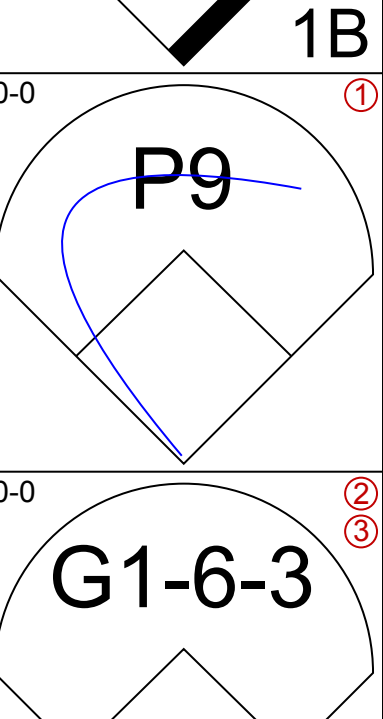
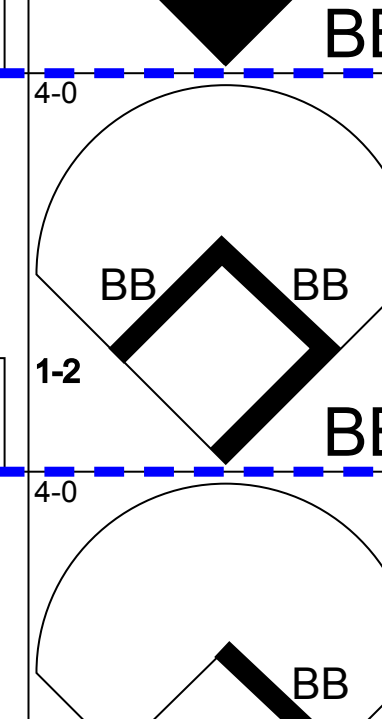
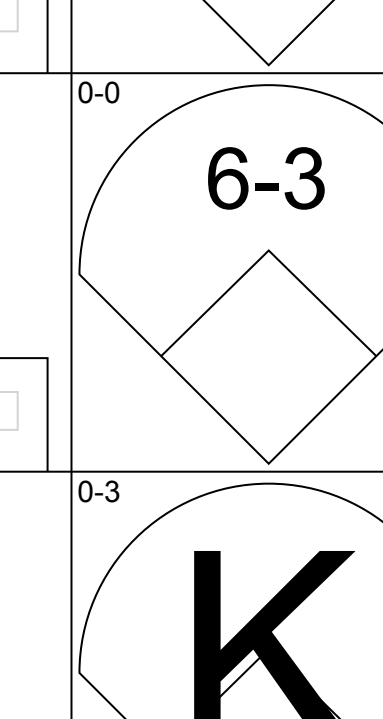
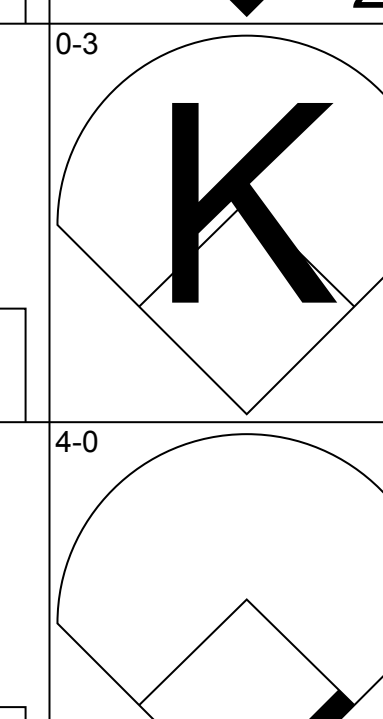
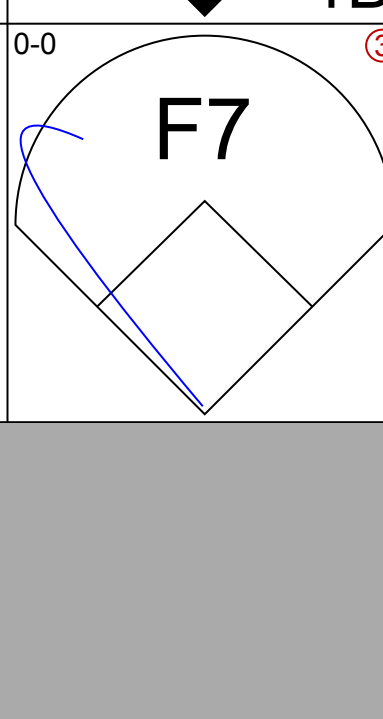
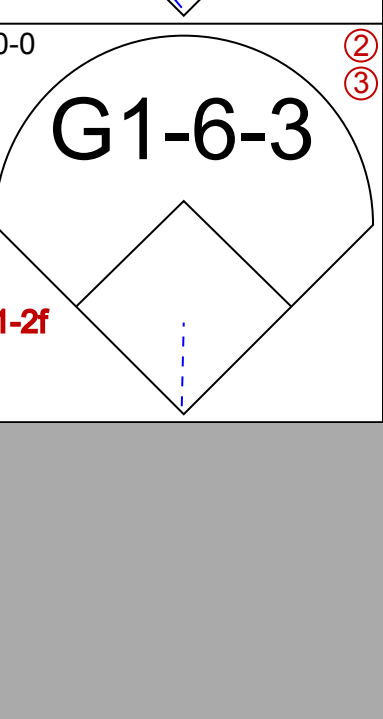
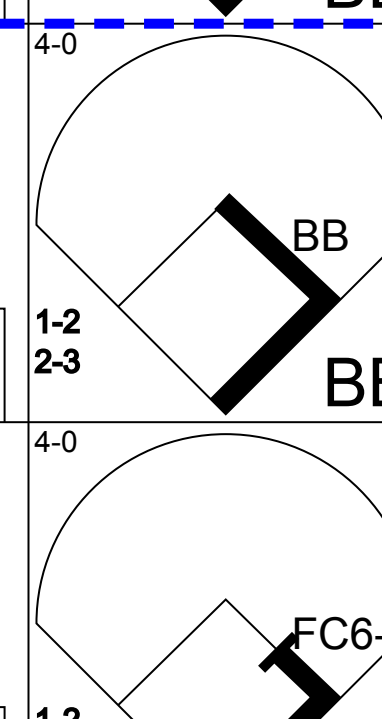

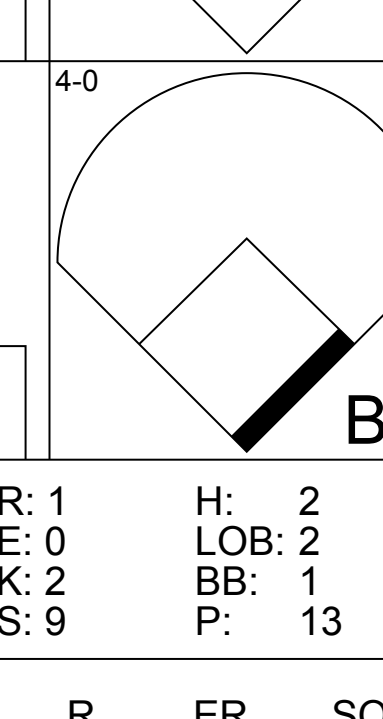
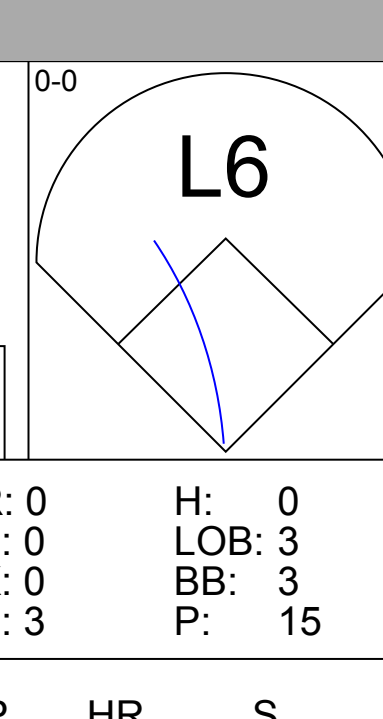
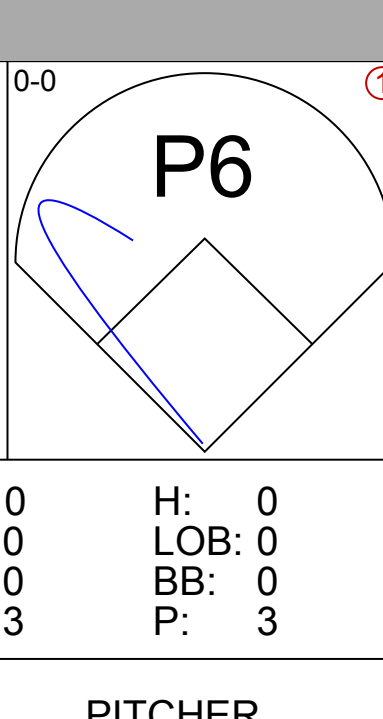
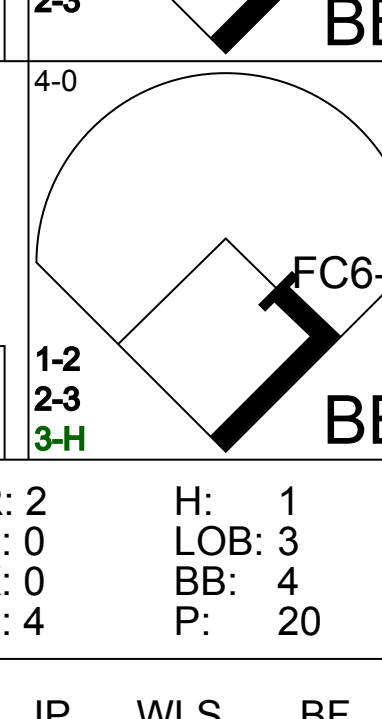
AB	35
R	7
H	11
RBI	6
BB	1
SO	2
LOB	8

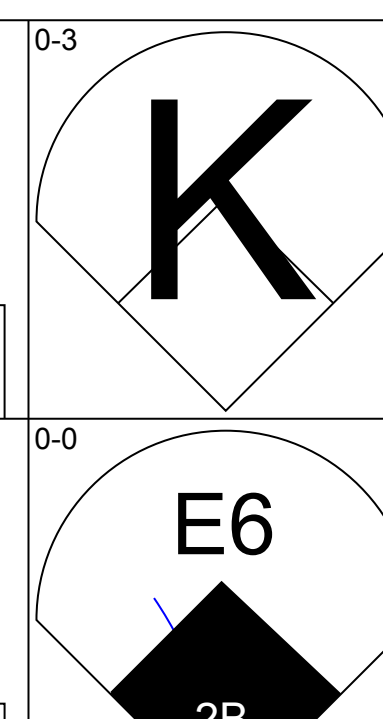
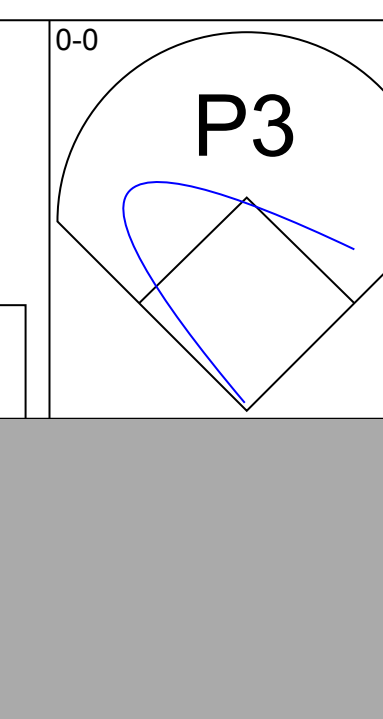
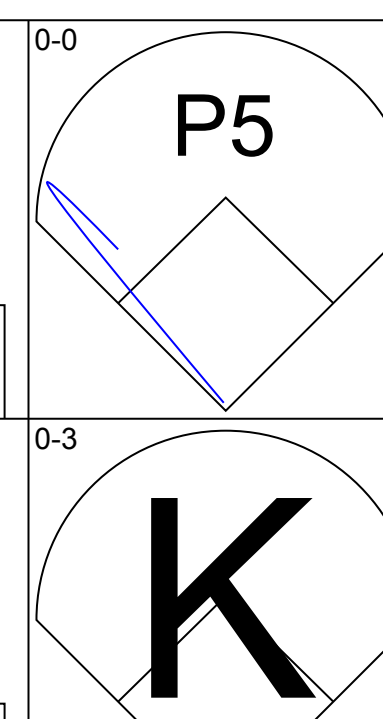
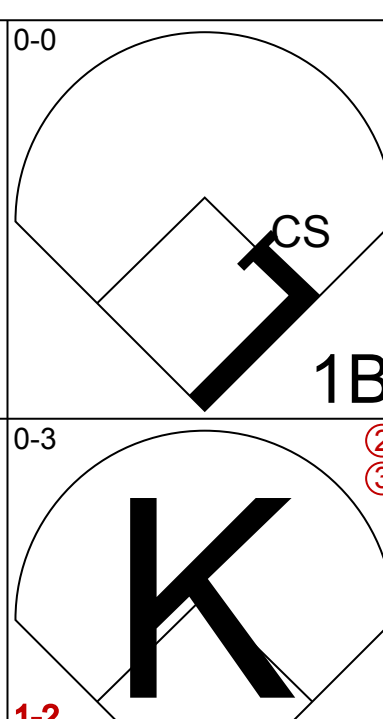
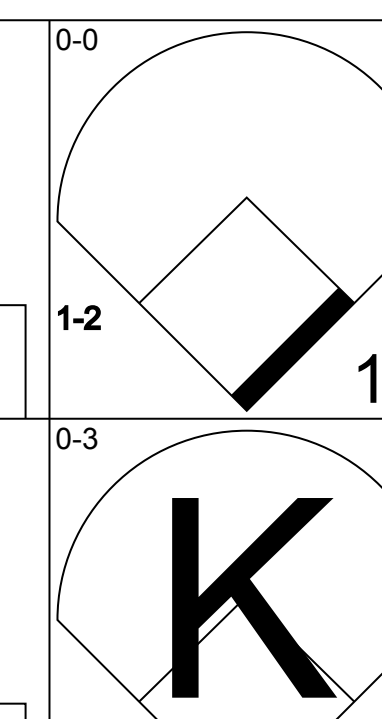
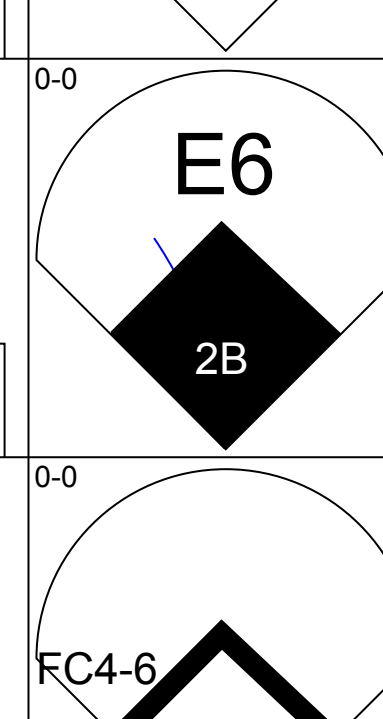
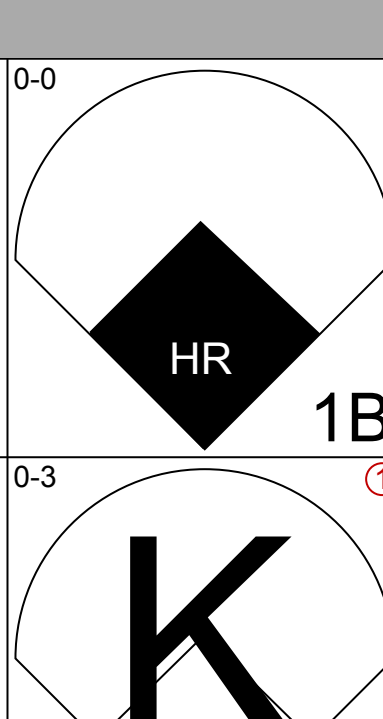
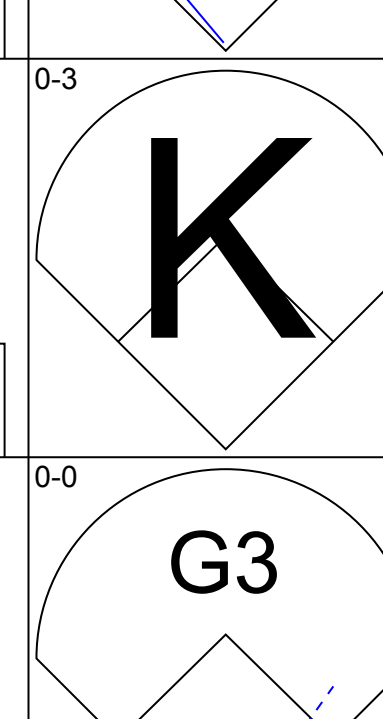
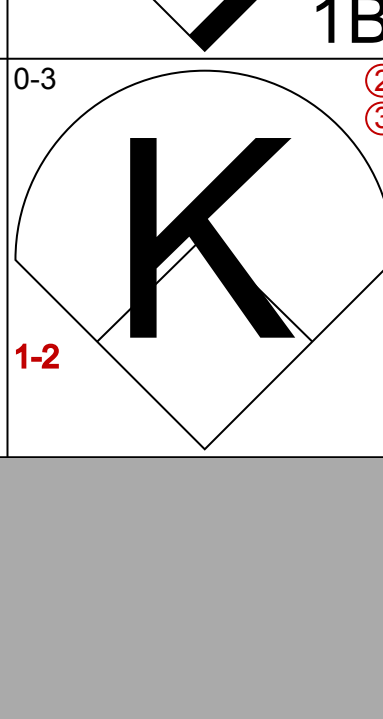
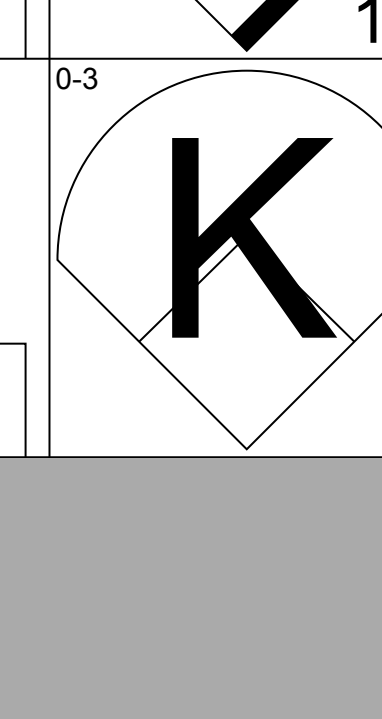
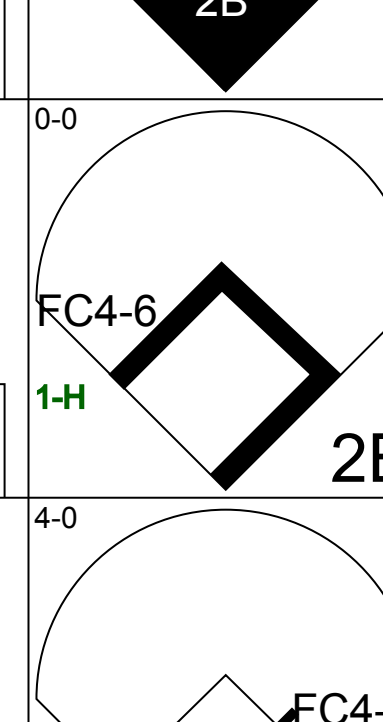
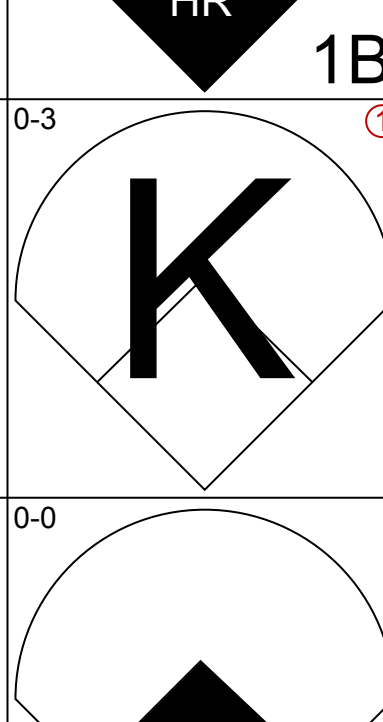
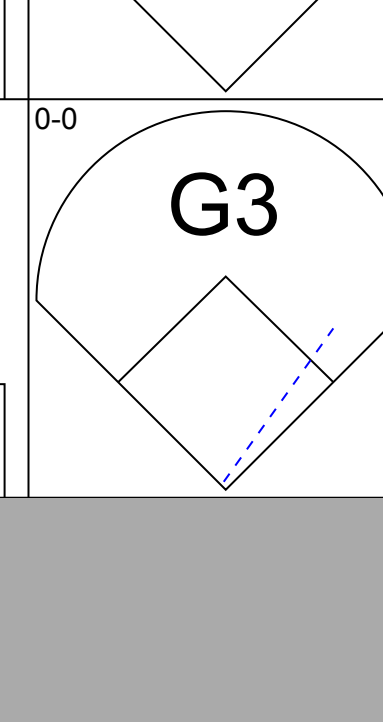
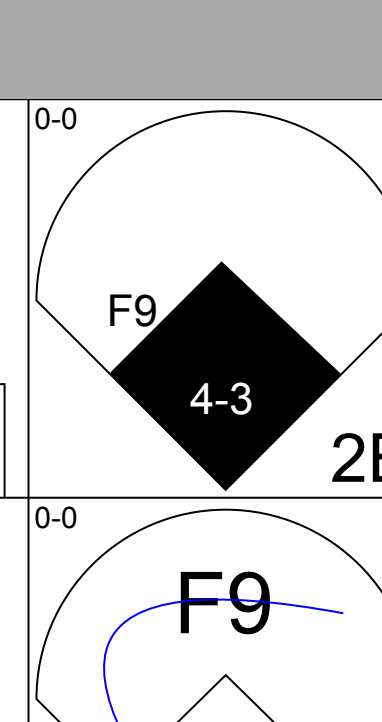
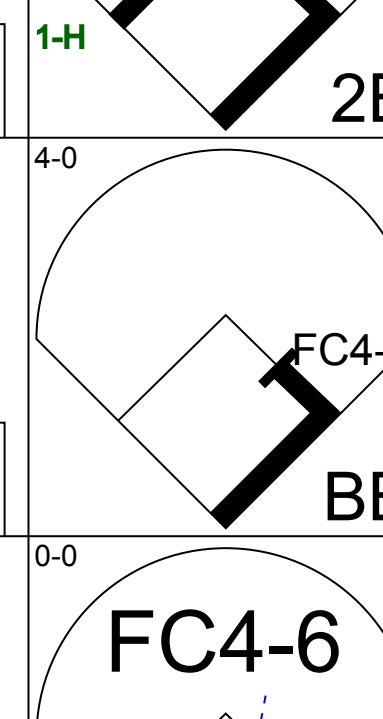
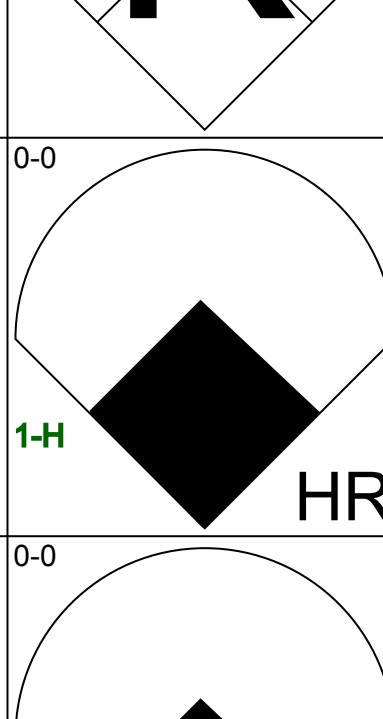
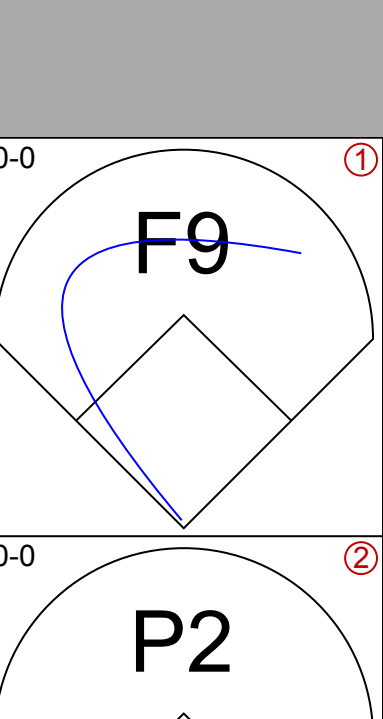
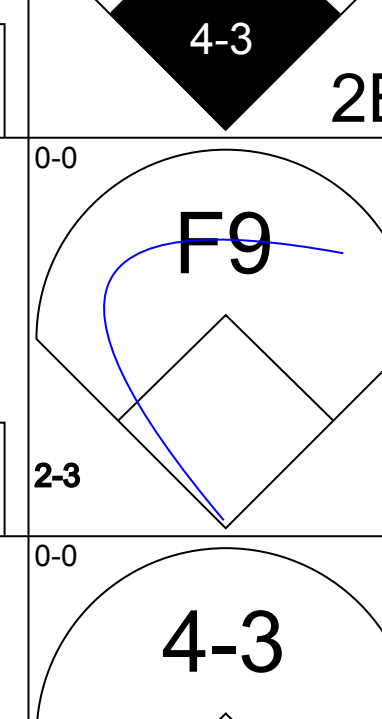
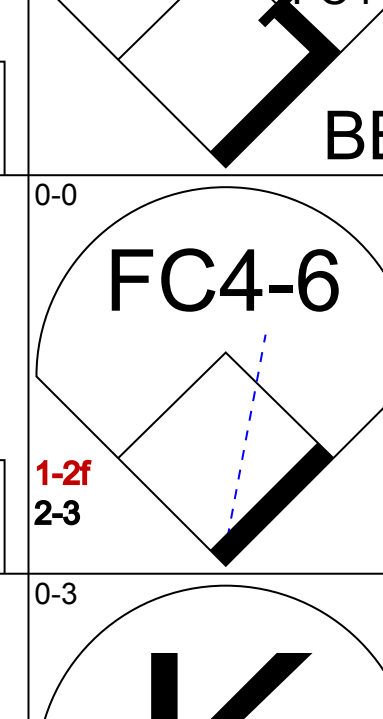
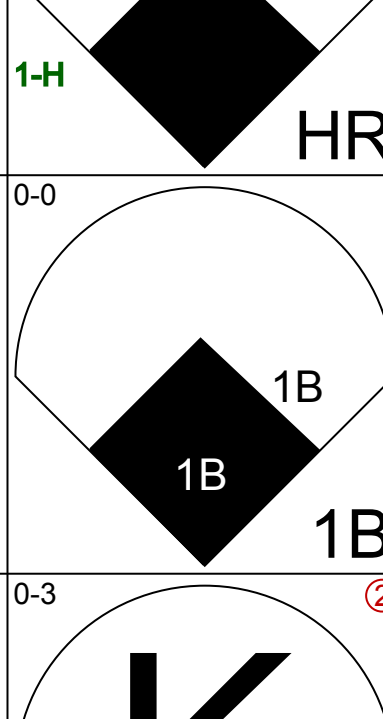
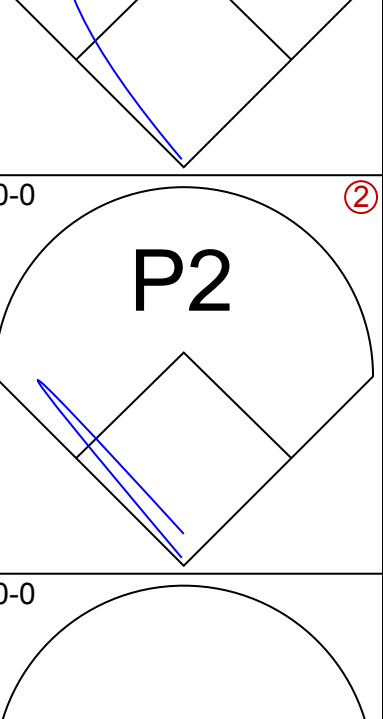
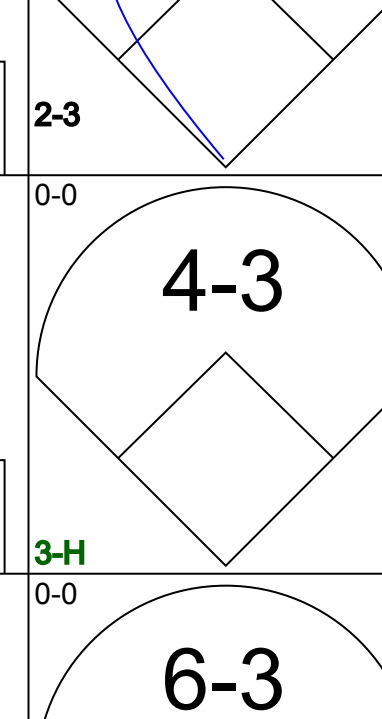
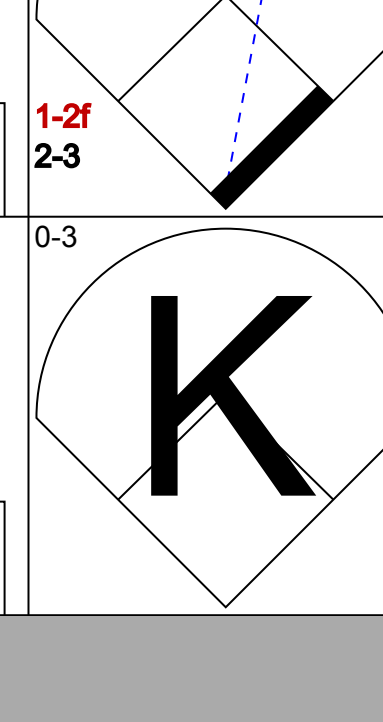
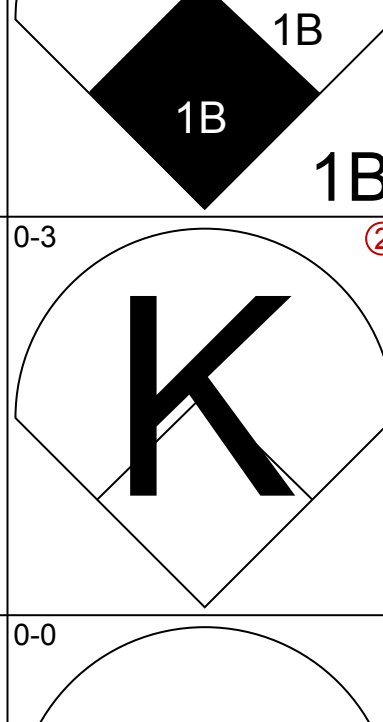
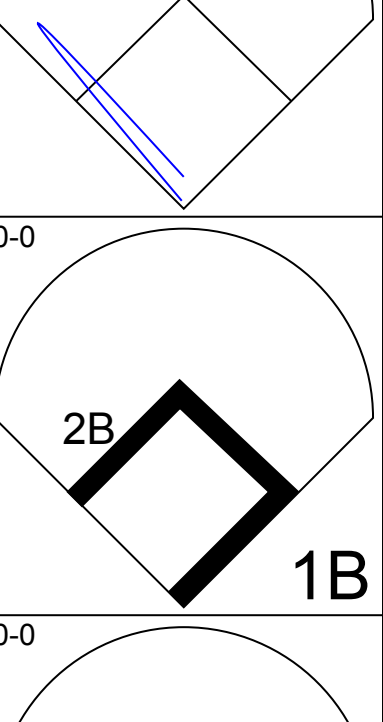
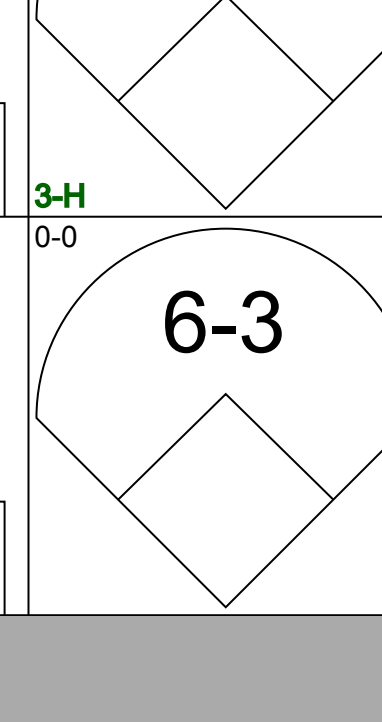
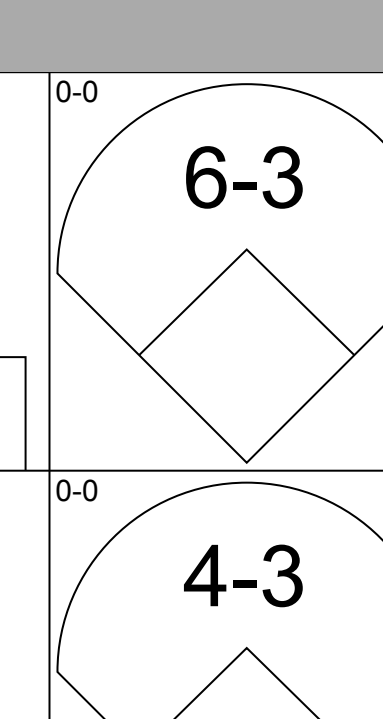
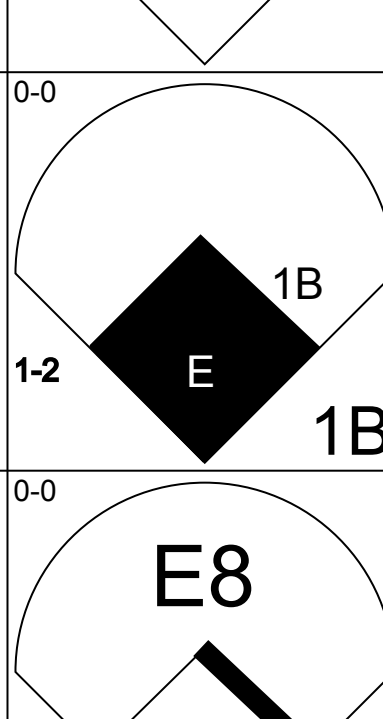
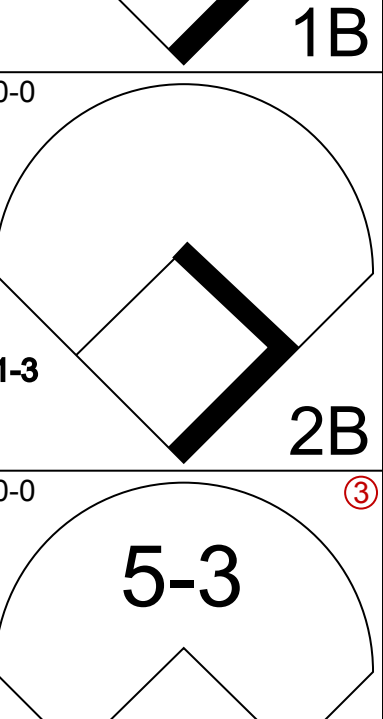
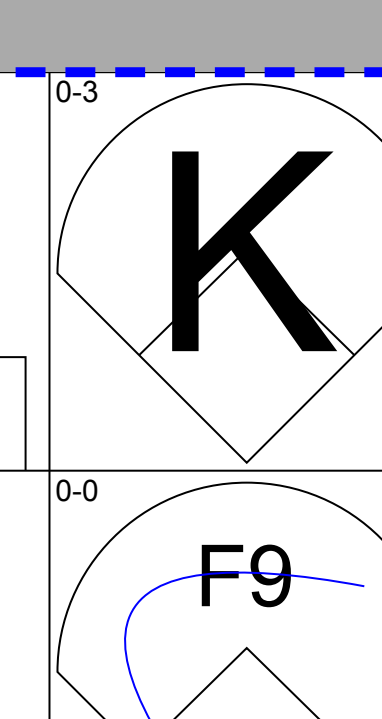
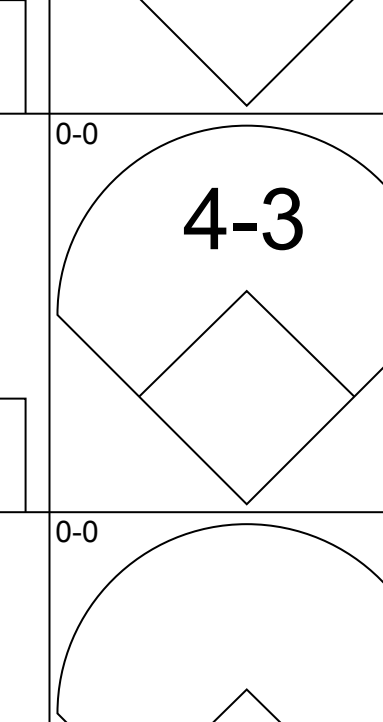
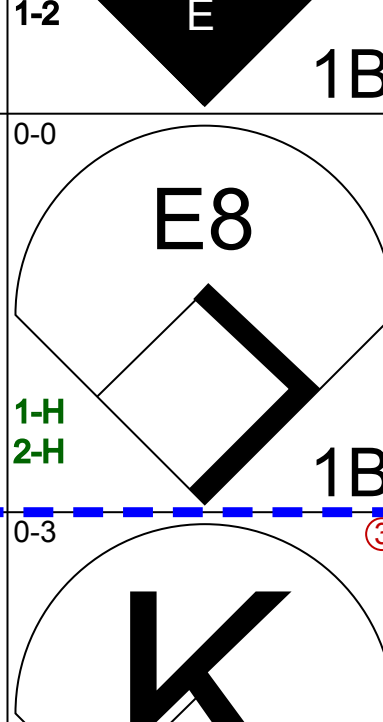
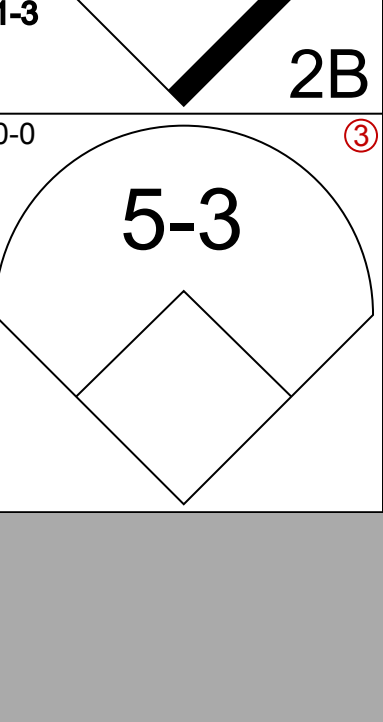
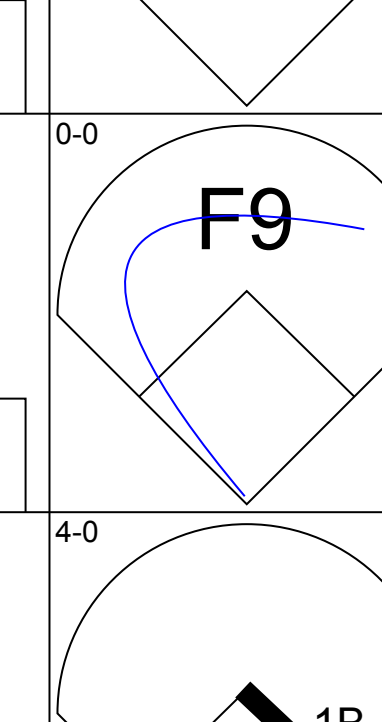
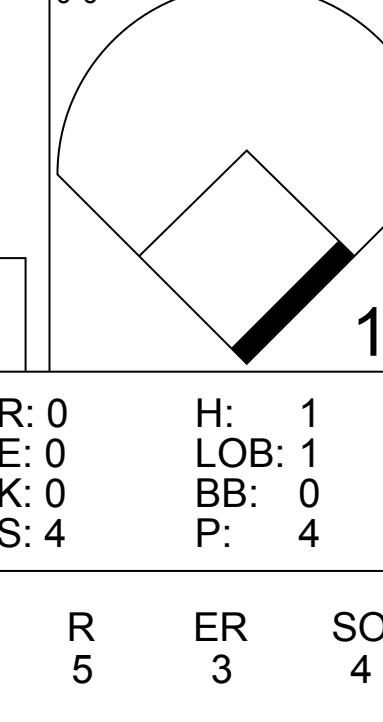
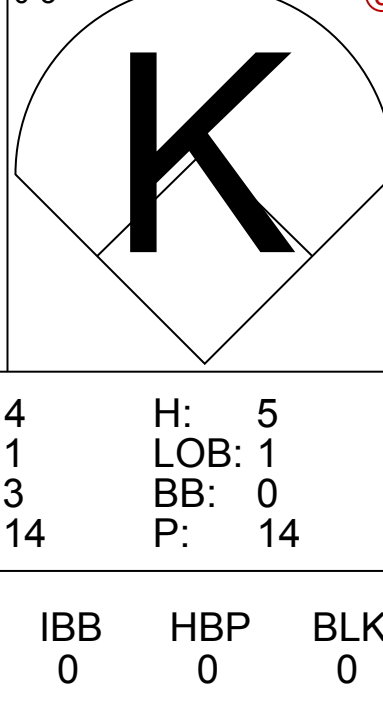
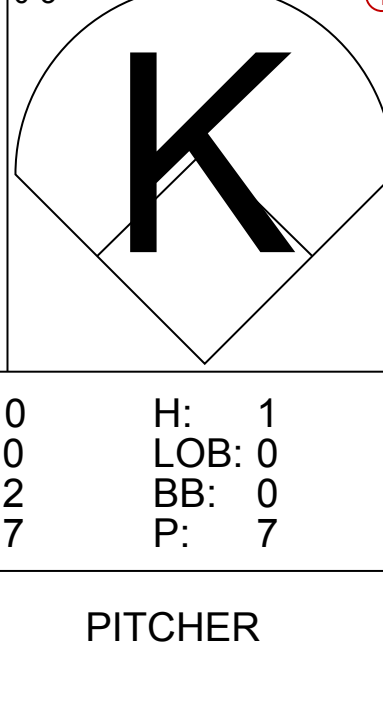
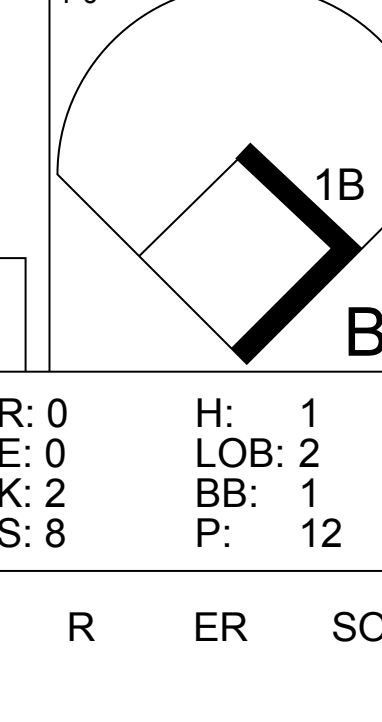


Batter	1	2	3	4	5	6	7	8	9	AB	R	H	RBI	BB	SO	LOB	BOTTOM					
Bob Bailor, R OBP: 0.315, SLG: 0.299 (1, 6)										4	1	1	0	0	0	1	New York Yankees @ Toronto Blue Jays Exhibition Stadium, Toronto, ON Mon Sep 08 1980, 7:05 PM EDT Att: 23,020 - Unknown - 70 F					
Garth Iorg, R OBP: 0.310, SLG: 0.384 (1, 5)										4	1	1	0	0	0	0						
Lloyd Moseby, L OBP: 0.283, SLG: 0.360 (1, 9)										3	1	0	0	0	1	0						
Barry Bonnell, R OBP: 0.316, SLG: 0.418 (1, 8)										3	0	0	0	1	0	0						
Damaso Garcia, R OBP: 0.305, SLG: 0.403 (1, 4)										4	0	1	0	0	1	1						
John Mayberry, L OBP: 0.345, SLG: 0.444 (1, 3)										3	0	1	0	0	1	1						
Joe Cannon, L OBP: 0.068, SLG: 0.047 (7, FR)										0	1	0	0	0	0	0						
Bob Davis, R OBP: 0.264, SLG: 0.330 (9, PH)										1	0	0	0	0	0	1						
Doug Ault, R OBP: 0.274, SLG: 0.303 (1, 10)										4	0	1	0	0	0	2						
Paul Hodgson, R OBP: 0.231, SLG: 0.167 (1, 7)										2	0	1	0	0	0	0						
Steve Braun, L OBP: 0.311, SLG: 0.259 (7, PH)										1	0	1	1	0	0	0						
Roy Howell, L OBP: 0.319, SLG: 0.386 (8, 5)										0	0	0	0	0	0	0						
Ernie Whitt, L OBP: 0.295, SLG: 0.366 (1, 2)										4	0	0	0	0	1	6						
Inning Stats	R: 0 E: 0 K: 0 S: 3	H: 0 LOB: 0 BB: 0 P: 3	R: 0 E: 0 K: 1 S: 5	H: 0 LOB: 0 BB: 0 P: 5	R: 0 E: 0 K: 0 S: 3	H: 0 LOB: 0 BB: 0 P: 3	R: 3 E: 2 K: 1 S: 8	H: 2 LOB: 1 BB: 1 P: 12	R: 0 E: 0 K: 0 S: 3	H: 1 LOB: 0 BB: 0 P: 3	R: 0 E: 0 K: 0 S: 3	H: 0 LOB: 0 BB: 0 P: 3	R: 1 E: 0 K: 0 S: 5	H: 2 LOB: 2 BB: 0 P: 5	R: 0 E: 0 K: 1 S: 5	H: 0 LOB: 0 BB: 0 P: 5	R: 0 E: 0 K: 1 S: 7	H: 2 LOB: 3 BB: 0 P: 8	1B: 6 2B: 1 3B: 0 HR: 0	SF: 0 SAC: 1 DP: 0 HBP: 1	WP: 0 PB: 0 SB: 0 CS: 1	PA: 36
PITCHER	IP WLS BF H R ER SO BB IBB HBP BLK WP HR S P ERA WHIP																					
Tommy John, L ERA: 3.41 (1, 1)	8.2 W 35 7 4 1 3 1 0 0 0 0 0 0 39 44 1.04 0.923																					
Rich Gossage, R ERA: 2.03 (9, 1)	0.1 S 1 0 0 0 0 0 0 0 0 0 0 0 3 3 0.00 0.000																					

AB	33
R	4
H	7
RBI	1
BB	1
SO	4
LOB	12



Batter	1	2	3	4	5	6	7	8	9	AB	R	H	RBI	BB	SO	LOB	TOP			
Bobby Brown, S OBP: 0.304, SLG: 0.407 (1, 8)										4	0	0	0	1	1	5	New York Yankees @ Toronto Blue Jays Exhibition Stadium, Toronto, ON Tue Sep 09 1980, 7:05 PM EDT Att: 22,471 - Unknown - 65 F			
Joe Lefebvre, L OBP: 0.342, SLG: 0.430 (1, 7)										4	0	0	0	0	1	3				
Lou Piniella, R OBP: 0.355, SLG: 0.388 (8, PH) (8, 7)										1	0	0	0	0	0	0				
Bobby Murcer, L OBP: 0.352, SLG: 0.490 (1, 10)										4	0	0	0	1	0	0				
Oscar Gamble, L OBP: 0.348, SLG: 0.577 (1, 9)										3	0	1	0	1	0	0				
Jim Spencer, L OBP: 0.313, SLG: 0.432 (1, 3)										4	2	1	1	1	0	6				
Rick Cerone, R OBP: 0.316, SLG: 0.433 (1, 2)										4	2	3	1	1	0	0				
Bucky Dent, R OBP: 0.325, SLG: 0.360 (1, 6)										4	0	2	1	1	0	1				
Aurelio Rodriguez, R OBP: 0.238, SLG: 0.301 (1, 5)										3	0	0	0	0	1	4				
Reggie Jackson, L OBP: 0.393, SLG: 0.590 (7, PH) (7, PH)										0	0	0	0	1	0	0				
Ted Wilborn, S OBP: 0.347, SLG: 0.423 (7, 5)										0	0	0	0	0	0	0				
Eric Soderholm, R OBP: 0.347, SLG: 0.423 (7, 5)										1	0	0	0	0	1	0				
Brian Doyle, L OBP: 0.238, SLG: 0.230 (1, 4)										2	0	0	0	1	0	0				
Bob Watson, R OBP: 0.391, SLG: 0.465 (7, PH) (7, PH)										0	0	0	1	1	0	0				
Fred Stanley, R OBP: 0.241, SLG: 0.243 (7, 4)										0	0	0	0	0	0	0				
Inning Stats	R: 0 E: 1 K: 1 S: 7	H: 1 LOB: 2 BB: 0 P: 7	R: 1 E: 0 K: 2 S: 9	H: 2 LOB: 2 BB: 1 P: 13	R: 1 E: 0 K: 0 S: 5	H: 2 LOB: 2 BB: 1 P: 9	R: 0 E: 0 K: 0 S: 3	H: 0 LOB: 3 BB: 3 P: 15	R: 0 E: 0 K: 0 S: 3	H: 1 LOB: 0 BB: 0 P: 3	R: 0 E: 0 K: 0 S: 3	H: 0 LOB: 0 BB: 0 P: 3	R: 2 E: 0 K: 0 S: 4	H: 1 LOB: 3 BB: 4 P: 20	R: 0 E: 0 K: 1 S: 5	H: 0 LOB: 0 BB: 0 P: 5	1B: 4 2B: 1 3B: 0 HR: 2	SF: 0 SAC: 0 DP: 1 HBP: 1	WP: 0 PB: 0 SB: 0 CS: 0	PA: 44
PITCHER	IP	WLS	BF	H	R	ER	SO	BB	IBB	HBP	BLK	WP	HR	S	P	ERA	WHIP			
Jackson Todd, R ERA: 3.55 (1, 1)	6.2	W	33	7	4	4	3	6	0	0	0	0	2	33	57	5.40	1.950			
Jack Kucek, R ERA: 7.55 (7, 1)	0.0		1	0	0	0	0	1	0	0	0	0	0	0	4	∞	∞			
Mike Willis, L ERA: 1.35 (7, 1)	2.1	S	10	0	0	0	1	2	0	1	0	0	0	9	18	0.00	0.857			


Batter	1	2	3	4	5	6	7	8	9	AB	R	H	RBI	BB	SO	LOB	BOTTOM			
Bob Bailor, R OBP: 0.316, SLG: 0.301 (1, 6)										5	0	2	0	0	1	1	New York Yankees @ Toronto Blue Jays Exhibition Stadium, Toronto, ON Tue Sep 09 1980, 7:05 PM EDT Att: 22,471 - Unknown - 65 F			
Garth Iorg, R OBP: 0.307, SLG: 0.378 (1, 7)										5	2	1	0	0	3	3				
Lloyd Moseby, L OBP: 0.286, SLG: 0.369 (1, 9)										4	1	2	1	0	1	1				
John Mayberry, L OBP: 0.346, SLG: 0.450 (1, 3)										3	1	1	2	1	0	1				
Roy Howell, L OBP: 0.318, SLG: 0.385 (1, 5)										4	1	1	1	0	0	2				
Damaso Garcia, R OBP: 0.304, SLG: 0.402 (1, 4)										4	0	1	0	0	2	3				
Barry Bonnell, R OBP: 0.317, SLG: 0.422 (1, 8)										4	1	2	0	0	1	0				
Willie Upshaw, L OBP: 0.216, SLG: 0.257 (1, 10)										2	0	1	1	0	0	0				
Doug Ault, R OBP: 0.272, SLG: 0.300 (6, PH) (8, PH)										1	0	0	0	0	0	2				
Steve Braun, L OBP: 0.306, SLG: 0.255 (8, PH) (8, PH)										1	0	0	0	0	0	0				
Ernie Whitt, L OBP: 0.298, SLG: 0.366 (1, 2)										3	0	1	0	1	2	1				
Inning Stats	R: 1 E: 1 K: 2 S: 9	H: 1 LOB: 2 BB: 1 P: 13	R: 0 E: 0 K: 0 S: 4	H: 1 LOB: 1 BB: 0 P: 4	R: 4 E: 1 K: 3 S: 14	H: 5 LOB: 1 BB: 0 P: 14	R: 0 E: 0 K: 1 S: 5	H: 0 LOB: 0 BB: 0 P: 5	R: 0 E: 0 K: 2 S: 7	H: 1 LOB: 0 BB: 0 P: 7	R: 1 E: 0 K: 0 S: 4	H: 1 LOB: 0 BB: 0 P: 4	R: 0 E: 0 K: 2 S: 8	H: 1 LOB: 2 BB: 1 P: 12	1B: 8 2B: 3 3B: 0 HR: 1	SF: 0 SAC: 0 DP: 0 HBP: 0		WP: 0 PB: 0 SB: 0 CS: 1	PA: 38	
PITCHER	IP	WLS	BF	H	R	ER	SO	BB	IBB	HBP	BLK	WP	HR	S	P	ERA		WHIP		
Gaylord Perry, R ERA: 3.4 (1, 1)	2.2	L	17	7	5	3	4	1	0	0	0	0	0	24	28	10.12		3.000		
Ron Guidry, L ERA: 3.56 (3, 1)	4.1		16	4	1	1	4	0	0	0	0	0	0	24	24	2.08		0.923		
Doug Bird, R ERA: 3.27 (8, 1)	1.0		5	1	0	0	2	1	0	0	0	0	0	8	12	0.00	2.000			



Batter	1	2	3	4	5	6	7	8	9	AB	R	H	RBI	BB	SO	LOB	TOP								
Willie Randolph, R OBP: 0.422, SLG: 0.410	F8	K								3	1	1	0	2	1	2									
Bobby Murcer, L OBP: 0.353, SLG: 0.486	F8									4	1	1	0	1	0	5									
Oscar Gamble, L OBP: 0.345, SLG: 0.568 Lou Piniella, R OBP: 0.354, SLG: 0.386	4-3									4	1	1	1	0	0	3									
Reggie Jackson, L OBP: 0.393, SLG: 0.578 Joe Lefebvre, L OBP: 0.342, SLG: 0.430										5	2	2	1	0	2	1									
Jim Spencer, L OBP: 0.314, SLG: 0.442										4	1	1	2	1	0	2									
Rick Cerone, R OBP: 0.321, SLG: 0.435										3	0	2	1	2	1	0									
Bucky Dent, R OBP: 0.323, SLG: 0.358										5	1	1	0	0	0	5									
Aurelio Rodriguez, R OBP: 0.242, SLG: 0.301										3	0	1	1	1	1	1									
Bobby Brown, S OBP: 0.303, SLG: 0.404										5	0	1	0	0	2	4									
Inning Stats	R: 0 E: 0 K: 0 S: 3	H: 0 LOB: 0 BB: 0 P: 3	R: 2 E: 0 K: 1 S: 8	H: 3 LOB: 2 BB: 1 P: 12	R: 0 E: 0 K: 1 S: 6	H: 1 LOB: 3 BB: 2 P: 14	R: 0 E: 0 K: 1 S: 6	H: 1 LOB: 2 BB: 1 P: 10	R: 0 E: 0 K: 2 S: 7	H: 0 LOB: 0 BB: 0 P: 7	R: 0 E: 0 K: 1 S: 5	H: 0 LOB: 0 BB: 0 P: 5	R: 5 E: 1 K: 0 S: 8	H: 5 LOB: 3 BB: 3 P: 20	R: 0 E: 0 K: 0 S: 3	H: 0 LOB: 0 BB: 0 P: 3	R: 0 E: 0 K: 1 S: 6	H: 1 LOB: 1 BB: 0 P: 6	1B: 10 2B: 0 3B: 0 HR: 1	SF: 0 SAC: 1 DP: 0 HBP: 0	WP: 3 PB: 0 SB: 0 CS: 0	PA: 45			
PITCHER	IP	WLS	BF	H	R	ER	SO	BB	IBB	HBP	BLK	WP	HR	S	P	ERA	WHIP								
Jim Clancy, R ERA: 3.25	6.1	L	33	8	7	7	6	6	0	0	0	1	1	39	63	9.95	2.211								
Mike Barlow, R ERA: 3.35	0.1		3	2	0	0	0	0	0	0	0	1	0	3	3	0.00	6.000								
Mike Willis, L ERA: 1.15	2.1		9	1	0	0	1	1	0	0	0	1	0	10	14	0.00	0.857								

New York Yankees @ Toronto Blue Jays
Exhibition Stadium, Toronto, ON
Wed Sep 10 1980, 7:05 PM EDT
Att: 23,031 - Unknown - 66 F


AB 37
R 7
H 11
RBI 6
BB 7
SO 7
LOB 23



Batter	1	2	3	4	5	6	7	8	9	AB	R	H	RBI	BB	SO	LOB	BOTTOM								
Bob Bailor, R OBP: 0.317, SLG: 0.304										4	1	1	0	1	1	1									
Garth Iorg, R OBP: 0.273, SLG: 0.375 Willie Upshaw, L OBP: 0.237, SLG: 0.278										4	1	1	0	0	1	1									
Roy Howell, L OBP: 0.317, SLG: 0.382										4	1	0	0	1	2	3									
Doug Ault, R OBP: 0.273, SLG: 0.295 Al Woods, L OBP: 0.365, SLG: 0.493										2	0	0	0	1	0	0									
Damaso Garcia, R OBP: 0.302, SLG: 0.399										4	1	0	0	0	0	3									
John Mayberry, L OBP: 0.348, SLG: 0.457										3	1	1	3	1	0	0									
Lloyd Moseby, L OBP: 0.285, SLG: 0.371										4	1	1	1	0	1	2									
Ernie Whitt, L OBP: 0.298, SLG: 0.368										4	0	1	1	0	1	2									
Joe Cannon, L OBP: 0.064, SLG: 0.043 Steve Braun, L OBP: 0.302, SLG: 0.250										3	0	0	0	0	0	1									
Inning Stats	R: 3 E: 1 K: 0 S: 6	H: 2 LOB: 2 BB: 2 P: 14	R: 0 E: 1 K: 0 S: 3	H: 0 LOB: 0 BB: 0 P: 3	R: 3 E: 1 K: 1 S: 9	H: 3 LOB: 1 BB: 0 P: 9	R: 0 E: 0 K: 0 S: 3	H: 0 LOB: 0 BB: 0 P: 3	R: 0 E: 0 K: 1 S: 5	H: 0 LOB: 0 BB: 0 P: 5	R: 0 E: 0 K: 3 S: 9	H: 0 LOB: 1 BB: 1 P: 13	R: 0 E: 0 K: 0 S: 3	H: 0 LOB: 0 BB: 0 P: 3	R: 0 E: 0 K: 2 S: 8	H: 1 LOB: 2 BB: 1 P: 12	1B: 2 2B: 3 3B: 0 HR: 1	SF: 0 SAC: 0 DP: 0 HBP: 0	WP: 2 PB: 0 SB: 0 CS: 1	PA: 39					
PITCHER	IP	WLS	BF	H	R	ER	SO	BB	IBB	HBP	BLK	WP	HR	S	P	ERA	WHIP								
Tom Underwood, L ERA: 3.91	2.2		16	4	6	1	1	2	0	0	0	0	0	19	19	0.00	0.250								
Ron Davis, R ERA: 3.08	4.0	W	13	1	0	0	3	0	0	0	0	0	0	4	4	∞	∞								
Rudy May, L ERA: 2.29	0.0		1	0	0	0	0	1	0	0	0	0	0	0	0	∞	∞								
Rich Gossage, R ERA: 1.97	2.1	S	9	1	0	0	3	1	0	0	0	0	0	14	18	0.00	0.857								

New York Yankees @ Toronto Blue Jays
Exhibition Stadium, Toronto, ON
Wed Sep 10 1980, 7:05 PM EDT
Att: 23,031 - Unknown - 66 F

AB 35
R 6
H 6
RBI 5
BB 4
SO 7
LOB 14



Batter	1	2	3	4	5	6	7	8	9	AB	R	H	RBI	BB	SO	LOB	TOP										
Willie Randolph, R OBP: 0.419, SLG: 0.409	4-0 FC6-4 BB	0-0 FC5-2		0-0 FC6-4 2H 1B		0-0 F8		0-0 5-3		4	0	1	1	1	0	4	New York Yankees @ Boston Red Sox Fenway Park, Boston, MA Sat Sep 13 1980, 3:33 AM EDT Att: 33,375 - Unknown - 74 F										
Bobby Brown, S OBP: 0.296, SLG: 0.395	0-0 FC6-4 BB 1-2	0-0 L4		0-0 FC6-4 E S 2B		0-0 6-3		0-0 6-3		5	1	0	0	0	0	6											
Oscar Gamble, L OBP: 0.333, SLG: 0.551	0-0 L4			0-0 F4		0-0 F7			0-0 6-3	4	0	1	1	0	0	1											
Eric Soderholm, R OBP: 0.345, SLG: 0.422										1	0	0	0	0	0	0											
Joe Lefebvre, L OBP: 0.340, SLG: 0.426										0	0	0	0	0	0	0											
Reggie Jackson, L OBP: 0.395, SLG: 0.587	4-0 BB 1-2			4-0 4-3		4-0 FC5-4 IBB		0-0 4-3		3	0	0	0	2	1	0											
Bob Watson, R OBP: 0.368, SLG: 0.476	4-0 BB 1-2 2-3			0-0 1-3		0-0 FC5-4 1-2		0-0 G6-4-3 1B		4	0	2	0	1	0	2											
Lou Piniella, R OBP: 0.356, SLG: 0.383	0-0 6-3			0-0 2B 1B		0-0 F8		0-0 G6-4-3 1-2		4	1	1	0	0	0	4											
Rick Cerone, R OBP: 0.327, SLG: 0.442		0-0 1B FC5-2 1B		0-0 1-3 1B 2B		0-0 PB 1B		4-0 FC5-6 1B BB		3	1	3	0	1	0	0											
Bucky Dent, R OBP: 0.328, SLG: 0.362		0-0 FC5-2 1B		0-0 SH1-4 1B 2H 3H		0-3 K		0-0 5-3 FC5-6 1B		4	1	3	2	0	1	1											
Aurelio Rodriguez, R OBP: 0.296, SLG: 0.293		0-3 K		0-0 SH1-4 1-2		0-0 5-3		0-0 FC5-6 1-2 2-3		3	0	0	0	0	1	5											
Inning Stats	R: 0 E: 0 K: 0 S: 3	H: 0 LOB: 3 BB: 3 P: 15	R: 0 E: 0 K: 1 S: 7	H: 2 LOB: 2 BB: 0 P: 7	R: 0 E: 0 K: 0 S: 3	H: 0 LOB: 0 BB: 0 P: 3	R: 4 E: 0 K: 0 S: 8	H: 5 LOB: 2 BB: 1 P: 12	R: 0 E: 0 K: 1 S: 6	H: 1 LOB: 1 BB: 0 P: 6	R: 0 E: 0 K: 0 S: 3	H: 0 LOB: 0 BB: 0 P: 3	R: 0 E: 0 K: 0 S: 3	H: 1 LOB: 0 BB: 0 P: 3	R: 0 E: 0 K: 0 S: 4	H: 1 LOB: 2 BB: 1 P: 8	R: 0 E: 0 K: 1 S: 5	H: 1 LOB: 1 BB: 0 P: 5	1B: 9 2B: 2 3B: 0 HR: 0	SF: 0 SAC: 1 DP: 1 HBP: 0	WP: 0 PB: 1 SB: 2 CS: 0	PA: 41					
PITCHER	IP	WLS	BF	H	R	ER	SO	BB	IBB	HBP	BLK	WP	HR	S	P	ERA	WHIP										
Mike Torrez, R ERA: 5.02	3.1	L	19	6	4	4	1	3	0	0	0	0	0	18	30	10.80	2.700										
Steve Crawford, R ERA:	4.2		19	4	0	0	1	1	1	0	0	0	0	19	27	0.00	1.071										
Tom Burgmeier, L ERA: 2.07	0.2		2	0	0	0	1	0	0	0	0	0	0	4	4	0.00	0.000										
Bob Stanley, R ERA: 3.63	0.1		1	1	0	0	0	0	0	0	0	0	0	1	1	0.00	3.000										
Batter	1	2	3	4	5	6	7	8	9	AB	R	H	RBI	BB	SO	LOB	BOTTOM										
Rick Burleson, R OBP: 0.347, SLG: 0.367	4-0 6-3 1B BB		0-0 2B		0-0 6-3		0-0 G1-6-3 1-2			3	0	1	1	1	0	2	New York Yankees @ Boston Red Sox Fenway Park, Boston, MA Sat Sep 13 1980, 3:33 AM EDT Att: 33,375 - Unknown - 74 F										
Dave Stapleton, R OBP: 0.328, SLG: 0.472	0-0 6-3 1B		0-0 5-3		0-0 FC6-5 FC5-4		0-0 F8			4	0	1	0	0	0	2											
Carlton Fisk, R OBP: 0.356, SLG: 0.482	0-0 6-3		0-0 F8		0-0 FC5-4		0-0 G3			4	0	0	0	0	0	4											
Jim Rice, R OBP: 0.325, SLG: 0.482	0-3 K			0-0 6-3		0-0 FC4-2 1B		0-0 6-3		4	0	1	0	0	1	2											
Tony Perez, R OBP: 0.311, SLG: 0.449	0-0 6-3			0-0 5-3		0-0 E5 FC4-2		0-0 FC6-4 1B		4	0	1	0	0	0	3											
Dwight Evans, R OBP: 0.383, SLG: 0.472		0-0 4-3		0-0 6-3		0-0 FC4-2		0-0 FC6-4 1B SF8		4	1	0	0	0	0	3											
Butch Hobson, R OBP: 0.385, SLG: 0.358		0-0 L9			0-0 1B 1B		0-0 F8		0-0 FC6-4 1B	4	1	2	0	0	0	1											
Chico Walker, S OBP: 0.697, SLG: 2.000					0-0 1B 1B		0-0 F8		0-0 FC6-4 1B	0	0	0	0	0	0	0											
Glenn Hoffman, R OBP: 0.318, SLG: 0.405		0-0 F7			0-0 E 1B 6-3 1B		0-0 6-3		0-0 SF8	3	1	1	1	0	0	0											
Jim Dwyer, L OBP: 0.352, SLG: 0.437			0-0 4-3		0-0 E2 FC6-5 1-3 2H 1B		0-0 G1-6-3 1B		0-0 4-3	4	0	2	1	0	0	1											
Inning Stats	R: 0 E: 0 K: 1 S: 6	H: 1 LOB: 2 BB: 1 P: 10	R: 0 E: 0 K: 0 S: 3	H: 0 LOB: 0 BB: 0 P: 3	R: 0 E: 0 K: 0 S: 4	H: 1 LOB: 1 BB: 0 P: 4	R: 0 E: 0 K: 0 S: 3	H: 0 LOB: 0 BB: 0 P: 3	R: 2 E: 1 K: 0 S: 6	H: 3 LOB: 1 BB: 0 P: 6	R: 0 E: 1 K: 0 S: 4	H: 1 LOB: 1 BB: 0 P: 4	R: 0 E: 0 K: 0 S: 3	H: 1 LOB: 0 BB: 0 P: 3	R: 0 E: 0 K: 0 S: 3	H: 0 LOB: 0 BB: 0 P: 3	R: 1 E: 0 K: 0 S: 5	H: 2 LOB: 1 BB: 0 P: 5	1B: 8 2B: 2 3B: 0 HR: 0	SF: 1 SAC: 0 DP: 2 HBP: 0	WP: 0 PB: 0 SB: 0 CS: 0	PA: 36					
PITCHER	IP	WLS	BF	H	R	ER	SO	BB	IBB	HBP	BLK	WP	HR	S	P	ERA	WHIP										
Tommy John, L ERA: 3.4	9.0	W	36	9	3	3	1	1	0	0	0	0	0	37	41	3.00	1.111										

Batter	1	2	3	4	5	6	7	8	9	AB	R	H	RBI	BB	SO	LOB	TOP								
Willie Randolph, R OBP: 0.417, SLG: 0.409 (1, 4)										5	0	1	0	0	1	2									
Bobby Brown, S OBP: 0.297, SLG: 0.393 (1, 8)										5	0	1	0	0	0	3									
Oscar Gamble, L OBP: 0.328, SLG: 0.540 Eric Soderholm, R OBP: 0.348, SLG: 0.436 Joe Lefebvre, L OBP: 0.338, SLG: 0.423 (7, PH) (7, 9)										3	0	0	0	0	0	3									
Reggie Jackson, L OBP: 0.395, SLG: 0.583 (1, 10)										3	0	0	0	2	1	0									
Bob Watson, R OBP: 0.368, SLG: 0.473 (1, 3)										3	0	0	0	1	1	3									
Lou Piniella, R OBP: 0.353, SLG: 0.380 (1, 7)										5	0	1	0	0	0	4									
Rick Cerone, R OBP: 0.327, SLG: 0.439 (1, 2)										3	1	0	0	1	1	2									
Bucky Dent, R OBP: 0.331, SLG: 0.370 (1, 6)										2	2	1	2	2	0	0									
Aurelio Rodriguez, R OBP: 0.243, SLG: 0.307 (1, 5)										3	1	2	2	1	0	1									
Inning Stats	R: 0 E: 0 K: 1 S: 5	H: 0 LOB: 0 BB: 0 P: 5	R: 0 E: 0 K: 2 S: 7	H: 0 LOB: 0 BB: 0 P: 7	R: 0 E: 0 K: 0 S: 4	H: 1 LOB: 1 BB: 0 P: 4	R: 0 E: 0 K: 0 S: 3	H: 1 LOB: 2 BB: 1 P: 8	R: 2 E: 0 K: 0 S: 5	H: 2 LOB: 3 BB: 3 P: 17	R: 2 E: 0 K: 1 S: 6	H: 1 LOB: 0 BB: 1 P: 10	R: 1 E: 1 K: 0 S: 6	H: 2 LOB: 2 BB: 0 P: 6	R: 0 E: 0 K: 0 S: 3	H: 0 LOB: 1 BB: 1 P: 7	R: 0 E: 0 K: 1 S: 5	H: 0 LOB: 1 BB: 1 P: 9	1B: 3 2B: 1 3B: 0 HR: 3	SF: 0 SAC: 0 DP: 1 HBP: 1	WP: 0 PB: 0 SB: 1 CS: 0	PA: 42			
PITCHER	IP	WLS	BF	H	R	ER	SO	BB	IBB	HBP	BLK	WP	HR	S	P	ERA	WHIP								
Dennis Eckersley, R ERA: 4.35 (1, 1)	6.0	L	28	5	4	4	4	3	2	1	0	0	2	30	51	6.00	1.333								
Tom Burgmeier, L ERA: 2.15 (7, 1)	0.2		5	2	1	1	0	0	0	0	0	0	1	5	5	13.50	3.000								
Keith MacWhorter, R ERA: 7.29 (7, 1)	1.0		4	0	0	0	0	1	0	0	0	0	0	3	7	0.00	1.000								
Bill Campbell, R ERA: 4.5 (8, 1)	1.1		5	0	0	0	1	1	0	0	0	0	0	6	10	0.00	0.750								

New York Yankees @ Boston Red Sox
Fenway Park, Boston, MA
Sun Sep 14 1980, 3:33 AM EDT
Att: 33,296 - Unknown - 73 F

AB	34
R	5
H	7
RBI	5
BB	7
SO	5
LOB	18



Batter	1	2	3	4	5	6	7	8	9	AB	R	H	RBI	BB	SO	LOB	BOTTOM								
Rick Burleson, R OBP: 0.348, SLG: 0.368 (1, 6)										4	1	2	0	0	0	1									
Dave Stapleton, R OBP: 0.330, SLG: 0.472 (1, 4)										4	1	2	0	0	0	2									
Carlton Fisk, R OBP: 0.357, SLG: 0.487 (1, 2)										4	1	2	2	0	2	2									
Jim Rice, R OBP: 0.327, SLG: 0.486 (1, 7)										3	0	1	1	1	0	1									
Tony Perez, R OBP: 0.311, SLG: 0.447 (1, 3)										4	0	1	0	0	0	3									
Dwight Evans, R OBP: 0.349, SLG: 0.467 (1, 9)										4	0	0	0	0	3	1									
Garry Hancock, L OBP: 0.246, SLG: 0.393 (1, 8)										4	0	0	0	0	0	1									
Butch Hobson, R OBP: 0.284, SLG: 0.355 (1, 10)										3	0	0	0	1	1	0									
Glenn Hoffman, R OBP: 0.318, SLG: 0.402 Dave Rader, L OBP: 0.378, SLG: 0.491 (9, PH) (1, 5)										2	0	0	0	1	0	2									
Inning Stats	R: 0 E: 0 K: 1 S: 6	H: 1 LOB: 2 BB: 1 P: 6	R: 0 E: 0 K: 0 S: 4	H: 1 LOB: 1 BB: 1 P: 8	R: 1 E: 0 K: 0 S: 4	H: 2 LOB: 1 BB: 1 P: 8	R: 0 E: 0 K: 1 S: 5	H: 0 LOB: 0 BB: 0 P: 5	R: 2 E: 0 K: 0 S: 6	H: 4 LOB: 1 BB: 0 P: 6	R: 0 E: 0 K: 2 S: 7	H: 0 LOB: 0 BB: 0 P: 7	R: 0 E: 0 K: 1 S: 5	H: 0 LOB: 1 BB: 1 P: 9	R: 0 E: 0 K: 1 S: 5	H: 0 LOB: 0 BB: 0 P: 5	R: 0 E: 0 K: 0 S: 3	H: 0 LOB: 0 BB: 0 P: 3	1B: 5 2B: 2 3B: 1 HR: 0	SF: 0 SAC: 0 DP: 1 HBP: 0	WP: 2 PB: 0 SB: 0 CS: 0	PA: 36			
PITCHER	IP	WLS	BF	H	R	ER	SO	BB	IBB	HBP	BLK	WP	HR	S	P	ERA	WHIP								
Gaylord Perry, R ERA: 3.46 (1, 1)	4.2		22	8	3	3	2	2	0	0	0	0	0	24	32	5.79	2.143								
Ron Davis, R ERA: 2.92 (5, 1)	4.1	W	14	0	0	0	4	1	0	0	0	0	0	21	25	0.00	0.231								

New York Yankees @ Boston Red Sox
Fenway Park, Boston, MA
Sun Sep 14 1980, 3:33 AM EDT
Att: 33,296 - Unknown - 73 F

AB	33
R	3
H	8
RBI	3
BB	3
SO	6
LOB	13



Batter	1	2	3	4	5	6	7	8	9	AB	R	H	RBI	BB	SO	LOB	TOP					
Alfredo Griffin, S OBP: 0.285, SLG: 0.363 (1, 6)			5-3		L9		F6			4	0	1	0	0	0	2	Toronto Blue Jays @ New York Yankees Yankee Stadium, Bronx, NY Tue Sep 16 1980, 7:05 PM EDT Att: 20,281 - Unknown - 64 F					
Garth Iorg, R OBP: 0.302, SLG: 0.376 (1, 4)			K				K			3	1	1	0	0	1	0						
Al Woods, L OBP: 0.362, SLG: 0.488 (7, PH)										1	0	0	0	0	1	2						
Bob Davis, R OBP: 0.259, SLG: 0.324 (7, 2)										0	0	0	0	0	0	0						
Roy Howell, L OBP: 0.326, SLG: 0.387 (1, 5)										4	0	2	1	0	0	0						
Barry Bonnell, R OBP: 0.321, SLG: 0.419 (1, 8)										4	0	0	0	0	0	2						
Doug Ault, R OBP: 0.283, SLG: 0.320 (1, 10)										4	0	0	0	0	2	1						
John Mayberry, L OBP: 0.348, SLG: 0.462 (7, PR)										2	1	1	1	1	1	0						
Willie Upshaw, L OBP: 0.234, SLG: 0.233 (7, 3)										1	1	0	0	0	1	0						
Bob Bailor, R OBP: 0.322, SLG: 0.312 (1, 7)										3	1	1	0	1	1	0						
Lloyd Moseby, L OBP: 0.298, SLG: 0.390 (1, 9)										4	0	2	1	0	1	1						
Ernie Whitt, L OBP: 0.293, SLG: 0.358 (7, PH)										2	0	0	0	0	0	0						
Damaso Garcia, R OBP: 0.301, SLG: 0.394 (7, 4)										2	0	1	1	0	0	1						
Inning Stats	R: 1 E: 0 K: 0 S: 5	H: 3 LOB: 1 BB: 0 P: 5	R: 1 E: 0 K: 1 S: 5	H: 1 LOB: 0 BB: 1 P: 9	R: 0 E: 0 K: 1 S: 6	H: 1 LOB: 1 BB: 0 P: 6	R: 0 E: 0 K: 3 S: 9	H: 0 LOB: 0 BB: 0 P: 9	R: 0 E: 0 K: 0 S: 3	H: 0 LOB: 0 BB: 0 P: 3	R: 0 E: 0 K: 0 S: 3	H: 0 LOB: 0 BB: 0 P: 3	R: 2 E: 0 K: 1 S: 8	H: 3 LOB: 2 BB: 1 P: 12	R: 0 E: 0 K: 1 S: 5	H: 0 LOB: 0 BB: 0 P: 5	R: 0 E: 0 K: 1 S: 6	H: 1 LOB: 1 BB: 0 P: 6	1B: 7 2B: 1 3B: 0 HR: 1	SF: 0 SAC: 0 DP: 0 HBP: 0	WP: 0 PB: 0 SB: 0 CS: 2	PA: 36
PITCHER	IP WLS BF H R ER SO BB IBB HBP BLK WP HR S P ERA WHIP	IP WLS BF H R ER SO BB IBB HBP BLK WP HR S P ERA WHIP																				
Ron Guidry, L ERA: 3.61 (1, 1)	6.1 W 27 8 4 4 5	2.2 S 9 1 0 0 3																				
Rich Gossage, R ERA: 1.97 (7, 1)	2.2 S 9 1 0 0 3																					

AB	34
R	4
H	9
RBI	4
BB	2
SO	8
LOB	9



Batter	1	2	3	4	5	6	7	8	9	AB	R	H	RBI	BB	SO	LOB	BOTTOM			
Willie Randolph, R OBP: 0.417, SLG: 0.409 (1, 4)			6-3							3	2	1	0	1	0	0	Toronto Blue Jays @ New York Yankees Yankee Stadium, Bronx, NY Tue Sep 16 1980, 7:05 PM EDT Att: 20,281 - Unknown - 64 F			
Bobby Murcer, L OBP: 0.348, SLG: 0.473 (1, 9)										2	1	1	1	1	0	0				
Joe Lefebvre, L OBP: 0.338, SLG: 0.423 (8, 9)										0	0	0	0	0	0	0				
Oscar Gamble, L OBP: 0.339, SLG: 0.549 (7, PH)										3	1	3	2	0	0	0				
Lou Piniella, R OBP: 0.352, SLG: 0.378 (8, 7)										1	0	0	0	0	0	1				
Reggie Jackson, L OBP: 0.394, SLG: 0.580 (1, 10)										4	0	1	0	0	3	3				
Jim Spencer, L OBP: 0.313, SLG: 0.438 (1, 3)										4	0	1	1	0	1	3				
Rick Cerone, R OBP: 0.326, SLG: 0.437 (1, 2)										4	0	1	1	0	0	0				
Bucky Dent, R OBP: 0.331, SLG: 0.372 (1, 6)										3	0	1	0	0	1	1				
Aurelio Rodriguez, R OBP: 0.241, SLG: 0.304 (1, 5)										3	0	0	0	0	1	1				
Bobby Brown, S OBP: 0.297, SLG: 0.390 (1, 8)										2	1	0	0	1	2	1				
Inning Stats	R: 3 E: 0 K: 2 S: 9	H: 3 LOB: 1 BB: 2 P: 17	R: 0 E: 0 K: 2 S: 7	H: 0 LOB: 0 BB: 0 P: 7	R: 0 E: 1 K: 0 S: 4	H: 2 LOB: 1 BB: 0 P: 4	R: 0 E: 0 K: 0 S: 3	H: 0 LOB: 0 BB: 0 P: 3	R: 2 E: 0 K: 1 S: 7	H: 2 LOB: 1 BB: 1 P: 11	R: 0 E: 0 K: 1 S: 6	H: 1 LOB: 1 BB: 0 P: 6	R: 0 E: 0 K: 0 S: 3	H: 1 LOB: 0 BB: 0 P: 3	R: 0 E: 0 K: 2 S: 7	H: 0 LOB: 0 BB: 0 P: 7	1B: 8 2B: 1 3B: 0 HR: 0	SF: 1 SAC: 0 DP: 2 HBP: 0	WP: 0 PB: 0 SB: 1 CS: 0	PA: 33
PITCHER	IP WLS BF H R ER SO BB IBB HBP BLK WP HR S P ERA WHIP	IP WLS BF H R ER SO BB IBB HBP BLK WP HR S P ERA WHIP																		
Jim Clancy, R ERA: 3.39 (1, 1)	4.1 L 21 7 5 5 4	3.2 L 12 2 0 0 4																		
Jerry Garvin, L ERA: 2.47 (5, 1)	3.2 L 12 2 0 0 4																			

AB	29
R	5
H	9
RBI	5
BB	3
SO	8
LOB	10



Batter	1	2	3	4	5	6	7	8	9	AB	R	H	RBI	BB	SO	LOB	TOP					
Alfredo Griffin, S OBP: 0.283, SLG: 0.360 (1, 6)	6-3		E1 FC6-4		5-3		1B			4	0	1	0	0	0	0	Toronto Blue Jays @ New York Yankees Yankee Stadium, Bronx, NY Thu Sep 18 1980, 7:05 PM EDT Att: 20,129 - Unknown - 64 F livebaseballscorecards.com					
Bob Bailor, R OBP: 0.321, SLG: 0.311 (1, 8)	1B		FC6-4 1-2			FC3-6 1B E	L8			4	1	2	0	0	0	2						
Roy Howell, L OBP: 0.321, SLG: 0.387 (1, 5)	G4-6-3 1-2			G3		K		K		4	0	0	0	0	2	2						
John Mayberry, L OBP: 0.349, SLG: 0.467 (8, PR) Willie Upshaw, L OBP: 0.250, SLG: 0.233 (8, 3)		3-1		K		FC3-6 1B		G6-3 1B		4	0	2	0	0	1	0						
Damaso Garcia, R OBP: 0.299, SLG: 0.390 (1, 4)		3-1		E 1B		FC3-6 E		G6-3 1-2		4	0	1	0	0	0	3						
Lloyd Moseby, L OBP: 0.290, SLG: 0.378 (1, 9)		6-3		E4 1-2		E4 1-2 3-H		K		4	0	0	0	0	1	2						
Doug Ault, R OBP: 0.276, SLG: 0.310 (9, PR) Joe Cannon, L OBP: 0.091, SLG: 0.042 (9, PR)			4-3	1-3		6-3		G6-4-3 1B		4	0	1	0	0	0	4						
Paul Hodgson, R OBP: 0.235, SLG: 0.188 (1, 7)			G3 E 1B		F8		5-3	G6-4-3 1-2		4	1	1	0	0	0	1						
Ernie Whitt, L OBP: 0.295, SLG: 0.359 (1, 2)			G3 1-2		3-1		4-3			3	0	0	0	0	0	1						
Inning Stats	R: 0 E: 0 K: 0 S: 3	H: 1 LOB: 0 BB: 0 P: 3	R: 0 E: 0 K: 0 S: 3	H: 0 LOB: 0 BB: 0 P: 3	R: 1 E: 1 K: 0 S: 5	H: 1 LOB: 1 BB: 0 P: 5	R: 0 E: 1 K: 1 S: 7	H: 1 LOB: 2 BB: 0 P: 7	R: 0 E: 0 K: 0 S: 3	H: 0 LOB: 0 BB: 0 P: 3	R: 1 E: 1 K: 1 S: 8	H: 2 LOB: 2 BB: 0 P: 8	R: 0 E: 0 K: 0 S: 4	H: 1 LOB: 1 BB: 0 P: 4	R: 0 E: 0 K: 1 S: 5	H: 1 LOB: 1 BB: 0 P: 5		R: 0 E: 0 K: 1 S: 5	H: 1 LOB: 1 BB: 0 P: 5	1B: 8 2B: 0 3B: 0 HR: 0	SF: 0 SAC: 0 DP: 3 HBP: 0	WP: 0 PB: 0 CS: 0
PITCHER Tommy John, L ERA: 3.27 (1, 1)	IP: 9.0 WLS: L BF: 35 H: 8 R: 2 ER: 0 SO: 4 BB: 0 IBB: 0 HBP: 0 BLK: 0 WP: 0 HR: 0 S: 43 P: 43 ERA: 0.00 WHIP: 0.889															PITCHER						

Batter	1	2	3	4	5	6	7	8	9	AB	R	H	RBI	BB	SO	LOB	BOTTOM							
Willie Randolph, R OBP: 0.419, SLG: 0.410 (1, 4)	6-3 S BB		F8		K			L4-3 BB		2	0	0	0	2	1	0	Toronto Blue Jays @ New York Yankees Yankee Stadium, Bronx, NY Thu Sep 18 1980, 7:05 PM EDT Att: 20,129 - Unknown - 64 F livebaseballscorecards.com							
Bobby Brown, S OBP: 0.292, SLG: 0.383 (1, 8)	K 1-2		4-3			F9		L4-3 1-2		4	0	0	0	0	1	2								
Oscar Gamble, L OBP: 0.337, SLG: 0.535 (1, 7)	6-3 2-3		F4			E6 S		SH3-4 BB		3	0	0	0	1	0	1								
Reggie Jackson, L OBP: 0.392, SLG: 0.572 (1, 9) Joe Lefebvre, L OBP: 0.350, SLG: 0.432 (7, 9)				1B 1B		K 1-2		SH3-4 1-2		2	1	1	0	1	1	1								
Jim Spencer, L OBP: 0.313, SLG: 0.434 (1, 10)	F9			1B 1-H		F9		F9		4	0	1	0	0	0	4								
Bob Watson, R OBP: 0.370, SLG: 0.468 (1, 3)		4-0 BB	FC6-4 BB		F7		6-3		1-3	3	0	0	0	1	0	1								
Bucky Dent, R OBP: 0.331, SLG: 0.371 (1, 6)			F9		6-3		F4			3	0	0	0	0	0	1								
Aurelio Rodriguez, R OBP: 0.245, SLG: 0.311 (1, 5)			K			L9		F9		3	0	0	0	0	1	1								
Johnny Oates, L OBP: 0.224, SLG: 0.291 (1, 2) Bobby Murcer, L OBP: 0.350, SLG: 0.464 (8, PH) Bruce Robinson, L OBP: 0.295, SLG: 0.359 (9, 2)			FC6-4 1-2		3-1		4-3			2	0	0	0	0	0	1								
Inning Stats	R: 0 E: 0 K: 1 S: 5	H: 0 LOB: 2 BB: 2 P: 13	R: 0 E: 0 K: 1 S: 5	H: 0 LOB: 1 BB: 1 P: 9	R: 0 E: 0 K: 0 S: 3	H: 0 LOB: 0 BB: 0 P: 3	R: 1 E: 0 K: 0 S: 4	H: 2 LOB: 0 BB: 0 P: 4	R: 0 E: 0 K: 1 S: 5	H: 0 LOB: 0 BB: 0 P: 5	R: 0 E: 1 K: 1 S: 6	H: 0 LOB: 1 BB: 0 P: 6	R: 0 E: 0 K: 0 S: 3	H: 0 LOB: 0 BB: 0 P: 3	R: 0 E: 0 K: 0 S: 2	H: 0 LOB: 1 BB: 1 P: 6		R: 0 E: 0 K: 0 S: 3	H: 0 LOB: 1 BB: 1 P: 7	R: 0 E: 0 K: 1 S: 5	H: 0 LOB: 1 BB: 1 P: 7	1B: 2 2B: 1 3B: 0 HR: 0	SF: 0 SAC: 1 DP: 1 HBP: 0	WP: 0 PB: 0 CS: 0
PITCHER Luis Leal, R ERA: 5.12 (1, 1)	IP: 9.0 WLS: W BF: 33 H: 2 R: 1 ER: 1 SO: 4 BB: 5 IBB: 0 HBP: 0 BLK: 0 WP: 0 HR: 0 S: 36 P: 56 ERA: 1.00 WHIP: 0.778															PITCHER								

Batter	1	2	3	4	5	6	7	8	9	AB	R	H	RBI	BB	SO	LOB	TOP										
Rick Burleson, R OBP: 0.348, SLG: 0.368 (1, 6)										4	0	1	0	0	0	2	Boston Red Sox @ New York Yankees Yankee Stadium, Bronx, NY Fri Sep 19 1980, 7:05 PM EDT Att: 50,505 - Unknown - 76 F										
Dave Stapleton, R OBP: 0.339, SLG: 0.479 (1, 4) (8, 5)										4	0	1	0	0	0	1											
Carlton Fisk, R OBP: 0.360, SLG: 0.484 (1, 2)										3	1	1	0	1	0	2											
Jim Rice, R OBP: 0.333, SLG: 0.488 (1, 7)										4	0	2	1	0	0	2											
Tony Perez, R OBP: 0.310, SLG: 0.444 (1, 3)										4	0	0	0	0	1	3											
Gary Hancock, L OBP: 0.261, SLG: 0.433 (1, 8)										3	0	1	0	0	0	1											
Dwight Evans, R OBP: 0.348, SLG: 0.471 (1, 9)										3	0	0	0	0	2	1											
Butch Hobson, R OBP: 0.281, SLG: 0.349 (8, PH)										2	0	0	0	0	1	0											
Rich Gedman, L OBP: 0.273, SLG: 0.273 (8, PH)										1	0	0	0	0	1	0											
Glenn Hoffman, R OBP: 0.329, SLG: 0.410 (1, 5)										2	0	1	0	0	0	0											
Chico Walker, S OBP: 0.833, SLG: 1.400 (8, 4)										1	0	1	0	0	0	0											
Inning Stats	R: 0 E: 0 K: 0 S: 4	H: 1 LOB: 1 BB: 0 P: 4	R: 0 E: 0 K: 1 S: 5	H: 0 LOB: 0 BB: 0 P: 5	R: 0 E: 0 K: 1 S: 5	H: 1 LOB: 0 BB: 0 P: 5	R: 1 E: 0 K: 1 S: 7	H: 2 LOB: 1 BB: 0 P: 7	R: 0 E: 0 K: 0 S: 3	H: 0 LOB: 0 BB: 0 P: 3	R: 0 E: 0 K: 0 S: 3	H: 1 LOB: 1 BB: 1 P: 7	R: 0 E: 0 K: 1 S: 5	H: 1 LOB: 0 BB: 0 P: 5	R: 0 E: 0 K: 0 S: 5	H: 2 LOB: 1 BB: 0 P: 4	1B: 7 2B: 2 3B: 0 HR: 0	SF: 0 SAC: 0 DP: 2 HBP: 0	WP: 0 PB: 0 SB: 2 CS: 2	PA: 33							
PITCHER	IP	WLS	BF	H	R	ER	SO	BB	IBB	HBP	BLK	WP	HR	S	P	ERA	WHIP										
Luis Tiant, R ERA: 4.64 (1, 1)	7.0	W	25	5	1	1	4	1	0	0	0	0	0	32	36	1.29	0.857										
Rich Gossage, R ERA: 1.63 (8, 1)	2.0	S	7	3	0	0	1	0	0	0	0	0	0	9	9	0.00	1.500										

Batter	1	2	3	4	5	6	7	8	9	AB	R	H	RBI	BB	SO	LOB	BOTTOM										
Willie Randolph, R OBP: 0.419, SLG: 0.410 (1, 4)										3	1	1	0	1	0	0	Boston Red Sox @ New York Yankees Yankee Stadium, Bronx, NY Fri Sep 19 1980, 7:05 PM EDT Att: 50,505 - Unknown - 76 F										
Joe Lefebvre, L OBP: 0.353, SLG: 0.430 (1, 9)										3	0	1	0	1	0	1											
Bobby Murcer, L OBP: 0.348, SLG: 0.461 (1, 10)										4	0	1	1	0	1	2											
Oscar Gamble, L OBP: 0.337, SLG: 0.529 (7, PH)										2	0	0	0	1	0	2											
Lou Piniella, R OBP: 0.347, SLG: 0.372 (8, 7)										1	0	0	0	0	0	1											
Jim Spencer, L OBP: 0.313, SLG: 0.430 (1, 3)										2	0	0	0	1	0	4											
Bob Watson, R OBP: 0.369, SLG: 0.467 (8, PH)										1	0	0	0	0	0	0											
Bucky Dent, R OBP: 0.326, SLG: 0.367 (1, 6)										4	0	0	0	0	1	3											
Aurelio Rodriguez, R OBP: 0.249, SLG: 0.313 (1, 5)										4	0	2	0	0	0	0											
Johnny Oates, L OBP: 0.230, SLG: 0.293 (1, 2)										3	0	1	0	0	0	2											
Bobby Brown, S OBP: 0.292, SLG: 0.391 (1, 8)										3	1	1	1	0	0	2											
Inning Stats	R: 0 E: 0 K: 1 S: 6	H: 1 LOB: 2 BB: 1 P: 10	R: 0 E: 0 K: 0 S: 4	H: 2 LOB: 1 BB: 0 P: 4	R: 1 E: 0 K: 0 S: 4	H: 1 LOB: 2 BB: 2 P: 12	R: 0 E: 0 K: 0 S: 3	H: 0 LOB: 0 BB: 0 P: 3	R: 0 E: 0 K: 0 S: 4	H: 1 LOB: 2 BB: 1 P: 8	R: 1 E: 0 K: 0 S: 5	H: 2 LOB: 1 BB: 0 P: 5	R: 0 E: 0 K: 1 S: 5	H: 0 LOB: 0 BB: 0 P: 5	R: 0 E: 0 K: 0 S: 5	H: 2 LOB: 1 BB: 0 P: 4	1B: 6 2B: 1 3B: 0 HR: 1	SF: 0 SAC: 0 DP: 1 HBP: 0	WP: 0 PB: 0 SB: 1 CS: 0	PA: 34							
PITCHER	IP	WLS	BF	H	R	ER	SO	BB	IBB	HBP	BLK	WP	HR	S	P	ERA	WHIP										
Steve Renko, R ERA: 3.67 (1, 1)	6.1	L	29	7	2	2	1	4	0	0	0	0	1	27	43	2.84	1.737										
Tom Burgmeier, L ERA: 2.12 (7, 1)	0.2		2	0	0	0	0	0	0	0	0	0	0	2	2	0.00	0.000										
Bob Stanley, R ERA: 3.62 (8, 1)	1.0		3	0	0	0	1	0	0	0	0	0	0	5	5	0.00	0.000										

Batter	1	2	3	4	5	6	7	8	9	AB	R	H	RBI	BB	SO	LOB	TOP										
Rick Burleson, R OBP: 0.347, SLG: 0.367 (1, 6)										3	1	1	1	0	0	0	Boston Red Sox @ New York Yankees Yankee Stadium, Bronx, NY Sat Sep 20 1980, 3:33 AM EDT Att: 50,257 - Unknown - 75 F AB 35 R 4 H 12 RBI 4 BB 1 SO 1 LOB 11										
Dave Stapleton, R OBP: 0.343, SLG: 0.486 (1, 4)										5	1	3	0	0	0	1											
Chico Walker, S OBP: 0.636, SLG: 1.000 (1, 10)										4	0	2	2	0	0	2											
Jim Rice, R OBP: 0.334, SLG: 0.489 (1, 7)										3	0	1	1	1	0	1											
Tony Perez, R OBP: 0.309, SLG: 0.445 (1, 3)										4	0	1	0	0	0	4											
Garry Hancock, L OBP: 0.247, SLG: 0.408 (1, 8)										4	0	0	0	0	1	2											
Dwight Evans, R OBP: 0.347, SLG: 0.469 (1, 9)										4	0	1	0	0	0	0											
Dave Rader, L OBP: 0.374, SLG: 0.482 (1, 2)										4	1	1	0	0	0	1											
Glenn Hoffman, R OBP: 0.331, SLG: 0.412 (1, 5)										4	1	2	0	0	0	0											
Inning Stats	R: 2 E: 0 K: 1 S: 8	H: 3 LOB: 1 BB: 0 P: 8	R: 2 E: 1 K: 0 S: 7	H: 4 LOB: 3 BB: 1 P: 11	R: 0 E: 0 K: 0 S: 3	H: 0 LOB: 0 BB: 0 P: 3	R: 0 E: 0 K: 0 S: 3	H: 0 LOB: 0 BB: 0 P: 3	R: 0 E: 0 K: 0 S: 4	H: 2 LOB: 1 BB: 0 P: 4	R: 0 E: 0 K: 0 S: 3	H: 0 LOB: 1 BB: 0 P: 3	R: 0 E: 0 K: 0 S: 4	H: 1 LOB: 1 BB: 0 P: 4	R: 0 E: 0 K: 0 S: 4	H: 1 LOB: 1 BB: 0 P: 4	R: 0 E: 0 K: 0 S: 4	H: 1 LOB: 1 BB: 0 P: 4	1B: 8 2B: 4 3B: 0 HR: 0	SF: 2 SAC: 1 DP: 0 HBP: 0	WP: 0 PB: 0 SB: 1 CS: 0	PA: 39					
PITCHER	IP	WLS	BF	H	R	ER	SO	BB	IBB	HBP	BLK	WP	HR	S	P	ERA	WHIP										
Gaylord Perry, R ERA: 3.62 (1, 1)	1.2	L	11	6	4	4	1	0	0	0	0	0	0	13	13	21.60	3.600										
Doug Bird, R ERA: 3.25 (2, 1)	4.1		16	3	0	0	0	0	1	0	0	0	0	15	19	0.00	0.692										
Tom Underwood, L ERA: 3.8 (7, 1)	2.0		8	2	0	0	0	0	0	0	0	0	0	8	8	0.00	1.000										
Tim Lollar, L ERA: 3.76 (9, 1)	0.1		2	1	0	0	0	0	0	0	0	0	0	2	2	0.00	3.000										
Ron Davis, R ERA: 2.89 (9, 1)	0.2		2	0	0	0	0	0	0	0	0	0	0	2	2	0.00	0.000										

Batter	1	2	3	4	5	6	7	8	9	AB	R	H	RBI	BB	SO	LOB	BOTTOM										
Willie Randolph, R OBP: 0.422, SLG: 0.414 (1, 4)										3	0	2	0	1	1	0	Boston Red Sox @ New York Yankees Yankee Stadium, Bronx, NY Sat Sep 20 1980, 3:33 AM EDT Att: 50,257 - Unknown - 75 F AB 32 R 1 H 7 RBI 1 BB 2 SO 8 LOB 16										
Bobby Murcer, L OBP: 0.344, SLG: 0.454 (1, 7)										4	0	0	0	0	0	5											
Oscar Gamble, L OBP: 0.330, SLG: 0.520 (1, 10)										3	0	0	1	0	2	1											
Reggie Jackson, L OBP: 0.391, SLG: 0.570 (1, 9)										4	0	1	0	0	1	2											
Jim Spencer, L OBP: 0.312, SLG: 0.427 (1, 3)										4	0	1	0	0	0	1											
Bucky Dent, R OBP: 0.327, SLG: 0.365 (1, 6)										3	0	0	0	1	0	1											
Aurelio Rodriguez, R OBP: 0.249, SLG: 0.312 (1, 5)										4	0	1	0	0	3	2											
Johnny Oates, L OBP: 0.222, SLG: 0.283 (1, 2)										2	0	0	0	0	0	1											
Joe Lefebvre, L OBP: 0.351, SLG: 0.427 (7, PH)										1	0	0	0	0	0	1											
Bruce Robinson, L (8, 2)										1	0	0	0	0	1	1											
Bobby Brown, S OBP: 0.295, SLG: 0.393 (1, 8)										3	1	2	0	0	0	1											
Inning Stats	R: 0 E: 0 K: 2 S: 7	H: 0 LOB: 0 BB: 0 P: 7	R: 0 E: 0 K: 0 S: 3	H: 1 LOB: 0 BB: 0 P: 3	R: 0 E: 0 K: 1 S: 6	H: 1 LOB: 2 BB: 1 P: 10	R: 0 E: 0 K: 1 S: 5	H: 0 LOB: 0 BB: 0 P: 5	R: 0 E: 0 K: 1 S: 4	H: 1 LOB: 1 BB: 0 P: 4	R: 0 E: 0 K: 0 S: 4	H: 1 LOB: 1 BB: 0 P: 4	R: 0 E: 0 K: 1 S: 6	H: 1 LOB: 1 BB: 0 P: 6	R: 1 E: 0 K: 1 S: 7	H: 2 LOB: 1 BB: 0 P: 7	R: 0 E: 0 K: 2 S: 7	H: 0 LOB: 1 BB: 1 P: 11	1B: 6 2B: 1 3B: 0 HR: 0	SF: 1 SAC: 0 DP: 1 HBP: 0	WP: 0 PB: 0 SB: 0 CS: 0	PA: 35					
PITCHER	IP	WLS	BF	H	R	ER	SO	BB	IBB	HBP	BLK	WP	HR	S	P	ERA	WHIP										
Dennis Eckersley, R ERA: 4.18 (1, 1)	9.0	W	35	7	1	1	8	2	0	0	0	0	0	49	57	1.00	1.000										

Batter	1	2	3	4	5	6	7	8	9	AB	R	H	RBI	BB	SO	LOB	TOP										
Rick Burleson, R OBP: 0.346, SLG: 0.366 (1, 6)	0-3 K		4-0 BB			0-0 6-3		0-3 K		3	0	0	0	1	2	0	Boston Red Sox @ New York Yankees Yankee Stadium, Bronx, NY Sun Sep 21 1980, 3:33 AM EDT Att: 54,033 - Unknown - 86 F AB 30 R 0 H 4 RBI 0 BB 2 SO 13 LOB 9										
Dave Stapleton, R OBP: 0.344, SLG: 0.484 (1, 4)	0-0 F6		0-0 F8			4-0 L6-3 BB			0-0 1B	3	0	1	0	1	0	1											
Carlton Fisk, R OBP: 0.357, SLG: 0.480 (1, 2)	0-0 F2				0-0 F5				0-0 5-3	4	0	0	0	0	0	2											
Jim Rice, R OBP: 0.333, SLG: 0.487 (1, 7)		0-3 K			0-0 1B				0-3 K	4	0	1	0	0	2	1											
Tony Perez, R OBP: 0.307, SLG: 0.442 (1, 3)		0-3 K			0-3 K				0-3 K	4	0	0	0	0	4	2											
Dwight Evans, R OBP: 0.349, SLG: 0.475 (1, 9)		0-0 3B			0-3 K					3	0	2	0	0	1	1											
Chico Walker, S OBP: 0.500, SLG: 0.750 (1, 10)		0-0 F7			0-0 4-3				0-3 K	3	0	0	0	0	1	2											
Glenn Hoffman, R OBP: 0.329, SLG: 0.408 (8, PH)			0-0 F4		0-3 K			0-3 K		2	0	0	0	0	1	0											
Dave Rader, L OBP: 0.371, SLG: 0.478 (8, PH)										1	0	0	0	0	1	0											
Larry Wolfe, R OBP: 0.136, SLG: 0.333 (8, 5)										0	0	0	0	0	0	0											
Reid Nichols, R OBP: 0.286, SLG: 0.167 (8, PH)			0-0 G1		0-3 K			0-0 1-3		2	0	0	0	0	1	0											
Garry Hancock, L OBP: 0.243, SLG: 0.403 (8, 8)										1	0	0	0	0	0	0											
Inning Stats	R: 0 E: 0 K: 1 S: 5	H: 0 LOB: 0 BB: 0 P: 5	R: 0 E: 0 K: 2 S: 8	H: 1 LOB: 1 BB: 0 P: 8	R: 0 E: 0 K: 0 S: 3	H: 0 LOB: 1 BB: 1 P: 7	R: 0 E: 0 K: 2 S: 8	H: 1 LOB: 1 BB: 0 P: 8	R: 0 E: 0 K: 0 S: 7	H: 0 LOB: 0 BB: 0 P: 7	R: 0 E: 0 K: 0 S: 2	H: 1 LOB: 1 BB: 1 P: 6	R: 0 E: 0 K: 2 S: 8	H: 0 LOB: 0 BB: 0 P: 7	R: 0 E: 0 K: 2 S: 7	H: 0 LOB: 0 BB: 0 P: 7		1B: 3 2B: 1 3B: 1 HR: 0	SF: 0 SAC: 0 DP: 1 HBP: 0	WP: 0 PB: 0 SB: 0 CS: 0	PA: 32						
PITCHER	IP	WLS	BF	H	R	ER	SO	BB	IBB	HBP	BLK	WP	HR	S	P	ERA	WHIP										
Ron Guidry, L ERA: 3.49 (1, 1)	7.0	W	25	3	0	0	9	2	0	0	0	0	0	41	49	0.00	0.714										
Rich Gossage, R ERA: 1.79 (8, 1)	2.0	S	7	1	0	0	4	0	0	0	0	0	0	15	15	0.00	0.500										

Batter	1	2	3	4	5	6	7	8	9	AB	R	H	RBI	BB	SO	LOB	BOTTOM											
Willie Randolph, R OBP: 0.422, SLG: 0.413 (1, 4)	4-0 S 2B BB		0-0 6-3			0-0 F7 1B		0-0 F8		3	1	1	0	1	0	0	Boston Red Sox @ New York Yankees Yankee Stadium, Bronx, NY Sun Sep 21 1980, 3:33 AM EDT Att: 54,033 - Unknown - 86 F AB 29 R 3 H 8 RBI 3 BB 3 SO 3 LOB 13											
Bucky Dent, R OBP: 0.329, SLG: 0.363 (1, 6)	4-0 2B SF8 BB		4-0 CS BB		0-0 F7 1-2		0-0 L6		0-0 F9	2	1	0	0	2	0	1												
Bob Watson, R OBP: 0.371, SLG: 0.470 (1, 3)	0-0 6-3 1-3 2H 1B		0-0 G6-4-3 1-2 1B		0-0 F8		0-0 F9		0-0 F9	4	1	2	1	0	0	1												
Reggie Jackson, L OBP: 0.392, SLG: 0.570 (8, PR)	0-0 SF8		0-0 G6-4-3 1-2 1B		0-0 F8		0-0 1B		0-0 1B	3	0	2	1	0	0	1												
Joe Lefebvre, L OBP: 0.351, SLG: 0.427 (9, 9)	0-0 SF8		0-0 G6-4-3 1-2 1B		0-0 F8		0-0 1B		0-0 1B	0	0	0	0	0	0	0												
Lou Piniella, R OBP: 0.349, SLG: 0.374 (1, 7)	0-0 6-3		0-0 1B		0-0 F8		0-0 F8		0-0 1B	4	0	2	0	0	0	2												
Rick Cerone, R OBP: 0.327, SLG: 0.443 (1, 2)	0-0 1B		0-0 F9		0-0 F7		0-0 F8		0-0 F8	4	0	1	1	0	0	4												
Eric Soderholm, R OBP: 0.344, SLG: 0.431 (1, 10)	0-0 F7		0-3 K		0-3 K		0-0 4-3		0-0 6-3	3	0	0	0	0	1	3												
Aurelio Rodriguez, R OBP: 0.246, SLG: 0.309 (1, 5)		0-0 L4			0-3 K		0-0 6-3		0-0 F4	3	0	0	0	0	1	1												
Bobby Brown, S OBP: 0.293, SLG: 0.390 (1, 8)		0-0 4-3			0-3 K		0-0 F4			3	0	0	0	0	1	0												
Inning Stats	R: 3 E: 0 K: 0 S: 5	H: 2 LOB: 1 BB: 2 P: 13	R: 0 E: 0 K: 0 S: 3	H: 0 LOB: 0 BB: 0 P: 3	R: 0 E: 0 K: 2 S: 8	H: 1 LOB: 1 BB: 0 P: 8	R: 0 E: 0 K: 2 S: 8	H: 1 LOB: 1 BB: 0 P: 8	R: 0 E: 0 K: 0 S: 4	H: 1 LOB: 1 BB: 0 P: 4	R: 0 E: 0 K: 0 S: 3	H: 0 LOB: 0 BB: 0 P: 3	R: 0 E: 0 K: 0 S: 5	H: 2 LOB: 2 BB: 0 P: 5	R: 0 E: 0 K: 0 S: 5	H: 0 LOB: 0 BB: 0 P: 5		1B: 7 2B: 1 3B: 0 HR: 0	SF: 1 SAC: 0 DP: 1 HBP: 0	WP: 0 PB: 0 SB: 1 CS: 1	PA: 33							
PITCHER	IP	WLS	BF	H	R	ER	SO	BB	IBB	HBP	BLK	WP	HR	S	P	ERA		WHIP										
John Tudor, L ERA: 3.0 (1, 1)	6.0	L	15	3	0	0	3	1	0	0	0	0	0	20	24	0.00		0.923										
Bill Campbell, R ERA: 3.96 (1, 1)	4.1		15	3	0	0	3	1	0	0	0	0	0	20	24	0.00	0.923											
Mike Torrez, R ERA: 4.82 (6, 1)	3.0		12	3	0	0	0	0	0	0	0	0	0	12	12	0.00	1.000											

Batter	1	2	3	4	5	6	7	8	9	AB	R	H	RBI	BB	SO	LOB	TOP			
Miguel Dilone, S OBP: 0.375, SLG: 0.429	0-0 6-3		0-0 FC6-4		0-0 FC6-4			0-0 6-3		4	0	0	0	0	0	2	Cleveland Indians @ New York Yankees Yankee Stadium, Bronx, NY Mon Sep 22 1980, 7:05 PM EDT Att: 16,024 - Unknown - 82 F			
Alan Bannister, R OBP: 0.348, SLG: 0.382	0-0 G6-4-3 1B			0-3 K		0-0 6-3 1B		0-0 1B		4	1	3	0	0	1	0				
Mike Hargrove, L OBP: 0.307, SLG: 0.398	0-0 G6-4-3			0-0 1B		0-0 6-3		0-0 F7		4	0	1	0	0	0	3				
Gary Alexander, R OBP: 0.265, SLG: 0.360		0-0 6-3		0-3 K		0-0 6-3		0-0 SH5-4 BB 6-3 1B		3	0	1	1	0	1	1				
Jack Brohamer, L OBP: 0.311, SLG: 0.317						0-0 2H 1B				1	0	1	0	0	0	0				
Dell Alton, L OBP: 0.308, SLG: 0.348						0-0 1-2				0	1	0	0	0	0	0				
Toby Harrah, R OBP: 0.377, SLG: 0.380	0-0 F7			0-0 4-3		0-0 F8		0-0 6-3 SH5-4 1B BB		3	0	0	0	1	0	1				
Bo Diaz, R OBP: 0.252, SLG: 0.342	0-0 5-3				0-0 6-3 SF8 2B		0-0 F3		0-0 SH5-4	3	1	1	0	0	0	0				
Jerry Dybzinski, R OBP: 0.278, SLG: 0.301								0-0 1-2 2-3		0	0	0	0	0	0	0				
Rick Manning, L OBP: 0.329, SLG: 0.304			0-0 4-3		0-0 6-3		0-0 F6		0-0 6-3	4	0	0	1	0	0	3				
Dave Rosello, R OBP: 0.296, SLG: 0.323			0-0 4-3		0-0 FC6-4 1B		0-0 6-3		0-0 2-3 3-H	3	0	1	0	0	0	0				
Ron Hassey, L OBP: 0.394, SLG: 0.427								0-0 3H 1B		1	0	1	0	0	0	0				
Tom Verzyer, R OBP: 0.308, SLG: 0.333			0-0 FC6-4 1B		0-0 SF8			0-0 6-3		2	0	1	1	0	0	0				
Inning Stats	R: 0 E: 0 K: 0 S: 3	H: 1 LOB: 0 BB: 0 P: 3	R: 0 E: 0 K: 0 S: 3	H: 0 LOB: 0 BB: 0 P: 3	R: 0 E: 0 K: 0 S: 4	H: 1 LOB: 1 BB: 0 P: 4	R: 0 E: 0 K: 2 S: 8	H: 1 LOB: 1 BB: 0 P: 8	R: 1 E: 0 K: 0 S: 4	H: 2 LOB: 1 BB: 0 P: 4	R: 0 E: 0 K: 0 S: 3	H: 0 LOB: 0 BB: 0 P: 3	R: 0 E: 0 K: 0 S: 4	H: 1 LOB: 2 BB: 1 P: 4	R: 1 E: 0 K: 0 S: 4	H: 2 LOB: 2 BB: 1 P: 8	1B: 9 2B: 1 3B: 0 HR: 0	SF: 1 SAC: 1 DP: 1 HBP: 0	WP: 0 PB: 0 SB: 0 CS: 0	PA: 35
PITCHER	IP WLS BF H R ER SO BB IBB HBP BLK WP HR S P ERA WHIP	8.0 W 30 8 2 2 2 0 0 0 0 0 0 34 34 2.25 1.000	1.0 S 5 2 1 1 0 1 0 0 0 0 0 4 8 9.00 3.000	PITCHER																
Tommy John, L ERA: 3.24																				
Rich Gossage, R ERA: 1.67																				

AB 32
R 3
H 10
RBI 3
BB 1
SO 2
LOB 10



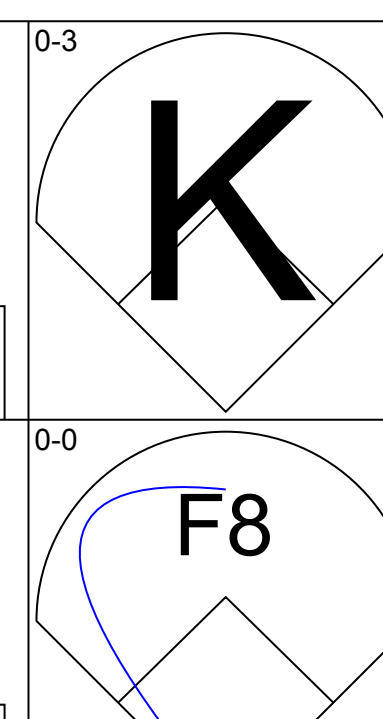
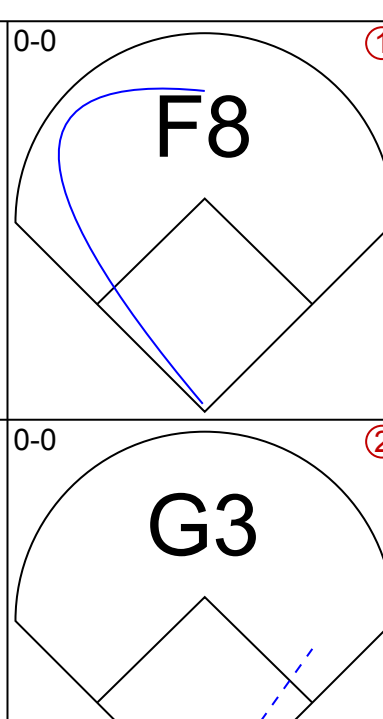
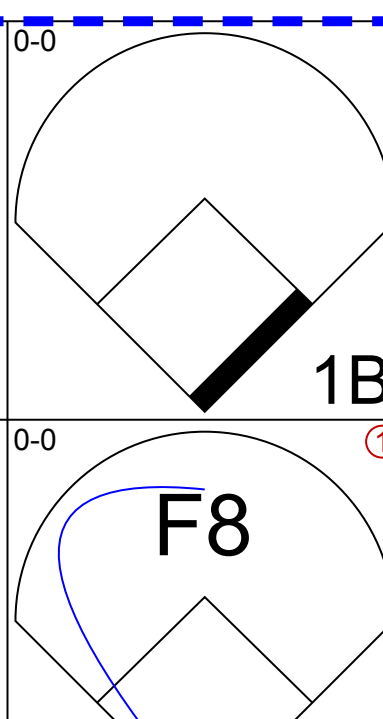
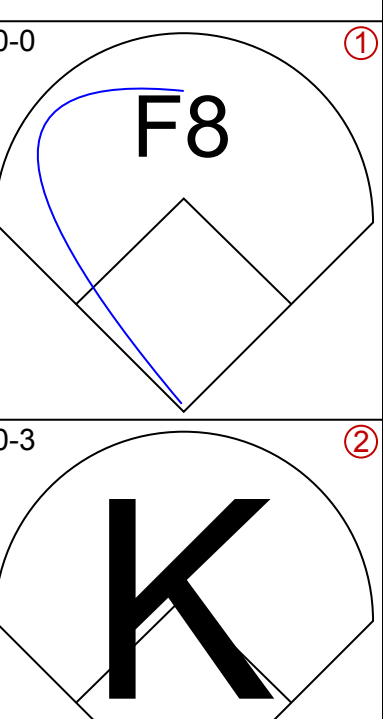
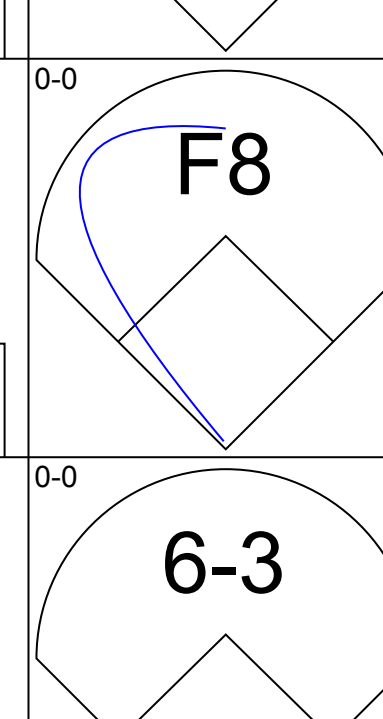
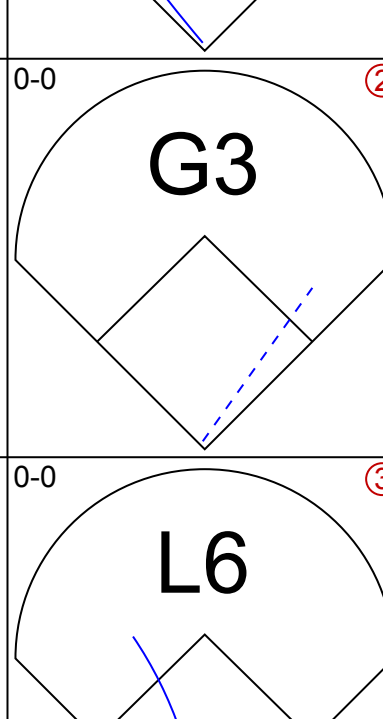
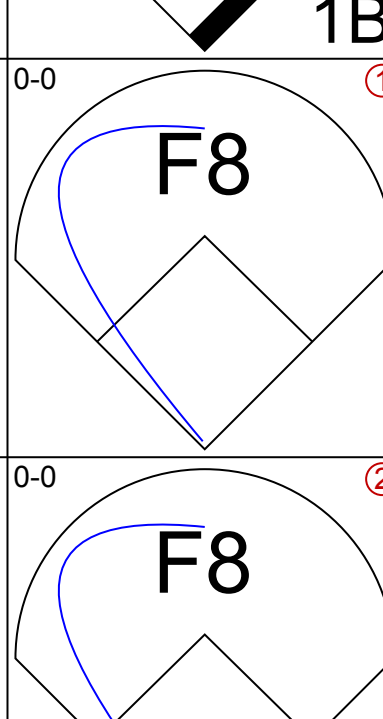
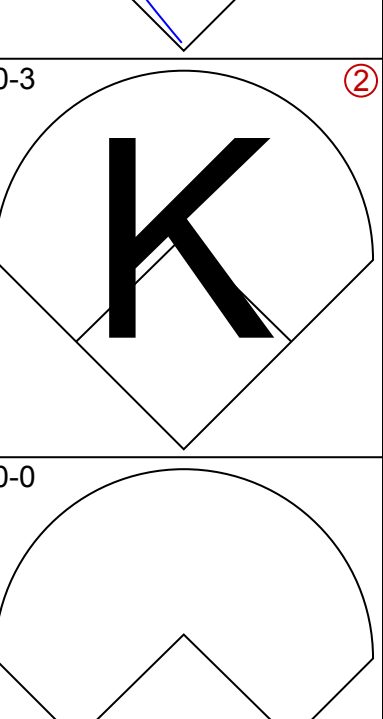
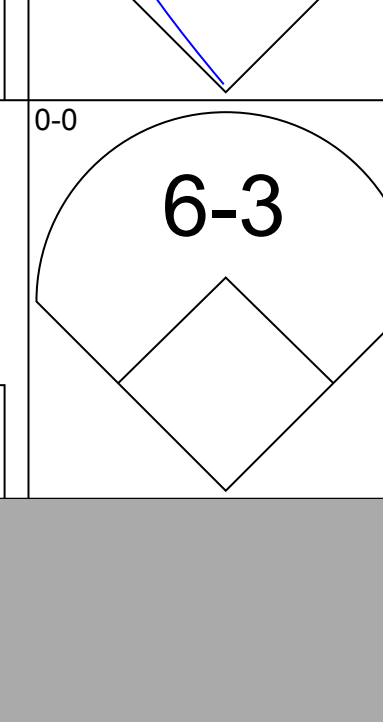
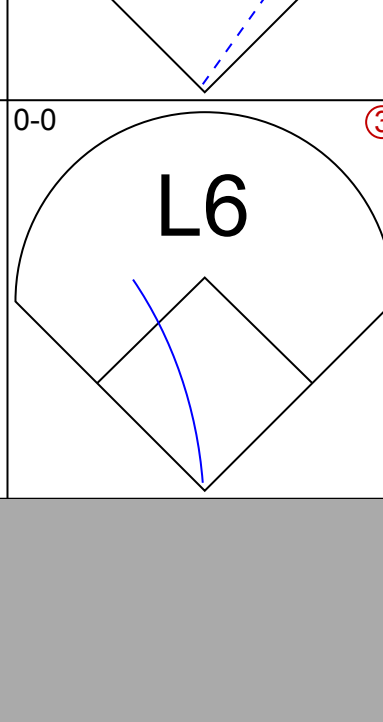
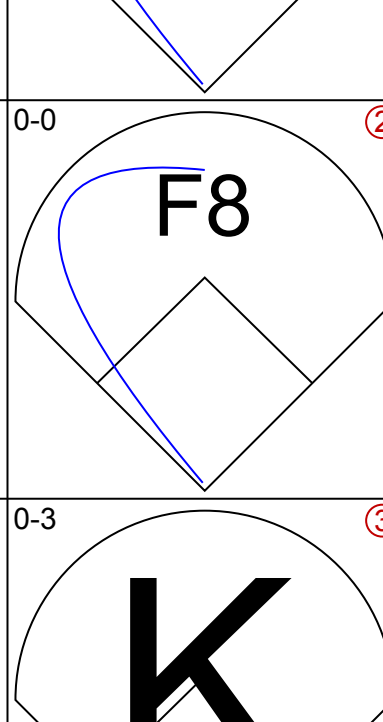
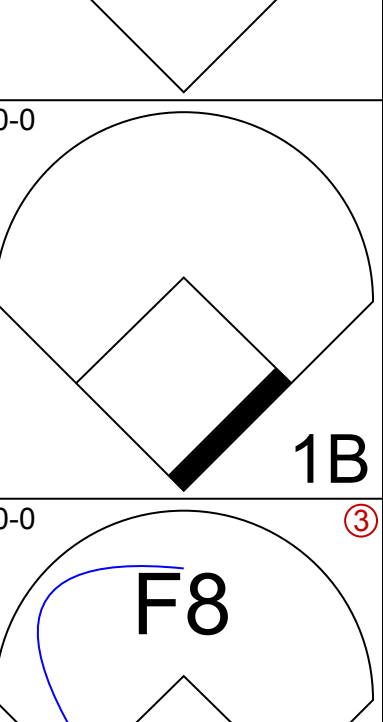
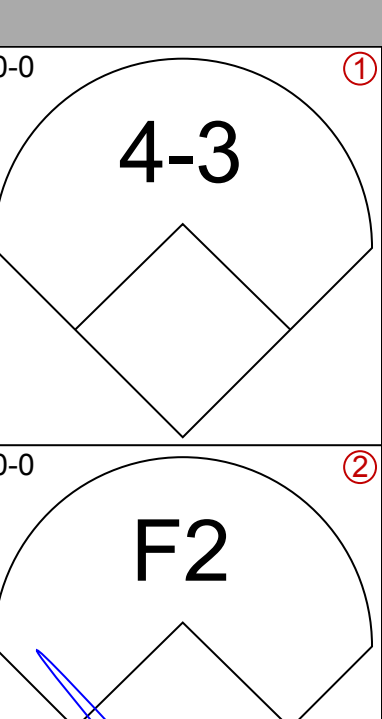
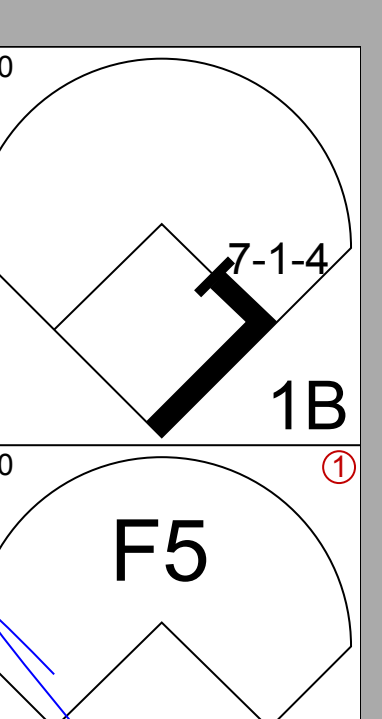

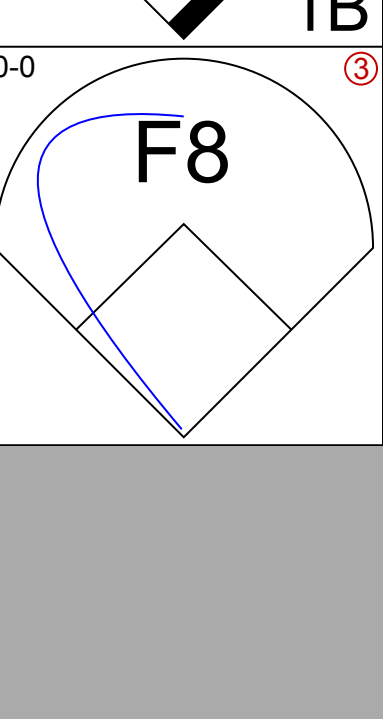
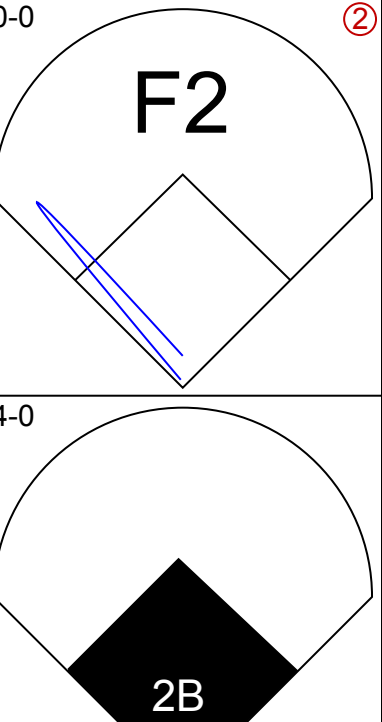
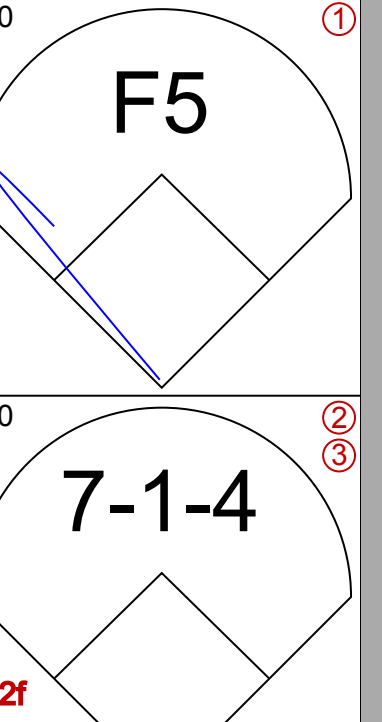
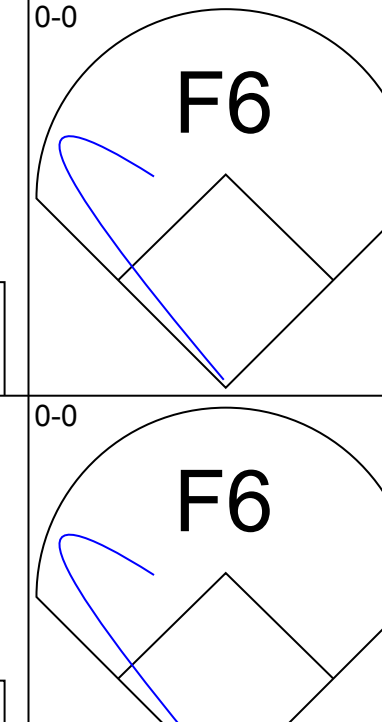
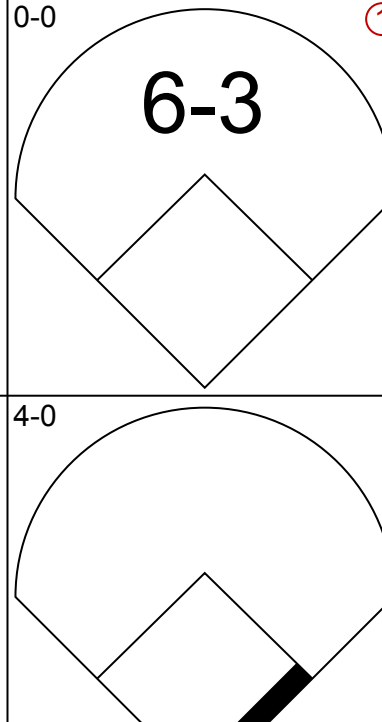
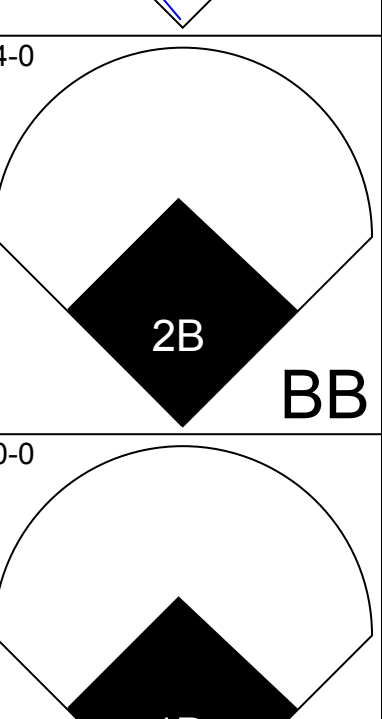
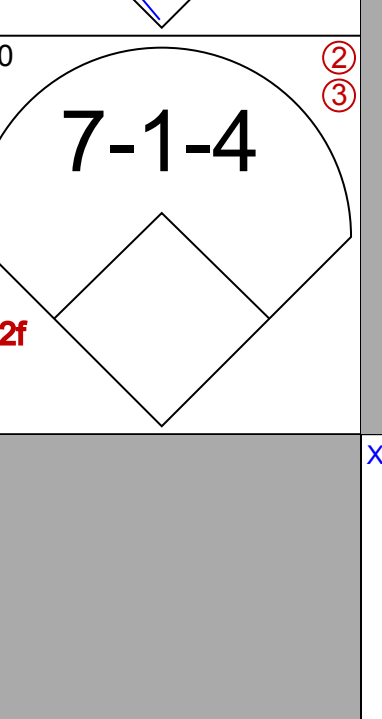
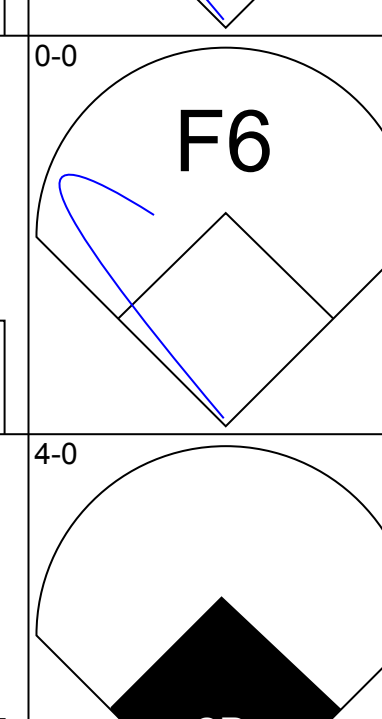
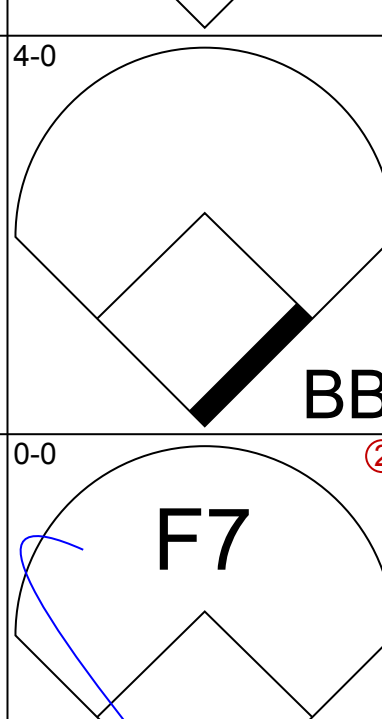
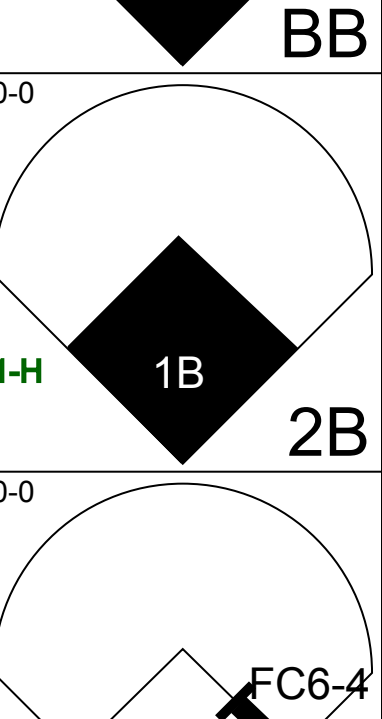
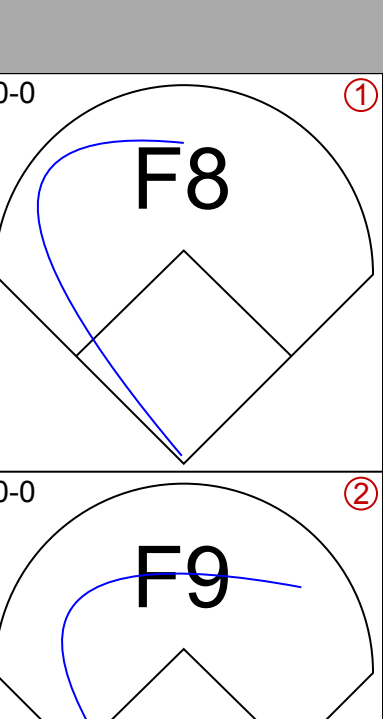
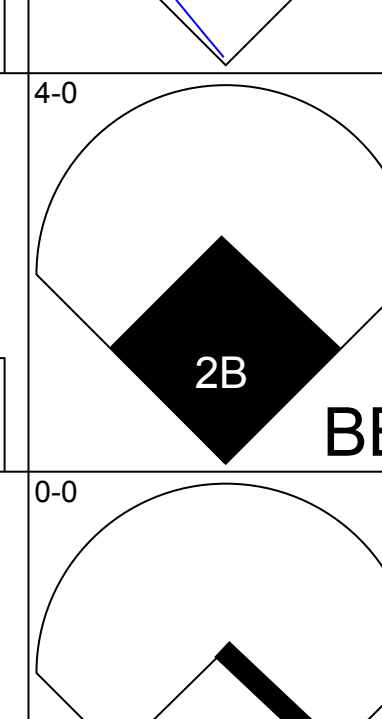
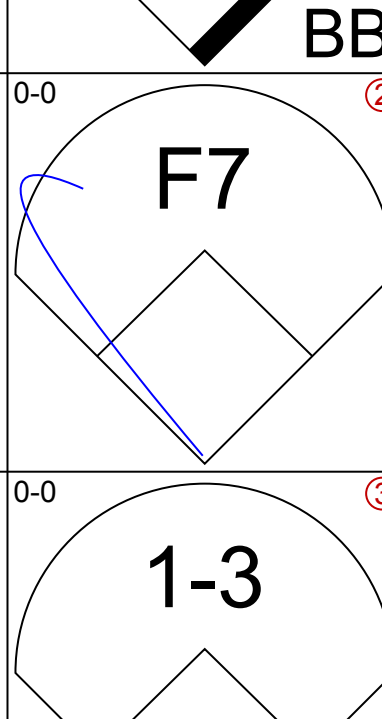
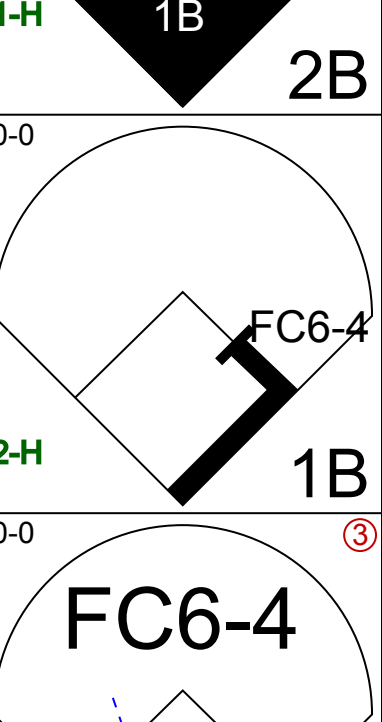
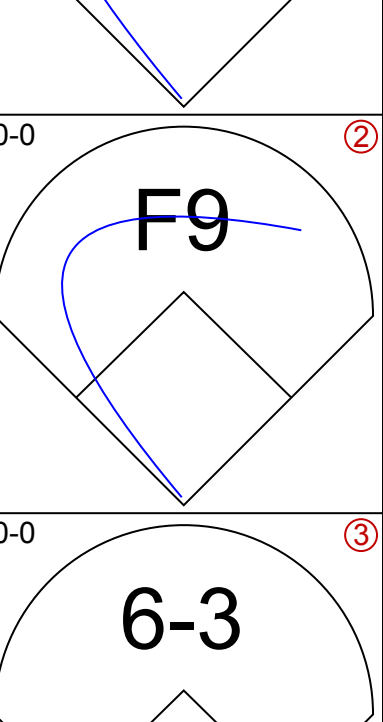
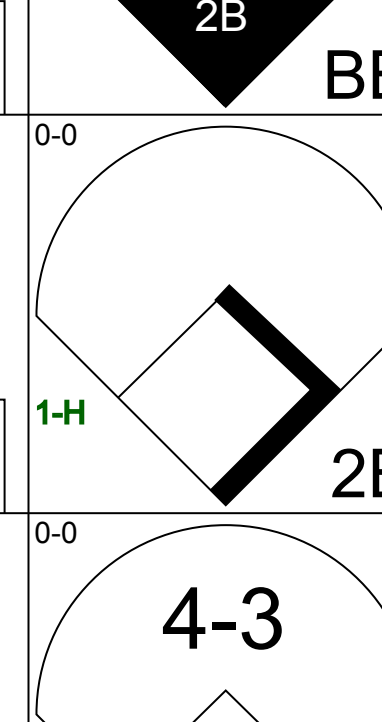
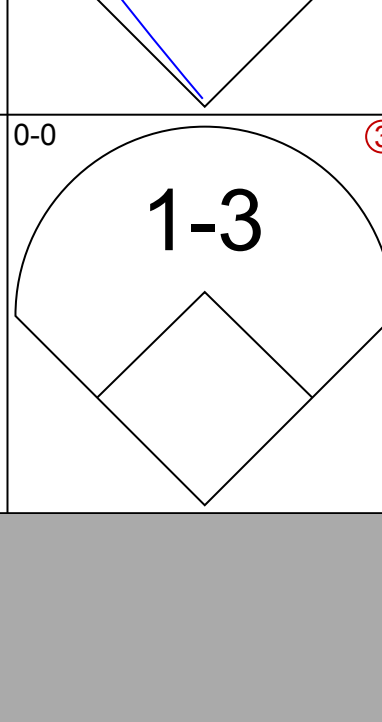
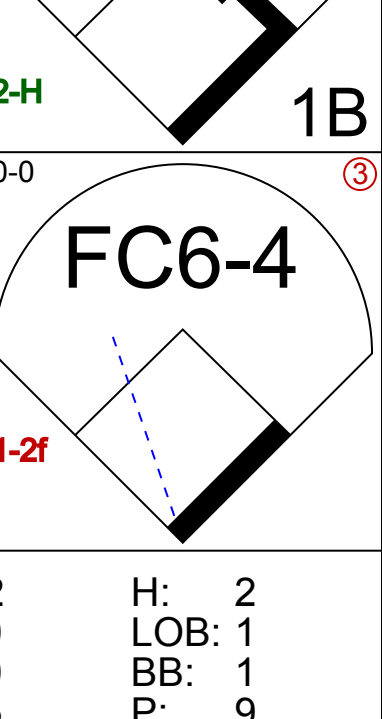
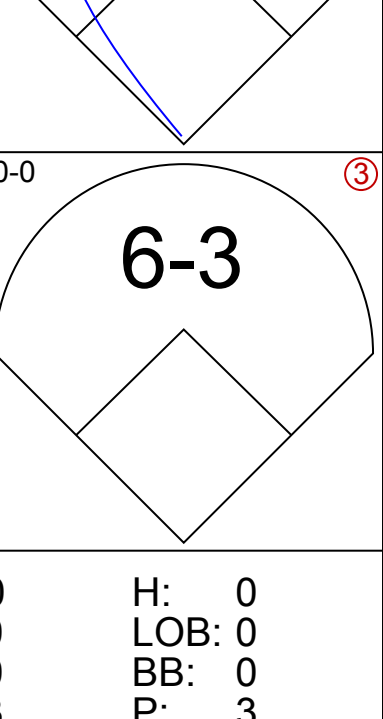
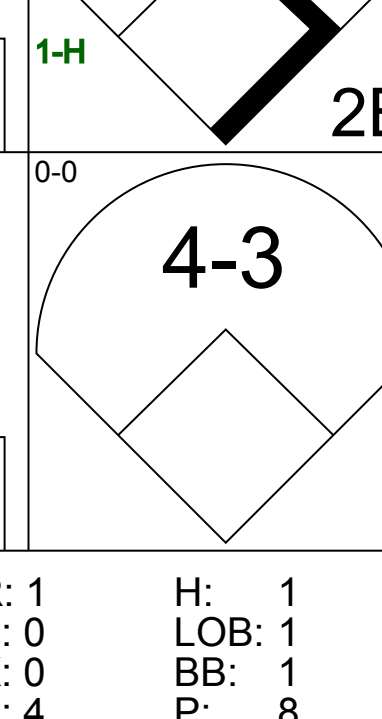
Batter	1	2	3	4	5	6	7	8	9	AB	R	H	RBI	BB	SO	LOB	BOTTOM			
Willie Randolph, R OBP: 0.421, SLG: 0.410	0-0 6-3		0-3 K			0-0 1-3		4-0 2B 1B BB		3	1	0	0	1	1	0	Cleveland Indians @ New York Yankees Yankee Stadium, Bronx, NY Mon Sep 22 1980, 7:05 PM EDT Att: 16,024 - Unknown - 82 F			
Bobby Brown, S OBP: 0.300, SLG: 0.398	4-0 S BB			4-0 E S SF8 BB		0-0 2B		0-0 1-3 2H 2B		2	2	2	1	2	0	0				
Bob Watson, R OBP: 0.370, SLG: 0.469	0-3 K			0-0 SF8		0-0 F9		0-0 2H 3H 1B		3	0	1	3	0	1	2				
Reggie Jackson, L OBP: 0.391, SLG: 0.568	0-0 4-3			0-0 4-3		0-0 FC3-6 1B		0-0 F4		4	0	1	0	0	0	2				
Oscar Gamble, L OBP: 0.330, SLG: 0.514		4-0 BB BB		0-3 K		0-0 FC3-6 1-2		0-0 F8		2	0	0	0	1	1	1				
Eric Soderholm, R OBP: 0.343, SLG: 0.429						0-0 1-2				1	0	0	0	0	0	1				
Joe Lefebvre, L OBP: 0.351, SLG: 0.427										0	0	0	0	0	0	0				
Lou Piniella, R OBP: 0.345, SLG: 0.370	0-0 G4-6-3 BB				0-3 K		0-0 F2		0-0 SH5-4 2B BB	3	0	0	0	0	1	2				
Rick Cerone, R OBP: 0.325, SLG: 0.440	0-0 6-3				0-0 F2		0-3 K			3	0	0	0	0	1	1				
Bucky Dent, R OBP: 0.331, SLG: 0.363			4-0 G5-4-3 BB		0-0 F8			4-0 SH5-4 2B BB		1	1	0	0	2	0	0				
Aurelio Rodriguez, R OBP: 0.245, SLG: 0.307			0-0 G5-4-3			0-3 K		0-0 SH5-4		2	0	0	0	0	1	1				
Inning Stats	R: 0 E: 0 K: 1 S: 5	H: 0 LOB: 1 BB: 1 P: 9	R: 0 E: 0 K: 0 S: 2	H: 0 LOB: 0 BB: 1 P: 6	R: 0 E: 0 K: 1 S: 4	H: 0 LOB: 0 BB: 1 P: 8	R: 1 E: 0 K: 1 S: 5	H: 0 LOB: 0 BB: 1 P: 9	R: 0 E: 0 K: 1 S: 5	H: 0 LOB: 0 BB: 0 P: 5	R: 0 E: 0 K: 1 S: 6	H: 1 LOB: 1 BB: 0 P: 6	R: 0 E: 0 K: 1 S: 6	H: 1 LOB: 1 BB: 0 P: 6	R: 3 E: 0 K: 0 S: 5	H: 2 LOB: 1 BB: 2 P: 13	1B: 2 2B: 2 3B: 0 HR: 0	SF: 1 SAC: 1 DP: 2 HBP: 0	WP: 0 PB: 0 SB: 2 CS: 0	PA: 32
PITCHER	IP WLS BF H R ER SO BB IBB HBP BLK WP HR S P ERA WHIP	7.1 L 30 4 4 3 6 6 0 0 0 0 0 2 2 0.00 0.000	PITCHER																	
Len Barker, R ERA: 3.77																				
Sid Monge, L ERA: 3.65																				

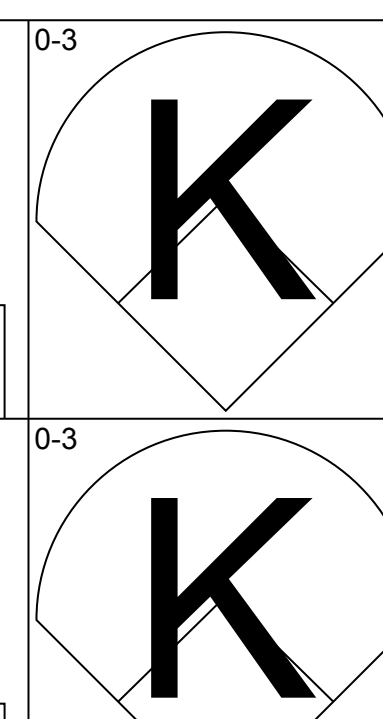
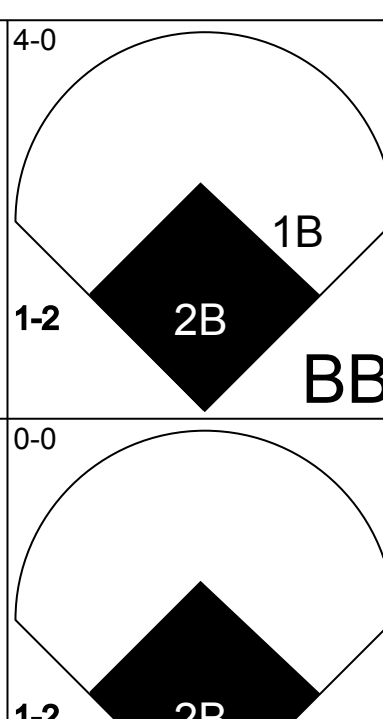
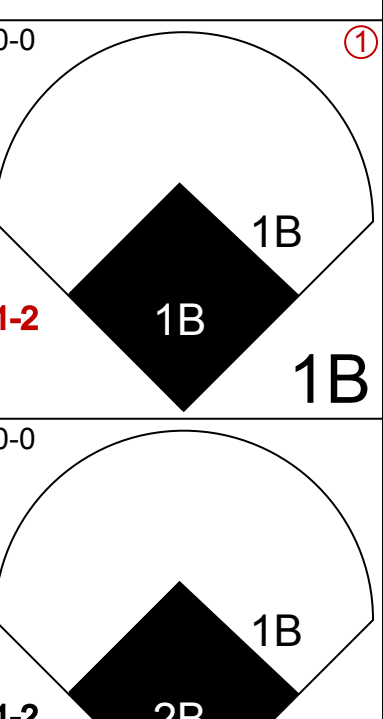
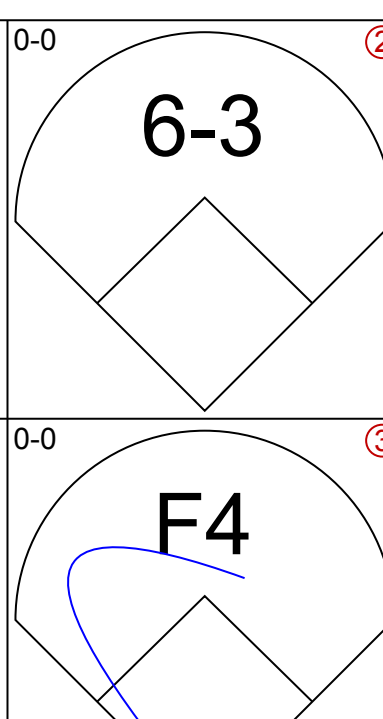
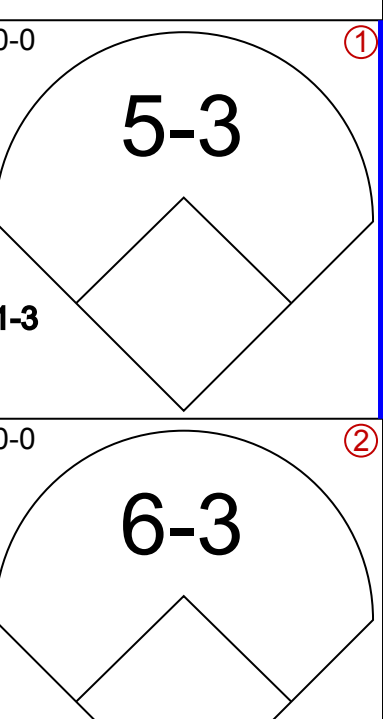
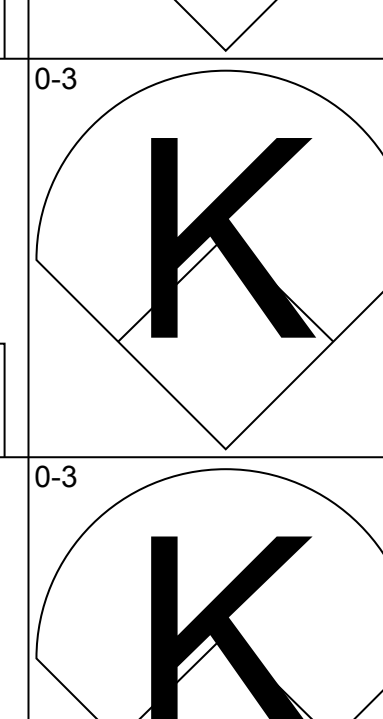
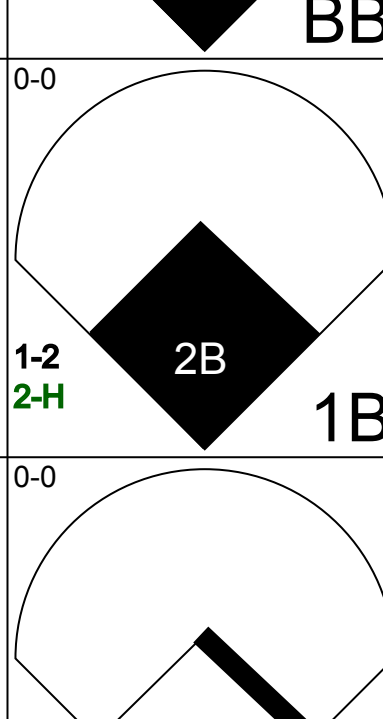
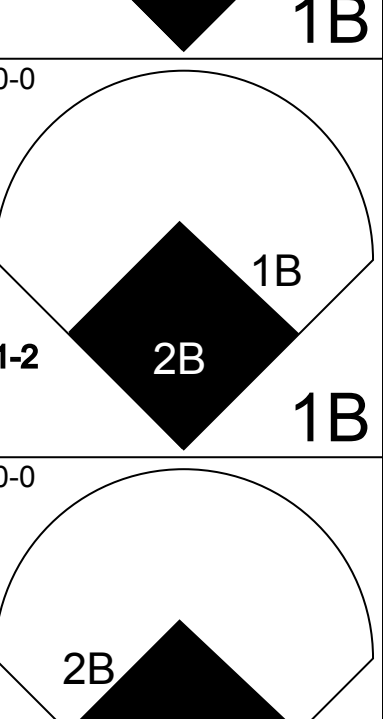
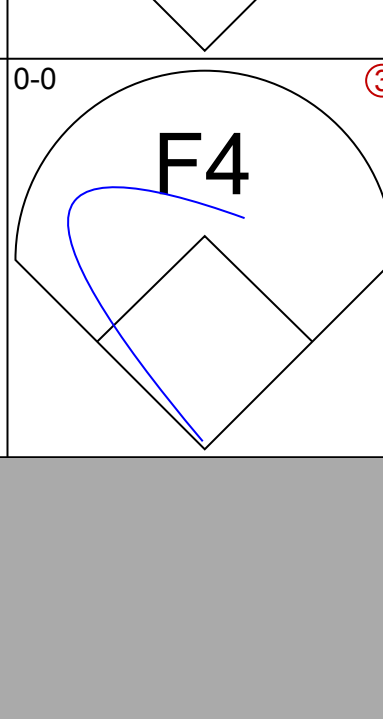
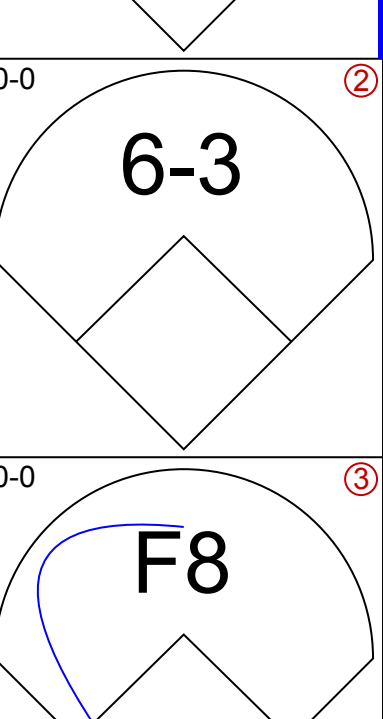
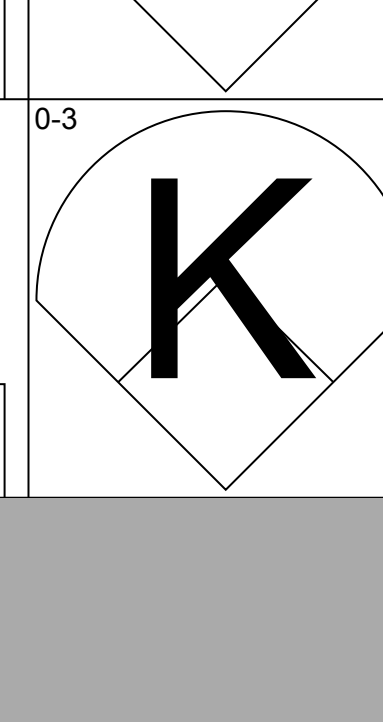
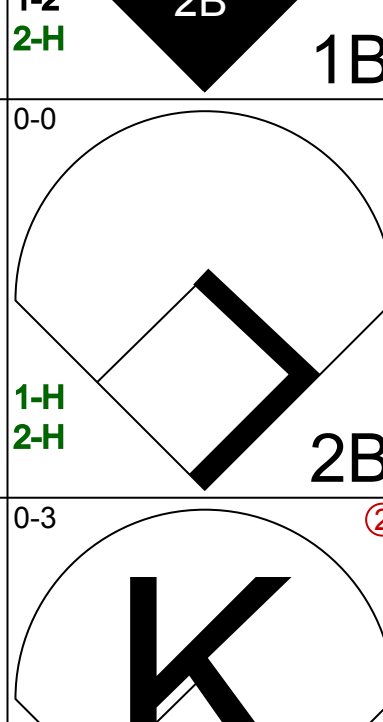
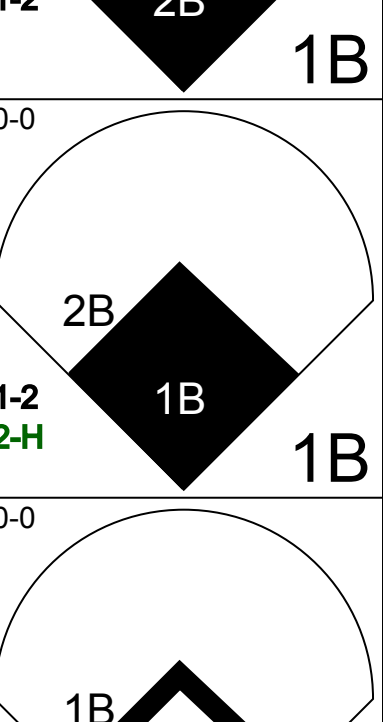
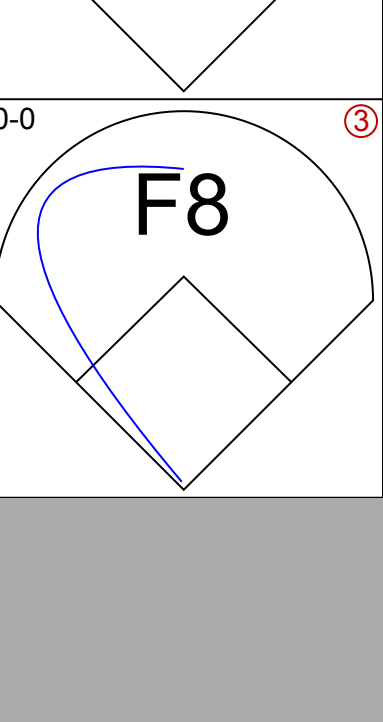
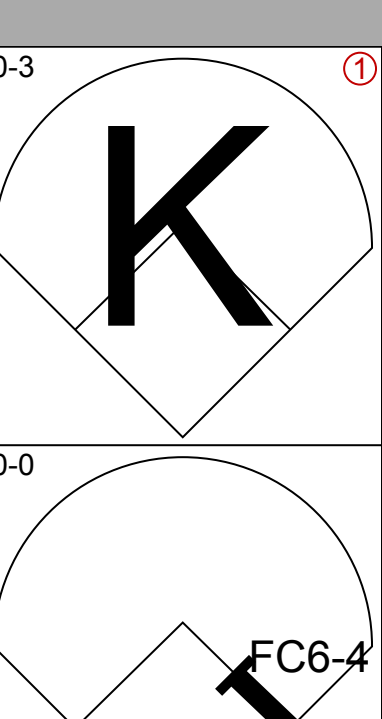
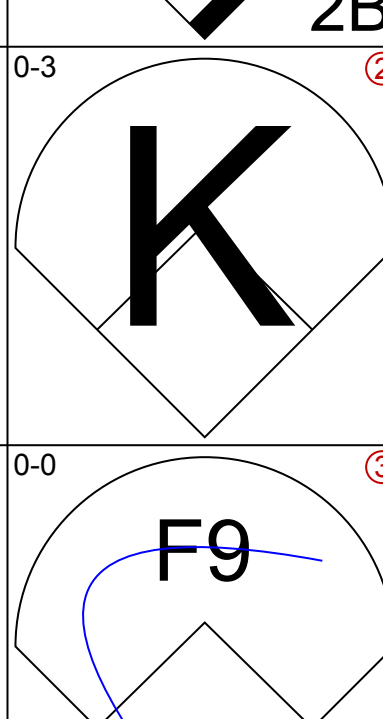
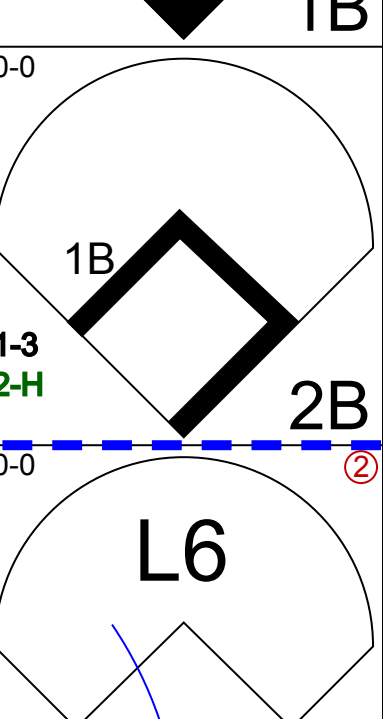
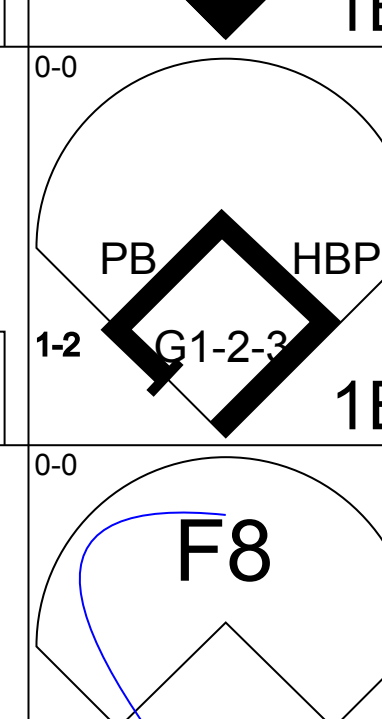
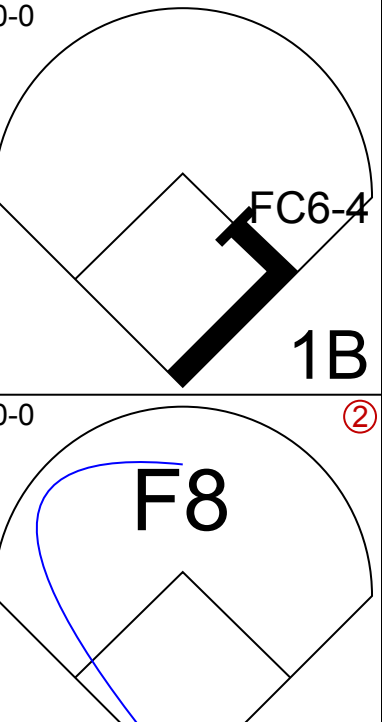
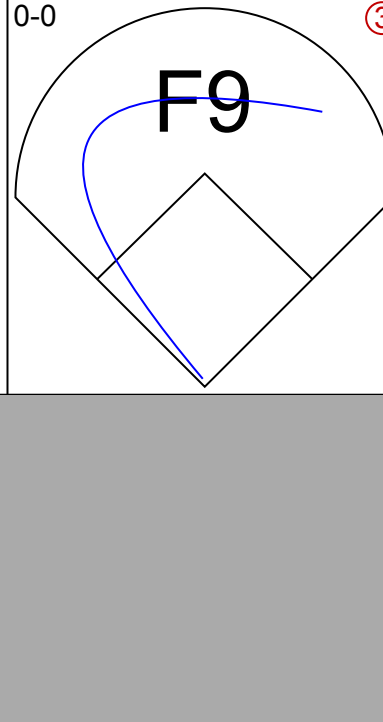
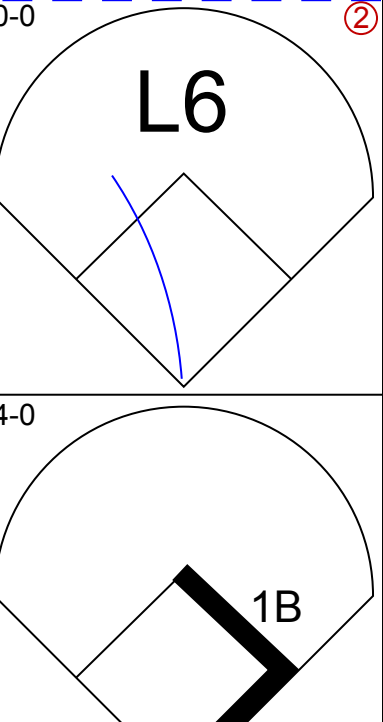
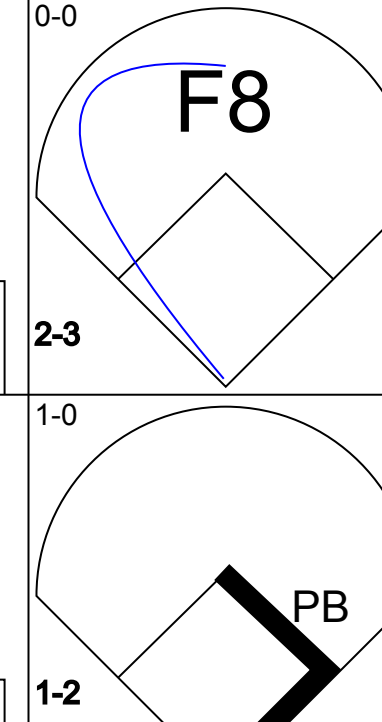
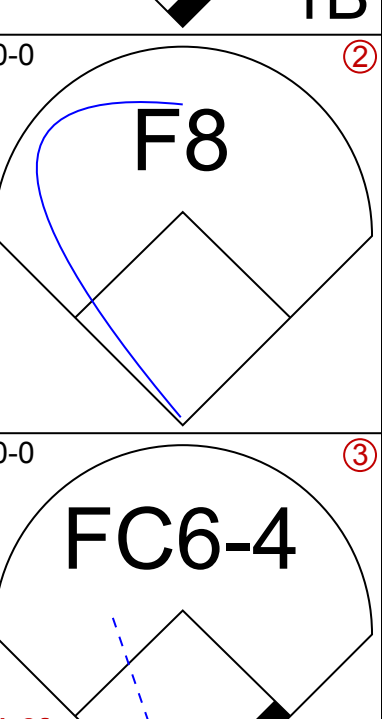
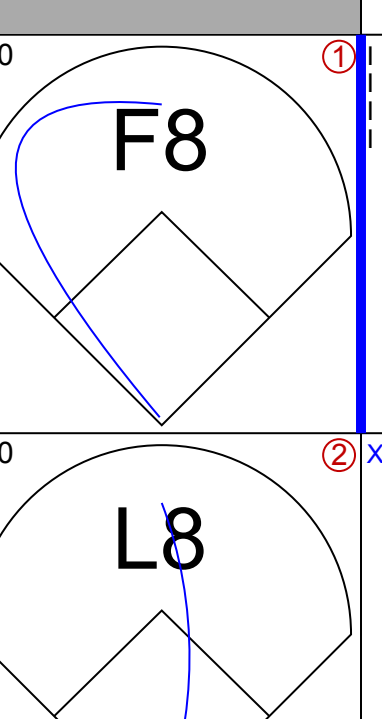
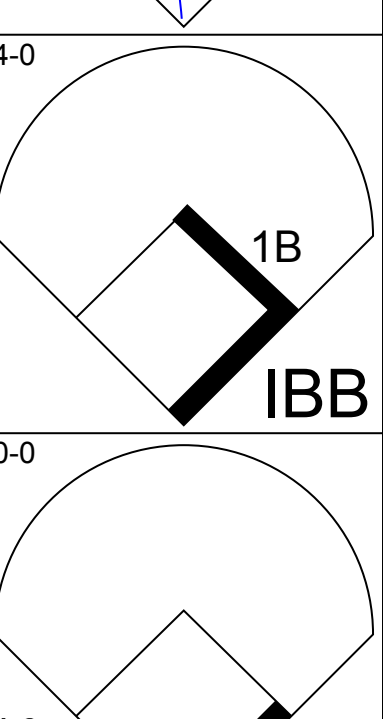
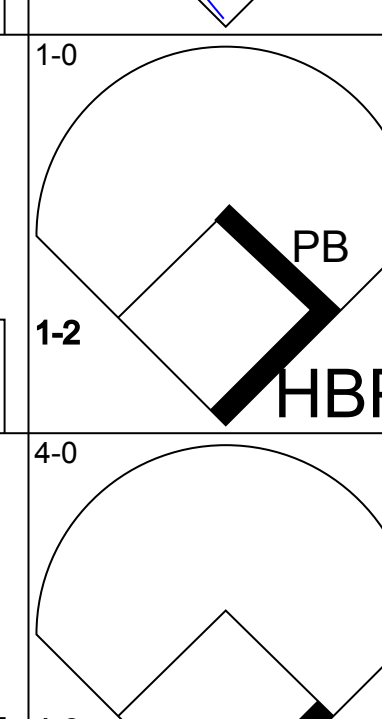
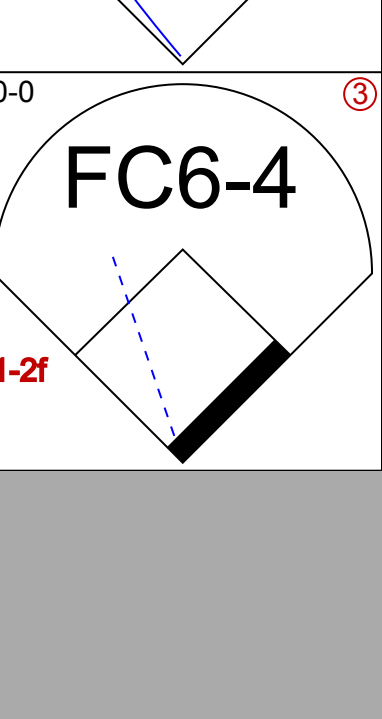
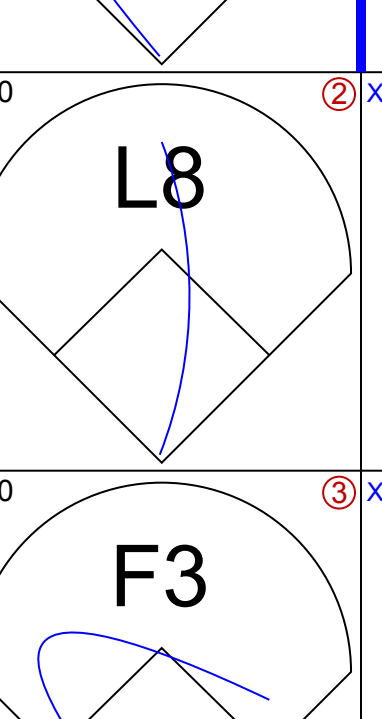
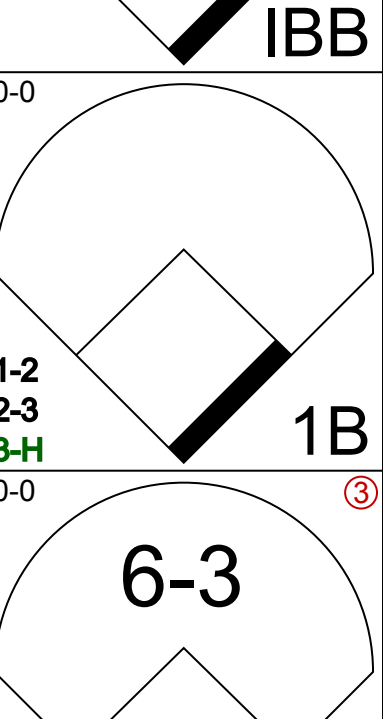
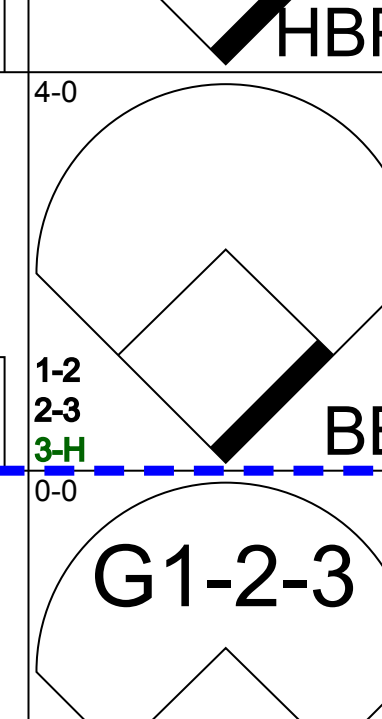
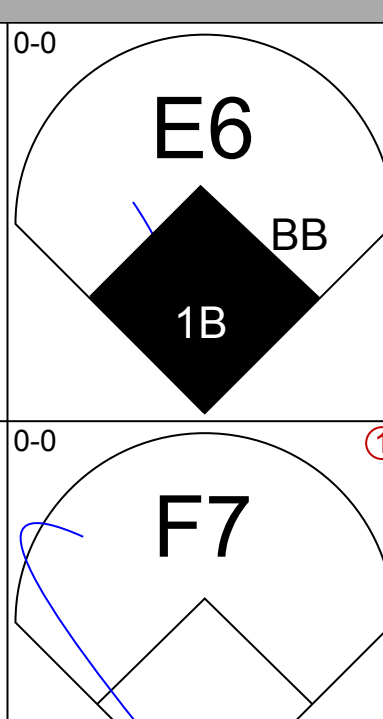
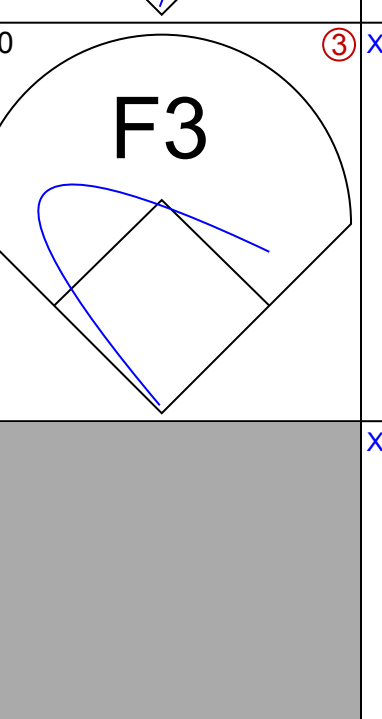
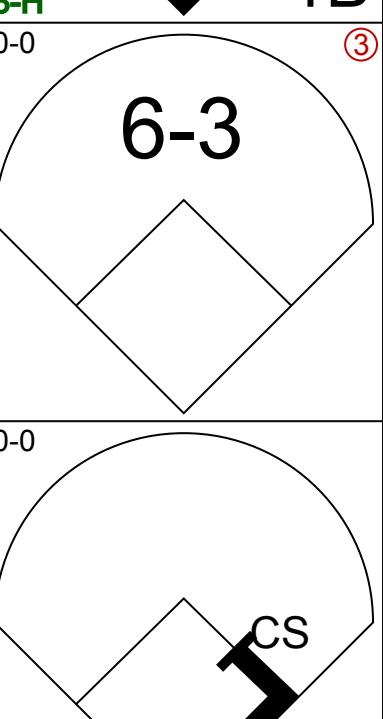
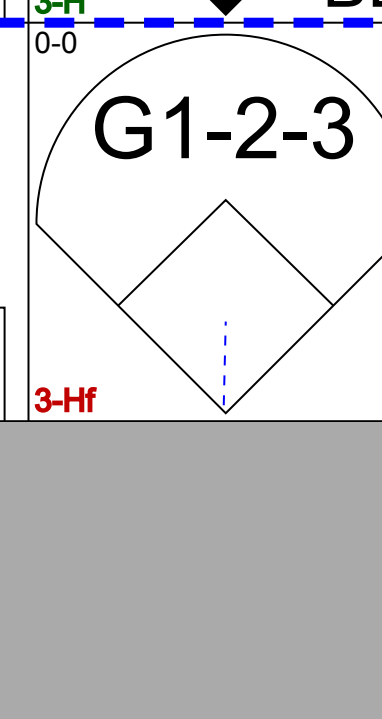
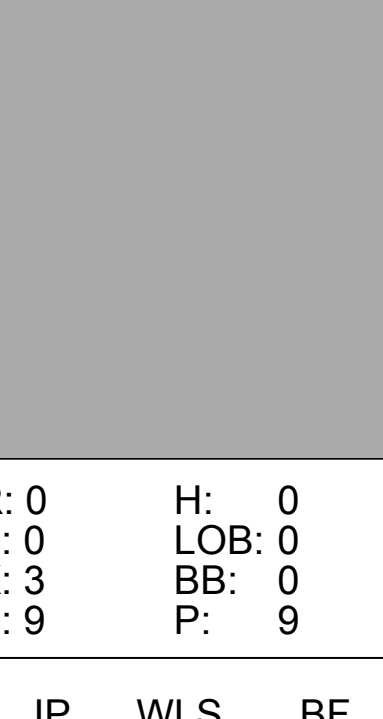
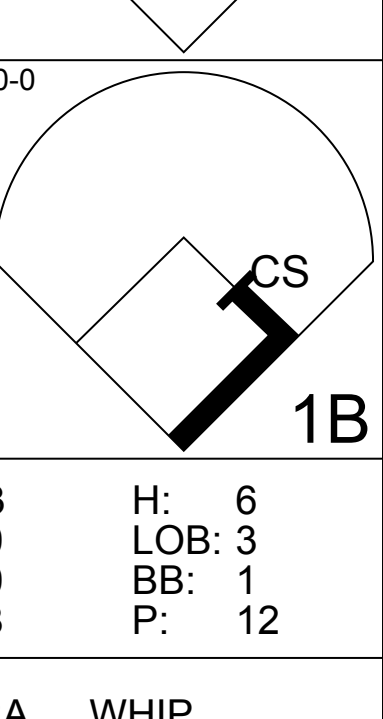
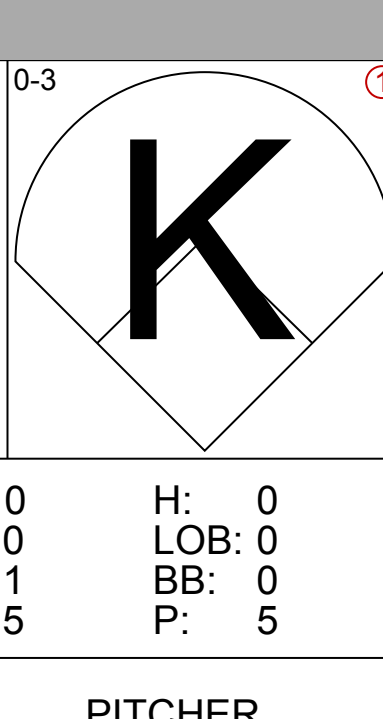
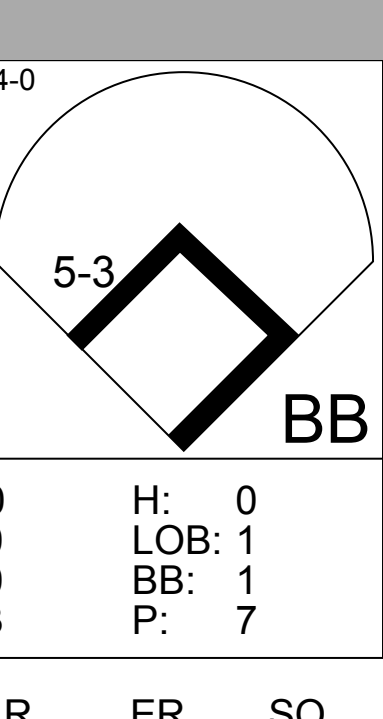
AB 24
R 4
H 4
RBI 4
BB 6
SO 6
LOB 10



Batter	1	2	3	4	5	6	7	8	9	AB	R	H	RBI	BB	SO	LOB	TOP				
Miguel Dilone, S OBP: 0.373, SLG: 0.427	F8		CS S 1B		E3 3-1 S		6-3		F6	5	0	1	0	0	0	2	Cleveland Indians @ New York Yankees Yankee Stadium, Bronx, NY Tue Sep 23 1980, 7:05 PM EDT Att: 24,061 - Unknown - 71 F				
Alan Bannister, R OBP: 0.346, SLG: 0.378	1-3 2B BB		F4		F8			3-1	F8	4	1	0	0	1	0	3					
Mike Hargrove, L OBP: 0.309, SLG: 0.400	1-3 2B 1B		1B		3-1			1B 1B		4	3	3	0	0	0	1					
Gary Alexander, R OBP: 0.264, SLG: 0.357	1-3 1-2 2-3		2B 1B		F8			F9		4	0	1	0	0	0	4					
Toby Harrah, R OBP: 0.379, SLG: 0.387	2-H 3-H 2B		1-3 2-H 2B		5-3			1B 1B		4	0	3	3	0	0	0					
Bo Diaz, R OBP: 0.251, SLG: 0.340	6-3		6-3		F7			1-2 3-H 1B		1	0	0	0	0	0	1					
Ron Hassey, L OBP: 0.384, SLG: 0.426	6-3		6-3		G3			1-2 3-H 1B		3	0	1	1	0	0	2					
Rick Manning, L OBP: 0.327, SLG: 0.302		4-3			F8			F7		4	0	0	0	0	0	2					
Dave Rosello, R OBP: 0.294, SLG: 0.320		K			3-1			G3		1	0	0	0	0	1	0					
Jack Brohamer, L OBP: 0.311, SLG: 0.317		K			3-1			WP 1B		3	0	1	0	0	0	0					
Tom Verzyer, R OBP: 0.307, SLG: 0.332	F4		F2		F2			K 1-3		4	0	1	0	0	1	1					
Inning Stats	R: 2 E: 0 K: 0 S: 5	H: 2 LOB: 1 BB: 1 P: 9	R: 0 E: 0 K: 1 S: 5	H: 0 LOB: 0 BB: 0 P: 5	R: 1 E: 0 K: 0 S: 6	H: 4 LOB: 2 BB: 0 P: 6	R: 0 E: 0 K: 0 S: 3	H: 0 LOB: 0 BB: 0 P: 3	R: 0 E: 1 K: 0 S: 4	H: 0 LOB: 1 BB: 0 P: 4	R: 0 E: 0 K: 0 S: 3	H: 0 LOB: 0 BB: 0 P: 3	R: 0 E: 0 K: 1 S: 3	H: 1 LOB: 0 BB: 0 P: 3	R: 1 E: 0 K: 0 S: 6	H: 3 LOB: 2 BB: 0 P: 6	R: 0 E: 0 K: 1 S: 6	H: 1 LOB: 1 BB: 0 P: 6	1B: 9 2B: 2 3B: 0 HR: 0	SF: 0 SAC: 0 DP: 0 HBP: 0	WP: 2 PA: 38
PITCHER	IP WLS BF H R ER SO BB IBB HBP BLK WP HR S P ERA WHIP	IP WLS BF H R ER SO BB IBB HBP BLK WP HR S P ERA WHIP																			
Rudy May, L ERA: 2.46	(1, 1)	2.2	14	6	3	3	1	1	0	0	0	0	0	0	0	15	19	10.12	2.625		
Doug Bird, R ERA: 2.53	(3, 1)	4.1	14	1	0	0	0	0	0	0	0	0	0	0	14	14	0.00	0.231			
Tom Underwood, L ERA: 3.83	(8, 1)	1.0	6	3	1	1	0	0	0	0	0	0	0	6	6	9.00	3.000				
Ron Davis, R ERA: 2.86	(9, 1)	1.0	W	4	1	0	0	1	0	0	0	0	1	0	6	6	0.00	1.000			

Batter	1	2	3	4	5	6	7	8	9	AB	R	H	RBI	BB	SO	LOB	BOTTOM				
Willie Randolph, R OBP: 0.421, SLG: 0.409	6-3		6-3 1B		5-3				FC3-6 1B 1B	4	1	1	0	1	0	3	Cleveland Indians @ New York Yankees Yankee Stadium, Bronx, NY Tue Sep 23 1980, 7:05 PM EDT Att: 24,061 - Unknown - 71 F				
Bobby Brown, S OBP: 0.301, SLG: 0.398	K 1B		6-3		9-2			K	G3 1B 1B	5	1	2	1	0	1	3					
Bob Watson, R OBP: 0.372, SLG: 0.469	K								FC5 BB 1B	4	0	2	1	1	1	1					
Ted Wilborn, S OBP: 0.345, SLG: 0.431	K								1-2 2-3 3-H 1B	0	1	0	0	0	0	0					
Reggie Jackson, L OBP: 0.391, SLG: 0.568		2B SF8 1B	F3						G3	5	1	2	0	0	0	5					
Oscar Gamble, L OBP: 0.343, SLG: 0.525									2B	2	0	2	0	2	0	0					
Eric Soderholm, R OBP: 0.345, SLG: 0.431		SF8 1-3 2B			FC6-4 1B				FC4-6 IBB	1	0	1	2	0	0	0					
Lou Piniella, R OBP: 0.341, SLG: 0.365		F4			FC6-4 FC5-4				F8	4	0	0	0	0	0	7					
Rick Cerone, R OBP: 0.323, SLG: 0.437		SF8			F7				FC4-6	3	0	0	1	0	0	5					
Bucky Dent, R OBP: 0.330, SLG: 0.360		2-3 3-H F3			FC5-4				F7	3	1	0	0	1	0	2					
Aurelio Rodriguez, R OBP: 0.245, SLG: 0.314			F3						FC3-6 BB 1B	3	0	1	0	0	0	0					
Bobby Murcer, L OBP: 0.346, SLG: 0.454									FC3-6 1-2 BB	0	0	0	0	1	0	0					
Inning Stats	R: 0 E: 0 K: 1 S: 5	H: 1 LOB: 0 BB: 0 P: 5	R: 1 E: 0 K: 0 S: 5	H: 2 LOB: 1 BB: 0 P: 5	R: 0 E: 0 K: 0 S: 4	H: 1 LOB: 2 BB: 1 P: 8	R: 0 E: 0 K: 0 S: 4	H: 1 LOB: 1 BB: 0 P: 4	R: 0 E: 0 K: 0 S: 3	H: 1 LOB: 0 BB: 0 P: 3	R: 0 E: 0 K: 0 S: 4	H: 1 LOB: 2 BB: 1 P: 8	R: 0 E: 0 K: 1 S: 5	H: 0 LOB: 1 BB: 1 P: 9	R: 0 E: 0 K: 0 S: 4	H: 1 LOB: 2 BB: 1 P: 8	R: 4 E: 0 K: 0 S: 5	H: 3 LOB: 1 BB: 2 P: 13	1B: 8 2B: 3 3B: 1 HR: 0	SF: 1 SAC: 0 DP: 1 HBP: 0	WP: 0 PA: 41
PITCHER	IP WLS BF H R ER SO BB IBB HBP BLK WP HR S P ERA WHIP	IP WLS BF H R ER SO BB IBB HBP BLK WP HR S P ERA WHIP																			
Wayne Garland, R ERA: 4.61	(1, 1)	8.0	36	8	3	3	2	5	1	0	0	0	0	0	0	34	58	3.38	1.625		
Mike Stanton, R ERA: 5.39	(9, 1)	0.1	L	3	2	0	0	0	0	0	0	0	0	3	3	0.00	6.000				
Sid Monge, L ERA: 3.63	(9, 1)	0.1		2	1	2	2	0	0	0	0	0	0	2	2	54.00	3.000				

Batter	1	2	3	4	5	6	7	8	9	AB	R	H	RBI	BB	SO	LOB	TOP			
Miguel Dilone, S (1,7) OBP: 0.372, SLG: 0.426										4	0	1	0	0	1	0	Cleveland Indians @ New York Yankees Yankee Stadium, Bronx, NY Wed Sep 24 1980, 7:05 PM EDT Att: 22,159 - Unknown - 62 F			
Rick Manning, L (1,8) OBP: 0.324, SLG: 0.299										4	0	0	0	0	1	1				
Mike Hargrove, L (1,3) OBP: 0.308, SLG: 0.399										4	0	1	0	0	0	1				
Ron Hassey, L (1,2) OBP: 0.382, SLG: 0.424										4	0	1	0	0	1	2				
Toby Harrah, R (1,5) OBP: 0.377, SLG: 0.384										4	0	0	0	0	0	1				
Alan Bannister, R (1,9) OBP: 0.348, SLG: 0.376										2	1	0	0	2	0	1				
Gary Alexander, R (1,10) OBP: 0.270, SLG: 0.363										3	2	1	1	1	0	1				
Jack Brohamer, L (1,4) OBP: 0.316, SLG: 0.328 (9, PH) Gary Gray, R (9, PH) OBP: 0.188, SLG: 0.304										3	0	2	2	0	0	0				
Tom Verzyer, R (1,6) OBP: 0.304, SLG: 0.329										3	0	0	0	0	0	2				
Inning Stats	R: 0 E: 0 K: 1 S: 5	H: 0 LOB: 0 BB: 0 P: 5	R: 2 E: 0 K: 0 S: 5	H: 2 LOB: 1 BB: 1 P: 9	R: 0 E: 0 K: 0 S: 3	H: 0 LOB: 0 BB: 0 P: 3	R: 0 E: 0 K: 0 S: 3	H: 1 LOB: 0 BB: 0 P: 3	R: 0 E: 0 K: 1 S: 6	H: 1 LOB: 1 BB: 0 P: 6	R: 1 E: 0 K: 0 S: 4	H: 1 LOB: 1 BB: 1 P: 8	R: 0 E: 0 K: 1 S: 6	H: 1 LOB: 1 BB: 1 P: 6	R: 0 E: 0 K: 0 S: 3	H: 0 LOB: 1 BB: 1 P: 7		1B: 4 2B: 3 3B: 0 HR: 0	SF: 0 SAC: 0 DP: 1 HBP: 0	WP: 0 PB: 0 SB: 0 CS: 0
PITCHER	IP WLS BF H R ER SO BB IBB HBP BLK WP HR S P ERA WHIP																			
Luis Tiant, R (1,1) ERA: 4.6	5.0 W 18 3 2 2 1 1 0 0 0 0 0 19 23 3.60 0.800																			
Tom Underwood, L (6,1) ERA: 3.79	4.0 S 17 3 1 1 2 2 0 0 0 0 0 0 19 27 2.25 1.250																			

Batter	1	2	3	4	5	6	7	8	9	AB	R	H	RBI	BB	SO	LOB	BOTTOM			
Willie Randolph, R (1,4) OBP: 0.421, SLG: 0.408 Brian Doyle, L (9,4) OBP: 0.238, SLG: 0.230										4	2	1	0	1	1	1	Cleveland Indians @ New York Yankees Yankee Stadium, Bronx, NY Wed Sep 24 1980, 7:05 PM EDT Att: 22,159 - Unknown - 62 F			
Bucky Dent, R (1,6) OBP: 0.331, SLG: 0.361										5	2	2	1	0	1	1				
Bob Watson, R (1,3) OBP: 0.374, SLG: 0.473										5	2	3	3	0	1	1				
Reggie Jackson, L (1,9) OBP: 0.392, SLG: 0.569 Joe Lefebvre, L (7, PR) OBP: 0.351, SLG: 0.427 (8, 9)										4	0	2	1	0	2	1				
Rick Cerone, R (1,2) OBP: 0.322, SLG: 0.436 Johnny Oates, L (9,2) OBP: 0.222, SLG: 0.283										4	0	1	0	0	0	5				
Eric Soderholm, R (1,10) OBP: 0.343, SLG: 0.428 Oscar Gamble, L (5, PH) OBP: 0.349, SLG: 0.525										2	0	0	0	0	0	1				
Lou Piniella, R (1,7) OBP: 0.343, SLG: 0.365										3	0	1	1	1	0	1				
Aurelio Rodriguez, R (1,5) OBP: 0.242, SLG: 0.310										4	1	0	0	0	0	6				
Bobby Brown, S (1,8) OBP: 0.303, SLG: 0.398										3	0	1	0	1	1	1				
Inning Stats	R: 0 E: 0 K: 3 S: 9	H: 0 LOB: 0 BB: 0 P: 9	R: 0 E: 0 K: 1 S: 6	H: 1 LOB: 0 BB: 0 P: 6	R: 3 E: 1 K: 1 S: 8	H: 2 LOB: 1 BB: 1 P: 12	R: 0 E: 0 K: 0 S: 3	H: 0 LOB: 0 BB: 0 P: 3	R: 3 E: 0 K: 0 S: 8	H: 6 LOB: 3 BB: 1 P: 12	R: 0 E: 0 K: 1 S: 5	H: 0 LOB: 0 BB: 0 P: 5	R: 1 E: 0 K: 0 S: 4	H: 2 LOB: 2 BB: 1 P: 9	R: 0 E: 0 K: 0 S: 3	H: 0 LOB: 1 BB: 1 P: 7		1B: 9 2B: 2 3B: 0 HR: 0	SF: 0 SAC: 0 DP: 1 HBP: 1	WP: 0 PB: 1 SB: 0 CS: 1
PITCHER	IP WLS BF H R ER SO BB IBB HBP BLK WP HR S P ERA WHIP																			
Bob Ovcchinko, L (1,1) ERA: 5.57	4.1 L 22 8 6 5 5 1 1 1 0 0 0 0 11 20 4.50 2.077																			
Sandy Whitel, R (5,1) ERA: 3.98	2.0 12 3 1 1 1 1 1 1 0 0 0 0 4 8 0.00 0.600																			
Mike Stanton, R (7,1) ERA: 5.25	1.2 5 0 0 0 0 0 1 0 0 0 0 0 0 4 8 0.00 0.600																			

Batter	1	2	3	4	5	6	7	8	9	AB	R	H	RBI	BB	SO	LOB	TOP										
Willie Randolph, R OBP: 0.424, SLG: 0.412										2	2	1	1	3	0	2	New York Yankees @ Detroit Tigers Tiger Stadium, Detroit, MI Fri Sep 26 1980, 7:05 PM EDT Att: 30,864 - Unknown - 50 F										
Bucky Dent, R OBP: 0.331, SLG: 0.363										5	1	2	0	0	0	1											
Bob Watson, R OBP: 0.376, SLG: 0.472										4	1	0	0	1	0	3											
Eric Soderholm, R OBP: 0.346, SLG: 0.438										5	1	3	4	0	1	1											
Rick Cerone, R OBP: 0.323, SLG: 0.433										3	1	1	0	1	1	2											
Lou Piniella, R OBP: 0.341, SLG: 0.362										4	1	2	0	0	1	1											
Bobby Murcer, L OBP: 0.345, SLG: 0.451										4	0	1	1	0	1	2											
Joe Lefebvre, L OBP: 0.351, SLG: 0.427										0	0	0	0	0	0	0											
Aurelio Rodriguez, R OBP: 0.240, SLG: 0.305										4	0	0	0	0	0	4											
Bobby Brown, S OBP: 0.302, SLG: 0.397										4	0	1	1	0	1	0											
Inning Stats	R: 0 E: 0 K: 0 S: 3	H: 0 LOB: 1 BB: 1 P: 7	R: 0 E: 0 K: 1 S: 5	H: 0 LOB: 1 BB: 1 P: 9	R: 6 E: 0 K: 0 S: 9	H: 6 LOB: 2 BB: 2 P: 17	R: 0 E: 0 K: 1 S: 6	H: 1 LOB: 1 BB: 0 P: 6	R: 0 E: 0 K: 1 S: 5	H: 1 LOB: 0 BB: 0 P: 5	R: 0 E: 0 K: 0 S: 3	H: 1 LOB: 0 BB: 0 P: 3	R: 0 E: 0 K: 1 S: 5	H: 0 LOB: 0 BB: 0 P: 5	R: 1 E: 0 K: 1 S: 6	H: 1 LOB: 0 BB: 0 P: 6	1B: 7 2B: 2 3B: 0 HR: 2	SF: 0 SAC: 0 DP: 3 HBP: 0	WP: 0 PB: 0 SB: 0 CS: 0	PA: 40							
PITCHER	IP	WLS	BF	H	R	ER	SO	BB	IBB	HBP	BLK	WP	HR	S	P	ERA	WHIP										
Dan Schatzeder, L ERA: 4.15	2.1	L	16	5	6	6	1	3	1	0	0	0	1	14	30	23.14	3.429										
Dave Tobik, R ERA: 4.02	6.2	S	24	6	1	1	4	1	0	0	0	0	1	31	35	1.35	1.050										

AB	35
R	7
H	11
RBI	7
BB	5
SO	5
LOB	16



Batter	1	2	3	4	5	6	7	8	9	AB	R	H	RBI	BB	SO	LOB	BOTTOM										
Rick Peters, S OBP: 0.372, SLG: 0.377										5	0	1	2	0	0	2	New York Yankees @ Detroit Tigers Tiger Stadium, Detroit, MI Fri Sep 26 1980, 7:05 PM EDT Att: 30,864 - Unknown - 50 F										
Alan Trammell, R OBP: 0.376, SLG: 0.392										3	1	1	1	1	1	1											
Mark Wagner, R OBP: 0.307, SLG: 0.261										0	0	0	0	0	0	0											
Steve Kemp, L OBP: 0.387, SLG: 0.491										4	0	1	2	0	2	2											
John Wockenfuss, R OBP: 0.385, SLG: 0.456										1	0	0	0	2	0	1											
Champ Summers, L OBP: 0.396, SLG: 0.497										1	0	0	0	0	0	1											
Lance Parrish, R OBP: 0.318, SLG: 0.484										4	0	0	0	0	1	3											
Al Cowens, R OBP: 0.330, SLG: 0.341										4	0	1	0	0	0	0											
Tom Brookens, R OBP: 0.314, SLG: 0.418										4	0	0	0	0	4	1											
Lynn Jones, R OBP: 0.339, SLG: 0.298										2	1	0	0	1	0	0											
Tim Corcoran, L OBP: 0.373, SLG: 0.403										1	0	0	0	0	0	0											
Lou Whitaker, L OBP: 0.335, SLG: 0.285										2	3	1	0	2	1	0											
Inning Stats	R: 0 E: 0 K: 0 S: 3	H: 0 LOB: 0 BB: 0 P: 3	R: 0 E: 0 K: 1 S: 5	H: 1 LOB: 1 BB: 1 P: 9	R: 2 E: 0 K: 1 S: 6	H: 1 LOB: 2 BB: 3 P: 18	R: 0 E: 0 K: 1 S: 5	H: 0 LOB: 0 BB: 0 P: 5	R: 2 E: 0 K: 2 S: 8	H: 1 LOB: 1 BB: 2 P: 16	R: 0 E: 0 K: 1 S: 5	H: 0 LOB: 0 BB: 0 P: 5	R: 0 E: 0 K: 1 S: 5	H: 0 LOB: 0 BB: 0 P: 5	R: 0 E: 0 K: 1 S: 5	H: 0 LOB: 0 BB: 0 P: 5	1B: 1 2B: 3 3B: 1 HR: 0	SF: 0 SAC: 0 DP: 1 HBP: 0	WP: 0 PB: 0 SB: 0 CS: 0	PA: 37							
PITCHER	IP	WLS	BF	H	R	ER	SO	BB	IBB	HBP	BLK	WP	HR	S	P	ERA	WHIP										
Ron Guidry, L ERA: 3.6	6.0	W	27	4	5	5	5	6	0	0	0	0	0	31	55	7.50	1.667										
Ron Davis, R ERA: 2.6	3.0	S	10	1	0	0	4	0	0	0	0	0	0	18	18	0.00	0.333										



Batter	1	2	3	4	5	6	7	8	9	AB	R	H	RBI	BB	SO	LOB	TOP			
Willie Randolph, R (1,4) OBP: 0.425, SLG: 0.411	4-0 BLK FC F8 BB	4-0 1-2 2-3 BB			0-0 6-3		0-0 1-3		0-0 1B	3	1	1	0	2	0	1	<p>New York Yankees @ Detroit Tigers</p> <p>Tiger Stadium, Detroit, MI</p> <p>Sat Sep 27 1980, 3:33 AM EDT</p> <p>Att: 27,318 - Unknown - 57 F</p>			
Bobby Murcer, L (1,9) OBP: 0.343, SLG: 0.446	0-0 F8	0-0 L4			0-0 G3			0-0 G6-4-3 1B	0-0 F8	5	0	1	0	0	0	7				
Bob Watson, R (1,3) OBP: 0.373, SLG: 0.468	0-0 FC 1B			0-0 5-3		0-0 L7		0-0 G6-4-3 1B		4	0	0	1	0	0	1				
Oscar Gamble, L (1,7) OBP: 0.357, SLG: 0.527	0-0 G4-6-3 1B			0-0 F6		4-0 G4-6-3 BB		0-0 1B		3	0	2	0	1	0	0				
Jim Spencer, L (1,10) OBP: 0.311, SLG: 0.425	0-0 G4-6-3			0-0 1B		0-0 G4-6-3		0-0 F8		4	0	1	0	0	0	4				
Rick Cerone, R (1,2) OBP: 0.321, SLG: 0.430		0-0 5-3		0-0 F7		0-0 6-3			0-0 L5	4	0	0	0	0	0	1				
Bucky Dent, R (1,6) OBP: 0.333, SLG: 0.362	4-0 PB 1B BB			0-0 F8			0-0 F8		4-0 1B HBP BB	2	0	0	0	2	0	0				
Aurelio Rodriguez, R (1,5) OBP: 0.238, SLG: 0.303	0-3 K			0-3 K			4-0 FC4-6 BB		1-0 1B HBP	2	0	0	0	0	2	1				
Joe Lefebvre, L (7,PH) OBP: 0.355, SLG: 0.427										0	0	0	0	1	0	0				
Fred Stanley, R (7,5) OBP: 0.256, SLG: 0.250										0	0	0	0	0	0	0				
Bobby Brown, S (1,8) OBP: 0.302, SLG: 0.396	0-0 PB 1B			0-0 4-3			0-0 FC4-6		0-3 K	4	0	1	0	0	1	3				
Inning Stats	R: 1 E: 0 K: 0 S: 4	H: 1 LOB: 1 BB: 1 P: 8	R: 0 E: 0 K: 1 S: 6	H: 1 LOB: 3 BB: 2 P: 14	R: 0 E: 0 K: 1 S: 4	H: 1 LOB: 0 BB: 0 P: 4	R: 0 E: 0 K: 1 S: 5	H: 0 LOB: 0 BB: 0 P: 5	R: 0 E: 0 K: 0 S: 3	H: 0 LOB: 0 BB: 1 P: 6	R: 0 E: 0 K: 0 S: 3	H: 0 LOB: 1 BB: 1 P: 7	R: 0 E: 0 K: 0 S: 4	H: 2 LOB: 1 BB: 0 P: 4	R: 0 E: 0 K: 1 S: 6	H: 1 LOB: 3 BB: 1 P: 11	1B: 6 2B: 0 3B: 0 HR: 0	SF: 0 SAC: 0 DP: 3 HBP: 1	WP: 0 PB: 1 SB: 0 CS: 0	PA: 38
PITCHER	IP WLS BF H R ER SO BB IBB HBP BLK WP HR S P ERA WHIP																			
Jack Morris, R (1,1) ERA: 4.2	8.1 W 35 5 1 1 2 6 0 0 1 1 0 0 0 32 57 1.08 1.320																			
Aurelio Lopez, R (9,1) ERA: 3.62	0.2 S 3 1 0 0 1 0 0 0 0 0 0 0 5 5 0.00 1.500																			

AB	31
R	1
H	6
RBI	1
BB	6
SO	3
LOB	18



Batter	1	2	3	4	5	6	7	8	9	AB	R	H	RBI	BB	SO	LOB	BOTTOM			
Rick Peters, S (1,8) OBP: 0.373, SLG: 0.376	0-0 E6		0-0 S 1B		1-0 FC4-6 HBP		0-3 K			3	0	1	1	0	1	0	<p>New York Yankees @ Detroit Tigers</p> <p>Tiger Stadium, Detroit, MI</p> <p>Sat Sep 27 1980, 3:33 AM EDT</p> <p>Att: 27,318 - Unknown - 57 F</p>			
Alan Trammell, R (1,6) OBP: 0.374, SLG: 0.389	0-0 G6-3		0-0 6-3		0-0 FC4-6		0-0 F8			4	0	0	1	0	0	4				
Steve Kemp, L (1,7) OBP: 0.386, SLG: 0.489	0-0 3-1		0-0 L8			0-0 6-3 3B 1B		0-3 K		4	1	1	0	0	1	1				
John Wockenfuss, R (1,3) OBP: 0.384, SLG: 0.452		0-3 K		0-0 4-3		0-0 6-3		4-0 3B BB		3	1	0	0	1	1	1				
Lance Parrish, R (1,2) OBP: 0.321, SLG: 0.493		0-0 G4-6-3 1B		0-0 6-3		0-0 F6-2-5 3B		0-0 SF9 3B		4	1	3	2	0	0	0				
Al Cowens, R (1,9) OBP: 0.330, SLG: 0.340	0-0 G4-6-3		0-0 F9		0-0 F9		4-0 FC6-2-5 BB		0-0 SF9	2	0	0	1	1	0	1				
Tom Brookens, R (1,5) OBP: 0.314, SLG: 0.416			0-0 F9		0-0 CS 1B		0-0 FC6-2-5 BB		0-0 E6	4	0	1	0	0	0	2				
Jim Lentine, R (1,10) OBP: 0.359, SLG: 0.325			0-0 BB 1B		0-0 1B		0-0 1-3 3H		0-0 G6-4-3 1B	3	1	3	0	1	0	0				
Lou Whitaker, L (1,4) OBP: 0.335, SLG: 0.284			4-0 1B 6-3 BB		0-0 1-3		0-3 K		0-0 G6-4-3	3	1	0	0	1	1	6				
Inning Stats	R: 0 E: 1 K: 0 S: 3	H: 0 LOB: 0 BB: 0 P: 3	R: 0 E: 0 K: 1 S: 5	H: 1 LOB: 0 BB: 0 P: 5	R: 2 E: 0 K: 0 S: 5	H: 2 LOB: 1 BB: 1 P: 9	R: 0 E: 0 K: 0 S: 3	H: 0 LOB: 0 BB: 0 P: 3	R: 0 E: 0 K: 0 S: 4	H: 2 LOB: 2 BB: 0 P: 5	R: 1 E: 0 K: 1 S: 7	H: 2 LOB: 3 BB: 2 P: 15	R: 0 E: 0 K: 2 S: 7	H: 0 LOB: 0 BB: 0 P: 7	R: 2 E: 1 K: 0 S: 5	H: 2 LOB: 1 BB: 1 P: 9		1B: 7 2B: 0 3B: 2 HR: 0	SF: 1 SAC: 0 DP: 3 HBP: 1	WP: 0 PB: 0 SB: 1 CS: 1
PITCHER	IP WLS BF H R ER SO BB IBB HBP BLK WP HR S P ERA WHIP																			
Tommy John, L (1,1) ERA: 3.31	8.0 L 36 9 5 5 4 4 0 0 1 0 0 0 39 56 5.62 1.625																			



Batter	1	2	3	4	5	6	7	8	9	AB	R	H	RBI	BB	SO	LOB	TOP																
Willie Randolph, R (1.4)	6-3		F9	1B BB		6-3		K		4	0	0	0	1	1	0	<p>New York Yankees @ Cleveland Indians Cleveland Municipal Stadium, Cleveland, OH</p> <p>Tue Sep 30 1980, 7:05 PM EDT Att: 11,919 - Unknown</p> <p>livebaseballscores.com</p>																
Bucky Dent, R (1.6)	HR BB		BB	1B	1-2 3-H	F7		K		4	1	2	1	1	1	0																	
Bob Watson, R (1.3)	F9		FC5-4 BB		F9			F9		4	0	0	0	1	1	3																	
Reggie Jackson, L (1.9)	HR		L5		G3		F5		BB	5	1	2	2	0	0	2																	
Eric Soderholm, R (1.10)	1B		FC5-4		HR		BB	1B	BB	4	2	3	1	1	0	2																	
Rick Carone, R (1.2)	F8			F3	E7	1B	HR	BB	K	4	2	1	0	1	1	3																	
Lou Piniella, R (1.7)		5-3		F9	1-3	1B	HR	BB	K	3	0	1	1	0	0	0																	
Oscar Gamble, L (7, PH)				F9	2-H	1B	HR	BB	K	0	0	0	0	0	0	0																	
Dennis Werth, R (7, PH)									K	1	1	1	3	0	0	0																	
Joe Lefevre, L (7.7)									K	1	0	0	0	0	1	2																	
Aurelio Rodriguez, R (1.5)		5-3			1-3		4-3		G3	4	1	1	0	0	0	1																	
Bobby Murcer, L (9, PH)					3B	1B	1-2			1	0	0	0	0	0	2																	
Bobby Brown, S (1.8)	F8			1-H	1B	3B	F8			4	1	1	1	0	0	1																	
Inning Stats	R: 2 E: 0 K: 0 S: 5	H: 2 LOB: 1 BB: 1 P: 9	R: 0 E: 0 K: 0 S: 3	H: 0 LOB: 0 BB: 0 P: 3	R: 0 E: 0 K: 0 S: 4	H: 1 LOB: 2 BB: 1 P: 8	R: 2 E: 0 K: 0 S: 6	H: 3 LOB: 2 BB: 1 P: 10	R: 2 E: 1 K: 0 S: 6	H: 3 LOB: 1 BB: 0 P: 6	R: 0 E: 0 K: 1 S: 5	H: 0 LOB: 0 BB: 0 P: 5	R: 3 E: 0 K: 0 S: 5	H: 2 LOB: 0 BB: 1 P: 9	R: 0 E: 0 K: 2 S: 7	H: 0 LOB: 0 BB: 0 P: 7	R: 0 E: 0 K: 2 S: 8	H: 1 LOB: 2 BB: 1 P: 12	1B: 8 2B: 0 3B: 1 HR: 3	SF: 0 SAC: 0 DP: 0 HBP: 0	WP: 0 PB: 0 SB: 0 CS: 0	PA: 44											
PITCHER	IP WLS BF H R ER SO BB IBB HBP BLK WP HR S P ERA WHIP																																
Rick Waits, L (1.1)	4.1	24	8	6	5	0	3	0	0	0	0	0	2	21	33	10.38	2.538																
Dan Spillner, R (5.1)	2.0	9	2	2	2	1	1	0	0	0	0	0	0	10	14	9.00	1.500																
Sid Monge, L (7.1)	1.2	W	8	2	1	1	1	0	0	0	0	0	1	11	15	5.40	1.800																
Sandy Wihitol, R (9.1)	1.0	S	3	0	0	0	2	0	0	0	0	0	0	7	7	0.00	0.000																

Batter	1	2	3	4	5	6	7	8	9	AB	R	H	RBI	BB	SO	LOB	BOTTOM															
Dell Alton, L (1.7)	K	SF		G3		K		K		3	1	0	1	0	2	0	<p>New York Yankees @ Cleveland Indians Cleveland Municipal Stadium, Cleveland, OH</p> <p>Tue Sep 30 1980, 7:05 PM EDT Att: 11,919 - Unknown</p> <p>livebaseballscores.com</p>															
Jorge Orta, L (8, PH)		2B								1	0	0	0	0	1	2																
Gary Gray, R (9.7)										0	0	0	0	0	0	0																
Rick Manning, L (1.8)	4-3	HR		1B	BB	K		1B	BB	3	2	1	2	2	1	0																
Mike Hargrove, L (1.3)	F8	5-3			1B		F8	1B	1B	5	0	2	2	0	0	1																
Ron Hassey, L (1.2)		2B		3-4-3			F6	1B	1B	5	2	3	3	0	0	2																
Toby Harrah, R (1.5)		HR			5-3		F7	K		4	1	0	0	1	1	2																
Alan Bannister, R (1.9)		SH1-4		F2	E9			1B	1B	3	1	2	0	0	0	0																
Gary Alexander, R (1.10)		1-2 2-3			1B			1B	1B	0	0	0	0	0	0	0																
Jerry Dybzinski, R (8, PH)		1B		6-3		K		BB	1B	1	0	1	1	0	0	0																
Joe Charboneau, R (8, PH)		SF						1B	1B	0	1	0	0	0	0	0																
Miguel Dilone, S (8, PR)		2-H 3-H						1-H	1B	1	0	0	0	0	0	0																
Dave Rosello, R (1.4)		HBP		K		K		BB	1B	4	2	2	0	0	2	1																
Tom Verzyer, R (1.6)		E		F9		F7		K		3	1	0	0	0	1	2																
Inning Stats	R: 0 E: 0 K: 1 S: 5	H: 0 LOB: 0 BB: 0 P: 5	R: 3 E: 1 K: 0 S: 9	H: 5 LOB: 1 BB: 1 P: 14	R: 0 E: 0 K: 1 S: 5	H: 0 LOB: 0 BB: 0 P: 5	R: 0 E: 0 K: 0 S: 4	H: 1 LOB: 2 BB: 1 P: 8	R: 0 E: 0 K: 2 S: 8	H: 1 LOB: 1 BB: 0 P: 8	R: 0 E: 0 K: 2 S: 7	H: 0 LOB: 0 BB: 0 P: 7	R: 0 E: 0 K: 0 S: 3	H: 0 LOB: 0 BB: 0 P: 3	R: 4 E: 0 K: 3 S: 14	H: 5 LOB: 2 BB: 1 P: 18	1B: 9 2B: 2 3B: 0 HR: 1	SF: 1 SAC: 1 DP: 0 HBP: 1	WP: 0 PB: 1 SB: 0 CS: 0	PA: 41												
PITCHER	IP WLS BF H R ER SO BB IBB HBP BLK WP HR S P ERA WHIP																															
Luis Tiant, R (1.1)	1.1	11	4	7	6	1	1	0	0	0	0	1	20	24	40.50	3.750																
Doug Bird, R (2.1)	3.2	15	3	1	0	3	1	0	0	0	0	1	20	24	0.00	1.091																
Tom Underwood, L (6.1)	1.2	5	0	0	0	2	0	0	0	0	0	9	9	0.00	0.000																	
Rich Gossage, R (7.1)	1.0	L	9	5	4	4	2	1	0	0	0	0	12	16	36.00	6.000																
Ron Davis, R (8.1)	0.1	1	0	0	0	1	0	0	0	0	0	3	3	0.00	0.000																	

Batter	1	2	3	4	5	6	7	8	9	AB	R	H	RBI	BB	SO	LOB	TOP																					
Willie Randolph, R (1, 4) OBP: 0.426, SLG: 0.408 Brian Doyle, L (7, 4) OBP: 0.235, SLG: 0.227	F9	HR	1B	4-3		E9		F2		3	2	1	1	2	0	1																						
Bobby Murcer, L (1, 10) OBP: 0.341, SLG: 0.441 Marshall Brant, R (9, PH)	1B	F8	1B			K			K	5	2	2	0	0	1	3																						
Oscar Gamble, L (1, 7) OBP: 0.367, SLG: 0.556 Joe Lefebvre, L (7, 7) OBP: 0.349, SLG: 0.418	F9	HR	2B			F5			K	5	3	3	4	0	0	1																						
Reggie Jackson, L (1, 9) OBP: 0.394, SLG: 0.581 Ted Wilborn, S (9, 7)	2H	F7	2B			K		4-3	HR	6	1	3	4	0	1	1																						
Bob Watson, R (1, 3) OBP: 0.372, SLG: 0.461 Jim Spencer, L (7, PH) OBP: 0.309, SLG: 0.418	4-3		1B			HR			K	2	2	1	0	2	0	1																						
Rick Carone, R (1, 2) OBP: 0.323, SLG: 0.436 Johnny Oates, L (5, 2)		SH5-4	HR			HR			4-3	4	3	2	3	0	0	3																						
Bucky Dent, R (1, 6) OBP: 0.330, SLG: 0.357 Fred Stanley, R (8, 6) OBP: 0.256, SLG: 0.250		SH5-4	SF8			6-3			5-3	3	0	0	1	0	1	0																						
Aurelio Rodriguez, R (1, 5) OBP: 0.243, SLG: 0.315		HR	5-3			K			1B	5	2	3	2	0	1	0																						
Bobby Brown, S (1, 8) OBP: 0.308, SLG: 0.419	HR	HR	HR			1B			K	5	3	4	1	0	1	1																						
Inning Stats	R: 1 E: 0 K: 0 S: 5	H: 2 LOB: 1 BB: 0 P: 5	R: 5 E: 0 K: 0 S: 7	H: 4 LOB: 0 BB: 1 P: 11	R: 6 E: 1 K: 0 S: 9	H: 5 LOB: 2 BB: 2 P: 17	R: 0 E: 0 K: 1 S: 6	H: 1 LOB: 1 BB: 0 P: 6	R: 3 E: 0 K: 2 S: 9	H: 2 LOB: 0 BB: 1 P: 13	R: 2 E: 1 K: 0 S: 5	H: 3 LOB: 0 BB: 0 P: 5	R: 0 E: 0 K: 2 S: 8	H: 1 LOB: 1 BB: 0 P: 8	R: 1 E: 0 K: 3 S: 11	H: 1 LOB: 1 BB: 0 P: 11	1B: 11 2B: 3 3B: 0 HR: 5	SF: 1 SAC: 1 DP: 1 HBP: 0	WP: 1 PB: 2 SB: 1 CS: 0	PA: 51																		
PITCHER	IP	WLS	BF	H	R	ER	SO	BB	IBB	HBP	BLK	WP	HR	S	P	ERA	WHIP	PITCHER				IP	WLS	BF	H	R	ER	SO	BB	IBB	HBP	BLK	WP	HR	S	P	ERA	WHIP
Len Barker, R (1, 1) ERA: 4.03	1.2	L	12	6	6	6	0	1	0	0	0	1	2	11	15	32.40	4.200																					
Ross Grimsley, L (2, 1) ERA: 6.59	1.0		10	5	6	0	0	1	0	0	0	0	1	9	13	0.00	6.000																					
Mike Stanton, R (3, 1) ERA: 5.46	3.1		17	6	5	4	3	2	0	0	0	0	1	21	29	10.80	2.400																					
Victor Cruz, R (7, 1) ERA: 3.45	3.0		12	2	1	1	6	0	0	0	0	0	1	24	24	3.00	0.667																					

New York Yankees @ Cleveland Indians
Cleveland Municipal Stadium, Cleveland, OH
Wed Oct 01 1980, 7:05 PM EDT
Att: 19,037 - Unknown - 75 F

AB 45
R 18
H 19
RBI 16
BB 4
SO 9
LOB 13



Batter	1	2	3	4	5	6	7	8	9	AB	R	H	RBI	BB	SO	LOB	BOTTOM																						
Alan Bannister, R (1, 9) OBP: 0.351, SLG: 0.375	4-3		K			F4		FC6-4		5	0	1	1	0	1	2																							
Rick Manning, L (1, 8) OBP: 0.328, SLG: 0.309	L4			2B		3-1		G3		5	1	1	0	0	0	3																							
Mike Hargrove, L (1, 3) OBP: 0.315, SLG: 0.404	1B			1B		2B		F8		4	2	3	2	1	0	0																							
Gary Alexander, R (1, 7) OBP: 0.286, SLG: 0.367	1-3			1B		2B		K		5	1	2	2	0	1	3																							
Toby Harrah, R (1, 5) OBP: 0.377, SLG: 0.379 Jerry Dybzinski, R (6, 5) OBP: 0.280, SLG: 0.303	2-3			FC5-4		WP		5-3		3	0	1	1	0	0	1																							
Bo Diaz, R (1, 2) OBP: 0.250, SLG: 0.343	F6			F3		F6		F9		5	0	0	0	0	0	5																							
Gary Gray, R (1, 10) OBP: 0.192, SLG: 0.286	5-3			FC6-4		F7		F8		3	0	0	0	1	0	0																							
Dave Rosello, R (1, 4) OBP: 0.293, SLG: 0.315 Joe Charboneau, R (9, PH) OBP: 0.357, SLG: 0.485 Dell Alton, L (9, FR) OBP: 0.298, SLG: 0.340	4-3			FC6-4		6-3		1B		3	0	0	0	0	0	2																							
Tom Verzyer, R (1, 6) OBP: 0.302, SLG: 0.325	4-3			3-1		FC6-4		1B		3	2	2	0	0	0	0																							
Inning Stats	R: 0 E: 0 K: 0 S: 4	H: 1 LOB: 1 BB: 0 P: 4	R: 0 E: 0 K: 0 S: 3	H: 0 LOB: 0 BB: 0 P: 3	R: 0 E: 0 K: 1 S: 5	H: 0 LOB: 0 BB: 0 P: 5	R: 2 E: 0 K: 0 S: 6	H: 3 LOB: 2 BB: 1 P: 10	R: 3 E: 0 K: 0 S: 6	H: 3 LOB: 1 BB: 1 P: 10	R: 0 E: 0 K: 0 S: 3	H: 0 LOB: 0 BB: 0 P: 4	R: 0 E: 0 K: 1 S: 5	H: 0 LOB: 0 BB: 0 P: 5	R: 0 E: 0 K: 0 S: 3	H: 0 LOB: 0 BB: 0 P: 3	R: 2 E: 0 K: 0 S: 8	H: 5 LOB: 3 BB: 0 P: 8	1B: 8 2B: 4 3B: 0 HR: 0	SF: 0 SAC: 0 DP: 0 HBP: 1	WP: 1 PB: 0 SB: 0 CS: 0	PA: 42																	
PITCHER	IP	WLS	BF	H	R	ER	SO	BB	IBB	HBP	BLK	WP	HR	S	P	ERA	WHIP	PITCHER				IP	WLS	BF	H	R	ER	SO	BB	IBB	HBP	BLK	WP	HR	S	P	ERA	WHIP	
Tommy John, L (1, 1) ERA: 3.43	4.2		23	7	5	5	1	2	0	0	0	0	0	23	31	9.64	1.929																						
Gaylord Perry, R (5, 1) ERA: 3.66	4.1	W	19	5	2	2	1	0	0	1	0	1	0	20	21	4.15	1.154																						

New York Yankees @ Cleveland Indians
Cleveland Municipal Stadium, Cleveland, OH
Wed Oct 01 1980, 7:05 PM EDT
Att: 19,037 - Unknown - 75 F

AB 39
R 7
H 12
RBI 6
BB 2
SO 2
LOB 16




Batter	1	2	3	4	5	6	7	8	9	AB	R	H	RBI	BB	SO	LOB	TOP								
Rick Peters, S (1, 8) OBP: 0.368, SLG: 0.372										5	0	1	0	0	1	4	Detroit Tigers @ New York Yankees Yankee Stadium, Bronx, NY Thu Oct 02 1980, 7:05 PM EDT Att: 24,316 - Unknown								
Alan Trammell, R (1, 6) OBP: 0.375, SLG: 0.403										4	0	0	0	0	1	3									
Steve Kemp, L (1, 7) OBP: 0.383, SLG: 0.486										4	1	1	0	0	0	1									
Lynn Jones, R (8, 7) OBP: 0.339, SLG: 0.298										0	0	0	0	0	0	0									
John Wockenfuss, R (1, 3) OBP: 0.391, SLG: 0.454										4	1	1	0	0	0	1									
Tom Brookens, R (1, 5) OBP: 0.317, SLG: 0.423										4	0	3	1	0	1	0									
Al Cowens, R (1, 9) OBP: 0.332, SLG: 0.353										3	0	0	1	0	1	2									
Duffy Dyer, R (1, 2) OBP: 0.278, SLG: 0.314										3	0	0	0	0	2	1									
Richie Hebner, L (9, PH) OBP: 0.361, SLG: 0.468										1	0	0	0	0	1	0									
Jim Lentine, R (1, 10) OBP: 0.359, SLG: 0.325										2	0	1	0	1	1	1									
Champ Summers, L (9, PH) OBP: 0.396, SLG: 0.599										0	0	0	0	1	0	0									
Lou Whitaker, L (1, 4) OBP: 0.333, SLG: 0.285										3	0	0	0	1	2	2									
Inning Stats	R: 0 E: 0 K: 0 S: 3	H: 1 LOB: 0 BB: 0 P: 3	R: 1 E: 0 K: 2 S: 9	H: 2 LOB: 1 BB: 0 P: 9	R: 0 E: 1 K: 1 S: 6	H: 0 LOB: 1 BB: 0 P: 6	R: 0 E: 0 K: 1 S: 5	H: 0 LOB: 0 BB: 0 P: 5	R: 0 E: 0 K: 1 S: 6	H: 1 LOB: 2 BB: 1 P: 10	R: 0 E: 0 K: 0 S: 4	H: 1 LOB: 1 BB: 0 P: 4	R: 0 E: 0 K: 2 S: 7	H: 0 LOB: 1 BB: 1 P: 11	R: 1 E: 0 K: 1 S: 7	H: 2 LOB: 1 BB: 0 P: 7	R: 0 E: 0 K: 2 S: 7	H: 0 LOB: 1 BB: 1 P: 11	1B: 3 2B: 3 3B: 1 HR: 0	SF: 1 SAC: 0 DP: 0 HBP: 0	WP: 0 PB: 0 SB: 0 CS: 1	PA: 37			
PITCHER	IP	WLS	BF	H	R	ER	SO	BB	IBB	HBP	BLK	WP	HR	S	P	ERA	WHIP								
Ron Guidry, L (1, 1) ERA: 3.56	7.1	W	30	6	2	2	7	2	0	0	0	0	0	42	50	2.46	1.091								
Rich Gossage, R (8, 1) ERA: 2.32	1.2	S	7	1	0	0	3	1	0	0	0	0	0	12	16	0.00	1.200								

Batter	1	2	3	4	5	6	7	8	9	AB	R	H	RBI	BB	SO	LOB	BOTTOM								
Willie Randolph, R (1, 4) OBP: 0.425, SLG: 0.406										3	0	0	0	1	0	1	Detroit Tigers @ New York Yankees Yankee Stadium, Bronx, NY Thu Oct 02 1980, 7:05 PM EDT Att: 24,316 - Unknown								
Bobby Murcer, L (1, 10) OBP: 0.337, SLG: 0.435										4	0	0	0	0	0	1									
Oscar Gamble, L (1, 7) OBP: 0.373, SLG: 0.573										3	2	2	1	1	0	1									
Reggie Jackson, L (1, 9) OBP: 0.394, SLG: 0.586										4	1	2	1	0	1	2									
Joe Lefebvre, L (9, 9) OBP: 0.349, SLG: 0.418										0	0	0	0	0	0	0									
Bob Watson, R (1, 3) OBP: 0.369, SLG: 0.458										3	0	0	1	0	0	1									
Jim Spencer, L (9, 3) OBP: 0.309, SLG: 0.418										0	0	0	0	0	0	0									
Rick Cerone, R (1, 2) OBP: 0.321, SLG: 0.433										3	0	0	0	0	1	1									
Bucky Dent, R (1, 6) OBP: 0.328, SLG: 0.355										3	0	0	0	0	0	0									
Aurelio Rodriguez, R (1, 5) OBP: 0.241, SLG: 0.313										3	0	0	0	0	1	1									
Bobby Brown, S (1, 8) OBP: 0.308, SLG: 0.419										3	0	1	0	0	1	0									
Inning Stats	R: 0 E: 0 K: 0 S: 3	H: 0 LOB: 1 BB: 1 P: 7	R: 0 E: 1 K: 0 S: 4	H: 0 LOB: 1 BB: 0 P: 4	R: 0 E: 0 K: 0 S: 3	H: 0 LOB: 0 BB: 0 P: 3	R: 2 E: 0 K: 0 S: 5	H: 2 LOB: 0 BB: 0 P: 5	R: 0 E: 0 K: 1 S: 5	H: 0 LOB: 0 BB: 0 P: 5	R: 1 E: 0 K: 1 S: 6	H: 1 LOB: 1 BB: 1 P: 10	R: 0 E: 0 K: 1 S: 6	H: 1 LOB: 1 BB: 0 P: 6	R: 0 E: 0 K: 1 S: 6	H: 1 LOB: 1 BB: 0 P: 6	1B: 3 2B: 0 3B: 0 HR: 2	SF: 1 SAC: 0 DP: 0 HBP: 0	WP: 0 PB: 0 SB: 1 CS: 0	PA: 32					
PITCHER	IP	WLS	BF	H	R	ER	SO	BB	IBB	HBP	BLK	WP	HR	S	P	ERA	WHIP								
Jack Morris, R (1, 1) ERA: 4.18	8.0	L	32	5	3	3	4	2	0	0	0	0	2	38	46	3.38	0.875								

Batter	1	2	3	4	5	6	7	8	9	AB	R	H	RBI	BB	SO	LOB	TOP										
Rick Peters, S OBP: 0.370, SLG: 0.374 Lynn Jones, R OBP: 0.351, SLG: 0.333	0-0 WP 1B		0-0 BLK 2B 1B		0-0 6-3			0-0 2B		3	1	2	0	0	0	0											
Alan Trammell, R OBP: 0.374, SLG: 0.403	0-0 F9		0-0 4-3 1-H 2B		0-0 6-3			0-3 K		4	0	1	1	0	1	2											
Steve Kemp, L OBP: 0.380, SLG: 0.482	0-0 3-1		0-0 4-3 2-3		0-3 K			0-0 F7		4	0	0	0	0	1	3											
John Wockenfuss, R OBP: 0.388, SLG: 0.449	0-0 G3		0-0 6-3		0-0 5-3			0-0 4-3		4	0	0	0	0	0	3											
Tom Brookens, R OBP: 0.317, SLG: 0.422		0-0 6-3		0-0 S 1B 1B		0-0 F4		0-3 K		4	1	1	0	0	1	0											
Al Cowens, R OBP: 0.332, SLG: 0.353		0-0 F2		0-3 K		0-0 F4		0-0 E 1B		4	0	1	0	0	1	1											
Duffy Dyer, R OBP: 0.280, SLG: 0.314 Tim Corcoran, L OBP: 0.374, SLG: 0.399		0-0 PB 1B		0-0 F7		0-0 5-3		4-0 1-2 BB		3	0	1	0	0	0	1											
Jim Lentine, R OBP: 0.359, SLG: 0.325 Champ Summers, L OBP: 0.397, SLG: 0.597		0-3 K		0-0 K		0-0 6-3		0-3 K		3	0	1	1	0	1	1											
Lou Whitaker, L OBP: 0.331, SLG: 0.283 Richie Hebner, L OBP: 0.360, SLG: 0.466		0-3 K		0-0 1-3		0-0 5-3		0-3 K		3	0	0	0	0	1	1											
Inning Stats	R: 0 E: 0 K: 0 S: 4	H: 1 LOB: 1 BB: 0 P: 4	R: 0 E: 0 K: 1 S: 6	H: 1 LOB: 1 BB: 0 P: 6	R: 1 E: 0 K: 1 S: 7	H: 2 LOB: 1 BB: 0 P: 7	R: 1 E: 0 K: 1 S: 7	H: 2 LOB: 1 BB: 0 P: 7	R: 0 E: 0 K: 0 S: 5	H: 0 LOB: 0 BB: 0 P: 5	R: 0 E: 0 K: 0 S: 3	H: 0 LOB: 0 BB: 0 P: 3	R: 0 E: 0 K: 1 S: 6	H: 1 LOB: 1 BB: 0 P: 6	R: 0 E: 1 K: 3 S: 10	H: 1 LOB: 2 BB: 1 P: 14	1B: 6 2B: 2 3B: 0 HR: 0	SF: 0 SAC: 0 DP: 0 HBP: 0	WP: 1 PB: 1 SB: 1 CS: 0	PA: 36							
PITCHER	IP	WLS	BF	H	R	ER	SO	BB	IBB	HBP	BLK	WP	HR	S	P	ERA	WHIP										
Rudy May, L ERA: 2.46 Rich Gossage, R ERA: 2.27	(1, 1) 7.0	W	27	6	2	2	4	0	0	0	1	1	0	35	35	2.57	0.857										
	(8, 1) 2.0	S	9	2	0	0	4	1	0	0	0	0	0	16	20	0.00	1.500										

Detroit Tigers @ New York Yankees
Yankee Stadium, Bronx, NY
Sat Oct 04 1980, 3:33 AM EDT
Unknown - 65 F


AB 35
R 2
H 8
RBI 2
BB 1
SO 8
LOB 16



Batter	1	2	3	4	5	6	7	8	9	AB	R	H	RBI	BB	SO	LOB	BOTTOM										
Willie Randolph, R OBP: 0.427, SLG: 0.407	4-0 1B G4-6-3 BB		0-0 6-3		0-0 SF8 HR 1B		0-0 1B		3	2	2	0	1	0	0												
Bobby Murcer, L OBP: 0.338, SLG: 0.438	0-0 G4-6-3 1B		0-0 F8		0-0 SF8		0-0 FC4-6 1B		3	0	2	1	0	0	0												
Oscar Gamble, L OBP: 0.376, SLG: 0.567	0-0 G4-6-3 1-2 3-H		4-0 BB		4-0 HR BB		0-0 F8		2	1	0	0	2	0	2												
Reggie Jackson, L OBP: 0.395, SLG: 0.590	4-0 BB		0-3 K		0-0 1-H 3-H HR		0-0 FC4-6		3	1	1	3	1	1	2												
Bob Watson, R OBP: 0.368, SLG: 0.456	0-0 F9		0-0 5-3		0-0 1B		0-0 5-3		4	0	1	0	0	0	1												
Rick Cerone, R OBP: 0.321, SLG: 0.432		0-0 K 1B 1B		0-0 F8		0-0 1-3		0-3 K		4	0	1	0	0	1												
Bucky Dent, R OBP: 0.327, SLG: 0.354		0-0 1-2 1B		0-0 L6		0-0 5-3		0-0 F9		4	0	1	0	0	0												
Aurelio Rodriguez, R OBP: 0.239, SLG: 0.310		0-3 K		0-0 F9		0-0 6-3				3	0	0	0	0	2												
Bobby Brown, S OBP: 0.308, SLG: 0.418		0-3 K		0-0 1B SF8 1B		0-0 F8				3	1	1	0	0	2												
Inning Stats	R: 1 E: 0 K: 0 S: 3	H: 1 LOB: 2 BB: 2 P: 11	R: 0 E: 0 K: 2 S: 8	H: 2 LOB: 1 BB: 0 P: 8	R: 0 E: 0 K: 1 S: 5	H: 0 LOB: 1 BB: 1 P: 9	R: 0 E: 0 K: 0 S: 3	H: 0 LOB: 0 BB: 0 P: 3	R: 4 E: 0 K: 0 S: 7	H: 4 LOB: 1 BB: 1 P: 11	R: 0 E: 0 K: 0 S: 3	H: 0 LOB: 0 BB: 0 P: 3	R: 0 E: 0 K: 0 S: 4	H: 2 LOB: 1 BB: 0 P: 4	R: 0 E: 0 K: 1 S: 5	H: 0 LOB: 0 BB: 0 P: 5	1B: 8 2B: 0 3B: 0 HR: 1	SF: 1 SAC: 0 DP: 1 HBP: 0	WP: 0 PB: 0 SB: 1 CS: 0	PA: 34							
PITCHER	IP	WLS	BF	H	R	ER	SO	BB	IBB	HBP	BLK	WP	HR	S	P	ERA	WHIP										
Roger Weaver, R ERA: 4.1 Dave Rozema, R ERA: 3.98	(1, 1) 4.2	L	23	7	5	5	3	4	0	0	0	0	1	25	41	9.64	2.357										
	(5, 1) 3.1		11	2	0	0	1	0	0	0	0	0	0	13	13	0.00	0.600										

Detroit Tigers @ New York Yankees
Yankee Stadium, Bronx, NY
Sat Oct 04 1980, 3:33 AM EDT
Unknown - 65 F

AB 29
R 5
H 9
RBI 4
BB 4
SO 4
LOB 10



Batter	1	2	3	4	5	6	7	8	9	AB	R	H	RBI	BB	SO	LOB	TOP								
Lynn Jones, R OBP: 0.371, SLG: 0.385 (1, 8)	0-0 4-3		0-0 2H 1B		4-0 FC3 1B E BB		0-0 F4	0-0 1H 2H 3H 3B		4	1	2	4	1	0	0	Detroit Tigers @ New York Yankees Yankee Stadium, Bronx, NY Sat Oct 04 1980, 7:05 PM EDT Att: 55,410 - Unknown								
Tom Brookens, R OBP: 0.316, SLG: 0.420 (1, 5)	0-0 F8		0-0 6-3		0-0 E 1-2 1B		0-0 F8	0-3 K		5	0	1	0	0	1	2									
Steve Kemp, L OBP: 0.377, SLG: 0.477 Dave Stegman, R OBP: 0.265, SLG: 0.262 (1, 7) (9, 7)	0-0 4-3			0-0 F9	0-0 FC3 1-3 2H		0-0 L4		0-0 F8	5	0	0	0	0	0	1									
Champ Summers, L OBP: 0.394, SLG: 0.506 (1, 10)		0-0 G3		0-0 1B 1B 2B	0-0 F9		0-0 L5	0-0 4-3		5	1	1	0	0	0	2									
Tim Corcoran, L OBP: 0.381, SLG: 0.408 (1, 3)		0-0 G3		0-0 1B 2-3 1B	4-0 IBB		0-0 1B 1B 2B	0-3 K		4	1	2	0	1	1	0									
John Wockenfuss, R OBP: 0.389, SLG: 0.450 (1, 2)		0-0 6-3		0-0 WP 1-3 3H 1B	0-0 F7		0-0 BB 1B 3B 1B			4	1	2	1	0	0	3									
Jim Lentine, R OBP: 0.362, SLG: 0.329 (1, 9)			0-0 4-3 1B	0-3 K 1-2	0-0 6-3		0-0 1-2 3H 3B 1B			4	2	2	1	0	1	2									
Stan Papi, R OBP: 0.274, SLG: 0.423 (1, 4)			0-0 L6	0-3 K	0-3 K		0-0 F4			4	0	0	0	0	2	5									
Mark Wagner, R OBP: 0.304, SLG: 0.250 (1, 6)			0-0 4-3 1-2		0-3 K	0-0 4-3	0-0 1-2 2-3 3B BB			3	1	0	0	1	1	1									
Inning Stats	R: 0 E: 0 K: 0 S: 3	H: 0 LOB: 0 BB: 0 P: 3	R: 0 E: 0 K: 0 S: 3	H: 0 LOB: 0 BB: 0 P: 3	R: 1 E: 0 K: 0 S: 5	H: 2 LOB: 1 BB: 0 P: 5	R: 1 E: 0 K: 2 S: 10	H: 3 LOB: 2 BB: 0 P: 10	R: 1 E: 1 K: 1 S: 7	H: 1 LOB: 3 BB: 2 P: 15	R: 0 E: 0 K: 1 S: 5	H: 0 LOB: 0 BB: 0 P: 5	R: 0 E: 0 K: 0 S: 3	H: 0 LOB: 0 BB: 0 P: 3	R: 4 E: 0 K: 1 S: 9	H: 4 LOB: 1 BB: 1 P: 13	R: 0 E: 0 K: 1 S: 5	H: 0 LOB: 0 BB: 0 P: 5	1B: 7 2B: 2 3B: 1 HR: 0	SF: 0 SAC: 0 DP: 0 HBP: 0	WP: 1 PB: 0 SB: 0 CS: 0	PA: 41			
PITCHER	IP	WLS	BF	H	R	ER	SO	BB	IBB	HBP	BLK	WP	HR	S	P	ERA	WHIP								
Mike Griffin, R ERA: 4.83 Ron Davis, R ERA: 2.95 (1, 1) (9, 1)	8.0	L	38	10	7	6	5	2	1	0	0	1	0	45	57	6.75	1.500								

Batter	1	2	3	4	5	6	7	8	9	AB	R	H	RBI	BB	SO	LOB	BOTTOM								
Graig Nettles, L OBP: 0.333, SLG: 0.439 Brian Doyle, L OBP: 0.235, SLG: 0.227 (1, 5) (9, 5)	0-0 G4-6-3 BB 3B 1B		0-0 3-1	0-0 F6			0-0 2B	0-0 F6		5	1	2	0	0	0	3	Detroit Tigers @ New York Yankees Yankee Stadium, Bronx, NY Sat Oct 04 1980, 7:05 PM EDT Att: 55,410 - Unknown								
Joe Lefebvre, L OBP: 0.345, SLG: 0.407 (1, 9)	4-0 G4-6-3 1-2 BB		0-3 K		0-0 F5		0-3 K	0-3 K		4	0	0	0	1	3	3									
Jim Spencer, L OBP: 0.313, SLG: 0.421 Marshall Brant, R (7, PH) (8, 3)	0-0 G4-6-3 1-2 2-3		0-0 S 1B		0-0 FC6-4 1B		0-3 K		0-0 F9	3	1	2	0	0	0	2									
Reggie Jackson, L OBP: 0.397, SLG: 0.593 (1, 10)	0-0 3H 3B		4-0 1B 1B IBB		0-0 F4		0-3 K		4-0 HR BB	3	1	1	1	2	1	2									
Dennis Werth, R OBP: 0.416, SLG: 0.492 (1, 7)	4-0 BB		0-0 1-3 2H 1B		0-0 FC6-4 1-2		0-0 E4 1B 1B	0-3 K		4	1	2	1	1	1	2									
Bruce Robinson, L Brad Gulden, L OBP: 0.500, SLG: 2.000 (1, 2) (7, 2)	0-3 K		0-0 F7			0-3 K		0-0 F5	0-0 HR	3	0	0	0	0	2	4									
Ted Wilborn, S OBP: 0.333, SLG: 0.333 (1, 8)		0-0 4-3		0-0 F5		0-0 F9		0-0 2H 1B 1B	0-0 1B 1B	5	1	2	1	0	0	0									
Fred Stanley, R OBP: 0.275, SLG: 0.253 (1, 6)		0-0 F3		0-0 F7		4-0 BB		4-0 1B 1B BB	0-0 1-3 1B	3	0	1	0	2	0	0									
Roger Holt, S OBP: 0.400, SLG: 0.250 (1, 4)		0-3 K		4-0 BB		0-0 F8		0-0 1-2 2H 1B	0-3 K	4	0	1	1	1	2	3									
Inning Stats	R: 1 E: 0 K: 1 S: 6	H: 2 LOB: 2 BB: 2 P: 14	R: 0 E: 0 K: 1 S: 5	H: 0 LOB: 0 BB: 0 P: 5	R: 1 E: 0 K: 1 S: 7	H: 2 LOB: 1 BB: 1 P: 11	R: 0 E: 0 K: 0 S: 3	H: 0 LOB: 1 BB: 1 P: 7	R: 0 E: 0 K: 0 S: 4	H: 1 LOB: 1 BB: 0 P: 4	R: 0 E: 0 K: 1 S: 5	H: 0 LOB: 1 BB: 1 P: 9	R: 0 E: 0 K: 3 S: 10	H: 1 LOB: 1 BB: 0 P: 10	R: 2 E: 1 K: 1 S: 8	H: 3 LOB: 2 BB: 1 P: 12	R: 2 E: 0 K: 2 S: 10	H: 3 LOB: 2 BB: 1 P: 14	1B: 9 2B: 1 3B: 1 HR: 1	SF: 0 SAC: 0 DP: 1 HBP: 0	WP: 1 PB: 0 SB: 1 CS: 0	PA: 45			
PITCHER	IP	WLS	BF	H	R	ER	SO	BB	IBB	HBP	BLK	WP	HR	S	P	ERA	WHIP								
Dave Tobik, R ERA: 3.98 Pat Underwood, L ERA: 3.59 Aurelio Lopez, R ERA: 3.77 (1, 1) (6, 1) (8, 1)	5.0	W	23	5	2	2	3	3	1	0	0	0	0	15	19	0.00	1.000								

Batter	1	2	3	4	5	6	7	8	9	AB	R	H	RBI	BB	SO	LOB	TOP			
Lynn Jones, R (1, 8) OBP: 0.364, SLG: 0.364	F9		1B E BB		F8			K		3	0	0	0	1	1	0	Detroit Tigers @ New York Yankees Yankee Stadium, Bronx, NY Sun Oct 05 1980, 3:33 AM EDT Att: 35,879 - Unknown - 61 F			
Alan Trammell, R (1, 6) OBP: 0.376, SLG: 0.404 Champ Summers, L (8, PH) OBP: 0.393, SLG: 0.504 Mark Wagner, R (8, 6) OBP: 0.304, SLG: 0.250						F7		F9		2	0	1	0	1	0	0				
Steve Kemp, L (1, 7) OBP: 0.376, SLG: 0.474		K				4-3				3	0	0	0	1	1	3				
John Wockenfuss, R (1, 3) OBP: 0.390, SLG: 0.449	F6									3	1	1	0	1	0	2				
Tom Brookens, R (1, 5) OBP: 0.315, SLG: 0.418										4	0	1	0	0	0	2				
Al Cowens, R (1, 9) OBP: 0.331, SLG: 0.352										3	0	1	1	0	0	1				
Duffy Dyer, R (1, 2) OBP: 0.306, SLG: 0.306 Tim Corcoran, L (9, PH) OBP: 0.378, SLG: 0.405										3	0	0	0	0	0	1				
Jim Lentine, R (1, 10) OBP: 0.363, SLG: 0.327 Rick Peters, S (7, PH) OBP: 0.369, SLG: 0.373										1	0	0	0	1	0	0				
Stan Papi, R (1, 4) OBP: 0.267, SLG: 0.412										1	0	0	0	0	0	1				
Inning Stats	R: 0 E: 0 K: 1 S: 5	H: 0 LOB: 1 BB: 1 P: 9	R: 0 E: 0 K: 0 S: 3	H: 0 LOB: 0 BB: 0 P: 3	R: 0 E: 1 K: 0 S: 3	H: 1 LOB: 2 BB: 2 P: 11	R: 1 E: 0 K: 0 S: 3	H: 0 LOB: 0 BB: 1 P: 7	R: 0 E: 0 K: 0 S: 4	H: 0 LOB: 0 BB: 0 P: 3	R: 0 E: 0 K: 0 S: 4	H: 1 LOB: 1 BB: 0 P: 4	R: 0 E: 0 K: 1 S: 5	H: 1 LOB: 1 BB: 1 P: 9	R: 0 E: 0 K: 0 S: 3	H: 1 LOB: 0 BB: 0 P: 3		1B: 4 2B: 2 3B: 0 HR: 0	SF: 1 SAC: 0 DP: 2 HBP: 0	WP: 0 PB: 1 SB: 0 CS: 0
PITCHER	IP WLS BF H R ER SO BB IBB HBP BLK WP HR S P ERA WHIP																			
Tim Lollar, L (1, 1) ERA: 3.34	6.0 W 23 2 1 1 1 4 0 0 0 0 0 0 21 37 1.50 1.000																			
Doug Bird, R (7, 1) ERA: 2.66	3.0 S 11 2 0 0 1 1 0 0 0 0 0 0 12 16 0.00 1.000																			

Batter	1	2	3	4	5	6	7	8	9	AB	R	H	RBI	BB	SO	LOB	BOTTOM			
Bobby Brown, S (1, 8) OBP: 0.306, SLG: 0.415	6-3		K			K				3	0	0	0	0	2	0	Detroit Tigers @ New York Yankees Yankee Stadium, Bronx, NY Sun Oct 05 1980, 3:33 AM EDT Att: 35,879 - Unknown - 61 F			
Graig Nettles, L (1, 5) OBP: 0.331, SLG: 0.435			G3			F8				3	0	0	0	0	0	0				
Lou Piniella, R (1, 7) OBP: 0.343, SLG: 0.361										3	0	1	0	0	0	0				
Reggie Jackson, L (1, 9) OBP: 0.398, SLG: 0.597 Ted Wilborn, S (3, 9) OBP: 0.250, SLG: 0.250										1	1	1	0	0	0	0				
Eric Soderholm, R (1, 10) OBP: 0.353, SLG: 0.462										2	0	0	0	0	1	1				
Marshall Brant, R (1, 3) OBP: 0.267, SLG: 0.412										3	1	1	2	0	0	1				
Johnny Oates, L (1, 2) OBP: 0.224, SLG: 0.281 Brad Gulden, L (6, 2) OBP: 0.333, SLG: 1.333										3	0	0	0	0	1	0				
Fred Stanley, R (1, 6) OBP: 0.266, SLG: 0.244										3	0	0	0	0	0	1				
Roger Holt, S (1, 4) OBP: 0.286, SLG: 0.167										2	0	0	0	0	0	0				
Inning Stats	R: 0 E: 0 K: 0 S: 3	H: 0 LOB: 0 BB: 0 P: 3	R: 2 E: 0 K: 1 S: 7	H: 2 LOB: 0 BB: 0 P: 7	R: 0 E: 0 K: 1 S: 5	H: 0 LOB: 0 BB: 0 P: 5	R: 0 E: 0 K: 0 S: 3	H: 0 LOB: 0 BB: 0 P: 3	R: 0 E: 0 K: 1 S: 5	H: 1 LOB: 0 BB: 0 P: 3	R: 0 E: 0 K: 1 S: 5	H: 0 LOB: 0 BB: 0 P: 5	R: 0 E: 0 K: 0 S: 3	H: 0 LOB: 0 BB: 0 P: 3	R: 0 E: 0 K: 0 S: 3	H: 0 LOB: 0 BB: 0 P: 3		1B: 2 2B: 0 3B: 1 HR: 1	SF: 0 SAC: 0 DP: 1 HBP: 0	WP: 0 PB: 0 SB: 0 CS: 1
PITCHER	IP WLS BF H R ER SO BB IBB HBP BLK WP HR S P ERA WHIP																			
Dan Schatzeder, L (1, 1) ERA: 4.02	8.0 L 26 4 2 2 4 0 0 0 0 0 0 1 34 34 2.25 0.500																			

Batter	1	2	3	4	5	6	7	8	9	AB	R	H	RBI	BB	SO	LOB	TOP
Willie Randolph, R (1.4) OBP: 0.400, SLG: 0.600	2-1 SH1-3 2B	1-0 P6			0-3 K		3-2 F8		0-0 1B	5	0	2	0	0	1	1	
Bucky Dent, R (1.6) OBP: 0.500, SLG: 0.500	0-0 SH1-3 2-3		2-0 F8		0-2 1B		0-1 1B		3-2 F2	4	0	2	0	0	0	1	
Bob Watson, R (1.3) OBP: 0.500, SLG: 0.750	0-0 5-3		0-0 4-3 2B		2-0 F8		1-0 1B			4	0	2	0	0	0	2	
Reggie Jackson, L (1.9)	2-2 F7		1-0 4-3 2-3		3-3 K		1-2 4-3			4	0	0	0	0	1	5	
Eric Soderholm, R (1.10) OBP: 0.250, SLG: 0.250		0-1 6-3	1-1 F9			3-1 FC5-4 1B		1-1 F9		4	0	1	0	0	0	1	
Rick Cerone, R (1.2) OBP: 0.250, SLG: 1.000		2-1 HR		0-0 F9		2-1 FC5-4 FC6-4 1-2		1-2 F7		4	1	1	1	0	0	1	
Lou Piniella, R (1.7) OBP: 0.500, SLG: 1.333		2-2 HR		4-0 BB		2-3 K		1-1 6-3		3	1	1	1	1	1	1	
Aurelio Rodriguez, R (1.5) OBP: 0.250, SLG: 0.500		0-0 4-3 2B		1-1 L8		0-0 FC6-4 1-2		1-2 P5		4	0	1	0	0	0	2	
Bobby Brown, S (1.8)		3-2 4-3 2-3		3-2 F8			1-1 L9		0-3 K	4	0	0	0	0	1	2	
Inning Stats	R: 0 H: 1 E: 0 LOB: 1 K: 0 BB: 0 S: 8 P: 12	R: 2 H: 3 E: 0 LOB: 1 K: 0 BB: 0 S: 13 P: 21	R: 0 H: 1 E: 0 LOB: 1 K: 0 BB: 0 S: 5 P: 9	R: 0 H: 0 E: 0 LOB: 1 K: 2 BB: 0 S: 8 P: 16	R: 0 H: 1 E: 0 LOB: 1 K: 1 BB: 0 S: 10 P: 15	R: 0 H: 1 E: 0 LOB: 0 K: 0 BB: 0 S: 9 P: 16	R: 0 H: 2 E: 0 LOB: 2 K: 0 BB: 0 S: 11 P: 17	R: 0 H: 0 E: 0 LOB: 1 K: 1 BB: 0 S: 7 P: 10	R: 0 H: 1 E: 0 LOB: 1 K: 1 BB: 0 S: 10 P: 14	1B: 5 SF: 0 2B: 3 SAC: 1 3B: 0 DP: 0 HR: 2 HBP: 0	WP: 0 PA: 38 SB: 0 CS: 0						
PITCHER Larry Gura, L (1.1) ERA: 2.0	IP: 9.0 WLS: W BF: 38 H: 10 R: 2 ER: 2 SO: 4 BB: 1 IBB: 0 HBP: 0 BLK: 0 WP: 0 HR: 2 S: 81 P: 130 ERA: 2.00 WHIP: 1.222																

New York Yankees @ Kansas City Royals
 Royals Stadium, Kansas City, MO
 Wed Oct 08 1980, 4:33 AM EDT
 Att: 42,598 - Unknown - 87 F

AB	36
R	2
H	10
RBI	2
BB	1
SO	4
LOB	16



Batter	1	2	3	4	5	6	7	8	9	AB	R	H	RBI	BB	SO	LOB	BOTTOM
Willie Wilson, S (1.7) OBP: 0.200, SLG: 0.400	1-2 4-3	3-2 5-3		1-3 K		2-2 4-3		1-1 1-H 2-H 2B		5	0	1	2	0	1	2	
U L Washington, S (1.6) OBP: 0.400, SLG: 0.250	2-2 5-3		4-0 CS BB	2-2 G4-6-3 1B		2-3 K		1-3 K2-3		4	0	1	0	1	2	1	
George Brett, L (1.5) OBP: 0.750, SLG: 2.000	2-2 2B		4-2 1 SAFE 1 SAFE 1 SAFE 2B BB	2-2 G4-6-3 1-2		1-2 HR				3	2	2	1	1	0	2	
Hal McRae, R (1.10)	0-0 F9		2-3 K		2-3 K		2-2 CS HBP			3	0	0	0	0	2	2	
Amos Otis, R (1.8) OBP: 0.500, SLG: 0.750		0-1 WP S 2B 1B	1-0 1B 2B	1-3 1B 2B		1-2 F9		1-0 4-3		4	2	2	0	0	0	1	
John Wathan, R (1.9) Clint Hurdle, L (9.9)		4-1 1 SAFE 1 SAFE 2B WP	4-0 1B IBB		4-1 BB			2-3 K		1	1	0	0	3	1	0	
Willie Aikens, L (1.3) Ralph LaCock, L (9.3)		3-3 K	3-1 1-3 2-H 3-H 1B		1-1 1-3			2-2 1-3		4	0	1	2	0	1	3	
Darrell Porter, L (1.2)	1-2 F7		0-0 4-3			0-1 6-3		2-2 E3 1B 2B		4	1	0	0	0	0	4	
Frank White, R (1.4) OBP: 0.750, SLG: 1.000	2-1 1-H 2-H 2B		1-2 1B S 1B		1-2 P5		1-2 2B 1B			4	1	3	2	0	0	0	
Inning Stats	R: 0 H: 1 E: 0 LOB: 1 K: 0 BB: 0 S: 12 P: 17	R: 2 H: 2 E: 0 LOB: 1 K: 1 BB: 1 S: 18 P: 31	R: 2 H: 2 E: 0 LOB: 2 K: 1 BB: 3 S: 9 P: 27	R: 0 H: 2 E: 0 LOB: 1 K: 1 BB: 0 S: 14 P: 19	R: 0 H: 0 E: 0 LOB: 1 K: 1 BB: 1 S: 12 P: 20	R: 0 H: 0 E: 0 LOB: 0 K: 0 BB: 0 S: 8 P: 11	R: 1 H: 1 E: 0 LOB: 0 K: 1 BB: 0 S: 11 P: 17	R: 2 H: 2 E: 1 LOB: 1 K: 2 BB: 0 S: 21 P: 30	1B: 5 SF: 0 2B: 4 SAC: 0 3B: 0 DP: 1 HR: 1 HBP: 1	WP: 1 PA: 38 SB: 0 CS: 2							
PITCHER Ron Guidry, L (1.1) ERA: 12.0 Ron Davis, R (4.1) ERA: 2.25 Tom Underwood, L (8.1) ERA: 2.000	IP: 3.0 WLS: L BF: 17 H: 5 R: 4 ER: 4 SO: 3 BB: 3 IBB: 0 HBP: 0 BLK: 0 WP: 0 HR: 0 S: 39 P: 75 ERA: 12.00 WHIP: 2.667																

New York Yankees @ Kansas City Royals
 Royals Stadium, Kansas City, MO
 Wed Oct 08 1980, 4:33 AM EDT
 Att: 42,598 - Unknown - 87 F

AB	32
R	7
H	10
RBI	7
BB	5
SO	7
LOB	15



Batter	1	2	3	4	5	6	7	8	9	AB	R	H	RBI	BB	SO	LOB	TOP					
Willie Randolph, R OBP: 0.444, SLG: 0.667 (1, 4)	F9		K														4 0 2 1 0 1 0					
Bobby Murcer, L (1, 10)	L3		G3														4 0 0 0 0 2 2					
Bob Watson, R OBP: 0.375, SLG: 0.625 (1, 3)	4-3																4 0 1 0 0 0 0					
Reggie Jackson, L OBP: 0.250, SLG: 0.250 (1, 9)																	4 0 2 0 0 1 0					
Oscar Gamble, L (1, 7)																	4 0 0 0 0 1 2					
Rick Cerone, R OBP: 0.375, SLG: 0.750 (1, 2)																	4 0 2 0 0 0 0					
Graig Nettles, L OBP: 0.250, SLG: 1.000 (1, 5)																	4 1 1 1 0 1 4					
Bucky Dent, R OBP: 0.286, SLG: 0.286 (1, 6)																	3 0 0 0 0 1 2					
Bobby Brown, S (1, 8)																	2 1 0 0 1 1 0					
Inning Stats	R: 0 E: 0 K: 0 S: 6	H: 0 LOB: 0 BB: 0 P: 12	R: 0 E: 0 K: 1 S: 10	H: 2 LOB: 2 BB: 0 P: 17	R: 0 E: 0 K: 1 S: 9	H: 0 LOB: 0 BB: 0 P: 11	R: 0 E: 0 K: 2 S: 10	H: 0 LOB: 0 BB: 0 P: 15	R: 2 E: 0 K: 1 S: 10	H: 2 LOB: 1 BB: 1 P: 18	R: 0 E: 0 K: 0 S: 8	H: 0 LOB: 0 BB: 0 P: 11	R: 0 E: 0 K: 1 S: 9	H: 0 LOB: 0 BB: 0 P: 12	R: 0 E: 0 K: 2 S: 11	H: 2 LOB: 2 BB: 0 P: 16	R: 0 E: 0 K: 0 S: 6	H: 2 LOB: 1 BB: 0 P: 11	1B: 5 2B: 2 3B: 0 HR: 1	SF: 0 SAC: 0 DP: 1 HBP: 0	WP: 0 PB: 0 SB: 0 CS: 0	PA: 34
PITCHER	IP	WLS	BF	H	R	ER	SO	BB	IBB	HBP	BLK	WP	HR	S	P	ERA	WHIP					
Dennis Leonard, R ERA: 2.25 (1, 1)	8.0	W	31	7	2	2	8	1	0	0	0	0	0	74	114	2.25	1.000					
Dan Quisenberry, R ERA: (9, 1)	1.0	S	3	1	0	0	0	0	0	0	0	0	0	5	9	0.00	1.000					

New York Yankees @ Kansas City Royals
 Royals Stadium, Kansas City, MO
 Thu Oct 09 1980, 8:05 PM EDT
 Att: 42,633 - Unknown - 83 F

AB 33
 R 2
 H 8
 RBI 2
 BB 1
 SO 8
 LOB 10



Batter	1	2	3	4	5	6	7	8	9	AB	R	H	RBI	BB	SO	LOB	BOTTOM					
Willie Wilson, S OBP: 0.333, SLG: 0.625 (1, 7)	L7																3 1 1 2 1 0 1					
U L Washington, S OBP: 0.444, SLG: 0.429 (1, 6)	K																3 0 1 1 1 1 1					
George Brett, L OBP: 0.375, SLG: 0.857 (1, 5)	F6																4 0 0 0 0 0 3					
Hal McRae, R (1, 10)																	3 0 0 0 1 1 1					
Amos Otis, R OBP: 0.375, SLG: 0.500 (1, 8)																	4 0 1 0 0 2 1					
John Wathan, R Clint Hurdle, L (7, 9)																	3 0 0 0 0 0 2					
Willie Aikens, L OBP: 0.143, SLG: 0.143 (1, 3)																	0 0 0 0 0 0 0					
Darrell Porter, L OBP: 0.143, SLG: 0.143 (1, 2)																	3 0 0 0 0 0 1					
Frank White, R OBP: 0.714, SLG: 0.857 (1, 4)																	3 1 1 0 0 0 0					
Inning Stats	R: 0 E: 0 K: 1 S: 8	H: 0 LOB: 0 BB: 0 P: 12	R: 0 E: 0 K: 1 S: 9	H: 0 LOB: 1 BB: 1 P: 19	R: 3 E: 0 K: 0 S: 12	H: 4 LOB: 1 BB: 0 P: 17	R: 0 E: 0 K: 1 S: 8	H: 0 LOB: 0 BB: 0 P: 11	R: 0 E: 0 K: 0 S: 7	H: 0 LOB: 2 BB: 2 P: 15	R: 0 E: 0 K: 1 S: 8	H: 1 LOB: 1 BB: 0 P: 14	R: 0 E: 0 K: 0 S: 11	H: 1 LOB: 1 BB: 0 P: 15	R: 0 E: 0 K: 0 S: 4	H: 0 LOB: 0 BB: 0 P: 4	R: 0 E: 0 K: 0 S: 4	H: 0 LOB: 0 BB: 0 P: 4	1B: 4 2B: 1 3B: 1 HR: 0	SF: 0 SAC: 0 DP: 0 HBP: 0	WP: 0 PB: 0 SB: 1 CS: 1	PA: 33
PITCHER	IP	WLS	BF	H	R	ER	SO	BB	IBB	HBP	BLK	WP	HR	S	P	ERA	WHIP					
Rudy May, L ERA: 3.38 (1, 1)	8.0	L	32	6	3	3	4	3	0	0	0	0	0	67	107	3.38	1.125					

New York Yankees @ Kansas City Royals
 Royals Stadium, Kansas City, MO
 Thu Oct 09 1980, 8:05 PM EDT
 Att: 42,633 - Unknown - 83 F

AB 29
 R 3
 H 6
 RBI 3
 BB 3
 SO 4
 LOB 10



Batter	1	2	3	4	5	6	7	8	9	AB	R	H	RBI	BB	SO	LOB	TOP										
Willie Wilson, S (1, 7) OBP: 0.397, SLG: 0.615	0-0 6-3		1-1 6-3		2-0 2-3 1B		1-0 1B HR 2B		2-3 K	5	1	2	0	0	1	0											
U L Washington, S (1, 6) OBP: 0.462, SLG: 0.455	2-1 FC4-6 1B		2-0 4-3		2-1 2-3 1-2		3-2 HR 1B			4	1	2	0	0	0	1											
George Brett, L (1, 5) OBP: 0.333, SLG: 0.909	0-1 FC4-6 1-2			2-2 F7	1-1 6-3		0-0 HR			4	1	1	3	0	0	2											
Hal McRae, R (1, 10) OBP: 0.333, SLG: 0.200	2-0 L9			0-1 1B 1B		1-1 6-3		3-2 HR		4	0	2	0	0	0	1											
Amos Otis, R (1, 8) OBP: 0.333, SLG: 0.417		0-1 6-3		1-2 L9		1-3 K		2-0 CS		4	0	1	0	0	1	1											
Willie Aikens, L (1, 3) OBP: 0.364, SLG: 0.364		2-2 BB 1B		2-0 1B		2-2 WP 1B		1-1 F7		4	0	3	0	0	0	1											
Darrell Porter, L (1, 2) OBP: 0.182, SLG: 0.100		4-2 BB 1B		3-2 F7		2-0 F7		2-0 F8		3	0	0	0	1	0	4											
Clint Hurdle, L (1, 9) John Wathan, R (7, PH)		0-0 G6-4-3 BB			2-3 K		1-0 6-3		1-1 G3	2	0	0	0	0	1	2											
Frank White, R (1, 4) OBP: 0.545, SLG: 0.909			2-1 L5		0-0 HR		2-3 K		1-1 B5-3	4	1	1	1	0	1	0											
Inning Stats	R: 0 E: 0 K: 0 S: 6	H: 1 LOB: 1 BB: 0 P: 10	R: 0 E: 0 K: 0 S: 9	H: 1 LOB: 1 BB: 1 P: 15	R: 0 E: 0 K: 0 S: 5	H: 0 LOB: 0 BB: 0 P: 10	R: 0 E: 0 K: 0 S: 12	H: 2 LOB: 2 BB: 0 P: 20	R: 1 E: 0 K: 1 S: 9	H: 2 LOB: 1 BB: 0 P: 16	R: 0 E: 0 K: 1 S: 9	H: 1 LOB: 1 BB: 0 P: 15	R: 3 E: 0 K: 1 S: 21	H: 4 LOB: 0 BB: 0 P: 32	R: 0 E: 0 K: 0 S: 4	H: 1 LOB: 0 BB: 0 P: 9	R: 0 E: 0 K: 1 S: 7	H: 0 LOB: 0 BB: 0 P: 11	1B: 9 2B: 1 3B: 0 HR: 2	SF: 0 SAC: 0 DP: 1 HBP: 0	WP: 1 PB: 0 SB: 0 CS: 2	PA: 38					
PITCHER	IP	WLS	BF	H	R	ER	SO	BB	IBB	HBP	BLK	WP	HR	S	P	ERA	WHIP										
Tommy John, L (1, 1) ERA: 2.7	6.2		28	8	2	2	3	1	0	0	0	1	1	61	101	2.70	1.350										
Rich Gossage, R (7, 1) ERA: 54.0	0.1	L	3	3	2	2	0	0	0	0	0	0	1	10	17	54.00	9.000										
Tom Underwood, L (8, 1) ERA:	2.0		6	1	0	0	1	0	0	0	0	0	0	11	20	0.00	0.500										

Kansas City Royals @ New York Yankees
Yankee Stadium, Bronx, NY
Fri Oct 10 1980, 7:05 PM EDT
Att: 56,588 - Unknown

AB	36
R	4
H	12
RBI	4
BB	1
SO	4
LOB	12



Batter	1	2	3	4	5	6	7	8	9	AB	R	H	RBI	BB	SO	LOB	BOTTOM										
Willie Randolph, R (1, 4) OBP: 0.429, SLG: 0.538	2-1 6-3		1-0 G1-4-3 1B		4-1 BB		2-1 5-3		3-3 K	4	0	1	0	1	1	0											
Bucky Dent, R (1, 6) OBP: 0.182, SLG: 0.182	3-2 4-3		0-1 G1-4-3 1-2		0-1 F8		0-1 4-3			4	0	0	0	0	0	2											
Bob Watson, R (1, 3) OBP: 0.500, SLG: 0.917	2-2 2B		1-1 BLK 1B		2-2 L4		1-2 3B			4	0	3	0	0	0	0											
Reggie Jackson, L (1, 9) OBP: 0.333, SLG: 0.364	0-3 K		0-3 K		0-2 E 2B		4-2 L6-4 BB BB			3	1	1	0	1	2	2											
Eric Soderholm, R (1, 10) OBP: 0.167, SLG: 0.167		3-2 P4		0-0 F9		1-2 E4 1B 1B		4-0 BB		2	0	0	0	0	0	0											
Oscar Gamble, L (6, PH) OBP: 0.333, SLG: 0.200		2-3 K		2-2 L8		1-1 L6-4 1B		1-1 BB		1	1	1	0	1	0	0											
Rick Cerone, R (1, 2) OBP: 0.333, SLG: 0.583		4-1 K		3-2 5-3		3-2 4-3 1B		1-0 L6-4		4	0	1	1	0	1	3											
Lou Piniella, R (1, 7) OBP: 0.429, SLG: 0.800		4-1 BB			3-2 5-3		3-2 4-3		1-0 4-3	2	0	0	0	1	0	1											
Jim Spencer, L (8, PH)										1	0	0	0	0	0	2											
Joe Lefebvre, L (9, 7)										0	0	0	0	0	0	0											
Aurelio Rodriguez, R (1, 5) OBP: 0.333, SLG: 0.500		0-2 FC6-4 1B			3-2 F4		1-1 3-1		2-1 F8	2	0	1	0	0	0	0											
Graig Nettles, L (6, PH) OBP: 0.167, SLG: 0.667		1-2 1B								2	0	0	0	0	0	1											
Bobby Brown, S (1, 8)		1-0 FC6-4			1-0 F7		0-2 F5		0-1 F7	4	0	0	0	0	0	2											
Inning Stats	R: 0 E: 0 K: 1 S: 13	H: 1 LOB: 1 BB: 0 P: 20	R: 0 E: 0 K: 1 S: 11	H: 1 LOB: 2 BB: 1 P: 21	R: 0 E: 0 K: 1 S: 9	H: 2 LOB: 0 BB: 0 P: 11	R: 0 E: 0 K: 0 S: 10	H: 0 LOB: 0 BB: 0 P: 15	R: 0 E: 0 K: 0 S: 7	H: 0 LOB: 1 BB: 1 P: 15	R: 2 E: 1 K: 0 S: 15	H: 3 LOB: 1 BB: 0 P: 20	R: 0 E: 0 K: 0 S: 7	H: 0 LOB: 0 BB: 0 P: 9	R: 0 E: 0 K: 0 S: 8	H: 1 LOB: 2 BB: 2 P: 19	R: 0 E: 0 K: 1 S: 7	H: 0 LOB: 0 BB: 0 P: 12	1B: 5 2B: 3 3B: 1 HR: 0	SF: 0 SAC: 0 DP: 2 HBP: 0	WP: 0 PB: 0 SB: 0 CS: 0	PA: 37					
PITCHER	IP	WLS	BF	H	R	ER	SO	BB	IBB	HBP	BLK	WP	HR	S	P	ERA	WHIP										
Paul Spittorff, L (1, 1) ERA: 1.69	5.1		22	5	1	1	3	2	0	0	1	0	0	57	91	1.69	1.312										
Dan Quisenberry, R (6, 1) ERA:	3.2	W	15	3	1	0	1	2	0	0	0	0	0	30	51	0.00	1.364										

Kansas City Royals @ New York Yankees
Yankee Stadium, Bronx, NY
Fri Oct 10 1980, 7:05 PM EDT
Att: 56,588 - Unknown

AB	33
R	2
H	8
RBI	1
BB	4
SO	4
LOB	13

