

New York Yankees - 1981

Batter	1	2	3	4	5	6	7	8	9	AB	R	H	RBI	BB	SO	LOB	TOP										
Bump Willis, S OBP: 0.200, SLG: 0.200 (1, 4)										5	1	1	0	0	1	4											
Mickey Rivers, L (1, 8)										4	1	0	0	1	0	1											
Al Oliver, L OBP: 0.200, SLG: 0.200 (1, 10)										5	0	1	1	0	0	1											
Buddy Bell, R OBP: 0.400, SLG: 0.400 (1, 5)										5	0	2	0	0	0	1											
Bill Sample, R (1, 7)										2	1	0	1	0	0	1											
Johnny Grubb, L OBP: 0.500, SLG: 0.667 (1, 9)									3	0	1	0	1	0	1												
Pat Putnam, L OBP: 0.500, SLG: 0.500 (1, 3)									4	0	2	0	0	1	3												
Jim Sundberg, R OBP: 0.500, SLG: 0.333 (1, 2)										3	0	1	1	1	0	2											
Mario Mendoza, R (1, 6)										2	0	0	0	1	0	3											
John Ellis, R (8, PH)										1	0	0	0	0	0	1											
Mark Wagner, R (8, 6)										0	0	0	0	0	0	0											
Inning Stats	R: 0 E: 0 K: 1 S: 5	H: 0 LOB: 0 BB: 0 P: 5	R: 1 E: 0 K: 1 S: 6	H: 1 LOB: 2 BB: 1 P: 11	R: 1 E: 1 K: 0 S: 4	H: 1 LOB: 0 BB: 0 P: 4	R: 0 E: 0 K: 0 S: 4	H: 1 LOB: 1 BB: 1 P: 12	R: 1 E: 0 K: 0 S: 4	H: 1 LOB: 1 BB: 1 P: 8	R: 0 E: 0 K: 0 S: 4	H: 1 LOB: 1 BB: 0 P: 4	R: 0 E: 0 K: 0 S: 4	H: 1 LOB: 1 BB: 0 P: 4	R: 0 E: 0 K: 0 S: 4	H: 1 LOB: 1 BB: 0 P: 4	R: 0 E: 0 K: 0 S: 4	H: 1 LOB: 1 BB: 0 P: 4	1B: 7 2B: 1 3B: 0 HR: 0	SF: 1 SAC: 0 DP: 0 HBP: 1	WP: 2 PB: 0 SB: 0 CS: 0	PA: 40					
PITCHER	IP	WLS	BF	H	R	ER	SO	BB	IBB	HBP	BLK	WP	HR	S	P	ERA	WHIP										
Tommy John, L ERA: 2.25 (1, 1)	8.0	W	36	7	3	2	2	4	0	1	0	2	0	35	52	2.25	1.375										
Tom Underwood, L ERA: (9, 1)	1.0		4	1	0	0	0	0	0	0	0	0	0	4	4	0.00	1.000										

Texas Rangers @ New York Yankees
Yankee Stadium, Bronx, NY
Thu Apr 09 1981, 3:33 AM EST
Att: 55,123 - Unknown

AB 34
R 3
H 8
RBI 3
BB 4
SO 2
LOB 18



Batter	1	2	3	4	5	6	7	8	9	AB	R	H	RBI	BB	SO	LOB	BOTTOM										
Willie Randolph, R OBP: 0.600, SLG: 1.000 (1, 4)										4	0	2	0	1	0	0											
Jerry Mumphrey, S OBP: 0.200, SLG: 0.200 (1, 8)										5	0	1	0	0	1	4											
Dave Winfield, R OBP: 0.800, SLG: 0.667 (1, 7)										3	1	2	0	2	0	1											
Bob Watson, R OBP: 0.600, SLG: 0.500 (1, 3)										4	2	2	0	1	0	2											
Lou Piniella, R OBP: 0.600, SLG: 0.750 (1, 9)										4	2	2	1	1	0	3											
Rick Cerone, R OBP: 0.250, SLG: 0.500 (1, 2)										4	0	1	2	0	1	5											
Graig Nettles, L (1, 5)										4	2	0	0	1	0	5											
Dennis Werth, R (1, 10)										2	1	0	0	1	1	0											
Bobby Murcer, L OBP: 1.000, SLG: 4.000 (7, PH)										1	1	1	4	0	0	0											
Bucky Dent, R OBP: 0.750, SLG: 1.500 (1, 6)										4	1	3	3	0	0	0											
Inning Stats	R: 0 E: 0 K: 1 S: 5	H: 0 LOB: 1 BB: 1 P: 9	R: 3 E: 0 K: 0 S: 5	H: 2 LOB: 0 BB: 1 P: 9	R: 2 E: 0 K: 0 S: 5	H: 2 LOB: 1 BB: 1 P: 9	R: 0 E: 0 K: 1 S: 5	H: 1 LOB: 1 BB: 1 P: 9	R: 0 E: 0 K: 0 S: 4	H: 1 LOB: 1 BB: 0 P: 4	R: 0 E: 0 K: 0 S: 5	H: 2 LOB: 0 BB: 0 P: 5	R: 5 E: 0 K: 0 S: 8	H: 5 LOB: 1 BB: 1 P: 12	R: 0 E: 0 K: 1 S: 5	H: 1 LOB: 2 BB: 2 P: 13	R: 0 E: 0 K: 1 S: 5	H: 1 LOB: 2 BB: 2 P: 13	1B: 9 2B: 3 3B: 1 HR: 2	SF: 0 SAC: 1 DP: 1 HBP: 0	WP: 0 PB: 0 SB: 1 CS: 1	PA: 43					
PITCHER	IP	WLS	BF	H	R	ER	SO	BB	IBB	HBP	BLK	WP	HR	S	P	ERA	WHIP										
Jon Matlack, L ERA: 7.94 (1, 1)	5.2	L	28	8	5	5	2	4	0	0	0	0	1	28	44	7.94	2.118										
Steve Comer, R ERA: 45.0 (6, 1)	1.0		9	5	5	5	0	0	1	0	0	0	1	8	12	45.00	5.000										
Charlie Hough, R ERA: (7, 1)	1.1		6	1	0	0	1	2	0	0	0	0	0	6	14	0.00	2.250										


Texas Rangers @ New York Yankees
Yankee Stadium, Bronx, NY
Thu Apr 09 1981, 3:33 AM EST
Att: 55,123 - Unknown


AB 35
R 10
H 14
RBI 10
BB 7
SO 3
LOB 20



Batter	1	2	3	4	5	6	7	8	9	AB	R	H	RBI	BB	SO	LOB	TOP										
Bump Wills, S OBP: 0.444, SLG: 0.375 (1, 4)										3	0	2	0	1	0	0	Texas Rangers @ New York Yankees Yankee Stadium, Bronx, NY Sat Apr 11 1981, 3:33 AM EST Att: 23,845 - Unknown - 63 F livebaseballscorecards.com										
Mickey Rivers, L OBP: 0.222, SLG: 0.250 (1, 8)										4	0	1	0	0	0	2											
Al Oliver, L OBP: 0.111, SLG: 0.111 (1, 10)										4	0	0	0	0	1	3											
Buddy Bell, R OBP: 0.444, SLG: 0.444 (1, 5)										4	0	2	0	0	0	1											
Bill Sample, R (1, 7)											4	0	0	0	1	2											
Johnny Grubb, L OBP: 0.375, SLG: 0.571 (1, 9)											4	0	1	0	0	2											
Pat Putnam, L OBP: 0.429, SLG: 0.714 (1, 3)											3	1	1	0	0	1											
Jim Sundberg, R OBP: 0.571, SLG: 0.400 (1, 2)											2	0	1	1	1	0											
Mario Mendoza, R (8, PH)											2	0	0	0	0	3											
Mark Wagner, R (8, 6)											1	0	0	0	0	0											
Inning Stats	R: 0 E: 0 K: 0 S: 3	H: 1 LOB: 0 BB: 0 P: 3	R: 0 E: 0 K: 0 S: 3	H: 1 LOB: 0 BB: 0 P: 3	R: 1 E: 0 K: 0 S: 4	H: 2 LOB: 0 BB: 0 P: 4	R: 0 E: 0 K: 0 S: 4	H: 1 LOB: 1 BB: 0 P: 4	R: 0 E: 0 K: 0 S: 3	H: 0 LOB: 1 BB: 1 P: 7	R: 0 E: 0 K: 2 S: 7	H: 0 LOB: 0 BB: 0 P: 7	R: 0 E: 0 K: 1 S: 5	H: 2 LOB: 2 BB: 0 P: 7	R: 0 E: 0 K: 2 S: 7	H: 0 LOB: 0 BB: 0 P: 7	1B: 5 2B: 2 3B: 1 HR: 0	SF: 0 SAC: 0 DP: 3 HBP: 0	WP: 0 PB: 0 SB: 0 CS: 1	PA: 33							
PITCHER	IP	WLS	BF	H	R	ER	SO	BB	IBB	HBP	BLK	WP	HR	S	P	ERA	WHIP										
Rudy May, L ERA: 1.13 (1, 1)	8.0	W	30	8	1	1	3	2	0	0	0	0	0	34	42	1.12	1.250										
Rich Gossage, R ERA: (9, 1)	1.0		3	0	0	0	2	0	0	0	0	0	0	7	7	0.00	0.000										

Batter	1	2	3	4	5	6	7	8	9	AB	R	H	RBI	BB	SO	LOB	BOTTOM											
Willie Randolph, R OBP: 0.556, SLG: 1.143 (1, 4)										3	1	1	1	1	0	0	Texas Rangers @ New York Yankees Yankee Stadium, Bronx, NY Sat Apr 11 1981, 3:33 AM EST Att: 23,845 - Unknown - 63 F livebaseballscorecards.com											
Jerry Mumphrey, S OBP: 0.111, SLG: 0.111 (1, 8)										4	0	0	0	0	0	1												
Dave Winfield, R OBP: 0.867, SLG: 0.500 (1, 7)										3	1	1	0	1	0	0												
Oscar Gamble, L OBP: 0.250, SLG: 1.000 (1, 9)										4	1	1	2	0	0	1												
Bobby Murcer, L OBP: 0.600, SLG: 1.333 (1, 10)										2	1	0	0	2	0	0												
Jim Spencer, L (1, 3)										3	0	0	0	0	1	2												
Graig Nettles, L OBP: 0.375, SLG: 0.714 (1, 5)										3	1	2	2	0	0	0												
Rick Cerone, R OBP: 0.286, SLG: 0.429 (1, 2)										3	0	1	0	0	1	0												
Bucky Dent, R OBP: 0.429, SLG: 0.857 (1, 6)										3	0	0	0	0	0	0												
Inning Stats	R: 0 E: 0 K: 0 S: 3	H: 0 LOB: 0 BB: 0 P: 3	R: 2 E: 0 K: 0 S: 4	H: 1 LOB: 1 BB: 1 P: 8	R: 3 E: 0 K: 1 S: 8	H: 3 LOB: 1 BB: 1 P: 12	R: 0 E: 0 K: 0 S: 3	H: 1 LOB: 0 BB: 0 P: 3	R: 0 E: 0 K: 1 S: 5	H: 0 LOB: 1 BB: 1 P: 9	R: 0 E: 0 K: 0 S: 3	H: 0 LOB: 0 BB: 0 P: 3	R: 0 E: 0 K: 1 S: 3	H: 0 LOB: 0 BB: 0 P: 3	R: 0 E: 0 K: 0 S: 3	H: 0 LOB: 0 BB: 0 P: 3		1B: 3 2B: 0 3B: 0 HR: 3	SF: 0 SAC: 0 DP: 0 HBP: 0	WP: 0 PB: 0 SB: 2 CS: 0	PA: 32							
PITCHER	IP	WLS	BF	H	R	ER	SO	BB	IBB	HBP	BLK	WP	HR	S	P	ERA	WHIP											
Danny Darwin, R ERA: 15.0 (1, 1)	3.0	L	15	4	5	5	1	2	0	0	0	0	0	3	15	23	15.00	2.000										
Jim Kern, R ERA: (4, 1)	2.0		7	1	0	0	0	1	0	0	0	0	0	6	10	0.00	1.000											
Bob Babcock, R ERA: (6, 1)	2.0		7	1	0	0	1	1	0	0	0	0	0	8	12	0.00	1.000											
John Henry Johnson, L ERA: (8, 1)	1.0		3	0	0	0	0	0	0	0	0	0	0	3	3	0.00	0.000											

Batter	1	2	3	4	5	6	7	8	9	AB	R	H	RBI	BB	SO	LOB	TOP								
Bump Wills, S OBP: 0.500, SLG: 0.500 (1, 4)	0-0 4-3		0-0 4-1 1B		4-0 WP 1-2 1B BB		0-0 1B 2B		0-0 4-3	4	2	1	1	0	0		Texas Rangers @ New York Yankees Yankee Stadium, Bronx, NY Sun Apr 12 1981, 3:33 AM EST Att: 30,079 - Unknown - 53 F livebaseballscorecards.com AB 38 R 6 H 12 RBI 5 BB 2 SO 6 LOB 11 								
Mickey Rivers, L OBP: 0.428, SLG: 0.417 (1, 8)	0-0 S 1B		0-0 4-1 1-2		4-0 WP 1-2 1B BB		0-0 BLK 1B		0-0 1B	4	1	3	2	1	0	1									
Al Oliver, L OBP: 0.143, SLG: 0.143 (1, 10)	0-0 F7		0-0 F7		0-0 1-2 2-3 1B		0-0 K		0-0 F9	5	0	1	2	0	1	4									
Buddy Bell, R OBP: 0.357, SLG: 0.357 (1, 5)	0-3 K			0-0 6-3	0-0 F6		0-0 F7		0-0 1-2 1B	5	0	1	0	0	1	3									
Bill Sample, R (1, 7)		0-0 6-3		0-0 F9		0-0 5-3	0-3 K			4	0	0	0	0	1	1									
Johnny Grubb, L OBP: 0.250, SLG: 0.364 (1, 9)		0-3 K		0-0 F8		0-0 F7		0-3 K		4	0	0	0	0	2	0									
Pat Putnam, L OBP: 0.364, SLG: 0.545 (1, 3)		0-0 FC6-4 1B		0-0 F8		0-0 3-1		0-0 F8		4	0	1	0	0	0	0									
Jim Sundberg, R OBP: 0.545, SLG: 0.444 (1, 2)		0-0 FC6-4		0-3 K		0-0 2B 2B 1B		0-0 1B		4	1	2	0	0	1	1									
Mario Mendoza, R OBP: 0.333, SLG: 0.375 (1, 6)			0-0 6-3		0-0 BB WP 1B		0-0 2B 1B 2B		0-0 1-3	4	2	2	0	0	0	1									
Inning Stats	R: 0 E: 0 K: 1 S: 6	H: 1 LOB: 1 BB: 0 P: 6	R: 0 E: 0 K: 1 S: 6	H: 1 LOB: 1 BB: 0 P: 6	R: 0 E: 0 K: 0 S: 4	H: 1 LOB: 1 BB: 0 P: 4	R: 0 E: 0 K: 0 S: 3	H: 0 LOB: 0 BB: 0 P: 3	R: 3 E: 0 K: 1 S: 7	H: 2 LOB: 1 BB: 2 P: 15	R: 0 E: 0 K: 0 S: 3	H: 0 LOB: 0 BB: 0 P: 3	R: 3 E: 0 K: 2 S: 11	H: 4 LOB: 1 BB: 0 P: 11	R: 0 E: 0 K: 1 S: 6	H: 1 LOB: 1 BB: 0 P: 6	R: 0 E: 0 K: 0 S: 4	H: 2 LOB: 1 BB: 0 P: 4	1B: 10 2B: 2 HR: 0	SF: 0 SAC: 0 DP: 0 HBP: 0	WP: 1 PB: 0 SB: 1 CS: 0	PA: 40			
PITCHER	IP	WLS	BF	H	R	ER	SO	BB	IBB	HBP	BLK	WP	HR	S	P	ERA	WHIP								
Ron Guidry, L ERA: 9.0 (1, 1)	6.0	L	29	9	6	6	3	2	0	0	0	1	0	33	41	9.00	1.833								
Ron Davis, R ERA: (7, 1)	2.0		7	1	0	0	3	0	0	0	1	0	0	13	13	0.00	0.500								
Bill Castro, R ERA: (9, 1)	1.0		4	2	0	0	0	0	0	0	0	0	0	4	4	0.00	2.000								

Batter	1	2	3	4	5	6	7	8	9	AB	R	H	RBI	BB	SO	LOB	BOTTOM								
Willie Randolph, R OBP: 0.397, SLG: 0.667 (1, 4)	0-3 K	0-0 F7		0-0 5-3			0-0 1-3		0-0 F8	5	0	0	0	0	1	2	Texas Rangers @ New York Yankees Yankee Stadium, Bronx, NY Sun Apr 12 1981, 3:33 AM EST Att: 30,079 - Unknown - 53 F livebaseballscorecards.com AB 35 R 4 H 9 RBI 4 BB 4 SO 5 LOB 14 								
Jerry Mumphrey, S OBP: 0.214, SLG: 0.429 (1, 8)	0-0 HR		0-3 K	0-0 L1		0-0 BB 1B		0-0 4-3		5	1	2	1	0	1	0									
Dave Winfield, R OBP: 0.500, SLG: 0.364 (1, 7)	0-3 K		0-0 5-3		0-0 F7		0-0 F9		0-0 FC6-4 1B	5	0	1	0	0	1	1									
Oscar Gamble, L OBP: 0.625, SLG: 1.167 (9, PH)	4-0 BB		0-0 1B 2B		0-0 BB 1B		4-0 BB 1-2 BB		0-0 FC6-4	2	1	2	0	2	0	0									
Bob Watson, R OBP: 0.500, SLG: 0.400 (9, PH)			0-0 1B		4-0 BB 1-2 BB		0-0 F4		0-0 FC6-4	1	0	0	0	0	0	1									
Bobby Murcer, L OBP: 0.625, SLG: 1.000 (1, 10)	0-0 4-3		0-0 BB 1B		4-0 BB 1-2 BB		0-0 F4			2	0	1	1	1	0	1									
Lou Piniella, R OBP: 0.500, SLG: 0.600 (7, PH)			0-0 2H 1B		4-0 BB 1-2 BB		0-0 F4			1	0	0	0	0	0	2									
Jim Spencer, L OBP: 0.333, SLG: 0.200 (1, 3)		0-0 SH1-4 1B	4-0 FC4-6 BB		0-0 G1-6-3		0-3 K			2	0	1	0	1	0	2									
Dennis Werth, R (8, PH) (9, 3)		0-0 SH1-4 1B	4-0 FC4-6 BB		0-0 G1-6-3		0-3 K			1	0	0	0	0	1	0									
Graig Nettles, L OBP: 0.333, SLG: 0.818 (1, 5)		0-0 E3 SH1-4	0-0 FC4-6		0-0 F7		0-0 HR			4	1	1	1	0	0	3									
Rick Cerone, R OBP: 0.200, SLG: 0.300 (1, 2)		0-0 SH1-4		0-0 F4		0-3 K		0-0 F6		3	0	0	0	0	1	0									
Bucky Dent, R OBP: 0.364, SLG: 0.909 (1, 6)		0-0 6-3		0-0 HR		0-0 F7		0-0 L4		4	1	1	1	0	0	2									
Inning Stats	R: 1 E: 0 K: 2 S: 8	H: 1 LOB: 1 BB: 1 P: 12	R: 0 E: 1 K: 0 S: 5	H: 1 LOB: 2 BB: 0 P: 5	R: 1 E: 0 K: 1 S: 7	H: 2 LOB: 2 BB: 1 P: 11	R: 1 E: 0 K: 0 S: 4	H: 1 LOB: 0 BB: 0 P: 4	R: 0 E: 0 K: 1 S: 5	H: 0 LOB: 0 BB: 0 P: 5	R: 0 E: 0 K: 0 S: 4	H: 0 LOB: 0 BB: 0 P: 8	R: 1 E: 0 K: 1 S: 6	H: 1 LOB: 0 BB: 0 P: 6	R: 0 E: 0 K: 0 S: 4	H: 1 LOB: 1 BB: 0 P: 4	1B: 5 2B: 1 HR: 3	SF: 0 SAC: 1 DP: 1 HBP: 0	WP: 0 PB: 0 SB: 0 CS: 0	PA: 40					
PITCHER	IP	WLS	BF	H	R	ER	SO	BB	IBB	HBP	BLK	WP	HR	S	P	ERA	WHIP								
Fergie Jenkins, R ERA: 4.05 (1, 1)	6.2	W	31	7	3	3	4	4	0	0	0	0	2	35	51	4.05	1.650								
John Henry Johnson, L ERA: 3.0 (7, 1)	2.0		8	2	1	1	1	0	0	0	0	0	1	10	10	4.50	1.000								
Jim Kern, R ERA: (9, 1)	0.1	S	1	0	0	0	0	0	0	0	0	0	0	1	1	0.00	0.000								

Batter	1	2	3	4	5	6	7	8	9	AB	R	H	RBI	BB	SO	LOB	TOP
Willie Randolph, R OBP: 0.368, SLG: 0.563 (1, 4)	5-3 BB				F7			WP BB 1B	G3	4	0	1	0	1	0	2	
Jerry Mumphy, S OBP: 0.222, SLG: 0.389 (1, 8)	2B 1B	F9			4-3			F7		4	1	1	0	0	0	2	
Dave Winfield, R OBP: 0.500, SLG: 0.429 (1, 7)	PB 1-H 2B		6-3		F9			WP BB 1-2		3	0	1	1	1	0	0	
Oscar Gamble, L OBP: 0.583, SLG: 1.000 (1, 9)	6-3 2-3			2B	F5			G4-6-3 BB 1-2 2-3		3	0	1	0	1	0	1	
Bobby Murcer, L OBP: 0.500, SLG: 0.625 (1, 10)	BB BB		1-3		G3			G4-6-3 BB 1-2		3	0	0	0	1	0	4	
Graig Nettles, L OBP: 0.313, SLG: 0.643 (1, 5)	1-2 BB		4-3		F7				3-1	3	0	0	0	1	0	1	
Jim Spencer, L OBP: 0.200, SLG: 0.111 (1, 3)	4-3			4-3	F8			F8		4	0	0	0	0	0	3	
Rick Cerone, R OBP: 0.214, SLG: 0.231 (1, 2)		K		F8	F5			BB BB BB 1B BB		3	0	0	0	1	1	0	
Bucky Dent, R OBP: 0.333, SLG: 0.733 (1, 6)	5-3			F5	L6			1-2 1B		4	0	1	0	0	0	0	
Inning Stats	R: 1 E: 0 K: 0 S: 5	H: 2 LOB: 3 BB: 2 P: 13	R: 0 E: 0 K: 1 S: 5	H: 0 LOB: 1 BB: 1 P: 9	R: 0 E: 0 K: 0 S: 4	H: 1 LOB: 1 BB: 0 P: 4	R: 0 E: 0 K: 0 S: 3	H: 0 LOB: 0 BB: 0 P: 3	R: 0 E: 0 K: 0 S: 3	H: 0 LOB: 0 BB: 0 P: 3	R: 0 E: 0 K: 0 S: 3	H: 0 LOB: 2 BB: 2 P: 11	R: 0 E: 0 K: 0 S: 4	H: 1 LOB: 2 BB: 1 P: 8	1B: 3 2B: 2 3B: 0 HR: 0	SF: 0 SAC: 0 DP: 1 HBP: 0	WP: 1 PA: 37
PITCHER	IP WLS BF H R ER SO BB IBB HBP BLK WP HR S P ERA WHIP	IP WLS BF H R ER SO BB IBB HBP BLK WP HR S P ERA WHIP															
Jim Clancy, R ERA: 1.35 (1, 1)	7.1 W 31 4 1 1 1 5 0 0 0 1 0 28 48 1.23 1.227	1.2 S 6 1 0 0 0 1 0 0 0 0 0 5 9 0.00 1.200															
Roy Lee Jackson, R ERA: (8, 1)																	

New York Yankees @ Toronto Blue Jays
Exhibition Stadium, Toronto, ON
Mon Apr 13 1981, 3:33 AM EST
Att: 25,112 - Overcast - 50 F

AB	31
R	1
H	5
RBI	1
BB	6
SO	1
LOB	13




Batter	1	2	3	4	5	6	7	8	9	AB	R	H	RBI	BB	SO	LOB	BOTTOM		
Alfredo Griffin, S OBP: 0.167, SLG: 0.353 (1, 6)	4-3			F7	K					4	0	1	2	0	1	0			
Lloyd Moseby, L OBP: 0.313, SLG: 0.429 (1, 8)	4-3			S 2B 1B		4-3	1-H 3-H 3B	K		4	1	1	0	0	1	1			
Damaso Garcia, R OBP: 0.267, SLG: 0.214 (1, 4)	3-1			F8		4-3		F9		4	0	0	0	0	0	1			
John Mayberry, L OBP: 0.438, SLG: 0.545 (1, 3)		K		2B 1B BB				F9		2	1	0	0	2	1	0			
Willie Upshaw, L OBP: 0.125, SLG: 0.375 (9, 3)				1-2 1B BB				F9		0	0	0	0	0	0	0			
Otto Velez, R OBP: 0.438, SLG: 0.333 (1, 10)		CS BB		1-3 2-H 1B 2B				4-1		3	1	1	1	1	1	1			
Al Woods, L OBP: 0.182, SLG: 0.182 (1, 7)		1-2 K		2-H 3-H 1B			FC4-6 1B 3B 1B			3	1	2	2	0	1	1			
Barry Bonnell, R OBP: 0.400, SLG: 0.333 (1, 9)				4-3			FC4-6 1B 1-2 1B			3	0	2	0	0	0	1			
Danny Ainge, R OBP: 0.286, SLG: 0.167 (1, 5)				K			K			3	0	0	0	0	3	3			
Ernie Whitt, L OBP: 0.071, SLG: 0.071 (1, 2)			G4-6-3		1-3		FC4-6 3B			3	1	0	0	0	0	3			
Inning Stats	R: 0 E: 0 K: 0 S: 3	H: 0 LOB: 0 BB: 0 P: 3	R: 0 E: 0 K: 2 S: 6	H: 0 LOB: 0 BB: 1 P: 10	R: 0 E: 0 K: 1 S: 5	H: 1 LOB: 0 BB: 0 P: 5	R: 3 E: 0 K: 0 S: 6	H: 3 LOB: 1 BB: 1 P: 10	R: 0 E: 0 K: 2 S: 7	H: 0 LOB: 0 BB: 0 P: 7	R: 0 E: 0 K: 1 S: 5	H: 0 LOB: 1 BB: 1 P: 9	R: 2 E: 0 K: 2 S: 10	H: 3 LOB: 1 BB: 0 P: 10	R: 0 E: 0 K: 0 S: 3	H: 0 LOB: 0 BB: 0 P: 3	1B: 5 2B: 1 3B: 1 HR: 0	SF: 0 SAC: 0 DP: 1 HBP: 0	WP: 0 PA: 32
PITCHER	IP WLS BF H R ER SO BB IBB HBP BLK WP HR S P ERA WHIP	IP WLS BF H R ER SO BB IBB HBP BLK WP HR S P ERA WHIP																	
Tommy John, L ERA: 4.3 (1, 1)	6.2 L 28 7 5 5 7 3 0 0 0 0 0 0 39 51 6.75 1.500	0.1 (7, 1)	1 0 0 0 1 0 0 0 0 0 0 0 0 3 3 0.00 0.000	1.0 (8, 1)	3 0 0 0 0 0 0 0 0 0 0 0 0 3 3 0.00 0.000														
Tom Underwood, L ERA: (7, 1)																			
Doug Bird, R ERA: (8, 1)																			

New York Yankees @ Toronto Blue Jays
Exhibition Stadium, Toronto, ON
Mon Apr 13 1981, 3:33 AM EST
Att: 25,112 - Overcast - 50 F

AB	29
R	5
H	7
RBI	5
BB	3
SO	8
LOB	11



Batter	1	2	3	4	5	6	7	8	9	AB	R	H	RBI	BB	SO	LOB	TOP										
Willie Randolph, R (1, 4) OBP: 0.414, SLG: 0.450	E5 6-3 2B		K						5-3	3	1	0	0	2	1	0	New York Yankees @ Texas Rangers Arlington Stadium, Arlington, TX Fri Apr 17 1981, 7:05 PM EST Att: 34,333 - Cloudy - 70 F										
Jerry Mumphy, S (1, 8) OBP: 0.250, SLG: 0.308	6-3 2B BB		4-3						L1	4	1	1	0	1	0	1											
Dave Winfield, R (1, 7) OBP: 0.444, SLG: 0.364	6-3									4	0	1	0	0	0	5											
Reggie Jackson, L (1, 10) OBP: 0.500, SLG: 1.000	2B		5-3						E6 BB	4	0	2	2	0	0	1											
Oscar Gamble, L (1, 9) OBP: 0.474, SLG: 0.867	P6								F9 BB	3	0	0	0	1	0	2											
Graig Nettles, L (1, 5) OBP: 0.250, SLG: 0.429	1-3								F9	4	0	0	0	0	0	4											
Jim Spencer, L (1, 3) OBP: 0.235, SLG: 0.071									P4	2	0	0	0	2	0	2											
Rick Cerone, R (1, 2) OBP: 0.227, SLG: 0.200	6-3								F8	4	0	0	0	0	0	5											
Bucky Dent, R (1, 6) OBP: 0.304, SLG: 0.591	F9								F5	4	0	0	0	0	0	0											
Inning Stats	R: 2 E: 1 K: 0 S: 5	H: 1 LOB: 1 BB: 1 P: 9	R: 0 E: 0 K: 0 S: 3	H: 0 LOB: 0 BB: 0 P: 3	R: 0 E: 0 K: 1 S: 6	H: 1 LOB: 1 BB: 0 P: 6	R: 0 E: 0 K: 0 S: 3	H: 0 LOB: 1 BB: 1 P: 7	R: 0 E: 0 K: 0 S: 4	H: 1 LOB: 1 BB: 1 P: 7	R: 0 E: 0 K: 0 S: 3	H: 0 LOB: 1 BB: 1 P: 7	R: 0 E: 1 K: 0 S: 4	H: 0 LOB: 2 BB: 1 P: 8	R: 0 E: 1 K: 0 S: 3	H: 0 LOB: 2 BB: 1 P: 8		R: 0 E: 0 K: 0 S: 3	H: 0 LOB: 0 BB: 0 P: 3	1B: 2 2B: 2 3B: 0 HR: 0	SF: 0 SAC: 0 DP: 1 HBP: 0	WP: 0 PB: 0 CS: 0	PA: 38				
PITCHER	IP	WLS	BF	H	R	ER	SO	BB	IBB	HBP	BLK	WP	HR	S	P	ERA	WHIP										
Danny Darwin, R (1, 1) ERA: 5.4	7.0	L	30	4	2	1	1	4	1	0	0	0	0	27	47	1.29	1.143										
Fergie Jenkins, R (8, 1) ERA: 3.12	2.0		8	0	0	0	0	1	0	0	0	0	0	7	11	0.00	0.500										

Batter	1	2	3	4	5	6	7	8	9	AB	R	H	RBI	BB	SO	LOB	BOTTOM										
Bump Willis, S (1, 4) OBP: 0.370, SLG: 0.333	6-3		F8						F7	4	0	0	0	0	0	1	New York Yankees @ Texas Rangers Arlington Stadium, Arlington, TX Fri Apr 17 1981, 7:05 PM EST Att: 34,333 - Cloudy - 70 F										
Mickey Rivers, L (1, 8) OBP: 0.333, SLG: 0.400									E1 S	4	0	1	0	0	1	0											
Al Oliver, L (1, 10) OBP: 0.148, SLG: 0.296									F7	4	0	0	0	0	0	2											
Buddy Bell, R (1, 5) OBP: 0.385, SLG: 0.480									K	4	0	1	0	0	1	1											
Bill Sample, R (1, 7) OBP: 0.167, SLG: 0.095									K	4	0	0	0	0	2	2											
Johnny Grubb, L (1, 9) OBP: 0.261, SLG: 0.318									K	3	0	1	0	0	1	2											
Pat Putnam, L (1, 3) OBP: 0.318, SLG: 0.409									F8	3	0	0	0	0	0	1											
Jim Sundberg, R (1, 2) OBP: 0.455, SLG: 0.526									5-3	3	1	1	1	0	0	0											
Mario Mendoza, R (1, 6) OBP: 0.353, SLG: 0.333									5-3	2	0	0	0	0	1	0											
Dan Duran, L (8, PH) OBP: 1.000, SLG: 1.000										1	0	1	0	0	0	0											
Mark Wagner, R (8, PR) OBP: 0.000, SLG: 0.000										0	0	0	0	0	0	0											
Inning Stats	R: 0 E: 0 K: 0 S: 3	H: 1 LOB: 0 BB: 0 P: 3	R: 0 E: 0 K: 1 S: 6	H: 1 LOB: 0 BB: 0 P: 6	R: 0 E: 0 K: 1 S: 5	H: 0 LOB: 0 BB: 0 P: 5	R: 0 E: 0 K: 1 S: 5	H: 0 LOB: 0 BB: 0 P: 5	R: 0 E: 0 K: 0 S: 4	H: 1 LOB: 0 BB: 0 P: 4	R: 0 E: 1 K: 0 S: 4	H: 1 LOB: 1 BB: 0 P: 4	R: 0 E: 0 K: 0 S: 4	H: 1 LOB: 1 BB: 0 P: 4	R: 0 E: 1 K: 2 S: 8	H: 0 LOB: 1 BB: 0 P: 8	1B: 3 2B: 1 3B: 0 HR: 1	SF: 0 SAC: 0 DP: 2 HBP: 0	WP: 0 PB: 0 CS: 0	PA: 32							
PITCHER	IP	WLS	BF	H	R	ER	SO	BB	IBB	HBP	BLK	WP	HR	S	P	ERA	WHIP										
Ron Guidry, L (1, 1) ERA: 5.11	6.1	W	22	4	1	1	4	0	0	0	0	0	0	30	30	1.42	0.632										
Ron Davis, R (7, 1) ERA: 4.5	1.1		5	1	0	0	0	0	0	0	0	0	0	5	5	0.00	0.750										
Rich Gossage, R (8, 1) ERA:	1.1	S	5	0	0	0	2	0	0	0	0	0	0	9	9	0.00	0.000										

AB	32
R	2
H	4
RBI	2
BB	6
SO	1
LOB	20



AB	32
R	1
H	5
RBI	1
BB	0
SO	6
LOB	9



Batter	1	2	3	4	5	6	7	8	9	AB	R	H	RBI	BB	SO	LOB	TOP			
Willie Randolph, R OBP: 0.394, SLG: 0.391	0-0 6-3		0-0 4-3					0-0 F7		3	0	0	1	1	0	0	<p>New York Yankees @ Texas Rangers</p> <p>Arlington Stadium, Arlington, TX</p> <p>Sat Apr 18 1981, 4:33 AM EST</p> <p>Att: 23,744 - Unknown - 67 F</p>			
Jerry Mumphrey, S OBP: 0.219, SLG: 0.267	0-0 4-3			0-0 5-3	0-0 G1-2-3			0-0 5-3		4	0	0	0	0	0	3				
Dave Winfield, R OBP: 0.387, SLG: 0.308	0-0 F9			0-0 5-3	0-0 F2			0-0 F6		4	0	0	0	0	0	2				
Reggie Jackson, L OBP: 0.250, SLG: 0.500		0-0 4-3		0-0 6-3				0-0 F8		4	0	0	0	0	0	0				
Lou Piniella, R OBP: 0.455, SLG: 0.444 Oscar Gamble, L OBP: 0.500, SLG: 0.875	0-0 F7				4-0 1B 1B BB	0-3 K		0-0 FC4-6 1B		2	1	0	0	1	1	0				
Graig Nettles, L OBP: 0.286, SLG: 0.560	0-0 HR				0-0 FC 1B E	0-3 K		0-0 FC4-6 1-2		4	2	2	1	0	1	1				
Rick Cerone, R OBP: 0.231, SLG: 0.208	0-0 5-3				0-0 E BB FC 1B	0-0 1-3		0-0 F3		4	1	1	1	0	0	1				
Dennis Werth, R OBP: 0.222, SLG: 0.067			0-3 K		0-0 FC BB E G1-2-3	0-0 1-3				2	0	0	0	0	1	2				
Jim Spencer, L OBP: 0.222, SLG: 0.067					0-0 BB E G1-2-3	0-0 1-3				1	0	0	0	0	0	0				
Bucky Dent, R OBP: 0.269, SLG: 0.520			0-0 5-3		0-0 E5 G1-2-3 BB	0-0 4-3				3	0	0	1	0	0	2				
Inning Stats	R: 0 E: 0 K: 0 S: 3	H: 0 LOB: 0 BB: 0 P: 3	R: 1 E: 0 K: 0 S: 4	H: 1 LOB: 0 BB: 0 P: 4	R: 0 E: 0 K: 1 S: 5	H: 0 LOB: 0 BB: 0 P: 5	R: 0 E: 0 K: 0 S: 3	H: 0 LOB: 0 BB: 0 P: 3	R: 3 E: 1 K: 0 S: 6	H: 2 LOB: 2 BB: 2 P: 14	R: 0 E: 0 K: 2 S: 7	H: 0 LOB: 0 BB: 0 P: 7	R: 0 E: 0 K: 0 S: 3	H: 0 LOB: 0 BB: 0 P: 3	R: 0 E: 0 K: 0 S: 4	H: 1 LOB: 1 BB: 0 P: 4	1B: 3 2B: 0 3B: 0 HR: 1	SF: 0 SAC: 0 DP: 1 HBP: 0	WP: 0 PB: 0 CS: 0	PA: 34
PITCHER	IP WLS BF H R ER SO BB IBB HBP BLK WP HR S P ERA WHIP	IP WLS BF H R ER SO BB IBB HBP BLK WP HR S P ERA WHIP	IP WLS BF H R ER SO BB IBB HBP BLK WP HR S P ERA WHIP	IP WLS BF H R ER SO BB IBB HBP BLK WP HR S P ERA WHIP	IP WLS BF H R ER SO BB IBB HBP BLK WP HR S P ERA WHIP	IP WLS BF H R ER SO BB IBB HBP BLK WP HR S P ERA WHIP	IP WLS BF H R ER SO BB IBB HBP BLK WP HR S P ERA WHIP	IP WLS BF H R ER SO BB IBB HBP BLK WP HR S P ERA WHIP	IP WLS BF H R ER SO BB IBB HBP BLK WP HR S P ERA WHIP	IP WLS BF H R ER SO BB IBB HBP BLK WP HR S P ERA WHIP	IP WLS BF H R ER SO BB IBB HBP BLK WP HR S P ERA WHIP	IP WLS BF H R ER SO BB IBB HBP BLK WP HR S P ERA WHIP	IP WLS BF H R ER SO BB IBB HBP BLK WP HR S P ERA WHIP	IP WLS BF H R ER SO BB IBB HBP BLK WP HR S P ERA WHIP	IP WLS BF H R ER SO BB IBB HBP BLK WP HR S P ERA WHIP	IP WLS BF H R ER SO BB IBB HBP BLK WP HR S P ERA WHIP	IP WLS BF H R ER SO BB IBB HBP BLK WP HR S P ERA WHIP			
Rick Honeycutt, L ERA: 6.75	4.0	16	3	4	3	1	1	0	0	0	0	0	0	0	0	0	6.75	1.000		
Steve Comer, R ERA: 7.5	5.0	18	1	0	0	2	1	0	0	0	0	0	0	0	0	0	0.00	0.400		

Batter	1	2	3	4	5	6	7	8	9	AB	R	H	RBI	BB	SO	LOB	BOTTOM			
Bump Willis, S OBP: 0.367, SLG: 0.444	0-0 4-3		0-0 F9					0-0 SH2-3		3	1	1	3	0	0	1	<p>New York Yankees @ Texas Rangers</p> <p>Arlington Stadium, Arlington, TX</p> <p>Sat Apr 18 1981, 4:33 AM EST</p> <p>Att: 23,744 - Unknown - 67 F</p>			
Mickey Rivers, L OBP: 0.355, SLG: 0.414	0-0 G3		0-0 FC6		1-2 2H HR			0-0 1B		4	2	2	0	0	0	1				
Al Oliver, L OBP: 0.226, SLG: 0.333	0-0 FC5-4 1B			0-0 1-3	0-0 1B 1B			4-0 1B 2B IBB		3	1	2	0	1	0	0				
Buddy Bell, R OBP: 0.433, SLG: 0.552	0-0 FC5-4 1-2			0-0 2B	0-0 1-3 2H 1B			0-0 2B 1B		4	0	3	2	0	0	1				
Jim Sundberg, R OBP: 0.462, SLG: 0.545		0-0 F8		4-0 BB	0-3 K			0-0 1-3 2H 2B		3	0	1	1	1	1	1				
Johnny Grubb, L OBP: 0.259, SLG: 0.308		0-3 K		0-0 G4-6-3				0-0 FC3-6 1B		4	0	1	0	0	1	4				
Pat Putnam, L OBP: 0.308, SLG: 0.385	0-0 4-3				0-0 HR 1B	0-0 FC3-6 G6-4-3		0-0 4-3		4	1	1	0	0	0	1				
Bill Sample, R OBP: 0.179, SLG: 0.120			0-0 FC2-6 1B		0-0 E8 HR	0-0 G6-4-3		0-3 K		4	1	1	0	0	1	2				
Mario Mendoza, R OBP: 0.333, SLG: 0.316			0-0 FC2-6 FC6		0-3 K			0-0 SH2-3 1B	0-3 K	4	0	1	0	0	2	3				
Inning Stats	R: 0 E: 0 K: 0 S: 4	H: 1 LOB: 1 BB: 0 P: 4	R: 0 E: 0 K: 1 S: 5	H: 0 LOB: 0 BB: 0 P: 5	R: 0 E: 0 K: 0 S: 4	H: 1 LOB: 1 BB: 0 P: 4	R: 0 E: 0 K: 0 S: 3	H: 1 LOB: 1 BB: 0 P: 7	R: 4 E: 1 K: 2 S: 12	H: 5 LOB: 1 BB: 0 P: 12	R: 0 E: 0 K: 0 S: 3	H: 1 LOB: 0 BB: 0 P: 3	R: 2 E: 0 K: 0 S: 6	H: 4 LOB: 2 BB: 1 P: 10	R: 0 E: 0 K: 2 S: 7	H: 0 LOB: 0 BB: 0 P: 7		1B: 10 2B: 2 3B: 0 HR: 1	SF: 0 SAC: 1 DP: 2 HBP: 0	WP: 0 PB: 0 CS: 0
PITCHER	IP WLS BF H R ER SO BB IBB HBP BLK WP HR S P ERA WHIP	IP WLS BF H R ER SO BB IBB HBP BLK WP HR S P ERA WHIP	IP WLS BF H R ER SO BB IBB HBP BLK WP HR S P ERA WHIP	IP WLS BF H R ER SO BB IBB HBP BLK WP HR S P ERA WHIP	IP WLS BF H R ER SO BB IBB HBP BLK WP HR S P ERA WHIP	IP WLS BF H R ER SO BB IBB HBP BLK WP HR S P ERA WHIP	IP WLS BF H R ER SO BB IBB HBP BLK WP HR S P ERA WHIP	IP WLS BF H R ER SO BB IBB HBP BLK WP HR S P ERA WHIP	IP WLS BF H R ER SO BB IBB HBP BLK WP HR S P ERA WHIP	IP WLS BF H R ER SO BB IBB HBP BLK WP HR S P ERA WHIP	IP WLS BF H R ER SO BB IBB HBP BLK WP HR S P ERA WHIP	IP WLS BF H R ER SO BB IBB HBP BLK WP HR S P ERA WHIP	IP WLS BF H R ER SO BB IBB HBP BLK WP HR S P ERA WHIP	IP WLS BF H R ER SO BB IBB HBP BLK WP HR S P ERA WHIP	IP WLS BF H R ER SO BB IBB HBP BLK WP HR S P ERA WHIP	IP WLS BF H R ER SO BB IBB HBP BLK WP HR S P ERA WHIP				
Tommy John, L ERA: 4.74	4.1	21	7	4	3	2	1	0	0	0	0	0	0	0	0	0	6.23	1.846		
Bill Castro, R ERA: 5.4	2.1	10	5	2	2	1	0	1	0	0	0	0	0	0	0	0	7.71	2.143		
Doug Bird, R ERA: 7.1	1.1	5	1	0	0	2	0	0	0	0	0	0	0	0	0	0	0.00	0.750		

Batter	1	2	3	4	5	6	7	8	9	AB	R	H	RBI	BB	SO	LOB	TOP			
Willie Randolph, R OBP: 0.361, SLG: 0.346 (1, 4)	0-0 5-3		0-0 SH FC5-2			0-0 F8			0-0 F8	3	0	0	0	0	0	0				
Jerry Mumphy, S OBP: 0.222, SLG: 0.265 (1, 8)	0-0 5-3		0-0 FC5-2 G6-4-3			0-0 6-3			0-0 1B	4	0	1	0	0	0	3				
Dave Winfield, R OBP: 0.371, SLG: 0.333 (1, 7)	0-0 2B		0-0 G6-4-3			0-0 L5			0-3 K	4	0	1	0	0	1	4				
Reggie Jackson, L OBP: 0.250, SLG: 0.417 (1, 10)	0-0 6-3			0-0 G6-4-3 1B					0-0 F9	4	0	1	0	0	0	2				
Lou Piniella, R OBP: 0.357, SLG: 0.333 (1, 9)		0-0 5-3		0-0 G6-4-3					0-0 5-3	3	0	0	0	0	0	1				
Graig Nettles, L OBP: 0.298, SLG: 0.500 (1, 5)		0-0 F5		0-3 K					0-3 K	3	0	0	0	0	2	0				
Dennis Werth, R (1, 3)		0-0 6-3							0-0 1-3	3	0	0	0	0	0	0				
Bucky Dent, R OBP: 0.276, SLG: 0.481 (1, 6)			4-0 SH FC5-2 1B BB			0-0 F8			0-0 6-3	2	0	0	0	1	0	0				
Johnny Oates, L OBP: 0.333, SLG: 0.333 (1, 2)			0-0 FC5-2 SH 1-2 1B			0-0 3-1			0-0 L5	3	0	1	0	0	0	0				
Inning Stats	R: 0 E: 0 K: 0 S: 4	H: 1 LOB: 1 BB: 0 P: 4	R: 0 E: 0 K: 0 S: 3	H: 0 LOB: 0 BB: 0 P: 3	R: 0 E: 1 K: 0 S: 4	H: 1 LOB: 2 BB: 1 P: 8	R: 0 E: 0 K: 1 S: 5	H: 1 LOB: 0 BB: 0 P: 5	R: 0 E: 0 K: 0 S: 3	H: 0 LOB: 0 BB: 0 P: 3	R: 0 E: 0 K: 1 S: 5	H: 0 LOB: 0 BB: 0 P: 5	R: 0 E: 0 K: 0 S: 3	H: 0 LOB: 0 BB: 0 P: 3	R: 0 E: 0 K: 1 S: 6	H: 1 LOB: 1 BB: 0 P: 6	1B: 3 2B: 1 3B: 0 HR: 0	SF: 0 SAC: 1 DP: 2 HBP: 0	WP: 0 PB: 0 CS: 0	PA: 31
PITCHER Jon Matlack, L ERA: 4.09 (1, 1)	IP: 9.0 WLS: W BF: 31 H: 4 R: 0 ER: 0 SO: 3 BB: 1 IBB: 0 HBP: 0 BLK: 0 WP: 0 HR: 0 S: 36 P: 40 ERA: 0.00 WHIP: 0.556																			

New York Yankees @ Texas Rangers
Arlington Stadium, Arlington, TX
Sun Apr 19 1981, 4:33 AM EST
Att: 20,757 - Cloudy - 80 F

AB 29
R 0
H 4
RBI 0
BB 1
SO 3
LOB 10



Batter	1	2	3	4	5	6	7	8	9	AB	R	H	RBI	BB	SO	LOB	BOTTOM			
Bump Willis, S OBP: 0.364, SLG: 0.448 (1, 4)	0-3 K		0-0 SH2-3 S 1-3 2H 1B			0-0 SH1-4			0-0 SF7	2	0	1	2	0	1	0				
Mickey Rivers, L OBP: 0.353, SLG: 0.438 (1, 8)	0-0 2B		0-0 SH2-3			0-0 G3			0-3 K	3	1	1	0	0	1	1				
Al Oliver, L OBP: 0.229, SLG: 0.353 (1, 10)	0-0 2H 2B		0-0 P6			0-0 F8			0-0 F8	4	0	1	1	0	0	2				
Buddy Bell, R OBP: 0.441, SLG: 0.531 (1, 5)	0-3 K		4-0 BB			0-0 CS 1B			0-0 6-3	3	0	1	0	1	1	0				
Jim Sundberg, R OBP: 0.400, SLG: 0.462 (1, 2)		0-0 F8		0-0 1-3		0-0 L6			0-0 F7	4	0	0	0	0	0	3				
Leon Roberts, R OBP: 0.697, SLG: 1.000 (1, 9)		0-3 K		0-0 G3-6-3 1B		0-0 2B				3	0	2	0	0	1	0				
Pat Putnam, L OBP: 0.276, SLG: 0.345 (1, 3)		0-0 F9		0-0 G3-6-3		0-0 F7				3	0	0	0	0	0	2				
Bill Sample, R OBP: 0.226, SLG: 0.185 (1, 7)			4-0 SH 1B BB			0-0 6-3			0-0 SH3-4 SF7 2B	2	2	1	0	1	0	0				
Mario Mendoza, R OBP: 0.364, SLG: 0.350 (1, 6)			0-0 SH 1B S			0-0 SH1-4 1B			0-0 SH3-4	1	1	1	0	0	0	0				
Inning Stats	R: 1 E: 0 K: 2 S: 8	H: 2 LOB: 0 BB: 0 P: 8	R: 0 E: 0 K: 1 S: 5	H: 0 LOB: 0 BB: 0 P: 5	R: 2 E: 1 K: 0 S: 5	H: 1 LOB: 2 BB: 2 P: 13	R: 0 E: 0 K: 0 S: 3	H: 1 LOB: 0 BB: 0 P: 3	R: 0 E: 0 K: 0 S: 4	H: 1 LOB: 1 BB: 0 P: 4	R: 0 E: 0 K: 0 S: 4	H: 2 LOB: 1 BB: 0 P: 4	R: 1 E: 0 K: 1 S: 6	H: 1 LOB: 0 BB: 0 P: 6	R: 0 E: 0 K: 0 S: 3	H: 0 LOB: 0 BB: 0 P: 3	1B: 4 2B: 4 3B: 0 HR: 0	SF: 1 SAC: 4 DP: 1 HBP: 0	WP: 0 PB: 0 CS: 1	PA: 32
PITCHER Tom Underwood, L ERA: 2.45 (1, 1)	IP: 6.0 WLS: L BF: 25 H: 7 R: 3 ER: 2 SO: 3 BB: 2 IBB: 0 HBP: 0 BLK: 0 WP: 0 HR: 0 S: 29 P: 37 ERA: 3.00 WHIP: 1.500																			
Ron Davis, R ERA: 5.4 (7, 1)	IP: 1.0 WLS: L BF: 4 H: 1 R: 1 ER: 1 SO: 1 BB: 0 IBB: 0 HBP: 0 BLK: 0 WP: 0 HR: 0 S: 6 P: 6 ERA: 9.00 WHIP: 1.000																			
Dave LaRoche, L ERA: (8, 1)	IP: 1.0 WLS: L BF: 3 H: 0 R: 0 ER: 0 SO: 0 BB: 0 IBB: 0 HBP: 0 BLK: 0 WP: 0 HR: 0 S: 3 P: 3 ERA: 0.00 WHIP: 0.000																			

New York Yankees @ Texas Rangers
Arlington Stadium, Arlington, TX
Sun Apr 19 1981, 4:33 AM EST
Att: 20,757 - Cloudy - 80 F


AB 25
R 4
H 8
RBI 3
BB 2
SO 4
LOB 8



Batter	1	2	3	4	5	6	7	8	9	AB	R	H	RBI	BB	SO	LOB	TOP			
Kirk Gibson, L OBP: 0.448, SLG: 0.615 (1, 8)	G3		HR	1B			K		F6	5	1	2	1	0	1	0				
Alan Trammell, R OBP: 0.326, SLG: 0.333 (1, 6)	5-3		F3	K			1-3			4	0	0	0	0	1	2				
Steve Kemp, L OBP: 0.476, SLG: 0.545 (1, 10)	BB		WP	BB			F8		F6	2	0	0	0	2	0	0				
Lance Parrish, R OBP: 0.282, SLG: 0.361 (1, 2)	L7		F8				FC6-5		FC5-4	4	0	2	0	0	0	2				
John Wockenfuss, R OBP: 0.400, SLG: 0.455 (1, 3)		G6-4-3	K				FC6-5		FC5-4	3	0	0	0	1	1	3				
Al Cowens, R OBP: 0.276, SLG: 0.556 (1, 9)	G6-4-3			1B			K		F4	4	1	1	0	0	1	3				
Lynn Jones, R OBP: 0.333, SLG: 0.800 (1, 7)			F8				6-3		1-3	3	0	0	0	1	0	2				
Mick Kelleher, R OBP: 0.281, SLG: 0.250 (1, 5)				FC6-4			F9		K	4	0	2	0	0	1	0				
Lou Whitaker, L OBP: 0.342, SLG: 0.361 (1, 4)				1B			4-3		K	4	0	0	1	0	1	3				
Inning Stats	R: 0 E: 0 K: 0 S: 3	H: 0 LOB: 1 BB: 1 P: 7	R: 0 E: 0 K: 0 S: 3	H: 1 LOB: 2 BB: 2 P: 11	R: 1 E: 0 K: 1 S: 6	H: 1 LOB: 1 BB: 1 P: 10	R: 1 E: 0 K: 1 S: 8	H: 3 LOB: 2 BB: 0 P: 8	R: 0 E: 0 K: 0 S: 6	H: 0 LOB: 0 BB: 0 P: 6	R: 0 E: 0 K: 1 S: 5	H: 0 LOB: 0 BB: 0 P: 5	R: 0 E: 0 K: 0 S: 4	H: 1 LOB: 1 BB: 0 P: 4	R: 0 E: 0 K: 2 S: 7	H: 0 LOB: 0 BB: 0 P: 7	1B: 5 2B: 1 3B: 0 HR: 1	SF: 0 SAC: 0 DP: 1 HBP: 0	WP: 1 PB: 0 SB: 1 CS: 0	PA: 37
PITCHER Rudy May, L ERA: 1.5 (1, 1)	IP: 9.0 WLS: W BF: 37 H: 7 R: 2 ER: 2 SO: 6 BB: 4 IBB: 0 HBP: 0 BLK: 0 WP: 1 HR: 1 S: 45 P: 61 ERA: 2.00 WHIP: 1.222															PITCHER				

Detroit Tigers @ New York Yankees
 Yankee Stadium, Bronx, NY
 Mon Apr 20 1981, 6:05 PM EST
 Att: 20,981 - Unknown - 48 F


AB 33
 R 2
 H 7
 RBI 2
 BB 4
 SO 6
 LOB 15



Batter	1	2	3	4	5	6	7	8	9	AB	R	H	RBI	BB	SO	LOB	BOTTOM			
Willie Randolph, R OBP: 0.390, SLG: 0.345 (1, 4)	4-3		1B				F8			3	1	1	0	2	0	0				
Jerry Mumphrey, S OBP: 0.244, SLG: 0.263 (1, 8)	HR		4-3				G4-6-3		F7	4	2	1	0	1	0	6				
Dave Winfield, R OBP: 0.410, SLG: 0.382 (1, 7)	F7		1B				1B		BB	4	1	3	2	0	0	1				
Reggie Jackson, L OBP: 0.375, SLG: 0.667 (1, 10)	HR		F8				1B		BB	3	1	2	2	1	0	0				
Oscar Gamble, L OBP: 0.500, SLG: 0.950 (1, 9)	HR						1B		F9	4	1	2	2	0	0	2				
Graig Nettles, L OBP: 0.222, SLG: 0.438 (1, 5)	F8						F7		F8	4	0	0	0	0	0	1				
Jim Spencer, L OBP: 0.273, SLG: 0.059 (1, 3)			G3				F7			2	0	0	0	2	0	0				
Johnny Oates, L OBP: 0.286, SLG: 0.167 (1, 2)			4-3				1B		E6	3	0	0	0	1	0	3				
Bucky Dent, R OBP: 0.250, SLG: 0.433 (1, 6)	F7						SH1-4		F7	3	0	0	0	0	0	2				
Inning Stats	R: 3 E: 0 K: 0 S: 6	H: 3 LOB: 0 BB: 0 P: 6	R: 0 E: 0 K: 0 S: 3	H: 0 LOB: 0 BB: 0 P: 3	R: 1 E: 0 K: 0 S: 3	H: 1 LOB: 0 BB: 1 P: 7	R: 0 E: 0 K: 0 S: 3	H: 0 LOB: 0 BB: 0 P: 3	R: 0 E: 0 K: 0 S: 3	H: 1 LOB: 1 BB: 1 P: 7	R: 1 E: 0 K: 0 S: 5	H: 3 LOB: 2 BB: 1 P: 9	R: 1 E: 0 K: 0 S: 4	H: 1 LOB: 2 BB: 2 P: 12	R: 0 E: 1 K: 0 S: 4	H: 0 LOB: 3 BB: 2 P: 12	1B: 7 2B: 0 3B: 0 HR: 2	SF: 0 SAC: 1 DP: 1 HBP: 0	WP: 0 PB: 0 SB: 1 CS: 0	PA: 38
PITCHER Dave Rozema, R ERA: 3.0 (1, 1) Dave Tobik, R ERA: 4.5 (7, 1)	IP: 6.0 WLS: L BF: 26 H: 8 R: 5 ER: 5 SO: 0 BB: 2 IBB: 1 HBP: 0 BLK: 0 WP: 0 HR: 2 S: 23 P: 35 ERA: 7.50 WHIP: 1.667															PITCHER				

Detroit Tigers @ New York Yankees
 Yankee Stadium, Bronx, NY
 Mon Apr 20 1981, 6:05 PM EST
 Att: 20,981 - Unknown - 48 F

AB 30
 R 6
 H 9
 RBI 6
 BB 7
 SO 0
 LOB 15



Batter	1	2	3	4	5	6	7	8	9	AB	R	H	RBI	BB	SO	LOB	TOP								
Kirk Gibson, L OBP: 0.382, SLG: 0.516 (1, 8)	F9		F8		FC3-2		4-3		K	5	0	0	0	0	1	6									
Alan Trammell, R OBP: 0.298, SLG: 0.302 (1, 6)	1-3			4-3	F9			6-3		4	0	0	0	0	0	2									
Steve Kemp, L OBP: 0.478, SLG: 0.541 (1, 7)	4-3			1B		F7				4	0	2	0	0	0	0									
Richie Hebner, L OBP: 0.190, SLG: 0.225 (1, 3)		K		F5		4-1		F4		4	0	0	0	0	1	2									
Champ Summers, L OBP: 0.448, SLG: 0.391 (1, 10)										2	0	1	0	2	1	1									
Lance Parrish, R OBP: 0.256, SLG: 0.325 (1, 2)	G1-4-3			1B						4	0	0	0	0	1	4									
Al Cowens, R OBP: 0.318, SLG: 0.524 (1, 9)			F3		F9		1-3			3	0	1	0	1	0	0									
Mick Kelleher, R OBP: 0.294, SLG: 0.241 (7, PH)										1	0	0	0	1	0	0									
Lynn Jones, R OBP: 0.266, SLG: 0.667 (7, PH)			3-1				1-3			1	0	0	0	0	0	1									
Stan Papi, R (7, PH)					1B					0	0	0	0	0	0	0									
John Wockenfuss, R OBP: 0.438, SLG: 0.455 (9, PH)					FC3-2					0	0	0	0	1	0	0									
Lou Whitaker, L OBP: 0.357, SLG: 0.375 (1, 4)							1-3			4	0	2	0	0	0	3									
Inning Stats	R: 0 E: 0 K: 0 S: 3	H: 0 LOB: 0 BB: 0 P: 3	R: 0 E: 0 K: 1 S: 4	H: 0 LOB: 0 BB: 1 P: 8	R: 0 E: 0 K: 0 S: 4	H: 1 LOB: 1 BB: 0 P: 4	R: 0 E: 0 K: 0 S: 5	H: 2 LOB: 2 BB: 0 P: 5	R: 0 E: 0 K: 0 S: 4	H: 1 LOB: 2 BB: 1 P: 8	R: 0 E: 0 K: 0 S: 3	H: 0 LOB: 1 BB: 1 P: 7	R: 0 E: 0 K: 0 S: 3	H: 0 LOB: 1 BB: 0 P: 7	R: 0 E: 0 K: 1 S: 6	H: 1 LOB: 1 BB: 0 P: 6	R: 0 E: 0 K: 2 S: 8	H: 1 LOB: 2 BB: 1 P: 12	1B: 6 2B: 0 3B: 0 HR: 0	SF: 0 SAC: 0 DP: 1 HBP: 0	WP: 0 PB: 0 SB: 0 CS: 0	PA: 37			
PITCHER	IP	WLS	BF	H	R	ER	SO	BB	IBB	HBP	BLK	WP	HR	S	P	ERA	WHIP								
Doug Bird, R ERA: 3.85 (1, 1)	6.0	W	25	4	0	0	1	4	0	0	0	0	0	23	39	0.00	1.333								
Bill Castro, R ERA: 3.85 (7, 1)	1.1		5	1	0	0	0	0	0	0	0	0	0	5	5	0.00	0.750								
Rich Gossage, R ERA: 3.85 (8, 1)	1.2	S	7	1	0	0	3	1	0	0	0	0	0	12	16	0.00	1.200								

Detroit Tigers @ New York Yankees
 Yankee Stadium, Bronx, NY
 Tue Apr 21 1981, 6:05 PM EST
 Att: 15,359 - Unknown - 47 F

AB	32
R	0
H	6
RBI	0
BB	5
SO	4
LOB	19



Batter	1	2	3	4	5	6	7	8	9	AB	R	H	RBI	BB	SO	LOB	BOTTOM								
Willie Randolph, R OBP: 0.378, SLG: 0.333 (1, 4)	E5	F4			6-3					4	1	1	0	0	0	0									
Jerry Mumphrey, S OBP: 0.244, SLG: 0.310 (1, 8)	F7		4-3		K					4	0	1	0	0	1	1									
Dave Winfield, R OBP: 0.419, SLG: 0.361 (1, 7)	1B		F7					F7		2	1	0	0	2	0	0									
Reggie Jackson, L OBP: 0.450, SLG: 0.647 (1, 10)					1-3					2	0	1	1	2	0	1									
Oscar Gamble, L OBP: 0.500, SLG: 0.870 (1, 9)	FC4-6					4-3				3	0	1	1	1	0	1									
Graig Nettles, L OBP: 0.256, SLG: 0.429 (1, 5)			F4			F8				3	0	1	0	1	0	2									
Jim Spencer, L OBP: 0.280, SLG: 0.150 (1, 3)					4-3					3	0	1	0	0	0	2									
Dennis Werth, R (8, PH) (9, 3)										1	0	0	0	0	0	3									
Johnny Oates, L OBP: 0.200, SLG: 0.111 (1, 2)			F9		F6					3	0	0	0	0	0	1									
Bucky Dent, R OBP: 0.229, SLG: 0.394 (1, 6)			F1		F9			L7		3	0	0	0	0	0	0									
Inning Stats	R: 2 E: 1 K: 0 S: 6	H: 2 LOB: 2 BB: 1 P: 10	R: 0 E: 0 K: 0 S: 3	H: 0 LOB: 0 BB: 0 P: 3	R: 0 E: 0 K: 0 S: 3	H: 0 LOB: 2 BB: 2 P: 11	R: 0 E: 0 K: 0 S: 3	H: 0 LOB: 0 BB: 0 P: 3	R: 0 E: 0 K: 0 S: 4	H: 1 LOB: 1 BB: 0 P: 4	R: 0 E: 0 K: 0 S: 3	H: 2 LOB: 1 BB: 0 P: 3	R: 0 E: 0 K: 0 S: 3	H: 1 LOB: 2 BB: 2 P: 11	1B: 4 2B: 1 3B: 1 HR: 0	SF: 0 SAC: 0 DP: 1 HBP: 0	WP: 1 PB: 1 SB: 0 CS: 1	PA: 34							
PITCHER	IP	WLS	BF	H	R	ER	SO	BB	IBB	HBP	BLK	WP	HR	S	P	ERA	WHIP								
Milt Wilcox, R ERA: 0.81 (1, 1)	7.1	L	32	6	2	0	0	5	0	0	0	1	0	29	49	0.00	1.500								
Kevin Saucedo, L ERA: 5.79 (8, 1)	0.2		2	0	0	0	0	0	1	0	0	0	0	1	5	0.00	0.000								

Detroit Tigers @ New York Yankees
 Yankee Stadium, Bronx, NY
 Tue Apr 21 1981, 6:05 PM EST
 Att: 15,359 - Unknown - 47 F

AB	28
R	2
H	6
RBI	2
BB	6
SO	1
LOB	11



Batter	1	2	3	4	5	6	7	8	9	AB	R	H	RBI	BB	SO	LOB	TOP								
Rick Peters, S (1, 8) OBP: 0.349, SLG: 0.525	0-3 K		0-0 6-3			0-0 L4	0-0 F9			4	0	0	0	0	1	1	Detroit Tigers @ New York Yankees Yankee Stadium, Bronx, NY Wed Apr 22 1981, 6:05 PM EST Att: 22,835 - Unknown - 50 F livebaseballscorecards.com								
Alan Trammell, R (1, 6) OBP: 0.314, SLG: 0.304	4-0 BB		0-0 F8			0-0 1B		0-0 F2		3	0	1	0	1	0	0									
Steve Kemp, L (1, 10) OBP: 0.480, SLG: 0.561	0-0 F9			0-0 1B		0-3 K		0-0 2B		4	0	2	0	0	1	2									
Lance Parrish, R (1, 2) OBP: 0.255, SLG: 0.318	0-0 1-3			0-0 1B		0-0 F7		0-3 K		4	0	1	0	0	1	3									
John Wockenfuss, R (1, 3) OBP: 0.350, SLG: 0.333		0-0 F8		0-0 9-3			0-0 4-3	0-0 6-3		4	0	0	0	0	0	3									
Al Cowens, R (1, 9) OBP: 0.346, SLG: 0.640		0-0 2B		0-3 K			0-0 2B	0-0 4-3		4	1	2	0	0	1	1									
Lynn Jones, R (1, 7) OBP: 0.300, SLG: 0.667		0-0 4-3			0-0 L9		0-0 WP	0-0 F5		3	1	1	1	0	0	1									
Champ Summers, L (9, PH) OBP: 0.433, SLG: 0.375							3H SF9	0-3 K		1	0	0	0	0	0	0									
Stan Papi, R (1, 5)		0-0 F3			0-0 F9		4-0 BB	0-3 K		2	0	0	0	1	0	1									
Darrell Brown, S (7, PR)							2-3 BB			0	0	0	0	0	0	0									
Mick Kelleher, R (7, 5) OBP: 0.294, SLG: 0.241										0	0	0	0	0	0	0									
Kirk Gibson, L (9, PH) OBP: 0.371, SLG: 0.500										1	0	0	0	0	1	0									
Lou Whitaker, L (1, 4) OBP: 0.333, SLG: 0.357			0-0 4-3			0-0 F7		0-0 SF9		2	0	0	1	0	0	0									
Inning Stats	R: 0 E: 0 K: 1 S: 5	H: 0 LOB: 1 BB: 1 P: 9	R: 0 E: 0 K: 0 S: 4	H: 1 LOB: 1 BB: 0 P: 4	R: 0 E: 0 K: 0 S: 3	H: 0 LOB: 0 BB: 0 P: 3	R: 0 E: 0 K: 1 S: 6	H: 2 LOB: 1 BB: 0 P: 6	R: 0 E: 0 K: 0 S: 3	H: 0 LOB: 0 BB: 0 P: 3	R: 0 E: 0 K: 1 S: 6	H: 1 LOB: 1 BB: 0 P: 6	R: 2 E: 0 K: 0 S: 5	H: 2 LOB: 1 BB: 1 P: 9	R: 0 E: 0 K: 1 S: 6	H: 1 LOB: 1 BB: 0 P: 6	R: 0 E: 0 K: 1 S: 5	H: 0 LOB: 0 BB: 0 P: 5	1B: 3 2B: 4 3B: 1 HR: 0	SF: 1 SAC: 0 DP: 1 HBP: 0	WP: 1 PB: 0 SB: 0 CS: 0	PA: 35			
PITCHER	IP	WLS	BF	H	R	ER	SO	BB	IBB	HBP	BLK	WP	HR	S	P	ERA	WHIP								
Ron Guidry, L (1, 1) ERA: 4.34	6.1		26	6	2	2	3	2	0	0	0	1	0	30	38	2.84	1.263								
Dave LaRoche, L (7, 1) ERA:	0.2	W	2	0	0	0	0	0	0	0	0	0	0	2	2	0.00	0.000								
Ron Davis, R (8, 1) ERA: 3.86	2.0		7	1	0	0	2	0	0	0	0	0	0	11	11	0.00	0.500								

Batter	1	2	3	4	5	6	7	8	9	AB	R	H	RBI	BB	SO	LOB	BOTTOM									
Willie Randolph, R (1, 4) OBP: 0.367, SLG: 0.306	0-0 1-3		0-0 F8			0-0 5-3	4-0 1B			3	1	0	0	1	0	0	Detroit Tigers @ New York Yankees Yankee Stadium, Bronx, NY Wed Apr 22 1981, 6:05 PM EST Att: 22,835 - Unknown - 50 F livebaseballscorecards.com									
Jerry Mumphrey, S (1, 8) OBP: 0.245, SLG: 0.304	0-0 4-3		0-0 4-3			0-0 F6	0-0 1B			4	0	1	2	0	0	0										
Dave Winfield, R (1, 7) OBP: 0.426, SLG: 0.375	0-0 1B			0-0 F9		0-0 5-3	0-0 1B			4	0	2	1	0	0	0										
Reggie Jackson, L (1, 10) OBP: 0.417, SLG: 0.714	0-0 G3			0-0 HR			0-0 K			4	1	1	1	0	2	3										
Lou Piniella, R (1, 9) OBP: 0.333, SLG: 0.313		0-0 6-3		0-0 4-3			0-0 2B	0-0 5-3		4	1	1	0	0	0	0										
Graig Nettles, L (1, 5) OBP: 0.279, SLG: 0.462		0-0 6-3		0-3 K			0-0 BB	0-0 1B		4	1	2	0	0	1	0										
Dennis Werth, R (1, 2)		0-0 F7			0-3 K		4-0 BB	0-0 G6-4-3		3	1	0	0	1	1	1										
Steve Balboni, R (1, 3) OBP: 0.667, SLG: 1.500			0-0 6-3		0-3 K		4-0 BB			2	2	1	1	1	1	0										
Bucky Dent, R (1, 6) OBP: 0.211, SLG: 0.371			0-0 6-3		0-0 F4		0-0 SF8			2	0	0	2	0	0	0										
Inning Stats	R: 0 E: 0 K: 0 S: 4	H: 1 LOB: 1 BB: 0 P: 4	R: 0 E: 0 K: 0 S: 3	H: 0 LOB: 0 BB: 0 P: 3	R: 1 E: 0 K: 1 S: 6	H: 1 LOB: 0 BB: 0 P: 6	R: 0 E: 0 K: 2 S: 7	H: 0 LOB: 0 BB: 0 P: 7	R: 0 E: 0 K: 0 S: 3	H: 0 LOB: 0 BB: 0 P: 3	R: 5 E: 0 K: 2 S: 11	H: 4 LOB: 2 BB: 3 P: 23	R: 0 E: 0 K: 0 S: 3	H: 1 LOB: 0 BB: 0 P: 3	1B: 5 2B: 1 3B: 1 HR: 1	SF: 1 SAC: 0 DP: 1 HBP: 0		WP: 0 PB: 0 SB: 0 CS: 0	PA: 34							
PITCHER	IP	WLS	BF	H	R	ER	SO	BB	IBB	HBP	BLK	WP	HR	S	P	ERA		WHIP								
Howard Bailey, L (1, 1) ERA: 6.23	6.1	L	24	5	4	4	4	0	0	0	0	0	1	32	32	5.68		0.789								
Dan Schatzeder, L (7, 1) ERA: 3.0	0.1		3	0	0	0	0	1	1	0	0	0	0	1	9	0.00		3.000								
Aurelio Lopez, R (7, 1) ERA: 3.12	1.1		7	3	3	3	1	1	0	0	0	0	0	8	12	20.25	3.000									

Batter	1	2	3	4	5	6	7	8	9	AB	R	H	RBI	BB	SO	LOB	TOP																					
Alfredo Griffin, S OBP: 0.203, SLG: 0.245 (1, 6)	4-3		SH FC1-2		F8		F9			3	0	0	0	0	0	1	Toronto Blue Jays @ New York Yankees Yankee Stadium, Bronx, NY Fri Apr 24 1981, 6:05 PM EST Att: 20,863 - Unknown - 56 F																					
Lloyd Moseby, L OBP: 0.327, SLG: 0.364 (1, 8)	K		FC1-2 G5-4-3		K			HR BB		3	1	0	0	1	2	4																						
Barry Bonnell, R OBP: 0.209, SLG: 0.211 Willie Upshaw, L OBP: 0.300, SLG: 0.611 (8, PH) (8, 3)	6-3		G5-4-3		F9			HR		3	0	0	0	0	0	4																						
John Mayberry, L OBP: 0.510, SLG: 0.541 Dave Stieb, R (8, PR) George Bell, R OBP: 0.200, SLG: 0.400 (8, 9)		G3		F9 1B				G4-6-3 1B		4	0	3	0	0	0	0																						
Otto Velez, R OBP: 0.392, SLG: 0.308 (1, 10)		G3 BB		F8		F9		G4-6-3 1B		3	0	0	0	1	0	3																						
Al Woods, L OBP: 0.318, SLG: 0.333 (1, 7)		G3						F8		4	0	2	0	0	0	2																						
Damaso Garcia, R OBP: 0.220, SLG: 0.208 (1, 4)		K		F9		G6-4-3 1B				4	0	1	0	0	1	5																						
Danny Ainge, R OBP: 0.222, SLG: 0.209 (1, 5)			SH FC1-2 1B		F9		6-3		G4-6-3	4	0	1	0	0	0	3																						
Ernie Whitt, L OBP: 0.244, SLG: 0.195 (1, 2)			FC1-2 SH 1B				G3		K	3	0	1	0	1	1	0																						
Inning Stats	R: 0 E: 0 K: 1 S: 5	H: 0 LOB: 0 BB: 0 P: 5	R: 0 E: 0 K: 1 S: 5	H: 0 LOB: 1 BB: 1 P: 9	R: 0 E: 0 K: 0 S: 5	H: 2 LOB: 2 BB: 0 P: 5	R: 0 E: 0 K: 0 S: 5	H: 2 LOB: 2 BB: 0 P: 5	R: 0 E: 0 K: 1 S: 4	H: 0 LOB: 0 BB: 0 P: 4	R: 0 E: 0 K: 0 S: 3	H: 0 LOB: 0 BB: 0 P: 3	R: 2 E: 0 K: 0 S: 4	H: 2 LOB: 1 BB: 1 P: 8	R: 0 E: 0 K: 1 S: 5	H: 1 LOB: 0 BB: 0 P: 5		1B: 8 2B: 0 3B: 0 HR: 1	SF: 0 SAC: 1 DP: 4 HBP: 0	WP: 0 PB: 0 SB: 1 CS: 0	PA: 36																	
PITCHER	IP	WLS	BF	H	R	ER	SO	BB	IBB	HBP	BLK	WP	HR	S	P	ERA	WHIP	PITCHER		IP	WLS	BF	H	R	ER	SO	BB	IBB	HBP	BLK	WP	HR	S	P	ERA	WHIP		
Tommy John, L ERA: 3.81 Rich Gossage, R ERA: 1.23	(1, 1)	7.0	W	29	6	1	1	3	3	0	0	0	0	0	32	44	1.29	1.286			(8, 1)	2.0	S	7	3	1	1	1	0	0	0	0	0	1	9	9	4.50	1.500

Batter	1	2	3	4	5	6	7	8	9	AB	R	H	RBI	BB	SO	LOB	BOTTOM																			
Willie Randolph, R OBP: 0.396, SLG: 0.333 (1, 4)	5-3		CS BB			FC4-6 1B		1B S		3	0	2	0	1	0	0	Toronto Blue Jays @ New York Yankees Yankee Stadium, Bronx, NY Fri Apr 24 1981, 6:05 PM EST Att: 20,863 - Unknown - 56 F																			
Jerry Mumphrey, S OBP: 0.264, SLG: 0.320 (1, 8)	1B WP		F8			FC4-6 CS		1B		4	1	2	1	0	0	2																				
Dave Winfield, R OBP: 0.431, SLG: 0.386 (1, 7)	E G3 WP 1B				5-3			F2		4	1	2	0	0	0	2																				
Reggie Jackson, L OBP: 0.393, SLG: 0.625 (1, 10)	G3				K			K		3	0	0	1	1	2	2																				
Oscar Gamble, L OBP: 0.484, SLG: 0.808 (1, 9)	F4							G4-6-3 BB		3	0	1	0	0	0	1																				
Graig Nettles, L OBP: 0.283, SLG: 0.524 (1, 5)		6-3			3-1			HR		3	1	1	1	0	0	1																				
Jim Spencer, L OBP: 0.250, SLG: 0.130 (1, 3)		4-3				F4		4-3		3	0	0	0	0	0	0																				
Johnny Oates, L OBP: 0.231, SLG: 0.167 (1, 2)		F9						1B SH1-4 1B		3	1	1	0	0	0	0																				
Bucky Dent, R OBP: 0.200, SLG: 0.351 (1, 6)			K			F7		SH1-4		2	0	0	0	0	1	0																				
Inning Stats	R: 2 E: 1 K: 0 S: 5	H: 2 LOB: 0 BB: 0 P: 5	R: 0 E: 0 K: 0 S: 3	H: 0 LOB: 0 BB: 0 P: 3	R: 0 E: 0 K: 1 S: 4	H: 0 LOB: 0 BB: 1 P: 8	R: 0 E: 0 K: 1 S: 6	H: 1 LOB: 1 BB: 0 P: 6	R: 0 E: 0 K: 0 S: 3	H: 0 LOB: 0 BB: 0 P: 3	R: 0 E: 0 K: 0 S: 3	H: 2 LOB: 0 BB: 0 P: 3	R: 1 E: 0 K: 0 S: 3	H: 1 LOB: 0 BB: 1 P: 7	R: 1 E: 0 K: 1 S: 8	H: 3 LOB: 2 BB: 0 P: 8		1B: 8 2B: 0 3B: 0 HR: 1	SF: 0 SAC: 1 DP: 1 HBP: 0	WP: 1 PB: 0 SB: 1 CS: 3	PA: 32															
PITCHER	IP	WLS	BF	H	R	ER	SO	BB	IBB	HBP	BLK	WP	HR	S	P	ERA	WHIP	PITCHER		IP	WLS	BF	H	R	ER	SO	BB	IBB	HBP	BLK	WP	HR	S	P	ERA	WHIP
Mark Bomback, R ERA: 1.84 Mike Willis, L ERA: 7.27 Roy Lee Jackson, R ERA: 1.5 Jerry Garvin, L ERA: 0.93	(1, 1)	7.0	L	25	6	3	2	2	0	0	0	0	0	0	27	35	2.57	1.143			(8, 1)	0.1	2	1	1	1	0	0	0	0	0	0	2	2	27.00	3.000
	(8, 1)	0.1		3	2	0	0	0	0	0	0	0	0	3	3	0.00	6.000			(8, 1)	0.1	1	0	0	0	0	1	0	0	0	3	3	0.00	0.000		

Batter	1	2	3	4	5	6	7	8	9	AB	R	H	RBI	BB	SO	LOB	TOP								
Lloyd Moseby, L OBP: 0.333, SLG: 0.429	6-3		5-3		BB 1B		4-3		IHR	5	2	2	2	0	0	0	Toronto Blue Jays @ New York Yankees Yankee Stadium, Bronx, NY Sat Apr 25 1981, 3:33 AM EST Att: 17,319 - Cloudy - 49 F								
Damaso Garcia, R OBP: 0.236, SLG: 0.212	F6		F7		BB 1B		F8		CS 1B	4	0	1	0	1	0	0									
Danny Ainge, R OBP: 0.280, SLG: 0.271	HR		6-3		1B				1B	5	1	3	2	0	1	0									
John Mayberry, L OBP: 0.509, SLG: 0.600 Willie Upshaw, L OBP: 0.300, SLG: 0.611	HR			FC5-4 BB	F4				CS	3	1	1	2	1	0	2									
Otto Velez, R OBP: 0.364, SLG: 0.279	F8			F9	1-3				CS	0	0	0	0	0	0	0									
Al Woods, L OBP: 0.292, SLG: 0.304 Barry Bonnell, R OBP: 0.200, SLG: 0.211		F3		K					F9	4	0	0	0	0	1	1									
George Bell, R OBP: 0.222, SLG: 0.333		E S 1B		FC5-4 1-2					F4	4	1	1	0	0	0	1									
Alfredo Griffin, S OBP: 0.206, SLG: 0.263		6-3			F8				F7	4	1	1	0	0	0	1									
Ernie Whitt, L OBP: 0.250, SLG: 0.205		K			BB 1B				F3	3	1	1	1	0	1	1									
Inning Stats	R: 2 E: 0 K: 0 S: 5	H: 2 LOB: 0 BB: 0 P: 5	R: 0 E: 0 K: 1 S: 6	H: 1 LOB: 1 BB: 0 P: 6	R: 0 E: 0 K: 1 S: 3	H: 0 LOB: 0 BB: 0 P: 3	R: 0 E: 0 K: 1 S: 5	H: 0 LOB: 1 BB: 1 P: 9	R: 2 E: 0 K: 0 S: 6	H: 3 LOB: 2 BB: 1 P: 10	R: 0 E: 0 K: 0 S: 3	H: 0 LOB: 0 BB: 0 P: 3	R: 0 E: 0 K: 0 S: 3	H: 0 LOB: 0 BB: 0 P: 3	R: 0 E: 0 K: 2 S: 7	H: 0 LOB: 0 BB: 0 P: 7		R: 3 E: 1 K: 0 S: 7	H: 4 LOB: 1 BB: 0 P: 7	1B: 6 2B: 2 3B: 0 HR: 2	SF: 0 SAC: 1 DP: 0 HBP: 0	WP: 0 PB: 0 SB: 1 CS: 1	PA: 40		
PITCHER	IP	WLS	BF	H	R	ER	SO	BB	IBB	HBP	BLK	WP	HR	S	P	ERA	WHIP								
Rudy May, L ERA: 2.32	7.0	L	29	6	4	4	2	2	0	0	0	0	1	31	39	5.14	1.143								
Ron Davis, R ERA: 3.35	1.0		3	0	0	0	2	0	0	0	0	0	0	7	7	0.00	0.000								
Bill Castro, R ERA: 3.38	0.2		7	4	3	0	0	0	0	0	0	0	0	7	7	0.00	6.000								
Dave LaRoche, L ERA:	0.1		0	0	0	0	0	0	0	0	0	0	0	0	0	0.00	0.000								

Batter	1	2	3	4	5	6	7	8	9	AB	R	H	RBI	BB	SO	LOB	BOTTOM								
Willie Randolph, R OBP: 0.368, SLG: 0.302	F8		6-3		G4-6-3				5-3	4	0	0	0	0	0	2	Toronto Blue Jays @ New York Yankees Yankee Stadium, Bronx, NY Sat Apr 25 1981, 3:33 AM EST Att: 17,319 - Cloudy - 49 F								
Jerry Mumphrey, S OBP: 0.281, SLG: 0.389	1-3			HR					4-3	4	1	2	1	0	0	0									
Dave Winfield, R OBP: 0.436, SLG: 0.404				1-3					BB 4-1 BB	3	1	1	0	1	1	1									
Reggie Jackson, L OBP: 0.375, SLG: 0.556				K					BB 4-1 BB	3	0	0	0	1	2	2									
Oscar Gamble, L OBP: 0.457, SLG: 0.733		F6			1B				F8	4	0	1	0	0	0	3									
Graig Nettles, L OBP: 0.280, SLG: 0.478		4-3			4-1				4-1	4	0	0	1	0	0	2									
Jim Spencer, L OBP: 0.250, SLG: 0.148		L9			FC1-6 1B				3-1	4	0	1	0	0	0	1									
Johnny Oates, L OBP: 0.188, SLG: 0.133					4-3				FC1-6 1B	3	0	0	0	0	0	1									
Bucky Dent, R OBP: 0.209, SLG: 0.350					5-3				G4-6-3 1B	3	0	1	0	0	0	0									
Inning Stats	R: 0 E: 0 K: 1 S: 6	H: 1 LOB: 1 BB: 0 P: 6	R: 0 E: 0 K: 0 S: 3	H: 0 LOB: 0 BB: 0 P: 3	R: 0 E: 0 K: 0 S: 3	H: 0 LOB: 0 BB: 0 P: 3	R: 1 E: 0 K: 1 S: 7	H: 2 LOB: 1 BB: 0 P: 7	R: 0 E: 0 K: 0 S: 4	H: 2 LOB: 1 BB: 0 P: 4	R: 0 E: 0 K: 1 S: 6	H: 1 LOB: 1 BB: 0 P: 6	R: 0 E: 0 K: 0 S: 3	H: 0 LOB: 0 BB: 0 P: 3	R: 0 E: 0 K: 0 S: 3	H: 0 LOB: 0 BB: 0 P: 3		R: 1 E: 0 K: 0 S: 3	H: 0 LOB: 1 BB: 2 P: 11	1B: 4 2B: 1 3B: 0 HR: 1	SF: 0 SAC: 0 DP: 1 HBP: 0	WP: 0 PB: 0 SB: 0 CS: 0	PA: 34		
PITCHER	IP	WLS	BF	H	R	ER	SO	BB	IBB	HBP	BLK	WP	HR	S	P	ERA	WHIP								
Jackson Todd, R ERA: 4.79	9.0	W	34	6	2	2	3	2	0	0	0	0	1	38	46	2.00	0.889								

Batter	1	2	3	4	5	6	7	8	9	AB	R	H	RBI	BB	SO	LOB	TOP				
Lloyd Moseby, L (1, 8) OBP: 0.328, SLG: 0.434	0-3 K		0-0 1B S 2B		0-0 F7		0-0 1-3			4	1	1	1	0	1	0					
Damaso Garcia, R (1, 4) OBP: 0.271, SLG: 0.250	0-0 F8 1B 1B		0-0 S 1B		0-3 K			0-0 PB S FC4-2-5-1 1B		4	0	3	0	0	1	0					
Danny Ainge, R (1, 5) OBP: 0.259, SLG: 0.269	0-0 S 1B		0-3 K		0-3 K			0-0 L6		4	0	1	0	0	2	3					
John Mayberry, L (1, 3) OBP: 0.475, SLG: 0.545 Willie Upshaw, L (8, PR) OBP: 0.300, SLG: 0.611	0-0 F8 2-3		0-0 F7		0-3 K			0-0 FC4-2-5-1 2H 1B		4	0	0	0	0	1	5					
Otto Velez, R (1, 10) OBP: 0.390, SLG: 0.289	0-3 K		4-0 1B BB		0-0 1B			4-0 IBB		2	0	1	0	2	1	2					
Al Woods, L (1, 7) OBP: 0.275, SLG: 0.286 Barry Bonnell, R (8, PH) OBP: 0.195, SLG: 0.205		0-3 K	0-0 3-1		0-0 F4			0-0 F8		3	0	0	0	0	1	3					
George Bell, R (1, 9) OBP: 0.154, SLG: 0.231		0-3 K			0-3 F9			0-0 6-3		4	0	0	0	0	2	1					
Alfredo Griffin, S (1, 6) OBP: 0.194, SLG: 0.246		0-0 1-3			0-0 F8			0-0 F9		4	0	0	0	0	0	0					
Ernie Whitt, L (1, 2) OBP: 0.250, SLG: 0.229			0-0 2B 2B		0-0 F6			0-3 K		4	1	1	0	0	1	0					
Inning Stats	R: 0 E: 0 K: 2 S: 9	H: 2 LOB: 2 BB: 0 P: 9	R: 0 E: 0 K: 2 S: 7	H: 0 LOB: 0 BB: 0 P: 7	R: 2 E: 0 K: 1 S: 8	H: 3 LOB: 2 BB: 1 P: 12	R: 0 E: 0 K: 0 S: 3	H: 0 LOB: 0 BB: 0 P: 3	R: 0 E: 0 K: 2 S: 7	H: 1 LOB: 0 BB: 0 P: 8	R: 0 E: 0 K: 0 S: 3	H: 0 LOB: 0 BB: 0 P: 3	R: 0 E: 0 K: 0 S: 4	H: 1 LOB: 2 BB: 1 P: 8	R: 0 E: 0 K: 1 S: 5	H: 0 LOB: 0 BB: 0 P: 5	1B: 5 2B: 2 3B: 0 HR: 0	SF: 0 SAC: 0 DP: 0 HBP: 0	WP: 0 PB: 1 CS: 0	PA: 36	
PITCHER	IP WLS BF H R ER SO BB IBB HBP BLK WP HR S P ERA WHIP	7.2 L 32 7 2 2 9 1 1 0 0 0 0 0 48 56 2.35 1.043	1.1 4 0 0 0 1 0 0 0 0 0 0 0 6 6 0.00 0.000																		

Toronto Blue Jays @ New York Yankees
Yankee Stadium, Bronx, NY
Sun Apr 26 1981, 3:33 AM EDT
Att: 37,306 - Unknown - 59 F

AB	34
R	2
H	7
RBI	1
BB	2
SO	10
LOB	16



Batter	1	2	3	4	5	6	7	8	9	AB	R	H	RBI	BB	SO	LOB	BOTTOM				
Willie Randolph, R (1, 4) OBP: 0.355, SLG: 0.313	0-0 G6-3 2B		0-0 4-3		0-3 K			0-0 F8	0-0 F7	5	0	1	0	0	1	2					
Jerry Mumphrey, S (1, 8) OBP: 0.311, SLG: 0.404	0-0 G6-3 1B		4-0 BLK BB		0-0 6-3			0-0 2B 1B		3	1	2	0	1	0	0					
Dave Winfield, R (1, 7) OBP: 0.441, SLG: 0.420	0-0 G6-3 1-2 2-3		0-0 6-3		0-0 BB			0-0 1H 2B		3	0	1	1	1	0	3					
Reggie Jackson, L (1, 10) OBP: 0.333, SLG: 0.484	0-0 F8				0-0 F2			0-0 F6		4	0	0	0	0	0	3					
Oscar Gamble, L (1, 9) OBP: 0.436, SLG: 0.667		0-0 F9			0-3 K			4-0 BB		3	0	0	0	1	1	1					
Graig Nettles, L (1, 5) OBP: 0.276, SLG: 0.500		0-0 1B			0-0 F7			0-0 F7		4	0	2	0	0	0	2					
Jim Spencer, L (1, 3) OBP: 0.222, SLG: 0.129		0-0 F8			0-0 F8			0-0 F2		4	0	0	0	0	1	2					
Johnny Oates, L (1, 2) OBP: 0.167, SLG: 0.118 Bobby Murcer, L (7, PH) OBP: 0.438, SLG: 0.500 Dennis Werth, R (8, 2)		0-0 5-3			0-0 1-3			0-0 G3 2B		2	0	0	0	0	0	1					
Bucky Dent, R (1, 6) OBP: 0.217, SLG: 0.349 Lou Piniella, R (8, PH) OBP: 0.316, SLG: 0.294			0-0 1-3		0-0 1B			0-0 F9		3	0	1	0	0	0	1					
Inning Stats	R: 0 E: 0 K: 0 S: 4	H: 2 LOB: 1 BB: 0 P: 4	R: 0 E: 0 K: 0 S: 4	H: 1 LOB: 1 BB: 0 P: 4	R: 0 E: 0 K: 0 S: 3	H: 0 LOB: 1 BB: 1 P: 7	R: 0 E: 0 K: 1 S: 5	H: 0 LOB: 0 BB: 0 P: 5	R: 0 E: 0 K: 1 S: 6	H: 1 LOB: 1 BB: 0 P: 6	R: 0 E: 0 K: 0 S: 3	H: 0 LOB: 2 BB: 1 P: 7	R: 0 E: 0 K: 0 S: 5	H: 2 LOB: 1 BB: 1 P: 9	R: 0 E: 0 K: 0 S: 3	H: 0 LOB: 1 BB: 1 P: 7	1B: 4 2B: 3 3B: 0 HR: 0	SF: 0 SAC: 0 DP: 1 HBP: 0	WP: 0 PB: 0 CS: 0	PA: 37	
PITCHER	IP WLS BF H R ER SO BB IBB HBP BLK WP HR S P ERA WHIP	9.0 W 37 7 1 1 3 4 0 0 0 0 0 39 55 1.00 1.222																			

Toronto Blue Jays @ New York Yankees
Yankee Stadium, Bronx, NY
Sun Apr 26 1981, 3:33 AM EDT
Att: 37,306 - Unknown - 59 F

AB	33
R	1
H	7
RBI	1
BB	4
SO	3
LOB	17



Batter	1	2	3	4	5	6	7	8	9	AB	R	H	RBI	BB	SO	LOB	TOP			
Willie Randolph, R (1,4) OBP: 0.333, SLG: 0.288	0-0 6-3		0-0 5-3		0-0 5-3		0-0 6-3			4	0	0	0	0	0	1	New York Yankees @ Detroit Tigers Tiger Stadium, Detroit, MI Mon Apr 27 1981, 7:05 PM EDT Att: 27,487 - Unknown - 58 F			
Jerry Mumphy, S (1,8) OBP: 0.338, SLG: 0.433	0-0 1-3 BB		0-0 2B		4-0 CS BB		0-0 1-3			3	0	2	0	1	0	1				
Dave Winfield, R (1,7) OBP: 0.429, SLG: 0.396	4-0 1-2 BB		0-0 L7		0-0 CS	0-0 F7		0-0 6-3		3	0	0	0	1	0	1				
Reggie Jackson, L (1,10) OBP: 0.350, SLG: 0.514	0-0 1-2 2-3		0-0 4-3			0-0 G6-4-3 1B		0-0 4-3 2B		4	0	2	0	0	0	3				
Lou Piniella, R (1,9) OBP: 0.304, SLG: 0.250	4-0 IBB			0-0 5-3		0-0 G6-4-3 1B		0-0 4-3		3	0	0	0	1	0	2				
Graig Nettles, L (1,5) OBP: 0.276, SLG: 0.481	0-3 K			0-0 4-3			0-0 FC4-6 1B		0-0 3-1		4	0	1	0	0	1				
Dennis Werth, R (1,2)		0-0 F9		0-0 1B			0-0 FC4-6 2B		0-0 F9		4	1	1	0	0	0		1		
Steve Balboni, R (1,3) OBP: 0.500, SLG: 1.000		0-0 1-3		0-3 K			0-0 HR 2B		0-0 F7		3	0	1	1	0	1		1		
Larry Milbourne, S (7, PR)											0	1	0	0	0	0		0		
Jim Spencer, L (7, 3)											1	0	0	0	0	0		0		
Bucky Dent, R (1,6) OBP: 0.220, SLG: 0.404		0-0 F4			0-0 F7			0-0 HR		4	1	1	2	0	0	0				
Inning Stats	R: 0 E: 0 K: 1 S: 6	H: 1 LOB: 3 BB: 2 P: 14	R: 0 E: 0 K: 0 S: 3	H: 0 LOB: 0 BB: 0 P: 3	R: 0 E: 0 K: 0 S: 4	H: 1 LOB: 1 BB: 0 P: 4	R: 0 E: 0 K: 1 S: 6	H: 1 LOB: 0 BB: 1 P: 6	R: 0 E: 0 K: 0 S: 2	H: 0 LOB: 0 BB: 1 P: 6	R: 3 E: 0 K: 0 S: 6	H: 3 LOB: 1 BB: 0 P: 6	R: 0 E: 0 K: 0 S: 4	H: 1 LOB: 1 BB: 0 P: 4	R: 0 E: 0 K: 0 S: 3	H: 0 LOB: 0 BB: 0 P: 3	1B: 4 2B: 3 3B: 0 HR: 1	SF: 0 SAC: 0 DP: 1 HBP: 0	WP: 0 PB: 0 SB: 0 CS: 1	PA: 37
PITCHER	IP WLS BF H R ER SO BB IBB HBP BLK WP HR S P ERA WHIP																			
Howard Bailey, L (1,1) ERA: 5.7	6.1 L 27 7 3 3 2 2 2 1 0 0 0 1 28 40 4.26 1.421																			
Dan Petry, R (7,1) ERA: 3.38	2.2 9 1 0 0 0 0 0 0 0 0 0 0 9 9 0.00 0.375																			

AB	33
R	3
H	8
RBI	3
BB	3
SO	2
LOB	14



Batter	1	2	3	4	5	6	7	8	9	AB	R	H	RBI	BB	SO	LOB	BOTTOM			
Rick Peters, S (1,8) OBP: 0.350, SLG: 0.444	0-0 G4-6-3 1B			0-0 F8		0-3 K		0-0 6-3		4	0	1	0	0	1	1	New York Yankees @ Detroit Tigers Tiger Stadium, Detroit, MI Mon Apr 27 1981, 7:05 PM EDT Att: 27,487 - Unknown - 58 F			
Alan Trammell, R (1,6) OBP: 0.294, SLG: 0.295	0-3 K			0-3 K		0-3 K			0-0 F9		4	0	0	0	0	3		2		
Steve Kemp, L (1,7) OBP: 0.456, SLG: 0.517	0-0 G4-6-3 1-2			0-0 1B			0-0 1-3		0-0 F5		4	0	1	0	0	0		1		
Lance Parrish, R (1,2) OBP: 0.277, SLG: 0.419		0-3 K		0-0 F7			0-0 HR		0-0 1-3		4	1	1	1	0	1		1		
John Wockenfuss, R (1,10) OBP: 0.355, SLG: 0.292		0-0 F7			0-0 F8		0-0 1-3			3	0	0	0	0	0	0		0		
Al Cowens, R (1,9) OBP: 0.368, SLG: 0.583		0-3 K			0-0 G3		0-0 S 1B			3	0	1	0	0	1	0		0		
Richie Hebner, L (1,3) OBP: 0.176, SLG: 0.224			0-0 3-1		0-3 K		0-0 4-3			3	0	0	0	0	1	1				
Stan Papi, R (1,5) OBP: 0.368, SLG: 0.353				0-0 F8				0-0 6-3		3	0	1	0	0	0	0				
Lou Whitaker, L (1,4) OBP: 0.288, SLG: 0.291				0-0 F2		0-0 SH5-4 1B		0-0 5-3		2	0	0	0	0	0	0				
Inning Stats	R: 0 E: 0 K: 1 S: 5	H: 1 LOB: 0 BB: 0 P: 5	R: 0 E: 0 K: 2 S: 7	H: 0 LOB: 0 BB: 0 P: 7	R: 0 E: 0 K: 0 S: 3	H: 0 LOB: 0 BB: 0 P: 3	R: 0 E: 0 K: 1 S: 6	H: 1 LOB: 1 BB: 0 P: 6	R: 0 E: 0 K: 1 S: 5	H: 0 LOB: 0 BB: 0 P: 5	R: 1 E: 0 K: 0 S: 5	H: 2 LOB: 1 BB: 0 P: 5	R: 0 E: 0 K: 0 S: 3	H: 0 LOB: 0 BB: 0 P: 3	R: 0 E: 0 K: 0 S: 3	H: 0 LOB: 0 BB: 0 P: 3		1B: 4 2B: 0 3B: 0 HR: 1	SF: 0 SAC: 1 DP: 1 HBP: 0	WP: 0 PB: 0 SB: 1 CS: 0
PITCHER	IP WLS BF H R ER SO BB IBB HBP BLK WP HR S P ERA WHIP																			
Ron Guidry, L (1,1) ERA: 3.38	8.0 W 28 5 1 1 7 0 0 0 0 0 0 3 42 42 1.12 0.625																			
Rich Gossage, R (9,1) ERA: 1.08	1.0 S 3 0 0 0 0 0 0 0 0 0 0 0 3 3 0.00 0.000																			



Batter	1	2	3	4	5	6	7	8	9	AB	R	H	RBI	BB	SO	LOB	TOP								
Willie Randolph, R OBP: 0.329, SLG: 0.339	0-0 4-3		0-0 F4		0-0 HR		0-0 G5-4-3			4	1	1	3	0	0	1									
Jerry Mumphy, S OBP: 0.333, SLG: 0.422	0-0 F8		0-0 F8					0-0 5-3		4	0	1	0	0	0	0									
Dave Winfield, R OBP: 0.418, SLG: 0.404	0-0 2B			0-0 F8	0-0 F8			0-0 F2		4	0	1	0	0	0	1									
Reggie Jackson, L OBP: 0.357, SLG: 0.514 Larry Milbourne, S (4, PR)	0-0 4-3			0-0 1B				0-0 4-3		2	0	1	0	0	0	1									
Lou Piniella, R OBP: 0.259, SLG: 0.208		0-0 5-3		0-0 6-3				0-0 6-3		4	0	0	0	0	0	1									
Graig Nettles, L OBP: 0.290, SLG: 0.464		0-0 F6				4-0 SH1-3 HR		0-0 F9		2	1	0	0	2	0	0									
Dennis Werth, R OBP: 0.174, SLG: 0.050		0-0 F8				0-0 SH1-3 1-2		0-0 F7		3	0	0	0	0	1	1									
Barry Foote, R OBP: 0.138, SLG: 0.160			0-0 HR			0-3 K		0-3 K		3	1	1	1	0	2	1									
Bucky Dent, R OBP: 0.245, SLG: 0.408			0-0 F5			4-0 HR		0-0 1B		2	1	1	0	1	0	0									
Inning Stats	R: 0 E: 0 K: 0 S: 4	H: 1 LOB: 1 BB: 0 P: 4	R: 0 E: 0 K: 0 S: 3	H: 0 LOB: 0 BB: 0 P: 3	R: 1 E: 0 K: 0 S: 4	H: 1 LOB: 0 BB: 0 P: 4	R: 0 E: 0 K: 0 S: 3	H: 1 LOB: 1 BB: 0 P: 3	R: 3 E: 0 K: 1 S: 7	H: 2 LOB: 1 BB: 2 P: 15	R: 0 E: 0 K: 2 S: 7	H: 0 LOB: 1 BB: 1 P: 11	R: 0 E: 0 K: 1 S: 5	H: 1 LOB: 0 BB: 0 P: 5	R: 0 E: 0 K: 0 S: 3	H: 0 LOB: 0 BB: 0 P: 3	R: 0 E: 0 K: 0 S: 3	H: 0 LOB: 0 BB: 0 P: 3	1B: 3 2B: 1 3B: 0 HR: 2	SF: 0 SAC: 1 DP: 1 HBP: 0	WP: 0 PB: 0 SB: 0 CS: 0	PA: 34			
PITCHER	IP WLS BF H R ER SO BB IBB HBP BLK WP HR S P ERA WHIP	4.2 L 20 5 4 4 1 2 0 0 0 0 2 20 28 7.71 1.500	5.1 L 14 1 0 0 3 1 0 0 0 0 0 19 23 0.00 0.462																						

New York Yankees @ Detroit Tigers
Tiger Stadium, Detroit, MI
Tue Apr 28 1981, 7:05 PM EDT
Att: 18,420 - Unknown - 62 F

AB 30
R 4
H 6
RBI 4
BB 3
SO 4
LOB 6



Batter	1	2	3	4	5	6	7	8	9	AB	R	H	RBI	BB	SO	LOB	BOTTOM								
Rick Peters, S OBP: 0.344, SLG: 0.421	0-0 1-3		0-0 F3			1-0 HBP		0-0 G4-3		3	0	0	0	0	0	1									
Alan Trammell, R OBP: 0.292, SLG: 0.292	0-0 FC4-6 1B		0-0 G1			0-0 F7		0-0 L3		4	0	1	0	0	0	1									
Steve Kemp, L OBP: 0.431, SLG: 0.484	0-0 FC4-6 1-2			0-0 6-3		0-3 K			0-0 1-3	4	0	0	0	0	1	2									
Lance Parrish, R OBP: 0.275, SLG: 0.424	0-0 F5			0-0 6-3					0-0 6-3	4	0	1	0	0	0	1									
John Wockenfuss, R OBP: 0.343, SLG: 0.393		0-0 HR		0-0 F9					0-0 F3	4	1	1	1	0	0	1									
Al Cowens, R OBP: 0.390, SLG: 0.590		0-0 FC3-6 1B			0-0 F7				0-0 F2	3	0	2	0	0	0	0									
Richie Hebner, L OBP: 0.167, SLG: 0.212		0-0 FC3-6 G5-4-3 1-2			0-0 F5				0-0 F6	3	0	0	0	0	0	3									
Stan Papi, R OBP: 0.318, SLG: 0.300		0-0 G5-4-3 1-2			0-0 F8				0-0 6-3	3	0	0	0	0	0	3									
Lou Whitaker, L OBP: 0.290, SLG: 0.293			0-0 4-3			0-0 G3			0-0 G4-3 1B	3	0	1	0	0	0	0									
Inning Stats	R: 0 E: 0 K: 0 S: 4	H: 1 LOB: 1 BB: 0 P: 4	R: 1 E: 0 K: 0 S: 4	H: 2 LOB: 0 BB: 0 P: 4	R: 0 E: 0 K: 0 S: 3	H: 0 LOB: 0 BB: 0 P: 3	R: 0 E: 0 K: 0 S: 3	H: 0 LOB: 0 BB: 0 P: 3	R: 0 E: 0 K: 1 S: 5	H: 0 LOB: 1 BB: 0 P: 6	R: 0 E: 0 K: 0 S: 5	H: 2 LOB: 2 BB: 0 P: 5	R: 0 E: 0 K: 0 S: 3	H: 1 LOB: 0 BB: 0 P: 3	R: 0 E: 0 K: 0 S: 3	H: 0 LOB: 0 BB: 0 P: 3	1B: 4 2B: 1 3B: 0 HR: 1	SF: 0 SAC: 0 DP: 2 HBP: 1	WP: 0 PB: 0 SB: 0 CS: 0	PA: 32					
PITCHER	IP WLS BF H R ER SO BB IBB HBP BLK WP HR S P ERA WHIP	9.0 W 32 6 1 1 1 0 0 1 0 0 1 33 34 1.00 0.667																							

New York Yankees @ Detroit Tigers
Tiger Stadium, Detroit, MI
Tue Apr 28 1981, 7:05 PM EDT
Att: 18,420 - Unknown - 62 F

AB 31
R 1
H 6
RBI 1
BB 0
SO 1
LOB 12



Batter	1	2	3	4	5	6	7	8	9	AB	R	H	RBI	BB	SO	LOB	TOP			
Willie Randolph, R (1,4) OBP: 0.315, SLG: 0.322										3	0	0	0	0	1	1				
Jerry Mumphrey, S (1,8) OBP: 0.342, SLG: 0.418										3	1	1	1	1	0	1				
Dave Winfield, R (1,7) OBP: 0.408, SLG: 0.443										4	1	1	2	0	0	2				
Reggie Jackson, L (1,10) OBP: 0.348, SLG: 0.475										3	0	0	0	1	1	0				
Oscar Gamble, L (1,9) OBP: 0.419, SLG: 0.622										4	0	1	0	0	0	1				
Graig Nettles, L (1,5) OBP: 0.288, SLG: 0.441										3	0	0	0	1	0	2				
Jim Spencer, L (1,3) OBP: 0.244, SLG: 0.143										3	0	1	0	1	0	1				
Barry Foote, R (1,2) OBP: 0.121, SLG: 0.138										4	0	0	0	0	0	4				
Bucky Dent, R (1,6) OBP: 0.263, SLG: 0.423										3	1	1	0	1	0	0				
Inning Stats	R: 0 E: 0 K: 1 S: 5	H: 0 LOB: 0 BB: 0 P: 5	R: 0 E: 0 K: 0 S: 3	H: 0 LOB: 1 BB: 1 P: 7	R: 3 E: 0 K: 1 S: 8	H: 3 LOB: 0 BB: 0 P: 8	R: 0 E: 0 K: 0 S: 3	H: 1 LOB: 1 BB: 1 P: 7	R: 0 E: 0 K: 0 S: 4	H: 0 LOB: 2 BB: 1 P: 8	R: 0 E: 0 K: 0 S: 3	H: 0 LOB: 0 BB: 0 P: 3	R: 0 E: 0 K: 0 S: 3	H: 0 LOB: 0 BB: 0 P: 3	R: 0 E: 0 K: 0 S: 3	H: 0 LOB: 0 BB: 0 P: 3	1B: 3 2B: 1 3B: 0 HR: 1	SF: 0 SAC: 1 DP: 1 HBP: 0	WP: 0 PB: 0 SB: 1 CS: 0	PA: 36
PITCHER Jack Morris, R (1,1) ERA: 3.51	IP: 9.0 WLS: L BF: 36 H: 5 R: 3 ER: 3 SO: 2 BB: 5 IBB: 0 HBP: 0 BLK: 0 WP: 0 HR: 1 S: 35 P: 55 ERA: 3.00 WHIP: 1.11															PITCHER				

New York Yankees @ Detroit Tigers
Tiger Stadium, Detroit, MI
Wed Apr 29 1981, 3:33 AM EDT
Att: 18,167 - Cloudy - 49 F

AB 30
R 3
H 5
RBI 3
BB 5
SO 2
LOB 12



Batter	1	2	3	4	5	6	7	8	9	AB	R	H	RBI	BB	SO	LOB	BOTTOM			
Rick Peters, S (1,8) OBP: 0.319, SLG: 0.387										5	0	0	0	0	1	2				
Alan Trammell, R (1,6) OBP: 0.303, SLG: 0.304										4	1	2	0	0	1	2				
Steve Kemp, L (1,7) OBP: 0.434, SLG: 0.515										4	1	2	1	0	0	1				
Lance Parrish, R (1,2) OBP: 0.260, SLG: 0.400										4	0	0	0	0	1	3				
John Wockenfuss, R (1,10) OBP: 0.308, SLG: 0.344										4	0	0	0	0	1	2				
Lynn Jones, R (1,9) OBP: 0.360, SLG: 0.429										3	0	2	1	0	0	0				
Champ Summers, L (8, PH) OBP: 0.394, SLG: 0.333										1	0	0	0	0	0	0				
Richie Hebner, L (1,3) OBP: 0.190, SLG: 0.232										4	0	2	0	0	0	1				
Stan Papi, R (1,5) OBP: 0.360, SLG: 0.318										2	0	1	0	1	1	1				
Kirk Gibson, L (9, PH) OBP: 0.351, SLG: 0.471										1	0	0	0	0	1	0				
Lou Whitaker, L (1,4) OBP: 0.273, SLG: 0.274										4	0	0	0	0	2	6				
Inning Stats	R: 1 E: 0 K: 1 S: 7	H: 2 LOB: 1 BB: 0 P: 7	R: 0 E: 0 K: 2 S: 8	H: 1 LOB: 1 BB: 0 P: 8	R: 0 E: 0 K: 0 S: 3	H: 0 LOB: 0 BB: 0 P: 3	R: 0 E: 0 K: 0 S: 3	H: 0 LOB: 0 BB: 0 P: 3	R: 0 E: 0 K: 0 S: 6	H: 3 LOB: 3 BB: 1 P: 10	R: 0 E: 0 K: 1 S: 6	H: 1 LOB: 1 BB: 0 P: 6	R: 0 E: 0 K: 1 S: 5	H: 0 LOB: 0 BB: 0 P: 5	R: 0 E: 0 K: 2 S: 7	H: 0 LOB: 0 BB: 0 P: 7	1B: 7 2B: 2 3B: 0 HR: 0	SF: 0 SAC: 0 DP: 0 HBP: 0	WP: 1 PB: 0 SB: 0 CS: 0	PA: 37
PITCHER Rudy May, L (1,1) ERA: 2.39 Ron Davis, R (7,1) ERA: 2.61	IP: 6.2 WLS: W BF: 30 H: 9 R: 2 ER: 2 SO: 4 BB: 1 IBB: 0 HBP: 0 BLK: 0 WP: 0 HR: 0 S: 37 P: 41 ERA: 2.70 WHIP: 1.500															PITCHER				

New York Yankees @ Detroit Tigers
Tiger Stadium, Detroit, MI
Wed Apr 29 1981, 3:33 AM EDT
Att: 18,167 - Cloudy - 49 F

AB 36
R 2
H 9
RBI 2
BB 1
SO 8
LOB 18



Batter	1	2	3	4	5	6	7	8	9	AB	R	H	RBI	BB	SO	LOB	TOP					
Willie Randolph, R (1,4) OBP: 0.321, SLG: 0.317										4	1	1	0	1	0	3	New York Yankees @ Oakland Athletics Oakland-Alameda County Coliseum, Oakland, CA Fri May 01 1981, 7:05 PM PDT Att: 44,105 - Unknown livebaseballscorecards.com					
Jerry Mumphrey, S (1,8) OBP: 0.333, SLG: 0.403										5	0	1	0	0	0	2						
Dave Winfield, R (1,7) OBP: 0.408, SLG: 0.439										5	1	2	1	0	0	1						
Reggie Jackson, L (1,10) OBP: 0.373, SLG: 0.488										3	1	1	0	2	2	1						
Oscar Gamble, L (1,9) OBP: 0.438, SLG: 0.762										5	2	3	4	0	0	3						
Graig Nettles, L (1,5) OBP: 0.296, SLG: 0.429										4	0	1	0	1	0	0						
Bob Watson, R (1,3) OBP: 0.333, SLG: 0.200										4	0	0	0	0	1	4						
Barry Foote, R (1,2) OBP: 0.189, SLG: 0.281										3	1	2	1	1	0	3						
Bucky Dent, R (1,6) OBP: 0.250, SLG: 0.400 (8, PH)										3	0	0	0	0	0	3						
Bobby Murcer, L (8, PH) OBP: 0.412, SLG: 0.462										1	0	0	0	0	0	3						
Larry Milbourne, S (8,6)										0	0	0	0	0	0	0						
Inning Stats	R: 0 E: 0 K: 0 S: 3	H: 1 LOB: 2 BB: 2 P: 11	R: 0 E: 0 K: 0 S: 5	H: 2 LOB: 2 BB: 0 P: 5	R: 2 E: 0 K: 0 S: 4	H: 1 LOB: 0 BB: 1 P: 8	R: 0 E: 0 K: 0 S: 3	H: 0 LOB: 1 BB: 1 P: 7	R: 0 E: 0 K: 1 S: 5	H: 0 LOB: 0 BB: 0 P: 5	R: 0 E: 0 K: 0 S: 3	H: 0 LOB: 0 BB: 0 P: 3	R: 1 E: 0 K: 0 S: 5	H: 2 LOB: 1 BB: 0 P: 5	R: 0 E: 0 K: 1 S: 7	H: 2 LOB: 3 BB: 1 P: 11	R: 3 E: 0 K: 1 S: 8	H: 3 LOB: 0 BB: 0 P: 8	1B: 7 2B: 1 3B: 0 HR: 3	SF: 0 SAC: 0 DP: 1 HBP: 0	WP: 0 PB: 0 SB: 0 CS: 0	PA: 42
PITCHER	IP WLS BF H R ER SO BB IBB HBP BLK WP HR S P ERA WHIP																					
Rick Langford, R (1,1) ERA: 3.35	7.0 W 32 8 3 3 1 4 0 0 0 0 2 30 46 3.86 1.714																					
Craig Minetto, L (8,1) ERA:	0.0 1 0 0 0 0 1 0 0 0 0 0 0 4 ∞ ∞																					
Jeff Jones, R (8,1) ERA: 3.0	2.0 S 9 3 3 3 2 0 0 0 0 0 1 13 13 13.50 1.500																					

Batter	1	2	3	4	5	6	7	8	9	AB	R	H	RBI	BB	SO	LOB	BOTTOM			
Rickey Henderson, R (1,7) OBP: 0.419, SLG: 0.522										5	2	2	1	0	1	1	New York Yankees @ Oakland Athletics Oakland-Alameda County Coliseum, Oakland, CA Fri May 01 1981, 7:05 PM PDT Att: 44,105 - Unknown livebaseballscorecards.com			
Dwayne Murphy, L (1,8) OBP: 0.389, SLG: 0.526										4	2	3	1	1	1	1				
Cliff Johnson, R (1,10) OBP: 0.469, SLG: 0.575										4	2	2	2	1	1	2				
Tony Armas, R (1,9) OBP: 0.372, SLG: 0.652										4	0	2	0	0	1	3				
Mike Heath, R (1,2) OBP: 0.265, SLG: 0.364										4	1	1	1	0	1	3				
Shoety Babitt, R (1,4) OBP: 0.357, SLG: 0.302										3	0	1	0	1	0	1				
Dave McKay, S (1,5) OBP: 0.314, SLG: 0.344										3	1	1	2	1	1	2				
Jeff Newman, R (1,3) OBP: 0.156, SLG: 0.167										2	0	0	0	0	1	0				
Dave Reverting, L (6, PH) ERA: 0.3										2	0	0	0	0	1	3				
Fred Stanley, R (1,6) OBP: 0.243, SLG: 0.182										4	0	1	0	0	2	3				
Inning Stats	R: 0 E: 0 K: 1 S: 6	H: 1 LOB: 1 BB: 0 P: 6	R: 0 E: 0 K: 0 S: 3	H: 0 LOB: 0 BB: 0 P: 3	R: 0 E: 0 K: 2 S: 7	H: 0 LOB: 0 BB: 0 P: 7	R: 1 E: 0 K: 1 S: 5	H: 1 LOB: 3 BB: 3 P: 17	R: 0 E: 0 K: 1 S: 5	H: 1 LOB: 0 BB: 0 P: 5	R: 3 E: 0 K: 3 S: 14	H: 5 LOB: 2 BB: 0 P: 14	R: 2 E: 0 K: 2 S: 10	H: 3 LOB: 1 BB: 0 P: 10	R: 2 E: 0 K: 0 S: 5	H: 2 LOB: 1 BB: 1 P: 9	1B: 10 2B: 1 3B: 1 HR: 1	SF: 0 SAC: 0 DP: 1 HBP: 0	WP: 0 PB: 0 SB: 1 CS: 1	PA: 40
PITCHER	IP WLS BF H R ER SO BB IBB HBP BLK WP HR S P ERA WHIP																			
Tom Underwood, L (1,1) ERA: 3.15	5.0 L 21 5 3 3 3 5 3 0 0 0 0 0 28 40 5.40 1.600																			
Doug Bird, R (6,1) ERA: 0.5	0.1 4 3 1 1 1 0 0 0 0 0 0 0 6 6 27.00 9.000																			
Dave LaRoche, L (6,1) ERA: 3.0	1.0 4 1 1 1 1 3 0 0 0 0 0 0 10 10 9.00 1.000																			
Ron Davis, R (7,1) ERA: 3.27	0.2 4 2 1 1 1 0 0 0 0 0 1 6 6 13.50 3.000																			
Bill Castro, R (8,1) ERA: 5.68	1.0 6 2 2 2 0 1 0 0 0 0 0 0 5 9 18.00 3.000																			

Batter	1	2	3	4	5	6	7	8	9	AB	R	H	RBI	BB	SO	LOB	TOP			
Willie Randolph, R (1, 4) OBP: 0.313, SLG: 0.309	K		1B SH2-4	5-3			F9		F8	5	0	1	0	0	1	0				
Jerry Mumphy, S (1, 8) OBP: 0.341, SLG: 0.421	1-3		SH2-4				F6		BB	4	0	2	0	0	0	0				
Dave Winfield, R (1, 7) OBP: 0.407, SLG: 0.429	BB		BB				F5		F8	4	0	1	1	1	0	2				
Reggie Jackson, L (1, 10) OBP: 0.375, SLG: 0.457	K		BB				F7		BB	3	0	0	0	2	1	2				
Oscar Gamble, L (1, 9) OBP: 0.423, SLG: 0.717 Lou Piniella, R (9, PH) OBP: 0.250, SLG: 0.200		F3	K				F9		BB	4	1	1	0	0	1	4				
Graig Nettles, L (1, 5) OBP: 0.320, SLG: 0.431	BB	F9					FC1-6		E5	2	0	1	0	2	0	3				
Bob Watson, R (1, 3) OBP: 0.250, SLG: 0.143	F5			5-3			K		F8	4	0	0	0	0	1	3				
Barry Foote, R (1, 2) OBP: 0.220, SLG: 0.371	6-3						FC1-6		BB	3	1	1	1	1	0	2				
Bucky Dent, R (1, 6) OBP: 0.254, SLG: 0.386 Bobby Murcer, L (8, PH) OBP: 0.389, SLG: 0.429 Larry Milbourne, S (8, 6)			SH2-4	F6			F8		K	2	1	0	0	0	1	2				
Inning Stats	R: 0 E: 0 K: 2 S: 7	H: 0 LOB: 1 BB: 1 P: 11	R: 0 E: 0 K: 0 S: 3	H: 0 LOB: 1 BB: 1 P: 7	R: 1 E: 0 K: 1 S: 7	H: 2 LOB: 2 BB: 2 P: 15	R: 1 E: 0 K: 0 S: 4	H: 1 LOB: 0 BB: 0 P: 4	R: 0 E: 0 K: 1 S: 5	H: 0 LOB: 1 BB: 1 P: 9	R: 0 E: 0 K: 0 S: 3	H: 0 LOB: 0 BB: 0 P: 3	R: 1 E: 1 K: 1 S: 7	H: 2 LOB: 2 BB: 1 P: 11	R: 0 E: 0 K: 0 S: 4	H: 1 LOB: 2 BB: 1 P: 8	1B: 5 2B: 1 3B: 0 HR: 1	SF: 0 SAC: 1 DP: 0 HBP: 0	WP: 0 PB: 0 SB: 0 CS: 0	PA: 41
PITCHER	IP	WLS	BF	H	R	ER	SO	BB	IBB	HBP	BLK	WP	HR	S	P	ERA	WHIP			
Matt Keough, R (1, 1) ERA: 1.21	8.2	W	40	7	3	2	5	7	0	0	0	0	1	43	71	2.08	1.615			
Bob Ovwchinko, L (9, 1) ERA:	0.1	S	1	0	0	0	0	0	0	0	0	0	0	1	1	0.00	0.000			

New York Yankees @ Oakland Athletics
Oakland-Alameda County Coliseum, Oakland, CA
Sat May 02 1981, 3:33 AM PDT
Att: 48,179 - Unknown

AB 33
R 3
H 7
RBI 2
BB 7
SO 5
LOB 21



Batter	1	2	3	4	5	6	7	8	9	AB	R	H	RBI	BB	SO	LOB	BOTTOM			
Rickey Henderson, R (1, 7) OBP: 0.413, SLG: 0.543	K		HR				F8		F4	4	1	1	1	0	1	0				
Dwayne Murphy, L (1, 8) OBP: 0.383, SLG: 0.512	L9		K				4-3		S	4	1	1	0	0	1	0				
Cliff Johnson, R (1, 3) OBP: 0.472, SLG: 0.628	4-3		1B				K		HR	3	2	1	2	1	1	0				
Tony Armas, R (1, 9) OBP: 0.388, SLG: 0.710		HR	1B				K		3B	4	1	3	1	0	1	0				
Tim Hosley, R (1, 10) OBP: 0.333, SLG: 0.625	5-3		1B				F6		5-3	4	0	1	1	0	0	1				
Mike Heath, R (1, 2) OBP: 0.264, SLG: 0.371	F6		F5						6-3	4	0	1	0	0	0	2				
Dave McKay, S (1, 5) OBP: 0.306, SLG: 0.314	5-3						F5		4-3	3	0	0	0	1	0	0				
Shooty Babitt, R (1, 4) OBP: 0.338, SLG: 0.284			F9				F8		5-3	4	0	0	0	0	0	2				
Rob Piccolo, R (1, 6) OBP: 0.279, SLG: 0.400			HR				K		F3	3	1	1	1	0	1	0				
Inning Stats	R: 0 E: 0 K: 1 S: 5	H: 0 LOB: 0 BB: 0 P: 5	R: 1 E: 0 K: 0 S: 4	H: 1 LOB: 0 BB: 0 P: 4	R: 3 E: 0 K: 1 S: 9	H: 4 LOB: 2 BB: 1 P: 13	R: 0 E: 0 K: 1 S: 5	H: 0 LOB: 0 BB: 0 P: 5	R: 0 E: 0 K: 1 S: 5	H: 0 LOB: 0 BB: 0 P: 5	R: 2 E: 0 K: 0 S: 6	H: 3 LOB: 1 BB: 0 P: 6	R: 0 E: 0 K: 0 S: 3	H: 0 LOB: 0 BB: 0 P: 3	1B: 3 2B: 1 3B: 1 HR: 4	SF: 0 SAC: 0 DP: 0 HBP: 0	WP: 0 PB: 0 SB: 1 CS: 0	PA: 35		
PITCHER	IP	WLS	BF	H	R	ER	SO	BB	IBB	HBP	BLK	WP	HR	S	P	ERA	WHIP			
Ron Guidry, L (1, 1) ERA: 4.3	2.2	L	14	5	4	4	2	1	0	0	0	0	1	23	27	4.15	1.154			
Doug Bird, R (3, 1) ERA: 1.88	4.1		18	4	2	2	3	1	0	0	0	0	0	3	3	0.00	0.000			
Bill Castro, R (8, 1) ERA: 4.91	1.0		3	0	0	0	0	0	0	0	0	0	0	3	3	0.00	0.000			

New York Yankees @ Oakland Athletics
Oakland-Alameda County Coliseum, Oakland, CA
Sat May 02 1981, 3:33 AM PDT
Att: 48,179 - Unknown

AB 33
R 6
H 9
RBI 6
BB 2
SO 5
LOB 5



Batter	1	2	3	4	5	6	7	8	9	10	AB	R	H	RBI	BB	SO	LOB	TOP				
Willie Randolph, R OBP: 0.307, SLG: 0.301 (1, 4)	6-3		6-3		1B		F8		6-3		5	0	1	0	0	0	0					
Jerry Mumphrey, S OBP: 0.356, SLG: 0.483 (1, 8)	FC6-4 1B		BB		F9		F8			HR	4	1	2	1	1	0	1					
Dave Winfield, R OBP: 0.407, SLG: 0.440 (1, 7)	FC6-4 1B		L4			4-3 FC6 2B		6-3		F5	5	1	2	0	0	0	1					
Reggie Jackson, L OBP: 0.351, SLG: 0.420 (1, 10)	FC6-4				BB	4-3		6-3		F7	4	0	0	0	1	0	3					
Oscar Gamble, L OBP: 0.439, SLG: 0.686 (1, 9)	4-3				F2	FC6 BB		BB BB		CS BB	2	0	0	0	3	0	3					
Graig Nettles, L OBP: 0.316, SLG: 0.412 (1, 5)		P5			K	FC6 2B		BB BB		CS	3	1	0	1	1	1	2					
Jim Spencer, L OBP: 0.244, SLG: 0.179 (1, 3)		K			F7	2B		F9			0	0	0	0	0	0	0					
Barry Foote, R OBP: 0.200, SLG: 0.333 (1, 2)		K				P6		5-3		F7	4	0	0	0	0	1	1					
Bucky Dent, R OBP: 0.239, SLG: 0.381 (1, 6)			K		F8			5-3		P4	4	0	0	0	0	1	0					
Inning Stats	R: 0 E: 0 K: 0 S: 5	H: 2 LOB: 2 BB: 0 P: 5	R: 0 E: 0 K: 2 S: 7	H: 0 LOB: 0 BB: 0 P: 7	R: 0 E: 0 K: 1 S: 5	H: 0 LOB: 1 BB: 1 P: 9	R: 0 E: 0 K: 1 S: 5	H: 1 LOB: 1 BB: 0 P: 4	R: 2 E: 0 K: 0 S: 5	H: 2 LOB: 1 BB: 1 P: 9	R: 0 E: 0 K: 0 S: 3	H: 0 LOB: 0 BB: 0 P: 3	R: 0 E: 0 K: 0 S: 3	H: 0 LOB: 0 BB: 0 P: 11	R: 0 E: 0 K: 0 S: 3	H: 0 LOB: 0 BB: 0 P: 3	R: 1 E: 0 K: 0 S: 3	H: 1 LOB: 0 BB: 1 P: 7	1B: 3 2B: 2 3B: 0 HR: 1	SF: 0 SAC: 0 DP: 0 HBP: 0	WP: 0 PB: 0 SB: 0 CS: 1	PA: 42
PITCHER	IP 9.2	WLS L	BF 41	H 6	R 3	ER 3	SO 4	BB 6	IBB 0	HBP 0	BLK 0	WP 0	HR 1	S 43	P 67	ERA 2.79	WHIP 1.241					
Steve McCatty, R ERA: 1.93 (1, 1)																						
Bob Owchinko, L ERA: (10, 1)	0.1		0	0	0	0	0	0	0	0	0	0	0	0	0	0.00	0.000					

New York Yankees @ Oakland Athletics
Oakland-Alameda County Coliseum, Oakland, CA
Sun May 03 1981, 3:33 AM PDT
Unknown

AB 31
R 3
H 5
RBI 2
BB 6
SO 3
LOB 11



Batter	1	2	3	4	5	6	7	8	9	10	AB	R	H	RBI	BB	SO	LOB	BOTTOM						
Rickey Henderson, R OBP: 0.412, SLG: 0.535 (1, 7)	K		5-3			1B			K		5	0	2	2	0	2	2							
Dwayne Murphy, L OBP: 0.364, SLG: 0.483 (1, 8)	K				3-1	F9	P1			K	5	0	0	0	0	2	3							
Cliff Johnson, R OBP: 0.448, SLG: 0.583 (1, 10)	6-3				1B	5-3		6-3		K	5	0	1	0	0	1	1							
Tony Armas, R OBP: 0.369, SLG: 0.673 (1, 9)		F9			K	K		6-3		K	5	0	0	0	0	3	2							
Mike Heath, R OBP: 0.276, SLG: 0.376 (1, 2)	6-3				1B	1B	1B	K		K	4	1	2	0	0	1	0							
Jeff Newman, R OBP: 0.163, SLG: 0.174 Wayne Gross, L OBP: 0.305, SLG: 0.208 (1, 3) (10, 5)	E6				F5	1B	1B		K		4	1	1	0	0	1	2							
Dave McKay, S OBP: 0.302, SLG: 0.308 (1, 5) (10, 6)	F7				K	K		1B		1B	0	0	0	0	0	0	0							
Shoody Babitt, R OBP: 0.346, SLG: 0.296 (1, 4)			F9			F3		1B		1B	4	0	2	0	0	0	0							
Fred Stanley, R OBP: 0.231, SLG: 0.171 Tim Hosley, R OBP: 0.300, SLG: 0.556 Rob Picciolo, R OBP: 0.279, SLG: 0.400 Dave Revering, L OBP: 0.354, SLG: 0.375 (1, 6) (7, PH) (8, 6) (9, PH) (10, 3)	F8				F9	K		K		K	2	0	0	0	0	0	0							
Inning Stats	R: 0 E: 0 K: 2 S: 7	H: 0 LOB: 0 BB: 0 P: 7	R: 0 E: 1 K: 0 S: 4	H: 0 LOB: 1 BB: 0 P: 4	R: 0 E: 0 K: 0 S: 3	H: 0 LOB: 0 BB: 0 P: 3	R: 0 E: 0 K: 1 S: 7	H: 2 LOB: 2 BB: 0 P: 7	R: 0 E: 0 K: 1 S: 5	H: 0 LOB: 0 BB: 0 P: 5	R: 0 E: 0 K: 1 S: 6	H: 1 LOB: 1 BB: 0 P: 6	R: 2 E: 0 K: 2 S: 11	H: 4 LOB: 2 BB: 0 P: 11	R: 0 E: 0 K: 1 S: 5	H: 0 LOB: 0 BB: 0 P: 5	R: 0 E: 0 K: 3 S: 11	H: 2 LOB: 2 BB: 0 P: 11	R: 0 E: 0 K: 3 S: 9	H: 0 LOB: 0 BB: 0 P: 9	1B: 9 2B: 0 3B: 0 HR: 0	SF: 0 SAC: 0 DP: 0 HBP: 0	WP: 0 PB: 0 SB: 1 CS: 0	PA: 40
PITCHER	IP 8.1	WLS W	BF 35	H 9	R 2	ER 2	SO 9	BB 0	IBB 0	HBP 0	BLK 0	WP 0	HR 0	S 53	P 53	ERA 2.16	WHIP 1.080							
Rudy May, L ERA: 2.35 (1, 1)																								
Ron Davis, R ERA: 2.84 (9, 1)	1.2		5	0	0	0	5	0	0	0	0	0	0	0	0	15	0.00	0.000						

New York Yankees @ Oakland Athletics
Oakland-Alameda County Coliseum, Oakland, CA
Sun May 03 1981, 3:33 AM PDT
Unknown

AB 40
R 2
H 9
RBI 2
BB 0
SO 14
LOB 18



Batter	1	2	3	4	5	6	7	8	9	AB	R	H	RBI	BB	SO	LOB	TOP								
Willie Randolph, R OBP: 0.309, SLG: 0.296 (1, 4)										5	0	2	0	0	0	1	New York Yankees @ California Angels Anaheim Stadium, Anaheim, CA Mon May 04 1981, 10:05 PM EDT Att: 30,897 - Unknown								
Jerry Mumphrey, S OBP: 0.365, SLG: 0.466 (1, 8)										5	0	2	0	0	0	3									
Dave Winfield, R OBP: 0.413, SLG: 0.430 (1, 7)										3	0	0	0	2	0	2									
Reggie Jackson, L OBP: 0.329, SLG: 0.362 (1, 10)										4	0	0	0	1	2	3									
Bob Watson, R OBP: 0.300, SLG: 0.235 Jim Spencer, L OBP: 0.245, SLG: 0.256 (1, 3) (8, 3)										3	0	1	0	1	0	0									
Lou Piniella, R OBP: 0.250, SLG: 0.310 (1, 9)										4	1	1	1	0	0	4									
Graig Nettles, L OBP: 0.322, SLG: 0.400 (1, 5)										3	1	1	0	1	0	0									
Barry Foote, R OBP: 0.224, SLG: 0.419 (1, 2)										4	2	2	1	0	0	2									
Bucky Dent, R OBP: 0.254, SLG: 0.385 (1, 6)										4	0	2	2	0	1	1									
Inning Stats	R: 0 E: 0 K: 0 S: 4	H: 2 LOB: 3 BB: 2 P: 12	R: 2 E: 0 K: 0 S: 5	H: 3 LOB: 0 BB: 0 P: 5	R: 0 E: 0 K: 1 S: 6	H: 1 LOB: 1 BB: 0 P: 6	R: 0 E: 0 K: 0 S: 2	H: 0 LOB: 0 BB: 1 P: 6	R: 0 E: 0 K: 1 S: 5	H: 0 LOB: 1 BB: 1 P: 9	R: 2 E: 0 K: 0 S: 7	H: 4 LOB: 2 BB: 0 P: 7	R: 0 E: 0 K: 0 S: 3	H: 0 LOB: 0 BB: 0 P: 3	R: 0 E: 1 K: 1 S: 6	H: 0 LOB: 1 BB: 0 P: 6		R: 0 E: 0 K: 0 S: 3	H: 1 LOB: 1 BB: 1 P: 7	1B: 6 2B: 5 3B: 0 HR: 2	SF: 0 SAC: 0 DP: 4 HBP: 0	WP: 0 PB: 0 CS: 0	PA: 40		
PITCHER	IP	WLS	BF	H	R	ER	SO	BB	IBB	HBP	BLK	WP	HR	S	P	ERA	WHIP								
Geoff Zahn, L ERA: 3.14 (1, 1)	5.2	L	27	9	4	4	2	4	0	0	0	0	2	27	43	6.35	2.294								
Luis Sanchez, R ERA: 2.95 (6, 1)	2.2		12	2	0	0	1	1	0	0	0	0	0	13	17	0.00	1.125								
Andy Hassler, L ERA: 4.61 (9, 1)	0.2		1	0	0	0	0	0	0	0	0	0	0	1	1	0.00	0.000								

AB	35
R	4
H	11
RBI	4
BB	5
SO	3
LOB	16



Batter	1	2	3	4	5	6	7	8	9	AB	R	H	RBI	BB	SO	LOB	BOTTOM								
Rod Carew, L OBP: 0.357, SLG: 0.337 (1, 3)										3	0	0	0	1	1	0	New York Yankees @ California Angels Anaheim Stadium, Anaheim, CA Mon May 04 1981, 10:05 PM EDT Att: 30,897 - Unknown								
Rick Burleson, R OBP: 0.381, SLG: 0.420 (1, 6)										4	0	0	0	0	2	2									
Dan Ford, R OBP: 0.313, SLG: 0.506 (1, 9)										4	0	1	0	0	2	0									
Fred Lynn, L OBP: 0.346, SLG: 0.489 (1, 8)										3	0	0	0	1	1	1									
John Harris, L OBP: 0.316, SLG: 0.579 (1, 7)										4	1	1	0	0	2	1									
Don Baylor, R OBP: 0.202, SLG: 0.222 (1, 10)										3	1	1	1	0	0	1									
Ed Ott, L OBP: 0.288, SLG: 0.280 (1, 2)										3	0	0	1	0	1	0									
Bobby Grich, R OBP: 0.329, SLG: 0.426 (1, 4)										3	0	1	0	0	2	0									
Butch Hobson, R OBP: 0.328, SLG: 0.339 (1, 5)										3	0	0	0	0	1	1									
Inning Stats	R: 0 E: 0 K: 0 S: 4	H: 1 LOB: 1 BB: 0 P: 4	R: 1 E: 0 K: 1 S: 6	H: 1 LOB: 0 BB: 0 P: 6	R: 0 E: 0 K: 1 S: 4	H: 0 LOB: 0 BB: 1 P: 8	R: 1 E: 0 K: 0 S: 5	H: 2 LOB: 2 BB: 1 P: 9	R: 0 E: 0 K: 1 S: 5	H: 0 LOB: 0 BB: 0 P: 5	R: 0 E: 0 K: 2 S: 7	H: 0 LOB: 0 BB: 0 P: 7	R: 0 E: 0 K: 3 S: 9	H: 0 LOB: 0 BB: 0 P: 9	R: 0 E: 0 K: 3 S: 9	H: 0 LOB: 0 BB: 0 P: 9		R: 0 E: 0 K: 3 S: 9	H: 0 LOB: 0 BB: 0 P: 9	1B: 1 2B: 2 3B: 0 HR: 1	SF: 0 SAC: 0 DP: 1 HBP: 0	WP: 0 PB: 0 CS: 0	PA: 32		
PITCHER	IP	WLS	BF	H	R	ER	SO	BB	IBB	HBP	BLK	WP	HR	S	P	ERA	WHIP								
Gene Nelson, R ERA: 3.0 (1, 1)	6.0	W	23	4	2	2	4	2	0	0	0	0	1	29	37	3.00	1.000								
Ron Davis, R ERA: 2.3 (7, 1)	3.0	S	9	0	0	0	8	0	0	0	0	0	0	25	25	0.00	0.000								

AB	30
R	2
H	4
RBI	2
BB	2
SO	12
LOB	6



Batter	1	2	3	4	5	6	7	8	9	AB	R	H	RBI	BB	SO	LOB	TOP								
Willie Randolph, R OBP: 0.311, SLG: 0.292										5	1	2	0	0	0	2									
Jerry Mumphy, S OBP: 0.352, SLG: 0.438										4	0	0	0	1	1	4									
Dave Winfield, R OBP: 0.426, SLG: 0.453										3	0	1	1	1	0	2									
Reggie Jackson, L OBP: 0.304, SLG: 0.343										5	0	1	0	0	1	4									
Oscar Gamble, L OBP: 0.242, SLG: 0.643										4	0	1	0	0	1	2									
Graig Nettles, L OBP: 0.316, SLG: 0.398										4	1	1	0	0	1	2									
Jim Spencer, L OBP: 0.269, SLG: 0.250										1	2	0	0	2	0	1									
Bob Watson, R OBP: 0.240, SLG: 0.182										1	0	0	0	0	0	0									
Barry Foote, R OBP: 0.218, SLG: 0.449										3	0	0	0	0	0	3									
Bucky Dent, R OBP: 0.273, SLG: 0.443										2	1	2	4	0	0	0									
Larry Milbourne, S OBP: 0.143, SLG: 0.143										1	0	0	0	0	0	0									
Inning Stats	R: 1 E: 1 K: 1 S: 7	H: 2 LOB: 1 BB: 0 P: 7	R: 2 E: 0 K: 0 S: 5	H: 2 LOB: 1 BB: 1 P: 9	R: 0 E: 0 K: 1 S: 5	H: 0 LOB: 1 BB: 1 P: 9	R: 2 E: 0 K: 0 S: 5	H: 2 LOB: 2 BB: 2 P: 13	R: 0 E: 0 K: 0 S: 4	H: 1 LOB: 1 BB: 0 P: 4	R: 0 E: 0 K: 0 S: 3	H: 0 LOB: 1 BB: 0 P: 4	R: 0 E: 0 K: 2 S: 7	H: 0 LOB: 0 BB: 0 P: 7	R: 0 E: 0 K: 0 S: 3	H: 0 LOB: 0 BB: 0 P: 3	R: 0 E: 0 K: 0 S: 4	H: 1 LOB: 1 BB: 0 P: 4	1B: 4 2B: 3 3B: 0 HR: 1	SF: 1 SAC: 1 DP: 0 HBP: 1	WP: 0 PB: 0 SB: 1 CS: 0	PA: 40			
PITCHER	IP	WLS	BF	H	R	ER	SO	BB	IBB	HBP	BLK	WP	HR	S	P	ERA	WHIP								
Mike Witt, R ERA: 3.94	3.2	L	20	5	5	4	2	4	0	0	0	0	1	20	36	9.82	2.455								
John D'Acquisto, R ERA: 9.69	2.1		10	2	0	0	0	0	0	1	0	0	0	9	10	0.00	0.857								
Andy Hassler, L ERA: 3.78	3.0		10	1	0	0	2	0	0	0	0	0	0	14	14	0.00	0.333								

New York Yankees @ California Angels
Anaheim Stadium, Anaheim, CA
Wed May 06 1981, 10:05 PM EDT
Att: 37,410 - Unknown

AB 33
R 5
H 8
RBI 5
BB 4
SO 4
LOB 20



Batter	1	2	3	4	5	6	7	8	9	AB	R	H	RBI	BB	SO	LOB	BOTTOM								
Rod Carew, L OBP: 0.344, SLG: 0.317										5	0	1	0	0	1	1									
Rick Burleson, R OBP: 0.369, SLG: 0.413										5	0	0	0	0	1	4									
Dan Ford, R OBP: 0.327, SLG: 0.500										3	1	1	0	1	2	1									
Fred Lynn, L OBP: 0.357, SLG: 0.490										4	0	2	0	0	2	1									
Don Baylor, R OBP: 0.217, SLG: 0.241										3	0	0	1	0	0	1									
Brian Downing, R OBP: 0.355, SLG: 0.359										3	1	2	0	1	1	0									
Bobby Clark, R OBP: 0.118										2	0	0	0	0	1	1									
John Harris, L OBP: 0.286, SLG: 0.524										2	0	0	0	0	1	4									
Bobby Grich, R OBP: 0.344, SLG: 0.419										3	0	0	0	1	2	4									
Butch Hobson, R OBP: 0.333, SLG: 0.333										3	0	1	1	1	0	0									
Bert Campaneris, R OBP: 0.143, SLG: 0.200										0	0	0	0	0	0	0									
Inning Stats	R: 0 E: 0 K: 2 S: 7	H: 0 LOB: 1 BB: 1 P: 11	R: 0 E: 0 K: 1 S: 5	H: 0 LOB: 0 BB: 0 P: 5	R: 0 E: 0 K: 2 S: 7	H: 0 LOB: 0 BB: 0 P: 7	R: 0 E: 0 K: 2 S: 7	H: 0 LOB: 0 BB: 0 P: 7	R: 1 E: 0 K: 1 S: 8	H: 3 LOB: 3 BB: 1 P: 12	R: 0 E: 0 K: 0 S: 6	H: 3 LOB: 2 BB: 0 P: 6	R: 0 E: 1 K: 1 S: 6	H: 0 LOB: 1 BB: 0 P: 6	R: 0 E: 0 K: 2 S: 8	H: 1 LOB: 2 BB: 1 P: 12	R: 0 E: 0 K: 0 S: 2	H: 0 LOB: 1 BB: 1 P: 6	1B: 6 2B: 1 3B: 0 HR: 0	SF: 1 SAC: 0 DP: 1 HBP: 0	WP: 0 PB: 0 SB: 0 CS: 0	PA: 38			
PITCHER	IP	WLS	BF	H	R	ER	SO	BB	IBB	HBP	BLK	WP	HR	S	P	ERA	WHIP								
Ron Guidry, L ERA: 4.19	5.0	W	22	5	2	2	8	2	0	0	0	0	0	12	16	0.00	1.286								
Doug Bird, R ERA: 2.33	2.1		11	2	0	0	1	1	0	0	0	0	0	8	12	0.00	0.600								
Rich Gossage, R ERA: 0.82	1.2	S	5	0	0	0	2	1	0	0	0	0	0	8	12	0.00	0.600								

New York Yankees @ California Angels
Anaheim Stadium, Anaheim, CA
Wed May 06 1981, 10:05 PM EDT
Att: 37,410 - Unknown

AB 33
R 2
H 7
RBI 2
BB 4
SO 11
LOB 17




Batter	1	2	3	4	5	6	7	8	9	AB	R	H	RBI	BB	SO	LOB	TOP					
Willie Randolph, R (1.4) OBP: 0.315, SLG: 0.290	4-0 FC3-6 1B BB		0-0 F9			0-0 1B 1B	0-0 FC6-4		0-0 6-3	4	1	1	0	1	0	3	<p>New York Yankees @ California Angels Anaheim Stadium, Anaheim, CA Thu May 07 1981, 10:05 PM EDT Att: 38,789 - Unknown</p> <p>livebaseballscores.com</p>					
Jerry Mumphrey, S (1.8) OBP: 0.364, SLG: 0.446	0-0 FC3-6 1-2 1B		0-0 1B			0-0 CS 1B 1-3 1B		0-3 K	0-3 K	5	0	3	0	0	2	1						
Dave Winfield, R (1.7) OBP: 0.410, SLG: 0.433	0-0 L7		0-0 F7			0-0 F6		0-0 5-3		4	0	0	0	0	0	5						
Reggie Jackson, L (1.9) OBP: 0.313, SLG: 0.352	0-0 FC3-6 1-2 2-3					0-0 1-2 1B		0-0 2B 1B		4	0	2	1	0	1	2						
Oscar Gamble, L (1.10) OBP: 0.414, SLG: 0.633	0-0 G3					0-0 F9 1-2 3-H 1B		0-0 1-3 2B		4	0	1	0	0	1	4						
Graig Nettles, L (1.5) OBP: 0.316, SLG: 0.388		4-0 BB						0-0 F5	4-0 IBB	2	0	0	0	1	1	0						
Lou Piniella, R (8. PH) OBP: 0.288, SLG: 0.323		0-0 G4-6-3 1-2				0-0 F4		0-0 4-3	0-0 F9	3	0	0	0	0	0	1						
Bob Watson, R (8. PH) OBP: 0.231, SLG: 0.174		0-0 G4-6-3 1-2				0-0 F4		0-0 4-3	0-0 F9	1	0	0	0	0	0	3						
Barry Foote, R (1.2) OBP: 0.220, SLG: 0.434		0-3 K				0-0 5-3		0-0 BB 1B	0-0 F8	4	0	1	0	0	1	0						
Larry Milbourne, S (1.6) OBP: 0.273, SLG: 0.300			0-0 G3			0-0 G3		4-0 FC6-4 1-2 BB	0-0 6-3 2B	3	0	1	0	1	0	0						
Inning Stats	R: 0 E: 0 K: 0 S: 4	H: 1 LOB: 2 BB: 1 P: 8	R: 0 E: 0 K: 1 S: 4	H: 0 LOB: 0 BB: 1 P: 8	R: 0 E: 0 K: 0 S: 4	H: 1 LOB: 1 BB: 0 P: 4	R: 0 E: 0 K: 2 S: 7	H: 0 LOB: 0 BB: 0 P: 7	R: 0 E: 0 K: 0 S: 3	H: 0 LOB: 0 BB: 0 P: 3	R: 1 E: 0 K: 0 S: 7	H: 3 LOB: 2 BB: 0 P: 7	R: 0 E: 0 K: 0 S: 4	H: 1 LOB: 2 BB: 1 P: 8	R: 0 E: 0 K: 1 S: 7	H: 2 LOB: 3 BB: 1 P: 11	R: 0 E: 0 K: 1 S: 6	H: 1 LOB: 1 BB: 0 P: 6	1B: 7 2B: 3 3B: 0 HR: 0	SF: 0 SAC: 0 DP: 2 HBP: 0	WP: 0 PB: 0 CS: 1	PA: 38
PITCHER	IP WLS BF H R ER SO BB IBB HBP BLK WP HR S P ERA WHIP	7.2 W 32 8 1 1 5 3 0 0 0 0 0 39 51 1.17 1.435	0.0 1 0 0 0 0 0 0 1 0 0 0 0 0 4 ∞ ∞	1.1 S 5 1 0 0 1 0 0 0 0 0 0 7 7 0.00 0.750	PITCHER										IP WLS BF H R ER SO BB IBB HBP BLK WP HR S P ERA WHIP							

Batter	1	2	3	4	5	6	7	8	9	AB	R	H	RBI	BB	SO	LOB	BOTTOM			
Rod Carew, L (1.3) OBP: 0.341, SLG: 0.315	0-0 4-3		0-0 1-3			0-3 K		0-0 CS 1B		4	0	1	0	0	1	1	<p>New York Yankees @ California Angels Anaheim Stadium, Anaheim, CA Thu May 07 1981, 10:05 PM EDT Att: 38,789 - Unknown</p> <p>livebaseballscores.com</p>			
Rick Burleson, R (1.6) OBP: 0.365, SLG: 0.407	0-0 6-3			0-0 SH3-4 1B WP	0-0 5-3		0-0 CS 1-2 1B	0-0 F8		4	1	1	0	0	0	1				
Dan Ford, R (1.9) OBP: 0.333, SLG: 0.510	0-0 F4			0-0 WP SH3-4 1-2 1B		0-0 SH1-4 1B 2B		0-0 6-3		4	1	2	0	0	0	0				
Fred Lynn, L (1.8) OBP: 0.364, SLG: 0.485		0-3 K		0-0 SH3-4		0-0 SH1-4		0-3 K		1	0	0	0	0	1	0				
Bert Campaneris, R (6. PH) OBP: 0.143, SLG: 0.200				1-2 2-3		2-3				0	0	0	0	0	0	0				
Bobby Clark, R (7.7) OBP: 0.111, SLG: 0.111				1-2 2-3		2-3				1	0	0	0	0	1	0				
Don Baylor, R (1.10) OBP: 0.242, SLG: 0.250		4-0 6-3 BB		4-0 BB BB		0-0 E S 1B				1	0	1	1	2	0	0				
Brian Downing, R (1.2) OBP: 0.354, SLG: 0.348		0-0 6-3		0-0 6-3		0-0 6-3		0-0 6-3		2	0	0	0	1	0	2				
Juan Beniquez, R (1.7) OBP: 0.175, SLG: 0.158		0-0 L4		0-0 G5-4-3		0-0 5-3				3	0	0	0	0	0	5				
Bobby Grich, R (1.4) OBP: 0.333, SLG: 0.403			0-0 F7			0-0 6-3		0-0 4-3		3	0	0	0	0	0	0				
Butch Hobson, R (1.5) OBP: 0.333, SLG: 0.348			0-0 L5			0-0 2B		0-0 F9		3	0	1	0	0	0	0				
Inning Stats	R: 0 E: 0 K: 0 S: 3	H: 0 LOB: 0 BB: 0 P: 3	R: 0 E: 0 K: 1 S: 5	H: 0 LOB: 1 BB: 1 P: 9	R: 0 E: 0 K: 0 S: 3	H: 0 LOB: 0 BB: 0 P: 3	R: 1 E: 0 K: 0 S: 4	H: 2 LOB: 2 BB: 2 P: 12	R: 0 E: 0 K: 1 S: 6	H: 1 LOB: 1 BB: 0 P: 6	R: 1 E: 0 K: 0 S: 5	H: 2 LOB: 1 BB: 0 P: 5	R: 0 E: 0 K: 0 S: 3	H: 1 LOB: 0 BB: 0 P: 3	R: 0 E: 0 K: 1 S: 5	H: 0 LOB: 0 BB: 0 P: 5	1B: 4 2B: 2 3B: 0 HR: 0	SF: 0 SAC: 2 DP: 1 HBP: 0	WP: 1 PB: 0 CS: 1	PA: 32
PITCHER	IP WLS BF H R ER SO BB IBB HBP BLK WP HR S P ERA WHIP	8.0 L 31 6 2 2 3 3 0 0 0 1 0 34 46 2.25 1.125	PITCHER										IP WLS BF H R ER SO BB IBB HBP BLK WP HR S P ERA WHIP							

Batter	1	2	3	4	5	6	7	8	9	AB	R	H	RBI	BB	SO	LOB	TOP				
Willie Randolph, R OBP: 0.304, SLG: 0.278 (1,4)			SH1-3		F9	F3			4-3	4	0	0	0	0	1	2					
Jerry Mumphy, S OBP: 0.366, SLG: 0.442 (1,8)	6-3		BB WP BB		1B				4-3	3	1	1	0	1	0	0					
Dave Winfield, R OBP: 0.422, SLG: 0.447 (1,7)	BB 1B		WP BB 1B		FC6-4 1B			K		4	0	3	0	0	1	0					
Reggie Jackson, L OBP: 0.310, SLG: 0.342 (1,10)	1B BB		SF9 1B		F4 1B			K		2	0	0	1	1	1	2					
Bob Watson, R OBP: 0.233, SLG: 0.154 (1,3)	1-3		3-H 1B BB		FC6-4 1-2 2-3			6-3		3	0	0	0	1	0	4					
Lou Piniella, R OBP: 0.256, SLG: 0.286 (1,9)		6-3	6-3			F8		6-3		4	0	0	0	0	0	2					
Graig Nettles, L OBP: 0.304, SLG: 0.371 (1,5)	K			K		4-3		K		4	0	0	0	0	3	0					
Barry Foote, R OBP: 0.222, SLG: 0.421 (1,2)	5-3			K		1B 1B		F8		4	0	1	0	0	1	0					
Bucky Dent, R OBP: 0.284, SLG: 0.438 (1,6)			1B SH1-3 SF9 BB		F8	1B		F7		3	1	1	0	1	0	0					
Inning Stats	R: 0 E: 0 K: 1 S: 6	H: 1 LOB: 2 BB: 1 P: 10	R: 0 E: 0 K: 1 S: 5	H: 0 LOB: 0 BB: 0 P: 5	R: 2 E: 0 K: 0 S: 4	H: 1 LOB: 2 BB: 3 P: 16	R: 0 E: 0 K: 2 S: 7	H: 0 LOB: 0 BB: 0 P: 7	R: 0 E: 0 K: 0 S: 5	H: 2 LOB: 2 BB: 0 P: 5	R: 0 E: 0 K: 2 S: 7	H: 0 LOB: 0 BB: 0 P: 7	R: 0 E: 0 K: 1 S: 5	H: 0 LOB: 0 BB: 0 P: 5	R: 0 E: 0 K: 0 S: 3	H: 0 LOB: 0 BB: 0 P: 3	R: 0 E: 0 K: 0 S: 3	H: 0 LOB: 0 BB: 0 P: 3	1B: 6 2B: 0 3B: 0 HR: 0	SF: 1 SAC: 1 DP: 0 HBP: 0	WP: 1 PA: 37 CS: 0
PITCHER Bryan Clark, L ERA: 1.6 (1,1)	IP: 9.0 WLS: W BF: 37 H: 6 R: 2 ER: 2 SO: 7 BB: 4 IBB: 0 HBP: 0 BLK: 0 WP: 1 HR: 0 S: 47 P: 63 ERA: 2.00 WHIP: 1.111															PITCHER					

New York Yankees @ Seattle Mariners
The Kingdome, Seattle, WA
Fri May 08 1981, 10:05 PM EDT
Att: 18,458 - Dome

AB	31
R	2
H	6
RBI	1
BB	4
SO	7
LOB	10



Batter	1	2	3	4	5	6	7	8	9	AB	R	H	RBI	BB	SO	LOB	BOTTOM				
Julio Cruz, S OBP: 0.287, SLG: 0.270 (1,4)	S PB 2B BB		F8		L4			K		3	1	0	0	1	1	2					
Dave Edler, R OBP: 0.245, SLG: 0.195 (1,5)	5-3		1-3			5-3		F9		4	0	0	0	0	0	1					
Tom Paciorek, R OBP: 0.321, SLG: 0.422 (1,7)	K			F7		F7		HR		4	1	1	1	0	1	1					
Richie Zisk, R OBP: 0.375, SLG: 0.593 (1,10)	2B			5-3		6-3				3	0	1	1	0	0	0					
Jeff Burroughs, R OBP: 0.435, SLG: 0.590 (1,9)	5-3			BB		HR		HR		2	1	1	1	1	0	1					
Gary Gray, R OBP: 0.341, SLG: 0.683 (1,3)		G6-4-3 1B		5-3		6-3				3	0	1	0	0	0	1					
Dave Henderson, R OBP: 0.246, SLG: 0.275 (1,8)		L4			6-3			F8		3	0	0	0	0	0	1					
Bud Bulling, R OBP: 0.310, SLG: 0.200 (1,2)		G6-4-3			1B			K		3	0	1	0	0	1	1					
Jim Anderson, R OBP: 0.313, SLG: 0.379 (1,6)			K		F8			CS BB		2	0	0	0	1	1	1					
Inning Stats	R: 1 E: 0 K: 1 S: 6	H: 1 LOB: 1 BB: 1 P: 10	R: 0 E: 0 K: 0 S: 3	H: 1 LOB: 0 BB: 0 P: 3	R: 0 E: 0 K: 1 S: 5	H: 0 LOB: 0 BB: 0 P: 5	R: 0 E: 0 K: 0 S: 3	H: 0 LOB: 1 BB: 1 P: 7	R: 0 E: 0 K: 0 S: 4	H: 1 LOB: 1 BB: 0 P: 4	R: 0 E: 0 K: 0 S: 3	H: 0 LOB: 0 BB: 0 P: 3	R: 1 E: 0 K: 1 S: 6	H: 1 LOB: 0 BB: 0 P: 6	R: 0 E: 0 K: 1 S: 4	H: 0 LOB: 1 BB: 1 P: 8	R: 0 E: 0 K: 0 S: 1	H: 1 LOB: 0 BB: 0 P: 1	1B: 2 2B: 2 3B: 0 HR: 2	SF: 0 SAC: 0 DP: 2 HBP: 0	WP: 0 PA: 30 CS: 1
PITCHER Rudy May, L ERA: 2.5 (1,1)	IP: 8.0 WLS: L BF: 30 H: 5 R: 3 ER: 3 SO: 4 BB: 3 IBB: 0 HBP: 0 BLK: 0 WP: 0 HR: 2 S: 35 P: 47 ERA: 3.38 WHIP: 1.000															PITCHER					

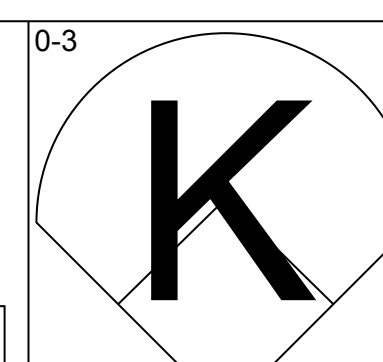
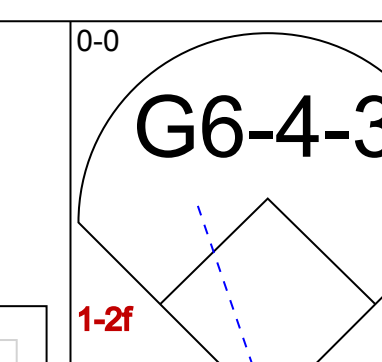
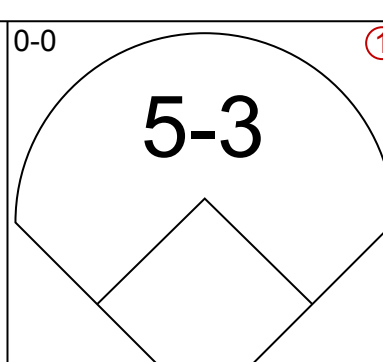
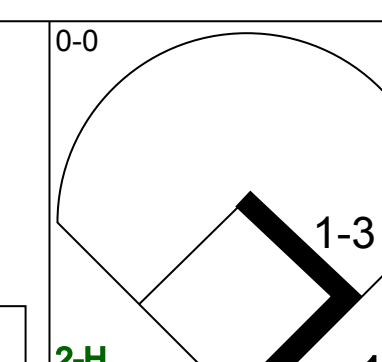
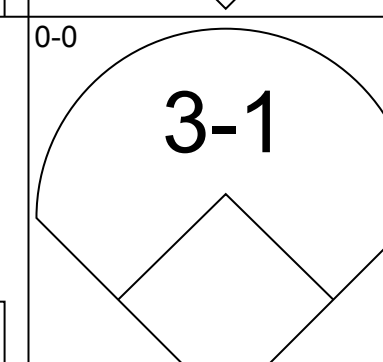
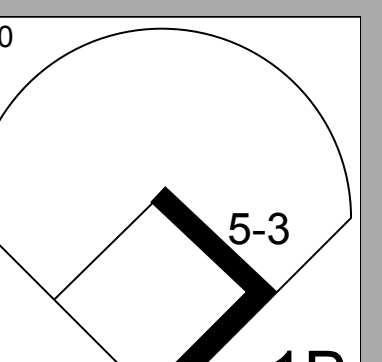
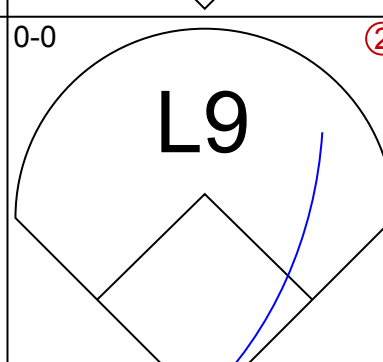
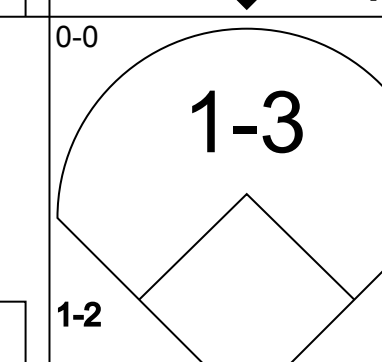
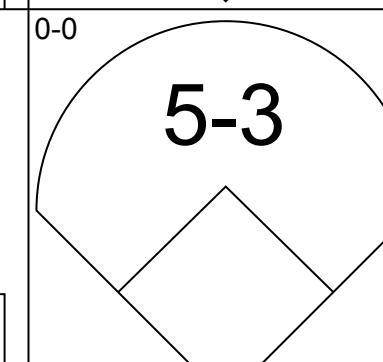
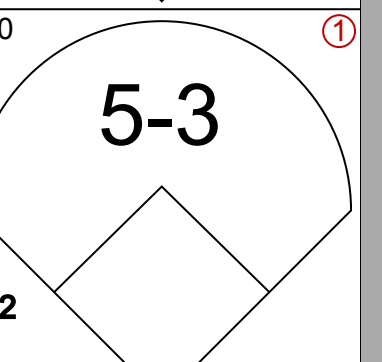
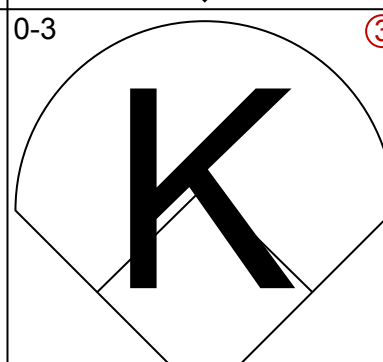
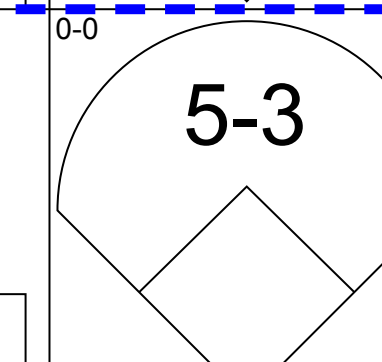
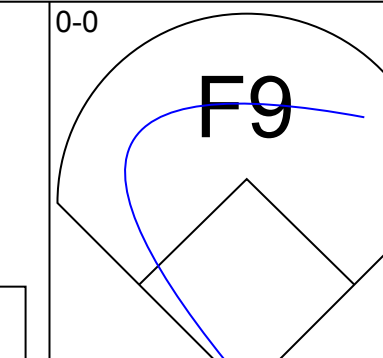
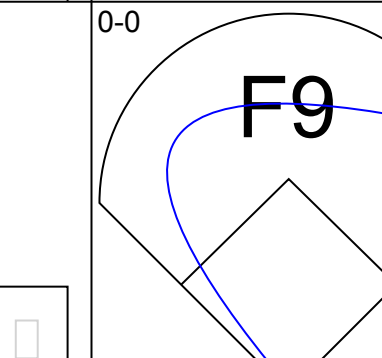
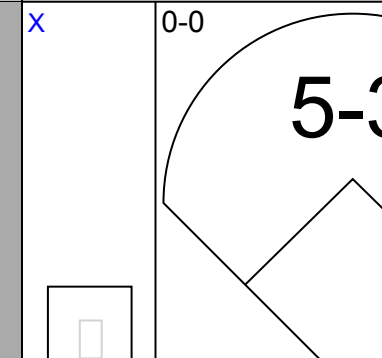
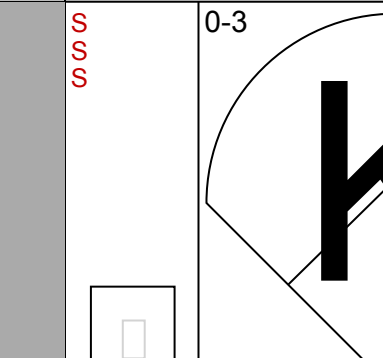
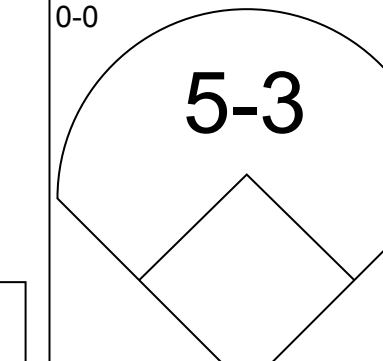
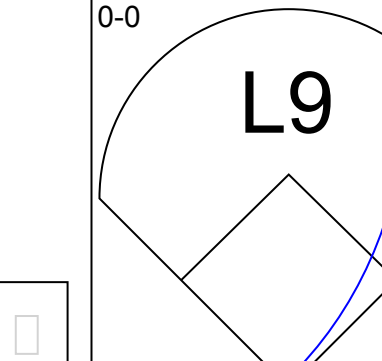
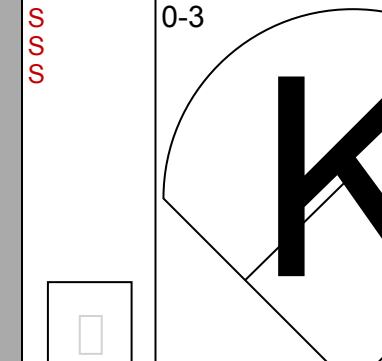
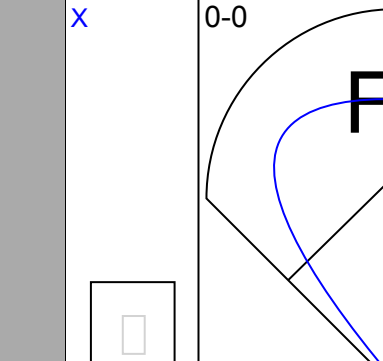
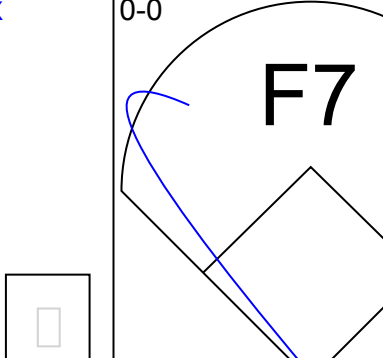
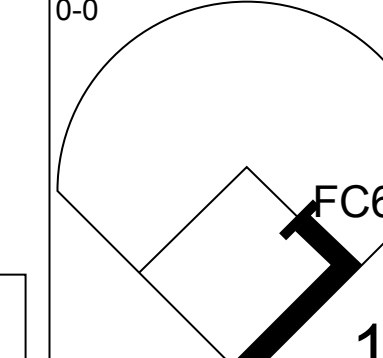
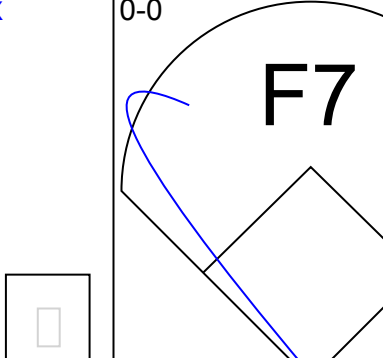
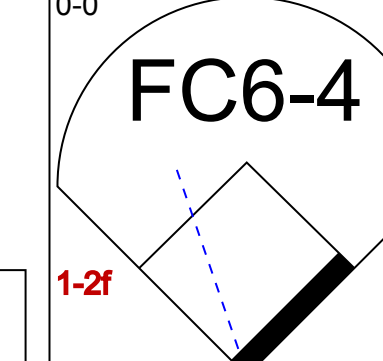
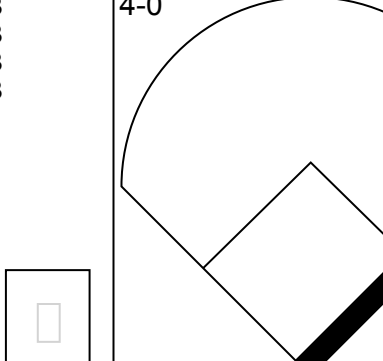
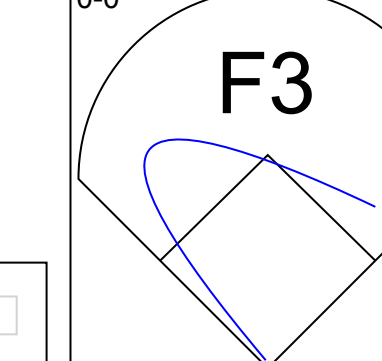
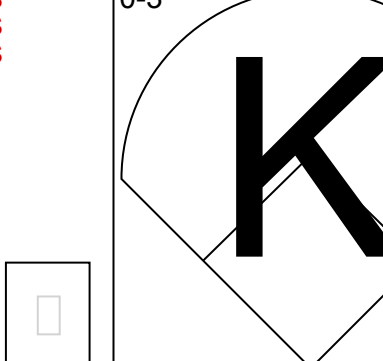
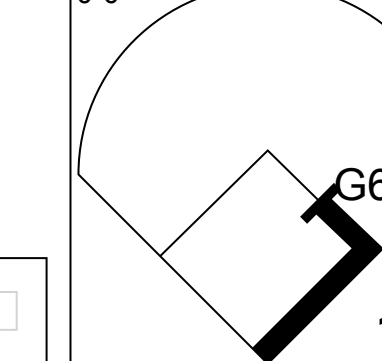
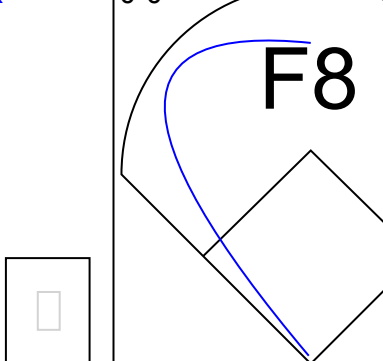
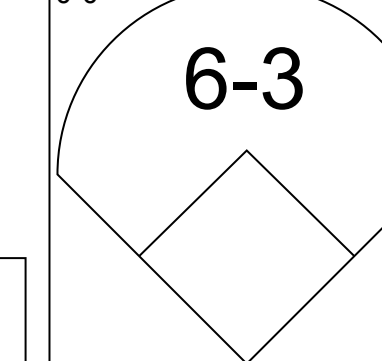
New York Yankees @ Seattle Mariners
The Kingdome, Seattle, WA
Fri May 08 1981, 10:05 PM EDT
Att: 18,458 - Dome

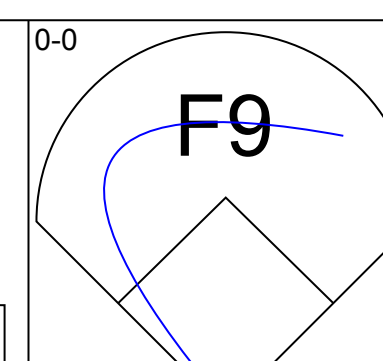
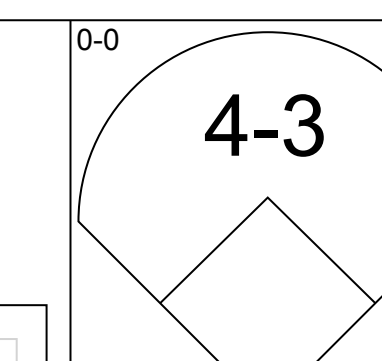
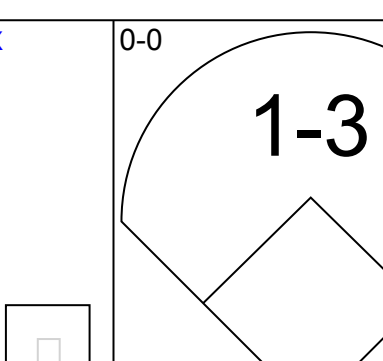
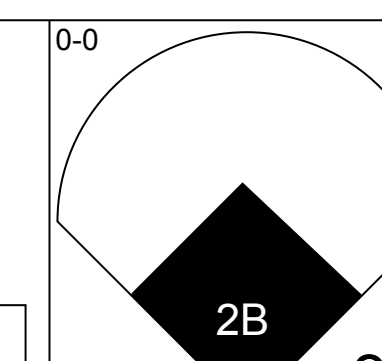
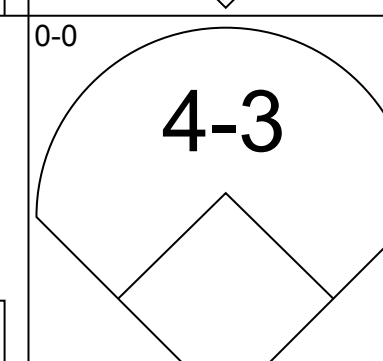
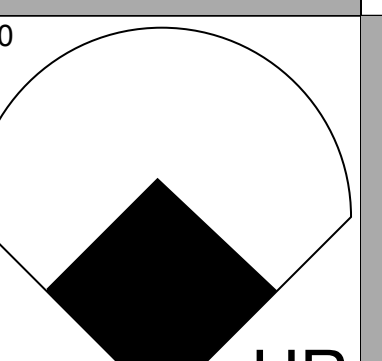
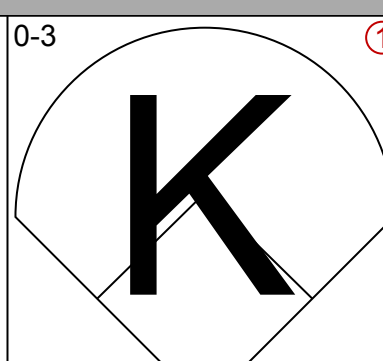
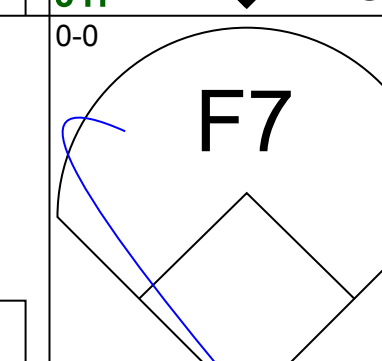
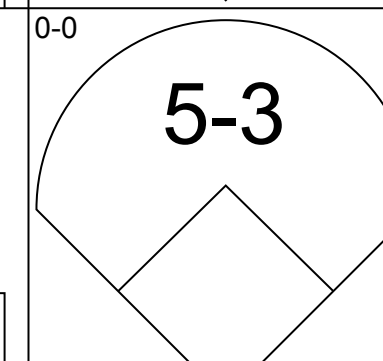
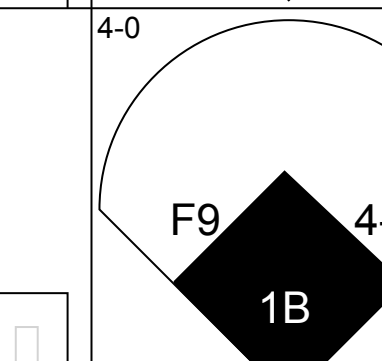

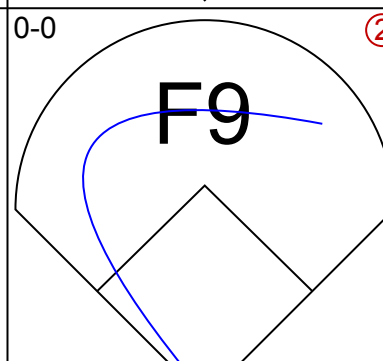
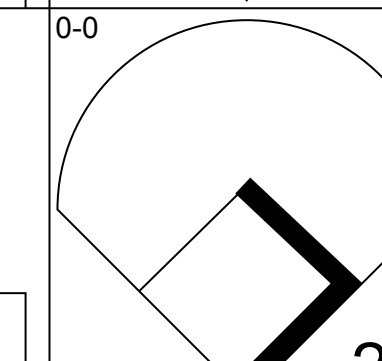
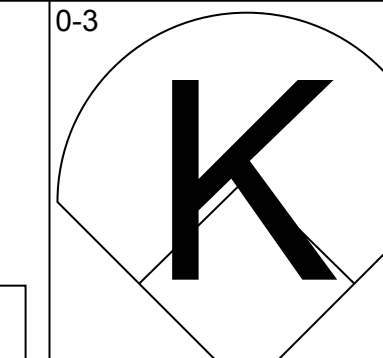
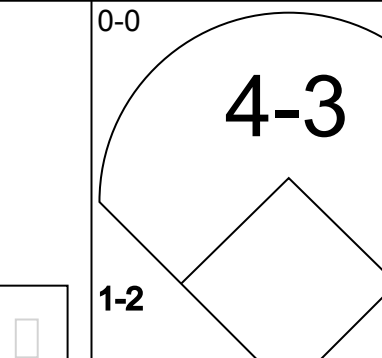
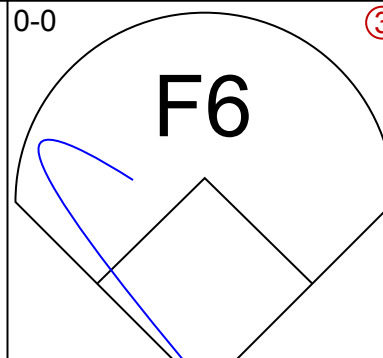
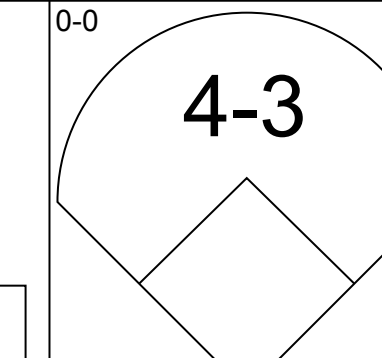
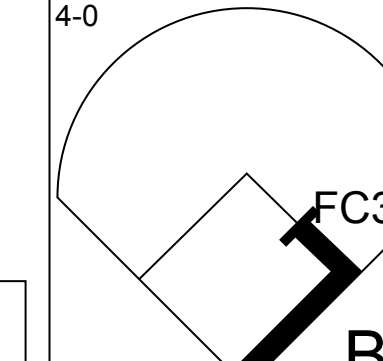
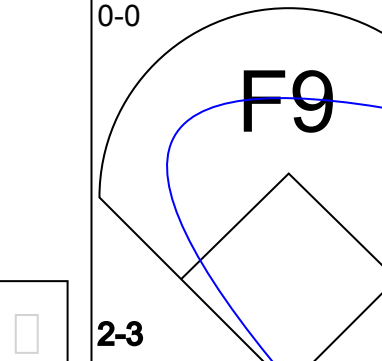
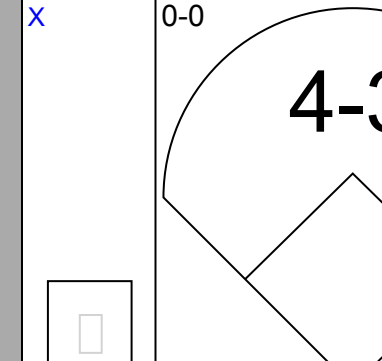
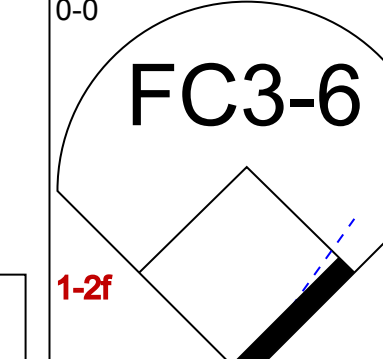
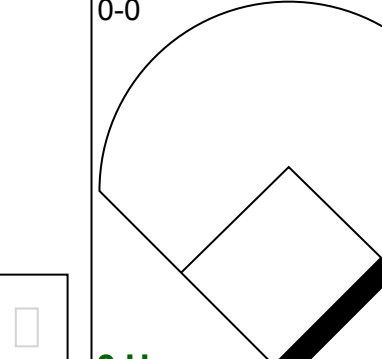
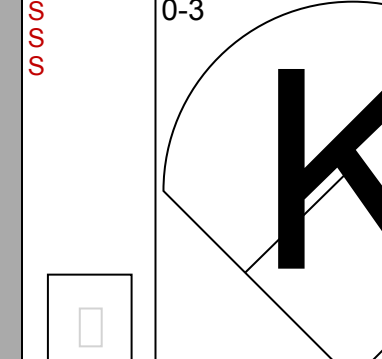
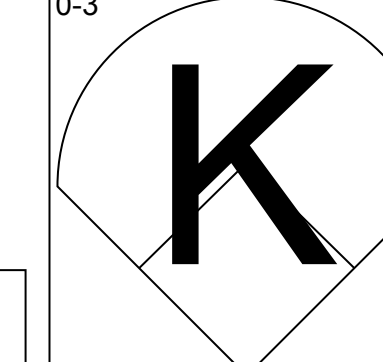
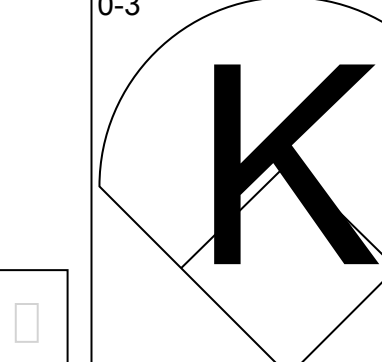

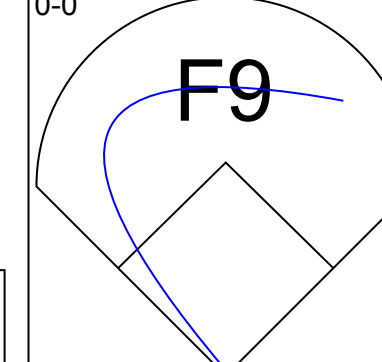
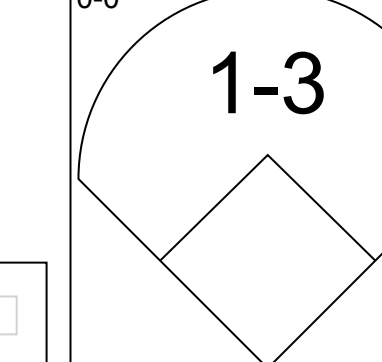
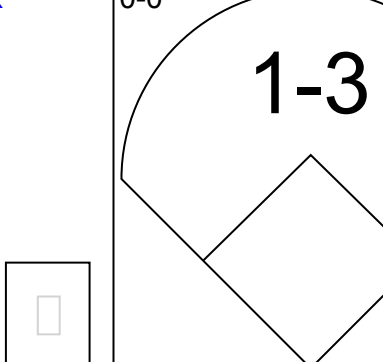
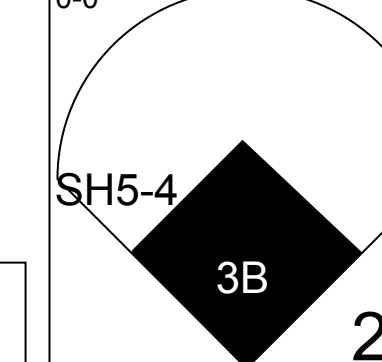
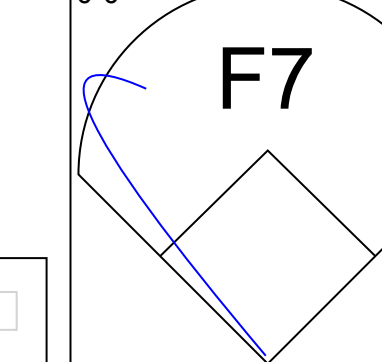
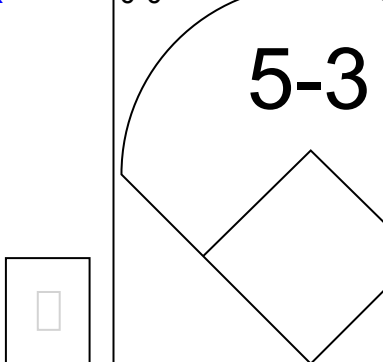
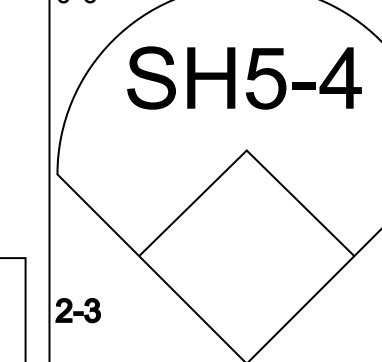
AB	27
R	3
H	5
RBI	3
BB	3
SO	4
LOB	9



Batter	1	2	3	4	5	6	7	8	9	AB	R	H	RBI	BB	SO	LOB	TOP								
Willie Randolph, R OBP: 0.300, SLG: 0.284 (1, 4)	0-0 6-3		0-0 F8			0-0 G1-6-3	0-3 K		0-0 2B	5	0	1	0	0	1	2	New York Yankees @ Seattle Mariners The Kingdome, Seattle, WA Sat May 09 1981, 10:05 PM EDT Att: 51,903 - Dome								
Jerry Mumphrey, S OBP: 0.370, SLG: 0.454 (1, 8)	4-0 6-3 S BB			0-0 4-3		0-0 2B 3B		0-0 4-3	0-0 1-3	4	1	1	0	1	0	1									
Dave Winfield, R OBP: 0.434, SLG: 0.485 (1, 7)	0-0 6-3			0-0 HR		4-0 2B BB		0-0 HR S		3	3	2	1	1	0	1									
Reggie Jackson, L OBP: 0.319, SLG: 0.403 (1, 9)	0-0 6-3			0-3 K		0-0 1-H 2B		0-0 HR		4	1	2	4	0	1	1									
Oscar Gamble, L OBP: 0.403, SLG: 0.613 Lou Piniella, R OBP: 0.275, SLG: 0.286 Bobby Murcer, L OBP: 0.435, SLG: 0.526 (1, 10)		0-0 F8		0-0 4-3		0-0 BB		0-0 HR		2	0	0	0	0	0	0									
Graig Nettles, L OBP: 0.302, SLG: 0.366 (1, 5)		0-0 F7			0-0 4-3	0-0 F8		0-0 1B	0-0 1B	4	0	1	0	0	0	2									
Jim Spencer, L OBP: 0.224, SLG: 0.224 Bob Watson, R OBP: 0.219, SLG: 0.143 (7, PH) (7, 3)		0-0 4-3			0-0 G3		0-0 1-3	0-0 G5-4-3		2	0	0	0	0	0	0									
Barry Foote, R OBP: 0.224, SLG: 0.400 (1, 2)			0-3 K		0-3 K		4-0 BB		0-0 F5	3	0	0	0	1	2	0									
Bucky Dent, R OBP: 0.282, SLG: 0.421 (1, 6)			0-0 5-3			4-0 G1-6-3 BB	0-3 K		0-0 F3	3	0	0	0	1	1	1									
Inning Stats	R: 0 E: 0 K: 0 S: 3	H: 0 LOB: 1 BB: 1 P: 7	R: 0 E: 0 K: 0 S: 3	H: 0 LOB: 0 BB: 0 P: 3	R: 0 E: 0 K: 1 S: 5	H: 0 LOB: 0 BB: 0 P: 5	R: 1 E: 0 K: 1 S: 6	H: 1 LOB: 0 BB: 0 P: 6	R: 0 E: 0 K: 1 S: 5	H: 0 LOB: 0 BB: 0 P: 5	R: 2 E: 0 K: 0 S: 4	H: 2 LOB: 2 BB: 3 P: 16	R: 0 E: 0 K: 2 S: 7	H: 0 LOB: 1 BB: 1 P: 11	R: 2 E: 0 K: 0 S: 6	H: 4 LOB: 1 BB: 0 P: 6		R: 0 E: 0 K: 0 S: 4	H: 1 LOB: 1 BB: 0 P: 4	1B: 3 2B: 2 3B: 1 HR: 2	SF: 0 SAC: 0 DP: 2 HBP: 0	WP: 0 PB: 0 CS: 0	PA: 38		
PITCHER	IP	WLS	BF	H	R	ER	SO	BB	IBB	HBP	BLK	WP	HR	S	P	ERA	WHIP								
Brian Allard, R ERA: 8.25 (1, 1)	5.2		22	3	3	3	3	3	0	0	0	0	1	25	37	4.76	1.059								
Shane Rawley, L ERA: 5.4 (6, 1)	1.1		6	0	0	0	2	2	0	0	0	0	0	8	16	0.00	1.500								
Dick Drago, R ERA: 4.3 (8, 1)	2.0	W	10	5	2	2	0	0	0	0	0	0	1	10	10	9.00	2.500								

Batter	1	2	3	4	5	6	7	8	9	AB	R	H	RBI	BB	SO	LOB	BOTTOM								
Julio Cruz, S OBP: 0.283, SLG: 0.267 (1, 4)	0-0 E4 2B			0-0 4-3			0-0 L7		0-0 HR 1B	5	2	1	0	0	1	2	New York Yankees @ Seattle Mariners The Kingdome, Seattle, WA Sat May 09 1981, 10:05 PM EDT Att: 51,903 - Dome								
Dave Edler, R OBP: 0.284, SLG: 0.186 Lenny Randle, S OBP: 0.290, SLG: 0.303 (1, 5)	4-0 2B BB	4-0 FC6-4 BB		0-0 4-3			0-0 5-3		0-0 F8	2	1	0	0	2	0	1									
Tom Paciorek, R OBP: 0.325, SLG: 0.449 (1, 7)	0-0 FC1 2B 1-2 2-3	0-0 FC6-4			0-0 CS 1B		0-3 K		0-0 HR 1-H 2-H	5	2	2	3	0	1	4									
Richie Zisk, R OBP: 0.379, SLG: 0.607 (1, 10)	0-0 2B		0-0 2B		0-0 L7		0-0 F9			4	0	2	2	0	0	1									
Jeff Burroughs, R OBP: 0.400, SLG: 0.535 (1, 9)	0-0 6-3		0-3 K		0-3 K		0-0 5-3			4	0	0	1	0	2	3									
Bruce Bochte, L OBP: 0.280, SLG: 0.278 (1, 3)	0-0 1-3		0-0 4-3			0-3 K		4-0 BB		3	0	0	0	1	1	2									
Dave Henderson, R OBP: 0.233, SLG: 0.259 Joe Simpson, L OBP: 0.238, SLG: 0.288 (1, 8)	0-0 F9		0-3 K			0-0 5-3		0-0 F3		3	0	0	0	0	1	2									
Jerry Narron, L OBP: 0.311, SLG: 0.373 (1, 2)		0-0 4-3		0-0 F3		0-0 1B		0-3 K		4	0	1	0	0	1	0									
Jim Anderson, R OBP: 0.343, SLG: 0.387 Dan Meyer, L OBP: 0.212, SLG: 0.219 (1, 6)		0-0 BB 1B		4-0 4-3 S BB		0-0 F8		0-0 HR 1B		2	0	1	0	1	0	1									
Inning Stats	R: 3 E: 2 K: 0 S: 6	H: 1 LOB: 1 BB: 1 P: 10	R: 0 E: 0 K: 1 S: 6	H: 1 LOB: 2 BB: 1 P: 10	R: 0 E: 0 K: 2 S: 8	H: 1 LOB: 1 BB: 0 P: 8	R: 0 E: 0 K: 0 S: 3	H: 0 LOB: 1 BB: 1 P: 7	R: 0 E: 0 K: 1 S: 5	H: 1 LOB: 0 BB: 0 P: 5	R: 0 E: 0 K: 1 S: 6	H: 1 LOB: 1 BB: 0 P: 6	R: 0 E: 0 K: 1 S: 5	H: 0 LOB: 0 BB: 0 P: 5	R: 0 E: 0 K: 0 S: 3	H: 0 LOB: 1 BB: 1 P: 7		R: 3 E: 0 K: 1 S: 7	H: 3 LOB: 0 BB: 0 P: 7	1B: 5 2B: 2 3B: 0 HR: 1	SF: 0 SAC: 0 DP: 0 HBP: 0	WP: 0 PB: 0 CS: 1	PA: 39		
PITCHER	IP	WLS	BF	H	R	ER	SO	BB	IBB	HBP	BLK	WP	HR	S	P	ERA	WHIP								
Gene Nelson, R ERA: 1.42 (1, 1)	6.2		29	5	3	0	5	3	0	0	0	0	1	36	48	0.00	1.200								
Ron Davis, R ERA: 3.57 (7, 1)	2.0	L	10	3	3	3	2	1	0	0	0	0	1	13	17	13.50	2.000								

Batter	1	2	3	4	5	6	7	8	9	AB	R	H	RBI	BB	SO	LOB	TOP			
Rickey Henderson, R OBP: 0.375, SLG: 0.471 (1, 7)										4	0	1	1	0	1	1	Oakland Athletics @ New York Yankees Yankee Stadium, Bronx, NY Tue May 12 1981, 7:05 PM EDT Att: 30,959 - Unknown - 61 F livebaseballscorecards.com			
Dwayne Murphy, L OBP: 0.353, SLG: 0.474 (1, 8)										4	0	1	0	0	0	1				
Cliff Johnson, R OBP: 0.380, SLG: 0.545 (1, 10)										4	0	0	0	0	1	2				
Tony Armas, R OBP: 0.343, SLG: 0.606 (1, 9)										4	0	0	0	0	1	1				
Mike Heath, R OBP: 0.269, SLG: 0.353 (1, 2)										4	0	0	0	0	1	1				
Jeff Newman, R OBP: 0.215, SLG: 0.267 (1, 3)										3	0	2	0	0	0	0				
Dave Revering, L OBP: 0.352, SLG: 0.382 (9, PH)										1	0	0	0	0	1	0				
Shoody Babbitt, R OBP: 0.348, SLG: 0.296 (1, 4)										2	0	0	0	1	0	2				
Dave McKay, S OBP: 0.269, SLG: 0.292 (1, 5)										3	1	1	0	0	1	1				
Rob Picciolo, R OBP: 0.305, SLG: 0.393 (1, 6)										3	0	1	0	0	0	2				
Inning Stats	R: 0 E: 0 K: 1 S: 5	H: 0 LOB: 0 BB: 0 P: 5	R: 0 E: 0 K: 0 S: 4	H: 1 LOB: 1 BB: 0 P: 4	R: 0 E: 0 K: 0 S: 3	H: 1 LOB: 0 BB: 0 P: 3	R: 0 E: 0 K: 0 S: 4	H: 1 LOB: 1 BB: 0 P: 4	R: 0 E: 0 K: 1 S: 5	H: 0 LOB: 0 BB: 0 P: 5	R: 0 E: 0 K: 1 S: 6	H: 1 LOB: 1 BB: 0 P: 6	R: 1 E: 0 K: 0 S: 5	H: 2 LOB: 1 BB: 0 P: 5	R: 0 E: 0 K: 2 S: 7	H: 0 LOB: 0 BB: 0 P: 7	1B: 5 2B: 1 3B: 0 HR: 0	SF: 0 SAC: 0 DP: 1 HBP: 0	WP: 0 PB: 0 SB: 0 CS: 0	PA: 33
PITCHER	IP	WLS	BF	H	R	ER	SO	BB	IBB	HBP	BLK	WP	HR	S	P	ERA	WHIP			
Ron Guidry, L ERA: 3.64 (1, 1)	7.2	W	29	6	1	1	4	1	0	0	0	0	0	36	40	1.17	0.913			
Rich Gossage, R ERA: 0.63 (8, 1)	1.1	S	4	0	0	0	2	0	0	0	0	0	0	8	8	0.00	0.000			

Batter	1	2	3	4	5	6	7	8	9	AB	R	H	RBI	BB	SO	LOB	BOTTOM			
Willie Randolph, R OBP: 0.297, SLG: 0.300 (1, 4)										4	1	1	1	0	0	0	Oakland Athletics @ New York Yankees Yankee Stadium, Bronx, NY Tue May 12 1981, 7:05 PM EDT Att: 30,959 - Unknown - 61 F livebaseballscorecards.com			
Bobby Murcer, L OBP: 0.407, SLG: 0.609 (1, 10)										4	1	1	1	0	1	1				
Dave Winfield, R OBP: 0.438, SLG: 0.515 (1, 8)										3	1	1	1	1	0	0				
Reggie Jackson, L OBP: 0.293, SLG: 0.365 (1, 9)										4	0	0	0	0	1	2				
Oscar Gamble, L OBP: 0.395, SLG: 0.585 (1, 7)										2	0	0	0	1	0	1				
Graig Nettles, L OBP: 0.303, SLG: 0.365 (1, 5)										3	0	1	1	0	1	1				
Jim Spencer, L OBP: 0.226, SLG: 0.204 (1, 3)										3	0	0	0	0	2	2				
Johnny Oates, L OBP: 0.200, SLG: 0.208 (1, 2)										3	1	1	0	0	0	0				
Bucky Dent, R OBP: 0.267, SLG: 0.395 (1, 6)										2	0	0	0	0	0	0				
Inning Stats	R: 0 E: 0 K: 0 S: 3	H: 0 LOB: 0 BB: 0 P: 3	R: 0 E: 0 K: 2 S: 7	H: 0 LOB: 1 BB: 1 P: 11	R: 0 E: 0 K: 0 S: 3	H: 0 LOB: 0 BB: 0 P: 3	R: 2 E: 0 K: 1 S: 7	H: 2 LOB: 1 BB: 1 P: 11	R: 0 E: 0 K: 1 S: 5	H: 0 LOB: 0 BB: 0 P: 5	R: 0 E: 0 K: 1 S: 5	H: 0 LOB: 0 BB: 0 P: 5	R: 2 E: 0 K: 0 S: 6	H: 3 LOB: 1 BB: 0 P: 6	R: 0 E: 0 K: 0 S: 6	H: 0 LOB: 0 BB: 0 P: 6		1B: 1 2B: 2 3B: 1 HR: 1	SF: 0 SAC: 1 DP: 0 HBP: 0	WP: 0 PB: 0 SB: 0 CS: 0
PITCHER	IP	WLS	BF	H	R	ER	SO	BB	IBB	HBP	BLK	WP	HR	S	P	ERA	WHIP			
Rick Langford, R ERA: 3.3 (1, 1)	8.0	L	31	5	4	4	5	2	0	0	0	0	1	39	47	4.50	0.875			

Batter	1	2	3	4	5	6	7	8	9	AB	R	H	RBI	BB	SO	LOB	TOP											
Rickey Henderson, R OBP: 0.389, SLG: 0.456 (1, 7)	0-0 6-3	0-0 FC5-4		4-0 IBB		0-0 4-3		0-0 F7		4	0	0	0	1	0	2												
Dwayne Murphy, L OBP: 0.355, SLG: 0.462 (1, 8)	4-0 WP BLK BB		0-0 4-3	0-0 F8		0-0 L3			4-0 CS BB	3	1	0	0	2	0	3												
Cliff Johnson, R OBP: 0.369, SLG: 0.563 (1, 10)	0-0 6-3		0-0 5-3			0-3 K			0-3 K	5	1	1	1	0	2	2												
Tony Armas, R OBP: 0.338, SLG: 0.591 (1, 9)	0-0 5-3		0-0 F9		0-0 BB SH5-3 SF8 1B		0-0 F2		0-3 K	5	1	1	0	0	1	1												
Mike Heath, R OBP: 0.290, SLG: 0.371 (1, 2)		0-0 6-3 S 2B 1B		0-0 FC5 1B	0-0 SH5-3		0-0 S 1B			3	1	3	0	0	0	0												
Jeff Newman, R OBP: 0.209, SLG: 0.258 Dave Revering, L OBP: 0.356, SLG: 0.377 (5, PH) (5, 3)	0-0 F2		0-0 F8	4-0 BB IBB		0-0 F7				2	0	0	0	0	0	2												
Shoody Babitt, R OBP: 0.355, SLG: 0.298 (1, 4)	0-0 6-3		0-0 FC5 1B	4-0 1-2 2-3 BB		0-0 2-3				3	1	1	0	1	0	2												
Dave McKay, S OBP: 0.268, SLG: 0.314 (1, 5)	0-0 2B		0-0 FC5 1B	0-0 SF8		0-3 K				3	0	1	2	0	1	2												
Fred Stanley, R OBP: 0.260, SLG: 0.182 (1, 6)	4-0 FC5-4 BB		0-0 1-3 2-H	0-0 3-1		0-0 F2				3	0	1	1	1	0	2												
Inning Stats	R: 1 E: 0 K: 0 S: 3	H: 0 LOB: 0 BB: 1 P: 7	R: 1 E: 0 K: 0 S: 5	H: 2 LOB: 2 BB: 1 P: 9	R: 0 E: 0 K: 0 S: 3	H: 0 LOB: 0 BB: 0 P: 3	R: 1 E: 0 K: 0 S: 6	H: 3 LOB: 3 BB: 1 P: 10	R: 2 E: 0 K: 1 S: 5	H: 2 LOB: 2 BB: 2 P: 13	R: 0 E: 0 K: 1 S: 4	H: 1 LOB: 1 BB: 0 P: 4	R: 0 E: 0 K: 1 S: 5	H: 0 LOB: 0 BB: 0 P: 5	R: 0 E: 0 K: 2 S: 6	H: 0 LOB: 1 BB: 1 P: 10	1B: 6 2B: 2 3B: 0 HR: 1	SF: 1 SAC: 1 DP: 1 HBP: 0	WP: 1 PB: 0 SB: 2 CS: 1	PA: 40								
PITCHER	IP	WLS	BF	H	R	ER	SO	BB	IBB	HBP	BLK	WP	HR	S	P	ERA	WHIP											
Tommy John, L ERA: 3.11 Doug Bird, R ERA: 2.01 Dave LaRoche, L ERA: 1.8 Ron Davis, R ERA: 3.38	(1, 1)	4.0	L	22	7	5	5	0	2	1	0	1	1	1	19	31	11.25	2.250										
	(5, 1)	3.0		12	1	0	0	1	1	1	0	0	0	0	12	20	0.00	0.667										
	(8, 1)	1.0		4	0	0	0	1	1	0	0	0	0	5	9	0.00	1.000											
	(9, 1)	1.0		2	0	0	0	2	0	0	0	0	0	6	6	0.00	0.000											

Oakland Athletics @ New York Yankees
Yankee Stadium, Bronx, NY
Wed May 13 1981, 7:05 PM EDT
Att: 35,419 - Unknown - 69 F

AB 32
R 5
H 8
RBI 4
BB 6
SO 4
LOB 17



Batter	1	2	3	4	5	6	7	8	9	AB	R	H	RBI	BB	SO	LOB	BOTTOM											
Willie Randolph, R OBP: 0.295, SLG: 0.307 (1, 4)	0-0 2-3		0-0 F9			0-0 2B		0-0 F7		4	0	1	0	0	0	2												
Bobby Murcer, L OBP: 0.418, SLG: 0.615 (1, 10)	4-0 BB		0-0 F9			0-0 F8		0-0 2B	1-3 2B	3	1	1	0	1	0	2												
Dave Winfield, R OBP: 0.432, SLG: 0.514 (1, 8)	0-0 F9			0-0 F3		0-0 F8		0-0 2B	2-H 3-H HR 2B	4	1	1	2	0	0	2												
Reggie Jackson, L OBP: 0.291, SLG: 0.393 (1, 9)	0-0 4-3			0-0 F5		0-0 F8	0-0 5-3	0-0 HR	2-H HR	4	1	1	2	0	0	1												
Oscar Gamble, L OBP: 0.388, SLG: 0.559 (1, 7)		0-0 F9		0-0 F9		0-0 F8		4-0 BB		3	0	0	0	1	0	0												
Graig Nettles, L OBP: 0.301, SLG: 0.354 (1, 5)	0-0 4-3			0-0 F7		4-0 BB		0-3 K		3	0	0	0	1	1	1												
Jim Spencer, L OBP: 0.215, SLG: 0.193 Lou Piniella, R OBP: 0.289, SLG: 0.300 (9, PH)		0-3 K			0-3 K		0-0 F7		0-0 6-3	3	0	0	0	0	2	1												
Barry Foote, R OBP: 0.213, SLG: 0.358 (1, 2)			0-0 E5		0-0 F9			0-0 F5	0-0 F6	4	0	0	0	0	0	0												
Bucky Dent, R OBP: 0.266, SLG: 0.388 (1, 6)			0-3 K			0-3 K		0-0 2B 2B 1B	0-0 2-3	4	1	1	0	0	2	1												
Inning Stats	R: 0 E: 0 K: 0 S: 3	H: 0 LOB: 1 BB: 1 P: 7	R: 0 E: 0 K: 1 S: 5	H: 0 LOB: 0 BB: 0 P: 5	R: 0 E: 1 K: 1 S: 6	H: 0 LOB: 1 BB: 0 P: 6	R: 0 E: 0 K: 0 S: 3	H: 0 LOB: 0 BB: 0 P: 3	R: 0 E: 0 K: 1 S: 5	H: 0 LOB: 0 BB: 0 P: 5	R: 0 E: 0 K: 1 S: 6	H: 1 LOB: 1 BB: 0 P: 6	R: 0 E: 0 K: 0 S: 3	H: 0 LOB: 1 BB: 1 P: 7	R: 4 E: 0 K: 1 S: 9	H: 4 LOB: 1 BB: 1 P: 13	R: 0 E: 0 K: 0 S: 3	H: 0 LOB: 0 BB: 0 P: 3	1B: 1 2B: 3 3B: 0 HR: 1	SF: 0 SAC: 0 DP: 0 HBP: 0	WP: 0 PB: 0 SB: 0 CS: 0	PA: 36						
PITCHER	IP	WLS	BF	H	R	ER	SO	BB	IBB	HBP	BLK	WP	HR	S	P	ERA	WHIP											
Matt Keough, R ERA: 2.14 Bob Ovwchinko, L ERA: 0.9	(1, 1)	7.2	W	31	5	4	4	4	2	0	0	0	0	1	37	45	4.70	0.913										
	(8, 1)	1.1	S	5	0	0	0	1	1	0	0	0	0	6	10	0.00	0.750											

Oakland Athletics @ New York Yankees
Yankee Stadium, Bronx, NY
Wed May 13 1981, 7:05 PM EDT
Att: 35,419 - Unknown - 69 F

AB 33
R 4
H 5
RBI 4
BB 3
SO 5
LOB 10



Batter	1	2	3	4	5	6	7	8	9	AB	R	H	RBI	BB	SO	LOB	TOP										
Rickey Henderson, R OBP: 0.370, SLG: 0.454 (1, 7)	F8		CS 1B		FC5-4		S 1B		K	5	1	2	1	0	1	2											
Dwayne Murphy, L OBP: 0.352, SLG: 0.455 (1, 8)	1-3		K		K		S 1B			4	0	1	1	0	2	2											
Cliff Johnson, R OBP: 0.368, SLG: 0.554 Wayne Gross, L OBP: 0.328, SLG: 0.333 (7, PH)	5-3			FC1-6 BB 1B		K	K			3	1	1	0	0	1	0											
Tony Armas, R OBP: 0.342, SLG: 0.593 (1, 9)		S 2B		FC1-6 BB		5-3		K		3	1	1	0	1	1	0											
Mike Heath, R OBP: 0.279, SLG: 0.358 (1, 2)	F9			FC1-6 1B		G3		6-3		4	0	0	0	0	0	3											
Jeff Newman, R OBP: 0.228, SLG: 0.292 Dave Revering, L OBP: 0.352, SLG: 0.372 (8, PH)	F7			G6-4-3 1B			6-3 3B		K	3	1	2	1	0	0	1											
Shoody Babbitt, R OBP: 0.351, SLG: 0.295 (1, 4)	S 1B			G6-4-3			6-3		K	4	0	1	1	0	1	3											
Dave McKay, S OBP: 0.267, SLG: 0.309 (1, 5)	6-3					F8	K			4	0	1	0	0	1	2											
Rob Picciolo, R OBP: 0.302, SLG: 0.417 (1, 6)			6-3		E6 FC5-4		S 1B		K	4	1	1	1	0	1	1											
Inning Stats	R: 0 E: 0 K: 0 S: 3	H: 0 LOB: 0 BB: 0 P: 3	R: 1 E: 0 K: 0 S: 5	H: 2 LOB: 1 BB: 0 P: 5	R: 0 E: 0 K: 1 S: 5	H: 1 LOB: 0 BB: 0 P: 5	R: 1 E: 0 K: 0 S: 4	H: 2 LOB: 1 BB: 1 P: 8	R: 0 E: 1 K: 1 S: 6	H: 0 LOB: 1 BB: 0 P: 6	R: 0 E: 0 K: 1 S: 5	H: 0 LOB: 0 BB: 0 P: 5	R: 3 E: 0 K: 2 S: 11	H: 4 LOB: 1 BB: 0 P: 11	R: 0 E: 0 K: 2 S: 7	H: 0 LOB: 0 BB: 0 P: 7	R: 0 E: 0 K: 3 S: 10	H: 1 LOB: 1 BB: 0 P: 10	1B: 7 2B: 2 3B: 1 HR: 0	SF: 0 SAC: 0 DP: 1 HBP: 0	WP: 0 PB: 0 SB: 3 CS: 1	PA: 37					
PITCHER	IP	WLS	BF	H	R	ER	SO	BB	IBB	HBP	BLK	WP	HR	S	P	ERA	WHIP										
Rudy May, L ERA: 2.82 (1, 1)	6.2		27	7	4	4	4	1	0	0	0	0	0	34	38	5.40	1.200										
Ron Davis, R ERA: 3.86 (7, 1)	0.0		1	1	0	0	0	0	0	0	0	0	0	1	1	∞	∞										
Rich Gossage, R ERA: 0.54 (7, 1)	2.1	W	9	2	1	1	6	0	0	0	0	0	0	21	21	3.86	0.857										

Oakland Athletics @ New York Yankees
Yankee Stadium, Bronx, NY
Thu May 14 1981, 7:05 PM EDT
Att: 35,761 - Unknown

AB 36
R 5
H 10
RBI 5
BB 1
SO 10
LOB 15



Batter	1	2	3	4	5	6	7	8	9	AB	R	H	RBI	BB	SO	LOB	BOTTOM										
Willie Randolph, R OBP: 0.307, SLG: 0.328 (1, 4)	HR 2B	K		6-3		2-3 1B		FC1-2 HR 1B		5	2	3	0	0	1	2											
Bobby Murcer, L OBP: 0.388, SLG: 0.645 (1, 10)	2-3 HR		K	K		L9		FC1-2 HR		5	2	1	2	0	2	5											
Dave Winfield, R OBP: 0.431, SLG: 0.509 (1, 8)	6-3 S BB		BB 1B		5-3		F7	SF8		3	1	1	1	1	0	0											
Reggie Jackson, L OBP: 0.315, SLG: 0.435 (1, 9)	K		1B BB		FC4-6 BB		E 1B	HR		3	2	2	3	2	1	1											
Oscar Gamble, L OBP: 0.386, SLG: 0.549 Lou Piniella, R OBP: 0.298, SLG: 0.293 (7, PH)	6-3		1-3 2-H 1B		FC4-6		1-2 IBB	F8		3	0	1	1	0	0	2											
Graig Nettles, L OBP: 0.299, SLG: 0.350 (1, 5)	4-3				4-3		F5			4	0	1	1	0	0	4											
Jim Spencer, L OBP: 0.221, SLG: 0.200 Dennis Werth, R OBP: 0.167, SLG: 0.048 (7, PH)		L8	F9				1B	F8		3	0	1	0	0	0	1											
Barry Foote, R OBP: 0.218, SLG: 0.357 Larry Milbourne, S OBP: 0.273, SLG: 0.300 Johnny Oates, L OBP: 0.200, SLG: 0.208 (9, 2)		5-3		K		SH1-4		1B SH FC1-2 1B		3	0	1	0	0	1	0											
Bucky Dent, R OBP: 0.278, SLG: 0.409 (1, 6)		E5 WP		6-3 2B		2-H 1B 1B		SH FC1-2 1B SF8		3	1	2	1	0	0	0											
Inning Stats	R: 2 E: 0 K: 1 S: 7	H: 2 LOB: 1 BB: 1 P: 11	R: 0 E: 1 K: 1 S: 6	H: 0 LOB: 1 BB: 0 P: 6	R: 2 E: 0 K: 1 S: 7	H: 3 LOB: 1 BB: 1 P: 11	R: 0 E: 0 K: 2 S: 8	H: 1 LOB: 1 BB: 0 P: 8	R: 0 E: 0 K: 0 S: 3	H: 0 LOB: 1 BB: 1 P: 7	R: 1 E: 0 K: 0 S: 5	H: 3 LOB: 0 BB: 0 P: 5	R: 0 E: 1 K: 0 S: 4	H: 1 LOB: 2 BB: 1 P: 8	R: 4 E: 0 K: 0 S: 7	H: 3 LOB: 1 BB: 0 P: 7	1B: 9 2B: 2 3B: 0 HR: 2	SF: 1 SAC: 2 DP: 0 HBP: 0	WP: 1 PB: 0 SB: 1 CS: 0	PA: 41							
PITCHER	IP	WLS	BF	H	R	ER	SO	BB	IBB	HBP	BLK	WP	HR	S	P	ERA	WHIP										
Mike Norris, R ERA: 3.49 (1, 1)	6.1		31	10	5	5	5	3	0	0	0	0	1	38	50	7.11	2.053										
Bob Ojehinko, L ERA: 0.87 (7, 1)	0.1		2	0	0	0	0	0	1	0	0	0	0	1	5	0.00	0.000										
Jeff Jones, R ERA: 4.08 (7, 1)	1.1	L	8	3	4	4	0	0	0	0	0	0	1	8	8	27.00	2.250										

Oakland Athletics @ New York Yankees
Yankee Stadium, Bronx, NY
Thu May 14 1981, 7:05 PM EDT
Att: 35,761 - Unknown

AB 34
R 8
H 13
RBI 9
BB 4
SO 5
LOB 18



Batter	1	2	3	4	5	6	7	8	9	AB	R	H	RBI	BB	SO	LOB	TOP										
Julio Cruz, S OBP: 0.280, SLG: 0.252 (1,4)										4	0	0	0	0	2	0	Seattle Mariners @ New York Yankees Yankee Stadium, Bronx, NY Sat May 16 1981, 7:05 PM EDT Att: 33,759 - Unknown - 63 F										
Dave Edler, R OBP: 0.238, SLG: 0.189 (1,5)										4	1	1	0	0	1	0											
Tom Paciorek, R OBP: 0.312, SLG: 0.419 (1,7)										4	0	1	0	0	0	1											
Richie Zisk, R OBP: 0.379, SLG: 0.595 (1,10)										3	1	1	1	1	1	1											
Jeff Burroughs, R OBP: 0.371, SLG: 0.453 (1,9)										3	1	1	0	1	1	1											
Gary Gray, R OBP: 0.347, SLG: 0.755 (1,3)										4	2	2	4	0	0	2											
Dave Henderson, R OBP: 0.229, SLG: 0.313 (9, PH)										3	0	0	0	0	2	0											
Joe Simpson, L OBP: 0.236, SLG: 0.282 (9, PH)										1	0	0	0	0	1	0											
Bud Bulling, R OBP: 0.257, SLG: 0.161 (9, PH)										3	0	0	0	0	0	0											
Bruce Bochte, L OBP: 0.275, SLG: 0.265 (9, PH)										1	0	0	0	0	0	0											
Rick Auerbach, R OBP: 0.212, SLG: 0.208 (9, PH)										3	0	0	0	0	0	0											
Dan Meyer, L OBP: 0.214, SLG: 0.220 (9, PH)										1	0	0	0	0	0	1											
Inning Stats	R: 0 E: 0 K: 0 S: 3	H: 0 LOB: 0 BB: 0 P: 3	R: 3 E: 0 K: 1 S: 7	H: 2 LOB: 0 BB: 1 P: 11	R: 1 E: 0 K: 1 S: 7	H: 2 LOB: 2 BB: 1 P: 11	R: 0 E: 0 K: 0 S: 3	H: 0 LOB: 0 BB: 0 P: 3	R: 0 E: 0 K: 2 S: 8	H: 1 LOB: 0 BB: 0 P: 8	R: 0 E: 0 K: 0 S: 3	H: 0 LOB: 0 BB: 0 P: 3	R: 0 E: 0 K: 1 S: 6	H: 1 LOB: 1 BB: 0 P: 6	R: 0 E: 1 K: 1 S: 6	H: 0 LOB: 1 BB: 0 P: 6	1B: 3 2B: 1 3B: 0 HR: 2	SF: 0 SAC: 0 DP: 0 HBP: 0	WP: 1 PB: 0 CS: 0	PA: 36							
PITCHER	IP	WLS	BF	H	R	ER	SO	BB	IBB	HBP	BLK	WP	HR	S	P	ERA	WHIP										
Tom Underwood, L ERA: 4.41 (1,1)	2.2		14	4	4	4	2	2	0	0	0	0	1	16	24	13.50	2.250										
Doug Bird, R ERA: 2.0 (3,1)	4.2	W	16	2	1	1	4	0	0	0	0	0	1	24	24	1.93	0.429										
Rich Gossage, R ERA: 0.49 (8,1)	1.2	S	6	0	0	0	2	0	0	0	0	1	0	10	10	0.00	0.000										

AB	34
R	5
H	6
RBI	5
BB	2
SO	8
LOB	6



Batter	1	2	3	4	5	6	7	8	9	AB	R	H	RBI	BB	SO	LOB	BOTTOM										
Willie Randolph, R OBP: 0.319, SLG: 0.339 (1,4)										2	3	1	0	2	0	0	Seattle Mariners @ New York Yankees Yankee Stadium, Bronx, NY Sat May 16 1981, 7:05 PM EDT Att: 33,759 - Unknown - 63 F										
Bobby Murcer, L OBP: 0.425, SLG: 0.686 (1,10)										4	1	3	2	0	0	0											
Dave Winfield, R OBP: 0.425, SLG: 0.504 (1,8)										3	1	1	1	0	0	0											
Reggie Jackson, L OBP: 0.330, SLG: 0.457 (1,9)										2	1	1	2	2	0	1											
Lou Piniella, R OBP: 0.275, SLG: 0.267 (1,7)										4	0	0	0	0	0	3											
Aurelio Rodriguez, R OBP: 0.750, SLG: 2.250 (1,5)										1	0	1	1	0	0	0											
Graig Nettles, L OBP: 0.300, SLG: 0.349 (3, PH)										3	0	1	0	0	0	1											
Barry Foote, R OBP: 0.220, SLG: 0.365 (1,2)										4	0	1	0	0	0	3											
Dennis Werth, R OBP: 0.222, SLG: 0.045 (1,3)										1	1	0	0	2	0	1											
Bucky Dent, R OBP: 0.270, SLG: 0.396 (1,6)										3	0	0	1	0	0	2											
Inning Stats	R: 4 E: 0 K: 0 S: 7	H: 5 LOB: 0 BB: 0 P: 7	R: 2 E: 0 K: 0 S: 4	H: 1 LOB: 1 BB: 2 P: 12	R: 0 E: 0 K: 0 S: 3	H: 1 LOB: 0 BB: 0 P: 3	R: 1 E: 0 K: 0 S: 2	H: 1 LOB: 1 BB: 2 P: 10	R: 0 E: 0 K: 0 S: 2	H: 0 LOB: 0 BB: 1 P: 6	R: 0 E: 0 K: 0 S: 4	H: 1 LOB: 1 BB: 0 P: 4	R: 0 E: 0 K: 0 S: 3	H: 0 LOB: 0 BB: 0 P: 3	R: 0 E: 0 K: 0 S: 3	H: 0 LOB: 1 BB: 1 P: 7	1B: 5 2B: 4 3B: 1 HR: 0	SF: 1 SAC: 0 DP: 4 HBP: 0	WP: 0 PB: 0 CS: 0	PA: 34							
PITCHER	IP	WLS	BF	H	R	ER	SO	BB	IBB	HBP	BLK	WP	HR	S	P	ERA	WHIP										
Jerry Don Gleaton, L ERA: 6.15 (1,1)	1.1	L	11	6	6	6	0	2	0	0	0	0	0	9	17	40.50	6.000										
Ken Clay, R ERA: 5.24 (2,1)	4.2		16	3	1	1	0	3	0	0	0	0	0	13	25	1.93	1.286										
Larry Andersen, R ERA: 2.6 (7,1)	2.0		7	0	0	0	0	1	0	0	0	0	0	6	10	0.00	0.500										



Batter	1	2	3	4	5	6	7	8	9	AB	R	H	RBI	BB	SO	LOB	TOP															
Lenny Randle, S OBP: 0.265, SLG: 0.288 (1, 4)	F9		WP S 1B		F9		1-3		F8	5	0	1	0	0	0	3	Seattle Mariners @ New York Yankees Yankee Stadium, Bronx, NY Sun May 17 1981, 3:33 AM EDT Att: 54,223 - Sunny - 64 F															
Dave Edler, R OBP: 0.265, SLG: 0.196 (1, 5)	F9		1-3 BB		CS 1B		S BB		K	3	0	1	0	2	1	2																
Tom Paciorek, R OBP: 0.318, SLG: 0.430 (1, 7)			F7		CS	1B SF7 1B	K		K	4	1	2	0	0	1	4																
Richie Zisk, R OBP: 0.368, SLG: 0.577 (1, 10)	F8				F8		K		K	4	0	0	0	0	2	2																
Jeff Burroughs, R OBP: 0.379, SLG: 0.456 Joe Simpson, L OBP: 0.236, SLG: 0.282 (8, 8)		5-3			BB 1B		1-3 1B		K	4	0	2	0	0	1	0																
Gary Gray, R OBP: 0.321, SLG: 0.712 Bruce Bochte, L OBP: 0.275, SLG: 0.265 (8, 3)	F8				K		SF7		K	3	0	0	1	0	2	1																
Dave Henderson, R OBP: 0.230, SLG: 0.299 (8, 9)	F7				1-2 BB		3-H F4		K	3	0	0	0	1	1	1																
Bud Bulling, R OBP: 0.282, SLG: 0.152 (1, 2)			6-3		4-3		1-3 4-3 BB		BB	2	0	0	0	2	0	2																
Jim Anderson, R OBP: 0.298, SLG: 0.293 (1, 6)			K				4-3		BB	3	0	0	0	1	1	1																
Inning Stats	R: 0 E: 0 K: 0 S: 4	H: 1 LOB: 1 BB: 0 P: 4	R: 0 E: 0 K: 0 S: 3	H: 0 LOB: 0 BB: 0 P: 3	R: 0 E: 0 K: 1 S: 6	H: 1 LOB: 2 BB: 1 P: 10	R: 0 E: 0 K: 1 S: 6	H: 1 LOB: 0 BB: 0 P: 10	R: 1 E: 0 K: 1 S: 7	H: 2 LOB: 1 BB: 0 P: 7	R: 0 E: 0 K: 1 S: 5	H: 0 LOB: 0 BB: 2 P: 13	R: 0 E: 0 K: 3 S: 9	H: 0 LOB: 0 BB: 0 P: 9	R: 0 E: 0 K: 2 S: 7	H: 0 LOB: 2 BB: 2 P: 15		1B: 5 2B: 1 3B: 0 HR: 0	SF: 1 SAC: 0 DP: 0 HBP: 0	WP: 1 PB: 0 CS: 1	PA: 39											
PITCHER	IP WLS BF H R ER SO BB IBB HBP BLK WP HR S P ERA WHIP																															
Ron Guidry, L ERA: 3.26 Ron Davis, R ERA: 3.57	(1, 1) (6, 1)	5.0 L	20 18	4 2	0 1	0 1	2 7	2 4	0 0	0 0	0 0	1 0	0 28	30 44	0.00 2.25	1.200 1.500																

Batter	1	2	3	4	5	6	7	8	9	AB	R	H	RBI	BB	SO	LOB	BOTTOM															
Willie Randolph, R OBP: 0.322, SLG: 0.341 (1, 4)	F8		6-3				E7 1B		G6-4-3	5	0	2	0	0	0	1	Seattle Mariners @ New York Yankees Yankee Stadium, Bronx, NY Sun May 17 1981, 3:33 AM EDT Att: 54,223 - Sunny - 64 F															
Bobby Murcer, L OBP: 0.409, SLG: 0.641 (1, 10)	BB 1B		F7		F7		F5			4	0	1	0	0	0	2																
Dave Winfield, R OBP: 0.420, SLG: 0.491 (1, 8)	F8				L5		F9		IBB	3	0	0	0	1	0	1																
Reggie Jackson, L OBP: 0.336, SLG: 0.454 (1, 9)	1-2 BB				K		WP 1B		K	3	0	1	0	1	2	2																
Lou Piniella, R OBP: 0.291, SLG: 0.306 (1, 7)	F4				E 2B		1-2 1B		F9	4	0	2	0	0	0	2																
Aurelio Rodriguez, R OBP: 0.375, SLG: 1.125 (1, 5)			K		E5		K		K	4	0	0	0	0	3	3																
Barry Foote, R OBP: 0.233, SLG: 0.355 (1, 2)			8-3 BB		1-3		1-2 BB		F7	2	0	0	0	2	0	2																
Dennis Werth, R OBP: 0.207, SLG: 0.042 Jim Spencer, L OBP: 0.217, SLG: 0.197 (6, PH) (7, 3)			8-3				K		FC1-8 1B	2	0	0	0	0	1	1																
Larry Milbourne, S OBP: 0.333, SLG: 0.364 (9, PH)			1-2				K		G6-4-3	1	0	1	0	0	0	0																
Bucky Dent, R OBP: 0.260, SLG: 0.379 (1, 6)			K				K		F7	4	0	0	0	0	2	1																
Inning Stats	R: 0 E: 0 K: 0 S: 4	H: 1 LOB: 2 BB: 1 P: 8	R: 0 E: 0 K: 1 S: 4	H: 0 LOB: 0 BB: 1 P: 8	R: 0 E: 0 K: 1 S: 5	H: 0 LOB: 0 BB: 0 P: 5	R: 0 E: 1 K: 1 S: 7	H: 1 LOB: 2 BB: 0 P: 7	R: 0 E: 0 K: 2 S: 8	H: 1 LOB: 1 BB: 0 P: 8	R: 0 E: 0 K: 1 S: 7	H: 2 LOB: 3 BB: 1 P: 11	R: 0 E: 1 K: 1 S: 6	H: 1 LOB: 2 BB: 1 P: 10	R: 0 E: 0 K: 1 S: 5	H: 0 LOB: 0 BB: 0 P: 5	R: 0 E: 0 K: 0 S: 3	H: 1 LOB: 0 BB: 0 P: 3	1B: 6 2B: 2 3B: 0 HR: 0	SF: 0 SAC: 0 DP: 2 HBP: 0	WP: 1 PB: 0 CS: 0	PA: 37										
PITCHER	IP WLS BF H R ER SO BB IBB HBP BLK WP HR S P ERA WHIP																															
Floyd Bannister, L ERA: 4.02 Dick Drago, R ERA: 4.7 Shane Rawley, L ERA: 4.05	(1, 1) (6, 1) (6, 1)	5.2 0.0 3.1	W S	24 12	5 2	0 0	0 2	0 0	0 2	2 0	0 1	0 0	0 0	0 0	0 15	0.00 0.600																


Batter	1	2	3	4	5	6	7	8	9	AB	R	H	RBI	BB	SO	LOB	TOP
Willie Wilson, S (1, 7) OBP: 0.320, SLG: 0.356										4	0	2	0	0	0	0	Kansas City Royals @ New York Yankees Yankee Stadium, Bronx, NY Mon May 18 1981, 7:05 PM EDT Att: 21,853 - Unknown - 66 F
U L Washington, S (1, 6) OBP: 0.321, SLG: 0.247										4	0	0	0	0	0	2	
Willie Aikens, L (1, 3) OBP: 0.411, SLG: 0.585 Danny Garcia, L (8, PR) OBP: 0.091, SLG: 0.091 (8, 3)										3	0	1	0	1	0	1	
Hal McRae, R (1, 10) OBP: 0.273, SLG: 0.342										3	0	1	0	1	0	2	
Amos Otis, R (1, 8) OBP: 0.259, SLG: 0.288										4	1	1	0	0	1	2	
John Wathan, R (1, 9) OBP: 0.314, SLG: 0.337										3	0	0	0	1	0	1	
Frank White, R (1, 4) OBP: 0.269, SLG: 0.361 Jamie Quirk, L (9, PH) OBP: 0.323, SLG: 0.467										3	0	1	1	0	0	1	
Dave Chalk, R (1, 5) OBP: 0.333, SLG: 0.400										3	0	1	0	0	0	1	
Jerry Grote, R (1, 2) OBP: 0.241, SLG: 0.231										3	0	0	0	0	0	1	
Inning Stats	R: 0 E: 0 K: 0 S: 3	H: 1 LOB: 1 BB: 1 P: 7	R: 1 E: 0 K: 0 S: 4	H: 2 LOB: 0 BB: 0 P: 4	R: 0 E: 0 K: 0 S: 4	H: 1 LOB: 1 BB: 0 P: 4	R: 0 E: 0 K: 0 S: 3	H: 0 LOB: 0 BB: 0 P: 3	R: 0 E: 0 K: 0 S: 4	H: 1 LOB: 1 BB: 0 P: 4	R: 0 E: 0 K: 0 S: 4	H: 1 LOB: 1 BB: 0 P: 4	R: 0 E: 0 K: 1 S: 5	H: 0 LOB: 0 BB: 0 P: 5	1B: 3 2B: 3 3B: 1 HR: 0	SF: 0 SAC: 0 DP: 1 HBP: 0	
PITCHER	IP WLS BF H R ER SO BB IBB HBP BLK WP HR S P ERA WHIP																
Tommy John, L (1, 1) ERA: 2.87	7.2 W 30 7 1 1 0 3 0 0 0 0 0 0 27 39 1.17 1.304																
Rich Gossage, R (8, 1) ERA: 0.46	1.1 S 4 0 0 0 1 0 0 0 0 0 0 0 6 6 0.00 0.000																

Batter	1	2	3	4	5	6	7	8	9	AB	R	H	RBI	BB	SO	LOB	BOTTOM
Willie Randolph, R (1, 4) OBP: 0.315, SLG: 0.333										3	0	0	0	0	0	1	Kansas City Royals @ New York Yankees Yankee Stadium, Bronx, NY Mon May 18 1981, 7:05 PM EDT Att: 21,853 - Unknown - 66 F
Bobby Murcer, L (1, 10) OBP: 0.375, SLG: 0.581										4	0	0	0	0	1	2	
Dave Winfield, R (1, 8) OBP: 0.415, SLG: 0.483										4	1	1	0	0	1	1	
Reggie Jackson, L (1, 9) OBP: 0.333, SLG: 0.446										4	0	1	0	0	1	0	
Lou Piniella, R (1, 7) OBP: 0.316, SLG: 0.320										1	0	1	0	1	0	0	
Graig Nettles, L (1, 5) OBP: 0.301, SLG: 0.346										1	0	0	1	1	1	1	
Barry Foote, R (1, 2) OBP: 0.225, SLG: 0.342										3	0	0	0	0	0	4	
Bucky Dent, R (1, 6) OBP: 0.271, SLG: 0.398										3	1	2	0	0	1	0	
Dennis Werth, R (1, 3) OBP: 0.226, SLG: 0.115										2	0	1	1	0	0	0	
Inning Stats	R: 0 E: 0 K: 2 S: 7	H: 0 LOB: 0 BB: 0 P: 7	R: 0 E: 0 K: 0 S: 3	H: 1 LOB: 1 BB: 1 P: 7	R: 1 E: 0 K: 0 S: 5	H: 2 LOB: 1 BB: 0 P: 5	R: 0 E: 0 K: 1 S: 5	H: 0 LOB: 1 BB: 1 P: 9	R: 0 E: 0 K: 0 S: 4	H: 1 LOB: 1 BB: 0 P: 4	R: 1 E: 0 K: 0 S: 5	H: 2 LOB: 1 BB: 0 P: 5	R: 0 E: 0 K: 1 S: 5	H: 0 LOB: 0 BB: 0 P: 5	1B: 4 2B: 2 3B: 0 HR: 0	SF: 1 SAC: 3 DP: 1 HBP: 0	
PITCHER	IP WLS BF H R ER SO BB IBB HBP BLK WP HR S P ERA WHIP																
Paul Splittorf, L (1, 1) ERA: 5.2	8.0 L 31 6 2 2 5 2 0 0 0 0 0 0 39 47 2.25 1.000																

Batter	1	2	3	4	5	6	7	8	9	AB	R	H	RBI	BB	SO	LOB	TOP																					
Willie Wilson, S OBP: 0.315, SLG: 0.350 (1, 7)	F9	FC5-4		E S 1B		F7		K		5	0	1	0	0	1	4																						
U L Washington, S OBP: 0.316, SLG: 0.237 (1, 6)	K		1B SF7 BB	K		4-3		F7		4	1	0	0	1	2	4																						
Willie Aikens, L OBP: 0.410, SLG: 0.571 (1, 3)	K		1B 1B	E IBB		4-3		4-3		4	1	1	0	1	1	3																						
Hal McRae, R OBP: 0.278, SLG: 0.342 (1, 9)		2B BB	SF7	E6			G6-4-3 1B	K		3	1	1	1	1	1	2																						
Amos Otis, R OBP: 0.264, SLG: 0.287 (1, 8)	2B BB	1B	1B	P3			G6-4-3 1B	K		4	1	1	0	1	1	4																						
Lee May, R OBP: 0.375, SLG: 0.438 Ken Phelps, L OBP: 0.182, SLG: 0.300 (9, PH)	F7	F8		4-3 1B			F8	K		4	0	1	0	0	0	4																						
John Wathan, R OBP: 0.330, SLG: 0.364 (1, 2)	1B 2B	1B	FC6-4 1B	4-3				SH 1B		4	1	3	3	0	0	1																						
Frank White, R OBP: 0.268, SLG: 0.355 (1, 4)	F3	FC6-4		K				SH 1B		4	0	1	0	0	1	4																						
Dave Chalk, R OBP: 0.333, SLG: 0.391 (1, 5)	FC5-4 1B		F8	L6				SH		3	0	1	1	0	0	1																						
Inning Stats	R: 0 E: 0 K: 2 S: 7	H: 0 LOB: 0 BB: 0 P: 7	R: 3 E: 0 K: 0 S: 5	H: 2 LOB: 1 BB: 2 P: 13	R: 2 E: 0 K: 0 S: 6	H: 3 LOB: 2 BB: 1 P: 10	R: 0 E: 1 K: 1 S: 7	H: 1 LOB: 3 BB: 1 P: 11	R: 0 E: 0 K: 1 S: 6	H: 1 LOB: 1 BB: 0 P: 6	R: 0 E: 0 K: 0 S: 3	H: 0 LOB: 0 BB: 0 P: 3	R: 0 E: 0 K: 0 S: 3	H: 1 LOB: 0 BB: 0 P: 3	R: 0 E: 0 K: 3 S: 8	H: 2 LOB: 3 BB: 0 P: 8	R: 0 E: 0 K: 3 S: 9	H: 0 LOB: 0 BB: 0 P: 9	1B: 9 2B: 1 3B: 0 HR: 0	SF: 1 SAC: 1 DP: 1 HBP: 0	WP: 0 PB: 0 SB: 1 CS: 0	PA: 42																
PITCHER	IP	WLS	BF	H	R	ER	SO	BB	IBB	HBP	BLK	WP	HR	S	P	ERA	WHIP	PITCHER				IP	WLS	BF	H	R	ER	SO	BB	IBB	HBP	BLK	WP	HR	S	P	ERA	WHIP
Rudy May, L ERA: 3.45 (1, 1)	2.0		12	3	5	5	2	3	0	0	0	0	0	13	25	22.50	3.000																					
Doug Bird, R ERA: 1.69 (3, 1)	5.0	W	22	6	0	0	2	0	1	0	0	0	0	25	29	0.00	1.200																					
Ron Davis, R ERA: 3.28 (8, 1)	2.0	S	8	1	0	0	4	0	0	0	0	0	0	16	16	0.00	0.500																					

Kansas City Royals @ New York Yankees
Yankee Stadium, Bronx, NY
Tue May 19 1981, 7:05 PM EDT
Att: 23,128 - Unknown - 58 F


AB 36
R 5
H 10
RBI 5
BB 4
SO 8
LOB 27



Batter	1	2	3	4	5	6	7	8	9	AB	R	H	RBI	BB	SO	LOB	BOTTOM																					
Willie Randolph, R OBP: 0.312, SLG: 0.331 (1, 4)	4-3		1B G6-4-3	SF7	F9		FC1-2			4	1	1	1	0	0	3																						
Bobby Murcer, L OBP: 0.377, SLG: 0.563 (1, 10)	6-3		1B	BB 1B		F9	F7			5	0	2	0	0	0	2																						
Dave Winfield, R OBP: 0.422, SLG: 0.480 (1, 8)	FC6-4 1B		G6-4-3	BB 1B		F7 BB		F9		3	0	1	1	2	0	1																						
Reggie Jackson, L OBP: 0.320, SLG: 0.425 (1, 9)	FC6-4		K	F7		F7		F8		5	0	0	0	0	1	5																						
Oscar Gamble, L OBP: 0.384, SLG: 0.581 (6, PH)	F5			HR		4-3		F8		3	1	1	1	0	0	0																						
Lou Piniella, R OBP: 0.322, SLG: 0.314 (7, 7)										1	0	0	0	1	0	0																						
Graig Nettles, L OBP: 0.307, SLG: 0.345 (1, 5)		BB BB		P6		F8				3	1	1	0	1	0	2																						
Jim Spencer, L OBP: 0.250, SLG: 0.270 Dennis Werth, R OBP: 0.250, SLG: 0.115 (7, PH)		BB BB		BB 1B		HR 1B				2	2	2	2	1	0	0																						
Barry Foote, R OBP: 0.228, SLG: 0.341 (1, 2)		BB		SF7 1B		HR 1B		SH2-4 FC1-2 BB		0	0	0	0	1	0	0																						
Bucky Dent, R OBP: 0.288, SLG: 0.406 (1, 6)	K		1B BB	1B BB		6-3		SH2-4		3	1	1	0	0	1	2																						
	G3		BB 1B	BB 1B				FC1-2 1B		3	0	2	0	1	0	2																						
Inning Stats	R: 0 E: 0 K: 0 S: 4	H: 1 LOB: 1 BB: 0 P: 4	R: 0 E: 0 K: 1 S: 5	H: 0 LOB: 2 BB: 2 P: 13	R: 1 E: 0 K: 1 S: 6	H: 2 LOB: 0 BB: 0 P: 6	R: 3 E: 0 K: 0 S: 7	H: 4 LOB: 3 BB: 2 P: 15	R: 2 E: 0 K: 0 S: 6	H: 3 LOB: 1 BB: 0 P: 6	R: 0 E: 0 K: 0 S: 3	H: 0 LOB: 2 BB: 2 P: 11	R: 0 E: 0 K: 0 S: 4	H: 1 LOB: 2 BB: 1 P: 8	R: 0 E: 0 K: 0 S: 3	H: 0 LOB: 0 BB: 0 P: 3	1B: 9 2B: 0 3B: 0 HR: 2	SF: 1 SAC: 1 DP: 1 HBP: 0	WP: 0 PB: 0 SB: 0 CS: 0	PA: 41																		
PITCHER	IP	WLS	BF	H	R	ER	SO	BB	IBB	HBP	BLK	WP	HR	S	P	ERA	WHIP	PITCHER				IP	WLS	BF	H	R	ER	SO	BB	IBB	HBP	BLK	WP	HR	S	P	ERA	WHIP
Rich Gale, R ERA: 5.14 (1, 1)	3.1		17	6	4	4	2	2	0	0	0	0	0	1	19	27	10.80	2.400																				
Rene Martin, R ERA: 5.63 (4, 1)	1.2	L	11	4	2	2	0	2	0	0	0	0	1	9	17	10.80	3.600																					
Ken Brett, L ERA: 3.0 (6, 1)	3.0		13	1	0	0	0	2	1	0	0	0	0	10	22	0.00	1.000																					

Kansas City Royals @ New York Yankees
Yankee Stadium, Bronx, NY
Tue May 19 1981, 7:05 PM EDT
Att: 23,128 - Unknown - 58 F

AB 32
R 6
H 11
RBI 5
BB 7
SO 2
LOB 17



Batter	1	2	3	4	5	6	7	8	9	AB	R	H	RBI	BB	SO	LOB	TOP								
Miguel Dilone, S OBP: 0.286, SLG: 0.313 Larry Littleton, R (7.7) Duane Kuiper, L OBP: 0.295, SLG: 0.295 (8.4)	L4		F7		5-3			2B SF8 BB		3	0	0	0	0	0	0	Cleveland Indians @ New York Yankees Yankee Stadium, Bronx, NY Sat May 23 1981, 7:05 PM EDT Att: 37,179 - Unknown - 72 F								
Alan Bannister, R OBP: 0.306, SLG: 0.323 Jorge Orta, L OBP: 0.267, SLG: 0.353 (8.9)	F8		4-3			4-3		2B		3	0	0	0	0	0	0									
Mike Hargrove, L OBP: 0.321, SLG: 0.270 (1.3)	BB		F7			K		SF8		2	0	0	1	1	1	0									
Andre Thornton, R OBP: 0.283, SLG: 0.298 Pat Kelly, L OBP: 0.309, SLG: 0.214 (8.9)	K				K			G2		3	0	1	0	0	2	1									
Toby Harrah, R OBP: 0.314, SLG: 0.303 (1.5)		1-3 1B BB			F2			K		3	1	0	0	1	1	2									
Bo Diaz, R OBP: 0.384, SLG: 0.526 (1.2)		1-3 1-2				2B				4	0	2	0	0	1	1									
Joe Charboneau, R OBP: 0.268, SLG: 0.402 (8.7)		5-3				K				4	0	0	0	0	3	3									
Rick Manning, L OBP: 0.274, SLG: 0.275 (1.8)						K				4	0	1	1	0	2	1									
Tom Verzyer, R OBP: 0.290, SLG: 0.261 (1.6)		2H 1B				L7				3	0	0	0	0	1	2									
Inning Stats	R: 0 E: 0 K: 1 S: 5	H: 0 LOB: 1 BB: 1 P: 9	R: 1 E: 0 K: 1 S: 6	H: 1 LOB: 1 BB: 1 P: 10	R: 0 E: 0 K: 0 S: 3	H: 0 LOB: 0 BB: 0 P: 3	R: 0 E: 0 K: 2 S: 8	H: 1 LOB: 1 BB: 0 P: 8	R: 0 E: 0 K: 1 S: 5	H: 0 LOB: 0 BB: 0 P: 5	R: 0 E: 0 K: 1 S: 6	H: 1 LOB: 1 BB: 0 P: 6	R: 0 E: 0 K: 1 S: 6	H: 1 LOB: 1 BB: 0 P: 6	R: 1 E: 0 K: 3 S: 9	H: 1 LOB: 1 BB: 1 P: 10		R: 0 E: 0 K: 3 S: 9	H: 0 LOB: 0 BB: 0 P: 9	1B: 1 2B: 4 3B: 0 HR: 0	SF: 1 SAC: 0 DP: 0 HBP: 0	WP: 0 SB: 0 CS: 0	PA: 35		
PITCHER	IP WLS BF H R ER SO BB IBB HBP BLK WP HR S P ERA WHIP	IP WLS BF H R ER SO BB IBB HBP BLK WP HR S P ERA WHIP																							
Dave Righetti, L ERA: 2.57 Ron Davis, R ERA: 2.89	(1.1) (8.1)	7.0 W 28	4 2 2 7	2 2 2 7	3 0 0 0	0 0 0 0	0 0 0 0	0 0 15 15	0.00 0.500																

Batter	1	2	3	4	5	6	7	8	9	AB	R	H	RBI	BB	SO	LOB	BOTTOM							
Larry Milbourne, S OBP: 0.375, SLG: 0.467 (1.4)	6-3		HR 2B	P4				1B		4	1	2	1	0	0	2	Cleveland Indians @ New York Yankees Yankee Stadium, Bronx, NY Sat May 23 1981, 7:05 PM EDT Att: 37,179 - Unknown - 72 F							
Bobby Murcer, L OBP: 0.344, SLG: 0.492 (1.10)	WP 1B		K	3-1			K			4	0	1	0	0	2	4								
Dave Winfield, R OBP: 0.413, SLG: 0.481 (1.8)	K		HR			5-3		4-3		4	1	1	2	0	1	2								
Reggie Jackson, L OBP: 0.312, SLG: 0.407 (1.9)	L4		L8 2B			K		3-1		4	0	1	0	0	1	1								
Lou Piniella, R OBP: 0.324, SLG: 0.333 (1.7)		F8 2B	L8	L5				6-3		4	0	1	0	0	0	1								
Barry Foote, R OBP: 0.250, SLG: 0.394 (1.2)		6-3	F8			G5-4-3 SH 1B				4	0	2	0	0	0	2								
Graig Nettles, L OBP: 0.295, SLG: 0.328 (1.5)	F8			F7		SH		K		3	0	0	0	0	1	2								
Bucky Dent, R OBP: 0.281, SLG: 0.391 (1.6)		6-3		BB BB		G5-4-3 1-2 2-3				2	0	0	0	1	0	3								
Dennis Werth, R OBP: 0.250, SLG: 0.133 Dave Revering, L OBP: 0.318, SLG: 0.315 (4.3)			2B 1B	1-2 BB				F8		1	1	1	0	0	0	0								
Inning Stats	R: 0 E: 0 K: 1 S: 6	H: 1 LOB: 1 BB: 0 P: 6	R: 0 E: 0 K: 0 S: 4	H: 1 LOB: 1 BB: 0 P: 4	R: 3 E: 0 K: 1 S: 9	H: 4 LOB: 1 BB: 0 P: 9	R: 0 E: 0 K: 0 S: 3	H: 0 LOB: 2 BB: 2 P: 11	R: 0 E: 0 K: 1 S: 5	H: 0 LOB: 0 BB: 0 P: 5	R: 0 E: 0 K: 0 S: 3	H: 1 LOB: 0 BB: 0 P: 3	R: 0 E: 0 K: 1 S: 6	H: 1 LOB: 1 BB: 0 P: 6	R: 0 E: 0 K: 1 S: 6	H: 1 LOB: 1 BB: 0 P: 6		R: 0 E: 0 K: 1 S: 6	H: 1 LOB: 1 BB: 0 P: 6	1B: 4 2B: 4 3B: 1 HR: 1	SF: 0 SAC: 1 DP: 0 HBP: 0	WP: 1 SB: 0 CS: 0	PA: 34	
PITCHER	IP WLS BF H R ER SO BB IBB HBP BLK WP HR S P ERA WHIP	IP WLS BF H R ER SO BB IBB HBP BLK WP HR S P ERA WHIP																						
Rick Waits, L ERA: 2.6	(1.1)	8.0 L 34	9 3 3 5	3 3 3 5	2 0 0 0	0 0 0 0	1 1 42 50	3.38 1.375																

Batter	1	2	3	4	5	6	7	8	9	AB	R	H	RBI	BB	SO	LOB	TOP			
Alan Bannister, R OBP: 0.327, SLG: 0.337 (1, 7) (6, 9)										5	3	3	0	1	0	2	Cleveland Indians @ New York Yankees Yankee Stadium, Bronx, NY Sun May 24 1981, 3:33 AM EDT Att: 53,874 - Unknown - 82 F livebaseballscorecards.com			
Dave Rosello, R OBP: 0.526, SLG: 0.706 (1, 4) (5, 5)										6	1	2	2	0	0	5				
Mike Hargrove, L OBP: 0.331, SLG: 0.291 (1, 3)										5	2	3	3	0	0	1				
Andre Thornton, R OBP: 0.279, SLG: 0.286 (1, 10)										4	1	0	0	1	0	2				
Toby Harrah, R OBP: 0.319, SLG: 0.328 (1, 5)										3	2	1	0	0	0	1				
Duane Kuiper, L OBP: 0.289, SLG: 0.289 (5, 4)										1	0	0	0	0	0	0				
Bo Diaz, R OBP: 0.385, SLG: 0.512 (1, 2)										4	1	1	2	0	0	1				
Joe Charboneau, R OBP: 0.257, SLG: 0.385 Larry Littleton, R (6, 7)										4	1	0	1	0	0	3				
Rick Manning, L OBP: 0.280, SLG: 0.274 (1, 8)										4	0	1	2	1	0	0				
Tom Verzyer, R OBP: 0.296, SLG: 0.261 (1, 6)										4	1	1	1	1	0	2				
Inning Stats	R: 6 E: 1 K: 0 S: 8	H: 4 LOB: 2 BB: 2 P: 17	R: 1 E: 0 K: 0 S: 4	H: 1 LOB: 0 BB: 0 P: 4	R: 2 E: 1 K: 0 S: 6	H: 2 LOB: 1 BB: 0 P: 6	R: 1 E: 0 K: 0 S: 5	H: 2 LOB: 2 BB: 1 P: 9	R: 2 E: 0 K: 0 S: 6	H: 3 LOB: 1 BB: 0 P: 6	R: 0 E: 0 K: 0 S: 3	H: 0 LOB: 0 BB: 0 P: 3	R: 0 E: 0 K: 0 S: 3	H: 0 LOB: 0 BB: 0 P: 3	R: 0 E: 0 K: 0 S: 4	H: 1 LOB: 2 BB: 1 P: 8	1B: 11 2B: 1 3B: 1 HR: 0	SF: 1 SAC: 0 DP: 0 HBP: 1	WP: 0 PB: 0 SB: 2 CS: 0	PA: 47
PITCHER	IP WLS BF H R ER SO BB IBB HBP BLK WP HR S P ERA WHIP	IP WLS BF H R ER SO BB IBB HBP BLK WP HR S P ERA WHIP																		
Rudy May, L ERA: 4.14 (1, 1)	0.1 L 8 3 6 5 0 2 0 1 0 0 0 5 14 135.00 15.000																			
Doug Bird, R ERA: 2.27 (1, 1)	1.2 7 2 1 0 0 0 0 0 0 0 0 7 7 0.00 1.200																			
Bill Castro, R ERA: 4.24 (3, 1)	7.0 32 8 5 3 0 2 0 0 0 0 0 30 38 3.86 1.429																			

Batter	1	2	3	4	5	6	7	8	9	AB	R	H	RBI	BB	SO	LOB	BOTTOM					
Larry Milbourne, S OBP: 0.476, SLG: 0.500 (1, 4) (4, 6)										3	1	2	0	2	0	2	Cleveland Indians @ New York Yankees Yankee Stadium, Bronx, NY Sun May 24 1981, 3:33 AM EDT Att: 53,874 - Unknown - 82 F livebaseballscorecards.com					
Bobby Murcer, L OBP: 0.348, SLG: 0.476 (1, 10)										4	0	1	1	1	0	3						
Dave Winfield, R OBP: 0.412, SLG: 0.479 (1, 8)										5	0	2	2	0	1	2						
Reggie Jackson, L OBP: 0.303, SLG: 0.393 (1, 9)										4	0	0	0	0	1	4						
Oscar Gamble, L OBP: 0.376, SLG: 0.588 (1, 7)										4	1	1	1	0	0	0						
Graig Nettles, L OBP: 0.294, SLG: 0.349 (1, 5)										4	1	1	1	0	1	0						
Dave Revering, L OBP: 0.315, SLG: 0.313 (1, 3)										4	0	1	0	0	0	0						
Bucky Dent, R OBP: 0.279, SLG: 0.387 Aurelio Rodriguez, R OBP: 0.273, SLG: 0.818 (1, 6) (4, 4)										1	0	0	0	0	0	0						
Johnny Oates, L OBP: 0.250, SLG: 0.231 Rick Cerone, R OBP: 0.222, SLG: 0.200 (1, 2) (7, 2)										2	2	1	0	1	0	0						
Inning Stats	R: 0 E: 0 K: 1 S: 5	H: 1 LOB: 0 BB: 0 P: 5	R: 1 E: 0 K: 0 S: 4	H: 1 LOB: 0 BB: 0 P: 4	R: 2 E: 1 K: 0 S: 6	H: 3 LOB: 1 BB: 0 P: 6	R: 0 E: 0 K: 0 S: 3	H: 0 LOB: 0 BB: 0 P: 3	R: 1 E: 0 K: 1 S: 6	H: 3 LOB: 2 BB: 2 P: 14	R: 1 E: 0 K: 1 S: 8	H: 3 LOB: 2 BB: 0 P: 8	R: 0 E: 0 K: 0 S: 3	H: 0 LOB: 0 BB: 0 P: 3	R: 0 E: 0 K: 0 S: 3	H: 0 LOB: 0 BB: 0 P: 3		R: 0 E: 0 K: 0 S: 3	H: 0 LOB: 2 BB: 2 P: 11	1B: 7 2B: 0 3B: 0 HR: 2	SF: 0 SAC: 0 DP: 2 HBP: 0	WP: 0 PB: 0 SB: 0 CS: 0
PITCHER	IP WLS BF H R ER SO BB IBB HBP BLK WP HR S P ERA WHIP	IP WLS BF H R ER SO BB IBB HBP BLK WP HR S P ERA WHIP																				
John Denny, R ERA: 3.17 (1, 1)	9.0 W 39 9 5 4 3 4 0 0 0 0 2 41 57 4.00 1.444																					

Batter	1	2	3	4	5	6	7	8	9	AB	R	H	RBI	BB	SO	LOB	TOP			
Willie Randolph, R (1,4) Larry Milbourne, S (8,4) OBP: 0.317, SLG: 0.345 OBP: 0.476, SLG: 0.500	4-3		G5-4-3			1B		6-3		4	0	1	0	0	0	1	New York Yankees @ Baltimore Orioles Memorial Stadium, Baltimore, MD Mon May 25 1981, 7:05 PM EDT Att: 42,949 - Unknown - 85 F			
Bobby Murcer, L (1,10) OBP: 0.329, SLG: 0.448	3-1			F9		F7		F7		4	0	0	0	0	0	1				
Dave Winfield, R (1,8) OBP: 0.402, SLG: 0.465	F8			K		F8			6-3	4	0	0	0	0	1	1				
Reggie Jackson, L (1,9) OBP: 0.308, SLG: 0.416		HR			BB			F9		3	1	1	1	1	0	1				
Oscar Gamble, L (1,7) OBP: 0.371, SLG: 0.566	G3			F9				F4		3	0	0	0	1	0	1				
Graig Nettles, L (1,5) OBP: 0.299, SLG: 0.354	F5					4-3			BB	4	0	2	0	0	0	1				
Dave Revering, L (1,3) OBP: 0.307, SLG: 0.303	G3				1B					3	0	0	0	0	0	2				
Rick Cerone, R (1,2) OBP: 0.233, SLG: 0.214			G5-4-3		1B			F9		3	0	1	0	0	0	2				
Bucky Dent, R (1,6) OBP: 0.272, SLG: 0.377			F9					F9		3	0	0	0	0	0	2				
Inning Stats	R: 0 E: 0 K: 0 S: 3	H: 0 LOB: 0 BB: 0 P: 3	R: 1 E: 0 K: 0 S: 4	H: 1 LOB: 0 BB: 0 P: 4	R: 0 E: 0 K: 0 S: 3	H: 1 LOB: 0 BB: 0 P: 3	R: 0 E: 0 K: 1 S: 5	H: 0 LOB: 1 BB: 1 P: 9	R: 0 E: 0 K: 0 S: 4	H: 1 LOB: 1 BB: 0 P: 4	R: 0 E: 0 K: 0 S: 4	H: 1 LOB: 1 BB: 0 P: 4	R: 0 E: 0 K: 0 S: 3	H: 0 LOB: 0 BB: 0 P: 3	R: 0 E: 0 K: 0 S: 3	H: 0 LOB: 1 BB: 1 P: 7	1B: 4 2B: 0 3B: 0 HR: 1	SF: 0 SAC: 0 DP: 1 HBP: 0	WP: 0 PB: 0 SB: 0 CS: 0	PA: 33
PITCHER Jim Palmer, R (1,1) ERA: 2.74	IP: 9.0 WLS: W BF: 33	H: 5 R: 1 ER: 1 SO: 1	BB: 2 IBB: 0 HBP: 0 BLK: 0	WP: 0 HR: 1 S: 33 P: 41	ERA: 1.00 WHIP: 0.778	PITCHER										IP: 9.0 WLS: W BF: 33	H: 5 R: 1 ER: 1 SO: 1	BB: 2 IBB: 0 HBP: 0 BLK: 0	WP: 0 HR: 1 S: 33 P: 41	ERA: 1.00 WHIP: 0.778

Batter	1	2	3	4	5	6	7	8	9	AB	R	H	RBI	BB	SO	LOB	BOTTOM			
Al Bumbry, L (1,8) Jim Dwyer, L (8,7) OBP: 0.354, SLG: 0.325 OBP: 0.288, SLG: 0.340	E S SF8 1B	L7			FC3-6 FC1-2 1B	K				4	1	2	0	0	1	0	New York Yankees @ Baltimore Orioles Memorial Stadium, Baltimore, MD Mon May 25 1981, 7:05 PM EDT Att: 42,949 - Unknown - 85 F			
Rich Dauer, R (1,4) OBP: 0.356, SLG: 0.374	SF8 1-H		K		FC3-6 1-2 1B			1B	BB	4	1	2	1	0	1	2				
Ken Singleton, S (1,9) John Lowenstein, L (7, PR) OBP: 0.449, SLG: 0.654 OBP: 0.343, SLG: 0.322	L8		1-3		FC3-6 FC1-2 1B			1B	1B	4	1	1	0	0	0	2				
Eddie Murray, S (1,3) OBP: 0.278, SLG: 0.390	K		E5 1B		FC1-2 1B HR			1B	1B	4	1	1	1	0	1	2				
Benny Ayala, R (1,10) OBP: 0.343, SLG: 0.387		HR 1B			HR 1B			SF8		3	2	3	2	0	0	0				
Doug DeCinces, R (1,5) Wayne Krenchicki, L (8,5) OBP: 0.299, SLG: 0.403 OBP: 0.304, SLG: 0.333		HR 1-H			F7			F7		4	2	2	5	0	0	3				
Gary Roenicke, R (1,7) OBP: 0.418, SLG: 0.474					F9			F7		4	0	0	0	0	0	1				
Rick Dempsey, R (1,2) OBP: 0.346, SLG: 0.391		6-3			6-3				4-0 BB	2	0	0	0	2	0	0				
Mark Belanger, R (1,6) OBP: 0.203, SLG: 0.242					F4			G4-3	FC5-4 L5-4 BB	4	1	1	1	0	0	2				
Inning Stats	R: 1 E: 0 K: 1 S: 6	H: 1 LOB: 0 BB: 0 P: 6	R: 3 E: 0 K: 0 S: 6	H: 3 LOB: 0 BB: 0 P: 6	R: 0 E: 1 K: 1 S: 7	H: 1 LOB: 2 BB: 0 P: 7	R: 0 E: 0 K: 0 S: 3	H: 0 LOB: 0 BB: 0 P: 3	R: 4 E: 0 K: 0 S: 7	H: 4 LOB: 0 BB: 0 P: 7	R: 0 E: 0 K: 1 S: 4	H: 0 LOB: 1 BB: 1 P: 8	R: 2 E: 0 K: 0 S: 6	H: 3 LOB: 1 BB: 0 P: 6	R: 0 E: 0 K: 0 S: 2	H: 0 LOB: 1 BB: 2 P: 10	1B: 9 2B: 1 3B: 0 HR: 3	SF: 2 SAC: 0 DP: 2 HBP: 0	WP: 0 PB: 0 SB: 1 CS: 0	PA: 38
PITCHER Ron Guidry, L (1,1) ERA: 4.01 Doug Bird, R (5,1) ERA: 2.69 Dave LaRoche, L (7,1) ERA: 0.66	IP: 4.2 WLS: L BF: 23	H: 8 R: 4 ER: 3 SO: 1	BB: 0 IBB: 0 HBP: 0 BLK: 0	WP: 0 HR: 2 S: 27 P: 27	ERA: 11.57 WHIP: 1.714	PITCHER										IP: 7.0 WLS: L BF: 27	H: 8 R: 4 ER: 2 SO: 1	BB: 0 IBB: 0 HBP: 0 BLK: 0	WP: 0 HR: 1 S: 27 P: 27	ERA: 13.50 WHIP: 3.750

Batter	1	2	3	4	5	6	7	8	9	AB	R	H	RBI	BB	SO	LOB	TOP					
Willie Randolph, R OBP: 0.326, SLG: 0.340 (1, 4)										2	1	0	0	3	0	2	New York Yankees @ Baltimore Orioles Memorial Stadium, Baltimore, MD Tue May 26 1981, 7:05 PM EDT Att: 38,646 - Unknown - 85 F					
Lou Piniella, R OBP: 0.338, SLG: 0.365 (1, 7)										3	0	2	0	0	0	3						
Oscar Gamble, L OBP: 0.374, SLG: 0.560 (6, PH) (6, 7)										1	0	0	0	1	0	1						
Dave Winfield, R OBP: 0.397, SLG: 0.463 (1, 8)										5	1	1	0	0	1	4						
Reggie Jackson, L OBP: 0.311, SLG: 0.423 (1, 9)										5	0	2	1	0	0	1						
Barry Foote, R OBP: 0.252, SLG: 0.392 (1, 3)											3	1	1	0	0	1						
Dave Revere, L OBP: 0.302, SLG: 0.297 (6, 3)											2	0	0	0	0	0						
Rick Cerone, R OBP: 0.235, SLG: 0.226 (1, 2)										3	0	1	1	0	0	1						
Graig Nettles, L OBP: 0.305, SLG: 0.358 (1, 10)										4	1	2	0	0	1	1						
Aurelio Rodriguez, R OBP: 0.286, SLG: 0.714 (8, PH)										3	0	1	1	0	2	3						
Bobby Murcer, L OBP: 0.324, SLG: 0.441 (8, 5)										1	0	0	0	0	0	0						
Larry Milbourne, S OBP: 0.476, SLG: 0.500 (8, 5)										0	0	0	0	0	0	0						
Bucky Dent, R OBP: 0.279, SLG: 0.390 (1, 6)										4	0	2	1	0	0	0						
Inning Stats	R: 1 E: 0 K: 1 S: 6	H: 2 LOB: 1 BB: 1 P: 10	R: 0 E: 0 K: 2 S: 9	H: 2 LOB: 3 BB: 1 P: 13	R: 1 E: 0 K: 1 S: 8	H: 3 LOB: 2 BB: 0 P: 8	R: 0 E: 0 K: 0 S: 4	H: 1 LOB: 1 BB: 0 P: 4	R: 2 E: 0 K: 0 S: 7	H: 4 LOB: 2 BB: 0 P: 7	R: 0 E: 0 K: 1 S: 4	H: 0 LOB: 0 BB: 1 P: 8	R: 0 E: 0 K: 0 S: 3	H: 0 LOB: 0 BB: 0 P: 3	R: 0 E: 0 K: 0 S: 3	H: 0 LOB: 1 BB: 1 P: 7	R: 0 E: 0 K: 0 S: 3	H: 0 LOB: 0 BB: 0 P: 3	1B: 8 2B: 4 3B: 0 HR: 0	SF: 1 SAC: 0 DP: 2 HBP: 0	WP: 0 PB: 0 SB: 0 CS: 0	PA: 41
PITCHER	IP	WLS	BF	H	R	ER	SO	BB	IBB	HBP	BLK	WP	HR	S	P	ERA	WHIP					
Scott McGregor, L ERA: 2.62 (1, 1)	4.2		26	11	4	4	4	2	0	0	0	0	0	32	40	7.71	2.786					
Sammy Stewart, R ERA: 1.49 (5, 1)	4.1	W	15	1	0	0	1	2	0	0	0	0	0	15	23	0.00	0.692					

AB	36
R	4
H	12
RBI	4
BB	4
SO	5
LOB	19



Batter	1	2	3	4	5	6	7	8	9	AB	R	H	RBI	BB	SO	LOB	BOTTOM					
Al Bumbry, L OBP: 0.350, SLG: 0.316 (1, 8)										4	0	0	0	1	0	3	New York Yankees @ Baltimore Orioles Memorial Stadium, Baltimore, MD Tue May 26 1981, 7:05 PM EDT Att: 38,646 - Unknown - 85 F					
Rich Dauer, R OBP: 0.357, SLG: 0.370 (1, 4)										4	0	1	0	1	1	1						
Ken Singleton, S OBP: 0.454, SLG: 0.650 (1, 9)										4	1	2	0	1	0	2						
Jim Dwyer, L OBP: 0.288, SLG: 0.340 (6, PR) (9, 7)										0	0	0	0	0	0	0						
Eddie Murray, S OBP: 0.282, SLG: 0.393 (1, 3)										4	1	1	0	1	2	3						
Terry Crowley, L OBP: 0.372, SLG: 0.409 (1, 10)										5	2	2	4	0	0	5						
John Lowenstein, L OBP: 0.381, SLG: 0.333 (1, 7)										1	1	1	0	1	0	0						
Gary Roenicke, R OBP: 0.420, SLG: 0.475 (5, PH) (6, 7) (9, 9)										2	0	1	0	0	0	0						
Dan Graham, L OBP: 0.293, SLG: 0.324 (1, 2)										2	0	0	0	0	2	2						
Rick Dempsey, R OBP: 0.352, SLG: 0.391 (5, PH) (6, 2)										0	0	0	0	1	0	0						
Doug DeCinces, R OBP: 0.311, SLG: 0.412 (1, 5)										2	1	1	1	2	0	1						
Mark Belanger, R OBP: 0.205, SLG: 0.271 (1, 6)										4	0	1	1	0	0	4						
Inning Stats	R: 0 E: 0 K: 0 S: 3	H: 0 LOB: 2 BB: 2 P: 11	R: 0 E: 0 K: 1 S: 4	H: 0 LOB: 0 BB: 1 P: 8	R: 0 E: 0 K: 0 S: 4	H: 1 LOB: 1 BB: 0 P: 4	R: 3 E: 0 K: 1 S: 9	H: 4 LOB: 1 BB: 0 P: 9	R: 3 E: 0 K: 0 S: 5	H: 2 LOB: 2 BB: 3 P: 17	R: 0 E: 0 K: 1 S: 6	H: 1 LOB: 2 BB: 1 P: 10	R: 0 E: 0 K: 0 S: 4	H: 1 LOB: 2 BB: 1 P: 8	R: 0 E: 0 K: 2 S: 8	H: 1 LOB: 1 BB: 0 P: 8	R: 0 E: 0 K: 2 S: 8	H: 1 LOB: 0 BB: 0 P: 8	1B: 5 2B: 2 3B: 1 HR: 2	SF: 0 SAC: 1 DP: 1 HBP: 0	WP: 0 PB: 0 SB: 1 CS: 0	PA: 41
PITCHER	IP	WLS	BF	H	R	ER	SO	BB	IBB	HBP	BLK	WP	HR	S	P	ERA	WHIP					
Gene Nelson, R ERA: 5.23 (1, 1)	4.1	L	23	7	6	6	2	4	0	0	0	0	0	2	23	12.46	2.538					
Dave LaRoche, L ERA: 0.61 (5, 1)	1.0		7	1	0	0	0	3	0	0	0	0	0	4	16	0.00	4.000					
Ron Davis, R ERA: 2.64 (6, 1)	2.2		11	2	0	0	3	0	1	0	0	0	0	16	20	0.00	0.750					

AB	32
R	6
H	10
RBI	6
BB	8
SO	5
LOB	21



Batter	1	2	3	4	5	6	7	8	9	AB	R	H	RBI	BB	SO	LOB	TOP								
Willie Randolph, R (1,4) OBP: 0.328, SLG: 0.333	F8		G6-4-3 BB		5-3			G5-4-3 BB	L6-3	3	0	0	0	2	0	1									
Rick Cerone, R (1,2) OBP: 0.231, SLG: 0.222	6-3		G6-4-3 1-2 2-3 BB				F8	G5-4-3 1-2	1B	5	0	1	0	0	0	4									
Lou Piniella, R (1,7) OBP: 0.342, SLG: 0.368	4-3			6-3			F9	BB 1B BB	FC6-4 1B	5	1	2	0	0	0	0									
Dave Winfield, R (1,8) OBP: 0.397, SLG: 0.461		K		6-3			1B	BB 1B BB	FC6-4 1-2	5	1	2	0	0	1	2									
Reggie Jackson, L (1,9) OBP: 0.310, SLG: 0.414		K		F6			K	BB 1B BB		3	1	0	0	1	2	1									
Barry Foote, R (1,10) OBP: 0.245, SLG: 0.380 Oscar Gamble, L (8, PH) OBP: 0.380, SLG: 0.560		K			4-3			1B BB		3	0	0	0	0	2	0									
Graig Nettles, L (1,5) OBP: 0.316, SLG: 0.370			K			HR 1B		FC6-4 1B	1-2 2-3 3-H	4	1	3	2	0	1	0									
Aurelio Rodriguez, R (1,3) OBP: 0.278, SLG: 0.588			BB 1B BB		F9			FC6-4 1-2	1-3	3	0	0	0	1	0	4									
Bucky Dent, R (1,6) OBP: 0.293, SLG: 0.426			BB 1B			1-H HR		F8	L6-3 1B	4	1	3	2	0	0	1									
Inning Stats	R: 0 E: 0 K: 0 S: 3	H: 0 LOB: 0 BB: 0 P: 3	R: 0 E: 0 K: 3 S: 9	H: 0 LOB: 0 BB: 0 P: 9	R: 0 E: 0 K: 1 S: 5	H: 1 LOB: 2 BB: 2 P: 13	R: 0 E: 0 K: 0 S: 3	H: 0 LOB: 0 BB: 0 P: 3	R: 2 E: 0 K: 0 S: 5	H: 2 LOB: 0 BB: 0 P: 5	R: 0 E: 0 K: 1 S: 6	H: 1 LOB: 1 BB: 0 P: 6	R: 0 E: 0 K: 1 S: 6	H: 1 LOB: 1 BB: 0 P: 6	R: 3 E: 0 K: 0 S: 5	H: 3 LOB: 2 BB: 3 P: 17	R: 0 E: 0 K: 0 S: 5	H: 3 LOB: 2 BB: 0 P: 5	1B: 10 2B: 1 3B: 0 HR: 1	SF: 0 SAC: 0 DP: 3 HBP: 0	WP: 0 PB: 0 SB: 0 CS: 0	PA: 40			
PITCHER	IP	WLS	BF	H	R	ER	SO	BB	IBB	HBP	BLK	WP	HR	S	P	ERA	WHIP								
Mike Flanagan, L (1,1) ERA: 3.41	7.2		32	7	5	5	6	4	0	0	0	0	1	40	56	5.87	1.435								
Tim Stoddard, R (8,1) ERA: 5.0	0.0		1	0	0	0	0	1	0	0	0	0	0	0	4	∞	∞								
Tippy Martinez, L (8,1) ERA: 1.71	1.1	W	7	4	0	0	0	0	0	0	0	0	0	7	7	0.00	3.000								

New York Yankees @ Baltimore Orioles
Memorial Stadium, Baltimore, MD
Wed May 27 1981, 7:05 PM EDT
Att: 42,869 - Unknown - 81 F

AB 35
R 5
H 11
RBI 5
BB 5
SO 6
LOB 13



Batter	1	2	3	4	5	6	7	8	9	AB	R	H	RBI	BB	SO	LOB	BOTTOM								
Al Bumbry, L (1,8) OBP: 0.346, SLG: 0.313	K		1B 1-2	1-3		K			1-3	5	0	1	0	0	2	1									
Rich Dauer, R (1,4) OBP: 0.366, SLG: 0.374 Bobby Bonner, R (9, PR) OBP: 0.310, SLG: 0.370	E5		1-3 2-H		FC6 BB	5-3			1B FC4-2 1B	4	0	2	1	1	0	0									
Ken Singleton, S (1,9) OBP: 0.449, SLG: 0.639 Jim Dwyer, L (7, PR) OBP: 0.300, SLG: 0.352	G6-4-3 1-2		F4		FC6 FC5-4				FC4-2 1B IBB	4	0	1	0	0	0	4									
Eddie Murray, S (1,3) OBP: 0.286, SLG: 0.389		G6-4-3 1B	K		F8		F7		1B FC4-2 IBB	4	0	1	0	1	1	4									
Gary Roenicke, R (1,7) OBP: 0.405, SLG: 0.456 John Lowenstein, L (9, PH) OBP: 0.356, SLG: 0.328		G6-4-3 1-2		K		FC5-4 1-2	6-3		FC4-2 1B	4	0	0	0	0	1	3									
Benny Avila, R (1,10) OBP: 0.342, SLG: 0.364 Terry Crowley, L (8, PH) OBP: 0.375, SLG: 0.412		1-0 FC5-4 HBP		6-3		E5 HR		5-3	1-2 2-3 3-H	2	1	0	0	0	0	0									
Rick Dempsey, R (1,2) OBP: 0.358, SLG: 0.382		FC5-4 1-2			HR BB		F7		1B 1B BB	2	1	0	0	2	0	2									
Doug DeCinces, R (1,5) OBP: 0.322, SLG: 0.463			1B 1B BB		1-H HR					3	3	2	4	1	1	1									
Mark Belanger, R (1,6) OBP: 0.221, SLG: 0.274			F8				F4		1-H 1B	3	0	1	0	1	0	1									
Inning Stats	R: 0 E: 1 K: 1 S: 5	H: 0 LOB: 0 BB: 0 P: 5	R: 0 E: 0 K: 0 S: 3	H: 1 LOB: 1 BB: 0 P: 4	R: 1 E: 0 K: 1 S: 7	H: 2 LOB: 2 BB: 1 P: 11	R: 2 E: 0 K: 1 S: 6	H: 1 LOB: 1 BB: 2 P: 14	R: 0 E: 0 K: 0 S: 4	H: 1 LOB: 1 BB: 0 P: 4	R: 0 E: 0 K: 1 S: 5	H: 1 LOB: 2 BB: 1 P: 9	R: 0 E: 0 K: 0 S: 5	H: 3 LOB: 3 BB: 1 P: 9	1B: 8 2B: 0 3B: 0 HR: 2	SF: 0 SAC: 0 DP: 2 HBP: 1	WP: 0 PB: 0 SB: 0 CS: 0	PA: 42							
PITCHER	IP	WLS	BF	H	R	ER	SO	BB	IBB	HBP	BLK	WP	HR	S	P	ERA	WHIP								
Rudy May, L (1,1) ERA: 4.21	5.1		25	4	4	4	3	4	0	1	0	0	1	26	43	6.75	1.500								
Ron Davis, R (6,1) ERA: 2.79	1.2		7	2	1	0	1	0	0	0	0	0	1	9	9	0.00	1.200								
Rich Gossage, R (8,1) ERA: 0.84	1.2	L	10	4	1	1	1	1	1	0	0	0	0	10	18	5.40	3.000								

New York Yankees @ Baltimore Orioles
Memorial Stadium, Baltimore, MD
Wed May 27 1981, 7:05 PM EDT
Att: 42,869 - Unknown - 81 F

AB 35
R 6
H 10
RBI 6
BB 6
SO 5
LOB 19



Batter	1	2	3	4	5	6	7	8	9	AB	R	H	RBI	BB	SO	LOB	TOP				
Willie Randolph, R (1,4) OBP: 0.324, SLG: 0.329	6-3		SH1 SF9 E 1B	P3		1-3		6-3		5	1	1	0	0	0	2	New York Yankees @ Cleveland Indians Cleveland Municipal Stadium, Cleveland, OH Fri May 29 1981, 7:05 PM EDT Att: 65,311 - Unknown				
Jerry Mumphrey, S (1,8) OBP: 0.382, SLG: 0.454	F9		E5 SF9 SH1 2B	1-3 3-H 1B		1B		1B		5	1	3	1	0	0	1					
Lou Piniella, R (1,9) OBP: 0.333, SLG: 0.357 Bobby Brown, S (6,9) OBP: 0.321, SLG: 0.380	6-3		SH1	K		K		K		2	0	0	0	0	1	2					
Dave Winfield, R (1,7) OBP: 0.397, SLG: 0.462		1B FC6-4 1B	SF9	K				6-3		4	1	2	1	0	1	2					
Reggie Jackson, L (1,10) OBP: 0.313, SLG: 0.409		FC6-4 1B	2B 1B		F8		K		G4-6-3 1B	4	1	1	0	1	1	2					
Rick Cerone, R (1,2) OBP: 0.256, SLG: 0.256	FC6-4 2B		1B		L8					3	0	1	2	1	0	1					
Graig Nettles, L (1,5) OBP: 0.321, SLG: 0.380	K		2B							4	0	2	1	0	1	2					
Dave Revering, L (1,3) OBP: 0.308, SLG: 0.308			1B		3-1			K		3	1	1	0	1	1	1					
Bucky Dent, R (1,6) OBP: 0.292, SLG: 0.421	F7		1B		L8			F7		4	0	1	0	0	0	2					
Inning Stats	R: 0 E: 0 K: 0 S: 3	H: 0 LOB: 0 BB: 0 P: 3	R: 1 E: 0 K: 1 S: 8	H: 3 LOB: 2 BB: 0 P: 8	R: 3 E: 1 K: 0 S: 6	H: 3 LOB: 2 BB: 1 P: 10	R: 1 E: 0 K: 2 S: 9	H: 2 LOB: 2 BB: 1 P: 13	R: 0 E: 0 K: 1 S: 4	H: 1 LOB: 1 BB: 0 P: 4	R: 0 E: 0 K: 1 S: 5	H: 0 LOB: 1 BB: 1 P: 9	R: 0 E: 0 K: 1 S: 5	H: 0 LOB: 0 BB: 0 P: 5	R: 0 E: 0 K: 1 S: 6	H: 2 LOB: 1 BB: 0 P: 6		1B: 9 2B: 3 3B: 0 HR: 0	SF: 1 SAC: 1 DP: 1 HBP: 0	WP: 0 PB: 0 SB: 0 CS: 0	PA: 41
PITCHER	IP	WLS	BF	H	R	ER	SO	BB	IBB	HBP	BLK	WP	HR	S	P	ERA	WHIP				
Rick Waits, L (1,1) ERA: 2.77	3.1	L	20	8	5	2	1	2	0	0	0	0	0	20	28	5.40	3.000				
Mike Stanton, R (4,1) ERA: 1.72	3.2		14	2	0	0	4	1	0	0	0	0	0	21	25	0.00	0.818				
Bob Lacey, L (8,1) ERA: 5.79	2.0		7	2	0	0	2	0	0	0	0	0	0	11	11	0.00	1.000				

AB	36
R	5
H	12
RBI	5
BB	3
SO	7
LOB	17



Batter	1	2	3	4	5	6	7	8	9	AB	R	H	RBI	BB	SO	LOB	BOTTOM					
Alan Bannister, R (1,9) OBP: 0.310, SLG: 0.311	6-3				FC5-4 1-2			4-3		3	0	0	0	1	0	1	New York Yankees @ Cleveland Indians Cleveland Municipal Stadium, Cleveland, OH Fri May 29 1981, 7:05 PM EDT Att: 65,311 - Unknown					
Dave Rosello, R (1,4) OBP: 0.428, SLG: 0.577	F9		F9		K			F8		4	0	0	0	0	1	2						
Mike Hargrove, L (1,3) OBP: 0.362, SLG: 0.340	K		L5		F7			F7		4	0	0	0	0	1	2						
Andre Thornton, R (1,10) OBP: 0.273, SLG: 0.316		4-3		FC6-4 SF9 BB		F9		E6 2B 4-3		3	2	0	0	1	0	0						
Bo Diaz, R (1,2) OBP: 0.390, SLG: 0.511		F8		FC6-4 1-2 BB		L8		4-3 2B		3	0	1	0	1	0	0						
Toby Harrah, R (1,5) OBP: 0.327, SLG: 0.343		2B		FC6-4 1-2 2-3		K		4-3		3	0	0	1	1	1	3						
Joe Charboneau, R (1,7) OBP: 0.254, SLG: 0.411					SF9			K		3	0	1	1	0	1	1						
Rick Manning, L (1,8) OBP: 0.296, SLG: 0.295		F6			4-3			F5		4	0	0	0	0	0	4						
Tom Veryzer, R (1,6) OBP: 0.286, SLG: 0.250					F8			5-3		3	0	1	0	0	0	0						
Inning Stats	R: 0 E: 0 K: 1 S: 5	H: 1 LOB: 2 BB: 1 P: 5	R: 0 E: 0 K: 0 S: 4	H: 1 LOB: 1 BB: 1 P: 8	R: 0 E: 0 K: 0 S: 3	H: 0 LOB: 1 BB: 1 P: 7	R: 1 E: 0 K: 0 S: 3	H: 0 LOB: 1 BB: 2 P: 11	R: 0 E: 0 K: 1 S: 6	H: 1 LOB: 1 BB: 0 P: 6	R: 0 E: 0 K: 1 S: 5	H: 0 LOB: 0 BB: 0 P: 5	R: 0 E: 0 K: 0 S: 3	H: 0 LOB: 0 BB: 0 P: 3	R: 0 E: 0 K: 0 S: 3	H: 0 LOB: 0 BB: 0 P: 3		R: 1 E: 1 K: 1 S: 7	H: 1 LOB: 1 BB: 0 P: 7	1B: 1 2B: 2 3B: 0 HR: 0	SF: 1 SAC: 0 DP: 0 HBP: 0	WP: 0 PB: 0 SB: 0 CS: 0
PITCHER	IP	WLS	BF	H	R	ER	SO	BB	IBB	HBP	BLK	WP	HR	S	P	ERA	WHIP					
Dave Righetti, L (1,1) ERA: 1.8	8.0	W	32	3	2	1	3	4	0	0	0	0	0	34	50	1.12	0.875					
Rich Gossage, R (9,1) ERA: 0.61	1.0	S	3	0	0	0	1	0	0	0	0	0	0	5	5	0.00	0.000					



Batter	1	2	3	4	5	6	7	8	9	AB	R	H	RBI	BB	SO	LOB	TOP			
Bobby Brown, S OBP: 0.143, SLG: 0.286 (1, 9)	0-0 5-3		0-0 E1 1B		0-0 1-3		0-3 K		0-0 2B	5	1	1	1	0	1	1	New York Yankees @ Cleveland Indians Cleveland Municipal Stadium, Cleveland, OH Sun May 31 1981, 3:33 AM EDT Att: 40,045 - Sunny - 57 F			
Jerry Mumphrey, S OBP: 0.380, SLG: 0.448 Lou Piniella, R OBP: 0.333, SLG: 0.356 (1, 8) (3, 9)	0-3 K		0-3 K		0-0 4-3			0-0 G3 1B	0-0 6-3	2	0	0	0	0	2	1				
Oscar Gamble, L OBP: 0.370, SLG: 0.522 (1, 10)	4-0 BB		4-0 1B BB		0-0 F7			0-0 G3		2	0	0	0	2	0	1				
Dave Winfield, R OBP: 0.391, SLG: 0.452 (1, 7)	0-3 K		0-0 1B 2H		0-0 4-3			0-0 F8		4	0	1	1	0	1	2				
Graig Nettles, L OBP: 0.329, SLG: 0.378 Aurelio Rodriguez, R OBP: 0.278, SLG: 0.588 (1, 5) (8, 5)		0-0 F8	4-0 1B BB		0-0 L9			4-0 BB		2	0	0	0	2	0	0				
Dave Reever, L OBP: 0.305, SLG: 0.297 (1, 3)		0-0 G3	0-0 L9		0-0 F9			0-0 F7		4	0	0	0	0	0	5				
Rick Cerone, R OBP: 0.275, SLG: 0.298 (1, 2)		0-0 2B		0-0 6-3			0-0 6-3		0-0 2B 1B	4	1	2	0	0	0	0				
Larry Milbourne, S OBP: 0.440, SLG: 0.455 (1, 4)		0-0 F7		0-0 F7			0-0 4-3 1B		0-3 K	4	0	1	0	0	1	2				
Bucky Dent, R OBP: 0.278, SLG: 0.398 (1, 6)			0-0 F7		0-0 5-3		0-0 4-3		0-0 P6	4	0	0	0	0	0	2				
Inning Stats	R: 0 E: 0 K: 2 S: 7	H: 0 LOB: 1 BB: 1 P: 11	R: 0 E: 0 K: 0 S: 4	H: 1 LOB: 1 BB: 0 P: 4	R: 1 E: 1 K: 1 S: 7	H: 1 LOB: 3 BB: 2 P: 15	R: 0 E: 0 K: 0 S: 3	H: 0 LOB: 0 BB: 0 P: 3	R: 0 E: 0 K: 0 S: 3	H: 0 LOB: 0 BB: 0 P: 3	R: 0 E: 0 K: 1 S: 6	H: 1 LOB: 1 BB: 0 P: 6	R: 0 E: 0 K: 0 S: 4	H: 1 LOB: 2 BB: 1 P: 8	R: 1 E: 0 K: 1 S: 7	H: 2 LOB: 1 BB: 0 P: 7	1B: 4 2B: 2 3B: 0 HR: 0	SF: 0 SAC: 0 DP: 0 HBP: 0	WP: 0 PB: 0 SB: 1 CS: 0	PA: 38
PITCHER Len Barker, R ERA: 1.93 (1, 1)	IP: 9.0 WLS: W BF: 38 H: 6 R: 2 ER: 1 SO: 5 BB: 4 IBB: 0 HBP: 0 BLK: 0 WP: 0 HR: 0 S: 44 P: 60 ERA: 1.00 WHIP: 1.111															PITCHER				

Batter	1	2	3	4	5	6	7	8	9	AB	R	H	RBI	BB	SO	LOB	BOTTOM			
Alan Bannister, R OBP: 0.331, SLG: 0.364 (1, 9)	0-0 S 1B	0-0 6-3 1H 2B			4-0 SH1-4 1B BB	0-0 HR		0-0 F8		4	2	3	2	1	0	0	New York Yankees @ Cleveland Indians Cleveland Municipal Stadium, Cleveland, OH Sun May 31 1981, 3:33 AM EDT Att: 40,045 - Sunny - 57 F			
Dave Rosello, R OBP: 0.375, SLG: 0.500 (1, 4)	0-3 K	0-0 6-3			0-0 SH1-4	0-0 F8		0-0 5-3		4	0	0	0	0	1	2				
Mike Hargrove, L OBP: 0.365, SLG: 0.333 (1, 3)	0-0 F7		0-0 F8		0-0 1B 2B	0-0 1B		0-0 F8		5	1	2	1	0	0	1				
Andre Thornton, R OBP: 0.295, SLG: 0.342 (1, 10)	4-0 FC6-4 BB		0-0 6-3 2B		0-0 2B 1B	0-0 1B				3	1	3	0	1	0	0				
Bo Diaz, R OBP: 0.385, SLG: 0.511 (1, 2)	0-0 FC6-4		0-0 6-3		0-0 2B	0-3 K				4	0	1	2	0	1	5				
Toby Harrah, R OBP: 0.329, SLG: 0.336 (1, 5)		4-0 1B BB	0-0 F8		4-0 IBB		0-0 FC4 1B			2	1	1	0	2	0	1				
Joe Charboneau, R OBP: 0.246, SLG: 0.397 Jorge Orta, L OBP: 0.263, SLG: 0.333 (1, 7) (8, 9)		0-0 F6		0-0 6-3	0-0 F9		0-0 FC4		0-0 FC4	4	0	0	0	0	0	4				
Rick Manning, L OBP: 0.303, SLG: 0.291 (1, 8)		0-0 E8 1H 1B		0-0 1-3	0-0 4-3		0-3 K			4	1	1	0	0	1	4				
Tom Verzyer, R OBP: 0.277, SLG: 0.243 (1, 6)		0-0 2B 1B		0-0 L4		0-0 6-3	0-0 G5-4-3			4	1	1	1	0	0	2				
Inning Stats	R: 0 E: 0 K: 1 S: 6	H: 1 LOB: 2 BB: 1 P: 10	R: 3 E: 1 K: 0 S: 5	H: 3 LOB: 0 BB: 1 P: 9	R: 0 E: 0 K: 0 S: 4	H: 1 LOB: 1 BB: 0 P: 4	R: 0 E: 0 K: 0 S: 3	H: 0 LOB: 0 BB: 0 P: 3	R: 3 E: 0 K: 0 S: 6	H: 3 LOB: 2 BB: 2 P: 14	R: 1 E: 0 K: 1 S: 8	H: 3 LOB: 0 BB: 0 P: 8	R: 0 E: 0 K: 1 S: 6	H: 1 LOB: 1 BB: 0 P: 6	R: 0 E: 0 K: 0 S: 3	H: 0 LOB: 0 BB: 0 P: 3	1B: 8 2B: 3 3B: 0 HR: 1	SF: 0 SAC: 1 DP: 1 HBP: 0	WP: 0 PB: 0 SB: 1 CS: 0	PA: 39
PITCHER Rudy May, L ERA: 4.71 Dave LaRoche, L ERA: 1.1 Bill Castro, R ERA: 3.79 (1, 1) (5, 1) (7, 1)	IP: 4.1 WLS: L BF: 22 H: 7 R: 6 ER: 6 SO: 1 BB: 3 IBB: 0 HBP: 0 BLK: 0 WP: 0 HR: 0 S: 21 P: 33 ERA: 12.46 WHIP: 2.308															PITCHER				

Batter	1	2	3	4	5	6	7	8	9	AB	R	H	RBI	BB	SO	LOB	TOP					
Willie Randolph, R OBP: 0.330, SLG: 0.331 (1,4)										4	0	2	0	1	0	3	New York Yankees @ Cleveland Indians Cleveland Municipal Stadium, Cleveland, OH Mon Jun 01 1981, 7:05 PM EDT Att: 30,198 - Cloudy - 61 F					
Bobby Brown, S OBP: 0.250, SLG: 0.333 (1,9)										5	0	2	0	0	0	4						
Jerry Mumphrey, S OBP: 0.366, SLG: 0.431 (1,8)										5	0	0	0	0	0	4						
Dave Winfield, R OBP: 0.391, SLG: 0.468 (1,7)										5	1	2	1	0	1	1						
Reggie Jackson, L OBP: 0.308, SLG: 0.404 (1,10)										5	1	2	0	0	0	1						
Graig Nettles, L OBP: 0.327, SLG: 0.375 (1,5)										4	1	1	0	0	1	2						
Dave Revering, L OBP: 0.303, SLG: 0.296 (1,3)										4	1	1	1	0	0	2						
Rick Cerone, R OBP: 0.291, SLG: 0.314 (1,2)										4	0	2	1	0	1	0						
Bucky Dent, R OBP: 0.284, SLG: 0.426 (1,6)										3	1	2	2	0	0	2						
Inning Stats	R: 0 E: 0 K: 0 S: 4	H: 1 LOB: 1 BB: 0 P: 4	R: 2 E: 0 K: 0 S: 6	H: 3 LOB: 2 BB: 1 P: 10	R: 0 E: 0 K: 0 S: 4	H: 1 LOB: 0 BB: 0 P: 4	R: 1 E: 0 K: 0 S: 6	H: 3 LOB: 2 BB: 0 P: 6	R: 2 E: 1 K: 0 S: 7	H: 4 LOB: 2 BB: 0 P: 7	R: 0 E: 0 K: 1 S: 5	H: 1 LOB: 0 BB: 0 P: 5	R: 0 E: 0 K: 1 S: 5	H: 0 LOB: 0 BB: 0 P: 5	R: 0 E: 1 K: 1 S: 6	H: 1 LOB: 1 BB: 0 P: 6	R: 0 E: 0 K: 0 S: 3	H: 0 LOB: 0 BB: 0 P: 3	1B: 11 2B: 1 3B: 0 HR: 2	SF: 1 SAC: 0 DP: 1 HBP: 0	WP: 0 PB: 0 SB: 0 CS: 0	PA: 41
PITCHER	IP	WLS	BF	H	R	ER	SO	BB	IBB	HBP	BLK	WP	HR	S	P	ERA	WHIP					
Wayne Garland, R ERA: 4.64 (1,1)	4.0	L	22	9	4	4	0	1	0	0	0	0	2	21	25	9.00	2.500					
Bob Lacey, L ERA: 6.23 (5,1)	0.1		4	3	1	1	0	0	0	0	0	0	0	4	4	27.00	9.000					
Mike Stanton, R ERA: 1.33 (5,1)	4.2	S	15	2	0	0	3	0	0	0	0	0	0	21	21	0.00	0.429					

AB	39
R	5
H	14
RBI	5
BB	1
SO	3
LOB	19



Batter	1	2	3	4	5	6	7	8	9	AB	R	H	RBI	BB	SO	LOB	BOTTOM					
Miguel Dilone, S OBP: 0.301, SLG: 0.318 (1,7)										5	1	1	0	0	0	3	New York Yankees @ Cleveland Indians Cleveland Municipal Stadium, Cleveland, OH Mon Jun 01 1981, 7:05 PM EDT Att: 30,198 - Cloudy - 61 F					
Jorge Orta, L OBP: 0.268, SLG: 0.361 (1,9)										5	1	2	1	0	1	2						
Mike Hargrove, L OBP: 0.356, SLG: 0.342 (1,3)										5	1	2	1	0	0	1						
Andre Thornton, R OBP: 0.314, SLG: 0.350 (1,10)										3	0	2	0	2	0	1						
Ron Hassey, L OBP: 0.308, SLG: 0.246 (1,2)										4	0	1	1	1	1	5						
Toby Harrah, R OBP: 0.321, SLG: 0.327 (1,5)										4	0	0	0	0	1	7						
Rick Manning, L OBP: 0.301, SLG: 0.305 (1,8)										4	0	1	0	0	1	4						
Duane Kuiper, L OBP: 0.302, SLG: 0.306 (1,4)										4	0	1	0	0	0	1						
Tom Verzyer, R OBP: 0.279, SLG: 0.246 (1,6)										3	0	1	0	0	0	1						
Pat Kelly, L OBP: 0.333, SLG: 0.158 (8,PH)										1	0	0	0	0	0	0						
Jerry Dybzinski, R OBP: 0.214, SLG: 0.214 (9,6)										0	0	0	0	0	0	0						
Inning Stats	R: 1 E: 0 K: 1 S: 7	H: 2 LOB: 2 BB: 1 P: 11	R: 0 E: 0 K: 0 S: 4	H: 1 LOB: 1 BB: 0 P: 4	R: 1 E: 0 K: 0 S: 5	H: 2 LOB: 2 BB: 1 P: 9	R: 0 E: 0 K: 0 S: 3	H: 0 LOB: 0 BB: 0 P: 3	R: 1 E: 0 K: 1 S: 7	H: 2 LOB: 1 BB: 0 P: 7	R: 0 E: 0 K: 2 S: 9	H: 2 LOB: 2 BB: 0 P: 9	R: 0 E: 0 K: 0 S: 4	H: 1 LOB: 2 BB: 1 P: 8	R: 0 E: 0 K: 0 S: 3	H: 0 LOB: 0 BB: 0 P: 3	R: 0 E: 0 K: 0 S: 4	H: 1 LOB: 1 BB: 0 P: 4	1B: 8 2B: 1 3B: 1 HR: 1	SF: 0 SAC: 0 DP: 0 HBP: 0	WP: 0 PB: 0 SB: 1 CS: 0	PA: 41
PITCHER	IP	WLS	BF	H	R	ER	SO	BB	IBB	HBP	BLK	WP	HR	S	P	ERA	WHIP					
Doug Bird, R ERA: 3.0 (1,1)	5.0	W	24	7	3	3	2	2	0	0	0	0	1	26	34	5.40	1.800					
Ron Davis, R ERA: 2.39 (6,1)	3.2		16	4	0	0	2	1	0	0	0	0	0	19	23	0.00	1.364					
Rich Gossage, R ERA: 0.74 (9,1)	0.1	S	1	0	0	0	0	0	0	0	0	0	0	1	1	0.00	0.000					



Batter	1	2	3	4	5	6	7	8	9	10	11	AB	R	H	RBI	BB	SO	LOB	TOP							
Jim Dwyer, L (1, 7) OBP: 0.304, SLG: 0.349 Jose Morales, R (8, PH) OBP: 0.438, SLG: 0.433 John Lowenstein, L (8, PR) OBP: 0.350, SLG: 0.368	F9			3-1				G1-4-3 1B	BB	1B		3	0	1	0	0	0	0								
Rich Dauer, R (1, 4) OBP: 0.366, SLG: 0.366 Terry Crowley, L (8, PH) OBP: 0.389, SLG: 0.394 Lenn Sakata, R (8, PR) OBP: 0.407, SLG: 0.364	F8			F8				G1-4-3 1-2 2-3	BB		F7	3	0	0	0	0	0	1								
Ken Singleton, S (1, 9) OBP: 0.443, SLG: 0.601	1-3			K				HR 1B	F8		2B BB	4	1	1	0	1	1	3								
Eddie Murray, S (1, 3) OBP: 0.297, SLG: 0.429		1-3						HR 1H	L4		1-3 2B	5	1	2	2	0	0	0								
Benny Ayala, R (1, 10) OBP: 0.328, SLG: 0.324 Dan Graham, L (11, PH) OBP: 0.316, SLG: 0.338		F8			L6			6-3	K		BB	4	0	0	0	0	1	0								
Doug DeCinces, R (1, 5) OBP: 0.315, SLG: 0.449		F8			F7				1-3	F7	F7	5	0	0	0	0	0	3								
Rick Dempsey, R (1, 2) OBP: 0.336, SLG: 0.340				F7			6-3		F8		K	5	0	0	0	0	1	3								
Gary Roenicke, R (1, 8) OBP: 0.392, SLG: 0.421				F8			F8		BB BB	P4	F8	4	1	0	0	1	0	3								
Mark Belanger, R (1, 6) OBP: 0.247, SLG: 0.268				K			F7		BB 1-2 BB	1B BB		2	0	0	0	2	1	0								
Inning Stats	R: 0 E: 0 K: 0 S: 3	H: 0 LOB: 0 BB: 0 P: 3	R: 0 E: 0 K: 0 S: 3	H: 0 LOB: 0 BB: 0 P: 3	R: 0 E: 0 K: 1 S: 5	H: 0 LOB: 0 BB: 0 P: 5	R: 0 E: 0 K: 1 S: 5	H: 0 LOB: 0 BB: 0 P: 5	R: 0 E: 0 K: 0 S: 3	H: 0 LOB: 0 BB: 0 P: 3	R: 2 E: 0 K: 0 S: 5	H: 3 LOB: 0 BB: 0 P: 5	R: 1 E: 0 K: 0 S: 3	H: 0 LOB: 3 BB: 4 P: 19	R: 0 E: 0 K: 1 S: 5	H: 0 LOB: 0 BB: 0 P: 5	R: 0 E: 0 K: 1 S: 6	H: 1 LOB: 2 BB: 1 P: 10	R: 0 E: 0 K: 0 S: 4	H: 1 LOB: 3 BB: 2 P: 12	1B: 3 2B: 1 3B: 0 HR: 1	SF: 0 SAC: 0 DP: 1 HBP: 0	WP: 0 PB: 0 SB: 0 CS: 0	PA: 44		
PITCHER	IP 7.2	WLS 28	BF 3	H 3	R 3	ER 3	SO 2	BB 3	IBB 0	HBP 0	BLK 0	WP 0	HR 1	S 29	P 41	ERA 3.94	WHIP 0.783									
Ron Guidry, L (1, 1) ERA: 3.94 Rich Gossage, R (8, 1) ERA: 0.65	3.1	W	16	2	0	0	2	4	0	0	0	0	0	0	16	32	0.00	1.800								

Baltimore Orioles @ New York Yankees
 Yankee Stadium, Bronx, NY
 Tue Jun 02 1981, 7:05 PM EDT
 Att: 25,057 - Unknown

AB 37
 R 3
 H 5
 RBI 3
 BB 7
 SO 4
 LOB 15



Batter	1	2	3	4	5	6	7	8	9	10	11	AB	R	H	RBI	BB	SO	LOB	BOTTOM						
Willie Randolph, R (1, 4) OBP: 0.327, SLG: 0.327	K			5-3				FC3-6 1-2 S		BLK 1B		5	0	1	0	0	1	1							
Jerry Mumphrey, S (1, 8) OBP: 0.307, SLG: 0.430	E 1B			K				K 1-2		K		5	1	2	0	0	3	2							
Lou Piniella, R (1, 9) OBP: 0.321, SLG: 0.342 Oscar Gamble, L (8, PH) OBP: 0.370, SLG: 0.522 Barry Foote, R (8, PH) OBP: 0.243, SLG: 0.376 Bobby Brown, S (9, 9) OBP: 0.231, SLG: 0.308		F9			P6			1-3		F8		3	0	0	0	0	0	2							
Dave Winfield, R (1, 7) OBP: 0.401, SLG: 0.484	E6 1H 2B				HR			F3		1B BB	BB	3	2	2	2	2	0	0							
Reggie Jackson, L (1, 10) OBP: 0.316, SLG: 0.403				K				FC3-6 BB		F8 1B	6-3	3	0	1	0	2	1	3							
Rick Carone, R (1, 2) OBP: 0.283, SLG: 0.304				F9				FC3-6 1-2		K		5	1	1	0	0	1	4							
Graig Nettles, L (1, 5) OBP: 0.326, SLG: 0.372				K				F9		1B		4	0	1	1	0	2	2							
Dave Revering, L (1, 3) OBP: 0.299, SLG: 0.317				F8				K		F8		5	1	1	2	0	1	3							
Bucky Dent, R (1, 6) OBP: 0.263, SLG: 0.421				P6				FC3-6 1B		L6		4	0	1	0	0	0	2							
Inning Stats	R: 1 E: 1 K: 2 S: 9	H: 2 LOB: 1 BB: 0 P: 9	R: 0 E: 0 K: 1 S: 5	H: 0 LOB: 0 BB: 0 P: 5	R: 0 E: 0 K: 1 S: 5	H: 0 LOB: 0 BB: 0 P: 5	R: 1 E: 0 K: 1 S: 6	H: 1 LOB: 1 BB: 0 P: 10	R: 0 E: 0 K: 0 S: 3	H: 0 LOB: 1 BB: 0 P: 3	R: 0 E: 0 K: 1 S: 5	H: 0 LOB: 1 BB: 0 P: 9	R: 0 E: 0 K: 1 S: 6	H: 1 LOB: 1 BB: 0 P: 6	R: 1 E: 0 K: 1 S: 7	H: 2 LOB: 2 BB: 1 P: 11	R: 0 E: 0 K: 1 S: 6	H: 1 LOB: 2 BB: 1 P: 10	R: 2 E: 0 K: 0 S: 3	H: 2 LOB: 0 BB: 0 P: 3	1B: 7 2B: 1 3B: 0 HR: 2	SF: 0 SAC: 1 DP: 0 HBP: 0	WP: 0 PB: 0 SB: 1 CS: 0	PA: 44	
PITCHER	IP 7.0	WLS 27	BF 5	H 5	R 2	ER 2	SO 6	BB 2	IBB 0	HBP 0	BLK 0	WP 0	HR 1	S 37	P 45	ERA 2.57	WHIP 1.000								
Mike Flanagan, L (1, 1) ERA: 3.33 Tim Stoddard, R (8, 1) ERA: 5.59 Tippy Martinez, L (8, 1) ERA: 1.73 Sammy Stewart, R (9, 1) ERA: 1.77	0.2	2	0	0	0	1	0	0	0	0	0	0	0	4	4	0.00	0.000								
Sammy Stewart, R (9, 1) ERA: 1.77	2.1	L	12	4	2	2	2	1	0	0	1	0	1	15	19	7.71	2.143								

Baltimore Orioles @ New York Yankees
 Yankee Stadium, Bronx, NY
 Tue Jun 02 1981, 7:05 PM EDT
 Att: 25,057 - Unknown

AB 39
 R 5
 H 10
 RBI 5
 BB 4
 SO 9
 LOB 21



Batter	1	2	3	4	5	6	7	8	9	AB	R	H	RBI	BB	SO	LOB	TOP																					
Al Bumbry, L OBP: 0.354, SLG: 0.329 Gary Roenicke, R OBP: 0.384, SLG: 0.405	0-0 4-3 S 1B		0-0 F8		0-0 P2			0-0 5-3		1	0	1	0	0	0	0	Baltimore Orioles @ New York Yankees Yankee Stadium, Bronx, NY Thu Jun 04 1981, 7:05 PM EDT Att: 37,954 - Unknown																					
Rich Dauer, R OBP: 0.347, SLG: 0.377	0-0 F9 1-2		0-0 F8				0-0 5-3		0-0 HR	4	1	1	1	0	0	1																						
Ken Singleton, S OBP: 0.448, SLG: 0.591	0-0 4-3 2-3		4-0 BB				0-0 F8		0-0 L3	3	0	0	0	1	0	1																						
Eddie Murray, S OBP: 0.293, SLG: 0.435	0-3 K		0-0 G3				0-0 G3		0-0 HR	4	1	1	1	0	1	3																						
Terry Crowley, L OBP: 0.371, SLG: 0.400		4-0 FC3-6 BB BB		0-0 F7			0-0 3-1		0-0 1B 2B	3	1	1	0	1	0	0																						
John Lowenstein, L OBP: 0.345, SLG: 0.352 Benny Ayala, R OBP: 0.341, SLG: 0.342		4-0 FC3-6 BB BB		0-0 5-3			0-0 G3		0-0 2B 1B	2	0	0	0	1	0	0																						
Doug DeCinces, R OBP: 0.311, SLG: 0.432		0-0 F7		0-0 5-3			0-0 5-3		0-0 F8	4	0	0	0	0	0	3																						
Dan Graham, L OBP: 0.298, SLG: 0.316 Jose Morales, R OBP: 0.432, SLG: 0.457		0-0 FC3-6 1-2 2-3		0-0 4-3			0-0 F9		0-0 2B	3	0	0	0	0	0	2																						
Mark Belanger, R OBP: 0.245, SLG: 0.264 Lenn Sakata, R OBP: 0.379, SLG: 0.333		0-0 4-3		0-0 1-3			0-0 F8		0-0 P6	2	0	0	0	0	0	2																						
Inning Stats	R: 0 E: 0 K: 1 S: 6	H: 1 LOB: 2 BB: 0 P: 6	R: 0 E: 0 K: 0 S: 3	H: 0 LOB: 2 BB: 1 P: 11	R: 0 E: 0 K: 0 S: 3	H: 0 LOB: 1 BB: 1 P: 7	R: 0 E: 0 K: 0 S: 3	H: 0 LOB: 0 BB: 0 P: 3	R: 0 E: 0 K: 0 S: 3	H: 0 LOB: 0 BB: 0 P: 3	R: 0 E: 0 K: 0 S: 3	H: 0 LOB: 0 BB: 0 P: 3	R: 0 E: 0 K: 0 S: 3	H: 0 LOB: 0 BB: 0 P: 3	R: 3 E: 0 K: 0 S: 8	H: 5 LOB: 2 BB: 0 P: 8		1B: 2 2B: 2 3B: 0 HR: 2	SF: 0 SAC: 0 DP: 0 HBP: 0	WP: 0 PA: 36 PB: 0 SB: 1 CS: 0																		
PITCHER	IP	WLS	BF	H	R	ER	SO	BB	IBB	HBP	BLK	WP	HR	S	P	ERA	WHIP	PITCHER		IP	WLS	BF	H	R	ER	SO	BB	IBB	HBP	BLK	WP	HR	S	P	ERA	WHIP		
Gene Nelson, R ERA: 3.89	(1, 1)	8.1	W	32	4	3	3	1	3	0	0	0	0	2	31	43	3.24	0.840	Gene Nelson, R		(1, 1)	8.1	W	32	4	3	3	1	3	0	0	0	0	2	31	43	3.24	0.840
Dave LaRoche, L ERA: 1.06	(9, 1)	0.2		4	2	0	0	0	0	0	0	0	0	0	4	4	0.00	3.000	Dave LaRoche, L		(9, 1)	0.2		4	2	0	0	0	0	0	0	4	4	0.00	3.000			

AB 33
R 3
H 6
RBI 3
BB 3
SO 1
LOB 14



Batter	1	2	3	4	5	6	7	8	9	AB	R	H	RBI	BB	SO	LOB	BOTTOM																			
Willie Randolph, R OBP: 0.337, SLG: 0.328	0-0 F8			0-0 2B SF9 1B			0-0 P5		0-0 2B 1B BB	4	3	2	1	1	0	1	Baltimore Orioles @ New York Yankees Yankee Stadium, Bronx, NY Thu Jun 04 1981, 7:05 PM EDT Att: 37,954 - Unknown																			
Jerry Mumphrey, S OBP: 0.365, SLG: 0.444	0-0 F8		4-0 1B BB	0-0 SF9 1B			0-0 1B 2B		0-0 L3-6 2B	4	2	3	1	1	0	0																				
Oscar Gamble, L OBP: 0.381, SLG: 0.521	0-0 1B		0-0 FC4-6 1B	4-0 1B IBB			0-3 K		0-0 L3-6	4	0	2	2	1	1	3																				
Dave Winfield, R OBP: 0.393, SLG: 0.484 Bobby Brown, S OBP: 0.263, SLG: 0.316	0-0 P6		0-0 FC4-6 1B	0-0 SF9			0-0 2B 1B		0-0 FC4 1B	3	0	1	2	0	0	3																				
Bobby Murcer, L OBP: 0.329, SLG: 0.452		0-0 F7	0-0 P5	0-0 1B			0-0 HR 2B		0-0 FC4	5	1	2	2	0	0	1																				
Graig Nettles, L OBP: 0.321, SLG: 0.382 Aurelio Rodriguez, R OBP: 0.283, SLG: 0.356		0-0 1B E 1B	0-0 F9	0-0 3-1			0-0 F7		0-0 4-3	4	1	1	0	0	0	4																				
Dave Revering, L OBP: 0.301, SLG: 0.341		0-0 F7	0-0 4-3		0-0 4-3		0-0 HR 1B		0-0 1B WP	5	1	2	2	0	0	1																				
Rick Cerone, R OBP: 0.304, SLG: 0.338 Barry Foote, R OBP: 0.243, SLG: 0.376		0-0 E 1B 1B		0-0 F7	0-0 P6		0-0 2B		0-0 L1-3 1B	5	1	3	0	0	0	0																				
Bucky Dent, R OBP: 0.288, SLG: 0.415 Larry Milbourne, S OBP: 0.423, SLG: 0.435		0-0 E5 BB 1B 1B		0-0 1B 2B 1B			0-3 K		0-0 L1-3	4	2	2	0	0	1	3																				
Inning Stats	R: 0 E: 0 K: 0 S: 4	H: 1 LOB: 1 BB: 0 P: 4	R: 4 E: 1 K: 0 S: 8	H: 4 LOB: 2 BB: 1 P: 12	R: 0 E: 0 K: 0 S: 3	H: 0 LOB: 0 BB: 0 P: 3	R: 3 E: 0 K: 0 S: 7	H: 4 LOB: 2 BB: 1 P: 11	R: 0 E: 0 K: 0 S: 4	H: 1 LOB: 1 BB: 0 P: 4	R: 4 E: 0 K: 2 S: 12	H: 5 LOB: 2 BB: 0 P: 12	R: 1 E: 0 K: 0 S: 4	H: 2 LOB: 1 BB: 1 P: 8	R: 0 E: 0 K: 0 S: 4	H: 2 LOB: 1 BB: 0 P: 4		1B: 13 2B: 7 3B: 0 HR: 1	SF: 1 SAC: 0 DP: 2 HBP: 0	WP: 1 PA: 45 PB: 0 SB: 0 CS: 0																
PITCHER	IP	WLS	BF	H	R	ER	SO	BB	IBB	HBP	BLK	WP	HR	S	P	ERA	WHIP	PITCHER		IP	WLS	BF	H	R	ER	SO	BB	IBB	HBP	BLK	WP	HR	S	P	ERA	WHIP
Dave Ford, R ERA: 5.53	(1, 1)	3.1	L	21	8	7	3	0	0	0	0	0	0	1	19	27	8.10	2.700	Dave Ford, R		(1, 1)	3.1	L	21	8	7	3	0	0	0	0	1	19	27	8.10	2.700
Steve Luebber, R ERA: 7.71	(4, 1)	2.2		15	7	4	4	2	0	0	0	0	1	19	19	13.50	2.625	Steve Luebber, R		(4, 1)	2.2		15	7	4	4	2	0	0	0	1	19	19	13.50	2.625	
Tim Stoddard, R ERA: 5.4	(7, 1)	2.0		9	4	1	1	0	1	0	0	0	1	0	8	12	4.50	2.500	Tim Stoddard, R		(7, 1)	2.0		9	4	1	1	0	1	0	8	12	4.50	2.500		



Batter	1	2	3	4	5	6	7	8	9	10	11	12	AB	R	H	RBI	BB	SO	LOB	TOP						
Ron LeFlore, R OBP: 0.319, SLG: 0.333 (1.7)	F3	L3			5-3		6-3					F9	6	0	1	0	0	0	3							
Mike Squires, L OBP: 0.338, SLG: 0.321 Lamar Johnson, R OBP: 0.354, SLG: 0.429 (8.3)	K		4-3		F7			K	F8				3	0	0	0	0	1	1							
Carlton Fisk, R OBP: 0.396, SLG: 0.450 (1.2)				F6				5-3		F8			6	0	2	0	0	0	1							
Greg Luzinski, R OBP: 0.395, SLG: 0.457 Rusty Kuntz, R OBP: 0.359, SLG: 0.324 (8. PR)	K			F4		G6-4-3		BB	1B		F4		4	0	1	0	0	1	2							
Wayne Nordhagen, R OBP: 0.326, SLG: 0.427 (1.9)		E6			K						L6		5	1	2	0	0	2	0							
Chet Lamon, R OBP: 0.369, SLG: 0.479 (1.8)											L5		3	2	1	0	2	1	0							
Tony Bernazard, S OBP: 0.340, SLG: 0.410 (1.4)					6-3						F9		5	1	1	1	0	1	4							
Jim Morrison, R OBP: 0.265, SLG: 0.388 (1.5)											F8		5	1	2	2	0	0	1							
Bill Almon, R OBP: 0.374, SLG: 0.369 (1.6)											F7		5	0	2	1	0	0	1							
Inning Stats	R: 0 E: 0 K: 2 S: 8	H: 1 LOB: 1 BB: 8	R: 3 E: 1 K: 0 S: 5	H: 3 LOB: 0 BB: 9	R: 0 E: 0 K: 0 S: 3	H: 0 LOB: 0 BB: 3	R: 0 E: 0 K: 2 S: 7	H: 0 LOB: 0 BB: 7	R: 0 E: 1 K: 0 S: 4	H: 1 LOB: 1 BB: 4	R: 0 E: 0 K: 1 S: 5	H: 1 LOB: 0 BB: 5	R: 2 E: 0 K: 1 S: 7	H: 3 LOB: 0 BB: 7	R: 0 E: 0 K: 1 S: 7	H: 2 LOB: 3 BB: 11	R: 0 E: 0 K: 0 S: 4	H: 1 LOB: 0 BB: 4	R: 0 E: 0 K: 0 S: 3	H: 0 LOB: 0 BB: 3	R: 0 E: 0 K: 0 S: 4	H: 1 LOB: 1 BB: 4	1B: 9 2B: 1 3B: 3 HR: 1	SF: 0 SAC: 0 DP: 2 HBP: 0	WP: 0 PB: 0 SB: 0 CS: 1	PA: 48
PITCHER	IP WLS BF H R ER SO BB IBB HBP BLK WP HR S P ERA WHIP	IP WLS BF H R ER SO BB IBB HBP BLK WP HR S P ERA WHIP																			IP WLS BF H R ER SO BB IBB HBP BLK WP HR S P ERA WHIP					
Rudy May, L ERA: 4.9 (1.1)	6.1	27	4	0	0	1	1	0	0	0	0	0	0	0	22	26	0.00	0.882								
Dave LaRoche, L ERA: 0.79 (7.1)	5.2	21	4	0	0	1	1	0	0	0	0	0	0	0	22	26	0.00	0.882								

Chicago White Sox @ New York Yankees
Yankee Stadium, Bronx, NY
Fri Jun 05 1981, 7:05 PM EDT
Att. 35,707 - Unknown - 80 F

AB 46
R 5
H 13
RBI 4
BB 2
SO 7
LOB 14



Batter	1	2	3	4	5	6	7	8	9	10	11	12	AB	R	H	RBI	BB	SO	LOB	BOTTOM						
Willie Randolph, R OBP: 0.341, SLG: 0.330 (1.4)			4-3		6-3			FC3-6					5	1	2	0	1	0	1							
Jerry Mumphrey, S OBP: 0.380, SLG: 0.453 (1.8)			6-3								F9		6	0	4	0	0	0	1							
Lou Piniella, R OBP: 0.333, SLG: 0.367 Oscar Gamble, L OBP: 0.379, SLG: 0.515 (6. PH) (7.9)													3	1	2	2	0	0	2							
Bobby Brown, S OBP: 0.263, SLG: 0.310 (11. PR) (12.9)													0	0	0	0	0	0	0							
Dave Winfield, R OBP: 0.392, SLG: 0.476 (1.7)											F7		5	0	1	1	1	1	5							
Reggie Jackson, L OBP: 0.317, SLG: 0.387 Bobby Murcer, L OBP: 0.333, SLG: 0.453 Larry Milbourne, S OBP: 0.423, SLG: 0.435 (9. PH) (12. PR)		K											3	0	0	0	1	2	5							
Bob Watson, R OBP: 0.237, SLG: 0.152 Dave Reever, L OBP: 0.304, SLG: 0.344 (9. PH) (10.3)													2	0	1	0	0	0	0							
Graig Nettles, L OBP: 0.342, SLG: 0.399 (1.5)													3	2	3	0	3	0	0							
Rick Cerone, R OBP: 0.293, SLG: 0.371 (1.2)													5	1	1	3	0	0	5							
Bucky Dent, R OBP: 0.285, SLG: 0.408 (1.6)													5	0	1	0	0	1	3							
Inning Stats	R: 0 E: 0 K: 0 S: 4	H: 2 LOB: 1 BB: 0	R: 0 E: 0 K: 1 S: 7	H: 2 LOB: 2 BB: 7	R: 1 E: 0 K: 0 S: 3	H: 2 LOB: 2 BB: 9	R: 2 E: 0 K: 1 S: 8	H: 3 LOB: 3 BB: 16	R: 2 E: 0 K: 0 S: 5	H: 2 LOB: 0 BB: 5	R: 0 E: 0 K: 1 S: 6	H: 2 LOB: 1 BB: 0	R: 0 E: 0 K: 0 S: 2	H: 0 LOB: 0 BB: 1	R: 0 E: 0 K: 0 S: 4	H: 2 LOB: 0 BB: 0	R: 0 E: 0 K: 1 S: 5	H: 1 LOB: 0 BB: 5	R: 0 E: 0 K: 0 S: 3	H: 0 LOB: 1 BB: 7	R: 1 E: 0 K: 0 S: 3	H: 2 LOB: 3 BB: 7	1B: 15 2B: 3 3B: 0 HR: 1	SF: 1 SAC: 0 DP: 5 HBP: 0	WP: 0 PB: 0 SB: 1 CS: 0	PA: 53
PITCHER	IP WLS BF H R ER SO BB IBB HBP BLK WP HR S P ERA WHIP	IP WLS BF H R ER SO BB IBB HBP BLK WP HR S P ERA WHIP																			IP WLS BF H R ER SO BB IBB HBP BLK WP HR S P ERA WHIP					
Britt Burns, L ERA: 3.08 (5.1)	4.1	26	11	5	5	2	3	0	0	0	0	0	10	38	10.38	3.231										
Dennis Lamp, R ERA: 2.3 (8.1)	2.2	9	2	0	0	1	1	0	0	0	0	0	10	14	0.00	1.125										
LalMarr Hoyt, R ERA: 2.59 (11.1)	3.0	11	3	0	0	1	1	0	0	0	0	0	12	16	0.00	1.333										
Kevin Hickey, L ERA: 3.18 (12.1)	1.0	6	2	1	1	0	0	1	0	0	0	0	5	9	9.00	2.000										
Ed Farmer, R ERA: 5.56 (12.1)	0.1	1	0	0	0	0	0	0	0	0	0	0	1	1	0.00	0.000										

Chicago White Sox @ New York Yankees
Yankee Stadium, Bronx, NY
Fri Jun 05 1981, 7:05 PM EDT
Att. 35,707 - Unknown - 80 F

AB 46
R 6
H 18
RBI 6
BB 6
SO 4
LOB 27



Batter	1	2	3	4	5	6	7	8	9	AB	R	H	RBI	BB	SO	LOB	TOP								
Ron LeFlore, R (1, 7) OBP: 0.311, SLG: 0.325	F8		K		K			K		4	0	0	0	0	3	2									
Mike Squires, L (1, 3) OBP: 0.336, SLG: 0.319	4-3			6-3		6-3			1B	4	0	1	0	0	0	0									
Carlton Fisk, R (1, 2) OBP: 0.399, SLG: 0.451	F7			1B	1B	1B		4-3		4	0	2	0	0	0	1									
Greg Luzinski, R (1, 10) OBP: 0.392, SLG: 0.449 Rusty Kuntz, R (9, PR) OBP: 0.359, SLG: 0.324		K		K		L9		1B	BB	3	0	0	0	1	2	2									
Harold Baines, L (1, 9) OBP: 0.299, SLG: 0.391	4-3			1B		L6		FC1-6	1B	4	0	2	0	0	0	1									
Chet Lemon, R (1, 8) OBP: 0.390, SLG: 0.466	F8			5-3			6-3	FC1-6	1-2	4	0	0	0	0	0	4									
Tony Bernazard, S (1, 4) OBP: 0.338, SLG: 0.406			G6-4-3	1B	1B	1-5-3		K		4	0	1	0	0	1	2									
Jim Morrison, R (1, 5) OBP: 0.267, SLG: 0.387 Bob Molinaro, L (9, PH) OBP: 0.476, SLG: 0.385			G6-4-3	1B	K		F8	F8		3	0	1	0	0	1	0									
Bill Almon, R (1, 6) OBP: 0.373, SLG: 0.368			G6-4-3	1-2	1B			5-3		3	0	1	0	0	0	2									
Inning Stats	R: 0 E: 0 K: 0 S: 3	H: 0 LOB: 0 BB: 0 P: 3	R: 0 E: 0 K: 1 S: 5	H: 0 LOB: 0 BB: 0 P: 5	R: 0 E: 0 K: 1 S: 6	H: 2 LOB: 1 BB: 0 P: 6	R: 0 E: 0 K: 1 S: 7	H: 2 LOB: 2 BB: 0 P: 7	R: 0 E: 0 K: 2 S: 8	H: 1 LOB: 1 BB: 0 P: 8	R: 0 E: 0 K: 0 S: 4	H: 1 LOB: 0 BB: 0 P: 4	R: 0 E: 0 K: 0 S: 3	H: 0 LOB: 0 BB: 0 P: 3	R: 0 E: 0 K: 1 S: 6	H: 1 LOB: 2 BB: 1 P: 6	R: 0 E: 0 K: 1 S: 6	H: 1 LOB: 2 BB: 1 P: 10	1B: 8 2B: 0 3B: 0 HR: 0	SF: 0 SAC: 0 DP: 1 HBP: 0	WP: 0 PB: 0 SB: 1 CS: 1	PA: 35			
PITCHER	IP	WLS	BF	H	R	ER	SO	BB	IBB	HBP	BLK	WP	HR	S	P	ERA	WHIP								
Doug Bird, R (1, 1) ERA: 2.63	6.0	W	23	6	0	0	5	0	0	0	0	0	0	33	33	0.00	1.000								
Ron Davis, R (7, 1) ERA: 2.11	2.0		7	1	0	0	1	0	0	0	0	0	0	9	9	0.00	0.500								
Rich Gossage, R (9, 1) ERA: 0.63	1.0	S	5	1	0	0	1	1	0	0	0	0	0	6	10	0.00	2.000								

Chicago White Sox @ New York Yankees
Yankee Stadium, Bronx, NY
Sat Jun 06 1981, 7:05 PM EDT
Att: 36,255 - Cloudy - 81 F

AB 34
R 0
H 8
RBI 0
BB 1
SO 7
LOB 16



Batter	1	2	3	4	5	6	7	8	9	AB	R	H	RBI	BB	SO	LOB	BOTTOM								
Willie Randolph, R (1, 4) OBP: 0.344, SLG: 0.326	6-3			L8		1B	G6-3	BB	G6-4-3	2	1	0	0	2	0	0									
Jerry Mumphrey, S (1, 8) OBP: 0.383, SLG: 0.455	6-3			8-3	1B	G6-3	1B	G6-4-3	BB	4	0	2	0	0	0	2									
Lou Piniella, R (1, 9) OBP: 0.322, SLG: 0.354	5-3			8-3	1-2	G6-3	G6-3	1-2	3H	3	0	0	0	0	0	2									
Dave Winfield, R (1, 7) OBP: 0.386, SLG: 0.468		K			K	F3				3	0	0	0	0	2	0									
Bob Watson, R (1, 3) OBP: 0.244, SLG: 0.167 Dave Revering, L (7, PR) OBP: 0.304, SLG: 0.344 (8, 3)		6-3			6-3			CS	1B	3	0	1	0	0	0	0									
Graig Nettles, L (1, 5) OBP: 0.342, SLG: 0.394		6-3			1B	1B	BB	F2	1-2	2	1	0	0	1	0	1									
Rick Cerone, R (1, 2) OBP: 0.295, SLG: 0.370			4-3		4-3	1B	1B	5-3		3	0	1	0	0	0	1									
Aurelio Rodriguez, R (1, 10) OBP: 0.318, SLG: 0.571 Bobby Brown, S (8, PR) OBP: 0.283, SLG: 0.316			4-3		4-3	1-2	2H	1B	BB	3	0	2	1	0	0	0									
Bucky Dent, R (1, 6) OBP: 0.280, SLG: 0.400			F8		F7			F7		3	0	0	0	0	0	3									
Inning Stats	R: 0 E: 0 K: 0 S: 3	H: 0 LOB: 0 BB: 0 P: 3	R: 0 E: 0 K: 1 S: 5	H: 0 LOB: 0 BB: 0 P: 5	R: 0 E: 0 K: 0 S: 3	H: 0 LOB: 0 BB: 0 P: 3	R: 0 E: 0 K: 0 S: 3	H: 1 LOB: 0 BB: 0 P: 3	R: 1 E: 0 K: 1 S: 7	H: 2 LOB: 2 BB: 1 P: 11	R: 1 E: 0 K: 0 S: 3	H: 1 LOB: 1 BB: 0 P: 7	R: 0 E: 0 K: 0 S: 3	H: 1 LOB: 1 BB: 0 P: 3	R: 0 E: 0 K: 0 S: 3	H: 1 LOB: 2 BB: 1 P: 7	1B: 6 2B: 1 3B: 0 HR: 0	SF: 0 SAC: 0 DP: 3 HBP: 0	WP: 0 PB: 0 SB: 0 CS: 1	PA: 29					
PITCHER	IP	WLS	BF	H	R	ER	SO	BB	IBB	HBP	BLK	WP	HR	S	P	ERA	WHIP								
Steve Trout, L (1, 1) ERA: 2.73	8.0	L	29	6	2	2	2	3	0	0	0	0	0	30	42	2.25	1.125								

Chicago White Sox @ New York Yankees
Yankee Stadium, Bronx, NY
Sat Jun 06 1981, 7:05 PM EDT
Att: 36,255 - Cloudy - 81 F

AB 26
R 2
H 6
RBI 1
BB 3
SO 2
LOB 9



Batter	1	2	3	4	5	6	7	8	9	AB	R	H	RBI	BB	SO	LOB	TOP					
Ron LeFlore, R OBP: 0.310, SLG: 0.323 (1, 7)	5-3			E 1B S 1B		3-1		F9		4	1	1	0	0	0	1						
Bill Almon, R OBP: 0.370, SLG: 0.366 (1, 6)	L5			K				G5-4-3		4	0	1	0	0	0	1	2					
Lamar Johnson, R OBP: 0.353, SLG: 0.415 Carlton Fisk, R OBP: 0.397, SLG: 0.448 (1, 3) (8, 2)	6-3			E4 CS 1B 2-3						2	0	0	0	1	0	1						
Greg Luzinski, R OBP: 0.389, SLG: 0.444 (1, 10)		K								4	0	1	1	0	3	2						
Wayne Nordhagen, R OBP: 0.330, SLG: 0.429 Harold Baines, L (7, PH) OBP: 0.295, SLG: 0.386 (7, 9) (7, 9)				F9						2	0	1	0	0	0	2						
Chet Lemon, R OBP: 0.383, SLG: 0.457 (1, 8)	G3-6-3									3	0	0	0	0	0	1						
Jim Morrison, R OBP: 0.266, SLG: 0.386 (8, 4) (1, 5)			6-3							3	0	1	0	0	1	0						
Jim Essian, R OBP: 0.294, SLG: 0.323 Tony Bemazard, S OBP: 0.337, SLG: 0.404 Marc Hill, R (7, PH) (7, 2) (8, 5)				4-3						1	0	0	0	1	0	0						
Greg Pryor, R OBP: 0.320, SLG: 0.283 Mike Squires, L (8, PH) OBP: 0.340, SLG: 0.324 (8, 3)				F9						2	0	0	0	0	0	1						
Inning Stats	R: 0 E: 0 K: 0 S: 3	H: 0 LOB: 0 BB: 0 P: 3	R: 0 E: 0 K: 1 S: 5	H: 1 LOB: 0 BB: 0 P: 5	R: 0 E: 0 K: 0 S: 2	H: 0 LOB: 0 BB: 1 P: 6	R: 1 E: 1 K: 1 S: 7	H: 2 LOB: 1 BB: 0 P: 7	R: 0 E: 0 K: 1 S: 5	H: 0 LOB: 0 BB: 0 P: 5	R: 0 E: 0 K: 1 S: 6	H: 1 LOB: 2 BB: 1 P: 10	R: 0 E: 0 K: 0 S: 4	H: 1 LOB: 1 BB: 0 P: 4	R: 0 E: 0 K: 0 S: 3	H: 1 LOB: 0 BB: 0 P: 3	R: 0 E: 0 K: 2 S: 7	H: 0 LOB: 0 BB: 0 P: 7	1B: 6 2B: 0 3B: 0 HR: 0	SF: 0 SAC: 0 DP: 2 HBP: 0	WP: 0 PB: 0 SB: 1 CS: 2	PA: 32
PITCHER	IP	WLS	BF	H	R	ER	SO	BB	IBB	HBP	BLK	WP	HR	S	P	ERA	WHIP					
Ron Guidry, L ERA: 3.74 (1, 1)	5.2	W	21	4	1	1	3	2	0	0	0	0	0	25	33	1.59	1.059					
Ron Davis, R ERA: 2.05 (6, 1)	1.1		5	1	0	0	1	0	0	0	0	0	0	7	7	0.00	0.750					
Rich Gossage, R ERA: 0.59 (8, 1)	2.0	S	6	1	0	0	2	0	0	0	0	0	0	10	10	0.00	0.500					

Chicago White Sox @ New York Yankees
Yankee Stadium, Bronx, NY
Sun Jun 07 1981, 3:33 AM EDT
Att: 52,367 - Sunny - 74 F

AB 30
R 1
H 6
RBI 1
BB 2
SO 6
LOB 11



Batter	1	2	3	4	5	6	7	8	9	AB	R	H	RBI	BB	SO	LOB	BOTTOM				
Willie Randolph, R OBP: 0.338, SLG: 0.319 (1, 4)	6-3		FC5-2	FC6-4		G4-6-3				4	0	0	0	0	0	7					
Jerry Mumphrey, S OBP: 0.380, SLG: 0.449 (1, 8)	6-3		2-3					F8		4	0	1	0	0	0	1					
Lou Piniella, R OBP: 0.326, SLG: 0.357 Oscar Gamble, L (6, PH) OBP: 0.373, SLG: 0.505 (6, 9) (1, 9)	5-3			2B G3 1B		3-1				2	1	1	0	0	0	0					
Dave Winfield, R OBP: 0.384, SLG: 0.469 (1, 7)		6-3		G3 BB 2B		5-3				4	1	1	0	0	0	0					
Bob Watson, R OBP: 0.295, SLG: 0.216 Dave Revering, L (6, PR) OBP: 0.309, SLG: 0.348 (7, 3)				BB G3 BB		SH3-4 1B WP BB				1	0	1	0	2	0	0					
Graig Nettles, L OBP: 0.345, SLG: 0.397 (1, 10)			F9			G3				4	0	2	1	0	0	3					
Barry Foote, R OBP: 0.329, SLG: 0.373 Bobby Murcer, L (6, PH) OBP: 0.329, SLG: 0.447 Rick Cerone, R OBP: 0.295, SLG: 0.370 (9, 2) (1, 2)				BB BB		SH3-4				1	0	0	0	1	0	1					
Aurelio Rodriguez, R OBP: 0.333, SLG: 0.545 Larry Milbourne, S OBP: 0.429, SLG: 0.417 (6, PH) (7, 5)			F9			FC6-4 BB				1	0	0	1	1	0	0					
Bucky Dent, R OBP: 0.287, SLG: 0.408 (1, 6)				WP FC5-2 2B		F7				2	0	1	0	1	0	3					
Inning Stats	R: 0 E: 0 K: 0 S: 3	H: 0 LOB: 0 BB: 0 P: 3	R: 0 E: 0 K: 0 S: 4	H: 1 LOB: 1 BB: 0 P: 4	R: 0 E: 0 K: 0 S: 4	H: 1 LOB: 1 BB: 0 P: 4	R: 2 E: 0 K: 0 S: 5	H: 2 LOB: 3 BB: 3 P: 17	R: 0 E: 0 K: 0 S: 3	H: 1 LOB: 3 BB: 3 P: 15	R: 0 E: 0 K: 0 S: 3	H: 0 LOB: 0 BB: 0 P: 3	R: 0 E: 0 K: 0 S: 4	H: 2 LOB: 1 BB: 0 P: 4	R: 0 E: 0 K: 0 S: 4	H: 2 LOB: 1 BB: 0 P: 4	1B: 5 2B: 4 3B: 0 HR: 0	SF: 0 SAC: 1 DP: 2 HBP: 0	WP: 2 PB: 0 SB: 0 CS: 1	PA: 35	
PITCHER	IP	WLS	BF	H	R	ER	SO	BB	IBB	HBP	BLK	WP	HR	S	P	ERA	WHIP				
Ross Baumgarten, L ERA: 3.57 (1, 1)	3.1	L	17	4	2	2	0	3	0	0	0	1	0	14	26	5.40	2.100				
Dewey Robinson, R ERA: 4.5 (4, 1)	2.0		9	2	1	1	0	1	1	0	0	0	0	7	15	4.50	1.500				
Ed Farmer, R ERA: 4.97 (6, 1)	2.2		9	2	0	0	0	1	0	0	0	1	0	8	12	0.00	1.125				

Chicago White Sox @ New York Yankees
Yankee Stadium, Bronx, NY
Sun Jun 07 1981, 3:33 AM EDT
Att: 52,367 - Sunny - 74 F

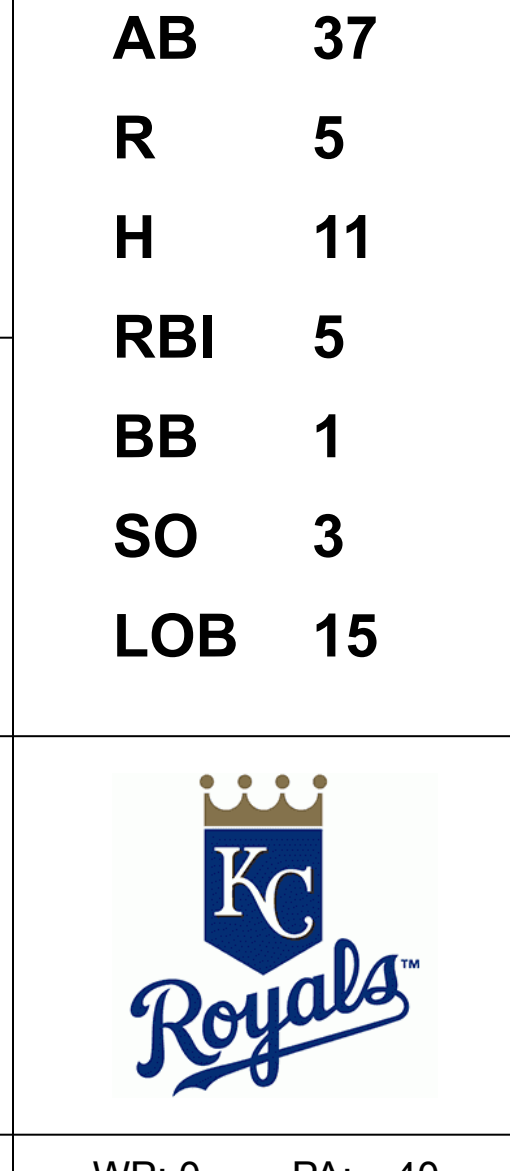

AB 28
R 3
H 8
RBI 2
BB 6
SO 0
LOB 19



Batter	1	2	3	4	5	6	7	8	9	AB	R	H	RBI	BB	SO	LOB	TOP								
Willie Randolph, R (1,4) OBP: 0.339, SLG: 0.318	F8		6-3	FC5-2 SF9 BB		1-3		5-3		5	0	1	1	0	0	2	<p>New York Yankees @ Kansas City Royals Royals Stadium, Kansas City, MO Tue Jun 09 1981, 8:05 PM EDT Att: 36,496 - Unknown - 96 F</p>								
Jerry Mumphrey, S (1,8) OBP: 0.390, SLG: 0.464	K		1B HR	1-2 3-H		1-3		1B		3	1	1	0	2	1	1									
Oscar Gamble, L (1,9) OBP: 0.381, SLG: 0.519	F4		1-2 HR	1B		4-3		1B		4	1	2	1	0	0	1									
Bobby Brown, S (9,9) OBP: 0.263, SLG: 0.316			1-2 HR	1B				1B		0	0	0	0	0	0	0									
Dave Winfield, R (1,7) OBP: 0.389, SLG: 0.490		K	2-H 2-H	HR	L4			F4	6-3	5	1	1	3	0	1	4									
Reggie Jackson, L (1,10) OBP: 0.326, SLG: 0.379		K				3-1		1B E	BB	3	1	0	0	2	2	0									
Graig Nettles, L (1,5) OBP: 0.348, SLG: 0.403	1B BB		HR			F8		F8		4	2	1	1	1	0	2									
Dave Revering, L (1,3) OBP: 0.312, SLG: 0.350	1B		F4			F5		E5 1-H	1B	5	0	2	0	0	1	1									
Rick Cerone, R (1,2) OBP: 0.295, SLG: 0.373	1-2 3-H		1B	FC5-2		1B	4-3	F8		5	1	3	1	0	1	2									
Bucky Dent, R (1,6) OBP: 0.286, SLG: 0.404	F7		1B	BB FC5-2	SF9	1B	4-3		4-3	4	1	1	0	0	0	3									
Inning Stats	R: 0 E: 0 K: 1 S: 5	H: 0 LOB: 0 BB: 0 P: 5	R: 1 E: 0 K: 2 S: 9	H: 2 LOB: 1 BB: 1 P: 13	R: 4 E: 0 K: 1 S: 8	H: 3 LOB: 0 BB: 1 P: 12	R: 1 E: 0 K: 0 S: 5	H: 2 LOB: 0 BB: 0 P: 9	R: 0 E: 0 K: 0 S: 3	H: 0 LOB: 0 BB: 0 P: 3	R: 1 E: 0 K: 0 S: 5	H: 2 LOB: 1 BB: 0 P: 5	R: 1 E: 1 K: 0 S: 4	H: 1 LOB: 1 BB: 1 P: 8	R: 0 E: 0 K: 0 S: 5	H: 2 LOB: 2 BB: 0 P: 5	R: 0 E: 0 K: 2 S: 7	H: 0 LOB: 1 BB: 1 P: 11	1B: 9 2B: 1 3B: 0 HR: 2	SF: 1 SAC: 0 DP: 0 HBP: 0	WP: 0 PB: 0 SB: 1 CS: 0	PA: 44			
PITCHER	IP	WLS	BF	H	R	ER	SO	BB	IBB	HBP	BLK	WP	HR	S	P	ERA	WHIP	PITCHER							
Juan Berenguer, R (1,1) ERA: 8.69	2.2		15	5	5	5	4	2	0	0	0	0	2	21	29	16.88	2.625								
Rene Martin, R (3,1) ERA: 3.18	4.1	L	20	5	3	2	0	2	0	0	0	0	0	18	26	4.15	1.615								
Dan Quisenberry, R (8,1) ERA: 3.08	2.0		9	2	0	0	2	1	0	0	0	0	0	12	16	0.00	1.500								

Batter	1	2	3	4	5	6	7	8	9	AB	R	H	RBI	BB	SO	LOB	BOTTOM								
Willie Wilson, S (1,7) OBP: 0.299, SLG: 0.325	1B 3B	1B 2B HBP		FC4-6 1B		FC5-4 1B		3-1		4	2	3	0	0	0	1	<p>New York Yankees @ Kansas City Royals Royals Stadium, Kansas City, MO Tue Jun 09 1981, 8:05 PM EDT Att: 36,496 - Unknown - 96 F</p>								
U L Washington, S (1,6) OBP: 0.322, SLG: 0.302	F5	2B SF7 1B		FC4-6 S		FC5-4		6-3		5	1	1	1	0	0	4									
George Brett, L (1,5) OBP: 0.354, SLG: 0.401	1B 2B BB	SF7 1-3 2B		F6		K		G3		4	1	1	1	1	1	3									
Willie Aikens, L (1,3) OBP: 0.395, SLG: 0.481	2B 1-3 3-H	SF7 2-3 3-H		6-3		F8		K		4	0	1	2	0	1	0									
Amos Otis, R (1,8) OBP: 0.302, SLG: 0.385	1-3 3-H	F8		F9		1-3				4	0	1	1	0	0	1									
Hal McRae, R (1,10) OBP: 0.259, SLG: 0.321	F6		F9		1B		K			4	0	1	0	0	1	2									
Cesar Geronimo, L (1,9) OBP: 0.274, SLG: 0.316	1-3		F6		F4			6-3		2	0	0	0	0	0	2									
John Wathan, R (6, PH) OBP: 0.297, SLG: 0.320			F6							2	0	0	0	0	0	1									
Rance Mulliniks, L (1,4) OBP: 0.158, SLG: 0.158		4-3		4-3		1-3				2	0	0	0	0	0	0									
Dave Chalk, R (6, PH) OBP: 0.333, SLG: 0.333								4-3		1	0	0	0	0	0	0									
Jamie Quirk, L (6, PH) OBP: 0.340, SLG: 0.413								2B		1	0	1	0	0	0	0									
Jerry Grote, R (1,2) OBP: 0.380, SLG: 0.522		1B 3B		F4		FC5-4 1B		4-3		4	1	2	0	0	0	1									
Inning Stats	R: 2 E: 0 K: 0 S: 6	H: 3 LOB: 2 BB: 1 P: 10	R: 3 E: 0 K: 0 S: 6	H: 3 LOB: 1 BB: 0 P: 7	R: 0 E: 0 K: 0 S: 3	H: 0 LOB: 0 BB: 0 P: 3	R: 0 E: 0 K: 0 S: 4	H: 1 LOB: 1 BB: 0 P: 4	R: 0 E: 0 K: 1 S: 7	H: 2 LOB: 2 BB: 0 P: 7	R: 0 E: 0 K: 1 S: 5	H: 0 LOB: 0 BB: 0 P: 5	R: 0 E: 0 K: 0 S: 4	H: 1 LOB: 1 BB: 0 P: 4	R: 0 E: 0 K: 1 S: 5	H: 0 LOB: 0 BB: 0 P: 5	1B: 6 2B: 3 3B: 2 HR: 0	SF: 1 SAC: 0 DP: 0 HBP: 1	WP: 0 PB: 0 SB: 1 CS: 0	PA: 40					
PITCHER	IP	WLS	BF	H	R	ER	SO	BB	IBB	HBP	BLK	WP	HR	S	P	ERA	WHIP	PITCHER							
Gene Nelson, R (1,1) ERA: 5.0	1.1		12	6	5	5	0	1	0	0	0	0	0	10	15	33.75	5.250								
Dave LaRoche, L (2,1) ERA: 0.69	3.2	W	13	2	0	0	0	0	0	0	0	0	0	13	13	0.00	0.545								
Mike Griffin, R (6,1) ERA: 2.08	2.1		10	3	0	0	2	0	0	0	0	0	0	14	14	0.00	1.286								
Rich Gossage, R (8,1) ERA: 0.56	1.2	S	5	0	0	0	1	0	0	0	0	0	0	7	7	0.00	0.000								

AB 38
R 8
H 12
RBI 7
BB 5
SO 6
LOB 16



Batter	1	2	3	4	5	6	7	8	9	AB	R	H	RBI	BB	SO	LOB	TOP									
Willie Randolph, R OBP: 0.342, SLG: 0.319	4-0 BB	F9			1B		1-3		F9	4	1	1	0	1	0	4										
Jerry Mumphrey, S OBP: 0.382, SLG: 0.448	G6-4-3		6-3		1B					4	0	1	0	0	0	1										
Lou Piniella, R OBP: 0.340, SLG: 0.402			6-3		1B					3	1	2	2	0	0	0										
Oscar Gamble, L OBP: 0.395, SLG: 0.528	HR		6-3		1B			WP		1	0	1	0	0	0	0										
Dave Winfield, R OBP: 0.395, SLG: 0.495	BB		K					K		3	0	1	0	1	2	1										
Bob Watson, R OBP: 0.308, SLG: 0.227	BB									2	0	0	0	1	0	1										
Dave Revere, L OBP: 0.313, SLG: 0.350	1-2							K		1	0	0	0	0	1	1										
Graig Nettles, L OBP: 0.333, SLG: 0.386	4-3		K							4	0	0	0	0	1	2										
Rick Cerone, R OBP: 0.278, SLG: 0.348		6-3		K						4	0	0	0	0	1	0										
Aurelio Rodriguez, R OBP: 0.267, SLG: 0.429										3	0	0	0	0	1	0										
Reggie Jackson, L OBP: 0.330, SLG: 0.379		K								0	0	0	0	1	0	0										
Bobby Brown, S OBP: 0.283, SLG: 0.316										0	0	0	0	0	0	0										
Bucky Dent, R OBP: 0.297, SLG: 0.410										2	0	1	0	1	0	0										
Bobby Murcer, L OBP: 0.337, SLG: 0.447										0	0	0	0	1	0	0										
Larry Milbourne, S OBP: 0.412, SLG: 0.400										0	0	0	0	0	0	0										
Inning Stats	R: 1 E: 0 K: 0 S: 3	H: 1 LOB: 2 BB: 3 P: 15	R: 0 E: 0 K: 1 S: 6	H: 1 LOB: 1 BB: 0 P: 6	R: 0 E: 0 K: 1 S: 5	H: 0 LOB: 0 BB: 0 P: 5	R: 0 E: 0 K: 2 S: 7	H: 0 LOB: 0 BB: 0 P: 7	R: 1 E: 0 K: 0 S: 5	H: 3 LOB: 2 BB: 0 P: 5	R: 0 E: 0 K: 0 S: 3	H: 1 LOB: 0 BB: 0 P: 3	R: 0 E: 0 K: 0 S: 3	H: 0 LOB: 1 BB: 1 P: 7	R: 0 E: 0 K: 2 S: 8	H: 1 LOB: 1 BB: 0 P: 8	R: 0 E: 0 K: 0 S: 3	H: 0 LOB: 2 BB: 2 P: 11	1B: 5 2B: 1 3B: 0 HR: 1	SF: 0 SAC: 0 DP: 2 HBP: 0	WP: 1 PB: 0 SB: 1 CS: 0	PA: 37				
PITCHER	IP	WLS	BF	H	R	ER	SO	BB	IBB	HBP	BLK	WP	HR	S	P	ERA	WHIP									
Steve Trout, L ERA: 2.73	(1, 1)	6.2	W	27	6	2	2	4	4	0	0	0	0	1	31	47	2.70	1.500								
Ed Farmer, R ERA: 4.73	(7, 1)	1.0		4	1	0	0	1	0	0	0	0	1	0	6	6	0.00	1.000								
Kevin Hickey, L ERA: 2.89	(8, 1)	0.2		2	0	0	0	1	0	0	0	0	0	0	4	4	0.00	0.000								
LaMarr Hoyt, R ERA: 2.79	(9, 1)	0.2	S	4	0	0	0	0	2	0	0	0	0	0	2	10	0.00	3.000								

New York Yankees @ Chicago White Sox
Comiskey Park, Chicago, IL
Thu Jun 11 1981, 8:05 PM EDT
Att: 33,777 - Cloudy - 72 F

AB	31
R	2
H	7
RBI	2
BB	6
SO	6
LOB	10



Batter	1	2	3	4	5	6	7	8	9	AB	R	H	RBI	BB	SO	LOB	BOTTOM									
Ron LeFlore, R OBP: 0.295, SLG: 0.305	CS	4-3		K			4-3			4	0	1	0	0	1	2										
Mike Squires, L OBP: 0.381, SLG: 0.344	4-3									4	0	1	0	0	0	1										
Carlton Fisk, R OBP: 0.395, SLG: 0.430	2B		FC5-4							4	2	1	0	0	1	1										
Greg Luzinski, R OBP: 0.384, SLG: 0.449	E9		5-3							4	0	2	0	0	0	1										
Rusty Kuntz, R OBP: 0.350, SLG: 0.314	1-H									0	0	0	0	0	0	0										
Harold Baines, L OBP: 0.285, SLG: 0.374	6-3									4	0	2	1	0	0	2										
Chet Lemon, R OBP: 0.384, SLG: 0.470		F9								2	1	0	0	1	0	2										
Tony Bernazard, S OBP: 0.326, SLG: 0.385		F9								3	0	0	0	0	0	2										
Jim Morrison, R OBP: 0.273, SLG: 0.385										3	0	2	1	0	0	1										
Bill Almon, R OBP: 0.368, SLG: 0.380		FC5-4								3	0	0	0	0	0	2										
Inning Stats	R: 1 E: 1 K: 0 S: 5	H: 3 LOB: 1 BB: 0 P: 5	R: 1 E: 0 K: 0 S: 4	H: 1 LOB: 1 BB: 1 P: 8	R: 1 E: 0 K: 0 S: 5	H: 2 LOB: 1 BB: 0 P: 5	R: 0 E: 0 K: 1 S: 6	H: 1 LOB: 1 BB: 0 P: 6	R: 0 E: 0 K: 1 S: 5	H: 0 LOB: 0 BB: 0 P: 5	R: 0 E: 0 K: 0 S: 4	H: 1 LOB: 1 BB: 0 P: 4	R: 0 E: 0 K: 0 S: 3	H: 0 LOB: 0 BB: 0 P: 3	R: 0 E: 0 K: 0 S: 4	H: 1 LOB: 1 BB: 0 P: 4	1B: 6 2B: 3 3B: 0 HR: 0	SF: 0 SAC: 1 DP: 0 HBP: 0	WP: 0 PB: 0 SB: 1 CS: 1	PA: 33						
PITCHER	IP	WLS	BF	H	R	ER	SO	BB	IBB	HBP	BLK	WP	HR	S	P	ERA	WHIP									
Doug Bird, R ERA: 2.7	(1, 1)	5.1	L	24	8	3	2	2	1	0	0	0	0	0	27	31	3.38	1.688								
Ron Davis, R ERA: 1.86	(6, 1)	2.2		9	1	0	0	0	0	0	0	0	0	9	9	0.00	0.375									

New York Yankees @ Chicago White Sox
Comiskey Park, Chicago, IL
Thu Jun 11 1981, 8:05 PM EDT
Att: 33,777 - Cloudy - 72 F

AB	31
R	3
H	9
RBI	2
BB	1
SO	2
LOB	14



Batter	1	2	3	4	5	6	7	8	9	AB	R	H	RBI	BB	SO	LOB	TOP				
Mickey Rivers, L OBP: 0.310, SLG: 0.326 (1, 8)	4-3		K			K			G3	4	0	0	0	0	2	1					
Bump Wills, S OBP: 0.316, SLG: 0.330 (1, 4)	6-3			K		6-3			6-3	4	0	0	0	0	1	1					
Al Oliver, L OBP: 0.349, SLG: 0.447 (1, 10)	4-3			1B			4-3		F7	4	0	1	0	0	0	1					
Buddy Bell, R OBP: 0.359, SLG: 0.469 (1, 5)		1-3		K			F7			3	0	0	0	0	1	1					
Leon Roberts, R OBP: 0.388, SLG: 0.500 (1, 9)		F7		K						3	0	0	0	0	2	1					
Bill Sample, R OBP: 0.354, SLG: 0.430 (1, 7)		1B			1-3				P4	3	0	1	0	0	0	0					
Bill Stein, R OBP: 0.263, SLG: 0.541 (8, PH)						6-3			3-1	2	0	0	0	0	0	1	AB 30				
Pat Putnam, L OBP: 0.303, SLG: 0.423 (8, 3)	4-3									1	0	0	0	0	0	0	R 0				
Jim Sundberg, R OBP: 0.330, SLG: 0.346 (1, 2)			F8			6-3			P6	3	0	0	0	0	0	0	H 3				
Mario Mendoza, R OBP: 0.263, SLG: 0.271 (1, 6)																	RBI 0				
Johnny Grubb, L OBP: 0.349, SLG: 0.368 (9, PH)			5-3						F7	1	0	1	0	0	0	0	BB 0				
									G3	1	0	1	0	0	0	0	SO 6				
									1B								LOB 6				
Inning Stats	R: 0 E: 0 K: 0 S: 3	H: 0 LOB: 0 BB: 0 P: 3	R: 0 E: 0 K: 0 S: 4	H: 1 LOB: 1 BB: 0 P: 4	R: 0 E: 0 K: 1 S: 5	H: 0 LOB: 0 BB: 0 P: 5	R: 0 E: 0 K: 3 S: 10	H: 1 LOB: 1 BB: 0 P: 10	R: 0 E: 0 K: 0 S: 3	H: 0 LOB: 0 BB: 0 P: 3	R: 0 E: 0 K: 1 S: 5	H: 0 LOB: 0 BB: 0 P: 5	R: 0 E: 0 K: 0 S: 3	H: 0 LOB: 0 BB: 0 P: 3	R: 0 E: 0 K: 0 S: 4	H: 1 LOB: 1 BB: 0 P: 4	1B: 3 2B: 0 3B: 0 HR: 0	SF: 0 SAC: 0 DP: 0 HBP: 0	WP: 0 PB: 0 SB: 0 CS: 0	PA: 30	
PITCHER	IP	WLS	BF	H	R	ER	SO	BB	IBB	HBP	BLK	WP	HR	S	P	ERA	WHIP				
Tommy John, L ERA: 2.89 (1, 1)	7.0	W	23	2	0	0	6	0	0	0	0	0	0	35	35	0.00	0.286				
Ron Davis, R ERA: 1.92 (8, 1)	1.0		4	1	0	0	0	0	0	0	0	0	0	4	4	0.00	1.000				
Rudy May, L ERA: 5.11 (9, 1)	1.0	S	3	0	0	0	0	0	0	0	0	0	0	3	3	0.00	0.000				

Texas Rangers @ New York Yankees
Yankee Stadium, Bronx, NY
Mon Aug 10 1981, 7:05 PM EDT
Att: 40,373 - Unknown - 84 F

AB 30
R 0
H 3
RBI 0
BB 0
SO 6
LOB 6



Batter	1	2	3	4	5	6	7	8	9	AB	R	H	RBI	BB	SO	LOB	BOTTOM				
Willie Randolph, R OBP: 0.337, SLG: 0.314 (1, 4)	K		4-3			4-3				3	0	0	0	0	1	0					
Jerry Mumphrey, S OBP: 0.376, SLG: 0.441 (1, 8)	F8			F7		6-3				3	0	0	0	0	0	0					
Oscar Gamble, L OBP: 0.402, SLG: 0.568 (1, 9)	4-3			HR		2B				3	1	2	1	0	0	0					
Dave Winfield, R OBP: 0.390, SLG: 0.488 (1, 7)		6-3		P5		6-3				3	0	0	0	0	0	1					
Reggie Jackson, L OBP: 0.330, SLG: 0.374 (1, 10)		4-3		1-3		BB				2	0	0	0	1	0	0					
Graig Nettles, L OBP: 0.333, SLG: 0.401 (1, 5)			HR		F9	G6-3				3	1	1	1	0	0	2					
Dave Revering, L OBP: 0.307, SLG: 0.342 (1, 3)		F7			6-3				4-3	3	0	0	0	0	0	0	AB 26				
Rick Cerone, R OBP: 0.270, SLG: 0.337 (1, 2)			F9		F9				5-3	3	0	0	0	0	0	0	R 2				
Bucky Dent, R OBP: 0.292, SLG: 0.402 (1, 6)			5-3			1-3			G3	3	0	0	0	0	0	0	H 3				
																	RBI 2				
																	BB 1				
																	SO 1				
																	LOB 3				
Inning Stats	R: 0 E: 0 K: 1 S: 5	H: 0 LOB: 0 BB: 0 P: 5	R: 1 E: 0 K: 0 S: 4	H: 1 LOB: 0 BB: 0 P: 4	R: 0 E: 0 K: 0 S: 3	H: 0 LOB: 0 BB: 0 P: 3	R: 1 E: 0 K: 0 S: 4	H: 1 LOB: 0 BB: 0 P: 4	R: 0 E: 0 K: 0 S: 3	H: 0 LOB: 0 BB: 0 P: 3	R: 0 E: 0 K: 0 S: 3	H: 1 LOB: 1 BB: 1 P: 7	R: 0 E: 0 K: 0 S: 3	H: 0 LOB: 0 BB: 0 P: 3	R: 0 E: 0 K: 0 S: 4	H: 0 LOB: 0 BB: 0 P: 3	1B: 0 2B: 1 3B: 0 HR: 2	SF: 0 SAC: 0 DP: 1 HBP: 0	WP: 0 PB: 0 SB: 0 CS: 0	PA: 27	
PITCHER	IP	WLS	BF	H	R	ER	SO	BB	IBB	HBP	BLK	WP	HR	S	P	ERA	WHIP				
Danny Darwin, R ERA: 3.47 (1, 1)	5.0	L	17	2	2	2	1	0	0	0	0	0	0	19	19	3.60	0.400				
Steve Comer, R ERA: 2.79 (6, 1)	3.0		10	1	0	0	0	1	0	0	0	0	0	9	13	0.00	0.667				

Texas Rangers @ New York Yankees
Yankee Stadium, Bronx, NY
Mon Aug 10 1981, 7:05 PM EDT
Att: 40,373 - Unknown - 84 F

AB 26
R 2
H 3
RBI 2
BB 1
SO 1
LOB 3



Batter	1	2	3	4	5	6	7	8	9	AB	R	H	RBI	BB	SO	LOB	TOP			
Mickey Rivers, L OBP: 0.304, SLG: 0.319 (1, 8)										5	0	0	0	0	1	3				
Bump Wills, S OBP: 0.319, SLG: 0.338 (1, 4)										4	1	2	0	0	1	0				
Al Oliver, L OBP: 0.356, SLG: 0.450 (1, 10)										3	0	2	0	1	0	0				
Buddy Bell, R OBP: 0.361, SLG: 0.470 (1, 5)										4	0	2	1	0	0	3				
Bill Sample, R OBP: 0.340, SLG: 0.412 (1, 7)										4	0	0	0	0	3	4				
Leon Roberts, R OBP: 0.377, SLG: 0.485 (1, 9)										4	0	0	0	0	3	2				
Bill Stein, R OBP: 0.441, SLG: 0.547 Pat Putnam, L OBP: 0.302, SLG: 0.420 (1, 3) (7, 3)										3	0	1	0	0	1	0				
Jim Sundberg, R OBP: 0.333, SLG: 0.343 (1, 2)										2	0	0	0	2	0	0				
Mario Mendoza, R OBP: 0.256, SLG: 0.264 (1, 6)										4	0	0	0	0	1	3				
Inning Stats	R: 1 E: 0 K: 3 S: 12	H: 3 LOB: 2 BB: 0 P: 12	R: 0 E: 0 K: 2 S: 7	H: 0 LOB: 0 BB: 0 P: 7	R: 0 E: 0 K: 1 S: 7	H: 2 LOB: 2 BB: 0 P: 7	R: 0 E: 0 K: 1 S: 6	H: 1 LOB: 2 BB: 1 P: 10	R: 0 E: 0 K: 0 S: 3	H: 0 LOB: 0 BB: 0 P: 3	R: 0 E: 0 K: 0 S: 4	H: 1 LOB: 3 BB: 2 P: 12	R: 0 E: 0 K: 1 S: 5	H: 0 LOB: 0 BB: 0 P: 5	R: 0 E: 0 K: 0 S: 3	H: 0 LOB: 0 BB: 0 P: 3	1B: 5 2B: 2 3B: 0 HR: 0	SF: 0 SAC: 0 DP: 0 HBP: 0	WP: 0 PB: 0 SB: 0 CS: 0	PA: 37
PITCHER	IP WLS BF H R ER SO BB IBB HBP BLK WP HR S P ERA WHIP	IP WLS BF H R ER SO BB IBB HBP BLK WP HR S P ERA WHIP																		
Dave Righetti, L ERA: 1.5 (1, 1)	6.0 L 25 6 1 1 9 1 0 0 0 0 0 42 46 1.50 1.167																			
George Frazier, R ERA: (7, 1)	3.0 12 1 0 0 1 1 1 0 0 0 0 0 12 20 0.00 0.667																			

Texas Rangers @ New York Yankees
Yankee Stadium, Bronx, NY
Tue Aug 11 1981, 7:05 PM EDT
Att: 30,117 - Unknown - 78 F

AB 34
R 1
H 7
RBI 1
BB 3
SO 10
LOB 15



Batter	1	2	3	4	5	6	7	8	9	AB	R	H	RBI	BB	SO	LOB	BOTTOM			
Willie Randolph, R OBP: 0.340, SLG: 0.314 (1, 4)										3	0	1	0	1	0	1				
Jerry Mumphrey, S OBP: 0.376, SLG: 0.439 (1, 8)										3	0	1	0	0	1	2				
Lou Piniella, R OBP: 0.333, SLG: 0.394 Oscar Gamble, L OBP: 0.403, SLG: 0.566 (7, PH) (8, 9)										2	0	0	0	0	0	1				
Dave Winfield, R OBP: 0.384, SLG: 0.479 (1, 7)										4	0	0	0	0	0	3				
Reggie Jackson, L OBP: 0.325, SLG: 0.367 (1, 10)										3	0	0	0	0	0	1				
Bob Watson, R OBP: 0.296, SLG: 0.217 Dave Revering, L OBP: 0.311, SLG: 0.342 (8, PH) (9, 3)										2	0	0	0	0	0	0				
Graig Nettles, L OBP: 0.329, SLG: 0.395 (1, 5)										3	0	0	0	0	0	1				
Rick Cerone, R OBP: 0.272, SLG: 0.337 (1, 2)										3	0	1	0	0	0	1				
Bucky Dent, R OBP: 0.290, SLG: 0.400 Bobby Murcer, L OBP: 0.333, SLG: 0.442 Larry Milbourne, S OBP: 0.412, SLG: 0.400 (1, 6) (8, PH) (9, 6)										1	0	0	0	0	0	0				
Inning Stats	R: 0 E: 0 K: 0 S: 2	H: 0 LOB: 1 BB: 1 P: 6	R: 0 E: 0 K: 0 S: 3	H: 0 LOB: 0 BB: 0 P: 3	R: 0 E: 0 K: 0 S: 3	H: 0 LOB: 0 BB: 0 P: 3	R: 0 E: 0 K: 0 S: 4	H: 1 LOB: 1 BB: 0 P: 4	R: 0 E: 0 K: 1 S: 6	H: 1 LOB: 1 BB: 0 P: 6	R: 0 E: 0 K: 0 S: 3	H: 1 LOB: 0 BB: 0 P: 3	R: 0 E: 0 K: 0 S: 3	H: 0 LOB: 1 BB: 1 P: 7	R: 0 E: 0 K: 0 S: 4	H: 1 LOB: 1 BB: 0 P: 4	1B: 4 2B: 0 3B: 0 HR: 0	SF: 0 SAC: 2 DP: 2 HBP: 0	WP: 0 PB: 0 SB: 0 CS: 0	PA: 31
PITCHER	IP WLS BF H R ER SO BB IBB HBP BLK WP HR S P ERA WHIP	IP WLS BF H R ER SO BB IBB HBP BLK WP HR S P ERA WHIP																		
Rick Honeycutt, L ERA: 2.99 (1, 1)	5.1 W 18 2 0 0 0 1 0 0 0 0 0 12 16 0.00 0.562																			
John Henry Johnson, L ERA: 0.38 (9, 1)	0.1 S 1 0 0 0 0 0 0 0 0 0 0 1 1 0.00 0.000																			
Dave Schmidt, R ERA: 3.18 (9, 1)	0.1 S 1 0 0 0 0 0 0 0 0 0 0 1 1 0.00 0.000																			

Texas Rangers @ New York Yankees
Yankee Stadium, Bronx, NY
Tue Aug 11 1981, 7:05 PM EDT
Att: 30,117 - Unknown - 78 F

AB 27
R 0
H 4
RBI 0
BB 2
SO 1
LOB 12



Batter	1	2	3	4	5	6	7	8	9	AB	R	H	RBI	BB	SO	LOB	TOP										
Mickey Rivers, L OBP: 0.302, SLG: 0.320 (1, 8)	0-0 4-3		0-0 5-3	0-0 F8		0-0 2B			0-0 F8	5	0	1	0	0	0	3											
Bump Wills, S OBP: 0.317, SLG: 0.335 (1, 4)	0-3 K		0-0 4-3	0-0 F7		0-0 F9			0-0 G4-6-3 1B	5	0	1	0	0	1	4											
Al Oliver, L OBP: 0.353, SLG: 0.445 (1, 10)	0-0 4-3		0-0 1B		0-0 4-3				0-0 G4-6-3 1-2	5	0	1	1	0	0	1											
Buddy Bell, R OBP: 0.359, SLG: 0.470 (1, 5)		0-0 F8	0-0 5-3		0-0 F9					4	0	1	0	0	0	1											
Johnny Grubb, L OBP: 0.346, SLG: 0.378 (1, 9)		0-0 F9		0-3 K	0-0 2B				0-3 K	4	1	1	0	0	2	1											
Pat Putnam, L OBP: 0.311, SLG: 0.433 (1, 3)		HBP 1B		0-0 E 1B	0-0 2B				0-0 G3	4	1	3	1	0	0	1											
Bill Sample, R OBP: 0.336, SLG: 0.400 (1, 7)		1-0 FC6 HBP		0-0 E8 1B	0-0 F8				0-0 L1	3	1	0	0	0	0	2											
Jim Sundberg, R OBP: 0.336, SLG: 0.346 (1, 2)		0-0 FC6 1-2		0-0 1B	0-0 1B				0-0 G4-6-3 1B	4	0	2	1	0	0	2											
Mario Mendoza, R OBP: 0.264, SLG: 0.285 (1, 6)				0-0 1B	0-0 1B				0-0 F8	3	1	2	1	0	0	0											
Bill Stein, R OBP: 0.441, SLG: 0.547 (8, PH)				0-0 1B	0-0 1B				0-0 G4-6-3	0	0	0	0	0	0	0											
Tom Poquette, L (8, PH)				0-0 1B	0-0 1B				0-0 F8	1	0	0	0	0	0	1											
Mark Wagner, R OBP: 0.306, SLG: 0.448 (8, 6)			0-0 1B	0-0 1B					0-0 F8	0	0	0	0	0	0	0											
Inning Stats	R: 0 E: 0 K: 1 S: 5	H: 0 LOB: 0 BB: 0 P: 5	R: 0 E: 0 K: 0 S: 4	H: 1 LOB: 2 BB: 0 P: 5	R: 1 E: 0 K: 1 S: 5	H: 2 LOB: 1 BB: 0 P: 5	R: 2 E: 1 K: 1 S: 9	H: 3 LOB: 2 BB: 0 P: 9	R: 1 E: 0 K: 0 S: 5	H: 2 LOB: 1 BB: 0 P: 5	R: 0 E: 0 K: 1 S: 6	H: 1 LOB: 1 BB: 0 P: 6	R: 0 E: 0 K: 0 S: 3	H: 1 LOB: 0 BB: 0 P: 3	R: 0 E: 0 K: 0 S: 3	H: 1 LOB: 0 BB: 0 P: 3	1B: 7 2B: 3 3B: 2 HR: 0	SF: 0 SAC: 0 DP: 2 HBP: 1	WP: 0 PB: 0 SB: 0 CS: 0	PA: 39							
PITCHER	IP	WLS	BF	H	R	ER	SO	BB	IBB	HBP	BLK	WP	HR	S	P	ERA	WHIP										
Rick Reuschel, R ERA: 3.59 (1, 1)	4.2		23	7	4	3	2	0	0	1	0	0	0	26	27	5.79	1.500										
Dave LaRoche, L ERA: 0.62 (5, 1)	2.2	W	12	4	0	0	1	0	0	0	0	0	0	14	14	0.00	1.500										
George Frazier, R ERA: (8, 1)	1.2	S	4	1	0	0	0	0	0	0	0	0	0	4	4	0.00	0.600										

Texas Rangers @ New York Yankees
Yankee Stadium, Bronx, NY
Wed Aug 12 1981, 3:33 AM EDT
Att: 20,918 - Cloudy - 71 F

AB 38
R 4
H 12
RBI 4
BB 0
SO 3
LOB 16



Batter	1	2	3	4	5	6	7	8	9	AB	R	H	RBI	BB	SO	LOB	BOTTOM										
Willie Randolph, R OBP: 0.343, SLG: 0.311 (1, 4)	4-0 SH5-3 2B		4-0 F9 2B		0-0 6-3		0-0 F7			2	2	0	0	2	0	1											
Jerry Mumphrey, S OBP: 0.370, SLG: 0.432 (1, 8)	0-0 SH5-3		0-0 E6 2B		0-0 F7		0-0 F7			3	1	0	0	0	0	2											
Lou Piniella, R OBP: 0.337, SLG: 0.406 (5, PH)	0-0 2B		0-0 F9		0-0 F8				0-0 4-3	2	0	1	1	0	0	2											
Oscar Gamble, L OBP: 0.397, SLG: 0.557 (6, 9)	0-0 2B		0-0 2-3						0-0 4-3	2	0	0	0	0	0	1											
Dave Winfield, R OBP: 0.382, SLG: 0.480 (1, 7)	0-0 L7		0-0 2B		0-0 6-3		0-0 F8		0-0 F8	4	0	1	2	0	0	1											
Reggie Jackson, L OBP: 0.324, SLG: 0.365 (1, 10)	0-3 K		0-3 K		0-0 HR 1B				0-0 G3	4	1	1	0	0	2	2											
Bob Watson, R OBP: 0.304, SLG: 0.229 (1, 3)		0-0 F9		0-0 FC3-6 1B		0-0 F8			0-0 F8	2	0	1	0	0	0	0											
Dave Revering, L OBP: 0.309, SLG: 0.340 (7, 3)									0-0 F8	1	0	0	0	0	0	1											
Graig Nettles, L OBP: 0.329, SLG: 0.409 (1, 5)		0-0 G3		0-0 FC3-6 G5-4-3		0-0 HR			0-0 G3	3	1	1	2	0	0	1											
Rick Cerone, R OBP: 0.264, SLG: 0.327 (1, 2)		0-0 F7		0-0 G5-4-3		0-0 5-3			0-0 F8	3	0	0	0	0	0	1											
Bucky Dent, R OBP: 0.291, SLG: 0.399 (1, 6)			0-0 5-3		0-0 6-3 1B				0-0 F8	3	0	1	0	0	0	0											
Inning Stats	R: 1 E: 0 K: 1 S: 6	H: 1 LOB: 1 BB: 1 P: 10	R: 0 E: 0 K: 0 S: 3	H: 0 LOB: 0 BB: 0 P: 3	R: 2 E: 1 K: 1 S: 7	H: 1 LOB: 1 BB: 1 P: 11	R: 0 E: 0 K: 0 S: 3	H: 1 LOB: 0 BB: 0 P: 3	R: 0 E: 0 K: 0 S: 4	H: 1 LOB: 1 BB: 0 P: 4	R: 2 E: 0 K: 0 S: 5	H: 2 LOB: 0 BB: 0 P: 5	R: 0 E: 0 K: 0 S: 3	H: 0 LOB: 0 BB: 0 P: 3	R: 0 E: 0 K: 0 S: 3	H: 0 LOB: 0 BB: 0 P: 3	1B: 3 2B: 2 3B: 0 HR: 1	SF: 0 SAC: 1 DP: 1 HBP: 0	WP: 0 PB: 0 SB: 1 CS: 0	PA: 32							
PITCHER	IP	WLS	BF	H	R	ER	SO	BB	IBB	HBP	BLK	WP	HR	S	P	ERA	WHIP										
Jon Matlack, L ERA: 3.92 (1, 1)	4.0		17	3	3	1	2	2	0	0	0	0	0	19	27	2.25	1.250										
Fergie Jenkins, R ERA: 5.27 (5, 1)	3.0	L	12	3	2	2	0	0	0	0	0	0	1	12	12	6.00	1.000										
John Henry Johnson, L ERA: 3.2 (8, 1)	1.0		3	0	0	0	0	0	0	0	0	0	0	3	3	0.00	0.000										

Texas Rangers @ New York Yankees
Yankee Stadium, Bronx, NY
Wed Aug 12 1981, 3:33 AM EDT
Att: 20,918 - Cloudy - 71 F

AB 29
R 5
H 6
RBI 5
BB 2
SO 2
LOB 12



Batter	1	2	3	4	5	6	7	8	9	AB	R	H	RBI	BB	SO	LOB	TOP					
Willie Randolph, R OBP: 0.345, SLG: 0.317	F8		P4		F2	E 1B		4-3		5	0	1	0	0	0	0						
Jerry Mumphrey, S OBP: 0.364, SLG: 0.418	F7 BB 1B		P6		F3	E6 1-2 2-3			4-3 1-3 1B	4	1	1	0	1	0	2						
Lou Piniella, R OBP: 0.352, SLG: 0.444 Oscar Gamble, L OBP: 0.393, SLG: 0.455	1B BB							1-3	1-3 1-2	2	1	2	1	1	0	0						
Dave Winfield, R OBP: 0.373, SLG: 0.462	F7 2-3				K			4-3	4-3 2-3	4	0	0	0	1	1	4						
Reggie Jackson, L OBP: 0.327, SLG: 0.363	1-2 3H 1B		1-3						K	5	0	2	1	0	1	2						
Bob Watson, R OBP: 0.311, SLG: 0.358	F8									4	2	2	2	0	0	3						
Graig Nettles, L OBP: 0.316, SLG: 0.390			K		F8					4	0	0	0	0	2	1						
Rick Cerone, R OBP: 0.252, SLG: 0.318	F7				P6			P1		4	1	1	0	0	0	0						
Bucky Dent, R OBP: 0.295, SLG: 0.390	F9				4-3			F9		3	0	0	0	1	0	0						
Inning Stats	R: 1 E: 0 K: 0 S: 4	H: 1 LOB: 2 BB: 2 P: 12	R: 0 E: 0 K: 1 S: 5	H: 0 LOB: 0 BB: 0 P: 5	R: 1 E: 0 K: 0 S: 4	H: 1 LOB: 0 BB: 1 P: 8	R: 1 E: 0 K: 0 S: 4	H: 1 LOB: 0 BB: 0 P: 4	R: 0 E: 0 K: 1 S: 6	H: 1 LOB: 1 BB: 0 P: 6	R: 2 E: 1 K: 1 S: 9	H: 3 LOB: 3 BB: 1 P: 13	R: 0 E: 0 K: 0 S: 4	H: 1 LOB: 1 BB: 0 P: 4	R: 0 E: 0 K: 0 S: 3	H: 0 LOB: 0 BB: 0 P: 3	R: 0 E: 0 K: 1 S: 6	H: 1 LOB: 1 BB: 0 P: 6	1B: 5 2B: 1 3B: 0 HR: 3	SF: 0 SAC: 0 DP: 0 HBP: 0	WP: 0 PB: 0 SB: 0 CS: 0	PA: 41
PITCHER	IP	WLS	BF	H	R	ER	SO	BB	IBB	HBP	BLK	WP	HR	S	P	ERA	WHIP					
Dan Schatzeder, L ERA: 6.88	(1, 1)	5.1	W	24	5	4	4	2	3	0	0	0	0	3	25	37	6.75	1.500				
George Cappuzzello, L ERA: 4.32	(6, 1)	0.1		2	1	0	0	1	0	0	0	0	0	0	4	4	0.00	3.000				
Dave Tobik, R ERA: 1.99	(6, 1)	1.0		7	2	1	0	0	1	0	0	0	0	6	10	0.00	3.000					
Kevin Saucier, L ERA: 1.13	(7, 1)	2.1	S	8	1	0	0	1	0	0	0	0	0	10	10	0.00	0.429					

New York Yankees @ Detroit Tigers
Tiger Stadium, Detroit, MI
Sat Aug 15 1981, 7:05 PM EDT
Att: 26,848 - Unknown - 75 F

AB 37
R 5
H 9
RBI 4
BB 4
SO 4
LOB 16



Batter	1	2	3	4	5	6	7	8	9	AB	R	H	RBI	BB	SO	LOB	BOTTOM				
Al Cowens, R OBP: 0.333, SLG: 0.383	F8			CS	2B 1B BB	K		1B FC3-6 1B		4	3	2	2	1	1	0					
Alan Trammell, R OBP: 0.370, SLG: 0.378	4-3 BB		F8		1B 5-3 2B	K		FC3-6 1B		4	1	2	1	1	1	0					
Steve Kemp, L OBP: 0.375, SLG: 0.452 Rick Peters, S OBP: 0.348, SLG: 0.336	4-3 1-2		F8		F5		F8	FC3-6 1-2 2H 1B		5	0	0	1	0	0	4					
John Wockenfuss, R OBP: 0.289, SLG: 0.328 Champ Summers, L OBP: 0.391, SLG: 0.390	F9		P4		5-3 1B IBB		F3	G3		2	0	0	0	0	0	1					
Lynn Jones, R OBP: 0.352, SLG: 0.384 Kirk Gibson, L OBP: 0.297, SLG: 0.349		4-3				3B 1B				2	1	1	0	0	0	0					
Lance Parrish, R OBP: 0.286, SLG: 0.367		F9		P3	5-3					3	0	0	1	1	0	3					
Richie Hebner, L OBP: 0.292, SLG: 0.318 Rick Leach, L OBP: 0.333, SLG: 0.257						1-2 2-3 3H 1B				2	1	1	1	1	0	2					
Stan Papi, R OBP: 0.265, SLG: 0.314 Mick Kelleher, R OBP: 0.300, SLG: 0.302					SF9					0	0	0	0	0	0	0					
Lou Whitaker, L OBP: 0.350, SLG: 0.394										2	2	1	0	2	1	0					
Inning Stats	R: 0 E: 0 K: 0 S: 3	H: 0 LOB: 1 BB: 1 P: 7	R: 0 E: 0 K: 0 S: 3	H: 0 LOB: 0 BB: 0 P: 4	R: 2 E: 0 K: 0 S: 4	H: 1 LOB: 0 BB: 1 P: 8	R: 2 E: 0 K: 0 S: 5	H: 3 LOB: 0 BB: 0 P: 5	R: 2 E: 0 K: 3 S: 9	H: 2 LOB: 3 BB: 3 P: 17	R: 0 E: 0 K: 0 S: 4	H: 1 LOB: 2 BB: 1 P: 8	R: 2 E: 0 K: 1 S: 7	H: 2 LOB: 1 BB: 1 P: 11	R: 0 E: 0 K: 1 S: 6	H: 1 LOB: 1 BB: 0 P: 6	1B: 6 2B: 1 3B: 1 HR: 1	SF: 1 SAC: 0 DP: 0 HBP: 1	WP: 0 PB: 0 SB: 0 CS: 1	PA: 41	
PITCHER	IP	WLS	BF	H	R	ER	SO	BB	IBB	HBP	BLK	WP	HR	S	P	ERA	WHIP				
Dave LaRoche, L ERA: 1.69	(1, 1)	3.2	L	18	4	4	4	0	2	0	0	0	0	15	24	9.82	1.636				
Dave Wehrmeister, R ERA: 9.0	(4, 1)	3.2		19	4	4	4	4	3	2	0	0	0	22	42	9.82	1.909				
George Frazier, R ERA:	(8, 1)	0.1		2	1	0	0	0	0	0	0	0	0	2	2	0.00	3.000				
Ron Guidry, L ERA: 3.45	(8, 1)	0.1		1	0	0	0	0	0	0	0	0	0	1	1	0.00	0.000				

New York Yankees @ Detroit Tigers
Tiger Stadium, Detroit, MI
Sat Aug 15 1981, 7:05 PM EDT
Att: 26,848 - Unknown - 75 F

AB 31
R 8
H 9
RBI 8
BB 7
SO 4
LOB 15



Batter	1	2	3	4	5	6	7	8	9	AB	R	H	RBI	BB	SO	LOB	TOP										
Willie Randolph, R (1, 4) OBP: 0.346, SLG: 0.313										3	1	0	0	2	0	3	New York Yankees @ Detroit Tigers Tiger Stadium, Detroit, MI Sun Aug 16 1981, 3:33 AM EDT Att: 21,077 - Cloudy - 68 F										
Jerry Mumphy, S (1, 8) OBP: 0.361, SLG: 0.413									5	0	1	0	0	0	3												
Oscar Gamble, L (1, 10) OBP: 0.393, SLG: 0.535									4	1	1	1	1	1	1												
Dave Winfield, R (1, 7) OBP: 0.370, SLG: 0.454									4	1	0	0	1	0	3												
Reggie Jackson, L (1, 9) OBP: 0.330, SLG: 0.376									4	1	2	2	0	1	1												
Graig Nettles, L (1, 5) OBP: 0.311, SLG: 0.383									4	0	0	0	0	1	4												
Dave Revering, L (1, 3) OBP: 0.309, SLG: 0.329								3	0	0	0	1	0	0													
Barry Foote, R (1, 2) OBP: 0.261, SLG: 0.374									4	0	2	0	0	0	0												
Bucky Dent, R (1, 6) OBP: 0.299, SLG: 0.386									2	0	0	0	2	0	1												
Inning Stats	R: 0 E: 0 K: 0 S: 3	H: 0 LOB: 0 BB: 0 P: 3	R: 2 E: 0 K: 0 S: 4	H: 2 LOB: 2 BB: 3 P: 16	R: 0 E: 1 K: 0 S: 4	H: 0 LOB: 2 BB: 1 P: 8	R: 0 E: 0 K: 0 S: 3	H: 0 LOB: 0 BB: 0 P: 3	R: 2 E: 0 K: 1 S: 7	H: 2 LOB: 1 BB: 1 P: 11	R: 0 E: 0 K: 0 S: 5	H: 0 LOB: 0 BB: 0 P: 5	R: 0 E: 0 K: 0 S: 4	H: 1 LOB: 1 BB: 0 P: 4	R: 0 E: 0 K: 1 S: 6	H: 1 LOB: 1 BB: 0 P: 6	1B: 4 2B: 2 3B: 0 HR: 0	SF: 0 SAC: 0 DP: 1 HBP: 0	WP: 1 PB: 0 SB: 1 CS: 0	PA: 40							
PITCHER	IP	WLS	BF	H	R	ER	SO	BB	IBB	HBP	BLK	WP	HR	S	P	ERA	WHIP										
Jack Morris, R (1, 1) ERA: 2.93	4.2		23	4	4	4	0	5	0	0	0	1	0	18	38	7.71	1.929										
George Coppuzzello, L (5, 1) ERA: 4.15	0.1		1	0	0	0	1	0	0	0	0	0	0	3	3	0.00	0.000										
Aurelio Lopez, R (6, 1) ERA: 2.58	4.0	W	16	2	0	0	2	2	0	0	1	0	0	18	26	0.00	1.000										

Batter	1	2	3	4	5	6	7	8	9	AB	R	H	RBI	BB	SO	LOB	BOTTOM										
Rick Peters, S (1, 7) OBP: 0.345, SLG: 0.341										4	1	1	0	0	2	0	New York Yankees @ Detroit Tigers Tiger Stadium, Detroit, MI Sun Aug 16 1981, 3:33 AM EDT Att: 21,077 - Cloudy - 68 F										
Kirk Gibson, L (8, 7) OBP: 0.303, SLG: 0.382										3	0	0	0	1	1												
Alan Trammell, R (1, 6) OBP: 0.368, SLG: 0.373										4	0	2	1	0	0												
Lynn Jones, R (1, 9) OBP: 0.357, SLG: 0.388										4	0	0	0	0	1	4											
John Wockenfuss, R (1, 3) OBP: 0.281, SLG: 0.317										3	0	0	0	1	2	0											
Al Cowens, R (1, 8) OBP: 0.332, SLG: 0.377										3	0	0	0	1	2	0											
Lance Parrish, R (1, 10) OBP: 0.294, SLG: 0.378										2	1	1	0	2	0	1											
Stan Papi, R (1, 5) OBP: 0.241, SLG: 0.296										3	0	0	0	0	1	3											
Rick Leach, L (9, PH) OBP: 0.349, SLG: 0.257										0	1	0	0	1	0	0											
Bill Fahey, L (1, 2) OBP: 0.275, SLG: 0.282										4	0	1	1	0	0	2											
Mick Kelleher, R (9, PR) OBP: 0.300, SLG: 0.302										0	1	0	0	0	0	0											
Lou Whitaker, L (1, 4) OBP: 0.344, SLG: 0.386										4	0	0	0	0	1	2											
Inning Stats	R: 0 E: 0 K: 1 S: 5	H: 0 LOB: 0 BB: 0 P: 5	R: 0 E: 0 K: 0 S: 3	H: 0 LOB: 1 BB: 1 P: 7	R: 1 E: 0 K: 1 S: 7	H: 2 LOB: 2 BB: 1 P: 11	R: 0 E: 0 K: 1 S: 6	H: 1 LOB: 0 BB: 0 P: 6	R: 0 E: 2 K: 2 S: 9	H: 1 LOB: 1 BB: 0 P: 9	R: 0 E: 0 K: 2 S: 7	H: 0 LOB: 0 BB: 1 P: 11	R: 0 E: 0 K: 1 S: 5	H: 0 LOB: 0 BB: 0 P: 5	R: 0 E: 0 K: 0 S: 3	H: 0 LOB: 0 BB: 0 P: 3	R: 4 E: 0 K: 0 S: 3	H: 2 LOB: 1 BB: 2 P: 11	1B: 3 2B: 1 3B: 1 HR: 1	SF: 0 SAC: 0 DP: 0 HBP: 0	WP: 0 PB: 0 SB: 0 CS: 0	PA: 37					
PITCHER	IP	WLS	BF	H	R	ER	SO	BB	IBB	HBP	BLK	WP	HR	S	P	ERA	WHIP										
Dave Righetti, L (1, 1) ERA: 1.5	6.0		26	4	1	1	7	3	0	0	0	0	0	8	12	1.50	1.167										
Rudy May, L (7, 1) ERA: 4.81	2.0		7	0	1	1	1	1	0	0	0	0	0	8	12	4.50	0.500										
Ron Davis, R (9, 1) ERA: 2.24	0.1	L	4	2	3	3	0	1	0	0	0	0	1	3	7	81.00	9.000										

AB	33
R	4
H	6
RBI	3
BB	7
SO	3
LOB	16




Batter	1	2	3	4	5	6	7	8	9	AB	R	H	RBI	BB	SO	LOB	TOP		
Ron LeFlore, R OBP: 0.300, SLG: 0.309	5-3		1B			6-3		FC4-6		4	0	1	0	0	0	2			
Mike Squires, L OBP: 0.343, SLG: 0.328	F7		K			4-3			K	4	0	0	0	0	2	1			
Carlton Fisk, R OBP: 0.387, SLG: 0.418	2B			F8			5-3		5-3	4	0	1	0	0	0	0			
Greg Luzinski, R OBP: 0.366, SLG: 0.455	K			K			K		1B	4	0	1	0	0	3	1			
Wayne Nordhagen, R OBP: 0.333, SLG: 0.449		P4		4-3			K		K	2	0	0	0	0	0	0			
Harold Baines, L OBP: 0.301, SLG: 0.415									K	2	0	0	0	0	2	1			
Chet Lemon, R OBP: 0.374, SLG: 0.457	K				G6-3			F2		3	0	1	0	0	1	0			
Tony Bernazard, S OBP: 0.328, SLG: 0.370	K				G6-3			1B		3	0	1	0	0	1	1			
Jim Morrison, R OBP: 0.253, SLG: 0.364			F8							2	0	0	0	0	1	0			
Bob Molinaro, L OBP: 0.480, SLG: 0.471					K					1	0	1	0	0	0	0			
Greg Pryor, R OBP: 0.314, SLG: 0.277								FC4-6		0	0	0	0	0	0	0			
Bill Almon, R OBP: 0.356, SLG: 0.399			K			5-3		K		3	0	0	0	0	2	2			
Inning Stats	R: 0 E: 0 K: 1 S: 6	H: 1 LOB: 1 BB: 0 P: 6	R: 0 E: 0 K: 2 S: 7	H: 0 LOB: 0 BB: 0 P: 7	R: 0 E: 0 K: 2 S: 8	H: 1 LOB: 1 BB: 0 P: 8	R: 0 E: 0 K: 1 S: 5	H: 0 LOB: 0 BB: 0 P: 5	R: 0 E: 0 K: 0 S: 3	H: 0 LOB: 0 BB: 0 P: 3	R: 0 E: 0 K: 2 S: 7	H: 2 LOB: 2 BB: 0 P: 7	R: 0 E: 0 K: 2 S: 8	H: 1 LOB: 1 BB: 0 P: 8	1B: 5 2B: 1 3B: 0 HR: 0	SF: 0 SAC: 0 DP: 1 HBP: 0	WP: 0 PB: 0 SB: 0 CS: 0	PA: 32	
PITCHER	IP	WLS	BF	H	R	ER	SO	BB	IBB	HBP	BLK	WP	HR	S	P	ERA	WHIP		
Ron Guidry, L ERA: 3.18	6.0	W	20	3	0	0	7	0	0	0	0	0	0	34	34	0.00	0.500		
George Frazier, R ERA:	3.0	S	12	3	0	0	5	0	0	0	0	0	0	22	22	0.00	1.000		

Chicago White Sox @ New York Yankees
Yankee Stadium, Bronx, NY
Tue Aug 18 1981, 7:05 PM EDT
Att: 30,157 - Unknown

livebaseballscores.com

AB 32
R 0
H 6
RBI 0
BB 0
SO 12
LOB 8



Batter	1	2	3	4	5	6	7	8	9	AB	R	H	RBI	BB	SO	LOB	BOTTOM		
Willie Randolph, R OBP: 0.354, SLG: 0.317	SH5-3 3B		CS			6-3		1B		3	2	2	0	1	0	0			
Jerry Mumphrey, S OBP: 0.367, SLG: 0.418	SH5-3		K				FC5-4	CS		3	0	2	2	0	1	1			
Dave Winfield, R OBP: 0.363, SLG: 0.443	5-3		BB		FC5-4		CS	4-3		4	0	1	0	0	0	2			
Bob Watson, R OBP: 0.348, SLG: 0.433	3B		BB				G1-6-3	5-3		3	0	2	1	1	0	0			
Reggie Jackson, L OBP: 0.327, SLG: 0.372	F7		4-3			G1-6-3		2B		4	1	1	0	0	0	4			
Lou Piniella, R OBP: 0.333, SLG: 0.419		E8		F8		P6				3	0	0	0	0	0	0			
Oscar Gamble, L OBP: 0.395, SLG: 0.543		1-3						2B		1	0	1	1	0	0	0			
Graig Nettles, L OBP: 0.305, SLG: 0.371	1-3			4-3			F8			3	0	0	0	1	0	1			
Rick Cerone, R OBP: 0.252, SLG: 0.308	F3			K			F9	F8		4	0	0	0	0	1	3			
Bucky Dent, R OBP: 0.299, SLG: 0.379	F9					6-3		1B		2	1	0	0	1	0	1			
Inning Stats	R: 1 E: 0 K: 0 S: 5	H: 2 LOB: 1 BB: 0 P: 5	R: 0 E: 1 K: 0 S: 4	H: 0 LOB: 1 BB: 0 P: 4	R: 0 E: 0 K: 1 S: 5	H: 1 LOB: 2 BB: 2 P: 13	R: 0 E: 0 K: 1 S: 5	H: 0 LOB: 0 BB: 0 P: 5	R: 0 E: 0 K: 0 S: 3	H: 1 LOB: 0 BB: 0 P: 3	R: 2 E: 0 K: 0 S: 4	H: 2 LOB: 2 BB: 1 P: 8	R: 1 E: 0 K: 0 S: 5	H: 2 LOB: 2 BB: 1 P: 9	1B: 7 2B: 2 3B: 1 HR: 0	SF: 0 SAC: 1 DP: 2 HBP: 0	WP: 0 PB: 1 SB: 0 CS: 2	PA: 36	
PITCHER	IP	WLS	BF	H	R	ER	SO	BB	IBB	HBP	BLK	WP	HR	S	P	ERA	WHIP		
Steve Trout, L ERA: 2.78	6.2	L	29	7	3	3	2	3	0	0	0	0	0	30	42	4.05	1.500		
Lynn McGlothen, R ERA: 4.81	1.1		6	2	1	1	0	0	1	0	0	0	0	5	9	6.75	1.500		

Chicago White Sox @ New York Yankees
Yankee Stadium, Bronx, NY
Tue Aug 18 1981, 7:05 PM EDT
Att: 30,157 - Unknown

livebaseballscores.com

AB 30
R 4
H 9
RBI 4
BB 4
SO 2
LOB 12



Batter	1	2	3	4	5	6	7	8	9	AB	R	H	RBI	BB	SO	LOB	TOP			
Ron LeFlore, R OBP: 0.303, SLG: 0.321	0-0 4-3 1B		0-0 E6 FC4-6 1-3	0-0 5-3		0-0 SF8 3B		0-0 G6-4-3 1-2		5	1	2	0	0	0	3				
Mike Squires, L OBP: 0.344, SLG: 0.332	0-0 4-3 1-2		0-0 E 1B	0-0 BB 1B		0-0 SF8 3H		0-0 F8		4	1	2	2	0	0	1				
Carlton Fisk, R OBP: 0.387, SLG: 0.415	0-0 5-3		0-0 FC4-6 1B	4-0 BB 1B		0-0 1B		0-0 6-3		4	1	1	1	1	0	3				
Greg Luzinski, R OBP: 0.367, SLG: 0.451	0-3 K		0-0 1B	0-3 K		0-3 K		4-0 1B BB		4	1	1	1	1	3	4				
Rusty Kuntz, R OBP: 0.341, SLG: 0.306			0-0 1B					0-0 BB		0	0	0	0	0	0	0				
Wayne Nordhagen, R OBP: 0.345, SLG: 0.455		0-0 G1-6-3 1B	0-0 HBP 1B	0-3 K		0-0 F8		0-0 1B BB		5	0	3	1	0	1	3				
Harold Baines, L OBP: 0.301, SLG: 0.415			1-2 2H 1B					1-3 1B		0	0	0	0	0	0	0				
Chet Lemon, R OBP: 0.376, SLG: 0.465		0-0 G1-6-3 1B	0-0 HBP 1B			0-0 SH1-4 2B		0-3 K		5	0	3	1	0	1	2				
Tony Bernazard, S OBP: 0.327, SLG: 0.365		0-0 G1-6-3 1B	1-0 G6-4-3 HBP			0-0 SH1-4		0-3 K		3	0	0	0	0	1	4				
Jim Morrison, R OBP: 0.247, SLG: 0.356		0-0 4-3	0-0 G6-4-3			0-0 5-3		0-0 F9		4	0	0	0	0	0	5				
Bill Almon, R OBP: 0.363, SLG: 0.407			0-0 E FC4-6 1B	0-0 1B 2B		0-3 K		4-0 BB G6-4-3		3	2	2	0	1	1	1				
Inning Stats	R: 0 E: 0 K: 1 S: 6	H: 1 LOB: 1 BB: 0 P: 6	R: 0 E: 0 K: 0 S: 4	H: 2 LOB: 1 BB: 0 P: 4	R: 4 E: 2 K: 0 S: 8	H: 5 LOB: 2 BB: 0 P: 9	R: 1 E: 0 K: 2 S: 9	H: 2 LOB: 1 BB: 1 P: 13	R: 0 E: 0 K: 1 S: 7	H: 1 LOB: 1 BB: 0 P: 7	R: 0 E: 0 K: 1 S: 5	H: 0 LOB: 0 BB: 0 P: 5	R: 0 E: 0 K: 0 S: 2	H: 0 LOB: 0 BB: 1 P: 6	R: 0 E: 0 K: 1 S: 6	H: 1 LOB: 2 BB: 1 P: 10	1B: 11 2B: 2 3B: 1 HR: 0	SF: 1 SAC: 1 DP: 3 HBP: 1	WP: 0 PB: 0 SB: 0 CS: 0	PA: 43
PITCHER	IP WLS BF H R ER SO	IP WLS BF H R ER SO	IP WLS BF H R ER SO	IP WLS BF H R ER SO	IP WLS BF H R ER SO	IP WLS BF H R ER SO	IP WLS BF H R ER SO	IP WLS BF H R ER SO	IP WLS BF H R ER SO	IP WLS BF H R ER SO	IP WLS BF H R ER SO	IP WLS BF H R ER SO	IP WLS BF H R ER SO	IP WLS BF H R ER SO	IP WLS BF H R ER SO	IP WLS BF H R ER SO	ERA WHIP	ERA WHIP		
Tommy John, L ERA: 2.88	3.1	20	10	5	1	1	0	0	0	0	21	22	2.70	3.000						
Rudy May, L ERA: 4.66	5.0	L 21	4	1	1	5	3	0	0	0	28	40	1.80	1.400						
Dave Wehmeister, R ERA: 5.4	0.2	2	0	0	0	1	0	0	0	0	4	4	0.00	0.000						

Chicago White Sox @ New York Yankees
Yankee Stadium, Bronx, NY
Wed Aug 19 1981, 7:05 PM EDT
Att: 30,421 - Unknown - 72 F

AB 37
R 6
H 14
RBI 6
BB 3
SO 7
LOB 26



Batter	1	2	3	4	5	6	7	8	9	AB	R	H	RBI	BB	SO	LOB	BOTTOM					
Willie Randolph, R OBP: 0.351, SLG: 0.312	4-0 1B BB	0-0 L5-3 1-2		0-0 2-3		0-0 G1-6-3 1-2		0-0 6-3		4	1	0	0	1	0	4						
Jerry Mumphrey, S OBP: 0.372, SLG: 0.423	0-0 1B 1-2		0-0 FC4-6 1B	0-0 FC5-4 1B		0-0 F7		0-0 3-1		5	2	3	1	0	0	0						
Dave Winfield, R OBP: 0.361, SLG: 0.440	0-0 F8		0-0 FC4-6 1B	0-0 FC5-4 1-2		0-0 4-3		0-0 4-3		4	0	1	0	0	0	3						
Oscar Gamble, L OBP: 0.391, SLG: 0.534	0-0 1B 1-3 2H		0-0 FC4-6 1B	0-0 FC4-6 1-2 2-3		0-0 F8		0-0 F8		4	1	1	1	0	0	2						
Reggie Jackson, L OBP: 0.330, SLG: 0.374	0-3 K		0-0 FC4-6 1B	0-0 F7		0-0 F7		0-0 BB 1B		4	0	2	1	0	1	2						
Graig Nettles, L OBP: 0.308, SLG: 0.371	0-0 1B		0-0 FC4-6 1-3 3H	0-0 4-3		0-0 4-3		4-0 BB 1B		3	0	1	2	1	0	1						
Bob Watson, R OBP: 0.342, SLG: 0.422	0-0 4-3		0-0 FC5-4 1-2	0-0 FC5-4		0-0 FC3-6 1B		0-3 K		4	0	1	0	0	1	5						
Rick Cerone, R OBP: 0.260, SLG: 0.314		0-0 FC5-4 1B	0-0 2-3 SH3-4 1B	0-0 1B		0-0 FC3-6 1B		0-0 FC6-4-3-2 1-2 2H		4	1	2	0	0	0	3						
Bucky Dent, R OBP: 0.300, SLG: 0.380		0-0 FC5-4 1-2	0-0 SH3-4	0-0 1B		0-0 G1-6-3 1B		0-0 F8		2	0	1	0	0	0	1						
Bobby Murcer, L OBP: 0.322, SLG: 0.425										1	0	0	0	0	0	0						
Inning Stats	R: 2 E: 0 K: 1 S: 8	H: 3 LOB: 2 BB: 1 P: 12	R: 0 E: 0 K: 0 S: 3	H: 1 LOB: 0 BB: 0 P: 3	R: 2 E: 0 K: 0 S: 6	H: 3 LOB: 1 BB: 0 P: 6	R: 1 E: 0 K: 0 S: 5	H: 2 LOB: 1 BB: 0 P: 5	R: 0 E: 0 K: 0 S: 3	H: 0 LOB: 0 BB: 0 P: 3	R: 0 E: 0 K: 0 S: 4	H: 2 LOB: 1 BB: 0 P: 4	R: 0 E: 0 K: 0 S: 3	H: 0 LOB: 0 BB: 0 P: 3	R: 0 E: 0 K: 1 S: 5	H: 1 LOB: 2 BB: 1 P: 9	R: 0 E: 0 K: 0 S: 3	H: 0 LOB: 0 BB: 0 P: 3	1B: 12 2B: 1 3B: 0 HR: 0	SF: 0 SAC: 1 DP: 2 HBP: 0	WP: 0 PB: 0 SB: 0 CS: 0	PA: 38
PITCHER	IP WLS BF H R ER SO	IP WLS BF H R ER SO	IP WLS BF H R ER SO	IP WLS BF H R ER SO	IP WLS BF H R ER SO	IP WLS BF H R ER SO	IP WLS BF H R ER SO	IP WLS BF H R ER SO	IP WLS BF H R ER SO	IP WLS BF H R ER SO	IP WLS BF H R ER SO	IP WLS BF H R ER SO	IP WLS BF H R ER SO	IP WLS BF H R ER SO	IP WLS BF H R ER SO	IP WLS BF H R ER SO	ERA WHIP	ERA WHIP				
Richard Dotson, R ERA: 2.98	2.1	14	7	4	4	1	0	0	0	15	19	15.43	3.429									
Dennis Lamp, R ERA: 2.15	4.2	W 19	5	1	1	0	1	0	0	18	22	1.93	1.286									
Ed Farmer, R ERA: 4.0	2.0	S 5	0	0	0	1	0	0	0	7	7	0.00	0.000									

Chicago White Sox @ New York Yankees
Yankee Stadium, Bronx, NY
Wed Aug 19 1981, 7:05 PM EDT
Att: 30,421 - Unknown - 72 F

AB 35
R 5
H 12
RBI 5
BB 2
SO 2
LOB 21



Batter	1	2	3	4	5	6	7	8	9	AB	R	H	RBI	BB	SO	LOB	TOP										
Willie Wilson, S (1, 7) OBP: 0.300, SLG: 0.335										5	0	1	0	0	1	1											
U L Washington, S (1, 6) OBP: 0.325, SLG: 0.297										4	1	1	0	1	0	2											
George Brett, L (1, 5) OBP: 0.335, SLG: 0.434										4	0	0	0	0	2	3											
Hal McRae, R (1, 10) OBP: 0.311, SLG: 0.402										3	1	0	0	1	1	2											
Amos Otis, R (1, 8) OBP: 0.313, SLG: 0.433										3	1	2	1	0	0	0											
Lee May, R (1, 3) OBP: 0.367, SLG: 0.404										3	0	1	0	1	2	1											
Cesar Geronimo, L (8, PR) OBP: 0.271, SLG: 0.307 (8, 9)										0	0	0	0	0	0	0											
Frank White, R (1, 4) OBP: 0.303, SLG: 0.410										3	1	2	2	1	0	1											
Darryl Motley, R (1, 9) OBP: 0.191, SLG: 0.234 (8, PH)										3	0	1	0	0	0	1											
Willie Aikens, L (8, PH) OBP: 0.351, SLG: 0.437 (8, 3)										1	0	0	0	0	0	2											
John Wathan, R (1, 2) OBP: 0.299, SLG: 0.316										3	0	1	1	1	1	2											
Inning Stats	R: 0 E: 0 K: 2 S: 8	H: 1 LOB: 1 P: 8	R: 0 E: 0 K: 1 S: 6	H: 1 LOB: 2 BB: 1 P: 10	R: 0 E: 0 K: 0 S: 4	H: 1 LOB: 1 BB: 0 P: 4	R: 2 E: 0 K: 1 S: 7	H: 3 LOB: 0 BB: 0 P: 7	R: 0 E: 0 K: 0 S: 5	H: 0 LOB: 0 BB: 0 P: 5	R: 0 E: 0 K: 0 S: 4	H: 2 LOB: 1 BB: 0 P: 4	R: 0 E: 0 K: 0 S: 2	H: 0 LOB: 0 BB: 1 P: 6	R: 2 E: 1 K: 0 S: 4	H: 1 LOB: 2 BB: 3 P: 16	R: 0 E: 0 K: 2 S: 7	H: 0 LOB: 0 BB: 0 P: 7	1B: 8 2B: 1 3B: 0 HR: 0	SF: 1 SAC: 0 DP: 1 HBP: 0	WP: 1 PA: 39						
PITCHER	IP	WLS	BF	H	R	ER	SO	BB	IBB	HBP	BLK	WP	HR	S	P	ERA	WHIP										
Dave Rightt, L (1, 1) ERA: 2.07	7.1	L	31	8	4	4	5	4	0	0	0	0	0	37	53	4.91	1.636										
Dave Wehrmeister, R (8, 1) ERA: 5.14	0.1		3	1	0	0	0	1	0	0	0	0	0	2	6	0.00	6.000										
Rich Gossage, R (8, 1) ERA: 0.55	0.1		1	0	0	0	0	0	0	0	0	0	0	1	1	0.00	0.000										
Dave LaRoche, L (9, 1) ERA: 1.6	1.0		3	0	0	0	2	0	0	0	0	1	0	7	7	0.00	0.000										

Kansas City Royals @ New York Yankees
Yankee Stadium, Bronx, NY
Fri Aug 21 1981, 7:05 PM EDT
Att: 37,970 - Unknown - 75 F

AB	32
R	4
H	9
RBI	4
BB	5
SO	7
LOB	15



Batter	1	2	3	4	5	6	7	8	9	AB	R	H	RBI	BB	SO	LOB	BOTTOM										
Willie Randolph, R (1, 4) OBP: 0.346, SLG: 0.307										4	0	0	0	0	0	0											
Jerry Mumphrey, S (1, 8) OBP: 0.370, SLG: 0.419										4	0	1	0	0	0	0											
Dave Winfield, R (1, 7) OBP: 0.356, SLG: 0.433										4	0	0	0	0	1	1											
Bob Watson, R (1, 3) OBP: 0.329, SLG: 0.403										3	0	0	0	0	0	0											
Reggie Jackson, L (1, 9) OBP: 0.330, SLG: 0.374										3	0	1	0	0	1	0											
Lou Piniella, R (1, 10) OBP: 0.333, SLG: 0.426										3	0	1	0	0	0	1											
Graig Nettles, L (1, 5) OBP: 0.305, SLG: 0.366										3	0	0	0	0	2												
Rick Cerone, R (1, 2) OBP: 0.262, SLG: 0.315										3	0	1	0	0	1												
Bucky Dent, R (1, 6) OBP: 0.296, SLG: 0.374										3	0	0	0	1	1												
Inning Stats	R: 0 E: 0 K: 1 S: 5	H: 0 LOB: 0 BB: 0 P: 5	R: 0 E: 0 K: 0 S: 4	H: 1 LOB: 0 BB: 0 P: 4	R: 0 E: 0 K: 0 S: 3	H: 1 LOB: 0 BB: 0 P: 3	R: 0 E: 0 K: 0 S: 3	H: 0 LOB: 0 BB: 0 P: 3	R: 0 E: 0 K: 0 S: 3	H: 0 LOB: 0 BB: 0 P: 3	R: 0 E: 0 K: 0 S: 3	H: 0 LOB: 0 BB: 0 P: 3	R: 0 E: 0 K: 1 S: 6	H: 1 LOB: 1 BB: 0 P: 6	R: 0 E: 0 K: 1 S: 6	H: 1 LOB: 1 BB: 0 P: 6	1B: 3 2B: 1 3B: 0 HR: 0	SF: 0 SAC: 0 DP: 0 HBP: 0	WP: 0 PA: 30								
PITCHER	IP	WLS	BF	H	R	ER	SO	BB	IBB	HBP	BLK	WP	HR	S	P	ERA	WHIP										
Larry Gura, L (1, 1) ERA: 3.46	9.0	W	30	4	0	0	3	0	0	0	0	0	0	36	36	0.00	0.444										

Kansas City Royals @ New York Yankees
Yankee Stadium, Bronx, NY
Fri Aug 21 1981, 7:05 PM EDT
Att: 37,970 - Unknown - 75 F

AB	30
R	0
H	4
RBI	0
BB	0
SO	3
LOB	6



Batter	1	2	3	4	5	6	7	8	9	AB	R	H	RBI	BB	SO	LOB	TOP										
Willie Wilson, S OBP: 0.299, SLG: 0.337	0-0 4-3		0-0 6-3			0-0 4-3		0-0 2B		4	0	1	0	0	0	0	Kansas City Royals @ New York Yankees Yankee Stadium, Bronx, NY Sat Aug 22 1981, 3:33 AM EDT Att: 40,127 - Cloudy - 81 F										
Hal McRae, R OBP: 0.306, SLG: 0.395	0-0 4-3			0-0 4-3		0-3 K		0-0 4-3		4	0	0	0	0	1	1											
George Brett, L OBP: 0.329, SLG: 0.425	0-0 F7			0-0 F7			0-0 B1-3		0-0 3-1	4	0	0	0	0	0	0											
Willie Aikens, L OBP: 0.383, SLG: 0.438		0-0 4-3		0-0 FC6-4 1B			0-0 1B		0-3 K	4	0	2	0	0	1	0											
Amos Otis, R OBP: 0.308, SLG: 0.426		0-0 F9		0-0 FC6-4 1-2			0-0 E8 1-3		0-0 E5	4	0	0	0	0	0	2											
Frank White, R OBP: 0.307, SLG: 0.412		0-0 1B			0-0 G4-3 1B		0-0 F3		0-0 F5	4	0	2	0	0	0	3											
Jamie Quirk, L OBP: 0.325, SLG: 0.364 John Wathan, R OBP: 0.297, SLG: 0.314		0-0 3-1			0-0 G4-3 1-2		0-0 F8			2	0	0	0	0	0	2											
Darryl Motley, R OBP: 0.200, SLG: 0.240			0-0 F7		0-0 CS 1B			0-0 F9		3	0	1	0	0	0	0											
U L Washington, S OBP: 0.324, SLG: 0.292			0-0 F8		0-0 CS 1-2	0-0 F6		0-0 F7		3	0	0	0	0	0	0											
Inning Stats	R: 0 E: 0 K: 0 S: 3	H: 0 LOB: 0 BB: 0 P: 3	R: 0 E: 0 K: 0 S: 4	H: 1 LOB: 1 BB: 0 P: 4	R: 0 E: 0 K: 0 S: 3	H: 0 LOB: 0 BB: 0 P: 3	R: 0 E: 0 K: 0 S: 4	H: 1 LOB: 1 BB: 0 P: 4	R: 0 E: 0 K: 1 S: 5	H: 2 LOB: 0 BB: 0 P: 3	R: 0 E: 0 K: 0 S: 5	H: 0 LOB: 0 BB: 0 P: 5	R: 0 E: 1 K: 0 S: 5	H: 1 LOB: 2 BB: 0 P: 5	R: 0 E: 0 K: 0 S: 4	H: 1 LOB: 1 BB: 0 P: 4	R: 0 E: 1 K: 1 S: 6	H: 0 LOB: 1 BB: 0 P: 6	1B: 5 2B: 1 3B: 0 HR: 0	SF: 0 SAC: 0 DP: 1 HBP: 0	WP: 0 PB: 0 SB: 0 CS: 1	PA: 34					
PITCHER	IP	WLS	BF	H	R	ER	SO	BB	IBB	HBP	BLK	WP	HR	S	P	ERA	WHIP										
Rick Reuschel, R ERA: 3.36	(1, 1)	6.0	W	20	4	0	0	1	0	0	0	0	0	22	22	0.00	0.667										
Rudy May, L ERA: 4.53	(7, 1)	0.2		4	1	0	0	0	0	0	0	0	0	4	4	0.00	1.500										
George Frazier, R ERA:	(7, 1)	2.1	S	9	1	0	0	1	0	0	0	0	0	11	11	0.00	0.429										

Batter	1	2	3	4	5	6	7	8	9	AB	R	H	RBI	BB	SO	LOB	BOTTOM											
Willie Randolph, R OBP: 0.354, SLG: 0.311	0-0 1B	0-0 1B		0-0 6-3			4-0 3B	4-0 FC6-4		3	1	2	0	2	0	0	Kansas City Royals @ New York Yankees Yankee Stadium, Bronx, NY Sat Aug 22 1981, 3:33 AM EDT Att: 40,127 - Cloudy - 81 F											
Jerry Mumphrey, S OBP: 0.375, SLG: 0.432	0-0 F8	0-0 1B			0-0 4-3 1B		0-0 SF9 3B	0-0 FC6-4 1-2		5	1	3	1	0	0	3												
Dave Winfield, R OBP: 0.352, SLG: 0.428	0-0 F8	0-0 F3			0-0 4-3 1-2 1B		0-0 SF9			3	0	0	1	0	0	4												
Bob Watson, R OBP: 0.325, SLG: 0.394	0-0 1B		0-0 6-3		0-0 F3		0-0 F2			4	0	1	0	0	0	1												
Reggie Jackson, L OBP: 0.329, SLG: 0.371	0-3 K		0-0 F9		0-3 K		0-0 1B			4	0	1	0	0	2	3												
Lou Piniella, R OBP: 0.328, SLG: 0.418 Oscar Gamble, L OBP: 0.392, SLG: 0.530		0-0 5-3		0-0 F4		4-0 SH1-4 BB	0-0 4-3			2	0	0	0	0	0	0												
Aurelio Rodriguez, R OBP: 0.303, SLG: 0.454		0-0 HR 1B		0-0 1B 2B		0-0 SH1-4 1-2		0-3 K		3	2	2	0	0	1	0												
Rick Cerone, R OBP: 0.269, SLG: 0.315		0-0 F9		0-0 G6-3 1B		0-0 6-3		4-0 BB BB		3	0	1	1	1	0	2												
Bucky Dent, R OBP: 0.295, SLG: 0.387		0-0 HR		0-0 G6-3 1-2		0-0 F9		0-0 F4		4	1	1	2	0	0	3												
Inning Stats	R: 0 E: 0 K: 1 S: 7	H: 2 LOB: 2 BB: 0 P: 7	R: 2 E: 0 K: 0 S: 7	H: 4 LOB: 2 BB: 0 P: 7	R: 0 E: 0 K: 0 S: 3	H: 0 LOB: 0 BB: 0 P: 3	R: 1 E: 0 K: 0 S: 4	H: 2 LOB: 0 BB: 0 P: 4	R: 0 E: 0 K: 0 S: 3	H: 0 LOB: 1 BB: 1 P: 7	R: 2 E: 0 K: 0 S: 5	H: 2 LOB: 1 BB: 1 P: 9	R: 0 E: 0 K: 1 S: 5	H: 0 LOB: 2 BB: 2 P: 13	R: 0 E: 0 K: 1 S: 5	H: 0 LOB: 2 BB: 2 P: 13	1B: 8 2B: 1 3B: 1 HR: 1	SF: 1 SAC: 1 DP: 1 HBP: 0	WP: 0 PB: 0 SB: 0 CS: 0	PA: 38								
PITCHER	IP	WLS	BF	H	R	ER	SO	BB	IBB	HBP	BLK	WP	HR	S	P	ERA	WHIP											
Paul Splitteroff, L ERA: 4.79	(1, 1)	5.0	L	23	9	3	3	2	0	0	0	0	0	1	27	27	5.40	1.800										
Rene Martin, R ERA: 3.19	(6, 1)	3.0		15	2	2	2	1	4	0	0	0	0	13	29	6.00	2.000											

Batter	1	2	3	4	5	6	7	8	9	AB	R	H	RBI	BB	SO	LOB	TOP										
Willie Wilson, S OBP: 0.302, SLG: 0.339 (1, 7)										4	0	2	0	0	2	0	Kansas City Royals @ New York Yankees Yankee Stadium, Bronx, NY Sun Aug 23 1981, 3:33 AM EDT Att: 40,258 - Sunny - 79 F										
U L Washington, S OBP: 0.327, SLG: 0.293 (1, 6)										3	0	1	0	1	1												
George Brett, L OBP: 0.327, SLG: 0.422 (1, 5)										4	0	1	0	0	0	2											
Amos Otis, R OBP: 0.311, SLG: 0.427 (1, 8)										4	0	2	0	0	1	3											
Lee May, R OBP: 0.340, SLG: 0.373 (1, 10)										4	0	0	0	0	2	3											
Frank White, R OBP: 0.306, SLG: 0.408 (1, 4)										4	0	1	0	0	1	0											
Willie Aikens, L OBP: 0.377, SLG: 0.429 (1, 3)										4	0	0	0	0	1	2											
Darryl Motley, R OBP: 0.189, SLG: 0.226 (1, 9)										3	0	0	0	0	1	0											
John Wathan, R OBP: 0.293, SLG: 0.309 (1, 2)										3	0	0	0	0	0	0											
Inning Stats	R: 0 E: 0 K: 1 S: 7	H: 2 LOB: 2 BB: 0 P: 7	R: 0 E: 0 K: 2 S: 7	H: 0 LOB: 0 BB: 0 P: 7	R: 0 E: 0 K: 1 S: 6	H: 1 LOB: 1 BB: 0 P: 6	R: 0 E: 0 K: 0 S: 3	H: 0 LOB: 0 BB: 0 P: 3	R: 0 E: 0 K: 1 S: 5	H: 0 LOB: 0 BB: 0 P: 5	R: 0 E: 0 K: 2 S: 7	H: 2 LOB: 1 BB: 0 P: 7	R: 0 E: 0 K: 0 S: 4	H: 2 LOB: 1 BB: 0 P: 4	R: 0 E: 0 K: 1 S: 7	H: 2 LOB: 3 BB: 1 P: 11	R: 0 E: 0 K: 1 S: 5	H: 0 LOB: 0 BB: 0 P: 5	1B: 7 2B: 0 3B: 0 HR: 0	SF: 0 SAC: 0 DP: 1 HBP: 0	WP: 0 PB: 0 CS: 0	PA: 34					
PITCHER	IP	WLS	BF	H	R	ER	SO	BB	IBB	HBP	BLK	WP	HR	S	P	ERA	WHIP										
Ron Guidry, L ERA: 2.92 (1, 1)	7.0	W	25	5	0	0	7	0	0	0	0	0	0	39	39	0.00	0.714										
Ron Davis, R ERA: 2.19 (8, 1)	1.0		6	2	0	0	1	1	0	0	0	0	0	7	11	0.00	3.000										
Rich Gossage, R ERA: 0.53 (9, 1)	1.0		3	0	0	0	1	0	0	0	0	0	0	5	5	0.00	0.000										

Batter	1	2	3	4	5	6	7	8	9	AB	R	H	RBI	BB	SO	LOB	BOTTOM											
Jerry Mumphrey, S OBP: 0.371, SLG: 0.427 (1, 8)										5	1	1	1	0	1	4	Kansas City Royals @ New York Yankees Yankee Stadium, Bronx, NY Sun Aug 23 1981, 3:33 AM EDT Att: 40,258 - Sunny - 79 F											
Larry Milbourne, S OBP: 0.378, SLG: 0.439 (1, 4)										5	1	2	2	0	0	0												
Dave Winfield, R OBP: 0.354, SLG: 0.433 (1, 7)										4	2	2	0	0	1	1												
Oscar Gamble, L OBP: 0.395, SLG: 0.547 (1, 10)										3	2	1	2	1	1	1												
Reggie Jackson, L OBP: 0.324, SLG: 0.364 (1, 9)										4	0	0	0	0	0	3												
Graig Nettles, L OBP: 0.310, SLG: 0.382 Aurelio Rodriguez, R OBP: 0.314, SLG: 0.485 (1, 5) (5, 5)										1	1	1	3	1	0	0												
Bob Watson, R OBP: 0.310, SLG: 0.373 (1, 3)										4	0	0	0	0	0	2												
Rick Cerone, R OBP: 0.275, SLG: 0.328 (1, 2)										4	1	2	0	0	0	2												
Bucky Dent, R OBP: 0.295, SLG: 0.384 (1, 6)										4	0	1	0	0	0	3												
Inning Stats	R: 4 E: 0 K: 0 S: 6	H: 3 LOB: 1 BB: 1 P: 10	R: 4 E: 0 K: 0 S: 7	H: 4 LOB: 0 BB: 0 P: 7	R: 0 E: 1 K: 0 S: 4	H: 0 LOB: 2 BB: 1 P: 8	R: 0 E: 0 K: 0 S: 4	H: 1 LOB: 1 BB: 0 P: 4	R: 0 E: 0 K: 0 S: 5	H: 2 LOB: 2 BB: 0 P: 5	R: 0 E: 0 K: 2 S: 7	H: 0 LOB: 0 BB: 0 P: 7	R: 0 E: 0 K: 0 S: 4	H: 1 LOB: 1 BB: 0 P: 4	R: 0 E: 0 K: 1 S: 5	H: 0 LOB: 0 BB: 0 P: 5	R: 0 E: 0 K: 1 S: 5	H: 0 LOB: 0 BB: 0 P: 5	1B: 6 2B: 2 3B: 0 HR: 3	SF: 0 SAC: 0 DP: 0 HBP: 0	WP: 0 PB: 0 CS: 0	PA: 38						
PITCHER	IP	WLS	BF	H	R	ER	SO	BB	IBB	HBP	BLK	WP	HR	S	P	ERA	WHIP											
Rich Gale, R ERA: 5.83 (1, 1)	2.0	L	14	7	8	8	0	1	0	0	0	0	0	2	13	17	36.00	4.000										
Altee Hammaker, L ERA: 1.45 (3, 1)	4.0		17	3	0	0	2	1	0	0	0	0	0	20	24	0.00	1.000											
Ken Brett, L ERA: 4.5 (7, 1)	1.0		4	1	0	0	0	0	0	0	0	0	0	4	4	0.00	1.000											
Dan Quisenberry, R ERA: 2.29 (8, 1)	1.0		3	0	0	0	1	0	0	0	0	0	0	5	5	0.00	0.000											

AB	33
R	0
H	7
RBI	0
BB	1
SO	9
LOB	11



Batter	1	2	3	4	5	6	7	8	9	AB	R	H	RBI	BB	SO	LOB	TOP										
Gary Ward, R OBP: 0.311, SLG: 0.333 (1, 7)										4	1	2	0	0	1	0	Minnesota Twins @ New York Yankees Yankee Stadium, Bronx, NY Tue Aug 25 1981, 7:05 PM EDT Att: 26,110 - Unknown - 72 F										
Dave Engle, R OBP: 0.265, SLG: 0.326 (1, 9)										4	0	1	0	0	1	1											
Mickey Hatcher, R OBP: 0.290, SLG: 0.357 (1, 8)										4	0	0	1	0	1	2											
Pete Mackanin, R OBP: 0.267, SLG: 0.333 (1, 4)										4	1	2	0	0	0	1											
Danny Goodwin, L OBP: 0.316, SLG: 0.340 (1, 10)										4	0	0	0	0	2	2											
John Castino, R OBP: 0.289, SLG: 0.383 (1, 5)										4	1	2	1	0	0	0											
Sal Butera, R OBP: 0.308, SLG: 0.305 (1, 2)										3	0	2	1	0	0	0											
Kent Hrbek, L OBP: 0.250, SLG: 0.625 (1, 3)										3	0	0	0	0	1	2											
Lenny Faedo, R OBP: 0.250, SLG: 0.250 (1, 6)										3	0	0	0	0	1	1											
Inning Stats	R: 0 E: 0 K: 0 S: 3	H: 1 LOB: 0 BB: 0 P: 3	R: 2 E: 0 K: 2 S: 10	H: 3 LOB: 1 BB: 0 P: 10	R: 1 E: 0 K: 0 S: 4	H: 2 LOB: 0 BB: 0 P: 4	R: 0 E: 0 K: 1 S: 6	H: 1 LOB: 1 BB: 0 P: 6	R: 0 E: 0 K: 1 S: 5	H: 0 LOB: 0 BB: 0 P: 5	R: 0 E: 0 K: 0 S: 4	H: 2 LOB: 1 BB: 0 P: 4	R: 0 E: 0 K: 1 S: 5	H: 0 LOB: 0 BB: 0 P: 5	R: 0 E: 0 K: 2 S: 7	H: 0 LOB: 0 BB: 0 P: 7	R: 0 E: 0 K: 0 S: 3	H: 0 LOB: 0 BB: 0 P: 3	1B: 7 2B: 1 3B: 1 HR: 0	SF: 0 SAC: 0 DP: 2 HBP: 0	WP: 0 PB: 0 CS: 1	PA: 34					
PITCHER	IP	WLS	BF	H	R	ER	SO	BB	IBB	HBP	BLK	WP	HR	S	P	ERA	WHIP										
Rudy May, L ERA: 4.6 (1, 1)	6.2	L	26	9	3	3	4	0	0	0	0	0	0	34	34	4.05	1.350										
Ron Davis, R ERA: 2.14 (7, 1)	1.1		4	0	0	0	3	0	0	0	0	0	0	10	10	0.00	0.000										
Dave LaRoche, L ERA: 1.56 (9, 1)	1.0		3	0	0	0	0	0	0	0	0	0	0	3	3	0.00	0.000										

AB	33
R	3
H	9
RBI	3
BB	0
SO	7
LOB	9



Batter	1	2	3	4	5	6	7	8	9	AB	R	H	RBI	BB	SO	LOB	BOTTOM										
Jerry Mumphrey, S OBP: 0.375, SLG: 0.430 (1, 8)										4	0	1	0	1	0	0	Minnesota Twins @ New York Yankees Yankee Stadium, Bronx, NY Tue Aug 25 1981, 7:05 PM EDT Att: 26,110 - Unknown - 72 F										
Larry Milbourne, S OBP: 0.382, SLG: 0.451 (1, 4)										4	0	2	0	0	0	1											
Dave Winfield, R OBP: 0.352, SLG: 0.433 (1, 7)										4	0	1	0	0	1	3											
Bob Watson, R OBP: 0.301, SLG: 0.349 (1, 3)										4	0	1	0	0	0	3											
Reggie Jackson, L OBP: 0.325, SLG: 0.358 (1, 10)										2	0	0	0	1	1	3											
Aurelio Rodriguez, R OBP: 0.333, SLG: 0.500 (8, PH)										1	0	1	0	0	0	0											
Barry Foote, R OBP: 0.254, SLG: 0.360 (1, 2)										4	0	1	0	0	0	2											
Graig Nettles, L OBP: 0.311, SLG: 0.372 (1, 5)										2	0	0	0	2	0	3											
Bucky Dent, R OBP: 0.292, SLG: 0.374 (1, 6)										3	0	0	0	1	0	4											
Bobby Brown, S OBP: 0.217, SLG: 0.261 (1, 9)										4	0	0	0	0	2	4											
Inning Stats	R: 0 E: 0 K: 0 S: 4	H: 1 LOB: 1 BB: 0 P: 4	R: 0 E: 0 K: 1 S: 5	H: 0 LOB: 2 BB: 2 P: 13	R: 0 E: 0 K: 0 S: 4	H: 1 LOB: 2 BB: 1 P: 8	R: 0 E: 0 K: 0 S: 2	H: 0 LOB: 1 BB: 2 P: 10	R: 0 E: 0 K: 1 S: 5	H: 0 LOB: 0 BB: 0 P: 5	R: 0 E: 0 K: 1 S: 7	H: 2 LOB: 2 BB: 0 P: 7	R: 0 E: 0 K: 0 S: 4	H: 1 LOB: 1 BB: 0 P: 4	R: 0 E: 0 K: 0 S: 4	H: 1 LOB: 1 BB: 0 P: 4	R: 0 E: 0 K: 1 S: 5	H: 0 LOB: 0 BB: 0 P: 5	1B: 6 2B: 1 3B: 0 HR: 0	SF: 0 SAC: 0 DP: 2 HBP: 0	WP: 1 PB: 0 CS: 0	PA: 37					
PITCHER	IP	WLS	BF	H	R	ER	SO	BB	IBB	HBP	BLK	WP	HR	S	P	ERA	WHIP										
Darrell Jackson, L ERA: 4.42 (1, 1)	5.1	W	24	5	0	0	3	5	0	0	0	0	0	25	45	0.00	1.875										
Jerry Koosman, L ERA: 4.32 (6, 1)	3.2	S	13	2	0	0	1	0	0	0	0	0	0	15	15	0.00	0.545										

AB	32
R	0
H	7
RBI	0
BB	5
SO	4
LOB	23



Batter	1	2	3	4	5	6	7	8	9	AB	R	H	RBI	BB	SO	LOB	TOP																	
Gary Ward, R OBP: 0.310, SLG: 0.328 (1, 7)										3	1	0	0	1	1	1	Minnesota Twins @ New York Yankees Yankee Stadium, Bronx, NY Wed Aug 26 1981, 7:05 PM EDT Att: 30,271 - Overcast - 69 F																	
Dave Engle, R OBP: 0.265, SLG: 0.324 (1, 9)										4	1	1	0	0	0	3																		
Mickey Hatcher, R OBP: 0.287, SLG: 0.354 Hosken Powell, L OBP: 0.283, SLG: 0.308 Danny Goodwin, L OBP: 0.316, SLG: 0.340 (1, 8)										3	0	0	0	0	2	3																		
Pete Mackanin, R OBP: 0.268, SLG: 0.340 Rob Wilfong, L OBP: 0.295, SLG: 0.315 (8, PH)										3	0	1	1	0	0	0																		
John Castino, R OBP: 0.292, SLG: 0.385 (1, 5)										4	0	2	0	0	1	0																		
Sal Butera, R OBP: 0.307, SLG: 0.298 (1, 2)										3	0	0	0	1	0	4																		
Chuck Baker, R OBP: 0.164, SLG: 0.200 Glenn Adams, L OBP: 0.261, SLG: 0.269 (9, PH)										3	0	0	0	0	1	1																		
Kent Hrbek, L OBP: 0.307, SLG: 0.455 (1, 3)										3	0	0	0	1	2	0																		
Lenny Faedo, R OBP: 0.167, SLG: 0.167 (1, 6)										4	0	0	0	0	0	1																		
Inning Stats	R: 0 E: 0 K: 2 S: 7	H: 0 LOB: 0 BB: 0 P: 7	R: 0 E: 0 K: 1 S: 5	H: 0 LOB: 1 BB: 1 P: 9	R: 0 E: 1 K: 1 S: 6	H: 0 LOB: 2 BB: 1 P: 10	R: 0 E: 0 K: 1 S: 5	H: 0 LOB: 0 BB: 0 P: 5	R: 1 E: 0 K: 0 S: 5	H: 2 LOB: 2 BB: 1 P: 9	R: 0 E: 0 K: 1 S: 5	H: 0 LOB: 0 BB: 0 P: 5	R: 1 E: 0 K: 0 S: 6	H: 3 LOB: 2 BB: 0 P: 6	R: 0 E: 0 K: 0 S: 3	H: 0 LOB: 0 BB: 0 P: 3		1B: 4 2B: 1 3B: 0 HR: 0	SF: 0 SAC: 0 DP: 0 HBP: 0	WP: 0 PB: 0 CS: 0	PA: 36													
PITCHER	IP WLS BF H R ER SO BB IBB HBP BLK WP HR S P ERA WHIP																																	
Dave Righetti, L ERA: 1.92 Rich Gossage, R ERA: 0.76 (1, 1)	7.0	27	2	1	1	7	3	0	0	0	0	0	0	0	38	50	1.29	0.714																

Batter	1	2	3	4	5	6	7	8	9	AB	R	H	RBI	BB	SO	LOB	BOTTOM																
Jerry Mumphrey, S OBP: 0.369, SLG: 0.423 (1, 8)										4	0	0	0	0	1	3	Minnesota Twins @ New York Yankees Yankee Stadium, Bronx, NY Wed Aug 26 1981, 7:05 PM EDT Att: 30,271 - Overcast - 69 F																
Larry Milbourne, S OBP: 0.373, SLG: 0.436 (1, 4)										4	1	1	0	0	0	1																	
Oscar Gamble, L OBP: 0.399, SLG: 0.539 (1, 10)										3	1	1	0	1	1	2																	
Graig Nettles, L OBP: 0.314, SLG: 0.371 (1, 5)										3	0	1	0	1	0	1																	
Dave Revering, L OBP: 0.318, SLG: 0.342 (1, 3)										3	0	2	1	1	0	0																	
Dave Winfield, R OBP: 0.350, SLG: 0.429 (1, 7)										3	1	0	1	1	0	5																	
Bobby Brown, S OBP: 0.222, SLG: 0.259 (1, 9)										4	0	1	0	0	2	3																	
Barry Foote, R OBP: 0.248, SLG: 0.350 Bobby Murcer, L OBP: 0.330, SLG: 0.432 Rick Cerone, R OBP: 0.273, SLG: 0.324 (1, 2)										3	0	0	0	0	0	3																	
Bucky Dent, R OBP: 0.295, SLG: 0.381 (1, 6)										4	0	2	0	0	0	2																	
Inning Stats	R: 1 E: 0 K: 0 S: 5	H: 2 LOB: 2 BB: 1 P: 9	R: 0 E: 0 K: 1 S: 6	H: 1 LOB: 0 BB: 0 P: 6	R: 1 E: 2 K: 1 S: 7	H: 1 LOB: 3 BB: 2 P: 15	R: 0 E: 0 K: 1 S: 6	H: 1 LOB: 1 BB: 0 P: 6	R: 0 E: 0 K: 0 S: 3	H: 0 LOB: 0 BB: 0 P: 5	R: 0 E: 0 K: 1 S: 4	H: 1 LOB: 1 BB: 0 P: 4	R: 1 E: 1 K: 0 S: 5	H: 2 LOB: 2 BB: 1 P: 9	R: 0 E: 0 K: 0 S: 5	H: 0 LOB: 0 BB: 0 P: 3		1B: 7 2B: 2 3B: 0 HR: 0	SF: 0 SAC: 1 DP: 1 HBP: 0	WP: 0 PB: 0 CS: 0	PA: 37												
PITCHER	IP WLS BF H R ER SO BB IBB HBP BLK WP HR S P ERA WHIP																																
Albert Williams, R ERA: 3.59 (1, 1)	8.0	37	9	3	3	4	3	1	0	0	0	0	0	41	57	3.38	1.500																

Batter	1	2	3	4	5	6	7	8	9	AB	R	H	RBI	BB	SO	LOB	TOP																										
Jerry Mumphrey, S (1, 8) OBP: 0.368, SLG: 0.448										5	3	3	3	0	0	2																											
Larry Milbourne, S (1, 4) OBP: 0.353, SLG: 0.397										5	0	1	1	0	0	3																											
Dave Winfield, R (1, 7) OBP: 0.356, SLG: 0.434										5	0	2	1	0	0	1																											
Bob Watson, R (1, 3) OBP: 0.300, SLG: 0.330										3	0	0	0	0	1	1																											
Dave Reverting, L (7, PH) OBP: 0.317, SLG: 0.340										1	0	0	0	0	1	2																											
Reggie Jackson, L (1, 9) OBP: 0.328, SLG: 0.361										4	1	2	0	0	1	0																											
Graig Nettles, L (1, 5) OBP: 0.309, SLG: 0.365										4	0	0	0	0	1	2																											
Rick Cerone, R (1, 2) OBP: 0.267, SLG: 0.322										4	0	1	0	0	0	1																											
Dennis Werth, R (1, 10) OBP: 0.244, SLG: 0.143										2	0	1	0	0	0	0																											
Oscar Gamble, L (7, PH) OBP: 0.400, SLG: 0.535										1	1	0	0	1	0	1																											
Bucky Dent, R (1, 6) OBP: 0.299, SLG: 0.383										4	1	3	1	0	0	1																											
Inning Stats	R: 1 E: 0 K: 0 S: 4	H: 2 LOB: 0 BB: 0 P: 4	R: 0 E: 0 K: 2 S: 7	H: 0 LOB: 0 BB: 0 P: 7	R: 0 E: 0 K: 0 S: 4	H: 1 LOB: 1 BB: 0 P: 4	R: 0 E: 0 K: 0 S: 3	H: 0 LOB: 0 BB: 0 P: 3	R: 0 E: 0 K: 0 S: 4	H: 1 LOB: 1 BB: 0 P: 4	R: 1 E: 0 K: 1 S: 6	H: 1 LOB: 0 BB: 0 P: 6	R: 4 E: 0 K: 1 S: 10	H: 5 LOB: 2 BB: 1 P: 14	R: 0 E: 0 K: 0 S: 4	H: 2 LOB: 1 BB: 0 P: 4	R: 0 E: 0 K: 0 S: 4	H: 1 LOB: 0 BB: 0 P: 4	1B: 9 2B: 2 3B: 2 HR: 1	SF: 0 SAC: 0 DP: 2 HBP: 0	WP: 0 PB: 0 CS: 0	PA: 39																					
PITCHER	IP	WLS	BF	H	R	ER	SO	BB	IBB	HBP	BLK	WP	HR	S	P	ERA	WHIP	PITCHER							IP	WLS	BF	H	R	ER	SO	BB	IBB	HBP	BLK	WP	HR	S	P	ERA	WHIP		
Steve Trout, L (1, 1) ERA: 2.87	6.1	L	24	6	3	3	3	0	0	0	0	0	1	30	30	4.26	0.947																										
Lynn McClothen, R (7, 1) ERA: 5.04	0.1		6	4	3	3	0	0	1	0	0	0	0	5	9	81.00	12.000																										
Ed Farmer, R (7, 1) ERA: 4.03	0.1		1	0	0	0	1	0	0	0	0	0	0	3	3	0.00	0.000																										
Kevin Hickey, L (8, 1) ERA: 3.45	1.0		4	2	0	0	0	0	0	0	0	0	0	4	4	0.00	2.000																										
Reggie Patterson, R (9, 1) ERA: 11.52	1.0		4	1	0	0	0	0	0	0	0	0	0	4	4	0.00	1.000																										

New York Yankees @ Chicago White Sox
Comiskey Park, Chicago, IL
Fri Aug 28, 1981, 8:05 PM EDT
Att: 33,390 - Cloudy - 71 F

AB 38
R 6
H 13
RBI 6
BB 1
SO 4
LOB 14



Batter	1	2	3	4	5	6	7	8	9	AB	R	H	RBI	BB	SO	LOB	BOTTOM																														
Ron LeFlore, R (1, 7) OBP: 0.304, SLG: 0.328										4	0	0	0	0	2	0																															
Tony Bemazzard, S (1, 4) OBP: 0.332, SLG: 0.384										4	1	3	0	0	0	0																															
Carlton Fisk, R (1, 2) OBP: 0.394, SLG: 0.413										4	0	1	0	0	2	1																															
Greg Luzinski, R (1, 10) OBP: 0.367, SLG: 0.468										3	0	0	0	1	1	3																															
Wayne Nordhagen, R (1, 9) OBP: 0.352, SLG: 0.451										4	0	1	0	0	1	3																															
Chet Lemon, R (1, 8) OBP: 0.390, SLG: 0.502										1	0	0	0	0	0	0																															
Rusty Kuntz, R (4, PH) OBP: 0.333, SLG: 0.282										1	0	0	0	0	1	1																															
Mike Squires, L (7, PH) OBP: 0.338, SLG: 0.324										1	0	0	0	0	0	2																															
Lamar Johnson, R (1, 3) OBP: 0.342, SLG: 0.389										3	0	0	0	0	1	1																															
Greg Pryor, R (1, 5) OBP: 0.301, SLG: 0.242										3	0	0	0	0	0	0																															
Bill Almon, R (1, 6) OBP: 0.350, SLG: 0.402										3	0	0	0	0	1	0																															
Inning Stats	R: 0 E: 0 K: 1 S: 6	H: 1 LOB: 1 BB: 0 P: 6	R: 0 E: 0 K: 1 S: 5	H: 0 LOB: 0 BB: 0 P: 5	R: 0 E: 0 K: 2 S: 7	H: 0 LOB: 0 BB: 0 P: 7	R: 1 E: 1 K: 1 S: 7	H: 1 LOB: 1 BB: 0 P: 7	R: 0 E: 0 K: 1 S: 5	H: 0 LOB: 0 BB: 0 P: 5	R: 0 E: 0 K: 2 S: 7	H: 0 LOB: 0 BB: 0 P: 7	R: 0 E: 0 K: 0 S: 3	H: 1 LOB: 1 BB: 1 P: 7	R: 0 E: 0 K: 0 S: 3	H: 0 LOB: 0 BB: 0 P: 3	R: 0 E: 0 K: 1 S: 6	H: 2 LOB: 1 BB: 0 P: 6	1B: 3 2B: 2 3B: 0 HR: 0	SF: 0 SAC: 0 DP: 2 HBP: 0	WP: 2 PB: 0 CS: 0	PA: 32																									
PITCHER	IP	WLS	BF	H	R	ER	SO	BB	IBB	HBP	BLK	WP	HR	S	P	ERA	WHIP	PITCHER							IP	WLS	BF	H	R	ER	SO	BB	IBB	HBP	BLK	WP	HR	S	P	ERA	WHIP						
Ron Guidry, L (1, 1) ERA: 2.82	6.0	W	23	3	1	1	8	1	0	0	0	0	0	38	42	1.50	0.667																														
George Frazier, R (7, 1) ERA: 0.59	2.0		7	2	0	0	0	0	0	0	0	0	0	7	7	0.00	1.000																														
Rich Gossage, R (9, 1) ERA: 0.74	1.0		2	0	0	0	1	0	0	0	0	0	0	4	4	0.00	0.000																														

New York Yankees @ Chicago White Sox
Comiskey Park, Chicago, IL
Fri Aug 28, 1981, 8:05 PM EDT
Att: 33,390 - Cloudy - 71 F


AB 31
R 1
H 5
RBI 0
BB 1
SO 9
LOB 11




Batter	1	2	3	4	5	6	7	8	9	AB	R	H	RBI	BB	SO	LOB	TOP									
Jerry Mumphrey, S OBP: 0.367, SLG: 0.453 (1, 8)										6	2	2	1	0	1	5	New York Yankees @ Chicago White Sox Comiskey Park, Chicago, IL Sat Aug 29 1981, 8:05 PM EDT Att: 32,507 - Unknown - 76 F									
Larry Milbourne, S OBP: 0.342, SLG: 0.382 (1, 4)										5	2	1	1	0	1	4										
Oscar Gamble, L OBP: 0.395, SLG: 0.528 Bob Watson, R OBP: 0.304, SLG: 0.326 Bobby Murcer, L OBP: 0.337, SLG: 0.476 (1, 10)										2	0	0	0	0	0	0										
Reggie Jackson, L OBP: 0.326, SLG: 0.371 (1, 9)										5	1	1	2	0	1	1										
Graig Nettles, L OBP: 0.307, SLG: 0.373 (1, 5)										5	1	1	1	0	2	1										
Dave Winfield, R OBP: 0.360, SLG: 0.446 (1, 7)										4	2	2	1	1	1	0										
Dave Revering, L OBP: 0.324, SLG: 0.348 (1, 3)										5	1	3	0	0	1	1										
Rick Cerone, R OBP: 0.284, SLG: 0.333 (1, 2)										4	2	3	1	1	0	0										
Bucky Dent, R OBP: 0.298, SLG: 0.381 (1, 6)										4	0	1	1	0	1	3										
Inning Stats	R: 0 E: 0 K: 1 S: 5	H: 0 LOB: 0 BB: 0 P: 5	R: 1 E: 0 K: 1 S: 7	H: 3 LOB: 2 BB: 0 P: 7	R: 0 E: 0 K: 0 S: 3	H: 1 LOB: 0 BB: 0 P: 3	R: 0 E: 0 K: 1 S: 5	H: 0 LOB: 0 BB: 0 P: 5	R: 2 E: 1 K: 1 S: 9	H: 3 LOB: 2 BB: 0 P: 9	R: 0 E: 0 K: 3 S: 10	H: 1 LOB: 1 BB: 0 P: 10	R: 3 E: 2 K: 0 S: 5	H: 0 LOB: 1 BB: 2 P: 13	R: 1 E: 0 K: 1 S: 6	H: 1 LOB: 0 BB: 0 P: 6		R: 5 E: 0 K: 0 S: 9	H: 6 LOB: 2 BB: 1 P: 13	1B: 9 2B: 2 3B: 0 HR: 4	SF: 0 SAC: 1 DP: 1 HBP: 0	WP: 0 PB: 0 SB: 1 CS: 0	PA: 46			
PITCHER	IP	WLS	BF	H	R	ER	SO	BB	IBB	HBP	BLK	WP	HR	S	P	ERA	WHIP									
Richard Dotson, R ERA: 3.31 Kevin Hickey, L ERA: 3.48 LaMarr Hoyt, R ERA: 4.42 Reggie Patterson, R ERA: 11.37	(1, 1)	4.2	L	20	7	3	2	4	0	0	0	0	0	1	28	28	3.86	1.500								
	(5, 1)	2.1		12	1	3	1	3	1	1	0	0	0	0	16	24	3.86	0.857								
	(8, 1)	1.1		9	5	5	5	1	0	0	0	0	0	2	11	11	33.75	3.750								
	(9, 1)	0.2		5	2	1	1	0	1	0	0	0	0	0	4	8	13.50	4.500								

Batter	1	2	3	4	5	6	7	8	9	AB	R	H	RBI	BB	SO	LOB	BOTTOM								
Ron LeFlore, R OBP: 0.303, SLG: 0.327 (1, 7)										4	1	1	0	0	1	2	New York Yankees @ Chicago White Sox Comiskey Park, Chicago, IL Sat Aug 29 1981, 8:05 PM EDT Att: 32,507 - Unknown - 76 F								
Mike Squires, L OBP: 0.333, SLG: 0.320 (1, 3)										3	0	0	0	0	0	1									
Carlton Fisk, R OBP: 0.392, SLG: 0.407 (1, 2)										3	0	0	1	1	0	1									
Greg Luzinski, R OBP: 0.369, SLG: 0.478 (1, 10)										3	1	1	1	1	0	1									
Wayne Nordhagen, R OBP: 0.341, SLG: 0.437 (1, 9)										4	0	0	0	0	1	2									
Tony Bemazzard, S OBP: 0.328, SLG: 0.378 (1, 4)										4	0	0	0	0	1	0									
Greg Pryor, R OBP: 0.303, SLG: 0.246 Bob Molinaro, L OBP: 0.483, SLG: 0.619 (1, 5)										3	0	1	0	0	0	0									
Rusty Kuntz, R OBP: 0.347, SLG: 0.302 (1, 8)										4	0	2	0	0	0	0									
Bill Almon, R OBP: 0.350, SLG: 0.401 (1, 6)										3	0	1	0	0	0	2									
Inning Stats	R: 0 E: 0 K: 1 S: 6	H: 1 LOB: 2 BB: 1 P: 10	R: 0 E: 0 K: 0 S: 5	H: 2 LOB: 2 BB: 0 P: 5	R: 0 E: 0 K: 0 S: 3	H: 0 LOB: 0 BB: 0 P: 3	R: 0 E: 0 K: 0 S: 5	H: 2 LOB: 2 BB: 0 P: 5	R: 2 E: 1 K: 0 S: 5	H: 1 LOB: 0 BB: 0 P: 5	R: 0 E: 0 K: 0 S: 3	H: 0 LOB: 0 BB: 0 P: 3	R: 0 E: 0 K: 1 S: 5	H: 0 LOB: 0 BB: 0 P: 5	R: 0 E: 0 K: 0 S: 2	H: 0 LOB: 0 BB: 1 P: 6		R: 0 E: 0 K: 1 S: 5	H: 0 LOB: 0 BB: 0 P: 5	1B: 5 2B: 0 3B: 0 HR: 1	SF: 0 SAC: 1 DP: 1 HBP: 0	WP: 0 PB: 0 SB: 1 CS: 0	PA: 35		
PITCHER	IP	WLS	BF	H	R	ER	SO	BB	IBB	HBP	BLK	WP	HR	S	P	ERA	WHIP								
Tommy John, L ERA: 2.58 George Frazier, R ERA: 0.53 Ron Davis, R ERA: 2.57	(1, 1)	7.0	W	29	6	2	0	2	1	0	0	1	1	32	36	0.00	1.000								
	(8, 1)	1.0		3	0	0	0	0	1	0	0	0	0	2	6	0.00	1.000								
	(9, 1)	1.0		3	0	0	0	1	0	0	0	0	0	5	5	0.00	0.000								

AB 42
R 12
H 15
RBI 11
BB 3
SO 8
LOB 17



AB 32
R 2
H 6
RBI 2
BB 2
SO 3
LOB 9



livebaseballscores.com

livebaseballscores.com

Batter	1	2	3	4	5	6	7	8	9	AB	R	H	RBI	BB	SO	LOB	TOP				
Jerry Mumphrey, S OBP: 0.364, SLG: 0.448 (1, 8)	K	4-3	FC6-4 CS	K		K			1B	5	0	1	0	0	2	2					
Larry Milbourne, S OBP: 0.346, SLG: 0.384 (1, 4) (5, 6)	G3 1B		BB S E	P6			4-3		F7	5	2	2	0	0	0	2					
Oscar Gamble, L OBP: 0.390, SLG: 0.517 (1, 10)	G3		F8		F7				F8	5	0	1	0	0	0	3					
Reggie Jackson, L OBP: 0.328, SLG: 0.371 (1, 9)	G3 2H 3B 1B		F2		F7		P6			3	1	1	1	1	0	2					
Graig Nettles, L OBP: 0.310, SLG: 0.381 (1, 5)	1H 1B 3B		BB E BB		5-3		F7			3	2	1	1	1	0	2					
Dave Winfield, R OBP: 0.362, SLG: 0.444 (1, 7)	3H 1B		E BB		F8			6-3		3	0	1	1	1	0	1					
Dave Revering, L OBP: 0.324, SLG: 0.347 Dennis Werth, R OBP: 0.238, SLG: 0.139 (1, 3) (7, 3)	4-3		E1					2-3		3	0	1	0	0	0	2					
Rick Cerone, R OBP: 0.277, SLG: 0.325 (1, 2)		6-3	K					1-3		4	0	0	0	0	2	3					
Bucky Dent, R OBP: 0.300, SLG: 0.379 Aurelio Rodriguez, R OBP: 0.317, SLG: 0.462 (1, 6) (5, 4)	1-6-3			FC6-4 HBP		6-3		F7		1	0	0	0	0	0	0					
Inning Stats	R: 3 E: 0 K: 1 S: 9	H: 4 LOB: 1 BB: 0 P: 9	R: 0 E: 0 K: 0 S: 3	H: 0 LOB: 0 BB: 0 P: 3	R: 2 E: 1 K: 1 S: 7	H: 1 LOB: 2 BB: 2 P: 15	R: 0 E: 0 K: 0 S: 2	H: 0 LOB: 0 BB: 0 P: 3	R: 0 E: 0 K: 2 S: 8	H: 1 LOB: 1 BB: 0 P: 8	R: 0 E: 0 K: 0 S: 4	H: 1 LOB: 1 BB: 0 P: 4	R: 0 E: 0 K: 0 S: 3	H: 0 LOB: 0 BB: 0 P: 3	R: 0 E: 0 K: 0 S: 4	H: 1 LOB: 1 BB: 0 P: 4	1B: 7 2B: 0 3B: 1 HR: 0	SF: 0 SAC: 0 DP: 0 HBP: 1	WP: 0 PB: 0 CS: 1	PA: 39	
PITCHER	IP	WLS	BF	H	R	ER	SO	BB	IBB	HBP	BLK	WP	HR	S	P	ERA	WHIP				
Dennis Lamp, R ERA: 2.09 (1, 1)	8.0	L	35	7	5	3	4	3	0	1	0	0	0	39	52	3.38	1.250				
Ed Farmer, R ERA: 3.92 (9, 1)	1.0		4	1	0	0	0	0	0	0	0	0	0	4	4	0.00	1.000				

New York Yankees @ Chicago White Sox
Comiskey Park, Chicago, IL
Sun Aug 30 1981, 4:33 AM EDT
Att: 33,213 - Sunny - 74 F

AB 35
R 5
H 8
RBI 3
BB 3
SO 4
LOB 18



Batter	1	2	3	4	5	6	7	8	9	AB	R	H	RBI	BB	SO	LOB	BOTTOM					
Ron LeFlore, R OBP: 0.306, SLG: 0.327 (1, 7)	5-3		K			SF8 4-3 BB				3	0	1	0	1	1	0						
Mike Squires, L OBP: 0.331, SLG: 0.317 Lamar Johnson, R OBP: 0.333, SLG: 0.378 (1, 3) (6, FH) (7, 3)	F8		4-3			4-3			F8	2	0	0	0	0	0	0						
Carlton Fisk, R OBP: 0.390, SLG: 0.406 (1, 2)	1B			F7		SF8			5-3	3	0	1	1	0	0	0						
Greg Luzinski, R OBP: 0.364, SLG: 0.471 (1, 10)	P6			6-3		F7			F7	4	0	0	0	0	0	2						
Wayne Nordhagen, R OBP: 0.346, SLG: 0.446 (1, 9)		FC5-4 BB 1B		F9		5-3				4	0	2	0	0	0	0						
Tony Bemazzard, S OBP: 0.327, SLG: 0.374 (1, 4)		FC5-4 BB			P1		5-3		K	3	0	0	0	1	1	1						
Jim Morrison, R OBP: 0.243, SLG: 0.344 (1, 5)		FC5-4			6-3		5-3			3	0	0	0	0	0	2						
Rusty Kuntz, R OBP: 0.327, SLG: 0.283 (1, 8)		F8			6-3				F8	3	0	0	0	0	0	1						
Bill Almon, R OBP: 0.350, SLG: 0.400 (1, 6)				P4		4-3 BB SF8 1B			K	3	1	1	0	0	1	0						
Inning Stats	R: 0 E: 0 K: 0 S: 4	H: 1 LOB: 1 BB: 0 P: 4	R: 0 E: 0 K: 0 S: 3	H: 1 LOB: 1 BB: 1 P: 7	R: 0 E: 0 K: 1 S: 5	H: 0 LOB: 0 BB: 0 P: 5	R: 0 E: 0 K: 0 S: 3	H: 0 LOB: 0 BB: 0 P: 3	R: 0 E: 0 K: 0 S: 3	H: 0 LOB: 0 BB: 0 P: 3	R: 1 E: 0 K: 0 S: 4	H: 1 LOB: 1 BB: 1 P: 8	R: 0 E: 0 K: 0 S: 3	H: 0 LOB: 0 BB: 0 P: 3	R: 0 E: 0 K: 1 S: 6	H: 1 LOB: 1 BB: 0 P: 6	R: 0 E: 0 K: 1 S: 6	H: 1 LOB: 1 BB: 0 P: 6	1B: 4 2B: 1 3B: 0 HR: 0	SF: 1 SAC: 0 DP: 1 HBP: 0	WP: 0 PB: 0 CS: 0	PA: 33
PITCHER	IP	WLS	BF	H	R	ER	SO	BB	IBB	HBP	BLK	WP	HR	S	P	ERA	WHIP					
Rudy May, L ERA: 4.32 (1, 1)	9.0	W	33	5	1	1	3	2	0	0	0	0	0	37	45	1.00	0.778					

New York Yankees @ Chicago White Sox
Comiskey Park, Chicago, IL
Sun Aug 30 1981, 4:33 AM EDT
Att: 33,213 - Sunny - 74 F

AB 30
R 1
H 5
RBI 1
BB 2
SO 3
LOB 9



Batter	1	2	3	4	5	6	7	8	9	AB	R	H	RBI	BB	SO	LOB	TOP										
Willie Randolph, R OBP: 0.352, SLG: 0.314		4-3			F8	G6-3		SF9		4	1	1	1	0	0	4	New York Yankees @ Minnesota Twins Metropolitan Stadium, Bloomington, MI Mon Aug 31 1981, 8:05 PM EDT Att: 12,774 - Overcast - 69 F										
Jerry Mumphy, S OBP: 0.356, SLG: 0.440	K		4-3		4-3		4-3	G3		5	0	0	0	0	1	2											
Oscar Gamble, L OBP: 0.389, SLG: 0.533 Bob Watson, R OBP: 0.298, SLG: 0.319	F7			HR		K	L5		4-3	3	1	1	1	0	1	1											
Reggie Jackson, L OBP: 0.333, SLG: 0.382			F9			1B 2B			K	4	1	2	1	1	1	0											
Graig Nettles, L OBP: 0.312, SLG: 0.379	4-3		G3			2B 1B			F9	4	1	1	0	1	0	1											
Dave Winfield, R OBP: 0.396, SLG: 0.452						1B				4	1	3	1	0	0	2											
Dave Revering, L OBP: 0.325, SLG: 0.343 Dennis Werth, R OBP: 0.256, SLG: 0.139					G4-6-3	1B				2	1	0	0	1	1	2											
Barry Foote, R OBP: 0.248, SLG: 0.347						1B				0	1	0	0	1	0	0											
Larry Milbourne, S OBP: 0.366, SLG: 0.416										4	0	1	2	0	0	2											
										4	0	3	1	0	0	0											
Inning Stats	R: 1 E: 0 K: 1 S: 7	H: 2 LOB: 1 BB: 0 P: 7	R: 0 E: 0 K: 1 S: 7	H: 2 LOB: 2 BB: 0 P: 7	R: 1 E: 0 K: 0 S: 4	H: 1 LOB: 0 BB: 0 P: 4	R: 0 E: 0 K: 0 S: 3	H: 1 LOB: 0 BB: 0 P: 3	R: 0 E: 0 K: 0 S: 3	H: 0 LOB: 0 BB: 0 P: 3	R: 4 E: 0 K: 1 S: 8	H: 4 LOB: 1 BB: 2 P: 16	R: 0 E: 0 K: 0 S: 4	H: 1 LOB: 2 BB: 1 P: 8	R: 1 E: 0 K: 0 S: 4	H: 1 LOB: 1 BB: 1 P: 8	R: 0 E: 0 K: 1 S: 5	H: 0 LOB: 0 BB: 0 P: 5	1B: 6 2B: 5 3B: 0 HR: 1	SF: 1 SAC: 0 DP: 2 HBP: 0	WP: 0 PA: 41 CS: 0						
PITCHER	IP	WLS	BF	H	R	ER	SO	BB	IBB	HBP	BLK	WP	HR	S	P	ERA	WHIP										
Albert Williams, R ERA: 3.95	5.1	L	27	10	6	6	3	1	1	0	0	0	1	31	39	10.12	2.062										
John Hobbs, L ERA: 4.5	2.0		9	2	1	1	0	2	0	0	0	0	0	7	15	4.50	2.000										
Doug Corbett, R ERA: 2.61	1.2		5	0	0	0	1	0	0	0	0	0	0	7	7	0.00	0.000										

Batter	1	2	3	4	5	6	7	8	9	AB	R	H	RBI	BB	SO	LOB	BOTTOM										
Gary Ward, R OBP: 0.306, SLG: 0.327	F9		6-3			5-3		FC4		4	0	0	0	0	0	2	New York Yankees @ Minnesota Twins Metropolitan Stadium, Bloomington, MI Mon Aug 31 1981, 8:05 PM EDT Att: 12,774 - Overcast - 69 F										
Dave Engle, R OBP: 0.282, SLG: 0.321	F8				K	F8		F3		4	0	0	0	0	1	0											
Mickey Hatcher, R OBP: 0.284, SLG: 0.352	1-3				6-3		4-3		K	4	0	0	0	0	1	0											
Pete Mackanin, R OBP: 0.251, SLG: 0.331			1-3		F3		5-3		K	4	0	0	0	0	1	0											
Tim Laudner, R OBP: 0.429, SLG: 0.833						K		F9		2	0	0	0	1	1	0											
John Castino, R OBP: 0.291, SLG: 0.392						F8				3	0	1	0	0	1	1											
Sal Butera, R OBP: 0.331, SLG: 0.321										3	0	2	0	0	0	1											
Chuck Baker, R OBP: 0.155, SLG: 0.190										3	0	0	0	0	1	3											
Lenny Faedo, R OBP: 0.138, SLG: 0.111										3	0	0	0	0	0	2											
										3	0	0	0	0	0	2											
Inning Stats	R: 0 E: 0 K: 0 S: 3	H: 0 LOB: 0 BB: 0 P: 3	R: 0 E: 0 K: 1 S: 5	H: 0 LOB: 1 BB: 1 P: 9	R: 0 E: 0 K: 0 S: 3	H: 0 LOB: 0 BB: 0 P: 3	R: 0 E: 0 K: 1 S: 5	H: 0 LOB: 0 BB: 0 P: 5	R: 0 E: 0 K: 1 S: 6	H: 1 LOB: 1 BB: 0 P: 6	R: 0 E: 0 K: 0 S: 3	H: 0 LOB: 0 BB: 0 P: 3	R: 0 E: 0 K: 0 S: 3	H: 0 LOB: 0 BB: 0 P: 3	R: 0 E: 0 K: 1 S: 7	H: 2 LOB: 2 BB: 0 P: 7	R: 0 E: 0 K: 2 S: 7	H: 0 LOB: 0 BB: 0 P: 7	1B: 2 2B: 1 3B: 0 HR: 0	SF: 0 SAC: 0 DP: 0 HBP: 0	WP: 0 PA: 31 CS: 0						
PITCHER	IP	WLS	BF	H	R	ER	SO	BB	IBB	HBP	BLK	WP	HR	S	P	ERA	WHIP										
Dave Righetti, L ERA: 1.68	8.0	W	28	3	0	0	4	1	0	0	0	0	0	35	39	0.00	0.500										
Rich Gossage, R ERA: 0.72	1.0		3	0	0	0	2	0	0	0	0	0	0	7	7	0.00	0.000										

Batter	1	2	3	4	5	6	7	8	9	AB	R	H	RBI	BB	SO	LOB	TOP			
Willie Randolph, R (1, 4) OBP: 0.352, SLG: 0.320	F8		FC6-4			2B			4-3	5	1	2	2	0	0	2				
Jerry Mumphy, S (1, 8) OBP: 0.359, SLG: 0.443	6-3			6-3	1B	2B			HR	5	2	2	3	0	0	2				
Oscar Gamble, L (1, 10) OBP: 0.321, SLG: 0.526	4-3			5-3	1B				HR	2	0	0	0	0	0	0				
Bob Watson, R (5, FH) OBP: 0.302, SLG: 0.323										2	0	1	1	0	0	0				
Bobby Murcer, L (9, FH) OBP: 0.344, SLG: 0.476										0	1	0	0	1	0	0				
Reggie Jackson, L (1, 9) OBP: 0.335, SLG: 0.395		F7		E9	1B	G1-6-3			HR	5	2	2	3	0	0	1				
Graig Nettles, L (1, 5) OBP: 0.313, SLG: 0.377	F7									4	2	1	0	1	0	0				
Aurelio Rodriguez, R (9, 5) OBP: 0.317, SLG: 0.462										0	0	0	0	0	0	0				
Dave Winfield, R (1, 7) OBP: 0.367, SLG: 0.451	6-3			E7					F3	5	1	2	2	0	0	0				
Bobby Brown, S (9, 7) OBP: 0.222, SLG: 0.259										0	0	0	0	0	0	0				
Dave Revering, L (1, 3) OBP: 0.331, SLG: 0.339			F9	4-3		SH1-4			F9	2	0	0	0	0	0	1				
Dennis Werth, R (6, FH) OBP: 0.250, SLG: 0.135										1	0	0	0	0	0	0				
Barry Foote, R (1, 2) OBP: 0.241, SLG: 0.336			K			F8			5-3	4	0	0	0	0	1	2				
Larry Milbourne, S (1, 6) OBP: 0.395, SLG: 0.456										2	2	2	0	2	0	0				
Inning Stats	R: 0 E: 0 K: 0 S: 3	H: 0 LOB: 0 BB: 0 P: 3	R: 0 E: 0 K: 0 S: 3	H: 0 LOB: 0 BB: 0 P: 3	R: 0 E: 0 K: 1 S: 6	H: 1 LOB: 1 BB: 0 P: 6	R: 2 E: 2 K: 0 S: 6	H: 3 LOB: 1 BB: 0 P: 6	R: 3 E: 0 K: 0 S: 5	H: 3 LOB: 0 BB: 1 P: 9	R: 2 E: 0 K: 0 S: 5	H: 2 LOB: 2 BB: 2 P: 13	R: 0 E: 0 K: 0 S: 3	H: 0 LOB: 0 BB: 0 P: 3	R: 4 E: 0 K: 0 S: 6	H: 3 LOB: 0 BB: 1 P: 10	1B: 8 2B: 2 3B: 1 HR: 1	SF: 0 SAC: 1 DP: 1 HBP: 0	WP: 0 PA: 42 CS: 0	
PITCHER	IP	WLS	BF	H	R	ER	SO	BB	IBB	HBP	BLK	WP	HR	S	P	ERA	WHIP			
Pete Redfern, R (1, 1) ERA: 4.28	4.1	L	20	6	5	4	1	1	0	0	0	0	0	21	25	8.31	1.615			
Jack O'Connor, L (5, 1) ERA: 5.29	0.2		4	2	2	2	0	1	0	0	0	0	0	3	7	27.00	4.500			
John Verhoeven, R (6, 1) ERA: 4.02	4.0		18	4	4	4	0	1	1	0	0	0	1	16	24	9.00	1.250			

New York Yankees @ Minnesota Twins
Metropolitan Stadium, Bloomington, MI
Tue Sep 01 1981, 8:05 PM EDT
Att: 14,075 - Unknown - 63 F

AB 37
R 11
H 12
RBI 11
BB 4
SO 1
LOB 8



Batter	1	2	3	4	5	6	7	8	9	AB	R	H	RBI	BB	SO	LOB	BOTTOM			
Hosken Powell, L (1, 7) OBP: 0.284, SLG: 0.314	1-6-3							F2	P4	5	0	2	0	0	0	1				
Gary Ward, R (1, 8) OBP: 0.305, SLG: 0.335	G3		1-3			6-3			K	4	1	1	0	0	1	1				
Danny Goodwin, L (1, 3) OBP: 0.311, SLG: 0.333	G3			L4					1B	3	0	0	1	0	1	0				
Pete Mackanin, R (9, FH) OBP: 0.255, SLG: 0.331										0	1	0	0	1	0	0				
Glenn Adams, L (1, 10) OBP: 0.255, SLG: 0.258	4-3			3-1		3-1			1B	3	0	0	0	0	0	0				
Mickey Hatcher, R (9, FH) OBP: 0.297, SLG: 0.354										1	1	1	0	0	0	0				
Tim Laudner, R (1, 2) OBP: 0.389, SLG: 0.688		F9		5-3				F8		4	1	1	0	0	0	0				
John Castino, R (1, 5) OBP: 0.288, SLG: 0.387	6-3				4-3			6-3	L4	4	0	0	0	0	0	3				
Rob Wilfong, L (1, 4) OBP: 0.293, SLG: 0.319	4-3					F7			E5	2	0	0	0	1	0	0				
Sal Butera, R (9, FH) OBP: 0.329, SLG: 0.318										1	1	0	1	0	0	1				
Dave Engle, R (1, 9) OBP: 0.261, SLG: 0.327			K			4-3			SF8	3	1	1	1	0	1	1				
Lenny Faedo, R (1, 6) OBP: 0.182, SLG: 0.161			K							4	0	2	2	0	2	0				
Inning Stats	R: 1 E: 0 K: 0 S: 4	H: 1 LOB: 0 BB: 0 P: 4	R: 0 E: 0 K: 2 S: 8	H: 0 LOB: 0 BB: 0 P: 8	R: 0 E: 0 K: 0 S: 3	H: 0 LOB: 0 BB: 0 P: 3	R: 0 E: 0 K: 1 S: 5	H: 0 LOB: 2 BB: 0 P: 5	R: 0 E: 0 K: 0 S: 3	H: 0 LOB: 1 BB: 1 P: 7	R: 0 E: 0 K: 2 S: 7	H: 0 LOB: 0 BB: 0 P: 7	R: 4 E: 1 K: 0 S: 7	H: 3 LOB: 1 BB: 1 P: 11	1B: 5 2B: 2 3B: 1 HR: 0	SF: 1 SAC: 0 DP: 0 HBP: 0	WP: 0 PA: 37 CS: 0			
PITCHER	IP	WLS	BF	H	R	ER	SO	BB	IBB	HBP	BLK	WP	HR	S	P	ERA	WHIP			
Rick Reuschel, R (1, 1) ERA: 3.12	7.0		26	5	2	2	3	1	0	0	0	0	0	31	35	2.57	0.857			
Ron Davis, R (8, 1) ERA: 2.53	1.0		3	0	0	0	2	0	0	0	0	0	0	7	7	0.00	0.000			
Dave LaRoche, L (9, 1) ERA: 1.77	1.0		8	3	4	1	0	1	0	0	0	0	0	7	11	9.00	4.000			

New York Yankees @ Minnesota Twins
Metropolitan Stadium, Bloomington, MI
Tue Sep 01 1981, 8:05 PM EDT
Att: 14,075 - Unknown - 63 F

AB 34
R 6
H 8
RBI 5
BB 2
SO 5
LOB 7



Batter	1	2	3	4	5	6	7	8	9	AB	R	H	RBI	BB	SO	LOB	TOP										
Willie Randolph, R OBP: 0.347, SLG: 0.314 (1, 4)										5	0	0	0	0	2	1											
Jerry Mumphrey, S OBP: 0.363, SLG: 0.447 (1, 8)										4	2	2	0	1	0	0											
Dave Winfield, R OBP: 0.364, SLG: 0.447 (1, 7)										5	0	1	0	0	0	3											
Reggie Jackson, L OBP: 0.339, SLG: 0.414 (1, 9)										4	1	2	3	0	1	1											
Graig Nettles, L OBP: 0.316, SLG: 0.374 (1, 5)										2	0	0	0	2	2	1											
Bob Watson, R OBP: 0.312, SLG: 0.326 (1, 10)										2	0	1	0	1	0	1											
Oscar Gamble, L OBP: 0.388, SLG: 0.526 (8, FH)										0	0	0	0	1	0	0											
Dennis Werth, R OBP: 0.271, SLG: 0.128 (1, 3)										2	0	0	0	2	1	1											
Barry Foote, R OBP: 0.237, SLG: 0.331 (7, PH)										2	0	0	0	0	0	3											
Bobby Murcer, L OBP: 0.341, SLG: 0.470 (8, PH)										1	0	0	0	0	0	0											
Rick Cerone, R OBP: 0.275, SLG: 0.322 (7, 2)										1	0	0	0	0	0	3											
Larry Milbourne, S OBP: 0.389, SLG: 0.446 (1, 6)										4	0	1	0	0	1	3											
Inning Stats	R: 0 E: 0 K: 0 S: 2	H: 0 LOB: 0 BB: 1 P: 6	R: 0 E: 0 K: 2 S: 8	H: 1 LOB: 1 BB: 0 P: 8	R: 0 E: 0 K: 0 S: 3	H: 0 LOB: 0 BB: 0 P: 3	R: 1 E: 0 K: 1 S: 7	H: 2 LOB: 3 BB: 2 P: 15	R: 0 E: 0 K: 1 S: 5	H: 0 LOB: 0 BB: 0 P: 5	R: 0 E: 0 K: 1 S: 6	H: 1 LOB: 1 BB: 0 P: 6	R: 2 E: 0 K: 1 S: 7	H: 2 LOB: 3 BB: 3 P: 19	R: 0 E: 0 K: 1 S: 6	H: 1 LOB: 1 BB: 0 P: 6	1B: 4 2B: 2 3B: 0 HR: 1	SF: 0 SAC: 0 DP: 0 HBP: 1	WP: 1 PB: 0 CS: 2	PA: 40							
PITCHER	IP	WLS	BF	H	R	ER	SO	BB	IBB	HBP	BLK	WP	HR	S	P	ERA	WHIP										
Darrell Jackson, L ERA: 3.65 (1, 1)	6.1		25	3	1	1	4	3	1	1	0	0	0	28	45	1.42	0.947										
Doug Corbett, R ERA: 2.97 (7, 1)	1.0		7	3	2	2	1	1	0	0	0	0	1	8	12	18.00	4.000										
John Hobbs, L ERA: 4.5 (8, 1)	0.0		2	0	0	0	1	1	0	0	0	1	0	0	8	∞	∞										
Don Cooper, R ERA: 4.5 (8, 1)	1.2	W	6	1	0	0	2	0	0	0	0	0	0	10	10	0.00	0.600										

New York Yankees @ Minnesota Twins
 Metropolitan Stadium, Bloomington, MI
 Wed Sep 02 1981, 8:05 PM EDT
 Att: 16,231 - Unknown - 72 F

AB	32
R	3
H	7
RBI	3
BB	7
SO	7
LOB	17



Batter	1	2	3	4	5	6	7	8	9	AB	R	H	RBI	BB	SO	LOB	BOTTOM										
Gary Ward, R OBP: 0.308, SLG: 0.338 (1, 7)										4	1	2	0	0	1	0											
Dave Engle, R OBP: 0.257, SLG: 0.321 (1, 9)										3	0	0	0	0	2	2											
Hosken Powell, L OBP: 0.282, SLG: 0.312 (8, PH)										1	1	0	0	0	0	0											
Mickey Hatcher, R OBP: 0.293, SLG: 0.374 (1, 8)										3	2	2	3	1	0	0											
Pete Mackanin, R OBP: 0.251, SLG: 0.326 (1, 4)										3	0	0	0	0	2	2											
Rob Wilfong, L OBP: 0.293, SLG: 0.319 (8, PH)										0	0	0	1	0	0	0											
Tim Laudner, R OBP: 0.318, SLG: 0.550 (1, 10)										4	0	0	0	0	3	2											
John Castino, R OBP: 0.288, SLG: 0.386 (1, 5)										3	0	1	0	0	1	0											
Sal Butera, R OBP: 0.329, SLG: 0.326 (1, 2)										3	0	1	0	0	0	1											
Danny Goodwin, L OBP: 0.305, SLG: 0.327 (1, 3)										3	0	0	0	0	2	2											
Lenny Faedo, R OBP: 0.167, SLG: 0.147 (1, 6)										3	0	0	0	0	0	2											
Inning Stats	R: 0 E: 0 K: 2 S: 8	H: 1 LOB: 2 BB: 1 P: 12	R: 0 E: 0 K: 2 S: 7	H: 0 LOB: 0 BB: 0 P: 7	R: 0 E: 0 K: 1 S: 5	H: 0 LOB: 0 BB: 0 P: 5	R: 0 E: 0 K: 2 S: 7	H: 0 LOB: 0 BB: 0 P: 7	R: 2 E: 0 K: 1 S: 4	H: 2 LOB: 0 BB: 0 P: 7	R: 0 E: 0 K: 0 S: 4	H: 1 LOB: 1 BB: 0 P: 4	R: 2 E: 1 K: 2 S: 9	H: 1 LOB: 0 BB: 0 P: 9	R: 0 E: 0 K: 1 S: 6	H: 1 LOB: 0 BB: 0 P: 6	1B: 3 2B: 1 3B: 1 HR: 1	SF: 0 SAC: 1 DP: 0 HBP: 0	WP: 0 PB: 0 CS: 0	PA: 32							
PITCHER	IP	WLS	BF	H	R	ER	SO	BB	IBB	HBP	BLK	WP	HR	S	P	ERA	WHIP										
Ron Guidry, L ERA: 2.8 (1, 1)	7.0		27	5	2	2	9	1	0	0	0	0	0	44	48	2.57	0.857										
Rich Gossage, R ERA: 0.7 (8, 1)	1.0	L	5	1	2	0	2	0	0	0	0	0	0	9	9	0.00	1.000										

New York Yankees @ Minnesota Twins
 Metropolitan Stadium, Bloomington, MI
 Wed Sep 02 1981, 8:05 PM EDT
 Att: 16,231 - Unknown - 72 F

AB	30
R	4
H	6
RBI	4
BB	1
SO	11
LOB	11



Batter	1	2	3	4	5	6	7	8	9	AB	R	H	RBI	BB	SO	LOB	TOP								
Willie Randolph, R (1, 4) OBP: 0.345, SLG: 0.310	4-0 1-3 SF8 BB		0-0 F8			0-3 K	0-0 4-3			3	1	0	0	1	1	3									
Jerry Mumphrey, S (1, 8) OBP: 0.361, SLG: 0.442	0-0 1-3		0-0 F8			0-0 F8		4-0 G1-4-3 BB		3	0	0	0	1	0	2									
Dave Winfield, R (1, 7) OBP: 0.366, SLG: 0.451	0-0 SF8			4-0 G6-4-3 BB		0-0 2B		0-0 G1-4-3 1-2		2	0	1	1	1	0	1									
Reggie Jackson, L (1, 9) OBP: 0.338, SLG: 0.411	0-0 4-3		0-0 F4			0-0 F5		0-0 1B		4	0	1	0	0	0	2									
Bob Watson, R (1, 3) OBP: 0.313, SLG: 0.357		0-0 L8		0-0 G6-4-3 1-2					0-0 4-3 SH3-4 1B	3	1	1	1	0	0	1									
Dave Revering, L (8, 3) OBP: 0.325, SLG: 0.343										1	0	1	0	0	0	0									
Rick Cerone, R (1, 2) OBP: 0.270, SLG: 0.316		0-0 F4			0-3 K			0-0 F9		3	0	0	0	0	1	0									
Aurelio Rodriguez, R (1, 5) OBP: 0.275, SLG: 0.452									0-0 4-3	3	0	1	0	0	0	0									
Graig Nettles, L (9, PH) OBP: 0.315, SLG: 0.373										1	0	0	0	0	0	1									
Dennis Werth, R (1, 10) OBP: 0.275, SLG: 0.122			0-0 6-3					4-0 2B BB		2	0	0	0	1	0	1									
Oscar Gamble, L (9, PH) OBP: 0.391, SLG: 0.526								0-0 F8		0	0	0	0	1	0	0									
Andre Robertson, R (1, 6) OBP: 0.667, SLG: 1.000								0-0 F7		3	0	2	0	0	0	1									
Bobby Murcer, L (9, PH) OBP: 0.337, SLG: 0.464									0-0 FC6-4 1-2	1	0	0	0	0	0	2									
Inning Stats	R: 1 E: 0 K: 0 S: 3	H: 0 LOB: 0 BB: 1 P: 7	R: 0 E: 0 K: 0 S: 3	H: 0 LOB: 0 BB: 0 P: 3	R: 0 E: 0 K: 0 S: 4	H: 1 LOB: 1 BB: 0 P: 4	R: 0 E: 0 K: 0 S: 2	H: 0 LOB: 0 BB: 1 P: 6	R: 0 E: 0 K: 1 S: 6	H: 1 LOB: 1 BB: 0 P: 6	R: 0 E: 0 K: 0 S: 6	H: 1 LOB: 1 BB: 0 P: 6	R: 1 E: 0 K: 0 S: 5	H: 2 LOB: 2 BB: 1 P: 9	R: 0 E: 0 K: 0 S: 2	H: 1 LOB: 1 BB: 1 P: 6	R: 0 E: 0 K: 0 S: 4	H: 1 LOB: 2 BB: 1 P: 8	1B: 4 2B: 2 3B: 0 HR: 1	SF: 1 SAC: 1 DP: 2 HBP: 0	WP: 0 PB: 0 SB: 1 CS: 0	PA: 36			
PITCHER	IP	WLS	BF	H	R	ER	SO	BB	IBB	HBP	BLK	WP	HR	S	P	ERA	WHIP								
Mike Jones, L (1, 1) ERA: 1.95	7.0	W	29	5	2	2	2	4	0	0	0	0	1	29	45	2.57	1.286								
Dan Quisenberry, R (8, 1) ERA: 2.23	2.0	S	7	2	0	0	0	1	0	0	0	0	0	6	10	0.00	1.500								

New York Yankees @ Kansas City Royals
 Royals Stadium, Kansas City, MO
 Thu Sep 03 1981, 8:05 PM EDT
 Att: 26,565 - Unknown - 82 F

AB 29
 R 2
 H 7
 RBI 2
 BB 5
 SO 2
 LOB 14



Batter	1	2	3	4	5	6	7	8	9	AB	R	H	RBI	BB	SO	LOB	BOTTOM								
Willie Wilson, S (1, 7) OBP: 0.318, SLG: 0.344	0-0 2B 6-3 1B		0-0 1B 2B		0-0 5-3			0-0 1-3		4	2	2	0	0	0	0									
Frank White, R (1, 4) OBP: 0.310, SLG: 0.416	0-0 6-3 1B 2B		4-0 F9 1B BB		0-3 K			0-0 L5		3	1	1	0	1	1	0									
George Brett, L (1, 5) OBP: 0.337, SLG: 0.424	0-0 6-3		0-0 1-2 2-H 1B		0-0 G3					3	0	1	2	0	0	1									
Amos Otis, R (1, 8) OBP: 0.306, SLG: 0.420	0-0 2-3 3-H CS 1B		0-0 F9		0-0 1-3					3	0	1	1	0	0	2									
Hal McRae, R (1, 10) OBP: 0.310, SLG: 0.374	0-0 5-3		0-3 K					0-0 F4		3	0	0	0	0	1	3									
Willie Aikens, L (1, 3) OBP: 0.365, SLG: 0.446		0-0 6-3		0-3 K				0-0 4-3		3	0	0	0	0	1	0									
John Wathan, R (1, 2) OBP: 0.295, SLG: 0.314		0-0 6-3		0-0 5-3				0-0 F9		3	0	0	0	0	0	0									
Darryl Motley, R (1, 9) OBP: 0.264, SLG: 0.293		0-0 L3		0-0 F3				0-0 CS 1B		3	0	1	0	0	0	0									
U L Washington, S (1, 6) OBP: 0.318, SLG: 0.288			0-0 5-3		0-0 5-3			0-0 CS 1-2 F8		3	0	0	0	0	0	0									
Inning Stats	R: 2 E: 0 K: 0 S: 5	H: 3 LOB: 0 BB: 0 P: 5	R: 0 E: 0 K: 0 S: 3	H: 0 LOB: 0 BB: 0 P: 3	R: 1 E: 0 K: 1 S: 7	H: 2 LOB: 1 BB: 1 P: 11	R: 0 E: 0 K: 1 S: 5	H: 0 LOB: 0 BB: 0 P: 5	R: 0 E: 0 K: 0 S: 3	H: 0 LOB: 0 BB: 0 P: 3	R: 0 E: 0 K: 0 S: 3	H: 1 LOB: 0 BB: 0 P: 3	R: 0 E: 0 K: 0 S: 3	H: 0 LOB: 0 BB: 0 P: 3	R: 0 E: 0 K: 0 S: 3	H: 0 LOB: 0 BB: 0 P: 3	1B: 4 2B: 2 3B: 0 HR: 0	SF: 0 SAC: 0 DP: 0 HBP: 0	WP: 0 PB: 0 SB: 1 CS: 2	PA: 30					
PITCHER	IP	WLS	BF	H	R	ER	SO	BB	IBB	HBP	BLK	WP	HR	S	P	ERA	WHIP								
Tommy John, L (1, 1) ERA: 2.64	8.0	L	29	6	3	3	3	1	0	0	0	0	0	34	38	3.38	0.875								

New York Yankees @ Kansas City Royals
 Royals Stadium, Kansas City, MO
 Thu Sep 03 1981, 8:05 PM EDT
 Att: 26,565 - Unknown - 82 F


AB 28
 R 3
 H 6
 RBI 3
 BB 1
 SO 3
 LOB 6



Batter	1	2	3	4	5	6	7	8	9	AB	R	H	RBI	BB	SO	LOB	TOP								
Willie Randolph, R OBP: 0.346, SLG: 0.319 (1, 4)	0-0 6-3		0-0 5-3			0-0 SF8 3B		0-0 1B E 1B	0-0 F7	5	2	2	0	0	0	1									
Jerry Mumphrey, S OBP: 0.360, SLG: 0.441 (1, 8)	0-0 F7			0-0 F7		0-0 SF8		0-0 E 1B		3	1	1	1	0	0	0									
Oscar Gamble, L OBP: 0.390, SLG: 0.522 Dave Winfield, R OBP: 0.368, SLG: 0.452 (8, PH) (8, 7)	0-0 5-3			0-0 F9		0-0 1B		0-0 SF9 E 1B		3	0	1	0	0	0	0									
Reggie Jackson, L OBP: 0.337, SLG: 0.408 (1, 9)		0-0 4-3		0-3 K		0-0 1B		0-0 FC3		4	0	1	0	0	1	2									
Bobby Murcer, L OBP: 0.326, SLG: 0.448 Bob Watson, R OBP: 0.310, SLG: 0.354 (8, PH)	0-0 F8				0-0 F7	0-0 L9		0-0 K		3	0	0	0	0	0	2									
Graig Nettles, L OBP: 0.310, SLG: 0.368 (1, 5)	0-0 F7				0-0 4-3		0-0 4-3	0-0 SF9		3	0	0	1	0	0	0									
Dave Revering, L OBP: 0.330, SLG: 0.349 Dennis Werth, R OBP: 0.269, SLG: 0.119 (8, PH) (8, 3)			0-0 FC3-6 1B		0-0 1B		0-0 5-3	0-3 K		3	0	2	0	0	0	0									
Rick Cerone, R OBP: 0.263, SLG: 0.308 (1, 2)			0-3 K		0-0 6-3		0-3 K		0-0 F9	4	0	0	0	0	2	2									
Larry Milbourne, S OBP: 0.383, SLG: 0.437 (1, 6)			0-0 FC3-6 1-2			0-0 F8		0-0 1B 1B 1B	0-0 6-3	4	1	1	0	0	0	1									
Inning Stats	R: 0 E: 0 K: 0 S: 3	H: 0 LOB: 0 BB: 0 P: 3	R: 0 E: 0 K: 0 S: 3	H: 0 LOB: 0 BB: 0 P: 3	R: 0 E: 0 K: 1 S: 6	H: 1 LOB: 1 BB: 0 P: 6	R: 0 E: 0 K: 1 S: 5	H: 0 LOB: 0 BB: 0 P: 5	R: 0 E: 0 K: 0 S: 4	H: 1 LOB: 1 BB: 0 P: 4	R: 1 E: 0 K: 0 S: 6	H: 3 LOB: 2 BB: 0 P: 6	R: 0 E: 0 K: 1 S: 5	H: 0 LOB: 0 BB: 0 P: 5	R: 3 E: 1 K: 2 S: 12	H: 4 LOB: 2 BB: 0 P: 12	R: 0 E: 0 K: 0 S: 3	H: 0 LOB: 0 BB: 0 P: 3	1B: 8 2B: 0 3B: 1 HR: 0	SF: 2 SAC: 0 DP: 0 HBP: 0	WP: 0 PB: 0 SB: 0 CS: 0	PA: 37			
PITCHER	IP	WLS	BF	H	R	ER	SO	BB	IBB	HBP	BLK	WP	HR	S	P	ERA	WHIP								
Dennis Leonard, R ERA: 3.68 (1, 1)	7.0	L	29	8	4	2	3	0	0	0	0	0	0	35	35	2.57	1.143								
Paul Spittorff, L ERA: 4.52 (8, 1)	0.0		2	1	0	0	0	0	0	0	0	0	0	2	2	*	*								
Renie Martin, R ERA: 2.82 (8, 1)	0.1		1	0	0	0	1	0	0	0	0	0	0	3	3	0.00	0.000								
Ken Brett, L ERA: 4.33 (8, 1)	1.2		5	0	0	0	1	0	0	0	0	0	0	7	7	0.00	0.000								

New York Yankees @ Kansas City Royals
Royals Stadium, Kansas City, MO
Fri Sep 04 1981, 8:05 PM EDT
Att: 34,272 - Unknown - 80 F

AB 35
R 4
H 9
RBI 3
BB 0
SO 5
LOB 13



Batter	1	2	3	4	5	6	7	8	9	AB	R	H	RBI	BB	SO	LOB	BOTTOM								
Willie Wilson, S OBP: 0.320, SLG: 0.346 (1, 7)	0-0 G5-4-3 1B			0-3 K			0-0 F7 S 1B		0-0 G3	4	0	2	0	0	1	0									
Frank White, R OBP: 0.305, SLG: 0.409 (1, 4)	0-0 G5-4-3 1-2			0-0 5-3			0-0 F7		0-0 F8	4	0	0	0	0	0	2									
George Brett, L OBP: 0.332, SLG: 0.417 (1, 5)	0-0 F7			0-3 K			0-0 F8		0-0 4-3	4	0	0	0	0	1	1									
Amos Otis, R OBP: 0.303, SLG: 0.415 (1, 8)		0-0 F8			0-0 5-3		0-3 K			3	0	0	0	0	1	1									
Hal McRae, R OBP: 0.310, SLG: 0.373 (1, 10)		0-0 L6			0-0 F2			0-0 6-3 1B		3	0	1	0	0	0	0									
Willie Aikens, L OBP: 0.366, SLG: 0.441 (1, 3)		0-0 3-1			0-0 3-1			0-0 F8		3	0	0	0	0	0	1									
John Wathan, R OBP: 0.291, SLG: 0.309 (1, 2)			0-0 5-3			0-0 L6		0-0 6-3		3	0	0	0	0	0	1									
Darryl Motley, R OBP: 0.298, SLG: 0.286 Cesar Geronimo, L OBP: 0.291, SLG: 0.320 (8, PH) (9, 9)			0-0 6-3			0-3 K		4-0 BB		2	0	0	0	0	1	0									
U L Washington, S OBP: 0.314, SLG: 0.285 (1, 6)			0-3 K			0-0 6-3		0-0 1-3		3	0	0	0	0	1	2									
Inning Stats	R: 0 E: 0 K: 0 S: 3	H: 1 LOB: 0 BB: 0 P: 3	R: 0 E: 0 K: 0 S: 3	H: 0 LOB: 0 BB: 0 P: 3	R: 0 E: 0 K: 1 S: 5	H: 0 LOB: 0 BB: 0 P: 5	R: 0 E: 0 K: 2 S: 7	H: 0 LOB: 0 BB: 0 P: 7	R: 0 E: 0 K: 0 S: 3	H: 0 LOB: 0 BB: 0 P: 3	R: 0 E: 0 K: 1 S: 5	H: 0 LOB: 0 BB: 0 P: 5	R: 0 E: 0 K: 1 S: 6	H: 1 LOB: 1 BB: 0 P: 6	R: 0 E: 0 K: 0 S: 4	H: 1 LOB: 2 BB: 1 P: 8	R: 0 E: 0 K: 0 S: 3	H: 0 LOB: 0 BB: 0 P: 3	1B: 3 2B: 0 3B: 0 HR: 0	SF: 0 SAC: 0 DP: 1 HBP: 0	WP: 0 PB: 0 SB: 1 CS: 0	PA: 30			
PITCHER	IP	WLS	BF	H	R	ER	SO	BB	IBB	HBP	BLK	WP	HR	S	P	ERA	WHIP								
Rudy May, L ERA: 4.09 (1, 1)	6.2	W	21	2	0	0	4	1	0	0	0	0	0	29	29	0.00	0.300								
Ron Davis, R ERA: 2.43 (7, 1)	2.1	S	9	1	0	0	1	1	0	0	0	0	0	10	14	0.00	0.857								

New York Yankees @ Kansas City Royals
Royals Stadium, Kansas City, MO
Fri Sep 04 1981, 8:05 PM EDT
Att: 34,272 - Unknown - 80 F

AB 29
R 0
H 3
RBI 0
BB 1
SO 5
LOB 8



Batter	1	2	3	4	5	6	7	8	9	AB	R	H	RBI	BB	SO	LOB	TOP					
Willie Randolph, R (1,4) OBP: 0.348, SLG: 0.323	4-0 BB		0-0 P3		0-0 1-H 2B		0-0 F9			3	0	1	1	1	0	0						
Jerryumphrey, S (1,8) OBP: 0.355, SLG: 0.435	0-0 F8		0-0 F8		0-0 4-3			0-0 6-3		4	0	0	0	0	0	2						
Dave Winfield, R (1,7) OBP: 0.366, SLG: 0.448	0-0 F8		0-0 L7			4-0 0-6 BB		0-3 K		3	0	0	0	1	1	1						
Reggie Jackson, L (1,9) OBP: 0.332, SLG: 0.402	0-0 F2			0-0 F8		0-0 9-6		0-0 F3		4	0	0	0	0	0	2						
Bob Watson, R (1,3) OBP: 0.316, SLG: 0.359		0-0 BB 1B		0-0 6-3		0-0 1B		0-3 K		4	0	2	0	0	1	0						
Rick Cerone, R (1,2) OBP: 0.257, SLG: 0.301		0-0 P6		0-0 F7		0-0 F7		0-0 F8		4	0	0	0	0	0	2						
Graig Nettles, L (1,5) OBP: 0.316, SLG: 0.373		4-0 1-2 BB			4-0 2B BB		0-0 SH3-4 SF9 2B	0-0 F9		2	2	1	0	2	0	0						
Dennis Werth, R (1,10) OBP: 0.259, SLG: 0.114		0-3 K		0-0 L7		0-0 SH3-4				2	0	0	0	0	1	3						
Larry Milbourne, S (1,6) OBP: 0.371, SLG: 0.427		0-3 K		0-0 F7		0-0 SF9				2	0	0	1	0	1	3						
Inning Stats	R: 0 E: 0 K: 0 S: 3	H: 0 LOB: 1 BB: 1 P: 7	R: 0 E: 0 K: 2 S: 8	H: 1 LOB: 2 BB: 1 P: 12	R: 0 E: 0 K: 0 S: 3	H: 0 LOB: 0 BB: 0 P: 3	R: 0 E: 0 K: 0 S: 3	H: 0 LOB: 0 BB: 0 P: 3	R: 1 E: 0 K: 0 S: 4	H: 1 LOB: 1 BB: 1 P: 8	R: 0 E: 0 K: 0 S: 3	H: 1 LOB: 0 BB: 0 P: 7	R: 0 E: 0 K: 1 S: 5	H: 0 LOB: 0 BB: 0 P: 5	R: 0 E: 0 K: 1 S: 5	H: 0 LOB: 0 BB: 0 P: 5	R: 0 E: 0 K: 1 S: 5	H: 0 LOB: 0 BB: 0 P: 5	1B: 2 2B: 3 3B: 0 HR: 0	SF: 1 SAC: 1 DP: 1 HBP: 0	WP: 0 PB: 0 CS: 0	PA: 34
PITCHER Larry Gura, L (1,1) ERA: 3.03	IP: 9.0 WLS: L BF: 34	H: 4 R: 2 ER: 2 SO: 4	BB: 4 IBB: 0 HBP: 0 BLK: 0	WP: 0 HR: 0 S: 38 P: 54	ERA: 2.00 WHIP: 0.889											PITCHER	IP: 9.0 WLS: L BF: 34	H: 4 R: 2 ER: 2 SO: 4	BB: 4 IBB: 0 HBP: 0 BLK: 0	WP: 0 HR: 0 S: 38 P: 54	ERA: 2.00 WHIP: 0.889	

New York Yankees @ Kansas City Royals
 Royals Stadium, Kansas City, MO
 Sat Sep 05 1981, 4:33 AM EDT
 Att: 38,325 - Sunny - 83 F

AB	28
R	2
H	4
RBI	2
BB	4
SO	4
LOB	13



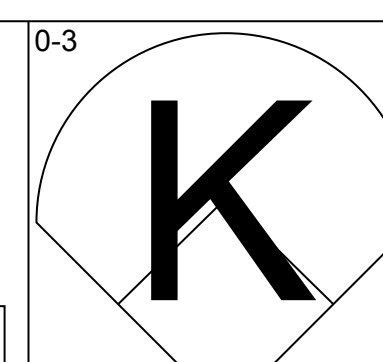
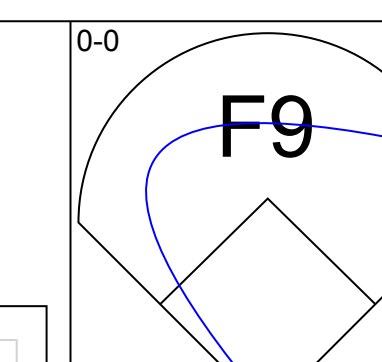
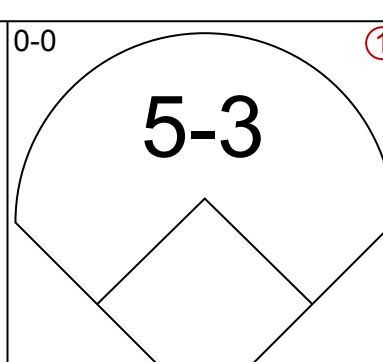
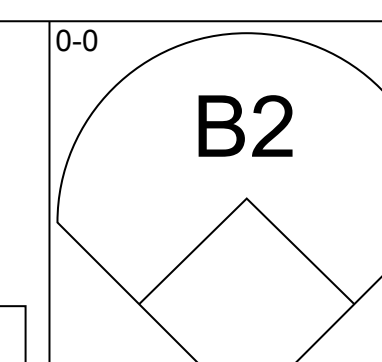
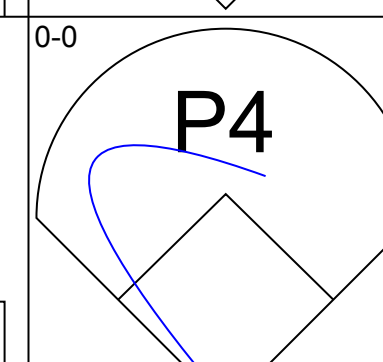
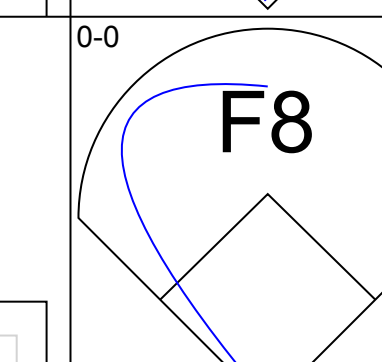
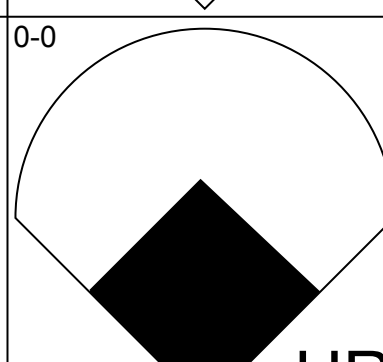
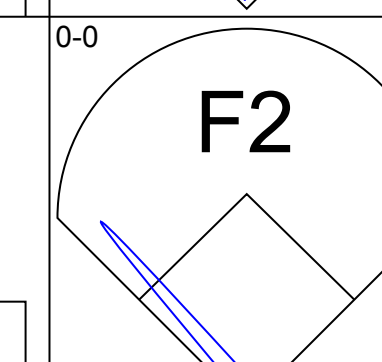
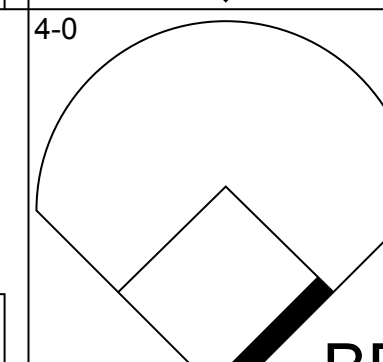

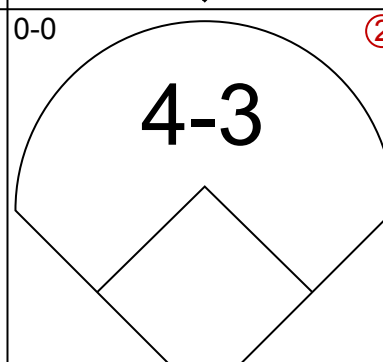
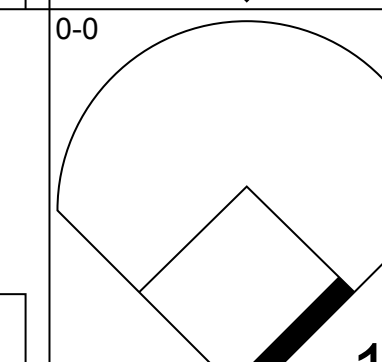
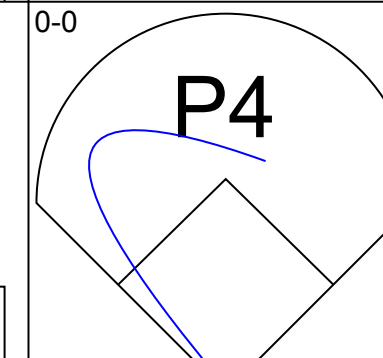
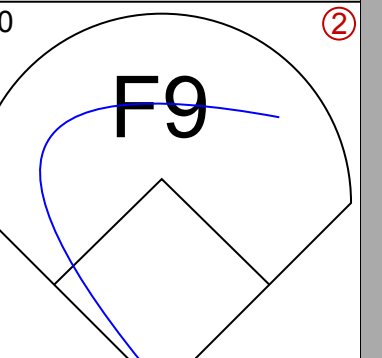
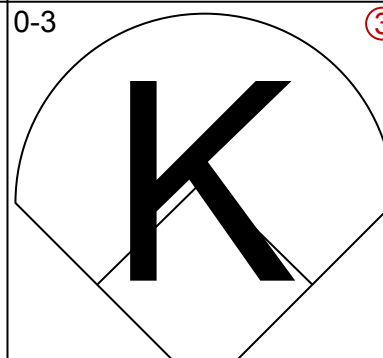
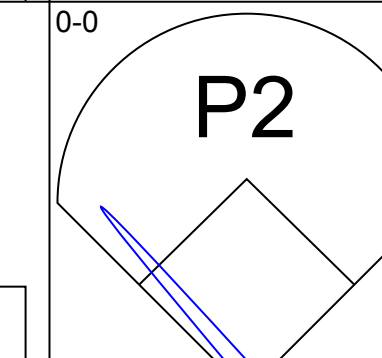
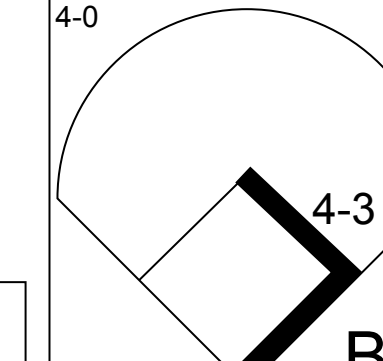
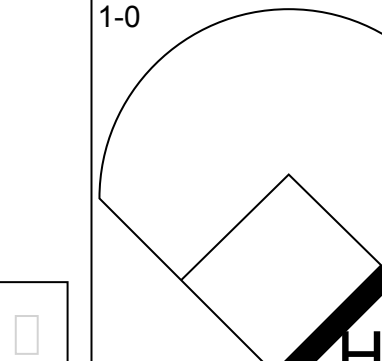

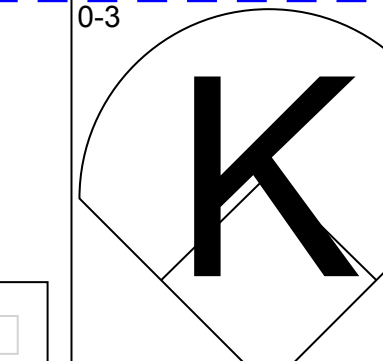
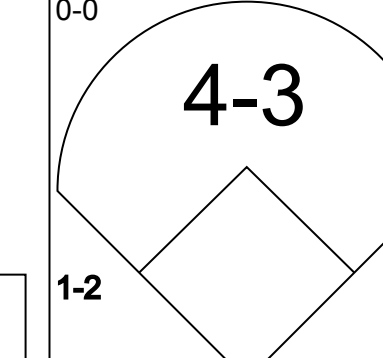
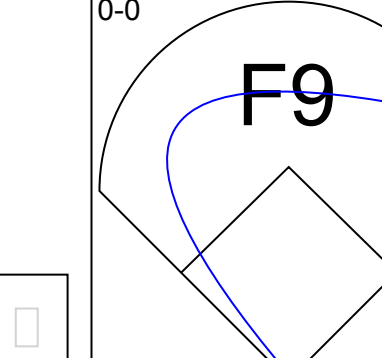

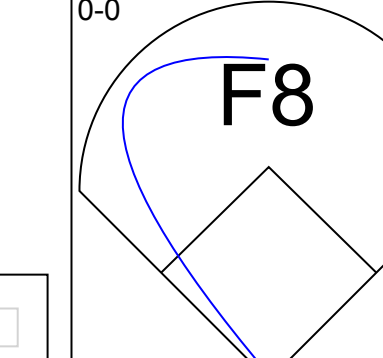
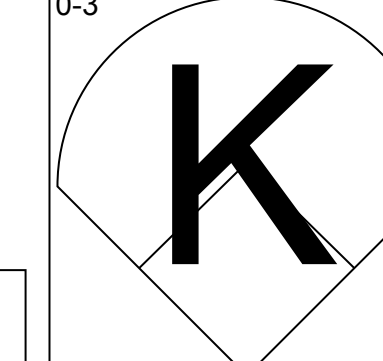
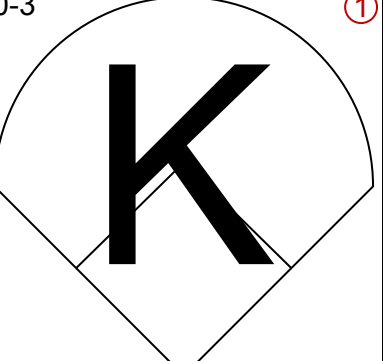

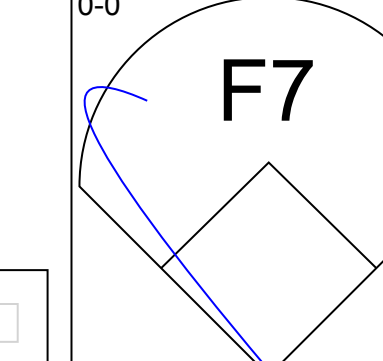
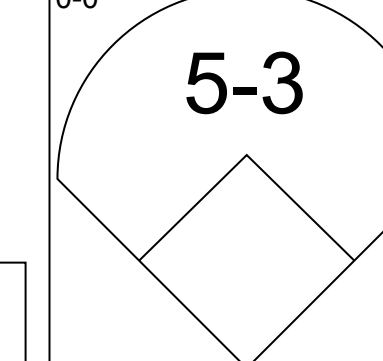
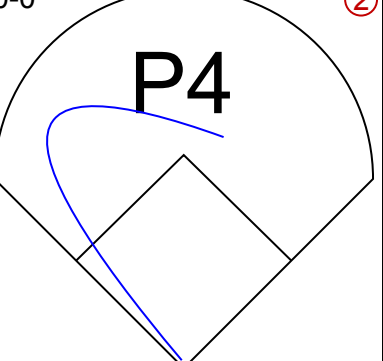

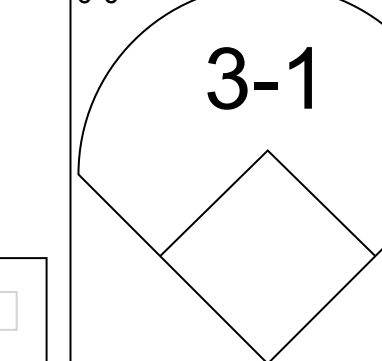
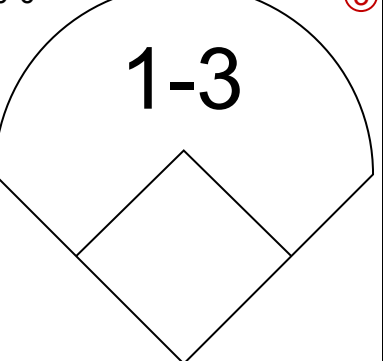

Batter	1	2	3	4	5	6	7	8	9	AB	R	H	RBI	BB	SO	LOB	BOTTOM				
Willie Wilson, S (1,7) OBP: 0.319, SLG: 0.345	0-0 G3			0-0 L8		0-0 S BLK 1B		0-0 5-3		4	1	1	0	0	0	0					
Frank White, R (1,4) OBP: 0.300, SLG: 0.402	0-0 5-3			0-0 6-3		0-0 F2		0-0 5-3		4	0	0	0	0	0	1					
George Brett, L (1,5) OBP: 0.338, SLG: 0.426	0-0 1B			0-0 2B		0-0 P6		0-0 1B		4	0	3	0	0	0	1					
Amos Otis, R (1,8) OBP: 0.302, SLG: 0.413		0-3 K		0-3 K		0-0 WP 1B		0-0 P6		4	0	1	1	0	2	2					
Hal McRae, R (1,10) OBP: 0.306, SLG: 0.368		0-3 K			0-0 4-3	0-0 F9		0-0 F9		4	0	0	0	0	1	1					
Willie Aikens, L (1,3) OBP: 0.384, SLG: 0.435		0-3 K			4-0 1B BB		0-3 K	0-0 6-3		3	0	0	0	1	2	0					
John Wathan, R (1,2) OBP: 0.295, SLG: 0.310			0-0 F8		0-0 L8		0-0 1-3 1B	4-0 S BB		3	0	1	0	1	0	1					
Darryl Motley, R (1,9) OBP: 0.261, SLG: 0.287 Cesar Geronimo, L (9,PH) OBP: 0.287, SLG: 0.320			0-0 4-3		0-0 1B		0-0 1-3	4-0 1-2 BB		3	0	1	0	0	0	1					
U L Washington, S (1,6) OBP: 0.311, SLG: 0.281 Lee May, R (9,PH) OBP: 0.333, SLG: 0.365			0-0 L8		0-0 L9		0-0 F8	0-0 F5		3	0	0	0	0	0	3					
Inning Stats	R: 0 E: 0 K: 0 S: 3	H: 1 LOB: 0 BB: 0 P: 3	R: 0 E: 0 K: 3 S: 9	H: 0 LOB: 0 BB: 0 P: 9	R: 0 E: 0 K: 1 S: 6	H: 1 LOB: 0 BB: 0 P: 6	R: 0 E: 0 K: 0 S: 4	H: 1 LOB: 1 BB: 0 P: 8	R: 1 E: 0 K: 0 S: 5	H: 2 LOB: 1 BB: 0 P: 5	R: 0 E: 0 K: 1 S: 6	H: 1 LOB: 1 BB: 0 P: 6	R: 0 E: 0 K: 0 S: 4	H: 1 LOB: 0 BB: 0 P: 4	R: 0 E: 0 K: 0 S: 3	H: 0 LOB: 2 BB: 2 P: 11	1B: 6 2B: 1 3B: 0 HR: 0	SF: 0 SAC: 0 DP: 0 HBP: 0	WP: 1 PB: 0 SB: 2 CS: 0	PA: 36	
PITCHER Dave Righetti, L (1,1) ERA: 1.62 Rich Gossage, R (9,1) ERA: 0.65	IP: 8.0 WLS: W BF: 31	H: 7 R: 1 ER: 1 SO: 5	BB: 1 IBB: 0 HBP: 0 BLK: 1	WP: 1 HR: 0 S: 40 P: 44	ERA: 1.12 WHIP: 1.000											PITCHER	IP: 1.0 WLS: S BF: 5	H: 0 R: 0 ER: 0 SO: 0	BB: 2 IBB: 0 HBP: 0 BLK: 0	WP: 0 HR: 0 S: 3 P: 11	ERA: 0.00 WHIP: 2.000

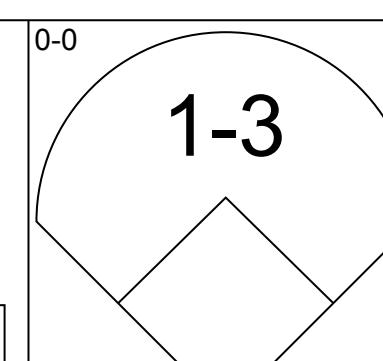
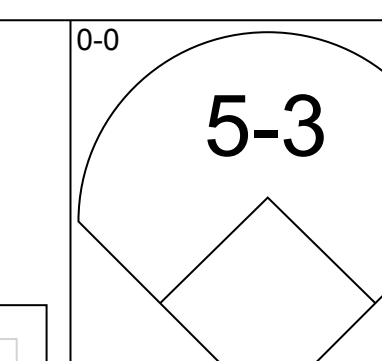
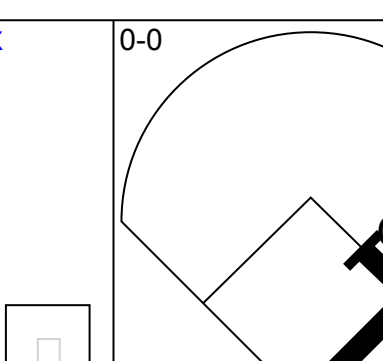
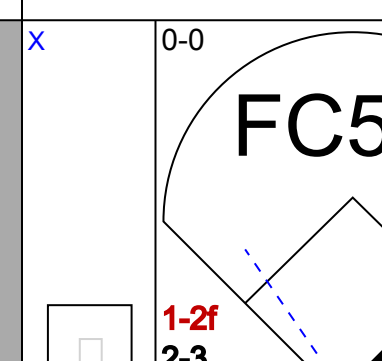
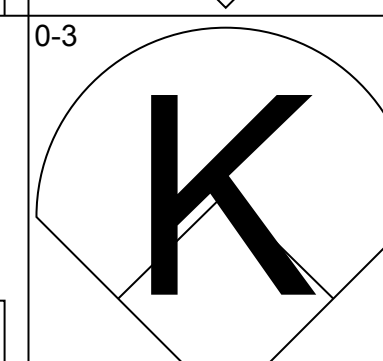
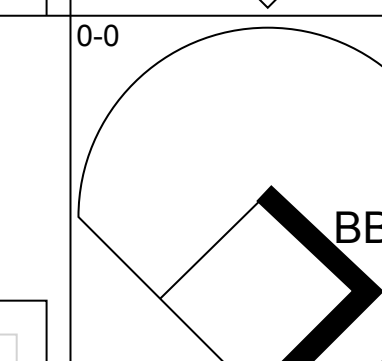
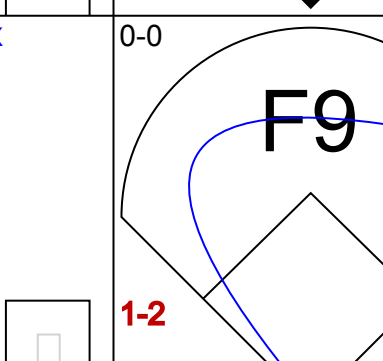
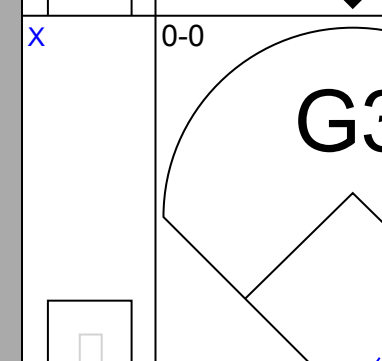
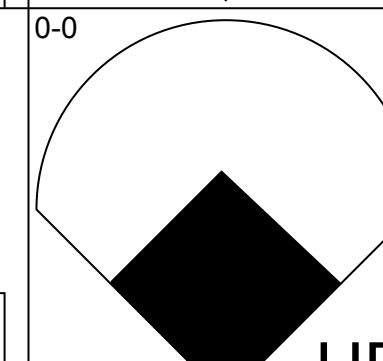
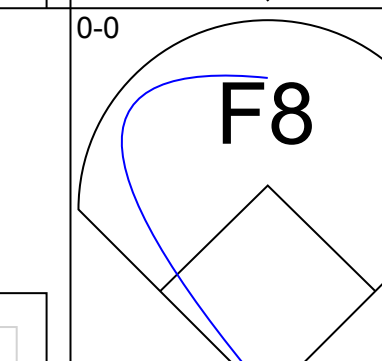
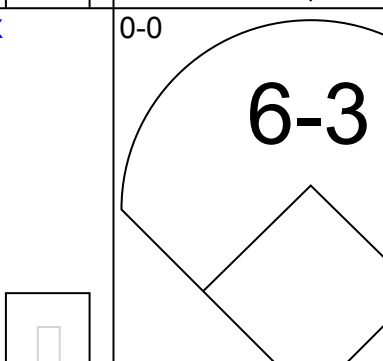
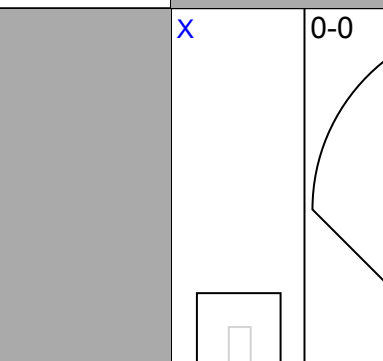
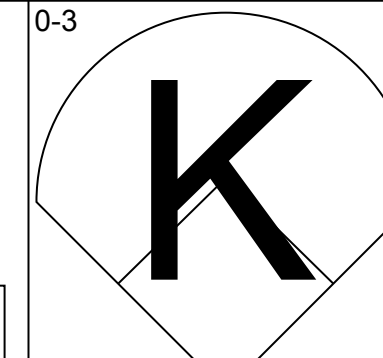
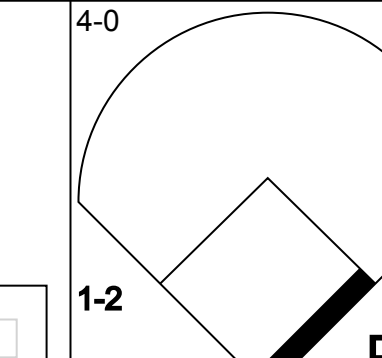

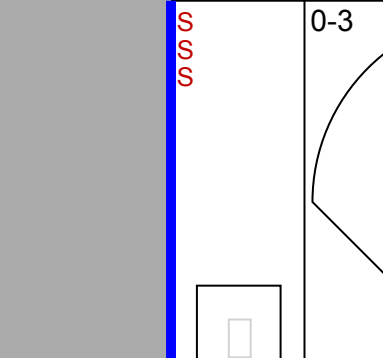
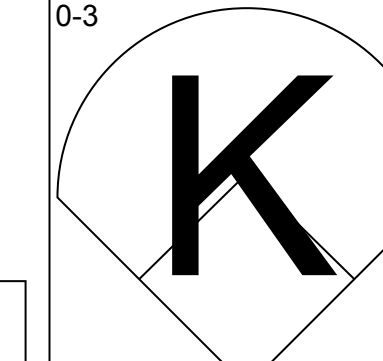
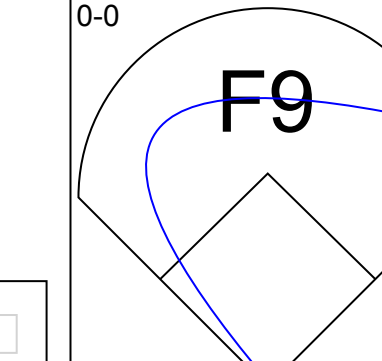

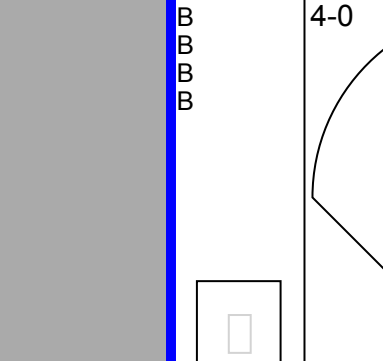
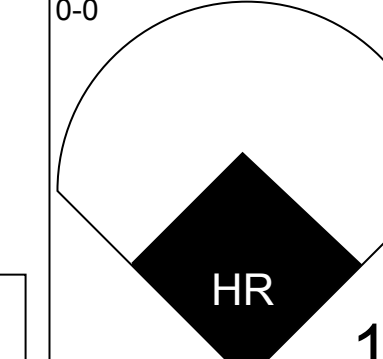
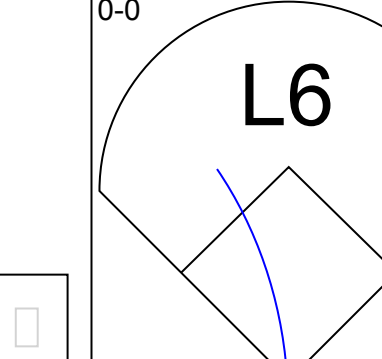

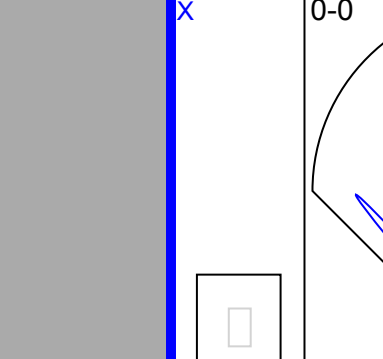
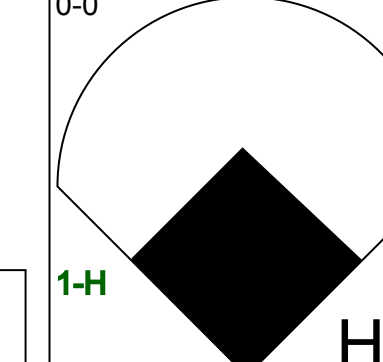
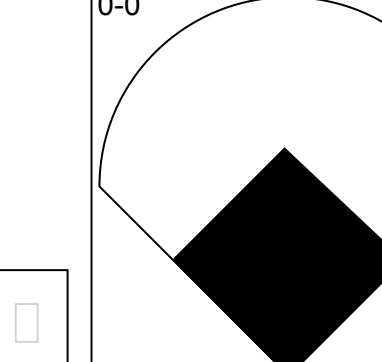

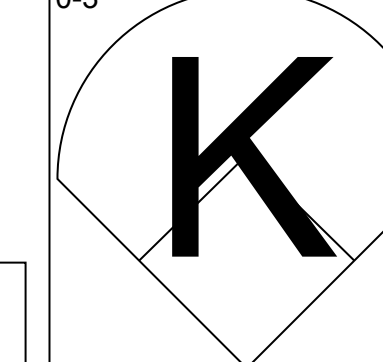
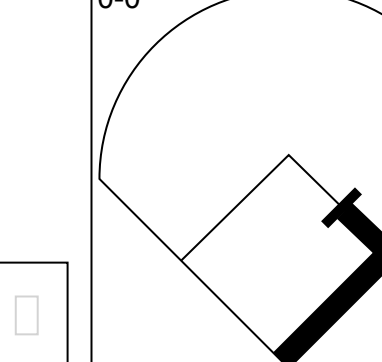

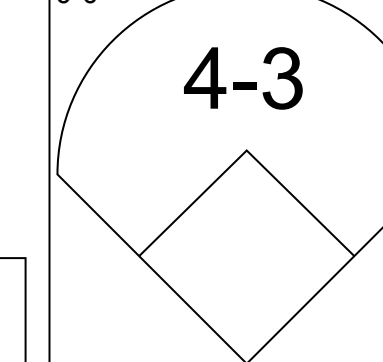
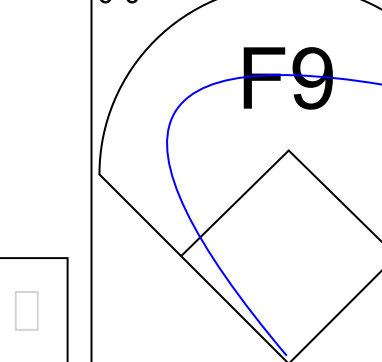

New York Yankees @ Kansas City Royals
 Royals Stadium, Kansas City, MO
 Sat Sep 05 1981, 4:33 AM EDT
 Att: 38,325 - Sunny - 83 F

AB	33
R	1
H	7
RBI	1
BB	3
SO	5
LOB	12



Batter	1	2	3	4	5	6	7	8	9	AB	R	H	RBI	BB	SO	LOB	TOP										
Willie Randolph, R OBP: 0.346, SLG: 0.321 (1, 4)										5	1	1	0	0	0	4	New York Yankees @ Kansas City Royals Royals Stadium, Kansas City, MO Sun Sep 06 1981, 4:33 AM EDT Att: 40,105 - Sunny - 84 F										
Larry Milbourne, S OBP: 0.373, SLG: 0.426 (1, 6)										5	1	2	0	0	0	5											
Dave Winfield, R OBP: 0.370, SLG: 0.454 (1, 7)										5	1	3	1	0	0	2											
Reggie Jackson, L OBP: 0.337, SLG: 0.406 (1, 9)										5	1	3	1	0	0	1											
Bob Watson, R OBP: 0.320, SLG: 0.374 (1, 3)										4	1	1	2	1	0	4											
Graig Nettles, L OBP: 0.314, SLG: 0.370 (1, 5)										5	0	1	0	0	0	4											
Rick Cerone, R OBP: 0.256, SLG: 0.298 (1, 2)										5	1	1	1	0	0	4											
Barry Foote, R OBP: 0.243, SLG: 0.333 (1, 10)										5	0	2	0	0	0	2											
Bobby Brown, S OBP: 0.258, SLG: 0.267 (1, 8)										3	0	1	1	1	1	1											
Inning Stats	R: 6 E: 0 K: 0 S: 11	H: 8 LOB: 2 BB: 0 P: 11	R: 0 E: 0 K: 0 S: 4	H: 1 LOB: 1 BB: 0 P: 4	R: 0 E: 1 K: 1 S: 7	H: 1 LOB: 2 BB: 0 P: 7	R: 0 E: 0 K: 0 S: 5	H: 2 LOB: 2 BB: 0 P: 5	R: 0 E: 0 K: 0 S: 3	H: 0 LOB: 0 BB: 0 P: 3	R: 0 E: 0 K: 0 S: 4	H: 2 LOB: 1 BB: 0 P: 4	R: 0 E: 0 K: 0 S: 3	H: 0 LOB: 0 BB: 0 P: 3	R: 0 E: 0 K: 0 S: 3	H: 0 LOB: 1 BB: 1 P: 7		R: 0 E: 0 K: 0 S: 4	H: 1 LOB: 2 BB: 1 P: 8	1B: 13 2B: 1 3B: 1 HR: 0	SF: 0 SAC: 0 DP: 1 HBP: 0	WP: 0 PB: 0 SB: 0 CS: 0	PA: 44				
PITCHER	IP	WLS	BF	H	R	ER	SO	BB	IBB	HBP	BLK	WP	HR	S	P	ERA	WHIP										
Atlee Hammaker, L ERA: 5.56 (1, 1)	0.0	L	4	4	4	4	0	0	0	0	0	0	0	4	4	∞	∞										
Rich Gale, R ERA: 5.81 (1, 1)	6.0		28	10	2	2	1	0	0	0	0	0	0	30	30	3.00	1.667										
Jim Wright, R ERA: 2.83 (7, 1)	3.0		12	1	0	0	0	2	0	0	0	0	0	10	18	0.00	1.000										
Batter	1	2	3	4	5	6	7	8	9	AB	R	H	RBI	BB	SO	LOB	BOTTOM										
Willie Wilson, S OBP: 0.319, SLG: 0.344 (1, 7)										4	0	1	0	0	0	1	New York Yankees @ Kansas City Royals Royals Stadium, Kansas City, MO Sun Sep 06 1981, 4:33 AM EDT Att: 40,105 - Sunny - 84 F										
Frank White, R OBP: 0.299, SLG: 0.400 (1, 4)										4	0	1	0	0	2	2											
George Brett, L OBP: 0.337, SLG: 0.424 (1, 5)										4	0	1	0	0	0	1											
Willie Aikens, L OBP: 0.363, SLG: 0.433 (1, 3)										4	0	1	0	0	0	2											
Amos Otis, R OBP: 0.305, SLG: 0.412 (1, 8)										3	1	1	0	1	0	0											
Hal McRae, R OBP: 0.306, SLG: 0.368 (1, 10)										3	0	1	0	0	0	2											
John Wathan, R OBP: 0.296, SLG: 0.310 (1, 2)										3	0	1	1	0	0	2											
Darryl Motley, R OBP: 0.253, SLG: 0.278 (1, 9)										3	0	0	0	0	0	2											
U.L. Washington, S OBP: 0.311, SLG: 0.279 (1, 6)										2	0	0	0	1	0	1											
Inning Stats	R: 0 E: 0 K: 0 S: 4	H: 1 LOB: 1 BB: 1 P: 4	R: 1 E: 0 K: 0 S: 4	H: 2 LOB: 1 BB: 1 P: 8	R: 0 E: 0 K: 0 S: 3	H: 1 LOB: 0 BB: 0 P: 3	R: 0 E: 0 K: 0 S: 3	H: 0 LOB: 0 BB: 0 P: 3	R: 0 E: 0 K: 1 S: 5	H: 0 LOB: 0 BB: 0 P: 5	R: 0 E: 0 K: 0 S: 4	H: 2 LOB: 1 BB: 0 P: 4	R: 0 E: 0 K: 1 S: 5	H: 0 LOB: 1 BB: 1 P: 9	R: 0 E: 0 K: 0 S: 3	H: 1 LOB: 0 BB: 0 P: 3		1B: 7 2B: 0 3B: 0 HR: 0	SF: 0 SAC: 0 DP: 4 HBP: 0	WP: 0 PB: 0 SB: 0 CS: 0	PA: 32						
PITCHER	IP	WLS	BF	H	R	ER	SO	BB	IBB	HBP	BLK	WP	HR	S	P	ERA	WHIP										
Rick Reuschel, R ERA: 2.97 (1, 1)	9.0	W	32	7	1	1	2	2	0	0	0	0	0	34	42	1.00	1.000										

Batter	1	2	3	4	5	6	7	8	9	AB	R	H	RBI	BB	SO	LOB	TOP						
Paul Molitor, R (1, 8) OBP: 0.328, SLG: 0.339										4	0	0	0	0	1	0	Milwaukee Brewers @ New York Yankees Yankee Stadium, Bronx, NY Mon Sep 07 1981, 3:33 AM EDT Att: 55,083 - Cloudy - 74 F						
Robin Yount, R (1, 6) OBP: 0.296, SLG: 0.405										4	1	1	1	0	0	0							
Cecil Cooper, L (1, 3) OBP: 0.362, SLG: 0.488										3	0	1	0	1	1	0							
Ted Simmons, S (1, 10) OBP: 0.261, SLG: 0.385										4	0	0	0	0	1	2							
Gorman Thomas, R (1, 9) OBP: 0.353, SLG: 0.505										2	1	1	0	1	1	0							
Ben Oglivie, L (1, 7) OBP: 0.316, SLG: 0.379										4	0	0	0	0	0	3							
Don Money, R (1, 5) Thad Bosley, L (9, PH) OBP: 0.275, SLG: 0.247										3	0	0	0	0	2	2							
Charlie Moore, R (1, 2) OBP: 0.355, SLG: 0.370										3	0	1	1	0	0	1							
Jim Gantner, L (1, 4) Mark Brouhard, R (7, PH) Ed Romero, R (7, 4) OBP: 0.226, SLG: 0.264										2	0	0	0	0	0	0							
Inning Stats	R: 0 E: 0 K: 1 S: 5	H: 0 LOB: 1 BB: 1 P: 9	R: 0 E: 0 K: 1 S: 5	H: 0 LOB: 1 BB: 1 P: 9	R: 0 E: 0 K: 0 S: 3	H: 0 LOB: 0 BB: 0 P: 3	R: 0 E: 0 K: 1 S: 5	H: 0 LOB: 1 BB: 0 P: 6	R: 0 E: 0 K: 1 S: 5	H: 0 LOB: 0 BB: 0 P: 5	R: 1 E: 0 K: 1 S: 6	H: 1 LOB: 0 BB: 0 P: 6	R: 1 E: 0 K: 0 S: 5	H: 2 LOB: 1 BB: 0 P: 5	R: 0 E: 0 K: 0 S: 4	H: 1 LOB: 1 BB: 0 P: 4		R: 0 E: 0 K: 1 S: 5	H: 0 LOB: 0 BB: 0 P: 5	1B: 3 2B: 0 3B: 0 HR: 1	SF: 0 SAC: 0 DP: 0 HBP: 1	WP: 0 PB: 0 CS: 0	PA: 34
PITCHER	IP WLS BF H R ER SO BB IBB HBP BLK WP HR S P ERA WHIP																						
Ron Guidry, L (1, 1) ERA: 2.8	6.2 W 26	H 3 R 2 ER 2 SO 5	BB 2 IBB 0 HBP 1 BLK 0	WP 0 HR 1 S 33 P 42	ERA 2.70 WHIP 0.750																		
Ron Davis, R (7, 1) ERA: 2.37	1.1	W 5	H 1 R 0 ER 0 SO 0	BB 0 IBB 0 HBP 0 BLK 0	WP 0 HR 0 S 5 P 5	ERA 0.00 WHIP 0.750																	
Rich Gossage, R (9, 1) ERA: 0.66	1.0 S 3	H 0 R 0 ER 0 SO 1	BB 0 IBB 0 HBP 0 BLK 0	WP 0 HR 0 S 5 P 5	ERA 0.00 WHIP 0.000																		

Batter	1	2	3	4	5	6	7	8	9	AB	R	H	RBI	BB	SO	LOB	BOTTOM					
Willie Randolph, R (1, 4) OBP: 0.345, SLG: 0.320										4	0	1	0	0	0	2	Milwaukee Brewers @ New York Yankees Yankee Stadium, Bronx, NY Mon Sep 07 1981, 3:33 AM EDT Att: 55,083 - Cloudy - 74 F					
Jerry Mumphrey, S (1, 8) OBP: 0.354, SLG: 0.433										4	0	1	0	0	1	3						
Dave Winfield, R (1, 7) OBP: 0.368, SLG: 0.461										4	1	1	1	0	0	1						
Reggie Jackson, L (1, 9) Bobby Brown, S (8, 9) OBP: 0.337, SLG: 0.402										2	0	0	0	1	2	0						
Bob Watson, R (1, 3) Dave Revering, L (8, PH) OBP: 0.333, SLG: 0.349										3	0	0	0	0	1	2						
Lou Piniella, R (1, 10) Oscar Gamble, L (8, PH) OBP: 0.328, SLG: 0.416										3	1	1	0	0	0	0						
Graig Nettles, L (1, 5) OBP: 0.321, SLG: 0.399										3	2	3	3	0	0	0						
Rick Cerone, R (1, 2) OBP: 0.258, SLG: 0.300										2	0	1	0	0	1	0						
Andre Robertson, R (1, 6) Bobby Murcer, L (7, PH) Larry Milbourne, S (7, PR) OBP: 0.373, SLG: 0.426										2	0	0	0	0	0	0						
Inning Stats	R: 1 E: 0 K: 2 S: 8	H: 1 LOB: 0 BB: 0 P: 8	R: 2 E: 0 K: 2 S: 9	H: 2 LOB: 0 BB: 0 P: 9	R: 0 E: 0 K: 0 S: 4	H: 1 LOB: 2 BB: 1 P: 8	R: 1 E: 0 K: 0 S: 4	H: 2 LOB: 0 BB: 0 P: 4	R: 0 E: 0 K: 1 S: 5	H: 0 LOB: 0 BB: 0 P: 5	R: 0 E: 0 K: 0 S: 4	H: 1 LOB: 2 BB: 1 P: 8	R: 0 E: 0 K: 1 S: 5	H: 0 LOB: 1 BB: 1 P: 9	R: 0 E: 0 K: 1 S: 5	H: 0 LOB: 1 BB: 1 P: 9		1B: 5 2B: 0 3B: 0 HR: 3	SF: 0 SAC: 1 DP: 0 HBP: 0	WP: 0 PB: 0 CS: 1	PA: 33	
PITCHER	IP WLS BF H R ER SO BB IBB HBP BLK WP HR S P ERA WHIP																					
Randy Lerch, L (1, 1) ERA: 4.73	6.1 L 26	H 8 R 4 ER 4 SO 5	BB 1 IBB 0 HBP 0 BLK 0	WP 0 HR 3 S 35 P 39	ERA 5.68 WHIP 1.421																	
Dwight Bernard, R (7, 1) ERA	1.1	W 6	H 0 R 0 ER 0 SO 1	BB 1 IBB 0 HBP 0 BLK 0	WP 0 HR 0 S 6 P 14	ERA 0.00 WHIP 0.750																
Jerry Augustine, L (8, 1) ERA: 3.76	0.1	W 1	H 0 R 0 ER 0 SO 0	BB 0 IBB 0 HBP 0 BLK 0	WP 0 HR 0 S 1 P 1	ERA 0.00 WHIP 0.000																

Batter	1	2	3	4	5	6	7	8	9	AB	R	H	RBI	BB	SO	LOB	TOP		
Paul Moltor, R OBP: 0.327, SLG: 0.337 (1, 8)										4	0	1	0	0	0	1	Milwaukee Brewers @ New York Yankees Yankee Stadium, Bronx, NY Wed Sep 09 1981, 7:05 PM EDT Cloudy - 68 F		
Robin Yount, R OBP: 0.296, SLG: 0.403 (1, 6)										4	0	1	0	0	0	1			
Cecil Cooper, L OBP: 0.358, SLG: 0.482 (1, 3)										4	0	0	0	0	0	2			
Ted Simmons, S OBP: 0.258, SLG: 0.380 (1, 2)										4	0	0	0	0	1	2			
Gorman Thomas, R OBP: 0.358, SLG: 0.505 (1, 9)										2	0	1	0	2	0	0			
Ben Oglivie, L OBP: 0.317, SLG: 0.387 (1, 7)										4	1	1	1	0	1	4			
Don Money, R OBP: 0.299, SLG: 0.303 (1, 5)										4	1	1	0	0	0	2			
Mark Brouhard, R OBP: 0.325, SLG: 0.411 (1, 10)										4	0	0	0	0	1	2			
Jim Gantner, L OBP: 0.335, SLG: 0.346 (1, 4)										3	0	1	1	0	0	1			
Inning Stats	R: 0 E: 0 K: 2 S: 9	H: 2 LOB: 3 BB: 1 P: 13	R: 1 E: 0 K: 0 S: 5	H: 2 LOB: 1 BB: 0 P: 5	R: 0 E: 0 K: 0 S: 3	H: 1 LOB: 1 BB: 0 P: 3	R: 0 E: 1 K: 0 S: 4	H: 0 LOB: 1 BB: 0 P: 4	R: 0 E: 0 K: 0 S: 3	H: 0 LOB: 0 BB: 1 P: 7	R: 0 E: 0 K: 0 S: 3	H: 0 LOB: 0 BB: 0 P: 3	R: 0 E: 0 K: 1 S: 6	H: 0 LOB: 0 BB: 0 P: 6	R: 1 E: 0 K: 1 S: 6	H: 1 LOB: 0 BB: 0 P: 6		1B: 5 2B: 0 3B: 0 HR: 1	SF: 0 SAC: 0 DP: 0 HBP: 0
PITCHER Tommy John, L ERA: 2.59 (1, 1)	IP: 9.0 WLS: W BF: 35 H: 6 R: 2 ER: 2 SO: 3 BB: 2 IBB: 0 HBP: 0 BLK: 0 WP: 1 HR: 1 S: 39 P: 47 ERA: 2.00 WHIP: 0.889																		

Batter	1	2	3	4	5	6	7	8	9	AB	R	H	RBI	BB	SO	LOB	BOTTOM		
Willie Randolph, R OBP: 0.347, SLG: 0.320 (1, 4)										3	2	1	1	1	0	0	Milwaukee Brewers @ New York Yankees Yankee Stadium, Bronx, NY Wed Sep 09 1981, 7:05 PM EDT Cloudy - 68 F		
Jerry Mumphrey, S OBP: 0.362, SLG: 0.451 (1, 8)										4	2	4	3	0	0	0			
Dave Winfield, R OBP: 0.374, SLG: 0.464 (1, 7)										2	0	2	1	0	0	0			
Reggie Jackson, L OBP: 0.336, SLG: 0.400 (1, 9)										4	0	1	0	0	0	4			
Oscar Gamble, L OBP: 0.382, SLG: 0.509 (1, 10)										3	0	0	0	0	2	3			
Lou Piniella, R OBP: 0.325, SLG: 0.412 (8, PH)										1	0	0	0	0	0	0			
Graig Nettles, L OBP: 0.323, SLG: 0.396 (1, 5)										2	0	0	0	2	0	0			
Dave Revering, L OBP: 0.382, SLG: 0.343 (1, 3)										3	0	0	0	0	1	3			
Bob Watson, R OBP: 0.317, SLG: 0.364 (8, PH)										0	0	0	0	1	0	0			
Rick Cerone, R OBP: 0.258, SLG: 0.299 (1, 2)										4	0	1	0	0	0	2			
Larry Milbourne, S OBP: 0.371, SLG: 0.433 (1, 6)										3	1	1	0	0	0	1			
Inning Stats	R: 2 E: 0 K: 1 S: 7	H: 3 LOB: 2 BB: 2 P: 15	R: 0 E: 0 K: 0 S: 3	H: 1 LOB: 0 BB: 0 P: 3	R: 0 E: 0 K: 1 S: 6	H: 1 LOB: 1 BB: 0 P: 6	R: 0 E: 0 K: 1 S: 4	H: 0 LOB: 0 BB: 1 P: 8	R: 0 E: 0 K: 0 S: 4	H: 0 LOB: 0 BB: 0 P: 3	R: 3 E: 0 K: 0 S: 6	H: 4 LOB: 0 BB: 0 P: 6	R: 0 E: 0 K: 0 S: 3	H: 0 LOB: 1 BB: 1 P: 7	R: 0 E: 0 K: 1 S: 3	H: 0 LOB: 1 BB: 1 P: 7	1B: 8 2B: 3 3B: 0 HR: 1	SF: 0 SAC: 1 DP: 3 HBP: 1	WP: 0 PA: 35 CS: 0
PITCHER Pete Vuckovich, R ERA: 3.79 Jamie Easterly, L ERA: 3.14 (7, 1)	IP: 6.1 WLS: L BF: 30 H: 10 R: 5 ER: 5 SO: 3 BB: 3 IBB: 1 HBP: 0 BLK: 0 WP: 0 HR: 1 S: 32 P: 45 ERA: 7.11 WHIP: 2.053																		

Batter	1	2	3	4	5	6	7	8	9	AB	R	H	RBI	BB	SO	LOB	TOP					
Paul Moltzer, R OBP: 0.328, SLG: 0.344 (1, 10)										5	1	2	0	0	2	1	<p>Milwaukee Brewers @ New York Yankees Yankee Stadium, Bronx, NY Wed Sep 09 1981, 7:05 PM EDT Att: 27,337 - Unknown - 68 F</p> <p>AB 36 R 5 H 10 RBI 5 BB 4 SO 10 LOB 21</p>					
Robin Yount, R OBP: 0.294, SLG: 0.397 (1, 6)										4	1	0	0	1	1	3						
Cecil Cooper, L OBP: 0.358, SLG: 0.492 (1, 3)											5	1	2	3	0	2						
Gorman Thomas, R OBP: 0.355, SLG: 0.500 (1, 8)											5	0	1	0	0	2						
Ben Oglivie, L OBP: 0.321, SLG: 0.396 (1, 7)											3	1	1	1	2	0						
Mark Brouhard, R OBP: 0.319, SLG: 0.403 (1, 9)											3	0	0	0	0	1						
Don Money, R OBP: 0.304, SLG: 0.304 (1, 5)											3	1	1	0	1	1						
Charlie Moore, R OBP: 0.352, SLG: 0.374 (1, 2)											4	0	1	0	0	5						
Jim Gantner, L OBP: 0.338, SLG: 0.348 (1, 4)											4	0	2	1	0	1						
Inning Stats	R: 4 E: 0 K: 0 S: 6	H: 3 LOB: 1 BB: 2 P: 14	R: 0 E: 0 K: 1 S: 5	H: 0 LOB: 0 BB: 0 P: 5	R: 0 E: 0 K: 1 S: 6	H: 0 LOB: 1 BB: 0 P: 6	R: 1 E: 0 K: 0 S: 5	H: 3 LOB: 1 BB: 0 P: 5	R: 0 E: 0 K: 2 S: 9	H: 2 LOB: 3 BB: 1 P: 13	R: 0 E: 0 K: 1 S: 7	H: 2 LOB: 2 BB: 0 P: 7	R: 0 E: 0 K: 3 S: 9	H: 0 LOB: 1 BB: 1 P: 7	R: 0 E: 0 K: 3 S: 9	H: 0 LOB: 0 BB: 0 P: 9		R: 0 E: 0 K: 2 S: 7	H: 0 LOB: 0 BB: 0 P: 7	1B: 5 2B: 3 3B: 0 HR: 2	SF: 0 SAC: 1 DP: 0 HBP: 0	WP: 1 PB: 1 CS: 2
PITCHER	IP WLS BF H R ER SO BB IBB HBP BLK WP HR S P ERA WHIP																					
Rudy May, L ERA: 4.37 (1, 1)	0.1 L 5 3 4 4 0 1 0 0 0 0 1 2 4 8 108.00 12.000																					
George Frazier, R ERA: 0.87 (1, 1)	3.2 17 5 1 1 2 1 0 0 0 0 0 20 24 2.46 1.636																					
Dave LaRoche, L ERA: 1.63 (5, 1)	3.0 13 2 0 0 3 2 0 0 0 0 0 0 17 25 0.00 1.333																					
Ron Davis, R ERA: 2.3 (8, 1)	2.0 6 0 0 0 5 0 0 0 0 0 0 0 16 16 0.00 0.000																					

Batter	1	2	3	4	5	6	7	8	9	AB	R	H	RBI	BB	SO	LOB	BOTTOM			
Willie Randolph, R OBP: 0.345, SLG: 0.317 (1, 4)										3	0	0	0	1	0	3	<p>Milwaukee Brewers @ New York Yankees Yankee Stadium, Bronx, NY Wed Sep 09 1981, 7:05 PM EDT Att: 27,337 - Unknown - 68 F</p> <p>AB 30 R 3 H 7 RBI 3 BB 3 SO 3 LOB 11</p>			
Jerry Mumphrey, S OBP: 0.361, SLG: 0.448 (1, 8)										4	0	1	0	0	0	1				
Dave Winfield, R OBP: 0.272, SLG: 0.461 (1, 7)										2	0	0	0	0	0	0				
Dennis Werth, R OBP: 0.250, SLG: 0.109 (6, 9) (8, 7)										2	0	0	0	0	0	1				
Lou Piniella, R OBP: 0.323, SLG: 0.415 (1, 10)										4	0	1	0	0	0	0				
Bob Watson, R OBP: 0.326, SLG: 0.384 (1, 3)										2	2	1	0	1	0	1				
Dave Revering, L OBP: 0.327, SLG: 0.341 (9, PH)										1	0	0	0	0	1	0				
Graig Nettles, L OBP: 0.328, SLG: 0.399 (1, 5)										3	1	2	1	1	1	0				
Barry Foote, R OBP: 0.286, SLG: 0.429 (1, 2)										2	0	1	1	0	0	1				
Reggie Jackson, L OBP: 0.337, SLG: 0.401 (7, PH) (8, 9)										2	0	1	1	0	0	0				
Bobby Brown, S OBP: 0.235, SLG: 0.242 (6, 7)										2	0	0	0	0	0	1				
Bobby Murcer, L OBP: 0.330, SLG: 0.443 (7, PH)										1	0	0	0	0	1	2				
Rick Cerone, R OBP: 0.258, SLG: 0.299 (8, 2)										0	0	0	0	0	0	0				
Andre Robertson, R OBP: 0.286, SLG: 0.429 (1, 6)										2	0	0	0	0	0	1				
Oscar Gamble, L OBP: 0.385, SLG: 0.509 (7, PH)										0	0	0	0	0	0	0				
Larry Milbourne, S OBP: 0.371, SLG: 0.433 (8, 6)										0	0	0	0	0	0	0				
Inning Stats	R: 0 E: 0 K: 0 S: 2	H: 0 LOB: 0 BB: 1 P: 6	R: 1 E: 0 K: 0 S: 4	H: 2 LOB: 0 BB: 0 P: 4	R: 0 E: 0 K: 0 S: 3	H: 0 LOB: 0 BB: 0 P: 3	R: 0 E: 0 K: 0 S: 4	H: 1 LOB: 1 BB: 0 P: 4	R: 1 E: 0 K: 0 S: 3	H: 1 LOB: 0 BB: 1 P: 7	R: 0 E: 0 K: 1 S: 7	H: 0 LOB: 3 BB: 1 P: 12	R: 0 E: 0 K: 0 S: 3	H: 1 LOB: 0 BB: 0 P: 3	R: 0 E: 0 K: 2 S: 7	H: 0 LOB: 0 BB: 0 P: 7	1B: 4 2B: 3 3B: 1 HR: 0	SF: 0 SAC: 0 DP: 4 HBP: 1	WP: 0 PB: 0 CS: 0	PA: 34
PITCHER	IP WLS BF H R ER SO BB IBB HBP BLK WP HR S P ERA WHIP																			
Mike Caldwell, L ERA: 3.34 (1, 1)	6.1 W 24 5 3 3 3 0 3 0 0 0 0 21 33 4.26 1.263																			
Rollie Fingers, R ERA: 1.14 (7, 1)	2.2 S 10 2 0 0 3 0 0 1 0 0 0 0 15 16 0.00 0.750																			

Batter	1	2	3	4	5	6	7	8	9	AB	R	H	RBI	BB	SO	LOB	TOP			
Jerry Remy, L (1,4) OBP: 0.382, SLG: 0.359	0-3 K ①		0-3 K ③			0-0 1-3 ①		0-0 1B		4	0	1	0	0	2	1	Boston Red Sox @ New York Yankees Yankee Stadium, Bronx, NY Fri Sep 11 1981, 7:05 PM EDT Att: 43,018 - Unknown - 76 F			
Dwight Evans, R (1,9) OBP: 0.421, SLG: 0.503	0-3 K ②			0-3 K ①		4-0 FC4 BB		0-0 SF9		2	0	0	1	1	2	0				
Jim Rice, R (1,7) OBP: 0.327, SLG: 0.434	0-3 K ③			4-0 1B BB		0-3 K ②		0-0 F7		3	0	0	0	1	2	2				
Carl Yastrzemski, L (1,10) OBP: 0.349, SLG: 0.375		0-0 F8		0-3 K ②		0-0 FC4 1-2		0-0 G3		4	0	0	0	0	1	3				
Carney Lansford, R (1,5) OBP: 0.379, SLG: 0.446		0-0 F9			0-0 1-2 1B			0-0 F8		4	0	1	0	0	0	0				
Dave Stapleton, R (1,3) OBP: 0.307, SLG: 0.377		0-0 F8			0-0 G3			0-3 K ②		4	0	0	0	0	1	2				
Gary Allenson, R (1,2) OBP: 0.297, SLG: 0.358 Rich Gedman, L (0, PH) OBP: 0.291, SLG: 0.403			0-0 5-3 ①			0-0 F9		0-3 K ③		2	0	0	0	1	0	0				
Glenn Hoffman, R (1,6) OBP: 0.262, SLG: 0.275			0-3 K ②			0-3 K ②				3	0	0	0	0	3	1				
Rick Miller, L (1,8) OBP: 0.364, SLG: 0.391			4-0 BB			0-0 3-1 ③		4-0 1B SF9 BB		1	1	0	0	2	0	0				
Inning Stats	R: 0 E: 0 K: 3 S: 9	H: 0 LOB: 0 BB: 0 P: 9	R: 0 E: 0 K: 0 S: 3	H: 0 LOB: 0 BB: 0 P: 3	R: 0 E: 0 K: 2 S: 7	H: 0 LOB: 1 BB: 1 P: 11	R: 0 E: 0 K: 2 S: 8	H: 1 LOB: 2 BB: 1 P: 12	R: 0 E: 0 K: 1 S: 5	H: 0 LOB: 0 BB: 0 P: 5	R: 0 E: 0 K: 2 S: 7	H: 0 LOB: 1 BB: 1 P: 11	R: 1 E: 0 K: 0 S: 4	H: 1 LOB: 1 BB: 1 P: 8	R: 0 E: 0 K: 1 S: 5	H: 0 LOB: 0 BB: 0 P: 5	1B: 2 2B: 0 3B: 0 HR: 0	SF: 1 SAC: 0 DP: 0 HBP: 0	WP: 0 PB: 0 CS: 0	PA: 34
PITCHER	IP WLS BF H R ER SO BB IBB HBP BLK WP HR S P ERA WHIP																			
Dave Righetti, L (1,1) ERA: 1.59	7.0 W 28 2 1 1 11 5 0 0 0 0 0 0 45 65 1.29 1.000																			
Rich Gossage, R (8,1) ERA: 0.63	2.0 S 6 0 0 0 1 0 0 0 0 0 0 0 8 8 0.00 0.000																			

Batter	1	2	3	4	5	6	7	8	9	AB	R	H	RBI	BB	SO	LOB	BOTTOM			
Willie Randolph, R (1,4) OBP: 0.341, SLG: 0.312	0-0 F8	0-0 F8		0-0 1-3 ③			0-0 6-3 ②			4	0	0	0	0	0	0	Boston Red Sox @ New York Yankees Yankee Stadium, Bronx, NY Fri Sep 11 1981, 7:05 PM EDT Att: 43,018 - Unknown - 76 F			
Jerry Mumphrey, S (1,8) OBP: 0.359, SLG: 0.445	0-0 1B S	0-0 F9			0-0 3-1 ①		0-0 F9 ③			4	1	1	0	0	0	0				
Oscar Gamble, L (1,10) OBP: 0.388, SLG: 0.506	4-0 1B 1B		0-0 1B 1B		0-0 4-3 ②		0-3 K ①			3	2	1	0	1	1	0				
Reggie Jackson, L (1,9) OBP: 0.339, SLG: 0.402	0-0 G3 1B		0-0 G6-4-3 1B		0-0 P5 ③		0-3 K ②			4	0	2	1	0	1	0				
Graig Nettles, L (1,5) OBP: 0.333, SLG: 0.414	0-0 G3 1B		0-0 G6-4-3 1B			0-0 HR		0-0 G3 ③		4	1	3	2	0	0	0				
Dave Revering, L (1,3) OBP: 0.322, SLG: 0.335	0-0 G3		0-0 G6-4-3 ①		0-0 L4 ①					3	0	0	0	0	4					
Rick Cerone, R (1,2) OBP: 0.259, SLG: 0.295	4-0 BB		0-0 F7 ③		0-0 F8 ②					2	0	0	0	1	0	1				
Bobby Brown, S (1,7) OBP: 0.216, SLG: 0.222	0-0 F9 ③			0-3 K ①		0-0 P4 ③				3	0	0	0	0	1	3				
Larry Milbourne, S (1,6) OBP: 0.361, SLG: 0.420		0-0 F8 ①		0-0 F8 ②		0-0 F7 ①				3	0	0	0	0	0	0				
Inning Stats	R: 2 E: 0 K: 0 S: 6	H: 3 LOB: 3 BB: 2 P: 14	R: 0 E: 0 K: 0 S: 3	H: 0 LOB: 0 BB: 0 P: 3	R: 1 E: 0 K: 0 S: 5	H: 3 LOB: 1 BB: 0 P: 5	R: 0 E: 0 K: 1 S: 5	H: 0 LOB: 0 BB: 0 P: 5	R: 0 E: 0 K: 0 S: 3	H: 0 LOB: 0 BB: 0 P: 3	R: 1 E: 0 K: 0 S: 4	H: 1 LOB: 0 BB: 0 P: 4	R: 0 E: 0 K: 0 S: 3	H: 0 LOB: 0 BB: 0 P: 3	R: 0 E: 0 K: 2 S: 7	H: 0 LOB: 0 BB: 0 P: 7	1B: 6 2B: 0 3B: 0 HR: 1	SF: 0 SAC: 0 DP: 1 HBP: 0	WP: 0 PB: 0 CS: 0	PA: 32
PITCHER	IP WLS BF H R ER SO BB IBB HBP BLK WP HR S P ERA WHIP																			
Dennis Eckersley, R (1,1) ERA: 4.33	6.0 L 26 7 4 4 1 2 0 0 0 0 0 1 26 34 6.00 1.500																			
Bill Campbell, R (7,1) ERA: 3.35	2.0 6 0 0 0 2 0 0 0 0 0 0 0 10 10 0.00 0.000																			

Batter	1	2	3	4	5	6	7	8	9	AB	R	H	RBI	BB	SO	LOB	TOP		
Jerry Remy, L (1,4) OBP: 0.377, SLG: 0.354	0-0 4-3		0-0 F7			0-0 L3		0-0 6-3		4	0	0	0	0	0	0			
Dwight Evans, R (1,9) OBP: 0.416, SLG: 0.497	0-0 6-3			0-0 F8		0-0 5-3		0-0 6-3		4	0	0	0	0	0	0			
Jim Rice, R (1,7) OBP: 0.324, SLG: 0.429	0-3 K			0-0 F7		0-3 K			0-0 5-3	4	0	0	0	0	2	0			
Carl Yastrzemski, L (1,10) OBP: 0.351, SLG: 0.376		0-3 K		0-0 FC5 1B					0-0 K	4	0	2	0	0	2	0			
Carney Lansford, R (1,5) OBP: 0.380, SLG: 0.447		0-0 F8		0-0 1B					0-0 P4	4	0	2	0	0	0	0			
Dave Stapleton, R (1,3) OBP: 0.310, SLG: 0.390		0-0 HR		0-0 FC5					0-0 E9 1B	4	2	2	1	0	0	3			
Rich Gedman, L (1,2) OBP: 0.292, SLG: 0.401		0-0 L4				0-0 4-3			0-0 FC3-6 1B	3	0	1	1	0	0	0			
Rick Miller, L (1,8) OBP: 0.360, SLG: 0.387			0-0 L6			0-0 1-3			0-0 FC3-6	3	0	0	0	0	0	1			
Glenn Hoffman, R (1,6) OBP: 0.258, SLG: 0.271			0-0 6-3			0-0 6-3			0-0 6-3	3	0	0	0	0	0	0			
Inning Stats	R: 0 E: 0 K: 1 S: 5	H: 0 LOB: 0 BB: 0 P: 5	R: 1 E: 0 K: 1 S: 6	H: 1 LOB: 0 BB: 0 P: 6	R: 0 E: 0 K: 0 S: 3	H: 0 LOB: 0 BB: 0 P: 3	R: 0 E: 0 K: 0 S: 5	H: 2 LOB: 2 BB: 0 P: 5	R: 0 E: 0 K: 0 S: 3	H: 0 LOB: 0 BB: 0 P: 3	R: 1 E: 1 K: 1 S: 7	H: 2 LOB: 1 BB: 0 P: 7	R: 0 E: 0 K: 0 S: 3	H: 0 LOB: 0 BB: 0 P: 3	R: 0 E: 0 K: 0 S: 4	H: 2 LOB: 1 BB: 0 P: 4	1B: 6 2B: 0 3B: 0 HR: 1	SF: 0 SAC: 0 DP: 0 HBP: 0	WP: 0 PA: 33 CS: 0
PITCHER Rick Reuschel, R (1,1) ERA: 2.84	IP: 9.0 WLS: L BF: 33 H: 7 R: 2 ER: 1 SO: 4 BB: 0 IBB: 0 HBP: 0 BLK: 0 WP: 0 HR: 1 S: 41 P: 41 ERA: 1.00 WHIP: 0.778																		

Boston Red Sox @ New York Yankees
Yankee Stadium, Bronx, NY
Sat Sep 12 1981, 3:33 AM EDT
Att: 38,307 - Unknown - 86 F

AB 33
R 2
H 7
RBI 2
BB 0
SO 4
LOB 4



Batter	1	2	3	4	5	6	7	8	9	AB	R	H	RBI	BB	SO	LOB	BOTTOM		
Willie Randolph, R (1,4) OBP: 0.337, SLG: 0.308	0-0 4-3		0-0 6-3			0-0 F8			0-3 K	4	0	0	0	0	1	1			
Jerry Mumphrey, S (1,8) OBP: 0.355, SLG: 0.439	0-3 K			0-0 F9			0-3 K		0-3 K	4	0	0	0	0	3	1			
Lou Piniella, R (1,10) OBP: 0.323, SLG: 0.408	4-0 BB			0-0 F8			0-0 6-3		4-0 BB	2	0	0	0	1	0	0			
Oscar Gamble, L (9, PH) OBP: 0.391, SLG: 0.506										0	0	0	0	1	0	0			
Reggie Jackson, L (1,9) OBP: 0.334, SLG: 0.396	0-3 K			0-3 K			0-0 F8		0-0 F7	4	0	0	0	0	2	3			
Bob Watson, R (1,3) OBP: 0.318, SLG: 0.374		0-0 F8			0-0 F9				0-0 1-3	3	0	0	0	0	0	0			
Graig Nettles, L (1,5) OBP: 0.330, SLG: 0.410		0-3 K			0-0 4-3				0-0 P3	3	0	0	0	0	1	0			
Barry Foote, R (1,2) OBP: 0.242, SLG: 0.336		0-0 F8			0-0 6-3				0-0 F9	3	0	0	0	0	0	0			
Dennis Werth, R (1,7) OBP: 0.241, SLG: 0.104			0-3 K						0-0 K	2	0	0	0	0	1	0			
Rick Cerone, R (9, PH) OBP: 0.263, SLG: 0.305									0-0 2B	1	1	1	0	0	0	0			
Andre Robertson, R (1,6) OBP: 0.222, SLG: 0.333			0-3 K						0-0 2B	2	0	0	0	0	1	0			
Dave Winfield, R (9, PH) OBP: 0.373, SLG: 0.466									0-0 2B	1	0	1	1	0	0	0			
Inning Stats	R: 0 E: 0 K: 2 S: 7	H: 0 LOB: 1 BB: 1 P: 11	R: 0 E: 0 K: 1 S: 5	H: 0 LOB: 0 BB: 0 P: 5	R: 0 E: 0 K: 2 S: 7	H: 0 LOB: 0 BB: 0 P: 7	R: 0 E: 0 K: 1 S: 5	H: 0 LOB: 0 BB: 0 P: 5	R: 0 E: 0 K: 0 S: 3	H: 0 LOB: 0 BB: 0 P: 3	R: 0 E: 0 K: 1 S: 5	H: 0 LOB: 0 BB: 0 P: 5	R: 0 E: 0 K: 0 S: 3	H: 0 LOB: 0 BB: 0 P: 3	R: 1 E: 0 K: 2 S: 9	H: 2 LOB: 2 BB: 1 P: 13	1B: 0 2B: 2 3B: 0 HR: 0	SF: 0 SAC: 0 DP: 0 HBP: 0	WP: 0 PA: 31 CS: 0
PITCHER Bob Ojeda, L (1,1) ERA: 2.67	IP: 8.0 WLS: W BF: 27 H: 2 R: 1 ER: 1 SO: 7 BB: 1 IBB: 0 HBP: 0 BLK: 0 WP: 0 HR: 0 S: 40 P: 44 ERA: 1.12 WHIP: 0.375																		
Mark Clear, R (9,1) ERA: 3.15	IP: 1.0 WLS: S BF: 4 H: 0 R: 0 ER: 0 SO: 2 BB: 1 IBB: 0 HBP: 0 BLK: 0 WP: 0 HR: 0 S: 7 P: 11 ERA: 0.00 WHIP: 1.000																		

Boston Red Sox @ New York Yankees
Yankee Stadium, Bronx, NY
Sat Sep 12 1981, 3:33 AM EDT
Att: 38,307 - Unknown - 86 F

AB 29
R 1
H 2
RBI 1
BB 2
SO 9
LOB 5



Batter	1	2	3	4	5	6	7	8	9	AB	R	H	RBI	BB	SO	LOB	TOP			
Dwight Evans, R OBP: 0.416, SLG: 0.492	0-3 K		0-0 3-1		4-0 1B BB	0-3 K			4-0 2B 4-3 BB	3	1	0	0	2	2	1				
Dave Stapleton, R OBP: 0.305, SLG: 0.383	0-0 5-3		0-0 L6		0-0 P6				0-0 F7	5	0	0	0	0	0	2				
Jim Rice, R OBP: 0.328, SLG: 0.434	0-3 K			0-0 1B	0-0 1B				0-0 4-3 2B	5	0	3	0	0	2	0				
Carl Yastrzemski, L OBP: 0.352, SLG: 0.381		0-0 G3		0-0 1B HR 1B	0-0 4-3				0-0 4-3	5	1	2	1	0	0	3				
Carney Lansford, R OBP: 0.386, SLG: 0.447		4-0 1B BB		0-0 1B HR 1B		4-0 1B BB			0-0 6-3	2	2	1	0	3	0	1				
Tony Pérez, R OBP: 0.308, SLG: 0.370		0-0 1B		0-0 1B HR		0-0 1B			0-0 K	4	2	3	3	0	1	2				
Gary Allenson, R OBP: 0.303, SLG: 0.358		0-0 F8		0-0 5-3		0-0 1B		4-0 1B BB	4-3 BB	3	0	1	1	1	0	2				
Glenn Hoffman, R OBP: 0.256, SLG: 0.269		0-3 K		0-0 F8		0-0 G6-4-3		0-0 L4-3		2	0	0	0	0	1	2				
Gary Hancock, L OBP: 0.191, SLG: 0.222				0-0 F8		0-0 G6-4-3		0-0 L4-3		1	0	0	0	0	0	2				
Julio Valdez, S OBP: 0.217, SLG: 0.227						0-0 G6-4-3		0-0 L4-3		1	0	0	0	0	0	1				
Rick Miller, L OBP: 0.358, SLG: 0.384			0-0 1-3		0-0 4-3			0-0 6-3		4	0	1	1	0	0	0				
Inning Stats	R: 0 E: 0 K: 2 S: 7	H: 0 LOB: 0 BB: 0 P: 7	R: 0 E: 0 K: 1 S: 6	H: 1 LOB: 2 BB: 1 P: 10	R: 0 E: 0 K: 0 S: 3	H: 0 LOB: 0 BB: 0 P: 3	R: 3 E: 0 K: 0 S: 6	H: 4 LOB: 0 BB: 0 P: 6	R: 0 E: 0 K: 1 S: 4	H: 1 LOB: 2 BB: 1 P: 8	R: 0 E: 0 K: 2 S: 8	H: 1 LOB: 2 BB: 1 P: 12	R: 0 E: 0 K: 0 S: 2	H: 0 LOB: 0 BB: 1 P: 6	R: 1 E: 0 K: 0 S: 4	H: 1 LOB: 1 BB: 1 P: 8	1B: 8 2B: 3 3B: 0 HR: 1	SF: 0 SAC: 0 DP: 2 HBP: 0	WP: 0 PB: 0 SB: 0 CS: 0	PA: 41
PITCHER	IP WLS BF H R ER SO BB IBB HBP BLK WP HR S P ERA WHIP																			
Ron Guidry, L ERA: 2.92	(1, 1) 5.0 W 22 6 3 3 3 2 0 0 0 0 0 1 26 34 5.40 1.600																			
George Frazier, R ERA: 1.74	(6, 1) 0.0 3 2 2 2 0 1 0 0 0 0 0 0 2 6 ∞ ∞																			
Ron Davis, R ERA: 2.19	(6, 1) 3.0 11 2 0 0 3 2 0 0 0 0 0 0 15 23 0.00 1.333																			
Dave LaRoche, L ERA: 1.82	(9, 1) 1.0 5 1 1 1 0 1 0 0 0 0 0 0 4 8 9.00 2.000																			

Boston Red Sox @ New York Yankees
 Yankee Stadium, Bronx, NY
 Sun Sep 13 1981, 3:33 AM EDT
 Att: 44,686 - Unknown - 81 F

AB	35
R	6
H	11
RBI	6
BB	6
SO	6
LOB	16



Batter	1	2	3	4	5	6	7	8	9	AB	R	H	RBI	BB	SO	LOB	BOTTOM			
Willie Randolph, R OBP: 0.341, SLG: 0.316	0-0 S	0-0 FC4-6		0-0 1-4-3		0-0 F8		0-0 1B		5	0	3	3	0	0	2				
Jerry Mumphrey, S OBP: 0.352, SLG: 0.435	0-0 F9	0-0 FC4-6		0-0 SF9		4-0 FC5-4		0-0 5-3		3	0	0	1	1	0	3				
Dave Winfield, R OBP: 0.374, SLG: 0.474	0-0 F9	0-0 F8		0-0 HR		0-0 FC5-4		0-0 G6-4-3		5	1	2	2	0	0	3				
Lou Piniella, R OBP: 0.319, SLG: 0.400	0-3 K		0-3 K	0-0 5-3		0-0 PO		0-0 G6-4-3		5	1	1	0	0	2	3				
Reggie Jackson, L OBP: 0.333, SLG: 0.394		0-0 BB 1B		0-3 K		0-0 4-3		0-0 F7		4	1	1	0	0	1	1				
Bobby Brown, S OBP: 0.216, SLG: 0.222				0-0 K		0-0 4-3		0-0 F7		0	0	0	0	0	0	0				
Graig Nettles, L OBP: 0.332, SLG: 0.409		4-0 1B BB		0-3 K		0-0 P3		0-0 SF7 BB		3	1	1	0	1	1	0				
Bob Watson, R OBP: 0.338, SLG: 0.410		0-0 SH1-4		4-0 2B 1-4-3 BB		0-0 HR		4-0 SF7 BB		2	3	2	2	2	0	0				
Rick Cerone, R OBP: 0.274, SLG: 0.318		0-0 SH1-4		0-0 SF9		4-0 BB		0-0 SF7		2	2	2	2	1	0	0				
Larry Milbourne, S OBP: 0.360, SLG: 0.412		0-0 SH1-4		1-0 SF9		0-3 K		0-0 4-3		2	1	0	0	0	1	3				
Inning Stats	R: 0 E: 0 K: 1 S: 6	H: 1 LOB: 1 BB: 0 P: 6	R: 4 E: 0 K: 0 S: 7	H: 4 LOB: 1 BB: 1 P: 11	R: 0 E: 0 K: 3 S: 9	H: 0 LOB: 0 BB: 0 P: 9	R: 4 E: 0 K: 0 S: 5	H: 2 LOB: 0 BB: 1 P: 10	R: 1 E: 0 K: 1 S: 6	H: 1 LOB: 1 BB: 1 P: 10	R: 0 E: 0 K: 0 S: 2	H: 0 LOB: 0 BB: 1 P: 6	R: 1 E: 0 K: 0 S: 5	H: 2 LOB: 2 BB: 1 P: 9	R: 0 E: 0 K: 0 S: 4	H: 2 LOB: 1 BB: 0 P: 4	1B: 8 2B: 2 3B: 0 HR: 2	SF: 2 SAC: 1 DP: 1 HBP: 1	WP: 0 PB: 0 SB: 1 CS: 0	PA: 41
PITCHER	IP WLS BF H R ER SO BB IBB HBP BLK WP HR S P ERA WHIP																			
Frank Tanana, L ERA: 4.49	(1, 1) 1.1 L 10 5 4 0 0 1 0 0 0 0 0 0 2 2 0.00 4.500																			
Luis Aponte, R ERA: 4.7	(2, 1) 0.2 2 0 0 0 0 0 0 0 0 0 0 0 2 2 0.00 0.000																			
John Tudor, L ERA: 4.7	(3, 1) 3.0 15 3 5 5 4 2 0 1 0 0 0 2 20 29 15.00 1.667																			
Steve Crawford, R ERA: 4.99	(6, 1) 2.0 9 2 1 1 0 2 0 0 0 0 0 0 7 15 4.50 2.000																			
Chuck Rainey, R ERA: 2.7	(8, 1) 1.0 4 2 0 0 0 0 0 0 0 0 0 0 4 4 0.00 2.000																			


Boston Red Sox @ New York Yankees
 Yankee Stadium, Bronx, NY
 Sun Sep 13 1981, 3:33 AM EDT
 Att: 44,686 - Unknown - 81 F

AB	31
R	10
H	12
RBI	10
BB	5
SO	5
LOB	15




Batter	1	2	3	4	5	6	7	8	9	AB	R	H	RBI	BB	SO	LOB	TOP			
Willie Randolph, R (1, 4) OBP: 0.343, SLG: 0.318	4-0 BB G6-4-3		0-0 1-2 FC4-6 1B		0-0 4-3			0-0 F9		3	0	1	0	1	0	0	New York Yankees @ Milwaukee Brewers Milwaukee County Stadium, Milwaukee, WI Wed Sep 16 1981, 8:05 PM EDT Att: 13,510 - Cloudy - 51 F			
Larry Milbourne, S (1, 6) OBP: 0.355, SLG: 0.420	0-0 G6-4-3		0-3 K			0-0 F7		0-3 K		3	0	0	0	0	1	3				
Bobby Murcer, L (8, PH) OBP: 0.333, SLG: 0.441										1	0	0	0	0	1	0				
Andre Robertson, R (8, 6) OBP: 0.222, SLG: 0.333	0-0 F8		0-0 FC4-6 FC6-4 1-2 2-3			0-0 2B		0-0 1B		4	0	2	0	0	0	2				
Dave Winfield, R (1, 8) OBP: 0.369, SLG: 0.468																				
Lou Piniella, R (1, 10) OBP: 0.324, SLG: 0.420			0-0 F8		0-0 FC6-4		0-0 F8	4-0 1B		3	0	0	0	0	0	3				
Oscar Gamble, L (8, PH) OBP: 0.339, SLG: 0.494			0-0 FC6-4				0-0 F8	1-2 BB		0	0	0	0	1	0	0				
Reggie Jackson, L (1, 9) OBP: 0.333, SLG: 0.416			0-0 HR		0-3 K		0-3 K	0-0 BB		4	1	1	1	0	2	3				
Graig Nettles, L (1, 5) OBP: 0.338, SLG: 0.414			0-0 1B		0-0 F7			0-0 F4		4	1	2	0	0	0	0				
Bob Watson, R (1, 3) OBP: 0.338, SLG: 0.419			0-0 FC4 G5-4-3		0-0 F8		0-0 G3	0-3 K		4	0	0	0	0	1	2				
Rick Cerone, R (1, 2) OBP: 0.262, SLG: 0.305			0-0 G5-4-3		0-3 K		0-0 SF8	0-3 K		3	0	0	1	0	2	2				
Dennis Werth, R (1, 7) OBP: 0.242, SLG: 0.115			0-0 FC4-6 1B		0-0 5-3		0-0 F9			3	0	1	0	0	0	0				
Inning Stats	R: 0 E: 0 K: 0 S: 2	H: 0 LOB: 0 BB: 1 P: 6	R: 1 E: 1 K: 0 S: 5	H: 2 LOB: 1 BB: 0 P: 5	R: 0 E: 0 K: 1 S: 7	H: 2 LOB: 2 BB: 0 P: 7	R: 0 E: 0 K: 1 S: 5	H: 0 LOB: 0 BB: 0 P: 5	R: 0 E: 0 K: 1 S: 6	H: 1 LOB: 1 BB: 0 P: 6	R: 1 E: 0 K: 0 S: 4	H: 1 LOB: 0 BB: 0 P: 4	R: 0 E: 0 K: 2 S: 6	H: 1 LOB: 2 BB: 1 P: 10	R: 0 E: 0 K: 2 S: 7	H: 0 LOB: 0 BB: 0 P: 7	1B: 4 2B: 2 3B: 0 HR: 1	SF: 1 SAC: 0 DP: 2 HBP: 0	WP: 0 PB: 0 SB: 1 CS: 0	PA: 35
PITCHER	IP WLS BF H R ER SO BB IBB HBP BLK WP HR S P ERA WHIP	IP WLS BF H R ER SO BB IBB HBP BLK WP HR S P ERA WHIP																		
Randy Lerch, L (1, 1) ERA: 4.59	7.0 W 27 6 2 2 4	2.0 S 8 1 0 0 3																		
Rollie Fingers, R (8, 1) ERA: 1.06	2.0 S 8 1 0 0 3																			


AB	32
R	2
H	7
RBI	2
BB	2
SO	7
LOB	15




Batter	1	2	3	4	5	6	7	8	9	AB	R	H	RBI	BB	SO	LOB	BOTTOM			
Paul Molitor, R (1, 8) OBP: 0.323, SLG: 0.330	0-3 K		0-0 F8			0-0 4-3 S 1B		0-0 F8		4	1	1	0	0	1	0	New York Yankees @ Milwaukee Brewers Milwaukee County Stadium, Milwaukee, WI Wed Sep 16 1981, 8:05 PM EDT Att: 13,510 - Cloudy - 51 F			
Robin Yount, R (1, 6) OBP: 0.297, SLG: 0.386	4-0 BB		0-0 6-3			0-0 4-3		0-0 F8		3	0	0	0	1	0	1				
Cecil Cooper, L (1, 3) OBP: 0.356, SLG: 0.493	0-3 K				0-0 1-3		0-0 E 1B	0-0 L6		4	1	1	1	0	1	1				
Ted Simmons, S (1, 2) OBP: 0.258, SLG: 0.378	0-0 F8				0-0 F8		0-3 K			3	0	0	0	0	1	2				
Gorman Thomas, R (1, 9) OBP: 0.353, SLG: 0.503			0-0 HR		0-0 2B		0-0 E2 1-H 2B			3	1	3	2	0	0	0				
Mark Brouhard, R (1, 7) OBP: 0.312, SLG: 0.387			0-0 5-3		0-0 L3		0-0 5-3			3	0	0	0	0	0	2				
Sal Bando, R (1, 5) OBP: 0.333, SLG: 0.487			0-0 P4		4-0 CS BB		0-0 P4			2	0	0	0	1	0	0				
Charlie Moore, R (1, 10) OBP: 0.356, SLG: 0.399			0-0 F9		0-3 K		0-0 F8			3	0	0	0	0	1	1				
Jim Gantner, L (1, 4) OBP: 0.327, SLG: 0.334			0-0 4-3		0-3 K		0-0 F2			3	0	0	0	0	1	1				
Inning Stats	R: 0 E: 0 K: 2 S: 7	H: 0 LOB: 1 BB: 1 P: 11	R: 1 E: 0 K: 0 S: 4	H: 1 LOB: 0 BB: 0 P: 4	R: 0 E: 0 K: 0 S: 3	H: 0 LOB: 0 BB: 0 P: 3	R: 0 E: 0 K: 0 S: 4	H: 1 LOB: 1 BB: 0 P: 4	R: 0 E: 0 K: 2 S: 6	H: 0 LOB: 0 BB: 1 P: 10	R: 2 E: 1 K: 1 S: 8	H: 3 LOB: 1 BB: 0 P: 8	R: 0 E: 0 K: 0 S: 3	H: 0 LOB: 0 BB: 0 P: 3	R: 0 E: 0 K: 0 S: 3	H: 0 LOB: 0 BB: 0 P: 3	1B: 2 2B: 2 3B: 0 HR: 1	SF: 0 SAC: 0 DP: 0 HBP: 0	WP: 0 PB: 0 SB: 1 CS: 1	PA: 30
PITCHER	IP WLS BF H R ER SO BB IBB HBP BLK WP HR S P ERA WHIP	IP WLS BF H R ER SO BB IBB HBP BLK WP HR S P ERA WHIP																		
Dave Righetti, L (1, 1) ERA: 1.75	8.0 L 30 5 3 3 5																			

AB	28
R	3
H	5
RBI	3
BB	2
SO	5
LOB	8



Batter	1	2	3	4	5	6	7	8	9	AB	R	H	RBI	BB	SO	LOB	TOP										
Willie Randolph, R (1, 4) OBP: 0.342, SLG: 0.317	F7		FC6-4			F9		E1 SH3 1B		4	1	1	0	0	0	2	New York Yankees @ Boston Red Sox Fenway Park, Boston, MA Fri Sep 18 1981, 3:33 AM EDT Att: 34,283 - Cloudy										
Larry Milbourne, S (1, 6) OBP: 0.355, SLG: 0.417	1-3			5-3		HR		SH3		3	1	1	0	0	0	0											
Dave Winfield, R (1, 8) OBP: 0.368, SLG: 0.474	K			F7		HR		K		4	1	1	3	0	2	1											
Lou Piniella, R (1, 10) OBP: 0.324, SLG: 0.440		F9								3	1	1	1	0	0	0											
Bobby Murcer, L (8, PH) OBP: 0.340, SLG: 0.447				6-3		HR		FC4-6 1B		1	0	1	1	0	0	0											
Reggie Jackson, L (1, 9) OBP: 0.329, SLG: 0.410	3-1				K	4-3		FC4-6 1B		4	0	0	0	0	1	1											
Graig Nettles, L (1, 5) OBP: 0.334, SLG: 0.408	4-3				K	F7				4	0	0	0	0	1	0											
Bob Watson, R (1, 3) OBP: 0.342, SLG: 0.441			F9		BB			K		3	1	1	1	1	1	0											
Barry Foote, R (1, 2) OBP: 0.235, SLG: 0.326			K		K		F8		6-3	4	0	0	0	0	2	1											
Dennis Werth, R (1, 7) OBP: 0.266, SLG: 0.115									4-3	0	1	0	0	2	0	0											
Oscar Gamble, L (7, PH) OBP: 0.385, SLG: 0.488				FC6-4 BB				6-3		2	0	0	0	0	0	0											
Inning Stats	R: 0 E: 0 K: 1 S: 5	H: 0 LOB: 0 BB: 0 P: 5	R: 0 E: 0 K: 0 S: 3	H: 0 LOB: 0 BB: 0 P: 3	R: 0 E: 0 K: 1 S: 5	H: 0 LOB: 1 BB: 1 P: 9	R: 0 E: 0 K: 0 S: 3	H: 0 LOB: 0 BB: 0 P: 3	R: 0 E: 0 K: 3 S: 9	H: 0 LOB: 1 BB: 1 P: 13	R: 0 E: 0 K: 1 S: 5	H: 0 LOB: 0 BB: 0 P: 5	R: 1 E: 1 K: 1 S: 7	H: 2 LOB: 1 BB: 0 P: 7	R: 1 E: 0 K: 0 S: 4	H: 1 LOB: 0 BB: 0 P: 4	1B: 3 2B: 0 3B: 0 HR: 3	SF: 0 SAC: 1 DP: 0 HBP: 0	WP: 0 PB: 0 SB: 0 CS: 0	PA: 36							
PITCHER	IP	WLS	BF	H	R	ER	SO	BB	IBB	HBP	BLK	WP	HR	S	P	ERA	WHIP										
Frank Tanana, L (1, 1) ERA: 4.59	5.1		22	3	4	4	5	3	0	0	0	0	2	29	41	6.75	1.125										
Bob Stanley, R (6, 1) ERA: 3.5	3.2	L	14	3	2	2	2	0	0	0	0	0	1	18	18	4.91	0.818										

Batter	1	2	3	4	5	6	7	8	9	AB	R	H	RBI	BB	SO	LOB	BOTTOM										
Jerry Remy, L (1, 4) OBP: 0.366, SLG: 0.362	G4-6-3 1B		1-H 2B		BB		FC6-4 HR			3	1	2	1	1	0	1	New York Yankees @ Boston Red Sox Fenway Park, Boston, MA Fri Sep 18 1981, 3:33 AM EDT Att: 34,283 - Cloudy										
Dwight Evans, R (1, 9) OBP: 0.422, SLG: 0.504	G4-6-3 1-2		G5-4-3 BB		P4		HR			3	1	1	2	1	0	3											
Jim Rice, R (1, 7) OBP: 0.333, SLG: 0.451			G5-4-3 1-2			F8	P4			4	0	1	0	0	0	2											
Carl Yastrzemski, L (1, 10) OBP: 0.353, SLG: 0.374	1-3			K		FC6-4 1B		F8		4	0	1	0	0	1	1											
Carney Lansford, R (1, 5) OBP: 0.380, SLG: 0.440		5-3		6-3		FC6-4 1-2		P5		4	0	0	0	0	0	1											
Dave Stapleton, R (1, 6) OBP: 0.305, SLG: 0.378		E5 CS		F8		FC6-4 1-2		F3		4	0	0	0	0	0	1											
Tony Perez, R (1, 3) OBP: 0.304, SLG: 0.361		K 1-2			6-3		F9			4	0	0	0	0	2	1											
Rich Gedman, L (1, 2) OBP: 0.305, SLG: 0.417			1-3				BB E 1B		K	4	1	2	0	0	1	0											
Rick Miller, L (1, 8) OBP: 0.348, SLG: 0.367			2B BB		F7		FC6-4 1-2 BB		G3	2	1	0	0	2	0	1											
Inning Stats	R: 0 E: 0 K: 0 S: 4	H: 2 LOB: 1 BB: 0 P: 4	R: 0 E: 1 K: 1 S: 5	H: 0 LOB: 1 BB: 0 P: 5	R: 1 E: 0 K: 0 S: 3	H: 1 LOB: 1 BB: 2 P: 11	R: 0 E: 0 K: 1 S: 5	H: 0 LOB: 0 BB: 0 P: 5	R: 0 E: 0 K: 0 S: 4	H: 1 LOB: 2 BB: 1 P: 8	R: 0 E: 0 K: 0 S: 4	H: 1 LOB: 1 BB: 0 P: 4	R: 3 E: 1 K: 0 S: 5	H: 2 LOB: 0 BB: 1 P: 9	R: 0 E: 0 K: 0 S: 3	H: 0 LOB: 0 BB: 0 P: 3		R: 0 E: 0 K: 2 S: 7	H: 0 LOB: 0 BB: 0 P: 7	1B: 4 2B: 3 3B: 0 HR: 1	SF: 0 SAC: 0 DP: 3 HBP: 0	WP: 0 PB: 0 SB: 0 CS: 1	PA: 36				
PITCHER	IP	WLS	BF	H	R	ER	SO	BB	IBB	HBP	BLK	WP	HR	S	P	ERA	WHIP										
Rick Reuschel, R (1, 1) ERA: 2.96	6.2		29	7	4	4	2	4	0	0	0	0	1	29	45	5.40	1.650										
Ron Davis, R (7, 1) ERA: 2.12	2.1	W	7	0	0	0	2	0	0	0	0	0	0	11	11	0.00	0.000										

Batter	1	2	3	4	5	6	7	8	9	AB	R	H	RBI	BB	SO	LOB	TOP			
Willie Randolph, R (1, 4) OBP: 0.345, SLG: 0.325										5	0	3	1	0	0	2	<p>New York Yankees @ Boston Red Sox Fenway Park, Boston, MA Sat Sep 19 1981, 7:05 PM EDT Att: 32,620 - Cloudy</p> <p>livebaseballscores.com</p> <p>AB 36 R 5 H 10 RBI 5 BB 2 SO 4 LOB 13</p>			
Bobby Murcer, L (1, 10) OBP: 0.333, SLG: 0.465										5	1	1	1	0	0	3				
Dave Winfield, R (1, 8) OBP: 0.368, SLG: 0.471										4	2	1	0	1	0	1				
Reggie Jackson, L (1, 9) OBP: 0.331, SLG: 0.413										3	0	1	1	1	0	0				
Oscar Gamble, L (1, 7) Lou Piniella, R (8, PH) Dennis Werth, R (8, PR) OBP: 0.329, SLG: 0.444 OBP: 0.266, SLG: 0.115										3	0	0	0	0	0	1				
Graig Nettles, L (1, 5) OBP: 0.331, SLG: 0.403										4	0	0	0	0	2	2				
Bob Watson, R (1, 3) OBP: 0.333, SLG: 0.427										4	0	0	0	0	1	2				
Rick Cerone, R (1, 2) OBP: 0.262, SLG: 0.309										4	2	1	0	0	0	2				
Larry Milbourne, S (1, 6) OBP: 0.362, SLG: 0.432										3	0	2	1	0	1	0				
Inning Stats	R: 1 E: 1 K: 0 S: 5	H: 3 LOB: 1 BB: 0 P: 5	R: 1 E: 0 K: 1 S: 7	H: 2 LOB: 1 BB: 0 P: 7	R: 1 E: 0 K: 1 S: 4	H: 1 LOB: 0 BB: 0 P: 4	R: 1 E: 1 K: 1 S: 7	H: 2 LOB: 2 BB: 0 P: 7	R: 0 E: 0 K: 0 S: 3	H: 0 LOB: 0 BB: 0 P: 3	R: 0 E: 1 K: 0 S: 4	H: 0 LOB: 1 BB: 0 P: 4	R: 0 E: 0 K: 1 S: 6	H: 1 LOB: 2 BB: 2 P: 14	R: 0 E: 0 K: 1 S: 6	H: 1 LOB: 1 BB: 0 P: 6		1B: 5 2B: 4 3B: 0 HR: 1	SF: 0 SAC: 1 DP: 1 HBP: 0	WP: 0 PB: 0 SB: 0 CS: 0
PITCHER	IP WLS BF H R ER SO BB IBB HBP BLK WP HR S P ERA WHIP																			
Mike Torrez, R (1, 1) ERA: 3.91	7.0		31	8	5	4	2	2	0	0	0	0	0	0	1	33	41	5.14	1.429	
John Tudor, L (8, 1) ERA: 4.54	1.0	W	4	1	0	0	1	0	0	0	0	0	0	0	0	6	6	0.00	1.000	
Mark Clear, R (9, 1) ERA: 3.31	1.0	S	4	1	0	0	1	0	0	0	0	0	0	0	0	6	6	0.00	1.000	

Batter	1	2	3	4	5	6	7	8	9	AB	R	H	RBI	BB	SO	LOB	BOTTOM			
Jerry Remy, L (1, 4) OBP: 0.384, SLG: 0.359										5	0	1	0	0	2	2	<p>New York Yankees @ Boston Red Sox Fenway Park, Boston, MA Sat Sep 19 1981, 7:05 PM EDT Att: 32,620 - Cloudy</p> <p>livebaseballscores.com</p> <p>AB 35 R 8 H 12 RBI 7 BB 2 SO 8 LOB 12</p>			
Dwight Evans, R (1, 9) OBP: 0.520, SLG: 0.504										4	0	1	0	0	1	1				
Jim Rice, R (1, 7) OBP: 0.333, SLG: 0.449										4	1	1	0	0	1	2				
Carl Yastrzemski, L (1, 10) OBP: 0.352, SLG: 0.370										3	1	0	0	1	0	0				
Carney Lansford, R (1, 5) OBP: 0.384, SLG: 0.444										4	2	3	1	0	0	0				
Dave Stapleton, R (1, 6) OBP: 0.307, SLG: 0.383										4	1	2	1	0	0	1				
Tony Perez, R (1, 3) OBP: 0.307, SLG: 0.365										3	1	1	1	1	2	1				
Gary Allenson, R (1, 2) Rich Gedman, L (8, PH) Joe Rudi, R (8, PH) Reid Nichols, R (8, PR) John Lickert, R (9, 2)										3	0	1	0	0	1	2				
Rick Miller, L (1, 8) OBP: 0.347, SLG: 0.376										4	1	1	3	0	1	3				
Inning Stats	R: 0 E: 0 K: 1 S: 5	H: 1 LOB: 0 BB: 0 P: 5	R: 1 E: 0 K: 1 S: 8	H: 3 LOB: 2 BB: 0 P: 8	R: 0 E: 0 K: 0 S: 3	H: 0 LOB: 0 BB: 0 P: 3	R: 0 E: 0 K: 1 S: 6	H: 1 LOB: 1 BB: 0 P: 6	R: 0 E: 0 K: 1 S: 7	H: 2 LOB: 2 BB: 0 P: 7	R: 0 E: 0 K: 0 S: 3	H: 0 LOB: 0 BB: 0 P: 3	R: 0 E: 0 K: 2 S: 7	H: 0 LOB: 0 BB: 0 P: 7	R: 7 E: 1 K: 2 S: 12	H: 5 LOB: 1 BB: 2 P: 20		1B: 8 2B: 3 3B: 0 HR: 1	SF: 0 SAC: 0 DP: 1 HBP: 0	WP: 0 PB: 0 SB: 0 CS: 0
PITCHER	IP WLS BF H R ER SO BB IBB HBP BLK WP HR S P ERA WHIP																			
Ron Guidry, L (1, 1) ERA: 2.82	7.0		27	7	1	1	6	0	0	0	0	0	0	0	39	39	1.29	1.000		
Ron Davis, R (8, 1) ERA: 2.75	0.2	L	7	3	5	5	1	2	0	0	0	0	0	0	7	15	67.50	7.500		
Dave LaRoche, L (8, 1) ERA: 2.25	0.1		3	2	2	2	1	0	0	0	0	0	0	1	5	5	54.00	6.000		

Batter	1	2	3	4	5	6	7	8	9	AB	R	H	RBI	BB	SO	LOB	TOP			
Willie Randolph, R (1,4) OBP: 0.346, SLG: 0.326										5	1	2	0	0	2	2	<p>New York Yankees @ Boston Red Sox Fenway Park, Boston, MA Sun Sep 20 1981, 3:33 AM EDT Att: 35,091 - Cloudy - 73 F</p> <p>livebaseballscores.com</p> <p>AB 35 R 1 H 8 RBI 1 BB 2 SO 6 LOB 21</p>			
Larry Milbourne, S (1,6) OBP: 0.359, SLG: 0.426										4	0	1	0	0	0	3				
Dave Winfield, R (1,8) OBP: 0.369, SLG: 0.470										3	0	1	1	1	0	2				
Lou Piniella, R (1,7) OBP: 0.320, SLG: 0.432										4	0	0	0	0	5					
Reggie Jackson, L (1,9) OBP: 0.330, SLG: 0.414										4	0	1	0	0	1	2				
Bob Watson, R (1,3) OBP: 0.331, SLG: 0.418										3	0	0	0	1	3					
Barry Foote, R (1,10) OBP: 0.237, SLG: 0.333										3	0	1	0	0	0	1				
Oscar Gamble, L (6, PH) OBP: 0.378, SLG: 0.477										1	0	0	0	0	1					
Rick Cerone, R (1,2) OBP: 0.258, SLG: 0.305										3	0	0	0	0	3					
Bobby Murcer, L (9, PH) OBP: 0.330, SLG: 0.460										1	0	0	0	0	0					
Aurelio Rodriguez, R (1,5) OBP: 0.333, SLG: 0.478										3	0	2	0	0	0	0				
Graig Nettles, L (9, PH) OBP: 0.330, SLG: 0.402										1	0	0	0	0	0	0				
Inning Stats	R: 1 E: 0 K: 2 S: 10	H: 3 LOB: 2 BB: 0 P: 10	R: 0 E: 0 K: 0 S: 3	H: 0 LOB: 0 BB: 0 P: 3	R: 0 E: 0 K: 0 S: 4	H: 1 LOB: 1 BB: 0 P: 4	R: 0 E: 0 K: 0 S: 4	H: 1 LOB: 1 BB: 0 P: 4	R: 0 E: 0 K: 1 S: 6	H: 1 LOB: 2 BB: 1 P: 8	R: 0 E: 0 K: 0 S: 4	H: 1 LOB: 2 BB: 1 P: 8	R: 0 E: 0 K: 2 S: 7	H: 0 LOB: 0 BB: 0 P: 7	R: 0 E: 0 K: 1 S: 5	H: 0 LOB: 0 BB: 0 P: 5	1B: 5 2B: 3 3B: 0 HR: 0	SF: 0 SAC: 0 DP: 0 HBP: 0	WP: 0 PB: 0 SB: 1 CS: 0	PA: 37
PITCHER	IP WLS BF H R ER SO BB IBB HBP BLK WP HR S P ERA WHIP																			
Bruce Hurst, L (1,1) ERA: 2.08	5.2 W 25 7 1 1 3 1 0 0 0 0 0 0 30 34 1.59 1.412																			
Bill Campbell, R (6,1) ERA: 2.93	3.1 S 12 1 0 0 3 1 0 0 0 0 0 0 17 21 0.00 0.600																			

Batter	1	2	3	4	5	6	7	8	9	AB	R	H	RBI	BB	SO	LOB	BOTTOM			
Jerry Remy, L (1,4) OBP: 0.361, SLG: 0.357										5	0	1	1	0	0	2	<p>New York Yankees @ Boston Red Sox Fenway Park, Boston, MA Sun Sep 20 1981, 3:33 AM EDT Att: 35,091 - Cloudy - 73 F</p> <p>livebaseballscores.com</p> <p>AB 33 R 4 H 10 RBI 4 BB 4 SO 3 LOB 16</p>			
Dwight Evans, R (1,9) OBP: 0.419, SLG: 0.501										4	0	1	0	0	2					
Jim Rice, R (1,7) OBP: 0.334, SLG: 0.448										3	0	1	0	1	0					
Carl Yastrzemski, L (1,10) OBP: 0.347, SLG: 0.365										4	0	0	0	0	3					
Carney Lansford, R (1,5) OBP: 0.385, SLG: 0.443										3	0	1	0	1	0					
Dave Stapleton, R (1,6) OBP: 0.310, SLG: 0.387										4	1	2	0	0	1	2				
Tony Perez, R (1,3) OBP: 0.310, SLG: 0.391										4	2	2	3	0	1					
Gary Allenson, R (1,2) OBP: 0.314, SLG: 0.351										2	1	1	0	2	1	0				
Rick Miller, L (1,8) OBP: 0.346, SLG: 0.375										4	0	1	0	0	1	4				
Inning Stats	R: 0 E: 0 K: 0 S: 3	H: 0 LOB: 1 BB: 1 P: 7	R: 0 E: 0 K: 1 S: 6	H: 1 LOB: 1 BB: 1 P: 10	R: 0 E: 0 K: 0 S: 5	H: 2 LOB: 2 BB: 0 P: 5	R: 2 E: 0 K: 0 S: 5	H: 3 LOB: 0 BB: 0 P: 5	R: 0 E: 0 K: 0 S: 3	H: 0 LOB: 0 BB: 0 P: 3	R: 2 E: 0 K: 1 S: 9	H: 4 LOB: 2 BB: 0 P: 9	R: 0 E: 0 K: 1 S: 5	H: 0 LOB: 1 BB: 1 P: 9	R: 0 E: 0 K: 0 S: 3	H: 0 LOB: 1 BB: 1 P: 7		1B: 7 2B: 2 3B: 0 HR: 2	SF: 0 SAC: 0 DP: 2 HBP: 0	WP: 0 PB: 1 SB: 0 CS: 0
PITCHER	IP WLS BF H R ER SO BB IBB HBP BLK WP HR S P ERA WHIP																			
Tommy John, L (1,1) ERA: 2.59	8.0 L 37 10 4 3 3 4 0 0 0 0 0 2 39 55 3.38 1.750																			

Batter	1	2	3	4	5	6	7	8	9	AB	R	H	RBI	BB	SO	LOB	TOP		
Miguel Dilone, S OBP: 0.342, SLG: 0.356 (1, 7)	F8		1B 2B BB	E4		1B SF7 1B		K		4	2	1	0	1	1	0	Cleveland Indians @ New York Yankees Yankee Stadium, Bronx, NY Tue Sep 22 1981, 7:05 PM EDT Att: 15,098 - Unknown - 68 F		
Alan Bannister, R OBP: 0.309, SLG: 0.332 (1, 9)	L1		2B 1B	F9		WP SF7 1B		4-3		5	1	2	2	0	0	1			
Mike Hargrove, L OBP: 0.423, SLG: 0.415 (1, 3)	3-1		2B SF9 BB	6-3		SF7				3	1	1	1	1	0	1			
Bo Diaz, R OBP: 0.376, SLG: 0.560 (1, 2)		BB 1B	F8 2B		BB BLK 1B	6-3		F7		5	0	3	2	0	0	2			
Toby Harrah, R OBP: 0.376, SLG: 0.381 (1, 5) (5, 6)	K		SF9		F2	F9		F9		4	0	0	1	0	1	3			
Andre Thornton, R OBP: 0.298, SLG: 0.363 (1, 10)		G4-6-3 BB	F8		F7			S BB		3	0	1	0	2	0	2			
Rick Manning, L OBP: 0.330, SLG: 0.349 (1, 8)	G4-6-3				BB BB			2-3		2	0	0	0	3	0	3			
Dave Rosello, R OBP: 0.296, SLG: 0.311 (1, 4) Karl Pagel, L OBP: 0.471, SLG: 0.846 (5, PH) Duane Kuiper, L OBP: 0.284, SLG: 0.290 (5, 4)								F8		2	1	1	0	0	0	2			
Mike Fischlin, R OBP: 0.238, SLG: 0.211 (1, 6) Von Hayes, L OBP: 0.340, SLG: 0.422 (5, PH) (5, 5)								P1		2	1	1	0	0	0	0			
										3	0	0	0	0	0	6			
Inning Stats	R: 0 E: 0 K: 0 S: 3	H: 0 LOB: 0 BB: 0 P: 3	R: 0 E: 0 K: 1 S: 5	H: 1 LOB: 1 BB: 1 P: 9	R: 5 E: 0 K: 0 S: 7	H: 4 LOB: 2 BB: 3 P: 19	R: 0 E: 1 K: 0 S: 4	H: 0 LOB: 1 BB: 0 P: 4	R: 0 E: 0 K: 0 S: 4	H: 1 LOB: 3 BB: 2 P: 12	R: 1 E: 0 K: 0 S: 5	H: 2 LOB: 1 BB: 0 P: 5	R: 0 E: 0 K: 1 S: 6	H: 1 LOB: 1 BB: 0 P: 6	R: 0 E: 0 K: 1 S: 3	H: 0 LOB: 2 BB: 0 P: 11	1B: 8 2B: 2 3B: 0 HR: 0	SF: 2 SAC: 0 DP: 1 HBP: 0	WP: 1 PA: 45
PITCHER	IP WLS BF H R ER SO BB IBB HBP BLK WP HR S P ERA WHIP	IP WLS BF H R ER SO BB IBB HBP BLK WP HR S P ERA WHIP	IP WLS BF H R ER SO BB IBB HBP BLK WP HR S P ERA WHIP	IP WLS BF H R ER SO BB IBB HBP BLK WP HR S P ERA WHIP	IP WLS BF H R ER SO BB IBB HBP BLK WP HR S P ERA WHIP	IP WLS BF H R ER SO BB IBB HBP BLK WP HR S P ERA WHIP	IP WLS BF H R ER SO BB IBB HBP BLK WP HR S P ERA WHIP	IP WLS BF H R ER SO BB IBB HBP BLK WP HR S P ERA WHIP	IP WLS BF H R ER SO BB IBB HBP BLK WP HR S P ERA WHIP	IP WLS BF H R ER SO BB IBB HBP BLK WP HR S P ERA WHIP	IP WLS BF H R ER SO BB IBB HBP BLK WP HR S P ERA WHIP	IP WLS BF H R ER SO BB IBB HBP BLK WP HR S P ERA WHIP	IP WLS BF H R ER SO BB IBB HBP BLK WP HR S P ERA WHIP	IP WLS BF H R ER SO BB IBB HBP BLK WP HR S P ERA WHIP	IP WLS BF H R ER SO BB IBB HBP BLK WP HR S P ERA WHIP	IP WLS BF H R ER SO BB IBB HBP BLK WP HR S P ERA WHIP	IP WLS BF H R ER SO BB IBB HBP BLK WP HR S P ERA WHIP	IP WLS BF H R ER SO BB IBB HBP BLK WP HR S P ERA WHIP	IP WLS BF H R ER SO BB IBB HBP BLK WP HR S P ERA WHIP

AB	35
R	6
H	10
RBI	6
BB	8
SO	2
LOB	23



Batter	1	2	3	4	5	6	7	8	9	AB	R	H	RBI	BB	SO	LOB	BOTTOM		
Willie Randolph, R OBP: 0.345, SLG: 0.321 (1, 4)	1B SF9 BB	WP 1B		K		4-3		5-3		4	1	1	1	1	1	1	Cleveland Indians @ New York Yankees Yankee Stadium, Bronx, NY Tue Sep 22 1981, 7:05 PM EDT Att: 15,098 - Unknown - 68 F		
Larry Milbourne, S OBP: 0.357, SLG: 0.420 (1, 6)	FC3-6 1B	K		4-3			WP 1B	1B		5	0	3	0	0	1	1			
Oscar Gamble, L OBP: 0.371, SLG: 0.469 (1, 10) Dave Winfield, R OBP: 0.365, SLG: 0.463 (9, PH)	SF9		K		F7			P6		3	0	0	1	0	2	1			
Graig Nettles, L OBP: 0.332, SLG: 0.401 (1, 5)	FC3-6 1B		1B 1B		P5		L4	K		5	0	1	0	0	1	3			
Lou Piniella, R OBP: 0.333, SLG: 0.446 (1, 9)	4-3				BB 1B		K			5	0	3	0	0	1	2			
Dave Revering, L OBP: 0.319, SLG: 0.328 (1, 3) Bob Watson, R OBP: 0.327, SLG: 0.410 (9, PH)		4-3	K				BB 1B			3	0	0	0	1	2	4			
Bobby Brown, S OBP: 0.208, SLG: 0.178 (1, 8)		1-3	K		F8			K		4	0	0	0	0	2	4			
Mike Patterson, L OBP: 0.414, SLG: 0.630 (1, 7)		3B 3B			3-1			F7		4	1	2	0	0	0	0			
Rick Cerone, R OBP: 0.267, SLG: 0.333 (1, 2)		1B 3B						5-3		4	2	2	2	0	1	1			
Inning Stats	R: 1 E: 0 K: 0 S: 4	H: 1 LOB: 1 BB: 1 P: 8	R: 2 E: 0 K: 1 S: 8	H: 3 LOB: 1 BB: 0 P: 8	R: 0 E: 0 K: 3 S: 11	H: 2 LOB: 2 BB: 0 P: 11	R: 1 E: 0 K: 1 S: 6	H: 1 LOB: 0 BB: 0 P: 6	R: 0 E: 0 K: 0 S: 4	H: 1 LOB: 2 BB: 1 P: 8	R: 0 E: 0 K: 3 S: 11	H: 1 LOB: 2 BB: 0 P: 11	R: 0 E: 0 K: 2 S: 8	H: 1 LOB: 1 BB: 0 P: 8	R: 0 E: 0 K: 1 S: 7	H: 2 LOB: 2 BB: 0 P: 7	1B: 8 2B: 0 3B: 3 HR: 1	SF: 1 SAC: 0 DP: 0 HBP: 0	WP: 3 PA: 42
PITCHER	IP WLS BF H R ER SO BB IBB HBP BLK WP HR S P ERA WHIP	IP WLS BF H R ER SO BB IBB HBP BLK WP HR S P ERA WHIP	IP WLS BF H R ER SO BB IBB HBP BLK WP HR S P ERA WHIP	IP WLS BF H R ER SO BB IBB HBP BLK WP HR S P ERA WHIP	IP WLS BF H R ER SO BB IBB HBP BLK WP HR S P ERA WHIP	IP WLS BF H R ER SO BB IBB HBP BLK WP HR S P ERA WHIP	IP WLS BF H R ER SO BB IBB HBP BLK WP HR S P ERA WHIP	IP WLS BF H R ER SO BB IBB HBP BLK WP HR S P ERA WHIP	IP WLS BF H R ER SO BB IBB HBP BLK WP HR S P ERA WHIP	IP WLS BF H R ER SO BB IBB HBP BLK WP HR S P ERA WHIP	IP WLS BF H R ER SO BB IBB HBP BLK WP HR S P ERA WHIP	IP WLS BF H R ER SO BB IBB HBP BLK WP HR S P ERA WHIP	IP WLS BF H R ER SO BB IBB HBP BLK WP HR S P ERA WHIP	IP WLS BF H R ER SO BB IBB HBP BLK WP HR S P ERA WHIP	IP WLS BF H R ER SO BB IBB HBP BLK WP HR S P ERA WHIP	IP WLS BF H R ER SO BB IBB HBP BLK WP HR S P ERA WHIP	IP WLS BF H R ER SO BB IBB HBP BLK WP HR S P ERA WHIP	IP WLS BF H R ER SO BB IBB HBP BLK WP HR S P ERA WHIP	IP WLS BF H R ER SO BB IBB HBP BLK WP HR S P ERA WHIP



Batter	1	2	3	4	5	6	7	8	9	AB	R	H	RBI	BB	SO	LOB	TOP			
Miguel Dilone, S (1, 10) OBP: 0.340, SLG: 0.354			1-3		B1		G4-3			4	0	1	0	0	0	2				
Jorge Orta, L (1, 9) OBP: 0.305, SLG: 0.362			4-3		G5-4-3			G6-4-3		4	0	2	0	0	1	1				
Mike Hargrove, L (1, 3) OBP: 0.318, SLG: 0.410	4-3			G3	G5-4-3			G6-4-3		4	0	0	0	0	0	2				
Von Hayes, L (1, 7) OBP: 0.337, SLG: 0.414		6-3		1B		6-3		F8		4	1	1	0	0	0	0				
Toby Harrah, R (1, 5) OBP: 0.376, SLG: 0.380	F8			1B		1-3				3	0	1	0	0	0	0				
Dave Rosello, R (6, 5) OBP: 0.293, SLG: 0.307				1B						1	0	0	0	0	0	0				
Ron Hassey, L (1, 2) OBP: 0.301, SLG: 0.273				1B		4-3				4	0	2	1	0	0	0				
Rick Manning, L (1, 8) OBP: 0.326, SLG: 0.345		E6		1B		3-1				4	0	0	0	0	0	3				
Duane Kuiper, L (1, 4) OBP: 0.284, SLG: 0.291		4-3								3	0	1	0	0	0	4				
Tom Verzyer, R (1, 6) OBP: 0.278, SLG: 0.263										1	0	0	0	0	0	0				
Karl Pagel, L (4, PH) OBP: 0.444, SLG: 0.786			1-4-3		1-3					1	0	0	0	0	0	3				
Mike Fischlin, R (4, 6) OBP: 0.256, SLG: 0.231										1	0	1	0	0	0	0				
Inning Stats	R: 0 E: 0 K: 1 S: 5	H: 1 LOB: 0 BB: 0 P: 5	R: 0 E: 1 K: 0 S: 5	H: 1 LOB: 2 BB: 0 P: 5	R: 0 E: 0 K: 0 S: 3	H: 0 LOB: 0 BB: 0 P: 3	R: 1 E: 1 K: 0 S: 7	H: 3 LOB: 3 BB: 0 P: 7	R: 0 E: 0 K: 0 S: 3	H: 0 LOB: 0 BB: 0 P: 3	R: 0 E: 0 K: 0 S: 4	H: 2 LOB: 1 BB: 0 P: 4	R: 0 E: 0 K: 0 S: 3	H: 1 LOB: 0 BB: 0 P: 3	R: 0 E: 0 K: 0 S: 3	H: 0 LOB: 0 BB: 0 P: 3	1B: 9 2B: 0 3B: 0 HR: 0	SF: 0 SAC: 0 DP: 3 HBP: 0	WP: 0 PB: 0 SB: 0 CS: 1	PA: 34
PITCHER Rick Reuschel, R (1, 1) ERA: 2.84	IP: 9.0 WLS: W BF: 34 H: 9 R: 1 ER: 1 SO: 1 BB: 0 IBB: 0 HBP: 0 BLK: 0 WP: 0 HR: 0 S: 36 P: 36 ERA: 1.00 WHIP: 1.000															PITCHER				

Cleveland Indians @ New York Yankees
Yankee Stadium, Bronx, NY
Wed Sep 23 1981, 7:05 PM EDT
Att: 21,596 - Unknown - 51 F

AB	34
R	1
H	9
RBI	1
BB	0
SO	1
LOB	15



Batter	1	2	3	4	5	6	7	8	9	AB	R	H	RBI	BB	SO	LOB	BOTTOM			
Willie Randolph, R (1, 4) OBP: 0.345, SLG: 0.320			G5-4-3		9-6			F9		4	1	1	1	1	0	3				
Larry Milbourne, S (1, 6) OBP: 0.354, SLG: 0.415	F7									4	0	1	0	0	0	3				
Dave Winfield, R (1, 7) OBP: 0.361, SLG: 0.458	F8				FC6-4					4	1	0	0	0	0	4				
Reggie Jackson, L (1, 9) OBP: 0.332, SLG: 0.422										3	1	2	2	0	1	2				
Dennis Werth, R (5, 9) OBP: 0.292, SLG: 0.113	1B		K							1	0	0	0	0	1	0				
Graig Nettles, L (1, 5) OBP: 0.334, SLG: 0.402										4	1	2	1	0	0	0				
Bobby Murcer, L (1, 10) OBP: 0.345, SLG: 0.485										3	1	2	0	1	0	0				
Dave Revering, L (1, 3) OBP: 0.315, SLG: 0.323										3	0	0	0	0	2	6				
Bob Watson, R (7, PH) OBP: 0.325, SLG: 0.407	K									1	0	0	0	0	0	0				
Bobby Brown, S (1, 8) OBP: 0.231, SLG: 0.204										4	1	2	2	0	2	0				
Rick Cerone, R (1, 2) OBP: 0.276, SLG: 0.335										2	0	1	0	2	0	0				
Inning Stats	R: 1 E: 0 K: 1 S: 7	H: 2 LOB: 3 BB: 2 P: 15	R: 1 E: 0 K: 1 S: 8	H: 3 LOB: 2 BB: 0 P: 8	R: 2 E: 1 K: 1 S: 7	H: 3 LOB: 1 BB: 1 P: 11	R: 2 E: 0 K: 0 S: 6	H: 3 LOB: 1 BB: 0 P: 6	R: 0 E: 0 K: 1 S: 4	H: 0 LOB: 0 BB: 1 P: 8	R: 0 E: 0 K: 1 S: 5	H: 0 LOB: 0 BB: 0 P: 5	R: 0 E: 0 K: 0 S: 3	H: 0 LOB: 0 BB: 0 P: 3	R: 0 E: 0 K: 1 S: 5	H: 0 LOB: 0 BB: 0 P: 5	1B: 8 2B: 3 3B: 0 HR: 1	SF: 0 SAC: 0 DP: 2 HBP: 0	WP: 1 PB: 0 SB: 0 CS: 0	PA: 37
PITCHER John Denny, R (1, 1) ERA: 3.15	IP: 3.1 WLS: L BF: 22 H: 10 R: 6 ER: 6 SO: 3 BB: 3 IBB: 0 HBP: 0 BLK: 0 WP: 1 HR: 1 S: 25 P: 37 ERA: 16.20 WHIP: 3.900															PITCHER				
Ed Glynn, L (4, 1) ERA: 1.17	IP: 4.2 WLS: L BF: 15 H: 1 R: 0 ER: 0 SO: 3 BB: 1 IBB: 0 HBP: 0 BLK: 0 WP: 0 HR: 0 S: 20 P: 24 ERA: 0.00 WHIP: 0.429															PITCHER				

Cleveland Indians @ New York Yankees
Yankee Stadium, Bronx, NY
Wed Sep 23 1981, 7:05 PM EDT
Att: 21,596 - Unknown - 51 F

AB	33
R	6
H	11
RBI	6
BB	4
SO	6
LOB	18



Batter	1	2	3	4	5	6	7	8	9	AB	R	H	RBI	BB	SO	LOB	TOP										
Al Bumbry, L OBP: 0.359, SLG: 0.340 (1, 8)	6-3		E4 G3 SF8		SH2-3 1-2		E1 L4-3		F8	4	1	0	0	0	0	1	Baltimore Orioles @ New York Yankees Yankee Stadium, Bronx, NY Thu Sep 24 1981, 7:05 PM EDT Att: 21,007 - Unknown livebaseballscorecards.com										
Rich Dauer, R OBP: 0.313, SLG: 0.356 (1, 4)	WP E BB		G3		HR		L4-3		1B	4	2	2	2	1	0	3											
Benny Ayala, R OBP: 0.368, SLG: 0.386 (1, 10) Terry Crowley, L OBP: 0.371, SLG: 0.380 (3, PH)	F2		SF8		F8		FC4-6 1B		F5	1	0	0	0	0	0	1											
Eddie Murray, S OBP: 0.352, SLG: 0.513 (1, 3)	E7 1-H 1B		K		P6		FC4-6 1B			4	0	1	0	0	1	1											
Doug DeCinces, R OBP: 0.341, SLG: 0.456 (1, 5)	K				F8				F7	4	0	1	0	0	1	1											
Gary Roenicke, R OBP: 0.370, SLG: 0.406 (1, 7) (8, 9)							4-3 1B		6-3	4	0	2	0	0	1	1											
Ken Singleton, S OBP: 0.368, SLG: 0.448 (1, 9) John Lowenstein, L OBP: 0.330, SLG: 0.379 (8, PR) (8, 7)	1-4-3 1B				F8		4-3		BB	3	0	0	0	1	0	3											
Lenn Sakata, R OBP: 0.308, SLG: 0.361 (1, 6)	K				F9		6-3		P4	4	0	0	0	0	1	4											
Rick Dempsey, R OBP: 0.313, SLG: 0.348 (1, 2)	F9						SH2-3 HR 1B		P6	4	2	2	0	0	0	1											
Inning Stats	R: 1 E: 1 K: 1 S: 6	H: 1 LOB: 1 BB: 1 P: 10	R: 0 E: 0 K: 1 S: 6	H: 1 LOB: 1 BB: 0 P: 6	R: 1 E: 1 K: 1 S: 6	H: 0 LOB: 0 BB: 0 P: 6	R: 0 E: 0 K: 0 S: 4	H: 1 LOB: 1 BB: 0 P: 4	R: 2 E: 0 K: 0 S: 5	H: 2 LOB: 0 BB: 0 P: 5	R: 0 E: 0 K: 1 S: 6	H: 1 LOB: 1 BB: 0 P: 6	R: 1 E: 1 K: 0 S: 5	H: 2 LOB: 1 BB: 0 P: 5	R: 0 E: 0 K: 0 S: 3	H: 0 LOB: 1 BB: 1 P: 7		R: 0 E: 0 K: 0 S: 4	H: 1 LOB: 1 BB: 0 P: 4	R: 0 E: 0 K: 0 S: 4	H: 1 LOB: 1 BB: 0 P: 4	1B: 7 2B: 2 3B: 0 HR: 1	SF: 1 SAC: 1 DP: 1 HBP: 0	WP: 2 PB: 0 SB: 0 CS: 0	PA: 39		
PITCHER	IP	WLS	BF	H	R	ER	SO	BB	IBB	HBP	BLK	WP	HR	S	P	ERA	WHIP										
Ron Guidry, L ERA: 2.77 (1, 1)	2.0	L	9	2	1	0	2	1	0	0	0	1	0	12	16	0.00	1.500										
Andy McGaffigan, R ERA: 2.57 (3, 1)	4.0		17	4	3	2	2	0	0	0	0	0	1	21	21	4.50	1.000										
George Frazier, R ERA: 1.8 (7, 1)	3.0		13	3	1	1	0	1	0	0	0	1	0	12	16	3.00	1.333										

Batter	1	2	3	4	5	6	7	8	9	AB	R	H	RBI	BB	SO	LOB	BOTTOM										
Willie Randolph, R OBP: 0.342, SLG: 0.316 (1, 4)	F9		5-3						F9	4	0	0	0	0	0	2	Baltimore Orioles @ New York Yankees Yankee Stadium, Bronx, NY Thu Sep 24 1981, 7:05 PM EDT Att: 21,007 - Unknown livebaseballscorecards.com										
Larry Milbourne, S OBP: 0.345, SLG: 0.403 (1, 6)	4-3		K						F8	4	0	0	0	0	1	1											
Dave Winfield, R OBP: 0.360, SLG: 0.456 (1, 7)	P5				F8				6-3	4	0	1	0	0	0	0											
Reggie Jackson, L OBP: 0.329, SLG: 0.417 (1, 9)			6-3		1-3				4-3	4	0	0	0	0	0	1											
Graig Nettles, L OBP: 0.331, SLG: 0.398 (1, 5)			3-1		1-3				F8	4	0	0	0	0	0	1											
Bobby Murcer, L OBP: 0.336, SLG: 0.472 (1, 10)			G3						F9	3	0	0	0	0	0	0											
Dave Revering, L OBP: 0.315, SLG: 0.333 (1, 3)									F3	3	1	1	0	0	0	0											
Bobby Brown, S OBP: 0.255, SLG: 0.220 (1, 8)			SF9 3B		SF9					1	0	1	1	1	0	0											
Rick Cerone, R OBP: 0.277, SLG: 0.340 (1, 2)									BB 1B	3	0	1	0	0	0	2											
Inning Stats	R: 0 E: 0 K: 0 S: 3	H: 0 LOB: 0 BB: 0 P: 3	R: 0 E: 0 K: 0 S: 3	H: 0 LOB: 0 BB: 0 P: 3	R: 1 E: 0 K: 1 S: 7	H: 2 LOB: 1 BB: 0 P: 7	R: 0 E: 0 K: 0 S: 3	H: 0 LOB: 0 BB: 0 P: 3	R: 0 E: 0 K: 0 S: 3	H: 0 LOB: 0 BB: 0 P: 3	R: 0 E: 0 K: 0 S: 3	H: 0 LOB: 0 BB: 0 P: 3	R: 0 E: 0 K: 0 S: 4	H: 1 LOB: 1 BB: 0 P: 4	R: 0 E: 0 K: 0 S: 4	H: 1 LOB: 1 BB: 0 P: 4		R: 0 E: 0 K: 0 S: 4	H: 1 LOB: 1 BB: 0 P: 4	1B: 2 2B: 1 3B: 1 HR: 0	SF: 1 SAC: 0 DP: 0 HBP: 0	WP: 0 PB: 0 SB: 0 CS: 0	PA: 32				
PITCHER	IP	WLS	BF	H	R	ER	SO	BB	IBB	HBP	BLK	WP	HR	S	P	ERA	WHIP										
Jim Palmer, R ERA: 3.55 (1, 1)	9.0	W	32	4	1	1	1	1	0	0	0	0	0	33	37	1.00	0.556										

AB 35
R 5
H 9
RBI 4
BB 2
SO 4
LOB 17



AB 30
R 1
H 4
RBI 1
BB 1
SO 1
LOB 7



Batter	1	2	3	4	5	6	7	8	9	AB	R	H	RBI	BB	SO	LOB	TOP			
Al Bumbry, L OBP: 0.361, SLG: 0.342 (1, 8)										4	0	2	0	0	1	0	Baltimore Orioles @ New York Yankees Yankee Stadium, Bronx, NY Fri Sep 25 1981, 7:05 PM EDT Att: 33,427 - Unknown			
Rich Dauer, R OBP: 0.315, SLG: 0.361 (1, 4)										4	0	2	1	0	0	1				
Ken Singleton, S OBP: 0.385, SLG: 0.443 (1, 9)										4	0	0	0	0	0	3				
John Lowenstein, L OBP: 0.330, SLG: 0.379 (8, 7)										0	0	0	0	0	0	0				
Eddie Murray, S OBP: 0.353, SLG: 0.511 (1, 3)										3	0	1	0	1	0	1				
Gary Roenicke, R OBP: 0.365, SLG: 0.400 (8, 9)										3	0	0	0	0	2	1				
Benny Avila, R OBP: 0.360, SLG: 0.378 (1, 10)										4	0	1	0	0	0	1				
Rick Dempsey, R OBP: 0.316, SLG: 0.350 (1, 2)										4	0	2	0	0	0	1				
Doug DeCinces, R OBP: 0.343, SLG: 0.455 (1, 5)										3	1	1	0	1	0	1				
Lenn Sakata, R OBP: 0.299, SLG: 0.350 (1, 6)										4	0	0	0	0	0	3				
Inning Stats	R: 0 E: 0 K: 1 S: 5	H: 0 LOB: 0 BB: 0 P: 5	R: 0 E: 0 K: 1 S: 6	H: 1 LOB: 1 BB: 0 P: 6	R: 0 E: 0 K: 0 S: 4	H: 1 LOB: 1 BB: 0 P: 4	R: 0 E: 0 K: 0 S: 3	H: 0 LOB: 1 BB: 1 P: 7	R: 1 E: 0 K: 0 S: 5	H: 2 LOB: 2 BB: 1 P: 9	R: 0 E: 0 K: 0 S: 3	H: 1 LOB: 0 BB: 0 P: 3	R: 0 E: 0 K: 0 S: 3	H: 1 LOB: 1 BB: 0 P: 4	R: 0 E: 0 K: 1 S: 7	H: 2 LOB: 2 BB: 0 P: 7	1B: 8 2B: 1 3B: 0 HR: 0	SF: 0 SAC: 1 DP: 2 HBP: 0	WP: 0 PB: 0 SB: 0 CS: 0	PA: 36
PITCHER Tommy John, L ERA: 2.49 (1, 1)	IP: 9.0 WLS: L BF: 36 H: 9 R: 1 ER: 1 SO: 3 BB: 2 IBB: 0 HBP: 0 BLK: 0 WP: 0 HR: 0 S: 40 P: 48 ERA: 1.00 WHIP: 1.222															PITCHER IP: WLS: BF: H: R: ER: SO: BB: IBB: HBP: BLK: WP: HR: S: P: ERA: WHIP				

Batter	1	2	3	4	5	6	7	8	9	AB	R	H	RBI	BB	SO	LOB	BOTTOM			
Willie Randolph, R OBP: 0.338, SLG: 0.313 (1, 4)										4	0	0	0	0	3	1	Baltimore Orioles @ New York Yankees Yankee Stadium, Bronx, NY Fri Sep 25 1981, 7:05 PM EDT Att: 33,427 - Unknown			
Bobby Brown, S OBP: 0.271, SLG: 0.241 (1, 8)										4	0	2	0	0	0	1				
Dave Winfield, R OBP: 0.359, SLG: 0.457 (1, 7)										4	0	1	0	0	1	1				
Lou Piniella, R OBP: 0.331, SLG: 0.437 (1, 10)										3	0	0	0	1	2	0				
Reggie Jackson, L OBP: 0.328, SLG: 0.415 (1, 9)										4	0	1	0	0	1	2				
Graig Nettles, L OBP: 0.331, SLG: 0.397 (1, 5)										3	0	1	0	0	1	1				
Bob Watson, R OBP: 0.319, SLG: 0.399 (1, 3)										3	0	0	0	0	1	2				
Barry Foote, R OBP: 0.233, SLG: 0.327 (1, 2)										3	0	0	0	0	1	0				
Andre Robertson, R OBP: 0.182, SLG: 0.273 (1, 6)										2	0	0	0	0	1	0				
Rick Cerone, R OBP: 0.280, SLG: 0.352 (8, PH)										1	0	1	0	0	0	0				
Larry Milbourne, S OBP: 0.345, SLG: 0.403 (9, 6)										0	0	0	0	0	0	0				
Inning Stats	R: 0 E: 0 K: 2 S: 8	H: 2 LOB: 2 BB: 1 P: 12	R: 0 E: 0 K: 0 S: 3	H: 0 LOB: 0 BB: 0 P: 3	R: 0 E: 0 K: 2 S: 8	H: 1 LOB: 1 BB: 0 P: 8	R: 0 E: 0 K: 1 S: 6	H: 1 LOB: 1 BB: 0 P: 6	R: 0 E: 0 K: 1 S: 5	H: 0 LOB: 0 BB: 0 P: 5	R: 0 E: 0 K: 2 S: 7	H: 0 LOB: 0 BB: 0 P: 7	R: 0 E: 0 K: 1 S: 5	H: 1 LOB: 1 BB: 0 P: 5	R: 0 E: 0 K: 1 S: 6	H: 1 LOB: 0 BB: 0 P: 6	1B: 4 2B: 1 3B: 1 HR: 0	SF: 0 SAC: 0 DP: 1 HBP: 0	WP: 0 PB: 0 SB: 0 CS: 1	PA: 32
PITCHER Scott McGregor, L ERA: 3.35 (1, 1)	IP: 9.0 WLS: W BF: 32 H: 6 R: 0 ER: 0 SO: 11 BB: 1 IBB: 0 HBP: 0 BLK: 0 WP: 0 HR: 0 S: 53 P: 57 ERA: 0.00 WHIP: 0.778															PITCHER IP: WLS: BF: H: R: ER: SO: BB: IBB: HBP: BLK: WP: HR: S: P: ERA: WHIP				

Batter	1	2	3	4	5	6	7	8	9	AB	R	H	RBI	BB	SO	LOB	TOP								
Al Bumby, L OBP: 0.356, SLG: 0.337 (1, 8)	6-3			F7	E6		F7		F8	5	0	0	1	0	0	1	Baltimore Orioles @ New York Yankees Yankee Stadium, Bronx, NY Sat Sep 26 1981, 7:05 PM EDT Att: 31,993 - Unknown								
Rich Dauer, R OBP: 0.316, SLG: 0.363 (1, 4)	6-3			E	L6				4-3	4	0	1	0	1	0	2									
Ken Singleton, S OBP: 0.384, SLG: 0.442 (1, 9)	K2-3			E6	5-3					1	0	0	0	0	1	0									
Mark Corey, R OBP: 0.329, SLG: 0.377 (7, FH)										2	0	0	0	0	0	3									
John Lowenstein, L OBP: 0.329, SLG: 0.377 (7, 7)										1	0	0	0	0	0	1									
Eddie Murray, S OBP: 0.349, SLG: 0.506 (1, 3)		F7		F8		G1		F9		4	0	0	0	0	2										
Jose Morales, R OBP: 0.296, SLG: 0.385 (1, 10)	F7			5-3		1-3			HR	4	1	1	1	0	0	2									
Doug DeCinces, R OBP: 0.344, SLG: 0.464 (1, 5)	F8					1-3				4	0	2	0	0	0	0									
Lenn Sakata, R OBP: 0.297, SLG: 0.346 (1, 6)			F7		WP	1B		1-3		4	1	1	0	0	1	2									
Gary Roenicke, R OBP: 0.367, SLG: 0.417 (1, 7)	F7		F7		1B	WP			F7	4	2	2	1	0	0	1									
Rick Dempsey, R OBP: 0.315, SLG: 0.349 (1, 2)	P6				E	E		F9		4	0	1	1	0	1	0									
Inning Stats	R: 0 E: 0 K: 1 S: 5	H: 0 LOB: 0 BB: 0 P: 5	R: 0 E: 0 K: 0 S: 3	H: 0 LOB: 0 BB: 0 P: 3	R: 0 E: 0 K: 0 S: 3	H: 0 LOB: 0 BB: 0 P: 3	R: 0 E: 1 K: 0 S: 4	H: 0 LOB: 2 BB: 1 P: 8	R: 2 E: 2 K: 0 S: 7	H: 3 LOB: 2 BB: 0 P: 7	R: 0 E: 0 K: 0 S: 4	H: 1 LOB: 1 BB: 0 P: 4	R: 1 E: 0 K: 0 S: 5	H: 2 LOB: 1 BB: 0 P: 5	R: 1 E: 0 K: 1 S: 7	H: 2 LOB: 1 BB: 0 P: 7	R: 0 E: 0 K: 1 S: 5	H: 0 LOB: 0 BB: 0 P: 5	1B: 3 2B: 2 3B: 1 HR: 2	SF: 0 SAC: 0 DP: 0 HBP: 0	WP: 1 PB: 0 SB: 0 CS: 0	PA: 38			
PITCHER	IP	WLS	BF	H	R	ER	SO	BB	IBB	HBP	BLK	WP	HR	S	P	ERA	WHIP								
Rudy May, L ERA: 4.15 (1, 1)	6.2		29	6	3	3	1	1	0	0	0	1	1	30	34	4.05	1.050								
Ron Davis, R ERA: 2.73 (7, 1)	2.1	W	9	2	1	1	2	0	0	0	0	0	1	13	13	3.86	0.857								

Batter	1	2	3	4	5	6	7	8	9	AB	R	H	RBI	BB	SO	LOB	BOTTOM								
Willie Randolph, R OBP: 0.339, SLG: 0.310 (1, 4)	5-3		6-3						E5	3	2	0	0	2	0	1	Baltimore Orioles @ New York Yankees Yankee Stadium, Bronx, NY Sat Sep 26 1981, 7:05 PM EDT Att: 31,993 - Unknown								
Larry Milbourne, S OBP: 0.348, SLG: 0.408 (1, 6)	5-3								HR	3	0	1	2	1	1	1									
Bobby Murcer, L OBP: 0.342, SLG: 0.505 (9, FH)										HR	1	1	1	3	0	0		0							
Dave Winfield, R OBP: 0.363, SLG: 0.455 (1, 7)	1B		F9							1	0	0	0	3	0	1									
Lou Piniella, R OBP: 0.333, SLG: 0.438 (1, 10)										2	0	1	0	0	1	0									
Oscar Gamble, L OBP: 0.371, SLG: 0.469 (6, FH)	1B									0	0	0	0	0	0	0									
Steve Balboni, R OBP: 0.375, SLG: 0.714 (5, FH)										2	0	0	0	0	2	4									
Reggie Jackson, L OBP: 0.327, SLG: 0.422 (1, 9)	4-3								K	4	1	1	1	0	1	4									
Graig Nettles, L OBP: 0.335, SLG: 0.398 (1, 5)	F2									2	0	1	0	2	0	0									
Bob Watson, R OBP: 0.312, SLG: 0.388 (1, 3)	6-3									4	0	0	0	0	0	3									
Rick Cerone, R OBP: 0.284, SLG: 0.352 (1, 2)	5-3									3	2	1	0	1	0	0									
Bobby Brown, S OBP: 0.258, SLG: 0.228 (1, 8)	F7								SH1-4	3	0	0	0	0	0	1									
Inning Stats	R: 0 E: 0 K: 0 S: 4	H: 1 LOB: 2 BB: 1 P: 8	R: 0 E: 0 K: 0 S: 3	H: 0 LOB: 0 BB: 0 P: 3	R: 0 E: 0 K: 0 S: 3	H: 0 LOB: 1 BB: 1 P: 7	R: 1 E: 0 K: 1 S: 6	H: 2 LOB: 0 BB: 0 P: 6	R: 2 E: 1 K: 1 S: 7	H: 2 LOB: 2 BB: 2 P: 15	R: 0 E: 0 K: 2 S: 7	H: 0 LOB: 2 BB: 2 P: 15	R: 0 E: 0 K: 1 S: 4	H: 0 LOB: 1 BB: 1 P: 8	R: 3 E: 1 K: 0 S: 3	H: 1 LOB: 0 BB: 1 P: 7	1B: 3 2B: 2 3B: 0 HR: 2	SF: 0 SAC: 1 DP: 3 HBP: 0	WP: 1 PB: 0 SB: 0 CS: 0	PA: 38					
PITCHER	IP	WLS	BF	H	R	ER	SO	BB	IBB	HBP	BLK	WP	HR	S	P	ERA	WHIP								
Mike Flanagan, L ERA: 4.29 (1, 1)	4.1		20	5	3	3	1	3	0	0	0	1	1	19	31	6.23	1.846								
Sammy Stewart, R ERA: 2.11 (5, 1)	0.0		1	0	0	0	0	0	1	0	0	0	0	0	4	∞	∞								
Tippy Martinez, L ERA: 2.67 (5, 1)	4.0		15	0	1	1	4	5	0	0	0	0	0	18	38	2.25	1.250								
Steve Stone, R ERA: 4.47 (9, 1)	0.0	L	1	0	0	0	0	0	0	0	0	0	0	1	1	∞	∞								
Tim Stoddard, R ERA: 4.38 (9, 1)	0.0		1	1	2	1	0	0	0	0	0	0	1	1	1	∞	∞								

Batter	1	2	3	4	5	6	7	8	9	AB	R	H	RBI	BB	SO	LOB	TOP
Al Bumbry, L OBP: 0.358, SLG: 0.340 (1, 8)	4-0 PB BB	0-0 2B			0-0 4-3			0-0 F7		3	0	1	2	1	0	0	Baltimore Orioles @ New York Yankees Yankee Stadium, Bronx, NY Sun Sep 27 1981, 3:33 AM EDT Att: 44,481 - Unknown livebaseballscorecards.com
Rich Dauer, R OBP: 0.313, SLG: 0.358 (1, 4)	0-3 K	0-0 5-3			0-0 F8			0-0 F9		4	0	0	0	0	1	3	
Benny Ayala, R OBP: 0.356, SLG: 0.372 (1, 10)	0-0 4-3			0-0 G5-3 1B				0-3 K		4	0	1	0	0	1	1	
Eddie Murray, S OBP: 0.348, SLG: 0.503 (1, 3)	0-0 F7			0-0 1B				0-0 F8		4	0	1	0	0	0	1	
Doug DeCinces, R OBP: 0.343, SLG: 0.462 (1, 5)		0-0 P4		0-3 K				0-0 6-3		4	0	1	0	0	1	2	
Gary Roenicke, R OBP: 0.361, SLG: 0.409 (1, 9)		0-3 K		0-0 G5-3				0-0 F7		4	0	0	0	0	1	3	
Mark Corey, R (1, 7)		4-0 BB 2B BB		0-0 P3				0-0 4-3		3	1	0	0	1	1	1	
Lenn Sakata, R OBP: 0.298, SLG: 0.341 (1, 6)		4-0 BB 2B BB		0-0 F9				0-3 K		2	1	0	0	1	1	0	
Rick Dempsey, R OBP: 0.315, SLG: 0.346 (1, 2)		4-0 2B BB		0-0 P6				0-3 K		2	0	0	0	1	1	0	
Inning Stats	R: 0 E: 0 K: 1 S: 5	H: 0 LOB: 1 BB: 1 P: 9	R: 2 E: 0 K: 1 S: 6	H: 1 LOB: 2 BB: 3 P: 18	R: 0 E: 0 K: 1 S: 6	H: 2 LOB: 0 BB: 0 P: 6	R: 0 E: 0 K: 0 S: 3	H: 0 LOB: 0 BB: 0 P: 3	R: 0 E: 0 K: 0 S: 3	H: 0 LOB: 0 BB: 0 P: 3	R: 0 E: 0 K: 2 S: 7	H: 0 LOB: 0 BB: 0 P: 7	R: 0 E: 0 K: 1 S: 5	H: 1 LOB: 1 BB: 0 P: 6	1B: 3 2B: 1 3B: 0 HR: 0	SF: 0 SAC: 0 DP: 1 HBP: 0	WP: 0 PA: 34 PB: 1 SB: 0 CS: 0
PITCHER Dave Righetti, L ERA: 2.2 (1, 1)	IP: 9.0 WLS: W BF: 34 H: 4 R: 2 ER: 2 SO: 7 BB: 4 IBB: 0 HBP: 0 BLK: 0 WP: 0 HR: 0 S: 44 P: 60 ERA: 2.00 WHIP: 0.889																


Batter	1	2	3	4	5	6	7	8	9	AB	R	H	RBI	BB	SO	LOB	BOTTOM
Willie Randolph, R OBP: 0.338, SLG: 0.309 (1, 4)	0-0 1B 1B 1B	0-0 F2		0-0 6-3		0-0 P4				4	1	1	0	0	0	2	Baltimore Orioles @ New York Yankees Yankee Stadium, Bronx, NY Sun Sep 27 1981, 3:33 AM EDT Att: 44,481 - Unknown livebaseballscorecards.com
Larry Milbourne, S OBP: 0.353, SLG: 0.411 (1, 6)	0-0 1B HR 1B		0-0 WP SF8 1B	0-0 4-3				0-0 6-3		4	2	2	0	0	0	1	
Dave Winfield, R OBP: 0.362, SLG: 0.453 (1, 8)	0-0 HR 1B		0-3 K		0-0 F8			0-3 K		4	1	1	1	0	2	1	
Reggie Jackson, L OBP: 0.329, SLG: 0.431 (1, 9)	0-0 HR 1B		4-0 BB BB	0-0 F7				0-3 K		3	1	1	3	1	1	0	
Bobby Murcer, L OBP: 0.339, SLG: 0.500 (1, 10)	0-0 4-3		0-0 SF8	0-0 1B				0-0 4-3		3	0	1	1	0	0	0	
Graig Nettles, L OBP: 0.334, SLG: 0.394 (1, 5)	0-0 4-3		4-0 BB BB	0-0 L6				0-0 F8		3	0	0	0	1	0	1	
Oscar Gamble, L OBP: 0.369, SLG: 0.466 Mike Patterson, L OBP: 0.375, SLG: 0.567 (1, 7) (2, 7)	0-3 K		0-0 3-1		0-0 1-3			0-0 4-3		1	0	0	0	0	1	0	
Dave Revering, L OBP: 0.320, SLG: 0.348 (1, 3)		0-0 P3		0-0 F9 2B				0-0 2B		3	0	2	0	0	0	0	
Rick Cerone, R OBP: 0.280, SLG: 0.347 (1, 2)		0-0 F7		0-0 F9 2-3				0-0 P4		3	0	0	0	0	0	2	
Inning Stats	R: 4 E: 0 K: 1 S: 9	H: 4 LOB: 0 BB: 0 P: 9	R: 0 E: 0 K: 0 S: 3	H: 0 LOB: 0 BB: 0 P: 3	R: 1 E: 0 K: 1 S: 6	H: 1 LOB: 2 BB: 2 P: 14	R: 0 E: 0 K: 0 S: 4	H: 1 LOB: 1 BB: 0 P: 4	R: 0 E: 0 K: 0 S: 4	H: 1 LOB: 1 BB: 0 P: 4	R: 0 E: 0 K: 2 S: 7	H: 0 LOB: 0 BB: 0 P: 7	R: 0 E: 0 K: 0 S: 3	H: 0 LOB: 0 BB: 0 P: 3	1B: 5 2B: 2 3B: 0 HR: 1	SF: 1 SAC: 0 DP: 0 HBP: 0	WP: 1 PA: 34 PB: 0 SB: 1 CS: 0
PITCHER Dennis Martinez, R ERA: 3.35 (1, 1)	IP: 8.0 WLS: L BF: 34 H: 8 R: 5 ER: 5 SO: 4 BB: 2 IBB: 0 HBP: 0 BLK: 0 WP: 1 HR: 1 S: 40 P: 48 ERA: 5.62 WHIP: 1.250																

Batter	1	2	3	4	5	6	7	8	9	AB	R	H	RBI	BB	SO	LOB	TOP			
Bobby Murcer, L OBP: 0.336, SLG: 0.487 (1, 10)	G3		BB	BB			F7			3	0	0	0	1	1	3	New York Yankees @ Cleveland Indians Cleveland Municipal Stadium, Cleveland, OH Mon Sep 28 1981, 7:05 PM EDT Att: 6,168 - Unknown - 52 F livebaseballscorecards.com			
Larry Milbourne, S OBP: 0.350, SLG: 0.407 (1, 6)	L4		BB	BB				1-3		4	0	1	1	0	0	1				
Dave Winfield, R OBP: 0.358, SLG: 0.448 (1, 8)	5-3		BB	BB				P6		4	0	0	0	0	0	2				
Reggie Jackson, L OBP: 0.333, SLG: 0.442 (1, 9)		BB	BB	HR			K	1B		3	1	2	1	1	1	0				
Oscar Gamble, L OBP: 0.362, SLG: 0.456 (1, 7)	F9		BB	HR			K	1B		4	0	0	0	0	1	2				
Graig Nettles, L OBP: 0.331, SLG: 0.389 (1, 5)	G6-4-3		BB	HR				F5		4	0	0	0	0	0	1				
Dave Revering, L OBP: 0.314, SLG: 0.342 (1, 3)			BB	HR				F5		4	0	0	0	0	0	1				
Rick Cerone, R OBP: 0.280, SLG: 0.345 (1, 2)			BB	HR				F5		4	0	1	0	0	0	0				
Andre Robertson, R OBP: 0.286, SLG: 0.357 (1, 4)			BB	HR				F5		3	1	2	0	0	0	2				
Inning Stats	R: 0 E: 0 K: 0 S: 3	H: 0 LOB: 0 BB: 0 P: 3	R: 0 E: 0 K: 0 S: 2	H: 0 LOB: 0 BB: 1 P: 6	R: 1 E: 0 K: 0 S: 5	H: 2 LOB: 2 BB: 1 P: 9	R: 1 E: 0 K: 0 S: 4	H: 1 LOB: 1 BB: 0 P: 4	R: 0 E: 0 K: 2 S: 7	H: 0 LOB: 0 BB: 0 P: 7	R: 0 E: 1 K: 0 S: 5	H: 1 LOB: 2 BB: 0 P: 5	R: 0 E: 0 K: 0 S: 4	H: 1 LOB: 1 BB: 0 P: 4	R: 0 E: 0 K: 0 S: 3	H: 0 LOB: 0 BB: 0 P: 3	1B: 5 2B: 0 3B: 0 HR: 1	SF: 0 SAC: 0 DP: 1 HBP: 0	WP: 0 PB: 1 SB: 0 CS: 0	PA: 35
PITCHER Tom Brennan, R ERA: 2.9 (1, 1)	IP: 9.0 WLS: W BF: 35 H: 6 R: 2 ER: 2 SO: 3 BB: 2 IBB: 0 HBP: 0 BLK: 0 WP: 0 HR: 1 S: 39 P: 47 ERA: 2.00 WHIP: 0.889															PITCHER				

Batter	1	2	3	4	5	6	7	8	9	AB	R	H	RBI	BB	SO	LOB	BOTTOM			
Miguel Dilone, S OBP: 0.333, SLG: 0.348 (1, 7)	1B	S		B1			1B	K		5	3	3	0	0	1	1	New York Yankees @ Cleveland Indians Cleveland Municipal Stadium, Cleveland, OH Mon Sep 28 1981, 7:05 PM EDT Att: 6,168 - Unknown - 52 F livebaseballscorecards.com			
Jorge Orta, L OBP: 0.310, SLG: 0.374 (1, 9)	F8	1B		F8			SH5-3	2B		4	1	2	3	0	0	2				
Mike Hargrove, L OBP: 0.322, SLG: 0.410 (1, 3)	F8	1B		F8			SH5-3	1B		3	0	1	0	0	0	2				
Von Hayes, L OBP: 0.359, SLG: 0.426 (1, 10)	1B	F8		F8			1B	2B		4	1	2	1	0	0	2				
Toby Harrah, R OBP: 0.388, SLG: 0.387 (1, 5)	1B			L5			P5	1B		4	0	2	2	0	0	0				
Ron Hassey, L OBP: 0.302, SLG: 0.277 (1, 2)	L3			K			3-1	F7		4	0	0	0	0	1	3				
Rick Manning, L OBP: 0.321, SLG: 0.337 (1, 8)			4-3	E			F7	K		3	0	0	0	1	1	1				
Duane Kuiper, L OBP: 0.282, SLG: 0.285 (1, 4)		4-1		F2			F7	4-3		4	0	0	0	0	0	1				
Jerry Dybzinski, R OBP: 0.333, SLG: 0.286 (1, 6)	1B			S			P3	K		4	1	2	0	0	1	0				
Inning Stats	R: 1 E: 0 K: 0 S: 6	H: 3 LOB: 2 BB: 0 P: 6	R: 2 E: 0 K: 0 S: 7	H: 4 LOB: 2 BB: 0 P: 7	R: 0 E: 0 K: 1 S: 5	H: 0 LOB: 1 BB: 1 P: 9	R: 0 E: 0 K: 0 S: 4	H: 1 LOB: 0 BB: 0 P: 4	R: 0 E: 0 K: 0 S: 3	H: 0 LOB: 0 BB: 0 P: 3	R: 3 E: 0 K: 1 S: 9	H: 4 LOB: 1 BB: 0 P: 9	R: 0 E: 0 K: 2 S: 7	H: 0 LOB: 0 BB: 0 P: 7	R: 0 E: 0 K: 0 S: 3	H: 0 LOB: 0 BB: 0 P: 3	1B: 10 2B: 1 3B: 1 HR: 0	SF: 0 SAC: 1 DP: 0 HBP: 0	WP: 0 PB: 0 SB: 3 CS: 0	PA: 37
PITCHER Rick Reuschel, R ERA: 2.99 (1, 1)	IP: 1.2 WLS: L BF: 12 H: 7 R: 3 ER: 3 SO: 3 BB: 0 IBB: 0 HBP: 0 BLK: 0 WP: 0 HR: 0 S: 12 P: 12 ERA: 16.20 WHIP: 4.200															PITCHER				
Dave LaRoche, L ERA: 2.54 (2, 1)	IP: 4.2 WLS: 19 BF: 4 H: 3 ER: 3 SO: 1 BB: 1 IBB: 0 HBP: 0 BLK: 0 WP: 0 HR: 20 S: 24 P: 24 ERA: 5.79 WHIP: 1.071															PITCHER				
George Frazier, R ERA: 1.69 (7, 1)	IP: 1.2 WLS: 6 BF: 1 H: 0 R: 0 ER: 0 SO: 3 BB: 0 IBB: 0 HBP: 0 BLK: 0 WP: 0 HR: 12 S: 12 P: 12 ERA: 0.00 WHIP: 0.600															PITCHER				

Batter	1	2	3	4	5	6	7	8	9	AB	R	H	RBI	BB	SO	LOB	TOP										
Bobby Murcer, L (1, 10) OBP: 0.331, SLG: 0.470										4	0	0	1	1	1	4	New York Yankees @ Cleveland Indians Cleveland Municipal Stadium, Cleveland, OH Tue Sep 29 1981, 7:05 PM EDT Att: 7,003 - Cloudy - 56 F										
Larry Milbourne, S (1, 6) OBP: 0.345, SLG: 0.400										5	1	1	0	0	0	3											
Oscar Gamble, L (1, 7) OBP: 0.356, SLG: 0.446										4	0	0	0	0	1	2											
Reggie Jackson, L (1, 9) OBP: 0.338, SLG: 0.443										2	0	1	0	2	0	0											
Graig Nettles, L (1, 5) OBP: 0.330, SLG: 0.388										4	0	1	0	0	0	3											
Dave Reevering, L (1, 3) OBP: 0.309, SLG: 0.335										4	0	0	0	0	3	4											
Rick Cerone, R (1, 2) OBP: 0.283, SLG: 0.353										4	1	2	0	0	0	0											
Bobby Brown, S (1, 8) OBP: 0.273, SLG: 0.246										4	0	2	0	0	0	1											
Andre Robertson, R (1, 4) OBP: 0.294, SLG: 0.353										3	0	1	0	0	0	1											
Bob Watson, R (9, PH) OBP: 0.316, SLG: 0.392										1	0	1	0	0	0	0											
Tucker Ashford, R (9, PR)										0	0	0	0	0	0	0											
Inning Stats	R: 1 E: 1 K: 2 S: 8	H: 1 LOB: 2 BB: 2 P: 16	R: 0 E: 0 K: 1 S: 6	H: 2 LOB: 1 BB: 0 P: 6	R: 0 E: 0 K: 0 S: 4	H: 1 LOB: 2 BB: 1 P: 8	R: 0 E: 0 K: 0 S: 3	H: 0 LOB: 0 BB: 0 P: 3	R: 0 E: 0 K: 1 S: 5	H: 0 LOB: 0 BB: 0 P: 5	R: 0 E: 0 K: 0 S: 4	H: 1 LOB: 1 BB: 0 P: 4	R: 0 E: 0 K: 0 S: 4	H: 1 LOB: 3 BB: 0 P: 8	R: 1 E: 0 K: 1 S: 8	H: 3 LOB: 3 BB: 0 P: 8	1B: 8 2B: 1 3B: 0 HR: 0	SF: 0 SAC: 0 DP: 0 HBP: 0	WP: 1 PB: 0 SB: 2 CS: 1	PA: 38							
PITCHER	IP	WLS	BF	H	R	ER	SO	BB	IBB	HBP	BLK	WP	HR	S	P	ERA	WHIP										
John Denny, R (1, 1) ERA: 3.01	9.0	W	38	9	2	1	5	3	0	0	0	1	0	45	57	1.00	1.333										

AB	35
R	2
H	9
RBI	1
BB	3
SO	5
LOB	18



Batter	1	2	3	4	5	6	7	8	9	AB	R	H	RBI	BB	SO	LOB	BOTTOM										
Miguel Dilone, S (1, 7) OBP: 0.332, SLG: 0.347										4	0	1	2	0	1	0	New York Yankees @ Cleveland Indians Cleveland Municipal Stadium, Cleveland, OH Tue Sep 29 1981, 7:05 PM EDT Att: 7,003 - Cloudy - 56 F										
Alan Bannister, R (1, 9) OBP: 0.311, SLG: 0.338										4	0	0	0	0	2	2											
Mike Hargrove, L (1, 3) OBP: 0.323, SLG: 0.408										2	0	0	0	2	0	0											
Bo Diaz, R (1, 2) OBP: 0.362, SLG: 0.539										4	0	0	0	0	0	4											
Toby Harrah, R (1, 5) OBP: 0.385, SLG: 0.383										3	0	0	0	0	0	0											
Andre Thornton, R (1, 10) OBP: 0.302, SLG: 0.376										3	1	1	1	0	1	0											
Dave Rosello, R (1, 4) OBP: 0.306, SLG: 0.321										3	1	2	0	0	1	0											
Rick Manning, L (1, 8) OBP: 0.321, SLG: 0.340										3	1	1	0	0	1	1											
Jerry Dybzinski, R (1, 6) OBP: 0.319, SLG: 0.273										2	0	0	0	0	1	1											
Von Hayes, L (8, PH) OBP: 0.364, SLG: 0.426										0	0	0	0	1	0	0											
Tom Verzyer, R (9, 6) OBP: 0.278, SLG: 0.262										0	0	0	0	0	0	0											
Inning Stats	R: 0 E: 0 K: 2 S: 7	H: 0 LOB: 1 BB: 1 P: 11	R: 1 E: 0 K: 1 S: 6	H: 1 LOB: 0 BB: 0 P: 6	R: 0 E: 0 K: 1 S: 5	H: 0 LOB: 0 BB: 0 P: 5	R: 0 E: 0 K: 0 S: 3	H: 0 LOB: 0 BB: 0 P: 3	R: 0 E: 0 K: 2 S: 8	H: 1 LOB: 1 BB: 0 P: 8	R: 0 E: 0 K: 0 S: 3	H: 0 LOB: 0 BB: 0 P: 5	R: 0 E: 0 K: 1 S: 5	H: 0 LOB: 2 BB: 2 P: 13	R: 2 E: 0 K: 0 S: 5	H: 3 LOB: 3 BB: 0 P: 13	1B: 3 2B: 1 3B: 0 HR: 1	SF: 0 SAC: 0 DP: 1 HBP: 0	WP: 0 PB: 0 SB: 0 CS: 0	PA: 31							
PITCHER	IP	WLS	BF	H	R	ER	SO	BB	IBB	HBP	BLK	WP	HR	S	P	ERA	WHIP										
Ron Guidry, L (1, 1) ERA: 2.83	7.0	L	26	4	3	3	7	1	0	0	0	0	1	39	43	3.86	0.714										
Ron Davis, R (8, 1) ERA: 2.75	1.0		5	1	0	0	0	0	2	0	0	0	0	3	11	0.00	1.000										



Batter	1	2	3	4	5	6	7	8	9	AB	R	H	RBI	BB	SO	LOB	TOP
Willie Randolph, R (1, 4) <small>OBP: 0.337, SLG: 0.307</small> Andre Robertson, R (6, 4) <small>OBP: 0.278, SLG: 0.333</small>	 <small>1-2 2-3</small>	 <small>1-2 2-3 3-H</small>		 <small>1-2</small>		 <small>1-2</small>		 <small>1-2</small>		3	0	0	0	1	0	0	New York Yankees @ Baltimore Orioles Memorial Stadium, Baltimore, MD Fri Oct 02 1981, 7:05 PM EDT Att: 25,748 - Unknown - 53 F
Jerry Mumphrey, S (1, 8) <small>OBP: 0.352, SLG: 0.431</small> Bobby Brown, S (7, 8) <small>OBP: 0.284, SLG: 0.246</small>	 <small>1-2 2-3 3-H</small>	 <small>1-2 2-3 3-H</small>		 <small>1-2</small>	 <small>1-2</small>	 <small>1-2</small>		 <small>1-2</small>	 <small>1-2</small>	3	1	0	1	1	1	2	
Dave Winfield, R (1, 7) <small>OBP: 0.364, SLG: 0.468</small> Mike Patterson, L (7, PR) <small>OBP: 0.364, SLG: 0.548</small>	 <small>1-2 2-3 3-H</small>	 <small>1-2 2-3 3-H</small>		 <small>1-2</small>	 <small>1-2</small>	 <small>1-2</small>		 <small>1-2</small>	 <small>1-2</small>	3	2	3	3	1	0	0	
Reggie Jackson, L (1, 9) <small>OBP: 0.336, SLG: 0.437</small>	 <small>1-2 2-3 3-H</small>	 <small>1-2 2-3 3-H</small>		 <small>1-2</small>	 <small>1-2</small>	 <small>1-2</small>		 <small>1-2</small>	 <small>1-2</small>	4	1	0	0	1	2	4	
Graig Nettles, L (1, 5) <small>OBP: 0.334, SLG: 0.401</small> Aurelio Rodriguez, R (7, PR) <small>OBP: 0.347, SLG: 0.489</small>	 <small>1-2 2-3 3-H</small>		 <small>1-2</small>	 <small>1-2</small>	 <small>1-2</small>	 <small>1-2</small>		 <small>1-2</small>	 <small>1-2</small>	4	1	3	3	0	0	0	
Oscar Gamble, L (1, 10) <small>OBP: 0.357, SLG: 0.439</small>	 <small>1-2 2-3 3-H</small>		 <small>1-2</small>	 <small>1-2</small>	 <small>1-2</small>	 <small>1-2</small>		 <small>1-2</small>	 <small>1-2</small>	3	0	0	0	2	1	2	
Bob Watson, R (1, 3) <small>OBP: 0.320, SLG: 0.391</small> Steve Balboni, R (8, 3) <small>OBP: 0.375, SLG: 0.714</small>		 <small>1-2</small>	 <small>1-2</small>	 <small>1-2</small>	 <small>1-2</small>	 <small>1-2</small>				3	1	1	0	1	0	3	
Larry Milbourne, S (1, 6) <small>OBP: 0.349, SLG: 0.399</small> Tucker Ashford, R (8, 4)		 <small>1-2</small>		 <small>1-2</small>		 <small>1-2</small>		 <small>1-2</small>	 <small>1-2</small>	3	1	1	0	1	0	0	
Rick Cerone, R (1, 2) <small>OBP: 0.279, SLG: 0.346</small>	 <small>1-2 2-3 3-H</small>			 <small>1-2</small>	 <small>1-2</small>	 <small>1-2</small>		 <small>1-2</small>	 <small>1-2</small>	4	0	0	0	0	1	3	
Inning Stats	R: 3 H: 2 E: 0 LOB: 0 K: 2 BB: 1 S: 9 P: 13	R: 2 H: 1 E: 0 LOB: 2 K: 2 BB: 3 S: 8 P: 20	R: 0 H: 1 E: 0 LOB: 0 K: 0 BB: 1 S: 2 P: 6	R: 0 H: 0 E: 0 LOB: 0 K: 0 BB: 0 S: 3 P: 3	R: 2 H: 2 E: 0 LOB: 1 K: 0 BB: 2 S: 4 P: 12	R: 0 H: 0 E: 0 LOB: 0 K: 0 BB: 1 S: 2 P: 6	R: 1 H: 2 E: 1 LOB: 2 K: 0 BB: 0 S: 6 P: 6	R: 0 H: 0 E: 0 LOB: 0 K: 1 BB: 1 S: 6 P: 10	R: 1 H: 1 E: 0 LOB: 1 K: 1 BB: 1 S: 6 P: 10	1B: 6 SF: 0 2B: 0 SAC: 0 3B: 0 DP: 2 HR: 3 HBP: 0	WP: 3 PA: 42 FB: 1 SB: 0 CS: 1						
PITCHER	IP WLS BF H R ER SO BB IBB HBP BLK WP HR S P ERA WHIP																
Sammy Stewart, R (1, 1) <small>ERA: 2.32</small>	1.2 L 12 3 5 5 3 4 0 0 0 0 1 2 14 30 27.00 4.200																
Jeff Schneider, L (2, 1) <small>ERA: 4.88</small>	3.0 12 2 2 2 1 3 0 0 0 0 0 1 11 23 6.00 1.667																
Mike Boddicker, R (5, 1) <small>ERA: 4.76</small>	4.1 18 4 2 2 1 2 0 0 0 0 2 0 18 26 4.15 1.385																
Batter	1	2	3	4	5	6	7	8	9	AB	R	H	RBI	BB	SO	LOB	BOTTOM
Al Bumbry, L (1, 8) <small>OBP: 0.357, SLG: 0.332</small>	 <small>1-2 2-3 3-H</small>		 <small>1-2</small>		 <small>1-2 2-3 3-H</small>			 <small>1-2 2-3 3-H</small>		3	0	0	0	1	3	1	New York Yankees @ Baltimore Orioles Memorial Stadium, Baltimore, MD Fri Oct 02 1981, 7:05 PM EDT Att: 25,748 - Unknown - 53 F
Rich Dauer, R (1, 4) <small>OBP: 0.310, SLG: 0.356</small> Dallas Williams, L (8, PH) <small>OBP: 0.500, SLG: 0.500</small>	 <small>1-2</small>		 <small>1-2</small>			 <small>1-2</small>		 <small>1-2</small>	 <small>1-2</small>	3	0	1	0	0	0	1	
Ken Singleton, S (1, 9) <small>OBP: 0.379, SLG: 0.430</small>	 <small>1-2</small>		 <small>1-2</small>			 <small>1-2</small>		 <small>1-2</small>	 <small>1-2</small>	4	0	1	0	0	0	3	
Eddie Murray, S (1, 3) <small>OBP: 0.357, SLG: 0.522</small>	 <small>1-2</small>			 <small>1-2</small>		 <small>1-3</small>		 <small>1-2</small>	 <small>1-2</small>	4	0	2	0	0	0	2	
Jose Morales, R (1, 10) <small>OBP: 0.279, SLG: 0.361</small>		 <small>1-2</small>		 <small>1-2</small>	 <small>1-2</small>	 <small>1-2</small>		 <small>1-2</small>	 <small>1-2</small>	4	0	0	0	0	1	3	
Doug DeCinces, R (1, 5) <small>OBP: 0.338, SLG: 0.447</small>		 <small>1-2</small>		 <small>1-2</small>		 <small>1-2</small>		 <small>1-2</small>	 <small>1-2</small>	4	0	0	0	0	0	2	
Gary Roenicke, R (1, 7) <small>OBP: 0.307, SLG: 0.393</small> Wayne Krenchicki, L (9, 4) <small>OBP: 0.287, SLG: 0.286</small> Jim Dwyer, L (9, PH) <small>OBP: 0.318, SLG: 0.306</small>		 <small>1-2 2-3 3-H</small>			 <small>1-2</small>		 <small>1-2</small>		 <small>1-2 2-3 3-H</small>	3	0	1	0	0	0	0	
Lenn Sakata, R (1, 6) <small>OBP: 0.293, SLG: 0.368</small>		 <small>1-2 2-3 3-H</small>			 <small>1-2</small>		 <small>1-2</small>		 <small>1-2 2-3 3-H</small>	4	0	1	0	0	0	2	
Dan Graham, L (1, 2) <small>OBP: 0.242, SLG: 0.237</small> Willie Royster, R (7, PH) <small>OBP: 0.318, SLG: 0.306</small>			 <small>1-2 2-3 3-H</small>		 <small>1-2 2-3 3-H</small>		 <small>1-2</small>			2	0	0	0	0	2	1	
Inning Stats	R: 0 H: 1 E: 0 LOB: 1 K: 1 BB: 0 S: 6 P: 6	R: 0 H: 1 E: 0 LOB: 1 K: 0 BB: 0 S: 4 P: 4	R: 0 H: 0 E: 0 LOB: 1 K: 1 BB: 1 S: 5 P: 9	R: 0 H: 1 E: 0 LOB: 0 K: 0 BB: 0 S: 3 P: 3	R: 0 H: 1 E: 0 LOB: 1 K: 2 BB: 0 S: 8 P: 8	R: 0 H: 2 E: 0 LOB: 2 K: 1 BB: 0 S: 7 P: 7	R: 0 H: 0 E: 0 LOB: 0 K: 0 BB: 0 S: 3 P: 3	R: 0 H: 1 E: 0 LOB: 1 K: 1 BB: 0 S: 6 P: 6	R: 0 H: 0 E: 0 LOB: 1 K: 0 BB: 1 S: 3 P: 7	1B: 6 SF: 0 2B: 1 SAC: 0 3B: 0 DP: 1 HR: 0 HBP: 0	WP: 0 PA: 35 FB: 1 SB: 0 CS: 0						
PITCHER	IP WLS BF H R ER SO BB IBB HBP BLK WP HR S P ERA WHIP																
Dave Righetti, L (1, 1) <small>ERA: 2.05</small>	7.0 W 27 6 1 0 0 1 1 0 0 0 0 0 9 13 0.00 1.000																
Rich Gossage, R (8, 1) <small>ERA: 0.6</small>	2.0 8 1 0 0 1 1 0 0 0 0 0 0 9 13 0.00 1.000																

Batter	1	2	3	4	5	6	7	8	9	AB	R	H	RBI	BB	SO	LOB	TOP			
Willie Randolph, R OBP: 0.339, SLG: 0.309 (1, 4)	0-0 4-3 1B		0-0 6-3 1B			0-0 1B 1B			0-0 FC5-4 1B	4	0	2	0	0	0	1	New York Yankees @ Baltimore Orioles Memorial Stadium, Baltimore, MD Sat Oct 03 1981, 7:05 PM EDT Att: 28,575 - Unknown - 55 F livebaseballscorecards.com			
Jerry Mumphrey, S OBP: 0.354, SLG: 0.432 (1, 8)	0-0 G4-6-3 1B			0-0 1-3 1B		0-0 1-2 1B			0-0 FC5-4 1-2	4	0	2	0	0	0	1				
Dave Winfield, R OBP: 0.361, SLG: 0.464 (1, 7)	0-0 G4-6-3 1-2			0-0 4-3 1B		0-0 F6			0-0 F5	4	0	0	0	0	0	4				
Reggie Jackson, L OBP: 0.333, SLG: 0.433 Mike Patterson, L OBP: 0.353, SLG: 0.531 (1, 9) (7, 9)		0-3 K		0-3 K			0-0 F4		0-0 F9	3	0	0	0	0	2	0				
Lou Piniella, R OBP: 0.327, SLG: 0.429 (1, 10)		0-0 6-3 1B			0-0 6-3 1B		0-0 F8			3	0	0	0	0	0	0				
Bob Watson, R OBP: 0.320, SLG: 0.390 (1, 3)		0-0 5-3 1B			0-0 G5-4-3 1B		0-0 L8			3	0	1	0	0	0	0				
Aurelio Rodriguez, R OBP: 0.365, SLG: 0.500 (1, 5)			0-0 FC6-4 1B		0-0 G5-4-3 1-2			0-0 FC6-4 1B		3	0	2	0	0	0	1				
Larry Milbourne, S OBP: 0.343, SLG: 0.391 (1, 6)			0-0 FC6-4 1-2			0-3 K		0-0 FC6-4 G4-6-3		3	0	0	0	0	1	2				
Rick Cerone, R OBP: 0.275, SLG: 0.342 (1, 2)			0-0 F8			0-0 F9		0-0 G4-6-3 1-2		3	0	0	0	0	0	2				
Inning Stats	R: 0 E: 0 K: 0 S: 3	H: 1 LOB: 0 BB: 0 P: 3	R: 0 E: 0 K: 1 S: 5	H: 0 LOB: 0 BB: 0 P: 5	R: 0 E: 0 K: 0 S: 4	H: 1 LOB: 1 BB: 0 P: 4	R: 0 E: 0 K: 1 S: 5	H: 0 LOB: 0 BB: 0 P: 5	R: 0 E: 0 K: 0 S: 3	H: 2 LOB: 2 BB: 0 P: 7	R: 0 E: 0 K: 0 S: 3	H: 0 LOB: 0 BB: 0 P: 3	R: 0 E: 0 K: 0 S: 3	H: 1 LOB: 0 BB: 0 P: 3	R: 0 E: 0 K: 0 S: 4	H: 1 LOB: 1 BB: 0 P: 4	1B: 7 2B: 0 3B: 0 HR: 0	SF: 0 SAC: 0 DP: 3 HBP: 0	WP: 0 PB: 0 SB: 0 CS: 0	PA: 31
PITCHER Scott McGregor, L ERA: 3.26 (1, 1)	IP: 9.0 WLS: W BF: 31 H: 7 R: 0 ER: 0 SO: 3 BB: 0 IBB: 0 HBP: 0 BLK: 0 WP: 0 HR: 0 S: 37 P: 37 ERA: 0.00 WHIP: 0.778															PITCHER				

Batter	1	2	3	4	5	6	7	8	9	AB	R	H	RBI	BB	SO	LOB	BOTTOM			
Al Bumbry, L OBP: 0.357, SLG: 0.332 Mark Corey, R (6, 7)	0-3 K	0-0 5-3 1B			0-0 L6-3 1B		0-3 K			3	0	1	0	0	1	0	New York Yankees @ Baltimore Orioles Memorial Stadium, Baltimore, MD Sat Oct 03 1981, 7:05 PM EDT Att: 28,575 - Unknown - 55 F livebaseballscorecards.com			
Rich Dauer, R OBP: 0.312, SLG: 0.361 (1, 4)	0-0 1B HR	0-0 2-5 2B			0-0 L6-3 1-2		0-0 F4			4	1	2	0	0	0	2				
Ken Singleton, S John Shelby, S (1, 9) (8, 8)	0-0 1B HR	0-0 2-5 2-3	0-0 F9		0-0 2B		0-0 F8			3	1	2	0	0	0	0				
Eddie Murray, S OBP: 0.359, SLG: 0.528 (1, 3)	0-0 1B HR		4-0 FC6-4 BB		0-0 F2		0-0 F6			3	1	1	3	1	0	1				
Benny Ayala, R OBP: 0.364, SLG: 0.407 Terry Crowley, L OBP: 0.372, SLG: 0.376 (1, 10) (8, PH)	0-0 FC5 BB 1B		0-0 F4		0-3 K		0-0 F7			3	0	1	0	0	1	1				
Doug DeCinces, R OBP: 0.339, SLG: 0.444 (1, 5)	4-0 1B BB		0-0 FC6-4 1-2		0-0 L7					2	0	0	0	1	0	1				
Gary Roenicke, R OBP: 0.343, SLG: 0.387 (6, 8) (8, 9)	0-3 K			0-0 F6		0-3 K				3	0	0	0	0	2	2				
Lenn Sakata, R OBP: 0.288, SLG: 0.361 (1, 6)	0-0 FC5 2-3			0-0 F8		0-0 F3				3	0	0	0	0	0	2				
Dan Graham, L OBP: 0.244, SLG: 0.239 (1, 2)		0-0 F9		0-0 L6			0-0 1B			3	0	1	0	0	0	0				
Inning Stats	R: 3 E: 0 K: 2 S: 11	H: 4 LOB: 2 BB: 1 P: 15	R: 0 E: 0 K: 0 S: 3	H: 1 LOB: 1 BB: 0 P: 3	R: 0 E: 0 K: 0 S: 3	H: 0 LOB: 1 BB: 1 P: 7	R: 0 E: 0 K: 0 S: 3	H: 0 LOB: 0 BB: 0 P: 3	R: 0 E: 0 K: 2 S: 7	H: 2 LOB: 1 BB: 0 P: 4	R: 0 E: 0 K: 1 S: 6	H: 1 LOB: 1 BB: 0 P: 6	R: 0 E: 0 K: 0 S: 3	H: 0 LOB: 0 BB: 0 P: 3	R: 0 E: 0 K: 0 S: 3	H: 0 LOB: 0 BB: 0 P: 3	1B: 5 2B: 3 3B: 0 HR: 1	SF: 0 SAC: 0 DP: 1 HBP: 0	WP: 0 PB: 0 SB: 0 CS: 0	PA: 32
PITCHER Tommy John, L ERA: 2.63 Ron Guidry, L ERA: 2.75 Dave LaRoche, L ERA: 2.49 Ron Davis, R ERA: 2.71 (1, 1) (4, 1) (7, 1) (8, 1)	IP: 3.0 WLS: L BF: 16 H: 5 R: 3 ER: 3 SO: 2 BB: 2 IBB: 0 HBP: 0 BLK: 0 WP: 0 HR: 1 S: 17 P: 25 ERA: 9.00 WHIP: 2.333															PITCHER				

Batter	1	2	3	4	5	6	7	8	9	AB	R	H	RBI	BB	SO	LOB	TOP										
Willie Randolph, R (1.4)	5-3		K	6-3		F9			6-3	5	0	0	0	0	1	4	<p>New York Yankees @ Milwaukee Brewers Milwaukee County Stadium, Milwaukee, WI</p> <p>Wed Oct 07 1981, 8:05 PM EDT Att: 35,064 - Unknown - 47 F</p> <p>livebaseballscores.com</p>										
Jerry Mumphrey, S (1.8) OBP: 0.410, SLG: 0.400	CS 1B		4-3	F8		G3			F S E 1B	5	1	2	0	0	0	4											
Dave Winfield, R (1.7) OBP: 0.200, SLG: 0.200	F9		F8						K	5	0	1	0	0	1	3											
Reggie Jackson, L (1.9) OBP: 0.400, SLG: 0.250									K	4	1	1	0	1	1	1											
Graig Nettles, L (1.5)	G6-4-3 1B			F8		F8			E6	5	0	0	0	0	0	4											
Oscar Gamble, L (1.10) OBP: 0.750, SLG: 1.750	1B								4-3 2B	4	1	3	2	0	0	1											
Bob Watson, R (1.3) OBP: 0.750, SLG: 0.750	1B								4-3	4	1	3	0	0	0	1											
Larry Milbourne, S (1.6) OBP: 0.250, SLG: 0.250	F9								F7	4	1	1	0	0	0	4											
Rick Cerone, R (1.2) OBP: 0.500, SLG: 1.000			E4						F8	4	0	2	2	0	0	1											
Inning Stats	R: 0 E: 0 K: 0 S: 3	H: 1 LOB: 0 BB: 0 P: 3	R: 0 E: 0 K: 0 S: 5	H: 3 LOB: 2 BB: 0 P: 5	R: 0 E: 1 K: 1 S: 6	H: 0 LOB: 1 BB: 0 P: 6	R: 4 E: 0 K: 0 S: 7	H: 4 LOB: 1 BB: 1 P: 11	R: 0 E: 0 K: 0 S: 4	H: 1 LOB: 1 BB: 0 P: 4	R: 0 E: 0 K: 1 S: 5	H: 0 LOB: 0 BB: 0 P: 5	R: 0 E: 0 K: 0 S: 4	H: 1 LOB: 1 BB: 0 P: 4	R: 1 E: 2 K: 1 S: 7	H: 1 LOB: 1 BB: 0 P: 7	1B: 9 2B: 3 3B: 0 HR: 1	SF: 0 SAC: 0 DP: 1 HBP: 0	WP: 0 PB: 0 SB: 1 CS: 1	PA: 41							
PITCHER	IP	WLS	BF	H	R	ER	SO	BB	IBB	HBP	BLK	WP	HR	S	P	ERA	WHIP										
Moose Haas, R (1.1) ERA: 10.8	3.1	L	18	8	4	4	1	1	0	0	0	0	1	19	23	10.80	2.700										
Dwight Bernard, R (4.1) ERA:	0.2		2	0	0	0	0	0	0	0	0	0	0	2	2	0.00	0.000										
Bob McClure, L (5.1) ERA:	1.1		7	3	0	0	0	0	0	0	0	0	0	7	7	0.00	2.250										
Jim Slaton, R (6.1) ERA:	2.1		8	1	0	0	1	0	0	0	0	0	0	10	10	0.00	0.429										
Rollie Fingers, R (8.1) ERA:	1.1		6	1	1	0	1	0	0	0	0	0	0	8	8	0.00	0.750										

Batter	1	2	3	4	5	6	7	8	9	AB	R	H	RBI	BB	SO	LOB	BOTTOM										
Paul Molitor, R (1.9)	F3		SH 1B			F8			K	4	0	0	0	0	2	1	<p>New York Yankees @ Milwaukee Brewers Milwaukee County Stadium, Milwaukee, WI</p> <p>Wed Oct 07 1981, 8:05 PM EDT Att: 35,064 - Unknown - 47 F</p> <p>livebaseballscores.com</p>										
Robin Yount, R (1.6) OBP: 0.500, SLG: 0.500	S BB		SF7			BB 1B			F8	2	1	1	1	1	0	0											
Cecil Cooper, L (1.3) OBP: 0.500, SLG: 0.333	F8		FC6-4 1B			1B BB			K	3	0	1	0	1	1	1											
Ted Simmons, S (1.2) OBP: 0.250, SLG: 0.250	K		L5			1-2 2H 1B			F2	4	0	1	1	0	1	3											
Gorman Thomas, R (1.8)			FC6-4			K			F8	4	0	0	0	0	2	4											
Ben Oglivie, L (1.7)	K					K			F8	4	0	0	0	0	3	2											
Sal Bando, R (1.5) OBP: 0.250, SLG: 0.500						K			F8	4	1	1	0	0	1	0											
Charlie Moore, R (1.10) OBP: 1.000, SLG: 1.000										2	0	2	1	0	0	0											
Roy Howell, L (6. PH) OBP: 0.500, SLG: 0.500									K	2	0	1	0	0	1	0											
Jim Gantner, L (1.4) OBP: 0.250, SLG: 0.500									F7	4	1	1	0	0	1	2											
Inning Stats	R: 0 E: 0 K: 1 S: 5	H: 0 LOB: 1 BB: 1 P: 9	R: 1 E: 0 K: 2 S: 8	H: 2 LOB: 1 BB: 0 P: 8	R: 1 E: 1 K: 0 S: 6	H: 2 LOB: 2 BB: 0 P: 6	R: 0 E: 0 K: 2 S: 8	H: 1 LOB: 1 BB: 0 P: 8	R: 1 E: 0 K: 1 S: 7	H: 2 LOB: 2 BB: 1 P: 11	R: 0 E: 0 K: 1 S: 5	H: 0 LOB: 0 BB: 0 P: 5	R: 0 E: 0 K: 2 S: 7	H: 0 LOB: 0 BB: 0 P: 7	R: 0 E: 0 K: 1 S: 5	H: 0 LOB: 0 BB: 0 P: 5	R: 0 E: 0 K: 2 S: 8	H: 1 LOB: 1 BB: 0 P: 8	1B: 6 2B: 2 3B: 0 HR: 0	SF: 1 SAC: 1 DP: 0 HBP: 0	WP: 0 PB: 0 SB: 1 CS: 0	PA: 37					
PITCHER	IP	WLS	BF	H	R	ER	SO	BB	IBB	HBP	BLK	WP	HR	S	P	ERA	WHIP										
Ron Guidry, L (1.1) ERA: 6.23	4.1		22	7	3	3	5	2	0	0	0	0	0	30	38	6.23	2.077										
Ron Davis, R (5.1) ERA:	2.2	W	8	0	0	0	4	0	0	0	0	0	0	16	16	0.00	0.000										
Rich Gossage, R (8.1) ERA:	2.0	S	7	1	0	0	3	0	0	0	0	0	0	13	13	0.00	0.500										

AB 40
R 5
H 13
RBI 4
BB 1
SO 3
LOB 23



AB 33
R 3
H 8
RBI 3
BB 2
SO 12
LOB 13



Batter	1	2	3	4	5	6	7	8	9	AB	R	H	RBI	BB	SO	LOB	TOP										
Willie Randolph, R OBP: 0.222, SLG: 0.222 (1, 4)										4	0	2	0	0	0	0											
Jerry Mumphrey, S OBP: 0.222, SLG: 0.222 (1, 8)										4	0	0	0	0	1	2											
Dave Winfield, R OBP: 0.444, SLG: 0.667 (1, 7)										4	1	3	0	0	1	0											
Reggie Jackson, L OBP: 0.333, SLG: 0.625 (1, 9)										4	1	1	2	0	0	3											
Lou Piniella, R OBP: 0.250, SLG: 1.000 (1, 10)										4	1	1	1	0	0	0											
Graig Nettles, L (1, 5)										4	0	0	0	0	1	0											
Bob Watson, R OBP: 0.429, SLG: 0.429 (1, 3)										3	0	0	0	0	0	0											
Larry Milbourne, S OBP: 0.143, SLG: 0.143 (1, 6)										3	0	0	0	0	0	0											
Rick Cerone, R OBP: 0.286, SLG: 0.571 (1, 2)										3	0	0	0	0	1	0											
Inning Stats	R: 0 E: 0 K: 1 S: 6	H: 2 LOB: 1 BB: 0 P: 6	R: 0 E: 0 K: 0 S: 3	H: 0 LOB: 0 BB: 0 P: 3	R: 0 E: 0 K: 1 S: 6	H: 1 LOB: 1 BB: 0 P: 6	R: 1 E: 0 K: 2 S: 8	H: 1 LOB: 0 BB: 0 P: 8	R: 0 E: 0 K: 0 S: 3	H: 0 LOB: 0 BB: 0 P: 3	R: 0 E: 0 K: 0 S: 3	H: 0 LOB: 0 BB: 0 P: 3	R: 0 E: 0 K: 0 S: 3	H: 0 LOB: 0 BB: 0 P: 3	R: 2 E: 0 K: 0 S: 5	H: 2 LOB: 2 BB: 0 P: 5	1B: 4 2B: 0 3B: 1 HR: 2	SF: 0 SAC: 0 DP: 1 HBP: 0	WP: 0 PB: 0 CS: 0	PA: 33							
PITCHER	IP	WLS	BF	H	R	ER	SO	BB	IBB	HBP	BLK	WP	HR	S	P	ERA	WHIP										
Mike Caldwell, L ERA: 3.24 (1, 1)	8.1	L	31	7	3	3	4	0	0	0	0	0	2	39	39	3.24	0.840										
Jim Slaton, R ERA: (9, 1)	0.2		2	0	0	0	0	0	0	0	0	0	0	2	2	0.00	0.000										

New York Yankees @ Milwaukee Brewers
Milwaukee County Stadium, Milwaukee, WI
Thu Oct 08 1981, 4:33 AM EDT
Att: 26,395 - Unknown - 51 F

AB 33
R 3
H 7
RBI 3
BB 0
SO 4
LOB 5



Batter	1	2	3	4	5	6	7	8	9	AB	R	H	RBI	BB	SO	LOB	BOTTOM										
Paul Molitor, R OBP: 0.222, SLG: 0.125 (1, 9)										4	0	1	0	1	2	1											
Robin Yount, R OBP: 0.222, SLG: 0.143 (1, 6)										5	0	0	0	0	2	5											
Cecil Cooper, L OBP: 0.375, SLG: 0.286 (1, 3)										4	0	1	0	0	1	3											
Ted Simmons, S OBP: 0.375, SLG: 0.286 (1, 2)										3	0	1	0	1	0	1											
Gorman Thomas, R (1, 8)										3	0	0	0	1	3	2											
Ben Oglivie, L (1, 7)										4	0	0	0	0	3	4											
Sal Bando, R OBP: 0.500, SLG: 0.875 (1, 5)										4	0	3	0	0	0	0											
Charlie Moore, R OBP: 0.500, SLG: 0.500 (1, 10)										2	0	0	0	0	2	3											
Roy Howell, L OBP: 0.567, SLG: 0.500 (7, PH)										0	0	0	0	1	0	0											
Thad Bosley, L (7, PR)										0	0	0	0	0	0	0											
Don Money, R (9, PH)										1	0	0	0	0	0	1											
Jim Gantner, L OBP: 0.250, SLG: 0.375 (1, 4)										4	0	1	0	0	1	2											
Inning Stats	R: 0 E: 0 K: 2 S: 7	H: 0 LOB: 0 BB: 0 P: 7	R: 0 E: 0 K: 3 S: 10	H: 1 LOB: 2 BB: 1 P: 14	R: 0 E: 0 K: 1 S: 5	H: 0 LOB: 0 BB: 0 P: 5	R: 0 E: 0 K: 2 S: 8	H: 1 LOB: 1 BB: 0 P: 8	R: 0 E: 0 K: 2 S: 8	H: 1 LOB: 1 BB: 0 P: 8	R: 0 E: 0 K: 0 S: 4	H: 1 LOB: 2 BB: 1 P: 8	R: 0 E: 0 K: 1 S: 6	H: 1 LOB: 3 BB: 2 P: 14	R: 0 E: 0 K: 2 S: 7	H: 0 LOB: 0 BB: 0 P: 7	R: 0 E: 0 K: 1 S: 7	H: 2 LOB: 2 BB: 0 P: 7	1B: 5 2B: 2 3B: 0 HR: 0	SF: 0 SAC: 0 DP: 0 HBP: 0	WP: 1 PB: 0 CS: 0	PA: 38					
PITCHER	IP	WLS	BF	H	R	ER	SO	BB	IBB	HBP	BLK	WP	HR	S	P	ERA	WHIP										
Dave Righetti, L ERA: (1, 1)	6.0	W	24	4	0	0	10	2	0	0	0	0	42	50	0.00	1.000											
Ron Davis, R ERA: (7, 1)	0.1		4	1	0	0	0	2	0	0	0	1	0	2	10	0.00	9.000										
Rich Gossage, R ERA: (7, 1)	2.2	S	10	2	0	0	4	0	0	0	0	0	0	18	18	0.00	0.750										

New York Yankees @ Milwaukee Brewers
Milwaukee County Stadium, Milwaukee, WI
Thu Oct 08 1981, 4:33 AM EDT
Att: 26,395 - Unknown - 51 F

AB 34
R 0
H 7
RBI 0
BB 4
SO 14
LOB 22



Batter	1	2	3	4	5	6	7	8	9	AB	R	H	RBI	BB	SO	LOB	TOP			
Paul Molitor, R (1, 8) OBP: 0.385, SLG: 0.583										4	1	3	1	0	0	0	Milwaukee Brewers @ New York Yankees Yankee Stadium, Bronx, NY Fri Oct 09 1981, 7:05 PM EDT Att: 56,411 - Unknown - 55 F livebaseballscorecards.com			
Robin Yount, R (1, 6) OBP: 0.231, SLG: 0.182										4	1	1	0	0	0	2				
Cecil Cooper, L (1, 3) OBP: 0.333, SLG: 0.273										4	1	1	0	0	0	3				
Ted Simmons, S (1, 2) OBP: 0.500, SLG: 0.800										3	1	2	3	1	0	0				
Gorman Thomas, R (1, 10) OBP: 0.167, SLG: 0.091										4	1	1	0	0	0	2				
Ben Oglivie, L (1, 7) OBP: 0.143, SLG: 0.071										3	0	0	0	0	0	0				
Sal Bando, R (1, 5) OBP: 0.417, SLG: 0.667										4	0	1	1	0	0	0				
Charlie Moore, R (1, 9) OBP: 0.429, SLG: 0.333										2	0	0	0	1	0	0				
Marshall Edwards, L (7, 9) OBP: 0.143, SLG: 0.071										1	0	0	0	0	1	0				
Jim Gantner, L (1, 4) OBP: 0.182, SLG: 0.273										3	0	0	0	0	0	1				
Inning Stats	R: 0 E: 1 K: 0 S: 3	H: 1 LOB: 0 BB: 0 P: 3	R: 0 E: 0 K: 0 S: 3	H: 0 LOB: 0 BB: 0 P: 3	R: 0 E: 0 K: 0 S: 3	H: 0 LOB: 0 BB: 0 P: 3	R: 0 E: 0 K: 0 S: 4	H: 1 LOB: 2 BB: 1 P: 8	R: 0 E: 0 K: 0 S: 3	H: 0 LOB: 0 BB: 0 P: 3	R: 3 E: 0 K: 0 S: 6	H: 4 LOB: 1 BB: 1 P: 10	R: 2 E: 1 K: 0 S: 5	H: 3 LOB: 0 BB: 0 P: 5	R: 0 E: 0 K: 1 S: 5	H: 0 LOB: 0 BB: 0 P: 5	1B: 6 2B: 1 3B: 0 HR: 2	SF: 0 SAC: 1 DP: 1 HBP: 0	WP: 0 PB: 0 CS: 1	PA: 35
PITCHER	IP WLS BF H R ER SO BB IBB HBP BLK WP HR S P ERA WHIP																			
Tommy John, L (1, 1) ERA: 6.43	7.0 L 29 8 5 5 0 2 0 0 0 0 0 2 27 35 6.43 1.429																			
Rudy May, L (8, 1) ERA:	2.0 6 1 0 0 1 0 0 0 0 0 0 0 8 8 0.00 0.500																			

Batter	1	2	3	4	5	6	7	8	9	AB	R	H	RBI	BB	SO	LOB	BOTTOM					
Willie Randolph, R (1, 4) OBP: 0.214, SLG: 0.214										5	0	1	1	0	2	0	Milwaukee Brewers @ New York Yankees Yankee Stadium, Bronx, NY Fri Oct 09 1981, 7:05 PM EDT Att: 56,411 - Unknown - 55 F livebaseballscorecards.com					
Jerry Mumphrey, S (1, 8) OBP: 0.154, SLG: 0.154										4	0	0	0	0	0	2						
Dave Winfield, R (1, 7) OBP: 0.538, SLG: 0.750										3	1	2	0	1	1	2						
Reggie Jackson, L (1, 9) OBP: 0.231, SLG: 0.417										4	0	0	0	0	2	3						
Lou Piniella, R (1, 10) OBP: 0.143, SLG: 0.571										3	0	0	0	0	0	2						
Oscar Gamble, L (8, PH) OBP: 0.800, SLG: 1.600										1	0	1	0	0	0	0						
Graig Nettles, L (1, 5) OBP: 0.143, SLG: 0.071										2	0	0	0	2	0	1						
Bob Watson, R (1, 3) OBP: 0.600, SLG: 0.556										2	1	2	1	1	0	0						
Bobby Murcer, L (8, PH) OBP: 0.143, SLG: 0.071										1	0	0	0	0	0	1						
Dave Revering, L (9, 3) OBP: 0.143, SLG: 0.071										0	0	0	0	0	0	0						
Larry Milbourne, S (1, 6) OBP: 0.182, SLG: 0.182										4	1	1	0	0	1	3						
Rick Cerone, R (1, 2) OBP: 0.273, SLG: 0.455										4	0	1	1	0	0	0						
Inning Stats	R: 0 E: 0 K: 1 S: 6	H: 1 LOB: 1 BB: 0 P: 6	R: 0 E: 0 K: 0 S: 2	H: 0 LOB: 1 BB: 2 P: 10	R: 0 E: 0 K: 0 S: 3	H: 0 LOB: 0 BB: 0 P: 3	R: 1 E: 0 K: 1 S: 7	H: 2 LOB: 2 BB: 1 P: 11	R: 0 E: 0 K: 0 S: 3	H: 0 LOB: 0 BB: 0 P: 3	R: 0 E: 0 K: 1 S: 4	H: 0 LOB: 0 BB: 1 P: 8	R: 2 E: 0 K: 1 S: 9	H: 4 LOB: 2 BB: 0 P: 9	R: 0 E: 0 K: 0 S: 4	H: 1 LOB: 1 BB: 0 P: 4	R: 0 E: 0 K: 2 S: 7	H: 0 LOB: 0 BB: 0 P: 7	1B: 7 2B: 1 3B: 0 HR: 0	SF: 0 SAC: 0 DP: 1 HBP: 0	WP: 0 PB: 0 CS: 1	PA: 37
PITCHER	IP WLS BF H R ER SO BB IBB HBP BLK WP HR S P ERA WHIP																					
Randy Lerch, L (1, 1) ERA: 1.5	6.0 23 3 1 1 3 4 0 0 0 0 0 0 25 41 1.50 1.167																					
Rollie Fingers, R (7, 1) ERA: 4.15	3.0 W 14 5 2 2 3 0 0 0 0 0 0 0 20 20 6.00 1.667																					

Batter	1	2	3	4	5	6	7	8	9	AB	R	H	RBI	BB	SO	LOB	TOP																						
Paul Moltor, R (1,9) OBP: 0.353, SLG: 0.500	5-3			1B SF7 1B		6-3		F8		4	1	1	0	0	0	0																							
Robin Yount, R (1,6) OBP: 0.294, SLG: 0.214	6-3			2B 1B		4-3 BB		5-3		3	1	1	0	1	0	0																							
Cecil Cooper, L (1,3) OBP: 0.250, SLG: 0.214	1-3			SF7		4-3		K		3	0	0	1	0	1	1																							
Ted Simmons, S (1,2)		F9		3-H F8		3-1		G3		4	0	0	0	0	0	2																							
Ben Oglivie, L (1,7)		F8		1-H 2B		3-1				3	0	1	1	0	0	0																							
Gorman Thomas, R (1,8) OBP: 0.133, SLG: 0.071	6-3			K		K				3	0	0	0	0	2	1																							
Roy Howell, L (1,10) OBP: 0.500, SLG: 0.400				K		CS 1B		P6		3	0	1	0	0	1	0																							
Sal Bando, R (1,5) OBP: 0.333, SLG: 0.533				K		4-3		F2		3	0	0	0	0	1	1																							
Jim Gantner, L (1,4) OBP: 0.143, SLG: 0.214				G3		F9		F7		3	0	0	0	0	0	0																							
Inning Stats	R: 0 E: 0 K: 0 S: 3	H: 0 LOB: 0 BB: 0 P: 3	R: 0 E: 0 K: 0 S: 3	H: 0 LOB: 0 BB: 0 P: 3	R: 0 E: 0 K: 2 S: 7	H: 0 LOB: 1 BB: 0 P: 7	R: 2 E: 0 K: 1 S: 8	H: 3 LOB: 1 BB: 0 P: 8	R: 0 E: 0 K: 0 S: 3	H: 1 LOB: 0 BB: 0 P: 3	R: 0 E: 0 K: 0 S: 3	H: 0 LOB: 0 BB: 0 P: 7	R: 0 E: 0 K: 1 S: 5	H: 0 LOB: 0 BB: 0 P: 5	R: 0 E: 0 K: 0 S: 3	H: 0 LOB: 0 BB: 0 P: 5	R: 0 E: 0 K: 1 S: 5	H: 0 LOB: 0 BB: 0 P: 5	1B: 3 2B: 1 3B: 0 HR: 0	SF: 1 SAC: 0 DP: 0 HBP: 0	WP: 0 PB: 0 CS: 1	PA: 31																	
PITCHER	IP	WLS	BF	H	R	ER	SO	BB	IBB	HBP	BLK	WP	HR	S	P	ERA	WHIP	PITCHER				IP	WLS	BF	H	R	ER	SO	BB	IBB	HBP	BLK	WP	HR	S	P	ERA	WHIP	
Rick Reuschel, R (1,1) ERA: 3.0	6.0	L	22	4	2	2	3	1	0	0	0	0	0	27	31	3.00	0.833																						
Ron Davis, R (7,1) ERA:	3.0		9	0	0	0	2	0	0	0	0	0	0	13	13	0.00	0.000																						

Milwaukee Brewers @ New York Yankees
Yankee Stadium, Bronx, NY
Sat Oct 10 1981, 3:33 AM EDT
Att: 52,077 - Unknown - 61 F

AB 29
R 2
H 4
RBI 2
BB 1
SO 5
LOB 5

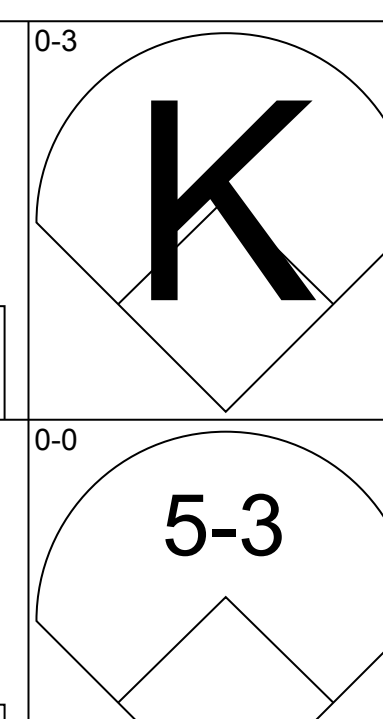
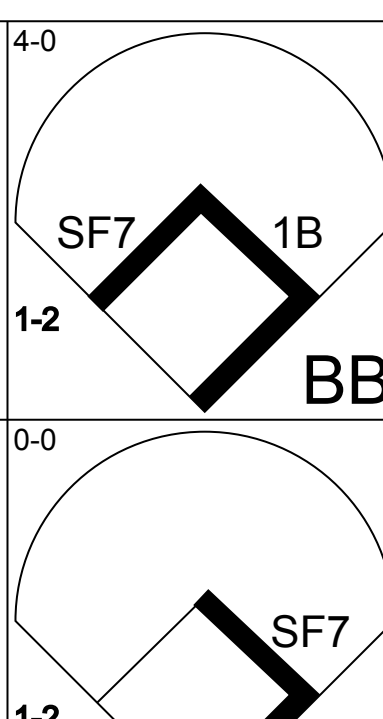
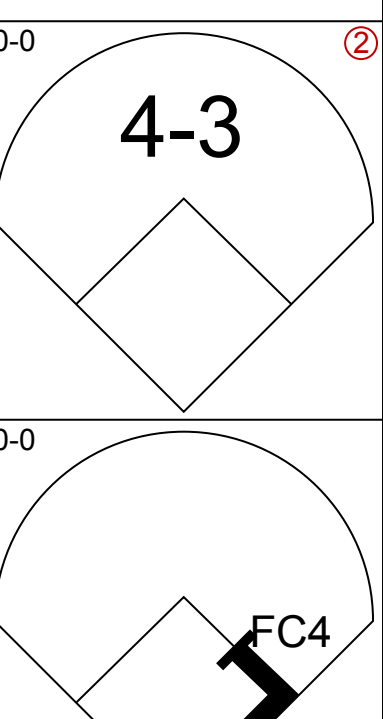
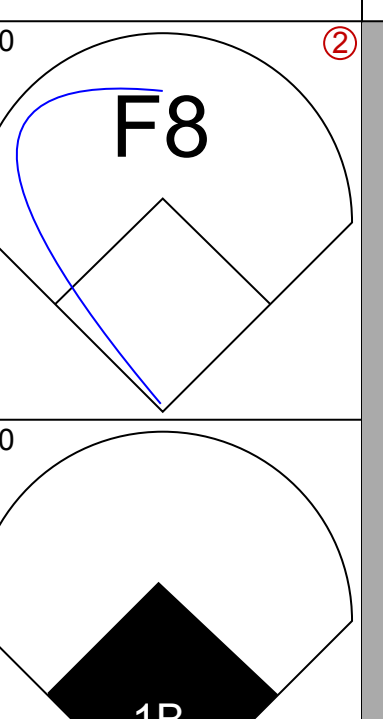
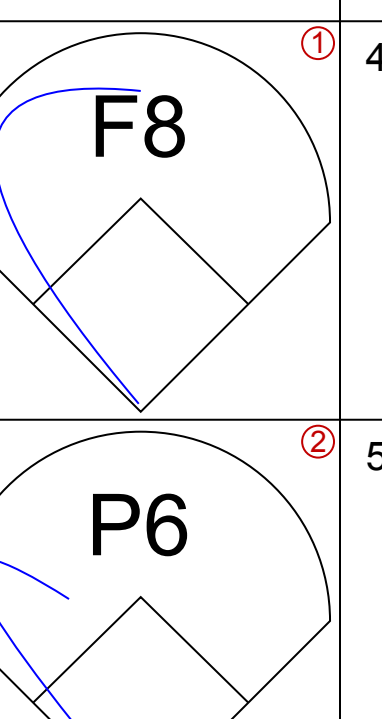
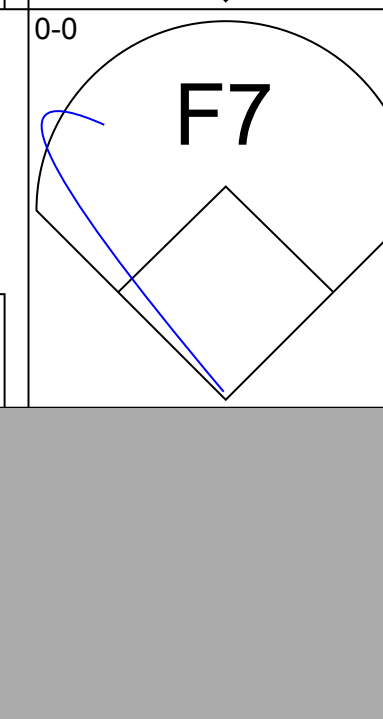
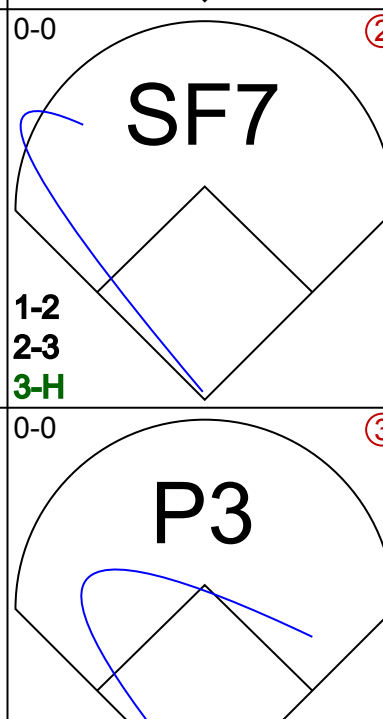
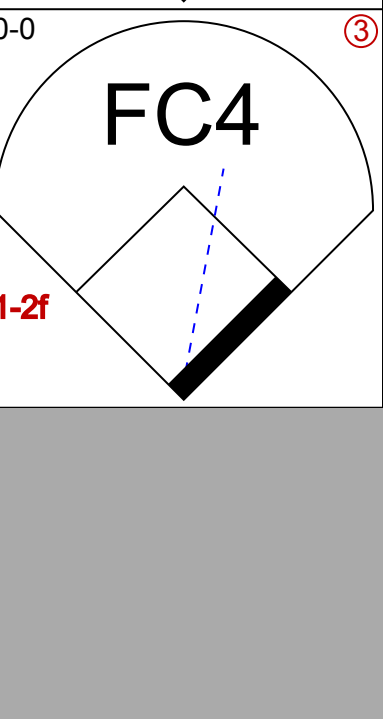

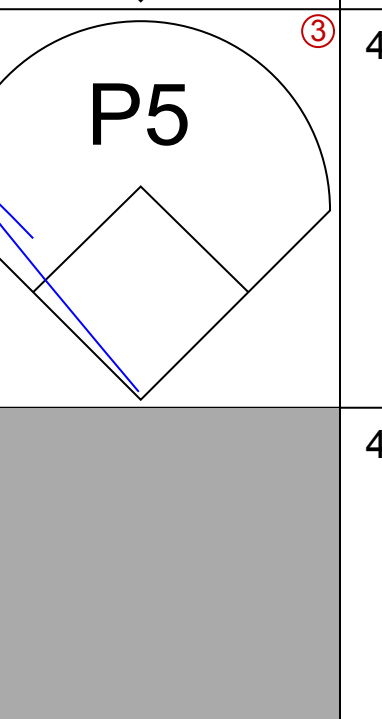





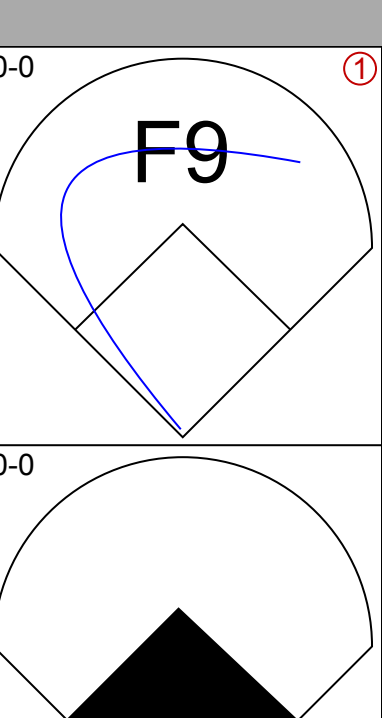
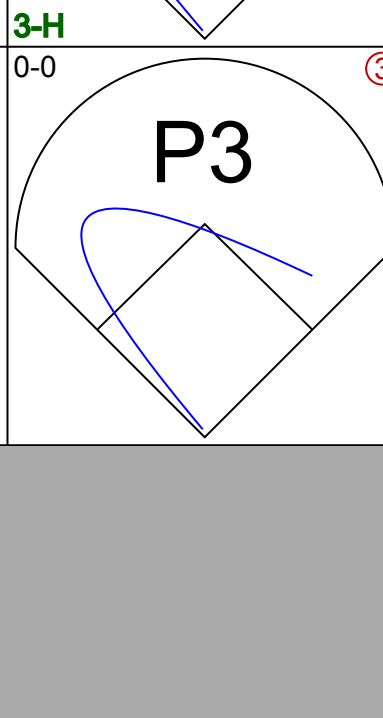


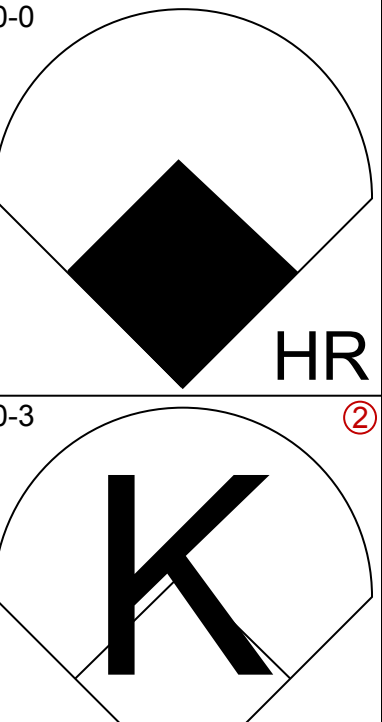
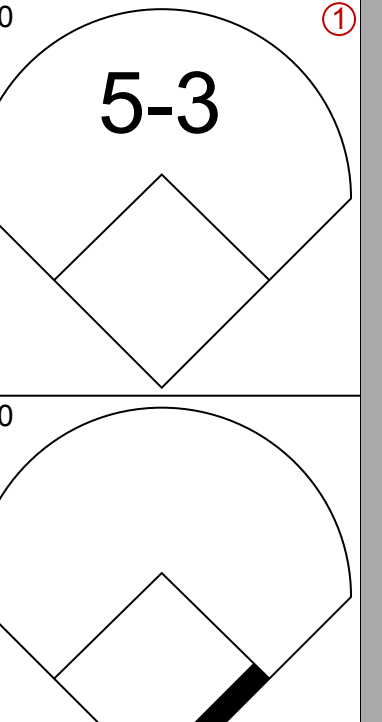
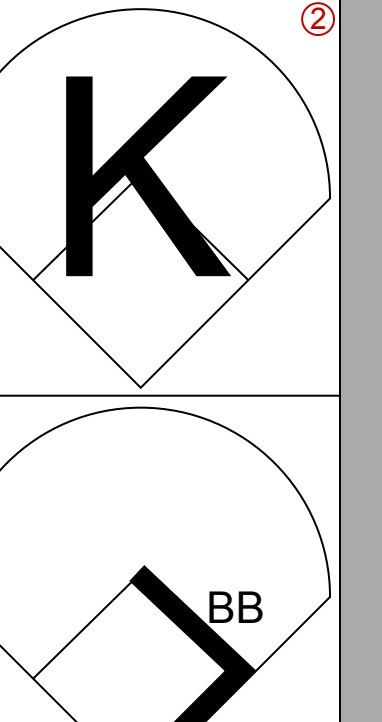



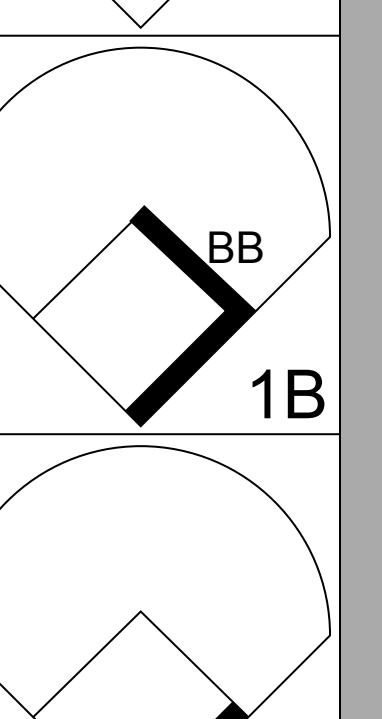


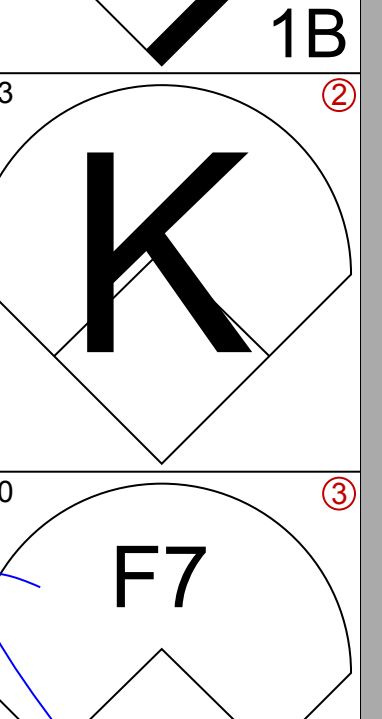
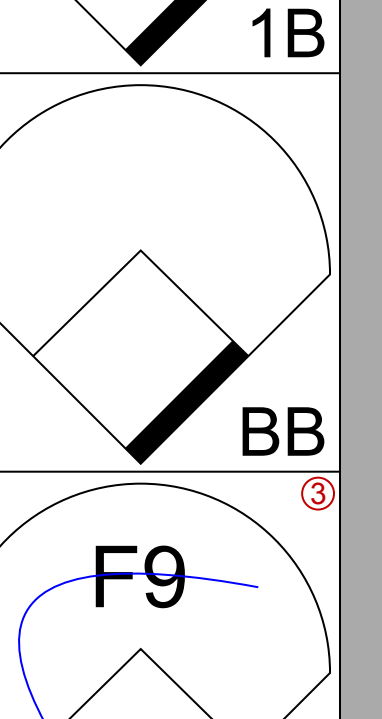

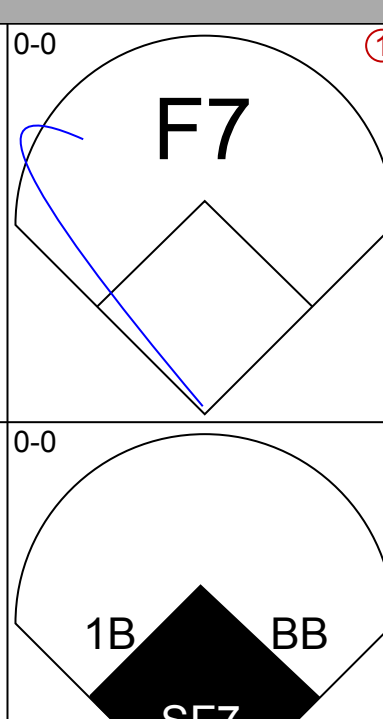
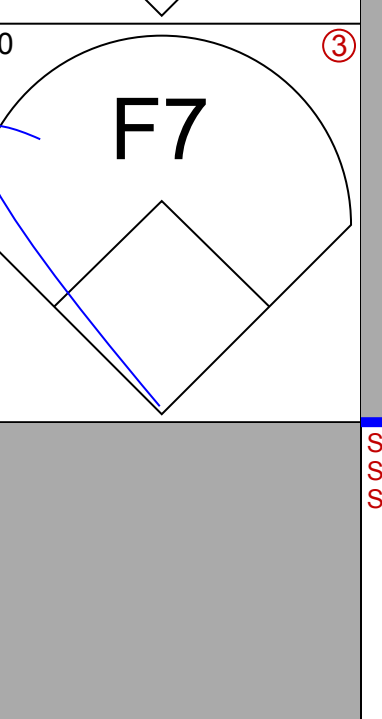
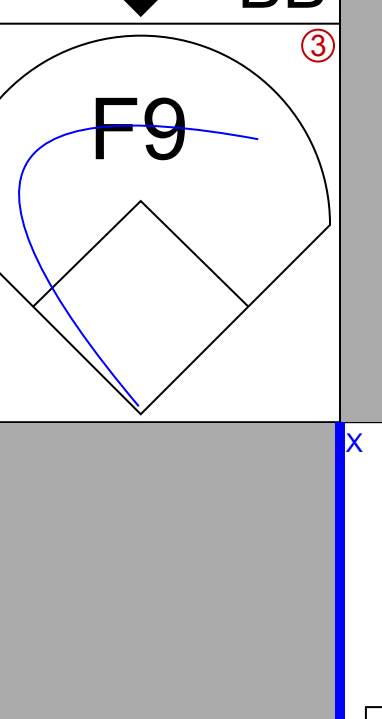
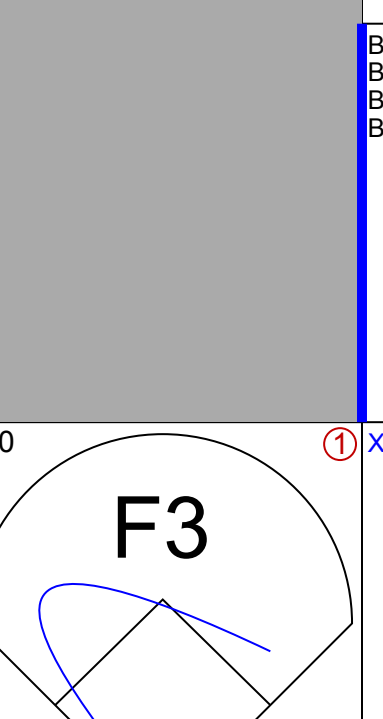
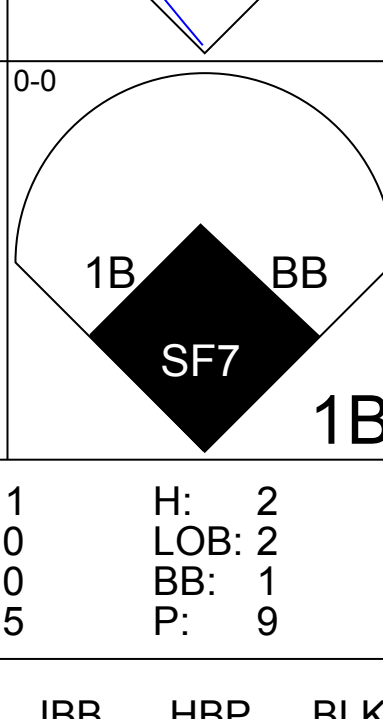
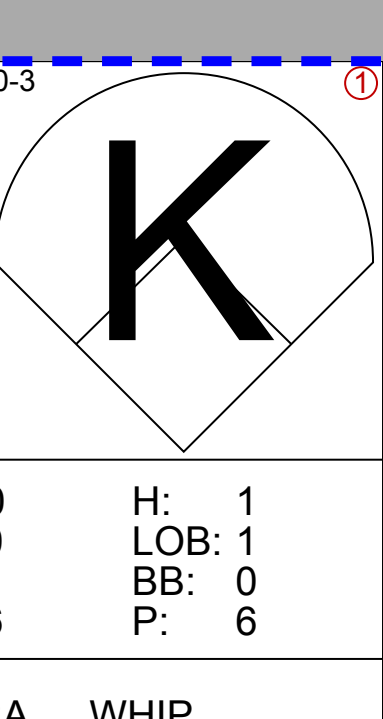
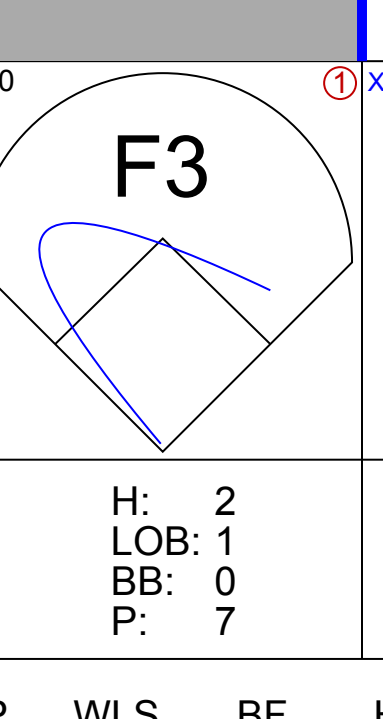
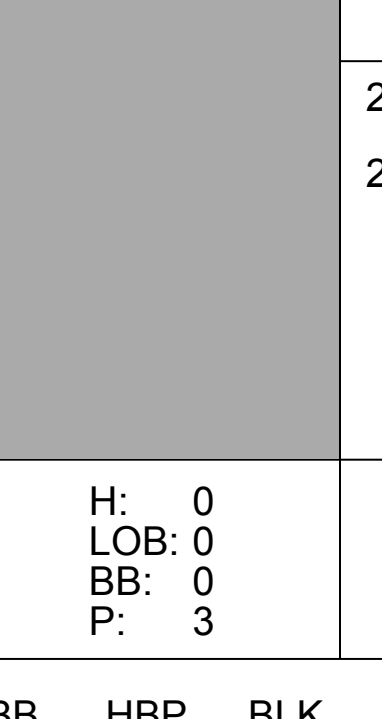


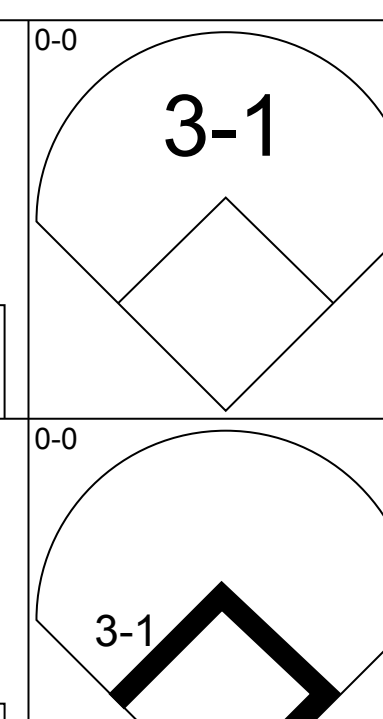
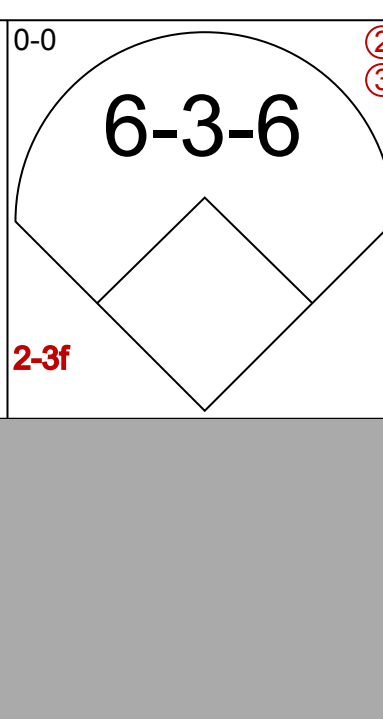
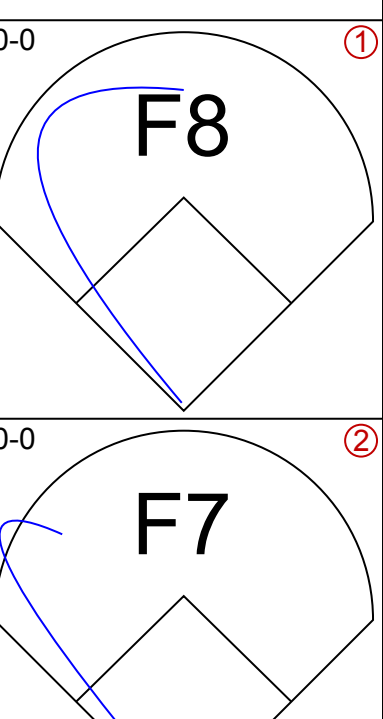
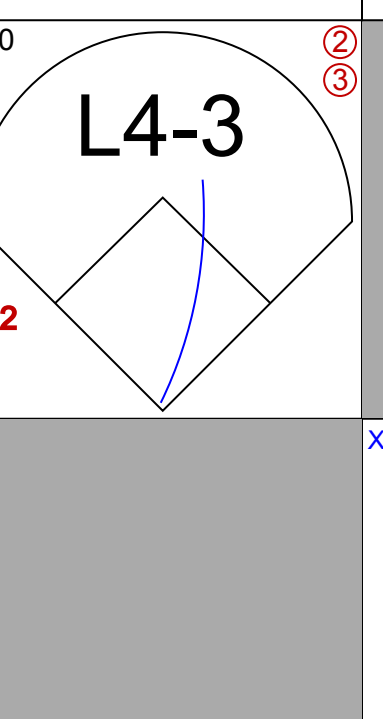
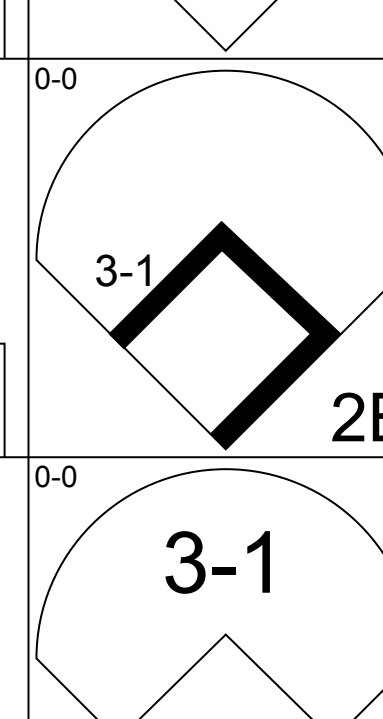
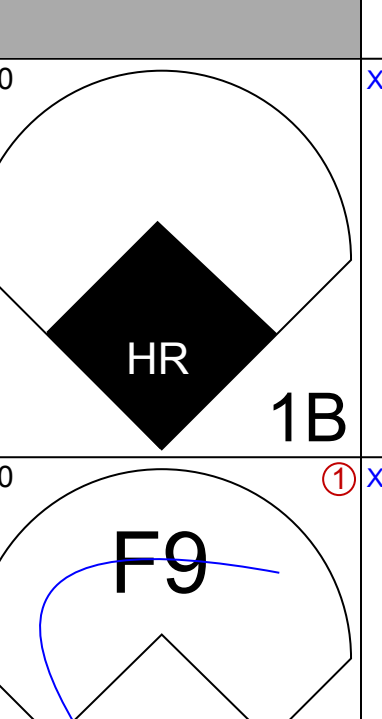
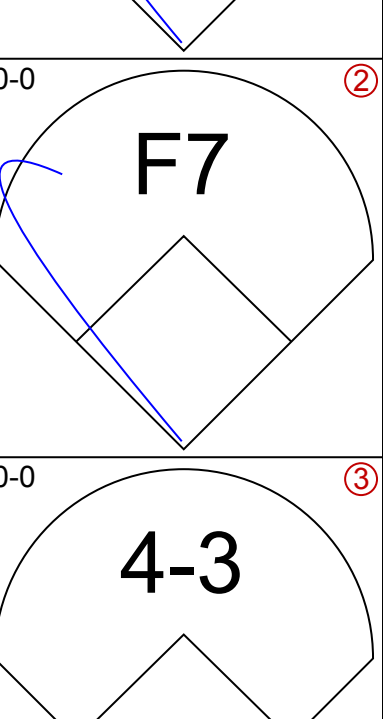

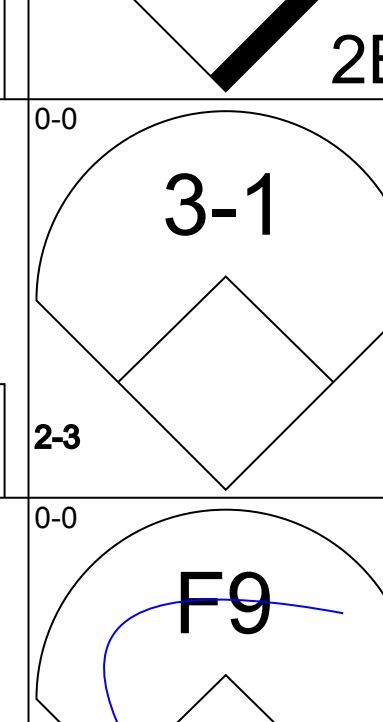
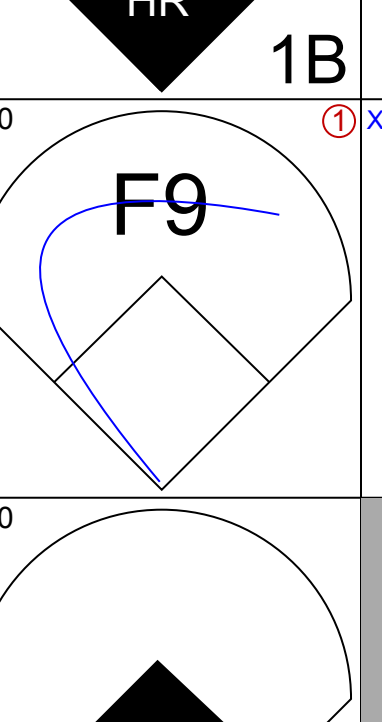
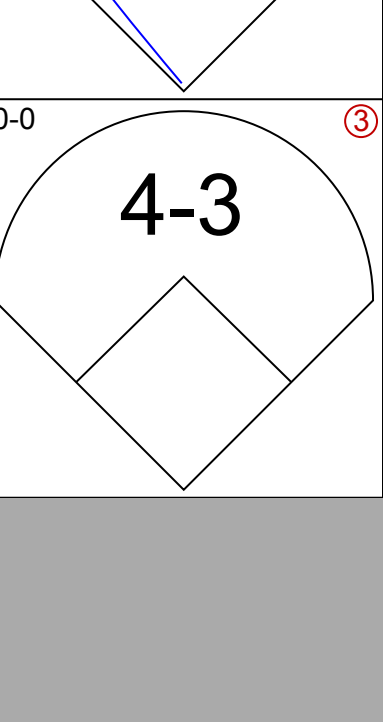

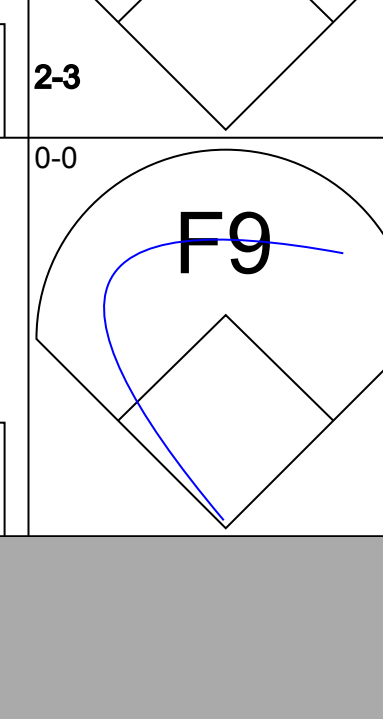
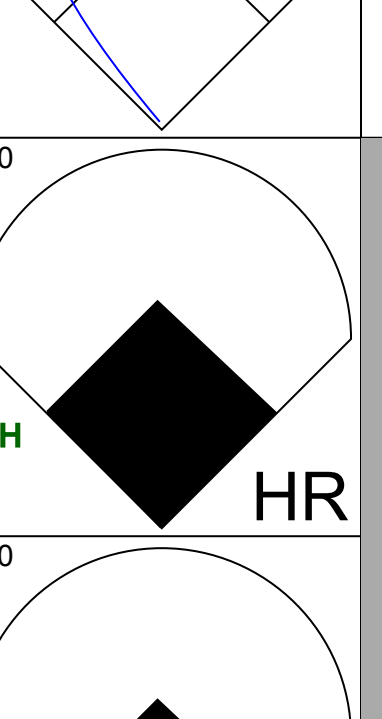
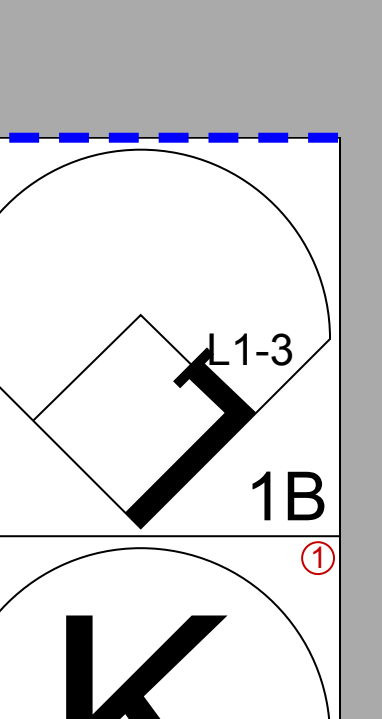

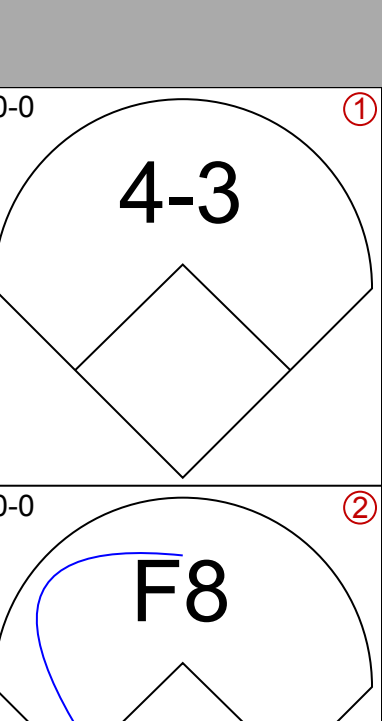
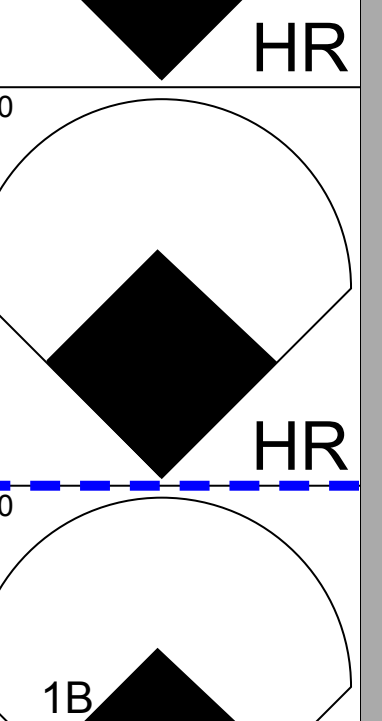
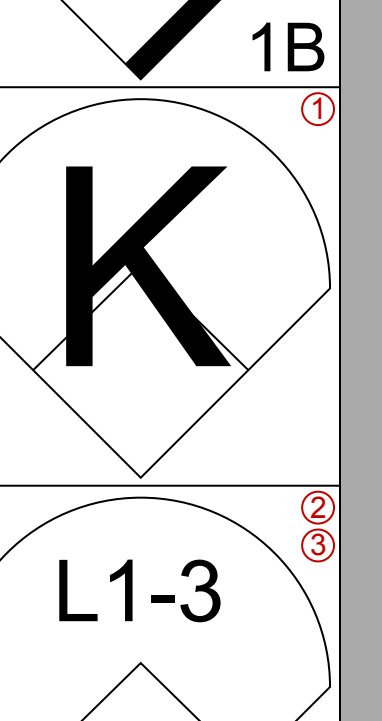

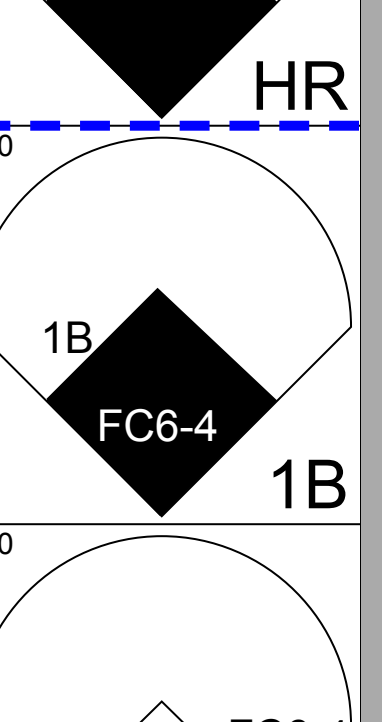
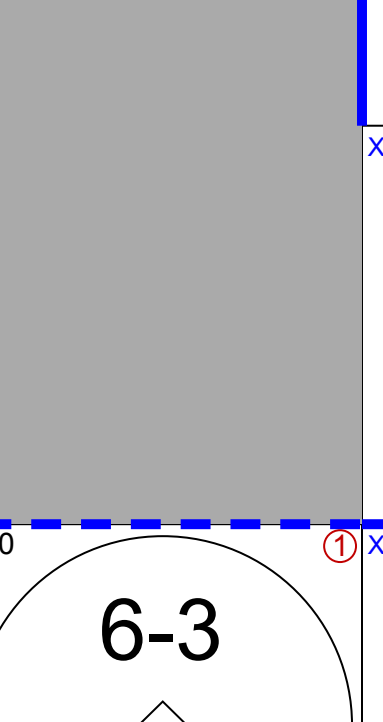

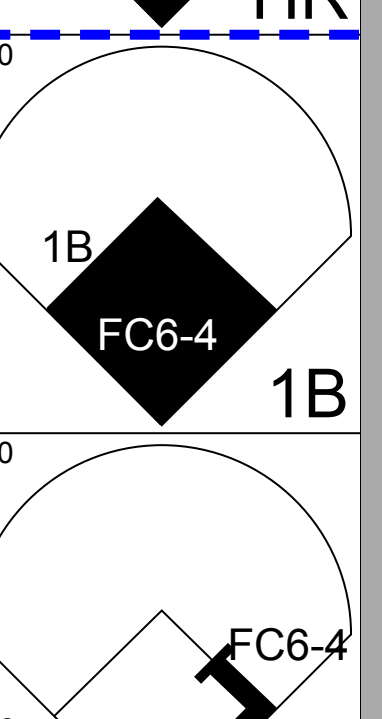
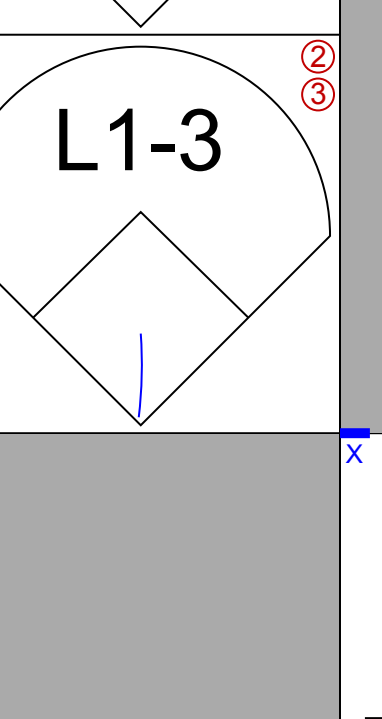
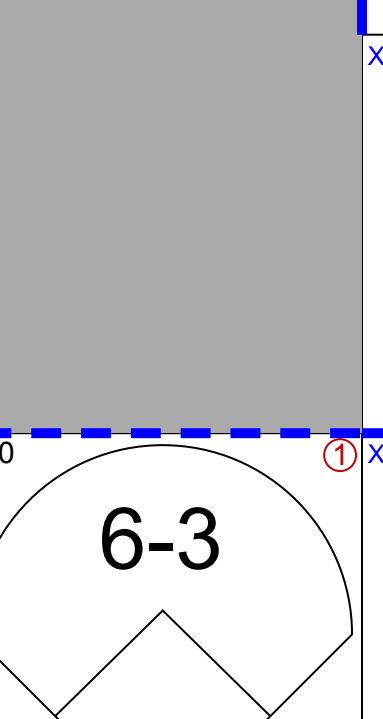

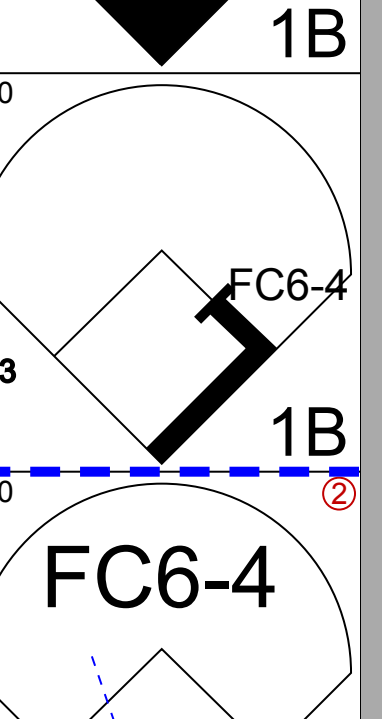
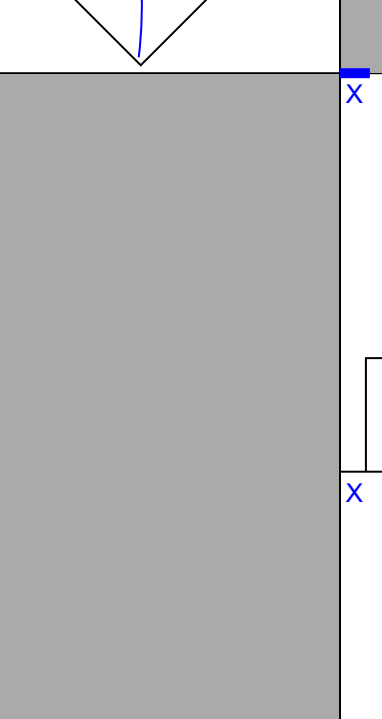
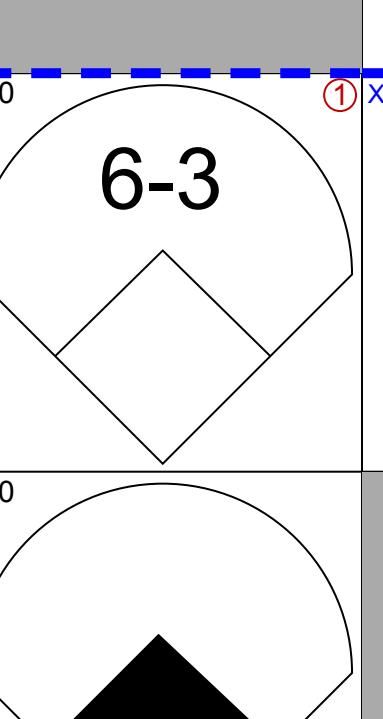
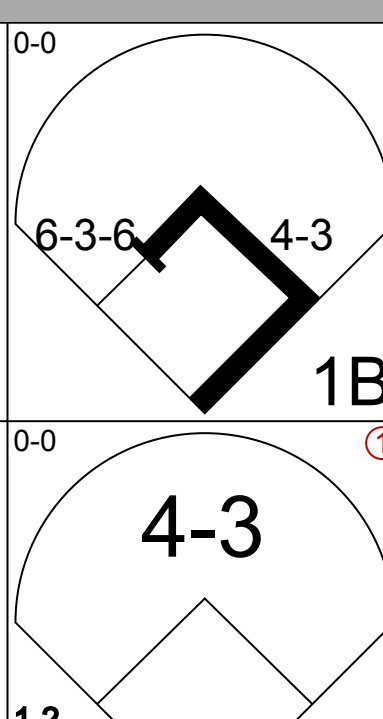
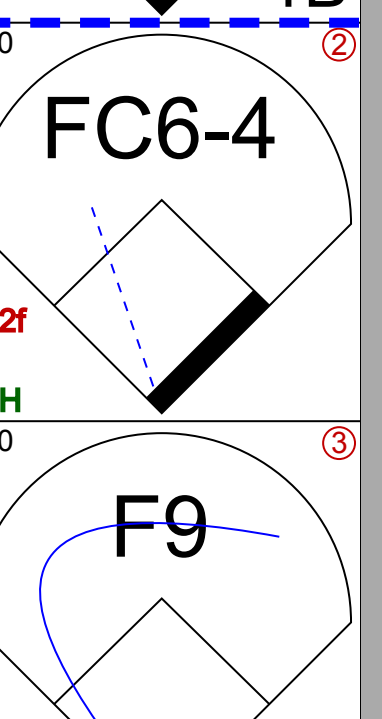
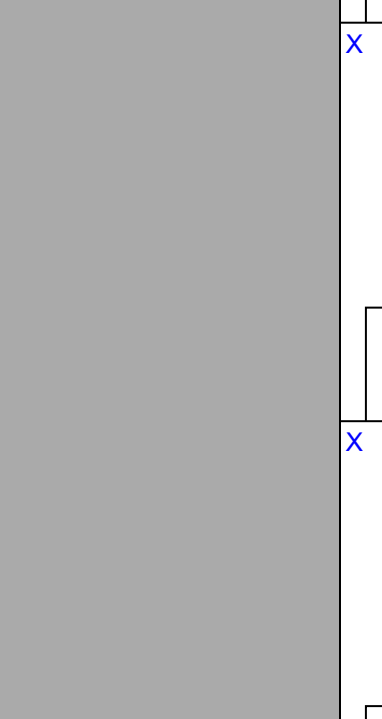
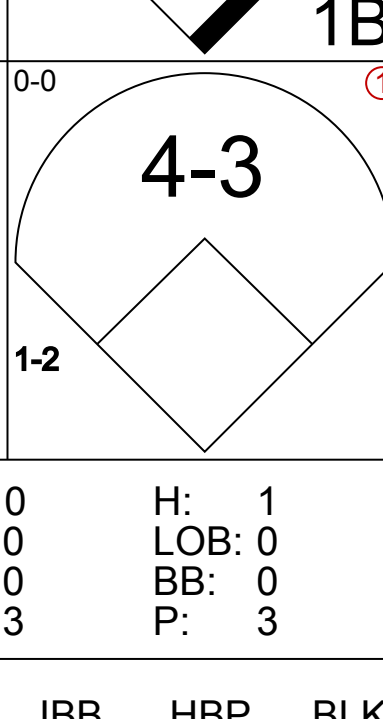
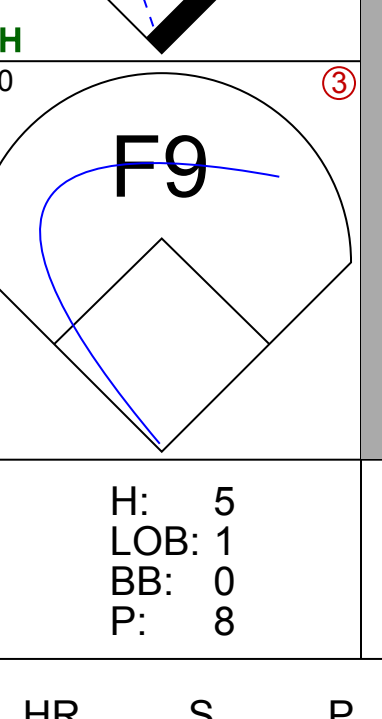
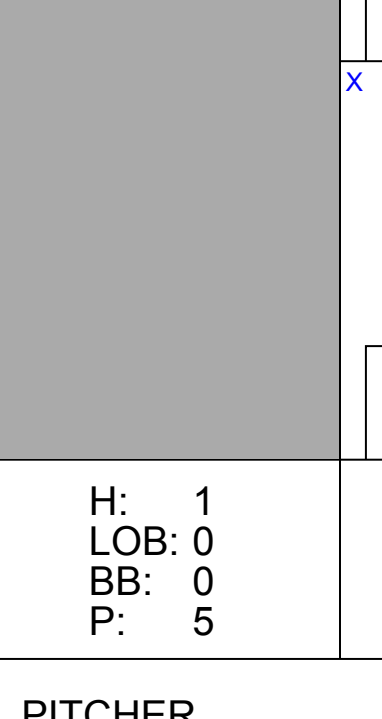
Batter	1	2	3	4	5	6	7	8	9	AB	R	H	RBI	BB	SO	LOB	BOTTOM																						
Willie Randolph, R (1,4) OBP: 0.222, SLG: 0.176	6-3			F7 BB		K		5-3		3	0	0	0	1	1	1																							
Jerry Mumphrey, S (1,8) OBP: 0.116, SLG: 0.118	6-3			F7		E3 2B FC6-5		F7		4	1	0	0	0	0	1																							
Dave Winfield, R (1,7) OBP: 0.471, SLG: 0.688	K			1-3		FC6-5 1-3 2B		K		4	0	1	0	0	2	1																							
Reggie Jackson, L (1,9) OBP: 0.235, SLG: 0.375				F7		K		K		4	0	1	0	0	2	2																							
Oscar Gamble, L (1,10) OBP: 0.714, SLG: 1.333				WP 1B		FC6-5		P6		1	0	0	0	1	1	1																							
Lou Piniella, R (6,PH) OBP: 0.111, SLG: 0.444				K		BB		K		2	0	0	1	0	0	1																							
Graig Nettles, L (1,5)				F8		F8		4-3		3	0	0	0	1	0	2																							
Bob Watson, R (1,3) OBP: 0.538, SLG: 0.500				BB		F8				3	0	1	0	0	1	3																							
Bobby Brown, S (7,PR)				BB		4-3				0	0	0	0	0	0	0																							
Dave Revering, L (8,3)				K						0	0	0	0	0	0	0																							
Barry Foote, R (9,PH)										0	0	0	0	0	0	0																							
Bobby Murcer, L (9,PH)										0	0	0	0	1	0	0																							
Larry Milbourne, S (1,6) OBP: 0.200, SLG: 0.200				F9		6-3		FC6-4 1B		4	0	1	0	0	0	3																							
Rick Cerone, R (1,2) OBP: 0.267, SLG: 0.400				F7		5-3		FC6-4 1B		4	0	1	0	0	1	2																							
Inning Stats	R: 0 E: 0 K: 1 S: 5	H: 1 LOB: 2 BB: 1 P: 12	R: 0 E: 0 K: 2 S: 8	H: 1 LOB: 1 BB: 1 P: 7	R: 0 E: 0 K: 0 S: 3	H: 0 LOB: 1 BB: 1 P: 7	R: 0 E: 0 K: 0 S: 3	H: 0 LOB: 1 BB: 1 P: 7	R: 0 E: 0 K: 1 S: 5	H: 0 LOB: 0 BB: 0 P: 5	R: 1 E: 1 K: 1 S: 7	H: 1 LOB: 1 BB: 0 P: 7	R: 0 E: 0 K: 0 S: 4	H: 2 LOB: 1 BB: 0 P: 4	R: 0 E: 0 K: 2 S: 7	H: 0 LOB: 0 BB: 0 P: 7	R: 0 E: 1 K: 1 S: 6	H: 1 LOB: 2 BB: 1 P: 10	1B: 4 2B: 1 3B: 0 HR: 0	SF: 0 SAC: 0 DP: 0 HBP: 0	WP: 1 PB: 0 CS: 0	PA: 36																	
PITCHER	IP	WLS	BF	H	R	ER	SO	BB	IBB	HBP	BLK	WP	HR	S	P	ERA	WHIP	PITCHER				IP	WLS	BF	H	R	ER	SO	BB	IBB	HBP	BLK	WP	HR	S	P	ERA	WHIP	
Pete Vuckovich, R (1,1) ERA:	5.0	W	21	2	1	0	0	0	0	0	0	0	0	26	38	0.00	1.000																						
Jamie Easterly, L (6,1) ERA:	1.0		3	0	0	0	1	0	0	0	0	0	0	5	5	0.00	0.000																						
Jim Slaton, R (7,1) ERA:	1.2		6	2	0	0	1	0	0	0	0	0	0	8	8	0.00	1.200																						
Bob McClure, L (8,1) ERA:	1.0		3	0	0	0	1	0	0	0	0	0	0	5	5	0.00	0.000																						
Rolife Fingers, R (9,1) ERA: 3.86	0.1	S	3	1	0	0	1	1	0	0	0	0	0	4	8	0.00	6.000																						

Milwaukee Brewers @ New York Yankees
Yankee Stadium, Bronx, NY
Sat Oct 10 1981, 3:33 AM EDT
Att: 52,077 - Unknown - 61 F

AB 32
R 1
H 5
RBI 1
BB 4
SO 8
LOB 17





Batter	1	2	3	4	5	6	7	8	9	AB	R	H	RBI	BB	SO	LOB	TOP		
Paul Moltzer, R OBP: 0.318, SLG: 0.400 (1, 8)										4	0	0	0	1	1	0	Milwaukee Brewers @ New York Yankees Yankee Stadium, Bronx, NY Sun Oct 11 1981, 7:05 PM EDT Att: 47,505 - Unknown - 55 F		
Robin Yount, R OBP: 0.364, SLG: 0.421 (1, 6)										5	1	3	0	0	0	0			
Cecil Cooper, L OBP: 0.238, SLG: 0.222 (1, 3)										4	0	1	2	0	0	1			
Ted Simmons, S OBP: 0.300, SLG: 0.444 (1, 2)										4	0	0	0	0	1	3			
Gorman Thomas, R OBP: 0.158, SLG: 0.278 (1, 10)										4	1	1	1	0	2	0			
Ben Oglivie, L OBP: 0.167, SLG: 0.222 (1, 7)										4	0	2	0	0	1	0			
Sal Bando, R OBP: 0.368, SLG: 0.471 (1, 5)										2	0	0	0	2	1	1			
Charlie Moore, R OBP: 0.300, SLG: 0.222 (8, PH)										3	0	0	0	0	0	3			
Roy Howell, L OBP: 0.571, SLG: 0.400 (8, PH)										0	0	0	0	1	0	0			
Marshall Edwards, L (8, 9)										0	0	0	0	0	0	0			
Ed Romero, R OBP: 0.500, SLG: 0.500 (7, PH)										2	1	1	0	0	1	0			
Don Money, R (7, 4)										2	0	0	0	0	0	2			
Inning Stats	R: 0 E: 0 K: 1 S: 5	H: 0 LOB: 0 BB: 0 P: 5	R: 1 E: 0 K: 1 S: 6	H: 1 LOB: 0 BB: 0 P: 6	R: 1 E: 0 K: 0 S: 5	H: 2 LOB: 2 BB: 1 P: 9	R: 0 E: 0 K: 1 S: 6	H: 1 LOB: 1 BB: 0 P: 6	R: 0 E: 0 K: 1 S: 6	H: 1 LOB: 2 BB: 1 P: 10	R: 1 E: 0 K: 1 S: 7	H: 2 LOB: 1 BB: 0 P: 7	R: 0 E: 0 K: 1 S: 5	H: 0 LOB: 0 BB: 0 P: 13	R: 0 E: 0 K: 0 S: 3	H: 0 LOB: 0 BB: 0 P: 3	1B: 6 2B: 0 3B: 1 HR: 1	SF: 1 SAC: 0 DP: 0 HBP: 0	WP: 0 PA: 39 CS: 0
PITCHER	IP WLS BF H R ER SO BB IBB HBP BLK WP HR S P ERA WHIP																		
Ron Guidry, L ERA: 5.4 (1, 1)	4.0	17	4	2	2	3	1	0	0	0	0	0	1	22	26	4.50	1.250		
Dave Righetti, L ERA: 1.0 (5, 1)	3.0	W 14	4	1	1	3	1	0	0	0	0	0	0	19	23	3.00	1.667		
Rich Gossage, R ERA: (8, 1)	2.0	S 8	0	0	0	1	2	0	0	0	0	0	0	8	16	0.00	1.000		

Batter	1	2	3	4	5	6	7	8	9	AB	R	H	RBI	BB	SO	LOB	BOTTOM		
Jerry Mumphrey, S OBP: 0.095, SLG: 0.095 (1, 8)										4	0	0	0	0	0	2	Milwaukee Brewers @ New York Yankees Yankee Stadium, Bronx, NY Sun Oct 11 1981, 7:05 PM EDT Att: 47,505 - Unknown - 55 F		
Larry Milbourne, S OBP: 0.316, SLG: 0.368 (1, 6)										4	2	3	0	0	0	0			
Dave Winfield, R OBP: 0.381, SLG: 0.550 (1, 7)										4	0	0	0	0	0	3			
Reggie Jackson, L OBP: 0.333, SLG: 0.600 (1, 9)										4	2	3	2	0	0	1			
Oscar Gamble, L OBP: 0.600, SLG: 1.333 (8, PH)										3	1	1	1	0	1	1			
Lou Piniella, R OBP: 0.200, SLG: 0.600 (8, PH)										1	0	1	1	0	0	0			
Graig Nettles, L OBP: 0.190, SLG: 0.059 (1, 5)										3	1	1	1	0	0	1			
Bob Watson, R OBP: 0.471, SLG: 0.438 (1, 3)										4	0	1	0	0	0	1			
Rick Cerone, R OBP: 0.333, SLG: 0.611 (1, 2)										3	1	2	2	0	0	1			
Willie Randolph, R OBP: 0.238, SLG: 0.200 (1, 4)										3	0	1	0	0	0	2			
Inning Stats	R: 0 E: 0 K: 0 S: 4	H: 1 LOB: 1 BB: 0 P: 4	R: 0 E: 0 K: 0 S: 3	H: 0 LOB: 0 BB: 0 P: 3	R: 0 E: 0 K: 0 S: 3	H: 1 LOB: 0 BB: 0 P: 3	R: 4 E: 0 K: 0 S: 8	H: 5 LOB: 1 BB: 0 P: 8	R: 0 E: 0 K: 1 S: 5	H: 1 LOB: 0 BB: 0 P: 5	R: 1 E: 0 K: 0 S: 4	H: 2 LOB: 0 BB: 0 P: 4	R: 2 E: 0 K: 0 S: 6	H: 3 LOB: 1 BB: 0 P: 6	1B: 8 2B: 5 3B: 0 HR: 3	SF: 1 SAC: 0 DP: 3 HBP: 0	WP: 0 PA: 34 CS: 0		
PITCHER	IP WLS BF H R ER SO BB IBB HBP BLK WP HR S P ERA WHIP																		
Moose Haas, R ERA: 9.45 (1, 1)	3.1	L 14	5	3	3	0	0	0	0	0	0	0	0	2	2	∞	∞		
Mike Caldwell, L ERA: 4.32 (4, 1)	0.0		2	2	0	0	0	0	0	0	0	0	0	2	2				
Dwight Bernard, R ERA: (4, 1)	1.2		5	0	1	1	0	0	0	0	0	0	0	5	5	5.40	0.000		
Bob McClure, L ERA: (6, 1)	1.0		3	1	0	0	1	0	0	0	0	0	0	5	5	0.00	1.000		
Jim Steton, R ERA: 3.0 (7, 1)	1.1		6	3	2	2	0	0	0	0	1	6	6	13.50	2.250				
PITCHER	IP WLS BF H R ER SO BB IBB HBP BLK WP HR S P ERA WHIP																		
Jamie Easterly, L ERA: 6.75 (8, 1)	0.1																	0.00	0.000
Pete Vuckovich, R ERA: (8, 1)	0.1		1	0	0	0	0	0	0	0	0	0	0	1	1			0.00	0.000

Batter	1	2	3	4	5	6	7	8	9	AB	R	H	RBI	BB	SO	LOB	TOP											
Rickey Henderson, R OBP: 0.353, SLG: 0.400 (1, 7)	4-3 ①		E 2B		4-3 1-3 2B			K ①		4	0	2	0	0	1	0	<p>Oakland Athletics @ New York Yankees Yankee Stadium, Bronx, NY Tue Oct 13 1981, 7:05 PM EDT Att: 55,740 - Unknown - 53 F</p> <p>livebaseballscores.com</p>											
Dwayne Murphy, L OBP: 0.563, SLG: 0.769 (1, 8)	G3 ②		E BB		4-3 ②			FC4 BB BB		2	0	0	1	2	0	1												
Cliff Johnson, R OBP: 0.273, SLG: 0.300 (1, 10)	K ③		E5 FC6-4		4-3 ③			FC4 BB		3	0	0	0	1	1	3												
Tony Armas, R OBP: 0.500, SLG: 0.600 (1, 9)		FC4-6 1B	FC6-4 ③			K ①		FC4 ②		4	0	1	0	0	1	5												
Mickey Klutts, R OBP: 0.300, SLG: 0.300 Wayne Gross, L OBP: 0.333, SLG: 0.833 (8, PH) (8, 5)		FC4-6 1B		F8 ①		G6-4-3 1B		4-3 ③		3	0	2	0	0	0	0												
Kevin Moore, R (1, 3)		FC4-6 G5-4-3		5-3 ②		G6-4-3 ⑤			6-3 ①	4	0	0	0	0	0	3												
Jeff Newman, R Keith Drumright, L OBP: 0.200, SLG: 0.200 Mike Heath, R (7, PH) (7, 2)		G5-4-3 ②		L6 ③			F7 ①		F3 ②	2	0	0	0	0	0	2												
Dave McKay, S OBP: 0.250, SLG: 0.400 (1, 4)			F9 ①		6-3 ①		K ②		F7 ③	4	0	0	0	0	1	0												
Rob Piccolo, R OBP: 0.333, SLG: 0.333 (1, 6)			K ②		2B 4-3 1B		K ③			3	1	1	0	0	2	0												
Inning Stats	R: 0 E: 0 K: 1 S: 10	H: 0 LOB: 0 BB: 0 P: 15	R: 0 E: 0 K: 0 S: 6	H: 2 LOB: 1 BB: 0 P: 8	R: 0 E: 1 K: 1 S: 12	H: 1 LOB: 3 BB: 1 P: 22	R: 0 E: 0 K: 0 S: 5	H: 0 LOB: 0 BB: 0 P: 8	R: 1 E: 0 K: 0 S: 7	H: 2 LOB: 1 BB: 0 P: 11	R: 0 E: 0 K: 1 S: 6	H: 1 LOB: 0 BB: 0 P: 10	R: 0 E: 0 K: 2 S: 9	H: 0 LOB: 0 BB: 0 P: 12	R: 0 E: 0 K: 1 S: 15	H: 0 LOB: 2 BB: 2 P: 25		R: 0 E: 0 K: 0 S: 9	H: 0 LOB: 0 BB: 0 P: 11	1B: 4 2B: 2 3B: 0 HR: 0	SF: 0 SAC: 0 DP: 2 HBP: 0	WP: 0 PB: 0 SB: 0 CS: 0	PA: 35					
PITCHER	IP	WLS	BF	H	R	ER	SO	BB	IBB	HBP	BLK	WP	HR	S	P	ERA	WHIP											
Tommy John, L ERA: 4.15 Ron Davis, R ERA: Rich Gossage, R ERA:	(1, 1) (7, 1) (8, 1)	6.0 1.1 1.2	W 6 S	24 0 5	6 0 0	1 0 0	3 3 0	1 2 0	0 0 0	0 0 0	0 0 0	0 0 0	0 0 0	0 17 16	46 29 19	74 29 19	1.50 0.00 0.00	1.167 1.500 0.000										

Batter	1	2	3	4	5	6	7	8	9	AB	R	H	RBI	BB	SO	LOB	BOTTOM										
Jerry Mumphrey, S OBP: 0.120, SLG: 0.120 (1, 8)	K ①	F9 ③			CS 1B		P6 ③			4	0	1	0	0	1	1	<p>Oakland Athletics @ New York Yankees Yankee Stadium, Bronx, NY Tue Oct 13 1981, 7:05 PM EDT Att: 55,740 - Unknown - 53 F</p> <p>livebaseballscores.com</p>										
Larry Milbourne, S OBP: 0.391, SLG: 0.435 (1, 6)	FC4-6 2B 1B		F8 ①		1-2 1B			BB 1B 1B		4	1	3	0	0	0	0											
Dave Winfield, R OBP: 0.360, SLG: 0.478 (1, 7)	FC4-6 BB		4-3 ②		F8 ③			F9 ①		3	0	0	0	1	0	2											
Reggie Jackson, L OBP: 0.320, SLG: 0.522 (1, 9)	FC4-6 2B ②		F8 ③			1-3 ①		BB 1B BB		3	1	0	0	1	0	2											
Oscar Gamble, L OBP: 0.538, SLG: 1.091 Lou Piniella, R OBP: 0.273, SLG: 0.636 (8, PH) (8, 5)	2B BB			K ①		K ②		BB 1B		2	1	0	0	1	2	0											
Graig Nettles, L OBP: 0.240, SLG: 0.150 (1, 5)	2B BB			F8 ②		3-1 ③		BB 1B BB		3	0	1	3	1	0	0											
Bob Watson, R OBP: 0.421 Bobby Brown, S Dave Revering, L (7, PR) (8, 3)	F8 ③				1B ③		E7 FC6-5 SH1-4		F3 ③	3	0	1	0	0	0	1											
Rick Cerone, R OBP: 0.300, SLG: 0.550 (1, 2)		5-3 ①			F7 ③		SH1-4 ①			2	0	0	0	0	0	1											
Willie Randolph, R OBP: 0.208, SLG: 0.174 (1, 4)			F8 ②			K ①		FC6-5 ②		3	0	0	0	0	1	2											
Inning Stats	R: 3 E: 0 K: 1 S: 19	H: 2 LOB: 1 BB: 2 P: 34	R: 0 E: 0 K: 0 S: 4	H: 0 LOB: 0 BB: 0 P: 7	R: 0 E: 0 K: 0 S: 8	H: 0 LOB: 0 BB: 0 P: 10	R: 0 E: 0 K: 1 S: 8	H: 1 LOB: 1 BB: 0 P: 13	R: 0 E: 0 K: 1 S: 9	H: 2 LOB: 1 BB: 0 P: 13	R: 0 E: 0 K: 1 S: 10	H: 0 LOB: 0 BB: 0 P: 14	R: 0 E: 1 K: 0 S: 7	H: 0 LOB: 1 BB: 0 P: 13	R: 0 E: 0 K: 0 S: 10	H: 2 LOB: 2 BB: 2 P: 22		R: 0 E: 0 K: 0 S: 9	H: 0 LOB: 0 BB: 0 P: 11	1B: 6 2B: 1 3B: 0 HR: 0	SF: 0 SAC: 1 DP: 0 HBP: 0	WP: 0 PB: 0 SB: 1 CS: 1	PA: 34				
PITCHER	IP	WLS	BF	H	R	ER	SO	BB	IBB	HBP	BLK	WP	HR	S	P	ERA	WHIP										
Mike Norris, R Tom Underwood, L ERA:	(1, 1) (8, 1)	7.1 0.2	L 4	30 1	3 0	3 0	4 0	2 0	0 0	0 0	0 0	0 0	0 7	108 18	3.68 0.00	1.091 4.500											

Batter	1	2	3	4	5	6	7	8	9	AB	R	H	RBI	BB	SO	LOB	TOP			
Rickey Henderson, R OBP: 0.318, SLG: 0.450	F8		G1-2-3				4-3		FC4-6	5	0	1	1	0	0	4	<p>Oakland Athletics @ New York Yankees Yankee Stadium, Bronx, NY</p> <p>Wed Oct 14 1981, 3:33 AM EDT Att: 48,497 - Unknown - 61 F</p> <p>livebaseballscores.com</p> <p>AB 35 R 3 H 11 RBI 3 BB 1 SO 10 LOB 16</p> 			
Dwayne Murphy, L OBP: 0.524, SLG: 0.722	K				WP		PB		G3-6-3	5	0	2	0	0	2	2				
Kevin Moore, R	F8		K				F8			2	0	0	0	0	1	1				
Jim Spencer, L OBP: 0.167, SLG: 0.333	F8		K		P5					0	0	0	0	0	0	0				
Tony Armas, R OBP: 0.400, SLG: 0.474		F7		K	K					4	0	0	0	0	3	2				
Mickey Klutts, R OBP: 0.333, SLG: 0.333	K									2	1	1	0	0	1	0				
Wayne Gross, L OBP: 0.250, SLG: 0.625	K			1B	P5					2	0	0	0	0	0	2				
Mike Heath, R OBP: 0.154, SLG: 0.154				1B	FC4					4	1	2	0	0	1	2				
Dave McKay, S OBP: 0.300, SLG: 0.421	FC6-4			1B						4	0	2	1	0	1	1				
Rick Bosetti, R OBP: 1.000, SLG: 2.000										1	1	1	0	0	0	0				
Keith Drumright, L OBP: 0.250, SLG: 0.143			3B				2-3		F7	2	0	0	0	1	0	1				
Fred Stanley, R OBP: 0.200, SLG: 0.111										3	0	1	1	0	1	1				
Mike Davis, L OBP: 1.000, SLG: 1.000			F5						FC4-6	1	0	1	0	0	0	0				
Inning Stats	R: 0 E: 0 K: 1 S: 7	H: 0 LOB: 0 BB: 0 P: 9	R: 0 E: 0 K: 1 S: 8	H: 1 LOB: 1 BB: 0 P: 12	R: 1 E: 0 K: 2 S: 12	H: 2 LOB: 1 BB: 0 P: 14	R: 2 E: 0 K: 1 S: 13	H: 4 LOB: 2 BB: 1 P: 22	R: 0 E: 0 K: 2 S: 10	H: 0 LOB: 0 BB: 0 P: 11	R: 0 E: 0 K: 1 S: 10	H: 1 LOB: 1 BB: 0 P: 15	R: 0 E: 0 K: 1 S: 9	H: 1 LOB: 1 BB: 0 P: 11	R: 0 E: 0 K: 0 S: 5	H: 1 LOB: 0 BB: 0 P: 6	1B: 8 2B: 2 3B: 1 HR: 0	SF: 0 SAC: 0 DP: 2 HBP: 0	WP: 1 PB: 1 SB: 0 CS: 0	PA: 38
PITCHER	IP WLS BF H R ER SO BB IBB HBP BLK WP HR S P ERA WHIP																			
Rudy May, L ERA: 5.06	(1, 1) 3.1 16 6 3 3 5 0 0 0 0 0 0 0 36 46 8.10 1.800																			
George Frazier, R ERA:	(4, 1) 5.2 W 22 5 0 0 5 0 1 0 0 1 0 46 71 0.00 0.882																			

Batter	1	2	3	4	5	6	7	8	9	AB	R	H	RBI	BB	SO	LOB	BOTTOM			
Jerry Mumphrey, S OBP: 0.258, SLG: 0.267	1B	3-1		1B			FC3-6		FC4-6	5	2	4	0	1	0	2	<p>Oakland Athletics @ New York Yankees Yankee Stadium, Bronx, NY</p> <p>Wed Oct 14 1981, 3:33 AM EDT Att: 48,497 - Unknown - 61 F</p> <p>livebaseballscores.com</p> <p>AB 42 R 13 H 19 RBI 13 BB 3 SO 2 LOB 24</p> 			
Larry Milbourne, S OBP: 0.393, SLG: 0.429	FC4-6		G3	2B			FC3-6		FC4-6	5	2	2	1	0	0	2				
Andre Robertson, R	FC4-6			HR			1B		FC4-6	1	0	0	0	0	0	1				
Dave Winfield, R OBP: 0.387, SLG: 0.500	P6			HR			1B		F8	5	2	2	2	1	0	4				
Reggie Jackson, L OBP: 0.308, SLG: 0.500	FC4-6		5-3				HR			1	0	0	1	0	0	1				
Lou Piniella, R OBP: 0.266, SLG: 0.786	FC4-6			HR			1B			3	1	1	3	0	0	1				
Bobby Brown, S OBP: 1.000, SLG: 1.000	FC4-6			HR			1B			1	1	1	0	0	0	0				
Oscar Gamble, L OBP: 0.500, SLG: 0.929	1-3			1B			SF7			3	1	1	1	1	1	2				
Graig Nettles, L OBP: 0.387, SLG: 0.417										4	2	4	3	0	0	0				
Aurelio Rodriguez, R										0	0	0	0	0	0	0				
Bob Watson, R OBP: 0.391, SLG: 0.391				F7						4	0	1	1	0	1	3				
Dave Revering, L OBP: 0.500, SLG: 0.500	K									1	0	1	0	0	0	0				
Rick Cerone, R OBP: 0.280, SLG: 0.458	F7									4	1	0	0	0	0	6				
Barry Foote, R										0	0	0	0	0	0	0				
Willie Randolph, R OBP: 0.241, SLG: 0.214				1B						5	1	2	1	0	0	2				
Inning Stats	R: 1 E: 0 K: 0 S: 11	H: 2 LOB: 1 BB: 0 P: 16	R: 0 E: 0 K: 1 S: 14	H: 2 LOB: 2 BB: 0 P: 21	R: 0 E: 0 K: 1 S: 8	H: 0 LOB: 1 BB: 1 P: 18	R: 7 E: 1 K: 0 S: 23	H: 7 LOB: 2 BB: 1 P: 35	R: 0 E: 0 K: 0 S: 11	H: 1 LOB: 1 BB: 0 P: 15	R: 1 E: 0 K: 0 S: 16	H: 1 LOB: 2 BB: 1 P: 23	R: 4 E: 0 K: 0 S: 13	H: 5 LOB: 1 BB: 0 P: 18	R: 0 E: 0 K: 0 S: 6	H: 1 LOB: 1 BB: 0 P: 9	1B: 15 2B: 2 3B: 0 HR: 2	SF: 1 SAC: 0 DP: 0 HBP: 2	WP: 0 PB: 0 SB: 1 CS: 0	PA: 48
PITCHER	IP WLS BF H R ER SO BB IBB HBP BLK WP HR S P ERA WHIP																			
Steve McCatty, R ERA: 4.38	(1, 1) 3.1 L 19 6 3 3 0 2 0 0 0 0 0 1 17 22 40.50 7.500																			
Dave Beard, R ERA: 13.5	(4, 1) 0.2 7 5 3 3 0 0 0 0 0 0 0 1 17 22 40.50 7.500																			
Jeff Jones, R ERA: 4.5	(5, 1) 2.0 10 2 1 1 0 1 0 1 0 0 0 27 38 4.50 1.500																			
Brian Kingman, R ERA: 81.0	(7, 1) 0.1 4 3 3 3 0 0 0 0 0 0 0 8 11 81.00 9.000																			
Bob Ojchinko, L ERA: 5.4	(7, 1) 1.2 8 3 1 1 0 0 0 0 0 0 1 11 16 5.40 1.800																			

Batter	1	2	3	4	5	6	7	8	9	AB	R	H	RBI	BB	SO	LOB	TOP										
Davey Lopes, R (1,4) OBP: 0.286, SLG: 0.227	L8			4-3		5-3		K		3	0	0	0	0	0	0	Los Angeles Dodgers @ New York Yankees Yankee Stadium, Bronx, NY Wed Oct 21 1981, 7:05 PM EDT Att: 56,505 - Unknown										
Rick Monday, L (8,PH) OBP: 0.267, SLG: 0.321										1	0	0	0	0	1												
Steve Howe, L (8,1)										0	0	0	0	0	0												
Dave Stewart, R (8,1)										0	0	0	0	0	0												
Bill Russell, R (1,6) OBP: 0.326, SLG: 0.333	4-3			6-3		FC5-4 1B		F5		4	0	1	0	0	0	1											
Dusty Baker Jr., R (1,7) OBP: 0.306, SLG: 0.279	4-3			K		FC5-4 1-2			G3	4	0	0	0	0	1	1											
Steve Garvey, R (1,3) OBP: 0.354, SLG: 0.574		5-3			E 5-3 1B					3	0	2	0	1	0	0											
Ron Cey, R (1,5) OBP: 0.310, SLG: 0.269		5-3			1 SAFE E:1 LOB:1 1 SAFE 5-3 1-2			F9		4	0	0	0	0	1	3											
Pedro Guerrero, R (1,9) OBP: 0.191, SLG: 0.279		6-3			0-0 E6 2-3			L6		4	0	0	0	0	1	3											
Ken Landreaux, L (1,8) OBP: 0.216, SLG: 0.206			1-3		2-3 K			F7		3	0	0	0	0	1	3											
Steve Yeager, R (1,2) OBP: 0.333, SLG: 0.667			6-3		0-2 1-3			F9		2	0	0	0	0	0	2											
Jay Johnstone, L (8,PH) OBP: 0.200, SLG: 0.200										1	0	0	0	0	0	0											
Mike Scioscia, L (8,2) OBP: 0.226, SLG: 0.250										0	0	0	0	0	0	0											
Burt Hooton, R (1,1)										2	0	0	0	0	2	0											
Terry Forster, L (7,1)										0	0	0	0	0	0	0											
Reggie Smith, S (8,PH) OBP: 0.500, SLG: 0.667										1	0	1	0	0	0	0											
Steve Sax, R (8,4)										0	0	0	0	0	0	0											
Inning Stats	R: 0 E: 0 K: 0 S: 7	H: 0 LOB: 0 BB: 0 P: 13	R: 0 E: 0 K: 0 S: 4	H: 0 LOB: 0 BB: 0 P: 5	R: 0 E: 0 K: 1 S: 7	H: 0 LOB: 0 BB: 0 P: 9	R: 0 E: 0 K: 1 S: 6	H: 0 LOB: 0 BB: 0 P: 10	R: 0 E: 0 K: 1 S: 11	H: 1 LOB: 2 BB: 0 P: 14	R: 0 E: 0 K: 0 S: 9	H: 1 LOB: 1 BB: 0 P: 17	R: 0 E: 0 K: 0 S: 7	H: 1 LOB: 1 BB: 0 P: 10	R: 0 E: 0 K: 1 S: 8	H: 1 LOB: 1 BB: 0 P: 10	R: 0 E: 0 K: 2 S: 12	H: 0 LOB: 1 BB: 1 P: 20	1B: 4 2B: 0 3B: 0 HR: 0	SF: 0 SAC: 0 DP: 0 HBP: 0	WP: 0 PB: 0 SB: 0 CS: 0	PA: 33					
PITCHER	IP	WLS	BF	H	R	ER	SO	BB	IBB	HBP	BLK	WP	HR	S	P	ERA	WHIP										
Tommy John, L (1,1) ERA: 2.7	7.0	W	25	3	0	0	4	0	0	0	0	0	0	51	78	0.00	0.429										
Rich Gossage, R (8,1) ERA:	2.0	S	8	1	0	0	3	1	0	0	0	0	0	20	30	0.00	1.000										

Batter	1	2	3	4	5	6	7	8	9	AB	R	H	RBI	BB	SO	LOB	BOTTOM										
Jerry Mumphrey, S (1,8) OBP: 0.364, SLG: 0.289	FC6-4 BB		F9		F8		G6-4-3 IBB			2	0	0	0	2	0	1	Los Angeles Dodgers @ New York Yankees Yankee Stadium, Bronx, NY Wed Oct 21 1981, 7:05 PM EDT Att: 56,505 - Unknown										
Larry Milbourne, S (1,6) OBP: 0.325, SLG: 0.375	FC6-4 FC5-4 1-2		F8		2B		G6-4-3 1-2			4	0	1	1	0	0	4											
Dave Winfield, R (1,7) OBP: 0.295, SLG: 0.350	FC5-4 BB 1-2		6-3		4-3			F8		4	0	0	0	0	0	2											
Oscar Gamble, L (1,9) OBP: 0.520, SLG: 0.765										2	0	0	0	1	0	0											
Lou Piniella, R (8,PH) OBP: 0.400, SLG: 0.800										1	0	1	0	0	0	0											
Bobby Brown, S (8,PH) OBP: 1.000, SLG: 1.000										0	1	0	0	0	0	0											
Graig Nettles, L (1,5) OBP: 0.349, SLG: 0.389										4	1	2	0	0	1	2											
Bob Watson, R (1,3) OBP: 0.432, SLG: 0.486										4	0	2	1	0	0	1											
Rick Cerone, R (1,2) OBP: 0.297, SLG: 0.364										2	0	0	0	2	0	2											
Willie Randolph, R (1,4) OBP: 0.268, SLG: 0.297										2	1	0	1	1	0	1											
Tommy John, R (1,1)										1	0	0	0	0	0	1											
Bobby Murcer, L (7,PH) OBP: 0.500, SLG: 0.250										0	0	0	0	0	0	0											
Rich Gossage, R (8,1) ERA: 11.57										1	0	0	0	0	1	2											
Inning Stats	R: 0 E: 0 K: 1 S: 12	H: 0 LOB: 2 BB: 2 P: 23	R: 0 E: 0 K: 0 S: 11	H: 1 LOB: 1 BB: 0 P: 14	R: 0 E: 0 K: 0 S: 5	H: 0 LOB: 0 BB: 0 P: 8	R: 0 E: 0 K: 0 S: 11	H: 1 LOB: 1 BB: 0 P: 17	R: 1 E: 1 K: 0 S: 10	H: 1 LOB: 1 BB: 0 P: 17	R: 0 E: 0 K: 0 S: 8	H: 0 LOB: 0 BB: 0 P: 12	R: 0 E: 0 K: 0 S: 3	H: 0 LOB: 2 BB: 3 P: 15	R: 2 E: 1 K: 1 S: 12	H: 3 LOB: 2 BB: 1 P: 19	1B: 5 2B: 1 3B: 0 HR: 0	SF: 1 SAC: 2 DP: 1 HBP: 0	WP: 0 PB: 0 SB: 0 CS: 0	PA: 36							
PITCHER	IP	WLS	BF	H	R	ER	SO	BB	IBB	HBP	BLK	WP	HR	S	P	ERA	WHIP										
Burt Hooton, R (1,1) ERA: 0.33	6.0	L	26	3	1	0	0	4	0	0	0	0	0	58	100	0.00	1.167										
Terry Forster, L (7,1) ERA:	1.0		3	0	0	0	0	0	1	0	0	0	0	2	6	0.00	0.000										
Steve Howe, L (8,1) ERA: 4.15	0.1		3	2	2	2	0	0	0	0	0	0	0	7	9	54.00	6.000										
Dave Stewart, R (8,1) ERA: 11.57	0.2		4	1	0	0	1	0	1	0	0	0	0	5	10	0.00	1.500										

Batter	1	2	3	4	5	6	7	8	9	AB	R	H	RBI	BB	SO	LOB	TOP			
Willie Randolph, R OBP: 0.304, SLG: 0.282 (1, 4)	4-2 BB FC5-4 BB	4-1 BB		1-2 6-3		4-2 CS BB		3-1 FC5 2-3		2	0	0	0	3	0	1	New York Yankees @ Los Angeles Dodgers Dodger Stadium, Los Angeles, CA Fri Oct 23 1981, 7:05 PM PDT Att: 56,236 - Unknown livebaseballscorecards.com			
Jerry Mumphrey, S OBP: 0.327, SLG: 0.256 (1, 8)	0-2 FC5-4 BB 1-2f	2-2 1-3		0-0 6-3		0-3 K 1-2			2-2 4-3	5	0	0	0	0	1	4				
Dave Winfield, R OBP: 0.306, SLG: 0.326 (1, 7)	4-0 G6-4-3 BB 1-2		1-3 K	4-2 BB		0-2 5-3			1-2 F9	3	0	0	0	2	1	0				
Lou Piniella, R OBP: 0.360, SLG: 0.680 (1, 9)	3-2 G6-4-3 BB 1-2f		0-1 HR	0-0 L7					2-3 K	5	1	1	0	0	1	3				
Bob Watson, R OBP: 0.439, SLG: 0.590 (1, 3)		0-1 HR	1-1 P4		0-0 4-3 2B				1-1 F7	4	1	2	1	0	0	1				
Rick Cerone, R OBP: 0.317, SLG: 0.486 (1, 2)		0-1 F9 1B	1-0 HR		2-3 K				0-1 P4	4	2	2	2	0	1	1				
Aurelio Rodriguez, R OBP: 0.500, SLG: 0.900 (1, 5)		0-2 F9 2-3	2-1 E4 1B		0-2 4-3				0-0 FC5 1B	4	0	2	0	0	0	2				
Larry Milbourne, S OBP: 0.386, SLG: 0.405 (1, 6)		2-1 SH3-4 1B	4-0 IBB		4-0 IBB				0-1 P5-3 1B	2	0	2	1	2	0	0				
Dave Righetti, L (1, 1)		1-1 SH3-4	0-3 K		0-3 K				0-0 P5-3 1-2f	1	0	0	0	0	1	2				
George Frazier, R (3, 1)										1	0	0	0	0	1	2				
Rudy May, L (5, 1)										0	0	0	0	0	0	0				
Bobby Murcer, L OBP: 0.429, SLG: 0.200 (8, PH)										1	0	0	0	0	0	2				
Ron Davis, R (8, 1)										0	0	0	0	0	0	0				
Inning Stats	R: 0 E: 0 K: 0 S: 14	H: 0 LOB: 1 BB: 2 P: 25	R: 2 E: 0 K: 0 S: 16	H: 3 LOB: 1 BB: 1 P: 25	R: 2 E: 1 K: 2 S: 13	H: 3 LOB: 2 BB: 1 P: 22	R: 0 E: 0 K: 0 S: 7	H: 0 LOB: 1 BB: 1 P: 12	R: 0 E: 0 K: 1 S: 8	H: 0 LOB: 0 BB: 1 P: 12	R: 0 E: 0 K: 0 S: 7	H: 0 LOB: 0 BB: 0 P: 10	R: 0 E: 0 K: 0 S: 6	H: 2 LOB: 1 BB: 0 P: 9	R: 0 E: 0 K: 1 S: 10	H: 0 LOB: 0 BB: 0 P: 15	1B: 5 2B: 3 3B: 0 HR: 2	SF: 0 SAC: 1 DP: 2 HBP: 0	WP: 0 PB: 0 SB: 0 CS: 1	PA: 40
PITCHER Fernando Valenzuela, L ERA: 2.21 (1, 1)	IP: 9.0 WLS: W BF: 40 H: 9 R: 4 ER: 4 SO: 6 BB: 5 IBB: 2 HBP: 0 BLK: 0 WP: 0 HR: 2 S: 92 P: 147 ERA: 4.00 WHIP: 1.556											PITCHER	IP: 9.0 WLS: W BF: 40 H: 9 R: 4 ER: 4 SO: 6 BB: 5 IBB: 2 HBP: 0 BLK: 0 WP: 0 HR: 2 S: 92 P: 147 ERA: 4.00 WHIP: 1.556							

Batter	1	2	3	4	5	6	7	8	9	AB	R	H	RBI	BB	SO	LOB	BOTTOM			
Davey Lopes, R OBP: 0.302, SLG: 0.271 (1, 4)	3-2 1B HR 2B	1-1 SH2-4		1-0 5-3		0-0 1B		2-3 K		4	1	2	0	0	1	1	New York Yankees @ Los Angeles Dodgers Dodger Stadium, Los Angeles, CA Fri Oct 23 1981, 7:05 PM PDT Att: 56,236 - Unknown livebaseballscorecards.com			
Bill Russell, R OBP: 0.333, SLG: 0.341 (1, 6)	0-0 HR 2-3	1-0 4-3		3-2 FC5-4 1B		1-0 F7		1-0 P6		5	1	2	0	0	0	3				
Dusty Baker Jr., R OBP: 0.283, SLG: 0.255 (1, 7)	2-1 P4	0-0 P3		1-0 FC5-4 1-2f		1-3 K				4	0	0	0	0	1	5				
Steve Garvey, R OBP: 0.365, SLG: 0.569 (1, 3)	2-3 K		3-2 BB 1B		1-1 2B 1B		0-1 F5			4	1	2	0	0	1	3				
Ron Cey, R OBP: 0.394, SLG: 0.429 (1, 5)	2-2 HR 1-H 3-H		4-1 BB		4-2 2B G4-3 BB		1-2 G6-4-3 1B			2	2	2	3	2	0	0				
Pedro Guerrero, R OBP: 0.216, SLG: 0.304 (1, 8) (8, 9)	2-2 1B HBP		1-3 K		1-0 G4-3 1-3 2-H 2B		0-3 K			3	0	1	1	0	2	3				
Rick Monday, L OBP: 0.303, SLG: 0.333 (1, 9)	2-2 1B		0-0 F7		4-0 G4-3 IBB		2-0 G6-4-3			2	0	1	0	1	0	2				
Derrel Thomas, S OBP: 0.400, SLG: 0.250 (7, PH) (8, 8)	1-3 1B									1	0	0	0	0	0	1				
Steve Yeager, R OBP: 0.308, SLG: 0.615 (3, PH) (4, 2)	0-0 P3		0-2 6-3		1-0 G4-3					1	0	0	0	0	0	2				
Mike Scioscia, L OBP: 0.235, SLG: 0.258 (4, 2)										3	0	1	0	0	0	4				
Fernando Valenzuela, L (1, 1)		4-2 4-3 SH2-4 BB		0-0 6-3		0-0 6-3			0-0 FC5-6 1-2f	3	0	0	0	1	0	2				
Inning Stats	R: 3 E: 0 K: 1 S: 23	H: 4 LOB: 2 BB: 0 P: 36	R: 0 E: 0 K: 0 S: 8	H: 0 LOB: 1 BB: 1 P: 14	R: 0 E: 0 K: 1 S: 15	H: 1 LOB: 2 BB: 1 P: 23	R: 0 E: 0 K: 0 S: 7	H: 1 LOB: 1 BB: 0 P: 12	R: 2 E: 0 K: 0 S: 8	H: 2 LOB: 1 BB: 2 P: 20	R: 0 E: 0 K: 1 S: 9	H: 1 LOB: 0 BB: 0 P: 10	R: 0 E: 0 K: 1 S: 8	H: 1 LOB: 1 BB: 0 P: 11	R: 0 E: 0 K: 1 S: 7	H: 1 LOB: 1 BB: 0 P: 10		1B: 8 2B: 2 3B: 0 HR: 1	SF: 0 SAC: 1 DP: 2 HBP: 1	WP: 0 PB: 0 SB: 0 CS: 0
PITCHER Dave Righetti, L ERA: 2.12 (1, 1)	IP: 2.0 WLS: L BF: 14 H: 3 R: 2 ER: 2 SO: 1 BB: 1 IBB: 1 HBP: 0 BLK: 0 WP: 0 HR: 1 S: 37 P: 63 ERA: 13.50 WHIP: 3.500											PITCHER	IP: 2.0 WLS: L BF: 14 H: 3 R: 2 ER: 2 SO: 1 BB: 1 IBB: 1 HBP: 0 BLK: 0 WP: 0 HR: 1 S: 37 P: 63 ERA: 13.50 WHIP: 3.500							
George Frazier, R ERA: 2.35 (3, 1)	2.0	11	3	2	2	1	1	1	0	0	0	21	37	9.00	2.000					
Rudy May, L ERA: 3.24 (5, 1)	3.0	9	2	0	0	2	0	0	0	0	0	20	26	0.00	0.667					
Ron Davis, R ERA: 1.74 (8, 1)	1.0	4	1	0	0	1	0	0	0	0	0	7	10	0.00	1.000					



Batter	1	2	3	4	5	6	7	8	9	AB	R	H	RBI	BB	SO	LOB	TOP			
Willie Randolph, R (1,4) OBP: 0.321, SLG: 0.383	3-1		FC5-4 1B BB	G3			6-3			3	0	0	0	1	0	3	New York Yankees @ Los Angeles Dodgers Dodger Stadium, Los Angeles, CA Sun Oct 25 1981, 3:33 AM PST Att: 56,115 - Unknown livebaseballscorecards.com			
Larry Milbourne, S (1,6) OBP: 0.395, SLG: 0.400	4-3		FC5-4 1B		1-3			5-3		4	0	1	0	0	0	0				
Dave Winfield, R (1,8) OBP: 0.293, SLG: 0.294	K		FC5-4		0-1		G4-3 1B	K		4	0	1	0	0	2	2				
Reggie Jackson, L (1,9) OBP: 0.400, SLG: 0.645 Rich Gossage, R (8,1)		E 1B 2B	K		0-1		G4-3	F7		4	1	1	0	0	1	3				
Bob Watson, R (1,3) OBP: 0.420, SLG: 0.533		E4 G6-4-3 1B		E FC1-2 BB		6-3		6-3		3	0	0	0	1	0	1				
Lou Piniella, R (1,7) OBP: 0.397, SLG: 0.633		0-1	G6-4-3 1B	E4 FC1-2		F9		1B		4	0	2	1	0	0	1				
Bobby Brown, S (9, PR) OBP: 1.000, SLG: 1.000		1-2	G6-4-3 1B	FC1-2 1-3		F7				0	0	0	0	0	0	0				
Rick Cerone, R (1,2) OBP: 0.300, SLG: 0.435		G6-4-3 1-2 2-3		6-3				F8		4	0	0	0	0	0	5				
Aurelio Rodriguez, R (1,5) OBP: 0.417, SLG: 0.364		6-3		FC1-2 IBB		6-3		K		3	0	0	0	1	1	2				
Ron Guidry, L (1,1) Jerry Mumphrey, S (8,8) OBP: 0.327, SLG: 0.256			K	FC1-2		K				3	0	0	0	0	2	3				
Inning Stats	R: 0 E: 0 K: 1 S: 7	H: 0 LOB: 0 BB: 0 P: 11	R: 1 E: 1 K: 0 S: 11	H: 2 LOB: 1 BB: 0 P: 13	R: 0 E: 0 K: 2 S: 14	H: 1 LOB: 2 BB: 1 P: 22	R: 0 E: 1 K: 0 S: 6	H: 0 LOB: 3 BB: 2 P: 17	R: 0 E: 0 K: 0 S: 7	H: 0 LOB: 0 BB: 0 P: 8	R: 0 E: 0 K: 1 S: 8	H: 0 LOB: 0 BB: 0 P: 11	R: 0 E: 0 K: 1 S: 6	H: 0 LOB: 1 BB: 0 P: 9	R: 0 E: 0 K: 1 S: 9	H: 1 LOB: 1 BB: 0 P: 10	1B: 4 2B: 1 3B: 0 HR: 0	SF: 0 SAC: 0 DP: 2 HBP: 0	WP: 0 PB: 0 CS: 0	PA: 35
PITCHER Jerry Reuss, L (1,1) ERA: 2.21	IP: 9.0 WLS: W BF: 35 H: 5 R: 1 ER: 1 SO: 6 BB: 2 IBB: 1 HBP: 0 BLK: 0 WP: 0 HR: 0 S: 74 P: 108 ERA: 1.00 WHIP: 0.778																			

Batter	1	2	3	4	5	6	7	8	9	AB	R	H	RBI	BB	SO	LOB	BOTTOM			
Davey Lopes, R (1,4) OBP: 0.306, SLG: 0.268	K		F8		6-3			S HBP BB		3	0	0	0	1	1	1	New York Yankees @ Los Angeles Dodgers Dodger Stadium, Los Angeles, CA Sun Oct 25 1981, 3:33 AM PST Att: 56,115 - Unknown livebaseballscorecards.com			
Bill Russell, R (1,6) OBP: 0.298, SLG: 0.302	P5		5-3			F7		B3		4	0	0	0	0	0	1				
Steve Garvey, R (1,3) OBP: 0.377, SLG: 0.567	BB 1B		K			K2-3		F9		4	0	1	0	0	2	1				
Ron Cey, R (1,5) OBP: 0.405, SLG: 0.400 Ken Landreaux, L (9, PR) OBP: 0.237, SLG: 0.257	1-2 BB			K		5-3		S HBP		2	0	0	0	1	1	0				
Dusty Baker Jr., R (1,7) OBP: 0.258, SLG: 0.232	L7			K				5-3		4	0	0	0	0	2	4				
Pedro Guerrero, R (1,9) OBP: 0.259, SLG: 0.385		F8		K				HR		3	1	1	1	0	1	0				
Steve Yeager, R (1,2) OBP: 0.353, SLG: 0.875					P5			HR		3	1	2	1	0	0	0				
Derrel Thomas, S (1,8) OBP: 0.222, SLG: 0.125			F8		K			F8		3	0	0	0	0	1	1				
Jerry Reuss, L (1,1)			K				L6			2	0	0	0	1	1	1				
Inning Stats	R: 0 E: 0 K: 1 S: 11	H: 1 LOB: 2 BB: 1 P: 18	R: 0 E: 0 K: 1 S: 9	H: 1 LOB: 0 BB: 0 P: 9	R: 0 E: 0 K: 1 S: 8	H: 0 LOB: 0 BB: 0 P: 9	R: 0 E: 0 K: 3 S: 10	H: 0 LOB: 0 BB: 0 P: 13	R: 0 E: 0 K: 1 S: 12	H: 0 LOB: 1 BB: 1 P: 20	R: 0 E: 0 K: 1 S: 7	H: 0 LOB: 0 BB: 0 P: 12	R: 2 E: 0 K: 1 S: 13	H: 2 LOB: 0 BB: 0 P: 18	R: 0 E: 0 K: 0 S: 15	H: 0 LOB: 3 BB: 1 P: 21		1B: 1 2B: 1 3B: 0 HR: 2	SF: 0 SAC: 0 DP: 0 HBP: 1	WP: 0 PB: 0 CS: 0
PITCHER Ron Guidry, L (1,1) ERA: 3.22 Rich Gossage, R (8,1) ERA:	IP: 7.0 WLS: L BF: 27 H: 4 R: 2 ER: 2 SO: 9 BB: 2 IBB: 0 HBP: 0 BLK: 0 WP: 0 HR: 2 S: 70 P: 99 ERA: 2.57 WHIP: 0.857																			

