

New York Yankees - 1982

Batter	1	2	3	4	5	6	7	8	9	10	11	12	AB	R	H	RBI	BB	SO	LOB	TOP						
Ron LeFlore, R OBP: 0.500, SLG: 0.833 (1, 8)	K		F8		SF8		6-3		6-3				6	1	3	2	0	1	2							
Tony Bernazard, S OBP: 0.167, SLG: 0.400 (1, 4)	F8		F1		SF8		6-3			F7			5	0	1	1	0	0	2							
Steve Kemp, L OBP: 0.333, SLG: 0.333 (1, 7)	K			K						K		F2	6	0	2	0	0	3	1							
Greg Luzinski, R (1, 10)		F9		F8	F4			K		F7		4-3	6	0	0	0	0	1	3							
Tom Paciorek, R OBP: 0.600, SLG: 0.800 Rudy Law, L (11, PR) Mike Squires, L (11, 3)		K			BB	CS		5-3					5	1	3	0	0	0	1	1						
Carlton Fisk, R (1, 2)		5-3			BB	1-3		4-3				F2	4	1	0	0	1	0	3							
Harold Baines, L (1, 9)			K		BLK	4-3							4	1	2	1	1	1	1							
Jim Morrison, R OBP: 0.250, SLG: 1.000 Jerry Hairston, S (11, PH) Aurelio Rodriguez, R (11, 5)					F8			F4		F7		L3	4	1	1	1	0	0	2							
Bill Almon, R OBP: 0.600, SLG: 1.000 (1, 6)					HR					K			5	2	3	0	0	2	1							
Inning Stats	R: 0 E: 0 K: 2 S: 7	H: 0 LOB: 0 BB: 0 P: 7	R: 0 E: 0 K: 1 S: 5	H: 0 LOB: 0 BB: 0 P: 5	R: 1 E: 0 K: 1 S: 7	H: 2 LOB: 1 BB: 0 P: 7	R: 3 E: 0 K: 1 S: 7	H: 2 LOB: 0 BB: 1 P: 11	R: 2 E: 0 K: 0 S: 5	H: 3 LOB: 0 BB: 0 P: 5	R: 0 E: 0 K: 0 S: 4	H: 1 LOB: 1 BB: 0 P: 4	R: 0 E: 0 K: 1 S: 5	H: 1 LOB: 0 BB: 0 P: 5	R: 0 E: 0 K: 1 S: 6	H: 1 LOB: 1 BB: 0 P: 6	R: 0 E: 0 K: 1 S: 5	H: 0 LOB: 0 BB: 0 P: 5	R: 0 E: 0 K: 0 S: 3	H: 1 LOB: 2 BB: 1 P: 7	R: 1 E: 0 K: 0 S: 5	H: 3 LOB: 1 BB: 0 P: 6	1B: 9 2B: 4 3B: 2 HR: 1	SF: 1 SAC: 0 DP: 1 HBP: 0	WP: 1 PB: 1 SB: 0 CS: 3	PA: 50
PITCHER	IP WLS BF H R ER SO BB IBB HBP BLK WP HR S P ERA WHIP	IP WLS BF H R ER SO BB IBB HBP BLK WP HR S P ERA WHIP	IP WLS BF H R ER SO BB IBB HBP BLK WP HR S P ERA WHIP	IP WLS BF H R ER SO BB IBB HBP BLK WP HR S P ERA WHIP	IP WLS BF H R ER SO BB IBB HBP BLK WP HR S P ERA WHIP	IP WLS BF H R ER SO BB IBB HBP BLK WP HR S P ERA WHIP	IP WLS BF H R ER SO BB IBB HBP BLK WP HR S P ERA WHIP	IP WLS BF H R ER SO BB IBB HBP BLK WP HR S P ERA WHIP	IP WLS BF H R ER SO BB IBB HBP BLK WP HR S P ERA WHIP	IP WLS BF H R ER SO BB IBB HBP BLK WP HR S P ERA WHIP	IP WLS BF H R ER SO BB IBB HBP BLK WP HR S P ERA WHIP	IP WLS BF H R ER SO BB IBB HBP BLK WP HR S P ERA WHIP	IP WLS BF H R ER SO BB IBB HBP BLK WP HR S P ERA WHIP	IP WLS BF H R ER SO BB IBB HBP BLK WP HR S P ERA WHIP	IP WLS BF H R ER SO BB IBB HBP BLK WP HR S P ERA WHIP	IP WLS BF H R ER SO BB IBB HBP BLK WP HR S P ERA WHIP	IP WLS BF H R ER SO BB IBB HBP BLK WP HR S P ERA WHIP	IP WLS BF H R ER SO BB IBB HBP BLK WP HR S P ERA WHIP	IP WLS BF H R ER SO BB IBB HBP BLK WP HR S P ERA WHIP	IP WLS BF H R ER SO BB IBB HBP BLK WP HR S P ERA WHIP						

Chicago White Sox @ New York Yankees
Yankee Stadium, Bronx, NY
Sun Apr 11 1982, 3:33 AM EST
Sunny - 52 F

AB	46
R	7
H	15
RBI	5
BB	2
SO	9
LOB	18



Batter	1	2	3	4	5	6	7	8	9	10	11	12	AB	R	H	RBI	BB	SO	LOB	BOTTOM						
Wille Randolph, R OBP: 0.500, SLG: 0.250 (1, 4)	G6-4-3		G6-4-3		F9					3-1		6-3	4	1	1	1	2	0	0							
Jerry Mumphrey, S OBP: 0.200, SLG: 0.200 (1, 8)	G6-4-3		G6-4-3		6-3		4-3			F7			5	0	1	1	0	0	2							
Ken Griffey, L OBP: 0.400, SLG: 0.250 (1, 9)	1-3		G6-4-3						4-3				4	1	1	0	1	0	2							
Dave Winfield, R OBP: 0.500, SLG: 1.250 (1, 7)		F4										SH1-3	4	1	2	3	0	1	0							
Dave Revering, L (1, 3)		F3		F8					4-3				5	0	0	0	0	2	2							
Bob Watson, R Oscar Gamble, L (9, PH) Lou Piniella, R (11, PH)		1-3			6-3		5-3			F8			3	0	0	0	0	0	0							
Graig Nettles, L OBP: 0.400, SLG: 0.600 (1, 5)										F7			5	1	2	0	0	2	2							
Rick Cerone, R OBP: 0.200, SLG: 0.200 (1, 2)										6-3			5	1	1	0	0	1	1							
Bucky Dent, R OBP: 0.333, SLG: 0.333 Dave Collins, S (10, PH) Larry Milbourne, S (11, 6) Roy Smalley, S (12, PH)										6-3			3	1	1	0	0	0	0							
Inning Stats	R: 0 E: 0 K: 0 S: 3	H: 1 LOB: 0 BB: 0 P: 3	R: 0 E: 0 K: 0 S: 3	H: 0 LOB: 0 BB: 0 P: 3	R: 4 E: 0 K: 0 S: 7	H: 5 LOB: 1 BB: 1 P: 11	R: 0 E: 0 K: 1 S: 5	H: 0 LOB: 0 BB: 0 P: 6	R: 0 E: 0 K: 0 S: 3	H: 0 LOB: 0 BB: 1 P: 3	R: 2 E: 0 K: 2 S: 9	H: 2 LOB: 1 BB: 1 P: 13	R: 0 E: 0 K: 0 S: 2	H: 0 LOB: 0 BB: 1 P: 6	R: 0 E: 0 K: 1 S: 5	H: 0 LOB: 0 BB: 0 P: 5	R: 0 E: 0 K: 0 S: 3	H: 0 LOB: 0 BB: 0 P: 3	R: 0 E: 0 K: 0 S: 8	H: 1 LOB: 2 BB: 1 P: 12	R: 0 E: 0 K: 0 S: 3	H: 0 LOB: 0 BB: 0 P: 3	1B: 7 2B: 1 3B: 0 HR: 1	SF: 0 SAC: 1 DP: 2 HBP: 0	WP: 0 PB: 0 SB: 0 CS: 1	PA: 46
PITCHER	IP WLS BF H R ER SO BB IBB HBP BLK WP HR S P ERA WHIP	IP WLS BF H R ER SO BB IBB HBP BLK WP HR S P ERA WHIP	IP WLS BF H R ER SO BB IBB HBP BLK WP HR S P ERA WHIP	IP WLS BF H R ER SO BB IBB HBP BLK WP HR S P ERA WHIP	IP WLS BF H R ER SO BB IBB HBP BLK WP HR S P ERA WHIP	IP WLS BF H R ER SO BB IBB HBP BLK WP HR S P ERA WHIP	IP WLS BF H R ER SO BB IBB HBP BLK WP HR S P ERA WHIP	IP WLS BF H R ER SO BB IBB HBP BLK WP HR S P ERA WHIP	IP WLS BF H R ER SO BB IBB HBP BLK WP HR S P ERA WHIP	IP WLS BF H R ER SO BB IBB HBP BLK WP HR S P ERA WHIP	IP WLS BF H R ER SO BB IBB HBP BLK WP HR S P ERA WHIP	IP WLS BF H R ER SO BB IBB HBP BLK WP HR S P ERA WHIP	IP WLS BF H R ER SO BB IBB HBP BLK WP HR S P ERA WHIP	IP WLS BF H R ER SO BB IBB HBP BLK WP HR S P ERA WHIP	IP WLS BF H R ER SO BB IBB HBP BLK WP HR S P ERA WHIP	IP WLS BF H R ER SO BB IBB HBP BLK WP HR S P ERA WHIP	IP WLS BF H R ER SO BB IBB HBP BLK WP HR S P ERA WHIP	IP WLS BF H R ER SO BB IBB HBP BLK WP HR S P ERA WHIP	IP WLS BF H R ER SO BB IBB HBP BLK WP HR S P ERA WHIP	IP WLS BF H R ER SO BB IBB HBP BLK WP HR S P ERA WHIP						

Chicago White Sox @ New York Yankees
Yankee Stadium, Bronx, NY
Sun Apr 11 1982, 3:33 AM EST
Sunny - 52 F


AB	41
R	6
H	9
RBI	5
BB	4
SO	6
LOB	9



Batter	1	2	3	4	5	6	7	8	9	AB	R	H	RBI	BB	SO	LOB	TOP			
Ron LeFlore, R OBP: 0.300, SLG: 0.500 (1, 8)	F9		G4-6-3			G3		F7		4	0	0	0	0	0	2				
Tony Bernazard, S OBP: 0.200, SLG: 0.444 (1, 4)	5-3			L4		1B		F9		4	1	1	1	0	0	0				
Steve Kemp, L OBP: 0.400, SLG: 0.400 (1, 7)	K			G5-4-3		FC5-4			G3	4	0	2	1	0	1	0				
Greg Luzinski, R OBP: 0.100, SLG: 0.200 Jerry Hairston, S (9, PR)		F8		G5-4-3		FC5-4				4	0	1	0	0	0	2				
Tom Paciorek, R OBP: 0.556, SLG: 0.625 Mike Squires, L (9, 3)				BB			F7		K	3	0	1	0	1	1	1				
Jim Morrison, R OBP: 0.250, SLG: 0.571 (1, 5)		F8		G6-4-3			K			3	0	0	0	1	1	2				
Harold Baines, L OBP: 0.444, SLG: 0.500 (1, 9)		1-3							BB	4	0	1	0	0	1	3				
Marc Hill, R (1, 2)			P3			6-3		F9		3	0	0	0	0	0	1				
Bill Almon, R OBP: 0.625, SLG: 0.875 (1, 6)				G4-6-3		G3		F9		3	1	2	0	0	0	0				
Inning Stats	R: 0 E: 0 K: 1 S: 5	H: 0 LOB: 0 BB: 0 P: 5	R: 0 E: 0 K: 0 S: 4	H: 1 LOB: 1 BB: 0 P: 4	R: 0 E: 0 K: 0 S: 3	H: 1 LOB: 0 BB: 0 P: 3	R: 0 E: 0 K: 1 S: 4	H: 0 LOB: 0 BB: 1 P: 8	R: 2 E: 0 K: 0 S: 6	H: 3 LOB: 1 BB: 0 P: 6	R: 0 E: 0 K: 1 S: 6	H: 1 LOB: 1 BB: 0 P: 6	R: 0 E: 0 K: 0 S: 3	H: 0 LOB: 0 BB: 0 P: 3	R: 0 E: 0 K: 1 S: 6	H: 1 LOB: 2 BB: 1 P: 10	1B: 6 2B: 2 3B: 0 HR: 0	SF: 0 SAC: 0 DP: 3 HBP: 0	WP: 0 PB: 0 CS: 0	PA: 34
PITCHER Tommy John, L ERA: 2.0 (1, 1)	IP: 9.0 WLS: L BF: 34 H: 8 R: 2 ER: 2 SO: 4 BB: 2 IBB: 0 HBP: 0 BLK: 0 WP: 0 HR: 0 S: 40 P: 48 ERA: 2.00 WHIP: 1.111															PITCHER				

Chicago White Sox @ New York Yankees
Yankee Stadium, Bronx, NY
Sun Apr 11 1982, 6:05 PM EST
Att: 31,008 - Unknown


AB 32
R 2
H 8
RBI 2
BB 2
SO 4
LOB 11



Batter	1	2	3	4	5	6	7	8	9	AB	R	H	RBI	BB	SO	LOB	BOTTOM					
Dave Collins, S (1, 9)	L4		6-3			F8		3-1		4	0	0	0	0	0	1						
Roy Smalley, S OBP: 0.286, SLG: 0.176 (1, 6)		G6-4-3		P2		K		F7		3	0	0	0	1	1	1						
Jerry Mumphrey, S OBP: 0.222, SLG: 0.125 (1, 8)		G6-4-3		K		BB		4-3		3	0	0	0	1	1	1						
Dave Winfield, R OBP: 0.375, SLG: 0.750 (1, 7)			G5-4-3		K	P3		F8		4	0	1	0	0	1	2						
Bob Watson, R Dave Revere, L (7, PH) (8, 3)		G5-4-3			F9		F7			2	0	0	0	0	0	1						
Lou Piniella, R OBP: 0.667, SLG: 0.500 Bobby Murcer, L (7, PH) OBP: 1.000, SLG: 1.000					F8		G4-6-3			2	0	1	0	0	0	0						
Graig Nettles, L OBP: 0.375, SLG: 0.500 (1, 5)		F8				1B		G4-6-3		3	0	1	0	0	0	2						
Larry Milbourne, S (1, 4)			F8			1-3		K		3	0	0	0	0	1	1						
Barry Foote, R OBP: 0.333, SLG: 0.667 (1, 2)			K			WP		3-1		3	0	1	0	0	1	0						
Inning Stats	R: 0 E: 0 K: 0 S: 2	H: 0 LOB: 0 BB: 1 P: 6	R: 0 E: 0 K: 0 S: 4	H: 2 LOB: 1 BB: 0 P: 4	R: 0 E: 0 K: 1 S: 5	H: 0 LOB: 0 BB: 0 P: 5	R: 0 E: 0 K: 2 S: 7	H: 0 LOB: 0 BB: 0 P: 7	R: 0 E: 0 K: 1 S: 4	H: 1 LOB: 1 BB: 0 P: 4	R: 0 E: 0 K: 1 S: 6	H: 1 LOB: 2 BB: 1 P: 10	R: 0 E: 0 K: 0 S: 3	H: 1 LOB: 0 BB: 0 P: 3	R: 0 E: 0 K: 1 S: 5	H: 0 LOB: 0 BB: 0 P: 5	R: 0 E: 0 K: 0 S: 3	H: 0 LOB: 0 BB: 0 P: 3	1B: 4 2B: 1 3B: 0 HR: 0	SF: 0 SAC: 0 DP: 3 HBP: 0	WP: 1 PB: 0 CS: 0	PA: 31
PITCHER Britt Burns, L ERA: Salome Barojas, R ERA:	IP: 6.0 WLS: W BF: 22 H: 4 R: 0 ER: 0 SO: 4 BB: 2 IBB: 0 HBP: 0 BLK: 0 WP: 1 HR: 0 S: 28 P: 36 ERA: 0.00 WHIP: 1.000															PITCHER						

Chicago White Sox @ New York Yankees
Yankee Stadium, Bronx, NY
Sun Apr 11 1982, 6:05 PM EST
Att: 31,008 - Unknown

AB 29
R 0
H 5
RBI 0
BB 2
SO 5
LOB 9



Batter	1	2	3	4	5	6	7	8	9	AB	R	H	RBI	BB	SO	LOB	TOP					
Willie Randolph, R (1,4) OBP: 0.455, SLG: 0.625	F8	HR		1B		1-3		F4-3		4	1	1	3	1	0	0						
Jerry Mumphy, S (1,8) OBP: 0.286, SLG: 0.231	5-3	F8				1-3				5	1	2	2	0	0	0						
Ken Griffey, L (1,9) OBP: 0.400, SLG: 0.444			F8	G3				F8		5	0	2	0	0	0	3						
Dave Winfield, R (1,7) OBP: 0.308, SLG: 0.769	F9		5-3			K		E9		5	2	1	1	0	1	2						
Lou Piniella, R (1,10) OBP: 0.625, SLG: 0.714		FC6-4	K		K					5	1	3	1	0	2	0						
Bob Watson, R (1,3) OBP: 0.100, SLG: 0.200		FC6-4		5-3	F3			F4-3		5	1	1	1	0	0	2						
Graig Nettles, L (1,5) OBP: 0.385, SLG: 0.538		HR		F4				F7		5	1	2	0	0	0	1						
Rick Cerone, R (1,2) OBP: 0.400, SLG: 0.333		HR			BB			5-3		4	2	2	1	1	0	1						
Bucky Dent, R (1,6) OBP: 0.125, SLG: 0.125		F4		E5	5-3			P3		0	1	0	0	0	0	0						
Inning Stats	R: 0 E: 0 K: 0 S: 4	H: 1 LOB: 1 BB: 0 P: 4	R: 4 E: 0 K: 0 S: 7	H: 4 LOB: 0 BB: 7	R: 0 E: 0 K: 1 S: 5	H: 0 LOB: 0 BB: 5	R: 2 E: 1 K: 0 S: 6	H: 2 LOB: 2 BB: 1 P: 10	R: 1 E: 0 K: 1 S: 7	H: 2 LOB: 2 BB: 1 P: 11	R: 0 E: 0 K: 1 S: 6	H: 1 LOB: 1 BB: 0 P: 6	R: 1 E: 0 K: 0 S: 5	H: 2 LOB: 1 BB: 0 P: 5	R: 2 E: 1 K: 0 S: 6	H: 2 LOB: 1 BB: 0 P: 6	R: 0 E: 0 K: 0 S: 3	H: 0 LOB: 0 BB: 3	1B: 8 2B: 4 3B: 0 HR: 2	SF: 0 SAC: 0 DP: 0 HBP: 0	WP: 0 PB: 0 CS: 0	PA: 45
PITCHER	IP WLS BF H R ER SO BB IBB HBP BLK WP HR S P ERA WHIP																					
Frank Tanana, L (1,1) ERA: 9.82	3.2 L 20 7 6 4 1 1 0 0 0 0 1 21 25 9.82 2.182																					
Jon Matlack, L (4,1) ERA: 3.38	5.1 25 7 4 2 2 1 0 0 0 0 1 28 32 3.38 1.500																					

New York Yankees @ Texas Rangers
Arlington Stadium, Arlington, TX
Mon Apr 12 1982, 7:05 PM EST
Att: 32,563 - Unknown

AB 38
R 10
H 14
RBI 9
BB 2
SO 3
LOB 9





Batter	1	2	3	4	5	6	7	8	9	AB	R	H	RBI	BB	SO	LOB	BOTTOM					
George Wright, S (1,8) OBP: 0.571, SLG: 0.917	F7		E1				E5	WP		5	0	2	1	0	0	1						
Lee Mazzilli, S (1,7) OBP: 0.214, SLG: 0.214	4-3		F8		5-3			K		5	0	1	0	0	1	3						
Buddy Bell, R (1,5) OBP: 0.357, SLG: 0.786	5-3		L1			F3	P3			5	1	1	0	0	0	3						
Larry Parrish, R (1,9) OBP: 0.333, SLG: 0.200		F9		K		K		2B		4	2	1	0	0	2	0						
Lamar Johnson, R (1,3) OBP: 0.250, SLG: 0.250		F2		F8				F7		5	0	2	1	0	0	1						
Jim Sundberg, R (1,2) OBP: 0.769, SLG: 1.091		FC6-4								4	1	3	0	1	0	1						
Mike Richardt, R (1,10) OBP: 0.214, SLG: 0.231		FC6-4		K		L4				4	1	1	0	1	1	4						
Mark Wagner, R (1,6) OBP: 0.385, SLG: 0.417			E6		1-3					4	2	2	2	0	0	0						
Leon Roberts, R (9,PH)										1	0	0	0	0	1	2						
Doug Flynn, R (1,4) OBP: 0.167, SLG: 0.273			F3		F4-3					3	0	0	1	0	0	2						
Bob Johnson, R (9,PH)										1	0	0	0	0	1	2						
Inning Stats	R: 0 E: 0 K: 0 S: 3	H: 0 LOB: 0 BB: 0 P: 3	R: 0 E: 0 K: 0 S: 4	H: 1 LOB: 1 BB: 0 P: 4	R: 1 E: 2 K: 0 S: 5	H: 0 LOB: 1 BB: 0 P: 5	R: 0 E: 0 K: 2 S: 7	H: 0 LOB: 1 BB: 1 P: 11	R: 0 E: 0 K: 0 S: 4	H: 1 LOB: 1 BB: 0 P: 4	R: 0 E: 0 K: 1 S: 7	H: 2 LOB: 2 BB: 0 P: 7	R: 0 E: 1 K: 0 S: 5	H: 2 LOB: 2 BB: 0 P: 5	R: 4 E: 0 K: 1 S: 8	H: 3 LOB: 1 BB: 1 P: 13	R: 2 E: 1 K: 2 S: 11	H: 4 LOB: 2 BB: 0 P: 11	1B: 11 2B: 2 3B: 0 HR: 0	SF: 1 SAC: 0 DP: 0 HBP: 1	WP: 1 PB: 0 CS: 0	PA: 45
PITCHER	IP WLS BF H R ER SO BB IBB HBP BLK WP HR S P ERA WHIP																					
Dave Righetti, L (1,1) ERA: 3.68	7.1 W 34 7 4 3 3 1 0 0 0 0 1 0 8 8 3.68 1.227																					
Rudy May, L (8,1) ERA: 40.5	0.2 6 4 3 3 1 0 0 0 0 1 0 8 8 40.50 6.000																					
John Pacella, R (9,1) ERA:	0.1 3 2 0 0 0 0 0 0 0 0 0 3 3 0.00 6.000																					
Shane Rawley, L (9,1) ERA:	0.2 S 2 0 0 0 2 0 0 0 0 0 0 6 6 0.00 0.000																					

New York Yankees @ Texas Rangers
Arlington Stadium, Arlington, TX
Mon Apr 12 1982, 7:05 PM EST
Att: 32,563 - Unknown

AB 41
R 7
H 13
RBI 5
BB 2
SO 6
LOB 19



Batter	1	2	3	4	5	6	7	8	9	AB	R	H	RBI	BB	SO	LOB	TOP					
Willie Randolph, R (1.4) OBP: 0.500, SLG: 0.500	4-0 F8 BB			0-3 K		0-0 2B 1B		0-3 K		3	1	1	0	1	2	0	<p>New York Yankees @ Texas Rangers Arlington Stadium, Arlington, TX Wed Apr 14 1982, 7:05 PM EST Att: 16,227 - Unknown - 80 F</p> <p>AB 33 R 1 H 7 RBI 1 BB 2 SO 7 LOB 10</p> 					
Jerry Mumphy, S (1.8) OBP: 0.217, SLG: 0.227	0-0 F6			0-0 1-3		0-0 1B 1-H 2B		0-0 F8		4	0	1	1	0	0	1						
Ken Griffey, L (1.9) OBP: 0.421, SLG: 0.412	0-0 F8 1-2			0-0 WP 1B		0-0 2-3 1B		4-0 2B BB		3	0	2	0	1	0	1						
Oscar Gamble, L (1.10) OBP: 0.200, SLG: 0.400		0-3 K		0-3 K 1-2		0-0 F9		0-0 1-3 2B		4	0	1	0	0	2	3						
Dave Winfield, R (1.7) OBP: 0.286, SLG: 0.619		0-0 F2			0-0 6-3		0-0 F4		0-3 K		4	0	0	0	0	1		2				
Dave Revere, L (1.3) OBP: 0.100, SLG: 0.100		0-0 F2			0-0 F9		0-0 1B 1B		0-0 3-1		4	0	1	0	0	0		0				
Roy Smalley, S (1.6) OBP: 0.240, SLG: 0.143			0-0 F8		0-0 F8		0-0 F5		0-0 P5		4	0	0	0	0	0		1				
Larry Milbourne, S (1.5) OBP: 0.125, SLG: 0.125			0-0 6-3		0-0 1-3		0-0 FC6-4 1B		0-3 K		4	0	1	0	0	1		0				
Rick Cerone, R (1.2) OBP: 0.353, SLG: 0.467			0-0 F7		0-3 K		0-0 FC6-4 1-2				3	0	0	0	0	1		2				
Inning Stats	R: 0 E: 0 K: 0 S: 2	H: 0 LOB: 0 BB: 1 P: 6	R: 0 E: 0 K: 1 S: 5	H: 0 LOB: 0 BB: 0 P: 5	R: 0 E: 0 K: 0 S: 3	H: 0 LOB: 1 BB: 0 P: 3	R: 0 E: 0 K: 2 S: 8	H: 1 LOB: 1 BB: 0 P: 8	R: 0 E: 0 K: 0 S: 3	H: 0 LOB: 0 BB: 0 P: 3	R: 1 E: 0 K: 1 S: 8	H: 3 LOB: 2 BB: 0 P: 8	R: 0 E: 0 K: 0 S: 5	H: 2 LOB: 2 BB: 0 P: 5	R: 0 E: 0 K: 2 S: 8	H: 1 LOB: 2 BB: 1 P: 12	R: 0 E: 0 K: 1 S: 5	H: 0 LOB: 0 BB: 0 P: 5	1B: 5 2B: 2 3B: 0 HR: 0	SF: 0 SAC: 0 DP: 0 HBP: 0	WP: 1 PB: 0 CS: 0	PA: 35
PITCHER Charlie Hough, R (1.1) ERA: 2.0	IP 9.0 WLS W BF 35 H 7 R 1 ER 1 SO 7 BB 2 IBB 0 HBP 0 BLK 0 WP 1 HR 0 S 47 P 55 ERA 1.00 WHIP 1.000															PITCHER	IP 9.0 WLS W BF 35 H 7 R 1 ER 1 SO 7 BB 2 IBB 0 HBP 0 BLK 0 WP 1 HR 0 S 47 P 55 ERA 1.00 WHIP 1.000					

Batter	1	2	3	4	5	6	7	8	9	AB	R	H	RBI	BB	SO	LOB	BOTTOM					
George Wright, S (1.8) OBP: 0.391, SLG: 0.571	0-0 4-3	0-0 4-3			0-0 4-3		0-3 K			4	0	0	0	0	1	0	<p>New York Yankees @ Texas Rangers Arlington Stadium, Arlington, TX Wed Apr 14 1982, 7:05 PM EST Att: 16,227 - Unknown - 80 F</p> <p>AB 26 R 4 H 4 RBI 4 BB 4 SO 3 LOB 7</p> 					
Bill Sample, R (1.7) H	1-0 S 1B HBP	0-0 F8			4-0 S 1B BB		0-0 5-3			2	2	0	0	1	0	0						
Buddy Bell, R (1.5) OBP: 0.348, SLG: 0.636	4-0 BB 1B 1-2 BB		0-0 F9		0-0 1-3 1B		0-0 P6			3	1	1	1	1	0	0						
Larry Parrish, R (1.9) OBP: 0.350, SLG: 0.278	0-0 1B SF8 1-2 2H 1B		0-0 1B		0-0 1-3		0-3 K			4	1	2	1	0	1	1						
Pat Putnam, L (1.3) OBP: 0.429, SLG: 0.545	4-0 SF8 1B 1-2 2-3 BB		0-0 L9		0-0 G3		0-3 K			3	0	0	0	1	1	2						
Jim Sundberg, R (1.2) OBP: 0.600, SLG: 0.778	0-0 1-2 2-3 3-H 1B		0-0 F8		0-0 F9		0-0 F8			3	0	1	1	0	0	1						
Mike Richardt, R (1.10) OBP: 0.190, SLG: 0.211	0-0 SF8 2-3 3-H		0-0 F8		0-0 F8		0-0 F8			2	0	0	1	0	0	0						
Mark Wagner, R (1.6) OBP: 0.389, SLG: 0.333	0-0 F8		0-0 F8-6-3 BB		0-0 F9		0-0 F9			2	0	0	0	1	0	2						
Doug Flynn, R (1.4) OBP: 0.111, SLG: 0.176		0-0 F7		0-0 F8-6-3 1-2		0-0 F5-3				3	0	0	0	0	0	1						
Inning Stats	R: 3 E: 0 K: 0 S: 5	H: 2 LOB: 2 BB: 2 P: 14	R: 0 E: 0 K: 0 S: 3	H: 0 LOB: 0 BB: 0 P: 3	R: 0 E: 0 K: 0 S: 4	H: 1 LOB: 1 BB: 0 P: 4	R: 0 E: 0 K: 0 S: 2	H: 0 LOB: 1 BB: 1 P: 6	R: 1 E: 0 K: 0 S: 4	H: 1 LOB: 1 BB: 1 P: 8	R: 0 E: 0 K: 1 S: 3	H: 0 LOB: 0 BB: 0 P: 3	R: 0 E: 0 K: 1 S: 5	H: 0 LOB: 0 BB: 0 P: 5	R: 0 E: 0 K: 2 S: 7	H: 0 LOB: 0 BB: 0 P: 7	R: 0 E: 0 K: 2 S: 7	H: 0 LOB: 0 BB: 0 P: 7	1B: 4 2B: 1 3B: 0 HR: 0	SF: 1 SAC: 0 DP: 1 HBP: 1	WP: 0 PB: 0 CS: 0	PA: 32
PITCHER John Pacella, R (1.1) ERA: 6.75 Rudy May, L (6.1) ERA: 7.36	IP 5.0 WLS L BF 23 H 4 R 4 ER 4 SO 0 BB 4 IBB 0 HBP 1 BLK 0 WP 0 HR 0 S 18 P 35 ERA 7.20 WHIP 1.600															PITCHER	IP 6.1 WLS L BF 9 H 0 R 0 ER 0 SO 3 BB 0 IBB 0 HBP 0 BLK 0 WP 0 HR 0 S 15 P 15 ERA 0.00 WHIP 0.000					

Batter	1	2	3	4	5	6	7	8	9	AB	R	H	RBI	BB	SO	LOB	TOP				
Willie Randolph, R (1,4) OBP: 0.533, SLG: 0.565	0-0 6-3		0-0 G4-6-3 1B			0-0 1B 2B	0-0 6-3			4	1	2	0	0	0	1					
Jerry Mumphrey, S (1,8) OBP: 0.364, SLG: 0.333	0-0 4-3		0-0 G4-6-3			0-0 HR 1B		0-0 G1-6-3 1B		4	1	2	1	0	0	2					
Ken Griffey, L (1,9) OBP: 0.310, SLG: 0.296	0-0 F8		0-0 4-3			0-3 K		0-0 G1-6-3 1B		4	0	0	0	0	1	3					
Bobby Murcer, L (1,10) OBP: 0.750, SLG: 1.500 Lou Piniella, R (8,PH) OBP: 0.697, SLG: 1.077		0-0 FC5 WP 1B		0-0 5-3		0-0 HR		4-0 BB		3	1	2	2	0	0	0					
Dave Revering, L (1,3) OBP: 0.167, SLG: 0.118 Bob Watson, R (8,PH) OBP: 0.200, SLG: 0.333		0-3 K		0-0 G3		0-0 G3		0-0 G1		3	0	0	0	0	1	1					
Graig Nettles, L (1,5) OBP: 0.320, SLG: 0.348		0-0 F5		0-0 F9		0-0 6-3			0-0 F7	4	0	0	0	0	0	1					
Roy Smalley, S (1,6) OBP: 0.294, SLG: 0.207		4-0 IBB		0-0 F8		0-0 G1-4-3 1B		0-0 1B		3	0	2	0	1	0	0					
Barry Foote, R (1,2) OBP: 0.143, SLG: 0.286		0-0 FC5		0-0 F5		0-0 G1-4-3		0-0 F5		4	0	0	0	0	0	4					
Dave Collins, S (1,7) OBP: 0.222, SLG: 0.222			0-0 G4-6-3 1B		0-0 2-3		0-0 1B		0-0 4-3	4	0	2	0	0	0	1					
Inning Stats	R: 0 E: 0 K: 0 S: 3	H: 0 LOB: 0 BB: 0 P: 3	R: 0 E: 0 K: 1 S: 6	H: 1 LOB: 2 BB: 1 P: 10	R: 0 E: 0 K: 0 S: 4	H: 2 LOB: 1 BB: 0 P: 4	R: 0 E: 0 K: 0 S: 3	H: 0 LOB: 0 BB: 0 P: 3	R: 3 E: 0 K: 1 S: 8	H: 3 LOB: 0 BB: 0 P: 8	R: 0 E: 0 K: 0 S: 4	H: 2 LOB: 1 BB: 0 P: 4	R: 0 E: 0 K: 0 S: 3	H: 1 LOB: 1 BB: 1 P: 7	R: 0 E: 0 K: 0 S: 4	H: 1 LOB: 1 BB: 0 P: 4	1B: 8 2B: 1 3B: 0 HR: 1	SF: 0 SAC: 0 DP: 3 HBP: 0	WP: 1 PB: 0 SB: 0 CS: 0	PA: 36	
PITCHER	IP	WLS	BF	H	R	ER	SO	BB	IBB	HBP	BLK	WP	HR	S	P	ERA	WHIP				
Jack Morris, R (1,1) ERA: 2.63	7.0	W	29	9	3	3	2	0	1	0	0	1	1	32	36	3.86	1.286				
Kevin Saucier, L (8,1) ERA: 1.23	2.0	S	7	1	0	0	0	1	0	0	0	0	0	6	10	0.00	1.000				

New York Yankees @ Detroit Tigers
Tiger Stadium, Detroit, MI
Sat Apr 17 1982, 3:33 AM EST
Att: 12,963 - Cloudy - 60 F

AB	34
R	3
H	10
RBI	3
BB	2
SO	2
LOB	14

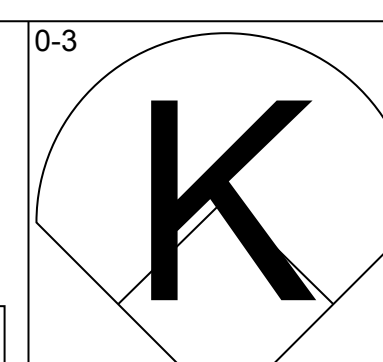
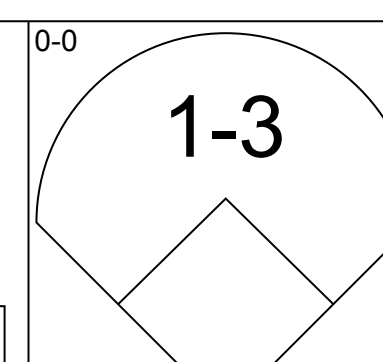
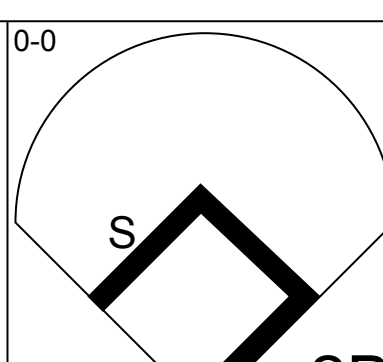
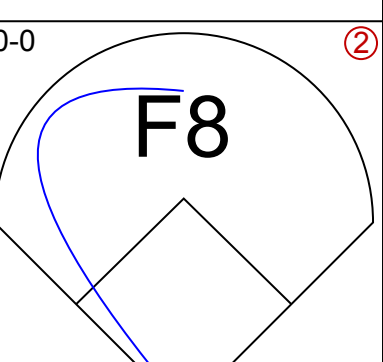
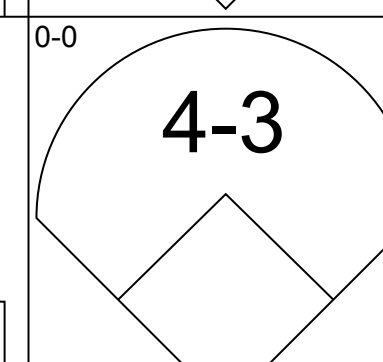
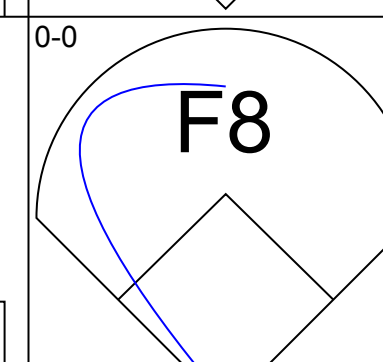
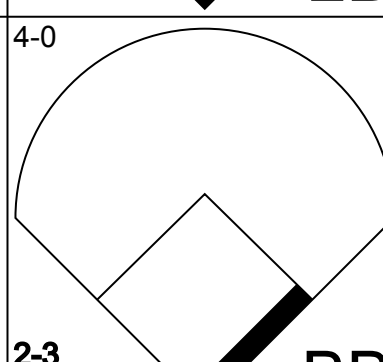
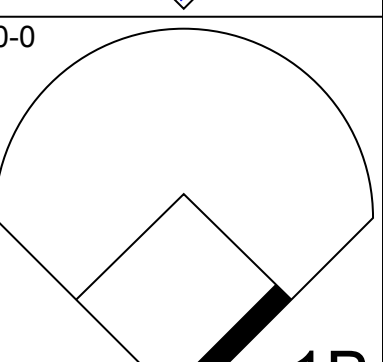
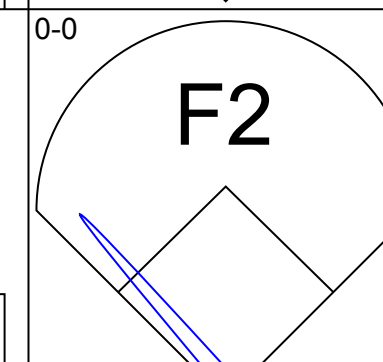
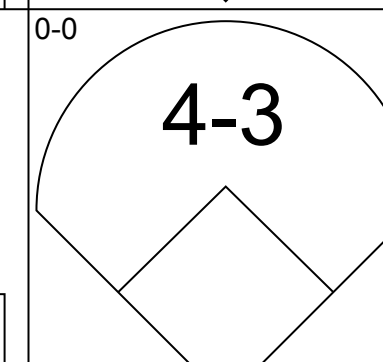
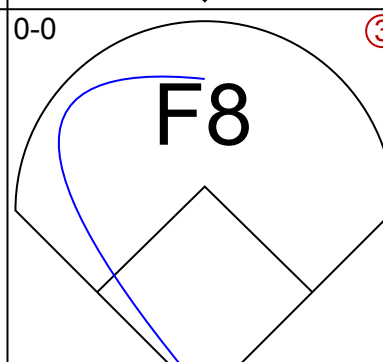
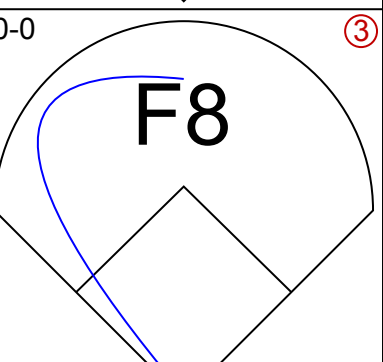
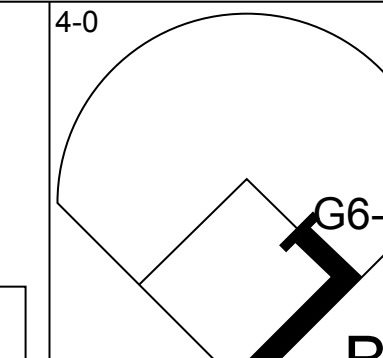
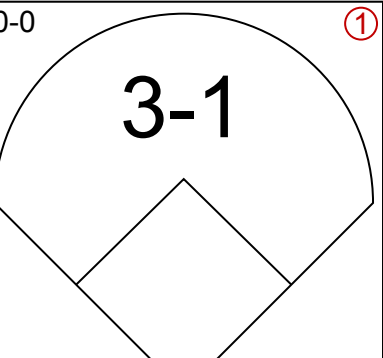
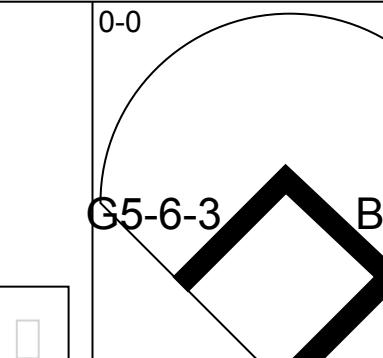
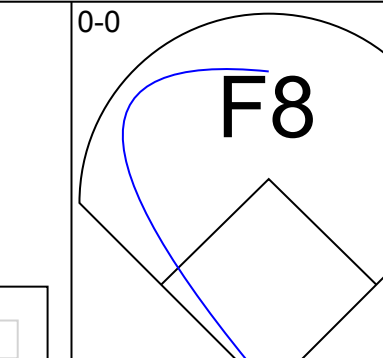
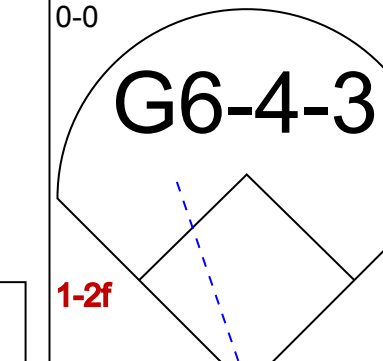
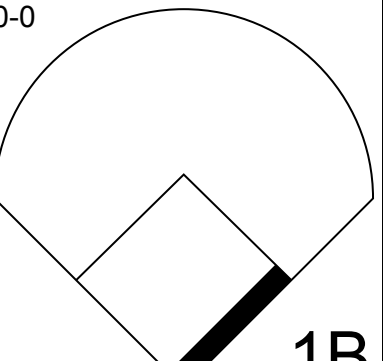
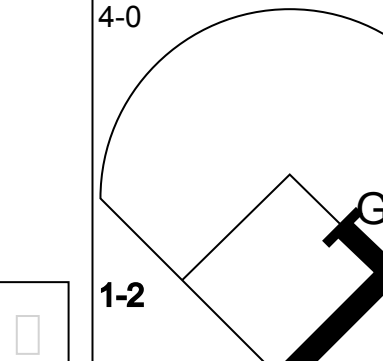
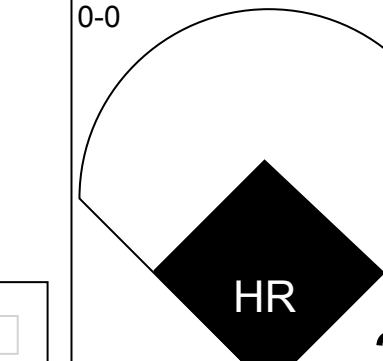
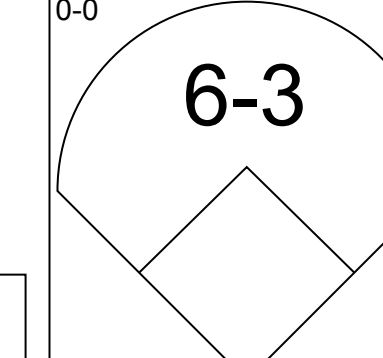
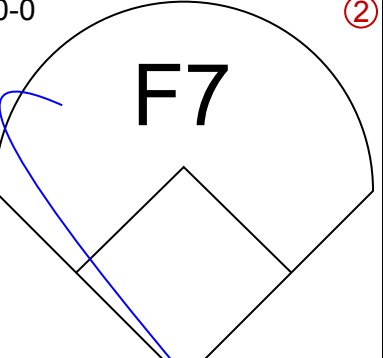
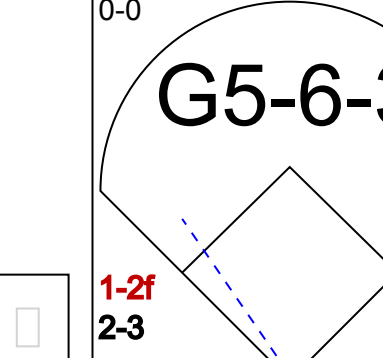
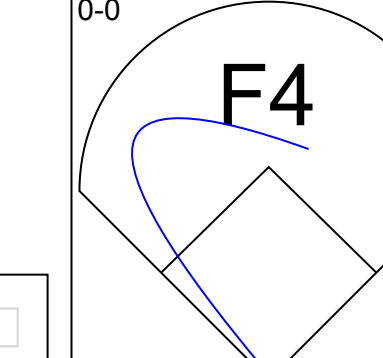
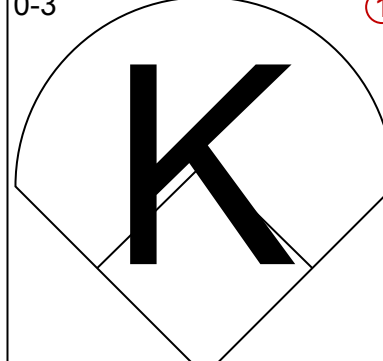
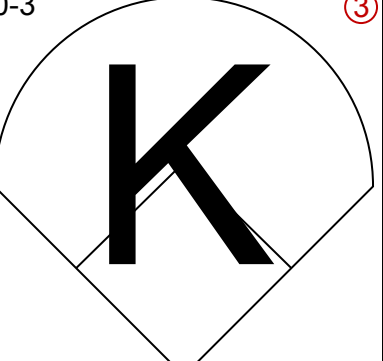
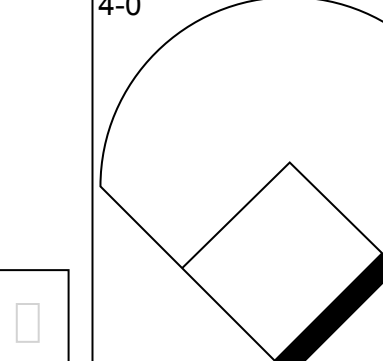
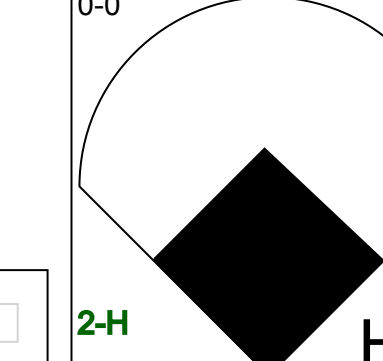
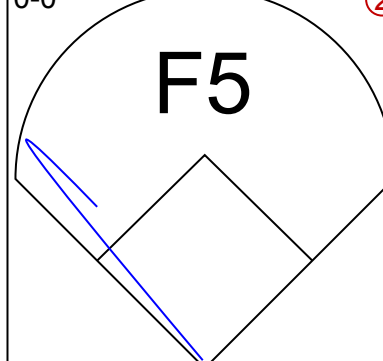
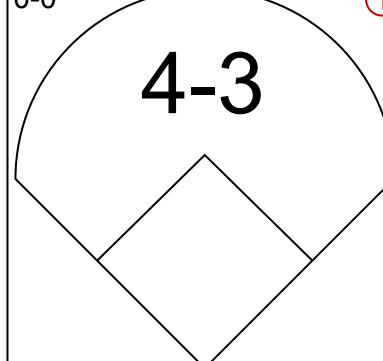
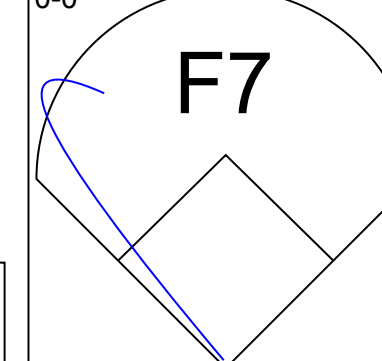
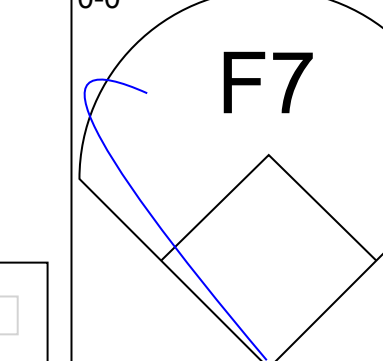

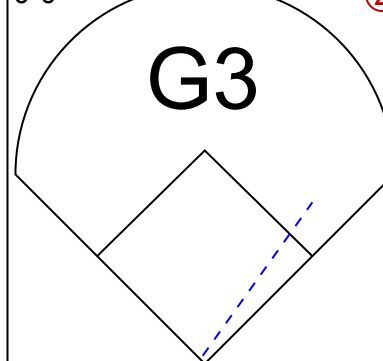
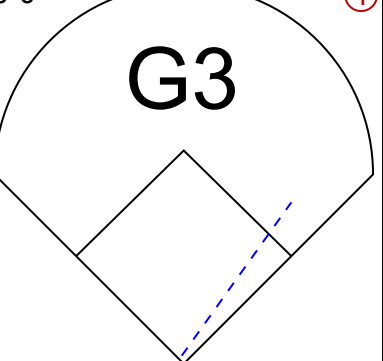


Batter	1	2	3	4	5	6	7	8	9	AB	R	H	RBI	BB	SO	LOB	BOTTOM				
Chet Lemon, R (1,9) OBP: 0.583, SLG: 0.556 Lynn Jones, R (5,9)	0-0 5-3	1-0 2B HBP		1-0 CS HBP			0-0 G3			1	0	0	0	0	0	0					
Enos Cabell, R (1,3) OBP: 0.432, SLG: 0.694 Richie Hebner, L (8,3) OBP: 0.211, SLG: 0.211	0-0 HR	0-0 2B		0-0 CS	0-3 K		0-0 G6-4-3 1B			4	1	3	3	0	1	0					
Kirk Gibson, L (1,8) OBP: 0.192, SLG: 0.129	0-0 1-3		0-0 1B G5-4-3 1B		0-0 F9		0-0 G6-4-3 1B			4	1	1	0	0	0	1					
Larry Hemdon, R (1,7) OBP: 0.324, SLG: 0.303	0-0 F9		0-0 G5-4-3 1B		0-0 E5 FC4-6			0-0 5-3		4	0	1	0	0	0	0					
John Wockenfuss, R (1,2) OBP: 0.370, SLG: 0.333		0-0 5-3	0-0 G5-4-3 1B		0-0 FC4-6			0-0 L5		4	0	1	0	0	0	1					
Tom Brookens, R (1,5) OBP: 0.190, SLG: 0.200		0-0 WP 1B	0-0 G5-4-3		0-0 F7			0-0 F4		4	1	1	0	0	0	2					
Glenn Wilson, R (1,10) OBP: 0.286, SLG: 0.333 Howard Johnson, S (6,PH) OBP: 0.167, SLG: 0.167		4-0 1B 2B BB	0-0 6-3		0-0 6-3					1	1	0	0	1	0	1					
Alan Trammell, R (1,6) OBP: 0.226, SLG: 0.241		0-0 F7 2B 1B		0-0 5-3		0-0 BB				2	1	1	1	1	0	0					
Lou Whitaker, L (1,4) OBP: 0.290, SLG: 0.259	0-0 F7		0-0 4-3		0-0 5-3					3	0	0	0	0	0	3					
Inning Stats	R: 1 E: 0 K: 0 S: 4	H: 1 LOB: 0 BB: 0 P: 4	R: 3 E: 0 K: 0 S: 5	H: 3 LOB: 2 BB: 1 P: 10	R: 1 E: 0 K: 0 S: 5	H: 3 LOB: 1 BB: 0 P: 5	R: 0 E: 0 K: 0 S: 2	H: 0 LOB: 0 BB: 0 P: 3	R: 0 E: 0 K: 1 S: 6	H: 0 LOB: 1 BB: 0 P: 6	R: 0 E: 0 K: 0 S: 3	H: 0 LOB: 1 BB: 1 P: 7	R: 0 E: 0 K: 0 S: 3	H: 1 LOB: 0 BB: 0 P: 3	R: 0 E: 0 K: 0 S: 3	H: 0 LOB: 0 BB: 0 P: 3	1B: 6 2B: 1 3B: 0 HR: 1	SF: 0 SAC: 0 DP: 2 HBP: 2	WP: 1 PB: 0 SB: 0 CS: 1	PA: 34	
PITCHER	IP	WLS	BF	H	R	ER	SO	BB	IBB	HBP	BLK	WP	HR	S	P	ERA	WHIP				
Tommy John, L (1,1) ERA: 5.25	3.0	L	16	7	5	5	0	1	0	1	0	0	0	17	22	15.00	2.667				
George Frazier, R (4,1) ERA: 2.16	5.0		17	1	0	0	1	1	0	1	0	0	0	17	22	0.00	0.400				

New York Yankees @ Detroit Tigers
Tiger Stadium, Detroit, MI
Sat Apr 17 1982, 3:33 AM EST
Att: 12,963 - Cloudy - 60 F

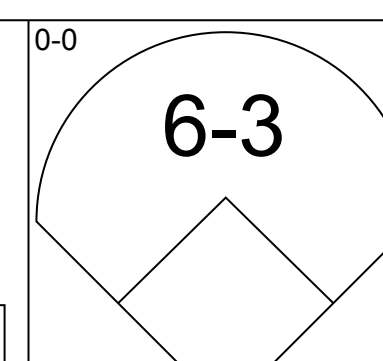
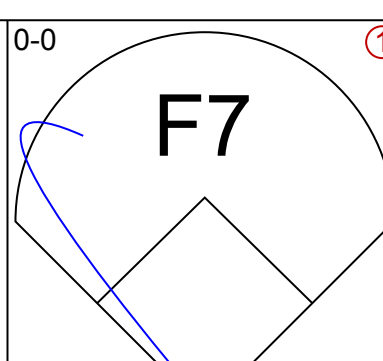
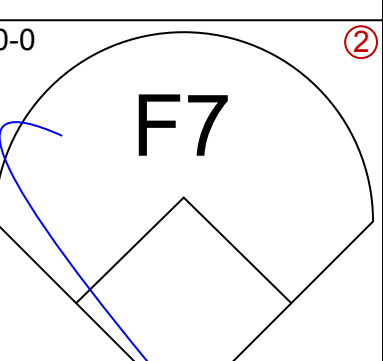
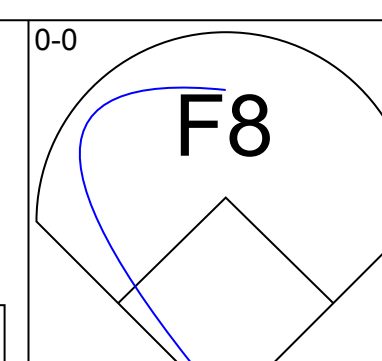
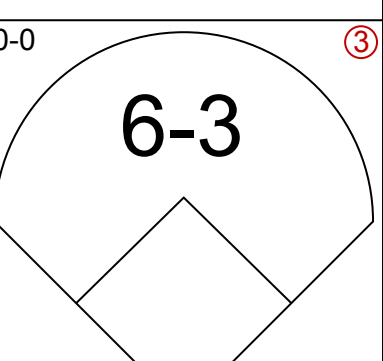
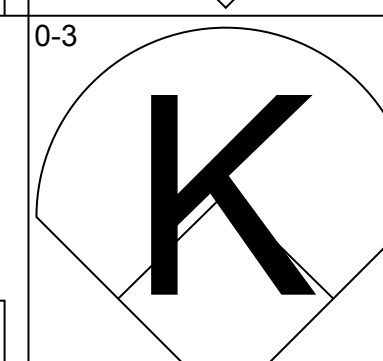
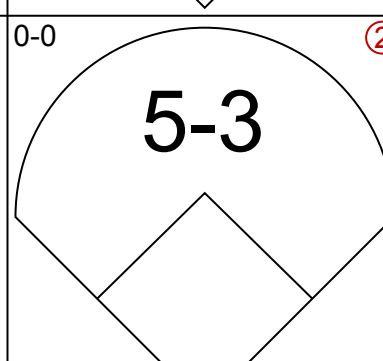
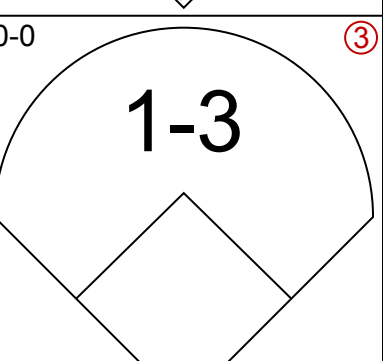
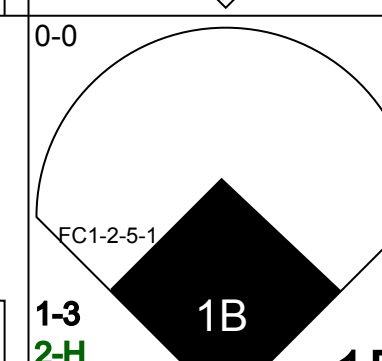
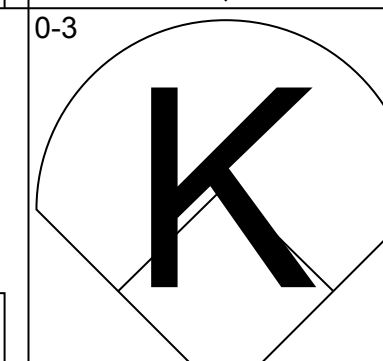
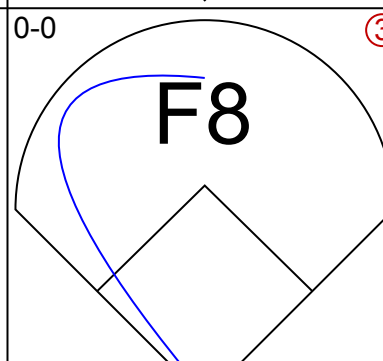
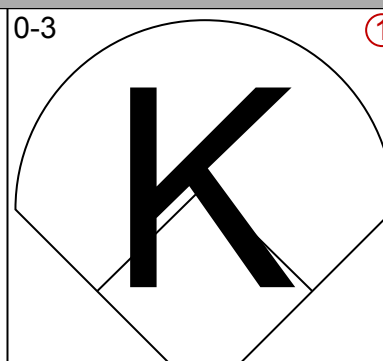
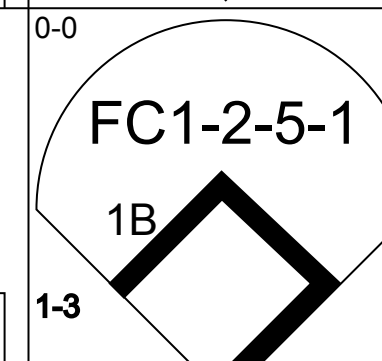
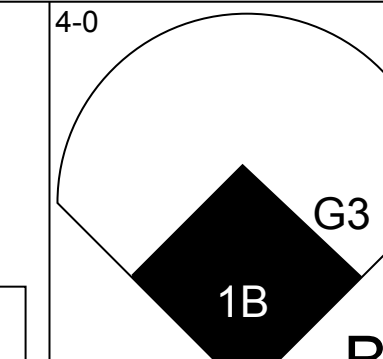
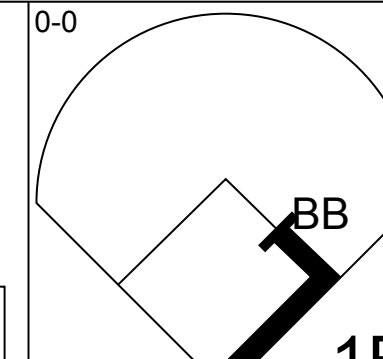
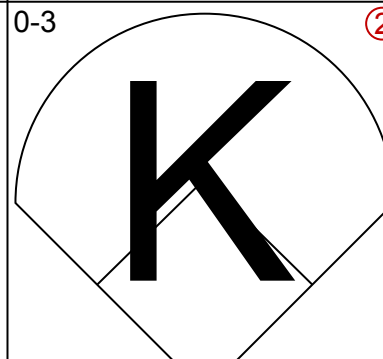
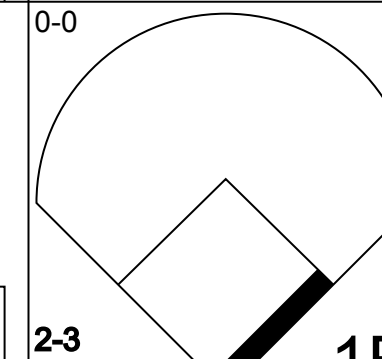
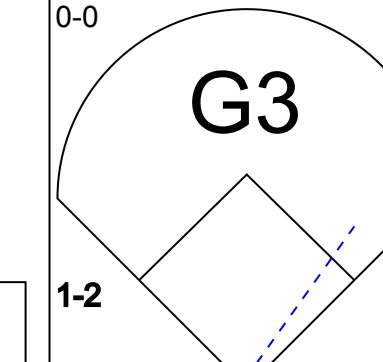
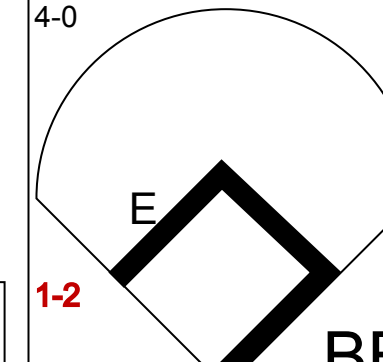
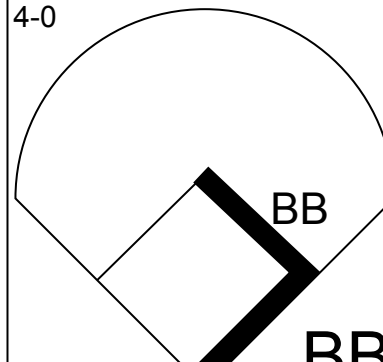
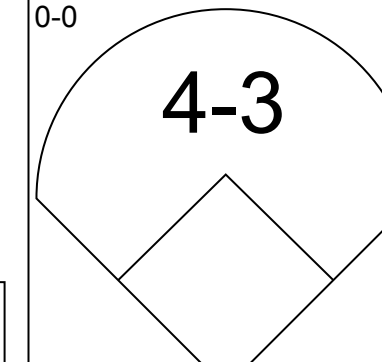
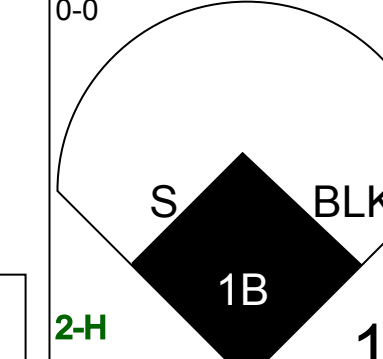
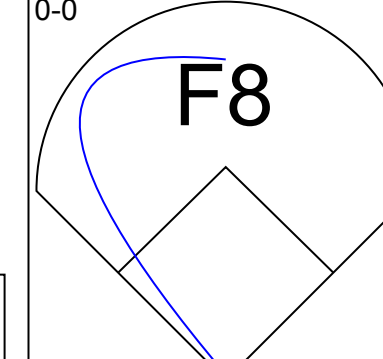
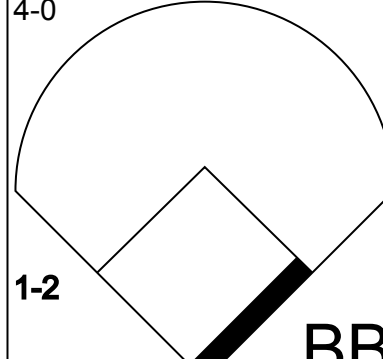
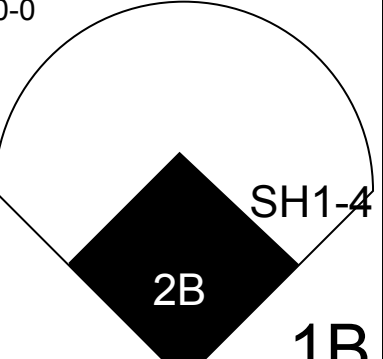
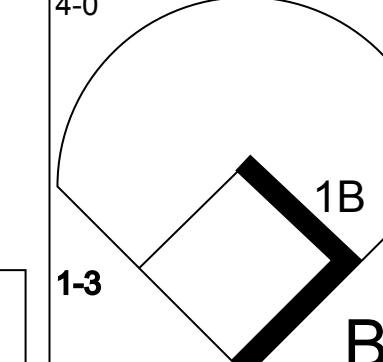
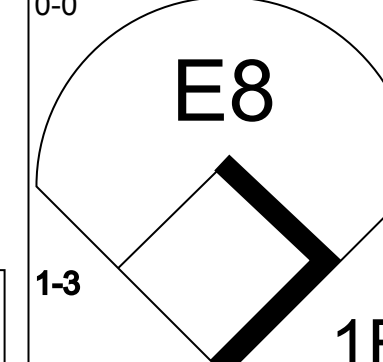
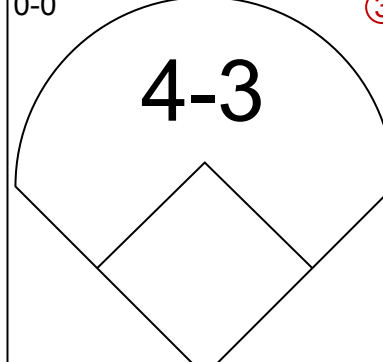
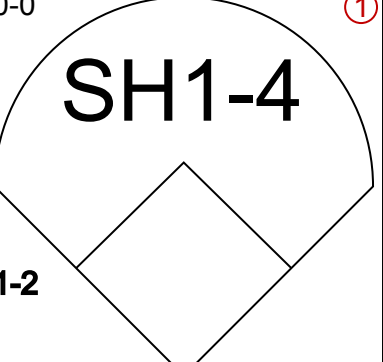
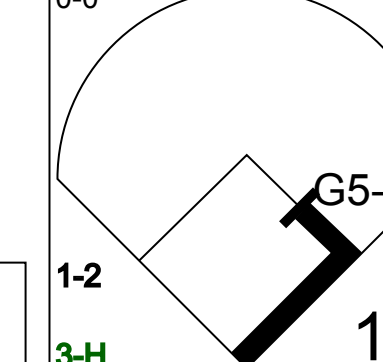
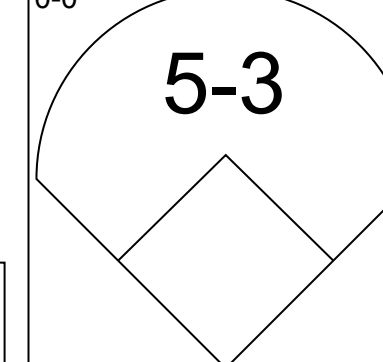
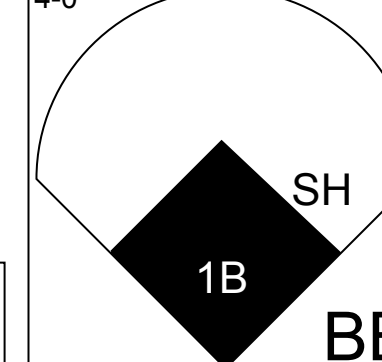
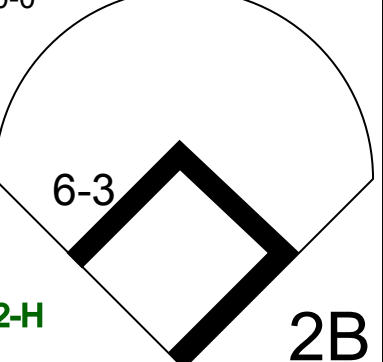
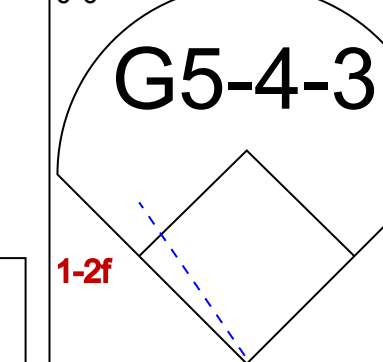
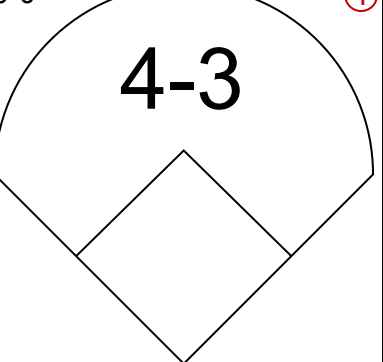
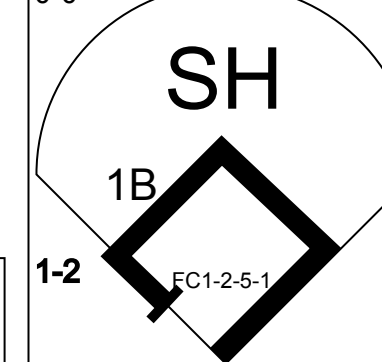
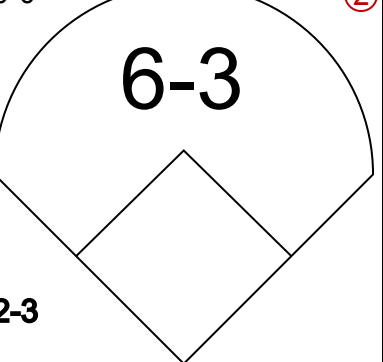
AB	29
R	5
H	8
RBI	4
BB	2
SO	1
LOB	8



Batter	1	2	3	4	5	6	7	8	9	AB	R	H	RBI	BB	SO	LOB	TOP					
Willie Randolph, R (1, 4) OBP: 0.500, SLG: 0.556										4	0	1	0	0	1	0	New York Yankees @ Detroit Tigers Tiger Stadium, Detroit, MI Sun Apr 18 1982, 3:33 AM EST Att: 23,334 - Sunny					
Jerry Mumphy, S (1, 8) OBP: 0.376, SLG: 0.333										3	0	1	0	1	0							
Bobby Murcer, L (1, 10) OBP: 0.375, SLG: 0.750										4	0	0	0	0	3							
Oscar Gamble, L (1, 9) OBP: 0.250, SLG: 0.273										3	0	1	0	1	0							
Dave Revering, L (1, 3) OBP: 0.273, SLG: 0.250										3	1	2	0	1	0	1						
Graig Nettles, L (1, 5) OBP: 0.276, SLG: 0.296										4	0	0	0	0	4							
Roy Smalley, S (1, 6) OBP: 0.316, SLG: 0.313										3	1	1	2	1	2	1						
Rick Cerone, R (1, 2) OBP: 0.231, SLG: 0.292										4	0	0	0	0	2							
Dave Collins, S (1, 7) OBP: 0.167, SLG: 0.167										3	0	0	0	0	1	0						
Inning Stats	R: 0 E: 0 K: 1 S: 5	H: 0 LOB: 0 BB: 0 P: 5	R: 0 E: 0 K: 0 S: 2	H: 0 LOB: 0 BB: 1 P: 6	R: 0 E: 0 K: 2 S: 7	H: 0 LOB: 0 BB: 0 P: 7	R: 0 E: 0 K: 0 S: 3	H: 0 LOB: 0 BB: 0 P: 3	R: 0 E: 0 K: 1 S: 6	H: 1 LOB: 1 BB: 0 P: 6	R: 0 E: 0 K: 0 S: 4	H: 1 LOB: 2 BB: 1 P: 8	R: 0 E: 0 K: 0 S: 3	H: 1 LOB: 2 BB: 2 P: 11	R: 0 E: 0 K: 0 S: 4	H: 1 LOB: 1 BB: 0 P: 4	R: 2 E: 0 K: 0 S: 5	H: 2 LOB: 0 BB: 0 P: 5	1B: 3 2B: 2 3B: 0 HR: 1	SF: 0 SAC: 0 DP: 2 HBP: 0	WP: 0 PB: 0 SB: 1 CS: 0	PA: 35
PITCHER	IP WLS BF H R ER SO BB IBB HBP BLK WP HR S P ERA WHIP																					
Dan Petry, R (1, 1) ERA: 3.93	7.0 W 26 3 0 0 4 4 0 0 0 0 0 0 30 46 0.00 1.000																					
Elias Sosa, R (8, 1) ERA: 3.6	2.0 9 3 2 2 0 0 0 0 0 0 0 0 1 9 9 9.00 1.500																					


AB	31
R	2
H	6
RBI	2
BB	4
SO	4
LOB	11




Batter	1	2	3	4	5	6	7	8	9	AB	R	H	RBI	BB	SO	LOB	BOTTOM	
Chet Lemon, R (1, 9) OBP: 0.412, SLG: 0.357										5	0	0	0	0	0	3	New York Yankees @ Detroit Tigers Tiger Stadium, Detroit, MI Sun Apr 18 1982, 3:33 AM EST Att: 23,334 - Sunny	
Enos Cabell, R (1, 3) OBP: 0.415, SLG: 0.650										4	1	1	1	0	1	0		
Kirk Gibson, L (1, 10) OBP: 0.135, SLG: 0.114										4	0	0	0	0	2	2		
Larry Herndon, R (1, 7) OBP: 0.366, SLG: 0.333										3	1	2	1	1	1	0		
John Wockenfuss, R (1, 2) OBP: 0.387, SLG: 0.308										2	0	0	0	2	0	3		
Tom Brookens, R (1, 5) OBP: 0.280, SLG: 0.261										3	2	2	1	1	0	1		
Glenn Wilson, R (1, 8) OBP: 0.400, SLG: 0.375										2	0	1	0	1	0	2		
Alan Trammell, R (1, 6) OBP: 0.286, SLG: 0.313										3	1	2	2	1	0	2		
Lou Whitaker, L (1, 4) OBP: 0.265, SLG: 0.233										3	0	0	0	0	3			
Inning Stats	R: 0 E: 0 K: 2 S: 7	H: 2 LOB: 1 BB: 2 P: 7	R: 2 E: 0 K: 0 S: 4	H: 2 LOB: 1 BB: 2 P: 12	R: 0 E: 0 K: 0 S: 3	H: 0 LOB: 0 BB: 0 P: 3	R: 0 E: 1 K: 0 S: 4	H: 2 LOB: 2 BB: 1 P: 8	R: 0 E: 0 K: 2 S: 7	H: 0 LOB: 2 BB: 1 P: 15	R: 2 E: 0 K: 0 S: 6	H: 2 LOB: 2 BB: 1 P: 10	R: 1 E: 0 K: 0 S: 5	H: 2 LOB: 1 BB: 0 P: 5	1B: 7 2B: 1 3B: 0 HR: 0	SF: 0 SAC: 2 DP: 1 HBP: 0	WP: 0 PB: 0 SB: 1 CS: 0	PA: 37
PITCHER	IP WLS BF H R ER SO BB IBB HBP BLK WP HR S P ERA WHIP																	
Dave Righetti, L (1, 1) ERA: 4.05	6.0 L 26 4 3 3 4 6 0 0 0 1 0 0 28 52 4.50 1.667																	
Shane Rawley, L (7, 1) ERA: 3.35	2.0 11 4 2 2 0 0 0 0 0 0 0 0 11 11 9.00 2.000																	

AB	29
R	5
H	8
RBI	5
BB	6
SO	4
LOB	16



Batter	1	2	3	4	5	6	7	8	9	AB	R	H	RBI	BB	SO	LOB	TOP								
Willie Randolph, R (1.4) OBP: 0.500, SLG: 0.545	6-3		G3			FC6-4 1B	FC1-6 1B	1-3	1B	6	0	3	3	0	0	2	<p>New York Yankees @ Chicago White Sox Comiskey Park, Chicago, IL Tue Apr 20 1982, 7:05 PM EST Att: 11,588 - Unknown - 40 F</p> <p>livebaseballscores.com</p> <p>AB 44 R 11 H 16 RBI 10 BB 3 SO 4 LOB 18</p> 								
Jerry Mumphrey, S (1.8) OBP: 0.326, SLG: 0.282	4-3		K			FC6-4 1B	FC1-6 1B	2-3	K	6	1	0	1	0	2	6									
Dave Winfield, R (1.10) OBP: 0.355, SLG: 0.633	4-3			F7		FC5-4 1B	1B	6-3		5	1	1	1	0	0	2									
Lou Piniella, R (1.7) OBP: 0.650, SLG: 1.000		4-3		F7					1B PB	5	2	3	0	0	0	0									
Roy Smalley, S (1.5) OBP: 0.349, SLG: 0.351		K		K					2B PB	5	2	3	1	0	2	0									
Bob Watson, R (1.3) OBP: 0.350, SLG: 0.412					F8				1B PB	2	2	1	1	3	0	0									
Rick Cerone, R (1.2) OBP: 0.226, SLG: 0.276					6-3				2B PB	5	1	1	2	0	0	5									
Bucky Dent, R (1.6) OBP: 0.176, SLG: 0.176					1-3		F2		1B FC6-4	5	1	2	1	0	0	2									
Dave Collins, S (1.9) OBP: 0.235, SLG: 0.235					E1 WP G3		5-3		1B FC6-4	5	1	2	0	0	0	1									
Inning Stats	R: 0 E: 0 K: 0 S: 3	H: 0 LOB: 0 BB: 0 P: 3	R: 0 E: 0 K: 1 S: 5	H: 0 LOB: 1 BB: 1 P: 9	R: 0 E: 1 K: 1 S: 6	H: 0 LOB: 1 BB: 0 P: 6	R: 0 E: 0 K: 1 S: 5	H: 0 LOB: 0 BB: 0 P: 5	R: 0 E: 0 K: 0 S: 3	H: 0 LOB: 0 BB: 0 P: 3	R: 0 E: 0 K: 0 S: 4	H: 1 LOB: 1 BB: 0 P: 4	R: 7 E: 1 K: 0 S: 11	H: 8 LOB: 3 BB: 2 P: 19	R: 1 E: 0 K: 0 S: 5	H: 2 LOB: 1 BB: 0 P: 5	R: 3 E: 0 K: 1 S: 10	H: 5 LOB: 2 BB: 0 P: 10	1B: 14 2B: 2 3B: 0 HR: 0	SF: 0 SAC: 0 DP: 0 HBP: 0	WP: 1 PB: 1 SB: 0 CS: 0	PA: 47			
PITCHER	IP	WLS	BF	H	R	ER	SO	BB	IBB	HBP	BLK	WP	HR	S	P	ERA	WHIP								
Steve Trout, L (1.1) ERA: 4.5	6.0	L	24	3	3	3	3	2	0	0	0	1	0	28	36	4.50	0.833								
Dennis Lamp, R (7.1) ERA: 6.75	0.2		7	5	3	3	0	0	0	0	0	0	0	7	7	40.50	7.500								
Kevin Hickey, L (7.1) ERA: 4.15	0.1		3	1	1	1	0	1	0	0	0	0	0	2	6	27.00	6.000								
Juan Agosto, L (8.1) ERA: 18.0	2.0		13	7	4	4	1	0	0	0	0	0	0	15	15	18.00	3.500								

Batter	1	2	3	4	5	6	7	8	9	AB	R	H	RBI	BB	SO	LOB	BOTTOM								
Ron LeFlore, R (1.8) OBP: 0.359, SLG: 0.447	6-3		G6-4-3 1-2						4-3	4	1	2	1	0	0	2	<p>New York Yankees @ Chicago White Sox Comiskey Park, Chicago, IL Tue Apr 20 1982, 7:05 PM EST Att: 11,588 - Unknown - 40 F</p> <p>livebaseballscores.com</p> <p>AB 31 R 2 H 6 RBI 2 BB 8 SO 4 LOB 21</p> 								
Rudy Law, L (9. PH) OBP: 0.375, SLG: 0.375										1	0	0	0	0	0	0									
Tony Bemazzard, S (1.4) OBP: 0.296, SLG: 0.381				K			K			5	0	3	1	0	2	2									
Steve Kemp, L (1.7) OBP: 0.488, SLG: 0.514									1B	4	0	1	0	1	0	3									
Greg Luzinski, R (1.10) OBP: 0.333, SLG: 0.389		4-3				F3			F8	2	0	0	0	2	0	0									
Tom Paciorek, R (1.3) OBP: 0.462, SLG: 0.611		5-3				6-3			K	4	0	0	0	0	1	4									
Harold Baines, L (1.9) OBP: 0.263, SLG: 0.229						4-3				3	0	0	0	1	0	2									
Carlton Fisk, R (1.2) OBP: 0.500, SLG: 0.364										3	1	0	0	1	0	3									
Marc Hill, R (9.2) OBP: 0.254, SLG: 0.364										0	0	0	0	0	0	0									
Jim Morrison, R (1.5) OBP: 0.267, SLG: 0.423										2	0	0	0	1	0	1									
Jerry Hairston, S (8. PH) ERA: 2.54										1	0	0	0	0	1	3									
Aurelio Rodriguez, R (9.5) ERA: 1.59										0	0	0	0	0	0	0									
Bill Almon, R (1.6) OBP: 0.519, SLG: 0.500										2	0	0	0	2	0	1									
Inning Stats	R: 0 E: 0 K: 0 S: 3	H: 1 LOB: 0 BB: 0 P: 3	R: 0 E: 0 K: 0 S: 3	H: 0 LOB: 0 BB: 0 P: 3	R: 0 E: 0 K: 1 S: 2	H: 0 LOB: 2 BB: 2 P: 10	R: 0 E: 0 K: 1 S: 6	H: 1 LOB: 1 BB: 1 P: 10	R: 2 E: 0 K: 0 S: 5	H: 2 LOB: 1 BB: 1 P: 9	R: 0 E: 0 K: 0 S: 3	H: 0 LOB: 0 BB: 0 P: 3	R: 0 E: 0 K: 1 S: 6	H: 1 LOB: 2 BB: 1 P: 10	R: 0 E: 0 K: 2 S: 7	H: 0 LOB: 3 BB: 3 P: 19	R: 0 E: 0 K: 0 S: 4	H: 1 LOB: 1 BB: 0 P: 4	1B: 5 2B: 1 3B: 0 HR: 0	SF: 0 SAC: 0 DP: 2 HBP: 0	WP: 0 PB: 0 SB: 1 CS: 0	PA: 39			
PITCHER	IP	WLS	BF	H	R	ER	SO	BB	IBB	HBP	BLK	WP	HR	S	P	ERA	WHIP								
Mike Morgan, R (1.1) ERA: 3.85	6.0	W	24	4	2	2	1	4	0	0	0	0	0	22	38	3.00	1.333								
Shane Rawley, L (7.1) ERA: 2.54	1.0		5	1	0	0	1	1	0	0	0	0	0	6	10	0.00	2.000								
Rich Gossage, R (8.1) ERA: 1.59	1.0		6	0	0	0	2	3	0	0	0	0	0	7	19	0.00	3.000								
George Frazier, R (9.1) ERA: 1.93	1.0		4	1	0	0	0	0	0	0	0	0	0	4	4	0.00	1.000								


Batter	1	2	3	4	5	6	7	8	9	AB	R	H	RBI	BB	SO	LOB	TOP										
Willie Randolph, R (1,4) OBP: 0.477, SLG: 0.514	6-3		F9				5-3			4	0	1	1	0	0	0	New York Yankees @ Chicago White Sox Comiskey Park, Chicago, IL Wed Apr 21 1982, 7:05 PM EST Att: 13,700 - Unknown - 44 F livebaseballscorecards.com										
Jerry Mumphrey, S (1,8) OBP: 0.340, SLG: 0.302	4-3					L6		FC5-6		4	0	2	0	0	0	2											
Ken Griffey, L (1,9) OBP: 0.273, SLG: 0.258	K			F8		1-3		FC5-6 FC1-6		4	0	0	0	0	1	2											
Oscar Gamble, L (1,7) OBP: 0.231, SLG: 0.250		3-1		F7			BB	FC1-6		1	0	0	0	0	0	0											
Dave Collins, S (3,7) OBP: 0.250, SLG: 0.250				4-3			BB	S		3	0	1	0	0	0	2											
Dave Winfield, R (1,10) OBP: 0.371, SLG: 0.606	1B	1B		4-3			BB	F4		3	0	1	0	1	0	2											
Graig Nettles, L (1,5) OBP: 0.333, SLG: 0.333					4-3				1B	3	0	2	0	1	0	0											
Dave Revering, L (1,3) OBP: 0.280, SLG: 0.261									1B	3	1	1	0	0	0	5											
Lou Piniella, R (9, PH) OBP: 0.619, SLG: 0.947	G4-6-3							F9		1	0	0	0	0	0	1											
Bob Watson, R (9, 3) OBP: 0.350, SLG: 0.412					BB					0	0	0	0	0	0	0											
Rick Cerone, R (1,2) OBP: 0.257, SLG: 0.281			K				5-3			3	0	1	0	1	1	0											
Bucky Dent, R (1,6) OBP: 0.150, SLG: 0.150																											
Bobby Murcer, L (9, PH) OBP: 0.333, SLG: 0.667			4-3							3	0	0	0	0	1	2											
Larry Milbourne, S (9, 6) OBP: 0.125, SLG: 0.125					F8		K		G4-6-3	1	0	0	0	0	0	2											
Inning Stats	R: 0 E: 0 K: 1 S: 5	H: 0 LOB: 0 BB: 0 P: 5	R: 0 E: 0 K: 0 S: 4	H: 2 LOB: 1 BB: 0 P: 4	R: 0 E: 0 K: 1 S: 5	H: 0 LOB: 0 BB: 0 P: 5	R: 0 E: 0 K: 0 S: 4	H: 1 LOB: 1 BB: 0 P: 4	R: 1 E: 0 K: 0 S: 5	H: 2 LOB: 2 BB: 1 P: 9	R: 0 E: 0 K: 0 S: 3	H: 1 LOB: 0 BB: 0 P: 11	R: 0 E: 0 K: 1 S: 5	H: 0 LOB: 0 BB: 0 P: 5	R: 0 E: 0 K: 0 S: 4	H: 1 LOB: 1 BB: 0 P: 4	R: 0 E: 0 K: 0 S: 4	H: 2 LOB: 0 BB: 0 P: 4	1B: 9 2B: 0 3B: 0 HR: 0	SF: 0 SAC: 0 DP: 3 HBP: 0	WP: 0 SB: 1 CS: 2	PA: 36					
PITCHER	IP	WLS	BF	H	R	ER	SO	BB	IBB	HBP	BLK	WP	HR	S	P	ERA	WHIP										
Richard Dotson, R (1,1) ERA: 2.87	5.0	L	20	5	1	1	2	1	0	0	0	0	0	23	27	1.80	1.200										
Kevin Hickey, L (6,1) ERA: 3.35	1.0		5	1	0	0	0	1	1	0	0	0	0	3	11	0.00	2.000										
LaMarr Hoyt, R (7,1) ERA:	2.0		7	1	0	0	1	0	0	0	0	0	0	9	9	0.00	0.500										
Jerry Koosman, L (9,1) ERA: 5.85	0.0		1	1	0	0	0	0	0	0	0	0	0	1	1	∞	∞										
Salome Barojas, R (9,1) ERA:	1.0		3	1	0	0	0	0	0	0	0	0	0	3	3	0.00	1.000										

Batter	1	2	3	4	5	6	7	8	9	AB	R	H	RBI	BB	SO	LOB	BOTTOM										
Ron LeFlore, R (1,8) OBP: 0.326, SLG: 0.405	6-3		F9			F8		K		4	0	0	0	0	1	0	New York Yankees @ Chicago White Sox Comiskey Park, Chicago, IL Wed Apr 21 1982, 7:05 PM EST Att: 13,700 - Unknown - 44 F livebaseballscorecards.com										
Tony Bemazzard, S (1,4) OBP: 0.255, SLG: 0.370			F4			F7			F8	4	0	1	0	0	0	0											
Steve Kemp, L (1,7) OBP: 0.447, SLG: 0.462	L6		3-1			4-3			K	4	0	0	0	0	1	1											
Greg Luzinski, R (1,10) OBP: 0.348, SLG: 0.425									F9	4	0	2	0	0	1	0											
Tom Paciorek, R (1,3) OBP: 0.429, SLG: 0.564	K								F9	3	0	0	0	0	1	3											
Carlton Fisk, R (1,2) OBP: 0.485, SLG: 0.333					6-3					2	0	0	0	1	1	1											
Harold Baines, L (1,9) OBP: 0.250, SLG: 0.216										2	0	0	0	0	1	1											
Jerry Hairston, S (7, PH) (8, 9)			K							1	0	0	0	0	1	1											
Jim Morrison, R (1,5) OBP: 0.242, SLG: 0.379									F8	3	0	0	0	0	1	1											
Bill Almon, R (1,6) OBP: 0.467, SLG: 0.440									5-3	3	0	0	0	0	1	1											
Inning Stats	R: 0 E: 0 K: 1 S: 7	H: 2 LOB: 2 BB: 0 P: 7	R: 0 E: 0 K: 1 S: 5	H: 0 LOB: 1 BB: 1 P: 9	R: 0 E: 0 K: 0 S: 3	H: 0 LOB: 0 BB: 0 P: 3	R: 0 E: 0 K: 1 S: 5	H: 0 LOB: 0 BB: 0 P: 5	R: 0 E: 0 K: 0 S: 3	H: 0 LOB: 0 BB: 0 P: 3	R: 0 E: 0 K: 2 S: 8	H: 1 LOB: 1 BB: 0 P: 8	R: 0 E: 0 K: 2 S: 7	H: 0 LOB: 0 BB: 0 P: 7	R: 0 E: 0 K: 1 S: 5	H: 0 LOB: 0 BB: 0 P: 5	1B: 2 2B: 1 3B: 0 HR: 0	SF: 0 SAC: 0 DP: 0 HBP: 0	WP: 0 SB: 0 CS: 0	PA: 31							
PITCHER	IP	WLS	BF	H	R	ER	SO	BB	IBB	HBP	BLK	WP	HR	S	P	ERA	WHIP										
Ron Guidry, L (1,1) ERA: 2.45	9.0	W	31	3	0	0	9	1	0	0	0	0	0	48	52	0.00	0.444										

Batter	1	2	3	4	5	6	7	8	9	AB	R	H	RBI	BB	SO	LOB	TOP					
Chet Lemon, R OBP: 0.389, SLG: 0.452 (1, 9)	0-3 K		0-0 HR		4-0 1B BB		0-0 6-3		0-0 6-3	4	1	2	1	1	1							
Enos Cabell, R OBP: 0.431, SLG: 0.625 (1, 3)	0-0 4-3		0-0 4-3		0-0 1-3 1B			0-0 6-3		4	0	1	0	0	0	0						
Kirk Gibson, L OBP: 0.208, SLG: 0.300 (1, 10)	0-3 K		0-0 FC1-6 1B		0-0 L4-3			0-0 1B E 1B		4	1	2	0	0	1	2						
Larry Hemdon, R OBP: 0.339, SLG: 0.314 (1, 7)		0-0 FC5-4 1B	0-0 FC1-6		0-0 CS 1B			0-0 E7 1B		4	0	3	0	0	0	1						
John Wockenfuss, R OBP: 0.378, SLG: 0.270 (1, 2)		0-0 FC5-4 1B	0-0 G3		0-0 F8			0-0 1-3		4	0	0	0	0	0	4						
Glenn Wilson, R OBP: 0.500, SLG: 0.708 (1, 8)		0-0 FC6-4 1B		0-0 F7		0-0 1-2 1B		0-3 K		4	0	2	0	0	1	1						
Howard Johnson, S OBP: 0.154, SLG: 0.154 Tom Brookens, R OBP: 0.294, SLG: 0.258 (6, 5)	0-0 F4		0-0 G3		0-0 F7			0-0 F5		3	0	0	0	0	0	3						
Alan Trammell, R OBP: 0.280, SLG: 0.326 (1, 6)	0-0 FC6-4		0-0 6-3				0-0 5-3		0-0 F9	4	0	0	0	0	0	2						
Lou Whitaker, L OBP: 0.313, SLG: 0.341 (1, 4)			0-0 E5 HR		0-0 F9		0-0 1-3		0-0 BLK 1B	4	1	1	0	0	0	0						
Inning Stats	R: 0 E: 0 K: 2 S: 7	H: 0 LOB: 0 BB: 0 P: 7	R: 0 E: 0 K: 0 S: 5	H: 2 LOB: 2 BB: 0 P: 5	R: 2 E: 1 K: 0 S: 6	H: 2 LOB: 1 BB: 0 P: 6	R: 0 E: 0 K: 0 S: 3	H: 0 LOB: 0 BB: 0 P: 3	R: 0 E: 0 K: 0 S: 3	H: 1 LOB: 1 BB: 1 P: 7	R: 0 E: 0 K: 0 S: 4	H: 2 LOB: 1 BB: 0 P: 4	R: 0 E: 0 K: 0 S: 3	H: 0 LOB: 0 BB: 0 P: 3	R: 1 E: 1 K: 1 S: 7	H: 2 LOB: 1 BB: 0 P: 7	R: 0 E: 0 K: 0 S: 4	H: 1 LOB: 1 BB: 0 P: 4	1B: 9 2B: 1 3B: 0 HR: 1	SF: 0 SAC: 0 DP: 1 HBP: 0	WP: 0 PB: 0 SB: 0 CS: 1	PA: 37
PITCHER Tommy John, L ERA: 3.43 (1, 1)	IP: 9.0 WLS: L BF: 37 H: 10 R: 3 ER: 1 SO: 3 BB: 1 IBB: 0 HBP: 0 BLK: 1 WP: 0 HR: 1 S: 42 P: 46 ERA: 1.00 WHIP: 1.222																					

Detroit Tigers @ New York Yankees
Yankee Stadium, Bronx, NY
Thu Apr 22 1982, 6:05 PM EST
Att: 16,059 - Unknown - 49 F


AB 36
R 3
H 10
RBI 2
BB 1
SO 3
LOB 14



Batter	1	2	3	4	5	6	7	8	9	AB	R	H	RBI	BB	SO	LOB	BOTTOM					
Willie Randolph, R OBP: 0.458, SLG: 0.475 (1, 4)	0-0 6-3		0-3 K		4-0 S BB			0-0 G3		3	0	0	0	1	1	0						
Dave Collins, S OBP: 0.292, SLG: 0.375 (1, 7)	0-0 1B 3B		0-0 CS 1B		0-3 K			0-0 1-3		4	1	2	0	0	1	1						
Jerry Mumphrey, S OBP: 0.353, SLG: 0.319 (1, 8)	0-0 S 1B		0-3 K		0-0 F8			0-0 G6-4-3 1B		4	0	2	1	0	1	1						
Dave Winfield, R OBP: 0.359, SLG: 0.568 (1, 10)	0-0 1-3			0-0 SH1-3 1B		0-3 K		0-0 G6-4-3		4	0	1	0	0	1	2						
Lou Piniella, R OBP: 0.542, SLG: 0.818 (1, 9)	0-0 F7			0-0 SH1-3		0-0 F9		0-0 F5		3	0	0	0	0	0	1						
Graig Nettles, L OBP: 0.306, SLG: 0.303 (1, 5)		0-0 4-3		0-0 F7		0-0 F7		0-0 F7		3	0	0	0	0	0	1						
Dave Revering, L OBP: 0.250, SLG: 0.231 (1, 3)		0-0 3-1		0-0 G3		0-0 F8		0-0 F8		3	0	0	0	0	0	1						
Rick Cerone, R OBP: 0.263, SLG: 0.286 (1, 2)		0-0 1B			0-0 4-3		0-0 F7			3	0	1	0	0	0	0						
Bucky Dent, R OBP: 0.136, SLG: 0.136 Bobby Murcer, L OBP: 0.300, SLG: 0.600 Larry Milbourne, S OBP: 0.125, SLG: 0.125 (8, PH) (9, 6)	0-0 F9				0-0 4-3			0-0 F7		2	0	0	0	0	0	1						
Inning Stats	R: 1 E: 0 K: 0 S: 5	H: 2 LOB: 1 BB: 0 P: 5	R: 0 E: 0 K: 0 S: 4	H: 1 LOB: 1 BB: 0 P: 4	R: 0 E: 0 K: 2 S: 7	H: 1 LOB: 0 BB: 0 P: 7	R: 0 E: 0 K: 0 S: 4	H: 1 LOB: 1 BB: 0 P: 4	R: 0 E: 0 K: 1 S: 5	H: 0 LOB: 1 BB: 1 P: 9	R: 0 E: 0 K: 1 S: 5	H: 0 LOB: 0 BB: 0 P: 5	R: 0 E: 0 K: 0 S: 3	H: 0 LOB: 0 BB: 0 P: 3	R: 0 E: 0 K: 0 S: 3	H: 0 LOB: 0 BB: 0 P: 3	R: 0 E: 0 K: 0 S: 3	H: 1 LOB: 0 BB: 0 P: 3	1B: 5 2B: 0 3B: 1 HR: 0	SF: 0 SAC: 1 DP: 1 HBP: 0	WP: 0 PB: 0 SB: 2 CS: 1	PA: 32
PITCHER Jack Morris, R ERA: 2.18 (1, 1)	IP: 9.0 WLS: W BF: 32 H: 6 R: 1 ER: 1 SO: 4 BB: 1 IBB: 0 HBP: 0 BLK: 0 WP: 0 HR: 0 S: 39 P: 43 ERA: 1.00 WHIP: 0.778																					

Detroit Tigers @ New York Yankees
Yankee Stadium, Bronx, NY
Thu Apr 22 1982, 6:05 PM EST
Att: 16,059 - Unknown - 49 F

AB 30
R 1
H 6
RBI 1
BB 1
SO 4
LOB 8



Batter	1	2	3	4	5	6	7	8	9	AB R H RBI BB SO LOB	TOP											
Chet Lemon, R (1, 9) OBP: 0.383, SLG: 0.400	4-0 BB		F9		F8		G1-4-3		FC5 1B	4 0 1 1 1 0 1	<p>Detroit Tigers @ New York Yankees Yankee Stadium, Bronx, NY</p> <p>Sat Apr 24 1982, 3:33 AM EST Att: 25,585 - Unknown - 72 F</p> <p>livebaseballscores.com</p>											
Enos Cabell, R (1, 5) OBP: 0.412, SLG: 0.621	7-4		F9			5-3		4-3	FC5	5 0 0 0 0 0 2												
Kirk Gibson, L (1, 8) Glenn Wilson, R (7, 8) OBP: 0.279, SLG: 0.400 OBP: 0.500, SLG: 0.679	BLK 1B			HR		HR BB		L3		2 2 2 1 1 0 0 1 0 0 0 0 0 0												
Richie Hebner, L (1, 3) OBP: 0.250, SLG: 0.250	F8			F2		E7 HR 1B			1B	4 1 2 0 0 0 1												
Larry Herndon, R (1, 7) OBP: 0.354, SLG: 0.431		K							K	4 1 2 3 0 2 1												
Jerry Turner, L (1, 10) OBP: 0.316, SLG: 0.474		HR		F8		HR			SH3 2B	4 2 2 1 0 0 1												
Lou Whitaker, L (1, 4) Tom Brookens, R (8, 4) OBP: 0.291, SLG: 0.340 OBP: 0.286, SLG: 0.250	F9			F7		4-3			SH3	3 0 0 0 0 0 1 0 0 0 0 0 0 0												
John Wockenfuss, R (1, 2) OBP: 0.389, SLG: 0.295	F3				F8		G1-4-3 BB		1B 2B	3 1 1 1 1 0 0												
Alan Trammell, R (1, 6) OBP: 0.288, SLG: 0.333			L4		6-3		F8		F4	4 0 0 0 0 0 2												
Inning Stats	R: 0 E: 0 K: 0 S: 3	H: 1 LOB: 1 BB: 1 P: 7	R: 1 E: 0 K: 1 S: 6	H: 1 LOB: 0 BB: 0 P: 6	R: 0 E: 0 K: 0 S: 3	H: 0 LOB: 0 BB: 0 P: 3	R: 1 E: 0 K: 0 S: 5	H: 2 LOB: 1 BB: 0 P: 5	R: 0 E: 0 K: 0 S: 3	H: 0 LOB: 0 BB: 0 P: 3	R: 3 E: 1 K: 0 S: 5	H: 2 LOB: 0 BB: 1 P: 9	R: 0 E: 0 K: 0 S: 2	H: 0 LOB: 0 BB: 1 P: 6	R: 0 E: 0 K: 1 S: 6	H: 1 LOB: 1 BB: 0 P: 6	R: 2 E: 0 K: 0 S: 6	H: 3 LOB: 1 BB: 0 P: 6	1B: 5 2B: 3 3B: 0 HR: 3	SF: 0 SAC: 1 DP: 2 HBP: 0	WP: 0 PB: 0 SB: 0 CS: 0	PA: 38
PITCHER	IP WLS BF H R ER SO BB IBB HBP BLK WP HR S P ERA WHIP											PITCHER	IP WLS BF H R ER SO BB IBB HBP BLK WP HR S P ERA WHIP									
Doyle Alexander, R (1, 1) ERA: 7.5	6.0 L 25 6 5 5 1 2 0 0 0 1 0 3 25 33 7.50 1.333																					
Shane Rawley, L (7, 1) ERA: 2.15	2.0 7 1 0 0 1 1 0 0 0 0 0 8 12 0.00 1.000																					
George Frazier, R (9, 1) ERA: 3.18	1.0 6 3 2 2 0 0 0 0 0 0 0 6 6 18.00 3.000																					

Batter	1	2	3	4	5	6	7	8	9	AB R H RBI BB SO LOB	BOTTOM											
Willie Randolph, R (1, 4) OBP: 0.456, SLG: 0.510	BLK 1B		L6		F9		1B 3B		4-3	5 1 2 0 0 0 1	<p>Detroit Tigers @ New York Yankees Yankee Stadium, Bronx, NY</p> <p>Sat Apr 24 1982, 3:33 AM EST Att: 25,585 - Unknown - 72 F</p> <p>livebaseballscores.com</p>											
Jerry Mumphrey, S (1, 8) OBP: 0.350, SLG: 0.309	F8		6-3		4-3		FC4-6 1B		F9	5 0 1 1 0 0 1												
Ken Griffey, L (1, 9) OBP: 0.289, SLG: 0.306	F9						FC4-6 FC6-4 1B			4 0 2 0 0 0 2												
Bobby Murcer, L (1, 10) Lou Piniella, R (7, PH) OBP: 0.294, SLG: 0.438 OBP: 0.520, SLG: 0.783	F9		F9		G3		FC6-4			3 0 0 0 0 0 3 1 0 0 0 0 0 1												
Dave Winfield, R (1, 7) OBP: 0.340, SLG: 0.511		1B 1B			6-3 1B		6-3		K	4 0 2 0 0 1 0												
Graig Nettles, L (1, 5) OBP: 0.318, SLG: 0.325		F7			F8				K	4 0 1 0 0 1 2												
Dave Revering, L (1, 3) Butch Hobson, R (8, PH) OBP: 0.200, SLG: 0.188 OBP: 1.000, SLG: 2.000	F9				6-3		F8			3 0 0 0 0 0 3 1 0 1 0 0 0 0												
Barry Foote, R (1, 2) OBP: 0.182, SLG: 0.273					F9		6-3		4-3	4 0 1 0 0 0 3												
Larry Milbourne, S (1, 6) OBP: 0.167, SLG: 0.250	1-3					F9 WP 2B		3-1		4 1 1 0 0 0 2												
Inning Stats	R: 0 E: 0 K: 0 S: 4	H: 1 LOB: 1 BB: 0 P: 4	R: 0 E: 0 K: 0 S: 5	H: 2 LOB: 2 BB: 0 P: 5	R: 0 E: 0 K: 0 S: 4	H: 1 LOB: 1 BB: 0 P: 4	R: 0 E: 0 K: 0 S: 4	H: 1 LOB: 1 BB: 0 P: 4	R: 1 E: 0 K: 0 S: 5	H: 2 LOB: 1 BB: 0 P: 5	R: 0 E: 0 K: 0 S: 4	H: 1 LOB: 1 BB: 0 P: 4	R: 1 E: 0 K: 2 S: 8	H: 2 LOB: 1 BB: 0 P: 5	R: 0 E: 0 K: 2 S: 8	H: 1 LOB: 1 BB: 0 P: 8	R: 0 E: 0 K: 0 S: 3	H: 0 LOB: 0 BB: 0 P: 3	1B: 6 2B: 4 3B: 1 HR: 0	SF: 0 SAC: 0 DP: 0 HBP: 0	WP: 1 PB: 0 SB: 0 CS: 0	PA: 38
PITCHER	IP WLS BF H R ER SO BB IBB HBP BLK WP HR S P ERA WHIP											PITCHER	IP WLS BF H R ER SO BB IBB HBP BLK WP HR S P ERA WHIP									
Larry Pashnick, R (1, 1) ERA: 2.6	6.1 W 29 10 2 2 0 1 0 0 0 1 0 0 29 29 2.84 1.579																					
Kevin Saucier, L (7, 1) ERA: 0.79	2.2 S 9 1 0 0 2 0 0 0 0 0 0 13 13 0.00 0.375																					

Batter	1	2	3	4	5	6	7	8	9	AB	R	H	RBI	BB	SO	LOB	TOP			
Chet Lemon R (1, 9) OBP: 0.392, SLG: 0.395	0-0 1B		0-0 5-3			4-0 SH5-4 E SF9 BB		0-3 K		3	1	1	0	1	1	0	Detroit Tigers @ New York Yankees Yankee Stadium, Bronx, NY Sun Apr 25 1982, 3:33 AM EDT Att: 37,348 - Unknown - 78 F			
Enos Cabell R (1, 3) OBP: 0.389, SLG: 0.586	0-3 K		0-0 F8			0-0 E6 SF9 SH5-4		0-0 6-3		4	0	0	0	0	1	2				
Kirk Gibson L (1, 10) OBP: 0.266, SLG: 0.379	0-0 F9		0-0 F6			0-0 SH5-4		0-3 K		3	0	0	0	0	1	1				
Larry Hemdon R (1, 7) OBP: 0.348, SLG: 0.410	0-0 F8			0-0 1-4-3		4-0 S IBB		0-3 K		3	0	0	0	1	1	1				
John Wockenfuss R (1, 2) OBP: 0.362, SLG: 0.277		0-0 1-3		0-0 5-3		0-0 SF9		0-0 F4		3	0	0	1	0	0	0				
Glenn Wilson R (1, 8) OBP: 0.472, SLG: 0.625		0-0 2B 1B		0-0 6-3		2-3 3-H 0-3 K		0-0 F3		4	0	1	0	0	1	2				
Tom Brookens R (1, 4) OBP: 0.263, SLG: 0.229		0-0 F8			0-0 4-3			0-0 6-3		3	0	0	0	0	0	1				
Alan Trammell R (1, 6) OBP: 0.290, SLG: 0.351		0-0 1-3 2B		0-0 F8		0-0 F8		0-0 F8		3	0	1	0	0	0	0				
Howard Johnson S (1, 5) OBP: 0.190, SLG: 0.150	0-3 K		0-3 K		0-3 K		0-0 F3		0-0 F3	3	0	0	0	0	2	2				
Inning Stats	R: 0 E: 0 K: 1 S: 6	H: 1 LOB: 1 BB: 0 P: 6	R: 0 E: 0 K: 1 S: 7	H: 2 LOB: 2 BB: 0 P: 7	R: 0 E: 0 K: 0 S: 3	H: 0 LOB: 0 BB: 0 P: 3	R: 0 E: 0 K: 0 S: 3	H: 0 LOB: 0 BB: 0 P: 3	R: 0 E: 0 K: 1 S: 5	H: 0 LOB: 2 BB: 2 P: 14	R: 0 E: 0 K: 0 S: 3	H: 0 LOB: 0 BB: 0 P: 3	R: 0 E: 0 K: 2 S: 7	H: 0 LOB: 0 BB: 0 P: 7	R: 0 E: 0 K: 1 S: 5	H: 0 LOB: 0 BB: 0 P: 5	1B: 2 2B: 1 3B: 0 HR: 0	SF: 1 SAC: 1 DP: 0 HBP: 0	WP: 0 PB: 0 SB: 1 CS: 0	PA: 33
PITCHER	IP WLS BF H R ER SO BB IBB HBP BLK WP HR S P ERA WHIP																			
Rudy May L (1, 1) ERA: 3.12	5.0	18	3	0	0	3	0	0	0	0	0	0	0	24	24	0.00	0.600			
Shane Rawley L (6, 1) ERA: 1.59	3.0	W 12	0	1	0	3	1	1	0	0	0	0	0	16	24	0.00	0.333			
Rich Gossage R (9, 1) ERA: 1.35	1.0	S 3	0	0	0	1	0	0	0	0	0	0	0	5	5	0.00	0.000			

Batter	1	2	3	4	5	6	7	8	9	AB	R	H	RBI	BB	SO	LOB	BOTTOM			
Willie Randolph R (1, 4) OBP: 0.452, SLG: 0.556	0-0 F9		0-0 BB S 4-3 1B		0-0 1-3		0-0 HR	0-0 F8		5	2	2	1	0	0	2	Detroit Tigers @ New York Yankees Yankee Stadium, Bronx, NY Sun Apr 25 1982, 3:33 AM EDT Att: 37,348 - Unknown - 78 F			
Jerry Mumphrey S (1, 8) OBP: 0.344, SLG: 0.322	0-0 F9		0-3 K		0-0 L5		0-0 G3 2B		4	0	1	0	0	1	1					
Ken Griffey L (1, 9) OBP: 0.333, SLG: 0.333	0-0 1B		4-0 4-3 BB BB		0-0 BB 1B		0-0 G3 2B		3	0	2	0	1	0	1					
Oscar Gamble L (1, 10) OBP: 0.294, SLG: 0.214	0-0 F8		4-0 1-2 2-3 BB		4-0 FC6-4 BB		0-0 3-1		2	0	0	0	2	0	2					
Dave Winfield R (1, 7) OBP: 0.333, SLG: 0.490		0-3 K	0-0 4-3		0-0 FC6-4		0-0 SH3-4 1B 1B		4	1	1	1	0	1	4					
Graig Nettles L (1, 5) OBP: 0.304, SLG: 0.310		0-0 4-3	0-0 F9		0-0 FC6-4		0-0 F9		2	0	0	0	0	0	2					
Bucky Dent R (6, 6) OBP: 0.154, SLG: 0.154		0-0 4-3					0-0 SH3-4		1	0	0	0	0	0	0					
Dave Revering L (1, 3) OBP: 0.231, SLG: 0.229		0-0 1B 2B			0-0 F2		0-0 F7		3	0	1	0	1	0	0					
Rick Cerone R (1, 2) OBP: 0.304, SLG: 0.310		0-0 1B			0-0 1-3		0-3 K		4	0	2	1	0	1	0					
Larry Milbourne S (1, 6) OBP: 0.125, SLG: 0.188		0-0 4-3			0-0 F9		0-3 K	0-3 K	4	0	0	0	0	2	4					
Inning Stats	R: 0 E: 0 K: 0 S: 4	H: 1 LOB: 1 BB: 0 P: 4	R: 0 E: 0 K: 1 S: 7	H: 2 LOB: 2 BB: 0 P: 7	R: 1 E: 0 K: 1 S: 6	H: 1 LOB: 2 BB: 2 P: 14	R: 0 E: 0 K: 0 S: 3	H: 0 LOB: 0 BB: 0 P: 3	R: 0 E: 0 K: 0 S: 4	H: 1 LOB: 2 BB: 1 P: 8	R: 0 E: 0 K: 1 S: 5	H: 0 LOB: 0 BB: 0 P: 5	R: 1 E: 0 K: 1 S: 7	H: 2 LOB: 1 BB: 0 P: 7	R: 1 E: 0 K: 1 S: 7	H: 2 LOB: 2 BB: 1 P: 11	1B: 6 2B: 2 3B: 0 HR: 1	SF: 0 SAC: 1 DP: 0 HBP: 0	WP: 0 PB: 0 SB: 1 CS: 0	PA: 37
PITCHER	IP WLS BF H R ER SO BB IBB HBP BLK WP HR S P ERA WHIP																			
Milt Wilcox R (1, 1) ERA: 3.66	7.1	L 35	9	3	3	4	3	1	0	0	0	0	0	39	55	3.68	1.636			
Kevin Saucier L (8, 1) ERA: 0.77	0.1	1	0	0	0	1	0	0	0	0	0	0	0	3	3	0.00	0.000			
Elias Sosa R (8, 1) ERA: 3.0	0.1	1	0	0	0	0	0	0	0	0	0	0	0	1	1	0.00	0.000			

Batter	1	2	3	4	5	6	7	8	9	AB	R	H	RBI	BB	SO	LOB	TOP		
Brian Downing, R OBP: 0.350, SLG: 0.635 (1, 7)										3	0	0	0	0	1	2	California Angels @ New York Yankees Yankee Stadium, Bronx, NY Tue Apr 27 1982, 7:05 PM EDT Att: 35,458 - Unknown - 64 F livebaseballscores.com AB 23 R 3 H 4 RBI 3 BB 2 SO 3 LOB 4 		
Tim Foli, R OBP: 0.210, SLG: 0.213 (1, 6)										3	0	0	0	0	0	0			
Doug DeCinces, R OBP: 0.342, SLG: 0.485 (1, 5)										2	0	0	0	1	1	0			
Bobby Grich, R OBP: 0.434, SLG: 0.605 (1, 4)										3	1	1	1	0	0	1			
Don Baylor, R OBP: 0.316, SLG: 0.411 (1, 10)										3	0	0	0	0	0	1			
Reggie Jackson, L OBP: 0.297, SLG: 0.255 Juan Beniquez, R OBP: 0.333, SLG: 0.261 (1, 9) (7, 9)										3	2	2	1	0	0	0			
Bobby Clark, R OBP: 0.235, SLG: 0.235 (1, 8)										2	0	0	0	0	1	0			
Ron Jackson, R (1, 3)										2	0	0	0	1	0	0			
Bob Boone, R OBP: 0.348, SLG: 0.350 (1, 2)										2	0	1	1	0	0	0			
Inning Stats	R: 0 E: 0 K: 2 S: 7	H: 0 LOB: 0 BB: 0 P: 7	R: 0 E: 0 K: 0 S: 3	H: 0 LOB: 0 BB: 0 P: 3	R: 0 E: 0 K: 1 S: 6	H: 1 LOB: 1 BB: 0 P: 6	R: 1 E: 0 K: 0 S: 4	H: 1 LOB: 0 BB: 0 P: 4	R: 0 E: 0 K: 0 S: 3	H: 0 LOB: 1 BB: 1 P: 7	R: 1 E: 0 K: 0 S: 4	H: 1 LOB: 0 BB: 0 P: 4						1B: 2 2B: 0 3B: 0 HR: 2	SF: 0 SAC: 2 DP: 0 HBP: 0
PITCHER Ron Guidry, L ERA: 2.79 (1, 1)	IP: 7.0 WLS: L BF: 27 H: 4 R: 3 ER: 3 SO: 3	BB: 2 IBB: 0 HBP: 0 BLK: 0	WP: 1 HR: 2 S: 31 P: 39	ERA: 3.86 WHIP: 0.857	PITCHER				IP: 7.0 WLS: L BF: 27 H: 4 R: 3 ER: 3 SO: 3	BB: 2 IBB: 0 HBP: 0 BLK: 0	WP: 1 HR: 2 S: 31 P: 39	ERA: 3.86 WHIP: 0.857					1B: 2 2B: 0 3B: 0 HR: 2	SF: 0 SAC: 2 DP: 0 HBP: 0	WP: 1 PA: 27 SB: 0 CS: 0

Batter	1	2	3	4	5	6	7	8	9	AB	R	H	RBI	BB	SO	LOB	BOTTOM				
Willie Randolph, R OBP: 0.424, SLG: 0.517 (1, 4)										4	0	0	0	0	0	3	California Angels @ New York Yankees Yankee Stadium, Bronx, NY Tue Apr 27 1982, 7:05 PM EDT Att: 35,458 - Unknown - 64 F livebaseballscores.com AB 25 R 1 H 4 RBI 1 BB 2 SO 4 LOB 9 				
Jerry Mumphrey, S OBP: 0.343, SLG: 0.323 (1, 8)										3	0	1	0	0	2	1					
Ken Griffey, L OBP: 0.311, SLG: 0.310 (1, 9)										3	0	0	0	0	1	1					
Dave Winfield, R OBP: 0.333, SLG: 0.471 (1, 7)										2	1	0	0	1	0	1					
Lou Piniella, R OBP: 0.464, SLG: 0.720 (1, 10)										2	0	0	1	0	0	0					
Roy Smalley, S OBP: 0.326, SLG: 0.325 (1, 5)										3	0	0	0	0	1	1					
Rick Cerone, R OBP: 0.327, SLG: 0.333 (1, 2)										3	0	2	0	0	0	0					
Dave Collins, S OBP: 0.258, SLG: 0.300 (1, 3)										3	0	0	0	0	0	2					
Bucky Dent, R OBP: 0.207, SLG: 0.179 (1, 6)										2	0	1	0	1	0	0					
Inning Stats	R: 0 E: 0 K: 1 S: 6	H: 1 LOB: 1 BB: 0 P: 6	R: 0 E: 0 K: 1 S: 6	H: 1 LOB: 1 BB: 0 P: 6	R: 0 E: 0 K: 1 S: 5	H: 0 LOB: 0 BB: 0 P: 5	R: 1 E: 1 K: 0 S: 3	H: 0 LOB: 1 BB: 1 P: 7	R: 0 E: 0 K: 1 S: 6	H: 1 LOB: 1 BB: 1 P: 10	R: 0 E: 1 K: 0 S: 4	H: 0 LOB: 1 BB: 0 P: 4	R: 0 E: 0 K: 0 S: 4	H: 1 LOB: 1 BB: 0 P: 4					1B: 4 2B: 0 3B: 0 HR: 0	SF: 1 SAC: 0 DP: 0 HBP: 0	WP: 0 PA: 28 SB: 0 CS: 1
PITCHER Angel Moreno, L ERA: 2.03 (1, 1)	IP: 7.0 WLS: W BF: 28 H: 4 R: 1 ER: 0 SO: 4	BB: 2 IBB: 0 HBP: 0 BLK: 0	WP: 0 HR: 0 S: 34 P: 42	ERA: 0.00 WHIP: 0.857	PITCHER				IP: 7.0 WLS: W BF: 28 H: 4 R: 1 ER: 0 SO: 4	BB: 2 IBB: 0 HBP: 0 BLK: 0	WP: 0 HR: 0 S: 34 P: 42	ERA: 0.00 WHIP: 0.857					1B: 4 2B: 0 3B: 0 HR: 0	SF: 1 SAC: 0 DP: 0 HBP: 0	WP: 0 PA: 28 SB: 0 CS: 1		

Batter	1	2	3	4	5	6	7	8	9	AB	R	H	RBI	BB	SO	LOB	TOP			
Brian Downing, R OBP: 0.345, SLG: 0.615 (1, 7)	0-0 4-3		0-0 G3			0-0 F8		0-0 FC3-6 1B		4	0	1	0	0	0	0	California Angels @ New York Yankees Yankee Stadium, Bronx, NY Wed Apr 28 1982, 7:05 PM EDT Att: 25,498 - Unknown - 57 F livebaseballscorecards.com			
Rod Carew, L OBP: 0.476, SLG: 0.397 (1, 3)	0-3 K			0-0 F7		0-0 1B		0-0 FC3-6 1-2		4	0	1	0	0	1	1				
Doug DeCinces, R OBP: 0.349, SLG: 0.478 (1, 5)	4-0 BB			0-3 K		0-0 1B			0-0 6-3	3	0	1	0	1	1	0				
Bobby Grich, R OBP: 0.421, SLG: 0.574 (1, 4)	0-3 K			0-0 F8		0-0 5-3			0-0 1B 1B	4	0	1	0	0	1	3				
Don Baylor, R OBP: 0.313, SLG: 0.403 (1, 10)		0-0 1-3				0-0 F9		0-3 K	0-0 1B G4-6-3	4	0	1	0	0	1	0				
Reggie Jackson, L OBP: 0.279, SLG: 0.237 (1, 9)	0-0 4-3			0-0 F8		0-0 4-3		0-0 G4-6-3 1-2	0-0 1B	4	0	0	0	0	2	2				
Fred Lynn, L OBP: 0.427, SLG: 0.448 (1, 8)	0-0 L6					0-0 2B		0-0 6-3		3	0	1	0	0	0	0				
Tim Foli, R OBP: 0.200, SLG: 0.203 (1, 6)			0-0 F9		0-0 4-3			0-0 F8		3	0	0	0	0	0	1				
Bob Boone, R OBP: 0.343, SLG: 0.344 (1, 2)			0-3 K			0-0 5-3		0-0 4-3		1	0	0	0	0	1	0				
Joe Ferguson, R OBP: 0.200, SLG: 0.200 (5, 2)										2	0	0	0	0	0	0				
Inning Stats	R: 0 E: 0 K: 2 S: 7	H: 0 LOB: 1 BB: 1 P: 11	R: 0 E: 0 K: 0 S: 3	H: 0 LOB: 0 BB: 0 P: 3	R: 0 E: 0 K: 1 S: 5	H: 0 LOB: 0 BB: 0 P: 5	R: 0 E: 0 K: 1 S: 5	H: 1 LOB: 1 BB: 0 P: 4	R: 0 E: 0 K: 0 S: 5	H: 2 LOB: 2 BB: 0 P: 5	R: 0 E: 0 K: 1 S: 5	H: 0 LOB: 0 BB: 0 P: 5	R: 0 E: 0 K: 0 S: 4	H: 1 LOB: 1 BB: 0 P: 4	R: 0 E: 0 K: 0 S: 4	H: 2 LOB: 1 BB: 0 P: 4	1B: 5 2B: 1 3B: 0 HR: 0	SF: 0 SAC: 0 DP: 1 HBP: 0	WP: 0 PB: 0 SB: 0 CS: 0	PA: 33
PITCHER Tommy John, L ERA: 2.4 (1, 1)	IP: 9.0 WLS: W BF: 33 H: 6 R: 0 ER: 0 SO: 5 BB: 1 IBB: 0 HBP: 0 BLK: 0 WP: 0 HR: 0 S: 42 P: 46 ERA: 0.00 WHIP: 0.778															PITCHER				

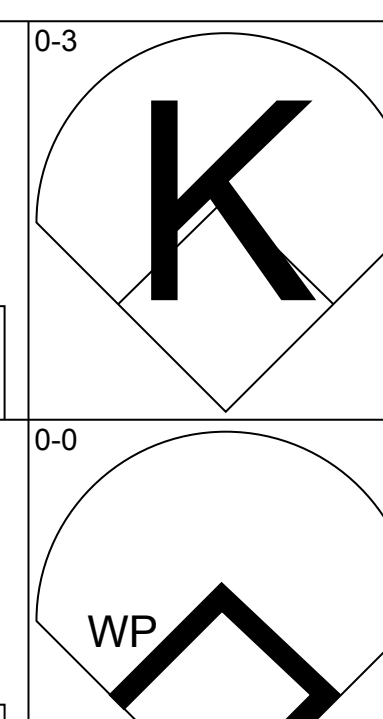
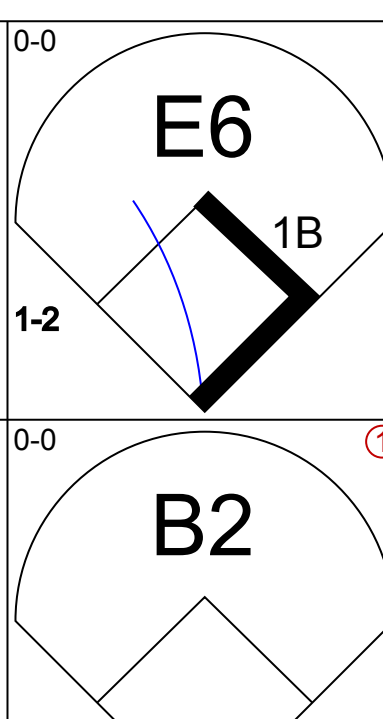
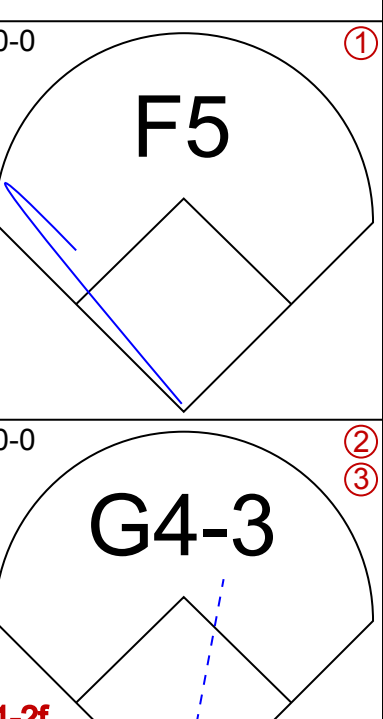
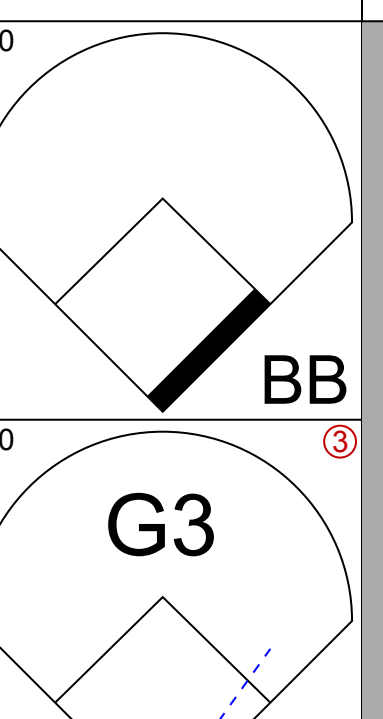
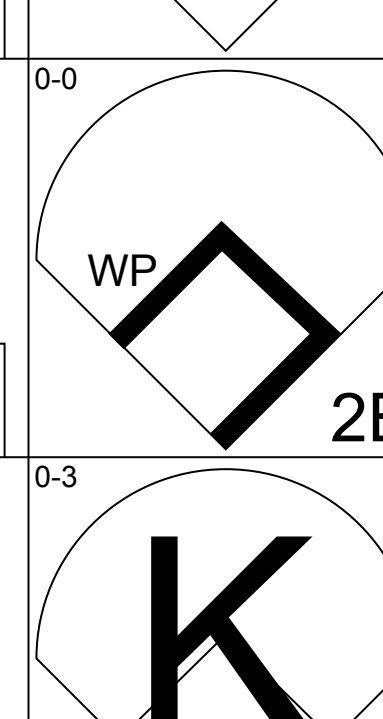
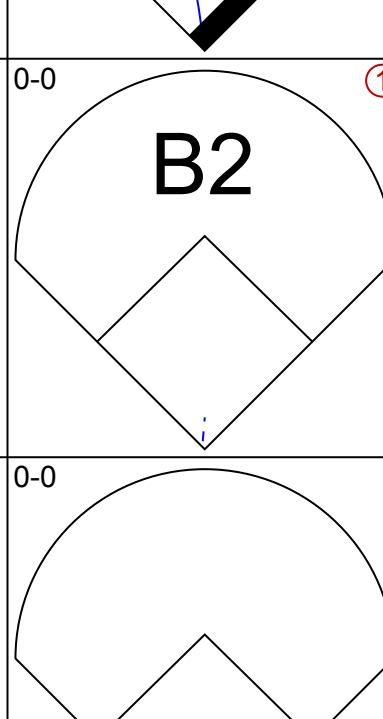
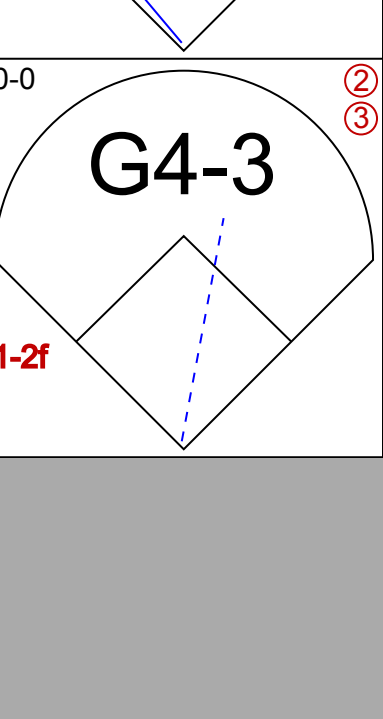
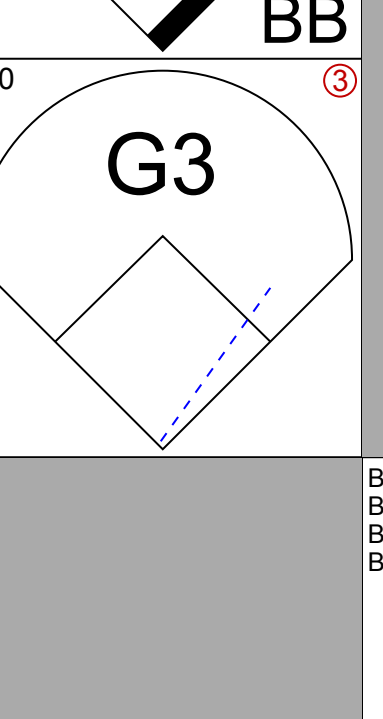
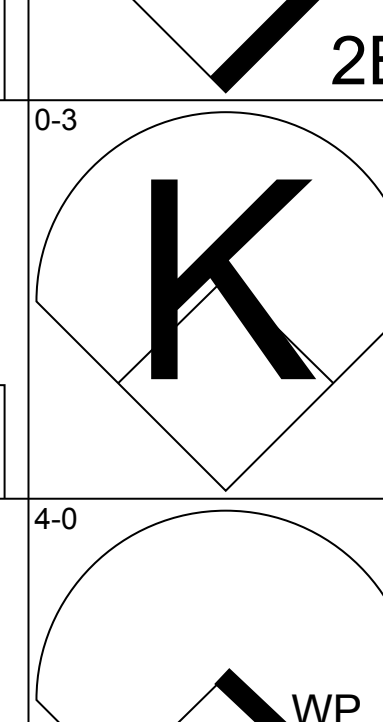
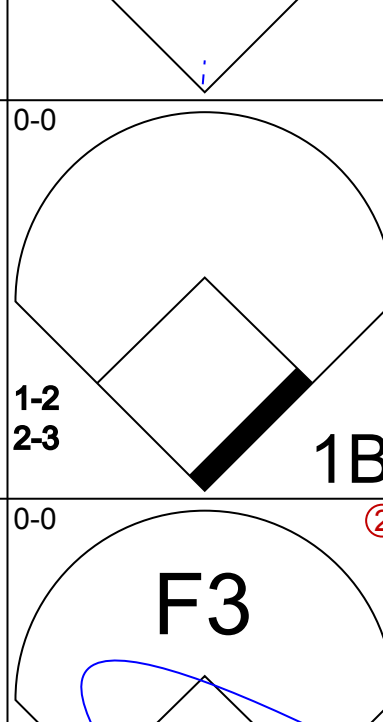


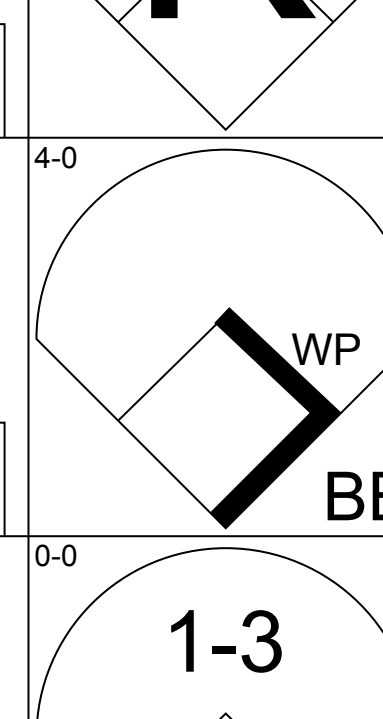
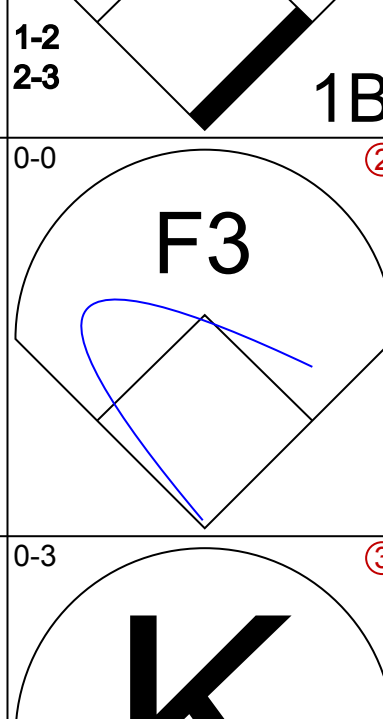


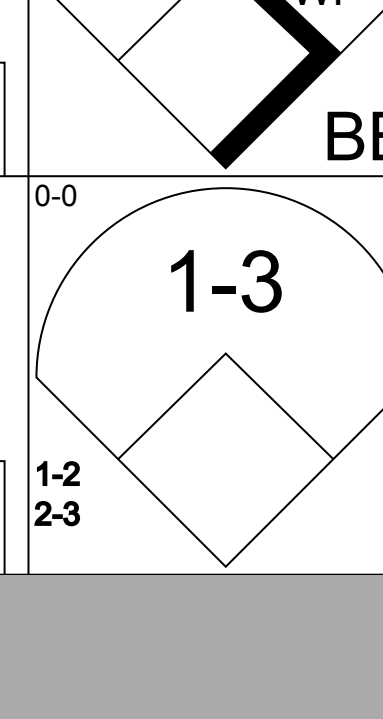
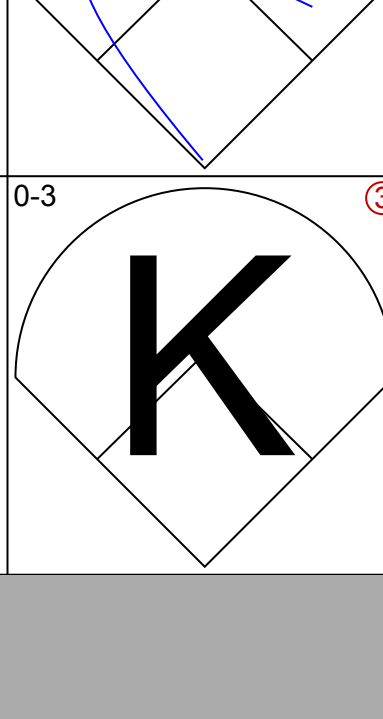


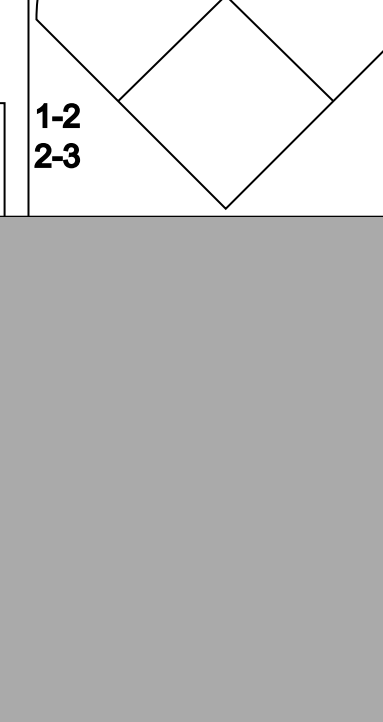
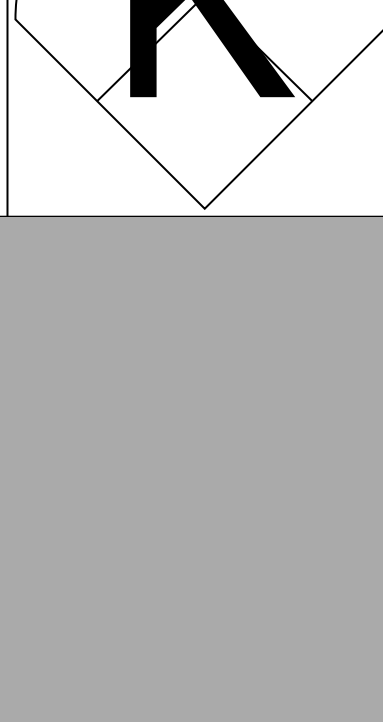

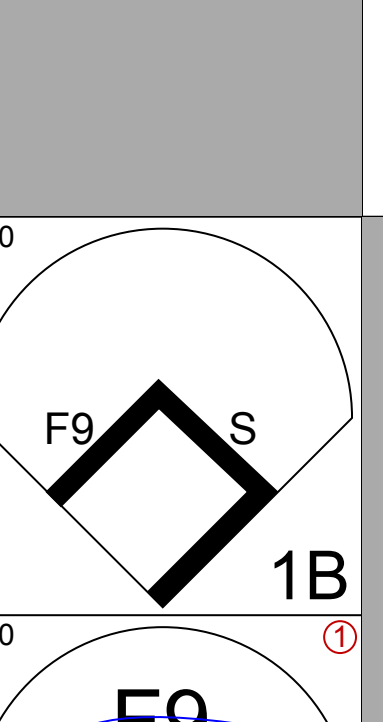
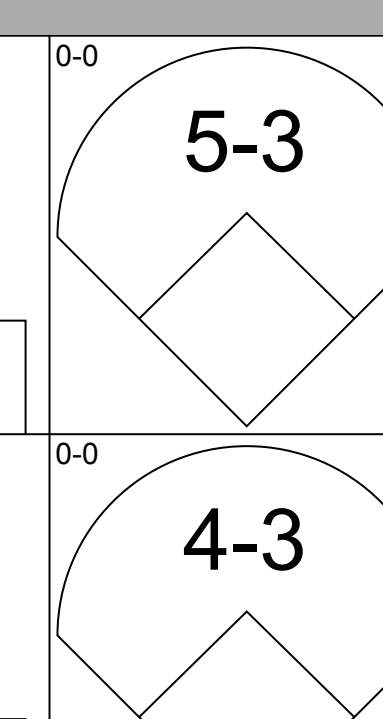
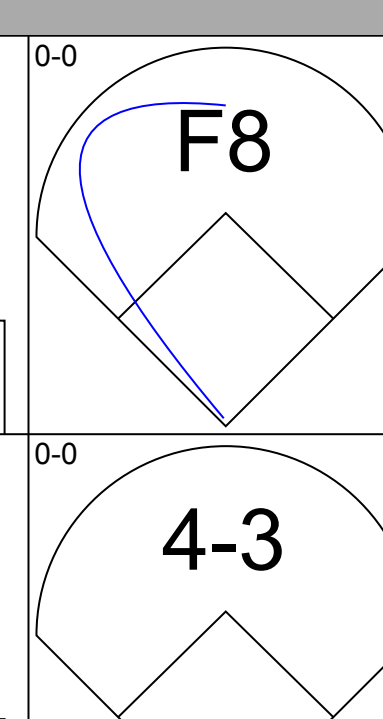


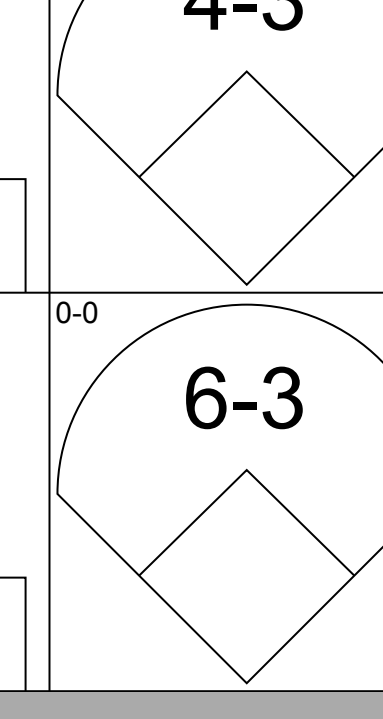
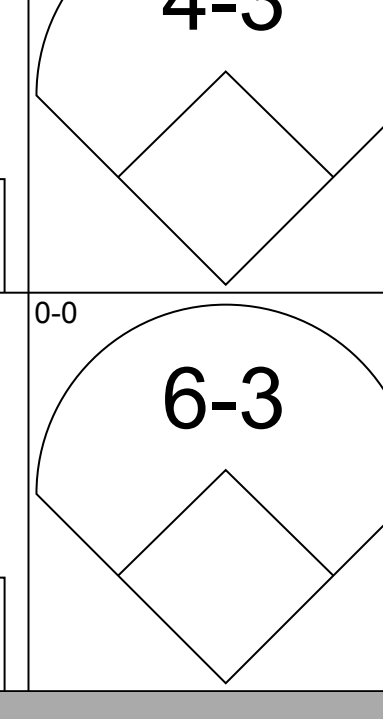


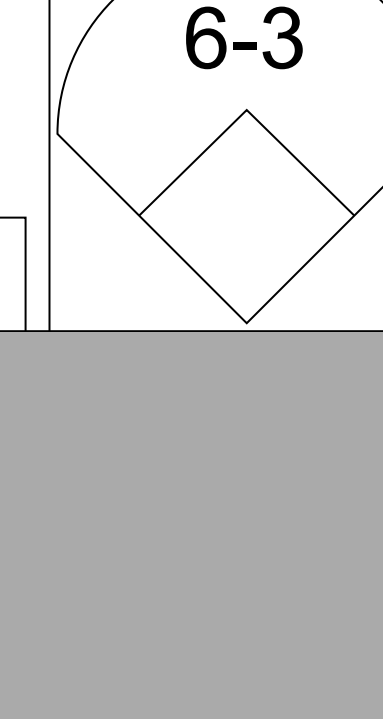
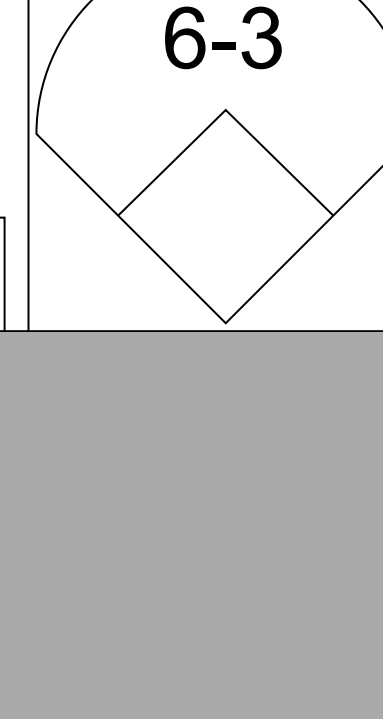


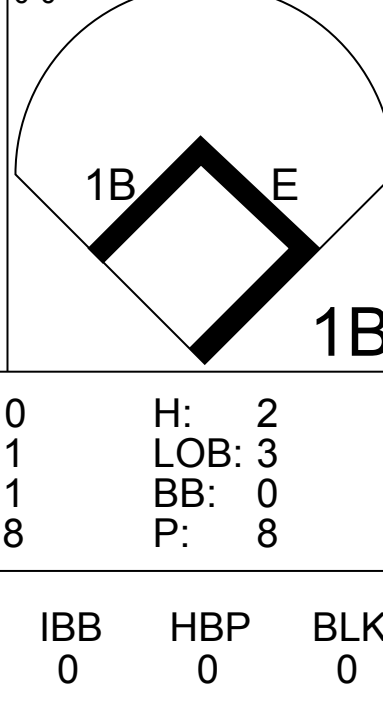
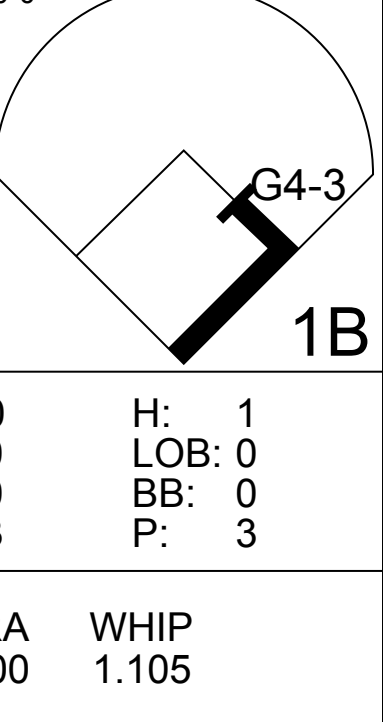
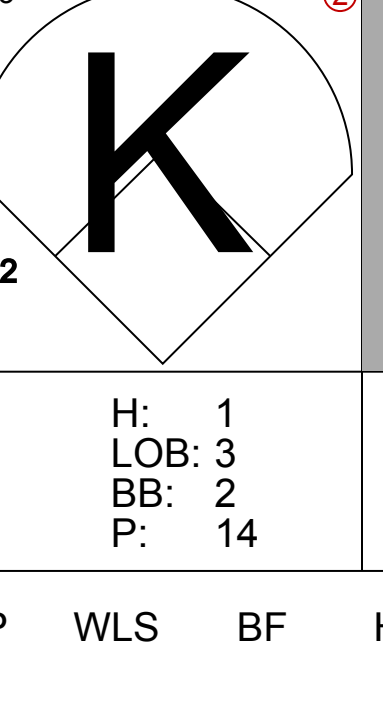
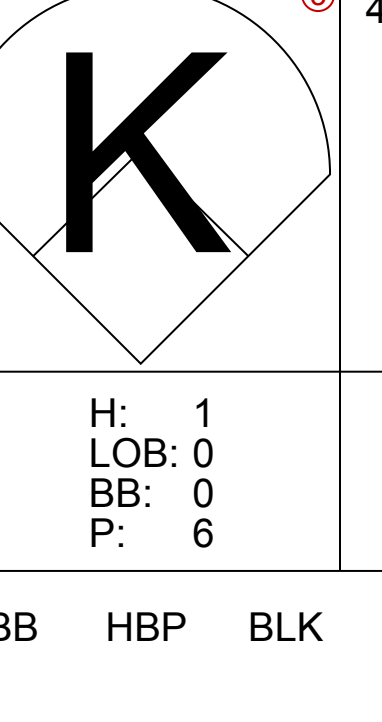
Batter	1	2	3	4	5	6	7	8	9	AB	R	H	RBI	BB	SO	LOB	BOTTOM			
Willie Randolph, R OBP: 0.451, SLG: 0.541 (1, 4)	4-0 1B 1B BB		1-0 E 2B HBP	0-0 2B		0-0 5-3		0-0 1-2 2-H 1B		3	2	2	1	1	0	0	California Angels @ New York Yankees Yankee Stadium, Bronx, NY Wed Apr 28 1982, 7:05 PM EDT Att: 25,498 - Unknown - 57 F livebaseballscorecards.com			
Jerry Mumphrey, S OBP: 0.333, SLG: 0.313 (1, 8)	0-0 1B 1-2 4-3 1B		0-0 F7	0-0 6-3		0-3 K		0-3 K		5	1	1	0	0	2	4				
Ken Griffey, L OBP: 0.327, SLG: 0.348 (1, 9)	0-0 4-3 1-3 2-H 1B		0-0 2B	0-0 6-3		0-0 F8		0-0 F8		4	1	2	2	0	0	1				
Oscar Gamble, L OBP: 0.333, SLG: 0.294 (1, 10)	0-0 F8		0-0 2B		0-3 K		4-0 G6-4-3 BB		0-0 2B	3	1	1	1	1	1	2				
Dave Winfield, R OBP: 0.328, SLG: 0.473 (1, 7)	0-0 4-3		0-0 5-3 2B		0-3 K		0-0 G6-4-3 1-2		0-0 2B	4	0	1	2	0	1	2				
Roy Smalley, S OBP: 0.360, SLG: 0.333 (1, 5)	0-0 F7		4-0 5-3 IBB		0-0 BB		4-0 E FC5-2 BB		0-0 1B	2	0	1	0	2	0	1				
Dave Revering, L OBP: 0.225, SLG: 0.222 (1, 3)		0-0 4-3	0-0 5-3		4-0 BB		0-0 E9		0-0 S 1B	1	0	0	0	0	0	0				
Butch Hobson, R OBP: 0.500, SLG: 1.000 (3, PH)										1	0	0	0	0	0	2				
Dave Collins, S OBP: 0.303, SLG: 0.323 (5, PH)			1-2 2-3		1-2 BB		1-3 1B		0-0 1B	1	1	1	0	1	0	0				
Rick Cerone, R OBP: 0.302, SLG: 0.306 (1, 2)		0-0 4-3	0-0 5-3		0-0 F7		0-0 F8		0-0 1B	4	0	0	0	0	0	6				
Bucky Dent, R OBP: 0.182, SLG: 0.156 (1, 6)		0-0 4-3		0-0 5-3		0-0 F8		0-0 FC5-2 1B		4	0	0	0	0	0	2				
Inning Stats	R: 2 E: 0 K: 0 S: 5	H: 2 LOB: 1 BB: 1 P: 9	R: 0 E: 0 K: 0 S: 3	H: 0 LOB: 0 BB: 0 P: 3	R: 3 E: 1 K: 0 S: 6	H: 3 LOB: 2 BB: 1 P: 11	R: 0 E: 0 K: 0 S: 4	H: 1 LOB: 1 BB: 0 P: 4	R: 0 E: 0 K: 2 S: 8	H: 1 LOB: 2 BB: 1 P: 12	R: 0 E: 0 K: 1 S: 5	H: 0 LOB: 0 BB: 0 P: 5	R: 0 E: 0 K: 0 S: 2	H: 0 LOB: 0 BB: 1 P: 6	R: 1 E: 1 K: 1 S: 7	H: 2 LOB: 2 BB: 1 P: 11	1B: 5 2B: 4 3B: 0 HR: 0	SF: 0 SAC: 0 DP: 1 HBP: 1	WP: 0 PB: 0 SB: 1 CS: 0	PA: 38
PITCHER Ken Forsch, R ERA: 3.44 (1, 1)	IP: 2.1 WLS: L BF: 15 H: 5 R: 5 ER: 5 SO: 0 BB: 1 IBB: 1 HBP: 0 BLK: 0 WP: 0 HR: 0 S: 12 P: 21 ERA: 19.29 WHIP: 2.571															PITCHER				
Andy Hassler, L ERA (3, 1)	2.0	7	1	0	0	1	0	0	0	0	0	9	9	0.00	0.500					
Stan Bahnsen, R ERA: 3.0 (5, 1)	1.2	7	1	0	0	2	1	0	0	0	0	10	14	0.00	1.200					
Luis Sanchez, R ERA: 1.69 (7, 1)	1.0	3	0	0	0	0	1	0	0	0	0	2	6	0.00	1.000					
Bruce Kison, R ERA: 2.6 (8, 1)	1.0	6	2	1	1	1	1	0	0	0	0	7	11	9.00	3.000					

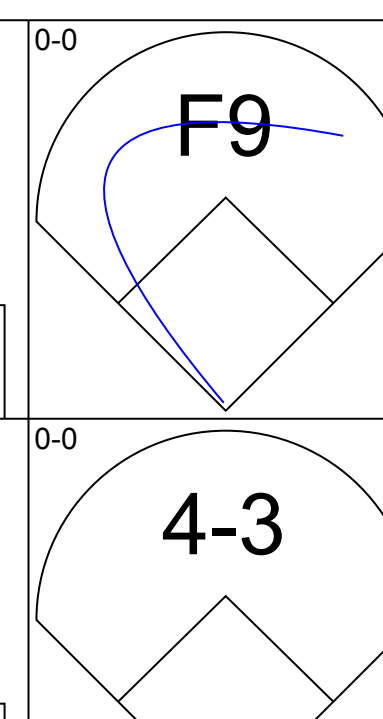
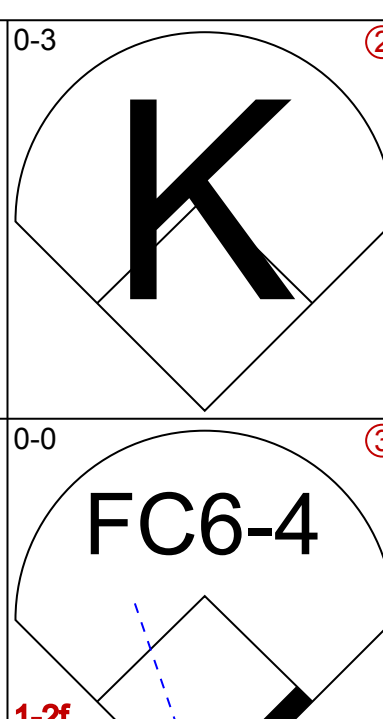
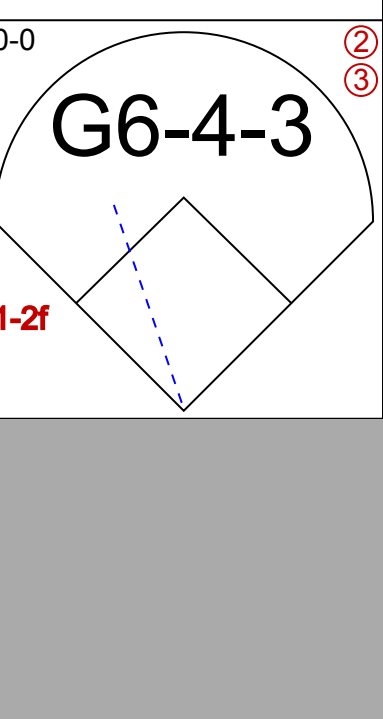

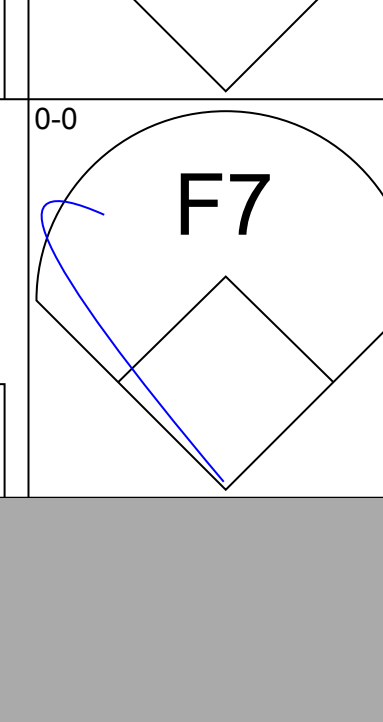




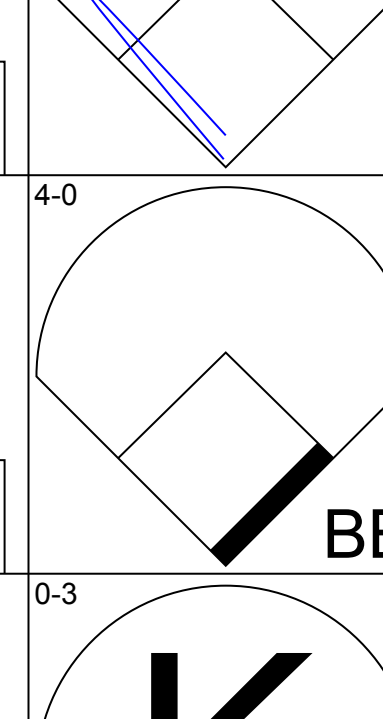

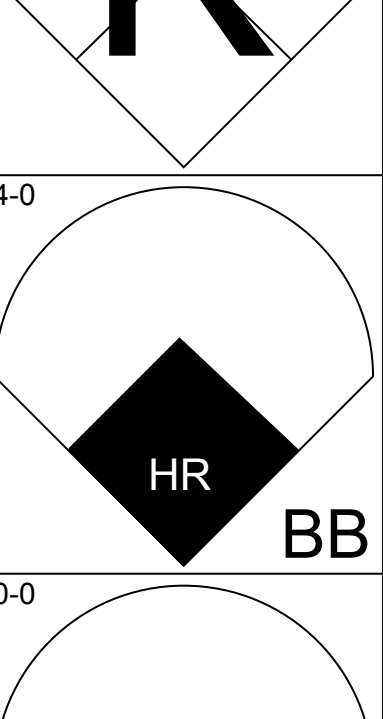
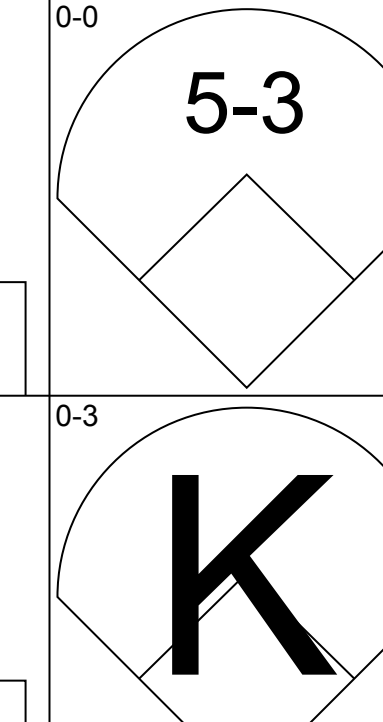
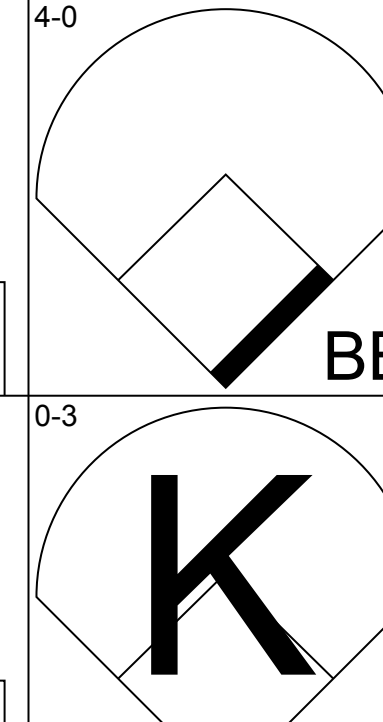

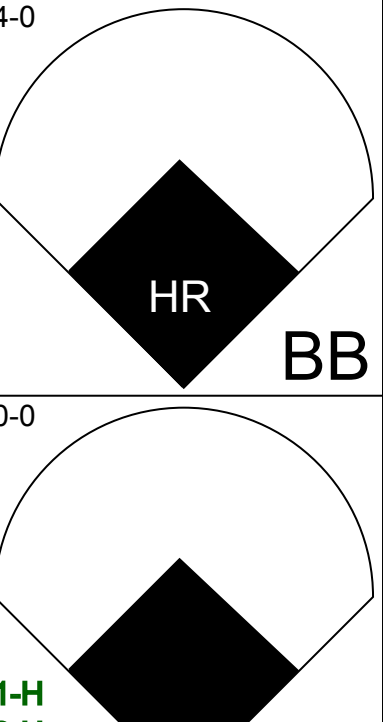



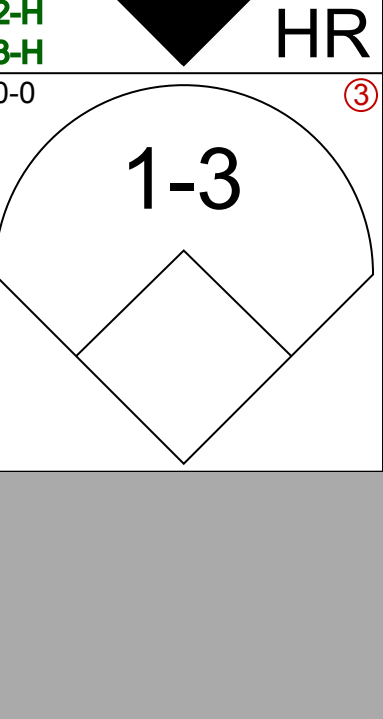



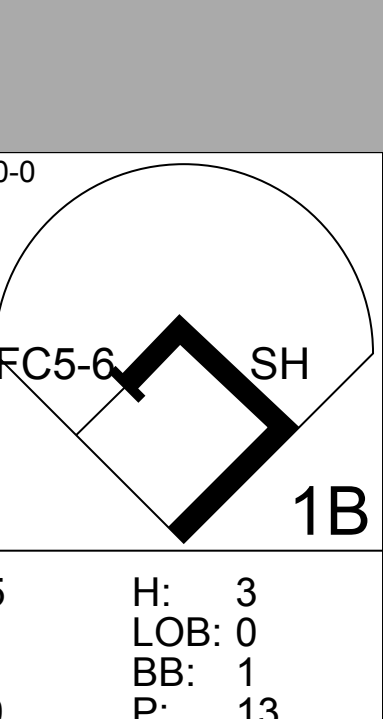
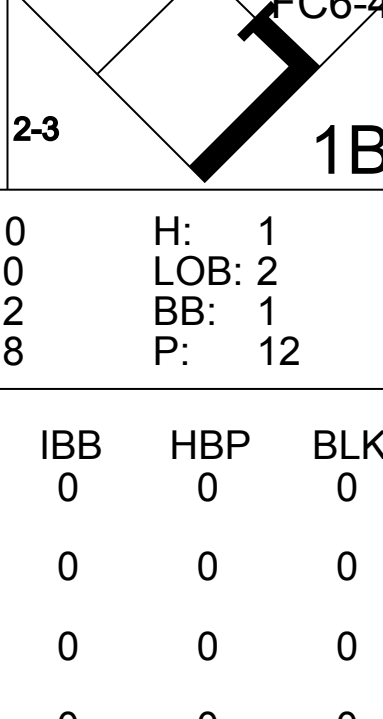
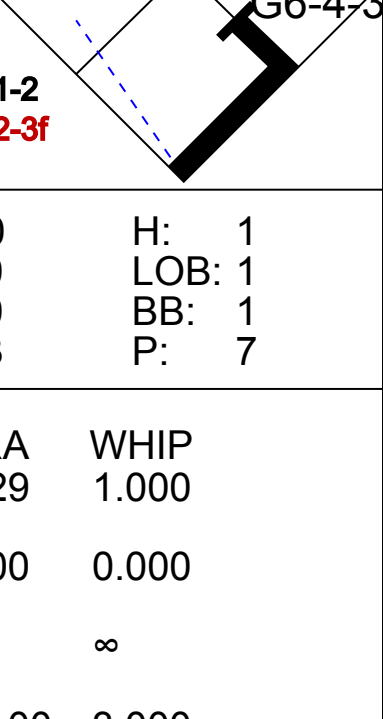
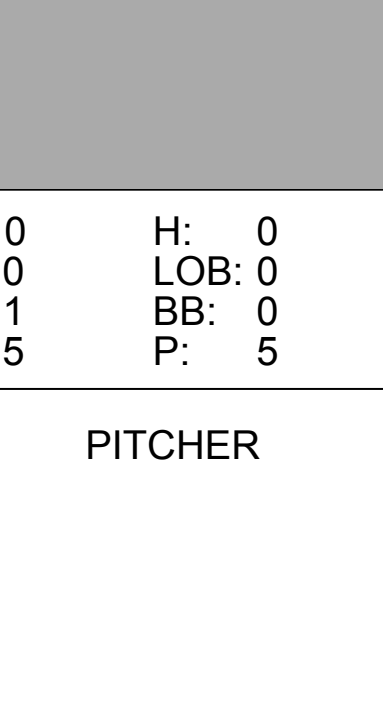
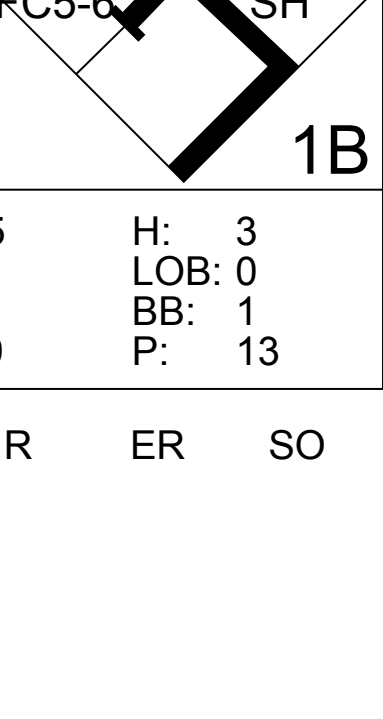



Batter	1	2	3	4	5	6	7	8	9	AB	R	H	RBI	BB	SO	LOB	TOP										
Brian Downing, R OBP: 0.337, SLG: 0.593 Bobby Clark, R OBP: 0.235, SLG: 0.235	0-3 K		4-0 G3 BB	0-0 F8			0-0 5-3		0-0 SF8	3	0	0	1	1	1	3	<p>California Angels @ New York Yankees</p> <p>Yankee Stadium, Bronx, NY</p> <p>Thu Apr 29 1982, 7:05 PM EDT</p> <p>Att: 25,350 - Unknown - 62 F</p>										
Rod Carew, L OBP: 0.472, SLG: 0.379	4-0 CS BB		0-0 G3		0-3 K			4-0 SH1-3 BB	3	0	0	0	2	2	2												
Bobby Grich, R OBP: 0.433, SLG: 0.563	4-0 1-2 BB		4-0 BB		0-0 L4			0-0 SH1-3	1	0	0	0	2	0	0												
Don Baylor, R OBP: 0.299, SLG: 0.383	0-3 K		0-0 F8		0-0 5-3			0-3 K	4	0	0	0	0	2	4												
Doug DeCinces, R OBP: 0.345, SLG: 0.466		0-0 1B		0-0 F8		0-0 F8		0-0 5-3	4	0	1	0	0	0	1												
Reggie Jackson, L OBP: 0.282, SLG: 0.230 Jose Moreno, S (9, PR)	0-3 K		4-0 2B BB		0-0 5-3			0-0 SH1-3 1B HBP	2	0	0	0	1	1	1												
Juan Beniquez, R OBP: 0.333, SLG: 0.261									0	1	0	0	0	0	0												
Fred Lynn, L OBP: 0.412, SLG: 0.429	0-3 K		0-0 F9		0-0 3-1			0-0 SH1-3	3	0	0	0	0	1	2												
Tim Foli, R OBP: 0.217, SLG: 0.224	0-0 F8		0-0 2B		0-0 L4			4-0 1B SF8 IBB	3	1	1	0	1	0	1												
Bob Boone, R OBP: 0.352, SLG: 0.344			0-0 F7		4-0 BB		0-0 5-3	0-0 1-3 2-H 1B	3	0	1	1	1	0	0												
Inning Stats	R: 0 E: 0 K: 2 S: 6	H: 0 LOB: 1 BB: 2 P: 14	R: 0 E: 0 K: 2 S: 8	H: 1 LOB: 1 BB: 0 P: 8	R: 0 E: 0 K: 0 S: 3	H: 0 LOB: 2 BB: 2 P: 11	R: 0 E: 0 K: 0 S: 4	H: 1 LOB: 3 BB: 2 P: 12	R: 0 E: 0 K: 1 S: 5	H: 0 LOB: 0 BB: 0 P: 5	R: 0 E: 0 K: 0 S: 3	H: 0 LOB: 0 BB: 0 P: 3	R: 0 E: 0 K: 1 S: 5	H: 0 LOB: 1 BB: 1 P: 9	R: 2 E: 0 K: 1 S: 6	H: 1 LOB: 1 BB: 1 P: 11	1B: 2 2B: 1 3B: 0 HR: 0	SF: 1 SAC: 2 DP: 0 HBP: 1	WP: 0 PB: 0 SB: 0 CS: 1	PA: 38							
PITCHER	IP	WLS	BF	H	R	ER	SO	BB	IBB	HBP	BLK	WP	HR	S	P	ERA	WHIP										
Dave Righetti, L ERA: 4.13	(1, 1)	7.1	30	2	0	0	5	7	0	0	0	0	0	33	61	0.00	1.227										
George Frazier, R ERA: 3.0	(8, 1)	0.2	2	0	0	0	1	0	0	0	0	0	0	4	4	0.00	0.000										
Shane Rawley, L ERA: 2.92	(9, 1)	1.0	L	6	1	2	2	1	0	1	1	0	0	6	11	18.00	1.000										

Batter	1	2	3	4	5	6	7	8	9	AB	R	H	RBI	BB	SO	LOB	BOTTOM										
Willie Randolph, R OBP: 0.427, SLG: 0.508	0-0 6-3		0-0 F8		0-3 K		0-0 F9			4	0	0	0	0	1	1	<p>California Angels @ New York Yankees</p> <p>Yankee Stadium, Bronx, NY</p> <p>Thu Apr 29 1982, 7:05 PM EDT</p> <p>Att: 25,350 - Unknown - 62 F</p>										
Jerry Mumphrey, S OBP: 0.329, SLG: 0.324	0-0 F8		0-0 2B		0-0 1-3			0-0 4-3	4	0	1	0	0	0	0												
Ken Griffey, L OBP: 0.340, SLG: 0.347	0-0 G3		4-0 BB		0-3 K			0-0 1B	3	0	1	0	1	1	0												
Dave Winfield, R OBP: 0.306, SLG: 0.441		0-0 F2	0-0 4-3		0-0 F9		0-0 F9	0-0 F9	4	0	0	0	0	0	3												
Lou Piniella, R OBP: 0.438, SLG: 0.655		0-0 5-3 1B		0-0 F2		0-0 L3		0-0 L4	4	0	1	0	0	0	1												
Roy Smalley, S OBP: 0.352, SLG: 0.326		0-0 5-3		0-0 2B 1B		0-0 F9			4	0	1	0	0	1	1												
Rick Cerone, R OBP: 0.298, SLG: 0.288		4-0 FC6-4 IBB		0-0 F9		0-3 K		0-0 6-3	3	0	0	0	1	1	1												
Dave Collins, S OBP: 0.324, SLG: 0.371		0-0 FC6-4		0-0 2B		0-0 F9		0-0 FC5-4 1B	4	0	2	0	0	0	2												
Bucky Dent, R OBP: 0.194, SLG: 0.171 Butch Hobson, R (9, PH)			0-0 F3		0-0 6-3		0-0 1B	0-0 FC5-4	3	0	1	0	0	0	2												
								1-2	1	0	0	0	0	0	1												
Inning Stats	R: 0 E: 0 K: 0 S: 3	H: 0 LOB: 0 BB: 0 P: 3	R: 0 E: 0 K: 0 S: 4	H: 1 LOB: 2 BB: 1 P: 8	R: 0 E: 0 K: 0 S: 4	H: 1 LOB: 2 BB: 1 P: 8	R: 0 E: 0 K: 0 S: 5	H: 2 LOB: 2 BB: 0 P: 5	R: 0 E: 0 K: 2 S: 7	H: 0 LOB: 0 BB: 0 P: 7	R: 0 E: 0 K: 0 S: 3	H: 0 LOB: 0 BB: 0 P: 3	R: 0 E: 0 K: 1 S: 6	H: 1 LOB: 1 BB: 0 P: 6	R: 0 E: 0 K: 0 S: 4	H: 1 LOB: 1 BB: 0 P: 4	R: 0 E: 0 K: 1 S: 6	H: 1 LOB: 1 BB: 0 P: 6	1B: 5 2B: 2 3B: 0 HR: 0	SF: 0 SAC: 0 DP: 0 HBP: 0	WP: 0 PB: 0 SB: 0 CS: 0	PA: 36					
PITCHER	IP	WLS	BF	H	R	ER	SO	BB	IBB	HBP	BLK	WP	HR	S	P	ERA	WHIP										
Geoff Zahn, L ERA: 1.05	(1, 1)	9.0	W	36	7	0	0	4	1	1	0	0	0	42	50	0.00	0.889										

Batter	1	2	3	4	5	6	7	8	9	AB	R	H	RBI	BB	SO	LOB	TOP										
Julio Cruz, S OBP: 0.361, SLG: 0.297 (1, 4)										4	1	2	1	0	1	0	Seattle Mariners @ New York Yankees Yankee Stadium, Bronx, NY Fri Apr 30 1982, 7:05 PM EDT Att: 20,121 - Unknown										
Thad Bosley, L OBP: 0.250, SLG: 0.222 (1, 9)										4	1	1	0	0	0	3											
Bruce Bochte, L OBP: 0.426, SLG: 0.397 (1, 7)										4	0	1	2	0	0	2											
Richie Zisk, R OBP: 0.380, SLG: 0.429 Lenny Randle, S OBP: 0.198, SLG: 0.188 (9, PR)										4	0	2	1	0	0	0											
Jim Maler, R OBP: 0.333, SLG: 0.418 (1, 3)										0	1	0	0	0	0	0											
Joe Simpson, L OBP: 0.329, SLG: 0.348 (1, 8)										4	0	0	0	0	1	1											
Manny Castillo, S OBP: 0.277, SLG: 0.272 (1, 5)										3	1	0	0	1	0	0											
Bud Bulling, R OBP: 0.417, SLG: 0.350 (1, 2)										4	1	2	2	0	0	0											
Todd Cruz, R OBP: 0.333, SLG: 0.500 (1, 6)										4	1	1	0	0	1	2											
Inning Stats	R: 1 E: 0 K: 0 S: 5	H: 2 LOB: 1 BB: 0 P: 5	R: 0 E: 0 K: 1 S: 5	H: 0 LOB: 0 BB: 0 P: 5	R: 0 E: 0 K: 1 S: 5	H: 0 LOB: 0 BB: 0 P: 5	R: 0 E: 0 K: 0 S: 3	H: 0 LOB: 0 BB: 0 P: 3	R: 0 E: 0 K: 0 S: 4	H: 1 LOB: 1 BB: 0 P: 4	R: 0 E: 0 K: 0 S: 3	H: 0 LOB: 0 BB: 0 P: 3	R: 0 E: 0 K: 0 S: 6	H: 4 LOB: 1 BB: 0 P: 6	R: 2 E: 0 K: 2 S: 9	H: 2 LOB: 2 BB: 1 P: 13	1B: 7 2B: 2 3B: 0 HR: 0	SF: 0 SAC: 0 DP: 0 HBP: 0	WP: 0 PB: 0 SB: 2 CS: 0	PA: 36							
PITCHER	IP	WLS	BF	H	R	ER	SO	BB	IBB	HBP	BLK	WP	HR	S	P	ERA	WHIP										
Doyle Alexander, R ERA: 4.15 Rich Gossage, R ERA: 6.23	(1, 1)	7.0	24	3	1	1	2	0	0	0	0	0	0	28	28	1.29	0.429										
PITCHER	IP	WLS	BF	H	R	ER	SO	BB	IBB	HBP	BLK	WP	HR	S	P	ERA	WHIP										

Batter	1	2	3	4	5	6	7	8	9	AB	R	H	RBI	BB	SO	LOB	BOTTOM										
Willie Randolph, R OBP: 0.430, SLG: 0.507 (1, 4)										4	1	2	0	0	0	0	Seattle Mariners @ New York Yankees Yankee Stadium, Bronx, NY Fri Apr 30 1982, 7:05 PM EDT Att: 20,121 - Unknown										
Jerry Mumphrey, S OBP: 0.354, SLG: 0.342 (1, 8)										2	1	2	0	1	0	0											
Ken Griffey, L OBP: 0.316, SLG: 0.321 (1, 9)										4	0	0	0	0	1	4											
Oscar Gamble, L OBP: 0.320, SLG: 0.250 (1, 10)										3	0	0	0	1	0	2											
Dave Winfield, R OBP: 0.318, SLG: 0.460 (1, 7)										4	1	2	1	0	1	1											
Roy Smalley, S OBP: 0.328, SLG: 0.300 (1, 5)										4	0	0	0	0	0	2											
Dave Revering, L OBP: 0.209, SLG: 0.205 Lou Piniella, R OBP: 0.455, SLG: 0.667 (9, PH)										3	0	0	0	0	0	0											
Rick Cerone, R OBP: 0.279, SLG: 0.268 (1, 2)										4	0	0	0	0	0	1											
Bucky Dent, R OBP: 0.184, SLG: 0.162 Bobby Murcer, L OBP: 0.278, SLG: 0.412 Larry Milbourne, S OBP: 0.125, SLG: 0.188 Dave Collins, S OBP: 0.316, SLG: 0.361 (9, PH)										2	0	0	0	0	0	0											
Inning Stats	R: 2 E: 0 K: 1 S: 8	H: 3 LOB: 1 BB: 0 P: 8	R: 0 E: 0 K: 0 S: 3	H: 0 LOB: 0 BB: 0 P: 3	R: 0 E: 0 K: 1 S: 4	H: 1 LOB: 1 BB: 0 P: 4	R: 0 E: 0 K: 1 S: 5	H: 0 LOB: 0 BB: 0 P: 5	R: 0 E: 0 K: 0 S: 3	H: 0 LOB: 1 BB: 1 P: 7	R: 0 E: 0 K: 0 S: 3	H: 0 LOB: 0 BB: 0 P: 3	R: 0 E: 0 K: 0 S: 3	H: 0 LOB: 1 BB: 1 P: 7	R: 1 E: 1 K: 0 S: 6	H: 2 LOB: 2 BB: 0 P: 6	1B: 6 2B: 1 3B: 0 HR: 0	SF: 0 SAC: 1 DP: 0 HBP: 0	WP: 0 PB: 0 SB: 1 CS: 1	PA: 36							
PITCHER	IP	WLS	BF	H	R	ER	SO	BB	IBB	HBP	BLK	WP	HR	S	P	ERA	WHIP										
Gaylord Perry, R ERA: 3.72 Bill Caudill, R ERA: 1.33	(1, 1)	8.2	35	7	3	3	2	2	0	0	0	0	0	37	45	3.12	1.038										
PITCHER	IP	WLS	BF	H	R	ER	SO	BB	IBB	HBP	BLK	WP	HR	S	P	ERA	WHIP										

Batter	1	2	3	4	5	6	7	8	9	AB	R	H	RBI	BB	SO	LOB	TOP			
Julio Cruz, S OBP: 0.357, SLG: 0.287 (1, 4)										3	0	0	0	1	1	2	Seattle Mariners @ New York Yankees Yankee Stadium, Bronx, NY Sat May 01 1982, 7:05 PM EDT Att: 20,118 - Unknown			
Lenny Randle, S OBP: 0.200, SLG: 0.250 (1, 5)										4	0	1	0	0	0	6				
Bruce Bochte, L OBP: 0.429, SLG: 0.395 (6, PR)										3	0	1	0	1	1	1				
Thad Bosley, L OBP: 0.250, SLG: 0.222 (8, 7)										0	0	0	0	0	0	0				
Richie Zisk, R OBP: 0.385, SLG: 0.419 (1, 10)										2	0	0	0	2	0	3				
Jim Maler, R OBP: 0.321, SLG: 0.400 (1, 3)										4	0	0	0	0	2	6				
Al Cowens, R OBP: 0.284, SLG: 0.389 (1, 9)										4	1	2	0	0	0	0				
Joe Simpson, L OBP: 0.313, SLG: 0.329 (1, 8)										4	0	0	1	0	0	1				
Jim Essian, R OBP: 0.329, SLG: 0.371 (1, 2)										3	0	0	0	1	0	0				
Todd Cruz, R OBP: 0.341, SLG: 0.500 (1, 6)										4	0	2	0	0	2	2				
Inning Stats	R: 0 E: 0 K: 2 S: 8	H: 1 LOB: 2 BB: 1 P: 12	R: 0 E: 0 K: 0 S: 3	H: 0 LOB: 0 BB: 0 P: 3	R: 0 E: 1 K: 1 S: 8	H: 2 LOB: 3 BB: 0 P: 8	R: 0 E: 0 K: 0 S: 3	H: 0 LOB: 0 BB: 0 P: 3	R: 0 E: 0 K: 1 S: 5	H: 0 LOB: 0 BB: 0 P: 5	R: 0 E: 0 K: 1 S: 6	H: 1 LOB: 3 BB: 2 P: 14	R: 0 E: 0 K: 0 S: 1	H: 0 LOB: 1 BB: 2 P: 9	R: 1 E: 0 K: 1 S: 6	H: 1 LOB: 0 BB: 0 P: 6	1B: 4 2B: 1 3B: 1 HR: 0	SF: 0 SAC: 0 DP: 2 HBP: 0	WP: 1 PB: 0 SB: 2 CS: 1	PA: 36
PITCHER	IP	WLS	BF	H	R	ER	SO	BB	IBB	HBP	BLK	WP	HR	S	P	ERA	WHIP			
Mike Morgan, R ERA: 2.41 (1, 1)	6.1		26	5	0	0	4	2	0	0	0	1	0	32	40	0.00	1.105			
George Frazier, R ERA: 2.63 (7, 1)	1.2	W	6	0	0	0	1	3	0	0	0	0	0	5	17	0.00	1.800			
Shane Rawley, L ERA: 3.38 (9, 1)	1.0		4	1	1	1	1	0	0	0	0	0	0	6	6	9.00	1.000			

Batter	1	2	3	4	5	6	7	8	9	AB	R	H	RBI	BB	SO	LOB	BOTTOM			
Willie Randolph, R OBP: 0.415, SLG: 0.486 (1, 4)										3	1	0	0	0	1	4	Seattle Mariners @ New York Yankees Yankee Stadium, Bronx, NY Sat May 01 1982, 7:05 PM EDT Att: 20,118 - Unknown			
Jerry Mumphrey, S OBP: 0.337, SLG: 0.325 (1, 8)										4	1	0	0	0	0	4				
Ken Griffey, L OBP: 0.311, SLG: 0.333 (1, 9)										4	1	1	1	0	2	0				
Oscar Gamble, L OBP: 0.286, SLG: 0.217 (6, PH)										3	0	0	0	0	0	0				
Lou Piniella, R OBP: 0.441, SLG: 0.645 (8, PH)										1	0	0	0	0	1	2				
Dave Winfield, R OBP: 0.329, SLG: 0.446 (1, 7)										2	1	0	0	2	0	0				
Roy Smalley, S OBP: 0.323, SLG: 0.352 (1, 5)										4	1	1	4	0	2	1				
Dave Collins, S OBP: 0.357, SLG: 0.410 (1, 3)										3	0	2	0	1	0	0				
Rick Cerone, R OBP: 0.281, SLG: 0.259 (1, 2)										2	0	0	0	1	1	2				
Larry Milbourne, S OBP: 0.211, SLG: 0.263 (1, 6)										3	0	2	0	0	0	2				
Inning Stats	R: 0 E: 0 K: 0 S: 3	H: 0 LOB: 0 BB: 0 P: 3	R: 0 E: 0 K: 1 S: 5	H: 0 LOB: 0 BB: 0 P: 5	R: 0 E: 0 K: 2 S: 8	H: 1 LOB: 2 BB: 1 P: 12	R: 0 E: 0 K: 2 S: 7	H: 0 LOB: 1 BB: 1 P: 11	R: 0 E: 0 K: 1 S: 5	H: 0 LOB: 0 BB: 0 P: 5	R: 0 E: 0 K: 0 S: 4	H: 1 LOB: 1 BB: 0 P: 4	R: 5 E: 1 K: 1 S: 9	H: 3 LOB: 0 BB: 1 P: 13	1B: 3 2B: 2 3B: 0 HR: 1	SF: 0 SAC: 1 DP: 1 HBP: 0	WP: 0 PB: 0 SB: 1 CS: 0	PA: 34		
PITCHER	IP	WLS	BF	H	R	ER	SO	BB	IBB	HBP	BLK	WP	HR	S	P	ERA	WHIP			
Jim Beattie, R ERA: 3.71 (1, 1)	7.0	L	27	4	1	1	6	3	0	0	0	0	0	2	2	0.00	1.000			
Mike Stanton, R ERA: 1.72 (8, 1)	0.1		2	0	0	0	0	0	0	0	0	0	0	2	2	0.00	0.000			
Ed Vande Berg, L ERA: 2.7 (8, 1)	0.0		1	1	0	0	0	0	0	0	0	0	0	1	1	∞	∞			
Bill Caudill, R ERA: 2.14 (8, 1)	0.2		4	1	4	2	1	1	0	0	0	0	1	5	9	27.00	3.000			

Batter	1	2	3	4	5	6	7	8	9	AB	R	H	RBI	BB	SO	LOB	TOP										
Rickey Henderson, R OBP: 0.452, SLG: 0.356 (1, 7)	F9		3B		S			1B		3	2	2	0	1	0	0	Oakland Athletics @ New York Yankees Yankee Stadium, Bronx, NY Mon May 03 1982, 7:05 PM EDT Att: 21,026 - Unknown - 64 F										
Dwayne Murphy, L OBP: 0.273, SLG: 0.333 (1, 8)	1-3		3B		1B			BB		4	1	2	2	0	0	1											
Tony Armas, R OBP: 0.327, SLG: 0.440 (1, 9)	6-3		F8					1B		4	1	1	1	0	0	1											
Cliff Johnson, R OBP: 0.228, SLG: 0.314 (1, 10)		5-3		F7				1B		3	0	0	1	0	0	0											
Joe Rudi, R OBP: 0.333, SLG: 0.354 (1, 3)		FC5-4		6-3				1B		3	0	1	1	0	0	0											
Davey Lopes, R OBP: 0.325, SLG: 0.438 (1, 4)	F9		FC6-4		1B			K		4	0	1	0	0	1	2											
Mike Heath, R OBP: 0.290, SLG: 0.333 (1, 2)	FC5-4		FC6-4		1B			F4		4	0	0	0	0	0	2											
Dave McKay, S OBP: 0.262, SLG: 0.225 (1, 5)			F8					6-3		4	0	1	0	0	0	0											
Fred Stanley, R OBP: 0.300, SLG: 0.125 (8, PH)			F8					BB		2	0	0	0	0	0	1											
Jeff Burroughs, R OBP: 0.471, SLG: 0.538 (8, PR)					6-3			1B		1	0	1	0	0	0	0											
Jimmy Sexton, R (8, PR)								BB		0	1	0	0	0	0	0											
Rob Picciolo, R OBP: 0.262, SLG: 0.268 (8, 6)								1B		1	0	0	0	0	1	0											
Inning Stats	R: 0 E: 0 K: 0 S: 3	H: 0 LOB: 0 BB: 0 P: 3	R: 0 E: 0 K: 0 S: 4	H: 1 LOB: 1 BB: 0 P: 4	R: 1 E: 0 K: 0 S: 5	H: 2 LOB: 1 BB: 0 P: 5	R: 0 E: 0 K: 0 S: 4	H: 1 LOB: 1 BB: 0 P: 4	R: 0 E: 0 K: 0 S: 3	H: 0 LOB: 0 BB: 0 P: 3	R: 0 E: 0 K: 0 S: 3	H: 0 LOB: 0 BB: 0 P: 3	R: 4 E: 0 K: 1 S: 8	H: 3 LOB: 1 BB: 1 P: 12	R: 0 E: 0 K: 1 S: 5	H: 0 LOB: 0 BB: 0 P: 5	1B: 7 2B: 0 3B: 2 HR: 0	SF: 1 SAC: 1 DP: 0 HBP: 0	WP: 1 PB: 0 SB: 1 CS: 1	PA: 36							
PITCHER	IP	WLS	BF	H	R	ER	SO	BB	IBB	HBP	BLK	WP	HR	S	P	ERA	WHIP										
Tommy John, L ERA: 2.92 (1, 1)	7.0	L	29	8	4	4	0	1	0	0	0	0	0	28	32	5.14	1.286										
Rich Gossage, R ERA: 5.91 (8, 1)	1.0		4	1	1	1	1	0	0	0	0	1	0	6	6	9.00	1.000										
Rudy May, L ERA: 2.79 (9, 1)	1.0		3	0	0	0	1	0	0	0	0	0	0	5	5	0.00	0.000										

AB 33
R 5
H 9
RBI 5
BB 1
SO 2
LOB 7



Batter	1	2	3	4	5	6	7	8	9	AB	R	H	RBI	BB	SO	LOB	BOTTOM										
Willie Randolph, R OBP: 0.418, SLG: 0.494 (1, 4)	L3			5-3		5-3			G6-3	3	0	0	0	2	1	5	Oakland Athletics @ New York Yankees Yankee Stadium, Bronx, NY Mon May 03 1982, 7:05 PM EDT Att: 21,026 - Unknown - 64 F										
Jerry Mumphrey, S OBP: 0.359, SLG: 0.317 (1, 8)	L3		F8		BB			BB	G6-3	2	0	0	0	3	0	2											
Ken Griffey, L OBP: 0.292, SLG: 0.311 (1, 9)	CI		F8		F9			F7		3	1	0	0	0	0	3											
Bobby Murcer, L OBP: 0.348, SLG: 0.450 (1, 10)			G3					4-3		3	0	1	1	1	0	1											
Dave Winfield, R OBP: 0.321, SLG: 0.425 (1, 7)	K			5-3		K		5-3		4	0	0	0	0	2	4											
Roy Smalley, S OBP: 0.333, SLG: 0.361 (1, 5)		G3		F7		F9		FC4-6		4	0	1	0	0	0	2											
Dave Collins, S OBP: 0.340, SLG: 0.370 (1, 3)		4-3		S		F7		FC4-6		4	1	1	0	0	0	1											
Rick Cerone, R OBP: 0.296, SLG: 0.270 (1, 2)				WP		WP		G5-4-3		3	0	2	0	1	0	1											
Bucky Dent, R OBP: 0.205, SLG: 0.186 (8, PH)				WP				G5-4-3		3	0	2	1	0	0	1											
Oscar Gamble, L OBP: 0.276, SLG: 0.208 (9, PH)				WP		5-3			G3	1	0	0	0	0	0	0											
Inning Stats	R: 1 E: 1 K: 1 S: 6	H: 1 LOB: 1 BB: 1 P: 10	R: 0 E: 0 K: 1 S: 7	H: 2 LOB: 2 BB: 0 P: 7	R: 0 E: 1 K: 0 S: 2	H: 0 LOB: 0 BB: 1 P: 6	R: 1 E: 0 K: 0 S: 5	H: 2 LOB: 2 BB: 1 P: 9	R: 0 E: 0 K: 1 S: 5	H: 0 LOB: 2 BB: 2 P: 13	R: 0 E: 0 K: 0 S: 4	H: 1 LOB: 1 BB: 0 P: 4	R: 0 E: 1 K: 0 S: 3	H: 0 LOB: 1 BB: 1 P: 7	R: 0 E: 0 K: 0 S: 3	H: 1 LOB: 0 BB: 0 P: 3	R: 0 E: 0 K: 0 S: 2	H: 0 LOB: 0 BB: 1 P: 6	1B: 6 2B: 2 3B: 0 HR: 0	SF: 0 SAC: 0 DP: 3 HBP: 0	WP: 1 PB: 0 SB: 1 CS: 0	PA: 38					
PITCHER	IP	WLS	BF	H	R	ER	SO	BB	IBB	HBP	BLK	WP	HR	S	P	ERA	WHIP										
Matt Keough, R ERA: 3.8 (1, 1)	9.0	W	38	7	2	1	3	7	0	0	0	1	0	37	65	1.00	1.556										



Batter	1	2	3	4	5	6	7	8	9	AB	R	H	RBI	BB	SO	LOB	TOP					
Willie Randolph, R (1,4) OBP: 0.431, SLG: 0.566	G3		E5 1B			1-3		1B 1B 1B	4-3	5	1	1	0	0	0	0	New York Yankees @ Seattle Mariners The Kingdome, Seattle, WA Thu May 06 1982, 10:05 PM EDT Att: 27,369 - Unknown					
Ken Griffey, L (1,9) OBP: 0.307, SLG: 0.366	4-3		G6-4-3 1B			HR		1B 1B 1B		4	2	3	1	0	0	0						
Jerry Mumphrey, S (1,8) OBP: 0.356, SLG: 0.341			G6-4-3 1-2			4-3		1B 1B 1B		4	0	2	0	0	0	2						
John Mayberry, L (1,3) OBP: 0.370, SLG: 0.405	F6			K		G3		K		4	0	0	0	0	2	4						
Dave Winfield, R (1,7) OBP: 0.330, SLG: 0.470		K		1-6-3			F8	1B 1B		4	0	1	1	0	1	0						
Oscar Gamble, L (1,10) OBP: 0.257, SLG: 0.200	F8			F7			6-3	1B 1B		4	0	1	1	0	0	0						
Roy Smalley, S (1,5) OBP: 0.316, SLG: 0.329						F8	BB	F7		3	0	1	0	1	0	3						
Rick Cerone, R (1,2) OBP: 0.263, SLG: 0.236	1-3			K		F3		L1		4	0	0	0	0	1	2						
Bucky Dent, R (1,6) OBP: 0.208, SLG: 0.174			F3			F7		G3	F4	2	0	0	0	0	0	0						
Bobby Murcer, L (8, PH) OBP: 0.360, SLG: 0.429										1	0	0	0	0	0	0						
Larry Milbourne, S (8, 6) OBP: 0.182, SLG: 0.227										1	0	0	0	0	0	0						
Inning Stats	R: 0 E: 0 K: 0 S: 4	H: 1 LOB: 1 BB: 0 P: 4	R: 0 E: 0 K: 1 S: 6	H: 1 LOB: 1 BB: 0 P: 6	R: 0 E: 1 K: 0 S: 4	H: 1 LOB: 1 BB: 0 P: 4	R: 0 E: 0 K: 1 S: 5	H: 0 LOB: 0 BB: 0 P: 5	R: 0 E: 0 K: 1 S: 5	H: 0 LOB: 0 BB: 0 P: 5	R: 1 E: 0 K: 0 S: 4	H: 1 LOB: 0 BB: 0 P: 4	R: 0 E: 0 K: 0 S: 3	H: 0 LOB: 1 BB: 1 P: 7	R: 2 E: 0 K: 1 S: 10	H: 5 LOB: 3 BB: 0 P: 10	R: 0 E: 0 K: 0 S: 3	H: 0 LOB: 0 BB: 0 P: 3	1B: 7 2B: 0 3B: 1 HR: 1	SF: 0 SAC: 0 DP: 1 HBP: 0	WP: 0 PB: 0 CS: 0	PA: 37
PITCHER Gaylord Perry, R (1,1) ERA: 3.59	IP: 9.0 WLS: W BF: 37 H: 9 R: 3 ER: 3 SO: 4 BB: 1 IBB: 0 HBP: 0 BLK: 0 WP: 0 HR: 1 S: 44 P: 48 ERA: 3.00 WHIP: 1.111																					

Batter	1	2	3	4	5	6	7	8	9	AB	R	H	RBI	BB	SO	LOB	BOTTOM	
Julio Cruz, S (1,4) OBP: 0.339, SLG: 0.269	4-3		SH 1B 1B	4-3			F9			3	1	0	0	0	0	1	New York Yankees @ Seattle Mariners The Kingdome, Seattle, WA Thu May 06 1982, 10:05 PM EDT Att: 27,369 - Unknown	
Manny Castillo, S (1,5) OBP: 0.286, SLG: 0.301	4-3		1B			F7	1B			4	2	2	2	0	0	0		
Bruce Bochte, L (1,7) OBP: 0.425, SLG: 0.406			2-3 3-H 0-0	F5		5-3	2B	1B		4	0	2	1	0	0	2		
Richie Zisk, R (1,10) OBP: 0.353, SLG: 0.393	F8		K			F9				4	0	1	0	0	1	3		
Todd Cruz, R (1,6) OBP: 0.340, SLG: 0.474		K	3B 1B			K		FC1-4 1B		4	1	2	2	0	2	1		
Al Cowens, R (1,9) OBP: 0.285, SLG: 0.376	F7		1-H 3B			F3		FC1-4 L4-3		4	0	1	1	0	0	1		
Joe Simpson, L (1,8) OBP: 0.303, SLG: 0.317	G3		F5			4-3		L4-3		4	0	0	0	0	0	2		
Jim Maler, R (1,3) OBP: 0.304, SLG: 0.394			1B 3B	K		6-3				3	1	1	0	0	1	0		
Bud Bulling, R (1,2) OBP: 0.444, SLG: 0.435			SH 1B 1B	6-3			WP 2B 2B			3	2	2	1	0	0	0		
Inning Stats	R: 0 E: 0 K: 0 S: 4	H: 1 LOB: 1 BB: 0 P: 4	R: 0 E: 0 K: 1 S: 5	H: 0 LOB: 0 BB: 0 P: 5	R: 5 E: 1 K: 1 S: 11	H: 5 LOB: 1 BB: 0 P: 11	R: 0 E: 0 K: 1 S: 5	H: 0 LOB: 0 BB: 0 P: 5	R: 0 E: 0 K: 0 S: 3	H: 0 LOB: 0 BB: 0 P: 3	R: 2 E: 0 K: 0 S: 5	H: 3 LOB: 0 BB: 0 P: 5	R: 0 E: 0 K: 0 S: 3	H: 1 LOB: 0 BB: 0 P: 3	1B: 5 2B: 5 3B: 2 HR: 0	SF: 0 SAC: 1 DP: 1 HBP: 0	WP: 1 PB: 0 CS: 0	PA: 34
PITCHER Doyle Alexander, R (1,1) ERA: 3.94 Rudy May, L (4,1) ERA: 4.09	IP: 3.0 WLS: L BF: 16 H: 6 R: 5 ER: 1 SO: 2 BB: 0 IBB: 0 HBP: 0 BLK: 0 WP: 0 HR: 0 S: 20 P: 20 ERA: 3.00 WHIP: 2.000																	


Batter	1	2	3	4	5	6	7	8	9	AB	R	H	RBI	BB	SO	LOB	TOP			
Willie Randolph, R (1, 4) OBP: 0.434, SLG: 0.516										4	1	2	1	0	1	0	New York Yankees @ Seattle Mariners The Kingdome, Seattle, WA Fri May 07 1982, 10:05 PM EDT Att: 11,721 - Unknown			
Jerry Mumphy, S (1, 8) OBP: 0.362, SLG: 0.340										3	0	1	0	1	0	1				
Dave Collins, S (8, 8) OBP: 0.309, SLG: 0.333										0	0	0	0	0	0	0				
Dave Winfield, R (1, 7) OBP: 0.326, SLG: 0.453										3	0	0	0	1	1	3				
John Mayberry, L (1, 3) OBP: 0.360, SLG: 0.375										3	0	0	0	1	0	2				
Lou Piniella, R (1, 9) OBP: 0.372, SLG: 0.550										4	0	0	0	0	0	4				
Roy Smalley, S (1, 5) OBP: 0.325, SLG: 0.319										2	0	0	0	2	0	0				
Steve Balboni, R (1, 10) OBP: 0.500, SLG: 0.500										4	0	2	0	0	2	0				
Rick Cerone, R (1, 2) OBP: 0.253, SLG: 0.227										3	0	0	0	0	0	2				
Oscar Gamble, L (9, PH) OBP: 0.250, SLG: 0.194										1	0	0	0	0	0	2				
Bucky Dent, R (1, 6) OBP: 0.216, SLG: 0.204										3	1	1	0	0	0	1				
Bobby Murcer, L (9, PH) OBP: 0.346, SLG: 0.409										1	0	0	0	0	1	2				
Inning Stats	R: 0 E: 0 K: 1 S: 4	H: 0 LOB: 2 BB: 3 P: 16	R: 0 E: 0 K: 1 S: 5	H: 0 LOB: 0 BB: 0 P: 5	R: 2 E: 1 K: 0 S: 6	H: 2 LOB: 1 BB: 0 P: 6	R: 0 E: 0 K: 1 S: 5	H: 0 LOB: 0 BB: 0 P: 5	R: 0 E: 0 K: 0 S: 3	H: 0 LOB: 0 BB: 0 P: 3	R: 0 E: 0 K: 0 S: 3	H: 1 LOB: 1 BB: 0 P: 7	R: 0 E: 0 K: 1 S: 6	H: 2 LOB: 1 BB: 0 P: 6	R: 0 E: 0 K: 1 S: 6	H: 1 LOB: 2 BB: 1 P: 10	1B: 4 2B: 2 3B: 0 HR: 0	SF: 0 SAC: 0 DP: 3 HBP: 0	WP: 0 PB: 0 CS: 0	PA: 36
PITCHER	IP WLS BF H R ER SO BB IBB HBP BLK WP HR S P ERA WHIP																			
Floyd Bannister, L (1, 1) ERA: 3.21	7.0 W 29 5 2 1 3 4 0 0 0 0 0 0 0 31 47 1.29 1.286																			
Mike Stanton, R (8, 1) ERA: 2.25	0.1 1 0 0 0 1 0 0 0 0 0 0 0 3 3 0.00 0.000																			
Ed Vande Berg, L (8, 1) ERA: 2.45	1.0 4 1 0 0 0 1 0 0 0 0 0 0 3 7 0.00 2.000																			
Bill Caudill, R (9, 1) ERA: 2.01	0.2 S 2 0 0 0 1 0 0 0 0 0 0 0 4 4 0.00 0.000																			

Batter	1	2	3	4	5	6	7	8	9	AB	R	H	RBI	BB	SO	LOB	BOTTOM	
Julio Cruz, S (1, 4) OBP: 0.336, SLG: 0.268										4	0	1	1	0	1	0	New York Yankees @ Seattle Mariners The Kingdome, Seattle, WA Fri May 07 1982, 10:05 PM EDT Att: 11,721 - Unknown	
Manny Castillo, S (1, 5) OBP: 0.284, SLG: 0.299										4	0	1	0	0	0	2		
Bruce Bochte, L (1, 7) OBP: 0.427, SLG: 0.404										3	0	1	0	1	0	1		
Thad Bosley, L (8, 7) OBP: 0.242, SLG: 0.194										0	0	0	0	0	0	0		
Richie Zisk, R (1, 10) OBP: 0.366, SLG: 0.405										4	1	3	0	0	1	0		
Todd Cruz, R (1, 6) OBP: 0.356, SLG: 0.510										3	2	2	1	1	0	2		
Al Cowens, R (1, 9) OBP: 0.296, SLG: 0.362										4	0	0	0	0	2	7		
Joe Simpson, L (1, 8) OBP: 0.312, SLG: 0.321										2	2	1	1	1	1	0		
Jim Maler, R (1, 3) OBP: 0.311, SLG: 0.393										3	0	1	2	0	0	0		
Jim Essian, R (1, 2) OBP: 0.311, SLG: 0.357										4	0	0	0	0	0	3		
Inning Stats	R: 0 E: 0 K: 1 S: 5	H: 1 LOB: 0 BB: 0 P: 5	R: 2 E: 0 K: 0 S: 6	H: 3 LOB: 1 BB: 0 P: 6	R: 0 E: 0 K: 1 S: 7	H: 2 LOB: 3 BB: 1 P: 11	R: 1 E: 0 K: 0 S: 4	H: 1 LOB: 0 BB: 0 P: 4	R: 0 E: 0 K: 0 S: 4	H: 1 LOB: 2 BB: 1 P: 8	R: 1 E: 0 K: 2 S: 8	H: 1 LOB: 0 BB: 0 P: 8	R: 0 E: 0 K: 1 S: 5	H: 0 LOB: 0 BB: 0 P: 5	1B: 9 2B: 0 3B: 0 HR: 1	SF: 1 SAC: 0 DP: 2 HBP: 1	WP: 0 PB: 0 CS: 0	PA: 36
PITCHER	IP WLS BF H R ER SO BB IBB HBP BLK WP HR S P ERA WHIP																	
Mike Morgan, R (1, 1) ERA: 2.74	4.1 L 22 8 3 2 2 2 0 0 0 0 0 0 4 9 9.00 2.308																	
George Frazier, R (5, 1) ERA: 2.87	1.0 6 1 1 1 0 1 0 1 0 0 0 0 4 9 9.00 2.000																	
Dave Righetti, L (6, 1) ERA: 5.02	1.2 5 1 1 1 2 0 0 0 0 0 0 1 9 9 5.40 0.600																	
Rich Gossage, R (8, 1) ERA: 4.4	1.0 3 0 0 0 1 0 0 0 0 0 0 0 5 5 0.00 0.000																	

Batter	1	2	3	4	5	6	7	8	9	AB	R	H	RBI	BB	SO	LOB	TOP				
Willie Randolph, R OBP: 0.429, SLG: 0.500 (1, 4)	4-3		FC3-6 BB	6-3		F8		F4	1-3 2-H 1B	5	0	1	1	1	0	2					
Ken Griffey, L OBP: 0.296, SLG: 0.342 (1, 9)	BB		FC3-6 3B	K		FC4-6		K	F8	5	1	0	0	1	2	6					
Jerry Mumphy, S OBP: 0.364, SLG: 0.374 (1, 8)	K		1B 3B	4-3		4-3		K	1B 2B	5	2	2	2	0	2	1					
John Mayberry, L OBP: 0.400, SLG: 0.465 (1, 3)	BB		K	HR				G3 1B	FC1-6 1B BB	3	3	2	1	2	1	1					
Dave Winfield, R OBP: 0.330, SLG: 0.451 (1, 7)	3-1		BB 1B	F9				G3	FC1-6 1B	5	0	2	2	0	0	3					
Oscar Gamble, L OBP: 0.293, SLG: 0.229 (1, 10)			1B BB	F7				S 1B	F8	4	0	2	1	1	0	2					
Roy Smalley, S OBP: 0.318, SLG: 0.303 (1, 5)	4-3		K	K				2-H 1B	FC1-6 1B	4	1	0	0	1	2	5					
Rick Cerone, R OBP: 0.273, SLG: 0.241 (1, 2)	5-3		SH1-4 BB	CS 1B				F9	1B 1B	4	1	2	1	1	0	2					
Bucky Dent, R OBP: 0.255, SLG: 0.231 (1, 6)			FC3-6 BB 3B 1B	SH1-4				F3	1B 1B	3	1	2	1	1	0	0					
Inning Stats	R: 0 E: 0 K: 1 S: 5	H: 0 LOB: 2 BB: 2 P: 13	R: 0 E: 0 K: 0 S: 3	H: 0 LOB: 0 BB: 0 P: 3	R: 3 E: 0 K: 2 S: 10	H: 3 LOB: 2 BB: 2 P: 18	R: 0 E: 0 K: 1 S: 5	H: 0 LOB: 1 BB: 1 P: 9	R: 1 E: 0 K: 1 S: 7	H: 2 LOB: 1 BB: 0 P: 7	R: 0 E: 0 K: 0 S: 3	H: 1 LOB: 1 BB: 1 P: 7	R: 1 E: 0 K: 1 S: 7	H: 2 LOB: 2 BB: 1 P: 11	R: 0 E: 0 K: 1 S: 5	H: 0 LOB: 0 BB: 0 P: 5	R: 4 E: 0 K: 0 S: 8	H: 5 LOB: 2 BB: 1 P: 12	1B: 10 2B: 1 3B: 1 HR: 1	SF: 0 SAC: 1 DP: 0 HBP: 0	WP: 0 PA: 47 SB: 0 CS: 1
PITCHER	IP	WLS	BF	H	R	ER	SO	BB	IBB	HBP	BLK	WP	HR	S	P	ERA	WHIP				
Jim Beattie, R ERA: 4.56 (1, 1)	6.2	L	34	8	5	5	6	7	0	0	0	0	1	39	67	6.75	2.250				
Larry Andersen, R ERA: 7.2 (7, 1)	1.1		6	1	2	2	1	1	0	0	0	0	0	7	11	13.50	1.500				
Mike Stanton, R ERA: 3.18 (9, 1)	1.0		7	4	2	2	0	0	0	0	0	0	0	7	7	18.00	4.000				

New York Yankees @ Seattle Mariners
The Kingdome, Seattle, WA
Sat May 08 1982, 10:05 PM EDT
Att: 36,716 - Unknown


AB 38
R 9
H 13
RBI 9
BB 8
SO 7
LOB 22



Batter	1	2	3	4	5	6	7	8	9	AB	R	H	RBI	BB	SO	LOB	BOTTOM				
Bobby Brown, S OBP: 0.200, SLG: 0.800 (1, 8)	K		5-3		F8			HR	G4-6-3	5	1	1	2	0	1	4					
Manny Castillo, S OBP: 0.292, SLG: 0.300 (1, 5)	1B			F7		CS BB BB		K		3	0	1	0	1	1	0					
Al Cowens, R OBP: 0.264, SLG: 0.370 (1, 9)	F8			K				BB	2B	3	0	1	0	1	1	1					
Richie Zisk, R OBP: 0.354, SLG: 0.391 (1, 10)	F7			6-3				F6	6-3	4	0	0	0	0	0	4					
Todd Cruz, R OBP: 0.343, SLG: 0.490 (1, 6)			6-3		5-3			K	K	4	0	0	0	0	2	3					
Jim Malar, R OBP: 0.317, SLG: 0.405 (1, 3)	F8			FC6-4 1B				K	1B 2B	4	1	2	0	0	1	0					
Jim Essian, R OBP: 0.301, SLG: 0.345 (1, 2)	F8			FC6-4 2B				5-3	F8	3	1	0	0	0	0	1					
Steve Stroughter, L OBP: 0.278, SLG: 0.375 (9, PH)					WP 2B					1	0	0	0	0	0	1					
Thad Bosley, L OBP: 0.270, SLG: 0.235 (1, 7)			4-3					K	1B BB	3	0	1	1	1	1	0					
Julio Cruz, S OBP: 0.348, SLG: 0.278 (1, 4)	F7				2B			HR 1B	G4-6-3 1B	3	1	2	1	1	0	0					
Inning Stats	R: 0 E: 0 K: 1 S: 6	H: 1 LOB: 1 BB: 0 P: 6	R: 0 E: 0 K: 0 S: 3	H: 0 LOB: 0 BB: 0 P: 3	R: 0 E: 0 K: 0 S: 3	H: 0 LOB: 0 BB: 0 P: 3	R: 0 E: 0 K: 1 S: 5	H: 0 LOB: 0 BB: 0 P: 5	R: 1 E: 0 K: 0 S: 5	H: 2 LOB: 2 BB: 1 P: 9	R: 0 E: 0 K: 1 S: 4	H: 0 LOB: 2 BB: 2 P: 12	R: 0 E: 0 K: 2 S: 7	H: 0 LOB: 0 BB: 0 P: 7	R: 2 E: 0 K: 2 S: 10	H: 3 LOB: 1 BB: 0 P: 10	R: 1 E: 0 K: 0 S: 4	H: 2 LOB: 1 BB: 1 P: 8	1B: 4 2B: 4 3B: 0 HR: 1	SF: 0 SAC: 0 DP: 2 HBP: 0	WP: 1 PA: 37 SB: 0 CS: 1
PITCHER	IP	WLS	BF	H	R	ER	SO	BB	IBB	HBP	BLK	WP	HR	S	P	ERA	WHIP				
Ron Guidry, L ERA: 2.86 (1, 1)	7.0		28	5	3	3	5	3	0	0	0	0	1	35	47	3.86	1.143				
Shane Rawley, L ERA: 2.91 (8, 1)	0.1		2	1	0	0	1	0	0	0	0	0	0	4	4	0.00	3.000				
Rich Gossage, R ERA: 4.5 (8, 1)	1.2	S	7	2	1	1	1	1	0	0	0	0	0	8	12	5.40	1.800				

New York Yankees @ Seattle Mariners
The Kingdome, Seattle, WA
Sat May 08 1982, 10:05 PM EDT
Att: 36,716 - Unknown

AB 33
R 4
H 8
RBI 4
BB 4
SO 7
LOB 14



Batter	1	2	3	4	5	6	7	8	9	AB	R	H	RBI	BB	SO	LOB	TOP										
Willie Randolph, R (1,4) Larry Milbourne, S (5, FH) OBP: 0.430, SLG: 0.500 OBP: 0.167, SLG: 0.208	F9				1-3			F5		2	0	1	1	0	0	0	New York Yankees @ Seattle Mariners The Kingdome, Seattle, WA Sun May 09 1982, 10:05 PM EDT Att: 7,577 - Unknown livebaseballscorecards.com										
Ken Griffey, L (1,9) OBP: 0.294, SLG: 0.338	4-3		PO	F7		4-3		FC1-6 1B		4	0	1	0	0	0	0											
Jerry Mumphrey, S (1,8) Dave Collins, S (7,8) OBP: 0.363, SLG: 0.373 OBP: 0.304, SLG: 0.327	F5			F9		4-3 BLK 1B		FC1-6 1B		3	0	1	0	0	0	0											
John Mayberry, L (1,3) OBP: 0.407, SLG: 0.444		G5-4-3 BB		2B BB		4-3		L3		2	0	0	0	2	0	2											
Dave Winfield, R (1,7) OBP: 0.337, SLG: 0.474	G5-4-3			1-3 2B		F9			HR 2B	4	1	2	0	0	0	2											
Oscar Gamble, L (1,10) OBP: 0.289, SLG: 0.308	4-3			F7			K		HR 2H	4	1	1	2	0	1	2											
Roy Smalley, S (1,5) OBP: 0.326, SLG: 0.304			G6-4-3 BLK 1B		K		5-3 BB		K	3	1	1	0	1	2	0											
Rick Cerone, R (1,2) OBP: 0.283, SLG: 0.244			G6-4-3 BB		6-3 1B		5-3		F8	3	0	1	0	1	0	1											
Bucky Dent, R (1,6) OBP: 0.237, SLG: 0.214		G6-4-3		6-3		6-3		5-3	1-6-3	4	0	0	0	0	0	4											
Inning Stats	R: 0 E: 0 K: 0 S: 3	H: 0 LOB: 0 BB: 0 P: 3	R: 0 E: 0 K: 0 S: 2	H: 0 LOB: 0 BB: 1 P: 6	R: 1 E: 0 K: 0 S: 3	H: 2 LOB: 0 BB: 1 P: 7	R: 0 E: 0 K: 0 S: 4	H: 1 LOB: 2 BB: 1 P: 8	R: 0 E: 0 K: 1 S: 6	H: 1 LOB: 1 BB: 0 P: 6	R: 0 E: 0 K: 0 S: 4	H: 0 LOB: 1 BB: 1 P: 9	R: 0 E: 0 K: 1 S: 5	H: 0 LOB: 1 BB: 1 P: 9	R: 0 E: 0 K: 0 S: 4	H: 1 LOB: 0 BB: 0 P: 4		R: 0 E: 0 K: 0 S: 7	H: 1 LOB: 0 BB: 0 P: 7	R: 2 E: 0 K: 1 S: 7	H: 2 LOB: 0 BB: 0 P: 7	1B: 5 2B: 2 HR: 1	SF: 0 SAC: 0 DP: 2 HBP: 0	WP: 0 PB: 0 CS: 0	PA: 37		
PITCHER	IP	WLS	BF	H	R	ER	SO	BB	IBB	HBP	BLK	WP	HR	S	P	ERA	WHIP										
Gene Nelson, R (1,1) ERA: 3.42	8.0	L	33	8	3	3	2	4	0	0	2	0	1	33	49	3.38	1.500										
Bill Caudill, R (9,1) ERA: 1.93	1.0	S	3	0	0	0	1	0	0	0	0	0	0	5	5	0.00	0.000										

Batter	1	2	3	4	5	6	7	8	9	AB	R	H	RBI	BB	SO	LOB	BOTTOM										
Bobby Brown, S (1,8) OBP: 0.111, SLG: 0.444	6-3		E9		K			F8		4	0	0	0	0	1	1	New York Yankees @ Seattle Mariners The Kingdome, Seattle, WA Sun May 09 1982, 10:05 PM EDT Att: 7,577 - Unknown livebaseballscorecards.com										
Manny Castillo, S (1,5) OBP: 0.282, SLG: 0.289	F8		K		F9			4-3		4	0	0	0	0	1	2											
Bruce Bochte, L (1,7) OBP: 0.430, SLG: 0.412						4-3		L1		3	0	1	0	1	0	0											
Richie Zisk, R (1,10) OBP: 0.359, SLG: 0.390			4-3						K	3	0	1	0	1	1	2											
Todd Cruz, R (1,6) OBP: 0.330, SLG: 0.472	4-3				5-3			G6-4-3 1B		4	0	0	0	0	1	3											
Jim Maler, R (1,3) OBP: 0.315, SLG: 0.400		6-3			5-3				1B	4	0	1	0	0	0	0											
Al Cowens, R (1,9) Joe Simpson, L (9, FH) OBP: 0.266, SLG: 0.387 OBP: 0.309, SLG: 0.318		6-3			4-3				K	3	0	1	0	0	0	0											
Jim Essian, R (1,2) OBP: 0.292, SLG: 0.333		4-3								3	0	0	0	0	0	1											
Julio Cruz, S (1,4) OBP: 0.348, SLG: 0.280			6-3							3	0	1	0	0	0	1											
Inning Stats	R: 0 E: 0 K: 0 S: 4	H: 1 LOB: 2 BB: 1 P: 8	R: 0 E: 0 K: 0 S: 3	H: 0 LOB: 0 BB: 0 P: 3	R: 0 E: 1 K: 1 S: 6	H: 0 LOB: 2 BB: 1 P: 10	R: 0 E: 0 K: 0 S: 3	H: 0 LOB: 0 BB: 0 P: 3	R: 0 E: 0 K: 1 S: 6	H: 1 LOB: 1 BB: 0 P: 6	R: 0 E: 0 K: 0 S: 3	H: 1 LOB: 0 BB: 0 P: 3	R: 0 E: 0 K: 0 S: 4	H: 1 LOB: 1 BB: 0 P: 4	R: 0 E: 0 K: 0 S: 3	H: 0 LOB: 0 BB: 0 P: 3		R: 0 E: 0 K: 3 S: 10	H: 1 LOB: 1 BB: 0 P: 10	R: 0 E: 0 K: 0 S: 10	H: 0 LOB: 0 BB: 0 P: 10	1B: 3 2B: 1 HR: 0	SF: 0 SAC: 0 DP: 1 HBP: 0	WP: 0 PB: 0 CS: 0	PA: 34		
PITCHER	IP	WLS	BF	H	R	ER	SO	BB	IBB	HBP	BLK	WP	HR	S	P	ERA	WHIP										
Tommy John, L (1,1) ERA: 2.4	8.0	W	30	4	0	0	2	2	0	0	0	0	0	32	40	0.00	0.750										
Rich Gossage, R (9,1) ERA: 4.24	1.0	S	4	1	0	0	3	0	0	0	0	0	0	10	10	0.00	1.000										

Batter	1	2	3	4	5	6	7	8	9	AB	R	H	RBI	BB	SO	LOB	TOP					
Willie Randolph, R (1.4) OBP: 0.415, SLG: 0.480	F9			4-3		6-3	F8			4	0	0	0	0	0	2	<p>New York Yankees @ California Angels Anaheim Stadium, Anaheim, CA Mon May 10 1982, 10:05 PM EDT Att: 32,138 - Unknown</p> <p>livebaseballscores.com</p>					
Dave Collins, S (1.8) OBP: 0.283, SLG: 0.304	6-3			6-3		F7		5-3		4	0	0	0	0	0	0						
Dave Winfield, R (1.7) OBP: 0.343, SLG: 0.515	6-3			HR		2B		F9		4	1	2	1	0	0	0						
John Mayberry, L (1.3) OBP: 0.397, SLG: 0.417			3-1			FC5-4 BB		K		3	0	0	0	1	2	0						
Lou Piniella, R (1.9) OBP: 0.340, SLG: 0.500	5-3					E5 1B		FC5-4 BB		4	0	0	0	0	2	2						
Roy Smalley, S (1.5) OBP: 0.323, SLG: 0.293	F8					F7		BB		3	0	0	0	1	0	1						
Steve Balboni, R (1.10) OBP: 0.375, SLG: 0.375						K		K		4	0	1	0	0	2	2						
Rick Cerone, R (1.2) OBP: 0.295, SLG: 0.259				G5-4-3 1B						3	0	2	0	0	0	1						
Bucky Dent, R (1.6) OBP: 0.226, SLG: 0.203	6-3					G3		F6		3	0	0	0	0	4	4						
Inning Stats	R: 0 E: 0 K: 0 S: 3	H: 0 LOB: 0 BB: 0 P: 3	R: 0 E: 0 K: 0 S: 3	H: 0 LOB: 0 BB: 0 P: 3	R: 0 E: 0 K: 0 S: 3	H: 1 LOB: 0 BB: 0 P: 3	R: 1 E: 0 K: 1 S: 6	H: 1 LOB: 0 BB: 0 P: 6	R: 0 E: 1 K: 1 S: 7	H: 1 LOB: 2 BB: 0 P: 7	R: 0 E: 0 K: 0 S: 4	H: 1 LOB: 2 BB: 1 P: 8	R: 0 E: 0 K: 1 S: 6	H: 1 LOB: 1 BB: 1 P: 10	R: 0 E: 0 K: 0 S: 5	H: 0 LOB: 0 BB: 0 P: 5	R: 0 E: 0 K: 0 S: 3	H: 0 LOB: 0 BB: 0 P: 3	1B: 3 2B: 1 3B: 0 HR: 1	SF: 0 SAC: 0 DP: 1 HBP: 0	WP: 0 PB: 0 CS: 0	PA: 34
PITCHER Geoff Zahn, L (1.1) ERA: 1.74	IP: 9.0 WLS: W BF: 34 H: 5 R: 1 ER: 1 SO: 4 BB: 2 IBB: 0 HBP: 0 BLK: 0 WP: 0 HR: 1 S: 40 P: 48 ERA: 1.00 WHIP: 0.778															PITCHER						

Batter	1	2	3	4	5	6	7	8	9	AB	R	H	RBI	BB	SO	LOB	BOTTOM			
Brian Downing, R (1.7) OBP: 0.326, SLG: 0.517			F3			5-3		BLK		4	0	2	1	0	0	0	<p>New York Yankees @ California Angels Anaheim Stadium, Anaheim, CA Mon May 10 1982, 10:05 PM EDT Att: 32,138 - Unknown</p> <p>livebaseballscores.com</p>			
Jose Moreno, S (8. PR)								1B		0	0	0	0	0	0	0				
Fred Lynn, L (9.8) OBP: 0.381, SLG: 0.367	SH1-3 1B		F8			2B		K		0	0	0	0	0	0	0				
Juan Beniquez, R (1.8) OBP: 0.413, SLG: 0.400	SH1-3 1-2									3	0	1	0	0	1	1				
Doug DeCinces, R (1.5) OBP: 0.320, SLG: 0.376	K					F2				3	0	1	0	0	1	1				
Don Baylor, R (1.10) OBP: 0.310, SLG: 0.479	K					G6-4-3 1B		F8		3	0	0	0	0	1	2				
Reggie Jackson, L (1.9) OBP: 0.358, SLG: 0.352										3	1	2	0	0	1	0				
Bobby Clark, R (9.7) OBP: 0.167, SLG: 0.167		SH1-3 1B						G5-4-3 1B		0	0	0	0	0	0	0				
Bobby Grich, R (1.4) OBP: 0.420, SLG: 0.506		SH1-3 2-3						G5-4-3 1-2		2	0	1	0	0	0	1				
Ron Jackson, R (1.3) OBP: 0.375, SLG: 0.318								F4		2	0	1	1	0	0	0				
Tim Foli, R (1.6) OBP: 0.235, SLG: 0.276								1B		3	1	1	0	0	2	2				
Bob Boone, R (1.2) OBP: 0.318, SLG: 0.316								1B		3	0	1	0	0	0	1				
Inning Stats	R: 0 E: 0 K: 2 S: 8	H: 1 LOB: 1 BB: 0 P: 8	R: 1 E: 0 K: 0 S: 4	H: 2 LOB: 0 BB: 0 P: 4	R: 0 E: 0 K: 0 S: 3	H: 0 LOB: 0 BB: 0 P: 3	R: 0 E: 0 K: 1 S: 5	H: 1 LOB: 0 BB: 0 P: 5	R: 0 E: 0 K: 0 S: 4	H: 1 LOB: 1 BB: 0 P: 4	R: 0 E: 0 K: 0 S: 3	H: 1 LOB: 0 BB: 0 P: 3	R: 0 E: 0 K: 0 S: 3	H: 1 LOB: 3 BB: 0 P: 7	R: 1 E: 0 K: 1 S: 7	H: 3 LOB: 2 BB: 0 P: 7	1B: 8 2B: 2 3B: 0 HR: 0	SF: 0 SAC: 3 DP: 3 HBP: 0	WP: 0 PB: 0 CS: 0	PA: 29
PITCHER Rudy May, L (1.1) ERA: 3.55	IP: 7.2 WLS: L BF: 28 H: 10 R: 2 ER: 2 SO: 3 BB: 0 IBB: 0 HBP: 0 BLK: 0 WP: 0 HR: 0 S: 34 P: 34 ERA: 2.35 WHIP: 1.304															PITCHER				
Shane Rawley, L (8.1) ERA: 2.75	IP: 0.1 WLS: L BF: 1 H: 0 R: 0 ER: 0 SO: 1 BB: 0 IBB: 0 HBP: 0 BLK: 1 WP: 0 HR: 0 S: 3 P: 3 ERA: 0.00 WHIP: 0.000															PITCHER				

Batter	1	2	3	4	5	6	7	8	9	AB	R	H	RBI	BB	SO	LOB	TOP			
Larry Milbourne, S (1,4)	0-0 4-3		0-0 4-3			4-0 CS BB		0-0 6-3		3	0	0	0	1	0	1	New York Yankees @ California Angels Anaheim Stadium, Anaheim, CA Tue May 11 1982, 10:05 PM EDT Att: 37,413 - Sunny			
Ken Griffey, L (1,8)	0-0 F8		0-0 6-3			0-3 K		0-0 1B SF8 1B		4	1	1	0	0	1	2				
Oscar Gamble, L (1,9)	0-0 F9			0-0 G3		4-0 1B BB		0-0 FC6-4 1B		3	0	1	0	1	0	0				
John Mayberry, L (1,3)		0-0 F7		0-0 E3		0-0 FC5-4 1B		0-0 SF8		0	0	0	0	0	0	0				
Dave Collins, S (1,3)				0-0 CS		1-2 1B		3-H FC6-4		3	0	1	1	0	0	0				
Dave Winfield, R (1,7)		0-3 K		0-0 3-1		0-0 FC5-4		0-0 FC6-4		4	0	0	0	0	1	4				
Bobby Murcer, L (1,10)		0-0 4-3				0-0 F8		0-0 SH1-4 1B		4	0	1	0	0	0	0				
Roy Smalley, S (1,5)			0-0 SH1-3 3B		0-0 1B SF6-3-4		0-0 SH1-4		0-0 2B	3	2	3	0	0	0	0				
Rick Cerone, R (1,2)			0-0 SH1-3		0-0 1B SF6-3-4		0-3 K		0-0 6-3	1	0	1	0	0	0	0				
Barry Foote, R (5,2)			2-3		1-3 1B		0-0 K		0-0 6-3	2	0	0	0	0	1	2				
Bucky Dent, R (1,6)			0-0 3B		0-0 SF8-3-4		0-0 F6		0-0 F8	3	0	1	2	0	0	2				
Inning Stats	R: 0 E: 0 K: 0 S: 3	H: 0 LOB: 0 BB: 0 P: 3	R: 0 E: 0 K: 1 S: 5	H: 0 LOB: 0 BB: 0 P: 5	R: 0 E: 0 K: 0 S: 5	H: 2 LOB: 1 BB: 0 P: 5	R: 0 E: 1 K: 0 S: 3	H: 0 LOB: 0 BB: 0 P: 3	R: 0 E: 0 K: 1 S: 4	H: 2 LOB: 2 BB: 0 P: 4	R: 0 E: 0 K: 1 S: 6	H: 1 LOB: 1 BB: 0 P: 6	R: 0 E: 0 K: 1 S: 5	H: 1 LOB: 1 BB: 0 P: 5	R: 0 E: 0 K: 0 S: 4	H: 1 LOB: 1 BB: 0 P: 4	1B: 6 2B: 3 3B: 1 HR: 0	SF: 2 SAC: 2 DP: 1 HBP: 0	WP: 0 PB: 0 CS: 2	PA: 36
PITCHER Ken Forsch, R (1,1) ERA: 3.34	IP: 9.0 WLS: L BF: 36	H: 9 R: 3 ER: 3 SO: 3	BB: 2 IBB: 0 HBP: 0 BLK: 0	WP: 0 HR: 0 S: 40 P: 48	ERA: 3.00 WHIP: 1.222	PITCHER										IP: 9.0 WLS: L BF: 36	H: 9 R: 3 ER: 3 SO: 3	BB: 2 IBB: 0 HBP: 0 BLK: 0	WP: 0 HR: 0 S: 40 P: 48	ERA: 3.00 WHIP: 1.222

livebaseballscorecards.com



Batter	1	2	3	4	5	6	7	8	9	AB	R	H	RBI	BB	SO	LOB	BOTTOM			
Brian Downing, R (1,7)	0-3 K		0-0 F7			4-0 IBB		0-0 F2		3	0	0	0	1	1	0	New York Yankees @ California Angels Anaheim Stadium, Anaheim, CA Tue May 11 1982, 10:05 PM EDT Att: 37,413 - Sunny			
Tim Foli, R (1,6)	0-0 E6 1B			0-0 1-3		0-3 K		0-0 F7		4	0	1	0	0	1	3				
Bobby Grich, R (1,4)	0-0 6-3			0-0 1B 2B		0-3 K		0-3 K		4	1	1	0	0	2	4				
Don Baylor, R (1,10)	0-0 6-3			0-0 CS 6-2 1B		0-0 4-3		0-3 K		4	0	1	1	0	1	1				
Reggie Jackson, L (1,9)		4-0 G1-6-3 BB		0-3 K		0-0 F4		0-0 CS 1B		3	0	1	0	1	1	1				
Doug DeCinces, R (1,5)		0-0 G1-6-3		0-0 6-2		4-0 HR		0-0 F2		3	1	1	1	1	0	2				
Fred Lynn, L (1,8)		0-0 F7		0-0 SH5-4 BB		4-0 F7		0-0 F4		3	0	0	0	1	0	2				
Ron Jackson, R (1,3)			0-0 F9		4-0 SH5-4 BB		0-0 6-3		0-0 CS	2	0	0	0	1	0	0				
Rod Carew, L (9,PH)			0-0 F9		1-2 BB		0-0 6-3		0-0 CS	0	0	0	0	0	0	0				
Bob Boone, R (1,2)			0-0 1-3		0-0 SH5-4		0-0 F3			2	0	0	0	0	0	0				
Inning Stats	R: 0 E: 1 K: 1 S: 6	H: 1 LOB: 1 BB: 0 P: 6	R: 0 E: 0 K: 0 S: 2	H: 0 LOB: 0 BB: 1 P: 6	R: 0 E: 0 K: 0 S: 3	H: 0 LOB: 0 BB: 0 P: 3	R: 1 E: 0 K: 1 S: 6	H: 2 LOB: 1 BB: 0 P: 6	R: 0 E: 0 K: 2 S: 8	H: 1 LOB: 3 BB: 3 P: 20	R: 0 E: 0 K: 0 S: 3	H: 0 LOB: 0 BB: 1 P: 7	R: 0 E: 0 K: 2 S: 7	H: 0 LOB: 0 BB: 0 P: 7	R: 0 E: 0 K: 0 S: 3	H: 1 LOB: 1 BB: 0 P: 3	1B: 3 2B: 1 3B: 0 HR: 1	SF: 0 SAC: 1 DP: 1 HBP: 0	WP: 0 PB: 0 CS: 2	PA: 35
PITCHER Dave Righetti, L (1,1) ERA: 4.54	IP: 7.0 WLS: W BF: 29	H: 4 R: 2 ER: 2 SO: 4	BB: 4 IBB: 2 HBP: 0 BLK: 0	WP: 0 HR: 1 S: 31 P: 51	ERA: 2.57 WHIP: 1.143	PITCHER										IP: 2.0 WLS: S BF: 6	H: 1 R: 0 ER: 0 SO: 2	BB: 0 IBB: 0 HBP: 0 BLK: 0	WP: 0 HR: 0 S: 10 P: 10	ERA: 0.00 WHIP: 0.500

livebaseballscorecards.com




Batter	1	2	3	4	5	6	7	8	9	AB	R	H	RBI	BB	SO	LOB	TOP								
Willie Randolph, R OBP: 0.418, SLG: 0.486 (1, 4)			SH5-3 1-2			1-3				3	1	1	0	1	0	0	New York Yankees @ California Angels Anaheim Stadium, Anaheim, CA Wed May 12 1982, 10:05 PM EDT Att: 41,859 - Unknown livebaseballscorecards.com								
Dave Collins, S OBP: 0.290, SLG: 0.313 (1, 8) (5, 3)			F9			F8				5	0	2	2	0	0	1									
Dave Winfield, R OBP: 0.336, SLG: 0.495 (1, 7)			F9							2	1	1	1	1	0	1									
Steve Balboni, R OBP: 0.300, SLG: 0.300 Ken Griffey, L OBP: 0.297, SLG: 0.337 (1, 3) (5, PH) (5, 8)				5-3						2	0	0	0	0	0	1									
Lou Piniella, R OBP: 0.347, SLG: 0.489 Oscar Gamble, L OBP: 0.294, SLG: 0.295 (1, 9) (5, PH) (5, 9)						L6				1	1	0	0	1	0	1									
Roy Smalley, S OBP: 0.351, SLG: 0.341 (1, 5)										3	1	1	0	1	0	0									
Butch Hobson, R OBP: 0.344, SLG: 0.444 Bobby Murcer, L OBP: 0.313, SLG: 0.357 (1, 10) (5, PH)										2	1	2	1	0	0	0									
Barry Foote, R OBP: 0.176, SLG: 0.294 (1, 2)						L4				4	1	1	1	0	0	3									
Bucky Dent, R OBP: 0.229, SLG: 0.231 (1, 6)										3	0	0	0	1	1	2									
Inning Stats	R: 1 E: 0 K: 0 S: 5	H: 2 LOB: 1 BB: 0 P: 5	R: 0 E: 0 K: 0 S: 3	H: 1 LOB: 0 BB: 0 P: 3	R: 0 E: 0 K: 0 S: 3	H: 0 LOB: 1 BB: 1 P: 7	R: 4 E: 0 K: 1 S: 8	H: 4 LOB: 1 BB: 2 P: 16	R: 1 E: 0 K: 0 S: 4	H: 1 LOB: 0 BB: 0 P: 12	R: 0 E: 0 K: 0 S: 3	H: 0 LOB: 0 BB: 0 P: 3	R: 0 E: 0 K: 0 S: 3	H: 0 LOB: 0 BB: 0 P: 3	R: 0 E: 0 K: 0 S: 3	H: 0 LOB: 0 BB: 0 P: 3		1B: 7 2B: 2 3B: 0 HR: 0	SF: 1 SAC: 1 DP: 2 HBP: 0	WP: 0 PB: 0 CS: 0	PA: 38				
PITCHER	IP WLS BF H R ER SO BB IBB HBP BLK WP HR S P ERA WHIP	IP WLS BF H R ER SO BB IBB HBP BLK WP HR S P ERA WHIP																							
Angel Moreno, L ERA: 4.62 (1, 1)	3.1 L 17 6 5 5 0 2 0 0 0 0 0 0 15 23 13.50 2.400	Luis Sanchez, R ERA: 3.2 (4, 1)	0.2 3 1 0 0 1 1 0 0 0 0 0 0 4 8 0.00 3.000	Mike Witt, R ERA: 3.9 (5, 1)	2.0 10 2 1 1 0 1 1 0 0 0 0 0 8 16 4.50 1.500	Andy Hassler, L ERA: 1.08 (7, 1)	2.0 5 0 0 0 0 0 0 0 0 0 0 0 5 5 0.00 0.000	Don Aase, R ERA: 2.45 (9, 1)	1.0 3 0 0 0 0 0 0 0 0 0 0 0 3 3 0.00 0.000																

Batter	1	2	3	4	5	6	7	8	9	AB	R	H	RBI	BB	SO	LOB	BOTTOM			
Brian Downing, R OBP: 0.319, SLG: 0.492 (1, 7)										5	1	1	0	0	0	3	New York Yankees @ California Angels Anaheim Stadium, Anaheim, CA Wed May 12 1982, 10:05 PM EDT Att: 41,859 - Unknown livebaseballscorecards.com			
Rod Carew, L OBP: 0.426, SLG: 0.341 (1, 3)										5	0	0	0	0	2	1				
Bobby Grich, R OBP: 0.440, SLG: 0.544 (1, 4)										3	2	3	1	2	0	0				
Reggie Jackson, L OBP: 0.373, SLG: 0.381 (1, 9)										3	1	1	2	2	0	3				
Don Baylor, R OBP: 0.304, SLG: 0.462 (1, 10)										5	0	1	1	0	1	4				
Fred Lynn, L OBP: 0.370, SLG: 0.343 (1, 8)										4	0	0	0	1	0	4				
Doug DeCinces, R OBP: 0.314, SLG: 0.385 (1, 5)										5	0	0	0	0	0	3				
Tim Foli, R OBP: 0.236, SLG: 0.267 (1, 6)										3	0	0	0	1	1	0				
Bob Boone, R OBP: 0.327, SLG: 0.314 (1, 2)										2	1	1	0	2	0	1				
Inning Stats	R: 2 E: 1 K: 0 S: 5	H: 1 LOB: 1 BB: 1 P: 9	R: 0 E: 0 K: 1 S: 6	H: 0 LOB: 1 BB: 2 P: 14	R: 0 E: 0 K: 1 S: 4	H: 0 LOB: 0 BB: 1 P: 8	R: 1 E: 1 K: 0 S: 5	H: 2 LOB: 1 BB: 0 P: 5	R: 0 E: 0 K: 0 S: 3	H: 0 LOB: 1 BB: 1 P: 7	R: 0 E: 0 K: 1 S: 5	H: 0 LOB: 2 BB: 2 P: 13	R: 2 E: 1 K: 0 S: 7	H: 3 LOB: 2 BB: 0 P: 7	R: 0 E: 0 K: 1 S: 5	H: 0 LOB: 0 BB: 0 P: 5		1B: 4 2B: 2 3B: 0 HR: 1	SF: 0 SAC: 0 DP: 1 HBP: 0	WP: 0 PB: 1 CS: 0
PITCHER	IP WLS BF H R ER SO BB IBB HBP BLK WP HR S P ERA WHIP	IP WLS BF H R ER SO BB IBB HBP BLK WP HR S P ERA WHIP																		
Mike Morgan, R ERA: 3.25 (1, 1)	4.2 W 15 2 2 0 1 3 0 0 0 0 0 14 26 0.00 1.667	Shane Rawley, L ERA: 2.33 (5, 1)	3.0 S 5 1 0 0 1 0 0 0 0 0 0 7 7 0.00 0.750	Rich Gossage, R ERA: 3.54 (8, 1)																

Batter	1	2	3	4	5	6	7	8	9	AB	R	H	RBI	BB	SO	LOB	TOP		
Willie Randolph, R (1, 4) OBP: 0.409, SLG: 0.468	F7		F7		5-3	BB			4-3	4	0	0	0	1	0	0	New York Yankees @ Oakland Athletics Oakland-Alameda County Coliseum, Oakland, CA Thu May 13 1982, 7:05 PM PDT Att: 24,560 - Unknown		
Dave Collins, S (1, 8) OBP: 0.297, SLG: 0.319	5-3		1B		F8	K				5	0	2	0	0	1	3			
Dave Winfield, R (1, 7) OBP: 0.347, SLG: 0.491	HR		1B			2B	FC	BB	K	3	2	1	0	2	1	1			
Steve Balboni, R (1, 3) OBP: 0.429, SLG: 0.714	HR		L5			FC	E	2B	G6-4-3	4	2	3	2	0	0	1			
Lou Piniella, R (1, 9) OBP: 0.377, SLG: 0.521	1B				SH1-3	2B				3	2	2	0	1	0	1			
Roy Smalley, S (1, 5) OBP: 0.340, SLG: 0.330	K				SH1-3					3	0	0	1	0	1	2			
Butch Hobson, R (1, 10) OBP: 0.273, SLG: 0.400			F9		SF9				F5	1	0	0	1	0	0	0			
Bobby Murcer, L (6, PH) OBP: 0.324, SLG: 0.345						WP	BB			1	0	0	0	1	0	0			
Barry Foote, R (1, 2) OBP: 0.143, SLG: 0.238			K		1-3				F8	4	0	0	0	0	2	3			
Bucky Dent, R (1, 6) OBP: 0.216, SLG: 0.217			F8						F8	4	0	0	0	0	1	2			
Inning Stats	R: 2 H: 2 E: 0 K: 1 S: 7	H: 2 LOB: 1 BB: 1 P: 11	R: 0 H: 0 E: 0 K: 1 S: 5	H: 0 LOB: 0 BB: 0 P: 5	R: 0 H: 2 E: 0 K: 0 S: 4	H: 1 LOB: 1 BB: 0 P: 4	R: 1 H: 1 E: 0 K: 0 S: 4	H: 1 LOB: 0 BB: 0 P: 4	R: 0 H: 0 E: 0 K: 1 S: 3	H: 1 LOB: 0 BB: 0 P: 5	R: 0 H: 0 E: 0 K: 0 S: 3	H: 0 LOB: 1 BB: 0 P: 3	R: 0 H: 1 E: 0 K: 0 S: 4	H: 1 LOB: 1 BB: 0 P: 4	1B: 5 2B: 2 3B: 0 HR: 1	SF: 1 SAC: 1 DP: 1 HBP: 0	WP: 1 PB: 0 SB: 1 CS: 0	PA: 39	
PITCHER	IP	WLS	BF	H	R	ER	SO	BB	IBB	HBP	BLK	WP	HR	S	P	ERA	WHIP		
Tom Underwood, L (1, 1) ERA: 3.78	5.0	L	22	6	5	5	2	2	0	0	0	0	1	24	32	9.00	1.600		
Bo McLaughlin, R (6, 1) ERA: 5.79	2.0		10	1	1	1	4	3	0	0	0	1	0	15	27	4.50	2.000		
Bob Ovwchinko, L (8, 1) ERA: 3.0	1.2		6	1	0	0	0	0	0	0	0	0	0	6	6	0.00	0.600		
Dave Beard, R (9, 1) ERA: 1.06	0.1		1	0	0	0	0	0	0	0	0	0	0	1	1	0.00	0.000		

Batter	1	2	3	4	5	6	7	8	9	AB	R	H	RBI	BB	SO	LOB	BOTTOM					
Rickey Henderson, R (1, 7) OBP: 0.455, SLG: 0.364	CS		K							2	1	1	0	2	1	0	New York Yankees @ Oakland Athletics Oakland-Alameda County Coliseum, Oakland, CA Thu May 13 1982, 7:05 PM PDT Att: 24,560 - Unknown					
Dwanye Murphy, L (1, 8) OBP: 0.305, SLG: 0.379	BB				HR					2	1	1	1	2	1	1						
Davey Lopes, R (1, 4) OBP: 0.330, SLG: 0.398	G6-4-3				K					4	0	0	0	0	1	4						
Cliff Johnson, R (1, 10) OBP: 0.261, SLG: 0.346			F8		F3				E6	4	1	1	0	0	0	0						
Joe Rudi, R (1, 9) OBP: 0.347, SLG: 0.354					F7					3	0	1	0	0	1	1						
Dan Meyer, L (8, PH) OBP: 0.305, SLG: 0.432									K	1	0	0	0	0	1	1						
Kevin Moore, R (1, 3) OBP: 0.250, SLG: 0.250			F8							4	1	1	0	0	1	1						
Dave McKay, S (1, 5) OBP: 0.242, SLG: 0.224					5-3					2	0	0	0	0	2	1						
Jeff Burroughs, R (7, PH) OBP: 0.425, SLG: 0.469										1	0	0	0	0	1	2						
Jimmy Sexton, R (8, 5) OBP: 0.306, SLG: 0.293										0	0	0	0	0	0	0						
Mike Heath, R (9, PH) OBP: 0.306, SLG: 0.293										1	0	0	0	0	0	0						
Jeff Newman, R (1, 2) OBP: 0.349, SLG: 0.536					F8					4	0	1	2	0	1	0						
Tony Phillips, S (1, 6) OBP: 0.300, SLG: 0.222										3	0	0	0	0	1	1						
Inning Stats	R: 0 H: 0 E: 0 K: 0 S: 1	H: 1 LOB: 1 BB: 0 P: 9	R: 0 H: 1 E: 0 K: 1 S: 6	H: 1 LOB: 0 BB: 0 P: 6	R: 0 H: 0 E: 0 K: 2 S: 7	H: 0 LOB: 0 BB: 0 P: 7	R: 1 H: 1 E: 0 K: 1 S: 6	H: 1 LOB: 0 BB: 0 P: 6	R: 0 H: 0 E: 0 K: 1 S: 5	H: 0 LOB: 0 BB: 0 P: 5	R: 0 H: 0 E: 0 K: 1 S: 5	H: 0 LOB: 1 BB: 1 P: 9	R: 2 H: 3 E: 0 K: 2 S: 10	H: 3 LOB: 1 BB: 0 P: 10	R: 1 H: 1 E: 1 K: 1 S: 6	H: 1 LOB: 1 BB: 1 P: 10	R: 0 H: 0 E: 0 K: 2 S: 7	H: 0 LOB: 0 BB: 0 P: 7	1B: 4 2B: 1 3B: 0 HR: 1	SF: 0 SAC: 0 DP: 2 HBP: 0	WP: 0 PB: 0 SB: 0 CS: 1	PA: 35
PITCHER	IP	WLS	BF	H	R	ER	SO	BB	IBB	HBP	BLK	WP	HR	S	P	ERA	WHIP					
Ron Guidry, L (1, 1) ERA: 3.0	7.0		29	6	4	3	8	4	0	0	0	0	1	41	57	3.86	1.429					
George Frazier, R (8, 1) ERA: 2.75	0.2		2	0	0	0	0	0	0	0	0	0	0	2	2	0.00	0.000					
Shane Rawley, L (8, 1) ERA: 2.18	1.1	S	4	0	0	0	3	0	0	0	0	0	0	10	10	0.00	0.000					

AB	32
R	6
H	8
RBI	4
BB	5
SO	6
LOB	13



AB	31
R	4
H	6
RBI	3
BB	4
SO	11
LOB	12



Batter	1	2	3	4	5	6	7	8	9	AB	R	H	RBI	BB	SO	LOB	TOP					
Ken Griffey, L (1, 8) OBP: 0.300, SLG: 0.330										4	0	0	0	0	1	1						
Bobby Murcer, L (1, 10) OBP: 0.333, SLG: 0.378										4	0	1	0	0	0	1						
Dave Winfield, R (1, 7) OBP: 0.346, SLG: 0.504										4	0	1	0	0	0	2						
John Mayberry, L (1, 3) OBP: 0.373, SLG: 0.385										4	0	0	0	0	1	2						
Oscar Gamble, L (1, 9) OBP: 0.305, SLG: 0.340										4	1	1	1	0	0	0						
Roy Smalley, S (1, 5) OBP: 0.330, SLG: 0.313										3	1	1	0	1	1	1						
Butch Wynegar, S (1, 2) OBP: 0.305, SLG: 0.323										3	1	2	2	1	0	0						
Bucky Dent, R (1, 6) OBP: 0.222, SLG: 0.213										2	0	0	0	1	0	2						
Butch Hobson, R (9, PH) OBP: 0.308, SLG: 0.417										1	0	0	0	0	0	2						
Andre Robertson, R (1, 4) OBP: 0.143, SLG: 0.143										3	0	0	0	0	2	1						
Steve Balboni, R (9, PH) OBP: 0.300, SLG: 0.526										1	0	0	0	0	1	1						
Inning Stats	R: 0 E: 0 K: 1 S: 5	H: 0 LOB: 0 BB: 0 P: 5	R: 0 E: 1 K: 2 S: 8	H: 0 LOB: 2 BB: 1 P: 12	R: 0 E: 0 K: 1 S: 5	H: 0 LOB: 0 BB: 0 P: 5	R: 0 E: 0 K: 0 S: 3	H: 1 LOB: 0 BB: 0 P: 3	R: 0 E: 0 K: 0 S: 3	H: 0 LOB: 0 BB: 0 P: 3	R: 0 E: 1 K: 0 S: 5	H: 1 LOB: 2 BB: 0 P: 5	R: 3 E: 0 K: 1 S: 7	H: 2 LOB: 1 BB: 2 P: 15	R: 0 E: 0 K: 0 S: 3	H: 0 LOB: 0 BB: 0 P: 3	R: 0 E: 0 K: 1 S: 6	H: 2 LOB: 1 BB: 0 P: 6	1B: 4 2B: 0 3B: 0 HR: 2	SF: 0 SAC: 0 DP: 1 HBP: 0	WP: 0 PB: 0 SB: 0 CS: 0	PA: 36
PITCHER Rick Langford, R (1, 1) ERA: 4.1	IP: 9.0 WLS: W BF: 36 H: 6 R: 3 ER: 3 SO: 6 BB: 3 IBB: 0 HBP: 0 BLK: 0 WP: 0 HR: 2 S: 45 P: 57 ERA: 3.00 WHIP: 1.000															PITCHER	IP: 9.0 WLS: W BF: 36 H: 6 R: 3 ER: 3 SO: 6 BB: 3 IBB: 0 HBP: 0 BLK: 0 WP: 0 HR: 2 S: 45 P: 57 ERA: 3.00 WHIP: 1.000					

New York Yankees @ Oakland Athletics
Oakland-Alameda County Coliseum, Oakland, CA
Sat May 15 1982, 3:33 AM PDT
Att: 43,113 - Unknown

AB	33
R	3
H	6
RBI	3
BB	3
SO	6
LOB	13



Batter	1	2	3	4	5	6	7	8	9	AB	R	H	RBI	BB	SO	LOB	BOTTOM			
Rickey Henderson, R (1, 7) OBP: 0.448, SLG: 0.389										4	1	2	0	0	1	0				
Dwayne Murphy, L (1, 8) OBP: 0.321, SLG: 0.403										3	2	1	1	1	1	0				
Cliff Johnson, R (1, 10) OBP: 0.292, SLG: 0.356										3	1	2	0	1	1	0				
Joe Rudi, R (1, 9) OBP: 0.333, SLG: 0.338										3	0	0	0	0	2	2				
Dan Meyer, L (7, PH) OBP: 0.299, SLG: 0.422										1	0	0	1	0	0	2				
Jeff Newman, R (1, 2) OBP: 0.343, SLG: 0.517										4	1	1	1	0	1	2				
Davey Lopes, R (1, 4) OBP: 0.342, SLG: 0.402										3	1	2	0	1	0	2				
Kelvin Moore, R (1, 3) OBP: 0.182, SLG: 0.182										4	0	1	2	0	2	3				
Tony Phillips, S (1, 6) OBP: 0.278, SLG: 0.235										4	0	0	0	0	1	1				
Jimmy Sexton, R (1, 5) OBP: 0.286, SLG: 0.714										4	1	1	1	0	2	0				
Inning Stats	R: 4 E: 1 K: 1 S: 8	H: 4 LOB: 1 BB: 1 P: 12	R: 1 E: 0 K: 1 S: 6	H: 1 LOB: 0 BB: 0 P: 6	R: 0 E: 0 K: 1 S: 7	H: 2 LOB: 2 BB: 0 P: 7	R: 0 E: 0 K: 2 S: 7	H: 0 LOB: 0 BB: 0 P: 7	R: 0 E: 0 K: 1 S: 5	H: 0 LOB: 0 BB: 0 P: 5	R: 0 E: 0 K: 3 S: 10	H: 1 LOB: 1 BB: 0 P: 10	R: 2 E: 0 K: 0 S: 5	H: 2 LOB: 2 BB: 2 P: 13	R: 0 E: 0 K: 2 S: 7	H: 0 LOB: 0 BB: 0 P: 7	1B: 7 2B: 1 3B: 0 HR: 2	SF: 0 SAC: 0 DP: 0 HBP: 0	WP: 0 PB: 0 SB: 3 CS: 2	PA: 37
PITCHER Rudy May, L (1, 1) ERA: 3.98	IP: 6.1 WLS: L BF: 29 H: 9 R: 7 ER: 4 SO: 9 BB: 2 IBB: 0 HBP: 0 BLK: 0 WP: 0 HR: 2 S: 45 P: 53 ERA: 5.68 WHIP: 1.737															PITCHER George Frazier, R (7, 1) ERA: 2.5	IP: 1.2 WLS: 7 BF: 1 H: 0 R: 0 ER: 0 SO: 2 BB: 1 IBB: 0 HBP: 0 BLK: 0 WP: 0 HR: 10 S: 14 P: 14 ERA: 0.00 WHIP: 1.200			

New York Yankees @ Oakland Athletics
Oakland-Alameda County Coliseum, Oakland, CA
Sat May 15 1982, 3:33 AM PDT
Att: 43,113 - Unknown

AB	33
R	7
H	10
RBI	6
BB	3
SO	11
LOB	12



Batter	1	2	3	4	5	6	7	8	9	AB	R	H	RBI	BB	SO	LOB	TOP									
Ken Griffey, L OBP: 0.295, SLG: 0.323	F4		F8		F9	F7		6-3 1B		5	1	1	0	0	0	3	New York Yankees @ Oakland Athletics Oakland-Alameda County Coliseum, Oakland, CA Sun May 16 1982, 3:33 AM PDT Att: 48,137 - Unknown									
Bobby Murcer, L OBP: 0.311, SLG: 0.350 Butch Hobson, R OBP: 0.333, SLG: 0.429	4-3		K		F8		5-3	6-3 1B		3	0	0	0	0	1	0										
Dave Winfield, R OBP: 0.356, SLG: 0.517			6-3				FC 1B	6-3		3	1	1	0	2	0	2										
John Mayberry, L OBP: 0.361, SLG: 0.368 Dave Collins, S OBP: 0.297, SLG: 0.319	F9				F4	F7	FC 1B	CS 1B		5	1	1	2	0	0	3										
Oscar Gamble, L OBP: 0.327, SLG: 0.340 Lou Piniella, R OBP: 0.386, SLG: 0.510		E BB G6-4-3 BB		K		E5 BB BB	1B	CS	F4	1	1	0	0	1	1	0										
Roy Smalley, S OBP: 0.342, SLG: 0.314		G6-4-3 BB		1B		FC5-2-5 BB	F8		F9	3	0	1	0	2	0	2										
Butch Wynegar, S OBP: 0.340 Willie Randolph, R OBP: 0.409, SLG: 0.468		G6-4-3		1B		BB FC5-2-5 BB				4	0	3	1	1	0	1										
Bucky Dent, R OBP: 0.212, SLG: 0.203 Steve Balboni, R OBP: 0.286, SLG: 0.500		E6		5-3		FC5-2-5 BB	F7		K	4	0	0	0	0	0	7										
Andre Robertson, R OBP: 0.273, SLG: 0.500		F8				1-2 2-3 3-H			K	1	0	0	0	0	1	1										
Inning Stats	R: 0 E: 0 K: 0 S: 3	H: 0 LOB: 1 BB: 1 P: 7	R: 1 E: 2 K: 0 S: 3	H: 0 LOB: 1 BB: 2 P: 11	R: 0 E: 0 K: 1 S: 5	H: 0 LOB: 0 BB: 0 P: 5	R: 0 E: 0 K: 1 S: 7	H: 2 LOB: 2 BB: 0 P: 7	R: 1 E: 0 K: 0 S: 5	H: 2 LOB: 1 BB: 0 P: 5	R: 0 E: 1 K: 0 S: 3	H: 0 LOB: 3 BB: 3 P: 15	R: 2 E: 0 K: 0 S: 6	H: 2 LOB: 2 BB: 1 P: 10	R: 2 E: 0 K: 1 S: 7	H: 3 LOB: 1 BB: 0 P: 7		R: 0 E: 0 K: 1 S: 6	H: 1 LOB: 1 BB: 0 P: 6	1B: 8 2B: 0 3B: 1 HR: 1	SF: 0 SAC: 0 DP: 2 HBP: 0	WP: 0 PB: 0 SB: 0 CS: 1	PA: 45			
PITCHER	IP	WLS	BF	H	R	ER	SO	BB	IBB	HBP	BLK	WP	HR	S	P	ERA		WHIP								
Steve McCatty, R ERA: 4.18	5.0	W	22	4	2	1	2	3	0	0	0	0	1	23	35	1.80		1.400								
Tom Underwood, L ERA: 3.79	0.0		3	0	0	0	0	2	0	0	0	0	0	1	9	∞	∞									
Bo McLaughlin, R ERA: 5.4	0.2		2	0	0	0	0	1	0	0	0	0	0	1	5	0.00	1.500									
Bob Owchinko, L ERA: 3.38	1.0		7	2	2	2	0	1	0	0	0	0	0	6	10	18.00	3.000									
Dave Beard, R ERA: 2.29	2.1	S	10	4	2	2	2	0	0	0	0	0	0	14	14	7.71	1.714									

Batter	1	2	3	4	5	6	7	8	9	AB	R	H	RBI	BB	SO	LOB	BOTTOM									
Rickey Henderson, R OBP: 0.447, SLG: 0.386 Jeff Burroughs, R OBP: 0.386, SLG: 0.417	K			6-3		FC6-4				4	1	1	0	1	1	2	New York Yankees @ Oakland Athletics Oakland-Alameda County Coliseum, Oakland, CA Sun May 16 1982, 3:33 AM PDT Att: 48,137 - Unknown									
Dwayne Murphy, L OBP: 0.317, SLG: 0.391		1B		K			F9			4	1	0	0	1	2	3										
Cliff Johnson, R OBP: 0.307, SLG: 0.374	E7 F9 1-H	F7		1B			5-3			4	2	2	1	1	0	2										
Joe Rudi, R OBP: 0.333, SLG: 0.329 Dan Meyer, L OBP: 0.293, SLG: 0.413	F9		F4	1B			F8			2	1	0	0	1	0	1										
Davey Lopes, R OBP: 0.344, SLG: 0.402			F7	1B			5-3			5	1	2	2	0	0	1										
Mike Heath, R OBP: 0.310, SLG: 0.286	FC5-4			1B		L3		5-3		4	0	1	1	1	0	1										
Kelvin Moore, R OBP: 0.308, SLG: 0.308 Wayne Gross, L OBP: 0.323, SLG: 0.311		SH1-4 1B		1B		FC6-4 2B		F9		2	1	2	0	0	0	0										
Tony Phillips, S OBP: 0.381, SLG: 0.235		SH1-4		1B			FC6-4 HBP			0	0	0	0	2	0	0										
Jimmy Sexton, R OBP: 0.273, SLG: 0.545			K		K		FC6-4			4	0	1	1	0	2	8										
Inning Stats	R: 2 E: 1 K: 1 S: 7	H: 2 LOB: 1 BB: 1 P: 11	R: 1 E: 0 K: 0 S: 5	H: 2 LOB: 2 BB: 1 P: 9	R: 0 E: 0 K: 1 S: 6	H: 1 LOB: 3 BB: 2 P: 14	R: 3 E: 0 K: 2 S: 10	H: 3 LOB: 3 BB: 3 P: 22	R: 1 E: 0 K: 1 S: 7	H: 2 LOB: 1 BB: 0 P: 7	R: 0 E: 0 K: 0 S: 4	H: 1 LOB: 2 BB: 0 P: 5	R: 0 E: 0 K: 0 S: 3	H: 0 LOB: 0 BB: 0 P: 3	R: 0 E: 0 K: 0 S: 3	H: 0 LOB: 0 BB: 0 P: 3		1B: 9 2B: 2 3B: 0 HR: 0	SF: 0 SAC: 1 DP: 0 HBP: 1	WP: 0 PB: 0 SB: 0 CS: 0	PA: 43					
PITCHER	IP	WLS	BF	H	R	ER	SO	BB	IBB	HBP	BLK	WP	HR	S	P	ERA		WHIP								
Dave Righetti, L ERA: 5.26	3.2	L	23	6	6	5	3	6	0	0	0	0	0	23	47	12.27		3.273								
George Frazier, R ERA: 2.75	1.2		12	5	1	1	2	1	0	1	0	0	0	14	19	5.40	3.600									
Mike Morgan, R ERA: 2.78	2.2		8	0	0	0	0	0	0	0	0	0	0	8	8	0.00	0.000									

Batter	1	2	3	4	5	6	7	8	9	AB	R	H	RBI	BB	SO	LOB	TOP					
Willie Randolph, R OBP: 0.420, SLG: 0.473	F9		1B BB					1B		3	0	2	0	1	0	0	New York Yankees @ Kansas City Royals Royals Stadium, Kansas City, MO Mon May 17 1982, 8:05 PM EDT Att: 38,955 - Unknown - 71 F					
Lou Piniella, R OBP: 0.410, SLG: 0.527	FC6-4 1B		FC6-4 1B		L7			1B		4	0	3	0	0	0	1						
Dave Winfield, R OBP: 0.346, SLG: 0.500	FC6-4 1-2		F7				F3	F9		4	0	0	0	0	0	5						
Steve Balboni, R OBP: 0.240, SLG: 0.417	4-3		FC6-4 1-2				F7	K		4	0	0	0	0	1	5						
Butch Hobson, R OBP: 0.316, SLG: 0.444		2B		4-3			F9		K	4	0	1	0	0	1	0						
Roy Smalley, S OBP: 0.335, SLG: 0.311	K			5-3						4	0	1	0	0	2	1						
Barry Foote, R OBP: 0.120, SLG: 0.200	F9			K			1-3		F2	4	0	0	0	0	1	2						
Dave Collins, S OBP: 0.282, SLG: 0.301	F8				F7		F4		F7	4	0	0	0	0	0	2						
Bucky Dent, R OBP: 0.205, SLG: 0.195			F3		F9			F6		3	0	0	0	0	0	0						
Inning Stats	R: 0 E: 0 K: 0 S: 4	H: 1 LOB: 1 BB: 0 P: 4	R: 0 E: 0 K: 1 S: 6	H: 1 LOB: 1 BB: 0 P: 6	R: 0 E: 0 K: 0 S: 4	H: 1 LOB: 2 BB: 1 P: 8	R: 0 E: 0 K: 1 S: 5	H: 0 LOB: 0 BB: 0 P: 5	R: 0 E: 0 K: 0 S: 4	H: 1 LOB: 1 BB: 0 P: 4	R: 0 E: 0 K: 0 S: 3	H: 0 LOB: 0 BB: 0 P: 3	R: 0 E: 0 K: 1 S: 5	H: 0 LOB: 0 BB: 0 P: 5	R: 0 E: 0 K: 1 S: 7	H: 2 LOB: 2 BB: 0 P: 7	R: 0 E: 0 K: 1 S: 6	H: 1 LOB: 1 BB: 0 P: 6	1B: 6 2B: 1 3B: 0 HR: 0	SF: 0 SAC: 0 DP: 0 HBP: 0	WP: 0 PB: 0 CS: 0	PA: 35
PITCHER Larry Gura, L ERA: 4.17	IP: 9.0 WLS: W BF: 35 H: 7 R: 0 ER: 0 SO: 5 BB: 1 IBB: 0 HBP: 0 BLK: 0 WP: 0 HR: 0 S: 44 P: 48 ERA: 0.00 WHIP: 0.889															PITCHER						

Batter	1	2	3	4	5	6	7	8	9	AB	R	H	RBI	BB	SO	LOB	BOTTOM			
Willie Wilson, S OBP: 0.419, SLG: 0.625	FC4-6 1B		6-3 3B		5-3					5	2	3	0	0	1	4	New York Yankees @ Kansas City Royals Royals Stadium, Kansas City, MO Mon May 17 1982, 8:05 PM EDT Att: 38,955 - Unknown - 71 F			
John Wathan, R OBP: 0.348, SLG: 0.371	FC4-6 1B SF8		6-3		F4					5	2	2	2	0	0	2				
George Brett, L OBP: 0.386, SLG: 0.545			3-H F7							5	1	3	2	0	0	1				
Willie Aikens, L OBP: 0.299, SLG: 0.290	SF8		F6							4	0	0	1	0	2	3				
Amos Otis, R OBP: 0.369, SLG: 0.534				S BB						1	1	0	0	3	0	0				
Hal McRae, R OBP: 0.401, SLG: 0.591	K			F9						4	0	2	2	0	1	3				
Jerry Martin, R OBP: 0.361, SLG: 0.475			F9		K					4	0	0	0	0	1	3				
Frank White, R OBP: 0.312, SLG: 0.446	1-3			K						4	0	2	0	0	1	1				
Greg Pryor, R OBP: 0.404, SLG: 0.604			K							4	1	1	0	0	2	5				
Inning Stats	R: 1 E: 0 K: 1 S: 7	H: 2 LOB: 2 BB: 1 P: 11	R: 0 E: 0 K: 1 S: 5	H: 0 LOB: 0 BB: 0 P: 5	R: 1 E: 0 K: 0 S: 4	H: 1 LOB: 0 BB: 0 P: 4	R: 0 E: 0 K: 2 S: 7	H: 0 LOB: 1 BB: 1 P: 11	R: 1 E: 0 K: 1 S: 7	H: 2 LOB: 1 BB: 0 P: 7	R: 0 E: 0 K: 0 S: 5	H: 2 LOB: 2 BB: 0 P: 5	R: 4 E: 1 K: 3 S: 15	H: 5 LOB: 3 BB: 1 P: 19	R: 0 E: 0 K: 0 S: 3	H: 1 LOB: 0 BB: 0 P: 3	1B: 9 2B: 3 3B: 1 HR: 0	SF: 1 SAC: 0 DP: 1 HBP: 0	WP: 1 PB: 0 CS: 0	PA: 40
PITCHER Roger Erickson, R ERA: 5.06 Shane Rawley, L ERA: 2.99 Rich Gossage, R ERA: 3.13	IP: 6.0 WLS: L BF: 29 H: 9 R: 5 ER: 5 SO: 5 BB: 2 IBB: 0 HBP: 0 BLK: 0 WP: 1 HR: 0 S: 13 P: 17 ERA: 18.00 WHIP: 3.000															PITCHER				



Batter	1	2	3	4	5	6	7	8	9	AB	R	H	RBI	BB	SO	LOB	TOP										
Willie Randolph, R (1,4) OBP: 0.414, SLG: 0.458	5-3		F2	SH1-3		5-3		1B		4	0	2	1	0	0	0	New York Yankees @ Kansas City Royals Royals Stadium, Kansas City, MO Wed May 19 1982, 8:05 PM EDT Att: 26,121 - Unknown - 76 F										
Dave Collins, S (1,8) OBP: 0.287, SLG: 0.284	5-3		2B 1B	K		5-3		F8		5	1	1	0	0	1	4											
Lou Piniella, R (1,7) OBP: 0.418, SLG: 0.525	BB		1B 1-3			L4			5-3	3	0	1	0	2	0	0											
John Mayberry, L (1,3) OBP: 0.366, SLG: 0.379	F3		2B			FC5-4 2B		L8	F9	5	0	2	1	0	0	4											
Steve Balboni, R (1,10) OBP: 0.250, SLG: 0.385 Bobby Murcer, L (7, PH) OBP: 0.333, SLG: 0.378			F8	K		FC5-4 BB		F9		2	0	0	0	1	1	2											
Barry Foote, R (1,2) OBP: 0.133, SLG: 0.233			F4			FC5-4		F5	K	5	1	1	0	0	1	5											
Graig Nettles, L (1,5) OBP: 0.315, SLG: 0.320			1B	1B S SH1-3		L7		K		4	1	2	1	0	1	2											
Roy Smalley, S (1,6) OBP: 0.333, SLG: 0.301	K			SH1-3 1B		L7		K		4	0	1	0	0	2	1											
Oscar Gamble, L (1,9) OBP: 0.300, SLG: 0.293	4-3			K		5-3 1B BB		F8		3	0	0	0	1	1	3											
Inning Stats	R: 0 E: 0 K: 0 S: 3	H: 0 LOB: 1 BB: 1 P: 7	R: 1 E: 0 K: 1 S: 7	H: 2 LOB: 1 BB: 0 P: 7	R: 1 E: 0 K: 1 S: 8	H: 3 LOB: 2 BB: 0 P: 8	R: 1 E: 0 K: 2 S: 9	H: 2 LOB: 1 BB: 0 P: 9	R: 0 E: 0 K: 0 S: 4	H: 1 LOB: 2 BB: 2 P: 8	R: 0 E: 0 K: 1 S: 5	H: 0 LOB: 0 BB: 0 P: 5	R: 0 E: 0 K: 1 S: 6	H: 1 LOB: 1 BB: 0 P: 6	R: 0 E: 0 K: 1 S: 6	H: 1 LOB: 1 BB: 0 P: 6	1B: 8 2B: 3 3B: 0 HR: 0	SF: 0 SAC: 1 DP: 0 HBP: 0	WP: 0 PB: 0 SB: 1 CS: 0	PA: 42							
PITCHER	IP	WLS	BF	H	R	ER	SO	BB	IBB	HBP	BLK	WP	HR	S	P	ERA	WHIP										
Paul Splittorf, L (1,1) ERA: 3.29	6.0	L	31	9	3	3	4	3	1	0	0	0	0	35	51	4.50	2.000										
Mike Armstrong, R (7,1) ERA:	3.0		11	2	0	0	3	0	0	0	0	0	0	17	17	0.00	0.667										


Batter	1	2	3	4	5	6	7	8	9	AB	R	H	RBI	BB	SO	LOB	BOTTOM										
Willie Wilson, S (1,7) OBP: 0.385, SLG: 0.551	6-3		2H 1B			5-3		FC6-4		4	0	1	1	0	0	2	New York Yankees @ Kansas City Royals Royals Stadium, Kansas City, MO Wed May 19 1982, 8:05 PM EDT Att: 26,121 - Unknown - 76 F										
John Wathan, R (1,2) OBP: 0.350, SLG: 0.363	6-3		6-3			BB		1-3		3	0	0	0	1	0	1											
George Brett, L (1,5) OBP: 0.370, SLG: 0.513	F7					F7		L9	F6	4	0	0	0	0	0	2											
Amos Otis, R (1,8) OBP: 0.362, SLG: 0.516			1-3			6-3 1B		F8	5-3	4	1	1	0	0	0	0											
Hal McRae, R (1,10) OBP: 0.393, SLG: 0.593	5-3					6-3		G6-4-3 1B	F9	4	0	1	0	0	0	1											
Willie Aikens, L (1,3) OBP: 0.306, SLG: 0.312 Onix Concepcion, R (8, PR) OBP: 0.370, SLG: 0.431	L6					G6-4-3		G6-4-3 1B	BB	4	0	2	1	0	0	1											
Jerry Martin, R (1,9) OBP: 0.355, SLG: 0.460			F8			K		5-3	F4	4	0	0	0	0	1	2											
Frank White, R (1,4) OBP: 0.316, SLG: 0.445			1B 2B			SH1-4 1B		F7	BB	3	1	2	0	1	0	0											
Greg Pryor, R (1,6) OBP: 0.424, SLG: 0.618			6-3			SH1-4		FC6-4 1B	K	3	0	1	0	0	1	3											
Inning Stats	R: 0 E: 0 K: 0 S: 3	H: 0 LOB: 0 BB: 0 P: 3	R: 0 E: 0 K: 0 S: 3	H: 0 LOB: 0 BB: 0 P: 3	R: 1 E: 0 K: 0 S: 5	H: 2 LOB: 1 BB: 0 P: 5	R: 1 E: 0 K: 1 S: 7	H: 2 LOB: 1 BB: 0 P: 7	R: 0 E: 0 K: 0 S: 4	H: 1 LOB: 2 BB: 1 P: 8	R: 0 E: 0 K: 0 S: 3	H: 1 LOB: 0 BB: 0 P: 3	R: 0 E: 0 K: 0 S: 3	H: 0 LOB: 0 BB: 0 P: 3	R: 0 E: 0 K: 1 S: 6	H: 1 LOB: 2 BB: 1 P: 10	1B: 7 2B: 1 3B: 0 HR: 0	SF: 0 SAC: 1 DP: 1 HBP: 0	WP: 0 PB: 0 SB: 0 CS: 0	PA: 36							
PITCHER	IP	WLS	BF	H	R	ER	SO	BB	IBB	HBP	BLK	WP	HR	S	P	ERA	WHIP										
Tommy John, L (1,1) ERA: 2.59	7.0	W	28	7	2	2	1	1	0	0	0	0	0	29	33	2.57	1.143										
Rich Gossage, R (8,1) ERA: 2.66	2.0	S	8	1	0	0	1	1	0	0	0	0	0	9	13	0.00	1.000										


Batter	1	2	3	4	5	6	7	8	9	AB	R	H	RBI	BB	SO	LOB	TOP								
Ron Washington, R OBP: 0.380, SLG: 0.442	L9		6-3		L1-3 1B		K			4	0	1	0	0	1	0	Minnesota Twins @ New York Yankees Yankee Stadium, Bronx, NY Fri May 21 1982, 7:05 PM EDT Att: 25,106 - Cloudy - 67 F								
Lary Milbourne, S OBP: 0.250, SLG: 0.228	6-3		5-3		L1-3 1B			BB 1B		4	0	1	0	0	0	2									
Jesus Vega, R OBP: 0.326, SLG: 0.398	F9				F9		F8 1B	F8 1B		4	0	1	0	0	0	1									
Tom Brunansky, R OBP: 0.371, SLG: 0.633		2B FC5-2 1B			FC5-4 1B			F9		4	0	3	0	0	0	1									
Gary Ward, R OBP: 0.283, SLG: 0.350		FC5-2 1-3 2B			L9		F8	FC6-4 BB		3	0	1	0	1	0	3									
Dave Engle, R OBP: 0.290, SLG: 0.333		FC5-2 1B			FC5-4 1-2		F6	FC6-4 1-2		4	0	1	0	0	0	5									
Gary Gaetti, R OBP: 0.258, SLG: 0.417		FC5-2 1-2 2-3 3-H			2B BB		K			3	1	0	0	1	1	5									
Mickey Hatcher, R OBP: 0.298, SLG: 0.309		L3			1B 1-H 2B		5-3			4	0	1	1	0	0	3									
Tim Laudner, R OBP: 0.200, SLG: 0.143					K		6-3			4	0	0	0	0	2	1									
Inning Stats	R: 0 E: 0 K: 0 S: 3	H: 0 LOB: 0 BB: 0 P: 3	R: 0 E: 0 K: 0 S: 5	H: 3 LOB: 2 BB: 0 P: 5	R: 0 E: 0 K: 1 S: 5	H: 0 LOB: 0 BB: 0 P: 5	R: 0 E: 0 K: 0 S: 4	H: 1 LOB: 1 BB: 0 P: 4	R: 1 E: 0 K: 1 S: 6	H: 2 LOB: 1 BB: 1 P: 10	R: 0 E: 0 K: 1 S: 7	H: 2 LOB: 2 BB: 0 P: 7	R: 0 E: 0 K: 1 S: 5	H: 0 LOB: 0 BB: 0 P: 5	R: 0 E: 0 K: 0 S: 4	H: 1 LOB: 2 BB: 1 P: 8	R: 0 E: 0 K: 0 S: 3	H: 0 LOB: 0 BB: 0 P: 3	1B: 7 2B: 4 3B: 0 HR: 0	SF: 0 SAC: 0 DP: 2 HBP: 0	WP: 0 PB: 0 CS: 0	PA: 36			
PITCHER	IP	WLS	BF	H	R	ER	SO	BB	IBB	HBP	BLK	WP	HR	S	P	ERA	WHIP								
Rudy May, L ERA: 3.49	7.0	W	28	8	1	1	4	1	0	0	0	0	0	35	39	1.29	1.286								
Roger Erickson, R ERA: 4.95	0.0		0	0	0	0	0	0	0	0	0	0	0	0	0	∞	∞								
Shane Rawley, L ERA: 2.74	1.0		3	0	0	0	0	0	0	0	0	0	0	3	3	0.00	0.000								

Batter	1	2	3	4	5	6	7	8	9	AB	R	H	RBI	BB	SO	LOB	BOTTOM								
Willie Randolph, R OBP: 0.417, SLG: 0.451	1B E				F3	HBP 1B BB	G4-6-3			2	2	0	0	2	0	0	Minnesota Twins @ New York Yankees Yankee Stadium, Bronx, NY Fri May 21 1982, 7:05 PM EDT Att: 25,106 - Cloudy - 67 F								
Andre Robertson, R OBP: 0.250, SLG: 0.455	BB	F4			BB	1B HR HBP	4-3			1	0	0	0	0	0	2									
Dave Collins, S OBP: 0.286, SLG: 0.306	1-3 E	F9			BB	1B HR HBP				4	2	2	1	0	0	1									
Lou Piniella, R OBP: 0.423, SLG: 0.548	E3	F8			BB	K				3	1	1	2	1	1	3									
Mike Patterson, L OBP: 1.000, SLG: 4.000	1-H 3-H 3B				IBB	K		HR		1	1	1	1	0	0	0									
John Mayberry, L OBP: 0.368, SLG: 0.371	K				1-2 2-3 BB	1-3 2-H 3-H 1B		F9		4	1	1	2	1	2	0									
Butch Hobson, R OBP: 0.273, SLG: 0.381	6-3				K	1-H 3-H HR		3-1		3	0	0	0	0	1	3									
Bobby Murcer, L OBP: 0.340, SLG: 0.447					K	1-H 3-H HR				2	1	1	3	0	0	0									
Roy Smalley, S OBP: 0.343, SLG: 0.316	BB				F3			1B BB 1B		4	0	2	0	1	0	3									
Graig Nettles, L OBP: 0.305, SLG: 0.296	L7				F7	G3 K		1B BB 1B		4	0	0	0	1	1	2									
Butch Wynegar, S OBP: 0.353, SLG: 0.359					F4	E6		1-2 2-3 1B		3	0	1	0	2	0	0									
Oscar Gamble, L OBP: 0.320, SLG: 0.355					F5	HBP BB 1B	G4-6-3 BB	K		4	2	2	2	1	1	3									
Inning Stats	R: 3 E: 1 K: 1 S: 7	H: 2 LOB: 1 BB: 2 P: 15	R: 2 E: 0 K: 0 S: 4	H: 1 LOB: 0 BB: 1 P: 8	R: 0 E: 0 K: 1 S: 5	H: 0 LOB: 0 BB: 0 P: 5	R: 0 E: 0 K: 0 S: 3	H: 0 LOB: 0 BB: 0 P: 3	R: 0 E: 0 K: 2 S: 12	H: 4 LOB: 1 BB: 1 P: 17	R: 0 E: 0 K: 0 S: 2	H: 0 LOB: 1 BB: 2 P: 10	R: 1 E: 0 K: 1 S: 8	H: 3 LOB: 3 BB: 1 P: 12	1B: 5 2B: 2 3B: 1 HR: 3	SF: 0 SAC: 0 DP: 1 HBP: 1	WP: 0 PB: 0 CS: 0	PA: 45							
PITCHER	IP	WLS	BF	H	R	ER	SO	BB	IBB	HBP	BLK	WP	HR	S	P	ERA	WHIP								
Brad Havens, L ERA: 4.98	5.1	L	27	5	7	6	3	4	1	0	0	0	1	28	48	10.12	1.688								
Paul Boris, R ERA: 54.0	0.2		7	3	4	2	2	1	0	1	0	0	1	9	14	27.00	6.000								
John Pacella, R ERA: 7.71	2.0		11	3	1	1	1	3	0	0	0	0	1	10	22	4.50	3.000								

AB	34
R	1
H	9
RBI	1
BB	2
SO	4
LOB	21

AB	35
R	10
H	11
RBI	11
BB	9
SO	6
LOB	17

Batter	1	2	3	4	5	6	7	8	9	AB	R	H	RBI	BB	SO	LOB	TOP
Damaso Garcia, R (1,4) OBP: 0.368, SLG: 0.406	0-0 6-3		0-0 6-3			0-0 1-3		0-0 1B		4	0	1	0	0	0	0	Toronto Blue Jays @ New York Yankees Yankee Stadium, Bronx, NY Tue May 25 1982, 7:05 PM EDT Att: 20,127 - Unknown - 70 F 
Garth Iorg, R (1,5) OBP: 0.303, SLG: 0.400	0-0 6-3		0-0 6-3			0-0 L6		0-0 G3		4	0	0	0	0	0	1	
Barry Bonnell, R (1,7) OBP: 0.425, SLG: 0.586	0-0 FC6 1B			0-0 G6-3 1B		0-0 F8			0-0 4-3	4	0	2	0	0	0	0	
Wayne Nordhagen, R (1,10) OBP: 0.327, SLG: 0.327	0-0 FC6 1-2			0-0 G6-3 1-2		0-0 F9			0-0 5-3	4	0	0	0	0	0	2	
Jesse Barfield, R (1,9) OBP: 0.331, SLG: 0.431		0-0 4-3		0-0 6-3		0-0 K			0-0 5-3	4	0	0	0	0	1	0	
Willie Upshaw, L (1,3) OBP: 0.384, SLG: 0.500		0-0 4-3			0-0 1-3		0-0 FC6-4 1B			3	0	1	0	0	0	0	
Buck Martinez, R (1,2) OBP: 0.318, SLG: 0.377		0-0 1B			0-0 5-3		0-0 FC6-4 1-2			3	0	1	0	0	0	1	
Lloyd Moseby, L (1,8) OBP: 0.289, SLG: 0.355		0-0 6-3			4-0 BB			0-0 4-3		2	0	0	0	1	0	1	
Alfredo Griffin, S (1,6) OBP: 0.247, SLG: 0.273			0-0 L3		0-0 4-3			0-0 F9		3	0	0	0	0	0	1	
Inning Stats	R: 0 E: 0 K: 0 S: 4	H: 1 LOB: 1 BB: 0 P: 4	R: 0 E: 0 K: 0 S: 4	H: 1 LOB: 1 BB: 0 P: 4	R: 0 E: 0 K: 0 S: 3	H: 0 LOB: 0 BB: 0 P: 3	R: 0 E: 0 K: 0 S: 3	H: 1 LOB: 0 BB: 0 P: 3	R: 0 E: 0 K: 1 S: 6	H: 1 LOB: 1 BB: 0 P: 6	R: 0 E: 0 K: 0 S: 4	H: 1 LOB: 1 BB: 0 P: 4	R: 0 E: 0 K: 0 S: 3	H: 0 LOB: 0 BB: 0 P: 3	1B: 5 2B: 0 3B: 0 HR: 0	SF: 0 SAC: 0 DP: 1 HBP: 0	WP: 0 PA: 32 CS: 0
PITCHER Tommy John, L (1,1) ERA: 2.23	IP: 9.0 WLS: W BF: 32 H: 5 R: 0 ER: 0 SO: 1 BB: 1 IBB: 0 HBP: 0 BLK: 0 WP: 0 HR: 0 S: 33 P: 37 ERA: 0.00 WHIP: 0.667																

Batter	1	2	3	4	5	6	7	8	9	AB	R	H	RBI	BB	SO	LOB	BOTTOM
Willie Randolph, R (1,4) OBP: 0.428, SLG: 0.453	0-0 G5-4-3 1B	0-0 G6-4-3 1-2 2-3 3-H			0-0 4-3		0-0 F9			4	0	1	0	0	0	5	Toronto Blue Jays @ New York Yankees Yankee Stadium, Bronx, NY Tue May 25 1982, 7:05 PM EDT Att: 20,127 - Unknown - 70 F 
Lou Piniella, R (1,7) OBP: 0.418, SLG: 0.522	0-0 G5-4-3 1-2	0-0 1-3			0-0 5-3		0-0 HR 1B			4	1	1	1	0	0	3	
Oscar Gamble, L (1,9) OBP: 0.349, SLG: 0.414	0-0 2B		0-0 4-3		0-0 F4		0-0 HR 1B			4	1	2	3	0	0	1	
John Mayberry, L (1,3) OBP: 0.354, SLG: 0.366	0-0 F5		0-0 3-1		0-0 6-3		0-3 K			4	0	0	0	0	1	1	
Bobby Murcer, L (1,10) OBP: 0.302, SLG: 0.393		0-0 1B BB 1B	0-0 F9		0-0 F7		0-0 3-1			4	1	1	0	0	0	0	
Graig Nettles, L (1,5) OBP: 0.324, SLG: 0.333		4-0 1B BB 1B		0-0 F3		0-3 K		0-0 F7		3	1	0	0	1	1	0	
Roy Smalley, S (1,6) OBP: 0.342, SLG: 0.344		0-0 1B BB G6-4-3 1B		0-0 3-1		0-0 HR		0-0 F5		4	2	2	1	0	0	0	
Dave Collins, S (1,8) OBP: 0.284, SLG: 0.298		0-0 G6-4-3 1B 1-2 2-H 3-H 1B		0-3 K		0-0 1B 1B		0-0 F8		4	1	2	2	0	1	0	
Butch Wynegar, S (1,2) OBP: 0.370, SLG: 0.376		0-0 G6-4-3 1-2 2-3 1B			0-0 E9 2B		0-0 1B HR 1B			3	1	3	0	0	0	0	
Inning Stats	R: 0 E: 0 K: 0 S: 4	H: 2 LOB: 1 BB: 0 P: 4	R: 3 E: 0 K: 0 S: 6	H: 4 LOB: 1 BB: 1 P: 10	R: 0 E: 0 K: 1 S: 5	H: 0 LOB: 0 BB: 0 P: 3	R: 0 E: 0 K: 1 S: 5	H: 0 LOB: 0 BB: 0 P: 5	R: 0 E: 0 K: 1 S: 10	H: 5 LOB: 0 BB: 0 P: 10	R: 0 E: 0 K: 0 S: 3	H: 0 LOB: 0 BB: 0 P: 3	R: 0 E: 0 K: 0 S: 3	H: 0 LOB: 0 BB: 0 P: 3	1B: 8 2B: 2 3B: 0 HR: 2	SF: 0 SAC: 0 DP: 2 HBP: 0	WP: 0 PA: 35 CS: 0
PITCHER Jim Gott, R (1,1) ERA: 3.82 Jerry Garvin, L (7,1) ERA: 8.44	IP: 6.1 WLS: L BF: 29 H: 11 R: 7 ER: 7 SO: 2 BB: 1 IBB: 0 HBP: 0 BLK: 0 WP: 0 HR: 1 S: 32 P: 36 ERA: 9.95 WHIP: 1.895																

Batter	1	2	3	4	5	6	7	8	9	AB	R	H	RBI	BB	SO	LOB	TOP										
Damaso Garcia, R OBP: 0.364, SLG: 0.400	0-0 E6 1B SF8		0-3 K	0-0 1-3		0-0 1B 1B		0-0 F7		5	2	1	0	0	1	1	Toronto Blue Jays @ New York Yankees Yankee Stadium, Bronx, NY Wed May 26 1982, 7:05 PM EDT Att: 15,090 - Unknown - 73 F										
Garth Iorg, R OBP: 0.317, SLG: 0.410	0-0 5-3 1B		0-0 2B 1B	0-0 5-3		0-0 1B 1B		0-0 4-3		5	1	3	0	0	0	0											
Barry Bonnell, R OBP: 0.432, SLG: 0.598	0-0 SF8		0-0 2B 2B		4-0 BB BLK BB	0-0 1B		0-0 F7		3	2	2	4	1	0	0											
Wayne Nordhagen, R OBP: 0.330, SLG: 0.333	0-0 5-3		0-0 1B SF7 2B		4-0 BLK BB BB	0-0 F2		0-3 K		4	1	1	1	1	1	3											
Jesse Barfield, R OBP: 0.325, SLG: 0.416	0-3 K		0-0 SF7 1B IBB		0-3 K	0-3 K		0-3 K		4	0	0	0	1	4	5											
Willie Upshaw, L OBP: 0.381, SLG: 0.493		0-0 F8	0-0 1-2 2-3 1B		0-0 F5		0-0 F5			4	0	1	0	0	0	2											
Buck Martinez, R OBP: 0.314, SLG: 0.365		0-0 F3	0-0 SF7		4-0 BLK BB	0-3 K				2	0	0	1	1	1	0											
Lloyd Moseby, L OBP: 0.281, SLG: 0.344		0-3 K	0-3 K		0-0 F8		0-0 4-3			4	0	0	0	0	2	4											
Alfredo Griffin, S OBP: 0.247, SLG: 0.273			0-0 1B 2B 1B		0-0 F9		0-0 F9		0-0 4-1	4	1	1	0	0	0	0											
Inning Stats	R: 1 E: 1 K: 1 S: 7	H: 1 LOB: 1 BB: 0 P: 7	R: 0 E: 0 K: 1 S: 5	H: 0 LOB: 0 BB: 0 P: 5	R: 4 E: 0 K: 2 S: 12	H: 5 LOB: 2 BB: 1 P: 16	R: 0 E: 0 K: 0 S: 3	H: 0 LOB: 0 BB: 0 P: 3	R: 1 E: 0 K: 1 S: 5	H: 3 LOB: 2 BB: 3 P: 17	R: 0 E: 0 K: 1 S: 5	H: 0 LOB: 0 BB: 0 P: 5	R: 0 E: 0 K: 2 S: 7	H: 0 LOB: 0 BB: 0 P: 7	1B: 7 2B: 2 3B: 0 HR: 0	SF: 2 SAC: 0 DP: 0 HBP: 0	WP: 0 PB: 0 CS: 0	PA: 41									
PITCHER	IP	WLS	BF	H	R	ER	SO	BB	IBB	HBP	BLK	WP	HR	S	P	ERA	WHIP										
Rudy May, L ERA: 4.17	2.1	L	15	6	5	4	3	0	1	0	0	0	0	20	24	15.43	2.571										
George Frazier, R ERA: 2.45	0.1		1	0	0	0	0	0	0	0	0	0	0	1	1	0.00	0.000										
Dave Righetti, L ERA: 4.35	4.1		19	3	2	4	4	3	0	0	1	0	0	24	36	4.15	1.385										
Shane Rawley, L ERA: 2.63	1.0		3	0	0	0	0	0	0	0	0	0	0	3	3	0.00	0.000										
Rich Gossage, R ERA: 2.79	1.0		3	0	0	0	2	0	0	0	0	0	0	7	7	0.00	0.000										

Batter	1	2	3	4	5	6	7	8	9	AB	R	H	RBI	BB	SO	LOB	BOTTOM										
Willie Randolph, R OBP: 0.423, SLG: 0.455	0-0 F9		0-0 1-3			0-0 2B		0-0 1-3		4	0	1	0	0	0	1	Toronto Blue Jays @ New York Yankees Yankee Stadium, Bronx, NY Wed May 26 1982, 7:05 PM EDT Att: 15,090 - Unknown - 73 F										
Ken Griffey, L OBP: 0.304, SLG: 0.330	0-0 4-3		0-0 3-1			0-3 K		0-0 F7		3	0	0	0	0	1	1											
Mike Patterson, L OBP: 0.167, SLG: 0.667								0-0 F7		1	0	0	0	0	0	0											
Oscar Gamble, L OBP: 0.356, SLG: 0.432	0-0 2B				0-0 F5		0-0 F9		0-0 1B	4	0	2	0	0	0	1											
John Mayberry, L OBP: 0.350, SLG: 0.353	4-0 BB				0-0 F8		0-0 L3		0-0 F9	3	0	0	0	1	0	1											
Bobby Murcer, L OBP: 0.284, SLG: 0.367	0-3 K				0-0 F4		0-0 3-1		0-3 K	4	0	0	0	0	2	3											
Graig Nettles, L OBP: 0.311, SLG: 0.318		0-0 F7			0-0 4-3		0-0 G3			3	0	0	0	0	0	0											
Roy Smalley, S OBP: 0.336, SLG: 0.336		0-3 K			0-0 F9			0-3 K		3	0	0	0	0	2	0											
Dave Collins, S OBP: 0.286, SLG: 0.299		0-0 G1			0-0 F7			0-0 FC4-8 1B		3	0	1	0	0	0	0											
Butch Wynegar, S OBP: 0.362, SLG: 0.366			0-0 F6			0-0 F8		0-0 FC4-6		3	0	0	0	0	0	1											
Inning Stats	R: 0 E: 0 K: 1 S: 6	H: 1 LOB: 2 BB: 1 P: 10	R: 0 E: 0 K: 1 S: 5	H: 0 LOB: 0 BB: 0 P: 5	R: 0 E: 0 K: 0 S: 3	H: 0 LOB: 0 BB: 0 P: 3	R: 0 E: 0 K: 0 S: 3	H: 0 LOB: 0 BB: 0 P: 3	R: 0 E: 0 K: 1 S: 6	H: 1 LOB: 1 BB: 0 P: 6	R: 0 E: 0 K: 0 S: 3	H: 0 LOB: 0 BB: 0 P: 3	R: 0 E: 0 K: 1 S: 6	H: 1 LOB: 1 BB: 0 P: 6	R: 0 E: 0 K: 1 S: 6	1B: 2 2B: 2 3B: 0 HR: 0	SF: 0 SAC: 0 DP: 0 HBP: 0	WP: 0 PB: 0 CS: 0	PA: 32								
PITCHER	IP	WLS	BF	H	R	ER	SO	BB	IBB	HBP	BLK	WP	HR	S	P	ERA	WHIP										
Dave Stieb, R ERA: 3.72	9.0	W	32	4	0	0	5	1	0	0	0	0	0	41	45	0.00	0.556										

Batter	1	2	3	4	5	6	7	8	9	AB	R	H	RBI	BB	SO	LOB	TOP								
Willie Randolph, R OBP: 0.422, SLG: 0.449 (1, 4)	0-0 4-3		0-3 K		4-0 BB		0-0 F7		0-0 S 1B 1B	4	1	1	0	1	1	2									
Dave Collins, S OBP: 0.282, SLG: 0.294 (1, 8) (8, 7)	0-0 3-1		0-3 K		0-0 F7				0-0 L8 1B HR 1B	5	1	1	0	0	0	1									
Oscar Gamble, L OBP: 0.379, SLG: 0.513 (1, 9)	4-0 BB			0-0 3-1					0-0 1B 3B HR 1B	4	3	3	2	1	0	0									
John Mayberry, L OBP: 0.343, SLG: 0.337 (1, 3)	0-3 K			0-0 3-1					0-3 K F5	4	0	0	0	1	2	4									
Bobby Murcer, L OBP: 0.292, SLG: 0.359 (1, 10)		0-0 5-3		0-3 K					0-0 L4-3 BB	4	1	1	1	1	1	1									
Graig Nettles, L OBP: 0.342, SLG: 0.368 (1, 5)		4-0 FC5-4 BB			4-0 HR BB				0-0 F8	2	2	1	4	3	0	0									
Lou Piniella, R OBP: 0.415, SLG: 0.556 (8, PH) Ken Griffey, L OBP: 0.307, SLG: 0.327 (8, 8)		0-0 FC5-4 CS			0-0 HR				0-0 F3 F5	3	1	1	2	0	0	1									
Roy Smalley, S OBP: 0.333, SLG: 0.356 (1, 6)		0-0 CS	0-0 HR		0-0 4-3				0-0 F5 F4	4	1	1	1	0	0	3									
Butch Wynegar, S OBP: 0.366, SLG: 0.374 (1, 2)					0-0 F7				0-3 K2-3	0	0	0	0	0	0	0									
Inning Stats	R: 0 E: 0 K: 1 S: 5	H: 0 LOB: 1 BB: 1 P: 9	R: 0 E: 0 K: 0 S: 2	H: 0 LOB: 0 BB: 1 P: 6	R: 1 E: 0 K: 2 S: 8	H: 2 LOB: 0 BB: 0 P: 8	R: 0 E: 0 K: 1 S: 5	H: 0 LOB: 0 BB: 0 P: 5	R: 2 E: 0 K: 0 S: 4	H: 1 LOB: 1 BB: 2 P: 12	R: 1 E: 0 K: 0 S: 3	H: 1 LOB: 0 BB: 1 P: 7	R: 0 E: 0 K: 0 S: 3	H: 0 LOB: 1 BB: 1 P: 7	R: 1 E: 0 K: 1 S: 7	H: 2 LOB: 3 BB: 2 P: 15	R: 5 E: 0 K: 1 S: 9	H: 4 LOB: 0 BB: 1 P: 13	1B: 4 2B: 2 3B: 1 HR: 4	SF: 0 SAC: 0 DP: 1 HBP: 0	WP: 0 PB: 0 CS: 2	PA: 44			
PITCHER	IP	WLS	BF	H	R	ER	SO	BB	IBB	HBP	BLK	WP	HR	S	P	ERA	WHIP								
Bobby Castillo, R ERA: 4.08 (1, 1)	7.1		30	5	5	5	4	6	0	0	0	0	3	32	56	6.14	1.500								
Pete Filson, L ERA: 6.35 (8, 1)	0.1		3	1	0	0	1	0	1	0	0	0	0	4	8	0.00	3.000								
Ron Davis, R ERA: 5.23 (8, 1)	1.1	L	10	4	5	5	1	2	0	0	0	0	1	10	18	33.75	4.500								

New York Yankees @ Minnesota Twins
Hubert H. Humphrey Metrodome, Minneapolis, MN
Fri May 28 1982, 8:05 PM EDT
Att: 18,854 - Unknown - 73 F

AB 31
R 10
H 9
RBI 10
BB 8
SO 5
LOB 12



Batter	1	2	3	4	5	6	7	8	9	AB	R	H	RBI	BB	SO	LOB	BOTTOM								
Ron Washington, R OBP: 0.336, SLG: 0.387 (1, 6)	0-0 5-3		0-0 L8		0-3 K		0-0 6-3			4	0	0	0	0	1	3									
Larry Milbourne, S OBP: 0.282, SLG: 0.244 (1, 4)	0-0 F8		0-0 G5-4-3						0-0 L8 1B SF8 BB	3	1	0	0	1	0	1									
Tom Brunansky, R OBP: 0.339, SLG: 0.642 (1, 9) (4, 8)	0-0 6-3			0-0 HR					0-0 HR 1B	4	2	3	2	0	0	0									
Kent Hrbek, L OBP: 0.366, SLG: 0.593 (1, 3)		0-0 L4		0-0 F5					0-0 1B	4	0	1	0	0	1	2									
Dave Engle, R OBP: 0.274, SLG: 0.333 Randy Johnson, L OBP: 0.357, SLG: 0.540 (1, 10) (8, PH)		0-0 5-3		0-0 L7					0-0 F9 SF8	3	0	0	0	0	0	1									
Mickey Hatcher, R OBP: 0.269, SLG: 0.280 (1, 7)		0-0 F9		0-0 5-3					0-0 F9 K	4	0	0	0	0	1	2									
Gary Gaetti, R OBP: 0.280, SLG: 0.443 (1, 5)			0-0 HR		0-0 CS 1B				0-0 6-3	4	1	3	1	0	0	0									
Jim Eisenreich, L OBP: 0.389, SLG: 0.452 Gary Ward, R OBP: 0.271, SLG: 0.354 (1, 8) (3, PH) (4, 9)			0-0 HR		0-0 2B				0-3 K 6-3	0	0	0	0	0	0	0									
Tim Laudner, R OBP: 0.250, SLG: 0.269 (1, 2)			0-0 G5-4-3 1B		0-3 K				0-0 K 4-3	4	0	1	0	0	2	2									
Inning Stats	R: 0 E: 0 K: 0 S: 3	H: 0 LOB: 0 BB: 0 P: 3	R: 0 E: 0 K: 0 S: 3	H: 0 LOB: 0 BB: 0 P: 3	R: 2 E: 0 K: 0 S: 5	H: 3 LOB: 0 BB: 0 P: 5	R: 1 E: 0 K: 0 S: 4	H: 1 LOB: 0 BB: 0 P: 4	R: 0 E: 0 K: 2 S: 8	H: 2 LOB: 1 BB: 0 P: 8	R: 1 E: 0 K: 0 S: 5	H: 2 LOB: 1 BB: 0 P: 5	R: 0 E: 0 K: 1 S: 6	H: 1 LOB: 1 BB: 0 P: 6	R: 1 E: 0 K: 2 S: 8	H: 1 LOB: 1 BB: 1 P: 12	R: 0 E: 0 K: 1 S: 5	H: 0 LOB: 0 BB: 0 P: 5	1B: 4 2B: 2 3B: 0 HR: 4	SF: 1 SAC: 0 DP: 1 HBP: 0	WP: 0 PB: 0 CS: 1	PA: 36			
PITCHER	IP	WLS	BF	H	R	ER	SO	BB	IBB	HBP	BLK	WP	HR	S	P	ERA	WHIP								
Ron Guidry, L ERA: 3.04 (1, 1)	6.0		25	9	4	4	2	0	0	0	0	0	4	29	29	6.00	1.500								
George Frazier, R ERA: 2.35 (7, 1)	1.0		3	0	0	0	1	0	0	0	0	0	0	5	5	0.00	0.000								
Rich Gossage, R ERA: 2.9 (8, 1)	2.0	W	8	1	1	1	3	1	0	0	0	0	0	13	17	4.50	1.000								

New York Yankees @ Minnesota Twins
Hubert H. Humphrey Metrodome, Minneapolis, MN
Fri May 28 1982, 8:05 PM EDT
Att: 18,854 - Unknown - 73 F

AB 34
R 5
H 10
RBI 5
BB 1
SO 6
LOB 12





Batter	1	2	3	4	5	6	7	8	9	AB	R	H	RBI	BB	SO	LOB	TOP																									
Willie Randolph, R (1,4) OBP: 0.422, SLG: 0.447	0-0 1B		0-0 E5		0-0 F3		0-0 F9		0-0 2B	5	1	2	0	0	0	1	New York Yankees @ Minnesota Twins Hubert H. Humphrey Metrodome, Minneapolis, MN Sat May 29 1982, 4:33 AM EDT Att: 18,109 - Dome - 75 F livebaseballscorecards.com																									
Ken Griffey, L (1,8) OBP: 0.319, SLG: 0.348	0-0 CS		0-0 CS	0-0 S		0-0 F8	0-3 K		0-0 1B	5	1	3	1	0	1	0																										
Oscar Gamble, L (1,9) OBP: 0.390, SLG: 0.506	0-0 L5			0-0 F8		4-0 1B	4-0 BB		0-0 1B	3	1	1	1	2	0	3																										
John Mayberry, L (1,3) OBP: 0.336, SLG: 0.330	0-3 K			0-0 F8		0-0 1B	0-3 K		0-0 4-3	5	1	1	0	0	2	5																										
Bobby Murcer, L (1,10) OBP: 0.297, SLG: 0.364		0-0 CS		0-3 K		4-0 1B		0-0 F9		2	0	1	0	0	1	1																										
Lou Piniella, R (6,PH) OBP: 0.417, SLG: 0.548						1-2 FC3-6				1	1	0	0	1	0	0																										
Graig Nettles, L (1,5) OBP: 0.391, SLG: 0.380	0-0 CS				4-0 2B	0-0 FC3-6		0-0 L9		3	1	2	2	1	0	0																										
Roy Smalley, S (1,6) OBP: 0.331, SLG: 0.360	0-3 K				0-0 1B	0-0 FC3-6		0-0 F6		4	0	1	2	0	1	3																										
Dave Collins, S (1,7) OBP: 0.281, SLG: 0.286			0-0 5-3		0-0 F1				0-0 4-3	3	0	0	0	1	0	1																										
Butch Wynegar, S (1,2) OBP: 0.355, SLG: 0.361			0-0 F9		0-0 F8		0-0 F4		0-0 F7	0	0	0	0	0	0	0																										
Inning Stats	R: 0 E: 0 K: 1 S: 6	H: 2 LOB: 2 BB: 0 P: 6	R: 0 E: 0 K: 1 S: 5	H: 2 LOB: 2 BB: 0 P: 5	R: 0 E: 1 K: 0 S: 3	H: 0 LOB: 0 BB: 0 P: 3	R: 0 E: 0 K: 1 S: 6	H: 1 LOB: 1 BB: 0 P: 6	R: 1 E: 0 K: 0 S: 4	H: 1 LOB: 1 BB: 1 P: 8	R: 3 E: 0 K: 0 S: 5	H: 2 LOB: 2 BB: 3 P: 17	R: 0 E: 0 K: 2 S: 7	H: 0 LOB: 1 BB: 1 P: 11	R: 0 E: 0 K: 0 S: 3	H: 0 LOB: 0 BB: 0 P: 3	R: 2 E: 0 K: 0 S: 6	H: 3 LOB: 1 BB: 0 P: 6	1B: 9 2B: 3 3B: 1 HR: 0	SF: 0 SAC: 0 DP: 1 HBP: 0	WP: 0 PB: 0 CS: 1	PA: 41																				
PITCHER	IP	WLS	BF	H	R	ER	SO	BB	IBB	HBP	BLK	WP	HR	S	P	ERA	WHIP	PITCHER								IP	WLS	BF	H	R	ER	SO	BB	IBB	HBP	BLK	WP	HR	S	P	ERA	WHIP
Terry Felton, R (1,1) ERA: 3.97	5.1		21	6	2	2	3	2	0	0	0	0	0	25	33	3.38	1.500																									
Brad Havens, L (6,1) ERA: 5.65	3.2	L	19	5	4	4	2	3	0	0	0	0	0	20	32	9.82	2.182																									



Batter	1	2	3	4	5	6	7	8	9	AB	R	H	RBI	BB	SO	LOB	BOTTOM																										
Gary Ward, R (1,9) OBP: 0.270, SLG: 0.348	4-0 FC6-4		0-0 L9		0-0 5-3		0-0 FC6-4		0-0 FC6-4	3	0	0	0	1	0	1	New York Yankees @ Minnesota Twins Hubert H. Humphrey Metrodome, Minneapolis, MN Sat May 29 1982, 4:33 AM EDT Att: 18,109 - Dome - 75 F livebaseballscorecards.com																										
Ron Washington, R (1,4) OBP: 0.341, SLG: 0.390	0-0 FC6-4		0-0 FC6-4		0-0 F8		0-0 6-3			4	0	2	0	0	0	1																											
Tom Brunansky, R (1,8) OBP: 0.333, SLG: 0.614	0-0 FC6-4		0-0 FC6-4			0-0 3B		0-3 K		4	1	1	0	0	1	3																											
Kent Hrbek, L (1,3) OBP: 0.376, SLG: 0.611	0-0 G4-6-3			0-0 3B		0-0 SF8-6		0-0 1B		4	2	3	1	0	0	2																											
Dave Engle, R (1,10) OBP: 0.287, SLG: 0.370		0-0		0-0		0-0		0-0 L6		3	1	2	1	0	0	1																											
Randy Johnson, L (8,PH) OBP: 0.357, SLG: 0.540				0-0 4-3		0-0 6-3				0	0	0	0	0	0	0																											
Jesus Vega, R (8,PH) OBP: 0.296, SLG: 0.356				0-0 3B				0-0 L6		1	0	0	0	0	0	1																											
Mickey Hatcher, R (1,7) OBP: 0.288, SLG: 0.269	0-3 K			0-0 4-3		4-0 SF8-6		0-0 G3		3	0	0	1	1	1	2																											
Gary Gaetti, R (1,5) OBP: 0.272, SLG: 0.433	0-0 F8			0-0 F8		0-0 SF8-6		0-0 F8		3	0	0	1	0	0	1																											
Sal Butera, R (1,2) OBP: 0.356, SLG: 0.280	0-0 1-3			0-0 F5				4-0 FC6-4		3	0	1	0	0	0	1																											
Jim Eisenreich, L (7,PR) ERA: 2.22								0-0 FC6-4		0	0	0	0	0	0	0																											
Tim Laudner, R (8,2) OBP: 0.276, SLG: 0.269								0-0 BB		0	0	0	0	1	0	0																											
Lenny Faedo, R (1,6) OBP: 0.232, SLG: 0.194			0-3 K		0-0 5-3		0-0 F3		0-0 G6-4-3	4	0	0	0	0	1	2																											
Inning Stats	R: 0 E: 0 K: 0 S: 3	H: 1 LOB: 1 BB: 1 P: 7	R: 0 E: 0 K: 1 S: 6	H: 1 LOB: 1 BB: 0 P: 6	R: 0 E: 0 K: 1 S: 6	H: 1 LOB: 1 BB: 0 P: 6	R: 2 E: 0 K: 0 S: 5	H: 2 LOB: 0 BB: 0 P: 5	R: 0 E: 0 K: 0 S: 3	H: 0 LOB: 0 BB: 0 P: 3	R: 2 E: 0 K: 0 S: 4	H: 2 LOB: 0 BB: 1 P: 8	R: 0 E: 0 K: 0 S: 4	H: 1 LOB: 1 BB: 0 P: 4	R: 0 E: 0 K: 1 S: 6	H: 1 LOB: 1 BB: 0 P: 6	R: 0 E: 0 K: 0 S: 2	H: 0 LOB: 0 BB: 1 P: 6	1B: 7 2B: 1 3B: 2 HR: 0	SF: 1 SAC: 0 DP: 3 HBP: 0	WP: 0 PB: 0 CS: 0	PA: 36																					
PITCHER	IP	WLS	BF	H	R	ER	SO	BB	IBB	HBP	BLK	WP	HR	S	P	ERA	WHIP	PITCHER								IP	WLS	BF	H	R	ER	SO	BB	IBB	HBP	BLK	WP	HR	S	P	ERA	WHIP	
Tommy John, L (1,1) ERA: 2.55	6.0		26	8	4	4	2	2	0	0	0	0	0	28	36	6.00	1.667																										
George Frazier, R (7,1) ERA: 2.22	1.1		5	1	0	0	1	0	0	0	0	0	0	7	7	0.00	0.750																										
Shane Rawley, L (8,1) ERA: 2.45	1.2	W	5	0	0	0	0	1	0	0	0	0	0	4	8	0.00	0.600																										



Batter	1	2	3	4	5	6	7	8	9	10	AB	R	H	RBI	BB	SO	LOB	TOP	
Willie Randolph, R OBP: 0.419, SLG: 0.442	K	1-3		FC3-6 4-3 1B	G6-3			BLK 1B		2B 1B	6	2	2	1	0	1	4	New York Yankees @ Minnesota Twins Hubert H. Humphrey Metrodome, Minneapolis, MN Sun May 30 1982, 4:33 AM EDT Att. 16,352 - Dome - 76 F AB 37 R 8 H 11 RBI 8 BB 7 SO 7 LOB 18 	
Ken Griffey, L OBP: 0.320, SLG: 0.347	4-3			WP HR 1B	4-3 1B	K		K		F5	6	2	2	0	0	2	2		
Oscar Gamble, L OBP: 0.396, SLG: 0.547	1B S BB			HR	4-3	K		F8			5	2	2	3	1	1	3		
John Mayberry, L OBP: 0.353, SLG: 0.367	1B			HR	1B	G3				3-1	4	1	2	1	1	0	0		
Bobby Murcer, L OBP: 0.300, SLG: 0.361	1B			HR	IBB			F4		K	6	0	2	3	0	1	2		
Graig Nettles, L OBP: 0.352, SLG: 0.360	L1			HR	1B			4-3			4	0	0	0	1	0	4		
Roy Smalley, S OBP: 0.333, SLG: 0.352					F6			4-3		BB	3	0	0	0	2	1	1		
Dave Collins, S OBP: 0.294, SLG: 0.287				4-3 BB	1-6-2			K			3	1	1	0	2	1	2		
Butch Wynegar, S OBP: 0.359, SLG: 0.361	4-3							F6		SH1-3 1B	0	0	0	0	0	0	0		
				1-2 1B						SH1-3	0	0	0	0	0	0	0		
Inning Stats	R: 1 E: 0 K: 1 S: 7	H: 2 LOB: 2 BB: 1 P: 11	R: 0 E: 0 K: 0 S: 3	H: 0 LOB: 1 BB: 1 P: 7	R: 3 E: 0 K: 0 S: 6	H: 3 LOB: 1 BB: 1 P: 10	R: 2 E: 0 K: 0 S: 6	H: 3 LOB: 2 BB: 1 P: 10	R: 0 E: 0 K: 1 S: 5	H: 0 LOB: 1 BB: 1 P: 9	R: 0 E: 0 K: 1 S: 6	H: 1 LOB: 1 BB: 0 P: 6	R: 0 E: 0 K: 2 S: 7	H: 0 LOB: 1 BB: 1 P: 11	R: 2 E: 0 K: 0 S: 6	H: 3 LOB: 2 BB: 0 P: 7	1B: 9 2B: 1 3B: 0 HR: 2	SF: 0 SAC: 1 DP: 1 HBP: 1	WP: 1 PB: 0 SB: 1 CS: 0
PITCHER	IP WLS BF H R ER SO	IP WLS BF H R ER SO	IP WLS BF H R ER SO	IP WLS BF H R ER SO	IP WLS BF H R ER SO	IP WLS BF H R ER SO	IP WLS BF H R ER SO	IP WLS BF H R ER SO	IP WLS BF H R ER SO	IP WLS BF H R ER SO	IP WLS BF H R ER SO	IP WLS BF H R ER SO	IP WLS BF H R ER SO	IP WLS BF H R ER SO	IP WLS BF H R ER SO	IP WLS BF H R ER SO	ERA WHIP	ERA WHIP	
Albert Williams, R ERA: 4.81	3.2	23	8	6	6	1	3	1	0	0	14.73	3.000							
John Pacella, R ERA: 6.11	4.1	14	1	0	0	3	3	0	0	0	0.00	1.091							
Ron Davis, R ERA: 5.13	8.1	2	0	0	0	1	0	0	0	1	0.00	0.000							
Paul Boris, R ERA: 10.8	9.1	L	11	3	2	2	2	1	0	1	9.00	2.000							

Batter	1	2	3	4	5	6	7	8	9	10	AB	R	H	RBI	BB	SO	LOB	BOTTOM					
Gary Ward, R OBP: 0.278, SLG: 0.352	K			K		E 1B BB	2B BB	1-3 2-H 2B		K	4	1	1	1	2	3	0	New York Yankees @ Minnesota Twins Hubert H. Humphrey Metrodome, Minneapolis, MN Sun May 30 1982, 4:33 AM EDT Att. 16,352 - Dome - 76 F AB 38 R 6 H 7 RBI 6 BB 8 SO 15 LOB 23 					
Ron Washington, R OBP: 0.336, SLG: 0.383	K			BB 1B		F3	K	K			5	0	1	0	0	3	5						
Tom Brunansky, R OBP: 0.338, SLG: 0.607	K			F4		E5 1B HR	1-3 2-H 2B			BB BB	4	1	1	1	1	1	2						
Kent Hrbek, L OBP: 0.362, SLG: 0.605						HR 1B	1-3 2-H IBB			F8	3	1	1	1	2	1	1						
Dave Engle, R OBP: 0.278, SLG: 0.357				BB		F7	3-1				3	0	0	0	0	1	4						
Randy Johnson, L OBP: 0.359, SLG: 0.535				F8		F7	3-1			BB	1	0	0	0	1	0	3						
Mickey Hatcher, R OBP: 0.279, SLG: 0.317										BB	4	1	2	3	0	1	0						
Sal Butera, R OBP: 0.350, SLG: 0.275	F8									F8	1	0	0	0	0	2							
Gary Gaetti, R OBP: 0.270, SLG: 0.420				F2		K	F4			K	4	1	0	0	1	2	3						
Tim Laudner, R OBP: 0.250, SLG: 0.241										BB BB	3	0	0	0	0	1	1						
Jim Eisenreich, L OBP: 0.385, SLG: 0.447				K		F7				K	1	0	0	0	0	1	1						
John Castino, R OBP: 0.268, SLG: 0.314										K	1	0	0	0	0	1	0						
Lenny Faedo, R OBP: 0.236, SLG: 0.188											2	1	0	0	1	0	1						
Larry Milbourne, S OBP: 0.267, SLG: 0.250				4-3						L8	2	0	1	0	0	0	0						
										BB 2B 1B	2	0	1	0	0	0	0						
Inning Stats	R: 0 E: 0 K: 3 S: 9	H: 0 LOB: 0 BB: 0 P: 9	R: 0 E: 0 K: 2 S: 7	H: 0 LOB: 0 BB: 0 P: 7	R: 0 E: 0 K: 1 S: 5	H: 0 LOB: 0 BB: 0 P: 5	R: 0 E: 0 K: 1 S: 6	H: 1 LOB: 2 BB: 1 P: 10	R: 0 E: 0 K: 1 S: 6	H: 1 LOB: 1 BB: 0 P: 6	R: 4 E: 1 K: 0 S: 6	H: 2 LOB: 0 BB: 0 P: 10	R: 1 E: 0 K: 1 S: 6	H: 1 LOB: 3 BB: 3 P: 18	R: 1 E: 0 K: 3 S: 11	H: 2 LOB: 2 BB: 1 P: 15	R: 0 E: 0 K: 1 S: 5	H: 0 LOB: 2 BB: 0 P: 13	R: 0 E: 0 K: 2 S: 7	H: 0 LOB: 0 BB: 0 P: 7	1B: 4 2B: 2 3B: 0 HR: 1	SF: 0 SAC: 0 DP: 0 HBP: 0	WP: 0 PB: 0 SB: 0 CS: 0
PITCHER	IP WLS BF H R ER SO	IP WLS BF H R ER SO	IP WLS BF H R ER SO	IP WLS BF H R ER SO	IP WLS BF H R ER SO	IP WLS BF H R ER SO	IP WLS BF H R ER SO	IP WLS BF H R ER SO	IP WLS BF H R ER SO	IP WLS BF H R ER SO	IP WLS BF H R ER SO	IP WLS BF H R ER SO	IP WLS BF H R ER SO	IP WLS BF H R ER SO	IP WLS BF H R ER SO	IP WLS BF H R ER SO	ERA WHIP	ERA WHIP					
Dave Righetti, L ERA: 4.03	6.1	28	4	5	1	8	4	0	0	0	1.42	1.263											
George Frazier, R ERA: 2.49	7.1	6	1	1	1	2	1	1	0	0	9.00	2.000											
Rich Gossage, R ERA: 2.76	8.1	W	9	2	0	3	2	0	0	0	0.00	2.400											
Shane Rawley, L ERA: 2.36	10.1	S	3	0	0	2	0	0	0	0	0.00	0.000											

Batter	1	2	3	4	5	6	7	8	9	AB	R	H	RBI	BB	SO	LOB	TOP					
Willie Randolph, R (1,4) OBP: 0.409, SLG: 0.430	F8		K			F9		FC5-4 SF7		4	1	0	0	0	1	2						
Ken Griffey, L (1,8) OBP: 0.310, SLG: 0.336	G3		G3-6-1			F9		E3		4	0	0	0	0	0	2						
Oscar Gamble, L (1,9) OBP: 0.391, SLG: 0.534	K			FC4-6 BB		G3		SF7		2	0	0	1	1	1	0						
John Mayberry, L (1,3) OBP: 0.341, SLG: 0.353		4-3		K			F8	6-3		4	0	0	0	0	1	2						
Bobby Murcer, L (1,10) OBP: 0.298, SLG: 0.368	F7			FC4-6			F8			4	0	1	0	0	0	1						
Graig Nettles, L (1,5) OBP: 0.383, SLG: 0.403										2	1	1	1	1	0	1						
Bucky Dent, R (7, PR) OBP: 0.202, SLG: 0.193		HR		F5			HR BB			1	1	0	0	0	0	1						
Roy Smalley, S (1,6) OBP: 0.337, SLG: 0.384										4	1	2	2	0	0	1						
Dave Collins, S (1,7) OBP: 0.285, SLG: 0.277	F7									4	0	0	0	0	2	3						
Butch Wynegar, S (1,2) OBP: 0.366, SLG: 0.368										3	0	2	0	0	0	0						
Inning Stats	R: 0 E: 0 K: 1 S: 5	H: 0 LOB: 0 BB: 0 P: 5	R: 1 E: 0 K: 0 S: 5	H: 2 LOB: 1 BB: 0 P: 5	R: 0 E: 0 K: 1 S: 5	H: 1 LOB: 0 BB: 0 P: 5	R: 0 E: 1 K: 1 S: 5	H: 0 LOB: 1 BB: 1 P: 9	R: 0 E: 0 K: 1 S: 5	H: 0 LOB: 0 BB: 0 P: 5	R: 0 E: 0 K: 0 S: 3	H: 0 LOB: 0 BB: 0 P: 3	R: 2 E: 0 K: 1 S: 6	H: 1 LOB: 1 BB: 1 P: 10	R: 1 E: 1 K: 0 S: 5	H: 1 LOB: 1 BB: 0 P: 5	R: 0 E: 0 K: 0 S: 4	H: 1 LOB: 1 BB: 0 P: 4	1B: 2 2B: 2 3B: 0 HR: 2	SF: 1 SAC: 0 DP: 1 HBP: 0	WP: 0 PB: 0 SB: 0 CS: 0	PA: 35
PITCHER	IP	WLS	BF	H	R	ER	SO	BB	IBB	HBP	BLK	WP	HR	S	P	ERA	WHIP					
Dave Stieb, R (1,1) ERA: 3.64	6.2	W	24	3	2	2	4	2	0	0	0	0	1	30	38	2.70	0.750					
Joey McLaughlin, R (7,1) ERA: 3.26	2.1		11	3	2	1	1	0	0	0	0	0	1	13	13	3.86	1.286					

New York Yankees @ Toronto Blue Jays
Exhibition Stadium, Toronto, ON
Mon May 31 1982, 7:05 PM EDT
Att: 20,136 - Unknown - 75 F

AB	32
R	4
H	6
RBI	4
BB	2
SO	5
LOB	13



Batter	1	2	3	4	5	6	7	8	9	AB	R	H	RBI	BB	SO	LOB	BOTTOM				
Damaso Garcia, R (1,4) OBP: 0.361, SLG: 0.390	F8									3	2	2	0	1	0	0					
Rance Mulliniks, L (1,5) OBP: 0.338, SLG: 0.390										3	1	2	3	0	0	0					
Garth Iorg, R (6, PH) OBP: 0.298, SLG: 0.382	4-3									1	0	0	0	0	0	2					
Willie Upshaw, L (1,3) OBP: 0.375, SLG: 0.484	F3									4	0	2	1	0	0	1					
Dave Reever, L (1,10) OBP: 0.258, SLG: 0.296										2	0	1	0	0	1	0					
Otto Velez, R (6, PH) OBP: 0.348, SLG: 0.289										2	0	0	0	0	0	2					
Tony Johnson, R (7, PR) OBP: 0.333, SLG: 0.545										0	0	0	0	0	0	0					
Ernie Whitt, L (1,2) OBP: 0.361, SLG: 0.485										4	1	1	0	0	1	2					
Lloyd Moseby, L (1,8) OBP: 0.283, SLG: 0.331										4	0	2	0	0	0	3					
Al Woods, L (1,7) OBP: 0.254, SLG: 0.246										2	0	1	0	0	0	1					
Barry Bonnell, R (6, PH) OBP: 0.421, SLG: 0.557										2	0	0	0	0	0	1					
Hosken Powell, L (1,9) OBP: 0.263, SLG: 0.342										1	0	0	1	0	0	0					
Jesse Barfield, R (6, PH) OBP: 0.343, SLG: 0.417										2	0	1	0	0	0	1					
Alfredo Griffin, S (1,6) OBP: 0.247, SLG: 0.277										4	1	1	0	0	0	4					
Inning Stats	R: 0 E: 0 K: 0 S: 3	H: 0 LOB: 0 BB: 0 P: 3	R: 0 E: 0 K: 2 S: 8	H: 1 LOB: 1 BB: 0 P: 8	R: 2 E: 0 K: 0 S: 5	H: 3 LOB: 0 BB: 0 P: 5	R: 1 E: 0 K: 0 S: 6	H: 3 LOB: 2 BB: 0 P: 6	R: 2 E: 1 K: 0 S: 6	H: 3 LOB: 1 BB: 0 P: 6	R: 0 E: 0 K: 0 S: 4	H: 1 LOB: 2 BB: 1 P: 8	R: 0 E: 0 K: 0 S: 3	H: 1 LOB: 1 BB: 0 P: 3	R: 0 E: 0 K: 0 S: 4	H: 1 LOB: 1 BB: 0 P: 4	1B: 10 2B: 4 3B: 0 HR: 0	SF: 1 SAC: 0 DP: 1 HBP: 0	WP: 0 PB: 1 SB: 0 CS: 1	PA: 36	
PITCHER	IP	WLS	BF	H	R	ER	SO	BB	IBB	HBP	BLK	WP	HR	S	P	ERA	WHIP				
Roger Erickson, R (1,1) ERA: 5.43	4.0	L	21	10	5	5	2	1	0	0	0	0	0	8	12	0.00	1.500				
Tommy John, L (5,1) ERA: 2.49	2.0		9	2	0	0	0	0	0	0	0	0	0	6	6	0.00	0.500				
George Frazier, R (7,1) ERA: 2.3	2.0		6	1	0	0	0	0	0	0	0	0	0	6	6	0.00	0.500				

New York Yankees @ Toronto Blue Jays
Exhibition Stadium, Toronto, ON
Mon May 31 1982, 7:05 PM EDT
Att: 20,136 - Unknown - 75 F

AB	34
R	5
H	13
RBI	5
BB	1
SO	2
LOB	17





Batter	1	2	3	4	5	6	7	8	9	AB	R	H	RBI	BB	SO	LOB	TOP								
Willie Randolph, R OBP: 0.403, SLG: 0.419 (1, 4)	4-0 1B 4-3 BB		0-0 6-3		0-0 3-1		0-3 K		0-0 1-3	4	1	0	0	1	1	3	New York Yankees @ Toronto Blue Jays Exhibition Stadium, Toronto, ON Tue Jun 01 1982, 7:05 PM EDT Att: 17,460 - Unknown - 59 F								
Dave Collins, S OBP: 0.297, SLG: 0.291 (1, 8) (7, 7)	0-0 4-3 1B		0-0 2B 1B		0-0 1B		0-0 1-3		0-3 K	5	1	3	0	0	1	3									
Lou Piniella, R OBP: 0.425, SLG: 0.560 Ken Griffey, L OBP: 0.308, SLG: 0.333 (7, PH) (7, 8)	0-0 4-3 1-2 3-H		0-0 1-H 2B		4-0 1-2 BB		0-0 G3			2	0	1	2	1	0	1									
Steve Balboni, R OBP: 0.258, SLG: 0.357 John Mayberry, L OBP: 0.339, SLG: 0.350 (1, 3) (7, 3)	4-0 BB		0-3 K		0-3 K				0-0 6-3	2	0	0	0	1	2	2									
Butch Hobson, R OBP: 0.222, SLG: 0.308 Bobby Murcer, L OBP: 0.294, SLG: 0.364 (1, 10) (8, PH)	0-0 F7		0-0 F6						0-0 6-3	3	0	0	0	0	0	3									
Roy Smalley, S OBP: 0.335, SLG: 0.376 (1, 5) (7, 6)	0-3 K				0-0 1-3		0-3 K		4-0 FC4-6 BB	3	0	0	0	1	2	2									
Oscar Gamble, L OBP: 0.306, SLG: 0.533 (1, 9)			0-3 K		0-0 E6 2B		0-3 K		0-0 FC4-6	4	0	1	0	0	2	1									
Barry Foote, R OBP: 0.200, SLG: 0.294 Butch Wynegar, S OBP: 0.370, SLG: 0.368 (1, 2) (9, PH)	0-0 G5-4-3 1B		0-3 K				0-0 1-3 2B		4-0 1-3 BB	3	0	2	0	0	1	1									
Bucky Dent, R OBP: 0.198, SLG: 0.188 Graig Nettles, L OBP: 0.306, SLG: 0.397 (1, 6) (7, PH) (7, 5)	0-0 G5-4-3 1-2		0-0 E6		0-0 E6		4-0 1-3 BB		0-0 F9	2	0	0	0	0	0	2									
Inning Stats	R: 1 E: 0 K: 1 S: 6	H: 1 LOB: 2 BB: 2 P: 14	R: 0 E: 0 K: 1 S: 5	H: 1 LOB: 0 BB: 0 P: 5	R: 1 E: 0 K: 1 S: 7	H: 2 LOB: 1 BB: 0 P: 7	R: 0 E: 1 K: 1 S: 6	H: 1 LOB: 2 BB: 0 P: 6	R: 0 E: 0 K: 2 S: 5	H: 0 LOB: 0 BB: 0 P: 7	R: 0 E: 0 K: 1 S: 6	H: 1 LOB: 2 BB: 1 P: 10	R: 0 E: 0 K: 0 S: 3	H: 0 LOB: 1 BB: 1 P: 7	R: 0 E: 0 K: 1 S: 5	H: 0 LOB: 1 BB: 1 P: 9		1B: 4 2B: 3 3B: 0 HR: 0	SF: 0 SAC: 0 DP: 1 HBP: 0	WP: 0 PB: 0 SB: 0 CS: 1	PA: 38				
PITCHER	IP	WLS	BF	H	R	ER	SO	BB	IBB	HBP	BLK	WP	HR	S	P	ERA	WHIP								
Jerry Garvin, L ERA: 7.36 Dale Murray, R ERA: 4.32 (1, 1) (7, 1)	6.0		25	6	2	2	7	3	0	0	0	0	0	36	48	3.00	1.500								

Batter	1	2	3	4	5	6	7	8	9	AB	R	H	RBI	BB	SO	LOB	BOTTOM								
Damaso Garcia, R OBP: 0.359, SLG: 0.387 (1, 4)	0-0 E S 1B		0-0 3-1		0-0 5-3		0-3 K			4	0	1	0	0	1	1	New York Yankees @ Toronto Blue Jays Exhibition Stadium, Toronto, ON Tue Jun 01 1982, 7:05 PM EDT Att: 17,460 - Unknown - 59 F								
Rance Mulliniks, L OBP: 0.330, SLG: 0.379 Garth Iorg, R OBP: 0.304, SLG: 0.382 (1, 5) (8, PH) (9, 5)	0-3 K		0-3 K		0-0 F9		4-0 WP SH 1B BB			3	0	0	0	0	2	1									
Willie Upshaw, L OBP: 0.374, SLG: 0.481 (1, 3)	0-3 K		0-0 1B		0-0 F8		0-0 SH WP 1B			3	1	1	0	0	1	1									
Dave Revering, L OBP: 0.258, SLG: 0.306 (1, 10)	0-0 F4		0-3 K		0-0 1B 2B		0-3 K		1-2 2-3	4	1	1	0	0	2	4									
Ernie Whitt, L OBP: 0.369, SLG: 0.490 Buck Martinez, R OBP: 0.325, SLG: 0.353 (1, 2) (8, PH) (9, 2)	0-0 4-3		0-0 G1-6-3 1B		0-0 G1-6-3		4-0 FC5 1B BB			3	0	2	1	0	0	0									
Lloyd Moseby, L OBP: 0.279, SLG: 0.326 Barry Bonnell, R OBP: 0.422, SLG: 0.556 (1, 8) (6, PH) (7, 8)	0-3 K		0-0 G1-6-3		0-3 K		0-0 PB FC5 2B 1B			2	0	0	0	0	1	1									
Al Woods, L OBP: 0.254 Tony Johnson, R OBP: 0.286, SLG: 0.462 (1, 7) (7, PH) (8, 7)	0-0 1B 1B		0-0 F9		0-3 K		0-3 K		0-0 FC5 2B PB	2	0	1	0	0	0	0									
Hosken Powell, L OBP: 0.268, SLG: 0.346 Jesse Barfield, R OBP: 0.346, SLG: 0.426 (1, 9) (7, PH) (8, 9)	0-0 FC6-4 1B		0-3 K		0-0 F8		0-0 1-2 2-H			2	0	1	0	0	1	0									
Alfredo Griffin, S OBP: 0.247, SLG: 0.272 (1, 6)	0-0 FC6-4		0-0 6-3		4-0 BB		0-0 1-3			3	0	0	0	1	0	3									
Inning Stats	R: 0 E: 0 K: 2 S: 8	H: 1 LOB: 1 BB: 0 P: 8	R: 0 E: 0 K: 1 S: 7	H: 2 LOB: 2 BB: 0 P: 7	R: 0 E: 0 K: 0 S: 3	H: 1 LOB: 0 BB: 0 P: 3	R: 0 E: 0 K: 1 S: 5	H: 0 LOB: 0 BB: 0 P: 5	R: 1 E: 0 K: 1 S: 7	H: 2 LOB: 1 BB: 0 P: 7	R: 0 E: 0 K: 2 S: 7	H: 0 LOB: 1 BB: 1 P: 11	R: 4 E: 0 K: 1 S: 8	H: 2 LOB: 1 BB: 2 P: 16	R: 0 E: 0 K: 1 S: 5	H: 2 LOB: 1 BB: 2 P: 16		1B: 7 2B: 2 3B: 0 HR: 0	SF: 0 SAC: 1 DP: 1 HBP: 0	WP: 1 PB: 1 SB: 1 CS: 0	PA: 36				
PITCHER	IP	WLS	BF	H	R	ER	SO	BB	IBB	HBP	BLK	WP	HR	S	P	ERA	WHIP								
Mike Morgan, R ERA: 2.61 Shane Rawley, L ERA: 2.99 Rich Gossage, R ERA: 3.24 (1, 1) (6, 1) (8, 1)	5.2	L	23	7	1	1	6	0	0	0	0	1	0	14	22	10.80	1.205								

AB	32
R	2
H	7
RBI	2
BB	6
SO	9
LOB	21



Batter	1	2	3	4	5	6	7	8	9	10	11	12	13	AB R H RBI BB SO LOB	TOP															
Dave Collins, S OBP: 0.311, SLG: 0.315 (1.8)	G3		E9 1B 1H 2H		1B 1B				F8		FC1-2		HR 1B	7 2 4 2 0 0 3	<p>New York Yankees @ Toronto Blue Jays Exhibition Stadium, Toronto, ON</p> <p>Wed Jun 02 1982, 7:05 PM EDT Att. 20,161 - Unknown - 61 F</p> <p>livebaseballscorecards.com</p> <p>AB 52 R 12 H 15 RBI 10 BB 6 SO 8 LOB 14</p> 															
Bobby Murcer, L OBP: 0.304, SLG: 0.405 (1.10)	G3		BB 1B		1B 2B		4-3			K	3-1		HR	7 1 3 5 0 1 4																
Oscar Gamble, L OBP: 0.385, SLG: 0.531 (1.9)	6-3				1B 2B					F6		3-1	1-3	6 0 2 0 1 0 0																
John Mayberry, L OBP: 0.321, SLG: 0.327 (1.3)		K	F4						G4-6-3 1B			3-1	F9	7 0 0 0 0 2 3																
Graig Nettles, L OBP: 0.340, SLG: 0.365 (1.5)	1-3		K						K		F7	5-3	4-3	7 0 0 0 0 2 2																
Roy Smalley, S OBP: 0.335, SLG: 0.370 (1.6)	6-3								K		F8		BB HBP BB	5 2 1 0 1 1 0																
Lou Piniella, R OBP: 0.419, SLG: 0.538 (1.7)			5-3	5-3							2B 1B		E6 BB 1B	5 2 1 0 0 1 1																
Butch Wynegar, S OBP: 0.382, SLG: 0.385 (1.2)			BB 2B 1B	G3							1B		BB HBP	5 3 3 1 1 0 0																
Andre Robertson, R OBP: 0.409, SLG: 0.529 (1.4)			2B E BB			5-3			1B 2B		2B		E BB	3 2 1 2 3 1 1																
Inning Stats	R: 0 E: 0 K: 0 S: 3	H: 0 LOB: 0 BB: 0 P: 3	R: 0 E: 0 K: 1 S: 5	H: 0 LOB: 0 BB: 0 P: 5	R: 3 E: 1 K: 1 S: 8	H: 3 LOB: 2 BB: 2 P: 16	R: 0 E: 0 K: 0 S: 3	H: 0 LOB: 0 BB: 0 P: 3	R: 0 E: 0 K: 2 S: 7	H: 0 LOB: 0 BB: 0 P: 7	R: 0 E: 0 K: 1 S: 7	H: 2 LOB: 2 BB: 0 P: 7	R: 0 E: 0 K: 1 S: 5	H: 1 LOB: 0 BB: 0 P: 5		R: 1 E: 0 K: 1 S: 7	H: 2 LOB: 1 BB: 0 P: 7	R: 0 E: 0 K: 1 S: 5	H: 0 LOB: 0 BB: 0 P: 5	R: 2 E: 1 K: 0 S: 3	H: 0 LOB: 2 BB: 3 P: 16	R: 0 E: 0 K: 0 S: 3	H: 0 LOB: 0 BB: 0 P: 3	R: 0 E: 0 K: 0 S: 8	H: 4 LOB: 0 BB: 1 P: 12	1B: 10 2B: 4 3B: 0 HR: 1	SF: 0 SAC: 0 DP: 1 HBP: 1	W/P: 0 PB: 0 SB: 0 CS: 0	PA: 59	
PITCHER	IP WLS BF H R ER SO BB IBB HBP BLK WP HR S P ERA WHIP																													
Jim Clancy, R ERA: 4.8 (1.1)	8.1	35	11	4	3	6	2	0	0	0	0	0	0	45	53	3.24	1.560													
Roy Lee Jackson, R ERA: 3.16 (0.9)	2.0	9	0	2	1	2	2	0	1	0	0	0	0	10	19	4.50	1.000													
Joey McLaughlin, R ERA: 4.22 (1.1)	1.2	L	11	3	5	4	2	0	0	0	0	0	0	9	17	21.60	3.000													
Mark Somback, R ERA: 6.31 (13.1)	1.0	4	1	1	1	0	0	0	0	0	0	0	0	1	4	9.00	1.000													

Batter	1	2	3	4	5	6	7	8	9	10	11	12	13	AB R H RBI BB SO LOB	BOTTOM															
Damaso Garcia, R OBP: 0.350, SLG: 0.383 (1.4)	4-3		F4		K						6-3		1B	7 0 2 0 0 2 3	<p>New York Yankees @ Toronto Blue Jays Exhibition Stadium, Toronto, ON</p> <p>Wed Jun 02 1982, 7:05 PM EDT Att. 20,161 - Unknown - 61 F</p> <p>livebaseballscorecards.com</p> <p>AB 50 R 6 H 14 RBI 5 BB 5 SO 12 LOB 28</p> 															
Garth Iorg, R OBP: 0.314, SLG: 0.397 (1.5)	FC5-4 1B			BB SF9 2B	2B 1B		SH1-4 1B			F4	K		F3	6 2 3 0 0 1 2																
Otto Velez, R OBP: 0.357, SLG: 0.325 (1.10)				BB BB	BB 1B					K			L4	2 0 1 2 1 0 1																
Dave Revere, L OBP: 0.293, SLG: 0.302 (7, PH)	FC5-4			BB BB	1B 2B					K	1B E		1B	1 0 0 0 1 1 0																
Wayne Nordhagen, R OBP: 0.333, SLG: 0.337 (11, PH)				BB BB	1B 2B					K			1B	1 0 1 1 0 0 0																
Hosken Powell, L OBP: 0.295, SLG: 0.342 (11, PR)	1-2			BB BB	1H 3H					F9	E1 1B		1B	1 1 0 0 0 0 1																
Barry Bonnell, R OBP: 0.415, SLG: 0.540 (8.9)	F9				F8					F9			1B	7 0 2 0 0 1 6																
Jesse Barfield, R OBP: 0.353, SLG: 0.427 (1.9)		F9									1H 1B		1B	2 0 1 0 1 0 0																
Al Woods, L OBP: 0.247, SLG: 0.239 (7, PH)				BB BB	BB 1B					G3	4-3		1-3	4 0 0 0 0 1 6																
Tony Johnson, R OBP: 0.235, SLG: 0.400 (8.9)		G3			SF9									2 0 0 1 0 0 2																
Lloyd Moseby, L OBP: 0.287, SLG: 0.336 (8.9)					1-3									2 0 1 0 0 1 0																
Buck Martinez, R OBP: 0.325, SLG: 0.343 (1.2)													SH3-4 HBP	2 0 0 0 1 0 0																
Ernie Whitt, L OBP: 0.363, SLG: 0.486 (8, PH)	5-3												SH3-4	2 0 0 0 0 1 1																
Willie Upshaw, L OBP: 0.367, SLG: 0.467 (1.3)														5 1 0 0 1 2 5																
Alfredo Griffin, S OBP: 0.256, SLG: 0.292 (1.6)				4-3	K						4-3		K	6 2 3 1 0 2 1																
Inning Stats	R: 0 E: 0 K: 0 S: 4	H: 1 LOB: 1 BB: 0 P: 4	R: 0 E: 0 K: 0 S: 3	H: 0 LOB: 0 BB: 0 P: 3	R: 0 E: 0 K: 1 S: 5	H: 0 LOB: 0 BB: 0 P: 5	R: 1 E: 0 K: 1 S: 6	H: 1 LOB: 3 BB: 3 P: 18	R: 2 E: 0 K: 1 S: 9	H: 4 LOB: 2 BB: 2 P: 9	R: 0 E: 0 K: 1 S: 5	H: 0 LOB: 0 BB: 0 P: 5	R: 0 E: 0 K: 2 S: 8	H: 1 LOB: 2 BB: 1 P: 12	R: 1 E: 0 K: 2 S: 8	H: 1 LOB: 1 BB: 1 P: 12	R: 0 E: 0 K: 1 S: 5	H: 0 LOB: 0 BB: 0 P: 5	R: 0 E: 0 K: 1 S: 6	H: 1 LOB: 1 BB: 0 P: 6	R: 2 E: 1 K: 1 S: 8	H: 3 LOB: 2 BB: 0 P: 8	R: 0 E: 0 K: 1 S: 5	H: 0 LOB: 1 BB: 0 P: 6	R: 0 E: 0 K: 0 S: 5	H: 2 LOB: 2 BB: 0 P: 5	1B: 10 2B: 3 3B: 1 HR: 0	SF: 1 SAC: 2 DP: 0 HBP: 1	W/P: 0 PB: 0 SB: 0 CS: 0	PA: 59
PITCHER	IP WLS BF H R ER SO BB IBB HBP BLK WP HR S P ERA WHIP																													
Ron Guidry, L ERA: 3.16 (1.1)	6.0	28	7	3	3	4	3	0	0	0	0	0	0	33	45	4.50	1.667													
George Frazier, R ERA: 2.37 (7.1)	3.0	12	1	1	1	5	2	0	0	0	0	0	0	20	28	3.00	1.000													
Shane Rawley, L ERA: 2.78 (10.1)	4.0	W	19	6	2	1	3	0	0	1	0	0	0	24	25	2.25	1.500													

Batter	1	2	3	4	5	6	7	8	9	AB	R	H	RBI	BB	SO	LOB	TOP			
Dave Collins, S (1,7) OBP: 0.302, SLG: 0.305	G3		F9		G3			4-3		4	0	0	0	0	0	0				
Mike Patterson, L (1,8) OBP: 0.200, SLG: 0.500	1B		F6			K		G3		4	0	1	0	0	1	0				
Oscar Gamble, L (1,9) OBP: 0.384, SLG: 0.520	K			2B	4-3	1B		F7		4	1	1	0	0	1	1				
John Mayberry, L (1,3) OBP: 0.326, SLG: 0.336	BB			1-3	2B			K		3	0	1	0	1	1	0				
Graig Nettles, L (1,5) OBP: 0.327, SLG: 0.348	F8			4-3				F4		4	0	0	1	0	0	3				
Bobby Murcer, L (1,10) OBP: 0.295, SLG: 0.391		G3		F8				F8		3	0	0	0	0	0	1				
Roy Smalley, S (1,6) OBP: 0.335, SLG: 0.369		4-3			G3					3	0	1	0	0	0	1				
Butch Wynegar, S (1,2) OBP: 0.374, SLG: 0.376		F8				L4		G3		3	0	0	0	0	0	1				
Andre Robertson, R (1,4) OBP: 0.360, SLG: 0.450			F9			F9		F9		3	0	0	0	0	0	0				
Inning Stats	R: 0 E: 0 K: 1 S: 6	H: 1 LOB: 2 BB: 1 P: 10	R: 0 E: 0 K: 0 S: 3	H: 0 LOB: 0 BB: 0 P: 3	R: 0 E: 0 K: 0 S: 3	H: 0 LOB: 0 BB: 0 P: 3	R: 1 E: 0 K: 0 S: 5	H: 2 LOB: 1 BB: 0 P: 5	R: 0 E: 0 K: 2 S: 7	H: 0 LOB: 0 BB: 0 P: 7	R: 0 E: 0 K: 0 S: 4	H: 1 LOB: 1 BB: 0 P: 4	R: 0 E: 0 K: 0 S: 3	H: 0 LOB: 0 BB: 0 P: 3	R: 0 E: 0 K: 0 S: 3	H: 0 LOB: 0 BB: 0 P: 3	1B: 3 2B: 1 3B: 0 HR: 0	SF: 0 SAC: 0 DP: 0 HBP: 0	WP: 0 PB: 0 SB: 1 CS: 0	PA: 32
PITCHER Luis Leal, R (1,1) ERA: 2.98	IP: 9.0 WLS: W BF: 32 H: 4 R: 1 ER: 1 SO: 3 BB: 1 IBB: 0 HBP: 0 BLK: 0 WP: 0 HR: 0 S: 37 P: 41 ERA: 1.00 WHIP: 0.556															PITCHER				

New York Yankees @ Toronto Blue Jays
 Exhibition Stadium, Toronto, ON
 Thu Jun 03 1982, 7:05 PM EDT
 Att: 20,147 - Unknown - 52 F

AB	31
R	1
H	4
RBI	1
BB	1
SO	3
LOB	7



Batter	1	2	3	4	5	6	7	8	9	AB	R	H	RBI	BB	SO	LOB	BOTTOM			
Damaso Garcia, R (1,4) OBP: 0.359, SLG: 0.386	5-3	5-3			1B	1B				4	1	2	0	0	0	1				
Garth Iorg, R (1,5) OBP: 0.328, SLG: 0.403	1B		5-3		1B					3	0	2	0	1	0	0				
Otto Velez, R (1,10) OBP: 0.373, SLG: 0.317	FC5-4				1B					1	0	0	0	1	0	1				
Wayne Nordhagen, R (5, PH) OBP: 0.338, SLG: 0.343	1B				1B					1	0	1	1	0	0	0				
Dave Revering, L (5, PR) OBP: 0.260, SLG: 0.299	1-2		FC6-4		BB					1	0	0	0	0	0	2				
Barry Bonnell, R (1,8) OBP: 0.410, SLG: 0.531	6-3		FC6-4		FC5-4					4	0	1	0	0	0	4				
Jesse Barfield, R (1,9) OBP: 0.345, SLG: 0.417		6-3	FC5-4					5-3		3	0	0	0	0	0	1				
Tony Johnson, R (1,7) OBP: 0.286, SLG: 0.444					F7					3	1	1	0	1	0	0				
Lloyd Moseby, L (9,8) OBP: 0.287, SLG: 0.336		2B	2B					1-3		0	0	0	0	0	0	0				
Buck Martinez, R (1,2) OBP: 0.321, SLG: 0.351		3-1	2B		6-3			F9		4	1	1	1	0	0	2				
Willie Upshaw, L (1,3) OBP: 0.361, SLG: 0.458		3-1			K					3	0	0	0	0	1	1				
Alfredo Griffin, S (1,6) OBP: 0.257, SLG: 0.292			BLK			F8				3	0	1	1	0	1	0				
Inning Stats	R: 0 E: 1 K: 0 S: 4	H: 1 LOB: 1 BB: 0 P: 4	R: 2 E: 0 K: 0 S: 6	H: 3 LOB: 1 BB: 0 P: 6	R: 0 E: 0 K: 0 S: 3	H: 0 LOB: 1 BB: 1 P: 7	R: 0 E: 0 K: 1 S: 5	H: 0 LOB: 0 BB: 0 P: 5	R: 1 E: 0 K: 0 S: 5	H: 3 LOB: 2 BB: 0 P: 5	R: 0 E: 0 K: 0 S: 3	H: 0 LOB: 0 BB: 0 P: 3	R: 0 E: 0 K: 1 S: 6	H: 1 LOB: 2 BB: 1 P: 10	R: 0 E: 0 K: 0 S: 3	H: 1 LOB: 1 BB: 1 P: 7	1B: 7 2B: 2 3B: 0 HR: 0	SF: 0 SAC: 1 DP: 2 HBP: 0	WP: 0 PB: 0 SB: 1 CS: 0	PA: 34
PITCHER Tommy John, L (1,1) ERA: 2.57	IP: 8.0 WLS: L BF: 34 H: 9 R: 3 ER: 3 SO: 2 BB: 2 IBB: 1 HBP: 0 BLK: 0 WP: 0 HR: 0 S: 35 P: 47 ERA: 3.38 WHIP: 1.375															PITCHER				

New York Yankees @ Toronto Blue Jays
 Exhibition Stadium, Toronto, ON
 Thu Jun 03 1982, 7:05 PM EDT
 Att: 20,147 - Unknown - 52 F

AB	30
R	3
H	9
RBI	3
BB	3
SO	2
LOB	12



Batter	1	2	3	4	5	6	7	8	9	AB	R	H	RBI	BB	SO	LOB	TOP			
Willie Wilson, S (1, 7) OBP: 0.351, SLG: 0.468	0-3 K		0-0 4-3		0-0 6-3		0-3 K		4-0 FC6-4 IBB	4	0	0	0	1	2	1	Kansas City Royals @ New York Yankees Yankee Stadium, Bronx, NY Fri Jun 04 1982, 7:05 PM EDT Att: 25,221 - Unknown - 62 F livebaseballscorecards.com			
John Wathan, R (1, 2) OBP: 0.340, SLG: 0.318	4-0 S 1B BB		0-0 F8		0-3 K		0-0 9-3		0-0 FC6-4	4	1	0	0	1	1	3				
George Brett, L (1, 5) OBP: 0.349, SLG: 0.451	0-0 L7		0-0 F9		0-3 K				0-0 1-3 1B	4	0	1	0	0	1	1				
Amos Otis, R (1, 8) OBP: 0.365, SLG: 0.475	0-0 1-H IHR 1B				0-0 5-3		0-0 F7 1B		0-0 F9	4	1	2	1	0	0	1				
Hal McRae, R (1, 10) OBP: 0.426, SLG: 0.584	0-0 1-H IHR				4-0 BB SF9 BB		0-0 1-2 1B		0-0 1-3	3	2	2	2	1	0	1				
Jerry Martin, R (1, 9) OBP: 0.360, SLG: 0.444	0-3 K				4-0 SF9 BB 1-2 BB		0-0 L7		0-3 K	3	0	0	0	1	2	3				
Lee May, R (1, 3) OBP: 0.400, SLG: 0.600					4-0 1-2 2-3 BB		0-0 F7		0-0 6-3	2	0	0	0	1	1	2				
Willie Aikens, L (9, PH) OBP: 0.304, SLG: 0.297					0-3 K		0-0 2-3 F9		0-0 5-6-3 1B	1	0	0	0	0	0	0				
Dennis Werth, R (9, 3) OBP: 0.333, SLG: 0.143					0-3 K		0-0 F9			0	0	0	0	0	0	0				
Frank White, R (1, 4) OBP: 0.310, SLG: 0.431					0-3 SF9		0-0 F9			3	0	1	1	0	1	2				
Onix Concepcion, R (1, 6) OBP: 0.327, SLG: 0.380					2-3 3-H 0-3 K		0-0 E3		0-0 5-6-3	4	0	0	0	0	1	3				
Inning Stats	R: 3 E: 0 K: 2 S: 9	H: 2 LOB: 0 BB: 1 P: 13	R: 0 E: 0 K: 2 S: 7	H: 0 LOB: 0 BB: 0 P: 7	R: 0 E: 0 K: 0 S: 3	H: 0 LOB: 2 BB: 3 P: 3	R: 1 E: 0 K: 1 S: 5	H: 0 LOB: 0 BB: 0 P: 17	R: 0 E: 0 K: 0 S: 5	H: 2 LOB: 2 BB: 0 P: 5	R: 0 E: 1 K: 1 S: 5	H: 0 LOB: 0 BB: 0 P: 5	R: 0 E: 0 K: 1 S: 6	H: 1 LOB: 1 BB: 0 P: 6	R: 0 E: 0 K: 0 S: 4	H: 1 LOB: 2 BB: 1 P: 8	1B: 5 2B: 1 3B: 0 HR: 1	SF: 1 SAC: 0 DP: 1 HBP: 0	WP: 0 PB: 0 SB: 1 CS: 0	PA: 38
PITCHER	IP WLS BF H R ER SO BB IBB HBP BLK WP HR S P ERA WHIP	IP WLS BF H R ER SO BB IBB HBP BLK WP HR S P ERA WHIP																		
Dave Righetti, L (1, 1) ERA: 4.15	7.0 L 30 5 4 4 8 4 0 0 0 0 0 0 42 58 5.14 1.286	2.0 S 8 1 0 0 1 0 1 0 0 0 0 0 9 13 0.00 0.500																		

Batter	1	2	3	4	5	6	7	8	9	AB	R	H	RBI	BB	SO	LOB	BOTTOM			
Dave Collins, S (1, 8) OBP: 0.294, SLG: 0.295	0-3 K		0-0 FC5						0-0 6-3	4	0	0	0	0	1	2	Kansas City Royals @ New York Yankees Yankee Stadium, Bronx, NY Fri Jun 04 1982, 7:05 PM EDT Att: 25,221 - Unknown - 62 F livebaseballscorecards.com			
Roy Smalley, S (1, 10) OBP: 0.326, SLG: 0.360	0-3 K		0-3 K						0-0 6-3	4	0	0	0	0	2	2				
Dave Winfield, R (1, 7) OBP: 0.345, SLG: 0.492	0-0 5-3								0-0 5-3	4	0	0	0	0	0	0				
Lou Piniella, R (1, 9) OBP: 0.417, SLG: 0.524									0-0 4-3	2	1	0	0	1	0	0				
Ken Griffey, L (9, PH) OBP: 0.305, SLG: 0.331									0-0 4-3	1	0	0	0	0	0	0				
Graig Nettles, L (1, 5) OBP: 0.324, SLG: 0.355									0-0 F8	4	1	1	0	0	0	0				
Butch Hobson, R (1, 3) OBP: 0.200, SLG: 0.276									0-0 F8	3	0	0	0	0	0	2				
John Mayberry, L (9, PH) OBP: 0.331, SLG: 0.368									0-0 HR	1	1	1	1	0	0	0				
Butch Wynegar, S (1, 2) OBP: 0.377, SLG: 0.375									0-0 4-3	3	0	1	1	1	0	0				
Bucky Dent, R (1, 6) OBP: 0.213, SLG: 0.205									0-0 4-3	3	0	2	1	0	0	0				
Andre Robertson, R (1, 4) OBP: 0.333, SLG: 0.409									0-0 4-3	2	0	0	0	0	0	2				
Oscar Gamble, L (7, PH) OBP: 0.381, SLG: 0.515									0-0 FC6-4	1	0	0	0	0	0	2				
Willie Randolph, R (8, 4) OBP: 0.403, SLG: 0.419									0-0 FC6-4	0	0	0	0	0	0	0				
Inning Stats	R: 0 E: 0 K: 2 S: 7	H: 0 LOB: 0 BB: 0 P: 7	R: 0 E: 0 K: 0 S: 3	H: 0 LOB: 0 BB: 0 P: 3	R: 0 E: 0 K: 1 S: 6	H: 1 LOB: 2 BB: 1 P: 10	R: 0 E: 0 K: 0 S: 3	H: 0 LOB: 0 BB: 0 P: 3	R: 0 E: 0 K: 0 S: 3	H: 0 LOB: 0 BB: 0 P: 3	R: 2 E: 0 K: 0 S: 6	H: 3 LOB: 2 BB: 1 P: 10	R: 0 E: 0 K: 0 S: 3	H: 0 LOB: 0 BB: 0 P: 3	R: 1 E: 0 K: 0 S: 4	H: 1 LOB: 0 BB: 0 P: 4	1B: 3 2B: 1 3B: 0 HR: 1	SF: 0 SAC: 0 DP: 0 HBP: 0	WP: 0 PB: 0 SB: 0 CS: 0	PA: 34
PITCHER	IP WLS BF H R ER SO BB IBB HBP BLK WP HR S P ERA WHIP	IP WLS BF H R ER SO BB IBB HBP BLK WP HR S P ERA WHIP																		
Paul Spittorff, L (1, 1) ERA: 3.1	6.2 W 26 4 2 2 3 2 0 0 0 0 0 1 8 8 2.70 0.900	2.1 S 8 1 1 1 0 0 0 0 0 0 0 1 8 8 3.86 0.429																		


Batter	1	2	3	4	5	6	7	8	9	AB	R	H	RBI	BB	SO	LOB	TOP										
Willie Wilson, S OBP: 0.358, SLG: 0.470 (1, 7)										6	1	3	1	0	3	1	Kansas City Royals @ New York Yankees Yankee Stadium, Bronx, NY Sun Jun 06 1982, 3:33 AM EDT Att: 32,068 - Unknown - 59 F										
John Wathan, R OBP: 0.345, SLG: 0.322 Jamie Quirk, L OBP: 0.290, SLG: 0.333 (1, 2) (6, 2)										4	1	2	3	1	1	1											
George Brett, L OBP: 0.363, SLG: 0.483 (1, 5)										5	3	4	1	1	0	2											
Amos Otis, R OBP: 0.363, SLG: 0.470 Cesar Geronimo, L OBP: 0.412, SLG: 0.667 (1, 8) (6, 8)										4	2	1	1	0	0	2											
Hal McRae, R OBP: 0.433, SLG: 0.593 (1, 10)										4	3	2	3	2	0	0											
Willie Aikens, L OBP: 0.326, SLG: 0.347 (1, 3)										6	1	5	4	0	1	2											
Jerry Martin, R OBP: 0.363, SLG: 0.448 Tom Poquette, L OBP: 0.203, SLG: 0.155 (7, PH) (7, 9)										3	1	1	0	1	1	2											
Frank White, R OBP: 0.315, SLG: 0.433 Greg Pryor, R OBP: 0.419, SLG: 0.603 (1, 4) (7, 4)										4	1	2	1	0	0	2											
Onix Concepcion, R OBP: 0.321, SLG: 0.371 (1, 6)										5	1	1	0	0	1	6											
Inning Stats	R: 0 E: 0 K: 1 S: 6	H: 2 LOB: 1 BB: 0 P: 6	R: 0 E: 0 K: 1 S: 7	H: 2 LOB: 2 BB: 0 P: 7	R: 4 E: 0 K: 0 S: 7	H: 5 LOB: 1 BB: 1 P: 11	R: 0 E: 0 K: 2 S: 7	H: 0 LOB: 0 BB: 0 P: 7	R: 2 E: 0 K: 0 S: 5	H: 3 LOB: 1 BB: 1 P: 9	R: 8 E: 1 K: 1 S: 12	H: 6 LOB: 2 BB: 3 P: 24	R: 0 E: 0 K: 2 S: 8	H: 1 LOB: 1 BB: 0 P: 8	R: 0 E: 0 K: 2 S: 8	H: 1 LOB: 1 BB: 0 P: 8		R: 0 E: 0 K: 2 S: 9	H: 2 LOB: 2 BB: 0 P: 9	1B: 15 2B: 5 3B: 1 HR: 1	SF: 0 SAC: 0 DP: 0 HBP: 0	WP: 1 PB: 0 SB: 0 CS: 1	PA: 52				
PITCHER	IP	WLS	BF	H	R	ER	SO	BB	IBB	HBP	BLK	WP	HR	S	P	ERA	WHIP										
Mike Morgan, R ERA: 3.59 (1, 1)	4.2	L	25	12	6	6	4	2	0	0	0	0	1	31	39	11.57	3.000										
Jim Lewis, R ERA: 54.0 (5, 1)	0.2		9	3	7	5	0	3	0	0	1	1	0	6	18	67.50	9.000										
Roger Erickson, R ERA: 5.43 (6, 1)	1.2		9	4	1	0	3	0	0	0	0	0	0	15	15	0.00	2.400										
Dave LaRoche, L ERA: 6.0 (8, 1)	2.0		9	3	0	0	4	0	0	0	0	0	0	17	17	0.00	1.500										

Batter	1	2	3	4	5	6	7	8	9	AB	R	H	RBI	BB	SO	LOB	BOTTOM										
Willie Randolph, R OBP: 0.405, SLG: 0.434 (1, 4)										4	0	2	0	0	0	0	Kansas City Royals @ New York Yankees Yankee Stadium, Bronx, NY Sun Jun 06 1982, 3:33 AM EDT Att: 32,068 - Unknown - 59 F										
Dave Collins, S OBP: 0.293, SLG: 0.309 (1, 8)										4	0	1	0	0	0	2											
Dave Winfield, R OBP: 0.342, SLG: 0.481 (1, 7)										3	0	0	0	1	1	3											
Butch Hobson, R OBP: 0.176, SLG: 0.242 (1, 3)										4	0	0	0	0	1	2											
Lou Piniella, R OBP: 0.400, SLG: 0.500 (1, 9)										4	0	0	0	0	0	2											
Graig Nettles, L OBP: 0.318, SLG: 0.347 Andre Robertson, R OBP: 0.310, SLG: 0.375 (1, 5) (7, PH) (8, 5)										2	0	0	0	0	0	1											
Bobby Murcer, L OBP: 0.286, SLG: 0.378 (1, 10)										3	0	0	0	0	0	0											
Butch Wynegar, S OBP: 0.377, SLG: 0.396 (1, 2)										3	1	1	1	0	1	0											
Bucky Dent, R OBP: 0.206, SLG: 0.198 (1, 6)										3	0	0	0	0	0	0											
Inning Stats	R: 0 E: 0 K: 1 S: 6	H: 1 LOB: 1 BB: 0 P: 6	R: 0 E: 0 K: 0 S: 3	H: 0 LOB: 0 BB: 0 P: 3	R: 0 E: 0 K: 0 S: 4	H: 1 LOB: 1 BB: 0 P: 4	R: 0 E: 0 K: 1 S: 5	H: 0 LOB: 1 BB: 1 P: 9	R: 0 E: 0 K: 1 S: 5	H: 0 LOB: 0 BB: 0 P: 5	R: 0 E: 0 K: 0 S: 3	H: 0 LOB: 0 BB: 0 P: 3	R: 0 E: 0 K: 0 S: 3	H: 0 LOB: 0 BB: 0 P: 3	R: 1 E: 1 K: 0 S: 6	H: 2 LOB: 2 BB: 0 P: 6		R: 0 E: 1 K: 0 S: 3	H: 0 LOB: 0 BB: 0 P: 3	1B: 1 2B: 0 3B: 2 HR: 1	SF: 0 SAC: 0 DP: 1 HBP: 0	WP: 0 PB: 0 SB: 0 CS: 0	PA: 33				
PITCHER	IP	WLS	BF	H	R	ER	SO	BB	IBB	HBP	BLK	WP	HR	S	P	ERA	WHIP										
Vida Blue, L ERA: 3.25 (1, 1)	6.0	W	21	2	0	0	3	1	0	0	0	0	0	26	30	0.00	0.500										
Grant Jackson, L ERA: 4.34 (7, 1)	2.0		9	2	1	1	0	0	0	0	0	0	1	9	9	4.50	1.000										
Don Hood, L ERA: 1.8 (9, 1)	1.0		3	0	0	0	0	0	0	0	0	0	0	3	3	0.00	0.000										

Batter	1	2	3	4	5	6	7	8	9	10	AB	R	H	RBI	BB	SO	LOB	TOP	
Willie Randolph, R OBP: 0.400, SLG: 0.433 (1, 4)	0-0 PB 4-3 2B		0-0 B2-3		0-0 F8			0-0 6-3		0-0 L8	5	1	1	0	0	0	4		
Ken Griffey, L OBP: 0.301, SLG: 0.349 (1, 8)	0-3 K		0-0 F7		0-0 F8			0-0 HR		0-0 4-3	5	1	1	1	0	1	2		
Oscar Gamble, L OBP: 0.372, SLG: 0.500 Lou Piniella, R OBP: 0.396, SLG: 0.494 (8, PH)	0-0 4-3			0-0 F9		0-0 3-1		0-0 6-3			3	0	0	1	0	0	0		
John Mayberry, L OBP: 0.336, SLG: 0.407 (1, 3)	0-0 PB 2B			0-0 F9		0-0 HR			0-0 F9		4	1	2	1	0	0	0		
Dave Winfield, R OBP: 0.340, SLG: 0.471 (1, 7)	0-0 F7			0-0 5-3		0-0 6-3			0-0 BB		3	0	0	0	1	0	1		
Graig Nettles, L OBP: 0.307, SLG: 0.333 (1, 5)		0-0 G3			0-0 F7			0-0 F8		0-0 K	4	0	0	0	0	1	1		
Bobby Murcer, L OBP: 0.284, SLG: 0.383 (1, 10)		0-0 F7				0-0 2B		0-0 F9		0-0 K	4	0	1	0	0	1	1		
Roy Smalley, S OBP: 0.332, SLG: 0.360 (1, 6)		0-3 K			4-0 BB			0-0 4-3			3	0	1	0	1	1	0		
Butch Wynegar, S OBP: 0.373, SLG: 0.387 (1, 2)			4-0 BB		0-3 K			0-3 K		0-0 F8	3	0	0	0	1	2	3		
Inning Stats	R: 1 E: 0 K: 1 S: 7	H: 2 LOB: 1 BB: 0 P: 7	R: 0 E: 0 K: 1 S: 5	H: 0 LOB: 0 BB: 0 P: 5	R: 0 E: 0 K: 0 S: 3	H: 0 LOB: 0 BB: 1 P: 6	R: 0 E: 0 K: 1 S: 6	H: 1 LOB: 2 BB: 1 P: 10	R: 1 E: 0 K: 0 S: 4	H: 0 LOB: 0 BB: 0 P: 3	R: 1 E: 0 K: 1 S: 6	H: 1 LOB: 0 BB: 0 P: 6	R: 0 E: 0 K: 2 S: 7	H: 0 LOB: 1 BB: 1 P: 11	R: 0 E: 0 K: 0 S: 4	H: 1 LOB: 1 BB: 0 P: 4	1B: 1 2B: 4 3B: 0 HR: 2	SF: 0 SAC: 0 DP: 1 HBP: 0	WP: 0 PA: 38 PB: 2 SB: 1 CS: 0
PITCHER	IP 8.0	WLS 30	BF 5	H 3	R 3	ER 3	SO 4	BB 2	IBB 0	HBP 0	BLK 0	WP 0	HR 2	S 36	P 44	ERA 3.38	WHIP 0.875		
Dennis Eckenstey, R ERA: 2.48 Mark Clear, R ERA: 1.31 (9, 1)	IP 2.0	WLS 8	BF 1	H 0	R 0	ER 0	SO 2	BB 1	IBB 0	HBP 0	BLK 0	WP 0	HR 0	S 11	P 15	ERA 0.00	WHIP 1.000		

New York Yankees @ Boston Red Sox
 Fenway Park, Boston, MA
 Tue Jun 08 1982, 7:05 PM EDT
 Att: 31,413 - Unknown - 55 F


AB 35
 R 3
 H 6
 RBI 3
 BB 3
 SO 6
 LOB 12



Batter	1	2	3	4	5	6	7	8	9	10	AB	R	H	RBI	BB	SO	LOB	BOTTOM	
Jerry Remy, L OBP: 0.333, SLG: 0.310 (1, 4)	4-0 SH5-3 1B BB	0-0 FC6-4			0-0 F7			0-0 6-3		0-0 1B	4	1	1	0	1	0	3		
Dwight Evans, R OBP: 0.367, SLG: 0.382 (1, 9)	0-0 SH5-3	0-3 K			0-0 L8			0-0 F8		0-0 L9	4	0	0	0	0	1	5		
Jim Rice, R OBP: 0.377, SLG: 0.466 (1, 7)	0-0 FC1-4 2H 1B			0-0 L9		0-0 4-3		0-0 1B G6-4-3 1B		4-0 1B BB	4	2	2	1	1	0	0		
Carl Yastrzemski, L OBP: 0.402, SLG: 0.539 (1, 10)	4-0 FC1-4 BB			0-0 4-3		0-3 K		0-0 1B G6-4-3 BB 1B		0-0 1B	4	0	2	0	1	1	0		
Carney Lansford, R OBP: 0.360, SLG: 0.402 (1, 5)	0-0 FC1-4			0-0 5-3				0-0 1B G6-4-3 BB		0-0 1B	4	0	2	1	1	0	2		
Dave Stapleton, R OBP: 0.290, SLG: 0.377 (1, 3)	0-3 K				0-0 G6-4-3 1B			0-3 K		0-0 G6-4-3	4	0	1	0	0	2	5		
Glenn Hoffman, R OBP: 0.313, SLG: 0.372 Rich Gedman, L OBP: 0.328, SLG: 0.472 Julio Valdez, S (9, 6)		0-3 K			0-0 G6-4-3			0-0 SH4-1 2B 1B		0-0 3-1	3	1	1	0	0	1	1		
Gary Allenson, R OBP: 0.311, SLG: 0.373 (1, 2)		0-0 FC6-4 BB 1B			0-0 P4			0-0 SH4-1		0-3 K	3	0	1	0	0	1	0		
Rick Miller, L OBP: 0.331, SLG: 0.342 Tony Perez, R OBP: 0.373, SLG: 0.462 Reid Nichols, R OBP: 0.313, SLG: 0.400 (8, 8)		4-0 FC6-4 BB			0-0 F7			0-0 6-3 2H 2B		0-0 4-3	1	0	0	0	1	0	0		
Inning Stats	R: 1 E: 0 K: 1 S: 6	H: 1 LOB: 2 BB: 2 P: 14	R: 0 E: 0 K: 2 S: 8	H: 1 LOB: 2 BB: 1 P: 12	R: 0 E: 0 K: 0 S: 3	H: 0 LOB: 0 BB: 0 P: 3	R: 0 E: 0 K: 0 S: 3	H: 1 LOB: 0 BB: 0 P: 3	R: 0 E: 0 K: 2 S: 8	H: 1 LOB: 2 BB: 0 P: 5	R: 1 E: 0 K: 0 S: 4	H: 2 LOB: 1 BB: 1 P: 8	R: 0 E: 0 K: 1 S: 6	H: 1 LOB: 1 BB: 0 P: 6	R: 1 E: 0 K: 0 S: 2	H: 2 LOB: 2 BB: 1 P: 6	1B: 10 2B: 1 3B: 0 HR: 0	SF: 0 SAC: 2 DP: 2 HBP: 0	WP: 0 PA: 41 PB: 0 SB: 0 CS: 0
PITCHER	IP 7.0	WLS 29	BF 6	H 2	R 2	ER 1	SO 5	BB 3	IBB 0	HBP 0	BLK 0	WP 0	HR 0	S 36	P 48	ERA 2.57	WHIP 1.286		
Ron Guidry, L ERA: 3.11 Rich Gossage, R ERA: 3.31 George Frazier, R ERA: 2.51 (8, 1)	IP 2.0	WLS 9	BF 3	H 1	R 1	ER 1	SO 1	BB 0	IBB 0	HBP 0	BLK 0	WP 0	HR 0	S 10	P 14	ERA 4.50	WHIP 2.000		
George Frazier, R ERA: 2.51 (10, 1)	IP 0.0	WLS L	BF 3	H 2	R 1	ER 1	SO 0	BB 1	IBB 0	HBP 0	BLK 0	WP 0	HR 0	S 2	P 6	ERA ∞	WHIP ∞		

New York Yankees @ Boston Red Sox
 Fenway Park, Boston, MA
 Tue Jun 08 1982, 7:05 PM EDT
 Att: 31,413 - Unknown - 55 F

AB 34
 R 4
 H 11
 RBI 3
 BB 5
 SO 6
 LOB 17



Batter	1	2	3	4	5	6	7	8	9	AB	R	H	RBI	BB	SO	LOB	TOP							
Willie Randolph, R (1, 4) OBP: 0.392, SLG: 0.419	0-3 K		0-0 6-3	0-3 K			1-0 SH5-3 E HBP	0-0 6-3		4	1	0	1	0	2	3	New York Yankees @ Boston Red Sox Fenway Park, Boston, MA Thu Jun 10 1982, 7:05 PM EDT Att: 33,462 - Unknown - 58 F							
Ken Griffey, L (1, 8) OBP: 0.313, SLG: 0.365	0-0 CS 2B		0-0 BB 1B		0-0 4-3		0-0 SH5-3 1-2	0-3 K		4	1	2	0	0	1	1								
Dave Winfield, R (1, 7) OBP: 0.358, SLG: 0.514	4-0 BB		4-0 1B BB		0-0 HR		0-0 4-3 2-3		0-0 4-3	3	1	1	1	2	0	1								
Lou Piniella, R (1, 9) OBP: 0.391, SLG: 0.474	0-0 F4		0-0 1B		0-0 5-3		4-0 E BB		0-0 1B	4	1	2	1	1	0	1								
Butch Hobson, R (1, 10) OBP: 0.175, SLG: 0.231 Bobby Murcer, L (9, PH) OBP: 0.286, SLG: 0.412		0-0 F3	0-3 K		0-3 K		0-0 E7 1-H 3-H		0-0 F8	4	0	0	0	0	2	2								
Graig Nettles, L (1, 5) OBP: 0.325, SLG: 0.340		0-0 1B		0-3 K		0-0 SH5-3 1B		0-0 4-3		0-0 F9	5	0	2	0	0	1		2						
Butch Wynegar, S (1, 2) OBP: 0.372, SLG: 0.381		0-3 K		0-0 BB 1B		0-0 SH5-3 1-2		4-0 SH2-3 SH 6-3 BB		2	1	1	0	1	1	1								
Dave Collins, S (1, 3) OBP: 0.286, SLG: 0.296		0-3 K		4-0 BB		0-0 F7		0-0 SH SH2-3		2	0	0	0	1	1	2								
Bucky Dent, R (1, 6) OBP: 0.196, SLG: 0.188			0-0 F9	0-0 F8		0-0 4-1		0-0 SH2-3 1-2 2-3		3	0	0	0	0	0	3								
Inning Stats	R: 0 E: 0 K: 1 S: 5	H: 1 LOB: 1 BB: 1 P: 9	R: 0 E: 0 K: 2 S: 8	H: 1 LOB: 1 BB: 0 P: 8	R: 1 E: 0 K: 1 S: 7	H: 2 LOB: 2 BB: 1 P: 11	R: 0 E: 0 K: 2 S: 8	H: 1 LOB: 2 BB: 1 P: 12	R: 1 E: 0 K: 1 S: 6	H: 1 LOB: 0 BB: 0 P: 6	R: 0 E: 0 K: 0 S: 4	H: 1 LOB: 1 BB: 0 P: 4	R: 2 E: 1 K: 0 S: 4	H: 0 LOB: 1 BB: 1 P: 9	R: 1 E: 0 K: 1 S: 6	H: 0 LOB: 1 BB: 1 P: 10		R: 0 E: 0 K: 0 S: 4	H: 1 LOB: 1 BB: 0 P: 4	1B: 6 2B: 1 3B: 0 HR: 1	SF: 0 SAC: 4 DP: 0 HBP: 1	WP: 0 PB: 0 SB: 0 CS: 1	PA: 42	
PITCHER	IP WLS BF H R ER SO BB IBB HBP BLK WP HR S P ERA WHIP	7.0 L 33 7 4 2 7 4 0 1 0 0 1 42 59 2.57 1.571	2.0 S 9 1 1 1 1 1 0 0 0 0 0 10 14 4.50 1.000																					

AB	32
R	5
H	8
RBI	3
BB	5
SO	8
LOB	17



Batter	1	2	3	4	5	6	7	8	9	AB	R	H	RBI	BB	SO	LOB	BOTTOM							
Jerry Remy, L (1, 4) OBP: 0.359, SLG: 0.314	0-3 K		0-0 F7		4-0 BB		0-0 2B 1B			3	1	1	1	1	1	0	New York Yankees @ Boston Red Sox Fenway Park, Boston, MA Thu Jun 10 1982, 7:05 PM EDT Att: 33,462 - Unknown - 58 F							
Dwight Evans, R (1, 9) OBP: 0.371, SLG: 0.386	4-0 BB BB		0-0 F7		0-0 F9		0-0 1H 2B			3	0	1	1	1	0	1								
Jim Rice, R (1, 7) OBP: 0.369, SLG: 0.451	0-3 K		4-0 BB		0-3 K		0-3 K			3	0	0	0	1	3	2								
Tony Perez, R (1, 10) OBP: 0.373, SLG: 0.479	4-0 BB		0-3 K		0-3 K		0-3 K		0-3 K	3	0	0	0	1	3	1								
Carney Lansford, R (1, 5) OBP: 0.348, SLG: 0.388	0-0 F9		0-0 6-3		0-0 5-3		0-0 F7		0-0 F7	4	0	0	0	0	0	2								
Dave Stapleton, R (1, 3) OBP: 0.286, SLG: 0.374		0-0 F2		0-0 4-3		0-0 6-3		0-0 F7		4	0	0	0	0	0	0								
Glenn Hoffman, R (1, 6) OBP: 0.313, SLG: 0.367 Wade Boggs, L (9, PH) OBP: 0.345, SLG: 0.320		4-0 FC5 BB		0-3 K		0-0 2B 1B		0-0 4-3		2	1	1	0	1	1	0								
Gary Allenson, R (1, 2) OBP: 0.288, SLG: 0.342 Rich Gedman, L (9, PH) OBP: 0.326, SLG: 0.468		0-0 FC5		0-3 K		0-0 F9		0-0 6-3		3	0	0	0	0	1	2								
Reid Nichols, R (1, 8) OBP: 0.342, SLG: 0.472 Carl Yastrzemski, L (9, PH) OBP: 0.460, SLG: 0.535		0-0 F6		0-3 K		0-0 K		0-0 F8		3	1	1	1	0	1	1								
Inning Stats	R: 0 E: 0 K: 2 S: 7	H: 0 LOB: 2 BB: 2 P: 15	R: 0 E: 0 K: 0 S: 3	H: 0 LOB: 1 BB: 1 P: 7	R: 0 E: 0 K: 1 S: 5	H: 0 LOB: 1 BB: 1 P: 9	R: 0 E: 0 K: 1 S: 5	H: 0 LOB: 0 BB: 0 P: 5	R: 0 E: 0 K: 2 S: 7	H: 0 LOB: 1 BB: 1 P: 11	R: 0 E: 0 K: 2 S: 7	H: 0 LOB: 0 BB: 0 P: 7	R: 3 E: 0 K: 1 S: 9	H: 4 LOB: 1 BB: 0 P: 9	R: 0 E: 0 K: 1 S: 5	H: 0 LOB: 0 BB: 0 P: 5		R: 0 E: 0 K: 0 S: 3	H: 0 LOB: 0 BB: 0 P: 3	1B: 2 2B: 2 3B: 0 HR: 0	SF: 0 SAC: 0 DP: 0 HBP: 0	WP: 0 PB: 0 SB: 0 CS: 0	PA: 36	
PITCHER	IP WLS BF H R ER SO BB IBB HBP BLK WP HR S P ERA WHIP	6.2 S 28 3 3 0 2 5 0 0 0 0 0 12 12 0.00 0.429																						

AB	31
R	3
H	4
RBI	3
BB	5
SO	10
LOB	9



Batter	1	2	3	4	5	6	7	8	9	AB	R	H	RBI	BB	SO	LOB	TOP			
Willie Randolph, R OBP: 0.387, SLG: 0.412	F9	4-3			F9	L6			F8 1B	5	0	1	0	0	0	5	New York Yankees @ Baltimore Orioles Memorial Stadium, Baltimore, MD Fri Jun 11 1982, 7:05 PM EDT Att: 32,515 - Unknown			
Ken Griffey, L OBP: 0.315, SLG: 0.366	SF8 1B		B5-3		6-3		K		FC5-4 1B	5	1	2	0	0	1	1				
Bobby Murcer, L OBP: 0.287, SLG: 0.408 Lou Piniella, R OBP: 0.384, SLG: 0.464	SF8		F9				1-3		F9	1	0	0	1	1	0	0				
John Mayberry, L OBP: 0.329, SLG: 0.397 Butch Hobson, R OBP: 0.190, SLG: 0.244	4-3		F8		4-3				F8	3	0	0	0	0	0	2				
Dave Winfield, R OBP: 0.360, SLG: 0.531									FC5-4	5	2	2	0	0	0	3				
Graig Nettles, L OBP: 0.323, SLG: 0.345									FC5-4	4	1	1	0	0	0	2				
Roy Smalley, S OBP: 0.336, SLG: 0.363									K	3	0	2	2	1	1	0				
Butch Wynegar, S OBP: 0.375, SLG: 0.378									FC4-6 BB	1	0	0	1	2	0	1				
Dave Collins, S OBP: 0.291, SLG: 0.297									FC4-6	3	0	1	0	1	0	3				
Inning Stats	R: 1 E: 0 K: 0 S: 4	H: 1 LOB: 0 BB: 0 P: 4	R: 1 E: 0 K: 0 S: 5	H: 2 LOB: 2 BB: 1 P: 9	R: 0 E: 0 K: 0 S: 3	H: 0 LOB: 0 BB: 0 P: 3	R: 1 E: 0 K: 0 S: 4	H: 2 LOB: 0 BB: 0 P: 4	R: 0 E: 0 K: 0 S: 4	H: 1 LOB: 2 BB: 2 P: 12	R: 0 E: 0 K: 1 S: 6	H: 1 LOB: 1 BB: 0 P: 6	R: 0 E: 0 K: 1 S: 5	H: 0 LOB: 1 BB: 1 P: 9	R: 0 E: 0 K: 0 S: 5	H: 2 LOB: 2 BB: 0 P: 5		1B: 7 2B: 2 3B: 1 HR: 0	SF: 2 SAC: 0 DP: 1 HBP: 0	WP: 0 PB: 1 SB: 2 CS: 0
PITCHER	IP WLS BF H R ER SO BB IBB HBP BLK WP HR S P ERA WHIP																			
Dennis Martinez, R ERA: 4.47	6.0 W 28 7 4 3 0 4 0 0 0 0 0 0 24 40 4.50 1.833																			
Tippy Martinez, L ERA: 4.82	3.0 S 13 3 0 0 2 1 0 0 0 0 0 0 16 20 0.00 1.333																			

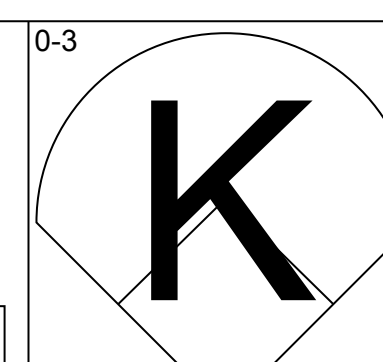
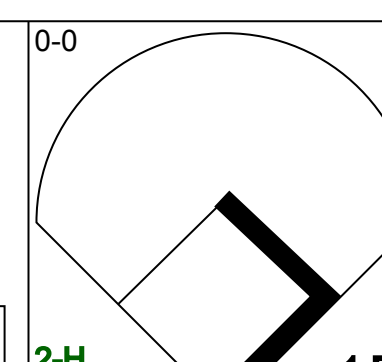
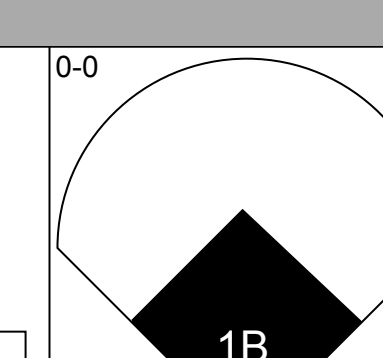
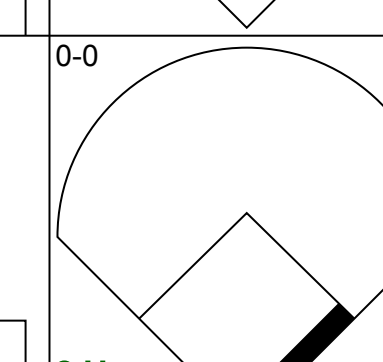
Batter	1	2	3	4	5	6	7	8	9	AB	R	H	RBI	BB	SO	LOB	BOTTOM			
Al Bumbry, L OBP: 0.316, SLG: 0.314	G6-3 1B	1-3			6-3					5	1	3	0	0	0	0	New York Yankees @ Baltimore Orioles Memorial Stadium, Baltimore, MD Fri Jun 11 1982, 7:05 PM EDT Att: 32,515 - Unknown			
Rich Dauer, R OBP: 0.362, SLG: 0.452	G6-3 1-2	1-4-3							F2	5	0	2	0	0	0	2				
Ken Singleton, S OBP: 0.377, SLG: 0.373	BB 2B BB				F7				4-3	4	2	2	1	1	0	2				
Eddie Murray, S OBP: 0.383, SLG: 0.526	2B HR BB				F8				1B IBB	2	2	0	0	2	0	2				
John Lowenstein, L OBP: 0.433, SLG: 0.717 Benny Ayala, R OBP: 0.366, SLG: 0.718 Jim Dwyer, L OBP: 0.380, SLG: 0.500	HR 2B				F8					3	2	2	1	0	0	0				
Gary Roenicke, R OBP: 0.413, SLG: 0.615	HR									0	0	0	0	0	0	0				
Cal Ripken Jr., R OBP: 0.282, SLG: 0.425	HR									1	0	0	0	0	1	2				
Joe Nolan, L OBP: 0.235, SLG: 0.267 Rick Dempsey, R OBP: 0.322, SLG: 0.361	F4									2	0	1	0	0	0	0				
Lenn Sakata, R OBP: 0.325, SLG: 0.364		6-3								2	0	1	1	0	0	2				
Inning Stats	R: 5 E: 0 K: 0 S: 6	H: 4 LOB: 0 BB: 2 P: 14	R: 0 E: 0 K: 0 S: 3	H: 0 LOB: 0 BB: 0 P: 3	R: 0 E: 0 K: 1 S: 5	H: 1 LOB: 1 BB: 1 P: 9	R: 0 E: 0 K: 0 S: 4	H: 1 LOB: 1 BB: 0 P: 4	R: 1 E: 1 K: 1 S: 7	H: 2 LOB: 1 BB: 0 P: 7	R: 3 E: 0 K: 1 S: 8	H: 4 LOB: 2 BB: 2 P: 16	R: 0 E: 0 K: 1 S: 6	H: 1 LOB: 1 BB: 0 P: 6	R: 0 E: 0 K: 0 S: 6	H: 0 LOB: 0 BB: 0 P: 6		1B: 8 2B: 4 3B: 0 HR: 2	SF: 0 SAC: 0 DP: 3 HBP: 0	WP: 0 PB: 0 SB: 0 CS: 0
PITCHER	IP WLS BF H R ER SO BB IBB HBP BLK WP HR S P ERA WHIP																			
Mike Morgan, R ERA: 4.28	5.2 L 25 8 6 6 1 3 0 1 0 0 0 0 2 24 9.53 1.941																			
Shane Rawley, L ERA: 3.55	0.2 6 4 3 3 1 0 1 0 0 0 0 0 7 11 40.50 6.000																			
George Frazier, R ERA: 2.31	1.2 8 2 0 0 2 1 0 0 0 0 0 0 11 15 0.00 1.800																			

Batter	1	2	3	4	5	6	7	8	9	AB	R	H	RBI	BB	SO	LOB	TOP				
Willie Randolph, R (1, 4) OBP: 0.378, SLG: 0.401	F9		6-3		F3		F9		FC1-5 1B	5	0	0	1	0	0	4	New York Yankees @ Baltimore Orioles Memorial Stadium, Baltimore, MD Sat Jun 12 1982, 7:05 PM EDT Att: 34,354 - Unknown - 62 F livebaseballscorecards.com				
Ken Griffey, L (1, 9) OBP: 0.318, SLG: 0.370	K		F8				1B	2B	F8	4	1	1	1	1	1	2					
Bobby Murcer, L (1, 10) Lou Piniella, R (4, PR) OBP: 0.391, SLG: 0.470	1B			1B	G3					1	0	1	0	1	0	0					
John Mayberry, L (1, 3) Butch Hobson, R (7, PH) OBP: 0.182, SLG: 0.233	G3			F7			F8	F8	K	3	0	0	0	0	2	2					
Dave Winfield, R (1, 7) OBP: 0.351, SLG: 0.517		F8		F6			1-3		1-3	4	0	0	0	0	1						
Graig Nettles, L (1, 5) OBP: 0.336, SLG: 0.354	F8								CS	3	0	2	0	1	0	0					
Roy Smalley, S (1, 6) OBP: 0.332, SLG: 0.355	K								F6	4	0	0	0	0	3	4					
Butch Wynegar, S (1, 2) OBP: 0.383, SLG: 0.391			SH1-3 6-3		L9		F9 2B	G3	FC1-5 1B	3	2	2	0	1	0	0					
Dave Collins, S (1, 8) OBP: 0.298, SLG: 0.311			SH1-3				G3		1B FC1-5	3	0	2	0	0	1						
Inning Stats	R: 0 E: 0 K: 1 S: 6	H: 1 LOB: 1 BB: 0 P: 6	R: 0 E: 0 K: 1 S: 5	H: 0 LOB: 0 BB: 0 P: 5	R: 1 E: 0 K: 0 S: 4	H: 1 LOB: 0 BB: 0 P: 4	R: 0 E: 0 K: 1 S: 6	H: 1 LOB: 2 BB: 1 P: 10	R: 0 E: 0 K: 0 S: 4	H: 1 LOB: 1 BB: 0 P: 6	R: 2 E: 0 K: 0 S: 5	H: 2 LOB: 1 BB: 1 P: 9	R: 0 E: 0 K: 0 S: 2	H: 0 LOB: 0 BB: 1 P: 6	R: 0 E: 0 K: 1 S: 8	H: 3 LOB: 3 BB: 0 P: 8		1B: 7 2B: 3 3B: 0 HR: 0	SF: 0 SAC: 1 DP: 0 HBP: 0	WP: 0 PB: 0 SB: 0 CS: 1	PA: 40
PITCHER	IP	WLS	BF	H	R	ER	SO	BB	IBB	HBP	BLK	WP	HR	S	P	ERA	WHIP				
Jim Palmer, R (1, 1) ERA: 5.26	6.2		30	7	3	3	4	3	0	0	0	0	0	35	47	4.05	1.500				
Tippy Martinez, L (7, 1) ERA: 4.5	1.1	W	6	2	0	0	0	1	0	0	0	0	0	5	9	0.00	2.250				
Tim Stoddard, R (9, 1) ERA: 4.5	1.0	S	4	1	0	0	1	0	0	0	0	0	0	6	6	0.00	1.000				

Batter	1	2	3	4	5	6	7	8	9	AB	R	H	RBI	BB	SO	LOB	BOTTOM				
Al Bumbry, L (1, 8) OBP: 0.326, SLG: 0.327	1B	1-2 3H			1B		F9 1B	6-3		4	1	3	1	1	0	0	New York Yankees @ Baltimore Orioles Memorial Stadium, Baltimore, MD Sat Jun 12 1982, 7:05 PM EDT Att: 34,354 - Unknown - 62 F livebaseballscorecards.com				
Rich Dauer, R (1, 4) OBP: 0.360, SLG: 0.448	F7	F6			L8		FC6-4 1B			4	0	1	0	0	0	4					
Ken Singleton, S (1, 10) OBP: 0.371, SLG: 0.365	F8		F7		1-3		K			4	0	0	0	0	1	4					
Eddie Murray, S (1, 3) OBP: 0.380, SLG: 0.519	K		4-3				F9			4	0	1	1	0	1	3					
John Lowenstein, L (1, 7) Benny Ayala, R (7, PH) Jim Dwyer, L (8, 7) OBP: 0.380, SLG: 0.500		BB SF9					FC6-4			1	1	1	0	2	0	0					
Gary Roenicke, R (1, 9) OBP: 0.415, SLG: 0.606		SF9 1B			F8		1-2			1	0	0	0	0	0	0					
Cal Ripken Jr., R (1, 5) OBP: 0.282, SLG: 0.437	F9			K			F8			4	1	1	2	0	1	2					
Rick Dempsey, R (1, 2) OBP: 0.321, SLG: 0.353		1B		6-3			F8			3	0	0	0	1	1	0					
Bobby Bonner, R (1, 6) OBP: 0.229, SLG: 0.273	SF9			P3			K			3	0	0	1	0	1	0					
Inning Stats	R: 0 E: 0 K: 1 S: 6	H: 1 LOB: 1 BB: 0 P: 6	R: 2 E: 0 K: 0 S: 5	H: 2 LOB: 2 BB: 2 P: 13	R: 0 E: 0 K: 0 S: 3	H: 0 LOB: 1 BB: 1 P: 7	R: 0 E: 0 K: 1 S: 5	H: 0 LOB: 0 BB: 0 P: 5	R: 1 E: 0 K: 0 S: 5	H: 2 LOB: 2 BB: 1 P: 9	R: 0 E: 0 K: 1 S: 6	H: 0 LOB: 0 BB: 0 P: 5	R: 0 E: 0 K: 1 S: 6	H: 1 LOB: 2 BB: 1 P: 10	R: 2 E: 0 K: 1 S: 6	H: 1 LOB: 0 BB: 1 P: 10		1B: 5 2B: 1 3B: 0 HR: 1	SF: 1 SAC: 0 DP: 0 HBP: 0	WP: 0 PB: 0 SB: 0 CS: 0	PA: 37
PITCHER	IP	WLS	BF	H	R	ER	SO	BB	IBB	HBP	BLK	WP	HR	S	P	ERA	WHIP				
Roger Erickson, R (1, 1) ERA: 5.46	4.2		23	5	3	3	2	3	0	0	0	0	0	23	39	5.79	1.714				
George Frazier, R (5, 1) ERA: 2.23	1.1		4	0	0	0	1	0	0	0	0	0	0	6	6	0.00	0.000				
Shane Rawley, L (7, 1) ERA: 3.86	2.0	L	10	2	2	2	2	2	0	0	0	0	1	12	20	9.00	2.000				

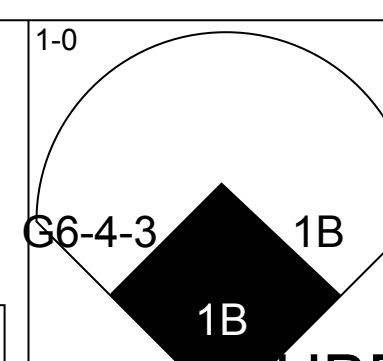
Batter	1	2	3	4	5	6	7	8	9	AB	R	H	RBI	BB	SO	LOB	TOP		
Jerry Remy, L (1,4) OBP: 0.336, SLG: 0.309										4	0	1	0	0	0	2	Boston Red Sox @ New York Yankees Yankee Stadium, Bronx, NY Mon Jun 14 1982, 7:05 PM EDT Att: 35,159 - Unknown - 72 F		
Dwight Evans, R (1,9) OBP: 0.372, SLG: 0.377									3	1	0	0	1	3	2				
Carney Lansford, R (1,5) OBP: 0.352, SLG: 0.394									4	0	2	0	0	0	0				
Carl Yastrzemski, L (1,10) OBP: 0.404, SLG: 0.524									3	0	1	1	1	0	0				
Dave Stapleton, R (1,3) OBP: 0.288, SLG: 0.382									4	0	0	0	0	0	4				
Glenn Hoffman, R (1,6) OBP: 0.310, SLG: 0.356									4	0	0	0	0	1	0				
Gary Allenson, R (1,2) OBP: 0.274, SLG: 0.325									4	0	0	0	0	3	0				
Reid Nichols, R (1,7) OBP: 0.349, SLG: 0.436									3	0	0	0	1	0	0				
Rick Miller, L (1,8) OBP: 0.335, SLG: 0.337										3	0	1	0	0	0				
Inning Stats	R: 0 E: 0 K: 1 S: 6	H: 2 LOB: 2 BB: 1 P: 10	R: 0 E: 0 K: 1 S: 5	H: 0 LOB: 0 BB: 0 P: 5	R: 1 E: 0 K: 0 S: 5	H: 2 LOB: 2 BB: 1 P: 9	R: 0 E: 0 K: 1 S: 6	H: 1 LOB: 2 BB: 1 P: 10	R: 0 E: 0 K: 1 S: 5	H: 0 LOB: 0 BB: 0 P: 5	R: 0 E: 0 K: 1 S: 5	H: 0 LOB: 0 BB: 0 P: 5	R: 0 E: 1 K: 0 S: 3	H: 0 LOB: 1 BB: 0 P: 3	R: 0 E: 0 K: 1 S: 5	H: 0 LOB: 0 BB: 0 P: 5	1B: 5 2B: 1 3B: 0 HR: 0	SF: 0 SAC: 0 DP: 1 HBP: 0	WP: 0 PA: 35
PITCHER Ron Guidry, L (1,1) ERA: 2.9	IP: 9.0 WLS: W BF: 35 H: 5 R: 1 ER: 1 SO: 7 BB: 3 IBB: 0 HBP: 0 BLK: 0 WP: 0 HR: 0 S: 46 P: 58 ERA: 1.00 WHIP: 0.889															PITCHER			

Batter	1	2	3	4	5	6	7	8	9	AB	R	H	RBI	BB	SO	LOB	BOTTOM		
Willie Randolph, R (1,4) OBP: 0.371, SLG: 0.392										4	0	0	0	0	0	0	Boston Red Sox @ New York Yankees Yankee Stadium, Bronx, NY Mon Jun 14 1982, 7:05 PM EDT Att: 35,159 - Unknown - 72 F		
Ken Griffey, L (1,8) OBP: 0.323, SLG: 0.387										4	2	2	0	0	0				
Dave Winfield, R (1,7) OBP: 0.355, SLG: 0.513										3	0	1	0	1	0				
John Mayberry, L (1,10) OBP: 0.327, SLG: 0.386										3	0	1	1	1	1				
Graig Nettles, L (1,5) OBP: 0.333, SLG: 0.350									4	0	1	1	0	0	1				
Lou Piniella, R (1,9) OBP: 0.387, SLG: 0.462									4	0	1	0	0	0	3				
Butch Wynegar, S (1,2) OBP: 0.380, SLG: 0.387									4	0	1	0	0	0	0				
Roy Smalley, S (1,6) OBP: 0.332, SLG: 0.354									3	1	1	0	0	0	2				
Dave Collins, S (1,3) OBP: 0.305, SLG: 0.338										3	2	2	2	0	0				
Inning Stats	R: 1 E: 0 K: 0 S: 5	H: 2 LOB: 1 BB: 0 P: 5	R: 2 E: 0 K: 0 S: 5	H: 2 LOB: 0 BB: 0 P: 5	R: 0 E: 0 K: 1 S: 5	H: 0 LOB: 0 BB: 0 P: 5	R: 0 E: 0 K: 0 S: 4	H: 2 LOB: 1 BB: 0 P: 4	R: 2 E: 1 K: 0 S: 5	H: 3 LOB: 2 BB: 2 P: 13	R: 0 E: 0 K: 0 S: 3	H: 0 LOB: 0 BB: 0 P: 3	R: 0 E: 0 K: 0 S: 4	H: 1 LOB: 1 BB: 0 P: 4	R: 0 E: 0 K: 0 S: 3	H: 0 LOB: 0 BB: 0 P: 3	1B: 7 2B: 2 3B: 0 HR: 1	SF: 0 SAC: 0 DP: 2 HBP: 0	WP: 1 PA: 34
PITCHER Dennis Eckerley, R (1,1) ERA: 2.82 Luis Aponte, R (6,1) ERA: 3.33	IP: 5.0 WLS: L BF: 24 H: 9 R: 5 ER: 5 SO: 1 BB: 1 IBB: 0 HBP: 0 BLK: 0 WP: 0 HR: 1 S: 24 P: 32 ERA: 9.00 WHIP: 2.000															PITCHER			

Batter	1	2	3	4	5	6	7	8	9	AB	R	H	RBI	BB	SO	LOB	TOP								
Jerry Remy, L OBP: 0.333, SLG: 0.307			6-3		FC6-4				F8	5	0	1	1	0	1	3	Boston Red Sox @ New York Yankees Yankee Stadium, Bronx, NY Tue Jun 15 1982, 7:05 PM EDT Att: 35,559 - Unknown - 81 F								
Dwight Evans, R OBP: 0.370, SLG: 0.372	L1					4-3	4-3			3	0	0	0	1	0	1									
Carney Lansford, R OBP: 0.346, SLG: 0.387	6-3		F9			4-3		6-3		4	0	0	0	0	1										
Tony Perez, R OBP: 0.379, SLG: 0.493					G6-4-3			G3		4	1	2	0	0	0	0									
Dave Stapleton, R OBP: 0.288, SLG: 0.384	1-3				F7			F2		4	1	1	0	0	2										
Glenn Hoffman, R OBP: 0.310, SLG: 0.356					G6-4-3			F8		3	0	1	1	0	0	2									
Wade Boggs, L OBP: 0.333, SLG: 0.308									K	1	0	0	0	0	1	0									
Gary Allenson, R OBP: 0.276, SLG: 0.325	F4				4-3					3	1	1	1	0	0	1									
Rich Gedman, L OBP: 0.326, SLG: 0.474										1	0	1	0	0	0	0									
Julio Valdez, S										0	0	0	0	0	0	0									
Reid Nichols, R OBP: 0.370, SLG: 0.452	F7								F5	3	1	2	0	0	0	1									
Carl Yastrzemski, L OBP: 0.402, SLG: 0.521										1	0	0	0	0	0	1									
Rick Miller, L OBP: 0.333, SLG: 0.333			6-3							2	0	0	1	1	0	1									
Inning Stats	R: 0 E: 0 K: 1 S: 5	H: 0 LOB: 0 BB: 0 P: 5	R: 1 E: 0 K: 0 S: 5	H: 2 LOB: 1 BB: 0 P: 5	R: 0 E: 0 K: 0 S: 3	H: 0 LOB: 1 BB: 1 P: 7	R: 0 E: 0 K: 0 S: 3	H: 1 LOB: 0 BB: 0 P: 3	R: 0 E: 0 K: 0 S: 4	H: 0 LOB: 1 BB: 0 P: 4	R: 0 E: 0 K: 0 S: 3	H: 0 LOB: 0 BB: 0 P: 3	R: 3 E: 0 K: 0 S: 7	H: 4 LOB: 1 BB: 0 P: 7	R: 0 E: 0 K: 0 S: 3	H: 0 LOB: 0 BB: 0 P: 3	R: 0 E: 0 K: 1 S: 6	H: 1 LOB: 2 BB: 1 P: 10	1B: 7 2B: 2 3B: 0 HR: 0	SF: 1 SAC: 0 DP: 1 HBP: 0	WP: 0 PB: 0 SB: 1 CS: 0	PA: 37			
PITCHER	IP	WLS	BF	H	R	ER	SO	BB	IBB	HBP	BLK	WP	HR	S	P	ERA	WHIP								
Tommy John, L ERA: 2.86	(1, 1)	6.2	28	8	4	4	1	1	0	0	0	0	0	29	33	5.40	1.350								
Rich Gossage, R ERA: 2.93	(7, 1)	2.1	W	9	1	0	0	1	0	0	0	0	0	10	14	0.00	0.857								

AB	34
R	4
H	9
RBI	4
BB	2
SO	2
LOB	13



Batter	1	2	3	4	5	6	7	8	9	AB	R	H	RBI	BB	SO	LOB	BOTTOM								
Willie Randolph, R OBP: 0.372, SLG: 0.390			6-3							1	1	0	0	0	0	0	Boston Red Sox @ New York Yankees Yankee Stadium, Bronx, NY Tue Jun 15 1982, 7:05 PM EDT Att: 35,559 - Unknown - 81 F								
Andre Robertson, R OBP: 0.323, SLG: 0.385					K					2	1	1	1	0	1	0									
Ken Griffey, L OBP: 0.327, SLG: 0.409			3-1							4	1	2	2	0	0	0									
Dave Winfield, R OBP: 0.352, SLG: 0.513	G6-4-3									4	1	1	0	0	0	2									
Lou Piniella, R OBP: 0.390, SLG: 0.472										4	0	2	2	0	1	0									
Graig Nettles, L OBP: 0.326, SLG: 0.342	F9									3	0	0	0	0	0	2									
Butch Wynegar, S OBP: 0.385, SLG: 0.389										2	0	1	0	1	0	0									
Butch Hobson, R OBP: 0.170, SLG: 0.217										3	0	0	0	0	1	2									
Dave Collins, S OBP: 0.305, SLG: 0.344										3	1	1	0	0	0	0									
Bucky Dent, R OBP: 0.192, SLG: 0.184										2	0	0	0	0	0	0									
Roy Smalley, S OBP: 0.330, SLG: 0.352										1	0	0	0	0	0	1									
Inning Stats	R: 1 E: 0 K: 0 S: 4	H: 2 LOB: 1 BB: 0 P: 5	R: 0 E: 0 K: 1 S: 5	H: 1 LOB: 0 BB: 0 P: 5	R: 0 E: 0 K: 0 S: 3	H: 0 LOB: 0 BB: 0 P: 3	R: 1 E: 0 K: 0 S: 4	H: 2 LOB: 1 BB: 1 P: 8	R: 0 E: 0 K: 1 S: 5	H: 0 LOB: 0 BB: 0 P: 5	R: 0 E: 0 K: 0 S: 3	H: 0 LOB: 0 BB: 0 P: 3	R: 0 E: 0 K: 0 S: 3	H: 0 LOB: 0 BB: 0 P: 3	R: 3 E: 0 K: 1 S: 8	H: 3 LOB: 0 BB: 0 P: 8		1B: 4 2B: 3 3B: 0 HR: 1	SF: 0 SAC: 0 DP: 2 HBP: 1	WP: 0 PB: 0 SB: 0 CS: 0	PA: 31				
PITCHER	IP	WLS	BF	H	R	ER	SO	BB	IBB	HBP	BLK	WP	HR	S	P	ERA	WHIP								
Bruce Hurst, L ERA: 3.67	(1, 1)	7.0	L	26	6	3	3	2	1	0	0	0	0	28	33	3.86	1.000								
Mark Clear, R ERA: 1.7	(8, 1)	1.0	L	5	2	2	2	1	0	0	0	0	1	7	7	18.00	2.000								



Batter	1	2	3	4	5	6	7	8	9	AB	R	H	RBI	BB	SO	LOB	TOP
Jerry Remy, L (1,4) OBP: 0.326, SLG: 0.302	0-3 K	0-3 K		X 0-0 F9		X 0-0 F7				4	0	0	0	0	2	5	Boston Red Sox @ New York Yankees Yankee Stadium, Bronx, NY Wed Jun 16 1982, 7:05 PM EDT Att: 30,267 - Unknown - 71 F livebaseballscorecards.com
Dwight Evans, R (1,9) OBP: 0.364, SLG: 0.366	0-3 K		X 0-0 6-3		X 0-0 1-3	X 0-0 F8				4	0	0	0	0	1	0	
Carney Lansford, R (1,5) OBP: 0.350, SLG: 0.388	4-0 WP BB		X 0-0 6-3		X 0-0 1B BB 1B					2	1	1	0	1	0	0	
Tony Perez, R (1,10) OBP: 0.378, SLG: 0.481	4-0 FC5-4 BB		X 0-3 K		X 0-3 K					2	0	0	0	1	2	1	
Dave Stapleton, R (1,3) OBP: 0.292, SLG: 0.385	0-0 FC5-4			X 4-0 BB 1B BB	X 0-0 BB BB 1B					2	0	1	0	1	0	2	
Glenn Hoffman, R (1,6)		X 0-3 K		X 0-3 K	X 4-0 BB 1-2 BB					2	0	0	0	1	2	1	
Gary Allenson, R (1,2) OBP: 0.278, SLG: 0.317		X 0-0 4-3		X 0-0 F6	X 4-0 FC6-4 BB					2	0	0	1	1	0	1	
Reid Nichols, R (1,7) OBP: 0.388, SLG: 0.455		X 4-0 BB BB		X 0-0 BB 1-2 1B	X 0-0 FC6-4 BB					2	0	1	0	1	0	3	
Rick Miller, L (1,8) OBP: 0.339, SLG: 0.331		X 4-0 BB 1-2		X 4-0 BB 1-2 2-3	X 0-0 5-3					1	0	0	0	2	0	0	
Inning Stats	R: 0 E: 0 K: 2 S: 7	H: 0 LOB: 2 BB: 2 P: 15	R: 0 E: 0 K: 2 S: 7	H: 0 LOB: 2 BB: 2 P: 15	R: 0 E: 0 K: 1 S: 5	H: 0 LOB: 0 BB: 0 P: 5	R: 0 E: 0 K: 1 S: 6	H: 1 LOB: 3 BB: 2 P: 14	R: 1 E: 0 K: 1 S: 7	H: 2 LOB: 3 BB: 2 P: 15	R: 0 E: 0 K: 0 S: 3	H: 0 LOB: 0 BB: 0 P: 3					
PITCHER Dave Righetti, L (1,1) ERA: 3.94	IP: 6.0 WLS: W BF: 29 H: 3 R: 1 ER: 1 SO: 7 BB: 8 IBB: 0 HBP: 0 BLK: 0 WP: 1 HR: 0 S: 35 P: 67 ERA: 1.50 WHIP: 1.833																

Batter	1	2	3	4	5	6	7	8	9	AB	R	H	RBI	BB	SO	LOB	BOTTOM
Dave Collins, S (1,9) OBP: 0.310, SLG: 0.344	0-0 S 1B	X 0-0 F7		X 1-0 1B HBP		X 0-3 K				3	1	1	0	0	1	1	Boston Red Sox @ New York Yankees Yankee Stadium, Bronx, NY Wed Jun 16 1982, 7:05 PM EDT Att: 30,267 - Unknown - 71 F livebaseballscorecards.com
Ken Griffey, L (1,8) OBP: 0.331, SLG: 0.430	0-0 F7		X 0-0 F9	X 0-0 FC5-4 1B		X 0-0 HR				4	1	2	2	0	0	1	
Dave Winfield, R (1,7) OBP: 0.350, SLG: 0.506	0-0 PB 1H 1B		X 0-0 F7	X 0-0 FC5-4 1-2		X 0-0 5-3				4	0	1	1	0	0	2	
John Mayberry, L (1,3) OBP: 0.327, SLG: 0.380	0-3 K		X 4-0 BB		X 0-0 F4					2	0	0	0	1	1	1	
Lou Piniella, R (1,10) OBP: 0.389, SLG: 0.464	4-0 BB		X 0-0 1-3		X 0-0 F9					2	0	0	0	1	0	1	
Graig Nettles, L (1,5) OBP: 0.326, SLG: 0.350	0-3 K			X 0-0 L4	X 0-0 2B					3	0	1	0	0	1	2	
Butch Wynegar, S (1,2) OBP: 0.389, SLG: 0.403		X 0-0 F8		X 0-0 2B 3B	X 4-0 IBB					2	1	1	0	1	0	0	
Bucky Dent, R (1,6) OBP: 0.187, SLG: 0.178		X 0-0 4-3		X 0-0 F3	X 0-0 L3					3	0	0	0	0	0	3	
Andre Robertson, R (1,4) OBP: 0.353, SLG: 0.448		X 0-0 1B		X 0-0 1B 2B 3H	X 0-0 F9					3	1	2	1	0	0	0	
Inning Stats	R: 1 E: 0 K: 2 S: 9	H: 2 LOB: 2 BB: 1 P: 13	R: 0 E: 0 K: 0 S: 4	H: 1 LOB: 0 BB: 0 P: 4	R: 0 E: 0 K: 0 S: 3	H: 0 LOB: 1 BB: 1 P: 7	R: 2 E: 0 K: 0 S: 6	H: 3 LOB: 2 BB: 0 P: 7	R: 0 E: 0 K: 0 S: 4	H: 1 LOB: 2 BB: 1 P: 8	R: 1 E: 0 K: 1 S: 6	H: 1 LOB: 0 BB: 0 P: 6					
PITCHER John Tudor, L (1,1) ERA: 3.62 Bob Stanley, R (5,1) ERA: 2.77	IP: 4.2 WLS: L BF: 25 H: 7 R: 3 ER: 3 SO: 2 BB: 2 IBB: 1 HBP: 1 BLK: 0 WP: 0 HR: 0 S: 25 P: 38 ERA: 5.79 WHIP: 1.929	IP: 1.1 WLS: L BF: 5 H: 1 R: 1 ER: 1 SO: 1 BB: 0 IBB: 0 HBP: 0 BLK: 0 WP: 0 HR: 1 S: 7 P: 7 ERA: 6.75 WHIP: 0.750															

AB 21
R 1
H 3
RBI 1
BB 8
SO 7
LOB 13



WP: 1 PA: 29
SB: 0
CS: 0

AB 26
R 4
H 8
RBI 4
BB 3
SO 3
LOB 11



WP: 0 PA: 30
SB: 1
CS: 0

Batter	1	2	3	4	5	6	7	8	9	AB	R	H	RBI	BB	SO	LOB	TOP				
Al Bumbry, L OBP: 0.318, SLG: 0.320 (1, 8)	6-3		K		F9		SF7			3	0	0	1	0	1	1	Baltimore Orioles @ New York Yankees Yankee Stadium, Bronx, NY Fri Jun 18 1982, 7:05 PM EDT Att: 35,199 - Unknown				
Rich Dauer, R OBP: 0.351, SLG: 0.432 (1, 4)	F9			1B	6-3		K			4	1	1	0	0	1	2					
Ken Singleton, S OBP: 0.367, SLG: 0.359 (1, 10)	5-3			1B		F5		4-3		4	1	1	0	0	0	0					
John Lowenstein, L OBP: 0.429, SLG: 0.672 Dan Ford, R OBP: 0.290, SLG: 0.394 (8, PH) (8, 9)		G6-4-3		F8		4-3		K		3	0	1	0	0	0	2					
Terry Crowley, L OBP: 0.436, SLG: 0.477 (1, 3)		G6-4-3				K		5-3		4	0	1	1	0	1	1					
Gary Roenicke, R OBP: 0.416, SLG: 0.588 (1, 7)		F7							F2	3	1	1	1	1	0	0					
Cal Ripken Jr., R OBP: 0.279, SLG: 0.420 (1, 5)			F7	F8		F9		F9		4	0	0	0	0	0	3					
Joe Nolan, L OBP: 0.269, SLG: 0.333 Rick Dempsey, R OBP: 0.323, SLG: 0.350 (7, PR) (7, 2)			F8	F8					F7	3	0	1	0	0	0	2					
Lenn Sakata, R OBP: 0.330, SLG: 0.365 (1, 6)					6-3					2	0	1	1	1	0	0					
Inning Stats	R: 0 E: 0 K: 0 S: 3	H: 0 LOB: 0 BB: 0 P: 3	R: 0 E: 0 K: 0 S: 3	H: 1 LOB: 0 BB: 0 P: 3	R: 0 E: 0 K: 1 S: 5	H: 0 LOB: 1 BB: 1 P: 9	R: 2 E: 0 K: 0 S: 7	H: 4 LOB: 2 BB: 0 P: 7	R: 0 E: 0 K: 1 S: 5	H: 0 LOB: 0 BB: 0 P: 5	R: 2 E: 0 K: 1 S: 7	H: 2 LOB: 2 BB: 1 P: 11	R: 0 E: 0 K: 1 S: 5	H: 0 LOB: 0 BB: 0 P: 5	R: 0 E: 0 K: 0 S: 3	H: 0 LOB: 0 BB: 0 P: 3		1B: 6 2B: 1 3B: 0 HR: 0	SF: 1 SAC: 0 DP: 1 HBP: 0	WP: 0 PB: 0 SB: 1 CS: 0	PA: 35
PITCHER	IP	WLS	BF	H	R	ER	SO	BB	IBB	HBP	BLK	WP	HR	S	P	ERA	WHIP				
Mike Morgan, R ERA: 4.45 Shane Rawley, L ERA: 3.99	(1, 1)	6.1	L	27	7	4	4	2	2	0	0	0	0	29	37	5.68	1.421				

Batter	1	2	3	4	5	6	7	8	9	AB	R	H	RBI	BB	SO	LOB	BOTTOM					
Dave Collins, S OBP: 0.303, SLG: 0.335 (1, 9)	1-3		1-3		K			FC4-6		4	0	0	0	0	1	1	Baltimore Orioles @ New York Yankees Yankee Stadium, Bronx, NY Fri Jun 18 1982, 7:05 PM EDT Att: 35,199 - Unknown					
Ken Griffey, L OBP: 0.329, SLG: 0.422 (1, 8)		FC4-6	F5			F8		F7		3	0	0	0	1	0	1						
Bobby Murcer, L OBP: 0.398, SLG: 0.402 Dave Stegman, R (9, PR)		FC4-6		K		P4			G3-6	3	0	0	0	1	1	1						
John Mayberry, L OBP: 0.318, SLG: 0.368 (1, 3)		P6			F9		G3		G3-6-1	4	0	0	0	0	0	2						
Dave Winfield, R OBP: 0.353, SLG: 0.524 (1, 7)			K				F9			4	1	2	1	0	1	0						
Graig Nettles, L OBP: 0.324, SLG: 0.341 (1, 5)			F9		3-1				FC6	3	0	0	0	1	0	1						
Butch Wynegar, S OBP: 0.389, SLG: 0.398 (1, 2)					F9					2	0	0	0	1	0	1						
Roy Smalley, S OBP: 0.335, SLG: 0.354 (1, 6)						F8				2	0	1	0	1	0	0						
Andre Robertson, R OBP: 0.333, SLG: 0.419 Oscar Gamble, L OBP: 0.369, SLG: 0.495 Willie Randolph, R OBP: 0.372, SLG: 0.390 (8, PH) (9, 4)										2	0	0	0	0	1	2						
Inning Stats	R: 0 E: 0 K: 0 S: 3	H: 0 LOB: 1 BB: 1 P: 7	R: 0 E: 0 K: 2 S: 7	H: 0 LOB: 2 BB: 2 P: 15	R: 0 E: 0 K: 1 S: 5	H: 0 LOB: 0 BB: 0 P: 5	R: 1 E: 0 K: 0 S: 4	H: 1 LOB: 0 BB: 0 P: 4	R: 0 E: 0 K: 1 S: 5	H: 0 LOB: 0 BB: 0 P: 5	R: 0 E: 0 K: 0 S: 3	H: 0 LOB: 0 BB: 0 P: 3	R: 0 E: 0 K: 0 S: 2	H: 0 LOB: 0 BB: 1 P: 6	R: 0 E: 0 K: 0 S: 4	H: 1 LOB: 1 BB: 0 P: 4		R: 0 E: 0 K: 0 S: 3	H: 1 LOB: 1 BB: 1 P: 7	1B: 2 2B: 0 3B: 0 HR: 1	SF: 0 SAC: 0 DP: 2 HBP: 0	WP: 0 PB: 0 SB: 0 CS: 0
PITCHER	IP	WLS	BF	H	R	ER	SO	BB	IBB	HBP	BLK	WP	HR	S	P	ERA	WHIP					
Jim Palmer, R ERA: 4.76 Tippy Martinez, L ERA: 4.6	(1, 1)	8.2	W	32	3	1	4	4	5	0	0	0	0	35	55	1.04	0.923					

Batter	1	2	3	4	5	6	7	8	9	10	11	AB	R	H	RBI	BB	SO	LOB	TOP					
Al Bumbry, L OBP: 0.314, SLG: 0.324 (1, 8)	L6		F7		F7		F7			G4-3 1B	F9	6	0	2	0	0	0	3						
Rich Dauer, R OBP: 0.348, SLG: 0.426 (1, 4)	1B FC6-4 1B		F8			5-3		F8		G4-3 1-2f		5	1	1	0	0	0	2						
Dan Ford, R OBP: 0.292, SLG: 0.402 (1, 9)	FC6-4 1-3 1B		F8			F8		K		1B BB		4	0	1	0	1	1	1						
Benny Ayala, R OBP: 0.321, SLG: 0.588 (1, 3)	FC6-4 1-2f 3-H			6-3		L3		6-3			1-3 1B	5	0	1	1	0	0	1						
Gary Roenicke, R OBP: 0.404, SLG: 0.584 John Lowenstein, L (10, PH) OBP: 0.423, SLG: 0.661 (10, 7)	L5			6-3				1B WP 1B			F8	4	1	1	0	0	1	1						
Cal Ripken Jr, R OBP: 0.283, SLG: 0.423 (1, 5)		G4-3 1B		5-3				E SF9 1B		1B BB	F7	4	1	2	0	1	0	0						
Ken Singleton, S OBP: 0.367, SLG: 0.359 Floyd Rayford, R (11, PR) OBP: 0.222, SLG: 0.125 (11, 1)	G4-3 1-2f					G4-6-3 BB 1B		4-3		FC6-4 1B	HR 1B	5	0	3	0	0	0	2	AB 41					
Rick Dempsey, R OBP: 0.322, SLG: 0.338 Joe Nolan, L (11, PH) OBP: 0.278, SLG: 0.386 (11, 2)	6-3					G4-6-3 BB				K	HR 1B	2	0	0	0	2	1	2	R 5					
Lenn Sakata, R OBP: 0.316, SLG: 0.345 (1, 6)			6-3		G4-6-3 1-2f 2-3			SF9		FC6-4 1-2f	6-3	4	0	0	1	0	0	5	H 12					
Inning Stats	R: 1 E: 0 K: 0 S: 5	H: 2 LOB: 1 BB: 0 P: 5	R: 0 E: 0 K: 0 S: 3	H: 1 LOB: 0 BB: 0 P: 3	R: 0 E: 0 K: 0 S: 4	H: 1 LOB: 1 BB: 0 P: 4	R: 0 E: 0 K: 0 S: 3	H: 0 LOB: 0 BB: 0 P: 3	R: 0 E: 0 K: 0 S: 3	H: 0 LOB: 0 BB: 0 P: 3	R: 2 E: 0 K: 1 S: 5	H: 2 LOB: 1 BB: 1 P: 9	R: 0 E: 0 K: 1 S: 5	H: 0 LOB: 0 BB: 0 P: 5	R: 0 E: 0 K: 2 S: 8	H: 1 LOB: 2 BB: 1 P: 12	R: 0 E: 0 K: 0 S: 4	H: 2 LOB: 1 BB: 1 P: 8	R: 2 E: 0 K: 0 S: 5	H: 2 LOB: 1 BB: 0 P: 5	1B: 11 2B: 0 3B: 0 HR: 1	SF: 1 SAC: 0 DP: 3 HBP: 0	WP: 1 PB: 0 SB: 0 CS: 0	PA: 46
PITCHER	Tommy John, L ERA: 2.94 (1, 1)	Shane Rawley, L ERA: 3.32 (7, 1)	Rich Gossage, R ERA: 3.05 (10, 1)	George Frazier, R ERA: 2.15 (11, 1)	PITCHER																			
	IP: 6.2 WLS: 2 BF: 27 H: 7 R: 3 ER: 3 SO: 0 BB: 2 IBB: 0 HBP: 0 BLK: 0 WP: 0 HR: 0 S: 25 P: 33 ERA: 4.05 WHIP: 1.350																							

Baltimore Orioles @ New York Yankees
Yankee Stadium, Bronx, NY
Sun Jun 20 1982, 3:33 AM EDT
Att: 46,127 - Unknown

AB 41
R 5
H 12
RBI 4
BB 4
SO 3
LOB 19



Batter	1	2	3	4	5	6	7	8	9	10	11	AB	R	H	RBI	BB	SO	LOB	BOTTOM			
Willie Randolph, R OBP: 0.382, SLG: 0.399 (1, 4)	6-3		SF8 HBP 2B	4-3			6-3			FC4 BB		4	1	1	0	1	0	0				
Ken Griffey, L OBP: 0.330, SLG: 0.413 (1, 8)	K		HBP SF8 SF7 BB		4-3		G3			FC4 1-2f		4	1	0	0	1	1	1				
Dave Winfield, R OBP: 0.352, SLG: 0.514 (1, 7)	FC5-4 1B		SF8 1-2 2-3 3-H		5-3			F8		F2		4	0	1	1	0	0	1				
Lou Piniella, R OBP: 0.394, SLG: 0.454 Bobby Murcer, L (10, PH) OBP: 0.302, SLG: 0.398 (10, 1)	FC5-4 1-2f		HBP IBB		F7					F5		3	0	1	0	1	0	1				
John Mayberry, L OBP: 0.227, SLG: 0.343 Butch Hobson, R (11, PR) OBP: 0.170, SLG: 0.217 (11, 1)		4-3	HBP BB			4-0 BB		K			G5-4-3 BB	2	0	0	1	2	1	1				
Barry Foote, R OBP: 0.184, SLG: 0.278 Butch Wynegar, S OBP: 0.386, SLG: 0.391 (7, 2)		K	SF7			F8		6-3			G5-4-3 1-2f	2	0	0	0	0	0	2				
Roy Smalley, S OBP: 0.335, SLG: 0.350 (1, 5)		1B	K			L6				F7		4	0	1	0	1	1	3	AB 36			
Dave Collins, S OBP: 0.296, SLG: 0.326 (1, 9)		4-3				L6				5-3		5	0	1	0	0	1	2	R 3			
Andre Robertson, R OBP: 0.320, SLG: 0.341 Graig Nettles, L (11, PH) OBP: 0.320, SLG: 0.336 (11, 1)			2B SF8 1B		5-3			F9		F7		4	1	1	0	0	0	0	H 6			
Inning Stats	R: 0 E: 0 K: 1 S: 6	H: 1 LOB: 1 BB: 0 P: 6	R: 0 E: 0 K: 1 S: 6	H: 1 LOB: 1 BB: 0 P: 6	R: 3 E: 0 K: 1 S: 7	H: 2 LOB: 2 BB: 16 P: 16	R: 0 E: 0 K: 1 S: 5	H: 0 LOB: 0 BB: 0 P: 5	R: 0 E: 0 K: 0 S: 3	H: 0 LOB: 0 BB: 0 P: 3	R: 0 E: 0 K: 1 S: 6	H: 1 LOB: 1 BB: 0 P: 6	R: 0 E: 0 K: 0 S: 3	H: 0 LOB: 0 BB: 0 P: 3	R: 0 E: 0 K: 0 S: 3	H: 0 LOB: 1 BB: 1 P: 7	R: 0 E: 0 K: 1 S: 5	H: 1 LOB: 2 BB: 2 P: 13	1B: 5 2B: 1 3B: 0 HR: 0	SF: 2 SAC: 0 DP: 1 HBP: 1	WP: 0 PB: 0 SB: 0 CS: 0	PA: 45
PITCHER	Mike Flanagan, L ERA: 3.01 (1, 1)	Tim Stoddard, R ERA: 3.75 (10, 1)	Tippy Martinez, L ERA: 4.19 (10, 1)	PITCHER																		
	IP: 9.1 WLS: 0 BF: 38 H: 5 R: 3 ER: 3 SO: 0 BB: 3 IBB: 1 HBP: 0 BLK: 0 WP: 0 HR: 0 S: 43 P: 60 ERA: 2.89 WHIP: 0.857																					

Baltimore Orioles @ New York Yankees
Yankee Stadium, Bronx, NY
Sun Jun 20 1982, 3:33 AM EDT
Att: 46,127 - Unknown

AB 36
R 3
H 6
RBI 3
BB 6
SO 6
LOB 15



Batter	1	2	3	4	5	6	7	8	9	AB	R	H	RBI	BB	SO	LOB	TOP				
Willie Randolph, R OBP: 0.377, SLG: 0.390 (1, 4)										3	1	0	0	1	0	0	New York Yankees @ Milwaukee Brewers Milwaukee County Stadium, Milwaukee, WI Tue Jun 22 1982, 8:05 PM EDT Att: 31,632 - Unknown - 58 F				
Ken Griffey, L OBP: 0.340, SLG: 0.425 (1, 9)										3	0	2	0	1	1	0					
Jerry Mumphrey, S OBP: 0.364, SLG: 0.367 (1, 8)										3	0	1	0	1	0	2					
Oscar Gamble, L OBP: 0.353, SLG: 0.469 (1, 10)										4	0	0	0	0	2	4					
John Mayberry, L OBP: 0.331, SLG: 0.362 (1, 3)										3	0	1	0	1	2	2					
Butch Wynegar, S OBP: 0.386, SLG: 0.386 (1, 2)										4	0	0	0	0	1	3					
Graig Nettles, L OBP: 0.313, SLG: 0.321 (1, 5)										3	0	0	0	0	0	2					
Roy Smalley, S OBP: 0.333, SLG: 0.364 (1, 6)										3	1	1	1	0	1	1					
Dave Collins, S OBP: 0.295, SLG: 0.324 (1, 7)										3	0	0	0	0	0	0					
Inning Stats	R: 1 E: 0 K: 1 S: 5	H: 1 LOB: 1 BB: 2 P: 13	R: 1 E: 0 K: 0 S: 4	H: 1 LOB: 0 BB: 0 P: 4	R: 0 E: 0 K: 0 S: 2	H: 0 LOB: 0 BB: 1 P: 6	R: 0 E: 0 K: 1 S: 5	H: 0 LOB: 1 BB: 1 P: 9	R: 0 E: 0 K: 0 S: 3	H: 1 LOB: 0 BB: 0 P: 3	R: 0 E: 0 K: 2 S: 8	H: 1 LOB: 0 BB: 0 P: 8	R: 0 E: 0 K: 1 S: 5	H: 0 LOB: 0 BB: 0 P: 5	R: 0 E: 0 K: 2 S: 8	H: 1 LOB: 1 BB: 0 P: 8	1B: 3 2B: 1 3B: 0 HR: 1	SF: 0 SAC: 0 DP: 1 HBP: 0	WP: 0 PB: 0 CS: 1	PA: 34	
PITCHER	IP	WLS	BF	H	R	ER	SO	BB	IBB	HBP	BLK	WP	HR	S	P	ERA	WHIP				
Pete Vuckovich, R ERA: 3.14 (1, 1)	8.0	W	30	5	2	2	5	4	0	0	0	0	1	36	52	2.25	1.125				
Rollie Fingers, R ERA: 2.14 (9, 1)	1.0	S	3	0	0	0	2	0	0	0	0	0	0	7	7	0.00	0.000				

Batter	1	2	3	4	5	6	7	8	9	AB	R	H	RBI	BB	SO	LOB	BOTTOM				
Paul Molitor, R OBP: 0.375, SLG: 0.436 (1, 5)										4	0	0	0	0	2	2	New York Yankees @ Milwaukee Brewers Milwaukee County Stadium, Milwaukee, WI Tue Jun 22 1982, 8:05 PM EDT Att: 31,632 - Unknown - 58 F				
Robin Yount, R OBP: 0.356, SLG: 0.569 (1, 6)										3	1	1	0	1	0	2					
Cecil Cooper, L OBP: 0.370, SLG: 0.557 (1, 3)										4	1	1	2	0	1	1					
Ted Simmons, S OBP: 0.266, SLG: 0.408 (1, 2)										4	0	0	0	0	1	1					
Ben Oglivie, L OBP: 0.330, SLG: 0.486 (1, 7)										4	0	0	0	0	0	0					
Gorman Thomas, R OBP: 0.323, SLG: 0.459 (1, 8)									2	0	0	0	1	0	0	0					
Roy Howell, L OBP: 0.294, SLG: 0.340 (1, 10)									3	1	1	0	0	0	1	1					
Ed Romero, R OBP: 0.306, SLG: 0.348 (1, 4)									3	0	2	0	0	0	1	1					
Marshall Edwards, L OBP: 0.224, SLG: 0.342 (1, 9)									3	0	1	1	0	0	1	1					
Inning Stats	R: 2 E: 0 K: 2 S: 9	H: 2 LOB: 0 BB: 0 P: 9	R: 1 E: 0 K: 0 S: 6	H: 3 LOB: 2 BB: 0 P: 6	R: 0 E: 0 K: 0 S: 3	H: 0 LOB: 0 BB: 0 P: 3	R: 0 E: 0 K: 0 S: 4	H: 1 LOB: 1 BB: 0 P: 4	R: 0 E: 0 K: 0 S: 3	H: 0 LOB: 1 BB: 1 P: 7	R: 0 E: 0 K: 1 S: 5	H: 0 LOB: 0 BB: 0 P: 5	R: 0 E: 0 K: 1 S: 5	H: 0 LOB: 0 BB: 0 P: 5	R: 0 E: 0 K: 1 S: 5	H: 0 LOB: 0 BB: 0 P: 5	1B: 3 2B: 1 3B: 1 HR: 1	SF: 0 SAC: 0 DP: 0 HBP: 0	WP: 1 PB: 0 CS: 0	PA: 32	
PITCHER	IP	WLS	BF	H	R	ER	SO	BB	IBB	HBP	BLK	WP	HR	S	P	ERA	WHIP				
Roger Erickson, R ERA: 5.14 (1, 1)	7.0	L	29	6	3	3	3	2	0	0	0	0	1	33	41	3.86	1.143				
Tommy John, L ERA: 2.91 (8, 1)	1.0		3	0	0	0	1	0	0	0	0	0	0	5	5	0.00	0.000				

Batter	1	2	3	4	5	6	7	8	9	AB	R	H	RBI	BB	SO	LOB	TOP					
Willie Randolph, R OBP: 0.371, SLG: 0.383 (1, 4)	5-3		F9		6-3		F8			4	0	0	0	0	0	3						
Ken Griffey, L OBP: 0.333, SLG: 0.415 (1, 9)	5-3			G3		6-3	K			4	0	0	0	0	1	2						
Dave Winfield, R OBP: 0.351, SLG: 0.497 (1, 7)	5-3			G5-4-3 BB		1B G3-2-3 BB		6-3		2	0	0	0	2	0	0						
Lou Piniella, R OBP: 0.389, SLG: 0.468 (1, 10)		5-3		G5-4-3 1-2		1B		5-3		4	0	1	0	0	0	1						
Jerry Mumphrey, S OBP: 0.376, SLG: 0.369 (1, 8)		6-3			1B HR BB					2	1	1	0	2	0	0						
John Mayberry, L OBP: 0.329, SLG: 0.359 (1, 3)		1-3			1-3 HR 1B		G3-2-3		F8	4	1	1	0	0	0	4						
Butch Wynegar, S OBP: 0.383, SLG: 0.380 (1, 2)			F3			F9			F5	3	0	0	0	1	0	2						
Graig Nettles, L OBP: 0.315, SLG: 0.319 Andre Robertson, R OBP: 0.271, SLG: 0.226 (1, 5) (5, 6)							K		F8	1	0	0	0	1	1	2						
Roy Smalley, S OBP: 0.332, SLG: 0.377 (1, 6) (5, 5)			F3						5-3	2	0	0	0	0	0	1						
Roy Smalley, S OBP: 0.332, SLG: 0.377 (1, 6) (5, 5)			F3						5-3	4	1	1	3	0	0	2						
Inning Stats	R: 0 E: 0 K: 0 S: 3	H: 0 LOB: 0 BB: 0 P: 3	R: 0 E: 0 K: 0 S: 3	H: 0 LOB: 0 BB: 0 P: 3	R: 0 E: 0 K: 0 S: 3	H: 0 LOB: 1 BB: 1 P: 7	R: 0 E: 0 K: 0 S: 2	H: 0 LOB: 0 BB: 1 P: 6	R: 3 E: 0 K: 1 S: 7	H: 2 LOB: 0 BB: 1 P: 11	R: 0 E: 0 K: 0 S: 3	H: 1 LOB: 2 BB: 2 P: 11	R: 0 E: 1 K: 1 S: 6	H: 0 LOB: 2 BB: 1 P: 10	R: 0 E: 0 K: 0 S: 4	H: 1 LOB: 1 BB: 0 P: 4	R: 0 E: 0 K: 0 S: 3	H: 0 LOB: 0 BB: 0 P: 3	1B: 3 2B: 0 3B: 0 HR: 1	SF: 0 SAC: 0 DP: 2 HBP: 0	WP: 0 PB: 0 CS: 0	PA: 36
PITCHER Mike Caldwell, L ERA: 4.56 (1, 1)	IP: 9.0 WLS: L BF: 36 H: 4 R: 3 ER: 3 SO: 2 BB: 5 IBB: 1 HBP: 0 BLK: 0 WP: 0 HR: 1 S: 34 P: 58 ERA: 3.00 WHIP: 1.000											PITCHER	IP: 9.0 WLS: L BF: 36 H: 4 R: 3 ER: 3 SO: 2 BB: 5 IBB: 1 HBP: 0 BLK: 0 WP: 0 HR: 1 S: 34 P: 58 ERA: 3.00 WHIP: 1.000									

New York Yankees @ Milwaukee Brewers
Milwaukee County Stadium, Milwaukee, WI
Wed Jun 23 1982, 8:05 PM EDT
Att: 31,822 - Unknown - 60 F

AB 30
R 3
H 4
RBI 3
BB 6
SO 2
LOB 17



Batter	1	2	3	4	5	6	7	8	9	AB	R	H	RBI	BB	SO	LOB	BOTTOM			
Paul Molitor, R OBP: 0.377, SLG: 0.435 (1, 5)	F7		5-3						SH3-4	3	0	1	0	1	0	1				
Robin Yount, R OBP: 0.353, SLG: 0.560 (1, 6)	5-3				G6-4-3 1B		F9		K	4	0	0	0	1	1	4				
Cecil Cooper, L OBP: 0.363, SLG: 0.546 (1, 3)	6-3		FC6-4 BB				F7		F6	5	0	0	1	0	0	4				
Ted Simmons, S OBP: 0.265, SLG: 0.402 Ned Yost, R OBP: 0.340, SLG: 0.356 (1, 2) (8, PR) (9, 2)		L4	4-3				F9			3	0	0	0	1	0	1				
Ben Oglivie, L OBP: 0.339, SLG: 0.504 (1, 7)										0	0	0	0	0	0	0				
Gorman Thomas, R OBP: 0.322, SLG: 0.453 (1, 8)		6-3 BB			HR					3	1	3	1	1	0	0				
Roy Howell, L OBP: 0.292, SLG: 0.330 (1, 10)										3	0	0	0	1	2	4				
Ed Romero, R OBP: 0.294, SLG: 0.333 Charlie Moore, R OBP: 0.278, SLG: 0.324 Rob Picciolo, R OBP: 0.241, SLG: 0.246 Don Money, R OBP: 0.343, SLG: 0.581 (1, 4) (7, PH) (8, 4) (9, 4)										2	0	0	0	0	0	2				
Marshall Edwards, L OBP: 0.250, SLG: 0.377 (1, 9)										4	1	3	0	0	0	0				
Inning Stats	R: 0 E: 0 K: 0 S: 3	H: 0 LOB: 2 BB: 2 P: 11	R: 1 E: 0 K: 0 S: 4	H: 1 LOB: 1 BB: 1 P: 8	R: 1 E: 0 K: 0 S: 4	H: 1 LOB: 0 BB: 0 P: 4	R: 0 E: 0 K: 0 S: 3	H: 1 LOB: 0 BB: 0 P: 3	R: 0 E: 0 K: 1 S: 6	H: 1 LOB: 2 BB: 1 P: 10	R: 0 E: 0 K: 0 S: 4	H: 1 LOB: 2 BB: 1 P: 8	R: 0 E: 0 K: 2 S: 8	H: 1 LOB: 2 BB: 1 P: 12	R: 0 E: 0 K: 1 S: 6	H: 1 LOB: 1 BB: 0 P: 6	1B: 5 2B: 1 3B: 0 HR: 1	SF: 0 SAC: 1 DP: 1 HBP: 0	WP: 0 PB: 0 CS: 0	PA: 39
PITCHER Mike Morgan, R ERA: 4.28 Rich Gossage, R ERA: 2.87 (1, 1) (7, 1)	IP: 6.1 WLS: W BF: 28 H: 5 R: 2 ER: 2 SO: 2 BB: 4 IBB: 1 HBP: 0 BLK: 0 WP: 0 HR: 1 S: 25 P: 45 ERA: 2.84 WHIP: 1.421											PITCHER	IP: 6.1 WLS: W BF: 28 H: 5 R: 2 ER: 2 SO: 2 BB: 4 IBB: 1 HBP: 0 BLK: 0 WP: 0 HR: 1 S: 25 P: 45 ERA: 2.84 WHIP: 1.421							

New York Yankees @ Milwaukee Brewers
Milwaukee County Stadium, Milwaukee, WI
Wed Jun 23 1982, 8:05 PM EDT
Att: 31,822 - Unknown - 60 F

AB 32
R 2
H 7
RBI 2
BB 6
SO 4
LOB 21




Batter	1	2	3	4	5	6	7	8	9	AB	R	H	RBI	BB	SO	LOB	TOP								
Miguel Dilone, S (1, 7) OBP: 0.272, SLG: 0.324 Jack Perconte, L (7, 4) OBP: 0.285, SLG: 0.290										4	0	1	0	0	1	0	Cleveland Indians @ New York Yankees Yankee Stadium, Bronx, NY Thu Jun 24 1982, 7:05 PM EDT Att: 23,449 - Unknown - 75 F								
Toby Harrah, R (1, 5) OBP: 0.476, SLG: 0.598										4	1	1	1	1	1	2									
Mike Hargrove, L (1, 3) OBP: 0.395, SLG: 0.332										4	0	2	1	1	1	1									
Andre Thornton, R (1, 10) OBP: 0.423, SLG: 0.569										4	0	1	0	0	1	4									
Alan Bannister, R (1, 4) OBP: 0.345, SLG: 0.333										3	0	1	0	1	0	1									
Von Hayes, L (1, 9) OBP: 0.306, SLG: 0.405										4	1	1	0	0	1	4									
Rick Manning, L (1, 8) OBP: 0.336, SLG: 0.377										3	1	0	0	1	0	4									
Chris Bando, S (1, 2) OBP: 0.311, SLG: 0.291										4	1	1	1	0	1	2									
Mike Fischlin, R (1, 6) OBP: 0.433, SLG: 0.421										3	1	1	1	1	1	0									
Inning Stats	R: 0 E: 0 K: 1 S: 5	H: 1 LOB: 1 BB: 1 P: 9	R: 0 E: 0 K: 2 S: 8	H: 1 LOB: 1 BB: 0 P: 8	R: 0 E: 0 K: 1 S: 6	H: 1 LOB: 2 BB: 1 P: 10	R: 2 E: 0 K: 0 S: 5	H: 3 LOB: 0 BB: 0 P: 5	R: 0 E: 0 K: 3 S: 9	H: 0 LOB: 0 BB: 0 P: 9	R: 0 E: 0 K: 0 S: 3	H: 1 LOB: 1 BB: 1 P: 7	R: 0 E: 0 K: 0 S: 3	H: 0 LOB: 0 BB: 0 P: 3	R: 1 E: 0 K: 0 S: 5	H: 2 LOB: 1 BB: 0 P: 5	R: 2 E: 0 K: 0 S: 4	H: 1 LOB: 1 BB: 2 P: 12	1B: 8 2B: 2 3B: 0 HR: 0	SF: 0 SAC: 0 DP: 2 HBP: 0	WP: 0 PB: 0 SB: 3 CS: 1	PA: 40			
PITCHER	IP	WLS	BF	H	R	ER	SO	BB	IBB	HBP	BLK	WP	HR	S	P	ERA	WHIP								
Ron Guidry, L (1, 1) ERA: 3.04	7.0	L	30	9	3	3	7	3	0	0	0	0	0	41	53	3.86	1.714								
George Frazier, R (8, 1) ERA: 2.25	0.2		2	0	0	0	0	0	0	0	0	0	0	2	2	0.00	0.000								
Shane Rawley, L (8, 1) ERA: 3.64	1.1		7	1	2	2	0	2	0	0	0	0	0	5	13	13.50	2.250								

AB 34
R 5
H 10
RBI 5
BB 5
SO 7
LOB 18



Batter	1	2	3	4	5	6	7	8	9	AB	R	H	RBI	BB	SO	LOB	BOTTOM								
Willie Randolph, R (1, 4) OBP: 0.376, SLG: 0.379										2	0	0	0	3	0	0	Cleveland Indians @ New York Yankees Yankee Stadium, Bronx, NY Thu Jun 24 1982, 7:05 PM EDT Att: 23,449 - Unknown - 75 F								
Ken Griffey, L (1, 9) OBP: 0.327, SLG: 0.406										4	0	0	0	0	0	6									
Jerry Mumphrey, S (1, 8) OBP: 0.380, SLG: 0.391										4	0	2	1	0	0	3									
Dave Winfield, R (1, 7) OBP: 0.349, SLG: 0.492										4	0	1	0	0	1	3									
Oscar Gamble, L (1, 10) OBP: 0.343, SLG: 0.453										4	0	0	0	0	3	1									
John Mayberry, L (1, 3) OBP: 0.328, SLG: 0.352										3	1	0	0	0	0	1									
Butch Wynegar, S (1, 2) OBP: 0.376, SLG: 0.372										4	0	0	0	0	1	2									
Graig Nettles, L (1, 5) OBP: 0.313, SLG: 0.331										4	0	1	1	0	1	0									
Roy Smalley, S (1, 6) OBP: 0.335, SLG: 0.373										2	1	0	0	2	2	0									
Inning Stats	R: 0 E: 0 K: 0 S: 4	H: 1 LOB: 0 BB: 0 P: 4	R: 0 E: 0 K: 1 S: 5	H: 0 LOB: 0 BB: 0 P: 5	R: 0 E: 0 K: 1 S: 5	H: 0 LOB: 0 BB: 1 P: 9	R: 0 E: 0 K: 2 S: 7	H: 0 LOB: 0 BB: 0 P: 7	R: 1 E: 1 K: 0 S: 4	H: 1 LOB: 3 BB: 2 P: 13	R: 0 E: 0 K: 1 S: 6	H: 1 LOB: 1 BB: 0 P: 6	R: 1 E: 0 K: 1 S: 6	H: 1 LOB: 2 BB: 2 P: 14	R: 0 E: 0 K: 1 S: 5	H: 0 LOB: 0 BB: 0 P: 5	R: 0 E: 0 K: 1 S: 5	H: 0 LOB: 0 BB: 0 P: 5	1B: 2 2B: 0 3B: 2 HR: 0	SF: 0 SAC: 0 DP: 0 HBP: 1	WP: 0 PB: 0 SB: 0 CS: 0	PA: 37			
PITCHER	IP	WLS	BF	H	R	ER	SO	BB	IBB	HBP	BLK	WP	HR	S	P	ERA	WHIP								
Rick Sutcliffe, R (1, 1) ERA: 3.63	6.1		28	3	2	2	6	5	0	1	0	0	0	34	55	2.84	1.263								
Dan Spillner, R (7, 1) ERA: 1.34	2.2	W	9	1	0	0	2	0	0	0	0	0	0	13	13	0.00	0.375								

AB 31
R 2
H 4
RBI 2
BB 5
SO 8
LOB 16



Batter	1	2	3	4	5	6	7	8	9	10	11	12	13	14	15	16	17	AB	R	H	RBI	BB	SO	LOB	TOP					
Alan Bannister, R OBP: 0.361, SLG: 0.373 (1, 7)	SH3-4 PB 2B																	F7	7	1	4	0	1	1	1					
Toby Harrah, R OBP: 0.363, SLG: 0.580 (1, 5)	SH3-4																		5	0	0	0	0	0	3					
Mike Hargrove, L OBP: 0.336, SLG: 0.336 (1, 3)	K																		6	0	1	0	1	2	2					
Andre Thornton, R OBP: 0.421, SLG: 0.557 (1, 10)	K																		5	1	0	0	2	4	3					
Chris Bando, S OBP: 0.300, SLG: 0.270 (1, 2)																			6	0	1	0	1	0	6					
Von Hayes, L OBP: 0.300, SLG: 0.394 (1, 9)																			7	1	1	1	0	1	2					
Rick Manning, L OBP: 0.336, SLG: 0.375 (1, 8)																			7	0	3	1	0	2	1					
Mike Fischlin, R OBP: 0.397, SLG: 0.382 (15, 4)																			7	0	1	0	0	2	4					
Jack Perconte, L OBP: 0.276, SLG: 0.274 (15, 6)																			5	0	0	0	0	1	1					
Jerry Dytznanski, R OBP: 0.294, SLG: 0.288 (15, 6)																			2	0	0	0	0	0	1					
Inning Stats	R: 1 E: 0 K: 2 S: 8	H: 1 LOB: 0 BB: 0 P: 8	R: 0 E: 0 K: 1 S: 5	H: 0 LOB: 1 BB: 1 P: 9	R: 0 E: 0 K: 1 S: 6	H: 1 LOB: 1 BB: 0 P: 6	R: 2 E: 0 K: 0 S: 4	H: 2 LOB: 0 BB: 1 P: 8	R: 0 E: 0 K: 0 S: 3	H: 0 LOB: 0 BB: 0 P: 3	R: 0 E: 0 K: 1 S: 5	H: 1 LOB: 1 BB: 0 P: 6	R: 0 E: 0 K: 0 S: 4	H: 2 LOB: 2 BB: 1 P: 8	R: 0 E: 0 K: 1 S: 5	H: 1 LOB: 0 BB: 0 P: 5	R: 0 E: 0 K: 0 S: 3	H: 0 LOB: 0 BB: 0 P: 5	R: 0 E: 0 K: 0 S: 3	H: 0 LOB: 0 BB: 0 P: 3	R: 0 E: 0 K: 1 S: 6	H: 1 LOB: 1 BB: 0 P: 6	R: 0 E: 0 K: 1 S: 6	H: 1 LOB: 1 BB: 0 P: 6	R: 0 E: 0 K: 1 S: 6	H: 1 LOB: 1 BB: 0 P: 6	1B: 9 2B: 4 3B: 0 HR: 0	SF: 0 SAC: 2 DP: 2 HBP: 0	WP: 0 PB: 1 SB: 2 CS: 3	PA: 64
PITCHER	IP 3.1	WLS 16	BF 4	H 3	R 2	ER 2	SO 4	BB 0	IBB 0	HBP 0	BLK 1	WP 0	HR 0	S 22	P 30	ERA 0.00	WHIP 1.800													
Dave Righetti, L ERA: 4.23	3.2	12	2	0	0	2	0	0	0	0	0	0	0	0	0	16	16	0.00	1.545											
George Frazier, R ERA: 2.06	1.1	6	2	0	0	0	0	1	0	0	0	0	0	0	5	9	0.00	1.500												
Shane Rawley, L ERA: 3.53	2.2	10	0	0	0	3	1	1	0	0	0	0	0	0	14	22	0.00	0.375												
Rich Gossage, R ERA: 2.72	6.0	W	20	3	0	0	4	0	0	0	0	0	0	0	28	28	0.00	0.500												
Dave LaRoche, L ERA: 1.38																														
Batter	1	2	3	4	5	6	7	8	9	10	11	12	13	14	15	16	17	AB	R	H	RBI	BB	SO	LOB	BOTTOM					
Willie Randolph, R OBP: 0.375, SLG: 0.373 (1, 4)	6-3																		6	0	1	0	1	0	2					
Ken Griffey, L OBP: 0.511, SLG: 0.384 (1, 9)																			6	0	0	1	1	0	3					
Lou Piniella, R OBP: 0.368, SLG: 0.405 (9, PH)																			3	0	1	0	0	0	1					
Oscar Gamble, L OBP: 0.362, SLG: 0.476 (9, PH)																			2	0	1	0	2	0	0					
Dave Winfield, R OBP: 0.350, SLG: 0.492 (1, 7)																			6	0	0	0	0	1	4					
Jerry Mumphrey, S OBP: 0.365, SLG: 0.384 (1, 8)																			5	1	1	0	2	1	1					
John Mayberry, L OBP: 0.317, SLG: 0.338 (8, PH)																			4	0	1	0	0	0	1					
Dave Collins, S OBP: 0.296, SLG: 0.320 (10, 3)																			2	0	0	0	1	0	2					
Butch Wynegar, S OBP: 0.376, SLG: 0.370 (1, 2)																			7	1	2	1	0	0	3					
Graig Nettles, L OBP: 0.322, SLG: 0.370 (1, 5)																			6	2	2	2	1	1	2					
Roy Smalley, S OBP: 0.342, SLG: 0.385 (1, 6)																			4	0	1	0	2	2	0					
Inning Stats	R: 0 E: 0 K: 0 S: 2	H: 0 LOB: 0 BB: 1 P: 6	R: 0 E: 0 K: 0 S: 2	H: 0 LOB: 0 BB: 1 P: 6	R: 0 E: 0 K: 0 S: 4	H: 1 LOB: 1 BB: 0 P: 4	R: 0 E: 0 K: 2 S: 8	H: 1 LOB: 1 BB: 0 P: 8	R: 2 E: 0 K: 0 S: 6	H: 3 LOB: 1 BB: 0 P: 6	R: 0 E: 0 K: 0 S: 6	H: 0 LOB: 0 BB: 0 P: 3	R: 0 E: 0 K: 1 S: 5	H: 0 LOB: 0 BB: 0 P: 5	R: 0 E: 0 K: 0 S: 4	H: 1 LOB: 1 BB: 1 P: 8	R: 0 E: 0 K: 0 S: 3	H: 0 LOB: 0 BB: 0 P: 7	R: 0 E: 0 K: 0 S: 2	H: 0 LOB: 0 BB: 0 P: 5	R: 0 E: 0 K: 0 S: 3	H: 0 LOB: 0 BB: 2 P: 11	R: 0 E: 0 K: 0 S: 2	H: 0 LOB: 0 BB: 1 P: 6	R: 0 E: 0 K: 0 S: 2	H: 1 LOB: 1 BB: 2 P: 10	1B: 9 2B: 2 3B: 0 HR: 1	SF: 1 SAC: 3 DP: 3 HBP: 0	WP: 1 PB: 0 SB: 0 CS: 0	PA: 66
PITCHER	IP 6.0	WLS 23	BF 4	H 1	R 1	ER 1	SO 2	BB 0	IBB 0	HBP 0	BLK 0	WP 0	HR 1	S 25	P 33	ERA 1.80	WHIP 0.800													
Rick Waite, L ERA: 8.19	5.0	20	4	1	1	2	0	1	0	0	0	0	0	0	23	27	1.80	0.800												
Dan Spillner, R ERA: 1.37	5.0	L	21	1	1	1	1	6	1	0	0	0	0	0	16	44	1.80	1.400												
Ed Whitson, R ERA: 3.12	0.1	1	0	0	0	0	0	0	0	0	0	0	0	0	1	1	0.00	0.000												
Ed Glynn, L ERA: 5.32																														


Cleveland Indians @ New York Yankees
Yankee Stadium, Bronx, NY
Sat Jun 26 1982, 7:05 PM EDT
Att. 21,975 - Unknown - 79 F


AB 57
R 3
H 11
RBI 2
BB 5
SO 13
LOB 24




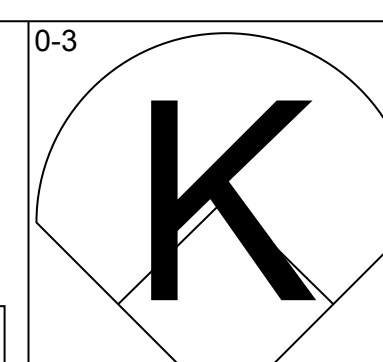
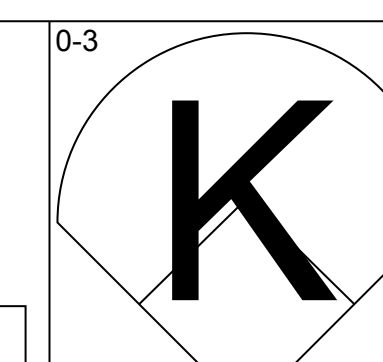
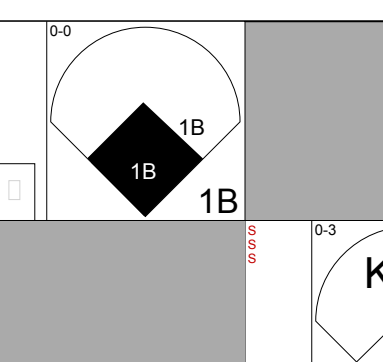
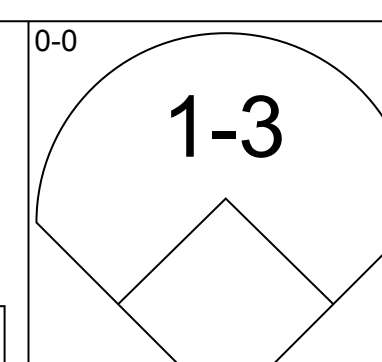
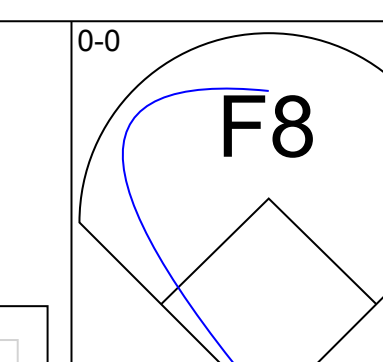
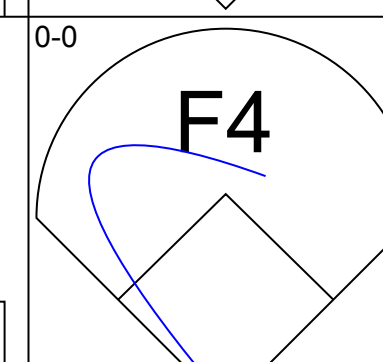
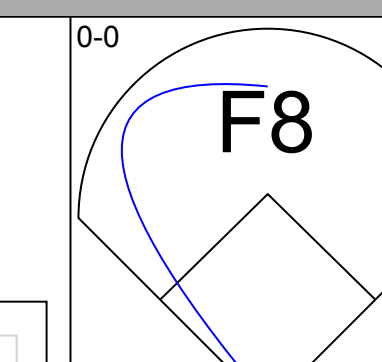
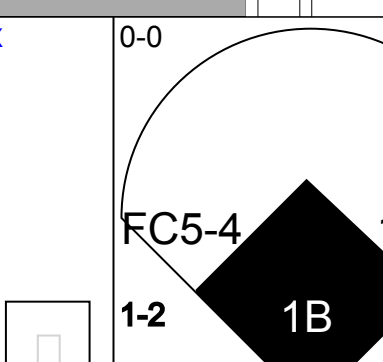
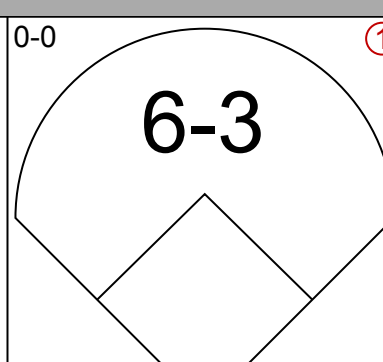
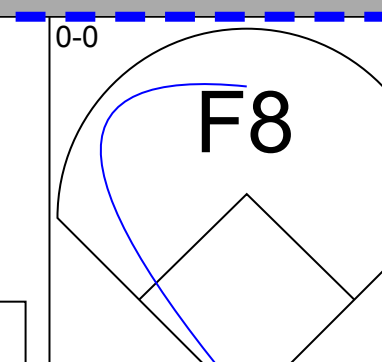
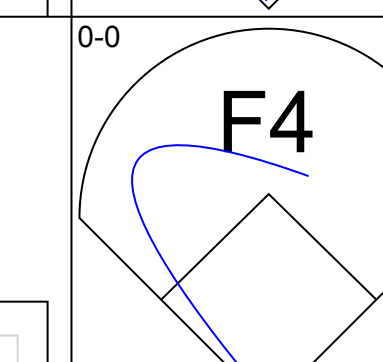
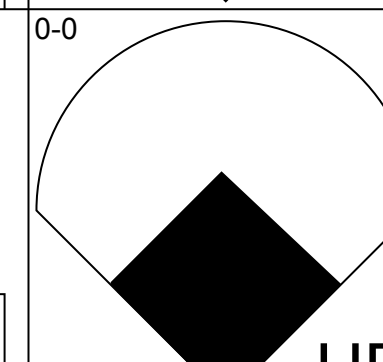
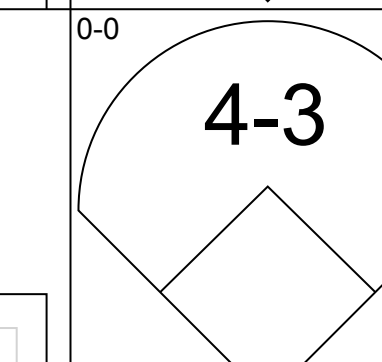
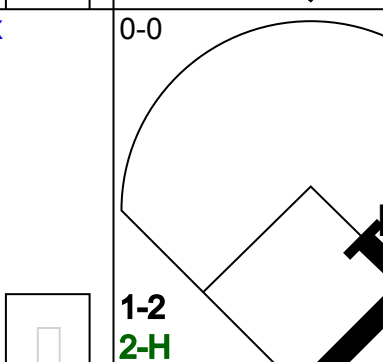
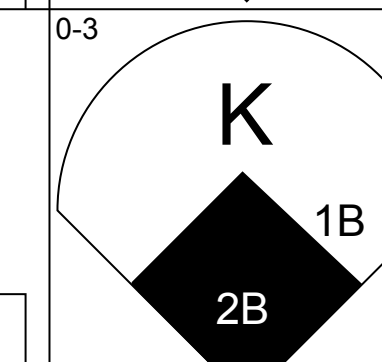
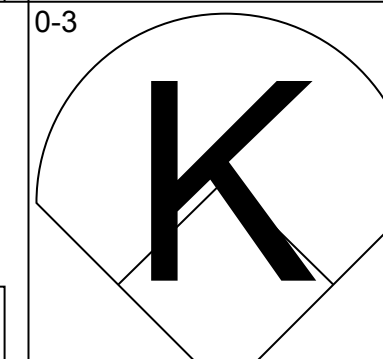
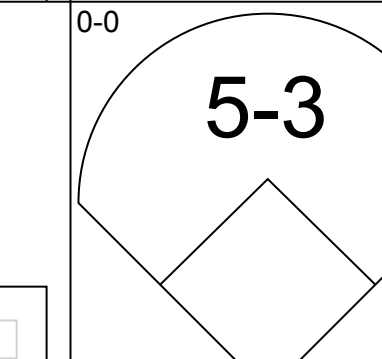
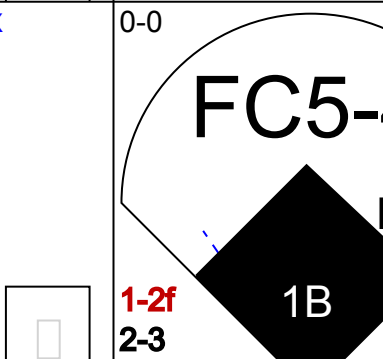
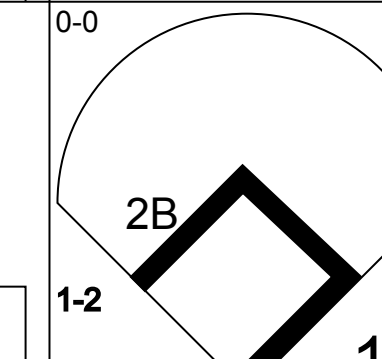
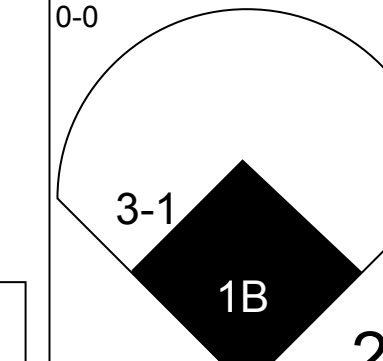
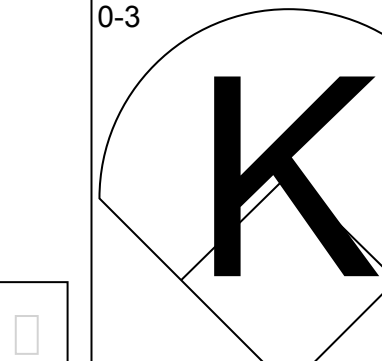
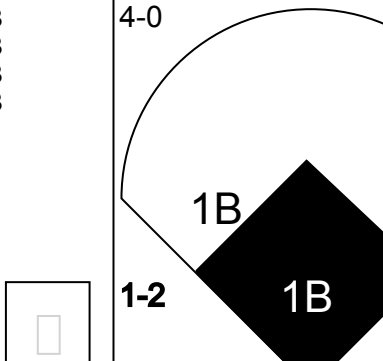
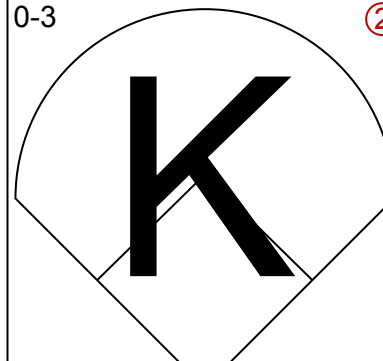
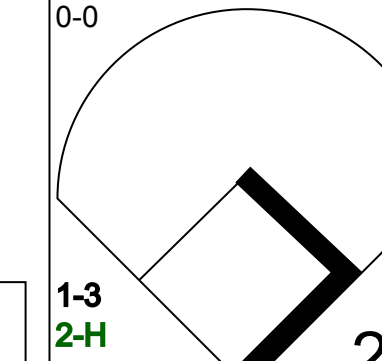
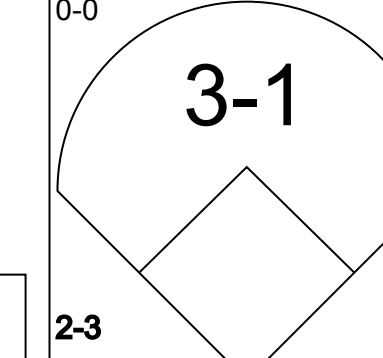
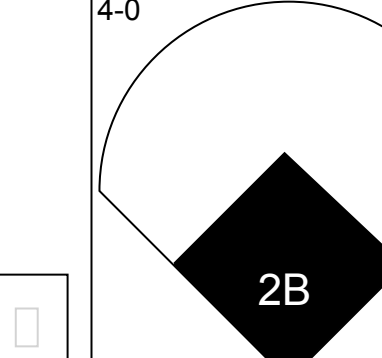
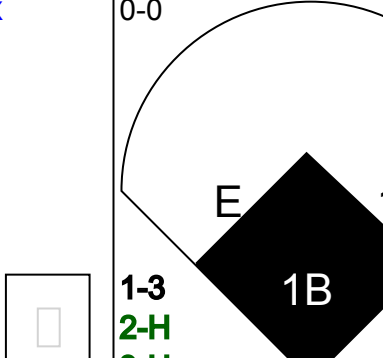
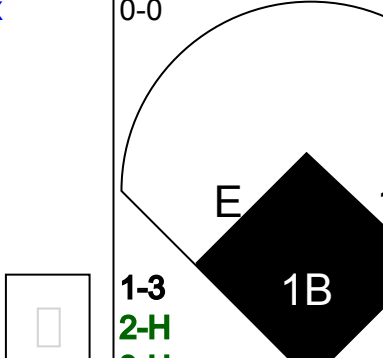
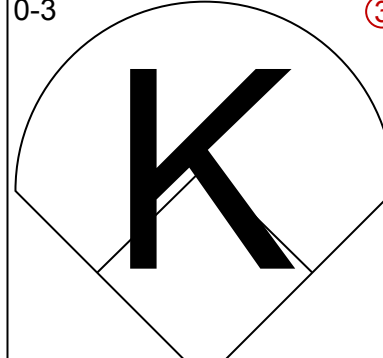
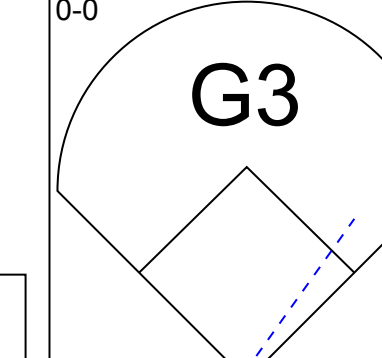
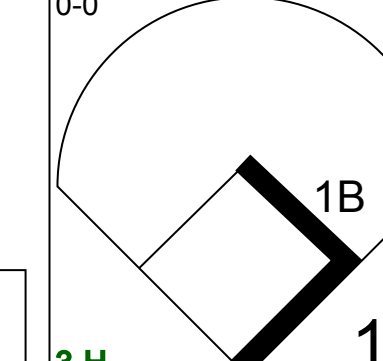
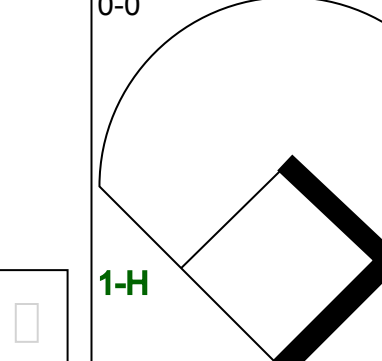
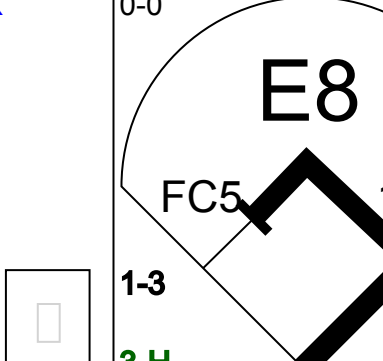
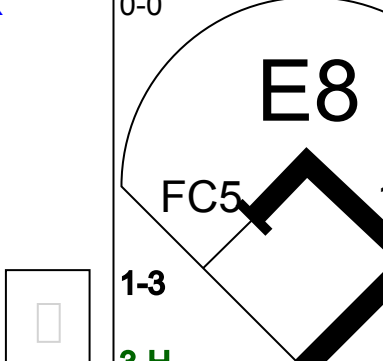
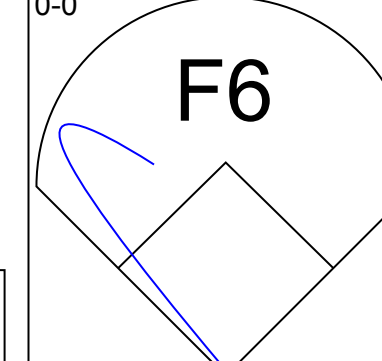
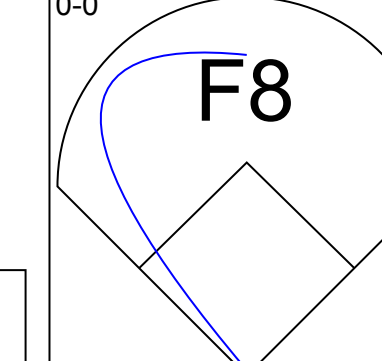
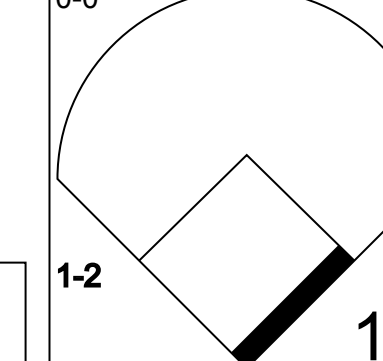
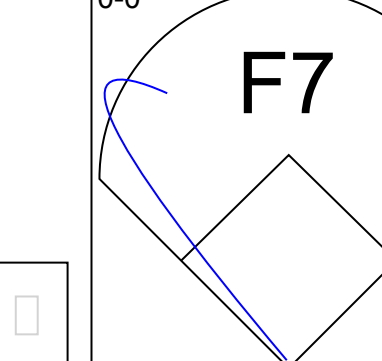
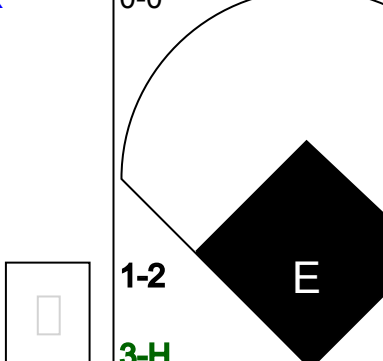
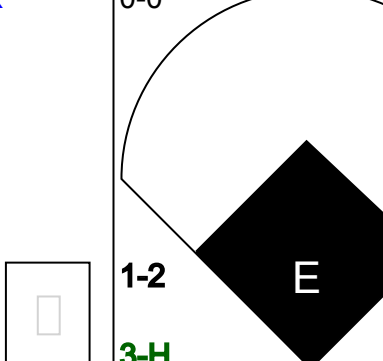
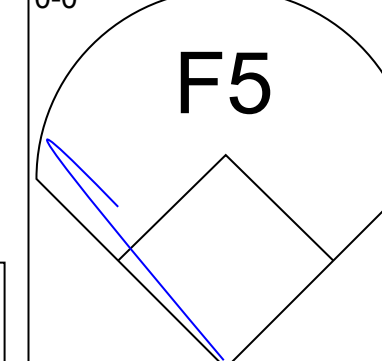
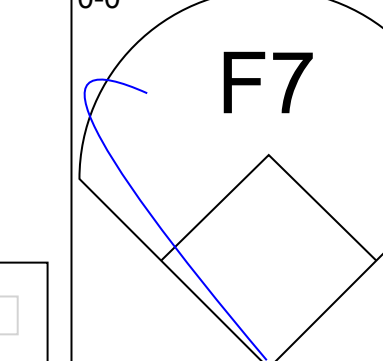
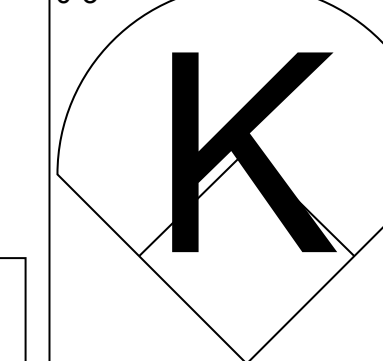
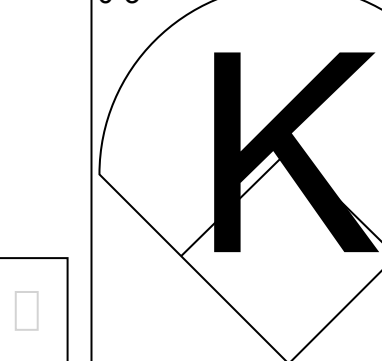
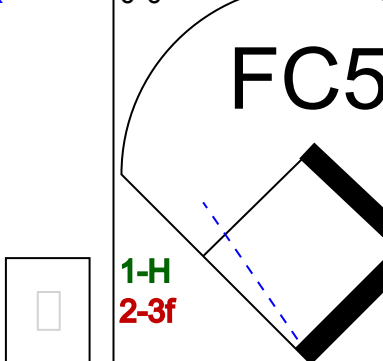
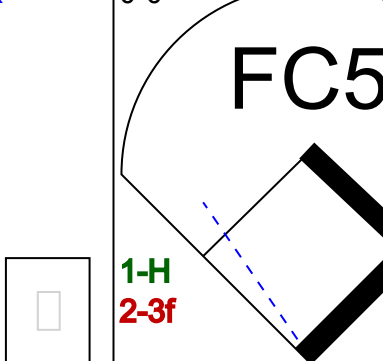
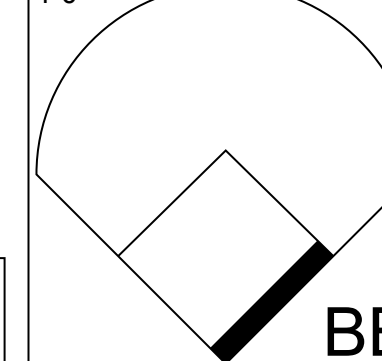
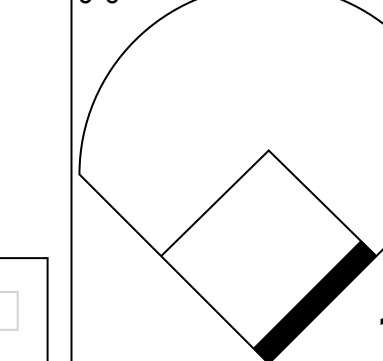
Cleveland Indians @ New York Yankees
Yankee Stadium, Bronx, NY
Sat Jun 26 1982, 7:05 PM EDT
Att. 21,975 - Unknown - 79 F

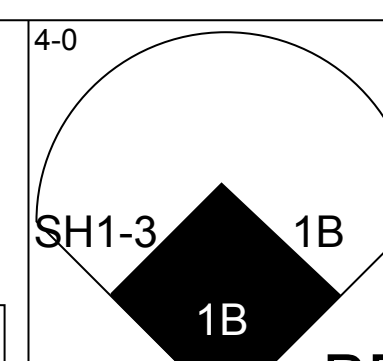
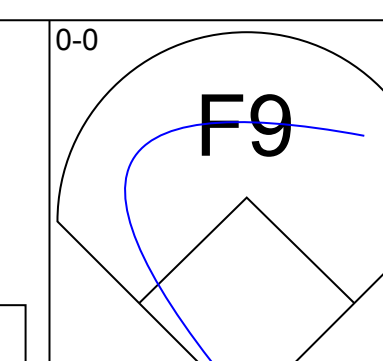
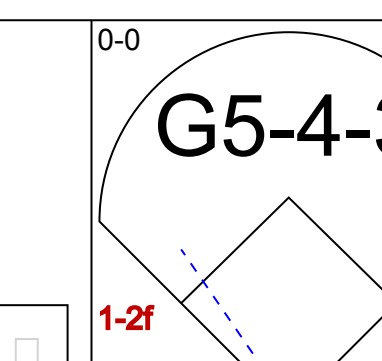
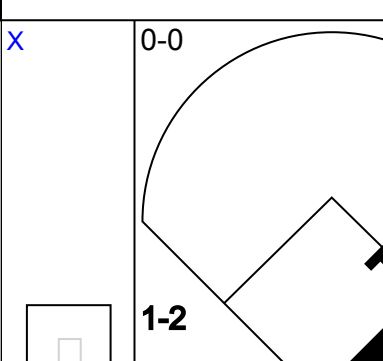
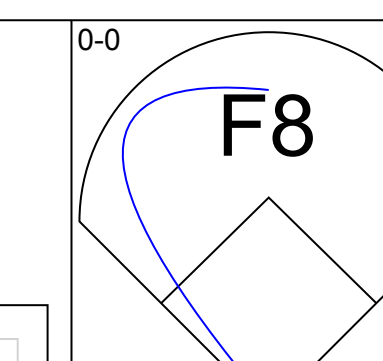
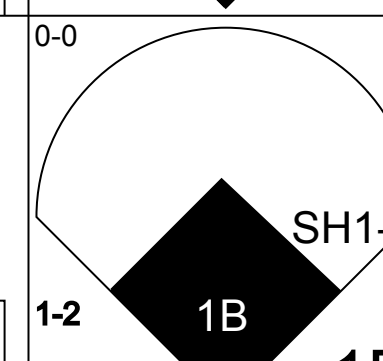
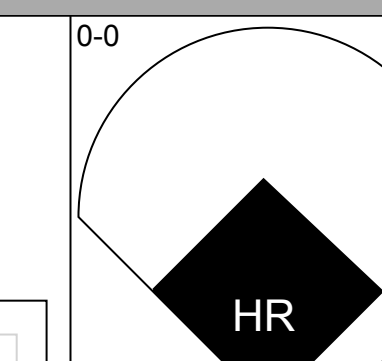
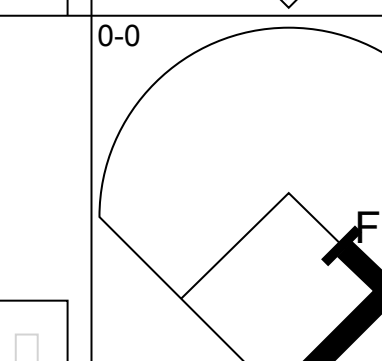
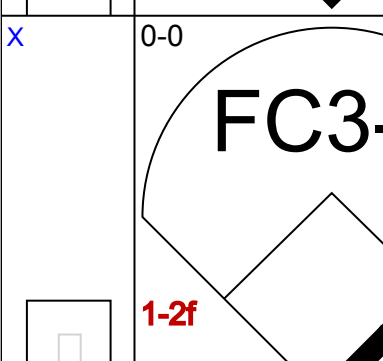
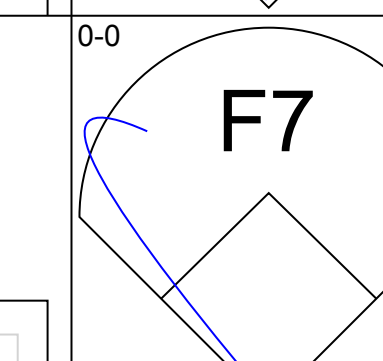
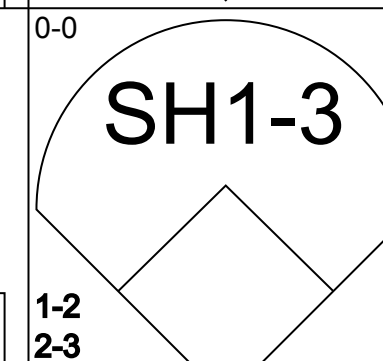
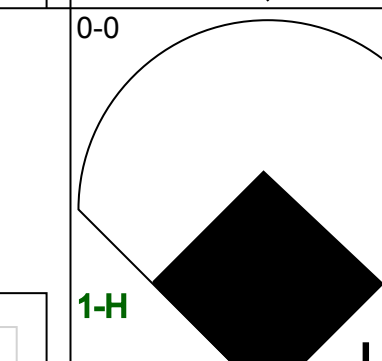
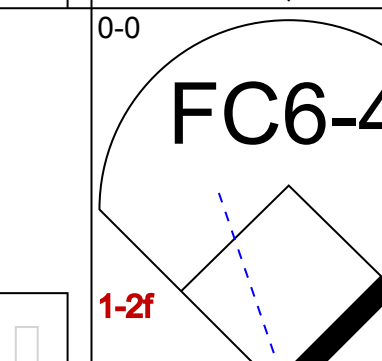
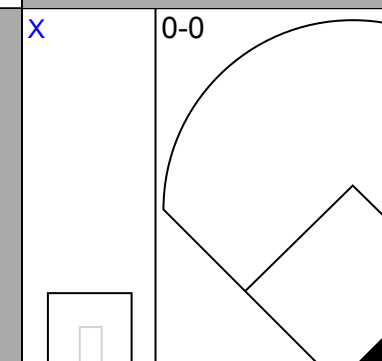
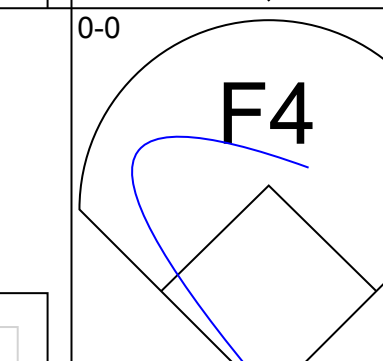
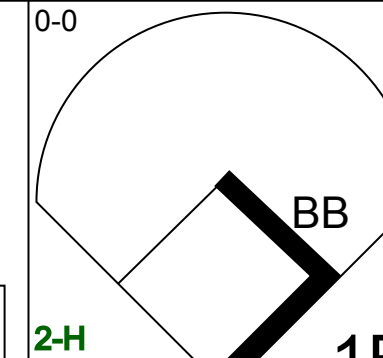
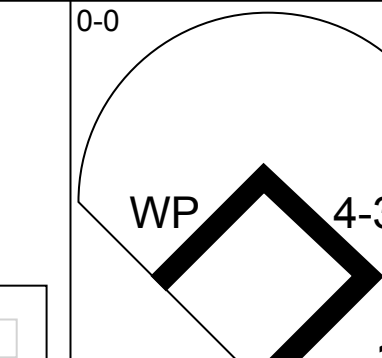
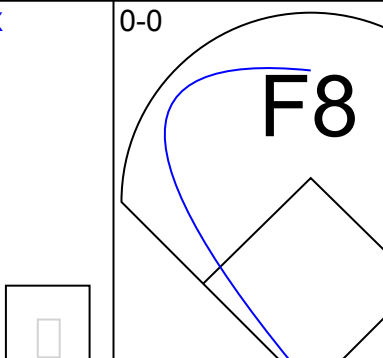
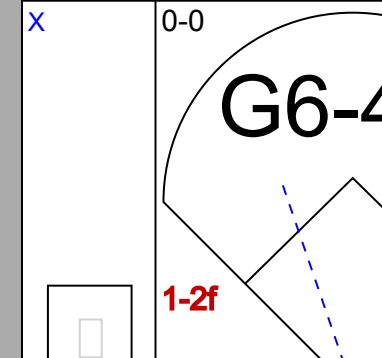
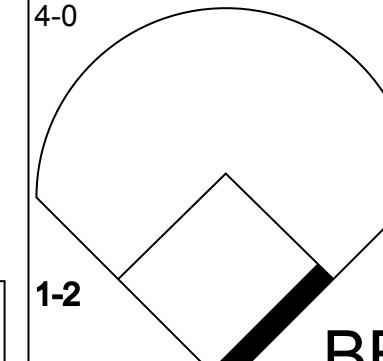
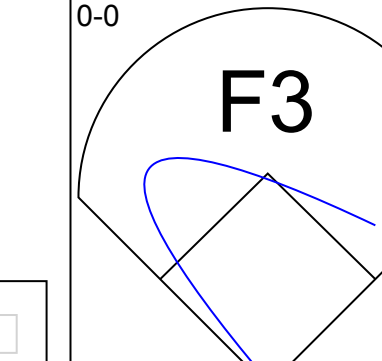
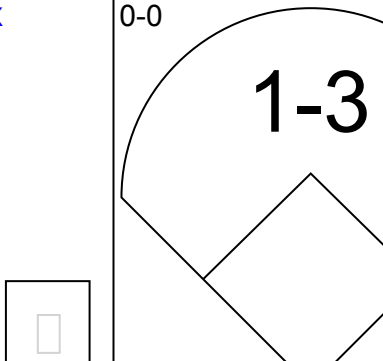
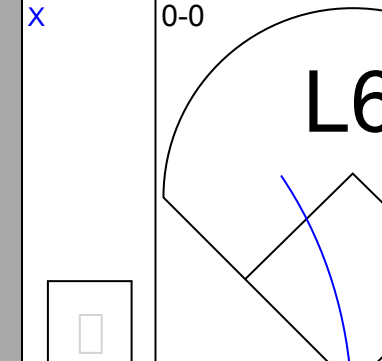
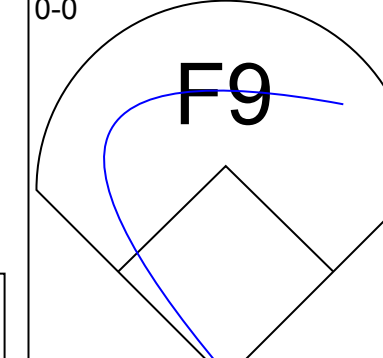
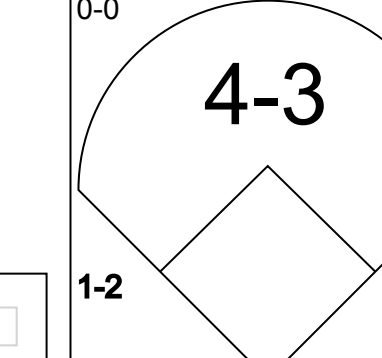
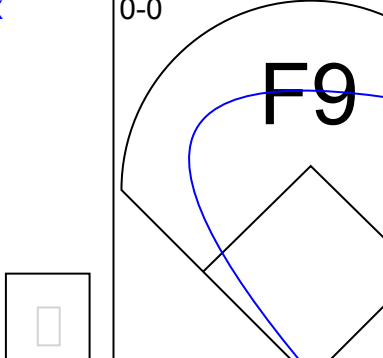
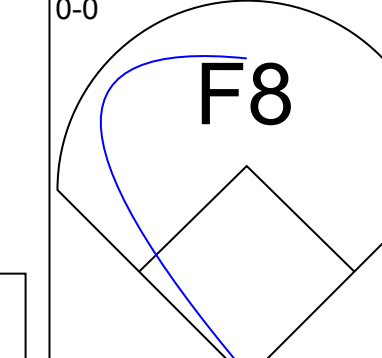
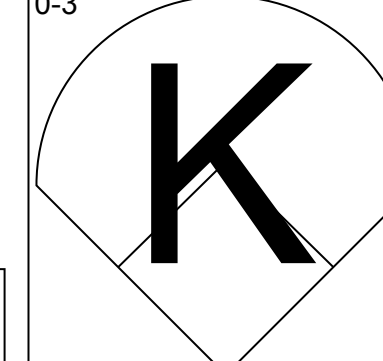
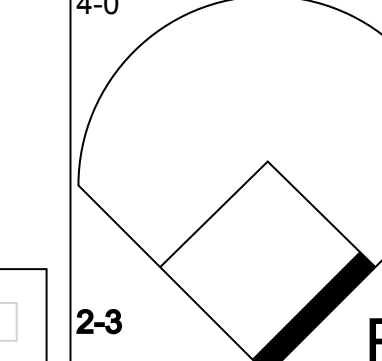

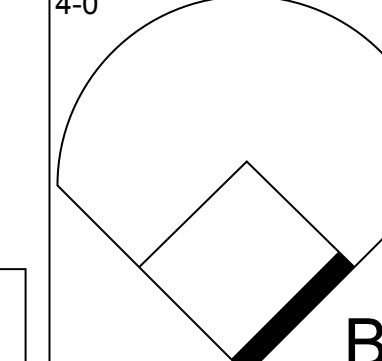
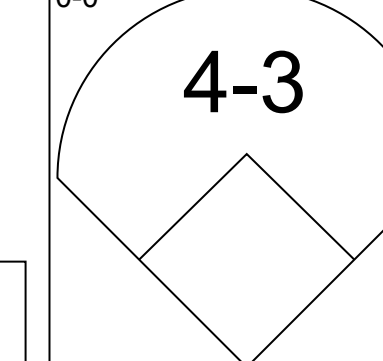
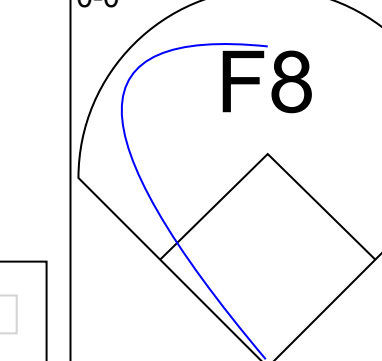

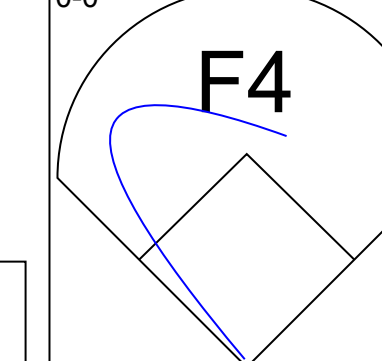
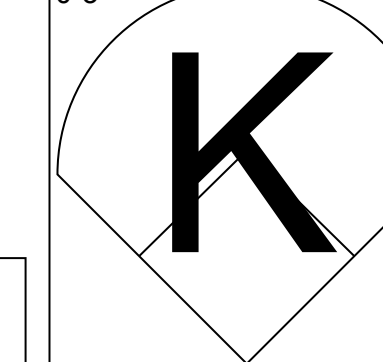
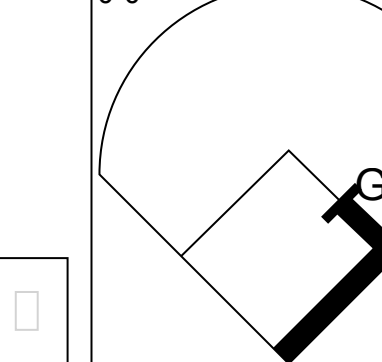
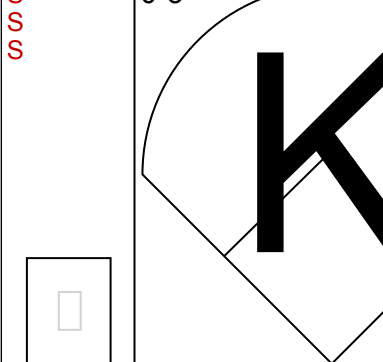
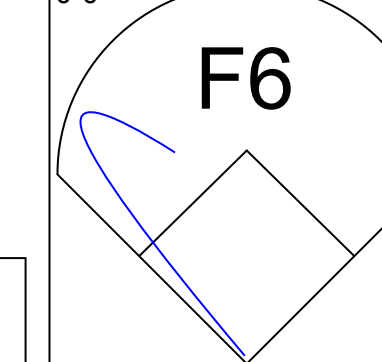
AB 51
R 4
H 10
RBI 4
BB 10
SO 5
LOB 19



Batter	1	2	3	4	5	6	7	8	9	AB	R	H	RBI	BB	SO	LOB	TOP																	
Alan Bannister, R OBP: 0.367, SLG: 0.380 (1, 7)	0-0 6-3 1B		0-0 BB 1B		0-0 5-3		0-0 G4-3 1B	0-3 K		5	1	3	0	0	1	3	Cleveland Indians @ New York Yankees Yankee Stadium, Bronx, NY Sun Jun 27 1982, 3:33 AM EDT Att: 55,521 - Unknown - 76 F																	
Toby Harrah, R OBP: 0.459, SLG: 0.571 (1, 5)	0-0 6-3		4-0 BB BB BB 1-2		0-0 E5 1B		0-0 G4-3 1-2	0-0 FC5-4 1-2		4	1	0	0	1	0	5																		
Mike Hargrove, L OBP: 0.399, SLG: 0.341 (1, 3)	0-0 FC6-4 2H 1B		0-0 F8		0-0 1B 1B		0-0 F8		0-0 SH1 1B	5	0	3	1	0	0	2																		
Andre Thornton, R OBP: 0.422, SLG: 0.560 (1, 10)	0-0 FC6-4 1-2		0-0 F8		0-0 1B 1B		0-0 SH2-4 1B	0-0 SH1 1-2		4	1	2	1	0	0	3																		
Von Hayes, L OBP: 0.296, SLG: 0.387 (1, 9)	0-0 F9		0-0 F4		0-0 F7		0-0 SH2-4 2-3	0-0 L6		4	0	0	0	0	0	6																		
Rick Manning, L OBP: 0.337, SLG: 0.373 (1, 8)		0-0 F8		0-0 F8	0-0 F9		0-0 BB 1B 1B	4-0 FC4-6 IBB		4	1	1	1	1	0	2																		
Ron Hassey, L OBP: 0.297, SLG: 0.280 Chris Bando, S OBP: 0.306, SLG: 0.277 (8, PH) (8, 2)		0-0 1B		0-0 5-3		0-0 4-3	0-0 1B BB 1B	0-0 FC4-6 1-2		3	0	1	0	0	0	0		AB 38 R 4 H 13 RBI 4 BB 3 SO 2 LOB 26																
Jack Perconte, L OBP: 0.280, SLG: 0.275 (1, 4)		0-0 F9		0-0 1B		0-0 4-1	4-0 1B BB			3	0	1	0	1	0	1																		
Mike Fischlin, R OBP: 0.392, SLG: 0.377 Jerry Dybzinski, R OBP: 0.295, SLG: 0.269 (3, 6)		0-3 K		0-0 4-3		0-0 6-3	0-0 FC5-4 1-2 2-3 3-H			1	0	0	0	0	1	1																		
Inning Stats	R: 1 E: 0 K: 0 S: 5	H: 2 LOB: 1 BB: 0 P: 5	R: 0 E: 0 K: 1 S: 6	H: 1 LOB: 1 BB: 0 P: 6	R: 0 E: 0 K: 0 S: 4	H: 1 LOB: 2 BB: 1 P: 8	R: 0 E: 0 K: 0 S: 4	H: 1 LOB: 1 BB: 0 P: 4	R: 1 E: 1 K: 0 S: 6	H: 2 LOB: 2 BB: 0 P: 6	R: 0 E: 0 K: 0 S: 3	H: 0 LOB: 0 BB: 0 P: 3	R: 0 E: 0 K: 0 S: 3	H: 1 LOB: 0 BB: 0 P: 3	R: 2 E: 0 K: 1 S: 9	H: 4 LOB: 3 BB: 1 P: 13			R: 0 E: 0 K: 0 S: 4	H: 1 LOB: 2 BB: 1 P: 8	1B: 12 2B: 1 3B: 0 HR: 0	SF: 0 SAC: 2 DP: 1 HBP: 0	WP: 0 SB: 0 CS: 0	PA: 43										
PITCHER	IP WLS BF H R ER SO BB IBB HBP BLK WP HR S P ERA WHIP	IP WLS BF H R ER SO BB IBB HBP BLK WP HR S P ERA WHIP																																
Roger Erickson, R ERA: 4.9 (1, 1)	7.0 L	31	9	3	2	1	1	0	0	0	0	0	0	0	32	36	2.57	1.429																
Rudy May, L ERA: 4.35 (8, 1)	0.1	5	3	1	1	0	1	0	0	0	0	0	0	4	8	27.00	12.000																	
George Frazier, R ERA: 1.99 (8, 1)	1.2	7	1	0	0	1	0	1	0	0	0	0	0	8	12	0.00	0.600																	

Batter	1	2	3	4	5	6	7	8	9	AB	R	H	RBI	BB	SO	LOB	BOTTOM																	
Willie Randolph, R OBP: 0.372, SLG: 0.369 (1, 4)	0-0 6-3		0-0 6-3 1-2 2-3		0-3 K			0-0 1B FC4-6 1B	0-0 FC6-4 1-2	5	1	1	0	0	1	4	Cleveland Indians @ New York Yankees Yankee Stadium, Bronx, NY Sun Jun 27 1982, 3:33 AM EDT Att: 55,521 - Unknown - 76 F																	
Jerry Mumphrey, S OBP: 0.376, SLG: 0.383 (1, 8)	0-0 F7		0-0 SF7		0-3 K		0-0 FC4-6 1B			3	0	1	1	0	1	1																		
Oscar Gamble, L OBP: 0.359, SLG: 0.477 (1, 10)	0-0 3-1		0-0 2B		0-3 K		0-0 FC4-6 3-1 1-2 3-H			4	0	1	2	0	1	1																		
Dave Winfield, R OBP: 0.348, SLG: 0.485 (1, 7)		0-0 5-3	0-0 F8		0-0 F6		0-0 3-1 BB			3	0	0	0	1	0	1																		
John Mayberry, L OBP: 0.321, SLG: 0.338 (1, 3)		4-0 BB		0-0 G4-6-3 1B		0-0 3-1		0-0 3-1 1-2 2-3		3	0	1	0	1	0	2																		
Butch Wynegar, S OBP: 0.369, SLG: 0.362 (1, 2)		0-0 F8		0-0 G4-6-3 1-2		0-0 6-3		0-0 F9		4	0	0	0	0	0	4																		
Graig Nettles, L OBP: 0.315, SLG: 0.361 (1, 5)		0-0 4-3		0-0 4-3		0-0 4-3			0-0 F6	4	0	0	0	0	0	1		AB 34 R 3 H 9 RBI 3 BB 2 SO 3 LOB 16																
Roy Smalley, S OBP: 0.349, SLG: 0.392 (1, 6)			0-0 6-3 SF7 1B		0-0 F8		0-0 FC6-4 1B	0-0 FC6-4 1B		4	1	3	0	0	0	0																		
Dave Collins, S OBP: 0.302, SLG: 0.326 Bobby Murcer, L OBP: 0.305, SLG: 0.394 (9, PH)			0-0 E 2B 1B		0-0 S 1B		0-0 FC6-4 1-2		0-0 F8	3	1	2	0	0	0	1																		
Inning Stats	R: 0 E: 0 K: 0 S: 3	H: 0 LOB: 0 BB: 0 P: 3	R: 0 E: 0 K: 0 S: 3	H: 0 LOB: 1 BB: 1 P: 7	R: 2 E: 1 K: 0 S: 6	H: 3 LOB: 1 BB: 0 P: 6	R: 0 E: 0 K: 0 S: 3	H: 1 LOB: 0 BB: 0 P: 3	R: 0 E: 0 K: 2 S: 8	H: 1 LOB: 1 BB: 0 P: 8	R: 0 E: 0 K: 1 S: 5	H: 0 LOB: 0 BB: 0 P: 5	R: 0 E: 0 K: 0 S: 4	H: 1 LOB: 1 BB: 0 P: 4	R: 1 E: 0 K: 0 S: 5	H: 2 LOB: 2 BB: 1 P: 9			R: 0 E: 0 K: 0 S: 4	H: 1 LOB: 1 BB: 0 P: 4	1B: 8 2B: 1 3B: 0 HR: 0	SF: 1 SAC: 0 DP: 1 HBP: 0	WP: 0 SB: 0 CS: 0	PA: 37										
PITCHER	IP WLS BF H R ER SO BB IBB HBP BLK WP HR S P ERA WHIP	IP WLS BF H R ER SO BB IBB HBP BLK WP HR S P ERA WHIP																																
Lary Sorensen, R ERA: 4.56 (1, 1)	7.0	W 29	8	3	3	3	1	0	0	0	0	0	0	0	34	38	3.86	1.286																
Rick Sutcliffe, R ERA: 3.53 (8, 1)	2.0	S 8	1	0	0	0	1	0	0	0	0	0	0	7	11	0.00	1.000																	

Batter	1	2	3	4	5	6	7	8	9	AB	R	H	RBI	BB	SO	LOB	TOP								
Paul Moltitor, R OBP: 0.365, SLG: 0.427										6	1	1	0	0	3	6	<p>Milwaukee Brewers @ New York Yankees Yankee Stadium, Bronx, NY Tue Jun 29 1982, 7:05 PM EDT Att: 20,199 - Unknown - 71 F</p> <p>livebaseballscores.com</p>								
Robin Yount, R OBP: 0.346, SLG: 0.546										6	1	1	0	0	0	1									
Cecil Cooper, L OBP: 0.372, SLG: 0.586										5	3	3	3	0	1	0									
Ted Simmons, S OBP: 0.280, SLG: 0.404										5	1	2	0	0	1	2									
Gorman Thomas, R OBP: 0.342, SLG: 0.519 Marshall Edwards, L OBP: 0.247, SLG: 0.372										4	2	2	1	1	2	1									
Ben Oglivie, L OBP: 0.340, SLG: 0.509										4	2	1	2	1	1	4									
Don Money, R Mark Brouhard, R OBP: 0.344, SLG: 0.414										3	0	3	3	0	0	0									
Ed Romero, R OBP: 0.292, SLG: 0.333										5	1	2	1	0	0	1									
Charlie Moore, R OBP: 0.286, SLG: 0.333										4	0	1	0	1	2	4									
Inning Stats	R: 1 E: 0 K: 2 S: 8	H: 1 LOB: 0 BB: 0 P: 8	R: 1 E: 0 K: 2 S: 10	H: 3 LOB: 2 BB: 0 P: 10	R: 0 E: 0 K: 0 S: 3	H: 0 LOB: 0 BB: 0 P: 3	R: 1 E: 0 K: 2 S: 8	H: 1 LOB: 1 BB: 1 P: 12	R: 6 E: 2 K: 1 S: 11	H: 6 LOB: 2 BB: 1 P: 15	R: 1 E: 0 K: 1 S: 9	H: 2 LOB: 1 BB: 0 P: 9	R: 0 E: 0 K: 0 S: 3	H: 0 LOB: 1 BB: 1 P: 7	R: 1 E: 0 K: 1 S: 8	H: 2 LOB: 2 BB: 0 P: 8		R: 0 E: 0 K: 0 S: 4	H: 1 LOB: 1 BB: 0 P: 4	1B: 11 2B: 3 3B: 0 HR: 2	SF: 0 SAC: 0 DP: 0 HBP: 0	WP: 0 PB: 1 CS: 0	PA: 47		
PITCHER	IP	WLS	BF	H	R	ER	SO	BB	IBB	HBP	BLK	WP	HR	S	P	ERA	WHIP								
Ron Guidry, L ERA: 3.57	4.1	L	24	9	8	8	6	2	0	0	0	0	1	34	42	16.61	2.538								
George Frazier, R ERA: 2.12	1.1		8	4	2	1	2	0	0	0	0	0	1	12	12	6.75	3.000								
Shane Rawley, L ERA: 3.43	1.1		5	0	0	0	1	1	0	0	0	0	0	6	10	0.00	0.750								
Rudy May, L ERA: 4.15	2.0		10	3	1	0	1	0	0	0	0	0	0	12	12	0.00	1.500								

Batter	1	2	3	4	5	6	7	8	9	AB	R	H	RBI	BB	SO	LOB	BOTTOM								
Willie Randolph, R OBP: 0.372, SLG: 0.367										4	1	1	0	1	0	1	<p>Milwaukee Brewers @ New York Yankees Yankee Stadium, Bronx, NY Tue Jun 29 1982, 7:05 PM EDT Att: 20,199 - Unknown - 71 F</p> <p>livebaseballscores.com</p>								
Ken Griffey, L OBP: 0.318, SLG: 0.389										5	2	3	0	0	0	2									
Dave Winfield, R OBP: 0.351, SLG: 0.500										4	1	2	2	0	0	1									
Lou Piniella, R OBP: 0.391, SLG: 0.466										4	0	2	2	0	0	1									
Jerry Mumphrey, S OBP: 0.376, SLG: 0.374										3	0	0	0	1	0	1									
John Mayberry, L OBP: 0.314, SLG: 0.329										4	0	0	0	0	0	3									
Roy Smalley, S OBP: 0.355, SLG: 0.393										2	0	1	0	2	1	2									
Graig Nettles, L OBP: 0.310, SLG: 0.354 Andre Robertson, R OBP: 0.265, SLG: 0.318										3	0	0	0	0	0	3									
Butch Wynegar, S OBP: 0.367, SLG: 0.360 Juan Espino, R OBP: 0.265, SLG: 0.318										4	0	1	0	0	2	2									
Inning Stats	R: 2 E: 1 K: 1 S: 7	H: 2 LOB: 2 BB: 2 P: 15	R: 0 E: 0 K: 1 S: 5	H: 0 LOB: 0 BB: 0 P: 5	R: 2 E: 0 K: 0 S: 6	H: 3 LOB: 2 BB: 1 P: 10	R: 0 E: 0 K: 0 S: 4	H: 2 LOB: 1 BB: 0 P: 4	R: 0 E: 0 K: 1 S: 7	H: 0 LOB: 2 BB: 0 P: 7	R: 0 E: 0 K: 0 S: 3	H: 1 LOB: 0 BB: 0 P: 3	R: 0 E: 0 K: 0 S: 3	H: 0 LOB: 1 BB: 1 P: 7	R: 0 E: 0 K: 0 S: 3	H: 0 LOB: 0 BB: 0 P: 3		1B: 9 2B: 0 3B: 0 HR: 1	SF: 0 SAC: 1 DP: 2 HBP: 0	WP: 1 PB: 0 CS: 0	PA: 39				
PITCHER	IP	WLS	BF	H	R	ER	SO	BB	IBB	HBP	BLK	WP	HR	S	P	ERA	WHIP								
Mike Caldwell, L ERA: 4.59	7.0	W	32	10	4	4	3	3	0	0	0	0	1	35	47	5.14	1.857								
Jerry Augustine, L ERA: 4.64	2.0		7	0	0	0	0	1	0	0	0	0	0	6	10	0.00	0.500								

Batter	1	2	3	4	5	6	7	8	9	10	11	12	AB	R	H	RBI	BB	SO	LOB	TOP							
Paul Molitor, R OBP: 0.367, SLG: 0.428 (1, 5)	5-3		WP SF8 1B	1B		F9		K			G5-4-3 1B		6	1	3	1	0	1	2								
Robin Yount, R OBP: 0.348, SLG: 0.549 (1, 6)	4-3 3B		SF8 WP 1B	F8			F7		F9		G5-4-3 1B		6	2	2	1	0	0	2								
Cecil Cooper, L OBP: 0.368, SLG: 0.579 (1, 3)	4-3		SF8				F8		F8				5	1	1	2	0	1	0								
Gorman Thomas, R OBP: 0.349, SLG: 0.538 (1, 8)	K		1-3 2B	1B					F8				6	2	4	3	0	1	0								
Ben Oglivie, L OBP: 0.337, SLG: 0.502 (1, 7)		K	1-3				F2		F9				6	0	1	0	0	1	3								
Don Money, R OBP: 0.356, SLG: 0.580 Marshall Edwards, L OBP: 0.247, SLG: 0.372 Mark Brouhard, R OBP: 0.340, SLG: 0.409 (8, PH) (12, PH)	5-3		1-3 2B				6-3				SH3-4 1B		3	0	1	1	1	0	1								
Charlie Moore, R OBP: 0.280, SLG: 0.325 (1, 9)	1-3		G3						F9		SH1-3 1B		5	0	0	0	0	1	2								
Ed Romero, R OBP: 0.289, SLG: 0.329 Roy Howell, L OBP: 0.310, SLG: 0.377 Rob Picciolo, R OBP: 0.241, SLG: 0.246 (10, PH) (10, 4)	5-3		2B 1B				F7		F8		K		4	1	1	0	0	1	2								
Ned Yost, R OBP: 0.384, SLG: 0.440 (1, 2)			1B 2B						F8		2H 1B		1	0	1	0	0	0	0								
Inning Stats	R: 1 E: 0 K: 1 S: 6	H: 1 LOB: 0 BB: 0 P: 6	R: 0 E: 0 K: 1 S: 5	H: 0 LOB: 0 BB: 0 P: 5	R: 5 E: 0 K: 0 S: 9	H: 6 LOB: 1 BB: 0 P: 9	R: 0 E: 0 K: 0 S: 4	H: 1 LOB: 1 BB: 0 P: 4	R: 0 E: 0 K: 1 S: 6	H: 1 LOB: 1 BB: 0 P: 6	R: 0 E: 0 K: 0 S: 4	H: 0 LOB: 0 BB: 0 P: 3	R: 0 E: 0 K: 1 S: 6	H: 2 LOB: 2 BB: 0 P: 6	R: 0 E: 0 K: 0 S: 3	H: 1 LOB: 0 BB: 0 P: 3	R: 2 E: 0 K: 0 S: 6	H: 2 LOB: 0 BB: 0 P: 6	1B: 11 2B: 3 3B: 2 HR: 1	SF: 1 SAC: 2 DP: 1 HBP: 0	WP: 1 PB: 0 SB: 0 CS: 0	PA: 52					
PITCHER	IP	WLS	BF	H	R	ER	SO	BB	IBB	HBP	BLK	WP	HR	S	P	ERA	WHIP										
Tommy John, L ERA: 3.36 Dave LaRoche, L ERA: 1.04 George Frazier, R ERA: 2.28 Rich Gossage, R ERA: 2.55 Shane Rawley, L ERA: 3.74	2.2	4.1	18	5	0	0	1	0	0	0	0	0	0	20	20	0.00	1.154										
	0.2	3.1	4	1	1	1	1	1	0	0	0	0	0	5	9	13.50	3.000										
	1.0	L	5	2	2	2	0	0	0	0	0	0	1	5	5	18.00	2.000										

Milwaukee Brewers @ New York Yankees
Yankee Stadium, Bronx, NY
Wed Jun 30 1982, 7:05 PM EDT
Att. 20,815 - Unknown - 79 F

AB 48
R 9
H 17
RBI 9
BB 1
SO 6
LOB 12



Batter	1	2	3	4	5	6	7	8	9	10	11	12	AB	R	H	RBI	BB	SO	LOB	BOTTOM							
Willie Randolph, R OBP: 0.371, SLG: 0.368 (1, 4)	6-3		G6-4-3						SF8		F8		5	1	2	2	0	0	1								
Ken Griffey, L OBP: 0.323, SLG: 0.392 (1, 9)	F9			G3	4-3								6	0	3	1	0	0	2								
Dave Winfield, R OBP: 0.346, SLG: 0.495 (1, 7)	1B			6-3					F8		SF7		4	0	1	2	0	1	1								
Lou Piniella, R OBP: 0.390, SLG: 0.459 Oscar Gamble, L OBP: 0.359, SLG: 0.473 (7, PH)	F8												2	0	0	0	1	0	1								
Jerry Mumphrey, S OBP: 0.374, SLG: 0.368 (1, 8)		F8											5	0	1	0	1	1	1								
Graig Nettles, L OBP: 0.300, SLG: 0.341 (1, 5)		4-3							F8		4-3		6	0	0	0	0	1	3								
Roy Smalley, S OBP: 0.355, SLG: 0.401 (1, 6)		L6											6	1	2	0	0	1	1								
Dave Collins, S OBP: 0.307, SLG: 0.324 (1, 3)													4	3	1	1	2	1	4								
Butch Wynegar, S OBP: 0.371, SLG: 0.365 Bobby Murcer, L OBP: 0.311, SLG: 0.410 Juan Espino, R (10, 2)													3	1	2	1	0	0	1								
Inning Stats	R: 0 E: 0 K: 0 S: 4	H: 1 LOB: 1 BB: 0 P: 4	R: 0 E: 0 K: 0 S: 3	H: 0 LOB: 0 BB: 0 P: 3	R: 0 E: 0 K: 1 S: 5	H: 1 LOB: 0 BB: 0 P: 5	R: 0 E: 0 K: 0 S: 5	H: 0 LOB: 0 BB: 0 P: 5	R: 4 E: 0 K: 1 S: 10	H: 5 LOB: 1 BB: 0 P: 10	R: 0 E: 0 K: 0 S: 3	H: 0 LOB: 0 BB: 0 P: 3	R: 2 E: 0 K: 0 S: 5	H: 2 LOB: 1 BB: 0 P: 9	R: 0 E: 0 K: 1 S: 6	H: 1 LOB: 1 BB: 0 P: 6	R: 0 E: 0 K: 1 S: 8	H: 1 LOB: 1 BB: 0 P: 8	R: 0 E: 0 K: 1 S: 7	H: 2 LOB: 3 BB: 1 P: 11	1B: 12 2B: 1 3B: 1 HR: 0	SF: 3 SAC: 0 DP: 1 HBP: 0	WP: 0 PB: 0 SB: 2 CS: 0	PA: 54			
PITCHER	IP	WLS	BF	H	R	ER	SO	BB	IBB	HBP	BLK	WP	HR	S	P	ERA	WHIP										
Randy Lerch, L ERA: 5.69 Dwight Bernard, R ERA: 3.66 Rollie Fingers, R ERA: 2.5 Jamie Easterly, L ERA: 3.27	6.1	0.0	27	6	4	4	2	2	0	0	0	0	0	29	37	5.68	1.263										
	0.0	2	2	0	0	0	0	0	0	0	0	0	0	2	2	=	=										
	4.2	W	19	4	3	3	4	1	0	0	0	0	0	26	30	5.79	1.071										
	1.0	S	6	2	0	0	1	1	0	0	0	0	0	7	11	0.00	3.000										

Milwaukee Brewers @ New York Yankees
Yankee Stadium, Bronx, NY
Wed Jun 30 1982, 7:05 PM EDT
Att. 20,815 - Unknown - 79 F

AB 47
R 7
H 14
RBI 7
BB 4
SO 7
LOB 20



Batter	1	2	3	4	5	6	7	8	9	AB	R	H	RBI	BB	SO	LOB	TOP					
Paul Moltzer, R OBP: 0.366, SLG: 0.426 (1, 5)	0-0 G1-4-3 1B		0-0 F6			0-0 6-3		0-0 L3		4	0	1	0	0	0	0	Milwaukee Brewers @ New York Yankees Yankee Stadium, Bronx, NY Thu Jul 01 1982, 7:05 PM EDT Att: 20,116 - Unknown - 76 F AB 33 R 3 H 7 RBI 3 BB 3 SO 5 LOB 13					
Robin Yount, R OBP: 0.350, SLG: 0.547 (1, 6)	0-0 G1-4-3 1-2		0-3 K			0-0 4-3 1B		4-0 HR BB		3	2	1	0	1	1							
Cecil Cooper, L OBP: 0.363, SLG: 0.571 (1, 3)	0-0 6-3			0-0 G3		0-0 4-3		0-0 F7		4	0	0	0	0	2							
Ted Simmons, S OBP: 0.287, SLG: 0.423 (1, 2)		0-0 BB 1B		0-0 3-1		0-0 2H 1B		0-0 HR		4	1	3	3	0	0							
Ben Oglivie, L OBP: 0.332, SLG: 0.495 (1, 7)	0-0 F7		0-0 F9			0-0 F4		0-0 F8		4	0	0	0	0	2							
Gorman Thomas, R OBP: 0.347, SLG: 0.534 (1, 8)			0-3 K		0-3 K					4	0	1	0	0	3							
Roy Howell, L OBP: 0.308, SLG: 0.367 (1, 10)		4-0 BB 1-2		0-0 G3		0-0 5-3 1B		0-0 F7		3	0	0	0	1	0							
Ed Romero, R OBP: 0.291, SLG: 0.320 (1, 4)	0-0 F8			4-0 BB		0-0 5-3		0-0 1B		2	0	0	0	1	0							
Marshall Edwards, L OBP: 0.256, SLG: 0.380 (9, PH)										1	0	1	0	0	0							
Charlie Moore, R OBP: 0.276, SLG: 0.321 (1, 9)			0-0 4-3		0-3 K			0-0 F7		3	0	0	0	0	1							
Don Money, R OBP: 0.353, SLG: 0.576 (9, PH)										1	0	0	0	0	1							
Inning Stats	R: 0 E: 0 K: 0 S: 3	H: 1 LOB: 0 BB: 0 P: 3	R: 0 E: 0 K: 1 S: 6	H: 1 LOB: 2 BB: 1 P: 10	R: 0 E: 0 K: 1 S: 5	H: 0 LOB: 0 BB: 0 P: 5	R: 0 E: 0 K: 0 S: 3	H: 0 LOB: 1 BB: 1 P: 3	R: 0 E: 0 K: 2 S: 7	H: 0 LOB: 1 BB: 1 P: 11	R: 1 E: 0 K: 0 S: 5	H: 2 LOB: 1 BB: 0 P: 5	R: 0 E: 0 K: 0 S: 4	H: 1 LOB: 0 BB: 0 P: 4	R: 2 E: 0 K: 0 S: 4	H: 1 LOB: 0 BB: 1 P: 8	R: 0 E: 0 K: 1 S: 6	H: 1 LOB: 1 BB: 0 P: 6	1B: 6 2B: 0 3B: 0 HR: 1	SF: 0 SAC: 0 DP: 1 HBP: 0	WP: 0 PB: 0 CS: 0	PA: 36
PITCHER	IP WLS BF H R ER SO BB IBB HBP BLK WP HR S P ERA WHIP																					
Mike Morgan, R ERA: 4.11 (1, 1)	9.0 W 36 7 3 3 5 3 0 0 0 0 1 43 55 3.00 1.111																					

Batter	1	2	3	4	5	6	7	8	9	AB	R	H	RBI	BB	SO	LOB	BOTTOM			
Willie Randolph, R OBP: 0.370, SLG: 0.366 (1, 4)	0-0 3B 1B	0-0 6-3		0-0 F8		0-0 G5-4-3				4	1	1	0	0	0	1	Milwaukee Brewers @ New York Yankees Yankee Stadium, Bronx, NY Thu Jul 01 1982, 7:05 PM EDT Att: 20,116 - Unknown - 76 F AB 31 R 5 H 11 RBI 5 BB 2 SO 2 LOB 10			
Ken Griffey, L OBP: 0.330, SLG: 0.418 (1, 9)	0-0 1H 1B	0-0 3B		0-0 FC6-4 1B			0-0 F5			4	1	3	1	0	0					
Jerry Mumphrey, S OBP: 0.377, SLG: 0.367 (1, 8)	0-0 2B 1B	4-0 BB		0-0 FC6-4			0-0 L5			3	1	1	1	1	0					
Oscar Gamble, L OBP: 0.365, SLG: 0.481 (1, 10)	0-0 F8 1B	0-0 F6			1-0 HBP					2	1	1	1	0	0					
Lou Piniella, R OBP: 0.397, SLG: 0.456 (7, PH)	1-0 1B 2B						0-0 L5			1	0	0	0	0	0					
Dave Winfield, R OBP: 0.340, SLG: 0.486 (1, 7)	0-0 F8		0-0 F9		0-0 G4-6-3			0-0 F7		4	0	0	0	0	2					
Graig Nettles, L OBP: 0.309, SLG: 0.351 (1, 5)	0-0 WP 1B		0-0 4-3		0-0 FC5-4 1B			0-0 CS 1B		4	1	3	1	0	0					
Roy Smalley, S OBP: 0.357, SLG: 0.490 (1, 6)	0-0 G4-6-3 1B		4-0 BB		0-0 FC5-4			0-3 K		3	0	1	1	1	2					
Dave Collins, S OBP: 0.303, SLG: 0.319 (1, 3)	0-0 G4-6-3		0-0 F9			0-0 F9				3	0	0	0	0	2					
Butch Wynegar, S OBP: 0.370, SLG: 0.364 (1, 2)		0-0 6-3		0-3 K		0-0 G5-4-3 1B				3	0	1	0	0	1					
Inning Stats	R: 5 E: 0 K: 0 S: 8	H: 6 LOB: 0 BB: 0 P: 8	R: 0 E: 0 K: 0 S: 4	H: 1 LOB: 1 BB: 1 P: 8	R: 0 E: 0 K: 1 S: 3	H: 0 LOB: 1 BB: 1 P: 7	R: 0 E: 0 K: 1 S: 6	H: 1 LOB: 0 BB: 0 P: 6	R: 0 E: 0 K: 0 S: 3	H: 1 LOB: 1 BB: 0 P: 4	R: 0 E: 0 K: 0 S: 3	H: 0 LOB: 0 BB: 0 P: 3	R: 0 E: 0 K: 1 S: 5	H: 1 LOB: 0 BB: 0 P: 5	R: 0 E: 0 K: 1 S: 5	H: 1 LOB: 0 BB: 0 P: 5	1B: 8 2B: 1 3B: 2 HR: 0	SF: 0 SAC: 0 DP: 3 HBP: 1	WP: 1 PB: 0 CS: 1	PA: 34
PITCHER	IP WLS BF H R ER SO BB IBB HBP BLK WP HR S P ERA WHIP																			
Moose Haas, R ERA: 5.15 (1, 1)	0.1 L 7 6 5 0 0 0 0 0 0 0 0 7 7 0.00 0.900																			
Jerry Augustine, L ERA: 4.07 (1, 1)	6.2 24 4 0 0 1 2 0 1 0 0 0 23 32 0.00 0.900																			
Jim Slaton, R ERA: 3.45 (8, 1)	1.0 3 1 0 0 0 1 0 0 0 0 0 5 5 0.00 1.000																			

Batter	1	2	3	4	5	6	7	8	9	AB	R	H	RBI	BB	SO	LOB	TOP										
Willie Randolph, R OBP: 0.368, SLG: 0.361 (1,4)	L9		G5-4-3			F9 SH2-4 1B BB		6-3		3	1	0	0	1	0	1											
Jerry Mumphrey, S OBP: 0.370, SLG: 0.359 (1,8)	F9				F9	SH2-4		F9		3	0	0	0	0	0	0											
Dave Winfield, R OBP: 0.347, SLG: 0.519 (1,7)	HR					F9			HR	4	2	3	2	0	0	1											
Lou Piniella, R OBP: 0.386, SLG: 0.453 Ken Griffey, L (9, PH) OBP: 0.333, SLG: 0.418 (9,9)	6-3				L5	1B			SH1-4 BB	3	0	1	1	0	0	1											
Roy Smalley, S OBP: 0.353, SLG: 0.394 (1,10)		K			F3	F6			SH1-4 BB	3	0	0	0	0	1	2											
Graig Nettles, L OBP: 0.303, SLG: 0.343 (1,5)		F7				F7			K	4	0	0	0	0	1	1											
Butch Wynegar, S OBP: 0.368, SLG: 0.359 (1,2)		F8				1-3			K BB	3	0	0	0	1	1	0											
Dave Collins, S OBP: 0.302, SLG: 0.318 (1,3)				L7				6-3	F8	4	0	1	0	0	0	2											
Bucky Dent, R OBP: 0.185, SLG: 0.170 (1,6)								6-3		3	0	1	0	0	1	1											
Inning Stats	R: 1 E: 0 K: 0 S: 4	H: 1 LOB: 0 BB: 0 P: 4	R: 0 E: 0 K: 1 S: 5	H: 0 LOB: 0 BB: 0 P: 5	R: 0 E: 0 K: 0 S: 3	H: 1 LOB: 0 BB: 0 P: 3	R: 0 E: 0 K: 0 S: 4	H: 1 LOB: 1 BB: 0 P: 4	R: 0 E: 0 K: 1 S: 6	H: 1 LOB: 1 BB: 0 P: 6	R: 0 E: 0 K: 1 S: 5	H: 0 LOB: 0 BB: 0 P: 5	R: 0 E: 0 K: 0 S: 3	H: 0 LOB: 0 BB: 0 P: 3	R: 1 E: 0 K: 1 S: 6	H: 1 LOB: 2 BB: 2 P: 14	1B: 4 2B: 0 3B: 0 HR: 2	SF: 0 SAC: 2 DP: 1 HBP: 0	WP: 0 PB: 0 SB: 0 CS: 0	PA: 35							
PITCHER	IP	WLS	BF	H	R	ER	SO	BB	IBB	HBP	BLK	WP	HR	S	P	ERA	WHIP										
Rick Waits, L ERA: 5.64 (1,1)	8.0	L	29	5	2	2	3	1	0	0	0	0	1	34	38	2.25	0.750										
Ed Whitson, R ERA: 3.15 (9,1)	0.1		3	1	1	1	0	1	0	0	0	0	1	2	6	27.00	6.000										
Ed Glynn, L ERA: 4.91 (9,1)	0.2		3	0	0	0	1	1	0	0	0	0	0	4	8	0.00	1.500										

New York Yankees @ Cleveland Indians
Cleveland Municipal Stadium, Cleveland, OH

Fri Jul 02 1982, 7:05 PM EDT
Att: 31,735 - Cloudy - 70 F



AB	30
R	3
H	6
RBI	3
BB	3
SO	4
LOB	9

Batter	1	2	3	4	5	6	7	8	9	AB	R	H	RBI	BB	SO	LOB	BOTTOM										
Alan Bannister, R OBP: 0.367, SLG: 0.378 (1,7)	F8		F9			1B 1B	K			4	1	1	0	0	1	1											
Toby Harrah, R OBP: 0.451, SLG: 0.551 (1,5)	K				1B	L6		K		4	0	1	0	0	2	1											
Mike Hargrove, L OBP: 0.395, SLG: 0.336 (1,3)					L8 1B	L8		F9		4	0	2	0	0	0	1											
Andre Thornton, R OBP: 0.422, SLG: 0.560 (1,10)	F6				F9	F4		6-3		4	0	0	0	0	0	4											
Von Hayes, L OBP: 0.302, SLG: 0.407 (1,9)		3-1			L8				F9	4	0	1	1	0	0	1											
Rick Manning, L OBP: 0.326, SLG: 0.354 (1,8)	F8				F4	4-3		L9		4	0	0	0	0	0	2											
Ron Hassey, L OBP: 0.303, SLG: 0.279 Chris Bando, S (7, PH) OBP: 0.357, SLG: 0.338 (8,2)	6-3					FC5-4 1B			K	2	0	1	0	0	0	0											
Mike Fischlin, R OBP: 0.383, SLG: 0.369 (8,4)						G2-6-3 1B			SH1-4 1B	2	0	1	0	0	0	1											
Jack Perconte, L OBP: 0.278, SLG: 0.269 Rod Craig, S (7, PH) OBP: 0.194, SLG: 0.172 Jerry Dybzinski, R OBP: 0.295, SLG: 0.269 (8,6)					G2-6-3	FC4-6		F9		2	0	0	0	0	0	2											
Inning Stats	R: 0 E: 0 K: 1 S: 6	H: 1 LOB: 1 BB: 0 P: 6	R: 0 E: 0 K: 0 S: 3	H: 0 LOB: 0 BB: 0 P: 3	R: 0 E: 0 K: 0 S: 3	H: 1 LOB: 0 BB: 0 P: 3	R: 0 E: 0 K: 0 S: 4	H: 1 LOB: 1 BB: 0 P: 4	R: 0 E: 0 K: 0 S: 4	H: 1 LOB: 1 BB: 0 P: 4	R: 1 E: 0 K: 0 S: 6	H: 3 LOB: 2 BB: 0 P: 6	R: 0 E: 0 K: 1 S: 5	H: 1 LOB: 0 BB: 0 P: 5	R: 0 E: 0 K: 1 S: 5	H: 0 LOB: 0 BB: 0 P: 5	R: 0 E: 0 K: 1 S: 5	H: 0 LOB: 0 BB: 0 P: 5	1B: 8 2B: 0 3B: 0 HR: 0	SF: 0 SAC: 1 DP: 1 HBP: 0	WP: 0 PB: 0 SB: 0 CS: 0	PA: 34					
PITCHER	IP	WLS	BF	H	R	ER	SO	BB	IBB	HBP	BLK	WP	HR	S	P	ERA	WHIP										
Roger Erickson, R ERA: 4.67 (6,1)	5.2	W	22	6	1	1	1	0	0	0	0	0	0	5	5	0.00	2.000										
Dave LaRoche, L ERA: 0.98 (7,1)	0.1		1	0	0	0	1	0	0	0	0	0	0	3	3	0.00	0.000										
Rich Gossage, R ERA: 2.45 (8,1)	2.0	S	6	0	0	0	2	0	0	0	0	0	0	10	10	0.00	0.000										

New York Yankees @ Cleveland Indians
Cleveland Municipal Stadium, Cleveland, OH

Fri Jul 02 1982, 7:05 PM EDT
Att: 31,735 - Cloudy - 70 F



AB	33
R	1
H	8
RBI	1
BB	0
SO	4
LOB	14

Batter	1	2	3	4	5	6	7	8	9	AB	R	H	RBI	BB	SO	LOB	TOP										
Willie Randolph, R (1,4) OBP: 0.364, SLG: 0.356	F8	2B		6-3		6-3		F9	4-3	6	1	1	2	0	0	2											
Ken Griffey, L (1,9) OBP: 0.338, SLG: 0.427	6-3	4-3					E5	L6		5	1	3	2	0	0	0											
Jerry Mumphrey, S (1,8) OBP: 0.365, SLG: 0.349	BB	4-3		1-3			4-3	F7		4	0	0	0	1	0	3											
Oscar Gamble, L (1,10) OBP: 0.372, SLG: 0.489	BB	6-3					WP	F9		4	1	2	1	1	0	1											
Dave Winfield, R (1,7) OBP: 0.352, SLG: 0.534	1-3			6-3			WP			5	2	3	1	0	0	2											
John Mayberry, L (1,3) OBP: 0.318, SLG: 0.325		1B		F3			F8			2	1	0	0	0	2	0	1										
Dave Collins, S (7, PR) OBP: 0.300, SLG: 0.316		BB					BB	5-3		1	0	0	0	0	0	0											
Roy Smalley, S (1,6) OBP: 0.355, SLG: 0.398		1B					CS			4	1	2	0	0	1	3											
Bobby Murcer, L (9, PH) OBP: 0.317, SLG: 0.415		1B					F7			1	1	1	0	0	0	0											
Bucky Dent, R (9,6) OBP: 0.185, SLG: 0.170		1B					K			0	0	0	0	0	0	0											
Graig Nettles, L (1,5) OBP: 0.305, SLG: 0.361		F7					F9			5	1	2	4	0	1	3											
Butch Wynegar, S (1,2) OBP: 0.373, SLG: 0.362		1B					F6			4	1	2	0	1	0	2											
Inning Stats	R: 0 E: 0 K: 0 S: 3	H: 0 LOB: 2 BB: 2 P: 11	R: 4 E: 0 K: 0 S: 7	H: 4 LOB: 1 BB: 1 P: 11	R: 0 E: 0 K: 1 S: 6	H: 1 LOB: 1 BB: 0 P: 6	R: 0 E: 0 K: 0 S: 4	H: 1 LOB: 1 BB: 0 P: 4	R: 0 E: 0 K: 0 S: 3	H: 2 LOB: 0 BB: 0 P: 3	R: 0 E: 0 K: 0 S: 3	H: 0 LOB: 1 BB: 1 P: 7	R: 3 E: 1 K: 1 S: 9	H: 4 LOB: 2 BB: 1 P: 13	R: 0 E: 0 K: 0 S: 3	H: 0 LOB: 0 BB: 0 P: 3	R: 3 E: 0 K: 0 S: 7	H: 4 LOB: 1 BB: 0 P: 7	1B: 12 2B: 2 3B: 0 HR: 2	SF: 0 SAC: 0 DP: 0 HBP: 0	WP: 1 PB: 0 CS: 1	PA: 47					
PITCHER	IP	WLS	BF	H	R	ER	SO	BB	IBB	HBP	BLK	WP	HR	S	P	ERA	WHIP										
Lary Sorensen, R (1,1) ERA: 4.8	6.1		31	10	6	6	1	4	0	0	0	0	0	29	45	8.53	2.211										
Dan Spillner, R (7,1) ERA: 1.79	2.2	L	15	6	4	4	1	1	0	0	0	1	2	16	20	13.50	2.625										

New York Yankees @ Cleveland Indians
Cleveland Municipal Stadium, Cleveland, OH

AB 41
R 10
H 16
RBI 10
BB 5
SO 2
LOB 17



Sat Jul 03, 1982, 7:05 PM EDT
Att: 69,557 - Unknown - 64 F

Batter	1	2	3	4	5	6	7	8	9	AB	R	H	RBI	BB	SO	LOB	BOTTOM										
Alan Bannister, R (1,7) OBP: 0.368, SLG: 0.378	5-3	5-3				4-3				5	1	2	0	0	0	2											
Toby Harrah, R (1,5) OBP: 0.453, SLG: 0.562	G3					6-3		F4		5	2	3	2	0	0	1											
Mike Hargrove, L (1,3) OBP: 0.393, SLG: 0.333	G3									5	0	1	0	0	1	3											
Andre Thornton, R (1,10) OBP: 0.424, SLG: 0.570	HR					E8				4	1	2	2	1	0	2											
Chris Bando, S (1,2) OBP: 0.352, SLG: 0.325	K					L7				3	0	0	1	1	1	3											
Von Hayes, L (1,9) OBP: 0.296, SLG: 0.399						G3				5	0	0	0	0	2	3											
Rick Manning, L (1,8) OBP: 0.329, SLG: 0.354		1B				G3				3	1	1	0	1	0	1											
Mike Fischlin, R (1,6) OBP: 0.371, SLG: 0.356		SH5-3				5-3				3	0	0	0	0	0	1											
Jack Perconte, L (1,4) OBP: 0.285, SLG: 0.276						1-3				3	1	2	1	0	0	0											
Rod Craig, S (8, PH) OBP: 0.188, SLG: 0.167						F7				1	0	0	0	0	0	0											
Jerry Dybzinski, R (9,6) OBP: 0.295, SLG: 0.269										0	0	0	0	0	0	0											
Inning Stats	R: 2 E: 0 K: 1 S: 7	H: 2 LOB: 0 BB: 0 P: 7	R: 0 E: 0 K: 1 S: 6	H: 1 LOB: 2 BB: 1 P: 10	R: 1 E: 1 K: 0 S: 5	H: 1 LOB: 1 BB: 0 P: 5	R: 0 E: 0 K: 0 S: 3	H: 0 LOB: 0 BB: 0 P: 3	R: 0 E: 1 K: 0 S: 5	H: 2 LOB: 2 BB: 0 P: 5	R: 3 E: 0 K: 1 S: 9	H: 4 LOB: 1 BB: 0 P: 9	R: 0 E: 0 K: 1 S: 5	H: 0 LOB: 1 BB: 1 P: 9	R: 0 E: 0 K: 0 S: 4	H: 1 LOB: 1 BB: 0 P: 4	R: 0 E: 0 K: 0 S: 3	H: 0 LOB: 1 BB: 1 P: 7	1B: 8 2B: 1 3B: 1 HR: 1	SF: 0 SAC: 2 DP: 0 HBP: 0	WP: 1 PB: 0 CS: 0	PA: 42					
PITCHER	IP	WLS	BF	H	R	ER	SO	BB	IBB	HBP	BLK	WP	HR	S	P	ERA	WHIP										
Tommy John, L (1,1) ERA: 3.57	5.2		29	10	6	5	2	1	0	0	0	0	0	4	8	0.00	1.500										
George Frazier, R (6,1) ERA: 2.23	0.2	W	3	0	0	0	1	1	0	0	0	0	0	4	8	0.00	1.500										
Dave LaRoche, L (7,1) ERA: 0.92	1.1		4	0	0	0	1	0	0	0	0	0	0	6	6	0.00	0.000										
Rich Gossage, R (8,1) ERA: 2.4	1.1	S	6	1	0	0	0	1	0	0	0	0	0	5	9	0.00	1.500										

New York Yankees @ Cleveland Indians
Cleveland Municipal Stadium, Cleveland, OH

AB 37
R 6
H 11
RBI 6
BB 3
SO 4
LOB 16



Sat Jul 03, 1982, 7:05 PM EDT
Att: 69,557 - Unknown - 64 F

Batter	1	2	3	4	5	6	7	8	9	AB	R	H	RBI	BB	SO	LOB	TOP																			
Willie Randolph, R (1, 4) OBP: 0.365, SLG: 0.353	F9	4-3		BB 1B			G3			5	0	2	0	0	0	2	New York Yankees @ Seattle Mariners The Kingdome, Seattle, WA Mon Jul 05 1982, 10:05 PM EDT Att: 36,471 - Unknown																			
Jerry Mumphrey, S (1, 8) OBP: 0.376, SLG: 0.353	K		G3 S 1B	BB 1B	BB 1B		G3 1B	F7		4	1	2	0	1	1	2																				
Bobby Murcer, L (1, 10) OBP: 0.304, SLG: 0.396	F7		G3	F8			G3		F5	5	0	0	0	0	0	5																				
Oscar Gamble, L (1, 9) OBP: 0.368, SLG: 0.465		F5	F6		L3		1B HBP		BB	3	0	0	0	1	0	1																				
Dave Winfield, R (1, 7) OBP: 0.354, SLG: 0.543		HR	4-3		F8		1-2 2-H 1B		F6	5	1	2	2	0	0	2																				
John Mayberry, L (1, 3) OBP: 0.324, SLG: 0.345		BB 2B 1B		HR	K		4-3		F8	5	2	2	1	0	1	3																				
Graig Nettles, L (1, 5) OBP: 0.305, SLG: 0.355		K	4-3		4-3		3-1		3-1	4	0	0	0	0	1	1																				
Roy Smalley, S (1, 6) OBP: 0.353, SLG: 0.390		2B BB		BB 1B	BB 1B		K		6-3	3	0	1	0	1	1	0																				
Butch Wynegar, S (1, 2) OBP: 0.373, SLG: 0.362		1-3 2-H 2B		K	G3				1B BB	3	0	1	1	1	1	1																				
Inning Stats	R: 0 E: 0 K: 1 S: 5	H: 0 LOB: 0 BB: 0 P: 5	R: 2 E: 0 K: 1 S: 8	H: 3 LOB: 2 BB: 1 P: 12	R: 0 E: 0 K: 0 S: 4	H: 1 LOB: 1 BB: 0 P: 4	R: 1 E: 0 K: 1 S: 8	H: 3 LOB: 3 BB: 1 P: 12	R: 0 E: 0 K: 1 S: 5	H: 0 LOB: 0 BB: 0 P: 5	R: 0 E: 0 K: 0 S: 4	H: 1 LOB: 2 BB: 1 P: 8	R: 0 E: 0 K: 0 S: 3	H: 0 LOB: 1 BB: 1 P: 7	1B: 7 2B: 1 3B: 0 HR: 2	SF: 0 SAC: 0 DP: 0 HBP: 1	WP: 0 PB: 0 CS: 1	PA: 42																		
PITCHER	IP	WLS	BF	H	R	ER	SO	BB	IBB	HBP	BLK	WP	HR	S	P	ERA	WHIP	PITCHER		IP	WLS	BF	H	R	ER	SO	BB	IBB	HBP	BLK	WP	HR	S	P	ERA	WHIP
Jim Beattie, R (1, 1) ERA: 2.6	6.2		31	8	4	4	5	2	0	1	0	0	2	38	47	5.40	1.500																			
Mike Stanton, R (7, 1) ERA: 2.47	0.0		1	1	0	0	0	0	0	0	0	0	0	1	1	∞	∞																			
Ed Vande Berg, L (7, 1) ERA: 1.83	1.0	W	5	1	0	0	0	1	0	0	0	0	0	4	8	0.00	2.000																			
Bill Caudill, R (8, 1) ERA: 2.03	1.1	S	5	0	0	0	0	1	0	0	0	0	0	4	8	0.00	0.750																			

AB	37
R	4
H	10
RBI	4
BB	4
SO	5
LOB	17




Batter	1	2	3	4	5	6	7	8	9	AB	R	H	RBI	BB	SO	LOB	BOTTOM																			
Julio Cruz, S (1, 4) OBP: 0.326, SLG: 0.331	1B 2B 1B		1-3 2-H 1B		K		S 1B 1B			4	3	3	2	0	1	0	New York Yankees @ Seattle Mariners The Kingdome, Seattle, WA Mon Jul 05 1982, 10:05 PM EDT Att: 36,471 - Unknown																			
Dave Edler, R (1, 5) OBP: 0.600, SLG: 0.600	2B 1-2 1B		L9-3 2-H 1B		F9		1B 1-3 1B			4	0	3	2	0	0	0																				
Bruce Bochte, L (1, 7) OBP: 0.394, SLG: 0.395	1-3 2-H 2B		L9-3 1-2		F7		1B			4	0	2	1	0	0	1																				
Al Cowens, R (1, 9) OBP: 0.343, SLG: 0.500	K		F8			6-3	F5			4	0	0	0	0	1	3																				
Richie Zisk, R (1, 10) OBP: 0.341, SLG: 0.393	K			F3		F4		4-3		4	0	0	0	0	1	1																				
Gary Gray, R (1, 3) OBP: 0.357, SLG: 0.398		F9		FC6-4 BB		K		4-3		3	0	0	0	1	1	0																				
Dave Henderson, R (1, 8) OBP: 0.379, SLG: 0.574		K		FC6-4 1B			K			4	0	2	0	0	2	0																				
Bud Bulling, R (1, 2) OBP: 0.285, SLG: 0.274		K		FC6-4			1B 2B			3	1	1	0	1	1	2																				
Domingo Ramos, R (1, 6) OBP: 0.241, SLG: 0.231				1-2 2-3			1B 2B			1	1	0	0	1	0	2																				
Steve Strouther, L (7, PH) OBP: 0.297, SLG: 0.293					4-3		4-3		F9	1	0	0	0	0	0	1																				
Paul Serna, R (8, 6) OBP: 0.230, SLG: 0.284			2B							1	0	0	0	0	0	2																				
Inning Stats	R: 1 E: 0 K: 2 S: 9	H: 3 LOB: 1 BB: 0 P: 9	R: 0 E: 0 K: 2 S: 7	H: 0 LOB: 0 BB: 0 P: 7	R: 2 E: 0 K: 0 S: 4	H: 2 LOB: 1 BB: 1 P: 8	R: 0 E: 0 K: 0 S: 4	H: 1 LOB: 2 BB: 1 P: 8	R: 0 E: 0 K: 1 S: 5	H: 0 LOB: 0 BB: 0 P: 5	R: 0 E: 0 K: 1 S: 5	H: 0 LOB: 0 BB: 0 P: 5	R: 2 E: 0 K: 1 S: 9	H: 4 LOB: 2 BB: 0 P: 9	R: 0 E: 0 K: 0 S: 4	H: 1 LOB: 2 BB: 1 P: 8	1B: 7 2B: 5 3B: 0 HR: 0	SF: 0 SAC: 0 DP: 1 HBP: 0	WP: 0 PB: 0 CS: 0	PA: 36																
PITCHER	IP	WLS	BF	H	R	ER	SO	BB	IBB	HBP	BLK	WP	HR	S	P	ERA	WHIP	PITCHER		IP	WLS	BF	H	R	ER	SO	BB	IBB	HBP	BLK	WP	HR	S	P	ERA	WHIP
Shane Rawley, L (1, 1) ERA: 3.98	6.1		26	7	4	4	7	2	0	0	0	0	0	38	46	5.68	1.421																			
George Frazier, R (7, 1) ERA: 2.37	0.1	L	3	2	1	1	0	0	0	0	0	0	0	3	3	27.00	6.000																			
Dave LaRoche, L (7, 1) ERA: 0.82	1.1		7	2	0	0	0	0	1	0	0	0	0	6	10	0.00	1.500																			



Batter	1	2	3	4	5	6	7	8	9	10	11	12	AB	R	H	RBI	BB	SO	LOB	TOP																	
Wille Randolph, R OBP: 0.364, SLG: 0.352	0-0 BB 1B	0-0 6-3		0-0 WP 1B		0-0 6-3		0-0 6-3			0-0 F9		6	1	2	0	0	0	0																		
Ken Griffey, L OBP: 0.344, SLG: 0.423	4-0 HR BB	0-3 K		0-0 WP 1B		0-0			0-0 1-3		0-0 1-3		5	1	2	0	1	1	0																		
Jerry Mumphrey, S OBP: 0.377, SLG: 0.352	0-0 HR 1B	0-0 F9		0-0 6-3		0-0 K			0-0	0-0 1B 1B	0-0 6-3		6	1	2	1	0	1	3																		
Oscar Gamble, L OBP: 0.386, SLG: 0.462	0-0 F3		0-0 F8		0-0 K		0-0 1B 3B		0-3 K		0-0 K	0-0 HR	1	0	0	0	0	0	2																		
Steve Balboni, R OBP: 0.265, SLG: 0.419													3	1	1	0	0	1	2																		
Bobby Murcer, L OBP: 0.307, SLG: 0.425													2	1	1	1	0	1	1																		
Dave Winfield, R OBP: 0.361, SLG: 0.557	0-0 HR		0-0 BB		0-0 G1-6-3 1B		0-3 K		0-0 1B		0-0 K	0-3 HR	5	1	3	3	1	2	1																		
John Mayberry, L OBP: 0.327, SLG: 0.366	0-0 HR		0-0 BB		0-0 G1-6-3 1B		0-0 K		0-0 1B		0-0 K	0-0 HR	4	1	2	2	0	0	2																		
Lou Piniella, R OBP: 0.381, SLG: 0.447			0-0 F8		0-0 G1-6-3 1B		0-0 K		0-0 L6		0-0 6-3		1	0	0	0	0	2																			
Dave Collins, S OBP: 0.299, SLG: 0.315													1	0	0	0	0	0	0																		
Graig Nettles, L OBP: 0.301, SLG: 0.349	0-0 6-3		0-0 4-3		0-0 1B		0-0 G1-6-3 1B		0-0 F4		0-0 K	0-3 K	6	0	1	0	0	1	2																		
Roy Smalley, S OBP: 0.351, SLG: 0.384	4-0 FC5-4 BB			0-0 6-3		0-0 F9			0-3 K		0-0 F3		4	0	0	0	1	1	1																		
Butch Wynegar, S OBP: 0.370, SLG: 0.372	0-0 FC5-4			0-0 HR		0-0 K		0-3 K		0-3 K	0-3 K		5	1	1	1	0	3	1																		
Inning Stats	R: 5 E: 0 K: 7	H: 4 LOB: 1 BB: 2 P: 15	R: 0 E: 0 K: 1 S: 5	H: 0 LOB: 0 BB: 0 P: 5	R: 0 E: 0 K: 0 S: 3	H: 0 LOB: 1 BB: 1 P: 7	R: 1 E: 0 K: 1 S: 8	H: 3 LOB: 2 BB: 0 P: 8	R: 0 E: 0 K: 0 S: 4	H: 2 LOB: 1 BB: 0 P: 4	R: 0 E: 0 K: 2 S: 8	H: 1 LOB: 0 BB: 0 P: 7	R: 0 E: 0 K: 1 S: 7	H: 2 LOB: 2 BB: 0 P: 7	R: 0 E: 0 K: 1 S: 5	H: 0 LOB: 0 BB: 0 P: 5	R: 0 E: 0 K: 0 S: 3	H: 0 LOB: 0 BB: 0 P: 3	R: 1 E: 0 K: 2 S: 8	H: 1 LOB: 0 BB: 0 P: 8	1B: 10 2B: 0 3B: 1 HR: 4	SF: 0 SAC: 0 DP: 2 HBP: 0	WP: 1 PB: 0 CS: 0	PA: 52													
PITCHER	IP WLS BF H R ER SO BB IBB HBP BLK WP HR S P ERA WHIP													PITCHER																							
Gaylord Perry, R ERA: 4.67	(1, 1) 0.2																																				
Bryan Clark, L ERA: 1.69	(1, 1) 7.2																																				
Mike Stanton, R ERA: 2.45	(9, 1) 0.1																																				
Ed Vande Berg, L ERA: 1.91	(9, 1) 3.1																																				

New York Yankees @ Seattle Mariners
The Kingdome, Seattle, WA
Tue Jul 06 1982, 10:05 PM EDT
Att. 26,002 - Unknown


AB 49
R 8
H 15
RBI 8
BB 3
SO 11
LOB 17



Batter	1	2	3	4	5	6	7	8	9	10	11	12	AB	R	H	RBI	BB	SO	LOB	BOTTOM																	
Julio Cruz, S OBP: 0.326, SLG: 0.329	0-0 FC3-6 1B		0-0 F6			0-0 4-3	4-0 2B 1B BB		0-0 4-3		0-0 F6		5	1	1	0	1	0	1																		
Manny Castillo, S OBP: 0.305, SLG: 0.328	0-0 FC3-6			4-0 4-3 1B BB		0-0 4-3	0-0 1B 2B		0-0 4-3 1B		0-0 F2		5	1	2	2	1	0	1																		
Bruce Bochte, L OBP: 0.396, SLG: 0.398	0-0 F7			0-0 4-3 1B		0-0 1B	0-0 HR 1B		0-0 L4-3		0-0 4-3		6	1	3	2	0	0	2																		
Al Cowens, R OBP: 0.340, SLG: 0.503	0-3 K			0-0 4-3 1B		0-0 1-3	0-0 HR 1B		0-0 F6		0-0 1-3		6	1	1	2	0	1	4																		
Richie Zisk, R OBP: 0.338, SLG: 0.393		0-0 5-3		0-0 F9			0-0 F5		0-0 F7				5	1	1	0	0	0	2																		
Gary Gray, R OBP: 0.351, SLG: 0.398		0-0 6-3		0-0 F7		0-0 BB 2B	0-0 F4		0-3 K				5	1	1	1	0	1	2																		
Dave Henderson, R OBP: 0.367, SLG: 0.553		0-3 K		0-0 F9		0-0 F9	0-3 K		0-0 F9		0-0 F9		5	0	0	0	0	2	1																		
Todd Cruz, R OBP: 0.271, SLG: 0.389			0-3 K		0-0 G6-4-3 1B		0-3 K		0-0 1B		0-0 F5		5	0	2	0	0	2	1																		
Bud Bulling, R OBP: 0.286, SLG: 0.269					0-0 G6-4-3 1B		4-0 BB 2B		0-0 G3		0-0 E6		2	1	0	0	1	0	1																		
Rick Sweet, S OBP: 0.398, SLG: 0.474			0-0 6-3			0-0 BB 2B							2	0	0	0	0	0	1																		
Inning Stats	R: 0 E: 0 K: 1 S: 6	H: 1 LOB: 1 BB: 0 P: 5	R: 0 E: 0 K: 1 S: 5	H: 0 LOB: 0 BB: 0 P: 5	R: 0 E: 0 K: 1 S: 4	H: 0 LOB: 0 BB: 0 P: 5	R: 0 E: 0 K: 0 S: 4	H: 1 LOB: 2 BB: 1 P: 8	R: 0 E: 0 K: 0 S: 3	H: 1 LOB: 0 BB: 0 P: 3	R: 0 E: 0 K: 0 S: 4	H: 1 LOB: 1 BB: 0 P: 4	R: 0 E: 0 K: 0 S: 3	H: 0 LOB: 0 BB: 0 P: 3	R: 0 E: 0 K: 1 S: 5	H: 0 LOB: 0 BB: 0 P: 5	R: 0 E: 0 K: 0 S: 4	H: 0 LOB: 1 BB: 0 P: 4	R: 0 E: 0 K: 0 S: 3	H: 0 LOB: 0 BB: 0 P: 3	1B: 7 2B: 4 3B: 0 HR: 1	SF: 0 SAC: 0 DP: 2 HBP: 0	WP: 0 PB: 0 CS: 0	PA: 49													
PITCHER	IP WLS BF H R ER SO BB IBB HBP BLK WP HR S P ERA WHIP													PITCHER																							
Mike Morgan, R ERA: 4.54	(1, 1) 6.2																																				
Tommy John, L ERA: 3.65	(7, 1) 0.0																																				
Rich Gossage, R ERA: 3.88	(7, 1) 2.1																																				
Rudy May, L ERA: 3.88	(10, 1) 3.0																																				

New York Yankees @ Seattle Mariners
The Kingdome, Seattle, WA
Tue Jul 06 1982, 10:05 PM EDT
Att. 26,002 - Unknown

AB 46
R 7
H 11
RBI 7
BB 3
SO 6
LOB 16




Batter	1	2	3	4	5	6	7	8	9	AB	R	H	RBI	BB	SO	LOB	TOP			
Willie Randolph, R OBP: 0.368, SLG: 0.355 (1, 4)										4	2	2	0	1	0	2	New York Yankees @ Oakland Athletics Oakland-Alameda County Coliseum, Oakland, CA Wed Jul 07 1982, 7:05 PM PDT Att. 26,269 - Cloudy			
Ken Griffey, L OBP: 0.345, SLG: 0.417 (1, 9)										3	1	0	0	2	0	1				
Jerry Mumphrey, S OBP: 0.378, SLG: 0.354 (1, 8)										5	0	2	1	0	0	3				
Oscar Gamble, L OBP: 0.361, SLG: 0.450 (1, 10)										4	0	0	0	1	0	4				
Dave Winfield, R OBP: 0.362, SLG: 0.567 (1, 7)										5	1	2	3	0	0	2				
John Mayberry, L OBP: 0.324, SLG: 0.358 (1, 3)										4	0	0	0	1	2	1				
Graig Nettles, L OBP: 0.308, SLG: 0.355 (1, 5)										5	1	3	0	0	0	1				
Roy Smalley, S OBP: 0.355, SLG: 0.386 (1, 6)										4	0	2	0	1	0	2				
Butch Wynegar, S OBP: 0.367, SLG: 0.366 (1, 2)										4	0	0	0	1	0	6				
Inning Stats	R: 3 E: 0 K: 0 S: 7	H: 4 LOB: 3 BB: 2 P: 15	R: 0 E: 0 K: 0 S: 4	H: 1 LOB: 2 BB: 1 P: 8	R: 0 E: 0 K: 1 S: 5	H: 0 LOB: 2 BB: 2 P: 13	R: 0 E: 0 K: 0 S: 3	H: 0 LOB: 0 BB: 0 P: 3	R: 0 E: 1 K: 0 S: 4	H: 1 LOB: 1 BB: 0 P: 4	R: 0 E: 0 K: 1 S: 5	H: 0 LOB: 0 BB: 0 P: 5	R: 0 E: 0 K: 0 S: 5	H: 2 LOB: 2 BB: 2 P: 13	R: 0 E: 0 K: 0 S: 5	H: 2 LOB: 2 BB: 0 P: 5	1B: 10 2B: 0 3B: 0 HR: 1	SF: 0 SAC: 0 DP: 0 HBP: 0	WP: 0 PB: 0 SB: 0 CS: 0	PA: 45
PITCHER	IP WLS BF H R ER SO BB IBB HBP BLK WP HR S P ERA WHIP																			
Rick Langford, R ERA: 4.1 (1, 1)	7.2 L 39 9 5 4 2 7 0 0 0 0 0 1 36 64 4.70 2.087																			
Dave Beard, R ERA: 4.07 (8, 1)	1.1 6 2 0 0 0 0 0 0 0 0 0 0 6 6 0.00 1.500																			

AB	38
R	5
H	11
RBI	4
BB	7
SO	2
LOB	22



Batter	1	2	3	4	5	6	7	8	9	AB	R	H	RBI	BB	SO	LOB	BOTTOM					
Rickey Henderson, R OBP: 0.423, SLG: 0.421 (1, 7)										3	1	2	0	1	0	0	New York Yankees @ Oakland Athletics Oakland-Alameda County Coliseum, Oakland, CA Wed Jul 07 1982, 7:05 PM PDT Att. 26,269 - Cloudy					
Dwayne Murphy, L OBP: 0.342, SLG: 0.394 (1, 8)										4	0	0	1	0	1	3						
Dan Meyer, L OBP: 0.274, SLG: 0.397 (1, 3)										4	0	1	0	0	0	0						
Tony Armas, R OBP: 0.260, SLG: 0.350 (1, 9)										4	0	0	0	0	3	1						
Wayne Gross, L OBP: 0.353, SLG: 0.325 (1, 5)										4	0	1	0	0	0	0						
Danny Gooden, L OBP: 0.236, SLG: 0.404 (1, 10)										4	0	0	0	0	3	1						
Davey Lopes, R OBP: 0.307, SLG: 0.364 (1, 4)										4	1	2	0	0	1	0						
Jeff Newman, R OBP: 0.249, SLG: 0.356 (1, 2)										3	0	0	0	0	0	2						
Fred Stanley, R OBP: 0.290, SLG: 0.211 Jeff Burroughs, R OBP: 0.342, SLG: 0.470 Dave McKay, S OBP: 0.224, SLG: 0.252 (1, 6) (8, PH) (9, 6)										2	0	1	1	0	1	0						
Inning Stats	R: 1 E: 0 K: 0 S: 4	H: 1 LOB: 0 BB: 0 P: 4	R: 0 E: 0 K: 1 S: 6	H: 2 LOB: 1 BB: 0 P: 6	R: 0 E: 0 K: 2 S: 7	H: 0 LOB: 0 BB: 0 P: 7	R: 0 E: 0 K: 1 S: 5	H: 0 LOB: 0 BB: 0 P: 5	R: 1 E: 0 K: 1 S: 7	H: 2 LOB: 2 BB: 1 P: 11	R: 0 E: 0 K: 1 S: 5	H: 0 LOB: 0 BB: 0 P: 5	R: 0 E: 0 K: 0 S: 3	H: 0 LOB: 0 BB: 0 P: 3	R: 1 E: 0 K: 1 S: 7	H: 3 LOB: 1 BB: 0 P: 7	R: 0 E: 0 K: 2 S: 7	H: 0 LOB: 0 BB: 0 P: 7	1B: 4 2B: 2 3B: 1 HR: 1	SF: 0 SAC: 0 DP: 0 HBP: 0	WP: 0 PB: 0 SB: 1 CS: 1	PA: 34
PITCHER	IP WLS BF H R ER SO BB IBB HBP BLK WP HR S P ERA WHIP																					
Roger Erickson, R ERA: 4.55 (1, 1)	7.0 W 28 7 3 3 6 1 0 0 0 1 1 39 43 3.86 1.143																					
Dave LaRoche, L ERA: 0.79 (8, 1)	0.2 2 1 0 0 0 0 0 0 0 0 0 2 2 0.00 1.500																					
Rich Gossage, R ERA: 2.4 (8, 1)	1.1 S 4 0 0 0 3 0 0 0 0 0 0 10 10 0.00 0.000																					

AB	33
R	3
H	8
RBI	3
BB	1
SO	9
LOB	7



Batter	1	2	3	4	5	6	7	8	9	AB	R	H	RBI	BB	SO	LOB	TOP			
Willie Randolph, R OBP: 0.370, SLG: 0.354 (1, 4)	F9		E S BB			6-3		E8 1B		3	0	1	0	1	0	0	<p>New York Yankees @ Oakland Athletics Oakland-Alameda County Coliseum, Oakland, CA</p> <p>Thu Jul 08 1982, 7:05 PM PDT Att: 27,352 - Unknown</p> <p>livebaseballscores.com</p>			
Ken Griffey, L OBP: 0.340, SLG: 0.410 (1, 9)	F8		4-3			3-1		1-3		4	0	0	0	0	0	2				
Jerry Mumphrey, S OBP: 0.370, SLG: 0.345 (1, 8)	K			4-3			F7		4-3	4	0	0	0	0	1	0				
Oscar Gamble, L OBP: 0.370, SLG: 0.474 (1, 10)		FC4-6 BB		K			FC4-6 1B		HR	3	1	2	1	1	1	0				
Dave Winfield, R OBP: 0.359, SLG: 0.562 Dave Collins, S OBP: 0.296, SLG: 0.312 (1, 7) (5, 7)	FC4-6 F5 1-2			5-3			FC4-6 HR 1-2		K	2	0	0	0	0	0	1				
John Mayberry, L OBP: 0.323, SLG: 0.372 (1, 3)	F5				F9		HR		F5	4	1	1	2	0	0	1				
Graig Nettles, L OBP: 0.304, SLG: 0.350 (1, 5)	4-3				K		F7			3	0	0	0	0	1	1				
Roy Smalley, S OBP: 0.351, SLG: 0.381 (1, 6)			K		4-3			G3		3	0	0	0	0	1	0				
Barry Foote, R OBP: 0.171, SLG: 0.256 (1, 2)	F9				F7			1-3		3	0	0	0	0	0	0				
Inning Stats	R: 0 E: 0 K: 1 S: 5	H: 0 LOB: 0 BB: 0 P: 5	R: 0 E: 0 K: 0 S: 3	H: 0 LOB: 1 BB: 1 P: 7	R: 0 E: 0 K: 1 S: 5	H: 0 LOB: 0 BB: 1 P: 9	R: 0 E: 0 K: 1 S: 5	H: 0 LOB: 0 BB: 0 P: 5	R: 0 E: 0 K: 0 S: 3	H: 0 LOB: 0 BB: 0 P: 3	R: 2 E: 1 K: 0 S: 5	H: 2 LOB: 1 BB: 0 P: 5	R: 0 E: 1 K: 0 S: 4	H: 1 LOB: 1 BB: 0 P: 4	R: 1 E: 0 K: 1 S: 6	H: 1 LOB: 0 BB: 0 P: 6	1B: 2 2B: 0 3B: 0 HR: 2	SF: 0 SAC: 0 DP: 0 HBP: 0	WP: 0 PB: 0 SB: 1 CS: 0	PA: 33
PITCHER Mike Norris, R ERA: 4.83 (1, 1)	IP: 9.0 WLS: W BF: 33 H: 4 R: 3 ER: 3 SO: 5 BB: 2 IBB: 0 HBP: 0 BLK: 0 WP: 0 HR: 2 S: 41 P: 49 ERA: 3.00 WHIP: 0.667																			

Batter	1	2	3	4	5	6	7	8	9	AB	R	H	RBI	BB	SO	LOB	BOTTOM			
Rickey Henderson, R OBP: 0.421, SLG: 0.417 (1, 7)	S S 1B	F7		F8			K			3	1	0	0	1	1	3	<p>New York Yankees @ Oakland Athletics Oakland-Alameda County Coliseum, Oakland, CA</p> <p>Thu Jul 08 1982, 7:05 PM PDT Att: 27,352 - Unknown</p> <p>livebaseballscores.com</p>			
Dwayne Murphy, L OBP: 0.346, SLG: 0.396 (1, 8)	S 1B	FC5-4 1B		K			2B 1B			3	2	2	1	1	1	1				
Dan Meyer, L OBP: 0.274, SLG: 0.399 (1, 3)	K	FC5-4 1-2 2-3			F8		2B			4	0	1	1	0	1	4				
Wayne Gross, L OBP: 0.346, SLG: 0.318 (1, 5)	F6	K			K		K			4	0	0	0	0	3	5				
Jeff Burroughs, R OBP: 0.337, SLG: 0.457 (1, 10)	HR 1B		K		F6		5-3			4	1	1	2	0	1	1				
Tony Armas, R OBP: 0.260, SLG: 0.360 (1, 9)	HR			F8		5-3		F3		4	1	1	2	0	0	0				
Mike Heath, R OBP: 0.322, SLG: 0.358 (1, 2)	K			6-3				4-3		4	0	1	0	0	1	0				
Dave McKay, S OBP: 0.224, SLG: 0.252 (1, 4)		1B 1B		5-3		F7		G3		4	1	1	0	0	0	1				
Fred Stanley, R OBP: 0.299, SLG: 0.222 (1, 6)		FC5-4 1B				K				3	0	2	0	0	1	1				
Inning Stats	R: 4 E: 0 K: 2 S: 9	H: 2 LOB: 2 BB: 2 P: 17	R: 1 E: 0 K: 1 S: 8	H: 3 LOB: 0 BB: 0 P: 8	R: 0 E: 0 K: 1 S: 5	H: 0 LOB: 0 BB: 0 P: 5	R: 0 E: 0 K: 1 S: 6	H: 1 LOB: 1 BB: 0 P: 6	R: 0 E: 0 K: 1 S: 5	H: 0 LOB: 0 BB: 0 P: 5	R: 1 E: 0 K: 2 S: 9	H: 2 LOB: 1 BB: 0 P: 9	R: 0 E: 0 K: 0 S: 3	H: 0 LOB: 0 BB: 0 P: 3	R: 0 E: 0 K: 0 S: 3	H: 0 LOB: 0 BB: 0 P: 3	1B: 6 2B: 2 3B: 0 HR: 1	SF: 0 SAC: 0 DP: 0 HBP: 0	WP: 0 PB: 0 SB: 3 CS: 0	PA: 35
PITCHER Doyle Alexander, R ERA: 6.23 Rudy May, L ERA: 3.66 George Frazier, R ERA: 2.31 (1, 1) (2, 1) (7, 1)	IP: 1.1 WLS: L BF: 11 H: 5 R: 5 ER: 5 SO: 2 BB: 2 IBB: 0 HBP: 0 BLK: 0 WP: 0 HR: 1 S: 13 P: 21 ERA: 33.75 WHIP: 5.250																			



Batter	1	2	3	4	5	6	7	8	9	AB	R	H	RBI	BB	SO	LOB	TOP			
Willie Randolph, R (1,4) OBP: 0.368, SLG: 0.353	F5			G3		G3-6-3 1B			F3	4	0	1	0	0	0	0	New York Yankees @ California Angels Anaheim Stadium, Anaheim, CA Fri Jul 09 1982, 10:05 PM EDT Att: 41,111 - Unknown livebaseballscorecards.com			
Ken Griffey, L (1,9) OBP: 0.339, SLG: 0.405	6-3			BB		G3-6-3 1-2			F9	3	0	0	0	1	0					
Dave Winfield, R (1,10) OBP: 0.355, SLG: 0.555	F4			F9					6-3	3	0	0	0	0	0	1				
Lou Piniella, R (1,7) OBP: 0.374, SLG: 0.438		6-3		F8					6-3	3	0	0	0	0	0	1				
Steve Balboni, R (1,3) OBP: 0.243, SLG: 0.382		F9			1-3				F7	3	0	0	0	0	0	0				
Jerry Mumphrey, S (1,8) OBP: 0.369, SLG: 0.357		K			4-1 3B				L4	3	1	1	0	0	1	0				
Graig Nettles, L (1,5) OBP: 0.300, SLG: 0.345				4-3		4-1 3-H			4-3	3	0	0	1	0	0	0				
Roy Smalley, S (1,6) OBP: 0.348, SLG: 0.376				5-3		6-3			F9	3	0	0	0	0	0	0				
Butch Wynegar, S (1,2) OBP: 0.363, SLG: 0.361				5-3					F7	3	0	0	0	0	0	0				
Inning Stats	R: 0 E: 0 K: 0 S: 3	H: 0 LOB: 0 BB: 0 P: 3	R: 0 E: 0 K: 1 S: 5	H: 0 LOB: 0 BB: 0 P: 5	R: 0 E: 0 K: 0 S: 3	H: 0 LOB: 1 BB: 1 P: 7	R: 1 E: 0 K: 0 S: 4	H: 1 LOB: 0 BB: 0 P: 4	R: 0 E: 0 K: 0 S: 3	H: 0 LOB: 0 BB: 0 P: 3	R: 0 E: 0 K: 0 S: 3	H: 0 LOB: 0 BB: 0 P: 3	R: 0 E: 0 K: 0 S: 3	H: 0 LOB: 0 BB: 0 P: 3	R: 0 E: 0 K: 0 S: 3	H: 0 LOB: 0 BB: 0 P: 3	1B: 1 2B: 0 3B: 1 HR: 0	SF: 0 SAC: 0 DP: 1 HBP: 0	WP: 0 PB: 0 CS: 0	PA: 29
PITCHER Geoff Zahn, L (1,1) ERA: 3.12	IP: 9.0 WLS: W BF: 29 H: 2 R: 1 ER: 1 SO: 1 BB: 1 IBB: 0 HBP: 0 BLK: 0 WP: 0 HR: 0 S: 30 P: 34 ERA: 1.00 WHIP: 0.333																			

Batter	1	2	3	4	5	6	7	8	9	AB	R	H	RBI	BB	SO	LOB	BOTTOM				
Brian Downing, R (1,7) OBP: 0.342, SLG: 0.467	5-3									4	1	1	0	0	1	1	New York Yankees @ California Angels Anaheim Stadium, Anaheim, CA Fri Jul 09 1982, 10:05 PM EDT Att: 41,111 - Unknown livebaseballscorecards.com				
Juan Beniquez, R (8,7) OBP: 0.326, SLG: 0.341	K				SF7 3B				6-3	0	0	0	0	0	0	0					
Rod Carew, L (1,3) OBP: 0.388, SLG: 0.363	G3		K		SF7				1-3	3	0	0	1	0	1	0					
Reggie Jackson, L (1,9) OBP: 0.364, SLG: 0.464	K				K					3	0	1	0	0	2	0					
Bobby Clark, R (7,9) OBP: 0.283, SLG: 0.396	K				K					1	0	1	0	0	0	0					
Don Baylor, R (1,10) OBP: 0.307, SLG: 0.435					5-3				FC3-6 1B	4	1	1	1	0	0	2					
Doug DeCinces, R (1,5) OBP: 0.330, SLG: 0.455					F8				FC3-6 1-2	4	0	1	0	0	0	2					
Fred Lynn, L (1,8) OBP: 0.352, SLG: 0.461					3-1				F4	4	0	1	0	0	0	2					
Bobby Grich, R (1,4) OBP: 0.364, SLG: 0.442					3B 1B				F8	3	1	1	0	0	0	1					
Rob Wilfong, L (9,4) OBP: 0.248, SLG: 0.208					6-3 1B					3	1	2	1	0	0	1					
Tim Foli, R (1,6) OBP: 0.299, SLG: 0.346					6-3					0	0	0	0	0	0	0					
Bob Boone, R (1,2) OBP: 0.329, SLG: 0.331					5-3				5-3	2	0	0	1	0	0	2					
Inning Stats	R: 0 E: 0 K: 1 S: 5	H: 3 LOB: 1 BB: 0 P: 9	R: 0 E: 0 K: 1 S: 6	H: 1 LOB: 1 BB: 0 P: 6	R: 0 E: 0 K: 0 S: 4	H: 1 LOB: 1 BB: 0 P: 4	R: 1 E: 0 K: 1 S: 6	H: 1 LOB: 0 BB: 0 P: 6	R: 0 E: 0 K: 0 S: 4	H: 0 LOB: 0 BB: 0 P: 3	R: 0 E: 0 K: 0 S: 4	H: 1 LOB: 1 BB: 0 P: 4	R: 0 E: 0 K: 0 S: 4	H: 1 LOB: 1 BB: 0 P: 4	R: 0 E: 0 K: 0 S: 4	H: 0 LOB: 0 BB: 0 P: 3		1B: 5 2B: 0 3B: 2 HR: 1	SF: 1 SAC: 2 DP: 0 HBP: 0	WP: 0 PB: 0 CS: 0	PA: 33
PITCHER Tommy John, L (1,1) ERA: 3.7	IP: 8.0 WLS: L BF: 33 H: 8 R: 4 ER: 4 SO: 4 BB: 0 IBB: 0 HBP: 0 BLK: 0 WP: 0 HR: 1 S: 41 P: 41 ERA: 4.50 WHIP: 1.000																				

Batter	1	2	3	4	5	6	7	8	9	AB	R	H	RBI	BB	SO	LOB	TOP			
Willie Randolph, R (1, 4) OBP: 0.364, SLG: 0.346	F8		F1		F9			BB		3	0	0	0	1	0	3	New York Yankees @ California Angels Anaheim Stadium, Anaheim, CA Sun Jul 11 1982, 6:33 AM EDT Att: 44,834 - Unknown livebaseballscorecards.com			
Ken Griffey, L (1, 9) OBP: 0.342, SLG: 0.408	CS BB		K		F6			F8		3	0	0	0	1	1	4				
Jerry Mumphrey, S (1, 8) OBP: 0.363, SLG: 0.350	4-3 1-2			3-1		L4		F8		4	0	0	0	0	0	2				
Oscar Gamble, L (1, 10) OBP: 0.363, SLG: 0.462		6-3		G3		F8		F8		3	0	0	0	0	0	0				
Lou Piniella, R (9, PH) OBP: 0.374, SLG: 0.438										0	0	0	0	0	0	0				
Bobby Murcer, L (9, PH) OBP: 0.305, SLG: 0.421										1	0	0	0	0	0	0				
Dave Winfield, R (1, 7) OBP: 0.348, SLG: 0.539		K		F3		F8		F8		4	0	0	0	0	1	0				
John Mayberry, L (1, 3) OBP: 0.323, SLG: 0.366					K		K		6-3	4	0	1	0	0	2	0				
Graig Nettles, L (1, 5) OBP: 0.308, SLG: 0.351										3	1	2	0	0	1	1				
Roy Smalley, S (1, 6) OBP: 0.341, SLG: 0.365				K		F9 1B	BB 1B	K		2	0	0	0	1	2	1				
Butch Wynegar, S (1, 2) OBP: 0.368, SLG: 0.369										3	0	2	1	0	1	0				
Inning Stats	R: 0 E: 0 K: 0 S: 2	H: 0 LOB: 0 BB: 1 P: 6	R: 0 E: 0 K: 2 S: 8	H: 1 LOB: 1 BB: 0 P: 8	R: 0 E: 0 K: 2 S: 8	H: 1 LOB: 0 BB: 0 P: 8	R: 0 E: 0 K: 0 S: 3	H: 0 LOB: 0 BB: 0 P: 3	R: 1 E: 0 K: 1 S: 7	H: 2 LOB: 2 BB: 1 P: 11	R: 0 E: 0 K: 2 S: 3	H: 1 LOB: 1 BB: 0 P: 7	R: 0 E: 0 K: 1 S: 5	H: 0 LOB: 1 BB: 1 P: 9	R: 0 E: 0 K: 0 S: 3	H: 0 LOB: 0 BB: 0 P: 3	1B: 5 2B: 1 3B: 0 HR: 0	SF: 0 SAC: 0 DP: 1 HBP: 0	WP: 0 PB: 0 CS: 2	PA: 33
PITCHER	IP WLS BF H R ER SO BB IBB HBP BLK WP HR S P ERA WHIP	7.1 W 28 5 1 1 8 3 0 0 0 0 0 0 41 53 1.23 1.091	0.2 W 2 0 0 0 0 0 0 0 0 0 0 2 2 0.00 0.000	1.0 S 3 0 0 0 0 0 0 0 0 0 0 3 3 0.00 0.000	PITCHER															

Batter	1	2	3	4	5	6	7	8	9	AB	R	H	RBI	BB	SO	LOB	BOTTOM			
Brian Downing, R (1, 7) OBP: 0.344, SLG: 0.474	F4		5-3		5-3			HR		4	1	1	1	0	0	2	New York Yankees @ California Angels Anaheim Stadium, Anaheim, CA Sun Jul 11 1982, 6:33 AM EDT Att: 44,834 - Unknown livebaseballscorecards.com			
Juan Beniquez, R (9, 7) OBP: 0.326, SLG: 0.341								K		4	0	1	1	0	1	0				
Ron Jackson, R (1, 3) OBP: 0.285, SLG: 0.283	6-3					3-1		K		4	0	1	1	0	1	0				
Reggie Jackson, L (1, 9) OBP: 0.352, SLG: 0.487			2H 1B							4	0	1	0	0	2	1				
Bobby Clark, R (6, PR) OBP: 0.283, SLG: 0.396	6-3		K			K		G6-4-3 1B		0	0	0	0	0	0	0				
Don Baylor, R (1, 10) OBP: 0.305, SLG: 0.428								G6-4-3		3	0	0	0	1	0	1				
Doug DeCinces, R (1, 5) OBP: 0.331, SLG: 0.458		E5						BB		3	0	1	0	0	1	1				
Fred Lynn, L (1, 8) OBP: 0.356, SLG: 0.480					7-5 2B					3	0	1	0	0	1	2				
Bobby Grich, R (1, 4) OBP: 0.368, SLG: 0.438					7-5 2-3F			2B		2	0	0	0	1	1	2				
Tim Foli, R (1, 6) OBP: 0.307, SLG: 0.352										2	1	1	0	1	1	1				
Bob Boone, R (1, 2) OBP: 0.327, SLG: 0.332			SH1-4 1B BB					G4-3 1B		2	0	0	0	0	0	3				
Inning Stats	R: 0 E: 0 K: 0 S: 3	H: 0 LOB: 0 BB: 0 P: 3	R: 0 E: 1 K: 1 S: 6	H: 0 LOB: 1 BB: 0 P: 6	R: 1 E: 0 K: 1 S: 6	H: 1 LOB: 1 BB: 1 P: 10	R: 0 E: 0 K: 0 S: 3	H: 1 LOB: 0 BB: 0 P: 3	R: 0 E: 0 K: 2 S: 7	H: 0 LOB: 1 BB: 1 P: 11	R: 0 E: 0 K: 2 S: 8	H: 1 LOB: 1 BB: 0 P: 8	R: 0 E: 0 K: 1 S: 6	H: 2 LOB: 1 BB: 0 P: 6	R: 1 E: 0 K: 0 S: 3	H: 0 LOB: 0 BB: 0 P: 3	1B: 3 2B: 3 3B: 0 HR: 1	SF: 0 SAC: 1 DP: 3 HBP: 0	WP: 0 PB: 0 CS: 0	PA: 31
PITCHER	IP WLS BF H R ER SO BB IBB HBP BLK WP HR S P ERA WHIP	6.0 L 24 4 1 1 4 3 0 0 0 0 1 13 13 4.50 1.167	2.0 L 7 2 1 1 3 0 0 0 0 0 1 13 13 4.50 1.000	PITCHER																


Batter	1	2	3	4	5	6	7	8	9	AB	R	H	RBI	BB	SO	LOB	TOP										
Rickey Henderson, R OBP: 0.424, SLG: 0.415 (1, 7)										5	0	3	1	0	1	2	<p>Oakland Athletics @ New York Yankees Yankee Stadium, Bronx, NY Thu Jul 15 1982, 7:05 PM EDT Att: 30,267 - Unknown - 80 F</p> <p>AB 34 R 1 H 6 RBI 1 BB 3 SO 9 LOB 25</p>										
Dwayne Murphy, L OBP: 0.353, SLG: 0.419 (1, 8)										5	0	2	0	0	2	6											
Dan Meyer, L OBP: 0.276, SLG: 0.407 (1, 3)										4	0	0	0	0	0	4											
Wayne Gross, L OBP: 0.339, SLG: 0.325 Mickey Klutts, R OBP: 0.242, SLG: 0.258 (7, PH) (7, 5)										3	0	0	0	0	0	1											
Jeff Burroughs, R OBP: 0.343, SLG: 0.427 (1, 9)										3	0	0	0	1	3	0											
Mitchell Page, L Cliff Johnson, R OBP: 0.302, SLG: 0.363 (8, PH)										2	0	0	0	1	1	2											
Davey Lopes, R OBP: 0.308, SLG: 0.374 (1, 4)										4	0	0	0	0	0	3											
Mike Heath, R OBP: 0.319, SLG: 0.343 Jimmy Sexton, R OBP: 0.304, SLG: 0.381 (9, PR)										3	1	1	0	1	0	2											
Fred Stanley, R OBP: 0.281, SLG: 0.217 Joe Rudi, R OBP: 0.338, SLG: 0.302 (9, PH)										3	0	0	0	0	1	3											
										0	0	0	0	0	0	0											
Inning Stats	R: 0 E: 0 K: 0 S: 4	H: 2 LOB: 1 BB: 0 P: 4	R: 0 E: 0 K: 1 S: 5	H: 0 LOB: 1 BB: 1 P: 9	R: 0 E: 0 K: 1 S: 6	H: 1 LOB: 1 BB: 0 P: 6	R: 0 E: 0 K: 1 S: 5	H: 0 LOB: 0 BB: 0 P: 5	R: 0 E: 1 K: 0 S: 5	H: 0 LOB: 2 BB: 1 P: 5	R: 0 E: 0 K: 1 S: 6	H: 0 LOB: 0 BB: 0 P: 10	R: 1 E: 1 K: 2 S: 9	H: 1 LOB: 2 BB: 1 P: 13	R: 0 E: 0 K: 2 S: 5	H: 0 LOB: 0 BB: 0 P: 5	R: 0 E: 0 K: 2 S: 8	H: 1 LOB: 2 BB: 0 P: 8	1B: 6 2B: 0 3B: 0 HR: 0	SF: 0 SAC: 1 DP: 0 HBP: 0	WP: 0 PB: 0 SB: 3 CS: 3	PA: 38					
PITCHER	IP	WLS	BF	H	R	ER	SO	BB	IBB	HBP	BLK	WP	HR	S	P	ERA	WHIP										
Mike Morgan, R ERA: 3.95 George Frazier, R ERA: 2.44 Rudy May, L ERA: 3.57 Rich Gossage, R ERA: 2.4	(1, 1)	6.0	26	4	1	0	4	3	0	0	0	0	0	31	43	0.00	1.167										

Batter	1	2	3	4	5	6	7	8	9	AB	R	H	RBI	BB	SO	LOB	BOTTOM										
Willie Randolph, R OBP: 0.365, SLG: 0.345 (1, 4)										4	0	1	0	1	0	4	<p>Oakland Athletics @ New York Yankees Yankee Stadium, Bronx, NY Thu Jul 15 1982, 7:05 PM EDT Att: 30,267 - Unknown - 80 F</p> <p>AB 26 R 2 H 6 RBI 2 BB 8 SO 5 LOB 22</p>										
Ken Griffey, L OBP: 0.337, SLG: 0.402 (1, 9)										4	0	0	0	0	2	4											
Jerry Mumphrey, S OBP: 0.361, SLG: 0.353 (1, 8)										4	0	1	0	0	2	2											
Oscar Gamble, L OBP: 0.365, SLG: 0.459 Lou Piniella, R OBP: 0.374, SLG: 0.438 Bobby Murcer, L OBP: 0.302, SLG: 0.417 (6, PH)										1	0	0	0	1	0	1											
Dave Winfield, R OBP: 0.350, SLG: 0.537 (1, 7)										3	1	1	0	1	0	1											
John Mayberry, L OBP: 0.329, SLG: 0.370 Butch Hobson, R OBP: 0.188, SLG: 0.217 (6, PH)										1	0	1	0	1	0	0											
Dave Collins, S OBP: 0.295, SLG: 0.310 (8, PH)										1	0	0	0	0	0	1											
Graig Nettles, L OBP: 0.307, SLG: 0.363 (1, 5)										4	1	1	2	0	1	6											
Roy Smalley, S OBP: 0.347, SLG: 0.367 (1, 6)										2	0	1	0	2	0	3											
Butch Wynegar, S OBP: 0.369, SLG: 0.367 (1, 2)										1	0	0	0	1	0	0											
										1B: 4 2B: 1 3B: 0 HR: 1	SF: 0 SAC: 3 DP: 1 HBP: 0	WP: 0 PB: 0 SB: 1 CS: 0	PA: 37														
Inning Stats	R: 0 E: 0 K: 1 S: 6	H: 1 LOB: 1 BB: 0 P: 6	R: 0 E: 0 K: 0 S: 3	H: 1 LOB: 0 BB: 0 P: 3	R: 0 E: 0 K: 0 S: 3	H: 0 LOB: 1 BB: 1 P: 7	R: 0 E: 0 K: 2 S: 7	H: 0 LOB: 2 BB: 2 P: 15	R: 0 E: 0 K: 0 S: 3	H: 0 LOB: 1 BB: 1 P: 7	R: 0 E: 0 K: 0 S: 4	H: 1 LOB: 3 BB: 2 P: 12	R: 0 E: 0 K: 2 S: 7	H: 0 LOB: 1 BB: 1 P: 11	R: 2 E: 0 K: 0 S: 6	H: 3 LOB: 2 BB: 1 P: 10	1B: 4 2B: 1 3B: 0 HR: 1	SF: 0 SAC: 3 DP: 1 HBP: 0	WP: 0 PB: 0 SB: 1 CS: 0	PA: 37							
PITCHER	IP	WLS	BF	H	R	ER	SO	BB	IBB	HBP	BLK	WP	HR	S	P	ERA	WHIP										
Mike Norris, R ERA: 4.99 Tom Underwood, L ERA: 3.06 Dave Beard, R ERA: 4.17 Preston Hanna, R ERA: 3.72	(1, 1)	5.0	20	2	0	0	3	4	0	0	0	0	0	11	23	0.00	1.500										


Batter	1	2	3	4	5	6	7	8	9	AB	R	H	RBI	BB	SO	LOB	TOP											
Rickey Henderson, R OBP: 0.427, SLG: 0.417										3	1	2	0	1	0	1	Oakland Athletics @ New York Yankees Yankee Stadium, Bronx, NY Fri Jul 16 1982, 7:05 PM EDT Att: 30,872 - Unknown - 82 F											
Dwayne Murphy, L OBP: 0.355, SLG: 0.421										4	0	2	1	0	0	2												
Dan Meyer, L OBP: 0.272, SLG: 0.402 Cliff Johnson, R OBP: 0.301, SLG: 0.361										3	0	0	0	0	1	1												
Wayne Gross, L OBP: 0.335, SLG: 0.321 Mickey Klutts, R OBP: 0.240, SLG: 0.255										3	0	0	0	0	0	0												
Jeff Burroughs, R OBP: 0.340, SLG: 0.453										4	1	1	1	0	0	0												
Mitchell Page, L OBP: 0.286, SLG: 0.333										4	0	1	0	0	1	1												
Davey Lopes, R OBP: 0.305, SLG: 0.370										3	0	0	0	0	1	2												
Jeff Newman, R OBP: 0.240, SLG: 0.343										3	0	0	0	0	3	1												
Jimmy Sexton, R OBP: 0.308, SLG: 0.375										3	0	1	0	0	0	0												
Inning Stats	R: 1 E: 0 K: 0 S: 4	H: 2 LOB: 0 BB: 0 P: 4	R: 0 E: 1 K: 3 S: 10	H: 0 LOB: 1 BB: 0 P: 10	R: 0 E: 0 K: 0 S: 3	H: 1 LOB: 0 BB: 0 P: 3	R: 0 E: 0 K: 1 S: 5	H: 0 LOB: 0 BB: 0 P: 5	R: 0 E: 0 K: 1 S: 2	H: 0 LOB: 0 BB: 1 P: 6	R: 1 E: 0 K: 0 S: 5	H: 2 LOB: 1 BB: 0 P: 5	R: 0 E: 0 K: 1 S: 7	H: 2 LOB: 2 BB: 0 P: 7	R: 0 E: 0 K: 0 S: 3	H: 0 LOB: 0 BB: 0 P: 3		1B: 5 2B: 1 3B: 0 HR: 1	SF: 0 SAC: 0 DP: 3 HBP: 0	WP: 0 PB: 0 SB: 1 CS: 0	PA: 33							
PITCHER	IP	WLS	BF	H	R	ER	SO	BB	IBB	HBP	BLK	WP	HR	S	P	ERA	WHIP											
Roger Erickson, R ERA: 4.38	(1, 1)	7.2	W	28	6	2	2	6	1	0	0	0	0	1	39	43	2.35	0.913										
Rudy May, L ERA: 3.54	(8, 1)	0.1		2	1	0	0	0	0	0	0	0	0	2	2	0.00	3.000											
Rich Gossage, R ERA: 2.37	(9, 1)	1.0		3	0	0	0	0	0	0	0	0	0	3	3	0.00	0.000											


Batter	1	2	3	4	5	6	7	8	9	AB	R	H	RBI	BB	SO	LOB	BOTTOM											
Willie Randolph, R OBP: 0.368, SLG: 0.348										3	2	1	0	2	0	2	Oakland Athletics @ New York Yankees Yankee Stadium, Bronx, NY Fri Jul 16 1982, 7:05 PM EDT Att: 30,872 - Unknown - 82 F											
Ken Griffey, L OBP: 0.336, SLG: 0.411										4	1	1	2	0	0	3												
Jerry Mumphrey, S OBP: 0.368, SLG: 0.358										3	1	2	2	1	0	1												
Oscar Gamble, L OBP: 0.361, SLG: 0.453 Lou Piniella, R OBP: 0.376, SLG: 0.445										2	0	0	0	0	0	2												
Dave Winfield, R OBP: 0.348, SLG: 0.531										3	0	0	0	1	0	2												
John Mayberry, L OBP: 0.326, SLG: 0.366 Butch Hobson, R OBP: 0.180, SLG: 0.208										2	0	0	0	0	0	0												
Butch Hobson, R OBP: 0.180, SLG: 0.208										2	0	0	0	0	1	3												
Graig Nettles, L OBP: 0.302, SLG: 0.356										4	0	0	0	0	0	0												
Roy Smalley, S OBP: 0.352, SLG: 0.384										4	1	3	1	0	1	0												
Butch Wynegar, S OBP: 0.367, SLG: 0.369										4	1	1	0	0	0	2												
Inning Stats	R: 0 E: 0 K: 0 S: 4	H: 1 LOB: 1 BB: 0 P: 4	R: 0 E: 0 K: 0 S: 3	H: 0 LOB: 0 BB: 0 P: 3	R: 3 E: 0 K: 0 S: 6	H: 3 LOB: 1 BB: 1 P: 10	R: 0 E: 0 K: 1 S: 5	H: 0 LOB: 0 BB: 0 P: 5	R: 3 E: 0 K: 1 S: 8	H: 3 LOB: 1 BB: 1 P: 12	R: 0 E: 0 K: 0 S: 4	H: 1 LOB: 1 BB: 0 P: 4	R: 0 E: 0 K: 0 S: 3	H: 0 LOB: 2 BB: 2 P: 11	R: 0 E: 0 K: 0 S: 4	H: 1 LOB: 1 BB: 0 P: 4	1B: 4 2B: 3 3B: 0 HR: 2	SF: 0 SAC: 0 DP: 0 HBP: 0	WP: 0 PB: 0 SB: 1 CS: 0	PA: 37								
PITCHER	IP	WLS	BF	H	R	ER	SO	BB	IBB	HBP	BLK	WP	HR	S	P	ERA	WHIP											
Rick Langford, R ERA: 4.43	(1, 1)	4.1	L	21	6	6	6	1	2	0	0	0	0	2	21	29	12.46	1.846										
Bob Ovcchinko, L ERA: 5.02	(5, 1)	3.2		16	3	0	0	1	2	0	0	0	0	16	24	0.00	1.364											


AB 32
R 2
H 7
RBI 2
BB 1
SO 6
LOB 10

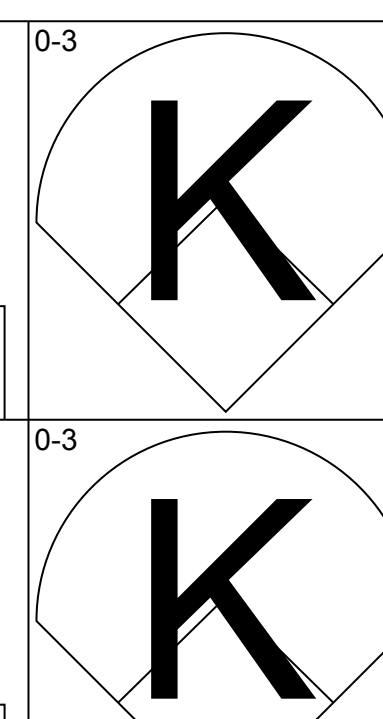
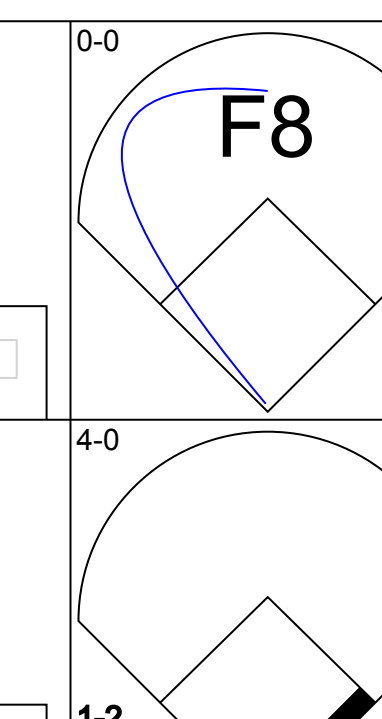
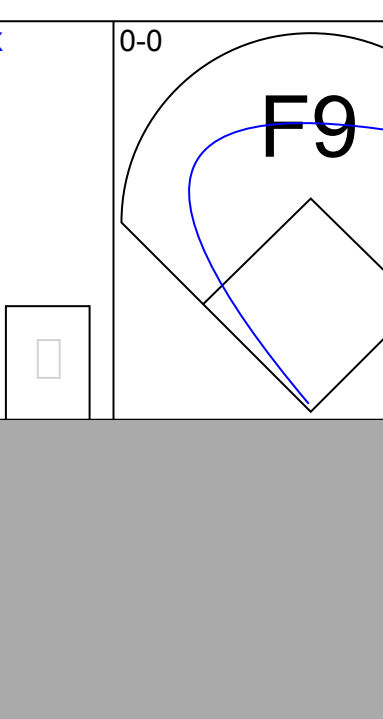
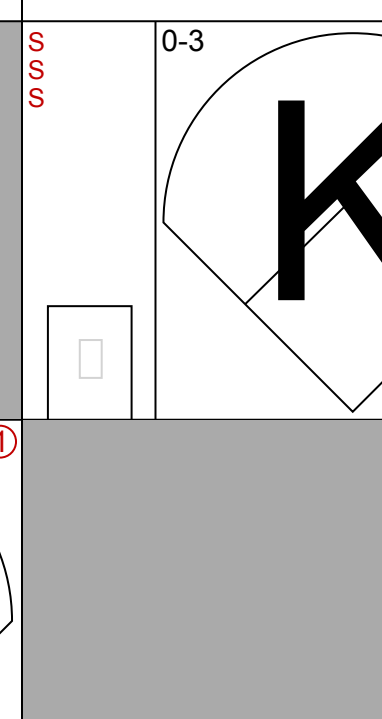
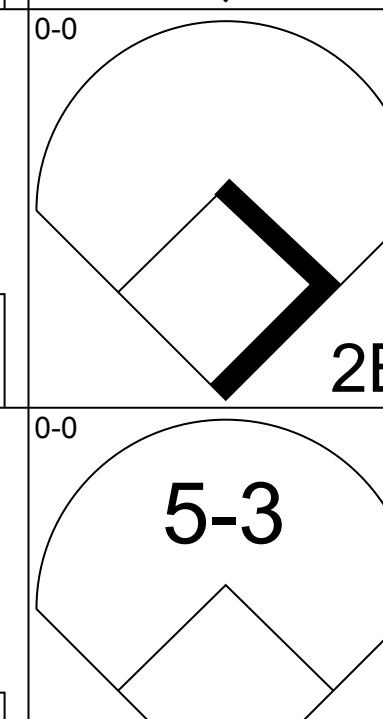
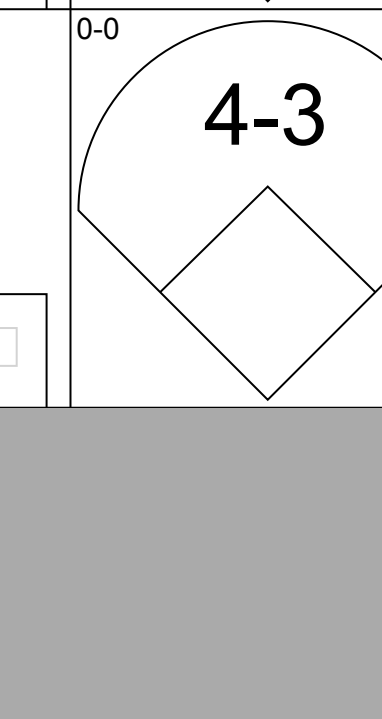





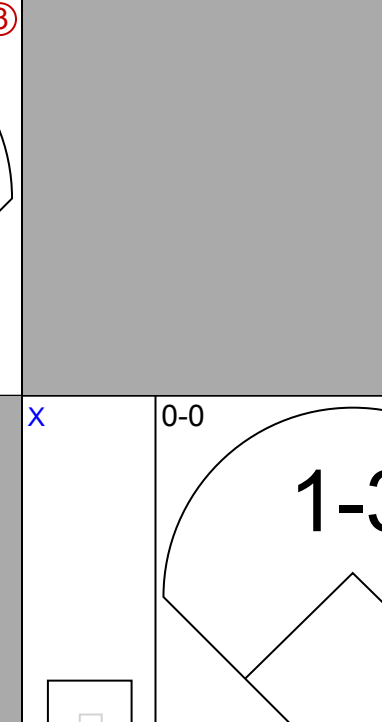

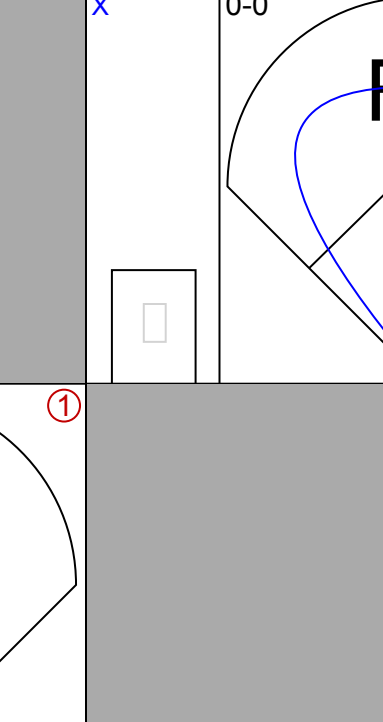
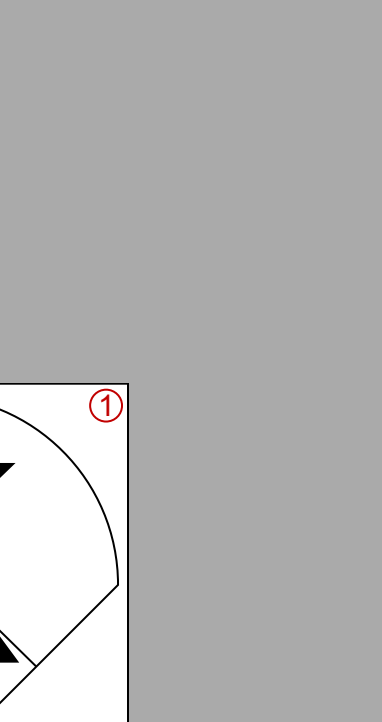
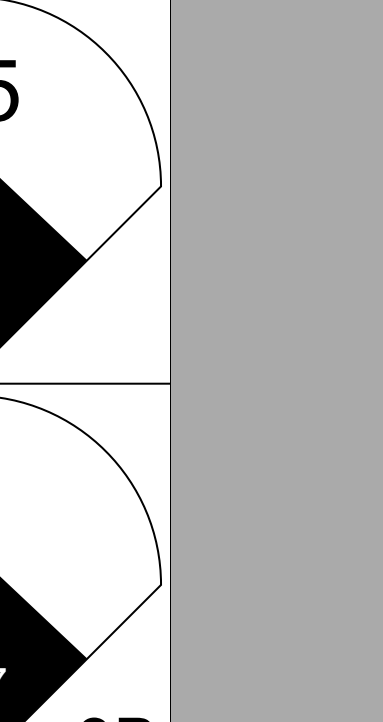
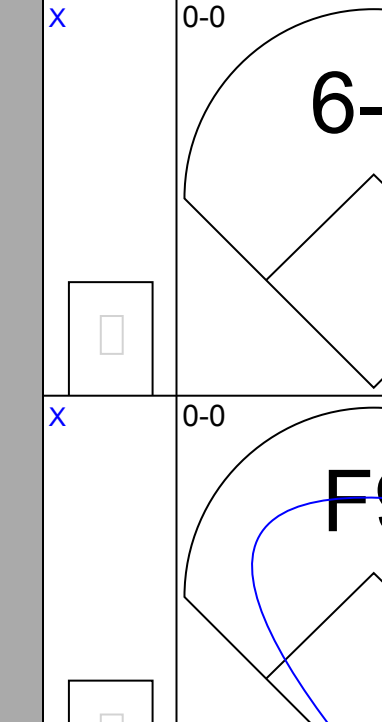
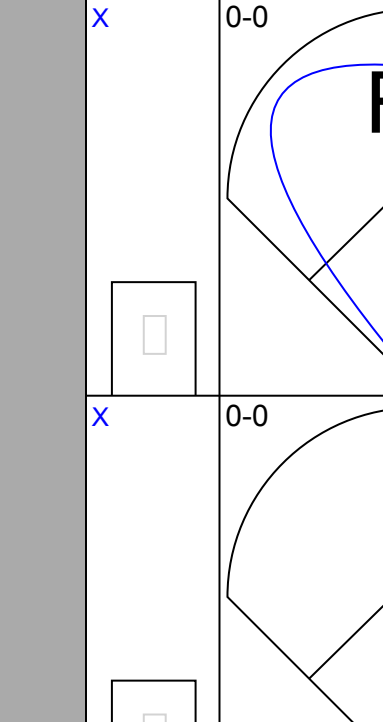
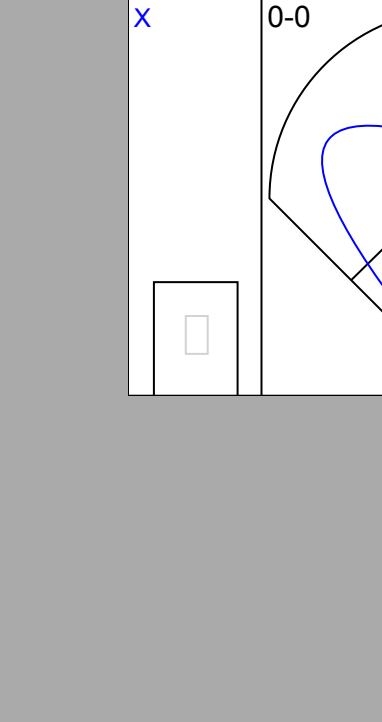
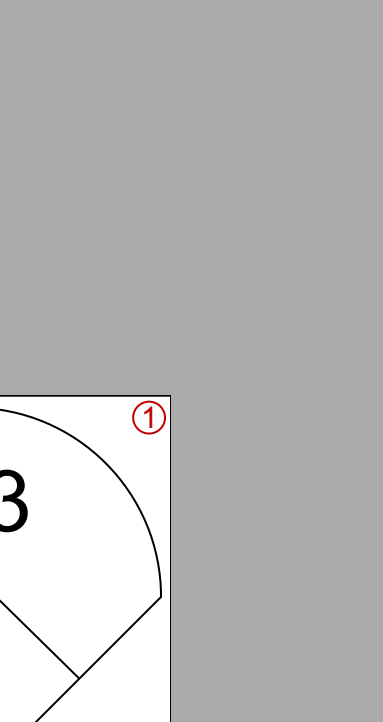
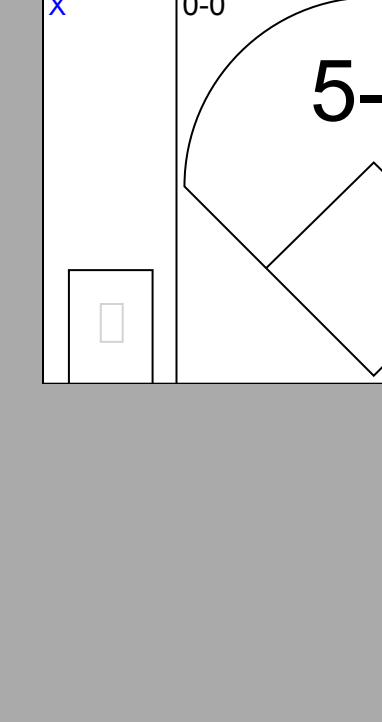
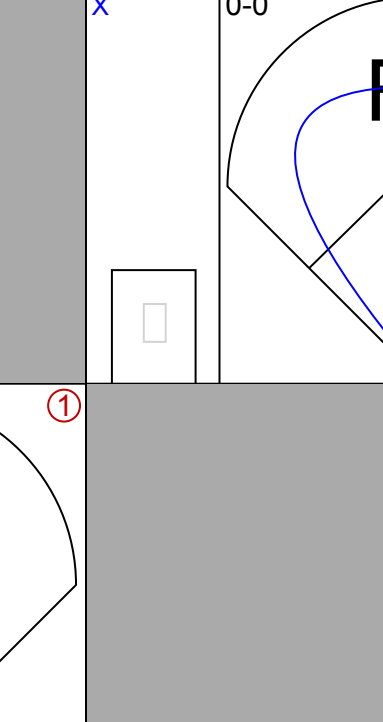
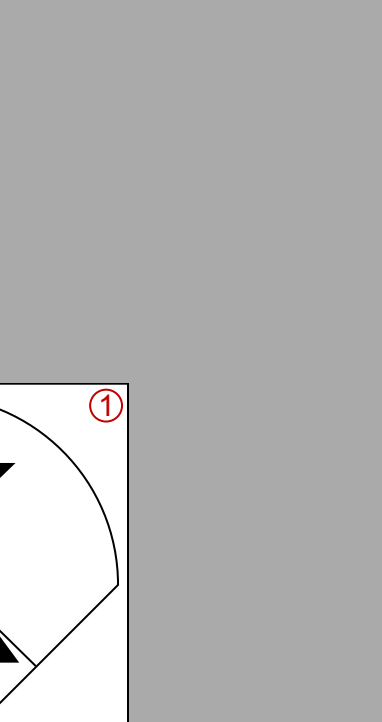
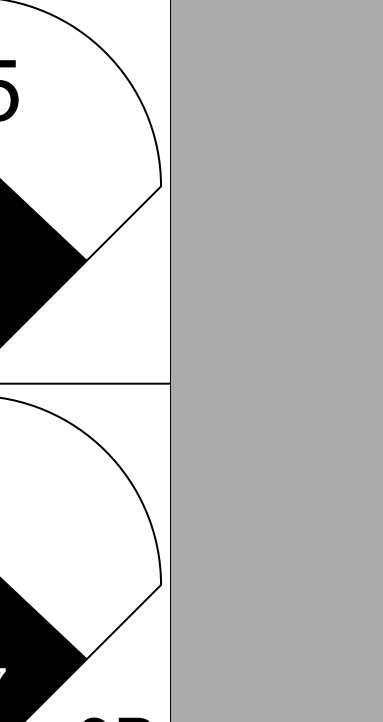
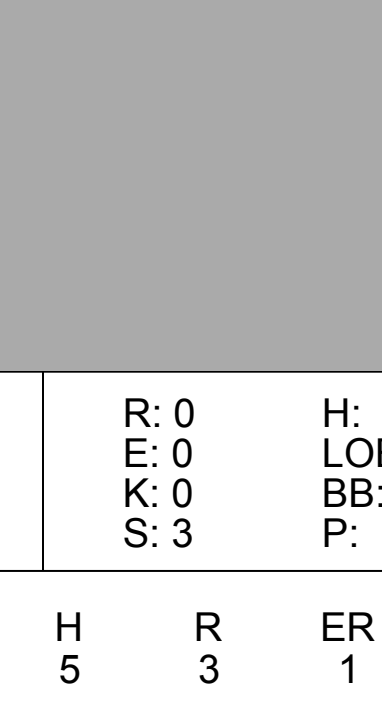
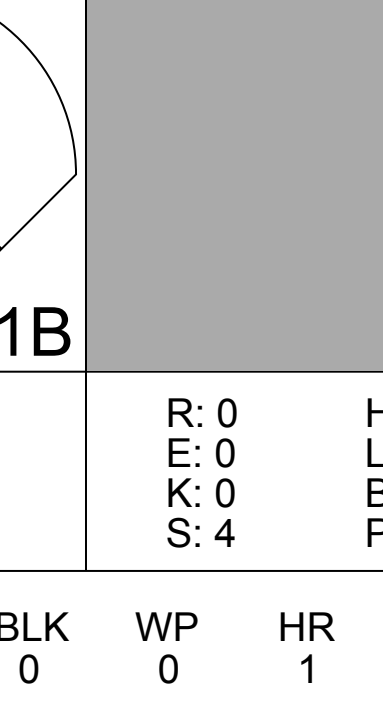
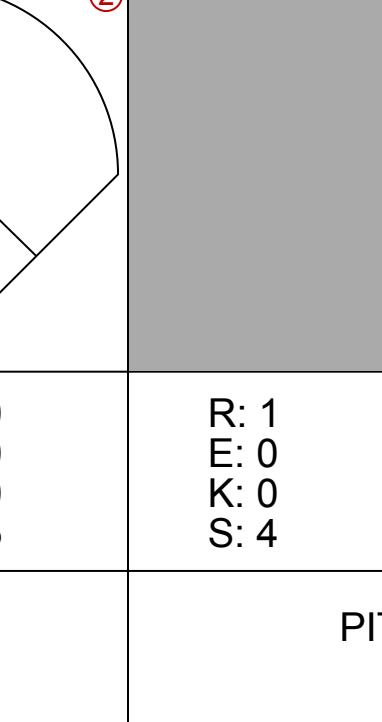
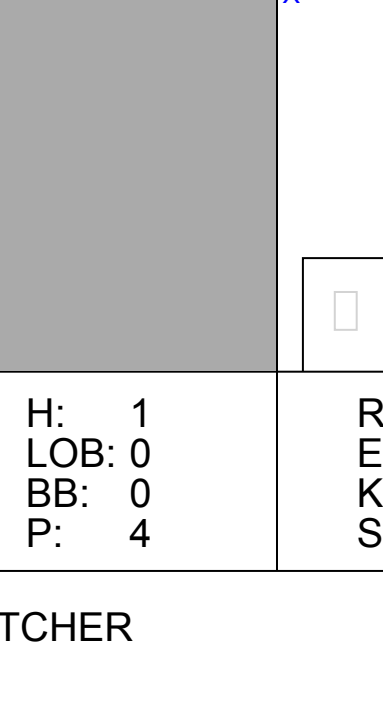
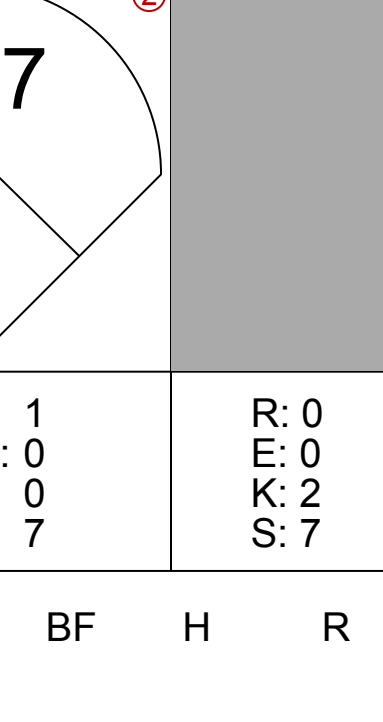
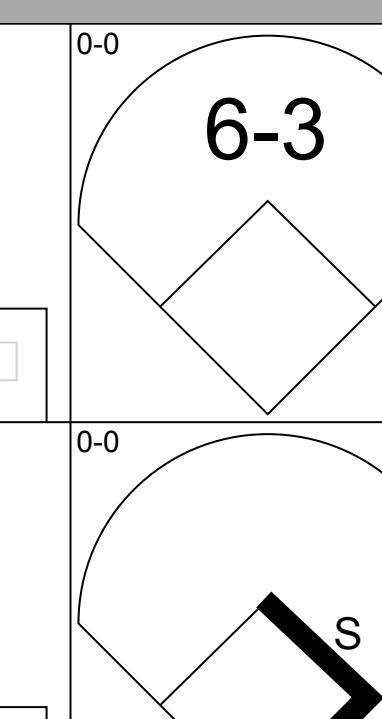
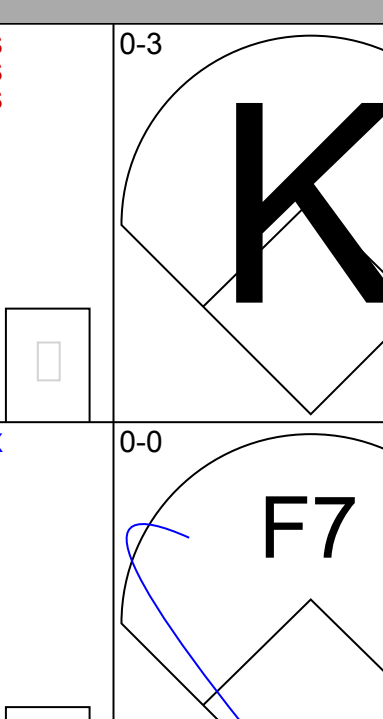
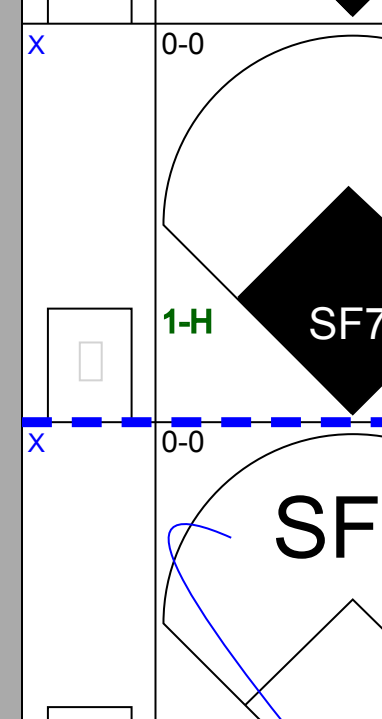
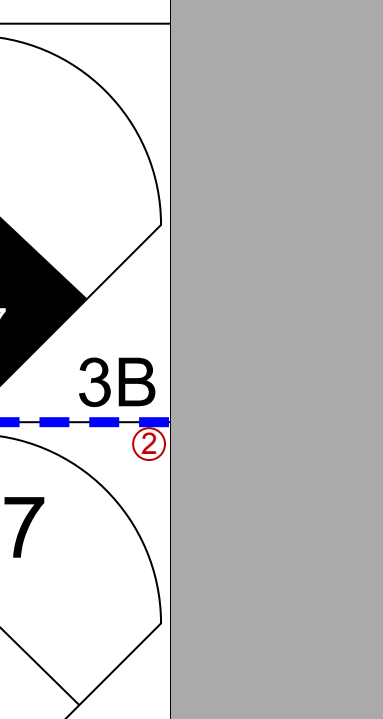
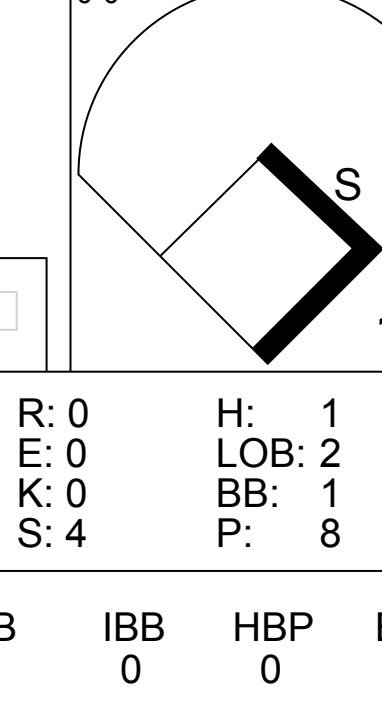
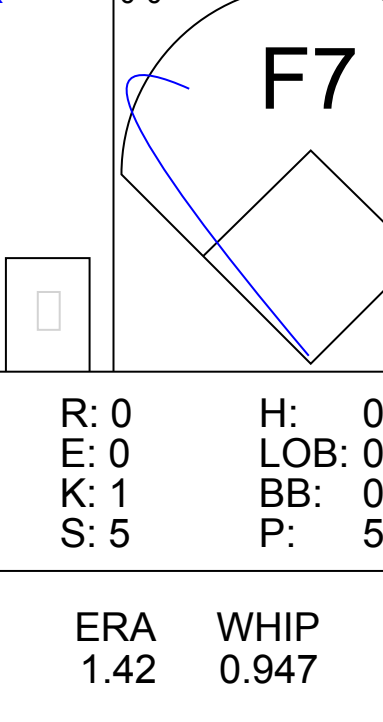
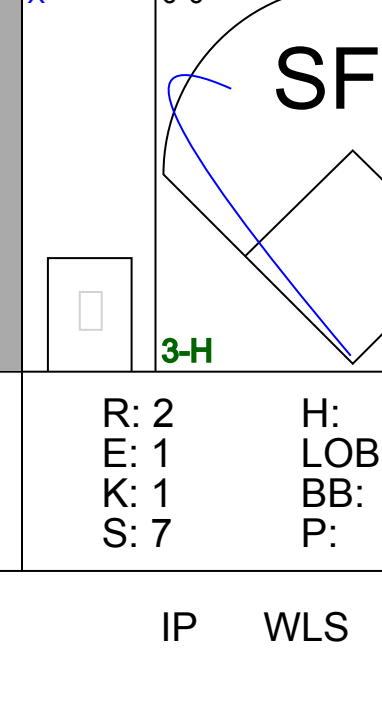



AB 33
R 6
H 9
RBI 6
BB 4
SO 2
LOB 16



Batter	1	2	3	4	5	6	7	8	9	AB	R	H	RBI	BB	SO	LOB	TOP			
Davey Lopes, R OBP: 0.308, SLG: 0.372 (1, 4)	F6		L6 BB 1-2 1B		5-3			4-3 1B		4	0	2	0	0	0	0	<p>Oakland Athletics @ New York Yankees Yankee Stadium, Bronx, NY Sat Jul 17 1982, 7:05 PM EDT Att: 38,590 - Unknown - 87 F</p> <p>livebaseballscores.com</p> <p>AB 31 R 1 H 5 RBI 1 BB 4 SO 6 LOB 15</p> 			
Dwayne Murphy, L OBP: 0.351, SLG: 0.415 (1, 8)	4-3		F7			K		4-3		4	0	0	0	0	1	3				
Cliff Johnson, R OBP: 0.310, SLG: 0.363 (1, 10)								5-3		2	0	1	0	2	0	1				
Jeff Burroughs, R OBP: 0.336, SLG: 0.456 (1, 9)	F9		L6			K				4	1	1	0	0	1	5				
Mickey Klutts, R OBP: 0.240, SLG: 0.265 (1, 5)		6-3			K					4	0	1	1	0	1	1				
Joe Rudi, R OBP: 0.336, SLG: 0.295 (1, 7)					F6					3	0	0	0	1	0	1				
Mike Heath, R OBP: 0.311, SLG: 0.333 (1, 2)					F8					4	0	0	0	0	0	2				
Jeff Newman, R OBP: 0.235, SLG: 0.335 (1, 3)					K					4	0	0	0	0	2	2				
Jimmy Sexton, R OBP: 0.310, SLG: 0.346 (1, 6)					F7					2	0	0	0	1	1	0				
Inning Stats	R: 0 E: 0 K: 0 S: 3	H: 0 LOB: 1 BB: 1 P: 7	R: 0 E: 0 K: 1 S: 5	H: 0 LOB: 1 BB: 1 P: 9	R: 0 E: 0 K: 0 S: 3	H: 1 LOB: 2 BB: 2 P: 11	R: 0 E: 0 K: 1 S: 5	H: 0 LOB: 0 BB: 0 P: 5	R: 0 E: 0 K: 2 S: 8	H: 1 LOB: 1 BB: 0 P: 8	R: 0 E: 0 K: 0 S: 3	H: 0 LOB: 0 BB: 0 P: 3	R: 0 E: 0 K: 1 S: 6	H: 1 LOB: 1 BB: 0 P: 6	R: 1 E: 0 K: 0 S: 5	H: 2 LOB: 1 BB: 0 P: 5	1B: 3 2B: 3 3B: 0 HR: 0	SF: 0 SAC: 0 DP: 1 HBP: 0	WP: 0 PB: 2 SB: 0 CS: 0	PA: 35
PITCHER Shane Rawley, L ERA: 3.36 (1, 1)	IP: 9.0 WLS: W BF: 35 H: 5 R: 1 ER: 1 SO: 6 BB: 4 IBB: 0 HBP: 0 BLK: 0 WP: 0 HR: 0 S: 43 P: 59 ERA: 1.00 WHIP: 1.000															PITCHER				

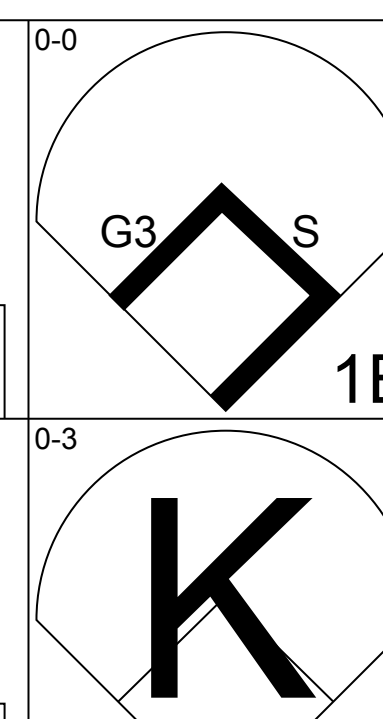
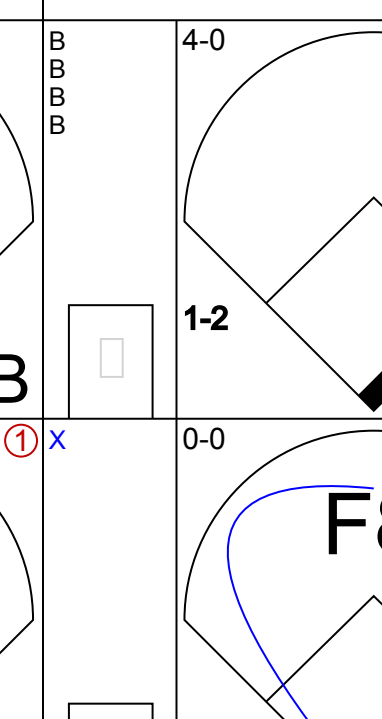
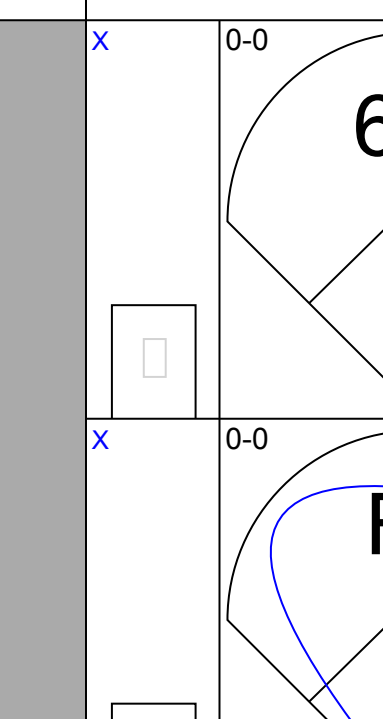
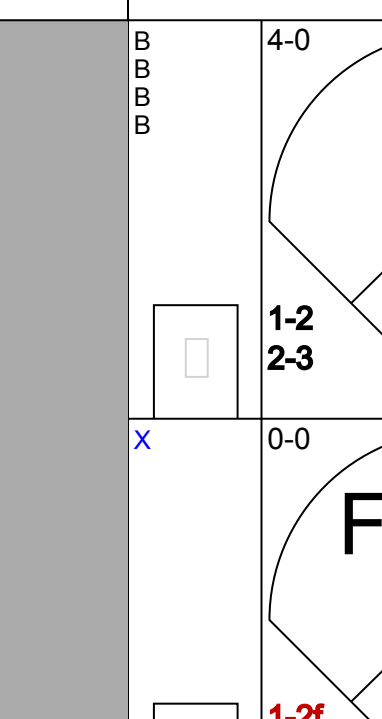
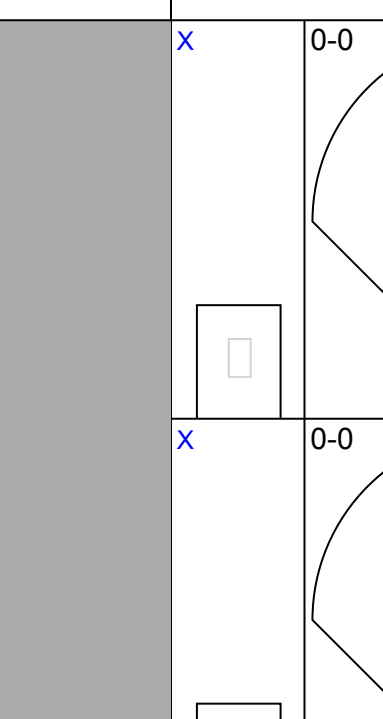
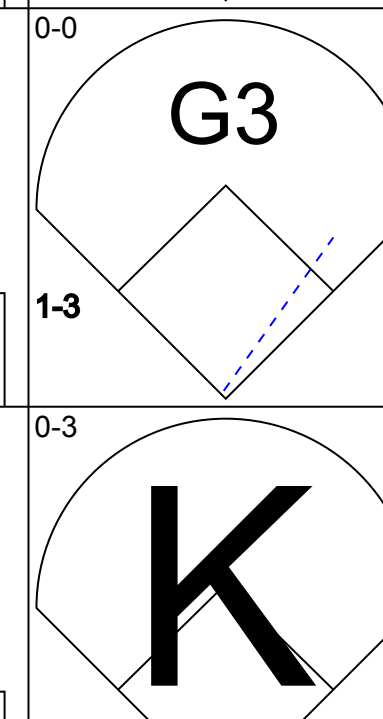

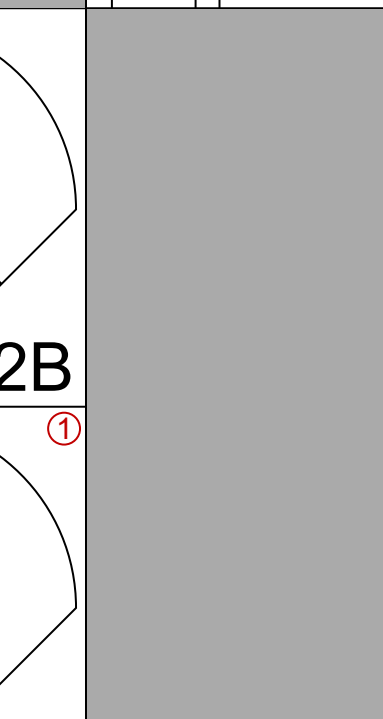
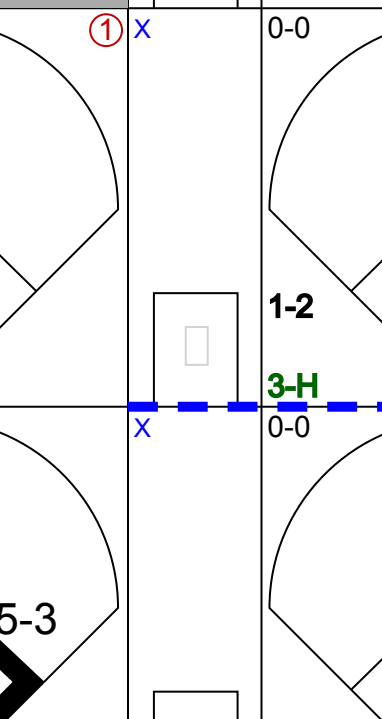
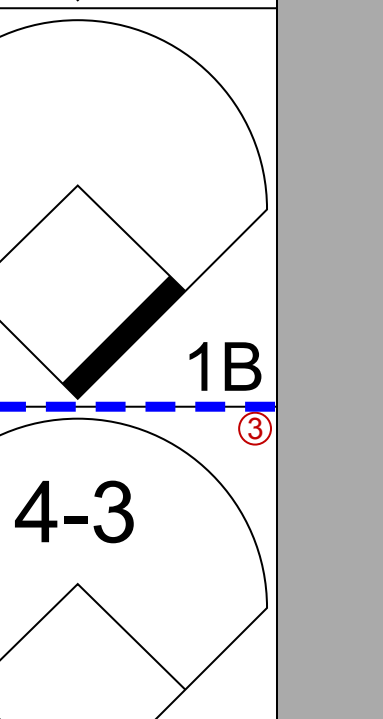
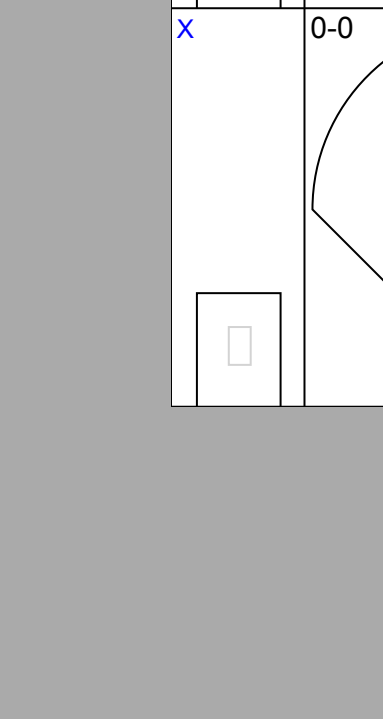

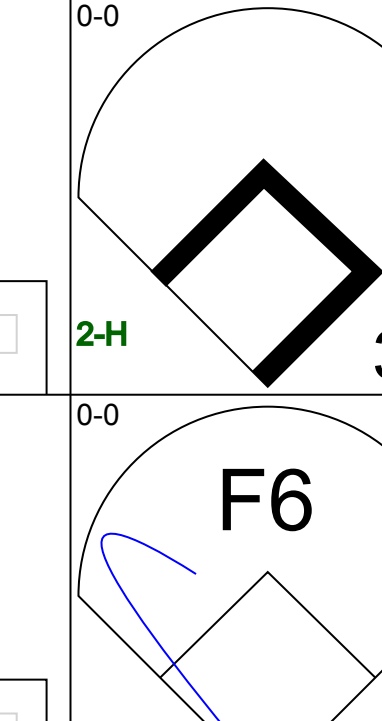
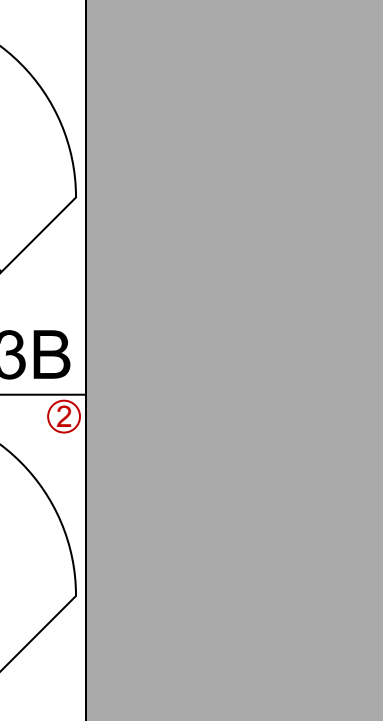
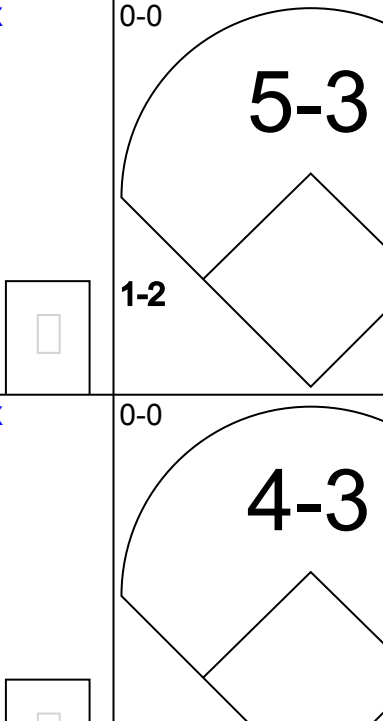
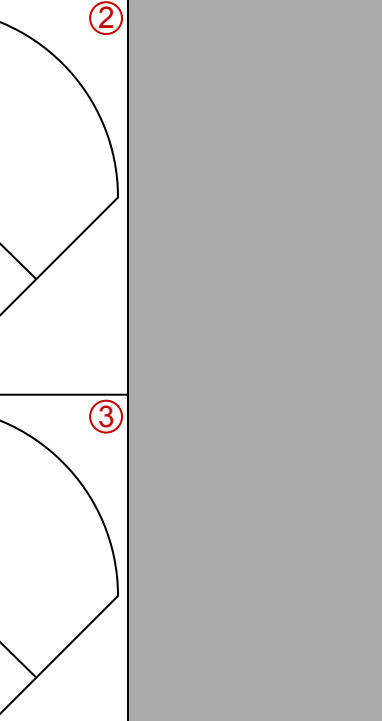
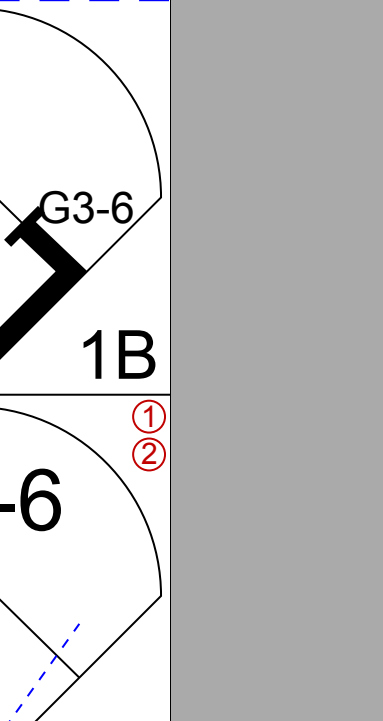

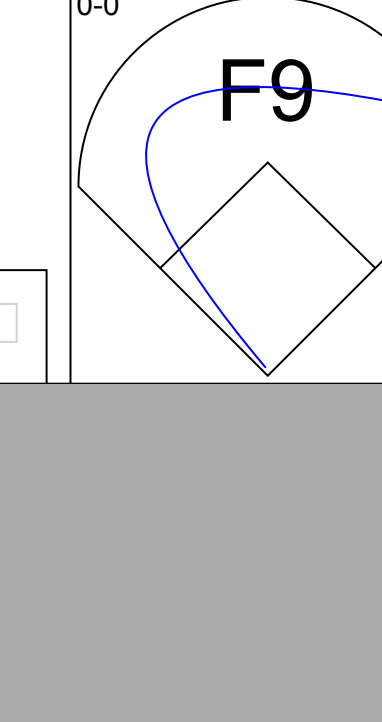

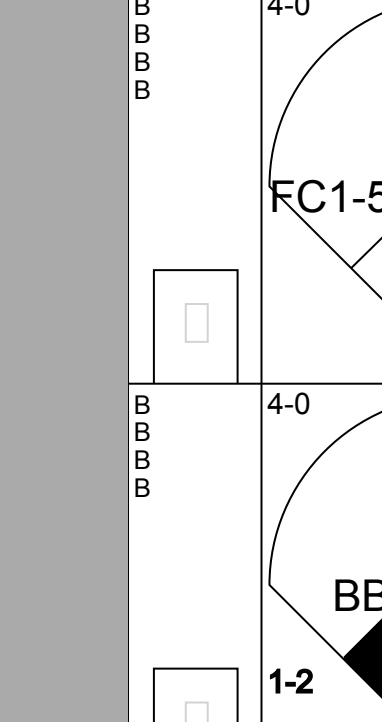
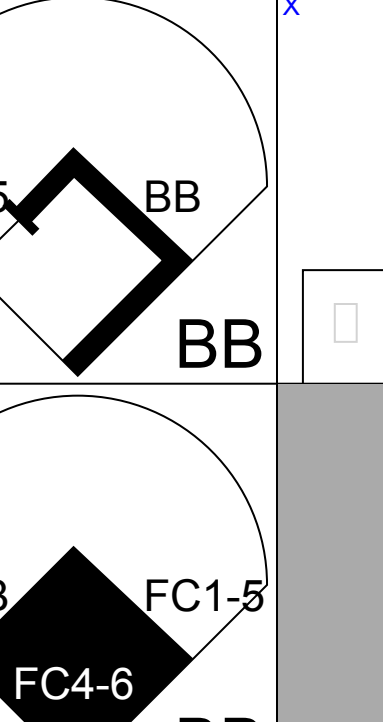
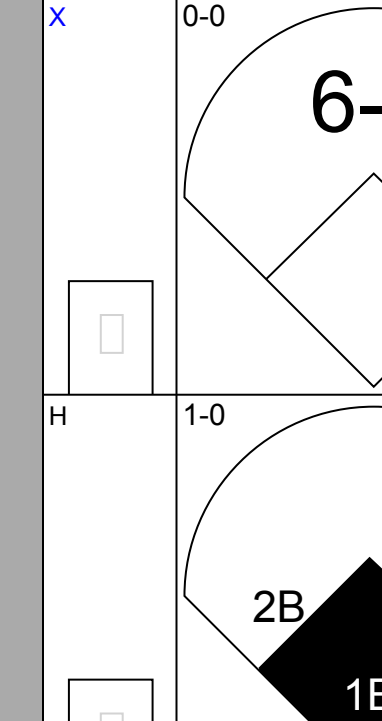
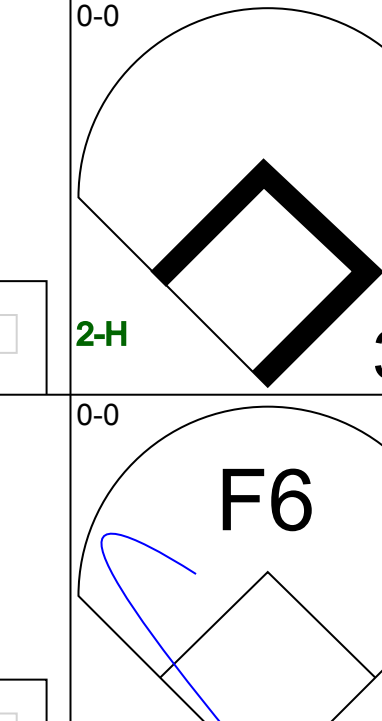
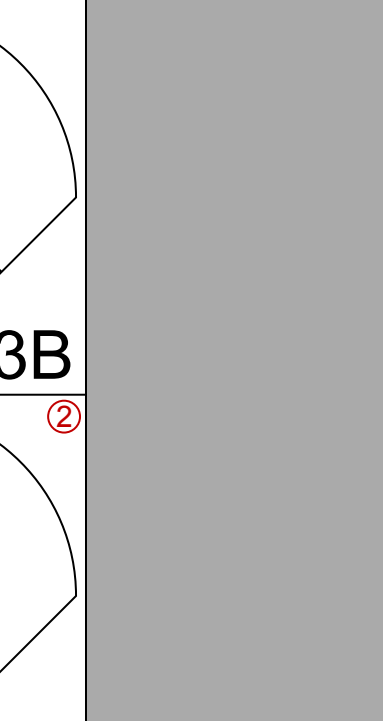
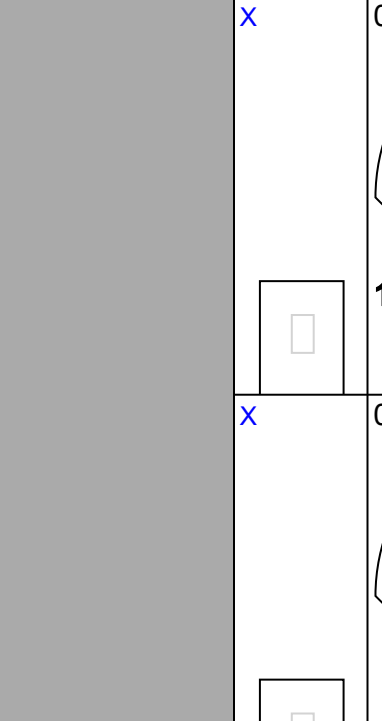
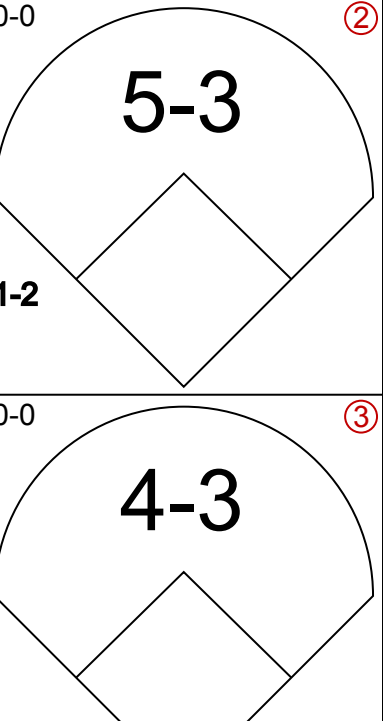
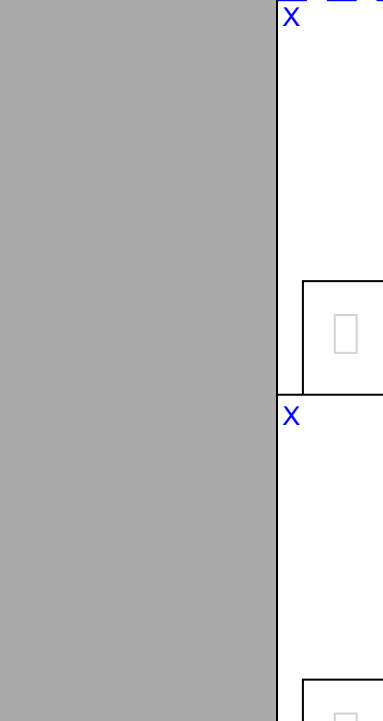
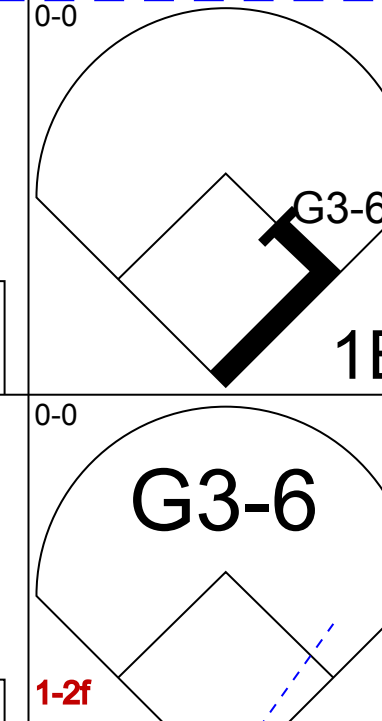
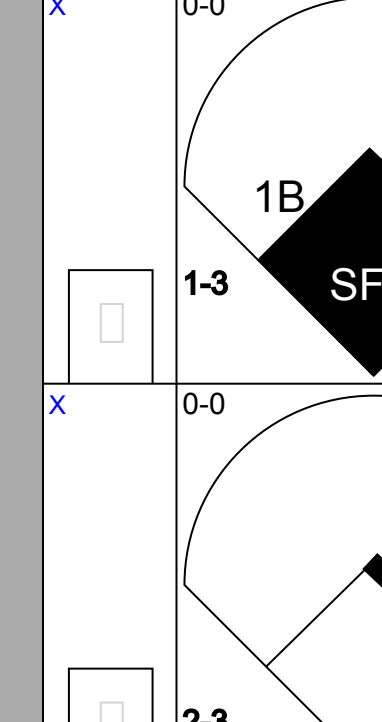
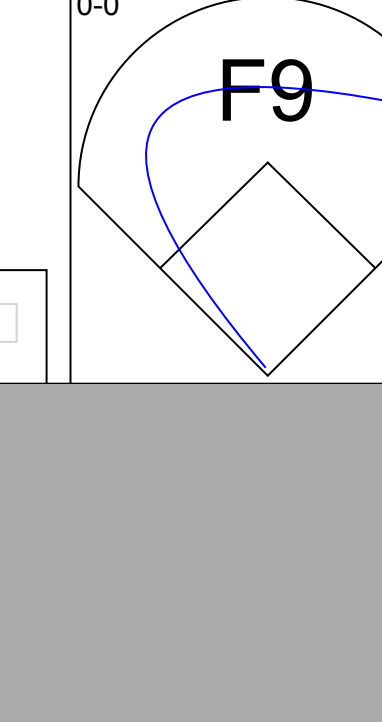
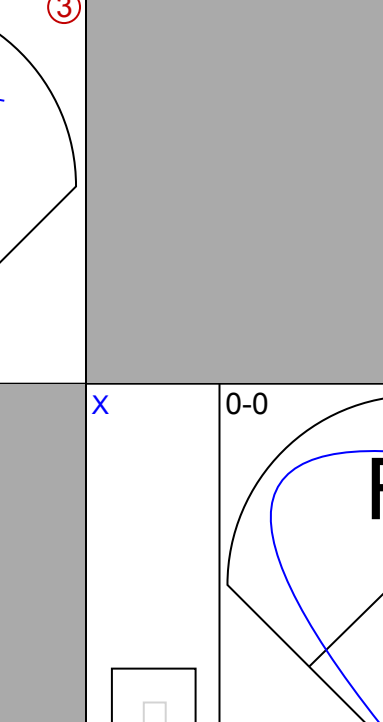
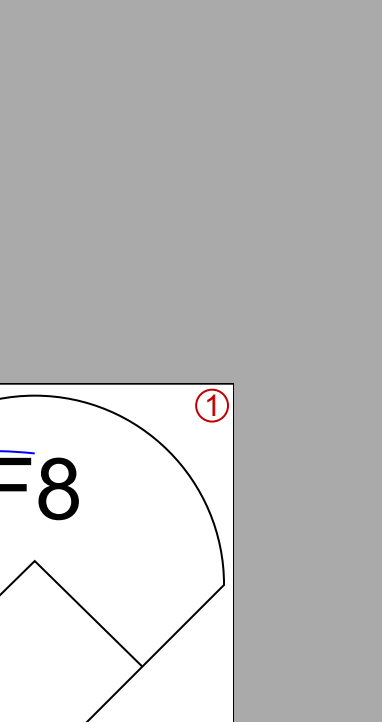

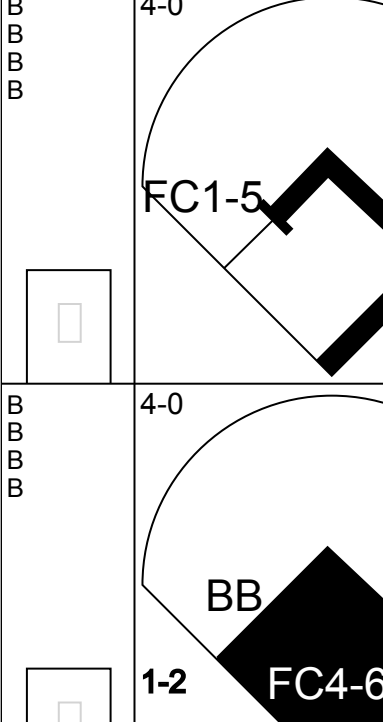
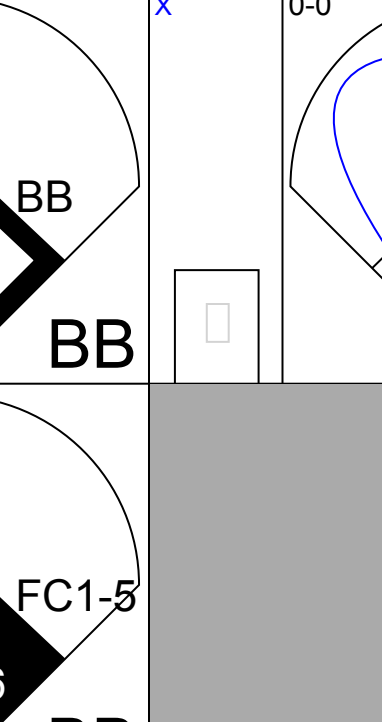
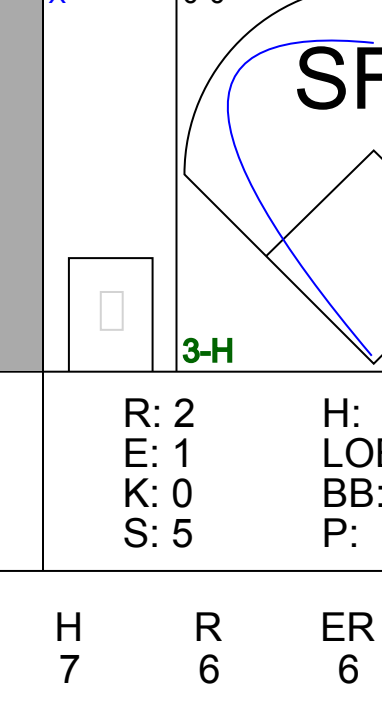
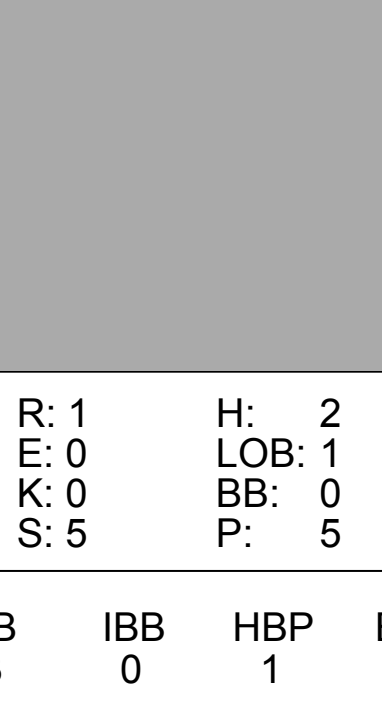
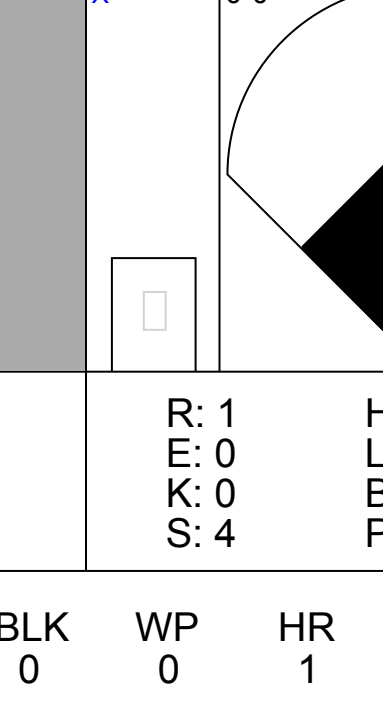
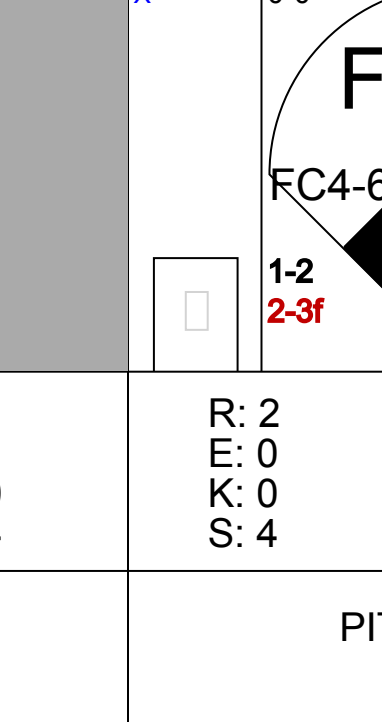
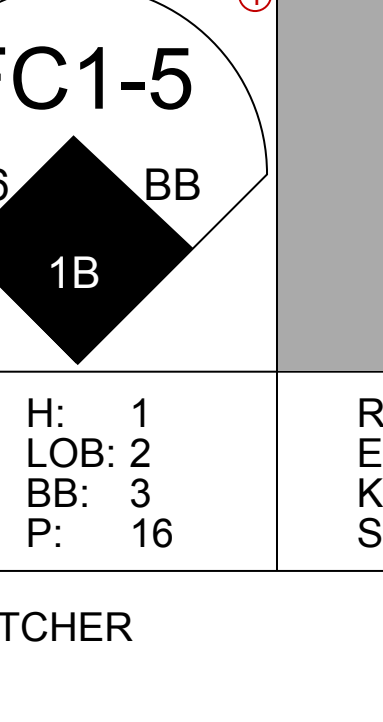

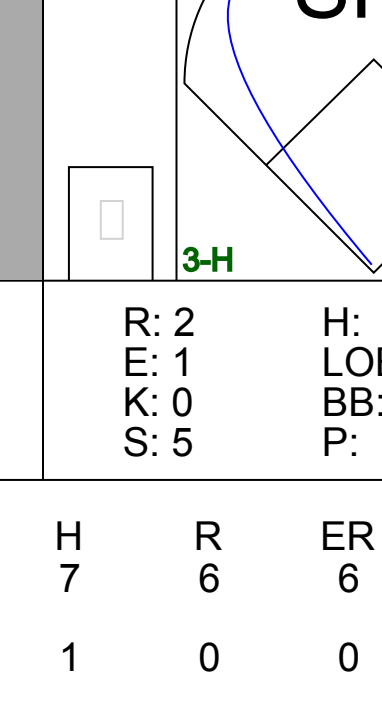
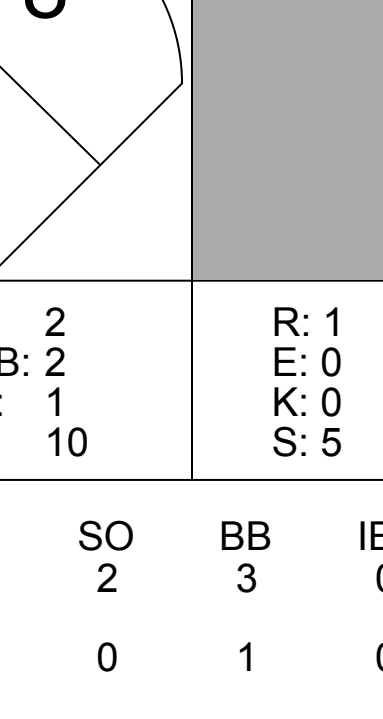
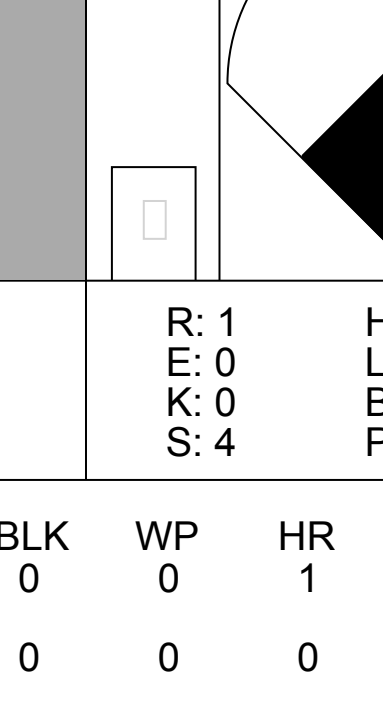
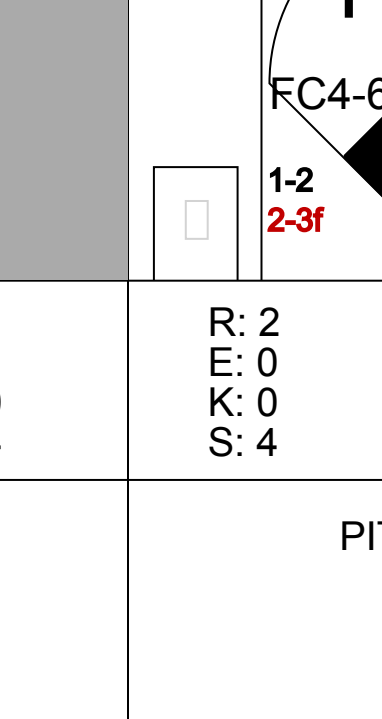
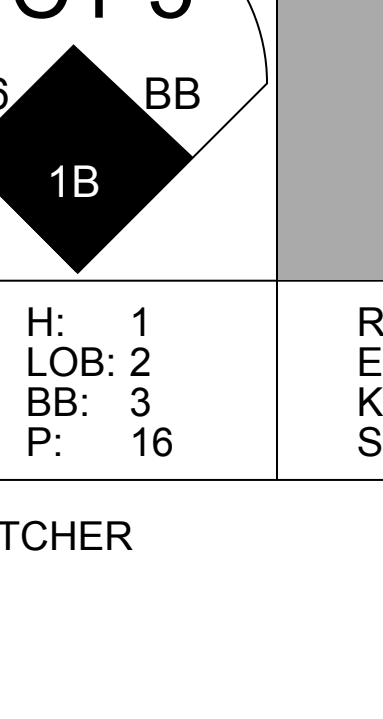
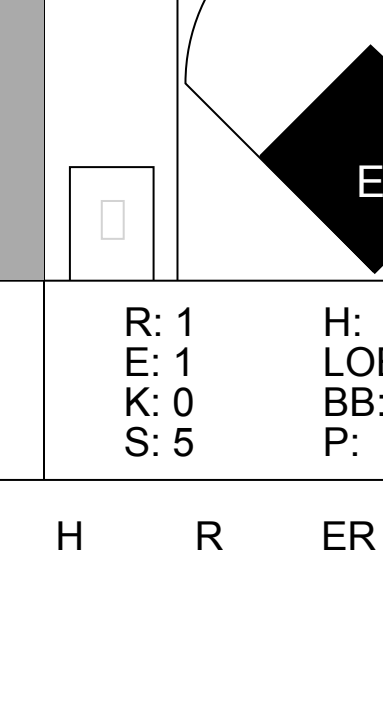
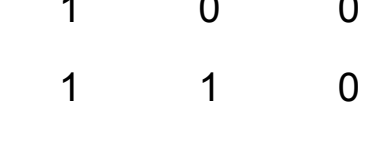

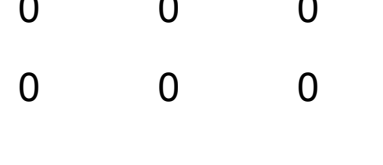




Batter	1	2	3	4	5	6	7	8	9	AB	R	H	RBI	BB	SO	LOB	BOTTOM				
Willie Randolph, R OBP: 0.364, SLG: 0.344 (1, 4)	F9		F9		F9		5-3			4	0	0	0	0	0	0	<p>Oakland Athletics @ New York Yankees Yankee Stadium, Bronx, NY Sat Jul 17 1982, 7:05 PM EDT Att: 38,590 - Unknown - 87 F</p> <p>livebaseballscores.com</p> <p>AB 28 R 4 H 5 RBI 4 BB 6 SO 4 LOB 10</p> 				
Ken Griffey, L OBP: 0.338, SLG: 0.412 (1, 9)					F9			F8		4	1	2	0	0	0	0					
Jerry Mumphrey, S OBP: 0.370, SLG: 0.374 (1, 8)										3	2	1	2	1	2	1					
Bobby Murcer, L OBP: 0.301, SLG: 0.437 (1, 10)	F6									4	1	1	2	0	1	1					
Dave Winfield, R OBP: 0.347, SLG: 0.525 (1, 7)										3	0	0	0	1	0	0					
John Mayberry, L OBP: 0.338, SLG: 0.369 (1, 3)										1	0	1	0	3	0	0					
Graig Nettles, L OBP: 0.297, SLG: 0.350 (1, 5)										4	0	0	0	0	1	5					
Roy Smalley, S OBP: 0.352, SLG: 0.381 (1, 6)										2	0	0	0	1	0	1					
Rick Cerone, R OBP: 0.293, SLG: 0.258 (1, 2)										3	0	0	0	0	0	2					
Inning Stats	R: 0 E: 0 K: 1 S: 6	H: 1 LOB: 1 BB: 0 P: 6	R: 0 E: 0 K: 0 S: 4	H: 1 LOB: 0 BB: 0 P: 4	R: 2 E: 0 K: 1 S: 7	H: 2 LOB: 0 BB: 0 P: 7	R: 0 E: 0 K: 1 S: 4	H: 0 LOB: 3 BB: 3 P: 16	R: 0 E: 0 K: 0 S: 3	H: 0 LOB: 1 BB: 1 P: 7	R: 0 E: 0 K: 0 S: 3	H: 0 LOB: 0 BB: 0 P: 3	R: 2 E: 0 K: 0 S: 4	H: 1 LOB: 1 BB: 2 P: 12	R: 0 E: 0 K: 0 S: 5	H: 0 LOB: 0 BB: 0 P: 5		1B: 3 2B: 1 3B: 0 HR: 2	SF: 0 SAC: 0 DP: 1 HBP: 0	WP: 0 PB: 0 SB: 0 CS: 2	PA: 34
PITCHER Matt Keough, R ERA: 5.62 Bob Ovchinko, L ERA: 4.99 (8, 1)	IP: 7.2 WLS: L BF: 32 H: 5 R: 4 ER: 4 SO: 4 BB: 5 IBB: 0 HBP: 0 BLK: 0 WP: 0 HR: 2 S: 35 P: 55 ERA: 4.70 WHIP: 1.304															PITCHER					

Batter	1	2	3	4	5	6	7	8	9	AB	R	H	RBI	BB	SO	LOB	TOP																					
Rickey Henderson, R OBP: 0.423, SLG: 0.412 (1, 7)										4	0	0	0	0	2	1																						
Dwayne Murphy, L OBP: 0.350, SLG: 0.411 (1, 8)										3	0	0	0	1	2	0																						
Cliff Johnson, R OBP: 0.308, SLG: 0.366 (1, 10)										4	0	1	0	0	0	2																						
Jeff Burroughs, R OBP: 0.333, SLG: 0.479 (1, 9)										4	1	1	1	0	1	1																						
Mickey Klutts, R OBP: 0.231, SLG: 0.255 (1, 5)										4	0	0	0	0	0	0																						
Joe Rudi, R OBP: 0.333, SLG: 0.301 (1, 3)										4	0	1	0	0	0	0																						
Davey Lopes, R OBP: 0.303, SLG: 0.366 (1, 4)										4	1	0	0	0	0	1																						
Mike Heath, R OBP: 0.312, SLG: 0.347 (1, 2)										3	1	1	1	0	1	0																						
Jimmy Sexton, R OBP: 0.313, SLG: 0.357 (1, 6)										2	0	1	1	0	0	0																						
Inning Stats	R: 0 E: 0 K: 2 S: 8	H: 1 LOB: 1 BB: 0 P: 8	R: 0 E: 0 K: 0 S: 3	H: 0 LOB: 2 BB: 0 P: 3	R: 0 E: 0 K: 0 S: 4	H: 1 LOB: 2 BB: 1 P: 8	R: 0 E: 0 K: 0 S: 4	H: 1 LOB: 1 BB: 0 P: 4	R: 0 E: 0 K: 1 S: 5	H: 0 LOB: 0 BB: 0 P: 5	R: 1 E: 0 K: 0 S: 4	H: 1 LOB: 0 BB: 0 P: 4	R: 2 E: 1 K: 1 S: 7	H: 1 LOB: 0 BB: 0 P: 7	R: 0 E: 0 K: 2 S: 7	H: 0 LOB: 0 BB: 0 P: 7	R: 0 E: 0 K: 0 S: 3	H: 0 LOB: 0 BB: 0 P: 3	1B: 1 2B: 2 3B: 1 HR: 1	SF: 1 SAC: 0 DP: 0 HBP: 0	WP: 0 PA: 34 PB: 0 SB: 1 CS: 0																	
PITCHER	IP	WLS	BF	H	R	ER	SO	BB	IBB	HBP	BLK	WP	HR	S	P	ERA	WHIP	PITCHER				IP	WLS	BF	H	R	ER	SO	BB	IBB	HBP	BLK	WP	HR	S	P	ERA	WHIP
Ron Guidry, L ERA: 3.87 (1, 1)	6.1	W	26	5	3	1	3	1	0	0	0	0	1	31	35	1.42	0.947																					
Rudy May, L ERA: 3.38 (7, 1)	2.2		8	0	0	0	3	0	0	0	0	0	0	14	14	0.00	0.000																					

Oakland Athletics @ New York Yankees
Yankee Stadium, Bronx, NY
Sun Jul 18 1982, 3:33 AM EDT
Att: 38,184 - Unknown - 93 F

AB 32
R 3
H 5
RBI 3
BB 1
SO 6
LOB 5



Batter	1	2	3	4	5	6	7	8	9	AB	R	H	RBI	BB	SO	LOB	BOTTOM																					
Willie Randolph, R OBP: 0.367, SLG: 0.344 (1, 4)										3	0	1	0	2	0	1																						
Ken Griffey, L OBP: 0.332, SLG: 0.405 (1, 9)										5	0	0	1	0	1	5																						
Jerry Mumphrey, S OBP: 0.371, SLG: 0.379 (1, 8)										5	1	2	1	0	0	2																						
Bobby Murcer, L OBP: 0.299, SLG: 0.431 (1, 10)										4	0	1	0	0	1	4																						
Dave Winfield, R OBP: 0.349, SLG: 0.532 (1, 7)										4	0	2	1	0	0	1																						
John Mayberry, L OBP: 0.336, SLG: 0.364 (1, 3)										3	1	0	0	0	0	3																						
Graig Nettles, L OBP: 0.300, SLG: 0.354 (1, 5)										3	1	1	0	1	0	1																						
Roy Smalley, S OBP: 0.354, SLG: 0.381 (1, 6)										3	1	1	1	1	0	0																						
Rick Cerone, R OBP: 0.301, SLG: 0.315 (1, 2)										3	3	2	2	0	0	2																						
Inning Stats	R: 0 E: 0 K: 2 S: 8	H: 1 LOB: 1 BB: 0 P: 8	R: 2 E: 1 K: 0 S: 5	H: 2 LOB: 2 BB: 1 P: 10	R: 1 E: 0 K: 0 S: 5	H: 2 LOB: 1 BB: 0 P: 5	R: 1 E: 0 K: 0 S: 4	H: 1 LOB: 0 BB: 0 P: 4	R: 0 E: 0 K: 0 S: 4	H: 1 LOB: 1 BB: 0 P: 4	R: 2 E: 0 K: 0 S: 4	H: 1 LOB: 2 BB: 3 P: 16	R: 0 E: 0 K: 0 S: 3	H: 1 LOB: 0 BB: 0 P: 3	R: 1 E: 1 K: 0 S: 5	H: 1 LOB: 1 BB: 0 P: 5	1B: 5 2B: 3 3B: 1 HR: 1	SF: 1 SAC: 0 DP: 1 HBP: 1	WP: 0 PA: 39 PB: 0 SB: 1 CS: 0																			
PITCHER	IP	WLS	BF	H	R	ER	SO	BB	IBB	HBP	BLK	WP	HR	S	P	ERA	WHIP	PITCHER				IP	WLS	BF	H	R	ER	SO	BB	IBB	HBP	BLK	WP	HR	S	P	ERA	WHIP
Brian Kingman, R ERA: 4.83 (1, 1)	5.0	L	26	7	6	6	2	3	0	1	0	0	0	26	39	10.80	2.000																					
Preston Hanna, R ERA: 3.65 (6, 1)	0.2		4	1	0	0	0	1	0	0	0	0	0	3	7	0.00	3.000																					
Bob Owchinko, L ERA: 4.96 (6, 1)	0.1		1	0	0	0	0	0	0	0	0	0	0	1	1	0.00	0.000																					
Tom Underwood, L ERA: 3.03 (7, 1)	1.0		3	1	0	0	0	0	0	0	0	0	0	3	3	0.00	1.000																					
Dave Beard, R ERA: 4.1 (8, 1)	1.0		5	1	1	0	0	0	0	0	0	0	0	5	5	0.00	1.000																					

Oakland Athletics @ New York Yankees
Yankee Stadium, Bronx, NY
Sun Jul 18 1982, 3:33 AM EDT
Att: 38,184 - Unknown - 93 F

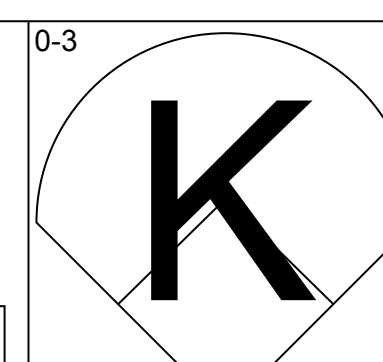
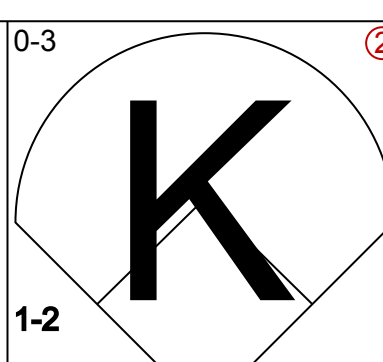
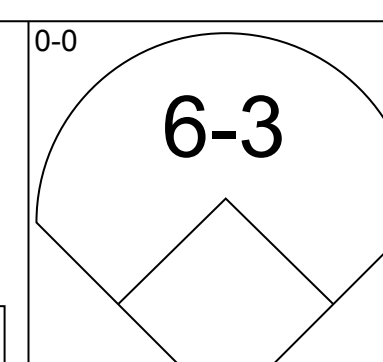
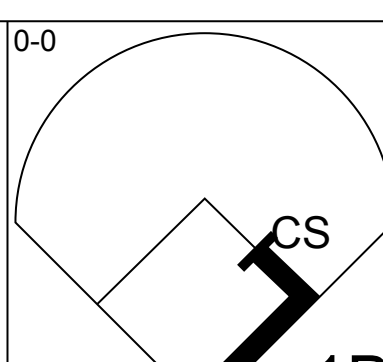
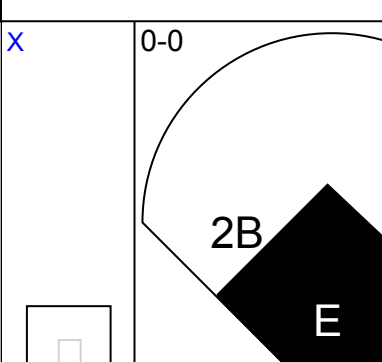
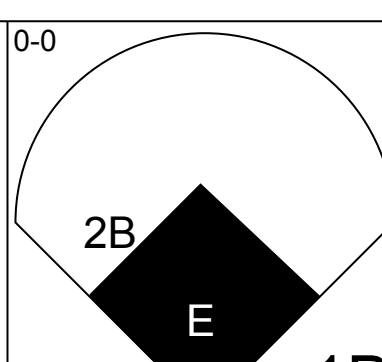
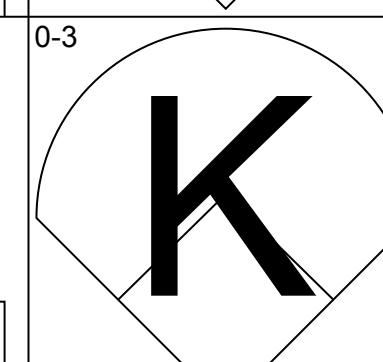
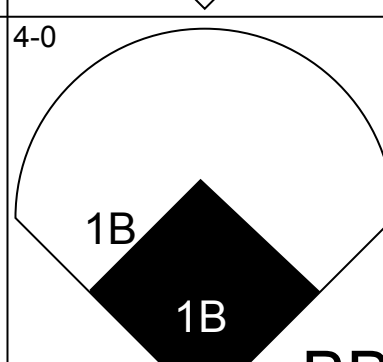
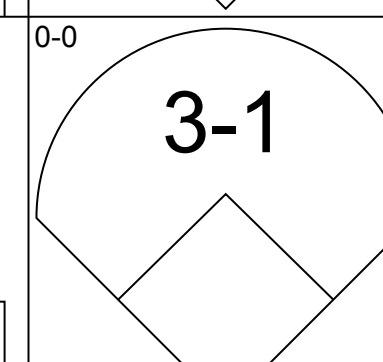
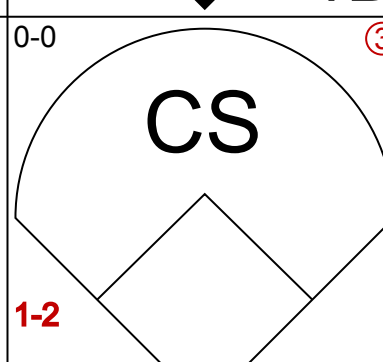
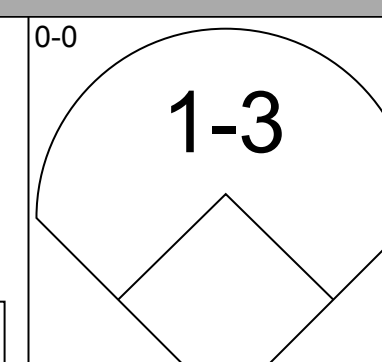
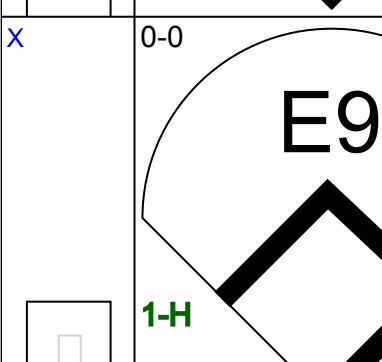
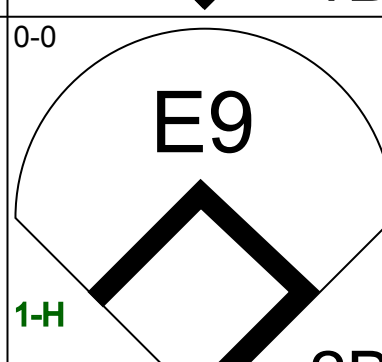
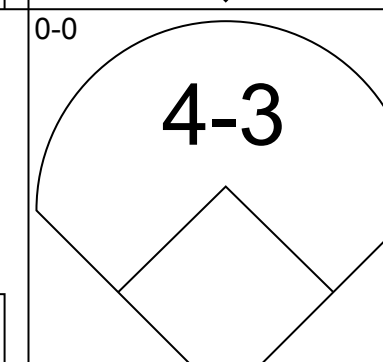
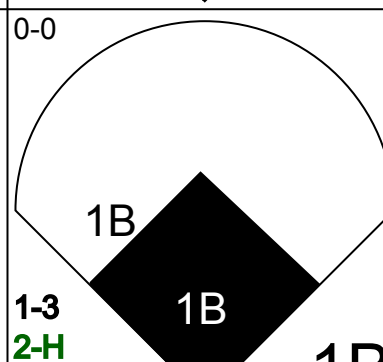
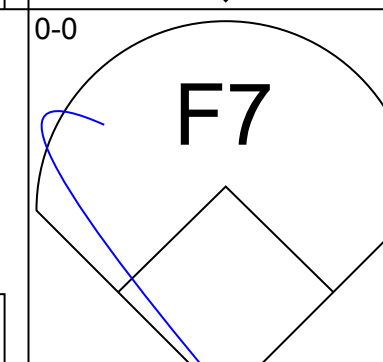
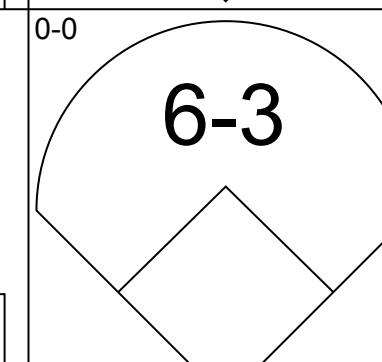
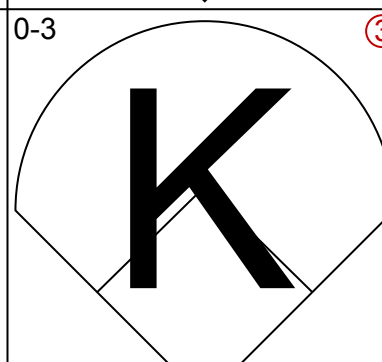
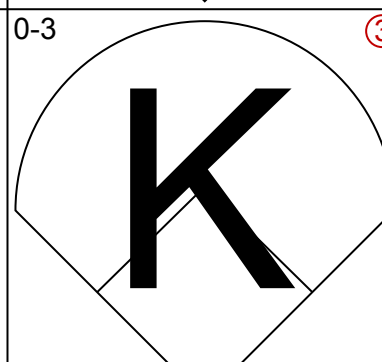
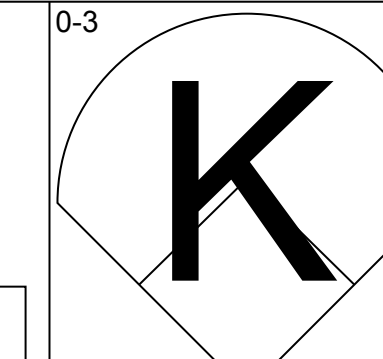
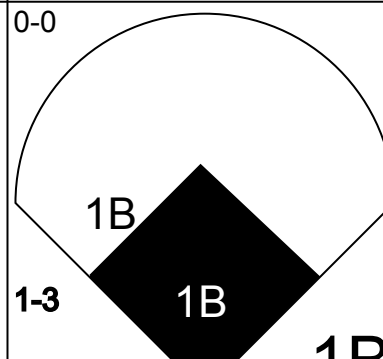
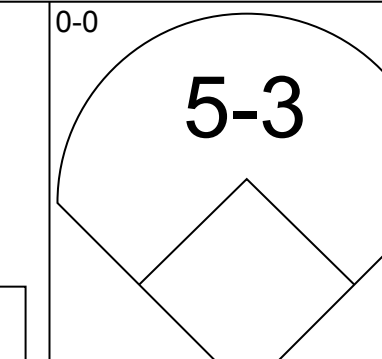
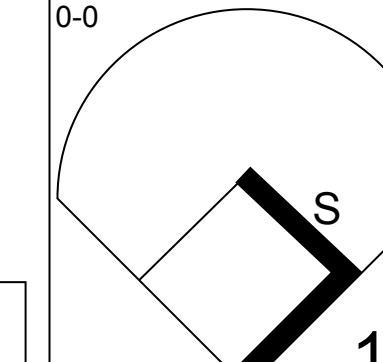
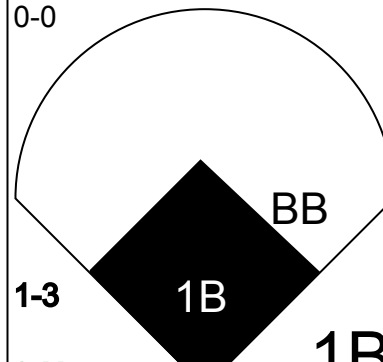
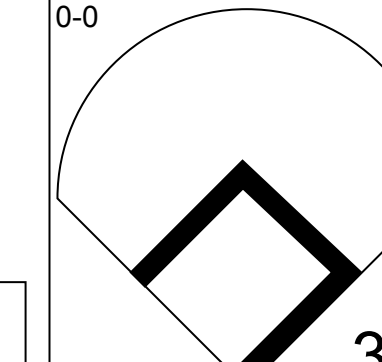
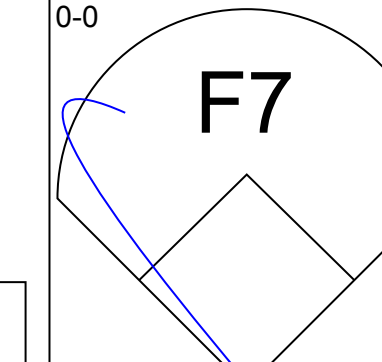

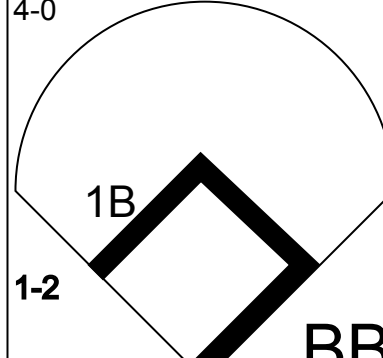
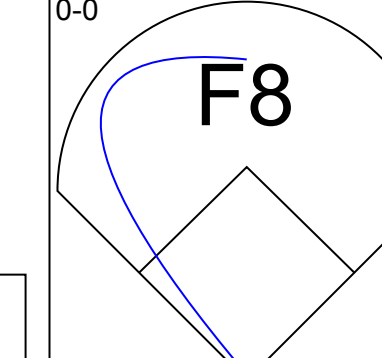
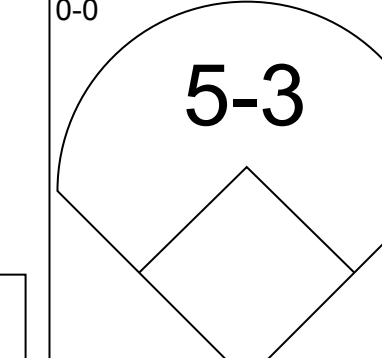

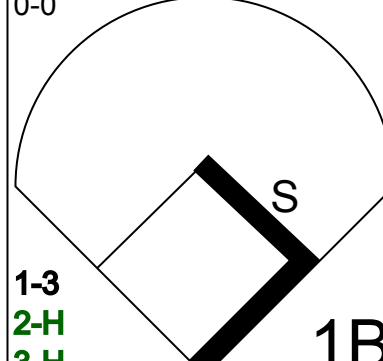
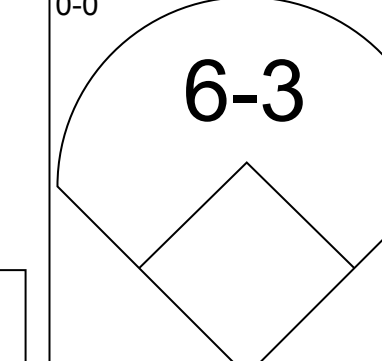
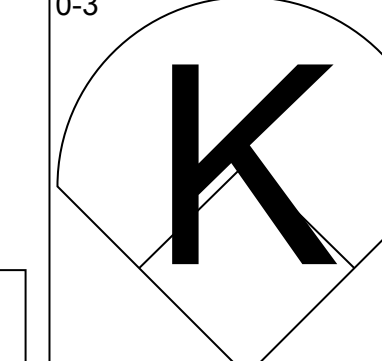
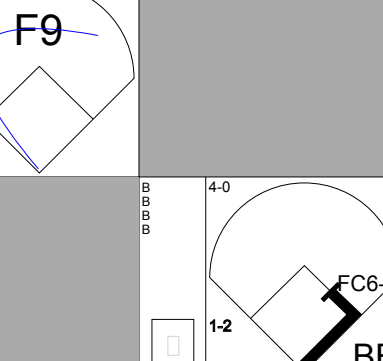
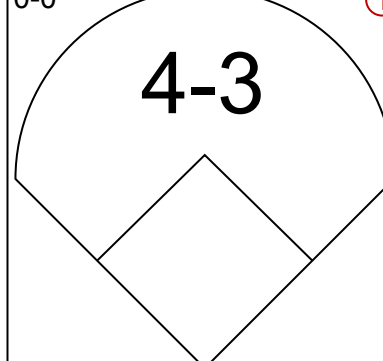
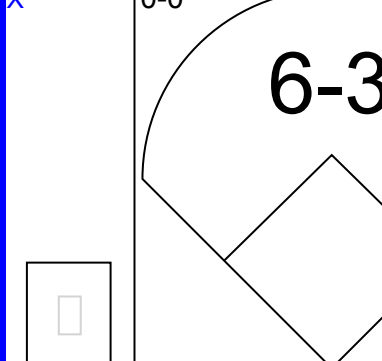
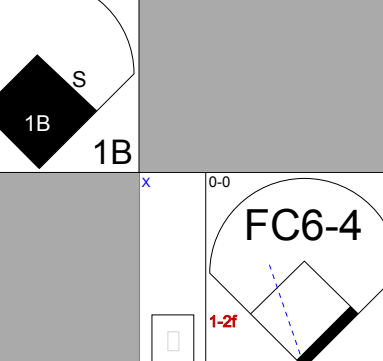
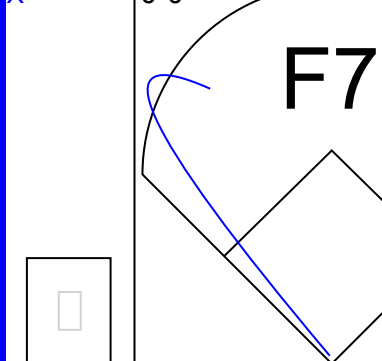

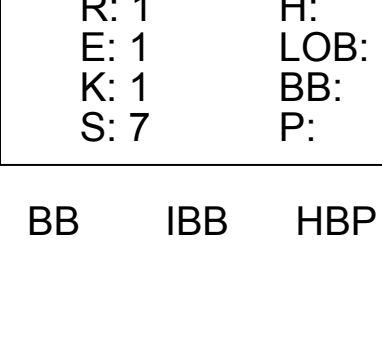
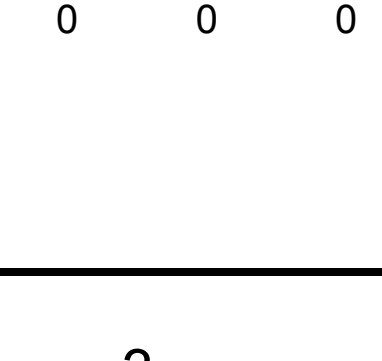

AB 33
R 7
H 10
RBI 6
BB 4
SO 2
LOB 19

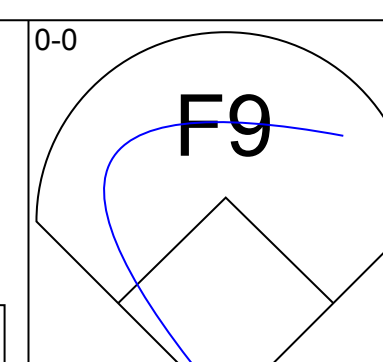
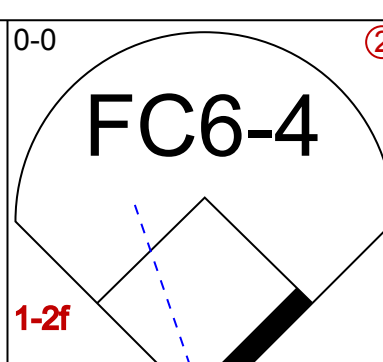
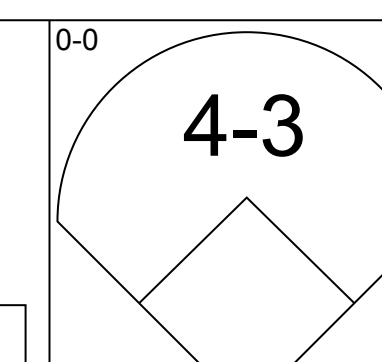
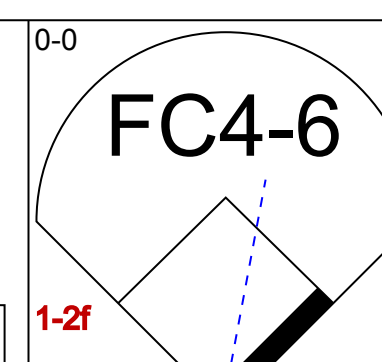
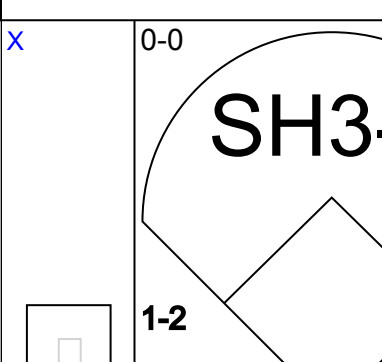
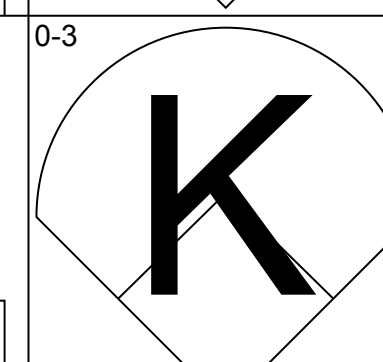
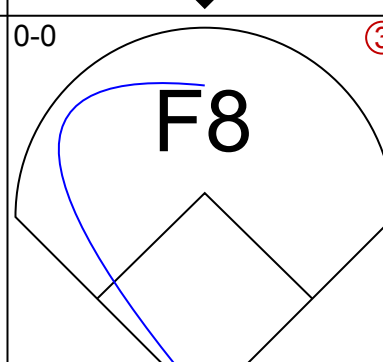
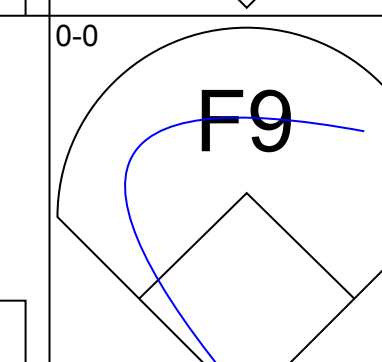
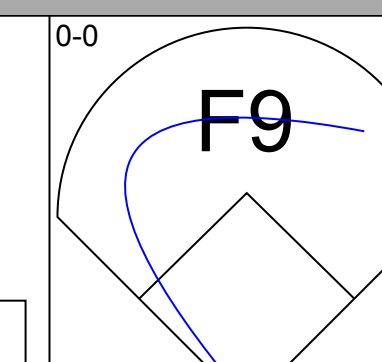
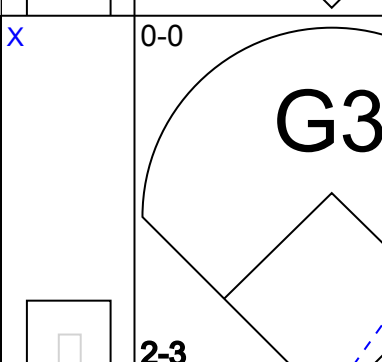
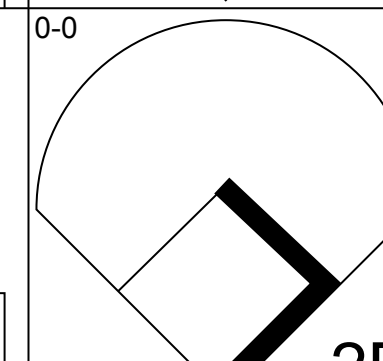
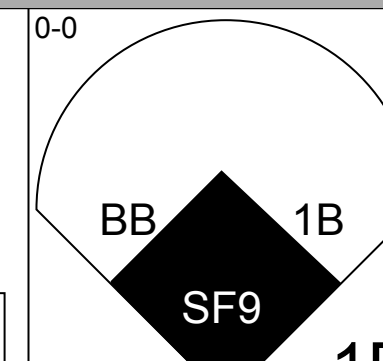
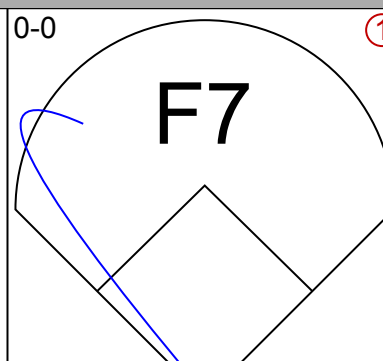
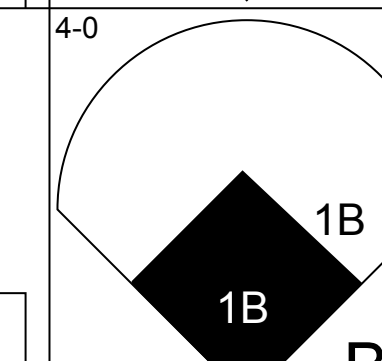
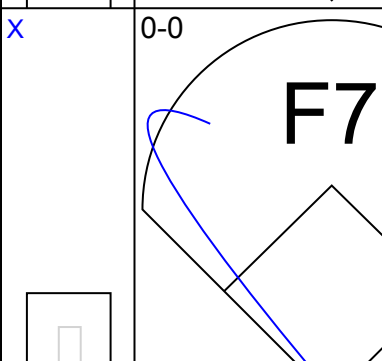
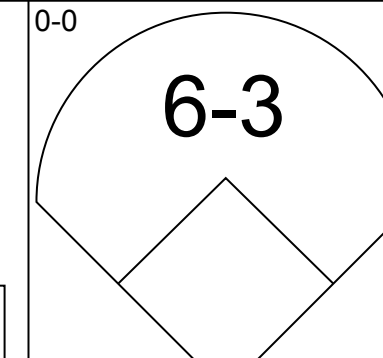
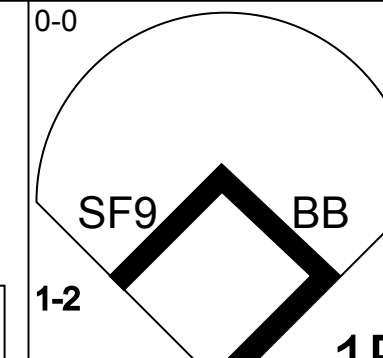
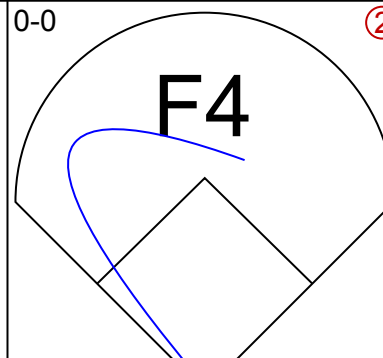
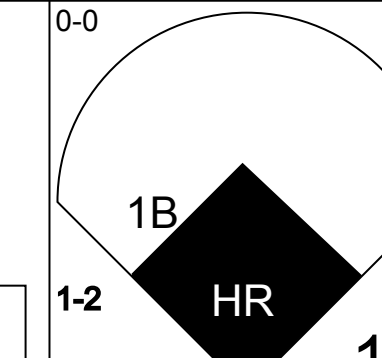
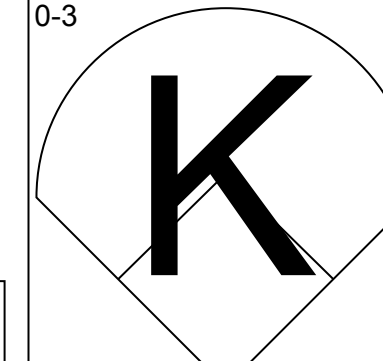
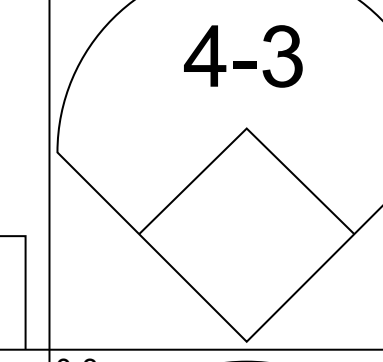
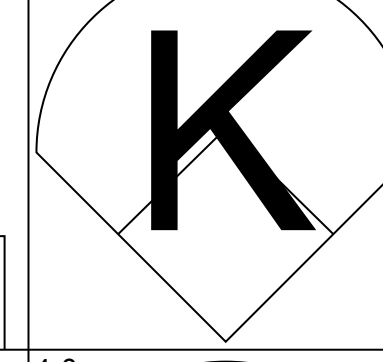
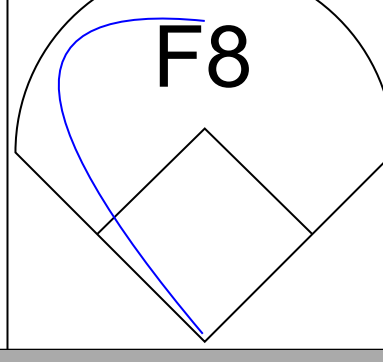
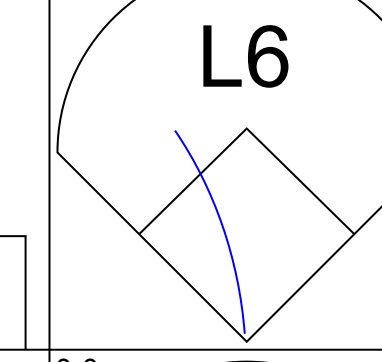
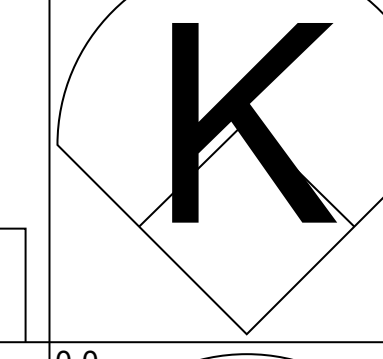
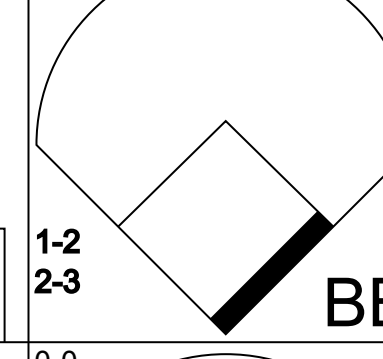
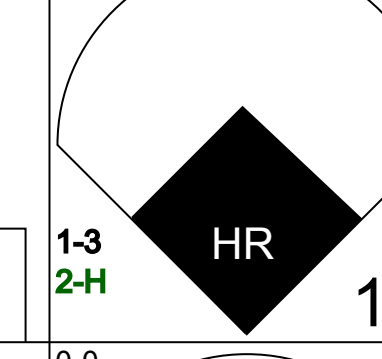
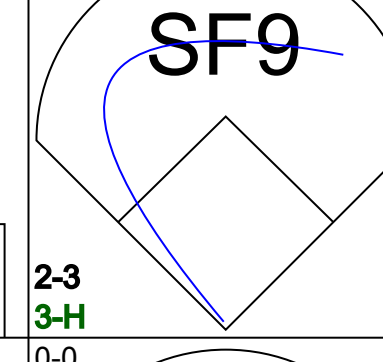
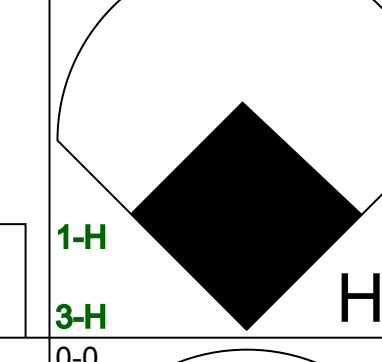

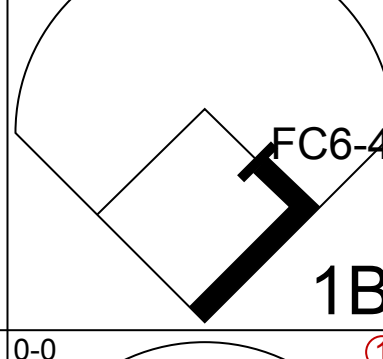
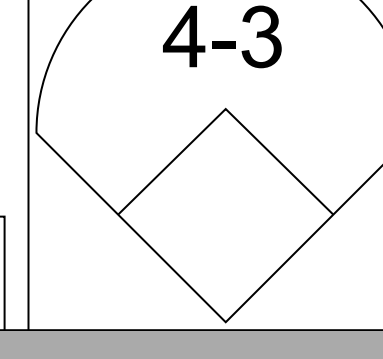
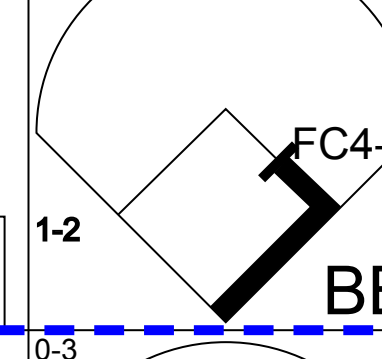
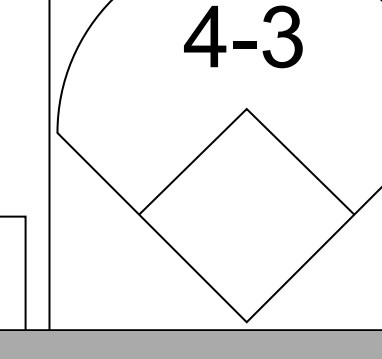
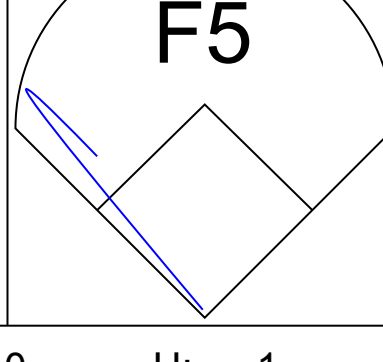

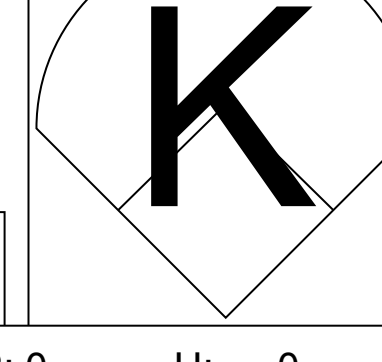

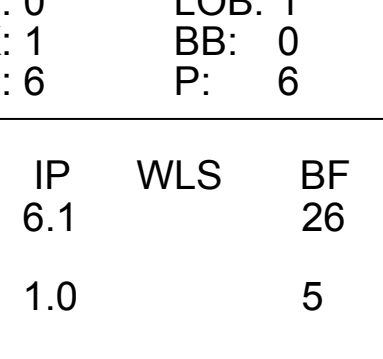
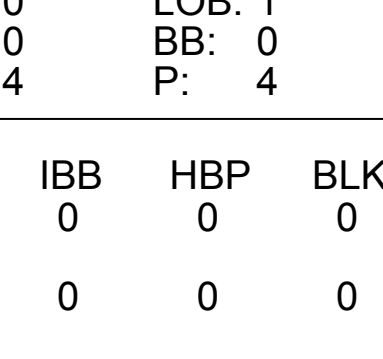
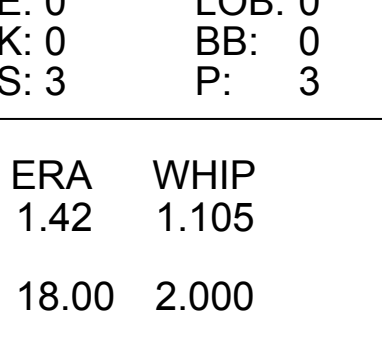
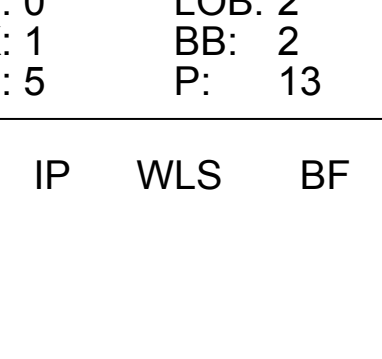
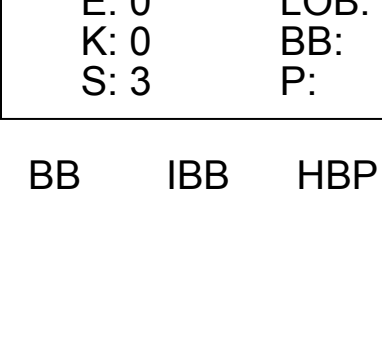


Batter	1	2	3	4	5	6	7	8	9	AB	R	H	RBI	BB	SO	LOB	TOP								
Julio Cruz, S OBP: 0.320, SLG: 0.313 (1,4)	5-3			L1		FC1-4 1-2 3-H 1B		6-3		4	0	1	1	0	0	1	Seattle Mariners @ New York Yankees Yankee Stadium, Bronx, NY Mon Jul 19 1982, 7:05 PM EDT Att: 16,408 - Unknown								
Bobby Brown, S OBP: 0.304, SLG: 0.324 (1,7)	6-3			5-3		FC1-4 G3-6 1-2 2-3			F7	4	0	0	0	0	0	2									
Bruce Bochte, L OBP: 0.389, SLG: 0.395 (1,3)	1-3			K		G3-6 1-2			HR 1B	4	1	1	0	0	1	2									
Richie Zisk, R OBP: 0.351, SLG: 0.436 (1,10)						F3			HR 1B	4	1	2	2	0	0	0									
Al Cowens, R OBP: 0.325, SLG: 0.466 (1,9)				G6-4-3 1-2				6-3	F8	4	0	1	0	0	0	1									
Dave Henderson, R OBP: 0.372, SLG: 0.554 (1,8)				6-3		2B		1-3	K	4	0	0	0	0	1	1									
Todd Cruz, R OBP: 0.261, SLG: 0.362 (1,6)						F8			F8	3	0	0	0	0	0	1									
Bud Bulling, R OBP: 0.292, SLG: 0.273 (1,2)				4-3		E4 1B 1B			FC1-4 1B	3	1	1	0	0	0	0									
Dave Edler, R OBP: 0.389, SLG: 0.353 (1,5)									FC1-4	2	0	1	0	0	0	0									
Manny Castillo, S OBP: 0.310, SLG: 0.338 (8, PH)				G3		FC1-4 1-3 1B			FC1-4 1-2	1	0	0	0	0	0	1									
Inning Stats	R: 0 E: 0 K: 0 S: 3	H: 0 LOB: 0 BB: 0 P: 3	R: 0 E: 0 K: 0 S: 3	H: 1 LOB: 0 BB: 0 P: 3	R: 0 E: 0 K: 0 S: 3	H: 0 LOB: 0 BB: 0 P: 3	R: 0 E: 0 K: 1 S: 5	H: 0 LOB: 0 BB: 0 P: 5	R: 0 E: 0 K: 0 S: 4	H: 1 LOB: 1 BB: 0 P: 4	R: 1 E: 1 K: 0 S: 5	H: 2 LOB: 1 BB: 0 P: 5	R: 0 E: 0 K: 0 S: 3	H: 0 LOB: 0 BB: 0 P: 3	R: 0 E: 0 K: 0 S: 4	H: 1 LOB: 1 BB: 0 P: 4	R: 2 E: 0 K: 1 S: 7	H: 2 LOB: 0 BB: 0 P: 7	1B: 5 2B: 1 3B: 0 HR: 1	SF: 0 SAC: 0 DP: 2 HBP: 0	WP: 0 PB: 0 SB: 0 CS: 0	PA: 33			
PITCHER	IP	WLS	BF	H	R	ER	SO	BB	IBB	HBP	BLK	WP	HR	S	P	ERA	WHIP								
Tommy John, L ERA: 3.5 (1,1)	7.1	W	26	5	1	0	1	0	0	0	0	0	0	28	28	0.00	0.682								
George Frazier, R ERA: 2.73 (8,1)	1.0		5	2	2	2	0	0	0	0	0	0	1	5	5	18.00	2.000								
Rich Gossage, R ERA: 2.34 (9,1)	0.2	S	2	0	0	0	1	0	0	0	0	0	0	4	4	0.00	0.000								

Batter	1	2	3	4	5	6	7	8	9	AB	R	H	RBI	BB	SO	LOB	BOTTOM								
Willie Randolph, R OBP: 0.368, SLG: 0.344 (1,4)	4-3			G6-4-3 1-2 3-H 1B				K		5	0	2	0	0	1	1	Seattle Mariners @ New York Yankees Yankee Stadium, Bronx, NY Mon Jul 19 1982, 7:05 PM EDT Att: 16,408 - Unknown								
Ken Griffey, L OBP: 0.330, SLG: 0.398 (1,9)	4-3			F8			G3	F8		4	0	0	0	1	0	3									
Jerry Mumphrey, S OBP: 0.369, SLG: 0.374 (1,8)	F7			K			F9	1B BB		3	0	0	0	1	1	3									
Oscar Gamble, L OBP: 0.364, SLG: 0.475 (1,10)							L5			1	1	1	1	0	0	0									
Lou Piniella, R OBP: 0.295, SLG: 0.450 (3, PH)				HR			1B			3	0	2	0	0	0	0									
Dave Winfield, R OBP: 0.354, SLG: 0.554 (1,7)				HR			1B	F9		4	2	3	1	0	0	2									
John Mayberry, L OBP: 0.335, SLG: 0.362 (1,3)										1	0	0	0	0	0	0									
Butch Hobson, R OBP: 0.192, SLG: 0.220 (3, PH)				F7			F6			2	0	1	1	0	0	2									
Dave Collins, S OBP: 0.294, SLG: 0.308 (6,3)							1B			1	0	0	0	0	0	0									
Graig Nettles, L OBP: 0.295, SLG: 0.348 (1,5)				F7						4	0	0	0	0	1	2									
Bucky Dent, R OBP: 0.183, SLG: 0.168 (9,6)				G4-6-3 1-2			F9	K		0	0	0	0	0	0	0									
Roy Smalley, S OBP: 0.362, SLG: 0.407 (1,6)										3	2	3	1	1	0	0									
Butch Wynegar, S OBP: 0.372, SLG: 0.373 (1,2)				HR			G6-4-3 1B	1B BB		3	0	2	0	1	0	1									
Inning Stats	R: 0 E: 0 K: 0 S: 3	H: 5 LOB: 3 BB: 1 P: 14	R: 0 E: 0 K: 1 S: 10	H: 2 LOB: 1 BB: 0 P: 4	R: 1 E: 0 K: 0 S: 3	H: 1 LOB: 0 BB: 1 P: 7	R: 1 E: 0 K: 0 S: 4	H: 2 LOB: 1 BB: 0 P: 4	R: 0 E: 0 K: 0 S: 3	H: 1 LOB: 0 BB: 0 P: 3	R: 0 E: 0 K: 1 S: 6	H: 1 LOB: 2 BB: 1 P: 10	R: 0 E: 0 K: 1 S: 7	H: 2 LOB: 3 BB: 1 P: 11	R: 0 E: 0 K: 1 S: 6	H: 2 LOB: 3 BB: 1 P: 11	1B: 9 2B: 0 3B: 2 HR: 3	SF: 0 SAC: 0 DP: 3 HBP: 0	WP: 0 PB: 0 SB: 0 CS: 0	PA: 38					
PITCHER	IP	WLS	BF	H	R	ER	SO	BB	IBB	HBP	BLK	WP	HR	S	P	ERA	WHIP								
Gene Nelson, R ERA: 4.36 (1,1)	1.2	L	10	5	3	3	0	0	0	0	0	0	0	10	10	16.20	3.000								
Bryan Clark, L ERA: 2.29 (2,1)	5.0		21	7	2	2	2	3	0	0	0	0	0	22	34	3.60	2.000								
Larry Andersen, R ERA: 4.74 (7,1)	1.1		7	2	0	0	1	1	0	0	0	0	0	8	12	0.00	2.250								



Batter	1	2	3	4	5	6	7	8	9	AB	R	H	RBI	BB	SO	LOB	TOP			
Julio Cruz, S OBP: 0.321, SLG: 0.315 (1,4)										5	1	2	0	0	2	1	Seattle Mariners @ New York Yankees Yankee Stadium, Bronx, NY Tue Jul 20 1982, 7:05 PM EDT Att: 20,321 - Unknown			
Bobby Brown, S OBP: 0.307, SLG: 0.329 (1,7)										4	1	1	0	1	1	0				
Dave Henderson, R OBP: 0.368, SLG: 0.544 (1,8)										5	1	1	1	0	1	1				
Richie Zisk, R OBP: 0.350, SLG: 0.433 (1,10)										4	1	1	1	0	2	0				
Al Cowens, R OBP: 0.330, SLG: 0.476 (1,9)										4	1	3	1	0	0	0				
Gary Gray, R OBP: 0.335, SLG: 0.362 (1,3)										3	0	0	0	1	1	2				
Todd Cruz, R OBP: 0.261, SLG: 0.360 (1,6)										4	0	1	2	0	1	2				
Bud Bulling, R OBP: 0.293, SLG: 0.269 (9, PH)										2	0	0	0	1	0	0				
Rick Sweet, S OBP: 0.342, SLG: 0.410 (9, 2)										1	0	0	0	0	0	0				
Dave Edler, R OBP: 0.381, SLG: 0.350 (8, 5)										3	1	1	0	0	0	3				
Manny Castillo, S OBP: 0.309, SLG: 0.337 (8, 5)										1	0	0	0	0	0	0				
Inning Stats	R: 0 E: 0 K: 2 S: 7	H: 0 LOB: 0 BB: 0 P: 7	R: 0 E: 0 K: 2 S: 8	H: 1 LOB: 1 BB: 0 P: 8	R: 5 E: 0 K: 1 S: 10	H: 5 LOB: 3 BB: 3 P: 22	R: 0 E: 0 K: 0 S: 3	H: 0 LOB: 0 BB: 0 P: 3	R: 0 E: 0 K: 0 S: 4	H: 1 LOB: 1 BB: 0 P: 4	R: 0 E: 0 K: 0 S: 5	H: 0 LOB: 0 BB: 0 P: 5	R: 0 E: 0 K: 1 S: 5	H: 0 LOB: 0 BB: 0 P: 5	R: 1 E: 1 K: 1 S: 7	H: 2 LOB: 1 BB: 0 P: 7	1B: 8 2B: 1 3B: 1 HR: 0	SF: 0 SAC: 0 DP: 0 HBP: 0	WP: 0 PB: 0 SB: 3 CS: 1	PA: 40
PITCHER	IP	WLS	BF	H	R	ER	SO	BB	IBB	HBP	BLK	WP	HR	S	P	ERA	WHIP			
Dave Righetti, L ERA: 4.6 (1, 1)	2.2		17	6	5	5	5	3	0	0	0	0	0	24	36	16.88	3.375			
Doyle Alexander, R ERA: 4.56 (3, 1)	5.1		17	2	0	0	2	0	0	0	0	0	0	21	21	0.00	0.375			
Shane Rawley, L ERA: 3.31 (9, 1)	1.0	L	5	2	1	0	1	0	0	0	0	0	0	7	7	0.00	2.000			

Batter	1	2	3	4	5	6	7	8	9	AB	R	H	RBI	BB	SO	LOB	BOTTOM			
Willie Randolph, R OBP: 0.364, SLG: 0.340 (1,4)										4	0	0	0	0	0	3	Seattle Mariners @ New York Yankees Yankee Stadium, Bronx, NY Tue Jul 20 1982, 7:05 PM EDT Att: 20,321 - Unknown			
Ken Griffey, L OBP: 0.324, SLG: 0.391 (1,9)										5	0	0	0	0	1	2				
Jerry Mumphrey, S OBP: 0.374, SLG: 0.381 (1,8)										4	2	2	0	1	0	1				
Oscar Gamble, L OBP: 0.364, SLG: 0.473 (8, PH)										3	0	1	0	0	0	1				
Lou Piniella, R OBP: 0.365, SLG: 0.453 (8, PH)										1	1	1	0	0	0	0				
Dave Winfield, R OBP: 0.350, SLG: 0.545 (1,7)										4	0	0	0	0	1	4				
John Mayberry, L OBP: 0.342, SLG: 0.363 (8, FR)										2	0	1	1	2	1	0				
Dave Collins, S OBP: 0.294, SLG: 0.308 (9, 3)										0	1	0	0	0	0	0				
Graig Nettles, L OBP: 0.295, SLG: 0.361 (1,5)										3	1	1	4	0	0	1				
Roy Smalley, S OBP: 0.364, SLG: 0.406 (1,6)										3	0	1	0	1	0	3				
Butch Wynegar, S OBP: 0.371, SLG: 0.368 (1,2)										3	0	0	0	1	1	3				
Inning Stats	R: 0 E: 0 K: 1 S: 6	H: 1 LOB: 1 BB: 0 P: 6	R: 0 E: 0 K: 1 S: 5	H: 0 LOB: 0 BB: 0 P: 5	R: 0 E: 0 K: 0 S: 4	H: 1 LOB: 1 BB: 0 P: 4	R: 1 E: 0 K: 1 S: 7	H: 2 LOB: 1 BB: 1 P: 11	R: 0 E: 0 K: 0 S: 3	H: 0 LOB: 0 BB: 0 P: 3	R: 0 E: 0 K: 0 S: 5	H: 0 LOB: 2 BB: 2 P: 13	R: 4 E: 0 K: 0 S: 6	H: 3 LOB: 1 BB: 1 P: 10	R: 0 E: 0 K: 0 S: 3	H: 0 LOB: 1 BB: 1 P: 7	1B: 5 2B: 1 3B: 0 HR: 1	SF: 1 SAC: 1 DP: 0 HBP: 0	WP: 0 PB: 0 SB: 0 CS: 0	PA: 39
PITCHER	IP	WLS	BF	H	R	ER	SO	BB	IBB	HBP	BLK	WP	HR	S	P	ERA	WHIP			
Jim Beattie, R ERA: 2.93 (1, 1)	6.1		26	4	1	1	3	3	0	0	0	0	0	29	41	1.42	1.105			
Ed Yande Berg, L ERA: 2.08 (7, 1)	1.0		5	1	2	2	1	1	0	0	0	0	0	6	10	18.00	2.000			
Bill Caudill, R ERA: 2.3 (8, 1)	1.2	W	8	2	2	2	0	1	0	0	0	0	1	7	11	10.80	1.800			

Batter	1	2	3	4	5	6	7	8	9	AB	R	H	RBI	BB	SO	LOB	TOP			
Brian Downing, R OBP: 0.363, SLG: 0.492 (1, 7)										5	1	4	0	0	0	0	California Angels @ New York Yankees Yankee Stadium, Bronx, NY Fri Jul 23 1982, 7:05 PM EDT Att: 50,314 - Unknown - 86 F			
Rod Carew, L OBP: 0.390, SLG: 0.378 (1, 3)										4	0	1	1	0	0	2				
Reggie Jackson, L OBP: 0.364, SLG: 0.507 Bobby Clark, R OBP: 0.281, SLG: 0.386 (1, 9) (8, 9)										2	1	1	1	2	1	1				
Don Baylor, R OBP: 0.320, SLG: 0.435 (1, 10)										4	0	2	1	1	1	4				
Doug DeCinces, R OBP: 0.339, SLG: 0.466 (1, 5)										5	0	0	0	0	1	7				
Fred Lynn, L OBP: 0.371, SLG: 0.510 (1, 8)										4	0	2	0	0	0	2				
Bobby Grich, R OBP: 0.360, SLG: 0.435 (1, 4)										4	0	0	0	0	1	3				
Tim Foli, R OBP: 0.301, SLG: 0.343 (1, 6)										4	0	0	0	0	0	0				
Bob Boone, R OBP: 0.321, SLG: 0.337 (1, 2)										4	1	1	0	0	1	0				
Inning Stats	R: 1 E: 1 K: 1 S: 8	H: 2 LOB: 2 BB: 0 P: 8	R: 0 E: 0 K: 0 S: 3	H: 0 LOB: 0 BB: 0 P: 3	R: 0 E: 0 K: 0 S: 4	H: 1 LOB: 2 BB: 1 P: 8	R: 0 E: 0 K: 0 S: 3	H: 1 LOB: 0 BB: 0 P: 3	R: 0 E: 0 K: 1 S: 6	H: 0 LOB: 0 BB: 0 P: 5	R: 0 E: 0 K: 1 S: 5	H: 0 LOB: 0 BB: 0 P: 5	R: 0 E: 0 K: 1 S: 8	H: 3 LOB: 2 BB: 0 P: 8	R: 1 E: 0 K: 1 S: 8	H: 3 LOB: 3 BB: 1 P: 12		1B: 9 2B: 1 3B: 0 HR: 1	SF: 0 SAC: 1 DP: 1 HBP: 0	WP: 0 PB: 0 SB: 0 CS: 1
PITCHER	IP WLS BF H R ER SO BB IBB HBP BLK WP HR S P ERA WHIP	8.1 W 37 10 3 3 5 2 0 0 0 0 1 45 53 3.24 1.440	0.2 S 4 1 0 0 1 1 0 0 0 0 0 0 5 9 0.00 3.000																	

Batter	1	2	3	4	5	6	7	8	9	AB	R	H	RBI	BB	SO	LOB	BOTTOM			
Willie Randolph, R OBP: 0.358, SLG: 0.342 (1, 4)										3	2	2	0	1	0	0	California Angels @ New York Yankees Yankee Stadium, Bronx, NY Fri Jul 23 1982, 7:05 PM EDT Att: 50,314 - Unknown - 86 F			
Ken Griffey, L OBP: 0.320, SLG: 0.383 Oscar Gamble, L OBP: 0.373, SLG: 0.488 (1, 9) (7, 9)										2	0	0	0	1	0	1				
Dave Winfield, R OBP: 0.350, SLG: 0.561 (1, 7)										2	1	1	3	1	0	0				
Lou Piniella, R OBP: 0.384, SLG: 0.462 (1, 10)										4	1	2	0	0	0	2				
Jerry Mumphrey, S OBP: 0.377, SLG: 0.405 (1, 8)										4	1	1	3	0	1	1				
Butch Hobson, R OBP: 0.193, SLG: 0.218 Dave Collins, S OBP: 0.297, SLG: 0.308 (1, 3) (6, FH) (7, 3)										2	0	0	0	0	1	2				
Rick Cerone, R OBP: 0.286, SLG: 0.297 (1, 2)										4	0	1	0	0	1	2				
Graig Nettles, L OBP: 0.299, SLG: 0.356 (1, 5)										3	1	0	0	1	0	1				
Bucky Dent, R OBP: 0.184, SLG: 0.169 (1, 6)										2	0	0	0	0	0	0				
Inning Stats	R: 0 E: 0 K: 0 S: 3	H: 0 LOB: 0 BB: 0 P: 3	R: 0 E: 0 K: 1 S: 6	H: 1 LOB: 1 BB: 0 P: 6	R: 0 E: 0 K: 0 S: 4	H: 1 LOB: 1 BB: 0 P: 4	R: 3 E: 0 K: 1 S: 7	H: 2 LOB: 0 BB: 1 P: 11	R: 1 E: 0 K: 0 S: 4	H: 1 LOB: 1 BB: 1 P: 8	R: 0 E: 0 K: 0 S: 3	H: 0 LOB: 0 BB: 0 P: 3	R: 2 E: 0 K: 0 S: 4	H: 1 LOB: 1 BB: 2 P: 12	R: 0 E: 0 K: 2 S: 8	H: 1 LOB: 1 BB: 0 P: 8		1B: 2 2B: 2 3B: 2 HR: 1	SF: 1 SAC: 1 DP: 1 HBP: 0	WP: 0 PB: 0 SB: 0 CS: 0
PITCHER	IP WLS BF H R ER SO BB IBB HBP BLK WP HR S P ERA WHIP	5.0 L 22 5 4 4 2 2 0 0 0 0 0 0 7 15 9.00 1.500	2.0 9 1 2 2 0 2 0 0 0 0 0 0 8 8 0.00 1.000																	

Batter	1	2	3	4	5	6	7	8	9	AB	R	H	RBI	BB	SO	LOB	TOP										
Brian Downing, R OBP: 0.368, SLG: 0.494 (1, 7)	4-0 SH1-3 BB		4-0 1B E BB	4-0 FC3-6 BB		0-0 E 2B		0-0 F7		2	2	1	0	3	0	0	California Angels @ New York Yankees Yankee Stadium, Bronx, NY Sat Jul 24 1982, 7:05 PM EDT Att: 47,917 - Unknown - 81 F										
Rod Carew, L OBP: 0.385, SLG: 0.373 (1, 3)	0-0 SH1-3		0-0 E3 1B BB	0-0 FC3-6		0-0 E3 1B 2B		0-0 6-3		4	1	0	0	0	4												
Reggie Jackson, L OBP: 0.365, SLG: 0.508 (1, 9)	0-0 F4		0-3 K	0-0 F9		0-0 BB 1B		0-0 2B		5	0	2	0	0	1	6											
Don Baylor, R OBP: 0.321, SLG: 0.433 (1, 10)	0-3 K		0-0 G3 1B BB		0-0 F8	4-0 BB		0-3 K		4	0	1	1	1	2	2											
Doug DeCinces, R OBP: 0.339, SLG: 0.468 (1, 5)		0-0 F8	0-0 G3 1B		0-0 WP SF7 2B	0-0 F6		0-3 K		5	1	2	1	0	1	3											
Fred Lynn, L OBP: 0.388, SLG: 0.506 (1, 8)	0-3 K		0-0 G3		0-0 SF7		0-0 4-3		0-0 1B	4	0	1	2	0	1	2											
Bobby Grich, R OBP: 0.363, SLG: 0.435 (1, 4)	4-0 BB		0-0 F9		0-0 1B	4-0 BB		0-0 F3		3	0	1	0	2	0	3											
Tim Foli, R OBP: 0.303, SLG: 0.344 (1, 6)	0-3 K		0-0 FC3-6 SH2-3 1B		0-0 CS 1B	0-0 F7		0-0 F8		5	0	2	0	0	1	3											
Bob Boone, R OBP: 0.321, SLG: 0.337 (1, 2)			0-0 E BB 1B	0-0 SH2-3		0-3 K	0-0 F8			3	1	1	0	0	1	2											
Inning Stats	R: 0 E: 0 K: 1 S: 5	H: 0 LOB: 1 BB: 1 P: 9	R: 0 E: 0 K: 2 S: 7	H: 0 LOB: 1 BB: 1 P: 11	R: 3 E: 1 K: 1 S: 9	H: 3 LOB: 2 BB: 1 P: 13	R: 0 E: 0 K: 0 S: 4	H: 1 LOB: 2 BB: 1 P: 8	R: 1 E: 0 K: 0 S: 4	H: 2 LOB: 1 BB: 0 P: 4	R: 0 E: 1 K: 1 S: 8	H: 3 LOB: 1 BB: 1 P: 12	R: 0 E: 0 K: 0 S: 3	H: 0 LOB: 1 BB: 1 P: 7	R: 0 E: 0 K: 1 S: 6	H: 1 LOB: 1 BB: 0 P: 6	R: 0 E: 0 K: 1 S: 6	H: 1 LOB: 1 BB: 0 P: 6	1B: 8 2B: 4 3B: 0 HR: 0	SF: 1 SAC: 2 DP: 1 HBP: 0	WP: 1 PB: 0 SB: 0 CS: 1	PA: 44					
PITCHER	IP	WLS	BF	H	R	ER	SO	BB	IBB	HBP	BLK	WP	HR	S	P	ERA	WHIP										
Ron Guidry, L ERA: 3.9 (1, 1)	5.0		25	6	4	3	4	4	0	0	0	1	0	29	45	5.40	2.000										
Rudy May, L ERA: 2.99 (6, 1)	4.0	W	19	5	1	0	3	2	0	0	0	0	0	23	31	0.00	1.750										

Batter	1	2	3	4	5	6	7	8	9	AB	R	H	RBI	BB	SO	LOB	BOTTOM										
Willie Randolph, R OBP: 0.361, SLG: 0.345 (1, 4)	0-0 2B	4-0 FC6-4 BB		0-0 6-3		4-0 G6-3 BB		0-3 K		3	1	1	0	2	1	1	California Angels @ New York Yankees Yankee Stadium, Bronx, NY Sat Jul 24 1982, 7:05 PM EDT Att: 47,917 - Unknown - 81 F										
Jerry Mumphrey, S OBP: 0.382, SLG: 0.427 (1, 8)	0-0 HR	0-0 FC6-4		0-0 E 1B	0-0 G6-3		0-0 HR		5	3	3	2	0	0	5												
Oscar Gamble, L OBP: 0.374, SLG: 0.506 (5, PH)	0-0 HR		0-0 6-3		0-0 E9 1B		0-0 6-3		2	1	1	2	0	0	0												
Lou Piniella, R OBP: 0.385, SLG: 0.463 (6, 9)	0-0 HR		0-0 F4		0-3 K		0-0 F8		2	0	1	0	0	0	0												
John Mayberry, L OBP: 0.342, SLG: 0.363 (6, 3)	0-0 F8		0-0 F2		4-0 IBB		0-0 1B		0	0	0	0	0	0	0												
Bobby Murcer, L OBP: 0.287, SLG: 0.411 (1, 10)	0-0 F7		0-0 F8		0-0 5-3		0-0 5-3		4	0	0	0	0	1	2												
Dave Winfield, R OBP: 0.352, SLG: 0.559 (1, 7)	0-0 F8		0-0 G1-6-3 1B		0-0 SF8-3-5		0-0 5-3		3	1	1	1	0	0	1												
Roy Smalley, S OBP: 0.355, SLG: 0.399 (1, 6)		0-0 4-3		0-0 E1 G1-6-3 1B		0-0 E9 SH5-4 HBP		0-0 G3		4	0	0	0	0	1												
Graig Nettles, L OBP: 0.294, SLG: 0.350 (1, 5)		0-0 CS 1B		0-0 G1-6-3		1-0 SH5-4 HBP		0-0 G3		3	0	1	0	0	2												
Dave Collins, S OBP: 0.300, SLG: 0.308 (8, 9)		4-0 BB		0-0 SH5-4 1B		0-0 SH5-4		0-0 5-3		2	0	1	1	1	0	0											
Butch Wynegar, S OBP: 0.373, SLG: 0.367 (1, 2)				0-0 SH5-4 1B						2	0	1	1	1	0	0											
Inning Stats	R: 3 E: 0 K: 0 S: 6	H: 3 LOB: 0 BB: 0 P: 6	R: 0 E: 0 K: 0 S: 3	H: 1 LOB: 2 BB: 2 P: 11	R: 0 E: 0 K: 0 S: 3	H: 0 LOB: 0 BB: 0 P: 3	R: 1 E: 1 K: 1 S: 5	H: 2 LOB: 1 BB: 0 P: 5	R: 1 E: 1 K: 1 S: 6	H: 2 LOB: 1 BB: 1 P: 10	R: 0 E: 0 K: 0 S: 3	H: 0 LOB: 2 BB: 1 P: 8	R: 0 E: 0 K: 0 S: 4	H: 1 LOB: 1 BB: 0 P: 4	R: 0 E: 0 K: 0 S: 3	H: 0 LOB: 0 BB: 0 P: 3	R: 1 E: 0 K: 1 S: 4	H: 1 LOB: 0 BB: 0 P: 4	1B: 6 2B: 3 3B: 0 HR: 2	SF: 1 SAC: 1 DP: 3 HBP: 1	WP: 0 PB: 0 SB: 0 CS: 1	PA: 38					
PITCHER	IP	WLS	BF	H	R	ER	SO	BB	IBB	HBP	BLK	WP	HR	S	P	ERA	WHIP										
Steve Renko, R ERA: 3.49 (1, 1)	4.0		20	7	5	5	0	2	0	0	0	0	0	18	26	11.25	2.250										
Andy Hassler, L ERA: 1.72 (5, 1)	4.0		16	2	0	0	1	1	1	1	0	0	0	15	24	0.00	0.750										
Bruce Kison, R ERA: 3.84 (9, 1)	0.1	L	2	1	1	1	1	0	0	0	0	0	1	4	4	27.00	3.000										

Batter	1	2	3	4	5	6	7	8	9	AB	R	H	RBI	BB	SO	LOB	TOP					
Lou Whitaker, L (1,4) OBP: 0.330, SLG: 0.392	4-3		FC6-4 1B		2B 2B			F5		4	1	2	0	0	0	0	Detroit Tigers @ New York Yankees Yankee Stadium, Bronx, NY Mon Jul 26 1982, 7:05 PM EDT Att: 21,021 - Unknown - 85 F					
Tom Brookens, R (1,5) OBP: 0.314, SLG: 0.385	CS BB		FC6-4 1-2		2B 2B			F8		3	0	1	2	1	0	1						
Larry Hemdon, R (1,7) OBP: 0.332, SLG: 0.508	6-3			E3 1B	K			3B		4	2	2	0	0	1	2						
Lance Parrish, R (1,2) OBP: 0.376, SLG: 0.567		HR		CS 1B			F9	3B		4	1	3	3	0	0	0						
Jerry Turner, L (1,10) OBP: 0.280, SLG: 0.383	F7			2H 1B	F9		G3	3B		3	0	0	0	1	0	1						
Rick Leach, L (1,3) OBP: 0.295, SLG: 0.365	F8			1-2	4-3		L3	BB		4	0	0	0	0	1	2						
Lynn Jones, R (1,9) OBP: 0.264, SLG: 0.270	L4				FC4-6 BB		F8	F8		3	0	0	0	1	0	0						
Glenn Wilson, R (1,8) OBP: 0.338, SLG: 0.397			K		FC4-6 WJP		6-3	6-3		4	0	0	0	0	1	1						
Alan Trammell, R (1,6) OBP: 0.294, SLG: 0.331	F9				2B 2B BB		F9	F7		3	1	0	0	1	0	0						
Inning Stats	R: 0 E: 0 K: 0 S: 2	H: 0 LOB: 0 BB: 1 P: 6	R: 1 E: 0 K: 0 S: 4	H: 1 LOB: 0 BB: 0 P: 4	R: 0 E: 0 K: 1 S: 6	H: 1 LOB: 1 BB: 0 P: 6	R: 1 E: 1 K: 0 S: 4	H: 2 LOB: 0 BB: 0 P: 4	R: 2 E: 0 K: 1 S: 6	H: 2 LOB: 1 BB: 2 P: 14	R: 0 E: 0 K: 0 S: 3	H: 0 LOB: 0 BB: 0 P: 3	R: 0 E: 0 K: 0 S: 3	H: 0 LOB: 0 BB: 0 P: 3	R: 1 E: 0 K: 1 S: 7	H: 2 LOB: 2 BB: 0 P: 11		R: 0 E: 0 K: 0 S: 3	H: 0 LOB: 0 BB: 0 P: 3	1B: 3 2B: 2 3B: 2 HR: 1	SF: 0 SAC: 0 DP: 0 HBP: 0	WP: 1 PB: 0 SB: 0 CS: 2
PITCHER	IP	WLS	BF	H	R	ER	SO	BB	IBB	HBP	BLK	WP	HR	S	P	ERA	WHIP					
Mike Morgan, R (1,1) ERA: 4.03	6.0	L	24	6	4	3	2	3	0	0	0	1	1	25	37	4.50	1.500					
Doyle Alexander, R (7,1) ERA: 4.39	3.0		12	2	1	1	1	1	0	0	0	0	0	13	17	3.00	1.000					


Batter	1	2	3	4	5	6	7	8	9	AB	R	H	RBI	BB	SO	LOB	BOTTOM					
Willie Randolph, R (1,4) OBP: 0.361, SLG: 0.343	CS BB		E8 F9 1B		6-3			F9		3	0	1	1	1	0	0	Detroit Tigers @ New York Yankees Yankee Stadium, Bronx, NY Mon Jul 26 1982, 7:05 PM EDT Att: 21,021 - Unknown - 85 F					
Ken Griffey, L (1,9) OBP: 0.316, SLG: 0.377	F9		F9		F8			4-3		4	0	0	0	0	0	2						
Jerry Mumphrey, S (1,8) OBP: 0.380, SLG: 0.428	E6 FC4-6		G3			K		1B 2B		4	1	1	0	0	1	2						
Oscar Gamble, L (1,10) OBP: 0.373, SLG: 0.503	FC4-6				6-3		F8	1B		3	0	0	0	0	0	1						
Lou Piniella, R (8, PH) OBP: 0.190, SLG: 0.463	1-2						F8	2H 1B		1	0	1	1	0	0	0						
Dave Winfield, R (1,7) OBP: 0.352, SLG: 0.552	5-3			1B BLK BB			F7	K		3	1	0	0	1	1	1						
John Mayberry, L (1,3) OBP: 0.341, SLG: 0.363		K			F2			1B		3	0	1	0	0	1	1						
Dave Collins, S (8, PH) OBP: 0.303, SLG: 0.311							FC3-6 1B	1B		1	0	1	0	0	0	0						
Graig Nettles, L (1,5) OBP: 0.293, SLG: 0.351	G3			BLK 1B			FC3-6 5-3 1-2	F7		4	0	1	0	0	0	2						
Rick Cerone, R (1,2) OBP: 0.308, SLG: 0.324					4-3 E 1B		5-3	1B		4	1	2	0	0	0	2						
Bucky Dent, R (1,6) OBP: 0.180, SLG: 0.165					4-3			G4-6-3 1B		3	0	0	0	0	0	2						
Butch Hobson, R (8, PH) OBP: 0.190, SLG: 0.214										0	0	0	0	0	0	0						
Bobby Murcer, L (8, PH) OBP: 0.286, SLG: 0.406										1	0	0	0	0	0	2						
Inning Stats	R: 0 E: 1 K: 0 S: 3	H: 0 LOB: 1 BB: 1 P: 7	R: 0 E: 0 K: 1 S: 5	H: 0 LOB: 0 BB: 0 P: 5	R: 1 E: 1 K: 0 S: 5	H: 2 LOB: 1 BB: 0 P: 5	R: 1 E: 0 K: 0 S: 4	H: 1 LOB: 1 BB: 1 P: 8	R: 0 E: 0 K: 0 S: 3	H: 0 LOB: 0 BB: 0 P: 3	R: 0 E: 0 K: 1 S: 5	H: 0 LOB: 0 BB: 0 P: 5	R: 0 E: 0 K: 0 S: 4	H: 1 LOB: 1 BB: 0 P: 4	R: 1 E: 0 K: 1 S: 7	H: 2 LOB: 1 BB: 0 P: 7	R: 0 E: 0 K: 0 S: 4	H: 2 LOB: 1 BB: 0 P: 4	1B: 7 2B: 1 3B: 0 HR: 0	SF: 0 SAC: 0 DP: 1 HBP: 0	WP: 0 PB: 0 SB: 0 CS: 1	PA: 36
PITCHER	IP	WLS	BF	H	R	ER	SO	BB	IBB	HBP	BLK	WP	HR	S	P	ERA	WHIP					
Jerry Ujdr, R (1,1) ERA: 3.86	7.2	W	30	5	3	3	2	2	0	0	1	0	0	7	7	0.00	4.500					
Dave Rucker, L (8,1) ERA: 4.35	0.2		5	3	0	0	1	0	0	0	0	0	0	7	7	0.00	4.500					
Dave Gumpert, R (8,1) ERA: 5.4	0.2	S	1	0	0	0	0	0	0	0	0	0	0	1	1	0.00	0.000					


Batter	1	2	3	4	5	6	7	8	9	AB	R	H	RBI	BB	SO	LOB	TOP										
Lou Whitaker, L (1,4) OBP: 0.338, SLG: 0.402										5	1	3	0	0	1	0	<p>Detroit Tigers @ New York Yankees Yankee Stadium, Bronx, NY Wed Jul 28 1982, 7:05 PM EDT Att: 16,521 - Unknown - 75 F</p>										
Tom Brookens, R (1,5) OBP: 0.313, SLG: 0.374										2	1	0	1	2	1	1											
Larry Hemdon, R (1,7) OBP: 0.331, SLG: 0.508										5	1	2	2	0	2	3											
Lance Parrish, R (1,2) OBP: 0.375, SLG: 0.559										5	0	0	0	0	1	3											
Mike Ivie, R (1,10) OBP: 0.288, SLG: 0.448 Jerry Turner, L (5, PH) OBP: 0.295, SLG: 0.393										2	1	1	0	0	1	0											
Enos Cabell, R (1,3) OBP: 0.290, SLG: 0.344										4	1	1	1	0	1	1											
John Wockenfuss, R (1,9) OBP: 0.368, SLG: 0.389 Richie Hebner, L (8, PH) OBP: 0.355, SLG: 0.415										2	1	1	2	1	0	0											
Glenn Wilson, R (1,8) OBP: 0.330, SLG: 0.383										4	1	1	0	0	0	2											
Alan Trammell, R (1,6) OBP: 0.296, SLG: 0.336										4	0	0	0	0	1	1											
Inning Stats	R: 0 E: 0 K: 2 S: 8	H: 1 LOB: 1 BB: 0 P: 8	R: 0 E: 0 K: 1 S: 5	H: 0 LOB: 0 BB: 0 P: 5	R: 1 E: 0 K: 1 S: 7	H: 2 LOB: 1 BB: 0 P: 7	R: 3 E: 0 K: 1 S: 8	H: 3 LOB: 0 BB: 0 P: 8	R: 3 E: 0 K: 1 S: 8	H: 3 LOB: 2 BB: 2 P: 16	R: 0 E: 0 K: 1 S: 5	H: 0 LOB: 0 BB: 0 P: 5	R: 0 E: 0 K: 1 S: 5	H: 0 LOB: 0 BB: 0 P: 5	R: 0 E: 0 K: 1 S: 5	H: 0 LOB: 1 BB: 1 P: 9		1B: 5 2B: 3 3B: 1 HR: 1	SF: 1 SAC: 0 DP: 0 HBP: 0	WP: 0 PB: 0 SB: 0 CS: 0	PA: 40						
PITCHER	IP	WLS	BF	H	R	ER	SO	BB	IBB	HBP	BLK	WP	HR	S	P	ERA	WHIP										
Shane Rawley, L (1,1) ERA: 3.92	4.0		21	8	7	7	5	1	0	0	0	0	1	30	34	15.75	2.250										
George Frazier, R (5,1) ERA: 2.52	3.0	W	12	2	0	0	2	1	0	0	0	0	0	15	19	0.00	1.000										
Rich Gossage, R (8,1) ERA: 2.25	2.0	S	7	0	0	0	2	1	0	0	0	0	0	10	14	0.00	0.500										

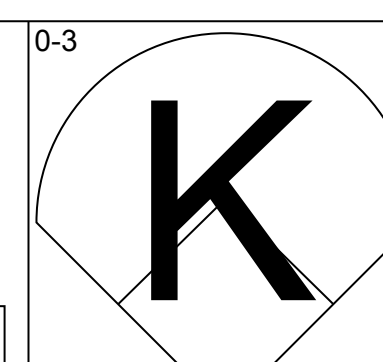
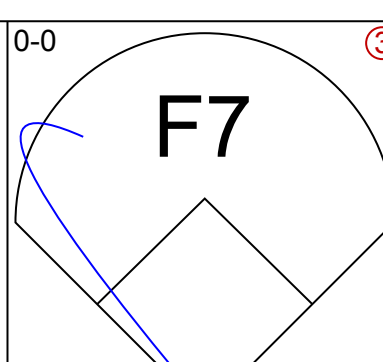
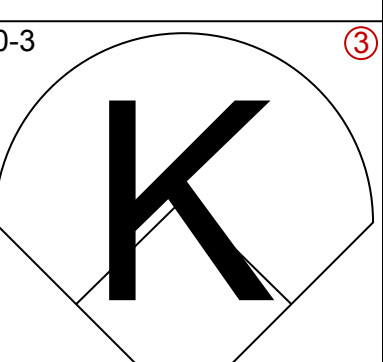
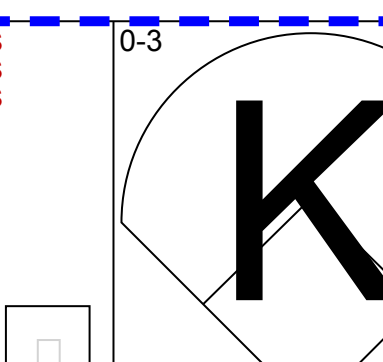
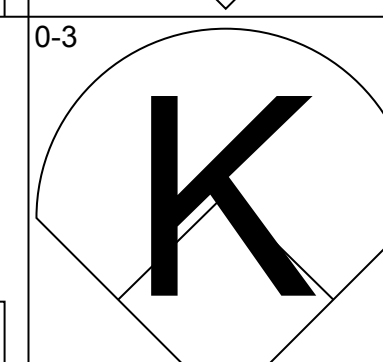
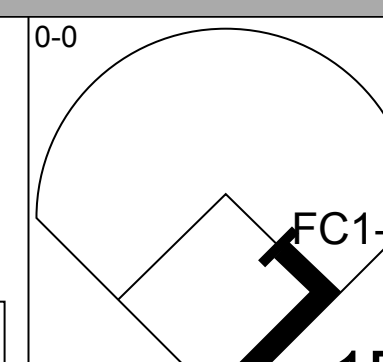
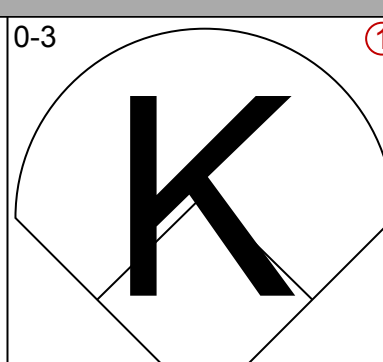
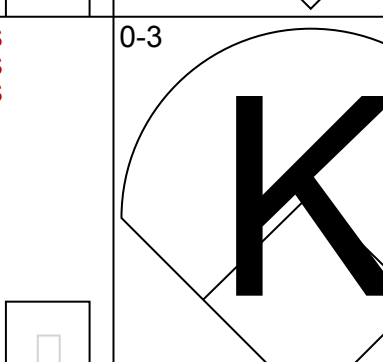
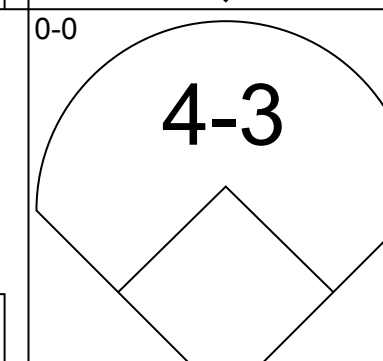
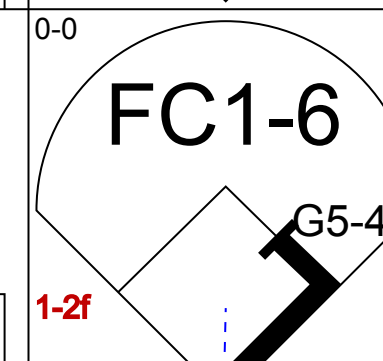
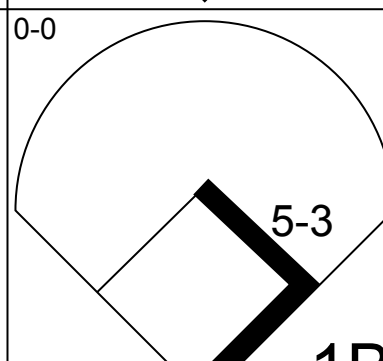
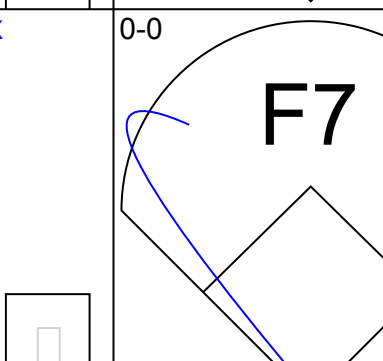
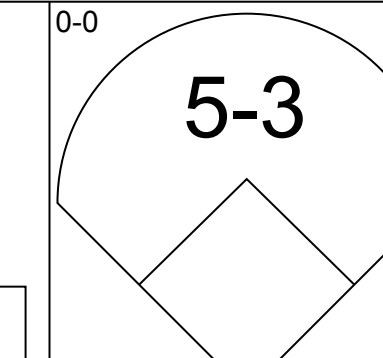
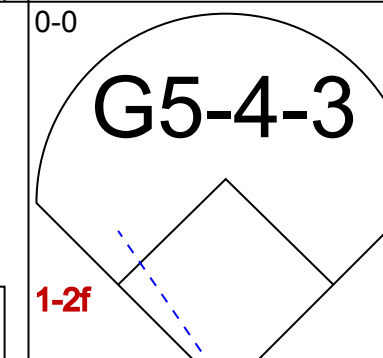
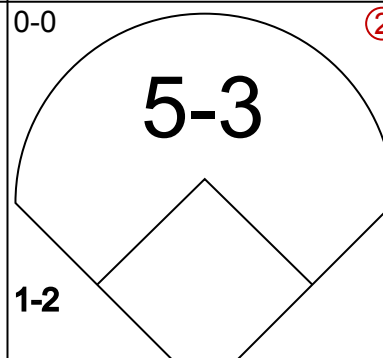
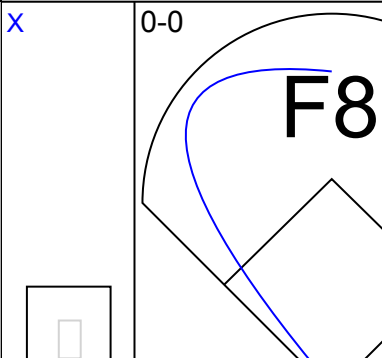
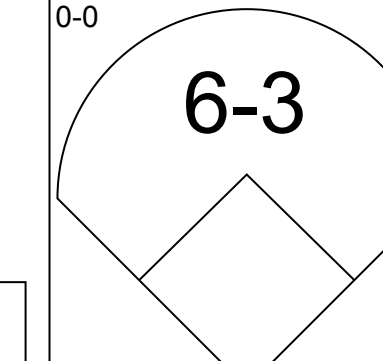
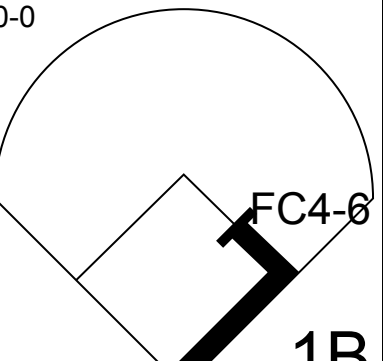
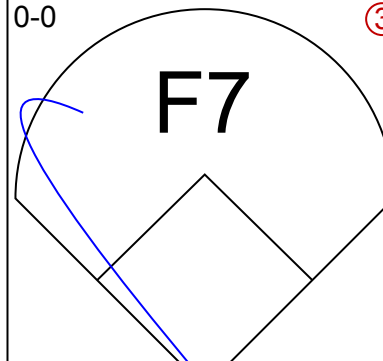
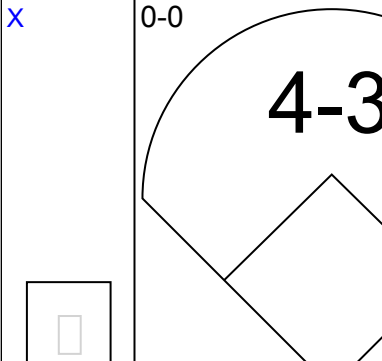
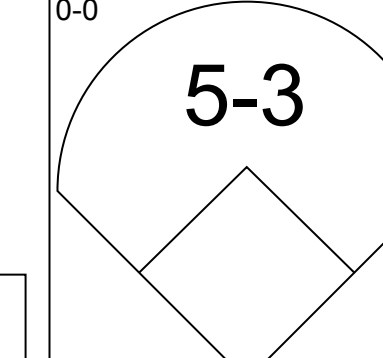
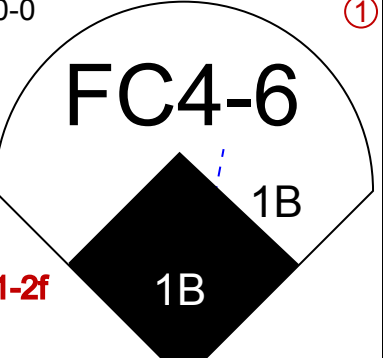
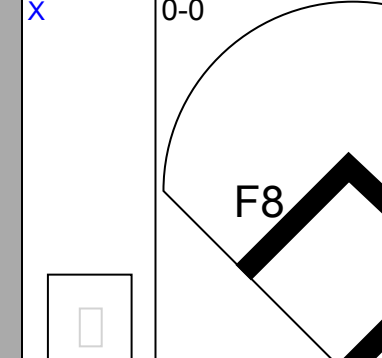
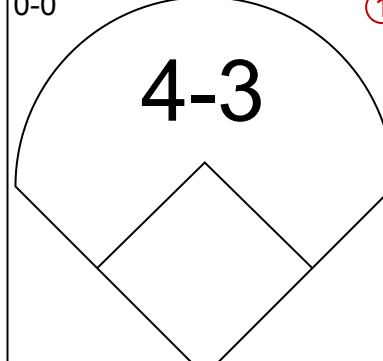
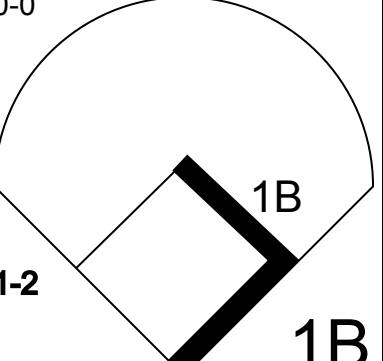
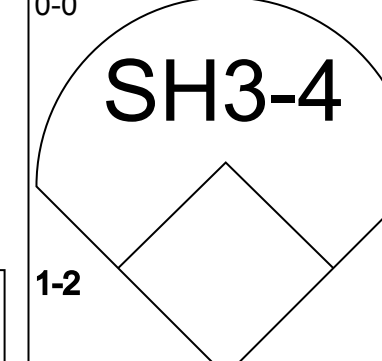

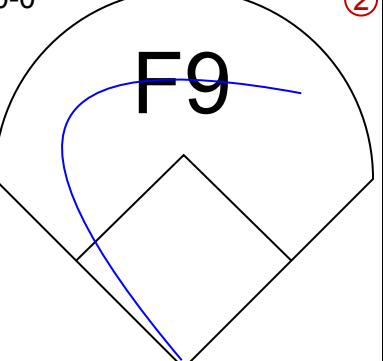
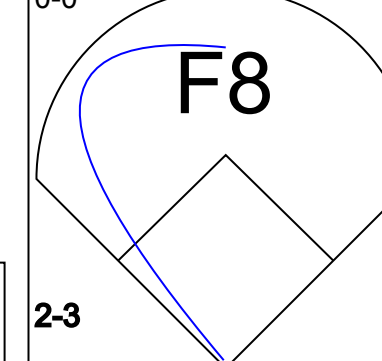
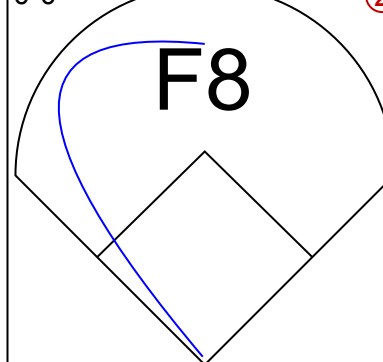
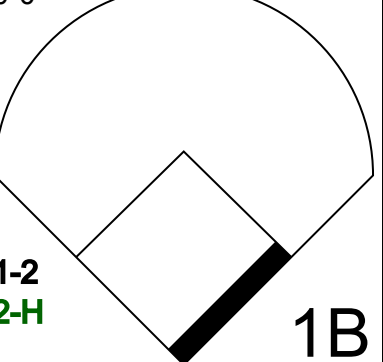
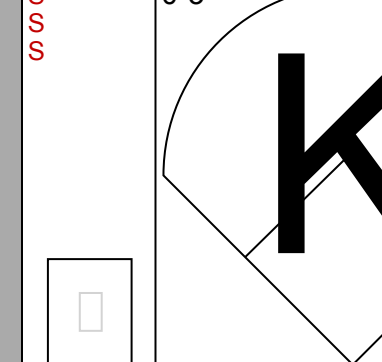
Batter	1	2	3	4	5	6	7	8	9	AB	R	H	RBI	BB	SO	LOB	BOTTOM										
Willie Randolph, R (1,4) OBP: 0.368, SLG: 0.347										3	1	2	0	1	0	1	<p>Detroit Tigers @ New York Yankees Yankee Stadium, Bronx, NY Wed Jul 28 1982, 7:05 PM EDT Att: 16,521 - Unknown - 75 F</p>										
Ken Griffey, L (1,9) OBP: 0.310, SLG: 0.369										4	1	0	0	0	1	5											
Jerry Mumphrey, S (1,8) OBP: 0.383, SLG: 0.447										4	1	1	1	0	0	2											
Oscar Gamble, L (1,10) OBP: 0.374, SLG: 0.514 Lou Piniella, R (7, PH) OBP: 0.387, SLG: 0.463 Bobby Murcer, L (7, PH) OBP: 0.291, SLG: 0.433										3	0	1	1	0	0	1											
Dave Winfield, R (1,7) OBP: 0.357, SLG: 0.551										4	0	2	0	0	0	0											
Graig Nettles, L (1,5) OBP: 0.299, SLG: 0.353										4	0	1	0	0	0	1											
Rick Cerone, R (1,2) OBP: 0.289, SLG: 0.304										4	1	0	0	0	0	3											
Dave Collins, S (1,3) OBP: 0.305, SLG: 0.326										4	2	3	0	0	1	0											
Bucky Dent, R (1,6) OBP: 0.184, SLG: 0.171										4	1	2	3	0	1	1											
Inning Stats	R: 1 E: 0 K: 0 S: 4	H: 2 LOB: 1 BB: 0 P: 4	R: 2 E: 0 K: 0 S: 5	H: 3 LOB: 1 BB: 0 P: 5	R: 0 E: 0 K: 0 S: 4	H: 1 LOB: 1 BB: 0 P: 4	R: 0 E: 0 K: 0 S: 3	H: 0 LOB: 0 BB: 0 P: 3	R: 0 E: 0 K: 1 S: 6	H: 1 LOB: 1 BB: 0 P: 6	R: 0 E: 0 K: 0 S: 5	H: 2 LOB: 2 BB: 0 P: 5	R: 5 E: 0 K: 0 S: 7	H: 4 LOB: 0 BB: 1 P: 11	R: 0 E: 0 K: 2 S: 7	H: 0 LOB: 0 BB: 0 P: 7		1B: 10 2B: 1 3B: 1 HR: 1	SF: 0 SAC: 0 DP: 0 HBP: 0	WP: 0 PB: 0 SB: 0 CS: 0	PA: 36						
PITCHER	IP	WLS	BF	H	R	ER	SO	BB	IBB	HBP	BLK	WP	HR	S	P	ERA	WHIP										
Larry Pashnick, R (1,1) ERA: 3.67	6.0		26	10	4	4	1	0	0	0	0	0	0	28	28	6.00	1.667										
Dave Gumpert, R (7,1) ERA: 16.2	0.0		2	1	0	0	0	1	0	0	0	0	0	1	5	∞	∞										
Dave Rucker, L (7,1) ERA: 5.06	0.1		2	1	1	1	0	0	0	0	0	0	0	2	2	27.00	3.000										
Bob James, R (7,1) ERA: 5.91	1.2	L	6	1	3	3	2	0	0	0	0	0	1	10	10	16.20	0.600										

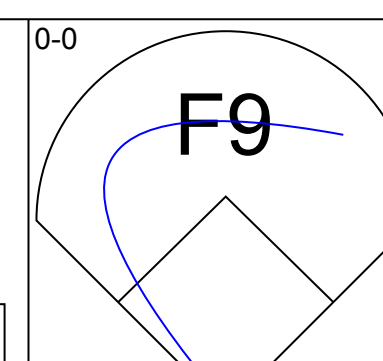
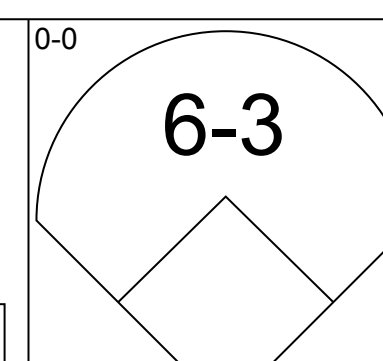
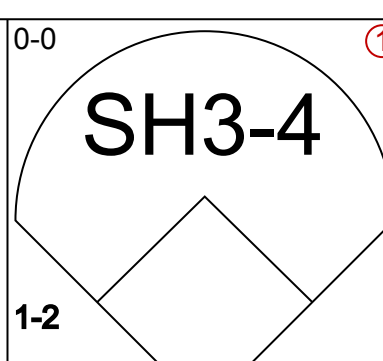
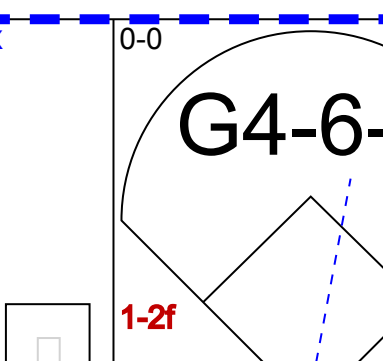
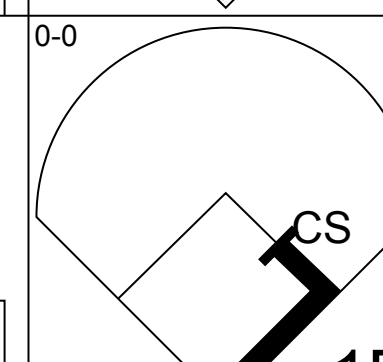
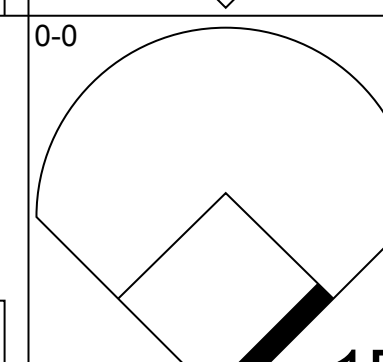
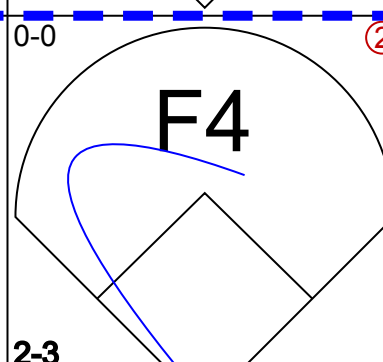
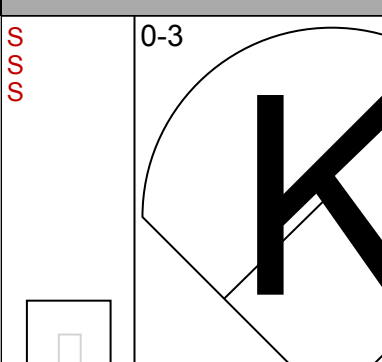
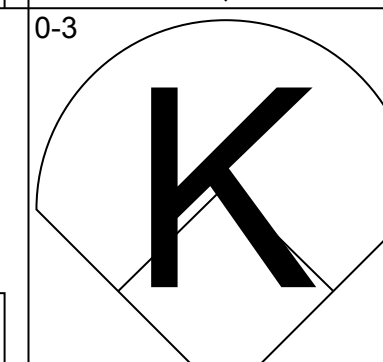
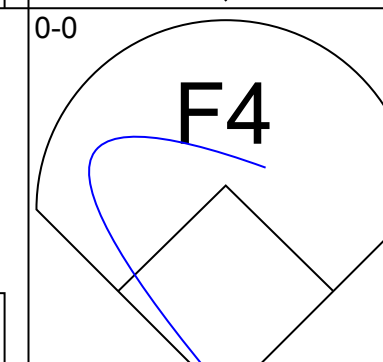
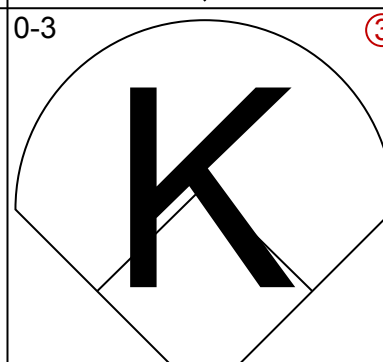
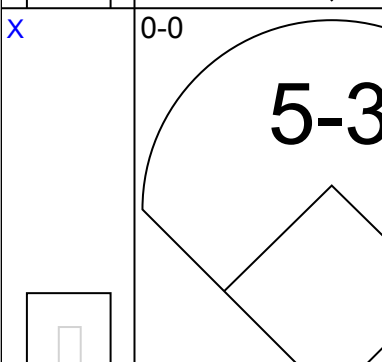
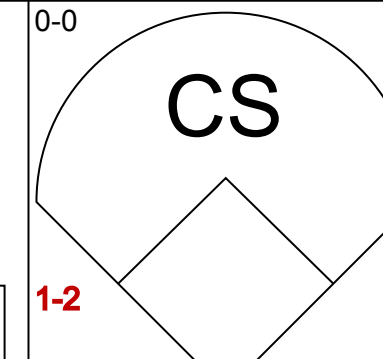
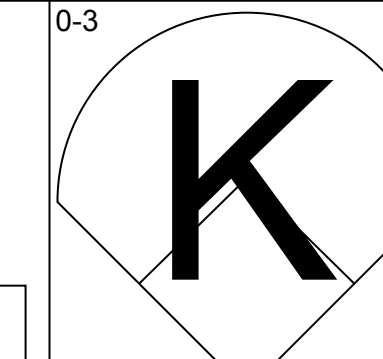
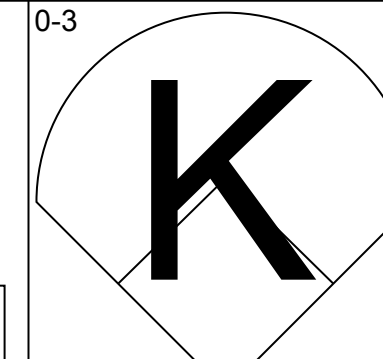
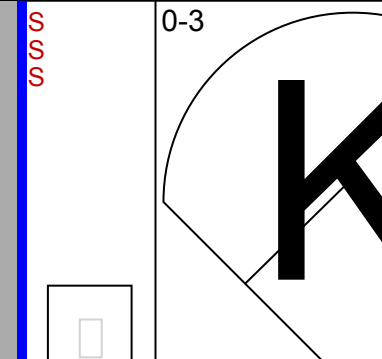
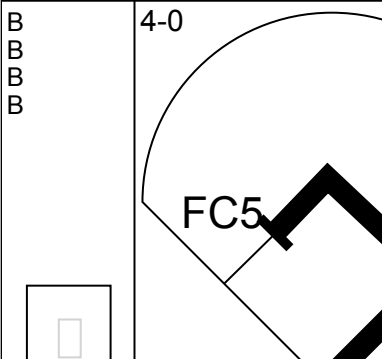
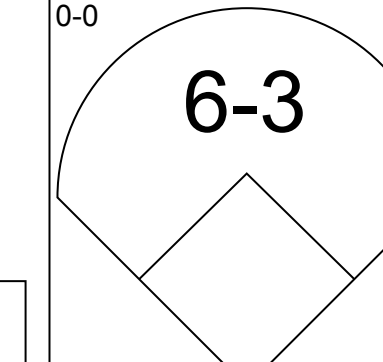
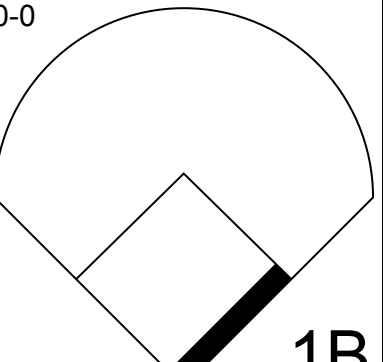
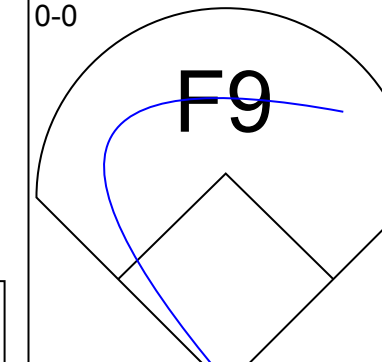
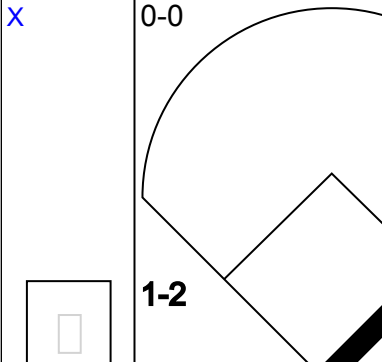
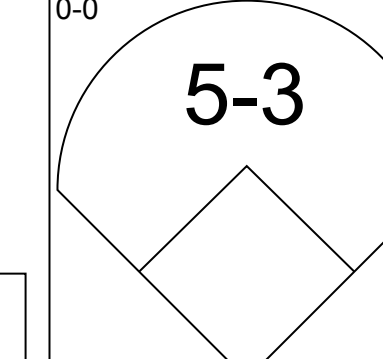
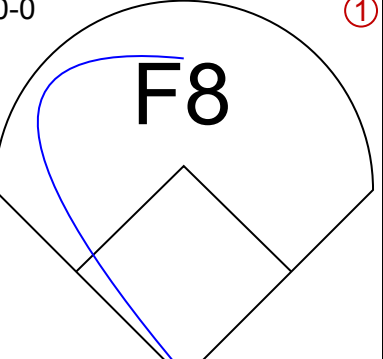
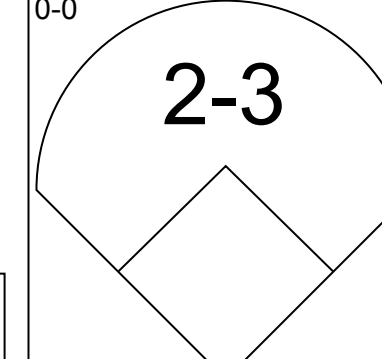
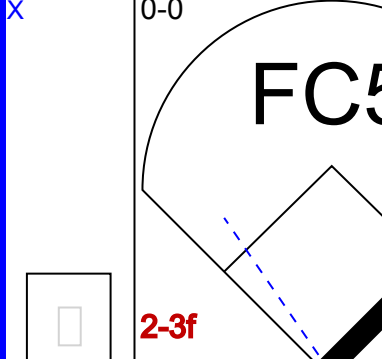
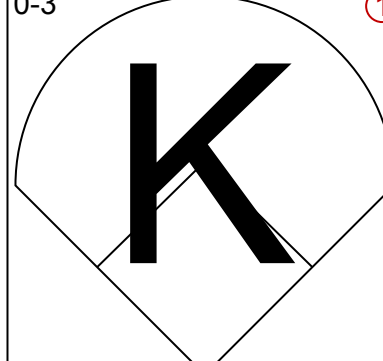
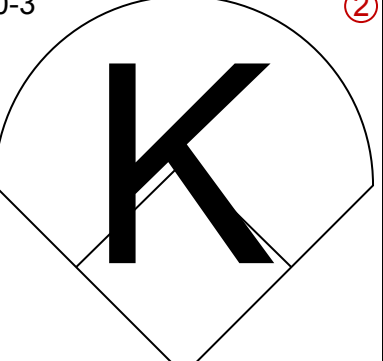
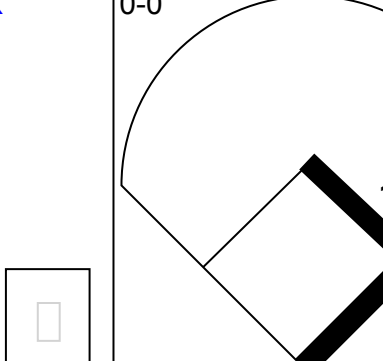
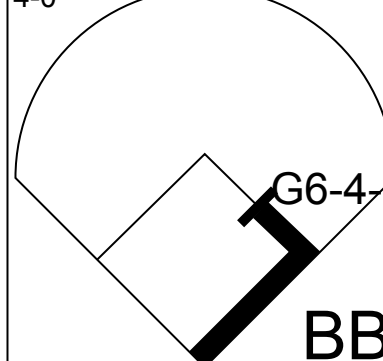
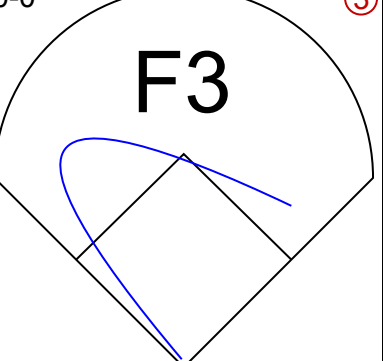
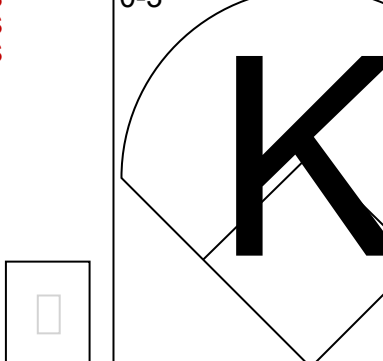
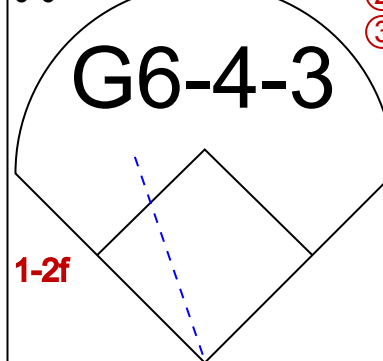
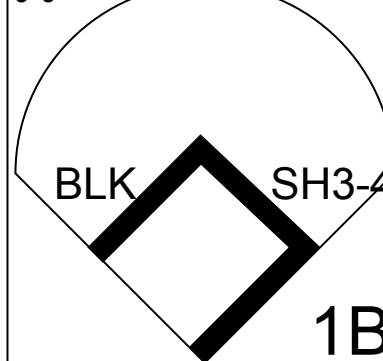
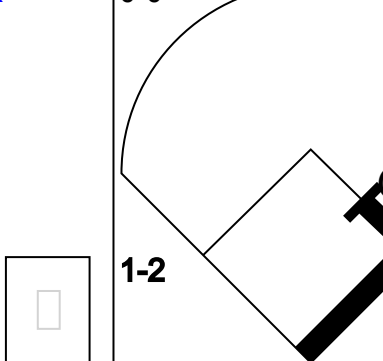
Batter	1	2	3	4	5	6	7	8	9	AB	R	H	RBI	BB	SO	LOB	TOP			
Willie Randolph, R (1,4) OBP: 0.368, SLG: 0.346	F6-3		5-3		G4-6-3 1B		4-3		G3	4	0	1	0	1	0	0	New York Yankees @ Texas Rangers Arlington Stadium, Arlington, TX Fri Jul 30 1982, 8:05 PM EDT Att: 23,355 - Unknown - 88 F			
Ken Griffey, L (1,9) OBP: 0.311, SLG: 0.369	4-3		1B		F8		1B		G3	5	0	2	0	0	0	4				
Jerry Mumphrey, S (1,8) OBP: 0.380, SLG: 0.440	F7		4-3		G4-6-3 1-2		4-3		IBB	4	0	0	0	1	0	4				
Oscar Gamble, L (1,10) OBP: 0.377, SLG: 0.508		4-0		4-3		F9		4-0	G5-2-3	2	1	0	0	2	0	0				
Lou Piniella, R (9, PH) OBP: 0.387, SLG: 0.463										0	0	0	0	0	0	0				
Bobby Murcer, L (9, PH) OBP: 0.289, SLG: 0.430										1	0	0	0	0	0	3				
Dave Winfield, R (1,7) OBP: 0.359, SLG: 0.556		3B			E6		G4-3		G4-3	3	1	1	1	1	0	1				
Graig Nettles, L (1,5) OBP: 0.298, SLG: 0.364		3B			G3		4-3		HR	3	1	1	2	0	0	2				
Dave Collins, S (1,3) OBP: 0.312, SLG: 0.341					FC5-4 IBB				HR	2	1	1	1	2	1	0				
Rick Cerone, R (1,2) OBP: 0.280, SLG: 0.294					FC5-4 1-2		F6		K	4	0	0	0	0	1	4				
Bucky Dent, R (1,6) OBP: 0.193, SLG: 0.174					F4		5-3		1B	0	0	0	0	0	0	0				
Inning Stats	R: 0 E: 0 K: 0 S: 3	H: 0 LOB: 0 BB: 0 P: 3	R: 2 E: 0 K: 1 S: 6	H: 1 LOB: 0 BB: 1 P: 10	R: 0 E: 0 K: 0 S: 4	H: 1 LOB: 1 BB: 0 P: 4	R: 0 E: 1 K: 0 S: 4	H: 0 LOB: 2 BB: 1 P: 8	R: 0 E: 0 K: 0 S: 3	H: 1 LOB: 1 BB: 1 P: 7	R: 0 E: 0 K: 0 S: 4	H: 1 LOB: 1 BB: 0 P: 4	R: 2 E: 0 K: 1 S: 6	H: 2 LOB: 0 BB: 1 P: 10	R: 0 E: 0 K: 0 S: 3	H: 1 LOB: 2 BB: 2 P: 11	1B: 4 2B: 0 3B: 1 HR: 2	SF: 1 SAC: 0 DP: 3 HBP: 0	WP: 0 PB: 0 CS: 0	PA: 40
PITCHER	IP WLS BF H R ER SO BB IBB HBP BLK WP HR S P ERA WHIP																			
Doc Medich, R (1,1) ERA: 4.59	8.0 L 36 7 4 4 2 4 2 0 0 0 0 2 34 58 4.50 1.375																			
Dan Botano, R (9,1) ERA: 5.59	0.0 1 0 0 0 0 1 0 0 0 0 0 0 0 4 ∞ ∞																			
Paul Mirabella, L (9,1) ERA: 4.5	0.1 2 0 0 0 0 0 1 0 0 0 0 0 1 5 0.00 0.000																			
Dave Schmidt, R (9,1) ERA: 2.43	0.2 1 0 0 0 0 0 0 0 0 0 0 0 0 1 0.00 0.000																			

Batter	1	2	3	4	5	6	7	8	9	AB	R	H	RBI	BB	SO	LOB	BOTTOM			
Bill Sample, R (1,7) OBP: 0.343, SLG: 0.425	F6		F9		F2			F6		4	0	0	0	0	0	0	New York Yankees @ Texas Rangers Arlington Stadium, Arlington, TX Fri Jul 30 1982, 8:05 PM EDT Att: 23,355 - Unknown - 88 F			
George Wright, S (1,8) OBP: 0.275, SLG: 0.355	F4		6-3		1B			5-3		4	0	1	0	0	0	0				
Buddy Bell, R (1,5) OBP: 0.368, SLG: 0.440			F4		F8			4-3		1	0	1	0	0	0	0				
Bill Stein, R (3,5) OBP: 0.276, SLG: 0.288	1B									3	0	0	0	0	0	1				
Dave Hostetter, R (1,3) OBP: 0.332, SLG: 0.522										4	0	2	0	0	1	0				
Lamar Johnson, R (1,10) OBP: 0.328, SLG: 0.359	F6				F8			6-3		4	0	1	0	0	0	3				
Larry Parrish, R (1,9) OBP: 0.258, SLG: 0.318			K							3	0	0	0	1	1	1				
Jim Sundberg, R (1,2) OBP: 0.308, SLG: 0.339			F9		K					4	0	0	0	0	1	3				
Mike Richardt, R (1,4) OBP: 0.271, SLG: 0.286					L9					2	0	0	0	1	0	2				
Doug Flynn, R (1,6) OBP: 0.221, SLG: 0.248										1	0	0	0	0	0	1				
Wayne Tolleson, S (4,6) ERA: 2.8			FC4-6		5-3			F8		2	0	0	0	0	0	0				
Inning Stats	R: 0 E: 0 K: 0 S: 5	H: 2 LOB: 2 BB: 0 P: 5	R: 0 E: 0 K: 1 S: 5	H: 0 LOB: 1 BB: 1 P: 9	R: 0 E: 0 K: 1 S: 3	H: 0 LOB: 0 BB: 0 P: 3	R: 0 E: 0 K: 1 S: 6	H: 1 LOB: 2 BB: 1 P: 10	R: 0 E: 0 K: 0 S: 4	H: 1 LOB: 1 BB: 0 P: 4	R: 0 E: 0 K: 1 S: 5	H: 0 LOB: 0 BB: 0 P: 5	R: 0 E: 0 K: 0 S: 3	H: 0 LOB: 0 BB: 0 P: 3	R: 0 E: 1 K: 0 S: 4	H: 1 LOB: 1 BB: 0 P: 4	1B: 5 2B: 0 3B: 0 HR: 0	SF: 0 SAC: 0 DP: 0 HBP: 0	WP: 0 PB: 0 CS: 0	PA: 34
PITCHER	IP WLS BF H R ER SO BB IBB HBP BLK WP HR S P ERA WHIP																			
Ron Guidry, L (1,1) ERA: 3.75	5.0 W 21 4 0 0 2 2 0 0 0 0 0 0 23 31 0.00 1.200																			
Rudy May, L (6,1) ERA: 2.8	4.0 S 13 1 0 0 1 0 0 0 0 0 0 0 15 15 0.00 0.250																			


Batter	1	2	3	4	5	6	7	8	9	AB	R	H	RBI	BB	SO	LOB	TOP			
Willie Randolph, R (1,4) OBP: 0.372, SLG: 0.354	5-3 1B		4-3 1B		3-1 2B		SH1-4		1B	4	0	3	0	0	0	0	<p>New York Yankees @ Texas Rangers Arlington Stadium, Arlington, TX</p> <p>Sat Jul 31 1982, 8:05 PM EDT Att: 32,924 - Unknown</p> <p>livebaseballscorecards.com</p> <p>AB 32 R 2 H 9 RBI 2 BB 3 SO 6 LOB 19</p> 			
Ken Griffey, L (1,9) OBP: 0.310, SLG: 0.370	2B		4-3		3-1		F6		B2	5	0	1	1	0	0	4				
Jerry Mumphrey, S (1,8) OBP: 0.377, SLG: 0.433	K		5-3		F7		FC6-4 BB		L8	4	0	0	0	1	1	4				
Oscar Gamble, L (1,10) OBP: 0.373, SLG: 0.500	F2			G6-4-3 1B		K	FC6-4		F6	5	0	1	0	0	1	4				
Dave Winfield, R (1,7) OBP: 0.357, SLG: 0.552		1-3		G6-4-3 1B		K			4-3 F9 1B	4	0	1	0	0	1	1				
Graig Nettles, L (1,5) OBP: 0.301, SLG: 0.375	4-3			HR		1B BB			F9	3	1	1	1	1	0	1				
Dave Collins, S (1,3) OBP: 0.319, SLG: 0.345				3-1		1B			4-3 BB	3	0	2	0	1	0	0				
Barry Foote, R (1,2) OBP: 0.159, SLG: 0.238 (8, PH) Bobby Murcer, L (8, PH) OBP: 0.297, SLG: 0.426 Rick Cerone, R (8,2) OBP: 0.280, SLG: 0.294	K					K	K		4-3	3	0	0	0	0	3	3				
Bucky Dent, R (1,6) OBP: 0.201, SLG: 0.184			L5						5-3	1	0	0	0	0	0	0				
Inning Stats	R: 0 E: 0 K: 1 S: 6	H: 1 LOB: 1 BB: 0 P: 6	R: 0 E: 0 K: 1 S: 6	H: 1 LOB: 1 BB: 0 P: 6	R: 0 E: 0 K: 0 S: 4	H: 1 LOB: 1 BB: 0 P: 4	R: 1 E: 0 K: 0 S: 4	H: 2 LOB: 0 BB: 0 P: 4	R: 1 E: 0 K: 0 S: 7	H: 2 LOB: 1 BB: 0 P: 7	R: 0 E: 0 K: 3 S: 10	H: 1 LOB: 2 BB: 1 P: 14	R: 0 E: 0 K: 0 S: 4	H: 1 LOB: 2 BB: 1 P: 8	R: 0 E: 0 K: 0 S: 4	H: 1 LOB: 1 BB: 0 P: 4		1B: 8 2B: 2 3B: 0 HR: 1	SF: 0 SAC: 1 DP: 1 HBP: 0	WP: 0 PB: 0 CS: 0
PITCHER	IP WLS BF H R ER SO BB IBB HBP BLK WP HR S P ERA WHIP																			
Charlie Hough, R (1,1) ERA: 3.27	5.2 W 24 7 2 2 5 1 0 0 0 0 1 33 37 3.18 1.412																			
Danny Darwin, R (6,1) ERA: 3.45	3.1 S 16 4 0 0 1 2 0 0 0 0 0 0 16 24 0.00 1.800																			

Batter	1	2	3	4	5	6	7	8	9	AB	R	H	RBI	BB	SO	LOB	BOTTOM			
Bill Sample, R (1,7) OBP: 0.345, SLG: 0.426	L8 FC4-6 1B	F3					F7			4	1	2	0	0	0	2	<p>New York Yankees @ Texas Rangers Arlington Stadium, Arlington, TX</p> <p>Sat Jul 31 1982, 8:05 PM EDT Att: 32,924 - Unknown</p> <p>livebaseballscorecards.com</p> <p>AB 29 R 3 H 8 RBI 3 BB 1 SO 2 LOB 14</p> 			
Mickey Rivers, L (1,10) OBP: 0.255, SLG: 0.364	FC4-6 2B 1B		1-3		F9				FC5-6 1B	4	1	2	0	0	0	1				
Johnny Grubb, L (1,9) OBP: 0.397, SLG: 0.398	L8				F6				FC5-6 G4-6-3 1B	4	0	1	0	0	0	4				
Dave Hostetter, R (1,3) OBP: 0.331, SLG: 0.514	FC4-6 BB			K					G4-6-3	3	0	0	0	1	2	2				
Bill Stein, R (1,5) OBP: 0.267, SLG: 0.277	FC4-6 2B			F9			5-3			3	1	0	1	0	0	3				
Jim Sundberg, R (1,2) OBP: 0.308, SLG: 0.342	1-2 2-3 3-H				L7		F9			3	0	1	2	0	0	0				
Mike Richardt, R (1,4) OBP: 0.272, SLG: 0.287			F7		L6				SH1-3 1B	3	0	1	0	0	0	0				
George Wright, S (1,8) OBP: 0.276, SLG: 0.356					F7				SH1-3	2	0	1	0	0	0	0				
Wayne Tolleson, S (1,6) OBP: 0.276, SLG: 0.356					F7		F8		F6	3	0	0	0	0	0	2				
Inning Stats	R: 3 E: 0 K: 0 S: 5	H: 3 LOB: 1 BB: 1 P: 9	R: 0 E: 0 K: 0 S: 4	H: 1 LOB: 1 BB: 0 P: 4	R: 0 E: 0 K: 1 S: 6	H: 1 LOB: 1 BB: 0 P: 6	R: 0 E: 0 K: 0 S: 3	H: 0 LOB: 0 BB: 0 P: 3	R: 0 E: 0 K: 0 S: 4	H: 1 LOB: 1 BB: 0 P: 4	R: 0 E: 0 K: 1 S: 5	H: 0 LOB: 0 BB: 0 P: 5	R: 0 E: 0 K: 0 S: 4	H: 1 LOB: 1 BB: 0 P: 4	R: 0 E: 0 K: 0 S: 3	H: 1 LOB: 0 BB: 0 P: 3		1B: 7 2B: 1 3B: 0 HR: 0	SF: 0 SAC: 1 DP: 1 HBP: 0	WP: 0 PB: 0 CS: 0
PITCHER	IP WLS BF H R ER SO BB IBB HBP BLK WP HR S P ERA WHIP																			
Doyle Alexander, R (1,1) ERA: 4.28	7.0 L 28 7 3 3 2 1 0 0 0 0 0 0 31 35 3.86 1.143																			
Tommy John, L (8,1) ERA: 3.65	1.0 3 1 0 0 0 0 0 0 0 0 0 0 3 3 0.00 1.000																			


Batter	1	2	3	4	5	6	7	8	9	AB	R	H	RBI	BB	SO	LOB	TOP								
Rudy Law, L OBP: 0.367, SLG: 0.415 (1, 8)										4	0	0	0	0	3	3	Chicago White Sox @ New York Yankees Yankee Stadium, Bronx, NY Tue Aug 03 1982, 7:05 PM EDT Unknown - 80 F								
Tony Bemazard, S OBP: 0.334, SLG: 0.376 (1, 4)										4	0	1	0	0	3	0									
Harold Baines, L OBP: 0.313, SLG: 0.444 (1, 9)										4	0	1	0	0	0	1									
Greg Luzinski, R OBP: 0.362, SLG: 0.457 (1, 10)										4	0	0	0	0	0	2									
Steve Kemp, L OBP: 0.386, SLG: 0.396 (1, 7)										4	0	1	0	0	0	1									
Carlton Fisk, R OBP: 0.335, SLG: 0.375 (1, 2)										4	1	2	0	0	0	1									
Chris Nyman, R OBP: 0.333, SLG: 0.333 Mike Squires, L OBP: 0.267, SLG: 0.253 (7, 3)										2	0	1	0	0	0	0									
Vance Law, R OBP: 0.333, SLG: 0.392 (1, 6)										3	0	1	0	0	0	3									
Aurelio Rodriguez, R OBP: 0.248, SLG: 0.262 (1, 5)										3	0	1	1	0	1	2									
Inning Stats	R: 0 E: 0 K: 2 S: 7	H: 0 LOB: 0 BB: 0 P: 7	R: 0 E: 0 K: 0 S: 3	H: 0 LOB: 0 BB: 0 P: 3	R: 0 E: 0 K: 0 S: 4	H: 1 LOB: 1 BB: 0 P: 4	R: 0 E: 0 K: 0 S: 3	H: 1 LOB: 0 BB: 0 P: 3	R: 1 E: 0 K: 1 S: 8	H: 3 LOB: 2 BB: 0 P: 8	R: 0 E: 0 K: 1 S: 6	H: 1 LOB: 1 BB: 0 P: 6	R: 0 E: 0 K: 1 S: 6	H: 1 LOB: 1 BB: 0 P: 6	R: 0 E: 0 K: 2 S: 7	H: 0 LOB: 0 BB: 0 P: 7		R: 0 E: 0 K: 0 S: 4	H: 1 LOB: 1 BB: 0 P: 4	1B: 8 2B: 0 3B: 0 HR: 0	SF: 0 SAC: 1 DP: 1 HBP: 0	WP: 0 PB: 0 SB: 1 CS: 0	PA: 34		
PITCHER	IP	WLS	BF	H	R	ER	SO	BB	IBB	HBP	BLK	WP	HR	S	P	ERA	WHIP								
Shane Rawley, L ERA: 3.74 George Frazier, R ERA: 2.49 Rudy May, L ERA: 2.72	(1, 1)	6.1	L 25	7	1	1	4	0	0	0	0	0	0	33	33	1.42	1.105								
	(7, 1)	0.2	2	0	0	0	1	0	0	0	0	0	0	4	4	0.00	0.000								
	(8, 1)	2.0	7	1	0	0	2	0	0	0	0	0	0	11	11	0.00	0.500								

Batter	1	2	3	4	5	6	7	8	9	AB	R	H	RBI	BB	SO	LOB	BOTTOM								
Willie Randolph, R OBP: 0.372, SLG: 0.352 (1, 4)										3	0	0	0	0	0	2	Chicago White Sox @ New York Yankees Yankee Stadium, Bronx, NY Tue Aug 03 1982, 7:05 PM EDT Unknown - 80 F								
Jerry Mumphrey, S OBP: 0.380, SLG: 0.430 (1, 8)										4	0	2	0	0	1	1									
Dave Winfield, R OBP: 0.352, SLG: 0.541 (1, 7)										4	0	0	0	0	2	3									
Lou Piniella, R OBP: 0.374, SLG: 0.446 Ken Griffey, L OBP: 0.310, SLG: 0.367 (7, PH) (8, 9)										2	0	0	0	0	2	1									
Roy Smalley, S OBP: 0.363, SLG: 0.399 (9, 6)										4	0	2	0	0	0	0									
Rick Cerone, R OBP: 0.281, SLG: 0.294 Bobby Murcer, L OBP: 0.285, SLG: 0.423 (8, PH)										3	0	0	0	0	0	1									
Butch Hobson, R OBP: 0.183, SLG: 0.207 Oscar Gamble, L OBP: 0.376, SLG: 0.503 (8, PH)										2	0	0	0	0	2	1									
Dave Collins, S OBP: 0.314, SLG: 0.336 (1, 3)										2	0	0	0	1	1	2									
Bucky Dent, R OBP: 0.213, SLG: 0.197 Graig Nettles, L OBP: 0.301, SLG: 0.375 (8, PH) (9, 5)										2	0	1	0	0	0	1									
Inning Stats	R: 0 E: 0 K: 1 S: 5	H: 1 LOB: 0 BB: 0 P: 5	R: 0 E: 0 K: 1 S: 5	H: 0 LOB: 0 BB: 0 P: 5	R: 0 E: 0 K: 1 S: 4	H: 0 LOB: 0 BB: 1 P: 8	R: 0 E: 0 K: 1 S: 6	H: 1 LOB: 0 BB: 0 P: 6	R: 0 E: 0 K: 1 S: 6	H: 1 LOB: 1 BB: 0 P: 6	R: 0 E: 0 K: 1 S: 5	H: 0 LOB: 0 BB: 0 P: 5	R: 0 E: 0 K: 1 S: 6	H: 2 LOB: 1 BB: 0 P: 6	R: 0 E: 0 K: 1 S: 6	H: 1 LOB: 2 BB: 1 P: 10		1B: 7 2B: 0 3B: 0 HR: 0	SF: 0 SAC: 1 DP: 2 HBP: 0	WP: 0 PB: 0 SB: 0 CS: 1	PA: 34				
PITCHER	IP	WLS	BF	H	R	ER	SO	BB	IBB	HBP	BLK	WP	HR	S	P	ERA	WHIP								
Steve Trout, L ERA: 4.13 Salome Barojas, R ERA: 3.42 Kevin Hickey, L ERA: 3.72 Dennis Lamp, R ERA: 4.09	(1, 1)	5.1	W 19	4	0	0	5	1	0	0	0	0	0	28	32	0.00	0.938								
	(6, 1)	2.0	7	1	0	0	3	0	0	0	1	0	0	13	13	0.00	0.500								
	(8, 1)	0.0	1	1	0	0	0	0	0	0	0	0	0	1	1	∞	∞								
	(8, 1)	1.2	S 6	1	0	0	1	1	0	0	0	0	0	7	11	0.00	1.200								

AB 33
 R 1
 H 8
 RBI 1
 BB 0
 SO 7
 LOB 14



AB 30
 R 0
 H 7
 RBI 0
 BB 2
 SO 9
 LOB 14



Batter	1	2	3	4	5	6	7	8	9	AB	R	H	RBI	BB	SO	LOB	TOP										
Rudy Law, L OBP: 0.368, SLG: 0.423 Ron LeFlore, R OBP: 0.331, SLG: 0.405	G3		HR		FC6-4			K		4	2	1	1	1	0	4											
Tony Bernazard, S OBP: 0.339, SLG: 0.388 Aurelio Rodriguez, R OBP: 0.249, SLG: 0.262	1B SF9		F7		E9			6-3		5	3	3	2	1	0	1											
Harold Baines, L OBP: 0.317, SLG: 0.454 Chris Nyman, R OBP: 0.300, SLG: 0.300	FC6-4		HR		L6			F8		5	2	3	2	0	1	4											
Greg Luzinski, R OBP: 0.362, SLG: 0.458 Mary Foley, L OBP: 0.233, SLG: 0.125	SF9		F8		6-3			F9		4	1	2	1	0	0	1											
Steve Kemp, L OBP: 0.387, SLG: 0.396 Jerry Hairston, S OBP: 0.296, SLG: 0.540	FC6-4				L3			HR		3	2	1	1	1	0	1											
Marc Hill, R OBP: 0.300, SLG: 0.370		6-3			F8			F8		6	2	3	2	0	1	2											
Mike Squires, L OBP: 0.274, SLG: 0.253		F7			F8			F6		4	1	1	1	1	0	3											
Vance Law, R OBP: 0.347, SLG: 0.397								F3		3	0	2	2	2	0	2											
Bill Almon, R OBP: 0.326, SLG: 0.376			F2		K			K		5	0	1	1	0	3	5											
Inning Stats	R: 1 E: 0 K: 0 S: 5	H: 2 LOB: 1 BB: 0 P: 5	R: 0 E: 0 K: 0 S: 3	H: 1 LOB: 3 BB: 0 P: 3	R: 2 E: 0 K: 0 S: 4	H: 1 LOB: 0 BB: 1 P: 8	R: 0 E: 0 K: 1 S: 6	H: 1 LOB: 2 BB: 1 P: 10	R: 5 E: 1 K: 0 S: 8	H: 5 LOB: 2 BB: 2 P: 16	R: 5 E: 0 K: 2 S: 13	H: 6 LOB: 3 BB: 2 P: 21	R: 0 E: 0 K: 1 S: 7	H: 2 LOB: 2 BB: 0 P: 7	R: 0 E: 0 K: 2 S: 7	H: 0 LOB: 0 BB: 0 P: 7	R: 1 E: 0 K: 0 S: 4	H: 1 LOB: 0 BB: 0 P: 4	1B: 13 2B: 2 3B: 1 HR: 3	SF: 1 SAC: 0 DP: 0 HBP: 0	WP: 2 PB: 0 CS: 0	PA: 51					
PITCHER	IP	WLS	BF	H	R	ER	SO	BB	IBB	HBP	BLK	WP	HR	S	P	ERA	WHIP										
Roger Erickson, R ERA: 4.61	3.2	L	17	5	3	3	0	2	0	0	0	0	1	15	23	7.36	1.909										
George Frazier, R ERA: 3.89	1.1		17	11	10	10	1	1	1	0	0	1	1	17	25	67.50	9.000										
Dave Righetti, L ERA: 4.25	2.0		10	2	0	0	3	2	0	0	0	1	0	14	22	0.00	2.000										
Rudy May, L ERA: 2.69	1.0		3	0	0	0	2	0	0	0	0	0	0	7	7	0.00	0.000										
Rich Gossage, R ERA: 2.34	1.0		4	1	1	1	0	0	0	0	0	0	1	4	4	9.00	1.000										

Chicago White Sox @ New York Yankees
Yankee Stadium, Bronx, NY
Tue Aug 03 1982, 7:05 PM EDT
Att: 34,172 - Unknown - 75 F

AB 44
R 14
H 19
RBI 14
BB 6
SO 6
LOB 23



Batter	1	2	3	4	5	6	7	8	9	AB	R	H	RBI	BB	SO	LOB	BOTTOM										
Willie Randolph, R OBP: 0.371, SLG: 0.349 Bucky Dent, R OBP: 0.212, SLG: 0.196	6-3			4-3	FC6-4			F4		3	0	0	0	1	0	2											
Ken Griffey, L OBP: 0.308, SLG: 0.365	K		K					K		5	0	1	0	0	3	3											
Jerry Mumphrey, S OBP: 0.365, SLG: 0.437 Lou Piniella, R OBP: 0.372, SLG: 0.444	1B		2B					F9		3	1	2	0	1	0	0											
Oscar Gamble, L OBP: 0.372, SLG: 0.495	FC5-4		K		F8			F4		5	0	1	0	0	1	3											
Dave Winfield, R OBP: 0.355, SLG: 0.545 John Mayberry, L OBP: 0.339, SLG: 0.359	FC5-4							F5		3	1	2	1	0	0	2											
Roy Smalley, S OBP: 0.364, SLG: 0.399								F4		5	0	2	0	0	1	1											
Graig Nettles, L OBP: 0.304, SLG: 0.375			F2		FC3-6					3	0	1	0	1	0	3											
Dave Collins, S OBP: 0.321, SLG: 0.343										4	0	3	0	0	0	2											
Rick Cerone, R OBP: 0.275, SLG: 0.289 Barry Foote, R OBP: 0.196, SLG: 0.233			F8		F9			5-3		2	0	0	1	0	0	2											
Inning Stats	R: 0 E: 0 K: 1 S: 6	H: 1 LOB: 2 BB: 1 P: 10	R: 0 E: 0 K: 1 S: 7	H: 2 LOB: 3 BB: 1 P: 11	R: 1 E: 0 K: 2 S: 9	H: 2 LOB: 2 BB: 1 P: 13	R: 0 E: 0 K: 0 S: 5	H: 2 LOB: 0 BB: 0 P: 5	R: 1 E: 0 K: 0 S: 6	H: 3 LOB: 2 BB: 0 P: 6	R: 0 E: 0 K: 0 S: 3	H: 0 LOB: 0 BB: 0 P: 3	R: 0 E: 0 K: 1 S: 5	H: 2 LOB: 2 BB: 0 P: 5	R: 0 E: 0 K: 1 S: 5	H: 0 LOB: 0 BB: 0 P: 5	R: 0 E: 0 K: 0 S: 3	H: 0 LOB: 0 BB: 0 P: 3	1B: 10 2B: 2 3B: 0 HR: 0	SF: 1 SAC: 0 DP: 0 HBP: 0	WP: 0 PB: 0 CS: 0	PA: 42					
PITCHER	IP	WLS	BF	H	R	ER	SO	BB	IBB	HBP	BLK	WP	HR	S	P	ERA	WHIP										
Richard Dotson, R ERA: 5.04	6.0	W	31	10	2	2	4	3	0	0	0	0	0	36	48	3.00	2.167										
Rich Barnes, L ERA: 4.76	3.0	S	11	2	0	0	1	0	0	0	0	0	0	13	13	0.00	0.667										

Chicago White Sox @ New York Yankees
Yankee Stadium, Bronx, NY
Tue Aug 03 1982, 7:05 PM EDT
Att: 34,172 - Unknown - 75 F

AB 38
R 2
H 12
RBI 2
BB 3
SO 5
LOB 20



Batter	1	2	3	4	5	6	7	8	9	AB	R	H	RBI	BB	SO	LOB	TOP														
Rudy Law, L OBP: 0.372, SLG: 0.443 (1, 8)	0-0 4-3	0-0 1-3 1B		0-0 1-H 2-H HR		0-0 4-3			0-0 3B 1B	5	2	3	3	0	0	1															
Vance Law, R OBP: 0.337, SLG: 0.380 (1, 4)	0-0 5-3	0-0 FC1-4-6		0-0 5-3			0-0 5-3		0-0 F8	5	0	0	0	0	0	3															
Harold Baines, L OBP: 0.319, SLG: 0.457 (1, 9)	0-0 WP 1B		0-0 F9	0-3 K			0-0 G3		0-0 3B	5	1	2	1	0	1	0															
Greg Luzinski, R OBP: 0.359, SLG: 0.450 (1, 10)	4-0 1B BB		0-0 6-3		0-3 K		0-0 6-3		0-0 F8	4	0	0	0	1	1	1															
Steve Kemp, L OBP: 0.387, SLG: 0.404 (1, 7)	0-0 FC5-4 1B		0-0 4-3		0-0 G3			0-0 HR		4	1	2	2	0	0	0															
Marc Hill, R OBP: 0.281, SLG: 0.345 (1, 2)	0-0 FC5-4			0-0 6-3	0-0 6-3			0-0 F7		4	0	0	0	0	0	2															
Bill Almon, R OBP: 0.325, SLG: 0.375 (1, 6)			0-0 F7	0-0 BB 1B		0-0 4-3		0-0 F4		4	1	1	0	0	0	0															
Mike Squires, L OBP: 0.288, SLG: 0.262 (1, 3)			0-0 1B 1B	4-0 1B HR BB		0-0 E3		0-0 G3		3	1	1	0	1	0	0															
Aurelio Rodriguez, R OBP: 0.286, SLG: 0.316 (1, 5)			0-0 F4	0-0 1-2 2-H HR 1B		0-0 1-2 2B		0-0 F9		4	1	2	1	0	0	1															
Inning Stats	R: 1 E: 0 K: 0 S: 5	H: 2 LOB: 2 BB: 1 P: 9	R: 0 E: 0 K: 0 S: 5	H: 2 LOB: 2 BB: 0 P: 5	R: 0 E: 0 K: 0 S: 3	H: 0 LOB: 0 BB: 0 P: 3	R: 4 E: 0 K: 1 S: 8	H: 3 LOB: 0 BB: 1 P: 12	R: 0 E: 0 K: 1 S: 5	H: 0 LOB: 0 BB: 0 P: 5	R: 0 E: 1 K: 0 S: 4	H: 1 LOB: 1 BB: 0 P: 4	R: 0 E: 0 K: 0 S: 3	H: 0 LOB: 0 BB: 0 P: 3	R: 1 E: 0 K: 0 S: 4	H: 1 LOB: 0 BB: 0 P: 4	R: 1 E: 0 K: 0 S: 5	H: 2 LOB: 1 BB: 0 P: 5	1B: 7 2B: 1 3B: 1 HR: 2	SF: 0 SAC: 0 DP: 0 HBP: 0	WP: 1 PB: 0 SB: 0 CS: 1	PA: 40									
PITCHER Tommy John, L ERA: 3.86 (1, 1)	IP: 9.0 WLS: L BF: 40	H: 11 R: 7 ER: 7 SO: 2	BB: 2 IBB: 0 HBP: 0 BLK: 0	WP: 1 HR: 2 S: 42 P: 50	ERA: 7.00 WHIP: 1.444											PITCHER	IP: 9.0 WLS: W BF: 29	H: 2 R: 0 ER: 0 SO: 3	BB: 0 IBB: 0 HBP: 0 BLK: 0	WP: 0 HR: 0 S: 35 P: 35	ERA: 0.00 WHIP: 0.222										

Chicago White Sox @ New York Yankees
Yankee Stadium, Bronx, NY
Wed Aug 04 1982, 7:05 PM EDT
Att: 26,218 - Unknown - 72 F

AB	38
R	7
H	11
RBI	7
BB	2
SO	2
LOB	8



Batter	1	2	3	4	5	6	7	8	9	AB	R	H	RBI	BB	SO	LOB	BOTTOM														
Dave Collins, S OBP: 0.315, SLG: 0.336 (1, 3)	0-3 K		0-0 F8			0-0 G3			0-0 6-3	4	0	0	0	0	1	1															
Willie Randolph, R OBP: 0.397, SLG: 0.346 (1, 4)	0-0 4-3			0-0 F8		0-0 6-3			0-0 F9	4	0	0	0	0	0	1															
Jerry Mumphrey, S OBP: 0.380, SLG: 0.433 (1, 8)	0-0 4-3			0-3 K			0-0 F8			3	0	0	0	0	1	0															
Dave Winfield, R OBP: 0.353, SLG: 0.540 (1, 7)		0-0 6-3		0-0 F7			0-0 F8			3	0	0	0	0	0	0															
Lou Piniella, R OBP: 0.366, SLG: 0.436 (1, 9)		0-0 4-3			0-0 F4		0-0 F7			3	0	0	0	0	0	0															
Graig Nettles, L OBP: 0.306, SLG: 0.385 (1, 10)		0-0 1B		0-0 4-3			0-0 F5			3	0	1	0	0	0	0															
Roy Smalley, S OBP: 0.360, SLG: 0.395 (1, 5)		0-0 F8			0-3 K			0-0 F7		3	0	0	0	0	1	1															
Bucky Dent, R OBP: 0.209, SLG: 0.193 (1, 6)			0-0 F7			0-0 6-3		0-0 F8		3	0	0	0	0	0	0															
Barry Foote, R OBP: 0.152, SLG: 0.227 (1, 2)				0-0 F9				0-0 F7		1	0	0	0	0	0	0															
Rick Cerone, R OBP: 0.277, SLG: 0.291 (4, 2)						0-0 G3 1B			0-0 F7	2	0	1	0	0	0	0															
Inning Stats	R: 0 E: 0 K: 1 S: 5	H: 0 LOB: 0 BB: 0 P: 5	R: 0 E: 0 K: 0 S: 4	H: 1 LOB: 1 BB: 0 P: 4	R: 0 E: 0 K: 0 S: 3	H: 0 LOB: 0 BB: 0 P: 3	R: 0 E: 0 K: 1 S: 5	H: 0 LOB: 0 BB: 0 P: 5	R: 0 E: 0 K: 1 S: 5	H: 0 LOB: 0 BB: 0 P: 5	R: 0 E: 0 K: 0 S: 4	H: 1 LOB: 1 BB: 0 P: 4	R: 0 E: 0 K: 0 S: 3	H: 0 LOB: 0 BB: 0 P: 3	R: 0 E: 0 K: 0 S: 3	H: 0 LOB: 0 BB: 0 P: 3	R: 0 E: 0 K: 0 S: 3	H: 0 LOB: 0 BB: 0 P: 3	1B: 2 2B: 0 3B: 0 HR: 0	SF: 0 SAC: 0 DP: 0 HBP: 0	WP: 0 PB: 0 SB: 0 CS: 0	PA: 29									
PITCHER Britt Burns, L ERA: 3.33 (1, 1)	IP: 9.0 WLS: W BF: 29	H: 2 R: 0 ER: 0 SO: 3	BB: 0 IBB: 0 HBP: 0 BLK: 0	WP: 0 HR: 0 S: 35 P: 35	ERA: 0.00 WHIP: 0.222											PITCHER	IP: 9.0 WLS: L BF: 40	H: 11 R: 7 ER: 7 SO: 2	BB: 2 IBB: 0 HBP: 0 BLK: 0	WP: 1 HR: 2 S: 42 P: 50	ERA: 7.00 WHIP: 1.444										

Chicago White Sox @ New York Yankees
Yankee Stadium, Bronx, NY
Wed Aug 04 1982, 7:05 PM EDT
Att: 26,218 - Unknown - 72 F


AB	29
R	0
H	2
RBI	0
BB	0
SO	3
LOB	3



Batter	1	2	3	4	5	6	7	8	9	AB	R	H	RBI	BB	SO	LOB	TOP			
George Wright, S OBP: 0.276, SLG: 0.358 (1, 8)										5	0	0	0	0	0	3	<p>Texas Rangers @ New York Yankees Yankee Stadium, Bronx, NY Thu Aug 05 1982, 7:05 PM EDT Att: 18,449 - Unknown - 81 F</p>			
Lee Mazzilli, S OBP: 0.346, SLG: 0.355 (1, 10)										3	2	2	1	2	0					
Buddy Bell, R OBP: 0.369, SLG: 0.430 (1, 5)										4	2	1	0	1	0	4				
Dave Hostetter, R OBP: 0.344, SLG: 0.545 (1, 3)										5	1	3	4	0	0	1				
Johnny Grubb, L OBP: 0.393, SLG: 0.383 (1, 7)										5	0	1	1	0	0	1				
Larry Parrish, R OBP: 0.258, SLG: 0.328 (1, 9)										5	1	2	0	0	0	3				
Jim Sundberg, R OBP: 0.318, SLG: 0.341 (1, 2)										4	0	2	0	0	1	2				
Mike Richardt, R OBP: 0.272, SLG: 0.282 (1, 4)										3	1	2	1	0	0	0				
Wayne Tolleson, S (1, 6)										4	0	0	0	0	1	5				
Inning Stats	R: 2 E: 0 K: 0 S: 5	H: 2 LOB: 0 BB: 0 P: 5	R: 1 E: 0 K: 2 S: 9	H: 2 LOB: 1 BB: 0 P: 9	R: 2 E: 0 K: 0 S: 5	H: 2 LOB: 1 BB: 1 P: 9	R: 0 E: 0 K: 0 S: 3	H: 0 LOB: 0 BB: 0 P: 3	R: 0 E: 0 K: 0 S: 2	H: 3 LOB: 2 BB: 0 P: 6	R: 1 E: 0 K: 0 S: 5	H: 2 LOB: 2 BB: 1 P: 9	R: 1 E: 0 K: 0 S: 6	H: 2 LOB: 0 BB: 0 P: 6	R: 0 E: 0 K: 0 S: 3	H: 0 LOB: 0 BB: 0 P: 3	1B: 10 2B: 2 3B: 0 HR: 1	SF: 0 SAC: 1 DP: 1 HBP: 0	WP: 1 PB: 0 SB: 1 CS: 0	PA: 42
PITCHER	IP WLS BF H R ER SO BB IBB HBP BLK WP HR S P ERA WHIP																			
Doyle Alexander, R ERA: 5.3 (1, 1)	2.0 L 13 6 5 5 2 1 0 0 0 1 1 1 16 20 22.50 3.500																			
George Frazier, R ERA: 3.74 (3, 1)	4.2 18 4 1 1 0 2 0 0 0 0 0 0 16 24 1.93 1.286																			
Rudy May, L ERA: 2.72 (7, 1)	2.1 11 3 1 1 0 0 0 0 0 0 0 0 11 11 3.86 1.286																			

Batter	1	2	3	4	5	6	7	8	9	AB	R	H	RBI	BB	SO	LOB	BOTTOM					
Dave Collins, S OBP: 0.321, SLG: 0.340 (1, 7) (9, 3)										3	0	2	0	1	0	0	<p>Texas Rangers @ New York Yankees Yankee Stadium, Bronx, NY Thu Aug 05 1982, 7:05 PM EDT Att: 18,449 - Unknown - 81 F</p>					
Willie Randolph, R OBP: 0.396, SLG: 0.344 (1, 4)										4	0	1	1	0	0	1						
Jerry Mumphrey, S OBP: 0.378, SLG: 0.430 (1, 8)										4	1	1	0	0	0	2						
Oscar Gamble, L OBP: 0.376, SLG: 0.505 (1, 9)										2	0	1	0	1	0	0						
Graig Nettles, L OBP: 0.309, SLG: 0.384 (1, 5)										3	0	1	0	1	0	3						
John Mayberry, L OBP: 0.337, SLG: 0.362 (1, 3) (8, FH) (9, 7)										3	0	1	1	0	1	3						
Lou Piniella, R OBP: 0.365, SLG: 0.434 (8, FH) (9, 7)										1	0	0	0	0	0	0						
Roy Smalley, S OBP: 0.356, SLG: 0.389 (1, 10)										4	0	0	0	0	0	5						
Rick Cerone, R OBP: 0.276, SLG: 0.297 (1, 2)										4	1	1	0	0	1	0						
Bucky Dent, R OBP: 0.204, SLG: 0.188 (1, 6)										4	0	0	0	0	1	1						
Inning Stats	R: 0 E: 0 K: 0 S: 3	H: 0 LOB: 0 BB: 0 P: 3	R: 0 E: 0 K: 0 S: 3	H: 0 LOB: 1 BB: 1 P: 7	R: 0 E: 0 K: 1 S: 5	H: 1 LOB: 0 BB: 0 P: 5	R: 1 E: 0 K: 0 S: 5	H: 2 LOB: 2 BB: 0 P: 6	R: 0 E: 0 K: 1 S: 7	H: 0 LOB: 1 BB: 1 P: 9	R: 0 E: 0 K: 0 S: 5	H: 2 LOB: 2 BB: 0 P: 7	R: 1 E: 0 K: 0 S: 5	H: 3 LOB: 1 BB: 0 P: 5	R: 0 E: 0 K: 0 S: 2	H: 0 LOB: 0 BB: 1 P: 6	R: 0 E: 0 K: 0 S: 3	H: 0 LOB: 0 BB: 0 P: 3	1B: 7 2B: 2 3B: 0 HR: 0	SF: 0 SAC: 0 DP: 2 HBP: 1	WP: 0 PB: 1 SB: 0 CS: 0	PA: 36
PITCHER	IP WLS BF H R ER SO BB IBB HBP BLK WP HR S P ERA WHIP																					
Charlie Hough, R ERA: 3.23 (8, 1)	2.0 W 5 0 0 0 0 0 0 0 0 0 0 0 5 5 0.00 0.000																					
Paul Mirabella, L ERA: 4.25 (8, 1)																						

AB	38
R	7
H	13
RBI	7
BB	3
SO	2
LOB	19



AB	32
R	2
H	8
RBI	2
BB	3
SO	3
LOB	15



Batter	1	2	3	4	5	6	7	8	9	AB	R	H	RBI	BB	SO	LOB	TOP			
George Wright, S (1, 8) OBP: 0.276, SLG: 0.356										4	0	1	0	0	1	1	<p>Texas Rangers @ New York Yankees Yankee Stadium, Bronx, NY Fri Aug 06 1982, 7:05 PM EDT Att: 21,469 - Unknown - 71 F</p> <p>livebaseballscorecards.com</p> <p>AB 30 R 0 H 4 RBI 0 BB 3 SO 8 LOB 15</p>			
Lee Mazzilli, S (1, 10) OBP: 0.340, SLG: 0.348										4	0	0	0	0	2					
Buddy Bell, R (1, 5) OBP: 0.368, SLG: 0.426										3	0	0	0	1	0					
Dave Hostetter, R (1, 3) OBP: 0.338, SLG: 0.536										4	0	0	0	3	3					
Larry Parrish, R (1, 9) OBP: 0.258, SLG: 0.324										3	0	0	0	1	2	0				
Johnny Grubb, L (1, 7) Lamar Johnson, R (9, PH) OBP: 0.396, SLG: 0.385 OBP: 0.325, SLG: 0.355										2	0	1	0	1	0	1				
Mike Richardt, R (1, 4) OBP: 0.272, SLG: 0.283										3	0	1	0	0	2					
Don Werner, R (1, 2) OBP: 0.283, SLG: 0.279										3	0	0	0	0	3					
Wayne Tolleson, S (1, 6) OBP: 0.138, SLG: 0.038										3	0	1	0	0	1	2				
Inning Stats	R: 0 E: 0 K: 1 S: 6	H: 1 LOB: 1 BB: 0 P: 6	R: 0 E: 0 K: 0 S: 3	H: 0 LOB: 1 BB: 1 P: 7	R: 0 E: 0 K: 1 S: 5	H: 0 LOB: 0 BB: 0 P: 5	R: 0 E: 0 K: 2 S: 7	H: 0 LOB: 0 BB: 1 P: 7	R: 0 E: 0 K: 0 S: 2	H: 0 LOB: 0 BB: 1 P: 6	R: 0 E: 0 K: 0 S: 4	H: 1 LOB: 2 BB: 1 P: 8	R: 0 E: 0 K: 1 S: 7	H: 2 LOB: 0 BB: 0 P: 7	R: 0 E: 0 K: 2 S: 5	H: 0 LOB: 0 BB: 0 P: 7		1B: 4 2B: 0 3B: 0 HR: 0	SF: 0 SAC: 0 DP: 1 HBP: 0	WP: 0 PB: 0 SB: 0 CS: 0
PITCHER	IP WLS BF H R ER SO BB IBB HBP BLK WP HR S P ERA WHIP																			
Dave Righetti, L (1, 1) ERA: 3.99	6.1 W 25 4 0 0 5 3 0 0 0 0 0 0 0 0 0.00 1.105																			
Dave LaRoche, L (7, 1) ERA: 0.71	2.2 8 0 0 0 3 0 0 0 0 0 0 0 0 0 0.00 0.000																			

Batter	1	2	3	4	5	6	7	8	9	AB	R	H	RBI	BB	SO	LOB	BOTTOM			
Dave Collins, S (1, 3) OBP: 0.324, SLG: 0.340										3	1	1	0	1	0	0	<p>Texas Rangers @ New York Yankees Yankee Stadium, Bronx, NY Fri Aug 06 1982, 7:05 PM EDT Att: 21,469 - Unknown - 71 F</p> <p>livebaseballscorecards.com</p> <p>AB 29 R 6 H 8 RBI 6 BB 5 SO 5 LOB 13</p>			
Willie Randolph, R (1, 4) OBP: 0.383, SLG: 0.341										4	0	0	0	0	2	3				
Jerry Mumphrey, S (1, 8) OBP: 0.380, SLG: 0.429										3	2	1	0	1	1	2				
Dave Winfield, R (1, 7) OBP: 0.355, SLG: 0.548										4	1	2	3	0	0	2				
Lou Piniella, R (1, 9) OBP: 0.362, SLG: 0.429										4	2	1	0	0	0	2				
Graig Nettles, L (1, 5) OBP: 0.311, SLG: 0.384										3	0	1	0	1	1	0				
Roy Smalley, S (1, 10) OBP: 0.356, SLG: 0.390										2	0	1	3	1	0	0				
Rick Cerone, R (1, 2) OBP: 0.276, SLG: 0.296										4	0	1	0	0	1	3				
Bucky Dent, R (1, 6) OBP: 0.206, SLG: 0.186										2	0	0	0	1	0	1				
Inning Stats	R: 0 E: 0 K: 0 S: 3	H: 0 LOB: 0 BB: 0 P: 3	R: 0 E: 0 K: 1 S: 5	H: 0 LOB: 0 BB: 0 P: 5	R: 0 E: 0 K: 0 S: 3	H: 1 LOB: 0 BB: 0 P: 3	R: 3 E: 0 K: 0 S: 5	H: 2 LOB: 2 BB: 3 P: 17	R: 0 E: 0 K: 1 S: 5	H: 0 LOB: 0 BB: 0 P: 5	R: 2 E: 0 K: 0 S: 5	H: 2 LOB: 1 BB: 1 P: 9	R: 0 E: 0 K: 2 S: 8	H: 1 LOB: 2 BB: 1 P: 12	R: 1 E: 0 K: 1 S: 6	H: 2 LOB: 0 BB: 0 P: 6		1B: 7 2B: 0 3B: 0 HR: 1	SF: 1 SAC: 0 DP: 1 HBP: 0	WP: 0 PB: 0 SB: 0 CS: 0
PITCHER	IP WLS BF H R ER SO BB IBB HBP BLK WP HR S P ERA WHIP																			
Rick Honeycutt, L (1, 1) ERA: 4.94	5.2 L 25 5 5 5 2 4 0 0 0 0 0 0 0 0 7.94 1.588																			
Dan Boitano, R (6, 1) ERA: 5.4	2.1 10 3 1 1 3 1 0 0 0 0 0 0 0 15 3.86 1.714																			

Batter	1	2	3	4	5	6	7	8	9	AB	R	H	RBI	BB	SO	LOB	TOP			
George Wright, S OBP: 0.276, SLG: 0.355										4	0	1	0	0	0	1	<p>Texas Rangers @ New York Yankees Yankee Stadium, Bronx, NY Sat Aug 07 1982, 3:33 AM EDT Att: 43,248 - Unknown - 80 F</p>			
Lee Mazzilli, S OBP: 0.333, SLG: 0.340										4	0	0	0	0	0	2				
Buddy Bell, R OBP: 0.369, SLG: 0.427										4	0	2	0	0	0	0				
Dave Hostetter, R OBP: 0.337, SLG: 0.543										4	1	1	1	0	0	3				
Johnny Grubb, L OBP: 0.390, SLG: 0.377										4	0	0	0	0	0	1				
Larry Parrish, R OBP: 0.282, SLG: 0.326										4	0	2	0	0	0	0				
Jim Sundberg, R OBP: 0.317, SLG: 0.340										4	0	1	0	0	0	3				
Mike Richardt, R OBP: 0.270, SLG: 0.281										2	0	0	0	0	0	1				
Bill Stein, R OBP: 0.248, SLG: 0.255										1	0	0	0	0	1	0				
Wayne Tolleson, S OBP: 0.156, SLG: 0.103										3	0	1	0	0	0	0				
Inning Stats	R: 0 E: 0 K: 0 S: 4	H: 2 LOB: 1 BB: 0 P: 4	R: 0 E: 0 K: 0 S: 4	H: 1 LOB: 1 BB: 0 P: 4	R: 0 E: 0 K: 0 S: 3	H: 0 LOB: 0 BB: 0 P: 3	R: 0 E: 0 K: 0 S: 5	H: 2 LOB: 2 BB: 0 P: 5	R: 0 E: 0 K: 1 S: 5	H: 0 LOB: 0 BB: 0 P: 5	R: 0 E: 0 K: 0 S: 3	H: 0 LOB: 0 BB: 0 P: 3	R: 0 E: 0 K: 0 S: 3	H: 0 LOB: 0 BB: 0 P: 3	R: 0 E: 0 K: 0 S: 3	H: 0 LOB: 0 BB: 0 P: 3	1B: 6 2B: 1 3B: 0 HR: 1	SF: 0 SAC: 0 DP: 1 HBP: 0	WP: 0 PB: 0 SB: 0 CS: 0	PA: 34
PITCHER Mike Morgan, R ERA: 3.93	IP: 9.0 WLS: W BF: 34 H: 8 R: 1 ER: 1 SO: 1 BB: 0 IBB: 0 HBP: 0 BLK: 0 WP: 0 HR: 1 S: 36 P: 36 ERA: 1.00 WHIP: 0.889																			

Batter	1	2	3	4	5	6	7	8	9	AB	R	H	RBI	BB	SO	LOB	BOTTOM			
Dave Collins, S OBP: 0.329, SLG: 0.352										5	3	3	1	0	0	2	<p>Texas Rangers @ New York Yankees Yankee Stadium, Bronx, NY Sat Aug 07 1982, 3:33 AM EDT Att: 43,248 - Unknown - 80 F</p>			
Willie Randolph, R OBP: 0.362, SLG: 0.342										4	0	1	1	0	0	2				
Rodney Scott, S OBP: 0.333, SLG: 0.241										1	0	0	0	0	0	2				
Jerry Mumphrey, S OBP: 0.383, SLG: 0.440										5	1	3	2	0	1	1				
Dave Winfield, R OBP: 0.358, SLG: 0.548										4	1	2	1	1	0	2				
Lou Piniella, R OBP: 0.362, SLG: 0.428										3	1	1	0	0	1	3				
Oscar Gamble, L OBP: 0.374, SLG: 0.502										1	0	0	0	0	1	2				
John Mayberry, L OBP: 0.336, SLG: 0.360										1	0	0	0	0	1	0				
Roy Smalley, S OBP: 0.384, SLG: 0.395										4	0	3	1	1	0	2				
Ken Griffey, L OBP: 0.307, SLG: 0.362										5	1	1	1	0	1	7				
Rick Cerone, R OBP: 0.281, SLG: 0.297										3	2	1	2	1	0	1				
Bucky Dent, R OBP: 0.207, SLG: 0.188										4	0	1	0	0	1	2				
Inning Stats	R: 1 E: 1 K: 2 S: 10	H: 2 LOB: 3 BB: 1 P: 14	R: 1 E: 0 K: 1 S: 7	H: 2 LOB: 1 BB: 0 P: 7	R: 4 E: 0 K: 1 S: 9	H: 4 LOB: 1 BB: 1 P: 13	R: 0 E: 0 K: 0 S: 3	H: 1 LOB: 0 BB: 0 P: 3	R: 0 E: 0 K: 0 S: 5	H: 2 LOB: 2 BB: 0 P: 5	R: 1 E: 1 K: 1 S: 8	H: 2 LOB: 2 BB: 0 P: 8	R: 2 E: 0 K: 0 S: 5	H: 2 LOB: 1 BB: 1 P: 9	R: 0 E: 0 K: 1 S: 5	H: 1 LOB: 0 BB: 0 P: 5	1B: 12 2B: 3 3B: 1 HR: 0	SF: 0 SAC: 0 DP: 2 HBP: 0	WP: 0 PB: 0 SB: 1 CS: 0	PA: 43
PITCHER Frank Tanana, L ERA: 3.95	IP: 2.2 WLS: L BF: 19 H: 8 R: 6 ER: 5 SO: 4 BB: 2 IBB: 0 HBP: 0 BLK: 0 WP: 0 HR: 0 S: 25 P: 33 ERA: 16.88 WHIP: 3.750																			
Steve Corner, R ERA: 3.74	IP: 3.1 WLS: L BF: 9 H: 3 R: 0 ER: 0 SO: 0 BB: 0 IBB: 0 HBP: 0 BLK: 0 WP: 0 HR: 0 S: 9 P: 9 ERA: 0.00 WHIP: 1.286																			
Dan Boitano, R ERA: 5.56	IP: 6.1 WLS: L BF: 7 H: 2 R: 2 ER: 1 SO: 1 BB: 1 IBB: 0 HBP: 0 BLK: 0 WP: 0 HR: 0 S: 8 P: 12 ERA: 9.00 WHIP: 3.000																			
Danny Darwin, R ERA: 3.36	IP: 7.1 WLS: L BF: 5 H: 2 R: 1 ER: 1 SO: 0 BB: 0 IBB: 0 HBP: 0 BLK: 0 WP: 0 HR: 0 S: 5 P: 5 ERA: 9.00 WHIP: 2.000																			
Paul Mirabella, L ERA: 4.15	IP: 8.1 WLS: L BF: 3 H: 1 R: 0 ER: 0 SO: 1 BB: 0 IBB: 0 HBP: 0 BLK: 0 WP: 0 HR: 0 S: 5 P: 5 ERA: 0.00 WHIP: 1.000																			

Batter	1	2	3	4	5	6	7	8	9	AB	R	H	RBI	BB	SO	LOB	TOP					
George Wright, S OBP: 0.277, SLG: 0.356 (1, 8)										5	1	2	0	0	2	1	<p>Texas Rangers @ New York Yankees Yankee Stadium, Bronx, NY Sun Aug 08 1982, 3:33 AM EDT Unknown - 81 F</p> <p>livebaseballscores.com</p> <p>AB 30 R 6 H 7 RBI 5 BB 2 SO 5 LOB 11</p>					
Lee Mazzilli, S OBP: 0.339, SLG: 0.344 (1, 10)										0	1	0	0	0	0	0						
Buddy Bell, R OBP: 0.369, SLG: 0.427 (1, 5)										5	0	2	1	0	0	3						
Dave Hostetter, R OBP: 0.339, SLG: 0.553 (1, 3)										3	2	1	1	1	1	3						
Larry Parrish, R OBP: 0.265, SLG: 0.340 (1, 9)										2	1	1	3	1	0	0						
Johnny Grubb, L OBP: 0.383, SLG: 0.369 (1, 7)										4	0	0	0	0	1	2						
Jim Sundberg, R OBP: 0.314, SLG: 0.335 (1, 2)										4	0	0	0	0	0	1						
Mike Richardt, R OBP: 0.270, SLG: 0.280 (1, 4)										4	1	1	0	0	0	1						
Wayne Tolleson, S OBP: 0.143, SLG: 0.094 (1, 6)										3	0	0	0	0	1	0						
Inning Stats	R: 2 E: 0 K: 1 S: 7	H: 2 LOB: 1 BB: 1 P: 11	R: 0 E: 0 K: 1 S: 5	H: 0 LOB: 0 BB: 0 P: 5	R: 0 E: 0 K: 1 S: 6	H: 1 LOB: 1 BB: 0 P: 6	R: 0 E: 0 K: 1 S: 5	H: 0 LOB: 0 BB: 0 P: 5	R: 1 E: 0 K: 0 S: 4	H: 2 LOB: 1 BB: 0 P: 5	R: 1 E: 0 K: 0 S: 4	H: 1 LOB: 0 BB: 1 P: 8	R: 0 E: 0 K: 1 S: 5	H: 0 LOB: 0 BB: 0 P: 5	R: 2 E: 0 K: 0 S: 4	H: 1 LOB: 0 BB: 1 P: 8	R: 0 E: 0 K: 0 S: 5	H: 2 LOB: 2 BB: 0 P: 5	1B: 7 2B: 0 3B: 0 HR: 2	SF: 1 SAC: 1 DP: 0 HBP: 0	WP: 0 PB: 0 SB: 0 CS: 0	PA: 39
PITCHER	IP WLS BF H R ER SO BB IBB HBP BLK WP HR S P ERA WHIP	7.1 L 31 6 5 5 5 3 0 0 0 0 1 38 50 6.14 1.227	(1, 1)	IP WLS BF H R ER SO BB IBB HBP BLK WP HR S P ERA WHIP	1.2 8 3 1 1 0 0 0 0 0 0 0 1 8 8 5.40 1.800	(8, 1)																

Batter	1	2	3	4	5	6	7	8	9	AB	R	H	RBI	BB	SO	LOB	BOTTOM					
Dave Collins, S OBP: 0.323, SLG: 0.346 (1, 3)										5	0	0	0	0	1	1	<p>Texas Rangers @ New York Yankees Yankee Stadium, Bronx, NY Sun Aug 08 1982, 3:33 AM EDT Unknown - 81 F</p> <p>livebaseballscores.com</p> <p>AB 33 R 4 H 7 RBI 4 BB 4 SO 3 LOB 13</p>					
Rodney Scott, S OBP: 0.351, SLG: 0.250 (1, 4)										3	1	1	0	1	0	1						
Jerry Mumphrey, S OBP: 0.388, SLG: 0.449 (1, 8)										3	1	2	1	1	0	0						
Dave Winfield, R OBP: 0.357, SLG: 0.544 (1, 7)										4	1	1	0	0	1	3						
Graig Nettles, L OBP: 0.314, SLG: 0.383 (1, 5)										3	0	1	1	1	0	2						
Roy Smalley, S OBP: 0.363, SLG: 0.393 (1, 6)										4	0	1	2	0	1	1						
Ken Griffey, L OBP: 0.303, SLG: 0.357 (1, 9)										4	0	0	0	0	0	2						
John Mayberry, L OBP: 0.337, SLG: 0.361 (1, 10)										2	0	1	0	0	0	0						
Lou Piniella, R OBP: 0.380, SLG: 0.425 (6, PH)										1	0	0	0	0	0	2						
Oscar Gamble, L OBP: 0.373, SLG: 0.500 (9, PH)										1	0	0	0	0	0	0						
Rick Cerone, R OBP: 0.280, SLG: 0.291 (1, 2)										3	1	0	0	1	0	1						
Inning Stats	R: 0 E: 0 K: 1 S: 6	H: 1 LOB: 2 BB: 1 P: 10	R: 0 E: 0 K: 0 S: 4	H: 1 LOB: 0 BB: 0 P: 4	R: 0 E: 0 K: 1 S: 5	H: 0 LOB: 0 BB: 0 P: 5	R: 0 E: 0 K: 1 S: 4	H: 0 LOB: 1 BB: 1 P: 8	R: 0 E: 0 K: 0 S: 3	H: 0 LOB: 0 BB: 0 P: 3	R: 3 E: 0 K: 0 S: 7	H: 4 LOB: 2 BB: 1 P: 11	R: 1 E: 1 K: 0 S: 4	H: 1 LOB: 1 BB: 1 P: 8	R: 0 E: 0 K: 0 S: 3	H: 0 LOB: 0 BB: 0 P: 3	R: 0 E: 0 K: 0 S: 3	H: 0 LOB: 0 BB: 0 P: 3	1B: 6 2B: 1 3B: 1 HR: 0	SF: 0 SAC: 0 DP: 1 HBP: 0	WP: 0 PB: 0 SB: 0 CS: 1	PA: 37
PITCHER	IP WLS BF H R ER SO BB IBB HBP BLK WP HR S P ERA WHIP	5.1 6 1 1 1 0 1 0 0 0 0 0 0 5 9 6.75 1.500	(1, 1)	IP WLS BF H R ER SO BB IBB HBP BLK WP HR S P ERA WHIP	2.1 W 7 0 0 0 0 0 0 0 0 0 0 7 7 0.00 0.000	(7, 1)																

Batter	1	2	3	4	5	6	7	8	9	AB	R	H	RBI	BB	SO	LOB	TOP				
George Wright, S OBP: 0.276, SLG: 0.353 (1, 8)	5-3		5-3		5-3		F8		2B	5	1	1	0	0	0	1					
Johnny Grubb, L OBP: 0.392, SLG: 0.413 (1, 7)	2B		HR				F7		1B	5	2	4	2	0	0	0					
Bill Stein, R OBP: 0.255, SLG: 0.273 (1, 5)	F7		2B				5-3		FC5-4	5	0	2	1	0	1	2					
Dave Hostetter, R OBP: 0.333, SLG: 0.542 (1, 3)	6-3		1-3				K		FC5-4	5	1	0	0	0	2	3					
Larry Parrish, R OBP: 0.272, SLG: 0.348 (1, 9)		4-3			F3				1B	3	1	2	0	1	0	0					
Lamar Johnson, R OBP: 0.319, SLG: 0.349 (1, 10)	L9				5-3				BB	4	0	0	0	0	0	4					
Mike Richardt, R OBP: 0.278, SLG: 0.288 (1, 4)	4-3								1B	4	0	3	1	0	0	1					
Wayne Tolleson, S OBP: 0.128, SLG: 0.083 (1, 6)	E1				5-3		FC5-4		P4	4	0	0	0	0	0	4					
Don Werner, R OBP: 0.265, SLG: 0.261 (1, 2)	1-4-3				4-3		FC6-4		L8	3	0	0	0	0	0	2					
Jim Sundberg, R OBP: 0.313, SLG: 0.334 (9, PH)										1	0	0	0	0	0	0					
Inning Stats	R: 0 E: 0 K: 0 S: 4	H: 1 LOB: 1 BB: 0 P: 4	R: 1 E: 1 K: 0 S: 5	H: 1 LOB: 1 BB: 0 P: 5	R: 1 E: 0 K: 0 S: 4	H: 2 LOB: 0 BB: 0 P: 4	R: 0 E: 0 K: 0 S: 4	H: 1 LOB: 1 BB: 0 P: 4	R: 0 E: 0 K: 1 S: 6	H: 1 LOB: 0 BB: 0 P: 6	R: 0 E: 0 K: 0 S: 4	H: 1 LOB: 1 BB: 0 P: 4	R: 2 E: 0 K: 0 S: 6	H: 3 LOB: 2 BB: 1 P: 10	R: 1 E: 0 K: 2 S: 9	H: 2 LOB: 1 BB: 0 P: 9	1B: 6 2B: 4 3B: 1 HR: 1	SF: 0 SAC: 0 DP: 0 HBP: 0	WP: 0 PB: 0 SB: 0 CS: 0	PA: 40	
PITCHER	IP	WLS	BF	H	R	ER	SO	BB	IBB	HBP	BLK	WP	HR	S	P	ERA	WHIP				
Tommy John, L ERA: 3.85 (1, 1)	7.1	W	32	9	4	3	1	1	0	0	0	0	1	33	37	3.68	1.364				
Dave LaRoche, L ERA: 1.03 (8, 1)	1.0		6	3	1	1	0	0	0	0	0	0	0	6	6	9.00	3.000				
Rich Gossage, R ERA: 2.26 (9, 1)	0.2	S	2	0	0	0	2	0	0	0	0	0	0	6	6	0.00	0.000				

Texas Rangers @ New York Yankees
Yankee Stadium, Bronx, NY
Sun Aug 08 1982, 3:38 AM EDT
Att: 33,421 - Unknown - 76 F

AB 39
R 5
H 12
RBI 4
BB 1
SO 3
LOB 17

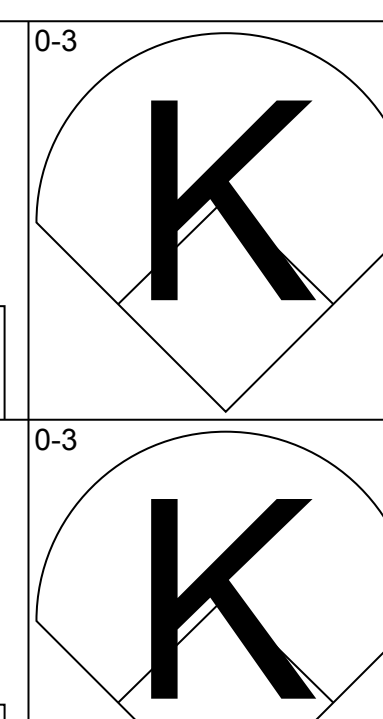
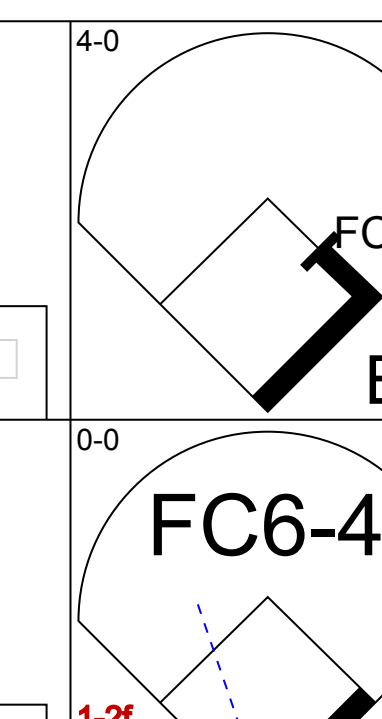
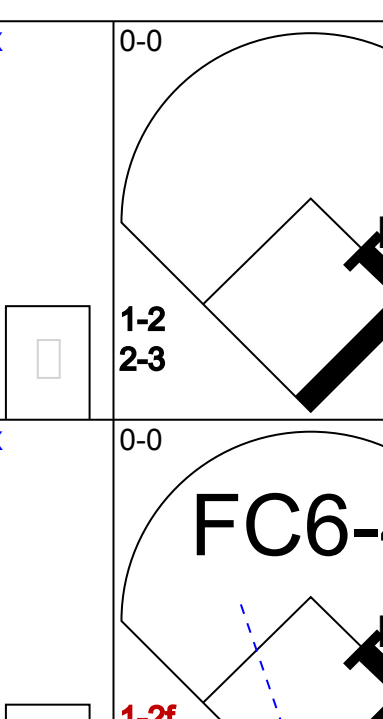
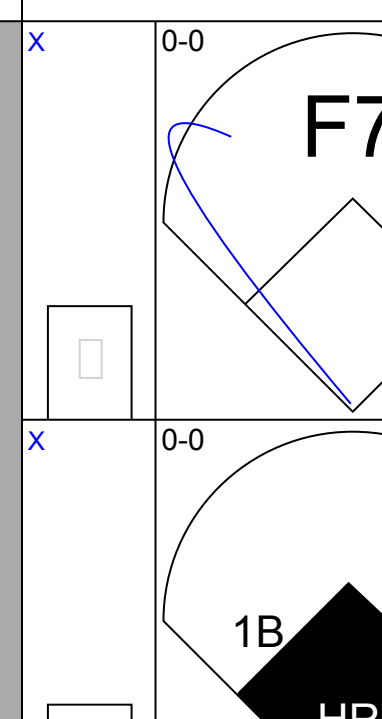
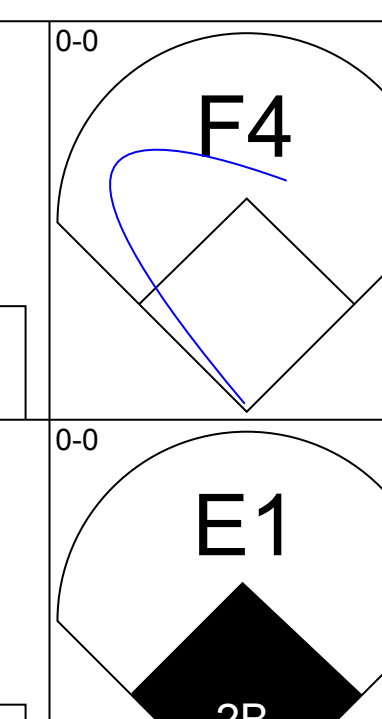
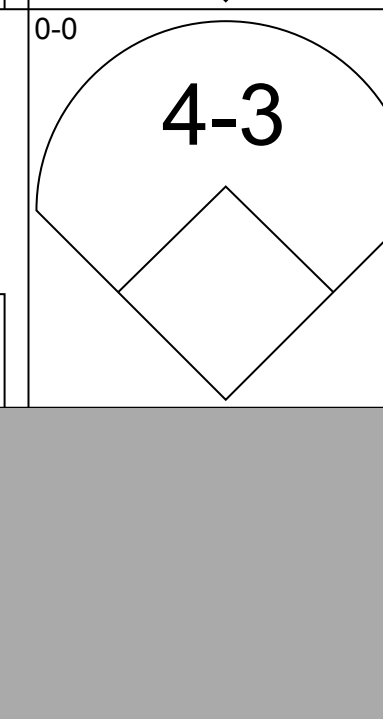

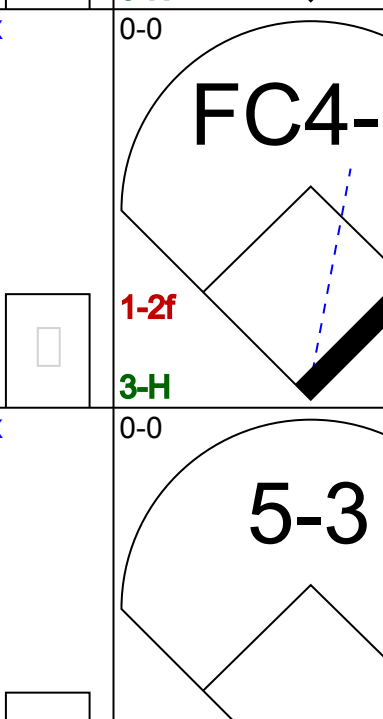
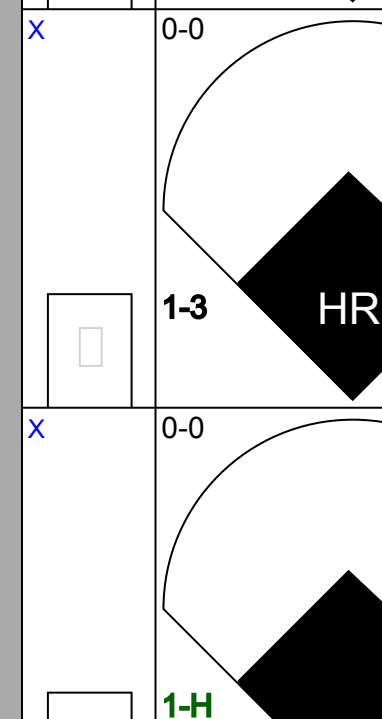
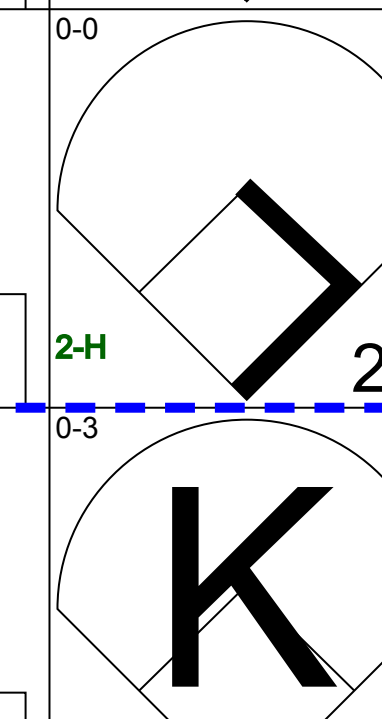

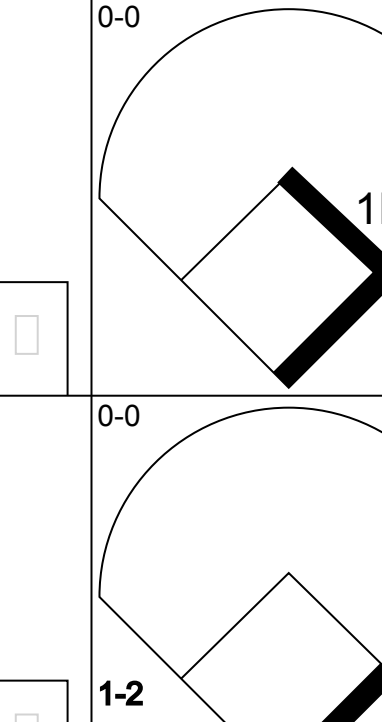

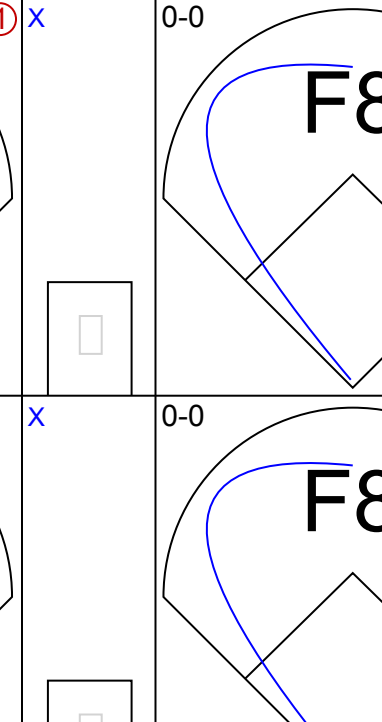

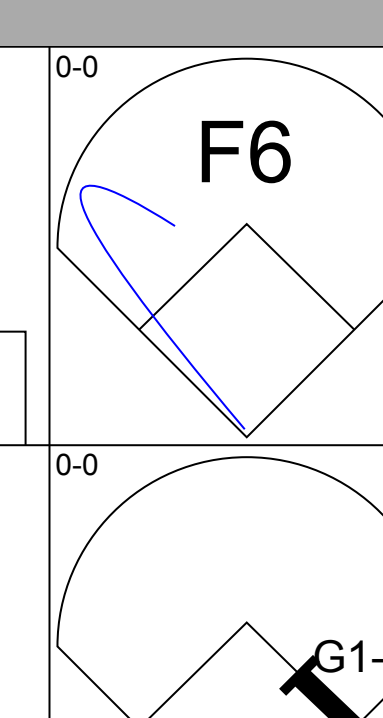
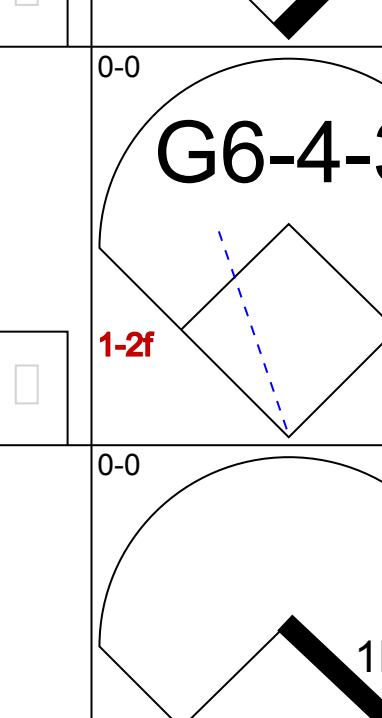
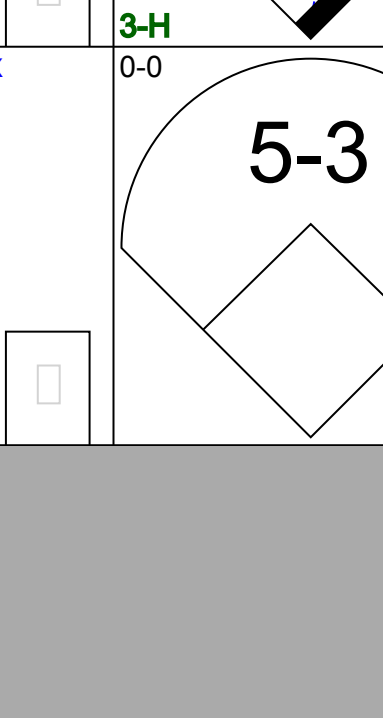
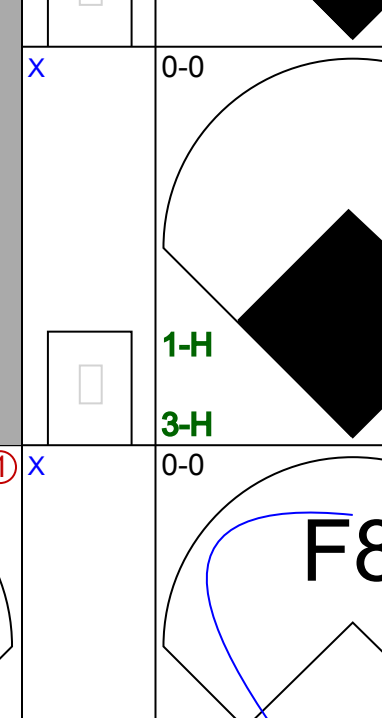
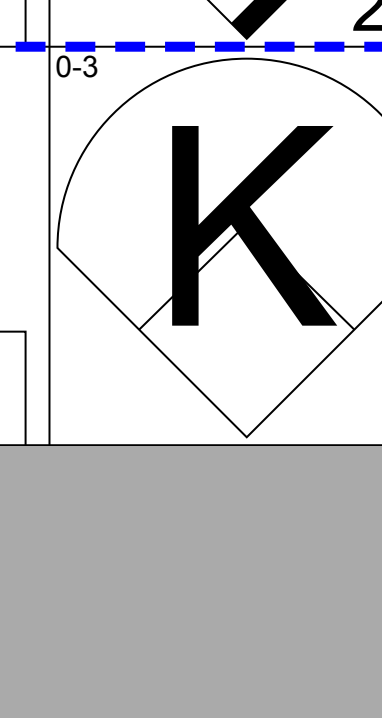
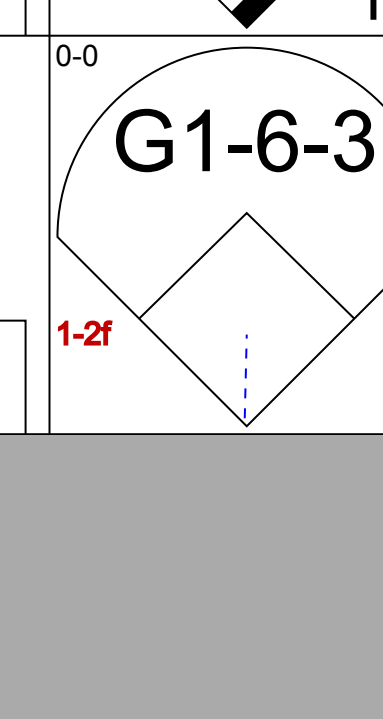
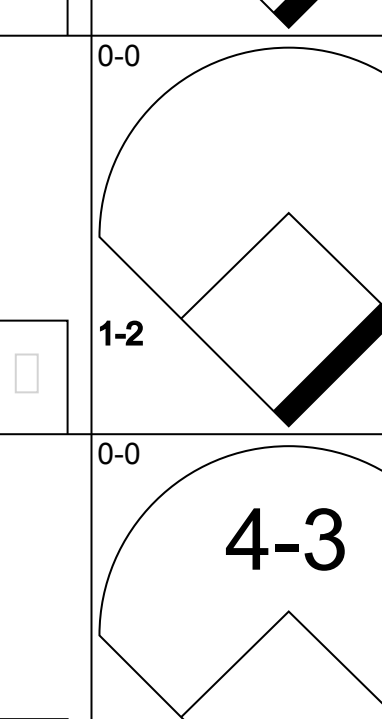
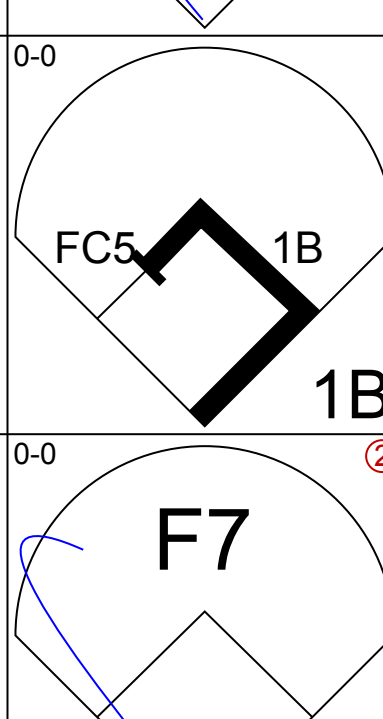
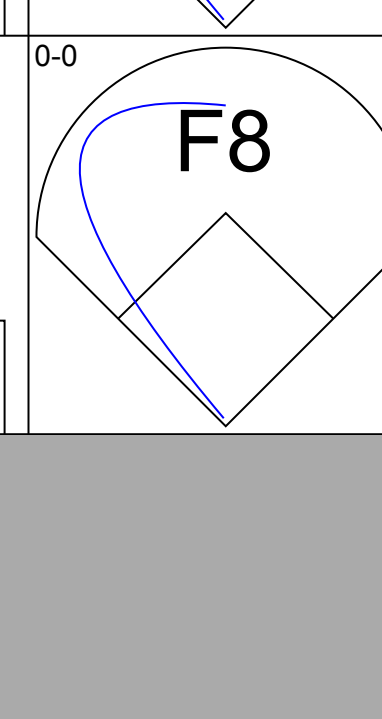
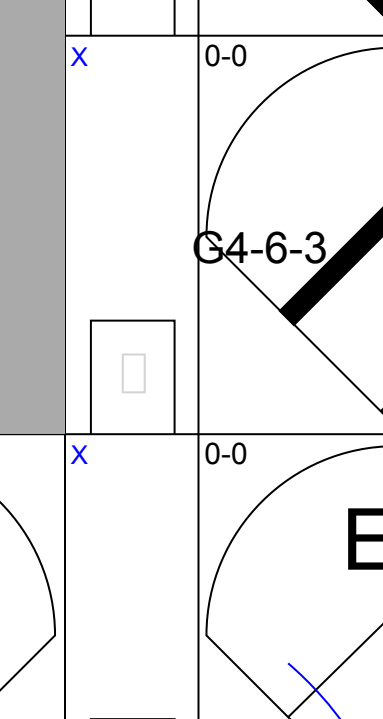


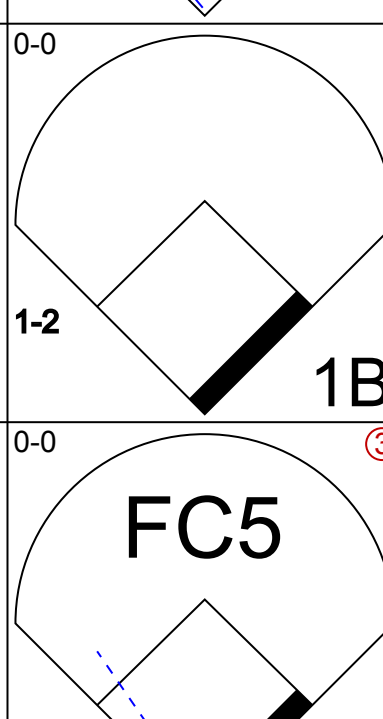

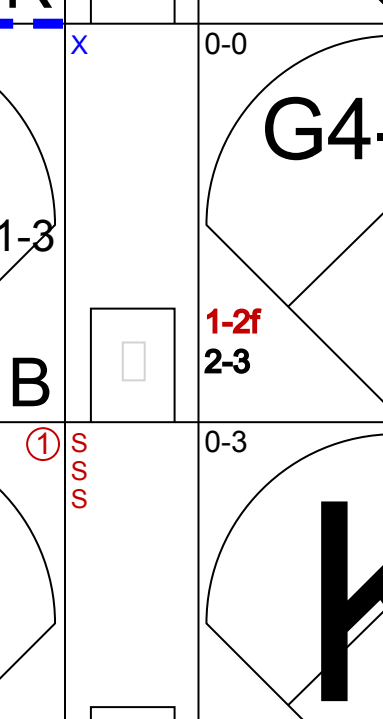
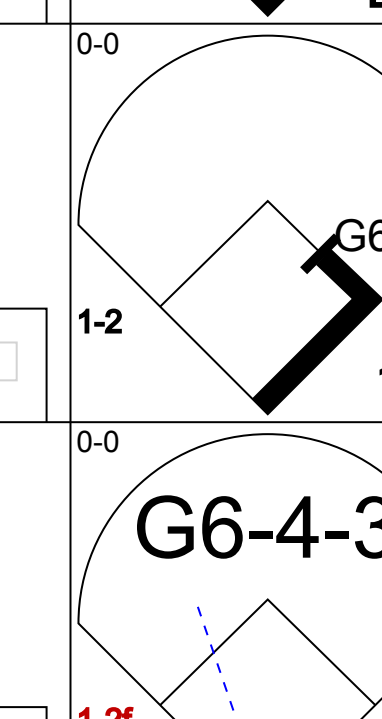

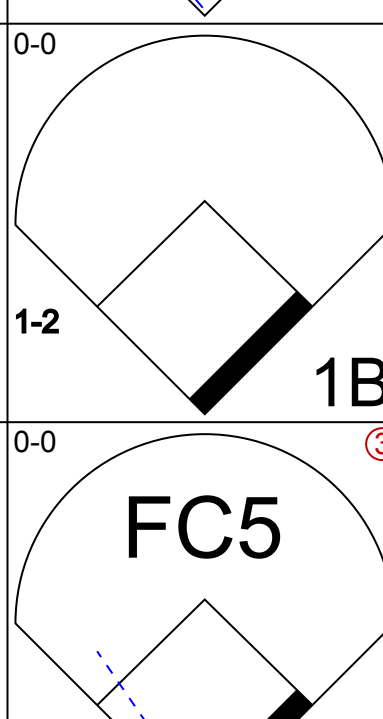
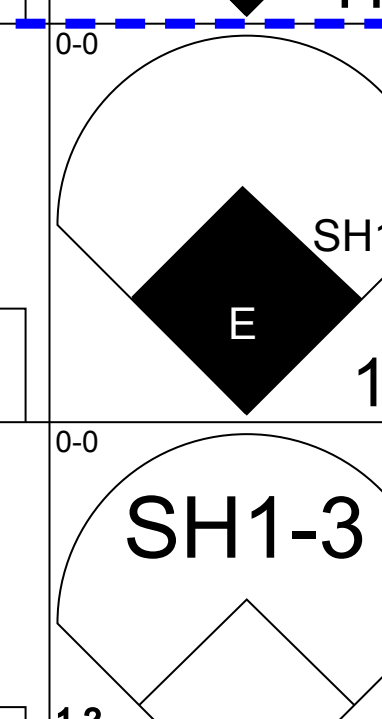
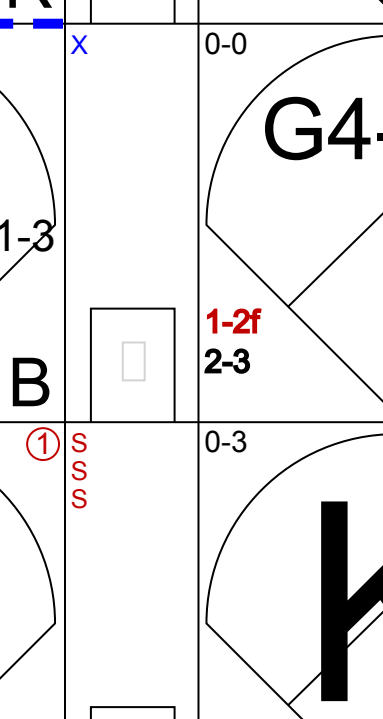
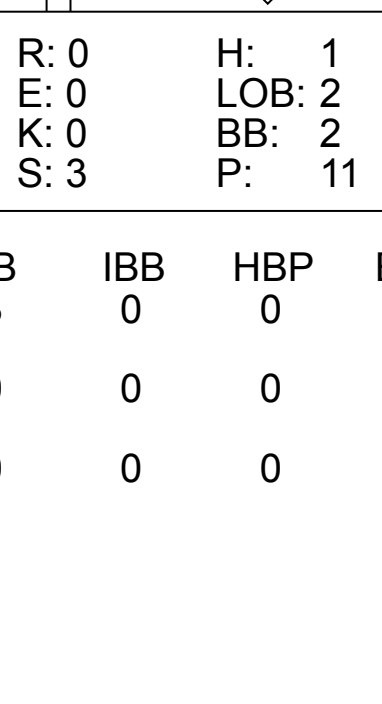
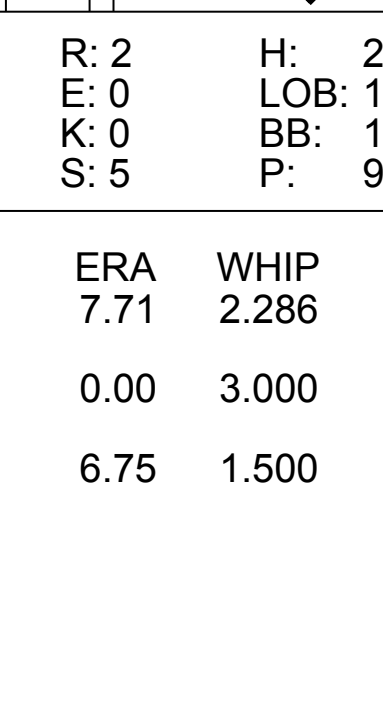
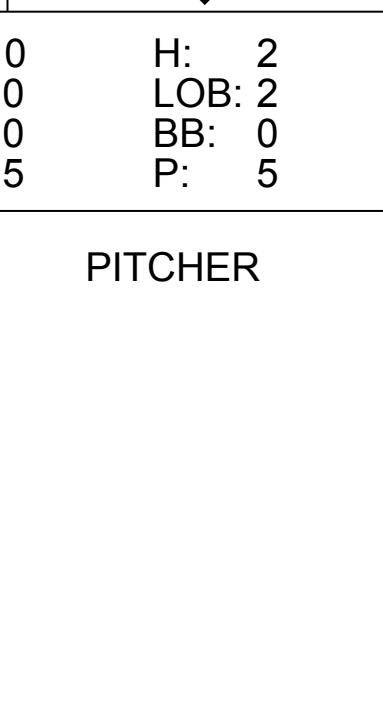
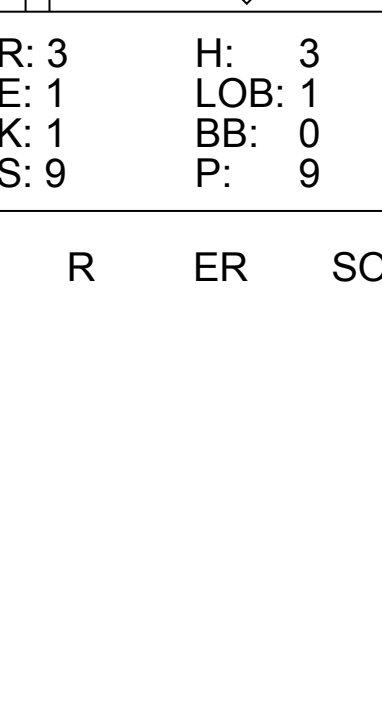
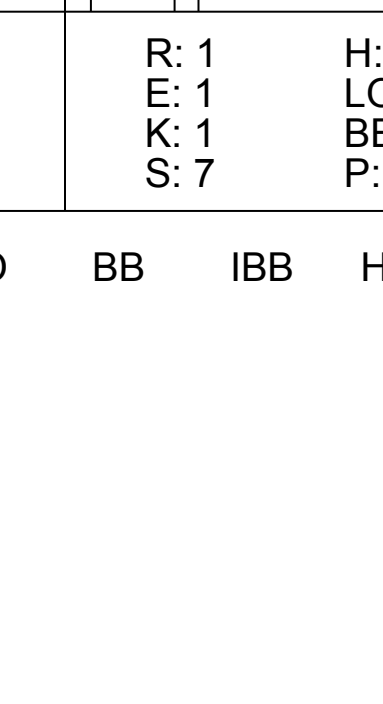
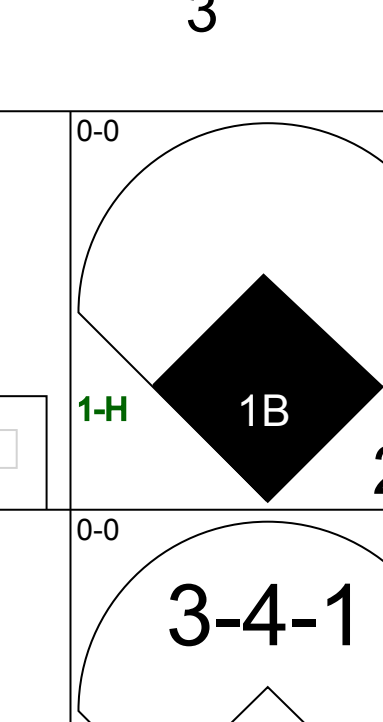

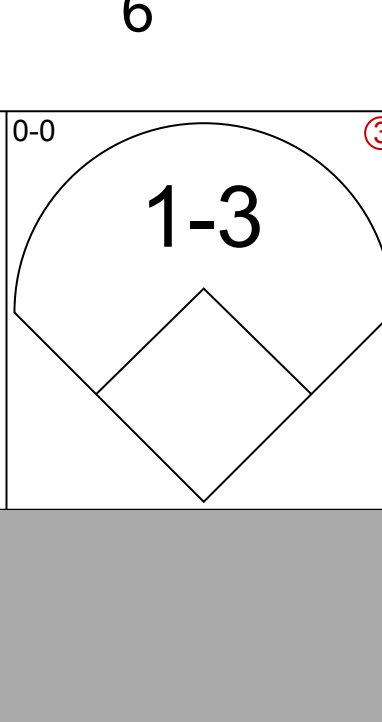

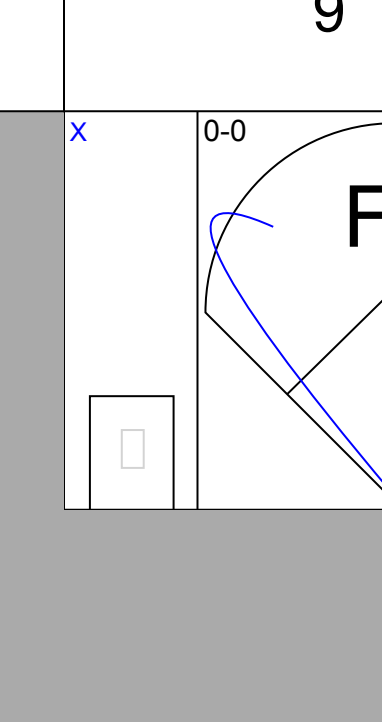


Batter	1	2	3	4	5	6	7	8	9	AB	R	H	RBI	BB	SO	LOB	BOTTOM				
Dave Collins, S OBP: 0.331, SLG: 0.352 (1, 3)	4-3	E		FC4-6	L5					4	2	3	1	1	0	0					
Rodney Scott, S OBP: 0.333, SLG: 0.222 (1, 4)	4-3	2B		FC4-6			P4			4	1	0	0	1	0	4					
Oscar Gamble, L OBP: 0.382, SLG: 0.519 (1, 9)	SF8							P4		4	1	3	3	1	0	0					
Dave Winfield, R OBP: 0.360, SLG: 0.545 (1, 7)	SF8			L5				1B		3	0	2	1	1	0	2					
Graig Nettles, L OBP: 0.315, SLG: 0.381 (1, 5)		1-3			K		F7		1B	4	0	1	0	1	1	4					
Roy Smalley, S OBP: 0.383, SLG: 0.391 (1, 6)	F8			5-3				F9		4	1	1	0	1	0	2					
Ken Griffey, L OBP: 0.303, SLG: 0.356 (1, 8)		L7		4-3				F9		4	1	1	0	0	0	0					
John Mayberry, L OBP: 0.340, SLG: 0.382 (1, 10)		G3		F9						4	1	2	3	0	0	0					
Barry Foote, R OBP: 0.160, SLG: 0.250 (1, 2)		1B		P6				F7		4	1	1	0	0	0	1					
Inning Stats	R: 2 E: 0 K: 0 S: 5	H: 2 LOB: 1 BB: 1 P: 9	R: 3 E: 1 K: 0 S: 6	H: 3 LOB: 2 BB: 2 P: 14	R: 0 E: 0 K: 0 S: 3	H: 0 LOB: 0 BB: 0 P: 3	R: 0 E: 0 K: 0 S: 4	H: 1 LOB: 2 BB: 1 P: 8	R: 3 E: 0 K: 1 S: 7	H: 2 LOB: 0 BB: 1 P: 11	R: 0 E: 0 K: 0 S: 5	H: 3 LOB: 3 BB: 0 P: 5	R: 0 E: 0 K: 0 S: 4	H: 1 LOB: 2 BB: 1 P: 8	R: 0 E: 0 K: 0 S: 4	H: 2 LOB: 1 BB: 0 P: 4	1B: 9 2B: 3 3B: 1 HR: 1	SF: 1 SAC: 0 DP: 0 HBP: 0	WP: 1 PB: 0 SB: 2 CS: 0	PA: 42	
PITCHER	IP	WLS	BF	H	R	ER	SO	BB	IBB	HBP	BLK	WP	HR	S	P	ERA	WHIP				
Dave Schmidt, R ERA: 3.0 (1, 1)	1.2	L	13	5	5	5	0	2	1	0	0	1	1	28	40	4.26	1.895				
Jon Matlack, L ERA: 3.62 (2, 1)	6.1		30	9	3	3	1	3	0	0	0	0	0	10	22	4.26	1.895				

Texas Rangers @ New York Yankees
Yankee Stadium, Bronx, NY
Sun Aug 08 1982, 3:38 AM EDT
Att: 33,421 - Unknown - 76 F

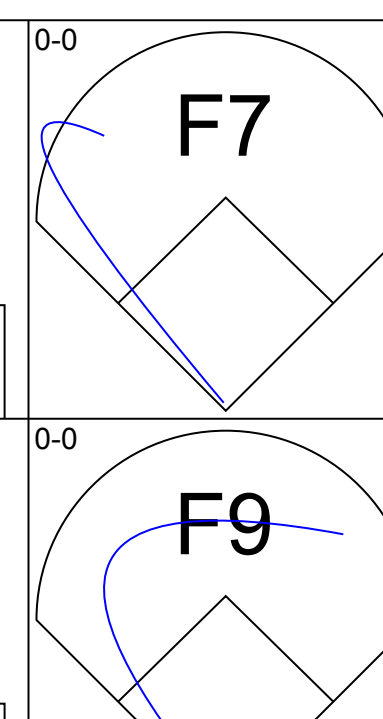
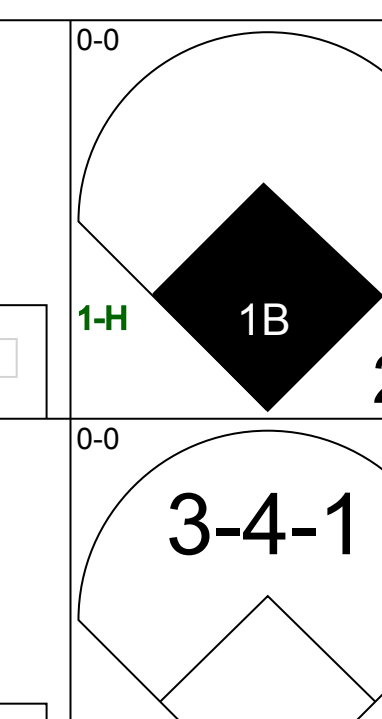
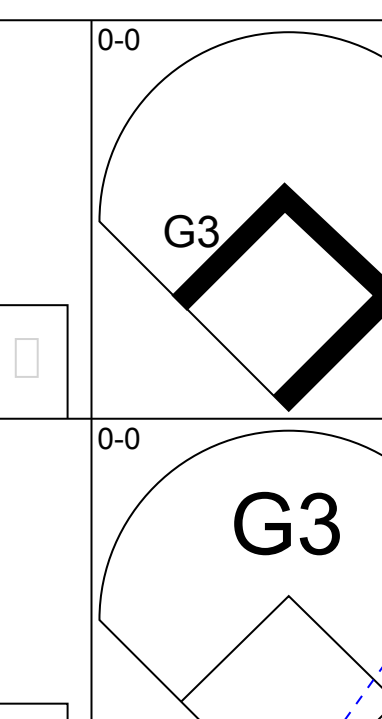
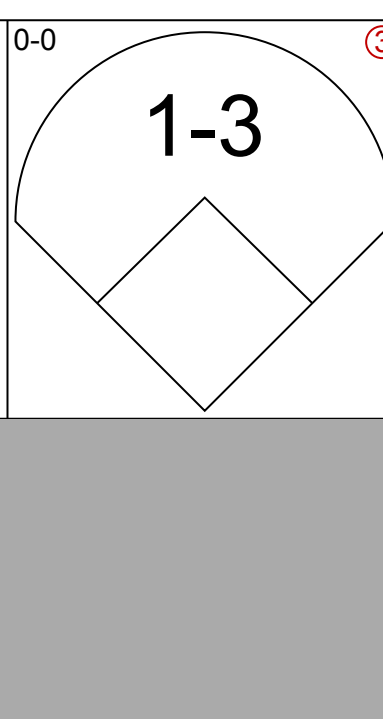
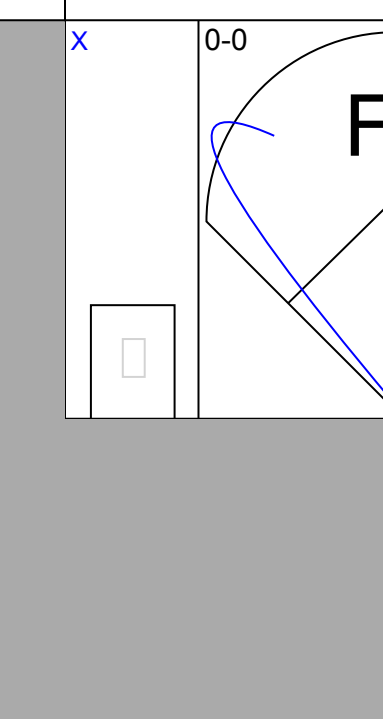
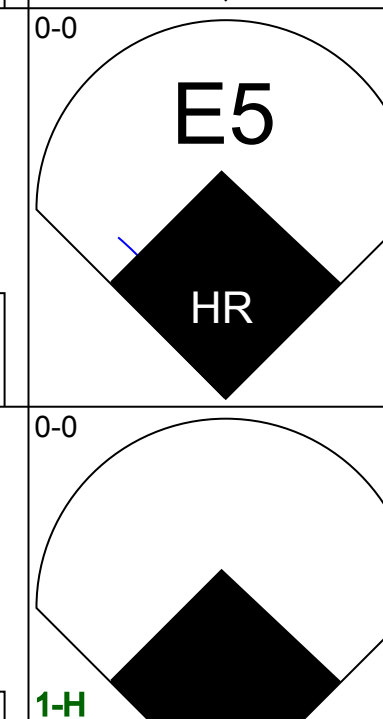
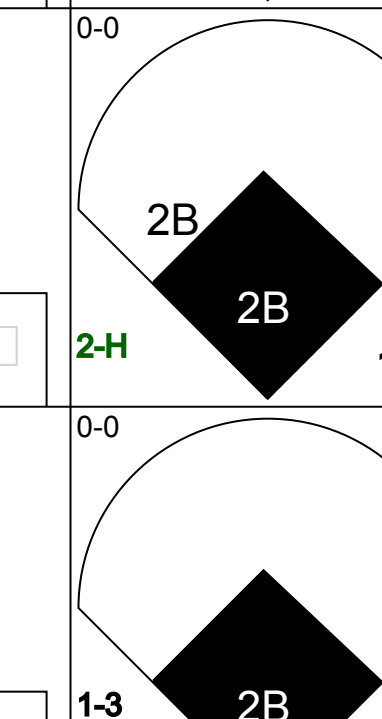
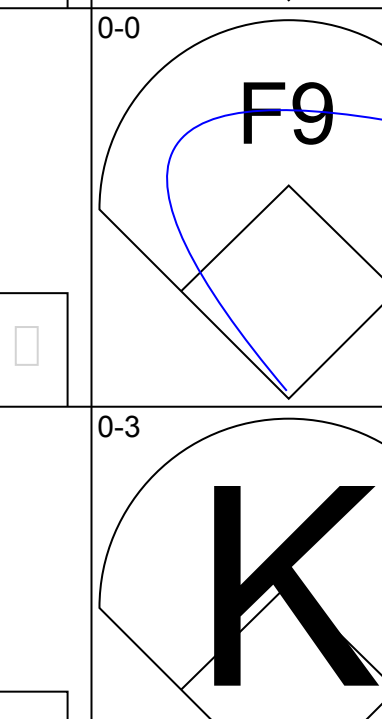
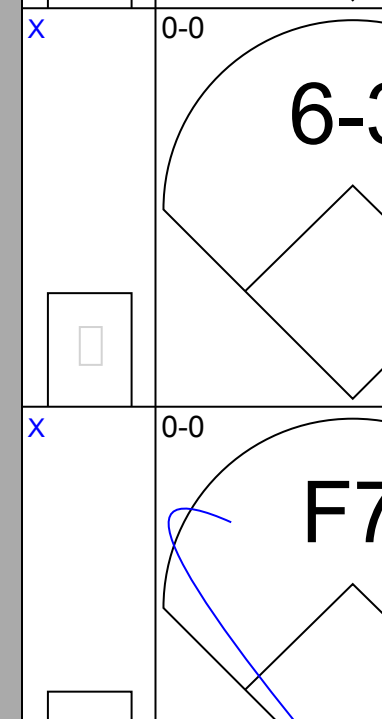
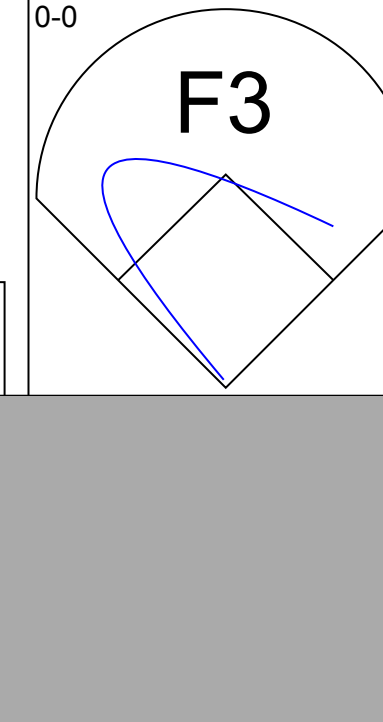
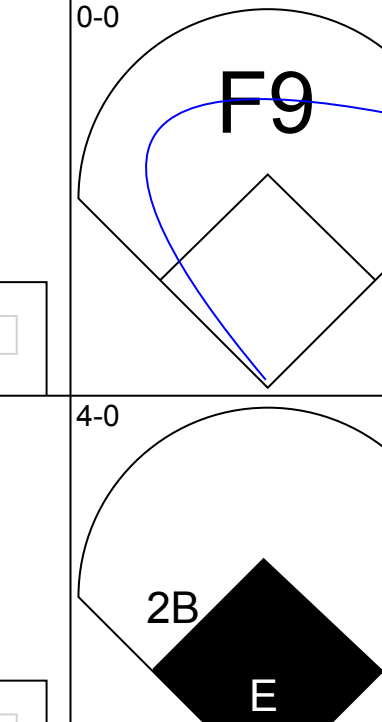



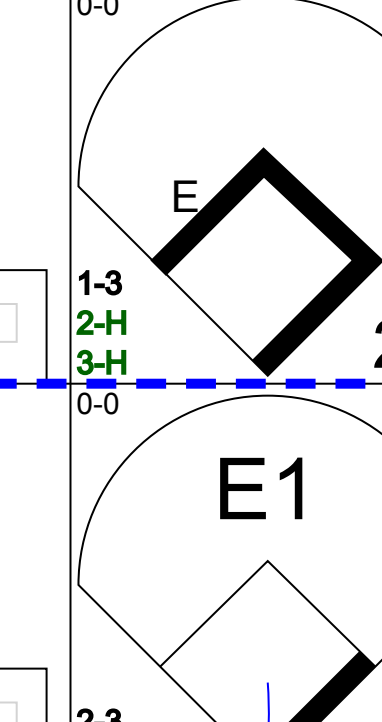



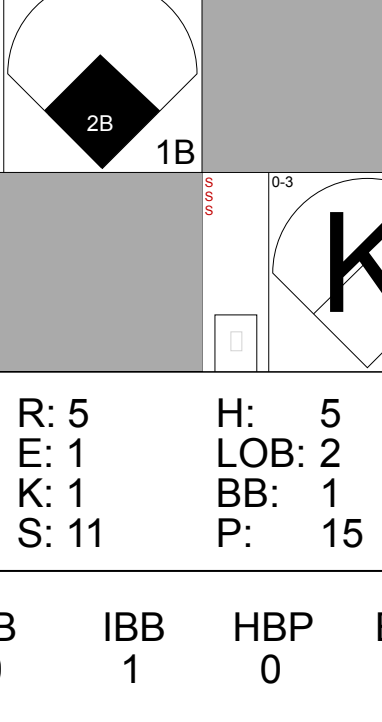
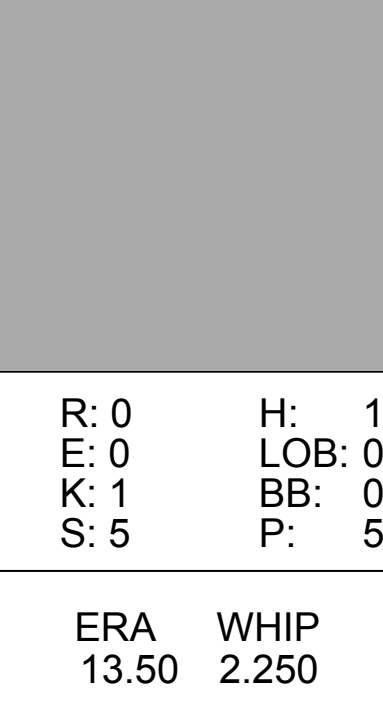

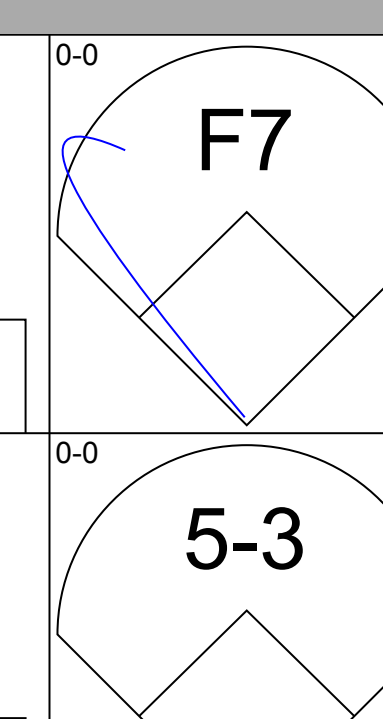
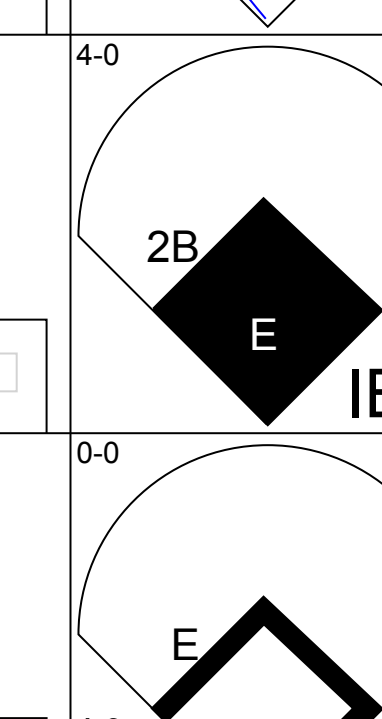
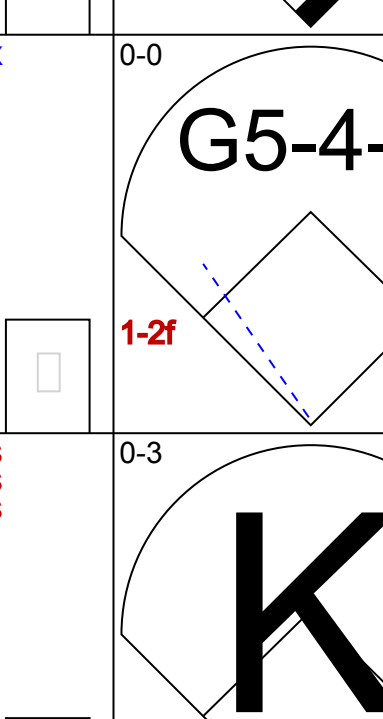
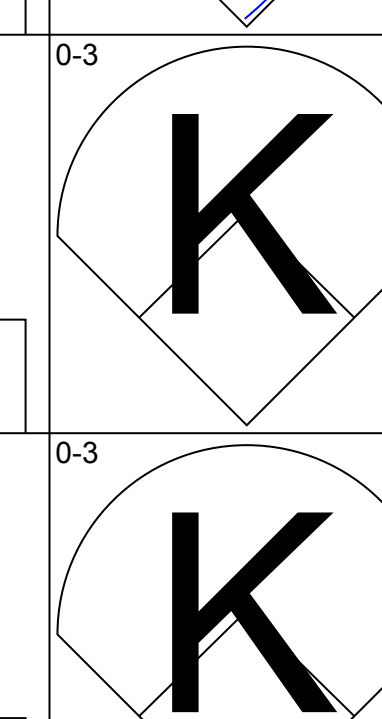
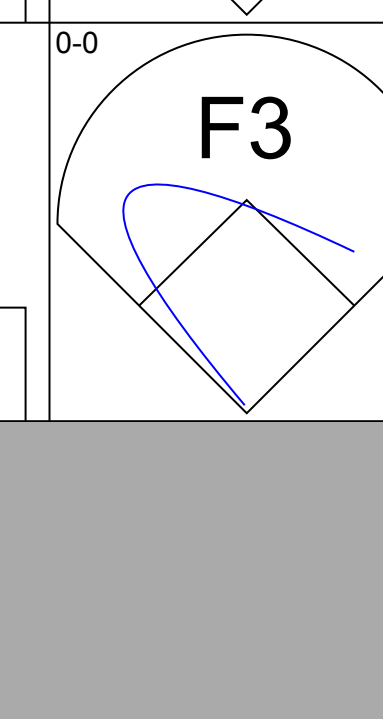
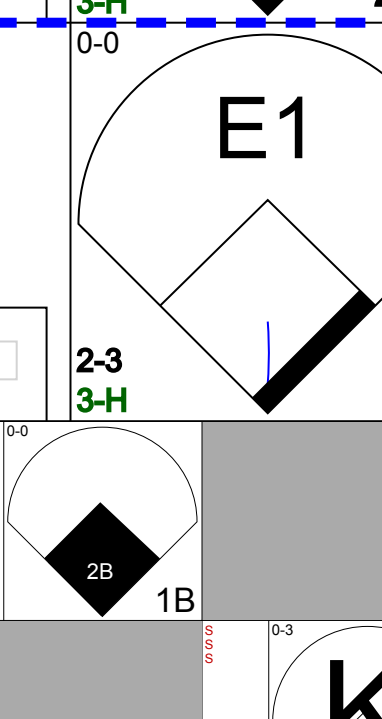


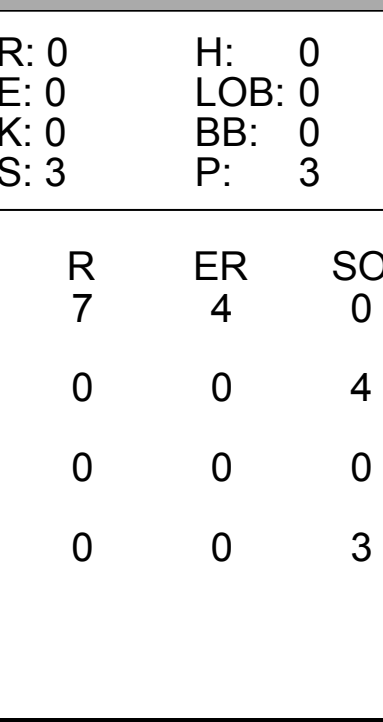
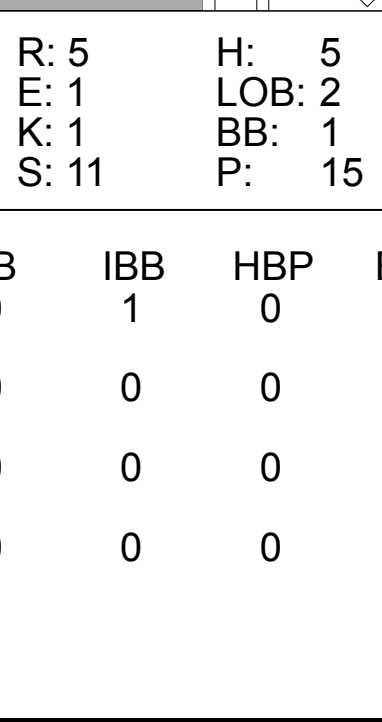
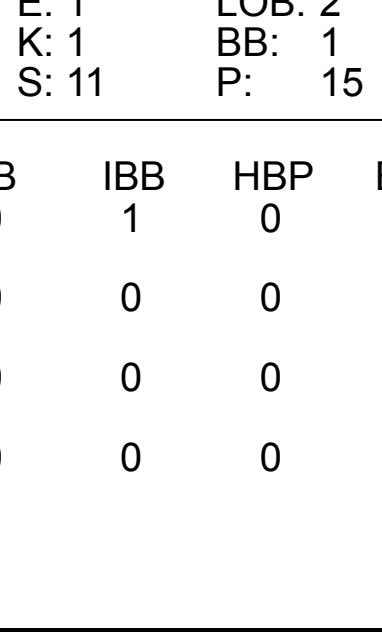
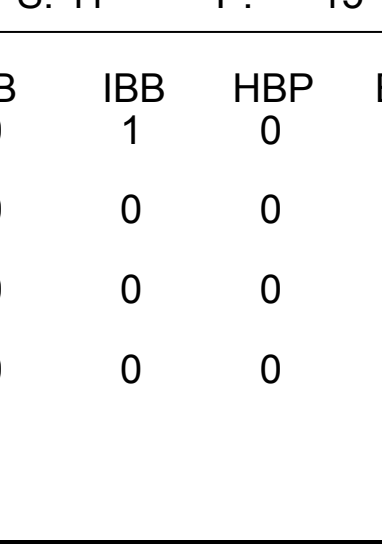


AB 35
R 8
H 14
RBI 8
BB 6
SO 1
LOB 13



Batter	1	2	3	4	5	6	7	8	9	AB	R	H	RBI	BB	SO	LOB	TOP					
Dave Collins, S (1, 3) OBP: 0.332, SLG: 0.350										4	0	1	0	1	1	1	New York Yankees @ Detroit Tigers Tiger Stadium, Detroit, MI Mon Aug 09 1982, 7:05 PM EDT Att: 30,992 - Cloudy - 72 F					
Willie Randolph, R (1, 4) OBP: 0.360, SLG: 0.340										5	2	1	1	0	1	4						
Jerry Mumphrey, S (1, 8) OBP: 0.391, SLG: 0.456										5	1	3	2	0	0	1						
Dave Winfield, R (1, 7) OBP: 0.358, SLG: 0.549										5	1	1	3	0	1	3						
Oscar Gamble, L (1, 10) OBP: 0.386, SLG: 0.536										5	1	3	1	0	0	0						
Graig Nettles, L (1, 5) OBP: 0.319, SLG: 0.385										5	0	3	0	0	0	1						
Roy Smalley, S (1, 6) OBP: 0.364, SLG: 0.399										4	1	1	1	1	0	4						
Ken Griffey, L (1, 9) OBP: 0.310, SLG: 0.361										4	2	3	0	1	0	2						
Rick Cerone, R (1, 2) OBP: 0.280, SLG: 0.289										4	1	1	0	0	1	5						
Inning Stats	R: 0 E: 0 K: 2 S: 7	H: 0 LOB: 0 BB: 0 P: 7	R: 0 E: 0 K: 0 S: 3	H: 1 LOB: 0 BB: 0 P: 3	R: 0 E: 0 K: 0 S: 3	H: 1 LOB: 2 BB: 2 P: 11	R: 0 E: 0 K: 0 S: 5	H: 3 LOB: 2 BB: 0 P: 5	R: 2 E: 0 K: 0 S: 5	H: 2 LOB: 1 BB: 1 P: 9	R: 0 E: 0 K: 0 S: 5	H: 2 LOB: 2 BB: 0 P: 5	R: 3 E: 0 K: 0 S: 6	H: 3 LOB: 0 BB: 0 P: 6	R: 3 E: 1 K: 1 S: 9	H: 3 LOB: 1 BB: 0 P: 9	R: 1 E: 1 K: 1 S: 7	H: 2 LOB: 1 BB: 0 P: 7	1B: 13 2B: 1 3B: 0 HR: 3	SF: 0 SAC: 1 DP: 4 HBP: 0	WP: 1 PB: 0 SB: 0 CS: 0	PA: 45
PITCHER	IP	WLS	BF	H	R	ER	SO	BB	IBB	HBP	BLK	WP	HR	S	P	ERA	WHIP					
Dan Petry, R (1, 1) ERA: 3.29	7.0		34	13	6	6	2	3	0	0	0	1	2	35	47	7.71	2.286					
Dave Rucker, L (8, 1) ERA: 4.58	0.2	L	5	2	2	0	0	0	0	0	0	0	0	5	5	0.00	3.000					
Elias Sosa, R (8, 1) ERA: 3.97	1.1		6	2	1	1	2	0	0	0	0	0	1	10	10	6.75	1.500					

AB	41
R	9
H	17
RBI	8
BB	3
SO	4
LOB	21



Batter	1	2	3	4	5	6	7	8	9	AB	R	H	RBI	BB	SO	LOB	BOTTOM				
Lou Whitaker, L (1, 4) OBP: 0.355, SLG: 0.432										5	1	2	1	0	0	0	New York Yankees @ Detroit Tigers Tiger Stadium, Detroit, MI Mon Aug 09 1982, 7:05 PM EDT Att: 30,992 - Cloudy - 72 F				
Enos Cabell, R (1, 3) OBP: 0.288, SLG: 0.336										4	0	0	0	0	0	2					
Larry Hemdon, R (1, 7) OBP: 0.340, SLG: 0.498										4	2	1	1	0	0	1					
Lance Parrish, R (1, 2) OBP: 0.354, SLG: 0.551										4	2	2	2	0	1	1					
Mike Ivie, R (1, 10) OBP: 0.290, SLG: 0.443										2	0	0	0	0	0	2					
Richie Hebner, L (5, PH) OBP: 0.353, SLG: 0.420										2	0	1	0	0	0	0					
John Wockenfuss, R (1, 9) OBP: 0.373, SLG: 0.381										2	1	0	0	1	0	1					
Jerry Turner, L (8, PH) OBP: 0.293, SLG: 0.385										1	0	0	0	0	1	0					
Lynn Jones, R (9, 9) OBP: 0.246, SLG: 0.252										0	0	0	0	0	0	0					
Glenn Wilson, R (1, 8) OBP: 0.348, SLG: 0.470										4	0	1	2	0	2	0					
Tom Brookens, R (1, 5) OBP: 0.302, SLG: 0.348										3	0	0	0	0	1	1					
Rick Leach, L (9, PH) OBP: 0.287, SLG: 0.331										1	0	0	0	0	0	0					
Alan Trammell, R (1, 6) OBP: 0.303, SLG: 0.356										4	1	1	0	0	2	2					
Inning Stats	R: 2 E: 1 K: 0 S: 5	H: 1 LOB: 0 BB: 0 P: 5	R: 0 E: 0 K: 0 S: 3	H: 0 LOB: 0 BB: 0 P: 3	R: 5 E: 1 K: 1 S: 11	H: 5 LOB: 2 BB: 1 P: 15	R: 0 E: 0 K: 1 S: 6	H: 1 LOB: 1 BB: 0 P: 6	R: 0 E: 0 K: 1 S: 5	H: 1 LOB: 0 BB: 0 P: 5	R: 0 E: 0 K: 1 S: 5	H: 0 LOB: 0 BB: 0 P: 5	R: 0 E: 0 K: 0 S: 3	R: 0 E: 0 K: 2 S: 7	H: 0 LOB: 0 BB: 0 P: 7	R: 0 E: 0 K: 1 S: 5	H: 0 LOB: 0 BB: 0 P: 5	1B: 3 2B: 4 3B: 0 HR: 1	SF: 0 SAC: 0 DP: 1 HBP: 0	WP: 0 PB: 0 SB: 0 CS: 0	PA: 37
PITCHER	IP	WLS	BF	H	R	ER	SO	BB	IBB	HBP	BLK	WP	HR	S	P	ERA	WHIP				
Ron Guidry, L (1, 1) ERA: 3.87			16	6	7	4	0	0	0	0	0	0	0	15	19	13.50	2.250				
George Frazier, R (3, 1) ERA: 3.57	3.1		12	2	0	0	4	0	0	0	0	0	0	20	20	0.00	0.600				
Dave LaRoche, L (7, 1) ERA: 0.99	1.0	W	3	0	0	0	0	0	0	0	0	0	0	3	3	0.00	0.000				
Rich Gossage, R (8, 1) ERA: 2.2	2.0	S	6	0	0	0	3	0	0	0	0	0	0	12	12	0.00	0.000				

AB	36
R	7
H	8
RBI	6
BB	1
SO	7
LOB	10



Batter	1	2	3	4	5	6	7	8	9	AB	R	H	RBI	BB	SO	LOB	TOP			
Dave Collins, S (1, 3) OBP: 0.331, SLG: 0.347	4-0 G4-6-3 BB BB		0-0 F8		0-3 K			0-0 F7		3	0	0	0	1	1	0	New York Yankees @ Detroit Tigers Tiger Stadium, Detroit, MI Tue Aug 10 1982, 7:05 PM EDT Att: 26,122 - Cloudy - 68 F			
Willie Randolph, R (1, 4) OBP: 0.359, SLG: 0.338	4-0 G4-6-3 BB		0-0 F6		0-3 K			0-0 F8		3	0	0	0	1	1	0				
Jerry Mumphrey, S (1, 8) OBP: 0.386, SLG: 0.449	0-0 G4-6-3 1-2 2-3		0-0 F8					0-0 F9		4	0	0	0	0	0	2				
Dave Winfield, R (1, 7) OBP: 0.357, SLG: 0.544	4-0 BB			0-0 4-3				0-0 F2		3	0	0	0	1	0	0				
Oscar Gamble, L (1, 10) OBP: 0.388, SLG: 0.540	0-3 K			0-0 2B				0-0 4-3		4	0	2	0	0	1	2				
Graig Nettles, L (1, 5) OBP: 0.321, SLG: 0.395		0-0 HR		4-0 BB				0-0 E3 1-2		3	1	1	1	1	0	1				
Roy Smalley, S (1, 6) OBP: 0.360, SLG: 0.394	0-3 K		0-0 F8		0-3 K			0-0 F7		4	0	0	0	0	2	4				
Ken Griffey, L (1, 9) OBP: 0.310, SLG: 0.361	0-0 CS 1B		0-0 1-3					0-0 6-3		3	0	1	0	0	0	2				
Rick Cerone, R (1, 2) OBP: 0.275, SLG: 0.284	0-3 K 1-2				0-0 F6			0-3 K		3	0	0	0	0	2	1				
Inning Stats	R: 0 E: 0 K: 1 S: 4	H: 0 LOB: 2 BB: 3 P: 16	R: 1 E: 0 K: 2 S: 8	H: 2 LOB: 1 BB: 0 P: 8	R: 0 E: 0 K: 0 S: 3	H: 0 LOB: 0 BB: 0 P: 3	R: 0 E: 0 K: 0 S: 4	H: 1 LOB: 2 BB: 1 P: 8	R: 0 E: 0 K: 0 S: 7	H: 0 LOB: 0 BB: 0 P: 7	R: 0 E: 0 K: 1 S: 5	H: 0 LOB: 0 BB: 0 P: 5	R: 0 E: 0 K: 1 S: 5	H: 0 LOB: 0 BB: 0 P: 5	R: 0 E: 1 K: 0 S: 5	H: 1 LOB: 2 BB: 0 P: 5	1B: 2 2B: 2 3B: 0 HR: 1	SF: 0 SAC: 0 DP: 2 HBP: 0	WP: 0 PB: 0 SB: 0 CS: 1	PA: 34
PITCHER Jerry Udjour, R (1, 1) ERA: 3.12	IP: 9.0 WLS: W BF: 34 H: 4 R: 1 ER: 1 SO: 7 BB: 4 IBB: 0 HBP: 0 BLK: 0 WP: 0 HR: 1 S: 44 P: 60 ERA: 1.00 WHIP: 0.889															PITCHER				

Batter	1	2	3	4	5	6	7	8	9	AB	R	H	RBI	BB	SO	LOB	BOTTOM			
Lou Whitaker, L (1, 4) OBP: 0.397, SLG: 0.450	0-0 HR		0-0 F7		0-0 FC4-6 1B 2H 3H			0-0 K		5	2	3	5	0	1	1	New York Yankees @ Detroit Tigers Tiger Stadium, Detroit, MI Tue Aug 10 1982, 7:05 PM EDT Att: 26,122 - Cloudy - 68 F			
Enos Cabell, R (1, 5) OBP: 0.289, SLG: 0.342	0-0 6-3 2B		0-0 2B		0-0 FC4-6 FC5-4 1-2			0-0 L4		5	1	2	0	0	0	2				
Larry Hemdon, R (1, 7) OBP: 0.338, SLG: 0.494	0-0 6-3 2-3		0-0 F8		0-0 F8			0-0 F3		5	0	1	0	0	0	4				
Lance Parrish, R (1, 2) OBP: 0.355, SLG: 0.552	0-0 F2		0-0 HR 2B		0-0 FC5-4 1-2			0-0 5-3		5	1	2	1	0	0	3				
Richie Hebner, L (1, 10) Mike Ivie, R (5, PH) OBP: 0.287, SLG: 0.439	0-0 4-3		0-0 HR		0-0 F6			0-0 G5-4-3 1-2		2	1	1	2	0	0	1				
Chet Lemon, R (1, 9) OBP: 0.381, SLG: 0.388		4-0 HR BB		0-0 F3		0-0 5-3		1-0 HBP		2	1	0	0	1	0	0				
Rick Leach, L (1, 3) Tom Brookens, R (5, PH) OBP: 0.303, SLG: 0.349		0-0 F7		0-0 F7		0-0 1B 1B		0-3 K		2	0	0	0	0	0	1				
Glenn Wilson, R (1, 8) OBP: 0.366, SLG: 0.507		0-0 HR		0-0 2B 1B 1B		0-0 1B 1B		0-0 FC5-4 1B		4	2	4	2	0	0	0				
Alan Trammell, R (1, 6) OBP: 0.305, SLG: 0.361		0-0 4-3		0-0 1B 2B		0-0 1B		0-0 FC5-4 1-2 HR		4	2	2	0	0	0	1				
Inning Stats	R: 1 E: 0 K: 0 S: 5	H: 2 LOB: 1 BB: 0 P: 5	R: 2 E: 0 K: 0 S: 4	H: 1 LOB: 0 BB: 1 P: 8	R: 3 E: 0 K: 0 S: 6	H: 3 LOB: 0 BB: 0 P: 6	R: 2 E: 0 K: 0 S: 6	H: 3 LOB: 1 BB: 0 P: 6	R: 0 E: 0 K: 1 S: 6	H: 1 LOB: 1 BB: 0 P: 6	R: 0 E: 0 K: 1 S: 5	H: 1 LOB: 1 BB: 0 P: 6	R: 2 E: 0 K: 0 S: 6	H: 3 LOB: 1 BB: 0 P: 6	R: 2 E: 0 K: 0 S: 6	H: 3 LOB: 1 BB: 0 P: 6	1B: 8 2B: 4 3B: 0 HR: 4	SF: 0 SAC: 0 DP: 1 HBP: 1	WP: 0 PB: 0 SB: 0 CS: 0	PA: 40
PITCHER Doyle Alexander, R (1, 1) ERA: 6.28 Rudy May, L (4, 1) ERA: 2.5 Dave LaRoche, L (7, 1) ERA: 1.53	IP: 3.0 WLS: L BF: 16 H: 6 R: 6 ER: 6 SO: 0 BB: 1 IBB: 0 HBP: 0 BLK: 0 WP: 0 HR: 3 S: 15 P: 19 ERA: 18.00 WHIP: 2.333															PITCHER				

Batter	1	2	3	4	5	6	7	8	9	10	11	12	AB	R	H	RBI	BB	SO	LOB	TOP		
Dave Collins, S OBP: 0.326, SLG: 0.340	K	L3			F9			4-3		K			5	0	0	0	0	2	0			
Willie Randolph, R OBP: 0.357, SLG: 0.336	6-3				FC4-6 1B			6-3				F8	5	0	1	0	0	0	0			
Jerry Mumphrey, S OBP: 0.387, SLG: 0.444	BB BB 1B BB				FC4-6 G4-6-3			F7				1-4-3	3	1	0	0	2	0	1			
Dave Winfield, R OBP: 0.355, SLG: 0.539	BB BB 1-2 1B				G4-6-3			F8				5-3	5	0	1	0	0	0	2			
Oscar Gamble, L OBP: 0.362, SLG: 0.550	BB BB 1-2 2-3 BB				L5							HR	3	1	1	1	2	0	0			
Graig Nettles, L OBP: 0.320, SLG: 0.389	BB BB 1-2 2-3 3-H BB				K			G1				F9	4	0	0	1	1	1	2			
Roy Smalley, S OBP: 0.356, SLG: 0.391	F9				K			4-3				F8	5	0	1	0	0	1	3			
Ken Griffey, L OBP: 0.308, SLG: 0.356					3-1			F9					4	0	0	0	1	0	1			
Rick Cerone, R OBP: 0.269, SLG: 0.277					F9			F8				B1-6-4	4	0	0	0	0	0	1			
Inning Stats	R: 1 E: 0 K: 1 S: 6	H: 1 LOB: 3 BB: 3 P: 16	R: 0 E: 0 K: 0 S: 3	H: 0 LOB: 0 BB: 0 P: 3	R: 0 E: 0 K: 0 S: 3	H: 1 LOB: 0 BB: 0 P: 3	R: 0 E: 0 K: 0 S: 3	H: 0 LOB: 2 BB: 2 P: 11	R: 0 E: 0 K: 0 S: 3	H: 0 LOB: 0 BB: 0 P: 3	R: 0 E: 0 K: 0 S: 3	H: 0 LOB: 0 BB: 0 P: 3	R: 1 E: 0 K: 1 S: 4	H: 1 LOB: 0 BB: 1 P: 4	R: 0 E: 0 K: 0 S: 3	H: 0 LOB: 0 BB: 0 P: 3	R: 0 E: 0 K: 0 S: 4	H: 1 LOB: 1 BB: 0 P: 4	1B: 3 2B: 0 3B: 0 HR: 1	SF: 0 SAC: 0 DP: 2 HBP: 0	WP: 0 PB: 0 SB: 0 CS: 0	PA: 44
PITCHER	IP WLS BF H R ER SO BB IBB HBP BLK WP HR S P ERA WHIP	IP WLS BF H R ER SO BB IBB HBP BLK WP HR S P ERA WHIP	PITCHER																			
Jack Morris, R ERA: 4.23	11.0	40	3	2	11	4	6	0	0	0	0	0	0	0	0	0	0	0	0	0.00	1.000	
Dave Tobik, R ERA: 2.85	(12, 1)	1.0	W	4	1	0	0	0	0	0	0	0	0	0	0	0	0	0	0	0.00	1.000	

New York Yankees @ Detroit Tigers
Tiger Stadium, Detroit, MI

Wed Aug 11 1982, 7:05 PM EDT
Att: 27,677 - Unknown - 71 F

AB 38
R 2
H 4
RBI 2
BB 6
SO 4
LOB 10



Batter	1	2	3	4	5	6	7	8	9	10	11	12	AB	R	H	RBI	BB	SO	LOB	BOTTOM		
Lou Whitaker, L OBP: 0.359, SLG: 0.449	4-3				4-3			K					5	1	2	0	1	1	4			
Enos Cabell, R OBP: 0.289, SLG: 0.340	4-0				F8			G4-6-3					3	0	0	0	1	0	5			
Richie Hebner, L OBP: 0.361, SLG: 0.441	CS BB				F8			G4-6-3					1	0	1	0	1	0	0			
Larry Herndon, R OBP: 0.335, SLG: 0.489	F9				K			F9					5	0	0	0	0	2	6			
Lance Parrish, R OBP: 0.355, SLG: 0.556	CS 1-2				K			6-3					5	1	1	1	1	3	4			
John Wockenfuss, R OBP: 0.371, SLG: 0.378					5-3			5-3					4	0	1	0	0	0	0			
Jerry Turner, L OBP: 0.266, SLG: 0.365					5-3			5-3					0	0	0	1	1	0	0			
Glenn Wilson, R OBP: 0.353, SLG: 0.490	0-0				K			F2					5	0	0	0	0	3	2			
Chet Lemon, R OBP: 0.361, SLG: 0.388	6-3				6-3			BB 1B					5	0	2	0	0	0	0			
Tom Brookens, R OBP: 0.308, SLG: 0.365					BLK 3B			BB 1B					5	1	3	0	0	1	2			
Alan Trammell, R OBP: 0.307, SLG: 0.359					4-3 BB			5-3					2	0	0	0	2	0	2			
Inning Stats	R: 0 E: 0 K: 0 S: 2	H: 0 LOB: 0 BB: 1 P: 6	R: 1 E: 0 K: 1 S: 6	H: 1 LOB: 0 BB: 0 P: 6	R: 1 E: 0 K: 1 S: 6	H: 1 LOB: 1 BB: 1 P: 10	R: 0 E: 0 K: 1 S: 6	H: 0 LOB: 0 BB: 0 P: 6	R: 0 E: 0 K: 1 S: 6	H: 0 LOB: 0 BB: 0 P: 6	R: 0 E: 0 K: 0 S: 3	H: 1 LOB: 2 BB: 1 P: 16	R: 0 E: 0 K: 0 S: 4	H: 2 LOB: 2 BB: 1 P: 8	R: 1 E: 0 K: 0 S: 4	H: 2 LOB: 2 BB: 1 P: 8	1B: 7 2B: 1 3B: 1 HR: 1	SF: 1 SAC: 2 DP: 1 HBP: 0	WP: 0 PB: 0 SB: 0 CS: 1	PA: 51		
PITCHER	IP WLS BF H R ER SO BB IBB HBP BLK WP HR S P ERA WHIP	IP WLS BF H R ER SO BB IBB HBP BLK WP HR S P ERA WHIP	PITCHER																			
Dave Righetti, L ERA: 3.63	9.0	34	6	2	2	7	3	0	0	0	1	0	0	0	0	0	0	0	0	2.00	1.000	
Rudy May, L ERA: 2.89	(10, 1)	0.1	3	1	0	0	0	0	0	0	0	0	0	0	0	0	0	0	2	6	0.00	3.000
Rich Gossage, R ERA: 2.89	(10, 1)	1.2	8	1	0	0	3	1	1	0	0	0	0	0	0	0	0	0	12	20	0.00	1.200
George Frazier, R ERA: 3.53	(12, 1)	0.2	L	5	2	1	0	0	0	0	0	0	0	0	0	0	0	0	4	8	0.00	3.000

New York Yankees @ Detroit Tigers
Tiger Stadium, Detroit, MI

Wed Aug 11 1982, 7:05 PM EDT
Att: 27,677 - Unknown - 71 F

AB 40
R 3
H 10
RBI 2
BB 7
SO 10
LOB 25




Batter	1	2	3	4	5	6	7	8	9	AB	R	H	RBI	BB	SO	LOB	TOP			
Dave Collins, S OBP: 0.322, SLG: 0.336 (1, 3)	2-3		F8			F7		F4		4	0	0	0	0	0	1				
Willie Randolph, R OBP: 0.356, SLG: 0.335 (1, 4)	FC6-4 1B		F8			2-3			6-3	4	0	1	0	0	0	0				
Jerry Mumphy, S OBP: 0.382, SLG: 0.438 (1, 8)	F9					5-3			6-3	4	0	0	0	0	1	1				
Dave Winfield, R OBP: 0.352, SLG: 0.533 (1, 7)	FC6-4 1-2					5-3		F9	4-3	4	0	0	0	0	0	1				
Lou Piniella, R OBP: 0.365, SLG: 0.435 (1, 9)		SH1-3 1B 2B				5-3 1B		5-3		3	1	2	0	0	0	0				
Roy Smalley, S OBP: 0.356, SLG: 0.388 (8, 6)		SH1-3 2-3				FC5-4 1-2		F3		2	0	0	0	0	0	1				
Lee Mazzilli, S OBP: 0.348, SLG: 0.347 (1, 10)								SH2-4 BB	SH2-4 BB	1	0	1	1	2	0	0				
Rick Cerone, R OBP: 0.266, SLG: 0.273 (1, 2)		6-3 3-H 1B 1-2				F7 1-2		SH2-4		2	0	0	0	0	0	2				
Rodney Scott, S OBP: 0.318, SLG: 0.211 Graig Nettles, L OBP: 0.319, SLG: 0.388 (8, PH) (8, 5)			5-3			F9		F8		2	0	0	0	0	0	0				
Inning Stats	R: 0 E: 0 K: 0 S: 4	H: 1 LOB: 1 BB: 0 P: 4	R: 1 E: 0 K: 0 S: 4	H: 2 LOB: 0 BB: 0 P: 4	R: 0 E: 0 K: 0 S: 3	H: 0 LOB: 0 BB: 0 P: 3	R: 0 E: 0 K: 1 S: 6	H: 1 LOB: 1 BB: 0 P: 6	R: 0 E: 0 K: 0 S: 2	H: 0 LOB: 0 BB: 1 P: 6	R: 0 E: 0 K: 0 S: 3	H: 0 LOB: 0 BB: 0 P: 3	R: 0 E: 0 K: 0 S: 3	H: 0 LOB: 1 BB: 0 P: 7	R: 0 E: 0 K: 0 S: 3	H: 0 LOB: 0 BB: 0 P: 3	1B: 3 2B: 2 3B: 0 HR: 0	SF: 0 SAC: 2 DP: 1 HBP: 0	WP: 0 PB: 0 CS: 1	PA: 31
PITCHER Jerry Koonsman, L ERA: 3.89 (1, 1)	IP: 9.0 WLS: W BF: 31 H: 4 R: 1 ER: 1 SO: 1 BB: 2 IBB: 0 HBP: 0 BLK: 0 WP: 0 HR: 0 S: 31 P: 39 ERA: 1.00 WHIP: 0.667															PITCHER IP: WLS: BF: H: R: ER: SO: BB: IBB: HBP: BLK: WP: HR: S: P: ERA: WHIP:				

New York Yankees @ Chicago White Sox
Comiskey Park, Chicago, IL
Thu Aug 12, 1982, 8:05 PM EDT
Att: 25,033 - Unknown - 69 F

livebaseballscorecards.com

AB 27
R 1
H 4
RBI 1
BB 2
SO 1
LOB 7




Batter	1	2	3	4	5	6	7	8	9	AB	R	H	RBI	BB	SO	LOB	BOTTOM					
Ron LeFlore, R OBP: 0.331, SLG: 0.399 (1, 8)	K		5-3			4-3		4-3		4	0	0	0	1	1	5						
Tony Bemazzard, S OBP: 0.343, SLG: 0.388 (1, 4)	6-3		F7			4-3		K	SF9	4	0	0	1	0	1	1						
Harold Baines, L OBP: 0.313, SLG: 0.444 (1, 9)						F9		4-3		4	0	2	0	0	0	0						
Greg Luzinski, R OBP: 0.365, SLG: 0.456 Rudy Law, L OBP: 0.374, SLG: 0.447 (8, PR) (8, 10)	4-3					5-3		K		3	0	0	0	1	1	2						
Steve Kemp, L OBP: 0.385, SLG: 0.400 (1, 7)						L5-4		E4 1-4-3	FC5-4 IBB	3	0	1	0	1	0	1						
Tom Paciorek, R OBP: 0.366, SLG: 0.508 (1, 3)						F7		1-4-3	FC5-4	4	1	1	0	0	0	4						
Carlton Fisk, R OBP: 0.341, SLG: 0.392 (1, 2)						G5-4-3 1B		4-3 1B 2B		4	1	1	0	0	0	3						
Vance Law, R OBP: 0.343, SLG: 0.377 (1, 6)						E4 SH1-3		1-4-3	1B BB	3	0	2	1	1	0	0						
Aurelio Rodriguez, R OBP: 0.275, SLG: 0.345 (1, 5)						SH1-3		F9	SH3-4	2	0	1	0	0	0	1						
Inning Stats	R: 0 E: 0 K: 1 S: 6	H: 1 LOB: 0 BB: 0 P: 6	R: 0 E: 0 K: 0 S: 3	H: 1 LOB: 0 BB: 0 P: 3	R: 0 E: 1 K: 0 S: 4	H: 0 LOB: 1 BB: 0 P: 4	R: 0 E: 0 K: 0 S: 3	H: 1 LOB: 0 BB: 0 P: 3	R: 1 E: 0 K: 0 S: 5	H: 2 LOB: 1 BB: 0 P: 5	R: 0 E: 0 K: 1 S: 5	H: 0 LOB: 0 BB: 0 P: 5	R: 0 E: 1 K: 0 S: 5	H: 1 LOB: 3 BB: 1 P: 9	R: 0 E: 0 K: 1 S: 5	H: 0 LOB: 2 BB: 2 P: 13	R: 1 E: 0 K: 0 S: 4	H: 2 LOB: 2 BB: 1 P: 8	1B: 7 2B: 2 3B: 0 HR: 0	SF: 1 SAC: 2 DP: 2 HBP: 0	WP: 0 PB: 0 CS: 0	PA: 38
PITCHER Mike Morgan, R ERA: 3.81 Rudy May, L ERA: 2.87 (9, 1)	IP: 8.0 WLS: L BF: 35 H: 8 R: 2 ER: 2 SO: 3 BB: 2 IBB: 0 HBP: 0 BLK: 0 WP: 0 HR: 0 S: 38 P: 50 ERA: 2.25 WHIP: 1.250															PITCHER IP: WLS: BF: H: R: ER: SO: BB: IBB: HBP: BLK: WP: HR: S: P: ERA: WHIP:						

New York Yankees @ Chicago White Sox
Comiskey Park, Chicago, IL
Thu Aug 12, 1982, 8:05 PM EDT
Att: 25,033 - Unknown - 69 F

livebaseballscorecards.com

AB 31
R 2
H 8
RBI 2
BB 4
SO 3
LOB 17



Batter	1	2	3	4	5	6	7	8	9	AB	R	H	RBI	BB	SO	LOB	TOP					
Willie Randolph, R OBP: 0.354, SLG: 0.333 (1, 4)	F7		6-3		E 1B E 1B		5-3		F4	5	1	1	0	0	0	2						
Lee Mazzilli, S OBP: 0.353, SLG: 0.368 (1, 10)	HR		1B		E 1B E 1B		F2		F6	5	1	3	1	0	0	2						
Jerry Mumphrey, S OBP: 0.377, SLG: 0.432 (1, 8)	K		F8		E 6 FC5-4		6-3			4	0	0	1	0	1	2						
Dave Winfield, R OBP: 0.348, SLG: 0.527 (1, 7)	F5			5-3	F4			5-3		4	0	0	0	0	0	2						
Lou Piniella, R OBP: 0.364, SLG: 0.433 Ken Griffey, L OBP: 0.307, SLG: 0.355 (8, PH) (8, 9)		5-3		2B 6-3 1B	FC5-4			F9		3	1	1	0	0	0	2						
Graig Nettles, L OBP: 0.318, SLG: 0.389 (1, 5)		F8		6-3 1-3 2B		F7		1-3		4	0	1	0	0	0	0						
Roy Smalley, S OBP: 0.360, SLG: 0.393 (1, 6)				6-3 2B	G3-6-1 1B			SH1-4 1B		4	0	3	1	0	0	1						
John Mayberry, L OBP: 0.336, SLG: 0.377 Dave Collins, S OBP: 0.322, SLG: 0.336 (9, PH) (9, 3)		4-3		1-3	G3-6-1 1B			SH1-4		3	0	0	0	0	0	3						
Rick Cerone, R OBP: 0.271, SLG: 0.293 (1, 2)			K		F9			HR		3	1	1	1	1	1	0						
Inning Stats	R: 1 E: 0 K: 1 S: 6	H: 1 LOB: 0 BB: 0 P: 6	R: 0 E: 0 K: 0 S: 4	H: 1 LOB: 1 BB: 0 P: 4	R: 0 E: 0 K: 1 S: 6	H: 1 LOB: 1 BB: 0 P: 6	R: 1 E: 0 K: 0 S: 5	H: 2 LOB: 1 BB: 0 P: 5	R: 1 E: 2 K: 0 S: 6	H: 2 LOB: 2 BB: 0 P: 6	R: 0 E: 0 K: 0 S: 3	H: 1 LOB: 0 BB: 0 P: 3	R: 1 E: 0 K: 0 S: 4	H: 1 LOB: 0 BB: 0 P: 4	R: 0 E: 0 K: 0 S: 3	H: 0 LOB: 0 BB: 0 P: 3	R: 0 E: 0 K: 0 S: 4	H: 1 LOB: 2 BB: 1 P: 8	1B: 7 2B: 1 3B: 0 HR: 2	SF: 0 SAC: 1 DP: 1 HBP: 0	WP: 0 PB: 0 CS: 0	PA: 38
PITCHER	IP	WLS	BF	H	R	ER	SO	BB	IBB	HBP	BLK	WP	HR	S	P	ERA	WHIP					
Steve Trout, L ERA: 4.43 Salome Barojas, R ERA: 3.77	(1, 1) (8, 1)	7.0 2.0	L 8	30 1	9 0	4 0	3 0	2 0	0 1	0 0	0 0	0 0	0 0	2 7	34 11	3.86 0.00	1.286 1.000					

New York Yankees @ Chicago White Sox
Comiskey Park, Chicago, IL
Fri Aug 13 1982, 8:05 PM EDT
Att: 34,806 - Unknown

AB 36
R 4
H 10
RBI 4
BB 1
SO 2
LOB 14



Batter	1	2	3	4	5	6	7	8	9	AB	R	H	RBI	BB	SO	LOB	BOTTOM					
Ron LeFlore, R OBP: 0.333, SLG: 0.401 (1, 8)	G3	FC6-4			FC6-4 1B					4	0	2	0	0	0	1						
Tony Bemazzard, S OBP: 0.340, SLG: 0.384 (1, 4)	5-3		5-3		FC6-4 FC4-6 1B			F8		4	0	0	0	0	0	1						
Harold Baines, L OBP: 0.310, SLG: 0.439 (1, 9)	E1		G3		FC4-6 1B			K		4	0	0	0	0	1	1						
Greg Luzinski, R OBP: 0.362, SLG: 0.452 (1, 10)	K		1-3		1-3			6-3		4	0	0	0	0	1	2						
Tom Paciorek, R OBP: 0.368, SLG: 0.505 (1, 3)					SH2-4 1B		5-3		F4	2	2	0	0	1	0	0						
Steve Kemp, L OBP: 0.386, SLG: 0.404 (1, 7)					SF8 SH2-4 1B		1-3		F8	4	1	2	1	0	0	0						
Carlton Fisk, R OBP: 0.338, SLG: 0.388 (1, 2)		6-3			SH2-4 1B		F7		K	3	0	0	0	0	1	1						
Vance Law, R OBP: 0.343, SLG: 0.378 (1, 6)					SF8 FC6-4 1B			F9		2	0	1	2	0	0	0						
Aurelio Rodriguez, R OBP: 0.270, SLG: 0.338 (1, 5)		L4			F7			F9		3	0	0	0	0	0	2						
Inning Stats	R: 0 E: 1 K: 1 S: 6	H: 0 LOB: 1 BB: 0 P: 6	R: 2 E: 0 K: 0 S: 5	H: 2 LOB: 1 BB: 0 P: 6	R: 0 E: 0 K: 0 S: 3	H: 0 LOB: 0 BB: 0 P: 3	R: 1 E: 0 K: 0 S: 4	H: 1 LOB: 1 BB: 1 P: 8	R: 0 E: 0 K: 0 S: 4	H: 1 LOB: 1 BB: 0 P: 4	R: 0 E: 0 K: 0 S: 3	H: 0 LOB: 0 BB: 0 P: 3	R: 0 E: 0 K: 1 S: 5	H: 1 LOB: 1 BB: 0 P: 3	R: 0 E: 0 K: 1 S: 5	H: 0 LOB: 0 BB: 0 P: 5	R: 0 E: 0 K: 1 S: 5	H: 0 LOB: 0 BB: 0 P: 5	1B: 4 2B: 1 3B: 0 HR: 0	SF: 1 SAC: 1 DP: 0 HBP: 1	WP: 0 PB: 0 CS: 0	PA: 34
PITCHER	IP	WLS	BF	H	R	ER	SO	BB	IBB	HBP	BLK	WP	HR	S	P	ERA	WHIP					
Tommy John, L ERA: 3.85 Rich Gossage, R ERA: 2.1	(1, 1) (8, 1)	7.0 2.0	W S	28 6	5 0	3 0	3 0	1 0	2 0	0 0	0 0	0 0	0 10	28 10	33 10	3.86 0.00	0.857 0.000					

New York Yankees @ Chicago White Sox
Comiskey Park, Chicago, IL
Fri Aug 13 1982, 8:05 PM EDT
Att: 34,806 - Unknown

AB 30
R 3
H 5
RBI 3
BB 1
SO 3
LOB 8



Batter	1	2	3	4	5	6	7	8	9	AB	R	H	RBI	BB	SO	LOB	TOP
Willie Randolph, R OBP: 0.352, SLG: 0.330 (1, 4)	4-0 BB BB	0-0 L4					0-0 6-3		0-0 6-3	4	0	0	0	1	0	2	
Lee Mazzilli, S OBP: 0.356, SLG: 0.373 (1, 7)	4-0 BB		0-3 K			0-0 F6			0-0 G3 2B	3	0	1	0	1	1	0	
Jerry Mumphrey, S OBP: 0.376, SLG: 0.430 (1, 8)	0-0 L6		0-0 F7			0-0 BB 1B			0-0 G3 2-3	4	0	1	0	0	0	3	
Oscar Gamble, L OBP: 0.390, SLG: 0.543 (1, 10)	0-0 F6		0-0 E5 BB			4-0 BB 1-2 BB			0-3 K	3	0	0	0	1	1	3	
Graig Nettles, L OBP: 0.317, SLG: 0.386 (1, 5)	0-0 L6		4-0 BB 1-2 BB			0-0 F9			0-0 F8	3	0	0	0	1	0	4	
Roy Smalley, S OBP: 0.356, SLG: 0.388 (1, 6)		0-0 4-3	0-3 K			0-0 F8			0-0 F6	4	0	0	0	0	1	2	
Ken Griffey, L OBP: 0.304, SLG: 0.351 (1, 9)		0-0 6-3				0-0 F7			0-0 F8	4	0	0	0	0	0	0	
John Mayberry, L OBP: 0.335, SLG: 0.379 (1, 3)		0-0 E8 WP BB				0-0 3-1			0-0 FC5 2B	4	0	1	0	0	0	0	
Rick Cerone, R OBP: 0.270, SLG: 0.287 (1, 2)		4-0 WP BB 1-2				0-0 F7			0-0 FC5 2-3	3	0	0	0	1	0	1	
Inning Stats	R: 0 E: 0 K: 0 S: 3	H: 0 LOB: 2 BB: 2 P: 11	R: 0 E: 1 K: 0 S: 4	H: 0 LOB: 2 BB: 1 P: 8	R: 0 E: 1 K: 2 S: 8	H: 0 LOB: 0 BB: 1 P: 3	R: 0 E: 0 K: 0 S: 4	H: 1 LOB: 2 BB: 1 P: 8	R: 0 E: 0 K: 0 S: 6	H: 1 LOB: 1 BB: 0 P: 6	R: 0 E: 0 K: 0 S: 3	H: 0 LOB: 0 BB: 0 P: 3	R: 0 E: 0 K: 0 S: 3	H: 0 LOB: 0 BB: 0 P: 3	1B: 1 2B: 2 3B: 0 HR: 0	SF: 0 SAC: 0 DP: 0 HBP: 0	WP: 1 PA: 37 CS: 0
PITCHER LaMarr Hoyt, R ERA: 3.05 (1, 1)	IP: 9.0 WLS: W BF: 37 H: 3 R: 0 ER: 0 SO: 3 BB: 5 IBB: 0 HBP: 0 BLK: 0 WP: 1 HR: 0 S: 38 P: 58 ERA: 0.00 WHIP: 0.889																

New York Yankees @ Chicago White Sox
Comiskey Park, Chicago, IL
Sat Aug 14 1982, 8:05 PM EDT
Att: 41,431 - Unknown - 75 F

AB 32
R 0
H 3
RBI 0
BB 5
SO 3
LOB 15

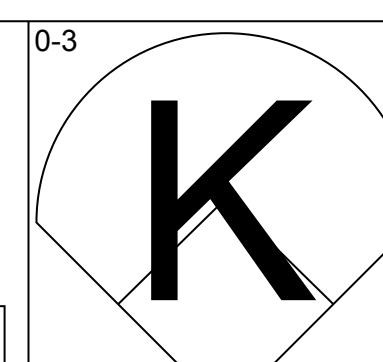
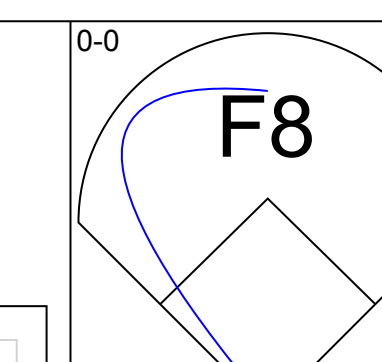
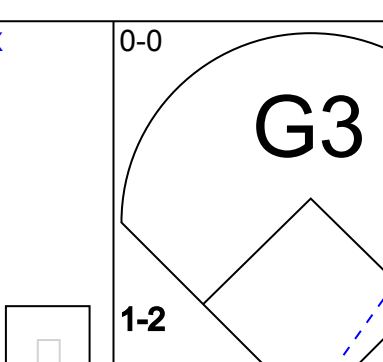
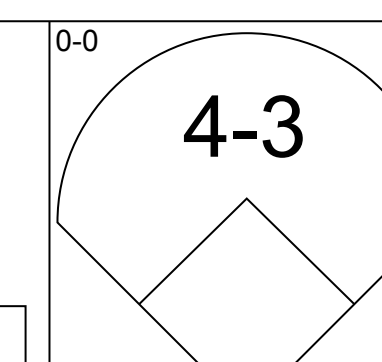
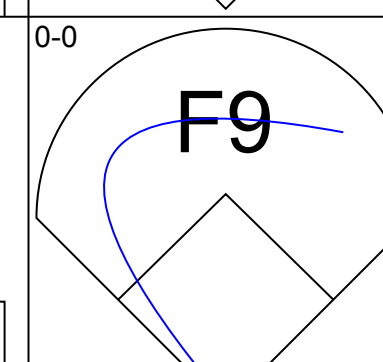
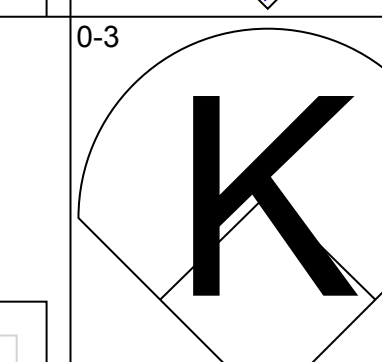
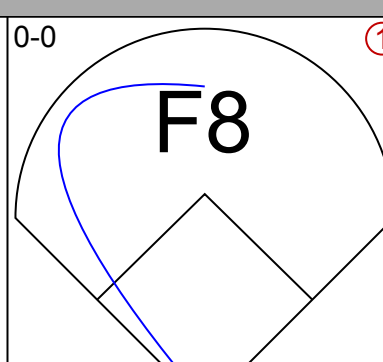
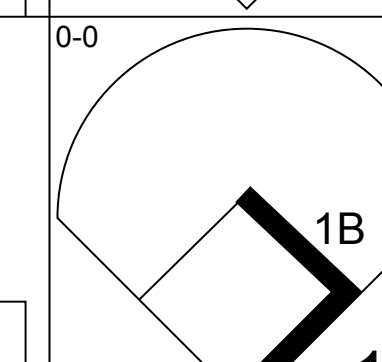
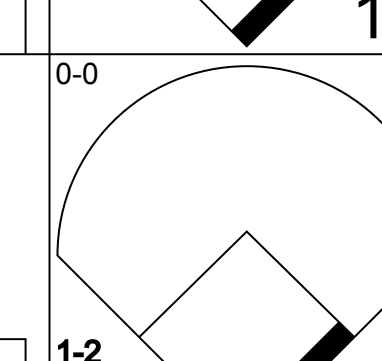
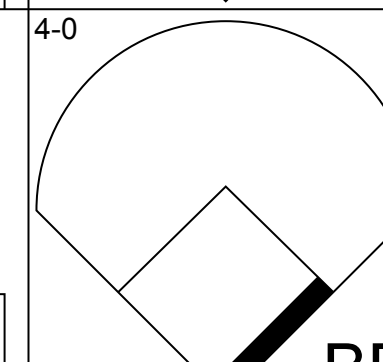
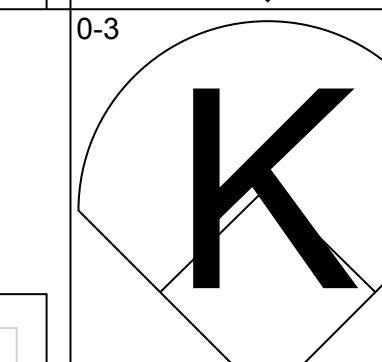
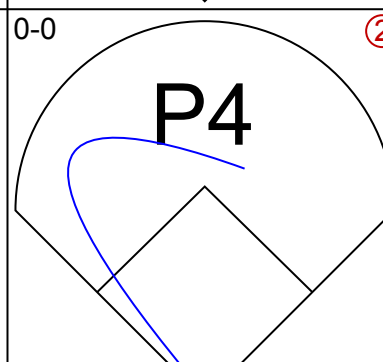
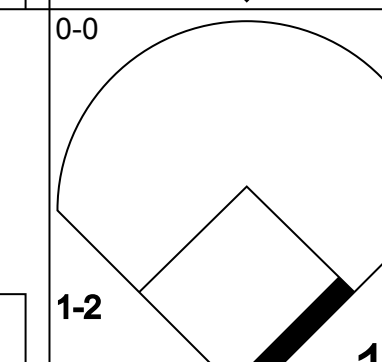
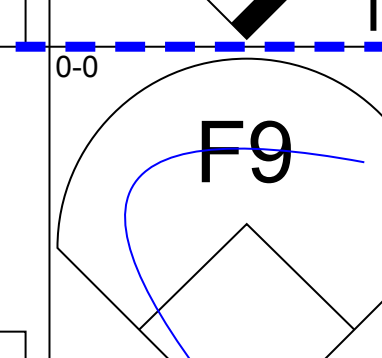
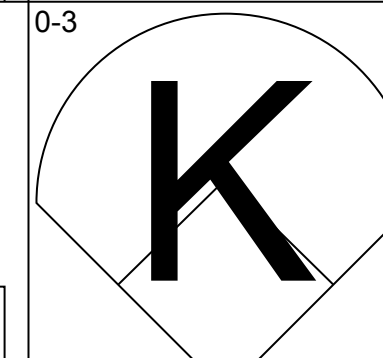

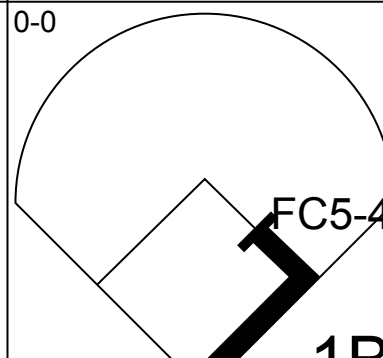
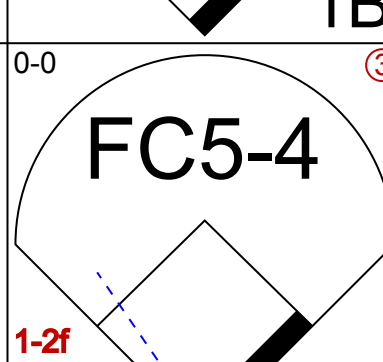
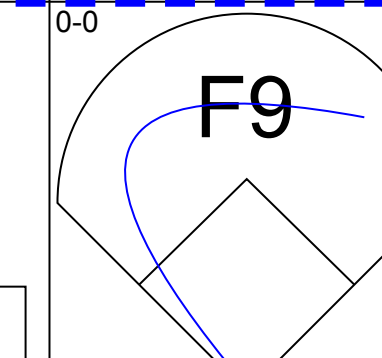
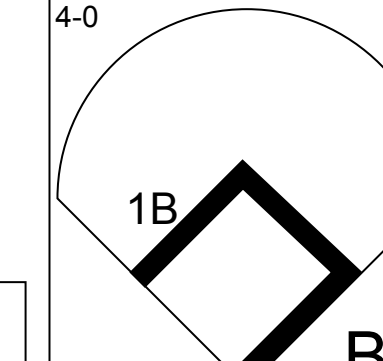
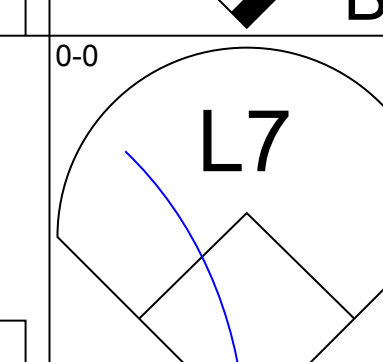

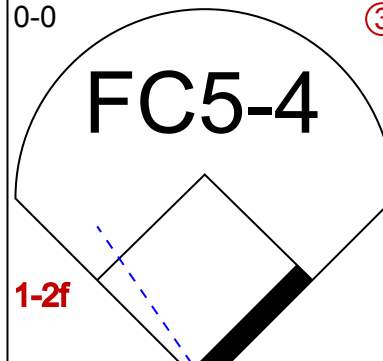

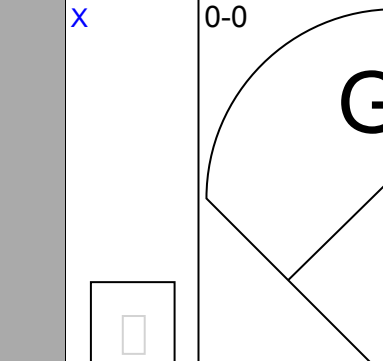
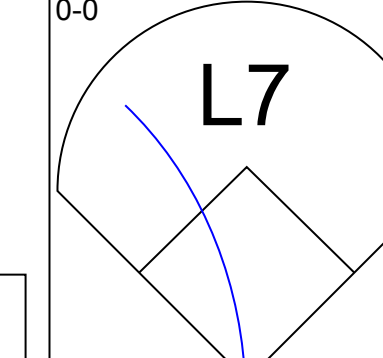
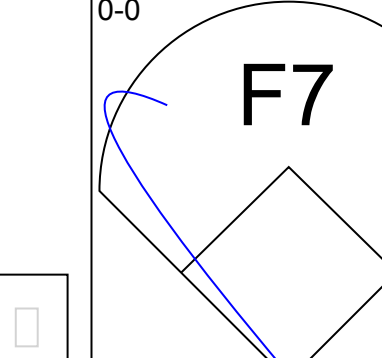
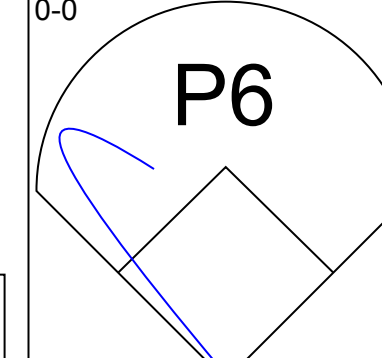
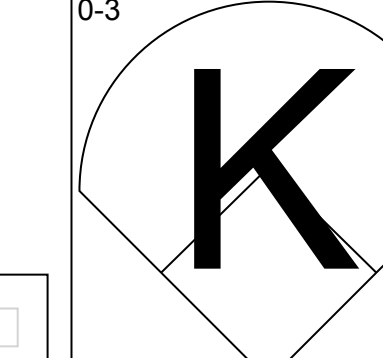
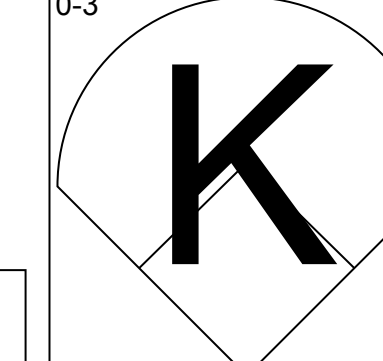
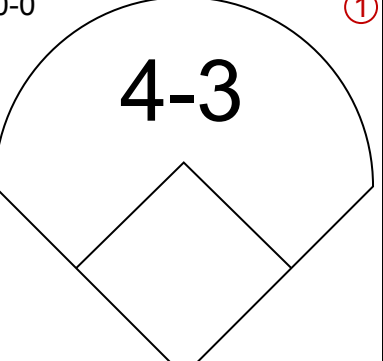
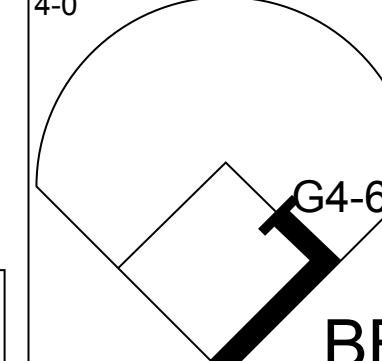
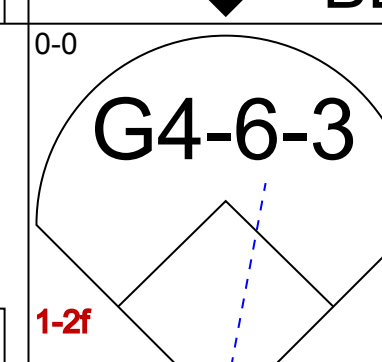
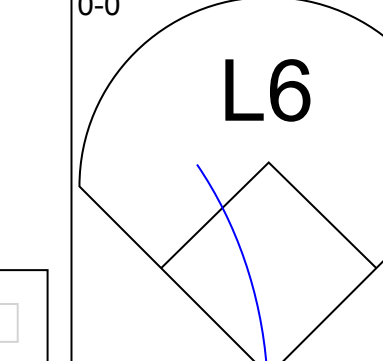
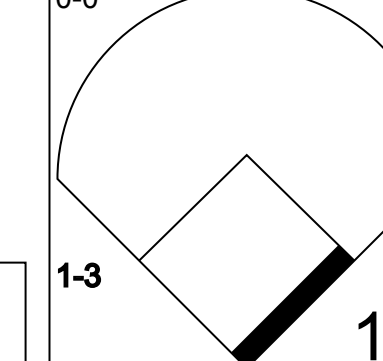
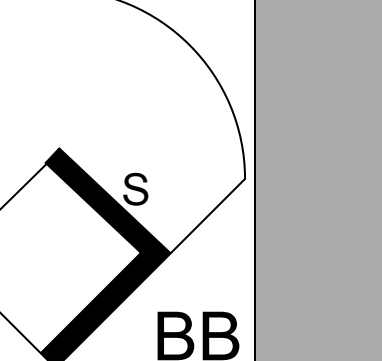
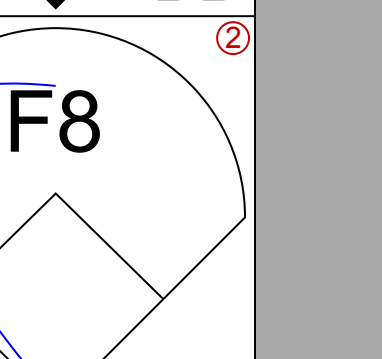
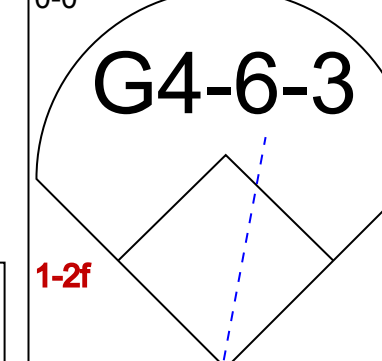

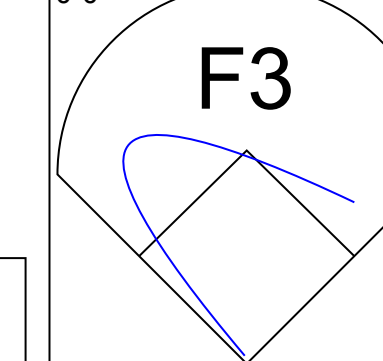
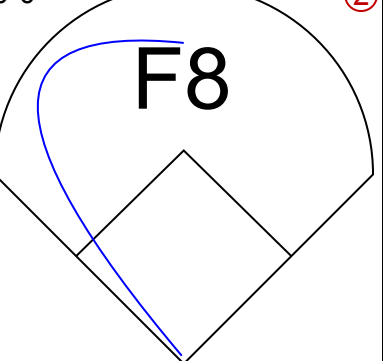
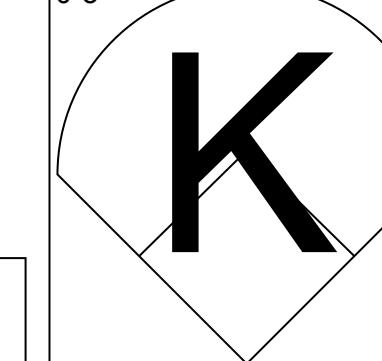


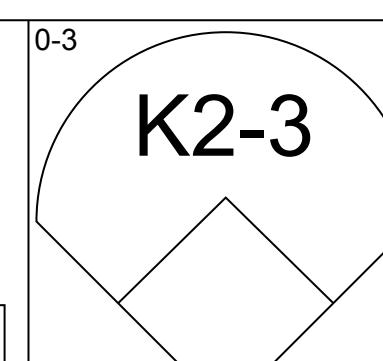
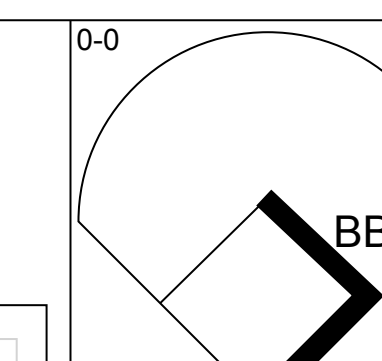
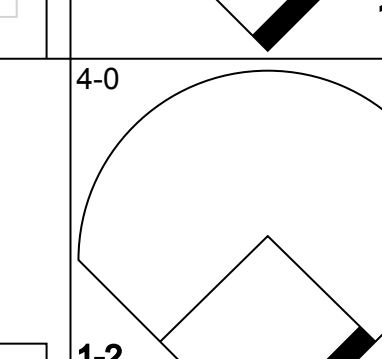
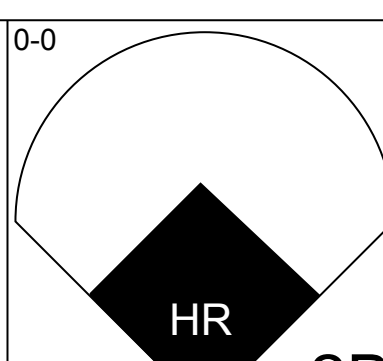
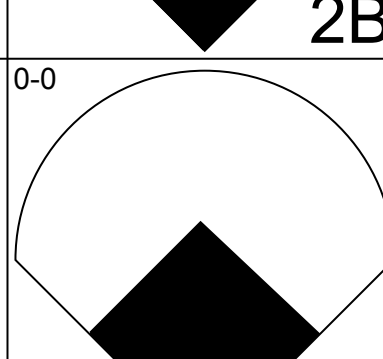
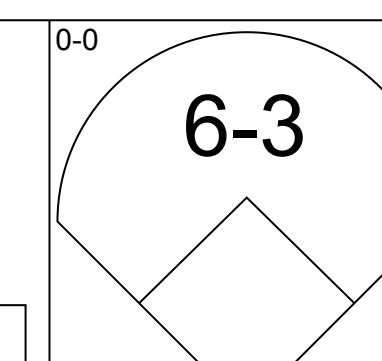


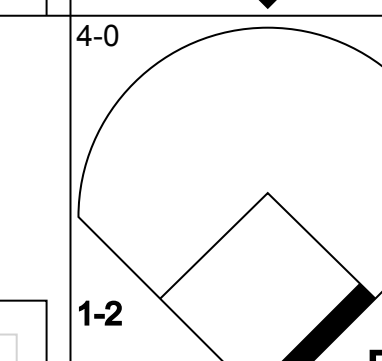
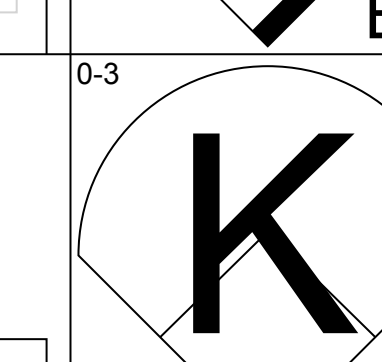
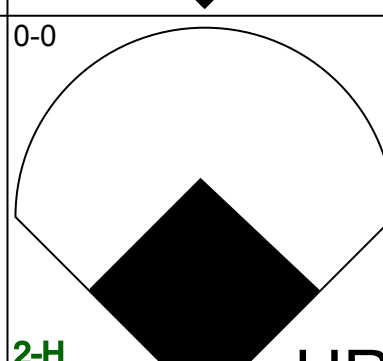
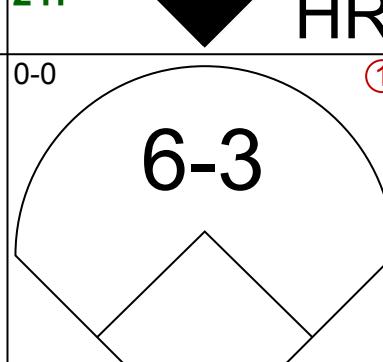
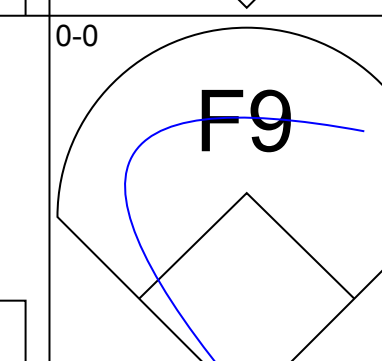
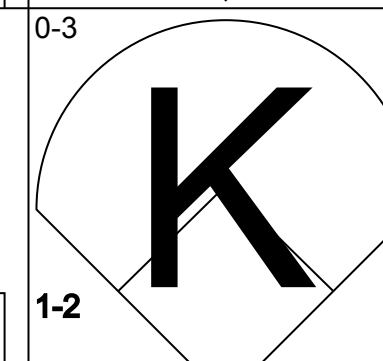
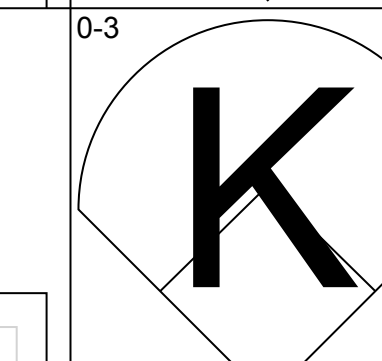
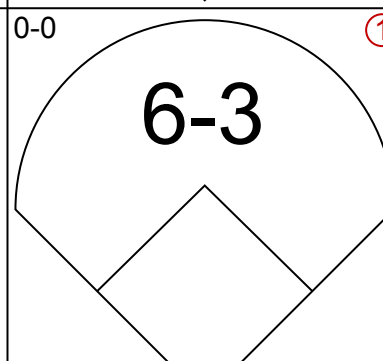
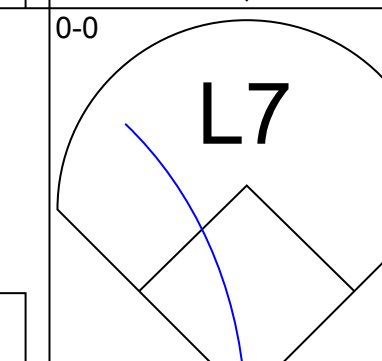
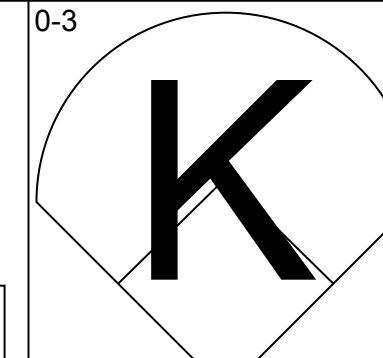
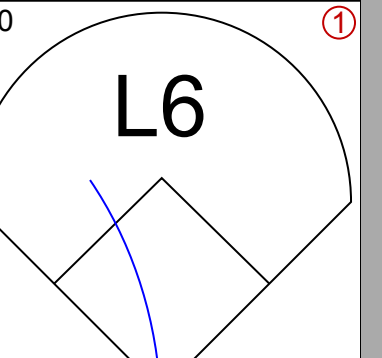
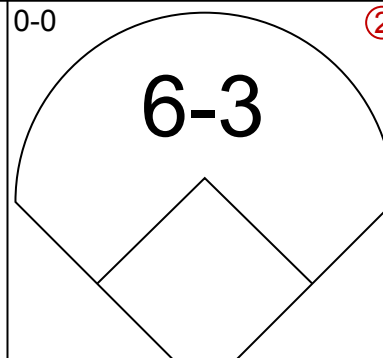

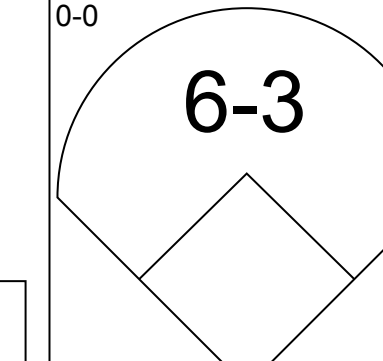
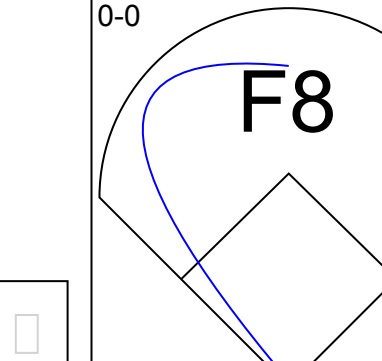
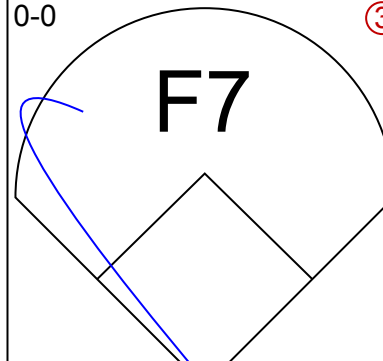
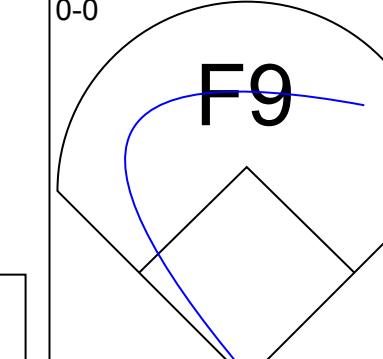
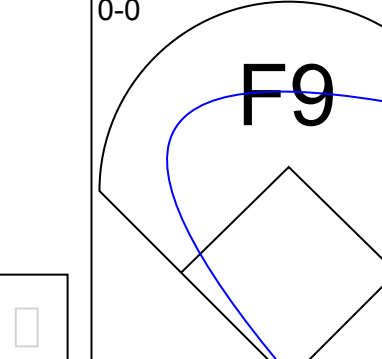
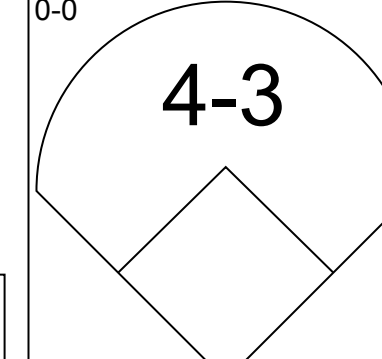
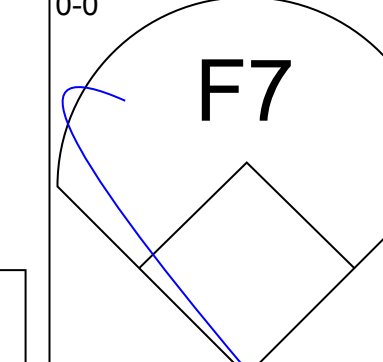
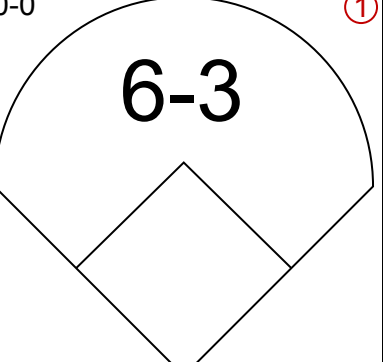
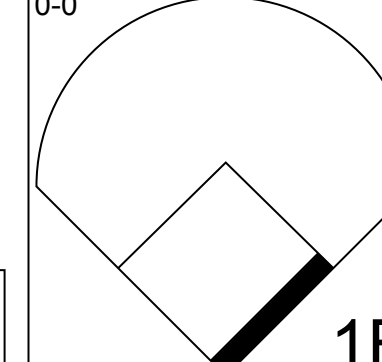
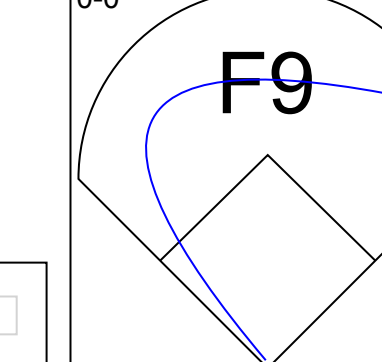
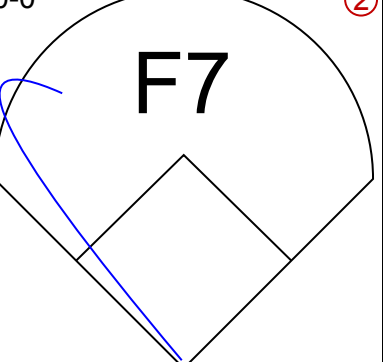
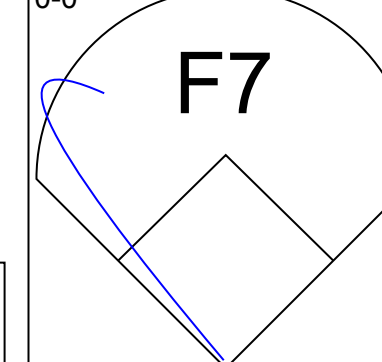
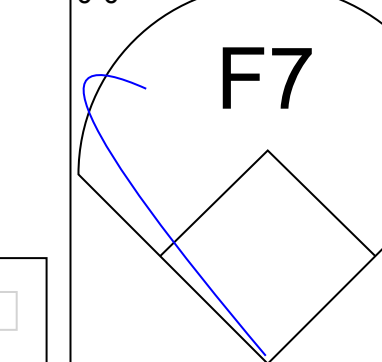
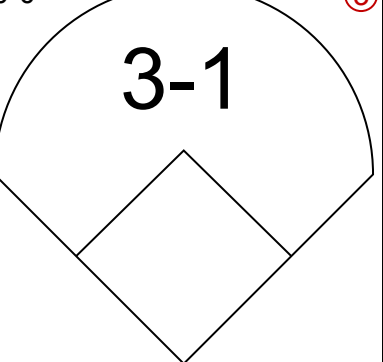
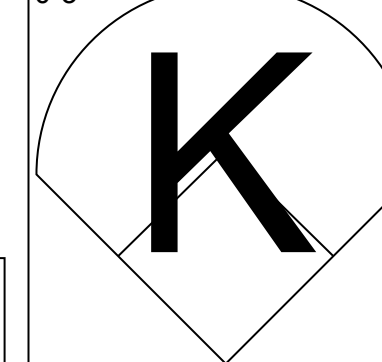
Batter	1	2	3	4	5	6	7	8	9	AB	R	H	RBI	BB	SO	LOB	BOTTOM		
Ron LeFlore, R OBP: 0.337, SLG: 0.402 (1, 8)	0-0 SH1-3 SF9 1B		0-3 K		4-0 E S BB		0-3 K		0-0 1B	4	1	2	0	1	2	3			
Tony Bemazzard, S OBP: 0.335, SLG: 0.381 (1, 4)	0-0 SH1-3 1-3		4-0 BB HR BB		0-0 G1 1-3		0-3 K		0-3 K 1B	3	1	0	0	1	2	2			
Tom Paciorek, R OBP: 0.366, SLG: 0.503 Mike Squires, L OBP: 0.313, SLG: 0.331 (1, 3) (7, 3)	0-0 SF9 3-H		0-0 HR 1B		0-0 5-3		0-0 6-3		0-0 F7	3	1	1	1	0	0	1			
Greg Luzinski, R OBP: 0.361, SLG: 0.449 (1, 10)	4-0 BB		0-0 F9		0-0 F8		0-0 F4			3	0	0	0	1	0	3			
Carlton Fisk, R OBP: 0.340, SLG: 0.399 (1, 2)	0-0 F7		0-0 HR 1-H 2-H		0-0 L5		0-0 FC5-4 1B			4	1	2	3	0	0	1			
Steve Kemp, L OBP: 0.397, SLG: 0.403 (1, 7)		0-0 F7	0-0 1B 1B		4-0 1B BB		0-0 F9			3	1	1	0	1	0	1			
Harold Baines, L OBP: 0.314, SLG: 0.442 (1, 9)		0-0 2B 1B	0-0 1B 1-2 1B		0-0 1B 1B		0-3 K			4	1	3	0	0	1	1			
Vance Law, R OBP: 0.346, SLG: 0.386 (1, 6)		0-0 1-H 2B	0-0 F4		0-0 1B 1-2 2H 2H 1B		0-0 FC5-4 1-2			4	0	2	2	0	0	3			
Aurelio Rodriguez, R OBP: 0.283, SLG: 0.329 (1, 5)		0-0 F9	0-0 F9		0-0 F8				0-0 F9	4	0	0	0	0	0	5			
Inning Stats	R: 1 E: 0 K: 0 S: 4	H: 1 LOB: 1 BB: 1 P: 8	R: 1 E: 0 K: 1 S: 7	H: 2 LOB: 0 BB: 0 P: 7	R: 3 E: 0 K: 0 S: 7	H: 4 LOB: 2 BB: 1 P: 11	R: 0 E: 0 K: 0 S: 3	H: 0 LOB: 1 BB: 1 P: 7	R: 1 E: 0 K: 1 S: 7	H: 2 LOB: 2 BB: 1 P: 11	R: 0 E: 0 K: 1 S: 5	H: 0 LOB: 0 BB: 0 P: 5	R: 0 E: 0 K: 1 S: 6	H: 1 LOB: 1 BB: 0 P: 6	R: 0 E: 0 K: 1 S: 6	H: 1 LOB: 1 BB: 0 P: 6	1B: 9 2B: 1 3B: 0 HR: 1	SF: 1 SAC: 1 DP: 0 HBP: 0	WP: 0 PA: 39 CS: 0
PITCHER Shane Rawley, L ERA: 4.3 Lynn McGlothen, R ERA: 2.45 Dave LaRoche, L ERA: 1.44 (1, 1) (3, 1) (7, 1)	IP: 2.1 WLS: L BF: 15 H: 6 R: 5 ER: 5 SO: 1 BB: 2 IBB: 0 HBP: 0 BLK: 0 WP: 0 HR: 1 S: 15 P: 23 ERA: 19.29 WHIP: 3.429																		

New York Yankees @ Chicago White Sox
Comiskey Park, Chicago, IL
Sat Aug 14 1982, 8:05 PM EDT
Att: 41,431 - Unknown - 75 F

AB 33
R 6
H 11
RBI 6
BB 4
SO 5
LOB 21



Batter	1	2	3	4	5	6	7	8	9	AB	R	H	RBI	BB	SO	LOB	TOP															
Willie Wilson, S OBP: 0.371, SLG: 0.453 (1, 7)										4	0	0	0	0	1	1	Kansas City Royals @ New York Yankees Yankee Stadium, Bronx, NY Mon Aug 16 1982, 7:05 PM EDT Unknown - 85 F															
U L Washington, S OBP: 0.316, SLG: 0.382 (1, 6)								 		4	0	1	0	0	1	0																
Hal McRae, R OBP: 0.385, SLG: 0.542 (1, 10)								 		3	0	1	0	1	1	0																
Amos Otis, R OBP: 0.348, SLG: 0.446 (1, 8)						 				4	0	1	0	0	2	3																
Jerry Martin, R OBP: 0.305, SLG: 0.383 (1, 9)		 				 				3	0	0	0	1	1	1																
Frank White, R OBP: 0.320, SLG: 0.465 (1, 4)										4	0	0	0	0	1	1																
Willie Aikens, L OBP: 0.321, SLG: 0.377 (1, 3)							 			3	0	0	0	1	1	1																
John Wathan, R OBP: 0.350, SLG: 0.314 (1, 2)					 		 			2	0	1	0	1	0	1																
Greg Pryor, R OBP: 0.336, SLG: 0.462 (1, 5)										3	0	0	0	0	1	3																
Inning Stats	R: 0 E: 0 K: 2 S: 7	H: 0 LOB: 1 BB: 1 P: 11	R: 0 E: 0 K: 1 S: 6	H: 1 LOB: 2 BB: 1 P: 10	R: 0 E: 0 K: 2 S: 7	H: 0 LOB: 0 BB: 0 P: 7	R: 0 E: 0 K: 0 S: 3	H: 0 LOB: 1 BB: 1 P: 7	R: 0 E: 0 K: 1 S: 4	H: 1 LOB: 0 BB: 0 P: 4	R: 0 E: 0 K: 0 S: 2	H: 0 LOB: 0 BB: 1 P: 6	R: 0 E: 0 K: 1 S: 7	H: 2 LOB: 2 BB: 0 P: 7	R: 0 E: 0 K: 1 S: 5	H: 0 LOB: 0 BB: 0 P: 5	1B: 4 2B: 0 3B: 0 HR: 0	SF: 0 SAC: 0 DP: 1 HBP: 0	WP: 0 PB: 0 CS: 1	PA: 34												
PITCHER	IP WLS BF H R ER SO BB IBB HBP BLK WP HR S P ERA WHIP																															
Dave Righetti, L ERA: 3.59 Rich Gossage, R ERA: 2.45	(1, 1) (8, 1)	7.2 S	W 4	30 0	4 0	0 0	8 1	4 0	0 0	0 0	0 0	0 6	42 6	58 6	0.00 0.00	1.043 0.000																

Batter	1	2	3	4	5	6	7	8	9	AB	R	H	RBI	BB	SO	LOB	BOTTOM															
Willie Randolph, R OBP: 0.354, SLG: 0.335 (1, 4)			 			 				4	1	2	0	0	1	0	Kansas City Royals @ New York Yankees Yankee Stadium, Bronx, NY Mon Aug 16 1982, 7:05 PM EDT Unknown - 85 F															
Lee Mazzilli, S OBP: 0.367, SLG: 0.393 (1, 10)	 		 			 				2	1	1	2	2	0	0																
Jerry Mumphrey, S OBP: 0.372, SLG: 0.424 (1, 8)										4	0	0	0	0	2	3																
Dave Winfield, R OBP: 0.344, SLG: 0.518 (1, 7)										3	0	0	0	0	1	1																
Lou Piniella, R OBP: 0.360, SLG: 0.426 (1, 9)										3	0	0	0	0	0	0																
Graig Nettles, L OBP: 0.314, SLG: 0.382 (1, 5)										3	0	0	0	0	0	0																
Roy Smalley, S OBP: 0.359, SLG: 0.387 (1, 6)										3	0	1	0	0	0	0																
Dave Collins, S OBP: 0.319, SLG: 0.332 (1, 3)										3	0	0	0	0	0	1																
Rick Cerone, R OBP: 0.266, SLG: 0.282 (1, 2)										3	0	0	0	0	1	1																
Inning Stats	R: 0 E: 0 K: 3 S: 9	H: 0 LOB: 1 BB: 1 P: 13	R: 0 E: 0 K: 0 S: 3	H: 0 LOB: 0 BB: 0 P: 3	R: 0 E: 0 K: 1 S: 6	H: 1 LOB: 2 BB: 1 P: 10	R: 0 E: 0 K: 0 S: 3	H: 0 LOB: 0 BB: 0 P: 3	R: 2 E: 0 K: 0 S: 5	H: 2 LOB: 0 BB: 0 P: 5	R: 0 E: 0 K: 1 S: 6	H: 1 LOB: 1 BB: 0 P: 6	R: 0 E: 0 K: 0 S: 3	H: 0 LOB: 0 BB: 0 P: 3	R: 0 E: 0 K: 0 S: 3	H: 0 LOB: 0 BB: 0 P: 3	1B: 2 2B: 1 3B: 0 HR: 1	SF: 0 SAC: 0 DP: 0 HBP: 0	WP: 1 PB: 0 CS: 0	PA: 30												
PITCHER	IP WLS BF H R ER SO BB IBB HBP BLK WP HR S P ERA WHIP																															
Vida Blue, L ERA: 3.86	(1, 1)	8.0 L	30 4	2 2	2 2	5 5	2 2	0 0	0 0	0 0	1 1	1 1	38 38	46 46	2.25 2.25	0.750 0.750																

AB	30
R	0
H	4
RBI	0
BB	4
SO	9
LOB	11

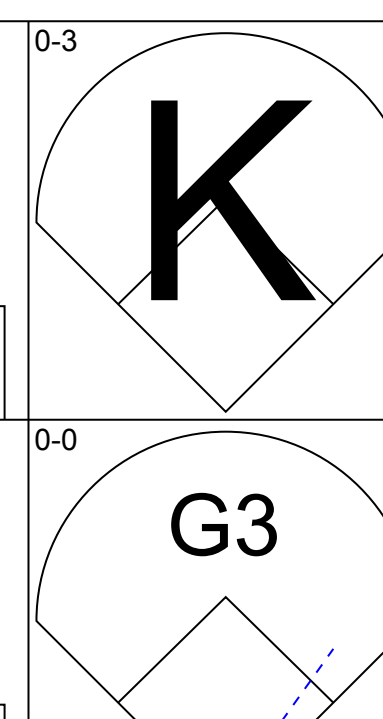
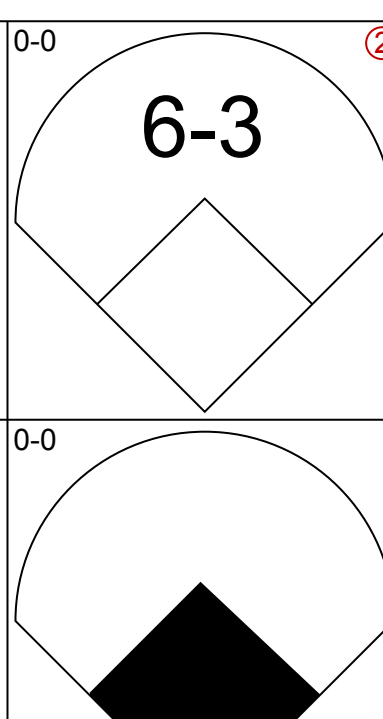
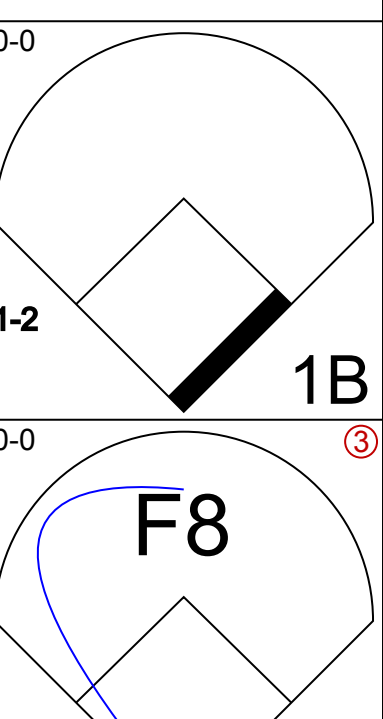
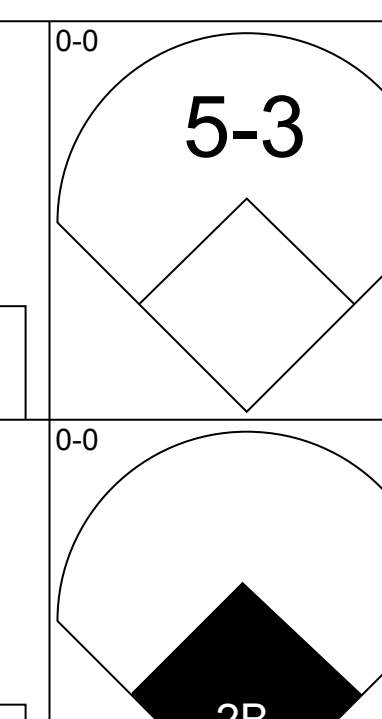
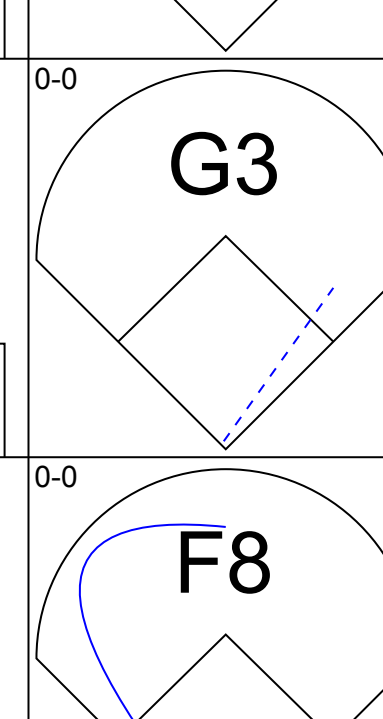
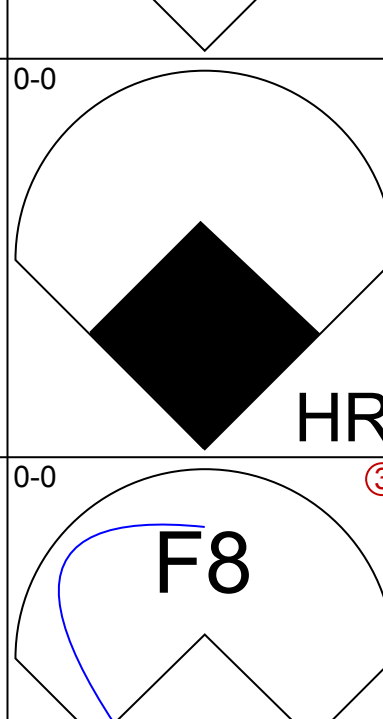
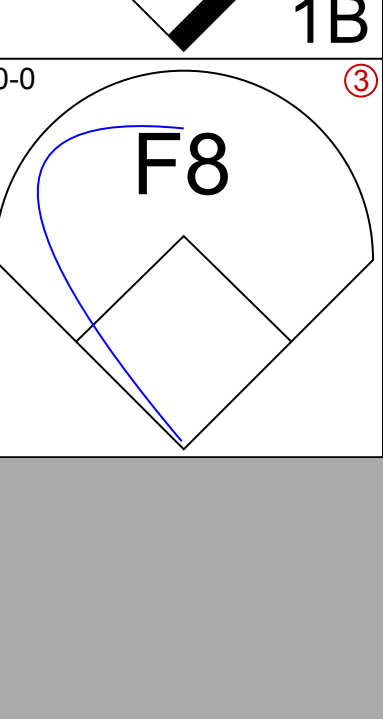
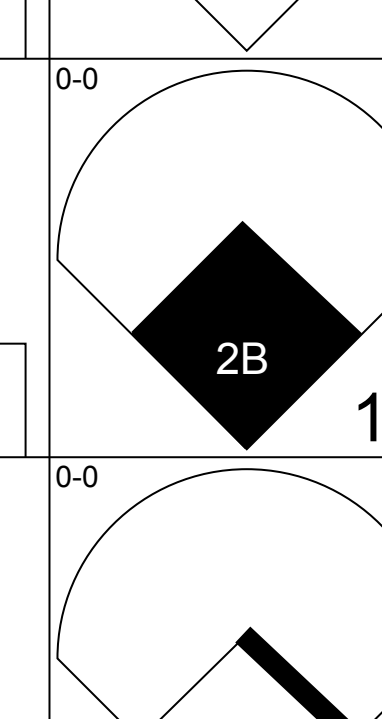
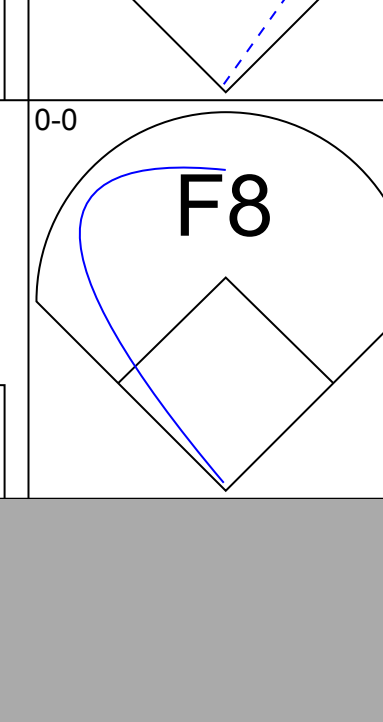
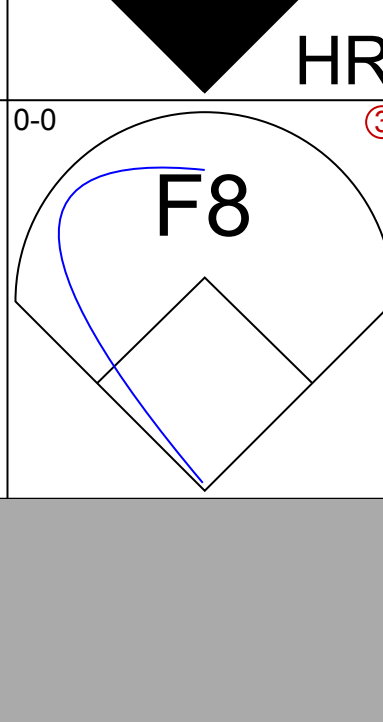
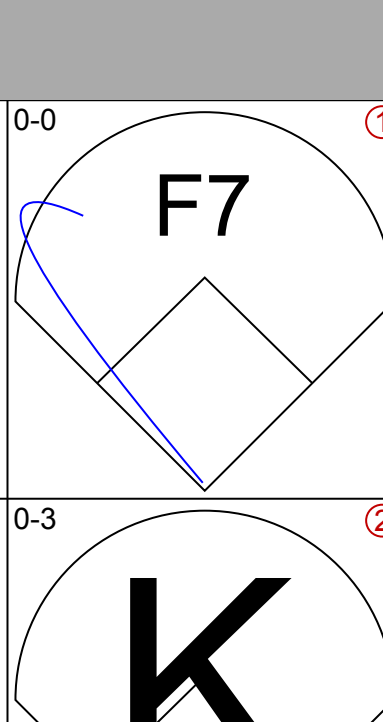
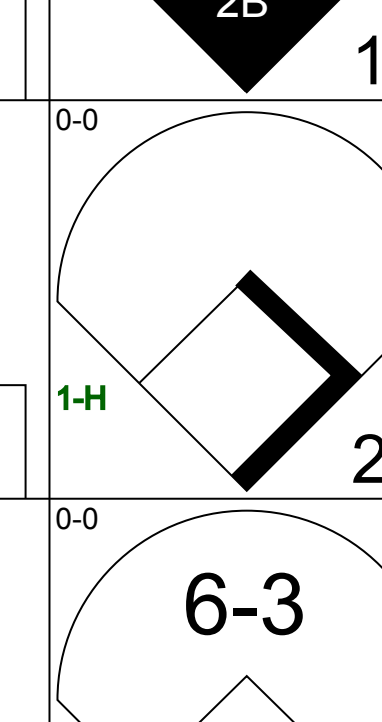
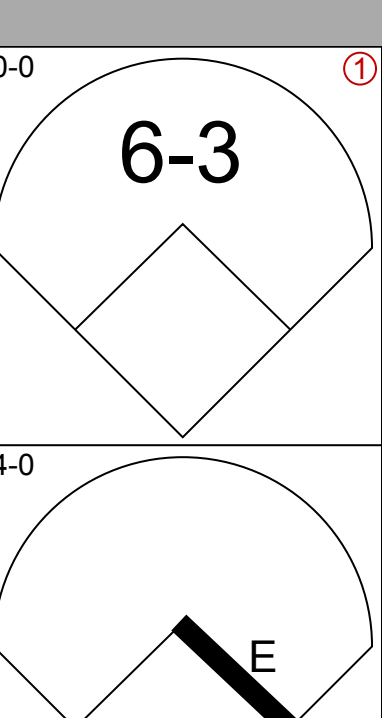
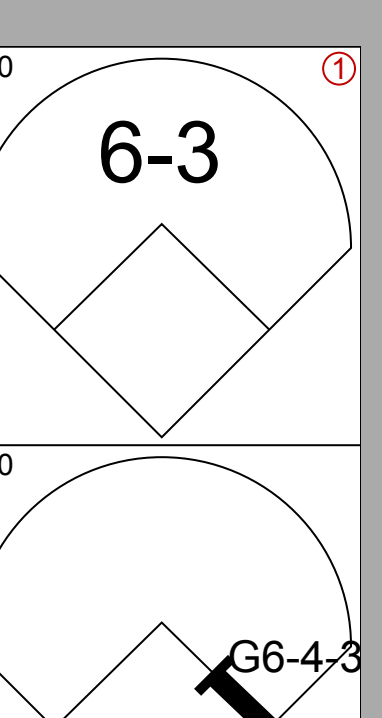
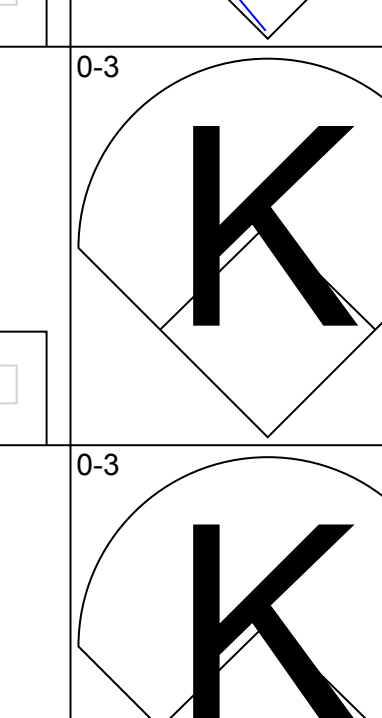
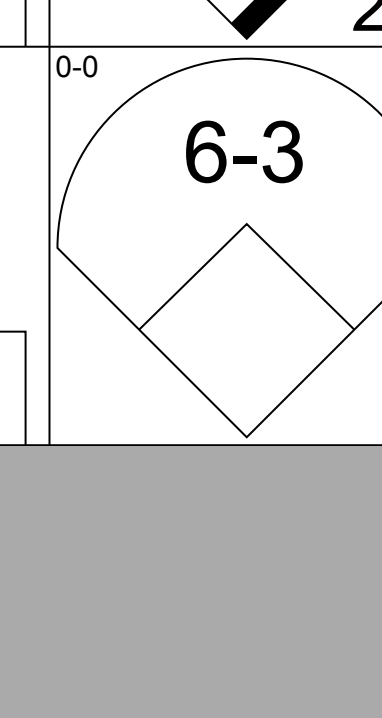
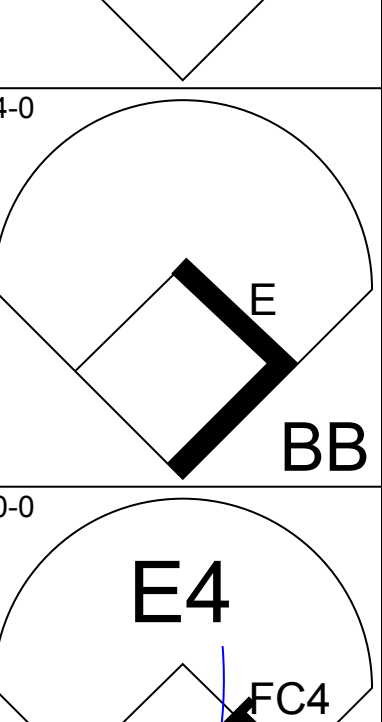
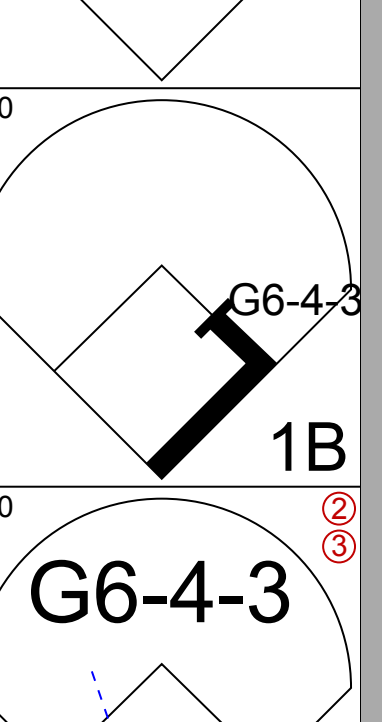
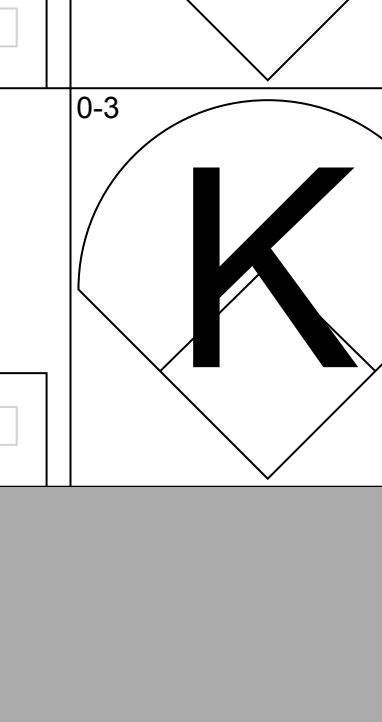
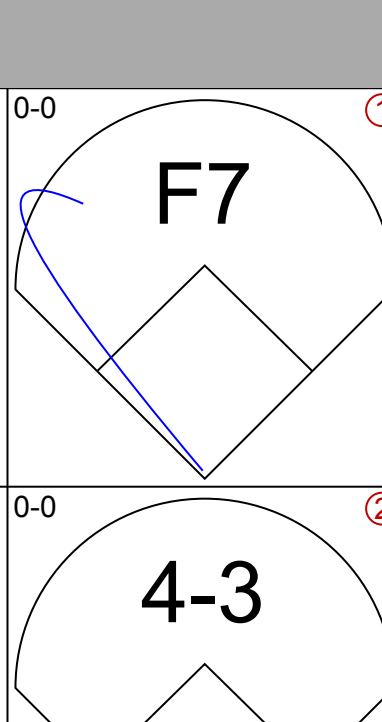
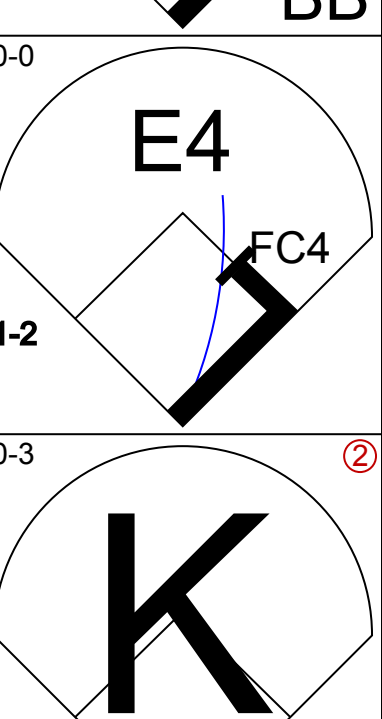
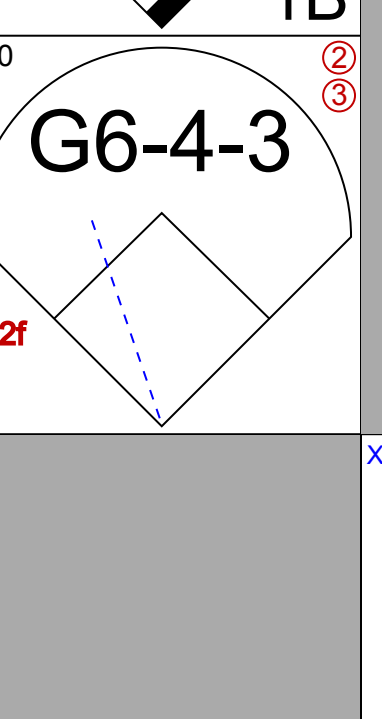
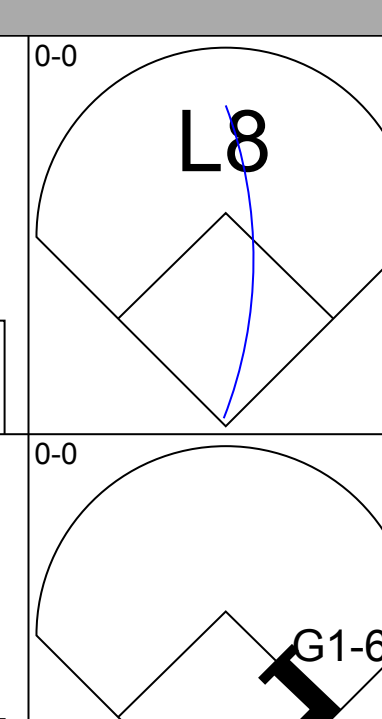
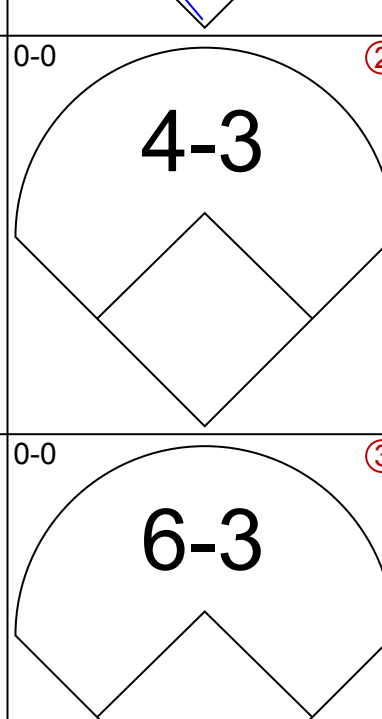

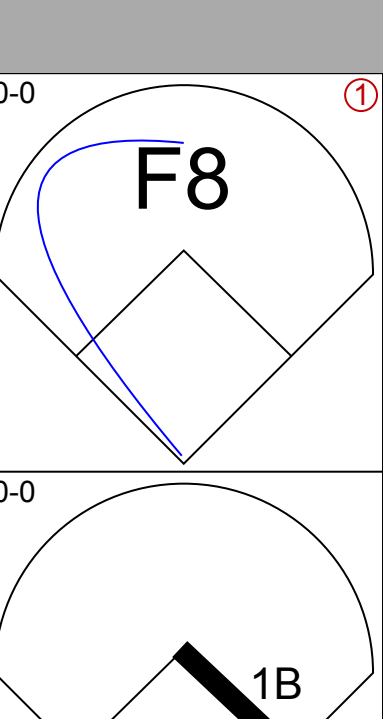
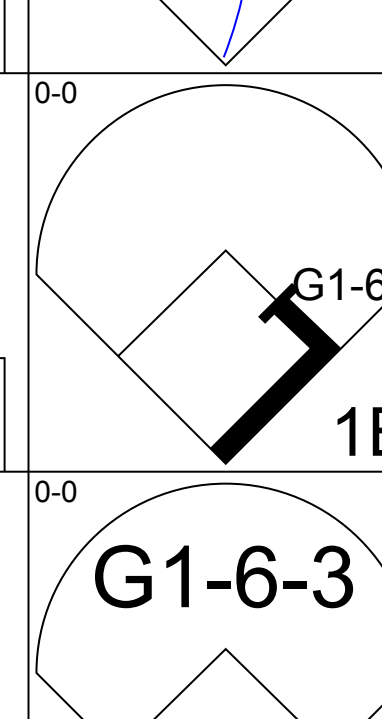
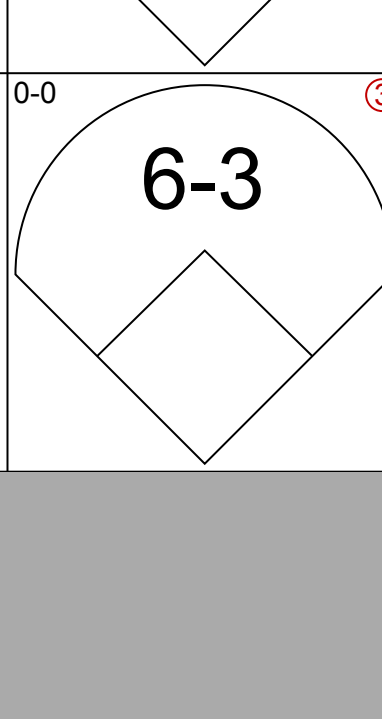

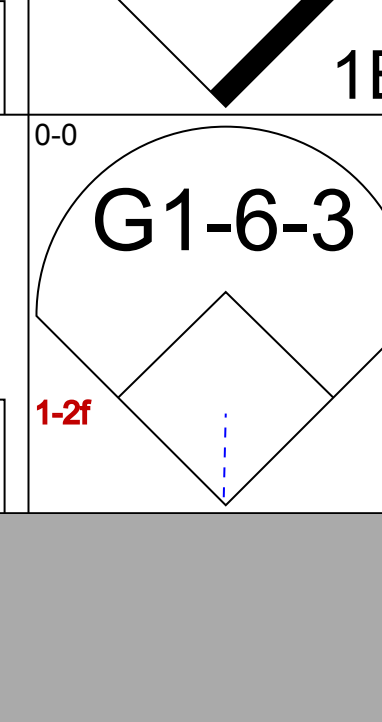

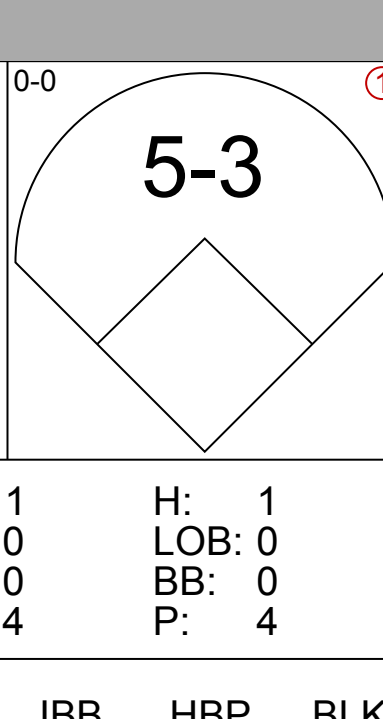
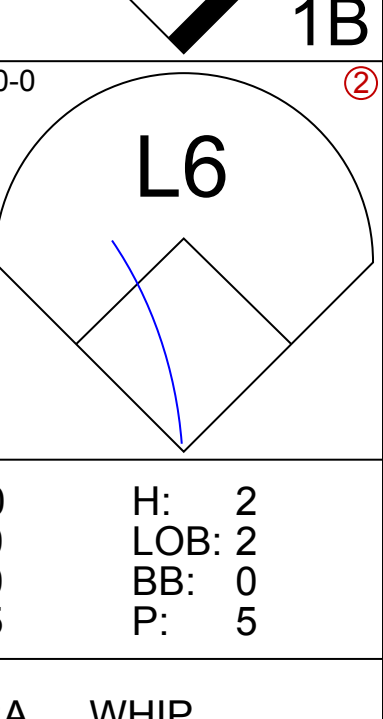
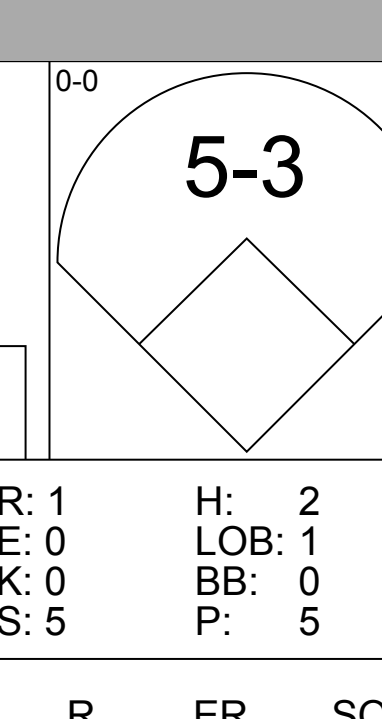


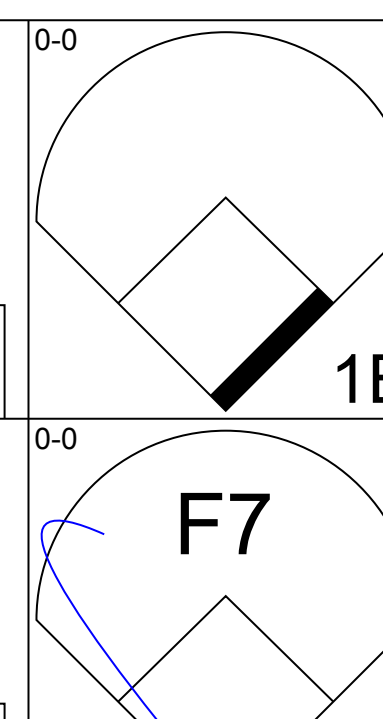
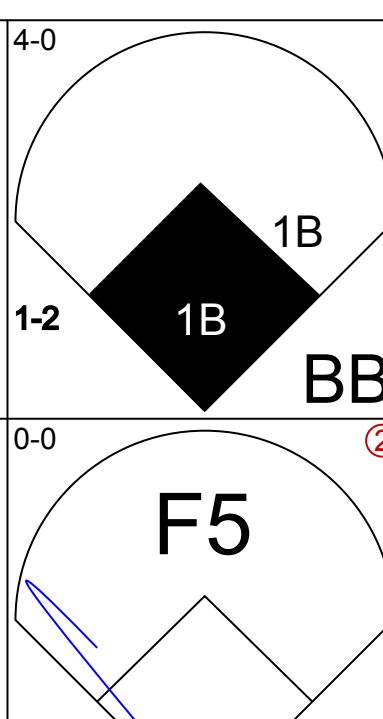
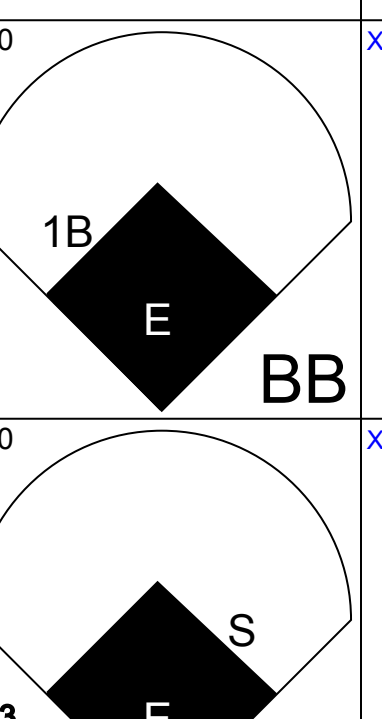
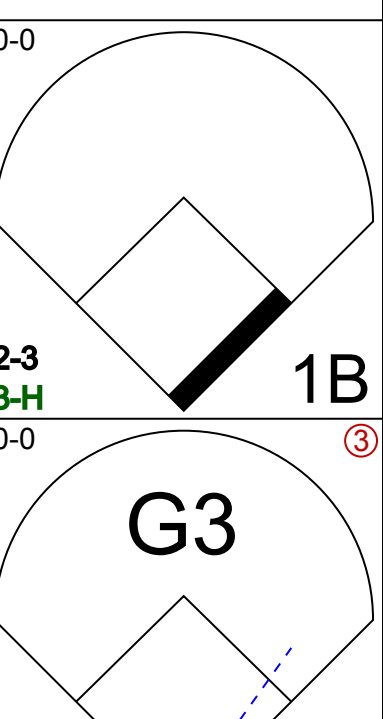
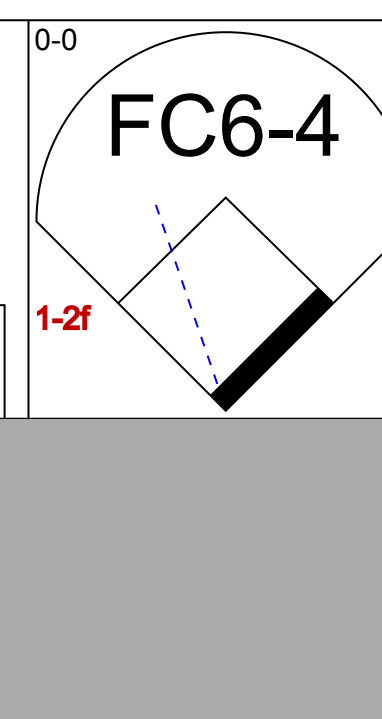
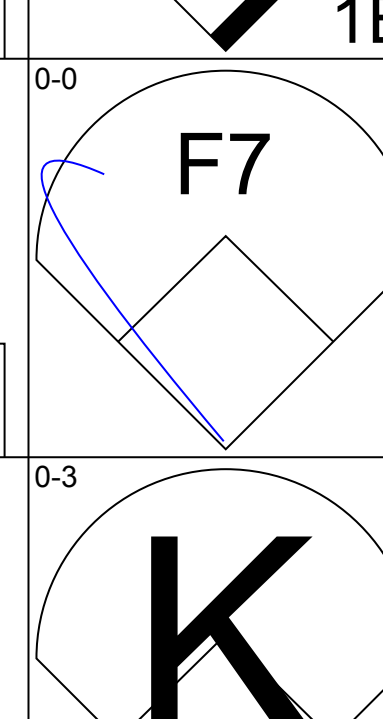
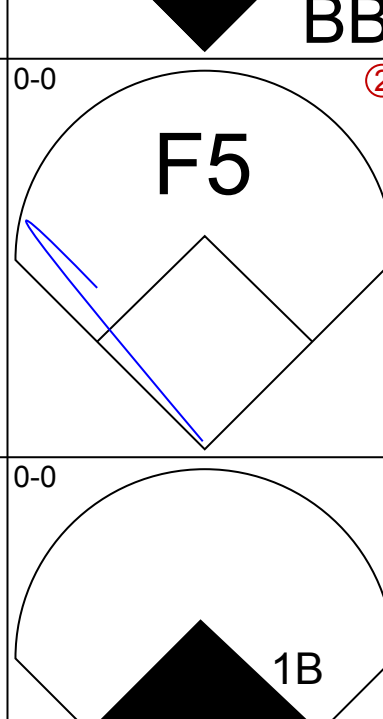
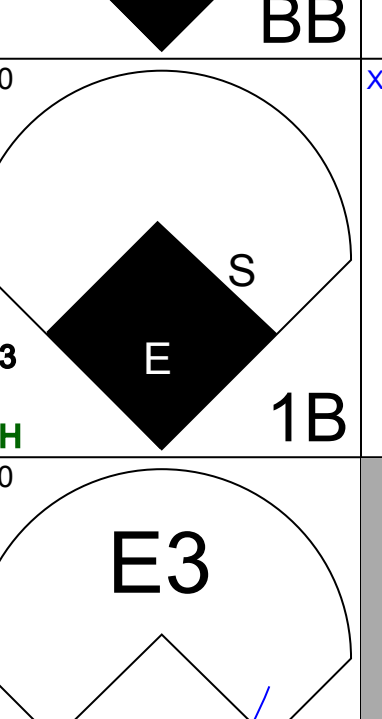
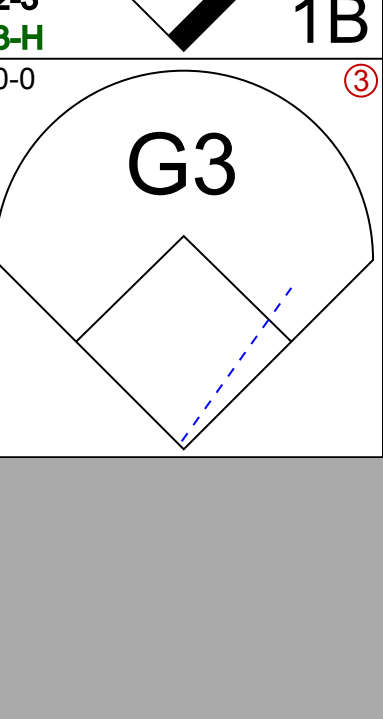
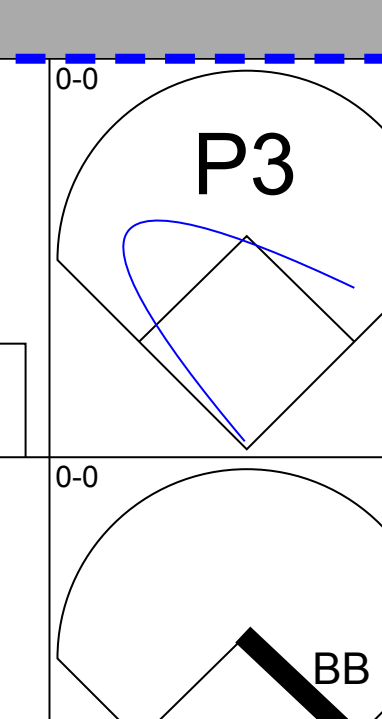
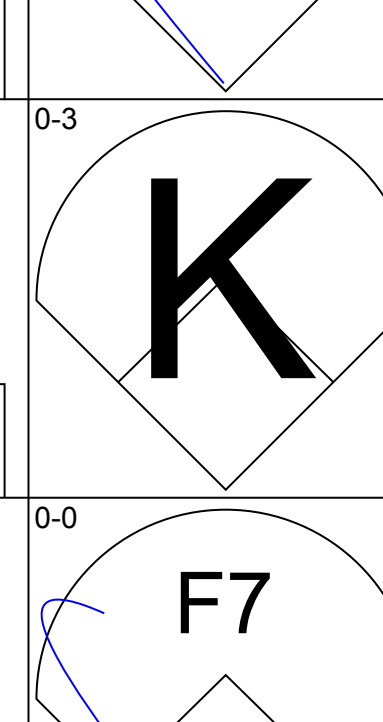
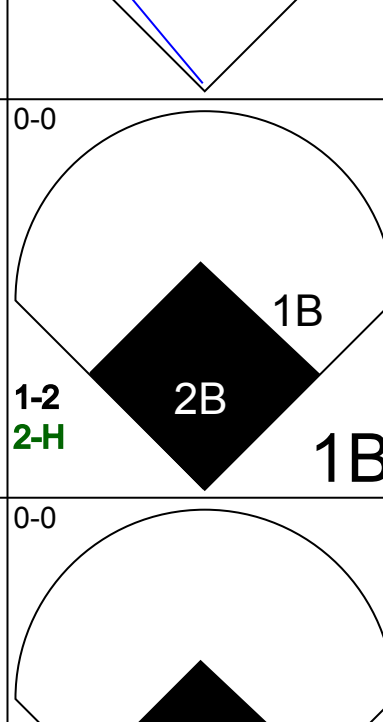
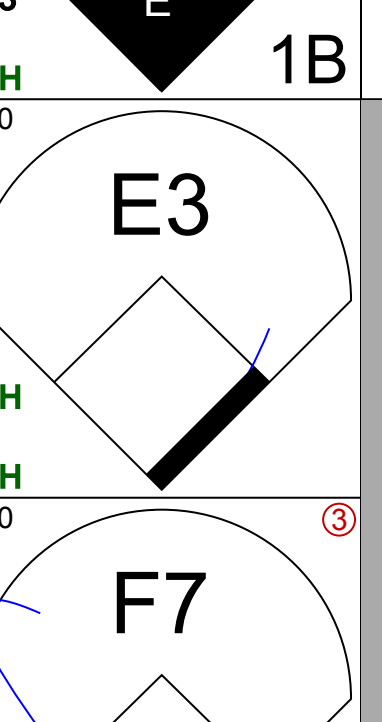
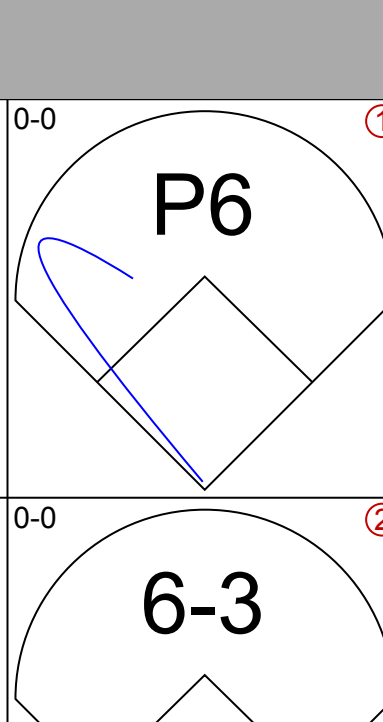
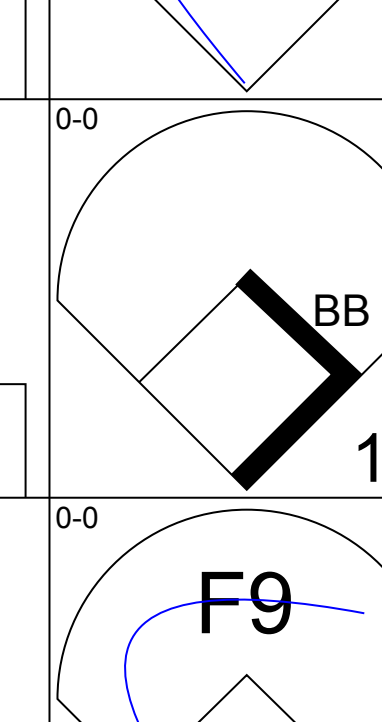
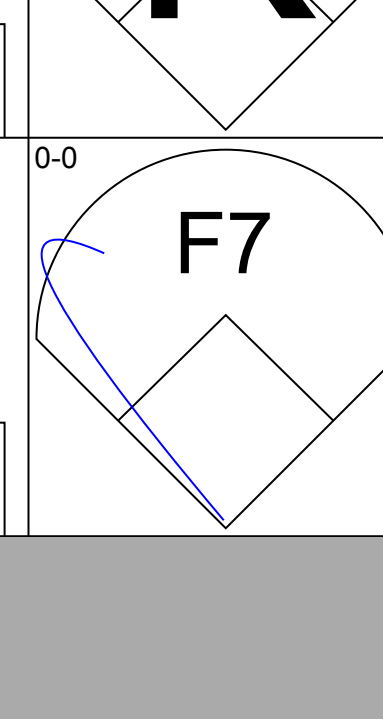
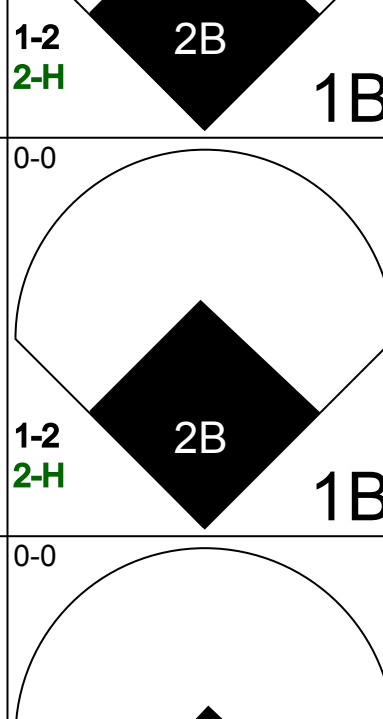
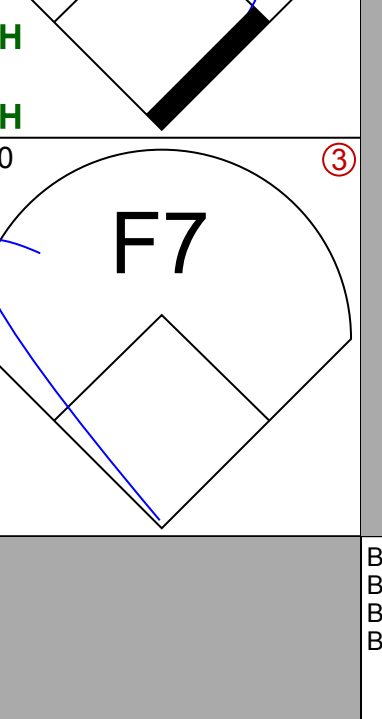
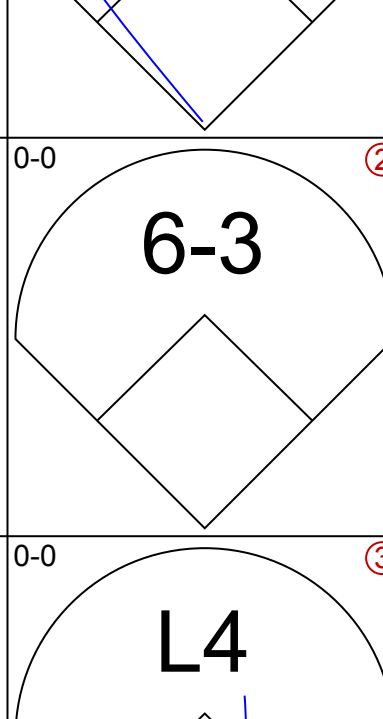
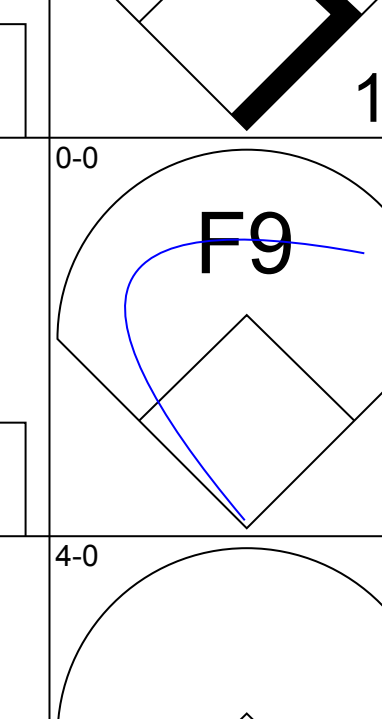
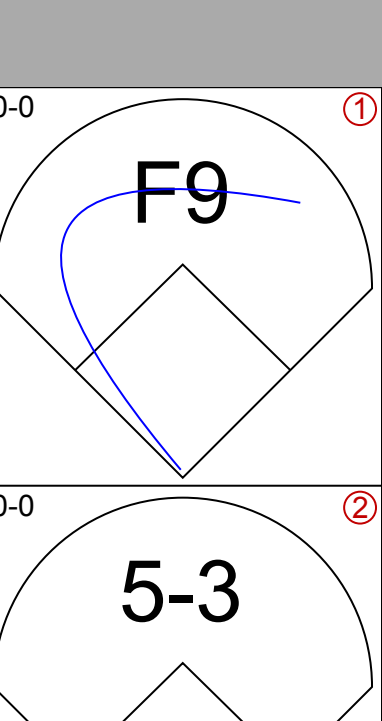
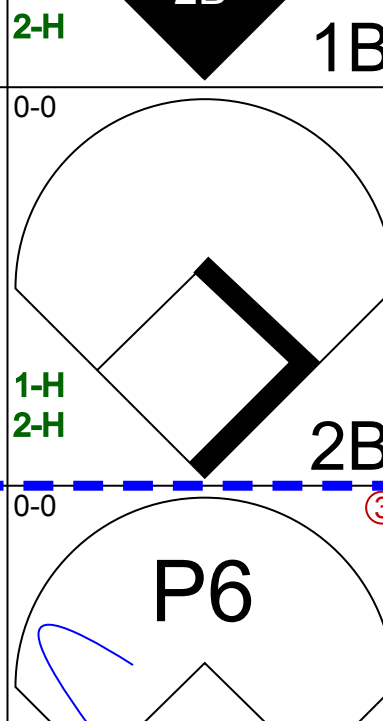
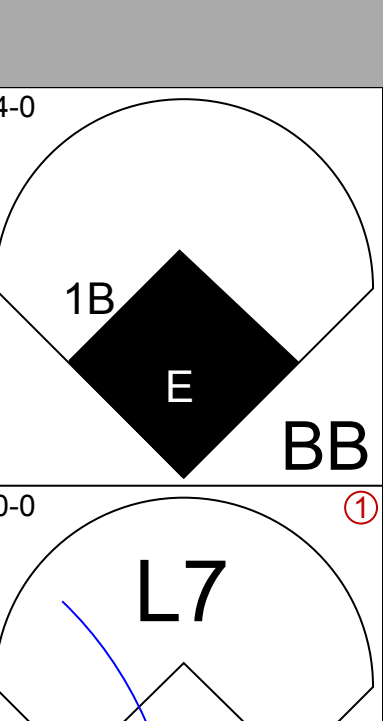
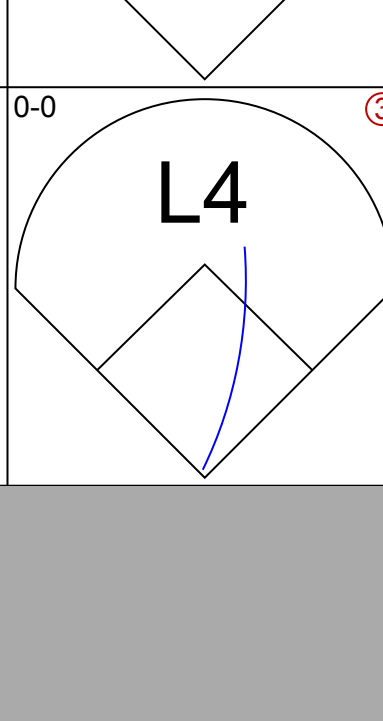
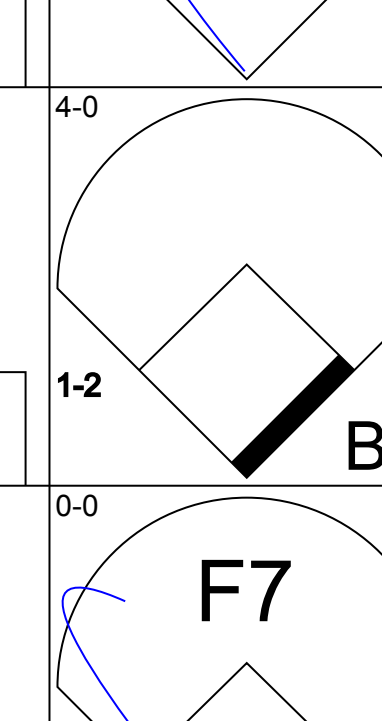

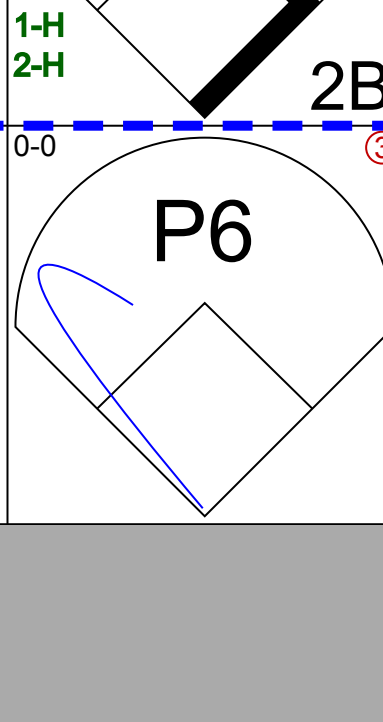
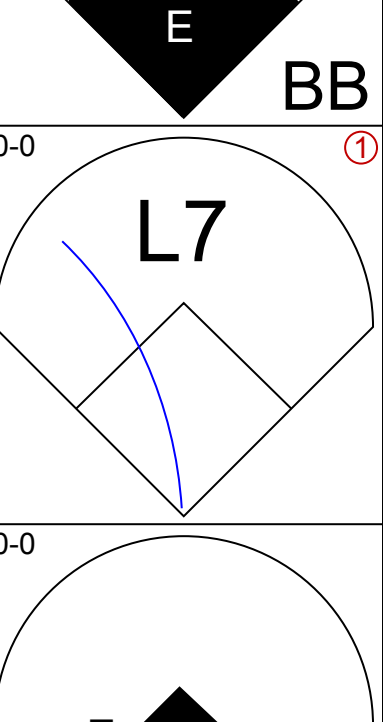
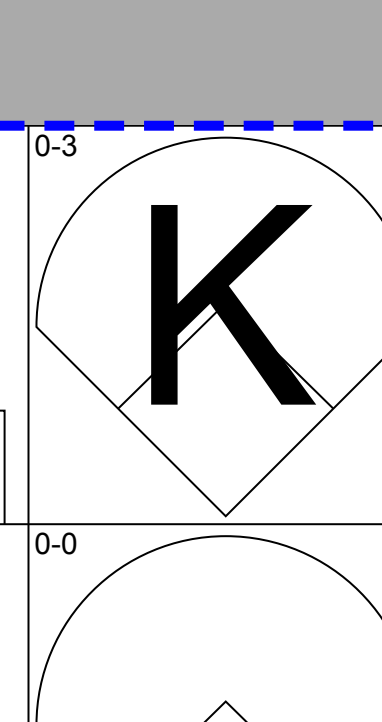
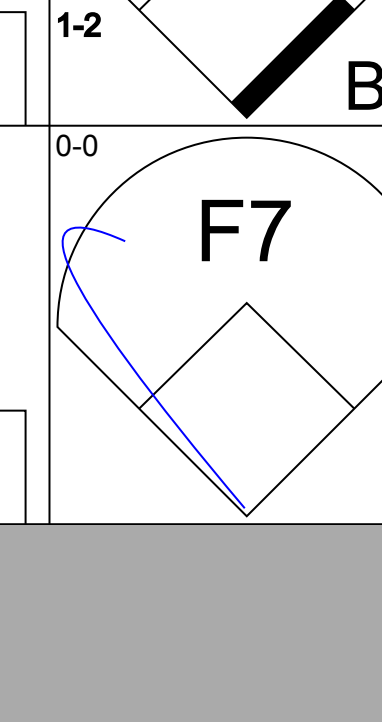

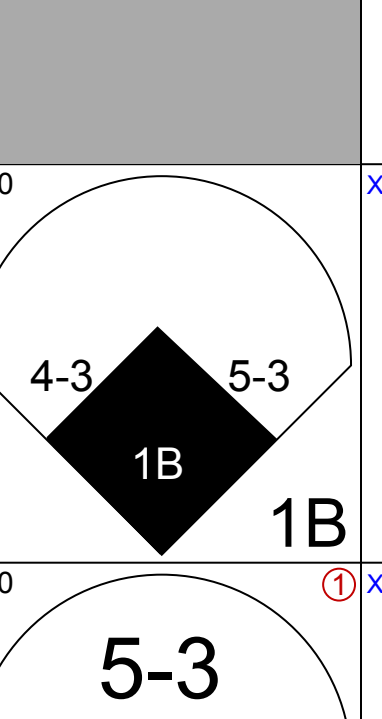
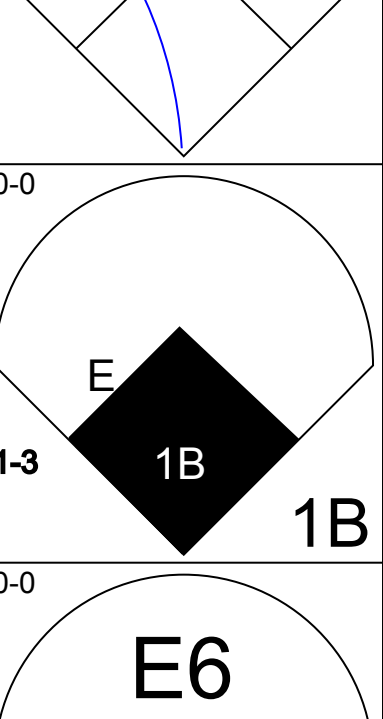
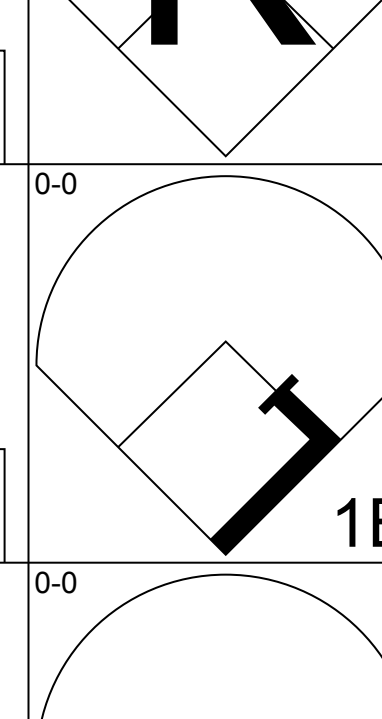
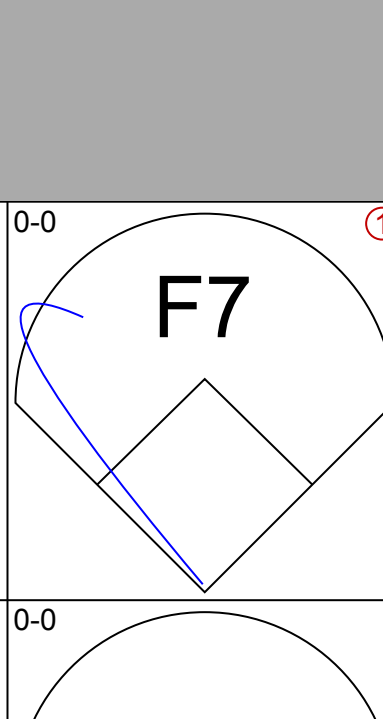
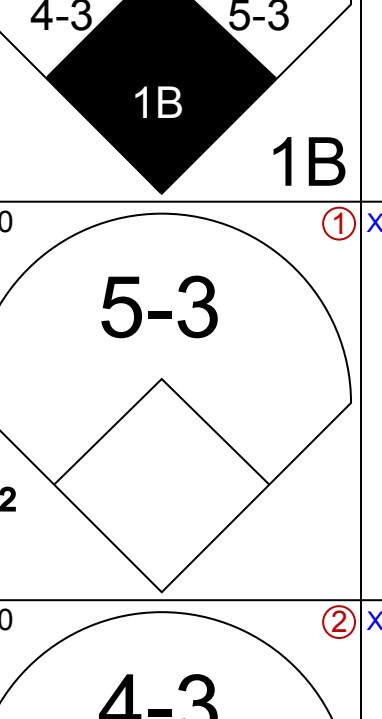
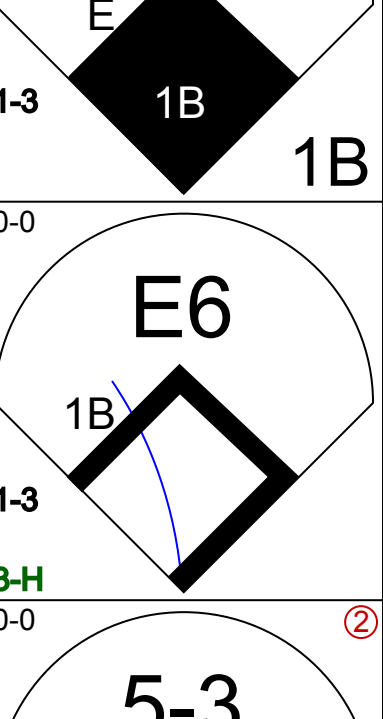
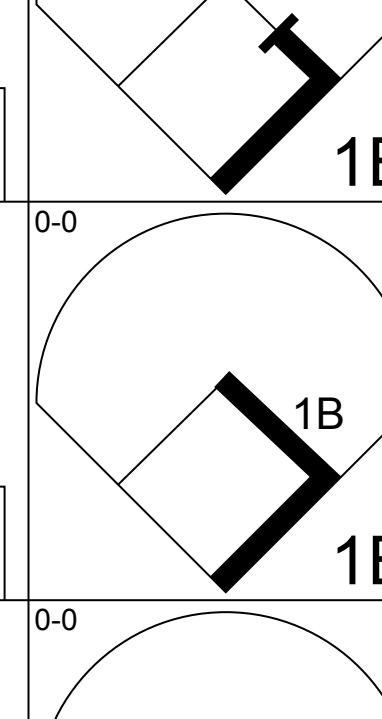
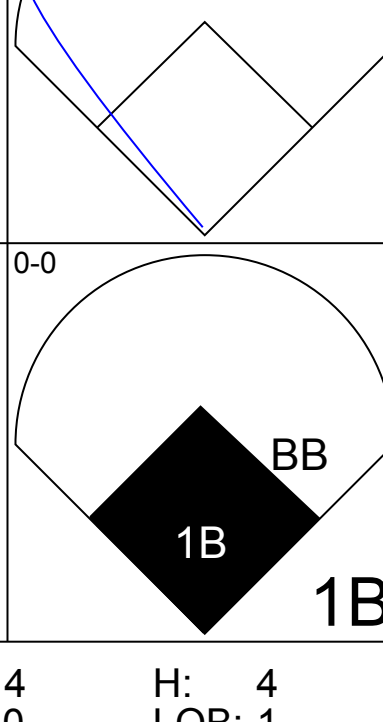
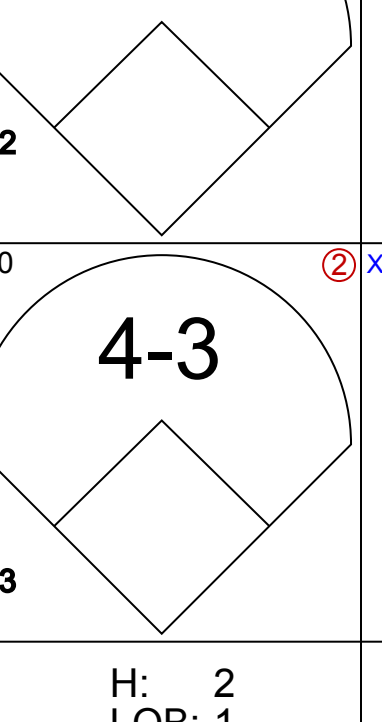
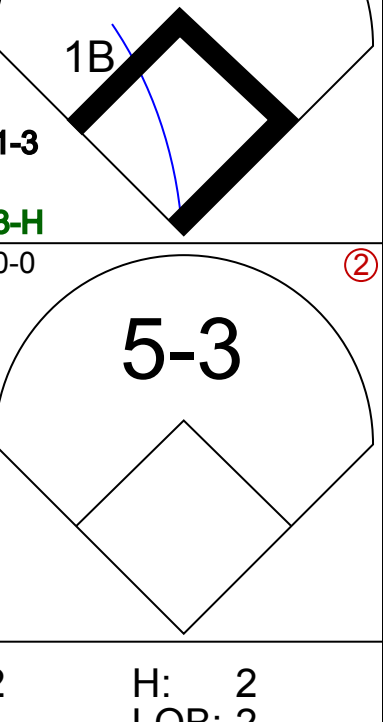
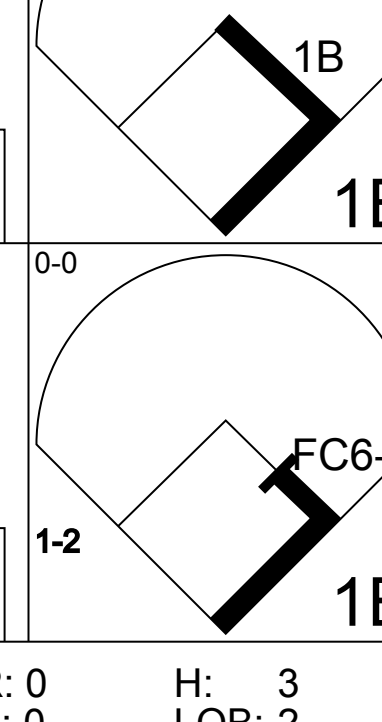
Batter	1	2	3	4	5	6	7	8	9	AB	R	H	RBI	BB	SO	LOB	TOP					
Willie Wilson, S OBP: 0.370, SLG: 0.451 (1, 7)										4	0	1	0	0	1	1	Kansas City Royals @ New York Yankees Yankee Stadium, Bronx, NY Mon Aug 16 1982, 7:05 PM EDT Att: 26,815 - Unknown - 82 F livebaseballscorecards.com					
U L Washington, S OBP: 0.315, SLG: 0.380 (1, 6)										4	1	1	0	0	0	1						
Hal McRae, R OBP: 0.384, SLG: 0.546 (1, 10)										4	1	1	2	0	0	1						
Amos Otis, R OBP: 0.345, SLG: 0.442 (1, 8)										4	0	0	0	0	1	1						
Frank White, R OBP: 0.319, SLG: 0.462 (1, 4)										4	0	1	0	0	2	0						
Jerry Martin, R OBP: 0.303, SLG: 0.380 (1, 9)										3	0	0	0	0	2	2						
Steve Hammond, L OBP: 0.284, SLG: 0.389 (9, PH)										1	0	0	0	0	0	0						
Lee May, R OBP: 0.368, SLG: 0.527 (1, 3)										3	0	1	0	0	0	1						
Willie Aikens, L OBP: 0.320, SLG: 0.376 (9, PH)										1	0	0	0	0	0	0						
Don Slaught, R OBP: 0.339, SLG: 0.410 (1, 2)										3	1	1	1	0	1	2						
Greg Pryor, R OBP: 0.327, SLG: 0.449 (1, 5)										3	0	0	0	0	0	1						
Inning Stats	R: 0 E: 0 K: 1 S: 6	H: 1 LOB: 1 BB: 0 P: 6	R: 0 E: 0 K: 1 S: 6	H: 1 LOB: 1 BB: 0 P: 6	R: 0 E: 0 K: 1 S: 5	H: 0 LOB: 0 BB: 0 P: 5	R: 0 E: 1 K: 1 S: 6	H: 0 LOB: 1 BB: 0 P: 6	R: 0 E: 0 K: 1 S: 3	H: 0 LOB: 0 BB: 0 P: 3	R: 0 E: 0 K: 1 S: 5	H: 0 LOB: 0 BB: 0 P: 5	R: 0 E: 0 K: 1 S: 5	H: 0 LOB: 0 BB: 0 P: 5	R: 3 E: 0 K: 0 S: 6	H: 3 LOB: 0 BB: 0 P: 6	R: 0 E: 0 K: 1 S: 5	H: 0 LOB: 0 BB: 0 P: 5	1B: 3 2B: 1 3B: 0 HR: 2	SF: 0 SAC: 0 DP: 0 HBP: 0	WP: 0 PB: 0 SB: 1 CS: 0	PA: 34
PITCHER	IP WLS BF H R ER SO BB IBB HBP BLK WP HR S P ERA WHIP																					
Rudy May, L ERA: 2.82 (1, 1)	7.2 W 29 5 2 2 6 0 0 0 0 0 1 41 41 2.35 0.652																					
Lynn McClouthen, R ERA: 4.5 (8, 1)	0.1 2 1 1 1 0 0 0 0 0 0 1 2 2 27.00 3.000																					
Rich Gossage, R ERA: 2.45 (9, 1)	1.0 S 3 0 0 0 1 0 0 0 0 0 0 5 5 0.00 0.000																					

Batter	1	2	3	4	5	6	7	8	9	AB	R	H	RBI	BB	SO	LOB	BOTTOM			
Willie Randolph, R OBP: 0.355, SLG: 0.334 (1, 4)										4	0	1	0	1	0	1	Kansas City Royals @ New York Yankees Yankee Stadium, Bronx, NY Mon Aug 16 1982, 7:05 PM EDT Att: 26,815 - Unknown - 82 F livebaseballscorecards.com			
Ken Griffey, L OBP: 0.304, SLG: 0.350 (1, 8)										4	1	1	0	0	0	3				
Lee Mazzilli, S OBP: 0.361, SLG: 0.386 (1, 3)										4	0	0	0	0	1	1				
Jerry Mumphy, S OBP: 0.372, SLG: 0.424 (8, 8)										0	0	0	0	0	0	0				
Dave Winfield, R OBP: 0.345, SLG: 0.531 (1, 7)										4	2	2	2	0	0	0				
Lou Piniella, R OBP: 0.367, SLG: 0.449 (1, 10)										3	1	2	1	1	0	0				
Graig Nettles, L OBP: 0.317, SLG: 0.383 (1, 5)										4	0	2	1	0	1	1				
Roy Smalley, S OBP: 0.361, SLG: 0.387 (1, 6)										3	0	1	0	1	0	3				
Dave Collins, S OBP: 0.319, SLG: 0.330 (1, 9)										2	0	0	0	1	1	0				
Bobby Ramos, R OBP: 0.319, SLG: 0.330 (8, 3)										4	0	0	0	0	1	5				
Inning Stats	R: 0 E: 0 K: 1 S: 5	H: 0 LOB: 0 BB: 0 P: 5	R: 0 E: 0 K: 0 S: 4	H: 1 LOB: 1 BB: 0 P: 4	R: 0 E: 1 K: 1 S: 6	H: 0 LOB: 1 BB: 0 P: 6	R: 1 E: 0 K: 0 S: 4	H: 1 LOB: 0 BB: 0 P: 4	R: 0 E: 0 K: 0 S: 4	H: 1 LOB: 2 BB: 1 P: 8	R: 1 E: 0 K: 1 S: 7	H: 2 LOB: 3 BB: 2 P: 15	R: 2 E: 0 K: 0 S: 6	H: 4 LOB: 2 BB: 1 P: 10	R: 0 E: 0 K: 1 S: 5	H: 0 LOB: 0 BB: 0 P: 5	1B: 5 2B: 1 3B: 1 HR: 2	SF: 0 SAC: 1 DP: 0 HBP: 0	WP: 0 PB: 0 SB: 2 CS: 0	PA: 37
PITCHER	IP WLS BF H R ER SO BB IBB HBP BLK WP HR S P ERA WHIP																			
Bud Black, L ERA: 4.5 (1, 1)	5.2 L 26 5 2 2 3 1 2 0 0 0 0 0 12 16 7.71 2.143																			
Mike Armstrong, R ERA: 2.33 (6, 1)	2.1 11 4 2 2 1 1 0 0 0 0 0 0 12 16 7.71 2.143																			

Batter	1	2	3	4	5	6	7	8	9	AB	R	H	RBI	BB	SO	LOB	TOP					
Willie Wilson, S (1, 7) OBP: 0.373, SLG: 0.455										5	1	3	2	0	1	0	Kansas City Royals @ New York Yankees Yankee Stadium, Bronx, NY Tue Aug 17 1982, 7:05 PM EDT Att: 24,532 - Unknown - 75 F					
U L Washington, S (1, 6) OBP: 0.317, SLG: 0.384										3	0	1	1	1	0	2						
Hal McRae, R (1, 10) OBP: 0.382, SLG: 0.545										5	1	1	1	0	0	4						
Amos Otis, R (1, 8) OBP: 0.346, SLG: 0.441										5	1	2	1	0	0	1						
Willie Aikens, L (1, 3) OBP: 0.324, SLG: 0.391										5	1	3	1	0	1	1						
Steve Hammond, L (1, 9) OBP: 0.282, SLG: 0.373										3	0	0	0	1	1	1						
Jerry Martin, R (9, PH) OBP: 0.302, SLG: 0.379										1	0	0	0	0	1	1						
Frank White, R (1, 4) OBP: 0.320, SLG: 0.462										5	1	2	0	0	0	3						
John Wathan, R (1, 2) OBP: 0.349, SLG: 0.317										4	1	1	1	0	0	1						
Greg Pryor, R (1, 5) OBP: 0.333, SLG: 0.450										4	2	2	0	0	1	1						
Inning Stats	R: 2 E: 0 K: 0 S: 6	H: 3 LOB: 2 BB: 1 P: 10	R: 1 E: 0 K: 0 S: 5	H: 2 LOB: 1 BB: 0 P: 5	R: 1 E: 0 K: 0 S: 5	H: 3 LOB: 1 BB: 0 P: 5	R: 0 E: 0 K: 1 S: 6	H: 1 LOB: 1 BB: 0 P: 6	R: 0 E: 0 K: 1 S: 5	H: 0 LOB: 0 BB: 0 P: 5	R: 0 E: 0 K: 1 S: 3	H: 0 LOB: 0 BB: 0 P: 3	R: 0 E: 0 K: 1 S: 5	H: 0 LOB: 1 BB: 1 P: 9	R: 4 E: 0 K: 1 S: 10	H: 5 LOB: 1 BB: 0 P: 10	R: 0 E: 0 K: 1 S: 6	H: 1 LOB: 1 BB: 0 P: 6	1B: 9 2B: 5 3B: 0 HR: 1	SF: 1 SAC: 0 DP: 2 HBP: 0	WP: 0 PB: 0 SB: 0 CS: 0	PA: 43
PITCHER	IP WLS BF H R ER SO BB IBB HBP BLK WP HR S P ERA WHIP																					
Mike Morgan, R (1, 1) ERA: 4.05	2.0 L 14 7 4 4 0 1 0 0 0 0 0 0 13 17 18.00 4.000																					
George Frazier, R (3, 1) ERA: 3.3	5.0 17 2 0 0 3 1 0 0 0 0 0 0 22 26 0.00 0.600																					
Dave LaRoche, L (8, 1) ERA: 2.38	2.0 12 6 4 4 2 0 0 0 0 0 0 1 16 16 18.00 3.000																					

Batter	1	2	3	4	5	6	7	8	9	AB	R	H	RBI	BB	SO	LOB	BOTTOM					
Willie Randolph, R (1, 4) OBP: 0.352, SLG: 0.331										4	0	0	0	0	1	1	Kansas City Royals @ New York Yankees Yankee Stadium, Bronx, NY Tue Aug 17 1982, 7:05 PM EDT Att: 24,532 - Unknown - 75 F					
Lee Mazzilli, S (1, 10) OBP: 0.360, SLG: 0.384										4	0	1	0	0	0	0						
Jerry Mumphrey, S (1, 8) OBP: 0.370, SLG: 0.422										4	1	1	0	0	2	2						
Dave Winfield, R (1, 7) OBP: 0.347, SLG: 0.546										4	2	2	3	0	0	2						
Roy Smalley, S (1, 5) OBP: 0.360, SLG: 0.388										4	1	1	0	0	0	0						
Ken Griffey, L (1, 9) OBP: 0.303, SLG: 0.347										3	0	0	0	1	0	1						
Dave Collins, S (1, 3) OBP: 0.319, SLG: 0.329										1	0	0	1	1	0	0						
Rick Cerone, R (1, 2) OBP: 0.270, SLG: 0.287										4	0	2	0	0	0	2						
Rodney Scott, S (1, 6) OBP: 0.294, SLG: 0.182										4	0	0	0	0	0	5						
Inning Stats	R: 0 E: 0 K: 0 S: 3	H: 0 LOB: 0 BB: 0 P: 3	R: 0 E: 0 K: 0 S: 3	H: 0 LOB: 0 BB: 0 P: 3	R: 0 E: 1 K: 0 S: 3	H: 0 LOB: 1 BB: 1 P: 7	R: 1 E: 0 K: 1 S: 6	H: 1 LOB: 0 BB: 0 P: 6	R: 0 E: 0 K: 0 S: 4	H: 1 LOB: 1 BB: 0 P: 4	R: 2 E: 0 K: 1 S: 7	H: 2 LOB: 0 BB: 0 P: 7	R: 0 E: 0 K: 0 S: 3	H: 0 LOB: 1 BB: 1 P: 7	R: 0 E: 1 K: 1 S: 6	H: 1 LOB: 1 BB: 0 P: 6	R: 1 E: 0 K: 0 S: 5	H: 2 LOB: 1 BB: 0 P: 5	1B: 4 2B: 1 3B: 0 HR: 2	SF: 1 SAC: 1 DP: 2 HBP: 0	WP: 0 PB: 0 SB: 0 CS: 0	PA: 36
PITCHER	IP WLS BF H R ER SO BB IBB HBP BLK WP HR S P ERA WHIP																					
Paul Splitteroff, L (1, 1) ERA: 3.43	6.0 W 23 4 3 3 2 1 0 0 0 0 0 0 26 30 4.50 0.833																					
Don Hood, L (7, 1) ERA: 2.29	3.0 S 13 3 1 1 1 1 0 0 0 0 0 0 14 18 3.00 1.333																					

Batter	1	2	3	4	5	6	7	8	9	AB	R	H	RBI	BB	SO	LOB	TOP			
Willie Wilson, S OBP: 0.371, SLG: 0.453 (1, 7)					 1B					4	0	1	0	0	1	0	Kansas City Royals @ New York Yankees Yankee Stadium, Bronx, NY Wed Aug 18 1982, 7:05 PM EDT Att: 22,604 - Unknown - 76 F			
U L Washington, S OBP: 0.319, SLG: 0.396 (1, 6)								 1B		4	2	2	1	0	0	2				
Hal McRae, R OBP: 0.381, SLG: 0.544 (1, 10)								 2B		4	0	1	1	0	0	0				
Amos Otis, R OBP: 0.343, SLG: 0.437 (1, 8)										4	0	0	0	0	1	1				
Jerry Martin, R OBP: 0.304, SLG: 0.379 (1, 9)		 BB		 1B						3	0	1	0	1	1	0				
Frank White, R OBP: 0.317, SLG: 0.457 (1, 4)		 FC4		 1-2						4	0	0	0	0	0	2				
Willie Aikens, L OBP: 0.323, SLG: 0.389 (1, 3)							 1B			4	0	1	0	0	1	2				
John Wathan, R OBP: 0.349, SLG: 0.317 Don Staight, R OBP: 0.339, SLG: 0.410 (1, 2) (7, 2)	 1-2						 1-2	 1B		3	0	1	0	0	0	3				
Greg Pryor, R OBP: 0.325, SLG: 0.439 (1, 5)										3	0	0	0	0	1					
Inning Stats	R: 0 E: 0 K: 1 S: 5	H: 0 LOB: 0 BB: 0 P: 5	R: 0 E: 1 K: 1 S: 6	H: 0 LOB: 2 BB: 1 P: 10	R: 1 E: 0 K: 0 S: 4	H: 1 LOB: 0 BB: 0 P: 4	R: 0 E: 0 K: 0 S: 3	H: 1 LOB: 0 BB: 0 P: 3	R: 0 E: 0 K: 2 S: 7	H: 2 LOB: 2 BB: 0 P: 5	R: 0 E: 0 K: 0 S: 3	H: 1 LOB: 0 BB: 0 P: 3	R: 1 E: 0 K: 0 S: 5	H: 2 LOB: 1 BB: 0 P: 5	R: 0 E: 0 K: 0 S: 3	H: 0 LOB: 0 BB: 0 P: 3		1B: 5 2B: 1 3B: 0 HR: 1	SF: 0 SAC: 0 DP: 2 HBP: 0	WP: 0 PB: 0 SB: 0 CS: 0
PITCHER Tommy John, L ERA: 3.75 (1, 1)	IP: 9.0 WLS: W BF: 34 H: 7 R: 2 ER: 2 SO: 4 BB: 1 IBB: 0 HBP: 0 BLK: 0 WP: 0 HR: 1 S: 41 P: 45 ERA: 2.00 WHIP: 0.889																			

Batter	1	2	3	4	5	6	7	8	9	AB	R	H	RBI	BB	SO	LOB	BOTTOM			
Willie Randolph, R OBP: 0.356, SLG: 0.333 (1, 4)			 BB	 BB	 3-H		 1-2			3	2	2	1	2	0	2	Kansas City Royals @ New York Yankees Yankee Stadium, Bronx, NY Wed Aug 18 1982, 7:05 PM EDT Att: 22,604 - Unknown - 76 F			
Lee Mazzilli, S OBP: 0.357, SLG: 0.379 (1, 3)				 1B						5	1	1	1	0	0	5				
Jerry Mumphrey, S OBP: 0.371, SLG: 0.421 (1, 8)			 1-2 2-H	 1-H 3-H				 1B		5	1	2	1	0	1	1				
Dave Winfield, R OBP: 0.345, SLG: 0.542 (1, 7)			 1-2 2-H							5	1	1	1	0	0	3				
Oscar Gamble, L OBP: 0.392, SLG: 0.542 (1, 10)			 1-H 2-H		 BB			 1-2		3	1	1	2	2	0	0				
Roy Smalley, S OBP: 0.355, SLG: 0.382 (1, 5)										5	0	0	0	0	1	4				
Ken Griffey, L OBP: 0.308, SLG: 0.351 (1, 9)				 1B	 1B		 1-3			4	2	3	0	0	0	0				
Rick Cerone, R OBP: 0.270, SLG: 0.286 (1, 2)					 1B		 1-3			4	0	1	1	0	0	2				
Rodney Scott, S OBP: 0.309, SLG: 0.208 (1, 6)			 1B				 1-2			4	1	2	0	0	0	3				
Inning Stats	R: 0 E: 0 K: 1 S: 6	H: 1 LOB: 1 BB: 0 P: 6	R: 0 E: 0 K: 0 S: 3	H: 0 LOB: 0 BB: 0 P: 3	R: 4 E: 0 K: 0 S: 7	H: 4 LOB: 1 BB: 1 P: 11	R: 3 E: 1 K: 0 S: 6	H: 2 LOB: 1 BB: 1 P: 10	R: 2 E: 0 K: 0 S: 6	H: 2 LOB: 2 BB: 1 P: 10	R: 0 E: 0 K: 1 S: 7	H: 3 LOB: 0 BB: 0 P: 7	R: 0 E: 0 K: 0 S: 4	H: 1 LOB: 2 BB: 1 P: 8	R: 0 E: 0 K: 0 S: 4	H: 0 LOB: 0 BB: 0 P: 3		1B: 12 2B: 1 3B: 0 HR: 0	SF: 0 SAC: 0 DP: 0 HBP: 0	WP: 0 PB: 0 SB: 1 CS: 0
PITCHER Dave Frost, R ERA: 5.26 Bill Castro, R ERA: 2.95 Dan Quisenberry, R ERA: 2.97 Mike Armstrong, R ERA: 2.3 (1, 1) (3, 1) (7, 1) (8, 1)	IP: 2.2 WLS: L BF: 14 H: 4 R: 5 ER: 4 SO: 1 BB: 1 IBB: 0 HBP: 0 BLK: 0 WP: 0 HR: 0 S: 15 P: 19 ERA: 13.50 WHIP: 2.250																			

Batter	1	2	3	4	5	6	7	8	9	AB	R	H	RBI	BB	SO	LOB	TOP																					
Damaso Garcia, R OBP: 0.348, SLG: 0.409 (1,4)	F3		1B		S		5-3			4	0	2	0	0	0	0	Toronto Blue Jays @ New York Yankees Yankee Stadium, Bronx, NY Fri Aug 20 1982, 7:05 PM EDT Att: 20,172 - Unknown - 75 F																					
Garth Iorg, R OBP: 0.311, SLG: 0.377 (1,5)	F9		1B		F8			K		3	0	1	1	0	0	1																						
Rance Mulliniks, L OBP: 0.320, SLG: 0.350 (8,PH)			1B							1	0	0	0	0	1	0																						
Barry Bonnell, R OBP: 0.352, SLG: 0.439 (1,8)	S		F4		1B			4-3		4	1	2	0	0	0	2																						
Jesse Barfield, R OBP: 0.294, SLG: 0.441 (1,9)	F6		K					F6		3	0	1	0	0	1	3																						
Hosken Powell, L OBP: 0.297, SLG: 0.375 (8,PH)					1B					1	0	0	0	0	0	0																						
Willie Upshaw, L OBP: 0.341, SLG: 0.469 (1,3)		K								4	0	1	0	0	2	2																						
Wayne Nordhagen, R OBP: 0.333, SLG: 0.336 (1,10)		K			G4-6-3					3	0	1	1	0	1	1																						
Glenn Adams, L OBP: 0.361, SLG: 0.500 (9,PH)										1	0	1	0	0	0	0																						
Leon Roberts, R OBP: 0.249, SLG: 0.274 (9,FR)										0	0	0	0	0	0	0																						
Tony Johnson, R OBP: 0.294, SLG: 0.372 (1,7)										3	0	0	0	0	1	2																						
Al Woods, L OBP: 0.290, SLG: 0.319 (9,PH)	1-3									0	0	0	0	1	0	0																						
Buck Martinez, R OBP: 0.308, SLG: 0.400 (1,2)										2	0	0	0	1	0	0																						
Ernie Whitt, L OBP: 0.317, SLG: 0.455 (9,PH)										1	0	0	0	0	1	2																						
Alfredo Griffin, S OBP: 0.275, SLG: 0.323 (1,6)										3	1	0	0	0	0	1																						
Lloyd Moseby, L OBP: 0.291, SLG: 0.353 (9,PH)										1	0	0	0	0	1	2																						
Inning Stats	R: 0 E: 0 K: 0 S: 4	H: 1 LOB: 1 BB: 0 P: 4	R: 0 E: 0 K: 2 S: 7	H: 0 LOB: 0 BB: 0 P: 7	R: 1 E: 0 K: 1 S: 7	H: 2 LOB: 2 BB: 1 P: 11	R: 0 E: 0 K: 1 S: 5	H: 1 LOB: 0 BB: 0 P: 5	R: 0 E: 0 K: 0 S: 4	H: 1 LOB: 1 BB: 0 P: 4	R: 1 E: 0 K: 1 S: 7	H: 3 LOB: 1 BB: 0 P: 7	R: 0 E: 0 K: 0 S: 3	H: 0 LOB: 0 BB: 0 P: 3	R: 0 E: 0 K: 1 S: 5	H: 0 LOB: 0 BB: 1 P: 5	R: 0 E: 0 K: 2 S: 8	H: 1 LOB: 2 BB: 1 P: 12	1B: 9 2B: 0 3B: 0 HR: 0	SF: 0 SAC: 0 DP: 2 HBP: 0	WP: 0 PB: 0 SB: 2 CS: 0	PA: 36																
PITCHER	IP	WLS	BF	H	R	ER	SO	BB	IBB	HBP	BLK	WP	HR	S	P	ERA	WHIP	PITCHER				IP	WLS	BF	H	R	ER	SO	BB	IBB	HBP	BLK	WP	HR	S	P	ERA	WHIP
Shane Rawley, L ERA: 4.18 (1,1)	7.0	W	28	8	2	2	5	1	0	0	0	0	0	37	41	2.57	1.286					7.0	W	28	8	2	2	5	1	0	0	0	0	0	37	41	2.57	1.286
Rich Gossage, R ERA: 2.4 (8,1)	2.0	S	8	1	0	0	3	1	0	0	0	0	0	13	17	0.00	1.000					2.0	S	8	1	0	0	3	1	0	0	0	0	13	17	0.00	1.000	

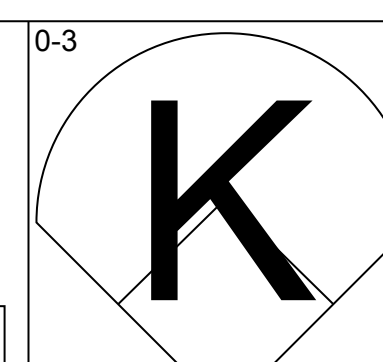
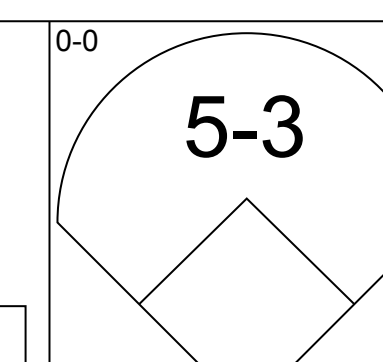
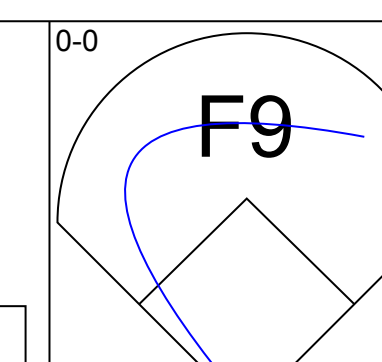
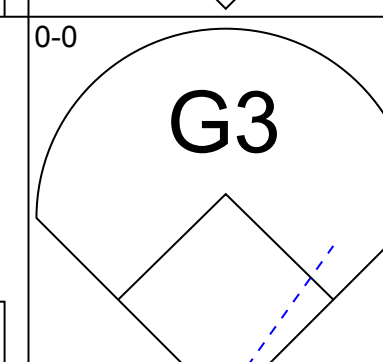
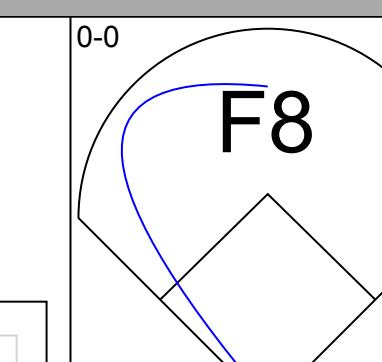
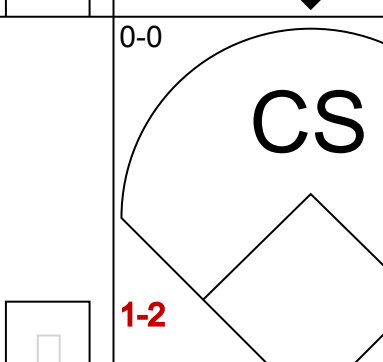
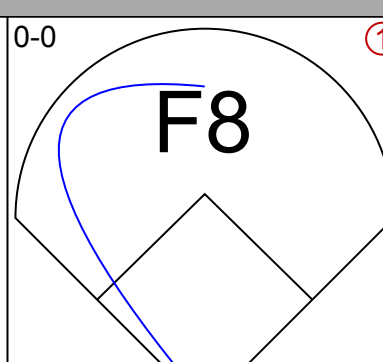
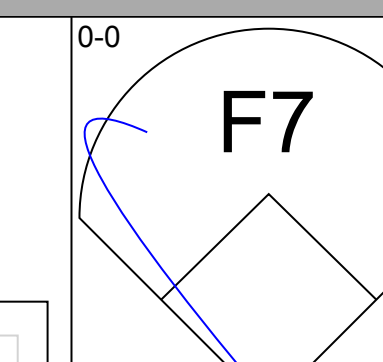
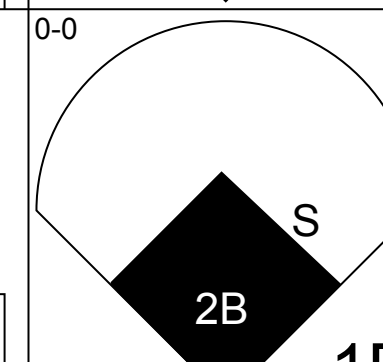
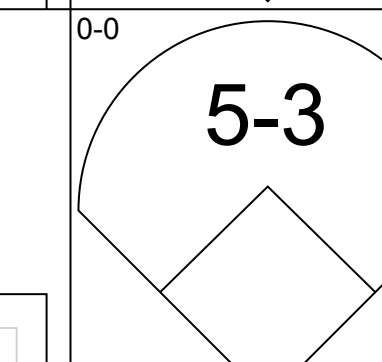
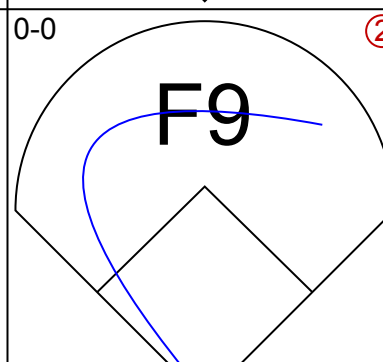
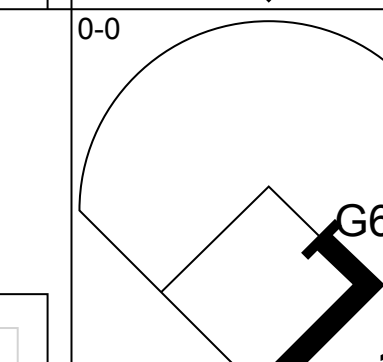
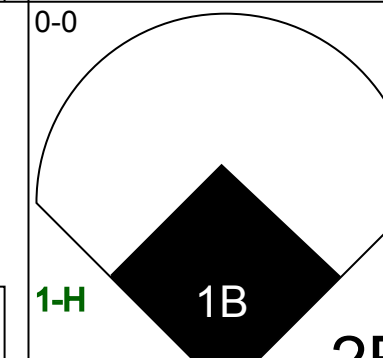
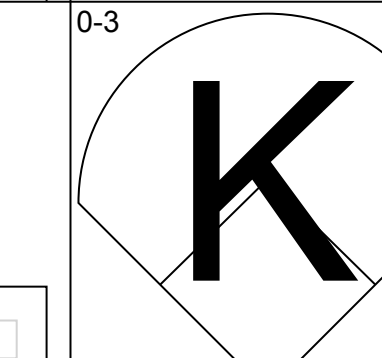
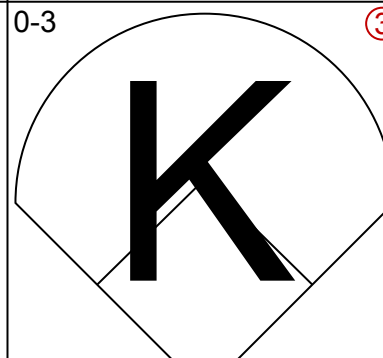
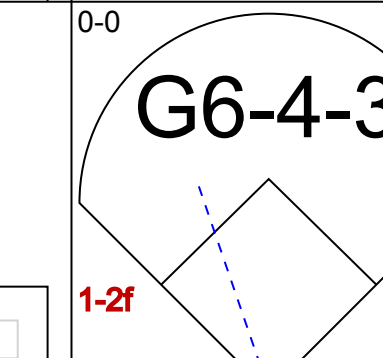
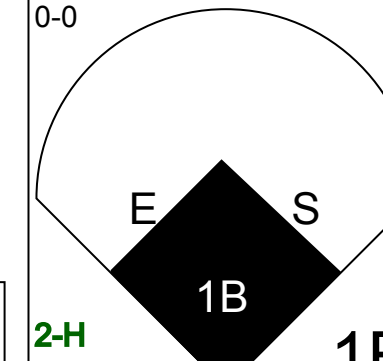
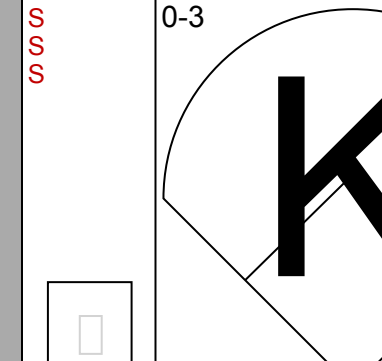
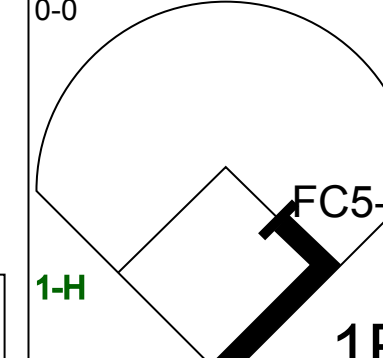
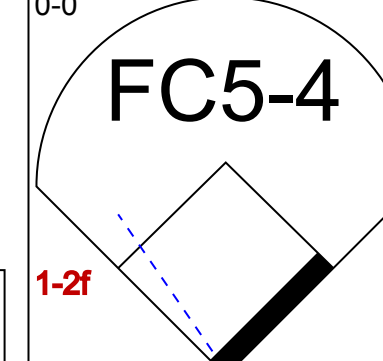


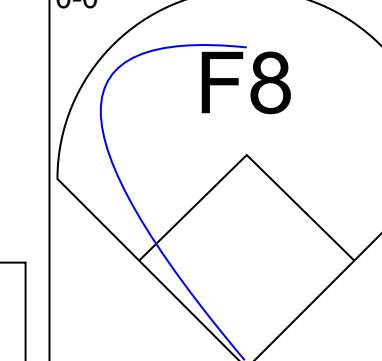
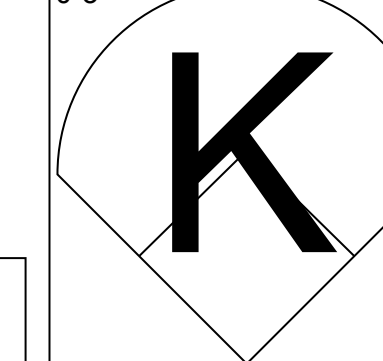
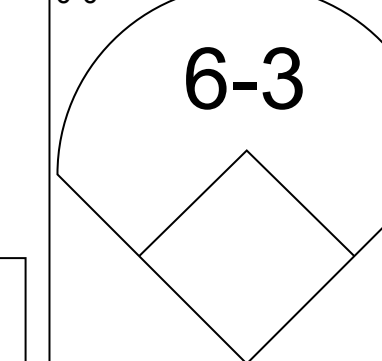
AB 34
R 2
H 9
RBI 2
BB 2
SO 8
LOB 16



Batter	1	2	3	4	5	6	7	8	9	AB	R	H	RBI	BB	SO	LOB	BOTTOM																					
Willie Randolph, R OBP: 0.360, SLG: 0.336 (1,4)	G3-6-1		F9		4-1			CS		3	0	2	0	1	0	0	Toronto Blue Jays @ New York Yankees Yankee Stadium, Bronx, NY Fri Aug 20 1982, 7:05 PM EDT Att: 20,172 - Unknown - 75 F																					
Lee Mazzilli, S OBP: 0.351, SLG: 0.373 (1,3)	G3-6-1		K		4-1			4-3		4	0	0	0	0	1	3																						
Jerry Mumphrey, S OBP: 0.372, SLG: 0.419 (1,8)	L6									2	0	0	0	2	0	0																						
Dave Winfield, R OBP: 0.347, SLG: 0.549 (1,7)		E9	FC6-4		F2					4	2	2	1	0	0	3																						
Oscar Gamble, L OBP: 0.386, SLG: 0.533 (1,10)		F6			F5			F5		4	0	0	0	0	0	1																						
Roy Smalley, S OBP: 0.355, SLG: 0.396 (1,5)		FC5-4								3	1	2	1	1	1	0																						
Ken Griffey, L OBP: 0.312, SLG: 0.363 (1,9)		BB								3	1	2	2	1	0	0																						
Rick Cerone, R OBP: 0.265, SLG: 0.280 (1,2)		FC5-4								4	0	0	0	0	1	4																						
Rodney Scott, S OBP: 0.298, SLG: 0.200 (1,6)										2	0	0	0	0	1	2																						
Graig Nettles, L OBP: 0.316, SLG: 0.382 (7,PH)										1	0	0	0	0	0	0																						
Andre Robertson, R OBP: 0.265, SLG: 0.318 (8,6)										0	0	0	0	0	0	0																						
Inning Stats	R: 0 E: 0 K: 0 S: 2	H: 0 LOB: 0 BB: 1 P: 6	R: 1 E: 1 K: 1 S: 7	H: 2 LOB: 2 BB: 1 P: 11	R: 0 E: 0 K: 1 S: 5	H: 0 LOB: 1 BB: 1 P: 9	R: 1 E: 0 K: 1 S: 6	H: 1 LOB: 0 BB: 0 P: 6	R: 0 E: 0 K: 0 S: 4	H: 1 LOB: 2 BB: 1 P: 8	R: 1 E: 0 K: 1 S: 6	H: 1 LOB: 0 BB: 0 P: 6	R: 0 E: 0 K: 0 S: 3	H: 1 LOB: 0 BB: 0 P: 3	R: 1 E: 0 K: 0 S: 5	H: 2 LOB: 2 BB: 1 P: 9	1B: 4 2B: 1 3B: 0 HR: 3	SF: 0 SAC: 0 DP: 1 HBP: 0	WP: 0 PB: 0 SB: 0 CS: 1	PA: 35																		
PITCHER	IP	WLS	BF	H	R	ER	SO	BB	IBB	HBP	BLK	WP	HR	S	P	ERA	WHIP	PITCHER				IP	WLS	BF	H	R	ER	SO	BB	IBB	HBP	BLK	WP	HR	S	P	ERA	WHIP
Dave Stieb, R ERA: 3.76 (1,1)	8.0	L	35	8	4	4	4	4	1	0	0	0	3	38	58	4.50	1.500					8.0	L	35	8	4	4	4	4	1	0	0	3	38	58	4.50	1.500	

AB 30
R 4
H 8
RBI 4
BB 5
SO 4
LOB 13

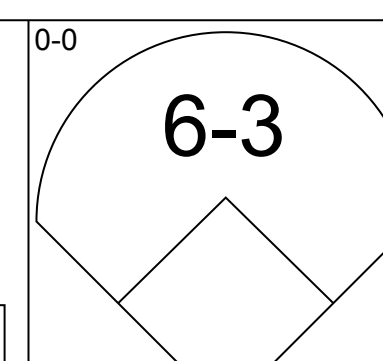
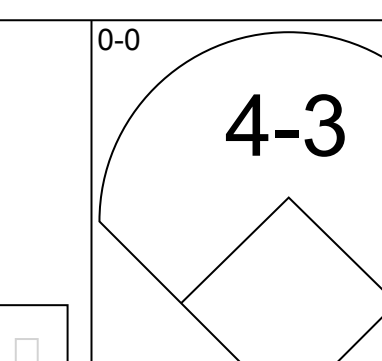
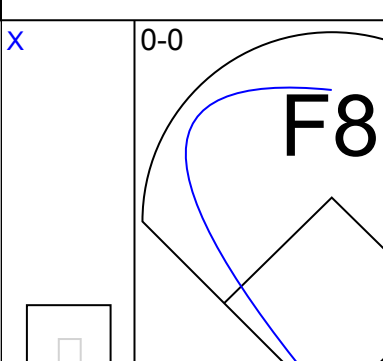
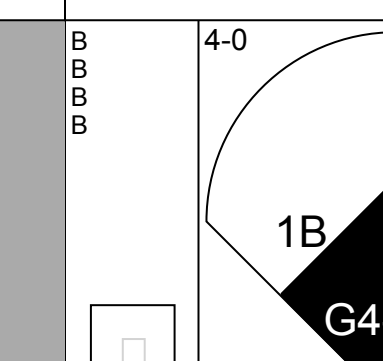
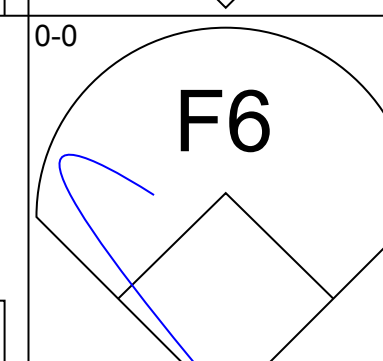
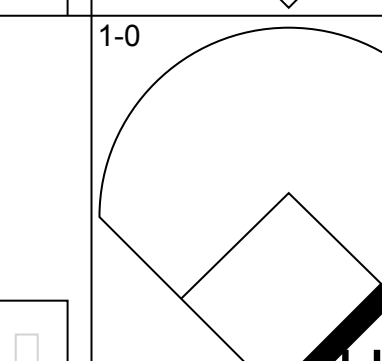
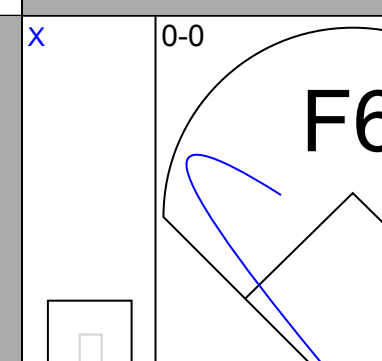
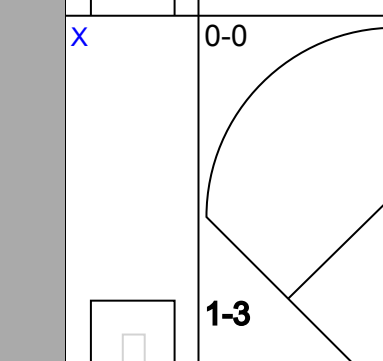
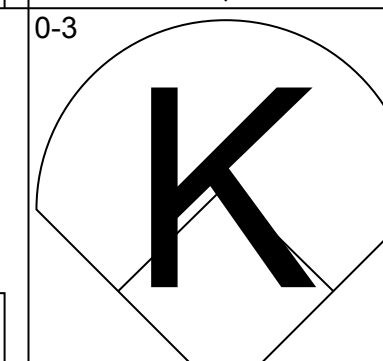
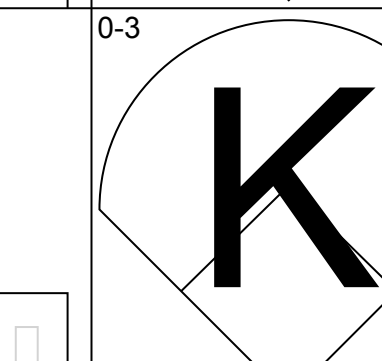
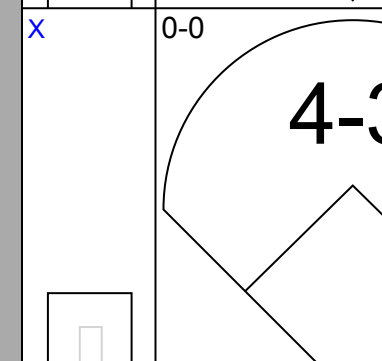
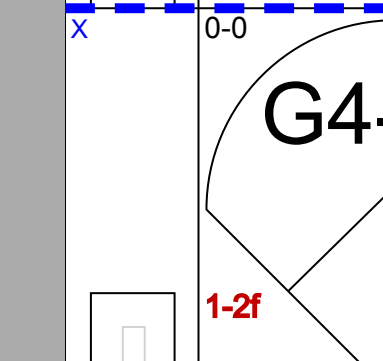
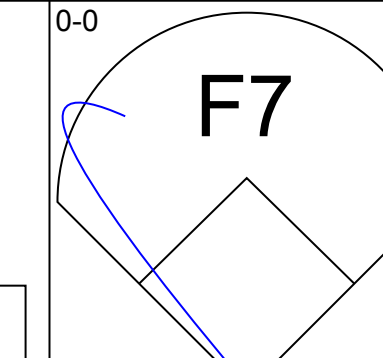
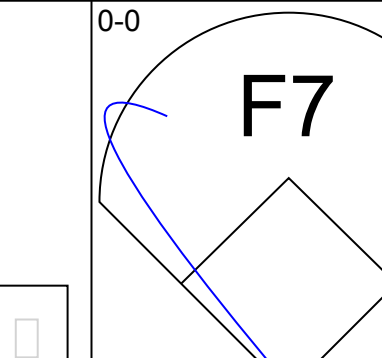
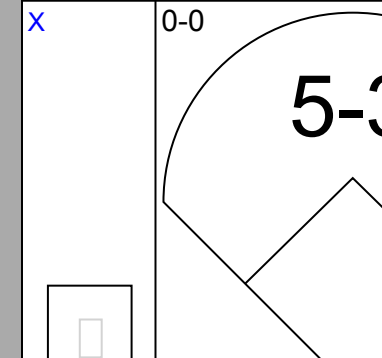
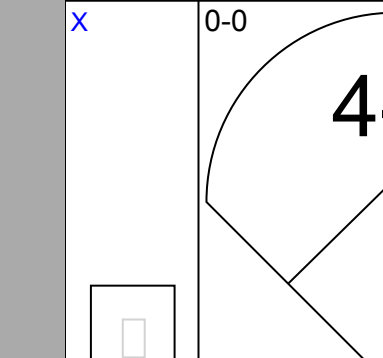
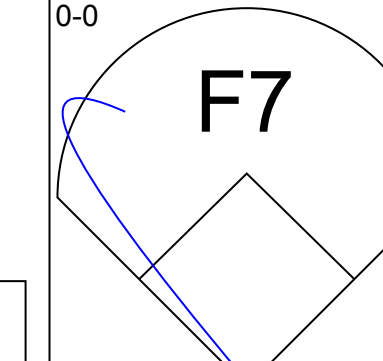
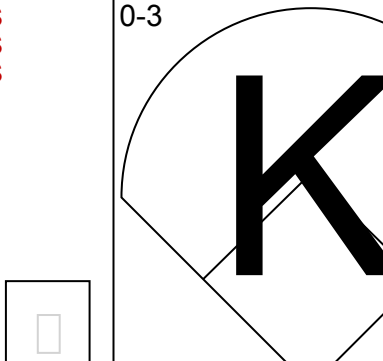
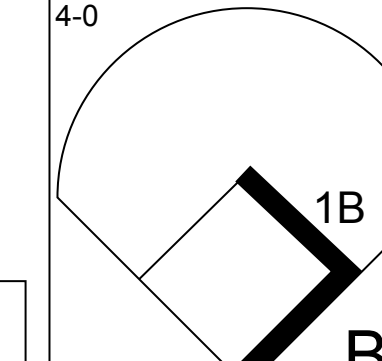
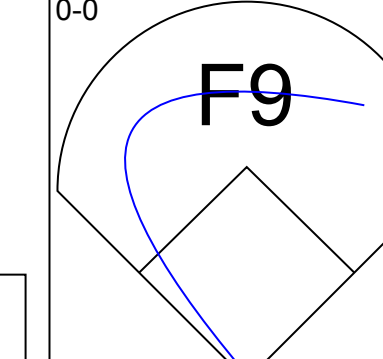
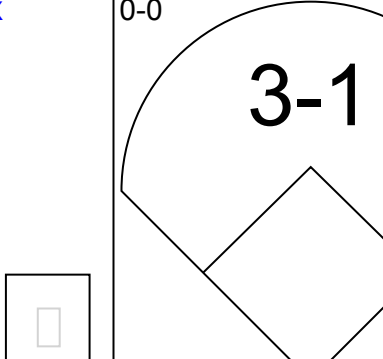
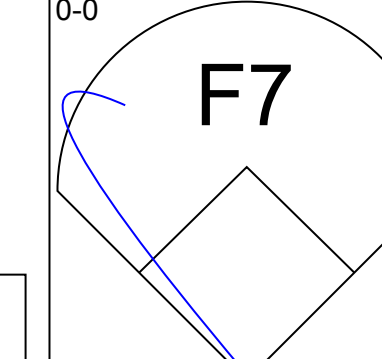
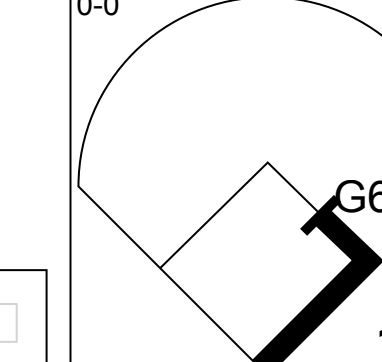
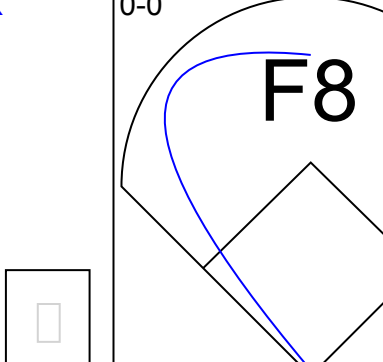
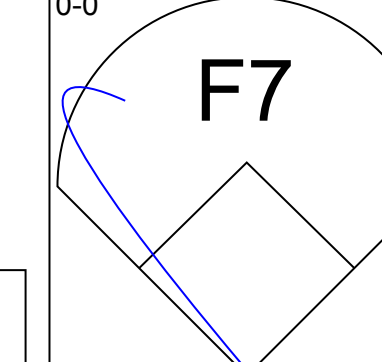
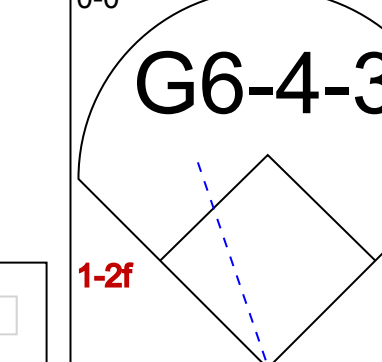
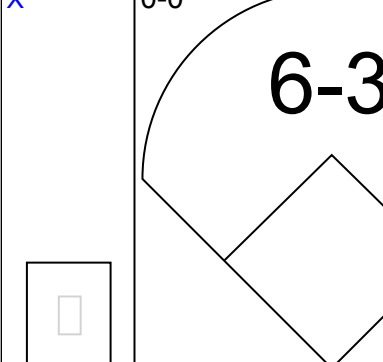
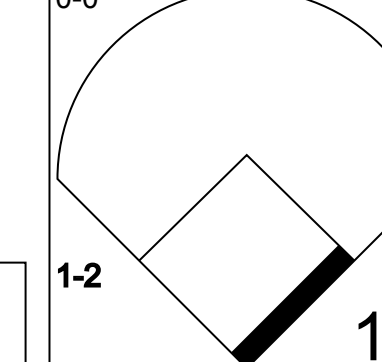
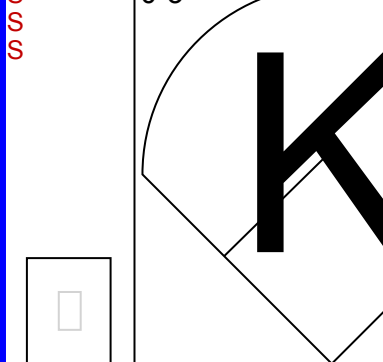
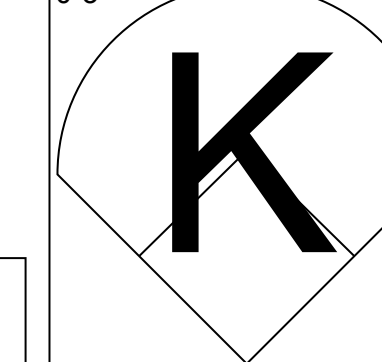
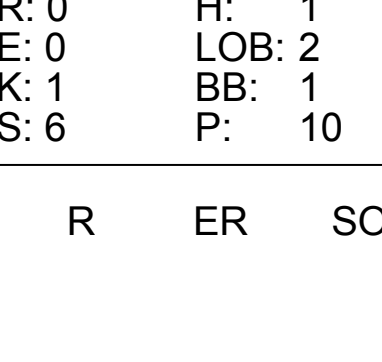



Batter	1	2	3	4	5	6	7	8	9	AB	R	H	RBI	BB	SO	LOB	TOP		
Damaso Garcia, R OBP: 0.348, SLG: 0.407 (1,4)										4	0	1	0	0	1	0			
Garth Iorg, R OBP: 0.307, SLG: 0.372 (1,5)										4	0	0	0	0	0	0			
Barry Bonnell, R OBP: 0.354, SLG: 0.440 (1,7)										4	1	2	0	0	0	0			
Jesse Barfield, R OBP: 0.341, SLG: 0.442 (1,9)										4	1	1	1	1	0	2	1		
Willie Upshaw, L OBP: 0.341, SLG: 0.468 (1,3)										3	1	1	1	0	2	0			
Wayne Nordhagen, R OBP: 0.338, SLG: 0.341 (1,10)										1	0	1	1	0	0	0			
Leon Roberts, R OBP: 0.245, SLG: 0.270 (4,PH)										2	0	0	0	0	0	0			
Buck Martinez, R OBP: 0.303, SLG: 0.393 (1,2)										3	0	0	0	0	2	1			
Lloyd Moseby, L OBP: 0.289, SLG: 0.350 (1,8)										3	0	0	0	0	1	0			
Alfredo Griffin, S OBP: 0.273, SLG: 0.321 (1,6)										3	0	0	0	0	2	0			
Inning Stats	R: 3 E: 0 K: 1 S: 9	H: 4 LOB: 1 BB: 0 P: 9	R: 0 E: 0 K: 1 S: 5	H: 0 LOB: 0 BB: 0 P: 5	R: 0 E: 0 K: 1 S: 5	H: 0 LOB: 0 BB: 0 P: 5	R: 0 E: 0 K: 2 S: 7	H: 0 LOB: 0 BB: 0 P: 7	R: 0 E: 0 K: 1 S: 5	H: 0 LOB: 0 BB: 0 P: 5	R: 0 E: 0 K: 2 S: 7	H: 0 LOB: 0 BB: 0 P: 7	R: 0 E: 0 K: 0 S: 3	H: 0 LOB: 0 BB: 0 P: 3	R: 0 E: 0 K: 0 S: 3	H: 1 LOB: 0 BB: 0 P: 3	1B: 5 2B: 1 3B: 0 HR: 0	SF: 0 SAC: 0 DP: 1 HBP: 0	WP: 0 PA: 32
PITCHER Ron Guidry, L ERA: 3.78 (1,1)	IP: 9.0 WLS: L BF: 31	H: 6 R: 3 ER: 3 SO: 10	BB: 0 IBB: 0 HBP: 0 BLK: 0	WP: 0 HR: 0 S: 51 P: 51	ERA: 3.00 WHIP: 0.667														

Toronto Blue Jays @ New York Yankees
Yankee Stadium, Bronx, NY
Sat Aug 21 1982, 7:05 PM EDT
Att: 24,029 - Unknown - 67 F

AB	31
R	3
H	6
RBI	3
BB	0
SO	10
LOB	2



Batter	1	2	3	4	5	6	7	8	9	AB	R	H	RBI	BB	SO	LOB	BOTTOM		
Willie Randolph, R OBP: 0.359, SLG: 0.333 (1,4)											3	1	0	0	1	0	0		
Lee Mazzilli, S OBP: 0.353, SLG: 0.372 (1,3)											3	0	1	0	0	0	0		
Jerry Mumphrey, S OBP: 0.368, SLG: 0.414 (1,8)											4	0	0	0	0	2	2		
Dave Winfield, R OBP: 0.343, SLG: 0.543 (1,7)											4	0	0	0	0	0	1		
Oscar Gamble, L OBP: 0.386, SLG: 0.528 (1,10)											2	0	0	0	1	1	0		
Roy Smalley, S OBP: 0.356, SLG: 0.393 (1,5)											3	0	0	0	0	0	1		
Ken Griffey, L OBP: 0.313, SLG: 0.362 (1,9)											3	0	1	0	0	0	1		
Rick Cerone, R OBP: 0.266, SLG: 0.280 (1,2)											3	0	1	0	0	0	1		
Rodney Scott, S OBP: 0.293, SLG: 0.196 (1,6)											1	0	0	0	0	0	0		
Graig Nettles, L OBP: 0.315, SLG: 0.381 (6,PH)											1	0	0	0	0	1	0		
Andre Robertson, R OBP: 0.260, SLG: 0.311 (7,6)											1	0	0	0	0	1	2		
Inning Stats	R: 0 E: 0 K: 1 S: 5	H: 0 LOB: 0 BB: 0 P: 5	R: 0 E: 0 K: 0 S: 3	H: 0 LOB: 0 BB: 0 P: 3	R: 0 E: 0 K: 0 S: 3	H: 1 LOB: 0 BB: 0 P: 3	R: 0 E: 0 K: 1 S: 5	H: 0 LOB: 1 BB: 0 P: 6	R: 0 E: 0 K: 1 S: 5	H: 0 LOB: 0 BB: 0 P: 5	R: 0 E: 0 K: 1 S: 3	H: 0 LOB: 0 BB: 0 P: 3	R: 0 E: 0 K: 1 S: 6	H: 1 LOB: 2 BB: 1 P: 10	R: 1 E: 0 K: 0 S: 3	H: 1 LOB: 0 BB: 1 P: 7	1B: 3 2B: 0 3B: 0 HR: 0	SF: 0 SAC: 0 DP: 2 HBP: 1	WP: 0 PA: 31
PITCHER Jim Clancy, R ERA: 3.91 (1,1)	IP: 8.0 WLS: W BF: 29	H: 3 R: 1 ER: 1 SO: 5	BB: 2 IBB: 0 HBP: 1 BLK: 0	WP: 0 HR: 0 S: 36 P: 45	ERA: 1.12 WHIP: 0.625														
Dale Murray, R ERA: 2.6 (9,1)	IP: 1.0 WLS: S BF: 2	H: 0 R: 0 ER: 0 SO: 0	BB: 0 IBB: 0 HBP: 0 BLK: 0	WP: 0 HR: 0 S: 2 P: 2	ERA: 0.00 WHIP: 0.000														

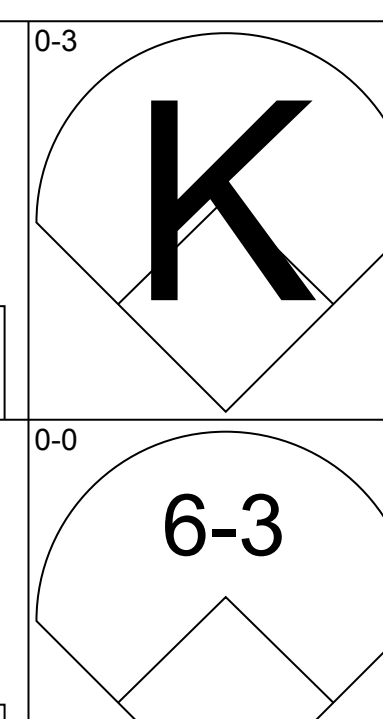
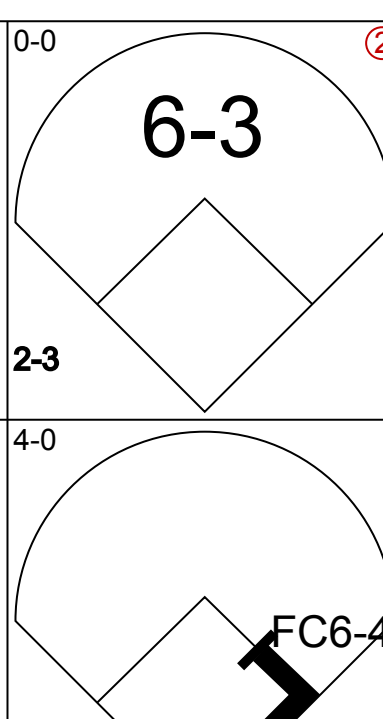
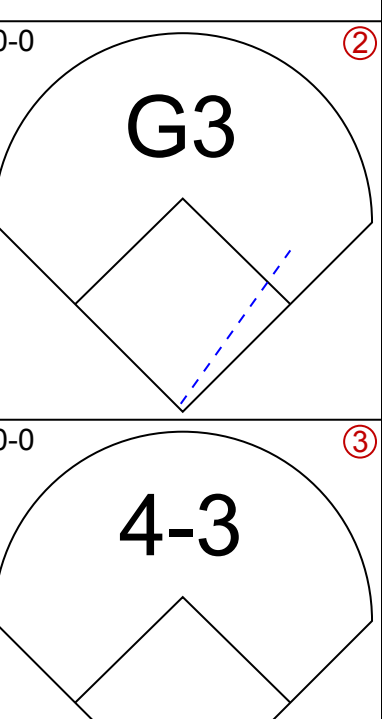
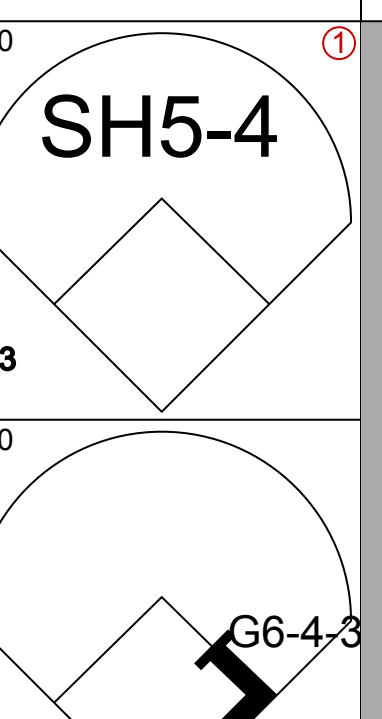
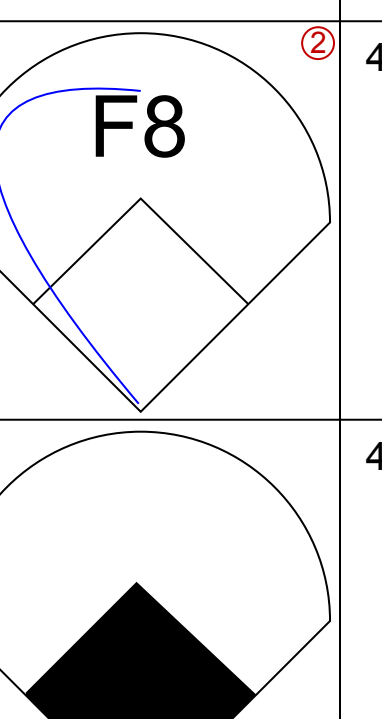
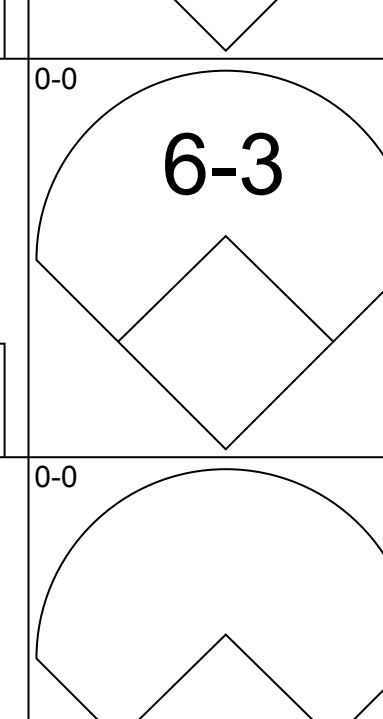
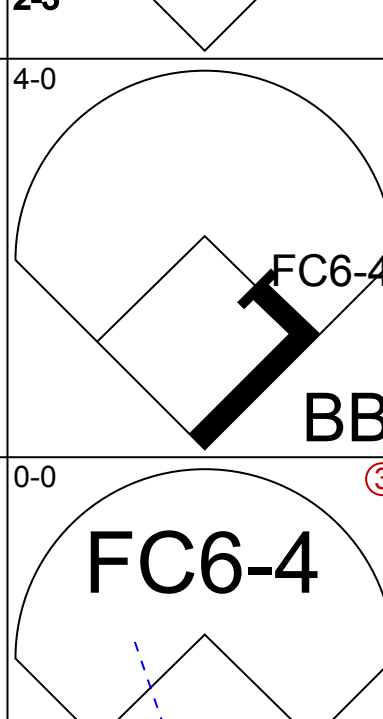
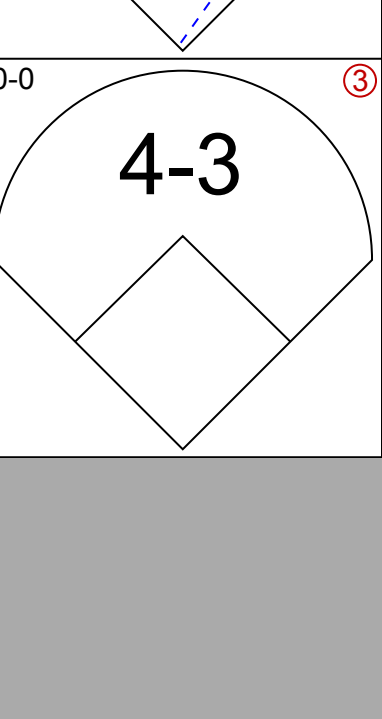
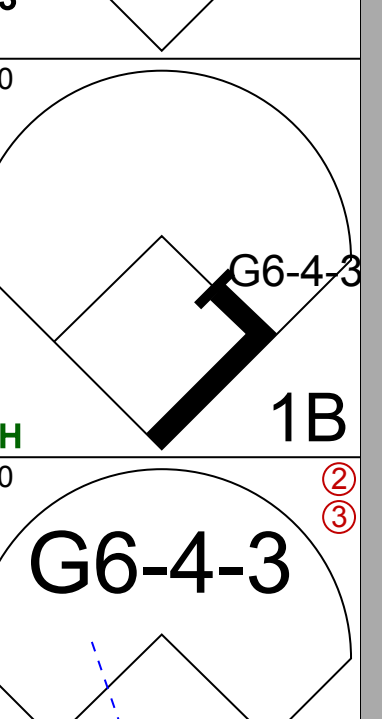
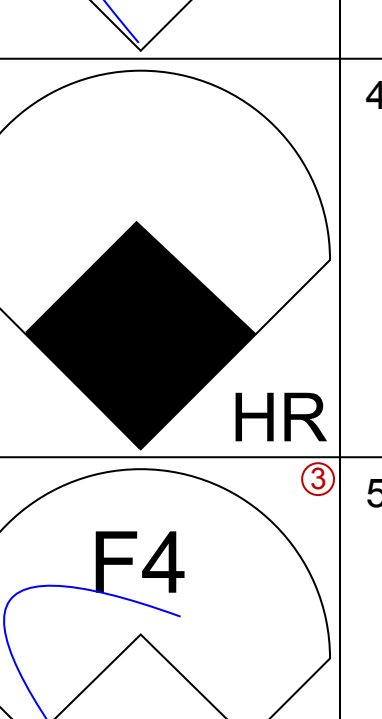
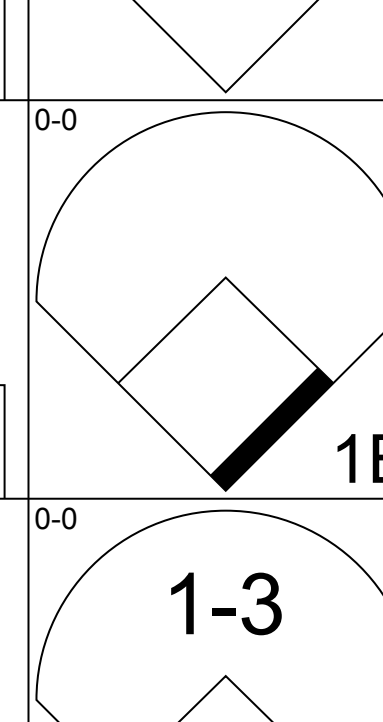
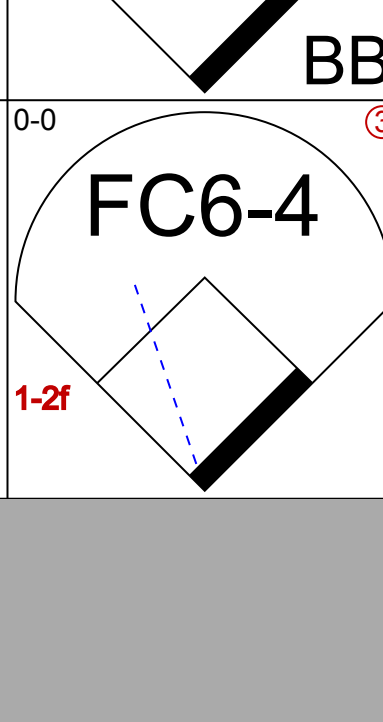

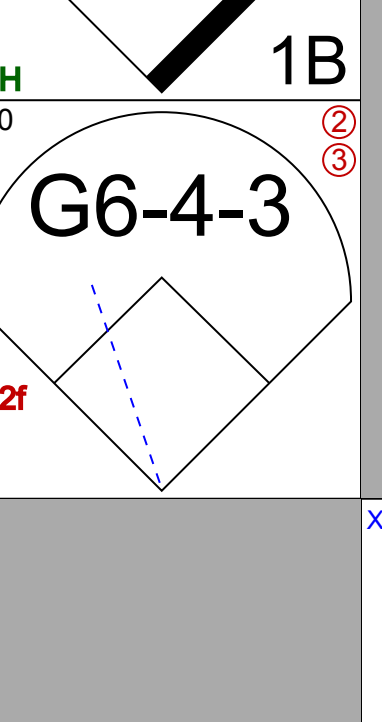
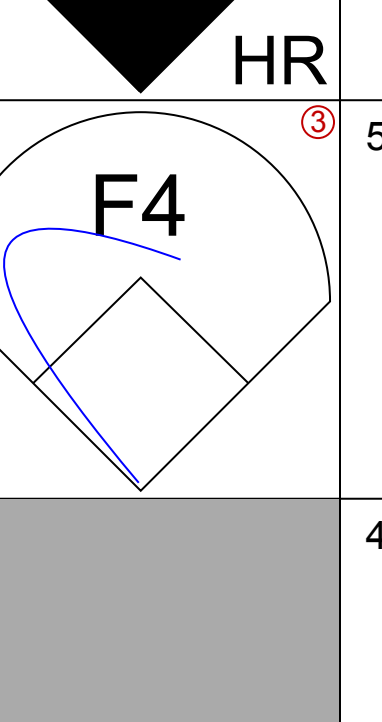
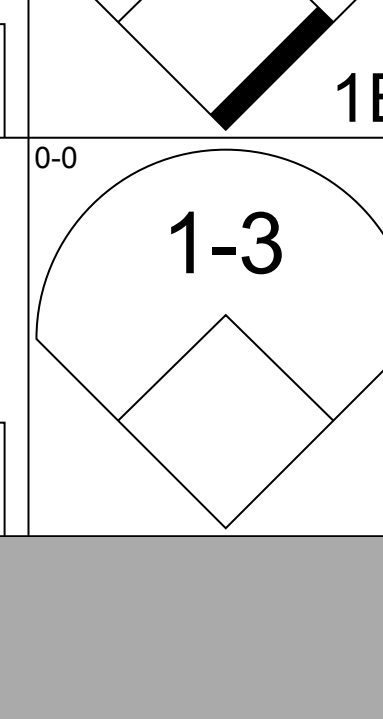



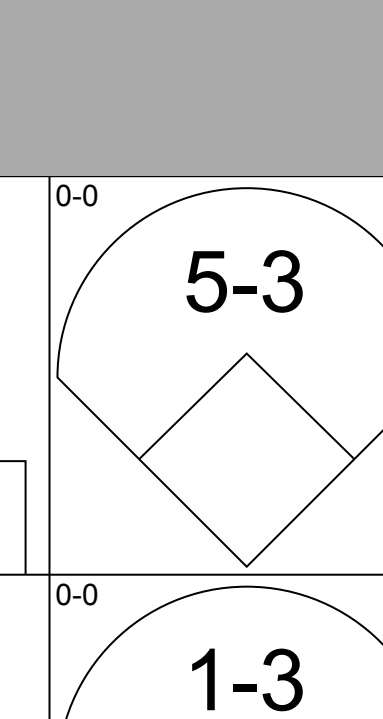











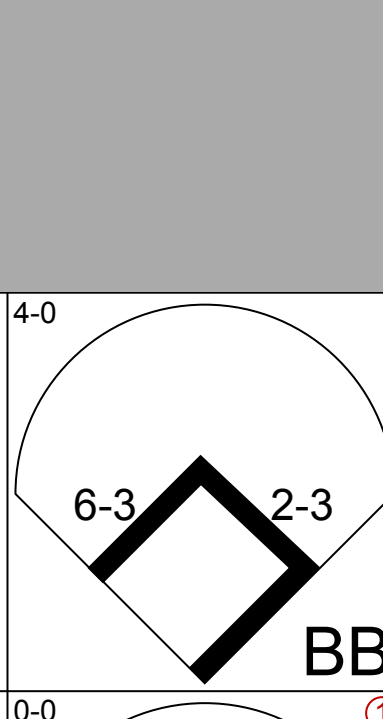

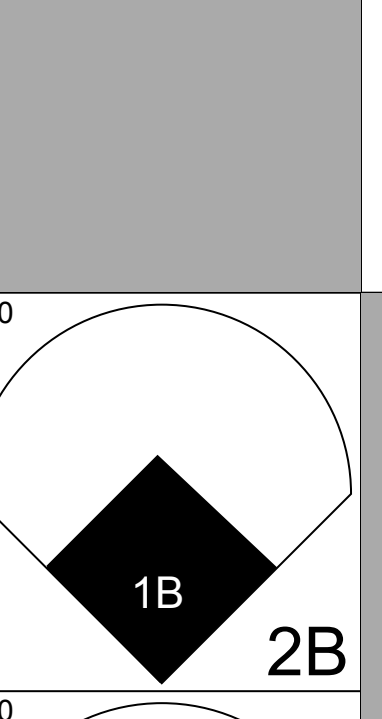
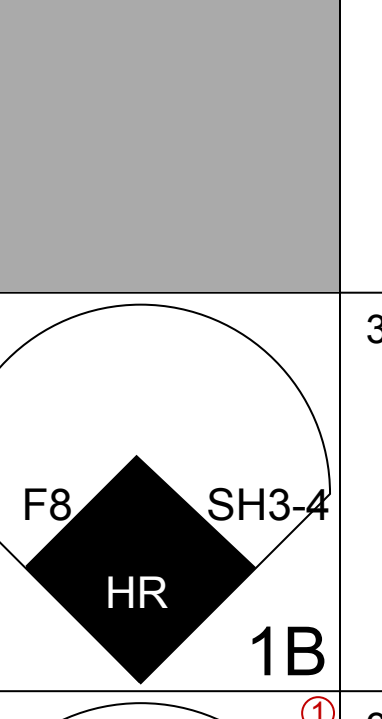
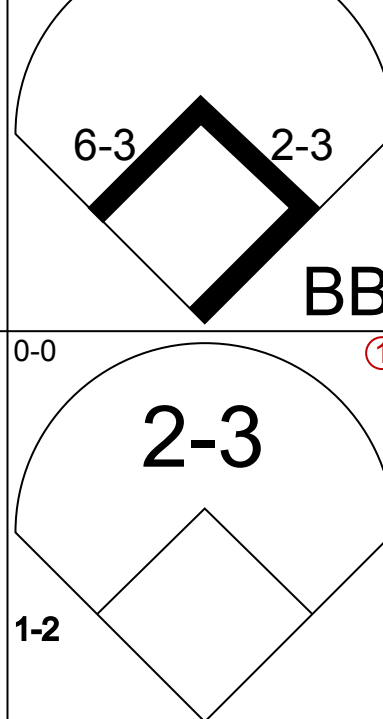
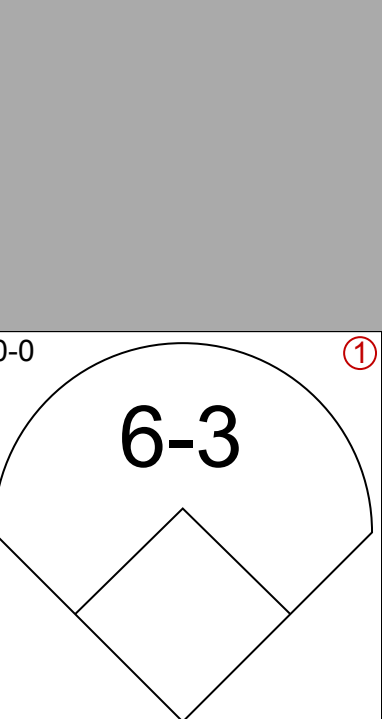
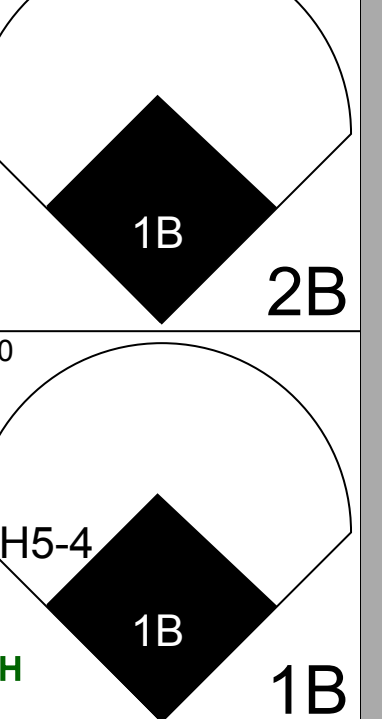
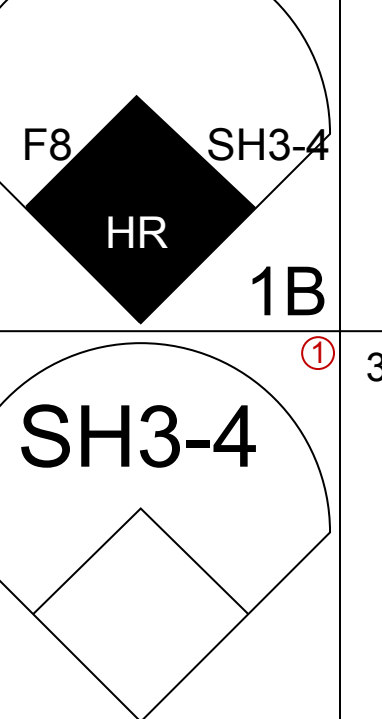
Toronto Blue Jays @ New York Yankees
Yankee Stadium, Bronx, NY
Sat Aug 21 1982, 7:05 PM EDT
Att: 24,029 - Unknown - 67 F

AB	28
R	1
H	3
RBI	0
BB	2
SO	5
LOB	8



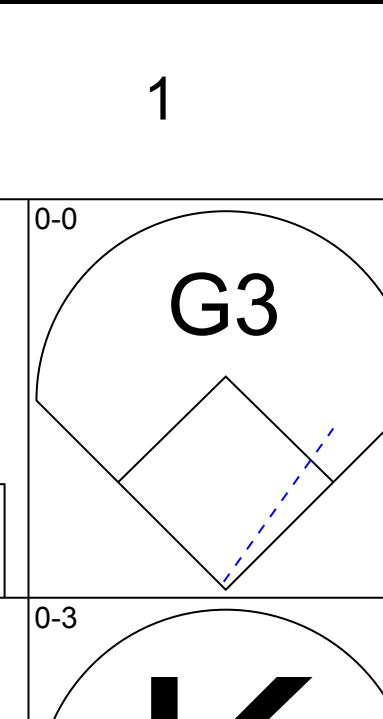
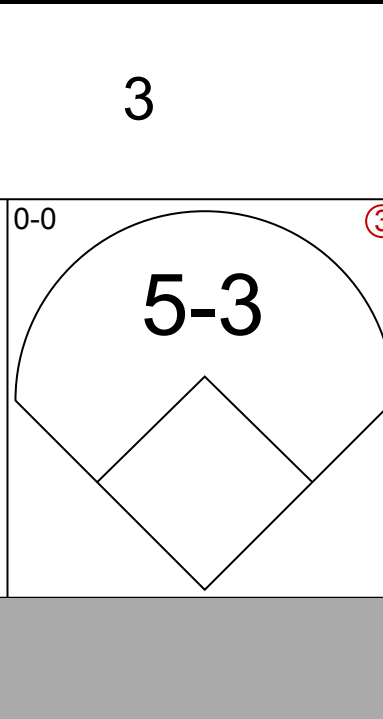
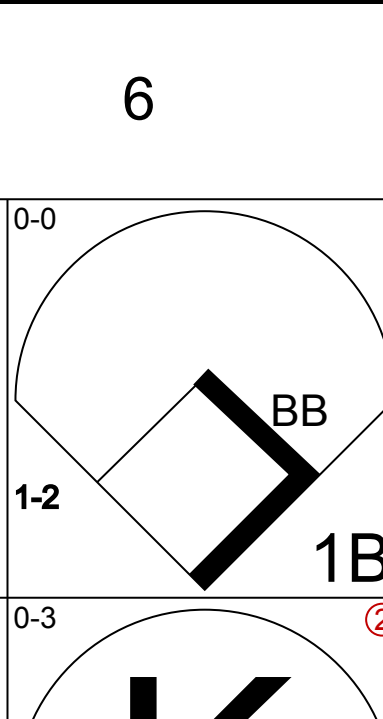
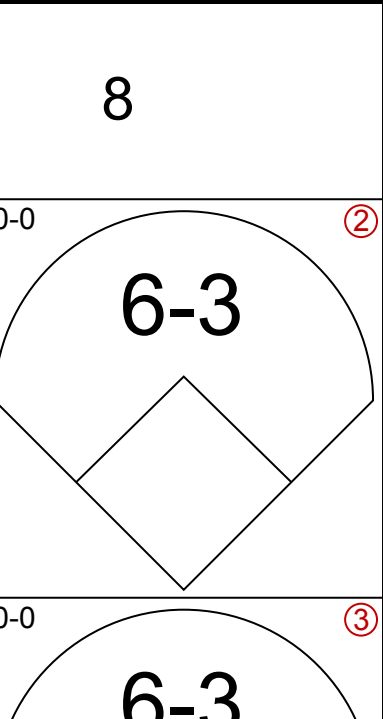
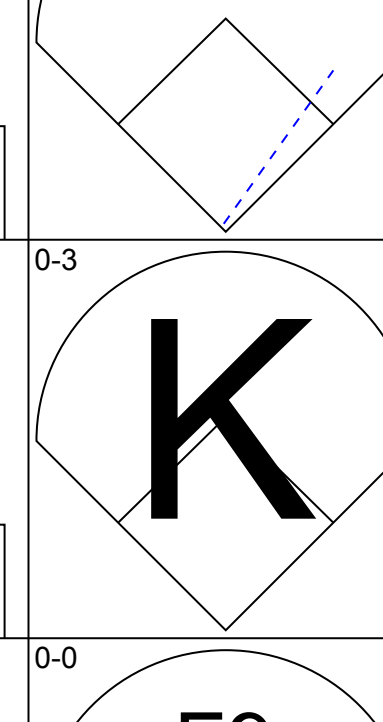

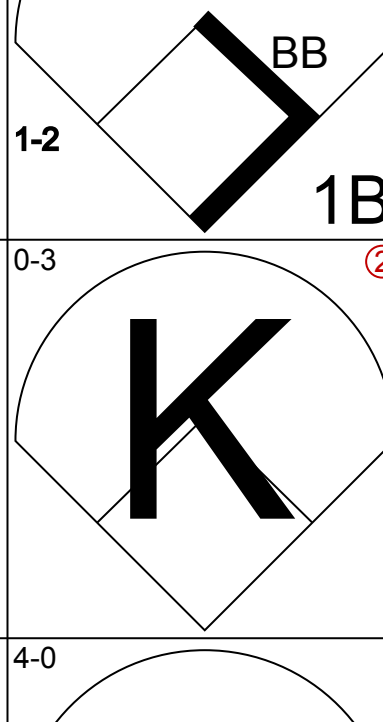
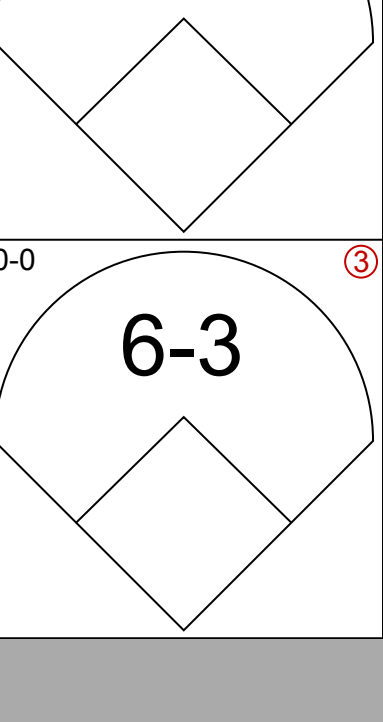
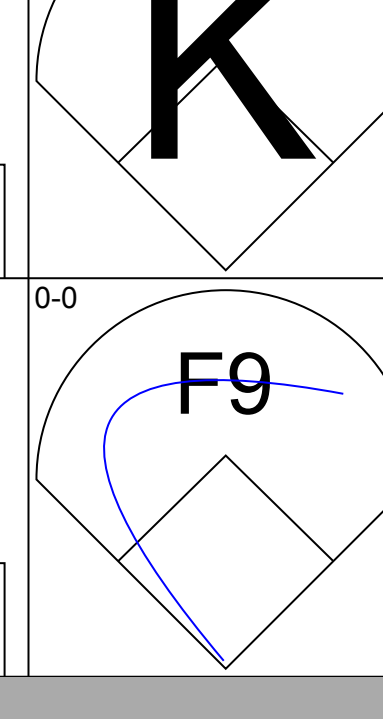
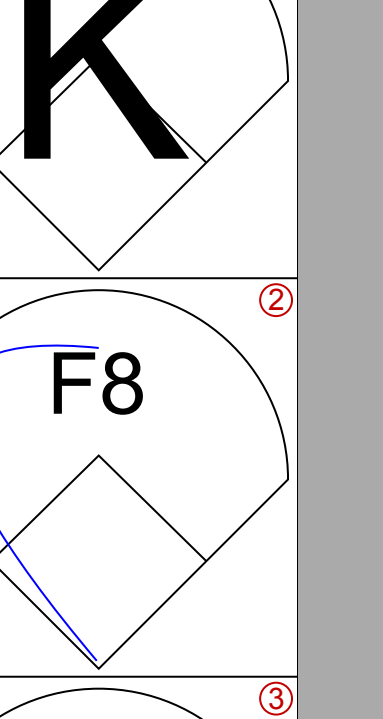
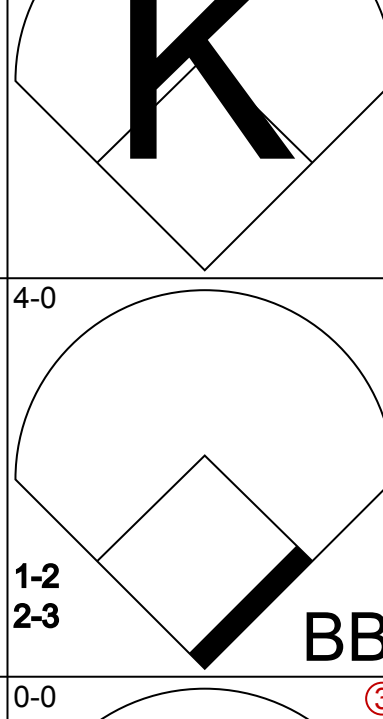

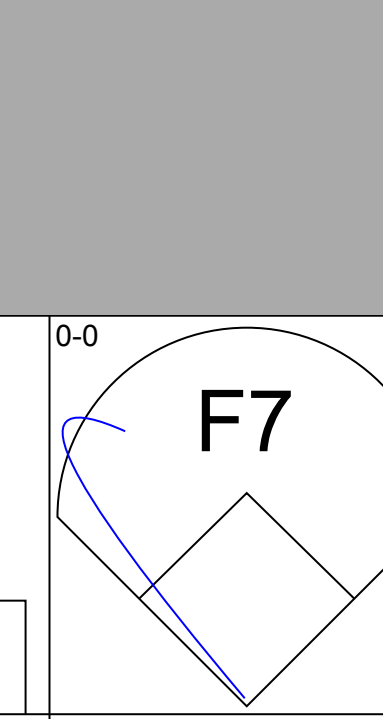
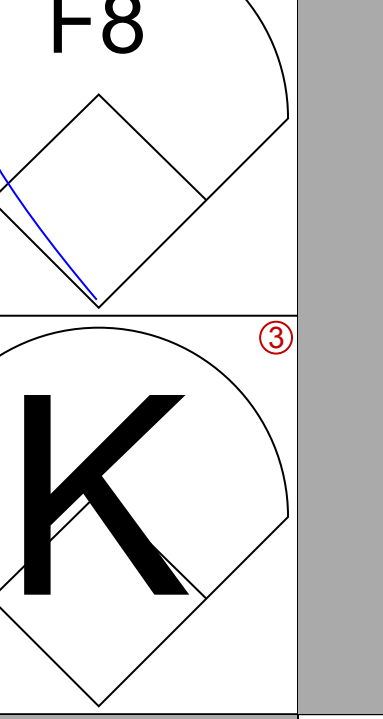
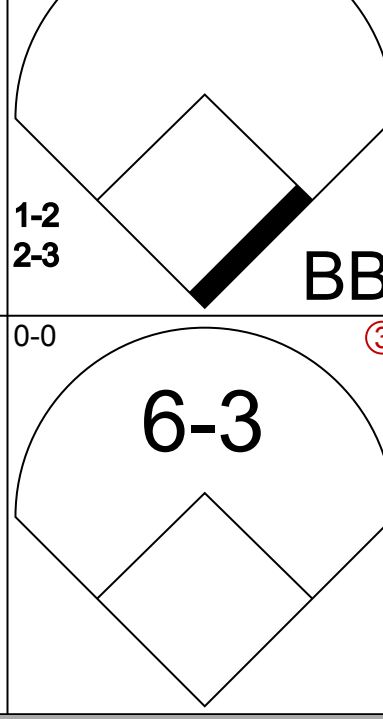


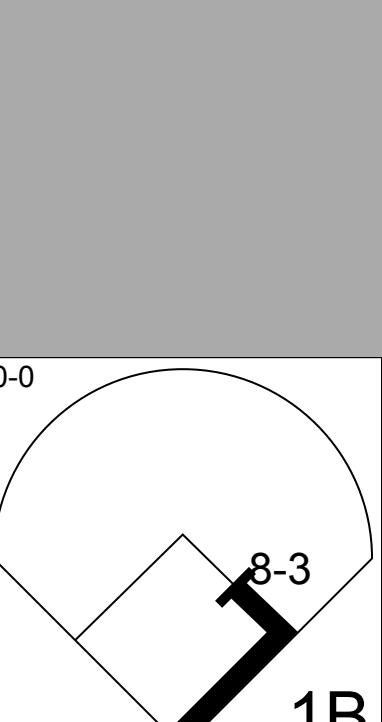
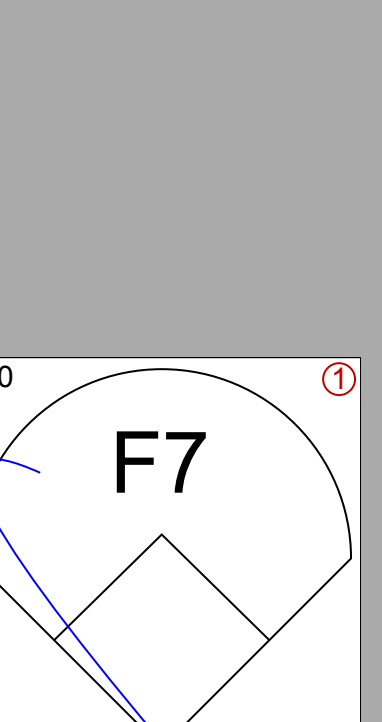
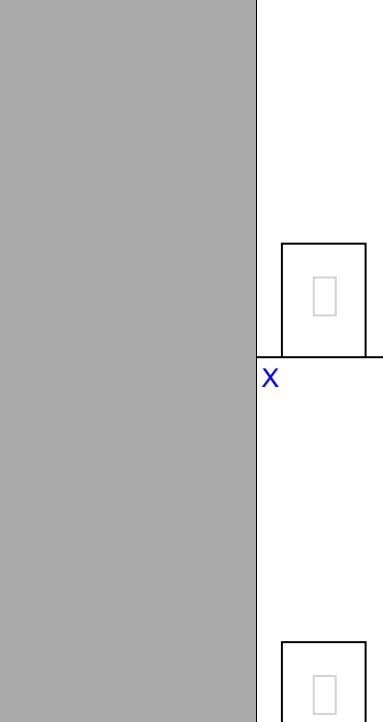

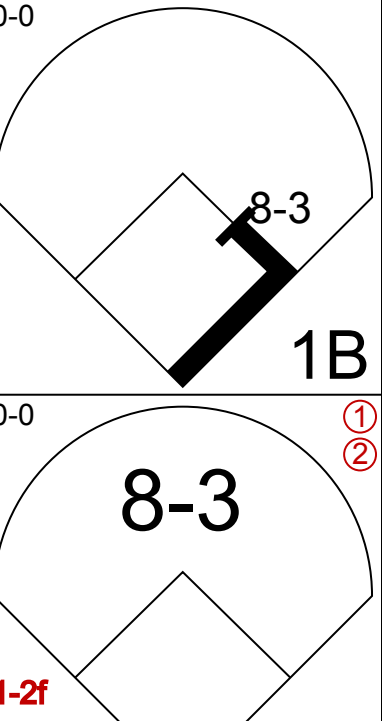
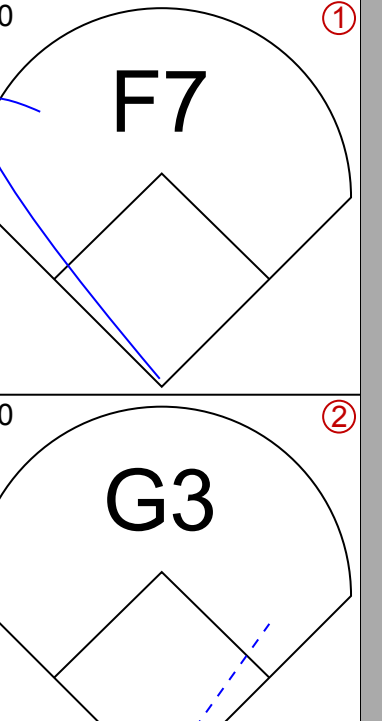
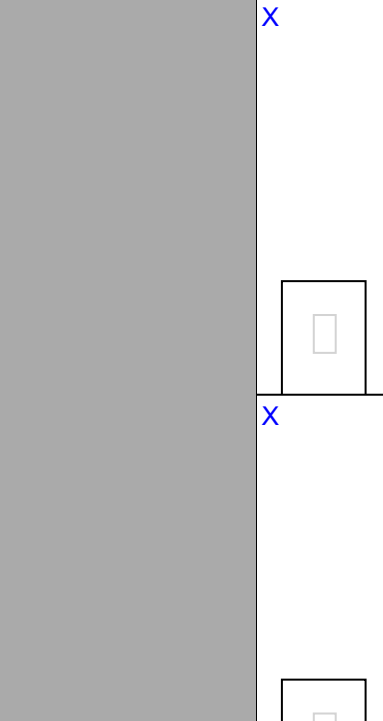
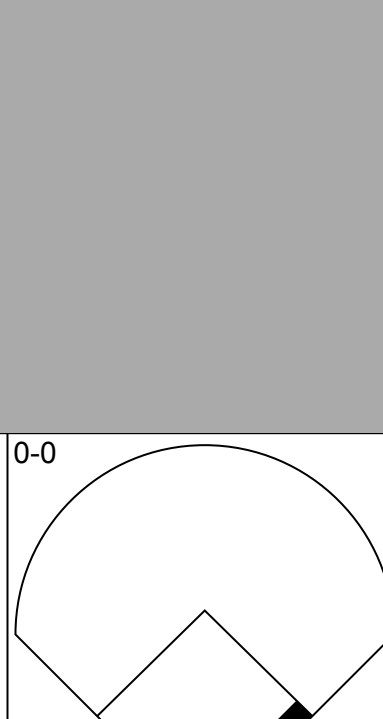
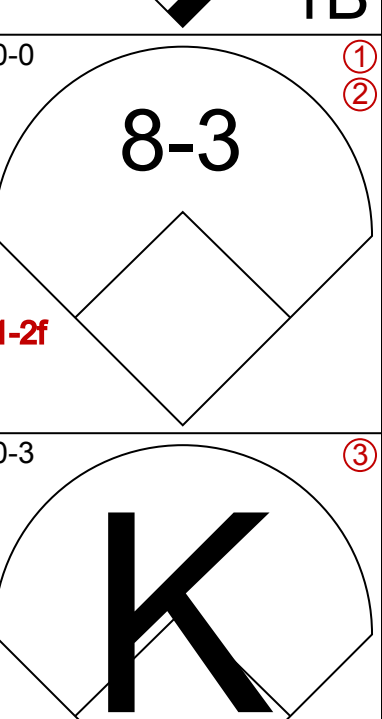
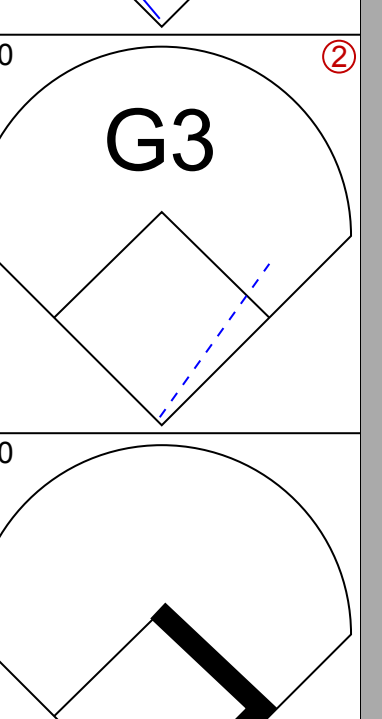
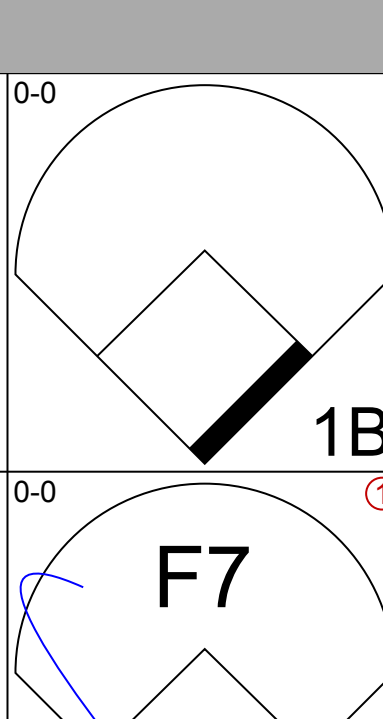
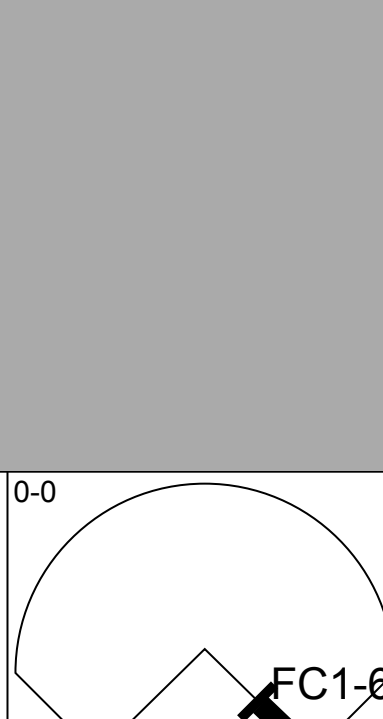



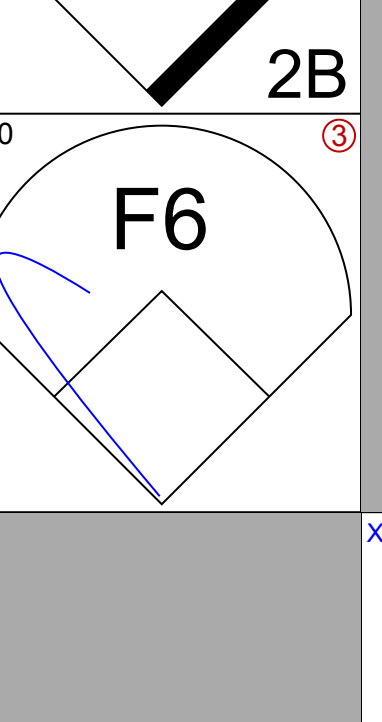
Batter	1	2	3	4	5	6	7	8	9	AB	R	H	RBI	BB	SO	LOB	TOP										
Damaso Garcia, R OBP: 0.346, SLG: 0.404 (1, 4)	0-0 6-3		0-0 L4		0-3 K			0-0 FC5-4 6-3 1-2		4	0	0	0	0	1	1	Toronto Blue Jays @ New York Yankees Yankee Stadium, Bronx, NY Sun Aug 22 1982, 3:33 AM EDT Att: 33,692 - Unknown - 65 F livebaseballscorecards.com										
Garth Iorg, R OBP: 0.307, SLG: 0.372 (1, 5)	0-0		0-0 F2			0-0 F6		0-0 6-3 1-3		3	0	1	0	0	0	0											
Rance Mulliniks, L OBP: 0.319, SLG: 0.348 (8, PH) (8, 5)	BB 1B									1	0	0	0	0	0	1											
Barry Bonnell, R OBP: 0.354, SLG: 0.437 (1, 7)	4-0									2	0	0	0	1	0	0											
Al Woods, L OBP: 0.288, SLG: 0.317 (8, PH) (8, 7)	1-2 BB		0-0 4-3					0-3 K		1	0	0	0	0	1	1											
Jesse Barfield, R OBP: 0.338, SLG: 0.437 (1, 9)					0-3 K					3	0	0	0	0	2	2											
Hosken Powell, L OBP: 0.290, SLG: 0.378 (9, PH)								0-0 F5		1	0	1	0	0	0	0											
Willie Upshaw, L OBP: 0.340, SLG: 0.466 (1, 3)					0-0 K					4	0	1	0	0	2	3											
Leon Roberts, R OBP: 0.299, SLG: 0.437 (1, 10)					0-0 K					3	0	0	0	0	1	1											
Glenn Adams, L OBP: 0.351, SLG: 0.485 (9, PH)					0-0 F7					1	0	0	0	0	0	1											
Buck Martinez, R OBP: 0.240, SLG: 0.387 (1, 2)					0-0 F9					3	0	0	0	0	1	1											
Ernie Whitt, L OBP: 0.317, SLG: 0.455 (8, 2)					0-3 K			0-0 F9		0	0	0	0	0	0	0											
Lloyd Moseby, L OBP: 0.292, SLG: 0.361 (1, 8)					0-0 E 1B			0-0 K		3	1	2	1	0	1	0											
Alfredo Griffin, S OBP: 0.274, SLG: 0.321 (1, 6)					0-3 K			0-0 L3		3	0	1	0	0	1	1											
Inning Stats	R: 0 E: 0 K: 2 S: 8	H: 1 LOB: 2 BB: 1 P: 12	R: 0 E: 1 K: 2 S: 8	H: 1 LOB: 1 BB: 0 P: 8	R: 0 E: 0 K: 0 S: 3	H: 0 LOB: 0 BB: 0 P: 3	R: 0 E: 0 K: 2 S: 8	H: 1 LOB: 1 BB: 0 P: 8	R: 0 E: 0 K: 0 S: 7	H: 0 LOB: 0 BB: 0 P: 7	R: 0 E: 0 K: 1 S: 5	H: 0 LOB: 0 BB: 0 P: 5	R: 1 E: 0 K: 1 S: 7	H: 2 LOB: 1 BB: 0 P: 7	R: 0 E: 0 K: 0 S: 3	H: 1 LOB: 0 BB: 0 P: 3	1B: 5 2B: 0 3B: 0 HR: 1	SF: 0 SAC: 0 DP: 1 HBP: 0	WP: 1 PB: 0 CS: 1	PA: 33							
PITCHER	IP	WLS	BF	H	R	ER	SO	BB	IBB	HBP	BLK	WP	HR	S	P	ERA	WHIP										
Dave Righetti, L ERA: 3.46 (1, 1)	7.0	W	27	5	1	1	9	1	0	0	0	1	1	44	48	1.29	0.857										
Rich Gossage, R ERA: 2.34 (8, 1)	2.0	S	6	1	0	0	1	0	0	0	0	0	0	8	8	0.00	0.500										

Batter	1	2	3	4	5	6	7	8	9	AB	R	H	RBI	BB	SO	LOB	BOTTOM										
Willie Randolph, R OBP: 0.358, SLG: 0.333 (1, 4)	0-0 F8		0-0 1-2 1B		0-0 F8		0-0 6-3			4	0	1	0	0	0	1	Toronto Blue Jays @ New York Yankees Yankee Stadium, Bronx, NY Sun Aug 22 1982, 3:33 AM EDT Att: 33,692 - Unknown - 65 F livebaseballscorecards.com										
Lee Mazzilli, S OBP: 0.356, SLG: 0.374 (1, 3)	0-0		0-0 F8		0-0 E 1B		0-0 F2			4	0	2	0	0	0	2											
Jerry Mumphrey, S OBP: 0.364, SLG: 0.409 (1, 8)	0-0 F7		0-0 1-3		0-0 FC3 1-2 2-H			0-0 F7		4	0	0	0	0	0	4											
Dave Winfield, R OBP: 0.340, SLG: 0.538 (1, 7)	0-0 CS 1-2		0-0 1-3		0-0 F7		0-0 F3		0-0 5-3	4	0	0	0	0	0	2											
Oscar Gamble, L OBP: 0.387, SLG: 0.532 (1, 10)			0-0		0-0 F4		0-3 K			4	0	2	0	0	1	2											
Roy Smalley, S OBP: 0.356, SLG: 0.392 (1, 5)			0-0 F8		0-0 HR 1B		0-0 F7			3	1	1	0	0	0	1											
Ken Griffey, L OBP: 0.313, SLG: 0.370 (1, 9)			0-0 6-3		0-0 HR 1B		0-0 F7			3	1	1	2	0	0	1											
Rick Cerone, R OBP: 0.262, SLG: 0.276 (1, 2)			0-3 K		0-0 4-3		0-0 1-3			3	0	0	0	0	1	0											
Andre Robertson, R OBP: 0.283, SLG: 0.319 (1, 6)			4-0 F8 1B BB		0-0 FC3 1B		0-0 F8			2	1	1	0	1	0	0											
Inning Stats	R: 0 E: 0 K: 0 S: 3	H: 1 LOB: 0 BB: 0 P: 3	R: 0 E: 0 K: 0 S: 4	H: 1 LOB: 1 BB: 0 P: 4	R: 0 E: 0 K: 1 S: 6	H: 1 LOB: 2 BB: 1 P: 10	R: 2 E: 0 K: 0 S: 5	H: 3 LOB: 0 BB: 0 P: 5	R: 1 E: 1 K: 0 S: 6	H: 2 LOB: 2 BB: 0 P: 6	R: 0 E: 0 K: 0 S: 3	H: 0 LOB: 0 BB: 0 P: 3	R: 0 E: 0 K: 1 S: 5	H: 0 LOB: 0 BB: 0 P: 5	R: 0 E: 0 K: 1 S: 5	H: 0 LOB: 0 BB: 0 P: 5		1B: 6 2B: 1 3B: 0 HR: 1	SF: 0 SAC: 0 DP: 0 HBP: 0	WP: 0 PB: 0 CS: 1	PA: 33						
PITCHER	IP	WLS	BF	H	R	ER	SO	BB	IBB	HBP	BLK	WP	HR	S	P	ERA	WHIP										
Jim Gott, R ERA: 4.15 (1, 1)	4.1	L	20	8	3	2	1	1	0	0	0	0	1	21	25	4.15	2.077										
Roy Lee Jackson, R ERA: 3.29 (5, 1)	2.2		9	0	0	0	0	0	0	0	0	0	0	9	9	0.00	0.000										
Joey McLaughlin, R ERA: 2.73 (8, 1)	1.0		3	0	0	0	1	0	0	0	0	0	0	5	5	0.00	0.000										

Batter	1	2	3	4	5	6	7	8	9	AB	R	H	RBI	BB	SO	LOB	TOP		
Bobby Mitchell, L OBP: 0.332, SLG: 0.290 (1, 8)										4	0	0	0	0	1	2	Minnesota Twins @ New York Yankees Yankee Stadium, Bronx, NY Tue Aug 24 1982, 7:05 PM EDT Att: 17,438 - Unknown - 82 F		
John Castino, R OBP: 0.305, SLG: 0.331 (1, 4)										4	1	2	3	1	0	0			
Tom Brunansky, R OBP: 0.397, SLG: 0.505 (1, 9)										5	0	1	0	0	0	3			
Kent Hrbek, L OBP: 0.374, SLG: 0.508 (1, 3)										4	0	0	0	0	0	1			
Gary Ward, R OBP: 0.320, SLG: 0.514 (1, 7)										3	1	1	1	1	0	0			
Gary Gaetti, R OBP: 0.285, SLG: 0.457 (1, 5)										4	0	2	0	0	0	0			
Mickey Hatcher, R OBP: 0.267, SLG: 0.321 (1, 10)										4	0	1	0	0	0	2			
Tim Laudner, R OBP: 0.349, SLG: 0.403 (1, 2)										3	2	2	0	1	0	2			
Lenny Faedo, R OBP: 0.252, SLG: 0.296 (1, 6)										3	1	1	1	0	0	1			
Inning Stats	R: 0 E: 0 K: 1 S: 6	H: 1 LOB: 1 BB: 0 P: 6	R: 0 E: 0 K: 0 S: 3	H: 0 LOB: 0 BB: 0 P: 3	R: 0 E: 0 K: 0 S: 3	H: 0 LOB: 2 BB: 2 P: 11	R: 0 E: 0 K: 0 S: 5	H: 2 LOB: 0 BB: 0 P: 5	R: 0 E: 0 K: 0 S: 4	H: 1 LOB: 2 BB: 1 P: 8	R: 2 E: 0 K: 0 S: 5	H: 3 LOB: 0 BB: 0 P: 5	R: 1 E: 0 K: 0 S: 4	H: 1 LOB: 0 BB: 0 P: 4	R: 2 E: 0 K: 0 S: 5	H: 2 LOB: 0 BB: 0 P: 5	1B: 7 2B: 1 3B: 0 HR: 2	SF: 0 SAC: 2 DP: 1 HBP: 0	WP: 0 PA: 39 CS: 0
PITCHER	IP WLS BF H R ER SO BB IBB HBP BLK WP HR S P ERA WHIP																		
Tommy John, L ERA: 3.75 George Frazier, R ERA: 3.46	(1, 1) 7.1 L 32 8 3 3 1 3 0 0 0 0 0 1 31 43 3.68 1.500																		
(8, 1) 1.2 7 2 2 2 0 0 0 0 0 0 0 1 7 7 10.80 1.200																			

AB	34
R	5
H	10
RBI	5
BB	3
SO	1
LOB	11



Batter	1	2	3	4	5	6	7	8	9	AB	R	H	RBI	BB	SO	LOB	BOTTOM				
Willie Randolph, R OBP: 0.356, SLG: 0.329 (1, 4)										4	0	1	0	0	0	1	Minnesota Twins @ New York Yankees Yankee Stadium, Bronx, NY Tue Aug 24 1982, 7:05 PM EDT Att: 17,438 - Unknown - 82 F				
Lee Mazzilli, S OBP: 0.353, SLG: 0.370 (1, 3)										4	0	0	0	0	3	2					
Roy Smalley, S OBP: 0.353, SLG: 0.386 (1, 6)										3	0	0	0	1	1	0					
Dave Winfield, R OBP: 0.336, SLG: 0.532 (1, 7)										4	0	0	0	0	1	3					
Lou Piniella, R OBP: 0.369, SLG: 0.450 (1, 10)										4	0	2	0	0	1	0					
Graig Nettles, L OBP: 0.311, SLG: 0.385 (1, 5)										4	0	0	0	0	1	2					
Ken Griffey, L OBP: 0.316, SLG: 0.378 (1, 8)										3	0	2	0	0	1	0					
Dave Collins, S OBP: 0.319, SLG: 0.329 (1, 9)										3	0	1	0	0	0	2					
Rick Cerone, R OBP: 0.259, SLG: 0.273 (1, 2)										3	0	0	0	0	0	2					
Inning Stats	R: 0 E: 0 K: 1 S: 5	H: 0 LOB: 0 BB: 0 P: 5	R: 0 E: 0 K: 2 S: 7	H: 0 LOB: 0 BB: 0 P: 7	R: 0 E: 0 K: 0 S: 4	H: 1 LOB: 1 BB: 0 P: 4	R: 0 E: 0 K: 2 S: 7	H: 0 LOB: 0 BB: 0 P: 7	R: 0 E: 0 K: 1 S: 5	H: 1 LOB: 0 BB: 0 P: 5	R: 0 E: 0 K: 1 S: 7	H: 2 LOB: 3 BB: 1 P: 11	R: 0 E: 0 K: 0 S: 4	H: 1 LOB: 1 BB: 0 P: 4	R: 0 E: 0 K: 0 S: 3	H: 0 LOB: 0 BB: 0 P: 3	R: 0 E: 0 K: 1 S: 6	H: 1 LOB: 1 BB: 0 P: 6	1B: 5 2B: 2 3B: 0 HR: 0	SF: 0 SAC: 0 DP: 1 HBP: 0	WP: 0 PA: 33 CS: 0
PITCHER	IP WLS BF H R ER SO BB IBB HBP BLK WP HR S P ERA WHIP																				
Frank Viola, L ERA: 4.3	(1, 1) 9.0 W 33 6 0 0 8 1 0 0 0 0 0 0 48 52 0.00 0.778																				



Batter	1	2	3	4	5	6	7	8	9	AB	R	H	RBI	BB	SO	LOB	TOP										
Bobby Mitchell, L OBP: 0.332, SLG: 0.290 (1, 8)	0-0 6-3		0-0 F7			0-0 1B		0-0 4-3		4	0	1	0	0	0	1	Minnesota Twins @ New York Yankees Yankee Stadium, Bronx, NY Wed Aug 25 1982, 7:05 PM EDT Att: 18,440 - Unknown - 71 F livebaseballscorecards.com										
John Castino, R OBP: 0.305, SLG: 0.337 (1, 4)	0-0 1B 3B		0-0 4-3			0-0 G3-6-3-6-2 1-2			0-3 K	4	1	1	0	0	1	1											
Tom Brunansky, R OBP: 0.398, SLG: 0.505 (1, 9)	0-0 FC6-4 1B			0-0 F9					0-3 K	4	0	2	1	0	1	0											
Kent Hrbek, L OBP: 0.373, SLG: 0.506 Jesus Vega, R OBP: 0.291, SLG: 0.376 (1, 3) (6, 3)	0-3 K			0-3 K			0-0 F9		0-0 F8	2	0	0	0	0	2	1											
Gary Ward, R OBP: 0.317, SLG: 0.510 (1, 7)	0-0 FC6-4 1-2			0-0 6-3			0-3 K			3	0	0	0	0	1	2											
Gary Gaetti, R OBP: 0.283, SLG: 0.453 (1, 5)		0-0 F8			0-0 5-3				0-0 4-3	3	0	0	0	0	0	1											
Mickey Hatcher, R OBP: 0.263, SLG: 0.317 (1, 10)		0-0 L3			0-3 K			0-0 F8		3	0	0	0	0	1	0											
Tim Laudner, R OBP: 0.345, SLG: 0.397 (1, 2)		0-0 F6			0-0 F9			0-0 6-3		3	0	0	0	0	0	0											
Lenny Faedo, R OBP: 0.253, SLG: 0.297 (1, 6)			0-0 F4			0-0 F9			0-0 PB 1B	3	0	1	0	0	0	0											
Inning Stats	R: 1 E: 0 K: 1 S: 7	H: 2 LOB: 1 BB: 0 P: 7	R: 0 E: 0 K: 0 S: 3	H: 0 LOB: 0 BB: 0 P: 3	R: 0 E: 0 K: 0 S: 3	H: 0 LOB: 0 BB: 0 P: 3	R: 0 E: 0 K: 1 S: 5	H: 1 LOB: 0 BB: 0 P: 3	R: 0 E: 0 K: 1 S: 6	H: 1 LOB: 1 BB: 0 P: 6	R: 0 E: 0 K: 0 S: 4	H: 1 LOB: 0 BB: 0 P: 4	R: 0 E: 0 K: 2 S: 7	H: 0 LOB: 0 BB: 0 P: 7	1B: 4 2B: 0 3B: 1 HR: 0	SF: 0 SAC: 0 DP: 1 HBP: 0	WP: 0 PB: 1 CS: 0	PA: 31									
PITCHER	IP	WLS	BF	H	R	ER	SO	BB	IBB	HBP	BLK	WP	HR	S	P	ERA	WHIP										
Shane Rawley, L ERA: 3.96 Rudy May, L ERA: 2.79	(1, 1)	8.0	W	28	5	1	1	4	0	0	0	0	0	36	36	1.12	0.625										

Batter	1	2	3	4	5	6	7	8	9	AB	R	H	RBI	BB	SO	LOB	BOTTOM										
Willie Randolph, R OBP: 0.397, SLG: 0.330 (1, 4)	0-0 E S 1B	0-0 CS 1B	0-0 F8		0-0 G6-4-3 1-2			0-0 F9		5	1	2	0	0	0	3	Minnesota Twins @ New York Yankees Yankee Stadium, Bronx, NY Wed Aug 25 1982, 7:05 PM EDT Att: 18,440 - Unknown - 71 F livebaseballscorecards.com										
Lee Mazzilli, S OBP: 0.357, SLG: 0.370 (1, 7)	4-0 1B E 4-3 BB	0-0 HR 1B		0-0 6-3		0-0 F9		4-0 BB		3	2	1	0	2	0	0											
Ken Griffey, L OBP: 0.319, SLG: 0.388 (1, 9)	0-0 4-3 HR 1-3 2-H 1B	0-0 HR 1B		4-0 BB		0-0 L3		0-0 F6		4	2	2	3	1	0	1											
Oscar Gamble, L OBP: 0.382, SLG: 0.531 (1, 10)	0-0 4-3	4-0 HR BB		0-0 F7		0-3 K		0-3 K		4	1	0	1	1	2	3											
Graig Nettles, L OBP: 0.314, SLG: 0.405 (1, 5)	0-0 HR 1B	0-0 HR 1B		0-0 F7			0-0 1-3			4	2	2	4	0	0	1											
Jerry Mumphrey, S OBP: 0.364, SLG: 0.411 (1, 8)	0-0 BB 1B	0-0 F7			0-0 WP 1B		0-0 6-3			4	0	2	0	0	0	0											
Roy Smalley, S OBP: 0.356, SLG: 0.388 (1, 6)	4-0 FC6 1-2 BB	0-0 L3			0-0 WP 1B		0-0 1B 1B			3	0	2	0	1	0	0											
John Mayberry, L OBP: 0.336, SLG: 0.379 (1, 3)	0-0 F5		0-0 G6-3 1B		0-0 F4 1-2 2-3		0-0 1-3 1B			4	0	2	0	0	0	4											
Rick Cerone, R OBP: 0.259, SLG: 0.269 (1, 2)	0-0 FC6 1-2		0-0 G6-3 1-2		4-0 G6-4-3 BB		0-3 K			3	0	0	0	1	1	5											
Inning Stats	R: 4 E: 1 K: 0 S: 7	H: 4 LOB: 2 BB: 2 P: 15	R: 4 E: 0 K: 0 S: 6	H: 4 LOB: 0 BB: 1 P: 10	R: 0 E: 0 K: 0 S: 3	H: 1 LOB: 0 BB: 0 P: 3	R: 0 E: 0 K: 0 S: 3	H: 0 LOB: 1 BB: 1 P: 7	R: 0 E: 0 K: 1 S: 5	H: 2 LOB: 2 BB: 1 P: 8	R: 0 E: 0 K: 1 S: 7	H: 2 LOB: 2 BB: 0 P: 7	R: 0 E: 0 K: 1 S: 5	H: 0 LOB: 1 BB: 1 P: 9	1B: 10 2B: 0 3B: 0 HR: 3	SF: 0 SAC: 0 DP: 2 HBP: 0	WP: 1 PB: 0 CS: 1	PA: 40									
PITCHER	IP	WLS	BF	H	R	ER	SO	BB	IBB	HBP	BLK	WP	HR	S	P	ERA	WHIP										
Bobby Castillo, R ERA: 4.33 Pete Radfern, R ERA: 6.53 Terry Felton, R ERA: 4.82 Paul Boris, R ERA: 5.51	(1, 1)	4.0	20	7	4	4	0	3	0	0	0	1	2	17	29	9.00	2.500										
	(5, 1)	2.2	9	2	0	0	2	0	0	0	0	0	0	13	13	0.00	0.750										
	(8, 1)	1.0	4	0	0	0	1	1	0	0	0	0	0	5	9	0.00	1.000										

Batter	1	2	3	4	5	6	7	8	9	AB	R	H	RBI	BB	SO	LOB	TOP										
Ron Washington, R OBP: 0.293, SLG: 0.382	0-0 1B		0-0 1B		0-0 F7		0-0 F6		0-3 K	5	1	2	0	0	1	2	Minnesota Twins @ New York Yankees Yankee Stadium, Bronx, NY Thu Aug 26 1982, 7:05 PM EDT Att: 24,252 - Unknown - 76 F										
John Castino, R OBP: 0.307, SLG: 0.339	0-0 1B		0-0 1B		0-0 F7		0-0 4-3			4	0	2	0	0	0	1											
Tom Brunansky, R OBP: 0.396, SLG: 0.500	0-3 K		0-3 K		0-0 F7			4-0 G1-6-3 BB		3	0	0	0	1	2	4											
Kent Hrbek, L OBP: 0.369, SLG: 0.501	0-3 K		0-3 K			0-0 5-3		0-0 G1-6-3		4	0	0	0	0	2	5											
Gary Ward, R OBP: 0.321, SLG: 0.514	0-3 K		0-0 1B			0-0 2B		4-0 BB		3	0	2	1	1	1	2											
Gary Gaetti, R OBP: 0.381, SLG: 0.449		0-3 K	0-0 F5			0-0 6-3		0-0 F7		4	0	0	0	0	1	4											
Dave Engle, R OBP: 0.292, SLG: 0.368		0-0 2B		0-0 6-3		0-3 K		0-0 F8		4	1	1	0	0	1	1											
Bobby Mitchell, L OBP: 0.334, SLG: 0.296		0-0 2B		0-0 G3			0-0 1B	0-0 F9		3	0	2	1	0	0	0											
Mickey Hatcher, R OBP: 0.292, SLG: 0.315		2H 2B								1	0	0	0	0	0	0											
Sal Butera, R OBP: 0.381, SLG: 0.299		0-0 F8		0-0 5-3			0-0 F6		0-0 1B	4	0	1	0	0	0	1											
Inning Stats	R: 0 E: 0 K: 3 S: 11	H: 2 LOB: 2 BB: 0 P: 11	R: 1 E: 0 K: 1 S: 6	H: 2 LOB: 0 BB: 0 P: 6	R: 1 E: 0 K: 2 S: 10	H: 3 LOB: 2 BB: 0 P: 10	R: 0 E: 0 K: 0 S: 3	H: 0 LOB: 0 BB: 0 P: 3	R: 0 E: 0 K: 1 S: 6	H: 1 LOB: 1 BB: 0 P: 6	R: 0 E: 0 K: 0 S: 4	H: 1 LOB: 1 BB: 0 P: 4	R: 0 E: 0 K: 0 S: 2	H: 0 LOB: 2 BB: 2 P: 10	R: 0 E: 0 K: 1 S: 6	H: 1 LOB: 1 BB: 0 P: 6	1B: 7 2B: 3 3B: 0 HR: 0	SF: 0 SAC: 0 DP: 1 HBP: 0	WP: 0 PB: 0 CS: 0	PA: 37							
PITCHER	IP	WLS	BF	H	R	ER	SO	BB	IBB	HBP	BLK	WP	HR	S	P	ERA	WHIP										
Ron Guidry, L ERA: 3.71	(1, 1)	8.0	W	33	9	2	7	2	0	0	0	0	0	45	53	2.25	1.375										
Rudy May, L ERA: 2.76	(9, 1)	1.0		4	1	0	0	1	0	0	0	0	0	6	6	0.00	1.000										

AB	35
R	2
H	10
RBI	2
BB	2
SO	8
LOB	20



Batter	1	2	3	4	5	6	7	8	9	AB	R	H	RBI	BB	SO	LOB	BOTTOM										
Willie Randolph, R OBP: 0.356, SLG: 0.330	0-0 5-3		0-0 4-3				0-0 6-3			4	1	1	0	0	0	0	Minnesota Twins @ New York Yankees Yankee Stadium, Bronx, NY Thu Aug 26 1982, 7:05 PM EDT Att: 24,252 - Unknown - 76 F										
Lee Mazzilli, S OBP: 0.356, SLG: 0.382	0-0 5-3			0-0 5-3				4-0 WP BB 2B BB		3	2	1	3	1	0	0											
Ken Griffey, L OBP: 0.321, SLG: 0.395	4-0 BB			0-0 HR	0-0 F7			0-0 F8		3	1	1	1	1	0	1											
Dave Winfield, R OBP: 0.336, SLG: 0.528	0-3 K			0-0 5-3	0-0 F7			4-0 2B 1-2 BB		3	0	0	0	1	1	1											
Lou Piniella, R OBP: 0.367, SLG: 0.451		0-0 F3		0-0 5-3		0-0 5-3		0-0 2B		4	0	1	1	0	0	0											
Jerry Mumphrey, S OBP: 0.363, SLG: 0.409		0-0 5-3			0-0 SH1-4 2B 1B	0-0 6-3		0-0 4-3		4	1	1	0	0	0	2											
Graig Nettles, L OBP: 0.313, SLG: 0.403		0-0 4-3			0-0 SH1-4 2B 1B	0-0 4-3		0-3 K		4	1	1	0	0	1	2											
Roy Smalley, S OBP: 0.355, SLG: 0.386			0-0 2-3		0-0 SH1-4		0-0 6-3			2	0	0	0	0	0	0											
Rick Cerone, R OBP: 0.260, SLG: 0.275			0-0 4-3		0-0 1B HR 2B		0-0 F6			3	1	1	2	0	0	0											
Inning Stats	R: 0 E: 0 K: 1 S: 5	H: 0 LOB: 1 BB: 1 P: 9	R: 0 E: 0 K: 0 S: 3	H: 0 LOB: 0 BB: 0 P: 3	R: 0 E: 0 K: 0 S: 3	H: 0 LOB: 0 BB: 0 P: 3	R: 1 E: 0 K: 0 S: 4	H: 1 LOB: 0 BB: 0 P: 4	R: 5 E: 0 K: 0 S: 8	H: 5 LOB: 0 BB: 0 P: 8	R: 0 E: 0 K: 0 S: 3	H: 0 LOB: 0 BB: 0 P: 3	R: 0 E: 0 K: 0 S: 3	H: 0 LOB: 0 BB: 0 P: 3	R: 1 E: 0 K: 1 S: 6	H: 1 LOB: 2 BB: 2 P: 14		1B: 3 2B: 2 3B: 0 HR: 2	SF: 0 SAC: 1 DP: 0 HBP: 0	WP: 1 PB: 0 CS: 0	PA: 34						
PITCHER	IP	WLS	BF	H	R	ER	SO	BB	IBB	HBP	BLK	WP	HR	S	P	ERA	WHIP										
Brad Havens, L ERA: 4.52	(1, 1)	7.0	L	28	6	6	6	1	0	0	0	0	0	29	33	7.71	1.000										
Jeff Little, L ERA: 4.55	(8, 1)	1.0		6	1	1	1	1	2	0	0	1	0	6	14	9.00	3.000										

AB	30
R	7
H	7
RBI	7
BB	3
SO	2
LOB	6



Batter	1	2	3	4	5	6	7	8	9	AB	R	H	RBI	BB	SO	LOB	TOP							
Willie Randolph, R OBP: 0.356, SLG: 0.330 (1, 4)										5	1	2	0	0	0	2								
Lee Mazzilli, S OBP: 0.361, SLG: 0.383 (1, 3)										4	1	2	0	0	0	3								
Ken Griffey, L OBP: 0.323, SLG: 0.395 (1, 9)										3	1	1	1	1	0	1								
Dave Winfield, R OBP: 0.333, SLG: 0.523 (1, 7)										4	0	0	1	0	0	2								
Oscar Gamble, L OBP: 0.385, SLG: 0.533 (6, PR)										3	0	2	1	0	0	0								
Dave Collins, S OBP: 0.321, SLG: 0.331 (6, PR)										1	0	1	0	0	0	0								
Jerry Mumphrey, S OBP: 0.362, SLG: 0.410 (1, 8)										4	0	1	0	0	0	2								
Graig Nettles, L OBP: 0.310, SLG: 0.398 (1, 5)										4	0	0	0	0	2	2								
Roy Smalley, S OBP: 0.354, SLG: 0.383 (1, 6)										3	0	0	0	1	1	0								
Rick Cerone, R OBP: 0.264, SLG: 0.284 (1, 2)										4	0	2	0	0	0	1								
Inning Stats	R: 3 E: 1 K: 1 S: 9	H: 5 LOB: 1 BB: 0 P: 9	R: 0 E: 0 K: 0 S: 4	H: 1 LOB: 1 BB: 0 P: 4	R: 0 E: 0 K: 0 S: 2	H: 0 LOB: 0 BB: 1 P: 6	R: 0 E: 0 K: 2 S: 7	H: 0 LOB: 0 BB: 0 P: 7	R: 0 E: 0 K: 0 S: 4	H: 1 LOB: 1 BB: 0 P: 4	R: 0 E: 0 K: 0 S: 4	H: 2 LOB: 1 BB: 0 P: 4	R: 0 E: 0 K: 0 S: 4	H: 1 LOB: 1 BB: 0 P: 4	R: 0 E: 0 K: 0 S: 3	H: 0 LOB: 1 BB: 1 P: 7	1B: 9 2B: 3 3B: 0 HR: 0	SF: 0 SAC: 0 DP: 2 HBP: 0	WP: 0 PB: 0 SB: 0 CS: 1	PA: 37				
PITCHER Luis Leal, R ERA: 3.9 (1, 1)	IP: 9.0 WLS: W BF: 37 H: 11 R: 3 ER: 3 SO: 3	BB: 2 IBB: 0 HBP: 0 BLK: 0	WP: 0 HR: 0 S: 41 P: 49	ERA: 3.00 WHIP: 1.444																				

New York Yankees @ Toronto Blue Jays
Exhibition Stadium, Toronto, ON
Fri Aug 27 1982, 7:05 PM EDT
Att: 28,438 - Unknown - 65 F

AB	35
R	3
H	11
RBI	3
BB	2
SO	3
LOB	13



Batter	1	2	3	4	5	6	7	8	9	AB	R	H	RBI	BB	SO	LOB	BOTTOM							
Damaso Garcia, R OBP: 0.347, SLG: 0.402 (7, PR)										4	3	3	0	0	0	1								
Rance Mulliniks, L OBP: 0.322, SLG: 0.345 (8, 5)										0	0	0	0	0	0	0								
Garth Iorg, R OBP: 0.313, SLG: 0.374 (8, 4)										3	1	2	1	1	0	0								
Barry Bonnell, R OBP: 0.359, SLG: 0.439 (6, 7)										4	1	1	1	1	1	5								
Jesse Barfield, R OBP: 0.339, SLG: 0.439 (6, PH)										2	2	1	2	1	1	2								
Hosken Powell, L OBP: 0.296, SLG: 0.386 (7, 9)										1	1	0	0	1	0	0								
Wayne Nordhagen, R OBP: 0.328, SLG: 0.333 (6, PH)										3	0	0	0	0	1	5								
Glenn Adams, L OBP: 0.367, SLG: 0.488 (6, PH)										2	0	2	2	0	0	0								
Willie Upshaw, L OBP: 0.333, SLG: 0.452 (1, 3)										5	0	1	2	0	2	4								
Buck Martinez, R OBP: 0.300, SLG: 0.400 (1, 2)										4	1	2	1	0	1	1								
Tony Johnson, R OBP: 0.293, SLG: 0.400 (6, 8)										3	0	0	0	0	2	3								
Lloyd Moseby, L OBP: 0.289, SLG: 0.356 (6, 8)										1	0	0	0	0	0	0								
Alfredo Griffin, S OBP: 0.270, SLG: 0.316 (1, 6)										3	1	1	0	1	1	0								
Inning Stats	R: 1 E: 0 K: 2 S: 10	H: 3 LOB: 2 BB: 0 P: 10	R: 0 E: 0 K: 1 S: 6	H: 1 LOB: 1 BB: 0 P: 6	R: 2 E: 0 K: 1 S: 6	H: 1 LOB: 0 BB: 1 P: 10	R: 0 E: 0 K: 1 S: 5	H: 1 LOB: 0 BB: 0 P: 5	R: 3 E: 1 K: 3 S: 12	H: 2 LOB: 2 BB: 2 P: 20	R: 3 E: 0 K: 0 S: 5	H: 2 LOB: 1 BB: 2 P: 13	R: 1 E: 0 K: 1 S: 7	H: 2 LOB: 2 BB: 0 P: 8	R: 0 E: 0 K: 0 S: 3	H: 1 LOB: 0 BB: 0 P: 3	1B: 8 2B: 4 3B: 0 HR: 2	SF: 1 SAC: 0 DP: 2 HBP: 1	WP: 1 PB: 0 SB: 3 CS: 1	PA: 42				
PITCHER Dave Righetti, L ERA: 3.81 (1, 1)	IP: 5.0 WLS: L BF: 28 H: 9 R: 8 ER: 7 SO: 8	BB: 3 IBB: 0 HBP: 0 BLK: 0	WP: 1 HR: 1 S: 40 P: 56	ERA: 12.60 WHIP: 2.400																				
George Frazier, R ERA: 3.56 (6, 1)	IP: 3.0 WLS: L BF: 14 H: 4 R: 2 ER: 2 SO: 1	BB: 1 IBB: 0 HBP: 1 BLK: 0	WP: 0 HR: 1 S: 14 P: 19	ERA: 6.00 WHIP: 1.667																				

New York Yankees @ Toronto Blue Jays
Exhibition Stadium, Toronto, ON
Fri Aug 27 1982, 7:05 PM EDT
Att: 28,438 - Unknown - 65 F

AB	35
R	10
H	13
RBI	9
BB	5
SO	9
LOB	21



Batter	1	2	3	4	5	6	7	8	9	AB	R	H	RBI	BB	SO	LOB	TOP										
Lee Mazzilli, S OBP: 0.365, SLG: 0.395										5	2	3	1	0	0	1	New York Yankees @ Toronto Blue Jays Exhibition Stadium, Toronto, ON Sun Aug 29 1982, 3:33 AM EDT Att. 34,313 - Cloudy										
Jerry Mumphrey, S OBP: 0.363, SLG: 0.414 Dave Collins, S OBP: 0.321, SLG: 0.331										5	1	2	0	0	1	2											
Ken Griffey, L OBP: 0.325, SLG: 0.393										5	0	1	0	0	1	2											
Oscar Gamble, L OBP: 0.386, SLG: 0.526										2	1	2	1	2	0	0											
Graig Nettles, L OBP: 0.311, SLG: 0.396										4	1	1	0	1	1	5											
Dave Winfield, R OBP: 0.330, SLG: 0.530										5	3	2	4	0	0	3											
Barry Evans, R OBP: 0.556, SLG: 0.571										3	0	1	1	2	0	2											
Rick Cerone, R OBP: 0.264, SLG: 0.288										4	0	1	0	0	0	3											
Andre Robertson, R OBP: 0.246, SLG: 0.273										4	0	0	0	0	1	2											
Inning Stats	R: 1 E: 1 K: 0 S: 5	H: 1 LOB: 1 BB: 0 P: 5	R: 1 E: 0 K: 0 S: 4	H: 1 LOB: 1 BB: 1 P: 8	R: 4 E: 0 K: 1 S: 9	H: 4 LOB: 1 BB: 1 P: 13	R: 0 E: 0 K: 1 S: 5	H: 0 LOB: 0 BB: 0 P: 5	R: 1 E: 0 K: 0 S: 7	H: 2 LOB: 1 BB: 0 P: 7	R: 1 E: 0 K: 0 S: 5	H: 3 LOB: 2 BB: 1 P: 9	R: 0 E: 0 K: 0 S: 2	H: 0 LOB: 0 BB: 1 P: 6	R: 0 E: 0 K: 0 S: 3	H: 1 LOB: 0 BB: 0 P: 3	R: 0 E: 0 K: 1 S: 6	H: 1 LOB: 2 BB: 1 P: 10	1B: 7 2B: 4 3B: 0 HR: 3	SF: 1 SAC: 0 DP: 3 HBP: 0	WP: 1 PB: 0 SB: 0 CS: 0	PA: 43					
PITCHER	IP	WLS	BF	H	R	ER	SO	BB	IBB	HBP	BLK	WP	HR	S	P	ERA	WHIP	PITCHER									
Jim Clancy, R ERA: 4.18	2.1	L	15	5	6	5	0	2	0	0	0	1	2	13	21	19.29	3.000										
Dave Geisel, L ERA: 4.5	3.2		17	6	2	2	3	1	0	0	0	0	1	22	26	4.91	1.909										
Ken Schrom, R ERA: 5.87	3.0		11	2	0	0	1	2	0	0	0	0	0	11	19	0.00	1.333										
Batter	1	2	3	4	5	6	7	8	9	AB	R	H	RBI	BB	SO	LOB	BOTTOM										
Garth Iorg, R OBP: 0.307, SLG: 0.365										4	0	1	1	0	0	1	New York Yankees @ Toronto Blue Jays Exhibition Stadium, Toronto, ON Sun Aug 29 1982, 3:33 AM EDT Att. 34,313 - Cloudy										
Rance Mulliniks, L OBP: 0.321, SLG: 0.349										4	0	0	0	0	2	1											
Barry Bonnell, R OBP: 0.356, SLG: 0.433										4	0	0	0	0	0	0											
Jesse Barfield, R OBP: 0.333, SLG: 0.430										4	0	0	0	0	2	0											
Willie Upshaw, L OBP: 0.335, SLG: 0.453										3	0	0	0	0	0	0											
Wayne Nordhagen, R OBP: 0.317, SLG: 0.321										3	0	0	0	0	0	0											
Buck Martinez, R OBP: 0.294, SLG: 0.396										3	0	0	0	0	0	0											
Lloyd Moseby, L OBP: 0.288, SLG: 0.350										2	1	0	0	0	0	0											
Alfredo Griffin, S OBP: 0.272, SLG: 0.322										3	1	2	1	0	0	0											
Inning Stats	R: 0 E: 0 K: 1 S: 5	H: 0 LOB: 0 BB: 0 P: 5	R: 0 E: 0 K: 1 S: 5	H: 0 LOB: 0 BB: 0 P: 5	R: 1 E: 0 K: 0 S: 5	H: 2 LOB: 1 BB: 0 P: 5	R: 0 E: 0 K: 0 S: 3	H: 0 LOB: 0 BB: 0 P: 3	R: 1 E: 0 K: 0 S: 4	H: 1 LOB: 1 BB: 0 P: 5	R: 0 E: 0 K: 0 S: 3	H: 0 LOB: 0 BB: 0 P: 3	R: 0 E: 0 K: 0 S: 3	H: 0 LOB: 0 BB: 0 P: 3	R: 0 E: 0 K: 2 S: 7	H: 0 LOB: 0 BB: 0 P: 7	1B: 1 2B: 1 3B: 1 HR: 0	SF: 0 SAC: 0 DP: 0 HBP: 1	WP: 0 PB: 0 SB: 0 CS: 0	PA: 31							
PITCHER	IP	WLS	BF	H	R	ER	SO	BB	IBB	HBP	BLK	WP	HR	S	P	ERA	WHIP	PITCHER									
Tommy John, L ERA: 3.66	9.0	W	31	3	2	2	4	0	0	1	0	0	0	38	39	2.00	0.333										

Batter	1	2	3	4	5	6	7	8	9	AB	R	H	RBI	BB	SO	LOB	TOP				
Lee Mazzilli, S OBP: 0.363, SLG: 0.389	4-0 WP HR BB	0-0 F8		0-3 K		0-0 F9		0-0 L3		4	1	0	0	1	1	3					
Jerry Humphrey, S OBP: 0.363, SLG: 0.412	4-0 HR BB		5-3	0-0 BB 1B		0-0 6-3		0-0 6-3		4	1	1	2	1	0	0					
Ken Griffey, L OBP: 0.325, SLG: 0.392	0-0 L7		4-3	0-0 FC6-4 BB		0-0 1B			0-0 F9	4	0	1	0	1	0	2					
Dave Winfield, R OBP: 0.328, SLG: 0.533	0-0 2-H HR		5-3	0-0 FC6-4 1-2 BB		0-0 4-3			0-3 K	5	1	1	3	0	1	3					
Lou Piniella, R OBP: 0.368, SLG: 0.450	0-0 F7			0-0 BB 1B	0-0 4-3 1B			0-0 F9		5	1	2	0	0	0	0					
Roy Smalley, S OBP: 0.350, SLG: 0.376	0-0 F9			4-0 1B BB	0-0 4-3			0-0 F8		3	1	0	0	1	0	1					
Graig Nettles, L OBP: 0.318, SLG: 0.411				0-0 1B 1B	4-0 1B			0-0 HR		3	2	3	2	1	0	0					
Rick Cerone, R OBP: 0.260, SLG: 0.282		0-0 F8		0-0 F4 1-2 2-H	0-0 F8			0-3 K		4	0	0	0	0	1	5					
Andre Robertson, R OBP: 0.246, SLG: 0.271		0-3 K		0-0 1-3 2-H 1B 1B	0-0 F8			0-3 K		4	1	1	1	0	2	3					
Inning Stats	R: 3 E: 0 K: 0 S: 4	H: 1 LOB: 0 BB: 2 P: 12	R: 0 E: 0 K: 1 S: 6	H: 1 LOB: 1 BB: 0 P: 6	R: 0 E: 0 K: 0 S: 3	H: 0 LOB: 0 BB: 0 P: 3	R: 4 E: 0 K: 1 S: 9	H: 4 LOB: 2 BB: 2 P: 17	R: 0 E: 0 K: 0 S: 4	H: 1 LOB: 1 BB: 0 P: 4	R: 1 E: 0 K: 1 S: 6	H: 1 LOB: 0 BB: 0 P: 6	R: 0 E: 0 K: 1 S: 5	H: 0 LOB: 0 BB: 0 P: 5	R: 0 E: 0 K: 1 S: 5	H: 0 LOB: 0 BB: 0 P: 5	1B: 7 2B: 0 3B: 0 HR: 2	SF: 0 SAC: 0 DP: 0 HBP: 0	WP: 1 PB: 0 CS: 0	PA: 41	
PITCHER	IP WLS BF H R ER SO BB IBB HBP BLK WP HR S P ERA WHIP	3.1 L 18 5 7 7 1 3 0 0 0 1 1 17 29 18.90 2.400	5.2 23 4 1 1 4 1 1 0 0 0 1 29 37 1.59 0.882																		

New York Yankees @ Minnesota Twins
Hubert H. Humphrey Metrodome, Minneapolis, MN
Mon Aug 30 1982, 8:05 PM EDT
Att: 11,325 - Dome - 74 F

AB 36
R 8
H 9
RBI 8
BB 5
SO 5
LOB 17





Batter	1	2	3	4	5	6	7	8	9	AB	R	H	RBI	BB	SO	LOB	BOTTOM				
Mickey Hatcher, R OBP: 0.259, SLG: 0.322	0-0 F8 BB 3B 1B	0-0 G4-3			0-0 G6-3			0-0 5-3		4	1	1	0	0	0	4					
John Castino, R OBP: 0.312, SLG: 0.339	4-0 3B BB				0-0 6-3			4-0 FC6-4 BB		2	1	1	0	2	0	0					
Tom Brunansky, R OBP: 0.395, SLG: 0.496	0-3 K		0-0 F7			0-0 L8		0-0 FC6-4 G4-3		4	0	0	0	0	1	4					
Kent Hrbek, L OBP: 0.371, SLG: 0.494	0-0 F8		0-3 K			0-0 L8		0-0 G4-3		4	0	0	0	0	1	4					
Gary Ward, R OBP: 0.329, SLG: 0.520	0-0 3B		0-0 F8			0-0 FC6-4 1B		0-0 FC5-4 1B		4	0	3	2	0	0	1					
Gary Gaetti, R OBP: 0.281, SLG: 0.449	0-0 6-3			0-0 5-3		0-0 FC6-4		0-3 K		4	0	0	0	0	1	3					
Dave Engle, R OBP: 0.280, SLG: 0.366			0-0 FC4-6 1B		0-0 F2		0-0 F4		0-0 FC5-4	4	0	1	0	0	0	1					
Tim Laudner, R OBP: 0.339, SLG: 0.398		0-0 FC4-6 E		0-0 G3		0-0 FC6-4 1B		0-3 K		4	0	1	0	0	1	2					
Lenny Faedo, R OBP: 0.270, SLG: 0.302		0-0 E6 G4-3			0-0 G6-3 1B		0-0 FC6-4			3	0	1	0	0	0	2					
Inning Stats	R: 2 E: 0 K: 1 S: 7	H: 2 LOB: 1 BB: 1 P: 11	R: 0 E: 1 K: 0 S: 4	H: 1 LOB: 1 BB: 0 P: 4	R: 0 E: 0 K: 1 S: 6	H: 1 LOB: 0 BB: 0 P: 6	R: 0 E: 0 K: 0 S: 3	H: 0 LOB: 0 BB: 0 P: 3	R: 0 E: 0 K: 0 S: 4	H: 1 LOB: 1 BB: 0 P: 4	R: 0 E: 0 K: 0 S: 4	H: 1 LOB: 0 BB: 0 P: 4	R: 0 E: 0 K: 0 S: 2	H: 0 LOB: 0 BB: 1 P: 6	R: 0 E: 0 K: 2 S: 8	H: 1 LOB: 1 BB: 0 P: 8	1B: 7 2B: 0 3B: 1 HR: 0	SF: 0 SAC: 0 DP: 3 HBP: 0	WP: 0 PB: 0 CS: 0	PA: 35	
PITCHER	IP WLS BF H R ER SO BB IBB HBP BLK WP HR S P ERA WHIP	9.0 W 35 8 2 2 4 2 0 0 0 0 0 41 49 2.00 1.111																			

New York Yankees @ Minnesota Twins
Hubert H. Humphrey Metrodome, Minneapolis, MN
Mon Aug 30 1982, 8:05 PM EDT
Att: 11,325 - Dome - 74 F

AB 33
R 2
H 8
RBI 2
BB 2
SO 4
LOB 21



Batter	1	2	3	4	5	6	7	8	9	AB	R	H	RBI	BB	SO	LOB	TOP
Lee Mazzilli, S OBP: 0.361, SLG: 0.387 (1, 3)	0-3 K		0-0 1B		0-0 F9		0-0 6-3			4	0	1	0	0	1	3	<p>New York Yankees @ Minnesota Twins Hubert H. Humphrey Metrodome, Minneapolis, MN Tue Aug 31 1982, 8:05 PM EDT Att: 11,355 - Dome - 74 F</p> <p>livebaseballscores.com</p> <p>AB 32 R 3 H 7 RBI 3 BB 3 SO 5 LOB 8</p> 
Jerry Humphrey, S OBP: 0.360, SLG: 0.407 (1, 8)	0-0 5-3		0-0 6-3-2			0-0 G3		0-0 F9		4	0	0	0	0	2		
Ken Griffey, L OBP: 0.327, SLG: 0.399 (1, 9)	4-0 BB			0-0 4-3		0-0 HR		0-3 K		3	1	1	1	1	1		
Dave Winfield, R OBP: 0.328, SLG: 0.530 (1, 7)	0-3 K			0-0 1B		0-0 F8		0-0 F3		4	0	1	0	0	1		
Lou Piniella, R OBP: 0.362, SLG: 0.442 (1, 10)		0-0 L4		0-0 F8		0-0 L7			0-0 5-3	4	0	0	0	0	1		
Roy Smalley, S OBP: 0.343, SLG: 0.375 (1, 6)	0-0 5-3			0-0 F8			0-3 K		0-0 HR	4	1	1	0	0	1		
Graig Nettles, L OBP: 0.317, SLG: 0.417 (1, 5)	0-0 6-3				0-0 4-3		0-0 F8		0-0 HR	4	1	1	2	0	0		
Rick Cerone, R OBP: 0.264, SLG: 0.283 (1, 2)			4-0 1B SH1-3 6-3-2 BB		0-0 F3		0-0 2B 1B		0-0 6-3	3	0	1	0	1	0		
Andre Robertson, R OBP: 0.269, SLG: 0.300 Barry Evans, R OBP: 0.500, SLG: 0.500 (8, 4)			0-0 SH1-3 1-2		0-0 BB		4-0 2B		0-3 K	1	0	1	0	1	0		
Inning Stats	R: 0 E: 0 K: 2 S: 7	H: 0 LOB: 1 BB: 1 P: 11	R: 0 E: 0 K: 0 S: 3	H: 0 LOB: 0 BB: 0 P: 3	R: 0 E: 0 K: 0 S: 3	H: 1 LOB: 1 BB: 1 P: 7	R: 0 E: 0 K: 0 S: 4	H: 1 LOB: 1 BB: 0 P: 4	R: 0 E: 0 K: 1 S: 7	H: 2 LOB: 2 BB: 0 P: 7	R: 0 E: 0 K: 1 S: 5	H: 0 LOB: 0 BB: 0 P: 5	R: 2 E: 0 K: 1 S: 7	H: 2 LOB: 0 BB: 0 P: 7	1B: 4 2B: 2 3B: 0 HR: 2	SF: 0 SAC: 1 DP: 1 HBP: 0	WP: 0 PA: 36 CS: 0
PITCHER Brad Havens, L ERA: 4.44 (1, 1)	IP: 9.0 WLS: L BF: 36 H: 7 R: 3 ER: 3 SO: 5 BB: 3 IBB: 0 HBP: 0 BLK: 0 WP: 0 HR: 2 S: 43 P: 55 ERA: 3.00 WHIP: 1.111															PITCHER IP: 9.0 WLS: L BF: 36 H: 7 R: 3 ER: 3 SO: 5 BB: 3 IBB: 0 HBP: 0 BLK: 0 WP: 0 HR: 2 S: 43 P: 55 ERA: 3.00 WHIP: 1.111	

Batter	1	2	3	4	5	6	7	8	9	AB	R	H	RBI	BB	SO	LOB	BOTTOM		
Mickey Hatcher, R OBP: 0.262, SLG: 0.328 (1, 9)	0-0 6-3		0-0 WP 1B		0-0 G6-4-3 1-2		0-0 L5-3 1-2			5	0	2	0	0	0	2	<p>New York Yankees @ Minnesota Twins Hubert H. Humphrey Metrodome, Minneapolis, MN Tue Aug 31 1982, 8:05 PM EDT Att: 11,355 - Dome - 74 F</p> <p>livebaseballscores.com</p> <p>AB 34 R 1 H 9 RBI 1 BB 4 SO 8 LOB 22</p> 		
John Castino, R OBP: 0.316, SLG: 0.344 (1, 4)	0-3 K		4-0 1-2 BB			0-0 1B 2B		0-0 E 1B	0-0 F8	4	1	2	0	1	1				
Tom Brunansky, R OBP: 0.396, SLG: 0.494 (1, 8)	4-0 BB		0-3 K			0-0 1B 1B G5-2-3		0-0 F9		3	0	1	0	1	3				
Kent Hrbek, L OBP: 0.370, SLG: 0.492 (1, 3)	0-3 K			0-0 F5		0-0 G5-2-3 1B 1B 1-2 3-H		0-0 E4 1B		4	0	1	1	0	2				
Gary Ward, R OBP: 0.332, SLG: 0.523 (1, 7)		0-0 F4		0-0 2B		0-0 G5-2-3 1B		4-0 1-2 1B		3	0	2	0	1	0				
Gary Gaetti, R OBP: 0.279, SLG: 0.445 (1, 5)	0-3 K			0-0 6-3		0-0 G5-2-3		0-3 K		4	0	0	0	0	2				
Jesus Vega, R OBP: 0.286, SLG: 0.369 (1, 10)	0-3 K			0-3 K		1-2 2-3 3-H F7		0-3 K		4	0	0	0	0	3				
Sal Butera, R OBP: 0.372, SLG: 0.288 (1, 2)			0-0 6-3		0-0 F7		4-0 FC5-6 BB		0-0 F4	3	0	0	0	1	0				
Lenny Faedo, R OBP: 0.271, SLG: 0.302 Ron Washington, R OBP: 0.292, SLG: 0.381 (9, PH)			0-0 6-3		0-0 G6-4-3 1B		0-0 FC5-6 L5-3		0-0 5-3	3	0	1	0	0	0				
Inning Stats	R: 0 E: 0 K: 2 S: 7	H: 0 LOB: 1 BB: 1 P: 11	R: 0 E: 0 K: 2 S: 7	H: 0 LOB: 0 BB: 0 P: 7	R: 0 E: 0 K: 1 S: 6	H: 1 LOB: 2 BB: 1 P: 10	R: 0 E: 0 K: 1 S: 6	H: 1 LOB: 1 BB: 0 P: 6	R: 0 E: 0 K: 0 S: 3	H: 1 LOB: 0 BB: 0 P: 3	R: 1 E: 0 K: 0 S: 6	H: 4 LOB: 2 BB: 0 P: 6	R: 0 E: 1 K: 2 S: 9	H: 0 LOB: 3 BB: 1 P: 13	R: 0 E: 0 K: 0 S: 4	H: 1 LOB: 1 BB: 0 P: 4	1B: 6 2B: 4 3B: 0 HR: 0	SF: 0 SAC: 0 DP: 3 HBP: 0	WP: 1 PA: 38 CS: 0
PITCHER Ron Guidry, L ERA: 3.57 (1, 1)	IP: 9.0 WLS: W BF: 38 H: 9 R: 1 ER: 1 SO: 8 BB: 3 IBB: 1 HBP: 0 BLK: 0 WP: 1 HR: 0 S: 50 P: 66 ERA: 1.00 WHIP: 1.333															PITCHER IP: 9.0 WLS: W BF: 38 H: 9 R: 1 ER: 1 SO: 8 BB: 3 IBB: 1 HBP: 0 BLK: 0 WP: 1 HR: 0 S: 50 P: 66 ERA: 1.00 WHIP: 1.333			

Batter	1	2	3	4	5	6	7	8	9	AB	R	H	RBI	BB	SO	LOB	TOP				
Lee Mazzilli, S OBP: 0.397, SLG: 0.381	G3		K		F7		4-3			4	0	0	0	0	1	2					
Jerry Humphrey, S OBP: 0.359, SLG: 0.414	HR		L4		6-3			3-1		4	1	1	1	0	0	1					
Ken Griffey, L OBP: 0.326, SLG: 0.396	1B BB		4-3			G3		G3		3	0	0	0	1	0	0					
Dave Winfield, R OBP: 0.329, SLG: 0.535	1-2 1B			E6 FC4-6		SF7 3B		F9		4	1	2	0	0	0	0					
Oscar Gamble, L OBP: 0.381, SLG: 0.520	K			F8		SF7		4-3		3	0	0	1	0	1	3					
Graig Nettles, L OBP: 0.316, SLG: 0.415	1-3			FC4-6 1-2		4-3		1B 1B		4	0	1	0	0	0	3					
Roy Smalley, S OBP: 0.348, SLG: 0.373				4-3				F6		4	0	1	0	0	0	1					
Rick Cerone, R OBP: 0.263, SLG: 0.283				F5		F8		1B 1-2 G5-4-3		4	0	1	0	0	0	2					
Barry Evans, R OBP: 0.462, SLG: 0.400	1-3							F9 BB		2	0	0	0	1	0	1					
Inning Stats	R: 1 E: 0 K: 1 S: 7	H: 2 LOB: 2 BB: 1 P: 11	R: 0 E: 0 K: 0 S: 3	H: 0 LOB: 0 BB: 0 P: 3	R: 0 E: 0 K: 1 S: 5	H: 0 LOB: 0 BB: 0 P: 5	R: 0 E: 1 K: 0 S: 4	H: 0 LOB: 1 BB: 1 P: 4	R: 0 E: 0 K: 0 S: 3	H: 0 LOB: 0 BB: 0 P: 7	R: 1 E: 0 K: 0 S: 4	H: 1 LOB: 0 BB: 0 P: 4	R: 0 E: 0 K: 0 S: 4	H: 1 LOB: 1 BB: 0 P: 4	R: 0 E: 0 K: 0 S: 3	H: 0 LOB: 0 BB: 0 P: 3	R: 0 E: 0 K: 0 S: 4	H: 2 LOB: 1 BB: 0 P: 4	1B: 4 2B: 0 3B: 1 HR: 1	SF: 1 SAC: 0 DP: 1 HBP: 0	WP: 0 PA: 35 CS: 0
PITCHER Albert Williams, R ERA: 4.69	IP: 9.0 WLS: W BF: 35 H: 6 R: 2 ER: 2 SO: 2 BB: 2 IBB: 0 HBP: 0 BLK: 0 WP: 0 HR: 1 S: 37 P: 45 ERA: 2.00 WHIP: 0.889															PITCHER					

New York Yankees @ Minnesota Twins
Hubert H. Humphrey Metrodome, Minneapolis, MN
Wed Sep 01 1982, 8:05 PM EDT
Alt: 9,829 - Dome - 76 F

AB 32
R 2
H 6
RBI 2
BB 2
SO 2
LOB 13





Batter	1	2	3	4	5	6	7	8	9	AB	R	H	RBI	BB	SO	LOB	BOTTOM		
Mickey Hatcher, R OBP: 0.263, SLG: 0.328	5-3		1B E G5-4-3	E5 2B	K		K			3	1	1	1	0	0	1			
Randy Bush, L OBP: 0.274, SLG: 0.293			1B	3-H						2	1	0	0	0	2	3			
John Castino, R OBP: 0.314, SLG: 0.341	K		G5-4-3 1-3	F8	G5-4-3		F9			5	0	1	0	0	1	5			
Tom Brunansky, R OBP: 0.393, SLG: 0.493	2B		G5-4-3 1-2	K		K		K		5	0	1	0	0	3	3			
Kent Hrbek, L OBP: 0.372, SLG: 0.494	K		3B 1B	1-2 2-H	2B	BB 2B		K		4	2	2	2	1	2	1			
Gary Ward, R OBP: 0.333, SLG: 0.521			6-3	3B 1B	BB	F7		6-3		4	1	1	0	1	0	1			
Gary Gaetti, R OBP: 0.283, SLG: 0.451	1B 1B		1B 3B	K		2B BB				3	0	2	2	1	1	2			
Tim Laudner, R OBP: 0.342, SLG: 0.404	F8		K		1B 1B	2B				4	0	2	1	0	1	2			
Bobby Mitchell, L OBP: 0.339, SLG: 0.303	1-2 1B			1B E 1B	1B			4-3		4	1	3	0	0	0	2			
Lenny Faedo, R OBP: 0.276, SLG: 0.307	K		1-3 2B 1B	E 2B	1B			K		4	1	2	0	0	2	2			
Inning Stats	R: 0 E: 0 K: 2 S: 8	H: 1 LOB: 1 BB: 0 P: 8	R: 0 E: 0 K: 1 S: 7	H: 2 LOB: 2 BB: 0 P: 7	R: 3 E: 1 K: 1 S: 9	H: 5 LOB: 1 BB: 0 P: 9	R: 3 E: 1 K: 2 S: 11	H: 3 LOB: 2 BB: 1 P: 15	R: 0 E: 0 K: 1 S: 7	H: 3 LOB: 2 BB: 0 P: 7	R: 1 E: 0 K: 1 S: 6	H: 1 LOB: 2 BB: 2 P: 14	R: 0 E: 0 K: 2 S: 7	H: 0 LOB: 0 BB: 0 P: 7	R: 0 E: 0 K: 2 S: 7	H: 0 LOB: 0 BB: 0 P: 7	1B: 11 2B: 3 3B: 1 HR: 0	SF: 0 SAC: 0 DP: 2 HBP: 0	WP: 0 PA: 41 CS: 0
PITCHER Dave Righetti, L ERA: 3.99 George Frazier, R ERA: 3.47 Dave LaRoche, L ERA: 2.38 Rudy May, L ERA: 2.7	IP: 3.0 WLS: L BF: 18 H: 10 R: 5 ER: 4 SO: 4 BB: 0 IBB: 0 HBP: 0 BLK: 0 WP: 0 HR: 0 S: 26 P: 26 ERA: 12.00 WHIP: 3.333															PITCHER			

New York Yankees @ Minnesota Twins
Hubert H. Humphrey Metrodome, Minneapolis, MN
Wed Sep 01 1982, 8:05 PM EDT
Alt: 9,829 - Dome - 76 F

AB 38
R 7
H 15
RBI 6
BB 3
SO 12
LOB 22



Batter	1	2	3	4	5	6	7	8	9	AB	R	H	RBI	BB	SO	LOB	TOP
Willie Randolph, R (1,4) OBP: 0.354, SLG: 0.325	F9		6-3					F2		3	0	0	0	1	0	1	<p>New York Yankees @ Kansas City Royals Royals Stadium, Kansas City, MO Sat Sep 04 1982, 4:33 AM EDT Att: 37,881 - Sunny - 86 F</p> <p>AB 31 R 3 H 7 RBI 3 BB 2 SO 0 LOB 9</p> 
Lee Mazzilli, S (1,3) OBP: 0.354, SLG: 0.373	F9				F8			F8		3	0	0	0	1	0	1	
Ken Griffey, L (1,9) OBP: 0.330, SLG: 0.408	F8				F3			F8		4	0	0	0	0	0	2	
Dave Winfield, R (1,7) OBP: 0.326, SLG: 0.535		5-3			5-3			F7		4	1	1	1	0	0	0	
Lou Piniella, R (1,10) OBP: 0.380, SLG: 0.482		HR						G5-4-3 1B		4	1	4	1	0	0	0	
Jerry Mumphrey, S (1,8) OBP: 0.357, SLG: 0.409	1-3				F4			FC4-6 1B		4	0	0	0	0	0	3	
Roy Smalley, S (1,5) OBP: 0.344, SLG: 0.371	F9				5-3-6-2 2H			2B		4	1	1	0	0	0	2	
Rick Cerone, R (1,2) OBP: 0.261, SLG: 0.284					F8			SH1-3 2H		3	0	1	1	0	0	0	
Andre Robertson, R (1,6) OBP: 0.261, SLG: 0.290					F8			SH1-3 2-3		2	0	0	0	0	0	0	
Inning Stats	R: 0 E: 0 K: 0 S: 3	H: 0 LOB: 0 BB: 0 P: 3	R: 1 E: 0 K: 0 S: 4	H: 1 LOB: 0 BB: 0 P: 4	R: 0 E: 0 K: 0 S: 3	H: 0 LOB: 0 BB: 0 P: 3	R: 0 E: 0 K: 0 S: 3	H: 0 LOB: 0 BB: 0 P: 3	R: 0 E: 0 K: 0 S: 3	H: 1 LOB: 0 BB: 0 P: 3	R: 1 E: 0 K: 0 S: 5	H: 2 LOB: 1 BB: 0 P: 5	R: 1 E: 0 K: 0 S: 5	H: 2 LOB: 1 BB: 0 P: 5	1B: 2 2B: 4 3B: 0 HR: 2	SF: 0 SAC: 1 DP: 2 HBP: 0	WP: 0 PA: 34 PB: 0 CS: 0
PITCHER Larry Gura, L (1,1) ERA: 3.95	IP: 9.0 WLS: L BF: 34 H: 7 R: 3 ER: 3 SO: 0 BB: 2 IBB: 0 HBP: 0 BLK: 0 WP: 0 HR: 2 S: 32 P: 40 ERA: 3.00 WHIP: 1.000																

Batter	1	2	3	4	5	6	7	8	9	AB	R	H	RBI	BB	SO	LOB	BOTTOM		
Willie Wilson, S (1,8) OBP: 0.371, SLG: 0.452	K		G3					SH1-4 1B		4	0	1	0	0	1	0	<p>New York Yankees @ Kansas City Royals Royals Stadium, Kansas City, MO Sat Sep 04 1982, 4:33 AM EDT Att: 37,881 - Sunny - 86 F</p> <p>AB 31 R 2 H 6 RBI 2 BB 2 SO 4 LOB 11</p> 		
U L Washington, S (1,6) OBP: 0.325, SLG: 0.380	K				G3-6-3 BB			SH1-4 1-2 2-3		2	0	0	0	1	1	0			
George Brett, L (1,7) OBP: 0.385, SLG: 0.539	4-3				G3-6-3 1-2			SF8 3H		3	0	0	1	0	0	1			
Hal McRae, R (1,10) OBP: 0.378, SLG: 0.531					F9			F9		3	0	0	0	1	0	1			
John Wathan, R (1,2) OBP: 0.352, SLG: 0.335					6-3			FC6-4 BB		4	1	1	0	0	0	1			
Frank White, R (1,4) OBP: 0.318, SLG: 0.455								F9		4	0	1	0	0	0	1			
Jerry Martin, R (1,9) OBP: 0.306, SLG: 0.373								E1		4	0	2	1	0	2	2			
Willie Aikens, L (1,3) OBP: 0.321, SLG: 0.404								K		4	0	2	1	0	2	2			
Greg Pryor, R (1,5) OBP: 0.322, SLG: 0.406								F7		4	0	0	0	0	0	3			
Inning Stats	R: 0 E: 0 K: 2 S: 7	H: 0 LOB: 0 BB: 0 P: 7	R: 0 E: 0 K: 1 S: 6	H: 1 LOB: 1 BB: 0 P: 6	R: 0 E: 0 K: 0 S: 3	H: 0 LOB: 0 BB: 0 P: 3	R: 0 E: 0 K: 0 S: 2	H: 0 LOB: 2 BB: 2 P: 10	R: 0 E: 1 K: 0 S: 4	H: 1 LOB: 1 BB: 0 P: 4	R: 0 E: 0 K: 0 S: 3	H: 0 LOB: 0 BB: 0 P: 3	R: 1 E: 0 K: 0 S: 5	H: 2 LOB: 1 BB: 0 P: 5	R: 1 E: 0 K: 0 S: 5	H: 2 LOB: 1 BB: 0 P: 5	1B: 6 2B: 0 3B: 0 HR: 0	SF: 1 SAC: 1 DP: 2 HBP: 0	WP: 0 PA: 35 PB: 0 CS: 0
PITCHER Shane Rawley, L (1,1) ERA: 3.72 Rudy May, L (9,1) ERA: 2.67	IP: 8.0 WLS: W BF: 31 H: 6 R: 2 ER: 2 SO: 3 BB: 2 IBB: 0 HBP: 0 BLK: 0 WP: 0 HR: 0 S: 35 P: 43 ERA: 2.25 WHIP: 1.000																		

Batter	1	2	3	4	5	6	7	8	9	AB	R	H	RBI	BB	SO	LOB	TOP					
Willie Randolph, R OBP: 0.352, SLG: 0.325	5-3		L6	FC6-4	FC4-6		3-1		1B 2B	6	1	1	1	0	0	3	New York Yankees @ Kansas City Royals Royals Stadium, Kansas City, MO Sun Sep 05 1982, 4:33 AM EDT Att: 40,801 - Sunny					
Lee Mazzilli, S OBP: 0.354, SLG: 0.370	P4		F8	5-3		1B WP	4-3		1B HR	5	2	1	0	1	0	1						
Jerry Mumphrey, S OBP: 0.356, SLG: 0.407	K		F7			1-3 2B	F9		HR	6	2	2	1	0	1	1						
Dave Winfield, R OBP: 0.330, SLG: 0.553									1B	6	3	4	4	0	0	1						
Oscar Gamble, L OBP: 0.385, SLG: 0.521									HR	4	3	1	1	2	0	1						
Graig Nettles, L OBP: 0.324, SLG: 0.423										3	4	3	0	2	0	0						
Barry Evans, R OBP: 0.429, SLG: 0.364										1	0	0	0	0	0	0						
Roy Smalley, S OBP: 0.347, SLG: 0.387										4	3	2	6	1	0	2						
Butch Wynegar, S OBP: 0.377, SLG: 0.366										3	0	1	1	2	0	2						
Dave Collins, S OBP: 0.316, SLG: 0.326									K	5	0	0	1	0	1	5						
Inning Stats	R: 0 E: 0 K: 1 S: 5	H: 0 LOB: 0 BB: 0 P: 5	R: 3 E: 0 K: 0 S: 5	H: 2 LOB: 0 BB: 1 P: 9	R: 0 E: 0 K: 0 S: 3	H: 0 LOB: 0 BB: 0 P: 3	R: 4 E: 1 K: 0 S: 6	H: 2 LOB: 1 BB: 2 P: 14	R: 3 E: 1 K: 0 S: 7	H: 3 LOB: 2 BB: 1 P: 11	R: 4 E: 0 K: 0 S: 6	H: 4 LOB: 1 BB: 2 P: 14	R: 0 E: 0 K: 0 S: 3	H: 0 LOB: 0 BB: 0 P: 3	R: 0 E: 0 K: 0 S: 4	H: 1 LOB: 2 BB: 1 P: 8	R: 4 E: 0 K: 1 S: 8	H: 3 LOB: 0 BB: 1 P: 12	1B: 7 2B: 3 3B: 1 HR: 4	SF: 0 SAC: 0 DP: 0 HBP: 0	WP: 1 PB: 0 SB: 0 CS: 0	PA: 51
PITCHER	IP	WLS	BF	H	R	ER	SO	BB	IBB	HBP	BLK	WP	HR	S	P	ERA	WHIP					
Dennis Leonard, R ERA: 4.96	3.0	L	17	4	7	5	1	3	0	0	0	0	2	16	28	15.00	2.3333					
Don Hood, L ERA: 3.12	3.0		19	7	7	6	0	3	0	0	0	1	1	16	28	18.00	3.3333					
Bill Castro, R ERA: 2.87	2.0		8	1	0	0	0	1	0	0	0	0	0	7	11	0.00	1.0000					
Mike Armstrong, R ERA: 2.98	1.0		7	3	4	4	1	1	0	0	0	0	1	8	12	36.00	4.0000					

Batter	1	2	3	4	5	6	7	8	9	AB	R	H	RBI	BB	SO	LOB	BOTTOM				
Willie Wilson, S OBP: 0.369, SLG: 0.449	6-3		F9			P4		1-2 E	K	5	1	1	0	0	1	1	New York Yankees @ Kansas City Royals Royals Stadium, Kansas City, MO Sun Sep 05 1982, 4:33 AM EDT Att: 40,801 - Sunny				
U L Washington, S OBP: 0.327, SLG: 0.376	4-3		4-3			F3		F8		3	0	0	0	0	0	0					
Onix Concepcion, R OBP: 0.271, SLG: 0.302										1	0	0	0	0	0	2					
George Brett, L OBP: 0.382, SLG: 0.534	4-3		F8			3-1		E4 2B		4	1	0	0	0	0	0					
Hal McRae, R OBP: 0.378, SLG: 0.539			F9			5-3				4	1	2	2	0	0	0					
John Wathan, R OBP: 0.352, SLG: 0.336						P3		HR		2	1	1	0	0	0	0					
Don Slaught, R OBP: 0.339, SLG: 0.413										2	0	0	0	0	1	1					
Frank White, R OBP: 0.318, SLG: 0.464						P4				4	1	2	2	0	0	1					
Jerry Martin, R OBP: 0.304, SLG: 0.370			K							4	0	0	0	0	1	1					
Willie Aikens, L OBP: 0.323, SLG: 0.413										4	1	2	1	0	1	1					
Greg Pryor, R OBP: 0.320, SLG: 0.397			F8			P4		1B E	F8	3	1	0	0	1	0	1					
Inning Stats	R: 0 E: 0 K: 0 S: 3	H: 3 LOB: 0 BB: 0 P: 8	R: 3 E: 0 K: 1 S: 8	H: 3 LOB: 0 BB: 0 P: 8	R: 0 E: 0 K: 0 S: 3	H: 0 LOB: 0 BB: 0 P: 3	R: 0 E: 0 K: 0 S: 3	H: 0 LOB: 0 BB: 0 P: 3	R: 0 E: 0 K: 0 S: 3	H: 0 LOB: 0 BB: 0 P: 3	R: 1 E: 0 K: 0 S: 5	H: 2 LOB: 1 BB: 0 P: 5	R: 3 E: 1 K: 1 S: 8	H: 2 LOB: 1 BB: 1 P: 12	R: 0 E: 0 K: 1 S: 6	H: 1 LOB: 1 BB: 0 P: 6	1B: 3 2B: 2 3B: 0 HR: 3	SF: 0 SAC: 0 DP: 0 HBP: 0	WP: 0 PB: 0 SB: 0 CS: 0	PA: 37	
PITCHER	IP	WLS	BF	H	R	ER	SO	BB	IBB	HBP	BLK	WP	HR	S	P	ERA	WHIP				
Ron Guidry, L ERA: 3.63	7.0	W	26	5	4	4	2	0	0	0	0	0	3	30	30	5.14	0.714				
George Frazier, R ERA: 3.6	2.0		11	3	3	2	2	1	0	0	0	0	0	14	18	9.00	2.000				

Batter	1	2	3	4	5	6	7	8	9	AB	R	H	RBI	BB	SO	LOB	TOP
Al Bumbry, L (1, 8) <small>OBP: 0.312, SLG: 0.345</small> Benny Ayala, R (8, PH) <small>OBP: 0.318, SLG: 0.480</small> John Shelby, S (8, 8)										4	0	0	0	0	2	4	Baltimore Orioles @ New York Yankees Yankee Stadium, Bronx, NY Mon Sep 06 1982, 3:33 AM EDT Att: 32,537 - Unknown
Rich Dauer, R (1, 5) <small>OBP: 0.328, SLG: 0.366</small>										4	0	0	0	1	0	0	
Cal Ripken Jr., R (1, 6) <small>OBP: 0.322, SLG: 0.483</small>										3	1	1	1	2	1	0	
Eddie Murray, S (1, 3) <small>OBP: 0.386, SLG: 0.546</small>										5	0	0	0	0	0	3	
Gary Roenicke, R (1, 7) <small>OBP: 0.383, SLG: 0.519</small>										2	3	1	0	3	0	2	
Dan Ford, R (1, 9) <small>OBP: 0.283, SLG: 0.366</small>										4	2	2	0	1	0	3	
Ken Singleton, S (1, 10) <small>OBP: 0.353, SLG: 0.390</small>										4	0	1	1	0	1	4	
Lenn Sakata, R (1, 4) <small>OBP: 0.323, SLG: 0.374</small>										2	1	2	3	1	0	0	
Rick Dempsey, R (1, 2) <small>OBP: 0.332, SLG: 0.351</small>										2	0	0	1	1	1	2	
Inning Stats	R: 0 H: 0 E: 0 LOB: 0 K: 2 BB: 0 S: 7 P: 7	R: 2 H: 2 E: 0 LOB: 2 K: 0 BB: 3 S: 4 P: 16	R: 0 H: 0 E: 0 LOB: 2 K: 0 BB: 2 S: 3 P: 11	R: 0 H: 0 E: 0 LOB: 1 K: 2 BB: 1 S: 7 P: 11	R: 0 H: 0 E: 0 LOB: 0 K: 0 BB: 0 S: 2 P: 6	R: 1 H: 2 E: 0 LOB: 1 K: 1 BB: 0 S: 7 P: 7	R: 1 H: 1 E: 0 LOB: 0 K: 0 BB: 0 S: 4 P: 4	R: 4 H: 3 E: 1 LOB: 0 K: 0 BB: 1 S: 6 P: 10	R: 0 H: 0 E: 0 LOB: 1 K: 0 BB: 1 S: 3 P: 7	1B: 6 SF: 2 2B: 0 SAC: 0 3B: 0 DP: 2 HR: 2 HBP: 0	WP: 0 PA: 42 PB: 0 SB: 1 CS: 0						
PITCHER	IP WLS BF H R ER SO BB IBB HBP BLK WP HR S P ERA WHIP																
Dave Righetti, L (1, 1) <small>ERA: 4.05</small>	7.0 L 31 5 4 4 5 7 0 0 0 0 0 1 34 62 5.14 1.714																
Dave LaRoche, L (8, 1) <small>ERA: 2.79</small>	2.0 11 3 4 4 0 2 0 0 0 0 0 1 9 17 18.00 2.500																

Batter	1	2	3	4	5	6	7	8	9	AB	R	H	RBI	BB	SO	LOB	BOTTOM
Willie Randolph, R (1, 4) <small>OBP: 0.353, SLG: 0.324</small>										2	0	0	0	2	0	1	Baltimore Orioles @ New York Yankees Yankee Stadium, Bronx, NY Mon Sep 06 1982, 3:33 AM EDT Att: 32,537 - Unknown
Lee Mazzilli, S (1, 3) <small>OBP: 0.349, SLG: 0.365</small>										4	0	0	0	0	3		
Ken Griffey, L (1, 8) <small>OBP: 0.327, SLG: 0.404</small>										4	0	0	0	0	2		
Dave Winfield, R (1, 7) <small>OBP: 0.327, SLG: 0.548</small>										4	0	0	0	2	2		
Lou Piniella, R (1, 10) <small>OBP: 0.377, SLG: 0.478</small> Oscar Gamble, L (7, PH) <small>OBP: 0.386, SLG: 0.525</small>										2	0	0	0	0	0	0	
Roy Smalley, S (1, 6) <small>OBP: 0.346, SLG: 0.393</small>										4	1	1	2	0	1	0	
Graig Nettles, L (1, 5) <small>OBP: 0.324, SLG: 0.421</small>										4	0	1	0	0	1	0	
Rick Cerone, R (1, 2) <small>OBP: 0.262, SLG: 0.284</small>										3	0	1	0	0	0	1	
Dave Collins, S (1, 9) <small>OBP: 0.316, SLG: 0.326</small>										3	0	1	0	0	1	1	
Inning Stats	R: 0 H: 0 E: 0 LOB: 1 K: 1 BB: 1 S: 5 P: 9	R: 0 H: 0 E: 0 LOB: 0 K: 0 BB: 0 S: 3 P: 3	R: 0 H: 1 E: 0 LOB: 1 K: 0 BB: 0 S: 4 P: 4	R: 0 H: 0 E: 0 LOB: 0 K: 1 BB: 0 S: 5 P: 5	R: 0 H: 1 E: 0 LOB: 1 K: 1 BB: 0 S: 6 P: 6	R: 0 H: 0 E: 0 LOB: 1 K: 0 BB: 1 S: 3 P: 7	R: 0 H: 1 E: 0 LOB: 1 K: 1 BB: 0 S: 6 P: 6	R: 0 H: 0 E: 0 LOB: 0 K: 1 BB: 0 S: 5 P: 5	R: 2 H: 2 E: 0 LOB: 0 K: 0 BB: 0 S: 5 P: 5	1B: 3 SF: 0 2B: 1 SAC: 0 3B: 0 DP: 0 HR: 1 HBP: 0	WP: 0 PA: 34 PB: 0 SB: 1 CS: 0						
PITCHER	IP WLS BF H R ER SO BB IBB HBP BLK WP HR S P ERA WHIP																
Scott McGregor, L (1, 1) <small>ERA: 4.46</small>	5.2 W 21 2 0 0 3 2 0 0 0 0 0 0 25 33 0.00 0.706																
Sammy Stewart, R (6, 1) <small>ERA: 4.32</small>	3.1 S 13 3 2 2 2 0 0 0 0 0 0 1 17 17 5.40 0.900																

Batter	1	2	3	4	5	6	7	8	9	AB	R	H	RBI	BB	SO	LOB	TOP																					
Al Bumbry, L OBP: 0.313, SLG: 0.344 (1, 8)										4	1	1	0	1	0	1	Baltimore Orioles @ New York Yankees Yankee Stadium, Bronx, NY Tue Sep 07 1982, 7:05 PM EDT Att: 15,405 - Unknown																					
Glenn Gulliver, L OBP: 0.287, SLG: 0.278 Lenn Sakata, R OBP: 0.322, SLG: 0.372 (1, 5) (7, 4)										4	0	1	0	0	1	1																						
Ken Singleton, S OBP: 0.354, SLG: 0.391 (1, 10)										4	0	2	0	0	1	2																						
Eddie Murray, S OBP: 0.385, SLG: 0.543 (1, 3)										4	0	1	0	0	1	4																						
John Lowenstein, L OBP: 0.412, SLG: 0.623 John Shelby, S (1, 7) (8, 8)										4	2	3	2	0	1	1																						
Cal Ripken Jr., R OBP: 0.324, SLG: 0.484 (1, 6)										3	2	1	1	1	1	1																						
Gary Roenicke, R OBP: 0.384, SLG: 0.518 (1, 9)										3	1	1	0	1	1	2																						
Joe Nolan, L OBP: 0.276, SLG: 0.364 (1, 2)										4	1	2	1	0	0	2																						
Rich Dauer, R OBP: 0.329, SLG: 0.367 (1, 4) (7, 5)										4	0	2	2	0	0	1																						
Inning Stats	R: 1 E: 0 K: 2 S: 8	H: 2 LOB: 2 BB: 1 P: 12	R: 1 E: 0 K: 1 S: 6	H: 1 LOB: 1 BB: 1 P: 10	R: 0 E: 0 K: 1 S: 5	H: 1 LOB: 0 BB: 0 P: 5	R: 3 E: 0 K: 0 S: 7	H: 5 LOB: 1 BB: 0 P: 7	R: 0 E: 0 K: 1 S: 6	H: 1 LOB: 1 BB: 0 P: 6	R: 0 E: 0 K: 0 S: 4	H: 2 LOB: 0 BB: 0 P: 4	R: 0 E: 0 K: 0 S: 3	H: 1 LOB: 0 BB: 0 P: 3	R: 1 E: 0 K: 1 S: 5	H: 1 LOB: 0 BB: 1 P: 9		R: 0 E: 0 K: 1 S: 5	H: 0 LOB: 0 BB: 0 P: 5	1B: 11 2B: 3 3B: 0 HR: 1	SF: 0 SAC: 0 DP: 3 HBP: 0	WP: 0 PB: 0 SB: 0 CS: 1	PA: 39															
PITCHER	IP	WLS	BF	H	R	ER	SO	BB	IBB	HBP	BLK	WP	HR	S	P	ERA	WHIP	PITCHER				IP	WLS	BF	H	R	ER	SO	BB	IBB	HBP	BLK	WP	HR	S	P	ERA	WHIP
Mike Morgan, R ERA: 4.23 George Frazier, R ERA: 3.59 (1, 1) (4, 1)	3.2	L	19	9	5	5	4	2	0	0	0	0	0	25	33	12.27	3.000					0	1	24	28	3.38	1.125											

Batter	1	2	3	4	5	6	7	8	9	AB	R	H	RBI	BB	SO	LOB	BOTTOM																					
Willie Randolph, R OBP: 0.355, SLG: 0.327 (1, 4)										5	0	3	0	0	1	0	Baltimore Orioles @ New York Yankees Yankee Stadium, Bronx, NY Tue Sep 07 1982, 7:05 PM EDT Att: 15,405 - Unknown																					
Lee Mazzilli, S OBP: 0.347, SLG: 0.362 (1, 3)										5	0	1	0	0	1	3																						
Ken Griffey, L OBP: 0.325, SLG: 0.401 (1, 9)										5	1	1	0	0	0	4																						
Dave Winfield, R OBP: 0.329, SLG: 0.547 (1, 7)										4	1	2	0	0	1	0																						
Lou Piniella, R OBP: 0.375, SLG: 0.474 (1, 10)										4	0	1	1	0	0	1																						
Jerry Mumphrey, S OBP: 0.355, SLG: 0.406 (1, 8)										4	0	1	0	0	1	1																						
Graig Nettles, L OBP: 0.323, SLG: 0.417 (1, 5)										3	0	0	0	1	0	3																						
Roy Smalley, S OBP: 0.345, SLG: 0.393 (1, 6)										3	0	1	1	0	0	2																						
Rick Cerone, R OBP: 0.262, SLG: 0.284 (1, 2)										4	0	1	0	0	1	3																						
Inning Stats	R: 0 E: 0 K: 1 S: 5	H: 0 LOB: 0 BB: 0 P: 5	R: 0 E: 0 K: 1 S: 5	H: 0 LOB: 0 BB: 0 P: 5	R: 0 E: 0 K: 1 S: 5	H: 0 LOB: 0 BB: 0 P: 5	R: 0 E: 0 K: 0 S: 5	H: 2 LOB: 2 BB: 0 P: 5	R: 2 E: 0 K: 1 S: 9	H: 4 LOB: 2 BB: 0 P: 9	R: 0 E: 0 K: 0 S: 3	H: 0 LOB: 0 BB: 0 P: 3	R: 0 E: 0 K: 0 S: 4	H: 1 LOB: 2 BB: 1 P: 8	R: 0 E: 0 K: 1 S: 6	H: 1 LOB: 1 BB: 0 P: 6		1B: 11 2B: 0 3B: 0 HR: 0	SF: 1 SAC: 0 DP: 0 HBP: 0	WP: 1 PB: 0 SB: 1 CS: 0	PA: 39																	
PITCHER	IP	WLS	BF	H	R	ER	SO	BB	IBB	HBP	BLK	WP	HR	S	P	ERA	WHIP	PITCHER				IP	WLS	BF	H	R	ER	SO	BB	IBB	HBP	BLK	WP	HR	S	P	ERA	WHIP
Mike Flanagan, L ERA: 3.64 Tippy Martinez, L ERA: 3.4 (1, 1) (8, 1)	7.0	W	31	10	2	2	4	0	0	0	0	0	0	9	13	0.00	1.429					0	0	9	13	0.00	1.000											

Batter	1	2	3	4	5	6	7	8	9	AB	R	H	RBI	BB	SO	LOB	TOP					
Al Bumbry, L OBP: 0.312, SLG: 0.343 Floyd Rayford, R OBP: 0.224, SLG: 0.308										4	0	1	1	0	1	2	Baltimore Orioles @ New York Yankees Yankee Stadium, Bronx, NY Wed Sep 08 1982, 7:05 PM EDT Att: 20,898 - Unknown					
Glenn Gulliver, L OBP: 0.383, SLG: 0.270 Lenn Sakata, R OBP: 0.321, SLG: 0.371										3	0	0	0	1	0	2						
Ken Singleton, S OBP: 0.356, SLG: 0.394										4	1	2	0	1	1	0						
Eddie Murray, S OBP: 0.385, SLG: 0.547										4	2	1	3	1	1	3						
John Lowenstein, L OBP: 0.410, SLG: 0.621 Gary Roenicke, R OBP: 0.383, SLG: 0.516										4	0	1	0	0	0	3						
Cal Ripken Jr., R OBP: 0.323, SLG: 0.485										3	1	1	1	0	1	2						
Jim Dwyer, L OBP: 0.370, SLG: 0.474										3	0	0	0	1	1							
Joe Nolan, L OBP: 0.272, SLG: 0.358 John Shelby, S										3	0	0	0	0	0	1						
Rich Dauer, R OBP: 0.331, SLG: 0.365										2	0	0	0	2	0	1						
Inning Stats	R: 0 E: 0 K: 2 S: 7	H: 0 LOB: 0 BB: 0 P: 7	R: 0 E: 0 K: 0 S: 3	H: 0 LOB: 0 BB: 0 P: 3	R: 0 E: 1 K: 1 S: 6	H: 0 LOB: 1 BB: 0 P: 6	R: 0 E: 0 K: 2 S: 8	H: 1 LOB: 2 BB: 1 P: 12	R: 0 E: 0 K: 0 S: 3	H: 0 LOB: 1 BB: 1 P: 7	R: 1 E: 0 K: 0 S: 5	H: 2 LOB: 2 BB: 1 P: 9	R: 1 E: 0 K: 0 S: 4	H: 1 LOB: 2 BB: 2 P: 12	R: 3 E: 0 K: 2 S: 9	H: 2 LOB: 0 BB: 1 P: 13	1B: 2 2B: 3 HR: 1	SF: 1 SAC: 0 DP: 0 HBP: 0	WP: 1 PB: 0 CS: 0	PA: 41		
PITCHER	IP	WLS	BF	H	R	ER	SO	BB	IBB	HBP	BLK	WP	HR	S	P	ERA	WHIP					
Jay Howell, R ERA: 5.66	(1, 1)	8.0	W	35	4	2	2	5	6	0	0	0	1	0	39	63	2.25	1.250				
Dave LaRoche, L ERA: 3.28	(9, 1)	1.0		6	2	3	3	2	1	0	0	0	0	1	9	13	27.00	3.000				

Batter	1	2	3	4	5	6	7	8	9	AB	R	H	RBI	BB	SO	LOB	BOTTOM					
Willie Randolph, R OBP: 0.397, SLG: 0.328										4	0	2	1	1	0	1	Baltimore Orioles @ New York Yankees Yankee Stadium, Bronx, NY Wed Sep 08 1982, 7:05 PM EDT Att: 20,898 - Unknown					
Jerry Mumphrey, S OBP: 0.356, SLG: 0.412										4	2	1	1	1	0	6						
Ken Griffey, L OBP: 0.326, SLG: 0.411 Don Mattingly, L										5	2	2	3	0	0	1						
Dave Winfield, R OBP: 0.328, SLG: 0.551 Mike Patterson, L OBP: 0.162, SLG: 0.455										4	1	1	1	0	1	1						
Oscar Gamble, L OBP: 0.387, SLG: 0.521										2	1	0	0	2	1	0						
Graig Nettles, L OBP: 0.322, SLG: 0.418 Barry Evans, R OBP: 0.429, SLG: 0.364										4	1	1	1	0	0	1						
Roy Smalley, S OBP: 0.349, SLG: 0.401 Andre Robertson, R OBP: 0.257, SLG: 0.286										1	2	1	1	2	0	0						
John Mayberry, L OBP: 0.335, SLG: 0.378										3	0	1	1	0	0	0						
Butch Wynegar, S OBP: 0.380, SLG: 0.367										2	1	1	1	1	0	0						
Inning Stats	R: 1 E: 0 K: 0 S: 4	H: 1 LOB: 0 BB: 0 P: 4	R: 1 E: 0 K: 0 S: 4	H: 1 LOB: 0 BB: 0 P: 4	R: 4 E: 0 K: 1 S: 7	H: 2 LOB: 2 BB: 2 P: 15	R: 0 E: 0 K: 0 S: 3	H: 1 LOB: 2 BB: 2 P: 11	R: 4 E: 0 K: 0 S: 7	H: 4 LOB: 2 BB: 2 P: 15	R: 0 E: 0 K: 1 S: 5	H: 0 LOB: 1 BB: 1 P: 9	R: 0 E: 0 K: 0 S: 3	H: 0 LOB: 0 BB: 0 P: 3	R: 0 E: 0 K: 0 S: 4	H: 1 LOB: 1 BB: 0 P: 4	1B: 4 2B: 2 3B: 0 HR: 4	SF: 1 SAC: 1 DP: 1 HBP: 0	WP: 1 PB: 0 CS: 0	PA: 40		
PITCHER	IP	WLS	BF	H	R	ER	SO	BB	IBB	HBP	BLK	WP	HR	S	P	ERA	WHIP					
Jim Palmer, R ERA: 3.45	(1, 1)	2.1	L	12	3	5	5	0	2	2	0	0	0	1	12	28	19.29	2.143				
Ross Grimsley, L ERA: 5.46	(3, 1)	2.1		14	4	5	5	1	2	0	0	0	0	12	28	19.29	2.571					
Don Stanhouse, R ERA: 5.49	(5, 1)	2.1		10	2	0	0	1	1	0	0	0	0	11	15	0.00	1.286					
John Flinn, R ERA:	(8, 1)	1.0		4	1	0	0	0	0	0	0	0	1	0	4	4	0.00	1.000				

Batter	1	2	3	4	5	6	7	8	9	10	AB	R	H	RBI	BB	SO	LOB	TOP			
Paul Molitor, R OBP: 0.358, SLG: 0.425 (1,5)											5	1	2	0	0	1	2				
Robin Yount, R OBP: 0.376, SLG: 0.571 (1,6)											3	0	1	0	2	1	2				
Cecil Cooper, L OBP: 0.346, SLG: 0.531 (1,3)												4	1	2	0	1	0	3			
Ted Simmons, S OBP: 0.308, SLG: 0.441 (1,2)												5	0	0	0	0	0	7			
Gorman Thomas, R OBP: 0.349, SLG: 0.325 (1,8)												5	1	1	1	0	0	5			
Ben Oglive, L OBP: 0.325, SLG: 0.440 (1,7)												5	1	1	3	0	2	1			
Don Money, R OBP: 0.356, SLG: 0.518 (1,10)												4	0	0	0	0	1	0			
Charlie Moore, R OBP: 0.293, SLG: 0.352 (1,9)												4	0	3	0	0	0	0			
Ed Romero, R OBP: 0.302, SLG: 0.336 (1,4)												3	0	0	0	0	0	2			
Inning Stats	R: 0 E: 0 K: 0 S: 4	H: 1 LOB: 2 BB: 1 P: 8	R: 0 E: 0 K: 1 S: 6	H: 1 LOB: 1 BB: 0 P: 6	R: 0 E: 0 K: 1 S: 5	H: 0 LOB: 0 BB: 0 P: 5	R: 0 E: 2 K: 0 S: 4	H: 1 LOB: 1 BB: 0 P: 4	R: 0 E: 0 K: 0 S: 3	H: 1 LOB: 0 BB: 0 P: 3	R: 4 E: 0 K: 0 S: 6	H: 3 LOB: 0 BB: 1 P: 10	R: 0 E: 0 K: 1 S: 4	H: 1 LOB: 1 BB: 0 P: 6	R: 0 E: 0 K: 0 S: 4	H: 1 LOB: 1 BB: 0 P: 4	1B: 9 2B: 0 3B: 0 HR: 1	SF: 0 SAC: 1 DP: 2 HBP: 0	WP: 0 PA: 42		
PITCHER	IP WLS BF H R ER SO BB IBB HBP BLK WP HR S P ERA WHIP	Shane Rawley, L ERA: 3.77 Rudy May, L ERA: 2.61	(1,1) 7.2 33 8 4 4 4 3 0 0 0 0 1 38 50 4.70 1.435	(8,1) 2.1 9 2 0 0 1 0 0 0 0 0 0 0 11 11 0.00 0.857	PITCHER	IP WLS BF H R ER SO BB IBB HBP BLK WP HR S P ERA WHIP															
Batter	1	2	3	4	5	6	7	8	9	10	AB	R	H	RBI	BB	SO	LOB	BOTTOM			
Willie Randolph, R OBP: 0.360, SLG: 0.331 (1,4)												3	1	2	0	1	1	0			
Jerry Mumphrey, S OBP: 0.358, SLG: 0.419 (1,8)												5	1	2	1	0	0	4			
Ken Griffey, L OBP: 0.327, SLG: 0.417 (1,9)												4	1	2	2	0	0	2			
Dave Winfield, R OBP: 0.329, SLG: 0.557 (1,7)												4	1	2	2	0	0	1			
Oscar Gamble, L OBP: 0.388, SLG: 0.524 (1,10)												4	0	2	0	0	0	1			
Graig Nettles, L OBP: 0.319, SLG: 0.414 (1,5)												4	0	0	0	0	0	3			
Roy Smalley, S OBP: 0.349, SLG: 0.399 (1,6)												3	0	0	0	1	1	1			
John Mayberry, L OBP: 0.330, SLG: 0.372 (1,3)												4	0	0	0	0	1	3			
Butch Wynegar, S OBP: 0.381, SLG: 0.367 (1,2)												3	1	1	0	1	0	0			
Inning Stats	R: 0 E: 0 K: 0 S: 2	H: 0 LOB: 0 BB: 1 P: 6	R: 0 E: 0 K: 0 S: 4	H: 1 LOB: 2 BB: 1 P: 8	R: 4 E: 0 K: 0 S: 6	H: 3 LOB: 0 BB: 1 P: 10	R: 0 E: 0 K: 0 S: 3	H: 0 LOB: 0 BB: 0 P: 3	R: 0 E: 0 K: 2 S: 8	H: 1 LOB: 1 BB: 0 P: 8	R: 0 E: 0 K: 0 S: 3	H: 2 LOB: 1 BB: 0 P: 4	R: 0 E: 0 K: 0 S: 3	H: 1 LOB: 0 BB: 0 P: 3	R: 0 E: 0 K: 0 S: 3	H: 0 LOB: 0 BB: 0 P: 3	R: 1 E: 0 K: 1 S: 4	H: 1 LOB: 0 BB: 0 P: 4	1B: 6 2B: 4 3B: 0 HR: 2	SF: 0 SAC: 1 DP: 4 HBP: 0	WP: 0 PA: 38
PITCHER	IP WLS BF H R ER SO BB IBB HBP BLK WP HR S P ERA WHIP	Pete Vuckovich, R ERA: 3.2 Pete Ladd, R ERA: 3.21	(1,1) 9.0 36 10 4 4 2 3 0 0 0 0 1 37 49 4.00 1.444	(10,1) 0.1 2 1 1 1 1 0 0 0 0 0 0 1 4 4 27.00 3.000	PITCHER	IP WLS BF H R ER SO BB IBB HBP BLK WP HR S P ERA WHIP															

Milwaukee Brewers @ New York Yankees
Yankee Stadium, Bronx, NY
Thu Sep 09 1982, 7:05 PM EDT
Att: 21,392 - Unknown - 70 F

AB	38
R	4
H	10
RBI	4
BB	3
SO	5
LOB	22



Milwaukee Brewers @ New York Yankees
Yankee Stadium, Bronx, NY
Thu Sep 09 1982, 7:05 PM EDT
Att: 21,392 - Unknown - 70 F

AB	34
R	5
H	11
RBI	5
BB	3
SO	3
LOB	15



Batter	1	2	3	4	5	6	7	8	9	AB	R	H	RBI	BB	SO	LOB	TOP					
Paul Molitor, R OBP: 0.359, SLG: 0.425 (1.5)										5	1	2	0	0	0	2						
Robin Yount, R OBP: 0.375, SLG: 0.568 (1.6)										5	0	1	0	0	0	2						
Cecil Cooper, L OBP: 0.345, SLG: 0.528 (1.3)										5	0	1	0	0	0	2						
Gorman Thomas, R OBP: 0.350, SLG: 0.522 (1.8)										4	1	1	0	1	0	2						
Don Money, R OBP: 0.358, SLG: 0.516 (1.10)										3	1	1	1	1	0	3						
Ben Oglivie, L OBP: 0.325, SLG: 0.438 (1.7)										4	1	1	0	0	1	4						
Charlie Moore, R OBP: 0.295, SLG: 0.363 (1.9)										3	1	2	3	0	0	0						
Ed Romero, R OBP: 0.303, SLG: 0.343 (8, PH)										3	0	1	0	0	0	0						
Jim Gantner, L OBP: 0.336, SLG: 0.377 (8, 4)										0	0	0	0	1	0	0						
Ned Yost, R OBP: 0.316, SLG: 0.380 (1.2)										4	0	0	1	0	1	4						
Inning Stats	R: 1 E: 0 K: 0 S: 5	H: 2 LOB: 2 BB: 1 P: 9	R: 0 E: 0 K: 0 S: 3	H: 0 LOB: 0 BB: 0 P: 3	R: 0 E: 0 K: 0 S: 5	H: 2 LOB: 2 BB: 0 P: 5	R: 1 E: 0 K: 1 S: 6	H: 1 LOB: 0 BB: 0 P: 6	R: 0 E: 0 K: 0 S: 3	H: 1 LOB: 0 BB: 0 P: 3	R: 1 E: 1 K: 1 S: 8	H: 2 LOB: 2 BB: 0 P: 8	R: 0 E: 0 K: 0 S: 3	H: 0 LOB: 0 BB: 0 P: 3	R: 2 E: 0 K: 0 S: 5	H: 2 LOB: 2 BB: 2 P: 13	R: 0 E: 0 K: 0 S: 3	H: 0 LOB: 0 BB: 0 P: 3	1B: 8 2B: 2 3B: 0 HR: 1	SF: 1 SAC: 0 DP: 1 HBP: 0	WP: 0 PB: 0 CS: 1	PA: 40
PITCHER	IP WLS BF H R ER SO BB IBB HBP BLK WP HR S P ERA WHIP																					
Ron Guidry, L ERA: 3.68 (1.1)	7.1 L 34 10 5 4 2 2 2 0 0 0 0 1 36 44 4.91 1.636																					
Curt Kaufman, R ERA: (8.1)	1.2 6 0 0 0 0 0 0 1 0 0 0 0 0 5 9 0.00 0.000																					

Milwaukee Brewers @ New York Yankees
Yankee Stadium, Bronx, NY
Fri Sep 10 1982, 7:05 PM EDT
Att: 26,592 - Unknown - 80 F

livebaseballscores.com

AB 36
R 5
H 10
RBI 5
BB 3
SO 2
LOB 19

Batter	1	2	3	4	5	6	7	8	9	AB	R	H	RBI	BB	SO	LOB	BOTTOM					
Willie Randolph, R OBP: 0.361, SLG: 0.330 (1.4)										4	1	1	0	1	1	1						
Jerry Mumphrey, S OBP: 0.358, SLG: 0.423 (1.8)										4	1	2	1	0	1	1						
Ken Griffey, L OBP: 0.329, SLG: 0.417 (1.9)										4	0	2	0	0	0	2						
Dave Winfield, R OBP: 0.329, SLG: 0.555 (1.7)										4	0	1	0	0	0	6						
Lou Piniella, R OBP: 0.369, SLG: 0.466 (1.10)										4	0	0	1	0	0	2						
Roy Smalley, S OBP: 0.346, SLG: 0.395 (1.5)										4	0	0	0	0	0	3						
Lee Mazzilli, S OBP: 0.346, SLG: 0.360 (1.3)										4	0	1	0	0	1	2						
Rick Cerone, R OBP: 0.262, SLG: 0.288 (1.2)										4	1	1	0	0	0	0						
Andre Robertson, R OBP: 0.260, SLG: 0.288 (1.6)										3	0	1	0	0	1	1						
Dave Collins, S OBP: 0.315, SLG: 0.325 (8, PH)										1	0	0	0	0	0	0						
Inning Stats	R: 2 E: 1 K: 0 S: 5	H: 2 LOB: 1 BB: 1 P: 9	R: 0 E: 0 K: 1 S: 5	H: 0 LOB: 0 BB: 0 P: 5	R: 0 E: 0 K: 1 S: 4	H: 1 LOB: 1 BB: 0 P: 4	R: 0 E: 0 K: 1 S: 5	H: 0 LOB: 0 BB: 0 P: 5	R: 1 E: 0 K: 0 S: 6	H: 3 LOB: 2 BB: 0 P: 6	R: 0 E: 0 K: 0 S: 3	H: 1 LOB: 1 BB: 0 P: 3	R: 0 E: 0 K: 2 S: 8	H: 1 LOB: 1 BB: 0 P: 8	R: 0 E: 1 K: 0 S: 5	H: 1 LOB: 2 BB: 0 P: 5	R: 0 E: 0 K: 0 S: 3	H: 0 LOB: 0 BB: 0 P: 3	1B: 7 2B: 2 3B: 0 HR: 0	SF: 0 SAC: 0 DP: 0 HBP: 0	WP: 0 PB: 0 CS: 0	PA: 37
PITCHER	IP WLS BF H R ER SO BB IBB HBP BLK WP HR S P ERA WHIP																					
Mike Caldwell, L ERA: 4.0 (1.1)	9.0 W 37 9 3 2 4 1 0 0 0 0 0 0 44 48 2.00 1.111																					

Milwaukee Brewers @ New York Yankees
Yankee Stadium, Bronx, NY
Fri Sep 10 1982, 7:05 PM EDT
Att: 26,592 - Unknown - 80 F

livebaseballscores.com

AB 36
R 3
H 9
RBI 2
BB 1
SO 4
LOB 18

Batter	1	2	3	4	5	6	7	8	9	AB	R	H	RBI	BB	SO	LOB	TOP					
Paul Moltzer, R OBP: 0.357, SLG: 0.422 (1, 5)	E5		F8		P4		L5			4	0	0	0	0	0	1	Milwaukee Brewers @ New York Yankees Yankee Stadium, Bronx, NY Sat Sep 11 1982, 7:05 PM EDT Att: 25,011 - Unknown - 80 F					
Robin Yount, R OBP: 0.374, SLG: 0.565 (1, 6) Rob Picciolo, R OBP: 0.261, SLG: 0.269 (4, 6)	K		F9			HR		K	2	0	0	0	0	1	1							
Cecil Cooper, L OBP: 0.348, SLG: 0.530 Mark Brouhard, R OBP: 0.336, SLG: 0.435 (5, 7)	P4			2B		HR		F8	2	0	1	0	0	0	1							
Gorman Thomas, R OBP: 0.347, SLG: 0.518 (1, 8)	K			F7		F8		F7	3	4	0	0	0	0	1							
Don Money, R OBP: 0.353, SLG: 0.508 (1, 10)		F7		P4		G3			1	4	0	0	0	0	1							
Ben Oglivie, L OBP: 0.327, SLG: 0.438 Roy Howell, L OBP: 0.309, SLG: 0.362 (5, 3)		FC4-6 BB		FC5-4 BB		K			2	0	0	0	2	0	0							
Charlie Moore, R OBP: 0.295, SLG: 0.361 (1, 9)		FC4-6 1-2		FC5-4 1-2				F7	1	4	0	1	0	0	3							
Ed Romero, R OBP: 0.295, SLG: 0.333 (1, 4)		P3			K		5-3		3	4	0	0	0	1	2							
Ned Yost, R OBP: 0.317, SLG: 0.400 (1, 2)			K		6-3				2	3	0	1	0	0	1							
									3	0	1	0	0	1	0							
Inning Stats	R: 0 E: 1 K: 2 S: 8	H: 0 LOB: 1 BB: 0 P: 8	R: 0 E: 0 K: 0 S: 3	H: 0 LOB: 1 BB: 1 P: 7	R: 0 E: 0 K: 1 S: 5	H: 0 LOB: 0 BB: 0 P: 5	R: 0 E: 0 K: 0 S: 4	H: 1 LOB: 2 BB: 1 P: 8	R: 0 E: 0 K: 1 S: 5	H: 0 LOB: 0 BB: 0 P: 5	R: 2 E: 0 K: 1 S: 7	H: 2 LOB: 0 BB: 0 P: 7	R: 0 E: 0 K: 0 S: 4	H: 1 LOB: 1 BB: 0 P: 4	R: 0 E: 0 K: 1 S: 5	H: 0 LOB: 0 BB: 0 P: 5	R: 0 E: 0 K: 0 S: 4	H: 1 LOB: 1 BB: 0 P: 4	1B: 2 2B: 1 3B: 1 HR: 1	SF: 0 SAC: 0 DP: 0 HBP: 0	WP: 0 PB: 0 SB: 2 CS: 0	PA: 35
PITCHER Dave Righetti, L ERA: 3.93 (1, 1)	IP: 9.0 WLS: W BF: 35 H: 5 R: 2 ER: 2 SO: 6 BB: 2 IBB: 0 HBP: 0 BLK: 0 WP: 0 HR: 1 S: 45 P: 53 ERA: 2.00 WHIP: 0.778																					

Batter	1	2	3	4	5	6	7	8	9	AB	R	H	RBI	BB	SO	LOB	BOTTOM			
Willie Randolph, R OBP: 0.360, SLG: 0.328 (1, 4) Don Mattingly, L (7, 7)	6-3	1B HR BB	6-3		FC6-4 FC6-4 1-2 2-3		P5			3	1	0	0	1	0	3	Milwaukee Brewers @ New York Yankees Yankee Stadium, Bronx, NY Sat Sep 11 1982, 7:05 PM EDT Att: 25,011 - Unknown - 80 F			
Jerry Mumphrey, S OBP: 0.362, SLG: 0.431 (1, 8) Dave Collins, S OBP: 0.317, SLG: 0.326 (5, FH) (6, 9)	1B BB	HR 1B		SF9 3B	FC6-4 1-2 3-H				1	2	3	2	1	1	0	0				
Ken Griffey, L OBP: 0.328, SLG: 0.417 (1, 9) (6, 8)	1B 2B	K		SF9	K		L6		3	1	1	1	1	0	2	3				
Barry Evans, R OBP: 0.400, SLG: 0.333 (7, 4)	1B 2B			SF9	K				1	0	0	0	0	0	1					
Dave Winfield, R OBP: 0.332, SLG: 0.563 (6, PR) (7, 8) Mike Patterson, L OBP: 0.250, SLG: 0.583	2B 1B	HR		4-3		1B 1B		1B 2B	4	2	3	4	0	0	0					
Oscar Gamble, L OBP: 0.389, SLG: 0.531 (1, 10)	K	5-3		HR		P3		1B BB	4	2	1	1	1	1	3					
Graig Nettles, L OBP: 0.319, SLG: 0.416 (1, 5) Andre Robertson, R OBP: 0.267, SLG: 0.294 (6, 5)	2B 2B	F8		P4		1B		P3	3	1	1	1	0	0	0					
Roy Smalley, S OBP: 0.350, SLG: 0.404 (1, 6)	2B				1B 1B	K		1B 1B	5	1	4	3	0	1	2					
Lee Mazzilli, S OBP: 0.347, SLG: 0.361 (1, 3)	P4				FC6-4 FC6-4 1-2	F3		L6-4 1B	5	1	2	1	0	0	4					
Rick Cerone, R OBP: 0.264, SLG: 0.287 (1, 2)		BB 1B HBP		F8	1B 1B	5-3		L6-4	4	1	1	1	0	0	3					
Inning Stats	R: 4 E: 0 K: 1 S: 9	H: 4 LOB: 1 BB: 1 P: 13	R: 4 E: 0 K: 1 S: 7	H: 2 LOB: 0 BB: 1 P: 12	R: 0 E: 0 K: 0 S: 4	H: 1 LOB: 1 BB: 0 P: 4	R: 2 E: 0 K: 0 S: 5	H: 2 LOB: 0 BB: 0 P: 5	R: 2 E: 0 K: 1 S: 8	H: 3 LOB: 1 BB: 0 P: 8	R: 0 E: 0 K: 1 S: 7	H: 2 LOB: 2 BB: 0 P: 7	R: 0 E: 0 K: 0 S: 4	H: 1 LOB: 1 BB: 0 P: 4	R: 2 E: 0 K: 0 S: 5	H: 3 LOB: 1 BB: 1 P: 9	1B: 11 2B: 5 3B: 1 HR: 2	SF: 1 SAC: 0 DP: 1 HBP: 1	WP: 0 PB: 0 SB: 0 CS: 0	PA: 45
PITCHER Doc Medich, R ERA: 5.0 (1, 1) Jerry Augustine, L ERA: 5.09 (2, 1) Jamie Easterly, L ERA: 4.15 (5, 1) Jim Slaton, R ERA: 3.23 (7, 1) Dwight Bernard, R ERA: 3.13 (8, 1)	IP: 1.0 WLS: L BF: 11 H: 4 R: 7 ER: 7 SO: 1 BB: 2 IBB: 0 HBP: 1 BLK: 0 WP: 0 HR: 0 S: 10 P: 19 ERA: 63.00 WHIP: 7.000																			

AB	33
R	2
H	5
RBI	2
BB	2
SO	6
LOB	11

AB	40
R	14
H	18
RBI	14
BB	3
SO	4
LOB	22

Batter	1	2	3	4	5	6	7	8	9	AB	R	H	RBI	BB	SO	LOB	TOP								
Willie Randolph, R OBP: 0.360, SLG: 0.329 (1, 4)	G3		6-3			F8				4	1	1	0	1	0	1	New York Yankees @ Baltimore Orioles Memorial Stadium, Baltimore, MD Mon Sep 13 1982, 7:05 PM EDT Att: 18,892 - Unknown - 83 F								
Jerry Mumphy, S OBP: 0.361, SLG: 0.426 (1, 8)	1B		F7			F7			2B	5	1	1	1	0	1	4									
Ken Griffey, L OBP: 0.332, SLG: 0.417 (1, 9)	L4								3-1	5	0	1	0	0	2	5									
Dave Winfield, R OBP: 0.330, SLG: 0.563 (1, 7)	K								K	5	1	1	4	0	3	3									
Oscar Gamble, L OBP: 0.386, SLG: 0.536 (1, 10)										4	0	1	0	0	0	1									
Graig Nettles, L OBP: 0.322, SLG: 0.420 (1, 5)	L9								4-3	3	0	0	0	1	0	2									
Roy Smalley, S OBP: 0.352, SLG: 0.421 (1, 6)	K									4	2	2	2	0	1	3									
Steve Balboni, R OBP: 0.250, SLG: 0.366 (1, 3)	F7								F8	4	1	1	0	0	1	1									
Butch Wynegar, S OBP: 0.384, SLG: 0.370 (1, 2)										3	1	2	0	0	0	0	AB 38 R 7 H 10 RBI 7 BB 2 SO 9 LOB 20								
Lou Piniella, R OBP: 0.366, SLG: 0.462 (8, PH)										1	0	0	0	0	1	0									
Bobby Ramos, R OBP: 0.091, SLG: 0.364 (8, 2)										0	0	0	0	0	0	0									
Inning Stats	R: 0 E: 0 K: 1 S: 6	H: 1 LOB: 1 BB: 0 P: 6	R: 0 E: 1 K: 1 S: 6	H: 0 LOB: 1 BB: 0 P: 6	R: 0 E: 0 K: 0 S: 3	H: 0 LOB: 0 BB: 0 P: 3	R: 0 E: 0 K: 0 S: 4	H: 1 LOB: 1 BB: 0 P: 4	R: 5 E: 1 K: 1 S: 10	H: 5 LOB: 1 BB: 2 P: 18	R: 0 E: 0 K: 1 S: 6	H: 1 LOB: 0 BB: 0 P: 6	R: 0 E: 0 K: 2 S: 7	H: 0 LOB: 0 BB: 0 P: 7	R: 1 E: 0 K: 1 S: 6	H: 1 LOB: 0 BB: 0 P: 6		R: 0 E: 0 K: 2 S: 8	H: 1 LOB: 1 BB: 0 P: 8	1B: 6 2B: 1 3B: 0 HR: 3	SF: 0 SAC: 0 DP: 1 HBP: 0	WP: 0 PB: 0 SB: 2 CS: 0	PA: 40		
PITCHER	IP	WLS	BF	H	R	ER	SO	BB	IBB	HBP	BLK	WP	HR	S	P	ERA	WHIP								
Dennis Martinez, R ERA: 4.16 (1, 1)	4.1		22	6	6	5	3	1	0	0	0	0	2	27	31	10.38	1.615								
Mike Boddicker, R ERA: 2.45 (5, 1)	3.0	W	12	3	1	1	3	1	0	0	0	0	1	17	21	3.00	1.333								
Tippy Martinez, L ERA: 3.56 (8, 1)	1.2	S	6	1	0	0	3	0	0	0	0	0	0	12	12	0.00	0.600								

Batter	1	2	3	4	5	6	7	8	9	AB	R	H	RBI	BB	SO	LOB	BOTTOM								
Al Bumbry, L OBP: 0.310, SLG: 0.340 (1, 8)	F7									3	0	0	0	1	1	3	New York Yankees @ Baltimore Orioles Memorial Stadium, Baltimore, MD Mon Sep 13 1982, 7:05 PM EDT Att: 18,892 - Unknown - 83 F								
Benny Ayala, R OBP: 0.318, SLG: 0.476 (7, PH)										1	0	1	1	0	0	0									
John Shelby, S (8, 8)										0	0	0	0	0	0	0									
Glenn Gulliver, L OBP: 0.371, SLG: 0.261 (1, 5)										2	1	0	0	1	1	1									
Terry Crowley, L OBP: 0.364, SLG: 0.345 (6, PH)										0	0	0	1	1	0	0									
Lenn Sakata, R OBP: 0.316, SLG: 0.366 (6, PR)										1	0	0	0	0	0	2									
Ken Singleton, S OBP: 0.352, SLG: 0.389 (1, 10)	4-3									4	0	0	0	1	1	5									
Eddie Murray, S OBP: 0.387, SLG: 0.548 (1, 3)	1B									5	1	2	1	0	1	1									
John Lowenstein, L OBP: 0.402, SLG: 0.604 (7, PH)	4-3									2	1	0	0	1	0	1									
Dan Ford, R OBP: 0.281, SLG: 0.367 (8, 9)										2	1	1	0	0	0	0									
Cal Ripken Jr., R OBP: 0.323, SLG: 0.478 (1, 6)										4	2	2	1	0	1	2									
Gary Roenicke, R OBP: 0.387, SLG: 0.521 (8, 7)	6-3									4	2	3	1	0	0	0	AB 33 R 8 H 12 RBI 8 BB 6 SO 5 LOB 17								
Rick Dempsey, R OBP: 0.335, SLG: 0.349 (1, 2)	F9									3	0	2	1	1	0	0									
Rich Dauer, R OBP: 0.331, SLG: 0.363 (7, 5)										2	0	1	2	0	0	2									
Inning Stats	R: 1 E: 0 K: 0 S: 4	H: 1 LOB: 1 BB: 1 P: 8	R: 0 E: 0 K: 1 S: 5	H: 0 LOB: 0 BB: 0 P: 5	R: 0 E: 0 K: 1 S: 6	H: 1 LOB: 1 BB: 0 P: 6	R: 2 E: 0 K: 0 S: 6	H: 3 LOB: 2 BB: 1 P: 10	R: 0 E: 0 K: 1 S: 4	H: 0 LOB: 0 BB: 1 P: 8	R: 2 E: 0 K: 0 S: 6	H: 3 LOB: 3 BB: 2 P: 14	R: 3 E: 0 K: 0 S: 7	H: 4 LOB: 2 BB: 1 P: 11	R: 0 E: 0 K: 2 S: 7	H: 0 LOB: 0 BB: 0 P: 7		1B: 10 2B: 1 3B: 1 HR: 0	SF: 2 SAC: 0 DP: 1 HBP: 0	WP: 0 PB: 0 SB: 0 CS: 0	PA: 41				
PITCHER	IP	WLS	BF	H	R	ER	SO	BB	IBB	HBP	BLK	WP	HR	S	P	ERA	WHIP								
Jay Howell, R ERA: 6.48 (1, 1)	5.1		26	8	5	5	3	3	0	0	0	0	0	29	41	8.44	2.062								
Curt Kaufman, R ERA: (6, 1)	0.1		3	0	0	0	0	2	0	0	0	0	0	1	9	0.00	6.000								
Dave LaRoche, L ERA: 3.42 (6, 1)	0.2		3	1	1	1	0	0	0	0	0	0	0	3	3	13.50	1.500								
Rudy May, L ERA: 2.75 (7, 1)	1.2	L	9	3	2	2	2	0	1	0	0	0	0	12	16	10.80	1.800								



Batter	1	2	3	4	5	6	7	8	9	AB	R	H	RBI	BB	SO	LOB	TOP								
Willie Randolph, R (1, 4) OBP: 0.362, SLG: 0.340	0-0 HR		0-0 HR 1B		0-0 6-3		0-0 2B		0-3 K	5	2	3	1	0	1	1	New York Yankees @ Baltimore Orioles Memorial Stadium, Baltimore, MD Tue Sep 14 1982, 7:05 PM EDT Unknown								
Lee Mazzilli, S (1, 10) OBP: 0.349, SLG: 0.386	0-0 4-3		0-0 HR		0-0 4-3 2B		0-3 K			4	1	2	3	0	1	1									
Jerry Mumphrey, S (1, 8) OBP: 0.362, SLG: 0.427	0-0 F8		0-0 1B		0-0 4-3				0-0 1B	4	0	2	0	0	0	1									
Dave Winfield, R (1, 7) OBP: 0.330, SLG: 0.559	4-0 BB		0-0 G6-4-3		0-3 K				0-0 G5-4-3	3	0	0	0	1	1	3									
Lou Piniella, R (1, 9) OBP: 0.362, SLG: 0.456 Ken Griffey, L (8, PH) OBP: 0.333, SLG: 0.417	0-0 F4		0-0 5-3		0-3 K				4-0 BB	3	0	0	0	0	1	1									
Steve Balboni, R (1, 3) OBP: 0.250, SLG: 0.356		0-0 F8		0-0 G6-4-3 1B		0-3 K			0-3 K	4	0	1	0	0	2	1									
Barry Evans, R (1, 5) OBP: 0.435, SLG: 0.333		0-0 F9		0-0 G6-4-3 1B		0-3 K			0-0 E6 SH2-4	4	0	1	0	0	1	0									
Rick Cerone, R (1, 2) OBP: 0.261, SLG: 0.283		0-0 F4		0-0 G6-4-3			0-0 5-3		0-0 SH2-4	3	0	0	0	0	0	2									
Andre Robertson, R (1, 6) OBP: 0.269, SLG: 0.310 Roy Smalley, S (9, PH) OBP: 0.351, SLG: 0.420			0-0 1B HR 2B		0-3 K				0-0 5-3	3	1	1	0	0	1	1									
Inning Stats	R: 1 E: 0 K: 0 S: 4	H: 1 LOB: 1 BB: 1 P: 8	R: 0 E: 0 K: 0 S: 3	H: 0 LOB: 0 BB: 0 P: 3	R: 3 E: 0 K: 0 S: 6	H: 4 LOB: 0 BB: 0 P: 6	R: 0 E: 0 K: 1 S: 6	H: 2 LOB: 1 BB: 0 P: 6	R: 0 E: 0 K: 3 S: 9	H: 0 LOB: 0 BB: 0 P: 9	R: 0 E: 0 K: 1 S: 6	H: 1 LOB: 1 BB: 0 P: 6	R: 0 E: 0 K: 1 S: 5	H: 1 LOB: 1 BB: 1 P: 9	R: 0 E: 1 K: 1 S: 6	H: 0 LOB: 1 BB: 0 P: 6	1B: 5 2B: 3 3B: 0 HR: 2	SF: 0 SAC: 1 DP: 3 HBP: 0	WP: 0 PB: 0 SB: 0 CS: 0	PA: 37					
PITCHER	IP	WLS	BF	H	R	ER	SO	BB	IBB	HBP	BLK	WP	HR	S	P	ERA	WHIP								
Scott McGregor, L (1, 1) ERA: 4.57	2.0		11	4	4	4	0	1	0	0	0	0	2	10	14	18.00	2.500								
John Flinn, R (3, 1) ERA:	6.0	W	22	6	0	0	7	1	0	0	0	0	0	35	39	0.00	1.167								
Tippy Martinez, L (9, 1) ERA: 3.51	1.0	S	4	0	0	0	1	0	0	0	0	0	0	6	6	0.00	0.000								

Batter	1	2	3	4	5	6	7	8	9	AB	R	H	RBI	BB	SO	LOB	BOTTOM								
John Shelby, S (1, 8) OBP: 0.250, SLG: 0.500	0-0 2B		0-0 2B		0-0 4-3		0-0 F6			4	0	2	0	0	0	1	New York Yankees @ Baltimore Orioles Memorial Stadium, Baltimore, MD Tue Sep 14 1982, 7:05 PM EDT Unknown								
Rich Dauer, R (1, 5) OBP: 0.330, SLG: 0.364 Mike Young, S (8, FR)	0-0 6-3		0-0 5-3		0-0 F4				0-0 1B 2B	4	0	1	0	0	0	3									
Glenn Gulliver, L (9, 5) OBP: 0.371, SLG: 0.261									0-0 1B 2B	0	1	0	0	0	0	0									
Cal Ripken Jr., R (1, 6) OBP: 0.323, SLG: 0.476	0-3 K		0-0 6-3			0-0 F9			0-0 1B 1B	4	1	1	0	0	1	2									
Eddie Murray, S (1, 3) OBP: 0.386, SLG: 0.546	0-0 1-3				0-0 F3				0-0 2-3 1B	4	0	1	1	0	0	1									
Benny Ayala, R (1, 10) OBP: 0.333, SLG: 0.514		0-0 FC6 1B		0-3 K		0-0 HR			0-0 FC5-4 1B	4	1	3	2	0	1	0									
Gary Roenicke, R (1, 7) OBP: 0.383, SLG: 0.515		0-3 K		0-0 5-3		0-0 F4			0-3 K	4	0	0	0	0	2	3									
Rick Dempsey, R (1, 2) OBP: 0.331, SLG: 0.344		0-0 F9			0-0 4-3				0-0 F8 F9	4	0	0	0	0	0	3									
Dan Ford, R (1, 9) OBP: 0.283, SLG: 0.379		0-0 FC6			0-0 1B 2B				0-0 FC5-4	4	2	2	1	0	0	3									
Lenn Sakata, R (1, 4) OBP: 0.318, SLG: 0.366			0-0 5-3		0-0 E7 1B				0-0 1-3	3	0	1	1	0	0	0									
Inning Stats	R: 0 E: 0 K: 1 S: 6	H: 1 LOB: 0 BB: 0 P: 6	R: 0 E: 0 K: 1 S: 6	H: 1 LOB: 0 BB: 0 P: 6	R: 0 E: 0 K: 1 S: 5	H: 0 LOB: 0 BB: 0 P: 5	R: 1 E: 0 K: 0 S: 4	H: 2 LOB: 0 BB: 0 P: 4	R: 1 E: 0 K: 0 S: 4	H: 1 LOB: 0 BB: 0 P: 4	R: 1 E: 0 K: 1 S: 9	H: 4 LOB: 2 BB: 0 P: 9	R: 2 E: 0 K: 1 S: 9	H: 4 LOB: 2 BB: 0 P: 9	R: 2 E: 0 K: 1 S: 9	H: 4 LOB: 2 BB: 0 P: 9	1B: 5 2B: 4 3B: 0 HR: 2	SF: 0 SAC: 0 DP: 0 HBP: 0	WP: 0 PB: 0 SB: 0 CS: 0	PA: 35					
PITCHER	IP	WLS	BF	H	R	ER	SO	BB	IBB	HBP	BLK	WP	HR	S	P	ERA	WHIP								
Shane Rawley, L (1, 1) ERA: 3.9	7.0	L	30	9	5	5	3	0	0	0	0	0	2	36	36	6.43	1.286								
Rudy May, L (8, 1) ERA: 2.72	1.0		5	2	0	0	1	0	0	0	0	0	0	7	7	0.00	2.000								

Batter	1	2	3	4	5	6	7	8	9	AB	R	H	RBI	BB	SO	LOB	TOP		
Willie Randolph, R (1,4) OBP: 0.363, SLG: 0.340										3	1	1	0	1	0	0	New York Yankees @ Baltimore Orioles Memorial Stadium, Baltimore, MD Tue Sep 14 1982, 7:05 PM EDT Att: 28,094 - Unknown		
Jerry Mumphrey, S (1,8) OBP: 0.363, SLG: 0.430										4	1	2	1	0	0	1			
Ken Griffey, L (1,9) OBP: 0.333, SLG: 0.416										4	0	1	0	0	1	1			
Roy Smalley, S (1,5) OBP: 0.352, SLG: 0.420										3	0	1	0	1	1	2			
Graig Nettles, L (1,10) OBP: 0.319, SLG: 0.415										4	0	0	0	0	2	5			
John Mayberry, L (1,3) OBP: 0.328, SLG: 0.368										3	0	1	1	0	2	2			
Lee Mazzilli, S (9, PH) OBP: 0.348, SLG: 0.385										1	0	0	0	0	0	0			
Butch Wynegar, S (1,2) OBP: 0.379, SLG: 0.365										4	0	0	0	0	2	2			
Dave Collins, S (1,7) OBP: 0.314, SLG: 0.323										3	0	0	0	0	1	0			
Lou Piniella, R (9, PH) OBP: 0.394, SLG: 0.458										1	0	1	0	0	0	0			
Andre Robertson, R (1,6) OBP: 0.272, SLG: 0.351										3	1	1	1	0	0	0			
Dave Winfield, R (9, PH) OBP: 0.329, SLG: 0.558										1	0	0	0	0	0	1			
Inning Stats	R: 2 H: 2 E: 0 K: 3 S: 11	H: 2 LOB: 2 BB: 2 P: 19	R: 0 H: 0 E: 0 K: 0 S: 3	H: 0 LOB: 0 BB: 0 P: 3	R: 0 H: 2 E: 0 K: 2 S: 9	H: 2 LOB: 2 BB: 0 P: 9	R: 0 H: 0 E: 0 K: 0 S: 3	H: 0 LOB: 0 BB: 0 P: 3	R: 0 H: 1 E: 0 K: 0 S: 7	H: 0 LOB: 0 BB: 0 P: 7	R: 1 H: 1 E: 0 K: 1 S: 6	H: 1 LOB: 0 BB: 0 P: 6	R: 0 H: 1 E: 0 K: 0 S: 4	H: 1 LOB: 1 BB: 0 P: 4	R: 0 H: 1 E: 0 K: 1 S: 6	H: 1 LOB: 1 BB: 0 P: 6	1B: 6 2B: 1 3B: 0 HR: 1	SF: 0 SAC: 0 DP: 1 HBP: 0	WP: 0 PA: 36 SB: 0 CS: 0
PITCHER	IP WLS BF H R ER SO BB IBB HBP BLK WP HR S P ERA WHIP																		
Storm Davis, R (1,1) ERA: 3.13	7.0 W 28 6 3 3 8 2 0 0 0 0 1 42 50 3.86 1.143																		
Tippy Martinez, L (8,1) ERA: 3.43	2.0 S 8 2 0 0 1 0 0 0 0 0 0 10 10 0.00 1.000																		

Batter	1	2	3	4	5	6	7	8	9	AB	R	H	RBI	BB	SO	LOB	BOTTOM		
Al Bumbry, L (1,8) OBP: 0.310, SLG: 0.338										3	0	0	0	1	0	0	New York Yankees @ Baltimore Orioles Memorial Stadium, Baltimore, MD Tue Sep 14 1982, 7:05 PM EDT Att: 28,094 - Unknown		
Lenn Sakata, R (8,4) OBP: 0.318, SLG: 0.366										0	0	0	0	0	0	0			
Glenn Culliver, L (1,5) OBP: 0.375, SLG: 0.272										3	1	1	0	1	0	1			
Rick Dempsey, R (8,2) OBP: 0.331, SLG: 0.344										0	0	0	0	0	0	0			
Ken Singleton, S (1,10) OBP: 0.351, SLG: 0.390										4	1	1	0	0	0	2			
Eddie Murray, S (1,3) OBP: 0.385, SLG: 0.542										3	1	0	0	0	1	1			
John Lowenstein, L (1,7) OBP: 0.403, SLG: 0.600										2	1	0	1	2	1	0			
Cal Ripken Jr., R (1,6) OBP: 0.323, SLG: 0.481										3	1	1	4	0	1	1			
Gary Roenicke, R (1,9) OBP: 0.380, SLG: 0.511										3	0	0	0	0	2	1			
Joe Nolan, L (1,2) OBP: 0.264, SLG: 0.343										3	0	0	0	0	0	1			
John Shelby, S (8,8) OBP: 0.250, SLG: 0.500										0	0	0	0	0	0	0			
Rich Dauer, R (1,4) OBP: 0.328, SLG: 0.362										3	0	0	0	0	1	0			
Inning Stats	R: 0 H: 0 E: 0 K: 1 S: 5	H: 0 LOB: 1 BB: 1 P: 9	R: 0 H: 0 E: 0 K: 2 S: 7	H: 0 LOB: 1 BB: 1 P: 11	R: 0 H: 1 E: 0 K: 0 S: 4	H: 1 LOB: 1 BB: 0 P: 4	R: 0 H: 0 E: 0 K: 1 S: 5	H: 0 LOB: 0 BB: 0 P: 5	R: 0 H: 2 E: 0 K: 1 S: 7	H: 2 LOB: 2 BB: 2 P: 16	R: 0 H: 0 E: 0 K: 0 S: 3	H: 0 LOB: 0 BB: 0 P: 3	R: 0 H: 0 E: 0 K: 0 S: 3	H: 0 LOB: 0 BB: 0 P: 3	R: 0 H: 0 E: 0 K: 1 S: 3	H: 0 LOB: 0 BB: 0 P: 3	1B: 0 2B: 2 3B: 0 HR: 1	SF: 0 SAC: 0 DP: 0 HBP: 1	WP: 0 PA: 32 SB: 1 CS: 0
PITCHER	IP WLS BF H R ER SO BB IBB HBP BLK WP HR S P ERA WHIP																		
Mike Morgan, R (1,1) ERA: 4.39	5.1 L 24 3 5 5 5 4 0 1 0 0 1 29 46 8.44 1.312																		
George Frazier, R (6,1) ERA: 3.61	2.2 8 0 0 0 1 0 0 0 0 0 0 10 10 0.00 0.000																		



Batter	1	2	3	4	5	6	7	8	9	AB	R	H	RBI	BB	SO	LOB	TOP						
Willie Randolph, R (1,4) OBP: 0.367, SLG: 0.345										4	0	3	0	1	0	0	New York Yankees @ Baltimore Orioles Memorial Stadium, Baltimore, MD Wed Sep 15 1982, 7:05 PM EDT Att: 22,861 - Unknown						
Jerry Mumphrey, S (1,8) OBP: 0.366, SLG: 0.429										3	0	1	0	2	0	2							
Ken Griffey, L (1,9) OBP: 0.331, SLG: 0.413										3	0	0	0	0	0	5							
Dave Collins, S (5,9) OBP: 0.312, SLG: 0.321										2	0	0	0	0	1	3							
Dave Winfield, R (1,7) OBP: 0.328, SLG: 0.560										5	1	1	1	0	0	3							
Lou Piniella, R (1,10) OBP: 0.368, SLG: 0.461										3	2	2	0	0	0	0							
Lee Mazzilli, S (7, PH) OBP: 0.352, SLG: 0.387										1	0	1	0	1	0	0							
Roy Smalley, S (1,5) OBP: 0.355, SLG: 0.434										4	2	2	4	1	0	1							
Steve Balboni, R (1,3) OBP: 0.264, SLG: 0.347										4	0	1	0	1	2	3							
Rick Cerone, R (1,2) OBP: 0.258, SLG: 0.280										3	0	0	0	0	0	3							
Butch Wynegar, S (7, PH) OBP: 0.377, SLG: 0.362										2	0	0	0	0	0	3							
Andre Robertson, R (1,6) OBP: 0.262, SLG: 0.338										3	0	0	0	0	2	1							
Graig Nettles, L (7, PH) OBP: 0.318, SLG: 0.414										1	0	0	0	0	0	2							
Barry Evans, R (7,6) OBP: 0.435, SLG: 0.333										0	0	0	0	0	0	0							
Inning Stats	R: 0 E: 0 K: 0 S: 3	H: 1 LOB: 0 BB: 0 P: 3	R: 0 E: 1 K: 0 S: 4	H: 0 LOB: 2 BB: 1 P: 8	R: 0 E: 0 K: 1 S: 6	H: 1 LOB: 1 BB: 0 P: 6	R: 3 E: 0 K: 1 S: 9	H: 4 LOB: 3 BB: 2 P: 17	R: 2 E: 0 K: 1 S: 7	H: 2 LOB: 0 BB: 0 P: 7	R: 0 E: 0 K: 1 S: 6	H: 1 LOB: 2 BB: 1 P: 10	R: 0 E: 0 K: 1 S: 6	H: 1 LOB: 1 BB: 0 P: 10	R: 0 E: 0 K: 0 S: 4	H: 1 LOB: 1 BB: 0 P: 4	R: 0 E: 0 K: 0 S: 3	H: 0 LOB: 1 BB: 1 P: 7	1B: 7 2B: 1 3B: 0 HR: 3	SF: 0 SAC: 0 DP: 1 HBP: 0	WP: 0 PB: 0 SB: 1 CS: 0	PA: 44	
PITCHER	IP WLS BF H R ER SO BB IBB HBP BLK WP HR S P ERA WHIP	IP WLS BF H R ER SO BB IBB HBP BLK WP HR S P ERA WHIP	IP WLS BF H R ER SO BB IBB HBP BLK WP HR S P ERA WHIP	IP WLS BF H R ER SO BB IBB HBP BLK WP HR S P ERA WHIP	IP WLS BF H R ER SO BB IBB HBP BLK WP HR S P ERA WHIP	IP WLS BF H R ER SO BB IBB HBP BLK WP HR S P ERA WHIP	IP WLS BF H R ER SO BB IBB HBP BLK WP HR S P ERA WHIP	IP WLS BF H R ER SO BB IBB HBP BLK WP HR S P ERA WHIP	IP WLS BF H R ER SO BB IBB HBP BLK WP HR S P ERA WHIP	IP WLS BF H R ER SO BB IBB HBP BLK WP HR S P ERA WHIP	IP WLS BF H R ER SO BB IBB HBP BLK WP HR S P ERA WHIP	IP WLS BF H R ER SO BB IBB HBP BLK WP HR S P ERA WHIP	IP WLS BF H R ER SO BB IBB HBP BLK WP HR S P ERA WHIP	IP WLS BF H R ER SO BB IBB HBP BLK WP HR S P ERA WHIP	IP WLS BF H R ER SO BB IBB HBP BLK WP HR S P ERA WHIP	IP WLS BF H R ER SO BB IBB HBP BLK WP HR S P ERA WHIP	IP WLS BF H R ER SO BB IBB HBP BLK WP HR S P ERA WHIP	IP WLS BF H R ER SO BB IBB HBP BLK WP HR S P ERA WHIP	IP WLS BF H R ER SO BB IBB HBP BLK WP HR S P ERA WHIP	IP WLS BF H R ER SO BB IBB HBP BLK WP HR S P ERA WHIP	IP WLS BF H R ER SO BB IBB HBP BLK WP HR S P ERA WHIP	IP WLS BF H R ER SO BB IBB HBP BLK WP HR S P ERA WHIP	IP WLS BF H R ER SO BB IBB HBP BLK WP HR S P ERA WHIP

AB 38
R 5
H 11
RBI 5
BB 6
SO 5
LOB 26



Batter	1	2	3	4	5	6	7	8	9	AB	R	H	RBI	BB	SO	LOB	BOTTOM						
Lenn Sakata, R (1,4) OBP: 0.316, SLG: 0.363										5	1	1	0	0	0	4	New York Yankees @ Baltimore Orioles Memorial Stadium, Baltimore, MD Wed Sep 15 1982, 7:05 PM EDT Att: 22,861 - Unknown						
Dan Ford, R (1,9) OBP: 0.287, SLG: 0.385										4	2	3	1	0	0	0							
Cal Ripken Jr., R (1,6) OBP: 0.322, SLG: 0.482										3	1	1	3	0	0	1							
Eddie Murray, S (1,3) OBP: 0.387, SLG: 0.548										4	2	3	1	0	0	0							
Benny Ayala, R (1,7) OBP: 0.328, SLG: 0.505										2	0	0	0	0	0	0							
John Lowenstein, L (6, PH) OBP: 0.404, SLG: 0.599										2	1	1	1	0	0	2							
Gary Roenicke, R (1,8) OBP: 0.384, SLG: 0.511										2	0	1	0	2	0	1							
Ken Singleton, S (1,10) OBP: 0.350, SLG: 0.388										3	0	0	0	1	0	3							
Rick Dempsey, R (1,2) OBP: 0.331, SLG: 0.344										3	0	1	0	0	1	0							
Joe Nolan, L (6, PR) OBP: 0.287, SLG: 0.343										0	0	0	0	1	0	0							
Rich Dauer, R (1,5) OBP: 0.328, SLG: 0.362										3	1	1	1	0	0	2							
Inning Stats	R: 2 E: 1 K: 0 S: 5	H: 2 LOB: 1 BB: 0 P: 5	R: 0 E: 0 K: 1 S: 4	H: 0 LOB: 0 BB: 1 P: 8	R: 0 E: 0 K: 0 S: 3	H: 0 LOB: 0 BB: 0 P: 3	R: 0 E: 0 K: 0 S: 3	H: 0 LOB: 0 BB: 0 P: 3	R: 0 E: 0 K: 0 S: 3	H: 1 LOB: 0 BB: 0 P: 3	R: 6 E: 0 K: 0 S: 10	H: 7 LOB: 2 BB: 1 P: 14	R: 0 E: 0 K: 0 S: 4	H: 2 LOB: 1 BB: 0 P: 4	R: 0 E: 0 K: 0 S: 3	H: 0 LOB: 2 BB: 2 P: 11	R: 0 E: 0 K: 0 S: 3	H: 0 LOB: 1 BB: 1 P: 7	1B: 8 2B: 5 3B: 0 HR: 0	SF: 2 SAC: 0 DP: 3 HBP: 0	WP: 0 PB: 1 SB: 2 CS: 0	PA: 37	
PITCHER	IP WLS BF H R ER SO BB IBB HBP BLK WP HR S P ERA WHIP	IP WLS BF H R ER SO BB IBB HBP BLK WP HR S P ERA WHIP	IP WLS BF H R ER SO BB IBB HBP BLK WP HR S P ERA WHIP	IP WLS BF H R ER SO BB IBB HBP BLK WP HR S P ERA WHIP	IP WLS BF H R ER SO BB IBB HBP BLK WP HR S P ERA WHIP	IP WLS BF H R ER SO BB IBB HBP BLK WP HR S P ERA WHIP	IP WLS BF H R ER SO BB IBB HBP BLK WP HR S P ERA WHIP	IP WLS BF H R ER SO BB IBB HBP BLK WP HR S P ERA WHIP	IP WLS BF H R ER SO BB IBB HBP BLK WP HR S P ERA WHIP	IP WLS BF H R ER SO BB IBB HBP BLK WP HR S P ERA WHIP	IP WLS BF H R ER SO BB IBB HBP BLK WP HR S P ERA WHIP	IP WLS BF H R ER SO BB IBB HBP BLK WP HR S P ERA WHIP	IP WLS BF H R ER SO BB IBB HBP BLK WP HR S P ERA WHIP	IP WLS BF H R ER SO BB IBB HBP BLK WP HR S P ERA WHIP	IP WLS BF H R ER SO BB IBB HBP BLK WP HR S P ERA WHIP	IP WLS BF H R ER SO BB IBB HBP BLK WP HR S P ERA WHIP	IP WLS BF H R ER SO BB IBB HBP BLK WP HR S P ERA WHIP	IP WLS BF H R ER SO BB IBB HBP BLK WP HR S P ERA WHIP	IP WLS BF H R ER SO BB IBB HBP BLK WP HR S P ERA WHIP	IP WLS BF H R ER SO BB IBB HBP BLK WP HR S P ERA WHIP	IP WLS BF H R ER SO BB IBB HBP BLK WP HR S P ERA WHIP	IP WLS BF H R ER SO BB IBB HBP BLK WP HR S P ERA WHIP	IP WLS BF H R ER SO BB IBB HBP BLK WP HR S P ERA WHIP

AB 31
R 8
H 12
RBI 7
BB 4
SO 1
LOB 13



Batter	1	2	3	4	5	6	7	8	9	AB	R	H	RBI	BB	SO	LOB	TOP			
Willie Randolph, R (1,4) OBP: 0.366, SLG: 0.345	F8		3-1		F9		1-2 1B			4	0	1	0	0	0	1	New York Yankees @ Baltimore Orioles Memorial Stadium, Baltimore, MD Thu Sep 16 1982, 7:05 PM EDT Att: 25,089 - Unknown			
Jerry Mumphy, S (1,8) OBP: 0.365, SLG: 0.426	4-3		4-3		1-2 BB		F7			3	0	0	0	1	0	2				
Ken Griffey, L (1,9) OBP: 0.328, SLG: 0.409	K			4-3	F6			F6		4	0	0	0	0	1	2				
Dave Winfield, R (1,7) OBP: 0.329, SLG: 0.566		HR		1B 1B	F9			L8		4	1	2	1	0	0	0				
Lee Mazzilli, S (1,10) OBP: 0.348, SLG: 0.382	F5			L1	3-1			F8		4	0	0	0	0	0	1				
Steve Balboni, R (1,3) OBP: 0.281, SLG: 0.346		BB		1-3 1B	F7			F9		3	0	1	0	1	0	0				
Barry Evans, R (1,5) OBP: 0.370, SLG: 0.273	K		3-4-3		L5			K		4	0	0	0	0	2	3				
Rick Cerone, R (1,2) OBP: 0.255, SLG: 0.277 (9, PH) Bobby Murcer, L (9, PH) OBP: 0.298, SLG: 0.418	F7			6-3	F7			F3		3	0	0	0	0	0	1				
Andre Robertson, R (1,6) OBP: 0.276, SLG: 0.350			F7		BB 1B			BB 1B		1	0	0	0	0	0	0				
Inning Stats	R: 0 E: 0 K: 1 S: 5	H: 0 LOB: 0 BB: 0 P: 5	R: 1 E: 0 K: 1 S: 6	H: 1 LOB: 1 BB: 1 P: 10	R: 0 E: 0 K: 0 S: 3	H: 0 LOB: 0 BB: 0 P: 3	R: 0 E: 0 K: 0 S: 5	H: 2 LOB: 2 BB: 0 P: 5	R: 0 E: 0 K: 0 S: 4	H: 1 LOB: 2 BB: 1 P: 8	R: 0 E: 0 K: 0 S: 3	H: 0 LOB: 0 BB: 0 P: 3	R: 0 E: 0 K: 0 S: 5	H: 2 LOB: 2 BB: 0 P: 5	R: 0 E: 0 K: 1 S: 5	H: 0 LOB: 0 BB: 0 P: 5	1B: 5 2B: 0 3B: 0 HR: 1	SF: 0 SAC: 0 DP: 0 HBP: 0	WP: 0 PB: 0 SB: 0 CS: 0	PA: 35
PITCHER Jim Palmer, R (1,1) ERA: 3.22	IP: 9.0 WLS: W BF: 35 H: 6 R: 1 ER: 1 SO: 3 BB: 2 IBB: 0 HBP: 0 BLK: 0 WP: 0 HR: 1 S: 39 P: 47 ERA: 1.00 WHIP: 0.889																			

Batter	1	2	3	4	5	6	7	8	9	AB	R	H	RBI	BB	SO	LOB	BOTTOM	
John Shelby, S (1,8) OBP: 0.333, SLG: 0.500	E7 1B	K			F9		4-3 SH2-4 1B			4	1	2	0	0	1	1	New York Yankees @ Baltimore Orioles Memorial Stadium, Baltimore, MD Thu Sep 16 1982, 7:05 PM EDT Att: 25,089 - Unknown	
Rich Dauer, R (1,5) OBP: 0.328, SLG: 0.360	1B 1B BB		F9		4-3		SH2-4			2	1	0	0	1	0	0		
Cal Ripken Jr., R (1,6) OBP: 0.320, SLG: 0.479	K		6-3		K		4-3			4	0	0	0	0	2	3		
Eddie Murray, S (1,3) OBP: 0.388, SLG: 0.548	S 1B 1-2 2H 1B		F9		SH1-4 HBP E 1B		5-3			4	1	2	1	0	0	1		
Gary Roenicke, R (1,7) OBP: 0.389, SLG: 0.512	G6-4-3 1-2 2H 1B			1B BB	E SH1-4 HBP		PB BB			1	0	1	1	2	0	0		
Dan Ford, R (1,9) OBP: 0.287, SLG: 0.384	G6-4-3 1-2 2-3			1-2 1B	SH1-4		F8			3	0	1	0	0	0	3		
Ken Singleton, S (1,10) OBP: 0.349, SLG: 0.386		6-3		K	4-3		G6-4-3 IBB			3	0	0	0	1	1	4		
Lenn Sakata, R (1,4) OBP: 0.315, SLG: 0.360	WP 5-3 BB			K	E6		G6-4-3 1-2			3	0	0	0	1	1	5		
Rick Dempsey, R (1,2) OBP: 0.329, SLG: 0.341	5-3 1-2			3-1	F7					3	0	0	0	0	0	5		
Inning Stats	R: 2 E: 1 K: 1 S: 7	H: 3 LOB: 1 BB: 1 P: 11	R: 0 E: 0 K: 1 S: 5	H: 0 LOB: 1 BB: 1 P: 9	R: 0 E: 0 K: 2 S: 8	H: 1 LOB: 2 BB: 1 P: 12	R: 0 E: 0 K: 1 S: 5	H: 0 LOB: 0 BB: 0 P: 5	R: 1 E: 1 K: 0 S: 5	H: 1 LOB: 2 BB: 0 P: 6	R: 0 E: 0 K: 0 S: 4	H: 1 LOB: 1 BB: 0 P: 4	R: 0 E: 0 K: 0 S: 2	H: 0 LOB: 1 BB: 2 P: 10	1B: 6 2B: 0 3B: 0 HR: 0	SF: 0 SAC: 2 DP: 2 HBP: 1	WP: 1 PB: 1 SB: 1 CS: 0	PA: 35
PITCHER Dave Righetti, L (1,1) ERA: 3.84	IP: 8.0 WLS: L BF: 35 H: 6 R: 3 ER: 2 SO: 5 BB: 4 IBB: 1 HBP: 1 BLK: 0 WP: 1 HR: 0 S: 39 P: 60 ERA: 2.25 WHIP: 1.250																	

Batter	1	2	3	4	5	6	7	8	9	AB	R	H	RBI	BB	SO	LOB	TOP			
Willie Randolph, R OBP: 0.364, SLG: 0.342 (1, 4)	0-0 6-3		0-3 K			0-0 F9		0-0 F9	4 0 0 0 0 1 0											
Jerry Mumphy, S OBP: 0.362, SLG: 0.422 (1, 8)	0-0 4-3		0-0 F3			0-0 3-1		0-3 K	4 0 0 0 0 1 0											
Ken Griffey, L OBP: 0.327, SLG: 0.408 (1, 9)	0-3 K			0-0 G5-4-3 1B			0-0 4-3	0-0 F8	4 0 1 0 0 1 0											
Dave Winfield, R OBP: 0.329, SLG: 0.564 (1, 7)		4-0 FC5-4 1B BB		0-0 G5-4-3		0-0 6-3			2 0 0 0 1 0 1											
Lou Piniella, R OBP: 0.364, SLG: 0.455 (1, 10)		0-0 L7		0-0 F7		0-0 F8			3 0 0 0 0 0 1											
Steve Balboni, R OBP: 0.283, SLG: 0.345 (1, 3)		0-0 FC5-4 1B			0-0 F8			0-0 F8	3 0 1 0 0 0 0											
Barry Evans, R OBP: 0.333, SLG: 0.240 (1, 5)		0-0 FC5-4 1-2 2-3			0-0 5-3			0-0 6-3	3 0 0 0 0 0 2											
Rick Cerone, R OBP: 0.256, SLG: 0.281 (1, 2)		0-0 F7			0-0 F6				3 0 1 0 0 0 2											
Andre Robertson, R OBP: 0.267, SLG: 0.337 (1, 6)			0-0 1-3			0-0 6-3		0-0 6-3	3 0 0 0 0 0 1											
Inning Stats	R: 0 E: 0 K: 1 S: 5	H: 0 LOB: 0 BB: 0 P: 5	R: 0 E: 0 K: 0 S: 4	H: 1 LOB: 2 BB: 1 P: 8	R: 0 E: 0 K: 1 S: 5	H: 0 LOB: 0 BB: 0 P: 5	R: 0 E: 0 K: 0 S: 3	H: 1 LOB: 0 BB: 0 P: 3	R: 0 E: 0 K: 0 S: 3	H: 0 LOB: 0 BB: 0 P: 3	R: 0 E: 0 K: 0 S: 3	H: 0 LOB: 0 BB: 0 P: 3	R: 0 E: 0 K: 0 S: 4	H: 1 LOB: 1 BB: 0 P: 4	R: 0 E: 0 K: 1 S: 5	H: 0 LOB: 0 BB: 0 P: 5	1B: 2 2B: 1 3B: 0 HR: 0	SF: 0 SAC: 0 DP: 1 HBP: 0	WP: 0 PB: 0 CS: 0	PA: 30
PITCHER Mike Caldwell, L ERA: 3.85 (1, 1)	IP: 9.0 WLS: W BF: 30 H: 3 R: 0 ER: 0 SO: 3 BB: 1 IBB: 0 HBP: 0 BLK: 0 WP: 0 HR: 0 S: 35 P: 39 ERA: 0.00 WHIP: 0.444																			

New York Yankees @ Milwaukee Brewers
Milwaukee County Stadium, Milwaukee, WI

AB 29
R 0
H 3
RBI 0
BB 1
SO 3
LOB 7



WP: 0 PA: 30
PB: 0
CS: 0

Batter	1	2	3	4	5	6	7	8	9	AB	R	H	RBI	BB	SO	LOB	BOTTOM			
Paul Molitor, R OBP: 0.359, SLG: 0.429 (1, 5)	0-0 2B	0-0 FC4-6 WP 1B SF9	4-0 1B			0-0 1B SF6	0-0 BLK		4 4 3 1 1 0 1											
Robin Yount, R OBP: 0.376, SLG: 0.569 (1, 6)	0-0 2B	0-0 SF9	0-0 1B			0-0 F8	0-0 3B		5 2 4 4 0 0 1											
Cecil Cooper, L OBP: 0.346, SLG: 0.535 (1, 3)	0-0 HR	0-0 SF9	0-0 F7			0-0 1B	0-0 HR		4 1 3 2 0 0 2											
Ted Simmons, S OBP: 0.306, SLG: 0.438 (1, 2)	0-0 E6 HR	0-0 F8		0-0 F4		0-0 SF6	0-0 G3-6-3		4 1 0 1 0 0 3											
Ben Oglivie, L OBP: 0.325, SLG: 0.439 (1, 7)	0-0 F7		0-3 K		0-0 4-3			0-0 F7	4 0 0 0 1 1 2											
Gorman Thomas, R OBP: 0.351, SLG: 0.520 (1, 8)	0-0 HR		4-0 FC4-6 BB		0-0 F3		0-0 5-3	0-0 1-3	4 1 1 3 1 0 2											
Roy Howell, L OBP: 0.305, SLG: 0.363 (1, 10)	0-3 K		0-0 FC4-6 WP 1B		0-3 K		0-0 1B BLK	0-0 1B	4 2 1 0 0 2 1											
Bob Skube, L OBP: 1.000, SLG: 1.000 (6, PH)									1 0 1 0 0 0 0											
Charlie Moore, R OBP: 0.296, SLG: 0.363 (1, 9)	0-0 5-3		0-0 BB 1B		0-0 F2		0-0 F8	0-0 F7	5 1 1 1 0 0 2											
Jim Gantner, L OBP: 0.340, SLG: 0.377 (1, 4)		4-0 FC4-6 BB	4-0 BB 1B		0-0 F8		0-0 BLK 3B	0-0 1B	2 2 1 0 2 0 0											
Inning Stats	R: 5 E: 1 K: 1 S: 10	H: 4 LOB: 0 BB: 0 P: 10	R: 1 E: 0 K: 0 S: 4	H: 1 LOB: 1 BB: 1 P: 8	R: 3 E: 0 K: 1 S: 7	H: 2 LOB: 3 BB: 3 P: 19	R: 0 E: 0 K: 0 S: 3	H: 0 LOB: 0 BB: 0 P: 3	R: 0 E: 0 K: 1 S: 5	H: 0 LOB: 0 BB: 0 P: 5	R: 1 E: 0 K: 0 S: 5	H: 2 LOB: 2 BB: 1 P: 9	R: 4 E: 0 K: 0 S: 7	H: 5 LOB: 0 BB: 0 P: 7	R: 0 E: 0 K: 0 S: 4	H: 1 LOB: 1 BB: 0 P: 4	1B: 10 2B: 2 3B: 1 HR: 2	SF: 2 SAC: 0 DP: 1 HBP: 0	WP: 3 PB: 0 CS: 0	PA: 44
PITCHER Stefan Wever, R ERA: 27.0 George Frazier, R ERA: 3.59 Doyle Alexander, R ERA: 6.94 Lynn McGlothen, R ERA: 3.6 (1, 1) (3, 1) (4, 1) (8, 1)	IP: 2.2 WLS: L BF: 18 H: 6 R: 9 ER: 8 SO: 2 BB: 3 IBB: 0 HBP: 0 BLK: 0 WP: 2 HR: 1 S: 19 P: 31 ERA: 27.00 WHIP: 3.375																			
PITCHER	IP: 0.1 WLS: 3 BF: 1 H: 1 R: 0 ER: 0 SO: 0 BB: 1 IBB: 0 HBP: 0 BLK: 0 WP: 0 HR: 0 S: 2 P: 6 ERA: 0.00 WHIP: 6.000																			
PITCHER	IP: 4.0 WLS: 19 BF: 7 H: 5 R: 5 ER: 5 SO: 1 BB: 1 IBB: 0 HBP: 0 BLK: 2 WP: 0 HR: 1 S: 20 P: 24 ERA: 11.25 WHIP: 2.000																			
PITCHER	IP: 1.0 WLS: 4 BF: 1 H: 0 R: 0 ER: 0 SO: 0 BB: 0 IBB: 0 HBP: 0 BLK: 0 WP: 0 HR: 0 S: 4 P: 4 ERA: 0.00 WHIP: 1.000																			

New York Yankees @ Milwaukee Brewers
Milwaukee County Stadium, Milwaukee, WI

AB 37
R 14
H 15
RBI 12
BB 5
SO 3
LOB 14



WP: 3 PA: 44
PB: 0
CS: 0

Batter	1	2	3	4	5	6	7	8	9	AB	R	H	RBI	BB	SO	LOB	TOP		
Willie Randolph, R (1, 4) OBP: 0.362, SLG: 0.341	0-0 6-3		0-0 FC6-4 2B	0-0 FC6-4 1B			0-0 5-3		0-0 5-3	5	1	1	0	0	0	3			
Jerry Mumphy, S (1, 8) OBP: 0.363, SLG: 0.425	0-3 K		0-0 E			0-0 F7 1B			0-0 1-3	4	1	2	0	0	1	0			
Ken Griffey, L (1, 9) OBP: 0.325, SLG: 0.404	0-3 K		0-3 K			0-0 F7 1-2			0-0 F4	4	0	0	0	0	2	3			
Dave Winfield, R (1, 7) OBP: 0.330, SLG: 0.568		0-0 HR	4-0 FC6-4 IBB			0-3 K			0-0 F7	3	1	1	1	1	1	0			
Lou Piniella, R (1, 10) OBP: 0.358, SLG: 0.448		0-0 E5 F7 1B	0-0 FC6-4			0-0 F9			0-0 F6	4	1	0	1	0	0	1			
Steve Balboni, R (1, 3) OBP: 0.296, SLG: 0.322		0-0 F7 2-3	0-3 K			0-3 K			0-0 F8	4	0	0	0	0	2	2			
Graig Nettles, L (1, 5) OBP: 0.322, SLG: 0.416		0-0 F4		4-0 L4-3 BB		0-0 1B			0-0 1B	3	0	2	0	1	0	1			
Rick Cerone, R (1, 2) OBP: 0.256, SLG: 0.281		0-0 FC6-4 1B		0-0 L4-3		0-0 F6			0-0 F3	4	0	1	1	0	0	3			
Andre Robertson, R (1, 6) OBP: 0.272, SLG: 0.341		0-0 FC6-4		0-0 FC6-4					0-0 K	2	0	1	0	0	0	1			
Roy Smalley, S (7, PH) OBP: 0.355, SLG: 0.434										2	0	1	0	0	1	0			
Mike Patterson, L (9, PR) OBP: 0.250, SLG: 0.583									1-3 1B	0	0	0	0	0	0	0			
Inning Stats	R: 0 E: 0 K: 2 S: 7	H: 0 LOB: 0 BB: 0 P: 7	R: 2 E: 1 K: 0 S: 6	H: 2 LOB: 1 BB: 0 P: 6	R: 2 E: 1 K: 2 S: 9	H: 2 LOB: 1 BB: 1 P: 13	R: 0 E: 0 K: 0 S: 3	H: 1 LOB: 0 BB: 0 P: 7	R: 0 E: 0 K: 1 S: 5	H: 1 LOB: 0 BB: 0 P: 5	R: 0 E: 0 K: 1 S: 5	H: 0 LOB: 0 BB: 0 P: 5	R: 0 E: 0 K: 0 S: 3	H: 0 LOB: 0 BB: 0 P: 3	R: 0 E: 0 K: 0 S: 5	H: 2 LOB: 2 BB: 0 P: 5	1B: 7 2B: 2 3B: 0 HR: 1	SF: 0 SAC: 0 DP: 1 HBP: 0	WP: 0 PA: 37 CS: 0
PITCHER	IP WLS BF H R ER SO BB IBB HBP BLK WP HR S P ERA WHIP	IP WLS BF H R ER SO BB IBB HBP BLK WP HR S P ERA WHIP	IP WLS BF H R ER SO BB IBB HBP BLK WP HR S P ERA WHIP	IP WLS BF H R ER SO BB IBB HBP BLK WP HR S P ERA WHIP	IP WLS BF H R ER SO BB IBB HBP BLK WP HR S P ERA WHIP	IP WLS BF H R ER SO BB IBB HBP BLK WP HR S P ERA WHIP	IP WLS BF H R ER SO BB IBB HBP BLK WP HR S P ERA WHIP	IP WLS BF H R ER SO BB IBB HBP BLK WP HR S P ERA WHIP	IP WLS BF H R ER SO BB IBB HBP BLK WP HR S P ERA WHIP	IP WLS BF H R ER SO BB IBB HBP BLK WP HR S P ERA WHIP	IP WLS BF H R ER SO BB IBB HBP BLK WP HR S P ERA WHIP	IP WLS BF H R ER SO BB IBB HBP BLK WP HR S P ERA WHIP	IP WLS BF H R ER SO BB IBB HBP BLK WP HR S P ERA WHIP	IP WLS BF H R ER SO BB IBB HBP BLK WP HR S P ERA WHIP	IP WLS BF H R ER SO BB IBB HBP BLK WP HR S P ERA WHIP	IP WLS BF H R ER SO BB IBB HBP BLK WP HR S P ERA WHIP	IP WLS BF H R ER SO BB IBB HBP BLK WP HR S P ERA WHIP	IP WLS BF H R ER SO BB IBB HBP BLK WP HR S P ERA WHIP	

New York Yankees @ Milwaukee Brewers
Milwaukee County Stadium, Milwaukee, WI

AB 35
R 4
H 9
RBI 3
BB 2
SO 7
LOB 14



Sat Sep 18 1982, 8:05 PM EDT
Att: 38,719 - Unknown - 56 F


Batter	1	2	3	4	5	6	7	8	9	AB	R	H	RBI	BB	SO	LOB	BOTTOM		
Paul Molitor, R (1, 5) OBP: 0.362, SLG: 0.439	0-3 K	0-0 S 1B		0-0 1B 3B		0-0 HR	4-0 BB			4	2	3	4	1	1	0			
Robin Yount, R (1, 6) OBP: 0.376, SLG: 0.569	0-0 FC6-4 1B	0-0 FC6-4 1B		0-0 WP 3-1 1B		0-0 F7	0-3 K			5	0	3	1	0	1	2			
Cecil Cooper, L (1, 3) OBP: 0.345, SLG: 0.532	0-0 FC6-4 2B	0-0 FC6-4		0-0 3-1		0-0 F7			0-0 1B	5	1	1	0	0	0	5			
Ted Simmons, S (1, 2) OBP: 0.307, SLG: 0.436	4-0 2B 1-2 BB		0-0 3-1	0-0 F9		0-0 BB 1B			0-0 F2	4	0	1	0	1	0	2			
Ben Oglivie, L (1, 7) OBP: 0.325, SLG: 0.439	0-0 2B		0-0 F8			0-0 F7	4-0 BB		0-0 F7	4	0	1	1	1	0	1			
Gorman Thomas, R (1, 8) OBP: 0.346, SLG: 0.515		0-0 F3	0-0 F2			0-0 F4	0-3 K		0-0 F5	5	0	0	0	0	1	3			
Roy Howell, L (1, 10) OBP: 0.308, SLG: 0.365		0-0 1B 1B		0-0 F5		0-0 1B 1B			0-0 4-3	4	1	2	0	0	0	0			
Charlie Moore, R (1, 9) OBP: 0.298, SLG: 0.364		0-3 K		0-0 1B 3B		0-0 1B 1B			0-0 F8	4	1	2	0	0	1	1			
Jim Gantner, L (1, 4) OBP: 0.344, SLG: 0.381		0-0 1B		0-0 1B 3B		0-0 1-3 1B			0-0 S 1B	4	1	3	0	0	0	2			
Inning Stats	R: 1 E: 0 K: 1 S: 6	H: 2 LOB: 2 BB: 1 P: 10	R: 1 E: 0 K: 1 S: 9	H: 4 LOB: 3 BB: 0 P: 9	R: 0 E: 0 K: 0 S: 3	H: 0 LOB: 0 BB: 0 P: 3	R: 3 E: 0 K: 0 S: 7	H: 4 LOB: 1 BB: 0 P: 7	R: 0 E: 0 K: 0 S: 5	H: 2 LOB: 2 BB: 0 P: 5	R: 1 E: 0 K: 1 S: 7	H: 2 LOB: 1 BB: 1 P: 11	R: 0 E: 0 K: 1 S: 6	H: 1 LOB: 2 BB: 1 P: 10	R: 0 E: 0 K: 0 S: 4	H: 1 LOB: 1 BB: 0 P: 4	1B: 13 2B: 1 3B: 1 HR: 1	SF: 0 SAC: 0 DP: 0 HBP: 0	WP: 1 PA: 42 CS: 0
PITCHER	IP WLS BF H R ER SO BB IBB HBP BLK WP HR S P ERA WHIP	IP WLS BF H R ER SO BB IBB HBP BLK WP HR S P ERA WHIP	IP WLS BF H R ER SO BB IBB HBP BLK WP HR S P ERA WHIP	IP WLS BF H R ER SO BB IBB HBP BLK WP HR S P ERA WHIP	IP WLS BF H R ER SO BB IBB HBP BLK WP HR S P ERA WHIP	IP WLS BF H R ER SO BB IBB HBP BLK WP HR S P ERA WHIP	IP WLS BF H R ER SO BB IBB HBP BLK WP HR S P ERA WHIP	IP WLS BF H R ER SO BB IBB HBP BLK WP HR S P ERA WHIP	IP WLS BF H R ER SO BB IBB HBP BLK WP HR S P ERA WHIP	IP WLS BF H R ER SO BB IBB HBP BLK WP HR S P ERA WHIP	IP WLS BF H R ER SO BB IBB HBP BLK WP HR S P ERA WHIP	IP WLS BF H R ER SO BB IBB HBP BLK WP HR S P ERA WHIP	IP WLS BF H R ER SO BB IBB HBP BLK WP HR S P ERA WHIP	IP WLS BF H R ER SO BB IBB HBP BLK WP HR S P ERA WHIP	IP WLS BF H R ER SO BB IBB HBP BLK WP HR S P ERA WHIP	IP WLS BF H R ER SO BB IBB HBP BLK WP HR S P ERA WHIP	IP WLS BF H R ER SO BB IBB HBP BLK WP HR S P ERA WHIP	IP WLS BF H R ER SO BB IBB HBP BLK WP HR S P ERA WHIP	


New York Yankees @ Milwaukee Brewers
Milwaukee County Stadium, Milwaukee, WI

AB 39
R 6
H 16
RBI 6
BB 3
SO 4
LOB 16



Sat Sep 18 1982, 8:05 PM EDT
Att: 38,719 - Unknown - 56 F

Batter	1	2	3	4	5	6	7	8	9	AB	R	H	RBI	BB	SO	LOB	TOP								
Willie Randolph, R OBP: 0.362, SLG: 0.340	F9		2B		6-3		K			4	1	1	0	0	1	1	New York Yankees @ Milwaukee Brewers Milwaukee County Stadium, Milwaukee, WI Sun Sep 19 1982, 4:33 AM EDT Att: 30,306 - Unknown - 68 F livebaseballscorecards.com								
Jerry Mumphrey, S OBP: 0.364, SLG: 0.428	F6		1B		F7					4	0	2	1	0	0	0									
Ken Griffey, L OBP: 0.324, SLG: 0.403	G3		1B		F9		K			4	0	1	0	0	1	2									
Dave Winfield, R OBP: 0.328, SLG: 0.564		F7	K			4-3		L7		4	0	0	0	0	1	2									
Oscar Gamble, L OBP: 0.391, SLG: 0.537		BB				1B		F7		3	0	2	0	1	0	0									
Graig Nettles, L OBP: 0.324, SLG: 0.415		BB				1B		4-3		3	0	1	0	1	1	3									
Roy Smalley, S OBP: 0.355, SLG: 0.431		K				G4-6-3				3	0	0	0	1	2	4									
Steve Balboni, R OBP: 0.265, SLG: 0.317	F7				F4		1B	F8		4	0	1	0	0	0	3									
Butch Wynegar, S OBP: 0.372, SLG: 0.357			3-4-1		G4-6-3		G3	G3		4	0	0	0	0	0	2									
Inning Stats	R: 0 E: 0 K: 0 S: 3	H: 0 LOB: 0 BB: 0 P: 3	R: 0 E: 0 K: 1 S: 6	H: 1 LOB: 2 BB: 1 P: 10	R: 1 E: 0 K: 2 S: 10	H: 3 LOB: 3 BB: 1 P: 14	R: 0 E: 0 K: 0 S: 2	H: 0 LOB: 0 BB: 1 P: 6	R: 0 E: 0 K: 0 S: 3	H: 0 LOB: 0 BB: 0 P: 3	R: 0 E: 0 K: 0 S: 4	H: 2 LOB: 1 BB: 0 P: 4	R: 0 E: 0 K: 2 S: 9	H: 2 LOB: 2 BB: 0 P: 9	R: 0 E: 0 K: 0 S: 3	H: 0 LOB: 0 BB: 0 P: 5		R: 0 E: 0 K: 1 S: 5	H: 0 LOB: 0 BB: 0 P: 5	1B: 7 2B: 1 3B: 0 HR: 0	SF: 0 SAC: 0 DP: 2 HBP: 0	WP: 0 PB: 0 SB: 1 CS: 0	PA: 36		
PITCHER	IP	WLS	BF	H	R	ER	SO	BB	IBB	HBP	BLK	WP	HR	S	P	ERA	WHIP								
Don Sutton, R ERA: 2.96	(1, 1)	8.0	W	33	8	1	1	5	3	0	0	0	0	40	52	1.12	1.375								
Jim Slaton, R ERA: 3.18	(9, 1)	1.0		3	0	0	0	1	0	0	0	0	0	5	5	0.00	0.000								

Batter	1	2	3	4	5	6	7	8	9	AB	R	H	RBI	BB	SO	LOB	BOTTOM								
Paul Moltor, R OBP: 0.364, SLG: 0.445	6-3			1B	3B		6-3	HR		5	3	3	3	0	0	0	New York Yankees @ Milwaukee Brewers Milwaukee County Stadium, Milwaukee, WI Sun Sep 19 1982, 4:33 AM EDT Att: 30,306 - Unknown - 68 F livebaseballscorecards.com								
Robin Yount, R OBP: 0.380, SLG: 0.572	F9			1B	SF8		E5	HR		4	3	2	2	1	0	0									
Cecil Cooper, L OBP: 0.344, SLG: 0.530	4-3			2B	SF8		F8	F9		4	0	1	2	0	0	2									
Ted Simmons, S OBP: 0.308, SLG: 0.438		K		SF9				2B	4-3	3	1	1	1	1	1	1									
Gorman Thomas, R OBP: 0.350, SLG: 0.525		6-3			F9			2B		5	2	3	3	0	0	1									
Ben Oglivie, L OBP: 0.324, SLG: 0.439		6-3		K			4-3	HR		5	1	1	1	0	1	2									
Don Money, R OBP: 0.353, SLG: 0.521			6-3	5-3		K		1B	2B	4	1	1	1	0	1	2									
Charlie Moore, R OBP: 0.297, SLG: 0.363			F8		F7		5-3	2B	HR	4	1	1	0	0	0	0									
Jim Gantner, L OBP: 0.346, SLG: 0.385			F9		1B			L7	HR	4	2	2	1	0	0	0									
Inning Stats	R: 0 E: 0 K: 0 S: 3	H: 0 LOB: 0 BB: 0 P: 3	R: 0 E: 0 K: 1 S: 5	H: 0 LOB: 0 BB: 0 P: 5	R: 0 E: 0 K: 0 S: 3	H: 0 LOB: 0 BB: 0 P: 3	R: 2 E: 0 K: 1 S: 9	H: 4 LOB: 2 BB: 0 P: 9	R: 3 E: 0 K: 0 S: 6	H: 3 LOB: 1 BB: 1 P: 10	R: 0 E: 0 K: 1 S: 5	H: 0 LOB: 0 BB: 0 P: 5	R: 0 E: 1 K: 0 S: 4	H: 0 LOB: 1 BB: 0 P: 4	R: 9 E: 0 K: 0 S: 11	H: 8 LOB: 0 BB: 1 P: 15		R: 0 E: 0 K: 0 S: 3	H: 0 LOB: 0 BB: 0 P: 5	1B: 7 2B: 5 3B: 1 HR: 2	SF: 2 SAC: 0 DP: 0 HBP: 0	WP: 0 PB: 0 SB: 0 CS: 0	PA: 42		
PITCHER	IP	WLS	BF	H	R	ER	SO	BB	IBB	HBP	BLK	WP	HR	S	P	ERA	WHIP								
Shane Rawley, L ERA: 4.08	(1, 1)	4.2	L	22	7	5	2	1	0	0	0	0	0	25	29	9.64	1.714								
George Frazier, R ERA: 3.69	(5, 1)	2.1		10	2	2	2	1	0	0	0	0	0	12	12	7.71	0.857								
Lynn McGlothen, R ERA: 10.8	(8, 1)	0.0		4	4	2	2	0	0	0	0	0	0	4	4	∞	∞								
Curt Kaufman, R ERA: 6.14	(8, 1)	1.0		6	2	5	5	0	1	0	0	0	2	5	9	45.00	3.000								

Batter	1	2	3	4	5	6	7	8	9	AB	R	H	RBI	BB	SO	LOB	TOP	
Alan Bannister, R OBP: 0.345, SLG: 0.347 (1, 7)										6	0	1	0	0	1	6	Cleveland Indians @ New York Yankees Yankee Stadium, Bronx, NY Tue Sep 21 1982, 7:05 PM EDT Unknown - 65 F	
Von Hayes, L OBP: 0.312, SLG: 0.404 (1, 9)										5	2	3	1	1	1	4		
Toby Harrah, R OBP: 0.406, SLG: 0.512 (1, 5)										5	2	2	1	0	0	3		
Andre Thornton, R OBP: 0.393, SLG: 0.502 Jack Perconte, L OBP: 0.293, SLG: 0.271 (1, 10)										4	0	0	0	0	2	1		
Mike Hargrove, L OBP: 0.371, SLG: 0.325 (1, 3)										5	2	3	3	0	0	0		
Larry Milbourne, S OBP: 0.290, SLG: 0.334 (1, 4)										5	0	2	1	0	2	2		
Rick Manning, L OBP: 0.343, SLG: 0.363 (1, 8)										4	1	1	0	1	0	1		
Ron Hassey, L OBP: 0.341, SLG: 0.341 (1, 2)										4	1	2	2	1	2	3		
Mike Fischlin, R OBP: 0.348, SLG: 0.299 (1, 6)										5	0	1	0	0	1	4		
Inning Stats	R: 2 E: 0 K: 1 S: 7	H: 2 LOB: 1 BB: 1 P: 11	R: 1 E: 1 K: 0 S: 6	H: 2 LOB: 2 BB: 0 P: 6	R: 2 E: 0 K: 1 S: 7	H: 3 LOB: 1 BB: 0 P: 7	R: 0 E: 0 K: 1 S: 6	H: 1 LOB: 1 BB: 0 P: 6	R: 0 E: 0 K: 0 S: 3	H: 0 LOB: 0 BB: 0 P: 3	R: 0 E: 0 K: 1 S: 6	H: 1 LOB: 2 BB: 1 P: 10	R: 4 E: 1 K: 3 S: 14	H: 4 LOB: 3 BB: 1 P: 19	1B: 12 2B: 3 3B: 0 HR: 0	SF: 0 SAC: 0 DP: 0 HBP: 1	WP: 0 PB: 0 SB: 1 CS: 0	PA: 47
PITCHER	IP WLS BF H R ER SO BB IBB HBP BLK WP HR S P ERA WHIP	IP WLS BF H R ER SO BB IBB HBP BLK WP HR S P ERA WHIP																
Ron Guidry, L ERA: 3.84 (1, 1)	7.2	36	11	5	4	6	2	0	0	0	0	0	0	0	46	54	4.70	1.696
Rudy May, L ERA: 2.99 (8, 1)	0.1	L	5	3	4	3	0	0	0	1	0	0	0	0	4	5	81.00	9.000
Rich Gossage, R ERA: 2.3 (9, 1)	1.0	6	1	0	0	3	0	1	0	0	0	0	0	0	11	15	0.00	1.000

AB	43
R	9
H	15
RBI	8
BB	3
SO	9
LOB	24



Batter	1	2	3	4	5	6	7	8	9	AB	R	H	RBI	BB	SO	LOB	BOTTOM					
Willie Randolph, R OBP: 0.360, SLG: 0.338 (1, 4)										5	2	1	0	0	0	3	Cleveland Indians @ New York Yankees Yankee Stadium, Bronx, NY Tue Sep 21 1982, 7:05 PM EDT Unknown - 65 F					
Jerry Mumphrey, S OBP: 0.366, SLG: 0.436 (1, 8)										4	2	3	3	0	0	1						
Ken Griffey, L OBP: 0.327, SLG: 0.409 (1, 9)										5	0	3	3	0	1	2						
Dave Winfield, R OBP: 0.327, SLG: 0.560 (1, 7)										5	1	1	0	0	0	4						
Oscar Gamble, L OBP: 0.392, SLG: 0.545 Lou Piniella, R OBP: 0.361, SLG: 0.450 Mike Patterson, L OBP: 0.290, SLG: 0.583 (1, 10)										3	1	1	2	1	2	1						
Graig Nettles, L OBP: 0.322, SLG: 0.411 (1, 5)										4	0	0	0	1	1	2						
Roy Smalley, S OBP: 0.353, SLG: 0.429 (1, 6)										5	0	1	0	0	2	3						
Steve Balboni, R OBP: 0.290, SLG: 0.299 Lee Mazzilli, S OBP: 0.347, SLG: 0.381 (1, 3)										4	0	0	0	0	2	2						
Butch Wynegar, S OBP: 0.380, SLG: 0.364 (1, 2)										3	2	3	0	1	0	0						
Inning Stats	R: 0 E: 0 K: 0 S: 3	H: 1 LOB: 0 BB: 0 P: 3	R: 0 E: 0 K: 1 S: 6	H: 1 LOB: 2 BB: 1 P: 10	R: 3 E: 1 K: 2 S: 11	H: 3 LOB: 1 BB: 1 P: 15	R: 2 E: 0 K: 1 S: 8	H: 3 LOB: 1 BB: 0 P: 8	R: 0 E: 0 K: 1 S: 5	H: 0 LOB: 0 BB: 0 P: 5	R: 1 E: 0 K: 1 S: 6	H: 1 LOB: 1 BB: 1 P: 10	R: 2 E: 0 K: 1 S: 7	H: 2 LOB: 0 BB: 0 P: 7	R: 0 E: 0 K: 0 S: 5	H: 2 LOB: 2 BB: 0 P: 5	R: 0 E: 0 K: 1 S: 6	H: 1 LOB: 1 BB: 0 P: 6	1B: 10 2B: 2 3B: 1 HR: 1	SF: 1 SAC: 0 DP: 1 HBP: 0	WP: 0 PB: 0 SB: 1 CS: 0	PA: 44
PITCHER	IP WLS BF H R ER SO BB IBB HBP BLK WP HR S P ERA WHIP	IP WLS BF H R ER SO BB IBB HBP BLK WP HR S P ERA WHIP																				
Len Barker, R ERA: 3.98 (1, 1)	7.0	35	11	8	7	7	0	0	0	0	0	0	0	0	5	5	0.00	2.000				
Jerry Reed, R ERA: 3.55 (8, 1)	1.0	W	5	2	0	0	0	0	0	0	0	0	0	0	5	5	0.00	2.000				
Ed Glynn, L ERA: 3.95 (9, 1)	1.0	S	4	1	0	0	1	0	0	0	0	0	0	0	6	6	0.00	1.000				

AB	40
R	8
H	14
RBI	8
BB	3
SO	8
LOB	19



Batter	1	2	3	4	5	6	7	8	9	AB	R	H	RBI	BB	SO	LOB	TOP			
Alan Bannister, R (1, 7) OBP: 0.343, SLG: 0.348	0-0 1-3		0-0 6-3		0-0 1-H 2B		0-0 2-3		0-0 1-2	5	0	1	1	0	0	3	Cleveland Indians @ New York Yankees Yankee Stadium, Bronx, NY Tue Sep 21 1982, 7:05 PM EDT Att: 15,339 - Unknown			
Von Hayes, L (1, 9) OBP: 0.311, SLG: 0.402	0-3 K		0-0 1B		0-0 2-3		0-0 6-3			4	0	1	1	0	1	2				
Toby Harrah, R (1, 5) OBP: 0.404, SLG: 0.508	0-0 F8		0-0 3-H F4		0-0 F7			0-3 K		4	0	0	0	0	1	2				
Andre Thornton, R (1, 10) OBP: 0.394, SLG: 0.500		0-3 K		0-0 F7		4-0 5-3 BB		4-0 BB		2	0	0	0	2	1	0				
Mike Hargrove, L (1, 3) OBP: 0.372, SLG: 0.325		0-0 1B		4-0 FC5-4 BB		0-0 5-3		0-0 F8		3	0	1	0	1	0	2				
Bill Nahorodny, R (1, 2) OBP: 0.236, SLG: 0.420		0-0 F7		0-0 FC5-4 WP		0-0 F4		0-0 F2		4	0	0	0	0	0	4				
Rick Manning, L (1, 8) OBP: 0.341, SLG: 0.360		0-0 4-3		0-3 1-2 K		0-3 K			0-0 F9	4	0	0	0	0	2	3				
Larry Milbourne, S (1, 4) OBP: 0.290, SLG: 0.333			0-0 6-3		0-0 F8		0-3 K 4-3 SH3-4		0-0 FC6-4 1B	4	0	1	0	0	1	0				
Mike Fischlin, R (1, 6) OBP: 0.352, SLG: 0.308			0-0 6-3 1B 2B		0-0 S 2B 1B		0-0 SH3-4		0-3 K	3	2	2	0	0	1	1				
Inning Stats	R: 0 E: 0 K: 1 S: 5	H: 0 LOB: 0 BB: 0 P: 5	R: 0 E: 0 K: 1 S: 6	H: 1 LOB: 1 BB: 0 P: 6	R: 1 E: 0 K: 0 S: 5	H: 2 LOB: 1 BB: 0 P: 5	R: 0 E: 0 K: 1 S: 5	H: 0 LOB: 1 BB: 1 P: 9	R: 1 E: 0 K: 0 S: 5	H: 2 LOB: 1 BB: 0 P: 5	R: 0 E: 0 K: 1 S: 6	H: 0 LOB: 1 BB: 0 P: 6	R: 0 E: 0 K: 1 S: 5	H: 0 LOB: 1 BB: 1 P: 9	R: 0 E: 0 K: 1 S: 6	H: 1 LOB: 1 BB: 0 P: 6	1B: 4 2B: 2 3B: 0 HR: 0	SF: 0 SAC: 1 DP: 0 HBP: 0	WP: 1 PB: 1 CS: 0	PA: 37
PITCHER Dave Righetti, L (1, 1) ERA: 3.74	IP: 9.0 WLS: W BF: 37 H: 6 R: 2 ER: 2 SO: 7 BB: 3 IBB: 0 HBP: 0 BLK: 0 WP: 1 HR: 0 S: 48 P: 60 ERA: 2.00 WHIP: 1.000															PITCHER				

Batter	1	2	3	4	5	6	7	8	9	AB	R	H	RBI	BB	SO	LOB	BOTTOM			
Willie Randolph, R (1, 4) OBP: 0.361, SLG: 0.340	0-0 6-3			0-0 G6-4-3 1B	0-0 SF9			0-0 2B 1B		3	1	2	1	0	0	0	Cleveland Indians @ New York Yankees Yankee Stadium, Bronx, NY Tue Sep 21 1982, 7:05 PM EDT Att: 15,339 - Unknown			
Jerry Mumphrey, S (1, 8) OBP: 0.365, SLG: 0.437	0-0 4-3			0-0 G6-4-3 1-2	0-0 SF8		0-0 1-H 1B 2B			3	1	1	2	0	0	1				
Ken Griffey, L (1, 9) OBP: 0.328, SLG: 0.409	0-0 F8			0-0 BB 1B	0-0 F8		0-0 1B 1B BB			3	2	1	0	1	0	1				
Dave Winfield, R (1, 7) OBP: 0.326, SLG: 0.557		0-0 5-3		4-0 1-2 BB 1B		0-0 F3		0-3 K		3	0	0	0	1	1	2				
Oscar Gamble, L (1, 10) OBP: 0.391, SLG: 0.543		0-0 L5		0-0 1-2 2-H 1B		0-0 F5		0-0 1B 9-2 1B		3	0	1	1	0	0	0				
Lou Piniella, R (8, PH) OBP: 0.363, SLG: 0.452								1-3 2-H 1B		1	0	1	1	0	0	0				
Graig Nettles, L (1, 5) OBP: 0.322, SLG: 0.410		0-0 5-3		0-0 L4		0-0 F8		1-3 3-H 1B		4	0	1	1	0	0	2				
Roy Smalley, S (1, 6) OBP: 0.352, SLG: 0.427			0-0 3-1		0-0 1B SF9 1B		0-0 F7	0-0 9-2		4	1	1	0	0	0	2				
Lee Mazzilli, S (1, 3) OBP: 0.347, SLG: 0.381			0-3 K		0-0 SF9 SF8 1B		0-0 1-3 2-3 1B			3	1	1	0	0	1	0				
John Mayberry, L (8, 3) OBP: 0.328, SLG: 0.368					0-0 SF9 SF8 1B		0-0 1-3 2-3 1B			0	0	0	0	0	0	0				
Rick Cerone, R (1, 2) OBP: 0.257, SLG: 0.281			0-0 6-3		0-0 1-2 2-3 1B		0-3 K			3	0	1	0	0	1	0				
Inning Stats	R: 0 E: 0 K: 0 S: 3	H: 0 LOB: 0 BB: 0 P: 3	R: 0 E: 0 K: 0 S: 3	H: 0 LOB: 0 BB: 0 P: 3	R: 0 E: 0 K: 1 S: 5	H: 0 LOB: 0 BB: 0 P: 5	R: 1 E: 0 K: 0 S: 5	H: 3 LOB: 2 BB: 1 P: 9	R: 2 E: 0 K: 0 S: 6	H: 3 LOB: 1 BB: 0 P: 6	R: 0 E: 0 K: 0 S: 3	H: 0 LOB: 0 BB: 0 P: 3	R: 0 E: 0 K: 1 S: 5	H: 0 LOB: 0 BB: 0 P: 5	R: 3 E: 0 K: 1 S: 8	H: 4 LOB: 1 BB: 1 P: 12	1B: 9 2B: 2 3B: 0 HR: 0	SF: 2 SAC: 0 DP: 2 HBP: 0	WP: 0 PB: 0 CS: 0	PA: 34
PITCHER Lary Sorensen, R (1, 1) ERA: 5.35 Ed Glynn, L (8, 1) ERA: 4.06	IP: 7.0 WLS: L BF: 29 H: 8 R: 5 ER: 5 SO: 2 BB: 1 IBB: 0 HBP: 0 BLK: 0 WP: 0 HR: 0 S: 32 P: 36 ERA: 6.43 WHIP: 1.286															PITCHER				

Batter	1	2	3	4	5	6	7	8	9	AB	R	H	RBI	BB	SO	LOB	TOP	
Alan Bannister, R (1, 7) OBP: 0.342, SLG: 0.347 Carmen Castillo, R (7, PR) OBP: 0.295, SLG: 0.313 (7, 7)	0-0 4-3	0-0 5-3			0-3 K		0-0 SH E 1B			4	0	1	0	0	1	2		
Larry Milbourne, S (1, 4) OBP: 0.290, SLG: 0.336	0-0 L6 2B		0-3 K		0-3 K		0-0 SH E 1B			3	1	1	0	0	2	0		
Toby Harrah, R (1, 5) OBP: 0.403, SLG: 0.505	4-0 BB		0-3 K		0-0 F7		0-3 K			3	0	0	0	1	2	2		
Andre Thornton, R (1, 10) OBP: 0.391, SLG: 0.496	0-0 L6 2-3		0-0 F8		0-0 F9		0-0 E5 1B 1-3 2-H			4	0	0	0	0	0	3		
Mike Hargrove, L (1, 3) OBP: 0.376, SLG: 0.333		0-0 1B 2B		0-0 F8 SF9 2B		4-0 2B 4-3 BB	0-0 BB 1-3 3-H 1B			3	3	3	1	1	0	0		
Von Hayes, L (1, 9) OBP: 0.309, SLG: 0.399	0-0 F8		0-0 F8		0-0 F8 2-3	0-0 4-3	0-0 F6			4	0	0	0	0	0	5		
Rick Manning, L (1, 8) OBP: 0.342, SLG: 0.362		0-3 K		0-0 SF9		0-0 2B	4-0 BB			2	0	1	2	1	1	1		
Ron Hassey, L (1, 2) OBP: 0.345, SLG: 0.344	0-0 1B 2-H 1B		0-0 1B		0-0 1B	4-0 FC5-4 IBB	0-3 K			3	0	2	1	1	1	3		
Mike Fischlin, R (1, 6) OBP: 0.352, SLG: 0.308	0-0 2-3 1B		0-0 F8		0-0 FC5-4					3	0	1	0	0	0	3		
Inning Stats	R: 0 E: 0 K: 0 S: 3	H: 1 LOB: 1 BB: 1 P: 7	R: 1 E: 0 K: 1 S: 8	H: 3 LOB: 2 BB: 0 P: 8	R: 0 E: 0 K: 2 S: 7	H: 0 LOB: 0 BB: 0 P: 7	R: 1 E: 0 K: 0 S: 5	H: 2 LOB: 1 BB: 0 P: 5	R: 0 E: 0 K: 2 S: 7	H: 0 LOB: 0 BB: 0 P: 7	R: 1 E: 0 K: 0 S: 4	H: 1 LOB: 2 BB: 2 P: 12	R: 2 E: 1 K: 2 S: 11	H: 2 LOB: 3 BB: 1 P: 15				
PITCHER	IP 6.1	WLS L	BF 32	H 9	R 5	ER 4	SO 6	BB 2	IBB 1	HBP 0	BLK 0	WP 0	HR 0	S 41	P 53	ERA 5.68	WHIP 1.737	
George Frazier, R (7, 1) ERA: 3.67	0.2	3	0	0	0	1	1	0	0	0	0	0	0	4	8	0.00	1.500	

Cleveland Indians @ New York Yankees
 Yankee Stadium, Bronx, NY
 Wed Sep 22 1982, 7:05 PM EDT
 Att: 16,922 - Unknown - 61 F

AB	29
R	5
H	9
RBI	4
BB	4
SO	7
LOB	19

1B:	5	SF:	1	WP:	0	PA:	35
2B:	5	SAC:	1	SB:	0		
3B:	0	DP:	1	CS:	0		
HR:	0	HBP:	0				

Batter	1	2	3	4	5	6	7	8	9	AB	R	H	RBI	BB	SO	LOB	BOTTOM	
Willie Randolph, R (1, 4) OBP: 0.363, SLG: 0.342	0-0 G4-6-3 1B			0-0 G3 S 1B		0-0 F7				3	0	2	0	0	0	0		
Jerry Mumphrey, S (1, 8) OBP: 0.363, SLG: 0.434	0-0 G4-6-3 1-2		0-3 K		0-3 K		0-3 K			3	0	0	0	0	2	2		
Ken Griffey, L (1, 9) OBP: 0.327, SLG: 0.407 Don Mattingly, L (6, 9)	0-3 K		0-0 G3		0-0 G3		0-3 K			2	0	0	0	0	1	1		
Dave Winfield, R (1, 7) OBP: 0.324, SLG: 0.554		0-0 F8		0-0 1-3		0-0 F8				3	0	0	0	0	0	1		
Oscar Gamble, L (1, 10) OBP: 0.389, SLG: 0.540		0-0 F5		0-0 F5		0-0 F5				2	0	0	0	0	0	0		
Graig Nettles, L (1, 5) OBP: 0.320, SLG: 0.408		0-0 L3		0-0 F7		0-0 F7				2	0	0	0	0	0	0		
Roy Smalley, S (1, 6) OBP: 0.351, SLG: 0.425			0-0 F7		0-0 F7					2	0	0	0	0	0	0		
Steve Balboni, R (1, 3) OBP: 0.243, SLG: 0.290			0-0 F7		0-0 F7		0-0 F8			2	0	0	0	0	0	0		
Butch Wynegar, S (1, 2) OBP: 0.378, SLG: 0.361			0-0 4-3		0-0 4-3					2	0	0	0	0	0	0		
Inning Stats	R: 0 E: 0 K: 1 S: 5	H: 1 LOB: 0 BB: 0 P: 5	R: 0 E: 0 K: 0 S: 3	H: 0 LOB: 0 BB: 0 P: 3	R: 0 E: 0 K: 1 S: 6	H: 1 LOB: 1 BB: 0 P: 6	R: 0 E: 0 K: 0 S: 3	H: 0 LOB: 0 BB: 0 P: 3	R: 0 E: 0 K: 2 S: 7	H: 0 LOB: 0 BB: 0 P: 7								
PITCHER	IP 6.0	WLS W	BF 19	H 2	R 0	ER 0	SO 2	BB 0	IBB 0	HBP 0	BLK 0	WP 0	HR 0	S 23	P 23	ERA 0.00	WHIP 0.333	
Ed Glynn, L (7, 1) ERA: 3.97	1.0	3	0	0	0	2	0	0	0	0	0	0	0	7	7	0.00	0.000	

Cleveland Indians @ New York Yankees
 Yankee Stadium, Bronx, NY
 Wed Sep 22 1982, 7:05 PM EDT
 Att: 16,922 - Unknown - 61 F

AB	22
R	0
H	2
RBI	0
BB	0
SO	4
LOB	4

1B:	2	SF:	0	WP:	0	PA:	22
2B:	0	SAC:	0	SB:	0		
3B:	0	DP:	1	CS:	0		
HR:	0	HBP:	0				

Batter	1	2	3	4	5	6	7	8	9	AB	R	H	RBI	BB	SO	LOB	TOP			
Willie Randolph, R OBP: 0.362, SLG: 0.342	F9		2B		6-3			6-3		4	1	1	0	0	0	1				
Dave Collins, S OBP: 0.314, SLG: 0.326	K		2B			F9		1B		4	0	2	1	0	1	0				
Jerry Mumphrey, S OBP: 0.362, SLG: 0.433	F8		K			FC5-4		K		4	0	1	0	0	2	2				
Dave Winfield, R OBP: 0.322, SLG: 0.549		K		K		F3		F9		4	0	0	0	0	2	1				
Lou Piniella, R OBP: 0.361, SLG: 0.461		HR		1-3		FC5-4		F4		4	1	1	1	0	0	1				
Roy Smalley, S OBP: 0.346, SLG: 0.422	K			K				F8		4	0	0	0	0	2	0				
Steve Balboni, R OBP: 0.247, SLG: 0.292		K				G6-4-3		F7		3	0	1	0	0	1	0				
Rick Cerone, R OBP: 0.258, SLG: 0.282			5-3			G6-4-3		L6		3	0	1	0	0	0	0				
Andre Robertson, R OBP: 0.266, SLG: 0.333			F8			G6-4-3				2	0	0	0	0	0	2				
Barry Evans, R OBP: 0.323, SLG: 0.231			F8		G6-4-3			K		1	0	0	0	0	1	0				
Inning Stats	R: 0 E: 0 K: 1 S: 5	H: 0 LOB: 0 BB: 0 P: 5	R: 1 E: 0 K: 3 S: 10	H: 1 LOB: 0 BB: 0 P: 10	R: 1 E: 0 K: 1 S: 7	H: 2 LOB: 1 BB: 0 P: 7	R: 0 E: 0 K: 2 S: 7	H: 0 LOB: 0 BB: 0 P: 7	R: 0 E: 0 K: 0 S: 4	H: 2 LOB: 1 BB: 0 P: 4	R: 0 E: 0 K: 0 S: 3	H: 0 LOB: 0 BB: 0 P: 3	R: 0 E: 0 K: 2 S: 8	H: 1 LOB: 1 BB: 0 P: 8	R: 0 E: 0 K: 0 S: 3	H: 0 LOB: 0 BB: 0 P: 3	1B: 5 2B: 1 3B: 0 HR: 1	SF: 0 SAC: 0 DP: 1 HBP: 0	WP: 0 PB: 0 SB: 0 CS: 0	PA: 33
PITCHER John Tudor, L ERA: 3.69	IP: 9.0 WLS: W BF: 33 H: 7 R: 2 ER: 2 SO: 9 BB: 0 IBB: 0 HBP: 0 BLK: 0 WP: 0 HR: 1 S: 51 P: 51 ERA: 2.00 WHIP: 0.778																			

New York Yankees @ Boston Red Sox
Fenway Park, Boston, MA
Fri Sep 24 1982, 7:05 PM EDT
Att: 32,077 - Unknown - 66 F

AB	33
R	2
H	7
RBI	2
BB	0
SO	9
LOB	7



Batter	1	2	3	4	5	6	7	8	9	AB	R	H	RBI	BB	SO	LOB	BOTTOM			
Jerry Remy, L OBP: 0.337, SLG: 0.326	F8		6-3	K			L5			4	0	0	1	0	1	1				
Dwight Evans, R OBP: 0.395, SLG: 0.508	BB		1B		G3			K		3	1	1	1	1	1	0				
Jim Rice, R OBP: 0.373, SLG: 0.487	F8		K		K			6-3		4	0	0	0	0	2	2				
Carl Yastrzemski, L OBP: 0.350, SLG: 0.427	G3		BB		4-3			1B		4	0	2	1	0	0	1				
Carney Lansford, R OBP: 0.364, SLG: 0.453		K	1B		L6					2	0	0	0	1	1	0				
Wade Boggs, L OBP: 0.421, SLG: 0.452	F7		F7		4-3					3	0	0	0	0	0	2				
Dave Stapleton, R OBP: 0.302, SLG: 0.392		K			4-3					3	1	1	0	0	1	0				
Glenn Hoffman, R OBP: 0.271, SLG: 0.326			1B		4-3					0	0	0	0	0	0	0				
Rick Miller, L OBP: 0.316, SLG: 0.318			2B		F7					3	1	2	0	0	0	0				
Gary Allenson, R OBP: 0.294, SLG: 0.300			2B		G4-6-3		K			3	1	1	0	0	1	1				
Inning Stats	R: 0 E: 0 K: 0 S: 3	H: 0 LOB: 1 BB: 1 P: 7	R: 0 E: 0 K: 2 S: 7	H: 0 LOB: 0 BB: 0 P: 7	R: 3 E: 0 K: 1 S: 9	H: 4 LOB: 2 BB: 1 P: 13	R: 0 E: 0 K: 1 S: 6	H: 2 LOB: 0 BB: 0 P: 6	R: 0 E: 0 K: 0 S: 5	H: 0 LOB: 0 BB: 0 P: 5	R: 0 E: 0 K: 0 S: 3	H: 0 LOB: 0 BB: 0 P: 3	R: 0 E: 0 K: 1 S: 5	H: 0 LOB: 0 BB: 0 P: 5	R: 0 E: 0 K: 1 S: 5	H: 1 LOB: 1 BB: 0 P: 5	1B: 5 2B: 2 3B: 0 HR: 0	SF: 0 SAC: 0 DP: 1 HBP: 0	WP: 0 PB: 0 SB: 0 CS: 0	PA: 31
PITCHER Jay Howell, R ERA: 8.22	IP: 3.0 WLS: L BF: 17 H: 6 R: 4 ER: 4 SO: 3 BB: 2 IBB: 0 HBP: 0 BLK: 0 WP: 0 HR: 0 S: 21 P: 29 ERA: 12.00 WHIP: 2.667																			
PITCHER George Frazier, R ERA: 3.49	IP: 5.0 WLS: L BF: 14 H: 1 R: 0 ER: 0 SO: 4 BB: 0 IBB: 0 HBP: 0 BLK: 0 WP: 0 HR: 0 S: 22 P: 22 ERA: 0.00 WHIP: 0.200																			

New York Yankees @ Boston Red Sox
Fenway Park, Boston, MA
Fri Sep 24 1982, 7:05 PM EDT
Att: 32,077 - Unknown - 66 F

AB	29
R	4
H	7
RBI	3
BB	2
SO	7
LOB	7



Batter	1	2	3	4	5	6	7	8	9	AB R H RBI BB SO LOB	TOP												
Willie Randolph, R (1,4) OBP: 0.364, SLG: 0.343	0-0 B2		0-0 4-3 1B		0-0 5-3		0-0 1B 1-2 1B		4-0 CS BB	4 0 2 0 1 0 0	New York Yankees @ Boston Red Sox Fenway Park, Boston, MA Sat Sep 25 1982, 3:33 AM EDT Att: 33,559 - Unknown - 68 F livebaseballscorecards.com												
Dave Collins, S (1,9) OBP: 0.313, SLG: 0.324	0-0 S 1B		0-0 4-3 1-2 3-H 0-0		0-0 F9	0-3 S 1-2 0-0	0-3 K	0-3 K	5 0 1 1 0 2 4														
Jerry Mumphrey, S (1,8) OBP: 0.361, SLG: 0.430	0-0 F7 1-2		0-0 F9		0-0 4-3	0-0 2B	0-0 1B 1-3 2-H	0-3 K	5 0 1 1 0 1 3														
Dave Winfield, R (1,7) OBP: 0.323, SLG: 0.550	0-0 6-3			0-0 5-3		0-0 2B	4-0 FC4-6 IBB		3 0 1 0 1 0 1														
Oscar Gamble, L (1,10) OBP: 0.386, SLG: 0.534 Lou Piniella, R (7,PH) OBP: 0.360, SLG: 0.459		0-3 K		0-0 F9		0-0 F8	0-0 FC4-6 1-2		3 0 0 0 0 1 1 1 0 0 0 0 0 3														
Roy Smalley, S (1,5) OBP: 0.346, SLG: 0.422		0-3 K		0-3 K			0-0 E9 HR	0-0 3-1 1B 2B	4 2 1 0 0 2 0														
Steve Balboni, R (1,3) OBP: 0.247, SLG: 0.329		0-3 K			0-0 HR		0-0 F7	0-0 3-1	4 1 1 1 0 1 2														
Rick Cerone, R (1,2) OBP: 0.265, SLG: 0.300			0-0 1B 4-3 1B		0-0 P4		0-0 HR	0-0 G6-4-3 1B	4 2 3 3 0 0 0														
Andre Robertson, R (1,6) OBP: 0.265, SLG: 0.330			0-0 F8		0-0 F7		0-0 1B 1B	0-0 G6-4-3 1-2	4 1 1 0 0 0 2														
Inning Stats	R: 0 E: 0 K: 0 S: 4	H: 1 LOB: 1 BB: 0 P: 4	R: 0 E: 0 K: 3 S: 9	H: 0 LOB: 0 BB: 0 P: 9	R: 1 E: 0 K: 0 S: 5	H: 2 LOB: 1 BB: 0 P: 5	R: 0 E: 0 K: 1 S: 5	H: 0 LOB: 0 BB: 0 P: 5	R: 1 E: 0 K: 0 S: 4	H: 1 LOB: 0 BB: 0 P: 4	R: 0 E: 0 K: 0 S: 4	H: 1 LOB: 1 BB: 0 P: 4	R: 3 E: 1 K: 1 S: 10	H: 4 LOB: 3 BB: 1 P: 14	R: 1 E: 0 K: 0 S: 4	H: 2 LOB: 0 BB: 0 P: 4	R: 0 E: 0 K: 2 S: 6	H: 0 LOB: 0 BB: 1 P: 10	1B: 7 2B: 2 3B: 0 HR: 2	SF: 0 SAC: 0 DP: 1 HBP: 0	WP: 0 PB: 0 SB: 1 CS: 1	PA: 39	
PITCHER	IP WLS BF H R ER SO BB IBB HBP BLK WP HR S P ERA WHIP											PITCHER	IP WLS BF H R ER SO BB IBB HBP BLK WP HR S P ERA WHIP										
Dennis Eckersley, R (1,1) ERA: 3.69	6.2 L 30 9 5 3 5 0 0 0 0 0 2 40 40 4.05 1.350																						
Tom Burgmeier, L (7,1) ERA: 2.41	0.0 1 0 0 0 0 0 1 0 0 0 0 0 0 4 = =																						
Luis Aponte, R (7,1) ERA: 3.29	2.1 8 2 1 1 2 1 0 0 0 0 0 0 11 15 3.86 1.286																						

Batter	1	2	3	4	5	6	7	8	9	AB R H RBI BB SO LOB	BOTTOM												
Jerry Remy, L (1,4) OBP: 0.336, SLG: 0.325	0-3 K		0-0 FC6-4 1B		0-0 B3		0-0 3-1		0-0 4-3	5 0 1 0 0 1 0	New York Yankees @ Boston Red Sox Fenway Park, Boston, MA Sat Sep 25 1982, 3:33 AM EDT Att: 33,559 - Unknown - 68 F livebaseballscorecards.com												
Dwight Evans, R (1,9) OBP: 0.395, SLG: 0.508	0-0 2B		0-0 FC6-4 G5-4-3 1-2		4-0 1B 2B BB	0-3 K	0-3 K	0-3 K	4 1 1 0 1 2 1														
Jim Rice, R (1,7) OBP: 0.375, SLG: 0.488	4-0 BB		0-0 G5-4-3 1-2		0-0 2B 1-3 1B	0-0 1B	0-0 1B		3 0 2 0 1 0 1														
Dave Stapleton, R (1,5) OBP: 0.303, SLG: 0.393	0-0 F7			4-0 SH1-4 BB	0-0 2B	0-3 K			3 0 1 1 1 1 3														
Wade Boggs, L (1,3) OBP: 0.417, SLG: 0.448	0-0 F7			0-0 SH1-4 1-2	0-3 K			0-0 4-3	3 0 0 0 0 1 4														
Tony Perez, R (1,10) OBP: 0.322, SLG: 0.425		0-0 6-3		0-0 E5		0-0 F8 2B		0-0 L9	4 0 1 0 0 0 1														
Reid Nichols, R (1,8) OBP: 0.354, SLG: 0.486		0-0 1B 2B		0-0 F8		0-0 P4		0-0 1B	4 1 2 0 0 0 3														
Glenn Hoffman, R (1,6) OBP: 0.271, SLG: 0.325		0-0 CS 2H 1B		0-0 F7		0-0 F8 2-3		0-0 P5	4 0 1 1 0 0 4														
Gary Allenson, R (1,2) OBP: 0.290, SLG: 0.295		0-3 K			0-0 5-3		0-0 F8		4 0 0 0 0 1 2														
Inning Stats	R: 0 E: 0 K: 1 S: 6	H: 1 LOB: 2 BB: 1 P: 10	R: 1 E: 0 K: 1 S: 6	H: 2 LOB: 0 BB: 0 P: 6	R: 0 E: 0 K: 0 S: 3	H: 1 LOB: 0 BB: 0 P: 3	R: 0 E: 1 K: 0 S: 4	H: 0 LOB: 2 BB: 1 P: 8	R: 1 E: 0 K: 1 S: 7	H: 2 LOB: 1 BB: 1 P: 11	R: 0 E: 0 K: 0 S: 4	H: 1 LOB: 1 BB: 0 P: 4	R: 0 E: 0 K: 2 S: 8	H: 1 LOB: 0 BB: 0 P: 8	R: 0 E: 0 K: 0 S: 4	H: 1 LOB: 1 BB: 0 P: 4	R: 0 E: 0 K: 1 S: 5	H: 0 LOB: 0 BB: 0 P: 5	1B: 5 2B: 4 3B: 0 HR: 0	SF: 0 SAC: 1 DP: 1 HBP: 0	WP: 0 PB: 0 SB: 0 CS: 1	PA: 38	
PITCHER	IP WLS BF H R ER SO BB IBB HBP BLK WP HR S P ERA WHIP											PITCHER	IP WLS BF H R ER SO BB IBB HBP BLK WP HR S P ERA WHIP										
Shane Rawley, L (1,1) ERA: 3.96	9.0 W 38 9 2 2 6 3 0 0 0 0 0 0 47 59 2.00 1.333																						

Batter	1	2	3	4	5	6	7	8	9	AB	R	H	RBI	BB	SO	LOB	TOP										
Willie Randolph, R (1,4) OBP: 0.366, SLG: 0.345										3	1	2	0	1	0	1	New York Yankees @ Boston Red Sox Fenway Park, Boston, MA Sun Sep 26 1982, 3:33 AM EDT Att: 32,793 - Cloudy - 56 F										
Dave Collins, S (1,9) OBP: 0.305, SLG: 0.320										4	0	0	0	0	2	4											
Jerry Mumphrey, S (1,8) OBP: 0.360, SLG: 0.427										3	0	0	1	1	1	1											
Dave Winfield, R (1,7) OBP: 0.325, SLG: 0.552										4	1	2	0	0	0	1											
Oscar Gamble, L (1,10)										4	0	1	1	0	0	1											
Roy Smalley, S (1,5)										4	0	1	0	0	2	1											
Steve Balboni, R (1,3)										4	0	1	0	0	1	2											
Rick Cerone, R (1,2)										4	0	0	0	0	1	1											
Andre Robertson, R (1,6)										3	0	1	0	0	1	0											
Inning Stats	R: 0 E: 0 K: 0 S: 3	H: 1 LOB: 1 BB: 1 P: 7	R: 0 E: 0 K: 1 S: 6	H: 1 LOB: 1 BB: 0 P: 6	R: 0 E: 0 K: 3 S: 10	H: 1 LOB: 1 BB: 0 P: 10	R: 0 E: 1 K: 1 S: 5	H: 0 LOB: 0 BB: 0 P: 5	R: 0 E: 0 K: 1 S: 5	H: 0 LOB: 0 BB: 0 P: 5	R: 2 E: 1 K: 0 S: 6	H: 3 LOB: 2 BB: 1 P: 10	R: 0 E: 0 K: 2 S: 8	H: 1 LOB: 0 BB: 0 P: 8	R: 0 E: 0 K: 0 S: 3	H: 1 LOB: 0 BB: 0 P: 3	R: 0 E: 0 K: 0 S: 3	H: 0 LOB: 0 BB: 0 P: 3	1B: 6 2B: 2 3B: 0 HR: 0	SF: 0 SAC: 0 DP: 2 HBP: 0	WP: 0 PB: 0 SB: 1 CS: 1	PA: 35					
PITCHER	IP	WLS	BF	H	R	ER	SO	BB	IBB	HBP	BLK	WP	HR	S	P	ERA	WHIP										
Mike Torrez, R (1,1) ERA: 5.41	5.2		24	6	2	2	6	2	0	0	0	0	0	34	42	3.18	1.412										
Bob Stanley, R (6,1) ERA: 3.14	3.1	W	11	2	0	0	2	0	0	0	0	0	0	15	15	0.00	0.600										

Batter	1	2	3	4	5	6	7	8	9	AB	R	H	RBI	BB	SO	LOB	BOTTOM										
Jerry Remy, L (1,4) OBP: 0.337, SLG: 0.325										3	2	1	0	1	2	3	New York Yankees @ Boston Red Sox Fenway Park, Boston, MA Sun Sep 26 1982, 3:33 AM EDT Att: 32,793 - Cloudy - 56 F										
Dwight Evans, R (1,9) OBP: 0.400, SLG: 0.513										4	1	2	3	1	0	1											
Jim Rice, R (1,7) OBP: 0.374, SLG: 0.489										5	0	1	1	0	0	6											
Tony Perez, R (1,10)										3	0	1	0	1	2	4											
Dave Stapleton, R (1,5) OBP: 0.304, SLG: 0.396										4	1	2	0	0	1	4											
Wade Boggs, L (1,3) OBP: 0.416, SLG: 0.448										4	1	1	0	0	0	2											
Reid Nichols, R (1,8) OBP: 0.353, SLG: 0.482										4	0	1	1	0	1	2											
Glenn Hoffman, R (1,6) OBP: 0.268, SLG: 0.322										4	0	0	0	0	0	4											
Gary Allenson, R (1,2) OBP: 0.293, SLG: 0.292										2	0	0	0	2	0	0											
Inning Stats	R: 0 E: 0 K: 1 S: 5	H: 0 LOB: 0 BB: 0 P: 5	R: 0 E: 0 K: 1 S: 7	H: 2 LOB: 2 BB: 0 P: 7	R: 2 E: 0 K: 0 S: 4	H: 1 LOB: 1 BB: 2 P: 12	R: 0 E: 0 K: 0 S: 3	H: 0 LOB: 0 BB: 0 P: 3	R: 0 E: 0 K: 2 S: 9	H: 1 LOB: 3 BB: 1 P: 13	R: 0 E: 0 K: 0 S: 3	H: 0 LOB: 0 BB: 0 P: 3	R: 1 E: 0 K: 1 S: 7	H: 2 LOB: 1 BB: 0 P: 7	R: 2 E: 0 K: 1 S: 8	H: 3 LOB: 3 BB: 2 P: 16	1B: 5 2B: 2 3B: 1 HR: 1	SF: 0 SAC: 1 DP: 0 HBP: 0	WP: 0 PB: 0 SB: 1 CS: 0	PA: 39							
PITCHER	IP	WLS	BF	H	R	ER	SO	BB	IBB	HBP	BLK	WP	HR	S	P	ERA	WHIP										
Ron Guidry, L (1,1) ERA: 3.93	7.0	L	33	8	5	5	5	3	0	0	0	0	0	40	52	6.43	1.571										
Mike Morgan, R (8,1) ERA: 4.36	0.1		3	1	0	0	0	1	0	0	0	0	0	2	6	0.00	6.000										
Rudy May, L (8,1) ERA: 2.96	0.2		3	0	0	0	1	1	0	0	0	0	0	4	8	0.00	1.500										

Batter	1	2	3	4	5	6	7	8	9	10	11	12	AB	R	H	RBI	BB	SO	LOB	TOP						
Jerry Remy, L Marty Barrett, R Garry Hancock, L	F8 1B		K		G6-4-3			F9		G3			2 3	0 0	1 0	0 0	1 0	1 0	0 2							
Dwight Evans, R Garry Hancock, L	F8 1-2		HR			P4		P6		4-3			3 2	1 0	1 0	1 0	0 0	1 1	0 0							
Jim Rice, R Rick Miller, L	K		5-3			F8							3 2	0 0	0 2	0 0	0 0	1 0	1 0							
Tony Perez, R	F7				F8 2B			4-3		1B		CS 1B	F9	5	0	1	0	0	1	2						
Wade Boggs, L						F8 1B		F5		F8				5	1	2	0	0	0	2						
Dave Stapleton, R						K		F8		F8				5	1	1	1	0	1	3						
Reid Nichols, R						P4		F8						5	0	0	1	0	0	2						
Glenn Hoffman, R Julio Valdez, S						FC1-6 1-2		K		F9				2 3	0 0	0 0	0 0	1 2	1 0							
Gary Atkinson, R Marc Sullivan, R						K								1 2	0 0	0 1	0 1	1 0	0 0							
Inning Stats	R: 0 E: 0 K: 1 S: 6	H: 1 LOB: 1 BB: 0 P: 6	R: 0 E: 0 K: 1 S: 6	H: 1 LOB: 1 BB: 0 P: 6	R: 1 E: 0 K: 2 S: 8	H: 1 LOB: 0 BB: 1 P: 8	R: 0 E: 0 K: 0 S: 4	H: 1 LOB: 0 BB: 0 P: 4	R: 0 E: 0 K: 1 S: 4	H: 0 LOB: 0 BB: 1 P: 6	R: 0 E: 0 K: 0 S: 3	H: 0 LOB: 0 BB: 0 P: 3	R: 0 E: 0 K: 1 S: 6	H: 1 LOB: 1 BB: 0 P: 6	R: 0 E: 0 K: 1 S: 5	H: 1 LOB: 0 BB: 0 P: 5	R: 0 E: 0 K: 0 S: 3	H: 1 LOB: 0 BB: 0 P: 3	R: 2 E: 0 K: 1 S: 7	H: 2 LOB: 0 BB: 0 P: 7	1B: 6 2B: 1 3B: 1 HR: 1	SF: 0 SAC: 0 DP: 1 HBP: 0	WP: 0 PB: 0 SB: 0 CS: 1	PA: 45		
PITCHER	IP WLS BF H R ER SO BB IBB HBP BLK WP HR S P ERA WHIP																									
Ron Cudry, L Mike Morgan, R	(1, 1) (10, 1)	9.0 L 11 3 2 2 2 0 0 0 0 0 0 15 15 6.00 1.000																								

Boston Red Sox @ New York Yankees
Yankee Stadium, Bronx, NY
Fri Oct 01 1982, 7:05 PM EDT
Att. 26,142 - Unknown - 74 F

AB 43
R 3
H 9
RBI 3
BB 1
SO 9
LOB 15



Batter	1	2	3	4	5	6	7	8	9	10	11	12	AB	R	H	RBI	BB	SO	LOB	BOTTOM										
Wille Randolph, R	L5-3 1B		F9			FC4-6 1B		SH2-4 SH 1B		FC6-4 BB		FC5	6	1	3	0	0	0	5											
Dave Collins, S	L5-3 1-2				F8	FC4-6 BB		SH SH2-4		FC6-4 BB		K	3	0	0	0	2	1	3											
Jerry Mumphrey, S	F7				K	FC4-6 1-2 2-3		SH2-4		FC6-4 BB			5	1	1	0	0	1	5											
Roy Smalley, S					K	K						FC4-6 1B	3	0	1	0	3	2	2											
Oscar Gamble, L												FC4-6 1B	4	0	0	1	1	2	4											
Ken Griffey, L	G3											FC4-6 1-2 2-3	6	0	1	1	0	1	5											
Steve Balboni, R Graig Nettles, L Don Mattingly, L												FC3-6 1B	3	0	0	0	0	2	2											
Rick Cerone, R												F7	1	0	0	0	0	1	0											
Andre Robertson, R Lou Piniella, R Barry Evans, R												FC4-6 1B	2	0	0	0	0	0	1											
Inning Stats	R: 0 E: 0 K: 0 S: 3	H: 1 LOB: 0 BB: 0 P: 3	R: 0 E: 0 K: 0 S: 2	H: 0 LOB: 0 BB: 1 P: 6	R: 0 E: 0 K: 1 S: 5	H: 0 LOB: 1 BB: 1 P: 9	R: 0 E: 0 K: 2 S: 7	H: 0 LOB: 0 BB: 0 P: 7	R: 0 E: 0 K: 1 S: 5	H: 0 LOB: 2 BB: 1 P: 10	R: 0 E: 0 K: 0 S: 9	H: 2 LOB: 0 BB: 0 P: 3	R: 1 E: 1 K: 0 S: 5	H: 1 LOB: 2 BB: 1 P: 9	R: 0 E: 0 K: 1 S: 6	H: 1 LOB: 3 BB: 1 P: 11	R: 0 E: 0 K: 2 S: 6	H: 0 LOB: 1 BB: 1 P: 10	R: 0 E: 0 K: 1 S: 7	H: 2 LOB: 2 BB: 0 P: 7	R: 1 E: 0 K: 0 S: 5	H: 2 LOB: 1 BB: 0 P: 6	1B: 10 2B: 2 3B: 0 HR: 0	SF: 1 SAC: 2 DP: 3 HBP: 1	WP: 0 PB: 0 SB: 1 CS: 1	PA: 52				
PITCHER	IP WLS BF H R ER SO BB IBB HBP BLK WP HR S P ERA WHIP																													
Mike Torrez, R Tom Burgmeier, L Mark Clear, R Steve Crawford, R	(1, 1) (7, 1) (9, 1) (11, 1)	6.0 2.0 2.0 2.0	22 11 9 10	2 1 1 4	0 1 0 1	0 2 3 1	5 2 0 1	0 1 1 1	4 0 2 0	0 1 0 0	0 0 1 0	0 0 1 0	0 0 0 0	0 0 0 0	0 0 12 12	28 14 21 12	44 0.00 0.00 4.50	1.000 1.500 1.500 2.000												

Boston Red Sox @ New York Yankees
Yankee Stadium, Bronx, NY
Fri Oct 01 1982, 7:05 PM EDT
Att. 26,142 - Unknown - 74 F

AB 41
R 2
H 10
RBI 2
BB 7
SO 11
LOB 32



Batter	1	2	3	4	5	6	7	8	9	AB	R	H	RBI	BB	SO	LOB	TOP					
Marty Barrett, R OBP: 0.083, SLG: 0.083 (1, 4)	F9			4-3		6-3		5-3	F9	5	0	0	0	0	0	1						
Dwight Evans, R OBP: 0.402, SLG: 0.529 Garry Hancock, L (4, 9)	P3			F9		6-3		WP 2B BB		2	0	0	0	0	0	0						
Jim Rice, R OBP: 0.375, SLG: 0.489 Rick Miller, L OBP: 0.323, SLG: 0.325 (4, 8)	K			F9		F7		F7		2	0	0	0	0	1	0						
Dave Stapleton, R OBP: 0.304, SLG: 0.396 Tony Perez, R OBP: 0.326, SLG: 0.444 (7, PH)		F8			2B SF7 HBP		FC6-4 1B	1B		1	1	0	0	0	0	0						
Wade Boggs, L OBP: 0.405, SLG: 0.440 (1, 3)		6-3			2B		FC6-4 2B 1B	2B		4	1	2	1	0	0	1						
Reid Nichols, R OBP: 0.340, SLG: 0.465 (4, 7)		4-3			P4		1B	F2		4	1	1	0	0	0	3						
Ed Jurak, R OBP: 0.368, SLG: 0.313 (1, 5)				L3 BB	SF7		1B	F9		2	0	1	3	1	0	0						
Glenn Hoffman, R OBP: 0.262, SLG: 0.311 Julio Valdez, S OBP: 0.297, SLG: 0.333 (5, PR)		L3			3H 1-0		2H 3H 0-3	3-1		1	0	0	0	0	0	1						
Marc Sullivan, R OBP: 0.333, SLG: 0.333 (1, 2)		K			FC5-4 HBP		K			2	0	0	0	0	1	1						
Inning Stats	R: 0 E: 0 K: 1 S: 5	H: 0 LOB: 0 BB: 0 P: 5	R: 0 E: 0 K: 0 S: 3	H: 0 LOB: 0 BB: 0 P: 3	R: 0 E: 0 K: 1 S: 4	H: 0 LOB: 0 BB: 1 P: 8	R: 0 E: 0 K: 0 S: 3	H: 0 LOB: 0 BB: 0 P: 3	R: 1 E: 0 K: 0 S: 4	H: 1 LOB: 2 BB: 0 P: 6	R: 0 E: 0 K: 1 S: 3	H: 0 LOB: 0 BB: 0 P: 3	R: 2 E: 0 K: 1 S: 8	H: 3 LOB: 1 BB: 0 P: 8	R: 2 E: 0 K: 0 S: 5	H: 2 LOB: 1 BB: 0 P: 9	R: 0 E: 0 K: 0 S: 4	H: 1 LOB: 1 BB: 0 P: 4	1B: 4 2B: 3 3B: 0 HR: 0	SF: 1 SAC: 0 DP: 0 HBP: 2	WP: 1 PA: 37	
PITCHER	IP	WLS	BF	H	R	ER	SO	BB	IBB	HBP	BLK	WP	HR	S	P	ERA	WHIP					
Dave Righetti, L ERA: 3.79 Curt Kauffman, R ERA: 5.19	(1, 1)	7.2	L	32	6	5	5	3	2	0	2	0	1	0	34	44	5.87	1.043				

Boston Red Sox @ New York Yankees
Yankee Stadium, Bronx, NY
Sat Oct 02 1982, 3:33 AM EDT
Att: 36,917 - Unknown - 67 F

AB 32
R 5
H 7
RBI 5
BB 2
SO 3
LOB 11



Batter	1	2	3	4	5	6	7	8	9	AB	R	H	RBI	BB	SO	LOB	BOTTOM				
Dave Collins, S OBP: 0.311, SLG: 0.315 (1, 9)	4-3		K		F8			FC6-4 1B		4	0	1	0	0	1	1					
Barry Evans, R OBP: 0.395, SLG: 0.355 (1, 4)				2B		P6		FC6-4 FC5-4		4	0	2	0	0	0	1					
Jerry Mumphrey, S OBP: 0.363, SLG: 0.447 (1, 8)		6-3			BB		K	FC5-4		3	0	0	0	1	1	2					
Roy Smalley, S OBP: 0.346, SLG: 0.415 (1, 5)		F7			P6		F7			4	0	0	0	0	0	3					
Lee Mazzilli, S OBP: 0.343, SLG: 0.376 (1, 10)		G3			F7		F7			4	0	0	0	0	0	2					
Don Mattingly, L OBP: 0.111, SLG: 0.125 (1, 7)		F8			1-3		G1			4	0	0	0	0	0	2					
Steve Balboni, R OBP: 0.229, SLG: 0.291 (1, 3)		P6			F7		1B			3	0	1	0	0	0	0					
Rick Cerone, R OBP: 0.275, SLG: 0.315 (1, 2)				5-3		1B		F7		3	0	1	0	0	0	1					
Andre Robertson, R OBP: 0.268, SLG: 0.313 (1, 6)				6-3		1B		5-3		3	0	1	0	0	0	0					
Inning Stats	R: 0 E: 0 K: 0 S: 4	H: 1 LOB: 1 BB: 0 P: 4	R: 0 E: 0 K: 0 S: 3	H: 0 LOB: 0 BB: 0 P: 3	R: 0 E: 0 K: 1 S: 5	H: 0 LOB: 0 BB: 0 P: 5	R: 0 E: 0 K: 0 S: 4	H: 1 LOB: 2 BB: 1 P: 8	R: 0 E: 0 K: 0 S: 4	H: 2 LOB: 1 BB: 0 P: 4	R: 0 E: 0 K: 1 S: 5	H: 0 LOB: 0 BB: 0 P: 5	R: 0 E: 0 K: 0 S: 4	H: 1 LOB: 1 BB: 0 P: 4	R: 0 E: 0 K: 0 S: 4	H: 1 LOB: 1 BB: 0 P: 4	R: 0 E: 0 K: 0 S: 3	H: 0 LOB: 0 BB: 0 P: 3	1B: 4 2B: 2 3B: 0 HR: 0	SF: 0 SAC: 0 DP: 0 HBP: 0	WP: 1 PA: 33
PITCHER	IP	WLS	BF	H	R	ER	SO	BB	IBB	HBP	BLK	WP	HR	S	P	ERA	WHIP				
Brian Denman, R ERA: 4.78	(1, 1)	9.0	W	33	6	0	0	2	1	0	0	1	0	36	40	0.00	0.778				

Boston Red Sox @ New York Yankees
Yankee Stadium, Bronx, NY
Sat Oct 02 1982, 3:33 AM EDT
Att: 36,917 - Unknown - 67 F


AB 32
R 0
H 6
RBI 0
BB 1
SO 2
LOB 12



Batter	1	2	3	4	5	6	7	8	9	10	11	AB	R	H	RBI	BB	SO	LOB	TOP			
Marty Barrett, R OBP: 0.056, SLG: 0.056 (1, 4)	K	FC6			5-3		6-3		FC1-6		E4	6	0	0	0	0	1	3				
Dwight Evans, R OBP: 0.532, SLG: 0.534 Garry Hancock, L (3, 9)	HR		F8		L3		F7		K		FC4-6	2	1	1	1	0	0	0				
Jim Rice, R OBP: 0.375, SLG: 0.494 Rick Miller, L OBP: 0.323, SLG: 0.325 (5, 8)	HR		F7		P4		F8		L4			3	1	1	1	0	0	0				
Carl Yastrzemski, L OBP: 0.358, SLG: 0.431 Dave Stapleton, R OBP: 0.305, SLG: 0.398 (6, PH)	1B					1-3		SH1-4 BB		F7		2	0	2	0	0	0	0				
Wade Boggs, L OBP: 0.406, SLG: 0.441 (1, 3)	P6		P6					SH1-4 BB				4	1	2	0	0	0	2				
Reid Nichols, R OBP: 0.341, SLG: 0.461 (5, 7)	F7				K					FC5-4		4	0	1	0	1	1	2				
Ed Jurak, R OBP: 0.375, SLG: 0.333 (1, 5)			6-3									5	0	2	1	0	2	3				
Glenn Hoffman, R OBP: 0.262, SLG: 0.311 Julio Valdez, S OBP: 0.250, SLG: 0.300 (2, PH)					F7							0	0	0	0	0	0	0				
Roger LaFrance, L OBP: 0.401, SLG: 0.500 (1, 2)	L8				4-3							5	1	2	0	0	0	4				
Inning Stats	R: 2 E: 0 K: 1 S: 8	H: 3 LOB: 1 BB: 0 P: 8	R: 0 E: 0 K: 0 S: 4	H: 1 LOB: 1 BB: 0 P: 4	R: 0 E: 0 K: 0 S: 4	H: 1 LOB: 1 BB: 0 P: 4	R: 0 E: 0 K: 1 S: 6	H: 1 LOB: 2 BB: 0 P: 6	R: 0 E: 0 K: 0 S: 3	H: 0 LOB: 0 BB: 0 P: 3	R: 0 E: 0 K: 2 S: 7	H: 1 LOB: 1 BB: 0 P: 6	R: 0 E: 0 K: 1 S: 6	H: 1 LOB: 1 BB: 0 P: 6	R: 2 E: 1 K: 0 S: 6	H: 3 LOB: 2 BB: 0 P: 6	1B: 10 2B: 2 3B: 0 HR: 2	SF: 0 SAC: 1 DP: 0 HBP: 0	WP: 0 PB: 0 SB: 1 CS: 0	PA: 49		
PITCHER	IP WLS BF H R ER SO ERA WHIP	PITCHER										IP WLS BF H R ER SO ERA WHIP	PITCHER									
Doyle Alexander, R ERA: 6.08 (1, 1)	5.1																					
Rudy May, L ERA: 2.89 (6, 1)	5.2	L	24	5	2	0	4	1	1	0	0	0	0	0	30	38	0.00	1.059				

Boston Red Sox @ New York Yankees
Yankee Stadium, Bronx, NY
Sun Oct 03 1982, 3:33 AM EDT
Att. 31,465 - Unknown - 68 F

AB 46
R 5
H 14
RBI 5
BB 2
SO 6
LOB 23



Batter	1	2	3	4	5	6	7	8	9	10	11	AB	R	H	RBI	BB	SO	LOB	BOTTOM			
Willie Randolph, R OBP: 0.368, SLG: 0.349 (1, 4)	F9											5	0	4	1	0	0	0				
Jerry Mumphrey, S OBP: 0.304, SLG: 0.449 Don Mattingly, L OBP: 0.194, SLG: 0.167 (3, PH)												1	0	1	0	0	0	0				
Ken Griffey, L OBP: 0.329, SLG: 0.407 Mike Patterson, L OBP: 0.278, SLG: 0.438 (4, 8)	1B											4	0	1	0	0	0	4				
Roy Smalley, S OBP: 0.345, SLG: 0.413 (1, 5)	K											1	0	0	0	0	1	1				
Lou Piniella, R OBP: 0.270, SLG: 0.314 Graig Nettles, L OBP: 0.317, SLG: 0.402 (6, PH)												3	0	0	0	1	1	2				
Steve Balboni, R OBP: 0.228, SLG: 0.280 (1, 3)												5	0	1	0	0	2	3				
Dave Collins, S OBP: 0.315, SLG: 0.330 (4, 9)												5	2	3	1	0	0	1				
Rick Cerone, R OBP: 0.271, SLG: 0.310 (1, 2)												5	0	0	0	0	1	4				
Andre Robertson, R OBP: 0.342, SLG: 0.375 Lee Mazzilli, S OBP: 0.342, SLG: 0.375 Bary Evans, R OBP: 0.355, SLG: 0.355 (11, 6)												3	0	1	1	0	0	0				
Inning Stats	R: 0 E: 0 K: 2 S: 8	H: 1 LOB: 1 BB: 0 P: 8	R: 0 E: 0 K: 0 S: 3	H: 0 LOB: 1 BB: 1 P: 7	R: 0 E: 0 K: 0 S: 3	H: 1 LOB: 0 BB: 0 P: 3	R: 0 E: 0 K: 1 S: 5	H: 0 LOB: 0 BB: 0 P: 5	R: 1 E: 0 K: 0 S: 4	H: 1 LOB: 0 BB: 0 P: 4	R: 0 E: 0 K: 4 S: 4	H: 0 LOB: 2 BB: 1 P: 8	R: 0 E: 0 K: 1 S: 5	H: 0 LOB: 0 BB: 0 P: 5	R: 0 E: 0 K: 0 S: 5	H: 2 LOB: 2 BB: 0 P: 5	R: 0 E: 0 K: 1 S: 6	H: 1 LOB: 1 BB: 0 P: 6	1B: 9 2B: 1 3B: 0 HR: 1	SF: 0 SAC: 0 DP: 3 HBP: 0	WP: 0 PB: 0 SB: 0 CS: 0	PA: 44
PITCHER	IP WLS BF H R ER SO ERA WHIP	PITCHER										IP WLS BF H R ER SO ERA WHIP	PITCHER									
Bruce Hurst, L ERA: 5.77 (1, 1)	3.0																					
Tom Burgmeier, L ERA: 2.29 (4, 1)	1.0																					
Luis Apante, R ERA: 3.16 (5, 1)	2.0																					
Oil Can Boyd, R ERA: 5.4 (7, 1)	1.0																					
Mike Brown, R ERA: (8, 1)	4.0	W	17	5	0	0	2	1	0	0	0	0	0	0	20	24	0.00	1.500				

Boston Red Sox @ New York Yankees
Yankee Stadium, Bronx, NY
Sun Oct 03 1982, 3:33 AM EDT
Att. 31,465 - Unknown - 68 F

AB 42
R 3
H 11
RBI 3
BB 2
SO 7
LOB 18

