

New York Yankees - 1983

Batter	1	2	3	4	5	6	7	8	9	AB	R	H	RBI	BB	SO	LOB	TOP										
Willie Randolph, R (1,4) OBP: 0.200, SLG: 0.200	FC4-6 1B		4-3		G6-4-3 1-2		6-3		F9	5	0	1	0	0	0	3											
Roy Smalley, S (1,6) OBP: 0.250, SLG: 0.250	FC4-6 1B E		4-3			HR 1B		K		4	2	1	0	0	1	1											
Dave Winfield, R (1,7) OBP: 0.500, SLG: 1.250				F6		HR		F7		4	1	2	2	0	0	0											
Steve Kemp, L (1,9) OBP: 1.000, SLG: 2.000	E9 PB 1B			1-3 HBP 1B		HR				3	1	3	2	1	0	0											
Don Baylor, R (1,10)	K			1-3 HBP		P3		K		3	0	0	0	0	2	2											
Ken Griffey, L (1,3) Andre Robertson, R (9, PR)		F7		1-3		G4-6-3 1B				3	0	1	0	1	0	2											
Graig Nettles, L (1,5)		3-1		K		G4-6-3 1B 1-2		K		4	0	0	0	0	2	4											
Jerry Mumphy, S (1,8)		1-3				4-3		4-3		4	0	0	0	0	1	1											
Butch Wynegar, S (1,2) Oscar Gamble, L (9, PH)			G3			G6-4-3 1B		5-3		3	0	1	0	0	0	0											
Inning Stats	R: 1 E: 1 K: 1 S: 7	H: 3 LOB: 1 BB: 0 P: 7	R: 0 E: 0 K: 0 S: 3	H: 0 LOB: 0 BB: 0 P: 3	R: 0 E: 0 K: 1 S: 3	H: 0 LOB: 0 BB: 0 P: 3	R: 0 E: 0 K: 1 S: 6	H: 1 LOB: 2 BB: 0 P: 7	R: 0 E: 0 K: 0 S: 3	H: 1 LOB: 0 BB: 0 P: 3	R: 3 E: 0 K: 0 S: 6	H: 4 LOB: 0 BB: 0 P: 6	R: 0 E: 0 K: 0 S: 3	H: 0 LOB: 1 BB: 1 P: 11	R: 0 E: 0 K: 2 S: 8	H: 1 LOB: 2 BB: 1 P: 12	1B: 8 2B: 0 3B: 0 HR: 2	SF: 0 SAC: 0 DP: 2 HBP: 1	WP: 0 PB: 1 CS: 0	PA: 37							
PITCHER	IP	WLS	BF	H	R	ER	SO	BB	IBB	HBP	BLK	WP	HR	S	P	ERA	WHIP										
Gaylord Perry, R (1,1) ERA: 7.2	5.0		22	8	4	4	2	0	0	1	0	0	2	25	26	7.20	1.600										
Roy Thomas, R (6,1) ERA:	0.1		2	1	0	0	0	0	0	0	0	0	0	2	2	0.00	3.000										
Bryan Clark, L (6,1) ERA:	2.0	W	5	0	0	0	1	0	0	0	0	0	0	7	7	0.00	0.000										
Bill Caudill, R (8,1) ERA:	1.2	S	8	1	0	0	3	2	0	0	0	0	0	12	20	0.00	1.800										

New York Yankees @ Seattle Mariners
The Kingdome, Seattle, WA
Tue Apr 05 1983, 9:05 PM EST
Att: 37,015 - Dome

AB 34
R 4
H 10
RBI 4
BB 2
SO 6
LOB 13



Batter	1	2	3	4	5	6	7	8	9	AB	R	H	RBI	BB	SO	LOB	BOTTOM										
Steve Henderson, R (1,7) John Moses, S (9,7)	CS 1B		FC6-4 BB	BB 1B			4-3 SF7 1B			3	1	3	0	1	0	0											
Manny Castillo, S (1,5)	K		FC6-4 F8 HR	BB 1B			4-3			3	1	0	1	1	1	3											
Al Cowens, R (1,9)			F8	BB			SF7			3	0	1	1	0	0	3											
Richie Zisk, R (1,10)	K		HR				4-3			4	1	1	2	0	1	1											
Dave Henderson, R (1,8)		K	2B 1B				5-3			4	1	1	0	0	1	0											
Pat Putnam, L (1,3)			2B				F8			4	0	2	1	0	1	0											
Todd Cruz, R (1,6)	K		K				5-3			4	0	0	0	0	3	2											
Bud Bulling, R (1,2)		1-2-3					F7			3	0	0	0	0	0	1											
Julio Cruz, S (1,4)			FC6-4 2B				F8			3	1	1	0	0	0	0											
Inning Stats	R: 0 E: 0 K: 2 S: 8	H: 2 LOB: 1 BB: 0 P: 8	R: 0 E: 0 K: 2 S: 8	H: 1 LOB: 1 BB: 0 P: 8	R: 4 E: 1 K: 1 S: 9	H: 4 LOB: 1 BB: 1 P: 13	R: 0 E: 0 K: 0 S: 4	H: 1 LOB: 2 BB: 1 P: 8	R: 0 E: 0 K: 0 S: 3	H: 0 LOB: 0 BB: 0 P: 3	R: 0 E: 0 K: 0 S: 3	H: 0 LOB: 0 BB: 0 P: 3	R: 1 E: 0 K: 0 S: 4	H: 1 LOB: 0 BB: 0 P: 4	R: 0 E: 0 K: 2 S: 7	H: 0 LOB: 0 BB: 0 P: 7	1B: 5 2B: 3 3B: 0 HR: 1	SF: 1 SAC: 0 DP: 0 HBP: 0	WP: 0 PB: 1 CS: 1	PA: 34							
PITCHER	IP	WLS	BF	H	R	ER	SO	BB	IBB	HBP	BLK	WP	HR	S	P	ERA	WHIP										
Ron Guidry, L (1,1) ERA: 13.5	2.2		15	7	4	4	4	1	0	0	0	0	0	14	18	2.70	0.900										
Roger Erickson, R (3,1) ERA: 2.7	3.1	L	13	2	1	1	1	1	0	0	0	0	0	14	18	2.70	0.900										
George Frazier, R (7,1) ERA:	2.0		6	0	0	0	2	0	0	0	0	0	0	10	10	0.00	0.000										

New York Yankees @ Seattle Mariners
The Kingdome, Seattle, WA
Tue Apr 05 1983, 9:05 PM EST
Att: 37,015 - Dome

AB 31
R 5
H 9
RBI 5
BB 2
SO 7
LOB 10



Batter	1	2	3	4	5	6	7	8	9	AB	R	H	RBI	BB	SO	LOB	TOP		
Willie Randolph, R (1,4) OBP: 0.200, SLG: 0.200	0-0 CS 5-3 1B	0-0 1-3		0-0 FC5-4			0-0 5-3	0-3 K		5	0	1	0	0	1	5			
Roy Smalley, S (1,6) OBP: 0.444, SLG: 0.556	0-0 5-3 1-2		0-0 2B		0-0 1-3		0-0 HR 1B		0-0 BB 1B	5	1	3	0	0	0	1			
Dave Winfield, R (1,7) OBP: 0.556, SLG: 1.286	4-0 CS BB		0-0 F8		0-0 6-3		0-0 HR 1B		4-0 G4-6-3 BB	3	1	1	2	2	0	1			
Don Baylor, R (1,10) OBP: 0.444, SLG: 0.167	4-0 S BB		1-0 HBP		0-0 1B		0-0 5-3		0-0 F7	3	0	1	0	1	0	2			
Steve Kemp, L (1,9) OBP: 0.444, SLG: 0.750	0-3 K		0-3 K		0-0 5-3		0-0 4-3		0-0 G4-6-3	5	0	0	0	0	2	7			
Jerry Mumphy, S (1,8) OBP: 0.125, SLG: 0.250		0-0 3-1	0-0 1-3			0-0 2B		0-0 6-3		4	0	1	0	0	0	2			
Ken Griffey, L (1,3) OBP: 0.500, SLG: 0.429		0-3 K		0-0 G4-6-3 1B		0-3 K		0-0 1B		4	0	2	0	0	2	1			
Graig Nettles, L (1,5) OBP: 0.250, SLG: 0.250		0-0 1B		0-0 G4-6-3 1B		0-0 F7		0-0 1B		4	0	2	0	0	0	2			
Rick Cerone, R (1,2) OBP: 0.667, SLG: 0.667		0-0 1B		0-0 FC5-4 1B		0-0 5-3		0-3 K		3	0	2	0	0	0	1			
Oscar Gamble, L (8,PH) OBP: 0.500, SLG: 0.500										1	0	0	0	0	1	2			
Butch Wynegar, S (8,2) OBP: 0.333, SLG: 0.333		1-2 1B								0	0	0	0	0	0	0			
Inning Stats	R: 0 E: 0 K: 1 S: 5	H: 1 LOB: 2 BB: 2 P: 13	R: 0 E: 0 K: 1 S: 7	H: 2 LOB: 2 BB: 0 P: 7	R: 0 E: 0 K: 1 S: 6	H: 1 LOB: 1 BB: 0 P: 4	R: 0 E: 0 K: 1 S: 4	H: 2 LOB: 1 BB: 0 P: 4	R: 0 E: 0 K: 2 S: 9	H: 2 LOB: 2 BB: 0 P: 9	R: 0 E: 0 K: 0 S: 3	H: 1 LOB: 1 BB: 1 P: 7	1B: 10 2B: 2 3B: 0 HR: 1	SF: 0 SAC: 0 DP: 2 HBP: 1	WP: 0 PB: 0 SB: 1 CS: 2	PA: 41			
PITCHER	IP	WLS	BF	H	R	ER	SO	BB	IBB	HBP	BLK	WP	HR	S	P	ERA	WHIP		
Matt Young, L (1,1) ERA: 2.57	7.0	W	32	10	2	2	4	2	0	1	0	0	1	37	46	2.57	1.714		
Ed Yande Berg, L (8,1) ERA:	0.1		3	2	0	0	0	0	0	0	0	0	0	3	3	0.00	6.000		
Mike Stanton, R (8,1) ERA:	1.2	S	6	1	0	0	2	1	0	0	0	0	0	9	13	0.00	1.200		

New York Yankees @ Seattle Mariners
The Kingdome, Seattle, WA
Wed Apr 06 1983, 9:05 PM EST
Att: 12,870 - Dome

AB	37
R	2
H	13
RBI	2
BB	3
SO	6
LOB	24



Batter	1	2	3	4	5	6	7	8	9	AB	R	H	RBI	BB	SO	LOB	BOTTOM		
Steve Henderson, R (1,7) OBP: 0.889, SLG: 0.750	4-0 G5-4-3 BB		4-0 CS BB	4-0 1-2 BB			4-0 E S FC5-2 BB	0-3 K		1	0	0	0	4	1	2			
Manny Castillo, S (1,5) OBP: 0.250, SLG: 0.286	0-0 G5-4-3 1-2		0-0 1B	0-0 F8		0-0 K			0-3 K	4	1	1	0	0	1	3			
Al Cowens, R (1,9) OBP: 0.125, SLG: 0.143	0-0 F8		0-0 5-3		0-0 4-3		0-0 FC5-2 1H		0-0 K	4	0	0	0	0	0	2			
Richie Zisk, R (1,10) OBP: 0.375, SLG: 0.750		0-0 1B E	0-0 1B 2H	0-0 1B	0-3 K	0-3 K	0-3 K		0-3 K	4	1	2	1	0	2	1			
Dave Henderson, R (1,8) OBP: 0.375, SLG: 0.375		0-0 E8 4-3 HR 1H	0-0 1B	0-0 1B	0-3 K		0-3 K		0-3 K	4	1	2	0	0	2	0			
Pat Putnam, L (1,3) OBP: 0.500, SLG: 0.875		0-0 4-3 2-3	0-3 K		0-0 1B		0-0 1B		0-0 1B 2B	4	1	2	0	0	1	3			
Todd Cruz, R (1,6) OBP: 0.375, SLG: 1.125		0-0 HR		0-0 HR		0-3 K		0-0 FC6-4 2H	0-0 1B	4	2	3	4	0	1	1			
Orlando Mercado, R (1,2) OBP: 0.375, SLG: 1.125		0-0 4-3		0-3 K		0-3 K		0-0 FC6-4 1B	0-0 1B	4	0	0	0	0	2	2			
Julio Cruz, S (1,4) OBP: 0.429, SLG: 0.500		0-0 4-3		4-0 BB		0-0 3-1		0-0 1B		3	0	1	0	1	0	1			
Inning Stats	R: 0 E: 0 K: 0 S: 2	H: 0 LOB: 0 BB: 1 P: 6	R: 3 E: 1 K: 0 S: 6	H: 3 LOB: 0 BB: 0 P: 6	R: 1 E: 0 K: 1 S: 7	H: 3 LOB: 1 BB: 2 P: 13	R: 0 E: 0 K: 2 S: 8	H: 1 LOB: 1 BB: 0 P: 8	R: 0 E: 0 K: 2 S: 7	H: 0 LOB: 1 BB: 1 P: 11	R: 1 E: 0 K: 2 S: 10	H: 3 LOB: 2 BB: 0 P: 10	1B: 7 2B: 2 3B: 0 HR: 2	SF: 0 SAC: 0 DP: 1 HBP: 0	WP: 0 PB: 0 SB: 1 CS: 1	PA: 37			
PITCHER	IP	WLS	BF	H	R	ER	SO	BB	IBB	HBP	BLK	WP	HR	S	P	ERA	WHIP		
Bob Shirley, L (1,1) ERA: 13.5	2.2	L	13	5	4	4	0	2	0	0	0	0	1	11	19	13.50	2.625		
Jay Howell, R (3,1) ERA: 3.86	4.2		21	5	2	2	9	3	0	0	0	0	1	36	48	3.86	1.714		
Rich Gossage, R (8,1) ERA:	0.2		3	1	0	0	1	0	0	0	0	0	0	5	5	0.00	1.500		

New York Yankees @ Seattle Mariners
The Kingdome, Seattle, WA
Wed Apr 06 1983, 9:05 PM EST
Att: 12,870 - Dome

AB	32
R	6
H	11
RBI	5
BB	5
SO	10
LOB	15



Batter	1	2	3	4	5	6	7	8	9	AB	R	H	RBI	BB	SO	LOB	TOP			
Willie Randolph, R (1,4) OBP: 0.200, SLG: 0.200										5	1	1	0	0	0	4	New York Yankees @ Seattle Mariners The Kingdome, Seattle, WA Thu Apr 07 1983, 9:05 PM EST Att: 13,843 - Dome			
Jerry Mumphrey, S (1,8) OBP: 0.154, SLG: 0.308										5	1	1	1	0	1	0				
Dave Winfield, R (1,7) OBP: 0.429, SLG: 1.083										5	1	1	1	0	1	1				
Steve Kemp, L (1,9) OBP: 0.429, SLG: 1.000										5	1	2	2	0	0	0				
Don Baylor, R (1,10) OBP: 0.385, SLG: 0.111										3	0	0	0	1	0	0				
Roy Smalley, S (1,6) OBP: 0.385, SLG: 0.462										4	1	1	0	0	2	2				
Ken Griffey, L (1,3) OBP: 0.455, SLG: 0.500										3	1	1	0	0	0	1				
Don Mattingly, L (7,3)										0	1	0	0	0	0	0				
Graig Nettles, L (1,5) OBP: 0.333, SLG: 0.273										3	0	1	0	1	1	2				
Butch Wynegar, S (1,2) OBP: 0.571, SLG: 1.167										3	1	2	3	1	0	1				
Inning Stats	R: 3 E: 0 K: 0 S: 6	H: 3 LOB: 0 BB: 0 P: 6	R: 1 E: 0 K: 0 S: 4	H: 1 LOB: 0 BB: 0 P: 4	R: 0 E: 0 K: 1 S: 5	H: 0 LOB: 0 BB: 0 P: 5	R: 0 E: 0 K: 0 S: 6	H: 3 LOB: 2 BB: 0 P: 6	R: 0 E: 0 K: 2 S: 8	H: 1 LOB: 2 BB: 1 P: 12	R: 1 E: 0 K: 0 S: 4	H: 1 LOB: 0 BB: 0 P: 4	R: 2 E: 0 K: 2 S: 8	H: 1 LOB: 0 BB: 0 P: 9	R: 0 E: 0 K: 0 S: 3	H: 0 LOB: 0 BB: 0 P: 3	1B: 3 2B: 3 3B: 1 HR: 3	SF: 0 SAC: 0 DP: 1 HBP: 1	WP: 0 PB: 0 CS: 0	PA: 40
PITCHER	IP WLS BF H R ER SO BB IBB HBP BLK WP HR S P ERA WHIP																			
Bob Stoddard, R (1,1) ERA: 12.27	3.2 L 18 7 5 5 1 0 0 0 0 0 1 0 1 20 20 12.27 1.909																			
Bryan Clark, L (4,1) ERA: 3.68	5.1 22 3 3 3 4 3 0 1 0 0 2 26 39 5.06 1.125																			

Batter	1	2	3	4	5	6	7	8	9	AB	R	H	RBI	BB	SO	LOB	BOTTOM			
Steve Henderson, R (1,7) OBP: 0.643, SLG: 0.444										5	0	1	0	0	3	4	New York Yankees @ Seattle Mariners The Kingdome, Seattle, WA Thu Apr 07 1983, 9:05 PM EST Att: 13,843 - Dome			
Manny Castillo, S (1,5) OBP: 0.197, SLG: 0.182										4	0	0	0	0	0	2				
Al Cowens, R (1,9) OBP: 0.167, SLG: 0.100										3	0	0	0	1	0	1				
Richie Zisk, R (1,10) OBP: 0.250, SLG: 0.500										4	0	0	0	0	1	3				
Dave Henderson, R (1,8) OBP: 0.500, SLG: 0.545										3	1	2	0	1	1	0				
Pat Putnam, L (1,3) OBP: 0.333, SLG: 0.583										4	0	0	0	0	0	3				
Todd Cruz, R (1,6) OBP: 0.417, SLG: 0.917										4	0	2	0	0	1	2				
Orlando Mercado, R (1,2)										2	0	0	0	0	0	2				
Ken Phelps, L (7,PH)										1	0	0	0	0	0	2				
Bud Bulling, R (8,2)										0	0	0	0	0	0	0				
Rod Allen, R (9,PH) OBP: 1.000, SLG: 1.000										1	0	1	0	0	0	0				
Julio Cruz, S (1,4) OBP: 0.545, SLG: 0.667										3	0	2	1	1	1	2				
Inning Stats	R: 0 E: 0 K: 1 S: 5	H: 0 LOB: 0 BB: 0 P: 5	R: 0 E: 0 K: 1 S: 5	H: 0 LOB: 0 BB: 0 P: 5	R: 0 E: 0 K: 1 S: 5	H: 1 LOB: 1 BB: 1 P: 9	R: 0 E: 0 K: 0 S: 3	H: 0 LOB: 0 BB: 0 P: 3	R: 0 E: 0 K: 1 S: 6	H: 1 LOB: 2 BB: 1 P: 10	R: 0 E: 0 K: 1 S: 4	H: 1 LOB: 1 BB: 0 P: 4	R: 1 E: 0 K: 0 S: 6	H: 3 LOB: 2 BB: 0 P: 6	R: 0 E: 0 K: 0 S: 3	H: 0 LOB: 0 BB: 0 P: 3	1B: 6 2B: 2 3B: 0 HR: 0	SF: 0 SAC: 0 DP: 1 HBP: 0	WP: 0 PB: 0 CS: 0	PA: 37
PITCHER	IP WLS BF H R ER SO BB IBB HBP BLK WP HR S P ERA WHIP																			
Dave Righetti, L (1,1) ERA: 1.69	3.1 S 16 5 1 1 2 1 0 0 0 0 0 0 19 23 2.70 1.800																			

Batter	1	2	3	4	5	6	7	8	9	AB	R	H	RBI	BB	SO	LOB	TOP					
Willie Randolph, R (1.4)	6-3		6-3		K		G6-4-3 BB	E 1B		4	2	1	0	1	1	0	New York Yankees @ Toronto Blue Jays Exhibition Stadium, Toronto, ON Sat Apr 09 1983, 3:33 AM EST Att: 36,459 - Unknown - 48 F					
Jerry Mumphy, S (1.8)	6-3		3-1		1B		G6-4-3 BB	E9		4	1	1	0	1	0	0						
Dave Winfield, R (1.7)			2B BB		1B		G6-4-3 BB	5-3		2	0	1	0	3	0	1						
Steve Kemp, L (1.9)	3-4-1		2B		F7		G6-4-3			5	0	1	0	0	0	5						
Don Baylor, R (1.10)		5-3	5-3							5	0	2	1	0	0	2						
Roy Smalley, S (1.6)		1B			K		L5			5	0	1	0	0	2	3						
Ken Griffey, L (1.3)		1B			K		BB			5	0	2	0	0	1	2						
Graig Nettles, L (1.5)		1B			F6		1B			4	0	0	0	1	0	4						
Rick Cerone, R (1.2)		G3					5-3			4	1	1	0	0	1	4						
Inning Stats	R: 0 E: 0 K: 0 S: 3	H: 0 LOB: 1 BB: 1 P: 7	R: 0 E: 0 K: 0 S: 5	H: 2 LOB: 2 BB: 0 P: 5	R: 0 E: 0 K: 0 S: 4	H: 1 LOB: 2 BB: 1 P: 8	R: 0 E: 0 K: 2 S: 7	H: 0 LOB: 0 BB: 0 P: 7	R: 0 E: 0 K: 2 S: 9	H: 2 LOB: 2 BB: 0 P: 9	R: 0 E: 0 K: 0 S: 4	H: 1 LOB: 2 BB: 1 P: 8	R: 2 E: 0 K: 0 S: 3	H: 1 LOB: 1 BB: 3 P: 15	R: 2 E: 1 K: 0 S: 6	H: 2 LOB: 2 BB: 0 P: 6	R: 0 E: 1 K: 1 S: 7	H: 1 LOB: 2 BB: 0 P: 7	1B: 8 2B: 2 3B: 0 HR: 0	SF: 0 SAC: 0 DP: 1 HBP: 0	WP: 0 PB: 0 SB: 0 CS: 0	PA: 44
PITCHER	IP WLS BF H R ER SO BB IBB HBP BLK WP HR S P ERA WHIP																					
Jim Gott, R (1.1)	6.0	29	6	2	2	4	5	0	0	0	0	0	0	0	0	0	3.00	1.833				
Joey McLaughlin, R (7.1)	0.0	1	0	0	0	0	1	0	0	0	0	0	0	0	0	0	∞	∞				
Dave Geisel, L (7.1)	0.2	1	0	0	0	0	0	0	0	0	0	0	0	1	1	0.00	0.000					
Roy Lee Jackson, R (7.1)	2.1	W 13	4	2	0	1	0	0	0	0	0	0	0	15	15	0.00	1.714					
Batter	1	2	3	4	5	6	7	8	9	AB	R	H	RBI	BB	SO	LOB	BOTTOM					
Damaso Garcia, R (1.4)	G6-4-3 1B	F8			F8			E5 1B		4	1	2	0	0	0	3	New York Yankees @ Toronto Blue Jays Exhibition Stadium, Toronto, ON Sat Apr 09 1983, 3:33 AM EST Att: 36,459 - Unknown - 48 F					
Dave Collins, S (1.7)	G6-4-3		F6		4-3			SH5-3 1B		3	1	0	0	1	0	1						
Barry Bonnell, R (9.7)	1-2							SH5-3 1B		0	0	0	0	0	0	0						
Willie Upshaw, L (1.3)	G3		F8				1-3	E SH5-3 1B		4	1	1	1	0	0	0						
Cliff Johnson, R (1.10)		1B 1B BB					5-3	SH5-3 1B		2	1	1	0	1	0	0						
Ernie Whitt, L (1.2)		1B 1B			4-3			E9 HR		4	2	2	0	0	0	2						
Hosken Powell, L (1.9)		K			F8		1-3			3	0	0	0	0	1	3						
Jesse Barfield, R (7.9)							1-3	HR		1	1	1	3	0	0	0						
Rance Mulliniks, L (1.5)		1B 1B			6-3			5-3		4	0	1	1	0	0	0						
Lloyd Moseby, L (1.8)		1B			F6			4-3		3	0	1	1	1	0	0						
Alfredo Griffin, S (1.6)		F8					K2-3	K		3	0	0	0	1	2	3						
Inning Stats	R: 0 E: 0 K: 0 S: 3	H: 1 LOB: 0 BB: 0 P: 3	R: 2 E: 0 K: 1 S: 8	H: 3 LOB: 2 BB: 1 P: 12	R: 0 E: 0 K: 0 S: 4	H: 1 LOB: 1 BB: 0 P: 4	R: 0 E: 0 K: 0 S: 3	H: 0 LOB: 0 BB: 0 P: 3	R: 0 E: 0 K: 0 S: 2	H: 0 LOB: 0 BB: 1 P: 6	R: 0 E: 0 K: 0 S: 4	H: 1 LOB: 1 BB: 0 P: 4	R: 0 E: 0 K: 1 S: 5	H: 0 LOB: 0 BB: 0 P: 5	R: 5 E: 2 K: 1 S: 9	H: 3 LOB: 1 BB: 2 P: 17	R: 0 E: 1 K: 1 S: 7	H: 3 LOB: 1 BB: 2 P: 7	1B: 8 2B: 0 3B: 0 HR: 1	SF: 0 SAC: 1 DP: 1 HBP: 0	WP: 0 PB: 0 SB: 1 CS: 0	PA: 36
PITCHER	IP WLS BF H R ER SO BB IBB HBP BLK WP HR S P ERA WHIP																					
Doyle Alexander, R (1.1)	7.0	28	7	3	3	2	2	0	0	0	0	0	0	30	38	3.86	1.286					
Rich Gossage, R (8.1)	1.0	L 8	2	4	3	1	2	0	0	0	0	1	8	16	27.00	4.000						

Batter	1	2	3	4	5	6	7	8	9	AB	R	H	RBI	BB	SO	LOB	TOP			
Willie Randolph, R (1,4) OBP: 0.250, SLG: 0.182	F9		BB	BB	6-3		1-3			3	0	0	0	1	0	1				
Roy Smalley, S (1,5) OBP: 0.273, SLG: 0.318	F7		F8			K		K		4	0	0	0	0	2	2				
Dave Winfield, R (1,8) OBP: 0.478, SLG: 0.833	5-3			4-3	1B	6-3		6-3		4	1	1	0	0	0	0				
Oscar Gamble, L (1,7) OBP: 0.167, SLG: 0.167		E3		F8		G3		F7		4	0	0	0	0	0	1				
Ken Griffey, L (1,3) OBP: 0.450, SLG: 0.474		F8		4-3	1B			K		4	1	2	0	0	1	1				
Bobby Murcer, L (1,10) OBP: 0.333, SLG: 0.667 (9, PH)		G5-4-3		4-3						3	1	1	0	0	0	3				
Don Baylor, R (9, PH) OBP: 0.421, SLG: 0.286				4-3				HBP		0	0	0	0	0	0	0				
Butch Wynegar, S (1,2) OBP: 0.545, SLG: 0.900			4-3	1B	2H	3H		F7		4	0	2	1	0	0	3				
Don Mattingly, L (1,9) OBP: 0.400, SLG: 0.500			4-3		6-3			G3		4	0	1	2	0	0	2				
Andre Robertson, R (1,6) OBP: 0.421, SLG: 0.286			5-3		L3			6-3		3	0	0	0	0	0	2				
Inning Stats	R: 0 E: 0 K: 0 S: 3	H: 0 LOB: 0 BB: 0 P: 3	R: 0 E: 1 K: 0 S: 3	H: 0 LOB: 0 BB: 0 P: 3	R: 0 E: 0 K: 0 S: 4	H: 1 LOB: 2 BB: 1 P: 8	R: 1 E: 0 K: 0 S: 5	H: 3 LOB: 2 BB: 0 P: 5	R: 0 E: 0 K: 1 S: 5	H: 0 LOB: 0 BB: 0 P: 5	R: 2 E: 0 K: 0 S: 6	H: 3 LOB: 1 BB: 0 P: 6	R: 0 E: 0 K: 1 S: 5	H: 0 LOB: 0 BB: 0 P: 5	R: 0 E: 0 K: 1 S: 5	H: 0 LOB: 1 BB: 0 P: 6	1B: 5 2B: 2 3B: 0 HR: 0	SF: 0 SAC: 0 DP: 1 HBP: 1	WP: 0 PB: 0 SB: 1 CS: 0	PA: 35
PITCHER	IP	WLS	BF	H	R	ER	SO	BB	IBB	HBP	BLK	WP	HR	S	P	ERA	WHIP			
Dave Stieb, R (1,1) ERA: 2.57	8.0	L	31	7	3	3	2	1	0	0	0	0	0	34	38	3.38	1.000			
Dave Geisel, L (9,1) ERA:	1.0		4	0	0	0	1	0	0	1	0	0	0	5	6	0.00	0.000			

New York Yankees @ Toronto Blue Jays
 Exhibition Stadium, Toronto, ON
 Sun Apr 10 1983, 3:33 AM EST
 Att: 23,093 - Unknown - 48 F

AB 33
R 3
H 7
RBI 3
BB 1
SO 3
LOB 15



Batter	1	2	3	4	5	6	7	8	9	AB	R	H	RBI	BB	SO	LOB	BOTTOM			
Damaso Garcia, R (1,4) OBP: 0.235, SLG: 0.188	4-3		CS	3-1		4-3		L3		4	0	0	0	0	0	4				
Dave Collins, S (1,7) OBP: 0.176, SLG: 0.125	F4			6-3		6-3		F7		4	0	0	0	0	0	3				
Barry Bonnell, R (1,8) OBP: 0.421, SLG: 0.286	6-3			6-3			K		K	4	0	0	0	0	2	0				
Cliff Johnson, R (1,10) OBP: 0.467, SLG: 0.583		G1-4-3		BB		F6		1B		2	0	1	0	2	0	0				
Jesse Barfield, R (1,9) OBP: 0.308, SLG: 0.846		G1-4-3				K		K		4	0	0	0	0	2	3				
Garth Iorg, R (1,5) OBP: 0.500, SLG: 0.500		4-3				F7				4	0	2	0	0	0	0				
Willie Upshaw, L (1,3) OBP: 0.287, SLG: 0.467						F4				3	0	0	0	0	2	2				
Mickey Klutts, R (9, PH) OBP: 0.500, SLG: 0.500						K		K		1	0	0	0	0	0	2				
Buck Martinez, R (1,2) OBP: 0.500, SLG: 0.750 (6, PR)						K				2	0	1	0	0	1	0				
Lloyd Moseby, L (6, PR) OBP: 0.333, SLG: 0.250										0	0	0	0	0	0	0				
Ernie Whitt, L (7,2) OBP: 0.455, SLG: 0.455										1	0	1	0	0	0	0				
Alfredo Griffin, S (1,6) OBP: 0.385, SLG: 0.417				CS		1B		5-3		3	0	2	0	0	0	1				
Inning Stats	R: 0 E: 0 K: 0 S: 3	H: 0 LOB: 0 BB: 0 P: 3	R: 0 E: 0 K: 0 S: 2	H: 0 LOB: 0 BB: 1 P: 6	R: 0 E: 0 K: 2 S: 7	H: 1 LOB: 0 BB: 0 P: 7	R: 0 E: 0 K: 0 S: 3	H: 0 LOB: 0 BB: 0 P: 3	R: 0 E: 0 K: 1 S: 5	H: 0 LOB: 0 BB: 0 P: 5	R: 0 E: 0 K: 3 S: 10	H: 1 LOB: 2 BB: 1 P: 14	R: 0 E: 0 K: 0 S: 4	H: 1 LOB: 1 BB: 0 P: 4	R: 0 E: 0 K: 1 S: 7	H: 2 LOB: 2 BB: 0 P: 7	1B: 6 2B: 1 3B: 0 HR: 0	SF: 0 SAC: 0 DP: 1 HBP: 0	WP: 0 PB: 0 SB: 0 CS: 1	PA: 35
PITCHER	IP	WLS	BF	H	R	ER	SO	BB	IBB	HBP	BLK	WP	HR	S	P	ERA	WHIP			
Shane Rawley, L (1,1) ERA:	9.0	W	34	7	0	0	7	2	0	0	0	0	0	46	54	0.00	1.000			

New York Yankees @ Toronto Blue Jays
 Exhibition Stadium, Toronto, ON
 Sun Apr 10 1983, 3:33 AM EST
 Att: 23,093 - Unknown - 48 F

AB 32
R 0
H 7
RBI 0
BB 2
SO 7
LOB 15



Batter	1	2	3	4	5	6	7	8	9	AB	R	H	RBI	BB	SO	LOB	TOP								
Lou Whitaker, L (1,4) OBP: 0.375, SLG: 0.367	4-3	F8			F7	4-3			FC1-4	6	0	2	2	0	0	2	<p>Detroit Tigers @ New York Yankees Yankee Stadium, Bronx, NY Tue Apr 12 1983, 3:33 AM EST Att: 55,579 - Unknown - 59 F</p> <p>livebaseballscores.com</p>								
Chet Lemon, R (1,8) OBP: 0.536, SLG: 0.609	BLK BB		F7		L8		G3 E 1B	F7	FC1-4	5	1	1	0	1	0	3									
Larry Hemdon, R (1,7) OBP: 0.241, SLG: 0.517	K		F8		F9		G3 1-2	4-3	F8	6	0	0	0	0	1	5									
Lance Parrish, R (1,2) OBP: 0.286, SLG: 0.190	K					1B SF9 BB	K		F9	3	1	0	0	2	2	2									
John Wockenfuss, R (1,10) OBP: 0.357, SLG: 0.400 Howard Johnson, S (7, PH) OBP: 0.214, SLG: 0.154		2B BB	K			3B 1B	E5 FC6-4		E 1B	2	2	1	0	1	1	1									
Mike Ivie, R (1,3) OBP: 0.333, SLG: 0.583 Enos Cabell, R (7,3) OBP: 0.500, SLG: 0.500		F9 1B 2B			6-3	SF9 1B	FC6-4		E7 1B	3	1	1	2	0	0	1									
Glenn Wilson, R (1,9) OBP: 0.368, SLG: 0.647	F9				F4	2B 3B		1-3 2B	1B	5	3	3	3	0	0	1									
Tom Brookens, R (1,5) OBP: 0.500, SLG: 0.875								1-3 2B	1B	5	2	4	3	0	0	1									
Alan Trammell, R (1,6) OBP: 0.444, SLG: 0.500	F8				5-3	5-3		1B 2B	FC1-4 1B	5	1	2	2	0	0	2									
Inning Stats	R: 0 E: 0 K: 2 S: 7	H: 0 LOB: 1 BB: 1 P: 11	R: 2 E: 0 K: 0 S: 5	H: 2 LOB: 1 BB: 1 P: 9	R: 0 E: 0 K: 1 S: 5	H: 0 LOB: 1 BB: 1 P: 9	R: 1 E: 0 K: 0 S: 4	H: 1 LOB: 0 BB: 0 P: 4	R: 0 E: 0 K: 0 S: 3	H: 0 LOB: 0 BB: 0 P: 3	R: 3 E: 0 K: 0 S: 6	H: 3 LOB: 1 BB: 1 P: 10	R: 1 E: 1 K: 1 S: 7	H: 1 LOB: 1 BB: 0 P: 7	R: 2 E: 0 K: 0 S: 6	H: 3 LOB: 1 BB: 0 P: 6		R: 4 E: 1 K: 0 S: 9	H: 6 LOB: 2 BB: 0 P: 9	1B: 10 2B: 4 3B: 1 HR: 1	SF: 1 SAC: 0 DP: 0 HBP: 0	WP: 0 PB: 0 SB: 0 CS: 0	PA: 48		
PITCHER	IP	WLS	BF	H	R	ER	SO	BB	IBB	HBP	BLK	WP	HR	S	P	ERA	WHIP								
Ron Guidry, L (1,1) ERA: 11.25	5.1	L	25	5	6	6	3	4	0	0	1	0	1	27	43	10.12	1.688								
Dale Murray, R (6,1) ERA: 15.0	3.0		18	8	6	5	1	0	0	0	0	0	0	20	20	15.00	2.667								
Roger Erickson, R (9,1) ERA: 4.5	0.2		5	3	1	1	0	0	0	0	0	0	0	5	5	13.50	4.500								

Batter	1	2	3	4	5	6	7	8	9	AB	R	H	RBI	BB	SO	LOB	BOTTOM								
Willie Randolph, R (1,4) OBP: 0.214, SLG: 0.154	6-3		4-3		FC1-6			5-3		4	0	0	0	0	0	1	<p>Detroit Tigers @ New York Yankees Yankee Stadium, Bronx, NY Tue Apr 12 1983, 3:33 AM EST Att: 55,579 - Unknown - 59 F</p> <p>livebaseballscores.com</p>								
Roy Smalley, S (1,6) OBP: 0.265, SLG: 0.423	K			F8		F8		HR		4	1	1	1	0	1	0									
Dave Winfield, R (1,7) OBP: 0.444, SLG: 0.727	FC6-4 1B			5-3		K		5-3		4	0	1	0	0	1	0									
Steve Kemp, L (1,9) OBP: 0.391, SLG: 0.810	FC6-4			2B	2B			K		3	1	1	0	1	1	1									
Don Baylor, R (1,10) OBP: 0.391, SLG: 0.333		F9			L7			F9		4	0	1	1	0	0	1									
Ken Griffey, L (1,8) OBP: 0.458, SLG: 0.478				4-3			G4-6-3 1B	F7		4	0	2	0	0	0	1									
Graig Nettles, L (1,5) OBP: 0.238, SLG: 0.158	G4-6-3				4-3		G4-6-3	K		4	0	0	0	0	1	2									
Don Mattingly, L (1,3) OBP: 0.375, SLG: 0.429			K		4-3					3	0	1	0	0	1	0									
Rick Cerone, R (1,2) OBP: 0.400, SLG: 0.400			K			FC1-6 1B		5-3		3	0	1	0	0	1	1									
Inning Stats	R: 0 E: 0 K: 1 S: 6	H: 1 LOB: 0 BB: 0 P: 6	R: 0 E: 0 K: 0 S: 3	H: 1 LOB: 0 BB: 0 P: 3	R: 0 E: 0 K: 2 S: 7	H: 0 LOB: 0 BB: 0 P: 7	R: 1 E: 0 K: 0 S: 5	H: 2 LOB: 1 BB: 0 P: 5	R: 0 E: 0 K: 0 S: 4	H: 1 LOB: 1 BB: 0 P: 4	R: 0 E: 0 K: 1 S: 5	H: 0 LOB: 1 BB: 1 P: 9	R: 0 E: 0 K: 0 S: 4	H: 2 LOB: 1 BB: 0 P: 4	R: 1 E: 0 K: 1 S: 6	H: 1 LOB: 0 BB: 0 P: 6		R: 0 E: 0 K: 1 S: 5	H: 0 LOB: 0 BB: 0 P: 5	1B: 5 2B: 2 3B: 0 HR: 1	SF: 0 SAC: 0 DP: 2 HBP: 0	WP: 0 PB: 0 SB: 0 CS: 0	PA: 34		
PITCHER	IP	WLS	BF	H	R	ER	SO	BB	IBB	HBP	BLK	WP	HR	S	P	ERA	WHIP								
Dan Petry, R (1,1) ERA: 3.6	8.0	W	31	8	2	2	5	1	0	0	0	0	0	40	44	2.25	1.125								
Juan Berenguer, R (9,1) ERA:	1.0		3	0	0	0	1	0	0	0	0	0	0	5	5	0.00	0.000								

Batter	1	2	3	4	5	6	7	8	9	AB	R	H	RBI	BB	SO	LOB	TOP								
Lou Whitaker, L (1.4) OBP: 0.391, SLG: 0.343										5	1	1	0	0	2	2									
Johnny Grubb, L (1.10) OBP: 0.556, SLG: 0.571										5	2	2	3	0	1	0									
Larry Hemdon, R (1.7) OBP: 0.303, SLG: 0.545										4	1	3	1	0	0	0									
Lance Parrish, R (1.2) OBP: 0.281, SLG: 0.174										2	0	0	1	1	0	1									
Chet Lemon, R (1.8) OBP: 0.469, SLG: 0.519										4	0	0	0	0	1	3									
Mike Ivie, R (1.3) OBP: 0.389, SLG: 0.563										4	0	2	1	0	0	2									
Enos Cabell, R (8.3) OBP: 0.500, SLG: 0.500										0	0	0	0	0	0	0									
Glenn Wilson, R (1.9) OBP: 0.348, SLG: 0.714										4	1	1	1	0	1	2									
Tom Brookens, R (1.5) OBP: 0.455, SLG: 0.737										3	1	0	0	1	0	1									
Alan Trammell, R (1.6) OBP: 0.419, SLG: 0.440										3	1	0	0	1	0	0									
Inning Stats	R: 3 E: 1 K: 0 S: 7	H: 4 LOB: 1 BB: 0 P: 7	R: 0 E: 0 K: 0 S: 3	H: 0 LOB: 0 BB: 0 P: 3	R: 0 E: 0 K: 1 S: 5	H: 0 LOB: 0 BB: 0 P: 5	R: 0 E: 0 K: 2 S: 8	H: 1 LOB: 1 BB: 0 P: 8	R: 0 E: 0 K: 1 S: 5	H: 0 LOB: 0 BB: 0 P: 5	R: 0 E: 0 K: 0 S: 3	H: 1 LOB: 1 BB: 1 P: 7	R: 3 E: 0 K: 1 S: 7	H: 2 LOB: 1 BB: 2 P: 15	R: 1 E: 0 K: 0 S: 4	H: 1 LOB: 0 BB: 0 P: 4	R: 0 E: 0 K: 0 S: 3	H: 0 LOB: 0 BB: 0 P: 3	1B: 7 2B: 1 3B: 0 HR: 1	SF: 1 SAC: 0 DP: 1 HBP: 0	WP: 2 PB: 0 SB: 2 CS: 0	PA: 38			
PITCHER	IP	WLS	BF	H	R	ER	SO	BB	IBB	HBP	BLK	WP	HR	S	P	ERA	WHIP								
Jay Howell, R (1.1) ERA: 3.72	5.0		22	6	3	2	4	1	0	0	1	2	0	29	33	3.60	1.400								
George Frazier, R (6.1) ERA: 4.05	1.1	L	5	0	2	2	0	2	0	0	0	0	0	3	11	13.50	1.500								
Rich Gossage, R (7.1) ERA: 13.5	1.2		8	3	2	2	1	0	0	0	0	0	1	10	10	10.80	1.800								
Dale Murray, R (9.1) ERA: 11.25	1.0		3	0	0	0	0	0	0	0	0	0	0	3	3	0.00	0.000								

Detroit Tigers @ New York Yankees
Yankee Stadium, Bronx, NY
Wed Apr 13 1983, 6:05 PM EST
Att: 13,123 - Unknown - 49 F

AB	34
R	7
H	9
RBI	7
BB	3
SO	5
LOB	11





Batter	1	2	3	4	5	6	7	8	9	AB	R	H	RBI	BB	SO	LOB	BOTTOM								
Willie Randolph, R (1.4) OBP: 0.219, SLG: 0.200										4	1	1	1	0	0	1									
Ken Griffey, L (1.7) OBP: 0.464, SLG: 0.704										4	2	2	3	0	0	0									
Dave Winfield, R (1.8) OBP: 0.414, SLG: 0.667										2	0	0	0	0	0	0									
Rowland Office, L (5. PH) OBP: 0.364, SLG: 0.364										1	0	0	0	0	0	0									
Rick Cerone, R (8. PH) OBP: 0.375, SLG: 0.429										1	0	0	0	0	0	0									
Don Mattingly, L (9.7) OBP: 0.407, SLG: 0.792										0	0	0	0	0	0	0									
Steve Kemp, L (1.9) OBP: 0.370, SLG: 0.318										3	0	1	0	1	0	0									
Don Baylor, R (1.10) OBP: 0.370, SLG: 0.318										4	0	1	0	0	0	2									
Roy Smalley, S (1.3) OBP: 0.233, SLG: 0.367										4	0	0	0	0	1	2									
Butch Wynegar, S (1.2) OBP: 0.467, SLG: 0.692										3	0	0	0	1	0	0									
Graig Nettles, L (1.5) OBP: 0.320, SLG: 0.364										3	2	2	1	1	0	2									
Andre Robertson, R (1.6) OBP: 0.407, SLG: 0.792										4	0	0	0	0	0	2									
Inning Stats	R: 0 E: 0 K: 0 S: 3	H: 0 LOB: 0 BB: 0 P: 3	R: 0 E: 0 K: 0 S: 3	H: 0 LOB: 0 BB: 0 P: 3	R: 0 E: 0 K: 0 S: 3	H: 0 LOB: 1 BB: 1 P: 7	R: 1 E: 0 K: 0 S: 5	H: 2 LOB: 1 BB: 0 P: 5	R: 3 E: 0 K: 0 S: 6	H: 3 LOB: 0 BB: 0 P: 6	R: 0 E: 0 K: 1 S: 6	H: 1 LOB: 2 BB: 1 P: 10	R: 0 E: 0 K: 0 S: 3	H: 0 LOB: 0 BB: 0 P: 3	R: 0 E: 0 K: 0 S: 2	H: 0 LOB: 1 BB: 1 P: 6	R: 1 E: 0 K: 0 S: 4	H: 1 LOB: 0 BB: 0 P: 4	1B: 2 2B: 2 3B: 0 HR: 3	SF: 0 SAC: 0 DP: 1 HBP: 0	WP: 1 PB: 0 SB: 1 CS: 0	PA: 36			
PITCHER	IP	WLS	BF	H	R	ER	SO	BB	IBB	HBP	BLK	WP	HR	S	P	ERA	WHIP								
Jerry Ujdir, R (1.1) ERA: 6.52	4.2		20	5	4	4	0	1	0	0	0	0	0	6	10	0.00	1.000								
Dave Rozema, R (5.1) ERA: 1.93	1.0		5	1	0	0	1	0	1	0	0	0	0	6	10	0.00	1.000								
Howard Bailey, L (6.1) ERA: 1.93	3.1	W	11	1	1	1	0	1	0	0	0	1	1	10	14	2.70	0.600								

Detroit Tigers @ New York Yankees
Yankee Stadium, Bronx, NY
Wed Apr 13 1983, 6:05 PM EST
Att: 13,123 - Unknown - 49 F

AB	33
R	5
H	7
RBI	5
BB	3
SO	1
LOB	9



Batter	1	2	3	4	5	6	7	8	9	AB	R	H	RBI	BB	SO	LOB	TOP		
Lou Whitaker, L (1,4) OBP: 0.341, SLG: 0.333	0-3 K			0-0 1B WP 1B		0-3 K	0-0 F9			4	1	1	0	0	2	3	<p>Detroit Tigers @ New York Yankees Yankee Stadium, Bronx, NY Thu Apr 14 1983, 6:05 PM EST Att: 14,056 - Unknown</p>		
Alan Trammell, R (1,6) OBP: 0.429, SLG: 0.448	0-0 5-3			0-0 WP 1B		0-0 FC4-6	0-0 FC5			4	1	2	1	0	0	2			
Larry Hemdon, R (1,7) OBP: 0.324, SLG: 0.541	0-3 K			0-0 0-3 2-H 3-H 1B		0-0 FC4-6		0-0 FC5-4 1B		4	0	2	1	0	1	1			
Lance Parrish, R (1,10) OBP: 0.278, SLG: 0.185		0-3 K		0-0 K		0-0 E 1-2 1B		0-0 F7		4	0	1	0	0	2	2			
John Wockenfuss, R (1,2) OBP: 0.250, SLG: 0.286		0-0 F2		0-0 9-3		0-0 E6		0-0 F3		4	0	0	0	0	0	4			
Chet Lemon, R (1,8) OBP: 0.417, SLG: 0.452		0-0 5-3			0-0 5-3	0-0 F8		0-0 FC5-4		4	0	0	0	0	0	4			
Mike Ivie, R (1,3) OBP: 0.318, SLG: 0.450			0-0 F9		0-0 5-3		0-0 5-3		0-3 K	4	0	0	0	0	1	0			
Glenn Wilson, R (1,9) OBP: 0.333, SLG: 0.640			0-3 K		0-3 K		0-0 FC5 1B		0-0 L6	4	0	1	0	0	2	0			
Tom Brookens, R (1,5) OBP: 0.462, SLG: 0.682			0-0 6-3			0-0 S 1B BB	0-0 1-2 1B		0-0 1-3	3	1	1	0	1	0	0			
Inning Stats	R: 0 H: 0 E: 0 K: 2 S: 7	H: 0 LOB: 0 BB: 0 P: 7	R: 0 H: 0 E: 0 K: 1 S: 5	H: 0 LOB: 0 BB: 0 P: 5	R: 0 H: 0 E: 0 K: 1 S: 5	H: 3 LOB: 0 BB: 0 P: 7	R: 0 H: 0 E: 0 K: 1 S: 5	H: 2 LOB: 3 BB: 1 P: 12	R: 0 H: 2 E: 0 K: 0 S: 5	H: 2 LOB: 2 BB: 0 P: 5	R: 0 H: 1 E: 0 K: 0 S: 4	H: 0 LOB: 1 BB: 0 P: 4	R: 0 H: 0 E: 0 K: 1 S: 5	H: 0 LOB: 0 BB: 0 P: 5	1B: 8 2B: 1 3B: 0 HR: 0	SF: 0 SAC: 0 DP: 1 HBP: 0	WP: 1 PB: 0 SB: 1 CS: 0	PA: 36	
PITCHER	IP WLS BF H R ER SO BB IBB HBP BLK WP HR S P ERA WHIP																		
Dave Righetti, L (1,1) ERA: 2.19	6.2 W 28	7 R 3	3 ER 3	7 SO 7	1 BB 1	0 IBB 0	0 HBP 0	0 BLK 0	1 WP 1	0 HR 0	41 S 41	45 P 45	4.05 ERA 4.05	1.200 WHIP 1.200					
George Frazier, R (7,1) ERA: 3.0	2.1 S 8	1 R 0	0 ER 0	1 SO 1	0 BB 0	0 IBB 0	0 HBP 0	0 BLK 0	0 WP 0	0 HR 0	10 S 10	10 P 10	0.00 ERA 0.00	0.429 WHIP 0.429					

Batter	1	2	3	4	5	6	7	8	9	AB	R	H	RBI	BB	SO	LOB	BOTTOM			
Willie Randolph, R (1,4) OBP: 0.216, SLG: 0.176	4-0 E S BB	0-0 F9		0-0 F8		0-0 FC1-6		0-0 F4		4	1	0	0	1	0	2	<p>Detroit Tigers @ New York Yankees Yankee Stadium, Bronx, NY Thu Apr 14 1983, 6:05 PM EST Att: 14,056 - Unknown</p>			
Ken Griffey, L (1,7) OBP: 0.424, SLG: 0.656	0-0 F8		0-3 K		0-0 E 2B	0-0 F8		0-0 4-3		5	1	1	0	0	1	2				
Dave Winfield, R (1,8) OBP: 0.424, SLG: 0.630	0-0 E5		4-0 4-3 WP 3B BB		0-0 E7	0-0 F8				3	2	1	1	1	0	2				
Steve Kemp, L (1,9) OBP: 0.355, SLG: 0.679	0-0 F2		0-0 4-3		0-0 4-3		0-0 4-3			4	0	0	1	0	0	3				
Don Baylor, R (1,10) OBP: 0.419, SLG: 0.417	4-0 BB		0-0 BB		4-0 1B	4-0 1-6-3 BB		0-3 K		2	1	1	1	2	1	0				
Roy Smalley, S (1,3) OBP: 0.294, SLG: 0.485	4-0 FC6-4		0-0 F6		0-0 1-6-3	0-0 1-6-3		0-0 HR		3	1	2	2	1	0	1				
Graig Nettles, L (1,5) OBP: 0.310, SLG: 0.346	0-0 FC6-4		0-3 K		0-0 1-6-3	0-0 1-6-3		0-0 1B		4	0	1	1	0	1	4				
Rick Cerone, R (1,2) OBP: 0.267, SLG: 0.267		0-0 4-3		0-0 4-3		0-0 K		0-0 F2		4	0	0	0	0	1	2				
Andre Robertson, R (1,6) OBP: 0.182, SLG: 0.273		0-0 6-3		0-0 2B		0-0 FC1-6		0-3 K		4	0	2	0	0	1	0				
Inning Stats	R: 1 H: 0 E: 1 K: 0 S: 4	H: 0 LOB: 3 BB: 3 P: 16	R: 0 H: 0 E: 0 K: 0 S: 3	H: 0 LOB: 0 BB: 0 P: 3	R: 1 H: 1 E: 0 K: 1 S: 6	H: 1 LOB: 1 BB: 1 P: 10	R: 0 H: 1 E: 0 K: 1 S: 6	H: 1 LOB: 1 BB: 1 P: 6	R: 3 H: 3 E: 1 K: 1 S: 8	H: 3 LOB: 1 BB: 1 P: 12	R: 0 H: 1 E: 0 K: 0 S: 4	H: 1 LOB: 1 BB: 0 P: 4	R: 1 H: 2 E: 0 K: 1 S: 7	H: 2 LOB: 1 BB: 0 P: 7	R: 0 H: 0 E: 0 K: 1 S: 5	H: 0 LOB: 0 BB: 0 P: 5	1B: 4 2B: 2 3B: 1 HR: 1	SF: 0 SAC: 0 DP: 0 HBP: 0	WP: 1 PB: 0 SB: 3 CS: 0	PA: 38
PITCHER	IP WLS BF H R ER SO BB IBB HBP BLK WP HR S P ERA WHIP																			
Jack Morris, R (1,1) ERA: 7.23	7.0 L 35	8 R 6	5 ER 5	4 SO 4	5 BB 5	0 IBB 0	0 HBP 0	0 BLK 0	1 WP 1	1 HR 1	38 S 38	58 P 58	6.43 ERA 6.43	1.857 WHIP 1.857						
Bob James, R (8,1) ERA:	1.0 3	0 R 0	0 ER 0	1 SO 1	0 BB 0	0 IBB 0	0 HBP 0	0 BLK 0	0 WP 0	0 HR 0	5 S 5	5 P 5	0.00 ERA 0.00	0.000 WHIP 0.000						

Batter	1	2	3	4	5	6	7	8	9	AB	R	H	RBI	BB	SO	LOB	TOP																
Dave Collins, S OBP: 0.257, SLG: 0.188 Barry Bonnell, R OBP: 0.313, SLG: 0.214										5	2	2	0	0	2	1	Toronto Blue Jays @ New York Yankees Yankee Stadium, Bronx, NY Fri Apr 15 1983, 6:05 PM EST Att: 15,092 - Unknown																
Damaso Garcia, R OBP: 0.343, SLG: 0.367										4	2	2	1	0	0	0																	
Willie Upshaw, L OBP: 0.355, SLG: 0.607										4	1	2	2	1	1	1																	
Cliff Johnson, R OBP: 0.424, SLG: 0.519										4	1	2	0	1	0	2																	
Ernie Whitt, L OBP: 0.450, SLG: 0.412										3	0	2	2	1	0	0																	
Hosken Powell, L OBP: 0.125, SLG: 0.500 Jesse Barfield, R OBP: 0.296, SLG: 0.654										1	0	0	0	0	0	1																	
Rance Mulliniks, L OBP: 0.333, SLG: 0.500 Garth Iorg, R OBP: 0.371, SLG: 0.588										1	0	0	0	0	0	0																	
Lloyd Moseby, L OBP: 0.389, SLG: 0.313										4	0	1	0	0	1	2																	
Alfredo Griffin, S OBP: 0.333, SLG: 0.440										4	0	1	0	0	0	3																	
Inning Stats	R: 2 E: 0 K: 0 S: 5	H: 2 LOB: 1 BB: 1 P: 9	R: 0 E: 0 K: 1 S: 6	H: 1 LOB: 1 BB: 0 P: 6	R: 3 E: 0 K: 0 S: 8	H: 5 LOB: 2 BB: 0 P: 8	R: 0 E: 0 K: 2 S: 9	H: 2 LOB: 3 BB: 1 P: 13	R: 0 E: 0 K: 1 S: 5	H: 0 LOB: 0 BB: 0 P: 5	R: 0 E: 0 K: 1 S: 5	H: 0 LOB: 0 BB: 0 P: 5	R: 0 E: 0 K: 1 S: 5	H: 0 LOB: 0 BB: 0 P: 5	R: 0 E: 0 K: 2 S: 3	H: 1 LOB: 0 BB: 0 P: 3		R: 1 E: 0 K: 0 S: 5	H: 2 LOB: 2 BB: 1 P: 9	1B: 11 2B: 1 3B: 0 HR: 1	SF: 1 SAC: 1 DP: 0 HBP: 0	WP: 0 PB: 0 SB: 1 CS: 1	PA: 43										
PITCHER	IP WLS BF H R ER SO BB IBB HBP BLK WP HR S P ERA WHIP																																
Doyle Alexander, R ERA: 8.0	(1, 1) 2.0	L 14	7	5	5	1	1	0	0	0	0	0	1	15	19	22.50	4.000																
Rudy May, L ERA: 1.5	(3, 1) 6.0	L 23	5	1	1	5	1	0	0	0	0	0	0	32	36	1.50	1.000																
Rich Gossage, R ERA: 10.38	(9, 1) 1.0	5	1	0	0	0	0	1	0	0	0	0	0	4	8	0.00	1.000																

Batter	1	2	3	4	5	6	7	8	9	AB	R	H	RBI	BB	SO	LOB	BOTTOM																
Willie Randolph, R OBP: 0.238, SLG: 0.205										5	0	2	1	0	1	0	Toronto Blue Jays @ New York Yankees Yankee Stadium, Bronx, NY Fri Apr 15 1983, 6:05 PM EST Att: 15,092 - Unknown																
Ken Griffey, L OBP: 0.395, SLG: 0.583										4	0	0	0	1	0	1																	
Dave Winfield, R OBP: 0.395, SLG: 0.563										5	0	1	0	0	0	2																	
Steve Kemp, L OBP: 0.333, SLG: 0.594										4	0	0	0	1	1	2																	
Don Baylor, R OBP: 0.429, SLG: 0.407										3	1	1	0	1	1	1																	
Roy Smalley, S OBP: 0.316, SLG: 0.472										3	1	1	0	1	1	2																	
Jerry Mumphrey, S OBP: 0.227, SLG: 0.286										4	1	1	0	0	1	3																	
Graig Nettles, L OBP: 0.333, SLG: 0.345										3	1	1	1	1	1	0																	
Butch Wynegar, S OBP: 0.421, SLG: 0.647										4	1	1	1	0	1	4																	
Inning Stats	R: 0 E: 0 K: 1 S: 5	H: 0 LOB: 0 BB: 0 P: 5	R: 4 E: 1 K: 0 S: 7	H: 3 LOB: 1 BB: 1 P: 11	R: 0 E: 0 K: 0 S: 3	H: 0 LOB: 0 BB: 1 P: 7	R: 0 E: 0 K: 1 S: 5	H: 0 LOB: 0 BB: 0 P: 5	R: 0 E: 0 K: 2 S: 9	H: 1 LOB: 1 BB: 1 P: 7	R: 1 E: 0 K: 2 S: 9	H: 2 LOB: 1 BB: 0 P: 9	R: 0 E: 0 K: 0 S: 3	H: 0 LOB: 0 BB: 0 P: 3	R: 0 E: 0 K: 2 S: 8	H: 1 LOB: 3 BB: 2 P: 16		R: 0 E: 0 K: 1 S: 6	H: 1 LOB: 1 BB: 0 P: 6	1B: 7 2B: 1 3B: 0 HR: 0	SF: 0 SAC: 0 DP: 1 HBP: 0	WP: 0 PB: 0 SB: 1 CS: 0	PA: 40										
PITCHER	IP WLS BF H R ER SO BB IBB HBP BLK WP HR S P ERA WHIP																																
Dave Stieb, R ERA: 1.96	(1, 1) 9.0	W 40	8	5	1	7	4	1	0	0	0	0	0	49	69	1.00	1.333																

Batter	1	2	3	4	5	6	7	8	9	AB	R	H	RBI	BB	SO	LOB	TOP					
Dave Collins, S OBP: 0.282, SLG: 0.200 (1, 7)										3	0	1	0	1	1	1	Toronto Blue Jays @ New York Yankees Yankee Stadium, Bronx, NY Sun Apr 17 1983, 3:33 AM EST Att: 50,200 - Unknown - 58 F					
Damaso Garcia, R OBP: 0.333, SLG: 0.353 (1, 4)										4	1	1	1	0	1	1						
Barry Bonnell, R OBP: 0.350, SLG: 0.235 (1, 8)										3	1	1	0	1	0	1						
Cliff Johnson, R OBP: 0.432, SLG: 0.645 (1, 10)										4	1	2	3	0	0	2						
Jesse Barfield, R OBP: 0.290, SLG: 0.633 (1, 9)										4	1	1	0	0	0	1						
Garth Iorg, R OBP: 0.381, SLG: 0.476 (1, 5)										4	0	0	0	0	1	1						
Willie Upshaw, L OBP: 0.324, SLG: 0.548 Mickey Klutts, R OBP: 0.333, SLG: 0.333 (0, PH)										3	0	0	0	0	1	1						
Buck Martinez, R OBP: 0.333, SLG: 0.467 (1, 2)										4	1	2	1	0	0	0						
Alfredo Griffin, S OBP: 0.323, SLG: 0.393 (1, 6)										3	0	0	0	1	0	1						
Inning Stats	R: 0 E: 0 K: 0 S: 3	H: 0 LOB: 1 BB: 1 P: 7	R: 1 E: 0 K: 1 S: 7	H: 3 LOB: 2 BB: 1 P: 11	R: 0 E: 0 K: 1 S: 4	H: 0 LOB: 0 BB: 1 P: 8	R: 0 E: 0 K: 0 S: 3	H: 0 LOB: 0 BB: 0 P: 3	R: 3 E: 0 K: 1 S: 9	H: 4 LOB: 1 BB: 0 P: 9	R: 0 E: 0 K: 0 S: 5	H: 0 LOB: 0 BB: 0 P: 5	R: 0 E: 0 K: 0 S: 3	H: 0 LOB: 0 BB: 0 P: 3	R: 1 E: 0 K: 0 S: 4	H: 1 LOB: 0 BB: 0 P: 4		R: 0 E: 0 K: 1 S: 5	H: 0 LOB: 0 BB: 0 P: 5	1B: 4 2B: 3 3B: 0 HR: 1	SF: 0 SAC: 0 DP: 1 HBP: 0	WP: 0 PB: 0 SB: 1 CS: 0
PITCHER Shane Rawley, L ERA: 2.5 (1, 1)	IP: 9.0 WLS: W BF: 36 H: 8 R: 5 ER: 5 SO: 5 BB: 3 IBB: 0 HBP: 0 BLK: 0 WP: 0 HR: 1 S: 43 P: 55 ERA: 5.00 WHIP: 1.222															PITCHER						

Batter	1	2	3	4	5	6	7	8	9	AB	R	H	RBI	BB	SO	LOB	BOTTOM			
Willie Randolph, R OBP: 0.239, SLG: 0.209 (1, 4)										4	0	1	1	0	0	3	Toronto Blue Jays @ New York Yankees Yankee Stadium, Bronx, NY Sun Apr 17 1983, 3:33 AM EST Att: 50,200 - Unknown - 58 F			
Ken Griffey, L OBP: 0.381, SLG: 0.550 Andre Robertson, R OBP: 0.182, SLG: 0.273 (7, 6)										4	1	1	0	0	0	3				
Dave Winfield, R OBP: 0.381, SLG: 0.611 (1, 7)										4	1	1	2	0	1	1				
Steve Kemp, L OBP: 0.350, SLG: 0.583 (1, 9)										4	2	2	0	0	0	0				
Don Baylor, R OBP: 0.410, SLG: 0.419 (1, 10)										4	1	1	1	0	0	1				
Roy Smalley, S OBP: 0.310, SLG: 0.436 (7, 3)										3	1	0	0	1	0	1				
Graig Nettles, L OBP: 0.297, SLG: 0.313 (1, 5)										3	0	0	1	0	1	0				
Jerry Mumphrey, S OBP: 0.308, SLG: 0.400 (1, 8)										4	1	3	1	0	0	1				
Rick Cerone, R OBP: 0.368, SLG: 0.421 (1, 2)										4	0	3	0	0	1	1				
Inning Stats	R: 0 E: 0 K: 1 S: 5	H: 0 LOB: 0 BB: 0 P: 5	R: 3 E: 0 K: 0 S: 8	H: 4 LOB: 2 BB: 0 P: 8	R: 0 E: 0 K: 0 S: 3	H: 0 LOB: 0 BB: 0 P: 3	R: 0 E: 0 K: 1 S: 7	H: 2 LOB: 2 BB: 0 P: 7	R: 4 E: 0 K: 0 S: 6	H: 4 LOB: 0 BB: 1 P: 10	R: 0 E: 0 K: 0 S: 4	H: 1 LOB: 1 BB: 0 P: 4	R: 0 E: 0 K: 0 S: 3	H: 0 LOB: 0 BB: 0 P: 3	R: 0 E: 0 K: 1 S: 5	H: 1 LOB: 1 BB: 0 P: 5		1B: 8 2B: 4 3B: 0 HR: 1	SF: 1 SAC: 0 DP: 1 HBP: 0	WP: 0 PB: 0 SB: 0 CS: 2
PITCHER Jim Clancy, R ERA: 4.5 (1, 1)	IP: 4.0 WLS: L BF: 22 H: 9 R: 6 ER: 4 SO: 2 BB: 1 IBB: 0 HBP: 0 BLK: 0 WP: 0 HR: 1 S: 26 P: 26 ERA: 9.00 WHIP: 2.250															PITCHER				
Roy Lee Jackson, R ERA: 2.51 (5, 1)	IP: 3.0 WLS: 11 BF: 2 H: 1 R: 1 ER: 1 SO: 0 BB: 1 IBB: 0 HBP: 0 BLK: 0 WP: 0 HR: 0 S: 10 P: 14 ERA: 3.00 WHIP: 1.000															PITCHER				
Randy Moffitt, R ERA: (8, 1)	IP: 1.0 WLS: 3 BF: 1 H: 0 R: 0 ER: 0 SO: 1 BB: 0 IBB: 0 HBP: 0 BLK: 0 WP: 0 HR: 0 S: 5 P: 5 ERA: 0.00 WHIP: 1.000															PITCHER				

Batter	1	2	3	4	5	6	7	8	9	AB	R	H	RBI	BB	SO	LOB	TOP			
Dave Collins, S OBP: 0.279, SLG: 0.205 (1, 7)										4	0	1	0	0	0	1	<p>Toronto Blue Jays @ New York Yankees Yankee Stadium, Bronx, NY Mon Apr 18 1983, 6:05 PM EST Att: 11,148 - Unknown - 51 F</p> <p>livebaseballscores.com</p> <p>AB 29 R 0 H 2 RBI 0 BB 0 SO 4 LOB 6</p>			
Damaso Garcia, R OBP: 0.302, SLG: 0.316 (1, 4)										4	0	0	0	0	0	2				
Barry Bonnell, R OBP: 0.304, SLG: 0.200 (1, 8)										3	0	0	0	0	1	1				
Cliff Johnson, R OBP: 0.400, SLG: 0.588 (1, 10)										3	0	0	0	0	0	1				
Jesse Barfield, R OBP: 0.265, SLG: 0.576 (1, 9)										3	0	0	0	0	1	0				
Garth Iorg, R OBP: 0.333, SLG: 0.417 (1, 5)										3	0	0	0	0	0	0				
Willie Upshaw, L OBP: 0.500 (1, 3)										3	0	0	0	0	1	0				
Buck Martinez, R OBP: 0.333, SLG: 0.444 (1, 2)										3	0	1	0	0	0	0				
Alfredo Griffin, S OBP: 0.294, SLG: 0.355 (1, 6)										3	0	0	0	0	1	1				
Inning Stats	R: 0 E: 0 K: 0 S: 4	H: 1 LOB: 1 BB: 0 P: 4	R: 0 E: 0 K: 2 S: 7	H: 0 LOB: 0 BB: 0 P: 7	R: 0 E: 0 K: 1 S: 5	H: 0 LOB: 0 BB: 0 P: 5	R: 0 E: 0 K: 1 S: 5	H: 0 LOB: 0 BB: 0 P: 5	R: 0 E: 0 K: 0 S: 3	H: 0 LOB: 0 BB: 0 P: 3	R: 0 E: 0 K: 0 S: 3	H: 0 LOB: 0 BB: 0 P: 3	R: 0 E: 0 K: 0 S: 3	H: 0 LOB: 0 BB: 0 P: 3	R: 0 E: 0 K: 0 S: 3	H: 0 LOB: 0 BB: 0 P: 3	1B: 2 2B: 0 3B: 0 HR: 0	SF: 0 SAC: 0 DP: 0 HBP: 0	WP: 0 PB: 0 SB: 1 CS: 0	PA: 29
PITCHER Ron Guidry, L ERA: 5.29 (1, 1)	IP: 9.0 WLS: W BF: 29	H: 2 R: 0 ER: 0 SO: 4	BB: 0 IBB: 0 HBP: 0 BLK: 0	WP: 0 HR: 0 S: 37 P: 37	ERA: 0.00 WHIP: 0.222	PITCHER														

Batter	1	2	3	4	5	6	7	8	9	AB	R	H	RBI	BB	SO	LOB	BOTTOM			
Willie Randolph, R OBP: 0.260, SLG: 0.234 (1, 4)										4	0	2	0	0	0	2	<p>Toronto Blue Jays @ New York Yankees Yankee Stadium, Bronx, NY Mon Apr 18 1983, 6:05 PM EST Att: 11,148 - Unknown - 51 F</p> <p>livebaseballscores.com</p> <p>AB 33 R 3 H 10 RBI 3 BB 2 SO 5 LOB 12</p>			
Ken Griffey, L OBP: 0.391, SLG: 0.535 (1, 3)										3	0	1	0	1	1	3				
Dave Winfield, R OBP: 0.348, SLG: 0.550 (1, 7)										4	0	0	0	0	1	4				
Steve Kemp, L OBP: 0.318, SLG: 0.525 (1, 9)										4	0	0	0	0	0	0				
Don Baylor, R OBP: 0.419, SLG: 0.429 (1, 10)										4	0	2	0	0	0	0				
Roy Smalley, S OBP: 0.283, SLG: 0.395 (1, 6)										4	1	0	0	0	1	2				
Graig Nettles, L OBP: 0.341, SLG: 0.343 (1, 5)										3	1	2	0	1	0	0				
Jerry Mumphrey, S OBP: 0.300, SLG: 0.448 (1, 8)										4	1	1	2	0	1	1				
Butch Wynegar, S OBP: 0.455, SLG: 0.700 (1, 2)										3	0	2	1	0	1	0				
Inning Stats	R: 0 E: 0 K: 0 S: 3	H: 3 LOB: 2 BB: 1 P: 13	R: 3 E: 1 K: 1 S: 9	H: 3 LOB: 1 BB: 1 P: 13	R: 0 E: 0 K: 2 S: 8	H: 1 LOB: 1 BB: 0 P: 8	R: 0 E: 0 K: 0 S: 5	H: 2 LOB: 2 BB: 1 P: 9	R: 0 E: 0 K: 0 S: 4	H: 2 LOB: 2 BB: 0 P: 4	R: 0 E: 0 K: 1 S: 6	H: 1 LOB: 1 BB: 0 P: 6	R: 0 E: 0 K: 0 S: 3	H: 0 LOB: 0 BB: 0 P: 3	R: 0 E: 0 K: 1 S: 5	H: 0 LOB: 0 BB: 0 P: 5	1B: 8 2B: 1 3B: 1 HR: 0	SF: 0 SAC: 0 DP: 1 HBP: 0	WP: 0 PB: 0 SB: 2 CS: 0	PA: 35
PITCHER Luis Leal, R ERA: 7.62 Joey McLaughlin, R ERA: 1.93 (8, 1)	IP: 7.0 WLS: L BF: 32	H: 10 R: 3 ER: 0 SO: 4	BB: 1 IBB: 0 HBP: 0 BLK: 0	WP: 0 HR: 0 S: 38 P: 46	ERA: 0.00 WHIP: 1.571	PITCHER														

Batter	1	2	3	4	5	6	7	8	9	AB	R	H	RBI	BB	SO	LOB	TOP																					
Willie Randolph, R OBP: 0.278, SLG: 0.224 (1, 4)	5-3 BB		4-0 S BB		0-0 1-3		4-0 BB			2	0	0	0	2	0	0																						
Ken Griffey, L OBP: 0.360, SLG: 0.489 (1, 3)	6-3		0-3 K 1-2			0-0 F8	0-0 G3			4	0	0	0	0	1	3																						
Dave Winfield, R OBP: 0.360, SLG: 0.524 (1, 7)	4-0 BB			4-0 HR BB		0-0 6-3		0-3 K		2	1	0	0	2	1	0																						
Steve Kemp, L OBP: 0.333, SLG: 0.581 (1, 9)	0-0 F9			0-0 HR		4-0 BB		0-0 F7		3	1	1	2	1	0	1																						
Don Baylor, R OBP: 0.383, SLG: 0.385 (1, 10)		0-0 P6		0-0 G3		0-0 4-3		0-3 K		4	0	0	0	0	1	1																						
Roy Smalley, S OBP: 0.300, SLG: 0.391 (1, 6)		4-0 G1-6-3 BB		0-0 3-1			0-0 2B SF7 1B		0-6 F7	3	1	1	0	1	0	0																						
Graig Nettles, L OBP: 0.333, SLG: 0.359 (1, 5)		0-0 G1-6-3		0-3 K			0-0 1-3 2B		0-0 F9	4	0	1	0	0	1	1																						
Jerry Mumphrey, S OBP: 0.265, SLG: 0.406 (1, 8)			0-0 1-3		0-0 1-3		0-0 SF7		0-0 4-3	3	0	0	1	0	0	0																						
Rick Cerone, R OBP: 0.318, SLG: 0.364 (1, 2)			0-0 1-3		0-0 P3		0-0 6-3			3	0	0	0	0	0	1																						
Inning Stats	R: 0 E: 0 K: 0 S: 3	H: 0 LOB: 1 BB: 1 P: 7	R: 0 E: 0 K: 0 S: 2	H: 0 LOB: 0 BB: 1 P: 6	R: 0 E: 0 K: 1 S: 5	H: 0 LOB: 1 BB: 1 P: 9	R: 2 E: 0 K: 1 S: 6	H: 1 LOB: 0 BB: 1 P: 10	R: 0 E: 0 K: 0 S: 3	H: 0 LOB: 0 BB: 0 P: 3	R: 0 E: 0 K: 0 S: 7	H: 0 LOB: 0 BB: 0 P: 7	R: 0 E: 0 K: 0 S: 3	H: 0 LOB: 0 BB: 0 P: 3	R: 0 E: 0 K: 0 S: 3	H: 0 LOB: 0 BB: 0 P: 3	1B: 1 2B: 1 3B: 0 HR: 1	SF: 1 SAC: 0 DP: 1 HBP: 0	WP: 0 PB: 0 SB: 1 CS: 0	PA: 35																		
PITCHER	IP	WLS	BF	H	R	ER	SO	BB	IBB	HBP	BLK	WP	HR	S	P	ERA	WHIP	PITCHER				IP	WLS	BF	H	R	ER	SO	BB	IBB	HBP	BLK	WP	HR	S	P	ERA	WHIP
Richard Dotson, R ERA: 5.21 (1, 1)	7.0	W	29	3	3	3	2	6	0	0	0	0	1	27	51	3.86	1.286																					
Dick Tidrow, R ERA: 1.5 (8, 1)	1.0		3	0	0	0	2	0	0	0	0	0	0	7	7	0.00	0.000																					
Salome Barojas, R ERA: 4.76 (9, 1)	1.0		3	0	0	0	0	0	0	0	0	0	0	3	3	0.00	0.000																					

New York Yankees @ Chicago White Sox
Comiskey Park, Chicago, IL
Tue Apr 19 1983, 7:05 PM EST
Att: 14,730 - Unknown - 36 F

AB 28
R 3
H 3
RBI 3
BB 6
SO 4
LOB 7



Batter	1	2	3	4	5	6	7	8	9	AB	R	H	RBI	BB	SO	LOB	BOTTOM																					
Rudy Law, L OBP: 0.265, SLG: 0.226 (1, 8)	4-0 S 1B BB			0-0 4-3		0-0 FC4-6 1B		0-3 K		3	1	1	1	1	0	2																						
Rusty Kuntz, R OBP: 0.417, SLG: 0.364 (8, 9)		0-0 F8				0-3 3-H K	0-0 FC4-6 G4-3	4-0 K HR BB		4	2	2	1	1	1	1																						
Tony Bemazzard, S OBP: 0.340, SLG: 0.478 (1, 4)	0-0 1B HR	0-0 1B				0-3 K	0-0 G4-3	0-0 K HR BB		4	1	2	2	0	1	1																						
Harold Baines, L OBP: 0.404, SLG: 0.436 (1, 9)		0-0 1B				0-3 K	0-0 G4-3	0-3 K		4	1	2	2	0	1	1																						
Lorenzo Gray, R OBP: 0.500, SLG: 0.500 (6, PH)		0-0 1B				0-3 K	0-0 G4-3	0-3 K		1	0	0	0	0	1	1																						
Jerry Hairston, S OBP: 0.125, SLG: 0.125 (9, 9)	1-3 2-H HR 1B	1-3 3-H 1B				0-0 F9		4-0 K HR BB		0	0	0	0	0	0	0																						
Greg Luzinski, R OBP: 0.479, SLG: 0.583 (1, 10)	0-0 HR		0-0 P3		0-0 F9		4-0 HBP 1B BB	0-0 HR		4	3	2	5	1	0	0																						
Ron Kittle, R OBP: 0.273, SLG: 0.571 (1, 7)	0-3 K		0-0 6-3			0-0 FC 1B	0-0 P2	0-0 F8		5	1	1	0	0	1	1																						
Mike Squires, L OBP: 0.250, SLG: 0.063 (1, 3)	0-0 P5		0-0 6-3			0-0 FC 1B	0-0 F8			4	1	0	0	0	0	2																						
Carlton Fisk, R OBP: 0.293, SLG: 0.333 (1, 2)	0-3 K			0-0 6-3		0-0 SH 1B	1-0 1B			3	1	1	1	0	1	0																						
Marc Hill, R OBP: 0.667, SLG: 0.667 (8, 2)				0-0 6-3		1-2 2-H 1B	1-2 HBP 1B			0	0	0	0	0	0	0																						
Vance Law, R OBP: 0.194, SLG: 0.200 (1, 5)		0-0 6-3		0-0 6-3		0-0 SH 1B	0-0 1B	0-0 1B		3	1	1	1	0	0	0																						
Scott Fletcher, R OBP: 0.393, SLG: 0.318 (1, 6)		4-0 1B				0-0 1B	0-0 F9			0	1	0	0	2	0	0																						
Greg Walker, L OBP: 0.267, SLG: 0.571 (6, PH)						1-3 2-H 1B	0-0 FC4-6 1B			1	0	1	2	0	0	0																						
Jerry Dybzinski, R (7, 6)		1B BB				0-0 WP FC4-6 1B	0-0 F9			1	1	0	0	0	0	2																						
Inning Stats	R: 4 E: 0 K: 2 S: 10	H: 3 LOB: 0 BB: 1 P: 14	R: 1 E: 0 K: 0 S: 4	H: 2 LOB: 2 BB: 1 P: 8	R: 0 E: 0 K: 0 S: 3	H: 0 LOB: 0 BB: 0 P: 3	R: 0 E: 0 K: 0 S: 3	H: 0 LOB: 1 BB: 1 P: 7	R: 0 E: 0 K: 2 S: 7	H: 0 LOB: 0 BB: 0 P: 7	R: 5 E: 1 K: 0 S: 8	H: 4 LOB: 1 BB: 1 P: 8	R: 1 E: 0 K: 0 S: 4	H: 1 LOB: 2 BB: 1 P: 9	R: 2 E: 0 K: 2 S: 8	H: 1 LOB: 0 BB: 1 P: 12	1B: 9 2B: 0 3B: 0 HR: 2	SF: 0 SAC: 1 DP: 1 HBP: 1	WP: 1 PB: 0 SB: 1 CS: 0	PA: 41																		
PITCHER	IP	WLS	BF	H	R	ER	SO	BB	IBB	HBP	BLK	WP	HR	S	P	ERA	WHIP	PITCHER				IP	WLS	BF	H	R	ER	SO	BB	IBB	HBP	BLK	WP	HR	S	P	ERA	WHIP
Jay Howell, L ERA: 7.15 (1, 1)	1.2	L	11	4	5	5	2	2	0	0	0	0	0	13	21	10.80	3.600																					
Dale Murray, R ERA: 8.82 (2, 1)	3.1		15	3	4	4	2	1	0	0	0	0	0	18	22	10.80	1.200																					
George Frazier, R ERA: 4.09 (6, 1)	2.0		10	3	2	1	0	1	0	1	0	1	0	8	13	4.50	2.000																					
Bob Shirley, L ERA: 14.73 (8, 1)	1.0		5	1	2	2	2	1	0	0	0	0	1	8	12	18.00	2.000																					

New York Yankees @ Chicago White Sox
Comiskey Park, Chicago, IL
Tue Apr 19 1983, 7:05 PM EST
Att: 14,730 - Unknown - 36 F

AB 34
R 13
H 11
RBI 13
BB 5
SO 6
LOB 10



Batter	1	2	3	4	5	6	7	8	9	AB R H RBI BB SO LOB	TOP											
Willie Randolph, R OBP: 0.288, SLG: 0.259 (1, 4)										5 2 2 0 0 1 3	New York Yankees @ Chicago White Sox Comiskey Park, Chicago, IL Wed Apr 20 1983, 7:05 PM EST Att: 11,916 - Unknown - 42 F											
Ken Griffey, L OBP: 0.370, SLG: 0.490 Andre Robertson, R OBP: 0.167, SLG: 0.250 (1, 3) (7, 6)										4 1 2 0 0 1 1 1 0 0 0 0 0 0												
Dave Winfield, R OBP: 0.345, SLG: 0.489 (1, 7)										5 0 1 2 0 0 2												
Steve Kemp, L OBP: 0.327, SLG: 0.553 (1, 9)										4 1 1 0 0 0 2												
Don Baylor, R OBP: 0.392, SLG: 0.419 (1, 10)										4 1 2 1 0 0 0												
Roy Smalley, S OBP: 0.296, SLG: 0.367 (1, 6) (7, 3)										3 1 0 0 1 2 2												
Graig Nettles, L OBP: 0.327, SLG: 0.333 (1, 5)										3 0 0 1 1 0 0												
Jerry Mumphrey, S OBP: 0.250, SLG: 0.382 Rowland Office, L (6, PH) (6, 8)										2 0 0 0 0 0 0 1 0 0 1 0 0 0												
Butch Wynegar, S OBP: 0.462, SLG: 0.652 (1, 2)										3 0 1 0 1 0 0												
Inning Stats	R: 1 E: 0 K: 0 S: 4	H: 1 LOB: 0 BB: 0 P: 4	R: 0 E: 0 K: 0 S: 3	H: 0 LOB: 0 BB: 0 P: 3	R: 0 E: 0 K: 1 S: 7	H: 2 LOB: 2 BB: 0 P: 7	R: 0 E: 0 K: 1 S: 5	H: 0 LOB: 0 BB: 0 P: 5	R: 0 E: 0 K: 0 S: 3	H: 0 LOB: 0 BB: 0 P: 3		R: 0 E: 0 K: 2 S: 7	H: 4 LOB: 2 BB: 3 P: 19	R: 0 E: 0 K: 2 S: 9	H: 2 LOB: 2 BB: 0 P: 9	R: 0 E: 0 K: 0 S: 3	H: 0 LOB: 0 BB: 0 P: 3	R: 0 E: 0 K: 0 S: 3	H: 0 LOB: 0 BB: 0 P: 3	1B: 7 2B: 2 3B: 0 HR: 0	SF: 1 SAC: 0 DP: 0 HBP: 0	WP: 0 PB: 1 CS: 0
PITCHER	IP WLS BF H R ER SO BB IBB HBP BLK WP HR S P ERA WHIP											IP WLS BF H R ER SO BB IBB HBP BLK WP HR S P ERA WHIP										
LaMarr Hoyt, R ERA: 5.14 (1, 1)	5.1 L 24 7 6 5 2 0 1 0 0 0 0 0 27 31 8.44 1.312																					
Jerry Koosman, L ERA: 5.83 (6, 1)	2.2 12 2 0 0 2 2 0 0 0 0 0 0 14 22 0.00 1.500																					
Steve Mura, R ERA: (9, 1)	1.0 3 0 0 0 0 0 0 0 0 0 0 0 3 3 0.00 0.000																					

AB	35
R	6
H	9
RBI	5
BB	3
SO	4
LOB	10



Batter	1	2	3	4	5	6	7	8	9	AB R H RBI BB SO LOB	BOTTOM											
Tony Bernazard, S OBP: 0.352, SLG: 0.480 (1, 4)										4 1 2 0 0 0 0	New York Yankees @ Chicago White Sox Comiskey Park, Chicago, IL Wed Apr 20 1983, 7:05 PM EST Att: 11,916 - Unknown - 42 F											
Tom Paciorek, R OBP: 0.346, SLG: 0.500 (1, 3)										4 1 1 3 0 0 1												
Harold Baines, L OBP: 0.373, SLG: 0.395 (1, 9)										4 0 0 0 0 0 2												
Greg Luzinski, R OBP: 0.442, SLG: 0.525 (1, 10)										4 0 0 1 0 0 1												
Ron Kittle, R OBP: 0.250, SLG: 0.522 (1, 7)										4 0 0 0 0 3 0												
Carlton Fisk, R OBP: 0.273, SLG: 0.308 (1, 2)										3 0 0 0 0 1 0												
Vance Law, R OBP: 0.179, SLG: 0.184 (1, 5)										3 0 0 0 0 1 0												
Rusty Kuntz, R OBP: 0.467, SLG: 0.385 (1, 8)										2 1 1 0 1 1 0												
Scott Fletcher, R OBP: 0.387, SLG: 0.292 (1, 6)										2 1 0 0 1 0 1												
Inning Stats	R: 0 E: 0 K: 0 S: 3	H: 0 LOB: 0 BB: 0 P: 3	R: 0 E: 0 K: 1 S: 5	H: 0 LOB: 0 BB: 0 P: 5	R: 0 E: 1 K: 1 S: 5	H: 0 LOB: 0 BB: 0 P: 5	R: 0 E: 0 K: 0 S: 3	H: 0 LOB: 0 BB: 0 P: 3	R: 0 E: 0 K: 2 S: 7	H: 0 LOB: 0 BB: 0 P: 7		R: 0 E: 0 K: 1 S: 5	H: 1 LOB: 0 BB: 0 P: 5	R: 0 E: 0 K: 0 S: 4	H: 1 LOB: 1 BB: 0 P: 4	R: 0 E: 0 K: 0 S: 3	H: 0 LOB: 0 BB: 0 P: 3	R: 4 E: 0 K: 1 S: 7	H: 2 LOB: 2 BB: 2 P: 15	1B: 3 2B: 1 3B: 0 HR: 0	SF: 0 SAC: 0 DP: 1 HBP: 0	WP: 0 PB: 0 CS: 0
PITCHER	IP WLS BF H R ER SO BB IBB HBP BLK WP HR S P ERA WHIP											IP WLS BF H R ER SO BB IBB HBP BLK WP HR S P ERA WHIP										
Dave Righetti, L ERA: 2.21 (1, 1)	8.0 W 27 2 2 2 5 2 0 0 0 0 0 0 35 43 2.25 0.500																					
Rich Cossage, R ERA: 11.81 (9, 1)	1.0 5 2 2 2 1 0 0 0 0 0 0 0 7 7 18.00 2.000																					

AB	30
R	4
H	4
RBI	4
BB	2
SO	6
LOB	5



Batter	1	2	3	4	5	6	7	8	9	AB	R	H	RBI	BB	SO	LOB	TOP			
Darrell Brown, S OBP: 0.250, SLG: 0.182	0-0 4-3		0-0 4-3			0-0 3-1		0-0 FC3-6 2B		4	1	0	0	0	0	1				
John Castino, R OBP: 0.356, SLG: 0.623	0-0 HR			0-0 L4		0-0 1B		0-0 1B 2B		4	2	3	2	0	0	0				
Gary Ward, R OBP: 0.243, SLG: 0.279	0-0 6-3			0-3 K		0-0 L9		0-0 1B		4	0	1	1	0	1	1				
Gary Gaetti, R OBP: 0.352, SLG: 0.460	0-0 5-3			0-0 HR		0-0 F7		0-0 F9		4	1	1	1	0	0	2				
Tom Brunansky, R OBP: 0.310, SLG: 0.246		0-0 6-3		0-3 K			0-0 F6		0-0 F9	4	0	0	0	0	1	0				
Randy Bush, L OBP: 0.384, SLG: 0.560		0-0 G3			0-0 4-3		0-0 L7		4-0 FC6-4 BB	3	0	0	0	1	0	0				
Dave Engle, R OBP: 0.379, SLG: 0.571		0-0 F7			0-0 HR		0-0 5-3		0-0 FC6-4	4	1	1	1	0	0	1				
Scott Ullger, R OBP: 0.267, SLG: 0.256			0-3 K		0-0 5-3			0-0 6-3	0-0 6-3	4	0	0	0	0	1	1				
Lenny Faedo, R OBP: 0.267, SLG: 0.256			0-0 F8		0-0 5-3			0-0 FC3-6 1B		3	0	1	0	0	0	0				
Inning Stats	R: 1 E: 0 K: 0 S: 4	H: 1 LOB: 0 BB: 0 P: 4	R: 0 E: 0 K: 0 S: 3	H: 0 LOB: 0 BB: 0 P: 3	R: 0 E: 0 K: 1 S: 5	H: 0 LOB: 0 BB: 0 P: 5	R: 1 E: 0 K: 2 S: 8	H: 1 LOB: 0 BB: 0 P: 8	R: 1 E: 0 K: 0 S: 4	H: 1 LOB: 0 BB: 0 P: 4	R: 0 E: 0 K: 0 S: 3	H: 0 LOB: 0 BB: 0 P: 3	R: 2 E: 0 K: 0 S: 6	H: 3 LOB: 1 BB: 0 P: 6	R: 0 E: 0 K: 0 S: 3	H: 0 LOB: 1 BB: 1 P: 7	1B: 3 2B: 1 3B: 0 HR: 3	SF: 0 SAC: 0 DP: 0 HBP: 0	WP: 0 PB: 0 CS: 0	PA: 35
PITCHER	IP WLS BF H R ER SO BB IBB HBP BLK WP HR S P ERA WHIP	IP WLS BF H R ER SO BB IBB HBP BLK WP HR S P ERA WHIP																		
Doyle Alexander, R ERA: 7.02	(1, 1) 7.2 L 29 6 5 5 3 0 0 0 0 0 3 35 35 5.87 0.783	(8, 1) 1.1 6 1 0 0 0 1 0 0 0 0 0 0 5 9 0.00 1.500																		

Minnesota Twins @ New York Yankees
Yankee Stadium, Bronx, NY
Fri Apr 22 1983, 6:05 PM EST
Att: 17,037 - Unknown - 63 F

AB 34
R 5
H 7
RBI 5
BB 1
SO 3
LOB 6



Batter	1	2	3	4	5	6	7	8	9	AB	R	H	RBI	BB	SO	LOB	BOTTOM			
Willie Randolph, R OBP: 0.270, SLG: 0.241	0-0 4-3		0-0 L8			0-0 6-3		0-0 F7		4	0	0	0	0	0	0				
Ken Griffey, L OBP: 0.382, SLG: 0.463	4-0 WP 1B BB		0-3 K			0-3 K			0-0 F8	3	0	0	0	1	2	0				
Dave Winfield, R OBP: 0.339, SLG: 0.471	0-0 F8		0-0 P2			0-0 F7			0-0 1B 1B	4	1	1	0	0	0	1				
Don Baylor, R OBP: 0.436, SLG: 0.457	0-0 BB 1B			0-0 FC3-6 1B		4-0 BB 4-3			0-0 1B BB 1B	3	1	3	0	1	0	0				
Steve Kemp, L OBP: 0.339, SLG: 0.540	4-0 BB BB			0-0 FC3-6 G6-4-3		0-0 4-3			0-0 BB BB 1B	3	1	1	1	1	0	2				
Roy Smalley, S OBP: 0.293, SLG: 0.346	0-0 F4			0-0 G6-4-3		0-0 F8			4-0 FC1-6 BB BB	3	0	0	0	1	0	5				
Graig Nettles, L OBP: 0.340, SLG: 0.318		4-0 WP BB			0-0 F9		0-3 K		4-0 FC1-6 BB	2	0	0	1	2	1	1				
Jerry Mumphrey, S OBP: 0.225, SLG: 0.342		0-0 9-5			0-3 K			0-0 L9	0-0 FC1-6	4	0	0	1	0	1	3				
Rick Cerone, R OBP: 0.280, SLG: 0.320		0-0 F5			0-0 L8			0-0 F7	0-0 F8	3	0	0	0	0	0	0				
Oscar Gamble, L OBP: 0.167, SLG: 0.167										0	0	0	0	0	0	0				
Lou Piniella, R OBP: 0.167, SLG: 0.167										1	0	0	0	0	0	2				
Inning Stats	R: 0 E: 0 K: 0 S: 4	H: 1 LOB: 3 BB: 2 P: 12	R: 0 E: 0 K: 0 S: 2	H: 0 LOB: 0 BB: 1 P: 6	R: 0 E: 0 K: 1 S: 5	H: 0 LOB: 0 BB: 0 P: 5	R: 0 E: 0 K: 0 S: 3	H: 1 LOB: 0 BB: 0 P: 3	R: 0 E: 0 K: 1 S: 5	H: 0 LOB: 0 BB: 0 P: 5	R: 0 E: 0 K: 1 S: 5	H: 0 LOB: 1 BB: 1 P: 9	R: 0 E: 0 K: 0 S: 3	H: 0 LOB: 0 BB: 0 P: 3	R: 3 E: 0 K: 0 S: 6	H: 3 LOB: 2 BB: 2 P: 14	1B: 5 2B: 1 3B: 0 HR: 0	SF: 0 SAC: 0 DP: 2 HBP: 0	WP: 2 PB: 0 CS: 0	PA: 36
PITCHER	IP WLS BF H R ER SO BB IBB HBP BLK WP HR S P ERA WHIP	IP WLS BF H R ER SO BB IBB HBP BLK WP HR S P ERA WHIP																		
Brad Havens, L ERA: 8.46	(1, 1) 8.1 W 32 5 3 3 4 4 0 0 0 0 0 36 52 3.24 1.080	(9, 1) 0.1 3 0 0 0 0 2 0 0 0 0 0 0 1 9 0.00 6.000	(9, 1) 0.1 S 1 0 0 0 0 0 0 0 0 0 0 1 1 0.00 0.000																	

Minnesota Twins @ New York Yankees
Yankee Stadium, Bronx, NY
Fri Apr 22 1983, 6:05 PM EST
Att: 17,037 - Unknown - 63 F

AB 30
R 3
H 5
RBI 3
BB 6
SO 4
LOB 14



Batter	1	2	3	4	5	6	7	8	9	AB	R	H	RBI	BB	SO	LOB	TOP					
Darrell Brown, S OBP: 0.375, SLG: 0.400	0-0 4-3		0-0 WP 1B		0-0 2H 2B		0-0 1B			4	1	3	1	0	0	0	Minnesota Twins @ New York Yankees Yankee Stadium, Bronx, NY Sat Apr 23 1983, 6:05 PM EST Att: 20,146 - Cloudy - 65 F					
John Castino, R OBP: 0.364, SLG: 0.616	0-0 1B		0-0 1H HR		0-3 K		0-0 5-3			4	1	2	1	0	1	2						
Gary Ward, R OBP: 0.244, SLG: 0.319	0-0 F8		0-0 1H HR		0-0 F9			0-0 5-3		4	1	1	2	0	0	2						
Gary Gaetti, R OBP: 0.333, SLG: 0.433	0-0 F7		0-0 L8			0-0 6-3		0-3 K		4	0	0	0	0	1	1						
Tom Brunansky, R OBP: 0.307, SLG: 0.246		0-3 K		0-3 K		0-0 1B		0-0 6-3		4	0	1	0	0	2	0						
Dave Engle, R OBP: 0.333, SLG: 0.500		0-0 6-3		0-0 F7		0-0 L8			0-0 L8	4	0	0	0	0	0	1						
Scott Ullger, R (1, 3)		0-3 K		0-0 6-3		0-0 F9			0-0 F7	4	0	0	0	0	1	1						
Ray Smith, R OBP: 0.348, SLG: 0.211			0-0 F6		0-0 F8		0-0 4-3		0-0 F8	4	0	0	0	0	0	0						
Lenny Faedo, R OBP: 0.271, SLG: 0.283			0-0 6-3		0-0 2B 2B			0-0 L9		3	1	1	0	0	0	0						
Inning Stats	R: 0 E: 0 K: 0 S: 4	H: 1 LOB: 1 BB: 0 P: 4	R: 0 E: 0 K: 2 S: 7	H: 0 LOB: 0 BB: 0 P: 7	R: 3 E: 0 K: 0 S: 6	H: 3 LOB: 0 BB: 0 P: 6	R: 0 E: 0 K: 1 S: 5	H: 0 LOB: 0 BB: 0 P: 5	R: 1 E: 0 K: 1 S: 7	H: 2 LOB: 1 BB: 0 P: 7	R: 0 E: 0 K: 0 S: 4	H: 1 LOB: 1 BB: 0 P: 4	R: 0 E: 0 K: 0 S: 4	H: 1 LOB: 1 BB: 0 P: 4	R: 0 E: 0 K: 1 S: 5	H: 0 LOB: 0 BB: 0 P: 5		R: 0 E: 0 K: 0 S: 3	H: 0 LOB: 0 BB: 0 P: 3	1B: 5 2B: 2 3B: 0 HR: 1	SF: 0 SAC: 0 DP: 0 HBP: 0	WP: 1 PB: 0 CS: 0
PITCHER Shane Rawley, L ERA: 3.0	IP: 9.0 WLS: W BF: 35 H: 8 R: 4 ER: 4 SO: 5 BB: 0 IBB: 0 HBP: 0 BLK: 0 WP: 1 HR: 1 S: 45 P: 45 ERA: 4.00 WHIP: 0.889															PITCHER						

Batter	1	2	3	4	5	6	7	8	9	AB	R	H	RBI	BB	SO	LOB	BOTTOM			
Willie Randolph, R OBP: 0.279, SLG: 0.270	0-0 F8	0-0 F8	0-0 1H 2H 2B		0-0 1-2 G6-4-3			0-0 G3 1B		5	1	2	2	0	0	3	Minnesota Twins @ New York Yankees Yankee Stadium, Bronx, NY Sat Apr 23 1983, 6:05 PM EST Att: 20,146 - Cloudy - 65 F			
Roy Smalley, S OBP: 0.302, SLG: 0.386	0-0 1B 2B	0-0 F8	0-0 2H 2B			0-0 P2		0-0 G3 1-2 2-3		5	1	2	1	0	0	4				
Dave Winfield, R OBP: 0.344, SLG: 0.464	0-0 1B 1B		0-3 FC3-6 1B F9			0-3 K		0-0 FC5-2-5		5	1	2	0	0	1	3				
Don Baylor, R OBP: 0.433, SLG: 0.429	0-0 P3		4-0 BB FC3-6 BB	0-0 6-3		4-0 BB		0-3 K		3	0	0	0	2	1	4				
Steve Kemp, L OBP: 0.333, SLG: 0.519	0-0 1-3 2H 1B		0-0 FC3-6 1B 1-2 2-3 2B	0-0 F7		0-0 1-3				4	1	1	1	0	0	3				
Lou Piniella, R OBP: 0.400, SLG: 0.400	0-0 P4		0-0 1-2 2B E 1B					0-0 L7		4	1	2	1	0	0	2				
Jerry Mumphrey, S OBP: 0.225, SLG: 0.342			0-0 1-2 3H 2B 1B							0	0	0	0	0	0	0				
Butch Wynegar, S OBP: 0.433, SLG: 0.630		0-0 F8	0-0 1H 2H 2B E7 2B	0-0 F7				0-0 6-3		4	1	1	1	0	0	1				
Graig Nettles, L OBP: 0.333, SLG: 0.313		0-0 1B 1B	0-0 F9			0-0 L9		0-0 F5		4	0	1	0	0	0	1				
Andre Robertson, R OBP: 0.375, SLG: 0.400		0-0 1B	4-0 BB G6-4-3 2B BB			0-0 G3 1B FC5-2-5 1B				3	1	3	0	1	0	0				
Inning Stats	R: 1 E: 0 K: 0 S: 6	H: 3 LOB: 2 BB: 0 P: 6	R: 0 E: 0 K: 0 S: 5	H: 2 LOB: 2 BB: 0 P: 5	R: 6 E: 1 K: 0 S: 8	H: 5 LOB: 1 BB: 2 P: 16	R: 0 E: 0 K: 0 S: 4	H: 1 LOB: 1 BB: 0 P: 4	R: 0 E: 0 K: 0 S: 3	H: 1 LOB: 0 BB: 0 P: 3	R: 0 E: 0 K: 1 S: 5	H: 0 LOB: 1 BB: 1 P: 9	R: 0 E: 0 K: 0 S: 3	H: 0 LOB: 0 BB: 0 P: 3	R: 0 E: 0 K: 1 S: 7	H: 2 LOB: 2 BB: 0 P: 7	1B: 10 2B: 4 3B: 0 HR: 0	SF: 0 SAC: 0 DP: 1 HBP: 0	WP: 0 PB: 0 CS: 0	PA: 40
PITCHER Jack O'Connor, L ERA: 4.98 Pete Filson, L ERA: 4.15 Rick Lysander, R ERA: 3.45	IP: 2.1 WLS: L BF: 16 H: 8 R: 5 ER: 5 SO: 0 BB: 1 IBB: 0 HBP: 0 BLK: 0 WP: 0 HR: 0 S: 15 P: 19 ERA: 19.29 WHIP: 3.857															PITCHER				

Batter	1	2	3	4	5	6	7	8	9	AB	R	H	RBI	BB	SO	LOB	TOP			
Darrell Brown, S OBP: 0.300, SLG: 0.316 (1, 8)	0-0 6-3		0-0 FC6-4			0-0 L4		0-0 FC6		4	0	0	0	0	0	2	Minnesota Twins @ New York Yankees Yankee Stadium, Bronx, NY Mon Apr 25 1983, 7:05 PM EDT Att: 11,363 - Unknown - 49 F livebaseballscores.com			
John Castino, R OBP: 0.346, SLG: 0.584 (1, 4)	0-0 F8			0-3 K		0-0 F4			0-0 6-3	4	0	0	0	0	1	0				
Gary Ward, R OBP: 0.244, SLG: 0.355 (1, 7)	0-0 F4			0-0 HR		0-0 1-3			0-0 F9	4	1	1	1	0	0	0				
Gary Gaetti, R OBP: 0.316, SLG: 0.408 (1, 5)		0-0 F8		0-0 5-3		0-3 K			0-0 P5	4	0	0	0	0	1	0				
Tom Brunansky, R OBP: 0.295, SLG: 0.234 (1, 9)		0-0 F4		0-0 F2		0-0 F6				3	0	0	0	0	0	0				
Dave Engle, R OBP: 0.306, SLG: 0.457 (1, 10)		0-0 F7			0-0 F7		0-0 F9			3	0	0	0	0	0	0				
Tim Laudner, R OBP: 0.286, SLG: 0.208 (1, 2)			0-0 F8		4-0 BB			0-0 P3		2	0	0	0	1	0	0				
Scott Ullger, R (1, 3)			0-3 K		0-0 4-1			0-0 F7		3	0	0	0	0	1	1				
Lenny Faedo, R OBP: 0.294, SLG: 0.306 (1, 6)			0-0 FC6-4 1B		0-0 5-3			0-0 FC6 1B		3	0	2	0	0	0	1				
Inning Stats	R: 0 E: 0 K: 0 S: 3	H: 0 LOB: 0 BB: 0 P: 3	R: 0 E: 0 K: 0 S: 3	H: 0 LOB: 0 BB: 0 P: 3	R: 0 E: 0 K: 1 S: 6	H: 1 LOB: 1 BB: 0 P: 6	R: 1 E: 0 K: 1 S: 6	H: 1 LOB: 0 BB: 0 P: 6	R: 0 E: 0 K: 0 S: 3	H: 0 LOB: 0 BB: 0 P: 3	R: 0 E: 0 K: 1 S: 5	H: 0 LOB: 0 BB: 0 P: 5	R: 0 E: 0 K: 0 S: 4	H: 1 LOB: 1 BB: 0 P: 4	R: 0 E: 0 K: 0 S: 3	H: 0 LOB: 0 BB: 0 P: 3	1B: 2 2B: 0 3B: 0 HR: 1	SF: 0 SAC: 0 DP: 0 HBP: 0	WP: 0 PB: 0 CS: 0	PA: 31
PITCHER Ron Guidry, L ERA: 3.81 (1, 1)	IP: 9.0 WLS: W BF: 31 H: 3 R: 1 ER: 1 SO: 3 BB: 1 IBB: 0 HBP: 0 BLK: 0 WP: 0 HR: 1 S: 36 P: 40 ERA: 1.00 WHIP: 0.444											PITCHER	IP: 9.0 WLS: W BF: 31 H: 3 R: 1 ER: 1 SO: 3 BB: 1 IBB: 0 HBP: 0 BLK: 0 WP: 0 HR: 1 S: 36 P: 40 ERA: 1.00 WHIP: 0.444							

Batter	1	2	3	4	5	6	7	8	9	AB	R	H	RBI	BB	SO	LOB	BOTTOM			
Willie Randolph, R OBP: 0.306, SLG: 0.288 (1, 4)	0-0 5-3		4-0 F7 SH2-3 BB		0-0 FC4-6 1B		0-0 1B			3	0	2	0	1	0	0	Minnesota Twins @ New York Yankees Yankee Stadium, Bronx, NY Mon Apr 25 1983, 7:05 PM EDT Att: 11,363 - Unknown - 49 F livebaseballscores.com			
Ken Griffey, L OBP: 0.361, SLG: 0.456 (1, 3)	0-0 L7		0-0 SH2-3		0-0 FC4-6 3B		0-0 1B			3	1	1	0	0	0	1				
Dave Winfield, R OBP: 0.353, SLG: 0.517 (1, 8) (9, 7)	0-0 1B 2B		0-0 F7		0-0 3B		0-3 K			4	1	2	1	0	1	3				
Don Baylor, R OBP: 0.422, SLG: 0.415 (1, 10)	0-0 1B		0-0 6-3		0-0 4-3		0-0 4-3			4	0	1	1	0	0	4				
Steve Kemp, L OBP: 0.313, SLG: 0.483 (1, 7) (9, 9)	0-0 L7			0-0 4-3		0-0 F7		0-0 3-1		4	0	0	0	0	0	2				
Lou Piniella, R OBP: 0.375, SLG: 0.375 (1, 9)		0-0 F7		0-0 F8		0-0 1B		1-0 1B HBP		3	0	1	0	0	0	0				
Oscar Gamble, L OBP: 0.286, SLG: 0.167 (8, FH)										0	0	0	0	0	0	0				
Jerry Mumphrey, S OBP: 0.225, SLG: 0.342 (9, 8)										0	0	0	0	0	0	0				
Roy Smalley, S OBP: 0.313, SLG: 0.383 (1, 5)		0-0 5-3		4-0 BB BB		0-0 5-3		0-0 1B		3	0	1	0	1	0	0				
Rick Cerone, R OBP: 0.310, SLG: 0.296 (1, 2)		4-0 BB		4-0 BB BB		0-3 K		0-0 F7		2	0	0	0	2	1	2				
Andre Robertson, R OBP: 0.300, SLG: 0.316 (1, 6)		0-3 K		0-0 F8		0-0 L3		0-0 L9		4	0	0	0	0	1	5				
Inning Stats	R: 1 E: 0 K: 0 S: 5	H: 2 LOB: 1 BB: 0 P: 5	R: 0 E: 0 K: 1 S: 5	H: 0 LOB: 1 BB: 1 P: 9	R: 0 E: 0 K: 0 S: 3	H: 0 LOB: 1 BB: 1 P: 7	R: 0 E: 0 K: 0 S: 3	H: 0 LOB: 2 BB: 2 P: 11	R: 1 E: 0 K: 0 S: 5	H: 2 LOB: 1 BB: 0 P: 5	R: 0 E: 0 K: 1 S: 7	H: 2 LOB: 2 BB: 0 P: 7	R: 0 E: 0 K: 0 S: 4	H: 1 LOB: 2 BB: 0 P: 5	R: 0 E: 0 K: 0 S: 3	H: 1 LOB: 2 BB: 0 P: 5	1B: 6 2B: 1 3B: 1 HR: 0	SF: 0 SAC: 1 DP: 0 HBP: 1	WP: 0 PB: 0 CS: 0	PA: 36
PITCHER Frank Viola, L ERA: 5.94 (1, 1)	IP: 6.1 WLS: L BF: 29 H: 7 R: 2 ER: 2 SO: 2 BB: 4 IBB: 0 HBP: 0 BLK: 0 WP: 0 HR: 0 S: 29 P: 45 ERA: 2.84 WHIP: 1.737											PITCHER Rick Lysander, R ERA: 3.12 (7, 1)	IP: 1.2 WLS: 7 BF: 7 H: 1 R: 0 ER: 0 SO: 1 BB: 0 IBB: 0 HBP: 1 BLK: 0 WP: 0 HR: 0 S: 8 P: 9 ERA: 0.00 WHIP: 0.600							

Batter	1	2	3	4	5	6	7	8	9	AB	R	H	RBI	BB	SO	LOB	TOP										
Willie Wilson, S (1.8) OBP: 0.362, SLG: 0.365	0-0 4-3		0-0 FC6-4	4-0 S BB			0-0 SH1-3 S 2B 1B	0-0 E1 BB 1B	0-0 FC6-4	5	2	1	0	1	0	3											
U L Washington, S (1.6) OBP: 0.365, SLG: 0.296	0-0 4-3			1-2 1B			0-0 SH1-3 1-3	4-0 1B BB		3	1	1	0	1	0	2											
George Brett, L (1.7) OBP: 0.556, SLG: 1.000	0-0 L8				0-0 1-H HR	4-0 G6-4-3 BB	4-0 2B IBB	0-0 1-3 2-H 1B		3	2	2	3	2	0	0											
Hal McRae, R (1.10) OBP: 0.400, SLG: 0.479		0-0 F9		0-0 4-3	0-0 G6-4-3		0-0 1-3 2B 2B	0-0 F8		5	1	1	1	0	0	3											
Frank White, R (1.4) OBP: 0.393, SLG: 0.529		0-0 G6-3 1B		0-0 1B 1B	0-0 2B		0-0 K		0-0 1B 1B	5	2	4	0	0	1	2											
Leon Roberts, R (1.9) OBP: 0.400, SLG: 0.600		0-0 G6-3		0-0 1B 1B	0-0 5-3		0-0 2B		0-0 F7	5	1	2	2	0	0	3											
Don Slaught, R (1.2) OBP: 0.273, SLG: 0.286			0-0 L3	0-3 K		0-0 1-3	0-3 K		0-0 1B 1B	5	0	1	0	0	2	3											
John Wathan, R (1.3) OBP: 0.286, SLG: 0.271			0-3 K	0-0 1-2 2-H 2B 1B		0-0 L6		0-0 4-3 1B	0-0 1-2 2-H 1B	5	1	3	2	0	1	0											
Greg Pryor, R (1.5) OBP: 0.400, SLG: 0.600			0-0 FC6-4 1B	0-0 1-H 2-H 2B		0-3 K		0-0 4-3	0-0 F9	5	0	2	2	0	1	3											
Inning Stats	R: 0 E: 0 K: 0 S: 3	H: 0 LOB: 0 BB: 0 P: 3	R: 0 E: 0 K: 0 S: 3	H: 1 LOB: 0 BB: 0 P: 3	R: 0 E: 0 K: 1 S: 6	H: 1 LOB: 1 BB: 0 P: 6	R: 5 E: 0 K: 1 S: 11	H: 6 LOB: 2 BB: 1 P: 15	R: 0 E: 0 K: 0 S: 3	H: 0 LOB: 0 BB: 0 P: 7	R: 3 E: 0 K: 2 S: 10	H: 3 LOB: 1 BB: 1 P: 14	R: 1 E: 1 K: 0 S: 5	H: 2 LOB: 2 BB: 1 P: 9	R: 1 E: 0 K: 0 S: 6	H: 3 LOB: 2 BB: 0 P: 6	1B: 12 2B: 5 3B: 0 HR: 1	SF: 0 SAC: 1 DP: 3 HBP: 0	WP: 0 PB: 0 CS: 0	PA: 46							
PITCHER	IP	WLS	BF	H	R	ER	SO	BB	IBB	HBP	BLK	WP	HR	S	P	ERA	WHIP										
Dave Righetti, L (1.1) ERA: 3.75	3.2	L	18	8	5	5	2	0	0	0	0	0	1	22	22	12.27	2.182										
George Frazier, R (4.1) ERA: 5.27	2.2		13	3	3	3	1	2	1	0	0	0	0	12	24	10.12	1.875										
Rich Gossage, R (7.1) ERA: 9.0	1.2		9	3	1	0	2	1	0	0	0	0	0	12	16	0.00	2.400										
Jay Howell, R (9.1) ERA: 7.71	0.1		4	3	1	1	0	0	0	0	0	0	0	4	4	27.00	9.000										
Dale Murray, R (9.1) ERA: 7.71	0.2		2	0	0	0	0	0	0	0	0	0	0	2	2	0.00	0.000										

Kansas City Royals @ New York Yankees
 Yankee Stadium, Bronx, NY
 Tue Apr 26 1983, 7:05 PM EDT
 Att: 11,363 - Unknown - 65 F

AB 41
 R 10
 H 17
 RBI 10
 BB 4
 SO 5
 LOB 19



Batter	1	2	3	4	5	6	7	8	9	AB	R	H	RBI	BB	SO	LOB	BOTTOM										
Willie Randolph, R (1.4) OBP: 0.299, SLG: 0.282	0-0 F8		0-0 5-3 HR 1B	0-0 L4			0-3 K		0-3 K	5	1	1	0	0	2	4											
Roy Smalley, S (1.3) OBP: 0.310, SLG: 0.375	0-0 3B 1B		0-0 F8		0-0 F7		0-0 F6			4	1	1	0	0	0	1											
Dave Winfield, R (1.8) OBP: 0.361, SLG: 0.540	0-0 1-H 3B		0-0 5-3	0-0 1-2	4-0 G6-4-3 BB		0-0 4-3			3	0	1	1	1	0	1											
Don Baylor, R (1.10) OBP: 0.412, SLG: 0.456	0-0 1-3		0-0 2-H HR	0-0 G6-4-3			0-0 L8			4	1	1	2	0	0	2											
Steve Kemp, L (1.7) OBP: 0.294, SLG: 0.452	0-0 6-3		0-0 F8		0-0 F7		0-0 F5			4	0	0	0	0	0	1											
Lou Piniella, R (1.9) OBP: 0.333, SLG: 0.333		0-0 1-3		0-0 5-3		0-0 F9		0-0 BB 1B		4	0	1	0	0	0	0											
Rick Cerone, R (1.2) OBP: 0.303, SLG: 0.267		0-0 6-3		0-0 F4		4-0 BB		0-0 F7		3	0	0	0	1	0	1											
Graig Nettles, L (1.5) OBP: 0.344, SLG: 0.300		0-0 F8		4-0 1B BB		0-0 F9		4-0 1-2 BB		2	0	0	0	2	0	1											
Andre Robertson, R (1.6) OBP: 0.333, SLG: 0.478			0-0 HR	0-0 1-2 1B		0-3 K		0-0 F9		4	1	2	1	0	1	2											
Inning Stats	R: 1 E: 0 K: 0 S: 5	H: 2 LOB: 1 BB: 0 P: 5	R: 0 E: 0 K: 0 S: 3	H: 0 LOB: 0 BB: 0 P: 3	R: 3 E: 0 K: 0 S: 6	H: 3 LOB: 0 BB: 0 P: 6	R: 0 E: 0 K: 0 S: 4	H: 1 LOB: 2 BB: 1 P: 8	R: 0 E: 0 K: 0 S: 2	H: 0 LOB: 0 BB: 1 P: 6	R: 0 E: 0 K: 2 S: 7	H: 0 LOB: 0 BB: 0 P: 7	R: 0 E: 0 K: 0 S: 3	H: 0 LOB: 0 BB: 0 P: 3	R: 0 E: 0 K: 1 S: 6	H: 1 LOB: 2 BB: 1 P: 10	1B: 4 2B: 0 3B: 1 HR: 2	SF: 0 SAC: 0 DP: 1 HBP: 0	WP: 0 PB: 0 CS: 0	PA: 37							
PITCHER	IP	WLS	BF	H	R	ER	SO	BB	IBB	HBP	BLK	WP	HR	S	P	ERA	WHIP										
Larry Gura, L (1.1) ERA: 3.16	9.0	W	37	7	4	4	3	4	0	0	0	0	2	39	55	4.00	1.222										

Kansas City Royals @ New York Yankees
 Yankee Stadium, Bronx, NY
 Tue Apr 26 1983, 7:05 PM EDT
 Att: 11,363 - Unknown - 65 F

AB 33
 R 4
 H 7
 RBI 4
 BB 4
 SO 3
 LOB 13



Batter	1	2	3	4	5	6	7	8	9	AB	R	H	RBI	BB	SO	LOB	TOP			
Willie Wilson, S (1, 8) OBP: 0.356, SLG: 0.358	0-0 5-3		0-0 6-3		0-0 1B		0-0 CS	0-0 F9		4	0	1	0	0	0	0				
U L Washington, S (1, 6) OBP: 0.345, SLG: 0.276	0-0 F9		0-0 6-3		0-0 G4			0-0 F2		4	0	0	0	0	0	1				
George Brett, L (1, 7) OBP: 0.537, SLG: 0.948	0-0 1B		0-0 L6			0-0 3-1		0-0 F8		4	0	1	0	0	0	0				
Hal McRae, R (1, 10) OBP: 0.390, SLG: 0.462	0-0 1B			0-0 F7		0-0 F8		0-0 F8		4	0	1	0	0	0	0				
Frank White, R (1, 4) OBP: 0.400, SLG: 0.545	0-0 F7			0-0 F8		0-0 FC4-6 1B		0-3 K		4	0	2	0	0	1	2				
Leon Roberts, R (1, 9) OBP: 0.333, SLG: 0.444		0-0 G6-4-3 1B		0-0 F8		0-0 FC4-6		0-0 4-3		4	0	1	0	0	0	2				
Don Slaught, R (1, 2) OBP: 0.240, SLG: 0.250		0-0 G6-4-3		0-0 F7			0-0 F8			3	0	0	0	0	0	2				
John Wathan, R (1, 3) OBP: 0.308, SLG: 0.294		0-0 1B			0-0 1-3		0-0 CS 1B			3	0	2	0	0	0	0				
Greg Pryor, R (1, 5) OBP: 0.250, SLG: 0.375		0-0 4-3			0-0 F8		0-0 F8			3	0	0	0	0	0	2				
Inning Stats	R: 0 E: 0 K: 0 S: 5	H: 2 LOB: 2 BB: 0 P: 5	R: 0 E: 0 K: 0 S: 4	H: 2 LOB: 1 BB: 0 P: 4	R: 0 E: 0 K: 0 S: 3	H: 0 LOB: 0 BB: 0 P: 3	R: 0 E: 0 K: 0 S: 4	H: 1 LOB: 1 BB: 0 P: 4	R: 0 E: 0 K: 0 S: 4	H: 1 LOB: 1 BB: 0 P: 4	R: 0 E: 0 K: 0 S: 3	H: 1 LOB: 0 BB: 0 P: 3	R: 0 E: 0 K: 1 S: 5	H: 0 LOB: 0 BB: 0 P: 5	R: 0 E: 0 K: 1 S: 5	H: 0 LOB: 0 BB: 0 P: 5	1B: 7 2B: 1 3B: 0 HR: 0	SF: 0 SAC: 0 DP: 1 HBP: 0	WP: 0 PB: 0 SB: 0 CS: 1	PA: 34
PITCHER Bob Shirley, L (1, 1) ERA: 4.26	IP: 9.0 WLS: W BF: 33 H: 8 R: 0 ER: 0 SO: 1 BB: 0 IBB: 0 HBP: 0 BLK: 0 WP: 0 HR: 0 S: 35 P: 35 ERA: 0.00 WHIP: 0.889															PITCHER				

Kansas City Royals @ New York Yankees
Yankee Stadium, Bronx, NY
Wed Apr 27 1983, 7:05 PM EDT
Att: 16,639 - Unknown - 78 F


AB	33
R	0
H	8
RBI	0
BB	0
SO	1
LOB	9



Batter	1	2	3	4	5	6	7	8	9	AB	R	H	RBI	BB	SO	LOB	BOTTOM			
Jerry Mumphrey, S (1, 8) OBP: 0.267, SLG: 0.372	0-0 F9		0-0 1B	0-0 1B			0-0 6-3	0-0 1B		5	1	3	0	0	0	1				
Willie Randolph, R (1, 4) OBP: 0.325, SLG: 0.320	4-0 S BB		0-0 1B	0-0 4-3			0-0 2B	0-0 1B		4	1	3	1	1	0	1				
Dave Winfield, R (1, 7) OBP: 0.351, SLG: 0.507	4-0 1-2 BB		0-3 K		0-0 6-3		0-3 K	0-0 F8		4	0	0	0	1	2	5				
Steve Kemp, L (1, 9) OBP: 0.292, SLG: 0.439	0-0 G1-6-3		0-0 1B		0-3 K		0-0 6-3	0-0 6-3		4	0	1	2	0	1	2				
Don Baylor, R (1, 10) OBP: 0.403, SLG: 0.443		0-0 L8	0-0 F4		0-0 F7			0-0 1B		4	1	1	0	0	0	1				
Ken Griffey, L (1, 3) OBP: 0.354, SLG: 0.443		0-0 G3	0-0 E2			0-0 6-3		0-0 1B		4	1	1	0	0	0	1				
Roy Smalley, S (1, 6) OBP: 0.320, SLG: 0.426			0-0 F8			0-3 K		0-0 1B		4	1	2	3	0	1	2				
Andre Robertson, R (9, 6) OBP: 0.333, SLG: 0.478								1-H HR		0	0	0	0	0	0	0				
Graig Nettles, L (1, 5) OBP: 0.354, SLG: 0.302		4-0 BB			0-0 F7		0-0 G3	0-0 1B		3	1	1	0	1	0	0				
Butch Wynegar, S (1, 2) OBP: 0.412, SLG: 0.581		0-0 3-1			0-0 4-3			0-0 F7		4	0	1	0	0	0	3				
Inning Stats	R: 0 E: 0 K: 0 S: 2	H: 0 LOB: 1 BB: 2 P: 10	R: 0 E: 0 K: 0 S: 4	H: 1 LOB: 2 BB: 1 P: 8	R: 2 E: 1 K: 1 S: 9	H: 3 LOB: 2 BB: 0 P: 9	R: 0 E: 0 K: 0 S: 4	H: 1 LOB: 1 BB: 0 P: 4	R: 0 E: 0 K: 1 S: 5	H: 0 LOB: 0 BB: 0 P: 5	R: 0 E: 0 K: 1 S: 6	H: 2 LOB: 1 BB: 0 P: 6	R: 4 E: 0 K: 0 S: 9	H: 6 LOB: 2 BB: 0 P: 9	R: 0 E: 0 K: 0 S: 9	H: 0 LOB: 0 BB: 0 P: 9	1B: 11 2B: 1 3B: 0 HR: 1	SF: 0 SAC: 0 DP: 1 HBP: 0	WP: 0 PB: 0 SB: 3 CS: 0	PA: 39
PITCHER Dennis Leonard, R (1, 1) ERA: 5.0	IP: 7.1 WLS: L BF: 34 H: 10 R: 5 ER: 5 SO: 4 BB: 3 IBB: 0 HBP: 0 BLK: 0 WP: 1 HR: 1 S: 39 P: 51 ERA: 6.14 WHIP: 1.773															PITCHER				
Bob Tufts, L (8, 1) ERA: 8.44	0.1 3 2 0 0 0 0 0 0 0 0 0 3 3 0.00 6.000																			
Mike Armstrong, R (8, 1) ERA: 1.13	0.1 2 1 1 1 0 0 0 0 0 0 0 2 2 27.00 3.000																			

Kansas City Royals @ New York Yankees
Yankee Stadium, Bronx, NY
Wed Apr 27 1983, 7:05 PM EDT
Att: 16,639 - Unknown - 78 F

AB	36
R	6
H	13
RBI	6
BB	3
SO	4
LOB	16



Batter	1	2	3	4	5	6	7	8	9	AB	R	H	RBI	BB	SO	LOB	TOP										
Willie Randolph, R (1,4) OBP: 0.333, SLG: 0.316 Andre Robertson, R (5,4) OBP: 0.308, SLG: 0.440	4-0 CS BB		0-0 3-1			0-0 4-3		0-0 1-3		1	0	0	0	1	0	0											
Ken Griffey, L (1,3) OBP: 0.348, SLG: 0.431	0-3 K			0-0 G4-6-3 1B		0-0 4-3		0-0 3-1		4	0	1	0	0	1	1											
Dave Winfield, R (1,7) OBP: 0.358, SLG: 0.535	0-3 K			0-0 G4-6-3 1B		0-0 1-3		0-0 E4 3B		4	1	2	0	0	1	0											
Don Baylor, R (1,10) OBP: 0.408, SLG: 0.484		1-0 1-3 BLK HBP		0-0 G4-6-3 1-2 2-3		0-0 F9		0-0 HR		3	2	1	1	0	0	2											
Steve Kemp, L (1,9) OBP: 0.280, SLG: 0.420 Lou Piniella, R (7,9) OBP: 0.308, SLG: 0.308		0-0 F9		0-0 3-1		0-0 K		0-0 P3		3	0	0	0	0	1	2											
Roy Smalley, S (1,6) OBP: 0.316, SLG: 0.417		0-0 BLK CS 1-3 1B		0-0 1-3		0-0 1-3		0-0 5-3		4	0	1	0	0	0	0											
Jerry Mumphrey, S (1,8) OBP: 0.250, SLG: 0.348		0-0 1-3		0-0 1-2 2-3		0-0 F4		0-0 4-3		3	0	0	0	0	0	2											
Graig Nettles, L (1,5) OBP: 0.382, SLG: 0.327		0-0 CS	0-0 G4-3 1B		1-0 HBP		0-0 1B			2	0	2	0	0	0	0											
Rick Cerone, R (1,2) OBP: 0.278, SLG: 0.242		0-0 2-H 3-H	0-0 G4-3 1-2		0-0 F7		0-0 F6			3	0	0	0	0	0	3											
Inning Stats	R: 0 E: 0 K: 2 S: 6	H: 0 LOB: 0 BB: 1 P: 10	R: 1 E: 0 K: 0 S: 3	H: 1 LOB: 0 BB: 0 P: 4	R: 0 E: 0 K: 0 S: 3	H: 1 LOB: 0 BB: 0 P: 3	R: 0 E: 0 K: 0 S: 4	H: 2 LOB: 1 BB: 0 P: 4	R: 0 E: 0 K: 0 S: 3	H: 0 LOB: 0 BB: 0 P: 4	R: 0 E: 0 K: 1 S: 5	H: 0 LOB: 0 BB: 0 P: 5	R: 0 E: 0 K: 0 S: 4	H: 1 LOB: 1 BB: 0 P: 4	R: 2 E: 1 K: 0 S: 5	H: 2 LOB: 0 BB: 0 P: 5	1B: 5 2B: 0 3B: 1 HR: 1	SF: 0 SAC: 0 DP: 2 HBP: 2	WP: 0 PB: 0 CS: 2	PA: 34							
PITCHER	IP	WLS	BF	H	R	ER	SO	BB	IBB	HBP	BLK	WP	HR	S	P	ERA	WHIP										
Rick Honeycutt, L (1,1) ERA: 0.72	7.0	W	24	4	1	1	3	1	0	2	1	0	0	27	33	1.29	0.714										
Jon Matlack, L (8,1) ERA: 3.91	2.0		9	3	2	2	0	0	0	0	0	0	1	9	9	9.00	1.500										

New York Yankees @ Texas Rangers
Arlington Stadium, Arlington, TX
Fri Apr 29 1983, 8:05 PM EDT
Att: 16,104 - Unknown

AB 30
R 3
H 7
RBI 1
BB 1
SO 3
LOB 11



Batter	1	2	3	4	5	6	7	8	9	AB	R	H	RBI	BB	SO	LOB	BOTTOM										
Bill Sample, R (1,7) OBP: 0.289, SLG: 0.398	0-0 4-3		0-0 E4 CS		0-0 FC1-5 1B		0-0 2B			4	2	1	0	0	0	2											
Buddy Bell, R (1,5) OBP: 0.291, SLG: 0.341	0-0 1B		0-0 2B		0-0 1B HR		0-0 2B			3	2	3	1	1	0	0											
Larry Parrish, R (1,9) OBP: 0.300, SLG: 0.422	0-0 1B		0-0 1B		0-0 K		0-0 6-3			4	1	2	1	0	1	4											
Dave Hostetter, R (1,10) OBP: 0.351, SLG: 0.362	0-3 K		0-0 1B		0-0 HR		0-0 6-3			4	1	2	3	0	1	3											
Bob Johnson, R (1,2) OBP: 0.286, SLG: 0.360	0-3 K			0-3 K	0-0 HR		0-3 K			4	1	1	3	0	3	3											
George Wright, S (1,8) OBP: 0.282, SLG: 0.293		0-0 6-3		0-0 F6	0-3 K		0-3 K			4	0	0	0	0	2	0											
Pete O'Brien, L (1,3) OBP: 0.229, SLG: 0.215	0-3 K		0-0 F4		0-0 F9		0-0 6-3			4	0	0	0	0	1	0											
Bucky Dent, R (1,6) OBP: 0.273, SLG: 0.340	0-0 3-1				0-0 FC1-5 2B		0-0 4-3			4	0	1	0	0	0	0											
Wayne Tolleson, S (1,4) OBP: 0.226, SLG: 0.143			0-3 K		0-0 BB FC1-5 1B		0-3 K			2	1	0	0	1	2	0											
Inning Stats	R: 0 E: 0 K: 2 S: 9	H: 2 LOB: 2 BB: 0 P: 9	R: 0 E: 0 K: 1 S: 5	H: 0 LOB: 0 BB: 0 P: 5	R: 2 E: 1 K: 1 S: 7	H: 3 LOB: 1 BB: 0 P: 7	R: 0 E: 0 K: 1 S: 5	H: 0 LOB: 0 BB: 0 P: 5	R: 5 E: 0 K: 2 S: 10	H: 3 LOB: 2 BB: 2 P: 18	R: 0 E: 0 K: 1 S: 5	H: 0 LOB: 0 BB: 0 P: 5	R: 1 E: 0 K: 1 S: 7	H: 2 LOB: 1 BB: 0 P: 7	R: 0 E: 0 K: 1 S: 5	H: 0 LOB: 0 BB: 0 P: 5	1B: 5 2B: 4 3B: 0 HR: 1	SF: 0 SAC: 0 DP: 0 HBP: 0	WP: 0 PB: 0 CS: 1	PA: 35							
PITCHER	IP	WLS	BF	H	R	ER	SO	BB	IBB	HBP	BLK	WP	HR	S	P	ERA	WHIP										
Shane Rawley, L (1,1) ERA: 4.55	4.2	L	23	8	7	7	6	2	0	0	0	0	0	33	41	13.50	2.143										
George Frazier, R (5,1) ERA: 4.8	1.1		4	0	0	0	2	0	0	0	0	0	0	8	8	0.00	0.000										
Dale Murray, R (7,1) ERA: 7.15	2.0		8	2	1	1	2	0	0	0	0	0	0	12	12	4.50	1.000										

New York Yankees @ Texas Rangers
Arlington Stadium, Arlington, TX
Fri Apr 29 1983, 8:05 PM EDT
Att: 16,104 - Unknown

AB 33
R 8
H 10
RBI 8
BB 2
SO 10
LOB 12



Batter	1	2	3	4	5	6	7	8	9	AB	R	H	RBI	BB	SO	LOB	TOP								
Jerry Mumphy, S (1, 8) OBP: 0.245, SLG: 0.373	6-3		SF8 3B		3-1	1-3		1-3		5	1	1	0	0	0	2									
Roy Smalley, S (1, 6) OBP: 0.327, SLG: 0.408	G3		1-3					FC5-4 BB	F8	4	0	1	0	1	0	1									
Dave Winfield, R (1, 7) OBP: 0.341, SLG: 0.514	K		SF8		K			FC5-4 1-3		3	0	0	1	0	2	2									
Steve Kemp, L (1, 9) OBP: 0.291, SLG: 0.438		PB 2B	4-3			FC3-6 PB 1B		1-3		4	1	2	0	0	0	1									
Don Baylor, R (1, 10) OBP: 0.400, SLG: 0.463	F8			CS BB		F2		6-3		3	0	0	0	1	0	3									
Ken Griffey, L (1, 3) OBP: 0.370, SLG: 0.433		BB BB		1-2	1B	FC3-6 BB		F8		2	0	1	0	2	0	0									
Graig Nettles, L (1, 5) OBP: 0.361, SLG: 0.305		2-3 BB	L4		1B	FC3-6 1B		1-4-3		4	1	0	0	0	1	5									
Butch Wynegar, S (1, 2) OBP: 0.421, SLG: 0.559		4-0 1-2 BB		3-1		1B 1-3 3-H 1B		K		3	0	1	1	1	1	1									
Andre Robertson, R (1, 4) OBP: 0.300, SLG: 0.414		4-3			K			5-3		4	0	1	1	0	1	3									
Inning Stats	R: 0 E: 0 K: 1 S: 5	H: 0 LOB: 0 BB: 0 P: 5	R: 0 E: 0 K: 0 S: 4	H: 1 LOB: 3 BB: 2 P: 12	R: 1 E: 0 K: 0 S: 4	H: 1 LOB: 0 BB: 0 P: 4	R: 0 E: 0 K: 1 S: 5	H: 1 LOB: 1 BB: 1 P: 9	R: 0 E: 0 K: 2 S: 8	H: 1 LOB: 2 BB: 0 P: 8	R: 2 E: 0 K: 0 S: 6	H: 3 LOB: 1 BB: 1 P: 10	R: 0 E: 0 K: 0 S: 3	H: 0 LOB: 1 BB: 1 P: 7	R: 0 E: 0 K: 1 S: 5	H: 0 LOB: 0 BB: 0 P: 5	R: 0 E: 0 K: 0 S: 3	H: 0 LOB: 0 BB: 0 P: 3	1B: 5 2B: 1 3B: 1 HR: 0	SF: 1 SAC: 0 DP: 0 HBP: 0	WP: 0 PB: 2 SB: 0 CS: 1	PA: 38			
PITCHER	IP	WLS	BF	H	R	ER	SO	BB	IBB	HBP	BLK	WP	HR	S	P	ERA	WHIP								
Charlie Hough, R (1, 1) ERA: 3.41	5.2	W	27	7	3	3	4	4	0	0	0	0	0	31	47	4.76	1.941								
John Butcher, R (6, 1) ERA: 3.0	3.1	S	11	0	0	0	1	1	0	0	0	0	0	12	16	0.00	0.300								

New York Yankees @ Texas Rangers
Arlington Stadium, Arlington, TX
Sat Apr 30 1983, 8:05 PM EDT
Att: 32,959 - Unknown

AB 32
R 3
H 7
RBI 3
BB 5
SO 5
LOB 18



Batter	1	2	3	4	5	6	7	8	9	AB	R	H	RBI	BB	SO	LOB	BOTTOM								
Bill Sample, R (1, 7) OBP: 0.305, SLG: 0.425	HR 2B		F2		2B 2B		G6-3 BB	F4		4	2	2	0	1	0	2									
Buddy Bell, R (1, 5) OBP: 0.289, SLG: 0.349	K		5-3		WP WP 2B		G6-3			4	1	1	1	0	1	2									
Larry Parrish, R (1, 9) OBP: 0.315, SLG: 0.490	HR		5-6-3		K		1B			4	1	2	2	0	1	1									
Dave Hostetter, R (1, 10) OBP: 0.361, SLG: 0.373	5-3			FC6-4 1B	3-H 1B		K			4	0	2	0	0	1	1									
Bob Johnson, R (1, 2) OBP: 0.250, SLG: 0.310	F4			K	K		K			4	0	0	0	0	3	2									
George Wright, S (1, 8) OBP: 0.280, SLG: 0.291		F6		FC6-4 1B	K		K			4	2	1	0	0	1	2									
Pete O'Brien, L (1, 3) OBP: 0.257, SLG: 0.246				1B			F5			4	0	3	1	0	0	0									
Bucky Dent, R (1, 6) OBP: 0.271, SLG: 0.333		P3		1B			K			4	0	1	1	0	1	2									
Wayne Tolleson, S (1, 4) OBP: 0.229, SLG: 0.188		F6			F8		K			4	0	1	0	0	1	3									
Inning Stats	R: 2 E: 0 K: 1 S: 7	H: 2 LOB: 0 BB: 0 P: 7	R: 0 E: 0 K: 0 S: 4	H: 1 LOB: 1 BB: 0 P: 4	R: 0 E: 0 K: 0 S: 3	H: 0 LOB: 0 BB: 0 P: 3	R: 1 E: 0 K: 1 S: 8	H: 3 LOB: 2 BB: 0 P: 8	R: 2 E: 0 K: 3 S: 12	H: 3 LOB: 1 BB: 0 P: 12	R: 0 E: 0 K: 2 S: 7	H: 0 LOB: 0 BB: 0 P: 7	R: 0 E: 0 K: 1 S: 5	H: 1 LOB: 1 BB: 1 P: 9	R: 1 E: 0 K: 1 S: 8	H: 3 LOB: 2 BB: 0 P: 8	1B: 8 2B: 4 3B: 0 HR: 1	SF: 0 SAC: 0 DP: 1 HBP: 0	WP: 2 PB: 0 SB: 1 CS: 0	PA: 37					
PITCHER	IP	WLS	BF	H	R	ER	SO	BB	IBB	HBP	BLK	WP	HR	S	P	ERA	WHIP								
Ron Guidry, L (1, 1) ERA: 4.8	4.0	L	20	8	5	5	2	0	0	0	0	0	0	24	24	11.25	2.000								
George Frazier, R (5, 1) ERA: 4.0	3.0		11	2	0	0	6	1	0	0	0	2	0	22	26	0.00	1.000								
Rich Gossage, R (8, 1) ERA: 9.0	1.0		6	3	1	1	1	0	0	0	0	0	0	8	8	9.00	3.000								

New York Yankees @ Texas Rangers
Arlington Stadium, Arlington, TX
Sat Apr 30 1983, 8:05 PM EDT
Att: 32,959 - Unknown

AB 36
R 6
H 13
RBI 5
BB 1
SO 9
LOB 15



Batter	1	2	3	4	5	6	7	8	9	AB	R	H	RBI	BB	SO	LOB	TOP								
Jerry Mumphrey, S (1, 8) OBP: 0.270, SLG: 0.417	F7		4-3		L8		F8		BB	4	0	0	0	1	0	3									
Ken Griffey, L (1, 3) OBP: 0.373, SLG: 0.440	F7			K		BB	G3		F7	4	0	0	0	1	1	3									
Dave Winfield, R (1, 7) OBP: 0.330, SLG: 0.494	5-3			5-3		F5		5-3		4	0	0	0	0	0	1									
Steve Kemp, L (1, 9) OBP: 0.295, SLG: 0.427		4-3		2B	1B	4-3		FC1-6	1B	4	0	2	0	0	0	1									
Don Baylor, R (1, 10) OBP: 0.393, SLG: 0.474		K		1-3	2B	F4		FC1-6		4	0	1	0	0	1	2									
Butch Wynegar, S (1, 2) OBP: 0.404, SLG: 0.558		1-3		4-3			1B	2B	4-3	4	1	1	0	0	0	2									
Roy Smalley, S (1, 6) OBP: 0.344, SLG: 0.422			4-3		1B		4-3	1B	K	4	0	2	1	0	1	0									
Graig Nettles, L (1, 5) OBP: 0.383, SLG: 0.333					F7		4-3	1B	2B	3	0	1	0	1	0	2									
Andre Robertson, R (1, 4) OBP: 0.243, SLG: 0.333					F4		L9		BB	3	0	0	0	0	0	3									
Oscar Gamble, L (9, PH) OBP: 0.375, SLG: 0.286								2-3	1B	1	0	1	0	0	0	0									
Inning Stats	R: 0 E: 0 K: 0 S: 3	H: 0 LOB: 0 BB: 0 P: 3	R: 0 E: 0 K: 1 S: 5	H: 0 LOB: 0 BB: 0 P: 5	R: 0 E: 0 K: 0 S: 3	H: 0 LOB: 1 BB: 1 P: 7	R: 0 E: 0 K: 1 S: 7	H: 2 LOB: 2 BB: 0 P: 7	R: 0 E: 0 K: 0 S: 4	H: 1 LOB: 1 BB: 0 P: 4	R: 0 E: 0 K: 0 S: 3	H: 0 LOB: 1 BB: 1 P: 7	R: 1 E: 0 K: 0 S: 5	H: 2 LOB: 1 BB: 0 P: 5	R: 0 E: 0 K: 0 S: 4	H: 1 LOB: 3 BB: 1 P: 11	R: 0 E: 0 K: 1 S: 7	H: 2 LOB: 3 BB: 1 P: 11	1B: 5 2B: 3 HR: 0	SF: 0 SAC: 0 DP: 0 HBP: 0	WP: 0 PB: 0 SB: 1 CS: 0	PA: 38			
PITCHER	IP	WLS	BF	H	R	ER	SO	BB	IBB	HBP	BLK	WP	HR	S	P	ERA	WHIP								
Dennis Leonard, R (1, 1) ERA: 4.24	7.0	W	28	5	1	1	2	2	0	0	0	0	0	30	38	1.29	1.000								
Dan Quisenberry, R (8, 1) ERA: 1.83	2.0	S	10	3	0	0	1	1	0	0	0	0	0	11	15	0.00	2.000								

New York Yankees @ Kansas City Royals
 Royals Stadium, Kansas City, MO
 Mon May 02 1983, 8:05 PM EDT
 Att: 32,434 - Unknown - 52 F

AB 35
 R 1
 H 8
 RBI 1
 BB 3
 SO 3
 LOB 17



Batter	1	2	3	4	5	6	7	8	9	AB	R	H	RBI	BB	SO	LOB	BOTTOM								
Willie Wilson, S (1, 7) OBP: 0.380, SLG: 0.381	4-3			1-3	1B			FC4-6	1B	4	0	2	0	0	0	0									
U L Washington, S (1, 6) OBP: 0.341, SLG: 0.303	G3			F8	L7			FC4-6	S	4	0	0	0	0	0	3									
Frank White, R (1, 4) OBP: 0.395, SLG: 0.507	5-3			HR	1B		5-3		IBB	3	1	1	0	1	0	0									
Amos Otis, R (1, 8) OBP: 0.226, SLG: 0.314		K					5-3		F2	3	1	1	2	0	1	0									
Joe Simpson, L (7, 8) OBP: 0.353, SLG: 0.267					HR					0	0	0	0	0	0	0									
Onix Concepcion, R (8, PH) OBP: 0.500, SLG: 0.500					HR					1	0	0	0	0	0	3									
Cesar Geronimo, L (9, 8) OBP: 0.357, SLG: 0.250										0	0	0	0	0	0	0									
Hal McRae, R (1, 10) OBP: 0.395, SLG: 0.456	L4				HR		6-3		F8	4	1	1	0	0	0	3									
Leon Roberts, R (1, 9) OBP: 0.333, SLG: 0.571					HR			G6-4-3	BB	2	1	1	2	1	0	0									
Don Slaught, R (1, 2) OBP: 0.241, SLG: 0.250			4-3		K			G6-4-3		3	0	0	0	0	1	1									
John Wathan, R (1, 3) OBP: 0.294, SLG: 0.313				F5			L9			3	0	0	0	0	0	0									
Greg Pryor, R (1, 5) OBP: 0.222, SLG: 0.278			1-3				4-3		FC4-6	3	0	1	0	0	0	0									
Inning Stats	R: 0 E: 0 K: 0 S: 3	H: 0 LOB: 0 BB: 0 P: 3	R: 0 E: 0 K: 1 S: 5	H: 0 LOB: 0 BB: 0 P: 5	R: 0 E: 0 K: 0 S: 3	H: 0 LOB: 0 BB: 0 P: 3	R: 4 E: 0 K: 1 S: 9	H: 4 LOB: 0 BB: 0 P: 9	R: 0 E: 0 K: 0 S: 4	H: 1 LOB: 1 BB: 0 P: 4	R: 0 E: 0 K: 0 S: 3	H: 0 LOB: 0 BB: 0 P: 3	R: 0 E: 0 K: 0 S: 2	H: 0 LOB: 0 BB: 1 P: 6	R: 0 E: 0 K: 0 S: 5	H: 2 LOB: 3 BB: 1 P: 9	R: 0 E: 0 K: 1 S: 7	H: 2 LOB: 3 BB: 1 P: 11	1B: 4 2B: 1 3B: 0 HR: 2	SF: 0 SAC: 0 DP: 1 HBP: 0	WP: 0 PB: 0 SB: 1 CS: 0	PA: 32			
PITCHER	IP	WLS	BF	H	R	ER	SO	BB	IBB	HBP	BLK	WP	HR	S	P	ERA	WHIP								
Bob Shirley, L (1, 1) ERA: 4.58	7.0	L	28	7	4	4	2	1	0	0	0	0	0	31	35	5.14	1.143								
George Frazier, R (8, 1) ERA: 3.93	0.1		2	0	0	0	0	0	1	0	0	0	0	1	5	0.00	0.000								
Rudy May, L (8, 1) ERA: 1.42	0.1		1	0	0	0	0	0	0	0	0	0	0	1	1	0.00	0.000								
Rich Gossage, R (8, 1) ERA: 8.64	0.1		1	0	0	0	0	0	0	0	0	0	0	1	1	0.00	0.000								

New York Yankees @ Kansas City Royals
 Royals Stadium, Kansas City, MO
 Mon May 02 1983, 8:05 PM EDT
 Att: 32,434 - Unknown - 52 F

AB 30
 R 4
 H 7
 RBI 4
 BB 2
 SO 2
 LOB 10



Batter	1	2	3	4	5	6	7	8	9	AB	R	H	RBI	BB	SO	LOB	TOP										
Jerry Mumphrey, S OBP: 0.250, SLG: 0.385	6-3	K		F9		1-3			FC4-6	5	0	0	0	0	1	4											
Roy Smalley, S OBP: 0.337, SLG: 0.409	E5 1B		3-1 1B		L8		3-1		K	5	1	1	0	0	1	2											
Dave Winfield, R OBP: 0.313, SLG: 0.466	F9		F5		F7		L9		F9	5	0	0	0	0	0	4											
Don Baylor, R OBP: 0.398, SLG: 0.475			3-1		S 1B		F3			4	0	2	0	0	0	1											
Steve Kemp, L OBP: 0.304, SLG: 0.430	F7		2H 2B		S 1B				4-3	4	1	2	1	0	0	2											
Lou Piniella, R OBP: 0.438, SLG: 0.467		1B							L8	2	0	2	1	1	0	0											
Oscar Gamble, L OBP: 0.333, SLG: 0.250		1B	1H E6		1-2 2-3 BB					1	0	0	0	0	0	0											
Rick Cerone, R OBP: 0.275, SLG: 0.243		1B			F8				F6	4	0	1	0	0	0	4											
Graig Nettles, L OBP: 0.376, SLG: 0.329	F5				6-3		G3		FC4-6 1B	4	0	1	0	0	0	2											
Andre Robertson, R OBP: 0.225, SLG: 0.308	F4				K		F8		FC4-6 1B	3	0	0	0	0	1	2											
Ken Griffey, L OBP: 0.381, SLG: 0.447										1	0	1	0	0	0	0											
Inning Stats	R: 0 E: 1 K: 0 S: 5	H: 1 LOB: 2 BB: 0 P: 5	R: 0 E: 0 K: 1 S: 7	H: 2 LOB: 2 BB: 0 P: 7	R: 2 E: 1 K: 0 S: 6	H: 3 LOB: 2 BB: 0 P: 6	R: 0 E: 0 K: 1 S: 5	H: 0 LOB: 0 BB: 0 P: 5	R: 0 E: 0 K: 0 S: 3	H: 2 LOB: 3 BB: 1 P: 9	R: 0 E: 0 K: 0 S: 3	H: 0 LOB: 0 BB: 0 P: 3	R: 0 E: 0 K: 0 S: 3	H: 0 LOB: 0 BB: 0 P: 3	R: 0 E: 0 K: 1 S: 7	H: 2 LOB: 2 BB: 0 P: 7	1B: 9 2B: 1 3B: 0 HR: 0	SF: 0 SAC: 0 DP: 0 HBP: 0	WP: 0 PB: 0 SB: 2 CS: 0	PA: 39							
PITCHER	IP	WLS	BF	H	R	ER	SO	BB	IBB	HBP	BLK	WP	HR	S	P	ERA	WHIP										
Paul Spittorf, L ERA: 5.59	6.0	W	28	8	2	2	2	1	0	0	0	0	0	31	35	3.00	1.500										
Mike Armstrong, R ERA: 9.82	2.0		6	0	0	0	0	0	0	0	0	0	0	6	6	0.00	0.000										
Dan Quisenberry, R ERA: 1.74	1.0	S	5	2	0	0	1	0	0	0	0	0	0	7	7	0.00	2.000										

New York Yankees @ Kansas City Royals
 Royals Stadium, Kansas City, MO
 Tue May 03 1983, 8:05 PM EDT
 Att: 18,929 - Unknown - 65 F

AB	38
R	2
H	10
RBI	2
BB	1
SO	3
LOB	21



Batter	1	2	3	4	5	6	7	8	9	AB	R	H	RBI	BB	SO	LOB	BOTTOM										
Willie Wilson, S OBP: 0.361, SLG: 0.360	4-3	4-3		1-3		3-1			K2-3	5	0	0	0	0	1	2											
U L Washington, S OBP: 0.325, SLG: 0.284	K		6-3	E6		5-3			G3	5	0	0	0	0	1	0											
Frank White, R OBP: 0.388, SLG: 0.534	L9			K		5-3				4	1	1	1	0	1	1											
Amos Otis, R OBP: 0.246, SLG: 0.315						4-3			5-3	3	1	1	0	1	0	0											
Cesar Geronimo, L OBP: 0.357, SLG: 0.250		FC5 BB	FC1-6 1B							0	0	0	0	0	0	0											
Hal McRae, R OBP: 0.425, SLG: 0.479		FC5 1B	FC1-6 1B			2B			FC6-4 1B	3	2	3	0	1	0	0											
Willie Aikens, L OBP: 0.323, SLG: 0.393		FC5 BB	FC1-6 E						FC6-4 1B	4	1	2	1	0	0	4											
John Wathan, R OBP: 0.306, SLG: 0.324		FC5-4 BB	E3			3-1			FC6-4	4	0	2	1	0	0	3											
Joe Simpson, L OBP: 0.381, SLG: 0.235		FC5-4 BB	F8						F8	2	0	0	0	2	0	4											
Greg Pryor, R OBP: 0.182, SLG: 0.227		FC5-4				4-3			1-3	4	0	0	1	0	0	4											
Inning Stats	R: 0 E: 0 K: 1 S: 5	H: 0 LOB: 0 BB: 0 P: 5	R: 2 E: 0 K: 0 S: 5	H: 2 LOB: 2 BB: 2 P: 13	R: 2 E: 1 K: 0 S: 6	H: 3 LOB: 2 BB: 1 P: 10	R: 0 E: 1 K: 1 S: 6	H: 0 LOB: 1 BB: 0 P: 6	R: 1 E: 0 K: 0 S: 5	H: 2 LOB: 2 BB: 1 P: 9	R: 0 E: 0 K: 0 S: 3	H: 0 LOB: 0 BB: 0 P: 3	R: 0 E: 0 K: 0 S: 5	H: 2 LOB: 2 BB: 0 P: 5	R: 0 E: 0 K: 1 S: 5	H: 0 LOB: 0 BB: 0 P: 5	1B: 7 2B: 1 3B: 0 HR: 1	SF: 0 SAC: 0 DP: 0 HBP: 0	WP: 0 PB: 0 SB: 0 CS: 0	PA: 38							
PITCHER	IP	WLS	BF	H	R	ER	SO	BB	IBB	HBP	BLK	WP	HR	S	P	ERA	WHIP										
Doyle Alexander, R ERA: 7.58	2.1	L	13	3	4	3	1	3	0	0	0	0	0	12	24	11.57	2.571										
Dale Murray, R ERA: 5.29	2.2		14	4	1	1	1	0	1	0	0	0	0	15	19	3.38	1.500										
George Frazier, R ERA: 3.38	3.0		11	2	0	0	1	0	0	0	0	0	0	13	13	0.00	0.667										

New York Yankees @ Kansas City Royals
 Royals Stadium, Kansas City, MO
 Tue May 03 1983, 8:05 PM EDT
 Att: 18,929 - Unknown - 65 F

AB	34
R	5
H	9
RBI	4
BB	4
SO	3
LOB	18



Batter	1	2	3	4	5	6	7	8	9	AB	R	H	RBI	BB	SO	LOB	TOP								
Roy Smalley, S OBP: 0.340, SLG: 0.413 (1, 6)	4-0 HBP 2B BB	0-0 FC5-4							0-0 5-3								4 2 1 1 1 1 1								
Graig Nettles, L OBP: 0.397, SLG: 0.311 Bert Campaneris, R (9, 4)	1-0 2B HBP		0-0 L9						0-0 F9								4 0 0 0 0 0 1 0 0 0 0 0 0 0								
Dave Winfield, R OBP: 0.317, SLG: 0.495 (1, 8)	0-0 F4		0-0 6-3						0-0 E6								5 1 2 1 0 0 2								
Don Baylor, R OBP: 0.408, SLG: 0.512 (1, 10)	0-0 F2		0-0 L7						0-0 E6								4 2 2 1 0 0 2								
Steve Kemp, L OBP: 0.323, SLG: 0.443 Jerry Mumphrey, S OBP: 0.246, SLG: 0.379 (8, PR)	0-0 2B								0-0 K								2 0 1 1 1 1 2 1 1 0 0 0 0 0								
Lou Piniella, R OBP: 0.350, SLG: 0.368 (1, 7)	0-0 F8								0-0 K								4 1 0 0 0 1 3								
Rick Cerone, R OBP: 0.273, SLG: 0.268 (1, 2)			0-0 L9						0-0 K								4 0 1 0 0 1 0								
Ken Griffey, L OBP: 0.375, SLG: 0.438 (1, 3)			0-0 3-1						0-0 F7								4 1 1 0 0 0 2								
Andre Robertson, R OBP: 0.233, SLG: 0.293 (9, 6)			4-0 FC5-4 BB						0-0 5-3								2 0 0 0 1 0 2								
Inning Stats	R: 1 E: 0 K: 0 S: 4	H: 1 LOB: 2 BB: 1 P: 9	R: 0 E: 0 K: 0 S: 3	H: 0 LOB: 1 BB: 1 P: 7	R: 0 E: 0 K: 0 S: 3	H: 0 LOB: 0 BB: 0 P: 3	R: 0 E: 0 K: 0 S: 2	H: 0 LOB: 0 BB: 0 P: 3	R: 2 E: 1 K: 1 S: 9	H: 3 LOB: 2 BB: 0 P: 9	R: 0 E: 0 K: 2 S: 7	H: 0 LOB: 0 BB: 0 P: 7	R: 0 E: 0 K: 1 S: 5	H: 0 LOB: 0 BB: 0 P: 5	R: 3 E: 1 K: 0 S: 5	H: 2 LOB: 2 BB: 1 P: 10	R: 2 E: 0 K: 0 S: 5	H: 2 LOB: 0 BB: 0 P: 5	1B: 3 2B: 3 3B: 0 HR: 2	SF: 0 SAC: 1 DP: 1 HBP: 3	WP: 0 PB: 0 CS: 0	PA: 41			
PITCHER	IP WLS BF H R ER SO BB IBB HBP BLK WP HR S P ERA WHIP	5.0 L 23 4 3 2 1 2 0 2 0 0 0 21 31 3.60 1.200	2.1 11 2 3 3 3 1 0 1 0 0 0 15 20 11.57 1.286	1.2 7 2 2 2 0 0 0 0 0 0 2 7 7 10.80 1.200																					

New York Yankees @ Kansas City Royals
 Royals Stadium, Kansas City, MO
 Wed May 04 1983, 8:05 PM EDT
 Att: 22,913 - Unknown - 70 F

AB	34
R	8
H	8
RBI	4
BB	3
SO	4
LOB	15



Batter	1	2	3	4	5	6	7	8	9	AB	R	H	RBI	BB	SO	LOB	BOTTOM								
Willie Wilson, S OBP: 0.366, SLG: 0.387 (1, 7)	0-3 K		0-0 G6-4-3						0-0 FC5-4								4 1 2 0 0 1 2								
U L Washington, S OBP: 0.320, SLG: 0.282 (1, 6)	0-0 6-3		0-3 K						0-0 FC5-4								4 0 1 0 0 1 2								
Frank White, R OBP: 0.369, SLG: 0.506 (1, 4)	0-0 6-3								0-0 F9								4 0 0 0 0 1 2								
Amos Otis, R OBP: 0.262, SLG: 0.328 (1, 8)									0-0 FC6-4								4 0 2 0 0 1 1								
Hal McRae, R OBP: 0.405, SLG: 0.453 (1, 10)									0-0 F4								4 0 0 0 0 1 3								
Leon Roberts, R OBP: 0.283, SLG: 0.444 (1, 9)									0-0 FC5-4								4 0 0 0 0 1 1								
Don Slaught, R OBP: 0.273, SLG: 0.281 (1, 2)									0-0 F9								4 0 2 0 0 0 1								
John Wathan, R OBP: 0.303, SLG: 0.320 (1, 3)									0-0 G6-4-3								4 0 1 0 0 1 2								
Greg Pryor, R OBP: 0.200, SLG: 0.240 (1, 5)									0-0 G6-4-3								3 0 1 0 0 1 1								
Inning Stats	R: 0 E: 0 K: 1 S: 5	H: 0 LOB: 0 BB: 0 P: 5	R: 0 E: 0 K: 0 S: 4	H: 1 LOB: 1 BB: 0 P: 4	R: 0 E: 0 K: 1 S: 6	H: 2 LOB: 1 BB: 0 P: 6	R: 0 E: 0 K: 2 S: 7	H: 0 LOB: 0 BB: 0 P: 7	R: 0 E: 0 K: 1 S: 6	H: 1 LOB: 1 BB: 0 P: 6	R: 0 E: 0 K: 0 S: 5	H: 2 LOB: 2 BB: 0 P: 5	R: 0 E: 0 K: 1 S: 5	H: 0 LOB: 0 BB: 0 P: 5	R: 1 E: 0 K: 2 S: 9	H: 2 LOB: 1 BB: 0 P: 9	R: 0 E: 0 K: 0 S: 4	H: 1 LOB: 1 BB: 0 P: 4	1B: 8 2B: 0 3B: 1 HR: 0	SF: 0 SAC: 0 DP: 1 HBP: 0	WP: 1 PB: 0 CS: 0	PA: 35			
PITCHER	IP WLS BF H R ER SO BB IBB HBP BLK WP HR S P ERA WHIP	9.0 W 35 9 1 1 8 0 0 0 0 1 0 51 51 1.00 1.000																							

New York Yankees @ Kansas City Royals
 Royals Stadium, Kansas City, MO
 Wed May 04 1983, 8:05 PM EDT
 Att: 22,913 - Unknown - 70 F

AB	35
R	1
H	9
RBI	0
BB	0
SO	8
LOB	15



Batter	1	2	3	4	5	6	7	8	9	AB	R	H	RBI	BB	SO	LOB	TOP										
Bert Campaneris, R OBP: 0.800, SLG: 1.000 (1, 4)										5	1	4	0	0	0	1	New York Yankees @ Minnesota Twins Hubert H. Humphrey Metrodome, Minneapolis, MN Fri May 06 1983, 8:05 PM EDT Att: 15,093 - Unknown - 64 F										
Roy Smalley, S OBP: 0.333, SLG: 0.438 (1, 5)										4	1	1	3	0	0	3											
Dave Winfield, R OBP: 0.321, SLG: 0.490 (1, 8) (9, 9)										5	0	2	0	0	1	2											
Don Baylor, R OBP: 0.398, SLG: 0.489 (1, 10)										4	1	0	0	1	1	5											
Steve Kemp, L OBP: 0.340, SLG: 0.484 Jerry Humphrey, S OBP: 0.243, SLG: 0.373 (9, PH) (9, 8)										3	2	2	2	1	0	2											
Lou Piniella, R OBP: 0.400, SLG: 0.565 (1, 7)										4	2	2	1	1	0	1											
Butch Wynegar, S OBP: 0.404, SLG: 0.532 (1, 2)										4	0	1	2	1	0	2											
Ken Griffey, L OBP: 0.380, SLG: 0.440 (1, 3)										4	1	2	0	0	1	0											
Andre Robertson, R OBP: 0.239, SLG: 0.279 (1, 6)										2	0	0	0	1	0	2											
Inning Stats	R: 0 E: 0 K: 1 S: 5	H: 1 LOB: 0 BB: 0 P: 5	R: 3 E: 0 K: 1 S: 7	H: 2 LOB: 0 BB: 1 P: 11	R: 0 E: 0 K: 0 S: 5	H: 2 LOB: 2 BB: 0 P: 5	R: 0 E: 0 K: 0 S: 3	H: 1 LOB: 1 BB: 1 P: 7	R: 4 E: 0 K: 0 S: 7	H: 5 LOB: 1 BB: 0 P: 7	R: 1 E: 1 K: 0 S: 6	H: 2 LOB: 2 BB: 0 P: 6	R: 0 E: 0 K: 0 S: 2	H: 0 LOB: 0 BB: 1 P: 6	R: 0 E: 0 K: 0 S: 3	H: 0 LOB: 1 BB: 1 P: 7		R: 0 E: 0 K: 1 S: 6	H: 1 LOB: 2 BB: 1 P: 10	1B: 9 2B: 2 3B: 0 HR: 3	SF: 1 SAC: 1 DP: 2 HBP: 0	WP: 0 PB: 0 CS: 1	PA: 43				
PITCHER	IP	WLS	BF	H	R	ER	SO	BB	IBB	HBP	BLK	WP	HR	S	P	ERA	WHIP	PITCHER									
Jack O'Connor, L ERA: 6.47 (1, 1)	4.2	L	24	10	7	7	2	2	0	0	0	0	3	26	34	13.50	2.571										
Len Whitehouse, L ERA: 3.39 (5, 1)	3.1		14	3	1	1	0	2	0	0	0	0	0	12	20	2.70	1.500										
Ron Davis, R ERA: 4.67 (9, 1)	1.0		5	1	0	0	1	1	0	0	0	0	0	6	10	0.00	2.000										

livebaseballscores.com

AB 36
R 8
H 14
RBI 8
BB 5
SO 3
LOB 19



Batter	1	2	3	4	5	6	7	8	9	AB	R	H	RBI	BB	SO	LOB	BOTTOM										
Darrell Brown, S OBP: 0.289, SLG: 0.318 Bobby Mitchell, L OBP: 0.325, SLG: 0.206 (9, PH) (1, 8)										4	0	1	0	0	0	3	New York Yankees @ Minnesota Twins Hubert H. Humphrey Metrodome, Minneapolis, MN Fri May 06 1983, 8:05 PM EDT Att: 15,093 - Unknown - 64 F										
John Castino, R OBP: 0.372, SLG: 0.589 (1, 4)										2	1	1	0	2	0	1											
Gary Ward, R OBP: 0.264, SLG: 0.369 (1, 7)										4	1	1	2	0	1	3											
Gary Gaetti, R OBP: 0.296, SLG: 0.381 (1, 5)										4	0	1	0	0	0	1											
Kent Hrbek, L OBP: 0.373, SLG: 0.565 (1, 3)										4	0	2	0	0	0	1											
Tom Brunansky, R OBP: 0.279, SLG: 0.250 (1, 9)										4	0	1	0	0	0	1											
Mickey Hatcher, R OBP: 0.360, SLG: 0.422 Randy Bush, L OBP: 0.377, SLG: 0.529 (6, PH) (1, 10)										3	0	0	0	0	0	1											
Dave Engle, R OBP: 0.323, SLG: 0.444 (1, 2)										4	2	2	0	0	0	0											
Lenny Faedo, R OBP: 0.321, SLG: 0.366 (1, 6)										4	0	3	2	0	0	0											
Inning Stats	R: 0 E: 0 K: 0 S: 3	H: 1 LOB: 1 BB: 1 P: 7	R: 0 E: 0 K: 0 S: 3	H: 1 LOB: 0 BB: 0 P: 3	R: 1 E: 0 K: 0 S: 4	H: 2 LOB: 1 BB: 1 P: 8	R: 0 E: 0 K: 0 S: 3	H: 0 LOB: 0 BB: 0 P: 3	R: 0 E: 0 K: 0 S: 4	H: 1 LOB: 1 BB: 0 P: 4	R: 2 E: 0 K: 0 S: 5	H: 3 LOB: 0 BB: 0 P: 5	R: 1 E: 0 K: 2 S: 9	H: 2 LOB: 2 BB: 0 P: 9	R: 0 E: 0 K: 0 S: 3	H: 0 LOB: 0 BB: 0 P: 3		1B: 6 2B: 6 3B: 0 HR: 1	SF: 0 SAC: 0 DP: 4 HBP: 0	WP: 0 PB: 0 CS: 0	PA: 37						
PITCHER	IP	WLS	BF	H	R	ER	SO	BB	IBB	HBP	BLK	WP	HR	S	P	ERA	WHIP	PITCHER									
Ron Guidry, L ERA: 4.78 (1, 1)	7.2	W	33	12	4	4	1	2	0	0	0	0	1	33	41	4.70	1.826										
Rich Gossage, R ERA: 7.45 (8, 1)	1.1	S	4	0	0	0	1	0	0	0	0	0	0	6	6	0.00	0.000										


livebaseballscores.com


AB 35
R 4
H 12
RBI 4
BB 2
SO 2
LOB 13



Batter	1	2	3	4	5	6	7	8	9	AB	R	H	RBI	BB	SO	LOB	TOP																
Bert Campaneris, R OBP: 0.500, SLG: 0.556 (1, 4)										4	1	0	0	1	0	3	New York Yankees @ Minnesota Twins Hubert H. Humphrey Metrodome, Minneapolis, MN Sat May 07 1983, 8:05 PM EDT Att: 18,036 - Unknown - 65 F																
Roy Smalley, S OBP: 0.327, SLG: 0.455 (1, 5)										5	1	1	2	0	0	2																	
Dave Winfield, R OBP: 0.325, SLG: 0.510 (1, 8) (8, 7)										4	1	1	1	1	1	0																	
Don Baylor, R OBP: 0.407, SLG: 0.511 (1, 10)										4	1	2	0	1	0	0																	
Steve Kemp, L OBP: 0.333, SLG: 0.469 (1, 9)										5	1	1	1	0	1	3																	
Lou Piniella, R OBP: 0.429, SLG: 0.560 (1, 7)										2	0	1	0	1	0	0																	
Oscar Gamble, L OBP: 0.400, SLG: 0.250 (8, PH)										0	1	0	0	1	0	0																	
Jerry Mumphrey, S OBP: 0.243, SLG: 0.373 (8, 8)										0	0	0	0	0	0	0																	
Rick Cerone, R OBP: 0.292, SLG: 0.341 (1, 2)										3	1	1	3	1	0	3																	
Ken Griffey, L OBP: 0.385, SLG: 0.443 (1, 3)										4	1	2	0	0	1	2																	
Andre Robertson, R OBP: 0.265, SLG: 0.304 (1, 6)										3	0	2	0	0	0	1																	
Inning Stats	R: 3 E: 0 K: 0 S: 6	H: 3 LOB: 2 BB: 2 P: 14	R: 0 E: 0 K: 0 S: 3	H: 1 LOB: 0 BB: 0 P: 3	R: 0 E: 0 K: 1 S: 5	H: 1 LOB: 2 BB: 2 P: 13	R: 0 E: 0 K: 1 S: 6	H: 1 LOB: 1 BB: 0 P: 6	R: 0 E: 0 K: 0 S: 2	H: 0 LOB: 0 BB: 1 P: 6	R: 0 E: 0 K: 0 S: 4	H: 1 LOB: 1 BB: 0 P: 4	R: 0 E: 0 K: 0 S: 3	H: 0 LOB: 0 BB: 0 P: 3	R: 5 E: 0 K: 0 S: 7	H: 4 LOB: 0 BB: 1 P: 11	R: 0 E: 0 K: 1 S: 5	H: 0 LOB: 0 BB: 0 P: 5	1B: 6 2B: 2 3B: 0 HR: 3	SF: 0 SAC: 1 DP: 3 HBP: 0	WP: 0 PB: 0 CS: 0	PA: 41											
PITCHER	IP WLS BF H R ER SO BB IBB HBP BLK WP HR S P ERA WHIP																																
Frank Viola, L ERA: 5.23 (1, 1)	7.0	32	9	5	5	2	4	1	0	0	0	0	2	31	51	6.43	1.857																
Albert Williams, R ERA: 8.0 (8, 1)	1.0	L	6	2	3	3	0	1	0	0	1	0	1	5	9	27.00	3.000																
Ken Schrom, R ERA: (9, 1)	1.0		3	0	0	0	1	0	0	0	0	0	0	5	5	0.00	0.000																

Batter	1	2	3	4	5	6	7	8	9	AB	R	H	RBI	BB	SO	LOB	BOTTOM																
Darrell Brown, S OBP: 0.320, SLG: 0.367 (1, 8)										5	1	3	1	0	0	1	New York Yankees @ Minnesota Twins Hubert H. Humphrey Metrodome, Minneapolis, MN Sat May 07 1983, 8:05 PM EDT Att: 18,036 - Unknown - 65 F																
John Castino, R OBP: 0.365, SLG: 0.573 (1, 4)										5	1	1	1	0	0	4																	
Gary Ward, R OBP: 0.262, SLG: 0.371 (1, 7)										5	1	1	3	0	0	3																	
Kent Hrbek, L OBP: 0.393, SLG: 0.573 (1, 3)										4	1	3	1	1	1	0																	
Tom Brunansky, R OBP: 0.266, SLG: 0.237 (1, 9)										5	0	0	0	0	0	5																	
Mickey Hatcher, R OBP: 0.370, SLG: 0.417 (1, 5)										3	0	1	1	1	0	2																	
Dave Engle, R OBP: 0.314, SLG: 0.424 (1, 10)										3	0	0	0	0	0	4																	
Randy Bush, L OBP: 0.372, SLG: 0.521 (8, PH)										1	0	0	0	0	0	1																	
Ron Washington, R OBP: 0.235, SLG: 0.133 (1, 6)										3	1	0	0	1	0	2																	
Tim Laudner, R OBP: 0.314, SLG: 0.241 (1, 2)										2	1	1	0	1	1	0																	
Bobby Mitchell, L OBP: 0.341, SLG: 0.229 (8, PH)										1	1	1	0	0	0	0																	
Inning Stats	R: 0 E: 0 K: 0 S: 3	H: 1 LOB: 0 BB: 0 P: 3	R: 0 E: 0 K: 0 S: 4	H: 1 LOB: 0 BB: 0 P: 4	R: 0 E: 0 K: 0 S: 2	H: 0 LOB: 1 BB: 1 P: 6	R: 0 E: 0 K: 1 S: 5	H: 0 LOB: 0 BB: 0 P: 5	R: 0 E: 0 K: 0 S: 3	H: 0 LOB: 1 BB: 1 P: 7	R: 5 E: 2 K: 0 S: 9	H: 5 LOB: 1 BB: 0 P: 9	R: 0 E: 0 K: 1 S: 6	H: 1 LOB: 1 BB: 0 P: 6	R: 0 E: 0 K: 0 S: 4	H: 1 LOB: 1 BB: 0 P: 4	R: 2 E: 0 K: 0 S: 5	H: 2 LOB: 2 BB: 2 P: 13	1B: 8 2B: 3 3B: 0 HR: 0	SF: 0 SAC: 0 DP: 3 HBP: 0	WP: 0 PB: 0 CS: 0	PA: 41											
PITCHER	IP WLS BF H R ER SO BB IBB HBP BLK WP HR S P ERA WHIP																																
Dave Righetti, L ERA: 4.11 (1, 1)	5.0	22	6	5	3	1	2	0	0	0	0	0	14	18	3.00	1.333																	
George Frazier, R ERA: 3.33 (6, 1)	3.0	W	13	3	1	1	1	1	0	0	0	0	0	5	9	9.00	2.000																
Rich Gossage, R ERA: 7.59 (9, 1)	1.0	S	6	2	1	1	0	0	1	0	0	0	0	5	9	9.00	2.000																

Batter	1	2	3	4	5	6	7	8	9	AB	R	H	RBI	BB	SO	LOB	TOP				
Bill Sample, R OBP: 0.293, SLG: 0.372 (1, 7)	F9	4-3						E4		4	0	1	0	0	0	2	<p>Texas Rangers @ New York Yankees Yankee Stadium, Bronx, NY Tue May 10 1983, 7:05 PM EDT Att: 13,893 - Unknown</p> <p>AB 30 R 4 H 4 RBI 2 BB 3 SO 7 LOB 9</p> 				
Buddy Bell, R OBP: 0.289, SLG: 0.381 (1, 5)	K		F8		G5-4-3 1B			F8		4	0	0	0	0	1	3					
Larry Parrish, R OBP: 0.310, SLG: 0.533 (1, 9)	F9		6-3				F9	P4		4	0	0	0	0	0	1					
Dave Hostetter, R OBP: 0.352, SLG: 0.355 (1, 10)		BB 1B BB	K				K	F8		3	1	0	0	1	2	1					
Bob Johnson, R OBP: 0.279, SLG: 0.375 Pete O'Brien, L OBP: 0.248, SLG: 0.277 (9, PH) (9, 3)	BB 1B E 1B			K			K		P6	3	1	1	0	0	2	0					
Jim Sundberg, R OBP: 0.262, SLG: 0.286 (1, 2)	F8 E SF8 BB			4-3					K	3	1	0	0	1	1	0					
George Wright, S OBP: 0.266, SLG: 0.269 (1, 8)	E2			F9			F7		K	4	0	1	1	0	1	0					
Bucky Dent, R OBP: 0.280, SLG: 0.333 (1, 6)	F8				F7					3	0	0	0	0	0	2					
Wayne Tolleson, S OBP: 0.295, SLG: 0.339 (1, 4)	SF8								S E 1B	1	1	1	1	1	0	0					
Inning Stats	R: 0 E: 0 K: 1 S: 5	H: 0 LOB: 0 BB: 0 P: 5	R: 3 E: 1 K: 0 S: 5	H: 2 LOB: 1 BB: 2 P: 13	R: 0 E: 0 K: 1 S: 5	H: 0 LOB: 0 BB: 0 P: 5	R: 0 E: 0 K: 1 S: 5	H: 0 LOB: 0 BB: 1 P: 5	R: 0 E: 0 K: 2 S: 7	H: 0 LOB: 0 BB: 0 P: 7	R: 0 E: 0 K: 0 S: 3	H: 0 LOB: 0 BB: 0 P: 3	R: 1 E: 2 K: 0 S: 5	H: 1 LOB: 1 BB: 0 P: 5	R: 0 E: 0 K: 0 S: 7	H: 0 LOB: 0 BB: 0 P: 7		1B: 4 2B: 0 3B: 0 HR: 0	SF: 1 SAC: 0 DP: 1 HBP: 0	WP: 0 PB: 0 SB: 2 CS: 0	PA: 34
PITCHER	IP	WLS	BF	H	R	ER	SO	BB	IBB	HBP	BLK	WP	HR	S	P	ERA	WHIP				
Shane Rawley, L ERA: 3.38 Doyle Alexander, R ERA: 6.97	(1, 1) (8, 1)	7.1 1.2	L 5	29 0	4 0	4 0	1 0	5 2	3 0	0 0	0 0	0 0	0 0	36 9	48 9	1.23 0.00	0.955 0.000				

Batter	1	2	3	4	5	6	7	8	9	AB	R	H	RBI	BB	SO	LOB	BOTTOM					
Willie Randolph, R OBP: 0.337, SLG: 0.313 (1, 4)	S 1B BB	4-3							F9	4	1	1	0	1	1	3	<p>Texas Rangers @ New York Yankees Yankee Stadium, Bronx, NY Tue May 10 1983, 7:05 PM EDT Att: 13,893 - Unknown</p> <p>AB 33 R 2 H 6 RBI 2 BB 5 SO 6 LOB 19</p> 					
Ken Griffey, L OBP: 0.390, SLG: 0.453 (1, 3)	K		FC6-4 BB	1-3			FC6-4 BB	F9		4	0	0	0	1	1	4						
Dave Winfield, R OBP: 0.336, SLG: 0.528 (1, 7)	2H 1B		FC6-4 S 1B		5-3		1-2 BB			3	1	1	1	1	0	1						
Steve Kemp, L OBP: 0.310, SLG: 0.433 (1, 9)	P5		K	1-3			K			4	0	0	0	0	2	4						
Don Baylor, R OBP: 0.405, SLG: 0.490 (1, 10)	L8				K			F7		4	0	1	1	0	1	1						
Graig Nettles, L OBP: 0.357, SLG: 0.329 (1, 5)		4-3	P5				G3	3-1		4	0	0	0	0	0	1						
Roy Smalley, S OBP: 0.331, SLG: 0.439 (1, 6)							F8			2	0	1	0	2	0	0						
Butch Wynegar, S OBP: 0.383, SLG: 0.481 (1, 2)				P5			1-6-3	F7		4	0	1	0	0	0	2						
Jerry Mumphrey, S OBP: 0.241, SLG: 0.347 (1, 8)			K		F8		FC6-4 1B		3-1	4	0	1	0	0	1	3						
Inning Stats	R: 1 E: 0 K: 1 S: 6	H: 1 LOB: 1 BB: 1 P: 10	R: 0 E: 0 K: 1 S: 6	H: 1 LOB: 2 BB: 1 P: 10	R: 1 E: 0 K: 1 S: 6	H: 1 LOB: 1 BB: 1 P: 10	R: 0 E: 0 K: 0 S: 5	H: 2 LOB: 2 BB: 0 P: 5	R: 0 E: 0 K: 1 S: 5	H: 0 LOB: 0 BB: 0 P: 5	R: 0 E: 0 K: 0 S: 3	H: 0 LOB: 0 BB: 0 P: 3	R: 0 E: 0 K: 2 S: 8	H: 1 LOB: 2 BB: 1 P: 12	R: 0 E: 0 K: 0 S: 3	H: 0 LOB: 1 BB: 1 P: 7		R: 0 E: 0 K: 0 S: 3	H: 0 LOB: 0 BB: 0 P: 3	1B: 6 2B: 0 3B: 0 HR: 0	SF: 0 SAC: 0 DP: 0 HBP: 0	WP: 0 PB: 0 SB: 2 CS: 0
PITCHER	IP	WLS	BF	H	R	ER	SO	BB	IBB	HBP	BLK	WP	HR	S	P	ERA	WHIP					
Danny Darwin, R ERA: 4.18 Frank Tanana, L ERA: 4.4 Odel Jones, R ERA: 4.4	(1, 1) (4, 1) (9, 1)	3.2 4.1 1.0	W S	19 16 3	5 1	2 0	2 0	3 0	3 2	0 0	0 0	0 0	0 0	0 20	22 28	34 28	4.91 0.00	2.182 0.692				

Batter	1	2	3	4	5	6	7	8	9	AB	R	H	RBI	BB	SO	LOB	TOP										
Bill Sample, R OBP: 0.313, SLG: 0.390 (1, 7)										5	1	4	0	0	0	2	Texas Rangers @ New York Yankees Yankee Stadium, Bronx, NY Wed May 11 1983, 7:05 PM EDT Att: 16,679 - Unknown										
Buddy Bell, R OBP: 0.286, SLG: 0.368 (1, 5)										4	0	0	0	1	1	5											
Larry Parrish, R OBP: 0.303, SLG: 0.506 (1, 9)										4	1	0	0	1	0	4											
Dave Hostetter, R OBP: 0.358, SLG: 0.367 (1, 10)										3	0	1	1	1	0	2											
Bob Johnson, R OBP: 0.255, SLG: 0.349 (1, 3)										3	0	0	1	0	1	1											
Jim Sundberg, R OBP: 0.250, SLG: 0.272 (1, 2)										4	0	0	0	0	1	1											
George Wright, S OBP: 0.276, SLG: 0.270 (1, 8)										3	1	1	0	1	0	0											
Bucky Dent, R OBP: 0.291, SLG: 0.333 (1, 6)										3	0	1	0	1	0	0											
Wayne Tolleson, S OBP: 0.308, SLG: 0.350 (1, 4)										4	0	2	1	0	1	2											
Inning Stats	R: 2 E: 0 K: 1 S: 6	H: 2 LOB: 0 BB: 1 P: 10	R: 1 E: 0 K: 0 S: 5	H: 2 LOB: 2 BB: 1 P: 9	R: 0 E: 0 K: 2 S: 7	H: 0 LOB: 1 BB: 1 P: 11	R: 0 E: 0 K: 0 S: 3	H: 0 LOB: 0 BB: 0 P: 3	R: 0 E: 0 K: 1 S: 4	H: 1 LOB: 1 BB: 1 P: 10	R: 0 E: 0 K: 0 S: 4	H: 1 LOB: 1 BB: 0 P: 4	R: 0 E: 0 K: 0 S: 3	H: 0 LOB: 0 BB: 0 P: 3	R: 0 E: 0 K: 0 S: 4	H: 2 LOB: 2 BB: 1 P: 8	1B: 8 2B: 2 3B: 0 HR: 0	SF: 1 SAC: 0 DP: 1 HBP: 0	WP: 1 PB: 0 SB: 3 CS: 1	PA: 39							
PITCHER	IP	WLS	BF	H	R	ER	SO	BB	IBB	HBP	BLK	WP	HR	S	P	ERA	WHIP										
Ron Guidry, L ERA: 4.47 (1, 1)	8.2	L	38	9	3	3	4	4	1	0	0	1	0	41	61	3.12	1.500										
George Frazier, R ERA: 3.08 (9, 1)	0.1		1	0	0	0	0	0	0	0	0	0	0	1	1	0.00	0.000										

AB	33
R	3
H	9
RBI	3
BB	5
SO	4
LOB	17



Batter	1	2	3	4	5	6	7	8	9	AB	R	H	RBI	BB	SO	LOB	BOTTOM										
Willie Randolph, R OBP: 0.344, SLG: 0.313 (1, 4)										3	0	1	1	1	0	1	Texas Rangers @ New York Yankees Yankee Stadium, Bronx, NY Wed May 11 1983, 7:05 PM EDT Att: 16,679 - Unknown										
Andre Robertson, R OBP: 0.291, SLG: 0.346 (1, 6)										3	0	1	0	0	0	1											
Roy Smalley, S OBP: 0.328, SLG: 0.435 (8, FH) (9, 6)										1	0	0	0	0	0	2											
Dave Winfield, R OBP: 0.333, SLG: 0.518 (1, 8)										4	0	1	0	0	1	0											
Don Baylor, R OBP: 0.392, SLG: 0.471 (1, 10)										4	0	0	0	0	1	2											
Steve Kemp, L OBP: 0.308, SLG: 0.421 (1, 9)										3	0	0	0	1	0	0											
Lou Piniella, R OBP: 0.406, SLG: 0.517 (1, 7)										3	0	1	0	0	0	1											
Rick Cerone, R OBP: 0.275, SLG: 0.319 (1, 2)										3	0	0	0	0	0	1											
Graig Nettles, L OBP: 0.356, SLG: 0.329 (1, 5)										3	1	1	0	0	1	0											
Ken Griffey, L OBP: 0.389, SLG: 0.449 (1, 3)										3	0	1	0	0	1	1											
Inning Stats	R: 0 E: 0 K: 0 S: 4	H: 2 LOB: 1 BB: 0 P: 4	R: 0 E: 0 K: 0 S: 2	H: 0 LOB: 0 BB: 1 P: 6	R: 0 E: 0 K: 1 S: 5	H: 0 LOB: 1 BB: 1 P: 9	R: 0 E: 0 K: 0 S: 3	H: 0 LOB: 0 BB: 0 P: 3	R: 0 E: 0 K: 0 S: 3	H: 1 LOB: 0 BB: 0 P: 3	R: 0 E: 0 K: 0 S: 3	H: 0 LOB: 0 BB: 0 P: 3	R: 1 E: 1 K: 0 S: 6	H: 3 LOB: 2 BB: 0 P: 6	R: 0 E: 0 K: 2 S: 7	H: 0 LOB: 0 BB: 0 P: 7	1B: 6 2B: 0 3B: 0 HR: 0	SF: 0 SAC: 0 DP: 4 HBP: 0	WP: 0 PB: 0 SB: 0 CS: 0	PA: 32							
PITCHER	IP	WLS	BF	H	R	ER	SO	BB	IBB	HBP	BLK	WP	HR	S	P	ERA	WHIP										
Rick Honeycutt, L ERA: 1.38 (1, 1)	8.0	W	29	6	1	0	2	2	0	0	0	0	0	31	39	0.00	1.000										
Dave Tobik, R ERA: 2.64 (9, 1)	1.0	S	3	0	0	0	2	0	0	0	0	0	0	7	7	0.00	0.000										

AB	30
R	1
H	6
RBI	1
BB	2
SO	4
LOB	9



Batter	1	2	3	4	5	6	7	8	9	AB	R	H	RBI	BB	SO	LOB	TOP			
Lorenzo Gray, R OBP: 0.262, SLG: 0.256	P6		1B		FC4-6			G3 SH3-4 1B		4	0	2	0	0	0	1	Chicago White Sox @ New York Yankees Yankee Stadium, Bronx, NY Fri May 13 1983, 7:05 PM EDT Att: 22,104 - Unknown - 66 F			
Tony Bernazard, S OBP: 0.314, SLG: 0.418	K		P4		K			SH3-4		3	0	0	0	0	2	2				
Harold Baines, L OBP: 0.333, SLG: 0.346	E S 1B		F9		4-3			G3		4	0	1	0	0	0	2				
Greg Luzinski, R OBP: 0.321, SLG: 0.326	K			L4		K		K		4	0	0	0	0	3	2				
Tom Paciorek, R OBP: 0.333, SLG: 0.489		FC5-4 1B		K		P4			K	4	0	1	0	0	2	0				
Ron Kittle, R OBP: 0.304, SLG: 0.520		FC5-4 1-2 FC5-4		HR		K			BB 1B	4	1	2	1	0	1	1				
Marc Hill, R Jerry Hairston, S OBP: 0.292, SLG: 0.292 OBP: 0.348, SLG: 0.368		FC5-4 1-2		K		F8		F9		3	0	0	0	0	1	1				
Rusty Kuntz, R OBP: 0.379, SLG: 0.280		F7			F9					2	0	0	0	1	0	1				
Greg Walker, L OBP: 0.314, SLG: 0.485							FC6-4 BB			0	0	0	0	1	0	0				
Rudy Law, L OBP: 0.300, SLG: 0.280							FC6-4 BB		BB 1-2 BB	0	0	0	0	0	0	0				
Jerry Dybzinski, R OBP: 0.250, SLG: 0.300										3	0	1	0	0	0	1				
Mike Squires, L OBP: 0.284, SLG: 0.203			6-3				FC4-6 1B		P4	1	0	0	0	0	0	2				
Inning Stats	R: 0 E: 0 K: 2 S: 8	H: 1 LOB: 1 BB: 0 P: 8	R: 0 E: 0 K: 0 S: 4	H: 1 LOB: 1 BB: 0 P: 4	R: 0 E: 0 K: 0 S: 4	H: 1 LOB: 0 BB: 0 P: 4	R: 1 E: 0 K: 2 S: 8	H: 1 LOB: 0 BB: 0 P: 8	R: 0 E: 0 K: 1 S: 6	H: 0 LOB: 1 BB: 1 P: 6	R: 0 E: 0 K: 1 S: 5	H: 0 LOB: 1 BB: 1 P: 9	R: 0 E: 0 K: 1 S: 6	H: 1 LOB: 1 BB: 0 P: 6	R: 0 E: 0 K: 1 S: 6	H: 1 LOB: 2 BB: 1 P: 10	1B: 6 2B: 0 3B: 0 HR: 1	SF: 0 SAC: 1 DP: 0 HBP: 0	WP: 0 PB: 0 SB: 2 CS: 0	PA: 36
PITCHER	IP WLS BF H R ER SO BB IBB HBP BLK WP HR S P ERA WHIP																			
Dave Righetti, L ERA: 3.59	(1, 1) 7.2 W 30 6 1 1 7 1 0 0 0 0 1 43 47 1.17 0.913																			
Rich Gossage, R ERA: 6.75	(8, 1) 1.1 S 6 1 0 0 2 1 0 0 0 0 0 9 13 0.00 1.500																			


Batter	1	2	3	4	5	6	7	8	9	AB	R	H	RBI	BB	SO	LOB	BOTTOM			
Willie Randolph, R OBP: 0.340, SLG: 0.302	F9		FC5-4 BB			6-3		F8		3	0	0	0	1	0	1	Chicago White Sox @ New York Yankees Yankee Stadium, Bronx, NY Fri May 13 1983, 7:05 PM EDT Att: 22,104 - Unknown - 66 F			
Ken Griffey, L OBP: 0.384, SLG: 0.441	F8		F8			K				4	0	1	1	0	1	1				
Dave Winfield, R OBP: 0.331, SLG: 0.504			FC5-4 1-2			K				3	0	0	0	1	1	2				
Steve Kemp, L OBP: 0.300, SLG: 0.409	K			G3						3	0	0	0	0	1	1				
Oscar Gamble, L OBP: 0.385, SLG: 0.545		F7		F5						3	1	1	1	0	0	0				
Graig Nettles, L OBP: 0.356, SLG: 0.364			HR		P4			F3		3	1	1	1	0	0	0				
Jerry Mumphrey, S OBP: 0.232, SLG: 0.333										3	0	0	0	0	0	0				
Roy Smalley, S OBP: 0.331, SLG: 0.431										1	0	0	0	1	0	0				
Andre Robertson, R OBP: 0.304, SLG: 0.358										1	1	1	0	0	0	0				
Rick Cerone, R OBP: 0.264, SLG: 0.306										2	0	0	0	0	1	1				
Inning Stats	R: 0 E: 0 K: 1 S: 5	H: 0 LOB: 1 BB: 1 P: 9	R: 1 E: 0 K: 0 S: 4	H: 1 LOB: 0 BB: 0 P: 4	R: 0 E: 0 K: 0 S: 3	H: 0 LOB: 1 BB: 1 P: 7	R: 0 E: 0 K: 0 S: 3	H: 0 LOB: 0 BB: 0 P: 3	R: 0 E: 0 K: 1 S: 4	H: 0 LOB: 1 BB: 1 P: 8	R: 0 E: 0 K: 2 S: 7	H: 0 LOB: 0 BB: 0 P: 7	R: 1 E: 0 K: 0 S: 4	H: 1 LOB: 0 BB: 0 P: 4	R: 1 E: 0 K: 0 S: 5	H: 2 LOB: 1 BB: 0 P: 5	1B: 2 2B: 1 3B: 0 HR: 2	SF: 0 SAC: 1 DP: 1 HBP: 0	WP: 0 PB: 0 SB: 1 CS: 1	PA: 30
PITCHER	IP WLS BF H R ER SO BB IBB HBP BLK WP HR S P ERA WHIP																			
Richard Dotson, R ERA: 4.17	(1, 1) 8.0 L 30 4 3 3 4 3 0 0 0 0 0 2 35 47 3.38 0.875																			

Batter	1	2	3	4	5	6	7	8	9	AB	R	H	RBI	BB	SO	LOB	TOP								
Lorenzo Gray, R (1, 5) OBP: 0.261, SLG: 0.256 Greg Walker, L (9, PH) OBP: 0.306, SLG: 0.471	0-3 K			0-0 F9		0-0 F3		0-0 E9	0-0 F8	4	1	1	1	0	1	1									
Tony Bemazard, S (1, 4) OBP: 0.320, SLG: 0.430	0-3 K			0-0 4-3 2B		0-3 K		0-0 1B		4	0	2	2	0	2	1									
Harold Baines, L (1, 9) OBP: 0.322, SLG: 0.333	0-0 F8			0-0 4-3			0-0 4-3	0-0 F6		4	0	0	0	0	0	2									
Ron Kittle, R (1, 7) OBP: 0.302, SLG: 0.510		0-0 F8		0-0 F7			0-0 F8		0-0 BB 1B	4	1	1	0	0	0	1									
Tom Paciorek, R (1, 3) OBP: 0.327, SLG: 0.471		0-0 F8			0-0 F7		0-0 F8		0-0 BB 1B	4	1	1	0	0	0	0									
Greg Luzinski, R (1, 10) OBP: 0.327, SLG: 0.318 Vance Law, R (9, PR) OBP: 0.228, SLG: 0.241		0-0 F9			0-0 F8			4-0 BB E	4-0 1B BB	2	1	0	0	2	0	0									
Carlton Fisk, R (1, 2) OBP: 0.232, SLG: 0.280			0-0 F8		0-0 5-3			0-0 F3	0-0 F2	4	0	0	0	0	0	4									
Rusty Kuntz, R (1, 8) OBP: 0.344, SLG: 0.250 Jerry Hairston, S (9, PH) OBP: 0.333, SLG: 0.350			0-0 6-3		0-3 K			0-0 F8	0-3 K	3	0	0	0	0	1	1									
Jerry Dybzinski, R (1, 6) OBP: 0.286, SLG: 0.313 Rudy Law, L (9, PH) OBP: 0.308, SLG: 0.289			0-3 K		0-0 S 1B			4-0 E 1B BB	0-0 1-2 2-H 3-H 1B	2	1	1	0	1	1	0									
Inning Stats	R: 0 E: 0 K: 2 S: 7	H: 0 LOB: 0 BB: 0 P: 7	R: 0 E: 0 K: 0 S: 3	H: 0 LOB: 0 BB: 0 P: 3	R: 0 E: 0 K: 1 S: 5	H: 0 LOB: 0 BB: 0 P: 5	R: 0 E: 0 K: 0 S: 4	H: 1 LOB: 1 BB: 0 P: 4	R: 0 E: 0 K: 0 S: 3	H: 0 LOB: 0 BB: 0 P: 3	R: 0 E: 0 K: 0 S: 8	H: 1 LOB: 1 BB: 0 P: 8	R: 0 E: 0 K: 0 S: 3	H: 0 LOB: 0 BB: 0 P: 3	R: 3 E: 1 K: 0 S: 5	H: 2 LOB: 1 BB: 2 P: 13	R: 2 E: 0 K: 1 S: 8	H: 3 LOB: 2 BB: 1 P: 12	1B: 6 2B: 1 3B: 0 HR: 0	SF: 0 SAC: 0 DP: 0 HBP: 0	WP: 0 PB: 0 SB: 1 CS: 0	PA: 37			
PITCHER	IP	WLS	BF	H	R	ER	SO	BB	IBB	HBP	BLK	WP	HR	S	P	ERA	WHIP								
Bob Shirley, L (1, 1) ERA: 3.62	8.0	W	31	5	4	3	5	2	0	0	0	0	0	39	47	3.38	0.875								
George Frazier, R (9, 1) ERA: 3.42	0.0		2	1	0	0	0	1	0	0	0	0	0	1	5	∞	∞								
Rich Gossage, R (9, 1) ERA: 6.23	1.0	S	4	1	1	1	1	0	0	0	0	0	0	6	6	9.00	1.000								

Chicago White Sox @ New York Yankees
Yankee Stadium, Bronx, NY
Sat May 14, 1983, 3:33 AM EDT
Att: 30,031 - Unknown - 68 F

livebaseballscores.com

AB 34
R 5
H 7
RBI 5
BB 3
SO 6
LOB 15



Batter	1	2	3	4	5	6	7	8	9	AB	R	H	RBI	BB	SO	LOB	BOTTOM								
Willie Randolph, R (1, 4) OBP: 0.333, SLG: 0.297	0-0 F6	0-0 6-3		0-0 FC6-4			0-0 1B 1B SF8	0-0 4-3		5	1	1	1	0	0	3									
Bert Campaneris, R (1, 5) OBP: 0.533, SLG: 0.615	4-0 3B BB	0-0 F8			0-0 F3		0-0 HBP 1B 1B	0-0 2B		4	2	2	2	1	0	1									
Dave Winfield, R (1, 7) OBP: 0.333, SLG: 0.517	0-0 1-H 3B		0-0 F4		0-0 5-3		0-0 HBP 1B 1B	0-0 4-3		5	1	2	1	0	0	1									
Don Baylor, R (1, 10) OBP: 0.387, SLG: 0.476	0-3 K		0-0 2B		0-0 F8		0-0 SF8			3	0	1	1	0	1	1									
Lou Piniella, R (1, 9) OBP: 0.417, SLG: 0.484	4-0 BB		0-0 6-3			0-0 6-3	1-0 1B HBP			2	0	0	0	1	0	1									
Roy Smalley, S (1, 3) OBP: 0.320, SLG: 0.416	0-0 F8		0-0 5-3			0-0 6-3	0-3 K			4	0	0	0	0	1	6									
Rick Cerone, R (1, 2) OBP: 0.283, SLG: 0.302		0-0 G3		0-3 K		0-0 F8	0-0 1B			4	0	1	2	0	1	0									
Jerry Mumphrey, S (1, 8) OBP: 0.267, SLG: 0.390		0-0 S 1B		0-0 FC6-4 1B			0-0 1B 3B	0-0 4-3 SH1-4 1B		4	3	4	0	0	0	0									
Andre Robertson, R (1, 6) OBP: 0.322, SLG: 0.364		0-0 1-H 1B		0-3 K			4-0 1B 1B BB	0-0 SH1-4		2	1	1	1	1	1	1									
Inning Stats	R: 1 E: 0 K: 1 S: 6	H: 1 LOB: 2 BB: 2 P: 14	R: 1 E: 0 K: 0 S: 5	H: 2 LOB: 1 BB: 0 P: 5	R: 0 E: 0 K: 2 S: 8	H: 1 LOB: 1 BB: 0 P: 8	R: 0 E: 0 K: 0 S: 3	H: 0 LOB: 0 BB: 0 P: 3	R: 5 E: 0 K: 1 S: 9	H: 5 LOB: 2 BB: 1 P: 14	R: 1 E: 0 K: 0 S: 5	H: 2 LOB: 1 BB: 0 P: 5	1B: 8 2B: 2 3B: 2 HR: 0	SF: 1 SAC: 1 DP: 0 HBP: 1	WP: 0 PB: 0 SB: 1 CS: 0	PA: 39									
PITCHER	IP	WLS	BF	H	R	ER	SO	BB	IBB	HBP	BLK	WP	HR	S	P	ERA	WHIP								
Britt Burns, L (1, 1) ERA: 3.97	6.0	L	27	6	4	4	3	3	0	0	0	0	0	30	42	6.00	1.500								
Dennis Lamp, R (7, 1) ERA: 3.74	1.0		7	4	3	3	1	0	0	1	0	0	0	8	9	27.00	4.000								
Dick Tidrow, R (8, 1) ERA: 5.5	1.0		5	2	1	1	0	0	0	0	0	0	0	5	5	9.00	2.000								

Chicago White Sox @ New York Yankees
Yankee Stadium, Bronx, NY
Sat May 14, 1983, 3:33 AM EDT
Att: 30,031 - Unknown - 68 F

livebaseballscores.com

AB 33
R 8
H 12
RBI 8
BB 3
SO 4
LOB 14



Batter	1	2	3	4	5	6	7	8	9	AB	R	H	RBI	BB	SO	LOB	TOP					
Lorenzo Gray, R OBP: 0.255, SLG: 0.250 (1, 5)										5	0	1	0	0	1	2						
Tony Bernazard, S OBP: 0.323, SLG: 0.429 (1, 4)										5	0	2	0	0	0	2						
Harold Baines, L OBP: 0.317, SLG: 0.336 (1, 9)										5	1	1	0	0	1	3						
Ron Kittle, R OBP: 0.297, SLG: 0.495 (1, 7)										5	1	1	0	0	1	2						
Tom Paciorek, R OBP: 0.339, SLG: 0.491 Scott Fletcher, R OBP: 0.365, SLG: 0.349 (7, 6)										4	1	2	1	0	0	1						
Greg Luzinski, R OBP: 0.333, SLG: 0.319 Mike Squires, L OBP: 0.279, SLG: 0.200 (7, PR)										3	1	1	0	0	0	2						
Marc Hill, R OBP: 0.367, SLG: 0.379 (1, 2)										5	2	3	3	0	1	1						
Rusty Kuntz, R OBP: 0.361, SLG: 0.258 (1, 8)										3	0	1	0	1	1	1						
Jerry Dybzinski, R OBP: 0.316, SLG: 0.324 Greg Walker, L OBP: 0.297, SLG: 0.471 (7, PH)										2	0	1	1	1	0	2						
Inning Stats	R: 0 E: 0 K: 1 S: 5	H: 0 LOB: 0 BB: 0 P: 5	R: 1 E: 0 K: 0 S: 6	H: 3 LOB: 2 BB: 0 P: 6	R: 0 E: 0 K: 0 S: 4	H: 1 LOB: 1 BB: 0 P: 4	R: 2 E: 0 K: 1 S: 9	H: 4 LOB: 2 BB: 0 P: 9	R: 1 E: 0 K: 0 S: 5	H: 2 LOB: 1 BB: 0 P: 5	R: 0 E: 0 K: 1 S: 6	H: 1 LOB: 2 BB: 1 P: 10	R: 3 E: 0 K: 0 S: 5	H: 2 LOB: 1 BB: 1 P: 10	R: 0 E: 0 K: 1 S: 5	H: 0 LOB: 0 BB: 0 P: 5	R: 0 E: 0 K: 2 S: 7	H: 0 LOB: 0 BB: 0 P: 7	1B: 10 2B: 3 HR: 0	SF: 1 SAC: 0 DP: 0 HBP: 1	WP: 0 PB: 0 SB: 0 CS: 0	PA: 43
PITCHER	IP	WLS	BF	H	R	ER	SO	BB	IBB	HBP	BLK	WP	HR	S	P	ERA	WHIP					
Shane Rawley, L ERA: 3.66 (1, 1)	3.2	L	19	8	3	3	2	0	0	0	0	0	0	23	23	7.36	2.182					
Dale Murray, R ERA: 6.33 (4, 1)	2.2		16	5	4	4	1	2	0	1	0	0	0	15	24	13.50	2.625					
George Frazier, R ERA: 3.1 (7, 1)	2.2		8	0	0	0	3	0	0	0	0	0	0	14	14	0.00	0.000					

Chicago White Sox @ New York Yankees
Yankee Stadium, Bronx, NY
Sun May 15 1983, 3:33 AM EDT
Att: 31,321 - Overcast - 67 F

AB	39
R	7
H	13
RBI	7
BB	2
SO	6
LOB	16



Batter	1	2	3	4	5	6	7	8	9	AB	R	H	RBI	BB	SO	LOB	BOTTOM					
Willie Randolph, R OBP: 0.327, SLG: 0.292 (1, 4)										5	0	1	0	0	0	0						
Bert Campaneris, R OBP: 0.444, SLG: 0.500 Graig Nettles, L OBP: 0.362, SLG: 0.371 (7, PH)										3	0	0	0	0	1	0						
Dave Winfield, R OBP: 0.338, SLG: 0.532 (1, 7)										4	1	2	0	0	0	2						
Don Baylor, R OBP: 0.383, SLG: 0.468 (1, 10)										4	0	1	1	0	1	3						
Lou Piniella, R OBP: 0.447, SLG: 0.515 Ken Griffey, L OBP: 0.377, SLG: 0.433 (6, PH)										2	0	2	0	0	0	0						
Rick Cerone, R OBP: 0.246, SLG: 0.281 (1, 2)										4	0	0	0	0	1	3						
Roy Smalley, S OBP: 0.316, SLG: 0.405 (1, 3)										3	1	0	0	1	0	1						
Jerry Mumphy, S OBP: 0.278, SLG: 0.395 (1, 8)										4	1	2	0	0	0	0						
Andre Robertson, R OBP: 0.306, SLG: 0.345 Bobby Murcer, L OBP: 0.250, SLG: 0.500 (8, PH)										3	0	0	0	0	2	4						
Inning Stats	R: 0 E: 0 K: 1 S: 6	H: 1 LOB: 1 BB: 0 P: 6	R: 0 E: 0 K: 1 S: 7	H: 2 LOB: 2 BB: 0 P: 7	R: 1 E: 0 K: 0 S: 6	H: 3 LOB: 0 BB: 0 P: 6	R: 0 E: 0 K: 1 S: 5	H: 0 LOB: 0 BB: 0 P: 5	R: 0 E: 0 K: 0 S: 3	H: 0 LOB: 0 BB: 0 P: 3	R: 2 E: 0 K: 1 S: 8	H: 3 LOB: 2 BB: 1 P: 12	R: 0 E: 0 K: 0 S: 3	H: 0 LOB: 0 BB: 0 P: 3	R: 0 E: 0 K: 0 S: 3	H: 0 LOB: 0 BB: 0 P: 3	1B: 7 2B: 2 HR: 0	SF: 0 SAC: 0 DP: 0 HBP: 0	WP: 0 PB: 0 SB: 0 CS: 0	PA: 37		
PITCHER	IP	WLS	BF	H	R	ER	SO	BB	IBB	HBP	BLK	WP	HR	S	P	ERA	WHIP					
Floyd Bannister, L ERA: 4.7 (1, 1)	5.0	W	21	6	1	1	4	0	0	0	0	0	0	29	29	1.80	1.200					
Salome Barojas, R ERA: 3.14 (6, 1)	4.0	S	16	3	2	2	1	1	0	0	0	0	0	17	21	4.50	1.000					

Chicago White Sox @ New York Yankees
Yankee Stadium, Bronx, NY
Sun May 15 1983, 3:33 AM EDT
Att: 31,321 - Overcast - 67 F

AB	36
R	3
H	9
RBI	3
BB	1
SO	5
LOB	13



Batter	1	2	3	4	5	6	7	8	9	AB	R	H	RBI	BB	SO	LOB	TOP								
Willie Randolph, R OBP: 0.321, SLG: 0.287 (1, 4)										5	0	1	0	0	1	2	New York Yankees @ Detroit Tigers Tiger Stadium, Detroit, MI Mon May 16 1983, 7:05 PM EDT Att: 16,087 - Unknown - 52 F								
Ken Griffey, L OBP: 0.395, SLG: 0.463 (1, 3)										4	3	3	0	1	0	1									
Dave Winfield, R OBP: 0.333, SLG: 0.519 (1, 7)										5	1	1	2	0	0	2									
Steve Kemp, L OBP: 0.312, SLG: 0.425 (1, 9)										3	1	1	2	2	0	0									
Oscar Gamble, L OBP: 0.389, SLG: 0.429 (1, 10)										3	0	0	0	2	0	3									
Graig Nettles, L OBP: 0.358, SLG: 0.359 (1, 5)										3	0	0	0	1	0	4									
Jerry Mumphrey, S OBP: 0.277, SLG: 0.382 (1, 8)										3	0	0	0	1	0	1									
Roy Smalley, S OBP: 0.331, SLG: 0.412 (9, PR)										3	0	2	1	1	0	0									
Andre Robertson, R OBP: 0.306, SLG: 0.245 (9, 6)										0	1	0	0	0	0	0									
Rick Cerone, R OBP: 0.246, SLG: 0.295 (1, 2)										4	1	1	1	0	1	4									
Inning Stats	R: 1 E: 1 K: 1 S: 7	H: 1 LOB: 1 BB: 0 P: 7	R: 0 E: 0 K: 0 S: 3	H: 1 LOB: 1 BB: 1 P: 7	R: 1 E: 0 K: 0 S: 4	H: 1 LOB: 2 BB: 2 P: 12	R: 0 E: 0 K: 1 S: 5	H: 0 LOB: 0 BB: 0 P: 5	R: 0 E: 0 K: 0 S: 3	H: 1 LOB: 0 BB: 0 P: 3	R: 0 E: 0 K: 0 S: 3	H: 0 LOB: 0 BB: 0 P: 3	R: 0 E: 0 K: 0 S: 3	H: 0 LOB: 0 BB: 0 P: 3	R: 4 E: 0 K: 0 S: 7	H: 4 LOB: 2 BB: 1 P: 11	1B: 6 2B: 1 3B: 2 HR: 0	SF: 0 SAC: 0 DP: 1 HBP: 0	WP: 0 PB: 0 SB: 0 CS: 2	PA: 42					
PITCHER	IP	WLS	BF	H	R	ER	SO	BB	IBB	HBP	BLK	WP	HR	S	P	ERA	WHIP								
Dan Petry, R ERA: 3.56 (6, 1)	5.1	L	25	4	3	2	2	6	0	0	0	0	0	23	47	3.38	1.875								
Howard Bailey, L ERA: 5.59 (6, 1)	0.0		1	0	0	0	0	1	0	0	0	0	0	0	4	∞	∞								
Jerry Ujdur, R ERA: 7.15 (6, 1)	3.2		15	5	4	4	0	0	1	0	0	0	0	14	18	9.82	1.364								

Batter	1	2	3	4	5	6	7	8	9	AB	R	H	RBI	BB	SO	LOB	BOTTOM								
Lou Whitaker, L OBP: 0.313, SLG: 0.358 (1, 4)										3	0	1	0	1	0	1	New York Yankees @ Detroit Tigers Tiger Stadium, Detroit, MI Mon May 16 1983, 7:05 PM EDT Att: 16,087 - Unknown - 52 F								
Alan Trammell, R OBP: 0.351, SLG: 0.371 (1, 6)										4	0	0	0	0	1	3									
Larry Hemdon, R OBP: 0.324, SLG: 0.472 (1, 7)										3	0	0	0	1	1	3									
Lance Parrish, R OBP: 0.336, SLG: 0.438 (1, 2)										4	0	1	0	0	1	1									
Glenn Wilson, R OBP: 0.330, SLG: 0.533 (1, 9)										3	0	0	0	1	0	1									
John Wockenfuss, R OBP: 0.296, SLG: 0.340 (1, 10)										4	0	0	0	0	3	2									
Chet Lemon, R OBP: 0.356, SLG: 0.330 (1, 8)										3	0	1	0	0	1	0									
Enos Cabell, R OBP: 0.340, SLG: 0.375 (1, 3)										3	0	0	0	0	1	4									
Tom Brookens, R OBP: 0.329, SLG: 0.368 (1, 5)										2	0	0	0	1	0	0									
Inning Stats	R: 0 E: 0 K: 0 S: 2	H: 0 LOB: 0 BB: 1 P: 6	R: 0 E: 0 K: 1 S: 6	H: 1 LOB: 2 BB: 0 P: 7	R: 0 E: 0 K: 2 S: 8	H: 1 LOB: 2 BB: 1 P: 12	R: 0 E: 0 K: 1 S: 5	H: 0 LOB: 0 BB: 0 P: 3	R: 0 E: 0 K: 0 S: 3	H: 0 LOB: 0 BB: 0 P: 3	R: 0 E: 0 K: 1 S: 5	H: 0 LOB: 1 BB: 1 P: 9	R: 0 E: 0 K: 2 S: 7	H: 0 LOB: 0 BB: 0 P: 7	1B: 2 2B: 1 3B: 0 HR: 0	SF: 0 SAC: 0 DP: 1 HBP: 1	WP: 0 PB: 0 SB: 0 CS: 0	PA: 34							
PITCHER	IP	WLS	BF	H	R	ER	SO	BB	IBB	HBP	BLK	WP	HR	S	P	ERA	WHIP								
Ron Guidry, L ERA: 3.74 (1, 1)	9.0	W	34	3	0	0	8	4	0	1	0	0	0	45	62	0.00	0.778								

Batter	1	2	3	4	5	6	7	8	9	10	11	AB	R	H	RBI	BB	SO	LOB	TOP							
Willie Randolph, R OBP: 0.322, SLG: 0.311	4-3	HR			FC4-6 HBP		1-3		6-3		K	5	1	1	2	0	1	0								
Ken Griffey, L OBP: 0.384, SLG: 0.456	6-3	2B			FC4-6 HR		F8		G3		F7	6	1	1	0	0	0	1								
Dave Winfield, R OBP: 0.383, SLG: 0.575	HR	F7			HR		1B BB		BB 1B		HR 1B	5	3	4	3	1	0	1								
Steve Kemp, L OBP: 0.328, SLG: 0.458	BB 1B				F7		1-2 1B		BB 1B		HR	5	1	3	2	1	0	0								
Oscar Gamble, L OBP: 0.429, SLG: 0.500	1-2 BB				4-3		F8		F5		K	2	0	1	0	1	0	0								
Don Baylor, R OBP: 0.374, SLG: 0.455					4-3							3	0	0	0	0	1	4								
Graig Nettles, L OBP: 0.342, SLG: 0.340	F9				4-3							5	0	0	0	0	0	3								
Jerry Mumphrey, S OBP: 0.286, SLG: 0.374		HR BB			3-1		5-3		SH1-4			2	1	0	0	2	0	0								
Roy Smalley, S OBP: 0.319, SLG: 0.395	F7				L7		F9		K		L9	5	0	0	0	0	1	3								
Rick Cerone, R OBP: 0.229, SLG: 0.273	F9				K		5-3		F7		F4	5	0	0	0	0	1	3								
Inning Stats	R: 1 E: 0 K: 0 S: 5	H: 2 LOB: 2 BB: 1 P: 9	R: 2 E: 0 K: 0 S: 5	H: 2 LOB: 1 BB: 1 P: 9	R: 0 E: 0 K: 0 S: 3	H: 0 LOB: 0 BB: 0 P: 3	R: 0 E: 0 K: 1 S: 5	H: 0 LOB: 0 BB: 0 P: 5	R: 2 E: 0 K: 0 S: 5	H: 2 LOB: 1 BB: 0 P: 6	R: 0 E: 0 K: 0 S: 3	H: 0 LOB: 0 BB: 0 P: 3	R: 0 E: 1 K: 1 S: 6	H: 0 LOB: 1 BB: 0 P: 6	R: 0 E: 0 K: 0 S: 4	H: 1 LOB: 2 BB: 1 P: 8	R: 0 E: 1 K: 1 S: 6	H: 0 LOB: 1 BB: 0 P: 6	R: 0 E: 0 K: 0 S: 3	H: 0 LOB: 1 BB: 1 P: 7	R: 2 E: 0 K: 2 S: 9	H: 2 LOB: 0 BB: 0 P: 9	1B: 4 2B: 2 3B: 0 HR: 4	SF: 0 SAC: 1 DP: 0 HBP: 1	WP: 0 PB: 0 SB: 0 CS: 0	PA: 50
PITCHER	IP WLS BF H R ER SO BB IBB HBP BLK WP HR S P ERA WHIP	5.0 2.0 8 1 0 0 0 1 0 0 0 0 0 7 11 0.00 1.000	4.0 L 18 3 2 2 3 2 0 0 0 0 1 22 30 4.50 1.250	PITCHER										IP WLS BF H R ER SO BB IBB HBP BLK WP HR S P ERA WHIP												

New York Yankees @ Detroit Tigers
Tiger Stadium, Detroit, MI
Tue May 17 1983, 7:05 PM EDT
Att. 16,256 - Unknown - 56 F

AB 43
R 7
H 10
RBI 7
BB 5
SO 4
LOB 15



Batter	1	2	3	4	5	6	7	8	9	10	11	AB	R	H	RBI	BB	SO	LOB	BOTTOM					
Lou Whitaker, L OBP: 0.314, SLG: 0.348	E3		F8		FC3-6		SH1-3 1B BB	K			FC5-4 BB	4	1	0	0	2	1	2						
Alan Trammell, R OBP: 0.359, SLG: 0.363	1-3		S BB		F9		SF9 SH1-3 2B 1B		F4		F4	5	1	1	0	1	0	4						
Kirk Gibson, L OBP: 0.296, SLG: 0.209	K		K		K		SH1-3		F2		K	5	0	0	0	0	3	3						
Lance Parrish, R OBP: 0.322, SLG: 0.421	6-3				F4		K		SF9		FC5-4	5	0	0	1	0	2	2						
Larry Herndon, R OBP: 0.326, SLG: 0.473		G3			F9		1B 2B BB				F8	4	1	1	1	1	0	0						
Glenn Wilson, R OBP: 0.333, SLG: 0.523		K			5-3		1B 2B 1B				F9	4	1	1	0	1	1	0						
Chet Lemon, R OBP: 0.374, SLG: 0.333		HBP			FC3-6 1B BB		1-2 2-3 1B		K		1B BB	2	1	1	0	2	1	2						
Rick Leach, L OBP: 0.361, SLG: 0.394	F9				FC3-6 1B		1-2 1B		F7			5	0	3	3	0	0	1						
Howard Johnson, S OBP: 0.262, SLG: 0.278					F4		1-2 2-3 3-4 1B		K		F6	2	0	0	0	0	0	2						
Tom Brookens, R OBP: 0.321, SLG: 0.357					4-3				K			2	0	0	0	0	2	1						
Johnny Grubb, L OBP: 0.353, SLG: 0.414												1	0	0	0	0	0	2						
Julio Gonzalez, R OBP: 0.353, SLG: 0.414												0	0	0	0	0	0	0						
Inning Stats	R: 0 E: 1 K: 1 S: 6	H: 0 LOB: 1 BB: 0 P: 6	R: 0 E: 0 K: 1 S: 5	H: 0 LOB: 1 BB: 0 P: 6	R: 0 E: 0 K: 1 S: 5	H: 0 LOB: 1 BB: 1 P: 9	R: 0 E: 0 K: 0 S: 3	H: 0 LOB: 0 BB: 0 P: 3	R: 0 E: 0 K: 0 S: 3	H: 3 LOB: 1 BB: 1 P: 14	R: 3 E: 0 K: 2 S: 10	H: 2 LOB: 2 BB: 2 P: 15	R: 0 E: 0 K: 2 S: 7	H: 0 LOB: 0 BB: 0 P: 7	R: 0 E: 0 K: 0 S: 5	H: 0 LOB: 0 BB: 0 P: 5	R: 0 E: 0 K: 0 S: 4	H: 1 LOB: 2 BB: 1 P: 8	R: 0 E: 0 K: 1 S: 5	H: 0 LOB: 1 BB: 1 P: 9	1B: 5 2B: 2 3B: 0 HR: 0	SF: 1 SAC: 1 DP: 0 HBP: 1	WP: 0 PB: 0 SB: 1 CS: 0	PA: 49
PITCHER	IP WLS BF H R ER SO BB IBB HBP BLK WP HR S P ERA WHIP	5.2 0.0 0.2 4.2	5.2 3 4 19	23 3 2 0	27 1 2 0	40 3 2 5	0.706 3 9 38	PITCHER										IP WLS BF H R ER SO BB IBB HBP BLK WP HR S P ERA WHIP						

New York Yankees @ Detroit Tigers
Tiger Stadium, Detroit, MI
Tue May 17 1983, 7:05 PM EDT
Att. 16,256 - Unknown - 56 F

AB 39
R 5
H 7
RBI 5
BB 7
SO 10
LOB 19



Batter	1	2	3	4	5	6	7	8	9	AB	R	H	RBI	BB	SO	LOB	TOP										
Willie Randolph, R (1,4) OBP: 0.328, SLG: 0.318 Bert Campaneris, R (7,4) OBP: 0.421, SLG: 0.471	0-0 BB 1B 1B	0-0 4-3		0-0 3-1 1B		0-0 FC6-4			0-0 L4	4	1	2	0	0	0	2											
Ken Griffey, L (1,3) OBP: 0.385, SLG: 0.454	0-0 1B BB HBP 1B	0-0 F6		0-0 3-1 1B					0-0 F8	5	1	2	0	0	0	3											
Dave Winfield, R (1,7) OBP: 0.351, SLG: 0.562	4-0 HBP 1B 1-2 2-3 BLK BB	0-3 K		0-0 5-3					0-0 4-3	3	1	0	0	1	1	4											
Don Baylor, R (1,10) OBP: 0.378, SLG: 0.457	0-0 BLK HBP SF7 1B		0-0 G3-6-3 1B		0-0 F3				0-3 K	4	1	2	1	0	1	0											
Steve Kemp, L (1,9) OBP: 0.333, SLG: 0.455	1-0 SF7 BLK 4-3 HBP		1-0 G3-6-3		0-0 F7				0-0 1B	3	1	1	1	0	0	1											
Jerry Mumphrey, S (1,8) OBP: 0.284, SLG: 0.404	0-0 SF7		0-0 HR		0-3 K				0-3 K	3	1	1	2	0	2	1											
Rick Cerone, R (1,2) OBP: 0.230, SLG: 0.271	0-0 4-3		0-0 F7		0-0 FC6-4 1B				0-0 F3	4	0	1	1	0	0	1											
Graig Nettles, L (1,5) OBP: 0.339, SLG: 0.330	0-0 G3		4-0 3-1 1B BB		0-0 F7				0-0 L9	3	0	0	0	1	0	2											
Andre Robertson, R (1,6) OBP: 0.303, SLG: 0.339		0-0 4-3 1B		0-3 K		0-3 K			0-3 K	4	0	1	0	0	3	2											
Inning Stats	R: 5 E: 0 K: 0 S: 6	H: 3 LOB: 0 BB: 1 P: 11	R: 0 E: 0 K: 1 S: 6	H: 1 LOB: 1 BB: 0 P: 6	R: 1 E: 0 K: 0 S: 4	H: 2 LOB: 0 BB: 0 P: 4	R: 0 E: 0 K: 1 S: 6	H: 1 LOB: 2 BB: 1 P: 10	R: 0 E: 0 K: 1 S: 5	H: 0 LOB: 0 BB: 0 P: 5	R: 0 E: 0 K: 1 S: 5	H: 1 LOB: 0 BB: 0 P: 5	R: 0 E: 0 K: 1 S: 6	H: 1 LOB: 1 BB: 0 P: 6	R: 0 E: 0 K: 1 S: 5	H: 0 LOB: 0 BB: 0 P: 5	R: 0 E: 0 K: 1 S: 5	H: 0 LOB: 0 BB: 0 P: 5	1B: 9 2B: 0 3B: 0 HR: 1	SF: 1 SAC: 0 DP: 1 HBP: 1	WP: 0 PB: 0 SB: 0 CS: 0	PA: 38					
PITCHER	IP	WLS	BF	H	R	ER	SO	BB	IBB	HBP	BLK	WP	HR	S	P	ERA	WHIP										
Dave Rucker, L (1,1) ERA: 16.43	0.0	L	5	3	5	5	0	1	0	1	0	0	0	3	8	∞	∞										
Dave Rozema, R (1,1) ERA: 1.72	4.0		16	4	1	1	2	1	0	0	1	0	1	19	23	2.25	1.250										
Juan Berenguer, R (5,1) ERA: 3.78	5.0		17	3	0	0	5	0	0	0	0	0	0	27	27	0.00	0.600										

New York Yankees @ Detroit Tigers
Tiger Stadium, Detroit, MI
Wed May 18, 1983, 7:05 PM EDT
Att: 17,525 - Unknown

AB 34
R 6
H 10
RBI 5
BB 2
SO 7
LOB 16



Batter	1	2	3	4	5	6	7	8	9	AB	R	H	RBI	BB	SO	LOB	BOTTOM										
Lou Whitaker, L (1,4) OBP: 0.323, SLG: 0.359	0-0 F9 2B		0-0 FC4-6 1B		0-0 6-3		0-3 K		4-0 1-2 BB	4	0	2	0	1	1	0											
Alan Trammell, R (1,6) OBP: 0.336, SLG: 0.346	0-0 6-3		0-0 FC4-6		0-0 5-3				0-0 L9	5	0	0	0	0	0	4											
Larry Hemdon, R (1,7) OBP: 0.317, SLG: 0.459	0-0 F9		0-0 5-3		0-0 4-3				0-0 F9	4	0	0	0	0	0	1											
Lance Parrish, R (1,2) OBP: 0.327, SLG: 0.431	0-0 F9		0-0 1B		0-0 1B				0-3 K	4	1	2	0	0	1	1											
Glenn Wilson, R (1,9) OBP: 0.347, SLG: 0.531		0-0 1-3		0-0 1-2 1B		0-0 2-3 1B			0-0 WP BB 1B 1B	4	1	3	0	0	0	0											
John Wockenfuss, R (1,10) OBP: 0.293, SLG: 0.333		0-0 6-3		0-0 F2		0-0 G1-4-3 1B			0-3 K	4	0	1	1	0	1	3											
Chet Lemon, R (1,8) OBP: 0.370, SLG: 0.324		0-3 K		0-0 4-3		0-0 G1-4-3			4-0 WP 1B BB	3	1	0	0	1	1	4											
Enos Cabell, R (1,3) OBP: 0.321, SLG: 0.353			0-0 F4		0-0 6-3				0-3 K	3	0	0	0	0	0	0											
Rick Leach, L (9,PH) OBP: 0.351, SLG: 0.382									0-0 K	1	0	0	0	0	1	2											
Tom Brookens, R (1,5) OBP: 0.321, SLG: 0.397			0-0 6-3		0-0 HR				0-0 BB 1B	3	1	1	1	0	0	0											
Howard Johnson, S (9,PH) OBP: 0.274, SLG: 0.291									1-1 2-H	1	0	1	2	0	0	0											
Inning Stats	R: 0 E: 0 K: 0 S: 4	H: 1 LOB: 1 BB: 0 P: 4	R: 0 E: 0 K: 1 S: 5	H: 0 LOB: 0 BB: 0 P: 5	R: 0 E: 0 K: 0 S: 4	H: 1 LOB: 1 BB: 0 P: 4	R: 1 E: 0 K: 0 S: 5	H: 3 LOB: 0 BB: 0 P: 5	R: 0 E: 0 K: 1 S: 5	H: 0 LOB: 0 BB: 0 P: 5	R: 0 E: 0 K: 1 S: 5	H: 0 LOB: 0 BB: 0 P: 5	R: 2 E: 0 K: 2 S: 9	H: 2 LOB: 2 BB: 2 P: 17	R: 0 E: 0 K: 1 S: 5	H: 0 LOB: 0 BB: 0 P: 5	R: 0 E: 0 K: 1 S: 5	H: 0 LOB: 0 BB: 0 P: 5	1B: 7 2B: 2 3B: 0 HR: 1	SF: 0 SAC: 0 DP: 1 HBP: 0	WP: 1 PB: 0 SB: 0 CS: 0	PA: 38					
PITCHER	IP	WLS	BF	H	R	ER	SO	BB	IBB	HBP	BLK	WP	HR	S	P	ERA	WHIP										
Dave Righetti, L (1,1) ERA: 3.71	0.1		2	1	0	0	1	0	0	0	0	1	0	4	4	0.00	3.000										
Dale Murray, R (9,1) ERA: 6.23	0.1	S	2	0	0	0	0	1	0	0	0	0	0	1	5	0.00	3.000										
Shane Rawley, L (9,1) ERA: 3.63	0.1		2	0	0	0	0	1	0	0	0	0	0	1	5	0.00	3.000										

New York Yankees @ Detroit Tigers
Tiger Stadium, Detroit, MI
Wed May 18, 1983, 7:05 PM EDT
Att: 17,525 - Unknown

AB 36
R 4
H 10
RBI 4
BB 2
SO 5
LOB 15



Batter	1	2	3	4	5	6	7	8	9	AB	R	H	RBI	BB	SO	LOB	TOP		
Willie Randolph, R OBP: 0.339, SLG: 0.313	4-0 1B SF8 BB		0-0 F7	0-0 FC6			4-0 E 6-3 BB	4-0 1-2 2-3 BB		2	2	0	0	3	0	2			
Ken Griffey, L OBP: 0.385, SLG: 0.452	0-0 1-3 1B		0-0 S E BB 1B		0-0 4-3		0-0 E6 1-3	0-0 F3		5	1	2	0	0	0	4			
Dave Winfield, R OBP: 0.346, SLG: 0.546	0-0 F4		4-0 S 1-2 BB		0-0 E6		0-0 6-3		0-0 F2	4	0	0	1	1	0	3			
Don Baylor, R OBP: 0.371, SLG: 0.450	0-0 SF8		0-0 F2		0-0 F8		0-0 5-3		0-0 BB 1B	4	1	1	1	0	0	3			
Lou Piniella, R OBP: 0.415, SLG: 0.472 Steve Kemp, L OBP: 0.328, SLG: 0.447 (7, PH) (7, 9)	0-3 3-H K		0-3 F4		0-0 1-3		0-0 F9		0-0 F5	3	0	0	0	0	1	3			
Roy Smalley, S OBP: 0.336, SLG: 0.414		0-0 F8		0-0 2B		0-0 G6-4-3 1B		0-0 BB BB 1B	4-0 1B 1-2 BB	4	0	3	0	1	0	0			
Jerry Mumphrey, S OBP: 0.299, SLG: 0.402		4-0 BB		0-0 F4		0-0 G6-4-3 1-2 BB		4-0 BB BB 1B	0-0 1-3 2-H 1B	3	0	1	1	2	0	2			
Graig Nettles, L OBP: 0.341, SLG: 0.327		0-0 F8		4-0 FC6 BB		0-0 1B		0-3 K	0-0 G3	4	0	1	0	1	1	5			
Rick Cerone, R OBP: 0.218, SLG: 0.257		0-0 F9		0-0 F7		0-0 F4		0-0 F9		4	0	0	0	0	0	6			
Inning Stats	R: 1 E: 0 K: 1 S: 6	H: 1 LOB: 1 BB: 1 P: 10	R: 0 E: 0 K: 0 S: 3	H: 0 LOB: 1 BB: 1 P: 7	R: 1 E: 0 K: 0 S: 4	H: 1 LOB: 1 BB: 1 P: 8	R: 0 E: 0 K: 0 S: 4	H: 2 LOB: 1 BB: 0 P: 4	R: 0 E: 1 K: 0 S: 4	H: 0 LOB: 1 BB: 1 P: 8	R: 0 E: 0 K: 1 S: 6	H: 1 LOB: 2 BB: 2 P: 14	R: 1 E: 0 K: 0 S: 5	H: 2 LOB: 2 BB: 1 P: 9	1B: 7 2B: 1 3B: 0 HR: 0	SF: 1 SAC: 0 DP: 1 HBP: 0	WP: 0 PB: 0 SB: 3 CS: 0	PA: 44	
PITCHER	IP WLS BF H R ER SO BB IBB HBP BLK WP HR S P ERA WHIP	PITCHER																	
Tom Underwood, L ERA: 3.71	(1, 1)	6.0	W	27	5	2	1	1	4	0	0	0	0	0	0	25	41	1.50	1.500
Steve Baker, R ERA: 2.99	(7, 1)	0.2		4	0	1	0	0	1	0	0	0	0	0	0	3	7	0.00	1.500
Tom Burgmeier, L ERA: 1.05	(7, 1)	1.0		5	1	0	0	1	1	0	0	0	0	0	0	6	10	0.00	2.000
Steve McCatty, R ERA: 1.72	(8, 1)	1.1	S	8	2	1	1	0	2	0	0	0	0	0	6	14	6.75	3.000	

New York Yankees @ Oakland Athletics
Oakland-Alameda County Coliseum, Oakland, CA
Fri May 20 1983, 7:05 PM PDT
Att: 38,007 - Unknown

AB 35
R 4
H 8
RBI 3
BB 8
SO 2
LOB 30





Batter	1	2	3	4	5	6	7	8	9	AB	R	H	RBI	BB	SO	LOB	BOTTOM	
Rickey Henderson, R OBP: 0.469, SLG: 0.450	4-0 2B BB		0-0 HR	4-0 4-3 BB		0-3 K		0-0 6-3		3	2	1	1	2	1	1		
Mike Davis, L OBP: 0.320, SLG: 0.386	4-0 2B SF8 BB		0-0 4-3	0-0 4-3		0-0 1-2	4-0 G6-4-3 S BB	0-0 F8		3	1	0	0	2	0	2		
Bill Almon, R OBP: 0.320, SLG: 0.352 Wayne Gross, L OBP: 0.363, SLG: 0.420 (7, PH) (8, 5)	0-0 SF8 2B		0-0 5-3	0-3 K		4-0 1-2 G6-4-3 BB		0-0 F8		3	1	1	1	0	1	1		
Jeff Burroughs, R OBP: 0.341, SLG: 0.407	0-0 SF8		0-3 K	0-0 F2		0-0 G6-4-3		0-0 G6-4-3		3	0	0	1	0	1	3		
Dwayne Murphy, L OBP: 0.305, SLG: 0.311	0-0 1B 2B		0-3 K		0-0 4-1		0-0 4-3			4	0	1	1	0	1	1		
Kelvin Moore, R OBP: 0.271, SLG: 0.374 Dan Meyer, L OBP: 0.343, SLG: 0.355	0-3 K		0-0 E 2B		0-0 F1		4-0 SH3-4 WP SH BB			3	2	1	0	1	1	1		
Davey Lopes, R OBP: 0.333, SLG: 0.351	0-0 FC6-4 1B		0-0 E2 1B		0-0 F4		4-0 SH3-4 SH BB			3	2	2	0	1	0	0		
Bob Kearney, R OBP: 0.294, SLG: 0.400	0-0 FC6-4		0-0 1B		0-0 F7		0-0 SH3-4			3	0	1	1	0	0	2		
Tony Phillips, S OBP: 0.271, SLG: 0.271		0-0 F7		0-3 K		0-0 F7		0-0 SH		3	0	0	1	0	1	1		
Inning Stats	R: 3 E: 0 K: 1 S: 8	H: 3 LOB: 2 BB: 2 P: 16	R: 1 E: 0 K: 0 S: 4	H: 1 LOB: 0 BB: 0 P: 4	R: 2 E: 1 K: 3 S: 12	H: 3 LOB: 1 BB: 0 P: 12	R: 0 E: 0 K: 1 S: 5	H: 0 LOB: 1 BB: 1 P: 9	R: 0 E: 0 K: 1 S: 5	H: 0 LOB: 0 BB: 0 P: 5	R: 0 E: 0 K: 0 S: 2	H: 0 LOB: 1 BB: 2 P: 10	R: 2 E: 1 K: 0 S: 4	H: 0 LOB: 1 BB: 2 P: 12	1B: 3 2B: 3 3B: 0 HR: 1	SF: 1 SAC: 2 DP: 1 HBP: 0	WP: 1 PB: 0 SB: 1 CS: 0	PA: 38
PITCHER	IP WLS BF H R ER SO BB IBB HBP BLK WP HR S P ERA WHIP	PITCHER																
Bob Shirley, L ERA: 4.37	(1, 1)	2.2	L	16	6	6	4	3	2	0	1	20	28	13.50	3.000			
George Frazier, R ERA: 3.45	(3, 1)	2.1		9	1	0	0	2	1	0	0	0	0	0	12	16	0.00	0.857
Doyle Alexander, R ERA: 6.65	(6, 1)	1.0		4	0	0	0	1	1	0	0	0	0	0	5	9	0.00	1.000
Rudy May, L ERA: 5.4	(7, 1)	1.1		6	0	2	2	0	3	0	0	0	1	0	3	15	13.50	2.250
Dale Murray, R ERA: 6.04	(8, 1)	0.2		3	0	0	0	0	0	0	0	0	0	3	3	0.00	0.000	

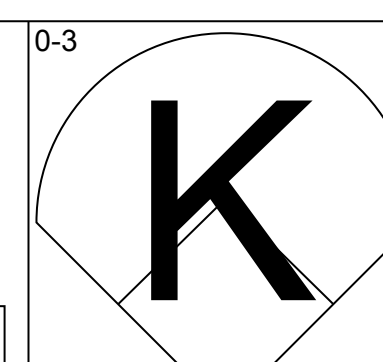
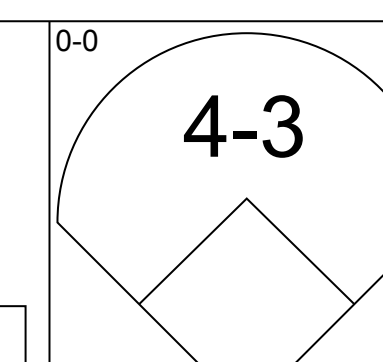
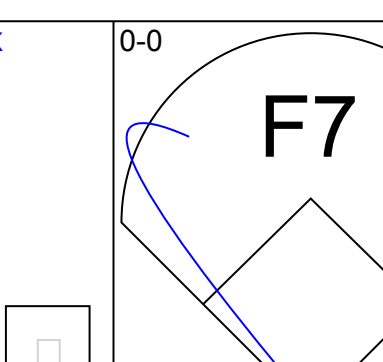
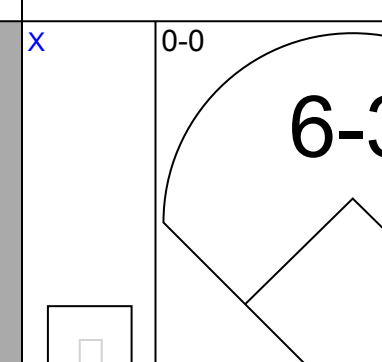
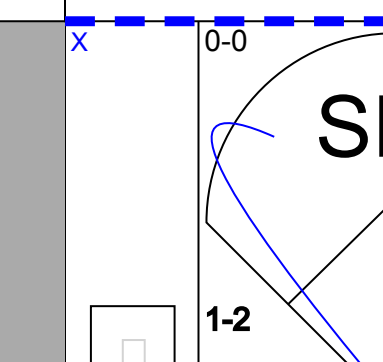
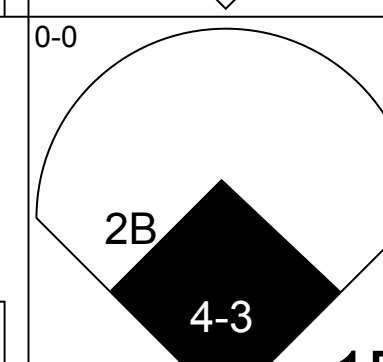
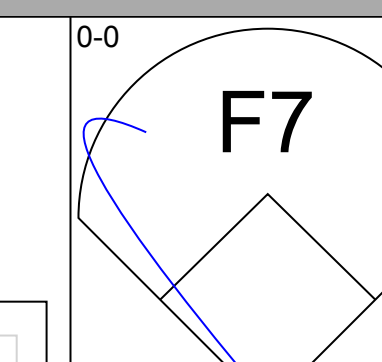
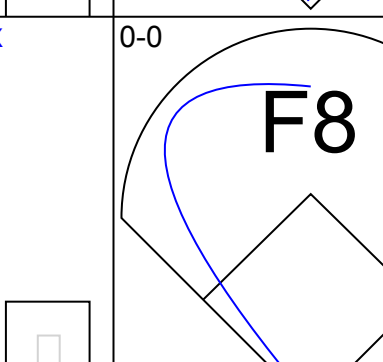
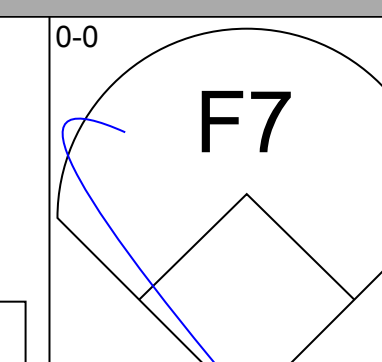
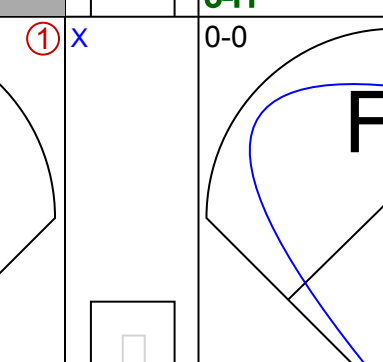
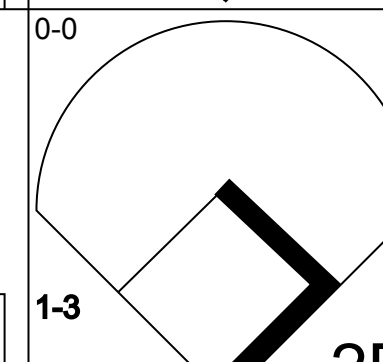
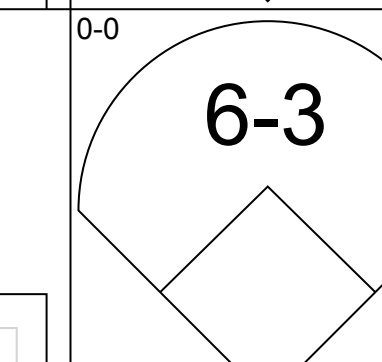
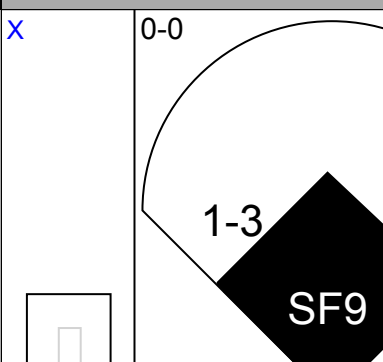
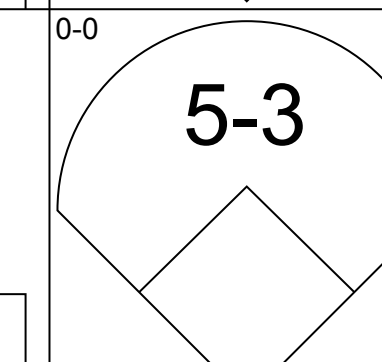
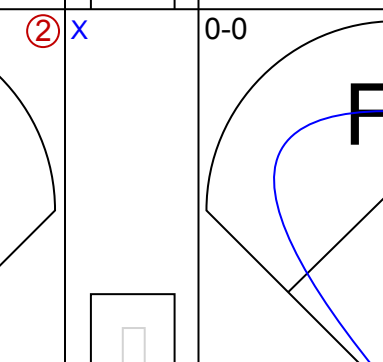
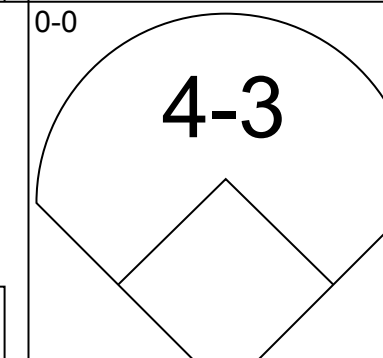
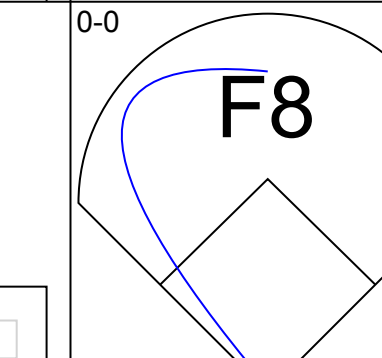
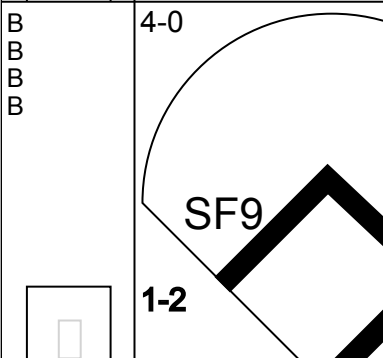
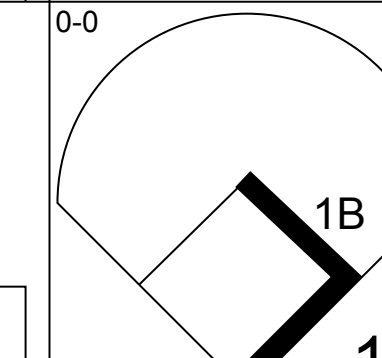

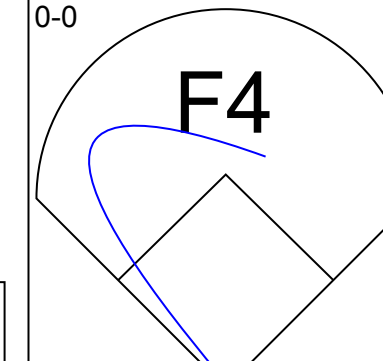
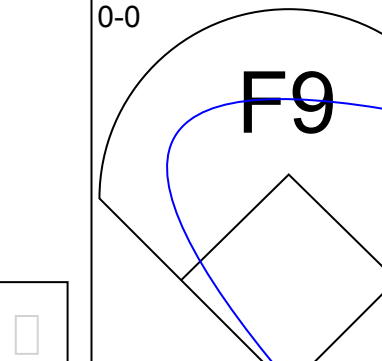
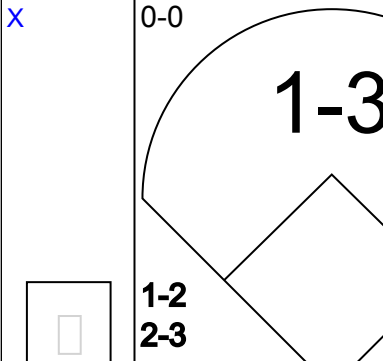
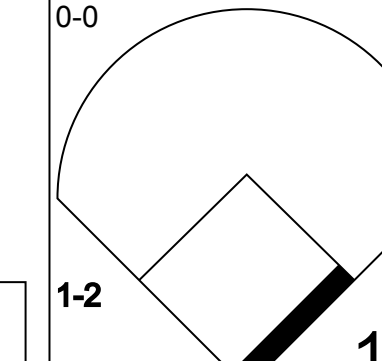

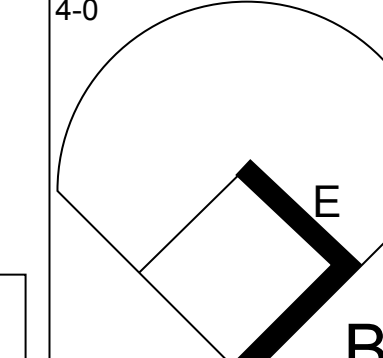
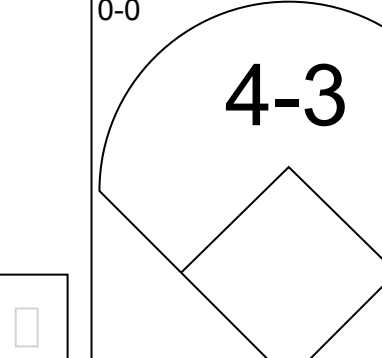
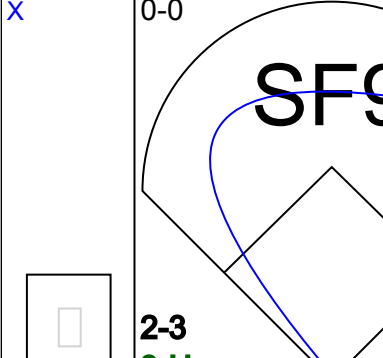
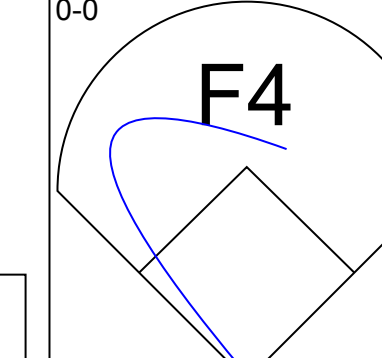
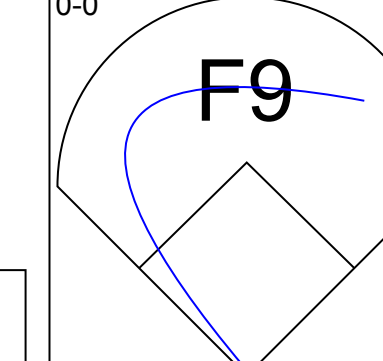
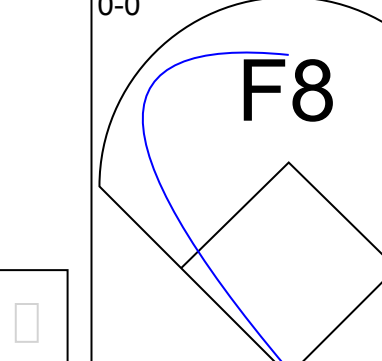
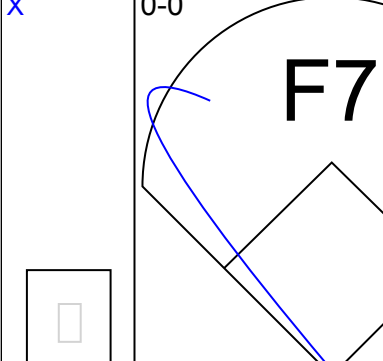
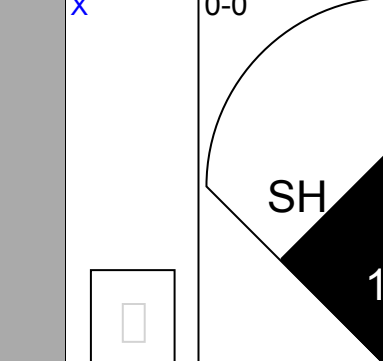
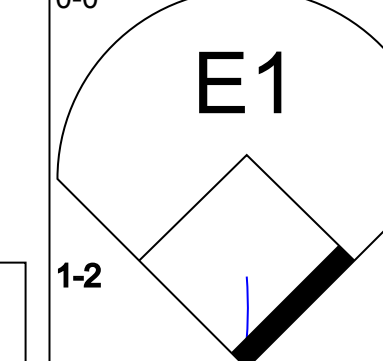
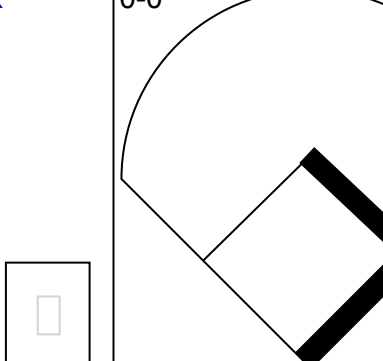
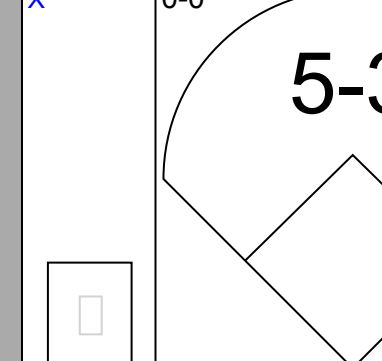
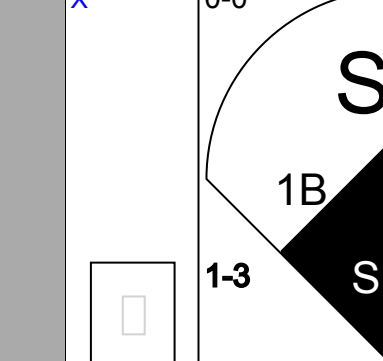
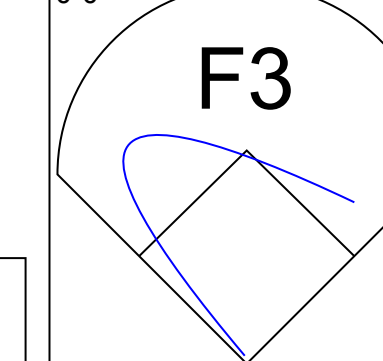
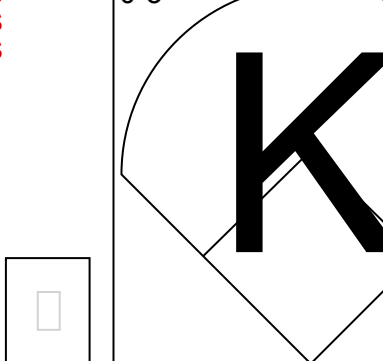
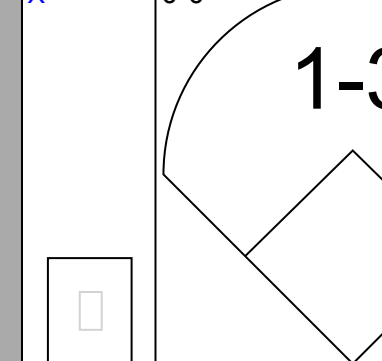
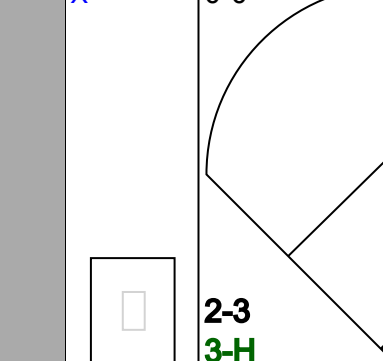
New York Yankees @ Oakland Athletics
Oakland-Alameda County Coliseum, Oakland, CA
Fri May 20 1983, 7:05 PM PDT
Att: 38,007 - Unknown

AB 28
R 8
H 7
RBI 6
BB 7
SO 6
LOB 12



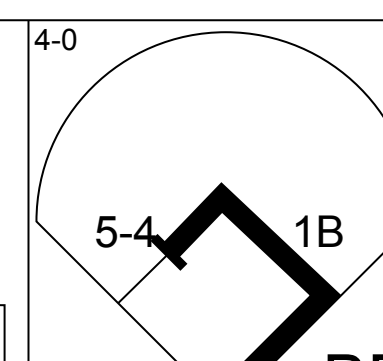
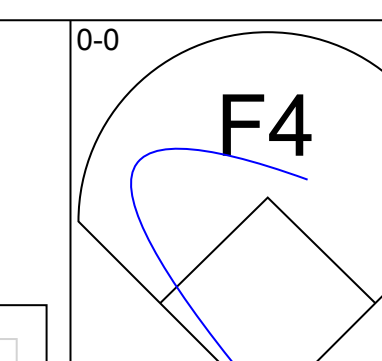
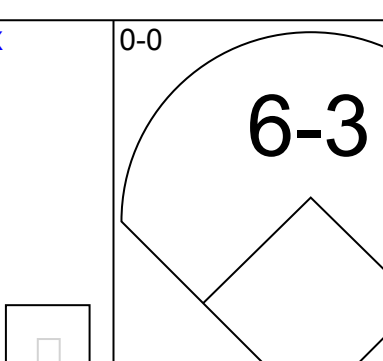
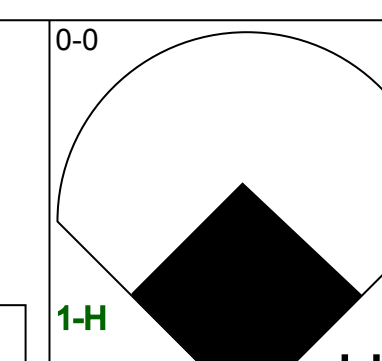
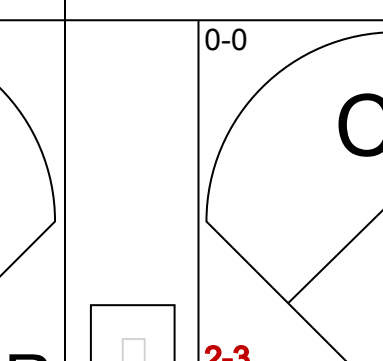
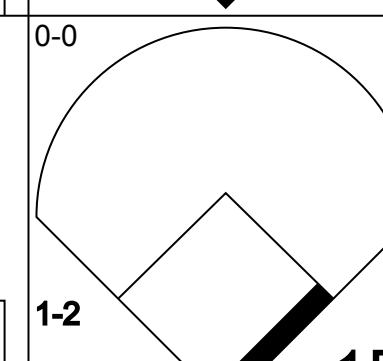
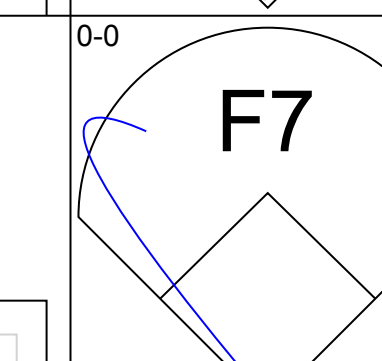
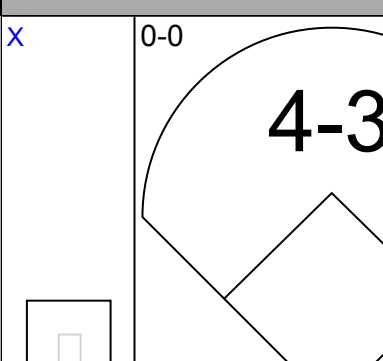
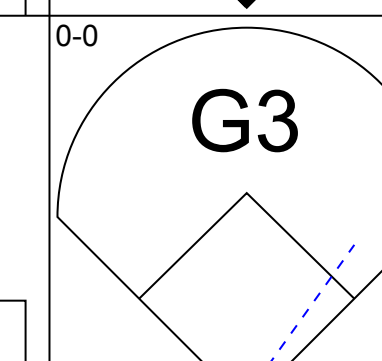
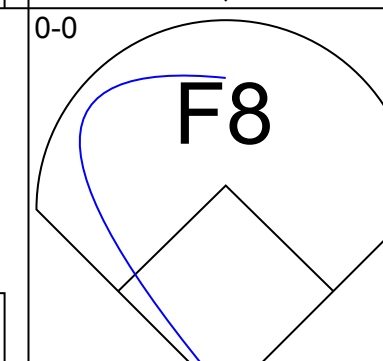
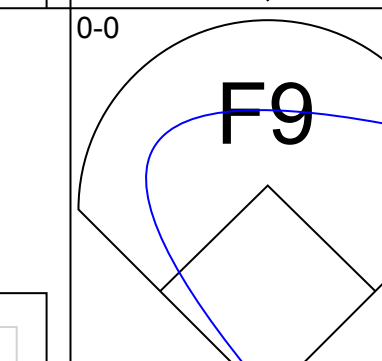
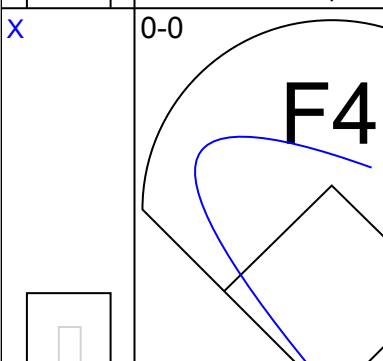
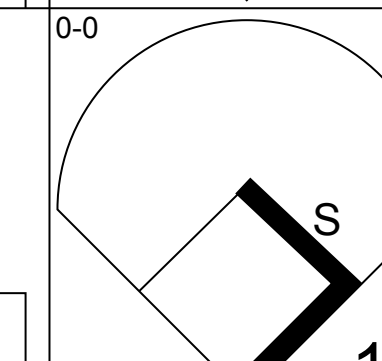
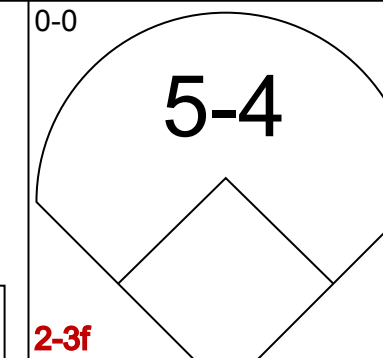
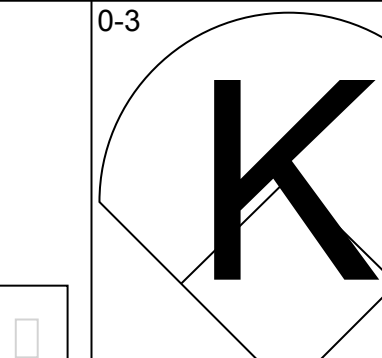
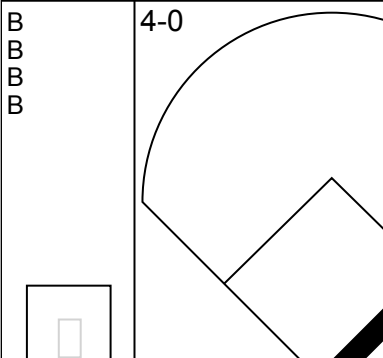
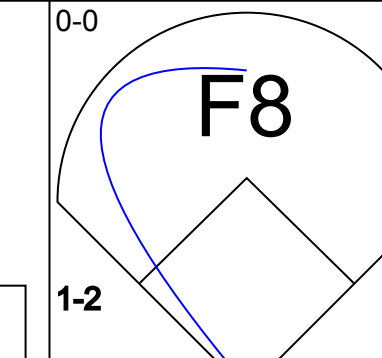
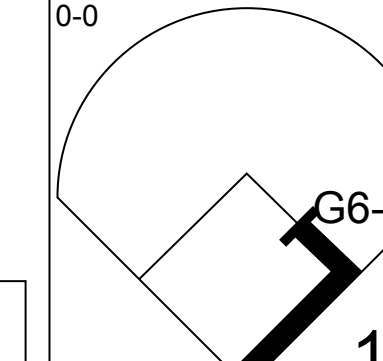
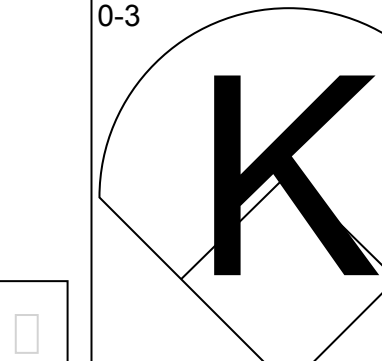
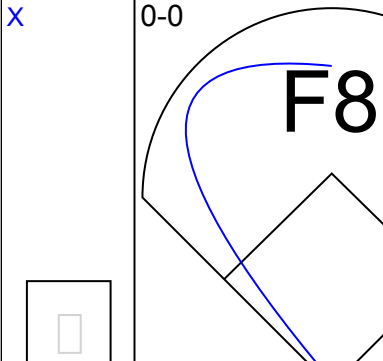
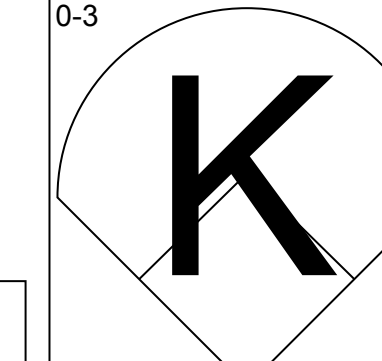
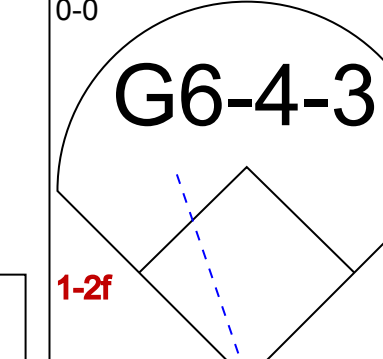
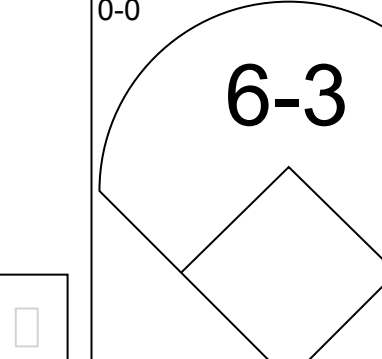
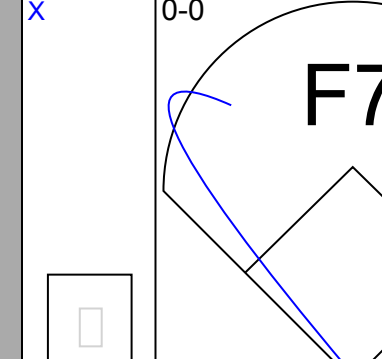
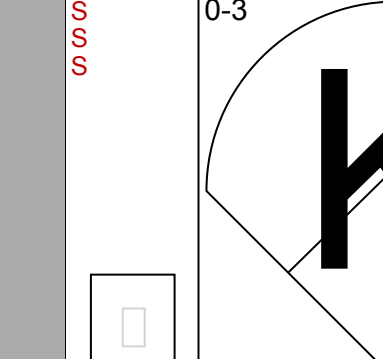
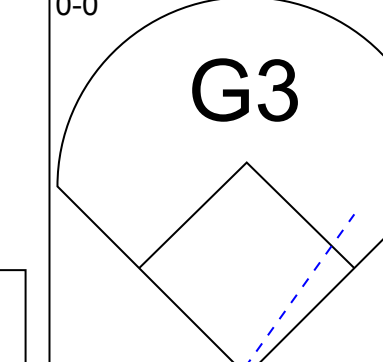
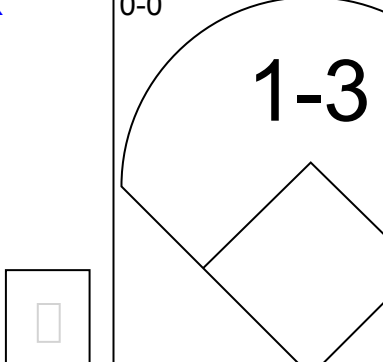
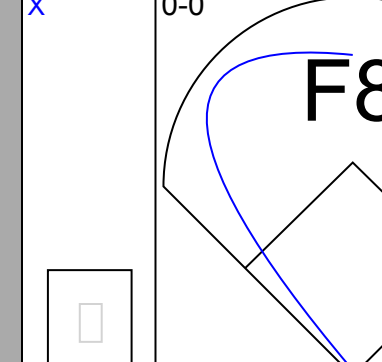
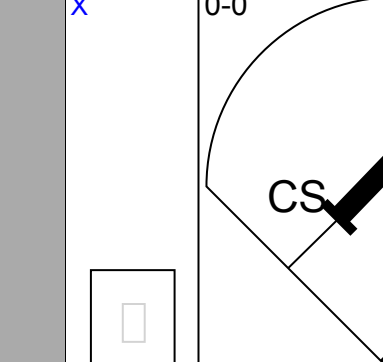
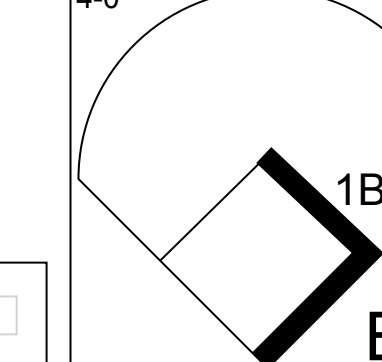
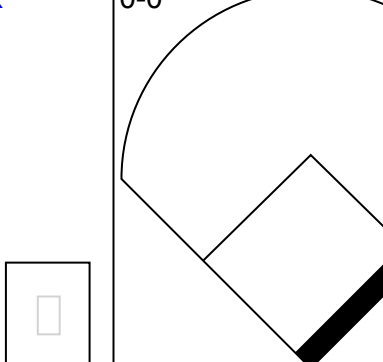
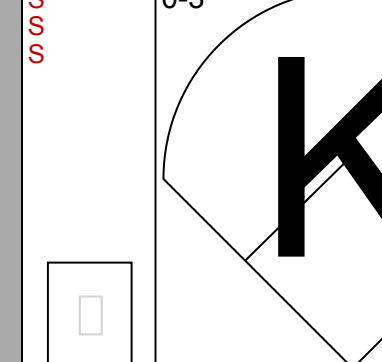
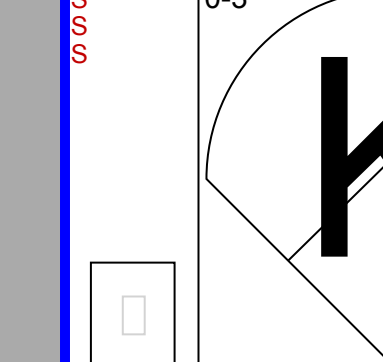
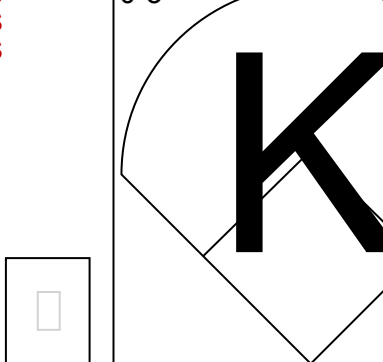
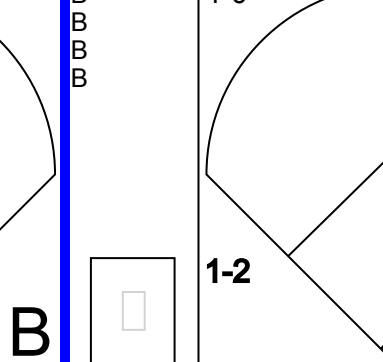
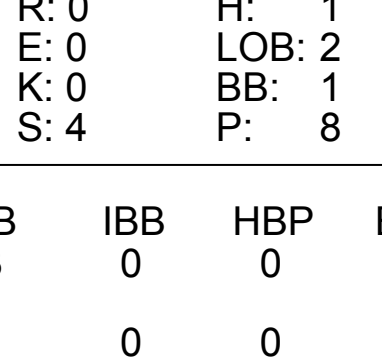
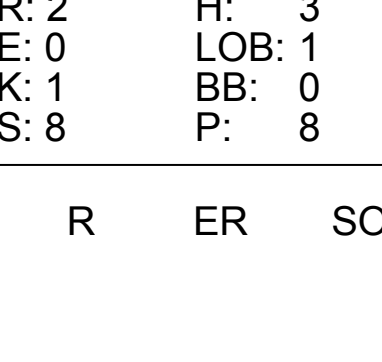
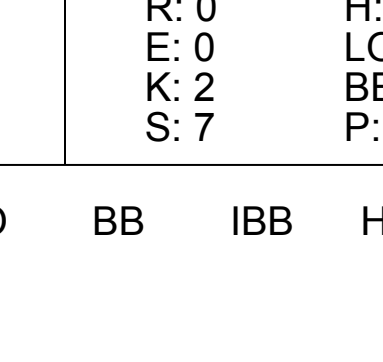


Batter	1	2	3	4	5	6	7	8	9	AB	R	H	RBI	BB	SO	LOB	TOP			
Willie Randolph, R (1,4) OBP: 0.391, SLG: 0.316	4-0 G6-4-3 BB			0-0 1B		0-0 6-3			4-0 SH5-3 1B BB	2	1	1	0	2	0	0	<p>New York Yankees @ Oakland Athletics Oakland-Alameda County Coliseum, Oakland, CA</p> <p>Sat May 21 1983, 3:33 AM PDT Att: 38,236 - Unknown</p> <p>livebaseballscorecards.com</p> <p>AB 27 R 1 H 4 RBI 1 BB 3 SO 9 LOB 7</p> 			
Ken Griffey, L (1,3) OBP: 0.384, SLG: 0.449	0-3 K			0-0 1B		0-3 K			0-0 SH5-3	3	0	1	0	0	2	1				
Dave Winfield, R (1,7) OBP: 0.344, SLG: 0.538	0-0 G6-4-3			0-0 5-3					0-0 G4-6-3 1B	4	0	1	1	0	0	2				
Steve Kemp, L (1,9) OBP: 0.319, SLG: 0.433		0-0 F3		0-0 6-3					0-0 G4-6-3	4	0	0	0	0	0	2				
Oscar Gamble, L (1,10) OBP: 0.375, SLG: 0.421		0-3 K			0-3 K					3	0	0	0	0	2	0				
Roy Smalley, S (1,6) OBP: 0.325, SLG: 0.405		0-3 K			0-3 K					3	0	0	0	0	3	0				
Graig Nettles, L (1,5) OBP: 0.341, SLG: 0.321			0-0 F9		4-0 BB				0-0 F8	2	0	0	0	1	0	0				
Jerry Mumphy, S (1,8) OBP: 0.300, SLG: 0.400			0-0 4-3		0-0 F9				0-0 1B	3	0	1	0	0	0	1				
Juan Espino, R (1,2) Bobby Murcer, L (8,PH) Rick Cerone, R (8,2) OBP: 0.218, SLG: 0.257			0-3 K		0-3 K				0-0 6-3	2	0	0	0	0	2	0				
Inning Stats	R: 0 E: 0 K: 1 S: 4	H: 0 LOB: 0 BB: 1 P: 8	R: 0 E: 0 K: 2 S: 7	H: 0 LOB: 0 BB: 0 P: 7	R: 0 E: 0 K: 1 S: 5	H: 1 LOB: 1 BB: 0 P: 5	R: 0 E: 0 K: 0 S: 4	H: 2 LOB: 1 BB: 0 P: 4	R: 0 E: 0 K: 2 S: 7	H: 0 LOB: 0 BB: 0 P: 7	R: 0 E: 0 K: 0 S: 3	H: 0 LOB: 0 BB: 0 P: 3	R: 0 E: 0 K: 1 S: 6	H: 1 LOB: 1 BB: 0 P: 6	R: 1 E: 0 K: 0 S: 3	H: 1 LOB: 0 BB: 1 P: 7	1B: 4 2B: 0 3B: 0 HR: 0	SF: 0 SAC: 1 DP: 2 HBP: 0	WP: 0 PB: 0 SB: 0 CS: 0	PA: 31
PITCHER Mike Norris, R (1,1) ERA: 3.03	IP: 9.0 WLS: L BF: 31 H: 4 R: 1 ER: 1 SO: 9 BB: 3 IBB: 0 HBP: 0 BLK: 0 WP: 0 HR: 0 S: 46 P: 58 ERA: 1.00 WHIP: 0.778															PITCHER				

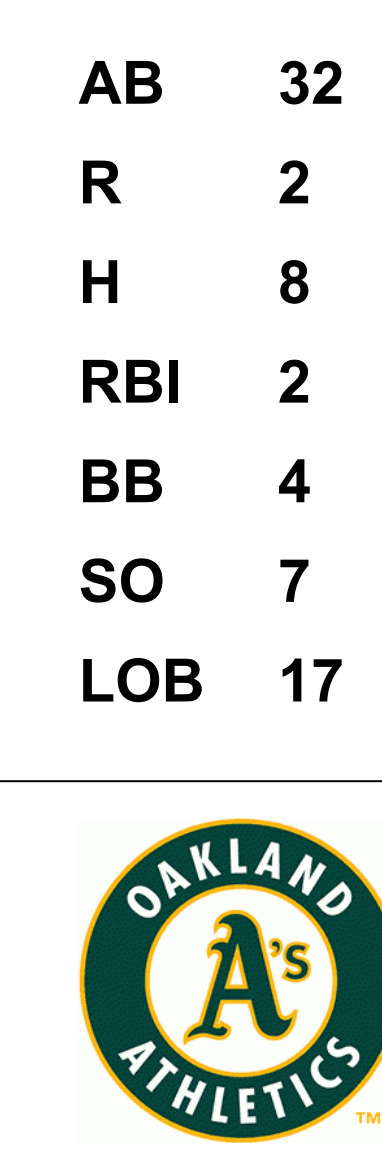
Batter	1	2	3	4	5	6	7	8	9	AB	R	H	RBI	BB	SO	LOB	BOTTOM					
Rickey Henderson, R (1,8) OBP: 0.456, SLG: 0.434	0-0 4-3		0-0 9-3		0-0 FC5-4			0-0 1-3		4	0	0	0	0	0	4	<p>New York Yankees @ Oakland Athletics Oakland-Alameda County Coliseum, Oakland, CA</p> <p>Sat May 21 1983, 3:33 AM PDT Att: 38,236 - Unknown</p> <p>livebaseballscorecards.com</p> <p>AB 31 R 0 H 6 RBI 0 BB 2 SO 4 LOB 15</p> 					
Mike Davis, L (1,9) OBP: 0.318, SLG: 0.383	0-0 4-3			0-0 6-3		0-0 4-3		0-0 E8 1B		4	0	1	0	0	0	0						
Bill Almon, R (1,5) OBP: 0.307, SLG: 0.337	0-0 F9			0-0 6-3		0-3 K		0-0 8-4		4	0	0	0	0	1	1						
Jeff Burroughs, R (1,10) OBP: 0.338, SLG: 0.402		0-0 F3		0-0 5-3		0-0 1B			0-0 F8	4	0	1	0	0	0	0						
Dwayne Murphy, L (1,7) OBP: 0.303, SLG: 0.304		4-0 BB			0-3 K	0-0 F5			0-0 F5	3	0	0	0	1	1	1						
Davey Lopes, R (1,4) OBP: 0.346, SLG: 0.359		0-0 F6			0-0 FC1 1B			0-0 FC1-6 1B		3	0	2	0	0	0	1						
Wayne Gross, L (1,3) OBP: 0.357, SLG: 0.411		0-3 K			0-0 BB FC1 1B			0-0 FC1-6 6-3		4	0	1	0	0	2	3						
Bob Kearney, R (1,2) OBP: 0.295, SLG: 0.398			0-0 FC3-6 1B		0-0 FC1 BB			0-0 6-3		3	0	1	0	0	0	3						
Tony Phillips, S (1,6) OBP: 0.273, SLG: 0.266			0-0 FC3-6		4-0 FC5-4 BB			0-0 6-3		2	0	0	0	1	0	2						
Inning Stats	R: 0 E: 0 K: 0 S: 3	H: 0 LOB: 0 BB: 0 P: 3	R: 0 E: 0 K: 1 S: 5	H: 0 LOB: 1 BB: 1 P: 9	R: 0 E: 0 K: 0 S: 3	H: 1 LOB: 0 BB: 0 P: 3	R: 0 E: 0 K: 0 S: 3	H: 0 LOB: 0 BB: 0 P: 3	R: 0 E: 0 K: 1 S: 7	H: 2 LOB: 3 BB: 1 P: 11	R: 0 E: 0 K: 1 S: 6	H: 1 LOB: 1 BB: 0 P: 6	R: 0 E: 0 K: 0 S: 4	H: 1 LOB: 1 BB: 0 P: 4	R: 0 E: 1 K: 0 S: 3	H: 1 LOB: 0 BB: 0 P: 3	R: 0 E: 0 K: 1 S: 5	H: 0 LOB: 1 BB: 0 P: 6	1B: 6 2B: 2 3B: 0 HR: 0	SF: 0 SAC: 0 DP: 2 HBP: 1	WP: 0 PB: 0 SB: 1 CS: 0	PA: 34
PITCHER Shane Rawley, L (1,1) Rich Gossage, R (9,1) ERA: 4.5	IP: 8.2 WLS: W BF: 32 H: 6 R: 0 ER: 0 SO: 3 BB: 2 IBB: 0 HBP: 0 BLK: 0 WP: 0 HR: 0 S: 36 P: 44 ERA: 0.00 WHIP: 0.923															PITCHER						

Batter	1	2	3	4	5	6	7	8	9	AB	R	H	RBI	BB	SO	LOB	TOP								
Jerry Mumphrey, S OBP: 0.287, SLG: 0.385										4	0	0	1	0	1	3	New York Yankees @ Oakland Athletics Oakland-Alameda County Coliseum, Oakland, CA Sun May 22, 1983, 3:33 AM PDT Att: 40,065 - Sunny								
Ken Griffey, L OBP: 0.378, SLG: 0.439										5	1	1	0	0	0	2									
Dave Winfield, R OBP: 0.345, SLG: 0.540										5	1	2	0	0	0	1									
Steve Kemp, L OBP: 0.324, SLG: 0.431										3	0	1	1	1	0	1									
Don Baylor, R OBP: 0.368, SLG: 0.444										4	0	1	0	0	0	3									
Roy Smalley, S OBP: 0.327, SLG: 0.398										2	0	0	1	1	0	2									
Graig Nettles, L OBP: 0.338, SLG: 0.318										4	1	1	0	0	0	2									
Bert Campaneris, R OBP: 0.409, SLG: 0.500										3	1	1	0	0	0	1									
Rick Cerone, R OBP: 0.220, SLG: 0.256										4	0	1	1	0	1	3									
Inning Stats	R: 1 E: 0 K: 1 S: 7	H: 2 LOB: 1 BB: 0 P: 7	R: 0 E: 1 K: 0 S: 4	H: 0 LOB: 2 BB: 1 P: 8	R: 0 E: 0 K: 0 S: 3	H: 0 LOB: 0 BB: 0 P: 3	R: 0 E: 0 K: 0 S: 3	H: 0 LOB: 0 BB: 0 P: 3	R: 0 E: 0 K: 1 S: 6	H: 1 LOB: 1 BB: 0 P: 6	R: 1 E: 0 K: 0 S: 4	H: 1 LOB: 1 BB: 1 P: 8	R: 0 E: 0 K: 0 S: 3	H: 0 LOB: 0 BB: 0 P: 3	R: 0 E: 0 K: 0 S: 5	H: 2 LOB: 2 BB: 0 P: 5	R: 2 E: 1 K: 0 S: 6	H: 2 LOB: 1 BB: 0 P: 6	1B: 6 2B: 2 3B: 0 HR: 0	SF: 2 SAC: 1 DP: 0 HBP: 0	WP: 0 PB: 0 SB: 0 CS: 0	PA: 39			
PITCHER	IP	WLS	BF	H	R	ER	SO	BB	IBB	HBP	BLK	WP	HR	S	P	ERA	WHIP								
Chris Codiroli, R ERA: 4.2	5.2	L	24	4	2	2	2	2	0	0	0	0	0	26	34	3.18	1.059								
Tom Burgmeier, L ERA: 1.29	2.1	L	12	4	2	1	0	0	0	0	0	0	0	12	12	3.86	1.714								
Steve McCatty, R ERA: 1.62	1.0	S	3	0	0	0	0	0	0	0	0	0	0	3	3	0.00	0.000								

AB	34
R	4
H	8
RBI	4
BB	2
SO	2
LOB	18



Batter	1	2	3	4	5	6	7	8	9	AB	R	H	RBI	BB	SO	LOB	BOTTOM								
Rickey Henderson, R OBP: 0.457, SLG: 0.457										3	1	1	2	1	0	3	New York Yankees @ Oakland Athletics Oakland-Alameda County Coliseum, Oakland, CA Sun May 22, 1983, 3:33 AM PDT Att: 40,065 - Sunny								
Mike Davis, L OBP: 0.317, SLG: 0.379										4	0	1	0	0	0	2									
Bill Almon, R OBP: 0.305, SLG: 0.333										4	0	1	0	0	0	4									
Jeff Burroughs, R OBP: 0.336, SLG: 0.392										3	0	0	0	1	1	3									
Dwayne Murphy, L OBP: 0.302, SLG: 0.302										4	0	1	0	0	2	2									
Davey Lopes, R OBP: 0.336, SLG: 0.347										4	0	0	0	0	1	1									
Wayne Gross, L OBP: 0.352, SLG: 0.403										4	0	1	0	0	0	0									
Bob Kearney, R OBP: 0.304, SLG: 0.400										2	0	1	0	1	1	0									
Gary Hancock, L OBP: 0.292, SLG: 0.261										1	0	0	0	0	1	1									
Tony Phillips, S OBP: 0.282, SLG: 0.277										3	1	2	0	0	1	1									
Mitchell Page, L OBP: 0.300, SLG: 0.231										0	0	0	0	1	0	0									
Inning Stats	R: 0 E: 0 K: 0 S: 3	H: 1 LOB: 1 BB: 1 P: 7	R: 0 E: 0 K: 0 S: 3	H: 1 LOB: 0 BB: 0 P: 3	R: 0 E: 0 K: 2 S: 7	H: 0 LOB: 0 BB: 0 P: 7	R: 0 E: 0 K: 1 S: 6	H: 1 LOB: 1 BB: 0 P: 6	R: 0 E: 0 K: 0 S: 3	H: 0 LOB: 1 BB: 1 P: 7	R: 0 E: 0 K: 1 S: 5	H: 0 LOB: 0 BB: 0 P: 5	R: 2 E: 0 K: 1 S: 8	H: 3 LOB: 1 BB: 0 P: 8	R: 0 E: 0 K: 2 S: 7	H: 1 LOB: 1 BB: 1 P: 11	1B: 7 2B: 1 3B: 0 HR: 1	SF: 0 SAC: 0 DP: 2 HBP: 0	WP: 0 PB: 0 SB: 1 CS: 1	PA: 37					
PITCHER	IP	WLS	BF	H	R	ER	SO	BB	IBB	HBP	BLK	WP	HR	S	P	ERA	WHIP								
Ron Guidry, L ERA: 3.55	8.0	W	32	7	2	2	5	3	0	0	0	0	0	39	51	2.25	1.250								
Rich Gossage, R ERA: 4.26	1.0	S	4	1	0	0	2	1	0	0	0	0	0	7	11	0.00	2.000								



Batter	1	2	3	4	5	6	7	8	9	AB	R	H	RBI	BB	SO	LOB	TOP			
Willie Randolph, R OBP: 0.356, SLG: 0.316 (1, 4)										3	0	1	0	1	0	0	<p>New York Yankees @ California Angels Anaheim Stadium, Anaheim, CA Mon May 23 1983, 10:05 PM EDT Att: 35,712 - Unknown</p> <p>livebaseballscores.com</p> <p>AB 30 R 0 H 6 RBI 0 BB 3 SO 0 LOB 14</p>			
Ken Griffey, L OBP: 0.367, SLG: 0.426 (1, 3)										4	0	0	0	0	0	3				
Dave Winfield, R OBP: 0.343, SLG: 0.532 (1, 7)										4	0	1	0	0	0	3				
Don Baylor, R OBP: 0.372, SLG: 0.461 (1, 10)										4	0	2	0	0	0	0				
Steve Kemp, L OBP: 0.324, SLG: 0.429 (1, 9)									3	0	1	0	0	0	2					
Roy Smalley, S OBP: 0.325, SLG: 0.394 (1, 6)									4	0	1	0	0	0	2					
Jerry Mumphrey, S OBP: 0.286, SLG: 0.374 (1, 8)									3	0	0	0	1	0	2					
Graig Nettles, L OBP: 0.331, SLG: 0.310 (1, 5)									3	0	0	0	0	0	2					
Rick Cerone, R OBP: 0.224, SLG: 0.250 (1, 2)									2	0	0	0	1	0	0					
Inning Stats	R: 0 E: 0 K: 0 S: 5	H: 2 LOB: 2 BB: 0 P: 5	R: 0 E: 0 K: 0 S: 3	H: 1 LOB: 3 BB: 0 P: 3	R: 0 E: 0 K: 0 S: 4	H: 1 LOB: 1 BB: 0 P: 4	R: 0 E: 0 K: 0 S: 4	H: 1 LOB: 2 BB: 1 P: 8	R: 0 E: 0 K: 0 S: 2	H: 0 LOB: 0 BB: 0 P: 10	R: 0 E: 0 K: 0 S: 3	H: 0 LOB: 0 BB: 0 P: 3	R: 0 E: 0 K: 0 S: 3	H: 0 LOB: 0 BB: 0 P: 3	R: 0 E: 0 K: 0 S: 4	H: 1 LOB: 1 BB: 0 P: 4	1B: 4 2B: 2 3B: 0 HR: 0	SF: 0 SAC: 1 DP: 2 HBP: 0	WP: 0 PB: 0 CS: 0	PA: 34
PITCHER Geoff Zahn, L ERA: 2.6 (1, 1)	IP: 9.0 WLS: W BF: 34 H: 6 R: 0 ER: 0 SO: 0 BB: 3 IBB: 0 HBP: 0 BLK: 0 WP: 0 HR: 0 S: 31 P: 43 ERA: 0.00 WHIP: 1.000															PITCHER				

Batter	1	2	3	4	5	6	7	8	9	AB	R	H	RBI	BB	SO	LOB	BOTTOM				
Rod Carew, L OBP: 0.477, SLG: 0.593 (1, 3)										4	1	2	1	0	0	0	<p>New York Yankees @ California Angels Anaheim Stadium, Anaheim, CA Mon May 23 1983, 10:05 PM EDT Att: 35,712 - Unknown</p> <p>livebaseballscores.com</p> <p>AB 31 R 3 H 8 RBI 3 BB 3 SO 4 LOB 10</p>				
Tim Lincecum, R OBP: 0.331, SLG: 0.360 (1, 6)										4	1	2	1	0	0	3					
Reggie Jackson, L OBP: 0.331, SLG: 0.366 (1, 10)										4	0	0	0	0	0	2					
Fred Lynn, L OBP: 0.368, SLG: 0.528 (1, 8)									3	0	2	1	1	1	0						
Ron Jackson, R OBP: 0.333, SLG: 0.364 Ricky Adams, R OBP: 0.172, SLG: 0.111 (1, 5) (9, 5)										4	0	0	0	0	1	3					
Ellis Valentine, R OBP: 0.217, SLG: 0.326 (1, 9)										3	0	0	0	1	1	1					
Bobby Grich, R OBP: 0.381, SLG: 0.378 (1, 4)									4	0	0	0	0	1	1						
Juan Beniquez, R OBP: 0.348, SLG: 0.373 (1, 7)										3	0	1	0	0	0	0					
Bob Boone, R OBP: 0.296, SLG: 0.341 (1, 2)										2	1	1	0	1	0	0					
Inning Stats	R: 1 E: 0 K: 0 S: 5	H: 2 LOB: 1 BB: 0 P: 5	R: 0 E: 0 K: 1 S: 7	H: 2 LOB: 3 BB: 1 P: 11	R: 0 E: 0 K: 1 S: 6	H: 1 LOB: 1 BB: 0 P: 6	R: 0 E: 0 K: 0 S: 3	H: 0 LOB: 0 BB: 0 P: 3	R: 0 E: 0 K: 1 S: 4	H: 0 LOB: 0 BB: 1 P: 8	R: 2 E: 0 K: 0 S: 6	H: 3 LOB: 1 BB: 0 P: 6	R: 0 E: 0 K: 1 S: 5	H: 0 LOB: 1 BB: 1 P: 9	R: 0 E: 0 K: 1 S: 5	H: 0 LOB: 1 BB: 1 P: 9		1B: 7 2B: 2 3B: 0 HR: 0	SF: 0 SAC: 0 DP: 1 HBP: 0	WP: 0 PB: 0 CS: 0	PA: 34
PITCHER Dave Righetti, L ERA: 3.66 (1, 1)	IP: 8.0 WLS: L BF: 34 H: 8 R: 3 ER: 3 SO: 4 BB: 3 IBB: 0 HBP: 0 BLK: 0 WP: 0 HR: 0 S: 39 P: 51 ERA: 3.38 WHIP: 1.375															PITCHER					

Batter	1	2	3	4	5	6	7	8	9	10	AB	R	H	RBI	BB	SO	LOB	TOP
Willie Randolph, R OBP: 0.350, SLG: 0.311 (1,4)	F9		F9		F8		FC5-4 BB	FC6 1B			5	0	1	0	0	0	3	New York Yankees @ California Angels Anaheim Stadium, Anaheim, CA Tue May 24 1983, 10:05 PM EDT Att: 41,042 - Unknown livebaseballscorecards.com
Ken Griffey, L OBP: 0.375, SLG: 0.436 (1,3)	FC4-6 2B		G1-6-3			1B	FC6-4 BB	FC6 1-2f			4	1	2	0	1	0	3	
Dave Winfield, R OBP: 0.345, SLG: 0.522 (1,8)	FC4-6 BB			5-3		F7	FC6-4 1-2f		G3-6-3 BB		3	0	0	0	2	0	3	
Steve Kemp, L OBP: 0.320, SLG: 0.428 (1,7)	FC4-6 2B		G3			F9		HR 2B	K		5	1	1	0	0	1	4	
Oscar Gamble, L OBP: 0.448, SLG: 0.652 (1,9)	1-2f 2-3 2B							HR	G3-6-3		4	1	3	3	1	0	1	
Don Baylor, R OBP: 0.366, SLG: 0.447 (1,10)		F8		P6		P4		4-3 1B E		5-3	4	1	0	0	1	0	3	
Graig Nettles, L OBP: 0.333, SLG: 0.339 (1,5)	F9				4-3		HR	E 4-3 1B		K	5	1	2	1	0	1	0	
Roy Smalley, S OBP: 0.321, SLG: 0.408 (1,6)	G3				G3		4-3	4-3			5	1	1	1	0	0	2	
Juan Espino, R OBP: 0.428, SLG: 0.429 (1,2)			G1-6-3 1B				FC5-4 1B	E6 1B		6-3	5	0	3	1	0	0	1	
Inning Stats	R: 1 E: 0 K: 0 S: 4	H: 2 LOB: 2 BB: 1 P: 8	R: 0 E: 0 K: 0 S: 3	H: 0 LOB: 0 BB: 0 P: 3	R: 0 E: 0 K: 0 S: 3	H: 1 LOB: 0 BB: 0 P: 3	R: 0 E: 0 K: 0 S: 4	H: 1 LOB: 1 BB: 0 P: 4	R: 0 E: 0 K: 0 S: 4	H: 1 LOB: 2 BB: 1 P: 8	R: 1 E: 0 K: 1 S: 6	H: 0 LOB: 0 BB: 1 P: 8	R: 1 E: 0 K: 1 S: 6	H: 1 LOB: 0 BB: 0 P: 6	1B: 7 2B: 3 3B: 0 HR: 3	SF: 0 SAC: 0 DP: 2 HBP: 0	WP: 0 PB: 0 SB: 0 CS: 0	
PITCHER	IP WLS BF H R ER SO ERA WHIP	IP WLS BF H R ER SO ERA WHIP	IP WLS BF H R ER SO ERA WHIP	IP WLS BF H R ER SO ERA WHIP	IP WLS BF H R ER SO ERA WHIP	IP WLS BF H R ER SO ERA WHIP	IP WLS BF H R ER SO ERA WHIP	IP WLS BF H R ER SO ERA WHIP	IP WLS BF H R ER SO ERA WHIP	IP WLS BF H R ER SO ERA WHIP	IP WLS BF H R ER SO ERA WHIP	IP WLS BF H R ER SO ERA WHIP	IP WLS BF H R ER SO ERA WHIP	IP WLS BF H R ER SO ERA WHIP	IP WLS BF H R ER SO ERA WHIP	IP WLS BF H R ER SO ERA WHIP	IP WLS BF H R ER SO ERA WHIP	IP WLS BF H R ER SO ERA WHIP
Ken Forsch, R ERA: 3.71 (1,1)	6.2	29	8	2	0	3	0	0	0	0	2.70	1.650						
Luis Sanchez, R ERA: 2.45 (7,1)	0.1	4	2	3	0	1	0	0	0	1	81.00	9.000						
Mike Witt, R ERA: 4.28 (8,1)	3.0	12	3	1	2	1	0	0	0	1	3.00	1.333						

Batter	1	2	3	4	5	6	7	8	9	10	AB	R	H	RBI	BB	SO	LOB	BOTTOM		
Rod Carew, L OBP: 0.468, SLG: 0.579 (1,3)	4-3		4-3	1-3					G6-3 1-2f		5	0	1	0	0	0	3	New York Yankees @ California Angels Anaheim Stadium, Anaheim, CA Tue May 24 1983, 10:05 PM EDT Att: 41,042 - Unknown livebaseballscorecards.com		
Tim Lincecum, R OBP: 0.320, SLG: 0.348 (1,6)	F7		K		F9		F9			5-3	5	0	0	0	0	1	1			
Reggie Jackson, L OBP: 0.321, SLG: 0.352 (1,10)	4-3			K	4-3		K			K	5	0	0	0	0	3	1			
Fred Lynn, L OBP: 0.385, SLG: 0.555 (1,8)		FC6-4 BB		2B BB	K			HR		1B HBP BB	2	3	1	1	3	1	0			
Ron Jackson, R OBP: 0.340, SLG: 0.375 (1,5)		FC6-4 1B SF8		2B BB		6-3		K		1B HBP BB	4	2	1	0	0	1	1			
Ricky Adams, R OBP: 0.172, SLG: 0.111 (10, PR)				2B 2B				K		1B HBP	0	1	0	0	0	0	0			
Ellis Valentine, R OBP: 0.255, SLG: 0.375 (1,9)				1B 2B		4-3		K		1B	5	1	3	3	0	1	0			
Bobby Grich, R OBP: 0.388, SLG: 0.386 (1,4)		SF8		E 1B BB				P6		1B	3	0	2	2	1	0	0			
Juan Beniquez, R OBP: 0.336, SLG: 0.358 (1,7)		F8		F3		P4			F8		4	0	0	0	0	0	4			
Bob Boone, R OBP: 0.302, SLG: 0.341 (1,2)			F7	E8 1-3 2-H			F8		G6-3 BB		3	0	1	1	1	0	0			
Inning Stats	R: 0 E: 0 K: 0 S: 3	H: 0 LOB: 0 BB: 0 P: 3	R: 1 E: 0 K: 0 S: 4	H: 1 LOB: 1 BB: 1 P: 8	R: 0 E: 0 K: 1 S: 5	H: 0 LOB: 0 BB: 0 P: 5	R: 3 E: 1 K: 1 S: 8	H: 3 LOB: 2 BB: 2 P: 16	R: 0 E: 0 K: 1 S: 5	H: 1 LOB: 1 BB: 0 P: 4	R: 0 E: 0 K: 2 S: 8	H: 1 LOB: 0 BB: 0 P: 8	R: 0 E: 0 K: 0 S: 2	H: 0 LOB: 0 BB: 1 P: 6	R: 2 E: 0 K: 1 S: 6	H: 2 LOB: 2 BB: 1 P: 11	1B: 6 2B: 2 3B: 0 HR: 1	SF: 1 SAC: 0 DP: 1 HBP: 1	WP: 0 PB: 0 SB: 0 CS: 0	PA: 43
PITCHER	IP WLS BF H R ER SO ERA WHIP	IP WLS BF H R ER SO ERA WHIP	IP WLS BF H R ER SO ERA WHIP	IP WLS BF H R ER SO ERA WHIP	IP WLS BF H R ER SO ERA WHIP	IP WLS BF H R ER SO ERA WHIP	IP WLS BF H R ER SO ERA WHIP	IP WLS BF H R ER SO ERA WHIP	IP WLS BF H R ER SO ERA WHIP	IP WLS BF H R ER SO ERA WHIP	IP WLS BF H R ER SO ERA WHIP	IP WLS BF H R ER SO ERA WHIP	IP WLS BF H R ER SO ERA WHIP	IP WLS BF H R ER SO ERA WHIP	IP WLS BF H R ER SO ERA WHIP	IP WLS BF H R ER SO ERA WHIP	IP WLS BF H R ER SO ERA WHIP	IP WLS BF H R ER SO ERA WHIP		
Bob Shirley, L ERA: 4.93 (1,1)	3.1	16	3	4	4	2	3	0	0	0	10.80	1.800								
Dale Murray, R ERA: 5.54 (4,1)	3.2	15	4	1	2	0	0	0	0	1	2.46	1.091								
Rich Gossage, R ERA: 3.86 (8,1)	2.0	6	0	0	0	2	1	0	0	0	0.00	0.500								
Rudy May, L ERA: 7.0 (10,1)	0.2	6	2	2	2	1	1	0	1	0	27.00	4.500								

Batter	1	2	3	4	5	6	7	8	9	AB	R	H	RBI	BB	SO	LOB	TOP			
Willie Randolph, R OBP: 0.340, SLG: 0.302 (1, 4)	5-3		6-3		L6			4-3		4	0	0	0	0	0	0	New York Yankees @ California Angels Anaheim Stadium, Anaheim, CA Wed May 25 1983, 10:05 PM EDT Att: 45,385 - Unknown livebaseballscorecards.com			
Ken Griffey, L OBP: 0.385, SLG: 0.465 (1, 3)	G3		HR		G5-4-3 1B			1B		4	1	3	1	0	0					
Dave Winfield, R OBP: 0.348, SLG: 0.522 (1, 8)	1B		F2		G5-4-3 1-2			1B		4	0	2	0	0	0	1				
Don Baylor, R OBP: 0.369, SLG: 0.444 (1, 10)	1B		FC5-4 BB		5-3			F8		3	0	1	0	1	0	2				
Lou Piniella, R OBP: 0.378, SLG: 0.425 (1, 7)		6-3	FC5-4 1-2		K			5-3		4	0	0	0	0	1	3				
Steve Kemp, L OBP: 0.312, SLG: 0.415 (1, 9)		K			4-3			G3		4	0	0	0	0	1	0				
Rick Cerone, R OBP: 0.225, SLG: 0.250 (1, 2)		E4 1B			F8			E5 1-4-3 1B		4	0	1	0	0	0	0				
Bert Campaneris, R OBP: 0.423, SLG: 0.500 (1, 5)		FC6 1B			FC6-4 1B			L4-3 1-2		4	0	2	0	0	0	2				
Andre Robertson, R OBP: 0.286, SLG: 0.318 (1, 6)		FC6 1-2			FC6-4 1-2			F9		4	0	0	0	0	0	4				
Inning Stats	R: 0 E: 0 K: 0 S: 4	H: 2 LOB: 2 BB: 0 P: 4	R: 0 E: 1 K: 1 S: 7	H: 1 LOB: 2 BB: 0 P: 7	R: 1 E: 0 K: 0 S: 4	H: 1 LOB: 1 BB: 1 P: 8	R: 0 E: 0 K: 0 S: 4	H: 1 LOB: 0 BB: 0 P: 4	R: 0 E: 0 K: 1 S: 5	H: 0 LOB: 0 BB: 0 P: 5	R: 0 E: 1 K: 0 S: 3	H: 0 LOB: 0 BB: 0 P: 3	R: 0 E: 0 K: 0 S: 5	H: 2 LOB: 2 BB: 0 P: 5	R: 0 E: 0 K: 0 S: 4	H: 1 LOB: 1 BB: 0 P: 4	1B: 8 2B: 1 3B: 0 HR: 1	SF: 0 SAC: 0 DP: 2 HBP: 0	WP: 0 PB: 0 CS: 0	PA: 36
PITCHER Tommy John, L ERA: 3.97 (1, 1)	IP: 9.0 WLS: W BF: 36 H: 9 R: 1 ER: 1 SO: 2 BB: 1 IBB: 0 HBP: 0 BLK: 0 WP: 0 HR: 1 S: 39 P: 43 ERA: 1.00 WHIP: 1.111															PITCHER				

Batter	1	2	3	4	5	6	7	8	9	AB	R	H	RBI	BB	SO	LOB	BOTTOM			
Juan Beniquez, R OBP: 0.339, SLG: 0.369 (1, 7)	BB 1B 3-1	1-3 2-H 2B		5-3		4-3		F7		5	1	2	1	0	0	1	New York Yankees @ California Angels Anaheim Stadium, Anaheim, CA Wed May 25 1983, 10:05 PM EDT Att: 45,385 - Unknown livebaseballscorecards.com			
Tim Foli, R OBP: 0.318, SLG: 0.345 Rob Wilfong, L OBP: 0.200, SLG: 0.333 (1, 6) (7, 5)	3-1 1B	4-3		1-3		K		2B		4	1	1	0	0	1	3				
Ellis Valentine, R OBP: 0.268, SLG: 0.423 (1, 9)	1B 1-2 2-3 BB	6-3		1-3		HR		K		4	1	1	2	1	1	3				
Fred Lynn, L OBP: 0.378, SLG: 0.539 (1, 8)	3-1	3-1		4-3		2B 1B		F8		5	0	1	1	0	0	5				
Bobby Grich, R OBP: 0.399, SLG: 0.427 (1, 4)	6-3		HR		2B BB	1-3 2B				3	2	2	1	1	0	2				
Bobby Clark, R OBP: 0.280, SLG: 0.337 (1, 10)	2-3 3-H 1B		4-3		2B BB	K				3	0	1	1	1	1	2				
Daryl Sconiers, L OBP: 0.316, SLG: 0.563 (1, 3)	K		1-3		1-3 2-H 2B			K		4	0	1	1	0	2	2				
Bob Boone, R OBP: 0.301, SLG: 0.333 (1, 2)		E 2B BB		4-3		P4		F8		3	1	0	0	1	0	2				
Ricky Adams, R OBP: 0.182, SLG: 0.161 (7, 6)	E1 2B 1-2		K		4-3 HR 2B			K		4	1	1	0	0	2	1				
Inning Stats	R: 2 E: 0 K: 1 S: 8	H: 3 LOB: 2 BB: 1 P: 12	R: 1 E: 1 K: 0 S: 5	H: 1 LOB: 2 BB: 1 P: 9	R: 1 E: 0 K: 0 S: 4	H: 1 LOB: 0 BB: 0 P: 4	R: 0 E: 0 K: 1 S: 5	H: 0 LOB: 0 BB: 0 P: 5	R: 1 E: 0 K: 0 S: 4	H: 1 LOB: 2 BB: 2 P: 12	R: 2 E: 0 K: 2 S: 11	H: 4 LOB: 2 BB: 0 P: 11	R: 0 E: 0 K: 2 S: 7	H: 0 LOB: 0 BB: 0 P: 7	R: 0 E: 0 K: 1 S: 6	H: 1 LOB: 1 BB: 0 P: 6	1B: 4 2B: 5 3B: 0 HR: 2	SF: 0 SAC: 0 DP: 0 HBP: 0	WP: 0 PB: 0 CS: 0	PA: 40
PITCHER Shane Rawley, L ERA: 3.66 Doyle Alexander, R ERA: 6.0 (1, 1) (6, 1)	IP: 5.2 WLS: L BF: 31 H: 9 R: 2 ER: 0 SO: 4 BB: 0 IBB: 0 HBP: 0 BLK: 0 WP: 0 HR: 0 S: 17 P: 17 ERA: 0.00 WHIP: 0.857															PITCHER				

Batter	1	2	3	4	5	6	7	8	9	AB	R	H	RBI	BB	SO	LOB	TOP			
Rickey Henderson, R OBP: 0.450, SLG: 0.428 (1, 7)										3	0	0	0	1	1	0	<p>Oakland Athletics @ New York Yankees Yankee Stadium, Bronx, NY Sat May 28 1983, 7:05 PM EDT Att: 25,174 - Unknown - 68 F</p> <p>livebaseballscores.com</p> <p>AB 34 R 2 H 7 RBI 2 BB 1 SO 8 LOB 13</p>			
Davey Lopes, R OBP: 0.338, SLG: 0.424 (1, 4)										4	0	1	0	0	1	2				
Bill Almon, R OBP: 0.317, SLG: 0.345 (1, 9)										4	1	1	0	0	0	3				
Jeff Burroughs, R OBP: 0.348, SLG: 0.418 Mike Davis, L OBP: 0.309, SLG: 0.357 (8, PR)										4	1	2	1	0	1	1				
Dwayne Murphy, L OBP: 0.297, SLG: 0.284 (1, 8)										4	0	0	0	0	2	2				
Kelvin Moore, R OBP: 0.256, SLG: 0.351 (1, 3)										4	0	0	0	0	2	1				
Bob Kearney, R OBP: 0.316, SLG: 0.407 (1, 2)										4	0	2	1	0	1	0				
Tony Phillips, S OBP: 0.299, SLG: 0.280 (1, 6)										4	0	1	0	0	0	2				
Luis Quinones, S (1, 5)										3	0	0	0	0	0	2				
Inning Stats	R: 0 E: 0 K: 2 S: 8	H: 1 LOB: 1 BB: 0 P: 8	R: 0 E: 0 K: 0 S: 3	H: 0 LOB: 0 BB: 0 P: 3	R: 0 E: 0 K: 0 S: 4	H: 1 LOB: 2 BB: 1 P: 8	R: 1 E: 0 K: 1 S: 7	H: 2 LOB: 1 BB: 0 P: 7	R: 0 E: 0 K: 0 S: 3	H: 0 LOB: 0 BB: 0 P: 3	R: 0 E: 0 K: 1 S: 5	H: 1 LOB: 1 BB: 0 P: 6	R: 1 E: 0 K: 2 S: 9	H: 2 LOB: 1 BB: 0 P: 9	R: 0 E: 0 K: 1 S: 5	H: 0 LOB: 0 BB: 0 P: 5	1B: 4 2B: 3 3B: 0 HR: 0	SF: 0 SAC: 0 DP: 0 HBP: 0	WP: 1 PB: 0 SB: 1 CS: 0	PA: 35
PITCHER Dave Righetti, L ERA: 3.44 (1, 1)	IP: 9.0 WLS: W BF: 35 H: 7 R: 2 ER: 2 SO: 8 BB: 1 IBB: 0 HBP: 0 BLK: 0 WP: 1 HR: 0 S: 50 P: 54 ERA: 2.00 WHIP: 0.889															PITCHER				

Batter	1	2	3	4	5	6	7	8	9	AB	R	H	RBI	BB	SO	LOB	BOTTOM			
Bobby Murcer, L OBP: 0.300, SLG: 0.444 (1, 10)										4	0	1	0	1	1	2	<p>Oakland Athletics @ New York Yankees Yankee Stadium, Bronx, NY Sat May 28 1983, 7:05 PM EDT Att: 25,174 - Unknown - 68 F</p> <p>livebaseballscores.com</p> <p>AB 34 R 5 H 12 RBI 5 BB 3 SO 9 LOB 17</p>			
Ken Griffey, L OBP: 0.382, SLG: 0.458 (1, 3)										5	0	2	0	0	0	4				
Dave Winfield, R OBP: 0.341, SLG: 0.509 (1, 8)										4	0	0	0	0	3	4				
Steve Kemp, L OBP: 0.303, SLG: 0.407 (1, 7)										4	1	1	0	0	1	3				
Oscar Gamble, L OBP: 0.459, SLG: 0.586 (1, 9)										4	1	2	1	0	0	0				
Butch Wynegar, S OBP: 0.426, SLG: 0.500 (1, 2)										3	2	2	0	1	1	1				
Graig Nettles, L OBP: 0.342, SLG: 0.381 (1, 5)										4	0	2	1	0	1	1				
Roy Smalley, S OBP: 0.331, SLG: 0.434 (1, 6)										3	1	2	2	1	1	0				
Andre Robertson, R OBP: 0.260, SLG: 0.292 (1, 4)										3	0	0	1	0	1	2				
Inning Stats	R: 0 E: 0 K: 2 S: 8	H: 1 LOB: 1 BB: 0 P: 8	R: 1 E: 0 K: 1 S: 7	H: 2 LOB: 1 BB: 1 P: 11	R: 1 E: 1 K: 2 S: 9	H: 2 LOB: 1 BB: 0 P: 9	R: 0 E: 0 K: 2 S: 7	H: 0 LOB: 0 BB: 0 P: 7	R: 0 E: 0 K: 0 S: 4	H: 2 LOB: 1 BB: 0 P: 4	R: 0 E: 0 K: 1 S: 5	H: 1 LOB: 1 BB: 0 P: 5	R: 1 E: 1 K: 1 S: 7	H: 1 LOB: 1 BB: 0 P: 7	R: 2 E: 0 K: 0 S: 6	H: 3 LOB: 3 BB: 2 P: 14	1B: 8 2B: 4 3B: 0 HR: 1	SF: 1 SAC: 0 DP: 2 HBP: 0	WP: 0 PB: 0 SB: 0 CS: 1	PA: 38
PITCHER Chris Codiroli, R ERA: 4.2 Tom Burgmeier, L ERA: 1.5 Steve Baker, R ERA: 2.22	IP: 6.1 WLS: L BF: 27 H: 9 R: 3 ER: 3 SO: 8 BB: 1 IBB: 0 HBP: 0 BLK: 0 WP: 0 HR: 1 S: 42 P: 46 ERA: 4.26 WHIP: 1.579															PITCHER				

Batter	1	2	3	4	5	6	7	8	9	AB	R	H	RBI	BB	SO	LOB	TOP										
Rickey Henderson, R OBP: 0.439, SLG: 0.414 (1, 7) (6, 8)	0-3 K		0-0 F9		0-3 K		0-3 K			4	0	0	0	0	0	3											
Mike Davis, L OBP: 0.398, SLG: 0.353 Bill Almon, R OBP: 0.312, SLG: 0.339 (1, 9) (5, PH) (5, 9)	0-3 K		0-0 6-3		0-3 K		0-0 FC5-4			2	0	0	0	0	1	0											
Wayne Gross, L OBP: 0.359, SLG: 0.426 Davey Lopes, R OBP: 0.335, SLG: 0.421 (1, 5) (6, PH) (8, 4)	4-0 BB		0-0 4-3		0-0 F7		0-0 F8			2	0	0	0	1	0	0											
Dwayne Murphy, L OBP: 0.297, SLG: 0.280 Kelvin Moore, R OBP: 0.254, SLG: 0.348 (1, 8) (6, 3)	4-0 BB		0-0 F4		0-3 K		0-3 K			2	0	0	0	1	1	0											
Jeff Burroughs, R OBP: 0.346, SLG: 0.414 (1, 10)	0-0 F4		0-0 F8		0-0 E		0-0 F9			4	0	1	0	0	0	2											
Dan Meyer, L OBP: 0.316, SLG: 0.265 Bob Kearney, R OBP: 0.314, SLG: 0.403 (1, 3) (6, 7) (9, PH)	0-3 K		0-0 4-3		0-0 E4		0-0 5-3			3	0	0	0	0	1	1											
Mike Heath, R OBP: 0.400, SLG: 0.571 (1, 2)	0-0 4-3		0-3 K		0-0 FC6-4		0-0 E6			4	0	1	0	0	1	2											
Tony Phillips, S OBP: 0.311, SLG: 0.284 (1, 4) (8, 6)	4-0 BB		0-0 1B		0-0 FC5-4		0-3 K			2	0	1	0	2	1	1											
Luis Quinones, S OBP: 0.143, SLG: 0.143 (1, 6) (8, 5)	0-0 F9		0-0 1B		0-0 F7		0-0 F7			4	0	1	0	0	0	3											
Inning Stats	R: 0 E: 0 K: 2 S: 7	H: 0 LOB: 2 BB: 2 P: 15	R: 0 E: 0 K: 1 S: 5	H: 0 LOB: 1 BB: 1 P: 9	R: 0 E: 0 K: 0 S: 3	H: 0 LOB: 0 BB: 0 P: 3	R: 0 E: 0 K: 0 S: 3	H: 1 LOB: 2 BB: 0 P: 3	R: 0 E: 0 K: 1 S: 10	H: 1 LOB: 2 BB: 1 P: 14	R: 0 E: 0 K: 1 S: 6	H: 1 LOB: 1 BB: 0 P: 6	R: 0 E: 0 K: 1 S: 5	H: 0 LOB: 0 BB: 0 P: 5	R: 0 E: 1 K: 1 S: 6	H: 1 LOB: 1 BB: 0 P: 6	1B: 3 2B: 1 3B: 0 HR: 0	SF: 0 SAC: 0 DP: 0 HBP: 0	WP: 0 PB: 0 SB: 2 CS: 0	PA: 36							
PITCHER	IP	WLS	BF	H	R	ER	SO	BB	IBB	HBP	BLK	WP	HR	S	P	ERA	WHIP										
Jay Howell, R ERA: 4.5 Rudy May, L ERA: 4.73 (1, 1) (5, 1)	4.2		19	1	0	0	5	4	0	0	0	0	0	25	41	0.00	1.071										

Oakland Athletics @ New York Yankees
Yankee Stadium, Bronx, NY
Sun May 29 1983, 3:33 AM EDT
Att: 25,432 - Cloudy - 60 F

AB 32
R 0
H 4
RBI 0
BB 4
SO 10
LOB 15



Batter	1	2	3	4	5	6	7	8	9	AB	R	H	RBI	BB	SO	LOB	BOTTOM										
Bert Campaneris, R OBP: 0.367, SLG: 0.429 (1, 4)	0-0 4-3		0-0 FC4-6		0-0 F9		0-0 F5			4	0	0	0	0	0	1											
Ken Griffey, L OBP: 0.379, SLG: 0.449 (1, 3)	0-0 F6		4-0 1B		0-0 F9		0-0 F7			3	0	0	0	1	0	0											
Don Baylor, R OBP: 0.376, SLG: 0.440 (1, 10)	0-0 1B		0-0 1B		4-0 1B		0-0 F2			3	1	2	0	1	0	0											
Lou Piniella, R OBP: 0.388, SLG: 0.432 (1, 7)	0-0 F8		0-0 F6		0-0 FC6-5		0-0 1B			4	2	2	0	0	0	3											
Roy Smalley, S OBP: 0.347, SLG: 0.446 (1, 5)	4-0 CS		0-0 G4-6-3		0-0 FC6-5		0-0 1B			3	1	3	0	1	0	0											
Oscar Gamble, L OBP: 0.483, SLG: 0.656 (1, 9)	0-3 K		0-3 K		4-0 FC6-5		0-0 HR			3	1	1	3	1	2	2											
Jerry Mumphrey, S OBP: 0.291, SLG: 0.357 (1, 8)	4-0 FC6-4		0-0 G4-6-3		0-0 FC6-5		0-0 4-3			3	0	0	1	1	0	3											
Rick Cerone, R OBP: 0.215, SLG: 0.239 (1, 2)	0-0 FC6-4		0-0 4-3		0-0 F9		0-3 K			4	0	0	0	0	1	3											
Andre Robertson, R OBP: 0.263, SLG: 0.293 (1, 6)	0-0 FC4-6		0-0 F8		0-0 F9					3	0	1	0	0	0	0											
Inning Stats	R: 0 E: 0 K: 0 S: 4	H: 1 LOB: 1 BB: 0 P: 4	R: 0 E: 0 K: 1 S: 4	H: 0 LOB: 2 BB: 2 P: 12	R: 0 E: 0 K: 0 S: 4	H: 2 LOB: 2 BB: 1 P: 8	R: 0 E: 0 K: 1 S: 5	H: 1 LOB: 0 BB: 0 P: 5	R: 0 E: 0 K: 0 S: 3	H: 0 LOB: 0 BB: 0 P: 3	R: 2 E: 0 K: 0 S: 5	H: 2 LOB: 2 BB: 2 P: 13	R: 0 E: 0 K: 0 S: 3	H: 0 LOB: 0 BB: 0 P: 3	R: 3 E: 0 K: 1 S: 8	H: 3 LOB: 0 BB: 0 P: 8	1B: 8 2B: 1 3B: 0 HR: 1	SF: 0 SAC: 0 DP: 2 HBP: 0	WP: 1 PB: 1 SB: 0 CS: 1	PA: 35							
PITCHER	IP	WLS	BF	H	R	ER	SO	BB	IBB	HBP	BLK	WP	HR	S	P	ERA	WHIP										
Bill Krueger, L ERA: 3.97 Steve Baker, R ERA: 2.16 (1, 1) (8, 1)	7.1		33	9	5	5	2	5	0	0	0	0	0	4	4	0.00	0.000										

Oakland Athletics @ New York Yankees
Yankee Stadium, Bronx, NY
Sun May 29 1983, 3:33 AM EDT
Att: 25,432 - Cloudy - 60 F

AB 30
R 5
H 9
RBI 4
BB 5
SO 3
LOB 12



Batter	1	2	3	4	5	6	7	8	9	AB	R	H	RBI	BB	SO	LOB	TOP										
Rickey Henderson, R OBP: 0.444, SLG: 0.423 (1,7)	0-0 6-3		0-0 3-1 HR 2B		0-0 S 1B			4-0 SH5-4 SF8 BB	0-3 K	4	2	2	2	1	1	2											
Mike Davis, L OBP: 0.304, SLG: 0.347 (1,9)	0-3 K		0-0 3-1		0-0 F8			4-0 SF8 SH5-4 CS BB		3	0	0	0	1	1	2											
Dwayne Murphy, L OBP: 0.298, SLG: 0.301 (1,8)	0-0 F8		0-0 HR		0-3 K			0-0 SH5-4		3	1	1	2	0	1	1											
Jeff Burroughs, R OBP: 0.337, SLG: 0.405 (1,10)		0-0 F8	0-0 F6		0-0 6-3			0-0 SF8		3	0	0	1	0	0	0											
Wayne Gross, L OBP: 0.363, SLG: 0.423 (1,5)		0-3 K		0-0 F7		0-0 CS 1B		4-0 IBB		3	0	1	0	1	1	0											
Davey Lopes, R OBP: 0.335, SLG: 0.420 Bill Almon, R OBP: 0.310, SLG: 0.336 (1,4) (8,4)	0-0 FC5-4 1B		0-0 F8		0-0 F7			0-0 CS	0-0 F4	3	0	1	0	0	0	1											
Bob Kearney, R OBP: 0.312, SLG: 0.406 (1,2)	0-0 FC5-4 1-2		0-0 F7		0-0 F8			0-0 1B 2B		4	0	1	0	0	0	1											
Kelvin Moore, R OBP: 0.254, SLG: 0.353 (1,3)		0-0 SH5-3 2B		0-3 K		0-3 K		0-3 K		4	1	1	0	0	3	1											
Luis Quinones, S OBP: 0.222, SLG: 0.444 Tony Phillips, S OBP: 0.316, SLG: 0.289 (1,6) (7,6)		0-0 SH5-3		0-0 1B 3B		0-0 F6		0-0 1B		2	1	1	0	0	0	0											
Inning Stats	R: 0 E: 0 K: 1 S: 5	H: 0 LOB: 0 BB: 0 P: 5	R: 0 E: 0 K: 1 S: 6	H: 1 LOB: 1 BB: 0 P: 6	R: 3 E: 0 K: 0 S: 6	H: 3 LOB: 0 BB: 0 P: 6	R: 0 E: 0 K: 0 S: 3	H: 0 LOB: 3 BB: 0 P: 3	R: 1 E: 0 K: 2 S: 9	H: 2 LOB: 1 BB: 0 P: 9	R: 0 E: 0 K: 0 S: 3	H: 1 LOB: 0 BB: 0 P: 3	R: 0 E: 0 K: 1 S: 5	H: 0 LOB: 0 BB: 0 P: 5	R: 1 E: 0 K: 0 S: 2	H: 0 LOB: 1 BB: 3 P: 14	R: 0 E: 0 K: 2 S: 9	H: 2 LOB: 2 BB: 0 P: 9	1B: 4 2B: 3 3B: 1 HR: 1	SF: 1 SAC: 2 DP: 0 HBP: 0	WP: 0 PB: 0 SB: 3 CS: 2	PA: 38					
PITCHER	IP	WLS	BF	H	R	ER	SO	BB	IBB	HBP	BLK	WP	HR	S	P	ERA	WHIP										
Doyle Alexander, R ERA: 6.35 Bob Shirley, L ERA: 4.83 Rich Gossage, R ERA: 3.28 (1,1) (5,1) (8,1)	4.1		19	6	4	4	3	0	0	0	0	0	1	25	25	8.31	1.385										

Oakland Athletics @ New York Yankees
Yankee Stadium, Bronx, NY
Mon May 30 1983, 3:33 AM EDT
Att: 22,480 - Unknown - 70 F

AB	31
R	5
H	9
RBI	5
BB	3
SO	7
LOB	8



Batter	1	2	3	4	5	6	7	8	9	AB	R	H	RBI	BB	SO	LOB	BOTTOM										
Ken Griffey, L OBP: 0.385, SLG: 0.450 (1,3)	4-0 G1-6-3 BB	0-0 F8		0-0 BB 1B		0-0 L4-3		0-0 BB 1B		4	1	2	1	1	0	3											
Roy Smalley, S OBP: 0.354, SLG: 0.450 (1,6)	0-0 G1-6-3 1-2		0-0 E 2B	4-0 BB BB		0-3 K		4-0 BB 1B		3	2	1	0	2	1	1											
Dave Winfield, R OBP: 0.347, SLG: 0.518 (1,8)	0-0 F7		0-0 E6 2-H	4-0 BB BB		4-0 SH1-3 BB		0-0 SH1-3 3B		3	1	1	3	2	0	0											
Don Baylor, R OBP: 0.369, SLG: 0.431 (1,10)		0-0 F5	0-0 F3	0-0 F7		0-0 SH1-3		0-0 SH1-3		3	0	0	1	0	0	4											
Lou Piniella, R OBP: 0.370, SLG: 0.408 (1,7)		0-0 F9	0-0 5-3		0-0 5-3		0-0 F9	0-0 BB BB 1B 1B		5	1	1	0	0	0	2											
Oscar Gamble, L OBP: 0.444, SLG: 0.639 Steve Kemp, L OBP: 0.307, SLG: 0.407 (1,9) (8, FH) (9,9)		0-0 1B 2B	0-0 F3		0-0 F3		0-0 F9	4-0 1B BB BB		4	1	1	0	0	0	2											
Butch Wynegar, S OBP: 0.452, SLG: 0.556 (1,2)		0-0 1B 1B 2-H		0-0 HR		4-0 BB		5-3		3	2	2	2	2	0	0											
Graig Nettles, L OBP: 0.347, SLG: 0.385 Bert Campaneris, R OBP: 0.387, SLG: 0.448 (1,5) (8, PR) (9,5)		0-0 1B 1B		0-0 G3		0-3 K		0-0 1B 1B		4	0	2	0	0	1	1											
Andre Robertson, R OBP: 0.282, SLG: 0.313 (1,4)		0-0 1B		0-0 F4		0-0 L4-3 1B		0-0 F8		5	1	3	1	0	0	3											
Inning Stats	R: 0 E: 0 K: 0 S: 2	H: 0 LOB: 1 BB: 1 P: 6	R: 2 E: 0 K: 0 S: 7	H: 4 LOB: 2 BB: 0 P: 7	R: 1 E: 1 K: 0 S: 5	H: 1 LOB: 1 BB: 0 P: 5	R: 1 E: 0 K: 0 S: 5	H: 2 LOB: 2 BB: 2 P: 13	R: 0 E: 0 K: 1 S: 5	H: 0 LOB: 1 BB: 1 P: 9	R: 0 E: 0 K: 1 S: 5	H: 1 LOB: 0 BB: 0 P: 5	R: 0 E: 0 K: 0 S: 3	H: 0 LOB: 1 BB: 1 P: 7	R: 6 E: 0 K: 0 S: 9	H: 6 LOB: 3 BB: 3 P: 21	1B: 10 2B: 3 3B: 1 HR: 1	SF: 0 SAC: 2 DP: 2 HBP: 0	WP: 0 PB: 0 SB: 0 CS: 0	PA: 45							
PITCHER	IP	WLS	BF	H	R	ER	SO	BB	IBB	HBP	BLK	WP	HR	S	P	ERA	WHIP										
Tom Underwood, L ERA: 4.61 Matt Keough, R ERA: 6.61 Tom Burgmeier, L ERA: 2.36 Steve McCatty, R ERA: 3.05 (1,1) (3,1) (7,1) (8,1)	2.1		13	5	3	2	0	1	0	0	0	0	1	19	35	2.08	1.615										
Tom Burgmeier, L ERA: 2.36 Steve McCatty, R ERA: 3.05 (7,1) (8,1)	0.2	L	5	3	3	3	0	0	0	0	0	0	0	5	5	40.50	4.500										
Steve McCatty, R ERA: 3.05 (8,1)	0.2		8	3	3	3	0	3	0	0	0	0	0	5	17	40.50	9.000										

Oakland Athletics @ New York Yankees
Yankee Stadium, Bronx, NY
Mon May 30 1983, 3:33 AM EDT
Att: 22,480 - Unknown - 70 F

AB	35
R	10
H	14
RBI	9
BB	8
SO	2
LOB	16



Batter	1	2	3	4	5	6	7	8	9	AB	R	H	RBI	BB	SO	LOB	TOP																	
Rod Carew, L OBP: 0.475, SLG: 0.563 (1, 3)	G3		K			F7	IBB			3	0	0	0	1	1	0	California Angels @ New York Yankees Yankee Stadium, Bronx, NY Tue May 31 1983, 7:05 PM EDT Att: 20,219 - Unknown - 66 F																	
Tim Foli, R OBP: 0.313, SLG: 0.338 (1, 6)	G1-6-3 1B				F9	F4	1-3			4	0	1	0	0	0	2																		
Ellis Valentine, R OBP: 0.242, SLG: 0.377 (1, 9)	G1-6-3 1-2			4-3		6-3		K		4	0	0	0	0	1	1																		
Reggie Jackson, L OBP: 0.318, SLG: 0.386 (1, 10)		F9					BB 1B 1B BB	K		3	1	1	0	1	1	0																		
Doug DeCinces, R OBP: 0.350, SLG: 0.584 (1, 5)		6-3			F9		BB 1B 1-2 1B	F6		4	1	1	0	0	0	1																		
Bobby Grich, R OBP: 0.404, SLG: 0.407 (1, 4)						E5 FC1-5 1B	1B 1-2 2-3 BB		F4	3	1	1	0	1	0	0																		
Juan Beniquez, R OBP: 0.340, SLG: 0.396 (1, 8)			4-3			G5-3 FC1-5 1-2 1B	3-1 1-3 2-H 3-H	6-3		4	0	2	2	0	0	1																		
Bobby Clark, R OBP: 0.267, SLG: 0.320 (1, 7)			4-3			FC1-5 1-2 2-3	K	F9		4	0	0	0	0	1	4																		
Bob Boone, R OBP: 0.296, SLG: 0.324 (1, 2)			L3			G5-3 2-3	3-1			3	0	0	1	0	0	3																		
Inning Stats	R: 0 E: 0 K: 0 S: 3	H: 1 LOB: 0 BB: 0 P: 3	R: 0 E: 0 K: 0 S: 4	H: 1 LOB: 1 BB: 0 P: 4	R: 0 E: 0 K: 1 S: 5	H: 0 LOB: 0 BB: 0 P: 5	R: 0 E: 0 K: 0 S: 4	H: 1 LOB: 1 BB: 0 P: 4	R: 0 E: 1 K: 0 S: 4	H: 1 LOB: 0 BB: 0 P: 4	R: 0 E: 0 K: 0 S: 3	H: 0 LOB: 0 BB: 0 P: 3	R: 3 E: 0 K: 1 S: 7	H: 2 LOB: 2 BB: 3 P: 19	R: 0 E: 0 K: 2 S: 7	H: 0 LOB: 0 BB: 0 P: 7	R: 0 E: 0 K: 0 S: 3	H: 0 LOB: 0 BB: 0 P: 3	1B: 6 2B: 0 3B: 0 HR: 0	SF: 0 SAC: 0 DP: 2 HBP: 0	WP: 0 PB: 0 SB: 0 CS: 0	PA: 35												
PITCHER	IP WLS BF H R ER SO BB IBB HBP BLK WP HR S P ERA WHIP																																	
Shane Rawley, L ERA: 3.73 (1, 1)	6.0	W	24	5	3	3	1	2	0	0	0	0	0	0	24	32	4.50	1.167																
Dale Murray, R ERA: 4.97 (7, 1)	3.0	L	11	1	0	0	3	0	1	0	0	0	0	0	16	20	0.00	0.333																

Batter	1	2	3	4	5	6	7	8	9	AB	R	H	RBI	BB	SO	LOB	BOTTOM																	
Bert Campaneris, R OBP: 0.400, SLG: 0.469 (1, 4)	SH1-3 SF9 2B		F9				F8			3	1	1	0	1	0	0	California Angels @ New York Yankees Yankee Stadium, Bronx, NY Tue May 31 1983, 7:05 PM EDT Att: 20,219 - Unknown - 66 F																	
Roy Smalley, S OBP: 0.354, SLG: 0.444 (1, 5)	SH1-3 2-3		K			F4		S BB SF8 BB		2	1	0	0	1	1	1																		
Dave Winfield, R OBP: 0.351, SLG: 0.524 (1, 7)	SF9 3-H		K			CS		S E BB		2	1	1	1	1	1	0																		
Don Baylor, R OBP: 0.360, SLG: 0.422 (1, 10)	K		P3			G3		SF8		3	0	0	1	0	1	2																		
Lou Piniella, R OBP: 0.397, SLG: 0.412 Jerry Mumphrey, S (8, PR) OBP: 0.291, SLG: 0.357 (9, 8)	5-3							E8 1-3 1B 1B		2	0	1	1	2	0	0		0																
Steve Balboni, R (1, 3)								1B		2	0	0	0	1	0	3																		
Oscar Gamble, L (8, PH) OBP: 0.457, SLG: 0.639 (9, 9)	WP 1B BB					F7		1-3 1B IBB		0	1	0	0	1	0	0																		
Butch Wynegar, S OBP: 0.429, SLG: 0.522 (1, 2)	F6					K		1-3		4	0	0	0	0	1	6																		
Ken Griffey, L OBP: 0.388, SLG: 0.451 (9, 3)								F3		4	0	2	2	0	0	1																		
Andre Robertson, R OBP: 0.270, SLG: 0.298 (1, 6)			K			K2-3		4-3		4	0	0	0	0	2	4																		
Inning Stats	R: 1 E: 0 K: 1 S: 6	H: 1 LOB: 2 BB: 1 P: 10	R: 0 E: 0 K: 2 S: 8	H: 0 LOB: 1 BB: 0 P: 8	R: 0 E: 0 K: 1 S: 5	H: 0 LOB: 1 BB: 1 P: 9	R: 0 E: 0 K: 1 S: 4	H: 0 LOB: 0 BB: 1 P: 8	R: 0 E: 0 K: 0 S: 3	H: 1 LOB: 2 BB: 1 P: 8	R: 0 E: 0 K: 0 S: 3	H: 0 LOB: 0 BB: 0 P: 3	R: 4 E: 1 K: 0 S: 5	H: 2 LOB: 2 BB: 3 P: 17	R: 0 E: 0 K: 0 S: 5	H: 2 LOB: 2 BB: 3 P: 17	1B: 3 2B: 2 3B: 0 HR: 0	SF: 2 SAC: 1 DP: 0 HBP: 0	WP: 1 PB: 1 SB: 2 CS: 1	PA: 37														
PITCHER	IP WLS BF H R ER SO BB IBB HBP BLK WP HR S P ERA WHIP																																	
Bill Travers, L ERA: 5.4 (1, 1)	7.0	L	29	3	2	2	6	5	0	0	0	0	0	0	36	56	2.57	1.143																
Mike Witt, R ERA: 4.79 (8, 1)	0.1	L	4	1	1	1	0	1	1	0	0	0	0	0	2	10	27.00	6.000																
Andy Hassler, L ERA: 5.54 (8, 1)	0.2	L	3	1	2	2	0	0	0	0	0	0	0	0	3	3	27.00	1.500																

Batter	1	2	3	4	5	6	7	8	9	AB	R	H	RBI	BB	SO	LOB	TOP			
Rod Carew, L (1,3) OBP: 0.475, SLG: 0.559	0-0 1B		4-0 BB		0-0 G3			0-0 F8		3	0	1	0	1	0	2	California Angels @ New York Yankees Yankee Stadium, Bronx, NY Wed Jun 01 1983, 7:05 PM EDT Att: 28,427 - Unknown - 69 F			
Tim Foli, R (1,6) OBP: 0.305, SLG: 0.329	0-0 P2		0-0 6-3			0-0 5-3		0-0 F9		4	0	0	0	0	0	3				
Reggie Jackson, L (1,9) OBP: 0.322, SLG: 0.389	0-0 1-3 1B			0-0 CS BB 1B		0-0 4-3		0-0 F8		4	0	2	0	0	0	1				
Doug DeCinces, R (1,5) OBP: 0.348, SLG: 0.573	0-0 G3			4-0 1-2 BB		0-0 F8			0-0 F8	3	0	0	0	1	0	1				
Ron Jackson, R (1,10) OBP: 0.309, SLG: 0.311		0-3 K		0-3 K			0-0 6-3		0-3 K	4	0	0	0	0	3	2				
Bobby Grich, R (1,4) OBP: 0.400, SLG: 0.399		0-0 F8		0-3 K		4-0 FC1-4 BB			0-0 5-3	3	0	0	0	1	1	2				
Ellis Valentine, R (1,7) OBP: 0.246, SLG: 0.375		0-0 F8			0-0 FC5-4 1B		0-0 FC1-4 1-2			3	0	1	0	0	0	1				
Juan Beniquez, R (1,8) OBP: 0.333, SLG: 0.387			0-0 F8		0-0 FC5-4 5-3		0-0 F9			3	0	0	0	0	0	2				
Bob Boone, R (1,2) OBP: 0.296, SLG: 0.325			0-3 K		0-0 5-3			0-0 S 1B		3	0	1	0	0	1	1				
Inning Stats	R: 0 E: 0 K: 0 S: 4	H: 2 LOB: 1 BB: 0 P: 4	R: 0 E: 0 K: 1 S: 5	H: 0 LOB: 0 BB: 0 P: 5	R: 0 E: 0 K: 1 S: 5	H: 0 LOB: 1 BB: 1 P: 9	R: 0 E: 0 K: 2 S: 7	H: 1 LOB: 2 BB: 1 P: 11	R: 0 E: 0 K: 0 S: 3	H: 0 LOB: 0 BB: 0 P: 3	R: 0 E: 0 K: 0 S: 3	H: 0 LOB: 1 BB: 1 P: 7	R: 0 E: 0 K: 0 S: 4	H: 1 LOB: 0 BB: 0 P: 4	R: 0 E: 0 K: 1 S: 5	H: 0 LOB: 0 BB: 0 P: 5	1B: 5 2B: 1 3B: 0 HR: 0	SF: 0 SAC: 0 DP: 1 HBP: 0	WP: 0 PB: 0 SB: 1 CS: 1	PA: 33
PITCHER Ron Guidry, L (1,1) ERA: 3.05	IP: 9.0 WLS: W BF: 33	H: 5 R: 0 ER: 0 SO: 5	BB: 3 IBB: 0 HBP: 0 BLK: 0	WP: 0 HR: 0 S: 40 P: 52	ERA: 0.00 WHIP: 0.889	PITCHER										IP: 9.0 WLS: W BF: 33	H: 5 R: 0 ER: 0 SO: 5	BB: 3 IBB: 0 HBP: 0 BLK: 0	WP: 0 HR: 0 S: 40 P: 52	ERA: 0.00 WHIP: 0.889

Batter	1	2	3	4	5	6	7	8	9	AB	R	H	RBI	BB	SO	LOB	BOTTOM			
Bobby Murcer, L (1,10) OBP: 0.286, SLG: 0.615	0-0 4-3		0-0 F9		0-0 2-5	0-0 HR		0-0 5-3		4	1	1	1	0	0	0	California Angels @ New York Yankees Yankee Stadium, Bronx, NY Wed Jun 01 1983, 7:05 PM EDT Att: 28,427 - Unknown - 69 F			
Ken Griffey, L (1,3) OBP: 0.379, SLG: 0.440	0-0 4-3		0-0 G1			0-0 4-3		0-0 4-3		4	0	0	0	0	0	0				
Dave Winfield, R (1,8) OBP: 0.348, SLG: 0.514 (8,7)	0-0 4-3			0-0 5-3		4-0 HR BB		0-0 6-3		3	1	0	0	1	0	0				
Oscar Gamble, L (1,9) OBP: 0.449, SLG: 0.692		0-3 K		0-0 F9		0-0 HR				3	1	1	2	0	1	0				
Jerry Mumphrey, S (8,8) OBP: 0.291, SLG: 0.357						1-1 HR				0	0	0	0	0	0	0				
Steve Kemp, L (1,7) OBP: 0.314, SLG: 0.408 (8,9)		0-0 5-3 1B		4-0 BB		0-0 3-1				2	0	1	0	1	0	0				
Butch Wynegar, S (1,2) OBP: 0.413, SLG: 0.500		0-0 5-3		0-0 G3		0-0 1-3				3	0	0	0	0	0	2				
Roy Smalley, S (1,6) OBP: 0.354, SLG: 0.439		4-0 BB			0-0 1-3		0-0 F9			2	0	0	0	1	0	0				
Graig Nettles, L (1,5) OBP: 0.346, SLG: 0.383		0-0 2-3			0-0 2-5 PB 1B		0-0 F8			3	0	1	0	0	0	2				
Andre Robertson, R (1,4) OBP: 0.261, SLG: 0.287			0-3 K		0-0 F9		0-0 5-3			3	0	0	0	0	1	1				
Inning Stats	R: 0 E: 0 K: 0 S: 3	H: 0 LOB: 0 BB: 0 P: 3	R: 0 E: 0 K: 1 S: 6	H: 1 LOB: 2 BB: 1 P: 10	R: 0 E: 0 K: 1 S: 5	H: 0 LOB: 0 BB: 0 P: 5	R: 0 E: 0 K: 0 S: 3	H: 0 LOB: 1 BB: 1 P: 7	R: 0 E: 0 K: 0 S: 3	H: 0 LOB: 0 BB: 0 P: 3	R: 3 E: 0 K: 0 S: 5	H: 2 LOB: 1 BB: 1 P: 9	R: 0 E: 0 K: 0 S: 3	H: 0 LOB: 0 BB: 0 P: 3	R: 0 E: 0 K: 0 S: 3	H: 0 LOB: 0 BB: 0 P: 3	1B: 2 2B: 0 3B: 0 HR: 2	SF: 0 SAC: 0 DP: 0 HBP: 0	WP: 0 PB: 1 SB: 0 CS: 0	PA: 30
PITCHER Dave Goltz, R (1,1) ERA: 6.31 John Curtis, L (7,1) ERA: 2.16	IP: 6.1 WLS: L BF: 26	H: 4 R: 3 ER: 3 SO: 2	BB: 3 IBB: 0 HBP: 0 BLK: 0	WP: 0 HR: 2 S: 26 P: 38	ERA: 4.26 WHIP: 1.105	PITCHER										IP: 1.2 WLS: 5 BF: 5	H: 0 R: 0 ER: 0 SO: 0	BB: 0 IBB: 0 HBP: 0 BLK: 0	WP: 0 HR: 0 S: 5 P: 5	ERA: 0.00 WHIP: 0.000

Batter	1	2	3	4	5	6	7	8	9	AB	R	H	RBI	BB	SO	LOB	TOP			
Steve Henderson, R (1, 7) OBP: 0.397, SLG: 0.439 Al Cowens, R (8, 9) OBP: 0.226, SLG: 0.241										3	1	0	0	1	1	0	Seattle Mariners @ New York Yankees Yankee Stadium, Bronx, NY Fri Jun 03 1983, 7:05 PM EDT Att: 18,546 - Unknown			
Manny Castillo, S (1, 5) OBP: 0.250, SLG: 0.295										3	1	0	0	1	0					
Ricky Nelson, L (1, 9) OBP: 0.321, SLG: 0.509										4	2	3	0	0	0					
Richie Zisk, R (1, 10) OBP: 0.270, SLG: 0.336 Dave Edler, R (9, PR) OBP: 0.298, SLG: 0.327										4	1	2	0	0	1	0				
Pat Putnam, L (1, 3) OBP: 0.301, SLG: 0.390										4	0	0	0	0	1	3				
Dave Henderson, R (1, 8) OBP: 0.321, SLG: 0.421										3	0	1	1	0	0	0				
Rick Sweet, S (1, 2) OBP: 0.279, SLG: 0.281										4	0	0	1	0	0	3				
Domingo Ramos, R (1, 6) OBP: 0.343, SLG: 0.455										3	0	0	0	0	1	1				
Julio Cruz, S (1, 4) OBP: 0.333, SLG: 0.365										3	0	0	0	0	1	0				
Inning Stats	R: 0 E: 0 K: 1 S: 5	H: 0 LOB: 0 BB: 0 P: 5	R: 1 E: 0 K: 0 S: 5	H: 2 LOB: 1 BB: 0 P: 5	R: 3 E: 0 K: 0 S: 4	H: 1 LOB: 0 BB: 2 P: 12	R: 0 E: 0 K: 1 S: 5	H: 0 LOB: 0 BB: 0 P: 5	R: 0 E: 0 K: 2 S: 7	H: 0 LOB: 0 BB: 0 P: 7	R: 0 E: 0 K: 0 S: 3	H: 0 LOB: 0 BB: 0 P: 3	R: 0 E: 0 K: 0 S: 3	H: 0 LOB: 0 BB: 0 P: 3	R: 1 E: 0 K: 0 S: 5	H: 2 LOB: 2 BB: 0 P: 5		1B: 4 2B: 0 3B: 0 HR: 1	SF: 1 SAC: 0 DP: 0 HBP: 0	WP: 0 PB: 0 CS: 0
PITCHER Jay Howell, R (1, 1) ERA: 4.65	IP: 9.0 WLS: L BF: 34 H: 5 R: 5 ER: 5 SO: 5 BB: 2 IBB: 0 HBP: 0 BLK: 0 WP: 0 HR: 1 S: 42 P: 50 ERA: 5.00 WHIP: 0.778															PITCHER				

Batter	1	2	3	4	5	6	7	8	9	AB	R	H	RBI	BB	SO	LOB	BOTTOM			
Willie Randolph, R (1, 4) OBP: 0.338, SLG: 0.299										4	0	0	0	0	2	1	Seattle Mariners @ New York Yankees Yankee Stadium, Bronx, NY Fri Jun 03 1983, 7:05 PM EDT Att: 18,546 - Unknown			
Ken Griffey, L (1, 8) OBP: 0.382, SLG: 0.451										4	0	1	0	0	0	0				
Dave Winfield, R (1, 7) OBP: 0.338, SLG: 0.511										4	0	0	0	0	1	1				
Don Baylor, R (1, 10) OBP: 0.359, SLG: 0.436										4	0	0	0	0	1	0				
Lou Piniella, R (1, 9) OBP: 0.375, SLG: 0.386										3	0	1	0	0	0	0				
Butch Wynegar, S (1, 2) OBP: 0.410, SLG: 0.486										2	0	0	0	1	2	1				
Steve Balboni, R (1, 3) OBP: 0.222, SLG: 0.125										3	0	0	0	0	1	2				
Graig Nettles, L (1, 5) OBP: 0.348, SLG: 0.387										2	0	0	0	1	0	1				
Andre Robertson, R (1, 6) OBP: 0.255, SLG: 0.301										3	0	0	0	0	1	1				
Inning Stats	R: 0 E: 0 K: 1 S: 5	H: 0 LOB: 0 BB: 0 P: 5	R: 0 E: 0 K: 2 S: 7	H: 0 LOB: 0 BB: 0 P: 7	R: 0 E: 0 K: 1 S: 5	H: 0 LOB: 1 BB: 1 P: 9	R: 0 E: 0 K: 1 S: 5	H: 0 LOB: 0 BB: 0 P: 5	R: 0 E: 0 K: 0 S: 4	H: 1 LOB: 1 BB: 0 P: 4	R: 0 E: 0 K: 1 S: 6	H: 1 LOB: 1 BB: 0 P: 6	R: 0 E: 0 K: 1 S: 5	H: 0 LOB: 0 BB: 0 P: 5	R: 0 E: 0 K: 0 S: 3	H: 0 LOB: 0 BB: 0 P: 3		1B: 1 2B: 1 3B: 0 HR: 0	SF: 0 SAC: 0 DP: 0 HBP: 0	WP: 0 PB: 0 CS: 0
PITCHER Matt Young, L (1, 1) ERA: 2.26	IP: 9.0 WLS: W BF: 31 H: 2 R: 0 ER: 0 SO: 8 BB: 2 IBB: 0 HBP: 0 BLK: 0 WP: 0 HR: 0 S: 45 P: 53 ERA: 0.00 WHIP: 0.444															PITCHER				

Batter	1	2	3	4	5	6	7	8	9	AB	R	H	RBI	BB	SO	LOB	TOP										
Steve Henderson, R (1,7) OBP: 0.396, SLG: 0.434 Ricky Nelson, L (8,7) OBP: 0.321, SLG: 0.509	4-0 CS BB		0-0 E5 1B		0-0 6-3			0-0 SH1-3		2	1	0	0	1	0	0											
Jamie Allen, R (1,5) OBP: 0.310, SLG: 0.314	0-0 1-3		0-3 K		0-0 F9			0-0 SH1-3		3	0	0	1	0	1	2											
Dave Henderson, R (1,8) OBP: 0.314, SLG: 0.412	0-3 K		0-3 K					0-3 K		4	0	0	0	0	4	1											
Richie Zisk, R (1,10) OBP: 0.286, SLG: 0.402		0-0 HR	0-0 1B		0-0 6-3			0-0 HR		4	2	3	3	0	0	0											
Al Cowens, R (1,9) OBP: 0.227, SLG: 0.241	0-0 E9 SH1-3 1B		0-0 F7		0-0 5-3			0-0 1-3		4	1	1	0	0	0	1											
Dave Edler, R (1,3) OBP: 0.295, SLG: 0.333 Pat Putnam, L (7,3) OBP: 0.299, SLG: 0.388	0-0 SH1-3			0-0 CS 1B				0-0 F7		2	0	1	0	0	0	0											
Orlando Mercado, R (1,2) OBP: 0.215, SLG: 0.303	0-0 F9		0-0 G6-4-3 BB		0-0 F7			0-0 K		3	0	0	0	1	1	1											
Domingo Ramos, R (1,6) OBP: 0.342, SLG: 0.444	0-0 1B		0-0 G6-4-3		0-0 G3					3	0	1	1	0	0	1											
Manny Castillo, S (1,4) OBP: 0.253, SLG: 0.309	0-0 F9			0-0 F9				0-0 SH1-3 2B		3	1	1	0	0	0	1											
Inning Stats	R: 0 E: 0 K: 1 S: 4	H: 0 LOB: 0 BB: 1 P: 8	R: 2 E: 1 K: 0 S: 6	H: 3 LOB: 1 BB: 0 P: 6	R: 1 E: 1 K: 2 S: 9	H: 1 LOB: 1 BB: 0 P: 9	R: 0 E: 0 K: 0 S: 2	H: 1 LOB: 0 BB: 1 P: 6	R: 0 E: 0 K: 0 S: 3	H: 0 LOB: 0 BB: 0 P: 3	R: 0 E: 0 K: 1 S: 5	H: 0 LOB: 0 BB: 0 P: 5	R: 0 E: 0 K: 0 S: 3	H: 0 LOB: 0 BB: 0 P: 3	R: 1 E: 0 K: 1 S: 6	H: 1 LOB: 0 BB: 0 P: 6	R: 1 E: 0 K: 1 S: 6	H: 1 LOB: 0 BB: 0 P: 6	1B: 4 2B: 1 3B: 0 HR: 2	SF: 0 SAC: 3 DP: 1 HBP: 0	WP: 0 PB: 0 SB: 0 CS: 2	PA: 34					
PITCHER	IP	WLS	BF	H	R	ER	SO	BB	IBB	HBP	BLK	WP	HR	S	P	ERA	WHIP										
Bob Shirley, L (1,1) ERA: 4.59	8.0	L	30	6	4	3	5	2	0	0	0	0	1	38	46	3.38	1.000										
George Frazier, R (9,1) ERA: 3.34	1.0		4	1	1	1	1	0	0	0	0	0	1	6	6	9.00	1.000										

Seattle Mariners @ New York Yankees
Yankee Stadium, Bronx, NY
Sat Jun 04 1983, 3:33 AM EDT
Att: 17,792 - Unknown

AB 29
R 5
H 7
RBI 5
BB 2
SO 6
LOB 7



Batter	1	2	3	4	5	6	7	8	9	AB	R	H	RBI	BB	SO	LOB	BOTTOM										
Bobby Murcer, L (1,10) OBP: 0.263, SLG: 0.500 Don Baylor, R (9,PH) OBP: 0.363, SLG: 0.459	0-0 2B 1B	0-0 4-3			0-0 G3		0-0 G1-6-3		0-0 HR	4	0	1	0	0	0	1											
Willie Randolph, R (1,4) OBP: 0.333, SLG: 0.296	0-3 K		0-0 5-3		0-0 F8			0-0 2B 1B	0-0 F8	5	1	1	0	0	1	1											
Oscar Gamble, L (1,9) OBP: 0.455, SLG: 0.682	0-0 1-3 2B		0-0 1B		0-0 BB			0-0 F9		3	0	2	0	1	0	1											
Steve Kemp, L (1,7) OBP: 0.309, SLG: 0.399	0-0 5-3		0-0 1B		0-0 F7			0-0 F8		4	0	1	0	0	0	4											
Butch Wynegar, S (1,2) OBP: 0.414, SLG: 0.493	0-0 BB		0-0 F7				0-0 3-1		0-0 2B	3	0	1	1	1	0	2											
Ken Griffey, L (1,3) OBP: 0.374, SLG: 0.441	0-0 F8		0-3 K				0-0 4-3		0-0 F7	4	0	0	0	0	1	6											
Roy Smalley, S (1,6) OBP: 0.355, SLG: 0.434		0-3 K		0-0 G3-6-3 BB			0-0 F8		0-0 HR 1B	3	1	1	0	1	1	0											
Graig Nettles, L (1,5) OBP: 0.352, SLG: 0.411	0-0 HR		0-0 G3-6-3		0-0 G1-6-3 1B			0-0 F7		4	1	2	1	0	0	2											
Jerry Mumphrey, S (1,8) OBP: 0.285, SLG: 0.348 Dave Winfield, R (9,PH) OBP: 0.337, SLG: 0.508	0-0 6-3		0-0 1-3		0-0 F7			0-0 L6		3	0	0	0	0	0	1											
Inning Stats	R: 0 E: 0 K: 1 S: 7	H: 2 LOB: 3 BB: 1 P: 11	R: 1 E: 0 K: 1 S: 6	H: 1 LOB: 0 BB: 0 P: 6	R: 0 E: 0 K: 1 S: 7	H: 2 LOB: 2 BB: 0 P: 7	R: 0 E: 0 K: 0 S: 2	H: 0 LOB: 0 BB: 1 P: 6	R: 0 E: 0 K: 0 S: 3	H: 0 LOB: 0 BB: 0 P: 3	R: 0 E: 0 K: 0 S: 3	H: 1 LOB: 0 BB: 0 P: 3	R: 0 E: 0 K: 0 S: 5	H: 2 LOB: 1 BB: 0 P: 5	R: 2 E: 0 K: 0 S: 5	H: 2 LOB: 0 BB: 0 P: 5	1B: 6 2B: 2 3B: 0 HR: 2	SF: 0 SAC: 0 DP: 2 HBP: 0	WP: 0 PB: 0 SB: 0 CS: 0	PA: 38							
PITCHER	IP	WLS	BF	H	R	ER	SO	BB	IBB	HBP	BLK	WP	HR	S	P	ERA	WHIP										
Jim Beattie, R (1,1) ERA: 3.59	7.2	W	32	8	2	2	3	3	0	0	0	0	1	35	47	2.35	1.435										
Ed Yande Berg, L (8,1) ERA: 4.43	1.0		5	2	2	2	0	0	0	0	0	0	1	5	5	18.00	2.000										
Bill Caudill, R (9,1) ERA: 4.4	0.1	S	1	0	0	0	0	0	0	0	0	0	0	1	1	0.00	0.000										

Seattle Mariners @ New York Yankees
Yankee Stadium, Bronx, NY
Sat Jun 04 1983, 3:33 AM EDT
Att: 17,792 - Unknown

AB 35
R 4
H 10
RBI 4
BB 3
SO 3
LOB 19



Batter	1	2	3	4	5	6	7	8	9	AB	R	H	RBI	BB	SO	LOB	TOP										
Steve Henderson, R (1, 7) OBP: 0.391, SLG: 0.428 Ricky Nelson, L (8, 7) OBP: 0.321, SLG: 0.509	0-0 1B SF9	0-0 E6		0-0 9-3		0-0 F9		0-0 E4		5	1	1	0	0	0	2											
Jamie Allen, R (1, 5) OBP: 0.333, SLG: 0.333	0-0 SF9 SH1-3	0-3 K			4-0 G5-4-3 BB	0-0 4-3		0-0 K		4	0	3	0	1	1	2											
Dave Henderson, R (1, 8) OBP: 0.308, SLG: 0.403	0-0 SH1-3		0-3 K		0-0 G5-4-3	0-0 4-3		0-3 K		4	0	0	0	0	2	4											
Richie Zisk, R (1, 10) OBP: 0.290, SLG: 0.395	0-0 SF9		4-0 HR		4-0 3B	0-0 F9		0-0 F8		2	2	0	1	2	0	1											
Al Cowens, R (1, 9) OBP: 0.231, SLG: 0.275	0-0 5-3		0-0 HR		0-0 3B		0-0 6-3		0-0 F2	5	2	2	3	0	0	1											
Dave Eder, R (1, 3) OBP: 0.286, SLG: 0.321 Pat Putnam, L (5, PH) OBP: 0.299, SLG: 0.383		0-0 F9	0-3 K		4-0 3B		0-0 E3		0-0 F4	2	0	0	0	0	1	0											
Orlando Mercado, R (1, 2) OBP: 0.217, SLG: 0.325		0-0 F3	0-0 F8		0-0 1B		0-0 B1-3			4	1	1	2	0	0	1											
Domingo Ramos, R (1, 6) OBP: 0.381, SLG: 0.462		0-0 1B E		4-0 9-3 BB	0-0 1B		0-3 K			3	1	2	1	1	1	0											
Manny Castillo, S (1, 4) OBP: 0.253, SLG: 0.306		0-0 E		0-0 F4	0-3 K		0-0 F9			4	0	1	0	0	1	2											
Inning Stats	R: 1 E: 0 K: 0 S: 5	H: 2 LOB: 1 BB: 0 P: 5	R: 1 E: 1 K: 1 S: 8	H: 2 LOB: 2 BB: 0 P: 8	R: 2 E: 0 K: 2 S: 8	H: 1 LOB: 0 BB: 1 P: 12	R: 0 E: 0 K: 0 S: 2	H: 0 LOB: 0 BB: 1 P: 6	R: 4 E: 0 K: 1 S: 7	H: 3 LOB: 1 BB: 3 P: 19	R: 0 E: 0 K: 0 S: 4	H: 1 LOB: 1 BB: 0 P: 4	R: 0 E: 1 K: 0 S: 3	H: 0 LOB: 0 BB: 0 P: 3	R: 0 E: 1 K: 2 S: 9	H: 1 LOB: 2 BB: 0 P: 9	R: 0 E: 0 K: 0 S: 3	H: 0 LOB: 0 BB: 0 P: 3	1B: 7 2B: 2 3B: 2 HR: 1	SF: 1 SAC: 1 DP: 3 HBP: 0	WP: 0 PB: 0 SB: 0 CS: 0	PA: 42					
PITCHER	IP	WLS	BF	H	R	ER	SO	BB	IBB	HBP	BLK	WP	HR	S	P	ERA	WHIP										
Shane Rawley, L (1, 1) ERA: 4.09	4.2	L	23	6	6	5	3	4	0	0	0	0	1	25	41	9.64	2.143										
Dale Murray, R (5, PH) ERA: 5.63	2.1		11	3	2	2	1	0	1	0	0	0	0	12	16	7.71	1.286										
Rich Gossage, R (8, 1) ERA: 3.04	2.0		8	1	0	0	2	0	0	0	0	0	0	12	12	0.00	0.500										

Seattle Mariners @ New York Yankees
Yankee Stadium, Bronx, NY
Sun Jun 05 1983, 3:33 AM EDT
Att: 55,593 - Unknown

AB 35
R 8
H 10
RBI 7
BB 5
SO 6
LOB 13



Batter	1	2	3	4	5	6	7	8	9	AB	R	H	RBI	BB	SO	LOB	BOTTOM										
Willie Randolph, R (1, 4) OBP: 0.331, SLG: 0.295 Butch Wynegar, S (8, PH) OBP: 0.409, SLG: 0.487	0-0 6-3		0-0 HR	0-0 G5-3		0-0 F3		0-0 G4-6-3		4	1	1	0	0	0	3											
Ken Griffey, L (1, 3) OBP: 0.380, SLG: 0.478	0-0 3-1		0-0 HR	0-0 1B	0-0 2-3F			0-3 K		5	2	3	5	0	1	0											
Dave Winfield, R (1, 8) OBP: 0.338, SLG: 0.519	4-0 BB		0-0 HR	0-0 1B	0-0 F9		0-0 HR	0-0 F7		4	1	1	1	1	0	1											
Oscar Gamble, L (1, 9) OBP: 0.450, SLG: 0.653	0-0 F9		0-0 FC4-6		0-3 K		0-0 1B	0-0 1-3		5	1	2	0	0	1	1											
Steve Kemp, L (1, 7) OBP: 0.318, SLG: 0.404		0-0 7-3	0-0 FC4-6	0-0 FC4-6	4-0 G1-6-3		0-0 1B		3	0	2	0	1	0	1												
Bobby Murcer, L (1, 10) OBP: 0.227, SLG: 0.429 Don Baylor, R (7, PH) OBP: 0.361, SLG: 0.456		0-0 7-3	0-0 FC4-6	0-0 FC6-4	0-0 G1-6-3		0-0 F4		3	0	0	0	0	0	3												
Graig Nettles, L (1, 5) OBP: 0.355, SLG: 0.410	4-0 BB		0-0 FC6-4		0-0 F7		0-0 1B		3	0	1	1	1	0	1												
Roy Smalley, S (1, 6) OBP: 0.358, SLG: 0.436	0-0 F8		0-0 G5-3	0-0 BB		0-0 6-3		0-0 G4-6-3		4	0	2	0	0	0	1											
Rick Cerone, R (1, 2) OBP: 0.242, SLG: 0.242 Bert Campaneris, R (8, PH) OBP: 0.410, SLG: 0.472		0-0 HR	0-0 1B	4-0 G5-3	0-0 1B		4-0 BB	0-3 K		1	2	1	0	2	0	0											
Inning Stats	R: 0 E: 0 K: 0 S: 3	H: 0 LOB: 1 BB: 1 P: 7	R: 0 E: 0 K: 0 S: 3	H: 1 LOB: 1 BB: 1 P: 7	R: 4 E: 0 K: 0 S: 8	H: 5 LOB: 0 BB: 0 P: 8	R: 1 E: 0 K: 0 S: 4	H: 2 LOB: 1 BB: 1 P: 8	R: 0 E: 0 K: 0 S: 3	H: 0 LOB: 1 BB: 1 P: 7	R: 2 E: 0 K: 0 S: 6	H: 4 LOB: 2 BB: 0 P: 6	R: 0 E: 0 K: 1 S: 5	H: 1 LOB: 0 BB: 0 P: 5	R: 0 E: 0 K: 1 S: 5	H: 0 LOB: 0 BB: 0 P: 5	1B: 10 2B: 1 3B: 0 HR: 3	SF: 0 SAC: 0 DP: 4 HBP: 0	WP: 0 PB: 0 SB: 0 CS: 0	PA: 40							
PITCHER	IP	WLS	BF	H	R	ER	SO	BB	IBB	HBP	BLK	WP	HR	S	P	ERA	WHIP										
Gene Nelson, R (1, 1) ERA: 10.97	2.0		12	5	4	4	0	2	0	0	0	0	1	18	30	6.23	1.846										
Bryan Clark, L (3, 1) ERA: 2.51	4.1	W	19	5	3	3	1	3	0	0	0	0	0	6	6	0.00	2.000										
Ed Vande Berg, L (7, 1) ERA: 4.43	0.0		1	1	0	0	0	0	0	0	0	0	0	1	1	∞	∞										
Mike Stanton, R (7, 1) ERA: 2.84	1.0		4	2	0	0	1	0	0	0	0	0	0	6	6	0.00	2.000										
Bill Caudill, R (8, 1) ERA: 4.15	1.2	S	4	0	0	0	1	0	0	0	0	0	0	6	6	0.00	0.000										


Seattle Mariners @ New York Yankees
Yankee Stadium, Bronx, NY
Sun Jun 05 1983, 3:33 AM EDT
Att: 55,593 - Unknown


AB 35
R 7
H 13
RBI 7
BB 5
SO 3
LOB 15



Batter	1	2	3	4	5	6	7	8	9	AB	R	H	RBI	BB	SO	LOB	TOP			
Steve Henderson, R (1, 7) OBP: 0.393, SLG: 0.426 Ricky Nelson, L (8, 7) OBP: 0.321, SLG: 0.509										3	0	1	0	1	2	0	Seattle Mariners @ New York Yankees Yankee Stadium, Bronx, NY Mon Jun 06 1983, 7:05 PM EDT Att: 13,864 - Unknown			
Jamie Allen, R (1, 5) OBP: 0.333, SLG: 0.333										3	0	1	0	0	1					
Dave Henderson, R (1, 8) OBP: 0.307, SLG: 0.413										3	0	1	1	0	1					
Richie Zisk, R (1, 10) OBP: 0.291, SLG: 0.388 Julio Cruz, S (7, PR) OBP: 0.331, SLG: 0.363										2	0	0	0	1	1					
Al Cowens, R (1, 9) OBP: 0.226, SLG: 0.269										4	0	0	0	0	1					
Dave Edler, R (1, 3) OBP: 0.269, SLG: 0.300										4	0	0	0	0	2					
Orlando Mercado, R (1, 2) OBP: 0.230, SLG: 0.345										4	0	2	1	0	1					
Todd Cruz, R (1, 6) OBP: 0.242, SLG: 0.347										3	0	0	0	0	1					
Domingo Ramos, R (1, 4) OBP: 0.378, SLG: 0.476										3	1	1	0	0	0					
Inning Stats	R: 0 E: 0 K: 1 S: 6	H: 2 LOB: 1 BB: 0 P: 6	R: 0 E: 0 K: 1 S: 6	H: 1 LOB: 1 BB: 0 P: 6	R: 0 E: 0 K: 1 S: 5	H: 0 LOB: 0 BB: 0 P: 5	R: 0 E: 0 K: 0 S: 3	H: 0 LOB: 0 BB: 0 P: 3	R: 0 E: 0 K: 1 S: 6	H: 1 LOB: 1 BB: 0 P: 6	R: 1 E: 0 K: 2 S: 8	H: 1 LOB: 1 BB: 1 P: 12	R: 1 E: 0 K: 0 S: 4	H: 1 LOB: 1 BB: 1 P: 8	R: 0 E: 0 K: 1 S: 5	H: 0 LOB: 0 BB: 0 P: 5	1B: 3 2B: 2 3B: 1 HR: 0	SF: 1 SAC: 1 DP: 1 HBP: 0	WP: 0 PB: 0 SB: 1 CS: 0	PA: 34
PITCHER Ron Guidry, L (1, 1) ERA: 2.94	IP: 9.0 WLS: W BF: 34 H: 6 R: 2 ER: 2 SO: 7 BB: 2 IBB: 0 HBP: 0 BLK: 0 WP: 0 HR: 0 S: 46 P: 54 ERA: 2.00 WHIP: 0.889																			

Batter	1	2	3	4	5	6	7	8	9	AB	R	H	RBI	BB	SO	LOB	BOTTOM			
Willie Randolph, R (1, 4) OBP: 0.335, SLG: 0.300										4	1	2	0	0	0	0	Seattle Mariners @ New York Yankees Yankee Stadium, Bronx, NY Mon Jun 06 1983, 7:05 PM EDT Att: 13,864 - Unknown			
Ken Griffey, L (1, 8) OBP: 0.384, SLG: 0.481										3	1	2	0	0	0					
Dave Winfield, R (1, 7) OBP: 0.332, SLG: 0.511										3	0	0	1	0	3					
Oscar Gamble, L (1, 10) OBP: 0.438, SLG: 0.623										4	1	1	0	0	1					
Steve Kemp, L (1, 9) OBP: 0.317, SLG: 0.418										4	1	1	3	0	2					
Butch Wynegar, S (1, 2) OBP: 0.402, SLG: 0.475										4	0	1	0	0	0					
Graig Nettles, L (1, 5) OBP: 0.365, SLG: 0.459										4	2	3	2	0	0					
Roy Smalley, S (1, 3) OBP: 0.361, SLG: 0.440										3	0	1	0	1	2					
Andre Robertson, R (1, 6) OBP: 0.245, SLG: 0.289										4	0	0	0	0	2					
Inning Stats	R: 0 E: 0 K: 0 S: 3	H: 0 LOB: 0 BB: 0 P: 3	R: 0 E: 0 K: 0 S: 3	H: 0 LOB: 0 BB: 0 P: 3	R: 1 E: 0 K: 2 S: 8	H: 1 LOB: 0 BB: 0 P: 8	R: 0 E: 0 K: 1 S: 5	H: 1 LOB: 0 BB: 0 P: 5	R: 0 E: 0 K: 0 S: 5	H: 2 LOB: 2 BB: 0 P: 5	R: 0 E: 0 K: 0 S: 5	H: 2 LOB: 2 BB: 0 P: 5	R: 0 E: 0 K: 0 S: 4	H: 1 LOB: 1 BB: 0 P: 4	R: 5 E: 1 K: 1 S: 10	H: 4 LOB: 1 BB: 1 P: 14	1B: 7 2B: 1 3B: 0 HR: 3	SF: 1 SAC: 1 DP: 1 HBP: 0	WP: 0 PB: 0 SB: 0 CS: 0	PA: 36
PITCHER Gaylord Perry, R (1, 1) ERA: 4.85 Mike Stanton, R (8, 1) ERA: 3.32 Ed Vande Berg, L (8, 1) ERA: 4.87 Bill Caudill, R (8, 1) ERA: 4.94 Roy Thomas, R (8, 1) ERA: 4.28	IP: 7.0 WLS: 1 BF: 27 H: 7 R: 1 ER: 1 SO: 3 BB: 0 IBB: 0 HBP: 0 BLK: 0 WP: 0 HR: 1 S: 33 P: 33 ERA: 1.29 WHIP: 1.000																			


Batter	1	2	3	4	5	6	7	8	9	10	AB	R	H	RBI	BB	SO	LOB	TOP			
Alan Bannister, R OBP: 0.306, SLG: 0.350 (1, 7)	0-0 6-3		0-0 F2			0-0 F9 2B		0-0 F8		0-0 SH2-3	4	0	1	0	0	0	0	Cleveland Indians @ New York Yankees Yankee Stadium, Bronx, NY Tue Jun 07 1983, 7:05 PM EDT Att: 18,972 - Unknown - 77 F AB 35 R 2 H 8 RBI 2 BB 3 SO 3 LOB 11 			
Toby Harrah, R OBP: 0.336, SLG: 0.287 (1, 5)	0-3 K			0-0 6-3		0-0 F9 2-3		4-0 BB		0-0 G3-6-3 1B	4	0	1	1	1	1					
Mike Hargrove, L OBP: 0.386, SLG: 0.401 (1, 3)	4-0 BB			0-0 6-3		0-0 F9		0-0 G3		0-0 G3-6-3 1-2f	4	0	0	0	1	0	3				
Gorman Thomas, R OBP: 0.289, SLG: 0.323 (1, 8)	0-0 F8			0-0 1B		4-0 1B		4-0 1BB		0-0 F5	3	0	1	0	1	0	1				
Bake McBride, L OBP: 0.339, SLG: 0.351 (1, 9)		0-0 4-3		0-0 1B		0-0 F8				0-0 1B 1B	4	1	2	0	0	0	2				
Manny Trillo, R OBP: 0.353, SLG: 0.317 (1, 4)		0-0 4-3		0-0 1B		0-0 F8				0-0 1B 1-2	4	0	1	0	0	1	2				
Broderick Perkins, L OBP: 0.317, SLG: 0.345 (1, 10)		0-0 F7								0-0 1B 1-3 2H	4	0	1	1	0	1	0				
Julio Franco, R OBP: 0.293, SLG: 0.371 (1, 6)			0-0 5-3			0-0 F8		0-0 F4		0-0 G6-3 1-2f	4	0	0	0	0	0	2				
Ron Hassey, L OBP: 0.342, SLG: 0.303 Mike Fischlin, R OBP: 0.286, SLG: 0.318 Jim Essian, R OBP: 0.150, SLG: 0.063 (1, 2)			0-0 F7			0-0 F8		0-0 4-3		0-0 SH2-3 1B	4	0	1	0	0	0	0				
Inning Stats	R: 0 E: 0 K: 1 S: 5	H: 0 LOB: 1 BB: 1 P: 9	R: 0 E: 0 K: 0 S: 3	H: 0 LOB: 0 BB: 0 P: 3	R: 0 E: 0 K: 0 S: 3	H: 2 LOB: 2 BB: 0 P: 5	R: 0 E: 0 K: 0 S: 3	H: 0 LOB: 0 BB: 0 P: 3	R: 0 E: 0 K: 2 S: 7	H: 0 LOB: 0 BB: 0 P: 7	R: 0 E: 0 K: 0 S: 3	H: 0 LOB: 1 BB: 1 P: 7	R: 0 E: 0 K: 0 S: 5	H: 3 LOB: 1 BB: 0 P: 5	R: 1 E: 0 K: 0 S: 4	H: 2 LOB: 1 BB: 0 P: 4	1B: 7 2B: 1 3B: 0 HR: 0		SF: 0 SAC: 1 DP: 2 HBP: 0	WP: 0 PB: 0 SB: 0 CS: 0	PA: 39
PITCHER	IP 8.1	WLS 32	H 4	R 1	ER 1	SO 3	BB 2	IBB 0	HBP 0	BLK 0	WP 0	HR 0	S 35	P 47	ERA 1.08	WHIP 0.720					
Dave Righetti, L ERA: 3.53 Rich Gossage, R ERA: 3.18 (9, 1)	1.2 L	7 7	4 4	1 1	1 0	0 0	0 0	0 0	0 0	0 0	0 0	7 7	5.40 2.400								

Batter	1	2	3	4	5	6	7	8	9	10	AB	R	H	RBI	BB	SO	LOB	BOTTOM		
Willie Randolph, R OBP: 0.337, SLG: 0.303 (1, 4)	0-0 F9		0-0 1B E 1B		0-0 1-2 1B		0-0 5-3			0-0 F6	5	1	2	0	0	0	0	Cleveland Indians @ New York Yankees Yankee Stadium, Bronx, NY Tue Jun 07 1983, 7:05 PM EDT Att: 18,972 - Unknown - 77 F AB 34 R 1 H 6 RBI 0 BB 4 SO 10 LOB 15 		
Ken Griffey, L OBP: 0.375, SLG: 0.489 (1, 8)	0-3 K		0-0 F6		0-3 K			0-3 K		0-0 F8	5	0	0	0	0	3	3			
Dave Winfield, R OBP: 0.329, SLG: 0.503 (1, 7)	0-3 K		0-0 E7 1H 1B		0-0 FC5 2-3f			0-0 G3		0-0 F9	5	0	1	0	0	1	2			
Oscar Gamble, L OBP: 0.441, SLG: 0.600 (1, 10)		0-0 4-3		4-0 G6-3 BB		0-3 K		1-0 FC4-6 HBP			2	0	0	0	1	1	0			
Steve Kemp, L OBP: 0.316, SLG: 0.411 (1, 9)		4-0 F8 WP BB		0-0 G6-3 1-2f		0-3 K		0-0 FC4-6 1-2f			3	0	0	0	1	1	2			
Butch Wynegar, S OBP: 0.417, SLG: 0.482 (1, 2)		4-0 1-2 BB		0-0 1B		0-0 1B				0-0 F3	3	0	2	0	1	0	0			
Graig Nettles, L OBP: 0.356, SLG: 0.447 (1, 5)		0-0 F8 2-3		0-3 K		0-0 4-3				0-3 K	4	0	0	0	0	2	4			
Roy Smalley, S OBP: 0.364, SLG: 0.438 (1, 3)		0-3 K				0-0 FC5 1B 1B				0-0 F9	3	0	1	0	1	1	2			
Andre Robertson, R OBP: 0.236, SLG: 0.277 (1, 6)			0-0 5-3		0-3 K			0-0 4-3		0-0 5-3	4	0	0	0	0	1	2			
Inning Stats	R: 0 E: 0 K: 2 S: 7	H: 0 LOB: 0 BB: 7 P: 7	R: 0 E: 0 K: 1 S: 5	H: 0 LOB: 2 BB: 2 P: 13	R: 1 E: 1 K: 0 S: 4	H: 2 LOB: 1 BB: 4 P: 4	R: 0 E: 0 K: 1 S: 5	H: 1 LOB: 1 BB: 1 P: 9	R: 0 E: 0 K: 2 S: 9	H: 0 LOB: 0 BB: 0 P: 9	R: 0 E: 0 K: 1 S: 5	H: 0 LOB: 1 BB: 0 P: 6	R: 0 E: 0 K: 1 S: 5	H: 0 LOB: 1 BB: 1 P: 9	R: 0 E: 0 K: 0 S: 3	H: 0 LOB: 0 BB: 0 P: 3	1B: 6 2B: 0 3B: 0 HR: 0		SF: 0 SAC: 0 DP: 1 HBP: 1	WP: 1 PB: 0 SB: 0 CS: 0
PITCHER	IP 8.0	WLS 32	H 6	R 1	ER 0	SO 9	BB 3	IBB 0	HBP 1	BLK 0	WP 1	HR 0	S 46	P 59	ERA 0.00	WHIP 1.125				
Bert Blyleven, R ERA: 3.46 Neal Heaton, L ERA: 2.2 (9, 1)	2.0 W	7 7	0 0	0 0	1 1	1 0	0 0	0 0	0 0	0 0	8 12	0.00 0.500								

Batter	1	2	3	4	5	6	7	8	9	AB	R	H	RBI	BB	SO	LOB	TOP				
Miguel Dilone, S OBP: 0.423, SLG: 0.419 Alan Bannister, R OBP: 0.311, SLG: 0.364 (9, PH)	6-3		1-3			G3		1B 2B	1-H 3-H 2B	4	1	1	0	0	0	1					
Toby Harrah, R OBP: 0.331, SLG: 0.277 (1, 5)	3-1		4-3			1B BB		F8	F8	4	1	0	0	1	0	4					
Mike Hargrove, L OBP: 0.389, SLG: 0.403 (1, 3)	4-3		3-1			1B 1B				4	0	2	1	0	0	1					
Gorman Thomas, R OBP: 0.288, SLG: 0.318 (1, 8)				4-3		F3		K		3	0	0	0	1	1	3					
Bake McBride, L OBP: 0.336, SLG: 0.348 (1, 9)		FC3-6 1B		5-3		FC5-4 1B		4-3		4	1	1	1	0	0	2					
Manny Trillo, R OBP: 0.351, SLG: 0.316 (1, 4)		6-3		6-3		FC5-4 1B			1B 2B	4	1	1	0	0	0	3					
Broderick Perkins, L OBP: 0.317, SLG: 0.354 Pat Tabler, R OBP: 0.404, SLG: 0.474 (9, PH)		2-H 1B				F8		G3	F9	3	0	1	1	0	0	0					
Julio Franco, R OBP: 0.287, SLG: 0.364 (1, 6)		6-3				L5		F8	F7	4	0	0	0	0	0	2					
Ron Hassey, L OBP: 0.348, SLG: 0.311 Mike Fischlin, R OBP: 0.286, SLG: 0.318 Jim Essian, R OBP: 0.150, SLG: 0.063 (9, PR)				4-3		4-3		F7		4	0	2	0	0	0	0					
									1-3 2B 1B	0	1	0	0	0	0	0					
										0	0	0	0	0	0	0					
										0	0	0	0	0	0	0					
Inning Stats	R: 0 E: 0 K: 0 S: 3	H: 0 LOB: 0 BB: 0 P: 3	R: 1 E: 0 K: 0 S: 4	H: 1 LOB: 1 BB: 1 P: 8	R: 0 E: 0 K: 0 S: 4	H: 1 LOB: 1 BB: 0 P: 4	R: 0 E: 0 K: 0 S: 3	H: 0 LOB: 0 BB: 0 P: 3	R: 0 E: 0 K: 0 S: 5	H: 2 LOB: 2 BB: 1 P: 9	R: 0 E: 0 K: 0 S: 3	H: 0 LOB: 1 BB: 0 P: 7	R: 1 E: 0 K: 1 S: 7	H: 2 LOB: 1 BB: 0 P: 6	R: 2 E: 0 K: 0 S: 6	H: 3 LOB: 2 BB: 0 P: 6	1B: 7 2B: 2 3B: 0 HR: 0	SF: 0 SAC: 0 DP: 0 HBP: 0	WP: 0 PB: 0 SB: 0 CS: 0	PA: 38	
PITCHER	IP	WLS	BF	H	R	ER	SO	BB	IBB	HBP	BLK	WP	HR	S	P	ERA	WHIP				
Jay Howell, R ERA: 4.62 Rudy May, L ERA: 8.29 Rich Gossage, R ERA: 3.14	8.0		33	7	4	4	1	2	0	0	0	0	0	33	41	4.50	1.125				
	0.2	W	4	2	1	1	0	0	0	0	0	0	0	4	4	13.50	3.000				
	0.1		1	0	0	0	0	0	0	0	0	0	0	1	1	0.00	0.000				

Cleveland Indians @ New York Yankees
Yankee Stadium, Bronx, NY
Wed Jun 08 1983, 7:05 PM EDT
Att: 16,278 - Unknown - 74 F


AB 36
R 5
H 9
RBI 5
BB 2
SO 1
LOB 17



Batter	1	2	3	4	5	6	7	8	9	AB	R	H	RBI	BB	SO	LOB	BOTTOM					
Willie Randolph, R OBP: 0.333, SLG: 0.300 (1, 4)	6-3			5-3		5-3		F8		5	0	1	0	0	0	3						
Ken Griffey, L OBP: 0.376, SLG: 0.464 (1, 8)	5-3			F7				K		4	1	1	0	1	1	2						
Dave Winfield, R OBP: 0.330, SLG: 0.520 (1, 7)						G1		5-3		5	2	2	1	0	1	4						
Graig Nettles, L OBP: 0.363, SLG: 0.468 (1, 5)				3-1		E5		1B 1B		4	1	2	2	1	0	0						
Don Baylor, R OBP: 0.351, SLG: 0.442 (1, 10)				4-3		L5		F2		5	0	0	0	0	2	4						
Steve Kemp, L OBP: 0.319, SLG: 0.430 Lou Piniella, R OBP: 0.385, SLG: 0.397 (9, PH)						1-3				4	1	2	1	0	0	1						
										1	0	1	1	0	0	0						
Butch Wynegar, S OBP: 0.400, SLG: 0.460 (1, 2)						F5		F8		4	0	0	0	0	0	2						
								4-3														
Roy Smalley, S OBP: 0.376, SLG: 0.450 (1, 3)										2	1	2	0	1	0	0						
Andre Robertson, R OBP: 0.236, SLG: 0.295 (1, 6)										4	0	1	1	0	0	3						
Inning Stats	R: 2 E: 0 K: 1 S: 7	H: 2 LOB: 0 BB: 0 P: 7	R: 1 E: 0 K: 1 S: 7	H: 2 LOB: 2 BB: 2 P: 15	R: 0 E: 0 K: 0 S: 3	H: 0 LOB: 0 BB: 0 P: 3	R: 1 E: 0 K: 0 S: 5	H: 2 LOB: 1 BB: 0 P: 5	R: 0 E: 0 K: 0 S: 4	H: 0 LOB: 1 BB: 0 P: 4	R: 0 E: 0 K: 0 S: 3	H: 3 LOB: 2 BB: 0 P: 6	R: 1 E: 0 K: 1 S: 6	H: 1 LOB: 1 BB: 0 P: 6	R: 1 E: 0 K: 1 S: 5	H: 2 LOB: 2 BB: 1 P: 9	1B: 6 2B: 2 3B: 1 HR: 3	SF: 0 SAC: 0 DP: 0 HBP: 1	WP: 0 PB: 0 SB: 0 CS: 0	PA: 42		
PITCHER	IP	WLS	BF	H	R	ER	SO	BB	IBB	HBP	BLK	WP	HR	S	P	ERA	WHIP					
Rick Sutcliffe, R ERA: 3.78 Dan Spillner, R ERA: 5.59 Neal Heaton, L ERA: 2.2	6.1		31	8	5	5	2	2	0	1	0	0	0	3	32	41	7.11	1.579				
	2.0	L	10	3	1	1	2	0	1	0	0	0	0	13	17	4.50	1.500					
	0.0		1	1	0	0	0	0	0	0	0	0	0	1	1	∞	∞					


Cleveland Indians @ New York Yankees
Yankee Stadium, Bronx, NY
Wed Jun 08 1983, 7:05 PM EDT
Att: 16,278 - Unknown - 74 F

AB 38
R 6
H 12
RBI 6
BB 3
SO 4
LOB 19




Batter	1	2	3	4	5	6	7	8	9	AB	R	H	RBI	BB	SO	LOB	TOP																					
Willie Randolph, R OBP: 0.341, SLG: 0.317 (1, 4)										4	2	2	2	1	0	0	New York Yankees @ Milwaukee Brewers Milwaukee County Stadium, Milwaukee, WI Fri Jun 10 1983, 8:05 PM EDT Att: 39,025 - Unknown - 60 F																					
Ken Griffey, L OBP: 0.381, SLG: 0.465 (1, 8)										4	0	2	1	1	0	1																						
Dave Winfield, R OBP: 0.328, SLG: 0.512 (1, 7)										5	0	1	1	0	1	7																						
Graig Nettles, L OBP: 0.359, SLG: 0.478 (1, 5)										5	1	1	2	0	0	2																						
Don Baylor, R OBP: 0.347, SLG: 0.435 (1, 10)										5	1	1	0	0	0	1																						
Steve Kemp, L OBP: 0.311, SLG: 0.418 (1, 9)										5	0	0	0	0	0	2																						
Butch Wynegar, S OBP: 0.394, SLG: 0.451 (1, 2)										4	0	1	0	0	1	1																						
Roy Smalley, S OBP: 0.379, SLG: 0.451 (1, 3)										4	1	2	1	0	1	1																						
Andre Robertson, R OBP: 0.246, SLG: 0.303 (1, 6)										4	2	2	0	0	0	1																						
Inning Stats	R: 1 E: 1 K: 1 S: 6	H: 0 LOB: 1 BB: 1 P: 10	R: 0 E: 0 K: 0 S: 3	H: 0 LOB: 0 BB: 0 P: 3	R: 2 E: 0 K: 0 S: 5	H: 3 LOB: 0 BB: 0 P: 5	R: 3 E: 0 K: 0 S: 8	H: 5 LOB: 2 BB: 0 P: 8	R: 1 E: 0 K: 1 S: 7	H: 2 LOB: 1 BB: 0 P: 7	R: 0 E: 0 K: 0 S: 3	H: 0 LOB: 0 BB: 0 P: 3	R: 0 E: 1 K: 0 S: 4	H: 0 LOB: 1 BB: 0 P: 4	R: 0 E: 0 K: 1 S: 7	H: 2 LOB: 3 BB: 1 P: 11	R: 0 E: 0 K: 0 S: 3	H: 0 LOB: 0 BB: 0 P: 3	1B: 10 2B: 0 3B: 1 HR: 1	SF: 0 SAC: 0 DP: 1 HBP: 0	WP: 0 PB: 0 CS: 0	PA: 42																
PITCHER	IP	WLS	BF	H	R	ER	SO	BB	IBB	HBP	BLK	WP	HR	S	P	ERA	WHIP	PITCHER				IP	WLS	BF	H	R	ER	SO	BB	IBB	HBP	BLK	WP	HR	S	P	ERA	WHIP
Moose Haas, R ERA: 4.58 (1, 1)	3.2	L	18	6	6	5	1	1	0	0	0	0	0	19	23	12.27	1.909																					
Chuck Porter, R ERA: 6.0 (4, 1)	4.1		21	6	1	1	2	1	0	0	0	0	1	24	28	2.08	1.615																					
Jerry Augustine, L ERA: 7.47 (9, 1)	1.0		3	0	0	0	0	0	0	0	0	0	0	3	3	0.00	0.000																					


AB	40
R	7
H	12
RBI	7
BB	2
SO	3
LOB	16




Batter	1	2	3	4	5	6	7	8	9	AB	R	H	RBI	BB	SO	LOB	BOTTOM																					
Paul Molitor, R OBP: 0.353, SLG: 0.442 (1, 5)										4	0	0	0	0	0	0	New York Yankees @ Milwaukee Brewers Milwaukee County Stadium, Milwaukee, WI Fri Jun 10 1983, 8:05 PM EDT Att: 39,025 - Unknown - 60 F																					
Rick Manning, L OBP: 0.318, SLG: 0.325 (1, 8)										4	1	3	0	0	0	0																						
Robin Yount, R OBP: 0.388, SLG: 0.521 (1, 6)										4	0	0	0	0	1	3																						
Cecil Cooper, L OBP: 0.312, SLG: 0.475 (1, 3)										4	0	0	0	0	0	3																						
Ted Simmons, S OBP: 0.354, SLG: 0.461 (1, 10)										4	0	1	1	0	0	0																						
Ben Oglivie, L OBP: 0.396, SLG: 0.492 (1, 7)										2	0	0	0	0	0	0																						
Mark Brouhard, R OBP: 0.333, SLG: 0.333 (6, 7)										2	0	1	0	0	0	0																						
Charlie Moore, R OBP: 0.355, SLG: 0.417 (1, 9)										3	0	0	0	1	0	2																						
Jim Gantner, L OBP: 0.338, SLG: 0.459 (1, 4)										3	0	1	0	0	1	0																						
Ned Yost, R OBP: 0.288, SLG: 0.494 (1, 2)										3	0	0	0	0	0	2																						
Inning Stats	R: 0 E: 0 K: 1 S: 5	H: 0 LOB: 0 BB: 0 P: 5	R: 0 E: 0 K: 0 S: 3	H: 0 LOB: 0 BB: 0 P: 3	R: 0 E: 0 K: 1 S: 5	H: 0 LOB: 0 BB: 0 P: 5	R: 0 E: 0 K: 0 S: 4	H: 1 LOB: 1 BB: 0 P: 4	R: 0 E: 0 K: 0 S: 4	H: 1 LOB: 2 BB: 1 P: 8	R: 0 E: 0 K: 0 S: 4	H: 0 LOB: 0 BB: 0 P: 4	R: 0 E: 0 K: 0 S: 3	H: 0 LOB: 0 BB: 0 P: 3	R: 0 E: 0 K: 0 S: 3	H: 0 LOB: 0 BB: 0 P: 3	R: 1 E: 0 K: 0 S: 6	H: 3 LOB: 2 BB: 0 P: 6	1B: 6 2B: 0 3B: 0 HR: 0	SF: 0 SAC: 0 DP: 0 HBP: 0	WP: 1 PB: 0 CS: 0	PA: 34																
PITCHER	IP	WLS	BF	H	R	ER	SO	BB	IBB	HBP	BLK	WP	HR	S	P	ERA	WHIP	PITCHER				IP	WLS	BF	H	R	ER	SO	BB	IBB	HBP	BLK	WP	HR	S	P	ERA	WHIP
Shane Rawley, L ERA: 3.77 (1, 1)	9.0	W	34	6	1	1	2	1	0	0	0	1	0	37	41	1.00	0.778																					

AB	33
R	1
H	6
RBI	1
BB	1
SO	2
LOB	10




Batter	1	2	3	4	5	6	7	8	9	AB	R	H	RBI	BB	SO	LOB	TOP		
Willie Randolph, R (1, 4) OBP: 0.337, SLG: 0.310	0-0 5-3		0-0 F9		0-0 6-3		0-0 FC3-6		4-0 FC6-4 BB	4	0	0	1	1	0	3	New York Yankees @ Milwaukee Brewers Milwaukee County Stadium, Milwaukee, WI Sat Jun 11 1983, 8:05 PM EDT Att: 23,926 - Unknown - 78 F AB 33 R 2 H 6 RBI 2 BB 5 SO 1 LOB 12 		
Ken Griffey, L (1, 8) OBP: 0.372, SLG: 0.454	0-0 1-3		0-0 5-3		0-0 F7		0-0 4-3		0-0 FC6-4	5	0	0	0	0	0	3			
Dave Winfield, R (1, 7) OBP: 0.322, SLG: 0.502	0-0 5-3			0-0 5-3		0-0 L7		0-0 F7		4	0	0	0	0	0	0			
Graig Nettles, L (1, 5) OBP: 0.356, SLG: 0.470		0-0 3-1		0-0 F8		0-0 F6		4-0 1B BB		3	0	0	0	1	0	0			
Don Baylor, R (1, 10) OBP: 0.345, SLG: 0.436		0-0 F8		0-0 2B			0-0 F3	0-0 F8		4	0	1	0	0	0	1			
Steve Kemp, L (1, 9) OBP: 0.320, SLG: 0.425		0-0 BB 1B		0-0 4-3			0-0 BB 1B	0-0 1-2 1B		4	1	3	0	0	0	1			
Roy Smalley, S (1, 3) OBP: 0.381, SLG: 0.446		4-0 1-2 BB		0-0 F8			4-0 1B BB FC3-6	0-0 F9		2	1	0	0	2	0	2			
Rick Cerone, R (1, 2) OBP: 0.245, SLG: 0.237		0-0 F9			0-0 F8		4-0 FC3-6 1B BB		0-0 4-3	2	0	0	0	1	0	2			
Oscar Gamble, L (9, PH) OBP: 0.435, SLG: 0.589							0-0 FC3-6 1B BB		0-0 4-3	1	0	0	0	0	0	0			
Andre Robertson, R (1, 6) OBP: 0.256, SLG: 0.321			0-3 K				0-0 FC3-6 1B		0-0 4-3	3	0	2	1	0	1	0			
Bobby Murcer, L (9, PH) OBP: 0.217, SLG: 0.409							0-0 1-2 2-3 3-H		0-0 4-3	1	0	0	0	0	0	0			
Inning Stats	R: 0 E: 0 K: 0 S: 3	H: 0 LOB: 0 BB: 0 P: 3	R: 0 E: 0 K: 0 S: 4	H: 1 LOB: 2 BB: 1 P: 8	R: 0 E: 0 K: 1 S: 5	H: 0 LOB: 0 BB: 0 P: 5	R: 0 E: 0 K: 0 S: 4	H: 1 LOB: 1 BB: 0 P: 4	R: 0 E: 0 K: 0 S: 3	H: 0 LOB: 0 BB: 0 P: 3	R: 2 E: 0 K: 0 S: 5	H: 2 LOB: 2 BB: 2 P: 13	R: 0 E: 0 K: 0 S: 4	H: 1 LOB: 2 BB: 1 P: 8	R: 0 E: 0 K: 0 S: 3	H: 0 LOB: 1 BB: 1 P: 7	1B: 4 2B: 2 3B: 0 HR: 0	SF: 0 SAC: 0 DP: 0 HBP: 0	WP: 0 PA: 38 CS: 0
PITCHER	IP WLS BF H R ER SO BB IBB HBP BLK WP HR S P ERA WHIP																		
Bob McClure, L (1, 1) ERA: 4.15	6.1 W 27 5 2 2 1 3 0 0 0 0 0 0 26 38 2.84 1.263																		
Bob Gibson, R (7, 1) ERA: 1.64	2.2 S 11 1 0 0 0 2 0 0 0 0 0 0 9 17 0.00 1.125																		

Batter	1	2	3	4	5	6	7	8	9	AB	R	H	RBI	BB	SO	LOB	BOTTOM
Paul Molitor, R (1, 5) OBP: 0.351, SLG: 0.438	0-0 F8			0-0 6-3	0-0 F7					4	0	1	0	0	0	0	New York Yankees @ Milwaukee Brewers Milwaukee County Stadium, Milwaukee, WI Sat Jun 11 1983, 8:05 PM EDT Att: 23,926 - Unknown - 78 F AB 34 R 6 H 9 RBI 6 BB 0 SO 6 LOB 7 
Rick Manning, L (1, 8) OBP: 0.313, SLG: 0.319	0-3 K			0-0 E6 WP 2B	0-0 3-1		0-3 K			4	1	0	0	0	2	1	
Robin Yount, R (1, 6) OBP: 0.386, SLG: 0.521	0-0 F9			0-0 1-H 2B		0-0 6-3	0-0 6-3			4	1	1	1	0	0	1	
Cecil Cooper, L (1, 3) OBP: 0.315, SLG: 0.480		0-0 F8		0-0 2H 3B 2B		0-0 2B 1B		0-3 K		4	2	2	1	0	1	0	
Ted Simmons, S (1, 10) OBP: 0.352, SLG: 0.467		0-0 1-3		0-0 2H 1B 3B		0-0 F6		0-0 6-3		4	1	1	1	0	0	1	
Mark Brouhard, R (1, 7) OBP: 0.571, SLG: 0.714		0-3 K		0-0 3-H FC5-4 1B		0-0 1-H 1B 2B		0-0 1B		4	1	3	2	0	1	0	
Charlie Moore, R (1, 9) OBP: 0.353, SLG: 0.414			0-0 5-3	0-0 1-2 FC5-4		0-0 2H 1B		0-3 K		4	0	1	1	0	1	2	
Jim Gantner, L (1, 4) OBP: 0.333, SLG: 0.452			0-0 F5	0-0 G3		0-0 1-3				3	0	0	0	0	0	2	
Ned Yost, R (1, 2) OBP: 0.277, SLG: 0.475			0-3 K		0-0 F6		0-0 G3			3	0	0	0	0	1	0	
Inning Stats	R: 0 E: 0 K: 1 S: 5	H: 0 LOB: 0 BB: 0 P: 5	R: 0 E: 0 K: 1 S: 5	H: 0 LOB: 0 BB: 0 P: 5	R: 4 E: 0 K: 0 S: 8	H: 4 LOB: 1 BB: 0 P: 8	R: 0 E: 0 K: 0 S: 3	H: 0 LOB: 0 BB: 0 P: 3	R: 2 E: 0 K: 0 S: 6	H: 3 LOB: 1 BB: 0 P: 6	R: 0 E: 0 K: 1 S: 6	H: 1 LOB: 1 BB: 0 P: 6	R: 0 E: 0 K: 2 S: 8	H: 1 LOB: 1 BB: 0 P: 8	1B: 5 2B: 3 3B: 1 HR: 0	SF: 0 SAC: 0 DP: 0 HBP: 0	
PITCHER	IP WLS BF H R ER SO BB IBB HBP BLK WP HR S P ERA WHIP																
Ron Guidry, L (1, 1) ERA: 3.23	6.0 L 26 7 6 5 3 0 0 0 0 0 0 0 14 32 7.50 1.167																
George Frazier, R (7, 1) ERA: 3.16	2.0 8 2 0 0 3 0 0 0 0 0 0 0 14 14 0.00 1.000																

Batter	1	2	3	4	5	6	7	8	9	10	11	12	AB	R	H	RBI	BB	SO	LOB	TOP					
Wille Randolph, R OBP: 0.342, SLG: 0.318 (1.4)	F9		S 1B		1B 2B		F9		5-3			S BB	5	1	2	2	1	0	2						
Roy Smalley, S OBP: 0.375, SLG: 0.437 (9.3)	4-3		P4				F8			5-3		F7	6	0	1	2	0	0	3						
Dave Winfield, R OBP: 0.314, SLG: 0.488 (1.8)	4-3			6-3	F8		4-3			F3		F6	6	0	0	0	0	0	3						
Don Baylor, R OBP: 0.345, SLG: 0.449 (1.10)		F4		HR	L8			F3			1B	F5	6	1	2	1	0	0	2						
Lou Piniella, R OBP: 0.371, SLG: 0.381 (1.7)	5-3			G4-6-3 1B			F8		F8		F9		5	0	1	0	0	0	1						
Steve Kemp, L OBP: 0.312, SLG: 0.414 (1.9)	4-3			G4-6-3 1-2	F8			4-3				G3	5	0	0	0	0	0	1						
Butch Wynegar, S OBP: 0.404, SLG: 0.483 (1.2)			1B 2B		F4	FC5-4 BB			SH1-4 1B		F9		4	1	2	0	1	0	0						
Steve Balboni, R OBP: 0.250, SLG: 0.100 (9, PH)			K			FC5-4			SH1-4				2	1	0	0	0	1	1	2					
Bert Campaneris, R OBP: 0.425, SLG: 0.486 (9.5)					1B 2B BB				1-2		1B		1	0	1	0	0	0	0						
Andre Robertson, R OBP: 0.262, SLG: 0.325 (1.6)			K						5-3			F6	5	1	2	0	0	1	3						
Inning Stats	R: 0 E: 0 K: 0 S: 3	H: 0 LOB: 0 BB: 0 P: 3	R: 0 E: 0 K: 1 S: 6	H: 0 LOB: 0 BB: 0 P: 6	R: 1 E: 0 K: 2 S: 9	H: 2 LOB: 1 BB: 0 P: 9	R: 1 E: 0 K: 0 S: 4	H: 2 LOB: 0 BB: 0 P: 4	R: 3 E: 0 K: 0 S: 6	H: 3 LOB: 1 BB: 1 P: 10	R: 0 E: 0 K: 0 S: 3	H: 0 LOB: 0 BB: 0 P: 3	R: 0 E: 0 K: 0 S: 4	H: 1 LOB: 1 BB: 0 P: 4	R: 0 E: 0 K: 0 S: 4	H: 1 LOB: 1 BB: 0 P: 4	R: 0 E: 0 K: 0 S: 4	H: 1 LOB: 1 BB: 0 P: 4	R: 0 E: 0 K: 0 S: 3	H: 0 LOB: 1 BB: 1 P: 7	1B: 8 2B: 2 3B: 0 HR: 1	SF: 0 SAC: 1 DP: 1 HBP: 0	WP: 0 PB: 0 SB: 0 CS: 2	PA: 49	
PITCHER	IP	WLS	BF	H	R	ER	SO	BB	IBB	HBP	BLK	WP	HR	S	P	ERA	WHIP								
Mike Caldwell, L ERA: 3.92 (1.1)	11.0	45	11	5	5	2	2	2	0	0	0	0	0	3	7	0.00	1.000								
Tom Tellmann, R ERA: 2.95 (12.1)	1.0	W	4	0	0	0	0	1	0	0	0	0	0	0	3	7	0.00	1.000							

New York Yankees @ Milwaukee Brewers
Milwaukee County Stadium, Milwaukee, WI
Sun Jun 12 1983, 4:33 AM EDT
Att. 45,364 - Unknown - 86 F


AB 45
R 5
H 11
RBI 5
BB 3
SO 2
LOB 17



Batter	1	2	3	4	5	6	7	8	9	10	11	12	AB	R	H	RBI	BB	SO	LOB	BOTTOM				
Paul Molitor, R OBP: 0.355, SLG: 0.437 (1.5)	5-3		BB 1B	S 1B		K			5-3			FC6-4 BB	5	0	2	1	1	1	0					
Rick Manning, L OBP: 0.309, SLG: 0.315 (1.8)	F7		BB 1B	K			F8		F5		FC6-4		6	0	1	0	0	1	3					
Robin Yount, R OBP: 0.385, SLG: 0.514 (1.6)	6-3			BB	F9		K				CS 1B	F4	5	0	1	0	1	1	0					
Cecil Cooper, L OBP: 0.316, SLG: 0.480 (1.3)		K	F9		6-3			1B		K		BB 1B 2B	6	1	2	0	0	2	4					
Ted Simmons, S OBP: 0.358, SLG: 0.474 (1.10)				1B 2B 1B	F8		F9						5	1	3	0	0	0	1					
Marshall Edwards, L OBP: 0.400, SLG: 0.400 (10, PH)													0	0	0	0	0	0	0					
Don Money, R OBP: 0.253, SLG: 0.238 (12, PH)													0	0	0	0	0	1	0					
Mark Brouhard, R OBP: 0.462, SLG: 0.538 (1.7)	F5			1B 2B 1B	F8			4-3			2B	F5	6	2	2	0	0	1	4					
Charlie Moore, R OBP: 0.353, SLG: 0.413 (1.9)	4-3				F4		WP SF9 2B	6-3				K	5	1	1	0	1	1	3					
Jim Gantner, L OBP: 0.338, SLG: 0.448 (1.4)			G6-4-3 BB		K		5-3		F8			BB	4	0	1	1	2	1	3					
Ned Yost, R OBP: 0.273, SLG: 0.476 (1.2)			G6-4-3 1-2			2B 3H	SF9		1-3			BB	4	1	1	3	0	1	2					
Inning Stats	R: 0 E: 0 K: 0 S: 3	H: 0 LOB: 0 BB: 0 P: 3	R: 0 E: 0 K: 1 S: 6	H: 1 LOB: 1 BB: 0 P: 6	R: 0 E: 0 K: 0 S: 4	H: 2 LOB: 3 BB: 2 P: 12	R: 3 E: 0 K: 0 S: 11	H: 4 LOB: 1 BB: 0 P: 11	R: 0 E: 0 K: 1 S: 7	H: 0 LOB: 0 BB: 0 P: 7	R: 2 E: 0 K: 1 S: 6	H: 2 LOB: 1 BB: 0 P: 6	R: 0 E: 0 K: 0 S: 3	H: 0 LOB: 0 BB: 0 P: 3	R: 0 E: 0 K: 0 S: 8	H: 2 LOB: 1 BB: 2 P: 8	R: 0 E: 0 K: 0 S: 7	H: 0 LOB: 2 BB: 2 P: 15	R: 1 E: 0 K: 0 S: 4	H: 2 LOB: 3 BB: 2 P: 12	1B: 10 2B: 4 3B: 0 HR: 0	SF: 1 SAC: 0 DP: 1 HBP: 0	WP: 1 PB: 0 SB: 1 CS: 1	PA: 53
PITCHER	IP	WLS	BF	H	R	ER	SO	BB	IBB	HBP	BLK	WP	HR	S	P	ERA	WHIP							
Dave Righetti, L ERA: 3.83 (6.1)	5.1	26	9	5	5	3	2	0	0	0	0	1	0	30	38	8.44	2.062							
George Frazier, R ERA: 2.83 (10.1)	4.1	15	3	0	0	3	0	0	0	0	0	0	0	21	21	0.00	0.692							
Rich Gossage, R ERA: 3.0 (10.1)	1.1	6	0	0	0	3	2	0	0	0	0	0	0	10	18	0.00	1.500							
Rudy May, L ERA: 6.6 (12.1)	0.2	L	6	2	1	1	0	1	1	0	0	0	0	4	12	13.50	4.500							

New York Yankees @ Milwaukee Brewers
Milwaukee County Stadium, Milwaukee, WI
Sun Jun 12 1983, 4:33 AM EDT
Att. 45,364 - Unknown - 86 F

AB 46
R 6
H 14
RBI 5
BB 6
SO 9
LOB 20



Batter	1	2	3	4	5	6	7	8	9	AB	R	H	RBI	BB	SO	LOB	TOP			
Willie Randolph, R (1, 4) OBP: 0.337, SLG: 0.313 Bert Campaneris, R (6, 4) OBP: 0.415, SLG: 0.474	F9		3-4-1		6-3		F9			3	0	0	0	0	0	1	New York Yankees @ Cleveland Indians Cleveland Municipal Stadium, Cleveland, OH Mon Jun 13 1983, 7:05 PM EDT Att: 13,517 - Unknown - 78 F			
Ken Griffey, L (1, 8) OBP: 0.370, SLG: 0.450	F8		1B		F8			F3		4	0	1	0	0	0	0				
Graig Nettles, L (1, 5) OBP: 0.359, SLG: 0.464	BB		1B		3-1			K		2	0	0	0	2	1	0				
Oscar Gamble, L (1, 9) OBP: 0.411, SLG: 0.550	4-3		F8		4-3			F7		4	0	0	0	0	0	3				
Steve Kemp, L (1, 7) OBP: 0.316, SLG: 0.416			FC4-6 1B		K			F7		4	0	2	0	0	1	0				
Don Baylor, R (1, 10) OBP: 0.338, SLG: 0.440	FC4-6 2B		F9		K			L9		4	0	0	0	0	1	2				
Butch Wynegar, S (1, 2) OBP: 0.407, SLG: 0.475	2B		1B		6-3			1-3		4	0	2	0	0	0	0				
Roy Smalley, S (1, 3) OBP: 0.374, SLG: 0.441	F6		K		2B					3	0	1	0	0	1	2				
Andre Robertson, R (1, 6) OBP: 0.264, SLG: 0.325			CS 3-4-1 1B		F3			L7		3	0	1	0	0	0	1				
Inning Stats	R: 0 E: 0 K: 0 S: 3	H: 0 LOB: 1 BB: 1 P: 7	R: 0 E: 0 K: 0 S: 4	H: 2 LOB: 1 BB: 0 P: 4	R: 0 E: 0 K: 0 S: 4	H: 2 LOB: 2 BB: 1 P: 8	R: 0 E: 0 K: 2 S: 8	H: 1 LOB: 1 BB: 0 P: 8	R: 0 E: 0 K: 0 S: 6	H: 0 LOB: 0 BB: 0 P: 3	R: 0 E: 0 K: 0 S: 4	H: 1 LOB: 1 BB: 0 P: 4	R: 0 E: 0 K: 1 S: 5	H: 0 LOB: 0 BB: 0 P: 5	R: 0 E: 0 K: 0 S: 3	H: 0 LOB: 0 BB: 0 P: 3	1B: 5 2B: 2 3B: 0 HR: 0	SF: 0 SAC: 0 DP: 0 HBP: 0	WP: 0 PB: 0 SB: 1 CS: 1	PA: 34
PITCHER Rick Sutcliffe, R (1, 1) ERA: 3.41	IP: 9.0 WLS: W BF: 34 H: 7 R: 0 ER: 0 SO: 4 BB: 2 IBB: 0 HBP: 0 BLK: 0 WP: 0 HR: 0 S: 40 P: 48 ERA: 0.00 WHIP: 1.000															PITCHER				

Batter	1	2	3	4	5	6	7	8	9	AB	R	H	RBI	BB	SO	LOB	BOTTOM			
Miguel Dilone, S (1, 7) OBP: 0.310, SLG: 0.290	1-3		3-1		1-3		F8		E4	5	0	0	0	0	0	4	New York Yankees @ Cleveland Indians Cleveland Municipal Stadium, Cleveland, OH Mon Jun 13 1983, 7:05 PM EDT Att: 13,517 - Unknown - 78 F			
Toby Harrah, R (1, 5) OBP: 0.384, SLG: 0.331	BB 1B		BB 1B		F9 1B		BB 1B	F6		4	1	3	0	1	0	2				
Mike Hargrove, L (1, 3) OBP: 0.391, SLG: 0.407	FC6-4 BB		G4-3 BB		F9 2-3		BB 1B	FC4-6 1B		3	1	1	1	2	0	3				
Gorman Thomas, R (1, 8) OBP: 0.289, SLG: 0.309	L7		G4-3 1-2		L6-3 1B		K	1B 1B 1B		5	1	2	2	0	1	6				
Bake McBride, L (1, 9) OBP: 0.306, SLG: 0.315 George Vukovich, L (7, 9) OBP: 0.216, SLG: 0.250	FC6-4 1-2		F7		L6-3 1-2		F8	1B 1B		4	0	0	0	0	0	5				
Broderick Perkins, L (1, 10) OBP: 0.321, SLG: 0.378			4-3		6-3 1B		2B 2B	1B 1B		1	0	1	1	0	0	0				
Manny Trillo, R (1, 4) OBP: 0.338, SLG: 0.310			P3		6-3 1-3		E 2B 2B	F9 L4		5	1	1	1	0	0	3				
Ron Hassey, L (1, 2) OBP: 0.344, SLG: 0.314			1B		1B BB		E8 2B	4-3		3	1	1	0	1	0	1				
Julio Franco, R (1, 6) OBP: 0.294, SLG: 0.376	F8		1B		1-2 3H		F8 1B 2B	FC4-6 E 1B 1B		4	2	3	3	0	0	1				
Inning Stats	R: 0 E: 0 K: 0 S: 4	H: 1 LOB: 2 BB: 1 P: 8	R: 0 E: 0 K: 0 S: 4	H: 1 LOB: 0 BB: 0 P: 4	R: 0 E: 0 K: 0 S: 3	H: 1 LOB: 1 BB: 1 P: 7	R: 1 E: 0 K: 0 S: 5	H: 2 LOB: 2 BB: 1 P: 9	R: 1 E: 1 K: 1 S: 10	H: 4 LOB: 2 BB: 1 P: 14	R: 0 E: 0 K: 0 S: 3	H: 0 LOB: 0 BB: 0 P: 3	R: 3 E: 1 K: 0 S: 8	H: 4 LOB: 2 BB: 0 P: 8	R: 0 E: 0 K: 0 S: 3	H: 0 LOB: 0 BB: 0 P: 3	1B: 11 2B: 5 3B: 0 HR: 0	SF: 0 SAC: 0 DP: 2 HBP: 0	WP: 0 PB: 0 SB: 1 CS: 0	PA: 43
PITCHER Jay Howell, R (1, 1) ERA: 5.08 Rudy May, L (6, 1) ERA: 5.94 Dale Murray, R (8, 1) ERA: 5.45	IP: 5.1 WLS: L BF: 29 H: 10 R: 6 ER: 5 SO: 0 BB: 4 IBB: 0 HBP: 0 BLK: 0 WP: 0 HR: 0 S: 25 P: 41 ERA: 8.44 WHIP: 2.625															PITCHER				

Batter	1	2	3	4	5	6	7	8	9	AB	R	H	RBI	BB	SO	LOB	TOP																									
Ken Griffey, L OBP: 0.375, SLG: 0.458 (1, 3)										5	0	3	0	0	0	0																										
Roy Smalley, S OBP: 0.366, SLG: 0.429 (1, 6)										5	0	0	0	0	0	5																										
Dave Winfield, R OBP: 0.320, SLG: 0.491 (1, 7)										5	1	3	0	0	0	3																										
Graig Nettles, L OBP: 0.355, SLG: 0.456 (1, 5)										5	1	1	0	0	2	2																										
Steve Kemp, L OBP: 0.315, SLG: 0.430 (1, 9)										3	1	1	2	0	0	0																										
Don Baylor, R OBP: 0.341, SLG: 0.441 (1, 10)										4	1	2	0	0	0	1																										
Butch Wynegar, S OBP: 0.402, SLG: 0.466 (1, 2)										4	1	1	0	0	1	2																										
Jerry Mumphy, S OBP: 0.291, SLG: 0.387 (1, 8)										4	1	2	3	0	0	1																										
Andre Robertson, R OBP: 0.273, SLG: 0.341 (1, 4)										3	0	2	1	0	1	0																										
Lou Piniella, R OBP: 0.366, SLG: 0.375 (8, PH)										1	0	0	0	0	0	1																										
Bert Campaneris, R OBP: 0.415, SLG: 0.474 (8, 4)										0	0	0	0	0	0	0																										
Inning Stats	R: 0 E: 0 K: 0 S: 3	H: 1 LOB: 0 BB: 0 P: 3	R: 0 E: 0 K: 1 S: 6	H: 1 LOB: 1 BB: 0 P: 6	R: 1 E: 0 K: 0 S: 5	H: 3 LOB: 1 BB: 0 P: 5	R: 0 E: 0 K: 1 S: 5	H: 0 LOB: 0 BB: 0 P: 5	R: 0 E: 0 K: 1 S: 5	H: 0 LOB: 0 BB: 0 P: 5	R: 0 E: 0 K: 1 S: 6	H: 1 LOB: 1 BB: 0 P: 6	R: 2 E: 0 K: 0 S: 7	H: 4 LOB: 2 BB: 0 P: 7	R: 3 E: 0 K: 0 S: 7	H: 4 LOB: 1 BB: 0 P: 7	R: 0 E: 0 K: 0 S: 4	H: 1 LOB: 1 BB: 0 P: 4	1B: 10 2B: 3 3B: 0 HR: 2	SF: 1 SAC: 0 DP: 2 HBP: 0	WP: 1 PB: 0 SB: 1 CS: 0	PA: 40																				
PITCHER	IP	WLS	BF	H	R	ER	SO	BB	IBB	HBP	BLK	WP	HR	S	P	ERA	WHIP	PITCHER								IP	WLS	BF	H	R	ER	SO	BB	IBB	HBP	BLK	WP	HR	S	P	ERA	WHIP
Lary Sorensen, R ERA: 4.29 (1, 1)	6.2	W	28	10	3	3	4	0	0	0	0	1	1	36	36	4.05	1.500																									
Neal Heaton, L ERA: 2.94 (7, 1)	1.0		7	4	3	3	0	0	0	0	0	0	0	7	7	27.00	4.000																									
Dan Spillner, R ERA: 5.26 (8, 1)	1.1	S	5	1	0	0	0	0	0	0	0	0	0	5	5	0.00	0.750																									

New York Yankees @ Cleveland Indians
Cleveland Municipal Stadium, Cleveland, OH

AB 39
R 6
H 15
RBI 6
BB 0
SO 4
LOB 15



WP: 1 PA: 40
PB: 0
SB: 1
CS: 0

Tue Jun 14 1983, 7:05 PM EDT
Att: 14,150 - Unknown - 76 F

livebaseballscores.com

Batter	1	2	3	4	5	6	7	8	9	AB	R	H	RBI	BB	SO	LOB	BOTTOM																										
Alan Bannister, R OBP: 0.322, SLG: 0.370 (1, 7)										3	2	2	1	1	0	0																											
Toby Harrah, R OBP: 0.387, SLG: 0.326 (1, 5)										2	1	0	0	2	0	1																											
Mike Hargrove, L OBP: 0.392, SLG: 0.409 (1, 3)										4	2	2	1	0	0	2																											
Gorman Thomas, R OBP: 0.284, SLG: 0.302 (1, 8)										4	0	0	0	0	1	5																											
Pat Tabler, R OBP: 0.407, SLG: 0.495 (1, 10)										4	1	2	3	0	0	1																											
Broderick Perkins, L OBP: 0.310, SLG: 0.365 (1, 9)										3	0	0	0	0	0	3																											
George Vukovich, L OBP: 0.222, SLG: 0.257 (8, 9)										1	0	1	0	0	0	0																											
Manny Trillo, R OBP: 0.341, SLG: 0.314 (1, 4)										4	2	2	1	0	1	1																											
Julio Franco, R OBP: 0.298, SLG: 0.393 (1, 6)										4	1	2	3	0	0	1																											
Chris Bando, S OBP: 0.315, SLG: 0.323 (1, 2)										4	0	0	0	0	0	3																											
Inning Stats	R: 6 E: 0 K: 0 S: 7	H: 4 LOB: 2 BB: 2 P: 15	R: 0 E: 0 K: 0 S: 3	H: 0 LOB: 0 BB: 0 P: 3	R: 0 E: 0 K: 0 S: 3	H: 0 LOB: 0 BB: 0 P: 3	R: 0 E: 0 K: 0 S: 3	H: 0 LOB: 0 BB: 0 P: 3	R: 2 E: 0 K: 0 S: 5	H: 2 LOB: 1 BB: 1 P: 9	R: 1 E: 0 K: 0 S: 5	H: 3 LOB: 1 BB: 0 P: 5	R: 0 E: 0 K: 1 S: 5	H: 1 LOB: 0 BB: 0 P: 5	R: 0 E: 0 K: 1 S: 6	H: 1 LOB: 1 BB: 0 P: 6	R: 0 E: 0 K: 1 S: 6	H: 1 LOB: 1 BB: 0 P: 6	1B: 7 2B: 3 3B: 0 HR: 1	SF: 0 SAC: 0 DP: 2 HBP: 0	WP: 0 PB: 0 SB: 2 CS: 0	PA: 36																					
PITCHER	IP	WLS	BF	H	R	ER	SO	BB	IBB	HBP	BLK	WP	HR	S	P	ERA	WHIP	PITCHER								IP	WLS	BF	H	R	ER	SO	BB	IBB	HBP	BLK	WP	HR	S	P	ERA	WHIP	
Bob Shirley, L ERA: 5.5 (1, 1)	5.0	L	24	6	8	8	0	3	0	0	0	0	1	21	33	14.40	1.800																										
Dale Murray, R ERA: 5.25 (6, 1)	3.0		12	5	1	1	2	0	0	0	0	0	0	16	16	3.00	1.667																										

New York Yankees @ Cleveland Indians
Cleveland Municipal Stadium, Cleveland, OH

AB 33
R 9
H 11
RBI 9
BB 3
SO 2
LOB 17



WP: 0 PA: 36
PB: 0
SB: 2
CS: 0

Tue Jun 14 1983, 7:05 PM EDT
Att: 14,150 - Unknown - 76 F

livebaseballscores.com

Batter	1	2	3	4	5	6	7	8	9	AB	R	H	RBI	BB	SO	LOB	TOP								
Willie Randolph, R (1, 4) OBP: 0.338, SLG: 0.315										5	1	2	0	0	1	3									
Ken Griffey, L (1, 3) OBP: 0.380, SLG: 0.466										5	1	3	1	0	0	2									
Dave Winfield, R (1, 7) OBP: 0.313, SLG: 0.480										5	0	0	0	0	1	4									
Steve Kemp, L (1, 9) OBP: 0.326, SLG: 0.442										4	1	3	2	1	0	0									
Butch Wynegar, S (1, 2) OBP: 0.410, SLG: 0.457										2	1	0	0	3	1	3									
Graig Nettles, L (1, 5) OBP: 0.356, SLG: 0.469										4	1	1	3	1	0	2									
Don Baylor, R (1, 10) OBP: 0.347, SLG: 0.442										4	1	2	0	1	0	3									
Jerry Mumphy, S (1, 8) OBP: 0.302, SLG: 0.393										3	1	1	1	2	0	1									
Andre Robertson, R (1, 6) OBP: 0.278, SLG: 0.352										5	1	2	1	0	1	5									
Inning Stats	R: 5 E: 0 K: 1 S: 10	H: 5 LOB: 2 BB: 2 P: 18	R: 0 E: 0 K: 0 S: 3	H: 0 LOB: 0 BB: 0 P: 3	R: 2 E: 0 K: 0 S: 5	H: 3 LOB: 2 BB: 2 P: 13	R: 0 E: 0 K: 0 S: 4	H: 1 LOB: 1 BB: 0 P: 4	R: 0 E: 0 K: 1 S: 5	H: 1 LOB: 0 BB: 0 P: 5	R: 0 E: 0 K: 2 S: 8	H: 1 LOB: 2 BB: 1 P: 12	R: 0 E: 0 K: 0 S: 3	H: 0 LOB: 0 BB: 0 P: 3	R: 1 E: 0 K: 0 S: 4	H: 2 LOB: 0 BB: 0 P: 4	R: 0 E: 0 K: 0 S: 3	H: 1 LOB: 3 BB: 3 P: 15	1B: 9 2B: 5 3B: 0 HR: 1	SF: 0 SAC: 0 DP: 4 HBP: 0	WP: 0 PB: 0 SB: 1 CS: 0	PA: 45			
PITCHER	IP	WLS	BF	H	R	ER	SO	BB	IBB	HBP	BLK	WP	HR	S	P	ERA	WHIP								
Juan Eichelberger, R (1, 1) ERA: 3.61	2.2	L	18	7	7	7	1	3	1	0	0	0	1	16	32	23.62	3.750								
Jamie Easterly, L (3, 1) ERA: 3.18	3.1		14	4	0	0	3	1	0	0	0	0	0	19	23	0.00	1.500								
Bud Anderson, R (7, 1) ERA: 4.7	2.0		10	3	1	1	0	2	0	0	0	0	0	8	16	4.50	2.500								
Dan Spillner, R (9, 1) ERA: 5.13	1.0		3	0	0	0	0	1	0	0	0	0	0	2	6	0.00	1.000								

New York Yankees @ Cleveland Indians
Cleveland Municipal Stadium, Cleveland, OH
Wed Jun 15 1983, 7:05 PM EDT
Att: 16,299 - Unknown - 73 F

AB 37
R 8
H 14
RBI 8
BB 8
SO 4
LOB 23



Batter	1	2	3	4	5	6	7	8	9	AB	R	H	RBI	BB	SO	LOB	BOTTOM								
Alan Bannister, R (1, 8) OBP: 0.324, SLG: 0.386										5	0	2	1	0	1	1									
Toby Harrah, R (1, 5) OBP: 0.382, SLG: 0.316										4	0	0	0	1	0	1									
Mike Hargrove, L (1, 3) OBP: 0.397, SLG: 0.405										2	1	0	0	3	0	2									
Andre Thornton, R (1, 10) OBP: 0.445, SLG: 0.497										5	0	2	0	0	0	4									
Broderick Perkins, L (1, 7) OBP: 0.297, SLG: 0.348										4	0	0	1	0	1	2									
Manny Trillo, R (1, 4) OBP: 0.335, SLG: 0.308										4	0	0	0	0	0	1									
Julio Franco, R (1, 6) OBP: 0.301, SLG: 0.401										3	1	1	0	1	0	0									
George Vukovich, L (1, 9) OBP: 0.231, SLG: 0.266										4	1	2	0	0	0	1									
Chris Bando, S (1, 2) OBP: 0.325, SLG: 0.377										4	2	2	3	0	0	2									
Inning Stats	R: 0 E: 0 K: 0 S: 3	H: 1 LOB: 1 BB: 1 P: 7	R: 0 E: 0 K: 1 S: 5	H: 0 LOB: 0 BB: 0 P: 5	R: 1 E: 0 K: 0 S: 5	H: 2 LOB: 2 BB: 1 P: 9	R: 3 E: 0 K: 0 S: 5	H: 2 LOB: 0 BB: 1 P: 9	R: 1 E: 0 K: 0 S: 4	H: 1 LOB: 1 BB: 0 P: 8	R: 0 E: 0 K: 1 S: 6	H: 1 LOB: 1 BB: 0 P: 6	R: 0 E: 0 K: 0 S: 4	H: 1 LOB: 1 BB: 0 P: 4	R: 0 E: 0 K: 0 S: 4	H: 1 LOB: 1 BB: 0 P: 4	R: 0 E: 0 K: 0 S: 3	H: 0 LOB: 1 BB: 1 P: 7	1B: 4 2B: 3 3B: 1 HR: 1	SF: 0 SAC: 0 DP: 1 HBP: 0	WP: 0 PB: 0 SB: 0 CS: 0	PA: 40			
PITCHER	IP	WLS	BF	H	R	ER	SO	BB	IBB	HBP	BLK	WP	HR	S	P	ERA	WHIP								
Shane Rawley, L (1, 1) ERA: 3.88	9.0	W	40	9	5	5	2	5	0	0	0	0	1	39	59	5.00	1.556								

New York Yankees @ Cleveland Indians
Cleveland Municipal Stadium, Cleveland, OH
Wed Jun 15 1983, 7:05 PM EDT
Att: 16,299 - Unknown - 73 F

AB 35
R 5
H 9
RBI 5
BB 5
SO 2
LOB 14



Batter	1	2	3	4	5	6	7	8	9	AB	R	H	RBI	BB	SO	LOB	TOP					
Willie Randolph, R OBP: 0.335, SLG: 0.312 (1, 4)	F4					4-3		F9		5	1	1	0	0	0	2						
Ken Griffey, L OBP: 0.376, SLG: 0.464 (1, 3)	4-3			4-3		F7		F8		5	1	1	1	0	0	0						
Oscar Gamble, L OBP: 0.436, SLG: 0.585 (1, 9)			L4							5	1	4	0	0	0	2						
Steve Kemp, L OBP: 0.327, SLG: 0.443 (1, 7)	K					F7		G4-3		4	1	1	1	1	1	3						
Butch Wynegar, S OBP: 0.409, SLG: 0.450 (1, 2)										4	0	1	0	1	1	4						
Graig Nettles, L OBP: 0.359, SLG: 0.472 (1, 5)										3	2	1	1	1	0	2						
Don Baylor, R OBP: 0.350, SLG: 0.459 (1, 10)										4	1	2	5	0	0	0						
Jerry Mumphrey, S OBP: 0.301, SLG: 0.389 (1, 8)										4	0	1	0	0	1	1						
Andre Robertson, R OBP: 0.285, SLG: 0.356 (1, 6)										4	1	2	0	0	1	0						
Inning Stats	R: 0 E: 0 K: 1 S: 6	H: 1 LOB: 1 BB: 0 P: 6	R: 1 E: 0 K: 0 S: 4	H: 3 LOB: 0 BB: 0 P: 4	R: 6 E: 0 K: 1 S: 11	H: 6 LOB: 2 BB: 2 P: 19	R: 0 E: 0 K: 0 S: 4	H: 1 LOB: 2 BB: 1 P: 8	R: 0 E: 0 K: 1 S: 5	H: 0 LOB: 0 BB: 0 P: 5	R: 1 E: 0 K: 0 S: 5	H: 2 LOB: 1 BB: 0 P: 5	R: 0 E: 0 K: 1 S: 5	H: 0 LOB: 0 BB: 0 P: 5	R: 0 E: 0 K: 0 S: 3	H: 0 LOB: 0 BB: 0 P: 3	R: 0 E: 0 K: 0 S: 3	H: 1 LOB: 0 BB: 0 P: 3	1B: 9 2B: 4 3B: 0 HR: 1	SF: 0 SAC: 0 DP: 2 HBP: 0	WP: 1 PB: 0 SB: 0 CS: 0	PA: 41
PITCHER	IP	WLS	BF	H	R	ER	SO	BB	IBB	HBP	BLK	WP	HR	S	P	ERA	WHIP					
Bert Blyleven, R ERA: 4.16 (1, 1)	2.2	L	16	8	7	7	2	1	1	0	0	0	1	18	26	23.62	3.375					
Bud Anderson, R ERA: 3.92 (3, 1)	5.1		22	5	1	1	2	1	0	0	0	1	0	25	29	1.69	1.125					
Jamie Easterly, L ERA: 3.0 (9, 1)	1.0		3	1	0	0	0	0	0	0	0	0	0	3	3	0.00	1.000					

New York Yankees @ Cleveland Indians
Cleveland Municipal Stadium, Cleveland, OH

AB 38
R 8
H 14
RBI 8
BB 3
SO 4
LOB 14



Thu Jun 16 1983, 7:05 PM EDT
Att: 19,016 - Unknown - 75 F

Batter	1	2	3	4	5	6	7	8	9	AB	R	H	RBI	BB	SO	LOB	BOTTOM				
Alan Bannister, R OBP: 0.322, SLG: 0.382 (1, 9)						F7				4	0	1	0	0	0	2					
Toby Harrah, R OBP: 0.359, SLG: 0.321 (1, 5)										4	1	1	0	0	0	1					
Mike Hargrove, L OBP: 0.394, SLG: 0.402 (1, 3)										4	0	1	1	0	0	0					
Andre Thornton, R OBP: 0.446, SLG: 0.492 (1, 10)										2	0	0	0	2	0	0					
Gorman Thomas, R OBP: 0.279, SLG: 0.296 (1, 8)										4	0	0	0	0	0	3					
Pat Tabler, R OBP: 0.405, SLG: 0.490 (1, 7)										3	0	1	0	0	0	1					
Manny Trillo, R OBP: 0.330, SLG: 0.303 (1, 4)										3	0	0	0	0	1	1					
Julio Franco, R OBP: 0.302, SLG: 0.400 (1, 6)										3	0	1	0	0	1	1					
Chris Bando, S OBP: 0.325, SLG: 0.375 (1, 2)										3	0	1	0	0	1	0					
Inning Stats	R: 0 E: 0 K: 0 S: 3	H: 1 LOB: 0 BB: 0 P: 3	R: 0 E: 0 K: 0 S: 2	H: 0 LOB: 0 BB: 1 P: 6	R: 0 E: 0 K: 1 S: 5	H: 0 LOB: 0 BB: 0 P: 5	R: 0 E: 0 K: 0 S: 3	H: 0 LOB: 0 BB: 0 P: 3	R: 0 E: 0 K: 0 S: 3	H: 0 LOB: 0 BB: 0 P: 3	R: 0 E: 0 K: 2 S: 8	H: 1 LOB: 1 BB: 0 P: 8	R: 1 E: 0 K: 0 S: 5	H: 2 LOB: 2 BB: 1 P: 9	1B: 5 2B: 1 3B: 0 HR: 0	SF: 0 SAC: 0 DP: 2 HBP: 0	WP: 0 PB: 0 SB: 0 CS: 1	PA: 32			
PITCHER	IP	WLS	BF	H	R	ER	SO	BB	IBB	HBP	BLK	WP	HR	S	P	ERA	WHIP				
Ron Guidry, L ERA: 3.04 (1, 1)	9.0	W	32	6	1	1	3	2	0	0	0	0	0	36	44	1.00	0.889				

New York Yankees @ Cleveland Indians
Cleveland Municipal Stadium, Cleveland, OH

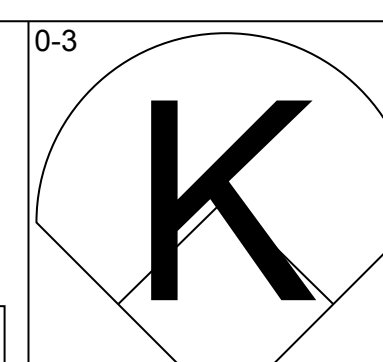
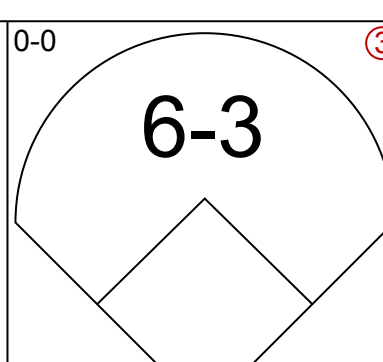
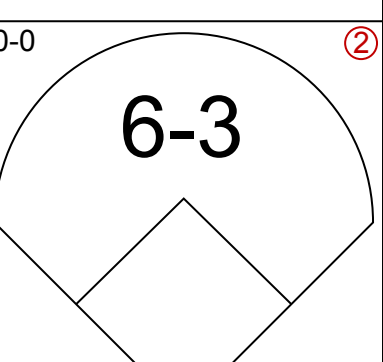
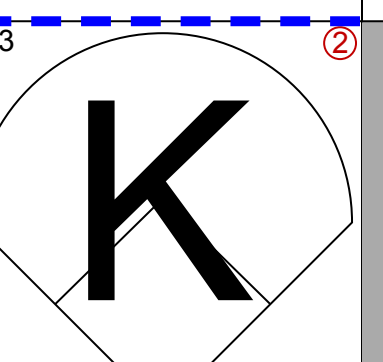
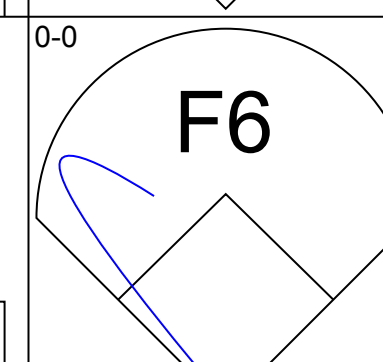
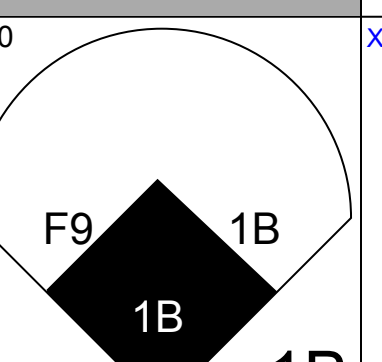
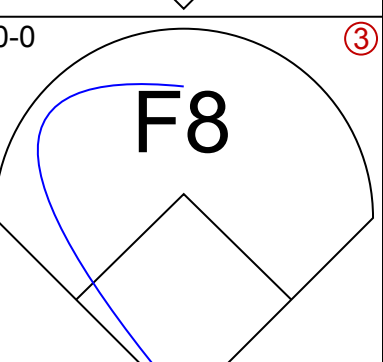
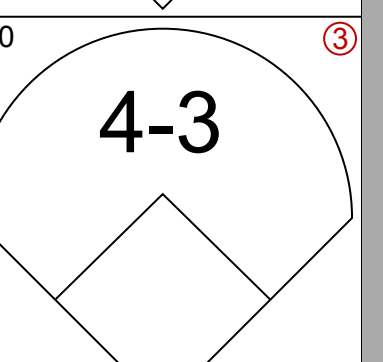
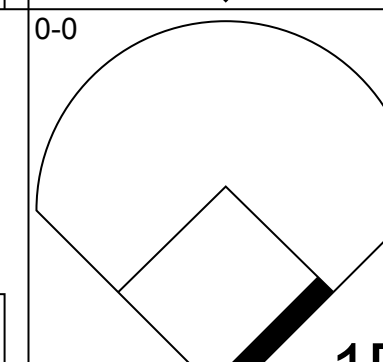
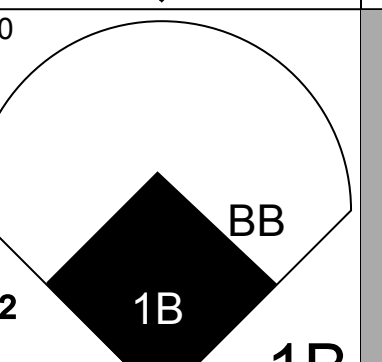
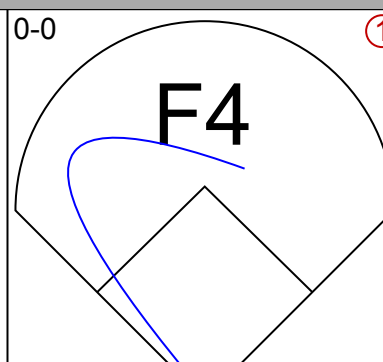
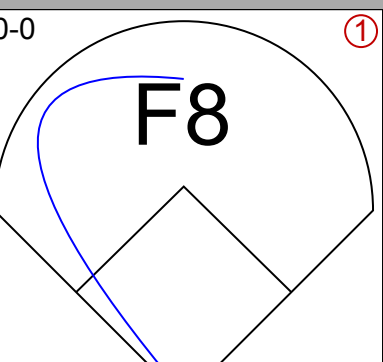
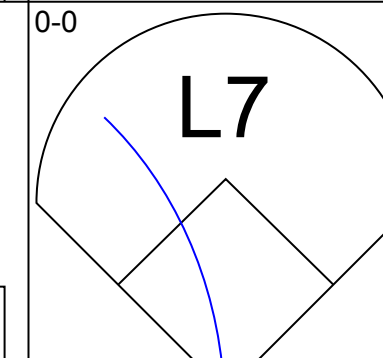
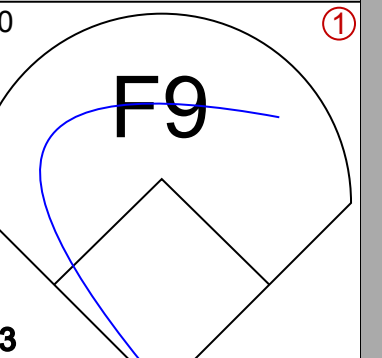
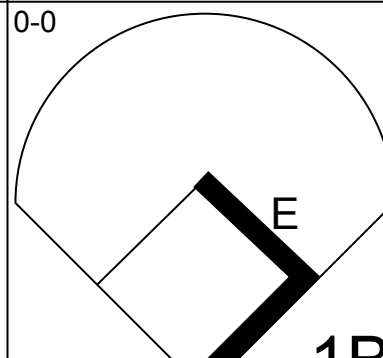
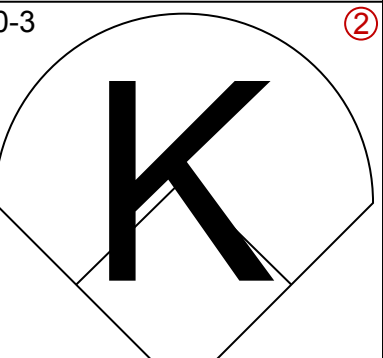
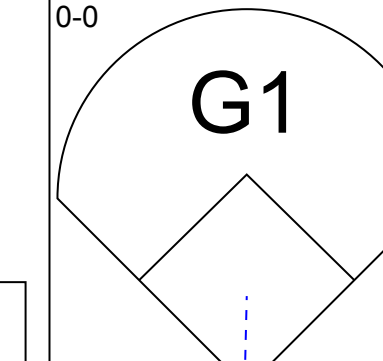
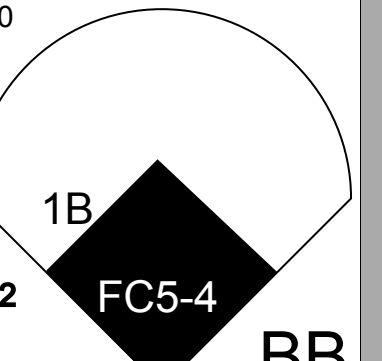
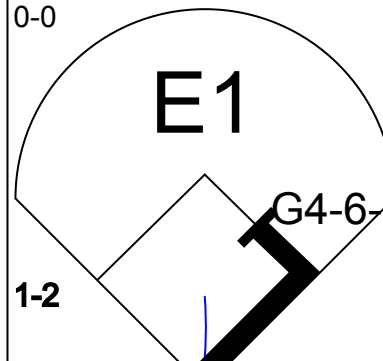
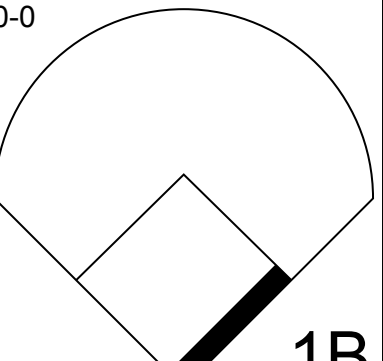
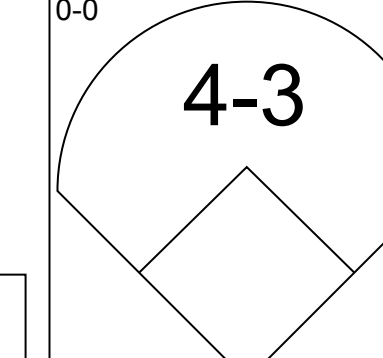
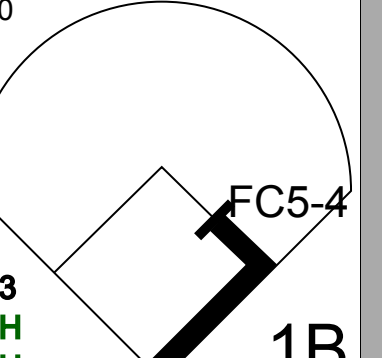
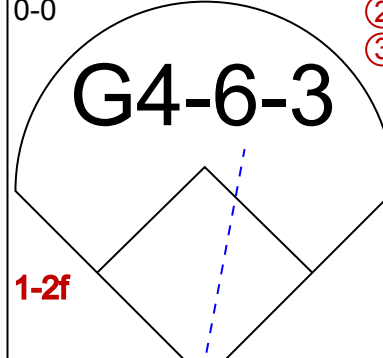
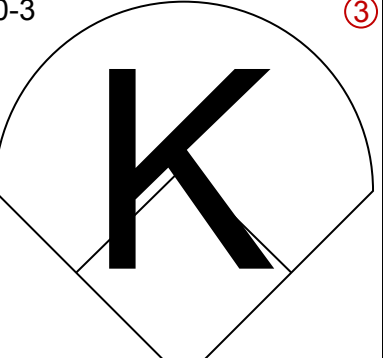
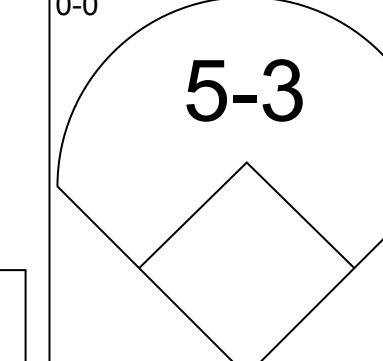
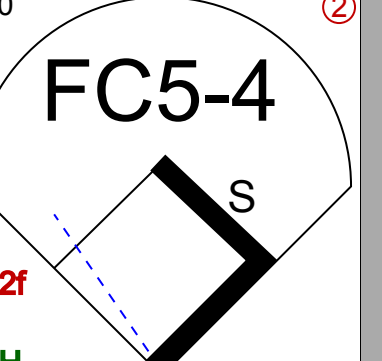
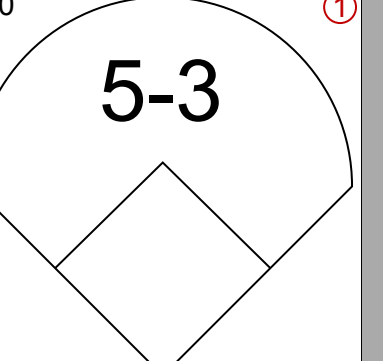
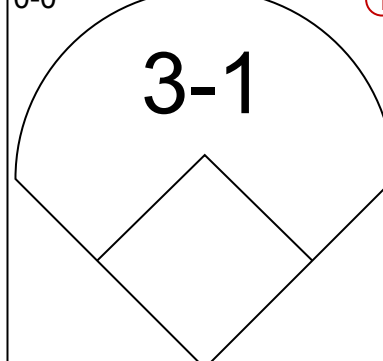
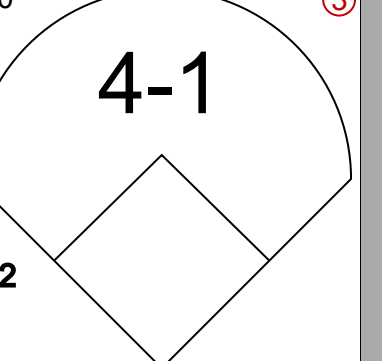
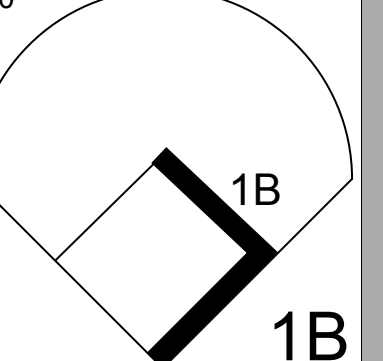
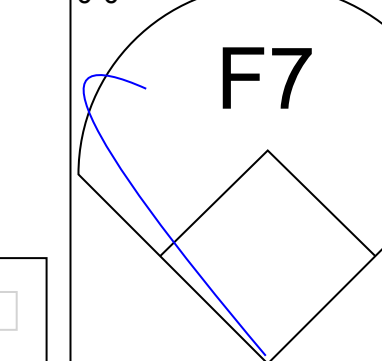
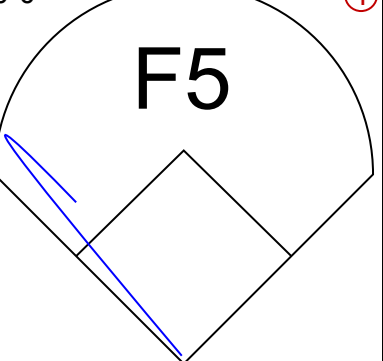
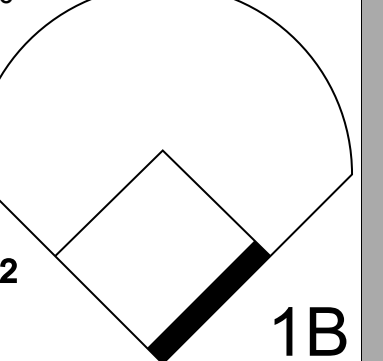

AB 30
R 1
H 6
RBI 1
BB 2
SO 3
LOB 9

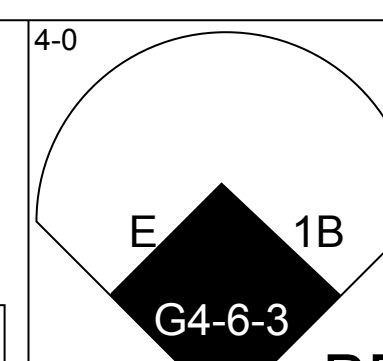
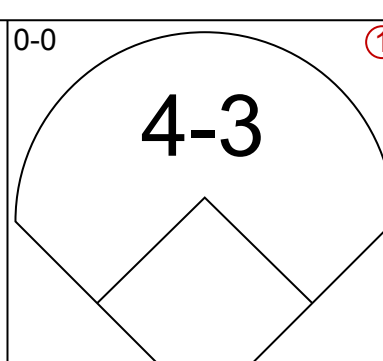
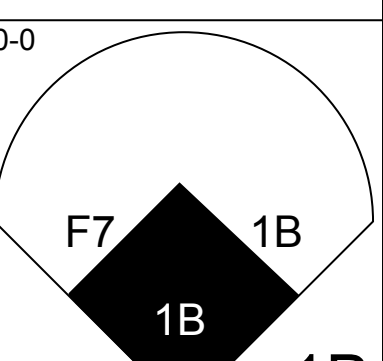
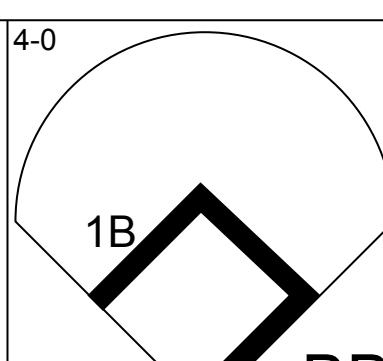
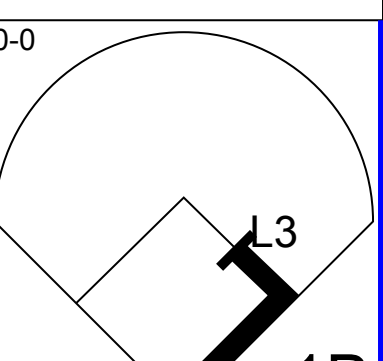
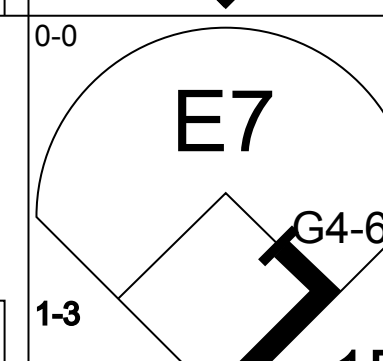
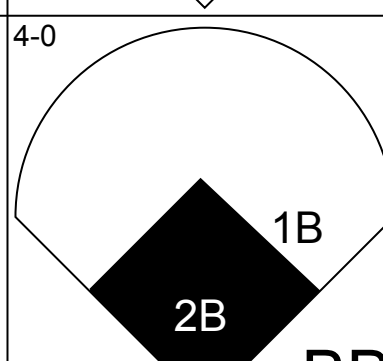
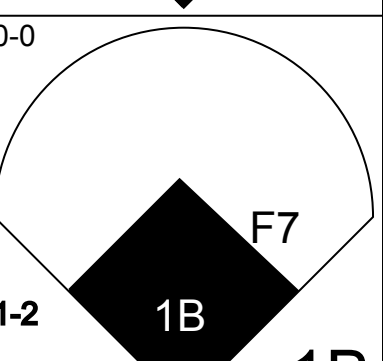
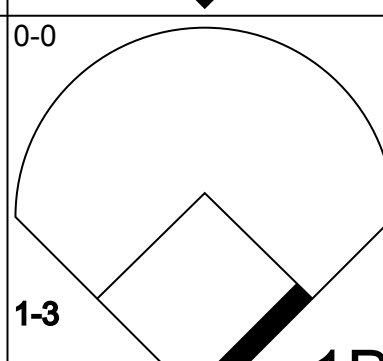
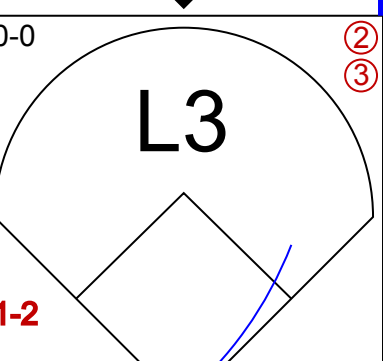
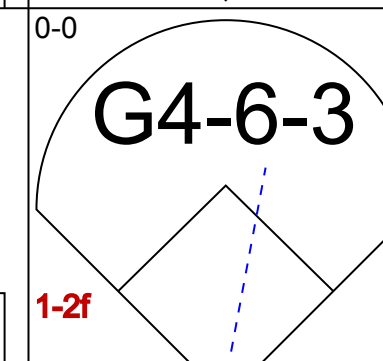
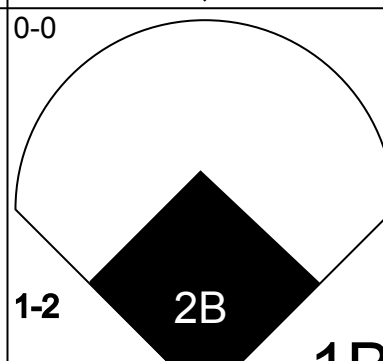
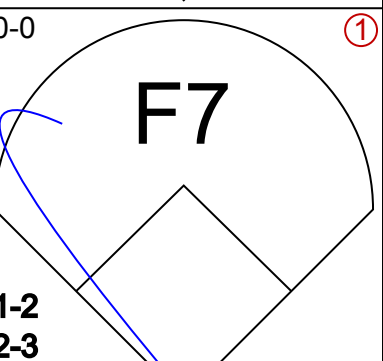
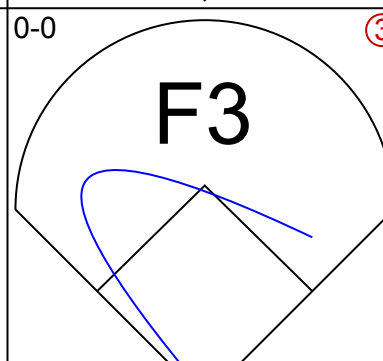
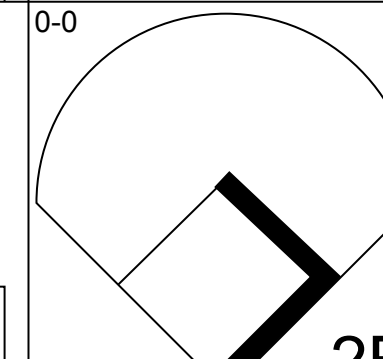
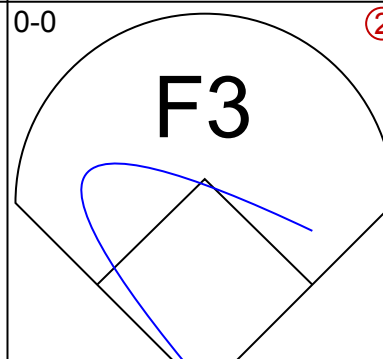
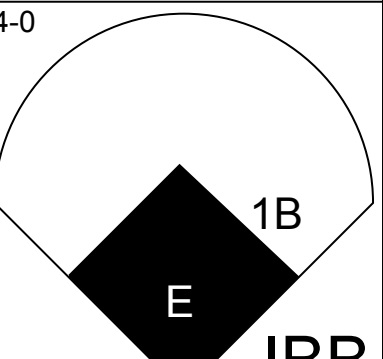
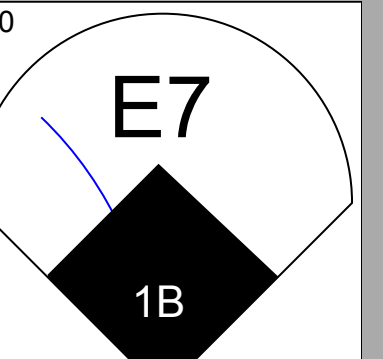

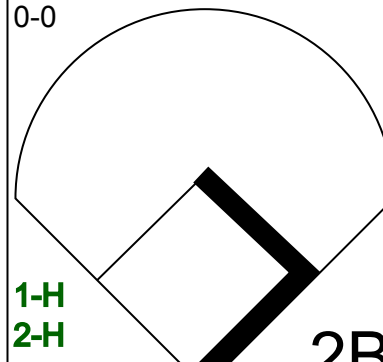
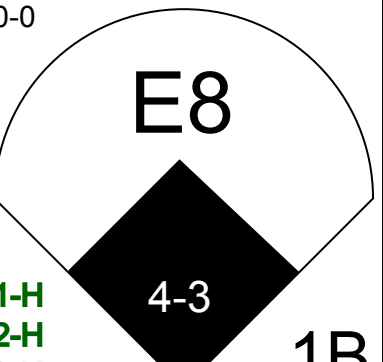

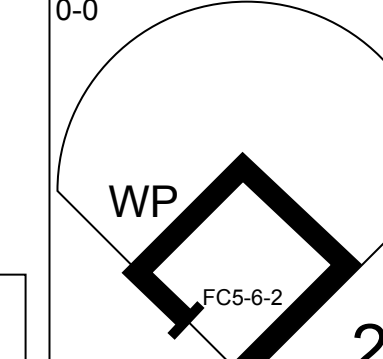
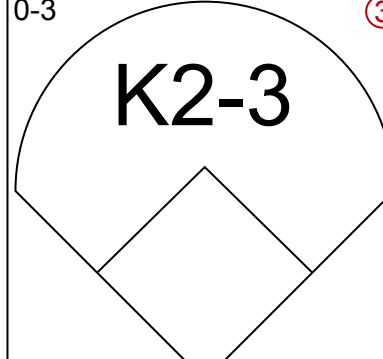
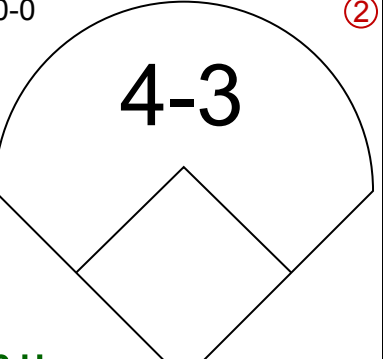
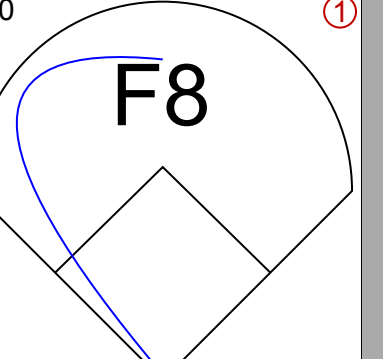
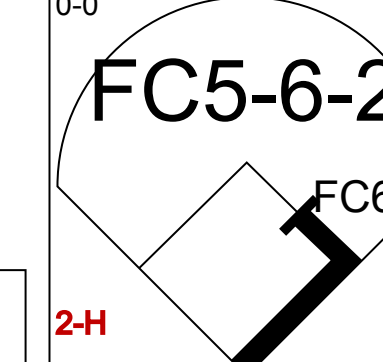
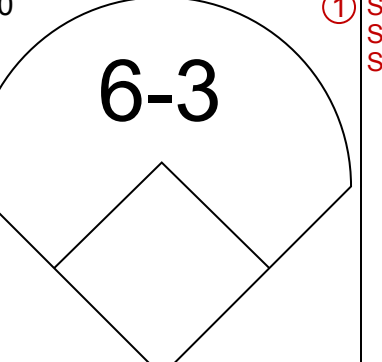
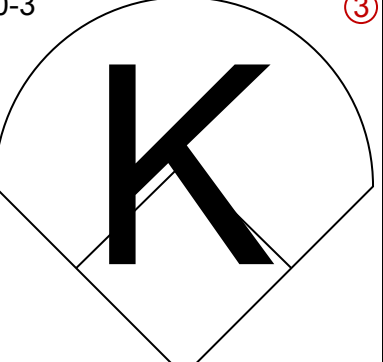
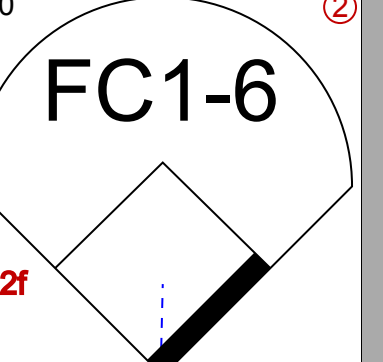
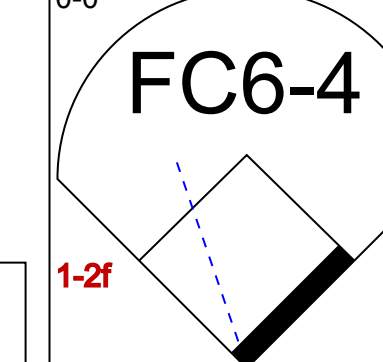
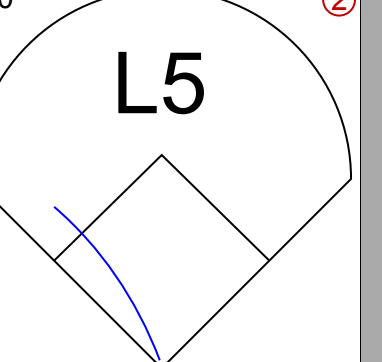
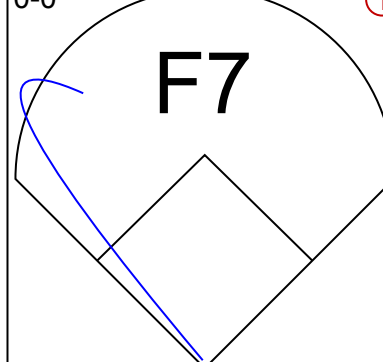
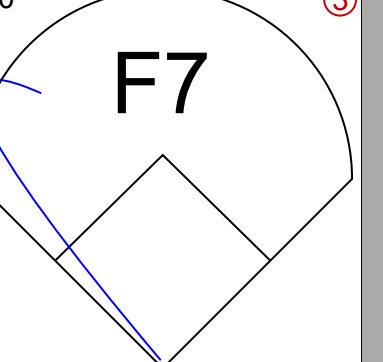
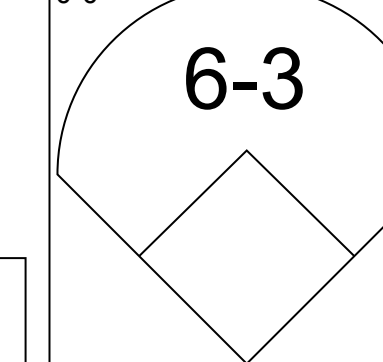
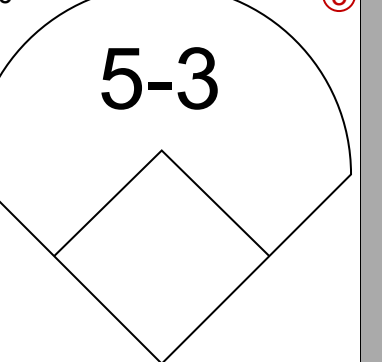
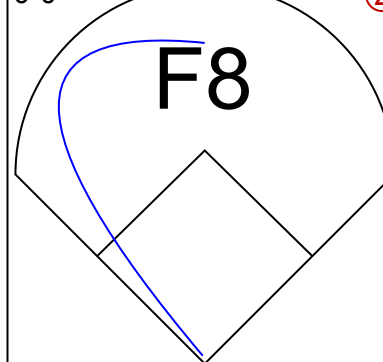
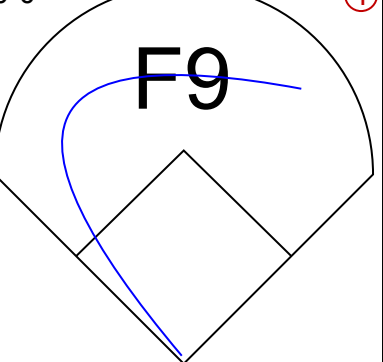



Thu Jun 16 1983, 7:05 PM EDT
Att: 19,016 - Unknown - 75 F

Batter	1	2	3	4	5	6	7	8	9	AB	R	H	RBI	BB	SO	LOB	TOP										
Paul Moltor, R OBP: 0.347, SLG: 0.432 (1, 5)										5	0	0	0	0	0	6	Milwaukee Brewers @ New York Yankees Yankee Stadium, Bronx, NY Sat Jun 18 1983, 7:05 PM EDT Att: 31,207 - Unknown										
Rick Manning, L OBP: 0.307, SLG: 0.321 (1, 8)										4	0	0	1	0	3												
Robin Yount, R OBP: 0.393, SLG: 0.529 (1, 6)										4	1	2	0	0	1	0											
Cecil Cooper, L OBP: 0.315, SLG: 0.474 (1, 3)										4	0	1	1	0	1	1											
Ted Simmons, S OBP: 0.352, SLG: 0.458 (1, 2)										4	1	2	0	0	1	1											
Ben Oglivie, L OBP: 0.385, SLG: 0.487 (1, 10)										2	0	0	0	0	0	1											
Marshall Edwards, L OBP: 0.333, SLG: 0.333 (7, PR)										0	0	0	0	0	0	0											
Mark Brouhard, R OBP: 0.441, SLG: 0.735 (1, 7)										4	0	2	1	0	2	0											
Charlie Moore, R OBP: 0.365, SLG: 0.417 (1, 9)										1	1	0	0	3	0	2											
Jim Gantner, L OBP: 0.331, SLG: 0.428 (1, 4)										4	1	2	0	0	1	3											
Inning Stats	R: 0 E: 0 K: 0 S: 4	H: 1 LOB: 1 BB: 0 P: 4	R: 0 E: 0 K: 1 S: 5	H: 1 LOB: 0 BB: 0 P: 5	R: 2 E: 1 K: 1 S: 6	H: 1 LOB: 0 BB: 1 P: 10	R: 0 E: 0 K: 1 S: 5	H: 0 LOB: 0 BB: 0 P: 5	R: 0 E: 0 K: 1 S: 4	H: 0 LOB: 0 BB: 1 P: 8	R: 1 E: 0 K: 1 S: 7	H: 2 LOB: 1 BB: 0 P: 7	R: 0 E: 0 K: 1 S: 6	H: 1 LOB: 2 BB: 0 P: 7	R: 0 E: 0 K: 0 S: 3	H: 0 LOB: 0 BB: 0 P: 3	R: 1 E: 0 K: 0 S: 6	H: 3 LOB: 3 BB: 1 P: 10	1B: 6 2B: 3 3B: 0 HR: 0	SF: 1 SAC: 1 DP: 2 HBP: 1	WP: 0 PB: 0 CS: 0	PA: 38					
PITCHER	IP	WLS	BF	H	R	ER	SO	BB	IBB	HBP	BLK	WP	HR	S	P	ERA	WHIP										
Jay Howell, R ERA: 4.78 (1, 1)	8.1		34	8	4	3	6	2	0	1	0	0	0	43	52	3.24	1.200										
George Frazier, R ERA: 2.74 (9, 1)	0.2	W	4	1	0	0	0	1	0	0	0	0	0	3	7	0.00	3.000										

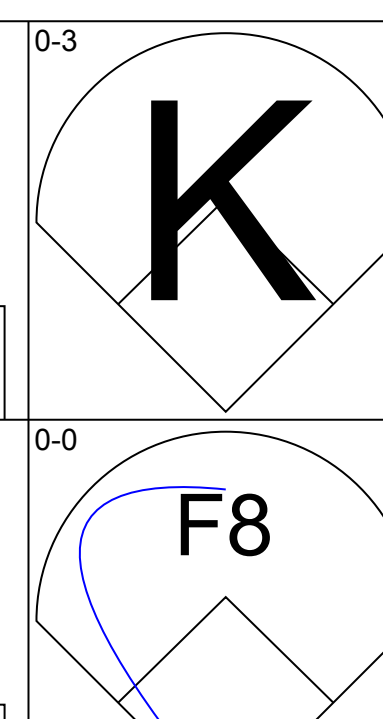
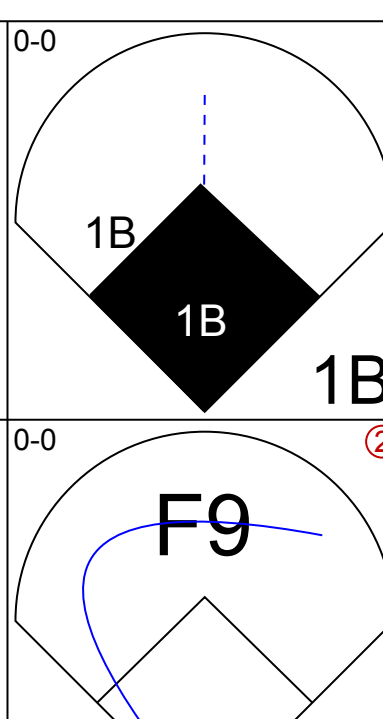
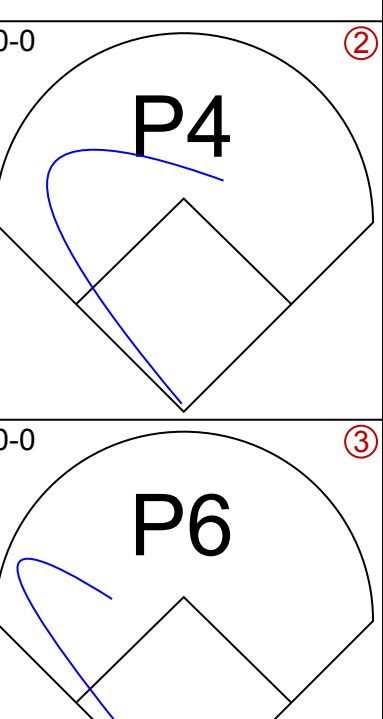

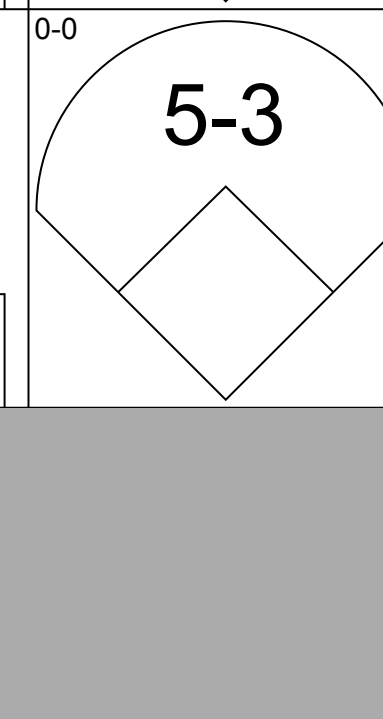
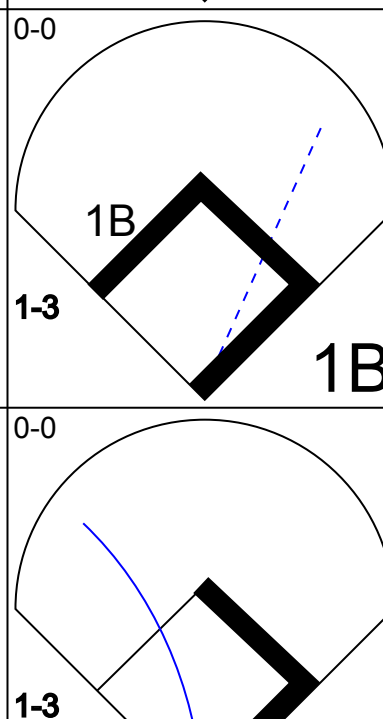



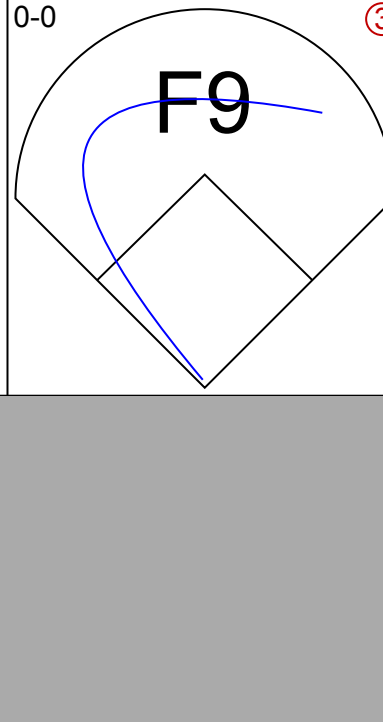

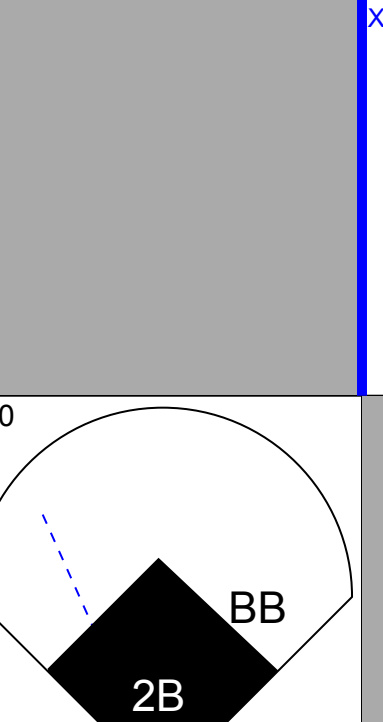

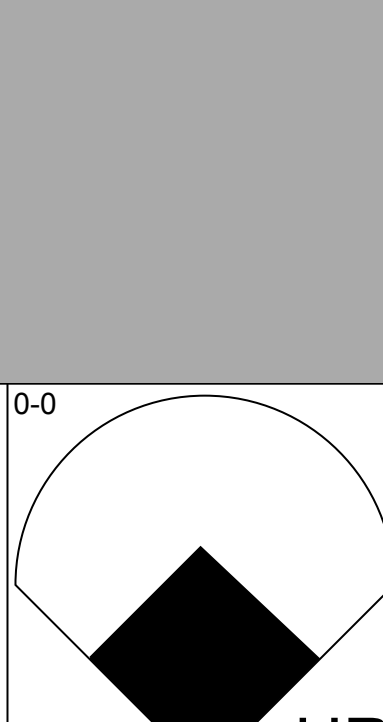

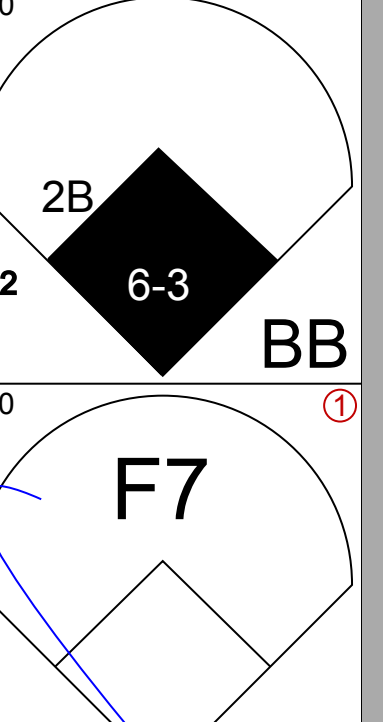
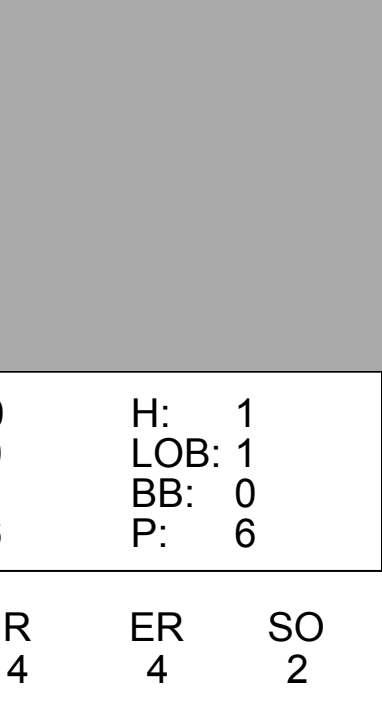
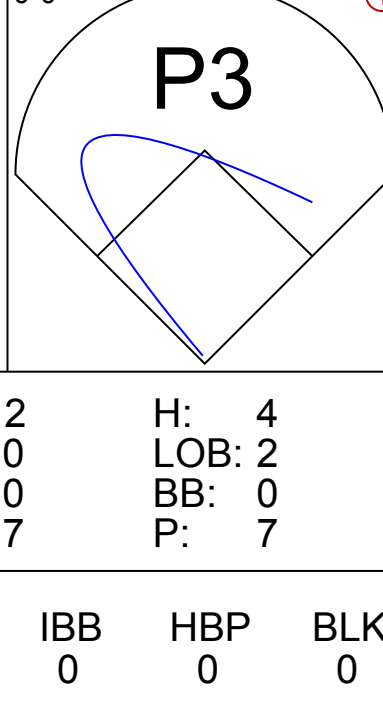
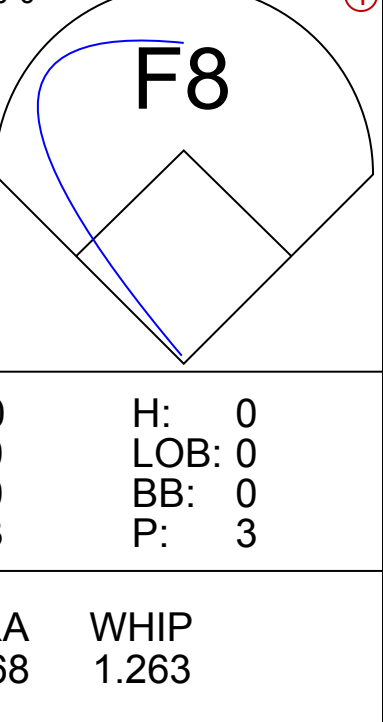
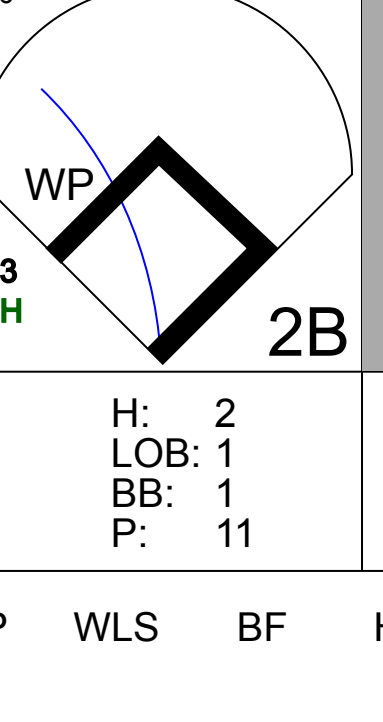
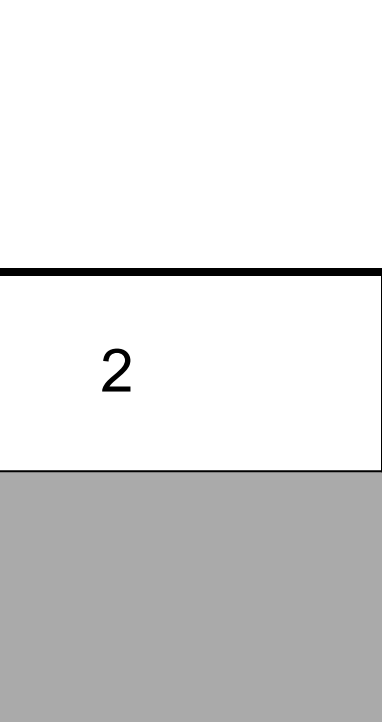

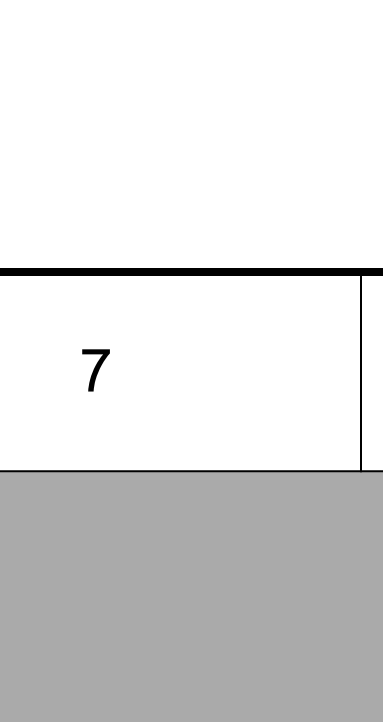
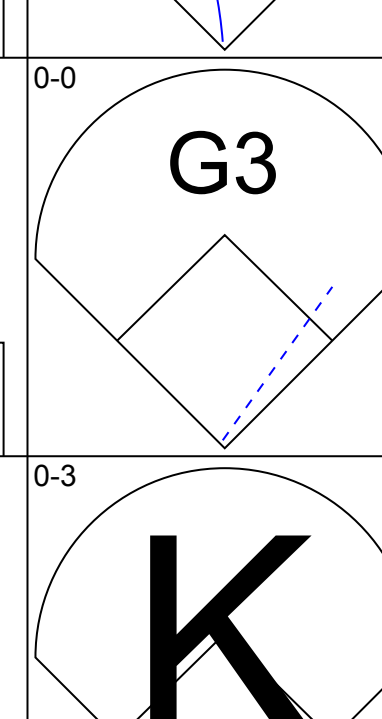
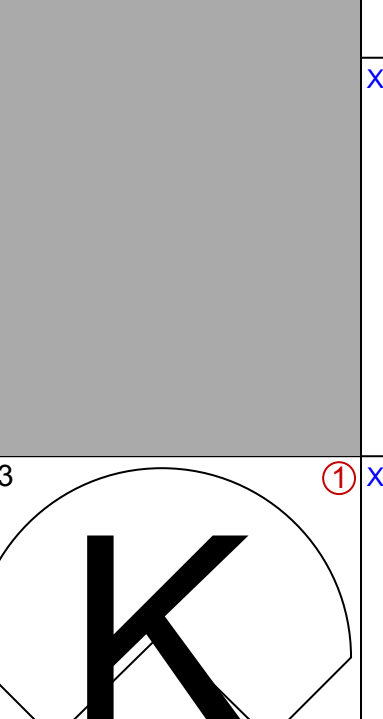
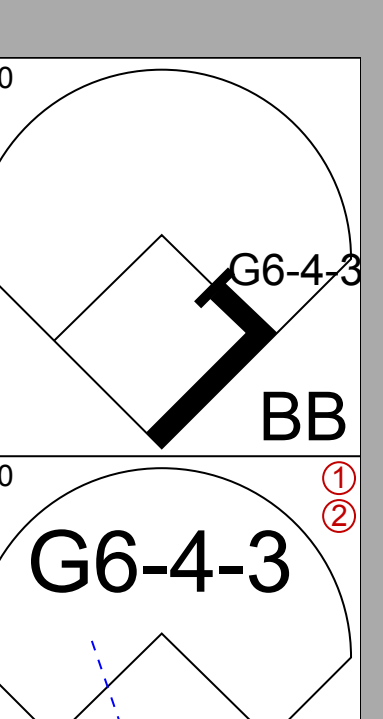
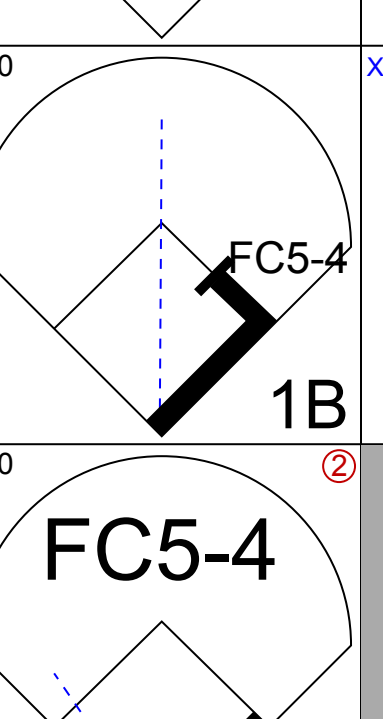
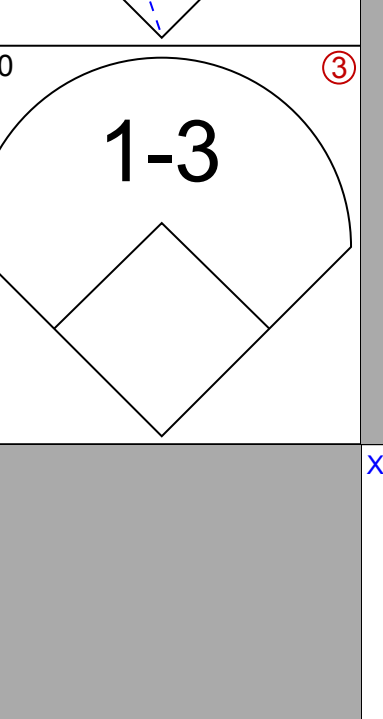
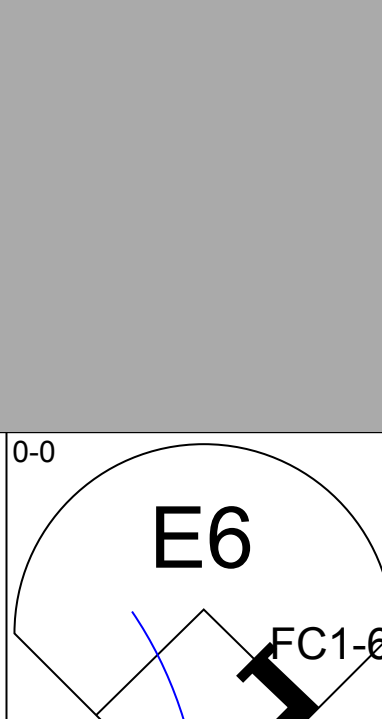
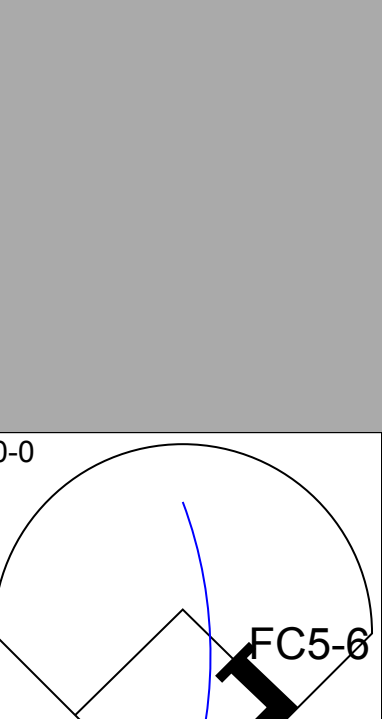

Batter	1	2	3	4	5	6	7	8	9	AB	R	H	RBI	BB	SO	LOB	BOTTOM										
Ken Griffey, L OBP: 0.377, SLG: 0.462 (1, 3)										5	1	2	1	0	1	2	Milwaukee Brewers @ New York Yankees Yankee Stadium, Bronx, NY Sat Jun 18 1983, 7:05 PM EDT Att: 31,207 - Unknown										
Roy Smalley, S OBP: 0.373, SLG: 0.447 (1, 6)										4	0	1	1	1	0	3											
Dave Winfield, R OBP: 0.322, SLG: 0.489 (1, 7)										4	0	2	3	0	0	1											
Steve Kemp, L OBP: 0.325, SLG: 0.433 (1, 9)										3	0	1	0	1	0	2											
Butch Wynegar, S OBP: 0.397, SLG: 0.434 (1, 2)										4	0	0	0	0	0	3											
Graig Nettles, L OBP: 0.357, SLG: 0.464 (1, 5)										3	0	0	0	1	1	0											
Don Baylor, R OBP: 0.351, SLG: 0.453 (1, 10)										4	0	2	0	0	0	1											
Jerry Mumphrey, S OBP: 0.305, SLG: 0.388 (1, 8)										4	2	1	0	0	0	2											
Andre Robertson, R OBP: 0.285, SLG: 0.360 (1, 4)										3	1	1	0	0	1	0											
Oscar Gamble, L OBP: 0.443, SLG: 0.591 (9, PH)										1	0	1	0	0	0	0											
Bert Campaneris, R OBP: 0.415, SLG: 0.474 (9, PR)										0	1	0	0	0	0	0											
Inning Stats	R: 0 E: 0 K: 0 S: 3	H: 0 LOB: 0 BB: 0 P: 3	R: 0 E: 0 K: 0 S: 3	H: 1 LOB: 1 BB: 1 P: 7	R: 2 E: 0 K: 1 S: 8	H: 3 LOB: 2 BB: 1 P: 12	R: 0 E: 0 K: 0 S: 3	H: 0 LOB: 0 BB: 0 P: 3	R: 0 E: 0 K: 1 S: 7	H: 2 LOB: 2 BB: 0 P: 7	R: 0 E: 0 K: 1 S: 6	H: 1 LOB: 1 BB: 0 P: 6	R: 0 E: 0 K: 0 S: 3	H: 0 LOB: 1 BB: 1 P: 7	R: 0 E: 0 K: 0 S: 3	H: 0 LOB: 0 BB: 0 P: 3	R: 3 E: 0 K: 0 S: 6	H: 4 LOB: 1 BB: 0 P: 6	1B: 11 2B: 0 3B: 0 HR: 0	SF: 1 SAC: 0 DP: 1 HBP: 0	WP: 0 PB: 0 CS: 0	PA: 39					
PITCHER	IP	WLS	BF	H	R	ER	SO	BB	IBB	HBP	BLK	WP	HR	S	P	ERA	WHIP										
Don Sutton, R ERA: 3.39 (1, 1)	8.0		33	7	2	2	3	3	0	0	0	0	0	36	48	2.25	1.250										
Bob Gibson, R ERA: 3.24 (9, 1)	0.2	L	6	4	3	3	0	0	0	0	0	0	0	6	6	40.50	6.000										

Batter	1	2	3	4	5	6	7	8	9	AB	R	H	RBI	BB	SO	LOB	TOP			
Paul Moltzer, R OBP: 0.346, SLG: 0.430 Don Money, R OBP: 0.212, SLG: 0.225										1	0	0	0	0	1	0	Milwaukee Brewers @ New York Yankees Yankee Stadium, Bronx, NY Sun Jun 19 1983, 3:33 AM EDT Att: 40,630 - Unknown livebaseballscores.com			
Rick Manning, L OBP: 0.307, SLG: 0.320										4	1	1	0	0	0	2				
Robin Yount, R OBP: 0.394, SLG: 0.528										4	1	2	0	0	0	0				
Cecil Cooper, L OBP: 0.314, SLG: 0.471										4	0	1	0	0	1	3				
Ted Simmons, S OBP: 0.354, SLG: 0.456										3	1	1	0	1	0	1				
Ben Oglivie, L OBP: 0.392, SLG: 0.483										4	0	1	2	0	1	3				
Mark Brouhard, R OBP: 0.429, SLG: 0.714 Marshall Edwards, L OBP: 0.308, SLG: 0.308 Ed Romero, R OBP: 0.286, SLG: 0.500 Roy Howell, L OBP: 0.365, SLG: 0.440										1	0	0	0	0	0	0		AB 35 R 3 H 8 RBI 3 BB 1 SO 4 LOB 13		
Charlie Moore, R OBP: 0.363, SLG: 0.413										4	0	1	0	0	0	1				
Jim Gantner, L OBP: 0.329, SLG: 0.425										4	0	1	0	0	0	0				
Inning Stats	R: 0 E: 0 K: 1 S: 6	H: 1 LOB: 1 BB: 0 P: 6	R: 0 E: 0 K: 0 S: 3	H: 0 LOB: 0 BB: 0 P: 3	R: 0 E: 0 K: 0 S: 3	H: 0 LOB: 0 BB: 0 P: 3	R: 3 E: 0 K: 0 S: 6	H: 3 LOB: 1 BB: 0 P: 10	R: 0 E: 1 K: 0 S: 4	H: 1 LOB: 1 BB: 0 P: 4	R: 0 E: 0 K: 1 S: 7	H: 2 LOB: 2 BB: 0 P: 7	R: 0 E: 0 K: 2 S: 8	H: 1 LOB: 1 BB: 0 P: 8	R: 0 E: 0 K: 0 S: 3	H: 0 LOB: 0 BB: 0 P: 3			1B: 8 2B: 0 3B: 0 HR: 0	SF: 0 SAC: 0 DP: 1 HBP: 0
PITCHER	IP WLS BF H R ER SO BB IBB HBP BLK WP HR S P ERA WHIP																			
Matt Keough, R ERA: 5.47	(1, 1) 5.1 W 23 5 3 3 1 1 0 0 0 0 0 0 24 28 5.06 1.125																			
Bob Shirley, L ERA: 5.4	(6, 1) 1.0 4 2 0 0 0 0 0 0 0 0 0 0 4 4 0.00 2.000																			
George Frazier, R ERA: 2.58	(7, 1) 2.2 S 9 1 0 0 3 0 0 0 0 0 0 0 15 15 0.00 0.375																			

Batter	1	2	3	4	5	6	7	8	9	AB	R	H	RBI	BB	SO	LOB	BOTTOM			
Ken Griffey, L OBP: 0.385, SLG: 0.464 Bert Campaneris, R OBP: 0.415, SLG: 0.474										3	2	2	0	2	0	0	Milwaukee Brewers @ New York Yankees Yankee Stadium, Bronx, NY Sun Jun 19 1983, 3:33 AM EDT Att: 40,630 - Unknown livebaseballscores.com			
Roy Smalley, S OBP: 0.382, SLG: 0.453										4	2	3	0	1	0	1				
Dave Winfield, R OBP: 0.321, SLG: 0.485										4	1	1	0	0	0	5				
Don Baylor, R OBP: 0.353, SLG: 0.456										3	2	1	0	1	0	2				
Lou Piniella, R OBP: 0.387, SLG: 0.412										4	1	3	5	0	0	1				
Graig Nettles, L OBP: 0.395, SLG: 0.465										4	0	1	1	0	1	2				
Jerry Mumphrey, S OBP: 0.297, SLG: 0.377										4	0	0	0	0	1	2		AB 34 R 8 H 11 RBI 6 BB 4 SO 2 LOB 16		
Rick Cerone, R OBP: 0.255, SLG: 0.257										4	0	0	0	0	0	2				
Andre Robertson, R OBP: 0.277, SLG: 0.350										4	0	0	0	0	0	1				
Inning Stats	R: 1 E: 1 K: 0 S: 4	H: 2 LOB: 1 BB: 1 P: 8	R: 0 E: 0 K: 0 S: 4	H: 1 LOB: 1 BB: 0 P: 4	R: 2 E: 0 K: 1 S: 7	H: 2 LOB: 1 BB: 1 P: 11	R: 0 E: 0 K: 0 S: 3	H: 0 LOB: 0 BB: 0 P: 3	R: 4 E: 1 K: 1 S: 8	H: 3 LOB: 0 BB: 1 P: 12	R: 0 E: 0 K: 0 S: 4	H: 1 LOB: 2 BB: 1 P: 8	R: 1 E: 1 K: 0 S: 5	H: 1 LOB: 1 BB: 0 P: 5	R: 0 E: 0 K: 0 S: 3	H: 1 LOB: 1 BB: 0 P: 3			1B: 8 2B: 4 3B: 0 HR: 0	SF: 0 SAC: 0 DP: 2 HBP: 0
PITCHER	IP WLS BF H R ER SO BB IBB HBP BLK WP HR S P ERA WHIP																			
Rick Waits, L ERA: 5.19	(1, 1) 5.0 L 25 8 7 6 2 2 1 0 0 0 0 0 0 26 38 10.80 2.000																			
Jim Slaton, R ERA: 2.63	(6, 1) 3.0 13 3 1 0 0 1 0 0 0 0 0 0 12 16 0.00 1.333																			

Batter	1	2	3	4	5	6	7	8	9	AB	R	H	RBI	BB	SO	LOB	TOP										
Jerry Mumphrey, S (1, 8) OBP: 0.300, SLG: 0.373	F8		K		K					4	0	1	0	1	2	0	New York Yankees @ Baltimore Orioles Memorial Stadium, Baltimore, MD Tue Jun 21 1983, 7:05 PM EDT Att: 31,173 - Unknown - 61 F livebaseballscorecards.com										
Roy Smalley, S (1, 6) OBP: 0.375, SLG: 0.444	L9		K							4	0	0	0	1	1	2											
Dave Winfield, R (1, 7) OBP: 0.323, SLG: 0.483										3	0	1	0	1	1	1											
Steve Kemp, L (1, 9) OBP: 0.323, SLG: 0.427	4-3		K		4-3					3	1	0	0	1	1	3											
Butch Wynegar, S (1, 2) OBP: 0.393, SLG: 0.427										4	0	1	0	0	2	1											
Graig Nettles, L (1, 5) OBP: 0.358, SLG: 0.481										4	1	2	2	0	0	1											
Don Baylor, R (1, 10) OBP: 0.352, SLG: 0.452										4	0	1	0	0	1	2											
Don Mattingly, L (1, 3) OBP: 0.417, SLG: 0.455										4	0	2	0	0	0	0											
Andre Robertson, R (1, 4) OBP: 0.272, SLG: 0.342 Lou Piniella, R (9, PH) OBP: 0.382, SLG: 0.406	FC6-4									3	0	0	0	0	0	4											
Inning Stats	R: 0 E: 0 K: 0 S: 4	H: 1 LOB: 1 BB: 0 P: 4	R: 0 E: 0 K: 1 S: 7	H: 2 LOB: 2 BB: 0 P: 7	R: 0 E: 0 K: 3 S: 9	H: 0 LOB: 1 BB: 1 P: 13	R: 0 E: 0 K: 0 S: 5	H: 2 LOB: 2 BB: 0 P: 5	R: 0 E: 0 K: 1 S: 5	H: 0 LOB: 0 BB: 0 P: 5	R: 0 E: 0 K: 0 S: 4	H: 1 LOB: 1 BB: 0 P: 4	R: 2 E: 0 K: 2 S: 8	H: 2 LOB: 0 BB: 1 P: 12	R: 0 E: 0 K: 0 S: 3	H: 0 LOB: 1 BB: 1 P: 7	1B: 7 2B: 0 3B: 0 HR: 1	SF: 0 SAC: 0 DP: 0 HBP: 0	WP: 0 PB: 0 SB: 0 CS: 1	PA: 39							
PITCHER	IP	WLS	BF	H	R	ER	SO	BB	IBB	HBP	BLK	WP	HR	S	P	ERA	WHIP										
Storm Davis, R (1, 1) ERA: 3.24	7.2		34	8	2	2	8	3	0	0	0	0	1	47	59	2.35	1.435										
Tippy Martinez, L (8, 1) ERA: 3.6	1.1	W	4	0	0	0	0	1	0	0	0	0	0	3	7	0.00	0.750										

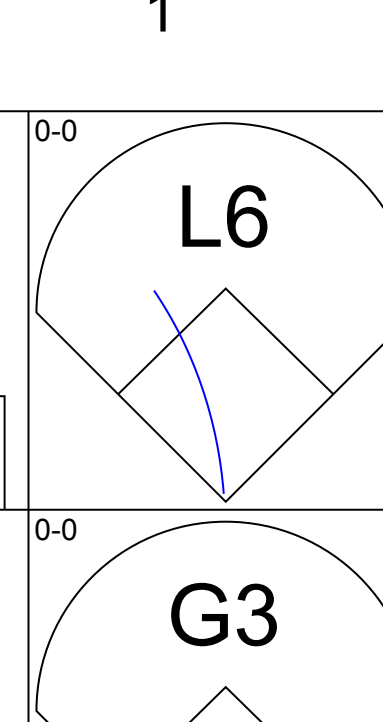
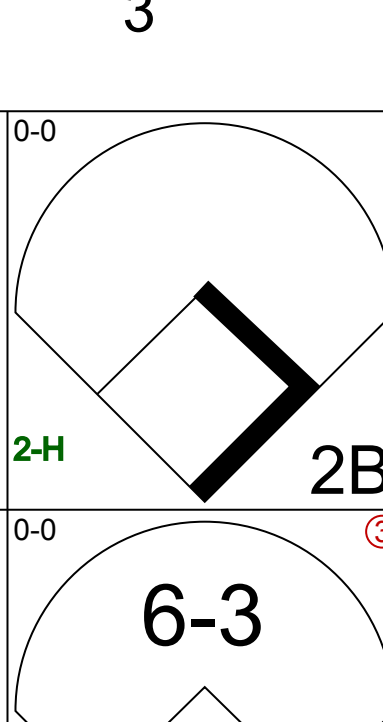
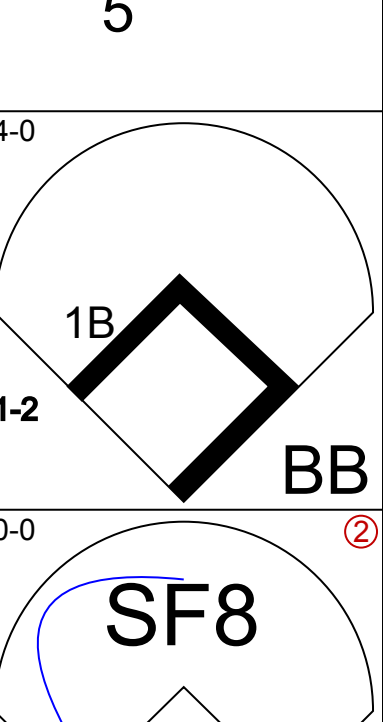
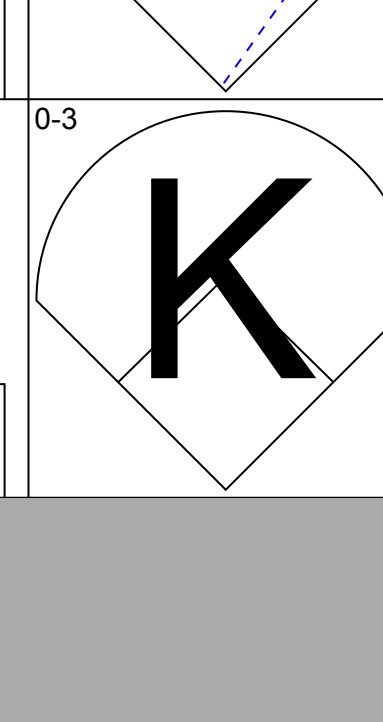

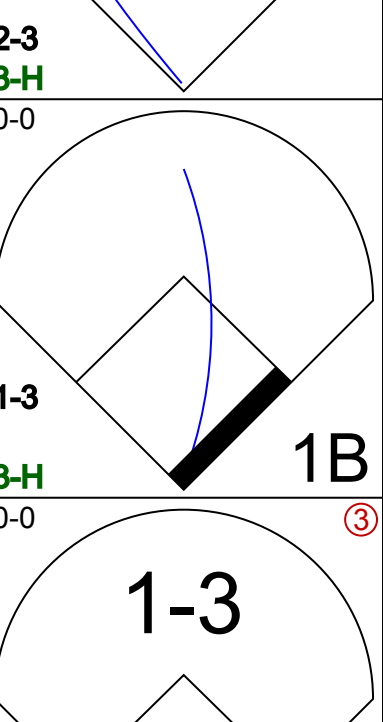
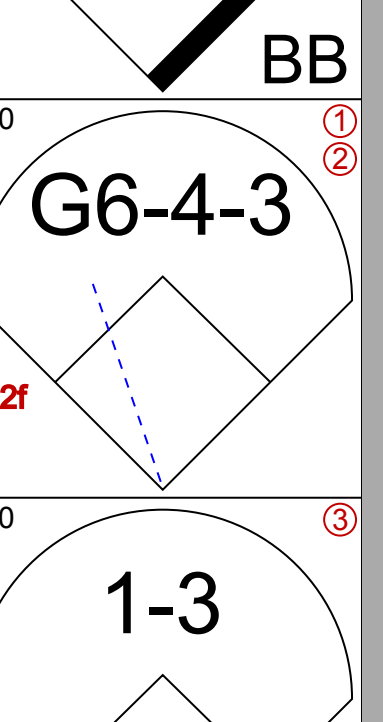

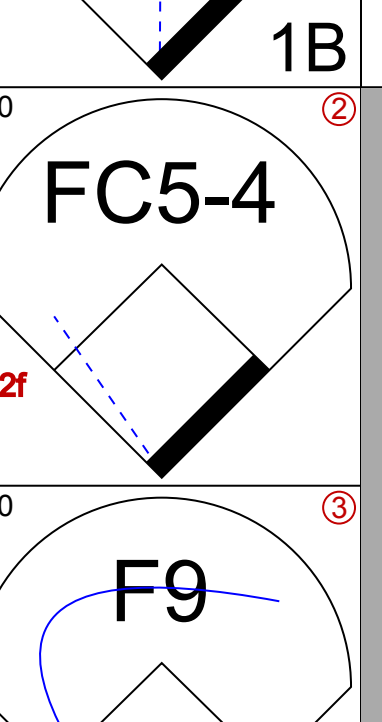



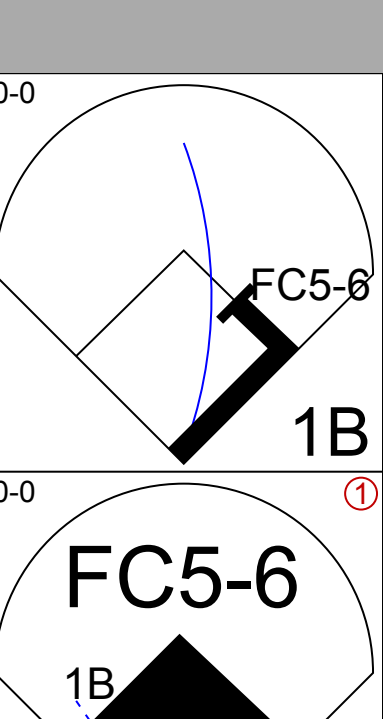

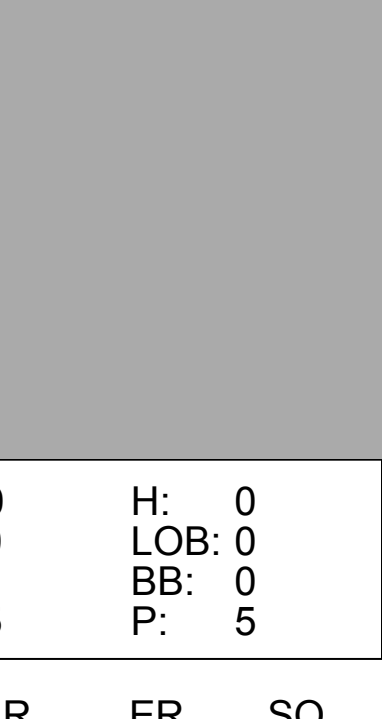
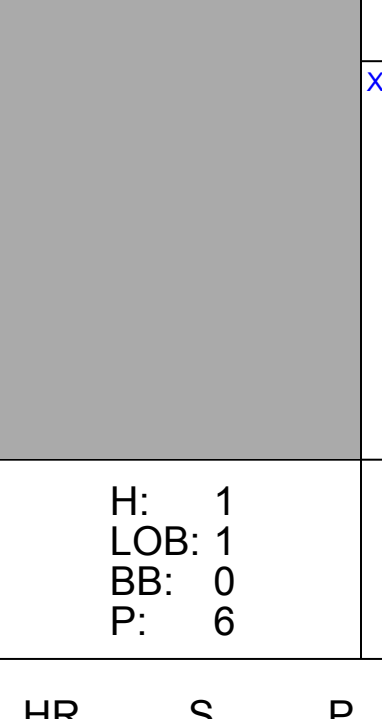
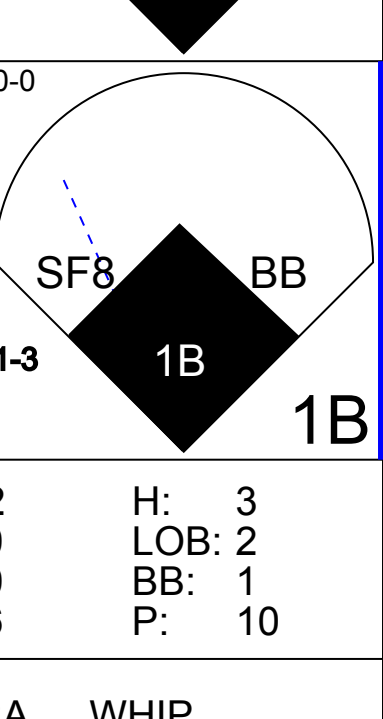
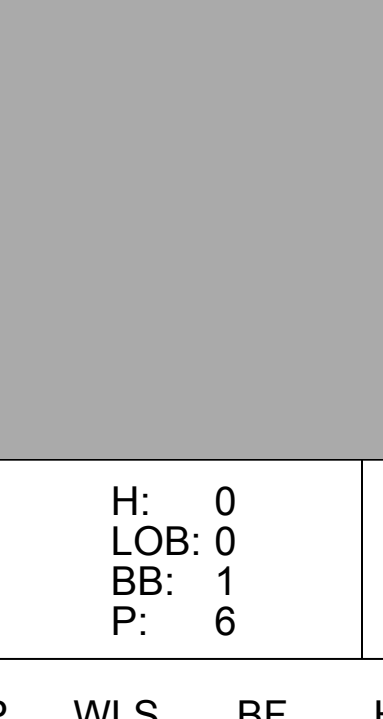




Batter	1	2	3	4	5	6	7	8	9	AB	R	H	RBI	BB	SO	LOB	BOTTOM										
John Shelby, S (1, 8) OBP: 0.326, SLG: 0.427	5-3		G3		FC1-6		F7			4	0	0	0	0	0	2	New York Yankees @ Baltimore Orioles Memorial Stadium, Baltimore, MD Tue Jun 21 1983, 7:05 PM EDT Att: 31,173 - Unknown - 61 F livebaseballscorecards.com										
Dan Ford, R (1, 9) OBP: 0.328, SLG: 0.452			6-3		F8		F8			4	0	1	0	0	0	2											
Cal Ripken Jr., R (1, 6) OBP: 0.361, SLG: 0.483	FC5-4		F8							4	0	1	0	0	0	2											
Eddie Murray, S (1, 3) OBP: 0.394, SLG: 0.488										3	2	2	0	1	0	2											
Gary Roenicke, R (1, 7) OBP: 0.370, SLG: 0.587										3	2	2	4	0	0	2											
Benny Avila, R (1, 10) OBP: 0.285, SLG: 0.409										4	1	1	0	0	0	1											
Rich Dauer, R (1, 4) OBP: 0.285, SLG: 0.276										4	0	1	1	0	0	1											
Aurelio Rodriguez, R (1, 5) OBP: 0.143, SLG: 0.125										4	0	0	0	0	1	2											
Rick Dempsey, R (1, 2) OBP: 0.313, SLG: 0.317										3	0	1	0	1	1	1											
Inning Stats	R: 0 E: 0 K: 0 S: 5	H: 2 LOB: 2 BB: 0 P: 5	R: 0 E: 0 K: 0 S: 3	H: 0 LOB: 0 BB: 0 P: 3	R: 0 E: 0 K: 0 S: 4	H: 1 LOB: 1 BB: 0 P: 4	R: 2 E: 0 K: 1 S: 6	H: 1 LOB: 0 BB: 1 P: 10	R: 0 E: 0 K: 0 S: 4	H: 1 LOB: 2 BB: 1 P: 8	R: 0 E: 0 K: 0 S: 3	H: 0 LOB: 0 BB: 0 P: 4	R: 0 E: 0 K: 0 S: 3	H: 0 LOB: 0 BB: 0 P: 3	R: 3 E: 0 K: 1 S: 9	H: 4 LOB: 1 BB: 0 P: 9	1B: 3 2B: 4 3B: 0 HR: 2	SF: 0 SAC: 0 DP: 0 HBP: 1	WP: 0 PB: 0 SB: 0 CS: 0	PA: 36							
PITCHER	IP	WLS	BF	H	R	ER	SO	BB	IBB	HBP	BLK	WP	HR	S	P	ERA	WHIP										
Shane Rawley, L (1, 1) ERA: 4.05	7.1	L	33	8	5	5	1	0	0	0	0	0	2	32	41	6.14	1.364										
Rich Gossage, R (8, 1) ERA: 2.93	0.2		3	1	0	0	1	0	0	0	0	0	0	5	5	0.00	1.500										

Batter	1	2	3	4	5	6	7	8	9	AB	R	H	RBI	BB	SO	LOB	TOP					
Jerry Mumphrey, S (1, 8) OBP: 0.298, SLG: 0.387																	4 1 1 1 0 1 1					
Roy Smalley, S (1, 6) OBP: 0.371, SLG: 0.447																	4 0 0 0 0 1 2					
Dave Winfield, R (1, 7) OBP: 0.318, SLG: 0.472																	4 0 1 0 0 0 0					
Don Baylor, R (1, 10) OBP: 0.357, SLG: 0.454																	4 0 2 1 0 0 0					
Lou Piniella, R (1, 9) OBP: 0.361, SLG: 0.382																	3 0 0 0 0 0 3					
Steve Kemp, L (8, PH) OBP: 0.322, SLG: 0.425																	1 0 0 0 0 0 1					
Butch Wynegar, S (1, 2) OBP: 0.396, SLG: 0.430																	4 1 2 0 0 0 0					
Graig Nettles, L (1, 5) OBP: 0.354, SLG: 0.469																	3 1 0 0 1 1 1					
Don Mattingly, L (1, 3) OBP: 0.300, SLG: 0.500																	4 1 1 1 0 1 2					
Andre Robertson, R (1, 4) OBP: 0.278, SLG: 0.353																	3 0 1 1 0 0 0					
Inning Stats	R: 0 E: 0 K: 1 S: 5	H: 0 LOB: 0 BB: 0 P: 5	R: 0 E: 0 K: 1 S: 6	H: 1 LOB: 1 BB: 0 P: 6	R: 2 E: 0 K: 0 S: 7	H: 4 LOB: 2 BB: 0 P: 7	R: 0 E: 0 K: 0 S: 3	H: 0 LOB: 0 BB: 0 P: 3	R: 0 E: 1 K: 0 S: 3	H: 0 LOB: 0 BB: 0 P: 3	R: 2 E: 0 K: 1 S: 7	H: 2 LOB: 1 BB: 1 P: 11	R: 0 E: 0 K: 1 S: 3	H: 1 LOB: 0 BB: 0 P: 3	R: 0 E: 0 K: 1 S: 5	H: 0 LOB: 0 BB: 0 P: 5	1B: 6 2B: 1 3B: 0 HR: 1	SF: 0 SAC: 0 DP: 1 HBP: 0	WP: 1 PB: 0 CS: 0	PA: 35		
PITCHER	IP WLS BF H R ER SO BB IBB HBP BLK WP HR S P ERA WHIP																					
John Tudor, L (1, 1) ERA: 3.55	6.1 W 27	7 4 4 2	1 0 0 2	0 0 0 0	0 1 30 34	5.68 1.263																
Bob Stanley, R (7, 1) ERA: 2.2	2.2 S 8	1 0 0 2	0 0 0 0	1 0 12 12	0.00 0.375																	

New York Yankees @ Boston Red Sox
Fenway Park, Boston, MA
Fri Jun 24 1983, 7:05 PM EDT
Att: 34,178 - Unknown - 84 F

AB	34
R	4
H	8
RBI	4
BB	1
SO	4
LOB	10




Batter	1	2	3	4	5	6	7	8	9	AB	R	H	RBI	BB	SO	LOB	BOTTOM					
Wade Boggs, L (1, 5) OBP: 0.357, SLG: 0.462																	3 0 1 1 1 0 2					
Dwight Evans, R (1, 10) OBP: 0.325, SLG: 0.419																	2 0 0 1 1 0 1					
Jim Rice, R (1, 7) OBP: 0.340, SLG: 0.505																	4 0 1 1 0 2 1					
Tony Armas, R (1, 8) OBP: 0.285, SLG: 0.494																	4 0 1 0 0 1 2					
Reid Nichols, R (1, 9) OBP: 0.345, SLG: 0.421																	3 1 0 0 1 0 1					
Ed Jurak, R (1, 3) OBP: 0.397, SLG: 0.381																	4 1 1 0 0 1 1					
Gary Allenson, R (1, 2) OBP: 0.290, SLG: 0.304																	4 0 1 0 0 2 2					
Glenn Hoffman, R (1, 6) OBP: 0.303, SLG: 0.325																	3 2 1 1 0 0 2					
Marty Barrett, R (1, 4) OBP: 0.200, SLG: 0.200																	2 1 1 0 0 0 1					
Rick Miller, L (6, PH) OBP: 0.420, SLG: 0.400																	1 0 1 1 0 0 0					
Dave Stapleton, R (7, 4) OBP: 0.254, SLG: 0.303																	0 0 0 0 0 0 0					
Inning Stats	R: 0 E: 0 K: 1 S: 5	H: 0 LOB: 0 BB: 0 P: 5	R: 0 E: 0 K: 1 S: 5	H: 0 LOB: 0 BB: 0 P: 5	R: 1 E: 1 K: 0 S: 5	H: 1 LOB: 1 BB: 0 P: 5	R: 0 E: 0 K: 1 S: 6	H: 1 LOB: 1 BB: 0 P: 6	R: 2 E: 0 K: 0 S: 6	H: 3 LOB: 2 BB: 1 P: 10	R: 2 E: 1 K: 1 S: 7	H: 3 LOB: 1 BB: 1 P: 11	R: 0 E: 0 K: 2 S: 7	H: 0 LOB: 0 BB: 0 P: 7	R: 0 E: 0 K: 2 S: 7	H: 0 LOB: 0 BB: 0 P: 7	1B: 6 2B: 2 3B: 0 HR: 0	SF: 1 SAC: 0 DP: 2 HBP: 0	WP: 0 PB: 0 CS: 0	PA: 34		
PITCHER	IP WLS BF H R ER SO BB IBB HBP BLK WP HR S P ERA WHIP																					
Dave Righetti, L (1, 1) ERA: 3.84	5.1 L 26	7 5 4 4	1 0 0 2	0 0 0 0	0 0 11 15	6.75 1.688																
George Frazier, R (6, 1) ERA: 2.44	2.2 S 8	1 0 0 2	1 0 0 0	0 0 11 15	0.00 0.750																	

New York Yankees @ Boston Red Sox
Fenway Park, Boston, MA
Fri Jun 24 1983, 7:05 PM EDT
Att: 34,178 - Unknown - 84 F

AB	30
R	5
H	8
RBI	5
BB	3
SO	6
LOB	13



Batter	1	2	3	4	5	6	7	8	9	AB	R	H	RBI	BB	SO	LOB	TOP			
Don Mattingly, L (1, 3) OBP: 0.280, SLG: 0.435	F9	P5		L7			E8			5	0	1	0	0	0	3	New York Yankees @ Boston Red Sox Fenway Park, Boston, MA Sat Jun 25 1983, 3:33 AM EDT Att: 33,971 - Unknown - 68 F			
Roy Smalley, S (1, 6) OBP: 0.367, SLG: 0.441			F8		F7		G4-6-3		F8	5	1	1	0	0	0	3				
Willie Randolph, R (9, 4) OBP: 0.335, SLG: 0.309	1B						G4-6-3		F8	0	0	0	0	0	0	0				
Dave Winfield, R (1, 9) OBP: 0.316, SLG: 0.466	F9			HR					P2	5	1	1	0	0	1	2				
Graig Nettles, L (1, 5) OBP: 0.357, SLG: 0.470	2B		F9		L4					4	0	2	0	0	0	1				
Steve Kemp, L (1, 7) OBP: 0.329, SLG: 0.449							F7			4	1	3	3	0	0	0				
Don Baylor, R (1, 10) OBP: 0.351, SLG: 0.445	F8		F9				5-3		K	4	0	0	0	0	1	4				
Butch Wynegar, S (1, 2) OBP: 0.399, SLG: 0.440					SH1-3		G3		L3	4	0	2	0	0	0	2	AB 38 R 4 H 12 RBI 4 BB 0 SO 2 LOB 18			
Jerry Mumphy, S (1, 8) OBP: 0.298, SLG: 0.405		P5		SH1-3			L3			3	1	1	1	0	0	1				
Andre Robertson, R (1, 4) OBP: 0.278, SLG: 0.350	F8			F7					F8	4	0	1	0	0	0	2				
Inning Stats	R: 1 E: 0 K: 0 S: 6	H: 3 LOB: 2 BB: 0 P: 6	R: 0 E: 0 K: 0 S: 4	H: 1 LOB: 1 BB: 0 P: 4	R: 2 E: 0 K: 0 S: 5	H: 2 LOB: 0 BB: 0 P: 5	R: 0 E: 0 K: 0 S: 4	H: 1 LOB: 1 BB: 0 P: 4	R: 0 E: 0 K: 1 S: 5	H: 0 LOB: 0 BB: 0 P: 5	R: 0 E: 1 K: 0 S: 4	H: 1 LOB: 1 BB: 0 P: 4	R: 0 E: 0 K: 1 S: 7	H: 2 LOB: 2 BB: 0 P: 7	R: 1 E: 0 K: 0 S: 5	H: 2 LOB: 1 BB: 0 P: 5	1B: 8 2B: 2 3B: 0 HR: 2	SF: 0 SAC: 1 DP: 1 HBP: 0	WP: 0 PB: 0 CS: 0	PA: 39
PITCHER Dennis Eckersley, R (1, 1) ERA: 4.88	IP: 9.0 WLS: L BF: 39	H: 12 R: 4 ER: 4 SO: 2	BB: 0 IBB: 0 HBP: 0 BLK: 0	WP: 0 HR: 2 S: 43 P: 43	ERA: 4.00 WHIP: 1.333	PITCHER										IP: 9.0 WLS: L BF: 39	H: 12 R: 4 ER: 4 SO: 2	BB: 0 IBB: 0 HBP: 0 BLK: 0	WP: 0 HR: 2 S: 43 P: 43	ERA: 4.00 WHIP: 1.333

Batter	1	2	3	4	5	6	7	8	9	AB	R	H	RBI	BB	SO	LOB	BOTTOM					
Wade Boggs, L (1, 5) OBP: 0.352, SLG: 0.454			G4-6-3					F9	K	4	0	0	0	1	2	4	New York Yankees @ Boston Red Sox Fenway Park, Boston, MA Sat Jun 25 1983, 3:33 AM EDT Att: 33,971 - Unknown - 68 F					
Dwight Evans, R (1, 9) OBP: 0.327, SLG: 0.415	G6-4-3		F9				6-3		K	5	1	1	0	0	1	3						
Jim Rice, R (1, 7) OBP: 0.342, SLG: 0.509							K			4	0	2	0	0	2	0						
Tony Armas, R (1, 8) OBP: 0.285, SLG: 0.490	5-3						L8		P4	4	0	1	0	0	0	3						
Carl Yastrzemski, L (1, 10) OBP: 0.373, SLG: 0.358			F7		P2		4-3			4	0	1	1	0	0	1						
Reid Nichols, R (8, PR) OBP: 0.340, SLG: 0.421										0	0	0	0	0	0	0						
Dave Stapleton, R (1, 3) OBP: 0.291, SLG: 0.299					P2		P4			3	0	0	0	0	0	1						
Rick Miller, L (8, PH) OBP: 0.429, SLG: 0.410		P3			P2					1	0	1	0	0	0	0						
Ed Jurak, R (9, 3) OBP: 0.397, SLG: 0.381										0	0	0	0	0	0	0						
Jeff Newman, R (1, 2) OBP: 0.319										2	0	0	0	1	1	0						
Rich Gedman, L (8, PH) OBP: 0.325, SLG: 0.373										1	0	0	0	0	0	3						
Glenn Hoffman, R (1, 6) OBP: 0.308, SLG: 0.327										2	0	1	0	1	1	0						
Jerry Remy, L (9, PH) OBP: 0.297, SLG: 0.272										1	0	0	0	0	0	0						
Marty Barrett, R (1, 4) OBP: 0.444, SLG: 0.444										4	0	3	0	0	0	2						
Inning Stats	R: 0 E: 0 K: 0 S: 3	H: 1 LOB: 1 BB: 1 P: 7	R: 0 E: 0 K: 0 S: 3	H: 0 LOB: 0 BB: 0 P: 3	R: 0 E: 0 K: 0 S: 4	H: 2 LOB: 1 BB: 0 P: 4	R: 0 E: 0 K: 1 S: 6	H: 1 LOB: 1 BB: 0 P: 6	R: 0 E: 0 K: 3 S: 10	H: 1 LOB: 1 BB: 0 P: 10	R: 0 E: 0 K: 1 S: 5	H: 0 LOB: 0 BB: 0 P: 5	R: 0 E: 0 K: 1 S: 3	H: 0 LOB: 2 BB: 2 P: 11	R: 1 E: 0 K: 0 S: 7	H: 4 LOB: 3 BB: 0 P: 7	R: 0 E: 0 K: 2 S: 8	H: 1 LOB: 1 BB: 0 P: 8	1B: 9 2B: 1 3B: 0 HR: 0	SF: 0 SAC: 0 DP: 2 HBP: 0	WP: 0 PB: 1 CS: 0	PA: 38
PITCHER Jay Howell, R (1, 1) ERA: 4.35	IP: 7.1 WLS: W BF: 29	H: 6 R: 1 ER: 1 SO: 5	BB: 3 IBB: 0 HBP: 0 BLK: 0	WP: 0 HR: 0 S: 36 P: 48	ERA: 1.23 WHIP: 1.227	PITCHER										IP: 1.2 WLS: S BF: 9	H: 4 R: 0 ER: 0 SO: 2	BB: 1 IBB: 0 HBP: 0 BLK: 0	WP: 0 HR: 0 S: 13 P: 13	ERA: 0.00 WHIP: 2.400		

Batter	1	2	3	4	5	6	7	8	9	AB	R	H	RBI	BB	SO	LOB	TOP					
Willie Randolph, R (1, 4) <small>OBP: 0.340, SLG: 0.314</small> Bert Campaneris, R (4, 4) <small>OBP: 0.405, SLG: 0.462</small> Grady Nettles, L (8, PH) <small>OBP: 0.355, SLG: 0.468</small>										3	2	0	0	0	0	1	New York Yankees @ Boston Red Sox Fenway Park, Boston, MA Sun Jun 26 1983, 3:33 AM EDT Att: 33,841 - Unknown - 81 F					
Roy Smalley, S (1, 5) <small>OBP: 0.366, SLG: 0.440</small>										5	1	2	0	0	0	2						
Dave Winfield, R (1, 9) <small>OBP: 0.321, SLG: 0.465</small>										3	1	1	0	2	2	3						
Don Baylor, R (1, 10) <small>OBP: 0.356, SLG: 0.462</small>										5	1	3	3	0	0	2						
Steve Kemp, L (1, 7) <small>OBP: 0.335, SLG: 0.455</small>										4	0	2	1	1	0	0						
Jerry Mumphrey, S (1, 8) <small>OBP: 0.250, SLG: 0.392</small>										5	0	0	1	0	0	6						
Rick Cerone, R (1, 2) <small>OBP: 0.250, SLG: 0.245</small> Butch Wynegar, S (8, PH) <small>OBP: 0.396, SLG: 0.437</small>									3	0	0	0	0	0	0	5						
Don Mattingly, L (1, 3) <small>OBP: 0.276, SLG: 0.407</small>									4	0	1	0	0	1	3							
Andre Robertson, R (1, 6) <small>OBP: 0.283, SLG: 0.354</small>									4	0	2	0	0	1	1							
Inning Stats	R: 2 E: 1 K: 2 S: 12	H: 4 LOB: 3 BB: 0 P: 12	R: 1 E: 0 K: 1 S: 6	H: 2 LOB: 2 BB: 1 P: 10	R: 0 E: 0 K: 0 S: 3	H: 0 LOB: 0 BB: 0 P: 3	R: 0 E: 0 K: 0 S: 4	H: 1 LOB: 1 BB: 0 P: 4	R: 0 E: 0 K: 0 S: 4	H: 1 LOB: 2 BB: 1 P: 8	R: 0 E: 0 K: 0 S: 3	H: 1 LOB: 0 BB: 0 P: 3	R: 2 E: 0 K: 0 S: 4	H: 1 LOB: 0 BB: 1 P: 8	R: 0 E: 0 K: 0 S: 4	H: 1 LOB: 1 BB: 0 P: 4		R: 0 E: 0 K: 1 S: 7	H: 2 LOB: 2 BB: 0 P: 7	1B: 11 2B: 1 3B: 0 HR: 1	SF: 0 SAC: 0 DP: 1 HBP: 0	WP: 0 PB: 0 SB: 0 CS: 0
PITCHER	IP WLS BF H R ER SO BB IBB HBP BLK WP HR S P ERA WHIP	IP WLS BF H R ER SO BB IBB HBP BLK WP HR S P ERA WHIP															IP WLS BF H R ER SO BB IBB HBP BLK WP HR S P ERA WHIP					
Bruce Hurst, L (1, 1) <small>ERA: 4.56</small> Bob Stanley, R (7, 1) <small>ERA: 2.12</small>	6.1 W 31 10 5 5 3 3 0 0 0 0 0 1 34 46 7.11 2.053	2.2 S 11 3 0 0 1 0 0 0 0 0 0 0 13 13 0.00 1.125																				

AB	39
R	5
H	13
RBI	5
BB	3
SO	4
LOB	25




Batter	1	2	3	4	5	6	7	8	9	AB	R	H	RBI	BB	SO	LOB	BOTTOM			
Jerry Remy, L (1, 4) <small>OBP: 0.270, SLG: 0.275</small>										5	0	2	1	0	0	2	New York Yankees @ Boston Red Sox Fenway Park, Boston, MA Sun Jun 26 1983, 3:33 AM EDT Att: 33,841 - Unknown - 81 F			
Wade Boggs, L (1, 5) <small>OBP: 0.452, SLG: 0.461</small>									5	1	2	0	0	0	4					
Jim Rice, R (1, 7) <small>OBP: 0.349, SLG: 0.511</small>									3	3	2	0	1	0	0					
Tony Armas, R (1, 8) <small>OBP: 0.283, SLG: 0.484</small>									5	2	1	1	0	0	4					
Dwight Evans, R (1, 9) <small>OBP: 0.328, SLG: 0.423</small>									4	2	1	3	1	0	2					
Carl Yastrzemski, L (1, 10) <small>OBP: 0.379, SLG: 0.371</small> Reid Nichols, R (7, PH) <small>OBP: 0.355, SLG: 0.440</small>									3	2	2	1	0	0	0					
Ed Jurak, R (1, 3) <small>OBP: 0.403, SLG: 0.403</small>									4	1	2	1	0	1	2					
Rich Gedman, L (1, 2) <small>OBP: 0.320, SLG: 0.366</small> Jeff Newman, R (6, PH) <small>OBP: 0.250, SLG: 0.324</small>									2	0	0	0	0	1	3					
Glenn Hoffman, R (1, 6) <small>OBP: 0.310, SLG: 0.326</small>									4	0	1	1	1	1	3					
Inning Stats	R: 0 E: 0 K: 0 S: 3	H: 1 LOB: 1 BB: 0 P: 4	R: 0 E: 0 K: 0 S: 4	H: 1 LOB: 1 BB: 0 P: 4	R: 0 E: 0 K: 0 S: 3	H: 0 LOB: 0 BB: 0 P: 3	R: 4 E: 2 K: 1 S: 10	H: 3 LOB: 2 BB: 1 P: 14	R: 4 E: 0 K: 0 S: 8	H: 5 LOB: 2 BB: 1 P: 12	R: 0 E: 0 K: 0 S: 3	H: 0 LOB: 0 BB: 0 P: 3	R: 0 E: 0 K: 1 S: 6	H: 1 LOB: 2 BB: 1 P: 10	R: 4 E: 0 K: 2 S: 12	H: 5 LOB: 1 BB: 0 P: 12		1B: 10 2B: 5 3B: 0 HR: 1	SF: 1 SAC: 1 DP: 1 HBP: 1	WP: 1 PB: 0 SB: 0 CS: 0
PITCHER	IP WLS BF H R ER SO BB IBB HBP BLK WP HR S P ERA WHIP	IP WLS BF H R ER SO BB IBB HBP BLK WP HR S P ERA WHIP															IP WLS BF H R ER SO BB IBB HBP BLK WP HR S P ERA WHIP			
Matt Keough, R (1, 1) <small>ERA: 5.43</small> George Frazier, R (4, 1) <small>ERA: 3.14</small> Bob Shirley, L (5, 1) <small>ERA: 5.31</small> Dale Murray, R (8, 1) <small>ERA: 5.84</small>	3.2 L 19 5 4 2 1 1 0 0 0 0 0 5 9 54.00 6.000	0.2 6 3 4 4 0 1 0 0 0 0 0 0 14 18 3.38 1.500	2.2 13 4 1 1 1 0 1 0 0 0 0 0 11 11 27.00 4.000	1.0 7 4 3 3 2 0 0 0 0 1 0 11 11 27.00 4.000																


AB	39
R	12
H	16
RBI	12
BB	3
SO	4
LOB	21



Batter	1	2	3	4	5	6	7	8	9	AB	R	H	RBI	BB	SO	LOB	TOP			
John Shelby, S OBP: 0.313, SLG: 0.401 (1, 8)	0-0 4-3		0-3 K			0-3 K		0-0 F8		4	0	0	0	0	2	1	Baltimore Orioles @ New York Yankees Yankee Stadium, Bronx, NY Wed Jun 29 1983, 7:05 PM EDT Att: 33,627 - Unknown livebaseballscores.com			
Rich Dauer, R OBP: 0.283, SLG: 0.275 (1, 4)	0-0 FC5-4 1B		0-0 F9			0-0 F9		0-0 F9	4	0	1	0	0	0	1					
Cal Ripken Jr., R OBP: 0.355, SLG: 0.477 (1, 6)	0-3 K			0-0 F8		0-0 F8		0-0 E5	4	0	0	0	0	1	1					
Eddie Murray, S OBP: 0.385, SLG: 0.468 (1, 3)	0-0 FC5-4 1-2			0-0 P4		0-0 F8		0-0 F7	4	0	0	0	0	0	2					
Gary Roenicke, R OBP: 0.333, SLG: 0.525 (1, 9)		0-3 K		0-0 5-3		0-0 1B 1B		0-0 P6	4	0	1	0	0	1	1					
Ken Singleton, S OBP: 0.407, SLG: 0.507 (1, 10)		0-0 4-3			0-0 FC4-6 1B	0-0 FC4-6 1B		0-0 G6-4-3 1B	3	0	2	0	0	0	0					
Mike Young, S (1, 7)		0-3 K			0-0 FC4-6 1-2	0-0 FC4-6 1-2		0-0 G6-4-3 1-2	3	0	0	0	0	1	3					
Rick Dempsey, R OBP: 0.324, SLG: 0.325 (1, 2)			0-0 1B		0-3 K			0-0 F7	3	0	1	0	0	1	1					
Aurelio Rodriguez, R OBP: 0.135, SLG: 0.120 (1, 5)			0-3 K		0-0 F9			0-3 K	3	0	0	0	0	2	2					
Inning Stats	R: 0 E: 0 K: 1 S: 6	H: 1 LOB: 1 BB: 0 P: 6	R: 0 E: 0 K: 2 S: 7	H: 0 LOB: 0 BB: 0 P: 7	R: 0 E: 0 K: 2 S: 8	H: 1 LOB: 1 BB: 0 P: 8	R: 0 E: 0 K: 0 S: 3	H: 0 LOB: 0 BB: 0 P: 3	R: 0 E: 0 K: 1 S: 6	H: 1 LOB: 1 BB: 0 P: 6	R: 0 E: 0 K: 0 S: 4	H: 2 LOB: 1 BB: 0 P: 4	R: 0 E: 0 K: 1 S: 5	H: 0 LOB: 0 BB: 0 P: 5	R: 0 E: 1 K: 0 S: 4	H: 0 LOB: 1 BB: 0 P: 4	1B: 5 2B: 0 3B: 0 HR: 0	SF: 0 SAC: 0 DP: 1 HBP: 0	WP: 0 PB: 0 SB: 0 CS: 0	PA: 32
PITCHER Dave Righetti, L ERA: 3.53 (1, 1)	IP: 9.0 WLS: W BF: 32	H: 5 R: 0 ER: 0 SO: 8	BB: 0 IBB: 0 HBP: 0 BLK: 0	WP: 0 HR: 0 S: 48 P: 48	ERA: 0.00 WHIP: 0.556											ERA: 0.00 WHIP: 0.556				

Batter	1	2	3	4	5	6	7	8	9	AB	R	H	RBI	BB	SO	LOB	BOTTOM			
Don Mattingly, L OBP: 0.333, SLG: 0.484 (1, 3)	0-0 1-3 6-3 2B		0-0 6-3			0-0 SH3 1B	0-0 HR 1B		4	3	3	1	0	0	1	Baltimore Orioles @ New York Yankees Yankee Stadium, Bronx, NY Wed Jun 29 1983, 7:05 PM EDT Att: 33,627 - Unknown livebaseballscores.com				
Butch Wynegar, S OBP: 0.385, SLG: 0.448 (1, 2)	0-0 1-3 2-3		0-0 4-3			0-0 SH3 1-2	0-0 HR 1-1		3	1	1	2	0	0	2					
Oscar Gamble, L OBP: 0.422, SLG: 0.557 (1, 9)	0-0 6-3 3-H			0-3 K		0-0 P6	0-0 P6		4	0	0	1	0	1	1					
Graig Nettles, L OBP: 0.358, SLG: 0.464 (1, 5)	0-0 F7 3-H			0-0 4-1		0-0 FC6-4 1B 2-H	0-0 P5		4	0	1	1	0	0	0					
Dave Winfield, R OBP: 0.311, SLG: 0.449 (1, 8)		0-0 5-3		0-0 4-3		0-0 FC6-4 1-2		0-0 F3	4	0	0	0	0	0	1					
Steve Kemp, L OBP: 0.340, SLG: 0.458 (1, 7)		0-0 5-3			4-0 BB	0-0 SH3-4 1B E	0-0 4-3		3	1	1	0	1	0	0					
Don Baylor, R OBP: 0.359, SLG: 0.466 (1, 10)		0-0 6-3			0-0 P3	0-0 SH3-4 1B E	0-0 2B		4	1	2	0	0	0	1					
Roy Smalley, S OBP: 0.363, SLG: 0.430 (1, 6)			4-0 E BB		0-0 F8	0-0 SH3-4 1-2 2-3	0-0 F9		1	0	0	0	1	0	1					
Bert Campaneris, R OBP: 0.375, SLG: 0.422 (8, 4)					0-0 F8	0-0 SH3-4 1-2 2-3	0-0 F9		1	0	0	0	0	0	1					
Andre Robertson, R OBP: 0.289, SLG: 0.363 (8, 6)			0-0 P4 1-2		0-0 4-3	0-0 E8 1B 2-H 3-H			3	1	1	2	0	0	2					
Inning Stats	R: 1 E: 0 K: 0 S: 4	H: 1 LOB: 0 BB: 0 P: 4	R: 0 E: 0 K: 0 S: 3	H: 0 LOB: 0 BB: 0 P: 3	R: 0 E: 1 K: 0 S: 3	H: 0 LOB: 1 BB: 1 P: 7	R: 0 E: 0 K: 1 S: 5	H: 0 LOB: 0 BB: 0 P: 5	R: 0 E: 0 K: 0 S: 3	H: 0 LOB: 1 BB: 1 P: 7	R: 1 E: 0 K: 0 S: 5	H: 2 LOB: 1 BB: 0 P: 5	R: 5 E: 1 K: 0 S: 8	H: 5 LOB: 0 BB: 0 P: 8	R: 0 E: 0 K: 0 S: 4	H: 1 LOB: 1 BB: 0 P: 4	1B: 6 2B: 2 3B: 0 HR: 1	SF: 0 SAC: 2 DP: 0 HBP: 0	WP: 0 PB: 0 SB: 0 CS: 0	PA: 35
PITCHER Mike Boddicker, R ERA: 3.35 (1, 1)	IP: 6.1 WLS: L	H: 4 R: 4 ER: 4 SO: 1	BB: 2 IBB: 0 HBP: 0 BLK: 0	WP: 0 HR: 0 S: 26 P: 34	ERA: 5.68 WHIP: 1.105											ERA: 0.00 WHIP: 0.600				
Sammy Stewart, R ERA: 4.58 (7, 1)	0.0	3	3	3	3	0	0	0	0	0	1	3	3							
Dan Morigiello, L ERA: 3.5 (7, 1)	1.2	6	1	0	0	0	0	0	0	0	0	6	6							

Batter	1	2	3	4	5	6	7	8	9	AB	R	H	RBI	BB	SO	LOB	TOP											
Jerry Remy, L (1,4) OBP: 0.281, SLG: 0.288	0-0 BB 2B	0-0 3-1		0-0 4-3 HR	0-0 6-3			0-0 6-3		5	2	2	0	0	0	4	Boston Red Sox @ New York Yankees Yankee Stadium, Bronx, NY Sat Jul 02 1983, 7:05 PM EDT Att: 36,692 - Unknown - 88 F AB 37 R 10 H 13 RBI 10 BB 3 SO 5 LOB 20 											
Wade Boggs, L (1,5) OBP: 0.428, SLG: 0.457	0-0 6-3	0-0 SF7		0-0 4-3	0-0 1B			0-0 1B		4	0	2	3	0	0	2												
Jim Rice, R (1,7) OBP: 0.365, SLG: 0.564 Reid Nichols, R (8, PR) OBP: 0.367, SLG: 0.443	1-0 BB HBP	0-0 2-H HR		0-0 2-H HR	K			0-0 1-2 1B		4	2	3	4	0	1	1												
Tony Armas, R (1,8) OBP: 0.286, SLG: 0.496	0-3 K	0-0 F5		0-0 F7				0-3 G6-3 1B		5	0	1	0	0	2	4												
Dwight Evans, R (1,9) OBP: 0.333, SLG: 0.449	4-0 1-2 2-3 BB BB			0-0 1-3				0-0 F7		3	1	0	0	2	1	3												
Carl Yastrzemski, L (1,10) OBP: 0.469, SLG: 0.432	4-0 1-2 2-3 3-H BB			0-0 1B				0-0 G6-3		4	1	2	3	1	0	1												
Dave Stapleton, R (1,3) OBP: 0.249, SLG: 0.299	0-0 F7			0-3 K				0-0 1-6-3		5	1	1	0	0	1	4												
Rich Gedman, L (1,2) OBP: 0.323, SLG: 0.371		0-0 1B SF7 2B		0-0 4-3				0-0 F5		4	2	1	0	0	0	1												
Glenn Hoffman, R (1,6) OBP: 0.315, SLG: 0.328		0-0 2-3 HR 1B		0-0 5-3				0-0 SH1-4		3	1	1	0	0	0	0												
Inning Stats	R: 1 E: 0 K: 1 S: 6	H: 1 LOB: 3 BB: 2 P: 15	R: 3 E: 0 K: 0 S: 6	H: 3 LOB: 0 BB: 0 P: 6	R: 0 E: 0 K: 1 S: 6	H: 1 LOB: 1 BB: 0 P: 6	R: 2 E: 0 K: 0 S: 5	H: 2 LOB: 0 BB: 0 P: 5	R: 4 E: 0 K: 1 S: 8	H: 3 LOB: 1 BB: 1 P: 13	R: 0 E: 0 K: 0 S: 3	H: 0 LOB: 0 BB: 0 P: 3	R: 0 E: 0 K: 2 S: 9	H: 2 LOB: 2 BB: 0 P: 9	R: 0 E: 0 K: 0 S: 3	H: 0 LOB: 0 BB: 0 P: 3	1B: 7 2B: 3 3B: 0 HR: 3	SF: 1 SAC: 1 DP: 1 HBP: 2	WP: 0 PB: 0 SB: 0 CS: 0	PA: 44								
PITCHER	IP WLS BF H R ER SO BB IBB HBP BLK WP HR S P ERA WHIP	IP WLS BF H R ER SO BB IBB HBP BLK WP HR S P ERA WHIP																										
Matt Keough, R (1,1) ERA: 6.04	3.2 L	21 7 6 6 2	7 6 6 2	2 2 0 0	0 1 0 0	0 0 0 0	0 0 0 0	0 0 0 0	0 0 0 0	2 22 31	14.73 2.455																	
George Frazier, R (4,1) ERA: 3.79	1.1	9 3 4 4 1	3 4 4 1	1 0 1 0	0 0 1 0	0 0 1 0	0 0 1 0	0 0 1 0	0 0 1 0	1 9 14	27.00 3.000																	
Dale Murray, R (6,1) ERA: 5.53	4.0	14 3 0 0 2	3 0 0 2	0 0 0 0	0 0 0 0	0 0 0 0	0 0 0 0	0 0 0 0	0 0 0 0	0 0 18 18	0.00 0.750																	

Batter	1	2	3	4	5	6	7	8	9	AB	R	H	RBI	BB	SO	LOB	BOTTOM											
Jerry Mumphrey, S (1,8) OBP: 0.293, SLG: 0.404	0-0 HR 2B	0-0 FC4-6 1B		0-3 K				0-0 F8		5	1	3	0	0	1	0	Boston Red Sox @ New York Yankees Yankee Stadium, Bronx, NY Sat Jul 02 1983, 7:05 PM EDT Att: 36,692 - Unknown - 88 F AB 37 R 4 H 10 RBI 4 BB 3 SO 3 LOB 16 											
Graig Nettles, L (1,5) OBP: 0.358, SLG: 0.473	0-0 1-3	0-0 FC4-6		0-0 BB 1B				0-3 K		5	0	1	0	0	1	4												
Don Baylor, R (1,10) OBP: 0.366, SLG: 0.469	0-0 F9			1-0 FC6-4 HBP				4-0 1-2 BB		3	0	0	0	1	0	1												
Lou Piniella, R (1,9) OBP: 0.383, SLG: 0.442	0-0 2-H HR			0-0 FC6-4 HR				0-0 L8		5	2	2	2	0	0	3												
Dave Winfield, R (1,7) OBP: 0.316, SLG: 0.458	4-0 BB			0-0 1-H HR				0-0 F3		3	1	1	2	2	0	0												
Butch Wynegar, S (1,2) OBP: 0.389, SLG: 0.476	0-0 F7			0-0 4-3				0-0 1B 1B		4	0	1	0	0	0	3												
Roy Smalley, S (1,6) OBP: 0.363, SLG: 0.442				0-0 6-3				0-0 G6-3 1B		4	0	2	0	0	1	2												
Don Mattingly, L (1,3) OBP: 0.292, SLG: 0.378				0-0 G3				0-0 F8		4	0	0	0	0	0	3												
Andre Robertson, R (1,4) OBP: 0.285, SLG: 0.356		0-0 1B E5		0-0 F7				0-0 F8		4	0	0	0	0	0	0												
Inning Stats	R: 2 E: 0 K: 0 S: 5	H: 2 LOB: 1 BB: 1 P: 9	R: 0 E: 1 K: 0 S: 5	H: 1 LOB: 2 BB: 0 P: 5	R: 2 E: 0 K: 0 S: 5	H: 2 LOB: 1 BB: 0 P: 6	R: 0 E: 0 K: 1 S: 6	H: 1 LOB: 1 BB: 1 P: 10	R: 0 E: 0 K: 0 S: 4	H: 2 LOB: 1 BB: 0 P: 4	R: 0 E: 0 K: 1 S: 5	H: 0 LOB: 0 BB: 0 P: 5	R: 0 E: 0 K: 1 S: 6	H: 1 LOB: 2 BB: 1 P: 10	R: 0 E: 0 K: 0 S: 4	H: 1 LOB: 1 BB: 0 P: 4	R: 0 E: 0 K: 0 S: 3	H: 0 LOB: 0 BB: 0 P: 3	1B: 5 2B: 3 3B: 0 HR: 2	SF: 0 SAC: 0 DP: 1 HBP: 1	WP: 0 PB: 0 SB: 0 CS: 0	PA: 41						
PITCHER	IP WLS BF H R ER SO BB IBB HBP BLK WP HR S P ERA WHIP	IP WLS BF H R ER SO BB IBB HBP BLK WP HR S P ERA WHIP																										
Bruce Hurst, L (1,1) ERA: 4.64	6.1	31 9 4 4 2	4 4 4 2	2 2 0 0	0 1 0 0	0 0 0 0	0 0 0 0	0 0 0 0	0 0 0 0	2 32 41	5.68 1.737																	
Bob Stanley, R (7,1) ERA: 2.26	2.2	10 1 0 0 1	1 0 0 1	1 0 0 0	0 0 0 0	0 0 0 0	0 0 0 0	0 0 0 0	0 0 0 0	0 0 11 15	0.00 0.750																	

Batter	1	2	3	4	5	6	7	8	9	AB	R	H	RBI	BB	SO	LOB	TOP			
Jerry Remy, L (1,4) OBP: 0.279, SLG: 0.294										5	1	1	0	0	0	3	Boston Red Sox @ New York Yankees Yankee Stadium, Bronx, NY Sun Jul 03 1983, 3:33 AM EDT Att: 36,430 - Unknown - 94 F			
Wade Boggs, L (1,5) OBP: 0.447, SLG: 0.457										4	1	2	1	0	0	0				
Jim Rice, R (1,10) OBP: 0.363, SLG: 0.568										5	1	1	1	0	1	3				
Tony Armas, R (1,8) OBP: 0.285, SLG: 0.489										4	0	0	0	1	1	3				
Dwight Evans, R (1,9) OBP: 0.337, SLG: 0.450										4	1	2	1	1	1	1				
Reid Nichols, R (1,7) OBP: 0.398, SLG: 0.437										4	1	1	0	1	1	2				
Dave Stapleton, R (1,3) OBP: 0.256, SLG: 0.306										5	1	3	1	0	1	2				
Glenn Hoffman, R (1,6) OBP: 0.311, SLG: 0.322										4	0	0	0	0	1	4				
Gary Allenson, R (1,2) OBP: 0.312, SLG: 0.362										2	1	1	3	2	0	1				
Inning Stats	R: 1 E: 0 K: 0 S: 4	H: 1 LOB: 0 BB: 0 P: 4	R: 0 E: 0 K: 2 S: 8	H: 1 LOB: 1 BB: 0 P: 8	R: 0 E: 0 K: 0 S: 4	H: 1 LOB: 2 BB: 1 P: 8	R: 4 E: 0 K: 0 S: 7	H: 4 LOB: 0 BB: 0 P: 7	R: 0 E: 0 K: 0 S: 3	H: 1 LOB: 1 BB: 0 P: 7	R: 1 E: 0 K: 0 S: 4	H: 1 LOB: 1 BB: 1 P: 8	R: 0 E: 0 K: 2 S: 7	H: 0 LOB: 1 BB: 1 P: 11	R: 1 E: 0 K: 2 S: 9	H: 2 LOB: 2 BB: 1 P: 13	1B: 8 2B: 0 3B: 1 HR: 2	SF: 1 SAC: 0 DP: 0 HBP: 0	WP: 0 PB: 0 SB: 1 CS: 0	PA: 43
PITCHER	IP WLS BF H R ER SO BB IBB HBP BLK WP HR S P ERA WHIP																			
Shane Rawley, L (1,1) ERA: 4.22	8.2 L 42 11 7 7 6 5 0 0 0 0 0 2 49 69 7.27 1.846																			
Jay Howell, R (9,1) ERA: 4.88	0.1 1 0 0 0 0 0 0 0 0 0 0 0 1 1 0.00 0.000																			

Batter	1	2	3	4	5	6	7	8	9	AB	R	H	RBI	BB	SO	LOB	BOTTOM					
Bert Campaneris, R (1,5) OBP: 0.358, SLG: 0.400										4	1	1	0	0	0	2	Boston Red Sox @ New York Yankees Yankee Stadium, Bronx, NY Sun Jul 03 1983, 3:33 AM EDT Att: 36,430 - Unknown - 94 F					
Butch Wynegar, S (1,2) OBP: 0.386, SLG: 0.480										3	0	1	1	0	0	1						
Dave Winfield, R (1,7) OBP: 0.312, SLG: 0.452										4	0	0	1	0	1	2						
Lou Piniella, R (1,9) OBP: 0.381, SLG: 0.461										3	1	1	0	0	0	0						
Oscar Gamble, L (9,PH) OBP: 0.404, SLG: 0.563										1	0	0	0	0	0	1						
Don Baylor, R (1,10) OBP: 0.364, SLG: 0.468										3	0	1	1	0	0	1						
Roy Smalley, S (1,6) OBP: 0.369, SLG: 0.449										3	0	2	0	1	0	1						
Jerry Mumphrey, S (1,8) OBP: 0.287, SLG: 0.394										4	0	0	0	0	0	4						
Don Mattingly, L (1,3) OBP: 0.288, SLG: 0.367										4	1	1	0	0	2	3						
Andre Robertson, R (1,4) OBP: 0.286, SLG: 0.355										3	0	1	0	0	2	2						
Steve Kemp, L (9,PH) OBP: 0.339, SLG: 0.455										1	0	0	0	0	1	1						
Inning Stats	R: 0 E: 0 K: 0 S: 3	H: 0 LOB: 0 BB: 0 P: 3	R: 1 E: 0 K: 1 S: 7	H: 2 LOB: 1 BB: 0 P: 7	R: 0 E: 0 K: 0 S: 4	H: 1 LOB: 1 BB: 0 P: 4	R: 0 E: 0 K: 0 S: 4	H: 1 LOB: 1 BB: 0 P: 4	R: 1 E: 1 K: 1 S: 6	H: 1 LOB: 0 BB: 0 P: 6	R: 0 E: 0 K: 1 S: 5	H: 0 LOB: 0 BB: 0 P: 5	R: 0 E: 0 K: 2 S: 8	H: 1 LOB: 1 BB: 0 P: 8	R: 1 E: 0 K: 0 S: 5	H: 2 LOB: 1 BB: 0 P: 5	R: 0 E: 0 K: 1 S: 5	H: 0 LOB: 1 BB: 1 P: 9	1B: 5 2B: 2 3B: 1 HR: 0	SF: 2 SAC: 0 DP: 0 HBP: 0	WP: 0 PB: 0 SB: 2 CS: 1	PA: 37
PITCHER	IP WLS BF H R ER SO BB IBB HBP BLK WP HR S P ERA WHIP																					
Bob Ojeda, L (1,1) ERA: 5.12	7.0 W 29 8 3 3 2 5 1 0 0 0 0 0 39 39 2.57 1.143																					
Mark Clear, R (8,1) ERA: 5.29	2.0 S 7 0 0 0 1 1 0 0 0 0 0 0 8 12 0.00 0.500																					

Batter	1	2	3	4	5	6	7	8	9	AB	R	H	RBI	BB	SO	LOB	TOP			
Jerry Remy, L (1,4) OBP: 0.276, SLG: 0.289	0-3 K		0-0 6-3			0-0 F5			0-0 4-3	4	0	0	0	0	1	1	Boston Red Sox @ New York Yankees Yankee Stadium, Bronx, NY Mon Jul 04 1983, 3:33 AM EDT Att: 41,077 - Unknown - 94 F livebaseballscorecards.com			
Wade Boggs, L (1,5) OBP: 0.441, SLG: 0.451	0-3 K			0-0 F8			0-0 F8		0-3 K	4	0	0	0	0	2	1				
Jim Rice, R (1,7) OBP: 0.365, SLG: 0.566	4-0 BB			0-0 F9			4-0 G6-4-3 BB			1	0	0	0	2	0	0				
Tony Armas, R (1,8) OBP: 0.282, SLG: 0.484	0-3 K			0-0 5-3			0-0 G6-4-3		1-2	3	0	0	0	0	1	2				
Dwight Evans, R (1,9) OBP: 0.334, SLG: 0.446		0-3 K			0-3 K				0-0 F9	3	0	0	0	0	2	0				
Reid Nichols, R (1,10) OBP: 0.398, SLG: 0.430		0-0 F9			4-0 CS BB				0-0 F8	2	0	0	0	1	0	0				
Dave Stapleton, R (1,3) OBP: 0.253, SLG: 0.302		0-3 K			0-0 F4				0-0 F3	3	0	0	0	0	1	1				
Jeff Newman, R (1,2) OBP: 0.242, SLG: 0.333			0-3 K			0-0 F9			4-0 FC6-4 BB	2	0	0	0	1	1	0				
Glenn Hoffman, R (1,6) OBP: 0.307, SLG: 0.318			0-3 K			0-0 F6			0-0 FC6-4 4-3	3	0	0	0	0	1	1				
Inning Stats	R: 0 E: 0 K: 3 S: 9	H: 0 LOB: 1 BB: 1 P: 13	R: 0 E: 0 K: 2 S: 7	H: 0 LOB: 0 BB: 0 P: 7	R: 0 E: 0 K: 2 S: 7	H: 0 LOB: 0 BB: 0 P: 7	R: 0 E: 0 K: 0 S: 3	H: 0 LOB: 0 BB: 0 P: 3	R: 0 E: 0 K: 1 S: 4	H: 0 LOB: 0 BB: 1 P: 8	R: 0 E: 0 K: 0 S: 2	H: 0 LOB: 0 BB: 1 P: 6	R: 0 E: 0 K: 0 S: 3	H: 0 LOB: 0 BB: 0 P: 3	R: 0 E: 0 K: 1 S: 5	H: 0 LOB: 1 BB: 1 P: 9	1B: 0 2B: 0 3B: 0 HR: 0	SF: 0 SAC: 0 DP: 1 HBP: 0	WP: 0 PB: 0 SB: 0 CS: 1	PA: 29
PITCHER Dave Righetti, L (1,1) ERA: 3.26	IP: 9.0 WLS: W BF: 29 H: 0 R: 0 ER: 0 SO: 9 BB: 4 IBB: 0 HBP: 0 BLK: 0 WP: 0 HR: 0 S: 43 P: 59 ERA: 0.00 WHIP: 0.444																			

Batter	1	2	3	4	5	6	7	8	9	AB	R	H	RBI	BB	SO	LOB	BOTTOM			
Bert Campaneris, R (1,5) OBP: 0.386, SLG: 0.415	0-0 L6 S 1B		0-0 P4-1 1B			4-0 1-2 2-3 BB			0-0 F9	3	0	2	0	1	0	0	Boston Red Sox @ New York Yankees Yankee Stadium, Bronx, NY Mon Jul 04 1983, 3:33 AM EDT Att: 41,077 - Unknown - 94 F livebaseballscorecards.com			
Don Mattingly, L (1,3) OBP: 0.288, SLG: 0.340	0-0 F7 1-2		0-0 P4-1 1-2		0-3 K				0-0 F6	4	0	0	0	0	1	5				
Dave Winfield, R (1,8) OBP: 0.314, SLG: 0.450	4-0 BB			0-0 F8	0-3 K				0-0 BB F2 1B	3	1	1	0	1	1	3				
Lou Piniella, R (1,7) OBP: 0.366, SLG: 0.441	0-0 L6 2-3			0-0 F7		0-0 F8			0-0 F2 1-2	4	0	0	0	0	0	3				
Don Baylor, R (1,10) OBP: 0.366, SLG: 0.478		0-0 F7		0-0 F8			0-0 HR		4-0 BB 1B IBB	3	2	1	1	1	0	0				
Butch Wynegar, S (1,2) OBP: 0.383, SLG: 0.471		0-0 E5 3-1			0-0 F4	0-0 F7			4-0 1B 1-2 2-3 BB	3	0	0	0	1	0	0				
Steve Kemp, L (1,9) OBP: 0.341, SLG: 0.455		0-0 3-1 2-3			0-0 1B 1B	0-0 3-1			0-0 1-3 2-H 3-H 1B	4	1	2	2	0	0	1				
Roy Smalley, S (1,6) OBP: 0.367, SLG: 0.445		0-0 G3			0-0 BB 1B 1-2				0-0 F7 1-2 2-H 3-H 1B	4	0	1	0	0	0	3				
Andre Robertson, R (1,4) OBP: 0.286, SLG: 0.355			0-0 F7		0-0 BB 1B 1-2 2-H				0-0 F9	3	0	1	1	0	0	0				
Inning Stats	R: 0 E: 0 K: 0 S: 3	H: 1 LOB: 1 BB: 1 P: 7	R: 0 E: 1 K: 0 S: 4	H: 0 LOB: 0 BB: 0 P: 4	R: 0 E: 0 K: 0 S: 3	H: 1 LOB: 0 BB: 0 P: 3	R: 0 E: 0 K: 0 S: 3	H: 0 LOB: 0 BB: 0 P: 3	R: 1 E: 0 K: 0 S: 4	H: 3 LOB: 3 BB: 1 P: 14	R: 0 E: 0 K: 0 S: 3	H: 1 LOB: 0 BB: 0 P: 4	R: 0 E: 0 K: 0 S: 3	H: 0 LOB: 0 BB: 0 P: 3	R: 2 E: 0 K: 0 S: 5	H: 2 LOB: 2 BB: 2 P: 13	1B: 7 2B: 2 3B: 0 HR: 1	SF: 0 SAC: 0 DP: 2 HBP: 0	WP: 0 PB: 0 SB: 1 CS: 0	PA: 35
PITCHER John Tudor, L (1,1) ERA: 3.57 Bob Stanley, R (8,1) ERA: 2.27	IP: 7.2 WLS: L BF: 34 H: 8 R: 4 ER: 4 SO: 2 BB: 3 IBB: 1 HBP: 0 BLK: 0 WP: 0 HR: 1 S: 34 P: 50 ERA: 4.70 WHIP: 1.435																			

AB 25
R 0
H 0
RBI 0
BB 4
SO 9
LOB 6



AB 31
R 4
H 8
RBI 4
BB 4
SO 2
LOB 15



Batter	1	2	3	4	5	6	7	8	9	AB	R	H	RBI	BB	SO	LOB	TOP										
Bert Campaneris, R OBP: 0.373, SLG: 0.397 (1, 4)										5	0	1	0	0	0	3											
Graig Nettles, L OBP: 0.394, SLG: 0.470 (1, 5)										4	1	2	1	1	0	1											
Dave Winfield, R OBP: 0.321, SLG: 0.447 (1, 8) (9, 7)										4	1	1	0	1	0	3											
Lou Piniella, R OBP: 0.366, SLG: 0.427 Oscar Gamble, L OBP: 0.406, SLG: 0.561 Jerry Mumphrey, S OBP: 0.289, SLG: 0.392 (1, 7) (9, PH) (9, 8)										4	1	2	2	0	1	1											
Don Baylor, R OBP: 0.358, SLG: 0.466 (1, 10)										4	1	1	2	0	0	2											
Steve Balboni, R OBP: 0.394, SLG: 0.421 Don Mattingly, L OBP: 0.264, SLG: 0.321 (1, 3) (5, 3)										2	0	1	1	1	1	0											
Steve Kemp, L OBP: 0.327, SLG: 0.431 (1, 9)										4	0	0	0	0	1	2											
Rick Cerone, R OBP: 0.250, SLG: 0.255 (1, 2)										4	0	1	0	0	0	2											
Andre Robertson, R OBP: 0.302, SLG: 0.369 (1, 6)										4	2	3	0	0	0	1											
Inning Stats	R: 0 E: 0 K: 0 S: 4	H: 2 LOB: 1 BB: 0 P: 4	R: 0 E: 0 K: 1 S: 5	H: 0 LOB: 1 BB: 1 P: 9	R: 5 E: 0 K: 0 S: 9	H: 6 LOB: 1 BB: 0 P: 9	R: 1 E: 0 K: 0 S: 5	H: 2 LOB: 2 BB: 1 P: 9	R: 0 E: 0 K: 1 S: 3	H: 0 LOB: 0 BB: 0 P: 5	R: 0 E: 0 K: 0 S: 3	H: 1 LOB: 0 BB: 0 P: 3	R: 0 E: 0 K: 1 S: 5	H: 0 LOB: 0 BB: 0 P: 5	R: 0 E: 0 K: 0 S: 4	H: 1 LOB: 1 BB: 0 P: 4	R: 0 E: 0 K: 0 S: 3	H: 0 LOB: 1 BB: 1 P: 7	1B: 10 2B: 2 HR: 0	SF: 0 SAC: 0 HBP: 0	WP: 0 PB: 0 CS: 1	PA: 40					
PITCHER	IP	WLS	BF	H	R	ER	SO	BB	IBB	HBP	BLK	WP	HR	S	P	ERA	WHIP										
Paul Spittorff, L ERA: 4.65 (1, 1)	2.1	L	14	7	5	5	1	1	0	0	0	0	0	15	19	19.29	3.429										
Keith Creel, R ERA: 8.55 (3, 1)	5.2		22	5	1	1	2	1	0	0	0	0	0	25	29	1.59	1.059										
Mike Armstrong, R ERA: 3.19 (9, 1)	1.0		4	0	0	0	0	1	0	0	0	0	0	3	7	0.00	1.000										

New York Yankees @ Kansas City Royals
Royals Stadium, Kansas City, MO
Sun Jul 10 1983, 4:33 AM EDT
Att: 37,565 - Unknown - 84 F

AB	37
R	6
H	12
RBI	6
BB	3
SO	3
LOB	16



Batter	1	2	3	4	5	6	7	8	9	AB	R	H	RBI	BB	SO	LOB	BOTTOM										
Willie Wilson, S OBP: 0.328, SLG: 0.367 (1, 8)										5	1	2	0	0	0	2											
U L Washington, S OBP: 0.297, SLG: 0.325 (1, 6)										5	0	2	1	0	2	1											
George Brett, L OBP: 0.430, SLG: 0.675 (1, 9) (8, 5)										4	1	1	0	0	0	2											
Hal McRae, R OBP: 0.383, SLG: 0.474 (1, 10)										4	1	1	1	0	0	1											
Frank White, R OBP: 0.289, SLG: 0.417 (1, 4)										4	0	1	0	0	0	1											
John Wathan, R OBP: 0.324, SLG: 0.338 (1, 2)										4	0	1	1	0	1	2											
Willie Aikens, L OBP: 0.399, SLG: 0.555 (1, 3)										3	0	0	0	1	0	4											
Leon Roberts, R OBP: 0.320, SLG: 0.363 Cesar Geronimo, L OBP: 0.299, SLG: 0.281 (1, 7) (9, PH)										3	1	1	0	0	0	1											
Greg Pryor, R OBP: 0.297, SLG: 0.284 Pat Sheridan, L OBP: 0.256, SLG: 0.321 (1, 5) (7, PH) (8, 9)										2	0	0	0	0	0	2											
Inning Stats	R: 0 E: 0 K: 1 S: 5	H: 0 LOB: 0 BB: 0 P: 5	R: 0 E: 0 K: 0 S: 3	H: 0 LOB: 0 BB: 0 P: 3	R: 0 E: 0 K: 0 S: 2	H: 0 LOB: 1 BB: 1 P: 6	R: 2 E: 0 K: 0 S: 7	H: 3 LOB: 2 BB: 0 P: 7	R: 1 E: 1 K: 0 S: 5	H: 2 LOB: 1 BB: 0 P: 5	R: 0 E: 0 K: 0 S: 3	H: 0 LOB: 0 BB: 0 P: 3	R: 0 E: 0 K: 0 S: 3	H: 0 LOB: 1 BB: 1 P: 7	R: 1 E: 0 K: 1 S: 8	H: 3 LOB: 2 BB: 0 P: 8	R: 0 E: 0 K: 2 S: 8	H: 1 LOB: 1 BB: 0 P: 8	1B: 7 2B: 2 HR: 0	SF: 0 SAC: 0 HBP: 0	WP: 0 PB: 0 CS: 0	PA: 38					
PITCHER	IP	WLS	BF	H	R	ER	SO	BB	IBB	HBP	BLK	WP	HR	S	P	ERA	WHIP										
Ray Fontenot, L ERA: 1.5 (1, 1)	6.1	W	25	5	3	1	1	0	0	0	0	0	0	26	30	1.42	0.947										
George Frazier, R ERA: 3.89 (7, 1)	1.0		6	2	1	1	0	1	0	0	0	0	0	5	9	9.00	3.000										
Rich Gossage, R ERA: 2.36 (8, 1)	1.2	S	7	2	0	0	3	0	0	0	0	0	0	13	13	0.00	1.200										

New York Yankees @ Kansas City Royals
Royals Stadium, Kansas City, MO
Sun Jul 10 1983, 4:33 AM EDT
Att: 37,565 - Unknown - 84 F

AB	36
R	4
H	9
RBI	3
BB	2
SO	4
LOB	16



Batter	1	2	3	4	5	6	7	8	9	AB	R	H	RBI	BB	SO	LOB	TOP		
Bert Campaneris, R (1,4) OBP: 0.366, SLG: 0.388										4	0	1	0	0	0	3			
Butch Wynegar, S (1,2) OBP: 0.399, SLG: 0.500										2	0	1	0	2	0	0			
Dave Winfield, R (1,8) OBP: 0.318, SLG: 0.441										4	0	0	0	0	1	4			
Graig Nettles, L (1,5) OBP: 0.362, SLG: 0.470										4	0	1	0	0	0	3			
Oscar Gamble, L (1,9) OBP: 0.410, SLG: 0.553										3	1	1	0	1	0	3			
Steve Kemp, L (1,7) OBP: 0.323, SLG: 0.425										4	0	0	0	0	0	4			
Don Baylor, R (1,10) OBP: 0.353, SLG: 0.459										4	0	0	0	0	1	1			
Steve Balboni, R (1,3) OBP: 0.385, SLG: 0.545										3	1	1	2	1	0	0			
Andre Robertson, R (1,6) OBP: 0.306, SLG: 0.371										4	0	2	0	0	1	0			
Inning Stats	R: 0 E: 0 K: 1 S: 5	H: 1 LOB: 1 BB: 1 P: 9	R: 2 E: 0 K: 0 S: 5	H: 2 LOB: 1 BB: 1 P: 9	R: 0 E: 0 K: 0 S: 3	H: 0 LOB: 0 BB: 0 P: 3	R: 0 E: 0 K: 1 S: 5	H: 1 LOB: 0 BB: 0 P: 5	R: 0 E: 0 K: 0 S: 3	H: 0 LOB: 0 BB: 0 P: 3	R: 0 E: 1 K: 0 S: 4	H: 1 LOB: 1 BB: 0 P: 4	R: 0 E: 0 K: 0 S: 4	H: 1 LOB: 2 BB: 1 P: 8	R: 0 E: 0 K: 1 S: 5	H: 0 LOB: 0 BB: 0 P: 5	1B: 5 2B: 2 3B: 0 HR: 1	SF: 0 SAC: 0 DP: 2 HBP: 0	WP: 0 PA: 36 CS: 0
PITCHER Bobby Castillo, R (1,1) ERA: 4.66	IP: 9.0 WLS: W BF: 36 H: 7 R: 2 ER: 2 SO: 3 BB: 4 IBB: 0 HBP: 0 BLK: 0 WP: 0 HR: 1 S: 38 P: 54 ERA: 2.00 WHIP: 1.222															PITCHER IP: WLS: BF: H: R: ER: SO: BB: IBB: HBP: BLK: WP: HR: S: P: ERA: WHIP:			

New York Yankees @ Minnesota Twins
 Hubert H. Humphrey Metrodome, Minneapolis, MN
 Mon Jul 11 1983, 8:05 PM EDT
 Att: 16,835 - Unknown - 73 F

AB 32
 R 2
 H 7
 RBI 2
 BB 4
 SO 3
 LOB 18



Batter	1	2	3	4	5	6	7	8	9	AB	R	H	RBI	BB	SO	LOB	BOTTOM
Bobby Mitchell, L (1,8) OBP: 0.346, SLG: 0.312										4	0	0	0	0	0	1	
John Castino, R (1,4) OBP: 0.359, SLG: 0.454										4	1	1	0	0	0	1	
Gary Ward, R (1,7) OBP: 0.328, SLG: 0.484										4	0	1	1	0	2	1	
Kent Hrbek, L (1,3) OBP: 0.372, SLG: 0.494										4	1	1	0	0	1	1	
Randy Bush, L (1,10) OBP: 0.355, SLG: 0.505										4	0	1	0	0	0	1	
Gary Gaetti, R (1,5) OBP: 0.316, SLG: 0.413										4	2	2	2	0	0	1	
Tom Brunansky, R (1,9) OBP: 0.285, SLG: 0.381										3	0	1	1	0	0	1	
Ron Washington, R (1,6) OBP: 0.279, SLG: 0.313										3	0	0	0	0	1	2	
Ray Smith, R (1,2) OBP: 0.343, SLG: 0.315										3	0	1	0	0	0	2	
Inning Stats	R: 0 E: 0 K: 1 S: 5	H: 0 LOB: 0 BB: 0 P: 5	R: 2 E: 0 K: 0 S: 5	H: 2 LOB: 0 BB: 0 P: 5	R: 1 E: 0 K: 1 S: 7	H: 2 LOB: 1 BB: 0 P: 7	R: 0 E: 0 K: 0 S: 5	H: 1 LOB: 2 BB: 0 P: 5	R: 0 E: 0 K: 1 S: 7	H: 2 LOB: 1 BB: 0 P: 7	R: 0 E: 0 K: 0 S: 4	H: 1 LOB: 1 BB: 0 P: 4	R: 0 E: 0 K: 0 S: 3	H: 0 LOB: 0 BB: 0 P: 3	1B: 2 2B: 3 3B: 2 HR: 1	SF: 0 SAC: 0 DP: 0 HBP: 0	WP: 0 PA: 33 CS: 0
PITCHER Jay Howell, R (1,1) ERA: 4.84	IP: 8.0 WLS: L BF: 33 H: 8 R: 4 ER: 4 SO: 4 BB: 0 IBB: 0 HBP: 0 BLK: 0 WP: 0 HR: 1 S: 41 P: 41 ERA: 4.50 WHIP: 1.000															PITCHER IP: WLS: BF: H: R: ER: SO: BB: IBB: HBP: BLK: WP: HR: S: P: ERA: WHIP:	

New York Yankees @ Minnesota Twins
 Hubert H. Humphrey Metrodome, Minneapolis, MN
 Mon Jul 11 1983, 8:05 PM EDT
 Att: 16,835 - Unknown - 73 F

AB 33
 R 4
 H 8
 RBI 4
 BB 0
 SO 4
 LOB 11



Batter	1	2	3	4	5	6	7	8	9	AB	R	H	RBI	BB	SO	LOB	TOP										
Willie Randolph, R (1,4) Don Mattingly, L (8,3) OBP: 0.347, SLG: 0.316 OBP: 0.250, SLG: 0.316	4-3		1B BB					1B BB	6-3	2	1	1	0	2	0	0											
Graig Nettles, L (1,5) OBP: 0.393, SLG: 0.466	K		K				G6-4-3 BB	BB 1B BB	K	4	1	1	0	1	3	3											
Dave Winfield, R (1,9) OBP: 0.319, SLG: 0.441	K		1-3 2-H 1B				G6-4-3 1-2	BB 1B BB	4-3	5	1	2	2	0	1	3											
Lou Piniella, R (1,7) Oscar Gamble, L (8,PH) OBP: 0.345, SLG: 0.434 OBP: 0.250, SLG: 0.547		2B	K					F8		3	0	1	0	0	1	2											
Don Baylor, R (1,10) OBP: 0.352, SLG: 0.454	F8							F6		3	0	0	0	0	1	3											
Steve Balboni, R (1,3) Steve Kemp, L (8,PH) Bert Campaneris, R (8,4) OBP: 0.345, SLG: 0.480 OBP: 0.325, SLG: 0.425 OBP: 0.356, SLG: 0.388	L7							K		3	0	0	0	0	1	2											
Jerry Mumphrey, S (1,8) OBP: 0.289, SLG: 0.389	L6							BB 1B BB		0	0	0	0	1	0	0											
Rick Cerone, R (1,2) OBP: 0.242, SLG: 0.246			L9					F4		4	0	0	0	0	0	3											
Andre Robertson, R (1,6) OBP: 0.310, SLG: 0.376			1B 2B					6-3		3	1	1	0	0	1	0											
Inning Stats	R: 0 E: 0 K: 2 S: 7	H: 0 LOB: 0 BB: 0 P: 7	R: 0 E: 0 K: 0 S: 4	H: 1 LOB: 1 BB: 0 P: 4	R: 1 E: 0 K: 2 S: 9	H: 2 LOB: 2 BB: 1 P: 13	R: 0 E: 0 K: 1 S: 5	H: 0 LOB: 1 BB: 0 P: 6	R: 0 E: 0 K: 1 S: 5	H: 1 LOB: 1 BB: 1 P: 9	R: 0 E: 0 K: 1 S: 5	H: 0 LOB: 0 BB: 0 P: 5	R: 0 E: 0 K: 0 S: 3	H: 0 LOB: 0 BB: 0 P: 3	R: 3 E: 0 K: 1 S: 8	H: 3 LOB: 2 BB: 2 P: 16	R: 0 E: 0 K: 1 S: 5	H: 0 LOB: 1 BB: 0 P: 6	1B: 5 2B: 2 3B: 0 HR: 0	SF: 0 SAC: 0 DP: 1 HBP: 2	WP: 0 PB: 0 CS: 0	PA: 39					
PITCHER	IP	WLS	BF	H	R	ER	SO	BB	IBB	HBP	BLK	WP	HR	S	P	ERA	WHIP										
Frank Viola, L (1,1) ERA: 5.3	7.0		29	5	3	3	7	3	0	1	0	0	0	39	52	3.86	1.143										
Rick Lysander, R (8,1) ERA: 3.34	0.0	L	1	1	0	0	0	0	0	0	0	0	0	1	1	∞	∞										
Len Whitehouse, L (8,1) ERA: 2.47	0.1		1	0	0	0	0	0	0	0	0	0	0	1	1	0.00	0.000										
Ron Davis, R (8,1) ERA: 3.4	1.2		8	1	1	1	2	1	0	1	0	0	0	10	15	5.40	1.200										

New York Yankees @ Minnesota Twins
Hubert H. Humphrey Metrodome, Minneapolis, MN

AB 33
R 4
H 7
RBI 4
BB 4
SO 9
LOB 21



WP: 0 PA: 39
PB: 0
CS: 0

Tue Jul 12 1983, 8:05 PM EDT
Att: 16,550 - Unknown - 74 F

Batter	1	2	3	4	5	6	7	8	9	AB	R	H	RBI	BB	SO	LOB	BOTTOM										
Bobby Mitchell, L (1,8) OBP: 0.343, SLG: 0.305	K		4-3			FC6-4 BB	K			3	0	0	0	1	2	3											
John Castino, R (1,4) OBP: 0.355, SLG: 0.449	5-3					FC6-4 1-2	K			4	0	0	0	0	1	4											
Gary Ward, R (1,7) OBP: 0.325, SLG: 0.479	6-3						E6 1B	K		4	1	0	0	0	1	0											
Kent Hrbek, L (1,3) OBP: 0.366, SLG: 0.486	F8						E4 1B	4-3		4	1	0	0	0	0	1											
Randy Bush, L (1,10) OBP: 0.362, SLG: 0.505	FC5-4 BB					L4-3 BB	FC6-4 1B	K		2	1	1	1	2	1	0											
Gary Gaetti, R (1,5) OBP: 0.315, SLG: 0.411	F4						FC6-4 1B			4	0	1	1	0	1	2											
Tom Brunansky, R (1,9) OBP: 0.282, SLG: 0.376	FC5-4 1-2					L4-3 1-2	FC6-4 1B	K		4	0	0	0	0	1	4											
Ron Washington, R (1,6) Mickey Hatcher, R (7,PH) Houston Jimenez, R (8,6) Dave Engle, R (9,PH) Darrell Brown, S (9,PR) Ray Smith, R (1,2) OBP: 0.276, SLG: 0.309 OBP: 0.385, SLG: 0.453 OBP: 0.260, SLG: 0.304 OBP: 0.333, SLG: 0.455 OBP: 0.296, SLG: 0.298 OBP: 0.330, SLG: 0.302	6-3						3-1			2	0	0	0	0	0	0											
Ray Smith, R (1,2) OBP: 0.330, SLG: 0.302	L7						F9	E4		4	0	0	0	0	0	3											
Inning Stats	R: 0 E: 0 K: 1 S: 5	H: 0 LOB: 0 BB: 0 P: 5	R: 0 E: 0 K: 0 S: 3	H: 0 LOB: 1 BB: 1 P: 7	R: 0 E: 0 K: 0 S: 3	H: 0 LOB: 0 BB: 0 P: 3	R: 0 E: 0 K: 0 S: 3	H: 0 LOB: 0 BB: 0 P: 3	R: 0 E: 0 K: 0 S: 2	H: 0 LOB: 0 BB: 1 P: 6	R: 0 E: 0 K: 0 S: 3	H: 0 LOB: 1 BB: 1 P: 7	R: 3 E: 3 K: 2 S: 13	H: 3 LOB: 3 BB: 0 P: 13	R: 0 E: 0 K: 2 S: 7	H: 0 LOB: 0 BB: 0 P: 7	R: 0 E: 0 K: 2 S: 7	H: 0 LOB: 1 BB: 1 P: 11	1B: 3 2B: 1 3B: 0 HR: 0	SF: 0 SAC: 0 DP: 1 HBP: 0	WP: 0 PB: 0 CS: 0	PA: 36					
PITCHER	IP	WLS	BF	H	R	ER	SO	BB	IBB	HBP	BLK	WP	HR	S	P	ERA	WHIP										
Matt Keough, R (1,1) ERA: 5.43	6.1		26	3	3	0	0	3	0	0	0	0	0	25	37	0.00	0.947										
George Frazier, R (7,1) ERA: 3.7	2.2	W	10	0	0	0	6	1	0	0	0	0	0	21	25	0.00	0.375										


New York Yankees @ Minnesota Twins
Hubert H. Humphrey Metrodome, Minneapolis, MN


AB 32
R 3
H 3
RBI 3
BB 4
SO 7
LOB 17



WP: 0 PA: 36
PB: 0
CS: 0

Tue Jul 12 1983, 8:05 PM EDT
Att: 16,550 - Unknown - 74 F

Batter	1	2	3	4	5	6	7	8	9	AB R H RBI BB SO LOB	TOP									
Wayne Tolleson, S (1, 6) OBP: 0.337, SLG: 0.370	F8		E HR 1B		4-3		5-3		2B 1B	5 2 2 0 0 0 1	<p>Texas Rangers @ New York Yankees Yankee Stadium, Bronx, NY</p> <p>Thu Jul 14 1983, 7:05 PM EDT Att: 21,563 - Unknown - 88 F</p> <p>livebaseballscores.com</p> <p>AB 43 R 11 H 15 RBI 9 BB 0 SO 3 LOB 16</p> 									
Bill Stein, R (1, 4) OBP: 0.354, SLG: 0.463	F7		K		4-3		2B	HR 2B	5 1 2 2 0 1 2											
Buddy Bell, R (1, 5) OBP: 0.340, SLG: 0.444	5-3		E5 HR		6-3		6-3	F8	5 1 0 0 0 0 3											
Larry Parrish, R (1, 9) OBP: 0.357, SLG: 0.532		3B 1B	HR			F9		F9 2B 1B HR	5 4 4 5 0 0 0											
George Wright, S (1, 8) OBP: 0.331, SLG: 0.436		1-H 3B	CS 1B			F5		6-3 1B	5 0 3 1 0 0 1											
Bill Sample, R (1, 7) OBP: 0.343, SLG: 0.427	6-3		F6			2B		F9 F8	5 0 1 0 0 0 4											
Dave Hostetter, R (1, 10) OBP: 0.290, SLG: 0.299	K				F9		4-3	E 2B F7	5 1 1 1 0 1 3											
Pete O'Brien, L (1, 3) OBP: 0.313, SLG: 0.331	K				4-3		4-3	E3 2B	4 0 0 0 0 1 1											
Jim Sundberg, R (1, 2) OBP: 0.261, SLG: 0.255			E 1B		6-3		5-3 2B 1B	1-3	4 2 2 0 0 0 1											
Inning Stats	R: 0 E: 0 K: 0 S: 3	H: 0 LOB: 0 BB: 0 P: 3	R: 1 E: 0 K: 2 S: 9	H: 2 LOB: 1 BB: 0 P: 9	R: 4 E: 1 K: 1 S: 9	H: 4 LOB: 0 BB: 0 P: 9	R: 0 E: 0 K: 0 S: 3	H: 0 LOB: 0 BB: 0 P: 3	R: 0 E: 0 K: 0 S: 4	H: 1 LOB: 1 BB: 0 P: 4		R: 1 E: 0 K: 0 S: 5	H: 2 LOB: 1 BB: 0 P: 5	R: 2 E: 1 K: 0 S: 6	H: 2 LOB: 1 BB: 0 P: 6	R: 3 E: 0 K: 0 S: 7	H: 4 LOB: 1 BB: 0 P: 7	1B: 8 2B: 4 3B: 1 HR: 2	SF: 0 SAC: 0 DP: 0 HBP: 0	WP: 0 PB: 0 SB: 0 CS: 1
PITCHER	IP WLS BF H R ER SO BB IBB HBP BLK WP HR S P ERA WHIP											IP WLS BF H R ER SO BB IBB HBP BLK WP HR S P ERA WHIP								
Shane Rawley, L (1, 1) ERA: 4.27	2.1 L 13 5 5 4 3 0 0 0 0 0 0 1 19 19 15.43 2.143																			
Dale Murray, R (3, 1) ERA: 5.25	5.2 23 6 3 2 0 0 0 0 0 0 0 0 23 23 3.18 1.059																			
Bob Shirley, L (9, 1) ERA: 5.34	1.0 7 4 3 3 0 0 0 0 0 0 0 1 7 7 27.00 4.000																			

Batter	1	2	3	4	5	6	7	8	9	AB R H RBI BB SO LOB	BOTTOM									
Bert Campaneris, R (1, 4) OBP: 0.359, SLG: 0.370	5-3		6-3			K		5-3		4 0 0 0 0 1 0	<p>Texas Rangers @ New York Yankees Yankee Stadium, Bronx, NY</p> <p>Thu Jul 14 1983, 7:05 PM EDT Att: 21,563 - Unknown - 88 F</p> <p>livebaseballscores.com</p> <p>AB 31 R 2 H 5 RBI 2 BB 3 SO 8 LOB 13</p> 									
Graig Nettles, L (1, 5) OBP: 0.382, SLG: 0.457	K		K			4-3			3-1 1B	4 0 1 0 0 2 0										
Dave Winfield, R (1, 7) OBP: 0.319, SLG: 0.438	K		5-3			K			3-1 1B	4 0 1 0 0 2 0										
Oscar Gamble, L (1, 9) OBP: 0.404, SLG: 0.554		F8 2B BB			F7		F7		K	3 1 0 0 1 1 2										
Butch Wynegar, S (1, 2) OBP: 0.393, SLG: 0.485		2B BB			F8		F2		3-1	3 1 0 0 1 0 2										
Steve Kemp, L (1, 10) OBP: 0.330, SLG: 0.426		F8 2-3			P6				1-2 2-3 BB	3 0 1 0 1 0 2										
Don Mattingly, L (1, 3) OBP: 0.246, SLG: 0.318						F5		F8	K	4 0 1 2 0 1 4										
Jerry Mumphrey, S (1, 8) OBP: 0.299, SLG: 0.396		F8 2-3				3-1			G6-4-3 1B	3 0 1 0 0 0 1										
Andre Robertson, R (1, 6) OBP: 0.306, SLG: 0.370					F7			G6-4-3 1B		3 0 0 0 0 1 2										
Inning Stats	R: 0 E: 0 K: 2 S: 7	H: 0 LOB: 0 BB: 0 P: 7	R: 2 E: 0 K: 1 S: 6	H: 1 LOB: 1 BB: 2 P: 14	R: 0 E: 0 K: 1 S: 5	H: 0 LOB: 0 BB: 0 P: 5	R: 0 E: 0 K: 0 S: 3	H: 0 LOB: 0 BB: 0 P: 3	R: 0 E: 0 K: 2 S: 7	H: 0 LOB: 0 BB: 0 P: 7		R: 0 E: 0 K: 0 S: 4	H: 1 LOB: 1 BB: 0 P: 4	R: 0 E: 0 K: 0 S: 3	H: 1 LOB: 0 BB: 0 P: 3	R: 0 E: 0 K: 2 S: 9	H: 2 LOB: 3 BB: 1 P: 13	1B: 4 2B: 1 3B: 0 HR: 0	SF: 0 SAC: 0 DP: 1 HBP: 0	WP: 0 PB: 0 SB: 0 CS: 0
PITCHER	IP WLS BF H R ER SO BB IBB HBP BLK WP HR S P ERA WHIP											IP WLS BF H R ER SO BB IBB HBP BLK WP HR S P ERA WHIP								
Charlie Hough, R (1, 1) ERA: 3.26	9.0 W 34 5 2 2 8 3 0 0 0 0 0 0 47 59 2.00 0.889																			

Batter	1	2	3	4	5	6	7	8	9	AB	R	H	RBI	BB	SO	LOB	TOP					
Wayne Tolleson, S (1,6) OBP: 0.335, SLG: 0.366										5	1	1	0	0	1	6						
Bill Stein, R (1,4) OBP: 0.346, SLG: 0.444										4	0	0	0	1	0	5						
Buddy Bell, R (1,5) OBP: 0.339, SLG: 0.440										5	1	1	0	0	0	3						
Larry Parrish, R (1,9) OBP: 0.361, SLG: 0.548										5	2	3	3	0	2	3						
George Wright, S (1,8) OBP: 0.332, SLG: 0.435											5	1	2	1	0	0	1					
Bill Sample, R (1,7) OBP: 0.342, SLG: 0.422											4	0	0	0	1	2						
Dave Hostetter, R (1,10) OBP: 0.294, SLG: 0.303 (9, PH)											4	0	2	1	0	1	0					
Bob Jones, L (9, PH) OBP: 0.291, SLG: 0.550										1	0	0	0	0	0	0						
Pete O'Brien, L (1,3) OBP: 0.312, SLG: 0.328										3	0	0	0	1	0	4						
Jim Sundberg, R (1,2) OBP: 0.262, SLG: 0.256 (8, PH)										3	0	1	0	0	0	3						
Mickey Rivers, L (8, PH) OBP: 0.281, SLG: 0.318										1	0	1	0	0	0	0						
Bob Johnson, R (8,2) OBP: 0.283, SLG: 0.363										0	0	0	0	0	0	0						
Inning Stats	R: 0 E: 0 K: 1 S: 6	H: 1 LOB: 1 BB: 0 P: 6	R: 1 E: 2 K: 1 S: 8	H: 1 LOB: 3 BB: 1 P: 12	R: 1 E: 0 K: 1 S: 8	H: 3 LOB: 2 BB: 0 P: 8	R: 3 E: 0 K: 1 S: 9	H: 4 LOB: 1 BB: 0 P: 9	R: 0 E: 0 K: 0 S: 3	H: 0 LOB: 1 BB: 1 P: 7	R: 0 E: 0 K: 0 S: 4	H: 1 LOB: 1 BB: 0 P: 4	R: 0 E: 0 K: 1 S: 5	H: 0 LOB: 0 BB: 0 P: 5	R: 0 E: 0 K: 1 S: 6	H: 1 LOB: 2 BB: 1 P: 10	R: 0 E: 0 K: 0 S: 3	H: 0 LOB: 0 BB: 0 P: 3	1B: 9 2B: 1 3B: 0 HR: 1	SF: 0 SAC: 0 DP: 0 HBP: 0	WP: 1 PB: 0 SB: 0 CS: 1	PA: 43
PITCHER	IP	WLS	BF	H	R	ER	SO	BB	IBB	HBP	BLK	WP	HR	S	P	ERA	WHIP					
Dave Righetti, L (1,1) ERA: 3.27	6.0	W	32	10	5	4	4	2	0	0	0	1	1	38	46	6.00	2.000					
George Frazier, R (7,1) ERA: 3.55	1.1		6	1	0	0	1	1	0	0	0	0	0	7	11	0.00	1.500					
Rich Gossage, R (8,1) ERA: 2.27	1.2	S	5	0	0	0	1	0	0	0	0	0	0	7	7	0.00	0.000					

Texas Rangers @ New York Yankees
Yankee Stadium, Bronx, NY

AB 40
R 5
H 11
RBI 5
BB 3
SO 6
LOB 27



Fri Jul 15 1983, 7:05 PM EDT
Att: 22,079 - Unknown - 77 F


Batter	1	2	3	4	5	6	7	8	9	AB	R	H	RBI	BB	SO	LOB	BOTTOM					
Bert Campaneris, R (1,5) OBP: 0.366, SLG: 0.368 (7,4)										3	1	1	0	1	0	0						
Butch Wynegar, S (1,2) OBP: 0.395, SLG: 0.489										3	2	1	0	1	0	1						
Dave Winfield, R (1,7) OBP: 0.321, SLG: 0.448										4	2	2	3	0	0	1						
Lou Piniella, R (1,9) OBP: 0.356, SLG: 0.422 (7, PH)										3	0	0	0	0	1	3						
Steve Kemp, L (7, PH) OBP: 0.329, SLG: 0.424 (8,9)										1	0	0	0	0	0	0						
Don Baylor, R (1,10) OBP: 0.352, SLG: 0.462										4	2	3	3	0	0	0						
Steve Balboni, R (1,3) OBP: 0.375, SLG: 0.536										3	0	2	0	0	1	0						
Graig Nettles, L (7,5) OBP: 0.360, SLG: 0.455										1	0	0	0	0	0	1						
Roy Smalley, S (1,6) OBP: 0.359, SLG: 0.432 (7,3)										4	0	1	0	0	0	3						
Jerry Mumphrey, S (1,8) OBP: 0.298, SLG: 0.395										3	0	1	1	0	0	0						
Andre Robertson, R (1,4) OBP: 0.300, SLG: 0.363 (7,6)										4	0	0	0	0	3							
Inning Stats	R: 3 E: 0 K: 0 S: 7	H: 5 LOB: 1 BB: 0 P: 7	R: 0 E: 0 K: 0 S: 3	H: 0 LOB: 0 BB: 0 P: 3	R: 3 E: 0 K: 0 S: 7	H: 4 LOB: 1 BB: 1 P: 11	R: 0 E: 0 K: 1 S: 5	H: 0 LOB: 1 BB: 1 P: 9	R: 0 E: 0 K: 1 S: 5	H: 0 LOB: 0 BB: 0 P: 5	R: 0 E: 0 K: 0 S: 3	H: 0 LOB: 0 BB: 0 P: 3	R: 0 E: 0 K: 0 S: 3	H: 0 LOB: 0 BB: 0 P: 3	R: 1 E: 0 K: 0 S: 5	H: 2 LOB: 1 BB: 0 P: 5	R: 0 E: 0 K: 0 S: 3	H: 0 LOB: 0 BB: 0 P: 3	1B: 7 2B: 2 3B: 0 HR: 2	SF: 1 SAC: 0 DP: 0 HBP: 0	WP: 0 PB: 0 SB: 0 CS: 2	PA: 36
PITCHER	IP	WLS	BF	H	R	ER	SO	BB	IBB	HBP	BLK	WP	HR	S	P	ERA	WHIP					
Rick Honeycutt, L (1,1) ERA: 2.2	3.0	L	18	9	6	6	0	1	0	0	0	0	0	21	21	18.00	3.333					
John Butcher, R (4,1) ERA: 3.39	5.0		18	2	1	1	2	1	0	0	0	0	0	21	25	1.80	0.600					


Texas Rangers @ New York Yankees
Yankee Stadium, Bronx, NY

AB 33
R 7
H 11
RBI 7
BB 2
SO 2
LOB 12



Fri Jul 15 1983, 7:05 PM EDT
Att: 22,079 - Unknown - 77 F

Batter	1	2	3	4	5	6	7	8	9	AB	R	H	RBI	BB	SO	LOB	TOP				
Wayne Tolleson, S (1, 6) OBP: 0.337, SLG: 0.366	1-3		F8			FC6-4 1B		BB		3	0	1	0	1	0	0	<p>Texas Rangers @ New York Yankees Yankee Stadium, Bronx, NY</p> <p>Sat Jul 16 1983, 3:33 AM EDT Att: 41,520 - Unknown - 97 F</p> <p>livebaseballscores.com</p> <p>AB 35 R 1 H 7 RBI 1 BB 1 SO 9 LOB 17</p> 				
Bill Stein, R (1, 4) OBP: 0.333, SLG: 0.427	F8		6-3			FC6-4 E 1-2		K		4	0	0	0	0	1	3					
Buddy Bell, R (1, 5) OBP: 0.335, SLG: 0.435	K				F8			K		4	0	0	0	0	2	3					
Larry Parrish, R (1, 9) OBP: 0.356, SLG: 0.540		1-3			K			K		4	0	0	0	0	2	4					
George Wright, S (1, 8) OBP: 0.332, SLG: 0.433		K			K					4	0	1	0	0	2	0					
Bill Sample, R (1, 7) OBP: 0.343, SLG: 0.426						5-3		F8		4	1	2	0	0	0	1					
Dave Hostetter, R (1, 10) Bob Jones, L (9, PH) OBP: 0.435, SLG: 0.524						6-3		K		3	0	1	1	0	1	1					
Pete O'Brien, L (1, 3) Mike Richard, R (7, PH) Larry Blittner, L (7, 3) OBP: 0.310, SLG: 0.325 OBP: 0.198, SLG: 0.302 OBP: 0.356, SLG: 0.370						3-1		F9		2	0	0	0	0	0	1					
Jim Sundberg, R (1, 2) Mickey Rivers, L (9, PH) OBP: 0.263, SLG: 0.257 OBP: 0.280, SLG: 0.316						F8				1	0	0	0	0	1	2					
Inning Stats	R: 0 E: 0 K: 1 S: 5	H: 0 LOB: 0 BB: 0 P: 5	R: 1 E: 0 K: 1 S: 7	H: 2 LOB: 1 BB: 0 P: 7	R: 0 E: 0 K: 2 S: 3	H: 0 LOB: 0 BB: 0 P: 3	R: 0 E: 0 K: 0 S: 3	H: 0 LOB: 0 BB: 0 P: 3	R: 0 E: 1 K: 0 S: 5	H: 1 LOB: 2 BB: 0 P: 5	R: 0 E: 0 K: 1 S: 6	H: 1 LOB: 1 BB: 0 P: 6	R: 0 E: 0 K: 3 S: 10	H: 1 LOB: 2 BB: 1 P: 14	R: 0 E: 0 K: 1 S: 7	H: 2 LOB: 2 BB: 0 P: 7		1B: 6 2B: 1 3B: 0 HR: 0	SF: 0 SAC: 0 DP: 0 HBP: 0	WP: 0 PB: 0 SB: 1 CS: 0	PA: 36
PITCHER	IP WLS BF H R ER SO BB IBB HBP BLK WP HR S P ERA WHIP																				
Ray Fontenot, L (1, 1) ERA: 1.42	7.0 W 28 5 1 1 5 1 0 0 0 0 0 0 37 41 1.29 0.857																				
Rich Gossage, R (8, 1) ERA: 2.17	2.0 S 8 2 0 0 4 0 0 0 0 0 0 0 16 16 0.00 1.000																				

Batter	1	2	3	4	5	6	7	8	9	AB	R	H	RBI	BB	SO	LOB	BOTTOM				
Bert Campaneris, R (1, 4) OBP: 0.372, SLG: 0.375	L5-4 1B		5-3		4-3			1B		4	0	2	0	0	0	2	<p>Texas Rangers @ New York Yankees Yankee Stadium, Bronx, NY</p> <p>Sat Jul 16 1983, 3:33 AM EDT Att: 41,520 - Unknown - 97 F</p> <p>livebaseballscores.com</p> <p>AB 30 R 3 H 9 RBI 3 BB 3 SO 7 LOB 12</p> 				
Butch Wynegar, S (1, 2) OBP: 0.407, SLG: 0.497	1B					G6-4-3 1B		1B		3	0	3	0	1	0	0					
Dave Winfield, R (1, 7) OBP: 0.320, SLG: 0.444	L5-4 2-3				G6-4-3 1-2 2-3 3-H			G6-4-3 1-2		3	0	0	1	1	0	5					
Graig Nettles, L (1, 5) OBP: 0.359, SLG: 0.450	K				WP BB			F8		3	0	0	0	1	1	4					
Don Baylor, R (1, 10) OBP: 0.348, SLG: 0.456					K			F9		4	0	0	0	0	3	1					
Steve Kemp, L (1, 9) OBP: 0.324, SLG: 0.418					L4			F5		4	0	0	0	0	0	0					
Roy Smalley, S (1, 3) OBP: 0.356, SLG: 0.431					K			F9		3	1	1	0	0	1	0					
Jerry Mumphy, S (1, 8) OBP: 0.303, SLG: 0.415					6-3			2B BB		3	2	2	1	0	0	0					
Andre Robertson, R (1, 6) OBP: 0.300, SLG: 0.367					K			BB 2B		3	0	1	1	0	2	0					
Inning Stats	R: 0 E: 0 K: 1 S: 6	H: 2 LOB: 1 BB: 0 P: 6	R: 0 E: 0 K: 2 S: 7	H: 0 LOB: 0 BB: 0 P: 7	R: 0 E: 0 K: 1 S: 5	H: 0 LOB: 0 BB: 0 P: 5	R: 0 E: 0 K: 1 S: 5	H: 1 LOB: 1 BB: 1 P: 9	R: 2 E: 0 K: 0 S: 6	H: 3 LOB: 3 BB: 2 P: 14	R: 0 E: 0 K: 0 S: 3	H: 0 LOB: 0 BB: 0 P: 3	R: 1 E: 0 K: 1 S: 7	H: 3 LOB: 1 BB: 0 P: 7	R: 0 E: 0 K: 1 S: 5	H: 0 LOB: 0 BB: 0 P: 5		1B: 7 2B: 2 3B: 0 HR: 1	SF: 0 SAC: 0 DP: 3 HBP: 0	WP: 1 PB: 0 SB: 0 CS: 0	PA: 33
PITCHER	IP WLS BF H R ER SO BB IBB HBP BLK WP HR S P ERA WHIP																				
Mike Smithson, R (1, 1) ERA: 4.16	6.1 L 29 9 3 3 6 3 0 0 0 0 0 0 38 50 4.26 1.895																				
Dave Schmidt, R (7, 1) ERA: 2.42	1.2 4 0 0 0 1 0 0 0 0 0 0 0 6 6 0.00 0.000																				

Batter	1	2	3	4	5	6	7	8	9	AB	R	H	RBI	BB	SO	LOB	TOP					
Rusty Kuntz, R (1, 8) OBP: 0.302, SLG: 0.305	4-0 BB		0-0 F7		0-0 G1-6-3 1B		0-0 F8		0-0 6-3	4	0	1	1	1	0	2	Minnesota Twins @ New York Yankees Yankee Stadium, Bronx, NY Mon Jul 18 1983, 7:05 PM EDT Att: 20,448 - Unknown					
John Castino, R (1, 4) OBP: 0.348, SLG: 0.442	0-0 F8		0-0 4-3		0-0 G1-6-3 1-2		0-0 1-3			4	0	0	0	0	0	3						
Gary Ward, R (1, 7) OBP: 0.323, SLG: 0.475	0-0 F9		0-0 4-3		0-0 2B			0-3 K		4	0	1	0	0	1	1						
Gary Gaetti, R (1, 5) OBP: 0.301, SLG: 0.393	0-0 E5 1-2			0-3 K	0-0 6-3			0-0 F9		4	0	0	0	0	1	2						
Kent Hrbek, L (1, 3) OBP: 0.363, SLG: 0.470	0-3 K			4-0 1B BB		0-0 F8		0-0 6-3		3	0	0	0	1	1	2						
Mickey Hatcher, R (1, 10) OBP: 0.351, SLG: 0.445		0-0 FC1-4 1B		0-0 F8		0-0 5-3			0-0 G3	4	0	1	0	0	0	1						
Dave Engle, R (1, 2) OBP: 0.341, SLG: 0.462		0-0 FC1-4 1-2		0-0 FC6-4 1B		0-0 6-3			0-0 2B	4	1	2	0	0	0	1						
Tom Brunansky, R (1, 9) OBP: 0.286, SLG: 0.378		0-3 K		0-0 FC6-4 1-2			0-0 F9		0-0 2B	4	0	1	1	0	1	3						
Ron Washington, R (1, 6) OBP: 0.287, SLG: 0.341		0-0 F4			0-0 1B 3B				0-0 F8	4	1	2	0	0	0	2						
Inning Stats	R: 0 E: 1 K: 1 S: 6	H: 0 LOB: 2 BB: 1 P: 10	R: 0 E: 0 K: 1 S: 6	H: 1 LOB: 1 BB: 0 P: 6	R: 0 E: 0 K: 0 S: 3	H: 0 LOB: 0 BB: 0 P: 3	R: 0 E: 0 K: 1 S: 6	H: 1 LOB: 2 BB: 1 P: 10	R: 1 E: 0 K: 0 S: 5	H: 3 LOB: 1 BB: 0 P: 5	R: 0 E: 0 K: 0 S: 3	H: 0 LOB: 0 BB: 0 P: 3	R: 0 E: 0 K: 0 S: 4	H: 1 LOB: 0 BB: 0 P: 4	R: 0 E: 0 K: 1 S: 5	H: 0 LOB: 0 BB: 0 P: 5	R: 1 E: 0 K: 0 S: 5	H: 2 LOB: 1 BB: 0 P: 5	1B: 4 2B: 3 3B: 1 HR: 0	SF: 0 SAC: 0 DP: 1 HBP: 0	WP: 0 PB: 0 CS: 0	PA: 37
PITCHER Ron Guidry, L (1, 1) ERA: 3.15	IP: 9.0 WLS: W BF: 37 H: 8 R: 2 ER: 2 SO: 4 BB: 2 IBB: 0 HBP: 0 BLK: 0 WP: 0 HR: 0 S: 43 P: 51 ERA: 2.00 WHIP: 1.111															PITCHER						


AB	35
R	2
H	8
RBI	2
BB	2
SO	4
LOB	17




Batter	1	2	3	4	5	6	7	8	9	AB	R	H	RBI	BB	SO	LOB	BOTTOM	
Larry Milbourne, S (1, 4) OBP: 0.308, SLG: 0.320	0-0 4-3		0-0 FC 2B		0-0 F8		4-0 S 3B BB	0-0 1-4-3		4	1	1	0	1	0	2	Minnesota Twins @ New York Yankees Yankee Stadium, Bronx, NY Mon Jul 18 1983, 7:05 PM EDT Att: 20,448 - Unknown	
Butch Wynegar, S (1, 2) OBP: 0.404, SLG: 0.492	0-0 FC4-6 3B 1B		0-0 F4		0-0 6-3		0-3 K			4	1	1	0	0	1	2		
Dave Winfield, R (1, 7) OBP: 0.329, SLG: 0.456	4-0 FC4-6 1-2 BB		0-0 FC BB		0-0 1B		0-0 2H 3B			3	0	2	1	1	0	1		
Oscar Gamble, L (1, 10) OBP: 0.402, SLG: 0.543	0-0 FC4-6 3B		4-0 FC4-6 BB		0-0 6-3		4-0 CS IBB			2	1	0	0	1	0	3		
Don Baylor, R (7, PH) OBP: 0.354, SLG: 0.458	0-0 FC4-6 3B		0-0 FC4-6 BB		0-0 1B					0	0	0	0	1	0	0		
Graig Nettles, L (1, 5) OBP: 0.364, SLG: 0.460	0-0 1H 3H 3B		0-0 F5			0-0 G3 1B	0-0 CS	4-0 1B BB		3	1	2	2	1	0	3		
Steve Kemp, L (1, 9) OBP: 0.324, SLG: 0.414	0-0 F8		0-0 FC4-6 1-2			0-0 G3		0-0 1B 1B		4	0	1	0	0	0	5		
Jerry Mumphrey, S (1, 8) OBP: 0.295, SLG: 0.401		0-3 K		0-0 4-3		0-0 F7		0-0 L7		4	0	0	0	0	1	3		
Don Mattingly, L (1, 3) OBP: 0.270, SLG: 0.338		0-0 3-1		0-0 G5-4-3 1B		0-0 4-3		0-0 1-2 1B		4	0	2	1	0	0	1		
Andre Robertson, R (1, 6) OBP: 0.294, SLG: 0.359		0-0 4-3		0-0 G5-4-3 1-2			0-0 5-3	0-3 K		4	0	0	0	0	1	3		
Inning Stats	R: 2 E: 0 K: 0 S: 5	H: 2 LOB: 1 BB: 1 P: 9	R: 0 E: 0 K: 1 S: 5	H: 0 LOB: 0 BB: 0 P: 5	R: 0 E: 0 K: 0 S: 3	H: 1 LOB: 0 BB: 0 P: 3	R: 0 E: 0 K: 0 S: 4	H: 1 LOB: 1 BB: 0 P: 4	R: 0 E: 0 K: 0 S: 4	H: 1 LOB: 1 BB: 0 P: 4	R: 1 E: 0 K: 1 S: 5	H: 1 LOB: 2 BB: 2 P: 13	R: 1 E: 0 K: 1 S: 7	H: 2 LOB: 2 BB: 1 P: 11	1B: 6 2B: 1 3B: 2 HR: 0	SF: 0 SAC: 0 DP: 1 HBP: 0	WP: 0 PB: 0 CS: 1	PA: 38
PITCHER Albert Williams, R (1, 1) ERA: 5.1 Len Whitehouse, L (7, 1) ERA: 2.72	IP: 6.2 WLS: L BF: 30 H: 7 R: 3 ER: 3 SO: 2 BB: 3 IBB: 0 HBP: 0 BLK: 0 WP: 0 HR: 0 S: 31 P: 43 ERA: 4.05 WHIP: 1.500															PITCHER		

AB	32
R	4
H	9
RBI	4
BB	5
SO	3
LOB	23



Batter	1	2	3	4	5	6	7	8	9	AB	R	H	RBI	BB	SO	LOB	TOP			
Mickey Hatcher, R OBP: 0.345, SLG: 0.436 (1, 10)	0-0 4-3		0-0 F8			0-0 F4		0-0 F7	4 0 0 0 0 0 1								Minnesota Twins @ New York Yankees Yankee Stadium, Bronx, NY Tue Jul 19 1983, 7:05 PM EDT Att: 17,580 - Unknown - 72 F livebaseballscorecards.com			
John Castino, R OBP: 0.351, SLG: 0.439 (1, 4)	0-0 4-3		0-0 CS	4-0 BB		0-0 F9		4-0 BB	2 0 0 0 2 0 0											
Gary Ward, R OBP: 0.326, SLG: 0.476 Darrell Brown, S OBP: 0.300, SLG: 0.302 (1, 7) (7, 7)	0-0 1B			0-0 L9				0-0 G6-4-3 1B	3 0 2 0 0 0 1 1 0 1 0 0 0 0											
Gary Gaetti, R OBP: 0.298, SLG: 0.388 (1, 5)	0-3 K			0-0 F4				0-0 G6-4-3	4 0 0 0 0 1 5											
Kent Hrbek, L OBP: 0.363, SLG: 0.466 (1, 3)		4-0 BB		0-3 K				0-0 6-3	2 0 0 0 1 1 1											
Dave Engle, R OBP: 0.346, SLG: 0.465 (1, 2)		0-0 G6-4-3			0-0 1B			0-0 G6-4-3 1B	3 0 2 0 0 0 1											
Tom Brunansky, R OBP: 0.284, SLG: 0.375 (1, 9)		0-3 K			0-3 K			0-0 G6-4-3	3 0 0 0 0 2 2											
Ron Washington, R OBP: 0.288, SLG: 0.341 (1, 6)				0-0 CS 1B		0-0 G4-6-3		0-3 K	3 0 1 0 0 1 1											
Rusty Kuntz, R OBP: 0.294, SLG: 0.296 (1, 8)				0-0 F9				0-0 1-3	3 0 0 0 0 1 1											
Inning Stats	R: 0 E: 0 K: 1 S: 6	H: 1 LOB: 1 BB: 0 P: 6	R: 0 E: 0 K: 1 S: 4	H: 0 LOB: 0 BB: 1 P: 8	R: 0 E: 0 K: 0 S: 3	H: 1 LOB: 0 BB: 0 P: 3	R: 0 E: 0 K: 1 S: 5	H: 0 LOB: 1 BB: 1 P: 9	R: 0 E: 0 K: 0 S: 5	H: 0 LOB: 0 BB: 0 P: 5	R: 0 E: 0 K: 0 S: 3	H: 1 LOB: 0 BB: 0 P: 3	R: 0 E: 0 K: 1 S: 5	H: 1 LOB: 0 BB: 0 P: 5	R: 0 E: 0 K: 1 S: 6	H: 1 LOB: 2 BB: 1 P: 10	1B: 6 2B: 0 3B: 0 HR: 0	SF: 0 SAC: 0 DP: 4 HBP: 0	WP: 0 PB: 0 CS: 1	PA: 32
PITCHER Shane Rawley, L ERA: 4.0 (1, 1)	IP: 9.0 WLS: W BF: 31 H: 6 R: 0 ER: 0 SO: 6 BB: 3 IBB: 0 HBP: 0 BLK: 0 WP: 0 HR: 0 S: 40 P: 52 ERA: 0.00 WHIP: 1.000															PITCHER				

Batter	1	2	3	4	5	6	7	8	9	AB	R	H	RBI	BB	SO	LOB	BOTTOM			
Larry Milbourne, S OBP: 0.306, SLG: 0.316 (1, 4)	0-0 4-3		0-0 6-3			0-0 3B 1B		0-0 4-3	4 1 1 0 0 0 0								Minnesota Twins @ New York Yankees Yankee Stadium, Bronx, NY Tue Jul 19 1983, 7:05 PM EDT Att: 17,580 - Unknown - 72 F livebaseballscorecards.com			
Butch Wynegar, S OBP: 0.406, SLG: 0.489 (1, 2)	0-0 E9 1B		4-0 BB		0-0 F4		0-0 F6		3 1 1 0 1 0 2											
Dave Winfield, R OBP: 0.328, SLG: 0.459 (1, 7)	0-0 L6		0-0 6-3		0-0 3B		0-0 F9		4 0 1 2 0 0 2											
Oscar Gamble, L OBP: 0.405, SLG: 0.551 (1, 10)	0-0 2H 1B			0-0 1B 2B		0-0 G3		0-0 F9	4 1 2 1 0 0 1											
Graig Nettles, L OBP: 0.365, SLG: 0.461 Bert Campaneris, R OBP: 0.387, SLG: 0.391 (1, 5) (6, 5)	0-0 4-3			0-0 G4-6-3 1B		0-0 6-3		0-0 E S 1B	2 0 1 1 0 0 1 2 0 1 0 0 0 0											
Steve Kemp, L OBP: 0.323, SLG: 0.411 (1, 9)		0-0 F9		0-0 G4-6-3		0-0 1B 1B		0-3 K	4 0 1 0 0 1 2											
Jerry Mumphrey, S OBP: 0.294, SLG: 0.395 (1, 8)		0-0 F8		0-0 1-3		0-0 F9		4-0 BB	3 0 0 0 1 0 1											
Don Mattingly, L OBP: 0.269, SLG: 0.333 (1, 3)		0-0 L7			0-0 L8		0-0 L4		4 0 1 0 0 0 2											
Andre Robertson, R OBP: 0.295, SLG: 0.356 (1, 6)			0-0 5-3		4-0 1B 3B BB		0-0 F5		2 1 0 0 1 0 2											
Inning Stats	R: 1 E: 1 K: 0 S: 5	H: 2 LOB: 1 BB: 0 P: 5	R: 0 E: 0 K: 0 S: 3	H: 0 LOB: 0 BB: 0 P: 3	R: 0 E: 0 K: 0 S: 3	H: 0 LOB: 1 BB: 1 P: 7	R: 1 E: 0 K: 0 S: 4	H: 2 LOB: 0 BB: 0 P: 4	R: 2 E: 0 K: 0 S: 5	H: 2 LOB: 1 BB: 1 P: 9	R: 0 E: 0 K: 0 S: 5	H: 2 LOB: 2 BB: 0 P: 5	R: 0 E: 0 K: 1 S: 6	H: 0 LOB: 0 BB: 0 P: 3	R: 0 E: 0 K: 1 S: 6	H: 1 LOB: 2 BB: 1 P: 10	1B: 7 2B: 1 3B: 1 HR: 0	SF: 0 SAC: 0 DP: 1 HBP: 0	WP: 0 PB: 0 CS: 0	PA: 35
PITCHER Bobby Castillo, R ERA: 4.57 Len Whitehouse, L ERA: 2.66 (1, 1) (5, 1)	IP: 4.0 WLS: L BF: 16 H: 4 R: 2 ER: 1 SO: 1 BB: 1 IBB: 0 HBP: 0 BLK: 0 WP: 0 HR: 0 S: 15 P: 19 ERA: 2.25 WHIP: 1.250															PITCHER				

Batter	1	2	3	4	5	6	7	8	9	10	AB	R	H	RBI	BB	SO	LOB								
Darrell Brown, S OBP: 0.289, SLG: 0.291 Gary Ward, R OBP: 0.325, SLG: 0.475 (9, PH) Rusty Kuntz, R OBP: 0.294, SLG: 0.296	4-3		E6		G3		L8		F3		4	0	0	0	0	0	1								
John Castino, R OBP: 0.349, SLG: 0.434			G3-6-3				F8		K		4	0	0	0	1	1	2								
Dave Engle, R OBP: 0.352, SLG: 0.483	E6		5-3				1B		HR		5	2	3	1	0	0	2								
Gary Gaetti, R OBP: 0.299, SLG: 0.391	F3						1B				5	1	2	0	0	1	3								
Kent Hrbek, L OBP: 0.300, SLG: 0.465	K						1B		2B		5	1	1	2	0	4	4								
Mickey Hatcher, R OBP: 0.343, SLG: 0.434		F7					SF7				3	0	1	1	0	0	1								
Tom Brunansky, R OBP: 0.281, SLG: 0.370		F5					K				4	0	0	0	0	2	1								
Ron Washington, R OBP: 0.287, SLG: 0.339		G3									4	0	1	0	0	0	0								
Tim Laudner, R OBP: 0.264, SLG: 0.278 Randy Bush, L OBP: 0.353, SLG: 0.484 (9, PH) Ray Smith, R OBP: 0.305, SLG: 0.287							F3		F8		3	0	1	0	0	0	0								
									F4		1	0	0	0	0	0	1								
											0	0	0	0	0	0	0								
Inning Stats	R: 0 E: 1 K: 1 S: 6	H: 0 LOB: 2 BB: 1 P: 10	R: 0 E: 0 K: 0 S: 3	H: 0 LOB: 0 BB: 0 P: 3	R: 0 E: 1 K: 0 S: 4	H: 1 LOB: 1 BB: 0 P: 4	R: 0 E: 0 K: 3 S: 10	H: 1 LOB: 1 BB: 0 P: 10	R: 0 E: 0 K: 0 S: 3	H: 0 LOB: 0 BB: 0 P: 3	R: 3 E: 1 K: 1 S: 8	H: 3 LOB: 0 BB: 0 P: 8	R: 0 E: 0 K: 0 S: 3	H: 0 LOB: 0 BB: 0 P: 3	R: 1 E: 0 K: 2 S: 9	H: 2 LOB: 1 BB: 0 P: 9	R: 0 E: 0 K: 1 S: 6	H: 1 LOB: 1 BB: 0 P: 6	R: 0 E: 0 K: 1 S: 6	H: 1 LOB: 1 BB: 0 P: 6	1B: 6 2B: 2 3B: 0 HR: 1	SF: 1 SAC: 0 DP: 1 HBP: 0	WP: 1 PB: 0 SB: 0 CS: 0	PA: 41	
PITCHER	IP	WLS	BF	H	R	ER	SO	BB	IBB	HBP	BLK	WP	HR	S	P	ERA	WHIP								
Dave Righetti, L ERA: 3.28 Rich Gossage, R ERA: 2.06	(1.1) (8.1)	7.2 2.1	32 9	7 2	4 0	3 0	7 1	0 0	0 0	0 0	0 0	0 0	0 0	11 11	49 11	3.52 0.00	1.043 0.857								

TOP

Minnesota Twins @ New York Yankees
Yankee Stadium, Bronx, NY
Wed Jul 20 1983, 3:33 AM EDT
Att: 27,583 - Unknown - 86 F

AB	39
R	4
H	9
RBI	4
BB	1
SO	8
LOB	16

Batter	1	2	3	4	5	6	7	8	9	10	AB	R	H	RBI	BB	SO	LOB								
Larry Milbourne, S OBP: 0.300, SLG: 0.301	1B	6-3			F7	4-3			F3		4	0	0	0	1	0	2								
Butch Wynegar, S OBP: 0.406, SLG: 0.487	1B				F7				4-3		5	0	2	0	0	0	0								
Dave Winfield, R OBP: 0.326, SLG: 0.454	F7				F7				K		4	0	0	0	1	1	3								
Lou Piniella, R OBP: 0.344, SLG: 0.414 Steve Kemp, L OBP: 0.326, SLG: 0.417 (10, PH)	F8				FC6-4				L6		4	1	1	0	0	0	3								
											1	1	1	0	0	0	0								
Don Baylor, R OBP: 0.356, SLG: 0.471	K				1B				HR		5	2	3	3	0	1	2								
Steve Balboni, R OBP: 0.333, SLG: 0.457 Don Mattingly, L OBP: 0.278, SLG: 0.342		F7			F3						3	0	0	0	0	0	2								
											1	0	1	0	0	0	0								
Bert Campaneris, R OBP: 0.402, SLG: 0.400					4-3						3	2	2	0	1	0	0								
Jerry Mumphrey, S OBP: 0.283, SLG: 0.392		1-3			K				L6		4	0	1	1	0	1	3								
Andre Robertson, R OBP: 0.294, SLG: 0.358					F9				FC4-6		4	0	1	1	0	0	3								
Inning Stats	R: 0 E: 0 K: 1 S: 6	H: 1 LOB: 1 BB: 1 P: 10	R: 1 E: 0 K: 0 S: 5	H: 2 LOB: 1 BB: 0 P: 5	R: 1 E: 0 K: 0 S: 5	H: 2 LOB: 1 BB: 0 P: 5	R: 0 E: 0 K: 1 S: 5	H: 0 LOB: 0 BB: 0 P: 5	R: 0 E: 0 K: 0 S: 3	H: 0 LOB: 0 BB: 0 P: 3	R: 2 E: 1 K: 0 S: 5	H: 2 LOB: 1 BB: 1 P: 9	R: 0 E: 0 K: 0 S: 5	H: 1 LOB: 0 BB: 0 P: 3	R: 0 E: 0 K: 0 S: 5	H: 2 LOB: 2 BB: 0 P: 5	R: 0 E: 0 K: 1 S: 5	H: 0 LOB: 0 BB: 0 P: 5	R: 2 E: 0 K: 0 S: 2	H: 2 LOB: 0 BB: 0 P: 2	1B: 8 2B: 3 3B: 0 HR: 1	SF: 0 SAC: 0 DP: 1 HBP: 0	WP: 0 PB: 0 SB: 0 CS: 0	PA: 41	
PITCHER	IP	WLS	BF	H	R	ER	SO	BB	IBB	HBP	BLK	WP	HR	S	P	ERA	WHIP								
Frank Viola, L ERA: 5.35 Rick Lysander, R ERA: 3.21 Ron Davis, R ERA: 3.59	(1.1) (6.1) (8.1)	5.1 1.2 2.0	26 5 10	7 1 4	4 0 2	3 0 2	2 0 1	3 0 0	0 0 0	0 0 0	0 0 0	0 0 0	0 0 1	0 5 12	27 5 12	9.00 0.00 9.00	2.000 0.600 2.000								

BOTTOM


Minnesota Twins @ New York Yankees
Yankee Stadium, Bronx, NY
Wed Jul 20 1983, 3:33 AM EDT
Att: 27,583 - Unknown - 86 F

AB	38
R	6
H	12
RBI	5
BB	3
SO	3
LOB	18


Batter	1	2	3	4	5	6	7	8	9	AB	R	H	RBI	BB	SO	LOB	TOP															
Willie Wilson, S (1, 8) OBP: 0.322, SLG: 0.355										5	1	3	0	0	0	1	Kansas City Royals @ New York Yankees Yankee Stadium, Bronx, NY Fri Jul 22 1983, 7:05 PM EDT Unknown - 85 F															
U L Washington, S (1, 6) OBP: 0.302, SLG: 0.327										5	1	0	0	0	0	3																
George Brett, L (1, 5) OBP: 0.442, SLG: 0.722										4	2	2	1	1	0	1																
Hal McRae, R (1, 10) OBP: 0.390, SLG: 0.483										4	2	4	1	1	0	0																
Amos Otis, R (1, 9) OBP: 0.327, SLG: 0.371										5	0	3	3	0	0	2																
Frank White, R (1, 4) OBP: 0.272, SLG: 0.387										5	0	0	1	0	0	4																
Willie Aikens, L (1, 3) OBP: 0.400, SLG: 0.543										4	0	1	0	0	0	1																
Leon Roberts, R (1, 7) OBP: 0.311, SLG: 0.351										2	0	0	0	0	0	1																
Pat Sheridan, L (6, PH) OBP: 0.313, SLG: 0.415										2	0	1	0	0	0	0																
John Wathan, R (1, 2) OBP: 0.325, SLG: 0.342										4	0	1	0	0	0	2																
Inning Stats	R: 1 E: 0 K: 0 S: 5	H: 3 LOB: 1 BB: 0 P: 5	R: 0 E: 0 K: 0 S: 4	H: 1 LOB: 1 BB: 0 P: 4	R: 2 E: 0 K: 0 S: 6	H: 3 LOB: 1 BB: 0 P: 6	R: 0 E: 0 K: 0 S: 4	H: 1 LOB: 1 BB: 0 P: 4	R: 2 E: 0 K: 0 S: 5	H: 2 LOB: 1 BB: 0 P: 9	R: 0 E: 0 K: 0 S: 4	H: 1 LOB: 0 BB: 0 P: 3	R: 0 E: 0 K: 0 S: 4	H: 1 LOB: 1 BB: 0 P: 4	R: 1 E: 0 K: 0 S: 5	H: 2 LOB: 2 BB: 1 P: 9	1B: 12 2B: 3 3B: 0 HR: 0	SF: 0 SAC: 0 DP: 1 HBP: 0	WP: 0 PB: 0 SB: 4 CS: 0	PA: 42												
PITCHER	IP WLS BF H R ER SO BB IBB HBP BLK WP HR S P ERA WHIP																															
Ray Fontenot, L (1, 1) ERA: 3.09	4.1	22	9	5	5	0	1	0	0	0	0	0	0	21	25	10.38	2.308															
Dale Murray, R (5, 1) ERA: 4.69	4.1	18	5	1	1	0	1	0	0	0	0	0	0	17	21	2.08	1.385															
Rich Gossage, R (9, 1) ERA: 2.05	0.1	W	2	1	0	0	0	0	0	0	0	0	0	2	2	0.00	3.000															

Batter	1	2	3	4	5	6	7	8	9	AB	R	H	RBI	BB	SO	LOB	BOTTOM															
Larry Milbourne, S (1, 4) OBP: 0.295, SLG: 0.295										5	0	1	0	0	1	3	Kansas City Royals @ New York Yankees Yankee Stadium, Bronx, NY Fri Jul 22 1983, 7:05 PM EDT Unknown - 85 F															
Butch Wynegar, S (1, 2) OBP: 0.401, SLG: 0.479										5	1	1	0	0	0	2																
Dave Winfield, R (1, 7) OBP: 0.327, SLG: 0.460										4	1	1	2	1	1	0																
Steve Kemp, L (1, 9) OBP: 0.327, SLG: 0.412										3	2	0	0	2	1	1																
Don Baylor, R (1, 10) OBP: 0.364, SLG: 0.475										4	2	3	1	1	0	0																
Roy Smalley, S (1, 5) OBP: 0.361, SLG: 0.431										2	1	1	0	1	0	0																
Jerry Mumphrey, S (1, 8) OBP: 0.297, SLG: 0.391										3	0	1	2	1	0	2																
Don Mattingly, L (1, 3) OBP: 0.293, SLG: 0.346										2	0	1	0	1	0	1																
Lou Piniella, R (8, PH) OBP: 0.349, SLG: 0.427										1	0	1	1	0	0	0																
Bert Campaneris, R (9, 5) OBP: 0.402, SLG: 0.400										0	0	0	0	0	0	0																
Andre Robertson, R (1, 6) OBP: 0.290, SLG: 0.353										3	0	0	0	0	1	3																
Inning Stats	R: 2 E: 0 K: 0 S: 7	H: 4 LOB: 2 BB: 0 P: 7	R: 0 E: 0 K: 0 S: 4	H: 1 LOB: 1 BB: 0 P: 4	R: 0 E: 0 K: 1 S: 5	H: 0 LOB: 0 BB: 0 P: 5	R: 0 E: 0 K: 0 S: 3	H: 0 LOB: 1 BB: 1 P: 7	R: 0 E: 0 K: 1 S: 5	H: 1 LOB: 0 BB: 0 P: 5	R: 3 E: 0 K: 1 S: 6	H: 2 LOB: 0 BB: 2 P: 14	R: 0 E: 0 K: 1 S: 5	H: 0 LOB: 1 BB: 1 P: 9	R: 1 E: 0 K: 0 S: 4	H: 1 LOB: 2 BB: 2 P: 12	R: 1 E: 0 K: 0 S: 3	H: 1 LOB: 1 BB: 1 P: 7	1B: 8 2B: 1 3B: 0 HR: 1	SF: 0 SAC: 2 DP: 2 HBP: 0	WP: 1 PB: 0 SB: 0 CS: 0	PA: 41										
PITCHER	IP WLS BF H R ER SO BB IBB HBP BLK WP HR S P ERA WHIP																															
Gaylord Perry, R (1, 1) ERA: 5.29	5.0	24	7	5	5	2	3	0	0	0	0	0	0	25	37	9.00	2.000															
Don Hood, L (6, 1) ERA: 2.11	2.1	11	2	1	1	2	2	1	0	0	1	0	0	12	24	3.86	1.714															
Mike Armstrong, R (8, 1) ERA: 3.7	1.1	L	6	1	1	1	0	0	0	0	0	0	0	5	9	6.75	1.500															

AB 40
R 6
H 15
RBI 6
BB 2
SO 0
LOB 15




AB 32
R 7
H 10
RBI 6
BB 7
SO 4
LOB 12



Batter	1	2	3	4	5	6	7	8	9	10	11	12	AB	R	H	RBI	BB	SO	LOB	TOP		
Wille Wilson, S OBP: 0.322, SLG: 0.353 (1, 8)	6-3			4-3		F6		BB		6-3		FC5-4	5	0	1	1	1	0	0			
U L Washington, S OBP: 0.302, SLG: 0.323 (1, 6)	K			6-3		F8		FC6-4			F9	FC5-4	4	1	0	0	2	1	2			
George Brett, L OBP: 0.437, SLG: 0.707 (1, 5)	G3			F8				FC6-4			K	FC4-6	5	0	0	0	1	1	6			
Hal McRae, R OBP: 0.390, SLG: 0.485 (1, 10)					5-3		1-4-3				F9		5	0	2	0	0	0	2			
Willie Aikens, L OBP: 0.402, SLG: 0.545 Joe Simpson, L OBP: 0.257, SLG: 0.227 (9, PR) (9, 3)	G1-6-3						1-3						3	1	1	0	1	0	2			
Amos Otis, R OBP: 0.320, SLG: 0.363 (1, 9)	4-3				F9								1	0	1	1	0	0	0			
Pat Sheridan, L OBP: 0.309, SLG: 0.406 (1, 7)				F5				F8				4-3	5	0	1	1	0	1	2			
Frank White, R OBP: 0.271, SLG: 0.384 (1, 4)				5-3				F7					5	1	1	0	0	1	1			
Don Slaught, R OBP: 0.263, SLG: 0.292 (1, 2)	K					F8							5	0	2	0	0	1	0			
Inning Stats	R: 0 E: 0 K: 5 S: 5	H: 0 LOB: 0 BB: 0 P: 5	R: 0 E: 0 K: 3 S: 3	H: 1 LOB: 0 BB: 0 P: 3	R: 0 E: 0 K: 1 S: 5	H: 0 LOB: 0 BB: 0 P: 5	R: 0 E: 0 K: 0 S: 3	H: 0 LOB: 0 BB: 0 P: 3	R: 0 E: 0 K: 0 S: 3	H: 0 LOB: 1 BB: 1 P: 7	R: 0 E: 0 K: 4 S: 4	H: 1 LOB: 3 BB: 2 P: 12	R: 0 E: 0 K: 1 S: 5	H: 0 LOB: 0 BB: 0 P: 5	R: 1 E: 0 K: 2 S: 8	H: 1 LOB: 1 BB: 1 P: 12	R: 1 E: 0 K: 0 S: 6	H: 3 LOB: 2 BB: 0 P: 6	1B: 7 2B: 2 3B: 0 HR: 0	SF: 0 SAC: 0 DP: 2 HBP: 0	WP: 0 PB: 0 SB: 0 CS: 0	PA: 48
PITCHER	IP	WLS	BF	H	R	ER	SO	BB	IBB	HBP	BLK	WP	HR	S	P	ERA	WHIP					
Matt Keough, R ERA: 4.93 George Frazier, R ERA: 3.53 Jay Howell, R ERA: 4.93	(1, 1) (7, 1) (12, 1)																					

Kansas City Royals @ New York Yankees
 Yankee Stadium, Bronx, NY
 Fri Jul 22 1983, 7:05 PM EDT
 Alt. 40,365 - Unknown


AB 43
 R 3
 H 9
 RBI 3
 BB 5
 SO 6
 LOB 20





Batter	1	2	3	4	5	6	7	8	9	10	11	12	AB	R	H	RBI	BB	SO	LOB	BOTTOM				
Larry Mibourne, S OBP: 0.287, SLG: 0.287 Bert Campaneris, R OBP: 0.402, SLG: 0.400 (12, PR)	F7		K		F9			6-3	4-3				6	0	1	0	0	1	5					
Roy Smalley, S OBP: 0.358, SLG: 0.423 (1, 5)	G5-4-3		4-3			L5		4-3				F9	5	0	0	0	1	0	2					
Dave Winfield, R OBP: 0.322, SLG: 0.452 (1, 7)	G5-4-3				F8			F7				K	6	0	0	0	0	2	2					
Lou Piniella, R OBP: 0.349, SLG: 0.420 Steve Kemp, L OBP: 0.328, SLG: 0.417 (9, PH) (10, 9)			F8		F8				1B	3-1			2	0	0	0	1	0	0					
Don Baylor, R OBP: 0.367, SLG: 0.477 Oscar Gamble, L OBP: 0.415, SLG: 0.590 (9, PH)									BB				3	0	2	0	0	1	1					
Steve Balboni, R OBP: 0.317, SLG: 0.432 Don Mattingly, L OBP: 0.306, SLG: 0.370 (7, PH) (8, 3)													2	0	0	0	0	2	2					
Jerry Mumphrey, S OBP: 0.299, SLG: 0.389 (1, 8)					F9			6-3	6-3				4	0	1	0	1	0	2					
Rick Cerone, R OBP: 0.258, SLG: 0.258 Graig Nettles, L OBP: 0.394, SLG: 0.459 Butch Wynegar, S OBP: 0.399, SLG: 0.479 (10, 2)													2	0	1	0	1	0	1					
Andre Robertson, R OBP: 0.285, SLG: 0.346 (1, 6)					F9			6-3					1	0	0	0	0	0	3					
Inning Stats	R: 0 E: 0 K: 0 S: 2	H: 0 LOB: 1 BB: 1 P: 1	R: 0 E: 0 K: 1 S: 6	H: 1 LOB: 1 BB: 0 P: 6	R: 0 E: 0 K: 1 S: 6	H: 1 LOB: 1 BB: 0 P: 6	R: 0 E: 0 K: 0 S: 3	H: 1 LOB: 1 BB: 1 P: 7	R: 0 E: 0 K: 0 S: 4	H: 1 LOB: 0 BB: 0 P: 5	R: 0 E: 0 K: 0 S: 5	H: 0 LOB: 0 BB: 0 P: 10	R: 1 E: 0 K: 0 S: 6	H: 3 LOB: 3 BB: 1 P: 10	R: 0 E: 0 K: 0 S: 3	H: 0 LOB: 0 BB: 0 P: 3	R: 1 E: 0 K: 0 S: 4	H: 2 LOB: 0 BB: 0 P: 4	R: 0 E: 0 K: 0 S: 6	H: 1 LOB: 1 BB: 0 P: 6	1B: 7 2B: 3 3B: 0 HR: 0	SF: 1 SAC: 0 DP: 1 HBP: 0	WP: 0 PB: 0 SB: 0 CS: 0	PA: 49
PITCHER	IP	WLS	BF	H	R	ER	SO	BB	IBB	HBP	BLK	WP	HR	S	P	ERA	WHIP							
Vida Blue, L ERA: 3.75 Dan Quisenberry, R ERA: 1.91 Steve Renko, R ERA: 4.63	(1, 1) (6, 1) (12, 1)																							

Kansas City Royals @ New York Yankees
 Yankee Stadium, Bronx, NY
 Fri Jul 22 1983, 7:05 PM EDT
 Alt. 40,365 - Unknown

AB 43
 R 2
 H 10
 RBI 2
 BB 4
 SO 6
 LOB 25



Batter	1	2	3	4	5	6	7	8	9	AB	R	H	RBI	BB	SO	LOB	TOP			
Willie Wilson, S OBP: 0.319, SLG: 0.350 (1, 8)	L4		5-3			K		5-3		4	0	0	0	0	1	1	Kansas City Royals @ New York Yankees Yankee Stadium, Bronx, NY Sat Jul 23 1983, 7:05 PM EDT Att: 42,291 - Unknown - 79 F livebaseballscorecards.com			
U L Washington, S OBP: 0.302, SLG: 0.322 (1, 6)	5-3			F8				K		4	0	1	0	0	1	0				
George Brett, L OBP: 0.431, SLG: 0.696 (1, 5)	K			L8		F7			K	4	0	0	0	0	2	2				
Hal McRae, R OBP: 0.388, SLG: 0.485 (1, 10)		2B		F9		4-3			K	4	0	1	0	0	1	2				
Amos Otis, R OBP: 0.319, SLG: 0.361 (1, 9)	F4				FC6-4 1B			K		4	0	1	0	0	1	1				
Frank White, R OBP: 0.289, SLG: 0.380 (1, 4)	5-3				FC6-4 FC5-4 1-2		F4			3	0	0	0	0	0	2				
Leon Roberts, R OBP: 0.312, SLG: 0.380 (1, 7)	6-3				FC5-4 1-2		HR			3	1	1	1	0	0	2				
Willie Aikens, L OBP: 0.397, SLG: 0.538 (1, 3)			F5			F8		K		3	0	0	0	0	1	1				
John Wathan, R OBP: 0.325, SLG: 0.342 (1, 2)	5-3					1B		K		3	0	1	0	0	1	0				
Inning Stats	R: 0 E: 0 K: 1 S: 5	H: 0 LOB: 0 BB: 0 P: 5	R: 0 E: 0 K: 0 S: 4	H: 1 LOB: 1 BB: 0 P: 4	R: 0 E: 0 K: 0 S: 3	H: 0 LOB: 0 BB: 0 P: 3	R: 0 E: 0 K: 0 S: 3	H: 0 LOB: 1 BB: 0 P: 3	R: 0 E: 0 K: 1 S: 7	H: 2 LOB: 2 BB: 0 P: 7	R: 1 E: 0 K: 2 S: 8	H: 1 LOB: 0 BB: 0 P: 8	R: 0 E: 0 K: 2 S: 7	H: 0 LOB: 0 BB: 0 P: 7	R: 0 E: 0 K: 2 S: 7	H: 0 LOB: 0 BB: 0 P: 7		1B: 3 2B: 1 3B: 0 HR: 1	SF: 0 SAC: 0 DP: 0 HBP: 0	WP: 0 PB: 0 SB: 0 CS: 0
PITCHER Ron Guidry, L ERA: 3.01 (1, 1)	IP: 9.0 WLS: W BF: 32 H: 5 R: 1 ER: 1 SO: 8 BB: 0 IBB: 0 HBP: 0 BLK: 0 WP: 0 HR: 1 S: 48 P: 48 ERA: 1.00 WHIP: 0.556															PITCHER				

Batter	1	2	3	4	5	6	7	8	9	AB	R	H	RBI	BB	SO	LOB	BOTTOM			
Bert Campaneris, R OBP: 0.392, SLG: 0.389 (1, 5)	F8		6-3	1-2 3H 1B		F9		G5-4-3 1-2 2-3		5	0	1	1	0	0	3	Kansas City Royals @ New York Yankees Yankee Stadium, Bronx, NY Sat Jul 23 1983, 7:05 PM EDT Att: 42,291 - Unknown - 79 F livebaseballscorecards.com			
Larry Milbourne, S OBP: 0.274, SLG: 0.273 (1, 4)	F6		F7	FC5 2-3		F5		F7		5	0	0	0	0	0	4				
Lou Piniella, R OBP: 0.364, SLG: 0.438 (1, 9)		1B 2B								2	2	2	0	1	0	0				
Roy Smalley, S OBP: 0.356, SLG: 0.422 (7, 3)				BB		2B SF8 1B				1	0	0	0	0	1	0				
Don Baylor, R OBP: 0.368, SLG: 0.480 (1, 10)			F7			6-3				4	1	2	1	0	0	1				
Steve Balboni, R OBP: 0.295, SLG: 0.410 (1, 3)		2H 1B								2	0	0	1	0	0	1				
Don Mattingly, L OBP: 0.314, SLG: 0.378 (7, 9)	5-3			5-3		SF8		1B 1B		1	0	1	0	0	0	0				
Steve Kemp, L OBP: 0.337, SLG: 0.429 (1, 7)				BB 1B				1-3 1B		4	1	4	1	0	0	0				
Jerry Mumphrey, S OBP: 0.296, SLG: 0.383 (1, 8)	B1-3			BB 1B 1B		K		F8		3	1	0	0	1	1	4				
Rick Cerone, R OBP: 0.257, SLG: 0.258 (1, 2)	K					F9		F7		4	0	1	0	0	1	4				
Andre Robertson, R OBP: 0.292, SLG: 0.354 (1, 6)	6-3			FC5 1-3 2H 1B		F9 CS 2B		G5-4-3 HBP 1B		3	0	2	1	0	0	1				
Inning Stats	R: 1 E: 0 K: 0 S: 5	H: 2 LOB: 1 BB: 0 P: 5	R: 0 E: 0 K: 1 S: 6	H: 1 LOB: 1 BB: 0 P: 6	R: 0 E: 0 K: 0 S: 3	H: 0 LOB: 1 BB: 1 P: 7	R: 2 E: 0 K: 0 S: 6	H: 3 LOB: 2 BB: 1 P: 10	R: 2 E: 0 K: 1 S: 8	H: 3 LOB: 1 BB: 0 P: 8	R: 0 E: 0 K: 1 S: 7	H: 2 LOB: 2 BB: 0 P: 7	R: 0 E: 0 K: 0 S: 3	H: 1 LOB: 1 BB: 0 P: 4	R: 0 E: 0 K: 0 S: 3	H: 1 LOB: 1 BB: 0 P: 4		1B: 9 2B: 4 3B: 0 HR: 0	SF: 1 SAC: 0 DP: 1 HBP: 1	WP: 0 PB: 0 SB: 0 CS: 1
PITCHER Larry Gura, L ERA: 5.14 (1, 1)	IP: 4.0 WLS: L BF: 16 H: 5 R: 0 ER: 0 SO: 2 BB: 0 IBB: 0 HBP: 1 BLK: 0 WP: 0 HR: 0 S: 19 P: 20 ERA: 0.00 WHIP: 1.250															PITCHER				

Batter	1	2	3	4	5	6	7	8	9	AB	R	H	RBI	BB	SO	LOB	TOP					
Don Mattingly, L (1,3) OBP: 0.312, SLG: 0.382	6-3		G6-4-3		3-1				WP 3B 1B	5	1	2	0	0	0	1						
Graig Nettles, L (1,5) OBP: 0.360, SLG: 0.449	F9			BB 1B 1B		F7	F8		K	5	1	1	0	0	1	3						
Dave Winfield, R (1,7) OBP: 0.327, SLG: 0.469	K			1B BB 1B		K	6-3			5	1	2	2	0	2	1						
Steve Kemp, L (1,9) OBP: 0.333, SLG: 0.420		K		G4-6-3 1B BB		BB 1B 1B			K	4	0	1	0	1	2	1						
Don Baylor, R (1,10) OBP: 0.371, SLG: 0.497	F7			G4-6-3 1B		BB 1B			HR	4	1	3	2	0	0	0						
Jerry Mumphrey, S (1,8) OBP: 0.302, SLG: 0.382				G4-6-3					F7	3	0	1	0	1	0	2						
Larry Milbourne, S (1,4) OBP: 0.264, SLG: 0.282	L4			K		4-3			4-3	4	0	0	0	0	1	5						
Andre Robertson, R (1,6) OBP: 0.291, SLG: 0.352				FC5-4 1B		4-3			K2-3	4	0	1	0	0	1	0						
Rick Cerone, R (1,2) OBP: 0.266, SLG: 0.285				FC5-4 G6-4-3		5-3			WP 3B 1B 1B	4	2	2	1	0	0	1						
Inning Stats	R: 0 E: 0 K: 1 S: 5	H: 0 LOB: 0 BB: 0 P: 5	R: 0 E: 0 K: 1 S: 6	H: 1 LOB: 1 BB: 0 P: 6	R: 0 E: 0 K: 0 S: 3	H: 1 LOB: 0 BB: 0 P: 3	R: 2 E: 0 K: 1 S: 7	H: 3 LOB: 1 BB: 1 P: 11	R: 0 E: 0 K: 0 S: 3	H: 0 LOB: 0 BB: 0 P: 3	R: 0 E: 0 K: 1 S: 7	H: 2 LOB: 3 BB: 1 P: 11	R: 1 E: 0 K: 0 S: 5	H: 2 LOB: 1 BB: 0 P: 5	R: 1 E: 0 K: 1 S: 6	H: 1 LOB: 0 BB: 0 P: 6	R: 2 E: 0 K: 2 S: 10	H: 3 LOB: 1 BB: 0 P: 10	1B: 9 2B: 1 3B: 1 HR: 2	SF: 0 SAC: 0 DP: 2 HBP: 0	WP: 1 PB: 0 CS: 0	PA: 40
PITCHER	IP	WLS	BF	H	R	ER	SO	BB	IBB	HBP	BLK	WP	HR	S	P	ERA	WHIP					
Mike Smithson, R (1,1) ERA: 4.16	7.0		30	9	3	3	4	2	0	0	0	0	1	36	44	3.86	1.571					
John Butcher, R (8,1) ERA: 3.51	1.1	L	7	3	3	3	2	0	0	0	0	0	1	11	11	20.25	2.250					
Odell Jones, R (9,1) ERA: 3.29	0.2		3	1	0	0	1	0	0	0	0	1	0	5	5	0.00	1.500					

New York Yankees @ Texas Rangers
Arlington Stadium, Arlington, TX
Mon Jul 25 1983, 8:05 PM EDT
Att: 28,484 - Unknown

AB 38
R 6
H 13
RBI 5
BB 2
SO 7
LOB 14



Batter	1	2	3	4	5	6	7	8	9	AB	R	H	RBI	BB	SO	LOB	BOTTOM					
Bill Sample, R (1,7) OBP: 0.345, SLG: 0.420	4-3		6-3					S BB 1B		4	1	2	0	0	0	0						
Wayne Tolleson, S (1,4) OBP: 0.332, SLG: 0.351	F9		F9		K			S 1B BB		3	1	0	0	1	1	1						
Buddy Bell, R (1,5) OBP: 0.333, SLG: 0.430	6-3		F8			P4		1B SF8 1B		4	1	1	2	0	0	0						
Larry Parrish, R (1,9) OBP: 0.351, SLG: 0.532		E 1B 1B		K		K		1-3 1B		4	1	2	0	0	2	0						
George Wright, S (1,8) OBP: 0.327, SLG: 0.441		FC4 BB 1B G4-6-3		K		K		SF8		3	1	0	1	0	2	1						
Dave Hostetter, R (1,10) OBP: 0.303, SLG: 0.328								3-H		2	0	1	1	1	1	0						
Bob Jones, L (8,PH) OBP: 0.381, SLG: 0.432		G4-6-3 BB 1-2 2-H 1B					K	P4		1	0	0	0	0	0	1						
Pete O'Brien, L (1,3) OBP: 0.325, SLG: 0.348		G4-6-3 BB 1-2 2-3 BB			P4		F8		F9	3	0	0	0	1	0	1						
Jim Sundberg, R (1,2) OBP: 0.266, SLG: 0.267			G4-6-3		6-3				F8	3	0	0	0	0	0	2						
Mickey Rivers, L (9,PH) OBP: 0.277, SLG: 0.312									F8	1	0	0	0	0	0	0						
Bucky Dent, R (1,6) OBP: 0.306, SLG: 0.323										3	0	0	0	0	1	1						
Larry Bittner, L (9,PH) OBP: 0.373, SLG: 0.391		K			L4			P3	3-1	1	0	0	0	0	0	0						
Inning Stats	R: 0 E: 0 K: 0 S: 3	H: 2 LOB: 1 BB: 1 P: 11	R: 2 E: 1 K: 1 S: 7	H: 2 LOB: 1 BB: 1 P: 11	R: 0 E: 0 K: 2 S: 7	H: 0 LOB: 0 BB: 1 P: 11	R: 0 E: 0 K: 1 S: 6	H: 1 LOB: 0 BB: 0 P: 6	R: 0 E: 0 K: 2 S: 7	H: 0 LOB: 0 BB: 0 P: 7	R: 0 E: 0 K: 1 S: 5	H: 0 LOB: 0 BB: 0 P: 5	R: 3 E: 0 K: 0 S: 6	H: 3 LOB: 1 BB: 1 P: 10	R: 0 E: 0 K: 0 S: 3	H: 0 LOB: 0 BB: 0 P: 3	1B: 6 2B: 0 3B: 0 HR: 0	SF: 1 SAC: 0 DP: 1 HBP: 0	WP: 0 PB: 0 CS: 0	PA: 36		
PITCHER	IP	WLS	BF	H	R	ER	SO	BB	IBB	HBP	BLK	WP	HR	S	P	ERA	WHIP					
Dave Righetti, L (1,1) ERA: 3.24	7.1		29	4	4	2	7	3	0	0	0	0	0	40	52	2.46	0.955					
Rich Gossage, R (8,1) ERA: 2.34	1.2	W	7	2	1	1	0	0	0	0	0	0	0	7	7	5.40	1.200					


New York Yankees @ Texas Rangers
Arlington Stadium, Arlington, TX
Mon Jul 25 1983, 8:05 PM EDT
Att: 28,484 - Unknown

AB 32
R 5
H 6
RBI 4
BB 3
SO 7
LOB 7



Batter	1	2	3	4	5	6	7	8	9	AB	R	H	RBI	BB	SO	LOB	TOP										
Bert Campaneris, R (1, 4) OBP: 0.397, SLG: 0.385										5	0	1	0	0	1	1	New York Yankees @ Texas Rangers Arlington Stadium, Arlington, TX Tue Jul 26 1983, 8:05 PM EDT Att: 33,775 - Unknown										
Roy Smalley, S (1, 5) OBP: 0.356, SLG: 0.419										5	1	2	0	0	0	1											
Dave Winfield, R (1, 7) OBP: 0.327, SLG: 0.469										4	1	1	0	0	2	1											
Don Baylor, R (1, 10) OBP: 0.370, SLG: 0.494										4	1	1	0	0	1	3											
Lou Piniella, R (1, 9) OBP: 0.370, SLG: 0.437										1	0	1	0	1	0	0											
Steve Kemp, L (4, PR) OBP: 0.337, SLG: 0.422 (4, 9)										1	1	1	0	1	0	0											
Steve Balboni, R (1, 3) OBP: 0.300, SLG: 0.467										4	1	2	4	0	2	3											
Don Mattingly, L (8, 3) OBP: 0.312, SLG: 0.382										0	0	0	0	0	0	0											
Jerry Mumphrey, S (1, 8) OBP: 0.305, SLG: 0.385										4	0	2	1	0	0	3											
Rick Cerone, R (1, 2) OBP: 0.259, SLG: 0.276										4	0	0	0	0	0	4											
Andre Robertson, R (1, 6) OBP: 0.291, SLG: 0.351										4	0	1	0	0	0	1											
Inning Stats	R: 0 E: 0 K: 0 S: 3	H: 1 LOB: 0 BB: 0 P: 3	R: 0 E: 0 K: 0 S: 4	H: 2 LOB: 1 BB: 0 P: 4	R: 0 E: 0 K: 0 S: 3	H: 1 LOB: 0 BB: 0 P: 3	R: 4 E: 0 K: 1 S: 9	H: 4 LOB: 1 BB: 1 P: 13	R: 0 E: 0 K: 1 S: 6	H: 1 LOB: 1 BB: 0 P: 6	R: 0 E: 0 K: 0 S: 3	H: 0 LOB: 0 BB: 0 P: 3	R: 1 E: 0 K: 2 S: 9	H: 2 LOB: 2 BB: 1 P: 13	R: 0 E: 0 K: 1 S: 5	H: 0 LOB: 0 BB: 0 P: 5	1B: 10 2B: 1 3B: 0 HR: 1	SF: 0 SAC: 0 DP: 1 HBP: 0	WP: 1 PB: 0 CS: 2	PA: 39							
PITCHER	IP	WLS	BF	H	R	ER	SO	BB	IBB	HBP	BLK	WP	HR	S	P	ERA	WHIP										
Frank Tanana, L (1, 1) ERA: 2.77	7.1	L	32	11	5	5	4	1	1	0	0	1	1	38	46	6.14	1.636										
Victor Cruz, R (8, 1) ERA:	1.2		6	1	0	0	2	0	0	0	0	0	0	10	10	0.00	0.600										

AB	36
R	5
H	12
RBI	5
BB	2
SO	6
LOB	17



Batter	1	2	3	4	5	6	7	8	9	AB	R	H	RBI	BB	SO	LOB	BOTTOM										
Bill Sample, R (1, 7) OBP: 0.341, SLG: 0.415										4	0	0	0	0	0	1	New York Yankees @ Texas Rangers Arlington Stadium, Arlington, TX Tue Jul 26 1983, 8:05 PM EDT Att: 33,775 - Unknown										
Wayne Tolleson, S (1, 4) OBP: 0.328, SLG: 0.346										4	0	0	0	0	0	0											
Buddy Bell, R (1, 5) OBP: 0.335, SLG: 0.432										3	0	1	0	1	0	0											
Larry Parrish, R (1, 9) OBP: 0.356, SLG: 0.541										4	0	3	0	0	0	1											
George Wright, S (1, 8) OBP: 0.326, SLG: 0.438										3	0	0	0	1	0	3											
Dave Hostetler, R (1, 10) OBP: 0.306, SLG: 0.328										3	0	1	0	1	0	4											
Pete O'Brien, L (1, 3) OBP: 0.325, SLG: 0.351										3	0	1	0	0	2												
Bob Johnson, R (1, 2) OBP: 0.271, SLG: 0.344										3	0	0	0	0	1	3											
Bucky Dent, R (1, 6) OBP: 0.303, SLG: 0.319										3	0	0	0	0	0	1											
Inning Stats	R: 0 E: 0 K: 0 S: 4	H: 1 LOB: 3 BB: 2 P: 12	R: 0 E: 0 K: 1 S: 6	H: 1 LOB: 1 BB: 0 P: 6	R: 0 E: 0 K: 0 S: 4	H: 1 LOB: 1 BB: 0 P: 4	R: 0 E: 0 K: 0 S: 2	H: 0 LOB: 0 BB: 1 P: 6	R: 0 E: 0 K: 0 S: 3	H: 0 LOB: 0 BB: 0 P: 3	R: 0 E: 0 K: 0 S: 3	H: 1 LOB: 0 BB: 0 P: 3	R: 0 E: 0 K: 0 S: 3	H: 0 LOB: 0 BB: 0 P: 3	R: 0 E: 0 K: 0 S: 4	H: 1 LOB: 1 BB: 0 P: 4	1B: 3 2B: 2 3B: 1 HR: 0	SF: 0 SAC: 0 DP: 3 HBP: 0	WP: 0 PB: 0 CS: 0	PA: 33							
PITCHER	IP	WLS	BF	H	R	ER	SO	BB	IBB	HBP	BLK	WP	HR	S	P	ERA	WHIP										
Ray Fontenot, L (1, 1) ERA: 2.23	9.0	W	33	6	0	0	1	3	0	0	0	0	0	32	44	0.00	1.000										

AB	30
R	0
H	6
RBI	0
BB	3
SO	1
LOB	15



Batter	1	2	3	4	5	6	7	8	9	AB R H RBI BB SO LOB	TOP											
Bert Campaneris, R OBP: 0.398, SLG: 0.394 (1, 4)	0-0 6-3		0-0 6-3		0-0 G5-4-3 1B		0-0 1-H 2B		0-0 F9	5 0 2 1 0 0 0	New York Yankees @ Texas Rangers Arlington Stadium, Arlington, TX Wed Jul 27 1983, 8:05 PM EDT Att: 28,171 - Unknown											
Graig Nettles, L OBP: 0.360, SLG: 0.457 (1, 5)	4-0 1B BB		0-0 HR		0-3 K		0-3 K		0-0 4-3	4 1 1 1 1 2 3												
Dave Winfield, R OBP: 0.331, SLG: 0.469 (1, 7)	0-0 1-2 1B		4-0 S BB		0-0 G5-4-3 1-2			4-0 WP 3B BB		2 1 1 0 2 0 2												
Steve Kemp, L OBP: 0.336, SLG: 0.427 (1, 9)	0-0 F8		0-3 K			0-0 1-3		0-0 1-H 1B 3B		4 1 1 1 0 1 3												
Don Baylor, R OBP: 0.369, SLG: 0.491 (1, 10)	0-0 F7			0-3 K		0-0 5-3		0-0 CS SH2-3 1B		4 0 1 1 0 1 2												
Don Mattingly, L OBP: 0.313, SLG: 0.380 (1, 3)		0-0 6-3		0-0 1B		0-0 4-3		0-0 3-H SH2-3 1-2		3 0 1 0 0 0 0												
Jerry Mumphrey, S OBP: 0.308, SLG: 0.384 (1, 8)		0-0 4-3		0-3 K			0-0 FC6-4 1B	4-0 2-3 BB		3 0 1 0 1 1 1												
Rick Cerone, R OBP: 0.252, SLG: 0.268 (1, 2)		0-0 6-3		0-3 K			0-0 P6	0-3 K		4 0 0 0 0 2 3												
Andre Robertson, R OBP: 0.290, SLG: 0.349 (1, 6)			0-3 K		0-0 1B 1B		0-0 FC6-4 1-2 2B		0-0 4-3	4 1 1 0 0 1 1												
Inning Stats	R: 0 E: 0 K: 0 S: 4	H: 1 LOB: 2 BB: 1 P: 8	R: 0 E: 0 K: 0 S: 3	H: 0 LOB: 0 BB: 0 P: 3	R: 1 E: 0 K: 2 S: 8	H: 1 LOB: 1 BB: 1 P: 12	R: 0 E: 0 K: 3 S: 10	H: 1 LOB: 1 BB: 0 P: 10	R: 0 E: 0 K: 1 S: 6	H: 2 LOB: 1 BB: 0 P: 6	R: 0 E: 0 K: 0 S: 3	H: 0 LOB: 0 BB: 0 P: 3	R: 1 E: 0 K: 1 S: 7	H: 2 LOB: 1 BB: 0 P: 7	R: 2 E: 0 K: 1 S: 6	H: 2 LOB: 1 BB: 2 P: 14	R: 0 E: 0 K: 0 S: 3	H: 0 LOB: 0 BB: 0 P: 3	1B: 6 2B: 1 3B: 1 HR: 1	SF: 0 SAC: 1 DP: 1 HBP: 0	WP: 1 PB: 0 SB: 1 CS: 1	PA: 38
PITCHER	IP WLS BF H R ER SO BB IBB HBP BLK WP HR S P ERA WHIP											PITCHER	IP WLS BF H R ER SO BB IBB HBP BLK WP HR S P ERA WHIP									
Charlie Hough, R ERA: 3.47 (1, 1)	7.0 L 32 9 4 4 7 3 0 0 0 0 1 1 43 55 5.14 1.714																					
Odell Jones, R ERA: 3.17 (8, 1)	2.0 6 0 0 0 1 1 0 0 0 0 0 0 7 11 0.00 0.500																					

Batter	1	2	3	4	5	6	7	8	9	AB R H RBI BB SO LOB	BOTTOM									
Wayne Tolleson, S OBP: 0.327, SLG: 0.345 (1, 4)	0-0 CS 1B		0-0 F7		0-0 F7			0-0 4-3		4 0 1 0 0 0 1	New York Yankees @ Texas Rangers Arlington Stadium, Arlington, TX Wed Jul 27 1983, 8:05 PM EDT Att: 28,171 - Unknown									
Bill Sample, R OBP: 0.343, SLG: 0.424 (1, 7)	0-0 6-3 1-2		0-0 F8 1B 1B		0-0 F8			0-0 HR		4 2 2 1 0 0 1										
Pete O'Brien, L OBP: 0.324, SLG: 0.350 (1, 3)	0-0 F9		0-0 1B 1-2 2-H 1B		0-0 F8			0-0 3-4-1		4 0 1 1 0 0 0										
Buddy Bell, R OBP: 0.334, SLG: 0.430 (1, 5)		0-0 BB 1B	0-0 F8			0-0 6-3		0-0 F8		4 0 1 0 0 0 2										
Larry Parrish, R OBP: 0.357, SLG: 0.539 (1, 10)		4-0 FC6-4 BB	0-0 1-3 3-H 1B		0-0 1-3			0-3 K		3 0 1 1 1 1 0										
George Wright, S OBP: 0.323, SLG: 0.433 (1, 8)		0-3 K	0-0 P6		0-0 F7			0-3 K		4 0 0 0 0 2 4										
Bob Jones, L OBP: 0.370, SLG: 0.415 (1, 9)		0-3 K		0-0 F9			0-3 K		0-0 1B	4 0 1 0 0 2 2										
Jim Sundberg, R OBP: 0.264, SLG: 0.264 (9, PH) Larry Blittner, L OBP: 0.369, SLG: 0.387		0-0 FC6-4 1-2	0-3 K		0-3 K		0-0 6-3		0-0 4-3	3 0 0 0 0 1 2 1 0 0 0 0 0 1										
Bucky Dent, R OBP: 0.304, SLG: 0.319 (1, 6)			0-0 1B 1B		0-0 5-3		0-0 F7			3 1 1 0 0 0 0										
Inning Stats	R: 0 E: 0 K: 0 S: 3	H: 1 LOB: 0 BB: 0 P: 3	R: 0 E: 0 K: 2 S: 8	H: 1 LOB: 2 BB: 1 P: 12	R: 2 E: 0 K: 0 S: 7	H: 4 LOB: 2 BB: 0 P: 7	R: 0 E: 0 K: 1 S: 5	H: 0 LOB: 0 BB: 0 P: 5	R: 0 E: 0 K: 0 S: 3	H: 0 LOB: 0 BB: 0 P: 3	R: 0 E: 0 K: 1 S: 5	H: 0 LOB: 0 BB: 0 P: 5	R: 0 E: 0 K: 0 S: 4	H: 1 LOB: 0 BB: 0 P: 4	R: 0 E: 0 K: 2 S: 8	H: 1 LOB: 1 BB: 0 P: 8	1B: 7 2B: 0 3B: 0 HR: 1	SF: 0 SAC: 0 DP: 0 HBP: 0	WP: 0 PB: 0 SB: 0 CS: 1	PA: 35
PITCHER	IP WLS BF H R ER SO BB IBB HBP BLK WP HR S P ERA WHIP											PITCHER	IP WLS BF H R ER SO BB IBB HBP BLK WP HR S P ERA WHIP							
Matt Keough, R ERA: 4.82 (1, 1)	7.1 W 29 7 3 3 4 1 0 0 0 0 0 0 10 40 3.68 1.091																			
Rich Gossage, R ERA: 2.26 (8, 1)	1.2 S 6 1 0 0 2 0 0 0 0 0 0 0 10 10 0.00 0.600																			

Batter	1	2	3	4	5	6	7	8	9	AB	R	H	RBI	BB	SO	LOB	TOP										
Bert Campaneris, R OBP: 0.375, SLG: 0.381 (1,4)	0-0 6-3		0-0 6-3														4 0 0 0 0 1 1										
Graig Nettles, L OBP: 0.356, SLG: 0.450 (1,5)	0-0 4-3		0-0 3-1														4 0 0 0 0 0 1										
Dave Winfield, R OBP: 0.333, SLG: 0.478 (1,7)	0-0 FC6-4 1B			0-0 6-3													4 1 2 1 0 0 0										
Lou Piniella, R OBP: 0.369, SLG: 0.434 (1,9)	0-0 FC6-4			0-0 1B													3 0 1 0 0 0 1										
Oscar Gamble, L OBP: 0.406, SLG: 0.549 (9, PH)	1-2																1 0 0 0 0 0 0										
Don Baylor, R OBP: 0.365, SLG: 0.484 (1,10)		0-0 L4		0-3 K													4 0 0 0 0 1 1										
Steve Balboni, R OBP: 0.283, SLG: 0.438 (1,3)		0-3 K		0-3 K													3 0 0 0 0 2 1										
Jerry Mumphrey, S OBP: 0.306, SLG: 0.396 (1,8)		0-0 HR			0-0 4-3												3 1 1 1 0 0 0										
Rick Cerone, R OBP: 0.253, SLG: 0.270 (1,2)		0-3 K			0-0 F8												3 0 1 0 0 1 0										
Andre Robertson, R OBP: 0.287, SLG: 0.345 (1,6)			0-0 F7		0-0 F7												3 0 0 0 0 0 1										
Inning Stats	R: 0 E: 0 K: 0 S: 4	H: 1 LOB: 1 BB: 0 P: 4	R: 1 E: 0 K: 2 S: 8	H: 1 LOB: 0 BB: 0 P: 8	R: 0 E: 0 K: 0 S: 3	H: 0 LOB: 0 BB: 0 P: 3	R: 0 E: 0 K: 2 S: 8	H: 1 LOB: 1 BB: 0 P: 8	R: 0 E: 0 K: 0 S: 3	H: 0 LOB: 0 BB: 0 P: 3	R: 1 E: 0 K: 0 S: 4	H: 1 LOB: 0 BB: 0 P: 4	R: 0 E: 0 K: 0 S: 3	H: 0 LOB: 0 BB: 0 P: 3	R: 0 E: 0 K: 1 S: 6	H: 1 LOB: 1 BB: 0 P: 6	R: 0 E: 0 K: 0 S: 3	H: 0 LOB: 0 BB: 0 P: 3	1B: 3 2B: 0 3B: 0 HR: 2	SF: 0 SAC: 0 DP: 0 HBP: 0	WP: 0 PB: 0 CS: 0	PA: 32					
PITCHER	IP	WLS	BF	H	R	ER	SO	BB	IBB	HBP	BLK	WP	HR	S	P	ERA	WHIP										
Jerry Kosman, L ERA: 4.4 (1,1)	8.0	W	29	5	2	2	5	0	0	0	0	0	2	39	39	2.25	0.625										
Dennis Lamp, R ERA: 3.31 (9,1)	1.0		3	0	0	0	0	0	0	0	0	0	0	3	3	0.00	0.000										

New York Yankees @ Chicago White Sox
Comiskey Park, Chicago, IL

Fri Jul 29 1983, 8:05 PM EDT
Att: 40,455 - Cloudy - 89 F



AB 32
R 2
H 5
RBI 2
BB 0
SO 5
LOB 6

Batter	1	2	3	4	5	6	7	8	9	AB	R	H	RBI	BB	SO	LOB	BOTTOM										
Rudy Law, L OBP: 0.361, SLG: 0.352 (1,8)	0-0 6-3 S 1B		0-0 HR 1B														4 1 2 0 0 0 2										
Carlton Fisk, R OBP: 0.350, SLG: 0.564 (1,2)	0-3 K 1-2		0-0 HR 1B														4 1 1 2 0 1 3										
Tom Paciorek, R OBP: 0.304, SLG: 0.415 (1,3)	0-0 6-3		0-3 K														4 0 0 0 0 2 1										
Mike Squires, L OBP: 0.343, SLG: 0.286 (9,3)	2-3																0 0 0 0 0 0 0										
Greg Luzinski, R OBP: 0.340, SLG: 0.463 (1,10)	0-3 K		0-3 K														4 1 1 1 0 2 1										
Ron Kittle, R OBP: 0.303, SLG: 0.513 (1,7)		0-3 K		0-0 WP 1B 2B													4 1 1 0 0 3 0										
Harold Baines, L OBP: 0.345, SLG: 0.427 (1,9)		0-0 F5		0-0 F1 2-3													4 1 1 0 0 0 1										
Vance Law, R OBP: 0.299, SLG: 0.332 (1,5)		0-0 1B		0-0 G4-3 1B													3 2 2 1 1 0 1										
Scott Fletcher, R OBP: 0.409, SLG: 0.510 (1,6)		0-3 K		0-0 G4-3 1B													4 0 2 2 0 1 2										
Julio Cruz, S OBP: 0.311, SLG: 0.318 (1,4)			0-0 1-3		0-0 4-3												4 0 1 1 0 0 1										
Inning Stats	R: 0 E: 0 K: 2 S: 8	H: 1 LOB: 1 BB: 0 P: 8	R: 0 E: 0 K: 2 S: 8	H: 1 LOB: 1 BB: 0 P: 8	R: 2 E: 0 K: 2 S: 9	H: 2 LOB: 0 BB: 0 P: 9	R: 1 E: 0 K: 0 S: 4	H: 2 LOB: 0 BB: 0 P: 4	R: 0 E: 0 K: 0 S: 3	H: 0 LOB: 0 BB: 0 P: 3	R: 0 E: 0 K: 1 S: 5	H: 0 LOB: 0 BB: 0 P: 5	R: 1 E: 0 K: 0 S: 5	H: 2 LOB: 2 BB: 1 P: 9	R: 3 E: 1 K: 2 S: 11	H: 3 LOB: 1 BB: 0 P: 11	R: 0 E: 0 K: 0 S: 11	H: 0 LOB: 0 BB: 0 P: 11	1B: 7 2B: 2 3B: 0 HR: 2	SF: 0 SAC: 0 DP: 1 HBP: 0	WP: 1 PB: 0 CS: 0	PA: 36					
PITCHER	IP	WLS	BF	H	R	ER	SO	BB	IBB	HBP	BLK	WP	HR	S	P	ERA	WHIP										
Ron Guidry, L ERA: 3.15 (1,1)	8.0	L	36	11	7	5	9	1	0	0	0	1	2	53	57	5.62	1.500										

New York Yankees @ Chicago White Sox
Comiskey Park, Chicago, IL

Fri Jul 29 1983, 8:05 PM EDT
Att: 40,455 - Cloudy - 89 F



AB 35
R 7
H 11
RBI 7
BB 1
SO 9
LOB 12

Batter	1	2	3	4	5	6	7	8	9	AB	R	H	RBI	BB	SO	LOB	TOP			
Don Mattingly, L (1, 3) OBP: 0.320, SLG: 0.406										4	1	2	0	0	1	0	<p>New York Yankees @ Chicago White Sox Comiskey Park, Chicago, IL</p> <p>Sat Jul 30 1983, 8:05 PM EDT Att: 46,219 - Unknown - 80 F</p> <p>livebaseballscores.com</p>			
Butch Wynegar, S (1, 2) OBP: 0.401, SLG: 0.477										3	0	1	1	1	0	0				
Dave Winfield, R (1, 7) OBP: 0.329, SLG: 0.473										4	0	0	0	0	1	3				
Graig Nettles, L (1, 5) OBP: 0.358, SLG: 0.449										3	0	1	0	1	0	0				
Oscar Gamble, L (1, 10) OBP: 0.395, SLG: 0.528										4	0	0	0	0	1	2				
Steve Kemp, L (1, 9) OBP: 0.339, SLG: 0.427										2	0	1	0	1	1	0				
Roy Smalley, S (1, 6) OBP: 0.353, SLG: 0.415										3	0	0	0	0	1	3				
Jerry Mumphy, S (1, 8) OBP: 0.309, SLG: 0.396										3	0	1	0	0	1	3				
Andre Robertson, R (1, 4) OBP: 0.284, SLG: 0.341										3	0	0	0	0	0	1				
Inning Stats	R: 1 E: 0 K: 0 S: 4	H: 1 LOB: 1 BB: 1 P: 8	R: 0 E: 0 K: 0 S: 3	H: 1 LOB: 0 BB: 0 P: 3	R: 0 E: 0 K: 0 S: 3	H: 1 LOB: 1 BB: 1 P: 7	R: 0 E: 0 K: 1 S: 5	H: 0 LOB: 0 BB: 0 P: 5	R: 0 E: 0 K: 0 S: 3	H: 1 LOB: 0 BB: 0 P: 3	R: 0 E: 0 K: 1 S: 5	H: 1 LOB: 0 BB: 0 P: 5	R: 0 E: 0 K: 2 S: 8	H: 1 LOB: 1 BB: 1 P: 12	R: 0 E: 0 K: 0 S: 3	H: 0 LOB: 0 BB: 0 P: 7		1B: 5 2B: 0 3B: 1 HR: 0	SF: 0 SAC: 0 DP: 3 HBP: 0	WP: 1 PB: 0 CS: 1
PITCHER Richard Dotson, R (1, 1) ERA: 4.06	IP: 9.0 WLS: W BF: 32 H: 6 R: 1 ER: 1 SO: 6 BB: 3 IBB: 0 HBP: 0 BLK: 0 WP: 1 HR: 0 S: 41 P: 53 ERA: 1.00 WHIP: 1.000															PITCHER				

Batter	1	2	3	4	5	6	7	8	9	AB	R	H	RBI	BB	SO	LOB	BOTTOM	
Rudy Law, L (1, 8) OBP: 0.358, SLG: 0.349										5	0	1	0	0	1	3	<p>New York Yankees @ Chicago White Sox Comiskey Park, Chicago, IL</p> <p>Sat Jul 30 1983, 8:05 PM EDT Att: 46,219 - Unknown - 80 F</p> <p>livebaseballscores.com</p>	
Carlton Fisk, R (1, 2) OBP: 0.355, SLG: 0.564										2	3	1	0	2	1	1		
Tom Paciorek, R (1, 3) OBP: 0.312, SLG: 0.426										3	0	3	2	0	0	0		
Mike Squires, L (8, 3) OBP: 0.343, SLG: 0.286										0	0	0	0	0	0	0		
Greg Luzinski, R (1, 10) OBP: 0.339, SLG: 0.465										3	0	1	2	0	1	2		
Chris Nyman, R (7, PR) OBP: 0.357, SLG: 0.375										0	0	0	0	0	0	0		
Ron Kittle, R (1, 7) OBP: 0.302, SLG: 0.509										3	0	0	0	1	1	2		
Harold Baines, L (1, 9) OBP: 0.341, SLG: 0.422										4	0	0	0	0	1	2		
Vance Law, R (1, 5) OBP: 0.306, SLG: 0.352										4	1	3	0	0	1	0		
Scott Fletcher, R (1, 6) OBP: 0.403, SLG: 0.500										4	0	1	0	0	1	2		
Julio Cruz, S (1, 4) OBP: 0.314, SLG: 0.328										3	1	2	1	0	1	0		
Inning Stats	R: 1 E: 0 K: 1 S: 5	H: 1 LOB: 0 BB: 1 P: 9	R: 0 E: 0 K: 0 S: 3	H: 1 LOB: 1 BB: 1 P: 7	R: 0 E: 0 K: 3 S: 11	H: 2 LOB: 2 BB: 0 P: 11	R: 0 E: 0 K: 2 S: 8	H: 1 LOB: 1 BB: 0 P: 8	R: 2 E: 0 K: 0 S: 5	H: 2 LOB: 1 BB: 1 P: 9	R: 1 E: 0 K: 0 S: 5	H: 2 LOB: 1 BB: 0 P: 5	R: 0 E: 0 K: 2 S: 8	H: 1 LOB: 1 BB: 0 P: 8	1B: 7 2B: 3 3B: 2 HR: 0	SF: 2 SAC: 1 DP: 0 HBP: 0		WP: 0 PB: 0 CS: 1
PITCHER Shane Rawley, L (1, 1) ERA: 4.1	IP: 4.1 WLS: L BF: 21 H: 7 R: 3 ER: 3 SO: 6 BB: 3 IBB: 0 HBP: 0 BLK: 0 WP: 0 HR: 0 S: 30 P: 42 ERA: 6.23 WHIP: 2.308															PITCHER		
Dale Murray, R (5, 1) ERA: 4.72	IP: 2.0 WLS: L BF: 10 H: 4 R: 2 ER: 2 SO: 0 BB: 0 IBB: 0 HBP: 0 BLK: 0 WP: 0 HR: 0 S: 10 P: 10 ERA: 9.00 WHIP: 2.000															PITCHER		
George Frazier, R (7, 1) ERA: 3.43	IP: 1.2 WLS: L BF: 6 H: 1 R: 0 ER: 0 SO: 2 BB: 0 IBB: 0 HBP: 0 BLK: 0 WP: 0 HR: 0 S: 10 P: 10 ERA: 0.00 WHIP: 0.600															PITCHER		

Batter	1	2	3	4	5	6	7	8	9	10	11	AB	R	H	RBI	BB	SO	LOB
Bert Campaneris, R OBP: 0.357, SLG: 0.364 (1, 4)	F8	SF9		4-3		G6-4-3			5-3		SH1-4	5	0	0	1	0	0	4
Roy Smalley, S OBP: 0.361, SLG: 0.432 (1, 5)	HR	1B		FC6-4 HBP			F7		FC5-4 1B		1B FC HR	5	2	4	2	0	0	0
Dave Winfield, R OBP: 0.327, SLG: 0.468 (1, 7)	F2	1B		FC6-4			K		FC5-4 FC5 S		FC HR	6	1	1	2	0	1	3
Lou Piniella, R OBP: 0.366, SLG: 0.429 Steve Kemp, L OBP: 0.343, SLG: 0.429 (9, PH) (9, 9)	FC5-4 1B	F9			F8		5-3		BB		HR	4	0	1	0	0	0	2
Don Baylor, R OBP: 0.364, SLG: 0.491 (1, 10)	FC5-4			FC6-4 1B	F8		F3		FC5		HR	6	1	2	4	0	0	3
Steve Balboni, R OBP: 0.288, SLG: 0.412 Oscar Gamble, L OBP: 0.400, SLG: 0.533 Don Mattingly, L OBP: 0.324, SLG: 0.429 (8, PH) (8, 3) (8, 3)		F3		FC6-4 SH5-3	F8			HR 1B		K	1B 3B	3	0	0	0	0	0	1
Rick Cerone, R OBP: 0.288, SLG: 0.275 Butch Wynegar, S OBP: 0.407, SLG: 0.495 (1, 2) (5, 2)	BB SF9 1B	1B		SH5-3				HR		F7	1B	1	1	1	0	0	0	0
Jerry Mumphrey, S OBP: 0.313, SLG: 0.398 (1, 8)	BB 1B	4-3						F8		F8	1B	6	1	3	0	0	0	1
Andre Robertson, R OBP: 0.265, SLG: 0.338 (1, 6)	1B BB			6-3	F2			K			FC 1B F6	5	2	1	0	1	1	4


Inning Stats	R: 1	H: 2	E: 0	K: 0	S: 5	P: 5	R: 3	H: 4	E: 0	K: 0	S: 7	P: 11	R: 0	H: 1	E: 0	K: 0	S: 4	P: 4	R: 0	H: 0	E: 0	K: 0	S: 3	P: 4	R: 0	H: 0	E: 0	K: 0	S: 3	P: 3	R: 0	H: 1	E: 0	K: 0	S: 3	P: 7	R: 0	H: 0	E: 0	K: 1	S: 5	P: 5	R: 2	H: 2	E: 0	K: 1	S: 7	P: 7	R: 0	H: 1	E: 0	K: 0	S: 4	P: 8	R: 0	H: 0	E: 0	K: 1	S: 5	P: 5	R: 6	H: 7	E: 0	K: 0	S: 11	P: 11	1B: 14	SF: 1	2B: 0	SAC: 2	3B: 1	DP: 1	HR: 3	HBP: 1	WP: 0	PA: 55
--------------	------	------	------	------	------	------	------	------	------	------	------	-------	------	------	------	------	------	------	------	------	------	------	------	------	------	------	------	------	------	------	------	------	------	------	------	------	------	------	------	------	------	------	------	------	------	------	------	------	------	------	------	------	------	------	------	------	------	------	------	------	------	------	------	------	-------	-------	--------	-------	-------	--------	-------	-------	-------	--------	-------	--------

PITCHER	IP	WLS	BF	H	R	ER	SO	BB	IBB	HBP	BLK	WP	HR	S	P	ERA	WHIP
Britt Burns, L ERA: 4.20 (1, 1)	1.2		6	4	0	0	1	1	0	1	0	0	0	20	25	0.00	0.529
Salome Barojas, R ERA: 3.17 (2, 1)	5.2		20	2	0	0	1	1	0	1	0	0	0	6	6	27.00	3.000
Kevin Hickey, L ERA: 5.23 (8, 1)	0.2		4	2	2	2	1	0	0	0	0	0	1	6	6	27.00	3.000
Dennis Lamp, R ERA: 3.82 (9, 1)	2.1	L	15	6	6	6	1	1	0	0	0	0	0	16	20	23.14	3.000
Juan Agosto, L ERA: 4.62 (11, 1)	0.2		4	2	0	0	0	0	0	0	0	0	0	4	4	0.00	3.000

New York Yankees @ Chicago White Sox
Comiskey Park, Chicago, IL
Sun Jul 31 1983, 4:33 AM EDT
Att: 40,778 - Sunny - 86 F

livebaseballscorecards.com

AB 48
R 12
H 18
RBI 12
BB 3
SO 3
LOB 18



Batter	1	2	3	4	5	6	7	8	9	10	11	AB	R	H	RBI	BB	SO	LOB
Rudy Law, L OBP: 0.358, SLG: 0.355 (1, 8)	4-3 3B	K		1B		6-3		FC S		G3		6	1	2	1	0	1	1
Scott Fletcher, R OBP: 0.388, SLG: 0.485 Carlton Fisk, R OBP: 0.353, SLG: 0.560 (8, PH) (9, 2)	4-3			F6		1-3		3B BB		K	F3	3	1	0	1	1	0	2
Tom Paciorek, R OBP: 0.315, SLG: 0.433 Mike Soares, L OBP: 0.339, SLG: 0.281 (1, 3) (8, 3)	1B BB			F9		5-3		1B SF9 3B		F5	4-3	3	2	1	1	1	0	0
Greg Luzinski, R OBP: 0.345, SLG: 0.474 Chris Nymann, R OBP: 0.397, SLG: 0.375 Greg Walker, L OBP: 0.318, SLG: 0.427 (1, 10) (9, PH) (11, PH)	1B			BB HBP		1B 2B		SF9		S 1B	F7	3	1	3	1	0	0	0
Ron Kittle, R OBP: 0.306, SLG: 0.507 (1, 7)	1B			F2		1B BB		3B BB		F8		3	0	1	1	2	0	2
Harold Baines, L OBP: 0.342, SLG: 0.422 (1, 9)	K			BB		WP 1B		G4-6-3 1B		K		5	0	2	1	0	2	6
Vance Law, R OBP: 0.300, SLG: 0.344 (1, 5)	K			6-3		K		G4-6-3 1B		6-3		5	0	0	0	0	2	7
Marc Hill, R OBP: 0.280, SLG: 0.283 Jerry Hairston, S OBP: 0.388, SLG: 0.514 Jerry Dybzinski, R OBP: 0.281, SLG: 0.274 (1, 2) (8, PH) (8, PR) (9, 6)	K			5-3		F6		FC 3B		K		3	0	0	0	0	1	0
Julio Cruz, S OBP: 0.315, SLG: 0.329 (1, 4)	1B			1B		F4		4-3		5-3		5	0	2	0	0	0	1


Inning Stats	R: 2	H: 3	E: 0	K: 2	S: 10	P: 14	R: 0	H: 1	E: 0	K: 2	S: 7	P: 7	R: 0	H: 0	E: 0	K: 0	S: 3	P: 8	R: 0	H: 2	E: 0	K: 0	S: 5	P: 5	R: 1	H: 2	E: 0	K: 1	S: 7	P: 7	R: 0	H: 0	E: 0	K: 0	S: 3	P: 3	R: 2	H: 2	E: 0	K: 0	S: 4	P: 12	R: 1	H: 1	E: 0	K: 1	S: 7	P: 7	R: 0	H: 0	E: 0	K: 1	S: 5	P: 5	1B: 8	SF: 1	2B: 1	SAC: 0	3B: 3	DP: 1	HR: 0	HBP: 1	WP: 1	PA: 49
--------------	------	------	------	------	-------	-------	------	------	------	------	------	------	------	------	------	------	------	------	------	------	------	------	------	------	------	------	------	------	------	------	------	------	------	------	------	------	------	------	------	------	------	-------	------	------	------	------	------	------	------	------	------	------	------	------	-------	-------	-------	--------	-------	-------	-------	--------	-------	--------

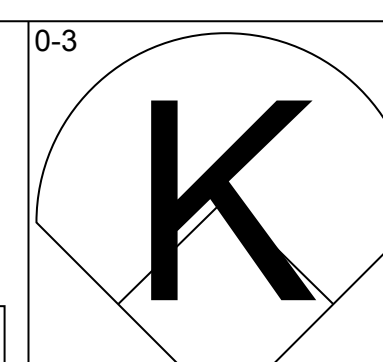
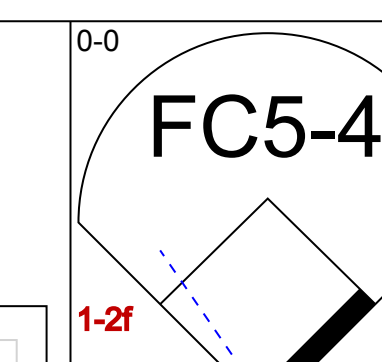
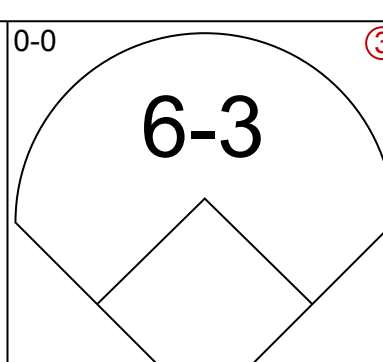
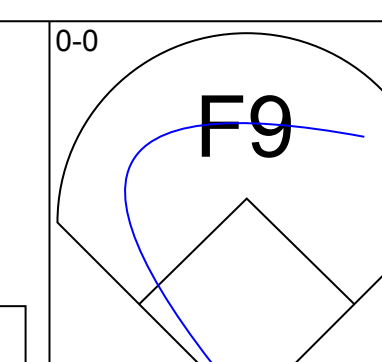
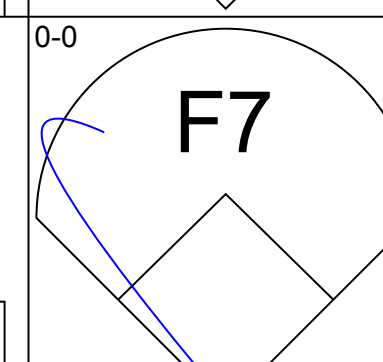
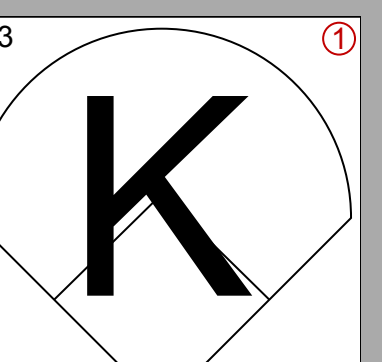
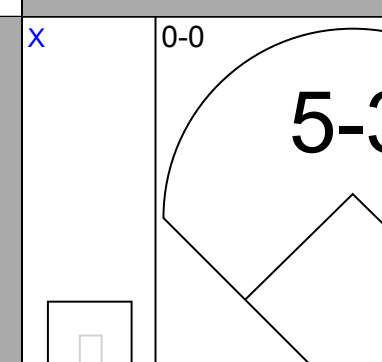
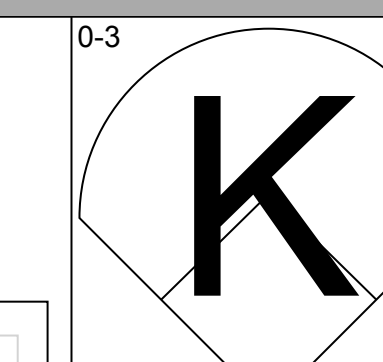
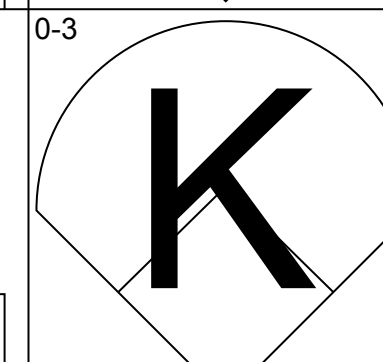
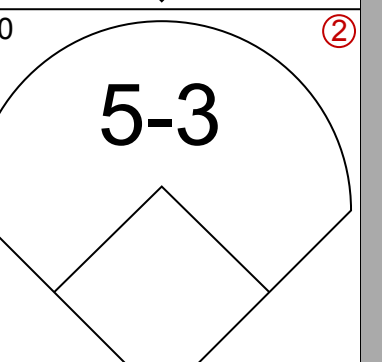
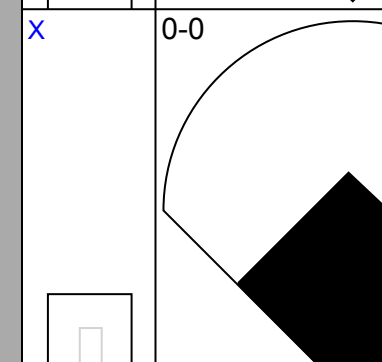
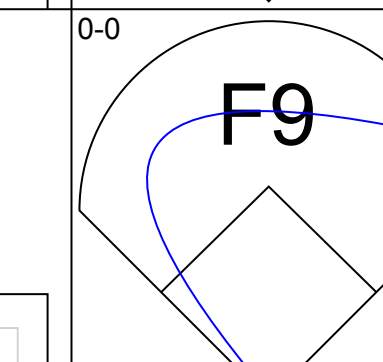
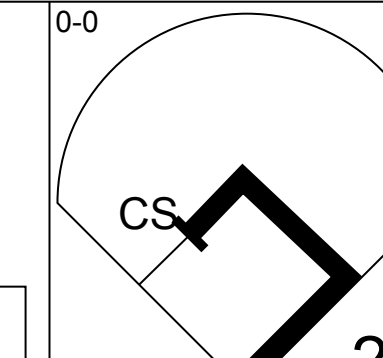
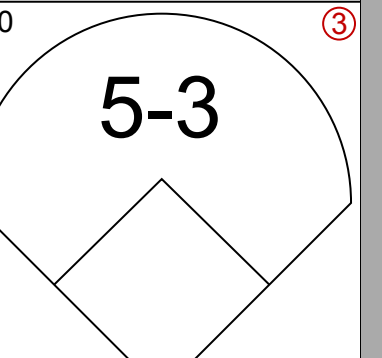
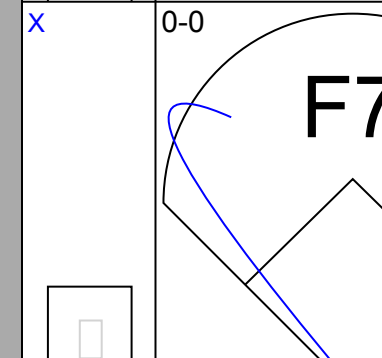
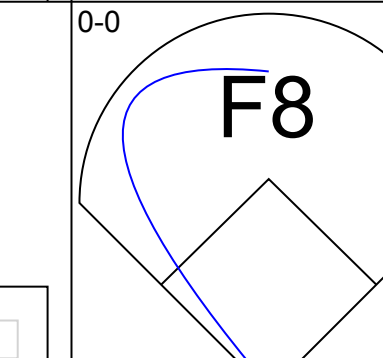
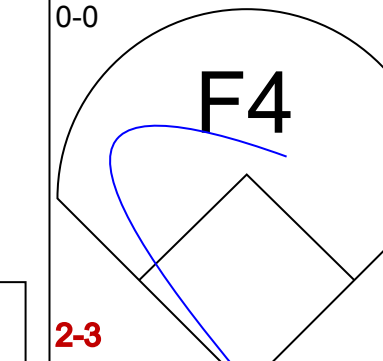
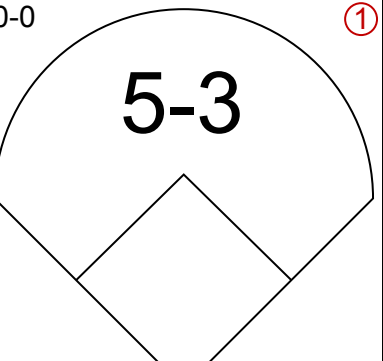
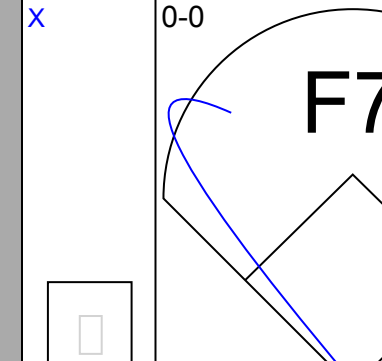
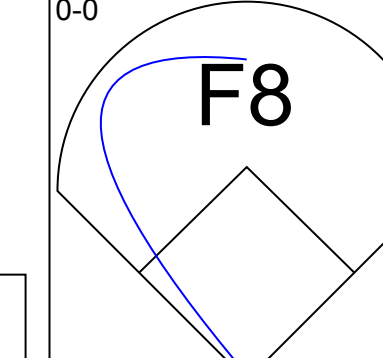
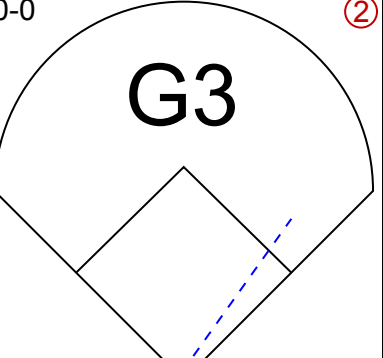
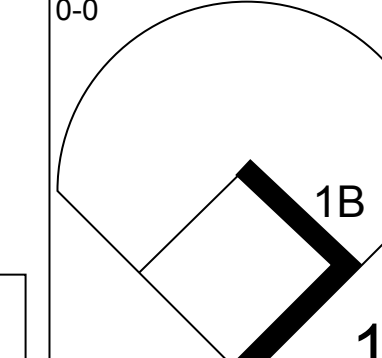
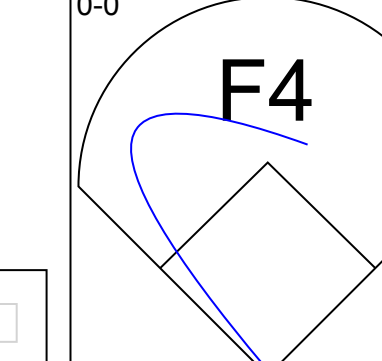
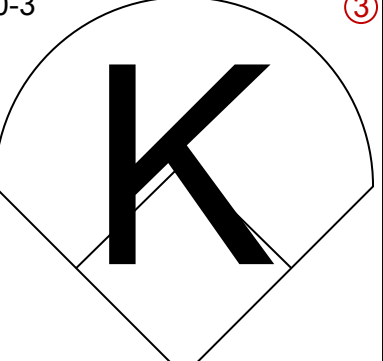
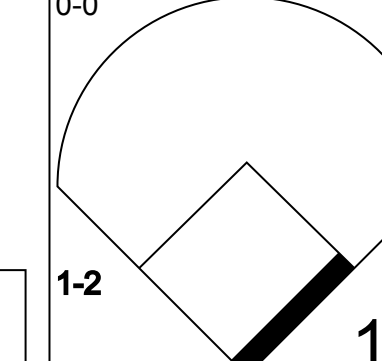
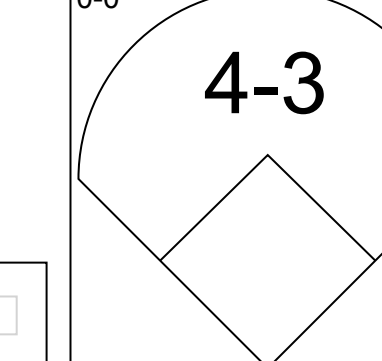
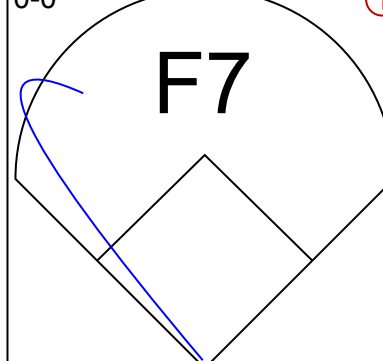
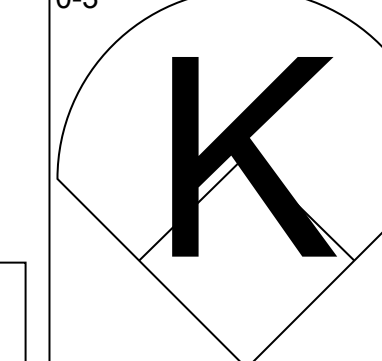
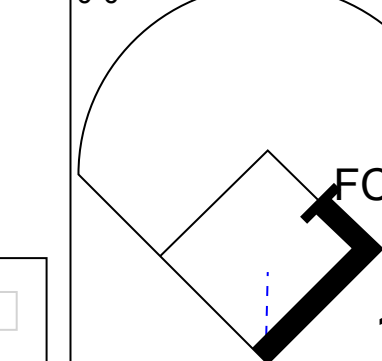
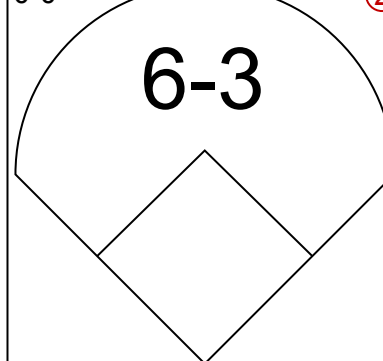
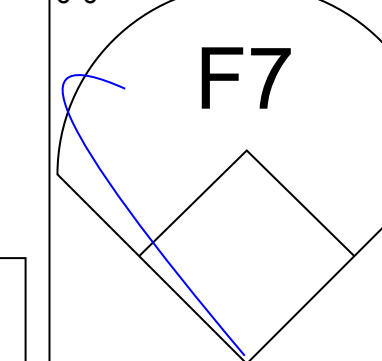
PITCHER	IP	WLS	BF	H	R	ER	SO	BB	IBB	HBP	BLK	WP	HR	S	P	ERA	WHIP
Dave Righetti, L ERA: 3.4 (1, 1)	6.0		30	9	5	5	0	3	0	0	0	0	0	36	49	7.50	2.000
George Frazier, R ERA: 3.51 (7, 1)	1.0		5	2	1	1	0	1	0	0	0	0	0	4	8	9.00	3.000
Rich Gossage, R ERA: 2.14 (8, 1)	3.0	W	11	1	0	0	3	0	0	0	0	0	0	17	17	0.00	0.333
Dale Murray, R ERA: 4.65 (11, 1)	1.0		3	0	0	0	0	0	0	0	0	0	0	3	3	0.00	0.000

New York Yankees @ Chicago White Sox
Comiskey Park, Chicago, IL
Sun Jul 31 1983, 4:33 AM EDT
Att: 40,778 - Sunny - 86 F

livebaseballscorecards.com


AB 43
R 6
H 12
RBI 6
BB 4
SO 8
LOB 23

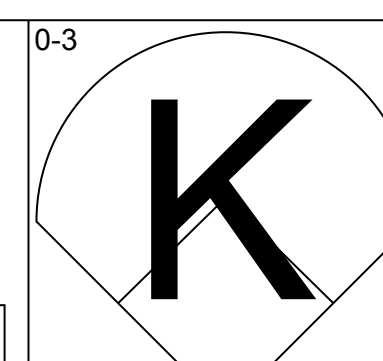
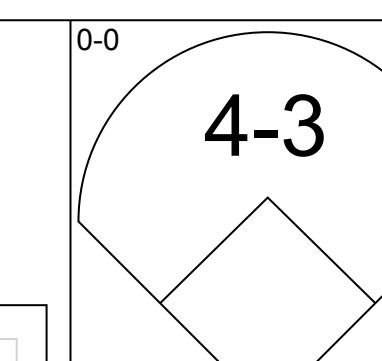
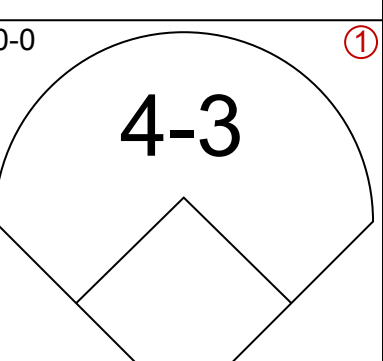
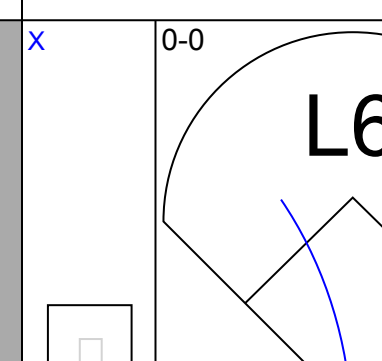
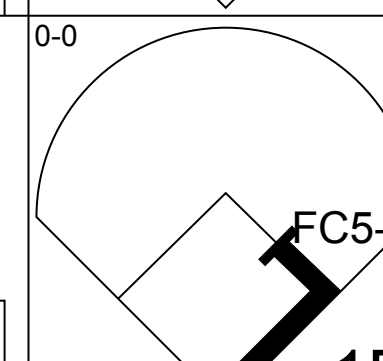
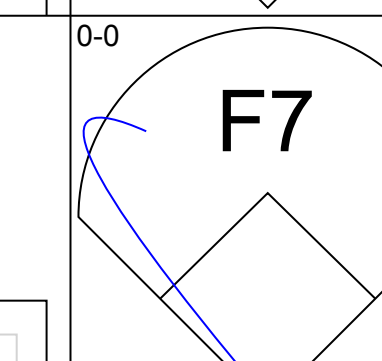
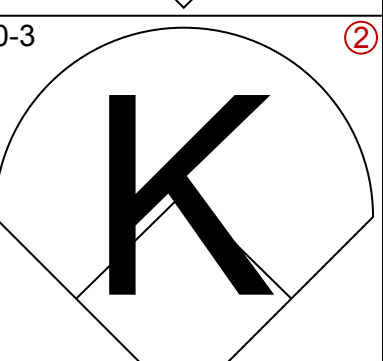
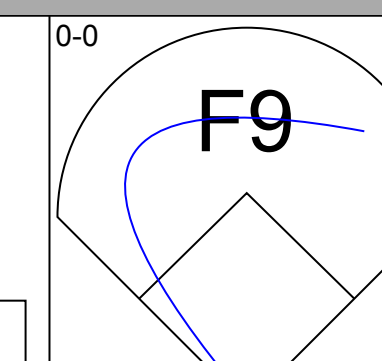
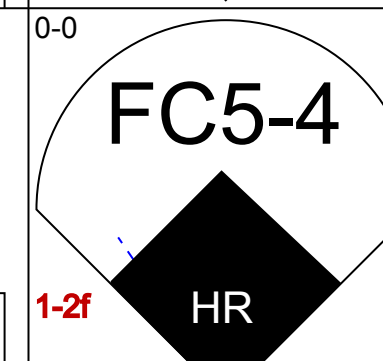
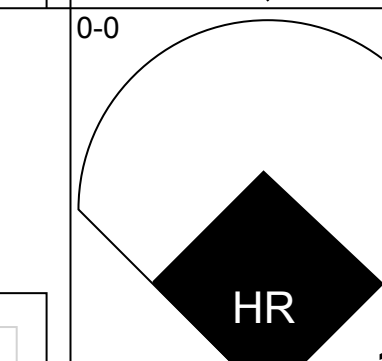
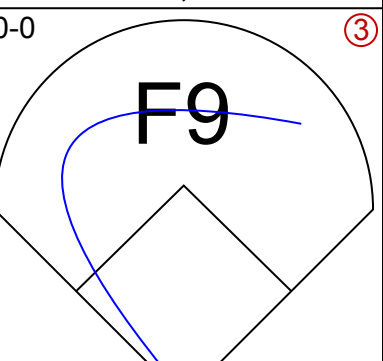
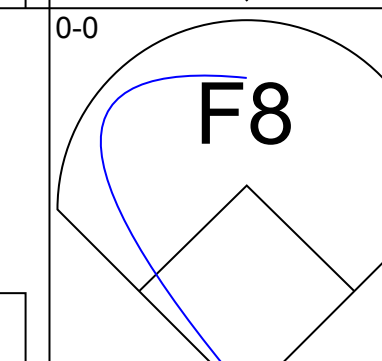
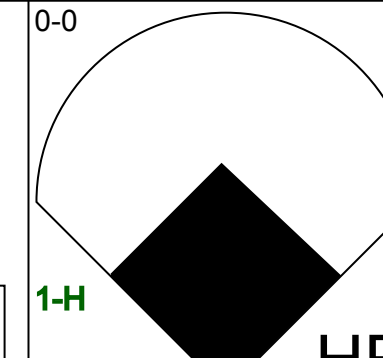
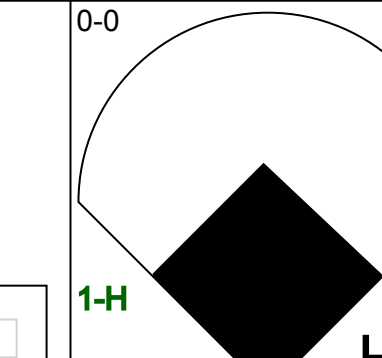
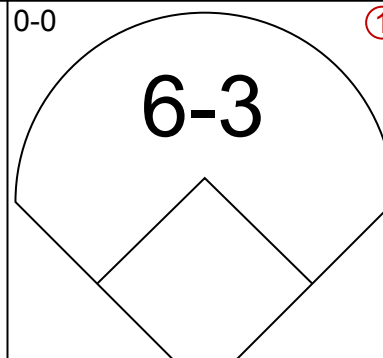
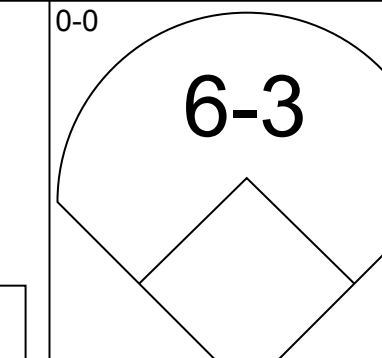
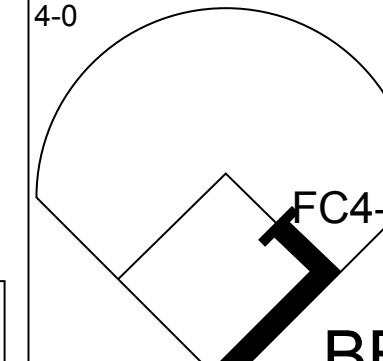
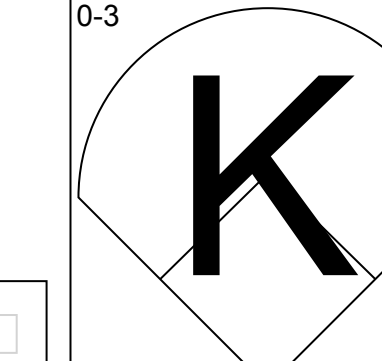
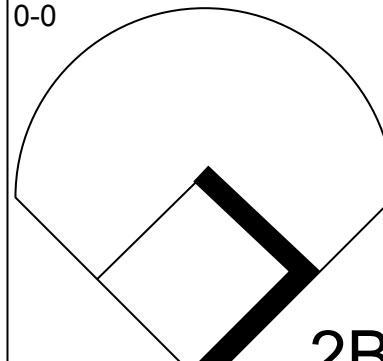
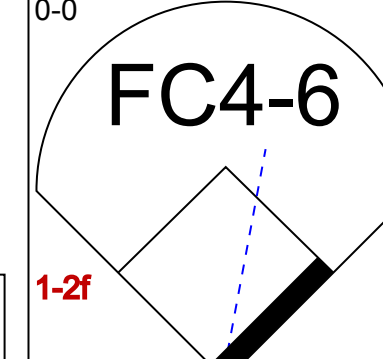
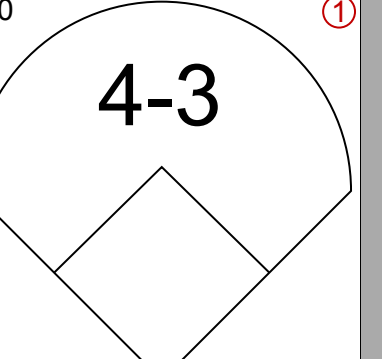
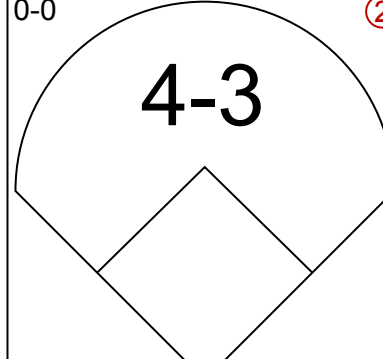
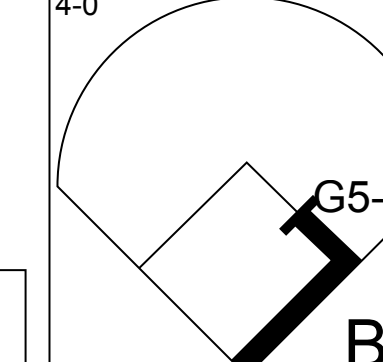
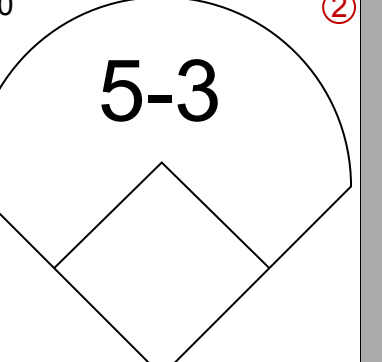
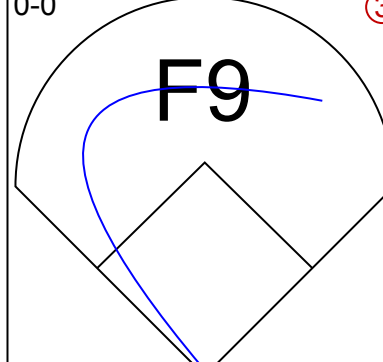
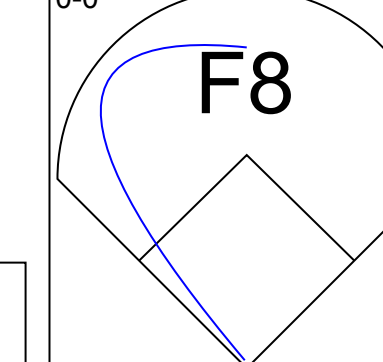
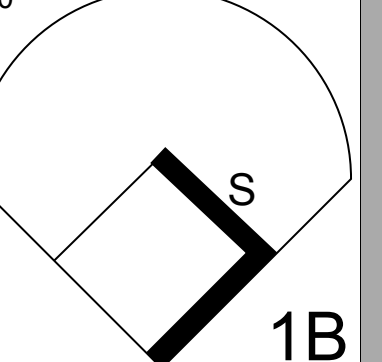
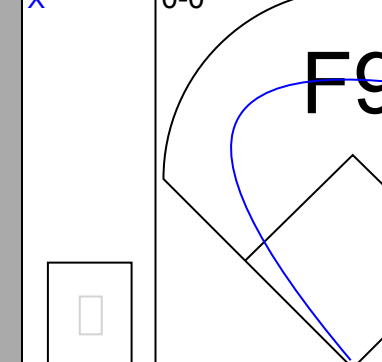
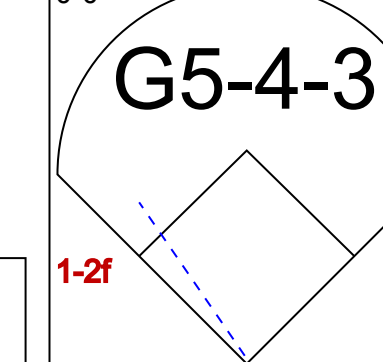
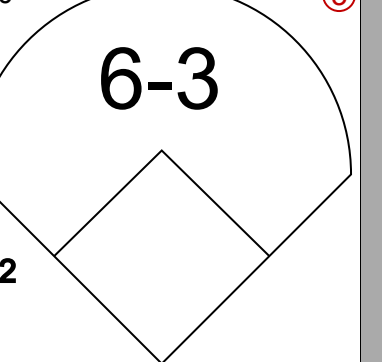
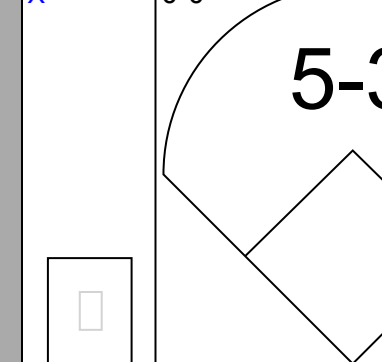


Batter	1	2	3	4	5	6	7	8	9	AB	R	H	RBI	BB	SO	LOB	TOP			
Bert Campaneris, R OBP: 0.346, SLG: 0.352 (1, 4)										4	0	0	0	0	1	3				
Roy Smalley, S OBP: 0.357, SLG: 0.426 (1, 5)										4	0	0	0	0	2	0				
Dave Winfield, R OBP: 0.326, SLG: 0.474 (1, 7)										4	1	1	1	0	1	0				
Lou Piniella, R OBP: 0.362, SLG: 0.431 (1, 9)										4	0	1	0	0	0	0				
Don Baylor, R OBP: 0.361, SLG: 0.486 (1, 10)										3	0	0	0	0	0	1				
Butch Wynegar, S OBP: 0.406, SLG: 0.493 (1, 2)										3	0	1	0	0	0	0				
Steve Balboni, R OBP: 0.271, SLG: 0.407 (1, 3)										3	0	1	0	0	1	0				
Jerry Mumphrey, S OBP: 0.309, SLG: 0.393 (1, 8)										3	0	0	0	0	1	2				
Andre Robertson, R OBP: 0.285, SLG: 0.338 (1, 6)										3	0	1	0	0	0	2				
Inning Stats	R: 0 E: 0 K: 2 S: 7	H: 0 LOB: 0 BB: 0 P: 7	R: 0 E: 0 K: 0 S: 3	H: 1 LOB: 0 BB: 0 P: 3	R: 0 E: 0 K: 0 S: 4	H: 1 LOB: 1 BB: 0 P: 4	R: 0 E: 0 K: 1 S: 5	H: 0 LOB: 0 BB: 0 P: 5	R: 0 E: 0 K: 1 S: 5	H: 0 LOB: 0 BB: 0 P: 5	R: 1 E: 0 K: 0 S: 4	H: 1 LOB: 0 BB: 0 P: 4	R: 0 E: 0 K: 1 S: 7	H: 2 LOB: 2 BB: 0 P: 7	R: 0 E: 0 K: 1 S: 5	H: 0 LOB: 0 BB: 0 P: 5	1B: 3 2B: 1 3B: 0 HR: 1	SF: 0 SAC: 0 DP: 0 HBP: 0	WP: 0 PB: 0 CS: 1	PA: 31
PITCHER Floyd Bannister, L ERA: 3.75 (1, 1)	IP: 9.0 WLS: W BF: 31 H: 5 R: 1 ER: 1 SO: 6 BB: 0 IBB: 0 HBP: 0 BLK: 0 WP: 0 HR: 1 S: 43 P: 43 ERA: 1.00 WHIP: 0.556															PITCHER IP: WLS: BF: H: R: ER: SO: BB: IBB: HBP: BLK: WP: HR: S: P: ERA: WHIP				

New York Yankees @ Chicago White Sox
Comiskey Park, Chicago, IL
Mon Aug 01 1983, 8:05 PM EDT
Att: 44,812 - Unknown - 79 F


AB 31
R 1
H 5
RBI 1
BB 0
SO 6
LOB 8



Batter	1	2	3	4	5	6	7	8	9	AB	R	H	RBI	BB	SO	LOB	BOTTOM			
Rudy Law, L OBP: 0.353, SLG: 0.351 (1, 8)										4	0	0	0	0	1	0				
Carlton Fisk, R OBP: 0.352, SLG: 0.556 (1, 2)										4	0	1	0	0	1	0				
Tom Paciorek, R OBP: 0.314, SLG: 0.430 Mike Squires, L OBP: 0.338, SLG: 0.281 (1, 3) (9, 3)										4	2	1	0	0	0	1				
Greg Luzinski, R OBP: 0.346, SLG: 0.492 (1, 10)										4	2	2	4	0	0	0				
Ron Kittle, R OBP: 0.309, SLG: 0.510 (1, 7)										2	0	1	0	1	1	0				
Harold Baines, L OBP: 0.340, SLG: 0.419 (1, 9)										3	0	0	0	0	0	2				
Vance Law, R OBP: 0.300, SLG: 0.342 (1, 5)										2	0	0	0	1	0	1				
Scott Fletcher, R OBP: 0.397, SLG: 0.481 (1, 6)										3	0	1	0	0	0	1				
Julio Cruz, S OBP: 0.312, SLG: 0.326 (1, 4)										3	0	0	0	0	0	2				
Inning Stats	R: 2 E: 0 K: 1 S: 7	H: 2 LOB: 1 BB: 1 P: 11	R: 0 E: 0 K: 0 S: 2	H: 0 LOB: 0 BB: 1 P: 6	R: 2 E: 0 K: 1 S: 7	H: 2 LOB: 0 BB: 0 P: 7	R: 0 E: 0 K: 0 S: 4	H: 1 LOB: 1 BB: 0 P: 4	R: 0 E: 0 K: 1 S: 5	H: 0 LOB: 0 BB: 0 P: 5	R: 0 E: 0 K: 0 S: 4	H: 1 LOB: 1 BB: 0 P: 4	R: 0 E: 0 K: 0 S: 3	H: 0 LOB: 0 BB: 0 P: 3	R: 0 E: 0 K: 1 S: 3	H: 0 LOB: 0 BB: 0 P: 3	1B: 3 2B: 1 3B: 0 HR: 2	SF: 0 SAC: 0 DP: 1 HBP: 0	WP: 0 PB: 0 CS: 0	PA: 31
PITCHER Ray Fontenot, L ERA: 2.88 (1, 1)	IP: 8.0 WLS: L BF: 31 H: 6 R: 4 ER: 4 SO: 3 BB: 2 IBB: 0 HBP: 0 BLK: 0 WP: 0 HR: 2 S: 35 P: 43 ERA: 4.50 WHIP: 1.000															PITCHER IP: WLS: BF: H: R: ER: SO: BB: IBB: HBP: BLK: WP: HR: S: P: ERA: WHIP				

New York Yankees @ Chicago White Sox
Comiskey Park, Chicago, IL
Mon Aug 01 1983, 8:05 PM EDT
Att: 44,812 - Unknown - 79 F

AB 29
R 4
H 6
RBI 4
BB 2
SO 3
LOB 7



Batter	1	2	3	4	5	6	7	8	9	10	AB	R	H	RBI	BB	SO	LOB	
Don Mattingly, L (1, 3) OBP: 0.336, SLG: 0.466											5	2	3	1	0	0	0	
Graig Nettles, L (1, 5) OBP: 0.355, SLG: 0.455											5	1	1	1	1	0	0	3
Oscar Gamble, L (1, 9) OBP: 0.398, SLG: 0.527											3	1	1	0	0	0	1	
Dave Winfield, R (7, PH) OBP: 0.327, SLG: 0.474											2	0	1	1	0	0	0	
Ken Griffey, L (1, 10) OBP: 0.377, SLG: 0.453											5	0	1	1	0	1	2	
Butch Wynegar, S (1, 2) OBP: 0.416, SLG: 0.488											4	1	1	0	1	1	2	
Steve Kemp, L (1, 7) OBP: 0.341, SLG: 0.435												5	1	1	3	0	0	1
Roy Smalley, S (1, 6) OBP: 0.359, SLG: 0.447												4	2	2	2	0	1	
Larry Milbourne, S (8, 4) OBP: 0.270, SLG: 0.269												1	0	1	0	0	0	
Jerry Mumphy, S (1, 8) OBP: 0.307, SLG: 0.389											5	1	1	0	0	2	2	
Andre Robertson, R (1, 4) OBP: 0.281, SLG: 0.333											4	0	0	0	0	1	1	

Inning Stats	R: 0	H: 1	E: 0	LOB: 1	K: 1	BB: 0	S: 6	R: 1	H: 1	E: 0	LOB: 0	K: 1	BB: 0	S: 6	R: 5	H: 4	E: 0	LOB: 0	K: 1	BB: 1	S: 9	R: 0	H: 0	E: 0	LOB: 0	K: 0	BB: 0	S: 3	R: 0	H: 0	E: 0	LOB: 0	K: 0	BB: 0	S: 3	R: 2	H: 4	E: 0	LOB: 2	K: 1	BB: 0	S: 9	R: 1	H: 1	E: 0	LOB: 0	K: 0	BB: 0	S: 4	R: 0	H: 0	E: 0	LOB: 2	K: 0	BB: 0	S: 3	R: 0	H: 0	E: 0	LOB: 2	K: 0	BB: 0	S: 7	R: 0	H: 2	E: 0	LOB: 2	K: 1	BB: 0	S: 7	1B: 8	SF: 0	2B: 0	SAC: 0	3B: 0	DP: 0	HR: 5	HBP: 0	WP: 0	PA: 44
--------------	------	------	------	--------	------	-------	------	------	------	------	--------	------	-------	------	------	------	------	--------	------	-------	------	------	------	------	--------	------	-------	------	------	------	------	--------	------	-------	------	------	------	------	--------	------	-------	------	------	------	------	--------	------	-------	------	------	------	------	--------	------	-------	------	------	------	------	--------	------	-------	------	------	------	------	--------	------	-------	------	-------	-------	-------	--------	-------	-------	-------	--------	-------	--------

Batter	1	2	3	4	5	6	7	8	9	10	AB	R	H	RBI	BB	SO	LOB
Dave Collins, S (1, 7) OBP: 0.302, SLG: 0.294											5	0	1	1	1	1	3
Rance Mulliniks, L (1, 5) OBP: 0.372, SLG: 0.474											5	1	2	0	0	1	3
Lloyd Moseby, L (1, 8) OBP: 0.364, SLG: 0.517											5	2	3	2	0	1	2
Wille Upshaw, L (1, 3) OBP: 0.369, SLG: 0.532											5	1	1	1	0	0	5
Cliff Johnson, R (1, 10) OBP: 0.404, SLG: 0.546											5	1	2	0	0	0	0
Ernie Whitt, L (1, 2) OBP: 0.344, SLG: 0.434											3	2	1	1	1	0	0
Barry Bonnell, R (1, 9) OBP: 0.355, SLG: 0.452											4	1	2	0	0	0	2
Garth Iorg, R (1, 4) OBP: 0.321, SLG: 0.373											4	2	3	2	1	0	0
Alfredo Griffin, S (1, 6) OBP: 0.287, SLG: 0.375											3	0	0	0	0	0	3
Jorge Orta, L (8, PH) OBP: 0.348, SLG: 0.444											0	0	0	1	0	0	0
Damaso Garcia, R (9, 4) OBP: 0.333, SLG: 0.387											0	0	0	0	0	0	0

Inning Stats	R: 2	H: 2	E: 0	LOB: 0	K: 0	BB: 0	S: 5	R: 0	H: 0	E: 0	LOB: 0	K: 0	BB: 0	S: 3	R: 0	H: 0	E: 0	LOB: 0	K: 0	BB: 0	S: 3	R: 1	H: 1	E: 0	LOB: 0	K: 0	BB: 0	S: 4	R: 2	H: 2	E: 0	LOB: 1	K: 0	BB: 1	S: 5	R: 0	H: 1	E: 0	LOB: 0	K: 1	BB: 0	S: 5	R: 1	H: 3	E: 0	LOB: 2	K: 1	BB: 0	S: 8	R: 1	H: 3	E: 0	LOB: 2	K: 0	BB: 0	S: 6	R: 1	H: 1	E: 0	LOB: 1	K: 0	BB: 1	S: 2	1B: 10	SF: 2	2B: 2	SAC: 2	3B: 0	DP: 1	HR: 3	HBP: 0	WP: 0	PA: 46
--------------	------	------	------	--------	------	-------	------	------	------	------	--------	------	-------	------	------	------	------	--------	------	-------	------	------	------	------	--------	------	-------	------	------	------	------	--------	------	-------	------	------	------	------	--------	------	-------	------	------	------	------	--------	------	-------	------	------	------	------	--------	------	-------	------	------	------	------	--------	------	-------	------	--------	-------	-------	--------	-------	-------	-------	--------	-------	--------

PITCHER	IP	WLS	BF	H	R	ER	SO	BB	IBB	HBP	BLK	WP	HR	S	P	ERA	WHIP
Matt Keough, R ERA: 4.96	5.0		27	6	6	4	1	1	0	0	0	0	0	3	28	7.20	1.400
George Frazier, R ERA: 3.65	6.1		23	5	2	2	1	1	0	0	0	0	0	13	17	7.71	2.571
Rich Gossage, R ERA: 2.24	8.1		33	8	3	1	1	1	0	0	0	0	0	10	10	5.40	1.800
Dale Murray, R ERA: 4.76	10.1		43	10	3	1	1	0	1	0	0	0	0	2	6	27.00	6.000

TOP

New York Yankees @ Toronto Blue Jays
Exhibition Stadium, Toronto, ON
Tue Aug 02 1983, 7:05 PM EDT
Unknown - 82 F

AB	50
R	10
H	13
RBI	9
BB	1
SO	6
LOB	12

BOTTOM

New York Yankees @ Toronto Blue Jays
Exhibition Stadium, Toronto, ON
Tue Aug 02 1983, 7:05 PM EDT
Unknown - 82 F

AB	39
R	10
H	15
RBI	8
BB	3
SO	3
LOB	18

Batter	1	2	3	4	5	6	7	8	9	AB	R	H	RBI	BB	SO	LOB	TOP										
Don Mattingly, L OBP: 0.330, SLG: 0.454 (1, 3)										5	0	1	0	0	1	3	New York Yankees @ Toronto Blue Jays Exhibition Stadium, Toronto, ON Tue Aug 02 1983, 7:05 PM EDT Att: 45,102 - Unknown - 77 F										
Graig Nettles, L OBP: 0.356, SLG: 0.465 (1, 5)										5	1	2	1	0	1	2											
Dave Winfield, R OBP: 0.330, SLG: 0.482 (1, 8)										4	2	2	2	1	0	1											
Oscar Gamble, L OBP: 0.397, SLG: 0.518 (6, PH)										2	0	0	0	1	0	2											
Lou Piniella, R OBP: 0.364, SLG: 0.432 (6, 9)										2	0	1	0	0	0	0											
Steve Kemp, L OBP: 0.342, SLG: 0.436 (1, 7)										4	1	1	1	1	1	4											
Don Baylor, R OBP: 0.359, SLG: 0.491 (1, 10)											5	1	1	2	0	1		2									
Rick Cerone, R OBP: 0.258, SLG: 0.274 (1, 2)										4	0	1	0	0	0	2											
Larry Milbourne, S OBP: 0.270, SLG: 0.262 (1, 4)										3	0	0	0	1	0	1											
Andre Robertson, R OBP: 0.284, SLG: 0.333 (1, 6)										0	0	0	0	0	0	0											
Roy Smalley, S OBP: 0.356, SLG: 0.446 (2, 6)										3	1	1	0	0	2	1											
Inning Stats	R: 0 E: 0 K: 0 S: 4	H: 1 LOB: 1 BB: 0 P: 4	R: 0 E: 0 K: 1 S: 5	H: 0 LOB: 3 BB: 2 P: 14	R: 2 E: 0 K: 1 S: 7	H: 2 LOB: 1 BB: 1 P: 11	R: 0 E: 0 K: 1 S: 5	H: 0 LOB: 0 BB: 0 P: 5	R: 3 E: 0 K: 0 S: 5	H: 2 LOB: 0 BB: 1 P: 9	R: 1 E: 0 K: 0 S: 7	H: 4 LOB: 3 BB: 0 P: 7	R: 0 E: 0 K: 2 S: 8	H: 1 LOB: 1 BB: 0 P: 8	R: 0 E: 0 K: 1 S: 5	H: 0 LOB: 0 BB: 0 P: 5		R: 0 E: 0 K: 0 S: 3	H: 0 LOB: 0 BB: 0 P: 3	1B: 6 2B: 1 3B: 0 HR: 3	SF: 0 SAC: 0 DP: 0 HBP: 1	WP: 0 PB: 0 SB: 0 CS: 0	PA: 42				
PITCHER	IP	WLS	BF	H	R	ER	SO	BB	IBB	HBP	BLK	WP	HR	S	P	ERA	WHIP										
Matt Williams, R ERA: 9.0 (1, 1)	5.0	W	25	5	5	5	3	4	0	1	0	0	3	26	43	9.00	1.800										
Roy Lee Jackson, R ERA: 4.35 (6, 1)	0.2		5	3	1	1	0	0	0	0	0	0	0	5	5	13.50	4.500										
Dave Geisel, L ERA: 5.51 (6, 1)	3.1	S	12	2	0	0	3	0	0	0	0	0	0	18	18	0.00	0.600										

Batter	1	2	3	4	5	6	7	8	9	AB	R	H	RBI	BB	SO	LOB	BOTTOM										
Damaso Garcia, R OBP: 0.342, SLG: 0.398 (1, 4)										3	3	3	3	1	0	0	New York Yankees @ Toronto Blue Jays Exhibition Stadium, Toronto, ON Tue Aug 02 1983, 7:05 PM EDT Att: 45,102 - Unknown - 77 F										
Lloyd Moseby, L OBP: 0.397, SLG: 0.516 (1, 8)										4	1	2	1	1	1	2											
Garth Iorg, R OBP: 0.321, SLG: 0.373 (5, PH)										3	1	1	0	0	0	2											
Rance Mulliniks, L OBP: 0.376, SLG: 0.483 (6, 5)										2	0	2	4	0	0	0											
Cliff Johnson, R OBP: 0.401, SLG: 0.542 (1, 10)										2	0	0	0	0	1	2											
Jorge Orta, L OBP: 0.341, SLG: 0.434 (6, PH)										3	0	0	0	0	0	3											
Barry Bonnell, R OBP: 0.356, SLG: 0.458 (6, 9)										5	3	2	0	0	1	0											
Jesse Barfield, R OBP: 0.247, SLG: 0.424 (5, PH)										1	1	0	0	1	0	1											
Dave Collins, S OBP: 0.299, SLG: 0.290 (6, 7)										3	0	0	0	0	1	1											
Willie Upshaw, L OBP: 0.373, SLG: 0.533 (1, 3)										3	1	2	1	1	0	0											
Buck Martinez, R OBP: 0.355, SLG: 0.517 (5, PH)										1	0	0	1	0	1	1											
Ernie Whit, L OBP: 0.344, SLG: 0.430 (6, 2)										2	1	0	0	1	2	1											
Alfredo Griffin, S OBP: 0.289, SLG: 0.374 (1, 6)										3	2	1	2	1	0	0											
Inning Stats	R: 0 E: 0 K: 1 S: 6	H: 1 LOB: 1 BB: 0 P: 6	R: 4 E: 0 K: 0 S: 6	H: 4 LOB: 1 BB: 1 P: 10	R: 2 E: 1 K: 2 S: 10	H: 2 LOB: 1 BB: 0 P: 10	R: 0 E: 0 K: 0 S: 3	H: 0 LOB: 1 BB: 1 P: 7	R: 5 E: 0 K: 0 S: 6	H: 3 LOB: 2 BB: 4 P: 22	R: 0 E: 0 K: 2 S: 7	H: 0 LOB: 0 BB: 0 P: 7	R: 2 E: 0 K: 1 S: 7	H: 2 LOB: 1 BB: 0 P: 8	R: 0 E: 0 K: 1 S: 6	H: 1 LOB: 1 BB: 0 P: 6	1B: 8 2B: 5 3B: 0 HR: 0	SF: 1 SAC: 1 DP: 0 HBP: 1	WP: 0 PB: 0 SB: 3 CS: 0	PA: 44							
PITCHER	IP	WLS	BF	H	R	ER	SO	BB	IBB	HBP	BLK	WP	HR	S	P	ERA	WHIP										
Bob Shirley, L ERA: 5.73 (1, 1)	2.0	L	11	5	4	4	1	1	0	0	0	0	0	12	16	18.00	3.000										
Dale Murray, R ERA: 4.99 (3, 1)	2.2		15	3	5	3	2	2	1	0	1	0	0	16	28	10.12	1.875										
Jay Howell, R ERA: 5.19 (5, 1)	3.1		18	5	4	4	4	2	0	1	0	0	0	23	32	10.80	2.100										



Batter	1	2	3	4	5	6	7	8	9	AB	R	H	RBI	BB	SO	LOB	TOP					
Don Mattingly, L (1, 3) OBP: 0.328, SLG: 0.473	0-0 HR		0-0 5-3			0-0 F8		0-0 4-3		4	1	1	1	0	0	0						
Graig Nettles, L (1, 5) OBP: 0.352, SLG: 0.458	0-0 4-3		0-0 F7			0-0 F7		0-0 4-3		4	0	0	0	0	0	0						
Ken Griffey, L (1, 10) OBP: 0.375, SLG: 0.450	0-0 F9			0-0 G3		0-0 1B 1B		0-0 4-3		4	0	1	0	0	0	0						
Oscar Gamble, L (1, 7) OBP: 0.407, SLG: 0.552	0-0 F8			0-0 2B		0-0 1B 1B		0-0 1B 3B		4	1	3	0	0	0	0						
Butch Wynegar, S (1, 2)		0-0 G3		0-0 F9		0-0 1B 2H		0-0 P6		4	0	1	0	0	0	2						
Steve Kemp, L (1, 9) OBP: 0.341, SLG: 0.434		0-0 F7		0-0 F9			0-0 L5		0-0 1B	4	0	1	1	0	0	1						
Roy Smalley, S (1, 6) OBP: 0.366, SLG: 0.446					0-0 P5		0-0 G6-3 1B		0-0 G3	4	0	2	0	0	0	1						
Jerry Mumphy, S (1, 8) OBP: 0.304, SLG: 0.385		0-3 K			0-0 4-3		0-0 G6-3 1-2			3	0	0	0	0	1	2						
Larry Milbourne, S (1, 4) OBP: 0.265, SLG: 0.257									0-0 P4	2	0	0	0	0	0	0						
Don Baylor, R (8, PH) OBP: 0.359, SLG: 0.490										1	0	0	0	0	0	0						
Bert Campaneris, R (8, 4) OBP: 0.346, SLG: 0.352										0	0	0	0	0	0	0						
Inning Stats	R: 1 E: 0 K: 0 S: 4	H: 1 LOB: 0 BB: 0 P: 4	R: 0 E: 0 K: 1 S: 6	H: 1 LOB: 1 BB: 0 P: 6	R: 0 E: 0 K: 0 S: 3	H: 0 LOB: 1 BB: 0 P: 3	R: 0 E: 0 K: 0 S: 4	H: 1 LOB: 1 BB: 0 P: 4	R: 0 E: 0 K: 0 S: 3	H: 0 LOB: 0 BB: 0 P: 3	R: 0 E: 0 K: 0 S: 5	H: 3 LOB: 2 BB: 0 P: 5	R: 0 E: 0 K: 0 S: 3	H: 1 LOB: 0 BB: 0 P: 3	R: 0 E: 0 K: 0 S: 3	H: 0 LOB: 1 BB: 0 P: 3	R: 1 E: 0 K: 0 S: 5	H: 2 LOB: 1 BB: 0 P: 5	1B: 6 2B: 1 3B: 1 HR: 1	SF: 0 SAC: 0 DP: 1 HBP: 0	WP: 0 PB: 0 SB: 0 CS: 0	PA: 34
PITCHER Jim Clancy, R (1, 1) ERA: 3.31	IP: 9.0 WLS: W BF: 34 H: 9 R: 2 ER: 2 SO: 1 BB: 0 IBB: 0 HBP: 0 BLK: 0 WP: 0 HR: 1 S: 36 P: 36 ERA: 2.00 WHIP: 1.000															PITCHER	IP: 9.0 WLS: W BF: 34 H: 9 R: 2 ER: 2 SO: 1 BB: 0 IBB: 0 HBP: 0 BLK: 0 WP: 0 HR: 1 S: 36 P: 36 ERA: 2.00 WHIP: 1.000					

New York Yankees @ Toronto Blue Jays
 Exhibition Stadium, Toronto, ON
 Wed Aug 03 1983, 7:05 PM EDT
 Att: 35,589 - Unknown - 83 F

AB	34
R	2
H	9
RBI	2
BB	0
SO	1
LOB	6



Batter	1	2	3	4	5	6	7	8	9	AB	R	H	RBI	BB	SO	LOB	BOTTOM					
Damaso Garcia, R (1, 4) OBP: 0.338, SLG: 0.392	0-0 F8		0-0 1-3	0-0 FC5-4 1-2		0-0 FC4-2-5-2 5-3		0-0 4-3		5	0	0	0	0	0	5						
Garth Iorg, R (1, 5) OBP: 0.322, SLG: 0.378	0-0 5-3				0-0 1B 2B	0-0 5-3		0-3 K		5	1	2	1	0	1	1						
Barry Bonnell, R (1, 8) OBP: 0.354, SLG: 0.455	0-0 F8		0-3 K		0-0 1B 2B	0-0 5-3				4	1	1	0	0	1	2						
Cliff Johnson, R (1, 10) OBP: 0.399, SLG: 0.538		0-0 HR 1B	0-0 1-3		0-3 K		0-0 F5			4	1	1	0	0	1	3						
Jesse Barfield, R (1, 9) OBP: 0.251, SLG: 0.439		0-0 HR 1H	0-3 K		0-0 F8		0-0 2B 1B			4	1	2	2	0	1	3						
George Bell, R (1, 7) OBP: 0.325, SLG: 0.514		0-0 1B 1B		0-0 1B 3B	0-0 1H 2H	0-0 2B		0-0 2B		4	1	4	2	0	0	0						
Willie Upshaw, L (1, 3) OBP: 0.372, SLG: 0.530		0-0 1B 1B		0-3 K	0-0 3-1		0-0 P5			4	0	1	0	0	1	4						
Buck Martinez, R (1, 2) OBP: 0.353, SLG: 0.510		0-0 P3		0-3 K		0-0 1B 1B		0-3 K		4	0	1	0	0	2	5						
Alfredo Griffin, S (1, 6) OBP: 0.291, SLG: 0.376	0-0 F8			0-0 FC5-4 3H		0-0 FC4-2-5-2 5-3		0-0 F8		4	1	2	1	0	0	2						
Inning Stats	R: 0 E: 0 K: 0 S: 3	H: 0 LOB: 0 BB: 0 P: 3	R: 2 E: 0 K: 0 S: 7	H: 4 LOB: 2 BB: 0 P: 7	R: 0 E: 0 K: 2 S: 8	H: 1 LOB: 1 BB: 0 P: 8	R: 1 E: 0 K: 2 S: 9	H: 2 LOB: 1 BB: 0 P: 9	R: 2 E: 0 K: 1 S: 8	H: 3 LOB: 1 BB: 0 P: 8	R: 1 E: 0 K: 0 S: 5	H: 2 LOB: 1 BB: 0 P: 5	R: 0 E: 0 K: 1 S: 7	H: 2 LOB: 2 BB: 0 P: 7	R: 0 E: 0 K: 1 S: 5	H: 0 LOB: 0 BB: 0 P: 5	R: 0 E: 0 K: 1 S: 5	H: 0 LOB: 0 BB: 0 P: 5	1B: 9 2B: 3 3B: 1 HR: 1	SF: 0 SAC: 0 DP: 0 HBP: 0	WP: 0 PB: 0 SB: 0 CS: 0	PA: 38
PITCHER Ron Guidry, L (1, 1) ERA: 3.34	IP: 8.0 WLS: L BF: 38 H: 14 R: 6 ER: 6 SO: 7 BB: 0 IBB: 0 HBP: 0 BLK: 0 WP: 0 HR: 1 S: 52 P: 52 ERA: 6.75 WHIP: 1.750															PITCHER	IP: 8.0 WLS: L BF: 38 H: 14 R: 6 ER: 6 SO: 7 BB: 0 IBB: 0 HBP: 0 BLK: 0 WP: 0 HR: 1 S: 52 P: 52 ERA: 6.75 WHIP: 1.750					

New York Yankees @ Toronto Blue Jays
 Exhibition Stadium, Toronto, ON
 Wed Aug 03 1983, 7:05 PM EDT
 Att: 35,589 - Unknown - 83 F

AB	38
R	6
H	14
RBI	6
BB	0
SO	7
LOB	25



Batter	1	2	3	4	5	6	7	8	9	AB	R	H	RBI	BB	SO	LOB	TOP			
Don Mattingly, L (1,3) OBP: 0.333, SLG: 0.483	0-0 4-3 1B 2B		0-0 4-3 2B 1B	0-0 F8			0-0 F7			4	2	2	0	0	0	2				
Butch Wynegar, S (1,2) OBP: 0.397, SLG: 0.474	0-0 4-3		0-0 4-3	0-0 FC6-4			0-3 K			4	0	0	0	0	1	4				
Dave Winfield, R (1,8) OBP: 0.332, SLG: 0.485	0-0 FC4-6 1B		0-0 PB 6-3 2B		0-0 P5		0-0 4-3			4	1	2	2	0	0	0				
Graig Nettles, L (1,5) OBP: 0.350, SLG: 0.454	0-0 FC4-6		0-0 PB BB		0-0 G3		0-0 F9			3	0	0	0	1	0	1				
Oscar Gamble, L (1,10) OBP: 0.396, SLG: 0.533	0-0 4-3		0-0 6-3		0-0 3-1		0-3 K			4	0	0	1	0	1	2				
Don Baylor, R (1,7) OBP: 0.360, SLG: 0.493		0-0 FC4-6 1B	0-0 6-3			0-0 4-3 2B		0-0 G3		4	0	2	0	0	0	1				
Steve Kemp, L (1,9) OBP: 0.340, SLG: 0.429	0-0 FC4-6		0-0 BB BB	4-0 BB BB		0-0 4-3		0-3 K		3	0	0	0	1	1	2				
Andre Robertson, R (1,6) OBP: 0.280, SLG: 0.328	0-3 K		0-3 K			0-0 L4		0-0 F9		4	0	0	0	0	2	3				
Larry Milbourne, S (1,4) OBP: 0.264, SLG: 0.250	0-0 G3		0-0 FC6-4 BB			0-0 F9		0-0 F9		3	0	0	0	1	0	2				
Inning Stats	R: 1 E: 0 K: 0 S: 5	H: 2 LOB: 1 BB: 0 P: 5	R: 0 E: 0 K: 1 S: 6	H: 1 LOB: 1 BB: 0 P: 6	R: 2 E: 0 K: 0 S: 5	H: 2 LOB: 2 BB: 1 P: 9	R: 0 E: 0 K: 1 S: 5	H: 0 LOB: 0 BB: 2 P: 13	R: 0 E: 0 K: 0 S: 3	H: 1 LOB: 1 BB: 0 P: 4	R: 0 E: 0 K: 1 S: 5	H: 0 LOB: 0 BB: 0 P: 5	R: 0 E: 0 K: 1 S: 5	H: 0 LOB: 0 BB: 0 P: 5	R: 0 E: 0 K: 1 S: 5	H: 0 LOB: 0 BB: 0 P: 5	1B: 3 2B: 3 3B: 0 HR: 0	SF: 0 SAC: 0 DP: 0 HBP: 0	WP: 0 PB: 1 SB: 0 CS: 0	PA: 36
PITCHER Dave Stieb, R (1,1) ERA: 2.89	IP: 9.0 WLS: L BF: 36	H: 6 R: 3 ER: 2 SO: 5	BB: 3 IBB: 0 HBP: 0 BLK: 0	WP: 0 HR: 0 S: 43 P: 55	ERA: 2.00 WHIP: 1.000															

New York Yankees @ Toronto Blue Jays
Exhibition Stadium, Toronto, ON
Thu Aug 04 1983, 7:05 PM EDT
Att: 36,684 - Unknown - 79 F

AB 33
R 3
H 6
RBI 3
BB 3
SO 5
LOB 17



Batter	1	2	3	4	5	6	7	8	9	AB	R	H	RBI	BB	SO	LOB	BOTTOM					
Damaso Garcia, R (1,4) OBP: 0.334, SLG: 0.388	0-0 F8		0-0 F9		0-0 FC1-4			0-0 F7		4	0	0	0	0	0	3						
Lloyd Moseby, L (1,8) OBP: 0.365, SLG: 0.519	0-3 K		0-0 FC5 1B		0-0 G4-6-3			0-0 2B		4	0	2	0	0	1	1						
Garth Iorg, R (1,5) OBP: 0.317, SLG: 0.371	0-0 1-3		0-0 FC5			0-0 6-3		0-0 5-3		4	0	0	1	0	0	3						
Cliff Johnson, R (1,10) OBP: 0.401, SLG: 0.537		0-0 1B 1B	0-0 L5			0-0 F8		0-0 G6-3 1B		4	0	2	0	0	0	2						
Jesse Barfield, R (1,9) OBP: 0.251, SLG: 0.440		0-0 P3		0-0 2B		0-0 P4		0-0 G6-3		4	0	1	0	0	0	2						
George Bell, R (1,7) OBP: 0.316, SLG: 0.488		0-0 1B		0-0 P6			0-0 6-3	0-0 P2		4	0	1	0	0	0	1						
Willie Upshaw, L (1,3) OBP: 0.369, SLG: 0.526	0-0 F9		0-3 K				0-0 3-1			3	0	0	0	0	1	2						
Buck Martinez, R (1,2) OBP: 0.353, SLG: 0.507			0-0 1B BB FC5 1B		0-3 K			0-0 F8		3	1	1	0	0	1	1						
Alfredo Griffin, S (1,6) OBP: 0.294, SLG: 0.375			4-0 FC5 1B BB		4-0 FC1-4 BB			0-0 6-3		1	0	0	0	2	0	0						
Inning Stats	R: 0 E: 0 K: 1 S: 5	H: 0 LOB: 0 BB: 0 P: 5	R: 0 E: 0 K: 0 S: 4	H: 2 LOB: 1 BB: 0 P: 4	R: 1 E: 0 K: 0 S: 5	H: 2 LOB: 2 BB: 1 P: 9	R: 0 E: 0 K: 2 S: 8	H: 1 LOB: 1 BB: 0 P: 8	R: 0 E: 0 K: 0 S: 2	H: 0 LOB: 0 BB: 1 P: 6	R: 0 E: 0 K: 0 S: 3	H: 0 LOB: 0 BB: 0 P: 3	R: 0 E: 0 K: 0 S: 3	H: 1 LOB: 1 BB: 0 P: 3	R: 0 E: 0 K: 0 S: 4	H: 1 LOB: 0 BB: 0 P: 4	R: 0 E: 0 K: 0 S: 3	H: 1 LOB: 0 BB: 0 P: 3	1B: 5 2B: 2 3B: 0 HR: 0	SF: 0 SAC: 0 DP: 2 HBP: 0	WP: 0 PB: 0 SB: 0 CS: 0	PA: 33
PITCHER Shane Rawley, L (1,1) ERA: 3.92	IP: 9.0 WLS: W BF: 33	H: 7 R: 1 ER: 1 SO: 3	BB: 2 IBB: 0 HBP: 0 BLK: 0	WP: 0 HR: 0 S: 37 P: 45	ERA: 1.00 WHIP: 1.000																	

New York Yankees @ Toronto Blue Jays
Exhibition Stadium, Toronto, ON
Thu Aug 04 1983, 7:05 PM EDT
Att: 36,684 - Unknown - 79 F


AB 31
R 1
H 7
RBI 1
BB 2
SO 3
LOB 15



Batter	1	2	3	4	5	6	7	8	9	AB	R	H	RBI	BB	SO	LOB	TOP					
Lou Whitaker, L (1,4) OBP: 0.383, SLG: 0.478 Lynn Jones, R (8,PH) OBP: 0.239, SLG: 0.323 Wayne Krenchicki, L (8,4) OBP: 0.317, SLG: 0.289	0-0 L5-3-4 1B			0-0 1B 2B		4-0 G4-3 BB		0-0 F8		2	1	2	0	1	0	0						
Alan Trammell, R (1,6) OBP: 0.386, SLG: 0.461	0-0 L5-3-4 1-2			0-0 F9		0-0 G4-3 1-2		0-0 F9		4	0	0	0	0	0	3						
Larry Hemdon, R (1,7) OBP: 0.332, SLG: 0.478	0-3 K			0-0 1B 2-H		0-0 F9		0-0 F9		4	0	1	1	0	1	0						
Lance Parrish, R (1,10) OBP: 0.331, SLG: 0.509		0-0 6-3		0-0 G6-4-3 1B 1-2		0-0 F3		0-0 F9		4	0	1	0	0	0	0						
John Wockenfuss, R (1,3) OBP: 0.339, SLG: 0.451		0-0 5-3		0-0 G6-4-3 1-2		0-0 G6-4-3 1B				3	0	1	0	0	0	2						
Glenn Wilson, R (1,9) OBP: 0.312, SLG: 0.439		0-0 5-3			0-0 4-3 WP 6-3 1B		0-0 G6-4-3 1-2			3	1	1	0	0	0	1						
Kirk Gibson, L (1,8) OBP: 0.295, SLG: 0.397			0-0 6-3		0-0 4-3 1-3			0-0 HR		3	1	1	1	0	0	1	AB 30					
Tom Brookens, R (1,5) OBP: 0.273, SLG: 0.303			0-0 F8		0-0 6-3		0-0 F9			3	0	0	1	0	0	0	R 3					
Marty Castillo, R (1,2) OBP: 0.278, SLG: 0.342			0-3 K		0-0 F3 3-H		0-3 K			3	0	0	0	0	2	0	H 7					
Inning Stats	R: 0 E: 0 K: 1 S: 5	H: 1 LOB: 0 BB: 0 P: 5	R: 0 E: 0 K: 0 S: 3	H: 0 LOB: 0 BB: 0 P: 3	R: 0 E: 0 K: 1 S: 5	H: 0 LOB: 0 BB: 0 P: 5	R: 1 E: 0 K: 0 S: 5	H: 3 LOB: 1 BB: 0 P: 5	R: 1 E: 0 K: 0 S: 4	H: 1 LOB: 0 BB: 0 P: 4	R: 0 E: 0 K: 0 S: 2	H: 0 LOB: 0 BB: 1 P: 6	R: 0 E: 0 K: 0 S: 3	H: 1 LOB: 0 BB: 0 P: 3	R: 1 E: 0 K: 1 S: 6	H: 1 LOB: 0 BB: 0 P: 6	R: 0 E: 0 K: 0 S: 3	H: 0 LOB: 0 BB: 0 P: 3	1B: 5 2B: 2 3B: 0 HR: 1	SF: 0 SAC: 0 DP: 4 HBP: 0	WP: 1 PB: 0 SB: 0 CS: 0	PA: 31
PITCHER Dave Righetti, L (1,1) ERA: 3.38	IP: 9.0 WLS: W BF: 31 H: 7 R: 3 ER: 3 SO: 3 BB: 1 IBB: 0 HBP: 0 BLK: 0 WP: 1 HR: 1 S: 36 P: 40 ERA: 3.00 WHIP: 0.889															PITCHER	IP: 9.0 WLS: W BF: 31 H: 7 R: 3 ER: 3 SO: 3 BB: 1 IBB: 0 HBP: 0 BLK: 0 WP: 1 HR: 1 S: 36 P: 40 ERA: 3.00 WHIP: 0.889					

Detroit Tigers @ New York Yankees
 Yankee Stadium, Bronx, NY
 Fri Aug 05 1983, 7:05 PM EDT
 Att: 31,217 - Unknown - 77 F


AB 30
R 3
H 7
RBI 3
BB 1
SO 3
LOB 7



Batter	1	2	3	4	5	6	7	8	9	AB	R	H	RBI	BB	SO	LOB	BOTTOM			
Willie Randolph, R (1,4) OBP: 0.353, SLG: 0.316	0-0 E G4-3 1B	0-0 5-3		4-0 2B BB 1-2 2-3	4-0 BB 1-2		0-3 K			3	2	1	0	2	1	3				
Don Mattingly, L (1,3) OBP: 0.336, SLG: 0.479	0-0 E1 G4-3 1-3		0-0 F6	0-0 SF9 3-H	4-0 FC5-4 BB 1-2 2-3 3-H		0-0 HR 1B 3-H			3	1	1	3	1	0	1				
Dave Winfield, R (1,7) OBP: 0.335, SLG: 0.495	0-0 G4-3 1-2 3-H		4-0 1-3 BB	0-0 HR 2B 1-H 2-H	4-0 FC5-4 1-2		0-0 HR 1B 1-H			4	2	2	4	1	0	4				
Graig Nettles, L (1,5) OBP: 0.351, SLG: 0.463	0-0 F2		0-0 1-3 1B	0-0 HR 2B 2-H		0-0 F9	0-0 F3			5	1	2	2	0	0	0				
Butch Wynegar, S (1,2) OBP: 0.393, SLG: 0.473		0-3 K	0-0 1-3 1B 1-2 2-3	0-0 6-3		0-0 2B	0-0 F8			5	0	1	0	0	1	2				
Don Baylor, R (1,10) OBP: 0.358, SLG: 0.488		0-0 E 2B 1B	0-0 F3		0-0 F7	0-0 F7	0-0 5-3			5	1	1	0	0	0	3				
Steve Kemp, L (1,9) OBP: 0.341, SLG: 0.429		0-0 E3 2B FC3-2 1-2		0-0 BB SF9 1B	0-0 1B BB 1B	0-0 F8	0-0 F8			5	2	2	0	0	0	2	AB 39			
Jerry Mumphrey, S (1,8) OBP: 0.309, SLG: 0.393		0-0 FC3-2 1-3 2-H		0-0 F7	0-0 FC1-6 1B		0-0 F8			5	1	3	1	0	0	1	R 12			
Andre Robertson, R (1,6) OBP: 0.279, SLG: 0.331		0-0 FC3-2 2-3 3-H		0-0 E5 2B	0-0 FC1-6 BB 1B		0-0 PB 1B 2B			4	2	1	0	0	0	5	H 14			
Inning Stats	R: 1 E: 1 K: 0 S: 4	H: 1 LOB: 2 BB: 0 P: 8	R: 0 E: 0 K: 0 S: 4	H: 1 LOB: 2 BB: 1 P: 8	R: 5 E: 1 K: 0 S: 7	H: 3 LOB: 0 BB: 1 P: 11	R: 1 E: 0 K: 0 S: 5	H: 2 LOB: 3 BB: 2 P: 13	R: 0 E: 0 K: 0 S: 4	H: 1 LOB: 1 BB: 0 P: 4	R: 4 E: 0 K: 1 S: 9	H: 4 LOB: 0 BB: 0 P: 9	R: 0 E: 0 K: 0 S: 3	H: 0 LOB: 0 BB: 0 P: 3	R: 0 E: 0 K: 0 S: 3	H: 0 LOB: 0 BB: 0 P: 3	1B: 8 2B: 4 3B: 0 HR: 2	SF: 1 SAC: 0 DP: 1 HBP: 0	WP: 0 PB: 1 SB: 0 CS: 0	PA: 44
PITCHER Dave Rozema, R (1,1) ERA: 3.17 John Martin, L (4,1) ERA: 3.79 Larry Pashnick, R (5,1) ERA: 4.71	IP: 3.1 WLS: L BF: 19 H: 5 R: 5 ER: 3 SO: 1 BB: 2 IBB: 0 HBP: 0 BLK: 0 WP: 0 HR: 0 S: 19 P: 27 ERA: 8.10 WHIP: 2.100															PITCHER	IP: 4.0 WLS: L BF: 21 H: 7 R: 5 ER: 5 SO: 1 BB: 2 IBB: 0 HBP: 0 BLK: 0 WP: 0 HR: 1 S: 21 P: 29 ERA: 11.25 WHIP: 2.250			

Detroit Tigers @ New York Yankees
 Yankee Stadium, Bronx, NY
 Fri Aug 05 1983, 7:05 PM EDT
 Att: 31,217 - Unknown - 77 F

AB 39
R 12
H 14
RBI 10
BB 4
SO 2
LOB 21



Batter	1	2	3	4	5	6	7	8	9	AB	R	H	RBI	BB	SO	LOB	TOP			
Lou Whitaker, L OBP: 0.382, SLG: 0.475 Wayne Krenchicki, L OBP: 0.322, SLG: 0.295	(1,4) X 0-0 F9		(1,3) X 0-0 1B		(1,3) X 0-0 F7		(1,3) X 0-0 4-3		(1,3) X 0-0 FC6-4 1B	4	0	1	0	0	0	1				
Alan Trammell, R OBP: 0.384, SLG: 0.458 Tom Brookens, R OBP: 0.272, SLG: 0.302	(1,6) X 0-0 L6		(1,6) X 0-3 K			(1,6) X 0-0 1B		(1,6) X 0-0 5-3	(1,6) X 0-0 FC6-4 1B	4	1	1	0	0	0	1				
Larry Hemdon, R OBP: 0.331, SLG: 0.475	(1,7) X 0-0 FC6-4 1B		(1,7) X 0-0 F9			(1,7) X 0-0 E6 1B		(1,7) X 0-0 5-3		4	0	1	0	0	0	2				
Lance Parrish, R OBP: 0.330, SLG: 0.506 Mike Laga, L OBP: 0.250, SLG: 0.143	(1,2) X 0-0 FC6-4 1-2			(1,2) X 0-0 6-3		(1,2) X 0-0 F7		(1,2) X 0-0 2B 1B		4	1	1	0	0	0	3				
John Wockenfuss, R OBP: 0.343, SLG: 0.459	(1,3) X (8,2)	(1,3) X 0-0 6-3		(1,3) X 0-0 F4		(1,3) X 0-0 1B		(1,3) X 0-0 1B		4	1	2	1	0	0	0				
Glenn Wilson, R OBP: 0.311, SLG: 0.437	(1,9) X 0-0 6-3		(1,9) X 0-0 6-3		(1,9) X 0-0 F9		(1,9) X 0-0 1B		(1,9) X 0-0 2B 1B	4	0	1	2	0	0	2				
Kirk Gibson, L OBP: 0.298, SLG: 0.394	(1,8) X 0-0 E3		(1,8) X 0-0 HBP		(1,8) X 1-0 K				(1,8) X 4-0 1B BB	2	0	0	0	1	1	2	AB 36 R 3 H 9 RBI 3 BB 1 SO 3 LOB 19			
Lynn Jones, R OBP: 0.222, SLG: 0.314	(1,10) X 0-0 6-3		(1,10) X 0-0 F9		(1,10) X 0-0 1B		(1,10) X 0-0 G6-4-3 1B		(1,10) X 0-0 F3	4	0	1	0	0	0	3				
Marty Castillo, R OBP: 0.265, SLG: 0.325	(1,5) X 0-0 F7		(1,5) X 0-0 5-3		(1,5) X 0-0 5-3		(1,5) X 0-0 G6-4-3 1-2		(1,5) X 0-3 K	4	0	0	0	0	1	3				
Inning Stats	R: 0 E: 0 K: 0 S: 4	H: 1 LOB: 1 BB: 0 P: 4	R: 0 E: 1 K: 0 S: 4	H: 0 LOB: 1 BB: 0 P: 4	R: 0 E: 0 K: 1 S: 6	H: 1 LOB: 1 BB: 0 P: 6	R: 0 E: 0 K: 0 S: 3	H: 0 LOB: 0 BB: 0 P: 3	R: 0 E: 0 K: 1 S: 8	H: 2 LOB: 2 BB: 0 P: 8	R: 0 E: 0 K: 0 S: 3	H: 1 LOB: 1 BB: 0 P: 3	R: 2 E: 0 K: 0 S: 5	H: 3 LOB: 1 BB: 0 P: 5	R: 0 E: 0 K: 1 S: 6	H: 1 LOB: 2 BB: 1 P: 10	1B: 8 2B: 1 3B: 0 HR: 0	SF: 0 SAC: 0 DP: 1 HBP: 1	WP: 0 PB: 0 SB: 1 CS: 0	PA: 38
PITCHER Ray Fontenot, L ERA: 2.55	(1,1)	IP: 9.0 WLS: W BF: 38	H: 9 R: 3 ER: 2 SO: 3	BB: 1 IBB: 0 HBP: 1 BLK: 0	WP: 0 HR: 0 S: 42 P: 47	ERA: 2.00 WHIP: 1.111	PITCHER	IP: 9.0 WLS: W BF: 38	H: 9 R: 3 ER: 2 SO: 3	BB: 1 IBB: 0 HBP: 1 BLK: 0	WP: 0 HR: 0 S: 42 P: 47	ERA: 2.00 WHIP: 1.111	PITCHER	IP: 9.0 WLS: W BF: 38	H: 9 R: 3 ER: 2 SO: 3	BB: 1 IBB: 0 HBP: 1 BLK: 0	WP: 0 HR: 0 S: 42 P: 47	ERA: 2.00 WHIP: 1.111		

Detroit Tigers @ New York Yankees
 Yankee Stadium, Bronx, NY
 Sat Aug 06 1983, 7:05 PM EDT
 Att: 50,159 - Unknown

AB 36
R 3
H 9
RBI 3
BB 1
SO 3
LOB 19





Batter	1	2	3	4	5	6	7	8	9	AB	R	H	RBI	BB	SO	LOB	BOTTOM							
Willie Randolph, R OBP: 0.362, SLG: 0.340	(1,4) X 0-0 FC5-4 1B		(1,4) X 0-0 F8		(1,4) X 4-0 BB HBP 2B BB	(1,4) X 0-0 HR	(1,4) X 0-0 1B			4	2	3	4	1	0	0								
Graig Nettles, L OBP: 0.348, SLG: 0.457	(1,5) X 0-0 F9		(1,5) X 0-0 F4		(1,5) X 1-0 BB	(1,5) X 0-0 G3	(1,5) X 0-3 K			4	1	0	1	0	1	3								
Dave Winfield, R OBP: 0.338, SLG: 0.503 Ken Griffey, L OBP: 0.375, SLG: 0.450	(1,7) X (9,3) X 0-0 FC5-4 FC6-4 1-2		(1,7) X 0-0 G1		(1,7) X 4-0 2B BB	(1,7) X 0-0 HR	(1,7) X 0-0 1B			4	1	2	3	1	0	1								
Don Baylor, R OBP: 0.358, SLG: 0.489	(1,10) X 0-0 FC6-4 1-2		(1,10) X 0-0 G6-4-3 BB		(1,10) X 4-0 2B	(1,10) X 0-3 K	(1,10) X 0-0 F5			4	0	1	2	1	1	3								
Roy Smalley, S OBP: 0.360, SLG: 0.445 Don Mattingly, L OBP: 0.339, SLG: 0.479	(1,3) X (6,3) X (9,9)	(1,3) X 0-0 1B 1B		(1,3) X 0-0 G6-4-3 1-2	(1,3) X 0-3 K		(1,3) X 0-0 F7 1B			3	1	1	0	0	1	3								
Steve Kemp, L OBP: 0.342, SLG: 0.427	(1,9) X (9,7)	(1,9) X 0-0 F6		(1,9) X 0-0 6-3	(1,9) X 4-0 IBB		(1,9) X 0-0 BB 1B	(1,9) X 0-0 F8		4	1	1	0	1	0	1								
Rick Cerone, R OBP: 0.262, SLG: 0.278	(1,2) X 0-0 1B 1B		(1,2) X 0-0 F9		(1,2) X 0-0 F7		(1,2) X 0-0 BB 1B	(1,2) X 0-0 E6		5	1	2	0	0	0	3	AB 39 R 13 H 17 RBI 13 BB 5 SO 4 LOB 20							
Jerry Mumphrey, S OBP: 0.318, SLG: 0.402	(1,8) X 0-0 G5-4-3 1-3 2H		(1,8) X 0-0 G5-4-3 1B		(1,8) X 0-0 1B HBP 2B	(1,8) X 0-3 K	(1,8) X 4-0 1B BB	(1,8) X 0-0 G4-3 1B		4	2	3	2	1	1	0								
Andre Robertson, R OBP: 0.285, SLG: 0.343	(1,6) X 0-0 G5-4-3 1-2		(1,6) X 0-0 HBP BB BB		(1,6) X 0-0 HR		(1,6) X 0-0 1B 1B	(1,6) X 0-0 G4-3		5	3	3	1	0	0	4								
Inning Stats	R: 0 E: 0 K: 0 S: 4	H: 1 LOB: 1 BB: 0 P: 4	R: 1 E: 0 K: 0 S: 5	H: 3 LOB: 1 BB: 0 P: 5	R: 0 E: 0 K: 0 S: 3	H: 0 LOB: 0 BB: 1 P: 3	R: 0 E: 0 K: 0 S: 2	H: 0 LOB: 0 BB: 1 P: 6	R: 4 E: 0 K: 1 S: 8	H: 3 LOB: 3 BB: 3 P: 21	R: 3 E: 0 K: 2 S: 10	H: 3 LOB: 0 BB: 0 P: 10	R: 5 E: 0 K: 1 S: 11	H: 6 LOB: 2 BB: 1 P: 15	R: 0 E: 1 K: 0 S: 4	H: 1 LOB: 1 BB: 0 P: 4	1B: 12 2B: 2 3B: 1 HR: 2	SF: 0 SAC: 0 DP: 3 HBP: 1	WP: 0 PB: 0 SB: 0 CS: 0	PA: 45				
PITCHER Howard Bailey, L ERA: 3.83 Doug Bair, R ERA: 4.42 John Martin, L ERA: 4.3 Dave Gumpert, R ERA: 3.18	(1,1)	IP: 4.1 WLS: L BF: 20	H: 6 R: 5 ER: 5 SO: 0	BB: 2 IBB: 0 HBP: 1 BLK: 0	WP: 0 HR: 0 S: 17 P: 26	ERA: 10.38 WHIP: 1.846	PITCHER	IP: 1.2 WLS: L BF: 11	H: 4 R: 3 ER: 3 SO: 3	BB: 1 IBB: 0 HBP: 0 BLK: 0	WP: 0 HR: 2 S: 15 P: 23	ERA: 16.20 WHIP: 3.000	PITCHER	IP: 0.0 WLS: L BF: 4	H: 3 R: 4 ER: 4 SO: 0	BB: 1 IBB: 0 HBP: 0 BLK: 0	WP: 0 HR: 0 S: 7 P: 7	ERA: ∞ WHIP: ∞	PITCHER	IP: 2.0 WLS: L BF: 10	H: 4 R: 1 ER: 1 SO: 1	BB: 0 IBB: 0 HBP: 0 BLK: 0	WP: 0 HR: 0 S: 12 P: 12	ERA: 4.50 WHIP: 2.000

Detroit Tigers @ New York Yankees
 Yankee Stadium, Bronx, NY
 Sat Aug 06 1983, 7:05 PM EDT
 Att: 50,159 - Unknown

AB 39
R 13
H 17
RBI 13
BB 5
SO 4
LOB 20




Batter	1	2	3	4	5	6	7	8	9	AB	R	H	RBI	BB	SO	LOB	TOP			
Lloyd Moseby, L OBP: 0.366, SLG: 0.518 (1, 8)	F8		F8		G6-4-3 1B		FC4-6 FC5-4		HR	5	1	2	2	0	0	2	Toronto Blue Jays @ New York Yankees Yankee Stadium, Bronx, NY Mon Aug 08 1983, 7:05 PM EDT Unknown - 85 F			
Garth Iorg, R OBP: 0.313, SLG: 0.369 (1, 4)	6-3		5-3		G6-4-3		FC5-4		F9	5	0	0	0	0	0	4				
Barry Bonnell, R OBP: 0.363, SLG: 0.468 (1, 5)									F9	3	1	2	1	1	0	0				
Cliff Johnson, R OBP: 0.393, SLG: 0.535 (1, 10)									F7	4	0	0	0	0	1	2				
George Bell, R OBP: 0.300, SLG: 0.447 (1, 7)										4	0	1	0	0	0	2				
Jesse Barfield, R OBP: 0.248, SLG: 0.430 (1, 9)										3	0	0	0	1	0	2				
Willie Upshaw, L OBP: 0.360, SLG: 0.508 (1, 3)										3	1	0	0	1	2	2				
Buck Martinez, R OBP: 0.346, SLG: 0.494 (1, 2)										4	0	1	0	0	0	2				
Alfredo Griffin, S OBP: 0.294, SLG: 0.374 Rance Mulliniks, L OBP: 0.369, SLG: 0.467 (7, 6)										3	0	2	0	0	0	0				
Inning Stats	R: 0 E: 0 K: 1 S: 5	H: 0 LOB: 1 BB: 1 P: 9	R: 0 E: 0 K: 1 S: 5	H: 0 LOB: 1 BB: 1 P: 9	R: 0 E: 0 K: 0 S: 3	H: 0 LOB: 0 BB: 0 P: 3	R: 1 E: 1 K: 0 S: 5	H: 1 LOB: 1 BB: 0 P: 5	R: 0 E: 0 K: 0 S: 4	H: 2 LOB: 1 BB: 0 P: 4	R: 0 E: 1 K: 1 S: 7	H: 2 LOB: 2 BB: 0 P: 7	R: 0 E: 0 K: 0 S: 4	H: 1 LOB: 1 BB: 0 P: 4	R: 2 E: 0 K: 0 S: 4	H: 1 LOB: 0 BB: 1 P: 8		1B: 6 2B: 0 3B: 0 HR: 2	SF: 0 SAC: 0 DP: 2 HBP: 0	WP: 0 PB: 0 SB: 0 CS: 0
PITCHER Ron Guidry, L ERA: 3.32 (1, 1)	IP: 9.0 WLS: W BF: 38 H: 8 R: 3 ER: 3 SO: 3 BB: 3 IBB: 0 HBP: 0 BLK: 0 WP: 0 HR: 2 S: 41 P: 53 ERA: 3.00 WHIP: 1.222															PITCHER				

Batter	1	2	3	4	5	6	7	8	9	AB	R	H	RBI	BB	SO	LOB	BOTTOM			
Willie Randolph, R OBP: 0.372, SLG: 0.346 (1, 4)	5-3	G5-4-3		HBP 1B						5	2	3	0	0	0	2	Toronto Blue Jays @ New York Yankees Yankee Stadium, Bronx, NY Mon Aug 08 1983, 7:05 PM EDT Unknown - 85 F			
Graig Nettles, L OBP: 0.347, SLG: 0.452 (1, 5)	E3 2B		K	K						5	1	1	0	0	2	2				
Dave Winfield, R OBP: 0.341, SLG: 0.504 (1, 7)	1B		HR	HBP 1B						5	3	3	2	0	1	2				
Oscar Gamble, L OBP: 0.400, SLG: 0.552 (1, 10)	1B		HR	HBP						4	1	2	3	0	0	1				
Butch Wynegar, S OBP: 0.385, SLG: 0.461 (1, 2)	F7		4-3							5	0	2	2	0	0	3				
Steve Kemp, L OBP: 0.332, SLG: 0.415 (1, 9)	F7		E1							5	0	0	0	0	0	6				
Don Mattingly, L OBP: 0.353, SLG: 0.504 (1, 3)			K							4	0	2	0	0	1	3				
Jerry Mumphrey, S OBP: 0.326, SLG: 0.410 (1, 8)										2	1	0	0	2	0	3				
Andre Robertson, R OBP: 0.285, SLG: 0.341 (1, 6)										3	0	0	0	0	0	5				
Inning Stats	R: 2 E: 1 K: 0 S: 6	H: 2 LOB: 1 BB: 0 P: 6	R: 0 E: 0 K: 0 S: 3	H: 1 LOB: 1 BB: 1 P: 7	R: 2 E: 1 K: 2 S: 10	H: 2 LOB: 1 BB: 0 P: 10	R: 3 E: 0 K: 1 S: 8	H: 3 LOB: 2 BB: 1 P: 13	R: 0 E: 0 K: 0 S: 4	H: 2 LOB: 2 BB: 0 P: 4	R: 0 E: 0 K: 0 S: 3	H: 0 LOB: 0 BB: 0 P: 3	R: 0 E: 1 K: 0 S: 5	H: 1 LOB: 2 BB: 0 P: 5	R: 1 E: 1 K: 1 S: 8	H: 2 LOB: 2 BB: 0 P: 8		1B: 10 2B: 2 3B: 0 HR: 1	SF: 0 SAC: 1 DP: 1 HBP: 1	WP: 0 PB: 0 SB: 0 CS: 0
PITCHER Jim Clancy, R ERA: 3.58 Jim Acker, R ERA: 3.92 Randy Moffitt, R ERA: 3.8 (8, 1)	IP: 3.2 WLS: L BF: 21 H: 7 R: 7 ER: 6 SO: 3 BB: 2 IBB: 0 HBP: 0 BLK: 0 WP: 0 HR: 1 S: 25 P: 33 ERA: 14.73 WHIP: 2.455															PITCHER				


Batter	1	2	3	4	5	6	7	8	9	AB	R	H	RBI	BB	SO	LOB	TOP						
Dave Collins, S OBP: 0.316, SLG: 0.308 (1, 3)	F7	6-3			5-3		FC5-4 1B		2B	5	0	2	1	0	0	1	Toronto Blue Jays @ New York Yankees Yankee Stadium, Bronx, NY Mon Aug 08 1983, 7:05 PM EDT Att: 40,598 - Unknown - 88 F						
Lloyd Moseby, L OBP: 0.367, SLG: 0.519 (1, 8)	2B 4-3 1B		3-1		2B		FC5-4 FC4-6 1-2 3-H 0-0		F6	5	1	2	1	0	0	2							
Barry Bonnell, R OBP: 0.360, SLG: 0.467 (1, 5)	4-3 1-3 2B		K		4-3		FC4-6 1B 1-2		4-3	5	0	1	0	0	1	3							
Cliff Johnson, R OBP: 0.394, SLG: 0.538 (1, 10)	4-3		E4				1B 2B 1-2		1B	4	0	2	1	0	0	1							
George Bell, R OBP: 0.321, SLG: 0.449 Willie Upshaw, L OBP: 0.359, SLG: 0.507 (7, PH) (7, 3)	4-0 2-3 3-H BB		F8				G6-4-3 1B 2-3		F5	2	0	1	0	1	0	1							
Jesse Barfield, R OBP: 0.246, SLG: 0.425 Rance Mulliniks, L OBP: 0.367, SLG: 0.465 (8, PH) (8, 4)	K				5-3		K		F7	3	0	0	0	0	2	4							
Garth Iorg, R OBP: 0.313, SLG: 0.368 Jorge Orta, L OBP: 0.326, SLG: 0.410 (8, PH) (8, 9)		G6-3 BB 1B			F9		G6-4-3 1-2		F8	3	0	1	0	0	0	2							
Buck Martinez, R OBP: 0.352, SLG: 0.494 Ernie Whitt, L OBP: 0.342, SLG: 0.422 (8, PH) (8, 2)		4-0 1-2 BB			3-1				F9	2	1	1	0	1	0	0							
Alfredo Griffin, S OBP: 0.293, SLG: 0.373 (1, 6)		G6-3 1-2 2-3			F8				K	4	1	1	0	0	1	2							
Inning Stats	R: 1 E: 0 K: 1 S: 7	H: 2 LOB: 2 BB: 1 P: 11	R: 0 E: 0 K: 0 S: 3	H: 1 LOB: 1 BB: 1 P: 7	R: 0 E: 1 K: 1 S: 6	H: 0 LOB: 1 BB: 0 P: 6	R: 0 E: 0 K: 0 S: 3	H: 0 LOB: 0 BB: 0 P: 3	R: 0 E: 0 K: 1 S: 4	H: 1 LOB: 1 BB: 0 P: 4	R: 0 E: 0 K: 1 S: 6	H: 2 LOB: 1 BB: 0 P: 6	R: 2 E: 0 K: 0 S: 7	H: 4 LOB: 2 BB: 0 P: 7	R: 0 E: 0 K: 0 S: 3	H: 0 LOB: 0 BB: 0 P: 3		1B: 7 2B: 4 3B: 0 HR: 0	SF: 0 SAC: 0 DP: 2 HBP: 0	WP: 0 SB: 0 CS: 0	PA: 39		
PITCHER	IP WLS BF H R ER SO BB IBB HBP BLK WP HR S P ERA WHIP	6.0 W 28 9 3 3 3 2 0 0 0 0 0 0 32 40 4.50 1.833	3.0 S 11 2 0 0 1 0 0 0 0 0 0 0 13 13 0.00 0.667																				

Batter	1	2	3	4	5	6	7	8	9	AB	R	H	RBI	BB	SO	LOB	BOTTOM								
Willie Randolph, R OBP: 0.373, SLG: 0.344 (1, 4)	1B HR 1B				F8		F7			4	1	1	0	1	0	0	Toronto Blue Jays @ New York Yankees Yankee Stadium, Bronx, NY Mon Aug 08 1983, 7:05 PM EDT Att: 40,598 - Unknown - 88 F								
Graig Nettles, L OBP: 0.347, SLG: 0.455 Larry Milbourne, S OBP: 0.266, SLG: 0.252 (8, 5)	1B HR 1B		K				K			5	1	2	0	0	3	2									
Dave Winfield, R OBP: 0.341, SLG: 0.509 (1, 7)	4-0 1-2 HR BB				F3		F4			4	2	1	1	1	1	3									
Ken Griffey, L OBP: 0.388, SLG: 0.472 (1, 3)	HR									3	2	3	4	2	0	0									
Don Baylor, R OBP: 0.362, SLG: 0.494 (1, 10)	HR						FC3-6 2B			5	2	2	1	0	1	3									
Don Mattingly, L OBP: 0.355, SLG: 0.515 (1, 9)	4-3				F8					5	2	2	1	0	0	3									
Jerry Mumphrey, S OBP: 0.328, SLG: 0.405 (1, 8)	6-3						4-3 1B 2B			3	1	0	0	2	0	2									
Rick Cerone, R OBP: 0.266, SLG: 0.282 (1, 2)	F6									5	0	2	1	0	0	4									
Andre Robertson, R OBP: 0.281, SLG: 0.338 (1, 6)					F7					3	0	0	1	0	2	1									
Inning Stats	R: 5 E: 0 K: 0 S: 7	H: 4 LOB: 0 BB: 1 P: 11	R: 0 E: 0 K: 2 S: 7	H: 0 LOB: 0 BB: 0 P: 7	R: 0 E: 0 K: 0 S: 5	H: 2 LOB: 3 BB: 1 P: 9	R: 0 E: 0 K: 0 S: 4	H: 1 LOB: 1 BB: 0 P: 4	R: 2 E: 0 K: 1 S: 7	H: 2 LOB: 1 BB: 1 P: 11	R: 1 E: 0 K: 2 S: 8	H: 1 LOB: 1 BB: 1 P: 12	R: 2 E: 1 K: 2 S: 9	H: 2 LOB: 2 BB: 2 P: 17	R: 1 E: 1 K: 0 S: 5	H: 1 LOB: 1 BB: 0 P: 5		1B: 7 2B: 3 3B: 0 HR: 3	SF: 1 SAC: 0 DP: 0 HBP: 0	WP: 1 SB: 1 CS: 0	PA: 44				
PITCHER	IP WLS BF H R ER SO BB IBB HBP BLK WP HR S P ERA WHIP	0.0 L 5 4 5 5 0 1 0 0 0 0 0 0 18 22 0.00 1.091	2.1 R 12 3 3 3 3 2 0 0 0 0 0 1 16 24 11.57 2.143	1.0 R 7 2 2 1 2 2 0 0 0 0 0 0 9 17 9.00 4.000	1.0 R 5 1 1 0 0 0 0 0 0 0 1 0 5 5 0.00 1.000																				

AB 37
R 3
H 11
RBI 3
BB 2
SO 4
LOB 18



AB 37
R 11
H 13
RBI 9
BB 6
SO 7
LOB 18



WP: 0
SB: 0
CS: 0
PA: 39

WP: 1
SB: 1
CS: 0
PA: 44

Batter	1	2	3	4	5	6	7	8	9	AB	R	H	RBI	BB	SO	LOB	TOP			
Garth Iorg, R OBP: 0.322, SLG: 0.381										5	2	4	0	0	1	1	Toronto Blue Jays @ New York Yankees Yankee Stadium, Bronx, NY Tue Aug 09 1983, 7:05 PM EDT Att: 35,221 - Unknown - 81 F			
Lloyd Moseby, L OBP: 0.397, SLG: 0.518										5	2	2	2	0	1	4				
Barry Bonnell, R OBP: 0.364, SLG: 0.468										4	1	2	1	1	0	3				
Cliff Johnson, R OBP: 0.397, SLG: 0.548										4	2	2	2	1	0	2				
George Bell, R OBP: 0.310, SLG: 0.426										5	0	1	1	0	1	2				
Willie Upshaw, L OBP: 0.397, SLG: 0.504										4	0	1	2	0	0	0				
Buck Martinez, R OBP: 0.342, SLG: 0.479										5	0	0	0	0	1	3				
Rance Mulliniks, L OBP: 0.373, SLG: 0.471										3	0	2	0	1	0	0				
Alfredo Griffin, S OBP: 0.293, SLG: 0.372										4	1	1	0	0	2	3				
Inning Stats	R: 3 E: 0 K: 0 S: 6	H: 3 LOB: 0 BB: 0 P: 6	R: 0 E: 0 K: 2 S: 6	H: 0 LOB: 1 BB: 1 P: 10	R: 2 E: 0 K: 0 S: 5	H: 3 LOB: 2 BB: 2 P: 13	R: 0 E: 0 K: 2 S: 8	H: 1 LOB: 1 BB: 0 P: 8	R: 1 E: 1 K: 1 S: 7	H: 2 LOB: 1 BB: 0 P: 7	R: 0 E: 0 K: 0 S: 3	H: 0 LOB: 0 BB: 0 P: 3	R: 2 E: 0 K: 0 S: 7	H: 4 LOB: 2 BB: 0 P: 7	R: 0 E: 0 K: 0 S: 3	H: 0 LOB: 0 BB: 0 P: 3	1B: 12 2B: 3 3B: 0 HR: 1	SF: 1 SAC: 0 DP: 1 HBP: 0	WP: 0 PB: 0 SB: 1 CS: 2	PA: 43
PITCHER	IP WLS BF H R ER SO BB IBB HBP BLK WP HR S P ERA WHIP	IP WLS BF H R ER SO BB IBB HBP BLK WP HR S P ERA WHIP																		
Shane Rawley, L ERA: 4.14	(1, 1) 2.2 L 15 6 5 5 2 3 0 0 0 0 0 1 16 28 16.88 3.375	(3, 1) 6.1 28 9 3 2 4 0 0 0 0 0 0 0 36 36 2.84 1.421																		


AB	39
R	8
H	15
RBI	8
BB	3
SO	6
LOB	18




Batter	1	2	3	4	5	6	7	8	9	AB	R	H	RBI	BB	SO	LOB	BOTTOM			
Willie Randolph, R OBP: 0.371, SLG: 0.340										3	0	0	0	1	1	0	Toronto Blue Jays @ New York Yankees Yankee Stadium, Bronx, NY Tue Aug 09 1983, 7:05 PM EDT Att: 35,221 - Unknown - 81 F			
Don Mattingly, L OBP: 0.382, SLG: 0.514										4	0	1	0	0	0	0				
Dave Winfield, R OBP: 0.341, SLG: 0.505										3	0	0	0	0	0	0				
Ken Griffey, L OBP: 0.389, SLG: 0.473										4	0	2	0	0	0	3				
Oscar Gamble, L OBP: 0.389, SLG: 0.535										4	0	0	0	0	0	5				
Don Baylor, R OBP: 0.361, SLG: 0.492										2	0	0	0	1	0	0				
Butch Wynegar, S OBP: 0.381, SLG: 0.455										3	0	0	0	0	0	2				
Graig Nettles, L OBP: 0.345, SLG: 0.450										3	0	0	0	0	0	2				
Andre Robertson, R OBP: 0.278, SLG: 0.334										3	0	0	0	0	0	0				
Inning Stats	R: 0 E: 0 K: 0 S: 3	H: 0 LOB: 0 BB: 0 P: 3	R: 0 E: 0 K: 0 S: 4	H: 1 LOB: 2 BB: 1 P: 8	R: 0 E: 0 K: 1 S: 5	H: 0 LOB: 0 BB: 0 P: 5	R: 0 E: 0 K: 0 S: 3	H: 0 LOB: 0 BB: 0 P: 3	R: 0 E: 0 K: 0 S: 4	H: 1 LOB: 3 BB: 1 P: 9	R: 0 E: 0 K: 0 S: 3	H: 0 LOB: 0 BB: 0 P: 3	R: 0 E: 0 K: 0 S: 3	H: 0 LOB: 0 BB: 0 P: 3	R: 0 E: 0 K: 0 S: 3	H: 1 LOB: 0 BB: 0 P: 3	1B: 2 2B: 1 3B: 0 HR: 0	SF: 0 SAC: 0 DP: 1 HBP: 1	WP: 0 PB: 0 SB: 0 CS: 0	PA: 32
PITCHER	IP WLS BF H R ER SO BB IBB HBP BLK WP HR S P ERA WHIP	IP WLS BF H R ER SO BB IBB HBP BLK WP HR S P ERA WHIP																		
Dave Stieb, R ERA: 2.76	(1, 1) 9.0 W 32 3 0 0 1 2 0 1 0 0 0 31 40 0.00 0.556																			

AB	29
R	0
H	3
RBI	0
BB	2
SO	1
LOB	12



Batter	1	2	3	4	5	6	7	8	9	AB	R	H	RBI	BB	SO	LOB	TOP								
Garth Iorg, R OBP: 0.320, SLG: 0.377 (1, 4)	F9		4-3		F9		K		G4-6-3 1B	5	0	1	0	0	1	3	<p>Toronto Blue Jays @ New York Yankees Yankee Stadium, Bronx, NY Wed Aug 10 1983, 3:33 AM EDT Att: 40,377 - Unknown - 80 F</p> <p>livebaseballscores.com</p> <p>AB 36 R 3 H 10 RBI 3 BB 2 SO 8 LOB 19</p> 								
Lloyd Moseby, L OBP: 0.365, SLG: 0.514 (1, 8)	5-3		F2			K		3B 1B	5	1	1	0	0	1	1										
Barry Bonnell, R OBP: 0.368, SLG: 0.476 (1, 9)					K			1B 3B	3	1	2	1	1	1	0										
Jesse Barfield, R OBP: 0.246, SLG: 0.422 (1, 10)					5-3		FC5-4 1B	3B 1B	4	0	1	1	0	1	2										
George Bell, R OBP: 0.311, SLG: 0.456 Dave Collins, S OBP: 0.315, SLG: 0.307 (8, 7)					5-3			K	3	0	1	0	0	1	1										
Willie Upshaw, L OBP: 0.356, SLG: 0.501 (1, 3)								E7 1-2	4	1	1	0	0	1	2										
Buck Martinez, R OBP: 0.347, SLG: 0.479 Ernie Whitt, L OBP: 0.341, SLG: 0.421 (8, 2)								F2	2	0	1	0	1	0	1										
Rance Mulliniks, L OBP: 0.367, SLG: 0.464 (1, 5)								F7	4	0	0	0	0	0	6										
Alfredo Griffin, S OBP: 0.295, SLG: 0.376 (1, 6)								F7	4	0	2	1	0	1	0										
Inning Stats	R: 0 E: 0 K: 1 S: 5	H: 0 LOB: 1 BB: 1 P: 9	R: 0 E: 0 K: 0 S: 3	H: 1 LOB: 1 BB: 1 P: 7	R: 0 E: 0 K: 1 S: 5	H: 0 LOB: 0 BB: 0 P: 5	R: 0 E: 0 K: 1 S: 5	H: 0 LOB: 0 BB: 0 P: 5	R: 1 E: 0 K: 0 S: 5	H: 2 LOB: 1 BB: 0 P: 5	R: 0 E: 0 K: 2 S: 8	H: 1 LOB: 2 BB: 0 P: 8	R: 0 E: 0 K: 2 S: 9	H: 2 LOB: 2 BB: 0 P: 9	R: 2 E: 1 K: 1 S: 9	H: 3 LOB: 2 BB: 0 P: 9		R: 0 E: 0 K: 0 S: 3	H: 1 LOB: 0 BB: 0 P: 3	1B: 7 2B: 1 3B: 2 HR: 0	SF: 0 SAC: 0 DP: 2 HBP: 0	WP: 0 PB: 0 CS: 0	PA: 38		
PITCHER	IP	WLS	BF	H	R	ER	SO	BB	IBB	HBP	BLK	WP	HR	S	P	ERA	WHIP								
Dave Righetti, L ERA: 3.4 George Frazier, R ERA: 3.41 (1, 1)	7.0	W	31	9	3	3	7	2	0	0	0	0	0	43	51	3.86	1.571								
(8, 1)	2.0		7	1	0	0	1	0	0	0	0	0	0	9	9	0.00	0.500								

Batter	1	2	3	4	5	6	7	8	9	AB	R	H	RBI	BB	SO	LOB	BOTTOM								
Willie Randolph, R OBP: 0.372, SLG: 0.338 (1, 4)	F9				FC6-2 1B 1-2 3-H	4-3 2B BB	F7			4	2	1	0	1	0	3	<p>Toronto Blue Jays @ New York Yankees Yankee Stadium, Bronx, NY Wed Aug 10 1983, 3:33 AM EDT Att: 40,377 - Unknown - 80 F</p> <p>livebaseballscores.com</p> <p>AB 34 R 8 H 12 RBI 8 BB 5 SO 2 LOB 20</p> 								
Graig Nettles, L OBP: 0.348, SLG: 0.451 (1, 5)					1B 1-3 2-H	4-3 1B 1-2		G3	4	1	2	1	1	0	1										
Dave Winfield, R OBP: 0.341, SLG: 0.506 (1, 7)					1B 1-2 3-H	2B 2-H		K	5	1	2	2	0	1	3										
Ken Griffey, L OBP: 0.389, SLG: 0.471 (1, 3)					1B 1-3 2-H	F8 2B BB 1B		E4	5	1	2	1	0	0	1										
Don Baylor, R OBP: 0.362, SLG: 0.493 (1, 10)					F8 1-3 3-H	F8 BB SF8 2B		K	5	1	2	1	0	1	3										
Don Mattingly, L OBP: 0.356, SLG: 0.518 (1, 9)					F8 1-2	F8 BB IBB		K	3	1	1	0	1	0	2										
Butch Wynegar, S OBP: 0.383, SLG: 0.451 (1, 2)					F4 1-2 2-3 3-H	FC5-4 BB			2	0	0	1	2	0	2										
Jerry Mumphrey, S OBP: 0.327, SLG: 0.412 (1, 8)					4-3 3B SF8			F8 2-3	3	0	1	1	0	0	2										
Andre Robertson, R OBP: 0.278, SLG: 0.334 (1, 6)					1B E6 FC5-4			SF8 3-H	3	1	1	1	0	0	3										
Inning Stats	R: 0 E: 0 K: 0 S: 3	H: 1 LOB: 0 BB: 0 P: 3	R: 0 E: 0 K: 0 S: 4	H: 1 LOB: 1 BB: 0 P: 4	R: 0 E: 0 K: 0 S: 4	H: 2 LOB: 2 BB: 1 P: 8	R: 0 E: 0 K: 0 S: 4	H: 1 LOB: 1 BB: 0 P: 4	R: 0 E: 0 K: 0 S: 4	H: 1 LOB: 1 BB: 1 P: 8	R: 1 E: 0 K: 0 S: 4	H: 1 LOB: 1 BB: 1 P: 8	R: 0 E: 1 K: 2 S: 8	H: 0 LOB: 1 BB: 0 P: 8	R: 0 E: 0 K: 2 S: 8	H: 0 LOB: 1 BB: 0 P: 8		1B: 8 2B: 3 3B: 1 HR: 0	SF: 2 SAC: 0 DP: 1 HBP: 0	WP: 0 PB: 0 CS: 0	PA: 41				
PITCHER	IP	WLS	BF	H	R	ER	SO	BB	IBB	HBP	BLK	WP	HR	S	P	ERA	WHIP								
Jim Gott, R ERA: 4.64 Roy Lee Jackson, R ERA: 4.59 Matt Williams, R ERA: 14.14 (1, 1)	4.1	L	24	10	6	4	0	1	0	0	0	0	0	22	30	8.31	2.538								
(5, 1)	1.2		8	1	1	1	0	2	0	0	0	0	0	6	14	5.40	1.800								
(7, 1)	2.0		9	1	1	1	2	1	0	0	0	0	0	12	16	4.50	1.000								

Batter	1	2	3	4	5	6	7	8	9	10	AB	R	H	RBI	BB	SO	LOB	TOP												
Willie Randolph, R OBP: 0.365, SLG: 0.336 (1, 4)	4-3		K			6-3		E6 2B		5-3	5	1	0	0	0	1	1	New York Yankees @ Detroit Tigers Tiger Stadium, Detroit, MI Fri Aug 12 1983, 7:05 PM EDT Att: 44,565 - Unknown - 74 F												
Graig Nettles, L OBP: 0.344, SLG: 0.443 (1, 5)	F9			F6		HR 1B		2B CS BB		F4	4	1	1	1	1	0	0													
Dave Winfield, R OBP: 0.347, SLG: 0.531 (1, 7)	HR			5-3		HR		1-3 2-H 2B		BB	4	2	3	4	1	0	0													
Ken Griffey, L OBP: 0.380, SLG: 0.458 (1, 3)	F9			6-3		F6		F7		K	5	0	0	0	0	1	3													
Don Baylor, R OBP: 0.359, SLG: 0.485 (1, 10)		F6				F9		F3		K	4	0	0	0	0	1	0													
Steve Kemp, L OBP: 0.337, SLG: 0.424 (1, 9)		K				F8		HR		FC5 1B	4	1	2	1	0	1	0													
Don Mattingly, L OBP: 0.346, SLG: 0.503 (9, 9)		K				F8		HR		1B	0	0	0	0	0	0	0													
Omar Moreno, L OBP: 0.279, SLG: 0.323 (1, 8)		F9				K		G3		F3	4	0	0	0	0	1	1													
Rick Cerone, R OBP: 0.266, SLG: 0.281 (1, 2)				F4		F7		K		1-2 1B	4	0	1	0	0	1	0													
Andre Robertson, R OBP: 0.280, SLG: 0.339 (1, 6)				F4		6-3 1B 2B		K		FC5 2-3f	4	1	1	0	0	1	2													
Inning Stats	R: 1 E: 0 K: 0 S: 4	H: 1 LOB: 0 BB: 0 P: 4	R: 0 E: 0 K: 1 S: 5	H: 0 LOB: 0 BB: 0 P: 5	R: 0 E: 0 K: 1 S: 5	H: 0 LOB: 0 BB: 0 P: 5	R: 0 E: 0 K: 0 S: 3	H: 0 LOB: 0 BB: 0 P: 3	R: 0 E: 0 K: 1 S: 5	H: 0 LOB: 0 BB: 0 P: 5	R: 3 E: 0 K: 0 S: 6	H: 3 LOB: 0 BB: 0 P: 6	R: 1 E: 0 K: 1 S: 6	H: 1 LOB: 0 BB: 0 P: 6	R: 1 E: 1 K: 1 S: 6	H: 1 LOB: 1 BB: 1 P: 10	R: 0 E: 0 K: 1 S: 7	H: 2 LOB: 2 BB: 0 P: 7	R: 0 E: 0 K: 1 S: 5	H: 0 LOB: 1 BB: 1 P: 9	1B: 3 2B: 2 3B: 0 HR: 3	SF: 0 SAC: 0 DP: 0 HBP: 0	WP: 0 PB: 0 SB: 0 CS: 1	PA: 40						
PITCHER	IP WLS BF H R ER SO BB IBB HBP BLK WP HR S P ERA WHIP	7.1 3 30 6 2 5 5 1 0 0 0 0 0 3 39 43 6.14 0.955	8.1 1.1 5 2 0 0 1 0 0 0 0 0 0 0 7 7 0.00 1.500	9.1 1.1 W 5 0 0 0 1 1 0 0 0 0 0 6 10 0.00 0.750	PITCHER										IP WLS BF H R ER SO BB IBB HBP BLK WP HR S P ERA WHIP	7.1 3 30 6 2 5 5 1 0 0 0 0 0 3 39 43 6.14 0.955														
Dan Petry, R ERA: 3.71 (1, 1)											7.1	3	30	6	2	5	5	1	0	0	0	0	0	0	0	3	39	43	6.14	0.955
John Martin, L ERA: 4.21 (8, 1)											1.1	1	5	2	0	0	1	0	0	0	0	0	0	0	0	7	7	0.00	1.500	
Doug Bair, R ERA: 4.22 (9, 1)											1.1	W	5	0	0	0	1	1	0	0	0	0	0	0	0	6	10	0.00	0.750	

Batter	1	2	3	4	5	6	7	8	9	10	AB	R	H	RBI	BB	SO	LOB	BOTTOM											
Lou Whitaker, L OBP: 0.388, SLG: 0.469 (1, 4)	CS BB		HR 1B			F8		SH5-3		G4-6-3	3	1	1	0	1	0	1	New York Yankees @ Detroit Tigers Tiger Stadium, Detroit, MI Fri Aug 12 1983, 7:05 PM EDT Att: 44,565 - Unknown - 74 F											
Alan Trammell, R OBP: 0.382, SLG: 0.471 (1, 6)	F8		HR			F6		1B		HR	5	2	3	4	0	0	1												
Kirk Gibson, L OBP: 0.303, SLG: 0.401 (1, 10)	K		F9			HR		K		G3	5	1	1	1	0	2	4												
Lance Parrish, R OBP: 0.330, SLG: 0.501 (1, 2)		G6-4-3 BB	F4			6-3		4-3		E9 1B 2B	4	1	1	0	1	0	2												
Larry Herndon, R OBP: 0.335, SLG: 0.480 (1, 7)	G6-4-3					K		5-3		1B	5	0	2	1	0	1	1												
Glenn Wilson, R OBP: 0.315, SLG: 0.430 (1, 9)	1B					K		F4			4	0	2	0	0	1	1												
Chet Lemon, R OBP: 0.357, SLG: 0.434 (1, 8)	1-3					F4		FC4 1B		1B	4	0	1	0	0	0	3												
Wayne Krenchicki, L OBP: 0.327, SLG: 0.319 (8, 3)			K			K		G3			4	1	1	1	0	2	2												
Rick Leach, L OBP: 0.298, SLG: 0.320 (7, PR)			HR BB			F8		HR		G4-6-3 BB	1	1	0	0	1	0	0												
Eros Cabell, R OBP: 0.314, SLG: 0.445 (8, 5)								1B SH5-3			1	0	1	0	0	0	0												
Mary Castillo, R OBP: 0.281, SLG: 0.399 (8, PR)											0	0	0	0	0	0	0												
John Wockenhusen, R OBP: 0.297, SLG: 0.423 (8, PR)											0	0	0	0	1	0	0												
Tom Brookens, R OBP: 0.277, SLG: 0.289 (10, 5)											0	0	0	0	0	0	0												
Inning Stats	R: 0 E: 0 K: 1 S: 4	H: 0 LOB: 1 BB: 1 P: 8	R: 0 E: 0 K: 0 S: 3	H: 1 LOB: 1 BB: 1 P: 7	R: 3 E: 0 K: 1 S: 7	H: 2 LOB: 0 BB: 1 P: 11	R: 0 E: 0 K: 2 S: 8	H: 1 LOB: 1 BB: 0 P: 8	R: 0 E: 0 K: 0 S: 3	H: 0 LOB: 0 BB: 0 P: 3	R: 1 E: 0 K: 1 S: 7	H: 3 LOB: 2 BB: 0 P: 8	R: 0 E: 0 K: 0 S: 4	H: 1 LOB: 1 BB: 0 P: 4	R: 1 E: 0 K: 0 S: 3	H: 1 LOB: 1 BB: 1 P: 7	R: 1 E: 1 K: 0 S: 2	H: 2 LOB: 1 BB: 0 P: 2	1B: 7 2B: 3 3B: 0 HR: 4	SF: 0 SAC: 1 DP: 3 HBP: 0	WP: 0 PB: 0 SB: 0 CS: 1	PA: 41							
PITCHER	IP WLS BF H R ER SO BB IBB HBP BLK WP HR S P ERA WHIP	6.0 0 26 7 5 5 5 3 0 0 0 0 0 3 33 45 7.50 1.667	7.1 0.1 5 2 1 0 0 0 0 0 0 0 0 0 2 2 0.00 3.000	7.1 2.2 L 13 5 2 2 1 1 0 0 0 0 1 14 18 6.75 2.250	PITCHER										IP WLS BF H R ER SO BB IBB HBP BLK WP HR S P ERA WHIP	6.0 0 26 7 5 5 5 3 0 0 0 0 0 3 33 45 7.50 1.667													
Matt Keough, R ERA: 5.4 (1, 1)											6.0	0	26	7	5	5	5	3	0	0	0	0	0	0	3	33	45	7.50	1.667
Bob Shirley, L ERA: 5.6 (7, 1)											0.1	2	5	2	1	0	0	0	0	0	0	0	0	0	2	2	0.00	3.000	
Dale Murray, R ERA: 4.89 (7, 1)											2.2	L	13	5	2	2	1	1	0	0	0	0	0	1	14	18	6.75	2.250	

Batter	1	2	3	4	5	6	7	8	9	AB	R	H	RBI	BB	SO	LOB	TOP			
Willie Randolph, R OBP: 0.368, SLG: 0.345										3	1	2	0	0	0	0	New York Yankees @ Detroit Tigers Tiger Stadium, Detroit, MI Sat Aug 13 1983, 7:05 PM EDT Att: 50,016 - Unknown - 76 F			
Graig Nettles, L OBP: 0.346, SLG: 0.444										4	0	2	2	0	1	1				
Dave Winfield, R OBP: 0.346, SLG: 0.532										3	0	1	1	0	2	1				
Oscar Gamble, L OBP: 0.379, SLG: 0.519										4	0	0	0	0	2	4				
Ken Griffey, L OBP: 0.375, SLG: 0.451										4	0	0	0	0	2	2				
Steve Kemp, L OBP: 0.333, SLG: 0.419										4	0	0	0	0	1	0				
Omar Moreno, L OBP: 0.278, SLG: 0.320										3	0	0	0	0	1	0				
Don Mattingly, L OBP: 0.344, SLG: 0.500										1	0	0	0	0	1	0				
Rick Cerone, R OBP: 0.267, SLG: 0.282										3	1	1	0	0	1	0				
Andre Robertson, R OBP: 0.278, SLG: 0.335										3	1	0	0	0	1	1				
Inning Stats	R: 0 E: 0 K: 1 S: 6	H: 1 LOB: 1 BB: 0 P: 6	R: 0 E: 0 K: 3 S: 9	H: 0 LOB: 0 BB: 0 P: 9	R: 2 E: 1 K: 1 S: 9	H: 3 LOB: 2 BB: 0 P: 9	R: 0 E: 0 K: 1 S: 5	H: 0 LOB: 0 BB: 0 P: 5	R: 1 E: 0 K: 0 S: 7	H: 2 LOB: 1 BB: 0 P: 7	R: 0 E: 0 K: 0 S: 3	H: 0 LOB: 0 BB: 0 P: 3	R: 0 E: 0 K: 3 S: 9	H: 0 LOB: 0 BB: 0 P: 9	R: 0 E: 0 K: 2 S: 7	H: 0 LOB: 0 BB: 0 P: 7	1B: 4 2B: 2 3B: 0 HR: 0	SF: 1 SAC: 1 DP: 0 HBP: 0	WP: 0 PB: 0 SB: 0 CS: 0	PA: 34
PITCHER Jack Morris, R ERA: 3.57	IP: 9.0 WLS: W BF: 34 H: 6 R: 3 ER: 2 SO: 12 BB: 0 IBB: 0 HBP: 0 BLK: 0 WP: 0 HR: 0 S: 58 P: 58 ERA: 2.00 WHIP: 0.667															PITCHER				

Batter	1	2	3	4	5	6	7	8	9	AB	R	H	RBI	BB	SO	LOB	BOTTOM			
Lou Whitaker, L OBP: 0.397, SLG: 0.466										3	0	0	0	1	0	2	New York Yankees @ Detroit Tigers Tiger Stadium, Detroit, MI Sat Aug 13 1983, 7:05 PM EDT Att: 50,016 - Unknown - 76 F			
Alan Trammell, R OBP: 0.389, SLG: 0.481										4	1	4	0	0	0	0				
Enos Cabell, R OBP: 0.340, SLG: 0.446										4	0	1	0	0	0	4				
Kirk Gibson, L OBP: 0.303, SLG: 0.401										0	1	0	0	0	0	0				
Lance Parrish, R OBP: 0.329, SLG: 0.506										4	1	1	2	0	0	4				
Larry Herndon, R OBP: 0.335, SLG: 0.478										4	2	1	0	0	0	2				
Glenn Wilson, R OBP: 0.315, SLG: 0.431										4	0	1	2	0	2	1				
John Wockenfuss, R OBP: 0.337, SLG: 0.441										3	1	1	2	0	0	0				
Rick Leach, L OBP: 0.296, SLG: 0.318										1	0	0	0	0	0	1				
Chet Lemon, R OBP: 0.356, SLG: 0.433										3	0	1	0	0	1	0				
Tom Brookens, R OBP: 0.275, SLG: 0.295										3	0	0	0	0	1	1				
Inning Stats	R: 0 E: 0 K: 0 S: 3	H: 1 LOB: 1 BB: 1 P: 7	R: 0 E: 0 K: 0 S: 3	H: 0 LOB: 0 BB: 0 P: 3	R: 0 E: 0 K: 1 S: 5	H: 0 LOB: 0 BB: 0 P: 5	R: 2 E: 0 K: 1 S: 7	H: 2 LOB: 0 BB: 0 P: 7	R: 0 E: 0 K: 0 S: 4	H: 1 LOB: 1 BB: 0 P: 4	R: 0 E: 0 K: 0 S: 3	H: 1 LOB: 0 BB: 0 P: 3	R: 2 E: 1 K: 2 S: 10	H: 2 LOB: 1 BB: 0 P: 10	R: 2 E: 0 K: 0 S: 6	H: 3 LOB: 1 BB: 0 P: 6	1B: 5 2B: 3 3B: 0 HR: 2	SF: 0 SAC: 0 DP: 2 HBP: 0	WP: 0 PB: 0 SB: 2 CS: 0	PA: 34
PITCHER Ron Guidry, L ERA: 3.48	IP: 8.0 WLS: L BF: 34 H: 10 R: 6 ER: 6 SO: 4 BB: 1 IBB: 0 HBP: 0 BLK: 0 WP: 0 HR: 2 S: 41 P: 45 ERA: 6.75 WHIP: 1.375															PITCHER				

Batter	1	2	3	4	5	6	7	8	9	AB	R	H	RBI	BB	SO	LOB	TOP								
Roy Smalley, S (1, 6) OBP: 0.361, SLG: 0.450	4-0 FC6-4 BB		0-0 F6		0-3 K			0-0 2B 3B		3	1	1	0	1	1	0									
Graig Nettles, L (1, 5) OBP: 0.342, SLG: 0.438	0-0 F7		0-0 E3 FC6-4			0-3 K		0-0 G3		4	0	0	0	0	1	2									
Dave Winfield, R (1, 7) OBP: 0.347, SLG: 0.533	0-3 K		0-0 FC6-4			4-0 1B SF9 BB		0-0 HR 2B		3	2	1	1	1	1	2									
Ken Griffey, L (1, 3) OBP: 0.380, SLG: 0.466	0-0 FC6-4			0-0 1B		0-0 1B		0-0 HR		4	1	3	2	0	0	1									
Don Baylor, R (1, 10) OBP: 0.358, SLG: 0.483		1-0 3-1 S HBP		0-0 F8		0-0 SF9		0-0 6-3		2	0	0	1	0	0	1									
Steve Kemp, L (1, 9) OBP: 0.330, SLG: 0.414		0-3 K		0-0 F9		3-H 0-0 F9		0-3 K		4	0	0	0	0	2	3									
Don Mattingly, L (8, 9) OBP: 0.344, SLG: 0.500		1-2 K								0	0	0	0	0	0	0									
Omar Moreno, L (1, 8) OBP: 0.275, SLG: 0.317		0-0 3-1		0-3 K			0-0 F9		0-0 F8	4	0	0	0	0	1	2									
Rick Cerone, R (1, 2) OBP: 0.267, SLG: 0.281		0-0 F5			0-3 K		0-0 F6		0-0 G5-4-3 1B	4	0	1	0	0	1	1									
Andre Robertson, R (1, 4) OBP: 0.274, SLG: 0.331			0-0 6-3		0-3 K		0-3 K		0-0 G5-4-3	4	0	0	0	0	2	1									
Inning Stats	R: 0 E: 0 K: 1 S: 5	H: 0 LOB: 1 BB: 1 P: 9	R: 0 E: 0 K: 1 S: 5	H: 0 LOB: 1 BB: 0 P: 6	R: 0 E: 1 K: 0 S: 4	H: 0 LOB: 1 BB: 0 P: 4	R: 0 E: 0 K: 1 S: 6	H: 1 LOB: 1 BB: 0 P: 6	R: 0 E: 0 K: 3 S: 9	H: 0 LOB: 0 BB: 1 P: 9	R: 1 E: 0 K: 1 S: 6	H: 1 LOB: 1 BB: 1 P: 10	R: 0 E: 0 K: 1 S: 5	H: 0 LOB: 0 BB: 0 P: 5	R: 3 E: 0 K: 1 S: 8	H: 3 LOB: 0 BB: 0 P: 8	R: 0 E: 0 K: 0 S: 3	H: 1 LOB: 0 BB: 0 P: 3	1B: 3 2B: 1 3B: 1 HR: 1	SF: 1 SAC: 0 DP: 1 HBP: 1	WP: 0 PB: 0 SB: 1 CS: 0	PA: 36			
PITCHER	IP	WLS	BF	H	R	ER	SO	BB	IBB	HBP	BLK	WP	HR	S	P	ERA	WHIP								
Juan Berenguer, R (1, 1) ERA: 3.13	7.1	L	30	4	3	3	8	2	0	1	0	0	0	43	52	3.68	0.818								
Howard Bailey, L (8, 1) ERA: 3.8	1.2		6	2	1	1	1	0	0	0	0	0	1	8	8	5.40	1.200								

New York Yankees @ Detroit Tigers
Tiger Stadium, Detroit, MI
Sun Aug 14 1983, 3:33 AM EDT
Att: 46,417 - Unknown - 77 F

AB 32
R 4
H 6
RBI 4
BB 2
SO 9
LOB 13



Batter	1	2	3	4	5	6	7	8	9	AB	R	H	RBI	BB	SO	LOB	BOTTOM								
Lou Whitaker, L (1, 4) OBP: 0.386, SLG: 0.464	0-0 F7		0-0 FC4 1-2 1B		0-3 K		0-0 FC4-6 1-2			4	0	1	0	0	1	1									
Alan Trammell, R (1, 6) OBP: 0.385, SLG: 0.475	0-0 F3		0-0 F7		0-0 6-3			0-3 K		4	0	0	0	0	1	2									
Enos Cabell, R (1, 10) OBP: 0.335, SLG: 0.439	0-0 5-3		0-0 FC4 1-2		0-0 F8			0-0 F9		4	0	0	0	0	0	2									
Lance Parrish, R (1, 2) OBP: 0.330, SLG: 0.506		0-0 4-3 1B		0-0 F7		0-0 CS 1B		0-0 F3		4	0	2	0	0	0	0									
Larry Herndon, R (1, 7) OBP: 0.336, SLG: 0.485		0-0 4-3 1-2		0-0 HR		0-3 K 1-2		0-0 4-3 1B		4	1	2	1	0	1	2									
Glenn Wilson, R (1, 9) OBP: 0.314, SLG: 0.427		0-3 K		4-0 1B BB		0-0 L4		0-3 K		3	0	0	0	1	2	2									
John Wockenfuss, R (1, 3) OBP: 0.337, SLG: 0.439		0-0 5-3		0-0 1B			0-0 F8		0-0 4-3	3	0	1	0	0	0	1									
Rick Leach, L (8, 3) OBP: 0.294, SLG: 0.316				1-2 1B				1-2 K		1	0	0	0	0	0	1									
Chet Lemon, R (1, 8) OBP: 0.354, SLG: 0.429			0-0 F9		0-0 F6		0-0 F4		0-3 K	3	0	0	0	0	0	2									
Wayne Krenchicki, L (8, PH) OBP: 0.325, SLG: 0.317										1	0	0	0	0	1	1									
Tom Brookens, R (1, 5) OBP: 0.279, SLG: 0.297			4-0 1B BB		0-0 4-3		0-0 FC4-6 1B			2	0	1	0	1	0	2									
Inning Stats	R: 0 E: 0 K: 0 S: 3	H: 0 LOB: 0 BB: 0 P: 3	R: 0 E: 0 K: 1 S: 6	H: 1 LOB: 1 BB: 0 P: 6	R: 0 E: 0 K: 0 S: 4	H: 1 LOB: 2 BB: 1 P: 8	R: 1 E: 0 K: 0 S: 5	H: 2 LOB: 2 BB: 1 P: 9	R: 0 E: 0 K: 1 S: 5	H: 0 LOB: 0 BB: 0 P: 5	R: 0 E: 0 K: 1 S: 4	H: 1 LOB: 1 BB: 0 P: 4	R: 0 E: 0 K: 1 S: 5	H: 0 LOB: 0 BB: 0 P: 5	R: 0 E: 0 K: 2 S: 8	H: 1 LOB: 1 BB: 0 P: 8	1B: 6 2B: 1 3B: 0 HR: 1	SF: 0 SAC: 0 DP: 1 HBP: 0	WP: 0 PB: 0 SB: 0 CS: 1	PA: 35					
PITCHER	IP	WLS	BF	H	R	ER	SO	BB	IBB	HBP	BLK	WP	HR	S	P	ERA	WHIP								
Shane Rawley, L (1, 1) ERA: 3.99	8.0	W	32	7	1	1	4	2	0	0	0	0	0	38	46	1.12	1.125								
Rich Gossage, R (9, 1) ERA: 2.06	1.0	S	3	0	0	0	2	0	0	0	0	0	0	7	7	0.00	0.000								

New York Yankees @ Detroit Tigers
Tiger Stadium, Detroit, MI
Sun Aug 14 1983, 3:33 AM EDT
Att: 46,417 - Unknown - 77 F

AB 33
R 1
H 7
RBI 1
BB 2
SO 6
LOB 16



Batter	1	2	3	4	5	6	7	8	9	AB	R	H	RBI	BB	SO	LOB	TOP			
Dave Stegman, R OBP: 0.308, SLG: 0.300 (1, 8)										2	1	0	0	2	2	2				
Carlton Fisk, R OBP: 0.355, SLG: 0.541 (1, 2)										3	0	1	0	0	1	2				
Tom Paciorek, R OBP: 0.329, SLG: 0.436 (1, 3) (8, 7)										2	0	1	1	1	0	0				
Marc Hill, R OBP: 0.273, SLG: 0.305 (1, 10)										3	0	0	0	1	1	4				
Ron Kittle, R OBP: 0.304, SLG: 0.496 (1, 7)										4	0	0	0	0	4	5				
Mike Squires, L OBP: 0.331, SLG: 0.270 (8, 3)										0	0	0	0	0	0	0				
Harold Baines, L OBP: 0.333, SLG: 0.411 (1, 9)										4	0	1	0	0	1	2				
Vance Law, R OBP: 0.303, SLG: 0.337 (1, 5)										3	0	0	0	0	1	0				
Scott Fletcher, R OBP: 0.376, SLG: 0.464 (1, 6)										4	0	1	0	0	1	1				
Julio Cruz, S OBP: 0.319, SLG: 0.327 (1, 4)										3	0	1	0	1	0	1				
Inning Stats	R: 1 E: 0 K: 2 S: 8	H: 1 LOB: 2 BB: 2 P: 16	R: 0 E: 0 K: 2 S: 8	H: 1 LOB: 2 BB: 1 P: 12	R: 0 E: 0 K: 1 S: 5	H: 1 LOB: 0 BB: 0 P: 5	R: 0 E: 0 K: 0 S: 3	H: 0 LOB: 0 BB: 0 P: 3	R: 0 E: 0 K: 1 S: 5	H: 0 LOB: 0 BB: 0 P: 5	R: 0 E: 0 K: 2 S: 7	H: 0 LOB: 0 BB: 0 P: 7	R: 0 E: 0 K: 1 S: 8	H: 1 LOB: 3 BB: 2 P: 16	R: 0 E: 0 K: 0 S: 4	H: 1 LOB: 1 BB: 0 P: 4	1B: 5 2B: 1 3B: 0 HR: 0	SF: 1 SAC: 2 DP: 1 HBP: 0	WP: 0 PB: 0 SB: 0 CS: 0	PA: 36
PITCHER Dave Righetti, L ERA: 3.28 (1, 1)	IP: 9.0 WLS: L BF: 36	H: 5 R: 1 ER: 1 SO: 11	BB: 4 IBB: 1 HBP: 0 BLK: 1	WP: 0 HR: 0 S: 53 P: 73	ERA: 1.00 WHIP: 1.000															

Chicago White Sox @ New York Yankees
Yankee Stadium, Bronx, NY
Mon Aug 15 1983, 7:05 PM EDT
Att: 30,206 - Unknown - 72 F

AB 28
R 1
H 5
RBI 1
BB 5
SO 11
LOB 17



Batter	1	2	3	4	5	6	7	8	9	AB	R	H	RBI	BB	SO	LOB	BOTTOM					
Omar Moreno, L OBP: 0.277, SLG: 0.319 (1, 8)										4	0	2	0	0	1	1						
Roy Smalley, S OBP: 0.356, SLG: 0.446 (1, 5)										3	0	0	0	0	1	2						
Dave Winfield, R OBP: 0.344, SLG: 0.528 (1, 7)										4	0	0	0	0	0	2						
Lou Piniella, R OBP: 0.353, SLG: 0.417 (1, 9)										4	0	0	0	0	1	2						
Don Baylor, R OBP: 0.355, SLG: 0.479 (1, 10)										3	0	0	0	0	0	0						
Ken Griffey, L OBP: 0.376, SLG: 0.461 (1, 3)										3	0	0	0	0	1	0						
Rick Cerone, R OBP: 0.262, SLG: 0.276 (1, 2)										3	0	0	0	0	0	0						
Larry Milbourne, S OBP: 0.276, SLG: 0.265 (1, 4)										2	0	1	0	0	1	0						
Andre Robertson, R OBP: 0.272, SLG: 0.328 (1, 6)										3	0	0	0	0	2	2						
Inning Stats	R: 0 E: 0 K: 0 S: 4	H: 1 LOB: 1 BB: 0 P: 4	R: 0 E: 0 K: 0 S: 3	H: 0 LOB: 0 BB: 0 P: 3	R: 0 E: 0 K: 1 S: 5	H: 0 LOB: 1 BB: 0 P: 6	R: 0 E: 0 K: 1 S: 5	H: 0 LOB: 0 BB: 0 P: 5	R: 0 E: 0 K: 2 S: 7	H: 0 LOB: 0 BB: 0 P: 7	R: 0 E: 0 K: 3 S: 9	H: 0 LOB: 0 BB: 0 P: 9	R: 0 E: 0 K: 0 S: 3	H: 0 LOB: 0 BB: 0 P: 3	R: 0 E: 0 K: 0 S: 4	H: 1 LOB: 1 BB: 0 P: 4	R: 0 E: 0 K: 0 S: 4	H: 1 LOB: 1 BB: 0 P: 4	1B: 2 2B: 1 3B: 0 HR: 0	SF: 0 SAC: 1 DP: 0 HBP: 1	WP: 1 PB: 0 SB: 1 CS: 0	PA: 31
PITCHER Britt Burns, L ERA: 3.78 (1, 1)	IP: 9.0 WLS: W BF: 31	H: 3 R: 0 ER: 0 SO: 7	BB: 0 IBB: 0 HBP: 1 BLK: 0	WP: 1 HR: 0 S: 44 P: 45	ERA: 0.00 WHIP: 0.333																	

Chicago White Sox @ New York Yankees
Yankee Stadium, Bronx, NY
Mon Aug 15 1983, 7:05 PM EDT
Att: 30,206 - Unknown - 72 F

AB 29
R 0
H 3
RBI 0
BB 0
SO 7
LOB 9



Batter	1	2	3	4	5	6	7	8	9	AB	R	H	RBI	BB	SO	LOB	TOP																					
Dave Stegman, R (1,8) OBP: 0.375, SLG: 0.385 Rudy Law, L (7,PH) OBP: 0.331, SLG: 0.331 (7,8)	6-3		CS				F3		G3	3	0	2	2	0	0	0																						
Carlton Fisk, R (1,2) OBP: 0.355, SLG: 0.541	1-3		CS				F7		6-3	4	1	1	0	1	0	2																						
Tom Paciorek, R (1,3) OBP: 0.327, SLG: 0.432 (7,7)	L4						F8		5-3	5	0	1	0	0	0	3																						
Greg Walker, L (1,10) OBP: 0.324, SLG: 0.449																																						
Ron Kittle, R (1,7) OBP: 0.304, SLG: 0.493 Mike Squires, L (7,3) OBP: 0.331, SLG: 0.270																																						
Harold Baines, L (1,9) OBP: 0.333, SLG: 0.409																																						
Vance Law, R (1,5) OBP: 0.303, SLG: 0.336																																						
Scott Fletcher, R (1,6) OBP: 0.373, SLG: 0.455																																						
Julio Cruz, S (1,4) OBP: 0.321, SLG: 0.329																																						
Inning Stats	R: 0 E: 0 K: 0 S: 3	H: 0 LOB: 0 BB: 0 P: 3	R: 0 E: 0 K: 0 S: 4	H: 1 LOB: 1 BB: 0 P: 4	R: 0 E: 0 K: 0 S: 3	H: 1 LOB: 0 BB: 0 P: 3	R: 0 E: 0 K: 0 S: 4	H: 1 LOB: 1 BB: 0 P: 4	R: 2 E: 0 K: 1 S: 8	H: 3 LOB: 2 BB: 1 P: 12	R: 1 E: 0 K: 2 S: 9	H: 2 LOB: 1 BB: 0 P: 9	R: 2 E: 0 K: 0 S: 6	H: 3 LOB: 2 BB: 1 P: 10	R: 0 E: 0 K: 2 S: 7	H: 0 LOB: 0 BB: 0 P: 7	R: 0 E: 0 K: 0 S: 3	H: 0 LOB: 0 BB: 0 P: 3	1B: 9 2B: 2 3B: 0 HR: 0	SF: 0 SAC: 0 DP: 0 HBP: 0	WP: 0 PB: 0 SB: 1 CS: 1	PA: 40																
PITCHER	IP	WLS	BF	H	R	ER	SO	BB	IBB	HBP	BLK	WP	HR	S	P	ERA	WHIP	PITCHER				IP	WLS	BF	H	R	ER	SO	BB	IBB	HBP	BLK	WP	HR	S	P	ERA	WHIP
Ray Fontenot, L (1,1) ERA: 3.24	5.1	L	24	8	3	3	1	1	0	0	0	0	0	25	29	5.06	1.688																					
George Frazier, R (6,1) ERA: 3.45	1.1		7	2	2	2	2	1	0	0	0	0	0	10	14	13.50	2.250																					
Rich Gossage, R (7,1) ERA: 2.03	1.1		5	1	0	0	2	0	0	0	0	0	0	9	9	0.00	0.750																					
Dale Murray, R (9,1) ERA: 4.83	1.0		3	0	0	0	0	0	0	0	0	0	0	3	3	0.00	0.000																					

Chicago White Sox @ New York Yankees
Yankee Stadium, Bronx, NY
Tue Aug 16 1983, 7:05 PM EDT
Att: 26,989 - Cloudy - 75 F

AB	37
R	5
H	11
RBI	5
BB	2
SO	5
LOB	19



Batter	1	2	3	4	5	6	7	8	9	AB	R	H	RBI	BB	SO	LOB	BOTTOM																					
Willie Randolph, R (1,4) OBP: 0.365, SLG: 0.342	K		K				5-3		6-3	5	0	1	0	0	2	1																						
Roy Smalley, S (1,5) OBP: 0.356, SLG: 0.445 (9,6)	F6								K	5	1	1	0	0	1	2																						
Dave Winfield, R (1,7) OBP: 0.345, SLG: 0.528	F3								6-3	5	1	2	1	0	1	2																						
Don Baylor, R (1,10) OBP: 0.357, SLG: 0.479																																						
Lou Piniella, R (1,9) OBP: 0.348, SLG: 0.411 Don Mattingly, L (6,9) OBP: 0.348, SLG: 0.500																																						
Butch Wynegar, S (1,2) OBP: 0.379, SLG: 0.442																																						
Ken Griffey, L (1,3) OBP: 0.374, SLG: 0.469																																						
Omar Moreno, L (1,8) OBP: 0.283, SLG: 0.325																																						
Andre Robertson, R (1,6) OBP: 0.269, SLG: 0.325 Oscar Gamble, L (8,PH) OBP: 0.377, SLG: 0.515 Larry Milbourne, S (9,5) OBP: 0.276, SLG: 0.265																																						
Inning Stats	R: 0 E: 0 K: 1 S: 5	H: 0 LOB: 0 BB: 0 P: 5	R: 0 E: 0 K: 0 S: 3	H: 1 LOB: 0 BB: 0 P: 3	R: 0 E: 0 K: 2 S: 8	H: 1 LOB: 1 BB: 0 P: 8	R: 1 E: 0 K: 2 S: 9	H: 2 LOB: 1 BB: 0 P: 9	R: 1 E: 0 K: 1 S: 8	H: 3 LOB: 2 BB: 0 P: 8	R: 0 E: 0 K: 1 S: 7	H: 2 LOB: 3 BB: 1 P: 11	R: 1 E: 0 K: 0 S: 5	H: 2 LOB: 1 BB: 0 P: 5	R: 0 E: 0 K: 0 S: 3	H: 0 LOB: 1 BB: 1 P: 7	R: 0 E: 0 K: 1 S: 5	H: 0 LOB: 0 BB: 0 P: 5	1B: 7 2B: 4 3B: 0 HR: 1	SF: 0 SAC: 0 DP: 1 HBP: 0	WP: 1 PB: 0 SB: 1 CS: 0	PA: 39																
PITCHER	IP	WLS	BF	H	R	ER	SO	BB	IBB	HBP	BLK	WP	HR	S	P	ERA	WHIP	PITCHER				IP	WLS	BF	H	R	ER	SO	BB	IBB	HBP	BLK	WP	HR	S	P	ERA	WHIP
Floyd Bannister, L (1,1) ERA: 3.77	5.0	W	21	7	2	2	6	0	0	0	0	1	0	7	11	0.00	3.000																					
Juan Agosto, L (6,1) ERA: 4.89	1.0		6	2	0	0	1	1	0	0	0	1	0	7	11	0.00	3.000																					
Salome Barojas, R (7,1) ERA: 2.7	1.2		8	2	1	1	0	1	0	0	0	0	0	7	11	5.40	1.800																					
Guy Hoffman, L (8,1) ERA	0.1		1	0	0	0	0	0	0	0	0	0	0	1	1	0.00	0.000																					
Dennis Lamp, R (9,1) ERA: 3.82	1.0	S	3	0	0	0	1	0	0	0	0	0	0	5	5	0.00	0.000																					

Chicago White Sox @ New York Yankees
Yankee Stadium, Bronx, NY
Tue Aug 16 1983, 7:05 PM EDT
Att: 26,989 - Cloudy - 75 F

AB	37
R	3
H	11
RBI	3
BB	2
SO	8
LOB	18



Batter	1	2	3	4	5	6	7	8	9	10	11	12	13	AB	R	H	RBI	BB	SO	LOB	TOP							
Dave Stegman, R (1, 8) OBP: 0.369, SLG: 0.357 Rudy Law, L (8, PH) OBP: 0.333, SLG: 0.342	F4		SF8		BB			F5	IHR			S		1	0	0	1	1	0	0								
Carlton Fisk, R (1, 2) OBP: 0.352, SLG: 0.534	F5		L5		F7			BB	1B	1B		6-3		6	1	1	0	0	1	3								
Tom Paciorek, R (1, 3) OBP: 0.327, SLG: 0.428 Greg Walker, L (1, 10) OBP: 0.320, SLG: 0.442	BB				K			5-3	BB	1B		6-3		5	1	1	0	1	2	1								
Ron Kittle, R (1, 7) OBP: 0.308, SLG: 0.503 Mike Squires, L (8, 3) OBP: 0.333, SLG: 0.281		5-3			HR			1B	BB	1B			2B	1B	3	1	2	1	1	0	0							
Harold Baines, L (1, 9) OBP: 0.331, SLG: 0.406	F9				1-3			F8	1B			4-3		6	0	1	2	0	0	2								
Vance Law, R (1, 5) OBP: 0.306, SLG: 0.339	4-3							F9	SH1-3	1B			1B	6	0	3	1	0	1	2								
Scott Fletcher, R (1, 6) OBP: 0.369, SLG: 0.449 Jerry Hairston, S (9, PH) OBP: 0.395, SLG: 0.536 Jerry Dybzinski, R (9, 6) OBP: 0.284, SLG: 0.277			4-3		SH1-3			G4-6-3	1B			G3		2	0	0	0	0	0	1								
Julio Cruz, S (1, 4) OBP: 0.318, SLG: 0.332								K				5-3		1	0	0	0	0	0	0								
Inning Stats	R: 0 E: 0 K: 0 S: 3	H: 0 LOB: 1 BB: 1 P: 7	R: 0 E: 0 K: 0 S: 3	H: 0 LOB: 0 BB: 0 P: 3	R: 1 E: 0 K: 1 S: 4	H: 1 LOB: 0 BB: 0 P: 4	R: 1 E: 0 K: 1 S: 6	H: 1 LOB: 0 BB: 0 P: 6	R: 0 E: 0 K: 1 S: 6	H: 1 LOB: 0 BB: 0 P: 5	R: 2 E: 0 K: 0 S: 6	H: 3 LOB: 2 BB: 1 P: 10	R: 1 E: 0 K: 1 S: 6	H: 1 LOB: 0 BB: 0 P: 6	R: 0 E: 0 K: 1 S: 5	H: 0 LOB: 0 BB: 0 P: 5	R: 0 E: 0 K: 0 S: 4	H: 1 LOB: 1 BB: 0 P: 4	R: 2 E: 0 K: 0 S: 6	H: 4 LOB: 1 BB: 0 P: 6	1B: 10 2B: 1 3B: 1 HR: 2	SF: 1 SAC: 1 DP: 2 HBP: 0	W/P: 0 PB: 0 SB: 1 CS: 0	PA: 54				
PITCHER	IP	WLS	BF	H	R	ER	SO	BB	IBB	HBP	BLK	WP	HR	S	P	ERA	WHIP											
Bob Shirley, L ERA: 5.49	4.2		19	3	2	2	2	2	0	0	0	0	0	1	21	29	3.86	1.071										
George Frazier, R ERA: 3.56	2.2		11	4	2	2	1	0	0	0	0	0	0	13	13	6.75	1.500											
Rich Gossage, R ERA: 2.09	2.2		11	2	1	1	2	1	0	0	0	0	0	14	18	3.38	1.125											
Dale Murray, R ERA: 4.87	3.0	L	13	5	2	2	1	0	0	0	0	0	0	15	15	6.00	1.667											

Chicago White Sox @ New York Yankees
Yankee Stadium, Bronx, NY
Wed Aug 17 1983, 7:05 PM EDT
Att. 30,274 - Cloudy - 77 F

AB 49
R 7
H 14
RBI 7
BB 3
SO 6
LOB 15



Batter	1	2	3	4	5	6	7	8	9	10	11	12	13	AB	R	H	RBI	BB	SO	LOB	BOTTOM						
Willie Randolph, R (1, 4) OBP: 0.361, SLG: 0.335	5-3					5-3		4-3		5-3		BB		5	0	0	0	1	0	0							
Butch Wynegar, S (1, 2) OBP: 0.362, SLG: 0.441	3-1						HBP	1B		FC6-4		4-3		5	1	2	0	1	0	1							
Dave Winfield, R (1, 7) OBP: 0.343, SLG: 0.523	6-3							F7		FC6-4		F7		5	1	0	0	0	0	2							
Ken Griffey, L (1, 3) OBP: 0.373, SLG: 0.466		G3						4-3				F9		6	2	2	1	0	0	0							
Graig Nettles, L (1, 5) OBP: 0.345, SLG: 0.451		F7						4-3				4-3		6	1	3	3	0	0	1							
Don Baylor, R (1, 10) OBP: 0.363, SLG: 0.474		5-3						1B				HR		4	0	0	1	0	1	2							
Steve Kemp, L (1, 9) OBP: 0.327, SLG: 0.410 Don Mattingly, L (8, 9) OBP: 0.348, SLG: 0.500								F8				4-3		3	0	0	0	0	0	1							
Roy Smalley, S (1, 6) OBP: 0.353, SLG: 0.441 Andre Robertson, R (8, 6) OBP: 0.271, SLG: 0.326								E9				4-3		2	0	1	0	0	1	1							
Omar Moreno, L (1, 8) OBP: 0.280, SLG: 0.321								G3				G6-4-3		3	0	0	0	0	0	1							
Inning Stats	R: 0 E: 0 K: 0 S: 3	H: 0 LOB: 0 BB: 0 P: 3	R: 0 E: 0 K: 0 S: 3	H: 0 LOB: 0 BB: 0 P: 3	R: 0 E: 0 K: 1 S: 5	H: 0 LOB: 0 BB: 0 P: 5	R: 0 E: 0 K: 1 S: 6	H: 1 LOB: 1 BB: 1 P: 10	R: 0 E: 1 K: 0 S: 5	H: 1 LOB: 1 BB: 0 P: 6	R: 0 E: 0 K: 1 S: 6	H: 1 LOB: 1 BB: 0 P: 6	R: 2 E: 0 K: 0 S: 5	H: 3 LOB: 0 BB: 0 P: 5	R: 0 E: 0 K: 0 S: 4	H: 1 LOB: 1 BB: 0 P: 4	R: 0 E: 0 K: 1 S: 6	H: 1 LOB: 1 BB: 0 P: 6	R: 0 E: 0 K: 0 S: 3	H: 1 LOB: 1 BB: 1 P: 7	1B: 7 2B: 1 3B: 0 HR: 1	SF: 1 SAC: 0 DP: 1 HBP: 1	W/P: 0 PB: 0 SB: 0 CS: 1	PA: 50			
PITCHER	IP	WLS	BF	H	R	ER	SO	BB	IBB	HBP	BLK	WP	HR	S	P	ERA	WHIP										
LaMarr Hoyt, R ERA: 4.15	7.0		26	2	3	3	3	1	0	1	1	0	0	30	35	3.86	0.429										
Juan Agosto, L ERA: 4.78	0.2		3	1	0	0	1	0	0	0	0	0	0	5	5	0.00	1.500										
Dennis Lamp, R ERA: 3.97	0.2		4	2	2	2	0	0	0	0	0	0	1	4	4	27.00	3.000										
Guy Hoffman, L ERA:	1.1		5	2	0	0	0	0	0	0	0	0	0	5	5	0.00	1.500										
Salome Barojas, R ERA: 2.58	3.1	W	12	2	0	0	1	1	0	0	0	0	0	13	17	0.00	0.900										

Chicago White Sox @ New York Yankees
Yankee Stadium, Bronx, NY
Wed Aug 17 1983, 7:05 PM EDT
Att. 30,274 - Cloudy - 77 F

AB 46
R 5
H 9
RBI 5
BB 2
SO 5
LOB 11



Batter	1	2	3	4	5	6	7	8	9	AB	R	H	RBI	BB	SO	LOB	TOP																	
Willie Wilson, S (1, 8) OBP: 0.316, SLG: 0.347 Pat Sheridan, L (6, PH) OBP: 0.304, SLG: 0.400 (6, 8)	F3	G1		K		K			F3	3	0	0	0	0	1	4	Kansas City Royals @ New York Yankees Yankee Stadium, Bronx, NY Thu Aug 18 1983, 3:33 AM EDT Att: 33,944 - Unknown - 71 F livebaseballscorecards.com																	
U L Washington, S (1, 6) OBP: 0.300, SLG: 0.320	K		4-3	F9		6-3			HR	5	1	1	0	0	1	3																		
George Brett, L (1, 5) OBP: 0.321, SLG: 0.388 Greg Pryor, R (9, 5) OBP: 0.312, SLG: 0.343				F7		6-3			HR	5	1	3	2	0	0	0																		
Hal McRae, R (1, 10) OBP: 0.386, SLG: 0.480	5-3					F8			K	4	0	0	0	1	1	2																		
Amos Otis, R (1, 9) OBP: 0.318, SLG: 0.359		G3	L1						K	4	0	1	0	0	1	1																		
John Wathan, R (1, 3) OBP: 0.328, SLG: 0.342 (8, 7) (9, 3)		1B FC4-6 BB		1B		F4			F4	3	2	1	0	1	0	1																		
Leon Roberts, R (1, 7) Willie Aikens, L (8, PH) OBP: 0.396, SLG: 0.536 (8, 3) (8, 3)						6-3			F7	3	0	2	0	0	0	0																		
Joe Simpson, L (9, 7) OBP: 0.257, SLG: 0.227		1-3 1B		1-3 1B						0	0	0	0	0	0	0																		
Frank White, R (1, 4) OBP: 0.271, SLG: 0.388		FC4-6 1B 1-2 3-H		1B		3B			1-3	4	1	2	2	0	0	1																		
Don Slaught, R (1, 2) OBP: 0.279, SLG: 0.325		1-3 1B		1-2 1B		3B			6-3	4	0	3	1	0	0	0																		
Inning Stats	R: 0 E: 0 K: 1 S: 6	H: 1 LOB: 1 BB: 0 P: 6	R: 1 E: 0 K: 0 S: 5	H: 2 LOB: 2 BB: 1 P: 9	R: 0 E: 0 K: 0 S: 3	H: 0 LOB: 1 BB: 1 P: 7	R: 1 E: 0 K: 1 S: 8	H: 4 LOB: 2 BB: 0 P: 8	R: 0 E: 0 K: 0 S: 4	H: 1 LOB: 1 BB: 0 P: 4	R: 1 E: 0 K: 1 S: 7	H: 2 LOB: 1 BB: 0 P: 7	R: 0 E: 0 K: 1 S: 5	H: 0 LOB: 0 BB: 0 P: 5	R: 0 E: 0 K: 0 S: 3	H: 0 LOB: 2 BB: 0 P: 3	R: 2 E: 0 K: 1 S: 7	H: 2 LOB: 0 BB: 0 P: 7	1B: 10 2B: 0 3B: 2 HR: 1	SF: 0 SAC: 0 DP: 1 HBP: 0	WP: 0 PB: 0 SB: 0 CS: 0	PA: 40												
PITCHER	IP WLS BF H R ER SO BB IBB HBP BLK WP HR S P ERA WHIP																																	
Shane Rawley, L (1, 1) ERA: 4.03	5.1	27	10	3	3	2	2	0	0	0	0	0	0	0	29	37	5.06	2.250																
Dale Murray, R (6, 1)	3.1	11	2	1	1	2	0	0	0	0	0	0	0	1	15	15	2.70	0.600																
Rich Gossage, R (9, 1) ERA: 4.59	0.0	L	1	1	1	0	0	0	0	0	0	0	0	1	1	1	∞	∞																
George Frazier, R (9, 1) ERA: 3.52	0.1	1	0	0	0	1	0	0	0	0	0	0	0	3	3	0.00	0.000																	

Batter	1	2	3	4	5	6	7	8	9	AB	R	H	RBI	BB	SO	LOB	BOTTOM																	
Bert Campaneris, R (1, 4) OBP: 0.396, SLG: 0.394 Ken Griffey, L (9, 3) OBP: 0.381, SLG: 0.458	6-3			1B		1B 3B 1B			F9	4	1	2	0	0	0	1	Kansas City Royals @ New York Yankees Yankee Stadium, Bronx, NY Thu Aug 18 1983, 3:33 AM EDT Att: 33,944 - Unknown - 71 F livebaseballscorecards.com																	
Graig Nettles, L (1, 5) OBP: 0.382, SLG: 0.453	F5		1-3			K			1B BB	3	0	0	0	1	1	2																		
Lou Piniella, R (1, 9) OBP: 0.360, SLG: 0.432 Jerry Mumphrey, S (9, 8) OBP: 0.298, SLG: 0.383 Butch Wynegar, S (9, 2) OBP: 0.399, SLG: 0.479	5-3					6-3			F8	4	1	1	0	0	0	1																		
Don Baylor, R (1, 10) OBP: 0.367, SLG: 0.484		F7		4-3		1-2 3B 1B			F4	4	1	1	2	0	0	1																		
Dave Winfield, R (1, 8) OBP: 0.327, SLG: 0.464 (9, 7)		HR		6-3		1-2 3B 1B			1B	4	1	3	2	0	0	0																		
Steve Kemp, L (1, 7) OBP: 0.332, SLG: 0.423 (9, 9)		4-3				F7			F8	4	0	0	0	0	0	2																		
Steve Balboni, R (1, 3) OBP: 0.283, SLG: 0.390 Don Mattingly, L (7, PH) OBP: 0.307, SLG: 0.369 (8, 3) (9, 4)		F5				K			F7	2	0	0	0	0	1	0																		
Roy Smalley, S (1, 6) OBP: 0.355, SLG: 0.419						F8			F8	4	0	1	0	0	0	0																		
Rick Cerone, R (1, 2) OBP: 0.259, SLG: 0.254 Ron Guidry, L (9, 8)						F8			4-3	2	0	0	0	1	0	1																		
Oscar Gamble, L (9, PH) OBP: 0.412, SLG: 0.554						5-3			BB	1	0	0	0	0	0	0																		
Inning Stats	R: 0 E: 0 K: 0 S: 3	H: 0 LOB: 0 BB: 0 P: 3	R: 1 E: 0 K: 0 S: 4	H: 1 LOB: 0 BB: 0 P: 4	R: 0 E: 0 K: 0 S: 3	H: 0 LOB: 0 BB: 0 P: 3	R: 0 E: 0 K: 1 S: 6	H: 1 LOB: 1 BB: 0 P: 6	R: 3 E: 0 K: 1 S: 8	H: 4 LOB: 0 BB: 0 P: 8	R: 0 E: 0 K: 0 S: 3	H: 0 LOB: 1 BB: 1 P: 7	R: 0 E: 0 K: 0 S: 4	H: 1 LOB: 2 BB: 1 P: 8	R: 0 E: 0 K: 0 S: 3	H: 0 LOB: 0 BB: 0 P: 3	1B: 6 2B: 0 3B: 1 HR: 1	SF: 0 SAC: 0 DP: 0 HBP: 0	WP: 0 PB: 0 SB: 0 CS: 0	PA: 36														
PITCHER	IP WLS BF H R ER SO BB IBB HBP BLK WP HR S P ERA WHIP																																	
Bud Black, L (1, 1) ERA: 3.59	6.0	24	7	4	4	2	0	0	0	0	0	0	0	0	28	28	6.00	1.167																
Mike Armstrong, R (7, 1) ERA: 3.58	2.0	W	9	1	0	0	2	0	0	0	0	0	0	7	15	0.00	1.500																	
Dan Quisenberry, R (9, 1) ERA: 1.88	1.0	S	3	0	0	0	0	0	0	0	0	0	0	3	3	0.00	0.000																	

Batter	1	2	3	4	5	6	7	8	9	AB	R	H	RBI	BB	SO	LOB	TOP					
Brian Downing, R OBP: 0.368, SLG: 0.420 (1, 7)										4	1	2	0	1	0	2	California Angels @ New York Yankees Yankee Stadium, Bronx, NY Fri Aug 19 1983, 7:05 PM EDT Att: 43,181 - Unknown					
Rod Carew, L OBP: 0.427, SLG: 0.444 Daryl Sconiers, L OBP: 0.300, SLG: 0.450 (6, FR)										2	0	0	0	1	0	2						
Juan Beniquez, R OBP: 0.326, SLG: 0.375 (1, 8)										5	1	1	0	0	0	3						
Doug DeCinces, R OBP: 0.362, SLG: 0.582 (1, 10)										4	0	1	0	0	1	2						
Bobby Grich, R OBP: 0.408, SLG: 0.455 (1, 4)										3	1	1	3	0	0	0						
Reggie Jackson, L OBP: 0.312, SLG: 0.374 (1, 9)										2	0	0	1	1	0	0						
Ron Jackson, R OBP: 0.316, SLG: 0.373 (1, 5)										4	0	0	0	0	0	4						
Steve Lubratic, R OBP: 0.241, SLG: 0.289 (1, 6)										4	0	0	0	0	1	1						
Bob Boone, R OBP: 0.282, SLG: 0.338 Mike O'Berry, R OBP: 0.186, SLG: 0.171 (6, 2)										2	0	1	0	0	0	0						
Inning Stats	R: 0 E: 0 K: 0 S: 4	H: 1 LOB: 1 BB: 0 P: 4	R: 0 E: 1 K: 0 S: 4	H: 0 LOB: 1 BB: 1 P: 4	R: 0 E: 0 K: 0 S: 3	H: 0 LOB: 0 BB: 1 P: 7	R: 0 E: 0 K: 0 S: 3	H: 0 LOB: 0 BB: 0 P: 3	R: 0 E: 0 K: 0 S: 4	H: 1 LOB: 0 BB: 0 P: 4	R: 2 E: 0 K: 0 S: 5	H: 2 LOB: 2 BB: 1 P: 9	R: 0 E: 0 K: 1 S: 5	H: 1 LOB: 0 BB: 0 P: 5	R: 2 E: 0 K: 1 S: 7	H: 2 LOB: 1 BB: 1 P: 11	R: 2 E: 0 K: 0 S: 5	H: 2 LOB: 0 BB: 0 P: 5	1B: 5 2B: 2 3B: 0 HR: 2	SF: 2 SAC: 0 DP: 1 HBP: 0	WP: 0 PB: 0 SB: 0 CS: 0	PA: 39
PITCHER Ron Guidry, L ERA: 3.61 (1, 1)	IP: 9.0 WLS: W BF: 39 H: 9 R: 6 ER: 6 SO: 2 BB: 3 IBB: 0 HBP: 0 BLK: 0 WP: 0 HR: 2 S: 40 P: 52 ERA: 6.00 WHIP: 1.333																					

Batter	1	2	3	4	5	6	7	8	9	AB	R	H	RBI	BB	SO	LOB	BOTTOM			
Willie Randolph, R OBP: 0.363, SLG: 0.337 Larry Milbourne, S OBP: 0.273, SLG: 0.263 (7, PH)										4	1	2	1	0	1	4	California Angels @ New York Yankees Yankee Stadium, Bronx, NY Fri Aug 19 1983, 7:05 PM EDT Att: 43,181 - Unknown			
Ken Griffey, L OBP: 0.374, SLG: 0.463 (1, 3)										4	1	1	0	1	0	2				
Graig Nettles, L OBP: 0.350, SLG: 0.459 Bobby Meacham, S (8, 6)										5	0	4	3	0	0	0				
Oscar Gamble, L OBP: 0.374, SLG: 0.511 Don Baylor, R OBP: 0.352, SLG: 0.474 (2, PH)										1	0	0	0	0	0	2				
Butch Wynegar, S OBP: 0.378, SLG: 0.434 (1, 2)										4	1	0	0	1	1	4				
Steve Kemp, L OBP: 0.328, SLG: 0.417 (1, 9)										4	2	1	1	1	0	2				
Don Mattingly, L OBP: 0.356, SLG: 0.497 (1, 7)										3	1	1	0	2	0	2				
Roy Smalley, S OBP: 0.354, SLG: 0.441 (8, 5)										5	2	2	0	0	0	3				
Omar Moreno, L OBP: 0.284, SLG: 0.329 (1, 8)										4	3	3	3	0	0	0				
Inning Stats	R: 0 E: 0 K: 0 S: 5	H: 2 LOB: 2 BB: 0 P: 5	R: 4 E: 0 K: 1 S: 8	H: 4 LOB: 1 BB: 2 P: 16	R: 4 E: 1 K: 0 S: 7	H: 3 LOB: 2 BB: 2 P: 15	R: 0 E: 0 K: 1 S: 6	H: 1 LOB: 1 BB: 0 P: 6	R: 3 E: 0 K: 0 S: 7	H: 4 LOB: 1 BB: 0 P: 7	R: 0 E: 0 K: 0 S: 3	H: 0 LOB: 0 BB: 0 P: 3	R: 0 E: 0 K: 0 S: 3	H: 0 LOB: 0 BB: 0 P: 3	R: 0 E: 0 K: 0 S: 4	H: 1 LOB: 2 BB: 1 P: 8	1B: 10 2B: 4 3B: 0 HR: 1	SF: 0 SAC: 0 DP: 1 HBP: 0	WP: 1 PB: 0 SB: 0 CS: 0	PA: 44
PITCHER Ken Forsch, R ERA: 3.72 John Curtis, L ERA: 4.45 (2, 1)	IP: 1.1 WLS: L BF: 32 H: 9 R: 7 ER: 5 SO: 1 BB: 3 IBB: 0 HBP: 0 BLK: 0 WP: 1 HR: 0 S: 31 P: 43 ERA: 6.75 WHIP: 1.800																			

Batter	1	2	3	4	5	6	7	8	9	AB	R	H	RBI	BB	SO	LOB	TOP			
Rod Carew, L OBP: 0.424, SLG: 0.439 (1, 3)	4-3	L6		4-3			4-3		BB 4-0	4	0	0	0	1	0	4	California Angels @ New York Yankees Yankee Stadium, Bronx, NY Sat Aug 20 1983, 7:05 PM EDT Att: 42,356 - Unknown - 90 F livebaseballscorecards.com			
Ron Jackson, R OBP: 0.318, SLG: 0.374 (1, 5)	FC6-4 1B		6-3		F5		1B		BB P3	5	1	2	0	0	0	1				
Juan Beniquez, R OBP: 0.324, SLG: 0.377 (1, 7)	E5				P4		F7			4	0	1	0	0	0	3				
Doug DeCinces, R OBP: 0.360, SLG: 0.577 (1, 10)	FC6-4 1B		K		4-3				E7 SF7 1B	4	1	1	0	0	1	3				
Fred Lynn, L OBP: 0.358, SLG: 0.488 (1, 8)	1B		K			K			SF7	3	0	1	2	0	2	1				
Bobby Grich, R OBP: 0.404, SLG: 0.450 (1, 4)	F8			L6		5-3			5-3	4	0	0	0	0	0	2				
Reggie Jackson, L OBP: 0.311, SLG: 0.373 (1, 9)			K		WP 1B		3-1		F8	4	0	1	0	0	1	0				
Steve Lubratic, R OBP: 0.244, SLG: 0.291 (9, PH)	4-3			F8					6-3	3	0	1	0	0	0	1				
Brian Downing, R OBP: 0.397, SLG: 0.419 (9, PH)							1B 4-3		1B	1	0	0	0	0	0	0				
Bob Boone, R OBP: 0.284, SLG: 0.338 (1, 2)		BB			WP 1B		F8		P6	3	0	1	0	1	0	1				
Inning Stats	R: 1 E: 1 K: 0 S: 6	H: 2 LOB: 2 BB: 0 P: 6	R: 0 E: 0 K: 1 S: 5	H: 0 LOB: 1 BB: 1 P: 9	R: 0 E: 0 K: 2 S: 8	H: 1 LOB: 1 BB: 0 P: 8	R: 0 E: 0 K: 0 S: 5	H: 2 LOB: 2 BB: 0 P: 5	R: 0 E: 0 K: 1 S: 3	H: 0 LOB: 0 BB: 0 P: 3	R: 0 E: 0 K: 0 S: 5	H: 2 LOB: 2 BB: 0 P: 5	R: 1 E: 1 K: 0 S: 4	H: 1 LOB: 0 BB: 0 P: 4	R: 0 E: 0 K: 0 S: 3	H: 0 LOB: 1 BB: 1 P: 7	1B: 7 2B: 1 3B: 0 HR: 0	SF: 1 SAC: 0 DP: 0 HBP: 0	WP: 1 PB: 0 SB: 0 CS: 0	PA: 38
PITCHER Shane Rawley, L ERA: 3.79 (1, 1)	IP: 9.0 WLS: W BF: 38 H: 8 R: 2 ER: 0 SO: 4 BB: 2 IBB: 0 HBP: 0 BLK: 0 WP: 1 HR: 0 S: 44 P: 52 ERA: 0.00 WHIP: 1.111															PITCHER				

Batter	1	2	3	4	5	6	7	8	9	AB	R	H	RBI	BB	SO	LOB	BOTTOM			
Willie Randolph, R OBP: 0.365, SLG: 0.335 (1, 4)	WP 1B	BB		F9		1-3				2	1	0	0	2	0	0	California Angels @ New York Yankees Yankee Stadium, Bronx, NY Sat Aug 20 1983, 7:05 PM EDT Att: 42,356 - Unknown - 90 F livebaseballscorecards.com			
Ken Griffey, L OBP: 0.375, SLG: 0.465 (1, 3)	1B 6-3	BB		F8					F9	3	1	1	0	1	0	1				
Dave Winfield, R OBP: 0.344, SLG: 0.522 (1, 7)	WP CS	1B		1B		4-3			G3	4	1	2	1	0	0	1				
Don Baylor, R OBP: 0.355, SLG: 0.485 (1, 10)	6-3			1B					FC5-4 1B	4	2	3	2	0	0	1				
Butch Wynegar, S OBP: 0.380, SLG: 0.439 (1, 2)				FC3-6 1B		5-3			FC5-4	4	0	2	1	0	0	1				
Graig Nettles, L OBP: 0.347, SLG: 0.454 (1, 5)	F8			FC3-6 FC6-4		F8			F8	4	0	0	0	0	0	2				
Steve Kemp, L OBP: 0.325, SLG: 0.412 (1, 9)				E9 1B		F8			4-1	4	1	0	0	0	0	1				
Roy Smalley, S OBP: 0.353, SLG: 0.438 (1, 6)				FC4-6 1B		FC6-4			F8	4	0	1	1	0	0	1				
Omar Moreno, L OBP: 0.285, SLG: 0.332 (1, 8)	FC4-6 CS					K				3	0	1	0	0	1	1				
Inning Stats	R: 2 E: 0 K: 0 S: 4	H: 2 LOB: 1 BB: 2 P: 12	R: 1 E: 1 K: 0 S: 4	H: 1 LOB: 1 BB: 1 P: 8	R: 2 E: 1 K: 0 S: 6	H: 3 LOB: 1 BB: 0 P: 6	R: 0 E: 0 K: 1 S: 6	H: 1 LOB: 0 BB: 0 P: 6	R: 1 E: 0 K: 0 S: 4	H: 1 LOB: 0 BB: 0 P: 4	R: 0 E: 0 K: 0 S: 3	H: 1 LOB: 0 BB: 0 P: 3	R: 0 E: 0 K: 0 S: 4	H: 0 LOB: 0 BB: 0 P: 4	R: 0 E: 0 K: 0 S: 3	H: 0 LOB: 0 BB: 0 P: 3		1B: 6 2B: 3 3B: 0 HR: 1	SF: 0 SAC: 0 DP: 0 HBP: 0	WP: 3 PB: 0 SB: 0 CS: 2
PITCHER Tommy John, L ERA: 4.17 (1, 1)	IP: 8.0 WLS: L BF: 35 H: 10 R: 6 ER: 5 SO: 1 BB: 3 IBB: 0 HBP: 0 BLK: 0 WP: 3 HR: 1 S: 34 P: 46 ERA: 5.62 WHIP: 1.625															PITCHER				

Batter	1	2	3	4	5	6	7	8	9	AB	R	H	RBI	BB	SO	LOB	TOP			
Brian Downing, R OBP: 0.366, SLG: 0.414	4-3			G4-6-3 BB		F7		L6		3	0	0	0	1	0	3				
Daryl Sconiers, L OBP: 0.300, SLG: 0.456	K			G4-6-3 1-2			K			4	1	1	0	0	2	1				
Juan Beniquez, R OBP: 0.325, SLG: 0.374 Rod Carew, L OBP: 0.423, SLG: 0.438 Ellis Valentine, R OBP: 0.263, SLG: 0.401	6-3			5-3			E BB		K 3B	2	0	0	0	1	0	0				
Doug DeCinces, R OBP: 0.362, SLG: 0.574		6-3			L6-3 BB			E4		3	0	1	1	1	0	1				
Fred Lynn, L OBP: 0.354, SLG: 0.483		K			F7			F2		4	0	0	0	0	1	4				
Bobby Grich, R OBP: 0.400, SLG: 0.445		K			L6-3			P6		4	0	0	0	0	1	4				
Ron Jackson, R OBP: 0.318, SLG: 0.374			6-3			FC3-6 1B		K		3	0	1	0	0	1	0				
Steve Lubratic, R OBP: 0.247, SLG: 0.305			P4			FC3-6 1-2		L6 2B		3	0	1	0	0	0	1				
Bob Boone, R OBP: 0.284, SLG: 0.336			F8			F9			BB	2	0	0	0	1	0	1				
Inning Stats	R: 0 E: 0 K: 1 S: 5	H: 0 LOB: 0 BB: 0 P: 5	R: 0 E: 0 K: 2 S: 7	H: 0 LOB: 0 BB: 0 P: 7	R: 0 E: 0 K: 0 S: 3	H: 0 LOB: 0 BB: 0 P: 3	R: 0 E: 0 K: 0 S: 2	H: 0 LOB: 0 BB: 1 P: 6	R: 0 E: 0 K: 0 S: 4	H: 1 LOB: 1 BB: 0 P: 4	R: 0 E: 1 K: 1 S: 6	H: 0 LOB: 2 BB: 1 P: 10	R: 0 E: 0 K: 1 S: 5	H: 1 LOB: 1 BB: 1 P: 9	R: 1 E: 0 K: 1 S: 7	H: 2 LOB: 1 BB: 0 P: 7	1B: 2 2B: 3 3B: 1 HR: 0	SF: 0 SAC: 0 DP: 3 HBP: 0	WP: 0 PB: 0 SB: 0 CS: 0	PA: 33
PITCHER Dave Righetti, L ERA: 3.19 Rich Gossage, R ERA: 2.06	IP: 8.0 WLS: 29 BF: 4	H: 3 R: 1 ER: 1 SO: 5	BB: 4 IBB: 0 HBP: 0 BLK: 0	WP: 0 HR: 0 S: 35 P: 51	ERA: 1.12 WHIP: 0.875	IP: 1.0 WLS: 4 BF: 1	H: 0 R: 0 ER: 0 SO: 1	BB: 0 IBB: 0 HBP: 0 BLK: 0	WP: 0 HR: 0 S: 6 P: 6	ERA: 0.00 WHIP: 1.000										

California Angels @ New York Yankees
Yankee Stadium, Bronx, NY
Sun Aug 21 1983, 3:33 AM EDT
Att: 50,896 - Unknown - 83 F

AB	29
R	1
H	4
RBI	1
BB	4
SO	6
LOB	16



Batter	1	2	3	4	5	6	7	8	9	AB	R	H	RBI	BB	SO	LOB	BOTTOM			
Willie Randolph, R OBP: 0.369, SLG: 0.337	E 1B				5-3				E4 1B	4	1	2	0	1	0	2				
Ken Griffey, L OBP: 0.373, SLG: 0.461	E5 1-2		F8		4-3		F8			5	0	1	2	0	0	5				
Dave Winfield, R OBP: 0.343, SLG: 0.519	F7		K			E BB		P4		3	0	0	0	1	1	3				
Don Baylor, R OBP: 0.352, SLG: 0.480	F9			L5		F9		G1		4	0	0	0	0	0	3				
Butch Wynegar, S OBP: 0.378, SLG: 0.434	F7			5-3		F8			BB	3	0	0	0	1	0	3				
Steve Kemp, L OBP: 0.324, SLG: 0.411		F8				6-3		6-3		4	0	1	0	0	0	2				
Roy Smalley, S OBP: 0.352, SLG: 0.435 Larry Milbourne, S OBP: 0.273, SLG: 0.263		F8		F7		6-3			FC5-4 BB	3	0	0	0	1	0	1				
Bert Campaneris, R OBP: 0.343, SLG: 0.349		F7			SH3 1B		F9		FC5-4 E 1B	4	1	1	0	0	0	1				
Omar Moreno, L OBP: 0.286, SLG: 0.333 Don Mattingly, L OBP: 0.354, SLG: 0.494			6-3		SH3				F9	2	0	1	0	0	0	0				
Inning Stats	R: 0 E: 1 K: 0 S: 5	H: 1 LOB: 2 BB: 0 P: 5	R: 0 E: 0 K: 0 S: 3	H: 0 LOB: 0 BB: 0 P: 3	R: 0 E: 0 K: 1 S: 6	H: 1 LOB: 1 BB: 0 P: 6	R: 0 E: 0 K: 0 S: 4	H: 1 LOB: 1 BB: 0 P: 4	R: 0 E: 0 K: 0 S: 4	H: 0 LOB: 2 BB: 1 P: 7	R: 0 E: 0 K: 0 S: 4	H: 1 LOB: 2 BB: 1 P: 8	R: 0 E: 0 K: 0 S: 3	H: 0 LOB: 1 BB: 1 P: 7	R: 2 E: 1 K: 0 S: 4	H: 1 LOB: 1 BB: 1 P: 8	1B: 6 2B: 0 3B: 0 HR: 0	SF: 0 SAC: 1 DP: 0 HBP: 0	WP: 0 PB: 0 SB: 0 CS: 0	PA: 38
PITCHER Geoff Zahn, L ERA: 3.38	IP: 8.2 WLS: L BF: 38	H: 6 R: 2 ER: 0 SO: 1	BB: 4 IBB: 0 HBP: 0 BLK: 0	WP: 0 HR: 0 S: 36 P: 52	ERA: 0.00 WHIP: 1.154	IP: 1.1 WLS: L BF: 4	H: 0 R: 0 ER: 0 SO: 1	BB: 0 IBB: 0 HBP: 0 BLK: 0	WP: 0 HR: 0 S: 6 P: 6	ERA: 0.00 WHIP: 1.000										

California Angels @ New York Yankees
Yankee Stadium, Bronx, NY
Sun Aug 21 1983, 3:33 AM EDT
Att: 50,896 - Unknown - 83 F


AB	33
R	2
H	6
RBI	2
BB	4
SO	1
LOB	21



Batter	1	2	3	4	5	6	7	8	9	10	11	12	13	14	AB	R	H	RBI	BB	SO	LOB	TOP					
Rickey Henderson, R OBP: 0.416, SLG: 0.421 (1, 7)	0-0 6-3		0-0 1B		0-0 G6-4-3			0-0 FC6-4 1B	4-0 1-2 2-3 SH BB			0-0 1B	0-0 G3		6	0	3	1	1	0	3						
Mike Heath, R OBP: 0.337, SLG: 0.391 (1, 9) (9, 2)	0-0 G4-6-3 1B		0-0 4-3		0-0 6-3			0-0 FC6-4 1-2r	0-3 0-3 SH 3			0-3 K		0-0 SH 1B 2B	7	1	2	0	0	2	7						
Bill Almon, R OBP: 0.323, SLG: 0.397 (1, 6)	0-0 G4-6-3 1-2r							0-0 F9				4-0 IBB		0-0 SH FC4	5	0	0	0	1	1	2						
Jeff Burroughs, R OBP: 0.337, SLG: 0.372 (1, 10)		0-3 K						4-0 F9						0-0 FC4	4	1	0	0	1	2	1						
Davey Lopes, R OBP: 0.342, SLG: 0.426 (12, PH)								0-0 K						0-0 FC4 1B	2	0	0	0	0	0	4						
Rick Peters, S OBP: 0.327, SLG: 0.309 (14, PR)								0-0 K						0-0 SH FC4	0	0	0	0	0	0	0						
Carney Lansford, R OBP: 0.357, SLG: 0.470 (1, 5)		0-0 F9						0-0 6-3						0-0 G4-3 1B	6	1	3	1	1	0	2						
Dwayne Murphy, L OBP: 0.321, SLG: 0.379 (1, 8)		0-0 F8						0-0 K						0-0 G4-3 1B	7	0	1	0	0	1	6						
Bob Kearney, R OBP: 0.330, SLG: 0.410 (1, 2)								0-0 G3						0-0 5-3 1B	3	0	1	1	0	0	0						
Mike Davis, L OBP: 0.317, SLG: 0.402 (9, PH) (9, 9)								0-0 1-2 2H SH 1B						0-0 5-3	3	0	1	0	0	0	1						
Wayne Gross, L OBP: 0.307, SLG: 0.379 (1, 3)								0-0 4-3						4-0	3	0	1	0	0	1	2						
Garry Hancock, L OBP: 0.294, SLG: 0.463 (9, PH) (9, 3)								0-0 K						0-0 IBB	2	0	0	0	1	0	2						
Tony Phillips, S OBP: 0.331, SLG: 0.321 (1, 4)								0-0 1B BB						0-3 K	4	0	1	0	2	2	3						
Inning Stats	R: 0 E: 0 K: 0 S: 3	H: 1 LOB: 0 BB: 0 P: 3	R: 0 E: 0 K: 1 S: 5	H: 0 LOB: 0 BB: 0 P: 5	R: 0 E: 0 K: 0 S: 4	H: 1 LOB: 2 BB: 1 P: 8	R: 1 E: 0 K: 0 S: 9	H: 2 LOB: 2 BB: 1 P: 13	R: 0 E: 0 K: 0 S: 3	H: 0 LOB: 0 BB: 0 P: 3	R: 0 E: 0 K: 0 S: 4	H: 1 LOB: 1 BB: 0 P: 4	R: 0 E: 0 K: 1 S: 6	H: 1 LOB: 3 BB: 0 P: 18	R: 0 E: 0 K: 1 S: 5	H: 0 LOB: 0 BB: 0 P: 5	R: 0 E: 0 K: 1 S: 6	H: 1 LOB: 2 BB: 1 P: 10	R: 0 E: 1 K: 0 S: 5	H: 2 LOB: 2 BB: 0 P: 5	1B: 12 2B: 1 3B: 0 HR: 0	SF: 0 SAC: 1 DP: 3 HBP: 0	WP: 0 PB: 0 SB: 1 CS: 0	PA: 60			
PITCHER	IP	WLS	BF	H	R	ER	SO	BB	IBB	HBP	BLK	WP	HR	S	P	ERA	WHIP										
Ray Fontenot, L ERA: 3.12 (1, 1)	8.0		32	7	2	0	3	2	0	0	0	0	0	17	25	0.00	1.333										
Rich Gossage, R ERA: 1.97 (9, 1)	3.0	L	13	2	0	0	3	2	0	0	0	0	0	17	25	0.00	1.333										
George Frazier, R ERA: 3.54 (12, 1)	3.0	L	15	4	1	1	2	0	2	0	0	0	0	17	25	3.00	1.333										

Oakland Athletics @ New York Yankees
Yankee Stadium, Bronx, NY
Mon Aug 22 1983, 7:05 PM EDT
Att. 22,339 - Unknown - 87 F


AB: 52
R: 13
H: 13
RBI: 3
BB: 7
SO: 9
LOB: 33



Batter	1	2	3	4	5	6	7	8	9	10	11	12	13	14	AB	R	H	RBI	BB	SO	LOB	BOTTOM					
Willie Randolph, R OBP: 0.368, SLG: 0.337 (1, 4)	0-0 F9				0-0 1-3			0-0 6-3					0-0 F8		6	0	2	2	0	0	1						
Ken Griffey, L OBP: 0.369, SLG: 0.453 (1, 3)	4-0 BB	0-0 1-3 2H SH 1B			0-0 4-3			0-0 G3					0-0 F4		5	0	0	0	1	0	4						
Dave Winfield, R OBP: 0.341, SLG: 0.514 (1, 7)	0-0 L8							0-0 1B G3 1B					0-0 F7		6	0	1	0	0	0	2						
Don Baylor, R OBP: 0.350, SLG: 0.475 (1, 10)	0-0 F4							0-0 F6					0-0 L7		6	0	1	0	0	0	2						
Butch Wynegar, S OBP: 0.377, SLG: 0.433 (1, 2)		4-0 E BB 1B BB						0-0 F6					0-0 L7		6	0	1	0	0	0	2						
Bert Campaneris, R OBP: 0.343, SLG: 0.349 (14, PR)								0-0 G3					0-0 5-3		0	0	0	0	0	0	0						
Graig Nettles, L OBP: 0.349, SLG: 0.453 (1, 5)		4-0 1-2 2B BB						0-0 1-2 2B 1B					0-0 F8		5	1	2	0	1	0	0						
Steve Kemp, L OBP: 0.319, SLG: 0.404 (1, 9)		0-0 F8						0-0 3-1 1B BB					0-0 F4		5	1	2	0	1	0	0						
Roy Smalley, S OBP: 0.350, SLG: 0.429 (1, 6)		0-0 E5 1B						0-0 G3					0-0 F2		6	0	0	0	0	0	6						
Omar Moreno, L OBP: 0.283, SLG: 0.330 (1, 8)		0-3 K						0-0 F8					0-0 F9		4	0	0	0	1	0	2						
Inning Stats	R: 0 E: 0 K: 0 S: 3	H: 0 LOB: 1 BB: 1 P: 7	R: 2 E: 1 K: 1 S: 7	H: 1 LOB: 2 BB: 2 P: 15	R: 0 E: 0 K: 0 S: 3	H: 0 LOB: 0 BB: 0 P: 3	R: 0 E: 0 K: 0 S: 9	H: 0 LOB: 0 BB: 0 P: 3	R: 0 E: 0 K: 0 S: 3	H: 0 LOB: 1 BB: 0 P: 7	R: 0 E: 0 K: 0 S: 3	H: 0 LOB: 0 BB: 0 P: 3	R: 0 E: 0 K: 0 S: 3	H: 1 LOB: 0 BB: 0 P: 3	R: 0 E: 0 K: 0 S: 3	H: 0 LOB: 0 BB: 0 P: 3	R: 0 E: 0 K: 0 S: 3	H: 0 LOB: 0 BB: 0 P: 3	R: 0 E: 0 K: 0 S: 4	H: 2 LOB: 2 BB: 0 P: 4	1B: 6 2B: 1 3B: 0 HR: 0	SF: 0 SAC: 1 DP: 1 HBP: 0	WP: 0 PB: 0 SB: 0 CS: 0	PA: 52			
PITCHER	IP	WLS	BF	H	R	ER	SO	BB	IBB	HBP	BLK	WP	HR	S	P	ERA	WHIP										
Gorman Heimeuer, L ERA: 4.04 (1, 1)	6.1		27	3	2	0	1	4	0	0	0	0	0	25	41	0.00	1.105										
Keith Altherton, R ERA: 2.7 (7, 1)	3.2		13	2	0	0	0	0	0	0	0	0	0	13	13	0.00	0.545										
Tom Underwood, L ERA: 4.27 (11, 1)	1.0		2	0	0	0	0	0	0	0	0	0	0	2	2	0.00	0.000										
Dave Beard, R ERA: 4.53 (12, 1)	3.0	W	10	2	0	0	0	0	0	0	0	0	0	10	10	0.00	0.667										

Oakland Athletics @ New York Yankees
Yankee Stadium, Bronx, NY
Mon Aug 22 1983, 7:05 PM EDT
Att. 22,339 - Unknown - 87 F

AB: 47
R: 2
H: 7
RBI: 2
BB: 4
SO: 1
LOB: 22



Batter	1	2	3	4	5	6	7	8	9	AB	R	H	RBI	BB	SO	LOB	TOP					
Spike Owen, S OBP: 0.296, SLG: 0.297 (1, 6)										4	1	1	0	1	1	3	Seattle Mariners @ New York Yankees Yankee Stadium, Bronx, NY Wed Aug 24 1983, 7:05 PM EDT Att: 25,247 - Unknown - 74 F					
Domingo Ramos, R OBP: 0.331, SLG: 0.372 (1, 4)										4	0	1	1	0	0	2						
Ron Roenicke, S OBP: 0.323, SLG: 0.350 (1, 8)										4	0	0	0	0	0	2						
Al Cowens, R OBP: 0.250, SLG: 0.319 (1, 10)										4	1	2	1	0	2	0						
Steve Henderson, R OBP: 0.358, SLG: 0.412 (1, 7)										4	1	1	0	0	0	1						
Dave Henderson, R OBP: 0.298, SLG: 0.421 (1, 9)										3	0	1	0	1	2	1						
Pat Putnam, L OBP: 0.320, SLG: 0.452 (9, PH)										3	0	1	1	0	1	1						
Richie Zisk, R OBP: 0.311, SLG: 0.411 (9, PR)										1	0	1	0	0	0	0						
Manny Castillo, S OBP: 0.246, SLG: 0.289 (9, PR)										0	0	0	0	0	0	0						
Jamie Allen, R OBP: 0.312, SLG: 0.307 (1, 5)										4	0	0	0	0	2	4						
Rick Sweet, S OBP: 0.268, SLG: 0.262 (9, PH)										2	0	1	0	0	0	0						
Tony Bernazard, S OBP: 0.334, SLG: 0.376 (9, PH)										1	0	0	0	0	1	2						
Inning Stats	R: 0 E: 0 K: 0 S: 3	H: 1 LOB: 0 BB: 0 P: 3	R: 1 E: 0 K: 1 S: 6	H: 1 LOB: 0 BB: 0 P: 6	R: 1 E: 0 K: 0 S: 4	H: 2 LOB: 1 BB: 1 P: 8	R: 0 E: 0 K: 2 S: 8	H: 1 LOB: 1 BB: 0 P: 8	R: 0 E: 1 K: 0 S: 4	H: 0 LOB: 0 BB: 0 P: 4	R: 1 E: 0 K: 2 S: 9	H: 2 LOB: 2 BB: 1 P: 13	R: 0 E: 0 K: 0 S: 3	H: 0 LOB: 0 BB: 0 P: 3	R: 0 E: 0 K: 1 S: 5	H: 0 LOB: 0 BB: 0 P: 5	R: 0 E: 0 K: 3 S: 11	H: 2 LOB: 2 BB: 0 P: 11	1B: 4 2B: 5 3B: 0 HR: 1	SF: 0 SAC: 1 DP: 1 HBP: 0	WP: 0 PB: 0 CS: 2	PA: 37
PITCHER Ron Guidry, L ERA: 3.58 (1, 1)	IP: 9.0 WLS: W BF: 37 H: 9 R: 3 ER: 3 SO: 9 BB: 1 IBB: 1 HBP: 0 BLK: 0 WP: 0 HR: 1 S: 53 P: 61 ERA: 3.00 WHIP: 1.111															PITCHER						

AB	34
R	3
H	9
RBI	3
BB	2
SO	9
LOB	16



Batter	1	2	3	4	5	6	7	8	9	AB	R	H	RBI	BB	SO	LOB	BOTTOM			
Willie Randolph, R OBP: 0.361, SLG: 0.330 (1, 4)										5	0	1	1	0	0	1	Seattle Mariners @ New York Yankees Yankee Stadium, Bronx, NY Wed Aug 24 1983, 7:05 PM EDT Att: 25,247 - Unknown - 74 F			
Ken Griffey, L OBP: 0.365, SLG: 0.447 (1, 3)										5	0	1	0	0	0	2				
Dave Winfield, R OBP: 0.338, SLG: 0.508 (1, 7)										4	0	1	0	0	0	1				
Don Baylor, R OBP: 0.346, SLG: 0.471 (1, 10)										4	0	1	0	0	2	3				
Butch Wynegar, S OBP: 0.381, SLG: 0.429 (1, 2)										2	0	0	0	2	0	1				
Roy Smalley, S OBP: 0.354, SLG: 0.432 (1, 6)										3	1	0	0	1	0	3				
Don Mattingly, L OBP: 0.351, SLG: 0.491 (1, 9)										4	1	1	0	0	0	2				
Bert Campaneris, R OBP: 0.355, SLG: 0.357 (1, 5)										3	2	2	1	1	0	0				
Omar Moreno, L OBP: 0.287, SLG: 0.342 (1, 8)										4	2	3	4	0	0	2				
Inning Stats	R: 0 E: 0 K: 1 S: 6	H: 1 LOB: 1 BB: 0 P: 6	R: 0 E: 0 K: 0 S: 3	H: 0 LOB: 2 BB: 2 P: 11	R: 0 E: 0 K: 0 S: 3	H: 0 LOB: 0 BB: 0 P: 3	R: 0 E: 0 K: 0 S: 4	H: 1 LOB: 1 BB: 0 P: 4	R: 1 E: 0 K: 0 S: 6	H: 3 LOB: 2 BB: 0 P: 6	R: 4 E: 0 K: 0 S: 6	H: 3 LOB: 0 BB: 1 P: 10	R: 0 E: 0 K: 1 S: 5	H: 0 LOB: 1 BB: 1 P: 9	R: 1 E: 0 K: 0 S: 5	H: 2 LOB: 1 BB: 0 P: 5		1B: 7 2B: 2 3B: 0 HR: 1	SF: 0 SAC: 0 DP: 0 HBP: 0	WP: 1 PB: 1 CS: 0
PITCHER Bryan Clark, L ERA: 4.07 (1, 1)	IP: 5.1 WLS: L BF: 26 H: 7 R: 4 ER: 4 SO: 1 BB: 3 IBB: 0 HBP: 0 BLK: 0 WP: 1 HR: 0 S: 25 P: 37 ERA: 6.75 WHIP: 1.875															PITCHER				
Ed Yande Berg, L ERA: 3.63 (6, 1)	0.2	3	1	1	1	0	0	0	0	0	0	0	0	0	0	0	13.50	1.500		
Roy Thomas, R ERA: 3.39 (7, 1)	2.0	9	2	1	1	1	1	0	0	0	0	0	0	0	0	10	4.50	1.500		



Batter	1	2	3	4	5	6	7	8	9	AB	R	H	RBI	BB	SO	LOB	TOP					
Spike Owen, S OBP: 0.264, SLG: 0.295 (1, 6)										5	1	1	0	0	0	1	Seattle Mariners @ New York Yankees Yankee Stadium, Bronx, NY Thu Aug 25 1983, 3:33 AM EDT Att: 33,854 - Unknown					
Tony Bernazard, S OBP: 0.335, SLG: 0.374 (1, 4)										3	1	0	0	2	0	0						
Ron Roenicke, S OBP: 0.325, SLG: 0.351 (1, 3) (8, 8)										5	0	2	0	0	0	4						
Al Cowens, R OBP: 0.249, SLG: 0.320 (1, 10)										5	1	1	1	0	0	3						
Steve Henderson, R OBP: 0.360, SLG: 0.416 (1, 7)										4	1	2	1	0	1	2						
Dave Henderson, R OBP: 0.295, SLG: 0.417 (1, 9)										3	0	0	1	0	0	2						
Jamie Nelson, R OBP: 0.324, SLG: 0.318 (1, 2)										2	0	0	0	2	1	1						
Domingo Ramos, R OBP: 0.328, SLG: 0.368 (1, 5)										4	0	1	1	0	0	2						
John Moses, S OBP: 0.291, SLG: 0.264 (1, 8)										2	0	0	0	1	0	0						
Richie Zisk, R OBP: 0.310, SLG: 0.410 (8, PH)										1	0	0	0	0	1	2						
Manny Castillo, S OBP: 0.246, SLG: 0.289 (8, 3)										0	0	0	0	0	0	0						
Inning Stats	R: 3 E: 2 K: 0 S: 6	H: 2 LOB: 2 BB: 2 P: 14	R: 0 E: 1 K: 0 S: 4	H: 0 LOB: 1 BB: 0 P: 4	R: 0 E: 0 K: 2 S: 8	H: 1 LOB: 1 BB: 0 P: 8	R: 0 E: 0 K: 0 S: 3	H: 0 LOB: 0 BB: 0 P: 3	R: 0 E: 0 K: 0 S: 4	H: 1 LOB: 1 BB: 0 P: 4	R: 0 E: 0 K: 0 S: 3	H: 0 LOB: 0 BB: 0 P: 3	R: 0 E: 0 K: 0 S: 2	H: 0 LOB: 1 BB: 2 P: 10	R: 1 E: 0 K: 1 S: 7	H: 2 LOB: 2 BB: 1 P: 11	R: 0 E: 0 K: 0 S: 4	H: 1 LOB: 1 BB: 0 P: 4	1B: 5 2B: 2 3B: 0 HR: 0	SF: 1 SAC: 0 DP: 1 HBP: 0	WP: 1 PB: 0 CS: 0	PA: 40
PITCHER Shane Rawley, L ERA: 3.71 (1, 1)	IP: 9.0 WLS: W BF: 40	H: 7 R: 4 ER: 2 SO: 3	BB: 5 IBB: 0 HBP: 0 BLK: 0	WP: 1 HR: 0 S: 41 P: 61	ERA: 2.00 WHIP: 1.333	PITCHER										IP: 9.0 WLS: W BF: 40	H: 7 R: 4 ER: 2 SO: 3	BB: 5 IBB: 0 HBP: 0 BLK: 0	WP: 1 HR: 0 S: 41 P: 61	ERA: 2.00 WHIP: 1.333		

AB	34
R	4
H	7
RBI	4
BB	5
SO	3
LOB	17



Batter	1	2	3	4	5	6	7	8	9	AB	R	H	RBI	BB	SO	LOB	BOTTOM					
Willie Randolph, R OBP: 0.368, SLG: 0.336 (1, 4)										4	2	3	2	1	0	0	Seattle Mariners @ New York Yankees Yankee Stadium, Bronx, NY Thu Aug 25 1983, 3:33 AM EDT Att: 33,854 - Unknown					
Ken Griffey, L OBP: 0.369, SLG: 0.449 (1, 3)										3	0	1	0	1	1	1						
Don Mattingly, L OBP: 0.347, SLG: 0.479 (1, 7)										4	0	0	1	1	1	5						
Graig Nettles, L OBP: 0.346, SLG: 0.446 (1, 5)										4	0	1	2	1	0	4						
Oscar Gamble, L OBP: 0.368, SLG: 0.500 (1, 9)										4	0	1	0	1	1	3						
Butch Wynegar, S OBP: 0.394, SLG: 0.432 (1, 2)										3	0	1	0	1	0	2						
Steve Kemp, L OBP: 0.318, SLG: 0.404 (1, 10)										5	1	1	0	0	1	4						
Roy Smalley, S OBP: 0.353, SLG: 0.433 (1, 6)										4	1	1	1	0	0	1						
Omar Moreno, L OBP: 0.291, SLG: 0.353 (1, 8)										4	3	3	1	0	1	0						
Inning Stats	R: 1 E: 0 K: 1 S: 7	H: 2 LOB: 1 BB: 1 P: 11	R: 2 E: 0 K: 1 S: 6	H: 1 LOB: 3 BB: 4 P: 22	R: 3 E: 0 K: 0 S: 7	H: 4 LOB: 2 BB: 0 P: 8	R: 0 E: 0 K: 0 S: 2	H: 0 LOB: 0 BB: 0 P: 3	R: 1 E: 0 K: 0 S: 6	H: 3 LOB: 2 BB: 0 P: 6	R: 0 E: 0 K: 1 S: 6	H: 1 LOB: 1 BB: 0 P: 6	R: 0 E: 0 K: 2 S: 7	H: 0 LOB: 0 BB: 0 P: 7	R: 0 E: 0 K: 0 S: 4	H: 1 LOB: 2 BB: 1 P: 8		1B: 5 2B: 6 3B: 1 HR: 0	SF: 0 SAC: 0 DP: 1 HBP: 2	WP: 0 PB: 0 CS: 0	PA: 43	
PITCHER Jim Beattie, R ERA: 4.41 (1, 1)	IP: 2.1 WLS: L	BF: 18	H: 6 R: 6 ER: 6 SO: 2	BB: 5 IBB: 0 HBP: 0 BLK: 0	WP: 0 HR: 0 S: 17 P: 37	ERA: 23.14 WHIP: 4.714	PITCHER										IP: 2.1 WLS: L	BF: 18	H: 6 R: 6 ER: 6 SO: 2	BB: 5 IBB: 0 HBP: 0 BLK: 0	WP: 0 HR: 0 S: 17 P: 37	ERA: 23.14 WHIP: 4.714
Karl Best, R ERA: 6.75 (3, 1)	IP: 2.2	WLS: 13	H: 4 R: 1 ER: 1 SO: 0	BB: 0 IBB: 0 HBP: 2 BLK: 0	WP: 0 HR: 0 S: 11 P: 13	ERA: 3.38 WHIP: 1.500	PITCHER										IP: 2.2	WLS: 13	H: 4 R: 1 ER: 1 SO: 0	BB: 0 IBB: 0 HBP: 2 BLK: 0	WP: 0 HR: 0 S: 11 P: 13	ERA: 3.38 WHIP: 1.500
Roy Thomas, R ERA: 3.3 (6, 1)	IP: 2.0	WLS: 7	H: 1 R: 0 ER: 0 SO: 3	BB: 0 IBB: 0 HBP: 0 BLK: 0	WP: 0 HR: 0 S: 13 P: 13	ERA: 0.00 WHIP: 0.500	PITCHER										IP: 2.0	WLS: 7	H: 1 R: 0 ER: 0 SO: 3	BB: 0 IBB: 0 HBP: 0 BLK: 0	WP: 0 HR: 0 S: 13 P: 13	ERA: 0.00 WHIP: 0.500
Mike Stanton, R ERA: 3.59 (8, 1)	IP: 1.0	WLS: 5	H: 1 R: 0 ER: 0 SO: 0	BB: 1 IBB: 0 HBP: 0 BLK: 0	WP: 0 HR: 0 S: 4 P: 8	ERA: 0.00 WHIP: 2.000	PITCHER										IP: 1.0	WLS: 5	H: 1 R: 0 ER: 0 SO: 0	BB: 1 IBB: 0 HBP: 0 BLK: 0	WP: 0 HR: 0 S: 4 P: 8	ERA: 0.00 WHIP: 2.000



Batter	1	2	3	4	5	6	7	8	9	AB	R	H	RBI	BB	SO	LOB	TOP		
Willie Randolph, R OBP: 0.362, SLG: 0.330 (1, 4)										5	0	0	0	0	0	1			
Ken Griffey, L OBP: 0.364, SLG: 0.443 (1, 3)										4	0	0	0	0	0	1			
Dave Winfield, R OBP: 0.339, SLG: 0.509 (1, 7)										3	0	1	1	1	0	0			
Don Baylor, R OBP: 0.349, SLG: 0.480 (1, 10)										3	1	2	1	1	0	0			
Roy Smalley, S OBP: 0.352, SLG: 0.431 (1, 6)										4	0	1	0	0	0	2			
Graig Nettles, L OBP: 0.343, SLG: 0.441 (1, 5)										4	0	0	0	0	1	3			
Don Mattingly, L OBP: 0.356, SLG: 0.503 (1, 9)										4	1	3	1	0	0	0			
Rick Cerone, R OBP: 0.262, SLG: 0.276 (1, 2)										4	0	1	0	0	0	1			
Omar Moreno, L OBP: 0.291, SLG: 0.350 (1, 8)										3	1	0	0	1	1	2			
Inning Stats	R: 0 E: 0 K: 0 S: 3	H: 0 LOB: 0 BB: 0 P: 3	R: 1 E: 0 K: 0 S: 5	H: 2 LOB: 1 BB: 0 P: 5	R: 0 E: 0 K: 0 S: 3	H: 0 LOB: 0 BB: 0 P: 3	R: 0 E: 0 K: 0 S: 4	H: 2 LOB: 1 BB: 0 P: 4	R: 0 E: 0 K: 0 S: 4	H: 1 LOB: 2 BB: 1 P: 8	R: 0 E: 0 K: 0 S: 3	H: 0 LOB: 0 BB: 0 P: 3	R: 1 E: 0 K: 1 S: 7	H: 2 LOB: 3 BB: 2 P: 15	R: 1 E: 0 K: 1 S: 6	H: 1 LOB: 0 BB: 0 P: 6	1B: 5 2B: 1 3B: 0 HR: 2	SF: 0 SAC: 0 DP: 1 HBP: 0	WP: 0 PA: 37 CS: 1
PITCHER Geoff Zahn, L ERA: 3.36 (1, 1)	IP: 9.0 WLS: L BF: 37 H: 8 R: 3 ER: 3 SO: 2 BB: 2 IBB: 1 HBP: 0 BLK: 0 WP: 0 HR: 2 S: 38 P: 50 ERA: 3.00 WHIP: 1.111																		

New York Yankees @ California Angels
Anaheim Stadium, Anaheim, CA
Fri Aug 26 1983, 10:05 PM EDT
Att: 42,945 - Unknown

AB 34
R 3
H 8
RBI 3
BB 3
SO 2
LOB 10



Batter	1	2	3	4	5	6	7	8	9	AB	R	H	RBI	BB	SO	LOB	BOTTOM		
Brian Downing, R OBP: 0.363, SLG: 0.426 (1, 7)										4	1	1	2	0	1	3			
Fred Lynn, L OBP: 0.353, SLG: 0.474 (8, 8)										1	0	0	0	0	0	1			
Rod Carew, L OBP: 0.418, SLG: 0.433 (1, 3)										3	0	0	0	1	1	2			
Juan Beniquez, R OBP: 0.331, SLG: 0.377 (1, 8) (8, 7)										4	0	1	0	0	0	0			
Doug DeCinces, R OBP: 0.351, SLG: 0.549 (1, 10)										4	0	0	0	0	0	2			
Bobby Grich, R OBP: 0.411, SLG: 0.451 (1, 4)										2	0	1	0	2	0	0			
Ron Jackson, R OBP: 0.321, SLG: 0.370 (1, 5)										4	0	0	0	0	1	4			
Ellis Valentine, R OBP: 0.268, SLG: 0.407 (1, 9)										4	0	1	0	0	3	0			
Steve Lubratich, R OBP: 0.242, SLG: 0.302 (1, 6)										2	1	1	0	0	0	0			
Bob Boone, R OBP: 0.277, SLG: 0.324 (1, 2)										1	0	0	0	1	0	1			
Daryl Gossage, L OBP: 0.299, SLG: 0.441 (9, PH)										1	0	0	0	0	1	1			
Inning Stats	R: 0 E: 0 K: 2 S: 7	H: 0 LOB: 0 BB: 0 P: 7	R: 0 E: 0 K: 1 S: 5	H: 0 LOB: 0 BB: 0 P: 5	R: 0 E: 0 K: 1 S: 7	H: 0 LOB: 2 BB: 0 P: 7	R: 0 E: 0 K: 0 S: 4	H: 1 LOB: 1 BB: 0 P: 4	R: 0 E: 0 K: 1 S: 5	H: 0 LOB: 1 BB: 1 P: 9	R: 2 E: 0 K: 1 S: 7	H: 2 LOB: 0 BB: 0 P: 7	R: 0 E: 0 K: 0 S: 3	H: 0 LOB: 1 BB: 1 P: 7	R: 0 E: 0 K: 1 S: 6	H: 1 LOB: 1 BB: 0 P: 6	1B: 3 2B: 1 3B: 0 HR: 1	SF: 0 SAC: 3 DP: 1 HBP: 0	WP: 1 PA: 37 CS: 0
PITCHER Dave Righetti, L ERA: 3.15 Rich Gossage, R ERA: 1.95 (1, 1) (9, 1)	IP: 8.1 WLS: W BF: 35 H: 5 R: 2 ER: 2 SO: 6 BB: 4 IBB: 0 HBP: 0 BLK: 0 WP: 1 HR: 1 S: 43 P: 59 ERA: 2.16 WHIP: 1.080																		


New York Yankees @ California Angels
Anaheim Stadium, Anaheim, CA
Fri Aug 26 1983, 10:05 PM EDT
Att: 42,945 - Unknown

AB 30
R 2
H 5
RBI 2
BB 4
SO 7
LOB 14




Batter	1	2	3	4	5	6	7	8	9	AB	R	H	RBI	BB	SO	LOB	TOP								
Willie Randolph, R (1.4)	5-3		6-3		G2	G6-4-3 2B	1B		K	6	1	2	1	0	1	1	New York Yankees @ California Angels Anaheim Stadium, Anaheim, CA Sat Aug 27 1983, 10:05 PM EDT Att: 45,747 - Unknown								
Ken Griffey, L (1.3)	HR		1B		1B	G6-4-3 BB	1B			3	2	3	1	2	0	0									
Dave Winfield, R (1.7)	1-3		K		1B	G6-4-3 BB	P3			5	1	1	0	0	1	5									
Graig Nettles, L (1.5)	F7		FC6-4 1B		F7	2B			G3	5	0	2	1	0	0	2									
Don Baylor, R (1.10)	5-3		FC6-4 1B		E5 1B	IBB			F8	4	0	0	0	1	0	4									
Butch Wynegar, S (1.2)	1B BB				1B	K			F7	4	0	2	2	1	1	2									
Don Mattingly, L (1.9)	1-2 1B		K		1B	IBB			F7	4	0	1	0	1	1	1									
Roy Smalley, S (1.6)	F7		F7		K	WP 1B 2B			K	5	1	1	0	0	2	6									
Omar Moreno, L (1.8)	4-3		4-3		2B G6-4-3 1B				1B	5	1	2	0	0	0	4									
Inning Stats	R: 1 E: 0 K: 0 S: 4	H: 1 LOB: 0 BB: 0 P: 4	R: 0 E: 0 K: 0 S: 4	H: 1 LOB: 2 BB: 1 P: 8	R: 0 E: 0 K: 1 S: 7	H: 2 LOB: 2 BB: 0 P: 7	R: 0 E: 0 K: 1 S: 6	H: 1 LOB: 1 BB: 0 P: 6	R: 2 E: 0 K: 1 S: 8	H: 2 LOB: 3 BB: 2 P: 16	R: 2 E: 0 K: 1 S: 7	H: 3 LOB: 2 BB: 2 P: 15	R: 1 E: 0 K: 0 S: 6	H: 3 LOB: 2 BB: 0 P: 6	R: 0 E: 0 K: 0 S: 3	H: 0 LOB: 0 BB: 0 P: 3	R: 0 E: 0 K: 2 S: 8	H: 1 LOB: 1 BB: 0 P: 8	1B: 10 2B: 3 3B: 0 HR: 1	SF: 0 SAC: 0 DP: 1 HBP: 0	WP: 1 PB: 0 CS: 0	PA: 46			
PITCHER	IP	WLS	BF	H	R	ER	SO	BB	IBB	HBP	BLK	WP	HR	S	P	ERA	WHIP								
Rick Steiner, R (1.1)	5.0		28	9	5	3	3	2	1	0	0	0	1	31	43	5.40	2.200								
John Curtis, L (6.1)	1.2		10	4	1	1	1	1	1	0	0	1	0	10	18	5.40	3.000								
Steve Brown, R (7.1)	2.1	W	8	1	0	0	2	0	0	0	0	0	0	12	12	0.00	0.429								

AB	41
R	6
H	14
RBI	5
BB	5
SO	6
LOB	25



Batter	1	2	3	4	5	6	7	8	9	AB	R	H	RBI	BB	SO	LOB	BOTTOM								
Brian Downing, R (1.7)	4-3		HR		SH5-3 1B		F7		E 1B BB	4	2	2	2	1	0	0	New York Yankees @ California Angels Anaheim Stadium, Anaheim, CA Sat Aug 27 1983, 10:05 PM EDT Att: 45,747 - Unknown								
Rod Carew, L (1.3)	4-3		1B 1B 1B		SH5-3 1-2		6-3		E6 1B E	4	1	1	0	0	0	2									
Juan Beniquez, R (1.8)	5-3		1B 1-2 1B		F7		K		E 1B	5	0	2	2	0	1	1									
Doug DeCinces, R (1.10)	F9		1-2 2-3 1B		6-3		F8		F7	5	0	1	0	0	0	3									
Bobby Grich, R (1.4)	F9		K		6-3		6-3		E 1B	5	0	2	0	0	1	3									
Ron Jackson, R (1.5)	1-3		F8		F3		L5		1-2 1B	4	0	0	0	0	0	1									
Ellis Valentine, R (1.9)	F9		F9		G5-3 1B 1B		K		K	3	0	1	0	0	1	0									
Reggie Jackson, L (6. PH) (9.9)	F8		1-2 1B		HR		1B		K	1	0	0	0	0	1	1									
Steve Lubratich, R (1.6)	F8		1-2 1B		HR		1B		K	3	1	2	0	0	0	0									
Daryl Scomiers, L (9. PH)	F8		1-2 1B		HR		1B		K	1	0	0	0	0	1	0									
Bob Boone, R (1.2)	HR		HR		G5-3 1B		HR		E BB 1B 1B	4	3	3	2	0	0	2									
Inning Stats	R: 0 E: 0 K: 0 S: 3	H: 0 LOB: 0 BB: 0 P: 3	R: 0 E: 0 K: 0 S: 3	H: 0 LOB: 0 BB: 0 P: 3	R: 2 E: 0 K: 1 S: 10	H: 5 LOB: 3 BB: 0 P: 10	R: 0 E: 0 K: 0 S: 4	H: 2 LOB: 1 BB: 0 P: 4	R: 0 E: 0 K: 0 S: 4	H: 1 LOB: 1 BB: 0 P: 4	R: 0 E: 0 K: 1 S: 5	H: 0 LOB: 0 BB: 0 P: 5	R: 2 E: 0 K: 1 S: 7	H: 2 LOB: 0 BB: 0 P: 7	R: 0 E: 1 K: 1 S: 6	H: 1 LOB: 1 BB: 0 P: 6	R: 3 E: 2 K: 1 S: 8	H: 3 LOB: 2 BB: 1 P: 12	1B: 12 2B: 0 3B: 0 HR: 2	SF: 0 SAC: 1 DP: 1 HBP: 0	WP: 0 PB: 0 CS: 0	PA: 41			
PITCHER	IP	WLS	BF	H	R	ER	SO	BB	IBB	HBP	BLK	WP	HR	S	P	ERA	WHIP								
Ray Fontenot, L (1.1)	5.0		22	8	2	2	1	0	0	0	0	0	1	24	24	3.60	1.600								
George Frazier, R (6.1)	2.2		11	3	2	2	2	0	0	0	0	0	1	15	15	6.75	1.125								
Rich Gossage, R (8.1)	1.0	L	8	3	3	1	2	1	0	0	0	0	0	11	15	9.00	4.000								

AB	39
R	7
H	14
RBI	6
BB	1
SO	5
LOB	13



Batter	1	2	3	4	5	6	7	8	9	AB	R	H	RBI	BB	SO	LOB	TOP					
Willie Randolph, R (1,4) OBP: 0.359, SLG: 0.329	5-3		P4			6-3			L3	4	0	0	0	1	0	2						
Ken Griffey, L (1,3) OBP: 0.371, SLG: 0.454	F9			4-3		1B	F8		L3	5	1	1	0	0	0	1						
Dave Winfield, R (1,7) OBP: 0.339, SLG: 0.505	1B			5-3		1B	K			4	1	2	0	0	1	0						
Graig Nettles, L (1,5) Bert Campaneris, R (9,5) OBP: 0.345, SLG: 0.449 OBP: 0.355, SLG: 0.357	F9			2B	3B	1B	K			4	2	2	1	0	1	1						
Oscar Gamble, L (1,10) Don Baylor, R (8,PH) OBP: 0.373, SLG: 0.510 OBP: 0.349, SLG: 0.479	L4			2B		1B				3	1	2	2	0	0	0						
Don Mattingly, L (1,9) OBP: 0.380, SLG: 0.494	G4-6-3			3B	5-3	1B	K			3	1	1	1	1	1	2						
Roy Smalley, S (1,6) OBP: 0.349, SLG: 0.436	G4-6-3					F7			5-3	4	1	1	3	0	0	2						
Omar Moreno, L (1,8) OBP: 0.292, SLG: 0.349			F8		4-3	HR			K	3	0	0	0	1	1	1						
Rick Cerone, R (1,2) OBP: 0.262, SLG: 0.271			F7		6-3	HBP			F7	3	0	0	0	0	0	0						
Inning Stats	R: 0 E: 0 K: 0 S: 4	H: 1 LOB: 1 BB: 0 P: 4	R: 0 E: 0 K: 0 S: 2	H: 0 LOB: 0 BB: 1 P: 6	R: 0 E: 0 K: 0 S: 3	H: 0 LOB: 0 BB: 0 P: 3	R: 1 E: 0 K: 0 S: 5	H: 2 LOB: 1 BB: 0 P: 5	R: 0 E: 0 K: 0 S: 3	H: 0 LOB: 0 BB: 0 P: 3	R: 6 E: 0 K: 0 S: 8	H: 6 LOB: 1 BB: 1 P: 13	R: 0 E: 0 K: 2 S: 7	H: 0 LOB: 0 BB: 0 P: 7	R: 0 E: 0 K: 2 S: 8	H: 1 LOB: 1 BB: 0 P: 8	R: 0 E: 0 K: 0 S: 2	H: 0 LOB: 0 BB: 1 P: 6	1B: 6 2B: 3 3B: 1 HR: 1	SF: 0 SAC: 0 DP: 3 HBP: 1	WP: 0 PB: 0 CS: 0	PA: 38
PITCHER	IP	WLS	BF	H	R	ER	SO	BB	IBB	HBP	BLK	WP	HR	S	P	ERA	WHIP					
Ken Forsch, R (1,1) ERA: 3.91	5.1	L	24	8	6	6	0	1	0	0	0	0	0	23	27	10.12	1.688					
Bruce Kison, R (6,1) ERA: 4.05	0.2		4	1	1	1	0	1	0	1	0	0	1	2	7	13.50	3.000					
Andy Hassler, L (7,1) ERA: 5.08	3.0	S	10	1	0	0	4	1	0	0	0	0	0	17	21	0.00	0.667					

New York Yankees @ California Angels
Anaheim Stadium, Anaheim, CA
Sun Aug 28 1983, 6:33 AM EDT
Att: 38,469 - Unknown

AB	34
R	7
H	10
RBI	7
BB	3
SO	4
LOB	9



Batter	1	2	3	4	5	6	7	8	9	AB	R	H	RBI	BB	SO	LOB	BOTTOM					
Brian Downing, R (1,7) OBP: 0.361, SLG: 0.429	K		K		P6		K		6-3	5	0	0	0	0	3	4						
Rob Wilfong, L (1,5) OBP: 0.277, SLG: 0.323	G5-4-3		4-3		P6		1-3		K	5	0	1	0	0	1	1						
Juan Beniquez, R (1,8) OBP: 0.335, SLG: 0.379	G5-4-3			L6		1B			1B	4	1	2	0	0	0	1						
Doug DeCinces, R (1,10) OBP: 0.351, SLG: 0.542			BB	F4		F8			FC6-4	4	0	2	0	0	0	1						
Reggie Jackson, L (1,9) Ellis Valentine, R (5,9) OBP: 0.304, SLG: 0.363 OBP: 0.271, SLG: 0.406			K	3-1		K			FC6-4	2	0	0	0	0	1	1						
Bobby Grich, R (1,4) Ron Jackson, R (8,PH) OBP: 0.414, SLG: 0.460 OBP: 0.316, SLG: 0.363				HR		6-3	HBP		FC6-4	1	1	1	1	1	0	0						
Daryl Sconiers, L (1,3) OBP: 0.293, SLG: 0.432			P6		5-3		L3		G1	4	0	0	0	0	0	5						
Steve Lubratich, R (1,6) Rod Carew, L (9,PH) OBP: 0.257, SLG: 0.314 OBP: 0.418, SLG: 0.431			K		P4		6-3		1-3	3	0	1	0	0	1	2						
Bob Boone, R (1,2) OBP: 0.284, SLG: 0.346			CS		HR		6-3		1-3	4	1	2	1	0	0	3						
Inning Stats	R: 0 E: 0 K: 1 S: 5	H: 1 LOB: 0 BB: 0 P: 5	R: 0 E: 0 K: 2 S: 8	H: 1 LOB: 2 BB: 1 P: 12	R: 0 E: 0 K: 1 S: 5	H: 1 LOB: 0 BB: 0 P: 5	R: 0 E: 0 K: 0 S: 3	H: 0 LOB: 0 BB: 0 P: 3	R: 2 E: 0 K: 0 S: 5	H: 2 LOB: 0 BB: 0 P: 5	R: 0 E: 0 K: 1 S: 6	H: 1 LOB: 1 BB: 0 P: 6	R: 0 E: 0 K: 1 S: 6	H: 1 LOB: 2 BB: 0 P: 7	R: 0 E: 0 K: 0 S: 6	H: 3 LOB: 2 BB: 0 P: 6	R: 0 E: 0 K: 1 S: 5	H: 0 LOB: 1 BB: 1 P: 9	1B: 8 2B: 1 3B: 0 HR: 2	SF: 0 SAC: 0 DP: 2 HBP: 1	WP: 0 PB: 0 CS: 1	PA: 38
PITCHER	IP	WLS	BF	H	R	ER	SO	BB	IBB	HBP	BLK	WP	HR	S	P	ERA	WHIP					
John Montefusco, R (1,1) ERA: 3.29	6.0	W	23	6	2	2	5	1	0	0	0	0	0	2	32	3.00	1.167					
George Frazier, R (7,1) ERA: 3.59	3.0	S	15	4	1	1	2	1	0	1	0	0	0	17	22	3.00	1.667					

New York Yankees @ California Angels
Anaheim Stadium, Anaheim, CA
Sun Aug 28 1983, 6:33 AM EDT
Att: 38,469 - Unknown

AB	35
R	3
H	10
RBI	3
BB	2
SO	7
LOB	21



Batter	1	2	3	4	5	6	7	8	9	AB	R	H	RBI	BB	SO	LOB	TOP					
Willie Randolph, R OBP: 0.360, SLG: 0.333 (1, 4)	F9		F9		3B		G6-4-3	6-3		5	2	2	2	0	0	0						
Ken Griffey, L OBP: 0.371, SLG: 0.459 (1, 3)	F9		G3		3B		G6-4-3		F8	5	0	2	1	0	0	0						
Dave Winfield, R OBP: 0.338, SLG: 0.502 (1, 7)	6-3			5-3	5-3		G6-4-3		BB	5	1	1	0	0	0	3						
Graig Nettles, L OBP: 0.348, SLG: 0.448 (1, 5)		4-1		FC6-4	K		1B		3B	3	1	1	0	2	1	1						
Oscar Gamble, L OBP: 0.374, SLG: 0.520 (1, 10)	F5			F7			F7		BB	5	1	2	2	0	0	1						
Don Mattingly, L OBP: 0.386, SLG: 0.497 (1, 9)	BB			FC6-4			BB		FC3-6	5	0	3	1	0	0	3						
Roy Smalley, S OBP: 0.354, SLG: 0.445 (1, 6)					SH5-4				FC3-6	2	2	1	1	1	3	0	1					
Omar Moreno, L OBP: 0.291, SLG: 0.347 (1, 8)	F9				SH5-4		F6		G3	5	1	1	0	0	1	5						
Rick Cerone, R OBP: 0.258, SLG: 0.267 (1, 2)			F8		SH5-4		F7		F8	3	0	0	0	0	0	2						
Inning Stats	R: 0 E: 0 K: 0 S: 3	H: 0 LOB: 0 BB: 0 P: 3	R: 0 E: 0 K: 0 S: 4	H: 1 LOB: 2 BB: 1 P: 8	R: 0 E: 0 K: 0 S: 3	H: 0 LOB: 0 BB: 0 P: 3	R: 0 E: 0 K: 0 S: 3	H: 0 LOB: 1 BB: 1 P: 7	R: 3 E: 0 K: 1 S: 8	H: 3 LOB: 1 BB: 1 P: 12	R: 0 E: 0 K: 0 S: 4	H: 1 LOB: 2 BB: 1 P: 8	R: 1 E: 0 K: 0 S: 6	H: 4 LOB: 2 BB: 0 P: 6	R: 1 E: 0 K: 0 S: 4	H: 1 LOB: 0 BB: 0 P: 4	R: 3 E: 0 K: 1 S: 8	H: 3 LOB: 1 BB: 1 P: 12	1B: 9 2B: 1 3B: 2 HR: 1	SF: 0 SAC: 1 DP: 1 HBP: 0	WP: 0 PB: 1 SB: 0 CS: 0	PA: 44
PITCHER	IP	WLS	BF	H	R	ER	SO	BB	IBB	HBP	BLK	WP	HR	S	P	ERA	WHIP					
Steve McCatty, R ERA: 3.77 (1, 1)	6.0		28	6	4	4	1	4	0	0	0	0	0	26	42	6.00	1.667					
Tom Underwood, L ERA: 4.23 (7, 1)	1.0		5	3	0	0	0	0	0	0	0	0	0	5	5	0.00	3.000					
Dave Beard, R ERA: 5.04 (8, 1)	2.0	L	11	4	4	4	1	1	0	0	0	0	1	12	16	18.00	2.500					

New York Yankees @ Oakland Athletics
Oakland-Alameda County Coliseum, Oakland, CA

AB 38
R 8
H 13
RBI 7
BB 5
SO 2
LOB 16



Tue Aug 30 1983, 7:05 PM PDT
Att: 22,141 - Unknown

Batter	1	2	3	4	5	6	7	8	9	AB	R	H	RBI	BB	SO	LOB	BOTTOM					
Rickey Henderson, R OBP: 0.422, SLG: 0.432 (1, 7)	K		K		FC1-6		2B	F8		5	1	1	1	0	2	4						
Bill Almon, R OBP: 0.320, SLG: 0.393 (1, 3)	F3		6-3		FC5-4		SF9		1-3	5	1	3	2	0	0	0						
Mike Heath, R OBP: 0.342, SLG: 0.408 (1, 9) (9, 2)	3-1			F6	FC5-4		SF9		1-3	4	0	0	1	0	0	3						
Davey Lopes, R OBP: 0.340, SLG: 0.430 (1, 5)		S		BB			F2		F3	5	1	3	1	0	0	1						
Jeff Burroughs, R OBP: 0.335, SLG: 0.375 (1, 10)	F7						F9			3	0	0	0	2	1	1						
Mitchell Page, L OBP: 0.353, SLG: 0.281 (9, PR)				BB					BB	0	0	0	0	0	0	0						
Dwayne Murphy, L OBP: 0.318, SLG: 0.381 (1, 8)				K			4-3		K	5	0	1	0	0	2	4						
Bob Kearney, R OBP: 0.321, SLG: 0.396 (1, 2)										4	0	1	0	0	2	4						
Mike Davis, L OBP: 0.313, SLG: 0.395 (9, PR) (9, 9)				K			5-3		2B	0	0	0	0	0	0	0						
Donnie Hill, S OBP: 0.266, SLG: 0.292 (1, 6)									1B	3	1	2	0	1	1	2						
Tony Phillips, S OBP: 0.323, SLG: 0.311 (1, 4)			F7		F7		2B		K	4	1	1	0	0	1	4						
Inning Stats	R: 0 E: 0 K: 1 S: 5	H: 2 LOB: 2 BB: 0 P: 9	R: 0 E: 0 K: 2 S: 9	H: 0 LOB: 0 BB: 0 P: 9	R: 0 E: 0 K: 1 S: 5	H: 0 LOB: 0 BB: 0 P: 5	R: 0 E: 0 K: 2 S: 8	H: 1 LOB: 2 BB: 1 P: 12	R: 0 E: 0 K: 0 S: 5	H: 2 LOB: 2 BB: 0 P: 5	R: 1 E: 0 K: 1 S: 6	H: 1 LOB: 0 BB: 0 P: 6	R: 4 E: 0 K: 0 S: 6	H: 3 LOB: 0 BB: 1 P: 10	R: 0 E: 0 K: 2 S: 9	H: 2 LOB: 3 BB: 0 P: 9	R: 0 E: 0 K: 0 S: 4	H: 1 LOB: 2 BB: 1 P: 8	1B: 8 2B: 3 3B: 0 HR: 1	SF: 1 SAC: 0 DP: 0 HBP: 0	WP: 0 PB: 0 SB: 3 CS: 0	PA: 42
PITCHER	IP	WLS	BF	H	R	ER	SO	BB	IBB	HBP	BLK	WP	HR	S	P	ERA	WHIP					
Ron Guidry, L ERA: 3.64 (1, 1)	9.0	W	42	12	5	5	9	3	0	0	0	0	1	57	69	5.00	1.667					

New York Yankees @ Oakland Athletics
Oakland-Alameda County Coliseum, Oakland, CA

AB 38
R 5
H 12
RBI 5
BB 3
SO 9
LOB 23



Tue Aug 30 1983, 7:05 PM PDT
Att: 22,141 - Unknown

Batter	1	2	3	4	5	6	7	8	9	AB	R	H	RBI	BB	SO	LOB	TOP										
Willie Randolph, R OBP: 0.360, SLG: 0.332 (1, 4)										4	0	1	0	1	0	2											
Ken Griffey, L OBP: 0.369, SLG: 0.458 (1, 3)										5	1	1	0	0	1	2											
Dave Winfield, R OBP: 0.338, SLG: 0.501 (1, 7)										5	1	2	0	0	0	2											
Don Baylor, R OBP: 0.352, SLG: 0.480 (1, 10)										5	1	3	2	0	0	1											
Graig Nettles, L OBP: 0.347, SLG: 0.446 (1, 5)										4	1	1	0	0	1	3											
Roy Smalley, S OBP: 0.356, SLG: 0.443 (1, 6)										2	1	0	0	2	1	2											
Don Mattingly, L OBP: 0.364, SLG: 0.492 (1, 9)										4	1	1	1	0	1	4											
Rick Cerone, R OBP: 0.263, SLG: 0.272 (1, 2)										4	0	2	2	0	0	0											
Omar Moreno, L OBP: 0.290, SLG: 0.346 (1, 8)										4	0	1	1	0	1	2											
Inning Stats	R: 1 E: 1 K: 0 S: 3	H: 1 LOB: 1 BB: 1 P: 7	R: 1 E: 2 K: 1 S: 7	H: 2 LOB: 2 BB: 1 P: 11	R: 4 E: 0 K: 1 S: 9	H: 5 LOB: 2 BB: 1 P: 13	R: 0 E: 0 K: 1 S: 6	H: 1 LOB: 1 BB: 0 P: 6	R: 0 E: 0 K: 0 S: 3	H: 0 LOB: 0 BB: 0 P: 3	R: 0 E: 0 K: 0 S: 4	H: 1 LOB: 1 BB: 0 P: 4	R: 0 E: 0 K: 1 S: 7	H: 2 LOB: 2 BB: 0 P: 7	R: 0 E: 0 K: 1 S: 5	H: 0 LOB: 0 BB: 0 P: 5	R: 0 E: 0 K: 0 S: 3	H: 0 LOB: 0 BB: 0 P: 3	1B: 11 2B: 1 3B: 0 HR: 0	SF: 0 SAC: 0 DP: 0 HBP: 0	WP: 0 PB: 0 SB: 2 CS: 0	PA: 40					
PITCHER	IP	WLS	BF	H	R	ER	SO	BB	IBB	HBP	BLK	WP	HR	S	P	ERA	WHIP										
Tim Conroy, L ERA: 3.53 (1, 1)	2.2	L	16	6	6	5	2	3	0	0	0	0	0	17	29	16.88	3.375										
Mark Smith, R ERA: 1.99 (3, 1)	4.1		18	6	0	0	2	0	0	0	0	0	0	22	22	0.00	1.385										
Tom Underwood, L ERA: 4.17 (8, 1)	2.0		6	0	0	0	1	0	0	0	0	0	0	8	8	0.00	0.000										

New York Yankees @ Oakland Athletics
Oakland-Alameda County Coliseum, Oakland, CA
Wed Aug 31 1983, 7:05 PM PDT
Att: 15,279 - Unknown

AB	37
R	6
H	12
RBI	6
BB	3
SO	5
LOB	18





Batter	1	2	3	4	5	6	7	8	9	AB	R	H	RBI	BB	SO	LOB	BOTTOM										
Rickey Henderson, R OBP: 0.418, SLG: 0.427 (1, 7)										5	0	0	0	0	1	5											
Bill Almon, R OBP: 0.319, SLG: 0.393 (9, 4)										5	0	1	0	0	0	2											
Mike Heath, R OBP: 0.343, SLG: 0.405 (1, 2)										4	0	1	0	1	0	1											
Davey Lopes, R OBP: 0.337, SLG: 0.426 Wayne Gross, L OBP: 0.307, SLG: 0.375 (8, 5)										4	0	0	0	0	1	3											
Jeff Burroughs, R OBP: 0.336, SLG: 0.378 (1, 10)										5	1	2	0	0	1	3											
Dwayne Murphy, L OBP: 0.320, SLG: 0.381 (1, 8)										3	2	1	0	1	0	1											
Donnie Hill, S OBP: 0.274, SLG: 0.327 (1, 6)										4	1	2	1	0	0	2											
Mike Davis, L OBP: 0.317, SLG: 0.403 (1, 9)										3	0	2	3	1	0	0											
Tony Phillips, S OBP: 0.323, SLG: 0.309 Garry Hancock, L OBP: 0.291, SLG: 0.450 (8, PH) (9, 3)										2	0	0	0	1	0	2											
Inning Stats	R: 0 E: 1 K: 1 S: 6	H: 0 LOB: 2 BB: 1 P: 10	R: 1 E: 0 K: 0 S: 4	H: 1 LOB: 2 BB: 2 P: 12	R: 0 E: 0 K: 1 S: 6	H: 1 LOB: 0 BB: 0 P: 6	R: 0 E: 0 K: 0 S: 3	H: 0 LOB: 0 BB: 0 P: 3	R: 0 E: 0 K: 0 S: 4	H: 1 LOB: 1 BB: 0 P: 4	R: 1 E: 0 K: 0 S: 6	H: 3 LOB: 2 BB: 0 P: 6	R: 0 E: 0 K: 0 S: 3	H: 0 LOB: 0 BB: 0 P: 3	R: 2 E: 0 K: 1 S: 7	H: 2 LOB: 1 BB: 1 P: 11	R: 0 E: 0 K: 0 S: 4	H: 1 LOB: 1 BB: 0 P: 4	1B: 4 2B: 4 3B: 0 HR: 1	SF: 0 SAC: 0 DP: 0 HBP: 0	WP: 1 PB: 0 SB: 0 CS: 0	PA: 41					
PITCHER	IP	WLS	BF	H	R	ER	SO	BB	IBB	HBP	BLK	WP	HR	S	P	ERA	WHIP										
Shane Rawley, L ERA: 3.76 (1, 1)	7.0	W	33	7	4	4	2	4	0	0	0	0	1	33	49	5.14	1.571										
George Frazier, R ERA: 3.57 (8, 1)	0.1		2	1	0	0	0	0	0	0	0	1	0	2	2	0.00	3.000										
Rich Gossage, R ERA: 2.0 (8, 1)	1.2	S	6	1	0	0	1	0	0	0	0	0	0	8	8	0.00	0.600										

New York Yankees @ Oakland Athletics
Oakland-Alameda County Coliseum, Oakland, CA
Wed Aug 31 1983, 7:05 PM PDT
Att: 15,279 - Unknown

AB	37
R	4
H	9
RBI	4
BB	4
SO	3
LOB	21



Batter	1	2	3	4	5	6	7	8	9	AB	R	H	RBI	BB	SO	LOB	TOP			
Willie Randolph, R (1,4) OBP: 0.362, SLG: 0.332	4-0 BB		0-0 6-3			0-0 4-3		0-0 BB 1B		3	0	1	0	1	0	0	<p>New York Yankees @ Oakland Athletics Oakland-Alameda County Coliseum, Oakland, CA</p> <p>Thu Sep 01 1983, 7:05 PM PDT Att: 19,153 - Unknown</p> <p>livebaseballscorecards.com</p> <p>AB 30 R 0 H 3 RBI 0 BB 4 SO 5 LOB 15</p> 			
Ken Griffey, L (1,3) OBP: 0.368, SLG: 0.454	0-0 4-3			0-0 4-3		0-0 F8		4-0 BB BB		3	0	0	0	1	0	1				
Dave Winfield, R (1,7) OBP: 0.336, SLG: 0.497	0-0 5-3			0-0 F5		0-0 5-3		0-0 6-3		4	0	0	0	0	0	4				
Graig Nettles, L (1,5) OBP: 0.349, SLG: 0.444	0-0 F9			4-0 BB			0-0 3-1		4-0 FC3-6 BB	2	0	0	0	2	0	1				
Oscar Gamble, L (1,10) OBP: 0.366, SLG: 0.506		0-0 G3		0-0 4-3			0-0 G3		0-0 FC3-6 FC4-6 1-2	4	0	0	0	0	0	2				
Don Mattingly, L (1,9) OBP: 0.361, SLG: 0.487		0-0 F7			0-0 1B		0-0 F8		0-0 FC4-6 1-2	4	0	1	0	0	0	1				
Roy Smalley, S (1,6) OBP: 0.355, SLG: 0.441		0-0 F9			0-3 K			0-0 FC3-6 1B	0-3 K	4	0	1	0	0	2	2				
Omar Moreno, L (1,8) OBP: 0.289, SLG: 0.344			0-0 4-3		0-3 K			0-0 FC3-6 BB 1B 1-2		3	0	0	0	0	1	2				
Rick Cerone, R (1,2) OBP: 0.260, SLG: 0.269			0-3 K		0-3 K			0-0 F3		2	0	0	0	0	2	1				
Steve Kemp, L (8, PH) OBP: 0.317, SLG: 0.403					0-3 K					1	0	0	0	0	0	1				
Juan Espino, R (8, 2) OBP: 0.426, SLG: 0.429										0	0	0	0	0	0	0				
Inning Stats	R: 0 E: 0 K: 0 S: 3	H: 0 LOB: 1 BB: 1 P: 7	R: 0 E: 0 K: 0 S: 3	H: 0 LOB: 0 BB: 0 P: 3	R: 0 E: 0 K: 1 S: 5	H: 0 LOB: 0 BB: 0 P: 5	R: 0 E: 0 K: 0 S: 3	H: 1 LOB: 1 BB: 0 P: 10	R: 0 E: 0 K: 0 S: 3	H: 0 LOB: 0 BB: 0 P: 3	R: 0 E: 0 K: 0 S: 3	H: 0 LOB: 0 BB: 0 P: 3	R: 0 E: 0 K: 0 S: 5	H: 2 LOB: 3 BB: 1 P: 9	R: 0 E: 0 K: 1 S: 5	H: 0 LOB: 1 BB: 1 P: 9	1B: 3 2B: 0 3B: 0 HR: 0	SF: 0 SAC: 0 DP: 0 HBP: 0	WP: 0 PB: 0 SB: 0 CS: 0	PA: 34
PITCHER Chris Codiroli, R (1,1) ERA: 3.95	IP: 9.0 WLS: W BF: 34 H: 3 R: 0 ER: 0 SO: 5 BB: 4 IBB: 0 HBP: 0 BLK: 0 WP: 0 HR: 0 S: 40 P: 56 ERA: 0.00 WHIP: 0.778																			

Batter	1	2	3	4	5	6	7	8	9	AB	R	H	RBI	BB	SO	LOB	BOTTOM			
Rickey Henderson, R (1,7) OBP: 0.418, SLG: 0.427	0-0 6-3		0-0 2B 1B		0-3 K		4-0 BB			3	1	1	0	1	1	0	<p>New York Yankees @ Oakland Athletics Oakland-Alameda County Coliseum, Oakland, CA</p> <p>Thu Sep 01 1983, 7:05 PM PDT Att: 19,153 - Unknown</p> <p>livebaseballscorecards.com</p> <p>AB 26 R 2 H 4 RBI 2 BB 5 SO 10 LOB 11</p> 			
Bill Almon, R (1,3) OBP: 0.318, SLG: 0.394	0-0 F6		1-H 2-H 2B		0-3 K		0-0 F9			4	0	1	2	0	1	2				
Mike Heath, R (1,2) OBP: 0.341, SLG: 0.403	0-0 4-3		0-0 F8		0-3 K			0-0 S 1B		4	0	1	0	0	1	1				
Jeff Burroughs, R (1,10) OBP: 0.333, SLG: 0.374		0-0 F8	0-3 K		0-3 K		0-0 F5	0-0 F5	0-0 F5	4	0	0	0	0	2	2				
Dwayne Murphy, L (1,8) OBP: 0.317, SLG: 0.377		0-3 K		0-3 K		0-0 F5		0-3 K		4	0	0	0	0	3	1				
Donnie Hill, S (1,6) OBP: 0.274, SLG: 0.319		4-0 WP BB		0-0 F3		0-0 F7		0-0 1-3		3	0	0	0	1	0	1				
Mike Davis, L (1,9) OBP: 0.320, SLG: 0.402		0-3 K		4-0 S S BB		4-0 SH1-4 BB				1	0	0	0	2	1	1				
Tony Phillips, S (1,4) OBP: 0.326, SLG: 0.311			0-0 SH5-3 2B 1B		4-0 S BB		0-0 SH1-4			1	1	1	0	1	0	0				
Wayne Gross, L (1,5) OBP: 0.305, SLG: 0.372			0-0 SH5-3		0-3 K		0-0 F3			2	0	0	0	0	1	3				
Inning Stats	R: 0 E: 0 K: 0 S: 3	H: 0 LOB: 0 BB: 0 P: 3	R: 0 E: 0 K: 2 S: 7	H: 0 LOB: 1 BB: 1 P: 11	R: 2 E: 0 K: 1 S: 8	H: 3 LOB: 1 BB: 0 P: 8	R: 0 E: 0 K: 2 S: 7	H: 0 LOB: 2 BB: 2 P: 15	R: 0 E: 0 K: 3 S: 9	H: 0 LOB: 0 BB: 0 P: 9	R: 0 E: 0 K: 1 S: 5	H: 0 LOB: 0 BB: 0 P: 5	R: 0 E: 0 K: 0 S: 3	H: 0 LOB: 2 BB: 2 P: 11	R: 0 E: 0 K: 1 S: 6	H: 1 LOB: 1 BB: 0 P: 6	1B: 3 2B: 1 3B: 0 HR: 0	SF: 0 SAC: 2 DP: 0 HBP: 0	WP: 1 PB: 0 SB: 4 CS: 0	PA: 33
PITCHER Dave Righetti, L (1,1) ERA: 3.11	IP: 8.0 WLS: L BF: 33 H: 4 R: 2 ER: 2 SO: 10 BB: 5 IBB: 0 HBP: 0 BLK: 0 WP: 1 HR: 0 S: 48 P: 68 ERA: 2.25 WHIP: 1.125																			

Batter	1	2	3	4	5	6	7	8	9	AB	R	H	RBI	BB	SO	LOB	TOP					
Willie Randolph, R (1,4) OBP: 0.368, SLG: 0.344										4	1	3	0	1	0	1	New York Yankees @ Seattle Mariners The Kingdome, Seattle, WA Fri Sep 02 1983, 10:05 PM EDT Att: 21,919 - Unknown					
Ken Griffey, L (1,3) OBP: 0.366, SLG: 0.450										5	0	1	0	0	1	5						
Dave Winfield, R (1,7) OBP: 0.335, SLG: 0.500										5	2	1	2	0	0	3						
Don Baylor, R (1,10) OBP: 0.352, SLG: 0.481										5	2	2	1	0	0	0						
Roy Smalley, S (1,6) OBP: 0.355, SLG: 0.445										5	0	2	2	0	2	0						
Don Mattingly, L (1,9) OBP: 0.362, SLG: 0.482										4	0	1	0	1	0	1						
Bert Campaneris, R (1,5) OBP: 0.359, SLG: 0.361										4	0	2	0	0	0	3						
Omar Moreno, L (1,8) OBP: 0.287, SLG: 0.342										3	0	0	0	0	2	4						
Rick Cerone, R (1,2) OBP: 0.260, SLG: 0.268										4	0	1	0	0	0	1						
Inning Stats	R: 3 E: 0 K: 1 S: 9	H: 4 LOB: 2 BB: 1 P: 13	R: 0 E: 1 K: 0 S: 4	H: 0 LOB: 1 BB: 0 P: 4	R: 0 E: 0 K: 1 S: 5	H: 0 LOB: 0 BB: 1 P: 5	R: 0 E: 0 K: 1 S: 6	H: 1 LOB: 2 BB: 1 P: 10	R: 1 E: 0 K: 0 S: 5	H: 2 LOB: 1 BB: 0 P: 5	R: 0 E: 0 K: 1 S: 6	H: 2 LOB: 1 BB: 0 P: 6	R: 1 E: 0 K: 1 S: 8	H: 3 LOB: 2 BB: 0 P: 8	R: 0 E: 0 K: 0 S: 4	H: 1 LOB: 1 BB: 0 P: 4	R: 0 E: 0 K: 0 S: 3	H: 0 LOB: 0 BB: 0 P: 3	1B: 7 2B: 5 3B: 0 HR: 1	SF: 0 SAC: 1 DP: 0 HBP: 0	WP: 0 PB: 0 SB: 0 CS: 0	PA: 42
PITCHER	IP WLS BF H R ER SO BB IBB HBP BLK WP HR S P ERA WHIP																					
Matt Young, L (1,1) ERA: 3.29	6.0 L 29 9 4 4 4 2 0 0 0 0 0 0 35 43 6.00 1.833																					
Karl Best, R (7,1) ERA: 7.2	1.0 6 3 1 1 1 0 0 0 0 0 0 1 8 8 9.00 3.000																					
Ed Vande Berg, L (8,1) ERA: 3.57	1.0 4 1 0 0 0 0 0 0 0 0 0 0 4 4 0.00 1.000																					
Roy Thomas, R (9,1) ERA: 3.26	1.0 3 0 0 0 0 0 0 0 0 0 0 0 3 3 0.00 0.000																					

Batter	1	2	3	4	5	6	7	8	9	AB	R	H	RBI	BB	SO	LOB	BOTTOM					
Spike Owen, S (1,6) OBP: 0.267, SLG: 0.292										4	2	2	0	0	0	0	New York Yankees @ Seattle Mariners The Kingdome, Seattle, WA Fri Sep 02 1983, 10:05 PM EDT Att: 21,919 - Unknown					
Ken Phelps, L (9, PH) OBP: 0.292, SLG: 0.405										0	0	0	0	1	0	0						
Harold Reynolds, S (9, PR)										0	0	0	0	0	0	0						
Tony Bemazzard, S (1,4) OBP: 0.336, SLG: 0.385										4	1	2	0	1	0	1						
Ron Roenicke, S (1,8) OBP: 0.324, SLG: 0.344										4	1	1	1	1	1	4						
Al Cowens, R (1,10) OBP: 0.251, SLG: 0.335										4	0	0	0	0	0	5						
Steve Henderson, R (1,7) OBP: 0.362, SLG: 0.427										4	0	1	2	0	1	1						
Dave Henderson, R (1,9) OBP: 0.297, SLG: 0.419										3	0	2	0	0	1	0						
Al Chambers, L (8, PH) OBP: 0.407, SLG: 0.304										1	0	0	1	0	0	1						
John Moses, S (9,8) OBP: 0.289, SLG: 0.262										0	0	0	0	0	0	0						
Pat Putnam, L (1,3) OBP: 0.320, SLG: 0.441										2	0	1	0	0	0	1						
Phil Bradley, R (7, PH)										1	0	0	0	0	0	0						
Ricky Nelson, L (8, PH) OBP: 0.291, SLG: 0.383										1	0	0	0	0	1	1						
Jamie Allen, R (1,5) OBP: 0.313, SLG: 0.307										3	0	1	0	0	0	3						
Manny Castillo, S (9, PH) OBP: 0.240, SLG: 0.276										1	0	0	0	0	0	0						
Jamie Nelson, R (1,2) OBP: 0.325, SLG: 0.292										3	0	0	0	0	0	2						
Rick Sweet, S (9, PH) OBP: 0.268, SLG: 0.262										1	0	0	0	0	0	0						
Inning Stats	R: 0 E: 0 K: 0 S: 3	H: 0 LOB: 0 BB: 0 P: 3	R: 0 E: 0 K: 0 S: 5	H: 2 LOB: 2 BB: 0 P: 5	R: 0 E: 0 K: 0 S: 3	H: 1 LOB: 0 BB: 0 P: 3	R: 0 E: 0 K: 1 S: 5	H: 1 LOB: 0 BB: 0 P: 5	R: 0 E: 0 K: 0 S: 4	H: 1 LOB: 1 BB: 0 P: 4	R: 1 E: 0 K: 0 S: 5	H: 2 LOB: 1 BB: 0 P: 5	R: 0 E: 0 K: 1 S: 6	H: 1 LOB: 1 BB: 0 P: 6	R: 3 E: 1 K: 1 S: 7	H: 1 LOB: 1 BB: 2 P: 15	R: 0 E: 0 K: 1 S: 6	H: 1 LOB: 3 BB: 1 P: 10	1B: 6 2B: 5 3B: 0 HR: 0	SF: 0 SAC: 0 DP: 2 HBP: 0	WP: 0 PB: 0 SB: 0 CS: 0	PA: 39
PITCHER	IP WLS BF H R ER SO BB IBB HBP BLK WP HR S P ERA WHIP																					
Ray Fontenot, L (1,1) ERA: 3.1	7.0 W 29 8 3 3 2 1 0 0 0 0 0 0 32 36 3.86 1.286																					
Rich Gossage, R (8,1) ERA: 2.07	2.0 S 10 2 1 0 2 2 0 0 0 0 0 0 12 20 0.00 2.000																					

AB	39
R	5
H	13
RBI	5
BB	2
SO	5
LOB	18



Batter	1	2	3	4	5	6	7	8	9	AB	R	H	RBI	BB	SO	LOB	TOP			
Willie Randolph, R OBP: 0.366, SLG: 0.342	F9		F9			F9														
Ken Griffey, L OBP: 0.372, SLG: 0.451	BB			FC6-4	SF9				L4											
Dave Winfield, R OBP: 0.337, SLG: 0.501	G5-4-3			FC6-4	FC4				F3											
Don Baylor, R OBP: 0.354, SLG: 0.485	G5-4-3			2B																
Graig Nettles, L OBP: 0.351, SLG: 0.445				K																
Roy Smalley, S OBP: 0.353, SLG: 0.445	F8			6-3																
Don Mattingly, L OBP: 0.366, SLG: 0.475																				
Rick Cerone, R OBP: 0.259, SLG: 0.268				4-3																
Omar Moreno, L OBP: 0.288, SLG: 0.342				G3																
Inning Stats	R: 0 E: 0 K: 0 S: 3	H: 1 LOB: 1 BB: 1 P: 7	R: 0 E: 0 K: 0 S: 3	H: 0 LOB: 0 BB: 0 P: 3	R: 0 E: 0 K: 0 S: 3	H: 0 LOB: 0 BB: 0 P: 3	R: 1 E: 1 K: 1 S: 6	H: 1 LOB: 1 BB: 1 P: 10	R: 1 E: 0 K: 1 S: 7	H: 2 LOB: 2 BB: 1 P: 11	R: 2 E: 0 K: 0 S: 6	H: 3 LOB: 2 BB: 1 P: 10	R: 0 E: 0 K: 0 S: 3	H: 1 LOB: 0 BB: 0 P: 3	R: 0 E: 0 K: 1 S: 5	H: 1 LOB: 1 BB: 0 P: 9	1B: 7 2B: 2 3B: 0 HR: 0	SF: 1 SAC: 0 DP: 2 HBP: 0	WP: 1 PB: 0 CS: 0	PA: 39
PITCHER	IP	WLS	BF	H	R	ER	SO	BB	IBB	HBP	BLK	WP	HR	S	P	ERA	WHIP			
Bryan Clark, L ERA: 3.89	5.2	L	27	7	4	3	2	3	1	0	0	1	0	27	43	4.76	1.765			
Ed Nunez, R ERA: 5.47	2.1		8	2	0	0	1	0	0	0	0	0	0	10	10	0.00	0.857			
Bill Caudill, R ERA: 4.16	1.0		4	0	0	0	1	1	0	0	0	0	0	5	9	0.00	1.000			

New York Yankees @ Seattle Mariners
The Kingdome, Seattle, WA
Sun Sep 04 1983, 6:33 AM EDT
Att: 11,373 - Unknown

AB	33
R	4
H	9
RBI	4
BB	5
SO	4
LOB	18



Batter	1	2	3	4	5	6	7	8	9	AB	R	H	RBI	BB	SO	LOB	BOTTOM			
Spike Owen, S OBP: 0.262, SLG: 0.290	6-3		5-3			K			4-3											
Tony Bernazard, S OBP: 0.340, SLG: 0.388				K		5-3			HR											
Ron Roenicke, S OBP: 0.326, SLG: 0.344	K			6-3		F8			K											
Al Cowens, R OBP: 0.251, SLG: 0.330									6-3											
Steve Henderson, R OBP: 0.362, SLG: 0.441				HR		FC4-6			F3											
Dave Henderson, R OBP: 0.300, SLG: 0.423																				
Pat Putnam, L OBP: 0.316, SLG: 0.436						F8			K											
Jamie Allen, R OBP: 0.309, SLG: 0.304						5-3														
Phil Bradley, R OBP: 0.250, SLG: 0.250									F9											
Rick Sweet, S OBP: 0.266, SLG: 0.260																				
Darnell Coles, R (8, PH)																				
Orlando Mercado, R OBP: 0.263, SLG: 0.323						K			K											
Inning Stats	R: 0 E: 0 K: 1 S: 5	H: 1 LOB: 0 BB: 0 P: 5	R: 1 E: 0 K: 0 S: 4	H: 1 LOB: 0 BB: 0 P: 4	R: 0 E: 0 K: 0 S: 3	H: 1 LOB: 0 BB: 0 P: 3	R: 0 E: 0 K: 1 S: 6	H: 1 LOB: 1 BB: 0 P: 6	R: 0 E: 0 K: 1 S: 5	H: 0 LOB: 0 BB: 0 P: 5	R: 0 E: 0 K: 0 S: 4	H: 1 LOB: 1 BB: 0 P: 4	R: 0 E: 0 K: 1 S: 5	H: 0 LOB: 0 BB: 0 P: 5	R: 2 E: 0 K: 2 S: 9	H: 2 LOB: 0 BB: 0 P: 9	1B: 4 2B: 2 3B: 0 HR: 2	SF: 0 SAC: 0 DP: 0 HBP: 0	WP: 0 PB: 0 CS: 2	PA: 33
PITCHER	IP	WLS	BF	H	R	ER	SO	BB	IBB	HBP	BLK	WP	HR	S	P	ERA	WHIP			
Ron Guidry, L ERA: 3.62	8.2	W	32	8	3	3	6	0	0	0	0	0	2	44	44	3.12	0.923			
Rich Gossage, R ERA: 2.06	0.1	S	1	0	0	0	1	0	0	0	0	0	0	3	3	0.00	0.000			

New York Yankees @ Seattle Mariners
The Kingdome, Seattle, WA
Sun Sep 04 1983, 6:33 AM EDT
Att: 11,373 - Unknown

AB	33
R	3
H	8
RBI	3
BB	0
SO	7
LOB	9



Batter	1	2	3	4	5	6	7	8	9	AB	R	H	RBI	BB	SO	LOB	TOP										
Willie Randolph, R (1,4) OBP: 0.362, SLG: 0.338	6-3		6-3			4-3	K			4	0	0	0	0	1	3											
Ken Griffey, L (1,3) OBP: 0.370, SLG: 0.448	K			4-3		G5-4-3 HBP		F8		3	0	0	0	0	1	0											
Dave Winfield, R (1,7) OBP: 0.337, SLG: 0.498	FC4-6 BB			F4		G5-4-3 1-2		E6		3	0	0	0	1	0	1											
Graig Nettles, L (1,5) OBP: 0.350, SLG: 0.443	FC4-6 1-2			1B 1B			4-3	L4		4	0	1	0	0	0	2											
Don Baylor, R (1,10) OBP: 0.355, SLG: 0.492		F8		1B 1-2			HR	K		4	1	2	1	0	1	1											
Don Mattingly, L (1,9) OBP: 0.359, SLG: 0.466	K			K			G3		4	0	0	0	0	2	2												
Roy Smalley, S (1,6) OBP: 0.355, SLG: 0.446		P6					BB 1B	K		4	0	2	0	0	1	0											
Omar Moreno, L (1,8) OBP: 0.288, SLG: 0.342			5-3			G4-3		L8		3	0	1	0	0	0	1											
Steve Kemp, L (9,PH) OBP: 0.316, SLG: 0.402						1-2	BB 1B			1	0	0	0	0	0	0											
Rick Cerone, R (1,2) OBP: 0.257, SLG: 0.265										2	0	0	0	0	1	0											
Oscar Gamble, L (7,PH) OBP: 0.369, SLG: 0.506			K			F7				0	0	0	0	1	0	0											
Juan Espino, R (7,2) OBP: 0.429, SLG: 0.429						1-2 2-3	BB			0	0	0	0	0	0	0											
Inning Stats	R: 0 E: 0 K: 1 S: 5	H: 0 LOB: 1 BB: 1 P: 9	R: 0 E: 0 K: 1 S: 5	H: 0 LOB: 0 BB: 0 P: 5	R: 0 E: 0 K: 1 S: 5	H: 0 LOB: 0 BB: 0 P: 5	R: 0 E: 0 K: 1 S: 7	H: 2 LOB: 2 BB: 0 P: 7	R: 0 E: 0 K: 0 S: 3	H: 1 LOB: 0 BB: 0 P: 3	R: 0 E: 0 K: 0 S: 2	H: 0 LOB: 0 BB: 0 P: 3	R: 1 E: 0 K: 1 S: 8	H: 3 LOB: 3 BB: 1 P: 12	R: 0 E: 1 K: 1 S: 6	H: 0 LOB: 1 BB: 0 P: 6	R: 0 E: 0 K: 1 S: 5	H: 0 LOB: 0 BB: 0 P: 5	1B: 5 2B: 0 3B: 0 HR: 1	SF: 0 SAC: 0 DP: 2 HBP: 1	WP: 0 PB: 0 CS: 0	PA: 35					
PITCHER	IP	WLS	BF	H	R	ER	SO	BB	IBB	HBP	BLK	WP	HR	S	P	ERA	WHIP										
Tom Candiotti, R (1,1) ERA: 0.76	6.2	W	27	6	1	1	4	2	0	1	0	0	1	32	41	1.35	1.200										
Pete Ladd, R (7,1) ERA: 2.5	2.1	S	8	0	0	0	3	0	0	0	0	0	0	14	14	0.00	0.000										

New York Yankees @ Milwaukee Brewers
Milwaukee County Stadium, Milwaukee, WI
Mon Sep 05 1983, 4:33 AM EDT
Att: 31,115 - Unknown - 81 F

AB	32
R	1
H	6
RBI	1
BB	2
SO	7
LOB	10



Batter	1	2	3	4	5	6	7	8	9	AB	R	H	RBI	BB	SO	LOB	BOTTOM										
Paul Molitor, R (1,5) OBP: 0.354, SLG: 0.451	F7		F7		F9		CS	SH3-4 1B		4	0	1	0	0	0	0											
Charlie Moore, R (1,9) OBP: 0.347, SLG: 0.361	F6		F9		F9			SH3-4 1-2		3	0	0	0	0	0	0											
Robin Yount, R (1,6) OBP: 0.383, SLG: 0.498	3B			1B HR HBP			K	1-6-3		3	1	1	0	0	1	1											
Cecil Cooper, L (1,3) OBP: 0.339, SLG: 0.520	K			HR 1B			1B	F7		4	1	2	0	0	1	2											
Ted Simmons, S (1,10) OBP: 0.359, SLG: 0.443		F8		F4			F5			3	0	0	0	0	0	3											
Mark Brouhard, R (1,7) OBP: 0.309, SLG: 0.430		6-3		HR			F2			3	1	1	3	0	0	1											
Rick Manning, L (1,8) OBP: 0.288, SLG: 0.310				L8			G3			3	0	1	0	0	0	0											
Ned Yost, R (1,2) OBP: 0.263, SLG: 0.394		4-3					6-3			3	0	0	0	0	1	1											
Jim Gantner, L (1,4) OBP: 0.346, SLG: 0.431			F5		F7			CS 1B		3	0	1	0	0	0	0											
Inning Stats	R: 0 E: 0 K: 1 S: 6	H: 1 LOB: 1 BB: 0 P: 6	R: 0 E: 0 K: 0 S: 4	H: 1 LOB: 1 BB: 0 P: 4	R: 0 E: 0 K: 0 S: 3	H: 0 LOB: 0 BB: 0 P: 3	R: 3 E: 0 K: 1 S: 7	H: 2 LOB: 0 BB: 0 P: 8	R: 0 E: 0 K: 0 S: 3	H: 0 LOB: 0 BB: 0 P: 3	R: 0 E: 0 K: 1 S: 6	H: 1 LOB: 1 BB: 0 P: 6	R: 0 E: 0 K: 0 S: 3	H: 1 LOB: 0 BB: 0 P: 3	R: 0 E: 0 K: 0 S: 4	H: 1 LOB: 1 BB: 0 P: 4	R: 0 E: 0 K: 0 S: 4	H: 1 LOB: 1 BB: 0 P: 4	1B: 4 2B: 1 3B: 1 HR: 1	SF: 0 SAC: 1 DP: 0 HBP: 1	WP: 0 PB: 0 CS: 1	PA: 32					
PITCHER	IP	WLS	BF	H	R	ER	SO	BB	IBB	HBP	BLK	WP	HR	S	P	ERA	WHIP										
Shane Rawley, L (1,1) ERA: 3.74	8.0	L	31	7	3	3	3	0	0	1	0	0	1	36	37	3.38	0.875										

New York Yankees @ Milwaukee Brewers
Milwaukee County Stadium, Milwaukee, WI
Mon Sep 05 1983, 4:33 AM EDT
Att: 31,115 - Unknown - 81 F

AB	29
R	3
H	7
RBI	3
BB	0
SO	3
LOB	8



Batter	1	2	3	4	5	6	7	8	9	AB	R	H	RBI	BB	SO	LOB	TOP														
Willie Randolph, R (1, 4) OBP: 0.361, SLG: 0.336 Don Mattingly, L (9, PH) OBP: 0.357, SLG: 0.463	K		CS BB 6-3 1B		4-3		1-3		F7	4	1	1	0	0	1	0	New York Yankees @ Milwaukee Brewers Milwaukee County Stadium, Milwaukee, WI Tue Sep 06 1983, 8:05 PM EDT Att: 19,540 - Unknown - 71 F livebaseballscores.com														
Ken Griffey, L (1, 3) OBP: 0.372, SLG: 0.447	G3		CS 1-2 BB		E3		FC6-4 1B			3	0	1	0	1	0	0															
Dave Winfield, R (1, 7) OBP: 0.335, SLG: 0.494	6-3		1-2 2-H		6-3		FC6-4			4	0	0	1	0	1	3															
Graig Nettles, L (1, 5) OBP: 0.347, SLG: 0.439		K	4-1		4-3			F3		4	0	0	0	0	1	1															
Don Baylor, R (1, 10) OBP: 0.354, SLG: 0.497	K			E6 4-3 G3		F7		HR		4	2	1	1	0	1	0															
Steve Kemp, L (1, 9) OBP: 0.318, SLG: 0.399		BB BB BB		4-3		1B BB		K		2	0	0	0	2	1	1															
Roy Smalley, S (1, 6) Bobby Meacham, S (7, 6)		BB BB BB		G3		G4-6-3 1B		F7		2	0	1	1	1	0	0															
Omar Moreno, L (1, 8) OBP: 0.290, SLG: 0.340		BB BB BB		3-H 4-0		G4-6-3 1B		F8		2	0	0	0	2	0	2															
Rick Cerone, R (1, 2) Oscar Gamble, L (9, PH) OBP: 0.367, SLG: 0.503	L4			1-3		F8		F6		3	0	0	0	0	0	4															
				1-3						1	0	0	0	0	0	0															
Inning Stats	R: 0 E: 0 K: 1 S: 5	H: 0 LOB: 0 BB: 0 P: 5	R: 0 E: 0 K: 2 S: 7	H: 0 LOB: 3 BB: 3 P: 19	R: 1 E: 0 K: 0 S: 3	H: 1 LOB: 0 BB: 1 P: 7	R: 1 E: 1 K: 0 S: 4	H: 0 LOB: 1 BB: 1 P: 8	R: 0 E: 1 K: 1 S: 6	H: 1 LOB: 1 BB: 0 P: 6	R: 0 E: 0 K: 0 S: 4	H: 1 LOB: 1 BB: 0 P: 4	R: 1 E: 0 K: 1 S: 6	H: 1 LOB: 0 BB: 0 P: 6	R: 0 E: 0 K: 0 S: 3	H: 0 LOB: 0 BB: 0 P: 3	1B: 3 2B: 0 3B: 0 HR: 1	SF: 0 SAC: 0 DP: 1 HBP: 0	WP: 0 PB: 0 SB: 2 CS: 2	PA: 37											
PITCHER	IP WLS BF H R ER SO BB IBB HBP BLK WP HR S P ERA WHIP																														
Pete Vuckovich, R (1, 1) ERA: 2.7	5.0	W 22	1 2	1 4	5	0	0	0	0	0	0	25	45	1.80	1.200																
Jim Slaton, R (6, 1) ERA: 3.77	3.0	W 12	3 1	1 1	1	0	0	0	0	1	13	17	3.00	1.333																	
Pete Ladd, R (9, 1) ERA: 2.43	1.0	S 3	0 0	0 0	0	0	0	0	0	0	0	3	3	0.00	0.000																

Batter	1	2	3	4	5	6	7	8	9	AB	R	H	RBI	BB	SO	LOB	BOTTOM													
Paul Molitor, R (1, 5) OBP: 0.351, SLG: 0.448	L4		FC1-6 FC6 1-2			F5	CS	E4 FC6-4		4	0	0	0	0	0	1	New York Yankees @ Milwaukee Brewers Milwaukee County Stadium, Milwaukee, WI Tue Sep 06 1983, 8:05 PM EDT Att: 19,540 - Unknown - 71 F livebaseballscores.com													
Charlie Moore, R (1, 9) OBP: 0.344, SLG: 0.357	1-4-3		F4		4-3		P3			4	0	0	0	0	2															
Robin Yount, R (1, 6) OBP: 0.382, SLG: 0.496	L3		FC6		1B		FC6-4 1B 3B			4	1	1	0	0	2															
Cecil Cooper, L (1, 3) OBP: 0.340, SLG: 0.522		WP SF8 2B		4-3		K		3B 1B		4	2	2	0	0	1															
Ted Simmons, S (1, 10) OBP: 0.360, SLG: 0.448		5-3		F7		HR 1B		WP 3B		4	2	2	2	0	0	1														
Mark Brouhard, R (1, 7) Marshall Edwards, L (9, 7) OBP: 0.297, SLG: 0.333		HBP		K		1-H HR		F9 3-H		3	1	1	2	0	1	0														
Rick Manning, L (1, 8) OBP: 0.286, SLG: 0.309		SF8			4-3		K			2	0	0	1	0	1	0														
Ned Yost, R (1, 2) OBP: 0.259, SLG: 0.387		3-H K			3-1		F9			3	0	0	0	0	1	1														
Jim Gantner, L (1, 4) OBP: 0.347, SLG: 0.432			FC1-6 1B		1-3		CS 1B			3	0	2	0	0	0	0														
Inning Stats	R: 0 E: 0 K: 0 S: 3	H: 0 LOB: 0 BB: 0 P: 3	R: 1 E: 0 K: 1 S: 6	H: 1 LOB: 1 BB: 0 P: 7	R: 0 E: 0 K: 0 S: 4	H: 1 LOB: 0 BB: 0 P: 4	R: 0 E: 0 K: 1 S: 5	H: 0 LOB: 0 BB: 0 P: 5	R: 0 E: 0 K: 1 S: 6	H: 1 LOB: 1 BB: 0 P: 6	R: 2 E: 0 K: 1 S: 7	H: 3 LOB: 0 BB: 0 P: 7	R: 3 E: 1 K: 0 S: 6	H: 2 LOB: 0 BB: 0 P: 6	R: 0 E: 0 K: 0 S: 3	H: 0 LOB: 0 BB: 0 P: 3	1B: 5 2B: 1 3B: 1 HR: 1	SF: 1 SAC: 0 DP: 0 HBP: 1	WP: 2 PB: 0 SB: 1 CS: 1	PA: 34										
PITCHER	IP WLS BF H R ER SO BB IBB HBP BLK WP HR S P ERA WHIP																													
Dave Righetti, L (1, 1) ERA: 3.13	7.2	L 32	8 6	3 4	0	0	1	0	0	1	39	40	3.52	1.043																
George Frazier, R (8, 1) ERA: 3.45	0.1	1	0 0	0 0	0	0	0	0	1	0	1	1	0.00	0.000																

Batter	1	2	3	4	5	6	7	8	9	AB	R	H	RBI	BB	SO	LOB	TOP										
Willie Randolph, R OBP: 0.364, SLG: 0.341 (1, 4)	0-0 1B 1B	0-0 1B 2B 1B		0-0 E 4-3 E 1B		0-0 4-3		0-0 6-3		5	3	3	1	0	0	0	New York Yankees @ Milwaukee Brewers Milwaukee County Stadium, Milwaukee, WI Wed Sep 07 1983, 8:05 PM EDT Att: 30,812 - Unknown - 70 F livebaseballscorecards.com										
Ken Griffey, L OBP: 0.372, SLG: 0.446 (1, 3)	0-0 1B 1B	0-0 1B 2B 1B		0-0 4-3		0-0 4-3		0-0 4-3		5	1	2	0	0	0	1											
Don Mattingly, L OBP: 0.354, SLG: 0.462 (1, 7) (9, 9)	0-3 K	0-0 1B 2B		0-0 E4 E SF8		0-0 F7		0-3 K		5	1	1	2	0	2	3											
Oscar Gamble, L OBP: 0.376, SLG: 0.506 (9, PH) Dave Winfield, R OBP: 0.336, SLG: 0.497 (9, 7)	0-0 F2	0-0 BB		0-0 E5 1B		0-0 G6-4-3 1B		0-0 HR 2B		3	0	2	0	1	0	2											
Don Baylor, R OBP: 0.355, SLG: 0.496 (1, 10)	0-0 1B	0-0 F3		0-0 SF8 1B		0-0 G6-4-3 1B		0-0 HR IBB		3	1	1	2	1	0	3											
Graig Nettles, L OBP: 0.345, SLG: 0.443 (1, 5)	0-0 G3		0-3 K	0-0 G3		0-0 F9		0-0 HR		5	1	1	3	0	1	3											
Omar Moreno, L OBP: 0.287, SLG: 0.337 (1, 8)		0-0 F7	0-0 E3 S WP PB		0-0 F6		0-0 F8	0-0 E5 FC6-4		5	1	0	0	0	0	0											
Larry Milbourne, S OBP: 0.271, SLG: 0.260 (1, 6)		0-0 6-3 1B 1B	0-3 K		0-0 1-3		0-0 G3	0-0 FC6-4		5	1	1	0	0	1	2											
Juan Espino, R OBP: 0.364, SLG: 0.636 (1, 2)		0-0 6-3 1-2	0-0 F8		0-0 4-3		0-0 HR			4	1	1	1	0	0	1											
Inning Stats	R: 1 E: 0 K: 1 S: 8	H: 3 LOB: 2 BB: 0 P: 8	R: 3 E: 0 K: 0 S: 7	H: 4 LOB: 2 BB: 1 P: 11	R: 1 E: 1 K: 2 S: 8	H: 0 LOB: 0 BB: 0 P: 8	R: 2 E: 2 K: 0 S: 6	H: 2 LOB: 1 BB: 0 P: 6	R: 0 E: 0 K: 0 S: 3	H: 0 LOB: 0 BB: 0 P: 3	R: 0 E: 0 K: 0 S: 3	H: 1 LOB: 0 BB: 0 P: 3	R: 1 E: 0 K: 0 S: 4	H: 1 LOB: 0 BB: 0 P: 4	R: 3 E: 1 K: 1 S: 8	H: 2 LOB: 1 BB: 1 P: 12		1B: 9 2B: 2 3B: 0 HR: 2	SF: 1 SAC: 0 DP: 1 HBP: 0	WP: 1 PB: 1 SB: 1 CS: 0	PA: 44						
PITCHER	IP	WLS	BF	H	R	ER	SO	BB	IBB	HBP	BLK	WP	HR	S	P	ERA	WHIP										
Chuck Porter, R ERA: 4.26 (1, 1)	1.2	L	12	7	4	4	1	0	0	0	0	0	0	14	14	21.60	4.200										
Rick Waits, L ERA: 5.35 (2, 1)	2.1		12	2	3	1	2	1	0	0	0	1	0	15	19	3.86	1.286										
Jaime Cocanower, R ERA: 2.25 (5, 1)	4.0		13	2	1	1	0	0	0	0	0	0	1	13	13	2.25	0.500										
Jerry Augustine, L ERA: 5.88 (9, 1)	1.0		7	2	3	3	1	0	1	0	0	0	1	8	12	27.00	2.000										
Batter	1	2	3	4	5	6	7	8	9	AB	R	H	RBI	BB	SO	LOB	BOTTOM										
Paul Molitor, R OBP: 0.350, SLG: 0.445 (1, 5)	0-0 4-3		0-0 L4		0-0 5-3		0-0 FC6-4		0-0 G3 S 1B	5	0	1	0	0	0	3	New York Yankees @ Milwaukee Brewers Milwaukee County Stadium, Milwaukee, WI Wed Sep 07 1983, 8:05 PM EDT Att: 30,812 - Unknown - 70 F livebaseballscorecards.com										
Charlie Moore, R OBP: 0.343, SLG: 0.354 (1, 9) (9, 2)	0-0 5-3		0-0 FC6-4		0-0 4-3		0-0 1B BB	0-0 F8		4	1	0	0	1	0	2											
Robin Yount, R OBP: 0.384, SLG: 0.495 (1, 6) BB	0-0 BB		0-3 K		0-0 1B 6-3 BB		0-0 1B HR 1B	0-0 G3		3	2	1	0	2	1	2											
Cecil Cooper, L OBP: 0.341, SLG: 0.520 (1, 3)	0-0 4-3		0-0 3-1		0-0 6-3 1B		0-0 HR 1B	0-3 K		5	1	2	1	0	1	2											
Ted Simmons, S OBP: 0.361, SLG: 0.456 (1, 10)		0-0 1B 2B		0-0 F9		0-0 6-3		0-0 HR		4	1	2	4	0	0	1											
Mark Brouhard, R OBP: 0.324, SLG: 0.460 (1, 7) (9, 9)		0-0 G1-6-3 1B		0-0 F3		0-0 F7		0-0 1B		4	0	2	0	0	0	1											
Rick Manning, L OBP: 0.256, SLG: 0.308 Ed Romero, R OBP: 0.328, SLG: 0.373 Marshall Edwards, L OBP: 0.507, SLG: 0.342 (8, 8)		0-0 G1-6-3		0-0 6-3		0-0 6-3		0-0 G4-6-3 1B		2	0	0	0	0	0	2											
Ned Yost, R OBP: 0.260, SLG: 0.386 Ben Oglivie, L OBP: 0.364, SLG: 0.428 (8, PH) (9, 7)		0-0 F4		0-0 1-3		0-0 FC6-4 1B		0-3 K		3	0	1	0	0	0	1											
Jim Gantner, L OBP: 0.348, SLG: 0.431 (1, 4)			0-0 FC6-4 1B		0-0 BB		0-0 F8	0-0 G4-6-3		3	0	1	0	1	0	3											
Inning Stats	R: 0 E: 0 K: 0 S: 3	H: 0 LOB: 1 BB: 1 P: 7	R: 0 E: 0 K: 0 S: 4	H: 2 LOB: 1 BB: 0 P: 4	R: 0 E: 0 K: 1 S: 6	H: 1 LOB: 1 BB: 0 P: 6	R: 0 E: 0 K: 0 S: 3	H: 0 LOB: 0 BB: 0 P: 3	R: 0 E: 0 K: 0 S: 3	H: 0 LOB: 1 BB: 1 P: 7	R: 1 E: 0 K: 0 S: 4	H: 1 LOB: 1 BB: 0 P: 8	R: 0 E: 0 K: 0 S: 4	H: 1 LOB: 1 BB: 0 P: 4	R: 4 E: 0 K: 1 S: 9	H: 5 LOB: 1 BB: 1 P: 13		R: 0 E: 0 K: 1 S: 6	H: 1 LOB: 1 BB: 0 P: 6	1B: 9 2B: 1 3B: 0 HR: 1	SF: 0 SAC: 0 DP: 2 HBP: 0	WP: 0 PB: 0 SB: 1 CS: 0	PA: 40				
PITCHER	IP	WLS	BF	H	R	ER	SO	BB	IBB	HBP	BLK	WP	HR	S	P	ERA	WHIP										
Ray Fontenot, L ERA: 3.27 (1, 1)	7.0	W	31	7	4	4	1	4	0	0	0	0	0	29	45	5.14	1.571										
George Frazier, R ERA: 3.54 (8, 1)	0.0		3	3	1	1	0	0	0	0	0	0	1	3	3												
Rich Gossage, R ERA: 2.0 (8, 1)	2.0	S	6	1	0	0	2	0	0	0	0	0	0	10	10	0.00	0.500										

Batter	1	2	3	4	5	6	7	8	9	AB	R	H	RBI	BB	SO	LOB	TOP										
Willie Randolph, R OBP: 0.361, SLG: 0.337 (1, 4)	0-0 5-3	0-0 F4		0-0 FC1-6 2B	0-0 1B		0-0 G3		0-0 4-3	6	1	1	0	0	0	4	New York Yankees @ Milwaukee Brewers Milwaukee County Stadium, Milwaukee, WI Thu Sep 08 1983, 8:05 PM EDT Att: 30,682 - Unknown - 74 F AB 42 R 6 H 15 RBI 6 BB 4 SO 1 LOB 27										
Ken Griffey, L OBP: 0.372, SLG: 0.448 (1, 3)	0-0 1B	0-0 4-3		0-0 2B	0-0 F8		0-0 G3			5	1	2	0	0	0	4											
Dave Winfield, R OBP: 0.334, SLG: 0.494 (1, 7)	0-0 F5		0-0 6-3	0-0 F6		0-0 F7		0-0 E6 1B		5	0	1	0	0	0	3											
Don Baylor, R OBP: 0.357, SLG: 0.498 (1, 10)	0-0 F4		0-0 5-3	0-0 1B		0-0 1B		0-0 FC3-6 BB		4	1	2	2	1	0	1											
Roy Smalley, S OBP: 0.361, SLG: 0.449 (1, 6)		4-0 3B		0-0 1B		4-0 1B		0-0 F8		2	2	2	1	1	0	0											
Larry Milbourne, S OBP: 0.274, SLG: 0.258 (5, 6)				0-0 1B		0-0 1B		0-0 FC5-4 BB		1	0	0	0	1	0	2											
Don Mattingly, L OBP: 0.359, SLG: 0.474 (1, 9)		0-0 1B		0-0 1B		0-0 1B		0-0 F7		5	1	3	1	0	0	4											
Bert Campaneris, R OBP: 0.361, SLG: 0.362 (1, 5)		0-0 3B		0-0 1B		0-0 1B		0-0 FC3-6		5	1	3	1	0	0	4											
Omar Moreno, L OBP: 0.284, SLG: 0.333 (1, 8)		0-0 1B		0-0 1B		0-0 1B		0-0 F9		5	0	2	2	0	0	6											
Juan Espino, R OBP: 0.438, SLG: 0.600 (1, 2)		0-0 1B		0-0 1B		0-0 1B		0-0 F9		5	0	0	0	0	0	3											
Inning Stats	R: 0 E: 0 K: 0 S: 4	H: 1 LOB: 1 BB: 0 P: 4	R: 2 E: 0 K: 0 S: 6	H: 3 LOB: 2 BB: 1 P: 10	R: 1 E: 0 K: 0 S: 6	H: 3 LOB: 2 BB: 0 P: 6	R: 3 E: 0 K: 0 S: 8	H: 5 LOB: 2 BB: 0 P: 8	R: 0 E: 0 K: 1 S: 6	H: 1 LOB: 1 BB: 0 P: 6	R: 0 E: 0 K: 0 S: 3	H: 0 LOB: 1 BB: 1 P: 7	R: 0 E: 1 K: 0 S: 4	H: 1 LOB: 2 BB: 1 P: 8	R: 0 E: 0 K: 0 S: 3	H: 0 LOB: 0 BB: 0 P: 3	1B: 12 2B: 2 3B: 1 HR: 0	SF: 0 SAC: 0 DP: 0 HBP: 0	WP: 0 PB: 0 CS: 1	PA: 46							
PITCHER	IP	WLS	BF	H	R	ER	SO	BB	IBB	HBP	BLK	WP	HR	S	P	ERA	WHIP										
Mike Caldwell, L ERA: 4.57 (1, 1)	3.1	L	20	9	5	5	0	1	0	0	0	0	0	19	23	13.50	3.000										
Tom Tallmann, R ERA: 3.09 (4, 1)	2.2		14	5	1	1	1	1	0	0	0	0	0	15	19	3.38	2.250										
Bob Gibson, R ERA: 3.8 (7, 1)	3.0		12	1	0	0	0	2	0	0	0	0	0	10	18	0.00	1.000										

Batter	1	2	3	4	5	6	7	8	9	AB	R	H	RBI	BB	SO	LOB	BOTTOM										
Paul Molitor, R OBP: 0.350, SLG: 0.443 (1, 5)	0-0 F7	0-0 FC6-4			0-0 G1-4-3			4-0 BB	4-0 1B	3	1	0	0	2	0	3	New York Yankees @ Milwaukee Brewers Milwaukee County Stadium, Milwaukee, WI Thu Sep 08 1983, 8:05 PM EDT Att: 30,682 - Unknown - 74 F AB 32 R 5 H 8 RBI 5 BB 7 SO 2 LOB 19										
Charlie Moore, R OBP: 0.345, SLG: 0.354 (1, 9)	0-0 F5		0-0 F8			4-0 BB		4-0 1B	0-0 1B	3	1	1	0	2	0	0											
Robin Yount, R OBP: 0.384, SLG: 0.493 (1, 6)	0-0 F6		0-0 6-3			4-0 BB		4-0 1B	0-0 F7	4	1	1	1	1	0	2											
Cecil Cooper, L OBP: 0.341, SLG: 0.519 (1, 3)		0-0 4-3	0-0 F8			4-0 BB		4-0 K	0-3 K	4	0	1	1	1	1	2											
Ted Simmons, S OBP: 0.360, SLG: 0.455 (1, 2)		0-0 1B		0-0 F7		0-3 K		0-0 SF9		3	1	1	1	0	1	3											
Mark Brouhard, R OBP: 0.321, SLG: 0.447 (1, 7)		4-0 1B		0-0 F5		0-0 G4-3		0-0 FC6-4		3	1	0	0	1	0	4											
Marshall Edwards, L OBP: 0.307, SLG: 0.342 (8, PR) (9, 7)		1-2 1B		0-0 F5		0-0 G4-3		0-0 FC6-4		0	0	0	0	0	0	0											
Ed Romero, R OBP: 0.324, SLG: 0.367 (1, 10)		0-0 F9		0-0 F3			0-0 4-3	0-0 1B		2	0	0	0	0	0	2											
Roy Howell, L OBP: 0.328, SLG: 0.411 (7, PH)										2	0	1	0	0	0	0											
Rick Manning, L OBP: 0.287, SLG: 0.309 (1, 8)		0-0 1B		0-0 1B		0-0 1B		0-0 F8	0-0 F7	4	0	2	0	0	0	2											
Jim Gantner, L OBP: 0.348, SLG: 0.430 (1, 4)		0-0 1B		0-0 F9			0-0 F7		0-0 F6	4	0	1	2	0	0	1											
Inning Stats	R: 0 E: 0 K: 0 S: 3	H: 0 LOB: 0 BB: 0 P: 3	R: 2 E: 0 K: 0 S: 6	H: 3 LOB: 1 BB: 1 P: 10	R: 0 E: 0 K: 0 S: 3	H: 0 LOB: 0 BB: 0 P: 3	R: 0 E: 0 K: 0 S: 3	H: 0 LOB: 0 BB: 0 P: 3	R: 0 E: 0 K: 1 S: 4	H: 0 LOB: 2 BB: 3 P: 16	R: 0 E: 0 K: 0 S: 3	H: 0 LOB: 0 BB: 0 P: 3	R: 3 E: 0 K: 0 S: 6	H: 3 LOB: 2 BB: 2 P: 14	R: 0 E: 0 K: 1 S: 6	H: 1 LOB: 2 BB: 1 P: 10	1B: 8 2B: 0 3B: 0 HR: 0	SF: 1 SAC: 0 DP: 2 HBP: 0	WP: 0 PB: 0 CS: 0	PA: 40							
PITCHER	IP	WLS	BF	H	R	ER	SO	BB	IBB	HBP	BLK	WP	HR	S	P	ERA	WHIP										
Bob Shirley, L ERA: 5.44 (1, 1)	5.0	W	21	4	2	2	0	3	0	0	0	0	0	3	7	0.00	3.000										
Rudy May, L ERA: 5.92 (6, 1)	0.1		2	0	0	0	1	1	0	0	0	0	0	3	7	0.00	3.000										
George Frazier, R ERA: 3.76 (6, 1)	1.2		7	1	3	3	0	2	0	0	0	0	0	5	13	16.20	1.800										
Rich Gossage, R ERA: 1.95 (8, 1)	2.0	S	10	3	0	0	1	1	0	0	0	0	0	11	15	0.00	2.000										

Batter	1	2	3	4	5	6	7	8	9	AB	R	H	RBI	BB	SO	LOB	TOP			
John Shelby S (1, 8) OBP: 0.298, SLG: 0.369	F7	G3					FC6-4			4	0	1	0	0	0	3	Baltimore Orioles @ New York Yankees Yankee Stadium, Bronx, NY Fri Sep 09 1983, 7:05 PM EDT Att: 47,221 - Unknown livebaseballscorecards.com			
Dan Ford R (1, 9) OBP: 0.326, SLG: 0.452			P5		K			3-1		4	0	1	0	0	1	1				
Cal Ripken Jr. R (1, 6) OBP: 0.362, SLG: 0.504	K				F9			HR	1B	3	1	1	0	1	1	2				
Eddie Murray S (1, 3) OBP: 0.384, SLG: 0.519	F8		F8			K		K		4	0	0	0	0	2	3				
Gary Roenicke R (1, 7) OBP: 0.331, SLG: 0.505		5-3	F8					HR		4	1	2	2	0	0	1				
Ken Singleton S (1, 10) OBP: 0.396, SLG: 0.464	F7			K			8-6	5-3		4	0	0	0	0	1	1				
Rich Dauer R (1, 4) OBP: 0.299, SLG: 0.308 Lenn Sakata R (9, PR) OBP: 0.311, SLG: 0.352		BB		F7			F8		E6	4	1	1	0	0	0	0				
Todd Cruz R (1, 5) OBP: 0.240, SLG: 0.319 Benny Ayala R (9, PH) OBP: 0.274, SLG: 0.400				F8			F8	G6-4-3		2	0	0	0	1	0	0				
Rick Dempsey R (1, 2) OBP: 0.314, SLG: 0.330					F2			F7		3	0	1	1	0	0	1				
Inning Stats	R: 0 E: 0 K: 1 S: 6	H: 1 LOB: 1 BB: 0 P: 6	R: 1 E: 0 K: 0 S: 5	H: 2 LOB: 2 BB: 1 P: 9	R: 0 E: 0 K: 0 S: 3	H: 0 LOB: 0 BB: 1 P: 7	R: 0 E: 0 K: 1 S: 5	H: 0 LOB: 0 BB: 0 P: 5	R: 0 E: 0 K: 1 S: 6	H: 1 LOB: 1 BB: 0 P: 6	R: 0 E: 0 K: 0 S: 3	H: 0 LOB: 0 BB: 0 P: 4	R: 2 E: 0 K: 1 S: 7	H: 2 LOB: 0 BB: 0 P: 7	R: 0 E: 1 K: 0 S: 3	H: 0 LOB: 1 BB: 0 P: 3		1B: 5 2B: 2 3B: 0 HR: 1	SF: 0 SAC: 0 DP: 2 HBP: 1	WP: 0 PB: 0 SB: 0 CS: 0
PITCHER Ron Guidry L (1, 1) ERA: 3.59	IP: 9.0 WLS: W BF: 36 H: 7 R: 3 ER: 3 SO: 5 BB: 2 IBB: 0 HBP: 1 BLK: 0 WP: 0 HR: 1 S: 43 P: 52 ERA: 3.00 WHIP: 1.000															PITCHER				

Batter	1	2	3	4	5	6	7	8	9	AB	R	H	RBI	BB	SO	LOB	BOTTOM			
Willie Randolph R (1, 4) OBP: 0.365, SLG: 0.340	HR	F9					G3-6-3			3	2	2	0	1	0	1	Baltimore Orioles @ New York Yankees Yankee Stadium, Bronx, NY Fri Sep 09 1983, 7:05 PM EDT Att: 47,221 - Unknown livebaseballscorecards.com			
Ken Griffey L (1, 3) OBP: 0.371, SLG: 0.454	HR		F2		K		G3-6-3			4	1	1	2	0	1	2				
Dave Winfield R (1, 7) OBP: 0.334, SLG: 0.494	F9		F7		E4		F7			4	0	1	1	0	0	0				
Don Baylor R (1, 10) OBP: 0.356, SLG: 0.496	F3		5-3		F3			HR	1B	4	1	1	0	0	0	1				
Graig Nettles L (1, 5) OBP: 0.348, SLG: 0.458				K			E	HR		4	1	3	2	0	1	0				
Roy Smalley S (1, 6) OBP: 0.382, SLG: 0.449 Otis Nixon S (8, PR) OBP: 0.344, SLG: 0.405 Rick Cerone R (9, 2) OBP: 0.253, SLG: 0.261	F2						F9	HR		4	0	2	0	0	0	2				
Don Mattingly L (1, 9) OBP: 0.363, SLG: 0.479					F9			SH1-3	1B	0	0	0	0	0	0	0				
Juan Espino R (1, 2) OBP: 0.368, SLG: 0.500 Lou Piniella R (8, PH) OBP: 0.344, SLG: 0.405 Larry Milbourne S (9, 6) OBP: 0.274, SLG: 0.258		K			F7		P2		K	3	0	0	0	0	1	4				
Omar Moreno L (1, 8) OBP: 0.282, SLG: 0.331					B1-3		F3		K	1	0	0	0	0	0	0				
Inning Stats	R: 2 E: 0 K: 0 S: 6	H: 3 LOB: 1 BB: 0 P: 6	R: 0 E: 0 K: 2 S: 8	H: 1 LOB: 1 BB: 0 P: 8	R: 0 E: 0 K: 0 S: 3	H: 0 LOB: 0 BB: 0 P: 3	R: 0 E: 0 K: 1 S: 6	H: 1 LOB: 1 BB: 0 P: 6	R: 1 E: 1 K: 1 S: 6	H: 1 LOB: 1 BB: 1 P: 10	R: 0 E: 1 K: 0 S: 4	H: 1 LOB: 2 BB: 1 P: 8	R: 0 E: 0 K: 2 S: 10	H: 3 LOB: 2 BB: 0 P: 10	R: 2 E: 0 K: 2 S: 10	H: 3 LOB: 3 BB: 0 P: 10		1B: 5 2B: 4 3B: 0 HR: 2	SF: 0 SAC: 1 DP: 1 HBP: 0	WP: 0 PB: 0 SB: 0 CS: 0
PITCHER Scott McGregor L (1, 1) ERA: 3.05 Tippy Martinez L (8, 1) ERA: 2.67	IP: 7.0 WLS: L BF: 33 H: 11 R: 5 ER: 5 SO: 4 BB: 2 IBB: 0 HBP: 0 BLK: 0 WP: 0 HR: 2 S: 39 P: 47 ERA: 6.43 WHIP: 1.857															PITCHER				

Batter	1	2	3	4	5	6	7	8	9	AB	R	H	RBI	BB	SO	LOB	TOP								
Al Bumbry, L OBP: 0.316, SLG: 0.348 Todd Cruz, R OBP: 0.238, SLG: 0.316	0-0 4-3		0-0 F2		0-0 F8		0-0 5-3		0-0 L6	5	0	0	0	0	0	1									
Jim Dwyer, L OBP: 0.389, SLG: 0.523 Dan Ford, R OBP: 0.331, SLG: 0.451	0-0 F7		0-0 F7			4-0 2B 1B BB				2	0	0	0	0	0	1									
Cal Ripken Jr., R OBP: 0.361, SLG: 0.504	0-0 L5			0-3 K		0-0 1B E 2B			0-0 L4	4	1	1	0	0	1	1									
Eddie Murray, S OBP: 0.385, SLG: 0.518		0-0 2B		0-0 F7		0-0 G3			0-0 E1 SH5-3	4	0	1	0	0	0	2									
John Lowenstein, L OBP: 0.375, SLG: 0.474 Gary Roenicke, R OBP: 0.329, SLG: 0.500	0-0 F9		0-0 1B 2B			0-0 E 1B			0-0 SH5-3	2	1	1	0	0	0	1									
Ken Singleton, S OBP: 0.395, SLG: 0.461	0-0 F9		0-0 1B			0-3 K			0-0 4-3	4	0	1	1	0	1	4									
Joe Nolan, L OBP: 0.357, SLG: 0.430 Rick Dempsey, R OBP: 0.316, SLG: 0.333	0-0 4-3		0-0 F7			0-0 E8			0-0 G3	4	0	0	0	0	0	4									
Glenn Gulliver, L OBP: 0.357, SLG: 0.500 John Shelby, S OBP: 0.297, SLG: 0.371		4-0 CS BB		0-0 G3		0-0 F7			0-0 4-3	3	0	0	0	1	0	2									
Lenn Sakata, R OBP: 0.312, SLG: 0.345		4-0 S BB		0-0 F2					0-3 K	3	0	0	0	1	1	0									
Inning Stats	R: 0 E: 0 K: 0 S: 3	H: 0 LOB: 0 BB: 0 P: 3	R: 0 E: 0 K: 0 S: 4	H: 1 LOB: 1 BB: 0 P: 4	R: 0 E: 0 K: 0 S: 2	H: 0 LOB: 1 BB: 2 P: 10	R: 1 E: 0 K: 1 S: 7	H: 2 LOB: 1 BB: 0 P: 7	R: 0 E: 0 K: 0 S: 3	H: 0 LOB: 0 BB: 0 P: 3	R: 2 E: 1 K: 1 S: 8	H: 2 LOB: 2 BB: 1 P: 12	R: 0 E: 0 K: 0 S: 4	H: 1 LOB: 1 BB: 0 P: 4	R: 0 E: 1 K: 0 S: 4	H: 0 LOB: 1 BB: 0 P: 4	R: 0 E: 0 K: 1 S: 5	H: 0 LOB: 0 BB: 0 P: 5	1B: 3 2B: 3 3B: 0 HR: 0	SF: 0 SAC: 1 DP: 0 HBP: 0	WP: 0 PB: 0 SB: 1 CS: 1	PA: 37			
PITCHER	IP	WLS	BF	H	R	ER	SO	BB	IBB	HBP	BLK	WP	HR	S	P	ERA	WHIP								
John Montefusco, R ERA: 3.28	5.0		19	3	1	1	1	2	0	0	0	0	0	19	27	1.80	1.000								
Rudy May, L ERA: 6.23	0.1	L	3	1	2	1	0	1	0	0	0	0	0	2	6	27.00	6.000								
George Frazier, R ERA: 3.62	3.2		15	2	0	0	2	0	0	0	0	0	0	19	19	0.00	0.545								

Baltimore Orioles @ New York Yankees
Yankee Stadium, Bronx, NY
Sat Sep 10 1983, 7:05 PM EDT
Att: 55,605 - Unknown

AB 33
R 3
H 6
RBI 2
BB 3
SO 3
LOB 16



Batter	1	2	3	4	5	6	7	8	9	AB	R	H	RBI	BB	SO	LOB	BOTTOM								
Willie Randolph, R OBP: 0.362, SLG: 0.337	0-0 CS 1B		0-3 K		0-3 K			0-0 F7		4	0	1	0	0	2	1									
Ken Griffey, L OBP: 0.368, SLG: 0.451	0-0 P6		0-0 G3			0-0 G3		0-0 3-1		4	0	0	0	0	0	1									
Dave Winfield, R OBP: 0.334, SLG: 0.492	0-0 E 2B 1B			0-3 K		0-0 4-3			0-0 G3 1B	4	1	2	0	0	1	0									
Graig Nettles, L OBP: 0.348, SLG: 0.459	0-0 1-H 2B		0-0 4-3			0-3 K			0-0 G3	4	0	1	1	0	1	1									
Oscar Gamble, L OBP: 0.375, SLG: 0.503 Don Baylor, R OBP: 0.356, SLG: 0.494	0-0 6-3			0-0 1B			0-0 F9		0-0 F9	3	0	1	0	0	0	1									
Don Mattingly, L OBP: 0.358, SLG: 0.464		0-3 K		0-0 4-3			0-0 L6		0-0 L6	4	0	0	0	0	1	2									
Butch Wynegar, S OBP: 0.385, SLG: 0.429	0-0 F9				0-0 G3					3	0	1	0	0	0	0									
Roy Smalley, S OBP: 0.363, SLG: 0.449	0-0 G3				0-0 2B				0-0 F8	3	0	1	0	0	0	1									
Omar Moreno, L OBP: 0.281, SLG: 0.331 Bert Campaneris, R OBP: 0.358, SLG: 0.360 Otis Nixon, S			0-0 1-3			0-0 5-3			0-0 4-3	2	0	0	0	0	0	1									
Inning Stats	R: 1 E: 1 K: 0 S: 5	H: 3 LOB: 1 BB: 0 P: 5	R: 0 E: 0 K: 1 S: 5	H: 0 LOB: 0 BB: 0 P: 5	R: 0 E: 0 K: 1 S: 5	H: 0 LOB: 0 BB: 0 P: 5	R: 0 E: 0 K: 1 S: 6	H: 1 LOB: 1 BB: 0 P: 6	R: 0 E: 0 K: 1 S: 6	H: 1 LOB: 1 BB: 0 P: 6	R: 0 E: 0 K: 1 S: 5	H: 0 LOB: 0 BB: 0 P: 5	R: 0 E: 0 K: 0 S: 4	H: 1 LOB: 1 BB: 0 P: 4	R: 0 E: 0 K: 0 S: 3	H: 0 LOB: 0 BB: 0 P: 3	R: 0 E: 0 K: 0 S: 4	H: 1 LOB: 1 BB: 0 P: 4	1B: 5 2B: 2 3B: 0 HR: 0	SF: 0 SAC: 0 DP: 0 HBP: 0	WP: 0 PB: 0 SB: 0 CS: 1	PA: 33			
PITCHER	IP	WLS	BF	H	R	ER	SO	BB	IBB	HBP	BLK	WP	HR	S	P	ERA	WHIP								
Mike Boddicker, R ERA: 2.82	7.0	W	26	6	1	0	5	0	0	0	0	0	0	36	36	0.00	0.857								
Tippy Martinez, L ERA: 2.59	2.0	S	7	1	0	0	0	0	0	0	0	0	0	7	7	0.00	0.500								

Baltimore Orioles @ New York Yankees
Yankee Stadium, Bronx, NY
Sat Sep 10 1983, 7:05 PM EDT
Att: 55,605 - Unknown

AB 33
R 1
H 7
RBI 1
BB 0
SO 5
LOB 9



Batter	1	2	3	4	5	6	7	8	9	AB	R	H	RBI	BB	SO	LOB	TOP										
John Shelby, S (1, 8) OBP: 0.295, SLG: 0.367	0-3 K	0-0 1B		0-0 4-3		0-3 K			0-0 F8	5	0	1	0	0	2	0	Baltimore Orioles @ New York Yankees Yankee Stadium, Bronx, NY Sun Sep 11 1983, 3:33 AM EDT Att: 45,649 - Unknown										
Dan Ford, R (1, 9) OBP: 0.329, SLG: 0.449	0-0 5-3	0-3 K		4-0 BB		0-0 L1			0-0 F2	2	0	0	0	0	1	2											
Jim Dwyer, L (4, PH) OBP: 0.388, SLG: 0.516										2	0	0	0	0	1	0											
Tito Landrum, R (9, 9) OBP: 0.375, SLG: 0.714										0	0	0	0	0	0	0											
Cal Ripken Jr., R (1, 6) OBP: 0.360, SLG: 0.502	0-3 K	0-0 1B		0-0 L4					0-0 P4	5	0	1	1	0	1	1											
Eddie Murray, S (1, 3)										4	0	1	0	0	1	3											
Gary Roenicke, R (1, 7) OBP: 0.331, SLG: 0.498		0-0 FC5-4 1B 2B	0-0 BB 1B		4-0 FC5-4 BB 1B				0-0 4-3	3	1	1	0	1	0	1											
Ken Singleton, S (1, 10) OBP: 0.398, SLG: 0.462		0-0 BB 2B 1B	4-0 BB 1B		0-0 FC5-4 BB 1B				0-0 4-1	3	1	2	0	1	0	0											
Rich Dauer, R (1, 4) OBP: 0.303, SLG: 0.310		4-0 2B 1B BB	0-0 F3		0-0 FC5-4 FC5-4				0-0 E7 F8 1B	3	1	1	0	1	0	4											
Todd Cruz, R (1, 5) OBP: 0.238, SLG: 0.318		0-0 1B 2B	0-3 K		0-0 FC5-4				0-0 F8	4	1	1	2	0	1	4											
Rick Dempsey, R (1, 2) OBP: 0.315, SLG: 0.332		0-0 1B 1B	0-3 K		0-0 F7				0-0 6-3	4	1	1	2	0	1	3											
Inning Stats	R: 0 E: 0 K: 2 S: 7	H: 0 LOB: 0 BB: 0 P: 7	R: 5 E: 0 K: 2 S: 13	H: 6 LOB: 2 BB: 1 P: 17	R: 0 E: 0 K: 2 S: 8	H: 1 LOB: 2 BB: 1 P: 12	R: 0 E: 0 K: 0 S: 3	H: 0 LOB: 1 BB: 1 P: 7	R: 0 E: 0 K: 1 S: 5	H: 0 LOB: 0 BB: 0 P: 5	R: 0 E: 0 K: 0 S: 3	H: 0 LOB: 0 BB: 0 P: 3	R: 0 E: 1 K: 0 S: 4	H: 1 LOB: 1 BB: 0 P: 4	R: 0 E: 0 K: 0 S: 3	H: 0 LOB: 0 BB: 0 P: 3	1B: 8 2B: 1 3B: 0 HR: 0	SF: 0 SAC: 0 DP: 1 HBP: 0	WP: 0 PB: 0 SB: 0 CS: 0	PA: 39							
PITCHER	IP	WLS	BF	H	R	ER	SO	BB	IBB	HBP	BLK	WP	HR	S	P	ERA	WHIP										
Dave Righetti, L (1, 1) ERA: 3.31	1.2	L	12	6	5	5	3	1	0	0	0	0	0	17	21	27.00	4.200										
Roger Erickson, R (2, 1) ERA: 1.59	7.1		27	3	0	0	4	3	0	0	0	0	0	32	44	0.00	0.818										

Batter	1	2	3	4	5	6	7	8	9	AB	R	H	RBI	BB	SO	LOB	BOTTOM										
Willie Randolph, R (1, 4) OBP: 0.363, SLG: 0.342	0-0 1B 2B		0-0 F7			0-0 5-3			0-0 G4-6-3 1B	4	0	2	0	0	0	0	Baltimore Orioles @ New York Yankees Yankee Stadium, Bronx, NY Sun Sep 11 1983, 3:33 AM EDT Att: 45,649 - Unknown										
Ken Griffey, L (1, 3) OBP: 0.369, SLG: 0.452	0-0 1B			0-0 4-3 1B		0-3 K			0-0 G4-6-3	4	0	2	0	0	1	2											
Dave Winfield, R (1, 7) OBP: 0.333, SLG: 0.489	0-0 5-3			0-0 4-3		0-3 K			4-0 HR BB	3	1	0	0	1	1	2											
Don Baylor, R (1, 10) OBP: 0.359, SLG: 0.504	0-0 F7			0-0 1B		0-0 K			0-0 HR 1B	4	2	3	2	0	0	1											
Oscar Gamble, L (1, 9) OBP: 0.367, SLG: 0.491		0-0 F9		0-3 K		0-0 F9			0-0 G3	4	0	0	0	0	1	2											
Bert Campaneris, R (1, 5) OBP: 0.356, SLG: 0.357		0-3 K			0-3 K2-3				0-0 FC5-4 1B	1	0	0	0	0	1	0											
Bobby Meacham, S (3, 5)										2	0	0	0	0	2	1											
Steve Balboni, R (9, PH) OBP: 0.293, SLG: 0.418										1	0	1	0	0	0	0											
Otis Nixon, S (9, PR)										0	0	0	0	0	0	0											
Rick Cerone, R (1, 2) OBP: 0.253, SLG: 0.261	0-0 5-3				0-0 P4				0-0 F7	4	0	1	1	0	0	1											
Larry Milbourne, S (1, 6) OBP: 0.275, SLG: 0.260			0-3 K						0-0 FC5-4	3	0	1	0	0	2	0											
Roy Smalley, S (9, PH) OBP: 0.362, SLG: 0.448									0-0 1B	1	0	0	0	0	0	1											
Omar Moreno, L (1, 8) OBP: 0.280, SLG: 0.329			0-0 B1-3						0-0 1B	2	0	0	0	0	0	1											
Brian Dayett, R (8, PH) OBP: 1.000, SLG: 1.000					0-0 F9				0-0 1B	1	0	1	0	0	0	0											
Inning Stats	R: 0 E: 0 K: 0 S: 4	H: 2 LOB: 1 BB: 0 P: 4	R: 0 E: 0 K: 1 S: 5	H: 0 LOB: 0 BB: 0 P: 5	R: 0 E: 0 K: 1 S: 5	H: 0 LOB: 0 BB: 0 P: 5	R: 0 E: 0 K: 1 S: 6	H: 2 LOB: 1 BB: 0 P: 6	R: 0 E: 0 K: 2 S: 7	H: 0 LOB: 0 BB: 0 P: 7	R: 1 E: 0 K: 1 S: 6	H: 2 LOB: 1 BB: 0 P: 6	R: 0 E: 0 K: 1 S: 6	H: 2 LOB: 1 BB: 0 P: 6	R: 2 E: 0 K: 0 S: 5	H: 2 LOB: 1 BB: 1 P: 9	1B: 8 2B: 2 3B: 0 HR: 1	SF: 0 SAC: 0 DP: 1 HBP: 0	WP: 0 PB: 0 SB: 0 CS: 0	PA: 35							
PITCHER	IP	WLS	BF	H	R	ER	SO	BB	IBB	HBP	BLK	WP	HR	S	P	ERA	WHIP										
Mike Flanagan, L (1, 1) ERA: 3.11	8.1	W	33	11	3	3	8	1	0	0	0	0	0	48	52	3.24	1.440										
Tippy Martinez, L (9, 1) ERA: 2.57	0.2	S	2	0	0	0	0	0	0	0	0	0	0	2	2	0.00	0.000										

Batter	1	2	3	4	5	6	7	8	9	AB	R	H	RBI	BB	SO	LOB	TOP								
Randy Ready, R (1, 10) OBP: 0.250, SLG: 0.143 Ben Oglivie, L (8, FH) OBP: 0.364, SLG: 0.427	F6		K		K			F8		3	0	1	0	0	1	1	Milwaukee Brewers @ New York Yankees Yankee Stadium, Bronx, NY Mon Sep 12 1983, 7:05 PM EDT Att: 20,382 - Unknown - 69 F								
Paul Molitor, R (1, 5) OBP: 0.344, SLG: 0.433	5-3		K			5-3		K		4	0	0	0	0	2	2									
Robin Yount, R (1, 6) OBP: 0.382, SLG: 0.484	6-3				F8		1-3		G4-3 1B	4	0	1	0	0	0	0									
Cecil Cooper, L (1, 3) OBP: 0.339, SLG: 0.515		F3				E5 FC1-4 1B		G4-3 1B	4	0	1	0	0	0	1	1									
Ted Simmons, S (1, 2) OBP: 0.352, SLG: 0.448	5-3				F3	FC1-4 1-2		F6	4	0	0	0	0	0	2	2									
Mark Brouhard, R (1, 7) OBP: 0.323, SLG: 0.467	6-3				4-3		1-3			3	0	0	0	0	1	1									
Rick Manning, L (1, 8) OBP: 0.287, SLG: 0.305			CS BB BB			K		F8	2	0	0	0	1	1	0	0									
Charlie Moore, R (1, 9) OBP: 0.347, SLG: 0.358			1B 4-3 BB			FC3-6 1B		6-3	2	0	1	0	1	0	0	0									
Jim Gantner, L (1, 4) OBP: 0.344, SLG: 0.421			4-3			FC3-6 1-2 2-3		F9	3	0	0	0	0	0	3	3									
Inning Stats	R: 0 E: 0 K: 0 S: 3	H: 0 LOB: 0 BB: 0 P: 3	R: 0 E: 0 K: 0 S: 3	H: 0 LOB: 0 BB: 0 P: 3	R: 0 E: 0 K: 1 S: 5	H: 1 LOB: 2 BB: 2 P: 13	R: 0 E: 0 K: 0 S: 4	H: 1 LOB: 1 BB: 0 P: 4	R: 0 E: 0 K: 2 S: 8	H: 1 LOB: 1 BB: 0 P: 8	R: 0 E: 1 K: 0 S: 4	H: 0 LOB: 1 BB: 0 P: 4	R: 0 E: 0 K: 0 S: 3	H: 0 LOB: 0 BB: 0 P: 3	R: 0 E: 0 K: 1 S: 5	H: 0 LOB: 0 BB: 0 P: 5		R: 0 E: 0 K: 0 S: 3	H: 1 LOB: 0 BB: 0 P: 3	1B: 4 2B: 0 3B: 0 HR: 0	SF: 0 SAC: 0 DP: 1 HBP: 0	WP: 0 PB: 0 CS: 1	PA: 32		
PITCHER	IP	WLS	BF	H	R	ER	SO	BB	IBB	HBP	BLK	WP	HR	S	P	ERA	WHIP								
Ray Fontenot, L (1, 1) ERA: 3.05	6.0	W	23	3	0	0	3	2	0	0	0	0	0	27	35	0.00	0.833								
George Frazier, R (7, 1) ERA: 3.55	2.0		7	1	0	0	1	0	0	0	0	0	0	9	9	0.00	0.500								
Rich Gossage, R (9, 1) ERA: 2.48	1.0	S	2	0	0	0	0	0	0	0	0	0	0	2	2	0.00	0.000								

Batter	1	2	3	4	5	6	7	8	9	AB	R	H	RBI	BB	SO	LOB	BOTTOM								
Willie Randolph, R (1, 4) OBP: 0.365, SLG: 0.347	F8						4-3			4	0	2	1	0	0	0	Milwaukee Brewers @ New York Yankees Yankee Stadium, Bronx, NY Mon Sep 12 1983, 7:05 PM EDT Att: 20,382 - Unknown - 69 F								
Ken Griffey, L (1, 3) OBP: 0.388, SLG: 0.449	F8		F9		3H 1B		F8			4	0	1	0	0	1	1									
Graig Nettles, L (1, 5) OBP: 0.347, SLG: 0.457 Bobby Meacham, S (5, 5)	K		4-3				F8		FC5 S HBP	2	0	0	0	0	1	1									
Oscar Gamble, L (1, 9) OBP: 0.359, SLG: 0.479		K				F6		4-3		4	0	0	0	0	1	1									
Don Baylor, R (1, 10) OBP: 0.358, SLG: 0.502		G3 1B				5-3		F7		4	0	1	0	0	0	1									
Don Mattingly, L (1, 7) OBP: 0.380, SLG: 0.463		G3				F7				3	0	1	0	1	0	1									
Butch Wynegar, S (1, 2) OBP: 0.390, SLG: 0.430						4-3 PB 1B BB				2	1	1	0	2	0	2									
Roy Smalley, S (1, 6) OBP: 0.360, SLG: 0.444										3	0	0	0	0	0	5									
Omar Moreno, L (1, 8) OBP: 0.278, SLG: 0.327										3	0	0	0	0	0	1									
Inning Stats	R: 0 E: 0 K: 1 S: 5	H: 0 LOB: 0 BB: 0 P: 5	R: 0 E: 0 K: 1 S: 6	H: 1 LOB: 2 BB: 1 P: 10	R: 0 E: 0 K: 0 S: 4	H: 1 LOB: 1 BB: 0 P: 4	R: 0 E: 0 K: 0 S: 3	H: 0 LOB: 0 BB: 0 P: 3	R: 1 E: 0 K: 0 S: 5	H: 2 LOB: 2 BB: 1 P: 9	R: 0 E: 0 K: 0 S: 5	H: 2 LOB: 2 BB: 0 P: 5	R: 0 E: 0 K: 0 S: 3	H: 0 LOB: 0 BB: 0 P: 3	R: 0 E: 0 K: 0 S: 3	H: 0 LOB: 2 BB: 1 P: 8		R: 0 E: 0 K: 0 S: 3	H: 0 LOB: 1 BB: 1 P: 8	1B: 5 2B: 1 3B: 0 HR: 0	SF: 0 SAC: 0 DP: 0 HBP: 1	WP: 0 PB: 1 CS: 0	PA: 34		
PITCHER	IP	WLS	BF	H	R	ER	SO	BB	IBB	HBP	BLK	WP	HR	S	P	ERA	WHIP								
Chuck Porter, R (1, 1) ERA: 4.06	8.0	L	34	6	1	1	2	2	1	1	0	0	0	34	47	1.12	1.000								

Batter	1	2	3	4	5	6	7	8	9	AB	R	H	RBI	BB	SO	LOB	TOP				
Randy Ready, R (1, 10) OBP: 0.250, SLG: 0.273	0-0 6-3		0-0 F7			0-0 F9		0-0 WP 2B		4	0	1	0	0	0	2					
Paul Molitor, R (1, 5) OBP: 0.344, SLG: 0.434	0-0 4-3			0-0 6-3		0-0 2H 2B		0-0 2-3		4	0	1	1	0	0	1					
Robin Yount, R (1, 6) OBP: 0.382, SLG: 0.482	0-0 F9			0-3 K		4-0 BB		4-0 IBB		2	0	0	0	2	1	0					
Cecil Cooper, L (1, 3) OBP: 0.338, SLG: 0.514		0-0 G6-4-3 1B		0-3 K		0-0 F8		0-3 K		4	0	1	0	0	2	4					
Ted Simmons, S (1, 2) OBP: 0.351, SLG: 0.447		0-0 G6-4-3 1-2			0-0 F5		0-0 E 1B	0-0 4-3		4	0	1	0	0	0	3					
Mark Brouhard, R (1, 7) OBP: 0.315, SLG: 0.455		0-0 5-3			0-0 6-3		0-0 F9		0-0 F7	3	0	0	0	0	0	1					
Roy Howell, L (9, PH) OBP: 0.323, SLG: 0.407										1	0	0	0	0	0	0					
Rick Manning, L (1, 8) OBP: 0.287, SLG: 0.304			0-0 4-3		0-0 F8		0-0 1-2 E 1B		0-0 L3	4	0	1	0	0	0	0					
Charlie Moore, R (1, 9) OBP: 0.347, SLG: 0.358			0-0 F9			0-0 BLK 2B		0-3 K	3	1	1	0	0	0	2						
Ben Oglivie, L (9, PH) OBP: 0.353, SLG: 0.426						0-0 1B		0-3 K	1	0	0	0	0	1	0						
Jim Gantner, L (1, 4) OBP: 0.344, SLG: 0.422					0-0 2-3 2B		0-0 1-2 F5			3	0	1	0	0	0	3					
Inning Stats	R: 0 E: 0 K: 0 S: 3	H: 0 LOB: 0 BB: 0 P: 3	R: 0 E: 0 K: 0 S: 3	H: 1 LOB: 0 BB: 0 P: 3	R: 0 E: 0 K: 0 S: 4	H: 1 LOB: 1 BB: 0 P: 4	R: 0 E: 0 K: 2 S: 7	H: 0 LOB: 0 BB: 0 P: 7	R: 0 E: 0 K: 0 S: 3	H: 0 LOB: 0 BB: 0 P: 3	R: 1 E: 0 K: 0 S: 5	H: 2 LOB: 2 BB: 1 P: 9	R: 0 E: 1 K: 0 S: 5	H: 2 LOB: 2 BB: 0 P: 5	R: 0 E: 0 K: 1 S: 6	H: 1 LOB: 0 BB: 1 P: 10	R: 0 E: 0 K: 1 S: 5	H: 0 LOB: 0 BB: 0 P: 5	1B: 4 2B: 3 3B: 0 HR: 0	SF: 0 SAC: 0 DP: 1 HBP: 0	WP: 1 PA: 35 CS: 0
PITCHER	IP WLS BF H R ER SO BB IBB HBP BLK WP HR S P ERA WHIP	PITCHER																			
Bob Shirley, L (1, 1) ERA: 5.09	7.2	31	7	1	1	3	1	1	0	1	1	0	35	43	1.17	1.043					
Rich Gossage, R (8, 1) ERA: 2.43	1.1	W	4	0	0	0	1	0	0	0	0	0	6	6	0.00	0.000					

Milwaukee Brewers @ New York Yankees
Yankee Stadium, Bronx, NY
Tue Sep 13 1983, 7:05 PM EDT
Att: 18,482 - Unknown - 65 F

AB 33
R 1
H 7
RBI 1
BB 2
SO 4
LOB 16



Batter	1	2	3	4	5	6	7	8	9	AB	R	H	RBI	BB	SO	LOB	BOTTOM
Willie Randolph, R (1, 4) OBP: 0.368, SLG: 0.352	0-0 2B 6-3 1B		0-0 G3			4-0 1B BB		0-0 1B 2B		3	2	2	0	1	0	0	
Ken Griffey, L (1, 3) OBP: 0.372, SLG: 0.455	0-0 1-3 2B		0-0 F5			0-0 1-3 G6-4-3 1B		0-0 2H 1B		4	0	3	1	0	0	0	
Dave Winfield, R (1, 8) OBP: 0.331, SLG: 0.485	0-0 6-3			0-0 L6		0-0 G6-4-3 1-2		0-0 F8		4	0	0	1	0	0	4	
Don Baylor, R (1, 10) OBP: 0.358, SLG: 0.501	0-0 F7			0-0 G4-6-3 1B			0-0 F9			3	0	1	0	0	0	1	
Don Mattingly, L (1, 7) OBP: 0.360, SLG: 0.461	0-0 4-3			0-0 G4-6-3 1-2			0-0 FC1-6 1B			3	0	1	0	0	0	2	
Oscar Gamble, L (1, 9) OBP: 0.359, SLG: 0.477		0-0 4-3			0-0 G5-4-3 1B		0-0 FC1-6 1-2			3	0	1	0	0	0	1	
Omar Moreno, L (9, 8) OBP: 0.278, SLG: 0.327										0	0	0	0	0	0	0	
Roy Smalley, S (1, 6) OBP: 0.356, SLG: 0.441		0-0 5-3			0-0 G5-4-3 1-2		0-0 F7			3	0	0	0	0	0	2	
Rick Cerone, R (1, 2) OBP: 0.250, SLG: 0.257		0-0 L6			0-0 F7			0-0 F8		3	0	0	0	0	0	0	
Bobby Meacham, S (1, 5) OBP: 0.356, SLG: 0.441			0-0 F9			0-0 F7		0-0 6-3		3	0	0	0	0	0	0	
Inning Stats	R: 1 E: 0 K: 0 S: 5	H: 2 LOB: 1 BB: 0 P: 5	R: 0 E: 0 K: 0 S: 3	H: 0 LOB: 0 BB: 0 P: 3	R: 0 E: 0 K: 0 S: 3	H: 0 LOB: 0 BB: 0 P: 3	R: 0 E: 0 K: 0 S: 3	H: 1 LOB: 1 BB: 1 P: 7	R: 0 E: 0 K: 0 S: 4	H: 1 LOB: 1 BB: 0 P: 4	R: 1 E: 0 K: 0 S: 5	H: 2 LOB: 1 BB: 0 P: 5	R: 0 E: 0 K: 0 S: 5	H: 0 LOB: 0 BB: 0 P: 5	1B: 6 2B: 2 3B: 0 HR: 0	SF: 0 SAC: 0 DP: 3 HBP: 0	WP: 0 PA: 30 CS: 0
PITCHER	IP WLS BF H R ER SO BB IBB HBP BLK WP HR S P ERA WHIP	PITCHER															
Mike Caldwell, L (1, 1) ERA: 4.49	8.0	L	30	8	2	2	0	1	0	0	0	29	33	2.25	1.125		

Milwaukee Brewers @ New York Yankees
Yankee Stadium, Bronx, NY
Tue Sep 13 1983, 7:05 PM EDT
Att: 18,482 - Unknown - 65 F

AB 29
R 2
H 8
RBI 2
BB 1
SO 0
LOB 10




Batter	1	2	3	4	5	6	7	8	9	AB	R	H	RBI	BB	SO	LOB	TOP					
Randy Ready, R OBP: 0.250, SLG: 0.267 (1, 10)	L4		K					5-3		4	1	1	0	0	1	0	Milwaukee Brewers @ New York Yankees Yankee Stadium, Bronx, NY Wed Sep 14 1983, 7:05 PM EDT Att: 24,319 - Unknown - 66 F AB 32 R 1 H 5 RBI 1 BB 2 SO 5 LOB 11					
Paul Molitor, R OBP: 0.345, SLG: 0.433 (1, 5)	CS 1B				5-3			E9		3	0	1	0	1	0	0						
Robin Yount, R OBP: 0.380, SLG: 0.479 (1, 6)	K				6-3			5-3		4	0	0	0	0	2	4						
Cecil Cooper, L OBP: 0.338, SLG: 0.512 (1, 3)		6-3			6-3				F7	4	0	1	1	0	0	0						
Ted Simmons, S OBP: 0.352, SLG: 0.446 (1, 2)					5-3				FC6-4 1B	3	0	1	0	1	0	2						
Mark Brouhard, R OBP: 0.306, SLG: 0.441 (1, 7)					5-3				FC6-4 1B	4	0	0	0	0	1	2						
Rick Manning, L OBP: 0.287, SLG: 0.307 (1, 8)									FC6-4 1B	3	0	1	0	0	1	1						
Ed Romero, R OBP: 0.321, SLG: 0.364 (7, 8)									F7	1	0	0	0	0	0	1						
Charlie Moore, R OBP: 0.345, SLG: 0.356 (1, 9)			4-3		6-3					3	0	0	0	0	0	1						
Jim Gantner, L OBP: 0.342, SLG: 0.420 (1, 4)			1-3						F7	3	0	0	0	0	0	0						
									F8													
Inning Stats	R: 0 E: 0 K: 1 S: 5	H: 1 LOB: 0 BB: 0 P: 5	R: 0 E: 0 K: 1 S: 6	H: 1 LOB: 1 BB: 0 P: 6	R: 0 E: 0 K: 1 S: 5	H: 0 LOB: 0 BB: 0 P: 5	R: 0 E: 0 K: 0 S: 3	H: 0 LOB: 0 BB: 0 P: 3	R: 0 E: 0 K: 0 S: 4	H: 1 LOB: 1 BB: 0 P: 4	R: 1 E: 0 K: 1 S: 7	H: 2 LOB: 2 BB: 1 P: 11	R: 0 E: 0 K: 1 S: 5	H: 0 LOB: 0 BB: 0 P: 5	R: 0 E: 1 K: 0 S: 4	H: 0 LOB: 1 BB: 0 P: 4	R: 0 E: 0 K: 0 S: 3	H: 0 LOB: 1 BB: 1 P: 7	1B: 4 2B: 1 3B: 0 HR: 0	SF: 0 SAC: 0 DP: 0 HBP: 0	WP: 0 PB: 0 CS: 1	PA: 34
PITCHER Ron Guidry, L ERA: 3.49 (1, 1)	IP: 9.0 WLS: W BF: 34 H: 5 R: 1 ER: 1 SO: 5 BB: 2 IBB: 0 HBP: 0 BLK: 0 WP: 0 HR: 0 S: 42 P: 50 ERA: 1.00 WHIP: 0.778											PITCHER	IP: 9.0 WLS: W BF: 34 H: 5 R: 1 ER: 1 SO: 5 BB: 2 IBB: 0 HBP: 0 BLK: 0 WP: 0 HR: 0 S: 42 P: 50 ERA: 1.00 WHIP: 0.778									

Batter	1	2	3	4	5	6	7	8	9	AB	R	H	RBI	BB	SO	LOB	BOTTOM					
Willie Randolph, R OBP: 0.367, SLG: 0.354 (1, 4)	5-3		6-3							4	1	1	0	0	0	0	Milwaukee Brewers @ New York Yankees Yankee Stadium, Bronx, NY Wed Sep 14 1983, 7:05 PM EDT Att: 24,319 - Unknown - 66 F AB 34 R 4 H 10 RBI 4 BB 0 SO 4 LOB 12					
Ken Griffey, L OBP: 0.375, SLG: 0.465 (1, 3)			F9 1B							4	1	3	2	0	0	0						
Dave Winfield, R OBP: 0.334, SLG: 0.487 (1, 7)										4	1	3	0	0	0	1						
Butch Wynegar, S OBP: 0.388, SLG: 0.427 (1, 2)			F9							4	0	1	1	0	2	4						
Don Baylor, R OBP: 0.357, SLG: 0.501 (1, 10)	F7		F7							4	1	1	0	0	0	3						
Don Mattingly, L OBP: 0.354, SLG: 0.453 (1, 9)	L9									4	0	0	0	0	0	2						
Roy Smalley, S OBP: 0.355, SLG: 0.437 (1, 6)			F7							4	0	0	0	0	1	1						
Omar Moreno, L OBP: 0.278, SLG: 0.328 (1, 8)			3-1							3	0	1	1	0	0	0						
Bobby Meacham, S (1, 5)			F6							3	0	0	0	0	1	1						
Inning Stats	R: 2 E: 0 K: 0 S: 6	H: 3 LOB: 1 BB: 0 P: 6	R: 0 E: 0 K: 0 S: 3	H: 0 LOB: 0 BB: 0 P: 3	R: 0 E: 0 K: 0 S: 5	H: 2 LOB: 2 BB: 0 P: 5	R: 0 E: 0 K: 1 S: 5	H: 0 LOB: 0 BB: 0 P: 5	R: 1 E: 0 K: 1 S: 7	H: 2 LOB: 1 BB: 0 P: 7	R: 1 E: 0 K: 1 S: 7	H: 2 LOB: 1 BB: 0 P: 7	R: 0 E: 0 K: 1 S: 6	H: 1 LOB: 1 BB: 0 P: 6	R: 0 E: 0 K: 0 S: 3	H: 0 LOB: 0 BB: 0 P: 3	R: 0 E: 0 K: 0 S: 3	H: 0 LOB: 0 BB: 0 P: 3	1B: 7 2B: 2 3B: 0 HR: 1	SF: 0 SAC: 0 DP: 0 HBP: 0	WP: 1 PB: 0 CS: 0	PA: 34
PITCHER Don Sutton, R ERA: 4.11 Rick Waits, L ERA: 5.09 (7, 1)	IP: 6.0 WLS: L BF: 27 H: 9 R: 4 ER: 4 SO: 4 BB: 0 IBB: 0 HBP: 0 BLK: 0 WP: 1 HR: 1 S: 33 P: 33 ERA: 6.00 WHIP: 1.500											PITCHER	IP: 6.0 WLS: L BF: 27 H: 9 R: 4 ER: 4 SO: 4 BB: 0 IBB: 0 HBP: 0 BLK: 0 WP: 1 HR: 1 S: 33 P: 33 ERA: 6.00 WHIP: 1.500									

Batter	1	2	3	4	5	6	7	8	9	AB	R	H	RBI	BB	SO	LOB	TOP					
Willie Randolph, R OBP: 0.365, SLG: 0.352 Larry Milbourne, S OBP: 0.275, SLG: 0.260	F2		F8		5-3		E8		K	5	0	1	1	0	1	1						
Ken Griffey, L OBP: 0.371, SLG: 0.460	3-1		F9				L4		F8	5	0	0	0	0	0	2						
Dave Winfield, R OBP: 0.336, SLG: 0.499	HR			HR			F8		P2	5	3	3	2	0	0	0						
Don Baylor, R OBP: 0.360, SLG: 0.502	1B			F7					SH1-4 1B G3 BB	3	1	2	0	1	0	0						
Graig Nettles, L OBP: 0.346, SLG: 0.455	F8			K			K		G3 SH1-4 1B 1B	4	1	1	1	0	2	2						
Roy Smalley, S OBP: 0.352, SLG: 0.433		K			K				SH1-4	3	0	0	0	0	3	0						
Don Mattingly, L OBP: 0.349, SLG: 0.445		K			K		1-4-3		G3	4	0	0	1	0	2	1						
Brian Dayett, R OBP: 0.600, SLG: 0.500		K			L6		1B BB		1B	3	1	1	1	1	1	0						
Rick Cerone, R OBP: 0.254, SLG: 0.262			F7				1B		F8	4	0	2	0	0	0	1						
Inning Stats	R: 1 E: 0 K: 0 S: 5	H: 2 LOB: 1 BB: 0 P: 5	R: 0 E: 0 K: 3 S: 9	H: 0 LOB: 0 BB: 0 P: 9	R: 0 E: 0 K: 0 S: 3	H: 0 LOB: 0 BB: 0 P: 3	R: 1 E: 0 K: 2 S: 8	H: 1 LOB: 0 BB: 0 P: 8	R: 0 E: 0 K: 1 S: 6	H: 1 LOB: 1 BB: 0 P: 6	R: 0 E: 0 K: 1 S: 6	H: 1 LOB: 2 BB: 1 P: 11	R: 1 E: 1 K: 1 S: 7	H: 2 LOB: 2 BB: 1 P: 11	R: 3 E: 0 K: 0 S: 6	H: 3 LOB: 1 BB: 1 P: 10	R: 0 E: 0 K: 1 S: 5	H: 0 LOB: 0 BB: 0 P: 5	1B: 8 2B: 0 3B: 0 HR: 2	SF: 0 SAC: 1 DP: 0 HBP: 0	WP: 0 PB: 0 SB: 0 CS: 0	PA: 39
PITCHER	IP	WLS	BF	H	R	ER	SO	BB	IBB	HBP	BLK	WP	HR	S	P	ERA	WHIP					
Neal Heaton, L ERA: 3.79	7.0		31	8	5	5	8	2	0	0	0	0	2	45	53	6.43	1.429					
Jamie Easterly, L ERA: 2.84	2.0	W	8	2	1	1	1	0	0	0	0	0	0	10	10	4.50	1.000					

New York Yankees @ Cleveland Indians
Cleveland Municipal Stadium, Cleveland, OH
Sat Sep 17 1983, 7:05 PM EDT
Att: 12,470 - Unknown - 66 F


AB 36
R 6
H 10
RBI 6
BB 2
SO 9
LOB 7



Batter	1	2	3	4	5	6	7	8	9	AB	R	H	RBI	BB	SO	LOB	BOTTOM					
Alan Bannister, R OBP: 0.326, SLG: 0.395 George Vukovich, L (6, FH) OBP: 0.308, SLG: 0.343	F7		BB 6-3 1B		SH1-4 1B	G3		1B		3	1	2	1	0	0	0						
Toby Harrah, R OBP: 0.359, SLG: 0.353	K		6-3		SH1-4	FC6-4 BB		F9		3	0	0	0	1	1	3						
Andre Thornton, R OBP: 0.387, SLG: 0.436 Kevin Rhomberg, R (9, PR)	F7		BB IBB		1B BB	FC6-4		SH3-4 1B		3	1	1	0	2	0	2						
Gorman Thomas, R OBP: 0.303, SLG: 0.380		F7			F8			SH3-4		3	0	0	1	1	0	3						
Pat Tabler, R OBP: 0.373, SLG: 0.406		F9			1B			1B		4	1	2	3	1	1	3						
Julio Franco, R OBP: 0.301, SLG: 0.385		6-3		CS BB	1B			HR		4	0	1	1	1	1	2						
Mike Hargrove, L OBP: 0.383, SLG: 0.364			K		K			F7		5	0	1	1	0	2	3						
Jim Essian, R OBP: 0.306, SLG: 0.325 Ron Hassey, L (8, FH) OBP: 0.352, SLG: 0.374			1B 1B 2B		F7			1-3 2-H		2	1	1	0	1	0	0						
Mike Fischlin, R OBP: 0.285, SLG: 0.261			6-3 BB 1B		SH1-4 1B 1B			SH3		3	2	2	0	0	0	0						
Inning Stats	R: 0 E: 0 K: 1 S: 5	H: 0 LOB: 0 BB: 0 P: 5	R: 0 E: 0 K: 0 S: 3	H: 0 LOB: 0 BB: 0 P: 3	R: 2 E: 0 K: 2 S: 10	H: 3 LOB: 3 BB: 2 P: 18	R: 0 E: 0 K: 1 S: 4	H: 0 LOB: 1 BB: 1 P: 8	R: 3 E: 0 K: 0 S: 7	H: 4 LOB: 2 BB: 1 P: 11	R: 0 E: 0 K: 0 S: 3	H: 0 LOB: 2 BB: 2 P: 11	R: 1 E: 0 K: 1 S: 6	H: 1 LOB: 0 BB: 0 P: 6	R: 0 E: 0 K: 0 S: 4	H: 1 LOB: 1 BB: 0 P: 4	R: 1 E: 0 K: 0 S: 4	H: 2 LOB: 2 BB: 1 P: 8	1B: 9 2B: 1 3B: 0 HR: 1	SF: 0 SAC: 3 DP: 0 HBP: 0	WP: 0 PB: 0 SB: 0 CS: 1	PA: 43
PITCHER	IP	WLS	BF	H	R	ER	SO	BB	IBB	HBP	BLK	WP	HR	S	P	ERA	WHIP					
Shane Rawley, L ERA: 3.8	5.0		25	7	5	5	4	3	1	0	0	0	0	29	45	9.00	2.000					
Dale Murray, R ERA: 4.9	2.0		9	1	1	1	1	2	0	0	0	0	1	9	17	4.50	1.500					
George Frazier, R ERA: 3.59	1.1	L	6	2	1	1	0	0	0	0	0	0	0	6	6	6.75	1.500					
Rich Gossage, R ERA: 2.42	0.1		3	1	0	0	0	1	0	0	0	0	0	2	6	0.00	6.000					


New York Yankees @ Cleveland Indians
Cleveland Municipal Stadium, Cleveland, OH
Sat Sep 17 1983, 7:05 PM EDT
Att: 12,470 - Unknown - 66 F

AB 33
R 7
H 11
RBI 7
BB 7
SO 5
LOB 17



Batter	1	2	3	4	5	6	7	8	9	AB	R	H	RBI	BB	SO	LOB	TOP			
Omar Moreno, L OBP: 0.279, SLG: 0.328	0-0 1B	0-0 1B		0-0 4-3			0-0 F4		0-3 K	5	1	2	0	0	1	1	New York Yankees @ Cleveland Indians Cleveland Municipal Stadium, Cleveland, OH Sun Sep 18 1983, 3:33 AM EDT Unknown - 80 F			
Ken Griffey, L OBP: 0.367, SLG: 0.454	0-0 L6	0-0 F9				0-0 F5	0-0 1-3		0-0 F7	5	0	0	0	0	0	3				
Dave Winfield, R OBP: 0.340, SLG: 0.507	0-0 1B		0-0 1-3			0-0 1B	0-0 6-3		0-0 HR	5	2	4	2	0	0	0				
Graig Nettles, L OBP: 0.346, SLG: 0.454	0-0 1B		0-0 1-3			0-0 F7		0-0 1B	0-0 F7	5	1	2	1	0	0	2				
Don Baylor, R OBP: 0.359, SLG: 0.499	0-0 F6		0-0 IBB			0-0 6-3		0-0 F9		3	0	0	0	1	0	4				
Butch Wynegar, S OBP: 0.389, SLG: 0.431	0-0 PB		0-0 F8			0-3 K		0-0 F5		2	0	1	2	0	0	2				
Juan Espino, R OBP: 0.350, SLG: 0.474										1	0	0	0	0	1	0				
Steve Balboni, R OBP: 0.279, SLG: 0.411	1-H 2-H 2B									1	0	0	0	0	0	1				
Rick Cerone, R OBP: 0.254, SLG: 0.262										0	0	0	0	0	0	0				
Don Mattingly, L OBP: 0.347, SLG: 0.442	0-0 1-3		0-0 F5			0-0 FC5-4 1B		0-0 F7		4	0	1	0	0	0	4				
Roy Smalley, S OBP: 0.352, SLG: 0.439		0-0 4-3		0-0 6-3		0-0 F7		0-0 HR		4	1	1	1	0	0	1				
Larry Milbourne, S OBP: 0.277, SLG: 0.262		0-0		0-0 F8		0-0 FC5-4		4-0 HR		3	0	1	0	0	0	1				
Oscar Gamble, L OBP: 0.362, SLG: 0.477						1-2				0	1	0	0	1	0	0				
Inning Stats	R: 3 E: 0 K: 0 S: 7	H: 4 LOB: 1 BB: 0 P: 7	R: 0 E: 0 K: 0 S: 4	H: 2 LOB: 1 BB: 0 P: 4	R: 0 E: 0 K: 0 S: 4	H: 1 LOB: 2 BB: 1 P: 8	R: 0 E: 0 K: 0 S: 3	H: 0 LOB: 0 BB: 0 P: 3	R: 0 E: 0 K: 1 S: 6	H: 1 LOB: 1 BB: 0 P: 6	R: 0 E: 0 K: 0 S: 3	H: 0 LOB: 0 BB: 0 P: 3	R: 0 E: 0 K: 0 S: 4	H: 1 LOB: 1 BB: 0 P: 4	R: 3 E: 0 K: 1 S: 7	H: 2 LOB: 0 BB: 1 P: 11	1B: 9 2B: 1 3B: 0 HR: 2	SF: 0 SAC: 0 DP: 0 HBP: 0	WP: 0 PB: 1 SB: 0 CS: 1	PA: 40
PITCHER	IP WLS BF H R ER SO BB IBB HBP BLK WP HR S P ERA WHIP																			
Lary Sorensen, R ERA: 4.09	(1, 1) 2.1 14 7 3 3 0 0 0 1 0 0 0 0 0 0 0 11.57 3.000																			
Mike Jeffcoat, L ERA: 4.15	(3, 1) 5.0 W 18 3 0 0 1 0 0 0 0 0 0 2 8 12 0.00 0.600																			
Bud Anderson, R ERA: 3.48	(8, 1) 1.1 7 2 3 3 1 1 0 0 0 0 0 2 8 20.25 2.250																			
Jamie Easterly, L ERA: 2.83	(9, 1) 0.1 1 0 0 0 0 0 0 0 0 0 0 0 1 1 0.00 0.000																			

AB	38
R	6
H	12
RBI	6
BB	2
SO	2
LOB	19



Batter	1	2	3	4	5	6	7	8	9	AB	R	H	RBI	BB	SO	LOB	BOTTOM	
Alan Bannister, R OBP: 0.327, SLG: 0.398	0-3 K		0-0 FC4-6 1B	0-0 4-3		0-0 F7		0-0 4-3 2B		5	1	2	1	0	1	1	New York Yankees @ Cleveland Indians Cleveland Municipal Stadium, Cleveland, OH Sun Sep 18 1983, 3:33 AM EDT Unknown - 80 F	
Toby Harrah, R OBP: 0.358, SLG: 0.352	0-3 K		0-0 FC4-6 1B	0-3 K		0-3 K		0-0 4-3		5	0	1	1	0	3	2		
Andre Thornton, R OBP: 0.388, SLG: 0.435	0-3 K		0-0 FC4-6 1B			0-0 1-4-3 BB		0-0 5-3		4	2	1	1	1	1	3		
Mike Hargrove, L OBP: 0.383, SLG: 0.364			0-0 1-2 2-3 3-H 3B			4-0 1B		0-0 FC1-6 4-3 BB		0	0	0	0	0	0	0		
Gorman Thomas, R OBP: 0.304, SLG: 0.380		0-0 F7	0-0 3B	0-0 1B		4-0 WP 1-4-3 BB		0-0 4-3		3	1	1	1	1	0	1		
Pat Tabler, R OBP: 0.373, SLG: 0.411		0-3 K	0-0 1-2 3-H 3B			0-0 1-4-3		0-0 FC1-6		3	1	1	2	0	1	2		
George Vukovich, L OBP: 0.307, SLG: 0.342			1-H 2-H FC6-4 3B			1-2 2-3		0-0 4-3		1	0	0	0	0	0	1		
Bake McBride, L OBP: 0.314, SLG: 0.332		0-0 2B	4-0 FC6-4 BB			0-3 K		0-0 4-3		3	0	1	0	1	1	2		
Julio Franco, R OBP: 0.301, SLG: 0.384	0-0 5-3		0-0 FC6-4 CS			0-0 F9		0-0 WP 2B		4	1	1	1	0	0	3		
Ron Hassey, L OBP: 0.353, SLG: 0.389			E3 1B			0-0 HR		0-0 F7		4	3	2	2	0	0	0		
Mike Fischlin, R OBP: 0.289, SLG: 0.267			4-0 1B			0-0 F8		0-0 2B		3	1	1	0	1	1	1		
Inning Stats	R: 0 E: 0 K: 3 S: 9	H: 0 LOB: 0 BB: 0 P: 9	R: 0 E: 0 K: 1 S: 6	H: 1 LOB: 1 BB: 0 P: 6	R: 6 E: 1 K: 0 S: 7	H: 4 LOB: 2 BB: 2 P: 15	R: 1 E: 0 K: 1 S: 6	H: 1 LOB: 0 BB: 0 P: 6	R: 1 E: 0 K: 1 S: 6	H: 1 LOB: 1 BB: 1 P: 10	R: 0 E: 0 K: 0 S: 3	H: 0 LOB: 1 BB: 1 P: 7	R: 2 E: 0 K: 1 S: 8	H: 3 LOB: 1 BB: 0 P: 8	1B: 5 2B: 4 3B: 1 HR: 1	SF: 0 SAC: 0 DP: 0 HBP: 0	WP: 2 PB: 0 SB: 1 CS: 1	PA: 40
PITCHER	IP WLS BF H R ER SO BB IBB HBP BLK WP HR S P ERA WHIP																	
Dave Righetti, L ERA: 3.44	(1, 1) 2.1 L 15 5 6 4 4 0 0 0 0 0 1 1 13 17 6.75 1.125																	
Roger Erickson, R ERA: 2.57	(3, 1) 2.2 10 2 2 2 2 1 0 0 0 0 1 1 13 17 6.75 1.125																	
Curt Kaufman, R ERA: 3.18	(6, 1) 2.0 8 1 0 0 1 1 0 0 0 0 0 0 9 13 0.00 1.000																	
Rudy May, L ERA: 6.87	(8, 1) 1.0 6 3 2 2 1 0 0 0 0 0 1 0 8 8 18.00 3.000																	

AB	35
R	10
H	11
RBI	9
BB	4
SO	8
LOB	16



Batter	1	2	3	4	5	6	7	8	9	AB	R	H	RBI	BB	SO	LOB	TOP						
Willie Randolph, R OBP: 0.365, SLG: 0.351 (1, 4)										6	2	2	0	0	0	3	New York Yankees @ Cleveland Indians Cleveland Municipal Stadium, Cleveland, OH Sun Sep 18 1983, 3:38 AM EDT Att: 15,048 - Unknown						
Graig Nettles, L OBP: 0.344, SLG: 0.450 (1, 5)										6	1	1	0	0	2	1							
Dave Winfield, R OBP: 0.344, SLG: 0.515 Otis Nixon, S (6, 9)										3	3	3	2	1	0	0							
Don Baylor, R OBP: 0.363, SLG: 0.502 (1, 10)										5	3	3	2	1	0	3							
Steve Balboni, R OBP: 0.308, SLG: 0.492 Don Mattingly, L OBP: 0.346, SLG: 0.440 (6, 3)										3	2	2	3	1	0	1							
Brian Davett, R OBP: 0.600, SLG: 0.778 (1, 7)										5	1	3	4	0	1	0							
Rick Cerone, R OBP: 0.258, SLG: 0.269 (1, 2)										5	1	2	0	0	0	3							
Larry Milbourne, S OBP: 0.275, SLG: 0.260 Bobby Meacham, S OBP: 0.186, SLG: 0.133 (2, 6)										1	0	0	0	0	1	2							
Omar Moreno, L OBP: 0.281, SLG: 0.328 (1, 8)										4	0	1	0	1	1	1							
Inning Stats	R: 3 E: 0 K: 1 S: 9	H: 5 LOB: 2 BB: 1 P: 13	R: 0 E: 0 K: 2 S: 7	H: 0 LOB: 0 BB: 0 P: 7	R: 4 E: 1 K: 0 S: 5	H: 3 LOB: 1 BB: 3 P: 17	R: 2 E: 1 K: 1 S: 9	H: 4 LOB: 2 BB: 0 P: 9	R: 0 E: 0 K: 0 S: 3	H: 0 LOB: 0 BB: 0 P: 3	R: 1 E: 0 K: 1 S: 7	H: 2 LOB: 1 BB: 0 P: 7	R: 0 E: 0 K: 0 S: 3	H: 0 LOB: 0 BB: 0 P: 3	R: 0 E: 2 K: 0 S: 5	H: 1 LOB: 2 BB: 0 P: 5		1B: 13 2B: 4 3B: 1 HR: 2	SF: 0 SAC: 0 DP: 2 HBP: 0	WP: 1 PB: 0 SB: 2 CS: 0	PA: 49		
PITCHER	IP WLS BF H R ER SO BB IBB HBP BLK WP HR S P ERA WHIP	IP WLS BF H R ER SO BB IBB HBP BLK WP HR S P ERA WHIP	IP WLS BF H R ER SO BB IBB HBP BLK WP HR S P ERA WHIP	IP WLS BF H R ER SO BB IBB HBP BLK WP HR S P ERA WHIP	IP WLS BF H R ER SO BB IBB HBP BLK WP HR S P ERA WHIP	IP WLS BF H R ER SO BB IBB HBP BLK WP HR S P ERA WHIP	IP WLS BF H R ER SO BB IBB HBP BLK WP HR S P ERA WHIP	IP WLS BF H R ER SO BB IBB HBP BLK WP HR S P ERA WHIP	IP WLS BF H R ER SO BB IBB HBP BLK WP HR S P ERA WHIP	IP WLS BF H R ER SO BB IBB HBP BLK WP HR S P ERA WHIP	IP WLS BF H R ER SO BB IBB HBP BLK WP HR S P ERA WHIP	IP WLS BF H R ER SO BB IBB HBP BLK WP HR S P ERA WHIP	IP WLS BF H R ER SO BB IBB HBP BLK WP HR S P ERA WHIP	IP WLS BF H R ER SO BB IBB HBP BLK WP HR S P ERA WHIP	IP WLS BF H R ER SO BB IBB HBP BLK WP HR S P ERA WHIP	IP WLS BF H R ER SO BB IBB HBP BLK WP HR S P ERA WHIP	IP WLS BF H R ER SO BB IBB HBP BLK WP HR S P ERA WHIP	IP WLS BF H R ER SO BB IBB HBP BLK WP HR S P ERA WHIP	IP WLS BF H R ER SO BB IBB HBP BLK WP HR S P ERA WHIP	IP WLS BF H R ER SO BB IBB HBP BLK WP HR S P ERA WHIP	IP WLS BF H R ER SO BB IBB HBP BLK WP HR S P ERA WHIP	IP WLS BF H R ER SO BB IBB HBP BLK WP HR S P ERA WHIP	
Mike Hargrove, L OBP: 0.382, SLG: 0.363 (1, 3)										4	1	1	1	0	1	1	New York Yankees @ Cleveland Indians Cleveland Municipal Stadium, Cleveland, OH Sun Sep 18 1983, 3:38 AM EDT Att: 15,048 - Unknown						
Toby Harrah, R OBP: 0.359, SLG: 0.356 Kevin Rhomberg, R OBP: 0.333, SLG: 0.500 (7, 8)										3	1	2	2	0	0	0							
Andre Thornton, R OBP: 0.365, SLG: 0.432 Karl Pagel, L OBP: 0.333, SLG: 0.333 (7, PH)										3	0	0	0	0	2	2							
Gorman Thomas, R OBP: 0.306, SLG: 0.380 Jack Perconte, L OBP: 0.333, SLG: 0.333 Bake McBride, L OBP: 0.313, SLG: 0.330 (9, PH)										2	1	1	1	1	0	0							
Pat Tabler, R OBP: 0.374, SLG: 0.411 Broderick Perkins, L OBP: 0.301, SLG: 0.331 (9, PH)										2	0	1	1	1	0	0							
Julio Franco, R OBP: 0.301, SLG: 0.384 George Vukovich, L OBP: 0.306, SLG: 0.341 (9, PH)										3	0	1	1	0	0	3							
Carmen Castillo, R OBP: 0.421, SLG: 0.490 (1, 9)										3	2	2	0	1	0	1							
Jim Essian, R OBP: 0.310, SLG: 0.321 Chris Bando, S OBP: 0.346, SLG: 0.400 (6, PH)										1	1	0	0	1	0	2							
Mike Fischlin, R OBP: 0.290, SLG: 0.265 (7, 5)										2	0	0	0	1	0	0							
Inning Stats	R: 3 E: 0 K: 0 S: 7	H: 4 LOB: 1 BB: 0 P: 7	R: 1 E: 0 K: 1 S: 6	H: 1 LOB: 1 BB: 1 P: 10	R: 0 E: 0 K: 0 S: 5	H: 2 LOB: 2 BB: 0 P: 5	R: 0 E: 0 K: 0 S: 3	H: 0 LOB: 0 BB: 0 P: 3	R: 0 E: 0 K: 0 S: 2	H: 0 LOB: 2 BB: 2 P: 10	R: 1 E: 0 K: 0 S: 4	H: 1 LOB: 1 BB: 0 P: 4	R: 1 E: 0 K: 0 S: 5	H: 2 LOB: 1 BB: 0 P: 5	R: 2 E: 0 K: 0 S: 4	H: 1 LOB: 1 BB: 2 P: 12		R: 0 E: 0 K: 0 S: 3	H: 0 LOB: 0 BB: 0 P: 3	1B: 9 2B: 1 3B: 1 HR: 0	SF: 4 SAC: 1 DP: 1 HBP: 0	WP: 0 PB: 0 SB: 1 CS: 0	PA: 42
PITCHER	IP WLS BF H R ER SO BB IBB HBP BLK WP HR S P ERA WHIP	IP WLS BF H R ER SO BB IBB HBP BLK WP HR S P ERA WHIP	IP WLS BF H R ER SO BB IBB HBP BLK WP HR S P ERA WHIP	IP WLS BF H R ER SO BB IBB HBP BLK WP HR S P ERA WHIP	IP WLS BF H R ER SO BB IBB HBP BLK WP HR S P ERA WHIP	IP WLS BF H R ER SO BB IBB HBP BLK WP HR S P ERA WHIP	IP WLS BF H R ER SO BB IBB HBP BLK WP HR S P ERA WHIP	IP WLS BF H R ER SO BB IBB HBP BLK WP HR S P ERA WHIP	IP WLS BF H R ER SO BB IBB HBP BLK WP HR S P ERA WHIP	IP WLS BF H R ER SO BB IBB HBP BLK WP HR S P ERA WHIP	IP WLS BF H R ER SO BB IBB HBP BLK WP HR S P ERA WHIP	IP WLS BF H R ER SO BB IBB HBP BLK WP HR S P ERA WHIP	IP WLS BF H R ER SO BB IBB HBP BLK WP HR S P ERA WHIP	IP WLS BF H R ER SO BB IBB HBP BLK WP HR S P ERA WHIP	IP WLS BF H R ER SO BB IBB HBP BLK WP HR S P ERA WHIP	IP WLS BF H R ER SO BB IBB HBP BLK WP HR S P ERA WHIP	IP WLS BF H R ER SO BB IBB HBP BLK WP HR S P ERA WHIP	IP WLS BF H R ER SO BB IBB HBP BLK WP HR S P ERA WHIP	IP WLS BF H R ER SO BB IBB HBP BLK WP HR S P ERA WHIP	IP WLS BF H R ER SO BB IBB HBP BLK WP HR S P ERA WHIP	IP WLS BF H R ER SO BB IBB HBP BLK WP HR S P ERA WHIP	IP WLS BF H R ER SO BB IBB HBP BLK WP HR S P ERA WHIP	IP WLS BF H R ER SO BB IBB HBP BLK WP HR S P ERA WHIP
Ray Fontenot, L ERA: 3.33 Jay Howell, R ERA: 5.47 George Frazier, R ERA: 3.53 (8, 1)	6.0 1.0 2.0	WLS 7	BF 28	H 8	R 3	ER 3	SO 3	BB 1	IBB 0	HBP 0	BLK 0	WP 0	HR 0	S 6	P 10	ERA 27.00	WHIP 4.000	0.00	0.500				

Batter	1	2	3	4	5	6	7	8	9	AB	R	H	RBI	BB	SO	LOB	TOP					
Willie Randolph, R (1, 4) OBP: 0.366, SLG: 0.351	4-0 BB G1-6-3		0-0 1B		0-0 E5		0-0 4-3			3	0	1	0	1	0	0						
Bert Campaneris, R (1, 5) OBP: 0.355, SLG: 0.357	0-0 G1-6-3		0-0 1B		0-0 4-3		0-0 G3			3	0	1	0	0	0	2						
Graig Nettles, L (7, PH) OBP: 0.344, SLG: 0.449	1-2		1-2 1B							1	0	0	0	0	0	0						
Dave Winfield, R (1, 9) OBP: 0.344, SLG: 0.513	0-0 P3		0-0 G6-3			0-0 HR 1B				4	1	1	0	0	1	2						
Don Baylor, R (1, 10) OBP: 0.365, SLG: 0.505		4-0 1B BB		0-0 2B		0-0 L7				3	0	2	0	1	0	1						
Steve Balboni, R (1, 3) OBP: 0.304, SLG: 0.524		0-0 L7		0-3 K		0-0 HR				4	1	1	2	0	1	3						
Brian Davett, R (1, 7) OBP: 0.482, SLG: 0.583		0-0 F9		0-0 5-3		0-0 F8				3	0	0	0	0	0	2						
Don Mattingly, L (8, PH) OBP: 0.345, SLG: 0.439										1	0	0	0	0	0	0						
Rick Cerone, R (1, 2) OBP: 0.283, SLG: 0.275		0-0 1B		0-0 P3		0-0 1B				3	0	2	0	0	0	1						
Butch Wynegar, S (9, PH) OBP: 0.388, SLG: 0.430		1-3								1	0	0	0	0	0	0						
Bobby Meacham, S (1, 6) OBP: 0.156, SLG: 0.111		0-0 F9		0-0 F9		0-0 F8				3	0	0	0	0	0	3						
Oscar Gamble, L (9, PH) OBP: 0.350, SLG: 0.474										1	0	0	0	0	0	0						
Omar Moreno, L (1, 8) OBP: 0.280, SLG: 0.326			0-3 K		0-0 P5		0-0 HR			2	0	0	0	0	1	0						
Roy Smalley, S (7, PH) OBP: 0.353, SLG: 0.447										1	1	1	1	0	0	0						
Otis Nixon, S (7, 8) OBP: 0.366, SLG: 0.453										0	0	0	0	0	0	0						
Ken Griffey, L (9, PH)										1	0	0	0	0	0	0						
Inning Stats	R: 0 E: 0 K: 0 S: 2	H: 0 LOB: 0 BB: 1 P: 6	R: 0 E: 0 K: 0 S: 4	H: 1 LOB: 2 BB: 1 P: 8	R: 0 E: 0 K: 1 S: 6	H: 2 LOB: 1 BB: 0 P: 6	R: 0 E: 0 K: 1 S: 6	H: 1 LOB: 1 BB: 0 P: 6	R: 0 E: 1 K: 0 S: 4	H: 0 LOB: 1 BB: 0 P: 4	R: 2 E: 0 K: 0 S: 6	H: 3 LOB: 1 BB: 0 P: 6	R: 1 E: 0 K: 0 S: 6	H: 1 LOB: 0 BB: 0 P: 6	R: 0 E: 0 K: 0 S: 3	H: 1 LOB: 0 BB: 0 P: 3	R: 0 E: 0 K: 0 S: 3	H: 0 LOB: 0 BB: 0 P: 3	1B: 6 2B: 1 3B: 0 HR: 2	SF: 0 SAC: 0 DP: 3 HBP: 0	WP: 0 PB: 0 CS: 0	PA: 36
PITCHER	IP	WLS	BF	H	R	ER	SO	BB	IBB	HBP	BLK	WP	HR	S	P	ERA	WHIP					
John Tudor, L (1, 1) ERA: 4.27	6.0	W	27	8	3	3	2	2	0	0	0	0	2	29	37	4.50	1.667					
Bob Stanley, R (7, 1) ERA: 2.94	3.0	S	9	1	0	0	1	0	0	0	0	0	0	11	11	0.00	0.333					

New York Yankees @ Boston Red Sox
Fenway Park, Boston, MA
Mon Sep 19 1983, 7:05 PM EDT
Att: 24,447 - Unknown


AB 34
R 3
H 9
RBI 3
BB 2
SO 3
LOB 14



Batter	1	2	3	4	5	6	7	8	9	AB	R	H	RBI	BB	SO	LOB	BOTTOM				
Jerry Remy, L (1, 4) OBP: 0.322, SLG: 0.314	0-0 4-3		0-0 F7	1-2 1B			0-0 SH1-4			3	0	1	0	0	0	0					
Wade Boggs, L (1, 5) OBP: 0.443, SLG: 0.495	0-0 F7		4-0 HR BB	0-0 F8			0-0 6-3			3	1	0	0	1	0	3					
Jim Rice, R (1, 7) OBP: 0.359, SLG: 0.549	0-0 FC6-4 1B		0-0 HR	0-3 K			4-0 1B IBB			3	1	2	2	1	1	0					
Tony Armas, R (1, 8) OBP: 0.257, SLG: 0.452	0-0 FC6-4		0-0 F8	0-0 F9			0-0 1B			4	0	1	1	0	0	1					
Dwight Evans, R (1, 10) OBP: 0.338, SLG: 0.443		0-0 HR	0-0 5-3	0-0 F3			0-0 FC1-6 1B			4	1	2	1	0	0	0					
Dave Stapleton, R (1, 3) OBP: 0.305, SLG: 0.375		4-0 BB		0-0 F9		0-3 K	0-0 FC1-6 E			3	0	0	0	1	1	1					
Glenn Hoffman, R (1, 6) OBP: 0.308, SLG: 0.341		0-3 K		0-0 HR		0-0 F9	0-0 E5			4	1	1	1	0	1	2					
Rick Miller, L (1, 9) OBP: 0.366, SLG: 0.372		0-3 K		0-0 1B 1B		0-0 F7	0-0 G4-6-3			4	0	1	0	0	1	3					
Jeff Newman, R (1, 2) OBP: 0.224, SLG: 0.260		0-0 P4		0-0 F8			4-0 SH1-4 1B BB			2	1	0	0	1	0	2					
Inning Stats	R: 0 E: 0 K: 0 S: 4	H: 1 LOB: 1 BB: 0 P: 4	R: 1 E: 0 K: 2 S: 8	H: 1 LOB: 1 BB: 1 P: 12	R: 2 E: 0 K: 0 S: 4	H: 1 LOB: 0 BB: 1 P: 8	R: 1 E: 0 K: 0 S: 6	H: 3 LOB: 2 BB: 0 P: 6	R: 0 E: 0 K: 1 S: 5	H: 0 LOB: 0 BB: 0 P: 5	R: 0 E: 0 K: 1 S: 5	H: 0 LOB: 0 BB: 0 P: 5	R: 1 E: 0 K: 0 S: 3	H: 1 LOB: 2 BB: 2 P: 11	R: 0 E: 1 K: 0 S: 4	H: 1 LOB: 1 BB: 0 P: 4	1B: 5 2B: 0 3B: 0 HR: 3	SF: 0 SAC: 1 DP: 1 HBP: 0	WP: 0 PB: 0 CS: 0	PA: 35	
PITCHER	IP	WLS	BF	H	R	ER	SO	BB	IBB	HBP	BLK	WP	HR	S	P	ERA	WHIP				
Ron Guidry, L (1, 1) ERA: 3.56	8.0	L	35	8	5	5	4	3	1	0	0	0	3	39	55	5.62	1.375				

New York Yankees @ Boston Red Sox
Fenway Park, Boston, MA
Mon Sep 19 1983, 7:05 PM EDT
Att: 24,447 - Unknown

AB 30
R 5
H 8
RBI 5
BB 4
SO 4
LOB 12



Batter	1	2	3	4	5	6	7	8	9	AB	R	H	RBI	BB	SO	LOB	TOP			
Julio Franco, R (1, 6) OBP: 0.306, SLG: 0.388 Jack Perconte, L (1, 4) OBP: 0.417, SLG: 0.300	0-0 5-4-3 1B	4-0 FC5-4 BB			0-0 6-3	0-0 F3			0-0 4-3	1	0	1	0	0	0	0	Cleveland Indians @ New York Yankees Yankee Stadium, Bronx, NY Fri Sep 23 1983, 7:05 PM EDT Att: 26,204 - Unknown - 60 F			
Toby Harrah, R (1, 5) OBP: 0.359, SLG: 0.359	0-0 5-4-3	0-0 FC5-4			0-0 6-3		0-0 3B 1B		0-0 5-3	5	1	1	0	0	0	4				
Andre Thornton, R (1, 3) OBP: 0.386, SLG: 0.441	0-0 5-3		4-0 CS BB		0-3 K		0-0 1B 3B		0-3 K	4	1	1	1	1	2	1				
Gorman Thomas, R (1, 8) OBP: 0.309, SLG: 0.373	4-0 BB		0-3 K		4-0 1B BB		0-0 F2			2	1	0	0	2	1	2				
Pat Tabler, R (1, 7) OBP: 0.372, SLG: 0.408 Kevin Rhomberg, R (7, 7) OBP: 0.333, SLG: 0.500	0-3 K		0-3 K		0-0 1B BB		0-0 CS 1B			4	1	2	1	0	2	2				
Alan Bannister, R (1, 10) OBP: 0.330, SLG: 0.408		0-0 F8		0-0 G5-4-3 1B		0-3 K		0-0 F4		4	0	1	0	0	1	3				
Ron Hassey, L (1, 2) OBP: 0.356, SLG: 0.389		0-0 F8		0-0 G5-4-3		0-0 FC6-4 1B		0-0 4-3		4	0	1	1	0	0	1				
Carmen Castillo, R (1, 9) OBP: 0.462, SLG: 0.636 George Vukovich, L (8, PH) OBP: 0.301, SLG: 0.332		0-0 BB 2B		0-0 1B		0-0 FC6-4 BB		0-0 G3		3	0	2	1	0	0	1				
Mike Fischlin, R (1, 4) OBP: 0.296, SLG: 0.281	4-0 BB BB		0-3 K		0-0 1-2 BB		0-0 6-3			2	0	0	0	2	1	1				
Inning Stats	R: 0 E: 0 K: 1 S: 6	H: 1 LOB: 2 BB: 1 P: 10	R: 0 E: 0 K: 0 S: 4	H: 1 LOB: 3 BB: 2 P: 12	R: 0 E: 0 K: 2 S: 6	H: 0 LOB: 0 BB: 1 P: 10	R: 0 E: 0 K: 1 S: 6	H: 2 LOB: 1 BB: 0 P: 6	R: 0 E: 0 K: 1 S: 5	H: 0 LOB: 0 BB: 0 P: 5	R: 2 E: 0 K: 0 S: 5	H: 3 LOB: 0 BB: 0 P: 5	R: 0 E: 0 K: 0 S: 3	H: 0 LOB: 0 BB: 0 P: 3	R: 0 E: 0 K: 1 S: 5	H: 0 LOB: 0 BB: 0 P: 5		1B: 7 2B: 1 3B: 1 HR: 0	SF: 0 SAC: 0 DP: 1 HBP: 0	WP: 0 PB: 0 SB: 0 CS: 2
PITCHER	IP WLS BF H R ER SO BB IBB HBP BLK WP HR S P ERA WHIP	IP WLS BF H R ER SO BB IBB HBP BLK WP HR S P ERA WHIP															IP WLS BF H R ER SO BB IBB HBP BLK WP HR S P ERA WHIP			
Shane Rawley, L (1, 1) ERA: 3.85 George Frazier, R (8, 1) ERA: 3.5	7.0 33 9 4 4 6 6 0 0 0 0 0 0 39 63 5.14 2.143	2.0 W 6 0 0 0 1 0 0 0 0 0 0 8 8 0.00 0.000																		

Batter	1	2	3	4	5	6	7	8	9	AB	R	H	RBI	BB	SO	LOB	BOTTOM			
Willie Randolph, R (1, 4) OBP: 0.363, SLG: 0.353	0-0 3-1		0-0 G6-4-3 1B		0-0 G4-6-3		0-0 FC6-4 1B	0-0 5-3		5	0	1	0	0	0	5	Cleveland Indians @ New York Yankees Yankee Stadium, Bronx, NY Fri Sep 23 1983, 7:05 PM EDT Att: 26,204 - Unknown - 60 F			
Ken Griffey, L (1, 3) OBP: 0.359, SLG: 0.443	0-0 L4		0-0 F8		0-0 3-1		0-0 1B		4	0	1	1	0	0	3					
Dave Winfield, R (1, 8) OBP: 0.343, SLG: 0.511	0-0 6-3		0-0 G6-4-3		0-3 K		0-0 4-3		4	0	0	0	0	1	4					
Oscar Gamble, L (1, 9) OBP: 0.363, SLG: 0.469 Steve Balboni, R (8, PH) OBP: 0.309, SLG: 0.493 Otis Nixon, S (8, FR)		4-0 1B BB		0-0 4-3		0-0 F6		4-0 1B BB		2	0	0	0	1	0	0				
Don Baylor, R (1, 10) OBP: 0.366, SLG: 0.504	0-3 K		0-0 5-3		0-0 6-3		0-0 E 1B HR		4	1	1	0	0	1	1					
Graig Nettles, L (1, 5) OBP: 0.349, SLG: 0.454	0-0 1B		0-0 F9		0-0 1B 2B		0-0 E9 HR		4	2	3	1	0	0	0					
Butch Wynegar, S (1, 2) OBP: 0.369, SLG: 0.429 Brian Dayett, R (8, PH) OBP: 0.400, SLG: 0.444 Rick Cerone, R (9, 2) OBP: 0.259, SLG: 0.271		0-3 K		0-0 E 1B 1B		4-0 FC6-4 1B BB		0-0 F7		2	2	1	0	1	1	2				
Roy Smalley, S (1, 6) OBP: 0.352, SLG: 0.453	0-0 F8		0-0 E6		0-0 E6		0-0 F7		4	1	1	3	0	0	5					
Don Mattingly, L (1, 7) OBP: 0.349, SLG: 0.440		4-0 1B BB		0-0 G4-6-3 1B		0-0 FC6-4 1B		0-0 F9		3	0	2	2	1	0	1				
Inning Stats	R: 0 E: 0 K: 0 S: 3	H: 0 LOB: 0 BB: 0 P: 3	R: 0 E: 0 K: 2 S: 8	H: 1 LOB: 1 BB: 1 P: 12	R: 0 E: 0 K: 0 S: 3	H: 1 LOB: 1 BB: 1 P: 7	R: 0 E: 0 K: 0 S: 3	H: 0 LOB: 0 BB: 0 P: 3	R: 1 E: 1 K: 0 S: 5	H: 2 LOB: 1 BB: 0 P: 5	R: 0 E: 0 K: 1 S: 5	H: 0 LOB: 0 BB: 0 P: 5	R: 2 E: 0 K: 0 S: 6	H: 3 LOB: 2 BB: 1 P: 10	R: 4 E: 1 K: 0 S: 6	H: 3 LOB: 1 BB: 1 P: 10		1B: 8 2B: 1 3B: 0 HR: 1	SF: 0 SAC: 0 DP: 2 HBP: 0	WP: 0 PB: 0 SB: 0 CS: 0
PITCHER	IP WLS BF H R ER SO BB IBB HBP BLK WP HR S P ERA WHIP	IP WLS BF H R ER SO BB IBB HBP BLK WP HR S P ERA WHIP															IP WLS BF H R ER SO BB IBB HBP BLK WP HR S P ERA WHIP			
Rick Behenna, R (1, 1) ERA: 4.55 Ernie Camacho, R (7, 1) ERA: 5.09 Jamie Easterly, L (7, 1) ERA: 3.27 Bud Anderson, R (8, 1) ERA: 3.98	6.0 3 1 0 0 0 0 0 0 0 0 0 0 3 3 0.00 1.500	0.2 L 5 3 3 0 1 0 0 0 0 0 0 4 8 81.00 12.000																		

Batter	1	2	3	4	5	6	7	8	9	AB	R	H	RBI	BB	SO	LOB	TOP			
Kevin Rhombert, R OBP: 0.428, SLG: 0.400 (1, 7)										3	0	1	0	1	1	0	Cleveland Indians @ New York Yankees Yankee Stadium, Bronx, NY Sat Sep 24 1983, 3:33 AM EDT Att: 30,202 - Unknown - 66 F			
Toby Harrah, R OBP: 0.380, SLG: 0.360 (1, 5)										4	0	2	0	0	0	1				
Andre Thornton, R OBP: 0.385, SLG: 0.438 (1, 3)										3	0	0	0	1	1	1				
Gorman Thomas, R OBP: 0.307, SLG: 0.370 (1, 8)										4	0	0	0	0	0	4				
Pat Tabler, R OBP: 0.371, SLG: 0.409 (1, 10)										4	1	1	0	0	0	3				
Alan Bannister, R OBP: 0.329, SLG: 0.406 (1, 4)										4	0	1	1	0	1	3				
Chris Bando, S OBP: 0.343, SLG: 0.390 (1, 2)										3	0	0	0	1	2	1				
Carmen Castillo, R OBP: 0.414, SLG: 0.560 (1, 9)										3	0	0	0	0	2	1				
Mike Fischlin, R OBP: 0.292, SLG: 0.276 (1, 6)										3	0	0	0	0	1	0				
Inning Stats	R: 0 E: 0 K: 1 S: 7	H: 2 LOB: 3 BB: 1 P: 11	R: 0 E: 0 K: 2 S: 6	H: 0 LOB: 0 BB: 1 P: 10	R: 0 E: 0 K: 2 S: 8	H: 1 LOB: 1 BB: 0 P: 8	R: 0 E: 0 K: 0 S: 3	H: 0 LOB: 0 BB: 0 P: 3	R: 0 E: 0 K: 0 S: 3	H: 0 LOB: 0 BB: 0 P: 3	R: 0 E: 0 K: 1 S: 5	H: 0 LOB: 0 BB: 0 P: 5	R: 0 E: 0 K: 1 S: 5	H: 0 LOB: 1 BB: 1 P: 9	R: 1 E: 0 K: 1 S: 7	H: 2 LOB: 1 BB: 0 P: 7	1B: 4 2B: 1 3B: 0 HR: 0	SF: 0 SAC: 0 DP: 0 HBP: 0	WP: 0 PB: 0 SB: 2 CS: 1	PA: 34
PITCHER Ron Guidry, L ERA: 3.47 (1, 1)	IP: 9.0 WLS: W BF: 34 H: 5 R: 1 ER: 1 SO: 8 BB: 3 IBB: 0 HBP: 0 BLK: 0 WP: 0 HR: 0 S: 47 P: 59 ERA: 1.00 WHIP: 0.889															PITCHER IP: WLS: BF: H: R: ER: SO: BB: IBB: HBP: BLK: WP: HR: S: P: ERA: WHIP				

Batter	1	2	3	4	5	6	7	8	9	AB	R	H	RBI	BB	SO	LOB	BOTTOM			
Willie Randolph, R OBP: 0.361, SLG: 0.350 (1, 4)										4	1	0	0	1	0	2	Cleveland Indians @ New York Yankees Yankee Stadium, Bronx, NY Sat Sep 24 1983, 3:33 AM EDT Att: 30,202 - Unknown - 66 F			
Larry Milbourne, S OBP: 0.275, SLG: 0.260 (8, 4)										0	0	0	0	0	0	0				
Ken Griffey, L OBP: 0.382, SLG: 0.449 (1, 3)										5	2	3	1	0	0	0				
Dave Winfield, R OBP: 0.346, SLG: 0.519 (1, 7)										4	1	3	4	0	1	0				
Otis Nixon, S OBP: 0.333, SLG: 0.333 (8, 9)										1	0	1	0	0	0	0				
Graig Nettles, L OBP: 0.347, SLG: 0.450 (1, 5)										4	0	0	0	0	0	3				
Bobby Meacham, S OBP: 0.259, SLG: 0.200 (8, 6)										1	0	0	0	0	0	1				
Don Baylor, R OBP: 0.364, SLG: 0.500 (1, 10)										4	0	0	0	1	1	2				
Butch Wynegar, S OBP: 0.392, SLG: 0.434 (1, 2)										1	2	1	0	1	0	0				
Rick Cerone, R OBP: 0.257, SLG: 0.268 (5, FH) (6, 2)										2	0	0	0	0	0	3				
Don Mattingly, L OBP: 0.352, SLG: 0.438 (1, 9) (8, 7)										3	1	1	1	1	0	3				
Roy Smalley, S OBP: 0.355, SLG: 0.453 (1, 6) (8, 5)										2	1	1	1	2	0	0				
Omar Moreno, L OBP: 0.281, SLG: 0.328 (1, 8)										4	1	2	1	0	1	3				
Inning Stats	R: 0 E: 0 K: 1 S: 5	H: 0 LOB: 0 BB: 0 P: 5	R: 1 E: 0 K: 2 S: 9	H: 2 LOB: 2 BB: 1 P: 13	R: 1 E: 0 K: 0 S: 5	H: 2 LOB: 1 BB: 0 P: 5	R: 0 E: 1 K: 0 S: 7	H: 4 LOB: 0 BB: 2 P: 15	R: 0 E: 0 K: 0 S: 3	H: 0 LOB: 1 BB: 1 P: 7	R: 1 E: 0 K: 0 S: 5	H: 2 LOB: 3 BB: 2 P: 13	R: 0 E: 0 K: 1 S: 3	H: 1 LOB: 0 BB: 0 P: 3	R: 0 E: 0 K: 0 S: 4	H: 1 LOB: 1 BB: 0 P: 4	1B: 7 2B: 4 3B: 0 HR: 1	SF: 0 SAC: 0 DP: 1 HBP: 0	WP: 0 PB: 0 SB: 0 CS: 0	PA: 41
PITCHER Rick Sutcliffe, R ERA: 4.42 (1, 1)	IP: 3.1 WLS: L BF: 21 H: 8 R: 8 ER: 8 SO: 3 BB: 3 IBB: 0 HBP: 0 BLK: 0 WP: 0 HR: 1 S: 24 P: 36 ERA: 21.60 WHIP: 3.300															PITCHER IP: WLS: BF: H: R: ER: SO: BB: IBB: HBP: BLK: WP: HR: S: P: ERA: WHIP				
Mike Jeffcoat, L ERA: 4.07 (4, 1)	2.2 3 13 2 1 1 0 2 1 0 0 0 0 0 10 22 3.38 1.500																			
Juan Eichelberger, R ERA: 4.98 (7, 1)	1.0 3 1 0 0 0 0 0 0 0 0 0 0 3 3 0.00 1.000																			
Dan Spillner, R ERA: 5.22 (8, 1)	1.0 4 1 0 0 0 0 0 0 0 0 0 0 4 4 0.00 1.000																			

Batter	1	2	3	4	5	6	7	8	9	AB	R	H	RBI	BB	SO	LOB	TOP										
Jack Perconte, L (1,4) OBP: 0.375, SLG: 0.286	F7		4-3		F8												4 0 1 0 0 0 0										
Bake McBride, L (9, PH) OBP: 0.310, SLG: 0.327																	1 0 0 0 0 1 1										
Toby Harrah, R (1,5) OBP: 0.359, SLG: 0.359	F8																4 1 1 0 0 0 1										
Mike Hargrove, L (1,3) OBP: 0.385, SLG: 0.363																	3 0 1 0 1 0 1										
Gorman Thomas, R (1,8) OBP: 0.306, SLG: 0.371																	4 0 1 1 0 3 3										
Karl Pangel, L (1,10) OBP: 0.333, SLG: 0.333																	4 0 1 0 0 1 0										
Pat Tabler, R (1,7) OBP: 0.372, SLG: 0.409																	3 1 1 0 1 1 0										
Ron Hassey, L (1,2) OBP: 0.358, SLG: 0.403																	4 2 2 1 0 1 2										
George Vukovich, L (1,9) OBP: 0.300, SLG: 0.331																	4 0 1 2 0 0 0										
Mike Fischlin, R (1,6) OBP: 0.288, SLG: 0.272																	3 0 0 0 0 1 0										
Broderick Perkins, L (9, PH) OBP: 0.259, SLG: 0.330																	1 0 0 0 0 0 1										
Inning Stats	R: 0 E: 0 K: 1 S: 6	H: 1 LOB: 1 BB: 0 P: 6	R: 0 E: 0 K: 1 S: 5	H: 0 LOB: 0 BB: 0 P: 5	R: 0 E: 0 K: 0 S: 3	H: 0 LOB: 0 BB: 0 P: 3	R: 1 E: 0 K: 1 S: 8	H: 4 LOB: 2 BB: 0 P: 8	R: 0 E: 0 K: 0 S: 3	H: 0 LOB: 0 BB: 0 P: 3	R: 0 E: 0 K: 1 S: 5	H: 0 LOB: 0 BB: 0 P: 5	R: 1 E: 0 K: 0 S: 4	H: 1 LOB: 0 BB: 0 P: 4	R: 0 E: 0 K: 2 S: 8	H: 1 LOB: 2 BB: 1 P: 12	R: 2 E: 0 K: 2 S: 9	H: 2 LOB: 1 BB: 1 P: 13	1B: 6 2B: 2 3B: 0 HR: 1	SF: 0 SAC: 0 DP: 0 HBP: 0	WP: 0 PB: 0 SB: 0 CS: 0	PA: 37					
PITCHER	IP	WLS	BF	H	R	ER	SO	BB	IBB	HBP	BLK	WP	HR	S	P	ERA	WHIP										
John Montefusco, R (1,1) ERA: 3.21	7.2	W	30	7	2	2	5	1	0	0	0	0	1	39	43	2.35	1.043										
George Frazier, R (8,1) ERA: 3.64	0.2		5	2	2	2	2	1	0	0	0	0	0	8	12	27.00	4.500										
Rich Gossage, R (9,1) ERA: 2.33	0.2	S	2	0	0	0	1	0	0	0	0	0	0	4	4	0.00	0.000										

Cleveland Indians @ New York Yankees
Yankee Stadium, Bronx, NY
Sun Sep 25 1983, 3:33 AM EDT
Att: 31,303 - Unknown - 68 F

AB	35
R	4
H	9
RBI	4
BB	2
SO	8
LOB	9



Batter	1	2	3	4	5	6	7	8	9	AB	R	H	RBI	BB	SO	LOB	BOTTOM										
Willie Randolph, R (1,4) OBP: 0.363, SLG: 0.353	F9		6-3														5 2 3 1 0 0 0										
Graig Nettles, L (1,5) OBP: 0.347, SLG: 0.449																	1 1 0 0 1 0 0										
Bobby Meacham, S (5,6) OBP: 0.300, SLG: 0.250	F4																3 0 2 1 0 0 2										
Dave Winfield, R (1,8) OBP: 0.347, SLG: 0.519																	0 0 0 0 1 0 0										
Omar Moreno, L (3,8) OBP: 0.283, SLG: 0.329																	4 1 2 1 0 0 4										
Don Baylor, R (1,10) OBP: 0.365, SLG: 0.499																	3 0 1 0 1 1 4										
Steve Balboni, R (1,3) OBP: 0.305, SLG: 0.480																	4 0 1 0 0 2 5										
Otis Nixon, S (8,9) OBP: 0.333, SLG: 0.333																	0 0 0 0 0 0 0										
Roy Smalley, S (1,6) OBP: 0.357, SLG: 0.454																	3 0 1 3 1 0 1										
Brian Dayett, R (1,7) OBP: 0.333, SLG: 0.364																	4 0 0 0 0 1 4										
Don Mattingly, L (1,9) OBP: 0.354, SLG: 0.441																	3 1 1 0 1 1 0										
Rick Cerone, R (1,2) OBP: 0.261, SLG: 0.269																	3 1 1 0 1 0 1										
Inning Stats	R: 0 E: 0 K: 0 S: 3	H: 1 LOB: 1 BB: 1 P: 7	R: 0 E: 0 K: 0 S: 3	H: 1 LOB: 0 BB: 0 P: 3	R: 0 E: 0 K: 0 S: 2	H: 0 LOB: 1 BB: 1 P: 6	R: 2 E: 0 K: 1 S: 7	H: 2 LOB: 1 BB: 1 P: 11	R: 3 E: 0 K: 2 S: 11	H: 4 LOB: 3 BB: 2 P: 19	R: 1 E: 0 K: 0 S: 6	H: 3 LOB: 2 BB: 0 P: 6	R: 0 E: 0 K: 1 S: 5	H: 0 LOB: 0 BB: 0 P: 5	R: 0 E: 0 K: 1 S: 6	H: 1 LOB: 2 BB: 1 P: 10	1B: 10 2B: 2 3B: 0 HR: 0	SF: 0 SAC: 0 DP: 2 HBP: 0	WP: 0 PB: 0 SB: 1 CS: 0	PA: 39							
PITCHER	IP	WLS	BF	H	R	ER	SO	BB	IBB	HBP	BLK	WP	HR	S	P	ERA	WHIP										
Rich Barnes, L (1,1) ERA: 6.94	4.1	L	22	8	5	5	1	3	1	0	0	0	0	20	36	10.38	2.538										
Dan Spillner, R (5,1) ERA: 5.22	1.2		9	3	1	1	2	1	0	0	0	0	0	12	16	5.40	2.400										
Bud Anderson, R (7,1) ERA: 3.86	2.0		8	1	0	0	2	1	0	0	0	0	0	11	15	0.00	1.000										

Cleveland Indians @ New York Yankees
Yankee Stadium, Bronx, NY
Sun Sep 25 1983, 3:33 AM EDT
Att: 31,303 - Unknown - 68 F

AB	33
R	6
H	12
RBI	6
BB	6
SO	5
LOB	21



Batter	1	2	3	4	5	6	7	8	9	AB	R	H	RBI	BB	SO	LOB	TOP	
Kevin Rhomberg, R (1.7) Broderick Perkins, L (6. Ph) George Vukovich, L (6.7) OBP: 0.400, SLG: 0.375 OBP: 0.353, SLG: 0.330 OBP: 0.299, SLG: 0.330	0-0 CS 1B		0-3 K	0-0 F8		4-0 BB 2B IBB		0-0 4-3		3	0	1	0	0	1	1	Cleveland Indians @ New York Yankees Yankee Stadium, Bronx, NY Mon Sep 26 1983, 7:05 PM EDT Att: 15,119 - Unknown - 62 F	
Toby Harrah, R (1.5) OBP: 0.381, SLG: 0.363	0-0 1B		0-0 2B 2B	0-0 F7		4-0 2B SF9 BB		0-0 1-3		4	2	2	1	1	0	1		
Andre Thornton, R (1.3) Mike Hargrove, L (8.3) OBP: 0.388, SLG: 0.443 OBP: 0.385, SLG: 0.363	0-0 1B		4-0 2B BB		0-0 5-3	0-0 SF9 2B		0-0 1B		4	1	3	2	1	0	0		
Gorman Thomas, R (1.8) OBP: 0.307, SLG: 0.374	0-3 K		0-0 BB 2B	0-0 5-3 1B		0-0 SF9		0-0 P3		4	0	2	2	0	1	3		
Pat Tabler, R (1.10) OBP: 0.372, SLG: 0.412	0-0 G3		4-0 BB BB	0-0 5-3 1B		0-0 6-3		0-0 SF9 3B		4	1	1	0	1	0	4		
Alan Bannister, R (1.4) OBP: 0.327, SLG: 0.403		0-0 6-3	4-0 BB	0-0 F9			0-3 K		0-0 SF9		3	0	0	2	1	1		
Carmen Castillo, R (1.9) OBP: 0.382, SLG: 0.533		0-0 F3	0-0 F9		0-0 F9		0-3 K		0-0 2B		5	0	1	0	0	1		3
Jim Essian, R (1.2) OBP: 0.314, SLG: 0.310		0-3 K		0-0 P3		4-0 BB 1B		0-0 F3		3	1	0	0	2	1	1		
Mike Fischlin, R (1.6) OBP: 0.291, SLG: 0.280			0-0 F7	0-0 WP 2B		0-0 E5 BB 1B		0-3 K		5	1	2	0	0	1	2		
Inning Stats	R: 0 E: 0 K: 1 S: 7	H: 3 LOB: 2 BB: 0 P: 7	R: 0 E: 0 K: 1 S: 5	H: 0 LOB: 0 BB: 0 P: 5	R: 2 E: 0 K: 1 S: 7	H: 2 LOB: 3 BB: 3 P: 19	R: 0 E: 0 K: 0 S: 4	H: 1 LOB: 1 BB: 0 P: 4	R: 0 E: 0 K: 0 S: 4	H: 0 LOB: 1 BB: 1 P: 11	R: 0 E: 0 K: 2 S: 4	H: 1 LOB: 1 BB: 1 P: 4	R: 1 E: 0 K: 1 S: 7	H: 2 LOB: 1 BB: 0 P: 7	1B: 6 2B: 5 3B: 1 HR: 0	SF: 2 SAC: 0 DP: 0 HBP: 0		WP: 1 PA: 45 SB: 0 CS: 1
PITCHER	IP WLS BF H R ER SO BB IBB HBP BLK WP HR S P ERA WHIP																	
Bob Shirley, L (1.1) ERA: 4.98	2.2 L	15	5	2	2	3	3	0	0	0	0	0	0	18	30	6.75	3.000	
Roger Erickson, R (3.1) ERA: 4.32	2.2	14	3	4	4	0	2	1	0	0	1	0	11	23	13.50	1.875		
Dale Murray, R (6.1) ERA: 4.75	2.2	11	2	0	0	2	1	0	0	0	0	0	14	18	0.00	1.125		
Curt Kaufman, R (9.1) ERA: 4.05	1.0	5	2	1	1	1	0	0	0	0	0	0	7	7	9.00	2.000		

Batter	1	2	3	4	5	6	7	8	9	AB	R	H	RBI	BB	SO	LOB	BOTTOM	
Willie Randolph, R (1.4) Larry Milbourne, S (7.4) OBP: 0.361, SLG: 0.350 OBP: 0.273, SLG: 0.258	0-0 F9		0-0 F8			0-0 6-3		0-0 5-3		3	0	0	0	0	0	1	Cleveland Indians @ New York Yankees Yankee Stadium, Bronx, NY Mon Sep 26 1983, 7:05 PM EDT Att: 15,119 - Unknown - 62 F	
Ken Griffey, L (1.3) OBP: 0.359, SLG: 0.445	0-3 K		0-0 1-3			0-0 4-3		0-0 3-1		4	0	0	0	0	1	2		
Don Baylor, R (1.9) OBP: 0.363, SLG: 0.495	0-0 F7			0-0 5-3		0-0 F8		0-0 F7		4	0	0	0	0	0	0		
Steve Balboni, R (1.10) OBP: 0.314, SLG: 0.474		4-0 1-3 BB		0-0 3-1			0-0 1B		0-3 K		3	0	1	0	1	0		
Roy Smalley, S (1.5) OBP: 0.354, SLG: 0.450		0-0 1-3		0-0 F8			0-0 F3		0-0 5-3		4	0	0	0	0	2		
Brian Davett, R (1.7) OBP: 0.296, SLG: 0.320		0-0 F9			0-0 F7		0-0 F7				3	0	0	0	0	2		
Rick Cerone, R (1.2) OBP: 0.262, SLG: 0.267		0-3 K			4-0 BB BB		0-3 K				2	0	0	0	1	2		
Bobby Meacham, S (1.6) OBP: 0.333, SLG: 0.300			0-3 K		4-0 BB BB			0-0 2B		2	0	1	0	1	1	0		
Omar Moreno, L (1.8) OBP: 0.283, SLG: 0.329			0-0 1B		0-0 G4-6-3 BB		0-3 K				3	0	1	0	0	1		3
Inning Stats	R: 0 E: 0 K: 1 S: 5	H: 0 LOB: 0 BB: 1 P: 5	R: 0 E: 0 K: 1 S: 5	H: 0 LOB: 1 BB: 1 P: 9	R: 0 E: 0 K: 1 S: 6	H: 1 LOB: 0 BB: 0 P: 6	R: 0 E: 0 K: 0 S: 3	H: 0 LOB: 0 BB: 0 P: 3	R: 0 E: 0 K: 1 S: 6	H: 1 LOB: 1 BB: 0 P: 6	R: 0 E: 0 K: 1 S: 6	H: 0 LOB: 0 BB: 0 P: 5	1B: 2 2B: 1 3B: 0 HR: 0	SF: 0 SAC: 0 DP: 1 HBP: 0	WP: 0 PA: 32 SB: 0 CS: 0			
PITCHER	IP WLS BF H R ER SO BB IBB HBP BLK WP HR S P ERA WHIP																	
Neal Heaton, L (1.1) ERA: 3.83	9.0 W	32	3	0	0	6	3	0	0	0	0	0	41	53	0.00	0.667		

Batter	1	2	3	4	5	6	7	8	9	AB	R	H	RBI	BB	SO	LOB	TOP										
Jerry Remy, L (1,4) OBP: 0.317, SLG: 0.312	0-0 1B	0-0 1B			0-0 F7		0-0 4-3			4	0	2	1	0	0	0											
Wade Boggs, L (1,5) OBP: 0.346, SLG: 0.494	0-0 1B		0-0 1-3			0-0 2B FC6-5		0-0 E6 G6-4-3		4	1	2	0	0	0	0											
Jim Rice, R (1,7) OBP: 0.362, SLG: 0.546	0-3 K		0-0 F9			0-0 FC6-5		0-0 G6-4-3		4	0	2	0	0	1	1											
Tony Armas, R (1,8) OBP: 0.254, SLG: 0.455	0-3 K		0-0 F3			0-0 FC6-5		0-0 G6-4-3		4	0	0	1	0	1	4											
Carl Yastrzemski, L (1,10) OBP: 0.361, SLG: 0.413		0-0 4-3		0-3 K		0-0 1B		0-0 F7		4	0	1	0	0	1	1											
Rick Miller, L (1,9) OBP: 0.361, SLG: 0.369		0-0 BB 1B		0-0 L3		0-0 F7		0-0 F7		4	1	1	0	0	0	2											
Dave Stapleton, R (1,3) OBP: 0.302, SLG: 0.372		0-0 BB 1B		0-0 5-3		0-0 F7		0-0 2B		4	0	2	0	0	0	2											
Ed Jurak, R (1,6) OBP: 0.343, SLG: 0.351 (9, PH)		4-0 1B		0-3 K		0-0 4-3		0-3 K		2	0	0	0	1	1	0											
Dwight Evans, R (9, PH) OBP: 0.340, SLG: 0.442		1-2 2-3 BB		0-0 F4		0-0 6-3		0-0 6-3		1	0	0	0	0	1	1											
Gary Allenson, R (1,2) OBP: 0.313, SLG: 0.321 (9, PH)		0-3 K								3	0	0	0	0	1	3											
Rich Gedman, L (9, PH) OBP: 0.345, SLG: 0.412										1	0	0	0	0	0	1											
Inning Stats	R: 0 E: 0 K: 2 S: 8	H: 2 LOB: 1 BB: 0 P: 8	R: 1 E: 0 K: 1 S: 7	H: 3 LOB: 2 BB: 1 P: 11	R: 0 E: 0 K: 0 S: 3	H: 0 LOB: 0 BB: 0 P: 3	R: 0 E: 0 K: 1 S: 5	H: 0 LOB: 0 BB: 0 P: 5	R: 0 E: 0 K: 0 S: 6	H: 3 LOB: 2 BB: 0 P: 6	R: 0 E: 0 K: 0 S: 3	H: 0 LOB: 0 BB: 0 P: 3	R: 0 E: 1 K: 0 S: 4	H: 1 LOB: 1 BB: 0 P: 4	R: 0 E: 0 K: 1 S: 6	H: 1 LOB: 1 BB: 0 P: 6	1B: 8 2B: 2 3B: 0 HR: 0	SF: 0 SAC: 0 DP: 1 HBP: 0	WP: 0 PB: 0 SB: 0 CS: 0	PA: 36							
PITCHER	IP	WLS	BF	H	R	ER	SO	BB	IBB	HBP	BLK	WP	HR	S	P	ERA	WHIP										
Matt Keough, R (1,1) ERA: 5.33	6.0	W	25	8	2	2	5	1	0	0	0	0	0	34	38	3.00	1.500										
George Frazier, R (7,1) ERA: 3.55	3.0	S	11	2	0	0	1	0	0	0	0	0	0	13	13	0.00	0.667										

Boston Red Sox @ New York Yankees
Yankee Stadium, Bronx, NY
Tue Sep 27 1983, 7:05 PM EDT
Att: 20,143 - Unknown - 73 F

AB 35
R 2
H 10
RBI 2
BB 1
SO 6
LOB 15



Batter	1	2	3	4	5	6	7	8	9	AB	R	H	RBI	BB	SO	LOB	BOTTOM										
Willie Randolph, R (1,4) OBP: 0.360, SLG: 0.348	4-0 1B FC6-4	0-0 G4-6-3		0-0 1-3		0-3 K				3	1	0	0	1	1	4											
Ken Griffey, L (1,3) OBP: 0.360, SLG: 0.444	0-0 FC6-4		0-0 F5		4-0 2B 1B		0-0 F2			3	1	1	0	1	0	0											
Dave Winfield, R (1,7) OBP: 0.346, SLG: 0.519	0-0 FC6-4		0-0 F7		0-0 1B		0-0 F8			4	2	1	1	0	0	1											
Don Baylor, R (1,10) OBP: 0.364, SLG: 0.501	0-0 HR		0-0 1B		0-3 K		0-3 K			4	1	2	2	0	2	2											
Roy Smalley, S (1,5) OBP: 0.353, SLG: 0.448	0-0 4-3		0-3 K		0-0 G5-4-3		0-0 F6			4	0	1	2	0	1	1											
Don Mattingly, L (1,9) OBP: 0.348, SLG: 0.434	0-3 K		0-3 K		0-0 G5-4-3		0-0 F7			4	0	0	0	0	2	1											
Bobby Meacham, S (1,6) OBP: 0.376, SLG: 0.382		0-0 1B		0-0 L9		0-0 1B		0-0 1B		4	2	3	0	0	0	0											
Rick Cerone, R (1,2) OBP: 0.270, SLG: 0.275		0-0 FC5-4		0-0 2B		0-0 F7		0-0 1B		4	0	3	2	0	0	1											
Omar Moreno, L (1,8) OBP: 0.283, SLG: 0.330		0-0 FC5-4		0-0 2B		0-0 4-3		0-3 K		4	0	1	0	0	1	3											
Inning Stats	R: 3 E: 0 K: 1 S: 7	H: 2 LOB: 0 BB: 1 P: 11	R: 1 E: 0 K: 0 S: 4	H: 2 LOB: 0 BB: 0 P: 4	R: 0 E: 0 K: 1 S: 6	H: 1 LOB: 0 BB: 0 P: 6	R: 0 E: 0 K: 1 S: 7	H: 2 LOB: 2 BB: 0 P: 7	R: 2 E: 0 K: 1 S: 6	H: 2 LOB: 0 BB: 1 P: 10	R: 0 E: 0 K: 1 S: 6	H: 1 LOB: 1 BB: 0 P: 6	R: 0 E: 0 K: 1 S: 5	H: 0 LOB: 0 BB: 0 P: 5	R: 1 E: 0 K: 1 S: 7	H: 2 LOB: 1 BB: 0 P: 7	1B: 8 2B: 3 3B: 0 HR: 1	SF: 0 SAC: 0 DP: 2 HBP: 0	WP: 0 PB: 0 SB: 0 CS: 0	PA: 36							
PITCHER	IP	WLS	BF	H	R	ER	SO	BB	IBB	HBP	BLK	WP	HR	S	P	ERA	WHIP										
Bruce Hurst, L (1,1) ERA: 4.09	4.0	L	19	7	4	4	3	1	0	0	0	0	0	24	28	9.00	2.000										
Mark Clear, R (5,1) ERA: 6.3	4.0		17	5	3	3	4	1	0	0	0	0	0	24	28	6.75	1.500										

Boston Red Sox @ New York Yankees
Yankee Stadium, Bronx, NY
Tue Sep 27 1983, 7:05 PM EDT
Att: 20,143 - Unknown - 73 F

AB 34
R 7
H 12
RBI 7
BB 2
SO 7
LOB 13



Batter	1	2	3	4	5	6	7	8	9	AB	R	H	RBI	BB	SO	LOB	TOP					
Jerry Remy, L (1,4) OBP: 0.316, SLG: 0.317	E7 3B						4-3			4	1	2	1	0	1	0	Boston Red Sox @ New York Yankees Yankee Stadium, Bronx, NY Wed Sep 28 1983, 7:05 PM EDT Att: 20,214 - Unknown - 70 F					
Wade Boggs, L (1,5) OBP: 0.344, SLG: 0.490	F7		F7		5-3		4-3			4	0	0	0	0	0	1						
Jim Rice, R (1,7) OBP: 0.361, SLG: 0.544	6-3		F9		F8					4	0	1	0	0	0	1						
Tony Armas, R (1,8) OBP: 0.254, SLG: 0.453	5-3									4	0	1	0	0	1	2						
Rick Miller, L (9,9) OBP: 0.361, SLG: 0.369					K					0	0	0	0	0	0	0						
Dwight Evans, R (1,10) OBP: 0.339, SLG: 0.439										3	0	0	0	1	0	1						
Dave Stapleton, R (1,3) OBP: 0.302, SLG: 0.371										4	0	1	0	0	0	2						
Reid Nichols, R (1,9) OBP: 0.357, SLG: 0.449										2	0	1	0	1	0	1						
Ed Jurak, R (1,6) OBP: 0.347, SLG: 0.368										4	1	2	0	0	1	2						
Gary Allenson, R (1,2) OBP: 0.313, SLG: 0.326										3	1	1	1	0	0	3						
Inning Stats	R: 1 E: 1 K: 0 S: 4	H: 1 LOB: 0 BB: 0 P: 4	R: 0 E: 0 K: 1 S: 5	H: 1 LOB: 1 BB: 1 P: 9	R: 1 E: 0 K: 1 S: 7	H: 2 LOB: 1 BB: 0 P: 7	R: 0 E: 0 K: 0 S: 4	H: 1 LOB: 2 BB: 1 P: 8	R: 0 E: 0 K: 1 S: 5	H: 0 LOB: 0 BB: 0 P: 5	R: 0 E: 0 K: 0 S: 4	H: 1 LOB: 1 BB: 0 P: 4	R: 1 E: 0 K: 0 S: 4	H: 1 LOB: 0 BB: 0 P: 4	R: 0 E: 0 K: 0 S: 3	H: 1 LOB: 0 BB: 0 P: 3	R: 0 E: 0 K: 0 S: 4	H: 1 LOB: 1 BB: 0 P: 4	1B: 5 2B: 2 3B: 2 HR: 0	SF: 1 SAC: 1 DP: 2 HBP: 0	WP: 0 PB: 0 SB: 0 CS: 0	PA: 36
PITCHER Shane Rawley, L (1,1) ERA: 3.81	IP: 9.0 WLS: L BF: 36 H: 9 R: 3 ER: 3 SO: 3	BB: 2 IBB: 0 HBP: 0 BLK: 0	WP: 0 HR: 0 S: 40 P: 48	ERA: 3.00 WHIP: 1.222	PITCHER	IP: 9.0 WLS: L BF: 36 H: 9 R: 3 ER: 3 SO: 3	BB: 2 IBB: 0 HBP: 0 BLK: 0	WP: 0 HR: 0 S: 40 P: 48	ERA: 3.00 WHIP: 1.222													

Batter	1	2	3	4	5	6	7	8	9	AB	R	H	RBI	BB	SO	LOB	BOTTOM					
Willie Randolph, R (1,4) OBP: 0.358, SLG: 0.344	E6 FC4-6									4	0	0	0	1	0	3	Boston Red Sox @ New York Yankees Yankee Stadium, Bronx, NY Wed Sep 28 1983, 7:05 PM EDT Att: 20,214 - Unknown - 70 F					
Ken Griffey, L (1,3) OBP: 0.359, SLG: 0.441	F8									3	0	0	0	1	0	4						
Dave Winfield, R (1,7) OBP: 0.346, SLG: 0.517	FC4-6 FC6-4									4	0	1	1	0	0	1						
Don Baylor, R (1,10) OBP: 0.363, SLG: 0.501	FC6-4									4	0	1	0	0	0	4						
Graig Nettles, L (1,5) OBP: 0.344, SLG: 0.445										4	0	0	0	0	1	1						
Don Mattingly, L (1,9) OBP: 0.347, SLG: 0.431										4	0	1	0	0	0	1						
Bobby Meacham, S (1,6) OBP: 0.375, SLG: 0.361										2	1	0	0	1	0	1						
Oscar Gamble, L (9, PH) OBP: 0.361, SLG: 0.466										1	0	0	0	0	0	0						
Rick Cerone, R (1,2) OBP: 0.270, SLG: 0.276										3	0	1	1	0	1	1						
Otis Nixon, S (7, PR) OBP: 0.333, SLG: 0.333										0	0	0	0	0	0	0						
Butch Wynegar, S (8, 2) OBP: 0.391, SLG: 0.432										1	0	0	0	0	1	0						
Omar Moreno, L (1,8) OBP: 0.285, SLG: 0.332										3	1	2	0	0	0	0						
Roy Smalley, S (9, PH) OBP: 0.354, SLG: 0.448										0	0	0	0	1	0	0						
Bert Campaneris, R (9, PR) OBP: 0.355, SLG: 0.357										0	0	0	0	0	0	0						
Inning Stats	R: 0 E: 1 K: 0 S: 4	H: 0 LOB: 1 BB: 0 P: 4	R: 0 E: 0 K: 1 S: 5	H: 0 LOB: 0 BB: 0 P: 5	R: 1 E: 0 K: 1 S: 6	H: 2 LOB: 2 BB: 2 P: 14	R: 0 E: 0 K: 0 S: 4	H: 1 LOB: 1 BB: 0 P: 4	R: 0 E: 0 K: 0 S: 3	H: 0 LOB: 0 BB: 0 P: 3	R: 0 E: 0 K: 0 S: 3	H: 0 LOB: 0 BB: 0 P: 3	R: 1 E: 0 K: 0 S: 5	H: 2 LOB: 3 BB: 1 P: 9	R: 0 E: 0 K: 0 S: 4	H: 1 LOB: 1 BB: 0 P: 4	R: 0 E: 0 K: 1 S: 5	H: 0 LOB: 1 BB: 1 P: 9	1B: 5 2B: 2 3B: 0 HR: 0	SF: 0 SAC: 0 DP: 1 HBP: 0	WP: 0 PB: 0 SB: 1 CS: 0	PA: 37
PITCHER Bob Ojeda, L (1,1) ERA: 4.04	IP: 6.1 WLS: W BF: 27 H: 6 R: 2 ER: 2 SO: 2	BB: 3 IBB: 0 HBP: 0 BLK: 0	WP: 0 HR: 0 S: 28 P: 40	ERA: 2.84 WHIP: 1.263	PITCHER	IP: 6.1 WLS: S BF: 10 H: 1 R: 0 ER: 0 SO: 1	BB: 1 IBB: 0 HBP: 0 BLK: 0	WP: 0 HR: 0 S: 11 P: 15	ERA: 0.00 WHIP: 0.750													

Batter	1	2	3	4	5	6	7	8	9	AB	R	H	RBI	BB	SO	LOB	TOP					
Jerry Remy, L (1,4) OBP: 0.317, SLG: 0.316	6-3		FC1-6					K		4	0	1	1	0	1	1	Boston Red Sox @ New York Yankees Yankee Stadium, Bronx, NY Thu Sep 29 1983, 7:05 PM EDT Att: 22,604 - Unknown - 64 F					
Wade Boggs, L (1,5) OBP: 0.441, SLG: 0.487	4-3			K			FC6-4	F8		4	0	0	0	0	1	2						
Jim Rice, R (1,7) OBP: 0.360, SLG: 0.547	6-3			K					HR	4	1	1	1	0	2	0						
Carl Yastrzemski, L (1,10) OBP: 0.360, SLG: 0.411		F7						F8		4	0	1	0	0	0	0						
Reid Nichols, R (1,8) OBP: 0.353, SLG: 0.442		K							E5	4	1	0	0	0	1	1						
Dave Stapleton, R (1,3) OBP: 0.300, SLG: 0.369		F8							SH1-4	3	0	0	0	0	0	0						
Ed Jurak, R (1,6) OBP: 0.350, SLG: 0.377			F9							4	0	2	1	0	0	0						
Rick Miller, L (1,9) OBP: 0.360, SLG: 0.367			F8							4	1	1	0	0	0	2						
Jeff Newman, R (1,2) OBP: 0.239, SLG: 0.277									F9	3	0	1	0	1	0	2						
Inning Stats	R: 0 E: 0 K: 0 S: 3	H: 0 LOB: 0 BB: 0 P: 3	R: 0 E: 0 K: 1 S: 5	H: 0 LOB: 0 BB: 0 P: 5	R: 0 E: 0 K: 0 S: 3	H: 0 LOB: 1 BB: 1 P: 7	R: 0 E: 0 K: 2 S: 8	H: 1 LOB: 1 BB: 0 P: 8	R: 1 E: 0 K: 0 S: 6	H: 3 LOB: 2 BB: 0 P: 6	R: 0 E: 0 K: 1 S: 5	H: 0 LOB: 0 BB: 0 P: 5	R: 0 E: 0 K: 0 S: 4	H: 1 LOB: 1 BB: 0 P: 4	R: 1 E: 0 K: 1 S: 6	H: 1 LOB: 0 BB: 0 P: 6	R: 1 E: 1 K: 0 S: 5	H: 1 LOB: 1 BB: 0 P: 5	1B: 5 2B: 1 3B: 0 HR: 1	SF: 0 SAC: 1 DP: 0 HBP: 0	WP: 0 PB: 0 SB: 0 CS: 0	PA: 36
PITCHER Ron Guidry, L (1,1) ERA: 3.42	IP: 9.0 WLS: W BF: 36 H: 7 R: 3 ER: 2 SO: 5 BB: 1 IBB: 0 HBP: 0 BLK: 0 WP: 0 HR: 1 S: 45 P: 49 ERA: 2.00 WHIP: 0.889															PITCHER						

Batter	1	2	3	4	5	6	7	8	9	AB	R	H	RBI	BB	SO	LOB	BOTTOM			
Willie Randolph, R (1,4) OBP: 0.359, SLG: 0.344				6-3				E6		3	2	1	0	1	0	0	Boston Red Sox @ New York Yankees Yankee Stadium, Bronx, NY Thu Sep 29 1983, 7:05 PM EDT Att: 22,604 - Unknown - 64 F			
Ken Griffey, L (1,3) OBP: 0.358, SLG: 0.442				3-1				4-3		4	1	1	1	0	0	2				
Dave Winfield, R (1,7) OBP: 0.345, SLG: 0.520				F6					F7	4	1	1	2	0	1	2				
Don Baylor, R (1,10) OBP: 0.362, SLG: 0.498		L8						L5		3	0	0	0	1	0	0				
Graig Nettles, L (1,5) OBP: 0.342, SLG: 0.442		L9						F3		3	0	0	0	0	0	0				
Bert Campaneris, R (8,5) OBP: 0.355, SLG: 0.357		L9						F3		0	0	0	0	0	0	0				
Oscar Gamble, L (8,PH) OBP: 0.365, SLG: 0.466		L9						F3		0	0	0	0	1	0	0				
Larry Milbourne, S (8,FR) OBP: 0.273, SLG: 0.258		L9						F3		0	0	0	0	0	0	0				
Don Mattingly, L (1,9) OBP: 0.348, SLG: 0.430		F2								3	0	1	1	1	0	0				
Bobby Meacham, S (1,6) OBP: 0.349, SLG: 0.333										3	0	0	0	0	1	1				
Rick Cerone, R (1,2) OBP: 0.267, SLG: 0.272										3	0	0	0	0	1	1				
Omar Moreno, L (1,8) OBP: 0.284, SLG: 0.331										2	0	0	0	0	0	0				
Steve Balboni, R (8,PH) OBP: 0.310, SLG: 0.468										1	0	0	0	0	1	1				
Otis Nixon, S (8,8) OBP: 0.333, SLG: 0.333										0	0	0	0	0	0	0				
Inning Stats	R: 0 E: 0 K: 1 S: 5	H: 1 LOB: 1 BB: 0 P: 5	R: 0 E: 0 K: 0 S: 3	H: 0 LOB: 0 BB: 0 P: 3	R: 0 E: 0 K: 0 S: 3	H: 0 LOB: 0 BB: 0 P: 3	R: 0 E: 0 K: 0 S: 3	H: 0 LOB: 0 BB: 0 P: 3	R: 0 E: 0 K: 2 S: 7	H: 0 LOB: 0 BB: 0 P: 7	R: 2 E: 1 K: 0 S: 5	H: 1 LOB: 0 BB: 0 P: 5	R: 0 E: 0 K: 1 S: 5	H: 0 LOB: 1 BB: 1 P: 9	R: 2 E: 0 K: 0 S: 3	H: 2 LOB: 3 BB: 3 P: 15	1B: 2 2B: 2 3B: 0 HR: 1	SF: 0 SAC: 0 DP: 1 HBP: 0	WP: 0 PB: 0 SB: 1 CS: 1	PA: 33
PITCHER John Tudor, L (1,1) ERA: 4.09	IP: 8.0 WLS: L BF: 29 H: 3 R: 4 ER: 3 SO: 4 BB: 2 IBB: 0 HBP: 0 BLK: 0 WP: 0 HR: 1 S: 35 P: 43 ERA: 3.38 WHIP: 0.625															PITCHER				
PITCHER Mark Clear, R (9,1) ERA: 6.28	IP: 0.1 WLS: L BF: 4 H: 1 R: 0 ER: 0 SO: 0 BB: 1 IBB: 1 HBP: 0 BLK: 0 WP: 0 HR: 0 S: 2 P: 10 ERA: 0.00 WHIP: 6.000															PITCHER				


Batter	1	2	3	4	5	6	7	8	9	AB	R	H	RBI	BB	SO	LOB	TOP					
Omar Moreno, L (1, 8) OBP: 0.285, SLG: 0.332	F9		BB					K		3	0	1	1	1	1	1	New York Yankees @ Baltimore Orioles Memorial Stadium, Baltimore, MD Fri Sep 30 1983, 7:05 PM EDT Att: 44,986 - Unknown					
Ken Griffey, L (1, 3) OBP: 0.355, SLG: 0.438	6-3		P5					G3		4	0	0	0	0	4							
Dave Winfield, R (1, 7) OBP: 0.345, SLG: 0.516	F2							K		4	0	0	0	0	1							
Steve Balboni, R (1, 10) OBP: 0.297, SLG: 0.446		F7								4	0	0	0	0	1							
Don Mattingly, L (1, 9) OBP: 0.340, SLG: 0.418 Don Baylor, R (9, PH) OBP: 0.362, SLG: 0.497	6-3									3	0	0	0	0	0							
Roy Smalley, S (1, 5) OBP: 0.354, SLG: 0.448										1	0	0	0	0	0							
Bobby Meacham, S (1, 6) OBP: 0.340, SLG: 0.311										3	1	0	0	1	1							
Juan Espino, R (1, 2) OBP: 0.304, SLG: 0.429										2	1	1	0	1	0							
Larry Milbourne, S (1, 4) OBP: 0.274, SLG: 0.267										2	0	0	1	0	2							
Inning Stats	R: 0 E: 0 K: 0 S: 3	H: 0 LOB: 0 BB: 0 P: 3	R: 0 E: 0 K: 1 S: 5	H: 0 LOB: 0 BB: 0 P: 5	R: 1 E: 0 K: 0 S: 3	H: 0 LOB: 1 BB: 2 P: 11	R: 0 E: 0 K: 1 S: 5	H: 0 LOB: 0 BB: 0 P: 5	R: 1 E: 0 K: 0 S: 5	H: 2 LOB: 2 BB: 1 P: 9	R: 0 E: 0 K: 0 S: 3	H: 0 LOB: 0 BB: 0 P: 3	R: 0 E: 0 K: 0 S: 3	H: 0 LOB: 0 BB: 0 P: 3	R: 0 E: 0 K: 2 S: 8	H: 1 LOB: 1 BB: 0 P: 8	R: 0 E: 0 K: 0 S: 3	H: 0 LOB: 0 BB: 0 P: 3	1B: 2 2B: 1 3B: 0 HR: 0	SF: 1 SAC: 0 DP: 0 HBP: 0	WP: 0 PB: 0 SB: 2 CS: 0	PA: 33
PITCHER	IP	WLS	BF	H	R	ER	SO	BB	IBB	HBP	BLK	WP	HR	S	P	ERA	WHIP					
Jim Palmer, R (1, 1) ERA: 4.23	7.0	W	26	2	2	1	2	3	0	0	0	0	0	27	39	1.29	0.714					
Tippy Martinez, L (8, 1) ERA: 2.4	2.0	S	7	1	0	0	2	0	0	0	0	0	0	11	11	0.00	0.500					

Batter	1	2	3	4	5	6	7	8	9	AB	R	H	RBI	BB	SO	LOB	BOTTOM				
John Shelby, S (1, 8) OBP: 0.299, SLG: 0.367	PB		K					K		4	1	1	0	0	3	2	New York Yankees @ Baltimore Orioles Memorial Stadium, Baltimore, MD Fri Sep 30 1983, 7:05 PM EDT Att: 44,986 - Unknown				
Jim Dwyer, L (1, 9) OBP: 0.382, SLG: 0.508	K		4-3					4-3		4	0	1	1	0	1	2					
Cal Ripken Jr., R (1, 6) OBP: 0.371, SLG: 0.521	SF7									2	1	1	2	1	0	0					
Ken Singleton, S (1, 10) OBP: 0.395, SLG: 0.438	4-3									3	0	0	0	1	1	0					
Gary Roenicke, R (1, 3) OBP: 0.331, SLG: 0.486										4	0	1	0	0	0	3					
Joe Nolan, L (1, 2) OBP: 0.343, SLG: 0.432 Rick Dempsey, R (8, 2) OBP: 0.314, SLG: 0.326	K									3	0	0	0	0	2	1					
Tito Landrum, R (1, 7) OBP: 0.318, SLG: 0.463	K									0	0	0	0	0	0	0					
Glenn Gulliver, L (1, 5) OBP: 0.327, SLG: 0.283 Todd Cruz, R (7, 5) OBP: 0.244, SLG: 0.316										3	0	1	0	0	1	0					
Lenn Sakata, R (1, 4) OBP: 0.333, SLG: 0.369										0	0	0	0	0	0	0					
Inning Stats	R: 1 E: 0 K: 1 S: 6	H: 1 LOB: 0 BB: 0 P: 6	R: 0 E: 0 K: 2 S: 7	H: 0 LOB: 0 BB: 0 P: 7	R: 0 E: 0 K: 1 S: 6	H: 1 LOB: 1 BB: 0 P: 6	R: 1 E: 0 K: 2 S: 9	H: 2 LOB: 1 BB: 0 P: 9	R: 1 E: 0 K: 2 S: 8	H: 1 LOB: 3 BB: 3 P: 20	R: 0 E: 0 K: 1 S: 5	H: 0 LOB: 0 BB: 0 P: 5	R: 0 E: 0 K: 1 S: 5	H: 0 LOB: 0 BB: 0 P: 5	R: 0 E: 0 K: 0 S: 3	H: 0 LOB: 0 BB: 0 P: 3	1B: 3 2B: 1 3B: 0 HR: 1	SF: 1 SAC: 0 DP: 0 HBP: 0	WP: 1 PB: 1 SB: 3 CS: 0	PA: 32	
PITCHER	IP	WLS	BF	H	R	ER	SO	BB	IBB	HBP	BLK	WP	HR	S	P	ERA	WHIP				
Jay Howell, R (1, 1) ERA: 5.38	4.2	L	21	5	3	2	8	2	0	0	0	0	0	35	43	3.86	1.500				
Dale Murray, R (5, 1) ERA: 4.99	3.1		11	0	0	0	2	1	0	0	0	1	0	14	18	0.00	0.300				

Batter	1	2	3	4	5	6	7	8	9	10	11	12	AB	R	H	RBI	BB	SO	LOB	TOP
Wille Randolph, R OBP: 0.360, SLG: 0.349	L5		5-3			2B		5-3		5-3		P6	6	1	1	0	0	0	1	
Roy Smalley, S OBP: 0.360, SLG: 0.456 Omar Moreno, L OBP: 0.289, SLG: 0.332	F7			1B	2B							PB	5	1	4	1	1	0	0	
Dave Winfield, R OBP: 0.345, SLG: 0.513	P4													5	0	1	1	1	0	3
Bert Campaneris, R OBP: 0.355, SLG: 0.357														0	0	0	0	0	0	0
Don Baylor, R OBP: 0.361, SLG: 0.494		F8		F7										5	1	1	0	1	0	3
Siege Balboni, R OBP: 0.287, SLG: 0.430 Don Mattingly, L OBP: 0.337, SLG: 0.413		F8		F8										3	0	0	0	0	0	2
Brian Davett, R OBP: 0.267, SLG: 0.286 Ken Griffey, L OBP: 0.356, SLG: 0.438			5-3		FC5-4									3	0	0	0	0	0	1
Bobby Meacham, S OBP: 0.321, SLG: 0.292 Graig Nettles, L OBP: 0.344, SLG: 0.450 Larry Milbourne, S OBP: 0.272, SLG: 0.285			6-3											3	0	0	0	0	1	0
Juan Espino, R OBP: 0.280, SLG: 0.391 Butch Wynegar, S OBP: 0.399, SLG: 0.431			L7											2	0	0	0	0	0	0
Otis Nixon, S OBP: 0.167, SLG: 0.167			E4											5	0	0	0	0	1	5
Inning Stats	R: 0 E: 0 K: 0 S: 3	H: 0 LOB: 0 BB: 0 P: 3	R: 0 E: 0 K: 0 S: 3	H: 0 LOB: 0 BB: 0 P: 3	R: 0 E: 1 K: 0 S: 4	H: 0 LOB: 1 BB: 0 P: 4	R: 1 E: 0 K: 0 S: 5	H: 2 LOB: 1 BB: 0 P: 5	R: 0 E: 0 K: 0 S: 3	H: 1 LOB: 0 BB: 0 P: 3	R: 0 E: 0 K: 0 S: 2	H: 0 LOB: 0 BB: 1 P: 6	R: 1 E: 1 K: 0 S: 4	H: 1 LOB: 1 BB: 1 P: 8	1B: 5 2B: 3 3B: 0 HR: 1	SF: 0 SAC: 0 DP: 2 HBP: 0	WP: 0 PB: 1 SB: 0 CS: 0	PA: 50		
PITCHER	IP WLS BF H R ER SO BB IBB HBP BLK WP HR S P ERA WHIP	IP WLS BF H R ER SO BB IBB HBP BLK WP HR S P ERA WHIP	IP WLS BF H R ER SO BB IBB HBP BLK WP HR S P ERA WHIP	IP WLS BF H R ER SO BB IBB HBP BLK WP HR S P ERA WHIP	IP WLS BF H R ER SO BB IBB HBP BLK WP HR S P ERA WHIP	IP WLS BF H R ER SO BB IBB HBP BLK WP HR S P ERA WHIP	IP WLS BF H R ER SO BB IBB HBP BLK WP HR S P ERA WHIP	IP WLS BF H R ER SO BB IBB HBP BLK WP HR S P ERA WHIP	IP WLS BF H R ER SO BB IBB HBP BLK WP HR S P ERA WHIP	IP WLS BF H R ER SO BB IBB HBP BLK WP HR S P ERA WHIP	IP WLS BF H R ER SO BB IBB HBP BLK WP HR S P ERA WHIP	IP WLS BF H R ER SO BB IBB HBP BLK WP HR S P ERA WHIP	IP WLS BF H R ER SO BB IBB HBP BLK WP HR S P ERA WHIP	IP WLS BF H R ER SO BB IBB HBP BLK WP HR S P ERA WHIP	IP WLS BF H R ER SO BB IBB HBP BLK WP HR S P ERA WHIP	IP WLS BF H R ER SO BB IBB HBP BLK WP HR S P ERA WHIP	IP WLS BF H R ER SO BB IBB HBP BLK WP HR S P ERA WHIP	IP WLS BF H R ER SO BB IBB HBP BLK WP HR S P ERA WHIP	IP WLS BF H R ER SO BB IBB HBP BLK WP HR S P ERA WHIP	
Scott McGregor, L ERA: 3.18	3.0	13	3	2	2	0	2	0	0	0	0	0	1	11	19	6.00	1.667			
Dennis Martinez, R ERA: 5.53	2.0	9	1	0	0	2	3	0	0	0	0	0	0	10	22	0.00	2.000			
Tim Stoddard, R ERA: 5.69	1.0	L	5	1	1	0	0	0	0	0	0	0	0	4	8	0.00	2.000			

New York Yankees @ Baltimore Orioles
Memorial Stadium, Baltimore, MD
Sat Oct 01 1983, 7:05 PM EDT
Alt. 38,038 - Unknown

AB	44
R	5
H	9
RBI	4
BB	6
SO	3
LOB	21



Batter	1	2	3	4	5	6	7	8	9	10	11	12	AB	R	H	RBI	BB	SO	LOB	BOTTOM
John Shelby, S OBP: 0.300, SLG: 0.366	G3			L8	SF8							L7	6	1	2	1	0	0	0	
Rich Dauer, R OBP: 0.306, SLG: 0.309	K													3	1	2	1	0	1	0
Glenn Gulliver, L OBP: 0.333, SLG: 0.277				1B	SF8							F7	1	0	0	0	1	0	0	
Cal Ripken Jr., R OBP: 0.372, SLG: 0.520	5-3			1B										5	0	2	1	1	1	2
Gary Roenicke, R OBP: 0.329, SLG: 0.481				1B										5	0	1	1	0	2	3
Ken Singleton, S OBP: 0.393, SLG: 0.436 Eddie Murray, S OBP: 0.381, SLG: 0.532				1B										2	0	0	0	0	1	2
Tito Landrum, R OBP: 0.396, SLG: 0.435				K										3	0	0	0	0	2	2
Tito Landrum, R OBP: 0.396, SLG: 0.435				K										5	0	1	0	0	2	2
Benny Ayala, R OBP: 0.277, SLG: 0.396 Jim Dwyer, L OBP: 0.382, SLG: 0.505				K										2	1	1	0	0	1	0
Todd Cruz, R OBP: 0.242, SLG: 0.313 John Lowenstein, L OBP: 0.374, SLG: 0.481 Lenn Sakata, R OBP: 0.331, SLG: 0.366				K										3	0	1	0	0	0	1
Rick Dempsey, R OBP: 0.314, SLG: 0.326 Joe Nolan, L OBP: 0.342, SLG: 0.429 Dave Huppert, R OBP: 0.371, SLG: 0.545				K										3	1	1	0	0	0	0
Bob Shirley, L ERA: 5.68	5.0	22	7	4	4	5	0	0	0	0	0	0	0	32	32	7.20	1.400			
Dale Murray, R ERA: 4.53	1.0	3	1	0	0	0	0	0	0	0	0	0	0	3	3	0.00	1.000			
Curt Kaufman, R ERA: 3.12	2.0	8	2	0	0	2	0	0	0	0	0	0	0	12	12	0.00	1.000			
George Frazier, R ERA: 3.43	1.2	7	0	0	0	1	3	0	0	0	0	0	0	6	18	0.00	1.800			
Rich Gossage, R ERA: 2.27	2.1	W	8	1	0	0	0	0	0	0	0	0	0	14	14	0.00	0.429			

New York Yankees @ Baltimore Orioles
Memorial Stadium, Baltimore, MD
Sat Oct 01 1983, 7:05 PM EDT
Alt. 38,038 - Unknown

AB	44
R	4
H	11
RBI	4
BB	3
SO	11
LOB	16



Batter	1	2	3	4	5	6	7	8	9	AB	R	H	RBI	BB	SO	LOB	TOP	
Willie Randolph, R (1, 4) OBP: 0.361, SLG: 0.348	0-0 5-3		0-0 L5			4-0 FC4-6 BB		4-0 BB		2	0	0	0	2	0	0	New York Yankees @ Baltimore Orioles Memorial Stadium, Baltimore, MD Sun Oct 02 1983, 3:33 AM EDT Att: 41,314 - Unknown livebaseballscorecards.com	
Ken Griffey, L (1, 3) OBP: 0.355, SLG: 0.437	0-3 K			0-0 S 1B		0-3 K		0-0 4-3		4	0	1	0	0	2	3		
Don Mattingly, L (1, 7) OBP: 0.333, SLG: 0.409 Steve Balboni, R (9, PH) OBP: 0.295, SLG: 0.430 Larry Milbourne, S (9, FR) OBP: 0.272, SLG: 0.265	0-3 K			0-3 K		0-0 FC4-6		4-0 BB		3	0	0	0	0	2	3		
Graig Nettles, L (1, 10) OBP: 0.341, SLG: 0.446		0-0 4-3		0-0 6-3		0-0 F9		0-0 F9		4	0	0	0	0	0	4		
Butch Wynegar, S (1, 2) OBP: 0.399, SLG: 0.429 Brian Dayett, R (9, PH) OBP: 0.258, SLG: 0.276		4-0 FC3-6 BB		0-0 F9			0-0 6-3		0-0 F3		2	0	0	0	1	0		
Roy Smalley, S (1, 5) OBP: 0.357, SLG: 0.452		0-0 FC3-6 FC6 1-2			0-0 4-3		0-3 K		0-0 1-3		4	0	0	0	0	2		
Bobby Meacham, S (1, 6) OBP: 0.304, SLG: 0.275		0-0 FC6 1-2			0-3 K		0-0 F8				3	0	0	0	0	1		
Omar Moreno, L (1, 8) OBP: 0.284, SLG: 0.330			0-0 3-1		0-0 G2			0-3 K		3	0	0	0	0	1	0		
Otis Nixon, S (1, 9) OBP: 0.200, SLG: 0.143			0-0 1-3			4-0 FC4-6 S BB		0-0 1-3		2	0	0	0	1	0	0		
Inning Stats	R: 0 E: 0 K: 2 S: 7	H: 0 LOB: 0 BB: 7	R: 0 E: 0 K: 0 S: 3	H: 0 LOB: 1 BB: 7	R: 0 E: 0 K: 0 S: 3	H: 1 LOB: 1 BB: 0 P: 6	R: 0 E: 0 K: 1 S: 5	H: 0 LOB: 0 BB: 0 P: 5	R: 0 E: 0 K: 1 S: 5	H: 0 LOB: 0 BB: 0 P: 5	R: 0 E: 0 K: 1 S: 5	H: 0 LOB: 1 BB: 1 P: 9	R: 0 E: 0 K: 0 S: 3	H: 0 LOB: 1 BB: 1 P: 7	1B: 1 2B: 0 3B: 0 HR: 0	SF: 0 SAC: 0 DP: 0 HBP: 0		WP: 0 PA: 33 PB: 0 SB: 2 CS: 0
PITCHER	IP	WLS	BF	H	R	ER	SO	BB	IBB	HBP	BLK	WP	HR	S	P	ERA	WHIP	
Mike Boddicker, R (1, 1) ERA: 2.77	5.0	W	17	1	0	0	4	1	0	0	0	0	0	24	28	0.00	0.400	
Sammy Stewart, R (6, 1) ERA: 3.52	2.0		8	0	0	0	2	2	0	0	0	0	0	10	18	0.00	1.000	
Tippy Martinez, L (8, 1) ERA: 2.35	2.0	S	8	0	0	0	1	2	0	0	0	0	0	8	16	0.00	1.000	

Batter	1	2	3	4	5	6	7	8	9	AB	R	H	RBI	BB	SO	LOB	BOTTOM	
John Shelby, S (1, 8) OBP: 0.297, SLG: 0.363	0-0 F8			0-0 6-3		0-3 K				3	0	0	0	0	1	0	New York Yankees @ Baltimore Orioles Memorial Stadium, Baltimore, MD Sun Oct 02 1983, 3:33 AM EDT Att: 41,314 - Unknown livebaseballscorecards.com	
Dan Ford, R (1, 9) OBP: 0.328, SLG: 0.440 Tito Landrum, R (4, FR) OBP: 0.320, SLG: 0.447	0-0 6-3			0-0 F9 HR 2B		0-0 CS 1B				2	0	1	0	0	0	0		
Cal Ripken Jr., R (1, 6) OBP: 0.371, SLG: 0.517	0-0 6-3			0-0 F9 2-3		0-0 CS 1-2		0-0 F9		3	0	0	0	0	0	1		
Eddie Murray, S (1, 10) OBP: 0.393, SLG: 0.538		0-0 6-3		0-0 HR		0-0 FC6-4 1B				3	1	2	2	0	0	0		
Gary Roenicke, R (1, 3) OBP: 0.326, SLG: 0.477		0-0 5-3		0-0 1-3		0-0 P4				3	0	0	0	0	0	2		
Benny Avila, R (1, 7) OBP: 0.278, SLG: 0.404 Mike Young, S (8, 7) OBP: 0.231, SLG: 0.278		0-0 F8			0-0 P6-4 2B		0-0 FC6-4 1-2			3	0	1	0	0	0	1		
Lenn Sakata, R (1, 4) OBP: 0.338, SLG: 0.373			0-0 G5-4-3 1B		0-0 5-3			0-0 CS 1B		3	0	2	0	0	0	1		
Todd Cruz, R (1, 5) OBP: 0.241, SLG: 0.311			0-0 G5-4-3 1-2		0-0 P6-4 2-3			0-0 4-3		3	0	0	0	0	0	3		
Rick Dempsey, R (1, 2) OBP: 0.311, SLG: 0.323			0-0 F9			0-0 6-3		0-3 K		3	0	0	0	0	1	0		
Inning Stats	R: 0 E: 0 K: 0 S: 3	H: 0 LOB: 0 BB: 0 P: 3	R: 0 E: 0 K: 0 S: 3	H: 0 LOB: 0 BB: 0 P: 3	R: 0 E: 0 K: 0 S: 3	H: 1 LOB: 1 BB: 0 P: 5	R: 0 E: 0 K: 1 S: 5	H: 1 LOB: 0 BB: 0 P: 5	R: 0 E: 0 K: 1 S: 5	H: 1 LOB: 1 BB: 0 P: 4	R: 0 E: 0 K: 1 S: 5	H: 1 LOB: 0 BB: 0 P: 5	R: 0 E: 0 K: 0 S: 3	H: 0 LOB: 0 BB: 0 P: 3	1B: 4 2B: 3 3B: 0 HR: 1	SF: 0 SAC: 0 DP: 2 HBP: 0		WP: 0 PA: 28 PB: 0 SB: 0 CS: 2
PITCHER	IP	WLS	BF	H	R	ER	SO	BB	IBB	HBP	BLK	WP	HR	S	P	ERA	WHIP	
Shane Rawley, L (1, 1) ERA: 3.78	7.0	L	24	6	2	2	1	0	0	0	0	0	0	26	26	2.57	0.857	
Dale Murray, R (8, 1) ERA: 4.45	1.0		3	1	0	0	1	0	0	0	0	0	0	5	5	0.00	1.000	