New York Yankees - 1984

Batter	1	2	3	4	5	6	7	8	9	AB	R	H	RBI	BB	SO	LOB
Omar Moreno, L (1, 8)	F5			K		G3			F7	4	0	0	0	0	1	0
Willie Randolph, R (1, 4)	F4			F7		5-3			6-3	4	0	0	0	0	0	0
Steve Kemp, L (1, 7)	5-3			1-3		6-3			FC6-4 1B	1	0	0	0	0	0	0
Lou Piniella, R (2, 7)										2	0	0	0	0	0	0
Don Mattingly, L (9, PH) OBP: 1.000, SLG: 1.000										1	0	1	0	0	0	0
Don Baylor, R (1, 10) OBP: 0.250, SLG: 0.250		6-3			HR 1B		6-3		FC6-4 1-2f	4	1	1	0	0	0	1
Dave Winfield, R (1, 9) OBP: 0.333, SLG: 1.333		K			1-H HR		6-3			3	1	1	2	0	1	0
Toby Harrah, R (1, 5)		K			FC3-6 BB		1-3			2	0	0	0	1	1	0
Ken Griffey, L (1, 3)			4-3		FC3-6 FC6-4 1-2f			F5		3	0	0	0	0	0	1
Rick Cerone, R (1, 2)			F8		F5 1-1			K		3	0	0	0	0	1	1
Tim Foli, R (1, 6)			5-3		FC6-4 1-2f			6-3		3	0	0	0	0	0	1
Inning Stats	R: 0 E: 0 K: 0 S: 3 H: 0 LOB: 0 BB: 0 P: 3	R: 0 E: 0 K: 2 S: 7 H: 0 LOB: 0 BB: 0 P: 7	R: 0 E: 0 K: 0 S: 3 H: 0 LOB: 0 BB: 0 P: 3	R: 0 E: 0 K: 1 S: 5 H: 0 LOB: 0 BB: 0 P: 5	R: 2 E: 0 K: 0 S: 5 H: 2 LOB: 1 BB: 1 P: 9	R: 0 E: 0 K: 0 S: 3 H: 0 LOB: 0 BB: 0 P: 3	R: 0 E: 0 K: 0 S: 3 H: 0 LOB: 0 BB: 0 P: 3	R: 0 E: 0 K: 1 S: 5 H: 0 LOB: 0 BB: 0 P: 5	R: 0 E: 0 K: 0 S: 4 H: 1 LOB: 1 BB: 0 P: 4	1B: 2 2B: 0 3B: 0 HR: 1 SF: 0 SAC: 0 DP: 0 HBP: 0							

PITCHER	IP	WLS	BF	H	R	ER	SO	BB	IBB	HBP	BLK	WP	HR	S	P	ERA	WHIP
Bud Black, L (1, 1) ERA: 2.57	7.0	W	24	2	2	2	3	1	0	0	0	0	1	29	33	2.57	0.429
Dan Quisenberry, R (8, 1) ERA:	2.0	S	7	1	0	0	1	0	0	0	0	0	0	9	9	0.00	0.500

PITCHER	IP	WLS	BF	H	R	ER	SO	BB	IBB	HBP	BLK	WP	HR	S	P	ERA	WHIP

TOP

New York Yankees @ Kansas City Royals

Royals Stadium, Kansas City, MO

Tue Apr 03 1984, 4:33 AM EST
Att. 10,006 - Unknown

livebaseballscorecards.com

AB	30
R	2
H	3
RBI	2
BB	1
SO	4
LOB	4

1B: 2	SF: 0	WP: 0	PA: 31
2B: 0	SAC: 0	PB: 0	
3B: 0	DP: 0	SB: 0	
HR: 1	HBP: 0	CS: 1	

Batter	1	2	3	4	5	6	7	8	9	AB	R	H	RBI	BB	SO	LOB
Onix Concepcion, R (1, 6) OBP: 0.250, SLG: 1.000	HR	F6		K			5-3			4	1	1	1	0	1	2
Butch Davis, R (1, 7)	6-3	F6	F5				E3 CS			4	0	0	0	0	0	0
Frank White, R (1, 4) OBP: 0.250, SLG: 0.500	1B 2B	F3	E8 SF8				K 1-2			4	2	1	0	0	1	1
Hal McRae, R (1, 10) OBP: 0.250, SLG: 0.333	6-3	1B	SF8 3-H					F9		3	0	1	1	0	0	1
Steve Balboni, R (1, 3) OBP: 0.250, SLG: 0.250	2-H 1B	F5	F9					5-3		4	0	1	1	0	0	1
Darryl Motley, R (1, 9) OBP: 0.250, SLG: 0.750	F7			SF9 3B	F9			F9		4	1	1	0	0	0	1
Don Slaught, R (1, 2) OBP: 0.667, SLG: 1.000		G6-3 1B		SF9 3-H	1B					2	0	2	1	0	0	0
Pat Sheridan, L (1, 8)		G6-3 1-2f		4-3	K					3	0	0	0	0	1	2
Greg Pryor, R (1, 5) OBP: 0.667, SLG: 0.667		1B		1B	F3					3	0	2	0	0	0	1
Inning Stats	R: 2 E: 0 K: 0 S: 6 H: 3 LOB: 1 BB: 0 P: 6	R: 0 E: 0 K: 0 S: 4 H: 2 LOB: 1 BB: 0 P: 4	R: 0 E: 0 K: 0 S: 4 H: 1 LOB: 1 BB: 0 P: 4	R: 1 E: 0 K: 1 S: 7 H: 2 LOB: 1 BB: 0 P: 7	R: 1 E: 1 K: 0 S: 4 H: 0 LOB: 0 BB: 0 P: 4	R: 0 E: 0 K: 1 S: 6 H: 1 LOB: 1 BB: 0 P: 6	R: 0 E: 1 K: 1 S: 5 H: 0 LOB: 0 BB: 0 P: 5	R: 0 E: 0 K: 0 S: 3 H: 0 LOB: 0 BB: 0 P: 3		1B: 6 2B: 1 3B: 1 HR: 1	SF: 2 SAC: 0 DP: 1 HBP: 0						

PITCHER		IP	WLS	BF	H	R	ER	SO	BB	IBB	HBP	BLK	WP	HR	S	P	ERA	WHIP
Ron Guidry, L ERA: 5.4	(1, 1)	5.0	L	23	8	4	3	1	0	0	0	0	0	1	25	25	5.40	1.600
Jay Howell, R ERA:	(6, 1)	3.0		10	1	0	0	2	0	0	0	0	0	0	14	14	0.00	0.333

PITCHER	IP	WLS	BF	H	R	ER	SO	BB	IBB	HBP	BLK	WP	HR	S	P	ERA	WHIP

BOTTOM

New York Yankees @ Kansas City Royals

Royals Stadium, Kansas City, MO

Tue Apr 03 1984, 4:33 AM EST

Att. 10,006 - Unknown

livebaseballscorecards.com

AB	31
R	4
H	9
RBI	4
BB	0
SO	3
LOB	9

New York Yankees @ Kansas City Royals

Royals Stadium, Kansas City, MO

Wed Apr 04 1984, 7:05 PM EST

Att. 14,408 - Unknown

TOP

livebaseballscorecards.com

Batter	1	2	3	4	5	6	7	8	9	AB	R	H	RBI	BB	SO	LOB
Omar Moreno, L (1, 8) OBP: 0.250, SLG: 0.250	FC4-6 1B		F9	2-3 1B			4-3			4	0	2	0	0	0	0
Willie Randolph, R (1, 4)	FC4-6 G5-4-3 1-2f		BBBB 5-3 BB	6-3			6-3			3	0	0	0	1	0	3
Lou Piniella, R (1, 7)	G5-4-3 1-2		5-3 1-2		1-3		4-3			2	0	0	0	0	0	2
Don Mattingly, L (5, PH) OBP: 0.333, SLG: 0.333 (5, 7)										2	0	0	0	0	0	0
Don Baylor, R (1, 10) OBP: 0.125, SLG: 0.125	4-3		F5		F8			F7		4	0	0	0	0	0	2
Dave Winfield, R (1, 9) OBP: 0.286, SLG: 0.857		6-3		2B 2B	F5			F3		4	1	1	0	0	0	0
Toby Harrah, R (1, 5) OBP: 0.429, SLG: 0.833		2B 3B		G3 1B 2-H 2B		6-3		6-3		4	2	2	1	0	0	0
Ken Griffey, L (1, 3) OBP: 0.286, SLG: 0.286		1-3		G3 2-3		1B 1B			CS 1B	4	0	2	0	0	0	2
Butch Wynegar, S (1, 2) OBP: 0.750, SLG: 1.000		1B 2B 3-H		1B WP 1B 3-H		1-2 1B			F8	4	1	3	2	0	0	1
Tim Foli, R (1, 6) OBP: 0.143, SLG: 0.143		2-H 1B		6-3 1-2		F9			K 1-2	4	0	1	1	0	1	3
Inning Stats	R: 0 E: 0 K: 0 S: 4 H: 1 LOB: 1 BB: 0 P: 4	R: 2 E: 0 K: 0 S: 5 H: 3 LOB: 1 BB: 0 P: 5	R: 0 E: 0 K: 0 S: 3 H: 0 LOB: 1 BB: 1 P: 7	R: 2 E: 0 K: 0 S: 7 H: 4 LOB: 2 BB: 0 P: 7	R: 0 E: 0 K: 0 S: 3 H: 0 LOB: 0 BB: 0 P: 3	R: 0 E: 0 K: 0 S: 4 H: 2 LOB: 1 BB: 0 P: 4	R: 0 E: 0 K: 0 S: 3 H: 0 LOB: 0 BB: 0 P: 3	R: 0 E: 0 K: 0 S: 3 H: 0 LOB: 0 BB: 0 P: 3	R: 0 E: 0 K: 1 S: 5 H: 1 LOB: 0 BB: 0 P: 5	1B: 7 2B: 3 3B: 1 HR: 0 SF: 0 SAC: 0 DP: 0 HBP: 0						

	AB	35
	R	4
	H	11
	RBI	4
	BB	1
	SO	1
	LOB	13

WP: 1 PB: 0 SB: 0 CS: 1 PA: 36

PITCHER		IP	WLS	BF	H	R	ER	SO	BB	IBB	HBP	BLK	WP	HR	S	P	ERA	WHIP
Paul Splittorff, L ERA: 10.8	(1, 1)	3.1	L	17	7	4	4	0	1	0	0	0	0	0	16	20	10.80	2.400
Bret Saberhagen, R ERA:	(4, 1)	4.2		16	3	0	0	0	0	0	0	0	1	0	16	16	0.00	0.643
Mark Huismann, R ERA:	(9, 1)	1.0		3	1	0	0	1	0	0	0	0	0	0	5	5	0.00	1.000

PITCHER	IP	WLS	BF	H	R	ER	SO	BB	IBB	HBP	BLK	WP	HR	S	P	ERA	WHIP

Batter	1	2	3	4	5	6	7	8	9	AB	R	H	RBI	BB	SO	LOB
Onix Concepcion, R (1, 6) OBP: 0.333, SLG: 0.750	6-3		F5 1B 2B 1-H	BB 1-2		F6		1-3		4	1	1	1	1	0	1
Pat Sheridan, L (1, 8) Darryl Motley, R (9, PH) OBP: 0.429, SLG: 0.200 OBP: 0.200, SLG: 0.600	PB S BB		F5 BB	K			1B 1B		4-3	2 1	1 0	1 0	1 0	0 0	2 0	1 0	3 0
Jorge Orta, L (1, 9) Leon Roberts, R (9, PH)	F8 1-2		F5 1-2 2-3		4-3		K		K	4 1	0 0	0 0	0 0	0 0	1 1	4 0
Hal McRae, R (1, 10) OBP: 0.444, SLG: 0.500	K 2-3		G6-4-3 1B 3-H	1B	1B		1B 1-3 1B		G3	5	0	3	1	0	1	1
Steve Balboni, R (1, 3) OBP: 0.125, SLG: 0.125	F6		G6-4-3 1-2f		F3		K			4	0	0	0	0	1	7
Frank White, R (1, 4) OBP: 0.250, SLG: 0.375		F4		5-3	K		1-2 1B 3-H			4	0	1	1	0	1	1
Butch Davis, R (1, 7)		F7		4-3		5-3	4-3			4	0	0	0	0	0	2
Don Slaught, R (1, 2) OBP: 0.429, SLG: 0.500		F9		1B 1B		5-3		5-3		4	0	1	0	0	0	0
Greg Pryor, R (1, 5) OBP: 0.714, SLG: 0.857			2B 1B	BB 1-3 1B		2B		1-3		4	1	3	0	0	0	0
Inning Stats	R: 0 E: 0 K: 1 S: 6 H: 0 LOB: 2 BB: 1 P: 10	R: 0 E: 0 K: 0 S: 3 H: 0 LOB: 0 BB: 0 P: 3	R: 2 E: 0 K: 0 S: 5 H: 3 LOB: 1 BB: 1 P: 9	R: 0 E: 0 K: 1 S: 7 H: 2 LOB: 3 BB: 1 P: 11	R: 0 E: 0 K: 1 S: 6 H: 1 LOB: 1 BB: 0 P: 6	R: 0 E: 0 K: 0 S: 4 H: 1 LOB: 1 BB: 0 P: 4	R: 1 E: 0 K: 2 S: 10 H: 3 LOB: 2 BB: 0 P: 10	R: 0 E: 0 K: 0 S: 3 H: 0 LOB: 0 BB: 0 P: 3	R: 0 E: 0 K: 1 S: 5 H: 0 LOB: 0 BB: 0 P: 5	1B: 8 2B: 2 3B: 0 HR: 0 SF: 0 SAC: 0 DP: 1 HBP: 0						

PITCHER		IP	WLS	BF	H	R	ER	SO	BB	IBB	HBP	BLK	WP	HR	S	P	ERA	WHIP
Phil Niekro, R ERA: 4.26	(1, 1)	6.1	W	31	9	3	3	4	3	0	0	0	0	0	36	48	4.26	1.895
Dave Righetti, L ERA:	(7, 1)	2.2	S	9	1	0	0	2	0	0	0	0	0	0	13	13	0.00	0.375

PITCHER	IP	WLS	BF	H	R	ER	SO	BB	IBB	HBP	BLK	WP	HR	S	P	ERA	WHIP

BOTTOM

New York Yankees @ Kansas City Royals

Royals Stadium, Kansas City, MO

Wed Apr 04 1984, 7:05 PM EST

Att. 14,408 - Unknown

livebaseballscorecards.com

AB	37
R	3
H	10
RBI	3
BB	3
SO	6
LOB	19

1B: 8	SF: 0	WP: 0	PA: 40
2B: 2	SAC: 0	PB: 1	
3B: 0	DP: 1	SB: 1	
HR: 0	HBP: 0	CS: 0	

Batter	1	2	3	4	5	6	7	8	9	AB	R	H	RBI	BB	SO	LOB
Omar Moreno, L (1, 8) OBP: 0.167, SLG: 0.167	1-3			4-3		E9 G6-4-3 1-2 2-3		F7		4	0	0	0	0	0	2
Willie Randolph, R (1, 4) OBP: 0.167, SLG: 0.091	1-3			F9		G6-4-3 1-2f		BB 1B		4	0	1	0	0	0	3
Lou Piniella, R (1, 7) Don Mattingly, L (8, PH) OBP: 0.500, SLG: 0.333 (8, 7)	1-3			F9			F7	BBBB 1-2 BB		3 0	0 0	0 0	0 0	0 1	0 0	0 0
Don Baylor, R (1, 10) OBP: 0.083, SLG: 0.083		F9			SSS K		F8	F6		4	0	0	0	0	1	2
Dave Winfield, R (1, 9) OBP: 0.273, SLG: 0.636		SSS K			G3		BB 1B 1B	SSS K		4	1	1	0	0	2	2
Toby Harrah, R (1, 5) OBP: 0.364, SLG: 0.556		F9			F7		BBBB 1-2 1B HR BB		F8	3	1	0	0	1	0	0
Ken Griffey, L (1, 3) OBP: 0.455, SLG: 0.333	1-3					BBBB E 1B BB	1-2 2-H HR 1B		BBBB G6-4-3 BB	2	1	1	1	2	0	0
Rick Cerone, R (1, 2) OBP: 0.143, SLG: 0.571	F9					F6	1-H 2-H HR		G6-4-3 1-2f	4	1	1	3	0	0	2
Tim Foli, R (1, 6) OBP: 0.222, SLG: 0.222 Bobby Meacham, S (6, 6)	6-3					SSS E 1-2 1B	K			2 1	0 0	1 0	0 0	0 0	0 1	0 0

Inning Stats	1	2	3	4	5	6	7	8	9
	R: 0 E: 0 K: 0 S: 3	H: 0 LOB: 0 BB: 0 P: 3	R: 0 E: 0 K: 1 S: 5	H: 0 LOB: 0 BB: 0 P: 5	R: 0 E: 0 K: 0 S: 3	H: 0 LOB: 0 BB: 0 P: 3	R: 0 E: 0 K: 0 S: 3	H: 0 LOB: 0 BB: 0 P: 3	R: 0 E: 0 K: 1 S: 5	H: 0 LOB: 0 BB: 0 P: 5	R: 0 E: 1 K: 0 S: 4	H: 1 LOB: 2 BB: 1 P: 8	R: 4 E: 0 K: 1 S: 8	H: 3 LOB: 0 BB: 1 P: 12	R: 0 E: 0 K: 1 S: 6	H: 1 LOB: 2 BB: 1 P: 10	R: 0 E: 0 K: 0 S: 2	H: 0 LOB: 0 BB: 1 P: 6

1B: 4 SF: 0
2B: 0 SAC: 0
3B: 0 DP: 2
HR: 1 HBP: 0

WP: 0 PA: 35
PB: 0
SB: 0
CS: 0

PITCHER	IP	WLS	BF	H	R	ER	SO	BB	IBB	HBP	BLK	WP	HR	S	P	ERA	WHIP
Larry Gura, L (1, 1) ERA: 5.14	7.0	W	27	4	4	4	3	2	0	0	0	0	1	31	39	5.14	0.857
Joe Beckwith, R (8, 1) ERA:	2.0		8	1	0	0	1	2	0	0	0	0	0	8	16	0.00	1.500

PITCHER	IP	WLS	BF	H	R	ER	SO	BB	IBB	HBP	BLK	WP	HR	S	P	ERA	WHIP

New York Yankees @ Kansas City Royals

Royals Stadium, Kansas City, MO

Thu Apr 05 1984, 7:05 PM EST
Att. 18,171 - Unknown

livebaseballscorecards.com

TOP

AB	31
R	4
H	5
RBI	4
BB	4
SO	4
LOB	11

Batter	1	2	3	4	5	6	7	8	9	AB	R	H	RBI	BB	SO	LOB
Onix Concepcion, R (1, 6) OBP: 0.200, SLG: 0.429	E1 1-3 6-3	FC4-6 1B 1-2f 2-3 3B	F7	F6			F8	K		6	2	0	0	0	1	6
Butch Davis, R (1, 7) OBP: 0.154, SLG: 0.231	1-3 2-3	1-2 3B 3-H 1B	4-3	G4-6-3 1-2f			1B 2B			5	2	2	1	0	0	3
Frank White, R (1, 4) OBP: 0.333, SLG: 0.583 Buddy Biancalana, S (7, 4) OBP: 1.000, SLG: 1.000	6-3 3-H	1-H 2-H 1B 3B	BB HR 3-H 1B		K		5-3 2-H 1B			4 1	2 0	2 1	4 1	0 0	1 0	0 0
Hal McRae, R (1, 10) OBP: 0.462, SLG: 0.455 Jorge Orta, L (7, PH)	4-3	1B 2B 3-H 1B	B B B 1B 2B 1-2 HR BB		5-3		5-3 1-2			3 1	2 0	1 0	1 0	1 0	0 0	0 1
Steve Balboni, R (1, 3) OBP: 0.231, SLG: 0.462	2B 1B K	1-H 2-H HR	K	F8						5	2	2	3	0	2	2
Darryl Motley, R (1, 9) OBP: 0.500, SLG: 0.800	1-H 2B 2B 1-2 2B 1B	BB 1B	K	BB 1B						5	2	4	1	0	1	0
Don Slaughter, R (1, 2) OBP: 0.600, SLG: 0.714 John Wathan, R (6, PH) (7, 2)	B B B 2B E BB 1-H 2-H 2B	B B B 1-2 BB	F9	BB 1B 1-2 BB						1 1	1 0	1 0	2 0	2 1	0 0	0 0
Greg Pryor, R (1, 5) OBP: 0.583, SLG: 0.750	FC4-6 1-3 2-H 1B 2B F5	K	1B	F6						5	1	2	1	0	1	5
Pat Sheridan, L (1, 8) OBP: 0.417, SLG: 0.444	FC6 FC4-6 3-H	1B 3B	G4-6-3 BB	4-3	F8					4	1	1	0	1	0	4
Inning Stats	R: 1 E: 1 K: 0 S: 4 H: 0 LOB: 0 BB: 0 P: 4	R: 9 E: 1 K: 1 S: 14 H: 8 LOB: 1 BB: 1 P: 18	R: 4 E: 0 K: 1 S: 9 H: 4 LOB: 2 BB: 2 P: 17	R: 0 E: 0 K: 0 S: 2 H: 0 LOB: 0 BB: 1 P: 6	R: 0 E: 0 K: 2 S: 7 H: 0 LOB: 0 BB: 0 P: 7	R: 0 E: 0 K: 1 S: 6 H: 1 LOB: 1 BB: 0 P: 6	R: 1 E: 0 K: 0 S: 5 H: 2 LOB: 1 BB: 0 P: 5	R: 0 E: 0 K: 1 S: 6 H: 1 LOB: 2 BB: 1 P: 10									

BOTTOM

New York Yankees @ Kansas City Royals

Royals Stadium, Kansas City, MO

Thu Apr 05 1984, 7:05 PM EST

Att. 18,171 - Unknown

livebaseballscorecards.com

AB	41
R	15
H	16
RBI	14
BB	5
SO	6
LOB	21

1B: 9 SF: 0
2B: 4 SAC: 0
3B: 2 DP: 1
HR: 1 HBP: 0

WP: 0 PA: 46
PB: 0
SB: 0
CS: 0

PITCHER		IP	WLS	BF	H	R	ER	SO	BB	IBB	HBP	BLK	WP	HR	S	P	ERA	WHIP
Shane Rawley, L ERA: 33.75	(1, 1)	1.1	L	11	4	7	5	0	1	0	0	0	0	0	10	14	33.75	3.750
Bob Shirley, L ERA: 47.25	(2, 1)	1.1		14	8	7	7	1	2	0	0	0	0	1	14	22	47.25	7.500
Jose Rijo, R ERA: 1.69	(3, 1)	5.1		21	4	1	1	5	2	0	0	0	0	0	29	37	1.69	1.125

PITCHER	IP	WLS	BF	H	R	ER	SO	BB	IBB	HBP	BLK	WP	HR	S	P	ERA	WHIP

Batter	1	2	3	4	5	6	7	8	9	AB	R	H	RBI	BB	SO	LOB
Omar Moreno, L (1, 8) OBP: 0.176, SLG: 0.176	3-1		K		1B 1-2 3-H 1B		F7	F7		5	0	1	1	0	1	1
Willie Randolph, R (1, 4) OBP: 0.353, SLG: 0.286	BB		F9		1-2 2-H 1B		WP 1B 2B	IBB		3	1	2	0	2	0	0
Lou Piniella, R (1, 7) OBP: 0.091, SLG: 0.091	F2		5-3		F4			K		4	0	1	1	0	0	3
Don Mattingly, L (8, PH) OBP: 0.400, SLG: 0.250							2-H 1B			1	0	0	0	0	1	2
(8, 7)																
Don Baylor, R (1, 10) OBP: 0.059, SLG: 0.059	K			F7		K	6-3		F7	5	0	0	0	0	2	2
Dave Winfield, R (1, 9) OBP: 0.438, SLG: 0.875		1B 1-3 1B		F7		HR		BB BB 2B 1B	G4-6-3 1B	5	2	4	1	0	0	0
Toby Harrah, R (1, 5) OBP: 0.313, SLG: 0.385		1-3 1-2		F7		E5 FC3-6		1-2 BB 2B BB	1-2f G4-6-3	4	1	0	0	1	0	2
Ken Griffey, L (1, 3) OBP: 0.533, SLG: 0.417		BB 2-3 1B			F8 1B 1B 1B	1-2f FC3-6		1-2 2-3 2B BB		3	2	2	0	1	0	1
Rick Cerone, R (1, 2) OBP: 0.300, SLG: 0.556		G5-4-3 1-2 BB			1B 1-2 1B 1B	F7		K		2	0	1	0	1	0	1
Butch Wynegar, S (8, PH) OBP: 0.600, SLG: 0.800										1	0	0	0	0	1	3
(8, 2)																
Tim Foli, R (1, 6) OBP: 0.167, SLG: 0.167		G5-4-3 1-2f			F8 2-3		K	1-H 2-H 3-H 2B		3	0	0	0	0	1	5
Roy Smalley, S (8, PH) OBP: 1.000, SLG: 2.000										1	0	1	3	0	0	0
Bobby Meacham, S (8, PR)										0	0	0	0	0	0	0
(8, 6)																
Inning Stats	R: 0 E: 0 K: 1 S: 5 H: 0 LOB: 1 BB: 1 P: 9	R: 0 E: 0 K: 0 S: 4 H: 2 LOB: 2 BB: 1 P: 8	R: 0 E: 0 K: 1 S: 5 H: 0 LOB: 0 BB: 0 P: 5	R: 0 E: 0 K: 0 S: 3 H: 0 LOB: 0 BB: 0 P: 3	R: 1 E: 0 K: 0 S: 6 H: 4 LOB: 2 BB: 0 P: 6	R: 1 E: 1 K: 1 S: 7 H: 1 LOB: 1 BB: 0 P: 7	R: 1 E: 0 K: 1 S: 7 H: 2 LOB: 1 BB: 0 P: 7	R: 3 E: 0 K: 2 S: 9 H: 2 LOB: 2 BB: 3 P: 21	R: 0 E: 0 K: 0 S: 3 H: 1 LOB: 0 BB: 0 P: 3	1B: 9 2B: 2 3B: 0 HR: 1 SF: 0 SAC: 0 DP: 2 HBP: 0						

PITCHER		IP	WLS	BF	H	R	ER	SO	BB	IBB	HBP	BLK	WP	HR	S	P	ERA	WHIP
Frank Tanana, L ERA: 4.05	(1, 1)	6.2		30	9	3	3	4	2	0	0	0	1	1	36	44	4.05	1.650
Tom Henke, R ERA: 20.25	(7, 1)	0.1		4	1	3	3	0	2	0	0	0	0	0	2	10	81.00	9.000
Dave Tobik, R ERA:	(8, 1)	2.0	W	8	2	0	0	2	0	1	0	0	0	0	11	15	0.00	1.000

PITCHER		IP	WLS	BF	H	R	ER	SO	BB	IBB	HBP	BLK	WP	HR	S	P	ERA	WHIP

TOP

New York Yankees @ Texas Rangers

Arlington Stadium, Arlington, TX

Fri Apr 06 1984, 7:05 PM EST

Att. 14,038 - Unknown

livebaseballscorecards.com

AB	37
R	6
H	12
RBI	6
BB	5
SO	6
LOB	20

BOTTOM

New York Yankees @ Texas Rangers

Arlington Stadium, Arlington, TX

Fri Apr 06 1984, 7:05 PM EST

Att. 14,038 - Unknown

livebaseballscorecards.com

Batter	1	2	3	4	5	6	7	8	9	AB	R	H	RBI	BB	SO	LOB
Wayne Tolleson, S (1, 4)	F7		K 1-2	1-3			4-3	CS 1-2		4	0	0	0	0	1	1
Buddy Bell, R (1, 5) OBP: 0.417, SLG: 0.700	HR		BB E 1B	5-3			BB 1B			2	2	1	1	2	0	0
George Wright, S (1, 8) OBP: 0.250, SLG: 0.667	HR		E3 1B 1B SF7 1-2 2-3		F7		BB 1-3 1B			4	2	2	1	0	0	2
Larry Parrish, R (1, 9) OBP: 0.333, SLG: 0.273	4-3		SF7 1B 1B 1-2 2-H 3-H		5-3		BB 1-2			3	1	1	2	1	0	0
Bob Jones, L (1, 7) OBP: 0.333, SLG: 0.333	F6		1B 1-2 2-3		G3		4-3			3	0	1	0	0	0	0
Bill Sample, R (7, PH) OBP: 0.222, SLG: 0.222 (8, 7)										1	0	0	0	0	0	3
Pete O'Brien, L (1, 3) OBP: 0.222, SLG: 0.286		4-3	SF7 2-3 3-H			F9		SH3 E 2B		3	1	1	1	0	0	0
Mickey Rivers, L (1, 10) OBP: 0.250, SLG: 0.250		F9	1-2 3-H 1B			F8		SH3 2-3		3	0	1	1	0	0	0
Ned Yost, R (1, 2) OBP: 0.250, SLG: 0.455		F6	F8			F4		K		4	0	0	0	0	1	3
Curtis Wilkerson, S (1, 6) OBP: 0.273, SLG: 0.111			BB E S 1B	1-3			K	E6 CS 3-H		3	1	0	0	1	1	0
Inning Stats	R: 2 H: 2 E: 0 LOB: 0 K: 0 BB: 0 S: 5 P: 5	R: 0 H: 0 E: 0 LOB: 0 K: 0 BB: 0 S: 3 P: 3	R: 4 H: 3 E: 1 LOB: 2 K: 1 BB: 2 S: 9 P: 17	R: 0 H: 0 E: 0 LOB: 0 K: 0 BB: 0 S: 3 P: 3	R: 0 H: 0 E: 0 LOB: 0 K: 0 BB: 0 S: 3 P: 3	R: 0 H: 0 E: 0 LOB: 0 K: 0 BB: 0 S: 3 P: 3	R: 0 H: 1 E: 0 LOB: 3 K: 1 BB: 2 S: 6 P: 14	R: 1 H: 1 E: 1 LOB: 0 K: 1 BB: 0 S: 6 P: 6		1B: 4 SF: 1 2B: 1 SAC: 1 3B: 0 DP: 0 HR: 2 HBP: 0						

AB	30
R	7
H	7
RBI	6
BB	4
SO	3
LOB	9

WP: 0 PA: 37
PB: 0
SB: 1
CS: 1

PITCHER		IP	WLS	BF	H	R	ER	SO	BB	IBB	HBP	BLK	WP	HR	S	P	ERA	WHIP
John Montefusco, R ERA: 5.4	(1, 1)	6.2		31	6	6	4	2	4	0	0	0	0	2	31	47	5.40	1.500
Dale Murray, R ERA:	(7, 1)	0.1	L	2	1	1	0	0	0	0	0	0	0	0	2	2	0.00	3.000
Jay Howell, R ERA:	(8, 1)	1.0		3	0	0	0	1	0	0	0	0	0	0	5	5	0.00	0.000

PITCHER	IP	WLS	BF	H	R	ER	SO	BB	IBB	HBP	BLK	WP	HR	S	P	ERA	WHIP

Batter	1	2	3	4	5	6	7	8	9	AB	R	H	RBI	BB	SO	LOB
Omar Moreno, L (1, 8) OBP: 0.150, SLG: 0.150	S S S 0-3 ① K		S S S 0-3 ② K	x 0-0 ② F7						3	0	0	0	0	2	2
Willie Randolph, R (1, 4) OBP: 0.300, SLG: 0.235	S S S 0-3 ② K		x 0-0 ③ 6-3	x 0-0 ③ F8						3	0	0	0	0	1	2
Don Mattingly, L (1, 7) OBP: 0.500, SLG: 0.571	x 0-0 ③ F7			x 0-0 2B 2B	x 0-0 2B 4-3 1B					3	2	2	0	0	0	0
Don Baylor, R (1, 10) OBP: 0.100, SLG: 0.150		x 0-0 ① F3		x 0-0 ① F3	x 0-0 4-3 1-3 2B					3	0	1	0	0	0	1
Dave Winfield, R (1, 9) OBP: 0.474, SLG: 0.842		x 0-0 S 1B		x 0-0 2B 1B	x 0-0 ① F3					3	1	2	0	0	0	2
Ken Griffey, L (1, 3) OBP: 0.556, SLG: 0.500		B B B B 4-0 1-2 BB		x 0-0 1-H 2-H 1B 2B	x 0-0 ② 4-3 2-3 3-H					2	1	1	3	1	0	1
Roy Smalley, S (1, 5) OBP: 0.500, SLG: 0.750		x 0-0 ② F8		x 0-0 S BB E 2-H 1B	S S S 0-3 ③ K					3	1	1	1	0	1	3
Butch Wynegar, S (1, 2) OBP: 0.571, SLG: 0.667		S S S 0-3 ③ K		B B B B 4-0 S 1-2 BB						1	0	0	0	1	1	2
Tim Foli, R (1, 6) OBP: 0.143, SLG: 0.143			x 0-0 ① F9	x 0-0 E4 1-2 2-H						2	0	0	0	0	0	1
Inning Stats	R: 0 E: 0 K: 2 S: 7 H: 0 LOB: 0 BB: 0 P: 7	R: 0 E: 0 K: 1 S: 6 H: 1 LOB: 2 BB: 1 P: 10	R: 0 E: 0 K: 1 S: 5 H: 0 LOB: 0 BB: 0 P: 5	R: 4 E: 1 K: 0 S: 8 H: 4 LOB: 2 BB: 1 P: 12	R: 1 E: 0 K: 1 S: 7 H: 2 LOB: 1 BB: 0 P: 7					1B: 4 2B: 3 3B: 0 HR: 0	SF: 0 SAC: 0 DP: 0 HBP: 0			WP: 0 PB: 0 SB: 3 CS: 0	PA: 25	

TOP

New York Yankees @ Texas Rangers

Arlington Stadium, Arlington, TX

Sat Apr 07 1984, 4:33 AM EST

Att. 12,181 - Unknown

livebaseballscorecards.com

AB	23
R	5
H	7
RBI	4
BB	2
SO	5
LOB	14

PITCHER		IP	WLS	BF	H	R	ER	SO	BB	IBB	HBP	BLK	WP	HR	S	P	ERA	WHIP
Danny Darwin, R ERA: 8.31	(1, 1)	4.1		23	7	5	4	4	2	0	0	0	0	0	29	37	8.31	2.077
Mike Mason, L ERA: 3.0	(5, 1)	0.2	W	2	0	0	0	1	0	0	0	0	0	0	4	4	0.00	0.000

PITCHER	IP	WLS	BF	H	R	ER	SO	BB	IBB	HBP	BLK	WP	HR	S	P	ERA	WHIP

Batter	1	2	3	4	5	6	7	8	9	AB	R	H	RBI	BB	SO	LOB
Bill Sample, R (1, 7) OBP: 0.250, SLG: 0.417	4-3	3B		F9						3	0	1	1	0	0	0
Buddy Bell, R (1, 5) OBP: 0.467, SLG: 0.636	1B 2B BB	1-3		FC5-4 BB						1	1	0	0	2	0	1
George Wright, S (1, 8) OBP: 0.333, SLG: 0.667	2B 1B		1-3 HR 1B	FC5-4 CS						3	1	2	0	0	0	1
Larry Parrish, R (1, 9) OBP: 0.400, SLG: 0.429	2B		1-3	CS	G3 1B 2B 1B					3	1	2	1	0	0	1
Gary Ward, R (1, 10) OBP: 0.400, SLG: 0.625	6-3		E5 HR		G3 2B 1B					3	2	1	0	0	0	3
Pete O'Brien, L (1, 3) OBP: 0.250, SLG: 0.600	G3		HR		G3					3	1	1	3	0	0	4
Ned Yost, R (1, 2) OBP: 0.267, SLG: 0.385		K	F8		2B BB					2	1	0	0	1	1	0
Wayne Tolleson, S (1, 4) OBP: 0.267, SLG: 0.286		G3 S 3B 1B	1B		2B					3	1	3	3	0	0	0
Curtis Wilkerson, S (1, 6) OBP: 0.231, SLG: 0.091		G3	5-3							2	0	0	0	0	0	2
Inning Stats	R: 1 H: 2 E: 0 LOB: 2 K: 0 BB: 1 S: 5 P: 9	R: 1 H: 2 E: 0 LOB: 1 K: 1 BB: 0 S: 7 P: 7	R: 3 H: 3 E: 1 LOB: 1 K: 0 BB: 0 S: 7 P: 7	R: 0 H: 0 E: 0 LOB: 0 K: 0 BB: 1 S: 2 P: 6	R: 3 H: 3 E: 0 LOB: 1 K: 0 BB: 1 S: 4 P: 8					1B: 6 SF: 0 2B: 2 SAC: 0 3B: 1 DP: 0 HR: 1 HBP: 0						

PITCHER		IP	WLS	BF	H	R	ER	SO	BB	IBB	HBP	BLK	WP	HR	S	P	ERA	WHIP
Ray Fontenot, L ERA: 12.46	(1, 1)	4.1	L	24	9	7	6	1	2	0	0	0	0	1	24	32	12.46	2.538
Jay Howell, R ERA: 2.25	(5, 1)	0.0		2	1	1	1	0	1	0	0	0	0	0	1	5	∞	∞

PITCHER	IP	WLS	BF	H	R	ER	SO	BB	IBB	HBP	BLK	WP	HR	S	P	ERA	WHIP

BOTTOM

New York Yankees @ Texas Rangers

Arlington Stadium, Arlington, TX

Sat Apr 07 1984, 4:33 AM EST

Att. 12,181 - Unknown

livebaseballscorecards.com

AB	23
R	8
H	10
RBI	8
BB	3
SO	1
LOB	12

WP: 0 PA: 27
PB: 0
SB: 1
CS: 1

Batter	1	2	3	4	5	6	7	8	9	10	11	12	13	AB	R	H	RBI	BB	SO	LOB
Omar Moreno, L (1, 8) OBP: 0.185, SLG: 0.222	K		6-3		F8			1B 1B 2B	K		F4		S 2B 1B	7	2	2	0	0	2	3
Willie Randolph, R (1, 4) OBP: 0.407, SLG: 0.333	PB 1B BB		2B		F9			1B SF8 1B 2-3		K	IBB		2B BB 1-2	4	2	2	0	3	1	1
Don Mattingly, L (1, 7) OBP: 0.533, SLG: 0.714	1B 1-H		F2			G3		BB 1B 1-3 3-H		2B	3-1		2B 1-3 2-H	7	0	4	3	0	0	4
Don Baylor, R (1, 10) OBP: 0.074, SLG: 0.115	F7		1-3			F8		SF8 3-H		F8		F7	G3	6	0	0	1	0	0	5
Dave Winfield, R (1, 9) OBP: 0.400, SLG: 0.667	1-3			1-3		5-3		F8		FC6-4 IBB		K		5	0	0	0	1	1	2
Ken Griffey, L (1, 3) OBP: 0.542, SLG: 0.474		4-3		F5 1B			F8	BB 1-2		FC6-4 1-2f		1B		5	0	2	0	1	0	2
Roy Smalley, S (1, 5) OBP: 0.500, SLG: 0.556		S 1B		F5 1-2			BB	K			SH1-4 E 1B	F7		5	0	2	0	1	1	4
Butch Wynegar, S (1, 2) OBP: 0.385, SLG: 0.417		F5 1-2			3-1		F7		4-3		E4 SH1-4 1-2		G1-6-3 1B	6	0	1	0	0	0	3
Tim Foli, R (1, 6) OBP: 0.158, SLG: 0.158		6-3			1B		K		5-3		SH1-4 1-2 2-3		G1-6-3 1-2f	5	0	1	0	0	1	3
Inning Stats	R: 1 E: 0 K: 1 S: 6 H: 1 LOB: 1 BB: 1 P: 10	R: 0 E: 0 K: 0 S: 4 H: 1 LOB: 1 BB: 0 P: 4	R: 0 E: 0 K: 0 S: 4 H: 1 LOB: 1 BB: 0 P: 4	R: 0 E: 0 K: 0 S: 3 H: 1 LOB: 0 BB: 0 P: 3	R: 0 E: 0 K: 0 S: 4 H: 1 LOB: 1 BB: 0 P: 4	R: 0 E: 0 K: 0 S: 3 H: 0 LOB: 0 BB: 0 P: 3	R: 0 E: 0 K: 1 S: 5 H: 0 LOB: 1 BB: 1 P: 9	R: 2 E: 0 K: 1 S: 8 H: 3 LOB: 2 BB: 1 P: 12	R: 0 E: 0 K: 1 S: 5 H: 0 LOB: 0 BB: 0 P: 5	R: 0 E: 0 K: 1 S: 6 H: 1 LOB: 2 BB: 1 P: 10	R: 0 E: 1 K: 0 S: 5 H: 1 LOB: 3 BB: 1 P: 9	R: 0 E: 0 K: 1 S: 6 H: 1 LOB: 1 BB: 0 P: 6	R: 1 E: 0 K: 0 S: 5 H: 3 LOB: 2 BB: 1 P: 9	1B: 10 2B: 4 3B: 0 HR: 0 SF: 1 SAC: 1 DP: 1 HBP: 0	WP: 0 PB: 1 SB: 2 CS: 0	PA: 58					

PITCHER		IP	WLS	BF	H	R	ER	SO	BB	IBB	HBP	BLK	WP	HR	S	P	ERA	WHIP
Charlie Hough, R	(1, 1)	9.0		37	8	3	2	4	3	0	0	0	0	0	42	54	2.00	1.222
ERA: 6.75																		
Dave Tobik, R	(10, 1)	3.2	L	19	5	1	1	2	1	2	0	0	0	0	20	32	2.46	1.636
ERA: 1.35																		
Odell Jones, R	(13, 1)	0.1		2	1	0	0	0	0	0	0	0	0	0	2	2	0.00	3.000
ERA:																		

PITCHER	IP	WLS	BF	H	R	ER	SO	BB	IBB	HBP	BLK	WP	HR	S	P	ERA	WHIP

TOP

New York Yankees @ Texas Rangers

Arlington Stadium, Arlington, TX

Sun Apr 08 1984, 4:33 AM EST

Att. 21,409 - Unknown

livebaseballscorecards.com

AB	50
R	4
H	14
RBI	4
BB	6
SO	6
LOB	27

Batter	1	2	3	4	5	6	7	8	9	10	11	12	13	AB	R	H	RBI	BB	SO	LOB
Bill Sample, R (1, 7) OBP: 0.222, SLG: 0.333	G6-4-3 1B		3-1		F8		5-3		K		4-3			6	0	1	0	0	1	6
Buddy Bell, R (1, 5) OBP: 0.476, SLG: 0.563	G6-4-3 1-2f			5-3		1B BB		1B		FC1-6 1B		F6		5	0	2	0	1	0	1
George Wright, S (1, 8) OBP: 0.286, SLG: 0.524	K			5-3		K		F7		FC1-6 1-2f		1B		6	0	1	0	0	2	3
Larry Parrish, R (1, 9) OBP: 0.381, SLG: 0.550		HR		5-3		1B 1-2		K		F9		K		6	1	2	1	0	2	3
Gary Ward, R (1, 10) OBP: 0.313, SLG: 0.385		F9			HR BB	F7		F9		F8		K		5	1	0	0	1	1	5
Pete O'Brien, L (1, 3) OBP: 0.250, SLG: 0.462		F8			F7	F6			FC3-6 BB		K		FC6-4 1B	3	0	0	0	1	0	3
Bill Stein, R (11, PH) OBP: 0.500, SLG: 0.500 (12, 3)														2	0	1	0	0	1	0
Ned Yost, R (1, 2) OBP: 0.238, SLG: 0.474		F8			1-H HR		F7		FC3-6 E 6-3 1-2f		E6 1B		FC6-4 PO 4-3 1-2f	6	1	1	2	0	0	2
Wayne Tolleson, S (1, 4) OBP: 0.333, SLG: 0.400			5-3		5-3 2B		S 1B		6-3 1-2		1-2 1B		4-3 1-2	6	0	3	0	0	0	2
Curtis Wilkerson, S (1, 6) OBP: 0.176, SLG: 0.067			K		5-3 2-3		K 1-2		E6 2-3		K		PO 2-3	4	0	0	0	0	2	3
Dave Hostetler, R (11, PH)														1	0	0	0	0	1	2
Jim Anderson, R (12, 6)														0	0	0	0	0	0	0
Bob Jones, L (13, PH) OBP: 0.333, SLG: 0.333														0	0	0	0	0	0	0
Inning Stats	R: 0 E: 0 K: 1 S: 5 H: 1 LOB: 0 BB: 0 P: 5	R: 1 E: 0 K: 0 S: 4 H: 1 LOB: 0 BB: 0 P: 4	R: 0 E: 0 K: 1 S: 5 H: 0 LOB: 0 BB: 0 P: 5	R: 0 E: 0 K: 0 S: 3 H: 0 LOB: 0 BB: 0 P: 3	R: 2 E: 0 K: 0 S: 5 H: 2 LOB: 1 BB: 1 P: 9	R: 0 E: 0 K: 1 S: 6 H: 1 LOB: 2 BB: 1 P: 10	R: 0 E: 0 K: 1 S: 6 H: 1 LOB: 1 BB: 0 P: 6	R: 0 E: 0 K: 1 S: 6 H: 1 LOB: 1 BB: 0 P: 6	R: 0 E: 1 K: 1 S: 6 H: 0 LOB: 2 BB: 1 P: 10	R: 0 E: 0 K: 0 S: 4 H: 1 LOB: 1 BB: 0 P: 4	R: 0 E: 1 K: 2 S: 9 H: 1 LOB: 2 BB: 0 P: 9	R: 0 E: 0 K: 2 S: 8 H: 1 LOB: 1 BB: 0 P: 8	R: 0 E: 0 K: 0 S: 3 H: 1 LOB: 0 BB: 0 P: 3	1B: 8 2B: 1 3B: 0 HR: 2	SF: 0 SAC: 0 DP: 1 HBP: 0	WP: 0 PB: 0 SB: 1 CS: 0	PA: 54					

PITCHER		IP	WLS	BF	H	R	ER	SO	BB	IBB	HBP	BLK	WP	HR	S	P	ERA	WHIP
Ron Guidry, L ERA: 4.5	(1, 1)	7.0		28	6	3	3	4	2	0	0	0	0	2	34	42	3.86	1.143
Jose Rijo, R ERA: 1.23	(8, 1)	2.0		9	1	0	0	2	1	0	0	0	0	0	12	16	0.00	1.000
Dave Righetti, L ERA:	(10, 1)	2.0		9	2	0	0	2	0	0	0	0	0	0	13	13	0.00	1.000
Dale Murray, R ERA:	(12, 1)	2.0	W	7	2	0	0	2	0	0	0	0	0	0	11	11	0.00	1.000

PITCHER	IP	WLS	BF	H	R	ER	SO	BB	IBB	HBP	BLK	WP	HR	S	P	ERA	WHIP

BOTTOM

New York Yankees @ Texas Rangers

Arlington Stadium, Arlington, TX

Sun Apr 08 1984, 4:33 AM EST

Att. 21,409 - Unknown

livebaseballscorecards.com

AB	50
R	3
H	11
RBI	3
BB	3
SO	10
LOB	30

Batter	1	2	3	4	5	6	7	8	9	AB	R	H	RBI	BB	SO	LOB
Darrell Brown, S (1, 8) OBP: 0.526, SLG: 0.563	SSS 0-3 ① K		x 0-0 ③ 1-3			x 0-0 2B		x 0-0 1-3 2B		4	0	2	0	0	1	1
Tim Teufel, R (1, 4) OBP: 0.462, SLG: 0.591	x 0-0 ② 4-3			x 0-0 ① F9		x 0-0 ② F2		BBBB 4-0 G4-6-3 BB		3	0	0	0	1	0	1
Kent Hrbek, L (1, 3) OBP: 0.269, SLG: 0.400	x 0-0 ③ F5			x 0-0 ② F8		x 0-0 ③ 3-1		x 0-0 ②③ G4-6-3 1-2f		4	0	0	0	0	0	4
Tom Brunansky, R (1, 9) OBP: 0.346, SLG: 0.333		x 0-0 CS 1B		x 0-0 ③ 4-3			x 0-0 1B 1B		BBBB 4-0 E E BB	3	1	2	0	1	0	0
Mickey Hatcher, R (1, 7) OBP: 0.360, SLG: 0.600		x 0-0 ①② 1-3 1-2			x 0-0 ① 5-3		x 0-0 ① F9		x 0-0 E5 1B 1-3	4	0	0	0	0	0	3
Jim Eisenreich, L (1, 10) OBP: 0.211, SLG: 0.250 Dave Engle, R (9, PH) OBP: 0.429, SLG: 0.500		x 0-0 ③ 1-3			x 0-0 ② F8		x 0-0 G5-4-3 1-2 1B		x 0-0 ① L5	3 1	0 0	1 0	0 0	0 0	0 0	0 2
Gary Gaetti, R (1, 5) OBP: 0.417, SLG: 0.500			x 0-0 1B	BBBB 4-0 BB		x 0-0 ②③ G5-4-3 1-2f			x 0-0 E6 L5-4 1B 3-H	3	0	1	1	1	0	3
Lenny Faedo, R (1, 6) OBP: 0.318, SLG: 0.400			x 0-0 ① F8	x 0-0 ③ F8				BBBB 4-0 2B BB	x 0-0 1-2 2-3 1B	3	0	1	0	1	0	2
Jeff Reed, L (1, 2) OBP: 0.200, SLG: 0.222 Randy Bush, L (8, PH) OBP: 0.333, SLG: 0.400 Tim Laudner, R (8, PH) OBP: 0.231, SLG: 0.538 (8, 2)			SSS 0-3 ② K			x 0-0 ① F7		SSS 0-3 ① K	x 0-0 ②③ L5-4 2-3	2 0 2	0 0 0	0 0 0	0 0 0	0 0 0	1 0 1	1 0 4
Inning Stats	R: 0 E: 0 K: 1 S: 5 H: 0 LOB: 0 BB: 0 P: 5	R: 0 E: 0 K: 0 S: 3 H: 1 LOB: 0 BB: 0 P: 3	R: 0 E: 0 K: 1 S: 6 H: 1 LOB: 1 BB: 0 P: 6	R: 0 E: 0 K: 0 S: 3 H: 0 LOB: 0 BB: 0 P: 3	R: 0 E: 0 K: 0 S: 3 H: 0 LOB: 1 BB: 1 P: 7	R: 0 E: 0 K: 0 S: 4 H: 1 LOB: 1 BB: 0 P: 4	R: 0 E: 0 K: 0 S: 4 H: 2 LOB: 1 BB: 0 P: 4	R: 0 E: 0 K: 1 S: 5 H: 1 LOB: 2 BB: 2 P: 13	R: 1 E: 2 K: 0 S: 5 H: 1 LOB: 2 BB: 1 P: 9	1B: 5 2B: 3 3B: 0 HR: 0	SF: 0 SAC: 0 DP: 3 HBP: 0						

PITCHER		IP	WLS	BF	H	R	ER	SO	BB	IBB	HBP	BLK	WP	HR	S	P	ERA	WHIP
Phil Niekro, R ERA: 2.13	(1, 1)	6.1	W	24	5	0	0	2	1	0	0	0	0	0	27	31	0.00	0.947
Jose Rijo, R ERA: 1.13	(7, 1)	0.2		2	0	0	0	0	1	0	0	0	0	0	1	5	0.00	1.500
Dave Righetti, L ERA:	(8, 1)	2.0	S	10	2	1	0	1	2	0	0	0	0	0	10	18	0.00	2.000

PITCHER	IP	WLS	BF	H	R	ER	SO	BB	IBB	HBP	BLK	WP	HR	S	P	ERA	WHIP

TOP

Minnesota Twins @ New York Yankees

Yankee Stadium, Bronx, NY

Tue Apr 10 1984, 3:33 AM EST

Att. 52,430 - Unknown

livebaseballscorecards.com

AB	32
R	1
H	7
RBI	1
BB	4
SO	3
LOB	21

WP: 0 PB: 0 SB: 0 CS: 1 PA: 36

Batter	1	2	3	4	5	6	7	8	9	AB	R	H	RBI	BB	SO	LOB
Willie Randolph, R (1, 4) OBP: 0.419, SLG: 0.480	G5-4-3 1B		1-H HR		6-3		6-3			4	1	2	2	0	0	1
Ken Griffey, L (1, 8) OBP: 0.464, SLG: 0.391	F5		F8		F8			F9		4	0	0	0	0	0	2
Lou Piniella, R (1, 7) OBP: 0.133, SLG: 0.133	G5-4-3 1-2f		FC6-4 1B			5-3		F9		4	0	1	0	0	0	1
Don Baylor, R (1, 10) OBP: 0.129, SLG: 0.138		5-3	FC6-4 1-2f			BB HBP		1B E 1B 1B		3	1	1	0	0	0	1
Dave Winfield, R (1, 9) OBP: 0.379, SLG: 0.607		F7		F7		F3		1B 1-2 E 1B		4	1	1	0	0	0	1
Toby Harrah, R (1, 5) OBP: 0.400, SLG: 0.500		2B		6-3		B B B B 4-0 1-2 BB		E 1-2 2-3 1B		3	0	2	0	1	0	0
Don Mattingly, L (1, 3) OBP: 0.421, SLG: 0.556	4-3			F7		G3		E5 1-2 2-H 3-H		4	0	0	0	0	0	4
Butch Wynegar, S (1, 2) OBP: 0.294, SLG: 0.313			F4		S S S K		F8	4-3		4	0	0	0	0	1	2
Tim Foli, R (1, 6) OBP: 0.227, SLG: 0.273			HR 1B		2B		5-3			3	1	2	0	0	0	0
Inning Stats	R: 0 H: 1 E: 0 LOB: 0 K: 0 BB: 0 S: 3 P: 3	R: 0 H: 1 E: 0 LOB: 1 K: 0 BB: 0 S: 4 P: 4	R: 2 H: 3 E: 0 LOB: 1 K: 0 BB: 0 S: 6 P: 6	R: 0 H: 0 E: 0 LOB: 0 K: 0 BB: 0 S: 3 P: 3	R: 0 H: 1 E: 0 LOB: 1 K: 1 BB: 0 S: 6 P: 6	R: 0 H: 0 E: 0 LOB: 2 K: 0 BB: 1 S: 3 P: 8	R: 0 H: 0 E: 0 LOB: 0 K: 0 BB: 0 S: 3 P: 3	R: 2 H: 3 E: 1 LOB: 2 K: 0 BB: 0 S: 7 P: 7		1B: 6 SF: 0 2B: 2 SAC: 0 3B: 0 DP: 1 HR: 1 HBP: 1						

BOTTOM

Minnesota Twins @ New York Yankees

Yankee Stadium, Bronx, NY

Tue Apr 10 1984, 3:33 AM EST

Att. 52,430 - Unknown

livebaseballscorecards.com

AB	33
R	4
H	9
RBI	2
BB	1
SO	1
LOB	12

PITCHER		IP	WLS	BF	H	R	ER	SO	BB	IBB	HBP	BLK	WP	HR	S	P	ERA	WHIP
Frank Viola, L ERA: 4.85	(1, 1)	7.0	L	28	6	2	2	1	1	0	1	0	0	1	28	33	2.57	1.000
Larry Pashnick, R ERA:	(8, 1)	0.2		5	3	2	0	0	0	0	0	0	0	0	5	5	0.00	4.500
Pete Filson, L ERA: 7.71	(8, 1)	0.1		2	0	0	0	0	0	0	0	0	0	0	2	2	0.00	0.000

PITCHER	IP	WLS	BF	H	R	ER	SO	BB	IBB	HBP	BLK	WP	HR	S	P	ERA	WHIP

Batter	1	2	3	4	5	6	7	8	9	AB	R	H	RBI	BB	SO	LOB
Darrell Brown, S (1, 8) OBP: 0.478, SLG: 0.500	6-3	2-H 3-H 1B			5-3		FC6-4 1-2f			4	0	1	1	0	0	1
Tim Teufel, R (1, 4) OBP: 0.467, SLG: 0.542	F9		B B B B G4-3 BB		B B B B FC5-4 BB			F8		2	0	0	0	2	0	0
Tom Brunansky, R (1, 9) OBP: 0.300, SLG: 0.280	1-3		G4-3 1-2f		FC5-4 1-2f			F7		4	0	0	0	0	0	2
Kent Hrbek, L (1, 3) OBP: 0.233, SLG: 0.345		S S S K	S S S K			F8		F8		4	0	0	0	0	2	0
Mickey Hatcher, R (1, 7) OBP: 0.345, SLG: 0.552		6-3		6-3		F8			CS 1B	4	0	1	0	0	0	0
Dave Engle, R (1, 10) OBP: 0.455, SLG: 0.500		1B 1B 1B		FC1-4 1B		4-3			F7 1-2	4	1	2	0	0	0	1
Gary Gaetti, R (1, 5) OBP: 0.464, SLG: 0.538		1B 2B 1-3 1B		FC1-4 1-2f			G6-4-3 1B		1B	4	1	3	0	0	0	1
Tim Laudner, R (1, 2) OBP: 0.235, SLG: 0.471		2B 1B 1-2 3-H 1B		6-3			G6-4-3 1-2f		F8	4	1	1	1	0	0	3
Lenny Faedo, R (1, 6) OBP: 0.320, SLG: 0.435		1B 1-3 2-H 2B			G5-6-3		E5 FC6-4			3	0	1	1	0	0	0

TOP

Minnesota Twins @ New York Yankees

Yankee Stadium, Bronx, NY

Thu Apr 12 1984, 6:05 PM EST

Att. 15,249 - Unknown

livebaseballscorecards.com

AB	33
R	3
H	9
RBI	3
BB	2
SO	2
LOB	8

Inning Stats	1	2	3	4	5	6	7	8	9
	R: 0 E: 0 K: 0 S: 3	R: 3 E: 0 K: 1 S: 9	R: 0 E: 0 K: 1 S: 4	R: 0 E: 0 K: 0 S: 4	R: 0 E: 0 K: 0 S: 3	R: 0 E: 0 K: 0 S: 3	R: 0 E: 1 K: 0 S: 4	R: 0 E: 0 K: 0 S: 3	R: 0 E: 0 K: 0 S: 4
	H: 0 LOB: 0 BB: 0 P: 3	H: 5 LOB: 2 BB: 0 P: 9	H: 0 LOB: 0 BB: 1 P: 8	H: 1 LOB: 1 BB: 0 P: 4	H: 0 LOB: 1 BB: 1 P: 7	H: 0 LOB: 0 BB: 0 P: 3	H: 1 LOB: 1 BB: 0 P: 4	H: 0 LOB: 0 BB: 0 P: 3	H: 2 LOB: 1 BB: 0 P: 4

1B: 8	SF: 0	WP: 0	PA: 35
2B: 1	SAC: 0	PB: 0	
3B: 0	DP: 2	SB: 0	
HR: 0	HBP: 0	CS: 1	

PITCHER		IP	WLS	BF	H	R	ER	SO	BB	IBB	HBP	BLK	WP	HR	S	P	ERA	WHIP
Ray Fontenot, L ERA: 7.15	(1, 1)	7.0	L	28	7	3	3	2	2	0	0	0	0	0	30	38	3.86	1.286
Dale Murray, R ERA:	(8, 1)	2.0		7	2	0	0	0	0	0	0	0	0	0	7	7	0.00	1.000

PITCHER	IP	WLS	BF	H	R	ER	SO	BB	IBB	HBP	BLK	WP	HR	S	P	ERA	WHIP

Batter	1	2	3	4	5	6	7	8	9	AB	R	H	RBI	BB	SO	LOB
Omar Moreno, L (1, 8) OBP: 0.194, SLG: 0.226	CS 1B		G3 ①		1-3 ③		F4 ③			4	0	1	0	0	0	1
Willie Randolph, R (1, 4) OBP: 0.457, SLG: 0.500	4-0 ① HBP BB 1-2		1-3 ②			FC1-4 HBP 1B		G1-6-3 1B		3	0	2	0	1	0	0
Don Mattingly, L (1, 7) OBP: 0.348, SLG: 0.455	F7 ②		1-3 ③			F9 ①		G1-6-3 ①② 1-2f		4	0	0	0	0	0	3
Don Baylor, R (1, 10) OBP: 0.171, SLG: 0.129	1-0 FC6-4 HBP 1-2			E5		1-0 FC1-4 HBP 1-2		F7 ③		2	0	0	0	0	0	0
Dave Winfield, R (1, 9) OBP: 0.333, SLG: 0.531	FC6-4 ③ 1-2f			F3 ①		FC1-4 ② 1-2f 2-3			6-3 ①	4	0	0	0	0	0	5
Ken Griffey, L (1, 3) OBP: 0.406, SLG: 0.333		6-3 ①		F8 ②		G3 ③			E3 1B	4	0	0	0	0	0	3
Roy Smalley, S (1, 5) (8, 6) OBP: 0.500, SLG: 0.615		2B		K ③			F7 ①		G3-6-3 1-3 1B	4	0	2	0	0	1	1
Butch Wynegar, S (1, 2) OBP: 0.286, SLG: 0.300		K ②			K ①		1B		G3-6-3 ②③ 1-2f	4	0	1	0	0	2	3
Keith Smith, S (1, 6)		6-3 ③			K ②		F2 ②			2	0	0	0	0	1	1
Toby Harrah, R (7, PH) (8, 5) OBP: 0.381, SLG: 0.471										1	0	0	0	0	0	1
Inning Stats	R: 0 E: 0 K: 0 S: 3 H: 1 LOB: 2 BB: 1 P: 8	R: 0 E: 0 K: 1 S: 6 H: 1 LOB: 1 BB: 0 P: 6	R: 0 E: 0 K: 0 S: 3 H: 0 LOB: 0 BB: 0 P: 3	R: 0 E: 1 K: 1 S: 6 H: 0 LOB: 1 BB: 0 P: 6	R: 0 E: 0 K: 2 S: 7 H: 0 LOB: 0 BB: 0 P: 7	R: 0 E: 0 K: 0 S: 4 H: 1 LOB: 2 BB: 0 P: 5	R: 0 E: 0 K: 0 S: 4 H: 1 LOB: 1 BB: 0 P: 4	R: 0 E: 0 K: 0 S: 3 H: 1 LOB: 0 BB: 0 P: 3	R: 0 E: 1 K: 0 S: 4 H: 1 LOB: 1 BB: 0 P: 4	1B: 5 2B: 1 3B: 0 HR: 0 SF: 0 SAC: 0 DP: 2 HBP: 2							

PITCHER		IP	WLS	BF	H	R	ER	SO	BB	IBB	HBP	BLK	WP	HR	S	P	ERA	WHIP
Mike Smithson, R ERA: 1.72	(1, 1)	8.1	W	34	6	0	0	4	1	0	2	0	0	0	39	45	0.00	0.840
Ron Davis, R ERA: 2.08	(9, 1)	0.2	S	1	0	0	0	0	0	0	0	0	0	0	1	1	0.00	0.000

PITCHER	IP	WLS	BF	H	R	ER	SO	BB	IBB	HBP	BLK	WP	HR	S	P	ERA	WHIP

BOTTOM

Minnesota Twins @ New York Yankees

Yankee Stadium, Bronx, NY

Thu Apr 12 1984, 6:05 PM EST
Att. 15,249 - Unknown

livebaseballscorecards.com

AB	32
R	0
H	6
RBI	0
BB	1
SO	4
LOB	18

WP: 0 PA: 35
PB: 0
SB: 0
CS: 1

Batter	1	2	3	4	5	6	7	8	9	AB	R	H	RBI	BB	SO	LOB
Rudy Law, L (1, 8) OBP: 0.385, SLG: 0.500	E 3B	1-2 2-3 BB		SH 3B		F7		K 1-2 2-3		4	2	2	0	1	1	4
Scott Fletcher, R (1, 6) OBP: 0.333, SLG: 0.500	E1 G3 HR 3-H 1B	F3		SH 7-2 3-H		K		F4		3	1	1	2	0	1	5
Jerry Hairston, S (8, PH) OBP: 0.500, SLG: 0.333										1	0	0	0	0	0	2
Jerry Dybzinski, R (8, 6)										0	0	0	0	0	0	0
Harold Baines, L (1, 9) OBP: 0.258, SLG: 0.321	G3 2-3	F2		7-2 3-Hf			K		F7	5	0	0	0	0	1	5
Greg Luzinski, R (1, 10) OBP: 0.296, SLG: 0.227	HR BB	F9			K		1B		BB 1B	4	1	2	0	1	1	3
Greg Walker, L (1, 3) OBP: 0.333, SLG: 0.909	1-H 3-H HR		F7		F6		F7		BB 1-2	4	1	1	3	0	0	1
Mike Squires, L (7, 3)										0	0	0	0	1	0	0
Tom Paciorek, R (1, 7) OBP: 0.261, SLG: 0.286	5-3		K		F9		F8		K	4	0	0	0	0	1	1
Dave Stegman, R (7, 7) OBP: 0.200, SLG: 0.400										1	0	0	0	0	1	2
Vance Law, R (1, 5) OBP: 0.238, SLG: 0.211	F9		1B			6-3		K	K	5	0	1	0	0	2	2
Marc Hill, R (1, 2) OBP: 0.571, SLG: 0.571		BB BB 1B	F4			1B		WP 1B		4	0	3	0	0	0	1
Julio Cruz, S (1, 4) OBP: 0.417, SLG: 0.381		BB 1-2 BB		4-3		1-2 1B		WP 1-2 1B		3	0	2	0	1	0	0
Inning Stats	R: 4 E: 1 K: 0 S: 6 H: 3 LOB: 0 BB: 1 P: 10	R: 0 E: 0 K: 0 S: 4 H: 1 LOB: 3 BB: 2 P: 12	R: 0 E: 0 K: 1 S: 6 H: 1 LOB: 1 BB: 0 P: 6	R: 1 E: 1 K: 0 S: 4 H: 1 LOB: 0 BB: 0 P: 4	R: 0 E: 0 K: 1 S: 5 H: 0 LOB: 0 BB: 0 P: 5	R: 0 E: 0 K: 1 S: 7 H: 2 LOB: 2 BB: 0 P: 7	R: 0 E: 0 K: 1 S: 6 H: 1 LOB: 1 BB: 0 P: 6	R: 0 E: 0 K: 2 S: 9 H: 2 LOB: 2 BB: 0 P: 9	R: 0 E: 0 K: 2 S: 8 H: 1 LOB: 2 BB: 1 P: 12	1B: 9 2B: 1 3B: 2 HR: 1 SF: 0 SAC: 1 DP: 1 HBP: 0						

TOP

Chicago White Sox @ New York Yankees

Yankee Stadium, Bronx, NY

Fri Apr 13 1984, 6:05 PM EST
Att. 15,765 - Unknown

livebaseballscorecards.com

AB	38
R	5
H	12
RBI	5
BB	4
SO	8
LOB	26

WP: 1 PB: 0 SB: 0 CS: 0 PA: 43

PITCHER		IP	WLS	BF	H	R	ER	SO	BB	IBB	HBP	BLK	WP	HR	S	P	ERA	WHIP
John Montefusco, R ERA: 9.39	(1, 1)	1.0	L	7	3	4	4	0	1	0	0	0	0	1	6	10	36.00	4.000
Bob Shirley, L ERA: 12.0	(2, 1)	4.2		21	5	1	1	2	2	0	0	0	0	0	23	31	1.93	1.500
Jay Howell, R ERA: 1.42	(6, 1)	2.1		10	3	0	0	4	0	0	0	0	1	0	18	18	0.00	1.286
Jose Rijo, R ERA: 1.0	(9, 1)	1.0		5	1	0	0	2	1	0	0	0	0	0	8	12	0.00	2.000

PITCHER	IP	WLS	BF	H	R	ER	SO	BB	IBB	HBP	BLK	WP	HR	S	P	ERA	WHIP

Batter	1	2	3	4	5	6	7	8	9	AB	R	H	RBI	BB	SO	LOB
Omar Moreno, L (1, 8) OBP: 0.167, SLG: 0.194	4-3		4-3		F6		4-3 1-2		F6	5	0	0	0	0	0	1
Willie Randolph, R (1, 4) OBP: 0.425, SLG: 0.438	K		6-3			K	1B BB		F9	4	0	0	0	1	2	0
Lou Piniella, R (1, 7) OBP: 0.211, SLG: 0.211	5-3			2B 1B		F9	G5-4-3 1-2 2-3 1B			4	0	2	0	0	0	0
Don Baylor, R (1, 10) OBP: 0.231, SLG: 0.343		HR		1-3 2B		WP 1B 2B	G5-4-3 1-2f			4	2	3	1	0	0	3
Dave Winfield, R (1, 9) OBP: 0.351, SLG: 0.500		BB		F4		HBP 1B 2-3 BB		F8		2	1	0	0	2	0	2
Toby Harrah, R (1, 5) OBP: 0.360, SLG: 0.400		F7		F3		WP 1B 1-2 HBP		F8		3	0	0	0	0	0	3
Don Mattingly, L (1, 3) OBP: 0.407, SLG: 0.458		G4-3 1-2 BB		F8		WP 1-2 2-H 3-H 1B		BB		2	0	1	2	2	0	2
Rick Cerone, R (1, 2) OBP: 0.231, SLG: 0.417		G4-3 1-2f			5-3	F4 1-2 2-3		4-3		3	0	0	0	0	0	4
Butch Wynegar, S (8, PH) (9, 2) OBP: 0.273, SLG: 0.286										1	0	0	0	0	0	1
Tim Foli, R (1, 6) OBP: 0.208, SLG: 0.250			F9		F7		1B 4-3 1B		K	2	0	0	0	0	0	0
Roy Smalley, S (7, PH) (8, 6) OBP: 0.500, SLG: 0.600										2	0	1	0	0	1	0
Inning Stats	R: 0 E: 0 K: 1 S: 5 H: 0 LOB: 0 BB: 0 P: 5	R: 1 E: 0 K: 0 S: 3 H: 1 LOB: 1 BB: 2 P: 11	R: 0 E: 0 K: 0 S: 3 H: 0 LOB: 0 BB: 0 P: 3	R: 0 E: 0 K: 0 S: 5 H: 2 LOB: 2 BB: 0 P: 5	R: 0 E: 0 K: 0 S: 3 H: 0 LOB: 0 BB: 0 P: 3	R: 2 E: 0 K: 1 S: 7 H: 2 LOB: 2 BB: 1 P: 12	R: 0 E: 0 K: 0 S: 4 H: 2 LOB: 2 BB: 1 P: 8	R: 0 E: 0 K: 0 S: 3 H: 0 LOB: 1 BB: 1 P: 7	R: 0 E: 0 K: 1 S: 5 H: 0 LOB: 0 BB: 0 P: 5	1B: 4 2B: 2 3B: 0 HR: 1	SF: 0 SAC: 0 DP: 2 HBP: 1			WP: 2 PB: 0 SB: 0 CS: 0	PA: 38		

PITCHER		IP	WLS	BF	H	R	ER	SO	BB	IBB	HBP	BLK	WP	HR	S	P	ERA	WHIP
Floyd Bannister, L ERA: 5.25	(1, 1)	6.0	W	26	5	3	3	2	3	0	1	0	2	1	26	39	4.50	1.333
Salome Barojas, R ERA: 7.71	(7, 1)	0.1		4	2	0	0	0	1	0	0	0	0	0	3	7	0.00	9.000
Ron Reed, R ERA:	(7, 1)	2.2	S	8	0	0	0	1	1	0	0	0	0	0	9	13	0.00	0.375

PITCHER	IP	WLS	BF	H	R	ER	SO	BB	IBB	HBP	BLK	WP	HR	S	P	ERA	WHIP

BOTTOM

Chicago White Sox @ New York Yankees

Yankee Stadium, Bronx, NY

Fri Apr 13 1984, 6:05 PM EST
Att. 15,765 - Unknown

livebaseballscorecards.com

AB	32
R	3
H	7
RBI	3
BB	5
SO	3
LOB	16

Batter	1	2	3	4	5	6	7	8	9	10	AB	R	H	RBI	BB	SO	LOB
Rudy Law, L (1, 8) OBP: 0.367, SLG: 0.462	SSS 0-3 ① K		x 0-0 CS 1B		x 0-0 ③ 4-3		x 0-0 ③ 4-3			SSS 0-3 ② K	4	0	1	0	0	1	2
Dave Stegman, R (8, 8) OBP: 0.167, SLG: 0.333											1	0	0	0	0	1	0
Scott Fletcher, R (1, 6) OBP: 0.310, SLG: 0.423	x 0-0 ② 6-3		SSS 0-3 ②③ K 1-2			BBB 4-0 CS BB		x 0-0 ① G3		x 0-0 ③ 1-3	4	0	0	0	1	1	1
Harold Baines, L (1, 9) OBP: 0.229, SLG: 0.281	x 0-0 ③ G3			x 0-0 ① 4-3		x 0-0 ①② F9 1-2		x 0-0 ② G3			4	0	0	0	0	0	1
Greg Luzinski, R (1, 10) OBP: 0.387, SLG: 0.261		BBB 4-0 FC5-4 1B BB		BBB 4-0 1B S BB		x 0-0 1B		BBB 4-0 WP BB			1	1	1	0	3	0	0
Tom Paciorek, R (1, 3) OBP: 0.259, SLG: 0.280		x 0-0 FC5-4 1-2 1B		SSS 0-3 ② K		x 0-0 ③ F8		SSS 0-3 ③ K 1-2			4	0	1	0	0	2	3
Ron Kittle, R (1, 7) OBP: 0.286, SLG: 0.348		x 0-0 ① FC5-4 1-2f 2-3		x 0-0 S 1-3 1B			x 0-0 1B 1B		BBB 4-0 E 7-2 BB		3	0	2	0	1	0	2
Vance Law, R (1, 5) OBP: 0.200, SLG: 0.174		SSS 0-3 ② K		x 0-0 ③ 5-3 1-2 3-H			x 0-0 ① F9		x 0-0 ① 1-6-3 1-3		4	0	0	0	0	1	5
Marc Hill, R (1, 2) OBP: 0.500, SLG: 0.500		SSS 0-3 ③ K			x 0-0 ① F8		x 0-0 1-2 1B		x 0-0 ②③ 7-2 3-Hf		3	0	1	0	0	1	2
Jerry Hairston, S (9, PH) OBP: 0.400, SLG: 0.250											1	0	0	0	0	0	1
Carlton Fisk, R (9, 2) OBP: 0.364, SLG: 0.188											0	0	0	0	0	0	0
Julio Cruz, S (1, 4) OBP: 0.357, SLG: 0.320			x 0-0 ① F9		x 0-0 ② 6-3		x 0-0 ② F9			x 0-0 ① F4	4	0	0	0	0	0	2
Inning Stats	R: 0 E: 0 K: 1 S: 5 H: 0 LOB: 0 BB: 0 P: 5	R: 0 E: 0 K: 2 S: 8 H: 1 LOB: 2 BB: 1 P: 12	R: 0 E: 0 K: 1 S: 5 H: 1 LOB: 0 BB: 0 P: 5	R: 1 E: 0 K: 1 S: 6 H: 1 LOB: 1 BB: 1 P: 10	R: 0 E: 0 K: 0 S: 3 H: 0 LOB: 0 BB: 0 P: 3	R: 0 E: 0 K: 0 S: 3 H: 1 LOB: 1 BB: 1 P: 7	R: 0 E: 0 K: 0 S: 5 H: 2 LOB: 2 BB: 0 P: 5	R: 0 E: 0 K: 1 S: 5 H: 0 LOB: 1 BB: 1 P: 9	R: 0 E: 1 K: 0 S: 2 H: 0 LOB: 0 BB: 1 P: 6	R: 0 E: 0 K: 1 S: 5 H: 0 LOB: 0 BB: 0 P: 5	1B: 6 2B: 1 3B: 0 HR: 0 SF: 0 SAC: 0 DP: 1 HBP: 0						

PITCHER		IP	WLS	BF	H	R	ER	SO	BB	IBB	HBP	BLK	WP	HR	S	P	ERA	WHIP
Ron Guidry, L ERA: 3.15	(1, 1)	8.0		32	6	1	1	6	4	0	0	0	1	0	40	56	1.12	1.250
Jose Rijo, R ERA: 0.96	(9, 1)	0.1		2	0	0	0	0	1	0	0	0	0	0	1	5	0.00	3.000
Dave Righetti, L ERA:	(9, 1)	1.2	W	4	0	0	0	1	0	0	0	0	0	0	6	6	0.00	0.000

PITCHER	IP	WLS	BF	H	R	ER	SO	BB	IBB	HBP	BLK	WP	HR	S	P	ERA	WHIP

TOP

Chicago White Sox @ New York Yankees

Yankee Stadium, Bronx, NY

Sun Apr 15 1984, 3:33 AM EST
Att. 20,244 - Unknown

livebaseballscorecards.com

AB	33
R	1
H	6
RBI	0
BB	5
SO	7
LOB	19

1B: 6	SF: 0	WP: 1	PA: 38
2B: 1	SAC: 0	PB: 0	
3B: 0	DP: 1	SB: 2	
HR: 0	HBP: 0	CS: 2	

Batter	1	2	3	4	5	6	7	8	9	10	AB	R	H	RBI	BB	SO	LOB
Willie Randolph, R (1, 4) OBP: 0.422, SLG: 0.432	0-0 2B 1B		0-0 ② F8			0-0 ② F7		0-0 1-3 1B		0-0 ② FC5-2 1B 1-2 2-3 3-Hf	5	1	2	0	0	0	3
Ken Griffey, L (1, 3) OBP: 0.405, SLG: 0.375	0-0 G6-4-3 1-H 2B		SSS 0-3 ③ K			0-0 ③ 1-3		0-0 ③ F8		0-0 1B 1-2 2-3 3-H	5	0	2	2	0	1	2
Don Mattingly, L (1, 7) OBP: 0.387, SLG: 0.407	BBBB 4-0 G6-4-3 BB			0-0 ① F6			0-0 ① F8		0-0 ① F7		3	0	0	0	1	0	0
Don Baylor, R (1, 10) OBP: 0.209, SLG: 0.308	0-0 ①② G6-4-3 1-2f 2-3			0-0 ② F5			SSS 0-3 ② K		SSS 0-3 ② K		4	0	0	0	0	2	2
Dave Winfield, R (1, 9) OBP: 0.350, SLG: 0.486 Stan Javier, S (8, 9)	0-0 ③ 6-3			0-0 ③ F7			0-0 1B		0-0 ③ F8		3 1	0 0	1 0	0 0	0 0	0 0	1 0
Roy Smalley, S (1, 5) OBP: 0.400, SLG: 0.474		SSS 0-3 ① K			0-0 ① 4-3		0-0 ③ F8			0-0 ① G3	4	0	0	0	0	1	1
Butch Wynegar, S (1, 2) OBP: 0.269, SLG: 0.320		SSS 0-3 ② K			0-0 ② 1-3			0-0 ① F3		0-0 WP FC5-2 2B	4	0	1	0	0	1	0
Keith Smith, S (1, 6) Toby Harrah, R (10, PH) OBP: 0.385, SLG: 0.400		0-0 ③ F6			SSS 0-3 ③ K			H 1-0 FC4-6 HBP		4-0 FC5-2 WP 1B IBB	2 0	0 1	0 0	0 0	0 1	1 0	0 0
Omar Moreno, L (1, 8) OBP: 0.154, SLG: 0.179 Lou Piniella, R (10, PH) OBP: 0.250, SLG: 0.211			0-0 ① 1-3			0-0 ① 6-3		0-0 ② FC4-6 1B 1-2f		BBBB 4-0 1B FC5-2 1-2 2-3 BB	3 0	0 0	0 0	0 0	0 1	0 0	1 0
Inning Stats	R: 1 E: 0 K: 0 S: 4 H: 2 LOB: 1 BB: 1 P: 8	R: 0 E: 0 K: 2 S: 7 H: 0 LOB: 0 BB: 0 P: 7	R: 0 E: 0 K: 1 S: 5 H: 0 LOB: 0 BB: 0 P: 5	R: 0 E: 0 K: 0 S: 3 H: 0 LOB: 0 BB: 0 P: 3	R: 0 E: 0 K: 1 S: 5 H: 0 LOB: 0 BB: 0 P: 5	R: 0 E: 0 K: 0 S: 3 H: 0 LOB: 0 BB: 0 P: 3	R: 0 E: 0 K: 1 S: 6 H: 1 LOB: 1 BB: 0 P: 6	R: 0 E: 0 K: 0 S: 4 H: 1 LOB: 2 BB: 0 P: 5	R: 0 E: 0 K: 1 S: 5 H: 0 LOB: 0 BB: 0 P: 5	R: 1 E: 0 K: 0 S: 4 H: 2 LOB: 3 BB: 2 P: 12	1B: 4 2B: 2 3B: 0 HR: 0	SF: 0 SAC: 0 DP: 1 HBP: 1						

PITCHER		IP	WLS	BF	H	R	ER	SO	BB	IBB	HBP	BLK	WP	HR	S	P	ERA	WHIP
LaMarr Hoyt, R ERA: 2.31	(1, 1)	9.0		32	4	1	1	6	1	0	1	0	0	0	42	47	1.00	0.556
Britt Burns, L ERA: 2.45	(10, 1)	0.1	L	3	1	1	1	0	0	1	0	0	0	0	2	6	27.00	3.000
Ron Reed, R ERA:	(10, 1)	0.1		3	1	0	0	0	1	0	0	0	1	0	2	6	0.00	6.000

PITCHER	IP	WLS	BF	H	R	ER	SO	BB	IBB	HBP	BLK	WP	HR	S	P	ERA	WHIP

BOTTOM

Chicago White Sox @ New York Yankees

Yankee Stadium, Bronx, NY

Sun Apr 15 1984, 3:33 AM EST
Att. 20,244 - Unknown

livebaseballscorecards.com

AB	34
R	2
H	6
RBI	2
BB	3
SO	6
LOB	10

WP: 1 PA: 38
PB: 0
SB: 0
CS: 0

Batter	1	2	3	4	5	6	7	8	9	AB	R	H	RBI	BB	SO	LOB
Willie Randolph, R (1, 4) OBP: 0.460, SLG: 0.450	6-3	BB		1B			SF9	1B		3	1	2	0	2	0	0
Ken Griffey, L (1, 3) OBP: 0.390, SLG: 0.400	2B	F9		F6			SH2-4	SF7		3	1	1	1	0	0	3
Don Mattingly, L (1, 9) (7, 7) OBP: 0.389, SLG: 0.387	1B		F9		G3		IBB			4	1	1	1	1	0	1
Oscar Gamble, L (1, 10)	BB		K		G3		BB		3-1	3	0	0	1	2	1	0
Roy Smalley, S (1, 5) OBP: 0.375, SLG: 0.429	F7		BB		4-3		SF9		6-3	2	0	0	1	1	0	2
Toby Harrah, R (7, 5) OBP: 0.370, SLG: 0.381										1	0	0	0	0	0	0
Lou Piniella, R (1, 7) OBP: 0.333, SLG: 0.435	1B		K			3B	2B		1B	4	0	3	1	0	1	1
Stan Javier, S (7, PR) (7, 9) OBP: 0.500, SLG: 0.500										1	0	1	0	0	0	0
Butch Wynegar, S (1, 2) OBP: 0.258, SLG: 0.300	F8			4-3		K	3-1		1B	5	0	1	0	0	1	6
Andre Robertson, R (1, 6) OBP: 0.200, SLG: 0.200		K		K		F8		SF7	F8	5	1	1	0	0	2	2
Omar Moreno, L (1, 8) OBP: 0.190, SLG: 0.214		1-4-3		1B			SH2-4	SH1-3		3	1	2	0	0	0	0
Inning Stats	R: 1 E: 0 K: 0 S: 6 H: 3 LOB: 3 BB: 1 P: 10	R: 0 E: 0 K: 1 S: 5 H: 0 LOB: 1 BB: 1 P: 9	R: 0 E: 0 K: 2 S: 7 H: 0 LOB: 1 BB: 1 P: 11	R: 0 E: 0 K: 1 S: 7 H: 2 LOB: 2 BB: 0 P: 7	R: 0 E: 0 K: 0 S: 3 H: 0 LOB: 0 BB: 0 P: 3	R: 0 E: 0 K: 1 S: 5 H: 1 LOB: 0 BB: 0 P: 5	R: 3 E: 0 K: 0 S: 5 H: 2 LOB: 2 BB: 3 P: 17	R: 1 E: 0 K: 0 S: 5 H: 2 LOB: 1 BB: 0 P: 5	R: 0 E: 0 K: 0 S: 5 H: 2 LOB: 2 BB: 0 P: 5	1B: 9 2B: 2 3B: 1 HR: 0 SF: 2 SAC: 2 DP: 0 HBP: 0	WP: 0 PB: 0 SB: 0 CS: 0 PA: 44					

PITCHER		IP	WLS	BF	H	R	ER	SO	BB	IBB	HBP	BLK	WP	HR	S	P	ERA	WHIP
Rick Sutcliffe, R ERA: 2.84	(1, 1)	6.2	L	33	8	4	4	5	5	1	0	0	0	0	37	61	5.40	1.950
Dan Spillner, R ERA: 3.6	(7, 1)	1.1		6	2	1	1	0	0	0	0	0	0	0	6	6	6.75	1.500
George Frazier, R ERA: 12.0	(9, 1)	1.0		5	2	0	0	0	0	0	0	0	0	0	5	5	0.00	2.000

PITCHER	IP	WLS	BF	H	R	ER	SO	BB	IBB	HBP	BLK	WP	HR	S	P	ERA	WHIP

TOP

New York Yankees @ Cleveland Indians

Cleveland Municipal Stadium, Cleveland, OH

Wed Apr 18 1984, 6:05 PM EST

Att. 5,701 - Unknown

livebaseballscorecards.com

AB	34
R	5
H	12
RBI	5
BB	6
SO	5
LOB	15

Batter	1	2	3	4	5	6	7	8	9	AB	R	H	RBI	BB	SO	LOB
Brett Butler, L (1, 8) OBP: 0.311, SLG: 0.349	4-3		E4 CS			2B		K		4	0	1	0	0	1	1
Tony Bernazard, S (1, 4) OBP: 0.561, SLG: 0.433	G3		CS	K		BB		WP BB		2	0	0	0	2	1	0
Julio Franco, R (1, 6) OBP: 0.300, SLG: 0.306	F9			K		K		K		4	0	0	0	0	3	3
Andre Thornton, R (1, 10) OBP: 0.368, SLG: 0.455		G5-4-3 2B		K			2B 1B		6-3	4	0	2	0	0	1	0
Pat Tabler, R (1, 3) OBP: 0.394, SLG: 0.448		K			6-3		2B		F9	4	0	1	0	0	1	1
Brook Jacoby, R (1, 5) OBP: 0.325, SLG: 0.400		G5-4-3 BB			F9		F2		K	3	0	0	0	1	1	2
Ron Hassey, L (1, 2) OBP: 0.297, SLG: 0.286		G5-4-3			3-1		F5			3	0	0	0	0	0	4
George Vukovich, L (1, 9) OBP: 0.345, SLG: 0.333			F8			K	K			3	0	0	0	0	2	2
Otis Nixon, S (1, 7) OBP: 0.147, SLG: 0.094			CS 1B			4-3		1-3		3	0	1	0	0	0	0
Inning Stats	R: 0 H: 0 E: 0 LOB: 0 K: 0 BB: 0 S: 3 P: 3	R: 0 H: 1 E: 0 LOB: 1 K: 1 BB: 1 S: 5 P: 9	R: 0 H: 1 E: 1 LOB: 0 K: 0 BB: 0 S: 3 P: 3	R: 0 H: 0 E: 0 LOB: 0 K: 3 BB: 0 S: 9 P: 9	R: 0 H: 0 E: 0 LOB: 0 K: 0 BB: 0 S: 3 P: 3	R: 0 H: 1 E: 0 LOB: 2 K: 2 BB: 1 S: 8 P: 12	R: 0 H: 2 E: 0 LOB: 2 K: 1 BB: 0 S: 7 P: 7	R: 0 H: 0 E: 0 LOB: 1 K: 2 BB: 1 S: 7 P: 11	R: 0 H: 0 E: 0 LOB: 0 K: 1 BB: 0 S: 5 P: 5	1B: 2 SF: 0 2B: 3 SAC: 0 3B: 0 DP: 1 HR: 0 HBP: 0						

PITCHER		IP	WLS	BF	H	R	ER	SO	BB	IBB	HBP	BLK	WP	HR	S	P	ERA	WHIP
Phil Niekro, R ERA: 1.45	(1, 1)	6.0	W	23	5	0	0	6	2	0	0	0	0	0	33	41	0.00	1.167
Jose Rijo, R ERA: 0.73	(7, 1)	3.0	S	10	0	0	0	4	1	0	0	0	1	0	17	21	0.00	0.333

PITCHER	IP	WLS	BF	H	R	ER	SO	BB	IBB	HBP	BLK	WP	HR	S	P	ERA	WHIP

BOTTOM

New York Yankees @ Cleveland Indians

Cleveland Municipal Stadium, Cleveland, OH

Wed Apr 18 1984, 6:05 PM EST

Att. 5,701 - Unknown

livebaseballscorecards.com

AB	30
R	0
H	5
RBI	0
BB	3
SO	10
LOB	13

1B: 2	SF: 0	WP: 1	PA: 34
2B: 3	SAC: 0	PB: 0	
3B: 0	DP: 1	SB: 0	
HR: 0	HBP: 0	CS: 2	

Texas Rangers @ New York Yankees

Yankee Stadium, Bronx, NY

Fri Apr 20 1984, 6:05 PM EST

Att. 17,861 - Unknown

TOP

livebaseballscorecards.com

Batter	1	2	3	4	5	6	7	8	9	AB	R	H	RBI	BB	SO	LOB
Bill Sample, R (1, 7) OBP: 0.244, SLG: 0.359	5-3		F4			F4			1B	4	0	1	0	0	0	1
Gary Ward, R (1, 9) OBP: 0.314, SLG: 0.256	CS 1B			F9			5-3		F9	4	0	1	0	0	0	1
George Wright, S (1, 8) OBP: 0.230, SLG: 0.344	K 1-2			K			F3		F7	4	0	0	0	0	2	2
Buddy Bell, R (1, 5) OBP: 0.467, SLG: 0.560		F8		F7			F7			3	0	0	0	0	0	0
Larry Parrish, R (1, 10) OBP: 0.397, SLG: 0.537		F9			L4-3 1B			HR		3	1	2	1	0	0	0
Pete O'Brien, L (1, 3) OBP: 0.348, SLG: 0.447		F8			F9			F8		3	0	0	0	0	0	1
Ned Yost, R (1, 2) OBP: 0.208, SLG: 0.326			5-3		L4-3 1-2			K		3	0	0	0	0	1	1
Wayne Tolleson, S (1, 4) OBP: 0.370, SLG: 0.396			1B			K		K		3	0	1	0	0	2	0
Curtis Wilkerson, S (1, 6) OBP: 0.205, SLG: 0.171			K			F9			K	2	0	0	0	0	1	1
Bill Stein, R (9, PH) OBP: 0.250, SLG: 0.250										1	0	0	0	0	1	0

	AB	30
	R	1
	H	5
	RBI	1
	BB	0
	SO	7
	LOB	7

Inning Stats										
	R: 0 E: 0 K: 1 S: 5	H: 1 LOB: 0 BB: 0 P: 5	R: 0 E: 0 K: 0 S: 3	H: 0 LOB: 0 BB: 0 P: 3	R: 0 E: 0 K: 1 S: 6	H: 1 LOB: 1 BB: 0 P: 6	R: 0 E: 0 K: 1 S: 5	H: 0 LOB: 0 BB: 0 P: 5	R: 0 E: 0 K: 0 S: 3	H: 1 LOB: 0 BB: 0 P: 3
	R: 0 E: 0 K: 1 S: 5	H: 0 LOB: 0 BB: 0 P: 5	R: 0 E: 0 K: 0 S: 3	H: 0 LOB: 0 BB: 0 P: 3	R: 1 E: 0 K: 2 S: 8	H: 1 LOB: 0 BB: 0 P: 8	R: 0 E: 0 K: 1 S: 6	H: 1 LOB: 1 BB: 0 P: 6	1B: 4 2B: 1 3B: 0 HR: 1	SF: 0 SAC: 0 DP: 1 HBP: 0
	WP: 0 PB: 0 SB: 0 CS: 1	PA: 30								

PITCHER	IP	WLS	BF	H	R	ER	SO	BB	IBB	HBP	BLK	WP	HR	S	P	ERA	WHIP
Ron Guidry, L (1, 1) ERA: 2.48	9.0	W	30	5	1	1	7	0	0	0	0	0	1	44	44	1.00	0.556

PITCHER	IP	WLS	BF	H	R	ER	SO	BB	IBB	HBP	BLK	WP	HR	S	P	ERA	WHIP

Batter	1	2	3	4	5	6	7	8	9	AB	R	H	RBI	BB	SO	LOB
Willie Randolph, R (1, 4) OBP: 0.473, SLG: 0.477	B B B B 4-0 1B SF7 BB	x 0-0 S 1B 1B 1-2 2-H		x 0-0 2B		x 0-0 ① 5-3		x 0-0 ② 6-3		4	2	2	1	1	0	0
Ken Griffey, L (1, 3) OBP: 0.370, SLG: 0.375	x 0-0 ① F7	x 0-0 WP BB 1B 1-H 2-H		x 0-0 ② 4-3		x 0-0 ② 5-3		x 0-0 ③ 4-3		5	0	1	2	0	0	2
Steve Kemp, L (1, 7) OBP: 0.400, SLG: 0.250	x 0-0 1B 1B 1-3	B B B 4-0 WP BB 1-2		S S S 0-3 ③ K		x 0-0 ③ 5-3				3	0	1	0	1	1	1
Oscar Gamble, L (1, 10) OBP: 0.375, SLG: 0.200 Don Baylor, R (7, PH) OBP: 0.205, SLG: 0.300	x 0-0 ② SF7 3-H	x 0-0 ② F7 1-2 2-3			x 0-0 1B FC6-2 1B		S S S 0-3 ① K			2 1	0 0	1 0	1 0	0 0	0 1	2 0
Don Mattingly, L (1, 9) OBP: 0.425, SLG: 0.429	x 0-0 1-2 1B	x 0-0 ③ F8			x 0-0 E FC6-2 1B 1-3		x 0-0 BB 1B			4	0	3	0	0	0	2
Toby Harrah, R (1, 5) OBP: 0.355, SLG: 0.333	x 0-0 ③ F9	x 0-0 ① 6-3			x 0-0 ① FC6-2 E 1-2 3-H		B B B 4-0 FC4-6 1-2 BB			3	0	0	0	1	0	4
Butch Wynegar, S (1, 2) OBP: 0.229, SLG: 0.265		x 0-0 ① F6	x 0-0 ② 1-3		x 0-0 ② F6		x 0-0 ② F7			4	0	0	0	0	0	4
Andre Robertson, R (1, 6) OBP: 0.222, SLG: 0.125		B B B B 4-0 BB 1B BB	x 0-0 ③ F9		x 0-0 E6 1-2 2-3		x 0-0 ③ FC4-6 1-2f			3	1	0	0	1	0	4
Omar Moreno, L (1, 8) OBP: 0.196, SLG: 0.200		B B B B 4-0 S 1B 1B 1-2 BB		S S S 0-3 ① K	x 0-0 ③ F6			x 0-0 ① 6-3		3	1	0	0	1	1	3
Inning Stats	R: 1 H: 2 E: 0 LOB: 2 K: 0 BB: 1 S: 5 P: 9	R: 3 H: 2 E: 0 LOB: 2 K: 0 BB: 3 S: 5 P: 17	R: 0 H: 0 E: 0 LOB: 0 K: 0 BB: 0 S: 3 P: 3	R: 0 H: 1 E: 0 LOB: 1 K: 2 BB: 0 S: 8 P: 8	R: 0 H: 2 E: 1 LOB: 3 K: 0 BB: 0 S: 6 P: 6	R: 0 H: 0 E: 0 LOB: 0 K: 0 BB: 0 S: 3 P: 3	R: 0 H: 1 E: 0 LOB: 2 K: 1 BB: 1 S: 6 P: 10	R: 0 H: 0 E: 0 LOB: 0 K: 0 BB: 0 S: 3 P: 3		1B: 7 SF: 1 2B: 1 SAC: 0 3B: 0 DP: 0 HR: 0 HBP: 0						WP: 1 PA: 38 PB: 0 SB: 2 CS: 0	

PITCHER		IP	WLS	BF	H	R	ER	SO	BB	IBB	HBP	BLK	WP	HR	S	P	ERA	WHIP
Dave Stewart, R ERA: 7.5	(1, 1)	5.0	L	27	7	4	4	2	4	0	0	0	1	0	27	43	7.20	2.200
Mike Mason, L ERA: 2.0	(6, 1)	3.0		11	1	0	0	1	1	0	0	0	0	0	12	16	0.00	0.667

PITCHER	IP	WLS	BF	H	R	ER	SO	BB	IBB	HBP	BLK	WP	HR	S	P	ERA	WHIP

BOTTOM

Texas Rangers @ New York Yankees

Yankee Stadium, Bronx, NY

Fri Apr 20 1984, 6:05 PM EST

Att. 17,861 - Unknown

livebaseballscorecards.com

AB	32
R	4
H	8
RBI	4
BB	5
SO	3
LOB	22

Batter	1	2	3	4	5	6	7	8	9	AB	R	H	RBI	BB	SO	LOB
Bill Sample, R (1, 7) OBP: 0.244, SLG: 0.349	F9		5-3		F5		1B			4	0	1	0	0	0	0
Gary Ward, R (1, 9) OBP: 0.291, SLG: 0.234	5-3		4-3		6-3		F9			4	0	0	0	0	0	1
George Wright, S (1, 8) OBP: 0.231, SLG: 0.338	1B		F5			5-3	K			4	0	1	0	0	1	1
Buddy Bell, R (1, 5) OBP: 0.453, SLG: 0.537	4-3			1B FC3-2 1B		E6 FC5-4		F9		4	0	1	0	0	0	1
Larry Parrish, R (1, 10) OBP: 0.403, SLG: 0.526		BB 1B BB		4-3 FC3-2 1-3 1B		FC5-4 WP 1-2f 1B		F9		3	1	1	0	1	0	1
Pete O'Brien, L (1, 3) OBP: 0.380, SLG: 0.463		BB 1-2 1B		FC3-2 4-3 1-2 3-H		1B 1-2 BB		CS 1B		3	0	2	0	1	0	2
Ned Yost, R (1, 2) OBP: 0.212, SLG: 0.320		F1		4-3 1-2 2-3		1-2 2-H 1B		CS 1-2	4-3	4	0	1	1	0	0	4
Wayne Tolleson, S (1, 4) OBP: 0.362, SLG: 0.373		L3 1-2 2-3 BB		5-3		1-3			K	3	0	0	0	1	1	4
Jim Anderson, R (1, 6)		L3 1-2			F9		6-3		6-3	4	0	0	0	0	0	3
Inning Stats	R: 0 E: 0 K: 0 S: 4 H: 1 LOB: 1 BB: 0 P: 4	R: 0 E: 0 K: 0 S: 3 H: 1 LOB: 2 BB: 2 P: 11	R: 0 E: 0 K: 0 S: 3 H: 0 LOB: 0 BB: 0 P: 3	R: 0 E: 0 K: 0 S: 5 H: 2 LOB: 2 BB: 0 P: 5	R: 0 E: 0 K: 0 S: 3 H: 0 LOB: 0 BB: 0 P: 3	R: 1 E: 1 K: 0 S: 5 H: 1 LOB: 2 BB: 1 P: 9	R: 0 E: 0 K: 1 S: 6 H: 1 LOB: 1 BB: 0 P: 6	R: 0 E: 0 K: 0 S: 3 H: 1 LOB: 0 BB: 0 P: 3	R: 0 E: 0 K: 1 S: 5 H: 0 LOB: 0 BB: 0 P: 5	1B: 7 2B: 1 3B: 0 HR: 0	SF: 0 SAC: 0 DP: 1 HBP: 0	WP: 1 PB: 0 SB: 0 CS: 1	PA: 37			

PITCHER	IP	WLS	BF	H	R	ER	SO	BB	IBB	HBP	BLK	WP	HR	S	P	ERA	WHIP
Ray Fontenot, L (1, 1) ERA: 4.42	7.0	L	30	6	1	0	1	3	0	0	0	1	0	29	41	0.00	1.286
Dave Righetti, L (8, 1) ERA:	2.0		6	1	0	0	1	0	0	0	0	0	0	8	8	0.00	0.500

PITCHER	IP	WLS	BF	H	R	ER	SO	BB	IBB	HBP	BLK	WP	HR	S	P	ERA	WHIP

TOP

Texas Rangers @ New York Yankees

Yankee Stadium, Bronx, NY

Sat Apr 21 1984, 3:33 AM EST

Att. 20,729 - Unknown

livebaseballscorecards.com

AB	33
R	1
H	7
RBI	1
BB	3
SO	2
LOB	17

Texas Rangers @ New York Yankees

Yankee Stadium, Bronx, NY

Sat Apr 21 1984, 3:33 AM EST

Att. 20,729 - Unknown

livebaseballscorecards.com

BOTTOM

Batter	1	2	3	4	5	6	7	8	9	AB	R	H	RBI	BB	SO	LOB
Willie Randolph, R (1, 4) OBP: 0.458, SLG: 0.447	1-3			F8		K		IBB		3	0	0	0	1	1	0
Ken Griffey, L (1, 3) OBP: 0.340, SLG: 0.341	F8			6-3		4-3		4-3		4	0	0	0	0	0	2
Lou Piniella, R (1, 9) OBP: 0.346, SLG: 0.440 Roy Smalley, S (7, PH) OBP: 0.400, SLG: 0.429 Omar Moreno, L (7, PR) OBP: 0.191, SLG: 0.196 (8, 8)	6-3			1B			BB		G3	2 0 1	0 0 0	1 0 0	0 0 0	0 1 0	0 0 0	0 0 0
Don Baylor, R (1, 10) OBP: 0.188, SLG: 0.273		5-3		F8			F7		1-3	4	0	0	0	0	0	2
Don Mattingly, L (1, 7) OBP: 0.432, SLG: 0.421		G3-6-3 BB			G3		F6		1B	3	0	1	0	1	0	2
Toby Harrah, R (1, 5) OBP: 0.353, SLG: 0.308 Oscar Gamble, L (9, PH) OBP: 0.333, SLG: 0.167	G3-6-3 1-2f				WP BB		K		G3-4-3	2 1	0 0	0 0	0 0	1 0	1 0	3 1
Rick Cerone, R (1, 2) OBP: 0.250, SLG: 0.400			K		F9			6-3 1B		3	0	1	0	0	1	1
Stan Javier, S (1, 8) (8, 9) OBP: 0.200, SLG: 0.200			1-3		F3 1-2			K		3	0	0	0	0	1	2
Andre Robertson, R (1, 6) OBP: 0.167, SLG: 0.091			G3			F7		6-3 1-2		3	0	0	0	0	0	1

Inning Stats	1	2	3	4	5	6	7	8	9
	R: 0 H: 0 E: 0 LOB: 0 K: 0 BB: 0 S: 3 P: 3	R: 0 H: 0 E: 0 LOB: 0 K: 0 BB: 1 S: 2 P: 6	R: 0 H: 0 E: 0 LOB: 0 K: 1 BB: 0 S: 5 P: 5	R: 0 H: 1 E: 0 LOB: 1 K: 0 BB: 0 S: 4 P: 4	R: 0 H: 0 E: 0 LOB: 1 K: 0 BB: 1 S: 3 P: 7	R: 0 H: 0 E: 0 LOB: 0 K: 1 BB: 0 S: 5 P: 5	R: 0 H: 0 E: 0 LOB: 2 K: 1 BB: 1 S: 5 P: 9	R: 0 H: 1 E: 0 LOB: 2 K: 1 BB: 1 S: 6 P: 10	R: 0 H: 1 E: 0 LOB: 1 K: 0 BB: 0 S: 4 P: 4

	AB	29
	R	0
	H	3
	RBI	0
	BB	4
	SO	4
	LOB	14

1B: 3 SF: 0 PA: 33
2B: 0 SAC: 0
3B: 0 DP: 1
HR: 0 HBP: 0

WP: 1
PB: 0
SB: 1
CS: 0

PITCHER		IP	WLS	BF	H	R	ER	SO	BB	IBB	HBP	BLK	WP	HR	S	P	ERA	WHIP
Frank Tanana, L ERA: 2.93	(1, 1)	8.0	W	29	2	0	0	4	3	1	0	0	1	0	33	49	0.00	0.625
Dave Tobik, R ERA: 0.84	(9, 1)	1.0	S	4	1	0	0	0	0	0	0	0	0	0	4	4	0.00	1.000

PITCHER	IP	WLS	BF	H	R	ER	SO	BB	IBB	HBP	BLK	WP	HR	S	P	ERA	WHIP

Batter	1	2	3	4	5	6	7	8	9	AB	R	H	RBI	BB	SO	LOB
Mickey Rivers, L (1, 10) OBP: 0.214, SLG: 0.214	4-3			1-3		K		FC1-5 1B 1-2 2-H	4-3	5	1	1	1	0	1	0
Gary Ward, R (1, 7) OBP: 0.288, SLG: 0.220	F8			F9		5-3 BB		FC1-5 HBP 1B 1-2 2-3f		3	1	0	0	1	0	2
George Wright, S (1, 8) OBP: 0.246, SLG: 0.338	K			1B BB		5-3 1-2		HBP 1B 1-2 2-H		3	1	1	1	1	1	1
Buddy Bell, R (1, 5) OBP: 0.456, SLG: 0.526		K		1-2 1B		6-3		1B HBP 1-2 2-3		3	0	1	0	0	1	1
Larry Parrish, R (1, 9) OBP: 0.379, SLG: 0.492		6-3		K			6-3	K		4	0	0	0	0	2	5
Dave Hostetler, R (1, 3) Pete O'Brien, L (8, PH) (8, 3) OBP: 0.392, SLG: 0.476		K			K		K	1B 1-3 2-H 3-H		3 1	0 0	0 1	0 2	0 0	3 0	0 0
Ned Yost, R (1, 2) OBP: 0.196, SLG: 0.296			5-3		F6		F7	F9		4	0	0	0	0	0	3
Wayne Tolleson, S (1, 4) OBP: 0.371, SLG: 0.382			K		1B			S 1B 1B	F9	4	1	2	0	0	1	0
Jim Anderson, R (1, 6) Curtis Wilkerson, S (8, PR) (8, 6) OBP: 0.200, SLG: 0.167			6-3		F7			FC1-5 1B 1-2	K	2 1	0 0	0 0	0 0	1 0	0 1	1 0
Inning Stats	R: 0 E: 0 K: 1 S: 5 H: 0 LOB: 0 BB: 0 P: 5	R: 0 E: 0 K: 2 S: 7 H: 0 LOB: 0 BB: 0 P: 7	R: 0 E: 0 K: 1 S: 5 H: 0 LOB: 0 BB: 0 P: 5	R: 0 E: 0 K: 1 S: 6 H: 1 LOB: 2 BB: 1 P: 10	R: 0 E: 0 K: 1 S: 6 H: 1 LOB: 1 BB: 0 P: 6	R: 0 E: 0 K: 1 S: 5 H: 0 LOB: 1 BB: 1 P: 9	R: 0 E: 0 K: 1 S: 5 H: 0 LOB: 0 BB: 0 P: 5	R: 4 E: 0 K: 1 S: 9 H: 4 LOB: 3 BB: 1 P: 14	R: 0 E: 0 K: 1 S: 5 H: 0 LOB: 0 BB: 0 P: 5	1B: 6 2B: 0 3B: 0 HR: 0 SF: 0 SAC: 0 DP: 0 HBP: 1						

TOP

Texas Rangers @ New York Yankees

Yankee Stadium, Bronx, NY

Sun Apr 22 1984, 3:33 AM EST

Att. 20,530 - Unknown

livebaseballscorecards.com

AB	33
R	4
H	6
RBI	4
BB	3
SO	10
LOB	13

WP: 0 PB: 0 SB: 1 CS: 0 PA: 37

PITCHER		IP	WLS	BF	H	R	ER	SO	BB	IBB	HBP	BLK	WP	HR	S	P	ERA	WHIP
Shane Rawley, L ERA: 5.4	(1, 1)	7.0		25	2	0	0	8	2	0	0	0	0	0	39	47	0.00	0.571
Jose Rijo, R ERA: 3.55	(8, 1)	0.1	L	5	3	4	4	0	1	0	0	0	0	0	4	8	108.00	12.000
Dale Murray, R ERA:	(8, 1)	0.2		4	1	0	0	1	0	0	1	0	0	0	5	6	0.00	1.500
Bob Shirley, L ERA: 10.29	(9, 1)	1.0		3	0	0	0	1	0	0	0	0	0	0	5	5	0.00	0.000

PITCHER		IP	WLS	BF	H	R	ER	SO	BB	IBB	HBP	BLK	WP	HR	S	P	ERA	WHIP

BOTTOM

Texas Rangers @ New York Yankees

Yankee Stadium, Bronx, NY

Sun Apr 22 1984, 3:33 AM EST

Att. 20,530 - Unknown

Batter	1	2	3	4	5	6	7	8	9	AB	R	H	RBI	BB	SO	LOB
Willie Randolph, R (1, 4) OBP: 0.429, SLG: 0.412	F4		6-3		6-3 (1-3)		F9			4	0	0	0	0	0	3
Ken Griffey, L (1, 3) OBP: 0.333, SLG: 0.333	1-3 BB 1B		F7		F7			F7		4	0	1	0	0	0	1
Steve Kemp, L (1, 7) OBP: 0.556, SLG: 0.333	1-3 (1-2) BB			2B 1B		K		P4-9 BB		2	0	1	0	2	1	0
Oscar Gamble, L (1, 10) OBP: 0.250, SLG: 0.111	1-3 (1-2, 2-3)			F3		4-3		P4-9 (1-2f)		3	0	0	0	0	0	3
Don Baylor, R (8, PH) OBP: 0.184, SLG: 0.267										1	0	0	0	0	0	1
Don Mattingly, L (1, 9) OBP: 0.417, SLG: 0.429	F7			1-3 2B		G3			F9	4	0	1	0	0	0	2
Roy Smalley, S (1, 5) OBP: 0.414, SLG: 0.417		K		G4-6-3 BB			FC3-6 1B		F8	3	0	1	0	1	1	0
Butch Wynegar, S (1, 2) OBP: 0.231, SLG: 0.263		G4-6-3 1B		G4-6-3 (1-2f)			F7		K	4	0	1	0	0	1	4
Andre Robertson, R (1, 6) OBP: 0.200, SLG: 0.143		G4-6-3 (1-2f)			F9		FC3-6 (1-2) 1B			3	0	1	0	0	0	1
Omar Moreno, L (1, 8) OBP: 0.200, SLG: 0.204			F8		6-3 S 1B		FC3-6 (1-2f, 2-3)			3	0	1	0	0	0	2
Inning Stats	R: 0 E: 0 K: 0 S: 4 H: 1 LOB: 2 BB: 1 P: 8	R: 0 E: 0 K: 1 S: 5 H: 1 LOB: 0 BB: 0 P: 5	R: 0 E: 0 K: 0 S: 3 H: 0 LOB: 0 BB: 0 P: 3	R: 0 E: 0 K: 0 S: 4 H: 2 LOB: 2 BB: 1 P: 8	R: 0 E: 0 K: 0 S: 4 H: 1 LOB: 1 BB: 0 P: 4	R: 0 E: 0 K: 1 S: 5 H: 0 LOB: 0 BB: 0 P: 5	R: 0 E: 0 K: 0 S: 5 H: 2 LOB: 2 BB: 0 P: 5	R: 0 E: 0 K: 0 S: 2 H: 0 LOB: 0 BB: 1 P: 6	R: 0 E: 0 K: 1 S: 5 H: 0 LOB: 0 BB: 0 P: 5	1B: 6 2B: 2 3B: 0 HR: 0	SF: 0 SAC: 0 DP: 3 HBP: 0						

PITCHER		IP	WLS	BF	H	R	ER	SO	BB	IBB	HBP	BLK	WP	HR	S	P	ERA	WHIP
Danny Darwin, R (1, 1) ERA: 3.0		7.0	W	28	7	0	0	2	2	0	0	0	0	0	30	38	0.00	1.286
Mike Mason, L (8, 1) ERA: 1.64		2.0		6	0	0	0	1	1	0	0	0	0	0	7	11	0.00	0.500

PITCHER	IP	WLS	BF	H	R	ER	SO	BB	IBB	HBP	BLK	WP	HR	S	P	ERA	WHIP

AB	31
R	0
H	7
RBI	0
BB	3
SO	3
LOB	17

1B: 6 2B: 2 3B: 0 HR: 0 SF: 0 SAC: 0 DP: 3 HBP: 0

WP: 0 PB: 0 SB: 1 CS: 0 PA: 34

livebaseballscorecards.com

Batter	1	2	3	4	5	6	7	8	9	AB	R	H	RBI	BB	SO	LOB
Darryl Motley, R (1, 7) OBP: 0.355, SLG: 0.452	S S S 0-3 ① K		x 0-0 1B 1B		x 0-0 CS 1B			S S S 0-3 ② K		4	0	2	0	0	2	1
Pat Sheridan, L (1, 8) OBP: 0.400, SLG: 0.509	x 0-0 CS 1B		x 0-0 1-3 1B		0-0 ③ CS 1-2	S S S 0-3 ① K		x 0-0 2-3 1B		4	0	3	0	0	1	0
Jorge Orta, L (1, 9) OBP: 0.341, SLG: 0.488	x 0-0 ②③ 4-3 1-2		S S S 0-3 ③ K			x 0-0 ② F2		S S S 0-3 ③ K		4	0	0	0	0	2	5
Hal McRae, R (1, 10) OBP: 0.371, SLG: 0.429		x 0-0 1B		x 0-0 ① F8		x 0-0 ③ F9			x 0-0 ① F7	4	0	1	0	0	0	0
Frank White, R (1, 4) OBP: 0.361, SLG: 0.482		S S S 0-3 ① K		x 0-0 ② F7			x 0-0 G5-4-3 1B		x 0-0 ② 6-3	4	0	1	0	0	1	1
Steve Balboni, R (1, 3) OBP: 0.371, SLG: 0.444		x 0-0 ② F8		B B B B 4-0 BB			x 0-0 ①② G5-4-3 1-2f		S S S 0-3 ③ K	3	0	0	0	1	1	2
Don Slaught, R (1, 2) OBP: 0.259, SLG: 0.245		S S S 0-3 ③ K		x 0-0 ③ G3			x 0-0 ③ 5-3			3	0	0	0	0	1	2
John Wathan, R (8, 2)										0	0	0	0	0	0	0
Greg Pryor, R (1, 5) OBP: 0.365, SLG: 0.408			x 0-0 ① 6-3		x 0-0 ① 5-3			x 0-0 1B 1-3 1B		3	0	1	0	0	0	0
Onix Concepcion, R (1, 6) OBP: 0.194, SLG: 0.241			x 0-0 ② G1-5-3		x 0-0 ② F3			x 0-0 ① 1-3 1-2		3	0	0	0	0	0	1
Inning Stats	R: 0 H: 1 E: 0 LOB: 0 K: 1 BB: 0 S: 5 P: 5	R: 0 H: 1 E: 0 LOB: 1 K: 2 BB: 0 S: 8 P: 8	R: 0 H: 2 E: 0 LOB: 2 K: 1 BB: 0 S: 7 P: 7	R: 0 H: 0 E: 0 LOB: 1 K: 0 BB: 1 S: 3 P: 7	R: 0 H: 1 E: 0 LOB: 0 K: 0 BB: 0 S: 3 P: 3	R: 0 H: 0 E: 0 LOB: 0 K: 1 BB: 0 S: 5 P: 5	R: 0 H: 1 E: 0 LOB: 0 K: 0 BB: 0 S: 3 P: 3	R: 0 H: 2 E: 0 LOB: 2 K: 2 BB: 0 S: 9 P: 9	R: 0 H: 0 E: 0 LOB: 0 K: 1 BB: 0 S: 5 P: 5	1B: 8 SF: 0 2B: 0 SAC: 0 3B: 0 DP: 1 HR: 0 HBP: 0						WP: 0 PA: 34 PB: 0 SB: 0 CS: 2	

PITCHER		IP	WLS	BF	H	R	ER	SO	BB	IBB	HBP	BLK	WP	HR	S	P	ERA	WHIP
Phil Niekro, R ERA: 0.98	(1, 1)	9.0	W	33	8	0	0	8	1	0	0	0	0	0	48	52	0.00	1.000

PITCHER	IP	WLS	BF	H	R	ER	SO	BB	IBB	HBP	BLK	WP	HR	S	P	ERA	WHIP

TOP

Kansas City Royals @ New York Yankees

Yankee Stadium, Bronx, NY

Tue Apr 24 1984, 3:33 AM EST

Att. 15,237 - Unknown

livebaseballscorecards.com

AB	32
R	0
H	8
RBI	0
BB	1
SO	8
LOB	12

Kansas City Royals @ New York Yankees

Yankee Stadium, Bronx, NY

Tue Apr 24 1984, 3:33 AM EST
Att. 15,237 - Unknown

livebaseballscorecards.com

Batter	1	2	3	4	5	6	7	8	9	AB	R	H	RBI	BB	SO	LOB
Willie Randolph, R (1, 4) OBP: 0.433, SLG: 0.407	G6-4-3 1B		F9		WP F7 1B BB	1-3				3	1	1	0	1	0	1
Ken Griffey, L (1, 8) OBP: 0.310, SLG: 0.308	F5		F7		F8		F7			4	0	0	0	0	0	2
Lou Piniella, R (1, 9) OBP: 0.333, SLG: 0.414	G6-4-3 1-2f		1B		F7 1-2		F4			4	0	1	0	0	0	2
Don Baylor, R (1, 10) OBP: 0.189, SLG: 0.265		F8	K		2-H 1B		K			4	0	1	1	0	2	1
Roy Smalley, S (1, 3) OBP: 0.394, SLG: 0.393		E E 1B 1B		5-3	4-3			F9		4	1	1	0	0	0	1
Toby Harrah, R (1, 5) OBP: 0.316, SLG: 0.267		E5 E 1-2 1B		F8		5-3		F6		4	1	0	0	0	0	1
Don Mattingly, L (1, 7) OBP: 0.423, SLG: 0.522		E3 1B 1-2 2-3 L1-5		2B		HR		3-1		4	1	2	1	0	0	2
Butch Wynegar, S (1, 2) OBP: 0.262, SLG: 0.275		1-3 2-H 3-H 1B		FC5-4 BB		5-3				2	0	1	2	1	0	0
Andre Robertson, R (1, 6) OBP: 0.222, SLG: 0.235		L1-5 3-H		FC5-4 1-2f		2B				3	0	1	0	0	0	4

Inning Stats	1	2	3	4	5	6	7	8	9	AB	R	H	RBI	BB	SO	LOB
	R: 0 H: 1 E: 0 LOB: 0 K: 0 BB: 0 S: 3 P: 3	R: 2 H: 2 E: 2 LOB: 1 K: 0 BB: 0 S: 6 P: 6	R: 0 H: 1 E: 0 LOB: 1 K: 1 BB: 0 S: 6 P: 6	R: 0 H: 1 E: 0 LOB: 2 K: 0 BB: 1 S: 4 P: 8	R: 1 H: 1 E: 0 LOB: 1 K: 0 BB: 1 S: 4 P: 8	R: 1 H: 2 E: 0 LOB: 1 K: 0 BB: 0 S: 5 P: 5	R: 0 H: 0 E: 0 LOB: 0 K: 1 BB: 0 S: 5 P: 5	R: 0 H: 0 E: 0 LOB: 0 K: 0 BB: 0 S: 3 P: 3		1B: 5 SF: 0 2B: 3 SAC: 0 3B: 0 DP: 2 HR: 1 HBP: 0					WP: 1 PA: 34 PB: 0 SB: 0 CS: 0

PITCHER		IP	WLS	BF	H	R	ER	SO	BB	IBB	HBP	BLK	WP	HR	S	P	ERA	WHIP
Bud Black, L ERA: 3.6	(1, 1)	6.0	L	28	8	4	2	1	2	0	0	0	1	1	28	36	3.00	1.667
Bret Saberhagen, R ERA: 0.92	(7, 1)	2.0		6	0	0	0	1	0	0	0	0	0	0	8	8	0.00	0.000

PITCHER	IP	WLS	BF	H	R	ER	SO	BB	IBB	HBP	BLK	WP	HR	S	P	ERA	WHIP

AB	32
R	4
H	8
RBI	4
BB	2
SO	2
LOB	14

Batter	1	2	3	4	5	6	7	8	9	AB	R	H	RBI	BB	SO	LOB
Willie Randolph, R (1, 4) OBP: 0.403, SLG: 0.373	S S S 0-3 ① K	S S S 0-3 ③ K			x 0-0 ① 4-3		x 0-0 ① 6-3		x 0-0 ③ F3	5	0	0	0	0	2	1
Ken Griffey, L (1, 8) OBP: 0.306, SLG: 0.304	x 0-0 ② 6-3		x 0-0 ① 4-3		x 0-0 HR 1B		x 0-0 ② G3			4	1	1	0	0	0	0
Steve Kemp, L (1, 7) OBP: 0.385, SLG: 0.200	x 0-0 E6		S S S 0-3 ② K		x 0-0 ② F8		x 0-0 ③ 6-3			4	0	0	0	0	1	1
Oscar Gamble, L (1, 10) OBP: 0.267, SLG: 0.417 Toby Harrah, R (8, PH) OBP: 0.333, SLG: 0.267	x 0-0 ③ 4-3		x 0-0 ③ 6-3		x 0-0 1-H HR			B B B B 4-0 BB		3 0	1 0	1 0	2 0	0 1	0 0	1 0
Don Mattingly, L (1, 3) OBP: 0.429, SLG: 0.540		x 0-0 ① F7		x 0-0 9-3 1B	x 0-0 2B			x 0-0 ① F9		4	0	2	0	0	0	1
Roy Smalley, S (1, 5) OBP: 0.378, SLG: 0.406		x 0-0 HR 2B		x 0-0 ① ② 9-3 1-2f	x 0-0 ③ 4-3			S S S 0-3 ② K		4	1	1	0	0	1	3
Don Baylor, R (1, 9) OBP: 0.211, SLG: 0.396		x 0-0 2-H HR		x 0-0 HR		x 0-0 ① F9		x 0-0 ③ F7		4	2	2	3	0	0	1
Butch Wynegar, S (1, 2) OBP: 0.261, SLG: 0.256		x 0-0 ② F9		B B B B 4-0 2B BB		x 0-0 ② F9			x 0-0 ① 4-3	3	1	0	0	1	0	0
Andre Robertson, R (1, 6) OBP: 0.286, SLG: 0.350 Lou Piniella, R (9, PH) OBP: 0.323, SLG: 0.400		x 0-0 1B		x 0-0 ③ 1-H 2B		x 0-0 ③ F9			x 0-0 ② F1	3 1	0 0	2 0	1 0	0 0	0 0	0 0
Inning Stats	R: 0 E: 1 K: 1 S: 6 H: 0 LOB: 1 BB: 0 P: 6	R: 2 E: 0 K: 1 S: 8 H: 3 LOB: 1 BB: 0 P: 8	R: 0 E: 0 K: 1 S: 5 H: 0 LOB: 0 BB: 0 P: 5	R: 2 E: 0 K: 0 S: 4 H: 3 LOB: 1 BB: 1 P: 8	R: 2 E: 0 K: 0 S: 6 H: 3 LOB: 1 BB: 0 P: 6	R: 0 E: 0 K: 0 S: 3 H: 0 LOB: 0 BB: 0 P: 3	R: 0 E: 0 K: 0 S: 3 H: 0 LOB: 0 BB: 0 P: 3	R: 0 E: 0 K: 1 S: 5 H: 0 LOB: 1 BB: 1 P: 9	R: 0 E: 0 K: 0 S: 3 H: 0 LOB: 0 BB: 0 P: 3	1B: 3 2B: 4 3B: 0 HR: 3 SF: 0 SAC: 0 DP: 1 HBP: 0						

PITCHER		IP	WLS	BF	H	R	ER	SO	BB	IBB	HBP	BLK	WP	HR	S	P	ERA	WHIP
Mike Smithson, R ERA: 3.5	(1, 1)	6.0		27	9	6	6	3	1	0	0	0	0	3	32	36	9.00	1.667
Pete Filson, L ERA: 3.12	(7, 1)	1.2	W	6	0	0	0	1	1	0	0	0	0	0	7	11	0.00	0.600
Mike Walters, R ERA: 0.87	(8, 1)	1.1	S	4	0	0	0	0	0	0	0	0	0	0	4	4	0.00	0.000

PITCHER	IP	WLS	BF	H	R	ER	SO	BB	IBB	HBP	BLK	WP	HR	S	P	ERA	WHIP

TOP

New York Yankees @ Minnesota Twins

Hubert H. Humphrey Metrodome, Minneapolis, MN

Wed Apr 25 1984, 7:05 PM EST

Att. 12,398 - Unknown

livebaseballscorecards.com

AB	35
R	6
H	9
RBI	6
BB	2
SO	4
LOB	8

PA: 37

WP: 0
PB: 0
SB: 0
CS: 0

BOTTOM

Batter	1	2	3	4	5	6	7	8	9	AB	R	H	RBI	BB	SO	LOB
Darrell Brown, S (1, 8) OBP: 0.358, SLG: 0.438	K		K		F9		1B 1-3 1B	6-3		5	1	1	0	0	2	0
Tim Teufel, R (1, 4) OBP: 0.353, SLG: 0.375	FC3-6 BB		F8		6-3		E 1B 1-3 3-H 1B	F8		4	1	1	1	1	0	0
Dave Engle, R (1, 2) OBP: 0.440, SLG: 0.500	FC3-6 BB 1B 1-2f		HR			G4-6-3 BB	E8 BB 1B 3-H 1B	F3		4	2	2	2	1	0	1
Kent Hrbek, L (1, 3) OBP: 0.412, SLG: 0.520	BB 1B 1-2		HR			G4-6-3 1-2f	K			4	1	2	1	0	1	3
Tom Brunansky, R (1, 9) OBP: 0.337, SLG: 0.333	BB 1-2 2-3		F8			1B	1B 2B 1-2 BB			2	1	1	0	2	0	0
Mickey Hatcher, R (1, 10) OBP: 0.324, SLG: 0.403	K		K			F9	2B 1-3 2-H 3-H 1B			4	0	1	2	0	2	4
Gary Gaetti, R (1, 5) OBP: 0.377, SLG: 0.391		G5-4-3 BB		F8			K 2B 1-3 3-H			3	0	1	1	1	1	0
Dave Meier, R (1, 7) OBP: 0.385, SLG: 0.273		F8		F3			E6 1B FC4-6 BB			3	1	1	0	1	0	1
Houston Jimenez, R (1, 6)		G5-4-3 1-2f			6-3		1B 2-H FC4-6 1-2f			2	0	0	0	0	0	1
Tim Laudner, R (7, PH) OBP: 0.216, SLG: 0.286										1	1	1	1	0	0	0
Randy Bush, L (7, PH) OBP: 0.286, SLG: 0.360										1	0	0	0	0	0	3
Ron Washington, R (8, 6) OBP: 0.188, SLG: 0.333										0	0	0	0	0	0	0
Inning Stats	R: 0 E: 0 K: 2 S: 8 H: 1 LOB: 3 BB: 2 P: 16	R: 0 E: 0 K: 0 S: 2 H: 0 LOB: 0 BB: 1 P: 6	R: 2 E: 0 K: 1 S: 7 H: 2 LOB: 0 BB: 0 P: 7	R: 0 E: 0 K: 1 S: 5 H: 0 LOB: 0 BB: 0 P: 5	R: 0 E: 0 K: 0 S: 3 H: 0 LOB: 0 BB: 0 P: 3	R: 0 E: 0 K: 0 S: 3 H: 1 LOB: 1 BB: 1 P: 7	R: 6 E: 2 K: 2 S: 14 H: 7 LOB: 3 BB: 2 P: 22	R: 0 E: 0 K: 0 S: 3 H: 0 LOB: 0 BB: 0 P: 3		1B: 8 2B: 1 3B: 0 HR: 2 SF: 0 SAC: 0 DP: 2 HBP: 0						

PITCHER		IP	WLS	BF	H	R	ER	SO	BB	IBB	HBP	BLK	WP	HR	S	P	ERA	WHIP
Ron Guidry, L ERA: 3.31	(1, 1)	6.1		28	7	5	5	5	4	0	0	0	0	2	34	50	7.11	1.737
Jay Howell, R ERA: 4.26	(7, 1)	0.0	L	2	2	0	0	0	0	0	0	0	0	0	2	2	∞	∞
Dave Righetti, L ERA: 0.84	(7, 1)	0.1		5	2	3	3	1	2	0	0	0	0	0	5	13	81.00	12.000
Dale Murray, R ERA:	(7, 1)	1.1		4	0	0	0	0	0	0	0	0	0	0	4	4	0.00	0.000

PITCHER	IP	WLS	BF	H	R	ER	SO	BB	IBB	HBP	BLK	WP	HR	S	P	ERA	WHIP

New York Yankees @ Minnesota Twins

Hubert H. Humphrey Metrodome, Minneapolis, MN

Wed Apr 25 1984, 7:05 PM EST

Att. 12,398 - Unknown

livebaseballscorecards.com

AB	33
R	8
H	11
RBI	8
BB	6
SO	6
LOB	13

WP: 0 PB: 0 SB: 0 CS: 0 PA: 39

Batter	1	2	3	4	5	6	7	8	9	AB	R	H	RBI	BB	SO	LOB
Willie Randolph, R (1, 4) OBP: 0.421, SLG: 0.387	x 0-0 CS 1B		BBB 4-0 G4-6-3 BB		x 0-0 ① SH1-3 2-3		x 0-0 1-2 1B		x 0-0 ③ F8	3	0	2	0	1	0	1
Ken Griffey, L (1, 8) OBP: 0.303, SLG: 0.300	x 0-0 ① G4-6-3 1-2 1B		x 0-0 ①② G4-6-3 1-2f		x 0-0 ② F5		x 0-0 ③ 6-3			4	0	1	0	0	0	4
Steve Kemp, L (1, 7) OBP: 0.353, SLG: 0.214	x 0-0 ②③ G4-6-3 1-2f		x 0-0 1B		SSS 0-3 ③ K			x 0-0 ① F6		4	0	1	0	0	1	2
Oscar Gamble, L (1, 10) OBP: 0.222, SLG: 0.333 Lou Piniella, R (8, PH) OBP: 0.344, SLG: 0.400		x 0-0 ① 4-3	x 0-0 ③ 4-3			x 0-0 ① F8		BBB 4-0 FC6-4 BB		3 0	0 0	0 0	0 0	0 1	0 0	1 0
Don Mattingly, L (1, 3) OBP: 0.417, SLG: 0.537		x 0-0 2B 2B		x 0-0 ① F8		x 0-0 ② G3		x 0-0 ② F9		4	1	1	0	0	0	1
Don Baylor, R (1, 9) OBP: 0.230, SLG: 0.421		x 0-0 2-H 2B 2B		x 0-0 1B		x 0-0 ③ 5-3		x 0-0 ③ FC6-4 1-2f		4	1	2	1	0	0	1
Toby Harrah, R (1, 5) OBP: 0.326, SLG: 0.294		x 0-0 S 2-H 2B		x 0-0 ② F7			x 0-0 ① 6-3		x 0-0 ① 6-3	4	0	1	1	0	0	1
Butch Wynegar, S (1, 2) OBP: 0.260, SLG: 0.239 Stan Javier, S (9, PR) OBP: 0.200, SLG: 0.200		x 0-0 ② F8		SSS 0-3 ③ K			x 0-0 ② F8		BBBB 4-0 BB	3 0	0 0	0 0	0 0	1 0	1 0	2 0
Andre Robertson, R (1, 6) OBP: 0.333, SLG: 0.435 Roy Smalley, S (9, PH) OBP: 0.368, SLG: 0.394		SSS 0-3 ③ K 2-3			x 0-0 SH1-3 2B		x 0-0 1B 1B		x 0-0 ② F8	3 1	0 0	2 0	0 0	0 0	1 0	1 1
Inning Stats	R: 0 E: 0 K: 0 S: 3 H: 2 LOB: 0 BB: 0 P: 3	R: 2 E: 0 K: 1 S: 8 H: 3 LOB: 1 BB: 0 P: 8	R: 0 E: 0 K: 0 S: 3 H: 1 LOB: 1 BB: 1 P: 7	R: 0 E: 0 K: 1 S: 6 H: 1 LOB: 0 BB: 0 P: 6	R: 0 E: 0 K: 1 S: 6 H: 1 LOB: 1 BB: 0 P: 6	R: 0 E: 0 K: 0 S: 3 H: 0 LOB: 0 BB: 0 P: 3	R: 0 E: 0 K: 0 S: 5 H: 2 LOB: 2 BB: 0 P: 5	R: 0 E: 0 K: 0 S: 3 H: 0 LOB: 1 BB: 1 P: 7	R: 0 E: 0 K: 0 S: 3 H: 0 LOB: 1 BB: 1 P: 7	1B: 6 2B: 4 3B: 0 HR: 0	SF: 0 SAC: 1 DP: 2 HBP: 0						

PITCHER		IP	WLS	BF	H	R	ER	SO	BB	IBB	HBP	BLK	WP	HR	S	P	ERA	WHIP
John Butcher, R ERA: 2.43	(1, 1)	1.1		7	5	2	2	0	0	0	0	0	0	0	7	7	13.50	3.750
Pete Filson, L ERA: 1.8	(2, 1)	6.1	W	25	5	0	0	3	2	0	0	0	0	0	29	37	0.00	1.105
Mike Walters, R ERA: 0.77	(8, 1)	1.1	S	5	0	0	0	0	1	0	0	0	0	0	4	8	0.00	0.750

PITCHER	IP	WLS	BF	H	R	ER	SO	BB	IBB	HBP	BLK	WP	HR	S	P	ERA	WHIP

New York Yankees @ Minnesota Twins

Hubert H. Humphrey Metrodome, Minneapolis, MN

Thu Apr 26 1984, 4:33 AM EST
Att. 11,246 - Unknown

TOP

livebaseballscorecards.com

AB	33
R	2
H	10
RBI	2
BB	3
SO	3
LOB	15

WP: 0 PB: 0 SB: 1 CS: 1 PA: 37

Batter	1	2	3	4	5	6	7	8	9	AB	R	H	RBI	BB	SO	LOB
Darrell Brown, S (1, 8) OBP: 0.365, SLG: 0.442	6-3		4-3 1-3 1-2 1B		4-3		S 1B 1B			4	1	2	0	0	0	0
Tim Teufel, R (1, 4) OBP: 0.348, SLG: 0.360	4-3		1-3 1-2 2-3		F9		BBBB 1B 1-2 BB			3	0	0	0	1	0	2
Dave Engle, R (1, 2) OBP: 0.444, SLG: 0.500	1B		4-3 2-3 3-H		1-3		1-3 2-H 1B			4	0	2	2	0	0	1
Kent Hrbek, L (1, 3) OBP: 0.393, SLG: 0.494	K		4-3			4-3	F6			4	0	0	0	0	1	4
Tom Brunansky, R (1, 9) OBP: 0.356, SLG: 0.389		6-3		FC5-4 1B		BBBB G6-4-3 BB		HR		3	1	2	1	1	0	0
Mickey Hatcher, R (1, 10) OBP: 0.307, SLG: 0.380		K		FC5-4 BB 1-2f		G6-4-3 1-2f		4-3		4	0	0	0	0	1	2
Gary Gaetti, R (1, 5) OBP: 0.370, SLG: 0.384		FC6-4 1B		F9			F7	5-3		4	0	1	0	0	0	1
Dave Meier, R (1, 7) OBP: 0.353, SLG: 0.214		FC6-4 1-2f		BBBB FC6-4 1-2 BB			F8	6-3		3	0	0	0	1	0	1
Houston Jimenez, R (1, 6) OBP: 0.400, SLG: 0.800			1-3 1B 4-3 1B	FC6-4 1-2f			E8 3B			3	2	2	0	0	0	2
Inning Stats	R: 0 E: 0 K: 1 S: 6 H: 1 LOB: 1 BB: 0 P: 6	R: 0 E: 0 K: 1 S: 6 H: 1 LOB: 1 BB: 0 P: 6	R: 1 E: 0 K: 0 S: 5 H: 2 LOB: 1 BB: 0 P: 5	R: 0 E: 0 K: 0 S: 4 H: 1 LOB: 2 BB: 1 P: 8	R: 0 E: 0 K: 0 S: 3 H: 0 LOB: 0 BB: 0 P: 3	R: 0 E: 0 K: 0 S: 2 H: 0 LOB: 0 BB: 1 P: 6	R: 2 E: 1 K: 0 S: 6 H: 3 LOB: 2 BB: 1 P: 10	R: 1 E: 0 K: 0 S: 4 H: 1 LOB: 0 BB: 0 P: 4		1B: 7 2B: 0 3B: 1 HR: 1	SF: 0 SAC: 0 DP: 1 HBP: 0					

PITCHER		IP	WLS	BF	H	R	ER	SO	BB	IBB	HBP	BLK	WP	HR	S	P	ERA	WHIP
Ray Fontenot, L ERA: 3.8	(1, 1)	5.1		22	5	1	1	2	1	0	0	0	0	0	25	29	1.69	1.125
Jose Rijo, R ERA: 4.5	(6, 1)	1.1	L	8	3	2	2	0	2	0	0	0	0	0	6	14	13.50	3.750
Dave Righetti, L ERA: 1.5	(7, 1)	1.1		5	1	1	1	0	0	0	0	0	0	1	5	5	6.75	0.750

PITCHER	IP	WLS	BF	H	R	ER	SO	BB	IBB	HBP	BLK	WP	HR	S	P	ERA	WHIP

BOTTOM

New York Yankees @ Minnesota Twins

Hubert H. Humphrey Metrodome, Minneapolis, MN

Thu Apr 26 1984, 4:33 AM EST

Att. 11,246 - Unknown

livebaseballscorecards.com

AB	32
R	4
H	9
RBI	3
BB	3
SO	2
LOB	13

1B: 7 SF: 0
2B: 0 SAC: 0
3B: 1 DP: 1
HR: 1 HBP: 0

WP: 0 PA: 35
PB: 0
SB: 1
CS: 0

Milwaukee Brewers @ New York Yankees

Yankee Stadium, Bronx, NY

Fri Apr 27 1984, 6:05 PM EST

Att. 21,872 - Unknown

TOP

livebaseballscorecards.com

Batter	1	2	3	4	5	6	7	8	9	AB	R	H	RBI	BB	SO	LOB
Paul Molitor, R (1, 5) OBP: 0.275, SLG: 0.263	F7	6-3		1B	3-H 1B		5-3		1-2f 3-H FC6-4 1B	6	0	2	2	0	0	2
Jim Gantner, L (1, 4) OBP: 0.371, SLG: 0.409	F7	6-3		F7	F7			G6-3 BB 1B	1-2 1B	6	0	2	0	0	0	3
Robin Yount, R (1, 6) OBP: 0.346, SLG: 0.288	B B B B 4-0 BB		E3 2B	F7	F7			B B B B 4-0 1-2 G6-3 BB	F9	4	1	0	0	2	0	4
Cecil Cooper, L (1, 3) OBP: 0.403, SLG: 0.386 Ed Romero, R (4, 3) OBP: 0.385, SLG: 0.273	F8		1B 1-H 3B 2B	1-3 1B		1B G4-3 1B		G6-3 1-2f 2-3		3 2	1 1	2 1	1 0	0 0	0 0	1 2
Mark Brouhard, R (1, 7) OBP: 0.409, SLG: 0.526		B B B B 4-0 1B 2B BB	S S S 0-3 K	F9		G4-3 1-3 1B		S S S 0-3 K		4	1	1	0	1	2	4
Ted Simmons, S (1, 10) OBP: 0.231, SLG: 0.210		2B 1-3 1B 1B	3B 2-3 1B		BB 3B 1B	G4-3 1-2f 3-H			B B B B 4-0 1B E BB	4	4	3	0	1	0	1
Jim Sundberg, R (1, 2) OBP: 0.393, SLG: 0.490		1B 1-3 3-H 2B	1-H 3-H 3B		B B B 4-0 3B 1-2 BB	6-3			E 1-3 FC6-2-5-2 1B	4	2	3	3	1	0	0
Charlie Moore, R (1, 9) OBP: 0.292, SLG: 0.345		1B 2-H 3-H	F9		1-H 2-H 1B 3B		F9		E1 FC6-2-5-2 1-3 FC6-4 3-H	5	2	2	5	0	0	2
Rick Manning, L (1, 8) OBP: 0.302, SLG: 0.362		F8	4-3		6-3		S S S 0-3 K		FC6-2-5-2 FC6-4 1-3 3-H	5	0	0	0	0	1	5

	AB	43
	R	12
	H	16
	RBI	11
	BB	5
	SO	3
	LOB	24

Inning Stats	1	2	3	4	5	6	7	8	9
	R: 0 E: 0 K: 0 S: 3	H: 0 LOB: 1 BB: 1 P: 7	R: 3 E: 0 K: 0 S: 6	H: 3 LOB: 1 BB: 1 P: 10	R: 3 E: 1 K: 1 S: 9	H: 3 LOB: 1 BB: 0 P: 9	R: 0 E: 0 K: 0 S: 5	H: 2 LOB: 2 BB: 0 P: 5	R: 3 E: 0 K: 0 S: 6	H: 3 LOB: 1 BB: 1 P: 10	R: 1 E: 0 K: 0 S: 4	H: 2 LOB: 0 BB: 0 P: 4	R: 0 E: 0 K: 1 S: 5	H: 0 LOB: 0 BB: 0 P: 5	R: 0 E: 0 K: 1 S: 5	H: 1 LOB: 1 BB: 1 P: 9	R: 2 E: 1 K: 0 S: 6	H: 2 LOB: 2 BB: 1 P: 10

1B: 12	SF: 0
2B: 2	SAC: 0
3B: 2	DP: 2
HR: 0	HBP: 0

WP: 0	PA: 48
PB: 0	
SB: 0	
CS: 0	

PITCHER		IP	WLS	BF	H	R	ER	SO	BB	IBB	HBP	BLK	WP	HR	S	P	ERA	WHIP
Shane Rawley, L ERA: 7.84	(1, 1)	2.0	L	13	4	5	4	0	2	0	0	0	0	0	11	19	18.00	3.000
Bob Shirley, L ERA: 10.8	(3, 1)	3.0		17	7	4	4	1	1	0	0	0	0	0	18	22	12.00	2.667
Jay Howell, R ERA: 4.32	(6, 1)	2.0		7	2	1	1	1	0	0	0	0	0	0	9	9	4.50	1.000
Dale Murray, R ERA: 1.08	(8, 1)	2.0		11	3	2	1	1	2	0	0	0	0	0	11	19	4.50	2.500

PITCHER	IP	WLS	BF	H	R	ER	SO	BB	IBB	HBP	BLK	WP	HR	S	P	ERA	WHIP

Milwaukee Brewers @ New York Yankees

Yankee Stadium, Bronx, NY

Fri Apr 27 1984, 6:05 PM EST

Att. 21,872 - Unknown

livebaseballscorecards.com

BOTTOM

Batter	1	2	3	4	5	6	7	8	9	AB	R	H	RBI	BB	SO	LOB
Willie Randolph, R (1, 4) OBP: 0.405, SLG: 0.369	F9		6-3			5-3		F5		3	0	0	0	0	0	0
Tim Foli, R (7, 6) OBP: 0.200, SLG: 0.240										1	0	0	0	0	0	1
Ken Griffey, L (1, 8) OBP: 0.304, SLG: 0.302	E1 FC5-4			1B 1B		F5			5-3	3	0	1	0	0	0	0
Stan Javier, S (7, 8) OBP: 0.167, SLG: 0.167										1	0	0	0	0	0	0
Steve Kemp, L (1, 7) OBP: 0.381, SLG: 0.278	F8			G5-4-3 1-2 1B			K		FC6-4 1B	4	0	2	0	0	1	1
Don Baylor, R (1, 10) OBP: 0.231, SLG: 0.426	FC5-4 1-2f			F4			F7 2B		K	4	0	1	0	0	1	4
Lou Piniella, R (1, 9) OBP: 0.306, SLG: 0.353		F9		G5-4-3 1-2f			F7 2-3		FC6-4 1-2f	4	0	0	0	0	0	4
Toby Harrah, R (1, 5) OBP: 0.304, SLG: 0.270		F6			5-3		4-3			3	0	0	0	0	0	1
Don Mattingly, L (1, 3) OBP: 0.413, SLG: 0.544		4-3			3-1			2B		3	0	1	0	0	0	0
Rick Cerone, R (1, 2) OBP: 0.211, SLG: 0.333			F8		6-3			6-3		3	0	0	0	0	0	1
Andre Robertson, R (1, 6) (7, 4) OBP: 0.296, SLG: 0.385			5-3			6-3		6-3		3	0	0	0	0	0	1

	AB	32
	R	0
	H	5
	RBI	0
	BB	0
	SO	2
	LOB	13

Inning Stats	1	2	3	4	5	6	7	8	9
	R: 0 E: 1 K: 0 S: 4	H: 0 LOB: 1 BB: 0 P: 4	R: 0 E: 0 K: 0 S: 3	H: 0 LOB: 0 BB: 0 P: 3	R: 0 E: 0 K: 0 S: 3	H: 0 LOB: 0 BB: 0 P: 3	R: 0 E: 0 K: 0 S: 4	H: 2 LOB: 1 BB: 0 P: 4	R: 0 E: 0 K: 0 S: 3	H: 0 LOB: 0 BB: 0 P: 3	R: 0 E: 0 K: 0 S: 3	H: 0 LOB: 0 BB: 0 P: 3	R: 0 E: 0 K: 1 S: 6	H: 1 LOB: 1 BB: 0 P: 6	R: 0 E: 0 K: 0 S: 4	H: 1 LOB: 1 BB: 0 P: 4	R: 0 E: 0 K: 1 S: 6	H: 1 LOB: 1 BB: 0 P: 6

	1B: 3	SF: 0	WP: 0	PA: 32
	2B: 2	SAC: 0	PB: 0	
	3B: 0	DP: 1	SB: 0	
	HR: 0	HBP: 0	CS: 0	

PITCHER	IP	WLS	BF	H	R	ER	SO	BB	IBB	HBP	BLK	WP	HR	S	P	ERA	WHIP
Mike Caldwell, L (1, 1) ERA: 1.96	9.0	W	32	5	0	0	2	0	0	0	0	0	0	36	36	0.00	0.556

PITCHER	IP	WLS	BF	H	R	ER	SO	BB	IBB	HBP	BLK	WP	HR	S	P	ERA	WHIP

Batter	1	2	3	4	5	6	7	8	9	AB	R	H	RBI	BB	SO	LOB
Paul Molitor, R (1, 5) OBP: 0.267, SLG: 0.262	F9		SF7 3-H	1B 2-3 1B		FC6-4 1-2f 3B 3-H		F9		4	1	1	2	0	0	1
Jim Gantner, L (1, 4) OBP: 0.360, SLG: 0.394	4-3		4-3	G6-3 1-3 3-H 1B		K			K	5	0	1	1	0	2	1
Robin Yount, R (1, 6) OBP: 0.360, SLG: 0.338	F9		1B 1B 1B	G6-3 1-2f		1-H 3B			BB 1B	5	1	3	1	0	0	2
Ben Oglivie, L (1, 7) OBP: 0.393, SLG: 0.453		F9	1B 1-3 1B		F7	F8			G6-4-3 1-2 BB	4	1	1	0	1	0	1
Ted Simmons, S (1, 3) OBP: 0.257, SLG: 0.227		G1-6-3 1B	1B 1-2 3-H 1B		FC4-6 BB		5-3		G6-4-3 1-2f	4	0	2	1	1	0	2
Roy Howell, L (1, 10) OBP: 0.385, SLG: 0.200		G1-6-3 1-2f	1B 1-2 2-H 1B		F2		3-1			4	0	1	1	0	0	2
Jim Sundberg, R (1, 2) OBP: 0.367, SLG: 0.453			E7 SH 5-3		FC4-6 1-2f		5-3			4	1	0	0	0	0	3
Dion James, L (1, 9) OBP: 0.368, SLG: 0.438			SH 1-2 SH 1B	4-3		1B FC6-4 1B		K		4	2	2	0	0	1	0
Rick Manning, L (1, 8) OBP: 0.318, SLG: 0.393			SH 1-H 2-H SF7	1B 1B 2B		FC6-4 1-3 1B		K		3	2	2	0	0	1	0
Inning Stats	R: 0 E: 0 K: 0 S: 3 H: 0 LOB: 0 BB: 0 P: 3	R: 0 E: 0 K: 0 S: 3 H: 1 LOB: 0 BB: 0 P: 3	R: 5 E: 2 K: 0 S: 10 H: 5 LOB: 2 BB: 0 P: 10	R: 1 E: 0 K: 0 S: 5 H: 3 LOB: 1 BB: 0 P: 5	R: 0 E: 0 K: 0 S: 3 H: 0 LOB: 1 BB: 1 P: 7	R: 2 E: 0 K: 1 S: 8 H: 3 LOB: 1 BB: 0 P: 8	R: 0 E: 0 K: 0 S: 3 H: 0 LOB: 0 BB: 0 P: 3	R: 0 E: 0 K: 2 S: 7 H: 0 LOB: 0 BB: 0 P: 7	R: 0 E: 0 K: 1 S: 5 H: 1 LOB: 1 BB: 1 P: 9	1B: 11 2B: 1 3B: 1 HR: 0 SF: 1 SAC: 1 DP: 3 HBP: 0						

TOP

Milwaukee Brewers @ New York Yankees

Yankee Stadium, Bronx, NY

Sat Apr 28 1984, 6:05 PM EST

Att. 20,531 - Unknown

livebaseballscorecards.com

AB	37
R	8
H	13
RBI	6
BB	2
SO	4
LOB	12

WP: 0 PB: 0 SB: 0 CS: 0 PA: 41

PITCHER		IP	WLS	BF	H	R	ER	SO	BB	IBB	HBP	BLK	WP	HR	S	P	ERA	WHIP
John Montefusco, R ERA: 7.45	(1, 1)	2.0	L	7	1	1	0	0	0	0	0	0	0	0	7	7	0.00	0.500
Jose Rijo, R ERA: 4.7	(3, 1)	1.1		13	8	5	1	0	0	0	0	0	0	0	13	13	6.75	6.000
Bob Shirley, L ERA: 8.04	(4, 1)	5.2		21	4	2	2	4	2	0	0	0	0	0	27	35	3.18	1.059

PITCHER	IP	WLS	BF	H	R	ER	SO	BB	IBB	HBP	BLK	WP	HR	S	P	ERA	WHIP

Milwaukee Brewers @ New York Yankees

Yankee Stadium, Bronx, NY

Sat Apr 28 1984, 6:05 PM EST

Att. 20,531 - Unknown

livebaseballscorecards.com

BOTTOM

Batter	1	2	3	4	5	6	7	8	9	AB	R	H	RBI	BB	SO	LOB
Willie Randolph, R (1, 4) OBP: 0.415, SLG: 0.382	0-0 L3 1B			0-0 G1-6-3 1B		SSS 0-3 ③ K			0-0 ① G3	3	0	2	0	0	1	0
Tim Foli, R (7, 6) OBP: 0.192, SLG: 0.231										1	0	0	0	0	0	0
Ken Griffey, L (1, 8) OBP: 0.292, SLG: 0.288	0-0 ①② L3 1-2			0-0 ①② G1-6-3 1-2f			0-0 ① 4-3		0-0 ② F4	3	0	0	0	0	0	2
Stan Javier, S (8, 8) OBP: 0.143, SLG: 0.143										1	0	0	0	0	0	0
Steve Kemp, L (1, 7) OBP: 0.360, SLG: 0.273	0-0 ③ 4-3			0-0 ③ 4-3			0-0 BB 1B		0-0 ③ F7	4	0	1	0	0	0	0
Oscar Gamble, L (1, 10) OBP: 0.200, SLG: 0.294		0-0 ① F8			0-0 ① 4-3		0-0 ② F8			2	0	0	0	0	0	0
Lou Piniella, R (7, PH) OBP: 0.297, SLG: 0.343										1	0	0	0	0	0	1
Don Mattingly, L (1, 3) OBP: 0.424, SLG: 0.559		0-0 ② F9			0-0 1B 2B		BBBBB 4-0 1-2 BB			2	0	1	0	1	0	0
Roy Smalley, S (1, 5) OBP: 0.366, SLG: 0.389		SSS 0-3 ③ K			0-0 G4-6-3 2-3 1B		0-0 ③ F7			3	0	1	0	0	1	2
Don Baylor, R (1, 9) OBP: 0.221, SLG: 0.406			0-0 ① 4-3		0-0 ②③ G4-6-3 1-2f			0-0 ① F8		3	0	0	0	0	0	2
Butch Wynegar, S (1, 2) OBP: 0.264, SLG: 0.245			0-0 ② F5			0-0 G5-4-3 1B		0-0 ② F7		3	0	1	0	0	0	0
Andre Robertson, R (1, 6) OBP: 0.267, SLG: 0.345			0-0 ③ 6-3			0-0 ①② G5-4-3 1-2f		0-0 ③ F8		3	0	0	0	0	0	1
(7, 4)																
Inning Stats	R: 0 E: 0 K: 0 S: 3 H: 1 LOB: 0 BB: 0 P: 3	R: 0 E: 0 K: 1 S: 5 H: 0 LOB: 0 BB: 0 P: 5	R: 0 E: 0 K: 0 S: 3 H: 0 LOB: 0 BB: 0 P: 3	R: 0 E: 0 K: 0 S: 3 H: 1 LOB: 0 BB: 0 P: 3	R: 0 E: 0 K: 0 S: 4 H: 2 LOB: 1 BB: 0 P: 4	R: 0 E: 0 K: 1 S: 5 H: 1 LOB: 0 BB: 0 P: 5	R: 0 E: 0 K: 0 S: 4 H: 1 LOB: 2 BB: 1 P: 8	R: 0 E: 0 K: 0 S: 3 H: 0 LOB: 0 BB: 0 P: 3	R: 0 E: 0 K: 0 S: 3 H: 0 LOB: 0 BB: 0 P: 3	1B: 5 2B: 2 3B: 0 HR: 0	SF: 0 SAC: 0 DP: 4 HBP: 0						

	AB	29
	R	0
	H	6
	RBI	0
	BB	1
	SO	2
	LOB	8

WP: 0 PB: 0 SB: 0 CS: 0 PA: 30

PITCHER		IP	WLS	BF	H	R	ER	SO	BB	IBB	HBP	BLK	WP	HR	S	P	ERA	WHIP
Chuck Porter, R ERA: 1.93	(1, 1)	6.0	W	19	5	0	0	2	0	0	0	0	0	0	23	23	0.00	0.833
Bob McClure, L ERA: 4.0	(7, 1)	3.0	S	11	1	0	0	0	1	0	0	0	0	0	10	14	0.00	0.667

PITCHER	IP	WLS	BF	H	R	ER	SO	BB	IBB	HBP	BLK	WP	HR	S	P	ERA	WHIP

Batter	1	2	3	4	5	6	7	8	9	10	11	12	13	AB	R	H	RBI	BB	SO	LOB
Randy Ready, R (1, 5) OBP: 0.373, SLG: 0.432	F7		L5-3 1B		4-3 1B			F7		FC6-4 1-2f			FC1-5-6-3 1-H 1B	6	0	3	1	0	0	1
Jim Gantner, L (1, 4) OBP: 0.358, SLG: 0.382	2B SF8 1B		L5-3 1-2		4-3 1-2			3-1			BBBBB FC5-4 BB		FC1-5-6-2 2-3 1B	5	2	1	0	1	0	3
Robin Yount, R (1, 6) OBP: 0.370, SLG: 0.347	1-3 2B			BBBBB 1B 1B BB	6-3			5-3			FC5-4 1-2f G3-6-3		IIII 1B E IBB	4	2	1	0	2	0	2
Ben Oglivie, L (1, 7) OBP: 0.403, SLG: 0.456	SF8 3-H			1B 1-2 1B	SSS K				BBBB CS BB		G3-6-3 1-2f		E 1-3 2-H 1B	4	0	2	2	1	1	1
Ted Simmons, S (1, 3) OBP: 0.250, SLG: 0.222	F4			1-3 2-H 1B	SSS K				X 0-0 F9 1-2			X 0-0 F4	X 0-0 E5 1-3 3-H	6	0	1	1	0	1	3
Roy Howell, L (1, 10) OBP: 0.294, SLG: 0.143 Mark Brouhard, R (12, PH) OBP: 0.375, SLG: 0.476		SSS K		X 0-0 F7		X 0-0 F8			X 0-0 F9			X 0-0 F7	SSS K	4 2	0 0	0 0	0 0	0 0	1 1	2 2
Bill Schroeder, R (1, 2) OBP: 0.118, SLG: 0.118		SSS K		SSS K	SSS K			X 0-0 5-3				SSS K		5	0	0	0	0	4	2
Charlie Moore, R (1, 9) OBP: 0.300, SLG: 0.349		SSS K		X 0-0 6-3	X 0-0 CS 1B			X 0-0 FC6-4 1B					SSS K	5	0	2	0	0	2	2
Dion James, L (1, 8) OBP: 0.333, SLG: 0.350			X 0-0 1-3		X 0-0 4-3 1-2			X 0-0 F7					BBBB S 1B BB	4	1	0	0	1	0	2
Inning Stats	R: 1 E: 0 K: 0 S: 5 H: 2 LOB: 1 BB: 0 P: 5	R: 0 E: 0 K: 3 S: 9 H: 0 LOB: 0 BB: 0 P: 9	R: 0 E: 0 K: 0 S: 3 H: 1 LOB: 0 BB: 0 P: 3	R: 1 E: 0 K: 1 S: 7 H: 2 LOB: 2 BB: 1 P: 11	R: 0 E: 0 K: 0 S: 4 H: 1 LOB: 1 BB: 0 P: 4	R: 0 E: 0 K: 2 S: 7 H: 0 LOB: 0 BB: 0 P: 7	R: 0 E: 0 K: 1 S: 5 H: 1 LOB: 0 BB: 0 P: 5	R: 0 E: 0 K: 0 S: 3 H: 0 LOB: 0 BB: 0 P: 3	R: 0 E: 0 K: 0 S: 2 H: 0 LOB: 0 BB: 1 P: 6	R: 0 E: 0 K: 0 S: 4 H: 1 LOB: 1 BB: 0 P: 4	R: 0 E: 0 K: 0 S: 2 H: 0 LOB: 0 BB: 1 P: 6	R: 0 E: 0 K: 1 S: 5 H: 0 LOB: 0 BB: 0 P: 5	R: 3 E: 1 K: 2 S: 10 H: 2 LOB: 2 BB: 2 P: 18	1B: 9 2B: 2 3B: 0 HR: 0 SF: 1 SAC: 0 DP: 2 HBP: 0						

PITCHER		IP	WLS	BF	H	R	ER	SO	BB	IBB	HBP	BLK	WP	HR	S	P	ERA	WHIP
Phil Niekro, R ERA: 1.19	(1, 1)	10.0		37	8	2	2	7	2	0	0	0	0	0	49	57	1.80	1.000
Dave Righetti, L ERA: 2.45	(11, 1)	2.2		13	2	3	2	2	2	1	0	0	0	0	14	26	6.75	1.500
Jay Howell, R ERA: 4.15	(13, 1)	0.1	W	1	0	0	0	1	0	0	0	0	0	0	3	3	0.00	0.000

PITCHER	IP	WLS	BF	H	R	ER	SO	BB	IBB	HBP	BLK	WP	HR	S	P	ERA	WHIP

TOP

Milwaukee Brewers @ New York Yankees

Yankee Stadium, Bronx, NY

Sun Apr 29 1984, 3:33 AM EDT

Att. 50,319 - Unknown

livebaseballscorecards.com

AB	45
R	5
H	10
RBI	4
BB	5
SO	10
LOB	20

Batter	1	2	3	4	5	6	7	8	9	10	11	12	13	AB	R	H	RBI	BB	SO	LOB
Willie Randolph, R (1, 4) OBP: 0.414, SLG: 0.384	1B		6-3 3-H		F8			SH1-3 1-2		G6-3 1B		F1		5	0	2	1	0	0	1
Don Mattingly, L (1, 3) OBP: 0.417, SLG: 0.531	F6		G3			G4-6-3 1B		IBB		G6-3 1-2f			K	5	0	1	0	1	1	2
Steve Kemp, L (1, 7) OBP: 0.355, SLG: 0.259	F7			4-3		G4-6-3 1-2f		K		BB			1B 1B 1B	5	1	1	0	1	1	4
Don Baylor, R (1, 10) OBP: 0.216, SLG: 0.386	F3			F5		F7		F4		4-3			1B 1-2 BB 1B	6	1	1	0	0	0	4
Oscar Gamble, L (1, 9) OBP: 0.154, SLG: 0.217		F9		F5			F9		4-3		K		K	6	0	0	0	0	2	2
Roy Smalley, S (1, 5) OBP: 0.383, SLG: 0.415		BB CS			2B 2B		F8		3-1		K		BB BB 1-3 2-H 1B	5	1	2	1	1	1	0
Stan Javier, S (13, PR) OBP: 0.143, SLG: 0.143														0	1	0	0	0	0	0
Ken Griffey, L (1, 8) OBP: 0.321, SLG: 0.338		K 1-2			2B 2-H		FC5-4 1B		2B		F4		BB 1B 1-2 BB	5	1	3	1	1	1	1
Butch Wynegar, S (1, 2) OBP: 0.276, SLG: 0.231			F9		F9		FC5-4 1-2f		FC6-4 IBB			CS BB	1B 1-2 2-3 3-H BB	3	0	0	0	2	0	2
Toby Harrah, R (13, PH) OBP: 0.319, SLG: 0.270														0	0	0	1	1	0	0
Andre Robertson, R (1, 6) OBP: 0.303, SLG: 0.438			6-3 3B		K			SH1-3 1B	FC6-4 1-2f			K 1-2	1B 2-H 3-H 1B	3	1	2	0	0	1	1
Lou Piniella, R (9, PH) OBP: 0.289, SLG: 0.333														1	0	0	0	0	0	2
Tim Foli, R (10, 6) OBP: 0.214, SLG: 0.250														2	0	1	2	0	1	1
Inning Stats	R: 0 E: 0 K: 0 S: 4 H: 1 LOB: 1 BB: 0 P: 4	R: 0 E: 0 K: 1 S: 4 H: 0 LOB: 1 BB: 1 P: 8	R: 1 E: 0 K: 0 S: 4 H: 1 LOB: 0 BB: 0 P: 4	R: 0 E: 0 K: 0 S: 3 H: 0 LOB: 0 BB: 0 P: 3	R: 1 E: 0 K: 1 S: 7 H: 2 LOB: 1 BB: 0 P: 7	R: 0 E: 0 K: 0 S: 3 H: 1 LOB: 0 BB: 0 P: 3	R: 0 E: 0 K: 0 S: 4 H: 1 LOB: 1 BB: 0 P: 4	R: 0 E: 0 K: 1 S: 6 H: 1 LOB: 2 BB: 1 P: 10	R: 0 E: 0 K: 0 S: 4 H: 1 LOB: 2 BB: 1 P: 8	R: 0 E: 0 K: 0 S: 3 H: 1 LOB: 1 BB: 1 P: 7	R: 0 E: 0 K: 2 S: 7 H: 0 LOB: 0 BB: 0 P: 7	R: 0 E: 0 K: 1 S: 4 H: 0 LOB: 0 BB: 1 P: 8	R: 4 E: 0 K: 2 S: 10 H: 4 LOB: 2 BB: 2 P: 18	1B: 9 2B: 5 3B: 1 HR: 0 SF: 0 SAC: 1 DP: 4 HBP: 0	WP: 0 PB: 0 SB: 0 CS: 2 PA: 54						

PITCHER		IP	WLS	BF	H	R	ER	SO	BB	IBB	HBP	BLK	WP	HR	S	P	ERA	WHIP
Moose Haas, R ERA: 5.74	(1, 1)	7.1		29	7	2	2	2	1	1	0	0	0	0	31	39	2.46	1.091
Rollie Fingers, R ERA: 2.35	(8, 1)	2.2		11	2	0	0	1	1	1	0	0	0	0	11	19	0.00	1.125
Pete Ladd, R ERA: 3.77	(11, 1)	2.2		11	3	3	3	5	1	0	0	0	0	0	20	24	10.12	1.500
Bob McClure, L ERA: 5.0	(13, 1)	0.0	L	1	0	0	0	0	1	0	0	0	0	0	0	4	∞	∞
Tom Tellmann, R ERA: 3.86	(13, 1)	0.0		2	1	1	1	0	1	0	0	0	0	0	1	5	∞	∞

PITCHER	IP	WLS	BF	H	R	ER	SO	BB	IBB	HBP	BLK	WP	HR	S	P	ERA	WHIP

BOTTOM

Milwaukee Brewers @ New York Yankees

Yankee Stadium, Bronx, NY

Sun Apr 29 1984, 3:33 AM EDT

Att. 50,319 - Unknown

livebaseballscorecards.com

AB	46
R	6
H	13
RBI	6
BB	7
SO	8
LOB	20

Batter	1	2	3	4	5	6	7	8	9	AB	R	H	RBI	BB	SO	LOB
Don Mattingly, L (1, 8) OBP: 0.395, SLG: 0.500	F9		F6			F7		F3		4	0	0	0	0	0	0
Tim Foli, R (1, 6) OBP: 0.188, SLG: 0.219	F8			F9		F6			F7	4	0	0	0	0	0	0
Steve Kemp, L (1, 7) OBP: 0.371, SLG: 0.323	2B			5-3		K			BB, 1B, 1B	4	1	2	0	0	1	0
Don Baylor, R (1, 10) OBP: 0.244, SLG: 0.419	F8			1B			4-3, 2B		1-2: BB, 1B	4	1	3	0	0	0	1
Lou Piniella, R (1, 9) OBP: 0.310, SLG: 0.333		G4-3, 1B		F9			F9		B B B B; 4-0: 1B; 1-2, 2-3: BB	3	1	1	0	1	0	2
Toby Harrah, R (1, 5) OBP: 0.314, SLG: 0.268		G4-3 1-2f			F8		4-3 2-3		1B 1-2, 2-H, 3-H: 1B	4	0	1	2	0	0	2
Roy Smalley, S (1, 3) OBP: 0.373, SLG: 0.422		F9			WP, 2B		F7		S S S; K	4	0	1	0	0	1	3
Rick Cerone, R (1, 2) OBP: 0.217, SLG: 0.318			5-3		S S S; K			6-3	FC6-4 1-3, 2-H: 1B	4	0	1	1	0	1	1
Omar Moreno, L (9, PR) OBP: 0.200, SLG: 0.204										0	0	0	0	0	0	0
Andre Robertson, R (1, 4) OBP: 0.270, SLG: 0.389			5-3		S S S; K 2-3			F3	FC6-4 1-2f	4	0	0	0	0	1	3
Inning Stats	R: 0 E: 0 K: 0 S: 4 H: 1 LOB: 1 BB: 0 P: 4	R: 0 E: 0 K: 0 S: 3 H: 1 LOB: 0 BB: 0 P: 3	R: 0 E: 0 K: 0 S: 3 H: 0 LOB: 0 BB: 0 P: 3	R: 0 E: 0 K: 0 S: 4 H: 1 LOB: 1 BB: 0 P: 4	R: 0 E: 0 K: 2 S: 8 H: 1 LOB: 1 BB: 0 P: 8	R: 0 E: 0 K: 1 S: 5 H: 0 LOB: 0 BB: 0 P: 5	R: 0 E: 0 K: 0 S: 4 H: 1 LOB: 1 BB: 0 P: 4	R: 0 E: 0 K: 0 S: 3 H: 0 LOB: 0 BB: 0 P: 3	R: 3 E: 0 K: 1 S: 9 H: 4 LOB: 2 BB: 1 P: 13	1B: 6 2B: 3 3B: 0 HR: 0	SF: 0 SAC: 0 DP: 1 HBP: 0						

TOP

New York Yankees @ Chicago White Sox

Comiskey Park, Chicago, IL

Mon Apr 30 1984, 8:05 PM EDT

Att. 15,322 - Unknown

livebaseballscorecards.com

AB	35
R	3
H	9
RBI	3
BB	1
SO	4
LOB	12

PITCHER		IP	WLS	BF	H	R	ER	SO	BB	IBB	HBP	BLK	WP	HR	S	P	ERA	WHIP
Floyd Bannister, L ERA: 5.12	(1, 1)	8.1	W	33	8	3	3	3	1	0	0	0	1	0	38	42	3.24	1.080
Britt Burns, L ERA: 7.36	(9, 1)	0.2	S	3	1	0	0	1	0	0	0	0	0	0	5	5	0.00	1.500

PITCHER	IP	WLS	BF	H	R	ER	SO	BB	IBB	HBP	BLK	WP	HR	S	P	ERA	WHIP

Batter	1	2	3	4	5	6	7	8	9	AB	R	H	RBI	BB	SO	LOB
Julio Cruz, S (1, 4) OBP: 0.333, SLG: 0.333	5-3	G1-6-3 1-2f		SF8 3-H		BBB 4-0 5-3 1-2 BB		4-3		3	0	0	1	1	0	1
Carlton Fisk, R (1, 2) OBP: 0.304, SLG: 0.429	2B FC 1B		6-3	F9		5-3 1-2 2-3				4	1	1	0	0	0	3
Tom Paciorek, R (1, 3) OBP: 0.323, SLG: 0.362	FC HR 1-3 2B		2B		5-3	F5				4	1	2	0	0	0	2
Greg Luzinski, R (1, 10) OBP: 0.350, SLG: 0.246	FC HR 2-3 3-H		6-3		BB 1B		SSS 0-3 K			4	1	1	1	0	1	2
Ron Kittle, R (1, 7) OBP: 0.364, SLG: 0.684	HR 1-H 3-H		IIII 4-0 IBB		BBBB 4-0 1-2 BB		SSS 0-3 K			2	1	1	3	2	1	0
Harold Baines, L (1, 9) OBP: 0.213, SLG: 0.205	F7	F8			SSS 0-3 K		0-0 1B			4	0	1	0	0	1	4
Vance Law, R (1, 5) OBP: 0.221, SLG: 0.302	5-3			F6	F5		SSS 0-3 K			4	0	0	0	0	1	3
Dave Stegman, R (1, 8) OBP: 0.318, SLG: 0.364		5-3		E S SF8 1B		F4		4-3		4	1	1	0	0	0	0
Scott Fletcher, R (1, 6) OBP: 0.360, SLG: 0.328		G1-6-3 1B		BBBB 4-0 1-3 BB		BBBB 4-0 5-3 BB		5-3		2	0	1	0	2	0	0
Inning Stats	R: 4 H: 3 E: 0 LOB: 0 K: 0 BB: 0 S: 7 P: 7	R: 0 H: 1 E: 0 LOB: 0 K: 0 BB: 0 S: 3 P: 3	R: 0 H: 1 E: 0 LOB: 2 K: 0 BB: 1 S: 4 P: 8	R: 1 H: 1 E: 0 LOB: 1 K: 0 BB: 1 S: 4 P: 8	R: 0 H: 1 E: 0 LOB: 2 K: 1 BB: 1 S: 6 P: 10	R: 0 H: 0 E: 0 LOB: 2 K: 0 BB: 2 S: 3 P: 11	R: 0 H: 1 E: 0 LOB: 1 K: 3 BB: 0 S: 10 P: 10	R: 0 H: 0 E: 0 LOB: 0 K: 0 BB: 0 S: 3 P: 3		1B: 5 SF: 1 2B: 2 SAC: 0 3B: 0 DP: 1 HR: 1 HBP: 0						

PITCHER		IP	WLS	BF	H	R	ER	SO	BB	IBB	HBP	BLK	WP	HR	S	P	ERA	WHIP
Ron Guidry, L ERA: 3.7	(1, 1)	6.0	L	30	7	5	4	1	4	1	0	0	0	1	27	47	6.00	1.833
Curt Brown, R ERA:	(7, 1)	2.0		7	1	0	0	3	0	0	0	0	0	0	13	13	0.00	0.500

PITCHER	IP	WLS	BF	H	R	ER	SO	BB	IBB	HBP	BLK	WP	HR	S	P	ERA	WHIP

BOTTOM

New York Yankees @ Chicago White Sox

Comiskey Park, Chicago, IL

Mon Apr 30 1984, 8:05 PM EDT

Att. 15,322 - Unknown

livebaseballscorecards.com

AB	31
R	5
H	8
RBI	5
BB	5
SO	4
LOB	15

1B: 5	SF: 1	WP: 0	PA: 37
2B: 2	SAC: 0	PB: 0	
3B: 0	DP: 1	SB: 1	
HR: 1	HBP: 0	CS: 0	

Batter	1	2	3	4	5	6	7	8	9	AB	R	H	RBI	BB	SO	LOB
Willie Randolph, R (1, 4) OBP: 0.413, SLG: 0.385	1-3		E 1B 1B		FC4-6 1B		5-3 1-2	K		5	1	2	0	0	1	2
Don Mattingly, L (1, 3) OBP: 0.383, SLG: 0.479	K		K		FC4-6 BB 1-2f		4-3 2-H 1B		3-1	5	0	1	1	0	2	2
Steve Kemp, L (1, 7) OBP: 0.350, SLG: 0.286	K		F9		G6-4-3 BB 1-2		4-3 1-2		K	4	0	0	0	1	2	2
Don Baylor, R (1, 10) OBP: 0.241, SLG: 0.405		1B BB 1B	E5 1B 1-2		G6-4-3 1-2f		F3		F9	5	1	1	0	0	0	4
Dave Winfield, R (1, 8) OBP: 0.364, SLG: 0.488		K	1-2 2-H 1B			K		E 1B 1B		4	1	2	1	0	2	1
Lou Piniella, R (1, 9) OBP: 0.333, SLG: 0.357		BB BB 1-3 1B	6-3			FC6-4 1B		K		3	0	2	0	0	0	2
Ken Griffey, L (8, PH) OBP: 0.316, SLG: 0.333 (8, 9)										1	0	0	0	0	1	1
Toby Harrah, R (1, 5) OBP: 0.309, SLG: 0.250		BB 1-2 BB	K		FC6-4 FC6-4 1-2f			E5 1B 5-3 1-2		3	1	0	0	1	1	2
Rick Cerone, R (1, 2) OBP: 0.259, SLG: 0.320		G5-4-3 BB 1-2 2-3 3-H	5-3		FC6-4 1-2f			5-3 1-3 2-H 1B		3	0	1	2	1	0	1
Andre Robertson, R (1, 6) OBP: 0.256, SLG: 0.368		G5-4-3 1-2f	4-3			5-3 1B 1B		5-3 1-2 3-H		2	0	0	0	0	0	3
Roy Smalley, S (7, PH) OBP: 0.377, SLG: 0.426 (7, 6)										2	1	1	1	0	0	1

Inning Stats	1	2	3	4	5	6	7	8	9
	R: 0 E: 0 K: 2 S: 7	H: 0 LOB: 0 BB: 0 P: 7	R: 1 E: 0 K: 1 S: 6	H: 2 LOB: 2 BB: 2 P: 14	R: 1 E: 1 K: 1 S: 8	H: 2 LOB: 2 BB: 0 P: 8	R: 0 E: 0 K: 1 S: 5	H: 0 LOB: 0 BB: 0 P: 5	R: 0 E: 0 K: 0 S: 3	H: 1 LOB: 1 BB: 1 P: 7	R: 0 E: 0 K: 1 S: 6	H: 1 LOB: 1 BB: 0 P: 6	R: 1 E: 0 K: 0 S: 5	H: 2 LOB: 1 BB: 0 P: 5	R: 2 E: 1 K: 2 S: 10	H: 2 LOB: 1 BB: 0 P: 10	R: 0 E: 0 K: 1 S: 5	H: 0 LOB: 0 BB: 0 P: 5

PITCHER		IP	WLS	BF	H	R	ER	SO	BB	IBB	HBP	BLK	WP	HR	S	P	ERA	WHIP	PITCHER		IP	WLS	BF	H	R	ER	SO	BB	IBB	HBP	BLK	WP	HR	S	P	ERA	WHIP
Bob Fallon, L ERA: 5.19	(1, 1)	2.2		14	4	2	1	4	2	0	0	0	0	0	20	28	3.38	2.250																			
Salome Barojas, R ERA: 5.14	(3, 1)	4.1	W	17	4	1	1	2	1	0	0	0	0	0	20	24	2.08	1.154																			
Ron Reed, R ERA: 2.57	(8, 1)	1.0		6	2	2	0	2	0	0	0	0	0	0	10	10	0.00	2.000																			
Britt Burns, L ERA: 6.75	(9, 1)	1.0	S	3	0	0	0	1	0	0	0	0	0	0	5	5	0.00	0.000																			

TOP

New York Yankees @ Chicago White Sox

Comiskey Park, Chicago, IL

Tue May 01 1984, 8:05 PM EDT

Att. 18,603 - Unknown

livebaseballscorecards.com

AB	37
R	5
H	10
RBI	5
BB	3
SO	9
LOB	21

1B: 10	SF: 0	WP: 0	PA: 40
2B: 0	SAC: 0	PB: 0	
3B: 0	DP: 2	SB: 0	
HR: 0	HBP: 0	CS: 0	

Batter	1	2	3	4	5	6	7	8	9	AB	R	H	RBI	BB	SO	LOB
Scott Fletcher, R (1, 4) OBP: 0.380, SLG: 0.323	4-3	2B BB		SH2-3 2-3		1-2 BB	1-2 BB			1	1	0	0	3	0	0
Carlton Fisk, R (1, 2) OBP: 0.295, SLG: 0.434	F9	1-H 3-H 2B		SF8 3-H		K	FC5 2-3f			4	0	1	3	0	1	5
Tom Paciorek, R (1, 3) OBP: 0.314, SLG: 0.349 Mike Squires, L (9, 3) OBP: 0.250, SLG: 0.182	FC6-4 1B	F8		K2-3		F3		4-3		5 0	0 0	1 0	0 0	0 0	1 0	3 0
Greg Luzinski, R (1, 10) OBP: 0.341, SLG: 0.243	FC6-4 1-2f	6-3			4-3 1B	K		F4		5	0	1	0	0	1	3
Ron Kittle, R (1, 7) OBP: 0.352, SLG: 0.645		1-3	E5 1B 1B		K		K	FC5-4 1B		5	1	1	0	0	2	1
Harold Baines, L (1, 9) OBP: 0.235, SLG: 0.231		1B 3B 1B	G5-3 1B 2-3 1B		4-3 1-2		1B 1B	FC5-4 1-2f		5	1	3	0	0	0	2
Dave Stegman, R (1, 8) OBP: 0.375, SLG: 0.417 Rudy Law, L (5, PH) OBP: 0.383, SLG: 0.444 (6, 8)		1-2 3B 1B	1-2 1B 3-H		IBB		1-3 1B 1B			2 1	1 1	2 1	1 0	0 1	0 0	0 0
Vance Law, R (1, 5) OBP: 0.222, SLG: 0.288		F9	G5-3 2-3f		K		1B BB			3	0	0	0	1	1	6
Jerry Dybzinski, R (1, 6) OBP: 0.714, SLG: 1.000		1-H 2-H 2B 3B		E6 SH2-3 SF8 1B		S BB	FC5 S 1-3 2-H 1B			3	2	3	3	1	0	0
Inning Stats	R: 0 H: 1 E: 0 LOB: 1 K: 0 BB: 0 S: 4 P: 4	R: 4 H: 4 E: 0 LOB: 1 K: 0 BB: 1 S: 7 P: 11	R: 1 H: 2 E: 1 LOB: 1 K: 0 BB: 0 S: 5 P: 5	R: 1 H: 1 E: 1 LOB: 0 K: 1 BB: 0 S: 6 P: 6	R: 0 H: 1 E: 0 LOB: 2 K: 2 BB: 1 S: 8 P: 12	R: 0 H: 0 E: 0 LOB: 2 K: 2 BB: 2 S: 7 P: 15	R: 1 H: 3 E: 0 LOB: 3 K: 1 BB: 2 S: 7 P: 15	R: 0 H: 1 E: 0 LOB: 1 K: 0 BB: 0 S: 4 P: 4		1B: 11 SF: 1 2B: 1 SAC: 1 3B: 1 DP: 1 HR: 0 HBP: 0						

BOTTOM

New York Yankees @ Chicago White Sox

Comiskey Park, Chicago, IL

Tue May 01 1984, 8:05 PM EDT

Att. 18,603 - Unknown

livebaseballscorecards.com

AB	34
R	7
H	13
RBI	7
BB	6
SO	6
LOB	20

1B: 11 SF: 1 WP: 0 PA: 42
2B: 1 SAC: 1 PB: 0
3B: 1 DP: 1 SB: 2
HR: 0 HBP: 0 CS: 0

PITCHER		IP	WLS	BF	H	R	ER	SO	BB	IBB	HBP	BLK	WP	HR	S	P	ERA	WHIP
Ray Fontenot, L ERA: 4.55	(1, 1)	4.0	L	21	8	6	4	1	1	0	0	0	0	0	22	26	9.00	2.250
Jay Howell, R ERA: 3.97	(5, 1)	2.2		16	4	1	1	5	4	1	0	0	0	0	21	41	3.38	3.000
Dale Murray, R ERA: 0.93	(7, 1)	1.1		5	1	0	0	0	0	0	0	0	0	0	5	5	0.00	0.750

PITCHER	IP	WLS	BF	H	R	ER	SO	BB	IBB	HBP	BLK	WP	HR	S	P	ERA	WHIP

Batter	1	2	3	4	5	6	7	8	9	AB	R	H	RBI	BB	SO	LOB
Willie Randolph, R (1, 4) OBP: 0.400, SLG: 0.370	G1-4-3			F8			K			3	0	0	0	0	1	0
Don Mattingly, L (1, 3) OBP: 0.381, SLG: 0.474	G3			4-3			G1-6-3, 1B			3	0	1	0	0	0	0
Steve Kemp, L (1, 7) OBP: 0.326, SLG: 0.263	K			F8			G1-6-3 1-2f			3	0	0	0	0	1	1
Oscar Gamble, L (1, 10) OBP: 0.138, SLG: 0.192		F3			F3			4-3		3	0	0	0	0	0	0
Dave Winfield, R (1, 8) OBP: 0.340, SLG: 0.455		K			6-3			6-3		3	0	0	0	0	1	0
Roy Smalley, S (1, 5) OBP: 0.357, SLG: 0.400		6-3			K			F7		3	0	0	0	0	1	0
Ken Griffey, L (1, 9) OBP: 0.305, SLG: 0.320			F9			6-3			4-3	3	0	0	0	0	0	0
Rick Cerone, R (1, 2) OBP: 0.233, SLG: 0.286			K			K			F8	3	0	0	0	0	2	0
Andre Robertson, R (1, 6) OBP: 0.244, SLG: 0.350			F8			K			K	2	0	0	0	0	1	0
Butch Wynegar, S (9, PH) OBP: 0.271, SLG: 0.226										1	0	0	0	0	1	0
Inning Stats	R: 0 E: 0 K: 1 S: 5 H: 0 LOB: 0 BB: 0 P: 5	R: 0 E: 0 K: 1 S: 5 H: 0 LOB: 0 BB: 0 P: 5	R: 0 E: 0 K: 1 S: 5 H: 0 LOB: 0 BB: 0 P: 5	R: 0 E: 0 K: 0 S: 3 H: 0 LOB: 0 BB: 0 P: 3	R: 0 E: 0 K: 1 S: 5 H: 0 LOB: 0 BB: 0 P: 5	R: 0 E: 0 K: 2 S: 7 H: 0 LOB: 0 BB: 0 P: 7	R: 0 E: 0 K: 1 S: 5 H: 1 LOB: 0 BB: 0 P: 5	R: 0 E: 0 K: 0 S: 3 H: 0 LOB: 0 BB: 0 P: 3	R: 0 E: 0 K: 1 S: 5 H: 0 LOB: 0 BB: 0 P: 5	1B: 1 2B: 0 3B: 0 HR: 0 SF: 0 SAC: 0 DP: 1 HBP: 0	WP: 0 PB: 0 SB: 0 CS: 0 PA: 27					

PITCHER	IP	WLS	BF	H	R	ER	SO	BB	IBB	HBP	BLK	WP	HR	S	P	ERA	WHIP
LaMarr Hoyt, R (1, 1) ERA: 2.85	9.0	W	27	1	0	0	8	0	0	0	0	0	0	43	43	0.00	0.111

PITCHER	IP	WLS	BF	H	R	ER	SO	BB	IBB	HBP	BLK	WP	HR	S	P	ERA	WHIP

TOP

New York Yankees @ Chicago White Sox

Comiskey Park, Chicago, IL

Wed May 02 1984, 8:05 PM EDT

Att. 15,382 - Unknown

livebaseballscorecards.com

AB	27
R	0
H	1
RBI	0
BB	0
SO	8
LOB	1

Batter	1	2	3	4	5	6	7	8	9	AB	R	H	RBI	BB	SO	LOB
Rudy Law, L (1, 8) OBP: 0.376, SLG: 0.434	F9	S 1B 2-H		PO 1-2	F8		F7			4	0	1	1	0	0	0
Carlton Fisk, R (1, 2) OBP: 0.292, SLG: 0.411	S BB	F8 1-2			5-3		K			3	0	0	0	1	1	1
Greg Walker, L (1, 3) OBP: 0.340, SLG: 0.524	K 1-2	K			BB HBP		K			2	0	0	0	0	2	1
Vance Law, R (6, 5) OBP: 0.219, SLG: 0.284										1	0	0	0	0	1	0
Greg Luzinski, R (1, 10) OBP: 0.348, SLG: 0.247	K	FC5-4 1B			BB 1-2			F8		3	0	1	0	1	1	1
Ron Kittle, R (1, 7) OBP: 0.347, SLG: 0.615		SH1-4 1B BB 1B	FC5-4 1-2f		K			K		3	1	0	0	1	2	3
Harold Baines, L (1, 9) OBP: 0.247, SLG: 0.244		1B SH1-4 BLK 1B 1-2	1B 1-3			F8		4-3		4	1	2	0	0	0	0
Mike Squires, L (1, 5) OBP: 0.286, SLG: 0.231 (6, 3)	SH1-4 1-2 2-3			FC1-6 1B		K				2	0	1	0	0	1	0
Scott Fletcher, R (1, 4) OBP: 0.390, SLG: 0.338	BLK 1B 1B 2-3 3-H			FC1-6 PO 1-2f		1B				3	1	2	1	0	0	1
Jerry Dybzinski, R (1, 6) OBP: 0.500, SLG: 0.625	F3 1-2 3-H			K		F3				3	0	0	0	0	1	3
Inning Stats	R: 0 E: 0 K: 2 S: 7 H: 0 LOB: 1 BB: 1 P: 11	R: 3 E: 0 K: 0 S: 6 H: 3 LOB: 1 BB: 1 P: 10	R: 0 E: 0 K: 1 S: 6 H: 2 LOB: 2 BB: 0 P: 6	R: 0 E: 0 K: 1 S: 5 H: 1 LOB: 0 BB: 0 P: 5	R: 0 E: 0 K: 1 S: 5 H: 0 LOB: 2 BB: 1 P: 10	R: 0 E: 0 K: 1 S: 6 H: 1 LOB: 1 BB: 0 P: 6	R: 0 E: 0 K: 2 S: 7 H: 0 LOB: 0 BB: 0 P: 7	R: 0 E: 0 K: 1 S: 5 H: 0 LOB: 0 BB: 0 P: 5		1B: 7 2B: 0 3B: 0 HR: 0	SF: 0 SAC: 1 DP: 0 HBP: 1						

BOTTOM

New York Yankees @ Chicago White Sox

Comiskey Park, Chicago, IL

Wed May 02 1984, 8:05 PM EDT

Att. 15,382 - Unknown

livebaseballscorecards.com

AB	28
R	3
H	7
RBI	2
BB	3
SO	9
LOB	10

WP: 0 PB: 0 SB: 2 CS: 0 PA: 34

PITCHER	IP	WLS	BF	H	R	ER	SO	BB	IBB	HBP	BLK	WP	HR	S	P	ERA	WHIP
Jose Rijo, R (1, 1) ERA: 4.64	6.0	L	27	7	3	3	6	3	0	1	1	0	0	35	48	4.50	1.667
Curt Brown, R (7, 1) ERA:	2.0		6	0	0	0	3	0	0	0	0	0	0	12	12	0.00	0.000

PITCHER	IP	WLS	BF	H	R	ER	SO	BB	IBB	HBP	BLK	WP	HR	S	P	ERA	WHIP

Batter	1	2	3	4	5	6	7	8	9	AB	R	H	RBI	BB	SO	LOB
Willie Randolph, R (1, 4) OBP: 0.394, SLG: 0.365	x 0-0 E 1B		x 0-0 ② 6-3			x 0-0 ① 6-3			x 0-0 ① 6-3	4	0	1	0	0	0	0
Don Mattingly, L (1, 3) OBP: 0.364, SLG: 0.450	x 0-0 ① F6		x 0-0 ③ F6			x 0-0 ② F9			x 0-0 ② F8	4	0	0	0	0	0	1
Steve Kemp, L (1, 7) OBP: 0.298, SLG: 0.238	x 0-0 ② F7 1-2			x 0-0 ① F7		x 0-0 ③ 4-3			S S S 0-3 ③ K	4	0	0	0	0	1	1
Oscar Gamble, L (1, 10) OBP: 0.125, SLG: 0.172	x 0-0 ③ 1-3			x 0-0 ② 5-3			S S S 0-3 ① K			3	0	0	0	0	1	1
Dave Winfield, R (1, 8) OBP: 0.320, SLG: 0.426		S S S 0-3 ① K		x 0-0 ③ F7			x 0-0 ② 4-3			3	0	0	0	0	1	0
Roy Smalley, S (1, 5) OBP: 0.356, SLG: 0.396		S S S 0-3 ② K			x 0-0 FC6-4 1B		x 0-0 ③ 4-3			3	0	1	0	0	1	0
Ken Griffey, L (1, 9) OBP: 0.306, SLG: 0.321		x 0-0 1B			x 0-0 ① F5			x 0-0 ① 1-3		3	0	1	0	0	0	1
Butch Wynegar, S (1, 2) OBP: 0.274, SLG: 0.218		x 0-0 ③ 4-3			x 0-0 ② F9			B B B B 4-0 CS BB		2	0	0	0	1	0	2
Tim Foli, R (1, 6) OBP: 0.171, SLG: 0.200			x 0-0 ① F4		x 0-0 ③ FC6-4 1-2f			S S S 0-3 ② ③ K 1-2		3	0	0	0	0	1	2
Inning Stats	R: 0 E: 1 K: 0 S: 4 H: 1 LOB: 1 BB: 0 P: 4	R: 0 E: 0 K: 2 S: 8 H: 1 LOB: 1 BB: 0 P: 8	R: 0 E: 0 K: 0 S: 3 H: 0 LOB: 0 BB: 0 P: 3	R: 0 E: 0 K: 0 S: 3 H: 0 LOB: 0 BB: 0 P: 3	R: 0 E: 0 K: 0 S: 4 H: 1 LOB: 1 BB: 0 P: 4	R: 0 E: 0 K: 0 S: 3 H: 0 LOB: 0 BB: 0 P: 3	R: 0 E: 0 K: 1 S: 5 H: 0 LOB: 0 BB: 0 P: 5	R: 0 E: 0 K: 1 S: 4 H: 0 LOB: 1 BB: 1 P: 8	R: 0 E: 0 K: 1 S: 5 H: 0 LOB: 0 BB: 0 P: 5	1B: 3 2B: 1 3B: 0 HR: 0 SF: 0 SAC: 0 DP: 1 HBP: 0							

New York Yankees @ Milwaukee Brewers

Milwaukee County Stadium, Milwaukee, WI

Fri May 04 1984, 8:05 PM EDT

Att. 15,819 - Unknown

TOP

livebaseballscorecards.com

AB	29
R	0
H	3
RBI	0
BB	1
SO	5
LOB	8

PITCHER		IP	WLS	BF	H	R	ER	SO	BB	IBB	HBP	BLK	WP	HR	S	P	ERA	WHIP
Chuck Porter, R ERA: 1.04	(1, 1)	8.0	W	27	3	0	0	4	1	0	0	0	0	0	34	38	0.00	0.500
Rollie Fingers, R ERA: 2.08	(9, 1)	1.0	S	3	0	0	0	1	0	0	0	0	0	0	5	5	0.00	0.000

PITCHER	IP	WLS	BF	H	R	ER	SO	BB	IBB	HBP	BLK	WP	HR	S	P	ERA	WHIP

BOTTOM

New York Yankees @ Milwaukee Brewers

Milwaukee County Stadium, Milwaukee, WI

Fri May 04 1984, 8:05 PM EDT

Att. 15,819 - Unknown

livebaseballscorecards.com

Batter	1	2	3	4	5	6	7	8	9	AB	R	H	RBI	BB	SO	LOB
Dion James, L (1, 9) OBP: 0.379, SLG: 0.391	F2		2B		BB		F6			3	0	1	0	1	0	2
Jim Gantner, L (1, 4) OBP: 0.326, SLG: 0.345	3-1		F9		F7		F8			4	0	0	0	0	0	5
Robin Yount, R (1, 6) OBP: 0.362, SLG: 0.345	F7			FC4-6 1B		WP 2B		E5 HBP BB SF8		4	1	2	0	0	0	0
Ben Oglivie, L (1, 7) OBP: 0.397, SLG: 0.433		G3-6-3 1B		F3		G3 2-3		4-0 SF8 HBP 1-2 BB		3	0	1	0	1	0	2
Ted Simmons, S (1, 3) OBP: 0.216, SLG: 0.190		G3-6-3 1-2f		FC4-6 1-2f		F4		0-3 K		4	0	0	0	0	1	5
Roy Howell, L (1, 10) OBP: 0.391, SLG: 0.263		1B		0-3 K		F9		1-0 SF8 1-2 2-3 HBP		3	0	1	0	0	1	2
Jim Sundberg, R (1, 2) OBP: 0.333, SLG: 0.406		1-3			2-3		BB 1B	SF8 1-2 2-3 3-H		3	0	1	1	0	0	1
Randy Ready, R (1, 5) OBP: 0.356, SLG: 0.451			K		K2-3		F8	K		4	0	0	0	0	3	3
Rick Manning, L (1, 8) OBP: 0.342, SLG: 0.463			K		3B		4-0 1-2 BB			2	0	1	0	1	1	0

	AB	30
	R	1
	H	7
	RBI	1
	BB	3
	SO	6
	LOB	20

Inning Stats	1	2	3	4	5	6	7	8	9
	R: 0 H: 0 E: 0 LOB: 0 K: 0 BB: 0 S: 3 P: 3	R: 0 H: 2 E: 0 LOB: 1 K: 0 BB: 0 S: 4 P: 4	R: 0 H: 1 E: 0 LOB: 1 K: 2 BB: 0 S: 8 P: 8	R: 0 H: 1 E: 0 LOB: 1 K: 1 BB: 0 S: 6 P: 6	R: 0 H: 1 E: 0 LOB: 2 K: 1 BB: 1 S: 6 P: 10	R: 0 H: 1 E: 0 LOB: 1 K: 0 BB: 0 S: 4 P: 4	R: 0 H: 1 E: 0 LOB: 2 K: 0 BB: 1 S: 4 P: 8	R: 1 H: 0 E: 1 LOB: 2 K: 2 BB: 1 S: 8 P: 13	

	1B: 4	SF: 1	WP: 1	PA: 35
	2B: 2	SAC: 0	PB: 0	
	3B: 1	DP: 1	SB: 0	
	HR: 0	HBP: 1	CS: 0	

PITCHER	IP	WLS	BF	H	R	ER	SO	BB	IBB	HBP	BLK	WP	HR	S	P	ERA	WHIP
Phil Niekro, R (1, 1) ERA: 0.99	8.0	L	35	7	1	0	6	3	0	1	0	1	0	43	56	0.00	1.250

PITCHER	IP	WLS	BF	H	R	ER	SO	BB	IBB	HBP	BLK	WP	HR	S	P	ERA	WHIP

Batter	1	2	3	4	5	6	7	8	9	10	AB	R	H	RBI	BB	SO	LOB
Ken Griffey, L (1, 9) OBP: 0.300, SLG: 0.305	4-3	F7			4-3		F8		IBB		4	0	0	0	1	0	2
Willie Randolph, R (1, 4) OBP: 0.404, SLG: 0.389	2B 1B		F9		1B		2B		F7		5	0	3	0	0	0	2
Dave Winfield, R (1, 8) OBP: 0.291, SLG: 0.385	F8		G1		F5		5-3		F5		5	0	0	0	0	0	5
Don Baylor, R (1, 10) OBP: 0.261, SLG: 0.422	1-3 2B		1B		K			1-3		FC4-6 BB HBP	4	0	2	0	0	1	1
Don Mattingly, L (1, 3) OBP: 0.366, SLG: 0.464	4-3		4-3			F9		3B		FC4-6 1-2 BB	4	0	1	0	1	0	3
Steve Kemp, L (1, 7) OBP: 0.288, SLG: 0.217		F8		1B G4-6-3 BB		4-3		1-4-3		FC4-6 F8 1-2f 2-3	4	1	0	0	1	0	3
Roy Smalley, S (1, 5) OBP: 0.359, SLG: 0.397	1B 4-3 1B			G4-6-3 1-3 1B		E5		F8		F8 1-2	5	0	2	0	0	0	3
Butch Wynegar, S (1, 2) OBP: 0.269, SLG: 0.217	4-3 1-2			G4-6-3 1-2f 3-H		F7			SH1-3 1B	F7	5	0	1	0	0	0	5
Andre Robertson, R (1, 6) OBP: 0.250, SLG: 0.349	2-3 1B			F7			5-3		SH1-3 1-2		3	0	1	0	0	0	0
Inning Stats	R: 0 E: 0 K: 0 S: 5 H: 2 LOB: 2 BB: 0 P: 5	R: 0 E: 0 K: 0 S: 5 H: 2 LOB: 2 BB: 0 P: 5	R: 0 E: 0 K: 0 S: 4 H: 1 LOB: 1 BB: 0 P: 4	R: 1 E: 0 K: 0 S: 3 H: 1 LOB: 0 BB: 1 P: 7	R: 0 E: 0 K: 1 S: 6 H: 1 LOB: 1 BB: 0 P: 6	R: 0 E: 1 K: 0 S: 4 H: 0 LOB: 1 BB: 0 P: 4	R: 0 E: 0 K: 0 S: 4 H: 1 LOB: 1 BB: 0 P: 4	R: 0 E: 0 K: 0 S: 4 H: 1 LOB: 1 BB: 0 P: 4	R: 0 E: 0 K: 0 S: 4 H: 1 LOB: 2 BB: 1 P: 8	R: 0 E: 0 K: 0 S: 3 H: 0 LOB: 2 BB: 1 P: 8	1B: 7 2B: 2 3B: 1 HR: 0 SF: 0 SAC: 1 DP: 1 HBP: 1						

PITCHER	IP	WLS	BF	H	R	ER	SO	BB	IBB	HBP	BLK	WP	HR	S	P	ERA	WHIP
Moose Haas, R (1, 1) ERA: 5.17	4.2		21	7	1	1	0	1	0	0	0	0	0	20	24	1.93	1.714
Tom Tellmann, R (5, 1) ERA: 1.93	4.1		18	3	0	0	1	0	1	0	0	0	0	19	23	0.00	0.692
Pete Ladd, R (10, 1) ERA: 4.24	1.0	W	5	0	0	0	0	1	0	1	0	0	0	3	8	0.00	1.000

PITCHER	IP	WLS	BF	H	R	ER	SO	BB	IBB	HBP	BLK	WP	HR	S	P	ERA	WHIP

TOP

New York Yankees @ Milwaukee Brewers

Milwaukee County Stadium, Milwaukee, WI

Sat May 05 1984, 8:05 PM EDT
Att. 22,679 - Unknown

livebaseballscorecards.com

AB	39
R	1
H	10
RBI	0
BB	3
SO	1
LOB	24

WP: 0 PB: 0 SB: 0 CS: 0 PA: 44

Batter	1	2	3	4	5	6	7	8	9	10	AB	R	H	RBI	BB	SO	LOB
Ed Romero, R (1, 5) OBP: 0.353, SLG: 0.267 Roy Howell, L (10, PH) OBP: 0.375, SLG: 0.250	G6-4-3 S 1B		6-3 1-2			F5		6-3		F8	4 1	0 0	1 0	0 0	0 0	0 0	1 1
Jim Sundberg, R (1, 2) OBP: 0.351, SLG: 0.426	G6-4-3 1-2 1B			F9 2B		5-3		F9		1B 1-2 BB	4	0	2	0	1	0	0
Robin Yount, R (1, 6) OBP: 0.364, SLG: 0.348	G6-4-3 1-2f 2-3			K		6-3			G6-4-3 1B 1B	1-2 2-H 1B	5	1	2	1	0	1	3
Mark Brouhard, R (1, 10) OBP: 0.444, SLG: 0.581	K			F9 2-3			BB 1B 1B		G6-4-3 1-2 1B		4	0	2	0	0	1	2
Ted Simmons, S (1, 3) OBP: 0.207, SLG: 0.182		F7		F7			F4		G6-4-3 1-2f 2-3		4	0	0	0	0	0	4
Ben Oglivie, L (1, 7) OBP: 0.402, SLG: 0.437		F3			E6		4-6 BB 1-2 1B		3-H 1B		4	0	2	1	0	0	0
Bobby Clark, R (1, 8) OBP: 0.429, SLG: 0.200		F3			K		1-2 2-3 BB		F9		3	0	0	0	1	1	2
Charlie Moore, R (1, 9) OBP: 0.275, SLG: 0.306 Dion James, L (10, PH) OBP: 0.367, SLG: 0.375			6-3	F7			4-6 2-3f			4-3	3 1	0 0	0 0	0 0	0 0	0 0	4 0
Jim Gantner, L (1, 4) OBP: 0.333, SLG: 0.352			CS 1B	1-3		1-3				S 1B 1B	4	1	2	0	0	0	1
Inning Stats	R: 0 H: 2 E: 0 LOB: 1 K: 1 BB: 0 S: 6 P: 6	R: 0 H: 0 E: 0 LOB: 0 K: 0 BB: 0 S: 3 P: 3	R: 0 H: 1 E: 0 LOB: 0 K: 0 BB: 0 S: 3 P: 3	R: 0 H: 1 E: 0 LOB: 1 K: 1 BB: 0 S: 6 P: 6	R: 0 H: 0 E: 1 LOB: 1 K: 1 BB: 0 S: 6 P: 6	R: 0 H: 0 E: 0 LOB: 0 K: 0 BB: 0 S: 3 P: 3	R: 0 H: 2 E: 0 LOB: 2 K: 0 BB: 1 S: 4 P: 8	R: 0 H: 0 E: 0 LOB: 0 K: 0 BB: 0 S: 3 P: 3	R: 1 H: 3 E: 0 LOB: 1 K: 0 BB: 0 S: 5 P: 5	R: 1 H: 2 E: 0 LOB: 2 K: 0 BB: 1 S: 4 P: 8	1B: 10 SF: 0 2B: 2 SAC: 0 3B: 0 DP: 3 HR: 0 HBP: 0						WP: 0 PA: 39 PB: 0 SB: 2 CS: 1

PITCHER		IP	WLS	BF	H	R	ER	SO	BB	IBB	HBP	BLK	WP	HR	S	P	ERA	WHIP
Ron Guidry, L ERA: 3.23	(1, 1)	6.0		22	5	0	0	3	0	0	0	0	0	0	28	28	0.00	0.833
Dave Righetti, L ERA: 2.55	(7, 1)	3.0		12	4	1	1	0	1	0	0	0	0	0	11	15	3.00	1.667
Curt Brown, R ERA: 1.93	(10, 1)	0.2	L	5	2	1	1	0	1	0	0	0	0	0	4	8	13.50	4.500

PITCHER	IP	WLS	BF	H	R	ER	SO	BB	IBB	HBP	BLK	WP	HR	S	P	ERA	WHIP

BOTTOM

New York Yankees @ Milwaukee Brewers

Milwaukee County Stadium, Milwaukee, WI

Sat May 05 1984, 8:05 PM EDT
Att. 22,679 - Unknown

livebaseballscorecards.com

AB	37
R	2
H	11
RBI	2
BB	2
SO	3
LOB	18

Batter	1	2	3	4	5	6	7	8	9	10	AB	R	H	RBI	BB	SO	LOB
Willie Randolph, R (1, 4) OBP: 0.427, SLG: 0.404	FC6-4 1B	G5-4-3 1B		BB		F9		BB		FC4-6 1B	4	1	3	1	2	0	0
Toby Harrah, R (1, 5) OBP: 0.311, SLG: 0.260	FC6-4	G5-4-3		1B		FC6-4 1B		F5		FC4-6	6	2	2	0	0	0	5
Dave Winfield, R (1, 8) OBP: 0.295, SLG: 0.397	FC3-6		5-3	1B		FC6-4			F7	E8 2B	6	2	2	1	0	0	2
Don Baylor, R (1, 10) OBP: 0.277, SLG: 0.432	E5		F8			F4			2B	BB	5	0	2	1	1	0	2
Lou Piniella, R (1, 9) OBP: 0.347, SLG: 0.391	1B 1B	2B			F5		1-3		F7	1B 1B	4	1	2	1	0	0	0
Ken Griffey, L (9, PH) OBP: 0.304, SLG: 0.310 (9, 9)											2	0	1	1	0	0	1
Don Mattingly, L (1, 3) OBP: 0.384, SLG: 0.478	1B	1B			F9 E 1B		4-3		3-1	1B	6	0	4	1	0	0	1
Steve Kemp, L (1, 7) OBP: 0.281, SLG: 0.235	F1		6-3		E1		K			4-3 2B	5	1	1	0	0	1	5
Rick Cerone, R (1, 2) OBP: 0.242, SLG: 0.290		K		G4-3 1B	F9			F5		4-3	3	0	1	0	0	1	2
Butch Wynegar, S (7, 2) OBP: 0.261, SLG: 0.210											2	0	0	0	0	0	1
Andre Robertson, R (1, 6) OBP: 0.265, SLG: 0.375		1B		G4-3	F9			F9		1B 2B	5	1	2	1	0	0	3
Inning Stats	R: 1 E: 1 K: 0 S: 7 H: 3 LOB: 3 BB: 0 P: 7	R: 0 E: 0 K: 1 S: 6 H: 2 LOB: 1 BB: 0 P: 6	R: 1 E: 0 K: 0 S: 5 H: 2 LOB: 1 BB: 0 P: 5	R: 2 E: 0 K: 0 S: 5 H: 4 LOB: 2 BB: 1 P: 9	R: 0 E: 1 K: 0 S: 5 H: 1 LOB: 2 BB: 0 P: 5	R: 0 E: 0 K: 0 S: 4 H: 1 LOB: 1 BB: 0 P: 4	R: 0 E: 0 K: 1 S: 5 H: 0 LOB: 0 BB: 0 P: 5	R: 0 E: 0 K: 0 S: 3 H: 0 LOB: 1 BB: 1 P: 7	R: 0 E: 0 K: 0 S: 4 H: 1 LOB: 1 BB: 0 P: 4	R: 4 E: 1 K: 0 S: 8 H: 6 LOB: 2 BB: 1 P: 12	1B: 15 2B: 5 3B: 0 HR: 0 SF: 0 SAC: 0 DP: 2 HBP: 0						

PITCHER		IP	WLS	BF	H	R	ER	SO	BB	IBB	HBP	BLK	WP	HR	S	P	ERA	WHIP
Mike Caldwell, L ERA: 2.33	(1, 1)	5.0		27	12	4	3	1	1	0	0	0	0	0	28	32	5.40	2.600
Rick Waits, L ERA:	(6, 1)	2.0		7	1	0	0	1	0	0	0	0	0	0	9	9	0.00	0.500
Pete Ladd, R ERA: 5.49	(8, 1)	2.2	L	15	5	4	4	0	2	0	0	0	0	0	13	21	13.50	2.625
Bob McClure, L ERA: 4.82	(10, 1)	0.1		2	2	0	0	0	0	0	0	0	0	0	2	2	0.00	6.000

PITCHER	IP	WLS	BF	H	R	ER	SO	BB	IBB	HBP	BLK	WP	HR	S	P	ERA	WHIP

TOP

New York Yankees @ Milwaukee Brewers

Milwaukee County Stadium, Milwaukee, WI

Sun May 06 1984, 4:33 AM EDT
Att. 24,696 - Unknown

livebaseballscorecards.com

AB	48
R	8
H	20
RBI	7
BB	3
SO	2
LOB	22

WP: 0	PB: 0	SB: 1	CS: 0
PA: 51			

Batter	1	2	3	4	5	6	7	8	9	10	AB	R	H	RBI	BB	SO	LOB
Randy Ready, R (1, 5) OBP: 0.344, SLG: 0.429	5-3			1B 1B 1B	6-3		F8			G6-4-3 1-2f	5	1	1	0	0	0	2
Ed Romero, R (1, 4) OBP: 0.400, SLG: 0.333	5-3			1B 1B G4-6-3 1-2	1B			S		6-3	3	1	2	0	0	0	0
Jim Gantner, L (8, PH) OBP: 0.337, SLG: 0.355								1B			2	0	1	0	0	0	0
(9, 4)																	
Robin Yount, R (1, 6) OBP: 0.360, SLG: 0.344	K			G4-6-3 1B 1-2 2-H 1B	5-3 2-3			F9			4	1	1	1	0	1	3
Mark Brouhard, R (1, 7) OBP: 0.450, SLG: 0.571		K		G4-6-3 1-2 2-3 1B		FC1-4 1B		F7			4	0	2	0	0	1	1
Bobby Clark, R (1, 8) OBP: 0.273, SLG: 0.111		K		G4-6-3 1-2f 2-3 3-H		FC1-4 E S 1B 1-2f		K 1-2			4	1	0	0	0	2	4
Ben Oglivie, L (1, 10) OBP: 0.407, SLG: 0.440		G3		1B 3-H 1B		CS 1-H 1B			4-3		4	0	2	2	0	0	0
Ted Simmons, S (1, 3) OBP: 0.219, SLG: 0.187			G6-3 BB	1-2 1B		F3 1-2			3-1		3	0	1	0	1	0	1
Bill Schroeder, R (1, 2) OBP: 0.100, SLG: 0.100			F9	K			K		6-3		3	0	0	0	0	2	3
Roy Howell, L (9, PH) OBP: 0.360, SLG: 0.238											1	0	0	0	0	0	0
Jim Sundberg, R (10, 2) OBP: 0.351, SLG: 0.426											0	0	0	0	0	0	0
Charlie Moore, R (1, 9) OBP: 0.277, SLG: 0.320			G6-3 1-2f		CS 2B		K			G6-4-3 1B	3	0	1	0	0	1	1
Dion James, L (10, PH) OBP: 0.387, SLG: 0.400											1	0	1	0	0	0	0
Inning Stats	R: 0 H: 0 E: 0 LOB: 0 K: 1 BB: 0 S: 5 P: 5	R: 0 H: 0 E: 0 LOB: 0 K: 2 BB: 0 S: 7 P: 7	R: 0 H: 0 E: 0 LOB: 0 K: 0 BB: 1 S: 2 P: 6	R: 3 H: 6 E: 0 LOB: 2 K: 1 BB: 0 S: 10 P: 10	R: 0 H: 2 E: 0 LOB: 1 K: 0 BB: 0 S: 4 P: 4	R: 1 H: 2 E: 0 LOB: 0 K: 0 BB: 0 S: 4 P: 4	R: 0 H: 0 E: 0 LOB: 0 K: 2 BB: 0 S: 7 P: 7	R: 0 H: 1 E: 0 LOB: 1 K: 1 BB: 0 S: 6 P: 6	R: 0 H: 0 E: 0 LOB: 0 K: 0 BB: 0 S: 3 P: 3	R: 0 H: 1 E: 0 LOB: 0 K: 0 BB: 0 S: 3 P: 3	1B: 11 SF: 0 2B: 1 SAC: 0 3B: 0 DP: 3 HR: 0 HBP: 0						

PITCHER	IP	WLS	BF	H	R	ER	SO	BB	IBB	HBP	BLK	WP	HR	S	P	ERA	WHIP
Ray Fontenot, L (1, 1) ERA: 4.91	5.1		24	10	4	4	4	1	0	0	0	0	0	31	35	6.75	2.062
Jay Howell, R (6, 1) ERA: 3.21	2.2		8	1	0	0	3	0	0	0	0	0	0	14	14	0.00	0.375
Curt Brown, R (9, 1) ERA: 1.35	2.0	W	6	1	0	0	0	0	0	0	0	0	0	6	6	0.00	0.500

PITCHER	IP	WLS	BF	H	R	ER	SO	BB	IBB	HBP	BLK	WP	HR	S	P	ERA	WHIP

BOTTOM

New York Yankees @ Milwaukee Brewers

Milwaukee County Stadium, Milwaukee, WI

Sun May 06 1984, 4:33 AM EDT

Att. 24,696 - Unknown

livebaseballscorecards.com

AB	37
R	4
H	12
RBI	3
BB	1
SO	7
LOB	15

WP: 0 PA: 38
PB: 0
SB: 2
CS: 2

Batter	1	2	3	4	5	6	7	8	9	AB	R	H	RBI	BB	SO	LOB
Brett Butler, L (1, 8) OBP: 0.388, SLG: 0.330	BBBB 4-0 BB BB		SSS 0-3 ① K		BBB 4-0 1-2 BB		x 0-0 1B 2B		x 0-0 2B	3	1	2	0	2	1	0
Tony Bernazard, S (1, 4) OBP: 0.360, SLG: 0.244	x 0-0 ① F7		x 0-0 ② F9		x 0-0 ③ 1-3		x 0-0 S 1B 2-H 1B		x 0-0 ③ 3-1	5	1	1	1	0	0	4
Julio Franco, R (1, 6) OBP: 0.330, SLG: 0.323	SSS 0-3 ② K		x 0-0 ③ 4-3			SSS 0-3 ① K	x 0-0 1-H 1B			4	0	1	1	0	2	1
Andre Thornton, R (1, 10) OBP: 0.373, SLG: 0.395	BBBB 4-0 1-2 BB			x 0-0 ① 5-3		BBBB 4-0 1B BB	x 0-0 ③ F4			2	0	0	0	2	0	1
Pat Tabler, R (1, 3) OBP: 0.393, SLG: 0.384	x 0-0 ③ F8			x 0-0 ② 4-3		x 0-0 1-2 1B		SSS 0-3 ① K		4	0	1	0	0	1	2
Brook Jacoby, R (1, 5) OBP: 0.270, SLG: 0.364		x 0-0 ① F7		x 0-0 ③ F7		x 0-0 ② F7		SSS 0-3 ② K		4	0	0	0	0	1	2
Ron Hassey, L (1, 2) OBP: 0.322, SLG: 0.289		SSS 0-3 ② K			SSS 0-3 ① K	x 0-0 ③ 1-3		SSS 0-3 ③ K		4	0	0	0	0	3	2
Carmen Castillo, R (1, 9) OBP: 0.286, SLG: 0.217 Mike Hargrove, L (9, PH) OBP: 0.385, SLG: 0.364		x 0-0 1B			BBBB 4-0 CS BB		SSS 0-3 ① K		SSS 0-3 ① K	2 1	0 0	1 0	0 0	1 0	1 1	0 0
George Vukovich, L (1, 7) OBP: 0.353, SLG: 0.400		x 0-0 ③ 4-3			BBBB 4-0 ② 1-2 BB		x 0-0 ② F6		x 0-0 ② 4-3	3	0	0	0	1	0	1
Inning Stats	R: 0 H: 0 E: 0 LOB: 2 K: 1 BB: 2 S: 5 P: 13	R: 0 H: 1 E: 0 LOB: 1 K: 1 BB: 0 S: 6 P: 6	R: 0 H: 0 E: 0 LOB: 0 K: 1 BB: 0 S: 5 P: 5	R: 0 H: 0 E: 0 LOB: 0 K: 0 BB: 0 S: 3 P: 3	R: 0 H: 0 E: 0 LOB: 2 K: 1 BB: 3 S: 4 P: 16	R: 0 H: 1 E: 0 LOB: 2 K: 1 BB: 1 S: 6 P: 10	R: 2 H: 3 E: 0 LOB: 1 K: 1 BB: 0 S: 8 P: 8	R: 0 H: 0 E: 0 LOB: 0 K: 3 BB: 0 S: 9 P: 9	R: 0 H: 1 E: 0 LOB: 1 K: 1 BB: 0 S: 6 P: 6	1B: 4 SF: 0 2B: 2 SAC: 0 3B: 0 DP: 0 HR: 0 HBP: 0						

TOP

Cleveland Indians @ New York Yankees

Yankee Stadium, Bronx, NY

Mon May 07 1984, 7:05 PM EDT

Att. 17,842 - Unknown

livebaseballscorecards.com

AB	32
R	2
H	6
RBI	2
BB	6
SO	10
LOB	13

WP: 0 PA: 38
PB: 0
SB: 1
CS: 1

PITCHER		IP	WLS	BF	H	R	ER	SO	BB	IBB	HBP	BLK	WP	HR	S	P	ERA	WHIP
Shane Rawley, L ERA: 5.28	(1, 1)	5.0	W	20	1	0	0	4	5	0	0	0	0	0	23	43	0.00	1.200
Curt Brown, R ERA: 3.24	(6, 1)	1.2		10	4	2	2	2	1	0	0	0	0	0	13	17	10.80	3.000
Jay Howell, R ERA: 2.76	(7, 1)	2.1	S	8	1	0	0	4	0	0	0	0	0	0	16	16	0.00	0.429

PITCHER	IP	WLS	BF	H	R	ER	SO	BB	IBB	HBP	BLK	WP	HR	S	P	ERA	WHIP

Batter	1	2	3	4	5	6	7	8	9	AB	R	H	RBI	BB	SO	LOB
Willie Randolph, R (1, 4) OBP: 0.435, SLG: 0.396	6-3		FC5-4 BB	1B BB		BB F8		F9		2	0	0	0	3	0	1
Ken Griffey, L (1, 9) OBP: 0.309, SLG: 0.315	HBP 1B 1B		F9	1-2 2-H 3-H 1B		F8 1-2 2-3		F8		5	1	2	1	0	0	4
Dave Winfield, R (1, 8) OBP: 0.288, SLG: 0.371	K		FC5-4 1-2f		5-3	K		1-2 BB		4	0	0	0	1	2	4
Don Baylor, R (1, 10) OBP: 0.273, SLG: 0.413	1B 1-2 HBP		F8		K		F6	FC5 2-3f		4	0	0	0	0	1	3
Don Mattingly, L (1, 3) OBP: 0.388, SLG: 0.511	1-3 2-H 1B			HR	K HR		F9			4	2	2	2	0	1	0
Steve Kemp, L (1, 7) OBP: 0.295, SLG: 0.296	K			F9	1-H HR		BB BB			3	1	1	2	1	1	2
Roy Smalley, S (1, 5) OBP: 0.353, SLG: 0.377		3-1		F7	5-3		1-2 BB			3	0	0	0	1	0	0
Butch Wynegar, S (1, 2) OBP: 0.274, SLG: 0.215		F4		BB BB 1B BB		F8 SH1-4 1B	4-3			3	1	1	0	1	0	2
Andre Robertson, R (1, 6) OBP: 0.288, SLG: 0.380		5-3		BB 1-2 1B BB		SH1-4 1-2		FC5 BB 1B		2	0	1	0	1	0	0
Inning Stats	R: 1 H: 2 E: 0 LOB: 2 K: 2 BB: 0 S: 9 P: 10	R: 0 H: 0 E: 0 LOB: 0 K: 0 BB: 0 S: 3 P: 3	R: 0 H: 0 E: 0 LOB: 1 K: 0 BB: 1 S: 3 P: 7	R: 2 H: 2 E: 0 LOB: 2 K: 0 BB: 3 S: 4 P: 16	R: 2 H: 1 E: 0 LOB: 0 K: 2 BB: 0 S: 9 P: 9	R: 0 H: 1 E: 0 LOB: 2 K: 1 BB: 1 S: 6 P: 10	R: 0 H: 0 E: 0 LOB: 2 K: 0 BB: 2 S: 3 P: 11	R: 0 H: 1 E: 0 LOB: 2 K: 0 BB: 1 S: 4 P: 8		1B: 5 SF: 0 2B: 0 SAC: 1 3B: 0 DP: 0 HR: 2 HBP: 1						

BOTTOM

Cleveland Indians @ New York Yankees

Yankee Stadium, Bronx, NY

Mon May 07 1984, 7:05 PM EDT

Att. 17,842 - Unknown

livebaseballscorecards.com

AB	30
R	5
H	7
RBI	5
BB	8
SO	5
LOB	16

WP: 1 PA: 40
PB: 0
SB: 0
CS: 0

PITCHER		IP	WLS	BF	H	R	ER	SO	BB	IBB	HBP	BLK	WP	HR	S	P	ERA	WHIP
Rick Behenna, R ERA: 12.38	(1, 1)	4.2	L	24	5	5	5	4	4	0	1	0	1	2	27	44	9.64	1.929
Luis Aponte, R ERA: 2.45	(5, 1)	3.1		16	2	0	0	1	4	0	0	0	0	0	14	30	0.00	1.800

PITCHER	IP	WLS	BF	H	R	ER	SO	BB	IBB	HBP	BLK	WP	HR	S	P	ERA	WHIP

Cleveland Indians @ New York Yankees

Yankee Stadium, Bronx, NY

Wed May 09 1984, 7:05 PM EDT

Att. 20,453 - Unknown

TOP

livebaseballscorecards.com

Batter	1	2	3	4	5	6	7	8	9	AB	R	H	RBI	BB	SO	LOB
Brett Butler, L (1, 8) OBP: 0.381, SLG: 0.323	F5	G3			1-3	1-3			1-3	2	0	0	0	0	0	2
Otis Nixon, S (3, 8) OBP: 0.203, SLG: 0.134										2	0	0	0	0	0	1
Carmen Castillo, R (9, PH) OBP: 0.276, SLG: 0.208										1	0	0	0	0	0	0
Tony Bernazard, S (1, 4) OBP: 0.353, SLG: 0.242	F8		E 3-2 S 1B		F3		F8		4-3	5	0	1	0	0	0	0
Julio Franco, R (1, 6) OBP: 0.336, SLG: 0.340	2B		K		6-3		1B			4	0	2	0	0	1	1
Andre Thornton, R (1, 10) OBP: 0.377, SLG: 0.386	F3		1-3 BB			E SF8 BB	1-2 K			2	1	0	0	2	1	2
Mike Hargrove, L (1, 3) OBP: 0.349, SLG: 0.324		4-3	3-2 3-Hf			E5 E 1-3 1B	F8			4	1	0	0	0	0	4
Pat Tabler, R (1, 7) OBP: 0.409, SLG: 0.400		1B 1B BB		1B		SF8 2-3 3-H		G4-6-3 1B		2	1	2	1	1	0	0
Ron Hassey, L (1, 2) OBP: 0.319, SLG: 0.287		1B 1-3 1B		K		K		G4-6-3 1-2f		4	0	1	0	0	2	3
Brook Jacoby, R (1, 5) OBP: 0.279, SLG: 0.370		1-2 1B 3-H		F7		E 3-H 1B		K		4	1	2	2	0	1	1
George Vukovich, L (1, 9) OBP: 0.348, SLG: 0.405		F8		F9		E2 1-H 2B			K	4	0	1	1	0	1	3
Inning Stats	R: 0 E: 0 K: 0 S: 4 H: 1 LOB: 1 BB: 0 P: 4	R: 1 E: 0 K: 0 S: 5 H: 2 LOB: 2 BB: 1 P: 9	R: 0 E: 0 K: 1 S: 5 H: 1 LOB: 1 BB: 1 P: 9	R: 0 E: 0 K: 1 S: 6 H: 1 LOB: 1 BB: 0 P: 6	R: 0 E: 0 K: 0 S: 3 H: 0 LOB: 0 BB: 0 P: 3	R: 3 E: 3 K: 1 S: 8 H: 2 LOB: 1 BB: 1 P: 12	R: 0 E: 0 K: 1 S: 6 H: 1 LOB: 1 BB: 0 P: 6	R: 0 E: 0 K: 1 S: 5 H: 1 LOB: 0 BB: 0 P: 5	R: 0 E: 0 K: 1 S: 5 H: 0 LOB: 0 BB: 0 P: 5	1B: 7 2B: 3 3B: 0 HR: 0 SF: 1 SAC: 0 DP: 2 HBP: 0						

	AB	34
	R	4
	H	9
	RBI	4
	BB	3
	SO	6
	LOB	17

WP: 0 PB: 0 SB: 2 CS: 0 PA: 38

PITCHER		IP	WLS	BF	H	R	ER	SO	BB	IBB	HBP	BLK	WP	HR	S	P	ERA	WHIP
Phil Niekro, R ERA: 1.03	(1, 1)	7.0	W	32	8	4	1	4	3	0	0	0	0	0	37	49	1.29	1.571
Bob Shirley, L ERA: 7.56	(8, 1)	1.0		3	1	0	0	1	0	0	0	0	0	0	5	5	0.00	1.000
Dave Righetti, L ERA: 2.41	(9, 1)	1.0		3	0	0	0	1	0	0	0	0	0	0	5	5	0.00	0.000

PITCHER	IP	WLS	BF	H	R	ER	SO	BB	IBB	HBP	BLK	WP	HR	S	P	ERA	WHIP

Batter	1	2	3	4	5	6	7	8	9	AB	R	H	RBI	BB	SO	LOB
Willie Randolph, R (1, 4) OBP: 0.437, SLG: 0.400	BB, 1B	3B, 1B	E6, 1-2		F9 ②		4-3 ③			4	2	2	0	0	0	1
Tim Foli, R (7, PH) (8, 4) OBP: 0.167, SLG: 0.194										1	0	0	0	0	0	0
Toby Harrah, R (1, 5) OBP: 0.318, SLG: 0.296	2B, HR, BB; 1-2	HR, 3B; 1-H	F9 ③		4-3 ③			5-3 ①		4	2	1	1	1	0	2
Ken Griffey, L (1, 9) OBP: 0.310, SLG: 0.315	F7 ①	K		1B, SF9, 1B		F8 ①		F8 ②		3	1	1	0	0	1	3
Oscar Gamble, L (5, 9) OBP: 0.118, SLG: 0.161										2	0	0	0	0	0	0
Dave Winfield, R (1, 8) OBP: 0.324, SLG: 0.478	HR, 2B; 1-3, 2-H	HR; 3-H		SF9, SF8, 1B; 1-3		1B, 2B		4-3 ③		5	4	4	3	0	0	0
Don Mattingly, L (1, 3) OBP: 0.393, SLG: 0.546	HR; 2-H, 3-H	4-3 ②		SF9 ①; 2-3, 3-H		1B; 2-H				3	1	2	5	0	0	0
Steve Kemp, L (1, 7) OBP: 0.292, SLG: 0.298	1B	4-3 ③		SF8 ②; 3-H		F7 ②				3	0	1	1	0	0	1
Roy Smalley, S (1, 10) OBP: 0.347, SLG: 0.415	K ②		F8 ①; HR			4-3 ③				4	1	1	1	0	1	2
Butch Wynegar, S (1, 2) OBP: 0.273, SLG: 0.217	1-2, 1B	4-3 ②	F1 ③				F9 ①			4	0	1	0	0	0	0
Andre Robertson, R (1, 6) OBP: 0.286, SLG: 0.370	K ③	E, 1B			F9 ①		6-3 ②			4	0	1	0	0	1	2
Inning Stats	R: 4 E: 0 K: 2 S: 12 / H: 5 LOB: 2 BB: 1 P: 16	R: 3 E: 0 K: 1 S: 8 / H: 3 LOB: 0 BB: 0 P: 8	R: 0 E: 1 K: 0 S: 5 / H: 1 LOB: 2 BB: 0 P: 5	R: 3 E: 0 K: 0 S: 6 / H: 3 LOB: 0 BB: 0 P: 6	R: 0 E: 0 K: 0 S: 3 / H: 0 LOB: 0 BB: 0 P: 3	R: 1 E: 0 K: 0 S: 5 / H: 2 LOB: 1 BB: 0 P: 5	R: 0 E: 0 K: 0 S: 3 / H: 0 LOB: 0 BB: 0 P: 3	R: 0 E: 0 K: 0 S: 3 / H: 0 LOB: 0 BB: 0 P: 3		1B: 8 2B: 2 3B: 1 HR: 3	SF: 2 SAC: 0 DP: 0 HBP: 0					

PITCHER	IP	WLS	BF	H	R	ER	SO	BB	IBB	HBP	BLK	WP	HR	S	P	ERA	WHIP
Rick Sutcliffe, R (1, 1) ERA: 4.53	1.1	L	13	8	7	7	3	1	0	0	0	0	2	18	22	47.25	6.750
Dan Spillner, R (2, 1) ERA: 4.94	6.2		27	6	4	4	0	0	0	0	0	0	1	27	27	5.40	0.900

PITCHER	IP	WLS	BF	H	R	ER	SO	BB	IBB	HBP	BLK	WP	HR	S	P	ERA	WHIP

BOTTOM

Cleveland Indians @ New York Yankees

Yankee Stadium, Bronx, NY

Wed May 09 1984, 7:05 PM EDT

Att. 20,453 - Unknown

livebaseballscorecards.com

AB	37
R	11
H	14
RBI	11
BB	1
SO	3
LOB	11

1B: 8 2B: 2 3B: 1 HR: 3 SF: 2 SAC: 0 DP: 0 HBP: 0

WP: 0 PB: 0 SB: 0 CS: 0 PA: 40

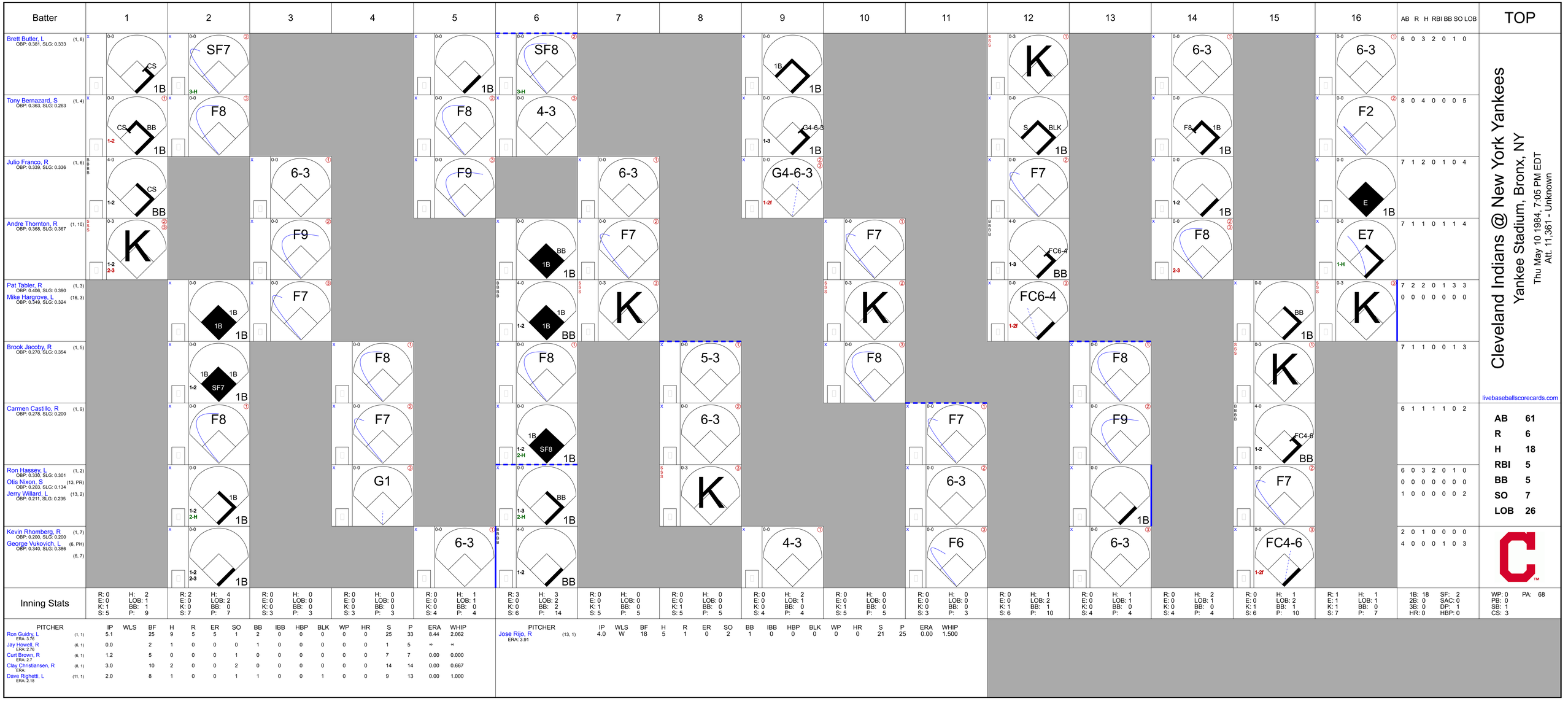
Batter
1
2
3
4
5
6
7
8
9
10
11
12
13
14
15
16
AB R H RBI BB SO LOB
TOP
Brett Butler, L (1, 8) OBP: 0.381, SLG: 0.333
6 0 3 2 0 1 0
Tony Bernazard, S (1, 4) OBP: 0.363, SLG: 0.263
8 0 4 0 0 0 5
Julio Franco, R (1, 6) OBP: 0.339, SLG: 0.336
7 1 2 0 1 0 4
Andre Thornton, R (1, 10) OBP: 0.368, SLG: 0.367
7 1 1 0 1 1 4
Pat Tabler, R (1, 3) OBP: 0.406, SLG: 0.390
Mike Hargrove, L (16, 3) OBP: 0.349, SLG: 0.324
7 2 2 0 1 3 3
0 0 0 0 0 0 0
Brook Jacoby, R (1, 5) OBP: 0.270, SLG: 0.354
7 1 1 0 0 1 3
Carmen Castillo, R (1, 9) OBP: 0.278, SLG: 0.200
6 1 1 1 1 0 2
Ron Hassey, L (1, 2) OBP: 0.330, SLG: 0.301
Otis Nixon, S (13, PR) OBP: 0.203, SLG: 0.134
Jerry Willard, L (13, 2) OBP: 0.211, SLG: 0.235
6 0 3 2 0 1 0
0 0 0 0 0 0 0
1 0 0 0 0 0 2
Kevin Rhomberg, R (1, 7) OBP: 0.200, SLG: 0.200
George Vukovich, L (6, PH) (6, 7) OBP: 0.340, SLG: 0.386
2 0 1 0 0 0 0
4 0 0 0 1 0 3
Cleveland Indians @ New York Yankees
Yankee Stadium, Bronx, NY
Thu May 10 1984, 7:05 PM EDT
Att. 11,361 - Unknown
livebaseballscorecards.com
AB 61
R 6
H 18
RBI 5
BB 5
SO 7
LOB 26
Inning Stats
R: 0 E: 0 K: 1 S: 5 H: 2 LOB: 1 BB: 1 P: 9
R: 2 E: 0 K: 0 S: 7 H: 4 LOB: 2 BB: 0 P: 7
R: 0 E: 0 K: 0 S: 3 H: 0 LOB: 0 BB: 0 P: 3
R: 0 E: 0 K: 0 S: 3 H: 0 LOB: 0 BB: 0 P: 3
R: 0 E: 0 K: 0 S: 4 H: 1 LOB: 1 BB: 0 P: 4
R: 3 E: 0 K: 0 S: 6 H: 3 LOB: 2 BB: 2 P: 14
R: 0 E: 0 K: 1 S: 5 H: 0 LOB: 0 BB: 0 P: 5
R: 0 E: 0 K: 1 S: 5 H: 0 LOB: 0 BB: 0 P: 5
R: 0 E: 0 K: 0 S: 4 H: 2 LOB: 1 BB: 0 P: 4
R: 0 E: 0 K: 1 S: 5 H: 0 LOB: 0 BB: 0 P: 5
R: 0 E: 0 K: 0 S: 3 H: 0 LOB: 0 BB: 0 P: 3
R: 0 E: 0 K: 1 S: 6 H: 1 LOB: 2 BB: 1 P: 10
R: 0 E: 0 K: 0 S: 4 H: 1 LOB: 1 BB: 0 P: 4
R: 0 E: 0 K: 0 S: 4 H: 2 LOB: 1 BB: 0 P: 4
R: 0 E: 0 K: 1 S: 6 H: 1 LOB: 2 BB: 1 P: 10
R: 1 E: 1 K: 1 S: 7 H: 1 LOB: 1 BB: 0 P: 7
1B: 18 2B: 0 3B: 0 HR: 0 SF: 2 SAC: 0 DP: 1 HBP: 0
WP: 0 PB: 0 SB: 1 CS: 3 PA: 68
PITCHER IP WLS BF H R ER SO BB IBB HBP BLK WP HR S P ERA WHIP
Ron Guidry, L (1, 1) ERA: 3.76 5.1 25 9 5 5 1 2 0 0 0 0 0 25 33 8.44 2.062
Jay Howell, R (6, 1) ERA: 2.76 0.0 2 1 0 0 0 1 0 0 0 0 0 1 5 ∞ ∞
Curt Brown, R (6, 1) ERA: 2.7 1.2 5 0 0 0 1 0 0 0 0 0 0 7 7 0.00 0.000
Clay Christiansen, R (8, 1) ERA: 3.0 10 2 0 0 2 0 0 0 0 0 0 0 14 14 0.00 0.667
Dave Righetti, L (11, 1) ERA: 2.18 2.0 8 1 0 0 1 1 0 0 1 0 0 9 13 0.00 1.000
PITCHER IP WLS BF H R ER SO BB IBB HBP BLK WP HR S P ERA WHIP
Jose Rijo, R (13, 1) ERA: 3.91 4.0 W 18 5 1 0 2 1 0 0 0 0 0 0 21 25 0.00 1.500

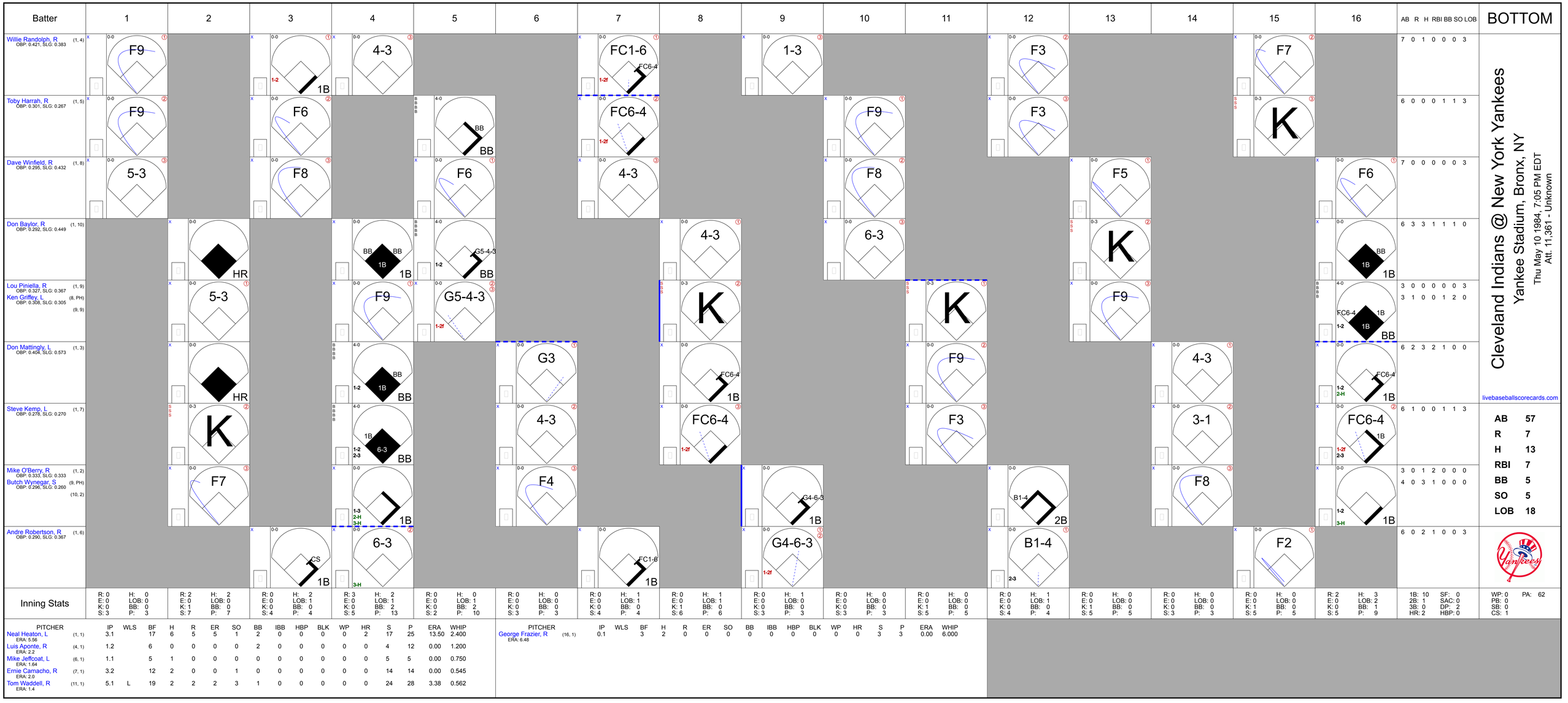
Batter
1
2
3
4
5
6
7
8
9
10
11
12
13
14
15
16
AB R H RBI BB SO LOB
BOTTOM
Willie Randolph, R (1, 4) OBP: 0.421, SLG: 0.383
F9
1-2
1B
4-3
FC1-6
FC6-4
1-2f
1-3
F3
F7
7 0 1 0 0 0 3
Toby Harrah, R (1, 5) OBP: 0.301, SLG: 0.267
F9
F6
BB
FC6-4
F9
F3
K
6 0 0 0 1 1 3
Dave Winfield, R (1, 8) OBP: 0.295, SLG: 0.432
5-3
F8
F6
4-3
F8
F5
F6
7 0 0 0 0 0 3
Don Baylor, R (1, 10) OBP: 0.292, SLG: 0.449
HR
BB
1B
G5-4-3
4-3
6-3
K
BB
6 3 3 1 1 1 0
Lou Piniella, R (1, 9) OBP: 0.327, SLG: 0.367
Ken Griffey, L (8, PH) (9, 9) OBP: 0.308, SLG: 0.305
5-3
F9
G5-4-3
K
K
F9
FC6-4
1B
3 0 0 0 0 0 3
3 1 0 0 1 2 0
Don Mattingly, L (1, 3) OBP: 0.404, SLG: 0.573
HR
BB
G3
FC6-4
F9
4-3
6 2 3 2 1 0 0
Steve Kemp, L (1, 7) OBP: 0.278, SLG: 0.270
K
6-3
4-3
FC6-4
F3
3-1
FC6-4
6 1 0 0 1 1 3
Mike O'Berry, R (1, 2) OBP: 0.333, SLG: 0.333
Butch Wynegar, S (9, PH) (10, 2) OBP: 0.296, SLG: 0.260
F7
F4
G4-6-3
F8
3 0 1 2 0 0 0
4 0 3 1 0 0 0
Andre Robertson, R (1, 6) OBP: 0.290, SLG: 0.367
CS
6-3
FC1-6
G4-6-3
B1-4
B1-4
F2
6 0 2 1 0 0 3
Inning Stats
R: 0 E: 0 K: 0 S: 3 H: 0 LOB: 0 BB: 0 P: 3
R: 2 E: 0 K: 1 S: 7 H: 2 LOB: 0 BB: 0 P: 7
R: 0 E: 0 K: 0 S: 4 H: 2 LOB: 1 BB: 0 P: 4
R: 3 E: 0 K: 0 S: 5 H: 2 LOB: 1 BB: 2 P: 13
R: 0 E: 0 K: 0 S: 2 H: 0 LOB: 1 BB: 2 P: 10
R: 0 E: 0 K: 0 S: 3 H: 0 LOB: 0 BB: 0 P: 3
R: 0 E: 0 K: 0 S: 4 H: 1 LOB: 1 BB: 0 P: 4
R: 0 E: 0 K: 1 S: 6 H: 1 LOB: 1 BB: 0 P: 6
R: 0 E: 0 K: 0 S: 3 H: 1 LOB: 0 BB: 0 P: 3
R: 0 E: 0 K: 0 S: 3 H: 0 LOB: 0 BB: 0 P: 3
R: 0 E: 0 K: 1 S: 5 H: 0 LOB: 0 BB: 0 P: 5
R: 0 E: 0 K: 0 S: 4 H: 1 LOB: 1 BB: 0 P: 4
R: 0 E: 0 K: 1 S: 5 H: 0 LOB: 0 BB: 0 P: 5
R: 0 E: 0 K: 0 S: 3 H: 0 LOB: 0 BB: 0 P: 3
R: 0 E: 0 K: 1 S: 5 H: 0 LOB: 0 BB: 0 P: 5
R: 2 E: 0 K: 0 S: 5 H: 3 LOB: 2 BB: 1 P: 9
1B: 10 2B: 1 3B: 0 HR: 2 SF: 0 SAC: 0 DP: 2 HBP: 0
WP: 0 PB: 0 SB: 0 CS: 1 PA: 62
Cleveland Indians @ New York Yankees
Yankee Stadium, Bronx, NY
Thu May 10 1984, 7:05 PM EDT
Att. 11,361 - Unknown
livebaseballscorecards.com
AB 57
R 7
H 13
RBI 7
BB 5
SO 5
LOB 18
PITCHER IP WLS BF H R ER SO BB IBB HBP BLK WP HR S P ERA WHIP
Neal Heaton, L (1, 1) ERA: 5.56 3.1 17 6 5 5 1 2 0 0 0 0 2 17 25 13.50 2.400
Luis Aponte, R (4, 1) ERA: 2.2 1.2 6 0 0 0 0 2 0 0 0 0 0 4 12 0.00 1.200
Mike Jeffcoat, L (6, 1) ERA: 1.64 1.1 5 1 0 0 0 0 0 0 0 0 0 5 5 0.00 0.750
Ernie Camacho, R (7, 1) ERA: 2.0 3.2 12 2 0 0 1 0 0 0 0 0 0 14 14 0.00 0.545
Tom Waddell, R (11, 1) ERA: 1.4 5.1 L 19 2 2 2 3 1 0 0 0 0 0 24 28 3.38 0.562
PITCHER IP WLS BF H R ER SO BB IBB HBP BLK WP HR S P ERA WHIP
George Frazier, R (16, 1) ERA: 6.48 0.1 3 2 0 0 0 0 0 0 0 0 0 0 3 3 0.00 6.000

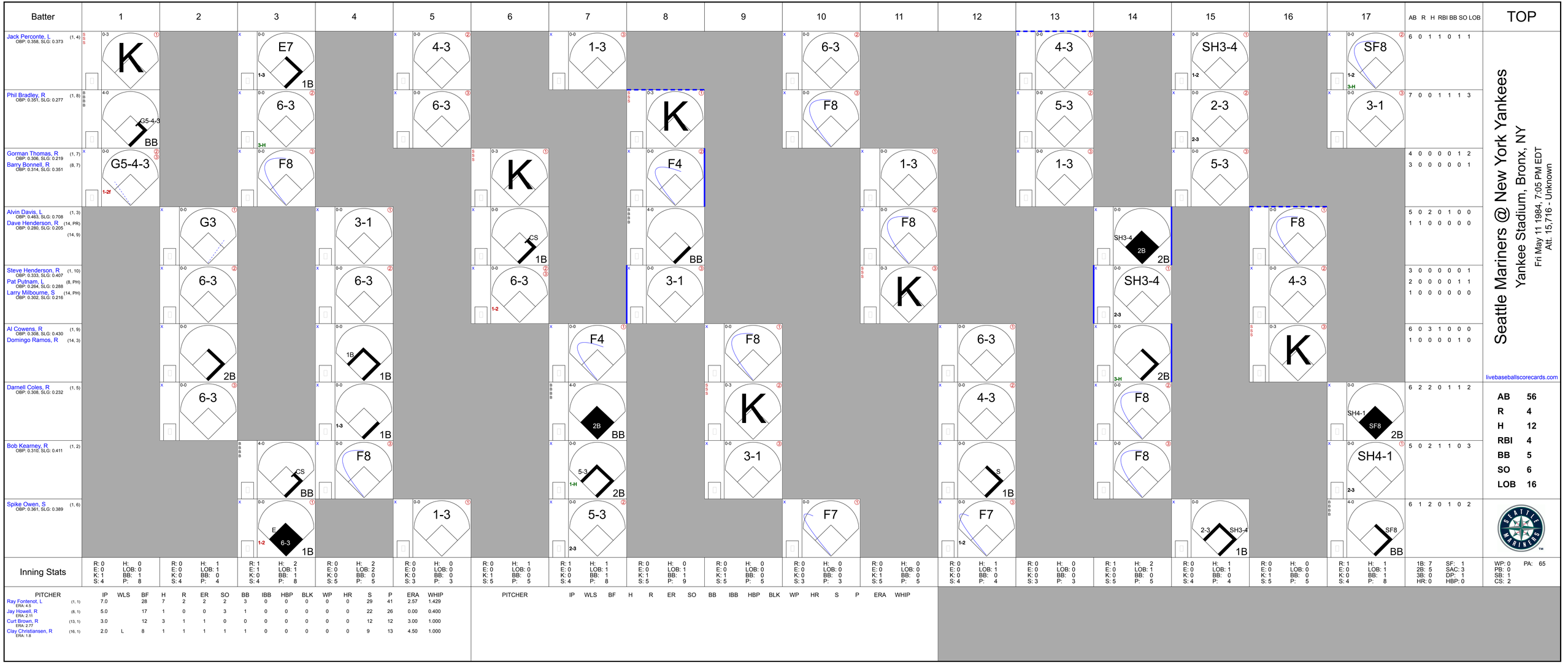
Batter
1
2
3
4
5
6
7
8
9
10
11
12
13
14
15
16
17
AB R H RBI BB SO LOB
TOP
Jack Perconte, L (1, 4) OBP: 0.358, SLG: 0.373
Phil Bradley, R (1, 8) OBP: 0.351, SLG: 0.277
Gorman Thomas, R (1, 7) OBP: 0.306, SLG: 0.219
Barry Bonnell, R (8, 7) OBP: 0.314, SLG: 0.351
Alvin Davis, L (1, 3) OBP: 0.463, SLG: 0.708
Dave Henderson, R (14, PR) (14, 9) OBP: 0.280, SLG: 0.205
Steve Henderson, R (1, 10) OBP: 0.333, SLG: 0.407
Pat Putnam, L (8, PH) OBP: 0.264, SLG: 0.288
Larry Milbourne, S (14, PH) OBP: 0.302, SLG: 0.216
Al Cowens, R (1, 9) OBP: 0.308, SLG: 0.430
Domingo Ramos, R (14, 3)
Darnell Coles, R (1, 5) OBP: 0.308, SLG: 0.232
Bob Kearney, R (1, 2) OBP: 0.310, SLG: 0.411
Spike Owen, S (1, 6) OBP: 0.361, SLG: 0.389
Seattle Mariners @ New York Yankees
Yankee Stadium, Bronx, NY
Fri May 11 1984, 7:05 PM EDT
Att. 15,716 - Unknown
livebaseballscorecards.com
AB 56
R 4
H 12
RBI 4
BB 5
SO 6
LOB 16
PA: 65
Inning Stats
PITCHER IP WLS BF H R ER SO BB IBB HBP BLK WP HR S P ERA WHIP
Ray Fontenot, L (1, 1) ERA: 4.5
Jay Howell, R (8, 1) ERA: 2.11
Curt Brown, R (13, 1) ERA: 2.77
Clay Christiansen, R (16, 1) ERA: 1.8

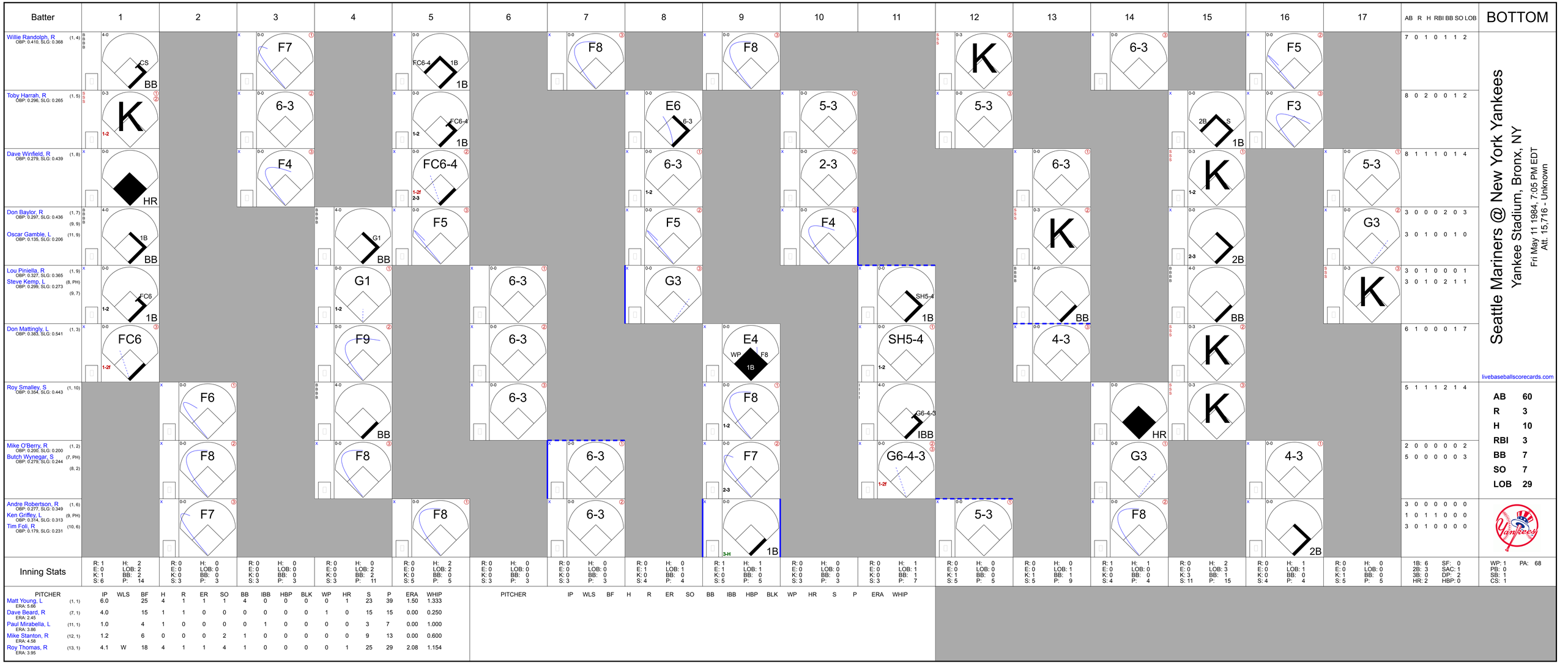
Batter
1
2
3
4
5
6
7
8
9
10
11
12
13
14
15
16
17
AB R H RBI BB SO LOB
BOTTOM
Willie Randolph, R (1, 4) OBP: 0.410, SLG: 0.368
Toby Harrah, R (1, 5) OBP: 0.296, SLG: 0.265
Dave Winfield, R (1, 8) OBP: 0.279, SLG: 0.439
Don Baylor, R (1, 7) OBP: 0.297, SLG: 0.436
(9, 9)
Oscar Gamble, L (11, 9) OBP: 0.135, SLG: 0.206
Lou Piniella, R (1, 9) OBP: 0.327, SLG: 0.365
Steve Kemp, L (8, PH) OBP: 0.299, SLG: 0.273
(9, 7)
Don Mattingly, L (1, 3) OBP: 0.383, SLG: 0.541
Roy Smalley, S (1, 10) OBP: 0.354, SLG: 0.443
Mike O'Berry, R (1, 2) OBP: 0.200, SLG: 0.200
Butch Wynegar, S (7, PH) OBP: 0.279, SLG: 0.244
(8, 2)
Andre Robertson, R (1, 6) OBP: 0.277, SLG: 0.349
Ken Griffey, L (9, PH) OBP: 0.314, SLG: 0.313
Tim Foli, R (10, 6) OBP: 0.179, SLG: 0.231
Inning Stats
PITCHER IP WLS BF H R ER SO BB IBB HBP BLK WP HR S P ERA WHIP
Matt Young, L (1, 1) ERA: 5.66 6.0 25 4 1 1 1 1 4 0 0 0 0 1 23 39 1.50 1.333
Dave Beard, R (7, 1) ERA: 2.45 4.0 15 1 1 0 0 0 0 0 0 1 0 15 15 0.00 0.250
Paul Mirabella, L (11, 1) ERA: 3.86 1.0 4 1 0 0 0 0 1 0 0 0 0 3 7 0.00 1.000
Mike Stanton, R (12, 1) ERA: 4.58 1.2 6 0 0 0 2 1 0 0 0 0 0 9 13 0.00 0.600
Roy Thomas, R (13, 1) ERA: 3.95 4.1 W 18 4 1 1 4 1 0 0 0 0 1 25 29 2.08 1.154
PITCHER IP WLS BF H R ER SO BB IBB HBP BLK WP HR S P ERA WHIP
Seattle Mariners @ New York Yankees
Yankee Stadium, Bronx, NY
Fri May 11 1984, 7:05 PM EDT
Att. 15,716 - Unknown
livebaseballscorecards.com
AB 60
R 3
H 10
RBI 3
BB 7
SO 7
LOB 29
1B: 6 SF: 0 WP: 1 PA: 68
2B: 3 SAC: 1 PB: 0
3B: 0 DP: 2 SB: 1
HR: 2 HBP: 0 CS: 1

Batter	1	2	3	4	5	6	7	8	9	AB	R	H	RBI	BB	SO	LOB
Jack Perconte, L (1, 4) OBP: 0.355, SLG: 0.370	F6		E5 2B 1B		5-3		SH1-2-3 3-H		4-3	4	1	1	1	0	0	0
Barry Bonnell, R (1, 7) OBP: 0.318, SLG: 0.363	1B 2B		F4		F8		BB 1B		5-3	5	0	2	0	0	0	1
Gorman Thomas, R (1, 10) OBP: 0.318, SLG: 0.214	1B BB		2B BB		6-3		1-2 BB		5-3	2	1	0	0	3	0	0
Alvin Davis, L (1, 3) OBP: 0.472, SLG: 0.724	FC5-4 1-2 2-H 1B		6-3 1-H 2-H 2B			F6	5-3			2	0	2	2	0	0	0
Domingo Ramos, R (5, 3)										2	0	0	0	0	0	2
Al Cowens, R (1, 9) OBP: 0.297, SLG: 0.413	FC5-4 1-2f		6-3 2-3			5-3		F7		4	0	0	0	0	0	3
Dave Henderson, R (1, 8) OBP: 0.259, SLG: 0.188		6-3	K			F3		F4		4	0	0	0	0	1	1
Darnell Coles, R (1, 5) OBP: 0.319, SLG: 0.271		5-3 BB		F8			K	1B 3B		3	1	1	0	1	1	0
Bob Kearney, R (1, 2) OBP: 0.308, SLG: 0.405		5-3 1-2	K				K 3B	3-H 1B		4	1	1	1	0	2	1
Spike Owen, S (1, 6) OBP: 0.358, SLG: 0.402		F9		4-3			1-H SH1-2-3 3B		6-3	4	1	1	1	0	0	2
Inning Stats	R: 0 E: 0 K: 0 S: 4 H: 2 LOB: 2 BB: 1 P: 8	R: 0 E: 0 K: 0 S: 3 H: 0 LOB: 1 BB: 1 P: 7	R: 2 E: 1 K: 1 S: 7 H: 2 LOB: 1 BB: 1 P: 11	R: 0 E: 0 K: 1 S: 5 H: 0 LOB: 0 BB: 0 P: 5	R: 0 E: 0 K: 0 S: 3 H: 0 LOB: 0 BB: 0 P: 3	R: 0 E: 0 K: 0 S: 3 H: 0 LOB: 0 BB: 0 P: 3	R: 2 E: 0 K: 2 S: 10 H: 2 LOB: 2 BB: 1 P: 14	R: 1 E: 0 K: 0 S: 5 H: 2 LOB: 1 BB: 0 P: 5	R: 0 E: 0 K: 0 S: 3 H: 0 LOB: 0 BB: 0 P: 3	1B: 4 2B: 2 3B: 2 HR: 0 SF: 0 SAC: 1 DP: 0 HBP: 0						

PITCHER		IP	WLS	BF	H	R	ER	SO	BB	IBB	HBP	BLK	WP	HR	S	P	ERA	WHIP
Shane Rawley, L ERA: 5.32	(1, 1)	6.2	L	30	6	4	4	4	4	0	0	0	1	0	34	50	5.40	1.500
Clay Christiansen, R ERA: 2.45	(7, 1)	2.1		9	2	1	1	0	0	0	0	0	0	0	9	9	3.86	0.857

PITCHER		IP	WLS	BF	H	R	ER	SO	BB	IBB	HBP	BLK	WP	HR	S	P	ERA	WHIP

TOP

Seattle Mariners @ New York Yankees

Yankee Stadium, Bronx, NY

Sat May 12 1984, 7:05 PM EDT
Att. 15,370 - Unknown

livebaseballscorecards.com

AB	34
R	5
H	8
RBI	5
BB	4
SO	4
LOB	10

WP: 1	PA: 39		
PB: 0			
SB: 0			
CS: 0			

Batter	1	2	3	4	5	6	7	8	9	AB	R	H	RBI	BB	SO	LOB
Ken Griffey, L (1, 8) OBP: 0.312, SLG: 0.310	SH1 1B		4-3		F8			F7		4	0	1	0	0	0	2
Tim Foli, R (1, 4) OBP: 0.167, SLG: 0.214	SH1 1-2			F8		F4		F3		3	0	0	0	0	0	0
Oscar Gamble, L (1, 9) OBP: 0.146, SLG: 0.211	F6			6-3		K			G4-3 BB 1B	4	0	1	0	0	1	1
Don Baylor, R (1, 10) OBP: 0.313, SLG: 0.431	K			HBP		BB			G4-3 1-2 BB	1	0	0	0	2	1	1
Don Mattingly, L (1, 3) OBP: 0.371, SLG: 0.522		F8		F7		F7			G4-3 1-2f 2-3	4	0	0	0	0	0	4
Steve Kemp, L (1, 7) OBP: 0.309, SLG: 0.286		G3-6-3 1B			1B 1B		F5		K	4	0	2	0	0	1	1
Roy Smalley, S (1, 5) OBP: 0.341, SLG: 0.425		G3-6-3 1-2f			F9		K			3	0	0	0	0	1	2
Butch Wynegar, S (1, 2) OBP: 0.292, SLG: 0.259			G6-4-3 1B		1-2 1B		3-1			3	0	2	0	0	0	0
Andre Robertson, R (1, 6) OBP: 0.265, SLG: 0.333			G6-4-3 1-2f		K			K		3	0	0	0	0	2	3
Inning Stats	R: 0 H: 1 E: 0 LOB: 1 K: 1 BB: 0 S: 6 P: 6	R: 0 H: 1 E: 0 LOB: 0 K: 0 BB: 0 S: 3 P: 3	R: 0 H: 1 E: 0 LOB: 0 K: 0 BB: 0 S: 3 P: 3	R: 0 H: 0 E: 0 LOB: 1 K: 0 BB: 0 S: 3 P: 4	R: 0 H: 2 E: 0 LOB: 2 K: 1 BB: 0 S: 7 P: 7	R: 0 H: 0 E: 0 LOB: 1 K: 1 BB: 1 S: 5 P: 9	R: 0 H: 0 E: 0 LOB: 0 K: 1 BB: 0 S: 5 P: 5	R: 0 H: 0 E: 0 LOB: 0 K: 1 BB: 0 S: 5 P: 5	R: 0 H: 1 E: 0 LOB: 1 K: 1 BB: 1 S: 5 P: 9	1B: 6 SF: 0 2B: 0 SAC: 1 3B: 0 DP: 3 HR: 0 HBP: 1						

PITCHER	IP	WLS	BF	H	R	ER	SO	BB	IBB	HBP	BLK	WP	HR	S	P	ERA	WHIP
Jim Beattie, R (1, 1) ERA: 2.74	9.0	W	33	6	0	0	6	2	0	1	0	0	0	42	51	0.00	0.889

PITCHER	IP	WLS	BF	H	R	ER	SO	BB	IBB	HBP	BLK	WP	HR	S	P	ERA	WHIP

BOTTOM

Seattle Mariners @ New York Yankees

Yankee Stadium, Bronx, NY

Sat May 12 1984, 7:05 PM EDT

Att. 15,370 - Unknown

livebaseballscorecards.com

AB	29
R	0
H	6
RBI	0
BB	2
SO	6
LOB	14

WP: 0 PA: 33
PB: 0
SB: 0
CS: 0

Seattle Mariners @ New York Yankees

Yankee Stadium, Bronx, NY

Sun May 13 1984, 3:33 AM EDT

Att. 23,877 - Unknown

TOP

livebaseballscorecards.com

Batter	1	2	3	4	5	6	7	8	9	AB	R	H	RBI	BB	SO	LOB
Larry Milbourne, S (1, 4) OBP: 0.333, SLG: 0.244	F8		G5-3, 1B		BB, CS		FC4-6, 1B 1-2f		1B	4	0	2	0	1	0	1
Phil Bradley, R (1, 8) OBP: 0.367, SLG: 0.290	BB, 1B BB		G5-3 1-2 1B		K 1-2		1-2 1B		K	4	0	2	0	1	2	2
Steve Henderson, R (1, 10) OBP: 0.349, SLG: 0.411	BB 1-2 1B		G5-3 1-2 2-3f		FC5-4 BB		K			2	0	1	0	1	0	2
Pat Putnam, L (7, PH) OBP: 0.261, SLG: 0.284										1	0	0	0	0	1	2
Gorman Thomas, R (1, 7) OBP: 0.316, SLG: 0.208	G6-4-3 1-2 2-3 BB		F3		FC5-4 1-2f		F8			3	0	0	0	1	0	4
Barry Bonnell, R (1, 3) OBP: 0.316, SLG: 0.358	G6-4-3 1-2f			6-3		F9, BB 1B		F7		4	0	1	0	0	0	3
Dave Henderson, R (1, 9) OBP: 0.276, SLG: 0.180		FC4-6 BB		F9		G4-3 1-2 BB		F9		2	0	0	0	2	0	0
Darnell Coles, R (1, 5) OBP: 0.315, SLG: 0.270		FC4-6 S 1-2f		1B 1B		F9 2-3		6-3		4	0	1	0	0	0	3
Orlando Mercado, R (1, 2) OBP: 0.222, SLG: 0.125		F9		1-3 1B		G4-3 1-2f			F4	4	0	1	0	0	0	3
Spike Owen, S (1, 6) OBP: 0.357, SLG: 0.400		F8 1-2		F9			FC4-6 1B		G3	3	0	1	0	0	0	3
Domingo Ramos, R (7, 6)										1	0	0	0	0	0	0

	AB	32
	R	0
	H	9
	RBI	0
	BB	6
	SO	3
	LOB	23

Inning Stats										
	R: 0 E: 0 K: 0 S: 3	H: 1 LOB: 2 BB: 2 P: 11	R: 0 E: 0 K: 0 S: 3	H: 0 LOB: 1 BB: 1 P: 7	R: 0 E: 0 K: 0 S: 4	H: 2 LOB: 1 BB: 0 P: 4	R: 0 E: 0 K: 0 S: 5	H: 2 LOB: 2 BB: 0 P: 5	R: 0 E: 0 K: 1 S: 4	H: 0 LOB: 1 BB: 2 P: 12
	R: 0 E: 0 K: 0 S: 3	H: 1 LOB: 1 BB: 1 P: 7	R: 0 E: 0 K: 1 S: 7	H: 2 LOB: 2 BB: 0 P: 7	R: 0 E: 0 K: 0 S: 3	H: 0 LOB: 0 BB: 0 P: 3	R: 0 E: 0 K: 1 S: 6	H: 1 LOB: 1 BB: 0 P: 6	1B: 9 2B: 1 3B: 0 HR: 0	SF: 0 SAC: 0 DP: 4 HBP: 0	WP: 0 PB: 0 SB: 1 CS: 1	PA: 38

PITCHER		IP	WLS	BF	H	R	ER	SO	BB	IBB	HBP	BLK	WP	HR	S	P	ERA	WHIP
Bob Shirley, L ERA: 5.82	(1, 1)	5.0	W	22	5	0	0	1	5	0	0	0	0	0	19	39	0.00	2.000
Jose Rijo, R ERA: 3.49	(6, 1)	3.0		12	3	0	0	1	1	0	0	0	0	0	13	17	0.00	1.333
Dave Righetti, L ERA: 2.08	(9, 1)	1.0		4	1	0	0	1	0	0	0	0	0	0	6	6	0.00	1.000

PITCHER	IP	WLS	BF	H	R	ER	SO	BB	IBB	HBP	BLK	WP	HR	S	P	ERA	WHIP

Seattle Mariners @ New York Yankees

Yankee Stadium, Bronx, NY

Sun May 13 1984, 3:33 AM EDT
Att. 23,877 - Unknown

livebaseballscorecards.com

Batter	1	2	3	4	5	6	7	8	9	AB	R	H	RBI	BB	SO	LOB
Willie Randolph, R (1, 4) OBP: 0.406, SLG: 0.364	4-3	F8		BB 1B 2-H 1B	F8		K			4	1	1	1	0	0	2
Tim Foli, R (7, PH) OBP: 0.163, SLG: 0.209 (8, 4)										1	0	0	0	0	1	0
Toby Harrah, R (1, 5) OBP: 0.302, SLG: 0.254	1B 1B BB	F9		1B 1-2 BB		K		F6		3	1	0	0	2	1	1
Dave Winfield, R (1, 8) OBP: 0.297, SLG: 0.448	1B 1-2 1B 1B		F9 1B	F5		BB 1B 1B		6-3		5	2	3	0	0	0	2
Don Baylor, R (1, 10) OBP: 0.314, SLG: 0.429	K		K	FC6-4 1-3 2-H 1B		1B 1-2 1B BB		BB		3	0	1	1	0	2	3
Oscar Gamble, L (6, PH) OBP: 0.186, SLG: 0.211										0	0	0	0	2	0	0
Lou Piniella, R (1, 9) OBP: 0.317, SLG: 0.351	1B 1-3 2-H 1B		F9 1-2	FC6-4 1-2f		F8		F7		5	0	1	1	0	0	6
Roy Smalley, S (1, 3) OBP: 0.360, SLG: 0.442	1-2 3-H 1B		6-3		2B SH3-4 1B	1B 1-2 2-H 1B				4	1	3	2	0	0	1
Steve Kemp, L (1, 7) OBP: 0.329, SLG: 0.324	3-1			WP PB 1B 1B	SH3-4 1-3 2B	1-2 2-H 1B				4	1	3	0	0	0	2
Mike O'Berry, R (1, 2) OBP: 0.333, SLG: 0.333		SH2-3 1B		SH2-4 1-H 1B 1B	6-3		6-3			4	1	2	1	0	0	2
Andre Robertson, R (1, 6) OBP: 0.261, SLG: 0.328		SH2-3 1-2		SH2-4 1-2	SH3-4 2-3 3-H		F9			1	0	0	1	0	0	0

Inning Stats	1	2	3	4	5	6	7	8	9	AB	R	H	RBI	BB	SO	LOB
	R: 2 E: 0 K: 1 S: 8	H: 3 LOB: 2 BB: 1 P: 12	R: 0 E: 0 K: 0 S: 4	H: 1 LOB: 1 BB: 0 P: 4	R: 0 E: 0 K: 1 S: 6	H: 1 LOB: 1 BB: 0 P: 6	R: 3 E: 0 K: 0 S: 7	H: 4 LOB: 2 BB: 1 P: 11	R: 1 E: 0 K: 0 S: 5	H: 2 LOB: 1 BB: 0 P: 5	R: 1 E: 0 K: 1 S: 7	H: 3 LOB: 2 BB: 1 P: 11	R: 0 E: 0 K: 1 S: 5	H: 0 LOB: 0 BB: 0 P: 5	R: 0 E: 0 K: 0 S: 3	H: 0 LOB: 1 BB: 1 P: 7	1B: 13 2B: 1 3B: 0 HR: 0	SF: 0 SAC: 3 DP: 0 HBP: 0	WP: 1 PB: 1 SB: 0 CS: 0	PA: 41

PITCHER		IP	WLS	BF	H	R	ER	SO	BB	IBB	HBP	BLK	WP	HR	S	P	ERA	WHIP
Mark Langston, L ERA: 5.13	(1, 1)	3.2	L	22	9	5	5	2	2	0	0	0	1	0	24	32	12.27	3.000
Bob Stoddard, R ERA: 4.69	(4, 1)	4.1		19	5	2	2	2	2	0	0	0	0	0	21	29	4.15	1.615

PITCHER	IP	WLS	BF	H	R	ER	SO	BB	IBB	HBP	BLK	WP	HR	S	P	ERA	WHIP

Batter	1	2	3	4	5	6	7	8	9	AB	R	H	RBI	BB	SO	LOB
Rickey Henderson, R (1, 7) OBP: 0.344, SLG: 0.396	6-3		1-2 1B			F8		HR		4	1	2	1	0	0	0
Mike Davis, L (1, 9) OBP: 0.299, SLG: 0.375	F8		F6			6-3		6-3		4	0	0	0	0	0	2
Joe Morgan, L (1, 4) OBP: 0.410, SLG: 0.396	K			F9		4-3			K	4	0	0	0	0	2	0
Dave Kingman, R (1, 10) OBP: 0.309, SLG: 0.544		F7		2B			K		F4	4	0	1	0	0	1	0
Carney Lansford, R (1, 5) OBP: 0.319, SLG: 0.403		F7		BB G6-4-3			BB 6-3		K	2	0	0	0	2	1	0
Davey Lopes, R (1, 8) OBP: 0.336, SLG: 0.444		6-3		G6-4-3 1-2f			1-2 6-3			3	0	0	0	0	0	3
Bruce Bochte, L (1, 3) OBP: 0.327, SLG: 0.270			1B 1B		F8		K			3	0	1	0	0	1	1
Mike Heath, R (1, 2) OBP: 0.297, SLG: 0.340			F3		4-3			K		3	0	0	0	0	1	1
Tony Phillips, S (1, 6) OBP: 0.305, SLG: 0.304			F7		4-3			F7		3	0	0	0	0	0	1
Inning Stats	R: 0 E: 0 K: 1 S: 5 H: 0 LOB: 0 BB: 0 P: 5	R: 0 E: 0 K: 0 S: 3 H: 0 LOB: 0 BB: 0 P: 3	R: 0 E: 0 K: 0 S: 5 H: 2 LOB: 2 BB: 0 P: 5	R: 0 E: 0 K: 0 S: 3 H: 1 LOB: 1 BB: 1 P: 7	R: 0 E: 0 K: 0 S: 3 H: 0 LOB: 0 BB: 0 P: 3	R: 0 E: 0 K: 0 S: 3 H: 0 LOB: 0 BB: 0 P: 3	R: 0 E: 0 K: 2 S: 7 H: 0 LOB: 1 BB: 1 P: 11	R: 1 E: 0 K: 1 S: 6 H: 1 LOB: 0 BB: 0 P: 6	R: 0 E: 0 K: 2 S: 7 H: 0 LOB: 0 BB: 0 P: 7	1B: 2 2B: 1 3B: 0 HR: 1 SF: 0 SAC: 0 DP: 1 HBP: 0							

TOP

Oakland Athletics @ New York Yankees

Yankee Stadium, Bronx, NY

Mon May 14 1984, 7:05 PM EDT

Att. 11,566 - Unknown

livebaseballscorecards.com

AB	30
R	1
H	4
RBI	1
BB	2
SO	6
LOB	8

WP: 0 PB: 0 SB: 0 CS: 0 PA: 32

PITCHER		IP	WLS	BF	H	R	ER	SO	BB	IBB	HBP	BLK	WP	HR	S	P	ERA	WHIP
Phil Niekro, R ERA: 1.04	(1, 1)	8.0	W	29	4	1	1	4	2	0	0	0	0	1	35	43	1.12	0.750
Dave Righetti, L ERA: 1.99	(9, 1)	1.0	S	3	0	0	0	2	0	0	0	0	0	0	7	7	0.00	0.000

PITCHER	IP	WLS	BF	H	R	ER	SO	BB	IBB	HBP	BLK	WP	HR	S	P	ERA	WHIP

Batter	1	2	3	4	5	6	7	8	9	AB	R	H	RBI	BB	SO	LOB
Willie Randolph, R (1, 4) OBP: 0.415, SLG: 0.372	F9 E 1B 1B		1-3 ①		1B		BBBB 2B 3B BB			3	2	2	0	1	0	0
Toby Harrah, R (1, 5) OBP: 0.311, SLG: 0.280	E 1-2 1B 1B		5-3 ②		F6 ②		1-3 3B 2B			4	1	2	0	0	0	1
Ken Griffey, L (1, 8) OBP: 0.309, SLG: 0.307	F9 ① 2-3		1B		G3 ③		2-H 3-H 3B			1	0	0	0	0	0	2
Omar Moreno, L (3, 8) OBP: 0.226, SLG: 0.269										3	0	2	2	0	0	1
Dave Winfield, R (1, 9) OBP: 0.284, SLG: 0.429	E4 1B 1-2 3-H		F8 ③			F9 ①	F4 ③			4	0	0	1	0	0	3
Don Mattingly, L (1, 3) OBP: 0.359, SLG: 0.504	F2 ②			G1-6-3 ①		6-3 ②		F9 ①		4	0	0	0	0	0	2
Steve Kemp, L (1, 7) OBP: 0.337, SLG: 0.333	1-2 2-H 1B 1B			SSS K ② K		1B		4-3 ② 4-3		4	0	2	0	0	1	0
Roy Smalley, S (1, 10) OBP: 0.367, SLG: 0.444		G3 ①		1B	SSS K ③ K			1B		4	0	2	0	0	1	1
Butch Wynegar, S (1, 2) OBP: 0.280, SLG: 0.247		4-3 ②		F9 ③			4-3 ① 4-3	F9 ③		4	0	0	0	0	0	2
Andre Robertson, R (1, 6) OBP: 0.250, SLG: 0.314		F9 ③			6-3 ①		1-3 ②			3	0	0	0	0	0	0
Inning Stats	R: 1 E: 1 K: 0 S: 6 H: 3 LOB: 2 BB: 0 P: 6	R: 0 E: 0 K: 0 S: 3 H: 0 LOB: 0 BB: 0 P: 3	R: 0 E: 0 K: 0 S: 4 H: 1 LOB: 1 BB: 0 P: 4	R: 0 E: 0 K: 1 S: 6 H: 1 LOB: 1 BB: 0 P: 6	R: 0 E: 0 K: 0 S: 4 H: 1 LOB: 1 BB: 0 P: 4	R: 0 E: 0 K: 1 S: 6 H: 1 LOB: 1 BB: 0 P: 6	R: 2 E: 0 K: 0 S: 5 H: 2 LOB: 1 BB: 1 P: 9	R: 0 E: 0 K: 0 S: 4 H: 1 LOB: 1 BB: 0 P: 4		1B: 8 2B: 1 3B: 1 HR: 0 SF: 0 SAC: 0 DP: 0 HBP: 0						

PITCHER	IP	WLS	BF	H	R	ER	SO	BB	IBB	HBP	BLK	WP	HR	S	P	ERA	WHIP
Lary Sorensen, R (1, 1) ERA: 4.5	8.0	L	35	10	3	3	2	1	0	0	0	0	0	38	42	3.38	1.375

PITCHER	IP	WLS	BF	H	R	ER	SO	BB	IBB	HBP	BLK	WP	HR	S	P	ERA	WHIP

BOTTOM

Oakland Athletics @ New York Yankees

Yankee Stadium, Bronx, NY

Mon May 14 1984, 7:05 PM EDT

Att. 11,566 - Unknown

livebaseballscorecards.com

AB	34
R	3
H	10
RBI	3
BB	1
SO	2
LOB	12

WP: 0 PB: 0 SB: 0 CS: 0 PA: 35

Batter	1	2	3	4	5	6	7	8	9	AB	R	H	RBI	BB	SO	LOB
Rickey Henderson, R (1, 7) OBP: 0.342, SLG: 0.391 Joe Morgan, L (8, PH) OBP: 0.415, SLG: 0.402 (8, 4)	K		SF7 1B	F9			K	1B		4 1	1 0	1 1	0 1	0 0	2 0	1 0
Tony Phillips, S (1, 4) OBP: 0.297, SLG: 0.311 (8, 6)	6-3		E5		F7		2B	K		5	0	1	0	0	1	3
Davey Lopes, R (1, 8) OBP: 0.322, SLG: 0.427	F7		SF7		6-3		K		5-3	4	0	0	1	0	1	1
Dave Kingman, R (1, 10) OBP: 0.298, SLG: 0.523		K	F4		5-3			F5	K	5	0	0	0	0	2	1
Carney Lansford, R (1, 5) OBP: 0.329, SLG: 0.425		1B		2B 1B		F6		2B 3B	G3	5	2	3	0	0	0	0
Bruce Bochte, L (1, 3) OBP: 0.324, SLG: 0.269		1B		F4		F8		F6		4	0	1	0	0	0	2
Mike Heath, R (1, 2) OBP: 0.314, SLG: 0.367		K		2B SH1-3 1B		FC6-4 1B		1B 2B		4	2	3	1	0	1	2
Mike Davis, L (1, 9) OBP: 0.300, SLG: 0.386 Jeff Burroughs, R (8, PH) OBP: 0.273, SLG: 0.350 (8, 7)		G3		SH1-3 2B		FC6-4 1B		1B 1B		3 1	0 1	1 1	1 1	0 0	0 0	3 0
Mark Wagner, R (1, 6) OBP: 0.222, SLG: 0.250 Garry Hancock, L (8, PH) OBP: 0.280, SLG: 0.280 (8, 9)			6-3	SH1-3			F7	1B		2 1	0 0	0 1	1 0	0 0	0 0	0 0

TOP

Oakland Athletics @ New York Yankees

Yankee Stadium, Bronx, NY

Tue May 15 1984, 7:05 PM EDT

Att. 15,222 - Unknown

livebaseballscorecards.com

AB	39
R	6
H	13
RBI	6
BB	0
SO	7
LOB	13

Inning Stats	1	2	3	4	5	6	7	8	9
	R: 0 E: 0 K: 1 S: 5	H: 0 LOB: 0 BB: 0 P: 5	R: 0 E: 0 K: 2 S: 9	H: 2 LOB: 2 BB: 0 P: 9	R: 1 E: 1 K: 0 S: 5	H: 1 LOB: 1 BB: 0 P: 5	R: 2 E: 0 K: 0 S: 6	H: 3 LOB: 1 BB: 0 P: 6	R: 0 E: 0 K: 0 S: 3	H: 0 LOB: 0 BB: 0 P: 3
	R: 0 E: 0 K: 0 S: 4	H: 1 LOB: 1 BB: 0 P: 4	R: 0 E: 0 K: 2 S: 8	H: 1 LOB: 1 BB: 0 P: 8	R: 3 E: 0 K: 1 S: 10	H: 5 LOB: 2 BB: 0 P: 10	R: 0 E: 0 K: 1 S: 5	H: 0 LOB: 0 BB: 0 P: 5	1B: 9 2B: 3 3B: 1 HR: 0	SF: 1 SAC: 1 DP: 0 HBP: 0	WP: 0 PB: 0 SB: 1 CS: 0	PA: 41

PITCHER		IP	WLS	BF	H	R	ER	SO	BB	IBB	HBP	BLK	WP	HR	S	P	ERA	WHIP
Ron Guidry, L ERA: 4.03	(1, 1)	7.2	W	35	11	6	5	5	0	0	0	0	0	0	45	45	5.87	1.435
Curt Brown, R ERA: 2.77	(8, 1)	0.0		1	1	0	0	0	0	0	0	0	0	0	1	1	∞	∞
Dave Righetti, L ERA: 1.88	(8, 1)	1.1	S	5	1	0	0	2	0	0	0	0	0	0	9	9	0.00	0.750

PITCHER	IP	WLS	BF	H	R	ER	SO	BB	IBB	HBP	BLK	WP	HR	S	P	ERA	WHIP

Batter	1	2	3	4	5	6	7	8	9	AB	R	H	RBI	BB	SO	LOB
Willie Randolph, R (1, 4) OBP: 0.429, SLG: 0.379	BBBB 4-0 BB		x 0-0 1B 1B		BBB 4-0 3B BB	x 0-0 ③ F9 1-2		x 0-0 CS 1B		3	1	2	0	2	0	1
Toby Harrah, R (1, 5) OBP: 0.316, SLG: 0.313	x 0-0 ① F7		x 0-0 G4-6-3 1-2 1B		x 0-0 1-H 3B 3B		x 0-0 ① F7	x 0-0 ①② 4-3 1-2		5	1	2	1	0	0	2
Don Mattingly, L (1, 3) OBP: 0.361, SLG: 0.525	x 0-0 ② F9		x 0-0 ②③ G4-6-3 1-2f		x 0-0 ① F5		x 0-0 1B 1B 1B	x 0-0 IHR		5	2	2	1	0	0	4
Dave Winfield, R (1, 9) OBP: 0.310, SLG: 0.479	SSS 0-3 ③ K			x 0-0 1B E 1B	x 0-0 3-H 3B		x 0-0 BB 1B 1-2 3B 1B	x 0-0 2B		5	2	4	1	0	1	1
Steve Kemp, L (1, 7) OBP: 0.351, SLG: 0.341		SSS 0-3 ① K		x 0-0 E 1-3 1B	x 0-0 ② 5-3		x 0-0 BB 1-2 2-H 3B 1B	BBBB 4-0 BB		4	2	2	1	1	1	1
Roy Smalley, S (1, 10) OBP: 0.347, SLG: 0.419		x 0-0 ② F9	SSS 0-3 ① K	SSS 0-3 ③ K			x 0-0 ② F5	x 0-0 ③ F6		5	0	0	0	0	2	7
Butch Wynegar, S (1, 2) OBP: 0.289, SLG: 0.241		BBBB 4-0 BB		x 0-0 E4 1B 1-3 L5 3-H		x 0-0 ① F9	BBBB 4-0 1-2 2-3 3B BB			2	1	0	0	2	0	1
Omar Moreno, L (1, 8) OBP: 0.263, SLG: 0.327		SSS 0-3 ③ K		x 0-0 1-3 3-H 1B		BBBB 4-0 S BB	x 0-0 1-H 2-H 3-H 3B			3	0	2	4	1	1	1
Andre Robertson, R (1, 6) OBP: 0.237, SLG: 0.297			x 0-0 ① F9	x 0-0 ②③ L5 3-H		SSS 0-3 ② K	x 0-0 ③ F8			4	0	0	0	0	1	4
Inning Stats	R: 0 E: 0 K: 1 S: 5 H: 0 LOB: 1 BB: 1 P: 9	R: 0 E: 0 K: 2 S: 7 H: 0 LOB: 1 BB: 1 P: 11	R: 0 E: 0 K: 0 S: 4 H: 2 LOB: 1 BB: 0 P: 4	R: 2 E: 1 K: 1 S: 8 H: 3 LOB: 1 BB: 0 P: 8	R: 2 E: 0 K: 1 S: 7 H: 2 LOB: 1 BB: 1 P: 11	R: 0 E: 0 K: 1 S: 5 H: 0 LOB: 1 BB: 1 P: 9	R: 4 E: 0 K: 0 S: 7 H: 4 LOB: 1 BB: 1 P: 11	R: 1 E: 0 K: 0 S: 5 H: 3 LOB: 2 BB: 1 P: 9		1B: 9 2B: 2 3B: 3 HR: 1 SF: 0 SAC: 0 DP: 2 HBP: 0						

PITCHER		IP	WLS	BF	H	R	ER	SO	BB	IBB	HBP	BLK	WP	HR	S	P	ERA	WHIP
Ray Burris, R ERA: 1.67	(1, 1)	4.1	L	22	7	4	3	4	3	0	0	0	0	0	27	39	6.23	2.308
Tim Conroy, L ERA: 5.4	(5, 1)	2.0		10	3	3	3	2	1	0	0	0	0	0	13	17	13.50	2.000
Bill Caudill, R ERA: 2.84	(7, 1)	0.2		4	1	1	1	0	1	0	0	0	0	0	3	7	13.50	3.000
Chris Codiroli, R ERA: 7.66	(8, 1)	1.0		6	3	1	1	0	1	0	0	0	0	0	5	9	9.00	4.000

PITCHER	IP	WLS	BF	H	R	ER	SO	BB	IBB	HBP	BLK	WP	HR	S	P	ERA	WHIP

BOTTOM

Oakland Athletics @ New York Yankees

Yankee Stadium, Bronx, NY

Tue May 15 1984, 7:05 PM EDT

Att. 15,222 - Unknown

livebaseballscorecards.com

AB	36
R	9
H	14
RBI	8
BB	6
SO	6
LOB	22

WP: 0 PA: 42
PB: 0
SB: 1
CS: 1

Batter	1	2	3	4	5	6	7	8	9	10	AB	R	H	RBI	BB	SO	LOB
Joe Morgan, L (1, 4) OBP: 0.419, SLG: 0.396	S S S 0-3 K ①		x 0-0 G4-3 1B 1-2 2-H	B B B B 4-0 1B BB		S S S 0-3 K ①		x 0-0 F5 ②		B B B B 4-0 E BB	4	1	1	1	2	2	3
Mike Heath, R (1, 7) (8, 2) OBP: 0.315, SLG: 0.359	B B B B 4-0 G6-4-3 BB		x 0-0 ① G4-3 ② 1-2f 2-3	x 0-0 FC6-4 1B 1-2 2-H		S S S 0-3 K ② 1-2		S S S 0-3 K ③		x 0-0 E6 1-H	5	0	1	1	1	2	5
Davey Lopes, R (1, 8) OBP: 0.322, SLG: 0.417	x 0-0 G6-4-3 ② ③ 1-2f		B B B B 4-0 2B BB	x 0-0 FC6-4 ③ 1-2f		S S S 0-3 K ③			x 0-0 S 1B 1B	x 0-0 4-3 ③	5	1	1	0	1	1	5
Dave Kingman, R (1, 10) OBP: 0.301, SLG: 0.541		x 0-0 4-3 3B	x 0-0 1-3 3-H 2B		x 0-0 5-3 ①		S S S 0-3 K ①		S S S 0-3 K ①		5	1	2	1	0	2	1
Carney Lansford, R (1, 5) OBP: 0.331, SLG: 0.428		S S S 0-3 K2-3 ①	4-0 IBB		x 0-0 6-3 2B		x 0-0 F9 ②		S S S 0-3 K ② 1-2		4	0	1	0	1	2	2
Bruce Bochte, L (1, 3) OBP: 0.319, SLG: 0.265		x 0-0 4-3 ② 3-H	S S S 0-3 K ③		x 0-0 6-3 ② 2-3		x 0-0 F5 ③		x 0-0 2-H 1B		5	0	1	2	0	1	4
Jim Essian, R (1, 2) OBP: 0.300, SLG: 0.273 Jeff Burroughs, R (8, PH) OBP: 0.301, SLG: 0.350 Rickey Henderson, R (8, PR) OBP: 0.342, SLG: 0.391 (8, 7) Mark Wagner, R (9, PH) OBP: 0.200, SLG: 0.222 (9, 6)		S S S 0-3 K ③		x 0-0 6-3 ①	B B B B 4-0 BB			B B B B 4-0 FC6-4 BB	S S S 0-3 K ③		2 0 0 1	0 0 0 0	0 0 0 0	0 1 0 0	1 0 0 0	1 0 0 1	0 0 0 1
Mike Davis, L (1, 9) OBP: 0.295, SLG: 0.368			B B B B 4-0 1B 1B BB	S S S 0-3 K ②	x 0-0 G3 ③			x 0-0 FC6-4 ① 1-2f BB		x 0-0 6-3 ①	4	1	0	0	1	1	3
Tony Phillips, S (1, 6) OBP: 0.333, SLG: 0.344 (9, 7)			x 0-0 G4-3 1B 1-2 2B 1B	x 0-0 1B 2B		B B B B 4-0 S BB		B B B B 4-0 1-2 BB		x 0-0 4-3 ②	3	2	2	0	2	0	0
Inning Stats	R: 0 H: 0 E: 0 LOB: 0 K: 1 BB: 1 S: 4 P: 8	R: 1 H: 1 E: 0 LOB: 0 K: 2 BB: 0 S: 8 P: 8	R: 2 H: 3 E: 0 LOB: 3 K: 1 BB: 3 S: 7 P: 19	R: 1 H: 2 E: 0 LOB: 2 K: 1 BB: 1 S: 7 P: 11	R: 0 H: 1 E: 0 LOB: 2 K: 0 BB: 1 S: 4 P: 8	R: 0 H: 0 E: 0 LOB: 1 K: 3 BB: 1 S: 9 P: 13	R: 0 H: 0 E: 0 LOB: 0 K: 1 BB: 0 S: 5 P: 5	R: 0 H: 0 E: 1 LOB: 2 K: 1 BB: 2 S: 5 P: 13	R: 1 H: 2 E: 0 LOB: 1 K: 3 BB: 0 S: 11 P: 11	R: 1 H: 0 E: 1 LOB: 1 K: 0 BB: 1 S: 4 P: 8	1B: 5 SF: 0 2B: 3 SAC: 0 3B: 1 DP: 2 HR: 0 HBP: 0						

PITCHER		IP	WLS	BF	H	R	ER	SO	BB	IBB	HBP	BLK	WP	HR	S	P	ERA	WHIP
Ray Fontenot, L ERA: 4.95	(1, 1)	3.2		19	5	4	4	5	4	1	0	0	0	0	24	44	9.82	2.455
Curt Brown, R ERA: 2.51	(4, 1)	1.1		7	2	0	0	0	1	0	0	0	0	0	6	10	0.00	2.250
Jay Howell, R ERA: 1.9	(6, 1)	2.1		10	0	0	0	4	3	0	0	0	0	0	15	27	0.00	1.286
Dave Righetti, L ERA: 2.1	(8, 1)	1.2		7	2	1	1	4	0	0	0	0	0	0	15	15	5.40	1.200
Clay Christiansen, R ERA: 2.16	(10, 1)	1.0	W	5	0	1	0	0	1	0	0	0	0	0	4	8	0.00	1.000

PITCHER	IP	WLS	BF	H	R	ER	SO	BB	IBB	HBP	BLK	WP	HR	S	P	ERA	WHIP

TOP

Oakland Athletics @ New York Yankees

Yankee Stadium, Bronx, NY

Wed May 16 1984, 7:05 PM EDT

Att. 11,649 - Unknown

livebaseballscorecards.com

AB	38
R	6
H	9
RBI	5
BB	10
SO	13
LOB	24

WP: 0 PA: 48
PB: 0
SB: 2
CS: 0

Batter	1	2	3	4	5	6	7	8	9	10	AB	R	H	RBI	BB	SO	LOB
Willie Randolph, R (1, 4) OBP: 0.428, SLG: 0.375	B B B B 4-0 HR BB	x 0-0 ③ F7			x 0-0 ③ F9 SH3-4 1B 1B	x 0-0 ③ F8			x 0-0 ② F9		4	2	1	0	1	0	3
Toby Harrah, R (1, 5) OBP: 0.320, SLG: 0.317 Tim Foli, R (5, PH) OBP: 0.156, SLG: 0.200 (6, 5)	x 0-0 ① F5		x 0-0 G4-6-3 1B		x 0-0 ① SH3-4 1-2		x 0-0 ① F7		x 0-0 ③ F7		2 2	0 0	1 0	0 0	0 0	0 0	1 1
Don Mattingly, L (1, 3) OBP: 0.362, SLG: 0.543	x 0-0 1-H HR		x 0-0 ① F7		x 0-0 ② F9 2-3		x 0-0 ② F8			x 0-0 HR 1B	5	2	2	2	0	0	2
Dave Winfield, R (1, 9) OBP: 0.314, SLG: 0.505	S S S 0-3 ② K		x 0-0 ② ③ G4-6-3 1-2f		x 0-0 1B 3-H 1B		x 0-0 ③ F8			x 0-0 1-H HR	5	1	2	3	0	1	1
Steve Kemp, L (1, 7) OBP: 0.357, SLG: 0.341	B B B B 4-0 BB			x 0-0 ① G3	x 0-0 1-2 1B			x 0-0 ① F9			3	0	1	0	1	0	0
Roy Smalley, S (1, 10) OBP: 0.343, SLG: 0.411	x 0-0 ③ F8			x 0-0 HR 1B	x 0-0 ③ F7			x 0-0 ② F7			4	1	1	0	0	0	3
Butch Wynegar, S (1, 2) OBP: 0.297, SLG: 0.297		x 0-0 4-3 2B		x 0-0 1-H HR		x 0-0 ① 1-3		x 0-0 ③ F4			4	1	2	2	0	0	0
Omar Moreno, L (1, 8) OBP: 0.246, SLG: 0.305		x 0-0 ① F7		x 0-0 ② F7		S S S 0-3 ② K			x 0-0 ① 5-3		4	0	0	0	0	1	1
Andre Robertson, R (1, 6) OBP: 0.250, SLG: 0.308		x 0-0 ② 4-3 2-3		x 0-0 ③ F5		x 0-0 1B			x 0-0 1B		4	0	2	0	0	0	1
Inning Stats	R: 2 H: 1 E: 0 LOB: 1 K: 1 BB: 2 S: 6 P: 14	R: 0 H: 1 E: 0 LOB: 1 K: 0 BB: 0 S: 4 P: 4	R: 0 H: 1 E: 0 LOB: 0 K: 0 BB: 0 S: 3 P: 3	R: 2 H: 2 E: 0 LOB: 0 K: 0 BB: 0 S: 5 P: 5	R: 1 H: 3 E: 0 LOB: 2 K: 0 BB: 0 S: 6 P: 6	R: 0 H: 1 E: 0 LOB: 1 K: 1 BB: 0 S: 6 P: 6	R: 0 H: 0 E: 0 LOB: 0 K: 0 BB: 0 S: 3 P: 3	R: 0 H: 0 E: 0 LOB: 0 K: 0 BB: 0 S: 3 P: 3	R: 0 H: 1 E: 0 LOB: 1 K: 0 BB: 0 S: 4 P: 4	R: 2 H: 2 E: 0 LOB: 0 K: 0 BB: 0 S: 2 P: 2	1B: 8 SF: 0 2B: 1 SAC: 1 3B: 0 DP: 1 HR: 3 HBP: 0						

PITCHER		IP	WLS	BF	H	R	ER	SO	BB	IBB	HBP	BLK	WP	HR	S	P	ERA	WHIP
Mike Warren, R ERA: 5.05	(1, 1)	4.0		19	6	5	5	1	2	0	0	0	0	2	19	27	11.25	2.000
Keith Atherton, R ERA: 1.74	(5, 1)	4.1		17	4	0	0	1	0	0	0	0	0	0	19	19	0.00	0.923
Bill Caudill, R ERA: 3.66	(9, 1)	0.2	L	4	2	2	2	0	0	0	0	0	0	1	4	4	27.00	3.000

PITCHER	IP	WLS	BF	H	R	ER	SO	BB	IBB	HBP	BLK	WP	HR	S	P	ERA	WHIP

BOTTOM

Oakland Athletics @ New York Yankees

Yankee Stadium, Bronx, NY

Wed May 16 1984, 7:05 PM EDT

Att. 11,649 - Unknown

livebaseballscorecards.com

AB	37
R	7
H	12
RBI	7
BB	2
SO	2
LOB	13

WP: 0	PA: 40		
PB: 0			
SB: 0			
CS: 0			

Batter	1	2	3	4	5	6	7	8	9	10	AB	R	H	RBI	BB	SO	LOB
Gary Pettis, S (1, 8) OBP: 0.333, SLG: 0.299	5-3		SH5-3	K		K			1-3		4	0	0	0	0	2	3
Bob Boone, R (1, 2) OBP: 0.267, SLG: 0.336	F4		5-3		F9		F4		5-3		5	0	0	0	0	0	1
Reggie Jackson, L (1, 10) OBP: 0.292, SLG: 0.451	K			4-3	F9 BB		K		K		4	0	0	0	1	3	0
Doug DeCinces, R (1, 5) OBP: 0.342, SLG: 0.517		F7		BB 1B	1-2 BB		F9			HR	4	2	2	1	1	0	0
Brian Downing, R (1, 7) OBP: 0.355, SLG: 0.420		5-3		1B WP 1-2 BB	F9 2-3			F3		6-3	3	1	0	0	1	0	2
Juan Beniquez, R (8, 7) OBP: 0.321, SLG: 0.396											1	0	0	0	0	0	0
Fred Lynn, L (1, 9) OBP: 0.361, SLG: 0.423		BB		E WP 1-3 2-H 1B	K			1B		K	4	1	2	1	1	2	2
Ron Jackson, R (1, 3) OBP: 0.207, SLG: 0.192		4-3		E6 1B 1-3 3-H		G3 SH1-3 1B		F8		K	5	0	1	0	0	1	3
Bobby Grich, R (1, 4) OBP: 0.344, SLG: 0.436			4-3	1-2 1B		SH1-3 1-2		1-3 1B			3	0	2	1	0	0	0
Dick Schofield, R (1, 6) OBP: 0.267, SLG: 0.298			SH5-3 1B	F7		G3 2-3		4-3			4	0	1	0	0	0	5
Inning Stats	R: 0 E: 0 K: 1 S: 5 H: 0 LOB: 0 BB: 0 P: 5	R: 0 E: 0 K: 0 S: 3 H: 0 LOB: 1 BB: 1 P: 7	R: 0 E: 0 K: 0 S: 4 H: 1 LOB: 1 BB: 0 P: 4	R: 3 E: 1 K: 1 S: 9 H: 3 LOB: 2 BB: 1 P: 13	R: 0 E: 0 K: 1 S: 5 H: 0 LOB: 2 BB: 2 P: 13	R: 0 E: 0 K: 1 S: 6 H: 1 LOB: 1 BB: 0 P: 6	R: 0 E: 0 K: 1 S: 5 H: 0 LOB: 0 BB: 0 P: 5	R: 0 E: 0 K: 0 S: 5 H: 2 LOB: 2 BB: 0 P: 5	R: 0 E: 0 K: 1 S: 5 H: 0 LOB: 0 BB: 0 P: 5	R: 1 E: 0 K: 2 S: 8 H: 1 LOB: 0 BB: 0 P: 8	1B: 7 2B: 0 3B: 0 HR: 1 SF: 0 SAC: 2 DP: 0 HBP: 0						

PITCHER		IP	WLS	BF	H	R	ER	SO	BB	IBB	HBP	BLK	WP	HR	S	P	ERA	WHIP
Shane Rawley, L ERA: 5.68	(1, 1)	3.1		17	4	3	3	1	2	0	0	0	1	0	17	25	8.10	1.800
Jose Rijo, R ERA: 3.19	(4, 1)	2.2		11	1	0	0	3	2	0	0	0	0	0	15	23	0.00	1.125
Bob Shirley, L ERA: 5.11	(7, 1)	3.0		11	2	0	0	2	0	0	0	0	0	0	15	15	0.00	0.667
Jay Howell, R ERA: 2.19	(10, 1)	1.0	L	4	1	1	1	2	0	0	0	0	0	1	8	8	9.00	1.000

PITCHER	IP	WLS	BF	H	R	ER	SO	BB	IBB	HBP	BLK	WP	HR	S	P	ERA	WHIP

TOP

California Angels @ New York Yankees

Yankee Stadium, Bronx, NY

Fri May 18 1984, 7:05 PM EDT

Att. 23,609 - Unknown

livebaseballscorecards.com

AB	37
R	4
H	8
RBI	3
BB	4
SO	8
LOB	16

WP: 1 PA: 43
PB: 0
SB: 0
CS: 0

Batter	1	2	3	4	5	6	7	8	9	10	AB	R	H	RBI	BB	SO	LOB
Willie Randolph, R (1, 4) OBP: 0.427, SLG: 0.376	F9		G6-4-3 1B			FC1-6 1B		FC6-4		K	5	0	2	0	0	1	1
Toby Harrah, R (1, 5) OBP: 0.304, SLG: 0.299	F7		G6-4-3			FC1-6 G6-4-3			F7	K	5	0	0	0	0	1	3
Dave Winfield, R (1, 9) OBP: 0.303, SLG: 0.486	E5			F8		G6-4-3			1-3		4	0	0	0	0	0	1
Don Baylor, R (1, 10) OBP: 0.320, SLG: 0.431	4-3			K			G6-4-3 1B		BB 1B 1B		4	1	2	0	0	1	1
Lou Piniella, R (1, 7) OBP: 0.328, SLG: 0.410		5-3		HR			G6-4-3		BB 1B		4	2	2	1	0	0	1
Don Mattingly, L (1, 3) OBP: 0.359, SLG: 0.531		4-3		K			4-3		1B BB		3	0	0	0	1	1	0
Butch Wynegar, S (1, 2) OBP: 0.305, SLG: 0.305		4-3			F8			G6-4-3 1B	1B		4	0	2	2	0	0	0
Andre Robertson, R (1, 6) OBP: 0.253, SLG: 0.309			FC1-6 1B		F8			G6-4-3	K		3	0	1	0	0	0	1
Roy Smalley, S (9, PH) OBP: 0.340, SLG: 0.407											1	0	0	0	0	1	2
Tim Foli, R (10, 6) OBP: 0.156, SLG: 0.200											0	0	0	0	0	0	0
Omar Moreno, L (1, 8) OBP: 0.238, SLG: 0.295			FC1-6 1B		K			FC6-4		F6	2	0	0	0	0	1	1
Ken Griffey, L (8, PH) (9, 8) OBP: 0.313, SLG: 0.311											2	0	1	0	0	0	0
Inning Stats	R: 0 H: 0 E: 1 LOB: 1 K: 0 BB: 0 S: 4 P: 4	R: 0 H: 0 E: 0 LOB: 0 K: 0 BB: 0 S: 3 P: 3	R: 0 H: 2 E: 0 LOB: 1 K: 0 BB: 0 S: 4 P: 4	R: 1 H: 1 E: 0 LOB: 0 K: 2 BB: 0 S: 8 P: 8	R: 0 H: 0 E: 0 LOB: 0 K: 1 BB: 0 S: 5 P: 5	R: 0 H: 1 E: 0 LOB: 0 K: 0 BB: 0 S: 3 P: 3	R: 0 H: 1 E: 0 LOB: 0 K: 0 BB: 0 S: 3 P: 3	R: 0 H: 2 E: 0 LOB: 1 K: 0 BB: 0 S: 4 P: 4	R: 2 H: 3 E: 0 LOB: 2 K: 1 BB: 1 S: 8 P: 12	R: 0 H: 0 E: 0 LOB: 0 K: 2 BB: 0 S: 7 P: 7	1B: 9 SF: 0 2B: 0 SAC: 0 3B: 0 DP: 4 HR: 1 HBP: 0						

PITCHER		IP	WLS	BF	H	R	ER	SO	BB	IBB	HBP	BLK	WP	HR	S	P	ERA	WHIP
Tommy John, L ERA: 2.35	(1, 1)	8.2		33	9	3	3	3	1	0	0	0	0	1	38	42	3.12	1.154
Luis Sanchez, R ERA: 2.13	(9, 1)	1.1	W	5	1	0	0	3	0	0	0	0	0	0	11	11	0.00	0.750

PITCHER	IP	WLS	BF	H	R	ER	SO	BB	IBB	HBP	BLK	WP	HR	S	P	ERA	WHIP

BOTTOM

California Angels @ New York Yankees

Yankee Stadium, Bronx, NY

Fri May 18 1984, 7:05 PM EDT
Att. 23,609 - Unknown

livebaseballscorecards.com

AB	37
R	3
H	10
RBI	3
BB	1
SO	6
LOB	11

WP: 0 PA: 38
PB: 0
SB: 0
CS: 0

California Angels @ New York Yankees

Yankee Stadium, Bronx, NY

Sat May 19 1984, 3:33 AM EDT

Att. 25,143 - Unknown

TOP

livebaseballscorecards.com

Batter	1	2	3	4	5	6	7	8	9	AB	R	H	RBI	BB	SO	LOB
Gary Pettis, S (1, 8) OBP: 0.335, SLG: 0.303	0-0 1B		0-0 G1-6-3 1B			0-0 4-3	0-0 E6 1-2		0-0 1-3	5	0	2	0	0	0	1
Fred Lynn, L (1, 9) OBP: 0.352, SLG: 0.411	0-3 K		0-0 G1-6-3 1-2f			0-0 F6	0-0 F9			4	0	0	0	0	1	3
Reggie Jackson, L (1, 10) OBP: 0.291, SLG: 0.441	4-0 BB			0-0 5-3		0-3 K		0-3 K		3	0	0	0	1	2	0
Doug DeCinces, R (1, 5) OBP: 0.345, SLG: 0.520	0-3 K			4-0 G4-6-3 BB			0-0 E6 2B	0-0 E 2B		3	2	1	0	1	1	1
Brian Downing, R (1, 7) OBP: 0.365, SLG: 0.437 Juan Beniquez, R (8, 7) OBP: 0.321, SLG: 0.396		0-0 F9 BB 1B		0-0 G4-6-3 1-2f			0-0 3B 1-H 2B	0-0 E8 2-H 1B		4 0	1 0	3 0	2 0	0 0	0 0	1 0
Rob Wilfong, L (1, 4) OBP: 0.381, SLG: 0.486		4-0 G6-3 1-2 BB			0-0 3-1		0-0 SF7 2-H 3B	4-0 G6-4-3 BB		2	1	1	1	2	0	0
Bobby Grich, R (1, 3) OBP: 0.348, SLG: 0.450 Ron Jackson, R (7, PH) OBP: 0.194, SLG: 0.185 (7, 3)		0-0 F9 2-3			0-0 4-3 2B		0-0 SF7 3-H	0-0 G6-4-3 1-2f		2 1	0 0	1 0	0 1	0 0	0 0	2 2
Jerry Narron, L (1, 2) OBP: 0.289, SLG: 0.351		0-0 G6-3 1-2f			0-0 4-3 2-3		0-0 E 1B		0-0 F7	4	0	1	0	0	0	3
Dick Schofield, R (1, 6) OBP: 0.259, SLG: 0.288			0-0 F4		0-0 6-3		0-0 F7		0-0 5-3	4	0	0	0	0	0	2
Inning Stats	R: 0 H: 1 E: 0 LOB: 1 K: 2 BB: 1 S: 7 P: 11	R: 0 H: 1 E: 0 LOB: 1 K: 0 BB: 1 S: 3 P: 7	R: 0 H: 1 E: 0 LOB: 0 K: 0 BB: 0 S: 3 P: 3	R: 0 H: 0 E: 0 LOB: 0 K: 0 BB: 1 S: 2 P: 6	R: 0 H: 1 E: 0 LOB: 1 K: 0 BB: 0 S: 4 P: 4	R: 0 H: 0 E: 0 LOB: 0 K: 1 BB: 0 S: 5 P: 5	R: 3 H: 3 E: 2 LOB: 2 K: 0 BB: 0 S: 8 P: 8	R: 1 H: 2 E: 1 LOB: 1 K: 1 BB: 1 S: 6 P: 10	R: 0 H: 0 E: 0 LOB: 0 K: 0 BB: 0 S: 3 P: 3	1B: 5 SF: 1 2B: 3 SAC: 0 3B: 1 DP: 4 HR: 0 HBP: 0						

	AB	32
	R	4
	H	9
	RBI	4
	BB	4
	SO	4
	LOB	15

WP: 0 PA: 37
PB: 0
SB: 0
CS: 0

PITCHER		IP	WLS	BF	H	R	ER	SO	BB	IBB	HBP	BLK	WP	HR	S	P	ERA	WHIP
Phil Niekro, R ERA: 1.32	(1, 1)	7.1	L	32	9	4	3	4	3	0	0	0	0	0	37	49	3.68	1.636
Bob Shirley, L ERA: 4.97	(8, 1)	0.2		2	0	0	0	0	1	0	0	0	0	0	1	5	0.00	1.500
Clay Christiansen, R ERA: 1.93	(9, 1)	1.0		3	0	0	0	0	0	0	0	0	0	0	3	3	0.00	0.000

PITCHER	IP	WLS	BF	H	R	ER	SO	BB	IBB	HBP	BLK	WP	HR	S	P	ERA	WHIP

BOTTOM

California Angels @ New York Yankees

Yankee Stadium, Bronx, NY

Sat May 19 1984, 3:33 AM EDT

Att. 25,143 - Unknown

Batter	1	2	3	4	5	6	7	8	9	AB	R	H	RBI	BB	SO	LOB
Willie Randolph, R (1, 4) OBP: 0.429, SLG: 0.380	CS 1B		E5 BB 1-2		1B 1B 1B		6-3			4	0	2	0	0	0	1
Toby Harrah, R (1, 5) OBP: 0.321, SLG: 0.311	1-2 1B		BBBB FC6-4 1-2 2-3 BB		1B 1-2 1B			4-3		3	0	2	0	1	0	0
Dave Winfield, R (1, 9) OBP: 0.301, SLG: 0.477	F8		F2		G5-4-3 1-2 2-3 1B			6-3		4	0	1	0	0	0	4
Don Baylor, R (1, 10) OBP: 0.310, SLG: 0.416	F9		FC6-4 1-2f		G5-4-3 1-2f			6-3		4	0	0	0	0	0	7
Lou Piniella, R (1, 7) OBP: 0.338, SLG: 0.415		4-3		FC6-4 1B		G4-3 1B			SSS K	4	0	2	0	0	1	0
Don Mattingly, L (1, 3) OBP: 0.349, SLG: 0.515		4-3		F8		F9			F7	4	0	0	0	0	0	2
Butch Wynegar, S (1, 2) OBP: 0.303, SLG: 0.303		5-3		FC6-4 FC5-4 1-2f		G4-3 1-2f			1B	4	0	1	0	0	0	2
Andre Robertson, R (1, 6) OBP: 0.241, SLG: 0.294			F3	FC5-4 1-2f			F8		3-1	4	0	0	0	0	0	2
Omar Moreno, L (1, 8) OBP: 0.242, SLG: 0.297			BB E 1B		SSS K		6-3			3	0	1	0	0	1	0

	AB	34
	R	0
	H	9
	RBI	0
	BB	1
	SO	2
	LOB	18

Inning Stats	1	2	3	4	5	6	7	8	9
	R: 0 E: 0 K: 0 S: 4 H: 2 LOB: 1 BB: 0 P: 4	R: 0 E: 0 K: 0 S: 3 H: 0 LOB: 0 BB: 0 P: 3	R: 0 E: 2 K: 0 S: 5 H: 1 LOB: 3 BB: 1 P: 9	R: 0 E: 0 K: 0 S: 4 H: 1 LOB: 1 BB: 0 P: 4	R: 0 E: 0 K: 1 S: 7 H: 3 LOB: 2 BB: 0 P: 7	R: 0 E: 0 K: 0 S: 3 H: 1 LOB: 0 BB: 0 P: 3	R: 0 E: 0 K: 0 S: 3 H: 0 LOB: 0 BB: 0 P: 3	R: 0 E: 0 K: 0 S: 3 H: 0 LOB: 0 BB: 0 P: 3	R: 0 E: 0 K: 1 S: 6 H: 1 LOB: 1 BB: 0 P: 6

	1B: 9	SF: 0	WP: 0	PA: 35
	2B: 0	SAC: 0	PB: 0	
	3B: 0	DP: 2	SB: 0	
	HR: 0	HBP: 0	CS: 1	

PITCHER	IP	WLS	BF	H	R	ER	SO	BB	IBB	HBP	BLK	WP	HR	S	P	ERA	WHIP
Geoff Zahn, L (1, 1) ERA: 2.24	9.0	W	35	9	0	0	2	1	0	0	0	0	0	38	42	0.00	1.111

PITCHER	IP	WLS	BF	H	R	ER	SO	BB	IBB	HBP	BLK	WP	HR	S	P	ERA	WHIP

livebaseballscorecards.com

Batter	1	2	3	4	5	6	7	8	9	AB	R	H	RBI	BB	SO	LOB
Gary Pettis, S (1, 8) OBP: 0.346, SLG: 0.331	F9		3B (3-H)			1B (4-3 S)		1B (CS, 3-H)		4	0	3	2	0	0	0
Juan Beniquez, R (1, 9) (9, 7) OBP: 0.300, SLG: 0.368	K (S S S)		6-3			4-3 (1-3)		F9 (1-2)		4	0	0	0	0	1	3
Reggie Jackson, L (1, 10) OBP: 0.284, SLG: 0.430	4-3			4-3		K (S S S)			F8	4	0	0	0	0	1	1
Doug DeCinces, R (1, 5) OBP: 0.343, SLG: 0.510		6-3		F3		4-3			2B, SF8 (B B B B) BB	3	1	0	0	1	0	1
Brian Downing, R (1, 7) OBP: 0.362, SLG: 0.438		F8		G1-4-3			F9		2B (1-3)	4	0	1	0	0	0	0
Fred Lynn, L (9, 9) OBP: 0.352, SLG: 0.411										0	0	0	0	0	0	0
Ron Jackson, R (1, 3) OBP: 0.200, SLG: 0.167		F7			F9		F8		FC6-4 IBB	3	0	0	0	1	0	0
Bob Boone, R (1, 2) OBP: 0.259, SLG: 0.328			F7		F4		6-3		SF8 (3-H)	3	0	0	1	0	0	0
Dick Schofield, R (1, 6) OBP: 0.273, SLG: 0.326			3B		FC6-4 (1-2f) 1B			SH1-4 1B 2B	FC6-4 (1-2f)	4	2	3	0	0	0	2
Rob Picciolo, R (1, 4) OBP: 0.182, SLG: 0.273			4-3		FC6-4 (1-2f)			SH1-4 (2-3)		2	0	0	0	0	0	2
Inning Stats	R: 0 E: 0 K: 1 S: 5 H: 0 LOB: 0 BB: 0 P: 5	R: 0 E: 0 K: 0 S: 3 H: 0 LOB: 0 BB: 0 P: 3	R: 1 E: 0 K: 0 S: 5 H: 2 LOB: 0 BB: 0 P: 5	R: 0 E: 0 K: 0 S: 3 H: 0 LOB: 0 BB: 0 P: 3	R: 0 E: 0 K: 0 S: 4 H: 1 LOB: 1 BB: 0 P: 4	R: 0 E: 0 K: 1 S: 6 H: 1 LOB: 1 BB: 0 P: 6	R: 0 E: 0 K: 0 S: 3 H: 0 LOB: 0 BB: 0 P: 3	R: 1 E: 0 K: 0 S: 4 H: 2 LOB: 0 BB: 0 P: 4	R: 1 E: 0 K: 0 S: 4 H: 1 LOB: 2 BB: 2 P: 12	1B: 3 2B: 2 3B: 2 HR: 0	SF: 1 SAC: 1 DP: 0 HBP: 0						

TOP

California Angels @ New York Yankees

Yankee Stadium, Bronx, NY

Sun May 20 1984, 3:33 AM EDT

Att. 36,592 - Unknown

livebaseballscorecards.com

AB	31
R	3
H	7
RBI	3
BB	2
SO	2
LOB	9

WP: 0 PB: 0 SB: 1 CS: 1 PA: 35

PITCHER	IP	WLS	BF	H	R	ER	SO	BB	IBB	HBP	BLK	WP	HR	S	P	ERA	WHIP
Ron Guidry, L (1, 1) ERA: 3.89	9.0	L	35	7	3	3	2	1	1	0	0	0	0	37	45	3.00	0.889

PITCHER	IP	WLS	BF	H	R	ER	SO	BB	IBB	HBP	BLK	WP	HR	S	P	ERA	WHIP

California Angels @ New York Yankees

Yankee Stadium, Bronx, NY

Sun May 20 1984, 3:33 AM EDT

Att. 36,592 - Unknown

livebaseballscorecards.com

Batter	1	2	3	4	5	6	7	8	9	AB	R	H	RBI	BB	SO	LOB
Omar Moreno, L (1, 8) OBP: 0.271, SLG: 0.313	FC5 S 1B		G6-3 1B			3-4 BB		K		3	0	2	0	1	1	0
Willie Randolph, R (1, 4) OBP: 0.418, SLG: 0.369	K 1-2		G6-3 1-2f			3-4 1-2f			4-3	4	0	0	0	0	1	3
Oscar Gamble, L (1, 10) OBP: 0.191, SLG: 0.195	K			F6		BB			F8	3	0	0	0	1	1	1
Dave Winfield, R (1, 9) OBP: 0.299, SLG: 0.464	BB			F7		4-3			F8	3	0	0	0	1	0	1
Don Mattingly, L (1, 3) OBP: 0.342, SLG: 0.504	FC5 2-3f			4-3			F7			3	0	0	0	0	0	2
Steve Kemp, L (1, 7) OBP: 0.356, SLG: 0.341		5-3			1B		4-3			3	0	1	0	0	0	0
Roy Smalley, S (1, 5) OBP: 0.330, SLG: 0.394		6-3			F8		4-3			3	0	0	0	0	0	1
Butch Wynegar, S (1, 2) OBP: 0.295, SLG: 0.294		F7			F8			4-3		3	0	0	0	0	0	1
Tim Foli, R (1, 6) OBP: 0.149, SLG: 0.191			F9		K			F7		2	0	0	0	0	1	1
Ken Griffey, L (8, PH) OBP: 0.310, SLG: 0.308										1	0	0	0	0	0	0
Andre Robertson, R (9, 6) OBP: 0.241, SLG: 0.294										0	0	0	0	0	0	0

Inning Stats	1	2	3	4	5	6	7	8	9	1B	SF	WP	PA
	R: 0 H: 1	R: 0 H: 0	R: 0 H: 1	R: 0 H: 0	R: 0 H: 1	R: 0 H: 0	R: 0 H: 0	R: 0 H: 0	R: 0 H: 0	1B: 3	SF: 0	WP: 0	PA: 31
	E: 0 LOB: 2	E: 0 LOB: 0	E: 0 LOB: 0	E: 0 LOB: 0	E: 0 LOB: 1	E: 0 LOB: 1	E: 0 LOB: 0	E: 0 LOB: 0	E: 0 LOB: 0	2B: 1	SAC: 0	PB: 0	
	K: 2 BB: 1	K: 0 BB: 0	K: 0 BB: 0	K: 0 BB: 0	K: 1 BB: 0	K: 0 BB: 2	K: 0 BB: 0	K: 1 BB: 0	K: 0 BB: 0	3B: 0	DP: 2	SB: 1	
	S: 8 P: 12	S: 3 P: 3	S: 3 P: 3	S: 3 P: 3	S: 6 P: 6	S: 2 P: 10	S: 3 P: 3	S: 5 P: 5	S: 3 P: 3	HR: 0	HBP: 0	CS: 0	

PITCHER	IP	WLS	BF	H	R	ER	SO	BB	IBB	HBP	BLK	WP	HR	S	P	ERA	WHIP
Ron Romanick, R (1, 1) ERA: 4.43	9.0	W	31	3	0	0	4	3	0	0	0	0	0	36	48	0.00	0.667

PITCHER	IP	WLS	BF	H	R	ER	SO	BB	IBB	HBP	BLK	WP	HR	S	P	ERA	WHIP

AB	28
R	0
H	3
RBI	0
BB	3
SO	4
LOB	10

Batter	1	2	3	4	5	6	7	8	9	AB	R	H	RBI	BB	SO	LOB
Willie Randolph, R (1, 4) OBP: 0.408, SLG: 0.359	G3		5-3			F7		1-3		4	0	0	0	0	0	2
Toby Harrah, R (1, 5) OBP: 0.318, SLG: 0.301	F4			G1-5-3		6-3			1B HR BB	3	1	0	0	1	0	0
Dave Winfield, R (1, 9) OBP: 0.306, SLG: 0.461	6-3			F8 BB		1-3			1-2 HR 1B	3	1	1	0	1	0	0
Don Baylor, R (1, 10) OBP: 0.315, SLG: 0.444		G4-6-3 1B		F8 1-2			6-3		1-H 2-H HR	4	1	2	3	0	0	1
Lou Piniella, R (1, 7) OBP: 0.338, SLG: 0.403 Steve Kemp, L (9, PH) OBP: 0.363, SLG: 0.341		G4-6-3 1-2f		IBB			6-3		1-3 BB	2 0	0 0	0 0	0 0	1 1	0 0	1 0
Don Mattingly, L (1, 3) OBP: 0.340, SLG: 0.496		K		4-3			1B		1-3 1-2	4	0	1	0	0	1	3
Roy Smalley, S (1, 6) OBP: 0.327, SLG: 0.388			6-3		FC6-4 1B			6-3	6-3	4	0	1	0	0	0	1
Ken Griffey, L (1, 8) OBP: 0.308, SLG: 0.306			1B		FC6-4 G5-4-3 1-2f			K	6-3	4	0	1	0	0	1	2
Butch Wynegar, S (1, 2) OBP: 0.296, SLG: 0.295			F4		G5-4-3 1-2f			1B		3	0	1	0	0	0	2
Inning Stats	R: 0 E: 0 K: 0 S: 3 H: 0 LOB: 0 BB: 0 P: 3	R: 0 E: 0 K: 1 S: 5 H: 1 LOB: 0 BB: 0 P: 5	R: 0 E: 0 K: 0 S: 4 H: 1 LOB: 1 BB: 0 P: 4	R: 0 E: 0 K: 0 S: 3 H: 0 LOB: 2 BB: 2 P: 11	R: 0 E: 0 K: 0 S: 3 H: 1 LOB: 0 BB: 0 P: 3	R: 0 E: 0 K: 0 S: 3 H: 0 LOB: 0 BB: 0 P: 3	R: 0 E: 0 K: 0 S: 3 H: 1 LOB: 1 BB: 0 P: 3	R: 0 E: 0 K: 1 S: 6 H: 1 LOB: 1 BB: 0 P: 6	R: 3 E: 0 K: 0 S: 5 H: 2 LOB: 1 BB: 2 P: 13	1B: 6 2B: 0 3B: 0 HR: 1 SF: 0 SAC: 0 DP: 2 HBP: 0							

TOP

New York Yankees @ Seattle Mariners

The Kingdome, Seattle, WA

Tue May 22 1984, 10:05 PM EDT

Att. 9,978 - Unknown

livebaseballscorecards.com

AB	31
R	3
H	7
RBI	3
BB	4
SO	2
LOB	12

PITCHER		IP	WLS	BF	H	R	ER	SO	BB	IBB	HBP	BLK	WP	HR	S	P	ERA	WHIP
Matt Young, L ERA: 5.85	(1, 1)	8.0	W	30	6	2	2	2	2	1	0	0	0	0	31	43	2.25	1.000
Mike Stanton, R ERA: 5.09	(9, 1)	0.0		2	1	1	1	0	1	0	0	0	0	1	1	5	∞	∞
Ed Vande Berg, L ERA: 2.45	(9, 1)	1.0	S	3	0	0	0	0	0	0	0	0	0	0	3	3	0.00	0.000

PITCHER	IP	WLS	BF	H	R	ER	SO	BB	IBB	HBP	BLK	WP	HR	S	P	ERA	WHIP

BOTTOM

New York Yankees @ Seattle Mariners

The Kingdome, Seattle, WA

Tue May 22 1984, 10:05 PM EDT

Att. 9,978 - Unknown

livebaseballscorecards.com

Batter	1	2	3	4	5	6	7	8	9	AB	R	H	RBI	BB	SO	LOB
Jack Perconte, L (1, 4) OBP: 0.331, SLG: 0.329	0-0 6-3			0-0 4-3		BBB 4-0 S 6-3 E BB	0-0 2-3 4-3			3	1	0	0	1	0	1
Barry Bonnell, R (1, 7) OBP: 0.333, SLG: 0.397	SSS 0-3 K			0-0 HR 2B		0-0 1-2 6-3	0-0 G3			4	1	1	0	0	1	2
Alvin Davis, L (1, 3) OBP: 0.464, SLG: 0.699	0-0 F7			0-0 2-H HR		SSS 0-3 2-3 K		0-0 4-3 1B 1B		4	1	2	2	0	1	1
Pat Putnam, L (1, 10) OBP: 0.255, SLG: 0.274 Steve Henderson, R (8, PH) OBP: 0.361, SLG: 0.366		0-0 G6-4-3 1B		0-0 6-3		0-0 E1 S 3-H		0-0 4-3 1-2 1B		3 1	0 0	1 1	0 0	0 0	0 0	0 0
Al Cowens, R (1, 9) OBP: 0.293, SLG: 0.424		0-0 G6-4-3 1-2f		SSS 0-3 K		0-0 1-2 4-3		SSS 0-3 K		4	0	0	0	0	2	4
Dave Henderson, R (1, 8) OBP: 0.263, SLG: 0.236		0-0 F9			0-0 6-3 SH1-4 1B		SSS 0-3 K	0-0 4-3 1-2 2-3		4	0	1	0	0	1	2
Larry Milbourne, S (1, 5) OBP: 0.351, SLG: 0.265 Domingo Ramos, R (8, 5) OBP: 0.056, SLG: 0.056			SSS 0-3 K		0-0 SH1-4 1-2		0-0 2B 1B	SSS 0-3 K		2 1	1 0	1 0	0 0	0 0	1 1	0 2
Bob Kearney, R (1, 2) OBP: 0.275, SLG: 0.360			SSS 0-3 K		0-0 2-3 6-3		0-0 1-H E 2B			3	1	1	1	0	1	1
Spike Owen, S (1, 6) OBP: 0.373, SLG: 0.434			0-0 6-3		0-0 F7		0-0 4-3 E8 2-H 1B			3	0	1	1	0	0	1
Inning Stats	R: 0 E: 0 K: 1 S: 5 H: 0 LOB: 0 BB: 0 P: 5	R: 0 E: 0 K: 0 S: 3 H: 1 LOB: 0 BB: 0 P: 3	R: 0 E: 0 K: 2 S: 7 H: 0 LOB: 0 BB: 0 P: 7	R: 2 E: 0 K: 1 S: 7 H: 2 LOB: 0 BB: 0 P: 7	R: 0 E: 0 K: 0 S: 4 H: 1 LOB: 1 BB: 0 P: 4	R: 1 E: 1 K: 1 S: 6 H: 0 LOB: 1 BB: 1 P: 10	R: 2 E: 1 K: 1 S: 8 H: 3 LOB: 1 BB: 0 P: 8	R: 0 E: 0 K: 2 S: 9 H: 2 LOB: 2 BB: 0 P: 9		1B: 6 2B: 2 3B: 0 HR: 1	SF: 0 SAC: 1 DP: 1 HBP: 0						

AB	32
R	5
H	9
RBI	4
BB	1
SO	8
LOB	14

WP: 0 PB: 0 SB: 2 CS: 0 PA: 34

PITCHER		IP	WLS	BF	H	R	ER	SO	BB	IBB	HBP	BLK	WP	HR	S	P	ERA	WHIP
Jose Rijo, R (1, 1) ERA: 3.16		6.0	L	23	4	3	2	5	1	0	0	0	0	1	32	36	3.00	0.833
Clay Christiansen, R (7, 1) ERA: 3.48		1.0		6	3	2	2	1	0	0	0	0	0	0	8	8	18.00	3.000
Dave Righetti, L (8, 1) ERA: 2.03		1.0		5	2	0	0	2	0	0	0	0	0	0	9	9	0.00	2.000

PITCHER	IP	WLS	BF	H	R	ER	SO	BB	IBB	HBP	BLK	WP	HR	S	P	ERA	WHIP

Batter	1	2	3	4	5	6	7	8	9	AB	R	H	RBI	BB	SO	LOB
Willie Randolph, R (1, 4) OBP: 0.405, SLG: 0.356	6-3		6-3		F9			1B		4	0	1	0	0	0	0
Toby Harrah, R (1, 5) OBP: 0.316, SLG: 0.299	5-3		1B			F9		K		4	0	1	0	0	1	1
Oscar Gamble, L (1, 9) OBP: 0.196, SLG: 0.182	F5		F5			F2			HR BB	3	1	0	0	1	0	1
Dave Winfield, R (9, 9) OBP: 0.306, SLG: 0.461										0	0	0	0	0	0	0
Don Baylor, R (1, 10) OBP: 0.313, SLG: 0.463		5-3		F5		F4			1-H HR	4	1	1	2	0	0	0
Don Mattingly, L (1, 3) OBP: 0.338, SLG: 0.490		BB SF8-5 BB 1B		4-3			F9		F8	4	1	1	0	0	0	0
Steve Kemp, L (1, 7) OBP: 0.368, SLG: 0.341		BBBB SF8-5 BB 1-2 BB		1B			F5		4-3	3	0	1	0	1	0	0
Roy Smalley, S (1, 6) OBP: 0.324, SLG: 0.376		BBBB 1-2 2-3 BB		4-3			F5		1-3	3	0	0	0	1	0	1
Andre Robertson, R (9, 6) OBP: 0.241, SLG: 0.294										0	0	0	0	0	0	0
Butch Wynegar, S (1, 2) OBP: 0.288, SLG: 0.290		SF8-5 2-3 3-H			F4			4-3		2	0	0	1	0	0	0
Omar Moreno, L (1, 8) OBP: 0.260, SLG: 0.300			G3		F4			K		3	0	0	0	0	1	0
Inning Stats	R: 0 H: 0 E: 0 LOB: 0 K: 0 BB: 0 S: 3 P: 3	R: 1 H: 1 E: 0 LOB: 1 K: 0 BB: 2 S: 3 P: 11	R: 0 H: 1 E: 0 LOB: 1 K: 0 BB: 0 S: 4 P: 4	R: 0 H: 1 E: 0 LOB: 1 K: 0 BB: 0 S: 4 P: 4	R: 0 H: 0 E: 0 LOB: 0 K: 0 BB: 0 S: 3 P: 3	R: 0 H: 0 E: 0 LOB: 0 K: 0 BB: 0 S: 3 P: 3	R: 0 H: 0 E: 0 LOB: 0 K: 0 BB: 0 S: 3 P: 3	R: 0 H: 1 E: 0 LOB: 1 K: 2 BB: 0 S: 8 P: 8	R: 2 H: 1 E: 0 LOB: 0 K: 0 BB: 1 S: 4 P: 8	1B: 4 SF: 1 2B: 1 SAC: 0 3B: 0 DP: 1 HR: 1 HBP: 0						

TOP

New York Yankees @ Seattle Mariners

The Kingdome, Seattle, WA

Wed May 23 1984, 10:05 PM EDT

Att. 19,672 - Unknown

livebaseballscorecards.com

AB	30
R	3
H	5
RBI	3
BB	3
SO	2
LOB	3

PITCHER		IP	WLS	BF	H	R	ER	SO	BB	IBB	HBP	BLK	WP	HR	S	P	ERA	WHIP
Jim Beattie, R ERA: 3.02	(1, 1)	9.0	L	34	5	3	3	2	3	0	0	0	0	1	35	47	3.00	0.889

PITCHER	IP	WLS	BF	H	R	ER	SO	BB	IBB	HBP	BLK	WP	HR	S	P	ERA	WHIP

Batter	1	2	3	4	5	6	7	8	9	AB	R	H	RBI	BB	SO	LOB
Jack Perconte, L (1, 4) OBP: 0.330, SLG: 0.323	0-0 5-3		0-0 F3			BBBB 4-0 BB		0-0 F5		3	0	0	0	1	0	0
Barry Bonnell, R (1, 7) OBP: 0.331, SLG: 0.388	0-0 4-3			SSS 0-3 K		BBBB 4-0 1-2 BB		0-0 F3		3	0	0	0	1	1	0
Alvin Davis, L (1, 3) OBP: 0.465, SLG: 0.687	BBBB 4-0 FC6-4 BB			0-0 6-3		SSS 0-3 K			BBBB 4-0 BB	2	0	0	0	2	1	2
Al Cowens, R (1, 9) OBP: 0.285, SLG: 0.412	0-0 FC6-4 1-2f			SSS 0-3 K		0-0 4-3			SSS 0-3 K	4	0	0	0	0	2	4
Steve Henderson, R (1, 10) OBP: 0.345, SLG: 0.347		SSS 0-3 K			SSS 0-3 K		0-0 F8		SSS 0-3 K	4	0	0	0	0	3	1
Dave Henderson, R (1, 8) OBP: 0.274, SLG: 0.276		0-0 F4			0-0 2B		0-0 2B		0-0 4-3	4	0	2	0	0	0	1
Domingo Ramos, R (1, 5) OBP: 0.048, SLG: 0.048		SSS 0-3 K			SSS 0-3 K		0-0 F4			3	0	0	0	0	2	2
Bob Kearney, R (1, 2) OBP: 0.269, SLG: 0.353			0-0 F9		0-0 5-3		SSS 0-3 K			3	0	0	0	0	1	2
Spike Owen, S (1, 6) OBP: 0.366, SLG: 0.424			SSS 0-3 K			SSS 0-3 K		0-0 F8		3	0	0	0	0	2	0
Inning Stats	R: 0 H: 0 E: 0 LOB: 1 K: 0 BB: 1 S: 3 P: 7	R: 0 H: 0 E: 0 LOB: 0 K: 2 BB: 0 S: 7 P: 7	R: 0 H: 0 E: 0 LOB: 0 K: 1 BB: 0 S: 5 P: 5	R: 0 H: 0 E: 0 LOB: 0 K: 2 BB: 0 S: 7 P: 7	R: 0 H: 1 E: 0 LOB: 1 K: 2 BB: 0 S: 8 P: 8	R: 0 H: 0 E: 0 LOB: 2 K: 2 BB: 2 S: 7 P: 15	R: 0 H: 1 E: 0 LOB: 1 K: 1 BB: 0 S: 6 P: 6	R: 0 H: 0 E: 0 LOB: 0 K: 0 BB: 0 S: 3 P: 3	R: 0 H: 0 E: 0 LOB: 1 K: 2 BB: 1 S: 7 P: 11	1B: 0 SF: 0 2B: 2 SAC: 0 3B: 0 DP: 0 HR: 0 HBP: 0						

PITCHER	IP	WLS	BF	H	R	ER	SO	BB	IBB	HBP	BLK	WP	HR	S	P	ERA	WHIP
Dennis Rasmussen, L (1, 1) ERA:	8.0	W	29	2	0	0	10	3	0	0	0	0	0	46	58	0.00	0.625
Dave Righetti, L (9, 1) ERA: 1.95	1.0	S	4	0	0	0	2	1	0	0	0	0	0	7	11	0.00	1.000

PITCHER	IP	WLS	BF	H	R	ER	SO	BB	IBB	HBP	BLK	WP	HR	S	P	ERA	WHIP

BOTTOM

New York Yankees @ Seattle Mariners

The Kingdome, Seattle, WA

Wed May 23 1984, 10:05 PM EDT

Att. 19,672 - Unknown

livebaseballscorecards.com

AB	29
R	0
H	2
RBI	0
BB	4
SO	12
LOB	12

New York Yankees @ Seattle Mariners

The Kingdome, Seattle, WA

Thu May 24 1984, 10:05 PM EDT

Att. 9,600 - Unknown

Batter	1	2	3	4	5	6	7	8	9	AB	R	H	RBI	BB	SO	LOB
Willie Randolph, R (1, 4) OBP: 0.410, SLG: 0.377	F9		BLK 1B		2B		2B 2B		3-1 2-3	5	1	3	0	0	0	1
Toby Harrah, R (1, 5) OBP: 0.319, SLG: 0.297	FC6-4 1B		BB 1-2		1-3		6-3		K	4	0	1	0	1	1	3
Dave Winfield, R (1, 9) OBP: 0.304, SLG: 0.462	F2		F8			5-3	2B 2-H			4	0	1	1	0	0	3
Don Baylor, R (1, 10) OBP: 0.312, SLG: 0.480	FC6-4 1-2f		F3			HR	F8			4	1	1	1	0	0	4
Lou Piniella, R (1, 7) OBP: 0.347, SLG: 0.400		1-3		G6-4-3 BB		FC5-4 1B		K		3	0	1	0	1	1	0
Roy Smalley, S (1, 3) OBP: 0.322, SLG: 0.371		FC5-4 1B		G6-4-3 1-2f		FC5-4 1B 1-2f		K		4	0	1	0	0	1	2
Don Mattingly, L (8, 3) OBP: 0.338, SLG: 0.490										0	0	0	0	0	0	0
Ken Griffey, L (1, 8) OBP: 0.306, SLG: 0.304		FC5-4 1-2f		4-3		1B 1-2		F7		4	0	1	0	0	0	1
Omar Moreno, L (8, 8) OBP: 0.260, SLG: 0.300										0	0	0	0	0	0	0
Butch Wynegar, S (1, 2) OBP: 0.287, SLG: 0.282		F8			F8	F6			3-1 SH2-4 BB	3	0	0	0	1	0	3
Andre Robertson, R (1, 6) OBP: 0.233, SLG: 0.284			F2		K		5-3		SH2-4 1-2	3	0	0	0	0	1	0

Inning Stats	1	2	3	4	5	6	7	8	9		
	R: 0 H: 1	R: 0 H: 1	R: 0 H: 1	R: 0 H: 0	R: 0 H: 1	R: 1 H: 3	R: 1 H: 2	R: 0 H: 0	R: 0 H: 0	1B: 5 SF: 0	WP: 0 PA: 38
	E: 0 LOB: 1	E: 0 LOB: 1	E: 0 LOB: 2	E: 0 LOB: 0	E: 0 LOB: 1	E: 0 LOB: 2	E: 0 LOB: 1	E: 0 LOB: 0	E: 0 LOB: 1	2B: 3 SAC: 1	PB: 0
	K: 0 BB: 0	K: 0 BB: 0	K: 0 BB: 1	K: 0 BB: 1	K: 1 BB: 0	K: 0 BB: 0	K: 0 BB: 0	K: 2 BB: 0	K: 1 BB: 1	3B: 0 DP: 1	SB: 0
	S: 4 P: 4	S: 4 P: 4	S: 4 P: 8	S: 2 P: 6	S: 6 P: 6	S: 6 P: 6	S: 5 P: 5	S: 7 P: 7	S: 5 P: 9	HR: 1 HBP: 0	CS: 0

PITCHER		IP	WLS	BF	H	R	ER	SO	BB	IBB	HBP	BLK	WP	HR	S	P	ERA	WHIP
Mark Langston, L ERA: 5.02	(1, 1)	6.1	L	28	8	2	2	1	2	0	0	1	0	1	28	36	2.84	1.579
Mike Stanton, R ERA: 4.43	(7, 1)	2.2		10	1	0	0	3	1	0	0	0	0	0	15	19	0.00	0.750

PITCHER	IP	WLS	BF	H	R	ER	SO	BB	IBB	HBP	BLK	WP	HR	S	P	ERA	WHIP

TOP

livebaseballscorecards.com

AB	34
R	2
H	9
RBI	2
BB	3
SO	4
LOB	17

BOTTOM

New York Yankees @ Seattle Mariners

The Kingdome, Seattle, WA

Thu May 24 1984, 10:05 PM EDT

Att. 9,600 - Unknown

livebaseballscorecards.com

Batter	1	2	3	4	5	6	7	8	9	AB	R	H	RBI	BB	SO	LOB
Jack Perconte, L (1, 4) OBP: 0.333, SLG: 0.327	1-3 S 1B		F7			1B 1B		3-1		4	0	2	0	0	0	0
Phil Bradley, R (1, 9) OBP: 0.360, SLG: 0.289	6-3 1-2		5-3			S 1B 1-3			G4-6-3 1B	4	0	2	0	0	0	1
Alvin Davis, L (1, 3) OBP: 0.459, SLG: 0.669	1-3 2-3			G6-4-3 BB		K 1-2			G4-6-3 1-2f	3	0	0	0	1	1	4
Ken Phelps, L (1, 10) OBP: 0.421, SLG: 0.800 Al Cowens, R (9, PH) OBP: 0.283, SLG: 0.409	K			F7 G6-4-3 1-2f		K	K		K	3 1	0 0	0 0	0 0	0 0	2 1	4 0
Barry Bonnell, R (1, 7) OBP: 0.331, SLG: 0.387		PB 1B					K			3	0	1	0	0	1	1
Dave Henderson, R (1, 8) OBP: 0.264, SLG: 0.266		K 1-2			K		5-3			3	0	0	0	0	2	1
Larry Milbourne, S (1, 5) OBP: 0.350, SLG: 0.269		F8			CS 1B		F5			3	0	1	0	0	0	1
Bob Kearney, R (1, 2) OBP: 0.264, SLG: 0.345		6-3			K 1-2			K		3	0	0	0	0	2	2
Spike Owen, S (1, 6) OBP: 0.359, SLG: 0.415			F8			G3		K		3	0	0	0	0	1	0
Inning Stats	R: 0 E: 0 K: 1 S: 6 H: 1 LOB: 1 BB: 0 P: 6	R: 0 E: 0 K: 1 S: 6 H: 1 LOB: 1 BB: 0 P: 6	R: 0 E: 0 K: 0 S: 3 H: 0 LOB: 0 BB: 0 P: 3	R: 0 E: 0 K: 0 S: 2 H: 0 LOB: 0 BB: 1 P: 6	R: 0 E: 0 K: 2 S: 7 H: 1 LOB: 1 BB: 0 P: 7	R: 0 E: 0 K: 2 S: 9 H: 2 LOB: 2 BB: 0 P: 9	R: 0 E: 0 K: 1 S: 5 H: 0 LOB: 0 BB: 0 P: 5	R: 0 E: 0 K: 2 S: 7 H: 0 LOB: 0 BB: 0 P: 7	R: 0 E: 0 K: 1 S: 5 H: 1 LOB: 0 BB: 0 P: 5	1B: 6 2B: 1 3B: 0 HR: 0	SF: 0 SAC: 0 DP: 3 HBP: 0						

AB	30
R	0
H	6
RBI	0
BB	1
SO	10
LOB	14

PITCHER		IP	WLS	BF	H	R	ER	SO	BB	IBB	HBP	BLK	WP	HR	S	P	ERA	WHIP
Phil Niekro, R ERA: 1.2	(1, 1)	7.0	W	25	5	0	0	7	1	0	0	0	0	0	38	42	0.00	0.857
Jay Howell, R ERA: 2.1	(8, 1)	1.0		4	1	0	0	2	0	0	0	0	0	0	8	8	0.00	1.000
Dave Righetti, L ERA: 1.88	(9, 1)	1.0	S	2	0	0	0	1	0	0	0	0	0	0	4	4	0.00	0.000

PITCHER	IP	WLS	BF	H	R	ER	SO	BB	IBB	HBP	BLK	WP	HR	S	P	ERA	WHIP

New York Yankees @ Oakland Athletics

Oakland-Alameda County Coliseum, Oakland, CA

Fri May 25 1984, 7:05 PM PDT

Att. 22,373 - Unknown

livebaseballscorecards.com

TOP

Batter	1	2	3	4	5	6	7	8	9	AB	R	H	RBI	BB	SO	LOB
Willie Randolph, R (1, 4) OBP: 0.413, SLG: 0.377	F8	BB 1-2		FC 1B		L4		1B	K	5	0	2	0	1	1	2
Toby Harrah, R (1, 5) OBP: 0.320, SLG: 0.286	BB 2B FC3-6	F5		F6		BB		F6	F9	4	1	0	0	2	0	6
Dave Winfield, R (1, 9) OBP: 0.305, SLG: 0.464	FC3-6 1-3 2B		BB 1B	FC 1-2		F8		F5	F9	6	0	2	0	0	0	5
Don Baylor, R (1, 10) OBP: 0.315, SLG: 0.473	BB FC3-6		F7	L4			BB HR 1B	K		4	1	1	0	1	1	4
Don Mattingly, L (1, 3) OBP: 0.346, SLG: 0.490	FC3-6 1-2f 2-3 3-H		F8		G4-6-3 1B		BB 1-2 HR		2B HR 1B	4	2	2	1	1	0	3
Steve Kemp, L (1, 7) OBP: 0.369, SLG: 0.354	4-3		BB 1-2 1B		G4-6-3 1-2f		K		HR 1-3 2B	5	1	2	0	0	1	5
Roy Smalley, S (1, 6) OBP: 0.333, SLG: 0.377		BB 1B	BB 1-2 2-3 BB		1B		F4		HR 2-H 3-H	1	0	1	0	1	0	0
Andre Robertson, R (3, 6) OBP: 0.239, SLG: 0.289										2	0	1	0	0	0	2
Oscar Gamble, L (9, PH) OBP: 0.212, SLG: 0.267										1	1	1	3	0	0	0
Butch Wynegar, S (1, 2) OBP: 0.291, SLG: 0.313		F7	G3		F9		1-H 2-H HR		1B 1B	5	1	2	3	0	0	5
Omar Moreno, L (1, 8) OBP: 0.256, SLG: 0.293		F9		L3		6-3	F8		1-2 1B	5	0	1	0	0	0	1

	AB	42
	R	7
	H	15
	RBI	7
	BB	6
	SO	3
	LOB	33

Inning Stats										
	R: 1 E: 0 K: 0 S: 4	H: 1 LOB: 2 BB: 2 P: 12	R: 0 E: 0 K: 0 S: 4	H: 1 LOB: 2 BB: 1 P: 8	R: 0 E: 0 K: 0 S: 5	H: 2 LOB: 3 BB: 1 P: 9	R: 0 E: 0 K: 0 S: 5	H: 1 LOB: 2 BB: 0 P: 5	R: 0 E: 0 K: 0 S: 4	H: 2 LOB: 1 BB: 0 P: 4
	R: 0 E: 0 K: 0 S: 3	H: 0 LOB: 1 BB: 1 P: 7	R: 3 E: 0 K: 1 S: 7	H: 2 LOB: 0 BB: 1 P: 11	R: 0 E: 0 K: 1 S: 6	H: 1 LOB: 1 BB: 0 P: 6	R: 3 E: 0 K: 1 S: 10	H: 5 LOB: 2 BB: 0 P: 10	1B: 11 2B: 2 3B: 0 HR: 2	SF: 0 SAC: 0 DP: 1 HBP: 0
	WP: 0 PB: 0 SB: 0 CS: 0	PA: 48								

PITCHER		IP	WLS	BF	H	R	ER	SO	BB	IBB	HBP	BLK	WP	HR	S	P	ERA	WHIP
Steve McCatty, R ERA: 4.62	(1, 1)	6.0		31	8	2	2	0	5	0	0	0	0	0	26	46	3.00	2.167
Tim Conroy, L ERA: 5.65	(7, 1)	0.2		4	1	2	2	1	1	0	0	0	0	1	5	9	27.00	3.000
Keith Atherton, R ERA: 3.05	(7, 1)	1.1	W	8	4	3	3	1	0	0	0	0	0	1	10	10	20.25	3.000
Bill Caudill, R ERA: 3.52	(9, 1)	1.0	S	5	2	0	0	1	0	0	0	0	0	0	7	7	0.00	2.000

PITCHER	IP	WLS	BF	H	R	ER	SO	BB	IBB	HBP	BLK	WP	HR	S	P	ERA	WHIP

BOTTOM

Batter	1	2	3	4	5	6	7	8	9	AB	R	H	RBI	BB	SO	LOB
Rickey Henderson, R (1, 7) OBP: 0.360, SLG: 0.391	S 1B		F8		5-3	F9		BB BB HR 1B 1-3 2-H		5	1	2	1	0	0	2
Joe Morgan, L (1, 4) OBP: 0.409, SLG: 0.379	F5		FC5-2 2B 1-3		F9		F8 BBBB	HR BB 1-2		4	1	1	0	1	0	1
Mark Wagner, R (9, 4) OBP: 0.250, SLG: 0.200										0	0	0	0	0	0	0
Carney Lansford, R (1, 5) OBP: 0.339, SLG: 0.425	K 1-2		FC5-2 2-3 3-H			F7	1B BBBB	HR BB 1-2 2-3 3-H		4	1	1	1	1	1	3
Dave Kingman, R (1, 10) OBP: 0.284, SLG: 0.540	F8		F7			3B BB BBBB	K	HR 1-H 2-H 3-H		4	2	1	4	1	1	4
Dwayne Murphy, L (1, 8) OBP: 0.346, SLG: 0.467		K		K		1B 3B 1-H	K	E3		5	1	1	1	0	3	1
Mike Heath, R (1, 2) OBP: 0.348, SLG: 0.419	2B			BB BBBB		E 1B 3-H		1B 1B	F3	4	2	3	1	1	0	1
Mike Davis, L (1, 9) OBP: 0.296, SLG: 0.390	F8			F8		F7		K		4	0	0	0	0	1	4
Bruce Bochte, L (1, 3) OBP: 0.319, SLG: 0.288	3-1			F7		E4 1B 1-H 2B		K		4	1	1	1	0	1	3
Tony Phillips, S (1, 6) OBP: 0.352, SLG: 0.400			2B FC5-2 1B		6-3	1B 3-H		1B BB 1-2 1B		4	1	3	1	0	0	0
Inning Stats	R: 0 H: 1 E: 0 LOB: 1 K: 1 BB: 0 S: 6 P: 6	R: 0 H: 1 E: 0 LOB: 1 K: 1 BB: 0 S: 6 P: 6	R: 0 H: 2 E: 0 LOB: 2 K: 0 BB: 0 S: 5 P: 5	R: 0 H: 0 E: 0 LOB: 1 K: 1 BB: 1 S: 5 P: 9	R: 0 H: 0 E: 0 LOB: 0 K: 0 BB: 0 S: 3 P: 3	R: 4 H: 4 E: 1 LOB: 1 K: 0 BB: 1 S: 7 P: 11	R: 0 H: 1 E: 0 LOB: 1 K: 2 BB: 0 S: 8 P: 8	R: 6 H: 4 E: 1 LOB: 1 K: 2 BB: 2 S: 12 P: 20		1B: 8 SF: 0 2B: 3 SAC: 0 3B: 1 DP: 0 HR: 1 HBP: 0						

PITCHER		IP	WLS	BF	H	R	ER	SO	BB	IBB	HBP	BLK	WP	HR	S	P	ERA	WHIP
Ron Guidry, L ERA: 4.21	(1, 1)	7.2	L	36	11	6	6	7	2	0	0	0	0	0	48	56	7.04	1.696
Jay Howell, R ERA: 3.16	(8, 1)	0.0		3	1	0	0	0	2	0	0	0	0	0	1	9	∞	∞
Curt Brown, R ERA: 3.07	(8, 1)	0.1		3	1	4	4	0	0	0	0	0	0	1	3	3	108.00	3.000

PITCHER	IP	WLS	BF	H	R	ER	SO	BB	IBB	HBP	BLK	WP	HR	S	P	ERA	WHIP

New York Yankees @ Oakland Athletics

Oakland-Alameda County Coliseum, Oakland, CA

Fri May 25 1984, 7:05 PM PDT

Att. 22,373 - Unknown

livebaseballscorecards.com

AB	38
R	10
H	13
RBI	10
BB	4
SO	7
LOB	19

1B: 8 SF: 0
2B: 3 SAC: 0
3B: 1 DP: 0
HR: 1 HBP: 0

WP: 0 PA: 42
PB: 0
SB: 1
CS: 0

Batter	1	2	3	4	5	6	7	8	9	AB	R	H	RBI	BB	SO	LOB
Willie Randolph, R (1, 4) OBP: 0.413, SLG: 0.370	BBBB 4-0 6-3 1B BB	x 0-0 ③ 4-3		BBBB 4-0 G5-3 BB	x 0-0 ③ F4			x 0-0 ② F9		3	1	0	0	2	0	3
Toby Harrah, R (1, 5) OBP: 0.308, SLG: 0.273	x 0-0 ① 6-3 1-2		x 0-0 ① 5-3	x 0-0 ②③ G5-3 1-2f		x 0-0 ① F9		x 0-0 ③ F5		5	0	0	0	0	0	3
Dave Winfield, R (1, 9) OBP: 0.316, SLG: 0.473	x 0-0 5-3 1B 2-H 1B		x 0-0 ② 6-3		x 0-0 1B 2B	BBBB 4-0 WP BB			x 0-0 ① 5-3	4	2	2	1	1	0	0
Don Baylor, R (1, 10) OBP: 0.311, SLG: 0.485	x 0-0 ② 5-3 1-2		x 0-0 E6 1B		x 0-0 ① 5-3	x 0-0 F8			x 0-0 HR	5	1	1	1	0	0	3
Don Mattingly, L (1, 3) OBP: 0.359, SLG: 0.497	x 0-0 1B 2-H 1B		x 0-0 1-2 1B		x 0-0 1B 2B 2-H 1B	x 0-0 ③ F8 1-2			BBBB 4-0 BB 1B BB	4	2	3	2	1	0	1
Steve Kemp, L (1, 7) OBP: 0.379, SLG: 0.360	x 0-0 CS 1-3 1B		x 0-0 ③ 4-3		x 0-0 2B 1B 1-2 1B		x 0-0 ① F9		BBBB 4-0 1B 1-2 BB	4	1	2	0	1	0	2
Butch Wynegar, S (1, 2) OBP: 0.288, SLG: 0.317	0-0 ③ CS 1-2	x 0-0 ① F5		x 0-0 E6 4-3 2B	x 0-0 1B 1-3 2-H 2B		x 0-0 ② F9		x 0-0 ② F8	5	1	1	1	0	0	2
Omar Moreno, L (1, 8) OBP: 0.253, SLG: 0.288		x 0-0 ② F7		x 0-0 ① 4-3 1-2	x 0-0 ② G3		SSS 0-3 ③ K		x 0-0 1-2 2-H 1B	5	0	1	1	0	1	3
Tim Foli, R (1, 6) OBP: 0.192, SLG: 0.250		x 0-0 1B		x 0-0 2-H 2B	x 0-0 2-3 3-H 1B			x 0-0 ① 5-3	x 0-0 ③ F7	5	0	3	2	0	0	2
Inning Stats	R: 2 E: 0 K: 0 S: 5 H: 3 LOB: 1 BB: 1 P: 9	R: 0 E: 0 K: 0 S: 4 H: 1 LOB: 1 BB: 0 P: 4	R: 0 E: 1 K: 0 S: 5 H: 1 LOB: 2 BB: 0 P: 5	R: 1 E: 1 K: 0 S: 4 H: 1 LOB: 1 BB: 1 P: 8	R: 3 E: 0 K: 0 S: 8 H: 5 LOB: 3 BB: 0 P: 8	R: 0 E: 0 K: 0 S: 3 H: 0 LOB: 1 BB: 1 P: 7	R: 0 E: 0 K: 1 S: 5 H: 0 LOB: 0 BB: 0 P: 5	R: 0 E: 0 K: 0 S: 3 H: 0 LOB: 0 BB: 0 P: 3	R: 2 E: 0 K: 0 S: 5 H: 2 LOB: 2 BB: 2 P: 13	1B: 9 2B: 3 3B: 0 HR: 1 SF: 0 SAC: 0 DP: 1 HBP: 0						

TOP

New York Yankees @ Oakland Athletics

Oakland-Alameda County Coliseum, Oakland, CA

Sat May 26 1984, 3:33 AM PDT
Att. 34,827 - Unknown

livebaseballscorecards.com

AB	40
R	8
H	13
RBI	8
BB	5
SO	1
LOB	19

WP: 1 PA: 46
PB: 0
SB: 0
CS: 1

PITCHER		IP	WLS	BF	H	R	ER	SO	BB	IBB	HBP	BLK	WP	HR	S	P	ERA	WHIP
Lary Sorensen, R ERA: 4.64	(1, 1)	4.2	L	27	11	6	5	0	2	0	0	0	0	0	25	33	9.64	2.786
Mike Warren, R ERA: 5.28	(5, 1)	4.0		17	2	2	2	1	3	0	0	0	1	1	16	28	4.50	1.250
Jeff Jones, R ERA:	(9, 1)	0.1		1	0	0	0	0	0	0	0	0	0	0	1	1	0.00	0.000

PITCHER		IP	WLS	BF	H	R	ER	SO	BB	IBB	HBP	BLK	WP	HR	S	P	ERA	WHIP

BOTTOM

Batter	1	2	3	4	5	6	7	8	9	AB	R	H	RBI	BB	SO	LOB
Rickey Henderson, R (1, 7) (6, 8) OBP: 0.361, SLG: 0.384	6-3		S 1B SF9 BB		F8			G5-4-3 1B BB	F8	3	1	0	0	2	0	1
Dwayne Murphy, L (1, 8) OBP: 0.348, SLG: 0.467	F3		BB 1B 1-2 1B		K			G5-4-3 1-2 1B		2	1	1	0	0	0	0
Bill Almon, R (5, PH) (6, 7) OBP: 0.229, SLG: 0.222										2	0	1	0	0	1	0
Davey Lopes, R (1, 4) OBP: 0.326, SLG: 0.397	BB		1B 1-2 2-3 BB		5-3			G5-4-3 1-2f 2-3		2	0	0	0	2	0	2
Mark Wagner, R (9, 4) OBP: 0.250, SLG: 0.200										0	0	0	0	0	0	0
Dave Kingman, R (1, 10) OBP: 0.283, SLG: 0.534	FC6-4 1-2 BB		SF9 3-H			6-3		6-3		2	0	0	1	1	0	1
Carney Lansford, R (1, 5) OBP: 0.348, SLG: 0.439	FC6-4 1-2f		1B 1-2 2-H			G5-4-3 1B			3B 2B	4	1	3	1	0	0	2
Mike Heath, R (1, 2) OBP: 0.338, SLG: 0.406		6-3	K			G5-4-3 1-2f			6-3	4	0	0	0	0	1	4
Mike Davis, L (1, 9) OBP: 0.303, SLG: 0.407		BB G6-4-3	F9				F1		1B 2-H 3B	3	1	1	1	1	0	0
Bruce Bochte, L (1, 3) OBP: 0.317, SLG: 0.287		G6-4-3 1-2f	F3				E1 G4-3-6		1B 3-H	4	0	1	1	0	0	1
Tony Phillips, S (1, 6) OBP: 0.337, SLG: 0.382			6-3	1-3			G4-3-6 1-2f		F9	4	0	0	0	0	0	2
Inning Stats	R: 0 E: 0 K: 0 S: 3 H: 0 LOB: 2 BB: 2 P: 11	R: 0 E: 0 K: 0 S: 2 H: 0 LOB: 0 BB: 1 P: 6	R: 2 E: 0 K: 1 S: 7 H: 2 LOB: 2 BB: 2 P: 15	R: 0 E: 0 K: 0 S: 3 H: 0 LOB: 0 BB: 0 P: 3	R: 0 E: 0 K: 1 S: 5 H: 0 LOB: 0 BB: 0 P: 5	R: 0 E: 0 K: 0 S: 3 H: 1 LOB: 0 BB: 0 P: 3	R: 0 E: 1 K: 0 S: 3 H: 0 LOB: 0 BB: 0 P: 3	R: 0 E: 0 K: 0 S: 3 H: 1 LOB: 1 BB: 1 P: 7	R: 2 E: 0 K: 0 S: 6 H: 3 LOB: 1 BB: 0 P: 6	1B: 5 2B: 1 3B: 1 HR: 0	SF: 1 SAC: 0 DP: 4 HBP: 0						

PITCHER	IP	WLS	BF	H	R	ER	SO	BB	IBB	HBP	BLK	WP	HR	S	P	ERA	WHIP
Ray Fontenot, L (1, 1) ERA: 4.85	8.1	W	34	6	4	4	2	6	0	0	0	0	0	32	56	4.32	1.440
Clay Christiansen, R (9, 1) ERA: 3.27	0.2		3	1	0	0	0	0	0	0	0	0	0	3	3	0.00	1.500

PITCHER	IP	WLS	BF	H	R	ER	SO	BB	IBB	HBP	BLK	WP	HR	S	P	ERA	WHIP

New York Yankees @ Oakland Athletics

Oakland-Alameda County Coliseum, Oakland, CA

Sat May 26 1984, 3:33 AM PDT

Att. 34,827 - Unknown

livebaseballscorecards.com

AB	30
R	4
H	7
RBI	4
BB	6
SO	2
LOB	13

WP: 0	PB: 0	SB: 1	CS: 0
PA: 37			

Batter	1	2	3	4	5	6	7	8	9	AB	R	H	RBI	BB	SO	LOB
Omar Moreno, L (1, 8) OBP: 0.264, SLG: 0.310	6-3		F3		2B		FC5-4 1B			4	0	2	0	0	0	0
Tim Foli, R (1, 6) OBP: 0.196, SLG: 0.250	F5		1B		F7		FC5-4 1-2f			4	0	1	0	0	0	2
Dave Winfield, R (1, 9) OBP: 0.314, SLG: 0.466	6-3		6-3			G3 1B	1B	F3		4	1	1	0	0	0	1
Don Baylor, R (1, 10) OBP: 0.303, SLG: 0.471		F2		K		K		K		4	0	0	0	0	3	1
Don Mattingly, L (1, 3) OBP: 0.363, SLG: 0.497		BB 1B		1B		G3 1-2		F5		4	0	2	0	0	0	1
Steve Kemp, L (1, 7) OBP: 0.375, SLG: 0.356		F6		F8		2-H 1B			F6	4	0	1	1	0	0	2
Toby Harrah, R (1, 5) OBP: 0.313, SLG: 0.268		1-2 BB		F7		F2			G3 BB	2	0	0	0	2	0	2
Butch Wynegar, S (1, 2) OBP: 0.287, SLG: 0.309		1-3			G6-4-3 BB		F7		G3 1-2	3	0	0	0	1	0	3
Andre Robertson, R (1, 4) OBP: 0.232, SLG: 0.280			F7		G6-4-3 1-2f		F2		3-1	3	0	0	0	0	0	1
Oscar Gamble, L (9, PH) OBP: 0.208, SLG: 0.261										1	0	0	0	0	0	1

TOP

New York Yankees @ Oakland Athletics

Oakland-Alameda County Coliseum, Oakland, CA

Sun May 27 1984, 3:33 AM PDT

Att. 30,936 - Unknown

livebaseballscorecards.com

AB	33
R	1
H	7
RBI	1
BB	3
SO	3
LOB	14

Inning Stats	1	2	3	4	5	6	7	8	9
	R: 0 E: 0 K: 0 S: 3	H: 0 LOB: 0 BB: 0 P: 3	R: 0 E: 0 K: 0 S: 4	H: 1 LOB: 2 BB: 1 P: 8	R: 0 E: 0 K: 0 S: 4	H: 1 LOB: 1 BB: 0 P: 4	R: 0 E: 0 K: 1 S: 6	H: 1 LOB: 1 BB: 0 P: 6	R: 0 E: 0 K: 0 S: 3	H: 1 LOB: 1 BB: 1 P: 7	R: 1 E: 0 K: 1 S: 7	H: 2 LOB: 1 BB: 0 P: 7	R: 0 E: 0 K: 0 S: 4	H: 1 LOB: 1 BB: 0 P: 4	R: 0 E: 0 K: 1 S: 5	H: 0 LOB: 0 BB: 0 P: 5	R: 0 E: 0 K: 0 S: 3	H: 0 LOB: 1 BB: 1 P: 7

1B: 6 SF: 0 WP: 0 PA: 36
2B: 1 SAC: 0 PB: 0
3B: 0 DP: 1 SB: 0
HR: 0 HBP: 0 CS: 0

PITCHER	IP	WLS	BF	H	R	ER	SO	BB	IBB	HBP	BLK	WP	HR	S	P	ERA	WHIP
Ray Burris, R (1, 1) ERA: 1.84	9.0	W	36	7	1	1	3	3	0	0	0	0	0	39	51	1.00	1.111

PITCHER	IP	WLS	BF	H	R	ER	SO	BB	IBB	HBP	BLK	WP	HR	S	P	ERA	WHIP

BOTTOM

New York Yankees @ Oakland Athletics

Oakland-Alameda County Coliseum, Oakland, CA

Sun May 27 1984, 3:33 AM PDT

Att. 30,936 - Unknown

livebaseballscorecards.com

Batter	1	2	3	4	5	6	7	8	9	AB	R	H	RBI	BB	SO	LOB
Rickey Henderson, R (1, 7) OBP: 0.378, SLG: 0.395	BB	S 1-3 2-H		4-3 S 2-H		E BB 1-2	S			3	3	3	2	2	0	0
Dwayne Murphy, L (1, 8) OBP: 0.356, SLG: 0.464	1-2	K 1-2		4-3 1-3		E 1-2 2-3	1-H			3	1	1	1	2	1	3
Joe Morgan, L (1, 4) OBP: 0.403, SLG: 0.372 Mark Wagner, R (9, 4) OBP: 0.250, SLG: 0.200	F3	F8		3-H		K	F9			5 0	0 0	1 0	1 0	0 0	1 0	6 0
Dave Kingman, R (1, 10) OBP: 0.281, SLG: 0.524	K	1B		F9		E6 FC3-6 1-2 2-3 3-H		K		5	0	1	1	0	2	5
Carney Lansford, R (1, 5) OBP: 0.344, SLG: 0.432	F8	F8			F9	FC3-6 1-2 2-H 3-H		F8		5	0	1	2	0	0	3
Mike Davis, L (1, 9) OBP: 0.298, SLG: 0.398		K 1-2			F3	FC3-6 1-2f 2-3		F1		5	0	1	0	0	1	2
Bruce Bochte, L (1, 3) OBP: 0.322, SLG: 0.282		E 1B BB	F7		BB	F6				2	1	0	0	2	0	4
Mike Heath, R (1, 2) OBP: 0.336, SLG: 0.402		E4 1B 1-2		SH5-3 1B	G3		4-3			4	1	1	0	0	0	2
Tony Phillips, S (1, 6) OBP: 0.337, SLG: 0.374		K		SH5-3 1-2		BB S E BB	4-3			2	1	0	0	1	1	2
Inning Stats	R: 0 E: 0 K: 1 S: 5 H: 0 LOB: 2 BB: 2 P: 13	R: 1 E: 1 K: 3 S: 11 H: 1 LOB: 2 BB: 1 P: 15	R: 0 E: 0 K: 0 S: 5 H: 2 LOB: 2 BB: 0 P: 5	R: 2 E: 0 K: 0 S: 6 H: 3 LOB: 1 BB: 0 P: 6	R: 0 E: 0 K: 0 S: 3 H: 0 LOB: 1 BB: 1 P: 7	R: 3 E: 1 K: 1 S: 7 H: 1 LOB: 2 BB: 3 P: 19	R: 1 E: 0 K: 0 S: 5 H: 2 LOB: 1 BB: 0 P: 5	R: 0 E: 0 K: 1 S: 5 H: 0 LOB: 0 BB: 0 P: 5		1B: 9 2B: 0 3B: 0 HR: 0 SF: 0 SAC: 1 DP: 0 HBP: 0		WP: 0 PB: 0 SB: 4 CS: 0 PA: 42		

PITCHER		IP	WLS	BF	H	R	ER	SO	BB	IBB	HBP	BLK	WP	HR	S	P	ERA	WHIP
Jose Rijo, R ERA: 3.64	(1, 1)	5.0	L	28	6	5	4	4	6	0	0	0	0	0	30	54	7.20	2.400
Bob Shirley, L ERA: 4.91	(6, 1)	0.1		2	0	0	0	1	1	0	0	0	0	0	3	7	0.00	3.000
Clay Christiansen, R ERA: 3.55	(6, 1)	1.2		9	3	2	1	0	0	0	0	0	0	0	9	9	5.40	1.800
Curt Brown, R ERA: 2.87	(8, 1)	1.0		3	0	0	0	1	0	0	0	0	0	0	5	5	0.00	0.000

PITCHER	IP	WLS	BF	H	R	ER	SO	BB	IBB	HBP	BLK	WP	HR	S	P	ERA	WHIP

AB	34
R	7
H	9
RBI	7
BB	7
SO	6
LOB	27

Batter	1	2	3	4	5	6	7	8	9	AB	R	H	RBI	BB	SO	LOB
Willie Randolph, R (1, 4) OBP: 0.412, SLG: 0.367	6-3		S BB 1B		5-3		G4-6-3 BB		F4	4	0	1	0	1	0	1
Ken Griffey, L (1, 7) OBP: 0.310, SLG: 0.302	4-3		1-2 BB		4-3		F5		1-2 1B	4	0	1	0	1	0	1
Dave Winfield, R (1, 9) OBP: 0.310, SLG: 0.457	CS 1B		K 2-3		F2		1-2f G4-6-3		K	5	0	1	0	0	2	5
Don Baylor, R (1, 10) OBP: 0.301, SLG: 0.461	CS 1-2	F5		E5 G4-3		1B WP SF8 BB		K		3	1	0	0	1	1	0
Don Mattingly, L (1, 3) OBP: 0.371, SLG: 0.509		F9 2B		1-2f G4-3		2B 1-3 4-3 1B		F8 1B		4	1	3	0	0	0	1
Toby Harrah, R (1, 5) OBP: 0.312, SLG: 0.278		2-3 F9		BB 2B		3-H SF8		1-2 F8		3	0	1	1	0	0	2
Omar Moreno, L (1, 8) OBP: 0.275, SLG: 0.322		F8		BB IBB		4-3 1-3 2B		K		3	0	1	0	1	1	2
Mike O'Berry, R (1, 2) OBP: 0.333, SLG: 0.273	5-3		1-2 2-3 BB		4-3 2-3 3-H				1B BB	2	0	0	1	1	0	1
Oscar Gamble, L (9, PH) OBP: 0.222, SLG: 0.261										0	0	0	0	1	0	0
Andre Robertson, R (1, 6) OBP: 0.227, SLG: 0.274	F5	F5		F7					F7	2	0	0	0	0	0	3
Roy Smalley, S (6, PH) OBP: 0.328, SLG: 0.370 (6, 6)										2	0	0	0	0	0	2
Inning Stats	R: 0 H: 1 E: 0 LOB: 0 K: 0 BB: 0 S: 3 P: 3	R: 0 H: 1 E: 0 LOB: 1 K: 0 BB: 0 S: 4 P: 4	R: 0 H: 1 E: 0 LOB: 2 K: 1 BB: 1 S: 6 P: 10	R: 0 H: 1 E: 1 LOB: 3 K: 0 BB: 2 S: 4 P: 12	R: 0 H: 0 E: 0 LOB: 0 K: 0 BB: 0 S: 3 P: 3	R: 2 H: 2 E: 0 LOB: 1 K: 0 BB: 1 S: 5 P: 9	R: 0 H: 0 E: 0 LOB: 0 K: 0 BB: 1 S: 2 P: 6	R: 0 H: 1 E: 0 LOB: 1 K: 2 BB: 0 S: 8 P: 8	R: 0 H: 1 E: 0 LOB: 2 K: 1 BB: 1 S: 6 P: 10	1B: 5 SF: 1 2B: 3 SAC: 0 3B: 0 DP: 2 HR: 0 HBP: 0						

TOP

New York Yankees @ California Angels

Anaheim Stadium, Anaheim, CA

Mon May 28 1984, 6:33 AM EDT

Att. 34,277 - Unknown

livebaseballscorecards.com

AB	32
R	2
H	8
RBI	2
BB	6
SO	4
LOB	18

| | | | | | | | | | |

BOTTOM

New York Yankees @ California Angels

Anaheim Stadium, Anaheim, CA

Mon May 28 1984, 6:33 AM EDT

Att. 34,277 - Unknown

livebaseballscorecards.com

Batter	1	2	3	4	5	6	7	8	9	AB	R	H	RBI	BB	SO	LOB
Juan Beniquez, R (1, 8) (9, 7) OBP: 0.372, SLG: 0.514	S S S 0-3 ① K			B B B B 4-0 SH HBP SF8 BB	x 0-0 CS 1B		x 0-0 FC3-6 1B			3	1	2	0	1	1	0
Dick Schofield, R (1, 6) OBP: 0.278, SLG: 0.326	S S S 0-3 ② K			H 1-0 SF8 SH 1-2 HR HBP	x 0-0 ①② F7 1-2		x 0-0 ② FC3-6 FC6-4 1-2f			3	1	0	0	0	1	2
Mike Brown, R (1, 9) OBP: 0.333, SLG: 0.556	S S S 0-3 ③ K			x 0-0 SH BB HR 1-2 2-3	x 0-0 HR		x 0-0 ③ FC6-4 1-2f			3	2	1	1	0	1	1
Doug DeCinces, R (1, 5) OBP: 0.335, SLG: 0.486		x 0-0 ① F9		x 0-0 ① SF8 2-3 3-H	S S S 0-3 ③ K			x 0-0 G3-6-3 1B		3	0	1	1	0	1	0
Brian Downing, R (1, 7) Gary Pettis, S (9, 8) OBP: 0.337, SLG: 0.404 OBP: 0.319, SLG: 0.285		x 0-0 ② 5-3		B B B B 4-0 1-2 HR BB		B B B B 4-0 BB		x 0-0 ①② G3-6-3 1-2f		2 0	1 0	0 0	0 0	2 0	0 0	1 0
Reggie Jackson, L (1, 10) OBP: 0.281, SLG: 0.420		x 0-0 ③ 3-1		x 0-0 1-H 2-H 3-H HR		x 0-0 ① F5		S S S 0-3 ③ K		4	1	1	4	0	1	1
Ron Jackson, R (1, 3) OBP: 0.239, SLG: 0.220			x 0-0 ① F9	x 0-0 WP 1B		x 0-0 ② F8				3	0	1	0	0	0	1
Bobby Grich, R (1, 4) OBP: 0.327, SLG: 0.419			S S S 0-3 ② K	S S S 0-3 ② K 1-2		S S S 0-3 ③ K				3	0	0	0	0	3	2
Bob Boone, R (1, 2) OBP: 0.239, SLG: 0.292			S S S 0-3 ③ K	x 0-0 ③ F8			x 0-0 ① 6-3			3	0	0	0	0	1	1
Inning Stats	R: 0 H: 0 E: 0 LOB: 0 K: 3 BB: 0 S: 9 P: 9	R: 0 H: 0 E: 0 LOB: 0 K: 0 BB: 0 S: 3 P: 3	R: 0 H: 0 E: 0 LOB: 0 K: 2 BB: 0 S: 7 P: 7	R: 5 H: 2 E: 0 LOB: 1 K: 1 BB: 2 S: 8 P: 17	R: 1 H: 2 E: 0 LOB: 0 K: 1 BB: 0 S: 6 P: 6	R: 0 H: 0 E: 0 LOB: 1 K: 1 BB: 1 S: 5 P: 9	R: 0 H: 1 E: 0 LOB: 1 K: 0 BB: 0 S: 4 P: 4	R: 0 H: 1 E: 0 LOB: 0 K: 1 BB: 0 S: 5 P: 5		1B: 4 SF: 1 2B: 0 SAC: 1 3B: 0 DP: 1 HR: 2 HBP: 1						WP: 1 PA: 33 PB: 0 SB: 0 CS: 1

	AB	27
	R	6
	H	6
	RBI	6
	BB	3
	SO	9
	LOB	9

PITCHER		IP	WLS	BF	H	R	ER	SO	BB	IBB	HBP	BLK	WP	HR	S	P	ERA	WHIP
Dennis Rasmussen, L ERA: 4.15	(1, 1)	5.0	L	22	4	6	6	7	2	0	1	0	1	2	33	42	10.80	1.200
Jay Howell, R ERA: 2.93	(6, 1)	2.0		8	1	0	0	1	1	0	0	0	0	0	9	13	0.00	1.000
Bob Shirley, L ERA: 4.73	(8, 1)	1.0		3	1	0	0	1	0	0	0	0	0	0	5	5	0.00	1.000

PITCHER	IP	WLS	BF	H	R	ER	SO	BB	IBB	HBP	BLK	WP	HR	S	P	ERA	WHIP

Batter	1	2	3	4	5	6	7	8	9	AB	R	H	RBI	BB	SO	LOB
Willie Randolph, R (1, 4) OBP: 0.402, SLG: 0.357	F8			F9	K		F9		L8	5	0	0	0	0	1	2
Ken Griffey, L (1, 8) OBP: 0.305, SLG: 0.298	F7			4-3		HR 1B	F8		F8	5	1	1	0	0	0	1
Don Mattingly, L (1, 3) OBP: 0.378, SLG: 0.536	F7			BB 1B		1-H HR	F5		1-3 2B	5	2	3	2	0	0	0
Don Baylor, R (1, 10) OBP: 0.304, SLG: 0.476		F5		B B B B 1B 1-2 BB		HR		6-3	F8	4	1	1	1	1	0	3
Dave Winfield, R (1, 9) OBP: 0.322, SLG: 0.486		5-3		1-2 2-H 1B		HR		3-1 E 1B		4	1	3	2	0	0	0
Steve Kemp, L (1, 7) OBP: 0.363, SLG: 0.343		1-3		F9		F7		E4 3-1 1-2		4	0	0	0	0	0	3
Roy Smalley, S (1, 6) OBP: 0.333, SLG: 0.384			F2		1B	2B		3-1 1-2 2-3		4	0	2	0	0	0	2
Toby Harrah, R (1, 5) OBP: 0.303, SLG: 0.269			F7		K	6-3		F9		4	0	0	0	0	1	4
Butch Wynegar, S (1, 2) OBP: 0.286, SLG: 0.307			F3		K	K			2B 1B	4	0	1	0	0	2	2
Omar Moreno, L (9, PR) OBP: 0.275, SLG: 0.322										0	0	0	0	0	0	0
Inning Stats	R: 0 E: 0 K: 0 S: 3 H: 0 LOB: 0 BB: 0 P: 3	R: 0 E: 0 K: 0 S: 3 H: 0 LOB: 0 BB: 0 P: 3	R: 0 E: 0 K: 0 S: 3 H: 0 LOB: 0 BB: 0 P: 3	R: 1 E: 0 K: 0 S: 5 H: 2 LOB: 2 BB: 1 P: 9	R: 0 E: 0 K: 3 S: 10 H: 1 LOB: 1 BB: 0 P: 10	R: 4 E: 0 K: 1 S: 10 H: 5 LOB: 1 BB: 0 P: 10	R: 0 E: 0 K: 0 S: 3 H: 0 LOB: 0 BB: 0 P: 3	R: 0 E: 1 K: 0 S: 5 H: 1 LOB: 2 BB: 0 P: 5	R: 0 E: 0 K: 0 S: 5 H: 2 LOB: 3 BB: 0 P: 5	1B: 6 2B: 2 3B: 0 HR: 3	SF: 0 SAC: 0 DP: 0 HBP: 0						

PITCHER	IP	WLS	BF	H	R	ER	SO	BB	IBB	HBP	BLK	WP	HR	S	P	ERA	WHIP
Frank LaCorte, R (1, 1) ERA: 6.29	5.0	W	21	5	3	3	3	1	0	0	0	0	1	26	30	5.40	1.200
Craig Swan, R (6, 1) ERA: 8.75	1.0		6	3	2	2	1	0	0	0	0	0	2	8	8	18.00	3.000
Curt Kaufman, R (7, 1) ERA: 3.7	2.0		8	1	0	0	0	0	0	0	0	0	0	8	8	0.00	0.500
Luis Sanchez, R (9, 1) ERA: 1.88	1.0	S	5	2	0	0	0	0	0	0	0	0	0	5	5	0.00	2.000

PITCHER | IP | WLS | BF | H | R | ER | SO | BB | IBB | HBP | BLK | WP | HR | S | P | ERA | WHIP

TOP

New York Yankees @ California Angels

Anaheim Stadium, Anaheim, CA

Tue May 29 1984, 10:05 PM EDT

Att. 28,852 - Unknown

livebaseballscorecards.com

AB	39
R	5
H	11
RBI	5
BB	1
SO	4
LOB	17

BOTTOM

New York Yankees @ California Angels

Anaheim Stadium, Anaheim, CA

Tue May 29 1984, 10:05 PM EDT

Att. 28,852 - Unknown

livebaseballscorecards.com

Batter	1	2	3	4	5	6	7	8	9	AB	R	H	RBI	BB	SO	LOB
Juan Beniquez, R (1, 9) (8, 7) OBP: 0.410, SLG: 0.544	0-0 SH1-3 1B 1B		0-0 1B 1B 1B	0-0 SF8 1B		0-0 FC5-4 1B 1B		0-0 1B		5	2	5	0	0	0	0
Rod Carew, L (1, 3) OBP: 0.349, SLG: 0.367	0-0 ① SH1-3 1-2		0-0 1B 1-2 E 1B	0-0 ② SF8 1-2 2-3 3-H		0-0 FC5-4 1-2 1B		0-0 ③ 5-3		3	1	2	1	0	0	1
Fred Lynn, L (1, 8) (8, 9) OBP: 0.352, SLG: 0.447	0-0 G1-4-3 2-H 1B		0-0 E 1-3 2-H 1B	0-0 ③ F3		0-0 ② FC5-4 1-2f 2-3				4	0	2	2	0	0	4
Doug DeCinces, R (1, 5) OBP: 0.328, SLG: 0.475	0-0 ②③ G1-4-3 1-2f		0-0 FC5 G4-3 1-3 3-H		0-0 ① 5-3	0-0 ③ F4				4	0	0	0	0	0	4
Reggie Jackson, L (1, 10) OBP: 0.280, SLG: 0.434		0-0 ① 6-3	0-0 ②③ G4-3 1-2f		0-0 HR		0-0 ① 4-3			4	1	1	1	0	0	2
Brian Downing, R (1, 7) OBP: 0.340, SLG: 0.402 Gary Pettis, S (8, 8) OBP: 0.319, SLG: 0.285		S S S 0-3 ② K		0-0 SH1-3 2B 1B	B B B B 4-0 BB		0-0 ② F8			3	1	1	0	1	1	0
										0	0	0	0	0	0	0
Rob Wilfong, L (1, 4) OBP: 0.371, SLG: 0.484		0-0 2B		0-0 ① SH1-3 1-2	0-0 ② F5		0-0 ③ G3			3	0	1	0	0	0	1
Bob Boone, R (1, 2) OBP: 0.239, SLG: 0.286		0-0 ③ F5		B B B B 4-0 2B SF8 BB	0-0 ③ 1-3			0-0 ① 6-3		3	1	0	0	1	0	2
Dick Schofield, R (1, 6) OBP: 0.277, SLG: 0.331			0-0 ① 5-3	0-0 SF8 1-3 2-H 2B		0-0 ① F8		S S S 0-3 ② K		4	0	1	1	0	1	0
Inning Stats	R: 1 E: 0 K: 0 S: 4 H: 2 LOB: 0 BB: 0 P: 4	R: 0 E: 0 K: 1 S: 6 H: 1 LOB: 1 BB: 0 P: 6	R: 2 E: 1 K: 0 S: 6 H: 3 LOB: 1 BB: 0 P: 6	R: 2 E: 0 K: 0 S: 6 H: 3 LOB: 2 BB: 1 P: 10	R: 1 E: 0 K: 0 S: 4 H: 1 LOB: 1 BB: 1 P: 8	R: 0 E: 0 K: 0 S: 5 H: 2 LOB: 2 BB: 0 P: 5	R: 0 E: 0 K: 0 S: 3 H: 0 LOB: 0 BB: 0 P: 3	R: 0 E: 0 K: 1 S: 6 H: 1 LOB: 1 BB: 0 P: 6		1B: 10 2B: 2 3B: 0 HR: 1	SF: 1 SAC: 2 DP: 2 HBP: 0					

	AB	33
	R	6
	H	13
	RBI	5
	BB	2
	SO	2
	LOB	14

WP: 0 PB: 0 SB: 0 CS: 0 PA: 38

PITCHER		IP	WLS	BF	H	R	ER	SO	BB	IBB	HBP	BLK	WP	HR	S	P	ERA	WHIP
Phil Niekro, R ERA: 1.6	(1, 1)	3.2	L	20	9	5	4	1	1	0	0	0	0	0	21	25	9.82	2.727
Bob Shirley, L ERA: 4.5	(4, 1)	3.1		14	3	1	1	0	1	0	0	0	0	1	13	17	2.70	1.200
Dave Righetti, L ERA: 1.82	(8, 1)	1.0		4	1	0	0	1	0	0	0	0	0	0	6	6	0.00	1.000

PITCHER	IP	WLS	BF	H	R	ER	SO	BB	IBB	HBP	BLK	WP	HR	S	P	ERA	WHIP

New York Yankees @ California Angels

Anaheim Stadium, Anaheim, CA

Wed May 30 1984, 10:05 PM EDT

Att. 31,963 - Unknown

TOP

livebaseballscorecards.com

Batter	1	2	3	4	5	6	7	8	9	AB	R	H	RBI	BB	SO	LOB
Willie Randolph, R (1, 4) OBP: 0.397, SLG: 0.349	G3	BBBB 4-0 BB			F9		SSS 0-3 K		6-3	4	0	0	0	1	1	0
Ken Griffey, L (1, 8) OBP: 0.296, SLG: 0.288	4-3	F8			1-3		F8		K	4	0	0	0	0	0	1
Omar Moreno, L (8, 8) OBP: 0.272, SLG: 0.318								SSS	K	1	0	0	0	0	1	0
Don Mattingly, L (1, 3) OBP: 0.384, SLG: 0.550	2B 2B		4-3		F4		2B		1B 2B 1B	5	2	3	0	0	0	0
Don Baylor, R (1, 10) OBP: 0.319, SLG: 0.497	1B 2-H 2B		2B			BBBB F3	BB		2B 1-2 1B	4	2	3	1	1	0	0
Dave Winfield, R (1, 9) OBP: 0.325, SLG: 0.490	2-H 1B		6-3			F3	F8		1-3 2-H 1B 2B	5	1	2	2	0	0	3
Steve Kemp, L (1, 7) OBP: 0.372, SLG: 0.354	1-3		F6			1B HR 1B		FC3-6 1B	2-H 3-H 2B 1B	5	2	3	2	0	0	2
Roy Smalley, S (1, 5) OBP: 0.344, SLG: 0.427		HR		G3		1-3 HR 1B		F5	1-H 2B	5	2	3	2	0	0	1
Butch Wynegar, S (1, 2) OBP: 0.283, SLG: 0.326		F8		F9		1-H 3-H HR		1-2f FC3-6	F5	5	1	1	3	0	0	2
Andre Robertson, R (1, 6) OBP: 0.218, SLG: 0.263		4-3		F9		6-3		F8		4	0	0	0	0	0	1
Inning Stats	R: 2 E: 0 K: 0 S: 6 H: 3 LOB: 1 BB: 0 P: 6	R: 1 E: 0 K: 0 S: 4 H: 1 LOB: 1 BB: 1 P: 8	R: 0 E: 0 K: 0 S: 4 H: 1 LOB: 1 BB: 0 P: 4	R: 0 E: 0 K: 0 S: 3 H: 0 LOB: 0 BB: 0 P: 3	R: 0 E: 0 K: 0 S: 3 H: 0 LOB: 0 BB: 0 P: 3	R: 3 E: 0 K: 0 S: 6 H: 3 LOB: 0 BB: 0 P: 6	R: 0 E: 0 K: 1 S: 6 H: 1 LOB: 2 BB: 1 P: 10	R: 0 E: 1 K: 0 S: 4 H: 1 LOB: 1 BB: 0 P: 4	R: 4 E: 0 K: 1 S: 10 H: 5 LOB: 1 BB: 0 P: 10	1B: 7 2B: 6 3B: 0 HR: 2 SF: 0 SAC: 0 DP: 0 HBP: 0							

	AB	42
	R	10
	H	15
	RBI	10
	BB	2
	SO	2
	LOB	10

WP: 0 PB: 0 SB: 0 CS: 0 PA: 44

PITCHER		IP	WLS	BF	H	R	ER	SO	BB	IBB	HBP	BLK	WP	HR	S	P	ERA	WHIP
Ron Romanick, R ERA: 4.44	(1, 1)	7.0	L	32	9	6	6	1	2	0	0	0	0	2	32	40	7.71	1.571
Jim Slaton, R ERA: 7.11	(8, 1)	2.0		12	6	4	4	1	0	0	0	0	0	0	14	14	18.00	3.000

PITCHER	IP	WLS	BF	H	R	ER	SO	BB	IBB	HBP	BLK	WP	HR	S	P	ERA	WHIP

Batter	1	2	3	4	5	6	7	8	9	AB	R	H	RBI	BB	SO	LOB
Juan Beniquez, R (1, 8) OBP: 0.398, SLG: 0.524	F9		FC6-4, E, 1B		F9		FC5-4 1-2f		4-3	5	0	1	0	0	0	4
Dick Schofield, R (1, 6) OBP: 0.277, SLG: 0.324	BBBB, 2B, BB		E5, FC6-4 1-2		F3			F9		3	1	0	0	1	0	2
Mike Brown, R (1, 9) OBP: 0.364, SLG: 0.591	1-H, 2B		FC6-4 1-2f 2-3			1B, 1B		1-3		4	0	2	1	0	0	2
Doug DeCinces, R (1, 5) OBP: 0.327, SLG: 0.470	1-3		F8			G1-6-3 1-2 1B		E6		4	0	1	0	0	0	3
Brian Downing, R (1, 7) OBP: 0.333, SLG: 0.393	F9			4-3		F5		F8		4	0	0	0	0	0	4
Reggie Jackson, L (1, 10) OBP: 0.280, SLG: 0.429		F3		F2		G1-6-3 1-2f			2B, 1B	4	0	1	0	0	0	2
Ron Jackson, R (1, 3) OBP: 0.220, SLG: 0.200		F7		F8			1-3		F9	4	0	0	0	0	0	1
Bobby Grich, R (1, 4) OBP: 0.314, SLG: 0.400		F8			K, 1B		6-3		K	4	0	0	0	0	2	1
Bob Boone, R (1, 2) OBP: 0.252, SLG: 0.300			F8				BBBB, FC5-4, BB		1-3, 2B	3	0	2	0	1	0	0
Inning Stats	R: 1 E: 0 K: 0 S: 4 H: 1 LOB: 1 BB: 1 P: 8	R: 0 E: 0 K: 0 S: 3 H: 0 LOB: 0 BB: 0 P: 3	R: 0 E: 1 K: 0 S: 5 H: 1 LOB: 2 BB: 0 P: 5	R: 0 E: 0 K: 0 S: 3 H: 0 LOB: 0 BB: 0 P: 3	R: 0 E: 0 K: 1 S: 6 H: 1 LOB: 1 BB: 0 P: 6	R: 0 E: 0 K: 0 S: 4 H: 2 LOB: 1 BB: 0 P: 4	R: 0 E: 0 K: 0 S: 3 H: 0 LOB: 1 BB: 1 P: 7	R: 0 E: 1 K: 0 S: 4 H: 0 LOB: 1 BB: 0 P: 4	R: 0 E: 0 K: 1 S: 7 H: 2 LOB: 2 BB: 0 P: 7	1B: 5 2B: 2 3B: 0 HR: 0 SF: 0 SAC: 0 DP: 1 HBP: 0	WP: 0 PB: 0 SB: 0 CS: 0 PA: 37					

PITCHER	IP	WLS	BF	H	R	ER	SO	BB	IBB	HBP	BLK	WP	HR	S	P	ERA	WHIP
Ron Guidry, L (1, 1) ERA: 3.87	9.0	W	37	7	1	1	2	2	0	0	0	0	0	39	47	1.00	1.000

PITCHER	IP	WLS	BF	H	R	ER	SO	BB	IBB	HBP	BLK	WP	HR	S	P	ERA	WHIP

BOTTOM

New York Yankees @ California Angels

Anaheim Stadium, Anaheim, CA

Wed May 30 1984, 10:05 PM EDT

Att. 31,963 - Unknown

livebaseballscorecards.com

AB	35
R	1
H	7
RBI	1
BB	2
SO	2
LOB	19

Batter	1	2	3	4	5	6	7	8	9	AB	R	H	RBI	BB	SO	LOB
Willie Randolph, R (1, 4) OBP: 0.391, SLG: 0.343	F4		F8		F9			F7		3	0	0	0	0	0	0
Tim Foli, R (6, 4) OBP: 0.193, SLG: 0.246										1	0	0	0	0	0	1
Butch Wynegar, S (1, 2) OBP: 0.284, SLG: 0.326	BB, 1B		4-3			F7		K		3	0	1	0	0	0	0
Mike O'Berry, R (6, 2) OBP: 0.308, SLG: 0.250										1	0	0	0	0	1	1
Don Mattingly, L (1, 3) OBP: 0.376, SLG: 0.537	F5			K		4-3		6-3		4	0	0	0	0	1	2
Don Baylor, R (1, 10) OBP: 0.324, SLG: 0.493	BBBB, BB			F6		4-3			1B, 2B, 1B	3	1	1	0	1	0	0
Dave Winfield, R (1, 9) OBP: 0.325, SLG: 0.487	F3			2B, 1B			F8		2B, 4-3, 1B	3	0	1	0	0	0	2
Oscar Gamble, L (7, 9) OBP: 0.236, SLG: 0.277										1	1	1	0	0	0	0
Steve Kemp, L (1, 7) OBP: 0.383, SLG: 0.385		6-3		1-3, 2B			1B		4-3, 2B	4	0	3	1	0	0	0
Roy Smalley, S (1, 5) OBP: 0.333, SLG: 0.413		F9		G1			F7		4-3	4	0	0	1	0	0	4
Omar Moreno, L (1, 8) OBP: 0.260, SLG: 0.304		K			E4, G5-4-3		K		K	4	0	0	0	0	3	2
Andre Robertson, R (1, 6) OBP: 0.219, SLG: 0.262			1-3		G5-4-3			1B	F6	4	0	1	0	0	0	2
Inning Stats	R: 0 E: 0 K: 0 S: 4 H: 1 LOB: 2 BB: 1 P: 8	R: 0 E: 0 K: 1 S: 5 H: 0 LOB: 0 BB: 0 P: 5	R: 0 E: 0 K: 0 S: 3 H: 0 LOB: 0 BB: 0 P: 3	R: 0 E: 0 K: 1 S: 7 H: 2 LOB: 2 BB: 0 P: 7	R: 0 E: 1 K: 0 S: 3 H: 0 LOB: 0 BB: 0 P: 3	R: 0 E: 0 K: 0 S: 3 H: 0 LOB: 0 BB: 0 P: 3	R: 0 E: 0 K: 1 S: 6 H: 1 LOB: 1 BB: 0 P: 6	R: 0 E: 0 K: 1 S: 6 H: 1 LOB: 1 BB: 0 P: 6	R: 2 E: 0 K: 1 S: 8 H: 3 LOB: 1 BB: 0 P: 8	1B: 6 2B: 2 3B: 0 HR: 0 SF: 0 SAC: 0 DP: 1 HBP: 0							

TOP

New York Yankees @ Toronto Blue Jays

Exhibition Stadium, Toronto, ON

Fri Jun 01 1984, 7:05 PM EDT

Att. 30,586 - Unknown

livebaseballscorecards.com

AB	35
R	2
H	8
RBI	2
BB	1
SO	5
LOB	14

PITCHER		IP	WLS	BF	H	R	ER	SO	BB	IBB	HBP	BLK	WP	HR	S	P	ERA	WHIP
Doyle Alexander, R ERA: 2.74	(1, 1)	8.0	W	30	5	0	0	4	1	0	0	0	0	0	37	41	0.00	0.750
Dennis Lamp, R ERA: 4.24	(9, 1)	1.0		6	3	2	2	1	0	0	0	0	0	0	8	8	18.00	3.000

PITCHER	IP	WLS	BF	H	R	ER	SO	BB	IBB	HBP	BLK	WP	HR	S	P	ERA	WHIP

Batter	1	2	3	4	5	6	7	8	9	AB	R	H	RBI	BB	SO	LOB
Damaso Garcia, R (1, 4) OBP: 0.353, SLG: 0.400	0-0 S 1B 1B	0-0 F8		0-0 F9	0-3 K		0-0 F4			5	1	1	0	0	1	1
Lloyd Moseby, L (1, 8) OBP: 0.354, SLG: 0.524	4-0 S 1B E 1-2 BB	0-0 1B 1B		0-0 WP 3B	0-0 F9		0-0 1-H 3B			4	2	3	1	1	0	0
Jesse Barfield, R (1, 9) OBP: 0.320, SLG: 0.437	0-0 S 1B 1-2 2-H 1B	0-0 1-2 1B		0-0 HR 3-H 1B		0-0 6-3	0-0 1-3			5	2	3	1	0	0	1
Cliff Johnson, R (1, 10) OBP: 0.370, SLG: 0.443 Willie Aikens, L (8, PH) OBP: 0.267, SLG: 0.269	0-0 6-3 1-3 2-H	0-0 F7		0-0 1-H HR		0-0 BB 1B 1B		0-3 K		4 1	1 0	2 0	2 0	0 0	0 1	3 0
George Bell, R (1, 7) OBP: 0.372, SLG: 0.514 Rick Leach, L (8, PH) OBP: 0.286, SLG: 0.368 (9, 7)	0-0 E6 1B 1B	0-0 F7		0-0 HR 1B		0-0 BB 1-2 1B		0-0 2B		4 1	2 0	2 1	0 0	0 0	0 0	3 0
Willie Upshaw, L (1, 3) OBP: 0.402, SLG: 0.592	0-0 FC5-4 1B 1-2 3-H 1B		0-3 K	0-0 1-H HR		4-0 G6-4-3 1-2 2-3 BB		0-3 K		4	1	2	3	1	2	1
Garth Iorg, R (1, 5) OBP: 0.276, SLG: 0.295 Rance Mulliniks, L (8, PH) OBP: 0.343, SLG: 0.348 (9, 5)	0-0 FC5-4 1-2 2-H 1B		1-0 HBP	0-0 F7		0-0 G6-4-3 1-2f		0-0 1-3		3 1	0 0	1 0	1 0	0 0	0 0	3 1
Buck Martinez, R (1, 2) OBP: 0.278, SLG: 0.324	0-0 FC5-4 1-2f 2-3	0-0 F8		0-0 F8			0-3 K			4	0	0	0	0	1	3
Alfredo Griffin, S (1, 6) OBP: 0.229, SLG: 0.288 Tony Fernandez, S (6, 6)	0-0 F8		0-0 F9		0-0 4-3		4-0 3B BB			3 0	0 1	0 0	0 0	0 1	0 0	3 0
Inning Stats	R: 4 E: 1 K: 0 S: 8 H: 4 LOB: 2 BB: 1 P: 12	R: 0 E: 0 K: 0 S: 5 H: 2 LOB: 2 BB: 0 P: 5	R: 0 E: 0 K: 1 S: 5 H: 0 LOB: 1 BB: 0 P: 6	R: 5 E: 0 K: 0 S: 8 H: 5 LOB: 0 BB: 0 P: 8	R: 0 E: 0 K: 1 S: 5 H: 0 LOB: 0 BB: 0 P: 5	R: 0 E: 0 K: 0 S: 4 H: 2 LOB: 2 BB: 1 P: 8	R: 1 E: 0 K: 1 S: 6 H: 1 LOB: 1 BB: 1 P: 10	R: 0 E: 0 K: 2 S: 8 H: 1 LOB: 1 BB: 0 P: 8								

BOTTOM

New York Yankees @ Toronto Blue Jays

Exhibition Stadium, Toronto, ON

Fri Jun 01 1984, 7:05 PM EDT

Att. 30,586 - Unknown

livebaseballscorecards.com

AB	39
R	10
H	15
RBI	8
BB	3
SO	5
LOB	19

| | | | | | | | |

Batter	1	2	3	4	5	6	7	8	9	10	AB	R	H	RBI	BB	SO	LOB
Willie Randolph, R (1, 4) OBP: 0.390, SLG: 0.339	F7		6-3	1B		BB 1B 1B 1-2 2-3		6-3		F9 ①	5	1	1	0	1	0	0
Butch Wynegar, S (1, 2) OBP: 0.286, SLG: 0.326	1-3		1B	F9 ③		1B 1-3 2-H 3-H		F4 ③		F8 ②	6	0	2	2	0	0	1
Don Mattingly, L (1, 3) OBP: 0.390, SLG: 0.547	4-3		1-2 1B		G4-3 1B	1-2 3-H 1B			1B E 1B	1B	6	1	5	1	0	0	0
Don Baylor, R (1, 10) OBP: 0.318, SLG: 0.481		E5 1B 1B	F8 ②		F7 ①	F8 ③			F9 ①	1-2 1B	6	1	1	0	0	0	6
Dave Winfield, R (1, 9) OBP: 0.325, SLG: 0.481		1-3 1B	SSS K		G4-3 ②③ 1-2f		5-3 ①		E 1B 1-2	F7 ③	6	1	2	0	0	1	5
Steve Kemp, L (1, 7) OBP: 0.406, SLG: 0.405		2-H 3-H 1B ①		BB G3 HR		WP BB 1B 1B	5-3 1B		1-2 2-3 E 1B		4	2	4	2	1	0	0
Toby Harrah, R (1, 5) OBP: 0.301, SLG: 0.262		BB 4-0		G3 ① 1-2		F5 ①	5-3 ② 1-2		FC3 1-2 2-3 3-H		3	0	0	0	1	0	3
Ken Griffey, L (9, PH) OBP: 0.294, SLG: 0.286											1	0	0	0	0	0	2
Mike O'Berry, R (9, 5) OBP: 0.308, SLG: 0.250											0	0	0	0	0	0	0
Omar Moreno, L (1, 8) OBP: 0.267, SLG: 0.333		F9 ②		2-H HR		BB 4-0 1-2 WP 1B	F8 ③		SSS K ②		4	2	1	2	1	1	5
Tim Foli, R (1, 6) OBP: 0.186, SLG: 0.237		6-3 ③		F8 ②		F7 ②		F8 ①	4-3 ③		2	0	0	0	0	0	1
Oscar Gamble, L (6, PH) OBP: 0.232, SLG: 0.271											1	0	0	0	0	0	2
Andre Robertson, R (6, 6) OBP: 0.217, SLG: 0.260											1	0	0	0	0	0	0
Roy Smalley, S (9, PH) OBP: 0.331, SLG: 0.410											1	0	0	0	0	0	3
(9, 6)																	
Inning Stats	R: 0 E: 0 K: 0 S: 3 H: 0 LOB: 0 BB: 0 P: 3	R: 2 E: 1 K: 0 S: 5 H: 2 LOB: 1 BB: 1 P: 9	R: 0 E: 0 K: 1 S: 7 H: 2 LOB: 2 BB: 0 P: 7	R: 2 E: 0 K: 0 S: 5 H: 2 LOB: 1 BB: 1 P: 9	R: 0 E: 0 K: 0 S: 3 H: 1 LOB: 0 BB: 0 P: 3	R: 3 E: 0 K: 0 S: 6 H: 3 LOB: 2 BB: 2 P: 14	R: 0 E: 0 K: 0 S: 4 H: 1 LOB: 1 BB: 0 P: 4	R: 0 E: 0 K: 0 S: 3 H: 0 LOB: 0 BB: 0 P: 3	R: 1 E: 1 K: 1 S: 9 H: 3 LOB: 3 BB: 0 P: 9	R: 0 E: 0 K: 0 S: 5 H: 2 LOB: 2 BB: 0 P: 5	1B: 15 2B: 0 3B: 0 HR: 1 SF: 0 SAC: 0 DP: 1 HBP: 0						

PITCHER		IP	WLS	BF	H	R	ER	SO	BB	IBB	HBP	BLK	WP	HR	S	P	ERA	WHIP
Luis Leal, R ERA: 2.65	(1, 1)	4.0		20	6	4	2	1	2	0	0	0	0	1	20	28	4.50	2.000
Roy Lee Jackson, R ERA: 2.77	(5, 1)	1.2		9	3	3	3	0	2	0	0	0	1	0	7	15	16.20	3.000
Jimmy Key, L ERA: 4.5	(6, 1)	0.0		1	1	0	0	0	0	0	0	0	0	0	1	1	∞	∞
Jim Gott, R ERA: 4.67	(6, 1)	2.2		11	3	1	0	0	0	0	0	0	0	0	11	11	0.00	1.125
Dennis Lamp, R ERA: 3.96	(9, 1)	1.2	W	9	3	0	0	1	0	0	0	0	0	0	11	11	0.00	1.800

PITCHER	IP	WLS	BF	H	R	ER	SO	BB	IBB	HBP	BLK	WP	HR	S	P	ERA	WHIP

TOP

New York Yankees @ Toronto Blue Jays

Exhibition Stadium, Toronto, ON

Sat Jun 02 1984, 7:05 PM EDT
Att. 42,269 - Unknown

livebaseballscorecards.com

AB	46
R	8
H	16
RBI	7
BB	4
SO	2
LOB	28

WP: 1 PA: 50
PB: 0
SB: 0
CS: 0

Batter	1	2	3	4	5	6	7	8	9	10	AB	R	H	RBI	BB	SO	LOB
Damaso Garcia, R (1, 4) OBP: 0.348, SLG: 0.392	6-3		SF8 1-3 2-H	K		K		E4 BLK 1-H		1B BB 1-2 BB	4	0	0	1	1	2	2
Lloyd Moseby, L (1, 8) OBP: 0.358, SLG: 0.534	4-3		HR BB		HR		4-3	K 1-2		1B 1-2 2-3 BB	4	2	1	1	2	1	1
Jesse Barfield, R (1, 9) OBP: 0.316, SLG: 0.452 Ernie Whitt, L (10, PH) OBP: 0.327, SLG: 0.337	K		HR 1-H 3-H		K		K		4-3	1B 1-2 2-3 3-H	5 1	1 0	1 1	3 1	0 0	3 0	0 0
Cliff Johnson, R (1, 10) OBP: 0.371, SLG: 0.449		2B	F2		K		1B		F3		5	0	2	0	0	1	0
George Bell, R (1, 7) OBP: 0.378, SLG: 0.533		F9	F8		HR		1B 1-2		S 1B		5	1	3	1	0	0	1
Willie Upshaw, L (1, 3) OBP: 0.407, SLG: 0.587		G1-6-3 BB		2B 1B	F8		F8			IBB 1-2	3	1	1	0	2	0	2
Garth Iorg, R (1, 5) OBP: 0.273, SLG: 0.292 Rance Mulliniks, L (4, PH) OBP: 0.337, SLG: 0.341 (5, 5) Tony Fernandez, S (8, PH) (9, 5)		G1-6-3 1-2f		K		K		6-3	4-3		1 2 2	0 0 0	0 0 0	0 0 0	0 0 0	0 2 0	2 1 2
Buck Martinez, R (1, 2) OBP: 0.289, SLG: 0.338 Dave Collins, S (10, PH) OBP: 0.376, SLG: 0.500			WP 1B SF8 BB	1B 1-H 2B		6-3		F7		FC1-6 HBP	3 0	1 0	1 0	1 0	0 0	0 0	0 0
Alfredo Griffin, S (1, 6) OBP: 0.246, SLG: 0.303			SF8 WP 1-2 HR 1B	2-3 1B		1B		S E 1B		FC1-6 BB E 1-2f 1B	5	3	4	0	0	0	1
Inning Stats	R: 0 E: 0 K: 1 S: 5 H: 0 LOB: 0 BB: 0 P: 5	R: 0 E: 0 K: 0 S: 3 H: 1 LOB: 1 BB: 1 P: 7	R: 4 E: 0 K: 0 S: 5 H: 2 LOB: 0 BB: 2 P: 13	R: 1 E: 0 K: 2 S: 9 H: 3 LOB: 1 BB: 0 P: 9	R: 2 E: 0 K: 2 S: 9 H: 2 LOB: 0 BB: 0 P: 9	R: 0 E: 0 K: 2 S: 8 H: 1 LOB: 1 BB: 0 P: 8	R: 0 E: 0 K: 1 S: 7 H: 2 LOB: 2 BB: 0 P: 7	R: 1 E: 1 K: 1 S: 7 H: 1 LOB: 1 BB: 0 P: 7	R: 0 E: 0 K: 0 S: 4 H: 1 LOB: 2 BB: 1 P: 8	R: 1 E: 1 K: 0 S: 2 H: 1 LOB: 3 BB: 2 P: 11	1B: 9 2B: 2 3B: 0 HR: 3	SF: 1 SAC: 0 DP: 1 HBP: 1	WP: 1 PB: 0 SB: 2 CS: 0	PA: 48				

BOTTOM

New York Yankees @ Toronto Blue Jays

Exhibition Stadium, Toronto, ON

Sat Jun 02 1984, 7:05 PM EDT

Att. 42,269 - Unknown

livebaseballscorecards.com

AB	40
R	9
H	14
RBI	8
BB	6
SO	9
LOB	12

PITCHER		IP	WLS	BF	H	R	ER	SO	BB	IBB	HBP	BLK	WP	HR	S	P	ERA	WHIP
Dennis Rasmussen, L ERA: 6.19	(1, 1)	3.0		15	4	5	5	1	3	0	0	0	1	1	14	26	15.00	2.333
Jay Howell, R ERA: 3.06	(4, 1)	3.2		17	7	2	2	7	0	0	0	0	0	2	31	31	4.91	1.909
Dave Righetti, L ERA: 1.69	(7, 1)	2.1		11	2	1	0	1	0	1	0	1	0	0	12	16	0.00	0.857
Clay Christiansen, R ERA: 4.91	(10, 1)	0.1	L	3	0	1	1	0	1	0	1	0	0	0	1	6	27.00	3.000
Bob Shirley, L ERA: 4.5	(10, 1)	0.0		1	0	0	0	0	1	0	0	0	0	0	0	4	∞	∞

PITCHER		IP	WLS	BF	H	R	ER	SO	BB	IBB	HBP	BLK	WP	HR	S	P	ERA	WHIP
Curt Brown, R ERA: 2.7	(10, 1)	0.0		1	1	0	0	0	0	0	0	0	0	0	1	1	∞	∞

Batter	1	2	3	4	5	6	7	8	9	AB	R	H	RBI	BB	SO	LOB
Willie Randolph, R (1, 4) OBP: 0.390, SLG: 0.340	F9		F9	G4-6-3 1-2f		2B 1B	BB BB 1-2 1B 1B	K		5	2	2	0	0	0	2
Roy Smalley, S (8, PH) OBP: 0.328, SLG: 0.407 (8, 6)										1	0	0	0	0	1	0
Butch Wynegar, S (1, 2) OBP: 0.308, SLG: 0.343	BBBB BB		BBBB BB		1B 1B 2B 1B	1B BB 1-H 2B	BBBB 1-2 2-3 BB	F9		2	3	2	1	3	0	0
Mike O'Berry, R (8, PH) OBP: 0.286, SLG: 0.231 (8, 2)										1	0	0	0	0	0	0
Don Mattingly, L (1, 3) OBP: 0.388, SLG: 0.535	F7		F8		F8	BBBB BB 1B WP BB	BBBB FC3-6 1B 1-2 2-3 3-H 1B BB		4-3	4	2	0	1	2	0	4
Dave Winfield, R (1, 9) OBP: 0.343, SLG: 0.494	F6			HR 1B	1B 1-2 2B 1B	WP BB 1-2 2-3 6-3 1B	FC3-6 1-2 2-H 3-H 1B		WP 1B	6	3	5	2	0	0	1
Oscar Gamble, L (1, 10) OBP: 0.274, SLG: 0.346		G3		1-H HR	1-2 2-3 2B 1B	BBBB 6-3 WP 1-2 2-3 3-H BB	FC3-6 1-2f 2-3 1B		BBBB G4-6-3 1-2 BB	4	2	2	3	2	0	2
Steve Kemp, L (1, 7) OBP: 0.417, SLG: 0.444		3-1		HR	1-H 2-H 3-H 2B	BBBB 6-3 1-2 2-3 3-H BB	1-2 3-H 1B		1-2f	5	1	3	5	1	0	2
Toby Harrah, R (1, 5) OBP: 0.298, SLG: 0.283		F6		HR	SSS K	6-3 1-2 2-3 3-H	F6			5	1	1	2	0	1	5
Omar Moreno, L (1, 8) OBP: 0.264, SLG: 0.337			2B	4-3	F6	SSS K	1-3			5	0	1	0	0	1	5
Andre Robertson, R (1, 6) OBP: 0.225, SLG: 0.266 (8, 4)			1-3	G4-6-3 1B		SSS K	BB 1B BB 1B	SSS K		5	1	2	0	0	2	1
Inning Stats	R: 0 H: 0 E: 0 LOB: 1 K: 0 BB: 1 S: 3 P: 7	R: 0 H: 0 E: 0 LOB: 0 K: 0 BB: 0 S: 3 P: 3	R: 0 H: 1 E: 0 LOB: 2 K: 0 BB: 1 S: 4 P: 8	R: 4 H: 5 E: 0 LOB: 0 K: 0 BB: 0 S: 7 P: 7	R: 3 H: 4 E: 0 LOB: 1 K: 1 BB: 0 S: 9 P: 9	R: 4 H: 3 E: 0 LOB: 2 K: 2 BB: 3 S: 10 P: 22	R: 4 H: 4 E: 0 LOB: 2 K: 0 BB: 2 S: 7 P: 15	R: 0 H: 0 E: 0 LOB: 0 K: 2 BB: 0 S: 7 P: 7	R: 0 H: 1 E: 0 LOB: 1 K: 0 BB: 1 S: 3 P: 7	1B: 12 SF: 0 2B: 3 SAC: 0 3B: 0 DP: 2 HR: 3 HBP: 0						

TOP

New York Yankees @ Toronto Blue Jays

Exhibition Stadium, Toronto, ON

Sun Jun 03 1984, 3:33 AM EDT

Att. 33,077 - Unknown

livebaseballscorecards.com

AB	43
R	15
H	18
RBI	14
BB	8
SO	5
LOB	22

WP: 2 PA: 51
PB: 0
SB: 0
CS: 0

PITCHER		IP	WLS	BF	H	R	ER	SO	BB	IBB	HBP	BLK	WP	HR	S	P	ERA	WHIP
Jim Clancy, R ERA: 4.21	(1, 1)	3.0	L	16	5	4	4	0	2	0	0	0	0	3	14	22	12.00	2.333
Jim Acker, R ERA: 6.75	(4, 1)	2.1		15	8	7	7	2	1	0	0	0	0	0	18	22	27.00	3.857
Bryan Clark, L ERA: 9.64	(6, 1)	3.2		20	5	4	4	3	5	0	0	0	2	0	21	41	9.82	2.727

PITCHER	IP	WLS	BF	H	R	ER	SO	BB	IBB	HBP	BLK	WP	HR	S	P	ERA	WHIP

New York Yankees @ Toronto Blue Jays

Exhibition Stadium, Toronto, ON

Sun Jun 03 1984, 3:33 AM EDT

Att. 33,077 - Unknown

BOTTOM

livebaseballscorecards.com

Batter	1	2	3	4	5	6	7	8	9	AB	R	H	RBI	BB	SO	LOB
Damaso Garcia, R (1, 4)	K		F8		K		K			3	0	0	0	0	2	0
Garth Iorg, R (7, 4)										1	0	0	0	0	1	0
Dave Collins, S (1, 7)	K		F4		F8			F7		4	0	0	0	0	1	0
Lloyd Moseby, L (1, 8)	2B 1B		3B			F8		K		3	1	2	0	0	0	0
Jesse Barfield, R (7, 8)										1	0	0	0	0	1	0
Willie Upshaw, L (1, 3)	1-H 2B		4-3			E 1B 1B		3B		4	1	3	1	0	0	1
Willie Aikens, L (1, 10)	6-3			BB		K		K		3	0	0	0	1	2	3
George Bell, R (1, 9)		K		K		E8 1-H 1B			G3	2	0	0	0	0	2	1
Rick Leach, L (6, PH) (7, 9)										2	0	1	0	0	0	0
Rance Mulliniks, L (1, 5)		BB	F3		K			F7		3	0	0	0	1	1	2
Ernie Whitt, L (1, 2)		F7	F7				F8	3B		4	0	1	0	0	0	2
Alfredo Griffin, S (1, 6)		5-3			F4		F4		F9	2	0	0	0	0	0	1
Tony Fernandez, S (6, 6)										2	0	0	0	0	0	1

AB	34
R	2
H	7
RBI	1
BB	2
SO	10
LOB	11

Inning Stats	1	2	3	4	5	6	7	8	9
	R: 1 H: 2 E: 0 LOB: 1 K: 2 BB: 0 S: 9 P: 9	R: 0 H: 0 E: 0 LOB: 1 K: 1 BB: 1 S: 5 P: 9	R: 0 H: 1 E: 0 LOB: 1 K: 0 BB: 0 S: 4 P: 4	R: 0 H: 0 E: 0 LOB: 1 K: 1 BB: 1 S: 5 P: 9	R: 0 H: 0 E: 0 LOB: 0 K: 1 BB: 0 S: 5 P: 5	R: 1 H: 2 E: 1 LOB: 1 K: 2 BB: 0 S: 9 P: 9	R: 0 H: 0 E: 0 LOB: 0 K: 1 BB: 0 S: 5 P: 5	R: 0 H: 1 E: 0 LOB: 1 K: 2 BB: 0 S: 8 P: 8	R: 0 H: 1 E: 0 LOB: 1 K: 0 BB: 0 S: 4 P: 4

1B: 3	SF: 0	WP: 0	PA: 36
2B: 1	SAC: 0	PB: 0	
3B: 3	DP: 0	SB: 0	
HR: 0	HBP: 0	CS: 0	

PITCHER		IP	WLS	BF	H	R	ER	SO	BB	IBB	HBP	BLK	WP	HR	S	P	ERA	WHIP
Phil Niekro, R (1, 1) ERA: 1.58		7.0	W	28	5	2	1	8	2	0	0	0	0	0	42	50	1.29	1.000
Bob Shirley, L (8, 1) ERA: 4.22		2.0		8	2	0	0	2	0	0	0	0	0	0	12	12	0.00	1.000

PITCHER	IP	WLS	BF	H	R	ER	SO	BB	IBB	HBP	BLK	WP	HR	S	P	ERA	WHIP

Boston Red Sox @ New York Yankees

Yankee Stadium, Bronx, NY

Mon Jun 04 1984, 7:05 PM EDT

Att. 21,535 - Unknown

livebaseballscorecards.com

Batter	1	2	3	4	5	6	7	8	9	AB	R	H	RBI	BB	SO	LOB
Wade Boggs, L (1, 5) OBP: 0.404, SLG: 0.371	6-3		K			HR 1B	3-1			4	1	1	0	0	1	0
Dwight Evans, R (1, 9) OBP: 0.367, SLG: 0.436	5-3			2B		K	K			4	0	1	0	0	2	1
Jim Rice, R (1, 7) OBP: 0.277, SLG: 0.415	1B			5-3		1-H HR		F3		4	1	2	2	0	0	1
Tony Armas, R (1, 8) OBP: 0.300, SLG: 0.523	K			K		1B SF8 1B 1B		K		4	1	1	0	0	3	2
Mike Easler, L (1, 10) OBP: 0.389, SLG: 0.481		K		K		1-2 1B 1B		2B		4	0	2	0	0	2	1
Bill Buckner, L (1, 3) OBP: 0.320, SLG: 0.362		F9			G1-6-4-3 1B	1-2 2-3 1B		K		4	0	2	0	0	1	1
Marty Barrett, R (1, 4) OBP: 0.367, SLG: 0.374		F3			G1-6-4-3 1-2f	SF8 3-H			3-1	2	0	0	1	0	0	1
Rick Miller, L (9, PH) OBP: 0.326, SLG: 0.300										1	0	0	0	0	0	0
Gary Allenson, R (1, 2) OBP: 0.171, SLG: 0.121			K		1B	F9			K	3	0	1	0	0	1	2
Chico Walker, S (9, PH)										1	0	0	0	0	1	0
Jackie Gutierrez, R (1, 6) OBP: 0.265, SLG: 0.313			6-3		6-3		6-3		3-1	3	0	0	0	0	0	1
Rich Gedman, L (9, PH) OBP: 0.312, SLG: 0.486										1	0	0	0	0	0	0

TOP	
AB	35
R	3
H	10
RBI	3
BB	0
SO	11
LOB	10

Inning Stats	1	2	3	4	5	6	7	8	9		
	R: 0 E: 0 K: 1 S: 6	H: 1 LOB: 1 BB: 0 P: 6	R: 0 E: 0 K: 1 S: 5	H: 0 LOB: 0 BB: 0 P: 5	R: 0 E: 0 K: 2 S: 7	H: 0 LOB: 0 BB: 0 P: 7	R: 0 E: 0 K: 2 S: 8	H: 1 LOB: 1 BB: 0 P: 8	R: 0 E: 0 K: 0 S: 4	H: 2 LOB: 1 BB: 0 P: 4	R: 3 E: 0 K: 1 S: 10	H: 5 LOB: 2 BB: 0 P: 10
	R: 0 E: 0 K: 1 S: 5	H: 0 LOB: 0 BB: 0 P: 5	R: 0 E: 0 K: 2 S: 8	H: 1 LOB: 1 BB: 0 P: 8	R: 0 E: 0 K: 1 S: 5	H: 0 LOB: 0 BB: 0 P: 5	1B: 7 2B: 2 3B: 0 HR: 1	SF: 1 SAC: 0 DP: 1 HBP: 0	WP: 0 PB: 0 SB: 0 CS: 0	PA: 36		

PITCHER		IP	WLS	BF	H	R	ER	SO	BB	IBB	HBP	BLK	WP	HR	S	P	ERA	WHIP
Ron Guidry, L ERA: 3.83	(1, 1)	8.0	W	33	10	3	3	10	0	0	0	0	0	1	53	53	3.38	1.250
Clay Christiansen, R ERA: 4.6	(9, 1)	1.0		3	0	0	0	1	0	0	0	0	0	0	5	5	0.00	0.000

PITCHER	IP	WLS	BF	H	R	ER	SO	BB	IBB	HBP	BLK	WP	HR	S	P	ERA	WHIP

Batter	1	2	3	4	5	6	7	8	9	AB	R	H	RBI	BB	SO	LOB
Willie Randolph, R (1, 4) OBP: 0.387, SLG: 0.339	HR 1B		6-3		F9		SH3 1-2 2-3	E4 1-2		4	1	1	0	0	0	2
Butch Wynegar, S (1, 2) OBP: 0.311, SLG: 0.354	F8		6-3		1-H 3B		1B 3B IBB	F9		4	1	1	1	1	0	3
Don Mattingly, L (1, 3) OBP: 0.379, SLG: 0.521	F8		K		F9		F5	1-3		5	0	0	0	0	1	7
Don Baylor, R (1, 10) OBP: 0.328, SLG: 0.503	1-H HR			FC5-4 BB		K	1-3 2-H 3-H 3B 1B			3	2	2	4	1	1	0
Dave Winfield, R (1, 9) OBP: 0.347, SLG: 0.503	1-3			FC5-4 FC3-6 1-2f		BB	1-H 3-H 1B 3B			3	1	1	2	1	0	1
Steve Kemp, L (1, 7) OBP: 0.412, SLG: 0.438		K		FC3-6 1-2f		K	FC6-4 3-H 1B			4	0	1	1	0	2	2
Toby Harrah, R (1, 5) OBP: 0.297, SLG: 0.282		FC4-6 1B		1-3		1-3	FC6-4 1-2f			4	0	1	0	0	0	3
Ken Griffey, L (1, 8) OBP: 0.293, SLG: 0.285		FC4-6 1-2f			6-3		SH3 SH 1B 1B	K		4	1	1	0	0	1	1
Andre Robertson, R (1, 6) OBP: 0.237, SLG: 0.270		K			3B BB		SH SH3 1-2 1B	E 1B		2	2	1	0	1	1	1
Inning Stats	R: 2 H: 2 E: 0 LOB: 0 K: 0 BB: 0 S: 5 P: 5	R: 0 H: 1 E: 0 LOB: 1 K: 2 BB: 0 S: 8 P: 8	R: 0 H: 0 E: 0 LOB: 0 K: 1 BB: 0 S: 5 P: 5	R: 0 H: 0 E: 0 LOB: 1 K: 0 BB: 1 S: 3 P: 7	R: 1 H: 1 E: 0 LOB: 1 K: 0 BB: 1 S: 4 P: 8	R: 0 H: 0 E: 0 LOB: 1 K: 2 BB: 1 S: 7 P: 11	R: 5 H: 4 E: 0 LOB: 1 K: 0 BB: 1 S: 8 P: 12	R: 0 H: 1 E: 1 LOB: 2 K: 1 BB: 0 S: 7 P: 7		1B: 6 SF: 0 2B: 0 SAC: 2 3B: 2 DP: 0 HR: 1 HBP: 0						

PITCHER		IP	WLS	BF	H	R	ER	SO	BB	IBB	HBP	BLK	WP	HR	S	P	ERA	WHIP
Bob Ojeda, L ERA: 3.96	(1, 1)	6.2	L	30	5	6	6	5	3	1	0	0	0	1	36	52	8.10	1.200
Steve Crawford, R ERA: 6.75	(7, 1)	1.1		9	4	2	2	1	0	0	0	0	0	0	11	11	13.50	3.000

PITCHER	IP	WLS	BF	H	R	ER	SO	BB	IBB	HBP	BLK	WP	HR	S	P	ERA	WHIP

BOTTOM

Boston Red Sox @ New York Yankees

Yankee Stadium, Bronx, NY

Mon Jun 04 1984, 7:05 PM EDT

Att. 21,535 - Unknown

livebaseballscorecards.com

AB	33
R	8
H	9
RBI	8
BB	4
SO	6
LOB	20

WP: 0	PA: 39		
PB: 0			
SB: 0			
CS: 0			

Batter	1	2	3	4	5	6	7	8	9	AB	R	H	RBI	BB	SO	LOB
Wade Boggs, L (1, 5) OBP: 0.401, SLG: 0.368	4-3	F9		F7		E SF8 1B		SH1-3 1-2		4	1	1	0	0	0	3
Dwight Evans, R (1, 9) OBP: 0.368, SLG: 0.432	2B 2B 1B	F3		BBBB 4-0 1B 1-2 BB		E4 1-3		5-3		4	1	1	0	1	0	4
Jim Rice, R (1, 7) OBP: 0.284, SLG: 0.424	1-3 2B 2B	F4		1-2 2-H 1B		SF8 3-H		FC6 IBB		3	1	2	2	1	0	2
Tony Armas, R (1, 8) OBP: 0.298, SLG: 0.520	1B FC5-4 2B 2-H 3-H		SSS K	4-3		SSS K		FC6 1-2f		5	1	1	2	0	2	5
Mike Easler, L (1, 10) OBP: 0.384, SLG: 0.473	FC5-4 2-3 1B	3-1			SSS K		F9		4-3	5	0	1	0	0	1	0
Bill Buckner, L (1, 3) OBP: 0.325, SLG: 0.378	FC5-4 1-2f 3-H	2B			F4		S 1B		4-3	5	0	2	1	0	0	1
Jeff Newman, R (1, 2) OBP: 0.294, SLG: 0.267	1-3	F7			FC6-4 1B		SSS K 1-2		SSS K	5	0	1	0	0	2	3
Marty Barrett, R (1, 4) OBP: 0.363, SLG: 0.369		1B 1B		4-3	FC6-4 1-2f		5-3			4	0	1	0	0	0	2
Jackie Gutierrez, R (1, 6) OBP: 0.284, SLG: 0.323		1-2 1B		BBBB BB 1B BB		SSS K		SH1-3 1B		3	1	2	0	1	1	0
Inning Stats	R: 3 H: 4 E: 0 LOB: 1 K: 0 BB: 0 S: 7 P: 7	R: 0 H: 2 E: 0 LOB: 2 K: 0 BB: 0 S: 5 P: 5	R: 0 H: 1 E: 0 LOB: 1 K: 1 BB: 0 S: 6 P: 6	R: 1 H: 1 E: 0 LOB: 2 K: 0 BB: 2 S: 4 P: 12	R: 0 H: 1 E: 0 LOB: 1 K: 1 BB: 0 S: 6 P: 6	R: 1 H: 1 E: 1 LOB: 1 K: 2 BB: 0 S: 9 P: 9	R: 0 H: 1 E: 0 LOB: 1 K: 1 BB: 0 S: 6 P: 6	R: 0 H: 1 E: 0 LOB: 2 K: 0 BB: 1 S: 4 P: 8	R: 0 H: 0 E: 0 LOB: 0 K: 1 BB: 0 S: 5 P: 5	1B: 9 SF: 1 2B: 3 SAC: 1 3B: 0 DP: 0 HR: 0 HBP: 0						

TOP

Boston Red Sox @ New York Yankees

Yankee Stadium, Bronx, NY

Tue Jun 05 1984, 7:05 PM EDT

Att. 20,627 - Unknown

livebaseballscorecards.com

AB	38
R	5
H	12
RBI	5
BB	3
SO	6
LOB	20

PITCHER		IP	WLS	BF	H	R	ER	SO	BB	IBB	HBP	BLK	WP	HR	S	P	ERA	WHIP
Shane Rawley, L ERA: 6.21	(1, 1)	3.2		21	8	4	4	1	2	0	0	0	0	0	21	29	9.82	2.727
Jay Howell, R ERA: 2.78	(4, 1)	3.1	L	14	3	1	0	4	0	0	0	0	0	0	22	22	0.00	0.900
Dave Righetti, L ERA: 1.59	(8, 1)	2.0		8	1	0	0	1	0	1	0	0	0	0	9	13	0.00	0.500

PITCHER	IP	WLS	BF	H	R	ER	SO	BB	IBB	HBP	BLK	WP	HR	S	P	ERA	WHIP

WP: 0 PA: 43
PB: 0
SB: 1
CS: 0

Batter	1	2	3	4	5	6	7	8	9	AB	R	H	RBI	BB	SO	LOB
Willie Randolph, R (1, 4) OBP: 0.386, SLG: 0.335	SH1-3 BB 1B 1B	1B BB		F8	FC6-4 1-2f			4-3	5-3	5	1	1	0	1	0	4
Butch Wynegar, S (1, 2) OBP: 0.325, SLG: 0.367	1B SH1-3 1-2 BB	1-2 2-3 1B		2B 2B		G4-6-3 BB		4-3		3	1	2	0	2	0	0
Don Mattingly, L (1, 3) OBP: 0.381, SLG: 0.526	SH1-3 1-2 2-3	F8		1B 2-H 2B		G4-6-3 1-2f		1B 1B 1B		4	0	2	1	0	0	4
Dave Winfield, R (1, 9) OBP: 0.365, SLG: 0.524	G4-3 2-3 3-H 1B		1B 1-3 1B	S 2-3 1B		2B		1B 1-2 1B		5	1	5	1	0	0	0
Oscar Gamble, L (1, 10) OBP: 0.270, SLG: 0.340 Don Baylor, R (3, PH) OBP: 0.337, SLG: 0.506	G4-3 1-2f	6-3 1-3 1-3 1B		F5 1-2		BB		1-2 2-3 1B		1 3	0 0	0 2	0 0	0 1	0 0	2 2
Steve Kemp, L (1, 7) OBP: 0.412, SLG: 0.433		B3-4 1B 6-3 1B	1-3 1-2 3-H		1B BB	6-3		4-3		4	1	1	1	1	0	6
Roy Smalley, S (1, 5) OBP: 0.331, SLG: 0.406 Ron Guidry, L (9, PR)	1B B3-4 1-2 1B	6-3 2-3	K	4-3			SH2-4 1B			5 0	0 0	2 0	0 0	0 0	1 0	2 0
Omar Moreno, L (1, 8) OBP: 0.255, SLG: 0.324	B3-4 1-2 2-3	F7		F8		E6 G4-6-3			SH2-4 1-2	4	0	0	0	0	0	4
Andre Robertson, R (1, 6) OBP: 0.239, SLG: 0.272 Ken Griffey, L (7, PH) OBP: 0.291, SLG: 0.282 Tim Foli, R (8, 6) OBP: 0.186, SLG: 0.237 Toby Harrah, R (9, PH) OBP: 0.295, SLG: 0.280	6-3 3-H		F9	FC6-4 1-2 1B		G4-6-3 1-2f			F4	3 1 0 1	0 0 0 0	1 0 0 0	1 0 0 0	0 0 0 0	0 0 0 0	1 1 0 2
Inning Stats	R: 1 H: 2 E: 0 LOB: 1 K: 0 BB: 1 S: 4 P: 8	R: 1 H: 3 E: 0 LOB: 3 K: 0 BB: 1 S: 6 P: 10	R: 1 H: 2 E: 0 LOB: 1 K: 0 BB: 0 S: 5 P: 5	R: 1 H: 3 E: 0 LOB: 2 K: 0 BB: 0 S: 6 P: 6	R: 0 H: 1 E: 0 LOB: 2 K: 1 BB: 1 S: 6 P: 10	R: 0 H: 1 E: 0 LOB: 2 K: 0 BB: 2 S: 3 P: 11	R: 0 H: 0 E: 1 LOB: 0 K: 0 BB: 0 S: 3 P: 3	R: 0 H: 3 E: 0 LOB: 3 K: 0 BB: 0 S: 6 P: 6	R: 0 H: 1 E: 0 LOB: 2 K: 0 BB: 0 S: 4 P: 4	1B: 13 SF: 0 2B: 3 SAC: 2 3B: 0 DP: 3 HR: 0 HBP: 0						

BOTTOM

Boston Red Sox @ New York Yankees

Yankee Stadium, Bronx, NY

Tue Jun 05 1984, 7:05 PM EDT

Att. 20,627 - Unknown

livebaseballscorecards.com

AB	39
R	4
H	16
RBI	4
BB	5
SO	1
LOB	28

WP: 0 PA: 46
PB: 0
SB: 1
CS: 0

PITCHER		IP	WLS	BF	H	R	ER	SO	BB	IBB	HBP	BLK	WP	HR	S	P	ERA	WHIP
Al Nipper, R ERA: 4.78	(1, 1)	1.2		11	5	2	2	0	2	0	0	0	0	0	9	17	10.80	4.200
John Henry Johnson, L ERA: 4.76	(2, 1)	2.0		10	4	2	2	0	0	0	0	0	0	0	10	10	9.00	2.000
Mark Clear, R ERA: 4.43	(4, 1)	2.0	W	11	3	0	0	1	3	0	0	0	0	0	10	22	0.00	3.000
Bob Stanley, R ERA: 3.09	(6, 1)	3.1	S	14	4	0	0	0	0	0	0	0	0	0	14	14	0.00	1.200

PITCHER	IP	WLS	BF	H	R	ER	SO	BB	IBB	HBP	BLK	WP	HR	S	P	ERA	WHIP

Batter	1	2	3	4	5	6	7	8	9	AB	R	H	RBI	BB	SO	LOB
Wade Boggs, L (1, 5) OBP: 0.403, SLG: 0.368	G3		BB			1B	K			3	2	1	0	1	1	1
Dwight Evans, R (1, 9) OBP: 0.370, SLG: 0.431	K		1-2 BB			1-3 WP		5-3		3	2	1	0	1	1	0
Jim Rice, R (1, 7) OBP: 0.288, SLG: 0.431	F3		1-H 2-H 2B			1-3 WP		1-3		4	0	2	3	0	0	0
Tony Armas, R (1, 8) OBP: 0.292, SLG: 0.510		K		F8		1-2 3-H F3		K		4	0	0	0	0	2	1
Mike Easler, L (1, 10) OBP: 0.386, SLG: 0.490		HR		G3-6-3 1B		3-1			K	4	1	2	1	0	1	1
Bill Buckner, L (1, 3) OBP: 0.310, SLG: 0.359		4-3		1-2f G3-6-3		6-3			4-3	4	0	0	0	0	0	2
Rich Gedman, L (1, 2) OBP: 0.310, SLG: 0.480		3-1			4-3		6-3		1B	4	0	1	0	0	0	0
Marty Barrett, R (1, 4) OBP: 0.359, SLG: 0.364			F9		1-3		6-3		1-2 FC6-4 1B	4	0	1	0	0	0	0
Jackie Gutierrez, R (1, 6) OBP: 0.274, SLG: 0.311			5-3		F9		E6		1-2f FC6-4	4	0	0	0	0	0	2
Inning Stats	R: 0 E: 0 K: 1 S: 5 H: 0 LOB: 0 BB: 0 P: 5	R: 1 E: 0 K: 1 S: 6 H: 1 LOB: 0 BB: 0 P: 6	R: 2 E: 0 K: 0 S: 3 H: 1 LOB: 1 BB: 2 P: 11	R: 0 E: 0 K: 0 S: 3 H: 1 LOB: 0 BB: 0 P: 3	R: 0 E: 0 K: 0 S: 3 H: 0 LOB: 0 BB: 0 P: 3	R: 2 E: 0 K: 0 S: 6 H: 3 LOB: 1 BB: 0 P: 6	R: 0 E: 1 K: 1 S: 6 H: 0 LOB: 1 BB: 0 P: 6	R: 0 E: 0 K: 1 S: 5 H: 0 LOB: 0 BB: 0 P: 5	R: 0 E: 0 K: 1 S: 7 H: 2 LOB: 2 BB: 0 P: 7	1B: 6 2B: 1 3B: 0 HR: 1	SF: 0 SAC: 0 DP: 1 HBP: 0						

TOP

Boston Red Sox @ New York Yankees

Yankee Stadium, Bronx, NY

Wed Jun 06 1984, 7:05 PM EDT

Att. 20,310 - Unknown

livebaseballscorecards.com

AB	34
R	5
H	8
RBI	4
BB	2
SO	5
LOB	7

PITCHER		IP	WLS	BF	H	R	ER	SO	BB	IBB	HBP	BLK	WP	HR	S	P	ERA	WHIP
Jose Rijo, R ERA: 4.28	(1, 1)	5.1	L	22	6	5	5	2	2	0	0	0	1	1	24	32	8.44	1.500
Bob Shirley, L ERA: 4.01	(6, 1)	1.2		6	0	0	0	1	0	0	0	0	0	0	8	8	0.00	0.000
Clay Christiansen, R ERA: 4.32	(8, 1)	1.0		3	0	0	0	1	0	0	0	0	0	0	5	5	0.00	0.000
Ray Fontenot, L ERA: 5.43	(9, 1)	1.0		5	2	0	0	1	0	0	0	0	0	0	7	7	0.00	2.000

PITCHER	IP	WLS	BF	H	R	ER	SO	BB	IBB	HBP	BLK	WP	HR	S	P	ERA	WHIP

WP: 1 PB: 0 SB: 0 CS: 0 PA: 36

BOTTOM

Boston Red Sox @ New York Yankees

Yankee Stadium, Bronx, NY

Wed Jun 06 1984, 7:05 PM EDT

Att. 20,310 - Unknown

Batter	1	2	3	4	5	6	7	8	9	AB	R	H	RBI	BB	SO	LOB
Willie Randolph, R (1, 4) OBP: 0.382, SLG: 0.328	6-3		BBB 6-3 1-2 BB		6-3		F8		6-3	4	0	0	0	1	0	0
Butch Wynegar, S (1, 2) OBP: 0.333, SLG: 0.377	BBBB BB		F7		1B 2B		F9		E BB 1B	4	1	2	0	1	0	2
Don Mattingly, L (1, 3) OBP: 0.377, SLG: 0.515	F8		6-3 1-2 2-3		F9		BBBB FC6-4 BB		F7	4	0	0	0	1	0	5
Don Baylor, R (1, 10) OBP: 0.339, SLG: 0.500	F8		SSS K		2-H 2B 1B		FC6-4 1-2f		BBBB E 1-2 BB	4	0	1	1	1	1	4
Dave Winfield, R (1, 9) OBP: 0.372, SLG: 0.526		BBBB CS BB		BBBB F7 2B BB	1-H 2B			F7	E5 1-2 2-3	3	1	1	0	2	0	2
Lou Piniella, R (1, 7) OBP: 0.338, SLG: 0.400		F2		F7 1-2		6-3		4-3 2B	F8	5	0	1	0	0	0	5
Toby Harrah, R (1, 5) OBP: 0.294, SLG: 0.274		H 1-0 1-2 HBP		F8		F7		4-3 2-3		3	0	0	0	0	0	2
Ken Griffey, L (1, 8) OBP: 0.297, SLG: 0.304		SSS K		2-H 2B		2B		G3		4	0	2	1	0	1	2
Andre Robertson, R (1, 6) OBP: 0.242, SLG: 0.274 Roy Smalley, S (9, PH) OBP: 0.336, SLG: 0.434			6-3 BB 1B	F4		SSS K			HR	3 1	0 1	1 1	0 1	0 0	1 0	2 0
Inning Stats	R: 0 E: 0 K: 0 S: 3 H: 0 LOB: 1 BB: 1 P: 7	R: 0 E: 0 K: 1 S: 4 H: 0 LOB: 1 BB: 1 P: 9	R: 0 E: 0 K: 1 S: 6 H: 1 LOB: 2 BB: 1 P: 10	R: 1 E: 0 K: 0 S: 4 H: 1 LOB: 1 BB: 1 P: 8	R: 1 E: 0 K: 0 S: 5 H: 3 LOB: 2 BB: 0 P: 5	R: 0 E: 0 K: 1 S: 6 H: 1 LOB: 1 BB: 0 P: 6	R: 0 E: 0 K: 0 S: 3 H: 0 LOB: 1 BB: 1 P: 7	R: 0 E: 0 K: 0 S: 4 H: 1 LOB: 1 BB: 0 P: 4	R: 1 E: 1 K: 0 S: 6 H: 2 LOB: 3 BB: 1 P: 10	1B: 3 2B: 5 3B: 0 HR: 1	SF: 0 SAC: 0 DP: 0 HBP: 1						

PITCHER	IP	WLS	BF	H	R	ER	SO	BB	IBB	HBP	BLK	WP	HR	S	P	ERA	WHIP
Bruce Hurst, L (1, 1) ERA: 1.98	9.0	W	42	9	3	3	3	6	0	1	0	0	1	41	66	3.00	1.667

PITCHER	IP	WLS	BF	H	R	ER	SO	BB	IBB	HBP	BLK	WP	HR	S	P	ERA	WHIP

AB	35
R	3
H	9
RBI	3
BB	6
SO	3
LOB	24

WP: 0 PA: 42
PB: 0
SB: 0
CS: 1

livebaseballscorecards.com

Toronto Blue Jays @ New York Yankees

Yankee Stadium, Bronx, NY

Fri Jun 08 1984, 7:05 PM EDT

Att. 20,252 - Unknown

TOP

livebaseballscorecards.com

Batter	1	2	3	4	5	6	7	8	9	10	11	AB	R	H	RBI	BB	SO	LOB
Damaso Garcia, R (1, 4) OBP: 0.329, SLG: 0.371	4-3	1-3 3-H 1B		F9		F8 2-3		1B			K	6	0	2	1	0	1	3
Dave Collins, S (1, 7) OBP: 0.340, SLG: 0.452	G3	F3		F8		F9		1-3			K 1-2	6	0	0	0	0	1	6
Lloyd Moseby, L (1, 8) OBP: 0.362, SLG: 0.551	BBBB S 1B BB		F6	F8			K G6-3 1B 1B		1-3		BBBB BB	4	2	0	0	2	1	0
Willie Upshaw, L (1, 3) OBP: 0.414, SLG: 0.611	1-H 1B		F8	G1-6-3			1-2 G6-3 1B		6-3		F5	6	0	2	1	0	0	2
Willie Aikens, L (1, 10) OBP: 0.264, SLG: 0.298 Cliff Johnson, R (9, PH) OBP: 0.368, SLG: 0.443 Tony Fernandez, S (9, PR)	F8		BBBB 1B BB		BB 1B		1-2f G6-3 2-3		CS 1B			3 1 0	0 0 0	1 1 0	0 0 0	1 0 0	0 0 0	3 0 0
Rance Mulliniks, L (1, 5) OBP: 0.339, SLG: 0.324 Garth Iorg, R (10, PH) OBP: 0.267, SLG: 0.286 (10, 5)		1-3	1-2 1B		1-2 BB		3-H 1B		CS 1-2	6-3		3 1	0 0	2 0	1 0	1 0	0 0	0 0
Rick Leach, L (1, 9) OBP: 0.296, SLG: 0.400 George Bell, R (10, PH) OBP: 0.377, SLG: 0.543 (10, 9)		6-3 1B 2B	F8		4-3		F7			F8		4 1	1 0	1 0	0 0	0 0	0 0	5 0
Ernie Whitt, L (1, 2) OBP: 0.324, SLG: 0.362 Buck Martinez, R (10, PH) OBP: 0.286, SLG: 0.333 (10, 2)	6-3 2-3			G3		F8 SH1-3 1B		K		K		4 1	0 0	1 0	0 0	1 1	1 0	1 0
Alfredo Griffin, S (1, 6) OBP: 0.271, SLG: 0.341	H 1B PB HBP			1B		SH1-3 1-2		1-3			S 1B	3	0	2	0	0	0	0
Inning Stats	R: 1 E: 0 K: 0 S: 4 H: 1 LOB: 1 BB: 1 P: 8	R: 1 E: 0 K: 0 S: 5 H: 2 LOB: 2 BB: 0 P: 6	R: 0 E: 0 K: 0 S: 4 H: 1 LOB: 2 BB: 1 P: 8	R: 0 E: 0 K: 0 S: 4 H: 1 LOB: 1 BB: 0 P: 4	R: 0 E: 0 K: 0 S: 4 H: 1 LOB: 2 BB: 1 P: 8	R: 0 E: 0 K: 0 S: 4 H: 1 LOB: 1 BB: 0 P: 4	R: 1 E: 0 K: 1 S: 7 H: 2 LOB: 1 BB: 0 P: 7	R: 0 E: 0 K: 1 S: 6 H: 1 LOB: 1 BB: 0 P: 6	R: 0 E: 0 K: 0 S: 3 H: 1 LOB: 1 BB: 0 P: 3	R: 0 E: 0 K: 1 S: 5 H: 0 LOB: 0 BB: 0 P: 5	R: 0 E: 0 K: 2 S: 8 H: 1 LOB: 2 BB: 1 P: 12	1B: 11 2B: 1 3B: 0 HR: 0	SF: 0 SAC: 1 DP: 1 HBP: 1		WP: 1 PB: 1 SB: 2 CS: 1	PA: 50		

PITCHER	IP	WLS	BF	H	R	ER	SO	BB	IBB	HBP	BLK	WP	HR	S	P	ERA	WHIP
Phil Niekro, R (1, 1) ERA: 1.73	8.0		38	10	3	3	2	3	0	1	0	1	0	38	51	3.38	1.625
Dave Righetti, L (9, 1) ERA: 1.46	3.0	W	11	2	0	0	3	1	0	0	0	0	0	16	20	0.00	1.000

PITCHER	IP	WLS	BF	H	R	ER	SO	BB	IBB	HBP	BLK	WP	HR	S	P	ERA	WHIP

AB	43
R	3
H	12
RBI	3
BB	4
SO	5
LOB	20

Batter	1	2	3	4	5	6	7	8	9	10	11	AB	R	H	RBI	BB	SO	LOB
Willie Randolph, R (1, 4) OBP: 0.378, SLG: 0.324	BBBB 4-0 1B SF9 BB	x 0-0 ① 6-3	x 0-0 ① SF8 3-H	x 0-0 ① 5-3	x 0-0 ① 6-3	x 0-0 ② F7		3	1	0	1	1	0	0
Butch Wynegar, S (1, 2) OBP: 0.341, SLG: 0.380	x 0-0 G6-4-3 1-3 1B	x 0-0 ② ③ G6-4-3 1-2f	x 0-0 ② ③ G6-4-3 1-2f	x 0-0 FC4-6 1-3 1B	BBBB 4-0 FC5 1B BB	x 0-0 ③ 4-3		4	0	2	0	1	0	1
Don Mattingly, L (1, 3) OBP: 0.373, SLG: 0.510	x 0-0 ① SF9 3-H			x 0-0 ① G3	x 0-0 ② FC4-6 1-2f 2B	x 0-0 1-2 1B	x 0-0 ① F4	4	1	1	1	0	0	1
Don Baylor, R (1, 10) OBP: 0.335, SLG: 0.497	x 0-0 ② ③ G6-4-3 1-2f			x 0-0 ② F8	x 0-0 1-H 2B	x 0-0 ③ FC5 2-3f	x 0-0 ② 5-3	5	0	1	1	0	0	3
Dave Winfield, R (1, 9) OBP: 0.367, SLG: 0.517		x 0-0 ① 6-3		S S S 0-3 ③ K	x 0-0 ③ 1-3		S S S 0-3 ① K	x 0-0 S 1B 1B		5	1	1	0	0	2	1
Steve Kemp, L (1, 7) OBP: 0.418, SLG: 0.435	BBBB 4-0 G4-6-3 BB		x 0-0 ① F8		x 0-0 ① F8		x 0-0 1B	x 0-0 1-H 1B		4	0	2	1	1	0	0
Roy Smalley, S (1, 5) OBP: 0.326, SLG: 0.421 (11, 6)	x 0-0 ② ③ G4-6-3 1-2f		S S S 0-3 ② K		x 0-0 ② F7		S S S 0-3 ② K			4	0	0	0	0	2	2
Ken Griffey, L (1, 8) OBP: 0.302, SLG: 0.299		BBBB 4-0 SH SF8 BB	BBBB 4-0 BB		x 0-0 ③ F7		x 0-0 ③ F7			2	1	0	0	2	0	1
Andre Robertson, R (1, 6) OBP: 0.238, SLG: 0.269		x 0-0 SH G6-4-3 1-3	S S S 0-3 ③ K		S S S 0-3 ① K			x 0-0 ① F4		2	0	0	0	0	2	1
Oscar Gamble, L (10, PH) OBP: 0.266, SLG: 0.333										1	0	0	0	0	0	0
Toby Harrah, R (11, 5) OBP: 0.294, SLG: 0.274										0	0	0	0	0	0	0
Inning Stats	R: 1 E: 0 K: 0 S: 3 H: 1 LOB: 0 BB: 1 P: 7	R: 0 E: 0 K: 0 S: 2 H: 0 LOB: 0 BB: 1 P: 6	R: 1 E: 1 K: 0 S: 3 H: 0 LOB: 0 BB: 1 P: 7	R: 0 E: 0 K: 1 S: 5 H: 0 LOB: 0 BB: 0 P: 5	R: 0 E: 0 K: 2 S: 7 H: 0 LOB: 1 BB: 1 P: 11	R: 1 E: 0 K: 0 S: 5 H: 2 LOB: 1 BB: 0 P: 5	R: 0 E: 0 K: 0 S: 3 H: 0 LOB: 0 BB: 0 P: 3	R: 0 E: 0 K: 1 S: 6 H: 1 LOB: 2 BB: 1 P: 10	R: 0 E: 0 K: 2 S: 8 H: 1 LOB: 1 BB: 0 P: 8	R: 0 E: 0 K: 0 S: 3 H: 0 LOB: 0 BB: 0 P: 3	R: 1 E: 0 K: 0 S: 4 H: 2 LOB: 1 BB: 0 P: 4	1B: 6 2B: 1 3B: 0 HR: 0	SF: 2 SAC: 1 DP: 3 HBP: 0			WP: 0 PB: 0 SB: 1 CS: 0		PA: 42

PITCHER		IP	WLS	BF	H	R	ER	SO	BB	IBB	HBP	BLK	WP	HR	S	P	ERA	WHIP
Jim Gott, R ERA: 4.25	(1, 1)	7.2		29	3	3	2	4	5	0	0	0	0	0	32	52	2.35	1.043
Jimmy Key, L ERA: 4.5	(8, 1)	0.0		1	1	0	0	0	0	0	0	0	0	0	1	1	∞	∞
Jim Acker, R ERA: 5.52	(8, 1)	3.0	L	12	3	1	1	2	0	0	0	0	0	0	16	16	3.00	1.000

PITCHER	IP	WLS	BF	H	R	ER	SO	BB	IBB	HBP	BLK	WP	HR	S	P	ERA	WHIP

BOTTOM

Toronto Blue Jays @ New York Yankees

Yankee Stadium, Bronx, NY

Fri Jun 08 1984, 7:05 PM EDT

Att. 20,252 - Unknown

livebaseballscorecards.com

AB	34
R	4
H	7
RBI	4
BB	5
SO	6
LOB	10

Batter	1	2	3	4	5	6	7	8	9	AB	R	H	RBI	BB	SO	LOB
Damaso Garcia, R (1, 4) OBP: 0.332, SLG: 0.382	0-0 1B		0-0 G3 ①			0-0 3B		0-0 F4 ①		4	0	2	0	0	0	1
Lloyd Moseby, L (1, 8) OBP: 0.364, SLG: 0.550	0-0 1-2 1B		0-3 K ②			0-0 F2 ①		0-0 1-3 1B		4	0	2	0	0	1	1
Jesse Barfield, R (1, 9) OBP: 0.302, SLG: 0.434	0-0 F4 ①		0-3 K ③			0-0 5-3 ②		0-0 SF8 ② 3-H		3	0	0	1	0	1	3
Cliff Johnson, R (1, 10) OBP: 0.358, SLG: 0.430	0-3 K ②			0-3 K ①		0-0 5-3 ③		0-0 F3 ③		4	0	0	0	0	2	4
George Bell, R (1, 7) OBP: 0.380, SLG: 0.547	0-0 F8 ③			0-3 K ②			0-0 FC5 2B		0-0 SH1-4 1B	4	0	2	0	0	1	2
Willie Upshaw, L (1, 3) OBP: 0.409, SLG: 0.602		0-0 4-3 ①		0-0 F7 ③			0-3 K ①		0-0 SH1-4 ① 1-2	3	0	0	0	0	1	1
Garth Iorg, R (1, 5) OBP: 0.267, SLG: 0.294		0-0 2B			0-0 5-3 ①		0-0 F3 ②		0-0 F4 ②	4	0	1	0	0	0	2
Buck Martinez, R (1, 2) OBP: 0.273, SLG: 0.316		0-0 5-3 ②			0-0 F5 ②		0-0 FC5 ③ 2-3		0-3 K ③	4	0	0	0	0	1	3
Alfredo Griffin, S (1, 6) OBP: 0.267, SLG: 0.335		0-0 F8 ③			0-0 6-3 ③			0-0 E4 1B SF8		3	1	0	0	0	0	1
Inning Stats	R: 0 E: 0 K: 1 S: 7 H: 2 LOB: 2 BB: 0 P: 7	R: 0 E: 0 K: 0 S: 4 H: 1 LOB: 1 BB: 0 P: 4	R: 0 E: 0 K: 2 S: 7 H: 0 LOB: 0 BB: 0 P: 7	R: 0 E: 0 K: 2 S: 7 H: 0 LOB: 0 BB: 0 P: 7	R: 0 E: 0 K: 0 S: 3 H: 0 LOB: 0 BB: 0 P: 3	R: 0 E: 0 K: 0 S: 4 H: 1 LOB: 1 BB: 0 P: 4	R: 0 E: 0 K: 1 S: 6 H: 1 LOB: 1 BB: 0 P: 6	R: 1 E: 1 K: 0 S: 5 H: 1 LOB: 1 BB: 0 P: 5	R: 0 E: 0 K: 1 S: 6 H: 1 LOB: 1 BB: 0 P: 6	1B: 4 2B: 2 3B: 1 HR: 0	SF: 1 SAC: 1 DP: 0 HBP: 0						

PITCHER	IP	WLS	BF	H	R	ER	SO	BB	IBB	HBP	BLK	WP	HR	S	P	ERA	WHIP
Ron Guidry, L (1, 1) ERA: 3.5	9.0	W	35	7	1	0	7	0	0	0	0	0	0	49	49	0.00	0.778

PITCHER	IP	WLS	BF	H	R	ER	SO	BB	IBB	HBP	BLK	WP	HR	S	P	ERA	WHIP

TOP

Toronto Blue Jays @ New York Yankees

Yankee Stadium, Bronx, NY

Sat Jun 09 1984, 7:05 PM EDT

Att. 20,661 - Unknown

livebaseballscorecards.com

AB	33
R	1
H	7
RBI	1
BB	0
SO	7
LOB	18

WP: 0 PB: 0 SB: 0 CS: 0 PA: 35

BOTTOM

Toronto Blue Jays @ New York Yankees

Yankee Stadium, Bronx, NY

Sat Jun 09 1984, 7:05 PM EDT

Att. 20,661 - Unknown

livebaseballscorecards.com

Batter	1	2	3	4	5	6	7	8	9	AB	R	H	RBI	BB	SO	LOB
Willie Randolph, R (1, 4) OBP: 0.384, SLG: 0.329	F7 E 1B			BBBB 1B BB		G3-6-3 1B		F9 2-3		3	0	2	0	1	0	1
Butch Wynegar, S (1, 2) OBP: 0.339, SLG: 0.377	F7 1-3			PO 1-2 1B		G3-6-3 1-2f		F6		4	0	1	0	0	0	3
Don Mattingly, L (1, 3) OBP: 0.371, SLG: 0.519	F7			F6			HR		6-3	4	1	1	1	0	0	2
Don Baylor, R (1, 10) OBP: 0.328, SLG: 0.486		SSS K		SSS K			1-3		F8	4	0	0	0	0	2	2
Dave Winfield, R (1, 9) OBP: 0.375, SLG: 0.522		F8		PO 1-2	E5 G3 1B		FC6-4 1B		2B 1B	4	1	3	0	0	0	0
Steve Kemp, L (1, 7) OBP: 0.414, SLG: 0.437		F4			G3 2-3		FC6-4 1-2f		1-H 2B	4	0	1	1	0	0	2
Roy Smalley, S (1, 5) OBP: 0.320, SLG: 0.412		F7			F5		F9			3	0	0	0	0	0	2
Ken Griffey, L (1, 8) OBP: 0.303, SLG: 0.300		F8			4-3			F9 SH3 1B		3	0	1	0	0	0	1
Tim Foli, R (1, 6) OBP: 0.180, SLG: 0.230		F8				F3		SH3 1-2		2	0	0	0	0	0	0
Inning Stats	R: 0 H: 1 E: 1 LOB: 0 K: 0 BB: 0 S: 3 P: 3	R: 0 H: 0 E: 0 LOB: 0 K: 1 BB: 0 S: 5 P: 5	R: 0 H: 0 E: 0 LOB: 0 K: 0 BB: 0 S: 3 P: 3	R: 0 H: 1 E: 0 LOB: 1 K: 1 BB: 1 S: 5 P: 9	R: 0 H: 1 E: 1 LOB: 1 K: 0 BB: 0 S: 4 P: 4	R: 0 H: 1 E: 0 LOB: 0 K: 0 BB: 0 S: 3 P: 3	R: 1 H: 2 E: 0 LOB: 1 K: 0 BB: 0 S: 5 P: 5	R: 0 H: 1 E: 0 LOB: 1 K: 0 BB: 0 S: 4 P: 4	R: 1 H: 2 E: 0 LOB: 1 K: 0 BB: 0 S: 4 P: 4	1B: 7 SF: 0 2B: 1 SAC: 1 3B: 0 DP: 1 HR: 1 HBP: 0							

	AB	31
	R	2
	H	9
	RBI	2
	BB	1
	SO	2
	LOB	13

WP: 0 PB: 0 SB: 0 CS: 0 PA: 34

PITCHER	IP	WLS	BF	H	R	ER	SO	BB	IBB	HBP	BLK	WP	HR	S	P	ERA	WHIP
Dave Stieb, R (1, 1) ERA: 2.22	8.2	L	33	9	2	2	2	1	0	0	0	0	1	36	40	2.08	1.154

PITCHER	IP	WLS	BF	H	R	ER	SO	BB	IBB	HBP	BLK	WP	HR	S	P	ERA	WHIP

Batter	1	2	3	4	5	6	7	8	9	AB	R	H	RBI	BB	SO	LOB
Damaso Garcia, R (1, 4) OBP: 0.333, SLG: 0.386	F9		WP 4-3 2B	5-3			1B 1B	L1-3 1-2		5	1	2	0	0	0	3
Lloyd Moseby, L (1, 8) OBP: 0.365, SLG: 0.545	E6 1B		4-3 S 1B BB 2-3	1B			F7		K	4	2	1	0	1	1	1
George Bell, R (1, 7) (5, 9) OBP: 0.380, SLG: 0.544	2-H 1B		4-3 1-3 3-H	5-3			F8		G3 1B	5	0	2	2	0	0	3
Cliff Johnson, R (1, 10) OBP: 0.372, SLG: 0.450	2B		1B 3-H 1B		FC3-6 1B		1-2 1B		G3 1-2	5	0	4	1	0	0	1
Jesse Barfield, R (1, 9) OBP: 0.312, SLG: 0.438 Dave Collins, S (5, PH) (5, 7) OBP: 0.333, SLG: 0.443	FC4-6 BB		BB 1-3 1B		FC3-6 G6-3 1-2f		F8		K	1 3	0 0	1 0	0 0	1 0	0 1	0 4
Willie Upshaw, L (1, 3) OBP: 0.402, SLG: 0.590	FC4-6 1-2f		K		G6-3 1-2f			K		4	0	0	0	0	2	5
Garth Iorg, R (1, 5) OBP: 0.271, SLG: 0.291 Rance Mulliniks, L (6, PH) (6, 5) OBP: 0.341, SLG: 0.327		6-3	BB 1-2			G1-4-3		PB 1B 1B		1 2	0 0	0 1	0 0	1 0	0 0	0 0
Buck Martinez, R (1, 2) OBP: 0.275, SLG: 0.309 Ernie Whitt, L (8, PH) (8, 2) OBP: 0.328, SLG: 0.368		CS BB	F7			K		PB 1-2 1B		2 1	0 0	0 1	0 0	1 0	1 0	3 0
Tony Fernandez, S (1, 6) Willie Aikens, L (8, PH) OBP: 0.278, SLG: 0.298 Alfredo Griffin, S (8, PR) OBP: 0.267, SLG: 0.335 (8, 6)		G3 1-2		4-3		4-3		L1-3 1-2 2-3 BB		3 0 0	0 0 0	0 0 0	0 0 0	0 1 0	0 0 0	1 0 0
Inning Stats	R: 1 H: 2 E: 1 LOB: 2 K: 0 BB: 1 S: 5 P: 9	R: 0 H: 0 E: 0 LOB: 0 K: 0 BB: 1 S: 2 P: 6	R: 2 H: 3 E: 0 LOB: 3 K: 1 BB: 2 S: 8 P: 16	R: 0 H: 1 E: 0 LOB: 1 K: 0 BB: 0 S: 4 P: 4	R: 0 H: 1 E: 0 LOB: 0 K: 0 BB: 0 S: 3 P: 3	R: 0 H: 0 E: 0 LOB: 0 K: 1 BB: 0 S: 5 P: 5	R: 0 H: 2 E: 0 LOB: 2 K: 0 BB: 0 S: 5 P: 5	R: 0 H: 2 E: 0 LOB: 3 K: 1 BB: 1 S: 6 P: 10	R: 0 H: 1 E: 0 LOB: 1 K: 2 BB: 0 S: 8 P: 8	1B: 10 SF: 0 2B: 3 SAC: 0 3B: 0 DP: 2 HR: 0 HBP: 0						

TOP

Toronto Blue Jays @ New York Yankees

Yankee Stadium, Bronx, NY

Sun Jun 10 1984, 3:33 AM EDT

Att. 41,018 - Unknown

livebaseballscorecards.com

AB	36
R	3
H	12
RBI	3
BB	5
SO	5
LOB	21

WP: 1 PA: 41
PB: 1
SB: 1
CS: 1

PITCHER		IP	WLS	BF	H	R	ER	SO	BB	IBB	HBP	BLK	WP	HR	S	P	ERA	WHIP
Shane Rawley, L ERA: 6.25	(1, 1)	2.2		16	5	3	2	1	4	0	0	0	1	0	14	30	6.75	3.375
Clay Christiansen, R ERA: 3.48	(3, 1)	4.0	W	15	4	0	0	1	0	0	0	0	0	0	17	17	0.00	1.000
Jay Howell, R ERA: 2.72	(7, 1)	0.2		4	2	0	0	1	0	0	0	0	0	0	6	6	0.00	3.000
Bob Shirley, L ERA: 3.93	(8, 1)	0.2		2	0	0	0	0	1	0	0	0	0	0	1	5	0.00	1.500
Dave Righetti, L ERA: 1.42	(9, 1)	1.0	S	4	1	0	0	2	0	0	0	0	0	0	8	8	0.00	1.000

PITCHER	IP	WLS	BF	H	R	ER	SO	BB	IBB	HBP	BLK	WP	HR	S	P	ERA	WHIP

Batter	1	2	3	4	5	6	7	8	9	AB	R	H	RBI	BB	SO	LOB
Willie Randolph, R (1, 4) OBP: 0.378, SLG: 0.322	F9		6-3		K		5-3			4	0	0	0	0	1	0
Butch Wynegar, S (1, 2) OBP: 0.337, SLG: 0.373	F9		HR 1B		F8		F4			4	1	1	0	0	0	0
Don Mattingly, L (1, 3) OBP: 0.373, SLG: 0.533	4-3		1-H HR			FC5-4 1B		5-3		4	1	2	2	0	0	0
Dave Winfield, R (1, 7) OBP: 0.378, SLG: 0.527		E 1B 1B	2B			FC5-4 1-2f HR		F7		4	2	2	0	0	0	1
Oscar Gamble, L (1, 9) OBP: 0.265, SLG: 0.379		F6	F2			1-H HR		F8		4	1	1	2	0	0	2
Steve Kemp, L (1, 10) OBP: 0.406, SLG: 0.428		K 1-2		K		1-3				3	0	0	0	0	2	1
Toby Harrah, R (1, 5) OBP: 0.301, SLG: 0.283		2-H 1B		4-3		1B				3	0	2	1	0	0	0
Omar Moreno, L (1, 8) OBP: 0.248, SLG: 0.315		F8		F6		K				3	0	0	0	0	1	2
Andre Robertson, R (1, 6) OBP: 0.232, SLG: 0.262			1-3		F9		F7			3	0	0	0	0	0	0
Inning Stats	R: 0 E: 0 K: 0 S: 3 H: 0 LOB: 0 BB: 0 P: 3	R: 1 E: 1 K: 1 S: 7 H: 2 LOB: 1 BB: 0 P: 7	R: 2 E: 0 K: 0 S: 6 H: 3 LOB: 1 BB: 0 P: 6	R: 0 E: 0 K: 1 S: 5 H: 0 LOB: 0 BB: 0 P: 5	R: 0 E: 0 K: 1 S: 5 H: 0 LOB: 0 BB: 0 P: 5	R: 2 E: 0 K: 1 S: 8 H: 3 LOB: 1 BB: 0 P: 8	R: 0 E: 0 K: 0 S: 3 H: 0 LOB: 0 BB: 0 P: 3	R: 0 E: 0 K: 0 S: 3 H: 0 LOB: 0 BB: 0 P: 3		1B: 5 2B: 1 3B: 0 HR: 2	SF: 0 SAC: 0 DP: 0 HBP: 0						

BOTTOM

Toronto Blue Jays @ New York Yankees

Yankee Stadium, Bronx, NY

Sun Jun 10 1984, 3:33 AM EDT

Att. 41,018 - Unknown

livebaseballscorecards.com

AB	32
R	5
H	8
RBI	5
BB	0
SO	4
LOB	6

WP: 0 PA: 32
PB: 0
SB: 0
CS: 0

PITCHER		IP	WLS	BF	H	R	ER	SO	BB	IBB	HBP	BLK	WP	HR	S	P	ERA	WHIP
Doyle Alexander, R ERA: 3.31	(1, 1)	5.2	L	25	8	5	4	3	0	0	0	0	0	2	31	31	6.35	1.412
Roy Lee Jackson, R ERA: 2.9	(6, 1)	2.1		7	0	0	0	1	0	0	0	0	0	0	9	9	0.00	0.000

PITCHER	IP	WLS	BF	H	R	ER	SO	BB	IBB	HBP	BLK	WP	HR	S	P	ERA	WHIP

Batter	1	2	3	4	5	6	7	8	9	AB	R	H	RBI	BB	SO	LOB
Willie Randolph, R (1, 4) OBP: 0.386, SLG: 0.343	0-0 SF7 1B	0-0 2B 1B		0-0 F9 ③		0-0 2-H 2B			0-0 1B 2B	5	3	4	1	0	0	1
Ken Griffey, L (1, 8) OBP: 0.312, SLG: 0.324	0-0 1-3 SF7 2B 1B	0-0 1-H 2B			0-0 2B	0-0 F5 ③			0-0 F9 ①	5	1	3	1	0	0	2
Dave Winfield, R (1, 9) OBP: 0.368, SLG: 0.516	0-0 SF7 ① 1-2 3-H	0-0 F7 ③			0-0 5-3 ①		S S S 0-3 K ①		0-0 F7 ②	4	0	0	1	0	1	3
Don Baylor, R (1, 10) OBP: 0.325, SLG: 0.478	0-0 F7 ②		0-0 F3 ①		0-0 5-3 ②		0-0 F8 ②		0-0 1B 2-H 1B	5	0	1	1	0	0	2
Lou Piniella, R (1, 7) OBP: 0.353, SLG: 0.397	B B B B 4-0 2B BB		0-0 F6 ②		B B B B 4-0 BB		S S S 0-3 K ③		0-0 1-2 1B	3	1	1	0	2	1	0
Toby Harrah, R (1, 5) OBP: 0.298, SLG: 0.287	0-0 1-H 2-H 2B		0-0 6-3 ③		0-0 F9 ③			0-0 F4 ①	0-0 F6 ③	5	0	1	2	0	0	4
Don Mattingly, L (1, 3) OBP: 0.366, SLG: 0.523	0-0 F7 ③			0-0 4-3 ①		0-0 6-3 ①		0-0 6-3 ②		4	0	0	0	0	0	1
Mike O'Berry, R (1, 2) OBP: 0.389, SLG: 0.438		0-0 F4 ①		0-0 2B		0-0 2B 2B		B B B B 4-0 BB		3	1	2	0	1	0	0
Andre Robertson, R (1, 6) OBP: 0.225, SLG: 0.254		S S S 0-3 K ②		0-0 5-3 ②		S S S 0-3 K ②		S S S 0-3 K ③		4	0	0	0	0	3	3
Inning Stats	R: 3 H: 3 E: 0 LOB: 1 K: 0 BB: 1 S: 6 P: 10	R: 1 H: 2 E: 0 LOB: 1 K: 1 BB: 0 S: 7 P: 7	R: 0 H: 0 E: 0 LOB: 0 K: 0 BB: 0 S: 3 P: 3	R: 0 H: 1 E: 0 LOB: 1 K: 0 BB: 0 S: 4 P: 4	R: 0 H: 1 E: 0 LOB: 2 K: 0 BB: 1 S: 4 P: 8	R: 1 H: 2 E: 0 LOB: 1 K: 1 BB: 0 S: 7 P: 7	R: 0 H: 0 E: 0 LOB: 0 K: 2 BB: 0 S: 7 P: 7	R: 0 H: 0 E: 0 LOB: 1 K: 1 BB: 1 S: 5 P: 9	R: 1 H: 3 E: 0 LOB: 2 K: 0 BB: 0 S: 6 P: 6	1B: 5 SF: 1 2B: 7 SAC: 0 3B: 0 DP: 0 HR: 0 HBP: 0						

PITCHER		IP	WLS	BF	H	R	ER	SO	BB	IBB	HBP	BLK	WP	HR	S	P	ERA	WHIP
Bruce Hurst, L ERA: 2.33	(1, 1)	8.2		41	12	6	6	5	3	0	0	0	0	0	48	60	6.23	1.731
Mark Clear, R ERA: 4.37	(9, 1)	0.1	W	1	0	0	0	0	0	0	0	0	0	0	1	1	0.00	0.000

PITCHER	IP	WLS	BF	H	R	ER	SO	BB	IBB	HBP	BLK	WP	HR	S	P	ERA	WHIP

New York Yankees @ Boston Red Sox

Fenway Park, Boston, MA

Mon Jun 11 1984, 7:05 PM EDT

Att. 25,036 - Unknown

TOP

livebaseballscorecards.com

AB	38
R	6
H	12
RBI	6
BB	3
SO	5
LOB	16

WP: 0	PA: 42		
PB: 0			
SB: 0			
CS: 0			

BOTTOM

New York Yankees @ Boston Red Sox

Fenway Park, Boston, MA

Mon Jun 11 1984, 7:05 PM EDT

Att. 25,036 - Unknown

livebaseballscorecards.com

Batter	1	2	3	4	5	6	7	8	9	AB	R	H	RBI	BB	SO	LOB
Wade Boggs, L (1, 5) OBP: 0.405, SLG: 0.380	G3	1-2 2-H 1B		1-2 2B		6-3			BBBB 1-2 1B 1B 1B BB	4	1	2	1	1	0	0
Dwight Evans, R (1, 9) OBP: 0.383, SLG: 0.451	4-3	1-3		SSS K			G5-4-3 1B		1-2 2-3 1B 1B	5	1	2	0	0	1	3
Jim Rice, R (1, 7) OBP: 0.319, SLG: 0.486	HR		F8		6-3		F8		1-2 2-3 3-H 1B HR 1B	5	2	2	2	0	0	1
Tony Armas, R (1, 8) OBP: 0.293, SLG: 0.513	1B		F8		SSS K		G5-4-3 1-2f		F6	5	0	1	0	0	1	4
Mike Easler, L (1, 10) OBP: 0.397, SLG: 0.526	G3		1B		BBBB PB 1B BB			4-3	F6	4	0	1	0	1	0	4
Bill Buckner, L (1, 3) OBP: 0.311, SLG: 0.367		F8	F5		PB 1-2 1B			SSS K	1-3 2-H 3-H HR 1B	5	1	2	2	0	1	1
Rich Gedman, L (1, 2) OBP: 0.316, SLG: 0.509 Reid Nichols, R (9, PH) OBP: 0.316, SLG: 0.348		F8		HR	SSS FC 1-2 2-3			E1	1-H 3-H HR	4 1	1 1	1 1	1 3	0 0	0 0	2 0
Marty Barrett, R (1, 4) OBP: 0.352, SLG: 0.350		1B 1B 1B		F8		E6 G6-4-3		F9		4	1	1	0	0	0	1
Jackie Gutierrez, R (1, 6) OBP: 0.288, SLG: 0.328		1-2 1B		CS 1B		G6-4-3 1-2f			1B BB 1B	4	1	3	0	0	0	1

	AB	R	H	RBI	BB	SO	LOB
AB	**41**						
R	**9**						
H	**16**						
RBI	**9**						
BB	**2**						
SO	**3**						
LOB	**17**						

Inning Stats	1	2	3	4	5	6	7	8	9	1B	SF	WP	PA
R	1	1	0	1	0	0	0	0	6	12	0	0	43
E	0	0	0	0	0	1	0	0	0	2B 1	SAC 0	PB 1	
K	0	0	0	1	1	0	0	1	0	3B 0	DP 2	SB 0	
S	5	6	4	7	8	3	3	6	7	HR 3	HBP 0	CS 1	
H	2	1	1	3	1	0	1	0	5				
LOB	1	2	1	1	1	0	0	1	0				
BB	0	0	0	0	1	0	0	1	1				
P	5	6	4	7	12	3	3	6	11				

PITCHER		IP	WLS	BF	H	R	ER	SO	BB	IBB	HBP	BLK	WP	HR	S	P	ERA	WHIP
Jose Rijo, R ERA: 4.42	(1, 1)	4.2		24	10	3	3	2	1	0	0	0	0	2	27	31	5.79	2.357
Ray Fontenot, L ERA: 5.43	(5, 1)	3.1		13	2	2	2	2	1	0	0	0	0	0	16	20	5.40	0.900
Jay Howell, R ERA: 3.19	(9, 1)	0.1	L	3	2	0	0	0	0	0	0	0	0	0	3	3	0.00	6.000
Bob Shirley, L ERA: 4.41	(9, 1)	0.1		3	2	4	4	0	0	0	0	0	0	1	3	3	108.00	6.000

PITCHER		IP	WLS	BF	H	R	ER	SO	BB	IBB	HBP	BLK	WP	HR	S	P	ERA	WHIP

Batter	1	2	3	4	5	6	7	8	9	AB	R	H	RBI	BB	SO	LOB
Willie Randolph, R (1, 4) OBP: 0.379, SLG: 0.335	F3		F4	K		4-3		5-3		5	0	0	0	0	1	2
Ken Griffey, L (1, 8) OBP: 0.321, SLG: 0.329	4-3 1B 1B		E 1B S 1B	FC5 1B 2-3 BB			4-3	4-3		4	2	2	0	1	0	1
Don Mattingly, L (1, 3) OBP: 0.380, SLG: 0.534	4-3 1B 1-3 1B		HR 1B 1-H	1-2 1B 3-H			HR 1B		1B	5	3	5	2	0	0	0
Don Baylor, R (1, 10) OBP: 0.327, SLG: 0.508	4-3 1-2 3-H		HR 1-H	FC5 2-3f			HR 1-H		F4	5	2	2	5	0	0	4
Dave Winfield, R (1, 9) OBP: 0.369, SLG: 0.513	FC4-6 1B 2-H		4-3		G3-6-3 1B		F9		K	5	0	2	1	0	1	1
Steve Kemp, L (1, 7) OBP: 0.406, SLG: 0.419	FC4-6 1-2f		BB		G3-6-3 1-2f		BB		K	3	0	0	0	2	1	3
Roy Smalley, S (1, 5) OBP: 0.311, SLG: 0.400		K	G3		K		4-3			4	0	0	0	0	2	2
Mike O'Berry, R (1, 2) OBP: 0.409, SLG: 0.450		F9		WP SH1-3 1B 1B		6-3		SH1 1B		4	1	2	0	0	0	0
Tim Foli, R (1, 6) OBP: 0.175, SLG: 0.222		6-3		SH1-3 1-2		5-3		SH1 1-2		2	0	0	0	0	0	0
Inning Stats	R: 2 E: 0 K: 0 S: 6 H: 3 LOB: 1 BB: 0 P: 6	R: 0 E: 0 K: 1 S: 5 H: 0 LOB: 0 BB: 0 P: 5	R: 3 E: 0 K: 0 S: 6 H: 3 LOB: 1 BB: 1 P: 10	R: 1 E: 0 K: 1 S: 7 H: 2 LOB: 2 BB: 1 P: 11	R: 0 E: 0 K: 1 S: 5 H: 1 LOB: 0 BB: 0 P: 5	R: 0 E: 0 K: 0 S: 3 H: 0 LOB: 0 BB: 0 P: 3	R: 2 E: 0 K: 0 S: 5 H: 2 LOB: 1 BB: 1 P: 9	R: 0 E: 0 K: 0 S: 4 H: 1 LOB: 1 BB: 0 P: 4	R: 0 E: 0 K: 2 S: 8 H: 1 LOB: 1 BB: 0 P: 8	1B: 11 2B: 0 3B: 0 HR: 2 SF: 0 SAC: 2 DP: 1 HBP: 0							

TOP

New York Yankees @ Boston Red Sox

Fenway Park, Boston, MA

Tue Jun 12 1984, 7:05 PM EDT

Att. 20,794 - Unknown

livebaseballscorecards.com

AB	37
R	8
H	13
RBI	8
BB	3
SO	5
LOB	13

WP: 1 PB: 0 SB: 1 CS: 0 PA: 42

PITCHER		IP	WLS	BF	H	R	ER	SO	BB	IBB	HBP	BLK	WP	HR	S	P	ERA	WHIP
Roger Clemens, R ERA: 7.13	(1, 1)	3.2		21	8	6	6	2	2	0	0	0	1	1	23	31	14.73	2.727
Steve Crawford, R ERA: 4.4	(4, 1)	4.1	W	17	4	2	2	1	1	0	0	0	0	1	18	22	4.15	1.154
Bob Stanley, R ERA: 2.98	(9, 1)	1.0	S	4	1	0	0	2	0	0	0	0	0	0	8	8	0.00	1.000

PITCHER	IP	WLS	BF	H	R	ER	SO	BB	IBB	HBP	BLK	WP	HR	S	P	ERA	WHIP

BOTTOM

New York Yankees @ Boston Red Sox

Fenway Park, Boston, MA

Tue Jun 12 1984, 7:05 PM EDT

Att. 20,794 - Unknown

Batter	1	2	3	4	5	6	7	8	9	AB	R	H	RBI	BB	SO	LOB
Wade Boggs, L (1, 5) OBP: 0.410, SLG: 0.387	G5-4-3 1B	1-2 2-H 1B		1-3 SF9 1B		F7		1-2 2-3 SH5-3		4	0	3	1	0	0	0
Dwight Evans, R (1, 9) OBP: 0.383, SLG: 0.475	K	F4		1-2 3-H SF9			3B 3B	2-H 3-H HR		4	2	2	4	0	1	3
Jim Rice, R (1, 7) OBP: 0.317, SLG: 0.489	G5-4-3 1-2f		F8	K			1B 3B	K		5	1	1	1	0	2	2
Tony Armas, R (1, 8) OBP: 0.304, SLG: 0.528		HR	6-3		FC3-6 BB		FC5-4 1B	BB		3	1	2	2	2	0	0
Mike Easler, L (1, 10) OBP: 0.393, SLG: 0.519		K	2B 1B		1-2f FC3-6		K	K		5	0	1	0	0	3	3
Bill Buckner, L (1, 3) OBP: 0.318, SLG: 0.384		1B 1B 2B	1-3 2B		K		FC5-4			1	0	1	0	0	0	0
Ed Jurak, R (2, PR) OBP: 0.273, SLG: 0.317 (3, 3)							1-2f			3	1	1	0	0	1	2
Jeff Newman, R (1, 2) OBP: 0.261, SLG: 0.238		1B 1B 2-3 1B	F9		F8		F7			3	1	1	0	0	0	3
Rich Gedman, L (7, PH) OBP: 0.314, SLG: 0.506 (8, 2)										1	0	0	0	0	0	1
Marty Barrett, R (1, 4) OBP: 0.344, SLG: 0.342		K		F4		6-3		SH5-3 HR BB		3	0	0	0	0	1	3
Rick Miller, L (8, PH) OBP: 0.367, SLG: 0.366										0	1	0	0	1	0	0
Glenn Hoffman, R (9, 4) OBP: 0.203, SLG: 0.232										0	0	0	0	0	0	0
Jackie Gutierrez, R (1, 6) OBP: 0.302, SLG: 0.331		1-2 3-H 1B		1B SF9 BB		F4		1-2 SH5-3 HR BB		2	2	1	1	2	0	0
Inning Stats	R: 0 E: 0 K: 1 S: 5 H: 1 LOB: 0 BB: 0 P: 5	R: 3 E: 0 K: 2 S: 12 H: 5 LOB: 2 BB: 0 P: 12	R: 0 E: 0 K: 0 S: 5 H: 2 LOB: 2 BB: 0 P: 5	R: 1 E: 0 K: 1 S: 6 H: 1 LOB: 1 BB: 1 P: 10	R: 0 E: 0 K: 1 S: 5 H: 0 LOB: 1 BB: 1 P: 9	R: 0 E: 0 K: 0 S: 3 H: 0 LOB: 0 BB: 0 P: 3	R: 2 E: 0 K: 1 S: 8 H: 3 LOB: 1 BB: 0 P: 8	R: 3 E: 0 K: 2 S: 8 H: 1 LOB: 1 BB: 3 P: 20		1B: 7 2B: 2 3B: 2 HR: 2 SF: 1 SAC: 1 DP: 1 HBP: 0						

livebaseballscorecards.com

AB	34
R	9
H	13
RBI	9
BB	5
SO	8
LOB	17

WP: 0 PB: 0 SB: 0 CS: 0 PA: 41

PITCHER		IP	WLS	BF	H	R	ER	SO	BB	IBB	HBP	BLK	WP	HR	S	P	ERA	WHIP
Dennis Rasmussen, L ERA: 6.55	(1, 1)	6.0		29	10	5	5	5	2	0	0	0	0	1	37	45	7.50	2.000
Jay Howell, R ERA: 3.82	(7, 1)	1.0		7	2	3	3	1	2	0	0	0	0	0	7	15	27.00	4.000
Dave Righetti, L ERA: 1.62	(8, 1)	1.0	L	5	1	1	1	2	1	0	0	0	0	1	8	12	9.00	2.000

PITCHER	IP	WLS	BF	H	R	ER	SO	BB	IBB	HBP	BLK	WP	HR	S	P	ERA	WHIP

Batter	1	2	3	4	5	6	7	8	9	AB	R	H	RBI	BB	SO	LOB
Willie Randolph, R (1, 4) OBP: 0.383, SLG: 0.341	K		1B		F3			1B SH3-4 CS 1B	S 1-3 2-H 1B	5	0	3	1	0	1	0
Butch Wynegar, S (1, 2) OBP: 0.340, SLG: 0.373	K		K			WP 3-1 1B		SH3-4 1-2	BB 1-2	3	0	1	0	1	2	1
Don Mattingly, L (1, 3) OBP: 0.380, SLG: 0.536	K			HR 2B		3-1 1-2		1B 2-3	4-3	5	1	2	0	0	1	4
Don Baylor, R (1, 10) OBP: 0.321, SLG: 0.497		5-3		F4		F6 2-3		K 3-H		4	0	0	0	0	1	4
Dave Winfield, R (1, 9) OBP: 0.376, SLG: 0.543		4-3 2B		HR 2-H		6-3			SH2-3 1B 2B	4	2	3	2	0	0	1
Steve Kemp, L (1, 7) OBP: 0.399, SLG: 0.411		4-3 2-3		4-3			K		SH2-3 2-3	3	0	0	0	0	1	1
Roy Smalley, S (1, 5) OBP: 0.310, SLG: 0.396		K		F8			4-3		1B 1B 3-H 1B	4	0	1	1	0	1	1
Toby Harrah, R (9, PR) OBP: 0.298, SLG: 0.287 (9, 5)										0	1	0	0	0	0	0
Omar Moreno, L (1, 8) OBP: 0.256, SLG: 0.321			F8		4-3		1B		1B 1-2 1B	4	0	2	0	0	0	0
Tim Foli, R (1, 6) OBP: 0.167, SLG: 0.212			5-3		F8		F7		F7	3	0	0	0	0	0	1
Oscar Gamble, L (9, PH) OBP: 0.261, SLG: 0.373										1	0	0	0	0	0	2
Andre Robertson, R (9, 6) OBP: 0.225, SLG: 0.254										0	0	0	0	0	0	0
Inning Stats	R: 0 E: 0 K: 3 S: 9 H: 0 LOB: 0 BB: 0 P: 9	R: 0 E: 0 K: 1 S: 6 H: 1 LOB: 1 BB: 0 P: 6	R: 0 E: 0 K: 1 S: 6 H: 1 LOB: 1 BB: 0 P: 6	R: 2 E: 0 K: 0 S: 5 H: 2 LOB: 0 BB: 0 P: 5	R: 0 E: 0 K: 0 S: 3 H: 0 LOB: 0 BB: 0 P: 3	R: 0 E: 0 K: 0 S: 4 H: 1 LOB: 1 BB: 0 P: 4	R: 0 E: 0 K: 1 S: 6 H: 1 LOB: 1 BB: 0 P: 6	R: 0 E: 0 K: 1 S: 6 H: 2 LOB: 2 BB: 0 P: 6	R: 2 E: 0 K: 0 S: 7 H: 4 LOB: 3 BB: 1 P: 11	1B: 8 2B: 4 3B: 0 HR: 1 SF: 0 SAC: 2 DP: 1 HBP: 0	WP: 1 PB: 0 SB: 1 CS: 1 PA: 39					

PITCHER		IP	WLS	BF	H	R	ER	SO	BB	IBB	HBP	BLK	WP	HR	S	P	ERA	WHIP
Oil Can Boyd, R ERA: 5.06	(1, 1)	8.1	L	35	11	4	4	7	0	0	0	0	1	1	49	49	4.32	1.320
Mark Clear, R ERA: 4.3	(9, 1)	0.1		3	1	0	0	0	1	0	0	0	0	0	2	6	0.00	6.000
John Henry Johnson, L ERA: 4.67	(9, 1)	0.1		1	0	0	0	0	0	0	0	0	0	0	1	1	0.00	0.000

PITCHER	IP	WLS	BF	H	R	ER	SO	BB	IBB	HBP	BLK	WP	HR	S	P	ERA	WHIP

TOP

New York Yankees @ Boston Red Sox

Fenway Park, Boston, MA

Wed Jun 13 1984, 7:05 PM EDT

Att. 25,306 - Unknown

livebaseballscorecards.com

AB	36
R	4
H	12
RBI	4
BB	1
SO	7
LOB	15

Batter	1	2	3	4	5	6	7	8	9	AB	R	H	RBI	BB	SO	LOB
Wade Boggs, L (1, 5) OBP: 0.418, SLG: 0.395	HR 2B	FC6-4 1B 1-2			BBBB 4-0 G5-4-3 1B BB		BBBB 4-0 BB BB		SSS 0-3 ③ K	3	1	2	0	2	1	0
Dwight Evans, R (1, 9) OBP: 0.381, SLG: 0.471	SSS 0-3 ① K	0-0 ③ FC6-4 1-2f			0-0 G5-4-3 1B 1-2		SSS 0-3 ② K			4	0	1	0	0	2	5
Jim Rice, R (1, 7) OBP: 0.320, SLG: 0.500	0-0 HR 2-H	6-3			0-0 ①② G5-4-3 1-2f 2-3		BBBB 4-0 BB 1-2 2-3			3	1	1	2	1	0	2
Tony Armas, R (1, 8) OBP: 0.307, SLG: 0.532	0-0 S 1B	2B			SSS 0-3 ③ K		SSS 0-3 ③ K			4	0	2	0	0	2	4
Mike Easler, L (1, 10) OBP: 0.390, SLG: 0.514	SSS 0-3 ② K	1-3				0-0 G3-6-1 1B		0-0 ① 3-1		4	0	1	0	0	1	2
Rich Gedman, L (1, 2) OBP: 0.307, SLG: 0.494	0-0 ③ 4-3 1-2	0-0 ③ F8				0-0 ①② G3-6-1 1-2f		0-0 ② F4		4	0	0	0	0	0	3
Rick Miller, L (1, 3) OBP: 0.358, SLG: 0.356		0-0 ① F7		0-0 ① 4-3		0-0 CS 1-2		0-0 ③ F8		4	0	1	0	0	0	0
Marty Barrett, R (1, 4) OBP: 0.341, SLG: 0.339		SSS 0-3 ② K2-3		SSS 0-3 ② K		0-0 ③ CS 1-2	0-0 BB SH1-4 1B		SSS 0-3 ① K	4	0	1	0	0	3	0
Jackie Gutierrez, R (1, 6) OBP: 0.305, SLG: 0.333 Reid Nichols, R (9, PH) OBP: 0.313, SLG: 0.344		0-0 1B 1B		0-0 ③ F8			0-0 ① SH1-4 1-2		SSS 0-3 ② K	2 1	0 0	1 0	0 0	0 0	0 1	0 0
Inning Stats	R: 2 H: 3 E: 0 LOB: 1 K: 2 BB: 0 S: 10 P: 10	R: 0 H: 2 E: 0 LOB: 2 K: 1 BB: 0 S: 7 P: 7	R: 0 H: 1 E: 0 LOB: 1 K: 0 BB: 0 S: 4 P: 4	R: 0 H: 0 E: 0 LOB: 0 K: 1 BB: 0 S: 5 P: 5	R: 0 H: 1 E: 0 LOB: 1 K: 1 BB: 1 S: 5 P: 9	R: 0 H: 2 E: 0 LOB: 0 K: 0 BB: 0 S: 3 P: 3	R: 0 H: 1 E: 0 LOB: 3 K: 2 BB: 2 S: 8 P: 16	R: 0 H: 0 E: 0 LOB: 0 K: 0 BB: 0 S: 3 P: 3	R: 0 H: 0 E: 0 LOB: 0 K: 3 BB: 0 S: 9 P: 9	1B: 7 SF: 0 2B: 2 SAC: 1 3B: 0 DP: 2 HR: 1 HBP: 0						WP: 0 PA: 38 PB: 0 SB: 1 CS: 1	

PITCHER	IP	WLS	BF	H	R	ER	SO	BB	IBB	HBP	BLK	WP	HR	S	P	ERA	WHIP
Phil Niekro, R (1, 1) ERA: 1.77	8.0	W	34	10	2	2	7	3	0	0	0	0	1	45	57	2.25	1.625
Dave Righetti, L (9, 1) ERA: 1.58	1.0	S	3	0	0	0	3	0	0	0	0	0	0	9	9	0.00	0.000

PITCHER	IP	WLS	BF	H	R	ER	SO	BB	IBB	HBP	BLK	WP	HR	S	P	ERA	WHIP

BOTTOM

New York Yankees @ Boston Red Sox

Fenway Park, Boston, MA

Wed Jun 13 1984, 7:05 PM EDT

Att. 25,306 - Unknown

livebaseballscorecards.com

AB	33
R	2
H	10
RBI	2
BB	3
SO	10
LOB	16

Batter	1	2	3	4	5	6	7	8	9	10	AB	R	H	RBI	BB	SO	LOB
Willie Randolph, R (1, 4) OBP: 0.390, SLG: 0.357	BBBB 4-0 BB		x 0-0 G6-4-3 1B		BBB 4-0 S BB	SSS 0-3 ① K		x 0-0 ③ 6-3		x 0-0 HR	4	1	2	1	2	1	3
Butch Wynegar, S (1, 2) OBP: 0.340, SLG: 0.371	x 0-0 ① F9		x 0-0 ① ② G6-4-3 1-2f		x 0-0 ② 5-3 1-2	x 0-0 1-2 2-H 3-H 1B			x 0-0 1B 1B 4-3 1B	x 0-0 ② 4-3	6	1	2	2	0	0	3
Dave Winfield, R (1, 9) OBP: 0.375, SLG: 0.537	x 0-0 ② F4		x 0-0 1B		x 0-0 ③ F2	SSS 0-3 ② K			x 0-0 4-3 1B 1-2 HR 1B	x 0-0 ③ 5-3	6	1	2	0	0	1	4
Don Baylor, R (1, 10) OBP: 0.323, SLG: 0.495	x 0-0 ③ F9		x 0-0 ③ 6-3			x 0-0 BB 1B FC 1B x 0-0 ③ F8			x 0-0 4-3 1-2 2-3 HR 1B		5	2	2	0	0	0	4
Lou Piniella, R (1, 7) OBP: 0.375, SLG: 0.432 Steve Kemp, L (7, PH) OBP: 0.394, SLG: 0.405 (7, 7)		x 0-0 SH1-3 BB SF7 1B		x 0-0 1B SF8 2B		x 0-0 FC BB 1-2 1B 1B	x 0-0 ① 4-3		x 0-0 ① 4-3 1-2 2-3 3-H		3 2	3 0	3 0	0 1	0 0	0 0	0 2
Toby Harrah, R (1, 5) OBP: 0.308, SLG: 0.290 Oscar Gamble, L (9, PH) OBP: 0.257, SLG: 0.367 Roy Smalley, S (9, 5) OBP: 0.310, SLG: 0.396		BBBB 4-0 SH1-3 1-2 BB		x 0-0 7-3 2-3 1B		BBB 4-0 1B FC 1B 1-2 2-3 BB	x 0-0 ② 3-1		SSS 0-3 ② K		2 1 0	1 0 0	1 0 0	0 0 0	2 0 0	0 1 0	0 2 0
Don Mattingly, L (1, 3) OBP: 0.378, SLG: 0.546	x 0-0 ① SH1-3 1-2 2-3			x 0-0 ① SF8 3-H		x 0-0 FC 1B 1B 1B 1-2 2-3 3-H	x 0-0 ③ F7		x 0-0 2-H 3-H HR		3	2	1	5	0	0	2
Ken Griffey, L (1, 8) OBP: 0.317, SLG: 0.327	x 0-0 ② SF7 3-H			x 0-0 ② ③ 7-3 1-2f		x 0-0 1B 1B 1B 1-2 2-3 3-H		x 0-0 ① 4-3	x 0-0 ③ 4-3		4	1	1	2	0	0	1
Tim Foli, R (1, 6) OBP: 0.169, SLG: 0.211	x 0-0 ③ F9				x 0-0 ① F9	x 0-0 1B 1B 1-2 2-3 3-H 1B		x 0-0 ② F9		x 0-0 ① 4-3	5	0	1	1	0	0	1
Inning Stats	R: 0 E: 0 K: 0 S: 3 H: 0 LOB: 1 BB: 1 P: 7	R: 1 E: 0 K: 0 S: 4 H: 1 LOB: 1 BB: 1 P: 8	R: 0 E: 0 K: 0 S: 4 H: 2 LOB: 1 BB: 0 P: 4	R: 1 E: 0 K: 0 S: 4 H: 2 LOB: 0 BB: 0 P: 4	R: 0 E: 0 K: 0 S: 3 H: 0 LOB: 1 BB: 1 P: 7	R: 5 E: 0 K: 2 S: 13 H: 5 LOB: 2 BB: 1 P: 17	R: 0 E: 0 K: 0 S: 3 H: 0 LOB: 0 BB: 0 P: 3	R: 0 E: 0 K: 0 S: 3 H: 0 LOB: 0 BB: 0 P: 3	R: 4 E: 0 K: 1 S: 9 H: 4 LOB: 0 BB: 0 P: 9	R: 1 E: 0 K: 0 S: 4 H: 1 LOB: 0 BB: 0 P: 4	1B: 12 2B: 2 3B: 0 HR: 2 SF: 2 SAC: 1 DP: 2 HBP: 0						

PITCHER		IP	WLS	BF	H	R	ER	SO	BB	IBB	HBP	BLK	WP	HR	S	P	ERA	WHIP
Bob Ojeda, L ERA: 4.75	(1, 1)	5.0		26	8	7	7	0	4	0	0	0	0	0	22	38	12.60	2.400
Rich Gale, R ERA:	(6, 1)	3.0		11	2	0	0	2	0	0	0	0	0	0	15	15	0.00	0.667
Bob Stanley, R ERA: 3.75	(9, 1)	2.0	L	11	5	5	5	1	0	0	0	0	0	2	13	13	22.50	2.500

PITCHER	IP	WLS	BF	H	R	ER	SO	BB	IBB	HBP	BLK	WP	HR	S	P	ERA	WHIP

TOP

New York Yankees @ Boston Red Sox

Fenway Park, Boston, MA

Thu Jun 14 1984, 7:05 PM EDT

Att. 28,790 - Unknown

livebaseballscorecards.com

AB	41
R	12
H	15
RBI	12
BB	4
SO	3
LOB	22

WP: 0 PB: 0 SB: 1 CS: 0 PA: 48

New York Yankees @ Boston Red Sox

Fenway Park, Boston, MA

Thu Jun 14 1984, 7:05 PM EDT

Att. 28,790 - Unknown

livebaseballscorecards.com

BOTTOM

Batter	1	2	3	4	5	6	7	8	9	10	AB	R	H	RBI	BB	SO	LOB
Wade Boggs, L (1, 5) OBP: 0.416, SLG: 0.394	E4 1B 1B		F7		FC6-4 3-H 1B		4-3 ②	4-3 1-2 3-H ①		K ①	6	1	2	2	0	1	1
Dwight Evans, R (1, 9) OBP: 0.391, SLG: 0.493	2B SF8 2-H 1B		BB		FC6-4 1B 1-2f 1B ①		HR	WP 1B 2-H 2B		4-3 BB	4	3	3	3	2	0	1
Jim Rice, R (1, 7) OBP: 0.328, SLG: 0.506	1-3 2B		K ②		1B 1-2 1B		1B 2B 1B	WP 1B IBB		4-3 1-2 ②	5	2	3	0	1	1	2
Tony Armas, R (1, 8) OBP: 0.315, SLG: 0.535	SF8 ① 3-H		F7 ③		1-2 2-H 1B ②		1-2 2B 1B	F8 1-H 2-H 1B		IBB	4	0	3	3	1	0	1
Mike Easler, L (1, 10) OBP: 0.385, SLG: 0.509	K ②			K ①	K ③		1-H 2-H 2B ③	F8 ②③ 1-2		K ③	6	0	1	1	0	4	6
Ed Jurak, R (1, 3) OBP: 0.298, SLG: 0.349 Rick Miller, L (8, PH) OBP: 0.364, SLG: 0.362 (9, 3)	6-3 ③			2B		BB		1B E 1B 1B	K2-3 ①		2 2	0 1	1 1	0 0	1 0	0 1	1 0
Marty Barrett, R (1, 4) OBP: 0.336, SLG: 0.328		BB		F8 ②	F9 ①			E1 1B 1B 1-2 E	4-3 ②		4	1	0	0	1	0	3
Gary Allenson, R (1, 2) OBP: 0.179, SLG: 0.135 Rich Gedman, L (8, PH) OBP: 0.311, SLG: 0.497 Reid Nichols, R (8, PR) OBP: 0.313, SLG: 0.344 Jeff Newman, R (9, 2) OBP: 0.292, SLG: 0.238		K ①		F6 ③		G5-4-3 ②③ 1-2f		E 1-2 2-3 4-3 1B		BB	3 1 0 0	0 0 1 0	0 1 0 0	0 0 0 0	1 0 0 1	3 0 0 0	3 0 0 0
Jackie Gutierrez, R (1, 6) OBP: 0.309, SLG: 0.351		G6-4-3 ②③ 1-2f			1B 3B		K ①	E4 4-3 1-3 2-H 3-H 2B 1B		F9 ③	5	2	2	1	0	1	2
Inning Stats	R: 2 H: 3 E: 1 LOB: 1 K: 1 BB: 0 S: 8 P: 8	R: 0 H: 0 E: 0 LOB: 0 K: 1 BB: 1 S: 4 P: 8	R: 0 H: 0 E: 0 LOB: 1 K: 1 BB: 1 S: 5 P: 9	R: 0 H: 1 E: 0 LOB: 1 K: 1 BB: 0 S: 6 P: 6	R: 1 H: 4 E: 0 LOB: 2 K: 1 BB: 0 S: 8 P: 8	R: 0 H: 0 E: 0 LOB: 0 K: 0 BB: 1 S: 2 P: 6	R: 2 H: 4 E: 0 LOB: 2 K: 1 BB: 0 S: 8 P: 8	R: 6 H: 5 E: 2 LOB: 1 K: 0 BB: 1 S: 8 P: 12	R: 0 H: 0 E: 0 LOB: 1 K: 1 BB: 1 S: 5 P: 9	R: 0 H: 0 E: 0 LOB: 2 K: 2 BB: 2 S: 7 P: 15	1B: 11 SF: 1 2B: 4 SAC: 0 3B: 1 DP: 2 HR: 1 HBP: 0						

	AB	42
	R	11
	H	17
	RBI	10
	BB	7
	SO	9
	LOB	20

WP: 1 PA: 50
PB: 0
SB: 0
CS: 0

PITCHER		IP	WLS	BF	H	R	ER	SO	BB	IBB	HBP	BLK	WP	HR	S	P	ERA	WHIP
Ron Guidry, L ERA: 3.68	(1, 1)	7.0		32	12	5	5	6	3	0	0	0	0	1	41	53	6.43	2.143
Clay Christiansen, R ERA: 4.79	(8, 1)	0.0		4	3	4	3	0	0	0	0	0	0	0	4	4	∞	∞
Ray Fontenot, L ERA: 5.55	(8, 1)	2.0	W	9	2	2	2	1	1	1	0	0	1	0	9	17	9.00	1.500
Dave Righetti, L ERA: 1.54	(10, 1)	1.0	S	5	0	0	0	2	1	1	0	0	0	0	7	15	0.00	1.000

PITCHER	IP	WLS	BF	H	R	ER	SO	BB	IBB	HBP	BLK	WP	HR	S	P	ERA	WHIP

Baltimore Orioles @ New York Yankees

Yankee Stadium, Bronx, NY

Fri Jun 15 1984, 7:05 PM EDT

Att. 31,610 - Unknown

livebaseballscorecards.com

TOP

Batter	1	2	3	4	5	6	7	8	9	AB	R	H	RBI	BB	SO	LOB
John Shelby, S (1, 8) OBP: 0.250, SLG: 0.329	F8		F9			F6			SH3-4 1B 1B	4	1	1	0	0	0	1
Rich Dauer, R (1, 4) OBP: 0.280, SLG: 0.335	6-3		1-2 G6-4-3 1B			4-3			1-2 SH3-4	3	0	1	0	0	0	0
Cal Ripken Jr., R (1, 6) OBP: 0.364, SLG: 0.522	1B		G6-4-3 1-2f			5-3			G5-3 1B IBB	3	0	1	0	1	0	2
Eddie Murray, S (1, 3) OBP: 0.424, SLG: 0.531	F7			G6-4-3 1B			4-3		1-2 2-H 1B	4	0	2	1	0	0	1
Gary Roenicke, R (1, 7) OBP: 0.341, SLG: 0.287		5-3		F4			F6		G5-3 2-3f	4	0	0	0	0	0	3
Ken Singleton, S (1, 10) OBP: 0.311, SLG: 0.314		1B 2B		G6-4-3 1-2f			F8			3	1	1	0	0	0	1
Mike Young, S (1, 9) OBP: 0.384, SLG: 0.447		G1-4-3 2-H 1B			5-3			F9		3	0	1	1	0	0	0
Todd Cruz, R (1, 5) OBP: 0.245, SLG: 0.316		G1-4-3 1-2f			F9			F8		3	0	0	0	0	0	1
Rick Dempsey, R (1, 2) OBP: 0.299, SLG: 0.286			BBBB 1B BB		4-3			F4		2	0	0	0	1	0	0

	AB	29
	R	2
	H	7
	RBI	2
	BB	2
	SO	0
	LOB	9

Inning Stats	1	2	3	4	5	6	7	8	9
	R: 0 E: 0 K: 0 S: 4 H: 1 LOB: 1 BB: 0 P: 4	R: 1 E: 0 K: 0 S: 4 H: 2 LOB: 0 BB: 0 P: 4	R: 0 E: 0 K: 0 S: 3 H: 1 LOB: 1 BB: 1 P: 7	R: 0 E: 0 K: 0 S: 3 H: 1 LOB: 0 BB: 0 P: 3	R: 0 E: 0 K: 0 S: 3 H: 0 LOB: 0 BB: 0 P: 3	R: 0 E: 0 K: 0 S: 3 H: 0 LOB: 0 BB: 0 P: 3	R: 0 E: 0 K: 0 S: 3 H: 0 LOB: 0 BB: 0 P: 3	R: 0 E: 0 K: 0 S: 3 H: 0 LOB: 0 BB: 0 P: 3	R: 1 E: 0 K: 0 S: 4 H: 2 LOB: 1 BB: 1 P: 8

1B: 6 2B: 1 3B: 0 HR: 0 SF: 0 SAC: 1 DP: 4 HBP: 0

WP: 0 PB: 0 SB: 0 CS: 0 PA: 32

PITCHER	IP	WLS	BF	H	R	ER	SO	BB	IBB	HBP	BLK	WP	HR	S	P	ERA	WHIP
Bob Shirley, L (1, 1) ERA: 3.92	9.0	L	32	7	2	2	0	1	1	0	0	0	0	30	38	2.00	0.889

PITCHER	IP	WLS	BF	H	R	ER	SO	BB	IBB	HBP	BLK	WP	HR	S	P	ERA	WHIP

Baltimore Orioles @ New York Yankees

Yankee Stadium, Bronx, NY

Fri Jun 15 1984, 7:05 PM EDT

Att. 31,610 - Unknown

livebaseballscorecards.com

BOTTOM

Batter	1	2	3	4	5	6	7	8	9	AB	R	H	RBI	BB	SO	LOB
Willie Randolph, R (1, 4) OBP: 0.387, SLG: 0.355	4-3 S FC3-2 1B		6-3			F6		F3 1-2		4	0	1	0	0	0	1
Butch Wynegar, S (1, 2) OBP: 0.338, SLG: 0.369	4-3 1-3		L1			6-3			SH5-4 1B	4	0	1	0	0	0	1
Toby Harrah, R (9, PR) OBP: 0.308, SLG: 0.290										0	0	0	0	0	0	0
Don Mattingly, L (1, 3) OBP: 0.373, SLG: 0.539	FC3-2 3-H			F8		G3			SH5-4 1-2	3	0	0	0	0	0	1
Dave Winfield, R (1, 9) OBP: 0.368, SLG: 0.526	K			6-3			5-3		K	4	0	0	0	0	2	3
Oscar Gamble, L (1, 10) OBP: 0.284, SLG: 0.361		F7		4-0 BB			4-0 BB		FC6-4 BB	1	0	0	0	3	0	0
Steve Kemp, L (1, 7) OBP: 0.388, SLG: 0.397		4-3		G3			K		FC6-4 1-2f	3	0	0	0	0	1	2
Don Baylor, R (9, PH) OBP: 0.321, SLG: 0.492										1	0	0	0	0	0	2
Roy Smalley, S (1, 5) OBP: 0.310, SLG: 0.415		HR			F2		4-3			3	1	1	1	0	0	1
Ken Griffey, L (1, 8) OBP: 0.312, SLG: 0.321		G4-1			3-1			4-3		3	0	0	0	0	0	0
Omar Moreno, L (9, 8) OBP: 0.256, SLG: 0.321										0	0	0	0	0	0	0
Tim Foli, R (1, 6) OBP: 0.176, SLG: 0.216			F7		F7			CS 1B		3	0	1	0	0	0	0
Bobby Meacham, S (8, PR) (9, 6)										0	0	0	0	0	0	0

	AB	29
	R	1
	H	4
	RBI	1
	BB	3
	SO	3
	LOB	11

Inning Stats	1	2	3	4	5	6	7	8	9
	R: 0 H: 1 E: 0 LOB: 1 K: 1 BB: 0 S: 6 P: 6	R: 1 H: 1 E: 0 LOB: 0 K: 0 BB: 0 S: 4 P: 4	R: 0 H: 0 E: 0 LOB: 0 K: 0 BB: 0 S: 3 P: 3	R: 0 H: 0 E: 0 LOB: 1 K: 0 BB: 1 S: 3 P: 7	R: 0 H: 0 E: 0 LOB: 0 K: 0 BB: 0 S: 3 P: 3	R: 0 H: 0 E: 0 LOB: 0 K: 1 BB: 0 S: 3 P: 3	R: 0 H: 0 E: 0 LOB: 1 K: 1 BB: 1 S: 5 P: 9	R: 0 H: 1 E: 0 LOB: 1 K: 0 BB: 0 S: 3 P: 3	R: 0 H: 1 E: 0 LOB: 2 K: 1 BB: 1 S: 6 P: 10

1B: 3 SF: 0
2B: 0 SAC: 1
3B: 0 DP: 0
HR: 1 HBP: 0

WP: 0 PA: 33
PB: 0
SB: 1
CS: 1

PITCHER		IP	WLS	BF	H	R	ER	SO	BB	IBB	HBP	BLK	WP	HR	S	P	ERA	WHIP
Mike Boddicker, R ERA: 2.6	(1, 1)	8.2	W	32	4	1	1	3	3	0	0	0	0	1	35	47	1.04	0.808
Tippy Martinez, L ERA: 3.27	(9, 1)	0.1	S	1	0	0	0	0	0	0	0	0	0	0	1	1	0.00	0.000

PITCHER	IP	WLS	BF	H	R	ER	SO	BB	IBB	HBP	BLK	WP	HR	S	P	ERA	WHIP

Baltimore Orioles @ New York Yankees

Yankee Stadium, Bronx, NY

Sat Jun 16 1984, 3:33 AM EDT

Att. 37,583 - Unknown

TOP

livebaseballscorecards.com

Batter	1	2	3	4	5	6	7	8	9	AB	R	H	RBI	BB	SO	LOB
Al Bumbry, L (1, 8) OBP: 0.307, SLG: 0.302	S 1B	1-2 2-3 1B		4-3		G6-4-3 1-2 2-3 1B			HR 1B	3	0	2	0	0	0	1
John Shelby, S (6, PH) OBP: 0.259, SLG: 0.338 (6, 8)										2	1	2	0	0	0	0
Wayne Gross, L (1, 5) OBP: 0.364, SLG: 0.484	K 1-2	3-1			F3	G6-4-3 1-2f			F8	3	0	0	0	0	1	4
Todd Cruz, R (6, PH) OBP: 0.240, SLG: 0.309 (6, 5)										2	0	0	0	0	0	4
Cal Ripken Jr., R (1, 6) OBP: 0.365, SLG: 0.529	F3		F6		F4		BBBB 4-0 G6-4-3 BB		1-H HR	4	1	1	2	1	0	1
Eddie Murray, S (1, 3) OBP: 0.424, SLG: 0.528	K		K		BB 1B		F9		1B	5	0	2	0	0	2	2
John Lowenstein, L (1, 7) OBP: 0.368, SLG: 0.401		4-3	1B		BBBB 4-0 1-2 BB		G6-4-3 1-2f		F8	2	0	1	0	1	0	0
Gary Roenicke, R (7, PH) OBP: 0.336, SLG: 0.282 (7, 7)										2	0	0	0	0	0	2
Ken Singleton, S (1, 10) OBP: 0.308, SLG: 0.311		1B	K		F7			K	G3	5	0	1	0	0	2	4
Mike Young, S (1, 9) OBP: 0.379, SLG: 0.432		BBBB 4-0 1B 1B BB		SSS 0-3 K		F9		6-3		3	1	0	0	1	1	0
Rich Dauer, R (1, 4) OBP: 0.289, SLG: 0.344		1-2 1B 1B 1B		SSS 0-3 K		1B 1B		1B		4	0	3	0	0	1	0
Rick Dempsey, R (1, 2) OBP: 0.312, SLG: 0.295		1-2 2-H 1B		BBBB 4-0 BB		1-2 1B		F9		3	0	2	1	1	0	1

	AB	38
	R	3
	H	14
	RBI	3
	BB	4
	SO	7
	LOB	19

Inning Stats																								
	R: 0	H: 1	R: 1	H: 4	R: 0	H: 1	R: 0	H: 0	R: 0	H: 1	R: 0	H: 3	R: 0	H: 0	R: 0	H: 1	R: 2	H: 3	1B: 13	SF: 0	WP: 0	PA: 42		
	E: 0	LOB: 1	E: 0	LOB: 3	E: 0	LOB: 1	E: 0	LOB: 1	E: 0	LOB: 2	E: 0	LOB: 2	E: 0	LOB: 0	E: 0	LOB: 1	E: 0	LOB: 1	2B: 0	SAC: 0	PB: 0			
	K: 2	BB: 0	K: 0	BB: 1	K: 2	BB: 1	K: 2	BB: 1	K: 0	BB: 0	K: 0	BB: 1	K: 1	BB: 0	K: 0	BB: 0	K: 0	BB: 0	3B: 0	DP: 2	SB: 1			
	S: 8	P: 8	S: 6	P: 10	S: 8	P: 8	S: 7	P: 11	S: 4	P: 8	S: 5	P: 5	S: 2	P: 6	S: 6	P: 6	S: 6	P: 6	HR: 1	HBP: 0	CS: 0			

PITCHER		IP	WLS	BF	H	R	ER	SO	BB	IBB	HBP	BLK	WP	HR	S	P	ERA	WHIP
Jay Howell, R ERA: 3.59	(1, 1)	5.0	W	24	7	1	1	6	3	0	0	0	0	0	33	45	1.80	2.000
Ray Fontenot, L ERA: 5.29	(6, 1)	3.0		12	4	0	0	1	1	0	0	0	0	0	13	17	0.00	1.667
Mike Armstrong, R ERA: 18.0	(9, 1)	1.0		6	3	2	2	0	0	0	0	0	0	1	6	6	18.00	3.000

PITCHER	IP	WLS	BF	H	R	ER	SO	BB	IBB	HBP	BLK	WP	HR	S	P	ERA	WHIP

Batter	1	2	3	4	5	6	7	8	9	AB	R	H	RBI	BB	SO	LOB
Willie Randolph, R (1, 4) OBP: 0.395, SLG: 0.359	L6-4 1B 1B		1B BB FC6-4 1B 2-3	1B 1B BB		4-3		1B 1B BB 1-2		3	3	2	0	2	0	0
Butch Wynegar, S (1, 2) OBP: 0.345, SLG: 0.375	1B 1-2		K	1B 1-3 2-H 3-H		1B		F7		5	0	3	2	0	1	5
Dave Winfield, R (1, 9) OBP: 0.373, SLG: 0.526	L6-4 2-3		FC6-4 1B 1-2 BB	1-2 3-H 1B		F8		1B 1-2 2-H 3-H		4	0	2	3	1	0	3
Don Baylor, R (1, 10) OBP: 0.323, SLG: 0.490	F4		FC6-4 1-2 2-3 3-H 1B	F3		F8		G4-6-3 1-2 2-H 1B		5	0	2	2	0	0	4
Lou Piniella, R (1, 7) OBP: 0.355, SLG: 0.407 Steve Kemp, L (9, 7) OBP: 0.388, SLG: 0.397		F9	FC6-4 1-2f 2-3 3-H	K			6-3	G4-6-3 1-2f		5 0	0 0	0 0	1 0	0 0	1 0	6 0
Toby Harrah, R (1, 5) OBP: 0.301, SLG: 0.282		5-3	6-3		1-3		K			4	0	0	0	0	1	2
Don Mattingly, L (1, 3) OBP: 0.375, SLG: 0.538		1B		SH1-3 BB 1B 1B	F8		5-3			4	1	2	0	0	0	0
Omar Moreno, L (1, 8) OBP: 0.273, SLG: 0.330		F5		SH1-3 1-2 1B BB	1B			E S 1B 1B		3	2	2	0	1	0	1
Bobby Meacham, S (1, 6) OBP: 0.500, SLG: 0.667			1B 1B 2B	SH1-3 1-2 2-3	4-3			BB 1-3 1B BB		2	2	1	0	1	0	1
Inning Stats	R: 0 H: 2 E: 0 LOB: 1 K: 0 BB: 0 S: 4 P: 4	R: 0 H: 1 E: 0 LOB: 1 K: 0 BB: 0 S: 4 P: 4	R: 2 H: 3 E: 0 LOB: 2 K: 1 BB: 1 S: 8 P: 12	R: 3 H: 3 E: 0 LOB: 2 K: 1 BB: 2 S: 8 P: 16	R: 0 H: 1 E: 0 LOB: 1 K: 0 BB: 0 S: 4 P: 4	R: 0 H: 1 E: 0 LOB: 1 K: 0 BB: 0 S: 4 P: 4	R: 0 H: 0 E: 0 LOB: 0 K: 1 BB: 0 S: 5 P: 5	R: 3 H: 3 E: 0 LOB: 1 K: 0 BB: 2 S: 5 P: 13		1B: 13 SF: 0 2B: 2 SAC: 1 3B: 0 DP: 2 HR: 0 HBP: 0						

PITCHER	IP	WLS	BF	H	R	ER	SO	BB	IBB	HBP	BLK	WP	HR	S	P	ERA	WHIP
Scott McGregor, L (1, 1) ERA: 3.88	3.1	L	20	8	5	5	1	3	0	0	0	0	0	19	31	13.50	3.300
Bill Swaggerty, R (4, 1) ERA: 6.62	3.2		14	3	0	0	2	0	0	0	0	0	0	18	18	0.00	0.818
Sammy Stewart, R (8, 1) ERA: 3.48	1.0		7	3	3	3	0	2	0	0	0	0	0	5	13	27.00	5.000

PITCHER	IP	WLS	BF	H	R	ER	SO	BB	IBB	HBP	BLK	WP	HR	S	P	ERA	WHIP

BOTTOM

Baltimore Orioles @ New York Yankees

Yankee Stadium, Bronx, NY

Sat Jun 16 1984, 3:33 AM EDT

Att. 37,583 - Unknown

livebaseballscorecards.com

AB	35
R	8
H	14
RBI	8
BB	5
SO	3
LOB	22

WP: 0 PA: 41
PB: 0
SB: 1
CS: 0

Batter	1	2	3	4	5	6	7	8	9	AB	R	H	RBI	BB	SO	LOB
John Shelby, S (1, 8) OBP: 0.259, SLG: 0.335	6-3		BB, 1-2, 2-H, 1B		5-3			F7, 1-2		4	0	1	1	0	0	1
Floyd Rayford, R (1, 5) OBP: 0.298, SLG: 0.410	K		K			F5		BB, 1B, HR, 2-H, 1B		4	1	1	1	0	2	2
Cal Ripken Jr., R (1, 6) OBP: 0.367, SLG: 0.527	K		BB, 1-2, 2-3, BB			F8		BB, HR, 1-2, 1B		3	1	1	0	1	1	0
Eddie Murray, S (1, 3) OBP: 0.422, SLG: 0.521		K	F8			4-3		HR, 1-2, 2-3, BB		3	1	0	0	1	1	3
Gary Roenicke, R (1, 7) OBP: 0.341, SLG: 0.318		5-3		G5-4-3, 1B			F7	HR, 1-H, 2-H, 3-H		4	1	2	4	0	0	0
Ken Singleton, S (1, 10) OBP: 0.302, SLG: 0.304		K		G5-4-3, 1-2f			F9	F9		4	0	0	0	0	1	1
Mike Young, S (1, 9) OBP: 0.374, SLG: 0.424			1B, 1B, 1B	K2-3			F9		6-3	4	1	1	0	0	1	0
Rich Dauer, R (1, 4) OBP: 0.289, SLG: 0.342			BB, 1B, 1-2, 1B		F7			F2	4-3	4	0	1	0	0	0	0
Rick Dempsey, R (1, 2) OBP: 0.310, SLG: 0.288			F2		F7			WP, 1B, BB	5-3	3	1	0	0	1	0	2
Inning Stats	R: 0 E: 0 K: 2 S: 7 H: 0 LOB: 0 BB: 0 P: 7	R: 0 E: 0 K: 2 S: 7 H: 0 LOB: 0 BB: 0 P: 7	R: 1 E: 0 K: 1 S: 8 H: 3 LOB: 3 BB: 1 P: 12	R: 0 E: 0 K: 1 S: 5 H: 1 LOB: 0 BB: 0 P: 5	R: 0 E: 0 K: 0 S: 3 H: 0 LOB: 0 BB: 0 P: 3	R: 0 E: 0 K: 0 S: 3 H: 0 LOB: 0 BB: 0 P: 3	R: 0 E: 0 K: 0 S: 3 H: 0 LOB: 0 BB: 0 P: 3	R: 5 E: 0 K: 0 S: 6 H: 3 LOB: 0 BB: 2 P: 14	R: 0 E: 0 K: 0 S: 3 H: 0 LOB: 0 BB: 0 P: 3	1B: 6 2B: 0 3B: 0 HR: 1 SF: 0 SAC: 0 DP: 1 HBP: 0						

PITCHER		IP	WLS	BF	H	R	ER	SO	BB	IBB	HBP	BLK	WP	HR	S	P	ERA	WHIP
Dennis Rasmussen, L ERA: 6.6	(1, 1)	8.0	L	33	7	6	6	6	3	0	0	0	1	1	42	54	6.75	1.250
Shane Rawley, L ERA: 6.06	(9, 1)	1.0		3	0	0	0	0	0	0	0	0	0	0	3	3	0.00	0.000

PITCHER	IP	WLS	BF	H	R	ER	SO	BB	IBB	HBP	BLK	WP	HR	S	P	ERA	WHIP

TOP

Baltimore Orioles @ New York Yankees

Yankee Stadium, Bronx, NY

Sun Jun 17 1984, 3:33 AM EDT

Att. 31,539 - Unknown

livebaseballscorecards.com

AB	33
R	6
H	7
RBI	6
BB	3
SO	6
LOB	9

WP: 1 PA: 36
PB: 0
SB: 0
CS: 0

Batter	1	2	3	4	5	6	7	8	9	AB	R	H	RBI	BB	SO	LOB
Willie Randolph, R (1, 4) OBP: 0.400, SLG: 0.365	HR 1B	FC6-4 1-2 1B		F7			G6-4-3 1B			4	1	3	0	0	0	1
Toby Harrah, R (1, 5) OBP: 0.300, SLG: 0.276	K	FC6-4 1-2f			BB		G6-4-3 1-2f			3	0	0	0	1	1	4
Dave Winfield, R (1, 9) OBP: 0.367, SLG: 0.516	K		F9		F7			4-3		4	0	0	0	0	1	2
Don Baylor, R (1, 10) OBP: 0.326, SLG: 0.502	1-H HR		BB		F7			K		3	1	1	2	1	1	1
Roy Smalley, S (1, 3) OBP: 0.309, SLG: 0.407	BB		F9		F9			F6		3	0	0	0	1	0	2
Brian Dayett, R (1, 7)	K2-3		F7			F8			6-3	4	0	0	0	0	1	2
Mike O'Berry, R (1, 2) OBP: 0.346, SLG: 0.375		K		F8		F7			5-3	4	0	0	0	0	1	0
Omar Moreno, L (1, 8) OBP: 0.266, SLG: 0.322		F9		F8		K			BB	3	0	0	0	0	1	0
Tim Foli, R (9, PH) OBP: 0.187, SLG: 0.216										0	0	0	0	1	0	0
Bobby Meacham, S (1, 6) OBP: 0.500, SLG: 0.500		1B BB		1B			F8		K	3	0	1	0	1	1	1
Inning Stats	R: 2 H: 2 E: 0 LOB: 1 K: 3 BB: 1 S: 11 P: 15	R: 0 H: 1 E: 0 LOB: 2 K: 1 BB: 1 S: 6 P: 10	R: 0 H: 0 E: 0 LOB: 1 K: 0 BB: 1 S: 3 P: 7	R: 0 H: 1 E: 0 LOB: 1 K: 0 BB: 0 S: 4 P: 4	R: 0 H: 0 E: 0 LOB: 1 K: 0 BB: 1 S: 3 P: 7	R: 0 H: 0 E: 0 LOB: 0 K: 1 BB: 0 S: 5 P: 5	R: 0 H: 1 E: 0 LOB: 0 K: 0 BB: 0 S: 3 P: 3	R: 0 H: 0 E: 0 LOB: 0 K: 1 BB: 0 S: 5 P: 5	R: 0 H: 0 E: 0 LOB: 1 K: 1 BB: 1 S: 5 P: 9	1B: 4 SF: 0 2B: 0 SAC: 0 3B: 0 DP: 1 HR: 1 HBP: 0						

PITCHER	IP	WLS	BF	H	R	ER	SO	BB	IBB	HBP	BLK	WP	HR	S	P	ERA	WHIP
Mike Flanagan, L (1, 1) ERA: 3.83	9.0	W	36	5	2	2	7	5	0	0	0	0	1	45	65	2.00	1.111

PITCHER	IP	WLS	BF	H	R	ER	SO	BB	IBB	HBP	BLK	WP	HR	S	P	ERA	WHIP

BOTTOM

Baltimore Orioles @ New York Yankees

Yankee Stadium, Bronx, NY

Sun Jun 17 1984, 3:33 AM EDT
Att. 31,539 - Unknown

livebaseballscorecards.com

AB	31
R	2
H	5
RBI	2
BB	5
SO	7
LOB	13

WP: 0 PA: 36
PB: 0
SB: 0
CS: 0

New York Yankees @ Detroit Tigers

Tiger Stadium, Detroit, MI

Mon Jun 18 1984, 7:05 PM EDT

Att. 40,315 - Unknown

TOP

livebaseballscorecards.com

Batter	1	2	3	4	5	6	7	8	9	AB	R	H	RBI	BB	SO	LOB
Willie Randolph, R (1, 4) OBP: 0.400, SLG: 0.370	0-0 2B 1B		0-0 1-3 ①		0-0 1B SF8 2B		0-0 6-3 ①		0-0 F9 ②	5	2	2	0	0	0	1
Butch Wynegar, S (1, 2) OBP: 0.341, SLG: 0.370	0-0 F8 ①		0-0 4-3 ②		0-0 2-3 1B		0-0 P6 ②		0-0 P6 ③	5	0	1	0	0	0	2
Don Mattingly, L (1, 3) OBP: 0.377, SLG: 0.542	0-0 6-3 1-H 2B		SSS 0-3 K ③		0-0 SF8 ② 3-H		4-0 IBB			2	0	1	2	1	1	0
Don Baylor, R (1, 10) OBP: 0.325, SLG: 0.495	0-0 6-3 ② 2-3			BBB 4-0 1B BB	SSS 0-3 K ③		0-0 F4 ③			3	0	0	0	1	1	4
Dave Winfield, R (1, 9) OBP: 0.369, SLG: 0.516	0-0 4-3 ③			0-0 1-2 1B		0-0 P4 ①		0-0 FC6-4 1B		4	0	2	0	0	0	1
Steve Kemp, L (1, 7) OBP: 0.385, SLG: 0.390		SSS 0-3 K ①		SSS 0-3 K ①		BBB 4-0 BB		0-0 L6 ①		3	0	0	0	1	2	3
Brian Dayett, R (8, 7)										0	0	0	0	0	0	0
Roy Smalley, S (1, 5) OBP: 0.301, SLG: 0.396		SSS 0-3 K ②		0-0 F7 ②		SSS 0-3 K ②		0-0 FC6-4 FC4 1-2f ②		4	0	0	0	0	2	4
Ken Griffey, L (1, 8) OBP: 0.310, SLG: 0.319	0-0 1B		0-0 F8 ③		0-0 F7 ③		0-0 FC4 1-2f ③			4	0	1	0	0	0	4
Omar Moreno, L (8, 8) OBP: 0.266, SLG: 0.322										0	0	0	0	0	0	0
Bobby Meacham, S (1, 6) OBP: 0.417, SLG: 0.500	0-0 F7 ③				SSS 0-3 K ①	0-0 2B			0-0 F9 ①	4	0	1	0	0	1	1
Inning Stats	R: 1 E: 0 K: 0 S: 5 H: 2 LOB: 1 BB: 0 P: 5	R: 0 E: 0 K: 2 S: 8 H: 1 LOB: 1 BB: 0 P: 8	R: 0 E: 0 K: 1 S: 5 H: 0 LOB: 0 BB: 0 P: 5	R: 0 E: 0 K: 1 S: 6 H: 1 LOB: 2 BB: 1 P: 10	R: 1 E: 0 K: 2 S: 9 H: 2 LOB: 1 BB: 0 P: 9	R: 0 E: 0 K: 1 S: 5 H: 0 LOB: 1 BB: 1 P: 9	R: 0 E: 0 K: 0 S: 4 H: 1 LOB: 2 BB: 1 P: 8	R: 0 E: 0 K: 0 S: 4 H: 1 LOB: 1 BB: 0 P: 4	R: 0 E: 0 K: 0 S: 3 H: 0 LOB: 0 BB: 0 P: 3	1B: 5 2B: 3 3B: 0 HR: 0	SF: 1 SAC: 0 DP: 0 HBP: 0						

	AB	34
	R	2
	H	8
	RBI	2
	BB	3
	SO	7
	LOB	20

WP: 0 PB: 0 SB: 0 CS: 0 PA: 38

PITCHER		IP	WLS	BF	H	R	ER	SO	BB	IBB	HBP	BLK	WP	HR	S	P	ERA	WHIP
Milt Wilcox, R ERA: 4.16	(1, 1)	7.0	L	31	7	2	2	7	2	1	0	0	0	0	42	54	2.57	1.286
Willie Hernandez, L ERA: 2.02	(8, 1)	2.0		7	1	0	0	0	0	0	0	0	0	0	7	7	0.00	0.500

PITCHER	IP	WLS	BF	H	R	ER	SO	BB	IBB	HBP	BLK	WP	HR	S	P	ERA	WHIP

New York Yankees @ Detroit Tigers

Tiger Stadium, Detroit, MI

Mon Jun 18 1984, 7:05 PM EDT

Att. 40,315 - Unknown

livebaseballscorecards.com

BOTTOM

Batter	1	2	3	4	5	6	7	8	9	AB	R	H	RBI	BB	SO	LOB
Lou Whitaker, L (1, 4) OBP: 0.388, SLG: 0.419	4-3		BB			1B		K		3	0	1	0	1	1	0
Alan Trammell, R (1, 6) OBP: 0.382, SLG: 0.494	K		5-3			K		F8		4	0	0	0	0	2	2
Kirk Gibson, L (1, 9) OBP: 0.338, SLG: 0.472	HR			CS 1B		F7			F5	4	1	2	1	0	0	1
Lance Parrish, R (1, 2) OBP: 0.297, SLG: 0.434	K			F7 1-2		F7			P3	4	0	0	0	0	1	2
Darrell Evans, L (1, 10) OBP: 0.362, SLG: 0.360 Tom Brookens, R (7, PR) OBP: 0.231, SLG: 0.273 Johnny Grubb, L (9, PH) OBP: 0.407, SLG: 0.464 Rusty Kuntz, R (9, PR) OBP: 0.438, SLG: 0.564		K		K			E3		BB BB	3 0 0 0	0 0 0 0	0 0 0 0	0 0 0 0	0 0 1 0	2 0 0 0	0 0 0 0
Chet Lemon, R (1, 8) OBP: 0.379, SLG: 0.541		6-3			FC6-4 BB		F9		FC6-4 1-2 BB	2	0	0	0	2	0	1
Larry Herndon, R (1, 7) OBP: 0.307, SLG: 0.318		F2		F8			F9		FC6-4 1-2f	4	0	0	0	0	0	4
Dave Bergman, L (1, 3) OBP: 0.375, SLG: 0.385			4-3	F8			G3			3	0	0	0	0	0	2
Barbaro Garbey, R (1, 5) OBP: 0.331, SLG: 0.383			6-3	FC6-4 1-2f				P6		3	0	0	0	0	0	1
Inning Stats	R: 1 H: 1 E: 0 LOB: 0 K: 2 BB: 0 S: 8 P: 8	R: 0 H: 0 E: 0 LOB: 0 K: 1 BB: 0 S: 5 P: 5	R: 0 H: 0 E: 0 LOB: 1 K: 0 BB: 1 S: 3 P: 7	R: 0 H: 1 E: 0 LOB: 0 K: 1 BB: 0 S: 5 P: 5	R: 0 H: 0 E: 0 LOB: 1 K: 0 BB: 1 S: 3 P: 7	R: 0 H: 1 E: 0 LOB: 1 K: 1 BB: 0 S: 6 P: 6	R: 0 H: 0 E: 1 LOB: 1 K: 0 BB: 0 S: 4 P: 4	R: 0 H: 0 E: 0 LOB: 0 K: 1 BB: 0 S: 5 P: 5	R: 0 H: 0 E: 0 LOB: 2 K: 0 BB: 2 S: 3 P: 11	1B: 2 SF: 0 2B: 0 SAC: 0 3B: 0 DP: 0 HR: 1 HBP: 0						WP: 0 PA: 34 PB: 0 SB: 0 CS: 1	

	AB	30
	R	1
	H	3
	RBI	1
	BB	4
	SO	6
	LOB	13

PITCHER		IP	WLS	BF	H	R	ER	SO	BB	IBB	HBP	BLK	WP	HR	S	P	ERA	WHIP
Phil Niekro, R ERA: 1.71	(1, 1)	8.2	W	33	3	1	1	6	4	0	0	0	0	1	41	57	1.04	0.808
Jose Rijo, R ERA: 4.39	(9, 1)	0.1	S	1	0	0	0	0	0	0	0	0	0	0	1	1	0.00	0.000

PITCHER	IP	WLS	BF	H	R	ER	SO	BB	IBB	HBP	BLK	WP	HR	S	P	ERA	WHIP

Batter	1	2	3	4	5	6	7	8	9	AB	R	H	RBI	BB	SO	LOB
Willie Randolph, R (1, 4) OBP: 0.400, SLG: 0.368	5-3	6-3 2-3			HR 1B	BB BB		G1-6-3 1-2f		4	1	1	0	1	0	2
Butch Wynegar, S (1, 2) OBP: 0.343, SLG: 0.365	K	4-3			F8	1-2 BB			E BB	3	1	0	0	2	1	2
Don Mattingly, L (1, 3) OBP: 0.378, SLG: 0.552	2B 1B		G3		1-H HR	6-3			F8	5	1	2	2	0	0	3
Dave Winfield, R (1, 9) OBP: 0.378, SLG: 0.524	1-3 2B		1B		BB 1B		K		E 1-2 6-3 BB	4	1	3	0	1	1	0
Oscar Gamble, L (1, 10) OBP: 0.282, SLG: 0.344 Don Baylor, R (9, PH) OBP: 0.323, SLG: 0.493	6-3		F9		1-2 BB		F7		E5 1-3 2-H 6-3	3 1	0 0	0 0	0 0	1 0	0 0	3 1
Steve Kemp, L (1, 7) OBP: 0.387, SLG: 0.389 Toby Harrah, R (9, PH) OBP: 0.298, SLG: 0.275		3B 1B	K		F8		BB		6-3 1-2 3-H	3 1	1 0	1 0	0 1	1 0	1 0	3 1
Roy Smalley, S (1, 5) OBP: 0.298, SLG: 0.403		1-H 1B 3B		4-3	F6		F4		F3	5	1	1	1	0	0	4
Omar Moreno, L (1, 8) OBP: 0.266, SLG: 0.320		6-3 S 3-H 1B		F7		G3		4-3		4	0	1	1	0	0	0
Bobby Meacham, S (1, 6) OBP: 0.313, SLG: 0.357		K 1-2		F9		F8		E4 G1-6-3		4	0	0	0	0	1	1
Inning Stats	R: 0 E: 0 K: 1 S: 7 H: 2 LOB: 2 BB: 0 P: 7	R: 2 E: 0 K: 1 S: 8 H: 3 LOB: 1 BB: 0 P: 8	R: 0 E: 0 K: 1 S: 6 H: 1 LOB: 1 BB: 0 P: 6	R: 0 E: 0 K: 0 S: 3 H: 0 LOB: 0 BB: 0 P: 3	R: 2 E: 0 K: 0 S: 6 H: 3 LOB: 2 BB: 1 P: 10	R: 0 E: 0 K: 0 S: 3 H: 0 LOB: 2 BB: 2 P: 11	R: 0 E: 0 K: 1 S: 5 H: 0 LOB: 1 BB: 1 P: 9	R: 0 E: 1 K: 0 S: 3 H: 0 LOB: 0 BB: 0 P: 3	R: 2 E: 1 K: 0 S: 4 H: 0 LOB: 1 BB: 2 P: 12	1B: 6 2B: 1 3B: 1 HR: 1 SF: 0 SAC: 0 DP: 1 HBP: 0						

PITCHER		IP	WLS	BF	H	R	ER	SO	BB	IBB	HBP	BLK	WP	HR	S	P	ERA	WHIP
Carl Willis, R ERA: 4.82	(1, 1)	4.1		22	9	4	4	3	0	0	0	0	0	1	28	28	8.31	2.077
Doug Bair, R ERA: 3.38	(5, 1)	2.2		12	0	0	0	1	4	0	0	0	0	0	10	26	0.00	1.500
Aurelio Lopez, R ERA: 2.83	(8, 1)	1.1	W	6	0	2	0	0	2	0	0	0	0	0	4	12	0.00	1.500
Willie Hernandez, L ERA: 1.99	(9, 1)	0.2	S	3	0	0	0	0	0	0	0	0	0	0	3	3	0.00	0.000

PITCHER	IP	WLS	BF	H	R	ER	SO	BB	IBB	HBP	BLK	WP	HR	S	P	ERA	WHIP

TOP

New York Yankees @ Detroit Tigers

Tiger Stadium, Detroit, MI

Tue Jun 19 1984, 7:05 PM EDT

Att. 41,192 - Unknown

livebaseballscorecards.com

AB	37
R	6
H	9
RBI	5
BB	6
SO	4
LOB	20

WP: 0 PA: 43
PB: 0
SB: 1
CS: 0

Batter	1	2	3	4	5	6	7	8	9	AB	R	H	RBI	BB	SO	LOB
Lou Whitaker, L (1, 4) OBP: 0.386, SLG: 0.416	HR 1B		F7		K		F4			4	1	1	0	0	1	1
Alan Trammell, R (1, 6) OBP: 0.380, SLG: 0.490	F8		1B 1B		F8			F8		4	0	1	0	0	0	1
Barbaro Garbey, R (1, 3) (9, 5) OBP: 0.335, SLG: 0.386	F9		1-2 1B			4-3		BB 1B 1B 1B		4	1	2	0	0	0	1
Lance Parrish, R (1, 10) OBP: 0.300, SLG: 0.448	1-H HR		F8			K		1B BB 1-2 1B 1B		4	2	2	2	0	1	2
Chet Lemon, R (1, 8) OBP: 0.381, SLG: 0.543	6-3			2B		1-3		BBBB 1B 1-2 2-3 1B BB		3	1	1	0	1	0	0
Larry Herndon, R (1, 7) OBP: 0.315, SLG: 0.332		G6-4-3 1B		F1			2B 2B	1B SF8 1-2 2-3 3-H 1B		4	2	3	1	0	0	1
Rusty Kuntz, R (1, 9) OBP: 0.426, SLG: 0.542		K		K			F6	1-3 2-H 3-H 1B		4	0	1	2	0	2	3
Tom Brookens, R (1, 5) OBP: 0.234, SLG: 0.284		G6-4-3 1-2f		4-3			2-H 2B	SF8 3-H		3	0	1	1	0	0	2
Kirk Gibson, L (8, PH) OBP: 0.336, SLG: 0.472										0	0	0	1	0	0	0
Dave Bergman, L (9, 3) OBP: 0.375, SLG: 0.385										0	0	0	0	0	0	0
Marty Castillo, R (1, 2) OBP: 0.273, SLG: 0.244			F7		F7		K	5-3		4	0	0	0	0	1	2
Inning Stats	R: 2 H: 2 E: 0 LOB: 0 K: 0 BB: 0 S: 5 P: 5	R: 0 H: 1 E: 0 LOB: 0 K: 1 BB: 0 S: 5 P: 5	R: 0 H: 2 E: 0 LOB: 2 K: 0 BB: 0 S: 5 P: 5	R: 0 H: 1 E: 0 LOB: 1 K: 1 BB: 0 S: 6 P: 6	R: 0 H: 0 E: 0 LOB: 0 K: 1 BB: 0 S: 5 P: 5	R: 0 H: 0 E: 0 LOB: 0 K: 1 BB: 0 S: 5 P: 5	R: 1 H: 2 E: 0 LOB: 1 K: 1 BB: 0 S: 7 P: 7	R: 4 H: 4 E: 0 LOB: 1 K: 0 BB: 1 S: 7 P: 11		1B: 8 SF: 1 2B: 3 SAC: 0 3B: 0 DP: 1 HR: 1 HBP: 0						

BOTTOM

New York Yankees @ Detroit Tigers

Tiger Stadium, Detroit, MI

Tue Jun 19 1984, 7:05 PM EDT

Att. 41,192 - Unknown

livebaseballscorecards.com

AB	34
R	7
H	12
RBI	7
BB	1
SO	5
LOB	13

PITCHER		IP	WLS	BF	H	R	ER	SO	BB	IBB	HBP	BLK	WP	HR	S	P	ERA	WHIP
Ron Guidry, L ERA: 3.99	(1, 1)	7.1	L	34	12	7	7	5	1	0	0	0	0	1	43	47	8.59	1.773
Clay Christiansen, R ERA: 4.64	(8, 1)	0.2		2	0	0	0	0	0	0	0	0	0	0	2	2	0.00	0.000

PITCHER	IP	WLS	BF	H	R	ER	SO	BB	IBB	HBP	BLK	WP	HR	S	P	ERA	WHIP

Batter	1	2	3	4	5	6	7	8	9	10	11	12	13	AB	R	H	RBI	BB	SO	LOB
Willie Randolph, R (1, 4) OBP: 0.394, SLG: 0.366	F8	5-3		G6-4-3 1-2f			5-3		1B 2B		F6		F8	7	1	1	0	0	0	3
Butch Wynegar, S (1, 2) OBP: 0.342, SLG: 0.364	PB 3-1 2B 1B	2-H 1B			G3		F8		K		5-3			6	1	2	1	0	1	1
Don Mattingly, L (1, 3) OBP: 0.377, SLG: 0.547	3-1 1-2	F7			G6-4-3 1B		F7		2-H 1B		K			6	0	2	1	0	1	2
Dave Winfield, R (1, 9) (8, 8) OBP: 0.381, SLG: 0.541	2-H 1B 2B		1-3		G6-4-3 1-2f			HR	1-2 1B			F8		6	2	3	2	0	0	1
Oscar Gamble, L (1, 10) OBP: 0.305, SLG: 0.348 Toby Harrah, R (9, PH) OBP: 0.297, SLG: 0.273 Ken Griffey, L (12, PH) OBP: 0.314, SLG: 0.323	FC6-4 2-H 1B					BBBB 1B BB		BBBB 4-3 SH1-3 BB	F8			1B		2 1 1	0 0 0	1 0 1	1 0 0	2 0 0	0 0 0	0 2 0
Steve Kemp, L (1, 7) OBP: 0.382, SLG: 0.383	FC6-4 1-2f	6-3				1-2 1B	SH1-3 1-2		4-3			K		5	0	1	0	0	1	4
Roy Smalley, S (1, 5) OBP: 0.299, SLG: 0.396		F8		FC2-5 BB 1B		F7	4-3 2-3			BBBB 4-0 G5-4-3 BB		F8		5	0	1	0	1	0	4
Omar Moreno, L (1, 8) OBP: 0.275, SLG: 0.323 Don Baylor, R (8, PH) OBP: 0.326, SLG: 0.493 Brian Dayett, R (8, 9)	S 2B 1B			BBBB 4-0 FC2-5 1-2 BB		F7	SSS 4-0 IBB			0-0 G5-4-3 1-2f			SSS 0-3 K	2 0 2	1 0 0	1 0 0	0 0 0	1 1 0	0 0 1	2 0 1
Bobby Meacham, S (1, 6) OBP: 0.273, SLG: 0.350	1-H 1B 2B			FC2-5 G6-4-3 1-2 2-3f		SSS K	SSS K			SSS K			6-3	6	1	1	1	0	3	6
Inning Stats	R: 2 E: 0 K: 0 S: 6 / H: 3 LOB: 1 BB: 0 P: 6	R: 2 E: 0 K: 0 S: 6 / H: 3 LOB: 1 BB: 0 P: 6	R: 0 E: 0 K: 0 S: 3 / H: 0 LOB: 0 BB: 0 P: 3	R: 0 E: 0 K: 0 S: 3 / H: 1 LOB: 1 BB: 1 P: 7	R: 0 E: 0 K: 0 S: 3 / H: 1 LOB: 0 BB: 0 P: 3	R: 0 E: 0 K: 1 S: 6 / H: 1 LOB: 2 BB: 1 P: 10	R: 0 E: 0 K: 0 S: 3 / H: 0 LOB: 0 BB: 0 P: 3	R: 1 E: 0 K: 1 S: 6 / H: 1 LOB: 2 BB: 2 P: 14	R: 1 E: 0 K: 1 S: 8 / H: 3 LOB: 2 BB: 0 P: 8	R: 0 E: 0 K: 1 S: 4 / H: 0 LOB: 0 BB: 1 P: 8	R: 0 E: 0 K: 1 S: 5 / H: 0 LOB: 0 BB: 0 P: 5	R: 0 E: 0 K: 1 S: 6 / H: 1 LOB: 1 BB: 0 P: 6	R: 0 E: 0 K: 1 S: 5 / H: 0 LOB: 0 BB: 0 P: 5	1B: 10 2B: 3 3B: 0 HR: 1	SF: 0 SAC: 1 DP: 3 HBP: 0	WP: 0 PB: 1 SB: 1 CS: 0	PA: 55						

PITCHER		IP	WLS	BF	H	R	ER	SO	BB	IBB	HBP	BLK	WP	HR	S	P	ERA	WHIP
Dan Petry, R ERA: 2.97	(1, 1)	6.0		27	9	4	4	1	2	0	0	0	0	0	27	35	6.00	1.833
Aurelio Lopez, R ERA: 2.95	(7, 1)	1.0		4	1	1	1	0	0	0	0	0	0	1	4	4	9.00	1.000
Willie Hernandez, L ERA: 2.01	(8, 1)	4.0		17	3	1	1	4	2	1	0	0	0	0	22	34	2.25	1.250
Doug Bair, R ERA: 3.21	(12, 1)	2.0	W	7	1	0	0	2	0	0	0	0	0	0	11	11	0.00	0.500

PITCHER	IP	WLS	BF	H	R	ER	SO	BB	IBB	HBP	BLK	WP	HR	S	P	ERA	WHIP

TOP

New York Yankees @ Detroit Tigers

Tiger Stadium, Detroit, MI

Wed Jun 20 1984, 7:05 PM EDT

Att. 43,972 - Unknown

livebaseballscorecards.com

AB	49
R	6
H	14
RBI	6
BB	5
SO	7
LOB	26

Batter	1	2	3	4	5	6	7	8	9	10	11	12	13	AB	R	H	RBI	BB	SO	LOB
Rusty Kuntz, R (1, 9) OBP: 0.423, SLG: 0.525	BBB 4-0 HR BB	x 0-0 ③ F8			x 0-0 ① F3		BBB 4-0 6-3 1B BB		SSS 0-3 ① K			x 0-0 ① F6		2	1	0	0	1	0	1
Kirk Gibson, L (7, PH) (8, 9) OBP: 0.336, SLG: 0.468														2	1	0	0	1	1	0
Alan Trammell, R (1, 6) OBP: 0.383, SLG: 0.500	x 0-0 1-H HR	x 0-0 CS 1B			BBB 4-0 G6-4-3 BB		x 0-0 ② 6-3 1-2		x 0-0 ② F8			x 0-0 ② 6-3		5	1	2	2	1	0	1
Barbaro Garbey, R (1, 3) OBP: 0.340, SLG: 0.389	x 0-0 ① F7	x 0-0 ① 1-2 2B 1B			x 0-0 ②③ G6-4-3 1-2f		x 0-0 2-H 1B		SSS 0-3 ③ K			x 0-0 ③ 4-3		4	1	2	1	0	0	1
Dave Bergman, L (9, 3) OBP: 0.369, SLG: 0.377														2	0	0	0	0	1	0
Lance Parrish, R (1, 10) OBP: 0.301, SLG: 0.458	x 0-0 ② F9	x 0-0 ② F9				x 0-0 HR	SSS 0-3 ③ K			x 0-0 ① F9			x 0-0 SH3-4 HR 1B	6	2	2	1	0	1	2
Chet Lemon, R (1, 8) OBP: 0.389, SLG: 0.566	x 0-0 FC6-4 1B	x 0-0 1-H 2B				x 0-0 1B		x 0-0 HR		SSS 0-3 ② K			x 0-0 ① SH3-4 1-2	5	1	4	2	0	1	0
Larry Herndon, R (1, 7) OBP: 0.312, SLG: 0.325	x 0-0 ③ FC6-4 1-2f	x 0-0 ③ 5-3				SSS 0-3 ① K		BBB 4-0 SH1-3 BB		x 0-0 ③ 6-3			x 4-0 HR IBB	4	0	0	0	1	1	3
Johnny Grubb, L (13, PH) OBP: 0.414, SLG: 0.464														0	1	0	0	1	0	0
Tom Brookens, R (1, 4) OBP: 0.230, SLG: 0.279		x 0-0 ① F9		x 0-0 ① 5-3		x 0-0 ② F9		x 0-0 ① SH1-3 1-2				x 0-0 ① F8	x 0-0 ② F9	2	0	0	0	0	0	0
Lou Whitaker, L (6, PH) (7, 4) OBP: 0.382, SLG: 0.411														3	0	0	0	0	0	3
Howard Johnson, S (1, 5) OBP: 0.405, SLG: 0.500		x 0-0 1B		x 0-0 ② F3		x 0-0 ③ F6		IIII 4-0 G6-4-3 IBB				x 0-0 ② 4-3	x 0-0 1-H 2-H HR	5	1	2	3	1	0	1
Marty Castillo, R (1, 2) OBP: 0.245, SLG: 0.217		x 0-0 ② F8		x 0-0 ③ 6-3			SSS 0-3 ① K	x 0-0 ②③ G6-4-3 1-2f				x 0-0 ③ 5-3		5	0	0	0	0	1	3

| Inning Stats | | | | | | | | | | | | | |

Batter	1	2	3	4	5	6	7	8	9	AB	R	H	RBI	BB	SO	LOB
Willie Randolph, R (1, 4) OBP: 0.397, SLG: 0.372	F8	BB, 1B, 1B		F9		SH1-3, 1-H, 2B		BBB, G4-6-3, BB		4	0	2	1	1	0	0
Butch Wynegar, S (1, 2) OBP: 0.345, SLG: 0.366	G3	1-2, BB, 1B		2B, 1B		SH1-3, 2-3		G4-6-3, 1-2f		4	1	2	0	0	0	1
Don Mattingly, L (1, 3) OBP: 0.385, SLG: 0.552	HR, 1B	BBB, 1-2, 2-3, FC6-4, BB		1-H, 2B		FC4-6, IBB			F7	3	1	2	1	2	0	0
Don Baylor, R (1, 10) OBP: 0.324, SLG: 0.500	1-H, HR	F4		F8		SSS, K			F8	5	1	1	2	0	1	6
Dave Winfield, R (1, 9) OBP: 0.386, SLG: 0.547	BB, 1B, 1B	FC6-4, 1-2f			1B	FC4-6, 1-2f			2B	5	1	3	0	0	0	5
Toby Harrah, R (1, 5) OBP: 0.294, SLG: 0.266	BBBB, 1B, 1-2, BB	5-3			F5		SSS, K		SSS, K	4	0	0	0	1	2	2
Brian Dayett, R (1, 7) OBP: 0.100, SLG: 0.100	1-3, 2-H, 1B	E5, L3			F8		6-3			4	0	1	1	0	0	1
Ken Griffey, L (1, 8) OBP: 0.307, SLG: 0.315	F3	L3, 1-2			F6		4-3			4	0	0	0	0	0	4
Bobby Meacham, S (1, 6) OBP: 0.269, SLG: 0.333		SSS, K		4-3		2B, 1B		F4		4	1	1	0	0	1	0
Inning Stats	R: 3 E: 0 K: 0 S: 7 H: 4 LOB: 2 BB: 1 P: 11	R: 0 E: 0 K: 1 S: 7 H: 2 LOB: 3 BB: 1 P: 11	R: 0 E: 1 K: 0 S: 3 H: 0 LOB: 0 BB: 0 P: 3	R: 1 E: 0 K: 0 S: 5 H: 2 LOB: 1 BB: 0 P: 5	R: 0 E: 0 K: 0 S: 4 H: 1 LOB: 1 BB: 0 P: 4	R: 1 E: 0 K: 1 S: 7 H: 2 LOB: 2 BB: 1 P: 11	R: 0 E: 0 K: 1 S: 5 H: 0 LOB: 0 BB: 0 P: 5	R: 0 E: 0 K: 0 S: 2 H: 0 LOB: 0 BB: 1 P: 6	R: 0 E: 0 K: 1 S: 6 H: 1 LOB: 1 BB: 0 P: 6	1B: 8 2B: 4 3B: 0 HR: 1 SF: 0 SAC: 1 DP: 2 HBP: 0	WP: 0 PB: 0 SB: 0 CS: 0 PA: 42					

PITCHER	IP	WLS	BF	H	R	ER	SO	BB	IBB	HBP	BLK	WP	HR	S	P	ERA	WHIP
Scott McGregor, L (1, 1) ERA: 4.12	5.0	L	28	11	5	5	1	2	0	0	0	0	1	28	36	9.00	2.600
Sammy Stewart, R (6, 1) ERA: 3.09	4.0		14	1	0	0	3	1	1	0	0	0	0	18	26	0.00	0.500

PITCHER	IP	WLS	BF	H	R	ER	SO	BB	IBB	HBP	BLK	WP	HR	S	P	ERA	WHIP

TOP

New York Yankees @ Baltimore Orioles

Memorial Stadium, Baltimore, MD

Thu Jun 21 1984, 7:05 PM EDT

Att. 29,286 - Unknown

livebaseballscorecards.com

AB	37
R	5
H	12
RBI	5
BB	4
SO	4
LOB	19

BOTTOM

Batter	1	2	3	4	5	6	7	8	9	AB	R	H	RBI	BB	SO	LOB
John Shelby, S (1, 8) OBP: 0.254, SLG: 0.325	F7	F8			F9		K		F9	5	0	0	0	0	1	4
Floyd Rayford, R (1, 5) OBP: 0.319, SLG: 0.420	F8		G6-3 1B			4-3		F9	K	5	0	1	0	0	1	2
Cal Ripken Jr., R (1, 6) OBP: 0.371, SLG: 0.528	4-3		G6-3 1-2f			6-3		6-3		4	0	0	0	0	0	1
Eddie Murray, S (1, 3) OBP: 0.423, SLG: 0.527		BBBB 2B 1B BB	6-3			BB 1B		1B 1B		3	1	2	0	1	0	0
Gary Roenicke, R (1, 7) OBP: 0.356, SLG: 0.348		1-3 1B 2B		FC5-4 1B		BBBB 1-2 BB		1-2 1B		2	1	2	0	1	0	0
Wayne Gross, L (8, PH) OBP: 0.369, SLG: 0.481										1	0	1	0	0	0	0
Al Bumbry, L (8, PR) (9, 7) OBP: 0.303, SLG: 0.294										0	0	0	0	0	0	0
Ken Singleton, S (1, 10) OBP: 0.292, SLG: 0.299		FC5-4 2-H 3-H 1B		FC5-4 1-2f G4-6-3		SSS K		F7		4	0	1	2	0	1	5
Mike Young, S (1, 9) OBP: 0.350, SLG: 0.400	SSS K			G4-6-3 1-2f			6-3		1B 1B	4	0	1	0	0	1	2
Lenn Sakata, R (1, 4) OBP: 0.250, SLG: 0.228		FC5-4 1-2f 2B			4-3		1B		F4	3	1	1	0	0	0	1
Jim Dwyer, L (9, PH) OBP: 0.326, SLG: 0.279										1	0	0	0	0	0	1
Rick Dempsey, R (1, 2) OBP: 0.305, SLG: 0.299										3	0	1	1	0	1	1
John Lowenstein, L (9, PH) OBP: 0.361, SLG: 0.393										1	0	1	0	0	0	0
Todd Cruz, R (9, PR) OBP: 0.240, SLG: 0.309		1-H 2B			5-3		SSS K		1-2 1B	0	0	0	0	0	0	0
Inning Stats	R: 0 E: 0 K: 0 S: 3 H: 0 LOB: 0 BB: 0 P: 3	R: 3 E: 0 K: 1 S: 8 H: 3 LOB: 1 BB: 1 P: 12	R: 0 E: 0 K: 0 S: 3 H: 1 LOB: 0 BB: 0 P: 3	R: 0 E: 0 K: 0 S: 3 H: 1 LOB: 0 BB: 0 P: 3	R: 0 E: 0 K: 0 S: 3 H: 0 LOB: 0 BB: 0 P: 3	R: 0 E: 0 K: 1 S: 6 H: 1 LOB: 2 BB: 1 P: 10	R: 0 E: 0 K: 2 S: 8 H: 1 LOB: 1 BB: 0 P: 8	R: 0 E: 0 K: 0 S: 5 H: 2 LOB: 2 BB: 0 P: 5	R: 0 E: 0 K: 1 S: 7 H: 2 LOB: 2 BB: 0 P: 7	1B: 9 2B: 2 3B: 0 HR: 0		SF: 0 SAC: 0 DP: 2 HBP: 0				

PITCHER		IP	WLS	BF	H	R	ER	SO	BB	IBB	HBP	BLK	WP	HR	S	P	ERA	WHIP
Shane Rawley, L ERA: 5.58	(1, 1)	7.2	W	31	8	3	3	4	2	0	0	0	0	0	37	45	3.52	1.304
Clay Christiansen, R ERA: 4.74	(8, 1)	1.1	S	7	3	0	0	1	0	0	0	0	0	0	9	9	0.00	2.250

PITCHER	IP	WLS	BF	H	R	ER	SO	BB	IBB	HBP	BLK	WP	HR	S	P	ERA	WHIP

New York Yankees @ Baltimore Orioles

Memorial Stadium, Baltimore, MD

Thu Jun 21 1984, 7:05 PM EDT

Att. 29,286 - Unknown

livebaseballscorecards.com

AB	36
R	3
H	11
RBI	3
BB	2
SO	5
LOB	17

WP: 0 PB: 0 SB: 0 CS: 0 PA: 38

New York Yankees @ Baltimore Orioles

Memorial Stadium, Baltimore, MD

Fri Jun 22 1984, 7:05 PM EDT

Att. 37,849 - Unknown

TOP

livebaseballscorecards.com

Batter	1	2	3	4	5	6	7	8	9	AB	R	H	RBI	BB	SO	LOB
Willie Randolph, R (1, 4) OBP: 0.395, SLG: 0.367	6-3		F9		FC3-6 BB		G6-4-3 1-2f			3	0	0	0	1	0	2
Ken Griffey, L (1, 8) OBP: 0.306, SLG: 0.314	6-3		F4		FC3-6 FC3-6 1-2f			4-3 WP 6-3 1B		4	1	1	0	0	0	2
Don Mattingly, L (1, 3) OBP: 0.383, SLG: 0.551	K			1B 6-3 2B	FC3-6 1-2f			4-3 1-3		4	1	1	0	0	1	2
Don Baylor, R (1, 10) OBP: 0.322, SLG: 0.495		F8		6-3 HR 2-3 1B		F9		6-3 3-H		4	1	1	1	0	0	0
Dave Winfield, R (1, 9) OBP: 0.383, SLG: 0.542		1B		6-3 2-3 3-H		F6		6-3		4	0	1	1	0	0	1
Brian Dayett, R (1, 7) OBP: 0.214, SLG: 0.385		F9		HR 3-H		FC6-4 BB			6-3	3	1	1	2	1	0	1
Mike O'Berry, R (1, 2) OBP: 0.310, SLG: 0.333		F8		4-3		FC6-4 1-2f			5-3	3	0	0	0	0	0	2
Butch Wynegar, S (9, PH) OBP: 0.344, SLG: 0.365										1	0	0	0	0	0	0
Toby Harrah, R (1, 5) OBP: 0.298, SLG: 0.267			5-3	6-3			FC5-4 BB		1B	3	0	1	0	1	0	0
Bobby Meacham, S (1, 6) OBP: 0.276, SLG: 0.308			BB		F8		FC5-4 G6-4-3 1-2f		5-3	2	0	0	0	1	0	1
Roy Smalley, S (9, PH) OBP: 0.298, SLG: 0.394										1	0	0	0	0	0	1

AB	32
R	4
H	6
RBI	4
BB	4
SO	1
LOB	12

Inning Stats	1	2	3	4	5	6	7	8	9
	R: 0 E: 0 K: 1 S: 5	H: 0 LOB: 0 BB: 0 P: 5	R: 0 E: 0 K: 0 S: 4	H: 1 LOB: 1 BB: 0 P: 4	R: 0 E: 0 K: 0 S: 3	H: 0 LOB: 1 BB: 1 P: 7	R: 3 E: 0 K: 0 S: 6	H: 3 LOB: 0 BB: 0 P: 6	R: 0 E: 0 K: 0 S: 3	H: 0 LOB: 1 BB: 1 P: 7	R: 0 E: 0 K: 0 S: 3	H: 0 LOB: 1 BB: 1 P: 7	R: 0 E: 0 K: 0 S: 2	H: 0 LOB: 0 BB: 1 P: 6	R: 1 E: 0 K: 0 S: 4	H: 1 LOB: 0 BB: 0 P: 4	R: 0 E: 0 K: 0 S: 4	H: 1 LOB: 1 BB: 0 P: 4

1B: 4 SF: 0
2B: 1 SAC: 0
3B: 0 DP: 1
HR: 1 HBP: 0

WP: 1 PA: 36
PB: 0
SB: 0
CS: 0

PITCHER		IP	WLS	BF	H	R	ER	SO	BB	IBB	HBP	BLK	WP	HR	S	P	ERA	WHIP
Mike Flanagan, L ERA: 3.83	(1, 1)	7.0	W	28	4	3	3	1	4	0	0	0	0	1	26	42	3.86	1.143
Tippy Martinez, L ERA: 3.26	(8, 1)	2.0	S	8	2	1	1	0	0	0	0	0	1	0	8	8	4.50	1.000

PITCHER	IP	WLS	BF	H	R	ER	SO	BB	IBB	HBP	BLK	WP	HR	S	P	ERA	WHIP

BOTTOM

Batter	1	2	3	4	5	6	7	8	9	AB	R	H	RBI	BB	SO	LOB
John Shelby, S (1, 8) OBP: 0.253, SLG: 0.318	F2	F8		K		K		BB 1-2		4	0	0	0	1	2	4
Floyd Rayford, R (1, 5) OBP: 0.327, SLG: 0.435	F9 2B	E3 G5-3 BB	1-3 2-H 1B				G3	F9		4	0	2	1	0	0	0
John Lowenstein, L (8, PH) OBP: 0.359, SLG: 0.390										1	0	0	0	0	0	2
Todd Cruz, R (9, 5) OBP: 0.240, SLG: 0.309										0	0	0	0	0	0	0
Cal Ripken Jr., R (1, 6) OBP: 0.373, SLG: 0.529	F9 2-3		G5-3 BB 1-2	4-3			1B 2B			3	1	1	0	1	0	3
Eddie Murray, S (1, 3) OBP: 0.424, SLG: 0.526	K		G5-3 1-2 2-3f		G5-4-3 1B		BB 2-H 1B			4	0	2	1	0	1	3
Gary Roenicke, R (1, 7) OBP: 0.348, SLG: 0.339		K	F8		G5-4-3 1-2f		G3-6-1 1-2 BB			3	0	0	0	0	1	2
Wayne Gross, L (7, PH) OBP: 0.373, SLG: 0.481										0	0	0	0	1	0	0
Al Bumbry, L (7, PR) OBP: 0.303, SLG: 0.294										0	0	0	0	0	0	0
(8, 7)																
Ken Singleton, S (1, 10) OBP: 0.296, SLG: 0.305		E WP 2B		1B 1B BB	F7		G3-6-1 1-2f			3	2	1	0	1	0	2
Mike Young, S (1, 9) OBP: 0.347, SLG: 0.389		WP E 6-3 BB		F7		6-3		3-1		3	1	0	0	1	0	1
Rich Dauer, R (1, 4) OBP: 0.284, SLG: 0.335		E6 6-3 WP 1-2 2-3		1B 1B 1-3 1B		E4		1-3		4	1	1	0	0	0	2
Rick Dempsey, R (1, 2) OBP: 0.310, SLG: 0.299		6-3 1-3 2-H 3-H		1B 1-2 3-H 1B		F8		BB BB		3	0	1	2	1	0	2
Inning Stats	R: 0 E: 0 K: 1 S: 6 H: 1 LOB: 1 BB: 0 P: 6	R: 2 E: 1 K: 1 S: 7 H: 1 LOB: 1 BB: 1 P: 11	R: 0 E: 1 K: 0 S: 3 H: 0 LOB: 1 BB: 1 P: 7	R: 2 E: 0 K: 1 S: 8 H: 3 LOB: 2 BB: 1 P: 12	R: 0 E: 0 K: 0 S: 3 H: 1 LOB: 0 BB: 0 P: 3	R: 0 E: 1 K: 1 S: 6 H: 0 LOB: 1 BB: 0 P: 6	R: 1 E: 0 K: 0 S: 4 H: 2 LOB: 2 BB: 1 P: 8	R: 0 E: 0 K: 0 S: 3 H: 0 LOB: 2 BB: 2 P: 11		1B: 5 2B: 3 3B: 0 HR: 0 SF: 0 SAC: 0 DP: 3 HBP: 0						

PITCHER	IP	WLS	BF	H	R	ER	SO	BB	IBB	HBP	BLK	WP	HR	S	P	ERA	WHIP
Dennis Rasmussen, L (1, 1) ERA: 6.44	6.1	L	31	8	5	4	4	3	0	0	0	1	0	36	48	5.68	1.737
Mike Armstrong, R (7, 1) ERA: 6.75	1.2		7	0	0	0	0	3	0	0	0	0	0	4	16	0.00	1.800

PITCHER	IP	WLS	BF	H	R	ER	SO	BB	IBB	HBP	BLK	WP	HR	S	P	ERA	WHIP

New York Yankees @ Baltimore Orioles

Memorial Stadium, Baltimore, MD

Fri Jun 22 1984, 7:05 PM EDT

Att. 37,849 - Unknown

livebaseballscorecards.com

AB	32
R	5
H	8
RBI	4
BB	6
SO	4
LOB	21

WP: 1 PB: 0 SB: 0 CS: 0 PA: 38

Batter	1	2	3	4	5	6	7	8	9	10	11	AB	R	H	RBI	BB	SO	LOB
Ken Griffey, L (1, 8) OBP: 0.317, SLG: 0.322	1B FC5-2-5-1-6 1B		BBBB 1B BB		1-3			L3 1B	6-3		1B	5	0	3	0	1	0	2
Butch Wynegar, S (1, 2) OBP: 0.349, SLG: 0.370	1-3 FC5-2-5-1-6 1B		1-2 FC5-4 1B			6-3		L3 1-2		SH1-3 1B	F9	5	0	3	0	0	0	1
Omar Moreno, L (10, PR) OBP: 0.275, SLG: 0.323												0	0	0	0	0	0	0
Mike O'Berry, R (10, 2) OBP: 0.300, SLG: 0.321												1	0	0	0	0	0	1
Don Mattingly, L (1, 3) OBP: 0.377, SLG: 0.543	FC5-2-5-1-6 1-2 3-H		SSS K			4-3		5-3		SH1-3 1-2		4	0	0	0	0	1	4
Don Baylor, R (1, 10) OBP: 0.324, SLG: 0.505	F6		1-2f FC5-4			HR			E4 HR	FC3-6 IBB		4	2	1	1	1	0	3
Dave Winfield, R (1, 9) OBP: 0.384, SLG: 0.543		3-1 SF8 2B		F4		S 1B			F5	SSSS K		5	1	2	0	0	1	3
Steve Kemp, L (1, 7) OBP: 0.383, SLG: 0.401		3-1 2-3		G6-4-3 1B		F4 1-2			1-H HR	FC3-6 1-2f		5	1	2	2	0	0	4
Brian Dayett, R (11, 7) OBP: 0.214, SLG: 0.385												0	0	0	0	0	0	0
Roy Smalley, S (1, 5) OBP: 0.295, SLG: 0.408		SF8 3-H		G6-4-3 1-2f			F8		SSS K		HR	4	1	1	2	0	1	1
Bobby Meacham, S (1, 6) OBP: 0.294, SLG: 0.355		4-1			G5-4-3 1B		G3		WP 2B		F9	5	0	2	0	0	0	0
Tim Foli, R (1, 4) OBP: 0.188, SLG: 0.205			6-3		G5-4-3 1-2f		6-3		BBBB 2-3 BB		F3	4	0	0	0	1	0	1
Inning Stats	R: 0 H: 2 E: 0 LOB: 1 K: 0 BB: 0 S: 4 P: 4	R: 1 H: 1 E: 0 LOB: 0 K: 0 BB: 0 S: 4 P: 4	R: 0 H: 1 E: 0 LOB: 2 K: 1 BB: 1 S: 6 P: 10	R: 0 H: 1 E: 0 LOB: 0 K: 0 BB: 0 S: 3 P: 3	R: 0 H: 1 E: 0 LOB: 0 K: 0 BB: 0 S: 3 P: 3	R: 1 H: 2 E: 0 LOB: 1 K: 0 BB: 0 S: 5 P: 5	R: 0 H: 0 E: 0 LOB: 0 K: 0 BB: 0 S: 3 P: 3	R: 0 H: 1 E: 0 LOB: 0 K: 0 BB: 0 S: 3 P: 3	R: 2 H: 2 E: 1 LOB: 2 K: 1 BB: 1 S: 8 P: 12	R: 0 H: 1 E: 0 LOB: 2 K: 1 BB: 1 S: 6 P: 10	R: 1 H: 2 E: 0 LOB: 1 K: 0 BB: 0 S: 5 P: 5	1B: 9 SF: 1 2B: 4 SAC: 1 3B: 0 DP: 4 HR: 3 HBP: 0						

PITCHER		IP	WLS	BF	H	R	ER	SO	BB	IBB	HBP	BLK	WP	HR	S	P	ERA	WHIP
Dennis Martinez, R ERA: 5.31	(1, 1)	6.0		24	8	2	2	1	1	0	0	0	0	1	25	29	3.00	1.500
Sammy Stewart, R ERA: 2.89	(7, 1)	2.1		8	1	1	1	0	0	0	0	0	0	0	8	8	3.86	0.429
Tippy Martinez, L ERA: 3.44	(9, 1)	2.2	L	15	5	2	1	2	1	1	0	0	1	2	17	25	3.38	2.250

PITCHER		IP	WLS	BF	H	R	ER	SO	BB	IBB	HBP	BLK	WP	HR	S	P	ERA	WHIP

New York Yankees @ Baltimore Orioles

Memorial Stadium, Baltimore, MD

Sat Jun 23 1984, 7:05 PM EDT

Att. 42,785 - Unknown

TOP

livebaseballscorecards.com

AB	42
R	5
H	14
RBI	5
BB	3
SO	3
LOB	20

WP: 1 PA: 47
PB: 0
SB: 1
CS: 0

Batter	1	2	3	4	5	6	7	8	9	10	11	AB	R	H	RBI	BB	SO	LOB
Al Bumbry, L (1, 8) OBP: 0.306, SLG: 0.297	1-3		4-3		BB SF8 BB 1B	2-H E BB 1B		4-3		F7		5	2	2	1	0	0	0
John Shelby, S (10, PH) OBP: 0.251, SLG: 0.316												1	0	0	0	0	0	1
(11, 8)																		
Wayne Gross, L (1, 5) OBP: 0.389, SLG: 0.481	1B FC5-4 BB		CS 1B		1-2 BB	1-2 E BB			K		BB	2	1	1	0	4	1	0
Todd Cruz, R (11, PR) OBP: 0.240, SLG: 0.309												0	0	0	0	0	0	0
Cal Ripken Jr., R (1, 6) OBP: 0.369, SLG: 0.522	FC5-4 1-3 1B		1-2 K		K	E6 1-3 2-H			K		F8	6	0	1	0	0	3	5
Eddie Murray, S (1, 3) OBP: 0.429, SLG: 0.530	FC5-4 1-2f 3-H			FC1-5 BB 1B	1-2 2-3 BB	F9			2B		1-2 BB	4	0	2	1	2	0	3
Ken Singleton, S (1, 10) OBP: 0.297, SLG: 0.300	F7			1B FC1-5 1-2 FC5-2 BB	SF8 3-H		F8		IBB		K	3	0	0	1	2	1	3
Mike Young, S (1, 7) OBP: 0.338, SLG: 0.377		K		FC1-5 FC5-2 1B 1-2 2-3f	K		G6-4-3 1B		K		K	6	0	1	0	0	4	8
(8, 9)																		
Jim Dwyer, L (1, 9) OBP: 0.333, SLG: 0.298	4-3			FC5 FC5-2 1-2 2-3 1B		1B 2B	G6-4-3 1-2f			5-3		3	1	2	0	0	0	0
Gary Roenicke, R (7, PH) OBP: 0.343, SLG: 0.333												2	0	0	0	0	0	1
(8, 7)																		
Rich Dauer, R (1, 4) OBP: 0.283, SLG: 0.333	1B			FC5-2 1-2 2-3 3-Hf	K			K		1B		4	0	1	0	0	2	4
John Lowenstein, L (10, PH) OBP: 0.363, SLG: 0.394												1	0	1	0	0	0	0
Lenn Sakata, R (10, PR) OBP: 0.250, SLG: 0.228												0	0	0	0	0	0	0
(11, 4)																		
Rick Dempsey, R (1, 2) OBP: 0.301, SLG: 0.289	F4			FC5 2-3f		F9		F8		F8		5	0	0	0	0	0	6
Inning Stats	R: 1 H: 1 E: 0 LOB: 1 K: 0 BB: 1 S: 4 P: 8	R: 0 H: 1 E: 0 LOB: 1 K: 1 BB: 0 S: 6 P: 6	R: 0 H: 1 E: 0 LOB: 1 K: 1 BB: 0 S: 5 P: 5	R: 0 H: 2 E: 0 LOB: 3 K: 0 BB: 1 S: 5 P: 9	R: 1 H: 1 E: 0 LOB: 2 K: 2 BB: 2 S: 8 P: 16	R: 2 H: 2 E: 1 LOB: 2 K: 1 BB: 1 S: 8 P: 12	R: 0 H: 1 E: 0 LOB: 0 K: 0 BB: 0 S: 3 P: 3	R: 0 H: 0 E: 0 LOB: 0 K: 1 BB: 0 S: 5 P: 5	R: 0 H: 1 E: 0 LOB: 2 K: 3 BB: 1 S: 10 P: 14	R: 0 H: 1 E: 0 LOB: 1 K: 0 BB: 0 S: 4 P: 4	R: 0 H: 0 E: 0 LOB: 2 K: 2 BB: 2 S: 7 P: 15	1B: 9 SF: 1 2B: 3 SAC: 0 3B: 0 DP: 2 HR: 0 HBP: 0						

PITCHER		IP	WLS	BF	H	R	ER	SO	BB	IBB	HBP	BLK	WP	HR	S	P	ERA	WHIP
Phil Niekro, R ERA: 1.86	(1, 1)	5.2		30	8	4	3	5	5	0	0	0	0	0	35	55	4.76	2.294
Ray Fontenot, L ERA: 4.82	(6, 1)	1.1		4	1	0	0	0	0	0	0	0	0	0	4	4	0.00	0.750
Jay Howell, R ERA: 3.43	(8, 1)	2.0		8	1	0	0	4	0	1	0	0	0	0	15	19	0.00	0.500
Jose Rijo, R ERA: 4.72	(10, 1)	1.1	W	7	1	0	0	0	2	0	0	0	0	0	5	13	0.00	2.250
Clay Christiansen, R ERA: 4.62	(11, 1)	0.2	S	2	0	0	0	2	0	0	0	0	0	0	6	6	0.00	0.000

PITCHER	IP	WLS	BF	H	R	ER	SO	BB	IBB	HBP	BLK	WP	HR	S	P	ERA	WHIP

BOTTOM

New York Yankees @ Baltimore Orioles

Memorial Stadium, Baltimore, MD

Sat Jun 23 1984, 7:05 PM EDT

Att. 42,785 - Unknown

livebaseballscorecards.com

AB	42
R	4
H	11
RBI	3
BB	8
SO	11
LOB	31

WP: 0 PA: 51
PB: 0
SB: 0
CS: 1

Batter	1	2	3	4	5	6	7	8	9	AB	R	H	RBI	BB	SO	LOB
Rusty Kuntz, R (1, 9) OBP: 0.408, SLG: 0.492	SSS 0-3 ① K		x 0-0 ① F8		x 0-0 ② F7		SSS 0-3 ② K		x 0-0 ② F6	4	0	0	0	0	2	0
Dave Bergman, L (9, PH) OBP: 0.372, SLG: 0.389										1	0	0	0	0	0	0
Alan Trammell, R (1, 6) OBP: 0.375, SLG: 0.479	x 0-0 1B		x 0-0 ② 4-3		x 0-0 E5		x 0-0 HR 1B		BBBB 4-0 1B BB	4	1	2	0	1	0	0
Barbaro Garbey, R (1, 3) OBP: 0.335, SLG: 0.400	x 0-0 ② F8		x 0-0 ③ F8		x 0-0 ③ 6-3		x 0-0 1-H HR		x 0-0 1-2 1B	5	1	2	2	0	0	2
Lance Parrish, R (1, 10) OBP: 0.305, SLG: 0.474	x 0-0 ③ F7			x 0-0 ① F8		SSS 0-3 ① K	x 0-0 ③ F8		x 0-0 ③ 2-3	5	0	0	0	0	1	3
(8, 2)																
Chet Lemon, R (1, 8) OBP: 0.389, SLG: 0.556		x 0-0 1B 1B		x 0-0 2B 2B		x 0-0 ② 5-3		BBBB 4-0 BB		3	1	2	0	1	0	0
Larry Herndon, R (1, 7) OBP: 0.318, SLG: 0.344		x 0-0 ① F2		SSS 0-3 ② K		x 0-0 2B 1B		SSS 0-3 ① K		3	0	1	0	0	1	2
Kirk Gibson, L (7, 9) OBP: 0.341, SLG: 0.485										1	0	0	0	0	1	1
Tom Brookens, R (1, 4) OBP: 0.267, SLG: 0.321		x 0-0 ② F9		x 0-0 2-H 2B		x 0-0 1-3 2B		x 0-0 ② F7		3	0	2	1	0	0	1
Lou Whitaker, L (8, PH) OBP: 0.373, SLG: 0.399										1	0	0	0	0	0	1
(8, 4)																
Marty Castillo, R (1, 2) OBP: 0.232, SLG: 0.208		x 0-0 1-2 1B		SSS 0-3 ③ K		x 0-0 ③ 4-3		x 0-0 ③ F6		3	0	1	0	0	1	3
Darrell Evans, L (8, PH) OBP: 0.365, SLG: 0.348										1	0	0	0	0	0	1
Willie Hernandez, L (8, 1)										0	0	0	0	0	0	0
Carl Willis, L (8, 1)										0	0	0	0	0	0	0
Howard Johnson, S (1, 5) OBP: 0.378, SLG: 0.476		x 0-0 ③ 5-3			x 0-0 ① F8		x 0-0 ① F2		x 0-0 ① F3	4	0	0	0	0	0	2
Inning Stats	R: 0 E: 0 K: 1 S: 6 H: 1 LOB: 1 BB: 0 P: 6	R: 0 E: 0 K: 0 S: 5 H: 2 LOB: 2 BB: 0 P: 5	R: 0 E: 0 K: 0 S: 3 H: 0 LOB: 0 BB: 0 P: 3	R: 1 E: 0 K: 2 S: 9 H: 2 LOB: 1 BB: 0 P: 9	R: 0 E: 1 K: 0 S: 4 H: 0 LOB: 1 BB: 0 P: 4	R: 0 E: 0 K: 1 S: 7 H: 2 LOB: 2 BB: 0 P: 7	R: 2 E: 0 K: 1 S: 7 H: 2 LOB: 0 BB: 0 P: 7	R: 0 E: 0 K: 1 S: 5 H: 0 LOB: 1 BB: 1 P: 9	R: 0 E: 0 K: 0 S: 4 H: 1 LOB: 2 BB: 1 P: 8	1B: 6 2B: 3 3B: 0 HR: 1 SF: 0 SAC: 0 DP: 0 HBP: 0						

PITCHER		IP	WLS	BF	H	R	ER	SO	BB	IBB	HBP	BLK	WP	HR	S	P	ERA	WHIP
Ron Guidry, L ERA: 3.98	(1, 1)	7.0	W	32	9	3	3	5	1	0	0	0	0	1	41	45	3.86	1.429
Jay Howell, R ERA: 3.28	(8, 1)	2.0	S	8	1	0	0	1	1	0	0	0	0	0	9	13	0.00	1.000

PITCHER	IP	WLS	BF	H	R	ER	SO	BB	IBB	HBP	BLK	WP	HR	S	P	ERA	WHIP

Detroit Tigers @ New York Yankees

Yankee Stadium, Bronx, NY

Mon Jun 25 1984, 7:05 PM EDT

Att. 29,237 - Unknown

TOP

livebaseballscorecards.com

AB	38
R	3
H	10
RBI	3
BB	2
SO	6
LOB	16

PA: 40

WP: 0
PB: 0
SB: 0
CS: 0

BOTTOM

Detroit Tigers @ New York Yankees
Yankee Stadium, Bronx, NY
Mon Jun 25 1984, 7:05 PM EDT
Att. 29,237 - Unknown

Batter	1	2	3	4	5	6	7	8	9	AB	R	H	RBI	BB	SO	LOB
Willie Randolph, R (1, 4) OBP: 0.394, SLG: 0.366	F9		1B		6-3	CS 1-2	F8	SH2-4 1-2 2-3		4	0	1	0	0	0	0
Butch Wynegar, S (1, 2) OBP: 0.359, SLG: 0.374	BBBB L6-3 BB		1-2 1B		4-3		2B 2B 1B	1B 1B IBB		3	2	2	0	2	0	0
Don Mattingly, L (1, 3) OBP: 0.381, SLG: 0.548	L6-3 1-2		F8		1B 1B 1B		1-3 2B 2B	1B 1-2 2-3 3-H 1B		5	2	3	1	0	0	3
Dave Winfield, R (1, 9) OBP: 0.395, SLG: 0.556		1B	1B FC3-2 1B		1B 1-3 1B		2-H E 2-H 3-H 2B	1-2 2-H 3-H 1B		5	1	5	4	0	0	0
Oscar Gamble, L (1, 10) OBP: 0.306, SLG: 0.348 Don Baylor, R (7, PH) OBP: 0.325, SLG: 0.502		F6	F8		1-3 3-H 1B		4-0 FC6-4 IBB	F9		3 1	0 0	1 0	1 0	0 1	0 0	2 2
Steve Kemp, L (1, 7) OBP: 0.378, SLG: 0.395 Brian Dayett, R (9, 7) OBP: 0.214, SLG: 0.385		F9	FC3-2 BB 1-3 1B		F6		FC6-4 1-2f 2-H	F9		5 0	0 0	1 0	0 0	0 0	0 0	6 0
Roy Smalley, S (1, 5) OBP: 0.294, SLG: 0.401		F7	BBBB FC3-2 1-2 BB			6-3	SSS K			3	0	0	0	1	1	2
Ken Griffey, L (1, 8) OBP: 0.316, SLG: 0.316			1-3	FC3-2 1-2 2-3 3-Hf		F8		BBBB SH2-4 SH 1B BB		3	1	0	0	1	0	3
Bobby Meacham, S (1, 6) OBP: 0.297, SLG: 0.353			SSS K	SSS K		CS 1B		SH 1B SH2-4 1-2 1B		3	1	1	0	0	2	3
Inning Stats	R: 0 E: 0 K: 0 S: 2 H: 0 LOB: 0 BB: 1 P: 6	R: 0 E: 0 K: 0 S: 4 H: 1 LOB: 1 BB: 0 P: 4	R: 0 E: 0 K: 1 S: 7 H: 2 LOB: 2 BB: 0 P: 7	R: 0 E: 0 K: 1 S: 7 H: 2 LOB: 3 BB: 1 P: 11	R: 1 E: 0 K: 0 S: 6 H: 3 LOB: 2 BB: 0 P: 6	R: 0 E: 0 K: 0 S: 3 H: 1 LOB: 0 BB: 0 P: 3	R: 3 E: 1 K: 1 S: 8 H: 3 LOB: 1 BB: 1 P: 12	R: 3 E: 0 K: 0 S: 6 H: 2 LOB: 2 BB: 2 P: 14		1B: 12 2B: 3 3B: 0 HR: 0 SF: 0 SAC: 2 DP: 1 HBP: 0						

livebaseballscorecards.com

	AB	35
	R	7
	H	14
	RBI	6
	BB	5
	SO	3
	LOB	21

WP: 0 PA: 43
PB: 0
SB: 0
CS: 1

PITCHER		IP	WLS	BF	H	R	ER	SO	BB	IBB	HBP	BLK	WP	HR	S	P	ERA	WHIP
Dan Petry, R ERA: 3.05	(1, 1)	6.1		30	11	3	3	2	2	0	0	0	0	0	32	40	4.26	2.053
Doug Bair, R ERA: 3.14	(7, 1)	0.0	L	1	1	0	0	0	0	0	0	0	0	0	1	1	∞	∞
Willie Hernandez, L ERA: 2.32	(7, 1)	1.0		9	2	4	3	1	1	2	0	0	0	0	8	20	27.00	3.000
Willie Hernandez, L ERA: 2.32	(8, 1)	1.0		9	2	4	3	1	1	2	0	0	0	0	8	20	27.00	3.000
Carl Willis, R ERA: 4.22	(8, 1)	0.2		2	0	0	0	0	0	0	0	0	0	0	2	2	0.00	0.000

PITCHER	IP	WLS	BF	H	R	ER	SO	BB	IBB	HBP	BLK	WP	HR	S	P	ERA	WHIP

Batter	1	2	3	4	5	6	7	8	9	10	AB	R	H	RBI	BB	SO	LOB
Rusty Kuntz, R (1, 9) OBP: 0.407, SLG: 0.471	F7	WP 2B BB		F8		K		1B 1B BB		K	3	2	0	0	2	1	1
Kirk Gibson, L (10, PH) OBP: 0.340, SLG: 0.483											1	0	0	0	0	1	0
(10, 9)																	
Alan Trammell, R (1, 6) OBP: 0.377, SLG: 0.478	F8	2B BB		5-3			F8	1B 1B		CS 1B	5	0	2	2	1	0	0
Barbaro Garbey, R (1, 3) OBP: 0.345, SLG: 0.411	FC5-4 BB	2B		F7			CS 1B	1B		HR BB	3	0	2	2	1	0	0
Darrell Evans, L (8, PH) OBP: 0.370, SLG: 0.352											1	1	1	1	1	0	0
(8, 3)																	
Dave Bergman, L (10, 3) OBP: 0.372, SLG: 0.389											0	0	0	0	0	0	0
Lance Parrish, R (1, 10) OBP: 0.305, SLG: 0.483	FC5-4	F9			K		1B	5-3		HR	6	1	2	2	0	1	5
(9, 2)																	
Chet Lemon, R (1, 8) OBP: 0.384, SLG: 0.547		1B 1B	6-3		F8		6-3		5-3	K	6	0	1	0	0	1	2
Larry Herndon, R (1, 7) OBP: 0.319, SLG: 0.346		WP 1B 1B 1B	1B 1B		F9			E5 1B	F5		5	1	2	0	0	0	0
Tom Brookens, R (1, 4) OBP: 0.280, SLG: 0.333		WP 1B 1B	F8			F4		F8 FC6-5 1B 1B	S 1B		5	2	3	0	0	0	1
(8, 5)																	
Marty Castillo, R (1, 2) OBP: 0.250, SLG: 0.228	K	1B				FC5-4 1B		FC6-5 BB 1B	BB		4	1	2	0	0	1	4
Johnny Grubb, L (9, PH) OBP: 0.404, SLG: 0.432											0	0	0	0	1	0	0
Willie Hernandez, L (9, 1)											0	0	0	0	0	0	0
Howard Johnson, S (1, 5) OBP: 0.374, SLG: 0.469	WP S 2B 1B	F8				FC5-4 S		F8	K		4	1	1	2	0	0	5
Lou Whitaker, L (8, 4) OBP: 0.372, SLG: 0.398											1	0	0	0	0	1	2
Inning Stats	R: 0 E: 0 K: 0 S: 3 H: 0 LOB: 1 BB: 1 P: 7	R: 4 E: 0 K: 1 S: 9 H: 5 LOB: 2 BB: 2 P: 17	R: 0 E: 0 K: 0 S: 5 H: 2 LOB: 2 BB: 0 P: 5	R: 0 E: 0 K: 0 S: 3 H: 0 LOB: 0 BB: 0 P: 3	R: 0 E: 0 K: 1 S: 5 H: 0 LOB: 0 BB: 0 P: 5	R: 0 E: 0 K: 1 S: 6 H: 1 LOB: 1 BB: 0 P: 6	R: 0 E: 0 K: 0 S: 4 H: 2 LOB: 1 BB: 0 P: 4	R: 3 E: 1 K: 0 S: 7 H: 3 LOB: 2 BB: 1 P: 11	R: 0 E: 0 K: 1 S: 6 H: 1 LOB: 2 BB: 1 P: 10	R: 2 E: 0 K: 2 S: 8 H: 2 LOB: 0 BB: 1 P: 12	1B: 14 2B: 1 3B: 0 HR: 1 SF: 0 SAC: 0 DP: 0 HBP: 0						

TOP

Detroit Tigers @ New York Yankees

Yankee Stadium, Bronx, NY

Tue Jun 26 1984, 7:05 PM EDT
Att. 32,301 - Unknown

livebaseballscorecards.com

AB	44
R	9
H	16
RBI	9
BB	6
SO	6
LOB	20

WP: 2 PB: 0 SB: 3 CS: 2 PA: 50

PITCHER		IP	WLS	BF	H	R	ER	SO	BB	IBB	HBP	BLK	WP	HR	S	P	ERA	WHIP
Shane Rawley, L ERA: 6.21	(1, 1)	1.2		11	4	4	4	1	3	0	0	0	2	0	10	22	21.60	4.200
Bob Shirley, L ERA: 3.83	(2, 1)	5.1		23	7	2	1	2	0	0	0	0	0	0	27	27	1.69	1.312
Ray Fontenot, L ERA: 4.9	(8, 1)	0.2		3	0	0	0	0	1	0	0	0	0	0	2	6	0.00	1.500
Clay Christiansen, R ERA: 4.88	(8, 1)	2.1	L	13	5	3	2	3	2	0	0	0	0	1	17	25	7.71	3.000

PITCHER	IP	WLS	BF	H	R	ER	SO	BB	IBB	HBP	BLK	WP	HR	S	P	ERA	WHIP

Batter	1	2	3	4	5	6	7	8	9	10	AB	R	H	RBI	BB	SO	LOB
Willie Randolph, R (1, 4) OBP: 0.390, SLG: 0.366	F8		FC4-6, 1B, 1-H, 2B	K		F8		F7			5	1	1	1	0	1	3
Butch Wynegar, S (1, 2) OBP: 0.360, SLG: 0.386	F5		BBBB, FC4-6, BB	K		1-H, HR		F7			4	1	1	2	1	1	2
Don Mattingly, L (1, 3) OBP: 0.381, SLG: 0.545	1B		FC4-6, 1B, 1-2f, 2-3		F6	F9			1B		5	1	2	0	0	0	2
Don Baylor, R (1, 10) OBP: 0.327, SLG: 0.513	F2		1B, 1-2, 3-H, 1B		F5		HR		F9		5	1	2	2	0	0	2
Oscar Gamble, L (1, 9) OBP: 0.315, SLG: 0.347 Brian Dayett, R (9, PH) OBP: 0.200, SLG: 0.357 (10, 9)		F8	1-3, 2-H, 1B		BBBB, S, 2B, BB		SSS, K		F2		3 1	1 0	1 0	1 0	1 0	1 0	0 1
Steve Kemp, L (1, 7) OBP: 0.379, SLG: 0.401	1B	K			1-H, 2B		K		K		5	0	2	1	0	3	3
Roy Smalley, S (1, 5) OBP: 0.286, SLG: 0.390	F8	F6		K			5-3		5-3		5	0	0	0	0	1	4
Ken Griffey, L (1, 8) OBP: 0.318, SLG: 0.315	F8		SH1-4, 1B			BBBB, HR, BB		F8	F9		4	1	1	0	1	0	1
Bobby Meacham, S (1, 6) OBP: 0.317, SLG: 0.368		2B, 1B	SH1-4, 1-2			K		1B	K		4	1	2	0	0	2	1
Inning Stats	R: 0 E: 0 K: 0 S: 4 H: 1 LOB: 1 BB: 0 P: 4	R: 0 E: 0 K: 0 S: 4 H: 1 LOB: 1 BB: 0 P: 4	R: 3 E: 0 K: 1 S: 9 H: 4 LOB: 2 BB: 1 P: 13	R: 0 E: 0 K: 2 S: 8 H: 1 LOB: 1 BB: 0 P: 8	R: 1 E: 0 K: 1 S: 6 H: 1 LOB: 1 BB: 1 P: 10	R: 2 E: 0 K: 1 S: 6 H: 1 LOB: 0 BB: 1 P: 10	R: 1 E: 0 K: 2 S: 8 H: 1 LOB: 0 BB: 0 P: 8	R: 0 E: 0 K: 0 S: 4 H: 1 LOB: 1 BB: 0 P: 4	R: 0 E: 0 K: 1 S: 6 H: 1 LOB: 1 BB: 0 P: 6	R: 0 E: 0 K: 1 S: 5 H: 0 LOB: 0 BB: 0 P: 5	1B: 8 2B: 2 3B: 0 HR: 2 SF: 0 SAC: 1 DP: 0 HBP: 0	WP: 0 PB: 0 SB: 1 CS: 0 PA: 45					

PITCHER	IP	WLS	BF	H	R	ER	SO	BB	IBB	HBP	BLK	WP	HR	S	P	ERA	WHIP
Juan Berenguer, R (1, 1) ERA: 3.54	2.1		13	5	3	3	0	1	0	0	0	0	0	12	16	11.57	2.571
Aurelio Lopez, R (3, 1) ERA: 3.16	3.2		17	4	3	3	5	2	0	0	0	0	1	25	33	7.36	1.636
Sid Monge, L (7, 1) ERA: 4.3	1.1		6	2	1	1	2	0	0	0	0	0	1	10	10	6.75	1.500
Willie Hernandez, L (8, 1) ERA: 2.23	2.2	W	9	1	0	0	2	0	0	0	0	0	0	13	13	0.00	0.375
Willie Hernandez, L (9, 1) ERA: 2.23	2.2	W	9	1	0	0	2	0	0	0	0	0	0	13	13	0.00	0.375

PITCHER	IP	WLS	BF	H	R	ER	SO	BB	IBB	HBP	BLK	WP	HR	S	P	ERA	WHIP

BOTTOM

Detroit Tigers @ New York Yankees

Yankee Stadium, Bronx, NY

Tue Jun 26 1984, 7:05 PM EDT
Att. 32,301 - Unknown

livebaseballscorecards.com

AB	41
R	7
H	12
RBI	7
BB	3
SO	9
LOB	19

Detroit Tigers @ New York Yankees

Yankee Stadium, Bronx, NY

Wed Jun 27 1984, 7:05 PM EDT

Att. 30,428 - Unknown

livebaseballscorecards.com

TOP

Batter	1	2	3	4	5	6	7	8	9	AB	R	H	RBI	BB	SO	LOB
Rusty Kuntz, R (1, 9) OBP: 0.400, SLG: 0.451	F3			2B BB	CS 1-2	F7		F3		3	1	0	0	1	0	0
Alan Trammell, R (1, 6) OBP: 0.379, SLG: 0.480	F9			1-3 2B		FC1-4 BB		6-3		3	1	1	0	1	0	0
Barbaro Garbey, R (1, 3) OBP: 0.348, SLG: 0.416	K			F7 SF7 2-H 3-H 2B		FC1-4 FC4 1-2f		BB		3	1	1	2	1	1	1
Dave Bergman, L (8, 3) OBP: 0.372, SLG: 0.389										0	0	0	0	0	0	0
Lance Parrish, R (1, 10) OBP: 0.301, SLG: 0.475		F8		F7 2-3		FC4 1-2f		5-3		4	0	0	0	0	0	3
Chet Lemon, R (1, 8) OBP: 0.382, SLG: 0.548		F3		SF7 3-H			1B 2B		G3	3	1	1	1	0	0	0
Larry Herndon, R (1, 7) OBP: 0.315, SLG: 0.341		6-3		6-3			F9		FC4-6 1B	3	0	0	0	0	0	1
Kirk Gibson, L (9, PH) OBP: 0.342, SLG: 0.485										1	0	1	0	0	0	0
Tom Brookens, R (1, 4) OBP: 0.281, SLG: 0.333			K		F7		6-3 S 2-H 1B		F8	3	0	1	1	0	1	0
(7, 5)																
Darrell Evans, L (9, PH) OBP: 0.369, SLG: 0.350										1	0	0	0	0	0	1
Marty Castillo, R (1, 2) OBP: 0.238, SLG: 0.217			K		G5-6-3		6-3 1-3		FC4-6 1-2f	3	0	0	0	0	1	1
Johnny Grubb, L (9, PH) OBP: 0.400, SLG: 0.427										1	0	0	0	0	0	1
Howard Johnson, S (1, 5) OBP: 0.373, SLG: 0.462			F2		CS BB		6-3			2	0	0	0	1	0	1
Lou Whitaker, L (7, 4) OBP: 0.372, SLG: 0.398										0	0	0	0	0	0	0

	AB	30
	R	4
	H	5
	RBI	4
	BB	4
	SO	3
	LOB	9

Inning Stats	1	2	3	4	5	6	7	8	9
R	0	0	0	3	0	0	1	0	0
E	0	0	0	0	0	0	0	0	0
K	1	0	2	0	0	0	0	0	0
S	5	3	7	5	2	3	5	3	4
H	0	0	0	2	0	0	2	0	1
LOB	0	0	0	0	0	1	1	1	1
BB	0	0	0	1	1	1	0	1	0
P	5	3	7	9	6	7	5	7	4

	1B	2	SF	1
	2B	3	SAC	0
	3B	0	DP	0
	HR	0	HBP	0

	WP	0	PA	36
	PB	0		
	SB	1		
	CS	1		

PITCHER		IP	WLS	BF	H	R	ER	SO	BB	IBB	HBP	BLK	WP	HR	S	P	ERA	WHIP
Dennis Rasmussen, L ERA: 6.14	(1, 1)	7.2		30	4	4	4	3	4	0	0	0	0	0	32	48	4.70	1.043
Jay Howell, R ERA: 3.19	(8, 1)	1.1	W	5	1	0	0	0	0	0	0	0	0	0	5	5	0.00	0.750

PITCHER		IP	WLS	BF	H	R	ER	SO	BB	IBB	HBP	BLK	WP	HR	S	P	ERA	WHIP

Batter	1	2	3	4	5	6	7	8	9	AB	R	H	RBI	BB	SO	LOB
Willie Randolph, R (1, 4) OBP: 0.389, SLG: 0.362	1-3		1B, 1-2, BB		5-3		6-3			3	0	0	0	1	0	0
Butch Wynegar, S (1, 2) OBP: 0.362, SLG: 0.385	BB, 1B		F9, 2-3		4-3			1B, 2B, BB		3	1	1	0	1	0	2
Don Mattingly, L (1, 3) OBP: 0.386, SLG: 0.559	F9		1B, 1-2, 3-H			HR		2B, FC3-6, 1-2		4	2	3	2	0	0	1
Don Baylor, R (1, 10) OBP: 0.329, SLG: 0.515	BB, 1-2		F4			5-3		FC3-6, SF8, 1-3, 2-H	2B	3	1	1	1	1	0	2
Oscar Gamble, L (1, 9) OBP: 0.312, SLG: 0.333	G3		F8			F3		FC3-6, BB		3	0	0	0	1	0	4
Steve Kemp, L (1, 7) OBP: 0.371, SLG: 0.392		4-3		F8		E4		FC3-6, 1-2f, 2-3, 3-H		4	0	0	1	0	0	2
Brian Dayett, R (9, 7) OBP: 0.200, SLG: 0.357										0	0	0	0	0	0	0
Roy Smalley, S (1, 5) OBP: 0.286, SLG: 0.389		FC6-4, 1B		G4-1		F8		SF8, 3-H		3	0	1	1	0	0	1
Omar Moreno, L (1, 8) OBP: 0.267, SLG: 0.313		FC6-4, CS, 1-2f		F7			F8	4-3		4	0	0	0	0	0	2
Bobby Meacham, S (1, 6) OBP: 0.318, SLG: 0.366		CS, 1-2	F9, S, 1B, 1B		G3		F6			3	1	1	0	0	0	0
Inning Stats	R: 0 E: 0 K: 0 S: 4 H: 1 LOB: 2 BB: 1 P: 8	R: 0 E: 0 K: 0 S: 3 H: 1 LOB: 0 BB: 0 P: 3	R: 1 E: 0 K: 0 S: 5 H: 2 LOB: 2 BB: 1 P: 9	R: 0 E: 0 K: 0 S: 3 H: 0 LOB: 0 BB: 0 P: 3	R: 0 E: 0 K: 0 S: 3 H: 0 LOB: 0 BB: 0 P: 3	R: 1 E: 1 K: 0 S: 5 H: 1 LOB: 1 BB: 0 P: 5	R: 0 E: 0 K: 0 S: 3 H: 0 LOB: 0 BB: 0 P: 3	R: 3 E: 0 K: 0 S: 5 H: 2 LOB: 1 BB: 2 P: 13		1B: 5 2B: 1 3B: 0 HR: 1 SF: 1 SAC: 0 DP: 0 HBP: 0					

PITCHER		IP	WLS	BF	H	R	ER	SO	BB	IBB	HBP	BLK	WP	HR	S	P	ERA	WHIP
Dave Rozema, R ERA: 3.1	(1, 1)	6.0		25	5	2	2	0	2	0	0	0	0	1	23	31	3.00	1.167
Carl Willis, R ERA: 6.17	(7, 1)	1.0	L	6	2	3	3	0	1	0	0	0	0	0	5	9	27.00	3.000
Doug Bair, R ERA: 3.07	(8, 1)	1.0		4	0	0	0	0	1	0	0	0	0	0	3	7	0.00	1.000

PITCHER	IP	WLS	BF	H	R	ER	SO	BB	IBB	HBP	BLK	WP	HR	S	P	ERA	WHIP

BOTTOM

Detroit Tigers @ New York Yankees

Yankee Stadium, Bronx, NY

Wed Jun 27 1984, 7:05 PM EDT

Att. 30,428 - Unknown

livebaseballscorecards.com

AB	30
R	5
H	7
RBI	5
BB	4
SO	0
LOB	14

WP: 0 PB: 0 SB: 1 CS: 1 PA: 36

Batter	1	2	3	4	5	6	7	8	9	AB	R	H	RBI	BB	SO	LOB
Willie Randolph, R (1, 4) OBP: 0.384, SLG: 0.357	5-3		F9			K		6-3		4	0	0	0	0	1	0
Butch Wynegar, S (1, 2) OBP: 0.360, SLG: 0.387	2B		6-3			F8		5-3		4	0	1	0	0	0	0
Don Mattingly, L (1, 3) OBP: 0.381, SLG: 0.551	F6			F7		F7			F7	4	0	0	0	0	0	1
Don Baylor, R (1, 10) OBP: 0.336, SLG: 0.519	HBP			F8			HR 2B		BB G3 1B	2	1	1	0	1	0	0
Omar Moreno, L (9, PR) OBP: 0.267, SLG: 0.313										0	0	0	0	0	0	0
Toby Harrah, R (1, 5) OBP: 0.294, SLG: 0.262	F6			F9			1-3		1-2 G3 1B	3	0	0	0	0	0	3
Roy Smalley, S (9, PH) OBP: 0.289, SLG: 0.392										1	0	1	0	0	0	0
Dave Winfield, R (9, PR) OBP: 0.395, SLG: 0.556										0	0	0	0	0	0	0
Brian Dayett, R (1, 9) OBP: 0.222, SLG: 0.529		5-3			F7		2-H HR		1-2 2-3 G3	3	1	1	2	0	0	0
Oscar Gamble, L (9, PH) OBP: 0.309, SLG: 0.329										1	0	0	0	0	0	2
Steve Kemp, L (1, 7) OBP: 0.369, SLG: 0.386		4-3			BBB 4-0 FC6-4 BB		1-3		F8	3	0	0	0	1	0	3
Ken Griffey, L (1, 8) OBP: 0.313, SLG: 0.310		SSS K			1-2f FC6-4 FC6-4		F7			3	0	0	0	0	1	1
Bobby Meacham, S (1, 6) OBP: 0.298, SLG: 0.341			F8		1-2f FC6-4			SSS K		3	0	0	0	0	1	1
Inning Stats	R: 0 E: 0 K: 0 S: 4 H: 1 LOB: 2 BB: 0 P: 5	R: 0 E: 0 K: 1 S: 5 H: 0 LOB: 0 BB: 0 P: 5	R: 0 E: 0 K: 0 S: 3 H: 0 LOB: 0 BB: 0 P: 3	R: 0 E: 0 K: 0 S: 3 H: 0 LOB: 0 BB: 0 P: 3	R: 0 E: 0 K: 0 S: 3 H: 0 LOB: 1 BB: 1 P: 7	R: 0 E: 0 K: 1 S: 5 H: 0 LOB: 0 BB: 0 P: 5	R: 2 E: 0 K: 0 S: 5 H: 2 LOB: 0 BB: 0 P: 5	R: 0 E: 0 K: 1 S: 5 H: 0 LOB: 0 BB: 0 P: 5	R: 0 E: 0 K: 0 S: 4 H: 1 LOB: 3 BB: 1 P: 8	1B: 1 2B: 2 3B: 0 HR: 1 SF: 0 SAC: 0 DP: 0 HBP: 1							

TOP

New York Yankees @ Kansas City Royals

Royals Stadium, Kansas City, MO

Fri Jun 29 1984, 8:05 PM EDT

Att. 32,535 - Unknown

livebaseballscorecards.com

AB	31
R	2
H	4
RBI	2
BB	2
SO	3
LOB	11

WP: 0 PB: 0 SB: 0 CS: 0 PA: 34

PITCHER		IP	WLS	BF	H	R	ER	SO	BB	IBB	HBP	BLK	WP	HR	S	P	ERA	WHIP
Bud Black, L ERA: 3.05	(1, 1)	8.1	W	31	3	2	2	3	2	0	1	0	0	1	34	43	2.16	0.600
Dan Quisenberry, R ERA: 2.09	(9, 1)	0.2	S	3	1	0	0	0	0	0	0	0	0	0	3	3	0.00	1.500

PITCHER	IP	WLS	BF	H	R	ER	SO	BB	IBB	HBP	BLK	WP	HR	S	P	ERA	WHIP

Batter	1	2	3	4	5	6	7	8	9	AB	R	H	RBI	BB	SO	LOB
Willie Wilson, S (1, 8) OBP: 0.348, SLG: 0.382	F9		1B		FC4-6 1B		F4			4	0	2	2	0	0	0
Pat Sheridan, L (1, 9) OBP: 0.353, SLG: 0.468	4-3		K		F7		2B			4	0	1	0	0	1	4
George Brett, L (1, 5) OBP: 0.365, SLG: 0.493	K		G1-4-3		FC4-6		F6			4	0	0	0	0	1	5
Jorge Orta, L (1, 10) OBP: 0.348, SLG: 0.494		F3		F7		2B SF8 1B	G3			4	1	1	0	0	0	1
Steve Balboni, R (1, 3) OBP: 0.305, SLG: 0.425		K		F7		2B		BB		3	0	1	0	1	1	0
Butch Davis, R (1, 7) OBP: 0.202, SLG: 0.167		K		6-3		BB		F8		3	0	0	0	1	1	1
Don Slaught, R (1, 2) OBP: 0.272, SLG: 0.297			6-3		1B SH3-4 1B	SF8		G3		3	1	2	1	0	0	0
Buddy Biancalana, S (1, 4) OBP: 0.318, SLG: 0.476			1B BB		SH3-4	K		G3		2	1	0	0	1	1	4
U L Washington, S (1, 6) OBP: 0.274, SLG: 0.255			1B		1B	F6		4-3		4	0	2	0	0	0	4
Inning Stats	R: 0 E: 0 K: 1 S: 5 H: 0 LOB: 0 BB: 0 P: 5	R: 0 E: 0 K: 2 S: 7 H: 0 LOB: 0 BB: 0 P: 7	R: 1 E: 0 K: 1 S: 7 H: 2 LOB: 2 BB: 1 P: 11	R: 0 E: 0 K: 0 S: 3 H: 0 LOB: 0 BB: 0 P: 3	R: 1 E: 0 K: 0 S: 6 H: 3 LOB: 2 BB: 0 P: 6	R: 1 E: 0 K: 1 S: 7 H: 2 LOB: 2 BB: 1 P: 11	R: 0 E: 0 K: 0 S: 4 H: 1 LOB: 1 BB: 0 P: 4	R: 0 E: 0 K: 0 S: 4 H: 1 LOB: 2 BB: 1 P: 8		1B: 7 2B: 2 3B: 0 HR: 0 SF: 1 SAC: 1 DP: 0 HBP: 0						

PITCHER	IP	WLS	BF	H	R	ER	SO	BB	IBB	HBP	BLK	WP	HR	S	P	ERA	WHIP
Phil Niekro, R (1, 1) ERA: 1.96	8.0	L	36	9	3	3	5	3	0	0	0	0	0	43	55	3.38	1.500

PITCHER	IP	WLS	BF	H	R	ER	SO	BB	IBB	HBP	BLK	WP	HR	S	P	ERA	WHIP

BOTTOM

New York Yankees @ Kansas City Royals

Royals Stadium, Kansas City, MO

Fri Jun 29 1984, 8:05 PM EDT

Att. 32,535 - Unknown

livebaseballscorecards.com

AB	31
R	3
H	9
RBI	3
BB	3
SO	5
LOB	19

Batter	1	2	3	4	5	6	7	8	9	AB	R	H	RBI	BB	SO	LOB
Willie Randolph, R (1, 4) OBP: 0.382, SLG: 0.359	G3 2B		K		F9			4-3		4	0	1	0	0	1	0
Butch Wynegar, S (1, 2) OBP: 0.354, SLG: 0.381	K		3-1			F9		F7		4	0	0	0	0	1	1
Don Mattingly, L (1, 3) OBP: 0.383, SLG: 0.548	G3 2-3		5-3			FC5-4 BB		1B		3	0	1	0	1	0	1
Don Baylor, R (1, 10) OBP: 0.335, SLG: 0.513	K			CS HBP		FC5-4 1-2f		F9		3	0	0	0	0	1	3
Oscar Gamble, L (1, 9) OBP: 0.316, SLG: 0.321		G4-6-3 1B BB		K 1-2		F8			G4-6-3 BB	2	1	0	0	2	1	2
Steve Kemp, L (1, 7) OBP: 0.376, SLG: 0.406		G4-6-3 1-2 1B		BB			HR		G4-6-3 1-2f	3	1	2	1	1	0	1
Roy Smalley, S (1, 5) OBP: 0.289, SLG: 0.395		G4-6-3 1-2f 2-3		F7			K		WP 2B	4	0	1	0	0	1	3
Omar Moreno, L (1, 8) OBP: 0.266, SLG: 0.311		E 3-H 1B			6-3		K		F7 2-3	4	0	1	1	0	1	1
Bobby Meacham, S (1, 6) OBP: 0.280, SLG: 0.319		6-3 1-3			1-3		F7			3	0	0	0	0	0	1
Inning Stats	R: 0 E: 0 K: 2 S: 8 H: 1 LOB: 1 BB: 0 P: 8	R: 1 E: 1 K: 0 S: 4 H: 2 LOB: 1 BB: 1 P: 8	R: 0 E: 0 K: 1 S: 5 H: 0 LOB: 0 BB: 0 P: 5	R: 0 E: 0 K: 1 S: 4 H: 0 LOB: 1 BB: 1 P: 9	R: 0 E: 0 K: 0 S: 3 H: 0 LOB: 0 BB: 0 P: 3	R: 0 E: 0 K: 0 S: 3 H: 0 LOB: 1 BB: 1 P: 7	R: 1 E: 0 K: 2 S: 8 H: 1 LOB: 0 BB: 0 P: 8	R: 0 E: 0 K: 0 S: 4 H: 1 LOB: 1 BB: 0 P: 4	R: 0 E: 0 K: 0 S: 3 H: 1 LOB: 1 BB: 1 P: 7	1B: 3 2B: 3 3B: 0 HR: 1 SF: 0 SAC: 0 DP: 3 HBP: 1							

PITCHER	IP	WLS	BF	H	R	ER	SO	BB	IBB	HBP	BLK	WP	HR	S	P	ERA	WHIP
Mark Gubicza, R (1, 1) ERA: 3.12	9.0	W	35	6	2	2	6	4	0	1	0	1	1	42	59	2.00	1.111

PITCHER	IP	WLS	BF	H	R	ER	SO	BB	IBB	HBP	BLK	WP	HR	S	P	ERA	WHIP

TOP

New York Yankees @ Kansas City Royals

Royals Stadium, Kansas City, MO

Sat Jun 30 1984, 4:33 AM EDT

Att. 31,540 - Unknown

livebaseballscorecards.com

AB	30
R	2
H	6
RBI	2
BB	4
SO	6
LOB	13

WP: 1	PA: 35		
PB: 0			
SB: 0			
CS: 1			

Batter	1	2	3	4	5	6	7	8	9	AB	R	H	RBI	BB	SO	LOB
Willie Wilson, S (1, 8) OBP: 0.341, SLG: 0.373	E5		5-3		F9	FC6-4 1-2f				4	0	0	0	0	0	2
Butch Davis, R (1, 7) OBP: 0.214, SLG: 0.213 Pat Sheridan, L (9, 9) OBP: 0.353, SLG: 0.468	F7		K		HR		CS S 1B			4 0	1 0	2 0	1 0	0 0	1 0	1 0
George Brett, L (1, 5) OBP: 0.362, SLG: 0.486 Buddy Biancalana, S (9, 4) OBP: 0.318, SLG: 0.476	F6			F7	FC5-4 1B		F7 1-2			4 0	0 0	1 0	0 0	0 0	0 0	2 0
Hal McRae, R (1, 10) OBP: 0.330, SLG: 0.342	K 1-2			1B 1B BB	F8		1B 2-3 BB			2	1	0	0	2	1	2
Darryl Motley, R (1, 9) OBP: 0.345, SLG: 0.473 (9, 7)		F9		1B 1-2 HR 1B	FC5-4 1-2f		1-2 1B			4	1	2	0	0	0	1
Steve Balboni, R (1, 3) OBP: 0.304, SLG: 0.436		HR		F7		F8	F3			4	1	1	1	0	0	4
Don Slaught, R (1, 2) OBP: 0.277, SLG: 0.310		G1-6-3		1-2 2-H HR 1B		1B 2B		F4		4	1	2	1	0	0	0
Greg Pryor, R (1, 4) OBP: 0.270, SLG: 0.372 (9, 5)		F3		1-H 2-H HR		FC6-4 2-3 1B		6-3		4	1	2	3	0	0	0
U L Washington, S (1, 6) OBP: 0.265, SLG: 0.245			K	F9		F6		K		4	0	0	0	0	2	2
Inning Stats	R: 0 E: 1 K: 1 S: 6 H: 0 LOB: 1 BB: 0 P: 6	R: 1 E: 0 K: 0 S: 4 H: 1 LOB: 0 BB: 0 P: 4	R: 0 E: 0 K: 2 S: 7 H: 0 LOB: 0 BB: 0 P: 7	R: 4 E: 0 K: 0 S: 6 H: 3 LOB: 0 BB: 1 P: 10	R: 1 E: 0 K: 0 S: 5 H: 2 LOB: 1 BB: 0 P: 5	R: 0 E: 0 K: 0 S: 5 H: 2 LOB: 2 BB: 0 P: 5	R: 0 E: 0 K: 0 S: 4 H: 2 LOB: 2 BB: 1 P: 8	R: 0 E: 0 K: 1 S: 5 H: 0 LOB: 0 BB: 0 P: 5		1B: 6 2B: 1 3B: 0 HR: 3 SF: 0 SAC: 0 DP: 0 HBP: 0					WP: 0 PB: 0 SB: 2 CS: 1 PA: 36	

PITCHER	IP	WLS	BF	H	R	ER	SO	BB	IBB	HBP	BLK	WP	HR	S	P	ERA	WHIP
Ron Guidry, L (1, 1) ERA: 4.24	5.0	L	23	6	6	6	3	1	0	0	0	0	3	28	32	10.80	1.400
Mike Armstrong, R (6, 1) ERA: 3.86	2.0		10	4	0	0	0	1	0	0	0	0	0	9	13	0.00	2.500
Jose Rijo, R (8, 1) ERA: 4.63	1.0		3	0	0	0	1	0	0	0	0	0	0	5	5	0.00	0.000

PITCHER	IP	WLS	BF	H	R	ER	SO	BB	IBB	HBP	BLK	WP	HR	S	P	ERA	WHIP

BOTTOM

New York Yankees @ Kansas City Royals

Royals Stadium, Kansas City, MO

Sat Jun 30 1984, 4:33 AM EDT

Att. 31,540 - Unknown

livebaseballscorecards.com

AB	34
R	6
H	10
RBI	6
BB	2
SO	4
LOB	14

New York Yankees @ Kansas City Royals

Royals Stadium, Kansas City, MO

Sun Jul 01 1984, 4:33 AM EDT

Att. 32,767 - Unknown

TOP

livebaseballscorecards.com

Batter	1	2	3	4	5	6	7	8	9	AB	R	H	RBI	BB	SO	LOB
Willie Randolph, R (1, 4) OBP: 0.386, SLG: 0.365	FC5-4 1B		F9		2B		BB		4-3	4	0	2	0	1	0	0
Butch Wynegar, S (1, 2) OBP: 0.353, SLG: 0.378	FC5-4 1B 1-2f		G4-6-3 1B		F4		1-3			4	0	1	0	0	0	4
Don Mattingly, L (1, 3) OBP: 0.378, SLG: 0.541	F7		G4-6-3 1-2f			4-3		6-3		4	0	0	0	0	0	2
Don Baylor, R (1, 10) OBP: 0.337, SLG: 0.510	1B 1-2			F2		BB FC3-6		F3		3	0	1	0	1	0	0
Dave Winfield, R (1, 9) OBP: 0.397, SLG: 0.555	1-3			1B		FC3-6 1-2f		1B		4	0	2	0	0	0	3
Brian Dayett, R (1, 7) OBP: 0.238, SLG: 0.500		1-3 1B		F8		5-3		1-2 1B		3	0	1	0	0	0	2
Steve Kemp, L (8, PH) OBP: 0.379, SLG: 0.409 (8, 7)										1	0	1	0	0	0	0
Ken Griffey, L (1, 8) OBP: 0.307, SLG: 0.303		F8		4-3			G3	1-3		4	0	0	0	0	0	4
Bobby Meacham, S (1, 6) OBP: 0.264, SLG: 0.300		1-3 1-2			F8		4-3		4-3	3	0	0	0	0	0	1
Roy Smalley, S (9, PH) OBP: 0.287, SLG: 0.392										1	0	0	0	0	0	0
Tim Foli, R (1, 5) OBP: 0.193, SLG: 0.222		4-3			5-3		2B		4-3	3	0	1	0	0	0	1
Oscar Gamble, L (9, PH) OBP: 0.313, SLG: 0.316										1	0	0	0	0	0	0
Inning Stats	R: 0 H: 2 E: 0 LOB: 2 K: 0 BB: 0 S: 5 P: 5	R: 0 H: 1 E: 0 LOB: 1 K: 0 BB: 0 S: 4 P: 4	R: 0 H: 1 E: 0 LOB: 0 K: 0 BB: 0 S: 3 P: 3	R: 0 H: 1 E: 0 LOB: 1 K: 0 BB: 0 S: 4 P: 4	R: 0 H: 1 E: 0 LOB: 1 K: 0 BB: 0 S: 4 P: 4	R: 0 H: 0 E: 0 LOB: 1 K: 0 BB: 1 S: 3 P: 7	R: 0 H: 1 E: 0 LOB: 2 K: 0 BB: 1 S: 4 P: 8	R: 0 H: 2 E: 0 LOB: 2 K: 0 BB: 0 S: 5 P: 5	R: 0 H: 0 E: 0 LOB: 0 K: 0 BB: 0 S: 3 P: 3	1B: 7 SF: 0 2B: 2 SAC: 0 3B: 0 DP: 1 HR: 0 HBP: 0						

	AB	35
	R	0
	H	9
	RBI	0
	BB	2
	SO	0
	LOB	17

WP: 0 PA: 37
PB: 0
SB: 0
CS: 0

PITCHER		IP	WLS	BF	H	R	ER	SO	BB	IBB	HBP	BLK	WP	HR	S	P	ERA	WHIP
Charlie Leibrandt, L ERA: 3.11	(1, 1)	6.2	W	28	7	0	0	0	2	0	0	0	0	0	26	34	0.00	1.350
Dan Quisenberry, R ERA: 2.01	(7, 1)	2.1	S	9	2	0	0	0	0	0	0	0	0	0	9	9	0.00	0.857

PITCHER	IP	WLS	BF	H	R	ER	SO	BB	IBB	HBP	BLK	WP	HR	S	P	ERA	WHIP

Batter	1	2	3	4	5	6	7	8	9	AB	R	H	RBI	BB	SO	LOB
Willie Wilson, S (1, 8) OBP: 0.337, SLG: 0.387	S S S 0-3 ① K		x 0-0 ② F5		x 0-0 ① FC5-4 CS 1-2f		x 0-0 1-H HR	x 0-0 ② SF9 3-H		4	1	1	3	0	1	1
Butch Davis, R (1, 7) OBP: 0.224, SLG: 0.216 Pat Sheridan, L (8, PH) (9, 9) OBP: 0.356, SLG: 0.470	x 0-0 1B		x 0-0 ③ F9		B B B 4-0 ② 1B 1-2 BB		x 0-0 ① 6-3	x 0-0 WP 1B 1-2 2-H 1B		3 1	0 1	1 1	0 1	1 0	0 0	0 0
George Brett, L (1, 5) OBP: 0.369, SLG: 0.483 Buddy Biancalana, S (8, PR) (9, 4) OBP: 0.318, SLG: 0.476	x 0-0 ② F9			x 0-0 ① F9	x 0-0 BB 1-3 1B		B B B 4-0 BB	4-0 1B 1-2 2-3 IBB		3 0	0 0	1 0	0 0	2 0	0 0	1 0
Hal McRae, R (1, 10) OBP: 0.336, SLG: 0.345	x 0-0 ③ F8			x 0-0 B B B BB 2B 1B	B B B 4-0 1-2 BB		S S S 0-3 ② K	x 0-0 1-2 2-H 3-H 1B		4	1	2	2	1	1	2
Darryl Motley, R (1, 9) (9, 7) OBP: 0.337, SLG: 0.463		x 0-0 ① F8		x 0-0 ② F9	x 0-0 ③ 4-3		x 0-0 ③ F9	x 0-0 ③ 5-3		5	0	0	0	0	0	7
Steve Balboni, R (1, 3) OBP: 0.303, SLG: 0.430		S S S 0-3 ② K		B B B 4-0 1-2 2B BB		x 0-0 ① 3-1		x 0-0 ① F8		3	1	0	0	1	1	0
Don Slaught, R (1, 2) OBP: 0.289, SLG: 0.336		x 0-0 2B		x 0-0 1-H 2-H 2B		x 0-0 ② F8		x 0-0 BB 1B SF9 1B		4	1	3	2	0	0	0
Greg Pryor, R (1, 4) (9, 5) OBP: 0.269, SLG: 0.368		x 0-0 ③ F8		x 0-0 ③ F2		x 0-0 ③ F2		x 0-0 BB 1-2 1B 1B		4	1	1	0	0	0	2
U L Washington, S (1, 6) OBP: 0.273, SLG: 0.248			x 0-0 ① 4-3		x 0-0 E6 FC5-4		x 0-0 HR 1B	B B B 4-0 WP 1B 1-2 2-3 1B BB		3	2	1	0	1	0	0
Inning Stats	R: 0 E: 0 K: 1 S: 6 H: 1 LOB: 1 BB: 0 P: 6	R: 0 E: 0 K: 1 S: 6 H: 1 LOB: 1 BB: 0 P: 6	R: 0 E: 0 K: 0 S: 3 H: 0 LOB: 0 BB: 0 P: 3	R: 2 E: 0 K: 0 S: 5 H: 2 LOB: 1 BB: 1 P: 9	R: 0 E: 1 K: 0 S: 4 H: 1 LOB: 3 BB: 2 P: 12	R: 0 E: 0 K: 0 S: 3 H: 0 LOB: 0 BB: 0 P: 3	R: 2 E: 0 K: 1 S: 7 H: 2 LOB: 1 BB: 1 P: 11	R: 4 E: 0 K: 0 S: 7 H: 4 LOB: 2 BB: 2 P: 15		1B: 8 2B: 2 3B: 0 HR: 1	SF: 1 SAC: 0 DP: 0 HBP: 0					

PITCHER		IP	WLS	BF	H	R	ER	SO	BB	IBB	HBP	BLK	WP	HR	S	P	ERA	WHIP
Bob Shirley, L ERA: 4.03	(1, 1)	6.1	L	30	7	4	4	2	4	0	0	0	0	1	30	46	5.68	1.737
Mike Armstrong, R ERA: 8.53	(7, 1)	1.2		11	4	4	4	1	1	1	0	0	1	0	11	19	21.60	3.000

PITCHER	IP	WLS	BF	H	R	ER	SO	BB	IBB	HBP	BLK	WP	HR	S	P	ERA	WHIP

BOTTOM

New York Yankees @ Kansas City Royals

Royals Stadium, Kansas City, MO

Sun Jul 01 1984, 4:33 AM EDT

Att. 32,767 - Unknown

livebaseballscorecards.com

AB	34
R	8
H	11
RBI	8
BB	6
SO	3
LOB	13

1B: 8	SF: 1	WP: 1	PA: 41
2B: 2	SAC: 0	PB: 0	
3B: 0	DP: 0	SB: 0	
HR: 1	HBP: 0	CS: 1	

New York Yankees @ Texas Rangers

Arlington Stadium, Arlington, TX

Mon Jul 02 1984, 8:05 PM EDT

Att. 18,142 - Unknown

TOP

livebaseballscorecards.com

Batter	1	2	3	4	5	6	7	8	9	AB	R	H	RBI	BB	SO	LOB
Willie Randolph, R (1, 4) OBP: 0.386, SLG: 0.365	1B	5-3		1B			F9		F6	5	1	2	0	0	0	2
Butch Wynegar, S (1, 2) OBP: 0.350, SLG: 0.374	1B	F3		F5			F3		4-3	5	0	1	0	0	0	4
Don Mattingly, L (1, 3) OBP: 0.376, SLG: 0.537	1B		F9	F3			K			4	1	1	1	0	1	2
Don Baylor, R (1, 10) OBP: 0.343, SLG: 0.517	1B		HR		F7			F8 G3		3	2	2	0	1	0	0
Dave Winfield, R (1, 9) OBP: 0.399, SLG: 0.566	CS		1-H HR		F8			F8		4	1	2	3	0	0	1
Steve Kemp, L (1, 7) OBP: 0.381, SLG: 0.423	CS	HR	F5		F5			E		3	1	1	1	1	0	0
Ken Griffey, L (1, 8) OBP: 0.306, SLG: 0.307		5-3	4-3			F8		G3		4	0	1	1	0	0	1
Bobby Meacham, S (1, 6) OBP: 0.250, SLG: 0.283		F5		4-3		F9		F7		3	0	0	0	0	0	1
Oscar Gamble, L (8, PH) OBP: 0.310, SLG: 0.313										1	0	0	0	0	0	1
Toby Harrah, R (8, 5) OBP: 0.294, SLG: 0.262										0	0	0	0	0	0	0
Tim Foli, R (1, 5) (8, 6) OBP: 0.198, SLG: 0.217		E4 5-3		1B HBP		K			3-1	2	0	0	0	0	1	1
Roy Smalley, S (9, PH) OBP: 0.286, SLG: 0.390										1	0	0	0	0	0	0
Inning Stats	R: 2 E: 0 K: 0 S: 5 H: 5 LOB: 0 BB: 0 P: 5	R: 1 E: 1 K: 0 S: 6 H: 2 LOB: 2 BB: 0 P: 6	R: 2 E: 0 K: 0 S: 4 H: 1 LOB: 0 BB: 1 P: 8	R: 0 E: 0 K: 0 S: 4 H: 1 LOB: 2 BB: 0 P: 5	R: 0 E: 0 K: 0 S: 3 H: 0 LOB: 0 BB: 0 P: 3	R: 0 E: 0 K: 1 S: 5 H: 0 LOB: 0 BB: 0 P: 5	R: 0 E: 0 K: 1 S: 5 H: 0 LOB: 0 BB: 0 P: 5	R: 1 E: 1 K: 0 S: 4 H: 1 LOB: 1 BB: 1 P: 8	R: 0 E: 0 K: 0 S: 3 H: 0 LOB: 0 BB: 0 P: 3	1B: 6 2B: 2 3B: 0 HR: 2	SF: 0 SAC: 0 DP: 0 HBP: 1						

	AB	35
	R	6
	H	10
	RBI	6
	BB	2
	SO	2
	LOB	13

WP: 0 PB: 0 SB: 0 CS: 1 PA: 39

PITCHER		IP	WLS	BF	H	R	ER	SO	BB	IBB	HBP	BLK	WP	HR	S	P	ERA	WHIP
Danny Darwin, R ERA: 4.49	(1, 1)	3.0		16	8	5	5	0	1	0	0	0	0	2	15	19	15.00	3.000
Dickie Noles, R ERA: 4.75	(4, 1)	4.1	W	16	2	1	0	2	0	0	1	0	0	0	19	20	0.00	0.462
Dave Schmidt, R ERA: 2.53	(8, 1)	1.2	S	6	0	0	0	0	1	0	0	0	0	0	5	9	0.00	0.600

PITCHER		IP	WLS	BF	H	R	ER	SO	BB	IBB	HBP	BLK	WP	HR	S	P	ERA	WHIP

BOTTOM

New York Yankees @ Texas Rangers

Arlington Stadium, Arlington, TX

Mon Jul 02 1984, 8:05 PM EDT

Att. 18,142 - Unknown

Batter	1	2	3	4	5	6	7	8	9	AB	R	H	RBI	BB	SO	LOB
Curtis Wilkerson, S (1, 6) OBP: 0.292, SLG: 0.290	S S S 0-3 ① K		B B B B 4-0 1-2 3B BB	x 0-0 ② FC3-2-5 1-2 3-H		x 0-0 ① 6-3		x 0-0 ② FC5-4 CS 1-2f		4	1	0	0	1	1	3
Gary Ward, R (1, 7) OBP: 0.284, SLG: 0.310	x 0-0 ② F2		x 0-0 1-H 2-H 3B	x 0-0 ③ F5		x 0-0 ② F9		0-0 ③ CS 1-2		4	0	1	2	0	0	2
Buddy Bell, R (1, 5) OBP: 0.377, SLG: 0.432	x 0-0 ③ F5		B B B B 4-0 G3-6-3 BB		x 0-0 1B 2B	x 0-0 ③ 4-3				3	1	1	0	1	0	0
Larry Parrish, R (1, 9) OBP: 0.347, SLG: 0.477		x 0-0 ① F9	x 0-0 ② ③ G3-6-3 1-2f		S S S 0-3 ① K		x 0-0 ① 6-3			4	0	0	0	0	1	3
Pete O'Brien, L (1, 3) OBP: 0.374, SLG: 0.490		x 0-0 ② 4-3		x 0-0 1B 1B E 1B	x 0-0 BB 2B 2-H 1B		B B B B 4-0 FC4 BB			3	2	2	1	1	0	0
Bill Stein, R (1, 10) OBP: 0.444, SLG: 0.348 Tom Dunbar, L (5, PH) OBP: 0.429, SLG: 0.500		B B B B 4-0 BB		x 0-0 1B 1-2 E 1B	B B B B 4-0 1-2 2B BB		x 0-0 ② FC4 1-2f			1 1	1 1	1 0	0 0	1 1	0 0	0 1
Bill Sample, R (1, 8) OBP: 0.307, SLG: 0.365		x 0-0 ③ F2		S S S 0-3 ① K	x 0-0 1-H 2-H 2B		x 0-0 ③ 4-3			4	0	1	2	0	1	4
Donnie Scott, S (1, 2) OBP: 0.302, SLG: 0.318			x 0-0 ① F3	x 0-0 E 1-2 2-3 FC3-2-5 1B	S S S 0-3 ② K			x 0-0 ① F4		4	0	1	0	0	1	1
Wayne Tolleson, S (1, 4) OBP: 0.292, SLG: 0.273			x 0-0 BB 3B 1B	x 0-0 E4 1-3 2-H 3-H FC3-2-5	x 0-0 ③ F7			x 0-0 FC5-4 1B		4	1	2	1	0	0	2
Inning Stats	R: 0 H: 0 E: 0 LOB: 0 K: 1 BB: 0 S: 5 P: 5	R: 0 H: 0 E: 0 LOB: 1 K: 0 BB: 1 S: 3 P: 7	R: 2 H: 2 E: 0 LOB: 1 K: 0 BB: 2 S: 4 P: 12	R: 2 H: 3 E: 1 LOB: 2 K: 1 BB: 0 S: 9 P: 9	R: 3 H: 3 E: 0 LOB: 1 K: 2 BB: 1 S: 10 P: 14	R: 0 H: 0 E: 0 LOB: 0 K: 0 BB: 0 S: 3 P: 3	R: 0 H: 0 E: 0 LOB: 1 K: 0 BB: 1 S: 3 P: 7	R: 0 H: 1 E: 0 LOB: 0 K: 0 BB: 0 S: 3 P: 3		1B: 6 SF: 0 2B: 2 SAC: 0 3B: 1 DP: 1 HR: 0 HBP: 0						

livebaseballscorecards.com

AB	32
R	7
H	9
RBI	6
BB	5
SO	4
LOB	16

PITCHER		IP	WLS	BF	H	R	ER	SO	BB	IBB	HBP	BLK	WP	HR	S	P	ERA	WHIP
Dennis Rasmussen, L ERA: 6.32	(1, 1)	3.0		15	4	4	3	1	3	0	0	0	0	0	14	26	9.00	2.333
Jose Rijo, R ERA: 4.85	(4, 1)	3.0	L	15	4	3	3	3	1	0	0	0	0	0	20	24	9.00	1.667
Ray Fontenot, L ERA: 4.83	(7, 1)	1.0		4	0	0	0	0	1	0	0	0	0	0	3	7	0.00	1.000
Dave Righetti, L ERA: 1.5	(8, 1)	1.0		3	1	0	0	0	0	0	0	0	0	0	3	3	0.00	1.000

PITCHER	IP	WLS	BF	H	R	ER	SO	BB	IBB	HBP	BLK	WP	HR	S	P	ERA	WHIP

Batter	1	2	3	4	5	6	7	8	9	AB	R	H	RBI	BB	SO	LOB
Willie Randolph, R (1, 4) OBP: 0.383, SLG: 0.362	0-0 ① 6-3		0-0 ① FC5-4 1B		0-0 ③ 5-3		0-0 ① 6-3		0-0 ② F9	5	0	1	0	0	0	0
Tim Foli, R (1, 5) OBP: 0.198, SLG: 0.216	0-0 ② 6-3		0-0 ① F7			0-0 BB 1B 1B	0-0 ② 1-3		0-0 ③ 6-3	5	1	1	0	0	0	1
Dave Winfield, R (1, 9) OBP: 0.400, SLG: 0.565	0-0 1B		0-3 ② K			0-0 ① F7	0-0 HR 1B			4	1	2	0	0	1	2
Don Baylor, R (1, 10) OBP: 0.345, SLG: 0.528	0-3 ③ K		0-0 ③ FC5-4 1-2f			0-0 BB 1-2 1B 1B	0-0 1-H HR			4	2	2	2	0	1	2
Brian Dayett, R (1, 7) OBP: 0.200, SLG: 0.417		0-0 ① 4-3		0-0 ① 6-3		0-0 ② F8	0-0 ③ F8			4	0	0	0	0	0	2
Don Mattingly, L (1, 3) OBP: 0.378, SLG: 0.534		0-0 2B 1B		0-3 ② K		B B B B 4-0 1B 1-2 2-3 1B BB		0-0 ① F7		3	1	1	0	1	1	0
Ken Griffey, L (1, 8) OBP: 0.310, SLG: 0.316		0-0 1-3 2B		0-0 ③ 4-3		0-0 1B 1-2 2-H 3-H 1B		0-0 ② 4-3		4	0	2	2	0	0	0
Mike O'Berry, R (1, 2) OBP: 0.294, SLG: 0.313		0-0 ② F6			0-0 ① 6-3	0-0 1-3 2-H 1B		0-0 ③ F8		4	0	1	1	0	0	2
Bobby Meacham, S (1, 6) OBP: 0.233, SLG: 0.263		S S S 0-3 ③ K			0-0 ② F6	0-0 ③ 3-1			0-0 ① 4-3	4	0	0	0	0	1	4
Inning Stats	R: 0 H: 1 E: 0 LOB: 1 K: 1 BB: 0 S: 6 P: 6	R: 0 H: 2 E: 0 LOB: 2 K: 1 BB: 0 S: 7 P: 7	R: 0 H: 1 E: 0 LOB: 1 K: 1 BB: 0 S: 6 P: 6	R: 0 H: 0 E: 0 LOB: 0 K: 1 BB: 0 S: 5 P: 5	R: 0 H: 0 E: 0 LOB: 0 K: 0 BB: 0 S: 3 P: 3	R: 3 H: 4 E: 0 LOB: 2 K: 0 BB: 1 S: 7 P: 11	R: 2 H: 2 E: 0 LOB: 0 K: 0 BB: 0 S: 5 P: 5	R: 0 H: 0 E: 0 LOB: 0 K: 0 BB: 0 S: 3 P: 3	R: 0 H: 0 E: 0 LOB: 0 K: 0 BB: 0 S: 3 P: 3	1B: 8 SF: 0 2B: 1 SAC: 0 3B: 0 DP: 0 HR: 1 HBP: 0						WP: 0 PA: 38 PB: 0 SB: 0 CS: 0	

PITCHER		IP	WLS	BF	H	R	ER	SO	BB	IBB	HBP	BLK	WP	HR	S	P	ERA	WHIP
Frank Tanana, L ERA: 3.03	(1, 1)	6.0	L	27	8	3	3	4	1	0	0	0	0	0	34	38	4.50	1.500
Odell Jones, R ERA: 3.38	(7, 1)	3.0		11	2	2	2	0	0	0	0	0	0	1	11	11	6.00	0.667

PITCHER	IP	WLS	BF	H	R	ER	SO	BB	IBB	HBP	BLK	WP	HR	S	P	ERA	WHIP

New York Yankees @ Texas Rangers

Arlington Stadium, Arlington, TX

Tue Jul 03 1984, 8:05 PM EDT

Att. 21,272 - Unknown

TOP

livebaseballscorecards.com

AB	37
R	5
H	10
RBI	5
BB	1
SO	4
LOB	13

BOTTOM

New York Yankees @ Texas Rangers

Arlington Stadium, Arlington, TX

Tue Jul 03 1984, 8:05 PM EDT

Att. 21,272 - Unknown

Batter	1	2	3	4	5	6	7	8	9	AB	R	H	RBI	BB	SO	LOB
Curtis Wilkerson, S (1, 6) OBP: 0.288, SLG: 0.286	4-3			6-3		B1-3	5-3			4	0	0	0	0	0	1
Tom Dunbar, L (1, 9) OBP: 0.364, SLG: 0.400	1-3			K		2B 1B		F6		4	1	1	0	0	1	0
Buddy Bell, R (1, 5) OBP: 0.376, SLG: 0.433	K			K		1-H 2B		F8		4	0	1	1	0	2	0
Larry Parrish, R (1, 10) OBP: 0.342, SLG: 0.470		6-3			F6	F7		6-3		4	0	0	0	0	0	1
Pete O'Brien, L (1, 3) OBP: 0.372, SLG: 0.485		F3			F6		BBBBB HR		F8	3	1	0	0	1	0	0
Gary Ward, R (1, 8) OBP: 0.290, SLG: 0.333 (8, 7)		K			HR		1-H HR		BBBB BB	3	2	2	3	1	1	0
Bob Jones, L (1, 7) OBP: 0.316, SLG: 0.402 Bill Sample, R (7, PH) (8, 8) OBP: 0.308, SLG: 0.366			F7		1B		SH3-4 1B		F7	2	0	1	0	0	0	0
										2	0	1	0	0	0	1
Donnie Scott, S (1, 2) OBP: 0.306, SLG: 0.322 Bill Stein, R (9, PH) OBP: 0.429, SLG: 0.333			G6-4-3 1B		F9		1-2 SH3-4		K	2	0	1	0	0	0	1
										1	0	0	0	0	1	1
Wayne Tolleson, S (1, 4) OBP: 0.288, SLG: 0.269			1-2f G6-4-3			F8	5-3			3	0	0	0	0	0	2

	AB	32
	R	4
	H	7
	RBI	4
	BB	2
	SO	5
	LOB	7

livebaseballscorecards.com

Inning Stats	1	2	3	4	5	6	7	8	9
	R: 0 E: 0 K: 1 S: 5	H: 0 LOB: 0 BB: 0 P: 5	R: 0 E: 0 K: 1 S: 5	H: 0 LOB: 0 BB: 0 P: 5	R: 0 E: 0 K: 0 S: 3	H: 1 LOB: 0 BB: 0 P: 3	R: 0 E: 0 K: 2 S: 7	H: 0 LOB: 0 BB: 0 P: 7	R: 1 E: 0 K: 0 S: 5	H: 2 LOB: 0 BB: 0 P: 5	R: 1 E: 0 K: 0 S: 5	H: 2 LOB: 1 BB: 0 P: 5	R: 2 E: 0 K: 0 S: 5	H: 2 LOB: 1 BB: 1 P: 9	R: 0 E: 0 K: 0 S: 3	H: 0 LOB: 0 BB: 0 P: 3	R: 0 E: 0 K: 1 S: 5	H: 0 LOB: 1 BB: 1 P: 9

	1B: 4	SF: 0	WP: 0	PA: 35
	2B: 1	SAC: 1	PB: 0	
	3B: 0	DP: 1	SB: 0	
	HR: 2	HBP: 0	CS: 0	

PITCHER		IP	WLS	BF	H	R	ER	SO	BB	IBB	HBP	BLK	WP	HR	S	P	ERA	WHIP
Marty Bystrom, R ERA: 4.88	(1, 1)	6.0	W	22	5	2	2	4	0	0	0	0	0	1	30	30	3.00	0.833
Ray Fontenot, L ERA: 4.94	(7, 1)	2.0		9	2	2	2	0	1	0	0	0	0	1	8	12	9.00	1.500
Dave Righetti, L ERA: 1.47	(9, 1)	1.0	S	4	0	0	0	1	1	0	0	0	0	0	5	9	0.00	1.000

PITCHER	IP	WLS	BF	H	R	ER	SO	BB	IBB	HBP	BLK	WP	HR	S	P	ERA	WHIP

New York Yankees @ Texas Rangers

Arlington Stadium, Arlington, TX

Wed Jul 04 1984, 8:05 PM EDT

Att. 39,240 - Unknown

livebaseballscorecards.com

Batter	1	2	3	4	5	6	7	8	9	AB	R	H	RBI	BB	SO	LOB
Willie Randolph, R (1, 4) OBP: 0.383, SLG: 0.363	F9		F9 S 1B 1B	5-3			1-3		SH3 1-3 2-H 1B	5	1	2	1	0	0	0
Butch Wynegar, S (1, 2) OBP: 0.348, SLG: 0.372	WP 1B		F9 1-3		F8		F9		SH3 1-2 3-H	4	0	1	1	0	0	1
Don Mattingly, L (1, 3) OBP: 0.378, SLG: 0.532	K 1-2		BB HBP 3-H 1B		F6			6-3 1B	6-3	5	0	2	1	0	1	2
Don Baylor, R (1, 10) OBP: 0.344, SLG: 0.522	6-3		BB 1-2 HBP		G3			F8		3	0	0	0	0	0	2
Dave Winfield, R (1, 9) OBP: 0.401, SLG: 0.561		E SF8 BB	1-2 2-3 BB			K		6-3 1-2		2	1	0	0	2	1	1
Steve Kemp, L (1, 7) OBP: 0.379, SLG: 0.435		6-3 1-3	F5			HR		K		4	1	1	1	0	1	5
Brian Dayett, R (9, 7) OBP: 0.200, SLG: 0.417										0	0	0	0	0	0	0
Ken Griffey, L (1, 8) OBP: 0.309, SLG: 0.317		SF8 3-H	4-3			F9			SH 1B 1B	3	1	1	1	0	0	3
Bobby Meacham, S (1, 6) OBP: 0.238, SLG: 0.267		1B		1-3		F7			SH 1B 1-2 SH3	3	1	1	0	0	0	0
Tim Foli, R (1, 5) OBP: 0.189, SLG: 0.207		F4		6-3			F9		F7	4	0	0	0	0	0	3

Inning Stats	1	2	3	4	5	6	7	8	9	AB	R	H	RBI	BB	SO	LOB
	R: 0 E: 0 K: 1 S: 6	H: 1 LOB: 1 BB: 0 P: 6	R: 1 E: 1 K: 0 S: 4	H: 1 LOB: 1 BB: 1 P: 8	R: 1 E: 0 K: 0 S: 5	H: 2 LOB: 3 BB: 1 P: 10	R: 0 E: 0 K: 0 S: 3	H: 0 LOB: 0 BB: 0 P: 3	R: 0 E: 0 K: 0 S: 3	H: 0 LOB: 0 BB: 0 P: 3	R: 1 E: 0 K: 1 S: 6	H: 1 LOB: 0 BB: 0 P: 6	R: 0 E: 0 K: 0 S: 3	H: 0 LOB: 0 BB: 0 P: 3	R: 0 E: 0 K: 1 S: 6	H: 1 LOB: 1 BB: 0 P: 6	R: 2 E: 0 K: 0 S: 6	H: 2 LOB: 1 BB: 0 P: 6

1B: 7	SF: 1
2B: 0	SAC: 2
3B: 0	DP: 0
HR: 1	HBP: 1

WP: 1 PA: 39
PB: 0
SB: 1
CS: 0

PITCHER		IP	WLS	BF	H	R	ER	SO	BB	IBB	HBP	BLK	WP	HR	S	P	ERA	WHIP
Dave Stewart, R ERA: 5.11	(1, 1)	8.1	L	37	8	5	4	3	2	0	1	0	1	1	40	49	4.32	1.200
Dave Schmidt, R ERA: 2.49	(9, 1)	0.2		2	0	0	0	0	0	0	0	0	0	0	2	2	0.00	0.000

PITCHER	IP	WLS	BF	H	R	ER	SO	BB	IBB	HBP	BLK	WP	HR	S	P	ERA	WHIP

AB	33
R	5
H	8
RBI	5
BB	2
SO	3
LOB	17

Batter	1	2	3	4	5	6	7	8	9	AB	R	H	RBI	BB	SO	LOB
Curtis Wilkerson, S (1, 6) OBP: 0.287, SLG: 0.285	F8		F7		K			L6-3 1B		4	0	1	0	0	1	0
Mickey Rivers, L (1, 10) OBP: 0.296, SLG: 0.317	1-3		F4		3-1			L6-3 1-2		4	0	0	0	0	0	1
Buddy Bell, R (1, 5) OBP: 0.374, SLG: 0.429	BB		K2-3			F8		F4		3	0	0	0	1	1	0
Larry Parrish, R (1, 9) OBP: 0.341, SLG: 0.467	F8			K PB 1B		1B 1B			3-1	4	0	1	0	0	1	1
Pete O'Brien, L (1, 3) OBP: 0.370, SLG: 0.481		5-3		F8		G5-4-3 1-3 1B			3-1	4	0	1	0	0	0	1
Gary Ward, R (1, 7) OBP: 0.293, SLG: 0.336		1B 1B		PB 1-2 1B		G5-4-3 1-2f			K	4	0	2	0	0	1	2
Bill Sample, R (1, 8) OBP: 0.305, SLG: 0.362		F7		F8			K			3	0	0	0	0	1	3
Donnie Scott, S (1, 2) OBP: 0.307, SLG: 0.323		1-3 1B		K 1-2 2-3			F9			3	0	1	0	0	1	2
Wayne Tolleson, S (1, 4) OBP: 0.285, SLG: 0.266		4-3			F8		4-3			3	0	0	0	0	0	2
Inning Stats	R: 0 H: 0 E: 0 LOB: 1 K: 0 BB: 1 S: 3 P: 7	R: 0 H: 2 E: 0 LOB: 2 K: 0 BB: 0 S: 5 P: 5	R: 0 H: 0 E: 0 LOB: 0 K: 1 BB: 0 S: 5 P: 5	R: 0 H: 1 E: 0 LOB: 2 K: 2 BB: 0 S: 9 P: 9	R: 0 H: 0 E: 0 LOB: 0 K: 1 BB: 0 S: 5 P: 5	R: 0 H: 2 E: 0 LOB: 1 K: 0 BB: 0 S: 4 P: 4	R: 0 H: 0 E: 0 LOB: 0 K: 1 BB: 0 S: 5 P: 5	R: 0 H: 1 E: 0 LOB: 0 K: 0 BB: 0 S: 3 P: 3	R: 0 H: 0 E: 0 LOB: 0 K: 1 BB: 0 S: 5 P: 5	1B: 6 2B: 1 3B: 0 HR: 0	SF: 0 SAC: 0 DP: 2 HBP: 0			WP: 0 PB: 2 SB: 0 CS: 0	PA: 33		

PITCHER		IP	WLS	BF	H	R	ER	SO	BB	IBB	HBP	BLK	WP	HR	S	P	ERA	WHIP
Phil Niekro, R ERA: 1.84	(1, 1)	8.0	W	30	6	0	0	5	1	0	0	0	0	0	39	43	0.00	0.875
Jay Howell, R ERA: 3.12	(9, 1)	1.0		3	0	0	0	1	0	0	0	0	0	0	5	5	0.00	0.000

PITCHER	IP	WLS	BF	H	R	ER	SO	BB	IBB	HBP	BLK	WP	HR	S	P	ERA	WHIP

BOTTOM

New York Yankees @ Texas Rangers

Arlington Stadium, Arlington, TX

Wed Jul 04 1984, 8:05 PM EDT

Att. 39,240 - Unknown

livebaseballscorecards.com

AB	32
R	0
H	6
RBI	0
BB	1
SO	6
LOB	12

Batter	1	2	3	4	5	6	7	8	9	AB	R	H	RBI	BB	SO	LOB
Willie Randolph, R (1, 4) OBP: 0.381, SLG: 0.364	6-3		F9		F8		5-3		3-1, 2-H, 2B	5	0	1	1	0	0	1
Butch Wynegar, S (1, 2) OBP: 0.346, SLG: 0.366	BBBB, FC5-4, BB		F3		F8			4-3	3-1, 2-3	4	0	0	0	1	0	1
Don Mattingly, L (1, 3) OBP: 0.375, SLG: 0.525	F9		F8		4-3			5-3	BBBB, BB	4	0	0	0	1	0	1
Don Baylor, R (1, 10) OBP: 0.348, SLG: 0.528	FC5-4, 1-2f			1B, SF8, 1B		G3-6-3, 1B		2B	F3	5	2	3	0	0	0	4
Dave Winfield, R (1, 9) OBP: 0.406, SLG: 0.567		BB, 1B, 1B		1-3, 1B, 1B		F8		2-H, 2B		4	1	3	1	0	0	1
Steve Kemp, L (1, 7) OBP: 0.381, SLG: 0.433		BBBB, G3, 1B, 1-2, 8-2, BB		SF8, 3-H		G3-6-3, 1-2f		BBBB, BB		1	0	0	1	2	0	1
Ken Griffey, L (1, 8) OBP: 0.312, SLG: 0.320		G3, 1-2, 2-H, 1B		1-2, 1B			F7	F8		4	0	2	1	0	0	2
Bobby Meacham, S (1, 6) OBP: 0.224, SLG: 0.250		G3, 1-2, 2-3		F7			F8		F9	4	0	0	0	0	0	4
Tim Foli, R (1, 5) OBP: 0.202, SLG: 0.240		8-2, 3-Hf		4-3			2B		2B	4	0	2	0	0	0	4
Omar Moreno, L (9, PR) OBP: 0.266, SLG: 0.311										0	1	0	0	0	0	0
Inning Stats	R: 0 E: 0 K: 0 S: 3 H: 0 LOB: 1 BB: 1 P: 7	R: 1 E: 0 K: 0 S: 4 H: 2 LOB: 1 BB: 1 P: 8	R: 0 E: 0 K: 0 S: 3 H: 0 LOB: 0 BB: 0 P: 3	R: 1 E: 0 K: 0 S: 6 H: 3 LOB: 2 BB: 0 P: 6	R: 0 E: 0 K: 0 S: 3 H: 0 LOB: 0 BB: 0 P: 3	R: 0 E: 0 K: 0 S: 3 H: 1 LOB: 0 BB: 0 P: 3	R: 0 E: 0 K: 0 S: 4 H: 1 LOB: 1 BB: 0 P: 4	R: 1 E: 0 K: 0 S: 5 H: 2 LOB: 2 BB: 1 P: 9	R: 1 E: 0 K: 0 S: 5 H: 2 LOB: 3 BB: 1 P: 9	1B: 6 2B: 6 3B: 0 HR: 0 SF: 1 SAC: 0 DP: 2 HBP: 0						

PITCHER		IP	WLS	BF	H	R	ER	SO	BB	IBB	HBP	BLK	WP	HR	S	P	ERA	WHIP
Ken Schrom, R ERA: 3.8	(1, 1)	7.2	W	32	9	3	3	0	2	0	0	0	0	0	30	38	3.52	1.435
Len Whitehouse, L ERA: 2.41	(8, 1)	0.2		5	2	1	1	0	1	0	0	0	0	0	4	8	13.50	4.500
Ron Davis, R ERA: 4.99	(9, 1)	0.2	S	3	0	0	0	0	1	0	0	0	0	0	2	6	0.00	1.500

PITCHER	IP	WLS	BF	H	R	ER	SO	BB	IBB	HBP	BLK	WP	HR	S	P	ERA	WHIP

TOP

New York Yankees @ Minnesota Twins

Hubert H. Humphrey Metrodome, Minneapolis, MN

Thu Jul 05 1984, 8:05 PM EDT

Att. 14,049 - Unknown

livebaseballscorecards.com

AB	35
R	4
H	11
RBI	4
BB	4
SO	0
LOB	19

PA: 40

WP: 0
PB: 0
SB: 0
CS: 0

Batter	1	2	3	4	5	6	7	8	9	AB	R	H	RBI	BB	SO	LOB
Kirby Puckett, R (1, 8) OBP: 0.346, SLG: 0.368	K		6-4 4-3 HBP		F5	1B		K		4	0	1	1	0	2	3
Mickey Hatcher, R (1, 10) OBP: 0.328, SLG: 0.389	E6 FC5 1B		4-3		F8	1B				4	0	1	1	0	0	4
Dave Engle, R (1, 2) OBP: 0.347, SLG: 0.409	FC5		6-4			5-3 3B BB F8				3	1	1	0	1	0	4
Kent Hrbek, L (1, 3) OBP: 0.393, SLG: 0.502	FC5			G1		5-3	3-1			4	1	1	0	0	0	2
Tom Brunansky, R (1, 9) OBP: 0.309, SLG: 0.411	K			F9		F7	K			4	0	0	0	0	2	4
Gary Gaetti, R (1, 5) OBP: 0.317, SLG: 0.350		F4		6-3		5-3	F8			4	0	0	0	0	0	2
Ron Washington, R (1, 4) OBP: 0.278, SLG: 0.391		F3			F4	2B 3B		K		4	1	1	2	0	1	0
Dave Meier, R (1, 7) OBP: 0.321, SLG: 0.370		F7			3B	1B 1B 2B		K		4	1	2	1	0	1	0
Houston Jimenez, R (1, 6) OBP: 0.269, SLG: 0.269			4-3 HBP BB		BB	1B 1B 1B		BB		1	1	1	0	3	0	0
Inning Stats	R: 0 E: 1 K: 2 S: 9 H: 1 LOB: 2 BB: 0 P: 9	R: 0 E: 0 K: 0 S: 3 H: 0 LOB: 0 BB: 0 P: 3	R: 0 E: 0 K: 0 S: 2 H: 0 LOB: 1 BB: 1 P: 7	R: 0 E: 0 K: 0 S: 3 H: 0 LOB: 0 BB: 0 P: 3	R: 0 E: 0 K: 0 S: 4 H: 1 LOB: 2 BB: 1 P: 8	R: 5 E: 0 K: 0 S: 9 H: 6 LOB: 2 BB: 1 P: 13	R: 0 E: 0 K: 1 S: 5 H: 0 LOB: 0 BB: 0 P: 5	R: 0 E: 0 K: 3 S: 9 H: 0 LOB: 1 BB: 1 P: 13		1B: 5 2B: 2 3B: 2 HR: 0	SF: 0 SAC: 0 DP: 1 HBP: 1						

PITCHER		IP	WLS	BF	H	R	ER	SO	BB	IBB	HBP	BLK	WP	HR	S	P	ERA	WHIP
Ron Guidry, L ERA: 4.4	(1, 1)	5.2	L	28	7	5	5	2	3	0	1	0	0	0	28	41	7.94	1.765
Jay Howell, R ERA: 3.04	(6, 1)	1.1		5	1	0	0	1	0	0	0	0	0	0	7	7	0.00	0.750
Mike Armstrong, R ERA: 7.36	(8, 1)	1.0		4	0	0	0	3	1	0	0	0	0	0	9	13	0.00	1.000

PITCHER	IP	WLS	BF	H	R	ER	SO	BB	IBB	HBP	BLK	WP	HR	S	P	ERA	WHIP

BOTTOM

New York Yankees @ Minnesota Twins

Hubert H. Humphrey Metrodome, Minneapolis, MN

Thu Jul 05 1984, 8:05 PM EDT

Att. 14,049 - Unknown

livebaseballscorecards.com

AB	32
R	5
H	8
RBI	5
BB	4
SO	6
LOB	19

WP: 0 PB: 0 SB: 0 CS: 0 PA: 37

Batter	1	2	3	4	5	6	7	8	9	AB	R	H	RBI	BB	SO	LOB
Willie Randolph, R (1, 4) OBP: 0.384, SLG: 0.365	1B		BBB 1B 1-2 5-3 BB		G4-6-3 1-2f		5-3 3-H		E 3-H 1B	4	1	2	2	1	0	3
Tim Foli, R (1, 5) OBP: 0.221, SLG: 0.257	F9		5-3 1-3 2-H 1B		1B		2-3 1B		F9	5	0	3	1	0	0	2
Dave Winfield, R (1, 9) OBP: 0.399, SLG: 0.557	F4		5-3 1-2 3-H		F4		F9		E3 1-2	5	0	0	1	0	0	6
Don Baylor, R (1, 10) OBP: 0.346, SLG: 0.521	1-2 1B		SSS K			F3		F9	F9	5	0	1	0	0	1	3
Brian Dayett, R (1, 7) OBP: 0.207, SLG: 0.370	F8		5-3			5-3		BBBB FC6-4 BB		3	0	0	0	1	0	3
Don Mattingly, L (1, 3) OBP: 0.374, SLG: 0.521		CS 1B		4-3		SSS K		FC6-4 1-2f		4	0	1	0	0	1	1
Ken Griffey, L (1, 8) OBP: 0.313, SLG: 0.320 Omar Moreno, L (7, PR) OBP: 0.264, SLG: 0.308 (7, 8)	SSS K 1-2			1-3			2B 5-3 1B	F8		3 1	0 1	1 0	0 0	0 0	1 0	1 1
Rick Cerone, R (1, 2) OBP: 0.243, SLG: 0.314		6-3		1-3			1B 1-3 2B		SSS K	4	0	1	0	0	1	0
Bobby Meacham, S (1, 6) OBP: 0.254, SLG: 0.309			BB 1B		G4-6-3		F8		1B 3B	4	2	3	0	0	0	3
Inning Stats	R: 0 E: 0 K: 0 S: 5 H: 2 LOB: 2 BB: 0 P: 5	R: 0 E: 0 K: 1 S: 5 H: 1 LOB: 0 BB: 0 P: 5	R: 2 E: 0 K: 1 S: 7 H: 2 LOB: 1 BB: 1 P: 11	R: 0 E: 0 K: 0 S: 3 H: 0 LOB: 0 BB: 0 P: 3	R: 0 E: 0 K: 0 S: 4 H: 2 LOB: 1 BB: 0 P: 4	R: 0 E: 0 K: 1 S: 5 H: 0 LOB: 0 BB: 0 P: 5	R: 1 E: 0 K: 0 S: 6 H: 3 LOB: 2 BB: 0 P: 6	R: 0 E: 0 K: 0 S: 3 H: 0 LOB: 1 BB: 1 P: 7	R: 1 E: 1 K: 1 S: 8 H: 2 LOB: 2 BB: 0 P: 8	1B: 10 2B: 2 3B: 1 HR: 0	SF: 0 SAC: 0 DP: 2 HBP: 0						

TOP

New York Yankees @ Minnesota Twins

Hubert H. Humphrey Metrodome, Minneapolis, MN

Fri Jul 06 1984, 8:05 PM EDT
Att. 23,278 - Unknown

livebaseballscorecards.com

AB	38
R	4
H	12
RBI	4
BB	2
SO	4
LOB	23

PITCHER	IP	WLS	BF	H	R	ER	SO	BB	IBB	HBP	BLK	WP	HR	S	P	ERA	WHIP
Frank Viola, L (1, 1) ERA: 3.02	9.0	W	40	12	4	4	4	2	0	0	0	0	0	46	54	4.00	1.556

PITCHER	IP	WLS	BF	H	R	ER	SO	BB	IBB	HBP	BLK	WP	HR	S	P	ERA	WHIP

Batter	1	2	3	4	5	6	7	8	9	AB	R	H	RBI	BB	SO	LOB
Kirby Puckett, R (1, 8) OBP: 0.356, SLG: 0.382	4-3 1B 2B	G5-4-3 1-2f		1B 3-H 1B	FC6-4 1-2 1B		G4-6-3 1-3 2-H 1B			5	2	4	2	0	0	2
Mickey Hatcher, R (1, 10) OBP: 0.326, SLG: 0.386	4-3 2-3		5-3	1B HR 1-2 1B	FC6-4 1-2f		G4-6-3 1-2f			5	1	1	0	0	0	5
Dave Engle, R (1, 2) OBP: 0.348, SLG: 0.414	F6		F3	HR 1-3 2-H 1B	S S S K			2B		5	1	2	1	0	1	1
Kent Hrbek, L (1, 3) OBP: 0.400, SLG: 0.517	1B 3-H 1B		B B B B FC5-4 BB	1-H 3-H HR		1B		S S S K		4	1	3	4	1	1	1
Tom Brunansky, R (1, 9) OBP: 0.307, SLG: 0.407	1-3 1B		FC5-4 1-2f	S S S K		S S S K		S S S K		5	0	1	0	0	3	3
Gary Gaetti, R (1, 5) OBP: 0.315, SLG: 0.348	F3			3B 1B 5-3		F4		F8		5	1	1	0	0	0	4
Ron Washington, R (1, 4) OBP: 0.287, SLG: 0.429		FC 2B		1-H 2B 3B	F8		6-3			4	1	2	1	0	0	0
Dave Meier, R (1, 7) OBP: 0.341, SLG: 0.403		FC G5-4-3 2-3		SH3-4 3-H 1B 2B	FC6-4 1B		BB 1B 1B			4	2	3	1	0	0	1
Houston Jimenez, R (1, 6) OBP: 0.270, SLG: 0.265		F5		SH3-4 2-3	FC6-4 1-2f 1B		B B B B 1B 1-2 BB			2	0	0	0	1	0	3
Inning Stats	R: 1 E: 0 K: 0 S: 6 H: 3 LOB: 2 BB: 0 P: 6	R: 0 E: 0 K: 0 S: 4 H: 1 LOB: 1 BB: 0 P: 4	R: 0 E: 0 K: 0 S: 3 H: 0 LOB: 1 BB: 1 P: 7	R: 7 E: 0 K: 1 S: 12 H: 7 LOB: 0 BB: 0 P: 12	R: 0 E: 0 K: 0 S: 5 H: 2 LOB: 2 BB: 0 P: 5	R: 0 E: 0 K: 2 S: 8 H: 1 LOB: 1 BB: 0 P: 8	R: 1 E: 0 K: 0 S: 4 H: 2 LOB: 1 BB: 1 P: 8	R: 0 E: 0 K: 2 S: 8 H: 1 LOB: 1 BB: 0 P: 8		1B: 11 2B: 4 3B: 1 HR: 1 SF: 0 SAC: 1 DP: 2 HBP: 0						

PITCHER		IP	WLS	BF	H	R	ER	SO	BB	IBB	HBP	BLK	WP	HR	S	P	ERA	WHIP
Bob Shirley, L ERA: 4.66	(1, 1)	3.1	L	20	9	6	6	0	1	0	0	0	0	0	19	23	16.20	3.000
Mike Armstrong, R ERA: 8.0	(4, 1)	1.2		9	4	2	2	1	0	0	0	0	0	1	11	11	10.80	2.400
Jose Rijo, R ERA: 4.76	(6, 1)	3.0		13	4	1	1	4	1	0	0	0	0	0	20	24	3.00	1.667

PITCHER	IP	WLS	BF	H	R	ER	SO	BB	IBB	HBP	BLK	WP	HR	S	P	ERA	WHIP

BOTTOM

New York Yankees @ Minnesota Twins

Hubert H. Humphrey Metrodome, Minneapolis, MN

Fri Jul 06 1984, 8:05 PM EDT

Att. 23,278 - Unknown

livebaseballscorecards.com

AB	39
R	9
H	17
RBI	9
BB	2
SO	5
LOB	20

New York Yankees @ Minnesota Twins

Hubert H. Humphrey Metrodome, Minneapolis, MN

Sat Jul 07 1984, 8:05 PM EDT

Att. 29,290 - Unknown

TOP

livebaseballscorecards.com

Batter	1	2	3	4	5	6	7	8	9	AB	R	H	RBI	BB	SO	LOB
Omar Moreno, L (1, 8) OBP: 0.269, SLG: 0.319	G3 SF9 2B	F8	4-3 2-3		SH1-3 2-3		G5-4-3 1-2 1B		F8	5	1	2	0	0	0	4
Butch Wynegar, S (1, 2) OBP: 0.347, SLG: 0.375	G3 2-3	1-H 2-H 2B	1B 3-H 2B		FC5-2 3-H		G5-4-3 1-2f			5	1	2	3	0	0	4
Don Mattingly, L (1, 3) OBP: 0.371, SLG: 0.518	SF9 3-H	3-1	2-H 1B		F7			F7		4	0	1	2	0	0	2
Dave Winfield, R (1, 9) OBP: 0.403, SLG: 0.558	BBBB 1B BB		BBBB HR BB; 5-3			G3 SF7 2B		SSS K		3	2	1	0	2	1	1
Oscar Gamble, L (1, 10) OBP: 0.314, SLG: 0.353	FC4-6 1-3 1B		1-H HR	F8		G3 2-3		SSS K		5	1	2	2	0	1	1
Steve Kemp, L (1, 7) OBP: 0.377, SLG: 0.426	FC4-6 1-2f		BBBB S 2B BB	SSS K		SF7 3-H			F8	3	1	0	1	1	1	2
Roy Smalley, S (1, 6) OBP: 0.284, SLG: 0.401		F6	F4	E6		5-3			HR	5	1	1	1	0	0	1
Mike Pagliarulo, L (1, 5) OBP: 0.600, SLG: 1.000		1B 2B 1B	1-H 2B 2B	F5			6-3		2B	5	2	3	1	0	0	1
Bobby Meacham, S (1, 4) OBP: 0.289, SLG: 0.370		1-2 2B 1B	4-3 2-H 2B 2B		SH1-3 FC5-2 2B		1B 1B		F8	5	2	4	1	0	0	1
Inning Stats	R: 1 E: 0 K: 0 S: 5 H: 2 LOB: 2 BB: 1 P: 9	R: 2 E: 0 K: 0 S: 6 H: 3 LOB: 1 BB: 0 P: 6	R: 6 E: 0 K: 0 S: 8 H: 5 LOB: 1 BB: 2 P: 16	R: 0 E: 1 K: 1 S: 6 H: 0 LOB: 1 BB: 0 P: 6	R: 0 E: 0 K: 0 S: 4 H: 1 LOB: 1 BB: 0 P: 4	R: 1 E: 0 K: 0 S: 4 H: 1 LOB: 0 BB: 0 P: 4	R: 0 E: 0 K: 0 S: 4 H: 2 LOB: 1 BB: 0 P: 4	R: 0 E: 0 K: 2 S: 7 H: 0 LOB: 0 BB: 0 P: 7	R: 1 E: 0 K: 0 S: 5 H: 2 LOB: 1 BB: 0 P: 5	1B: 6 2B: 8 3B: 0 HR: 2	SF: 2 SAC: 1 DP: 1 HBP: 0						

	AB	40
	R	11
	H	16
	RBI	11
	BB	3
	SO	3
	LOB	17

WP: 0 PB: 0 SB: 1 CS: 0 PA: 46

PITCHER		IP	WLS	BF	H	R	ER	SO	BB	IBB	HBP	BLK	WP	HR	S	P	ERA	WHIP
John Butcher, R ERA: 3.23	(1, 1)	2.0	L	14	6	5	5	0	2	0	0	0	0	1	12	20	22.50	4.000
Ed Hodge, L ERA: 4.68	(3, 1)	0.2		6	3	3	3	0	1	0	0	0	0	0	5	9	40.50	6.000
Pete Filson, L ERA: 3.88	(3, 1)	3.1		14	3	2	2	1	0	0	0	0	0	0	16	16	5.40	0.900
Len Whitehouse, L ERA: 2.29	(7, 1)	1.0		4	2	0	0	0	0	0	0	0	0	0	4	4	0.00	2.000
Mike Walters, R ERA: 1.66	(8, 1)	1.0		3	0	0	0	2	0	0	0	0	0	0	7	7	0.00	0.000

PITCHER		IP	WLS	BF	H	R	ER	SO	BB	IBB	HBP	BLK	WP	HR	S	P	ERA	WHIP
Bobby Castillo, R ERA: 9.0	(9, 1)	1.0		5	2	1	1	0	0	0	0	0	0	1	5	5	9.00	2.000

BOTTOM

Batter	1	2	3	4	5	6	7	8	9	AB	R	H	RBI	BB	SO	LOB
Kirby Puckett, R (1, 8) OBP: 0.350, SLG: 0.376	4-3		K		K			K		4	0	0	0	0	3	1
Mickey Hatcher, R (1, 10) OBP: 0.328, SLG: 0.391	2B		F8			5-3		FC5-4 1-3 1B		4	0	2	0	0	0	0
Dave Engle, R (1, 2) OBP: 0.342, SLG: 0.407	K			G1		F8		FC5-4 1-2f		4	0	0	0	0	1	3
Kent Hrbek, L (1, 3) OBP: 0.401, SLG: 0.516	4-3			HR 1B		F9			2B 1B	4	2	2	0	0	0	1
Tom Brunansky, R (1, 9) OBP: 0.306, SLG: 0.416		F8		1-H HR			6-3		F8	4	1	1	2	0	0	1
Gary Gaetti, R (1, 5) OBP: 0.311, SLG: 0.343		F8		F9			K		F9	4	0	0	0	0	1	1
Ron Washington, R (1, 4) OBP: 0.296, SLG: 0.474		HR		F4			F8		1-H 2B	4	1	2	2	0	0	0
Dave Meier, R (1, 7) OBP: 0.326, SLG: 0.383		F9			5-3			F8	K	4	0	0	0	0	1	1
Houston Jimenez, R (1, 6) OBP: 0.272, SLG: 0.262			6-3		F5			1B BB		2	0	0	0	1	0	0
Inning Stats	R: 0 E: 0 K: 1 S: 6 H: 1 LOB: 1 BB: 0 P: 6	R: 1 E: 0 K: 0 S: 4 H: 1 LOB: 0 BB: 0 P: 4	R: 0 E: 0 K: 1 S: 5 H: 0 LOB: 0 BB: 0 P: 5	R: 2 E: 0 K: 0 S: 5 H: 2 LOB: 0 BB: 0 P: 5	R: 0 E: 0 K: 1 S: 5 H: 0 LOB: 0 BB: 0 P: 5	R: 0 E: 0 K: 0 S: 3 H: 0 LOB: 0 BB: 0 P: 3	R: 0 E: 0 K: 1 S: 5 H: 0 LOB: 0 BB: 0 P: 5	R: 0 E: 0 K: 1 S: 6 H: 1 LOB: 2 BB: 1 P: 10	R: 1 E: 0 K: 1 S: 7 H: 2 LOB: 1 BB: 0 P: 7	1B: 3 2B: 2 3B: 0 HR: 2 SF: 0 SAC: 0 DP: 0 HBP: 0						

PITCHER	IP	WLS	BF	H	R	ER	SO	BB	IBB	HBP	BLK	WP	HR	S	P	ERA	WHIP
Dennis Rasmussen, L (1, 1) ERA: 5.89	8.0	W	30	5	3	3	5	1	0	0	0	0	2	39	43	3.38	0.750
Jay Howell, R (9, 1) ERA: 3.16	1.0		5	2	1	1	1	0	0	0	0	0	0	7	7	9.00	2.000

PITCHER	IP	WLS	BF	H	R	ER	SO	BB	IBB	HBP	BLK	WP	HR	S	P	ERA	WHIP

New York Yankees @ Minnesota Twins

Hubert H. Humphrey Metrodome, Minneapolis, MN

Sat Jul 07 1984, 8:05 PM EDT

Att. 29,290 - Unknown

livebaseballscorecards.com

AB	34
R	4
H	7
RBI	4
BB	1
SO	6
LOB	8

PA: 35

WP: 0
PB: 0
SB: 0
CS: 0

Batter	1	2	3	4	5	6	7	8	9	10	AB	R	H	RBI	BB	SO	LOB
Omar Moreno, L (1, 8) OBP: 0.273, SLG: 0.322	F7		CS 1B			F7		1B		F8	5	0	2	0	0	0	0
Butch Wynegar, S (1, 2) OBP: 0.348, SLG: 0.373	F9		CS 1-2	F9		G3		BB		1B	4	0	1	0	1	0	0
Don Mattingly, L (1, 3) OBP: 0.369, SLG: 0.513	F8			F7			HR 1B	F8		K	5	1	1	0	0	1	2
Don Baylor, R (1, 10) OBP: 0.347, SLG: 0.529		HR		BB			K	F8		K	4	1	1	1	1	2	3
Oscar Gamble, L (1, 9) OBP: 0.312, SLG: 0.382		K		F2			1-H HR		F3		4	1	1	2	0	1	1
Steve Kemp, L (1, 7) OBP: 0.379, SLG: 0.430		6-3			3-1		WP 2B		HBP		3	0	1	0	0	0	0
Roy Smalley, S (1, 6) OBP: 0.283, SLG: 0.395		F8			G3		WP IBB		F7		3	0	0	0	1	0	1
Mike Pagliarulo, L (1, 5) OBP: 0.444, SLG: 0.625			K		K		F8		1-2 BB		3	0	0	0	1	2	2
Bobby Meacham, S (1, 4) OBP: 0.275, SLG: 0.351			F5			6-3	1-2 2-3 K		4-3		4	0	0	0	0	1	4

TOP

New York Yankees @ Minnesota Twins

Hubert H. Humphrey Metrodome, Minneapolis, MN

Sun Jul 08 1984, 4:33 AM EDT

Att. 19,298 - Unknown

livebaseballscorecards.com

AB	35
R	3
H	7
RBI	3
BB	4
SO	7
LOB	13

Inning Stats	1	2	3	4	5	6	7	8	9	10	1B	SF	WP	PA
R	0	1	0	0	0	0	2	0	0	0	4	0	1	41
E	0	0	0	0	0	0	0	0	0	0	2B	SAC	PB	
K	0	1	1	0	1	0	2	0	0	2	1	0	0	
S	3	6	5	3	5	3	10	3	3	8	3B	DP	SB	
LOB	0	0	0	1	0	0	2	1	2	1	0	0	1	
BB	0	0	0	1	0	0	1	1	1	0	HR	HBP	CS	
P	3	6	5	7	5	3	14	7	8	8	2	1	1	

PITCHER		IP	WLS	BF	H	R	ER	SO	BB	IBB	HBP	BLK	WP	HR	S	P	ERA	WHIP
Mike Smithson, R ERA: 3.68	(1, 1)	7.1		29	6	3	3	5	2	1	0	0	1	2	36	48	3.68	1.091
Pete Filson, L ERA: 3.86	(8, 1)	0.1		1	0	0	0	0	0	0	0	0	0	0	1	1	0.00	0.000
Ron Davis, R ERA: 4.76	(8, 1)	2.1	W	10	1	0	0	2	1	0	1	0	0	0	12	17	0.00	0.857

PITCHER	IP	WLS	BF	H	R	ER	SO	BB	IBB	HBP	BLK	WP	HR	S	P	ERA	WHIP

Batter	1	2	3	4	5	6	7	8	9	10	AB	R	H	RBI	BB	SO	LOB
Kirby Puckett, R (1, 8) OBP: 0.351, SLG: 0.376	S 1B 1B		K		F8		F4			FC1-6 1B	5	1	2	0	0	1	2
Mickey Hatcher, R (1, 7) OBP: 0.326, SLG: 0.386	K 1-2		6-3		K		IBB			FC1-6 1B 1B 1-2f	4	1	0	0	1	2	3
Kent Hrbek, L (1, 3) OBP: 0.401, SLG: 0.514	2-H 1B		F4		FC4-6 1-2f		K			1B IBB 1-3 1B	5	0	2	1	0	1	3
Dave Engle, R (1, 2) OBP: 0.343, SLG: 0.408	F8			2B		6-3		5-3		1B 1-2 IBB	4	0	1	0	1	0	1
Randy Bush, L (1, 10) OBP: 0.299, SLG: 0.413 Darrell Brown, S (8, PH) OBP: 0.325, SLG: 0.365	F9			K		K		5-3		1-2 2-3 3-H 1B	3 2	0 0	0 1	0 1	0 0	2 0	2 0
Tom Brunansky, R (1, 9) OBP: 0.309, SLG: 0.420		G3 6-3 2B		K		S 1B		F3			4	1	2	0	0	1	1
Gary Gaetti, R (1, 5) OBP: 0.308, SLG: 0.339		G3 2-3		F5		F8 1-2			F8		4	0	0	0	0	0	3
Ron Washington, R (1, 4) OBP: 0.294, SLG: 0.485		6-3 3-H			1B 3B		K		G3		4	1	1	1	0	1	0
Houston Jimenez, R (1, 6) OBP: 0.277, SLG: 0.275		6-3			FC4-6 3-H 1B		2B		K		4	0	2	1	0	1	0
Inning Stats	R: 1 H: 2 E: 0 LOB: 1 K: 1 BB: 0 S: 7 P: 7	R: 1 H: 1 E: 0 LOB: 0 K: 0 BB: 0 S: 4 P: 4	R: 0 H: 0 E: 0 LOB: 0 K: 1 BB: 0 S: 5 P: 5	R: 0 H: 1 E: 0 LOB: 1 K: 2 BB: 0 S: 8 P: 8	R: 1 H: 2 E: 0 LOB: 1 K: 1 BB: 0 S: 7 P: 7	R: 0 H: 1 E: 0 LOB: 1 K: 1 BB: 0 S: 6 P: 6	R: 0 H: 1 E: 0 LOB: 2 K: 2 BB: 1 S: 8 P: 12	R: 0 H: 0 E: 0 LOB: 0 K: 0 BB: 0 S: 3 P: 3	R: 0 H: 0 E: 0 LOB: 0 K: 1 BB: 0 S: 5 P: 5	R: 1 H: 3 E: 0 LOB: 3 K: 0 BB: 1 S: 4 P: 8	1B: 7 SF: 0 2B: 3 SAC: 0 3B: 1 DP: 0 HR: 0 HBP: 0						

PITCHER		IP	WLS	BF	H	R	ER	SO	BB	IBB	HBP	BLK	WP	HR	S	P	ERA	WHIP
Marty Bystrom, R ERA: 4.85	(1, 1)	6.0		25	7	3	3	6	0	0	0	0	0	0	37	37	4.50	1.167
Ray Fontenot, L ERA: 4.9	(7, 1)	0.2		4	1	0	0	1	0	1	0	0	0	0	5	9	0.00	1.500
Dave Righetti, L ERA: 1.58	(7, 1)	2.2	L	12	3	1	1	2	0	1	0	0	0	0	15	19	3.38	1.125

PITCHER	IP	WLS	BF	H	R	ER	SO	BB	IBB	HBP	BLK	WP	HR	S	P	ERA	WHIP

BOTTOM

New York Yankees @ Minnesota Twins

Hubert H. Humphrey Metrodome, Minneapolis, MN

Sun Jul 08 1984, 4:33 AM EDT

Att. 19,298 - Unknown

livebaseballscorecards.com

AB	39
R	4
H	11
RBI	4
BB	2
SO	9
LOB	15

WP: 0 PA: 41
PB: 0
SB: 2
CS: 0

Batter	1	2	3	4	5	6	7	8	9	AB	R	H	RBI	BB	SO	LOB
Willie Wilson, S (1, 8) OBP: 0.336, SLG: 0.379	5-3		BBBB 4-0 1B BB	F2			F7			3	1	0	0	1	0	0
Pat Sheridan, L (1, 9) OBP: 0.359, SLG: 0.471	F7		1-3 1B		1-3		F9			4	1	1	0	0	0	0
George Brett, L (1, 5) OBP: 0.357, SLG: 0.494	BBBB 4-0 FC3-6 BB		SSS 0-3 K		6-3			1B		3	0	1	0	1	1	2
Jorge Orta, L (1, 10) OBP: 0.338, SLG: 0.473 Hal McRae, R (8, PH) OBP: 0.344, SLG: 0.347	FC3-6 1-2f		F9		F9			F9		3 1	0 0	0 0	0 0	0 0	0 0	3 1
Darryl Motley, R (1, 7) OBP: 0.329, SLG: 0.447		F7	1-2 3-H 1B			2B		F9		4	0	2	1	0	0	1
Steve Balboni, R (1, 3) OBP: 0.317, SLG: 0.485		1B 2B	1-2 2-H FC6-4 1B			SSS K		SSS K		4	0	2	1	0	2	2
Don Slaught, R (1, 2) OBP: 0.283, SLG: 0.347		2-3 1B	FC6-4 1-2f			6-3			SSS K	4	0	1	0	0	1	3
Buddy Biancalana, S (1, 4) OBP: 0.256, SLG: 0.333 Dane Iorg, L (6, PH) OBP: 0.236, SLG: 0.323 Greg Pryor, R (6, 4) OBP: 0.266, SLG: 0.355		SSS K		SSS K2-3		F8			F3	2 1 1	0 0 0	0 0 0	0 0 0	0 0 0	2 0 0	2 1 0
U L Washington, S (1, 6) OBP: 0.295, SLG: 0.291		F6		F7			SSS K		1-3	4	0	0	0	0	1	2
Inning Stats	R: 0 H: 0 E: 0 LOB: 1 K: 0 BB: 1 S: 3 P: 7	R: 0 H: 2 E: 0 LOB: 2 K: 1 BB: 0 S: 7 P: 7	R: 2 H: 3 E: 0 LOB: 2 K: 1 BB: 1 S: 8 P: 12	R: 0 H: 0 E: 0 LOB: 0 K: 1 BB: 0 S: 5 P: 5	R: 0 H: 0 E: 0 LOB: 0 K: 0 BB: 0 S: 3 P: 3	R: 0 H: 1 E: 0 LOB: 1 K: 1 BB: 0 S: 6 P: 6	R: 0 H: 0 E: 0 LOB: 0 K: 1 BB: 0 S: 5 P: 5	R: 0 H: 1 E: 0 LOB: 1 K: 1 BB: 0 S: 6 P: 6	R: 0 H: 0 E: 0 LOB: 0 K: 1 BB: 0 S: 5 P: 5	1B: 5 SF: 0 2B: 2 SAC: 0 3B: 0 DP: 0 HR: 0 HBP: 0				WP: 0 PA: 36 PB: 0 SB: 0 CS: 0		

PITCHER		IP	WLS	BF	H	R	ER	SO	BB	IBB	HBP	BLK	WP	HR	S	P	ERA	WHIP
Phil Niekro, R ERA: 1.88	(1, 1)	7.0	W	30	7	2	2	5	2	0	0	0	0	0	38	46	2.57	1.286
Dave Righetti, L ERA: 1.51	(8, 1)	2.0	S	6	0	0	0	2	0	0	0	0	0	0	10	10	0.00	0.000

PITCHER	IP	WLS	BF	H	R	ER	SO	BB	IBB	HBP	BLK	WP	HR	S	P	ERA	WHIP

TOP

Kansas City Royals @ New York Yankees

Yankee Stadium, Bronx, NY

Thu Jul 12 1984, 7:05 PM EDT

Att. 21,429 - Unknown

livebaseballscorecards.com

AB	34
R	2
H	7
RBI	2
BB	2
SO	7
LOB	17

Batter	1	2	3	4	5	6	7	8	9	AB	R	H	RBI	BB	SO	LOB
Willie Randolph, R (1, 4) OBP: 0.380, SLG: 0.361	F6	F4 1-2			F7		F8			4	0	0	0	0	0	2
Butch Wynegar, S (1, 2) OBP: 0.350, SLG: 0.376	BBBB 1B 1B BB	F8			F7			1B 2B		3	2	1	0	1	0	0
Dave Winfield, R (1, 9) OBP: 0.404, SLG: 0.557	1B 1-2 1B 1B		4-3 1B		6-3			SSS K		4	1	2	0	0	1	1
Don Baylor, R (1, 10) OBP: 0.346, SLG: 0.524	1B 1-3 2-H 1B 1B		SSS K			F9 BBBB G4-6-3 BB		F7		4	1	1	1	0	1	2
Roy Smalley, S (1, 5) OBP: 0.288, SLG: 0.396 Mike Pagliarulo, L (8, 5) OBP: 0.500, SLG: 0.667	1B 1-3 3-H 1B	4-3 1-2						2-H 1B		2 1	0 0	1 1	1 1	1 0	0 0	1 0
Don Mattingly, L (1, 3) OBP: 0.367, SLG: 0.509	1-3 3-H 1B	F7				G4-6-3 1-2f		F8		4	0	1	1	0	0	3
Brian Dayett, R (1, 7) OBP: 0.219, SLG: 0.400	F6		SSS K				SH2-3 2B			3	0	1	0	0	1	1
Bobby Meacham, S (1, 6) OBP: 0.280, SLG: 0.380		1B 3B	SSS K				SH2-3 2-3			2	1	1	0	0	1	0
Omar Moreno, L (1, 8) OBP: 0.275, SLG: 0.322		F4 3-H 1B	F8				G3			3	0	1	1	0	0	1
Inning Stats	R: 3 H: 4 E: 0 LOB: 1 K: 0 BB: 1 S: 6 P: 10	R: 1 H: 2 E: 0 LOB: 0 K: 0 BB: 0 S: 4 P: 4	R: 0 H: 1 E: 0 LOB: 1 K: 1 BB: 0 S: 6 P: 6	R: 0 H: 0 E: 0 LOB: 0 K: 2 BB: 0 S: 7 P: 7	R: 0 H: 0 E: 0 LOB: 0 K: 0 BB: 0 S: 3 P: 3	R: 0 H: 0 E: 0 LOB: 0 K: 0 BB: 1 S: 2 P: 6	R: 0 H: 1 E: 0 LOB: 1 K: 0 BB: 0 S: 4 P: 4	R: 1 H: 2 E: 0 LOB: 1 K: 1 BB: 0 S: 7 P: 7		1B: 7 SF: 0 2B: 2 SAC: 1 3B: 1 DP: 1 HR: 0 HBP: 0						

PITCHER		IP	WLS	BF	H	R	ER	SO	BB	IBB	HBP	BLK	WP	HR	S	P	ERA	WHIP
Larry Gura, L ERA: 4.94	(1, 1)	7.0	L	29	9	5	5	3	2	0	0	0	0	0	33	41	6.43	1.571
Mark Huismann, R ERA: 6.09	(8, 1)	1.0		4	1	0	0	1	0	0	0	0	0	0	6	6	0.00	1.000

PITCHER	IP	WLS	BF	H	R	ER	SO	BB	IBB	HBP	BLK	WP	HR	S	P	ERA	WHIP

BOTTOM

Kansas City Royals @ New York Yankees

Yankee Stadium, Bronx, NY

Thu Jul 12 1984, 7:05 PM EDT

Att. 21,429 - Unknown

livebaseballscorecards.com

AB	30
R	5
H	10
RBI	5
BB	2
SO	4
LOB	11

Batter	1	2	3	4	5	6	7	8	9	AB	R	H	RBI	BB	SO	LOB
Willie Wilson, S (1, 8) OBP: 0.335, SLG: 0.376	F6		K			K		FC6 1-2		4	0	1	0	0	2	0
U L Washington, S (1, 6) OBP: 0.288, SLG: 0.283	F9		K			K		FC6 1-2f		4	0	0	0	0	2	2
George Brett, L (1, 5) OBP: 0.360, SLG: 0.495	1B			6-3			E5 1B		K	4	0	2	0	0	1	0
Hal McRae, R (1, 10) OBP: 0.340, SLG: 0.342 Jorge Orta, L (9, PH) OBP: 0.337, SLG: 0.471	F8			F3			6-3		6-3	3 1	0 0	0 0	0 0	0 0	0 0	2 0
Darryl Motley, R (1, 9) OBP: 0.331, SLG: 0.448		CS 1B		F8			F7		1B	4	0	2	0	0	0	1
Steve Balboni, R (1, 3) OBP: 0.312, SLG: 0.477		F7			F8		6-3		F6	4	0	0	0	0	0	3
Don Slaught, R (1, 2) OBP: 0.279, SLG: 0.341		K 1-2			F9			E3		3	0	0	0	0	1	1
Butch Davis, R (1, 7) OBP: 0.218, SLG: 0.232			HR		5-3			F8		3	1	1	1	0	0	1
Greg Pryor, R (1, 4) OBP: 0.260, SLG: 0.348			4-3			5-3		FC1-6-4 1B 1-2f		3	0	0	0	0	0	1
Inning Stats	R: 0 E: 0 K: 0 S: 4 H: 1 LOB: 1 BB: 0 P: 4	R: 0 E: 0 K: 1 S: 5 H: 1 LOB: 0 BB: 0 P: 5	R: 1 E: 0 K: 2 S: 8 H: 1 LOB: 0 BB: 0 P: 8	R: 0 E: 0 K: 0 S: 3 H: 0 LOB: 0 BB: 0 P: 3	R: 0 E: 0 K: 0 S: 3 H: 0 LOB: 0 BB: 0 P: 3	R: 0 E: 0 K: 2 S: 7 H: 0 LOB: 0 BB: 0 P: 7	R: 0 E: 1 K: 0 S: 4 H: 1 LOB: 1 BB: 0 P: 4	R: 0 E: 1 K: 0 S: 5 H: 1 LOB: 2 BB: 0 P: 5	R: 0 E: 0 K: 1 S: 6 H: 1 LOB: 1 BB: 0 P: 6	1B: 5 2B: 0 3B: 0 HR: 1 SF: 0 SAC: 0 DP: 0 HBP: 0						

TOP

Kansas City Royals @ New York Yankees

Yankee Stadium, Bronx, NY

Fri Jul 13 1984, 7:05 PM EDT

Unknown

livebaseballscorecards.com

AB	33
R	1
H	6
RBI	1
BB	0
SO	6
LOB	11

WP: 0 PA: 33
PB: 0
SB: 0
CS: 1

PITCHER		IP	WLS	BF	H	R	ER	SO	BB	IBB	HBP	BLK	WP	HR	S	P	ERA	WHIP
Ron Guidry, L ERA: 4.22	(1, 1)	8.0	W	29	5	1	1	5	0	0	0	0	0	1	39	39	1.12	0.625
Mike Armstrong, R ERA: 7.2	(9, 1)	1.0		4	1	0	0	1	0	0	0	0	0	0	6	6	0.00	1.000

PITCHER		IP	WLS	BF	H	R	ER	SO	BB	IBB	HBP	BLK	WP	HR	S	P	ERA	WHIP

Batter	1	2	3	4	5	6	7	8	9	AB	R	H	RBI	BB	SO	LOB
Willie Randolph, R (1, 4) OBP: 0.380, SLG: 0.361	FC6-4 SH5-3 1B	FC4-6 1-2f			4-3		5-3	1-2 1B		5	0	2	0	0	0	2
Ken Griffey, L (1, 3) OBP: 0.316, SLG: 0.324	SH5-3 1-2		4-3			BB 1B 1B	BB 1B 1B	F3		4	2	2	0	0	0	2
Dave Winfield, R (1, 9) OBP: 0.405, SLG: 0.553	FC6-4 2-3		F6			BBBB 4-0 1B 1B 1-2 BB	BBBB 4-0 1B 1-2 BB			2	1	0	0	2	0	1
Don Baylor, R (1, 10) OBP: 0.344, SLG: 0.520	F4		5-3			SSS 0-0 1B E 1-2 2-H 1B	K			4	1	1	1	0	1	3
Roy Smalley, S (1, 5) OBP: 0.292, SLG: 0.398 Mike Pagliarulo, L (7, PR) OBP: 0.500, SLG: 0.667 (8, 5)		4-3		5-3		E SF9-4 1-3 2-H 1B	1-3 2-H 1B			4 0	1 0	2 0	2 0	0 0	0 0	0 0
Brian Dayett, R (1, 7) OBP: 0.250, SLG: 0.412		E7 1B WP 1B		SSS 0-3 K		E7 SF9-4 1-3 3-H 1B	F7			4	1	2	1	0	1	2
Bobby Meacham, S (1, 6) OBP: 0.279, SLG: 0.378		E 2-3 1B		F8		SF9-4 2-3 3-H		3-1		3	0	1	1	0	0	0
Rick Cerone, R (1, 2) OBP: 0.268, SLG: 0.316		BBBB 4-0 FC4-6 1-3 3-H BB			SSS 0-3 K	5-3		1B 1B		3	0	1	0	1	1	0
Omar Moreno, L (1, 8) OBP: 0.274, SLG: 0.340		F6			4-3		HR	F9		4	1	1	1	0	0	3
Inning Stats	R: 0 E: 0 K: 0 S: 4 H: 1 LOB: 1 BB: 0 P: 4	R: 1 E: 1 K: 0 S: 5 H: 2 LOB: 2 BB: 1 P: 9	R: 0 E: 0 K: 0 S: 3 H: 0 LOB: 0 BB: 0 P: 3	R: 0 E: 0 K: 1 S: 5 H: 0 LOB: 0 BB: 0 P: 5	R: 0 E: 0 K: 1 S: 5 H: 0 LOB: 0 BB: 0 P: 5	R: 4 E: 1 K: 0 S: 6 H: 4 LOB: 0 BB: 1 P: 10	R: 2 E: 0 K: 1 S: 8 H: 3 LOB: 2 BB: 1 P: 12	R: 0 E: 0 K: 0 S: 5 H: 2 LOB: 2 BB: 0 P: 5		1B: 11 2B: 1 3B: 0 HR: 1	SF: 1 SAC: 1 DP: 1 HBP: 0			WP: 1 PB: 0 SB: 0 CS: 0	PA: 38		

PITCHER		IP	WLS	BF	H	R	ER	SO	BB	IBB	HBP	BLK	WP	HR	S	P	ERA	WHIP
Bud Black, L ERA: 3.42	(1, 1)	5.0	L	24	7	5	3	2	2	0	0	0	1	0	26	34	5.40	1.800
Joe Beckwith, R ERA: 4.82	(6, 1)	3.0		14	5	2	2	1	1	0	0	0	0	1	15	19	6.00	2.000

PITCHER	IP	WLS	BF	H	R	ER	SO	BB	IBB	HBP	BLK	WP	HR	S	P	ERA	WHIP

BOTTOM

Kansas City Royals @ New York Yankees

Yankee Stadium, Bronx, NY

Fri Jul 13 1984, 7:05 PM EDT

Unknown

livebaseballscorecards.com

AB	33
R	7
H	12
RBI	6
BB	3
SO	3
LOB	13

Batter	1	2	3	4	5	6	7	8	9	AB	R	H	RBI	BB	SO	LOB
Willie Wilson, S (1, 8) OBP: 0.333, SLG: 0.374	6-3 1B	G3			K		5-3			4	0	1	0	0	1	3
Pat Sheridan, L (1, 9) OBP: 0.354, SLG: 0.464	6-3 1-2		4-3		4-3			K		4	0	0	0	0	1	1
George Brett, L (1, 5) OBP: 0.363, SLG: 0.492	FC4-6 BB		F7			FC4-6 1B		4-3		3	0	1	0	1	0	0
Jorge Orta, L (1, 10) OBP: 0.330, SLG: 0.461	K		3-1			FC4-6 1-2f		F7		4	1	0	0	0	1	3
Darryl Motley, R (1, 7) OBP: 0.330, SLG: 0.445	FC4-6 1-2f			K		G5-4-3 2-H 1B			F8	4	0	1	1	0	1	2
Steve Balboni, R (1, 3) OBP: 0.311, SLG: 0.472		FC BB		F4		G5-4-3 1-2f			K	3	0	0	0	1	1	1
John Wathan, R (1, 2) OBP: 0.285, SLG: 0.263		K		S 1B			5-3		K	4	0	1	0	0	2	1
Buddy Biancalana, S (1, 4) OBP: 0.239, SLG: 0.311		F7		K 1-2			4-1			3	0	0	0	0	1	2
U L Washington, S (1, 6) OBP: 0.288, SLG: 0.284		FC 1-2			F5		1B			3	0	1	0	0	0	1
Inning Stats	R: 0 H: 1 E: 0 LOB: 2 K: 1 BB: 1 S: 6 P: 10	R: 0 H: 0 E: 0 LOB: 2 K: 1 BB: 1 S: 6 P: 10	R: 0 H: 0 E: 0 LOB: 0 K: 0 BB: 0 S: 3 P: 3	R: 0 H: 1 E: 0 LOB: 1 K: 2 BB: 0 S: 8 P: 8	R: 0 H: 0 E: 0 LOB: 0 K: 1 BB: 0 S: 5 P: 5	R: 1 H: 2 E: 1 LOB: 0 K: 0 BB: 0 S: 4 P: 4	R: 0 H: 1 E: 0 LOB: 1 K: 0 BB: 0 S: 4 P: 4	R: 0 H: 0 E: 0 LOB: 0 K: 1 BB: 0 S: 5 P: 5	R: 0 H: 0 E: 0 LOB: 0 K: 2 BB: 0 S: 7 P: 7	1B: 5 SF: 0 2B: 0 SAC: 0 3B: 0 DP: 1 HR: 0 HBP: 0						

TOP

Kansas City Royals @ New York Yankees

Yankee Stadium, Bronx, NY

Fri Jul 13 1984, 7:05 PM EDT

Att. 25,173 - Unknown

livebaseballscorecards.com

AB	32
R	1
H	5
RBI	1
BB	2
SO	8
LOB	14

WP: 0 PA: 34
PB: 0
SB: 1
CS: 0

PITCHER		IP	WLS	BF	H	R	ER	SO	BB	IBB	HBP	BLK	WP	HR	S	P	ERA	WHIP
Marty Bystrom, R ERA: 4.4	(1, 1)	7.0	W	28	5	1	0	5	2	0	0	0	0	0	36	44	0.00	1.000
Jay Howell, R ERA: 3.04	(8, 1)	2.0		6	0	0	0	3	0	0	0	0	0	0	12	12	0.00	0.000

PITCHER	IP	WLS	BF	H	R	ER	SO	BB	IBB	HBP	BLK	WP	HR	S	P	ERA	WHIP

Batter	1	2	3	4	5	6	7	8	9	AB	R	H	RBI	BB	SO	LOB
Willie Randolph, R (1, 4) OBP: 0.383, SLG: 0.368	FC5-4 1B		1B 1B	4-3		F9 1-2		1B 2B 2-H		5	2	3	1	0	0	1
Butch Wynegar, S (1, 2) OBP: 0.347, SLG: 0.373	F8		F8		F8		F5	1B 2-H		5	0	1	1	0	0	2
Don Mattingly, L (1, 3) OBP: 0.368, SLG: 0.508	FC5-4 E 1-2f		1B 1-2 1B		WP HR 1B		4-3	G3		5	1	2	0	0	0	2
Dave Winfield, R (1, 9) OBP: 0.407, SLG: 0.551	E5 1-3		F8 1-3 2-H 1B		F5 1-2		BBBB 4-0 BB			3	0	1	1	1	0	2
Oscar Gamble, L (1, 10) OBP: 0.310, SLG: 0.409	G3		F8		2-H HR		4-3			4	1	1	2	0	0	4
Steve Kemp, L (1, 7) OBP: 0.385, SLG: 0.436		4-1 WP 1B		HR 1B	F7			6-3 1B 1B		4	1	3	0	0	0	0
Brian Dayett, R (8, PR) OBP: 0.250, SLG: 0.412 (9, 7)										0	1	0	0	0	0	0
Mike Pagliarulo, L (1, 5) OBP: 0.429, SLG: 0.769		SSS K		1-H HR		SSS K		6-3 1-2		4	1	1	2	0	2	2
Bobby Meacham, S (1, 6) OBP: 0.278, SLG: 0.372		4-1 1-3		1-3		F8		2B 2-H 1B		4	1	1	1	0	0	1
Omar Moreno, L (1, 8) OBP: 0.267, SLG: 0.331		SSS K		SSS K		E3 S		F7		4	0	0	0	0	2	3
Inning Stats	R: 0 E: 1 K: 0 S: 5 H: 1 LOB: 2 BB: 0 P: 5	R: 0 E: 0 K: 2 S: 8 H: 1 LOB: 1 BB: 0 P: 8	R: 1 E: 0 K: 0 S: 5 H: 3 LOB: 1 BB: 0 P: 5	R: 2 E: 0 K: 1 S: 7 H: 2 LOB: 0 BB: 0 P: 7	R: 2 E: 0 K: 0 S: 5 H: 2 LOB: 0 BB: 0 P: 5	R: 0 E: 1 K: 1 S: 6 H: 0 LOB: 1 BB: 0 P: 6	R: 0 E: 0 K: 0 S: 3 H: 0 LOB: 1 BB: 1 P: 7	R: 3 E: 0 K: 0 S: 7 H: 4 LOB: 1 BB: 0 P: 7		1B: 10 2B: 1 3B: 0 HR: 2	SF: 0 SAC: 0 DP: 0 HBP: 0						

PITCHER		IP	WLS	BF	H	R	ER	SO	BB	IBB	HBP	BLK	WP	HR	S	P	ERA	WHIP
Bret Saberhagen, R ERA: 3.36	(1, 1)	5.0	L	24	9	5	5	3	0	0	0	0	2	2	30	30	9.00	1.800
Mike Jones, L ERA: 6.06	(6, 1)	2.0		8	0	0	0	1	1	0	0	0	0	0	9	13	0.00	0.500
Dan Quisenberry, R ERA: 2.43	(8, 1)	1.0		7	4	3	3	0	0	0	0	0	0	0	7	7	27.00	4.000

PITCHER	IP	WLS	BF	H	R	ER	SO	BB	IBB	HBP	BLK	WP	HR	S	P	ERA	WHIP

BOTTOM

Kansas City Royals @ New York Yankees

Yankee Stadium, Bronx, NY

Fri Jul 13 1984, 7:05 PM EDT

Att. 25,173 - Unknown

livebaseballscorecards.com

AB	38
R	8
H	13
RBI	8
BB	1
SO	4
LOB	17

WP: 2 PA: 39
PB: 0
SB: 1
CS: 0

Batter	1	2	3	4	5	6	7	8	9	AB	R	H	RBI	BB	SO	LOB
Willie Wilson, S (1, 8) OBP: 0.340, SLG: 0.385	S S S 0-3 ① K			x 0-0 FC4-6 1B		x 0-0 1B		x 0-0 2B		4	0	3	0	0	1	0
Butch Davis, R (1, 7) OBP: 0.211, SLG: 0.224	S S S 0-3 ② K			S S S 0-3 ① K		x 0-0 ② F8		S S S 0-3 ② K		4	0	0	0	0	3	3
George Brett, L (1, 5) OBP: 0.356, SLG: 0.482	x 0-0 ③ 4-3			x 0-0 ② FC4-6 1-2f		x 0-0 ③ F8		x 0-0 ③ F8		4	0	0	0	0	0	3
Darryl Motley, R (1, 9) OBP: 0.329, SLG: 0.446		x 0-0 ① F9		x 0-0 ③ F9			x 0-0 1B SF8 2B		x 0-0 ① F9	4	1	1	0	0	0	1
Steve Balboni, R (1, 3) OBP: 0.314, SLG: 0.470		x 0-0 ② 3-1			B B B B 4-0 BB		x 0-0 FC6-4 2-3 1B		x 0-0 ② F4	3	0	1	0	1	0	0
Hal McRae, R (1, 10) OBP: 0.339, SLG: 0.342		S S S 0-3 ③ K			S S S 0-3 ① K		x 0-0 ① SF8 3-H		x 0-0 FC6-4 1B	3	0	1	1	0	2	1
Onix Concepcion, R (1, 6) OBP: 0.234, SLG: 0.257			x 0-0 ① 3-1		x 0-0 ② F3		S S S 0-3 ② K		x 0-0 ③ FC6-4 1-2f	3	0	0	0	0	1	2
Leon Roberts, R (9, PH) OBP: 0.256, SLG: 0.278										1	0	0	0	0	0	1
Greg Pryor, R (1, 4) OBP: 0.262, SLG: 0.347			x 0-0 CS 1B		x 0-0 ③ F8		x 0-0 ③ FC6-4 1-2f			3	0	1	0	0	0	2
John Wathan, R (1, 2) OBP: 0.278, SLG: 0.256			S S S 0-3 ② ③ K 1-2			S S S 0-3 ① K		S S S 0-3 ① K		3	0	0	0	0	3	1
Inning Stats	R: 0 H: 0 E: 0 LOB: 0 K: 2 BB: 0 S: 7 P: 7	R: 0 H: 0 E: 0 LOB: 0 K: 1 BB: 0 S: 5 P: 5	R: 0 H: 1 E: 0 LOB: 0 K: 1 BB: 0 S: 5 P: 5	R: 0 H: 1 E: 0 LOB: 1 K: 1 BB: 0 S: 6 P: 6	R: 0 H: 0 E: 0 LOB: 1 K: 1 BB: 1 S: 5 P: 9	R: 0 H: 1 E: 0 LOB: 1 K: 1 BB: 0 S: 6 P: 6	R: 1 H: 2 E: 0 LOB: 1 K: 1 BB: 0 S: 7 P: 7	R: 0 H: 1 E: 0 LOB: 1 K: 2 BB: 0 S: 8 P: 8	R: 0 H: 1 E: 0 LOB: 1 K: 0 BB: 0 S: 4 P: 4	1B: 5 SF: 1 2B: 2 SAC: 0 3B: 0 DP: 0 HR: 0 HBP: 0						

TOP

Kansas City Royals @ New York Yankees

Yankee Stadium, Bronx, NY

Sat Jul 14 1984, 7:05 PM EDT

Att. 27,214 - Unknown

livebaseballscorecards.com

AB	32
R	1
H	7
RBI	1
BB	1
SO	10
LOB	14

WP: 0 PA: 34
PB: 0
SB: 0
CS: 1

PITCHER		IP	WLS	BF	H	R	ER	SO	BB	IBB	HBP	BLK	WP	HR	S	P	ERA	WHIP
Dennis Rasmussen, L ERA: 5.46	(1, 1)	6.0	W	23	5	1	1	7	1	0	0	0	0	0	36	40	1.50	1.000
Dave Righetti, L ERA: 1.42	(7, 1)	3.0	S	11	2	0	0	3	0	0	0	0	0	0	17	17	0.00	0.667

PITCHER	IP	WLS	BF	H	R	ER	SO	BB	IBB	HBP	BLK	WP	HR	S	P	ERA	WHIP

Batter	1	2	3	4	5	6	7	8	9	AB	R	H	RBI	BB	SO	LOB
Willie Randolph, R (1, 4) OBP: 0.383, SLG: 0.367	3-1		BBB 4-0 1B 1-2 BB	6-3			0-0 1B 1-2 1B	F9		4	1	1	0	1	0	3
Butch Wynegar, S (1, 2) OBP: 0.342, SLG: 0.367	4-3		F8		SSS 0-3 K		SSS 0-3 K			4	0	0	0	0	2	3
Don Mattingly, L (1, 3) OBP: 0.369, SLG: 0.508	SSS 0-3 K		0-0 1B 1-3		0-0 G3		0-0 1B 1-2 2-H 1B			4	0	2	1	0	1	0
Dave Winfield, R (1, 9) OBP: 0.408, SLG: 0.549		0-0 F6	6-3		BBB 4-0 BB		0-0 1-2 2-H 1B			3	0	1	1	1	0	2
Oscar Gamble, L (1, 10) OBP: 0.316, SLG: 0.443		0-0 E9 1B 1B		0-0 HR	0-0 F7		0-0 F8			4	2	2	1	0	0	3
Steve Kemp, L (1, 7) OBP: 0.387, SLG: 0.442 Brian Dayett, R (8, 7) OBP: 0.250, SLG: 0.412		0-0 PB 2-H 1B		0-0 2B		0-0 1-3	SSS 0-3 K			4 0	0 0	2 0	1 0	0 0	1 0	2 0
Mike Pagliarulo, L (1, 5) OBP: 0.389, SLG: 0.647	SSS 0-3 K 2-3		0-0 F6			0-0 4-3		0-0 G3 1B		4	0	1	0	0	1	2
Bobby Meacham, S (1, 6) OBP: 0.277, SLG: 0.360	0-0 6-3		BBB 4-0 BB			0-0 G3		0-0 G3 1-2		3	0	0	0	1	0	2
Omar Moreno, L (1, 8) OBP: 0.273, SLG: 0.331			BBB 4-0 CS BB	0-0 F8			0-0 1B 1B 1B	0-0 2-3		3	1	1	0	1	0	3
Inning Stats	R: 0 E: 0 K: 1 S: 5 H: 0 LOB: 0 BB: 0 P: 5	R: 1 E: 1 K: 1 S: 7 H: 2 LOB: 1 BB: 0 P: 7	R: 0 E: 0 K: 0 S: 3 H: 1 LOB: 2 BB: 2 P: 11	R: 1 E: 0 K: 0 S: 5 H: 2 LOB: 2 BB: 1 P: 9	R: 0 E: 0 K: 1 S: 5 H: 0 LOB: 1 BB: 1 P: 9	R: 0 E: 0 K: 0 S: 3 H: 0 LOB: 0 BB: 0 P: 3	R: 2 E: 0 K: 2 S: 11 H: 4 LOB: 2 BB: 0 P: 11	R: 0 E: 0 K: 0 S: 4 H: 1 LOB: 1 BB: 0 P: 4		1B: 8 2B: 1 3B: 0 HR: 1	SF: 0 SAC: 0 DP: 0 HBP: 0					

PITCHER	IP	WLS	BF	H	R	ER	SO	BB	IBB	HBP	BLK	WP	HR	S	P	ERA	WHIP
Mark Gubicza, R (1, 1) ERA: 3.19	6.1	L	30	8	4	3	4	4	0	0	0	0	1	34	50	4.26	1.895
Mark Huismann, R (7, 1) ERA: 5.8	1.2		7	2	0	0	1	0	0	0	0	0	0	9	9	0.00	1.200

PITCHER	IP	WLS	BF	H	R	ER	SO	BB	IBB	HBP	BLK	WP	HR	S	P	ERA	WHIP

BOTTOM

Kansas City Royals @ New York Yankees

Yankee Stadium, Bronx, NY

Sat Jul 14 1984, 7:05 PM EDT

Att. 27,214 - Unknown

livebaseballscorecards.com

AB	33
R	4
H	10
RBI	4
BB	4
SO	5
LOB	20

WP: 0	PB: 1	SB: 0	CS: 1
PA: 37			

Batter	1	2	3	4	5	6	7	8	9	AB	R	H	RBI	BB	SO	LOB
Willie Wilson, S (1, 8) OBP: 0.339, SLG: 0.383	FC3-6, SF7, 1B, 1B	G5-4-3, 1-2f			L3, 1-2		1-3, 2-3			4	1	1	0	0	0	4
Darryl Motley, R (1, 7) OBP: 0.331, SLG: 0.446	FC3-6, 1-2, 1B		K		1B		6-3			4	0	2	0	0	1	1
George Brett, L (1, 5) OBP: 0.350, SLG: 0.472	FC3-6, SF7, 1-2f, 2-3		G3		G3			4-3		4	0	0	0	0	0	3
Hal McRae, R (1, 10) OBP: 0.337, SLG: 0.342	SF7, 1-2, 3-H		1B			4-3		K		3	0	1	1	0	1	0
Steve Balboni, R (1, 3) OBP: 0.313, SLG: 0.464	BB		K			F7		F7		3	0	0	0	1	1	1
Leon Roberts, R (1, 9) OBP: 0.262, SLG: 0.282	F9			5-3		FC4-6, 1B			6-3	3	0	1	0	0	0	2
Dane Iorg, L (9, PH) OBP: 0.234, SLG: 0.321										1	0	0	0	0	0	0
Greg Pryor, R (1, 4) OBP: 0.257, SLG: 0.340		K		6-3		FC4-6, 1-2f			6-3	3	0	0	0	0	1	1
Pat Sheridan, L (9, PH) OBP: 0.352, SLG: 0.462									1B	1	0	0	0	0	0	0
U L Washington, S (1, 6) OBP: 0.289, SLG: 0.285		E4, 1B		F9			1-3, SH3-4, 1B			3	0	1	0	0	0	0
Jorge Orta, L (9, PH) OBP: 0.333, SLG: 0.464										1	0	1	0	0	0	0
John Wathan, R (1, 2) OBP: 0.287, SLG: 0.267		G5-4-3, 1-2, 1B			L3, 1B		SH3-4, 1-2		K	3	0	2	0	0	1	1
Inning Stats	R: 1 E: 0 K: 0 S: 5 H: 2 LOB: 2 BB: 1 P: 9	R: 0 E: 1 K: 1 S: 6 H: 1 LOB: 1 BB: 0 P: 6	R: 0 E: 0 K: 2 S: 8 H: 1 LOB: 1 BB: 0 P: 8	R: 0 E: 0 K: 0 S: 3 H: 0 LOB: 0 BB: 0 P: 3	R: 0 E: 0 K: 0 S: 4 H: 2 LOB: 1 BB: 0 P: 4	R: 0 E: 0 K: 0 S: 4 H: 1 LOB: 1 BB: 0 P: 4	R: 0 E: 0 K: 0 S: 4 H: 1 LOB: 1 BB: 0 P: 4	R: 0 E: 0 K: 1 S: 5 H: 0 LOB: 0 BB: 0 P: 5	R: 0 E: 0 K: 1 S: 6 H: 1 LOB: 1 BB: 0 P: 6	1B: 9 2B: 1 3B: 0 HR: 0	SF: 1 SAC: 1 DP: 2 HBP: 0					

TOP

Kansas City Royals @ New York Yankees

Yankee Stadium, Bronx, NY

Sun Jul 15 1984, 3:33 AM EDT

Att. 27,142 - Unknown

livebaseballscorecards.com

AB	33
R	1
H	9
RBI	1
BB	1
SO	5
LOB	13

WP: 0 PB: 0 SB: 0 CS: 0 PA: 36

PITCHER		IP	WLS	BF	H	R	ER	SO	BB	IBB	HBP	BLK	WP	HR	S	P	ERA	WHIP
Ray Fontenot, L ERA: 4.63	(1, 1)	6.1	W	27	8	1	1	3	1	0	0	0	0	0	32	36	1.42	1.421
Jay Howell, R ERA: 2.89	(7, 1)	2.2	S	9	1	0	0	2	0	0	0	0	0	0	13	13	0.00	0.375

PITCHER	IP	WLS	BF	H	R	ER	SO	BB	IBB	HBP	BLK	WP	HR	S	P	ERA	WHIP

Batter	1	2	3	4	5	6	7	8	9	AB	R	H	RBI	BB	SO	LOB
Willie Randolph, R (1, 4) OBP: 0.383, SLG: 0.366	S F7 G3 1B		F7			SH1 1-2	6-3			3	1	1	0	0	0	1
Ken Griffey, L (1, 3) OBP: 0.319, SLG: 0.324	F7 1-2		5-3			FC6-4 2-3 1B	BBBB BB			3	0	1	0	1	0	1
Dave Winfield, R (1, 9) OBP: 0.403, SLG: 0.541	G3 2-H			6-3		FC6-4 HBP 1-2f 3-H	F5			4	0	0	2	0	0	3
Don Baylor, R (1, 10) OBP: 0.343, SLG: 0.515	F3			5-3		HBP 1-2		F6		3	0	0	0	0	0	0
Roy Smalley, S (1, 5) OBP: 0.287, SLG: 0.390		F7		K		F9		K		4	0	0	0	0	2	2
Brian Dayett, R (1, 7) OBP: 0.225, SLG: 0.368		K			K		F7	F3		4	0	0	0	0	2	0
Bobby Meacham, S (1, 6) OBP: 0.289, SLG: 0.370		1B			4-3		1B 3B 1B			3	1	2	0	0	0	0
Rick Cerone, R (1, 2) OBP: 0.273, SLG: 0.317		5-3			4-3		1-3 3B 1B			3	1	1	0	0	0	1
Omar Moreno, L (1, 8) OBP: 0.280, SLG: 0.350			4-3			1B SH1 FC6-4 1B	1-H 3-H 3B			3	1	2	2	0	0	0
Inning Stats	R: 1 E: 0 K: 0 S: 4 H: 1 LOB: 0 BB: 0 P: 4	R: 0 E: 0 K: 1 S: 6 H: 1 LOB: 1 BB: 0 P: 6	R: 0 E: 0 K: 0 S: 3 H: 0 LOB: 0 BB: 0 P: 3	R: 0 E: 0 K: 1 S: 5 H: 0 LOB: 0 BB: 0 P: 5	R: 0 E: 0 K: 1 S: 5 H: 0 LOB: 0 BB: 0 P: 5	R: 1 E: 0 K: 0 S: 5 H: 2 LOB: 2 BB: 0 P: 6	R: 2 E: 0 K: 0 S: 6 H: 3 LOB: 2 BB: 1 P: 10	R: 0 E: 0 K: 1 S: 5 H: 0 LOB: 0 BB: 0 P: 5		1B: 6 2B: 0 3B: 1 HR: 0	SF: 0 SAC: 1 DP: 0 HBP: 1			WP: 0 PB: 0 SB: 1 CS: 0	PA: 33		

PITCHER		IP	WLS	BF	H	R	ER	SO	BB	IBB	HBP	BLK	WP	HR	S	P	ERA	WHIP
Charlie Leibrandt, L ERA: 3.2	(1, 1)	6.1	L	27	7	4	4	3	0	0	1	0	0	0	32	33	5.68	1.105
Joe Beckwith, R ERA: 4.66	(7, 1)	1.2		6	0	0	0	1	1	0	0	0	0	0	7	11	0.00	0.600

PITCHER	IP	WLS	BF	H	R	ER	SO	BB	IBB	HBP	BLK	WP	HR	S	P	ERA	WHIP

BOTTOM

Kansas City Royals @ New York Yankees

Yankee Stadium, Bronx, NY

Sun Jul 15 1984, 3:33 AM EDT

Att. 27,142 - Unknown

livebaseballscorecards.com

AB	30
R	4
H	7
RBI	4
BB	1
SO	4
LOB	8

Texas Rangers @ New York Yankees

Yankee Stadium, Bronx, NY

Mon Jul 16 1984, 7:05 PM EDT

Att. 15,132 - Unknown

TOP

livebaseballscorecards.com

Batter	1	2	3	4	5	6	7	8	9	AB	R	H	RBI	BB	SO	LOB
Wayne Tolleson, S (1, 4) OBP: 0.294, SLG: 0.265	BBBB 4-0 WP HR BB		0-0 1B		0-0 ① F7		0-0 ① 6-3		BBBB 4-0 2B 2-3 BB	3	2	1	0	2	0	0
Mickey Rivers, L (1, 10) OBP: 0.302, SLG: 0.337	0-0 1-H HR		0-0 ② F9		0-0 ② F8		0-0 G6-4-3 1B		0-0 1-H 3-H E 2B	4	1	2	2	0	0	1
Bill Stein, R (9, PH) OBP: 0.441, SLG: 0.400										1	1	1	2	0	0	0
Buddy Bell, R (1, 5) OBP: 0.373, SLG: 0.430	SSS 0-3 ① K		0-0 ③ 1-3		0-0 HR		0-0 ②③ G6-4-3 1-2f		BBBB 4-0 E BB	4	2	1	1	1	1	2
Larry Parrish, R (1, 9) OBP: 0.343, SLG: 0.475	0-0 ② F8			0-0 E 1B SF8 1B	SSS 0-3 ③ K			0-0 ① 6-3	0-0 ② F3	5	1	1	0	0	1	2
Pete O'Brien, L (1, 3) OBP: 0.375, SLG: 0.484	SSS 0-3 ③ K			0-0 E 1-2 1B		SSS 0-3 ① K		0-0 ② F8	0-0 E1 1-H 2-H 2B	5	0	2	2	0	2	0
Gary Ward, R (1, 7) OBP: 0.295, SLG: 0.329		SSS 0-3 ① K		SSS 0-3 ① K		0-0 ② F6		0-0 FC5-4 1B	SSS 0-3 ③ K	5	0	1	0	0	3	3
George Wright, S (1, 8) OBP: 0.228, SLG: 0.265		0-0 ② 4-3		0-0 E7 FC6-4 1-2 2-3		0-0 E6 BB		0-0 ③ FC5-4 1-2f		4	0	0	0	0	0	3
Marv Foley, L (1, 2) OBP: 0.326, SLG: 0.452		0-0 ③ F9		0-0 ② SF8 3-H		BBBB 4-0 1-2 BB			0-0 S SH1-4 2B 1B	1	0	0	1	1	0	0
Bill Sample, R (9, PH) OBP: 0.299, SLG: 0.345										1	1	1	0	0	0	0
Donnie Scott, S (9, 2) OBP: 0.291, SLG: 0.303										0	0	0	0	0	0	0
Jim Anderson, R (1, 6) OBP: 0.170, SLG: 0.114			SSS 0-3 ① K	0-0 ③ FC6-4 1-2f		0-0 ③ F8			0-0 ① SH1-4 1-2	1	0	0	0	0	1	0
Tom Dunbar, L (4, PH) OBP: 0.400, SLG: 0.389										1	0	0	0	0	0	2
Curtis Wilkerson, S (4, 6) OBP: 0.290, SLG: 0.287										1	0	0	0	0	0	2

Inning Stats	1	2	3	4	5	6	7	8	9
	R: 2 H: 1 E: 0 LOB: 0 K: 2 BB: 1 S: 8 P: 12	R: 0 H: 0 E: 0 LOB: 0 K: 1 BB: 0 S: 5 P: 5	R: 0 H: 1 E: 0 LOB: 1 K: 1 BB: 0 S: 6 P: 6	R: 1 H: 2 E: 1 LOB: 2 K: 1 BB: 0 S: 8 P: 8	R: 1 H: 1 E: 0 LOB: 0 K: 1 BB: 0 S: 6 P: 6	R: 0 H: 0 E: 1 LOB: 2 K: 1 BB: 1 S: 6 P: 10	R: 0 H: 1 E: 0 LOB: 0 K: 0 BB: 0 S: 3 P: 3	R: 0 H: 1 E: 0 LOB: 1 K: 0 BB: 0 S: 4 P: 4	R: 4 H: 3 E: 1 LOB: 1 K: 1 BB: 2 S: 8 P: 16

AB	36
R	8
H	10
RBI	8
BB	4
SO	8
LOB	15

1B: 6 SF: 1
2B: 2 SAC: 1
3B: 0 DP: 1
HR: 2 HBP: 0

WP: 1 PA: 42
PB: 0
SB: 1
CS: 0

PITCHER	IP	WLS	BF	H	R	ER	SO	BB	IBB	HBP	BLK	WP	HR	S	P	ERA	WHIP
Joe Cowley, R (1, 1) ERA: 5.4	5.0		22	5	4	3	6	1	0	0	0	1	2	33	37	5.40	1.200
Bob Shirley, L (6, 1) ERA: 4.48	2.2		11	2	0	0	1	1	0	0	0	0	0	12	16	0.00	1.125
Dave Righetti, L (8, 1) ERA: 2.09	1.0		8	3	4	4	0	2	0	0	0	0	0	6	14	36.00	5.000
Mike Armstrong, R (9, 1) ERA: 6.97	0.1	W	1	0	0	0	1	0	0	0	0	0	0	3	3	0.00	0.000

PITCHER	IP	WLS	BF	H	R	ER	SO	BB	IBB	HBP	BLK	WP	HR	S	P	ERA	WHIP

Batter	1	2	3	4	5	6	7	8	9	AB	R	H	RBI	BB	SO	LOB
Willie Randolph, R (1, 4) OBP: 0.383, SLG: 0.365	BBBB 4-0 1B S HR BB	x 0-0 E1 G3 1B 1B		x 0-0 ③ 6-3		x 0-0 ③ F3			x 0-0 E4 PB 1B 3-H	4	3	1	0	1	0	2
Butch Wynegar, S (1, 2) OBP: 0.340, SLG: 0.362	BBBB 4-0 1B 1-2 HR BB	x 0-0 ① G3 2-3			SSS 0-3 ① K		x 0-0 ① G3		x 0-0 ① F9 1-2	4	1	0	0	1	1	2
Don Mattingly, L (1, 3) OBP: 0.375, SLG: 0.515	x 0-0 1-2 2-3 HR 1B	x 0-0 G4-6-3 3-H 1B			x 0-0 2B		x 0-0 ② F8		x 0-0 E 2-H 1B 1B	5	2	4	2	0	0	0
Dave Winfield, R (1, 9) OBP: 0.399, SLG: 0.545	x 0-0 1-H 2-H 3-H HR	x 0-0 ②③ G4-6-3 1-2f			x 0-0 ② 5-3		x 0-0 ③ 4-3		x 0-0 E4 1B 1-2 1B	5	2	1	4	0	0	3
Oscar Gamble, L (1, 10) OBP: 0.311, SLG: 0.434 Ken Griffey, L (5, PH) OBP: 0.323, SLG: 0.329	x 0-0 E3 1B	x 0-0 ① 6-3			x 0-0 ③ F7			x 0-0 1B	x 0-0 1B 1-3 2-H 1B	2 3	0 0	0 2	0 1	0 0	0 0	0 1
Steve Kemp, L (1, 7) OBP: 0.381, SLG: 0.434 Brian Dayett, R (9, 7) OBP: 0.225, SLG: 0.368 Roy Smalley, S (9, PH) OBP: 0.290, SLG: 0.393	SSS 0-3 ① K	x 0-0 ② 6-3				x 0-0 ① 6-3		SSS 0-3 ① K	x 0-0 1-2 3-H 1B	4 0 1	0 0 0	0 0 1	0 0 1	0 0 0	2 0 0	2 0 0
Mike Pagliarulo, L (1, 5) OBP: 0.364, SLG: 0.550	x 0-0 ② F7	x 0-0 ③ F8				BBBB 4-0 2B BB		x 0-0 ② F7		3	0	0	0	1	0	2
Bobby Meacham, S (1, 6) OBP: 0.297, SLG: 0.385	x 0-0 1-3 1B			x 0-0 ① 4-3		x 0-0 1-3 2B		x 0-0 ③ F7		4	0	2	0	0	0	1
Omar Moreno, L (1, 8) OBP: 0.279, SLG: 0.360	SSS 0-3 ③ K			x 0-0 ② 4-3		SSS 0-3 ② K			x 0-0 WP 3B	4	1	1	0	0	2	4
Inning Stats	R: 4 E: 1 K: 2 S: 11 H: 3 LOB: 2 BB: 2 P: 19	R: 1 E: 1 K: 0 S: 4 H: 2 LOB: 0 BB: 0 P: 4	R: 0 E: 0 K: 0 S: 3 H: 0 LOB: 0 BB: 0 P: 3	R: 0 E: 0 K: 0 S: 3 H: 0 LOB: 0 BB: 0 P: 3	R: 0 E: 0 K: 1 S: 6 H: 1 LOB: 1 BB: 0 P: 6	R: 0 E: 0 K: 1 S: 6 H: 1 LOB: 2 BB: 1 P: 10	R: 0 E: 0 K: 0 S: 3 H: 0 LOB: 0 BB: 0 P: 3	R: 0 E: 0 K: 1 S: 6 H: 1 LOB: 1 BB: 0 P: 6	R: 4 E: 2 K: 0 S: 7 H: 4 LOB: 2 BB: 0 P: 7	1B: 8 2B: 2 3B: 1 HR: 1	SF: 0 SAC: 0 DP: 1 HBP: 0						

PITCHER	IP	WLS	BF	H	R	ER	SO	BB	IBB	HBP	BLK	WP	HR	S	P	ERA	WHIP
Dickie Noles, R (1, 1) ERA: 5.15	8.0		35	8	5	5	5	3	0	0	0	0	1	42	54	5.62	1.375
Dave Schmidt, R (9, 1) ERA: 2.56	0.1	L	7	4	4	1	0	0	0	0	0	1	0	7	7	27.00	12.000

PITCHER	IP	WLS	BF	H	R	ER	SO	BB	IBB	HBP	BLK	WP	HR	S	P	ERA	WHIP

BOTTOM

Texas Rangers @ New York Yankees

Yankee Stadium, Bronx, NY

Mon Jul 16 1984, 7:05 PM EDT

Att. 15,132 - Unknown

livebaseballscorecards.com

AB	39
R	9
H	12
RBI	8
BB	3
SO	5
LOB	17

1B: 8	SF: 0	WP: 1	PA: 42
2B: 2	SAC: 0	PB: 1	
3B: 1	DP: 1	SB: 1	
HR: 1	HBP: 0	CS: 0	

Batter	1	2	3	4	5	6	7	8	9	AB	R	H	RBI	BB	SO	LOB
Bill Sample, R (1, 8) OBP: 0.296, SLG: 0.341	SSS 0-3 ① K	x 0-0 ③ 6-3		SSS 0-3 ③ K		x 0-0 ① 5-3 1-2		x 0-0 ① 1B BB 1-2 G5-2-3 1B	x 0-0 ② F8	6	0	1	0	0	2	3
Mickey Rivers, L (1, 10) OBP: 0.307, SLG: 0.343	x 0-0 1B 1B 1B		x 0-0 ① 6-3		x 0-0 ① 2B	x 0-0 ② F3		BBBB 4-0 G5-2-3 1B 1-2 2-3 BB BB	x 0-0 E1	5	2	2	0	1	0	1
Pete O'Brien, L (1, 3) OBP: 0.377, SLG: 0.484	x 0-0 1B 1-2 SF7 1B		x 0-0 ② F2		x 0-0 PB S HR 1B	x 0-0 ③ F7		x 0-0 BB G5-2-3 1-2 2-3 3-H 1B	SSS 0-3 ③ K	6	2	3	1	0	1	2
Larry Parrish, R (1, 9) OBP: 0.347, SLG: 0.486	x 0-0 BB 1-3 2-H 1B		x 0-0 1B		SSS 0-3 ② K		x 0-0 HR	x 0-0 ① ② G5-2-3 1-2 2-3 3-Hf		5	1	3	2	0	1	4
Buddy Bell, R (1, 5) OBP: 0.376, SLG: 0.434	x 0-0 ② SF7 3-H		x 0-0 ③ 6-3		BBBB 4-0 HR 1-2 BB		x 0-0 F9 1B 2B	BBBB 4-0 BB BB		2	2	1	1	2	0	1
Tom Dunbar, L (1, 7) OBP: 0.419, SLG: 0.474 Gary Ward, R (7, PH) OBP: 0.296, SLG: 0.328 (7, 7)	BBBB 4-0 FC5-4 1-2 BB			x 0-0 ① F6	x 0-0 1-H 2-H HR		x 0-0 ① F9 2-3	BBBB 4-0 FC5-4 1-2 2-3 3-H BB		2 1	1 0	1 0	3 1	1 1	0 0	0 1
Bill Stein, R (1, 4) OBP: 0.436, SLG: 0.382	x 0-0 ③ FC5-4 1-2f			x 0-0 ② 6-3	BBBB 4-0 BB		x 0-0 G4-3 3-H 1B	x 0-0 ③ FC5-4 1-2f		4	0	1	1	1	0	5
Donnie Scott, S (1, 2) OBP: 0.295, SLG: 0.331		SSS 0-3 ① K2-3		x 0-0 1B 1B	x 0-0 ③ 1-3		x 0-0 ② ③ G4-3 1-2f		x 0-0 HR	5	1	2	1	0	1	2
Curtis Wilkerson, S (1, 6) OBP: 0.295, SLG: 0.292		x 0-0 ② 4-3		x 0-0 1-2 1B		x 0-0 5-3 1B		x 0-0 BB 1B 1B 1B	x 0-0 ① F5	5	1	3	0	0	0	0
Inning Stats	R: 2 E: 0 K: 1 S: 8 H: 3 LOB: 2 BB: 1 P: 12	R: 0 E: 0 K: 1 S: 5 H: 0 LOB: 0 BB: 0 P: 5	R: 0 E: 0 K: 0 S: 4 H: 1 LOB: 1 BB: 0 P: 4	R: 0 E: 0 K: 1 S: 7 H: 2 LOB: 2 BB: 0 P: 7	R: 3 E: 0 K: 1 S: 7 H: 3 LOB: 1 BB: 2 P: 15	R: 0 E: 0 K: 0 S: 4 H: 1 LOB: 1 BB: 0 P: 4	R: 2 E: 0 K: 0 S: 5 H: 3 LOB: 0 BB: 0 P: 5	R: 2 E: 0 K: 0 S: 5 H: 3 LOB: 3 BB: 3 P: 17	R: 1 E: 1 K: 1 S: 7 H: 1 LOB: 1 BB: 0 P: 7	1B: 12 2B: 2 3B: 0 HR: 3 SF: 1 SAC: 0 DP: 2 HBP: 0						

PITCHER	IP	WLS	BF	H	R	ER	SO	BB	IBB	HBP	BLK	WP	HR	S	P	ERA	WHIP
Phil Niekro, R (1, 1) ERA: 2.23	6.0	L	32	12	7	7	4	3	0	0	0	0	2	37	49	10.50	2.500
Bob Shirley, L (7, 1) ERA: 4.68	1.0		7	4	2	2	0	1	0	0	0	0	0	6	10	18.00	5.000
Mike Armstrong, R (8, 1) ERA: 6.57	2.0		9	1	1	1	1	2	0	0	0	0	1	9	17	4.50	1.500

PITCHER	IP	WLS	BF	H	R	ER	SO	BB	IBB	HBP	BLK	WP	HR	S	P	ERA	WHIP

Texas Rangers @ New York Yankees

Yankee Stadium, Bronx, NY

Tue Jul 17 1984, 7:05 PM EDT

Att. 20,312 - Unknown

TOP

livebaseballscorecards.com

AB	41
R	10
H	17
RBI	10
BB	6
SO	5
LOB	19

WP: 0	PA: 48
PB: 1	
SB: 1	
CS: 0	

Texas Rangers @ New York Yankees

Yankee Stadium, Bronx, NY

Tue Jul 17 1984, 7:05 PM EDT

Att. 20,312 - Unknown

Batter	1	2	3	4	5	6	7	8	9	AB	R	H	RBI	BB	SO	LOB
Willie Randolph, R (1, 4) OBP: 0.381, SLG: 0.364	K		1B 1B		F9			5-3		4	0	1	0	0	1	0
Butch Wynegar, S (1, 2) OBP: 0.339, SLG: 0.360	F8		G4-3-6 1-2 1B			F2		6-3		4	0	1	0	0	0	0
Don Mattingly, L (1, 9) OBP: 0.374, SLG: 0.515	F6		G4-3-6 1-2f			4-3		1B 2B		4	1	1	0	0	0	2
Don Baylor, R (1, 10) OBP: 0.345, SLG: 0.518		F7		1B 2B		1-3		2-H 1B		4	1	2	1	0	0	0
Steve Kemp, L (1, 7) OBP: 0.383, SLG: 0.435		HR 1B		K			FC4-6 1B	K2-3		4	1	2	0	0	2	2
Ken Griffey, L (1, 3) OBP: 0.326, SLG: 0.345		1-H HR		3-1 2-H 1B			F7		1-3	4	1	2	3	0	0	1
Mike Pagliarulo, L (1, 5) OBP: 0.308, SLG: 0.458		K		3-1 1-2			FC4-6 1-2f 1B		F7	4	0	0	0	0	1	2
Bobby Meacham, S (1, 6) OBP: 0.295, SLG: 0.380		1-3			K		1-2 1B		F8	4	0	1	0	0	1	0
Omar Moreno, L (1, 8) OBP: 0.274, SLG: 0.353			F4		F6		F8			3	0	0	0	0	0	2

Inning Stats	1	2	3	4	5	6	7	8	9	1B: 7	SF: 0	WP: 0	PA: 35
	R: 0 H: 0	R: 2 H: 2	R: 0 H: 2	R: 1 H: 2	R: 0 H: 0	R: 0 H: 0	R: 0 H: 2	R: 1 H: 2	R: 0 H: 0	2B: 2	SAC: 0	PB: 0	
	E: 0 LOB: 0	E: 0 LOB: 0	E: 0 LOB: 1	E: 0 LOB: 0	E: 0 LOB: 0	E: 0 LOB: 0	E: 0 LOB: 2	E: 0 LOB: 1	E: 0 LOB: 0	3B: 0	DP: 1	SB: 0	
	K: 1 BB: 0	K: 1 BB: 0	K: 0 BB: 0	K: 1 BB: 0	K: 1 BB: 0	K: 0 BB: 0	K: 0 BB: 0	K: 1 BB: 0	K: 0 BB: 0	HR: 1	HBP: 0	CS: 0	
	S: 5 P: 5	S: 7 P: 7	S: 4 P: 4	S: 6 P: 6	S: 5 P: 5	S: 3 P: 3	S: 5 P: 5	S: 7 P: 7	S: 3 P: 3				

PITCHER	IP	WLS	BF	H	R	ER	SO	BB	IBB	HBP	BLK	WP	HR	S	P	ERA	WHIP
Charlie Hough, R (1, 1) ERA: 3.49	9.0	W	35	10	4	4	5	0	0	0	0	0	1	45	45	4.00	1.111

PITCHER	IP	WLS	BF	H	R	ER	SO	BB	IBB	HBP	BLK	WP	HR	S	P	ERA	WHIP

livebaseballscorecards.com

AB	35
R	4
H	10
RBI	4
BB	0
SO	5
LOB	9

Batter	1	2	3	4	5	6	7	8	9	AB	R	H	RBI	BB	SO	LOB
Bill Sample, R (1, 8) OBP: 0.293, SLG: 0.337	F9		F4			FC6-4 1B 1-2f		F7		4	0	0	0	0	0	2
Gary Ward, R (1, 7) OBP: 0.293, SLG: 0.324	F4		6-3			K		F8		4	0	0	0	0	1	2
Buddy Bell, R (1, 5) OBP: 0.378, SLG: 0.441	3B			5-3		1B 1-2		FC6-4 1-2f		4	0	2	0	0	0	1
Larry Parrish, R (1, 9) OBP: 0.343, SLG: 0.480	F7			F9		5-3			5-3	4	0	0	0	0	0	3
Bill Stein, R (1, 10) OBP: 0.405, SLG: 0.351 Mickey Rivers, L (9, PH) OBP: 0.306, SLG: 0.342		6-3		F9			K		K	3 1	0 0	0 0	0 0	0 0	1 1	0 0
Pete O'Brien, L (1, 3) OBP: 0.375, SLG: 0.481		6-3			F7		4-3		1B	4	0	1	0	0	0	0
Ned Yost, R (1, 2) OBP: 0.197, SLG: 0.252 Marv Foley, L (9, PH) OBP: 0.322, SLG: 0.446	HR				E5 L5-3		1B		F5	3 1	1 0	2 0	1 0	0 0	0 0	0 1
Wayne Tolleson, S (1, 4) OBP: 0.291, SLG: 0.263	K				L5-3 1-2		F8			3	0	0	0	0	1	2
Curtis Wilkerson, S (1, 6) OBP: 0.299, SLG: 0.294			F8			FC6-4 BB		FC6-4 1B		2	0	1	0	1	0	0
Inning Stats	R: 0 E: 0 K: 0 S: 4 H: 1 LOB: 1 BB: 0 P: 4	R: 1 E: 0 K: 1 S: 6 H: 1 LOB: 0 BB: 0 P: 6	R: 0 E: 0 K: 0 S: 3 H: 0 LOB: 0 BB: 0 P: 3	R: 0 E: 0 K: 0 S: 3 H: 0 LOB: 0 BB: 0 P: 3	R: 0 E: 1 K: 0 S: 3 H: 0 LOB: 0 BB: 0 P: 3	R: 0 E: 0 K: 1 S: 6 H: 1 LOB: 2 BB: 1 P: 10	R: 0 E: 0 K: 1 S: 6 H: 1 LOB: 1 BB: 0 P: 6	R: 0 E: 0 K: 0 S: 4 H: 1 LOB: 1 BB: 0 P: 4	R: 0 E: 0 K: 1 S: 6 H: 1 LOB: 1 BB: 0 P: 6	1B: 4 2B: 1 3B: 1 HR: 1	SF: 0 SAC: 0 DP: 1 HBP: 0						

TOP

Texas Rangers @ New York Yankees

Yankee Stadium, Bronx, NY

Wed Jul 18 1984, 3:33 AM EDT

Att. 20,470 - Unknown

livebaseballscorecards.com

AB	33
R	1
H	6
RBI	1
BB	1
SO	4
LOB	11

PITCHER		IP	WLS	BF	H	R	ER	SO	BB	IBB	HBP	BLK	WP	HR	S	P	ERA	WHIP
Ron Guidry, L ERA: 4.05	(1, 1)	8.0	W	30	5	1	1	3	1	0	0	0	0	1	35	39	1.12	0.750
Jay Howell, R ERA: 2.84	(9, 1)	1.0	S	4	1	0	0	1	0	0	0	0	0	0	6	6	0.00	1.000

PITCHER	IP	WLS	BF	H	R	ER	SO	BB	IBB	HBP	BLK	WP	HR	S	P	ERA	WHIP

Batter	1	2	3	4	5	6	7	8	9	AB	R	H	RBI	BB	SO	LOB
Bobby Meacham, S (1, 6) OBP: 0.294, SLG: 0.375	6-3		8-3 1-2f		E8 1-H 2-H 1B		K			4	0	1	1	0	1	3
Tim Foli, R (1, 4) OBP: 0.213, SLG: 0.248	F8			5-3	F8			F7		4	0	0	0	0	0	1
Dave Winfield, R (1, 9) OBP: 0.398, SLG: 0.542	1B			F7		5-3		4-3		4	0	1	0	0	0	0
Don Baylor, R (1, 10) OBP: 0.347, SLG: 0.527		BBBB FC4-6 BB		HR		5-3		F9		3	1	1	1	1	0	0
Roy Smalley, S (1, 5) OBP: 0.286, SLG: 0.388		F8		6-3		F9				3	0	0	0	0	0	1
Mike Pagliarulo, L (8, 5) OBP: 0.308, SLG: 0.458										0	0	0	0	0	0	0
Don Mattingly, L (1, 3) OBP: 0.374, SLG: 0.516		FC4-6 1-2f			4-3		1B 2B			3	0	1	0	0	0	1
Brian Dayett, R (1, 7) OBP: 0.256, SLG: 0.390		F3			BB 1B 1B		2-3 1B			3	1	2	0	0	0	1
Rick Cerone, R (1, 2) OBP: 0.277, SLG: 0.318			8-3 1B		F3		F2			3	0	1	0	0	0	3
Omar Moreno, L (1, 8) OBP: 0.275, SLG: 0.349			F8	BBBB	1B E 1-2 BB		K			2	1	0	0	1	1	3
Inning Stats	R: 0 E: 0 K: 0 S: 3 H: 1 LOB: 1 BB: 0 P: 3	R: 0 E: 0 K: 0 S: 3 H: 0 LOB: 1 BB: 1 P: 7	R: 0 E: 0 K: 0 S: 3 H: 1 LOB: 0 BB: 0 P: 3	R: 1 E: 0 K: 0 S: 4 H: 1 LOB: 0 BB: 0 P: 4	R: 2 E: 1 K: 0 S: 5 H: 2 LOB: 1 BB: 1 P: 9	R: 0 E: 0 K: 0 S: 3 H: 0 LOB: 0 BB: 0 P: 3	R: 0 E: 0 K: 2 S: 9 H: 2 LOB: 2 BB: 0 P: 9	R: 0 E: 0 K: 0 S: 3 H: 0 LOB: 0 BB: 0 P: 3		1B: 5 2B: 2 3B: 0 HR: 1 SF: 0 SAC: 0 DP: 1 HBP: 0						

PITCHER		IP	WLS	BF	H	R	ER	SO	BB	IBB	HBP	BLK	WP	HR	S	P	ERA	WHIP
Mike Mason, L ERA: 2.75	(1, 1)	6.0	L	25	7	3	2	0	2	0	0	0	0	1	23	31	3.00	1.500
Danny Darwin, R ERA: 4.46	(7, 1)	2.0		6	0	0	0	2	0	0	0	0	0	0	10	10	0.00	0.000

PITCHER	IP	WLS	BF	H	R	ER	SO	BB	IBB	HBP	BLK	WP	HR	S	P	ERA	WHIP

BOTTOM

Texas Rangers @ New York Yankees

Yankee Stadium, Bronx, NY

Wed Jul 18 1984, 3:33 AM EDT

Att. 20,470 - Unknown

livebaseballscorecards.com

AB	29
R	3
H	7
RBI	2
BB	2
SO	2
LOB	13

Batter	1	2	3	4	5	6	7	8	9	AB	R	H	RBI	BB	SO	LOB
Kirby Puckett, R (1, 8) OBP: 0.335, SLG: 0.351	0-0 1B 5-3 1B		0-0 ① 6-3		0-0 ② F7 1-2		4-0 BBB S BB		0-0 ② F8	4	1	1	0	1	0	1
Andre David, L (1, 10) OBP: 0.381, SLG: 0.438 Darrell Brown, S (9, PH) OBP: 0.317, SLG: 0.354	0-0 3-1 5-3 1-3 1B		0-3 ② SSS K		0-3 ③ SSS K		4-0 IIII FC5-4 1-2 IBB		0-0 ③ 4-3	3 1	0 0	1 0	0 0	1 0	2 0	1 0
Mickey Hatcher, R (1, 7) OBP: 0.324, SLG: 0.380	0-0 ① 5-3 1-2 3-H		4-0 BBB BB			0-0 ① 6-3	0-0 ③ FC5-4 1-2f			3	0	0	1	1	0	3
Kent Hrbek, L (1, 3) OBP: 0.385, SLG: 0.506	0-0 ② 3-1 2-3		0-0 ③ F7			0-0 ② F7		0-0 1B SF8 2B		4	1	1	0	0	0	2
Tim Teufel, R (1, 4) OBP: 0.353, SLG: 0.418	0-0 ③ 5-3			0-0 ① F9		0-0 WP 1B		0-0 2-3 1B		4	0	2	0	0	0	1
Dave Engle, R (1, 2) OBP: 0.324, SLG: 0.381		0-0 ① 5-3		0-0 E5 G5-4-3		4-0 BBB 1-2 BB		0-0 ① F5		3	0	0	0	1	0	2
Tom Brunansky, R (1, 9) OBP: 0.300, SLG: 0.399		0-0 ② F8		0-0 ② ③ G5-4-3 1-2f		0-0 ③ F8		0-0 ② SF8 3-H		3	0	0	1	0	0	3
Gary Gaetti, R (1, 5) OBP: 0.317, SLG: 0.349		H 1-0 HBP			0-3 ① SSS K		0-0 ① F7	0-0 ③ F9		3	0	0	0	0	1	1
Houston Jimenez, R (1, 6) OBP: 0.274, SLG: 0.273		0-0 ③ F8			4-0 BBB F7 BB		0-0 ② F7		0-0 ① F9	3	0	0	0	1	0	1
Inning Stats	R: 1 E: 0 K: 0 S: 5 H: 2 LOB: 1 BB: 0 P: 5	R: 0 E: 0 K: 0 S: 3 H: 0 LOB: 1 BB: 0 P: 4	R: 0 E: 0 K: 1 S: 5 H: 0 LOB: 1 BB: 1 P: 9	R: 0 E: 1 K: 0 S: 3 H: 0 LOB: 0 BB: 0 P: 3	R: 0 E: 0 K: 2 S: 7 H: 0 LOB: 1 BB: 1 P: 11	R: 0 E: 0 K: 0 S: 4 H: 1 LOB: 2 BB: 1 P: 8	R: 0 E: 0 K: 0 S: 3 H: 0 LOB: 2 BB: 2 P: 11	R: 1 E: 0 K: 0 S: 5 H: 2 LOB: 1 BB: 0 P: 5	R: 0 E: 0 K: 0 S: 3 H: 0 LOB: 0 BB: 0 P: 3	1B: 4 2B: 1 3B: 0 HR: 0 SF: 1 SAC: 0 DP: 1 HBP: 1						

TOP

Minnesota Twins @ New York Yankees

Yankee Stadium, Bronx, NY

Thu Jul 19 1984, 7:05 PM EDT

Att. 20,233 - Unknown

livebaseballscorecards.com

AB	31
R	2
H	5
RBI	2
BB	5
SO	3
LOB	15

WP: 1 PB: 0 SB: 1 CS: 0 PA: 38

PITCHER		IP	WLS	BF	H	R	ER	SO	BB	IBB	HBP	BLK	WP	HR	S	P	ERA	WHIP
Marty Bystrom, R ERA: 4.14	(1, 1)	7.0		30	3	1	1	3	4	1	1	0	1	0	30	51	1.29	1.000
Dave Righetti, L ERA: 2.18	(8, 1)	2.0	L	8	2	1	1	0	0	0	0	0	0	0	8	8	4.50	1.000

PITCHER	IP	WLS	BF	H	R	ER	SO	BB	IBB	HBP	BLK	WP	HR	S	P	ERA	WHIP

Batter	1	2	3	4	5	6	7	8	9	AB	R	H	RBI	BB	SO	LOB
Willie Randolph, R (1, 4) OBP: 0.382, SLG: 0.360	6-3		F8		K2-3		1B FC6-2 BB		BB	3	0	0	0	2	1	2
Tim Foli, R (1, 5) OBP: 0.232, SLG: 0.275	4-3 2B		G5-4-3 1-2f		3-H 1B		1-3 FC6-2 1B		F6	4	0	3	1	0	0	1
Ken Griffey, L (9, PH) OBP: 0.325, SLG: 0.344										1	0	0	0	0	0	1
Dave Winfield, R (1, 9) OBP: 0.391, SLG: 0.533	4-3 2-3			F8	F5		FC6-2 1-2 3-H		F7	5	0	0	0	0	0	5
Don Baylor, R (1, 10) OBP: 0.346, SLG: 0.521	BB			F7		F7	F8			3	0	0	0	1	0	2
Brian Dayett, R (1, 7) OBP: 0.261, SLG: 0.386	K			BB 1B		K	K			3	0	1	0	0	2	2
Steve Kemp, L (7, PH) (8, 7) OBP: 0.381, SLG: 0.433										1	0	0	0	0	1	2
Don Mattingly, L (1, 3) OBP: 0.375, SLG: 0.513		E3 5-4-3 1B		FC6-4 1-2 BB		1B 1B BB		4-3		2	0	0	0	2	0	0
Bobby Meacham, S (1, 6) OBP: 0.301, SLG: 0.380		5-4-3 1-2 1B		FC6-4 1-2f		1B 1-2 1B		F9		4	0	2	0	0	0	2
Rick Cerone, R (1, 2) OBP: 0.294, SLG: 0.354		5-4-3 1-2f 2-3f			SH1-3 1B 2B	1-2 2-3 1B		F3		4	1	2	0	0	0	2
Omar Moreno, L (1, 8) OBP: 0.278, SLG: 0.351			G5-4-3 1B		SH1-3 2-3	3-1			F7	2	0	1	0	0	0	3
Butch Wynegar, S (9, PH) OBP: 0.338, SLG: 0.359										1	0	0	0	0	0	0
Inning Stats	R: 0 H: 1 E: 0 LOB: 2 K: 1 BB: 1 S: 6 P: 10	R: 0 H: 1 E: 1 LOB: 0 K: 0 BB: 0 S: 3 P: 3	R: 0 H: 1 E: 0 LOB: 0 K: 0 BB: 0 S: 3 P: 3	R: 0 H: 1 E: 0 LOB: 2 K: 0 BB: 1 S: 4 P: 8	R: 1 H: 2 E: 0 LOB: 1 K: 1 BB: 0 S: 7 P: 7	R: 0 H: 2 E: 0 LOB: 3 K: 1 BB: 1 S: 7 P: 11	R: 0 H: 1 E: 0 LOB: 2 K: 1 BB: 1 S: 6 P: 10	R: 0 H: 0 E: 0 LOB: 0 K: 0 BB: 0 S: 3 P: 3	R: 0 H: 0 E: 0 LOB: 1 K: 0 BB: 1 S: 3 P: 7	1B: 7 SF: 0 2B: 2 SAC: 1 3B: 1 DP: 1 HR: 0 HBP: 0						

PITCHER	IP	WLS	BF	H	R	ER	SO	BB	IBB	HBP	BLK	WP	HR	S	P	ERA	WHIP
Pete Filson, L (1, 1) ERA: 3.72	5.2		25	7	1	1	3	3	0	0	0	0	0	28	40	1.59	1.765
Rick Lysander, R (6, 1) ERA: 2.77	1.0		6	2	0	0	0	1	0	0	0	0	0	5	9	0.00	3.000
Len Whitehouse, L (7, 1) ERA: 2.7	1.2	W	6	0	0	0	1	1	0	0	0	0	0	7	11	0.00	0.600
Ron Davis, R (9, 1) ERA: 4.69	0.2	S	2	0	0	0	0	0	0	0	0	0	0	2	2	0.00	0.000

PITCHER	IP	WLS	BF	H	R	ER	SO	BB	IBB	HBP	BLK	WP	HR	S	P	ERA	WHIP

BOTTOM

Minnesota Twins @ New York Yankees

Yankee Stadium, Bronx, NY

Thu Jul 19 1984, 7:05 PM EDT

Att. 20,233 - Unknown

livebaseballscorecards.com

AB	33
R	1
H	9
RBI	1
BB	5
SO	4
LOB	22

Minnesota Twins @ New York Yankees

Yankee Stadium, Bronx, NY

Fri Jul 20 1984, 7:05 PM EDT

Att. 20,377 - Unknown

livebaseballscorecards.com

Batter	1	2	3	4	5	6	7	8	9	AB	R	H	RBI	BB	SO	LOB
Kirby Puckett, R (1, 8) OBP: 0.336, SLG: 0.356	0-0 F7 L5 2B		0-0 ① F8		0-0 CS 1B		0-3 ② K		0-0 ③ 6-3	5	0	2	0	0	1	1
Dave Engle, R (1, 2) OBP: 0.320, SLG: 0.376	0-0 ① F7 2-3		0-0 ② 6-3		0-0 ① F7		0-0 ③ F8			4	0	0	0	0	0	3
Mickey Hatcher, R (1, 10) OBP: 0.329, SLG: 0.383	B B B B 4-0 BB		0-0 ③ F6		B B B B 4-0 ② BB 1-2			0-0 1B WP 2B		2	1	1	0	2	0	0
Kent Hrbek, L (1, 3) OBP: 0.386, SLG: 0.516	0-0 ②③ L5 3-H			0-0 HR	0-0 ③ F8			0-0 WP 2-3 1B		4	1	2	1	0	0	3
Tim Teufel, R (1, 4) OBP: 0.355, SLG: 0.416		B B B B 4-0 FC6-5 BB BB		0-0 ① F3		B B B B 4-0 CS BB	S S S 0-3 ① K			2	0	0	0	2	1	2
Tom Brunansky, R (1, 9) OBP: 0.303, SLG: 0.408		B B B B 4-0 F7 FC6-5 1-2 BB		0-0 HR		0-0 ① F7		0-0 ② 6-3 1-2 3-H		3	1	1	1	1	0	2
Gary Gaetti, R (1, 5) OBP: 0.314, SLG: 0.345		0-0 ① FC6-5 1-2 2-3f		0-0 ② 5-3		S S S 0-3 ②③ K 1-2		0-0 ③ F8		4	0	0	0	0	1	4
Dave Meier, R (1, 7) OBP: 0.313, SLG: 0.356 Darrell Brown, S (7, PH) OBP: 0.319, SLG: 0.356 (7, 7)		0-0 ② F7 2-3		B B B B 4-0 BB			0-0 FC2-6 1B		0-0 ① F6	1 2	0 0	0 1	0 0	1 0	0 0	2 0
Houston Jimenez, R (1, 6) OBP: 0.268, SLG: 0.267		0-0 ③ 1-3		0-0 ③ F8			0-0 ① FC2-6 1-2f		0-0 ② 5-3	4	0	0	0	0	0	4

TOP

AB	31
R	3
H	7
RBI	2
BB	6
SO	3
LOB	21

Inning Stats	1	2	3	4	5	6	7	8	9
	R: 0 H: 1 E: 0 LOB: 1 K: 0 BB: 1 S: 3 P: 7	R: 0 H: 0 E: 0 LOB: 2 K: 0 BB: 2 S: 3 P: 11	R: 0 H: 0 E: 0 LOB: 0 K: 0 BB: 0 S: 3 P: 3	R: 2 H: 2 E: 0 LOB: 1 K: 0 BB: 1 S: 5 P: 9	R: 0 H: 1 E: 0 LOB: 1 K: 0 BB: 1 S: 3 P: 7	R: 0 H: 0 E: 0 LOB: 1 K: 1 BB: 1 S: 4 P: 8	R: 0 H: 1 E: 0 LOB: 1 K: 1 BB: 0 S: 6 P: 6	R: 1 H: 2 E: 0 LOB: 1 K: 1 BB: 0 S: 7 P: 7	R: 0 H: 0 E: 0 LOB: 0 K: 0 BB: 0 S: 3 P: 3

1B: 3	SF: 0	WP: 1 PA: 37
2B: 4	SAC: 0	PB: 0
3B: 0	DP: 2	SB: 0
HR: 2	HBP: 0	CS: 2

PITCHER		IP	WLS	BF	H	R	ER	SO	BB	IBB	HBP	BLK	WP	HR	S	P	ERA	WHIP
Dennis Rasmussen, L ERA: 5.32	(1, 1)	5.0		22	4	2	2	0	5	0	0	0	0	2	17	37	3.60	1.800
Joe Cowley, R ERA: 3.86	(6, 1)	2.0		7	1	0	0	2	1	0	0	0	0	0	10	14	0.00	1.000
Jay Howell, R ERA: 2.9	(8, 1)	2.0	W	8	2	1	1	1	0	0	0	0	1	0	10	10	4.50	1.000

PITCHER		IP	WLS	BF	H	R	ER	SO	BB	IBB	HBP	BLK	WP	HR	S	P	ERA	WHIP

Batter	1	2	3	4	5	6	7	8	9	AB	R	H	RBI	BB	SO	LOB
Willie Randolph, R (1, 4) OBP: 0.382, SLG: 0.362	BBBB 4-0 G3-6 BB		x 0-0 F9 ③		x 0-0 6-3 ③		x 0-0 F9 ③		x 0-0 1-3 2-H 2B	4	0	1	1	1	0	1
Butch Wynegar, S (1, 2) OBP: 0.333, SLG: 0.354	x 0-0 G3-6 ①② 1-2f			x 0-0 G4-1 ①		x 0-0 4-3 ①		x 0-0 F7 ①		4	0	0	0	0	0	1
Don Mattingly, L (1, 3) OBP: 0.379, SLG: 0.515	x 0-0 1B			BBBB 4-0 FC5-4 BB		x 0-0 1B 1B 1B		x 0-0 F3 ②		3	1	2	0	1	0	0
Don Baylor, R (1, 10) OBP: 0.345, SLG: 0.521	x 0-0 F8 ③			x 0-0 F9 ②	SSS 0-3 K ②			x 0-0 2B		4	0	1	0	0	1	3
Dave Winfield, R (1, 9) OBP: 0.390, SLG: 0.529		x 0-0 5-3 ①		x 0-0 FC5-4 ③ 1-2f		x 0-0 1B 1-2 1B		x 0-0 F8 ③		4	0	1	0	0	0	2
Steve Kemp, L (1, 7) OBP: 0.383, SLG: 0.432		x 0-0 6-3 ②			BBBB 4-0 2B G3 BB	x 0-0 1-2 2-H 1B			SSS 0-3 K ①	3	1	1	1	1	1	0
Mike Pagliarulo, L (1, 5) OBP: 0.333, SLG: 0.481		x 0-0 G3 ③			x 0-0 G3 1-3 2B	x 0-0 F7 ③			BBBB 4-0 1B 1B BB	3	1	1	0	1	0	2
Bobby Meacham, S (1, 6) OBP: 0.302, SLG: 0.378 Ken Griffey, L (9, PH) OBP: 0.328, SLG: 0.347			x 0-0 L3 1B		x 0-0 G3 ①		x 0-0 4-3 ①		x 0-0 1-2 1B 2B 1B	3	0	1	0	0	0	2
										1	1	1	0	0	0	0
Omar Moreno, L (1, 8) OBP: 0.277, SLG: 0.349			x 0-0 L3 ①② 1-2		x 0-0 G3 ② 2-3 3-H		x 0-0 4-3 ②		x 0-0 1-2 2-H 2B 1B	4	0	1	2	0	0	2
Inning Stats	R: 0 E: 0 K: 0 S: 3 H: 1 LOB: 1 BB: 1 P: 7	R: 0 E: 0 K: 0 S: 3 H: 0 LOB: 0 BB: 0 P: 3	R: 0 E: 0 K: 0 S: 3 H: 1 LOB: 0 BB: 0 P: 3	R: 0 E: 0 K: 0 S: 3 H: 0 LOB: 1 BB: 1 P: 7	R: 1 E: 0 K: 0 S: 4 H: 1 LOB: 1 BB: 1 P: 8	R: 1 E: 0 K: 1 S: 8 H: 3 LOB: 2 BB: 0 P: 8	R: 0 E: 0 K: 0 S: 3 H: 0 LOB: 0 BB: 0 P: 3	R: 0 E: 0 K: 0 S: 4 H: 1 LOB: 1 BB: 0 P: 4	R: 2 E: 0 K: 1 S: 6 H: 3 LOB: 2 BB: 1 P: 10	1B: 7 2B: 4 3B: 0 HR: 0 SF: 0 SAC: 0 DP: 2 HBP: 0							

PITCHER		IP	WLS	BF	H	R	ER	SO	BB	IBB	HBP	BLK	WP	HR	S	P	ERA	WHIP
Ken Schrom, R ERA: 3.77	(1, 1)	7.2		31	7	2	2	1	3	0	0	0	0	0	30	42	2.35	1.304
Ron Davis, R ERA: 4.95	(8, 1)	0.2	L	6	3	2	2	1	1	0	0	0	0	0	7	11	27.00	6.000

PITCHER	IP	WLS	BF	H	R	ER	SO	BB	IBB	HBP	BLK	WP	HR	S	P	ERA	WHIP

BOTTOM

Minnesota Twins @ New York Yankees

Yankee Stadium, Bronx, NY

Fri Jul 20 1984, 7:05 PM EDT

Att. 20,377 - Unknown

livebaseballscorecards.com

AB	33
R	4
H	10
RBI	4
BB	4
SO	2
LOB	13

Batter	1	2	3	4	5	6	7	8	9	AB	R	H	RBI	BB	SO	LOB
Kirby Puckett, R (1, 8) OBP: 0.330, SLG: 0.349	F9	F8			F8		1-3		K	5	0	0	0	0	1	1
Dave Engle, R (1, 10) OBP: 0.325, SLG: 0.381	4-3		FC1-6		5-3		E 1B		4-3	4	2	2	0	1	0	0
Mickey Hatcher, R (1, 7) OBP: 0.330, SLG: 0.383	4-3		K			HR	E1		K	5	1	2	0	0	2	2
Kent Hrbek, L (1, 3) OBP: 0.390, SLG: 0.530	BB		FC1-6			HR	2B			3	1	2	3	1	0	1
Tim Teufel, R (1, 4) OBP: 0.356, SLG: 0.417	FC6-4					6-3	F6			4	0	2	1	0	0	2
Tom Brunansky, R (1, 9) OBP: 0.305, SLG: 0.417	FC6-4			4-3		BB		HR		3	1	1	1	1	0	2
Gary Gaetti, R (1, 5) OBP: 0.313, SLG: 0.344		1B		5-3		K		K		4	0	1	0	0	2	1
Tim Laudner, R (1, 2) OBP: 0.215, SLG: 0.345		F8		6-3		F8		F4		4	0	0	0	0	0	2
Houston Jimenez, R (1, 6) OBP: 0.263, SLG: 0.261		K			K		K	6-3		4	0	0	0	0	3	1
Inning Stats	R: 1 E: 0 K: 0 S: 5 H: 2 LOB: 2 BB: 1 P: 9	R: 0 E: 0 K: 1 S: 6 H: 1 LOB: 1 BB: 0 P: 6	R: 0 E: 0 K: 1 S: 6 H: 2 LOB: 1 BB: 0 P: 6	R: 0 E: 0 K: 0 S: 3 H: 0 LOB: 0 BB: 0 P: 3	R: 0 E: 0 K: 1 S: 5 H: 0 LOB: 0 BB: 0 P: 5	R: 2 E: 0 K: 1 S: 7 H: 2 LOB: 1 BB: 1 P: 11	R: 1 E: 1 K: 1 S: 7 H: 2 LOB: 2 BB: 1 P: 11	R: 1 E: 0 K: 1 S: 6 H: 1 LOB: 0 BB: 0 P: 6	R: 0 E: 0 K: 2 S: 7 H: 0 LOB: 0 BB: 0 P: 7	1B: 6 2B: 2 3B: 0 HR: 2 SF: 0 SAC: 0 DP: 0 HBP: 0	WP: 0 PB: 0 SB: 0 CS: 0 PA: 39					

PITCHER	IP	WLS	BF	H	R	ER	SO	BB	IBB	HBP	BLK	WP	HR	S	P	ERA	WHIP
Ray Fontenot, L (1, 1) ERA: 4.69	6.2	L	31	9	4	4	5	3	0	0	0	0	1	38	50	5.40	1.800
Mike Armstrong, R (7, 1) ERA: 6.14	2.1		8	1	1	1	3	0	0	0	0	0	1	14	14	3.86	0.429

PITCHER	IP	WLS	BF	H	R	ER	SO	BB	IBB	HBP	BLK	WP	HR	S	P	ERA	WHIP

TOP

Minnesota Twins @ New York Yankees

Yankee Stadium, Bronx, NY

Sat Jul 21 1984, 3:33 AM EDT

Att. 33,435 - Unknown

livebaseballscorecards.com

AB	36
R	5
H	10
RBI	5
BB	3
SO	8
LOB	12

Batter	1	2	3	4	5	6	7	8	9	AB	R	H	RBI	BB	SO	LOB
Willie Randolph, R (1, 4) OBP: 0.380, SLG: 0.358	6-3		BBB 4-0 FC5-4 BB		F3		4-3		4-3	4	0	0	0	1	0	0
Butch Wynegar, S (1, 2) OBP: 0.329, SLG: 0.349	G3		F7		5-3		F9			4	0	0	0	0	0	1
Don Mattingly, L (1, 3) OBP: 0.375, SLG: 0.509	F8		F9		4-3		SSS 0-3 K			4	0	0	0	0	1	1
Tim Foli, R (8, 3) OBP: 0.232, SLG: 0.275										0	0	0	0	0	0	0
Don Baylor, R (1, 10) OBP: 0.340, SLG: 0.514		F7	FC5-4 1-2f			SSS 0-3 K		4-3		4	0	0	0	0	1	1
Dave Winfield, R (1, 9) OBP: 0.394, SLG: 0.532		WP 1B 1B		1B 1B		HR 1B		5-3		4	1	3	0	0	0	0
Steve Kemp, L (1, 7) OBP: 0.392, SLG: 0.452		BB 1-2 1B		1-2 1B		1-H HR		BBBB 4-0 BB		3	1	3	2	1	0	0
Mike Pagliarulo, L (1, 5) OBP: 0.324, SLG: 0.484		SSS 0-3 K		F1		2B		4-3		4	0	1	0	0	1	5
Bobby Meacham, S (1, 6) OBP: 0.300, SLG: 0.368		BBBB 4-0 1-2 2-3 BB		F7		SSS 0-3 K			SSS 0-3 K	3	0	0	0	1	2	3
Omar Moreno, L (1, 8) OBP: 0.271, SLG: 0.341		F5		F7		4-3			1-3	4	0	0	0	0	0	6
Inning Stats	R: 0 H: 0 E: 0 LOB: 0 K: 0 BB: 0 S: 3 P: 3	R: 0 H: 2 E: 0 LOB: 3 K: 1 BB: 1 S: 7 P: 11	R: 0 H: 0 E: 0 LOB: 1 K: 0 BB: 1 S: 3 P: 7	R: 0 H: 2 E: 0 LOB: 2 K: 0 BB: 0 S: 5 P: 5	R: 0 H: 0 E: 0 LOB: 0 K: 0 BB: 0 S: 3 P: 3	R: 2 H: 3 E: 0 LOB: 1 K: 2 BB: 0 S: 10 P: 10	R: 0 H: 0 E: 0 LOB: 0 K: 1 BB: 0 S: 5 P: 5	R: 0 H: 0 E: 0 LOB: 1 K: 0 BB: 1 S: 3 P: 7	R: 0 H: 0 E: 0 LOB: 0 K: 1 BB: 0 S: 5 P: 5	1B: 5 SF: 0 2B: 1 SAC: 0 3B: 0 DP: 0 HR: 1 HBP: 0					WP: 1 PA: 37 PB: 0 SB: 0 CS: 0	

PITCHER	IP	WLS	BF	H	R	ER	SO	BB	IBB	HBP	BLK	WP	HR	S	P	ERA	WHIP
Mike Smithson, R (1, 1) ERA: 3.66	5.1	W	25	7	2	2	2	2	0	0	0	1	1	27	35	3.38	1.688
Rick Lysander, R (6, 1) ERA: 2.16	3.2	S	12	0	0	0	3	1	0	0	0	0	0	17	21	0.00	0.273

PITCHER	IP	WLS	BF	H	R	ER	SO	BB	IBB	HBP	BLK	WP	HR	S	P	ERA	WHIP

BOTTOM

Minnesota Twins @ New York Yankees

Yankee Stadium, Bronx, NY

Sat Jul 21 1984, 3:33 AM EDT

Att. 33,435 - Unknown

livebaseballscorecards.com

AB	34
R	2
H	7
RBI	2
BB	3
SO	5
LOB	17

TOP

Minnesota Twins @ New York Yankees

Yankee Stadium, Bronx, NY

Sun Jul 22 1984, 3:33 AM EDT
Att. 30,529 - Unknown

livebaseballscorecards.com

Batter	1	2	3	4	5	6	7	8	9	AB	R	H	RBI	BB	SO	LOB
Kirby Puckett, R (1, 8) OBP: 0.324, SLG: 0.343	1-3	K		E6 2-H		6-3			K	5	0	0	0	0	2	1
Dave Engle, R (1, 10) OBP: 0.326, SLG: 0.381	E8 E 1B		1B SF7 1B	F6		F7			F3	5	2	2	0	0	0	1
Mickey Hatcher, R (1, 7) OBP: 0.333, SLG: 0.385	E SF8 BB		PB 1-3 1B		BB 1B 1B		1-3		F3	4	2	2	0	1	0	0
Kent Hrbek, L (1, 3) OBP: 0.386, SLG: 0.523	E3 1-3 2-H		F3		F8		4-3			4	0	0	0	0	0	4
Tim Teufel, R (1, 4) OBP: 0.358, SLG: 0.417	SF8 3-H		SF7 3-H		FC6-4 1B 1-2 BB		4-0 BB			0	0	0	2	2	0	0
Tom Brunansky, R (1, 9) OBP: 0.304, SLG: 0.415	K		K 1-2		FC6-4 1-2 2-H 1B		K			4	0	1	1	0	3	3
Gary Gaetti, R (1, 5) OBP: 0.310, SLG: 0.340		6-3		F7	FC6-4 FC5-4 1-2f 2-3			5-3		4	0	0	0	0	0	2
Tim Laudner, R (1, 2) OBP: 0.216, SLG: 0.350		K		E 2B	FC5-4 1-2f			K		4	1	1	0	0	2	2
Houston Jimenez, R (1, 6) OBP: 0.263, SLG: 0.261		1B		K		4-3		F6		4	0	1	0	0	1	1

	AB	34
	R	5
	H	7
	RBI	3
	BB	3
	SO	8
	LOB	14

Inning Stats																		
	R: 2	H: 1	R: 0	H: 1	R: 1	H: 2	R: 1	H: 1	R: 1	H: 2	R: 0	H: 0	R: 0	H: 0	R: 0	H: 0	R: 0	H: 0
	E: 2	LOB: 1	E: 0	LOB: 1	E: 0	LOB: 1	E: 1	LOB: 1	E: 0	LOB: 2	E: 0	LOB: 1	E: 0	LOB: 0	E: 0	LOB: 0	E: 0	LOB: 0
	K: 1	BB: 1	K: 2	BB: 0	K: 1	BB: 0	K: 1	BB: 0	K: 0	BB: 1	K: 0	BB: 0	K: 1	BB: 1	K: 1	BB: 0	K: 1	BB: 0
	S: 7	P: 11	S: 8	P: 8	S: 7	P: 7	S: 7	P: 7	S: 5	P: 9	S: 3	P: 3	S: 5	P: 9	S: 5	P: 5	S: 5	P: 5

	1B: 6	SF: 2	WP: 0	PA: 39
	2B: 1	SAC: 0	PB: 1	
	3B: 0	DP: 0	SB: 0	
	HR: 0	HBP: 0	CS: 0	

PITCHER		IP	WLS	BF	H	R	ER	SO	BB	IBB	HBP	BLK	WP	HR	S	P	ERA	WHIP
Phil Niekro, R ERA: 2.28	(1, 1)	5.0		26	7	5	2	5	2	0	0	0	0	0	34	42	3.60	1.800
Joe Cowley, R ERA: 2.45	(6, 1)	4.0	W	13	0	0	0	3	1	0	0	0	0	0	18	22	0.00	0.250

PITCHER	IP	WLS	BF	H	R	ER	SO	BB	IBB	HBP	BLK	WP	HR	S	P	ERA	WHIP

Minnesota Twins @ New York Yankees

Yankee Stadium, Bronx, NY

Sun Jul 22 1984, 3:33 AM EDT

Att. 30,529 - Unknown

BOTTOM

Batter	1	2	3	4	5	6	7	8	9	AB	R	H	RBI	BB	SO	LOB
Willie Randolph, R (1, 4) OBP: 0.382, SLG: 0.358	BBBB; 4-0; 1B; HR; BB	x; 0-0; ③; F9			x; 0-0; ②; 1-3		BBBB; 4-0; 1B; BB		x; 0-0; E9; 1-H; 1B	3	1	1	0	2	0	1
Tim Foli, R (1, 5) OBP: 0.233, SLG: 0.274	x; 0-0; 1-2; HR; 1B		x; 0-0; ①; 4-3		x; 0-0; ③; 6-3		x; 0-0; ②; F2			4	1	1	0	0	0	1
Dave Winfield, R (1, 9) OBP: 0.395, SLG: 0.541	x; 0-0; 1-H; 2-H; HR		x; 0-0; ②; F8			SSS; 0-3; ①; K	x; 0-0; ③; 1-3; 1B			4	1	2	3	0	1	0
Don Baylor, R (1, 10) OBP: 0.336, SLG: 0.507	x; 0-0; ①; F8		x; 0-0; ③; 6-3			SSS; 0-3; ②; K		x; 0-0; ①; F3		4	0	0	0	0	1	0
Brian Dayett, R (1, 7) OBP: 0.260, SLG: 0.375	x; 0-0; ②; F9			x; 0-0; G3-6; 1B		x; 0-0; E7; 2B; 1B		x; 0-0; 6-3		4	1	1	0	0	0	0
Victor Mata, R (1, 8) OBP: 0.500, SLG: 0.750	x; 0-0; ③; F9			x; 0-0; 1-2; G3-6; 1B		x; 0-0; 1-3; 1B; 2B		x; 0-0; ③; F9		4	1	2	0	0	0	0
Ken Griffey, L (1, 3) OBP: 0.327, SLG: 0.345		SSS; 0-3; ①; K		x; 0-0; ①②; G3-6; 1-2f; 2-3		x; 0-0; 2-H; 3-H; 1B			x; 0-0; ①; 4-3	4	0	1	2	0	1	2
Bobby Meacham, S (1, 6) OBP: 0.298, SLG: 0.359		x; 0-0; ②; 4-3		x; 0-0; ③; 5-3		SSS; 0-3; ③; K			BBBB; 4-0; 1B; E; BB	3	1	0	0	1	1	2
Butch Wynegar, S (1, 2) OBP: 0.328, SLG: 0.345		BBBB; 4-0; BB			x; 0-0; ①; F6		x; 0-0; ①; F7		x; 0-0; ②; F4	3	0	0	0	1	0	1

Inning Stats	1	2	3	4	5	6	7	8	9
	R: 3 E: 0 K: 0 S: 5	H: 2 LOB: 0 BB: 1 P: 9	R: 0 E: 0 K: 1 S: 5	H: 0 LOB: 1 BB: 1 P: 9	R: 0 E: 0 K: 0 S: 3	H: 0 LOB: 0 BB: 0 P: 3	R: 0 E: 0 K: 0 S: 4	H: 2 LOB: 1 BB: 0 P: 4	R: 0 E: 0 K: 0 S: 3	H: 0 LOB: 0 BB: 0 P: 3
	R: 2 E: 1 K: 3 S: 12	H: 2 LOB: 1 BB: 0 P: 12	R: 0 E: 0 K: 0 S: 3	H: 1 LOB: 2 BB: 1 P: 7	R: 0 E: 0 K: 0 S: 3	H: 0 LOB: 0 BB: 0 P: 3	R: 1 E: 1 K: 0 S: 3	H: 1 LOB: 1 BB: 1 P: 7	1B: 6 2B: 1 3B: 0 HR: 1	SF: 0 SAC: 0 DP: 1 HBP: 0

	WP	PB	SB	CS	PA
	0	0	0	0	37

PITCHER	IP	WLS	BF	H	R	ER	SO	BB	IBB	HBP	BLK	WP	HR	S	P	ERA	WHIP
Frank Viola, L (1, 1) ERA: 2.97	8.2	L	37	8	6	3	4	4	0	0	0	0	1	41	57	3.12	1.385

PITCHER	IP	WLS	BF	H	R	ER	SO	BB	IBB	HBP	BLK	WP	HR	S	P	ERA	WHIP

	AB	33
	R	6
	H	8
	RBI	5
	BB	4
	SO	4
	LOB	7

livebaseballscorecards.com

Batter	1	2	3	4	5	6	7	8	9	AB	R	H	RBI	BB	SO	LOB
Willie Randolph, R (1, 4) OBP: 0.380, SLG: 0.356	F9		F9		2-3 1-2		K		1B	5	0	1	0	0	1	2
Butch Wynegar, S (1, 2) OBP: 0.329, SLG: 0.346	1B		K		1-3		2-3		1-2 2-3 1B	5	0	2	0	0	1	2
Toby Harrah, R (9, PR) OBP: 0.294, SLG: 0.262										0	0	0	0	0	0	0
Don Mattingly, L (1, 7) OBP: 0.375, SLG: 0.513	F7			6-3 1B 2B		F4		F8 2B	F5	5	1	2	0	0	0	4
Don Baylor, R (1, 10) OBP: 0.331, SLG: 0.498	F3			F9		6-3		6-3	F9	5	0	0	0	0	0	6
Dave Winfield, R (1, 9) OBP: 0.391, SLG: 0.534		F5		6-3 2-3		F4		FC		4	0	0	0	0	0	2
Ken Griffey, L (1, 3) OBP: 0.325, SLG: 0.343		K		1B 3-H			F8	F8 2-3		4	0	1	1	0	1	2
Mike Pagliarulo, L (1, 5) OBP: 0.316, SLG: 0.486		K		5-3			1B 2B	F4		4	1	1	0	0	1	3
Bobby Meacham, S (1, 6) OBP: 0.313, SLG: 0.380		2B			2-3 1B		HR 2-H		E6 1B 4-3	4	1	3	1	0	0	0
Omar Moreno, L (1, 8) OBP: 0.271, SLG: 0.355		K			K		HR 1-H		4-3 1-2	4	1	1	2	0	2	3
Inning Stats	R: 0 E: 0 K: 0 S: 4 H: 1 LOB: 1 BB: 0 P: 4	R: 0 E: 0 K: 2 S: 7 H: 0 LOB: 0 BB: 0 P: 7	R: 0 E: 0 K: 2 S: 8 H: 1 LOB: 1 BB: 0 P: 8	R: 1 E: 0 K: 0 S: 5 H: 2 LOB: 1 BB: 0 P: 5	R: 0 E: 0 K: 1 S: 6 H: 1 LOB: 1 BB: 0 P: 6	R: 0 E: 0 K: 0 S: 3 H: 0 LOB: 0 BB: 0 P: 3	R: 3 E: 0 K: 1 S: 8 H: 3 LOB: 0 BB: 0 P: 8	R: 0 E: 0 K: 0 S: 5 H: 1 LOB: 2 BB: 0 P: 5	R: 0 E: 1 K: 0 S: 6 H: 2 LOB: 3 BB: 0 P: 6	1B: 6 2B: 4 3B: 0 HR: 1 SF: 0 SAC: 0 DP: 0 HBP: 0	WP: 0 PB: 0 SB: 0 CS: 0 PA: 40					

PITCHER		IP	WLS	BF	H	R	ER	SO	BB	IBB	HBP	BLK	WP	HR	S	P	ERA	WHIP
Don Sutton, R ERA: 3.68	(1, 1)	6.1	W	27	8	4	4	5	0	0	0	0	0	1	37	37	5.68	1.263
Rollie Fingers, R ERA: 1.96	(7, 1)	2.2	S	13	3	0	0	1	0	0	0	0	0	0	15	15	0.00	1.125

PITCHER	IP	WLS	BF	H	R	ER	SO	BB	IBB	HBP	BLK	WP	HR	S	P	ERA	WHIP

TOP

New York Yankees @ Milwaukee Brewers

Milwaukee County Stadium, Milwaukee, WI

Mon Jul 23 1984, 8:05 PM EDT

Att. 17,657 - Unknown

livebaseballscorecards.com

AB	40
R	4
H	11
RBI	4
BB	0
SO	6
LOB	24

Batter	1	2	3	4	5	6	7	8	9	AB	R	H	RBI	BB	SO	LOB
Ed Romero, R (1, 5) (8, 3) OBP: 0.311, SLG: 0.270	0-0 1B SF8 1B	0-0 G5-4-3 1-2f			0-3 K	0-0 FC6-4 1-2 3-H 1B		0-0 F2		5	1	2	1	0	1	5
Jim Gantner, L (1, 4) OBP: 0.319, SLG: 0.350	0-0 SF8 1-3 2B 1B		0-0 F9 1B		0-0 FC4 FC5-4 1-2f	0-0 FC6-4 1-2f		0-3 K		5	1	2	0	0	1	6
Robin Yount, R (1, 6) OBP: 0.371, SLG: 0.428	0-0 SF8 1-2 3-H		0-0 F9 1-2		0-0 FC5-4 1-2f		0-0 F9			3	0	0	1	0	0	2
Cecil Cooper, L (1, 10) OBP: 0.294, SLG: 0.361	0-0 E 2-H 2B		0-0 F8			0-0 HR	0-0 4-3			4	2	2	2	0	0	1
Ted Simmons, S (1, 3) Willie Lozado, R (8, 5) OBP: 0.274, SLG: 0.322 OBP: 0.500, SLG: 0.500	0-0 E7 G1-6-3 2-H 1B		0-0 F7			0-0 F7	0-0 F7			4 0	0 0	1 0	1 0	0 0	0 0	1 0
Ben Oglivie, L (1, 9) (7, 7) OBP: 0.319, SLG: 0.359	0-0 G1-6-3 2-3			0-0 G5-4-3 1B		0-0 G3		0-0 FC1-5 2B		4	0	2	0	0	0	1
Mark Brouhard, R (1, 7) Rick Manning, L (6, PR) (7, 8) OBP: 0.318, SLG: 0.362 OBP: 0.337, SLG: 0.386	0-3 K			0-0 F8		4-0 2B 1B BB		0-0 FC1-5-6 1B 2-3		2 1	0 1	0 0	0 0	1 0	1 0	2 1
Jim Sundberg, R (1, 2) OBP: 0.342, SLG: 0.409		0-0 FC1-6 1B		0-0 G5-4-3 1-2f		0-0 1B 1B 1-3 2B		4-0 1B IBB		3	1	2	0	1	0	1
Charlie Moore, R (1, 8) (7, 9) OBP: 0.281, SLG: 0.312		0-0 FC1-6 G5-4-3 1-2f			0-0 FC4 1B	0-0 1B 2-3 3-H 1B		0-0 1-2 2-3 1B		4	0	3	1	0	0	1
Inning Stats	R: 3 E: 1 K: 1 S: 9 H: 4 LOB: 1 BB: 0 P: 9	R: 0 E: 0 K: 0 S: 3 H: 1 LOB: 0 BB: 0 P: 3	R: 0 E: 0 K: 0 S: 4 H: 1 LOB: 1 BB: 0 P: 4	R: 0 E: 0 K: 0 S: 3 H: 1 LOB: 0 BB: 0 P: 3	R: 0 E: 0 K: 1 S: 6 H: 1 LOB: 1 BB: 0 P: 6	R: 3 E: 0 K: 0 S: 7 H: 4 LOB: 2 BB: 1 P: 11	R: 0 E: 0 K: 0 S: 3 H: 0 LOB: 0 BB: 0 P: 3	R: 0 E: 0 K: 1 S: 7 H: 2 LOB: 3 BB: 1 P: 11		1B: 10 2B: 3 3B: 0 HR: 1	SF: 1 SAC: 0 DP: 2 HBP: 0					

PITCHER		IP	WLS	BF	H	R	ER	SO	BB	IBB	HBP	BLK	WP	HR	S	P	ERA	WHIP
Ron Guidry, L ERA: 4.25	(1, 1)	5.2	L	28	12	6	6	2	1	0	0	0	0	1	31	35	9.53	2.294
Bob Shirley, L ERA: 4.57	(6, 1)	1.2		8	2	0	0	0	0	1	0	0	0	0	7	11	0.00	1.200
Mike Armstrong, R ERA: 5.87	(8, 1)	0.2		2	0	0	0	1	0	0	0	0	0	0	4	4	0.00	0.000

PITCHER	IP	WLS	BF	H	R	ER	SO	BB	IBB	HBP	BLK	WP	HR	S	P	ERA	WHIP

BOTTOM

New York Yankees @ Milwaukee Brewers

Milwaukee County Stadium, Milwaukee, WI

Mon Jul 23 1984, 8:05 PM EDT

Att. 17,657 - Unknown

livebaseballscorecards.com

AB	35
R	6
H	14
RBI	6
BB	2
SO	3
LOB	21

Batter	1	2	3	4	5	6	7	8	9	10	11	AB	R	H	RBI	BB	SO	LOB
Bobby Meacham, S (1, 6) OBP: 0.308, SLG: 0.368	F7		K			3-1		BB 1-2 2-3 3-H			5-3	4	0	0	1	1	1	1
Butch Wynegar, S (1, 2) OBP: 0.325, SLG: 0.341	4-3			1-3			F9	K			F9	4	0	0	0	0	1	3
Rick Cerone, R (10, 2) OBP: 0.288, SLG: 0.347												1	0	0	0	0	0	0
Don Mattingly, L (1, 3) OBP: 0.373, SLG: 0.508	F8			F9			F7		3-1		1B 1B	5	0	1	0	0	0	0
Don Baylor, R (1, 10) OBP: 0.329, SLG: 0.493		5-3		F7			F7		4-3		FC5-4 1-3 1B	5	0	1	0	0	0	0
Dave Winfield, R (1, 9) OBP: 0.388, SLG: 0.528		1-3			G6-4-3 BB			F4	K		FC5-4 1-2f	4	0	0	0	1	1	2
Steve Kemp, L (1, 7) OBP: 0.390, SLG: 0.446		F8			G6-4-3 1-2f			BB BB BB BB		4-3		3	1	0	0	1	0	1
Mike Pagliarulo, L (1, 5) OBP: 0.293, SLG: 0.447			K		5-3			F7		5-3		3	0	0	0	0	1	1
Toby Harrah, R (10, PH) OBP: 0.292, SLG: 0.261												1	0	0	0	0	0	0
(10, 5)																		
Omar Moreno, L (1, 8) OBP: 0.277, SLG: 0.357			1B			F5		BB BB 1-2 BB		1B		2	0	1	0	1	0	0
Victor Mata, R (10, PH) OBP: 0.600, SLG: 0.800												1	0	1	0	0	0	0
(10, 8)																		
Tim Foli, R (1, 4) OBP: 0.229, SLG: 0.270			F7			6-3		BB 1-2 2-3			F9	2	0	0	0	0	0	1
Ken Griffey, L (8, PH) OBP: 0.328, SLG: 0.343												0	0	0	0	1	0	0
Willie Randolph, R (8, 4) OBP: 0.379, SLG: 0.355												1	0	0	0	0	0	1
Inning Stats	R: 0 E: 0 K: 0 S: 3 H: 0 LOB: 0 BB: 0 P: 3	R: 0 E: 0 K: 0 S: 3 H: 0 LOB: 0 BB: 0 P: 3	R: 0 E: 0 K: 2 S: 8 H: 1 LOB: 1 BB: 0 P: 8	R: 0 E: 0 K: 0 S: 3 H: 0 LOB: 0 BB: 0 P: 3	R: 0 E: 0 K: 0 S: 2 H: 0 LOB: 0 BB: 1 P: 6	R: 0 E: 0 K: 0 S: 3 H: 0 LOB: 0 BB: 0 P: 3	R: 0 E: 0 K: 0 S: 3 H: 0 LOB: 0 BB: 0 P: 3	R: 1 E: 0 K: 1 S: 5 H: 0 LOB: 3 BB: 4 P: 21	R: 0 E: 0 K: 1 S: 5 H: 0 LOB: 0 BB: 0 P: 5	R: 0 E: 0 K: 0 S: 4 H: 1 LOB: 1 BB: 0 P: 4	R: 0 E: 0 K: 0 S: 5 H: 2 LOB: 2 BB: 0 P: 5	1B: 4 2B: 0 3B: 0 HR: 0	SF: 0 SAC: 0 DP: 1 HBP: 0					

PITCHER		IP	WLS	BF	H	R	ER	SO	BB	IBB	HBP	BLK	WP	HR	S	P	ERA	WHIP
Moose Haas, R ERA: 3.82	(1, 1)	7.2		26	1	1	1	2	3	0	0	0	0	0	27	39	1.17	0.522
Rick Waits, L ERA: 1.99	(8, 1)	3.0		14	3	0	0	2	2	0	0	0	0	0	16	24	0.00	1.667
Pete Ladd, R ERA: 5.23	(11, 1)	0.1	W	1	0	0	0	0	0	0	0	0	0	0	1	1	0.00	0.000

PITCHER	IP	WLS	BF	H	R	ER	SO	BB	IBB	HBP	BLK	WP	HR	S	P	ERA	WHIP

TOP

New York Yankees @ Milwaukee Brewers

Milwaukee County Stadium, Milwaukee, WI

Tue Jul 24 1984, 8:05 PM EDT

Att. 20,521 - Unknown

livebaseballscorecards.com

AB	36
R	1
H	4
RBI	1
BB	5
SO	4
LOB	10

WP: 0 PB: 0 SB: 0 CS: 0 PA: 41

Batter	1	2	3	4	5	6	7	8	9	10	11	AB	R	H	RBI	BB	SO	LOB
Rick Manning, L (1, 8) OBP: 0.337, SLG: 0.385	F9		CS 1B 3-H			K		4-3			K	3	0	1	1	0	1	0
Charlie Moore, R (8, PH) OBP: 0.277, SLG: 0.307 (9, 8)												2	0	0	0	0	1	3
Jim Gantner, L (1, 4) OBP: 0.318, SLG: 0.348	4-3		F8 1-2			E7 G4-6-3			6-3		1B 1-2 2-H	5	0	1	1	0	0	1
Cecil Cooper, L (1, 3) OBP: 0.291, SLG: 0.357	6-3			3-1		G4-6-3 1-2f			K			4	0	0	0	0	1	1
Ted Simmons, S (1, 10) OBP: 0.274, SLG: 0.320		FC5-4 BB		4-3			F9		F9			3	0	0	0	1	0	0
Ben Oglivie, L (1, 7) OBP: 0.315, SLG: 0.355 (9, 9)		K		4-3			G3			F8		4	0	0	0	0	1	1
Roy Howell, L (1, 5) OBP: 0.298, SLG: 0.358		FC5-4 FC4-6 1-2f	SH3 2B				F8			5-3		3	0	1	0	0	0	1
Willie Lozado, R (8, 5) OBP: 0.444, SLG: 0.429												1	0	0	0	0	0	0
Ed Romero, R (1, 6) OBP: 0.312, SLG: 0.277		FC4-6 1-2f	SH3 2-3					SH1-4 2B		5-3		3	0	1	0	0	0	1
Jim Sundberg, R (1, 2) OBP: 0.341, SLG: 0.408			6-3			K		SH1-4 2-3			E6 1B	3	0	1	0	0	1	1
Robin Yount, R (11, PR) OBP: 0.371, SLG: 0.428												0	1	0	0	0	0	0
Dion James, L (1, 9) OBP: 0.306, SLG: 0.344			1B 3B			F9		4-3			IBB	2	1	1	0	0	0	1
Mark Brouhard, R (8, PH) OBP: 0.321, SLG: 0.359 (9, 7)											1B	1	0	0	0	1	0	1
Inning Stats	R: 0 E: 0 K: 0 S: 3 H: 0 LOB: 0 BB: 0 P: 3	R: 0 E: 0 K: 1 S: 5 H: 0 LOB: 1 BB: 1 P: 9	R: 1 E: 0 K: 0 S: 4 H: 2 LOB: 0 BB: 0 P: 4	R: 0 E: 0 K: 0 S: 3 H: 0 LOB: 0 BB: 0 P: 3	R: 0 E: 0 K: 1 S: 6 H: 1 LOB: 1 BB: 0 P: 6	R: 0 E: 1 K: 1 S: 5 H: 0 LOB: 0 BB: 0 P: 5	R: 0 E: 0 K: 0 S: 3 H: 0 LOB: 0 BB: 0 P: 3	R: 0 E: 0 K: 0 S: 4 H: 1 LOB: 1 BB: 0 P: 4	R: 0 E: 0 K: 1 S: 5 H: 0 LOB: 0 BB: 0 P: 5	R: 0 E: 0 K: 0 S: 3 H: 0 LOB: 0 BB: 0 P: 3	R: 1 E: 1 K: 1 S: 5 H: 2 LOB: 2 BB: 1 P: 9	1B: 3 2B: 2 3B: 1 HR: 0	SF: 0 SAC: 2 DP: 1 HBP: 0					

PITCHER		IP	WLS	BF	H	R	ER	SO	BB	IBB	HBP	BLK	WP	HR	S	P	ERA	WHIP
Marty Bystrom, R ERA: 3.91	(1, 1)	7.0		24	3	1	1	3	1	0	0	0	0	0	29	33	1.29	0.571
Jay Howell, R ERA: 2.88	(8, 1)	0.1		2	1	0	0	0	0	0	0	0	0	0	2	2	0.00	3.000
Dave Righetti, L ERA: 2.08	(8, 1)	2.2		8	0	0	0	1	0	0	0	0	0	0	10	10	0.00	0.000
Joe Cowley, R ERA: 3.18	(11, 1)	0.1	L	4	2	1	1	1	0	1	0	0	0	0	5	9	27.00	6.000

PITCHER	IP	WLS	BF	H	R	ER	SO	BB	IBB	HBP	BLK	WP	HR	S	P	ERA	WHIP

BOTTOM

New York Yankees @ Milwaukee Brewers

Milwaukee County Stadium, Milwaukee, WI

Tue Jul 24 1984, 8:05 PM EDT
Att. 20,521 - Unknown

livebaseballscorecards.com

AB	34
R	2
H	6
RBI	2
BB	2
SO	5
LOB	11

WP: 0 PB: 0 SB: 0 CS: 1 PA: 38

Batter	1	2	3	4	5	6	7	8	9	AB	R	H	RBI	BB	SO	LOB
Willie Randolph, R (1, 4) OBP: 0.379, SLG: 0.355	G5-4-3 1B 1B		5-3			1B SF7 1B	G4-6-3 1-2f		F8	5	1	2	0	0	0	3
Toby Harrah, R (1, 5) OBP: 0.307, SLG: 0.284 Mike Pagliarulo, L (8, 5) OBP: 0.310, SLG: 0.513	G5-4-3 1-2 1B			2B		1B 1-3 1B		HBP 5-3 1B 1B	3B	4 1	1 0	4 1	0 0	0 0	0 0	0 0
Dave Winfield, R (1, 9) OBP: 0.382, SLG: 0.521	G5-4-3 1-2f 2-3			6-3		SF7 3-H		5-3 1-2	F9	4	0	0	1	0	0	5
Don Baylor, R (1, 10) OBP: 0.331, SLG: 0.492	F8			F7		1-2 1B		1B HBP SF7 IBB		3	1	1	0	1	0	2
Victor Mata, R (1, 8) OBP: 0.444, SLG: 0.500		K		1-3		6-3		1-2 2-3 1B HBP		3	0	0	0	0	1	3
Don Mattingly, L (1, 3) OBP: 0.374, SLG: 0.508		K			G3		2B 1B	1-2 2-3 3-H FC5-4 1B		4	0	2	1	0	1	0
Brian Dayett, R (1, 7) OBP: 0.259, SLG: 0.392		K			6-3		1-3 2B	3-H SF7		3	0	1	1	0	1	0
Bobby Meacham, S (1, 6) OBP: 0.307, SLG: 0.359			K		5-3		BBBB G4-6-3 BB	1-2f FC5-4		3	0	0	0	1	1	2
Rick Cerone, R (1, 2) OBP: 0.268, SLG: 0.321			5-3			F7	F4		1-3	4	0	0	0	0	0	3
Inning Stats	R: 0 E: 0 K: 0 S: 4 H: 2 LOB: 1 BB: 0 P: 4	R: 0 E: 0 K: 3 S: 9 H: 0 LOB: 0 BB: 0 P: 9	R: 0 E: 0 K: 1 S: 5 H: 0 LOB: 0 BB: 0 P: 5	R: 0 E: 0 K: 0 S: 4 H: 1 LOB: 1 BB: 0 P: 4	R: 0 E: 0 K: 0 S: 3 H: 0 LOB: 0 BB: 0 P: 3	R: 1 E: 0 K: 0 S: 6 H: 3 LOB: 2 BB: 0 P: 6	R: 0 E: 0 K: 0 S: 4 H: 2 LOB: 2 BB: 1 P: 8	R: 2 E: 0 K: 0 S: 5 H: 2 LOB: 2 BB: 1 P: 10	R: 0 E: 0 K: 0 S: 4 H: 1 LOB: 1 BB: 0 P: 4	1B: 8 2B: 2 3B: 1 HR: 0	SF: 2 SAC: 0 DP: 2 HBP: 1						

PITCHER		IP	WLS	BF	H	R	ER	SO	BB	IBB	HBP	BLK	WP	HR	S	P	ERA	WHIP
Mike Caldwell, L ERA: 3.86	(1, 1)	6.0	L	23	6	1	1	4	0	0	0	0	0	0	31	31	1.50	1.000
Tom Tellmann, R ERA: 1.88	(7, 1)	1.1		9	3	2	2	0	1	1	1	0	0	0	6	15	13.50	3.000
Bob McClure, L ERA: 4.48	(8, 1)	1.1		6	2	0	0	0	0	0	0	0	0	0	6	6	0.00	1.500
Pete Ladd, R ERA: 5.2	(9, 1)	0.1		1	0	0	0	0	0	0	0	0	0	0	1	1	0.00	0.000

PITCHER	IP	WLS	BF	H	R	ER	SO	BB	IBB	HBP	BLK	WP	HR	S	P	ERA	WHIP

TOP

New York Yankees @ Milwaukee Brewers

Milwaukee County Stadium, Milwaukee, WI

Wed Jul 25 1984, 8:05 PM EDT

Att. 22,236 - Unknown

livebaseballscorecards.com

AB	34
R	3
H	11
RBI	3
BB	2
SO	4
LOB	18

PA: 39

WP: 0 PB: 0 SB: 0 CS: 0

Batter	1	2	3	4	5	6	7	8	9	AB	R	H	RBI	BB	SO	LOB
Ed Romero, R (1, 6) OBP: 0.316, SLG: 0.274	F8		F5 1-2			BBBB FC1-6 BB		BBBB 1B BB		2	0	0	0	2	0	1
Jim Gantner, L (1, 4) OBP: 0.317, SLG: 0.347	5-3		F6			FC1-6 1-2f		1-2 1B		4	0	1	0	0	0	2
Cecil Cooper, L (1, 3) OBP: 0.288, SLG: 0.353	K			F7		F6		F9		4	0	0	0	0	1	3
Ted Simmons, S (1, 10) OBP: 0.274, SLG: 0.319		FC3-6 1B		6-3		5-3			F4	4	0	1	0	0	0	1
Mark Brouhard, R (1, 7) OBP: 0.311, SLG: 0.347		F8		F5			F9		F4	4	0	0	0	0	0	1
Ben Oglivie, L (1, 9) OBP: 0.315, SLG: 0.354		FC3-6 1-2f			CS 1B		4-3		4-3	4	0	1	0	0	0	1
Jim Sundberg, R (1, 2) OBP: 0.341, SLG: 0.405		K			BBBB 1-2 BB		K			2	0	0	0	1	2	1
Willie Lozado, R (1, 5) OBP: 0.500, SLG: 0.444			CS 1B		F8			BBBB G1-6-3 BB		2	0	1	0	1	0	1
Charlie Moore, R (1, 8) OBP: 0.281, SLG: 0.310			BLK 1-2 1B		F4			G1-6-3 1-2f		2	0	1	0	0	0	1
Dion James, L (8, PH) (9, 8) OBP: 0.304, SLG: 0.343										1	0	0	0	0	0	1
Inning Stats	R: 0 H: 0 E: 0 LOB: 0 K: 1 BB: 0 S: 5 P: 5	R: 0 H: 1 E: 0 LOB: 1 K: 1 BB: 0 S: 6 P: 6	R: 0 H: 2 E: 0 LOB: 1 K: 0 BB: 0 S: 4 P: 4	R: 0 H: 0 E: 0 LOB: 0 K: 0 BB: 0 S: 3 P: 3	R: 0 H: 1 E: 0 LOB: 1 K: 0 BB: 1 S: 3 P: 7	R: 0 H: 0 E: 0 LOB: 1 K: 0 BB: 1 S: 3 P: 7	R: 0 H: 0 E: 0 LOB: 0 K: 1 BB: 0 S: 5 P: 5	R: 0 H: 1 E: 0 LOB: 2 K: 0 BB: 2 S: 3 P: 11	R: 0 H: 0 E: 0 LOB: 0 K: 0 BB: 0 S: 3 P: 3	1B: 5 SF: 0 2B: 0 SAC: 0 3B: 0 DP: 1 HR: 0 HBP: 0						WP: 0 PA: 33 PB: 0 SB: 0 CS: 2	

PITCHER		IP	WLS	BF	H	R	ER	SO	BB	IBB	HBP	BLK	WP	HR	S	P	ERA	WHIP
Dennis Rasmussen, L ERA: 4.81	(1, 1)	7.0	W	25	4	0	0	3	2	0	0	1	0	0	29	37	0.00	0.857
Jay Howell, R ERA: 2.85	(8, 1)	0.2		4	1	0	0	0	2	0	0	0	0	0	2	10	0.00	4.500
Dave Righetti, L ERA: 2.03	(8, 1)	1.1	S	4	0	0	0	0	0	0	0	0	0	0	4	4	0.00	0.000

PITCHER	IP	WLS	BF	H	R	ER	SO	BB	IBB	HBP	BLK	WP	HR	S	P	ERA	WHIP

BOTTOM

New York Yankees @ Milwaukee Brewers

Milwaukee County Stadium, Milwaukee, WI

Wed Jul 25 1984, 8:05 PM EDT

Att. 22,236 - Unknown

livebaseballscorecards.com

AB	29
R	0
H	5
RBI	0
BB	4
SO	3
LOB	13

Batter	1	2	3	4	5	6	7	8	9	AB	R	H	RBI	BB	SO	LOB
Willie Randolph, R (1, 4) OBP: 0.384, SLG: 0.362	BBBB 4-0 SH1-3 1B BB	0-0 F3 ①		0-0 1B		0-0 FC5-4 SH2-3 E 1B		0-0 SH3-4 2B		4	2	3	0	1	0	0
Bobby Meacham, S (1, 6) OBP: 0.302, SLG: 0.354	0-0 SH1-3 ① 1-2	0-0 F9 ②		0-0 F9 ②		0-0 SH2-3 ① 1-2		0-0 SH3-4 ① 2-3		2	0	0	0	0	0	1
Don Mattingly, L (1, 3) OBP: 0.377, SLG: 0.511	0-0 2B 2-H 1B	0-0 2B		0-0 F8 ③		BBBB 4-0 FC5-4 BB		0-0 F8 ②		4	1	2	1	1	0	2
Dave Winfield, R (1, 9) OBP: 0.383, SLG: 0.525	0-0 2B 1-H 2B	0-0 6-3 ③			0-0 G6-4-3 E 2B	0-0 FC5-4 E ② 1-2f 2-3		0-0 B1 ③		5	2	2	1	0	0	4
Don Baylor, R (1, 10) OBP: 0.335, SLG: 0.495	0-0 4-3 1B ① 2-H 2B		0-0 F6 ①		H 1-0 G6-4-3 HBP	0-0 E7 1-3 3-H 1B			SSS 0-3 K ①	4	1	2	2	0	1	0
Steve Kemp, L (1, 7) OBP: 0.387, SLG: 0.441 Brian Dayett, R (9, 7) OBP: 0.259, SLG: 0.392	0-0 4-3 ② 2-3		0-0 E4		0-0 ① ② G6-4-3 SSS 1-2f 2-3	0-3 K ③			0-0 E4 S 1B	5 0	0 0	1 0	0 0	0 0	1 0	5 0
Butch Wynegar, S (1, 2) OBP: 0.323, SLG: 0.339	0-0 2B 3-H 1B		0-0 F8 ②		0-0 E5 WP 1B 3-H		0-0 4-3 ①		0-0 E4 ② 2B 1-3	5	2	1	1	0	0	2
Mike Pagliarulo, L (1, 5) OBP: 0.340, SLG: 0.568	0-0 1-H 2B		0-0 6-3 ③		0-0 2-H 1B		0-0 F6 ②		0-0 1-3 2B	5	0	3	2	0	0	1
Omar Moreno, L (1, 8) OBP: 0.270, SLG: 0.347	0-0 F3 ③			0-0 4-3 ①	0-0 F9 ③		SSS 0-3 K ③		0-0 4-3 ③	5	0	0	0	0	1	4
Inning Stats	R: 5 E: 0 K: 0 S: 8 H: 5 LOB: 1 BB: 1 P: 12	R: 0 E: 0 K: 0 S: 4 H: 1 LOB: 1 BB: 0 P: 4	R: 0 E: 1 K: 0 S: 4 H: 0 LOB: 1 BB: 0 P: 4	R: 0 E: 0 K: 0 S: 4 H: 1 LOB: 1 BB: 0 P: 4	R: 2 E: 1 K: 0 S: 5 H: 2 LOB: 1 BB: 0 P: 6	R: 1 E: 1 K: 1 S: 7 H: 2 LOB: 2 BB: 1 P: 11	R: 0 E: 0 K: 1 S: 5 H: 0 LOB: 0 BB: 0 P: 5	R: 0 E: 0 K: 0 S: 4 H: 1 LOB: 1 BB: 0 P: 4	R: 0 E: 1 K: 1 S: 7 H: 2 LOB: 2 BB: 0 P: 7	1B: 7 2B: 7 3B: 0 HR: 0 SF: 0 SAC: 3 DP: 1 HBP: 1							WP: 1 PB: 0 SB: 1 CS: 0 PA: 45

New York Yankees @ Chicago White Sox

Comiskey Park, Chicago, IL

Fri Jul 27 1984, 8:05 PM EDT

Att. 41,730 - Unknown

TOP

livebaseballscorecards.com

AB	39
R	8
H	14
RBI	7
BB	2
SO	3
LOB	19

PITCHER		IP	WLS	BF	H	R	ER	SO	BB	IBB	HBP	BLK	WP	HR	S	P	ERA	WHIP
LaMarr Hoyt, R ERA: 4.47	(1, 1)	0.2	L	7	4	5	5	0	1	0	0	0	0	0	6	10	67.50	7.500
Jerry Don Gleaton, L ERA: 1.29	(1, 1)	4.0		19	5	2	0	0	0	0	1	0	1	0	18	19	0.00	1.250
Bert Roberge, R ERA: 3.07	(5, 1)	3.1		14	3	1	1	2	1	0	0	0	0	0	17	21	2.70	1.200
Ron Reed, R ERA: 3.72	(9, 1)	1.0		5	2	0	0	1	0	0	0	0	0	0	7	7	0.00	2.000

PITCHER	IP	WLS	BF	H	R	ER	SO	BB	IBB	HBP	BLK	WP	HR	S	P	ERA	WHIP

Batter	1	2	3	4	5	6	7	8	9	AB	R	H	RBI	BB	SO	LOB
Rudy Law, L (1, 8) OBP: 0.322, SLG: 0.343	F7		4-3		E1 1-3		4-3		F9	3	1	1	0	0	0	0
Vance Law, R (7, PH) (8, 8) (9, 4) OBP: 0.294, SLG: 0.405					1B		1B			2	0	1	0	0	0	0
Jerry Hairston, S (1, 10) OBP: 0.420, SLG: 0.521	BB			F4	HR 1-2 3-H		4-3 1-2		6-3	2	1	1	0	1	0	0
Greg Luzinski, R (7, PH) OBP: 0.335, SLG: 0.340										2	0	1	0	0	0	0
Harold Baines, L (1, 9) OBP: 0.334, SLG: 0.478	F3			HR	HR 1-3 2-H		F4		FC6-4	5	2	3	2	0	0	3
Greg Walker, L (1, 3) OBP: 0.293, SLG: 0.456	F3			HR	HR 1-H 3-H		4-3 1-2 2-3		FC6-4 1-2f	5	2	2	4	0	0	4
Roy Smalley, S (1, 5) (9, 6) OBP: 0.291, SLG: 0.371		K		BB	BB		5-3			2	0	0	0	2	1	2
Ron Kittle, R (1, 7) OBP: 0.313, SLG: 0.485		G4-6-3 BB		K	K			F8		3	0	0	0	1	2	2
Marc Hill, R (1, 2) OBP: 0.291, SLG: 0.400		G4-6-3 1-2f		K		F6		BB		3	0	0	0	0	1	2
Mike Squires, L (8, PH) (9, 8) OBP: 0.225, SLG: 0.182										0	0	0	0	1	0	0
Jerry Dybzinski, R (1, 6) OBP: 0.351, SLG: 0.346			K2-3		F8	F9		K		3	0	0	0	0	1	0
Jamie Quirk, L (8, PH) (9, 5)										1	0	0	0	0	1	1
Julio Cruz, S (1, 4) OBP: 0.259, SLG: 0.275			4-3		E 1B 1B	K		K		3	0	1	0	0	1	0
Carlton Fisk, R (8, PH) (9, 2) OBP: 0.274, SLG: 0.403										1	0	0	0	0	1	1
Inning Stats	R: 0 E: 0 K: 0 S: 3 H: 0 LOB: 1 BB: 1 P: 7	R: 0 E: 0 K: 1 S: 4 H: 0 LOB: 0 BB: 1 P: 8	R: 0 E: 0 K: 1 S: 5 H: 0 LOB: 0 BB: 0 P: 5	R: 2 E: 0 K: 2 S: 9 H: 2 LOB: 1 BB: 1 P: 13	R: 4 E: 1 K: 1 S: 9 H: 5 LOB: 1 BB: 1 P: 13	R: 0 E: 0 K: 1 S: 5 H: 0 LOB: 0 BB: 0 P: 5	R: 0 E: 0 K: 0 S: 5 H: 2 LOB: 2 BB: 0 P: 5	R: 0 E: 0 K: 2 S: 7 H: 0 LOB: 1 BB: 1 P: 11	R: 0 E: 0 K: 0 S: 4 H: 1 LOB: 1 BB: 0 P: 4	1B: 7 2B: 0 3B: 0 HR: 3	SF: 0 SAC: 0 DP: 1 HBP: 0						

PITCHER	IP	WLS	BF	H	R	ER	SO	BB	IBB	HBP	BLK	WP	HR	S	P	ERA	WHIP
Phil Niekro, R (1, 1) ERA: 2.56	4.2		23	7	6	6	4	4	0	0	0	0	3	27	43	11.57	2.357
Mike Armstrong, R (5, 1) ERA: 5.4	1.1	W	4	0	0	0	2	0	0	0	0	0	0	8	8	0.00	0.000
Ray Fontenot, L (7, 1) ERA: 4.63	1.0		5	2	0	0	0	0	0	0	0	0	0	5	5	0.00	2.000
Jay Howell, R (8, 1) ERA: 2.77	1.2		7	1	0	0	2	1	0	0	0	0	0	10	14	0.00	1.200
Dave Righetti, L (9, 1) ERA: 2.02	0.1	S	1	0	0	0	0	0	0	0	0	0	0	1	1	0.00	0.000

PITCHER	IP	WLS	BF	H	R	ER	SO	BB	IBB	HBP	BLK	WP	HR	S	P	ERA	WHIP

BOTTOM

New York Yankees @ Chicago White Sox

Comiskey Park, Chicago, IL

Fri Jul 27 1984, 8:05 PM EDT

Att. 41,730 - Unknown

livebaseballscorecards.com

AB	35
R	6
H	10
RBI	6
BB	5
SO	8
LOB	15

1B: 7	SF: 0	WP: 0	PA: 40
2B: 0	SAC: 0	PB: 0	
3B: 0	DP: 1	SB: 0	
HR: 3	HBP: 0	CS: 0	

Batter	1	2	3	4	5	6	7	8	9	AB	R	H	RBI	BB	SO	LOB
Willie Randolph, R (1, 4) OBP: 0.386, SLG: 0.364	F1		1B			1-3		1B 1-2 1B		4	0	2	0	0	0	0
Bobby Meacham, S (1, 6) OBP: 0.315, SLG: 0.361	2B 1B		4-3			BBBB 2B BB		FC6-4 1-2 2-3 1B		3	2	2	0	1	0	1
Don Mattingly, L (1, 3) OBP: 0.378, SLG: 0.522	F9			HR		1-H 2B		8-2 3-Hf		4	1	2	2	0	0	4
Dave Winfield, R (1, 9) OBP: 0.381, SLG: 0.525	1-H 2B			F7		SSS K		FC6-4 1-2f		4	0	1	1	0	1	3
Don Baylor, R (1, 10) OBP: 0.331, SLG: 0.489		F7		F8		F7			F8	4	0	0	0	0	0	1
Steve Kemp, L (1, 7) OBP: 0.388, SLG: 0.438 Brian Dayett, R (9, 7) OBP: 0.259, SLG: 0.392		3-1		6-3			BBBB FC6-4 BB		BBBB 1B 7-2 BB	2 0	0 0	0 0	0 0	2 0	0 0	0 0
Mike Pagliarulo, L (1, 5) OBP: 0.333, SLG: 0.542		F8			F8		FC6-4 4-3 1-2f		1B 1-3	4	0	1	0	0	0	1
Omar Moreno, L (1, 8) OBP: 0.265, SLG: 0.340			F8		F7		4-3 1-2f		7-2 3-Hf	4	0	0	0	0	0	3
Rick Cerone, R (1, 2) OBP: 0.271, SLG: 0.321			6-3		5-3			1B 1B 8-2 1B		3	0	1	0	0	0	0
Inning Stats	R: 1 H: 2 E: 0 LOB: 1 K: 0 BB: 0 S: 4 P: 4	R: 0 H: 0 E: 0 LOB: 0 K: 0 BB: 0 S: 3 P: 3	R: 0 H: 1 E: 0 LOB: 1 K: 0 BB: 0 S: 4 P: 4	R: 1 H: 1 E: 0 LOB: 0 K: 0 BB: 0 S: 4 P: 4	R: 0 H: 0 E: 0 LOB: 0 K: 0 BB: 0 S: 3 P: 3	R: 1 H: 1 E: 0 LOB: 1 K: 1 BB: 1 S: 6 P: 10	R: 0 H: 0 E: 0 LOB: 0 K: 0 BB: 1 S: 2 P: 6	R: 0 H: 3 E: 0 LOB: 2 K: 0 BB: 0 S: 5 P: 5	R: 0 H: 1 E: 0 LOB: 1 K: 0 BB: 1 S: 3 P: 7	1B: 6 2B: 5 3B: 0 HR: 1	SF: 0 SAC: 0 DP: 3 HBP: 0						

PITCHER		IP	WLS	BF	H	R	ER	SO	BB	IBB	HBP	BLK	WP	HR	S	P	ERA	WHIP
Gene Nelson, R ERA: 3.48	(1, 1)	6.0	L	24	5	3	3	1	2	0	0	0	0	1	24	32	4.50	1.167
Juan Agosto, L ERA: 1.8	(7, 1)	1.2		6	3	0	0	0	0	0	0	0	0	0	6	6	0.00	1.800
Dan Spillner, R ERA: 4.58	(8, 1)	1.1		5	1	0	0	0	1	0	0	0	0	0	4	8	0.00	1.500

PITCHER	IP	WLS	BF	H	R	ER	SO	BB	IBB	HBP	BLK	WP	HR	S	P	ERA	WHIP

TOP

New York Yankees @ Chicago White Sox

Comiskey Park, Chicago, IL

Sat Jul 28 1984, 4:33 AM EDT

Att. 32,573 - Unknown

livebaseballscorecards.com

AB	32
R	3
H	9
RBI	3
BB	3
SO	1
LOB	13

WP: 0	PA: 35		
PB: 0			
SB: 0			
CS: 0			

Batter	1	2	3	4	5	6	7	8	9	AB	R	H	RBI	BB	SO	LOB
Scott Fletcher, R (1, 6) OBP: 0.339, SLG: 0.316	4-3	F7		1-3 1B		3-1		4-3		5	0	1	0	0	0	3
Carlton Fisk, R (1, 2) OBP: 0.277, SLG: 0.415	HR		BB 2B BB	K		F5			F2	4	2	1	1	1	1	2
Harold Baines, L (1, 9) OBP: 0.335, SLG: 0.475	BB 1B		2B 1-2 BB	F2			F3		K	4	0	1	0	1	1	2
Greg Luzinski, R (1, 10) OBP: 0.339, SLG: 0.344	1-2 BB		1-3 2-H 2B	F9			K		BB BB	3	0	1	1	2	1	2
Rudy Law, L (9, PR) OBP: 0.322, SLG: 0.343										0	0	0	0	0	0	0
Ron Kittle, R (1, 7) OBP: 0.311, SLG: 0.479	F7		K		F6		F7		1-2 BB	4	0	0	0	1	1	4
Tom Paciorek, R (1, 3) OBP: 0.322, SLG: 0.367	1-3		FC6-4 IBB		1B			K	1-2 2-3 BB	2	0	1	0	1	0	2
Greg Walker, L (8, PH) OBP: 0.295, SLG: 0.454										1	0	0	0	1	1	0
Roy Smalley, S (1, 5) OBP: 0.291, SLG: 0.366		K	K		F9			BB BB	F2	3	0	0	0	1	2	4
Jerry Dybzinski, R (8, PR) OBP: 0.347, SLG: 0.341										1	0	0	0	0	0	3
Vance Law, R (1, 8) OBP: 0.291, SLG: 0.401		K	FC6-4 1-2f		K			K		3	0	0	0	0	2	4
Jerry Hairston, S (8, PH) OBP: 0.417, SLG: 0.516										1	0	0	0	0	1	1
Julio Cruz, S (1, 4) OBP: 0.266, SLG: 0.279		1B		1B S 1B		F8		1-2 BB		3	0	2	0	1	0	0
Inning Stats	R: 1 E: 0 K: 0 S: 5	H: 2 LOB: 2 BB: 1 P: 9	R: 0 E: 0 K: 2 S: 8	H: 1 LOB: 1 BB: 0 P: 8	R: 1 E: 0 K: 2 S: 8	H: 1 LOB: 3 BB: 3 P: 20	R: 0 E: 0 K: 1 S: 7	H: 2 LOB: 2 BB: 0 P: 7	R: 0 E: 0 K: 1 S: 6	H: 1 LOB: 1 BB: 0 P: 6	R: 0 E: 0 K: 0 S: 3	H: 0 LOB: 0 BB: 0 P: 3	R: 0 E: 0 K: 1 S: 5	H: 0 LOB: 0 BB: 0 P: 5	R: 0 E: 0 K: 2 S: 7	H: 0 LOB: 2 BB: 2 P: 15	R: 0 E: 0 K: 1 S: 5	H: 0 LOB: 3 BB: 3 P: 17	1B: 5 2B: 1 3B: 0 HR: 1	SF: 0 SAC: 0 DP: 0 HBP: 0	WP: 0 PB: 0 SB: 1 CS: 0	PA: 43					

PITCHER		IP	WLS	BF	H	R	ER	SO	BB	IBB	HBP	BLK	WP	HR	S	P	ERA	WHIP
Ron Guidry, L ERA: 4.2	(1, 1)	6.1	W	30	7	2	2	6	3	1	0	0	0	1	38	54	2.84	1.579
Joe Cowley, R ERA: 2.92	(7, 1)	1.0		4	0	0	0	2	1	0	0	0	0	0	7	11	0.00	1.000
Dave Righetti, L ERA: 1.96	(8, 1)	1.2	S	9	0	0	0	2	4	0	0	0	0	0	9	25	0.00	2.400

PITCHER	IP	WLS	BF	H	R	ER	SO	BB	IBB	HBP	BLK	WP	HR	S	P	ERA	WHIP

BOTTOM

New York Yankees @ Chicago White Sox

Comiskey Park, Chicago, IL

Sat Jul 28 1984, 4:33 AM EDT

Att. 32,573 - Unknown

livebaseballscorecards.com

AB	34
R	2
H	7
RBI	2
BB	9
SO	10
LOB	27

New York Yankees @ Chicago White Sox

Comiskey Park, Chicago, IL

Sun Jul 29 1984, 4:33 AM EDT

Att. 36,971 - Unknown

TOP

livebaseballscorecards.com

Batter	1	2	3	4	5	6	7	8	9	AB	R	H	RBI	BB	SO	LOB
Willie Randolph, R (1, 4) OBP: 0.383, SLG: 0.361	F9		BBBB 4-0 FC5-4 BB		SF9 3-H		5-3		B1	3	0	0	1	1	0	2
Bobby Meacham, S (1, 6) OBP: 0.313, SLG: 0.353	4-3		SSS 0-3 K		F8			BBBB 4-0 FC6-4 BB	SSS 0-3 K	3	0	0	0	1	1	2
Ken Griffey, L (9, PH) OBP: 0.327, SLG: 0.342										1	0	0	0	0	1	2
Dave Winfield, R (1, 9) OBP: 0.381, SLG: 0.523	1B		FC5-4 1-2f		1-2 1B			SSS FC6-4 2B 1-2f	K	5	1	2	0	0	1	4
Don Baylor, R (1, 10) OBP: 0.333, SLG: 0.492	5-3			E 1B	F2			HR 1-H 2B		4	1	2	1	0	0	3
Toby Harrah, R (1, 5) OBP: 0.305, SLG: 0.283		1B		SSS K 1-3	F7			SSS K		4	0	1	0	0	2	2
Don Mattingly, L (1, 3) OBP: 0.377, SLG: 0.527		F9		F7		F8		HR 2-H		4	1	1	2	0	0	2
Victor Mata, R (1, 8) OBP: 0.308, SLG: 0.333		SSS K		SSS K		F8		SSS K2-3		4	0	0	0	0	3	2
Brian Dayett, R (1, 7) OBP: 0.259, SLG: 0.370		F7			BBBB 4-0 1B SF9 BB		6-3		E5 1B	3	1	0	0	1	0	1
Butch Wynegar, S (1, 2) OBP: 0.325, SLG: 0.341			F7		1B 1-3		F3		1B 1-2	4	0	2	0	0	0	0
Omar Moreno, L (9, PR) OBP: 0.265, SLG: 0.340										0	0	0	0	0	0	0
Inning Stats	R: 0 E: 0 K: 0 S: 4 H: 1 LOB: 1 BB: 0 P: 4	R: 0 E: 0 K: 1 S: 6 H: 1 LOB: 1 BB: 0 P: 6	R: 0 E: 0 K: 1 S: 5 H: 0 LOB: 1 BB: 1 P: 9	R: 0 E: 1 K: 2 S: 8 H: 1 LOB: 1 BB: 0 P: 8	R: 1 E: 0 K: 0 S: 5 H: 2 LOB: 2 BB: 1 P: 9	R: 0 E: 0 K: 0 S: 3 H: 0 LOB: 0 BB: 0 P: 3	R: 0 E: 0 K: 0 S: 3 H: 0 LOB: 0 BB: 0 P: 3	R: 3 E: 0 K: 2 S: 9 H: 2 LOB: 0 BB: 1 P: 13	R: 0 E: 1 K: 2 S: 9 H: 1 LOB: 2 BB: 0 P: 9	1B: 6 2B: 1 3B: 0 HR: 1 SF: 1 SAC: 0 DP: 0 HBP: 0	WP: 0 PB: 0 SB: 0 CS: 0 PA: 39					

	AB	35
	R	4
	H	8
	RBI	4
	BB	3
	SO	8
	LOB	20

PITCHER		IP	WLS	BF	H	R	ER	SO	BB	IBB	HBP	BLK	WP	HR	S	P	ERA	WHIP
Floyd Bannister, L ERA: 4.67	(1, 1)	7.2	W	33	7	4	4	5	3	0	0	0	0	1	40	52	4.70	1.304
Juan Agosto, L ERA: 1.79	(8, 1)	0.1		3	1	0	0	1	0	0	0	0	0	0	5	5	0.00	3.000
Ron Reed, R ERA: 3.64	(9, 1)	1.0	S	3	0	0	0	2	0	0	0	0	0	0	7	7	0.00	0.000

PITCHER		IP	WLS	BF	H	R	ER	SO	BB	IBB	HBP	BLK	WP	HR	S	P	ERA	WHIP

Batter	1	2	3	4	5	6	7	8	9	AB	R	H	RBI	BB	SO	LOB
Rudy Law, L (1, 8) OBP: 0.323, SLG: 0.342	K		1B, 1B, G6-4-3, 1B		F9	G4-3 (1-2f)		IBB		4	1	1	0	1	1	1
Carlton Fisk, R (1, 2) OBP: 0.284, SLG: 0.417	1B, 1B		G6-4-3, 1B (1-2), 1B		HR, BB		F7	K		4	1	2	0	1	1	3
Harold Baines, L (1, 9) OBP: 0.341, SLG: 0.488	1-2, 1B		G6-4-3 (1-2, 2-3), 1B		1-H, HR		FC3-6, BB, 1B	4-3		5	1	4	2	0	0	3
Greg Luzinski, R (1, 10) OBP: 0.341, SLG: 0.354	F8		G6-4-3 (1-2f, 2-3, 3-H)		HR		FC3-6 (1-2), BB			3	1	1	1	1	0	4
Greg Walker, L (1, 3) OBP: 0.291, SLG: 0.447 Mike Squires, L (8, 3) OBP: 0.225, SLG: 0.182	K		F3		F7		FC3-6 (1-2f, 2-3)			4 0	0 0	0 0	0 0	0 0	1 0	5 0
Tom Paciorek, R (1, 7) OBP: 0.321, SLG: 0.362		K		5-3, BB	6-3		K			3	0	0	0	1	2	2
Roy Smalley, S (1, 5) OBP: 0.294, SLG: 0.363 Jerry Dybzinski, R (8, PR) OBP: 0.347, SLG: 0.341 (9, 6)	5-3, BB		F8		E6, 1B, SF8			1B, S, BB		2 0	1 0	0 0	0 0	2 0	0 0	1 0
Scott Fletcher, R (1, 6) OBP: 0.339, SLG: 0.316 Jerry Hairston, S (8, PH) OBP: 0.421, SLG: 0.521 Vance Law, R (9, 5) OBP: 0.291, SLG: 0.401	5-3 (1-2)		5-3 (1-2)		G4-3 (2-3), 1B			G3 (1-3), 1B		3 1 0	0 0 0	1 1 0	0 0 0	0 0 0	0 0 0	2 0 0
Julio Cruz, S (1, 4) OBP: 0.262, SLG: 0.276	F8		B3		SF8 (3-H)			G3 (1-2)		3	0	0	1	0	0	4
Inning Stats	R: 0 E: 0 K: 2 S: 9 H: 2 LOB: 2 BB: 0 P: 9	R: 0 E: 0 K: 1 S: 5 H: 0 LOB: 1 BB: 1 P: 9	R: 1 E: 0 K: 0 S: 5 H: 3 LOB: 1 BB: 0 P: 5	R: 0 E: 0 K: 0 S: 3 H: 0 LOB: 1 BB: 1 P: 7	R: 3 E: 0 K: 0 S: 5 H: 2 LOB: 0 BB: 1 P: 9	R: 1 E: 1 K: 0 S: 4 H: 1 LOB: 0 BB: 0 P: 4	R: 0 E: 0 K: 1 S: 6 H: 1 LOB: 2 BB: 1 P: 10	R: 0 E: 0 K: 1 S: 6 H: 1 LOB: 3 BB: 2 P: 14		1B: 8 2B: 0 3B: 0 HR: 2	SF: 1 SAC: 0 DP: 2 HBP: 0					

PITCHER	IP	WLS	BF	H	R	ER	SO	BB	IBB	HBP	BLK	WP	HR	S	P	ERA	WHIP
Marty Bystrom, R (1, 1) ERA: 4.09	5.0	L	24	7	4	4	3	3	0	0	0	0	2	27	39	7.20	2.000
Bob Shirley, L (6, 1) ERA: 4.44	2.0		9	2	1	0	1	1	0	0	0	0	0	10	14	0.00	1.500
Mike Armstrong, R (8, 1) ERA: 5.29	0.1		4	1	0	0	0	1	1	0	0	0	0	2	10	0.00	6.000
Jay Howell, R (8, 1) ERA: 2.74	0.2		2	0	0	0	1	0	0	0	0	0	0	4	4	0.00	0.000

PITCHER	IP	WLS	BF	H	R	ER	SO	BB	IBB	HBP	BLK	WP	HR	S	P	ERA	WHIP

BOTTOM

New York Yankees @ Chicago White Sox

Comiskey Park, Chicago, IL

Sun Jul 29 1984, 4:33 AM EDT

Att. 36,971 - Unknown

livebaseballscorecards.com

AB	32
R	5
H	10
RBI	4
BB	6
SO	5
LOB	25

Batter	1	2	3	4	5	6	7	8	9	AB	R	H	RBI	BB	SO	LOB
Ed Romero, R (1, 4) OBP: 0.328, SLG: 0.302	K		F7 1-2		SF8 3-H			E 2-3 1B		3	1	1	1	0	1	1
Willie Lozado, R (1, 5) OBP: 0.478, SLG: 0.438	6-3		BB		5-3			SF7 3-H		2	0	0	1	1	0	0
Robin Yount, R (1, 6) OBP: 0.370, SLG: 0.422	1B BB		F7			K		E7 1-H 2B		3	0	1	1	1	1	1
Cecil Cooper, L (1, 10) OBP: 0.291, SLG: 0.351	1-2 1B			HBP BB		F8		K		3	0	1	0	1	1	1
Ted Simmons, S (1, 3) OBP: 0.271, SLG: 0.310	F7			G3-6-3 1-2 HBP		K		6-3		3	0	0	0	0	1	3
Mark Brouhard, R (1, 7) OBP: 0.307, SLG: 0.351		G3-6-3 1B		K			F3		K	4	0	1	0	0	2	2
Ben Oglivie, L (1, 9) OBP: 0.309, SLG: 0.356		G3-6-3 1-2f		G3-6-3 1-2f			4-3		F7	4	0	0	0	0	0	3
Jim Sundberg, R (1, 2) OBP: 0.348, SLG: 0.425 Rick Manning, L (9, PR) OBP: 0.327, SLG: 0.370		F8			1-3 SF8 2B		K		BB	3 0	1 0	1 0	0 0	1 0	1 0	0 0
Dion James, L (1, 8) OBP: 0.300, SLG: 0.341			F7 1B		1-3 2-3			1B SF7 2B	F8	4	1	2	0	0	0	2
Inning Stats	R: 0 E: 0 K: 1 S: 6 H: 1 LOB: 2 BB: 1 P: 10	R: 0 E: 0 K: 0 S: 3 H: 1 LOB: 0 BB: 0 P: 3	R: 0 E: 0 K: 0 S: 3 H: 1 LOB: 1 BB: 1 P: 7	R: 0 E: 0 K: 1 S: 4 H: 0 LOB: 1 BB: 1 P: 9	R: 1 E: 0 K: 0 S: 4 H: 1 LOB: 0 BB: 0 P: 4	R: 0 E: 0 K: 2 S: 7 H: 0 LOB: 0 BB: 0 P: 7	R: 0 E: 0 K: 1 S: 5 H: 0 LOB: 0 BB: 0 P: 5	R: 2 E: 1 K: 1 S: 8 H: 3 LOB: 1 BB: 0 P: 8	R: 0 E: 0 K: 1 S: 5 H: 0 LOB: 1 BB: 1 P: 9	1B: 4 2B: 3 3B: 0 HR: 0 SF: 2 SAC: 0 DP: 2 HBP: 1						

PITCHER		IP	WLS	BF	H	R	ER	SO	BB	IBB	HBP	BLK	WP	HR	S	P	ERA	WHIP
Dennis Rasmussen, L ERA: 4.73	(1, 1)	7.0	W	28	6	3	3	5	3	0	1	0	0	0	34	47	3.86	1.286
Dave Righetti, L ERA: 1.9	(8, 1)	2.0	S	8	1	0	0	2	1	0	0	0	0	0	11	15	0.00	1.000

PITCHER	IP	WLS	BF	H	R	ER	SO	BB	IBB	HBP	BLK	WP	HR	S	P	ERA	WHIP

TOP

Milwaukee Brewers @ New York Yankees

Yankee Stadium, Bronx, NY

Mon Jul 30 1984, 7:05 PM EDT

Att. 18,319 - Unknown

livebaseballscorecards.com

AB	29
R	3
H	7
RBI	3
BB	4
SO	7
LOB	13

WP: 0 PA: 36
PB: 0
SB: 0
CS: 0

Milwaukee Brewers @ New York Yankees

Yankee Stadium, Bronx, NY

Mon Jul 30 1984, 7:05 PM EDT

Att. 18,319 - Unknown

livebaseballscorecards.com

BOTTOM

Batter	1	2	3	4	5	6	7	8	9	AB	R	H	RBI	BB	SO	LOB
Willie Randolph, R (1, 4) OBP: 0.384, SLG: 0.361	G3		F9		FC6 1B		G5-3 SH1-3 BB			3	0	1	0	1	0	0
Bobby Meacham, S (1, 6) OBP: 0.313, SLG: 0.353	B1-3			E SF9 1B	FC6 1-2f		SH1-3 1-2			3	1	1	0	0	0	1
Dave Winfield, R (1, 9) OBP: 0.383, SLG: 0.522	K			E8 SF9 SF7 1-3 1B		F7	IBB			3	1	1	0	1	1	0
Don Baylor, R (1, 10) OBP: 0.330, SLG: 0.488		F2		SF9 2-3 3-H		1-4-3	G5-3 2-3f			3	0	0	1	0	0	2
Toby Harrah, R (1, 5) OBP: 0.309, SLG: 0.282 Mike Pagliarulo, L (9, 5) OBP: 0.333, SLG: 0.542		E6 1B		SF7 3-H		BB 1B BB		G3 BB		1 0	1 0	0 0	1 0	2 0	0 0	0 0
Don Mattingly, L (1, 3) OBP: 0.381, SLG: 0.528		1-3 1B		FC5-4 1B		1B 1-2 1B BB		G3 1-2f		3	1	2	0	1	0	1
Brian Dayett, R (1, 7) OBP: 0.258, SLG: 0.362	F8			FC5-4 1-2f		1B 1-3 2-H 1B		G3		4	0	1	1	0	0	2
Victor Mata, R (1, 8) OBP: 0.375, SLG: 0.400			G6-4-3 1B		6-3	2-3 3-H 1B				3	0	2	1	0	0	0
Rick Cerone, R (1, 2) OBP: 0.258, SLG: 0.305			G6-4-3 1-2f		4-3	4-3				3	0	0	0	0	0	3

Inning Stats	1	2	3	4	5	6	7	8	9
	R: 0 H: 0 E: 0 LOB: 0 K: 1 BB: 0 S: 5 P: 5	R: 0 H: 1 E: 1 LOB: 1 K: 0 BB: 0 S: 4 P: 4	R: 0 H: 1 E: 0 LOB: 0 K: 0 BB: 0 S: 3 P: 3	R: 2 H: 3 E: 1 LOB: 1 K: 0 BB: 0 S: 6 P: 6	R: 0 H: 1 E: 0 LOB: 1 K: 0 BB: 0 S: 4 P: 4	R: 2 H: 2 E: 0 LOB: 2 K: 0 BB: 2 S: 5 P: 13	R: 0 H: 0 E: 0 LOB: 1 K: 0 BB: 2 S: 2 P: 10	R: 0 H: 0 E: 0 LOB: 0 K: 0 BB: 1 S: 2 P: 6	

	AB	
1B:	8	
2B:	0	
3B:	0	
HR:	0	
SF:	2	
SAC:	1	
DP:	3	
HBP:	0	

WP:	0
PB:	0
SB:	0
CS:	0
PA:	34

PITCHER		IP	WLS	BF	H	R	ER	SO	BB	IBB	HBP	BLK	WP	HR	S	P	ERA	WHIP
Mike Caldwell, L ERA: 3.92	(1, 1)	5.2	L	26	8	4	3	1	2	0	0	0	0	0	26	34	4.76	1.765
Tom Tellmann, R ERA: 1.89	(6, 1)	2.1		8	0	0	0	0	2	1	0	0	0	0	5	17	0.00	0.857

PITCHER	IP	WLS	BF	H	R	ER	SO	BB	IBB	HBP	BLK	WP	HR	S	P	ERA	WHIP

Batter	1	2	3	4	5	6	7	8	9	AB	R	H	RBI	BB	SO	LOB
Ed Romero, R (1, 4) OBP: 0.330, SLG: 0.305	1B	2-H 1B			4-3		K		K	5	0	2	1	0	2	3
Willie Lozado, R (1, 5) OBP: 0.462, SLG: 0.389	BBBB 1B E BB	SSS K			F8		F4		1-2 2-3 1B	2	1	0	0	1	1	1
Roy Howell, L (7, PH) OBP: 0.294, SLG: 0.346	(7, 5)									1	0	0	0	0	0	1
Charlie Moore, R (9, PH) OBP: 0.281, SLG: 0.316										1	0	1	0	0	0	0
Robin Yount, R (1, 6) OBP: 0.373, SLG: 0.427	1-3 E 1B		1B G6-4-3 1B		2B		6-3		F9	5	2	3	0	0	0	4
Cecil Cooper, L (1, 10) OBP: 0.291, SLG: 0.350	E3 4-3 2-H 3-H		G6-4-3 1-3 1B		SSS K			1-3		4	0	1	1	0	1	1
Ted Simmons, S (1, 3) OBP: 0.268, SLG: 0.307	4-3 2-3		G6-4-3 1-2f 3-H			5-3 1B		F9		4	0	0	0	0	0	2
Mark Brouhard, R (1, 7) OBP: 0.307, SLG: 0.350	L4		F9					6-3		3	0	1	0	0	0	1
Ben Oglivie, L (8, PH) OBP: 0.309, SLG: 0.355	(8, 7)									1	0	0	0	0	0	0
Jim Sundberg, R (1, 2) OBP: 0.353, SLG: 0.430		1B SH2-3 1B		G4-6-3 1B	SSS K				1B 4-3 1B	4	1	3	0	0	1	1
Rick Manning, L (1, 8) OBP: 0.324, SLG: 0.366		1-2 SH2-3		1-2f G4-6-3	SSS K				1-2 4-3	3	0	0	0	0	1	3
Dion James, L (1, 9) OBP: 0.303, SLG: 0.345		SSS K		G3		2B			BBBB 1B BB	3	0	1	0	1	1	1
Inning Stats	R: 2 E: 1 K: 0 S: 5 H: 2 LOB: 1 BB: 1 P: 9	R: 1 E: 0 K: 2 S: 9 H: 2 LOB: 1 BB: 0 P: 9	R: 1 E: 0 K: 0 S: 4 H: 2 LOB: 0 BB: 0 P: 4	R: 0 E: 0 K: 0 S: 3 H: 1 LOB: 0 BB: 0 P: 3	R: 0 E: 0 K: 1 S: 6 H: 1 LOB: 1 BB: 0 P: 6	R: 0 E: 0 K: 2 S: 8 H: 1 LOB: 1 BB: 0 P: 8	R: 0 E: 0 K: 1 S: 6 H: 1 LOB: 1 BB: 0 P: 6	R: 0 E: 0 K: 0 S: 3 H: 0 LOB: 0 BB: 0 P: 3	R: 0 E: 0 K: 1 S: 7 H: 2 LOB: 3 BB: 1 P: 11	1B: 10 2B: 2 3B: 0 HR: 0 SF: 0 SAC: 1 DP: 2 HBP: 0						

PITCHER		IP	WLS	BF	H	R	ER	SO	BB	IBB	HBP	BLK	WP	HR	S	P	ERA	WHIP
Ray Fontenot, L ERA: 4.63	(1, 1)	6.0	W	27	10	4	3	5	1	0	0	0	0	0	36	40	4.50	1.833
Jay Howell, R ERA: 2.63	(7, 1)	2.2		10	1	0	0	2	1	0	0	0	0	0	13	17	0.00	0.750
Dave Righetti, L ERA: 1.89	(9, 1)	0.1	S	2	1	0	0	0	0	0	0	0	0	0	2	2	0.00	3.000

PITCHER	IP	WLS	BF	H	R	ER	SO	BB	IBB	HBP	BLK	WP	HR	S	P	ERA	WHIP

TOP

Milwaukee Brewers @ New York Yankees

Yankee Stadium, Bronx, NY

Tue Jul 31 1984, 7:05 PM EDT

Att. 20,210 - Unknown

livebaseballscorecards.com

AB	36
R	4
H	12
RBI	2
BB	2
SO	7
LOB	18

WP: 0	PA: 39		
PB: 0			
SB: 0			
CS: 0			

Batter	1	2	3	4	5	6	7	8	9	AB	R	H	RBI	BB	SO	LOB
Willie Randolph, R (1, 4) OBP: 0.385, SLG: 0.359	K	G6-4-3 1-2f		SH1-3 1B FC 1-3 3-H 1B	FC6-4 1-2 BB		5-3 1-2			4	1	1	1	1	1	2
Bobby Meacham, S (1, 6) OBP: 0.316, SLG: 0.354	1B 1B 1B		K	FC SH1-3 S 1-2 3-H 1B	FC6-4 1-2f			K		5	2	2	1	0	2	2
Steve Kemp, L (1, 10) OBP: 0.390, SLG: 0.439	BB 1B 1-2 1B		K	SH1-3 1-2 2-3		4-3 1B		F8		4	0	2	0	0	1	0
Don Mattingly, L (1, 9) OBP: 0.379, SLG: 0.524	BB 1-2 2-H 1B		E7	FC S 2-3 3-H		4-3 1-2		K		5	0	1	2	0	1	2
Ken Griffey, L (1, 3) OBP: 0.322, SLG: 0.336	F7		3-1	K 1-2 3-H		F8				4	0	0	0	0	1	5
Butch Wynegar, S (1, 2) OBP: 0.330, SLG: 0.342	BB 1-2 2-3			BB 1B 1B		IBB				2	1	1	0	2	0	1
				6-3												
Mike Pagliarulo, L (1, 5) OBP: 0.327, SLG: 0.519	4-3			BB 1-2 1B	F5	K2-3				4	1	1	0	0	1	5
Brian Dayett, R (1, 7) OBP: 0.273, SLG: 0.361		G6-4-3 1B		1B 1-2 2-3 1B BB	4-3 1B		K			3	1	1	0	1	1	0
Omar Moreno, L (1, 8) OBP: 0.274, SLG: 0.348		F7		1B 1-3 2-H 3-H 1B	S 1B		CS 1B			4	1	3	2	0	0	1
Inning Stats	R: 1 H: 3 E: 0 LOB: 3 K: 1 BB: 1 S: 8 P: 12	R: 0 H: 1 E: 0 LOB: 0 K: 0 BB: 0 S: 3 P: 3	R: 0 H: 0 E: 1 LOB: 1 K: 2 BB: 0 S: 8 P: 8	R: 6 H: 5 E: 0 LOB: 1 K: 1 BB: 1 S: 11 P: 15	R: 0 H: 1 E: 0 LOB: 2 K: 0 BB: 1 S: 4 P: 8	R: 0 H: 1 E: 0 LOB: 2 K: 1 BB: 1 S: 6 P: 10	R: 0 H: 1 E: 0 LOB: 0 K: 1 BB: 0 S: 5 P: 5	R: 0 H: 0 E: 0 LOB: 0 K: 2 BB: 0 S: 7 P: 7		1B: 12 SF: 0 2B: 0 SAC: 1 3B: 0 DP: 1 HR: 0 HBP: 0						

BOTTOM

Milwaukee Brewers @ New York Yankees

Yankee Stadium, Bronx, NY

Tue Jul 31 1984, 7:05 PM EDT

Att. 20,210 - Unknown

livebaseballscorecards.com

AB	35
R	7
H	12
RBI	6
BB	4
SO	8
LOB	18

WP: 0 PA: 40
PB: 0
SB: 3
CS: 1

PITCHER		IP	WLS	BF	H	R	ER	SO	BB	IBB	HBP	BLK	WP	HR	S	P	ERA	WHIP
Andy Beene, R ERA: 23.14	(1, 1)	3.0	L	19	8	6	6	3	2	0	0	0	0	0	23	31	18.00	3.333
Rick Waits, L ERA: 1.92	(4, 1)	4.0		18	4	1	1	3	1	1	0	0	0	0	22	30	2.25	1.250
Pete Ladd, R ERA: 5.06	(8, 1)	1.0		3	0	0	0	2	0	0	0	0	0	0	7	7	0.00	0.000

PITCHER	IP	WLS	BF	H	R	ER	SO	BB	IBB	HBP	BLK	WP	HR	S	P	ERA	WHIP

Milwaukee Brewers @ New York Yankees

Yankee Stadium, Bronx, NY

Wed Aug 01 1984, 7:05 PM EDT

Att. 17,007 - Unknown

livebaseballscorecards.com

TOP

Batter	1	2	3	4	5	6	7	8	9	AB	R	H	RBI	BB	SO	LOB
Rick Manning, L (1, 8) OBP: 0.326, SLG: 0.365	BBBB 4-0 FC6-4 BB		x 0-0 1B		x 0-0 ③ F9			x 0-0 ① F7		3	0	1	0	1	0	0
Ed Romero, R (1, 4) OBP: 0.328, SLG: 0.304	x 0-0 ① F8		x 0-0 ③ F4			x 0-0 ① F9		x 0-0 FC5-4 1B		4	0	1	0	0	0	2
Robin Yount, R (1, 6) OBP: 0.370, SLG: 0.423	x 0-0 ② FC6-4 1-2f			x 0-0 ① 6-3		SSS 0-3 ② K		x 0-0 ② FC5-4 1-2f		4	0	0	0	0	1	2
Cecil Cooper, L (1, 10) OBP: 0.291, SLG: 0.356	x 0-0 ③ F7			x 0-0 ② 4-3		x 0-0 HR		x 0-0 ③ F7		4	1	1	1	0	0	2
Ted Simmons, S (1, 3) OBP: 0.273, SLG: 0.308		BBBB 4-0 G4-6-3 BB		x 0-0 HR 1B		BBBB 4-0 BB			x 0-0 ① L3	2	1	1	0	2	0	0
Ben Oglivie, L (1, 7) OBP: 0.308, SLG: 0.362		x 0-0 ① ② G4-6-3 1-2f		x 0-0 1-H HR		x 0-0 ③ F5			x 0-0 ② F6	4	1	1	2	0	0	2
Roy Howell, L (1, 5) OBP: 0.286, SLG: 0.336		x 0-0 ③ F5		SSS 0-3 ③ K			x 0-0 ① F9		x 0-0 ③ G3	4	0	0	0	0	1	0
Jim Sundberg, R (1, 2) OBP: 0.349, SLG: 0.425			SSS 0-3 ① K		x 0-0 ① F8		x 0-0 ② 6-3			3	0	0	0	0	1	0
Dion James, L (1, 9) OBP: 0.300, SLG: 0.341			x 0-0 ② 4-3		x 0-0 ② G3		x 0-0 ③ F6			3	0	0	0	0	0	0
Inning Stats	R: 0 E: 0 K: 0 S: 3 H: 0 LOB: 1 BB: 1 P: 7	R: 0 E: 0 K: 0 S: 2 H: 0 LOB: 0 BB: 1 P: 6	R: 0 E: 0 K: 1 S: 6 H: 1 LOB: 1 BB: 0 P: 6	R: 2 E: 0 K: 1 S: 7 H: 2 LOB: 0 BB: 0 P: 7	R: 0 E: 0 K: 0 S: 3 H: 0 LOB: 0 BB: 0 P: 3	R: 1 E: 0 K: 1 S: 6 H: 1 LOB: 1 BB: 1 P: 10	R: 0 E: 0 K: 0 S: 3 H: 0 LOB: 0 BB: 0 P: 3	R: 0 E: 0 K: 0 S: 4 H: 1 LOB: 1 BB: 0 P: 4	R: 0 E: 0 K: 0 S: 3 H: 0 LOB: 0 BB: 0 P: 3	1B: 3 2B: 0 3B: 0 HR: 2	SF: 0 SAC: 0 DP: 1 HBP: 0						

	AB	31
	R	3
	H	5
	RBI	3
	BB	3
	SO	3
	LOB	8

WP: 0 PB: 0 SB: 0 CS: 0 PA: 34

PITCHER	IP	WLS	BF	H	R	ER	SO	BB	IBB	HBP	BLK	WP	HR	S	P	ERA	WHIP
Phil Niekro, R (1, 1) ERA: 2.58	9.0	W	34	5	3	3	3	3	0	0	0	0	2	37	49	3.00	0.889

PITCHER	IP	WLS	BF	H	R	ER	SO	BB	IBB	HBP	BLK	WP	HR	S	P	ERA	WHIP

BOTTOM

Batter	1	2	3	4	5	6	7	8	9	AB	R	H	RBI	BB	SO	LOB
Willie Randolph, R (1, 4) OBP: 0.383, SLG: 0.357	G3	6-3		1-3 1-2		F9 BB 1B 1B		K		5	1	1	0	0	1	2
Bobby Meacham, S (1, 6) OBP: 0.325, SLG: 0.358	1B 1B 1B	F7		2B 1B		BBBB 1B 1-2 BB		SSS K		4	2	2	0	1	1	1
Don Mattingly, L (1, 7) OBP: 0.379, SLG: 0.525	1B 1-3 2B 1B	G3		1-H 2B		F9 2-3		G2		5	1	2	1	0	0	3
Dave Winfield, R (1, 9) OBP: 0.387, SLG: 0.524	2B HR 2-3 3-H 1B		FC4 1B	5-3		1-2 3-H 1B				4	1	3	2	0	0	1
Steve Kemp, L (1, 10) OBP: 0.388, SLG: 0.440	HR 1-3 3-H 2B	F7			SSS K	F8				4	1	1	1	0	1	3
Ken Griffey, L (1, 3) OBP: 0.324, SLG: 0.349	HR 2-H 3-H	FC4 1B 1-2f			BBBB BB		4-3			3	1	1	3	1	0	1
Butch Wynegar, S (1, 2) OBP: 0.329, SLG: 0.341	4-3	1B 1-2			F8		4-3			4	0	1	0	0	0	1
Mike Pagliarulo, L (1, 5) OBP: 0.322, SLG: 0.518	2B	SSS K			F7		SSS K			4	0	1	0	0	2	3
Omar Moreno, L (1, 8) OBP: 0.278, SLG: 0.351	6-3			CS 1B		6-3		E9 1B		4	0	2	0	0	0	1
Inning Stats	R: 5 E: 0 K: 0 S: 9 H: 6 LOB: 1 BB: 0 P: 9	R: 0 E: 0 K: 0 S: 3 H: 0 LOB: 0 BB: 0 P: 3	R: 0 E: 0 K: 1 S: 7 H: 2 LOB: 2 BB: 0 P: 7	R: 1 E: 0 K: 0 S: 5 H: 3 LOB: 1 BB: 0 P: 5	R: 0 E: 0 K: 1 S: 5 H: 0 LOB: 1 BB: 1 P: 9	R: 1 E: 0 K: 0 S: 5 H: 2 LOB: 2 BB: 1 P: 9	R: 0 E: 0 K: 1 S: 5 H: 0 LOB: 0 BB: 0 P: 5	R: 0 E: 1 K: 2 S: 8 H: 1 LOB: 1 BB: 0 P: 8		1B: 10 2B: 3 3B: 0 HR: 1 SF: 0 SAC: 0 DP: 0 HBP: 0						

PITCHER	IP	WLS	BF	H	R	ER	SO	BB	IBB	HBP	BLK	WP	HR	S	P	ERA	WHIP
Jaime Cocanower, R (1, 1) ERA: 3.68	3.2	L	21	11	6	6	1	0	0	0	0	0	1	23	23	14.73	3.000
Tom Tellmann, R (4, 1) ERA: 1.98	2.1		11	2	1	1	1	2	0	0	0	0	0	11	19	3.86	1.714
Pete Ladd, R (7, 1) ERA: 4.93	2.0		7	1	0	0	3	0	0	0	0	0	0	13	13	0.00	0.500

PITCHER	IP	WLS	BF	H	R	ER	SO	BB	IBB	HBP	BLK	WP	HR	S	P	ERA	WHIP

Milwaukee Brewers @ New York Yankees

Yankee Stadium, Bronx, NY

Wed Aug 01 1984, 7:05 PM EDT

Att. 17,007 - Unknown

livebaseballscorecards.com

AB	37
R	7
H	14
RBI	7
BB	2
SO	5
LOB	16

WP: 0 PB: 0 SB: 0 CS: 1 PA: 39

Batter	1	2	3	4	5	6	7	8	9	AB	R	H	RBI	BB	SO	LOB
Ed Romero, R (1, 4) OBP: 0.332, SLG: 0.308	0-0 SH1-3 1B 1B	0-0 S 2-H 1B			0-0 ① F7		0-0 ① SH3-4 1-2 2-3		S S S 0-3 ③ K	4	1	2	1	0	1	1
Willie Lozado, R (1, 5) OBP: 0.448, SLG: 0.400	0-0 ① SH1-3 1-2	0-0 ③ 1-3 1-2			0-0 1-2 1B		0-0 ② SF8 3-H			2	0	1	1	0	0	1
Robin Yount, R (1, 6) OBP: 0.369, SLG: 0.421	S S S 0-3 ② K		0-0 ① F4		0-0 ② F3		0-0 FC5-4 2-H 1B			4	0	1	1	0	1	3
Cecil Cooper, L (1, 10) OBP: 0.290, SLG: 0.355	0-0 2B 2-H 1B		0-0 ② 6-3		0-0 ③ L7		0-0 ③ FC5-4 1-2f			4	0	1	1	0	0	3
Ted Simmons, S (1, 3) OBP: 0.272, SLG: 0.310	0-0 1-3 2B		0-0 ③ F2			0-0 ① F9		0-0 ① F8		4	0	1	0	0	0	0
Mark Brouhard, R (1, 7) OBP: 0.301, SLG: 0.343	0-0 ③ F3			S S S 0-3 ① K		S S S 0-3 ② K		0-0 ② F6		3	0	0	0	0	2	2
Ben Oglivie, L (8, PH) (8, 7) OBP: 0.307, SLG: 0.361										1	0	0	0	0	0	0
Jim Sundberg, R (1, 2) OBP: 0.348, SLG: 0.423		0-0 ① F8		0-0 G5-4-3 1B		0-0 ③ F8		0-0 ③ F9		4	0	1	0	0	0	0
Charlie Moore, R (1, 9) OBP: 0.282, SLG: 0.317	S S S 0-3 ② K		0-0 ② ③ G5-4-3 1-2f				0-0 SH3-4 1B SF8 1B		S S S 0-3 ① K	3	1	1	0	0	1	1
Rick Manning, L (9, PH) OBP: 0.325, SLG: 0.364										1	0	0	0	0	1	0
Dion James, L (1, 8) OBP: 0.303, SLG: 0.348	0-0 1B 2B				0-0 E5 1B		0-0 SH3-4 1-2 1B 1B		0-0 ② 4-3	4	2	2	0	0	0	0
Inning Stats	R: 1 E: 0 K: 1 S: 8 H: 3 LOB: 2 BB: 0 P: 8	R: 1 E: 0 K: 1 S: 7 H: 2 LOB: 1 BB: 0 P: 7	R: 0 E: 0 K: 0 S: 3 H: 0 LOB: 0 BB: 0 P: 3	R: 0 E: 0 K: 1 S: 5 H: 1 LOB: 0 BB: 0 P: 5	R: 0 E: 1 K: 0 S: 5 H: 1 LOB: 2 BB: 0 P: 5	R: 0 E: 0 K: 1 S: 5 H: 0 LOB: 0 BB: 0 P: 5	R: 2 E: 0 K: 0 S: 6 H: 3 LOB: 1 BB: 0 P: 6	R: 0 E: 0 K: 0 S: 3 H: 0 LOB: 0 BB: 0 P: 3	R: 0 E: 0 K: 2 S: 7 H: 0 LOB: 0 BB: 0 P: 7	1B: 8 2B: 2 3B: 0 HR: 0	SF: 1 SAC: 2 DP: 1 HBP: 0						

TOP

Milwaukee Brewers @ New York Yankees

Yankee Stadium, Bronx, NY

Thu Aug 02 1984, 7:05 PM EDT

Att. 17,429 - Unknown

livebaseballscorecards.com

AB	34
R	4
H	10
RBI	4
BB	0
SO	6
LOB	11

PITCHER		IP	WLS	BF	H	R	ER	SO	BB	IBB	HBP	BLK	WP	HR	S	P	ERA	WHIP
Ron Guidry, L ERA: 4.24	(1, 1)	6.2		29	9	4	4	4	0	0	0	0	0	0	37	37	5.40	1.350
Jay Howell, R ERA: 2.54	(7, 1)	2.1	W	8	1	0	0	2	0	0	0	0	0	0	12	12	0.00	0.429

PITCHER	IP	WLS	BF	H	R	ER	SO	BB	IBB	HBP	BLK	WP	HR	S	P	ERA	WHIP

Batter	1	2	3	4	5	6	7	8	9	AB	R	H	RBI	BB	SO	LOB
Willie Randolph, R (1, 4) OBP: 0.385, SLG: 0.363	F9	E7, 1B, 1-3, 1B		F9		2-3, 1B		1-H, 2B		5	0	3	1	0	0	1
Bobby Meacham, S (1, 6) OBP: 0.327, SLG: 0.358	F8	2-3, 3-H, 1B		BBBB, 1-2, BB		SF7, 3-H		6-3		3	0	1	2	1	0	2
Dave Winfield, R (1, 9) OBP: 0.384, SLG: 0.520	1B, E, 1B	F2		F7		F5		G1-4-3		5	1	1	0	0	0	7
Don Baylor, R (1, 10) OBP: 0.329, SLG: 0.485	E6, 1-H, 1B		SSS, K		SSS, K		F9			4	0	1	0	0	2	0
Toby Harrah, R (1, 5) OBP: 0.308, SLG: 0.281	F8		5-3		FC6-4, 1B		F7			4	0	1	0	0	0	1
Don Mattingly, L (1, 3) OBP: 0.378, SLG: 0.522		F9	PB, 1B		FC6-4, 1-2f		F7			4	0	1	0	0	0	1
Brian Dayett, R (1, 7) OBP: 0.261, SLG: 0.344 Steve Kemp, L (8, PH) OBP: 0.390, SLG: 0.440 Omar Moreno, L (8, PR) OBP: 0.278, SLG: 0.351 (9, 8)		F8	L5, 1-2		SSS, K			BBBB, SH1-3, 1B, BB		3 0 0	0 0 1	0 0 0	0 0 0	1 0 0	2 0 0	2 0 0
Victor Mata, R (1, 8) OBP: 0.421, SLG: 0.500 (9, 7)	1B, 2B			F4		1B, SH1-3, SF7, 1B		SH1-3, 1-2		3	2	2	0	0	0	0
Rick Cerone, R (1, 2) OBP: 0.292, SLG: 0.339	E, 1B, 2-H, 1B			BB, 1B		SH1-3, 1-2		2B, 2-H, 1B		3	2	3	2	0	0	0
Inning Stats	R: 1 E: 1 K: 0 S: 5 H: 2 LOB: 1 BB: 0 P: 5	R: 2 E: 1 K: 0 S: 7 H: 4 LOB: 2 BB: 0 P: 7	R: 0 E: 0 K: 1 S: 6 H: 1 LOB: 1 BB: 0 P: 6	R: 0 E: 0 K: 0 S: 4 H: 1 LOB: 2 BB: 1 P: 8	R: 0 E: 0 K: 2 S: 8 H: 1 LOB: 1 BB: 0 P: 8	R: 1 E: 0 K: 0 S: 5 H: 2 LOB: 1 BB: 0 P: 5	R: 0 E: 0 K: 0 S: 3 H: 0 LOB: 0 BB: 0 P: 3	R: 2 E: 0 K: 0 S: 5 H: 2 LOB: 2 BB: 1 P: 9		1B: 11 2B: 2 3B: 0 HR: 0 SF: 1 SAC: 2 DP: 0 HBP: 0						

PITCHER		IP	WLS	BF	H	R	ER	SO	BB	IBB	HBP	BLK	WP	HR	S	P	ERA	WHIP
Bob McClure, L ERA: 4.0	(1, 1)	6.0		30	11	4	2	3	1	0	0	0	0	0	35	39	3.00	2.000
Tom Tellmann, R ERA: 2.25	(7, 1)	1.1	L	7	2	2	2	0	1	0	0	0	0	0	6	10	13.50	2.250
Pete Ladd, R ERA: 4.89	(8, 1)	0.2		2	0	0	0	0	0	0	0	0	0	0	2	2	0.00	0.000

PITCHER	IP	WLS	BF	H	R	ER	SO	BB	IBB	HBP	BLK	WP	HR	S	P	ERA	WHIP

BOTTOM

Milwaukee Brewers @ New York Yankees

Yankee Stadium, Bronx, NY

Thu Aug 02 1984, 7:05 PM EDT

Att. 17,429 - Unknown

livebaseballscorecards.com

AB	34
R	6
H	13
RBI	5
BB	2
SO	3
LOB	14

WP: 0 PB: 1 SB: 0 CS: 0 PA: 39

Batter	1	2	3	4	5	6	7	8	9	AB	R	H	RBI	BB	SO	LOB
Brett Butler, L (1, 8) OBP: 0.358, SLG: 0.320	4-3 E 1B		BBBB 1B BB			L1		F7		3	0	1	0	1	0	0
Julio Franco, R (1, 6) OBP: 0.330, SLG: 0.341	F8 1-2		1-3 1B			F3		5-3		3	0	1	0	0	0	1
Mike Fischlin, R (7, 6) OBP: 0.259, SLG: 0.327										1	0	0	0	0	0	0
Mel Hall, L (1, 7) OBP: 0.334, SLG: 0.435	4-3 2-3		4-3			1B			F7	4	0	1	0	0	0	3
George Vukovich, L (1, 9) OBP: 0.342, SLG: 0.415	4-3			F5		F4			F7	4	0	0	0	0	0	2
Mike Hargrove, L (1, 3) OBP: 0.373, SLG: 0.365		4-3		F7			BBBBB BB		4-3	3	0	0	0	1	0	0
Broderick Perkins, L (1, 10) OBP: 0.339, SLG: 0.255		G1-6-3		SSS K			F9			3	0	0	0	0	1	1
Brook Jacoby, R (1, 5) OBP: 0.300, SLG: 0.356		SSS K			5-3		F7			3	0	0	0	0	1	1
Jerry Willard, L (1, 2) OBP: 0.290, SLG: 0.363			4-3		F9		4-3			3	0	0	0	0	0	1
Tony Bernazard, S (1, 4) OBP: 0.307, SLG: 0.266			G1-4-3		SSS K			6-3		3	0	0	0	0	1	0
Inning Stats	R: 0 E: 1 K: 0 S: 4 H: 1 LOB: 1 BB: 0 P: 4	R: 0 E: 0 K: 1 S: 5 H: 0 LOB: 0 BB: 0 P: 5	R: 0 E: 0 K: 0 S: 4 H: 1 LOB: 2 BB: 1 P: 8	R: 0 E: 0 K: 1 S: 5 H: 0 LOB: 0 BB: 0 P: 5	R: 0 E: 0 K: 1 S: 5 H: 0 LOB: 0 BB: 0 P: 5	R: 0 E: 0 K: 0 S: 4 H: 1 LOB: 1 BB: 0 P: 4	R: 0 E: 0 K: 0 S: 3 H: 0 LOB: 1 BB: 1 P: 7	R: 0 E: 0 K: 0 S: 3 H: 0 LOB: 0 BB: 0 P: 3	R: 0 E: 0 K: 0 S: 3 H: 0 LOB: 0 BB: 0 P: 3	1B: 3 2B: 0 3B: 0 HR: 0 SF: 0 SAC: 0 DP: 0 HBP: 0						

PITCHER	IP	WLS	BF	H	R	ER	SO	BB	IBB	HBP	BLK	WP	HR	S	P	ERA	WHIP
Joe Cowley, R (1, 1) ERA: 1.69	9.0	W	32	3	0	0	3	2	0	0	0	0	0	36	44	0.00	0.556

PITCHER	IP	WLS	BF	H	R	ER	SO	BB	IBB	HBP	BLK	WP	HR	S	P	ERA	WHIP

TOP

Cleveland Indians @ New York Yankees

Yankee Stadium, Bronx, NY

Fri Aug 03 1984, 7:05 PM EDT

Unknown

livebaseballscorecards.com

AB	30
R	0
H	3
RBI	0
BB	2
SO	3
LOB	9

PA: 32

WP: 0
PB: 0
SB: 0
CS: 0

Batter	1	2	3	4	5	6	7	8	9	AB	R	H	RBI	BB	SO	LOB
Bobby Meacham, S (1, 6) OBP: 0.325, SLG: 0.355	5-3			F9		2B 1B K				4	1	1	0	0	1	1
Ken Griffey, L (1, 3) OBP: 0.323, SLG: 0.351	K			K		1B 2B K				4	1	1	0	0	3	1
Don Mattingly, L (1, 7) OBP: 0.377, SLG: 0.519	F6			F7		1B IBB	K			2	1	0	0	1	0	0
Victor Mata, R (7, PH)(8, 9) OBP: 0.400, SLG: 0.474										1	0	0	0	0	1	0
Dave Winfield, R (1, 9) OBP: 0.384, SLG: 0.518		5-3			K	1B 1B 1-3 2-H 3-H	F9			3	1	1	2	0	1	0
Brian Dayett, R (7, PH)(8, 7) OBP: 0.257, SLG: 0.338										1	0	0	0	0	0	0
Steve Kemp, L (1, 10) OBP: 0.395, SLG: 0.442		G4-6-3 1B			FC4 SF8 BB	BB 1B 2-H 3-H	4-3			3	2	2	2	1	0	0
Butch Wynegar, S (1, 2) OBP: 0.329, SLG: 0.338		G4-6-3 1-2f			FC4 1-3	1B 2B 1-2 BB		5-3		3	1	0	0	1	0	2
Mike Pagliarulo, L (1, 5) OBP: 0.317, SLG: 0.508			F8		SF8 3-H	2B E 1B 1-2 2-H		F8		3	1	1	2	0	0	0
Omar Moreno, L (1, 8) OBP: 0.282, SLG: 0.359			4-3		F8	E 2B 1-3 2-H			1B	4	1	2	1	0	0	1
Tim Foli, R (1, 4) OBP: 0.230, SLG: 0.269			1-5-3			4-3 E7		1-3		4	0	1	2	0	0	1
Inning Stats	R: 0 H: 0 E: 0 LOB: 0 K: 1 BB: 0 S: 5 P: 5	R: 0 H: 1 E: 0 LOB: 0 K: 0 BB: 0 S: 3 P: 3	R: 0 H: 0 E: 0 LOB: 0 K: 0 BB: 0 S: 3 P: 3	R: 0 H: 0 E: 0 LOB: 0 K: 1 BB: 0 S: 5 P: 5	R: 1 H: 0 E: 1 LOB: 1 K: 1 BB: 1 S: 6 P: 10	R: 8 H: 7 E: 1 LOB: 1 K: 2 BB: 2 S: 14 P: 22	R: 0 H: 0 E: 0 LOB: 0 K: 1 BB: 0 S: 5 P: 5	R: 0 H: 1 E: 0 LOB: 1 K: 0 BB: 0 S: 4 P: 4		1B: 7 SF: 1 2B: 2 SAC: 0 3B: 0 DP: 1 HR: 0 HBP: 0						

BOTTOM

Cleveland Indians @ New York Yankees

Yankee Stadium, Bronx, NY

Fri Aug 03 1984, 7:05 PM EDT

Unknown

livebaseballscorecards.com

AB	32
R	9
H	9
RBI	9
BB	3
SO	6
LOB	6

WP: 0 PB: 0 SB: 0 CS: 0 PA: 36

PITCHER		IP	WLS	BF	H	R	ER	SO	BB	IBB	HBP	BLK	WP	HR	S	P	ERA	WHIP
Steve Comer, R ERA: 5.4	(1, 1)	5.1	L	24	5	7	6	3	2	1	0	0	0	0	27	39	10.12	1.312
Mike Jeffcoat, L ERA: 2.77	(6, 1)	2.2		12	4	2	2	3	0	0	0	0	0	0	18	18	6.75	1.500

PITCHER	IP	WLS	BF	H	R	ER	SO	BB	IBB	HBP	BLK	WP	HR	S	P	ERA	WHIP

Batter	1	2	3	4	5	6	7	8	9	AB	R	H	RBI	BB	SO	LOB
Brett Butler, L (1, 8) OBP: 0.361, SLG: 0.327	x 0-0 CS 1B		x 0-0 1B 2B		x 0-0 ① F8		x 0-0 1B			4	1	3	0	0	0	1
Joe Carter, R (1, 7) OBP: 0.259, SLG: 0.321	S S S 0-3 ① K		x 0-0 1B 2-H 1B		B B B B 4-0 ② 1-2 BB		x 0-0 ③ F7			3	0	1	1	1	1	2
Julio Franco, R (1, 6) OBP: 0.330, SLG: 0.340	x 0-0 ②③ 6-3 1-2		x 0-0 1-2 1B		x 0-0 ③ F9			x 0-0 ① L6		4	0	1	0	0	0	2
Andre Thornton, R (1, 10) OBP: 0.349, SLG: 0.483		x 0-0 ① F8	x 0-0 ③ F6			x 0-0 ① 5-3		x 0-0 ② F2		4	0	0	0	0	0	2
Pat Tabler, R (1, 3) OBP: 0.374, SLG: 0.406		x 0-0 ② F7		x 0-0 ① F8		x 0-0 4-3 2B		S S S 0-3 ③ K		4	0	1	0	0	1	0
Chris Bando, S (1, 2) OBP: 0.377, SLG: 0.552		x 0-0 1B		x 0-0 ② 6-3		x 0-0 ② 4-3 2-3			x 0-0 ① F9	4	0	1	0	0	0	1
Carmen Castillo, R (1, 9) OBP: 0.314, SLG: 0.480		x 0-0 ③ F8		x 0-0 ③ F8		x 0-0 ③ F8			x 0-0 ② 6-3	4	0	0	0	0	0	2
Brook Jacoby, R (1, 5) OBP: 0.299, SLG: 0.361			x 0-0 ① F8		x 0-0 1B 3B		x 0-0 ① 6-3		S S S 0-3 ③ K	4	1	1	0	0	1	0
Mike Fischlin, R (1, 4) OBP: 0.262, SLG: 0.327			x 0-0 ② 1-3		x 0-0 CS 3-H 1B		x 0-0 ② F4			3	0	1	1	0	0	0
Inning Stats	R: 0 H: 1 E: 0 LOB: 0 K: 1 BB: 0 S: 5 P: 5	R: 0 H: 1 E: 0 LOB: 1 K: 0 BB: 0 S: 4 P: 4	R: 1 H: 3 E: 0 LOB: 2 K: 0 BB: 0 S: 6 P: 6	R: 0 H: 0 E: 0 LOB: 0 K: 0 BB: 0 S: 3 P: 3	R: 1 H: 2 E: 0 LOB: 1 K: 0 BB: 1 S: 4 P: 8	R: 0 H: 1 E: 0 LOB: 1 K: 0 BB: 0 S: 4 P: 4	R: 0 H: 1 E: 0 LOB: 1 K: 0 BB: 0 S: 4 P: 4	R: 0 H: 0 E: 0 LOB: 0 K: 1 BB: 0 S: 5 P: 5	R: 0 H: 0 E: 0 LOB: 0 K: 1 BB: 0 S: 5 P: 5	1B: 6 SF: 0 2B: 2 SAC: 0 3B: 1 DP: 0 HR: 0 HBP: 0						WP: 0 PA: 35 PB: 0 SB: 0 CS: 2	

TOP

Cleveland Indians @ New York Yankees

Yankee Stadium, Bronx, NY

Fri Aug 03 1984, 7:05 PM EDT

Att. 18,268 - Unknown

livebaseballscorecards.com

AB	34
R	2
H	9
RBI	2
BB	1
SO	3
LOB	10

PITCHER		IP	WLS	BF	H	R	ER	SO	BB	IBB	HBP	BLK	WP	HR	S	P	ERA	WHIP
Bob Shirley, L ERA: 4.27	(1, 1)	7.0		29	9	2	2	1	1	0	0	0	0	0	30	34	2.57	1.429
Mike Armstrong, R ERA: 5.0	(8, 1)	1.0	W	3	0	0	0	1	0	0	0	0	0	0	5	5	0.00	0.000
Dave Righetti, L ERA: 1.86	(9, 1)	1.0	S	3	0	0	0	1	0	0	0	0	0	0	5	5	0.00	0.000

PITCHER	IP	WLS	BF	H	R	ER	SO	BB	IBB	HBP	BLK	WP	HR	S	P	ERA	WHIP

Cleveland Indians @ New York Yankees

Yankee Stadium, Bronx, NY

Fri Aug 03 1984, 7:05 PM EDT
Att. 18,268 - Unknown

livebaseballscorecards.com

Batter	1	2	3	4	5	6	7	8	9	AB	R	H	RBI	BB	SO	LOB
Willie Randolph, R (1, 4) OBP: 0.382, SLG: 0.359	1-3		K		1-3		G4-3 1-2f			4	0	0	0	0	1	3
Bobby Meacham, S (1, 6) OBP: 0.324, SLG: 0.352	F7		2-3 1B		F7			F4		4	0	1	0	0	0	0
Don Mattingly, L (1, 3) OBP: 0.376, SLG: 0.524	F8		G3			G3		HR		4	1	1	1	0	0	2
Dave Winfield, R (1, 9) OBP: 0.380, SLG: 0.512		4-3		F7		F6		F5		4	0	0	0	0	0	0
Don Baylor, R (1, 10) OBP: 0.328, SLG: 0.482		5-3		3B 1B		4-3		1-3		4	1	1	0	0	0	0
Steve Kemp, L (1, 7) OBP: 0.398, SLG: 0.445		1B		F8			1B 1B 1B			3	1	2	0	0	0	1
Brian Dayett, R (9, 7) OBP: 0.257, SLG: 0.338										0	0	0	0	0	0	0
Mike Pagliarulo, L (1, 5) OBP: 0.318, SLG: 0.532		K		1-H 3B			F7			3	0	1	1	0	1	2
Omar Moreno, L (1, 8) OBP: 0.288, SLG: 0.364			1B SH2-3 1B	3-1			1B 1-3 1B			3	0	2	0	0	0	1
Rick Cerone, R (1, 2) OBP: 0.288, SLG: 0.333			SH2-3 1-2		F4		G4-3 1-3 3-H 1B			1	0	0	0	0	0	0
Ken Griffey, L (7, PH) OBP: 0.326, SLG: 0.354										1	0	1	1	0	0	0
Butch Wynegar, S (8, 2) OBP: 0.329, SLG: 0.338										0	0	0	0	0	0	0

Inning Stats	1	2	3	4	5	6	7	8	9	
	R: 0 H: 0 E: 0 LOB: 0 K: 0 BB: 0 S: 3 P: 3	R: 0 H: 1 E: 0 LOB: 1 K: 1 BB: 0 S: 6 P: 6	R: 0 H: 2 E: 0 LOB: 2 K: 1 BB: 0 S: 7 P: 7	R: 1 H: 2 E: 0 LOB: 1 K: 0 BB: 0 S: 5 P: 5	R: 0 H: 0 E: 0 LOB: 0 K: 0 BB: 0 S: 3 P: 3	R: 0 H: 0 E: 0 LOB: 0 K: 0 BB: 0 S: 3 P: 3	R: 1 H: 3 E: 0 LOB: 1 K: 0 BB: 0 S: 5 P: 5	R: 1 H: 1 E: 0 LOB: 0 K: 0 BB: 0 S: 4 P: 4		1B: 7 SF: 0 2B: 0 SAC: 1 3B: 1 DP: 1 HR: 1 HBP: 0

WP: 0 PA: 32
PB: 0
SB: 0
CS: 0

PITCHER		IP	WLS	BF	H	R	ER	SO	BB	IBB	HBP	BLK	WP	HR	S	P	ERA	WHIP
Don Schulze, R ERA: 6.55	(1, 1)	6.1		25	6	2	2	2	0	0	0	0	0	0	29	29	2.84	0.947
Ernie Camacho, R ERA: 1.81	(7, 1)	1.2	L	7	3	1	1	0	0	0	0	0	0	1	7	7	5.40	1.800

PITCHER	IP	WLS	BF	H	R	ER	SO	BB	IBB	HBP	BLK	WP	HR	S	P	ERA	WHIP

AB	31
R	3
H	9
RBI	3
BB	0
SO	2
LOB	9

Batter	1	2	3	4	5	6	7	8	9	AB	R	H	RBI	BB	SO	LOB
Brett Butler, L (1, 8) OBP: 0.363, SLG: 0.327	F8		BBBB 4-0 S BB		F8 1B 1B		F7	BBBB 4-0 1-2 BB		3	0	1	0	2	0	1
Joe Carter, R (1, 7) OBP: 0.263, SLG: 0.321	E6		F5		1-2 1B		1-2 FC5-4 1B	F7		3	0	1	0	0	0	1
George Vukovich, L (7, PH) (7, 7) (8, 9) OBP: 0.343, SLG: 0.416										2	0	1	0	0	0	2
Julio Franco, R (1, 6) OBP: 0.328, SLG: 0.338	5-3		1-2 F9		2-3 F8		1-2f 2-3 FC5-4 1B 1B		1B SF8 1B	5	2	1	0	0	0	6
Andre Thornton, R (1, 10) OBP: 0.350, SLG: 0.482	F8		F7		6-3		1-3 3-H 1B		1-3 1B BB 1B	5	0	2	1	0	0	4
Pat Tabler, R (1, 3) OBP: 0.377, SLG: 0.407		BBBB 4-0 2B BB		BBBB 4-0 FC6-4 BB		F9	1-2 3-H 1B		3-H SF8	2	1	1	2	2	0	0
Chris Bando, S (1, 2) OBP: 0.378, SLG: 0.550		WP 1-H 2B		F9		F8	F5		BBBB 4-0 1-2 1B BB	4	0	1	1	1	0	3
Carmen Castillo, R (1, 9) OBP: 0.314, SLG: 0.497		SSS 0-3 K		SSS 0-3 K		0-0 HR		0-0 6-3	0-0 F8	3	1	1	1	0	2	2
Mike Hargrove, L (8, PH) OBP: 0.372, SLG: 0.364										1	0	0	0	0	0	0
Tony Bernazard, S (8, 4) OBP: 0.307, SLG: 0.265										1	0	0	0	0	0	2
Brook Jacoby, R (1, 5) OBP: 0.298, SLG: 0.358		SSS 0-3 K		0-0 FC6-4 1-2f		0-0 6-3		0-0 6-3	1-2 2-3 1B	5	0	1	0	0	1	2
Mike Fischlin, R (1, 4) OBP: 0.266, SLG: 0.316		0-0 5-3 2-3			0-0 L4		BBBB 4-0 FC5-4 1B 1B BB	BBBB 4-0 BB BB	0-0 4-3	2	1	0	0	1	0	1
Mel Hall, L (8, PH) (8, 7) OBP: 0.335, SLG: 0.433										1	0	0	0	1	0	3
Inning Stats	R: 0 E: 1 K: 0 S: 4 H: 0 LOB: 1 BB: 0 P: 4	R: 1 E: 0 K: 2 S: 8 H: 1 LOB: 1 BB: 1 P: 12	R: 0 E: 0 K: 0 S: 3 H: 0 LOB: 1 BB: 1 P: 7	R: 0 E: 0 K: 1 S: 5 H: 0 LOB: 1 BB: 1 P: 9	R: 0 E: 0 K: 0 S: 5 H: 2 LOB: 2 BB: 0 P: 5	R: 1 E: 0 K: 0 S: 4 H: 1 LOB: 0 BB: 0 P: 4	R: 2 E: 0 K: 0 S: 6 H: 3 LOB: 2 BB: 1 P: 10	R: 0 E: 0 K: 0 S: 3 H: 0 LOB: 2 BB: 2 P: 11	R: 1 E: 0 K: 0 S: 6 H: 3 LOB: 3 BB: 1 P: 10	1B: 8 2B: 1 3B: 0 HR: 1	SF: 1 SAC: 0 DP: 0 HBP: 0						

TOP

Cleveland Indians @ New York Yankees

Yankee Stadium, Bronx, NY

Sat Aug 04 1984, 7:05 PM EDT

Att. 25,374 - Unknown

livebaseballscorecards.com

AB	37
R	5
H	10
RBI	5
BB	7
SO	3
LOB	27

WP: 1 PA: 45
PB: 0
SB: 1
CS: 0

PITCHER		IP	WLS	BF	H	R	ER	SO	BB	IBB	HBP	BLK	WP	HR	S	P	ERA	WHIP
Dennis Rasmussen, L ERA: 4.71	(1, 1)	6.0	W	27	4	3	3	3	4	0	0	0	1	1	29	45	4.50	1.333
Mike Armstrong, R ERA: 5.3	(7, 1)	0.2		4	2	0	0	0	0	0	0	0	0	0	4	4	0.00	3.000
Jay Howell, R ERA: 2.5	(7, 1)	1.0		6	1	1	1	0	2	0	0	0	0	0	4	12	9.00	3.000
Dave Righetti, L ERA: 1.96	(8, 1)	1.1	S	8	3	1	1	0	1	0	0	0	0	0	7	11	6.75	3.000

PITCHER	IP	WLS	BF	H	R	ER	SO	BB	IBB	HBP	BLK	WP	HR	S	P	ERA	WHIP

BOTTOM

Cleveland Indians @ New York Yankees

Yankee Stadium, Bronx, NY

Sat Aug 04 1984, 7:05 PM EDT

Att. 25,374 - Unknown

livebaseballscorecards.com

Batter	1	2	3	4	5	6	7	8	9	AB	R	H	RBI	BB	SO	LOB
Willie Randolph, R (1, 4) OBP: 0.380, SLG: 0.357	BBBB 4-0 1B HR BB	x 0-0 ② SF8 3-H		x 0-0 ① 5-3		x 0-0 ③ F7		x 0-0 ③ 5-3		3	1	0	1	1	0	0
Bobby Meacham, S (1, 6) OBP: 0.333, SLG: 0.368	x 0-0 1-3 HR 1B	x 0-0 1-3 2B		x 0-0 ② F9			x 0-0 HR 1B			4	2	3	0	0	0	0
Don Mattingly, L (1, 9) OBP: 0.377, SLG: 0.530	x 0-0 1-H 3-H HR	BBBB 4-0 BB		x 0-0 ③ L4			x 0-0 ① F7			3	1	1	3	1	0	1
Don Baylor, R (1, 10) OBP: 0.327, SLG: 0.488	x 0-0 ① F4	x 0-0 ③ 4-3			x 0-0 ① F8		x 0-0 1-H HR			4	1	1	2	0	0	3
Steve Kemp, L (1, 7) OBP: 0.399, SLG: 0.444 Brian Dayett, R (8, 7) OBP: 0.257, SLG: 0.338	SSS 0-3 ② K		x 0-0 E S 1B 1B		BBBB 4-0 S BB		x 0-0 ② F2			3 0	1 0	1 0	0 0	1 0	1 0	0 0
Ken Griffey, L (1, 3) OBP: 0.321, SLG: 0.348	x 0-0 ③ F7		x 0-0 ① F7		x 0-0 ② F8		x 0-0 ③ G3			4	0	0	0	0	0	2
Butch Wynegar, S (1, 2) OBP: 0.330, SLG: 0.340		x 0-0 F8 1B SF8 1B	x 0-0 1-H 1B		SSS 0-3 ③ K 1-2			x 0-0 ① F5		4	1	2	1	0	1	1
Mike Pagliarulo, L (1, 5) OBP: 0.314, SLG: 0.515		x 0-0 2B 1-2 1B	x 0-0 ② F7			x 0-0 ① 4-3		SSS 0-3 ② K		4	0	1	0	0	1	1
Omar Moreno, L (1, 8) OBP: 0.287, SLG: 0.376		x 0-0 ① F8 2-3	x 0-0 ③ G3			x 0-0 ② L6		x 0-0 HR		4	1	1	1	0	0	3
Inning Stats	R: 3 H: 2 E: 0 LOB: 0 K: 1 BB: 1 S: 7 P: 11	R: 1 H: 3 E: 0 LOB: 3 K: 0 BB: 1 S: 6 P: 10	R: 1 H: 2 E: 0 LOB: 1 K: 0 BB: 0 S: 5 P: 5	R: 0 H: 0 E: 0 LOB: 0 K: 0 BB: 0 S: 3 P: 3	R: 0 H: 0 E: 0 LOB: 1 K: 1 BB: 1 S: 5 P: 9	R: 0 H: 0 E: 0 LOB: 0 K: 0 BB: 0 S: 3 P: 3	R: 2 H: 2 E: 0 LOB: 0 K: 0 BB: 0 S: 5 P: 5	R: 1 H: 1 E: 0 LOB: 0 K: 1 BB: 0 S: 6 P: 6		1B: 6 SF: 1 2B: 1 SAC: 0 3B: 0 DP: 0 HR: 3 HBP: 0						WP: 0 PA: 37 PB: 0 SB: 2 CS: 0

	AB	33
	R	8
	H	10
	RBI	8
	BB	3
	SO	3
	LOB	11

PITCHER		IP	WLS	BF	H	R	ER	SO	BB	IBB	HBP	BLK	WP	HR	S	P	ERA	WHIP
Roy Smith, R ERA: 4.94	(1, 1)	1.2	L	11	5	4	4	1	1	0	0	0	0	1	12	16	21.60	3.600
Jamie Easterly, L ERA: 3.51	(2, 1)	4.2		19	3	2	2	1	2	0	0	0	0	0	19	27	3.86	1.071
Tom Waddell, R ERA: 3.06	(7, 1)	1.2		7	2	2	2	1	0	0	0	0	0	2	9	9	10.80	1.200

PITCHER	IP	WLS	BF	H	R	ER	SO	BB	IBB	HBP	BLK	WP	HR	S	P	ERA	WHIP

Cleveland Indians @ New York Yankees

Yankee Stadium, Bronx, NY

Sun Aug 05 1984, 3:33 AM EDT

Att. 30,231 - Unknown

TOP

livebaseballscorecards.com

Batter	1	2	3	4	5	6	7	8	9	AB	R	H	RBI	BB	SO	LOB
Brett Butler, L (1, 8) OBP: 0.363, SLG: 0.324	4-3			K		BB		K		3	0	0	0	1	2	2
Joe Carter, R (1, 7) OBP: 0.254, SLG: 0.310	K			F8		F6			4-3	2	0	0	0	0	1	0
George Vukovich, L (6, PH) OBP: 0.341, SLG: 0.413 (6, 7) (8, 9)										2	0	0	0	0	0	2
Julio Franco, R (1, 6) OBP: 0.325, SLG: 0.335	5-3			4-3			6-3		G1-6-3	4	0	0	0	0	0	0
Andre Thornton, R (1, 10) OBP: 0.349, SLG: 0.478		F9			6-3		5-3		BB	3	0	0	0	1	0	0
Pat Tabler, R (1, 3) OBP: 0.376, SLG: 0.402		K			G5-4-3 BB		F6		1-3	3	0	0	0	1	1	1
Chris Bando, S (1, 2) OBP: 0.368, SLG: 0.534		F3			G5-4-3			E3 E		3	0	0	0	0	0	1
Carmen Castillo, R (1, 9) OBP: 0.311, SLG: 0.490			5-3			6-3		F2		2	0	0	0	0	0	0
Broderick Perkins, L (8, PH) OBP: 0.333, SLG: 0.250										1	0	0	0	0	0	1
Mike Fischlin, R (8, 4) OBP: 0.266, SLG: 0.316										0	0	0	0	0	0	0
Brook Jacoby, R (1, 5) OBP: 0.298, SLG: 0.358			5-3			BB 1B		F7		3	0	1	0	0	0	1
Tony Bernazard, S (1, 4) OBP: 0.305, SLG: 0.263			K			F7		E3 1-2		2	0	0	0	0	1	1
Mel Hall, L (8, PH) OBP: 0.334, SLG: 0.432 (8, 7)										1	0	0	0	0	0	1

	AB	R	H	RBI	BB	SO	LOB
	29	0	1	0	3	5	10

Inning Stats																														
	R: 0	H: 0		R: 0	H: 0		R: 0	H: 0		R: 0	H: 0		R: 0	H: 0		R: 0	H: 1		R: 0	H: 0		R: 0	H: 0		R: 0	H: 0		1B: 1	SF: 0		WP: 0	PA: 32
	E: 0	LOB: 0		E: 0	LOB: 0		E: 0	LOB: 0		E: 0	LOB: 0		E: 0	LOB: 0		E: 0	LOB: 2		E: 0	LOB: 0		E: 2	LOB: 2		E: 0	LOB: 1		2B: 0	SAC: 0		PB: 0	
	K: 1	BB: 0		K: 1	BB: 0		K: 1	BB: 0		K: 1	BB: 0		K: 0	BB: 1		K: 0	BB: 1		K: 0	BB: 0		K: 1	BB: 0		K: 0	BB: 1		3B: 0	DP: 1		SB: 0	
	S: 5	P: 5		S: 5	P: 5		S: 5	P: 5		S: 5	P: 5		S: 2	P: 6		S: 4	P: 8		S: 3	P: 3		S: 7	P: 7		S: 3	P: 7		HR: 0	HBP: 0		CS: 0	

PITCHER		IP	WLS	BF	H	R	ER	SO	BB	IBB	HBP	BLK	WP	HR	S	P	ERA	WHIP
Ray Fontenot, L ERA: 4.37	(1, 1)	5.2	W	19	1	0	0	4	2	0	0	0	0	0	25	33	0.00	0.529
Mike Armstrong, R ERA: 4.71	(6, 1)	2.1		9	0	0	0	1	0	0	0	0	0	0	11	11	0.00	0.000
Phil Niekro, R ERA: 2.57	(9, 1)	1.0		4	0	0	0	0	1	0	0	0	0	0	3	7	0.00	1.000

PITCHER	IP	WLS	BF	H	R	ER	SO	BB	IBB	HBP	BLK	WP	HR	S	P	ERA	WHIP

Batter	1	2	3	4	5	6	7	8	9	AB	R	H	RBI	BB	SO	LOB
Willie Randolph, R (1, 4) OBP: 0.381, SLG: 0.361	L6		F9		BBB FC6-2-5 BLK 1-2 BB		3B			3	0	1	0	1	0	0
Bobby Meacham, S (1, 6) OBP: 0.326, SLG: 0.359	6-3			3-1	FC6-2-5 1-3 2-H		F8			4	0	0	0	0	0	3
Don Mattingly, L (1, 3) OBP: 0.377, SLG: 0.529 Ken Griffey, L (7, 3) OBP: 0.320, SLG: 0.347	SSS K			F7 1B 1B	4-3			F9		3 1	1 0	1 0	0 0	0 0	1 0	2 0
Don Baylor, R (1, 10) OBP: 0.326, SLG: 0.484		SS K		F7 1-2		BBBB 1B WP SF8 BB		F7		3	1	0	0	1	1	1
Toby Harrah, R (1, 5) OBP: 0.312, SLG: 0.286		SSSS K		2-H S 2B 1B		G6-4-3 1-3 1B		1-3		4	1	2	1	0	1	0
Brian Dayett, R (1, 7) OBP: 0.260, SLG: 0.358		F6		1-H 2B		SF8 3-H				2	0	1	2	0	0	0
Victor Mata, R (1, 9) OBP: 0.391, SLG: 0.591			HR	F9		G6-4-3 1-2f				3	1	1	1	0	0	2
Rick Cerone, R (1, 2) OBP: 0.275, SLG: 0.318 Butch Wynegar, S (9, 2) OBP: 0.330, SLG: 0.340			5-3		F9		F6			3 0	0 0	0 0	0 0	0 0	0 0	0 0
Omar Moreno, L (1, 8) OBP: 0.288, SLG: 0.372			SSS K		BBBB BLK S FC6-2-5 BB		L3			2	0	0	0	1	1	0
Inning Stats	R: 0 E: 0 K: 1 S: 5 H: 0 LOB: 0 BB: 0 P: 5	R: 0 E: 0 K: 2 S: 7 H: 0 LOB: 0 BB: 0 P: 7	R: 1 E: 0 K: 1 S: 6 H: 1 LOB: 0 BB: 0 P: 6	R: 2 E: 0 K: 0 S: 6 H: 3 LOB: 1 BB: 0 P: 6	R: 0 E: 0 K: 0 S: 3 H: 0 LOB: 2 BB: 2 P: 11	R: 1 E: 0 K: 0 S: 3 H: 1 LOB: 0 BB: 1 P: 7	R: 0 E: 0 K: 0 S: 4 H: 1 LOB: 1 BB: 0 P: 4	R: 0 E: 0 K: 0 S: 3 H: 0 LOB: 0 BB: 0 P: 3		1B: 3 2B: 1 3B: 1 HR: 1 SF: 1 SAC: 0 DP: 1 HBP: 0				WP: 1 PB: 0 SB: 2 CS: 0 PA: 32		

PITCHER		IP	WLS	BF	H	R	ER	SO	BB	IBB	HBP	BLK	WP	HR	S	P	ERA	WHIP
Neal Heaton, L ERA: 5.04	(1, 1)	4.1	L	19	4	3	3	4	2	0	0	0	0	1	25	33	6.23	1.385
Mike Jeffcoat, L ERA: 2.75	(5, 1)	3.2		13	2	1	1	0	1	0	0	1	1	0	12	16	2.46	0.818

PITCHER	IP	WLS	BF	H	R	ER	SO	BB	IBB	HBP	BLK	WP	HR	S	P	ERA	WHIP

BOTTOM

Cleveland Indians @ New York Yankees

Yankee Stadium, Bronx, NY

Sun Aug 05 1984, 3:33 AM EDT

Att. 30,231 - Unknown

livebaseballscorecards.com

AB	28
R	4
H	6
RBI	4
BB	3
SO	4
LOB	8

Chicago White Sox @ New York Yankees

Yankee Stadium, Bronx, NY

Tue Aug 07 1984, 7:05 PM EDT

Unknown

TOP

livebaseballscorecards.com

Batter	1	2	3	4	5	6	7	8	9	AB	R	H	RBI	BB	SO	LOB
Rudy Law, L (1, 8) OBP: 0.322, SLG: 0.346	F9		F3		1B 2B	4-3		FC4-6 1-2f		5	1	1	0	0	0	1
Tom Paciorek, R (1, 3) OBP: 0.335, SLG: 0.373	F9		FC3-6 1B		HR 2-H 1B	3B 2B		F7		5	2	3	1	0	0	1
Mike Squires, L (9, 3) OBP: 0.236, SLG: 0.194										0	0	0	0	0	0	0
Harold Baines, L (1, 9) OBP: 0.357, SLG: 0.520	2B		FC3-6 1-2f		HR 1-H	3B 2-H			4-3	5	1	3	3	0	0	1
Greg Luzinski, R (1, 10) OBP: 0.349, SLG: 0.388	F4			F9	BB BB G6-4-3 1B		HR		2B 1B	5	2	3	1	0	0	1
Greg Walker, L (9, PR) OBP: 0.310, SLG: 0.484										0	0	0	0	0	0	0
Ron Kittle, R (1, 7) OBP: 0.311, SLG: 0.482		BBBB G5-4-3 BB		SSS K	BBBB G6-4-3 1-2 BB		F8		1-H 2B	3	0	1	0	2	1	0
Marc Hill, R (1, 2) OBP: 0.295, SLG: 0.397		G5-4-3 1-2f		BBBB 1B BB	BBBB 1-2 2-3 G6-4-3 BB		F7		SSS K	1	0	0	0	1	0	1
Jerry Hairston, S (5, PH) OBP: 0.426, SLG: 0.521										0	0	0	0	1	0	0
Carlton Fisk, R (5, 2) OBP: 0.294, SLG: 0.445										2	0	0	0	0	1	2
Vance Law, R (1, 5) OBP: 0.302, SLG: 0.408		1B		BBBB 1B 1-2 BB	G6-4-3 1-2f 2-3 3-H	F6				3	0	1	0	1	0	2
Jerry Dybzinski, R (1, 6) OBP: 0.343, SLG: 0.337		F6		1-2 2-3 1B	F9			6-3		4	0	1	0	0	0	2
Julio Cruz, S (1, 4) OBP: 0.265, SLG: 0.284			SSS K	SSS K		1-3		FC4-6 1B		4	0	1	0	0	2	3

Inning Stats	R: 0 E: 0 K: 0 S: 4	H: 1 LOB: 1 BB: 0 P: 4	R: 0 E: 0 K: 0 S: 3	H: 1 LOB: 1 BB: 1 P: 7	R: 0 E: 0 K: 1 S: 6	H: 1 LOB: 1 BB: 0 P: 6	R: 0 E: 0 K: 2 S: 8	H: 1 LOB: 3 BB: 2 P: 16	R: 4 E: 0 K: 0 S: 6	H: 4 LOB: 1 BB: 2 P: 14	R: 1 E: 0 K: 0 S: 4	H: 2 LOB: 1 BB: 0 P: 4	R: 1 E: 0 K: 0 S: 4	H: 1 LOB: 0 BB: 0 P: 4	R: 0 E: 0 K: 0 S: 4	H: 1 LOB: 1 BB: 0 P: 4	R: 0 E: 0 K: 1 S: 6	H: 2 LOB: 2 BB: 0 P: 6	1B: 7 2B: 4 3B: 1 HR: 2	SF: 0 SAC: 0 DP: 2 HBP: 0	WP: 0 PB: 0 SB: 0 CS: 0	PA: 42

	AB	37
	R	6
	H	14
	RBI	5
	BB	5
	SO	4
	LOB	14

PITCHER		IP	WLS	BF	H	R	ER	SO	BB	IBB	HBP	BLK	WP	HR	S	P	ERA	WHIP
Jim Deshaies, L ERA: 9.0	(1, 1)	4.0	L	22	8	4	4	3	3	0	0	0	0	1	25	37	9.00	2.750
Mike Armstrong, R ERA: 4.5	(5, 1)	1.0		4	0	0	0	0	2	0	0	0	0	0	2	10	0.00	2.000
Bob Shirley, L ERA: 4.28	(6, 1)	4.0		16	6	2	2	1	0	0	0	0	0	1	18	18	4.50	1.500

PITCHER	IP	WLS	BF	H	R	ER	SO	BB	IBB	HBP	BLK	WP	HR	S	P	ERA	WHIP

Batter	1	2	3	4	5	6	7	8	9	AB	R	H	RBI	BB	SO	LOB
Willie Randolph, R (1, 4) OBP: 0.380, SLG: 0.360	G4-6-3 1B		4-3		F8			5-3 1-2		4	0	1	0	0	0	1
Bobby Meacham, S (1, 6) OBP: 0.324, SLG: 0.357	F7		E9 4-3 1B			5-3		2-3		4	0	1	0	0	0	2
Steve Kemp, L (1, 7) OBP: 0.394, SLG: 0.437	G4-6-3 1-2f		4-3 2-3			F9			3-1	4	0	0	0	0	0	2
Dave Winfield, R (1, 9) OBP: 0.381, SLG: 0.514		BBBB 4-0 2B BB	5-3			4-3			2B 2B	3	2	1	0	1	0	1
Don Baylor, R (1, 10) OBP: 0.328, SLG: 0.490		F8 1-H 1B 2B		F7			F8		4-3 2-H 2B	4	1	2	2	0	0	0
Ken Griffey, L (1, 3) OBP: 0.315, SLG: 0.341		F8 2-3		G1-4-3			SSS K		4-3 2-3	4	0	0	0	0	1	2
Butch Wynegar, S (1, 2) OBP: 0.330, SLG: 0.336		BBBB 4-0 1B BB		6-3			G3		F7	3	0	0	0	1	0	1
Mike Pagliarulo, L (1, 5) OBP: 0.329, SLG: 0.522		G4-6-3 1-2 3-H 1B			F7			FC5-4 1B		3	0	2	1	0	0	0
Omar Moreno, L (1, 8) OBP: 0.284, SLG: 0.367		G4-6-3 1-2f			1-3			FC5-4 5-3 1-2f		3	0	0	0	0	0	3
Inning Stats	R: 0 E: 0 K: 0 S: 3 H: 1 LOB: 0 BB: 0 P: 3	R: 2 E: 0 K: 0 S: 4 H: 2 LOB: 1 BB: 2 P: 12	R: 0 E: 1 K: 0 S: 4 H: 1 LOB: 1 BB: 0 P: 4	R: 0 E: 0 K: 0 S: 3 H: 0 LOB: 0 BB: 0 P: 3	R: 0 E: 0 K: 0 S: 3 H: 0 LOB: 0 BB: 0 P: 3	R: 0 E: 0 K: 0 S: 3 H: 0 LOB: 0 BB: 0 P: 3	R: 0 E: 0 K: 1 S: 5 H: 0 LOB: 0 BB: 0 P: 5	R: 0 E: 0 K: 0 S: 4 H: 1 LOB: 1 BB: 0 P: 4	R: 1 E: 0 K: 0 S: 5 H: 2 LOB: 1 BB: 0 P: 5	1B: 4 2B: 3 3B: 0 HR: 0 SF: 0 SAC: 0 DP: 2 HBP: 0							

PITCHER		IP	WLS	BF	H	R	ER	SO	BB	IBB	HBP	BLK	WP	HR	S	P	ERA	WHIP
LaMarr Hoyt, R ERA: 4.33	(1, 1)	8.1	W	32	7	3	3	1	2	0	0	0	0	0	32	40	3.24	1.080
Juan Agosto, L ERA: 1.62	(9, 1)	0.2	S	2	0	0	0	0	0	0	0	0	0	0	2	2	0.00	0.000

PITCHER	IP	WLS	BF	H	R	ER	SO	BB	IBB	HBP	BLK	WP	HR	S	P	ERA	WHIP

BOTTOM

Chicago White Sox @ New York Yankees

Yankee Stadium, Bronx, NY

Tue Aug 07 1984, 7:05 PM EDT

Unknown

livebaseballscorecards.com

AB	32
R	3
H	7
RBI	3
BB	2
SO	1
LOB	12

Batter	1	2	3	4	5	6	7	8	9	AB	R	H	RBI	BB	SO	LOB
Rudy Law, L (1, 8) OBP: 0.322, SLG: 0.346	F7		FC6-4 1B 1-2		1-3			F8		3	0	1	0	0	0	1
Jerry Hairston, S (8, PH) OBP: 0.423, SLG: 0.515 (8, 8)										1	0	0	0	0	0	0
Carlton Fisk, R (1, 2) OBP: 0.294, SLG: 0.442	1B		FC6-4 1-2f 2-3			F7			K	4	0	1	0	0	1	2
Tom Paciorek, R (1, 9) OBP: 0.330, SLG: 0.367	K		K			F9			K	4	0	0	0	0	3	3
Greg Luzinski, R (1, 10) OBP: 0.345, SLG: 0.383	5-3			K		F8			K	4	0	0	0	0	2	1
Ron Kittle, R (1, 7) OBP: 0.308, SLG: 0.477		K		F8			K			3	0	0	0	0	2	0
Greg Walker, L (1, 3) OBP: 0.307, SLG: 0.479		K		K			6-3			3	0	0	0	0	2	0
Vance Law, R (1, 5) OBP: 0.302, SLG: 0.408		K			1B		6-3			3	0	1	0	0	1	0
Scott Fletcher, R (1, 6) OBP: 0.333, SLG: 0.307			FC6-4 1B 1B		K			F3		3	0	1	0	0	1	1
Julio Cruz, S (1, 4) OBP: 0.263, SLG: 0.281			F8		F8			K		3	0	0	0	0	1	2
Inning Stats	R: 0 H: 1 E: 0 LOB: 1 K: 1 BB: 0 S: 6 P: 6	R: 0 H: 0 E: 0 LOB: 0 K: 3 BB: 0 S: 9 P: 9	R: 0 H: 2 E: 0 LOB: 2 K: 1 BB: 0 S: 7 P: 7	R: 0 H: 0 E: 0 LOB: 0 K: 2 BB: 0 S: 7 P: 7	R: 0 H: 1 E: 0 LOB: 1 K: 1 BB: 0 S: 6 P: 6	R: 0 H: 0 E: 0 LOB: 0 K: 0 BB: 0 S: 3 P: 3	R: 0 H: 0 E: 0 LOB: 0 K: 1 BB: 0 S: 5 P: 5	R: 0 H: 0 E: 0 LOB: 0 K: 1 BB: 0 S: 5 P: 5	R: 0 H: 0 E: 0 LOB: 0 K: 3 BB: 0 S: 9 P: 9	1B: 4 SF: 0 2B: 0 SAC: 0 3B: 0 DP: 0 HR: 0 HBP: 0						

PITCHER	IP	WLS	BF	H	R	ER	SO	BB	IBB	HBP	BLK	WP	HR	S	P	ERA	WHIP
Ron Guidry, L (1, 1) ERA: 4.03	9.0	W	31	4	0	0	13	0	0	0	0	0	0	57	57	0.00	0.444

PITCHER	IP	WLS	BF	H	R	ER	SO	BB	IBB	HBP	BLK	WP	HR	S	P	ERA	WHIP

TOP

Chicago White Sox @ New York Yankees

Yankee Stadium, Bronx, NY

Tue Aug 07 1984, 7:05 PM EDT

Att. 25,422 - Unknown

livebaseballscorecards.com

AB	31
R	0
H	4
RBI	0
BB	0
SO	13
LOB	10

PA: 31

WP: 0
PB: 0
SB: 0
CS: 0

Batter	1	2	3	4	5	6	7	8	9	AB	R	H	RBI	BB	SO	LOB
Bobby Meacham, S (1, 6) OBP: 0.326, SLG: 0.358	0-0 1B E 1B	0-0 G6-4-3 1B		SSS 0-3 ① K		0-0 ③ 4-3		0-0 ③ 6-3		5	1	2	0	0	1	1
Tim Foli, R (1, 4) OBP: 0.230, SLG: 0.268	0-0 ① F8	0-0 ① G6-4-3 1-2		0-0 1B			0-0 ① F7			4	0	1	0	0	0	2
Dave Winfield, R (1, 9) OBP: 0.382, SLG: 0.522 Omar Moreno, L (8, 8) OBP: 0.284, SLG: 0.367	0-0 WP E 1-3 E 1B	0-0 ② F5		0-0 ② F9			0-0 HR			4 0	2 0	2 0	1 0	0 0	0 0	2 0
Don Baylor, R (1, 10) OBP: 0.327, SLG: 0.486	0-0 E4 E WP 1-2 1B 3-H	0-0 ③ F8		SSS 0-3 ③ K			BBBB 4-0 BB			3	1	0	1	1	1	3
Toby Harrah, R (1, 5) OBP: 0.311, SLG: 0.281 Mike Pagliarulo, L (8, 5) OBP: 0.329, SLG: 0.522	0-0 E1 1B 1-3 1B 2-H		BBBB 4-0 4-3 HR BB		0-0 ① F6		0-0 ② F8			3 0	2 0	0 0	0 0	1 0	0 0	2 0
Ken Griffey, L (1, 3) OBP: 0.314, SLG: 0.340	0-0 1B 1-2 3-H 1B		0-0 ① 4-3 1-2		0-0 ② F8		0-0 ③ F7			4	0	1	1	0	0	2
Brian Dayett, R (1, 7) OBP: 0.286, SLG: 0.414	0-0 1-2 2-H 1B		0-0 2-H HR		0-0 ③ F4			H 1-0 G3 HBP		3	1	2	3	0	0	0
Victor Mata, R (1, 8) (8, 9) OBP: 0.370, SLG: 0.538	0-0 ② F8	0-0 ② F7				0-0 G5-4-3 1B		0-0 ① G3 1-2		4	0	1	0	0	0	3
Rick Cerone, R (1, 2) OBP: 0.260, SLG: 0.300	0-0 ③ F9	0-0 ③ F5				0-0 ① ② G5-4-3 1-2f		0-0 ② L1		4	0	0	0	0	0	4
Inning Stats	R: 4 E: 2 K: 0 S: 9 / H: 4 LOB: 2 BB: 0 P: 9	R: 0 E: 0 K: 0 S: 4 / H: 1 LOB: 1 BB: 0 P: 4	R: 2 E: 0 K: 0 S: 4 / H: 1 LOB: 0 BB: 1 P: 8	R: 0 E: 0 K: 2 S: 8 / H: 1 LOB: 1 BB: 0 P: 8	R: 0 E: 0 K: 0 S: 3 / H: 0 LOB: 0 BB: 0 P: 3	R: 0 E: 0 K: 0 S: 3 / H: 1 LOB: 0 BB: 0 P: 3	R: 1 E: 0 K: 0 S: 4 / H: 1 LOB: 1 BB: 1 P: 8	R: 0 E: 0 K: 0 S: 3 / H: 0 LOB: 1 BB: 0 P: 4		1B: 7 2B: 0 3B: 0 HR: 2	SF: 0 SAC: 0 DP: 1 HBP: 1					

PITCHER		IP	WLS	BF	H	R	ER	SO	BB	IBB	HBP	BLK	WP	HR	S	P	ERA	WHIP
Jerry Don Gleaton, L ERA: 2.13	(1, 1)	1.1	L	11	5	4	1	0	0	0	0	0	1	0	11	11	6.75	3.750
Dan Spillner, R ERA: 4.74	(2, 1)	5.2		22	4	3	3	2	2	0	0	0	0	2	24	32	4.76	1.059
Bert Roberge, R ERA: 5.29	(8, 1)	1.0		4	0	0	0	0	0	0	1	0	0	0	3	4	0.00	0.000

PITCHER	IP	WLS	BF	H	R	ER	SO	BB	IBB	HBP	BLK	WP	HR	S	P	ERA	WHIP

BOTTOM

Chicago White Sox @ New York Yankees

Yankee Stadium, Bronx, NY

Tue Aug 07 1984, 7:05 PM EDT

Att. 25,422 - Unknown

livebaseballscorecards.com

AB	34
R	7
H	9
RBI	6
BB	2
SO	2
LOB	19

1B: 7	SF: 0	WP: 1	PA: 37
2B: 0	SAC: 0	PB: 0	
3B: 0	DP: 1	SB: 0	
HR: 2	HBP: 1	CS: 0	

Batter	1	2	3	4	5	6	7	8	9	AB	R	H	RBI	BB	SO	LOB
Rudy Law, L (1, 8) OBP: 0.323, SLG: 0.350	4-3	1B 1-2	FC6-4 1-2f			F8		2B		5	0	2	0	0	0	1
Jerry Hairston, S (1, 7) OBP: 0.422, SLG: 0.510	4-3 1B 1B	K	G3			1B 1B		G3		5	0	2	0	0	1	4
Harold Baines, L (1, 9) OBP: 0.361, SLG: 0.529	4-3 1-2 1B		HR	4-3		FC6-4 1-2 1B			BBBB 1B FC3-2 BB	4	1	3	1	1	0	0
Greg Walker, L (1, 10) OBP: 0.306, SLG: 0.479 Greg Luzinski, R (9, PH) OBP: 0.347, SLG: 0.385	4-3 1-2 2-3	1B 1B 2B	SSS K			FC6-4 1-2f			FC6-4 1-3 1B	4 1	1 0	1 1	0 0	0 0	1 0	4 0
Roy Smalley, S (1, 5) OBP: 0.287, SLG: 0.347 Julio Cruz, S (8, 4) OBP: 0.262, SLG: 0.280	BBBB BB	1B 1B 2-3 1B	SSS K				F7		FC6-4 1-2f FC3-2	3 1	1 0	1 0	0 0	1 0	1 0	0 2
Vance Law, R (1, 4) OBP: 0.301, SLG: 0.405 (8, 5)	F7		1B 1B 1-2 3-H 1B		F9		F9		FC3-2 1-2 FC5-4 3-H	5	1	1	1	0	0	5
Mike Squires, L (1, 3) OBP: 0.237, SLG: 0.197 Tom Paciorek, R (9, PH) OBP: 0.328, SLG: 0.365 (9, 3)		F7	1B SF7 1-3 2-H 1B		F8		E3		FC5-4 1-2f	4 1	1 0	1 0	1 0	0 0	0 0	0 2
Marc Hill, R (1, 2) OBP: 0.293, SLG: 0.392		F4	FC6-4 2-3 3-H 1B		F3			SSS K		4	0	1	1	0	1	0
Jerry Dybzinski, R (1, 6) OBP: 0.340, SLG: 0.337		1B 1B	SF7 3-H			F8		1-3		3	0	1	1	0	0	0

Inning Stats										
	R: 0	H: 2	R: 0	H: 2	R: 5	H: 6	R: 0	H: 0	R: 0	H: 0
	E: 0	LOB: 3	E: 0	LOB: 2	E: 0	LOB: 1	E: 0	LOB: 0	E: 0	LOB: 0
	K: 0	BB: 1	K: 1	BB: 0	K: 0	BB: 0	K: 2	BB: 0	K: 0	BB: 0
	S: 5	P: 9	S: 7	P: 7	S: 9	P: 9	S: 7	P: 7	S: 3	P: 3

Inning Stats										
	R: 0	H: 2	R: 0	H: 0	R: 0	H: 1	R: 0	H: 1	1B: 11	SF: 1
	E: 1	LOB: 2	E: 0	LOB: 1	E: 0	LOB: 2	E: 0	LOB: 2	2B: 2	SAC: 0
	K: 0	BB: 0	K: 1	BB: 0	K: 0	BB: 1	K: 0	BB: 1	3B: 0	DP: 0
	S: 3	P: 3	S: 6	P: 6	S: 4	P: 8			HR: 1	HBP: 0

PITCHER		IP	WLS	BF	H	R	ER	SO	BB	IBB	HBP	BLK	WP	HR	S	P	ERA	WHIP
Phil Niekro, R ERA: 2.81	(1, 1)	2.0	L	17	10	5	5	1	1	0	0	0	0	1	18	22	22.50	5.500
Bob Shirley, L ERA: 4.03	(3, 1)	5.0		17	2	0	0	2	0	0	0	0	0	0	21	21	0.00	0.400
Jay Howell, R ERA: 2.47	(8, 1)	1.0		4	1	0	0	1	0	0	0	0	0	0	6	6	0.00	1.000
Dave Righetti, L ERA: 1.93	(9, 1)	1.0		5	1	0	0	0	1	0	0	0	0	0	4	8	0.00	2.000

PITCHER	IP	WLS	BF	H	R	ER	SO	BB	IBB	HBP	BLK	WP	HR	S	P	ERA	WHIP

TOP

Chicago White Sox @ New York Yankees

Yankee Stadium, Bronx, NY

Wed Aug 08 1984, 3:33 AM EDT

Att. 22,659 - Unknown

livebaseballscorecards.com

AB	40
R	5
H	14
RBI	5
BB	2
SO	4
LOB	18

WP: 0	PA: 43
PB: 0	
SB: 0	
CS: 0	

BOTTOM

Batter	1	2	3	4	5	6	7	8	9	AB	R	H	RBI	BB	SO	LOB
Willie Randolph, R (1, 4) OBP: 0.378, SLG: 0.357	F4	FC5 2-3f			5-3		BBBB 4-0 FC4-6 1-2 BB		FC5-4 1-2f	4	0	0	0	1	0	3
Tim Foli, R (1, 6) OBP: 0.240, SLG: 0.278	HBP 1B		5-3			G5-4-3 1B	FC4-6 1-2f 2-3		SSS 0-3 K	3	0	2	0	0	0	0
Steve Kemp, L (7, PH) OBP: 0.393, SLG: 0.435										1	0	0	0	0	0	2
Mike Pagliarulo, L (8, 5) OBP: 0.324, SLG: 0.514										1	0	0	0	0	1	1
Dave Winfield, R (1, 9) OBP: 0.378, SLG: 0.516	F8		SSS K			G5-4-3 1-2f	SSS K			4	0	0	0	0	2	4
Don Baylor, R (1, 10) OBP: 0.329, SLG: 0.493	H 1-0 1-2 HBP		SSS K			6-3		HR		3	1	1	1	0	1	0
Toby Harrah, R (1, 5) OBP: 0.309, SLG: 0.280 (8, 6)	F7			SSS K			1B HR 1B	F9		4	1	1	0	0	1	2
Ken Griffey, L (1, 3) OBP: 0.313, SLG: 0.338		SSS K		4-3			1-3 HR 1B	4-3		4	1	1	0	0	1	0
Brian Dayett, R (1, 7) OBP: 0.296, SLG: 0.459		FC5 BB 1B		F6			1-H 3-H HR	6-3		4	1	2	3	0	0	0
Victor Mata, R (1, 8) OBP: 0.323, SLG: 0.467		SSS K			F7		F7		F3	4	0	0	0	0	1	1
Butch Wynegar, S (1, 2) OBP: 0.334, SLG: 0.340		BBBB 4-0 1-2 BB			F7		FC4-6 BB 1B		FC5-4 1B	3	0	2	0	1	0	0
Omar Moreno, L (9, PR) OBP: 0.284, SLG: 0.367										0	0	0	0	0	0	0
Inning Stats	R: 0 E: 0 K: 0 S: 4 H: 1 LOB: 2 BB: 0 P: 5	R: 0 E: 0 K: 2 S: 8 H: 1 LOB: 2 BB: 1 P: 12	R: 0 E: 0 K: 2 S: 7 H: 0 LOB: 0 BB: 0 P: 7	R: 0 E: 0 K: 1 S: 5 H: 0 LOB: 0 BB: 0 P: 5	R: 0 E: 0 K: 0 S: 3 H: 0 LOB: 0 BB: 0 P: 3	R: 0 E: 0 K: 0 S: 3 H: 1 LOB: 0 BB: 0 P: 3	R: 3 E: 0 K: 1 S: 9 H: 4 LOB: 2 BB: 1 P: 13	R: 1 E: 0 K: 0 S: 4 H: 1 LOB: 0 BB: 0 P: 4	R: 0 E: 0 K: 1 S: 6 H: 1 LOB: 1 BB: 0 P: 6	1B: 7 2B: 0 3B: 0 HR: 2	SF: 0 SAC: 0 DP: 1 HBP: 1						

PITCHER		IP	WLS	BF	H	R	ER	SO	BB	IBB	HBP	BLK	WP	HR	S	P	ERA	WHIP
Floyd Bannister, L ERA: 4.45	(1, 1)	6.0	W	25	6	3	3	5	1	0	1	0	0	1	33	38	4.50	1.167
Ron Reed, R ERA: 3.48	(7, 1)	3.0	S	13	3	1	1	2	1	0	0	0	0	1	16	20	3.00	1.333

PITCHER	IP	WLS	BF	H	R	ER	SO	BB	IBB	HBP	BLK	WP	HR	S	P	ERA	WHIP

Chicago White Sox @ New York Yankees

Yankee Stadium, Bronx, NY

Wed Aug 08 1984, 3:33 AM EDT

Att. 22,659 - Unknown

livebaseballscorecards.com

AB	35
R	4
H	9
RBI	4
BB	2
SO	7
LOB	13

1B: 7	SF: 0	WP: 0	PA: 38
2B: 0	SAC: 0	PB: 0	
3B: 0	DP: 1	SB: 0	
HR: 2	HBP: 1	CS: 0	

Batter	1	2	3	4	5	6	7	8	9	AB	R	H	RBI	BB	SO	LOB
Rudy Law, L (1, 8) OBP: 0.322, SLG: 0.347	4-3		F8			E3 1B 1-2 HR		BBBB 4-0 S HR BB	SSS 0-3 K	3	2	0	0	1	0	2
Roy Smalley, S (9, PH) OBP: 0.286, SLG: 0.346										1	0	0	0	0	1	2
Carlton Fisk, R (1, 2) OBP: 0.296, SLG: 0.453	6-3			SSS 0-3 K		1-2 2-3 HR 1B		1-H HR	F9	5	2	2	2	0	1	2
Harold Baines, L (1, 9) OBP: 0.360, SLG: 0.534	SSS 0-3 K			4-3		1-H 2-H 3-H HR		SSS 0-3 K		4	1	1	4	0	2	0
Greg Luzinski, R (1, 10) OBP: 0.344, SLG: 0.380		F8		6-3		4-3		E6 6-3		4	0	0	0	0	0	0
Mike Squires, L (8, PR) OBP: 0.237, SLG: 0.197										0	0	0	0	0	0	0
Ron Kittle, R (1, 7) OBP: 0.309, SLG: 0.474		SSS 0-3 K			H 1-0 S HBP	SSS 0-3 K		2-3 6-3		2	0	0	0	0	2	0
Jerry Hairston, S (8, PH) OBP: 0.419, SLG: 0.505										1	0	0	0	0	0	1
(8, 7)																
Tom Paciorek, R (1, 3) OBP: 0.323, SLG: 0.359		SSS 0-3 K			SSS 0-3 K 1-2	5-3		F7		4	0	0	0	0	2	3
Vance Law, R (1, 5) OBP: 0.300, SLG: 0.403			F8		SSS 0-3 K		F8		1B FC4-2 1B	4	0	1	0	0	1	1
Julio Cruz, S (1, 4) OBP: 0.262, SLG: 0.280			SSS 0-3 K		SSS 0-3 K		4-3		FC4-2 1-3 1B	4	0	1	0	0	2	1
Jerry Dybzinski, R (1, 6) OBP: 0.346, SLG: 0.330			BBBB 4-0 BB			BBBB 4-0 1B E HR BB	F8		FC4-2 1-2 3-H	2	1	0	0	2	0	2
Inning Stats	R: 0 E: 0 K: 1 S: 5 H: 0 LOB: 0 BB: 0 P: 5	R: 0 E: 0 K: 2 S: 7 H: 0 LOB: 0 BB: 0 P: 7	R: 0 E: 0 K: 1 S: 5 H: 0 LOB: 1 BB: 1 P: 9	R: 0 E: 0 K: 1 S: 5 H: 0 LOB: 0 BB: 0 P: 5	R: 0 E: 0 K: 3 S: 9 H: 0 LOB: 1 BB: 0 P: 10	R: 4 E: 1 K: 1 S: 8 H: 2 LOB: 0 BB: 1 P: 12	R: 0 E: 0 K: 0 S: 3 H: 0 LOB: 0 BB: 0 P: 3	R: 2 E: 1 K: 1 S: 7 H: 1 LOB: 2 BB: 1 P: 11	R: 0 E: 0 K: 1 S: 7 H: 2 LOB: 2 BB: 0 P: 7	1B: 3 2B: 0 3B: 0 HR: 2 SF: 0 SAC: 0 DP: 0 HBP: 1						

TOP

Chicago White Sox @ New York Yankees

Yankee Stadium, Bronx, NY

Thu Aug 09 1984, 7:05 PM EDT

Att. 29,771 - Unknown

livebaseballscorecards.com

AB	34
R	6
H	5
RBI	6
BB	3
SO	11
LOB	14

PITCHER		IP	WLS	BF	H	R	ER	SO	BB	IBB	HBP	BLK	WP	HR	S	P	ERA	WHIP
Dennis Rasmussen, L ERA: 4.74	(1, 1)	7.0	W	28	2	5	4	9	3	0	1	0	0	1	42	55	5.14	0.714
Jay Howell, R ERA: 2.58	(8, 1)	0.1		3	1	1	1	1	0	0	0	0	0	1	5	5	27.00	3.000
Dave Righetti, L ERA: 1.88	(8, 1)	1.2	S	7	2	0	0	1	0	0	0	0	0	0	9	9	0.00	1.200

PITCHER	IP	WLS	BF	H	R	ER	SO	BB	IBB	HBP	BLK	WP	HR	S	P	ERA	WHIP

Batter	1	2	3	4	5	6	7	8	9	AB	R	H	RBI	BB	SO	LOB
Bobby Meacham, S (1, 6) OBP: 0.328, SLG: 0.370	S S S 0-3 ① K	x 0-0 ② 2B 3-H 3B		x 0-0 FC5 2-3 1B	x 0-0 ② ③ G6-4-3 1-2f			S S S 0-3 ① K		5	2	2	1	0	2	2
Toby Harrah, R (1, 4) OBP: 0.311, SLG: 0.289 Tim Foli, R (9, 4) OBP: 0.240, SLG: 0.278	x 0-0 ② F3	x 0-0 1B 3-H 2B		x 0-0 ② FC5 1B 1-2 1B 3-H		x 0-0 FC4-6 1B		x 0-0 ② 6-3		5 0	2 0	2 0	1 0	0 0	0 0	2 0
Steve Kemp, L (1, 7) OBP: 0.396, SLG: 0.436 Brian Dayett, R (9, 7) OBP: 0.296, SLG: 0.459	B B B B 4-0 1B BB	x 0-0 ② 1B 2-H 1B		x 0-0 1B 1-3 2-H 1B		x 0-0 ① FC4-6 1B 1-2f		x 0-0 ③ 4-3		4 0	0 0	2 0	2 0	1 0	0 0	1 0
Dave Winfield, R (1, 9) OBP: 0.382, SLG: 0.519	x 0-0 1-2 1B	x 0-0 ③ F7		x 0-0 1-3 3-H 1B		x 0-0 G6-4-3 1-2 1B				4	0	3	1	0	0	1
Don Baylor, R (1, 10) OBP: 0.326, SLG: 0.487	S S S 0-3 ③ K		x 0-0 ① F8	x 0-0 ③ 5-3		x 0-0 ② ③ G6-4-3 1-2f				4	0	0	0	0	1	6
Ken Griffey, L (1, 3) OBP: 0.312, SLG: 0.335 Don Mattingly, L (8, 3) OBP: 0.377, SLG: 0.529		x 0-0 ① F8	x 0-0 ② F9		B B B 4-0 WP 1B SF8 BB		x 0-0 ① F7			3 0	1 0	0 0	0 0	1 0	0 0	0 0
Butch Wynegar, S (1, 2) OBP: 0.339, SLG: 0.341		B B B B 4-0 2B BB	x 0-0 ③ G3		x 0-0 SF8 WP 1-2 1B		B B B B 4-0 5-3 BB			2	1	1	0	2	0	0
Mike Pagliarulo, L (1, 5) OBP: 0.321, SLG: 0.493		x 0-0 ② F9		S S S 0-3 ① K	B B B B 4-0 G6-4-3 1-2 2-3 BB		x 0-0 ② 5-3 1-2			3	0	0	0	1	1	2
Omar Moreno, L (1, 8) OBP: 0.288, SLG: 0.380		x 0-0 1-H 3B 2B		x 0-0 1B FC5 2B	x 0-0 ① SF8 2-3 3-H		x 0-0 ③ F9			3	1	2	2	0	0	1
Inning Stats	R: 0 H: 1 E: 0 LOB: 2 K: 2 BB: 1 S: 8 P: 12	R: 4 H: 4 E: 0 LOB: 1 K: 0 BB: 1 S: 7 P: 11	R: 0 H: 0 E: 0 LOB: 0 K: 0 BB: 0 S: 3 P: 3	R: 2 H: 4 E: 0 LOB: 2 K: 1 BB: 0 S: 9 P: 9	R: 1 H: 1 E: 0 LOB: 1 K: 0 BB: 2 S: 3 P: 11	R: 0 H: 2 E: 0 LOB: 1 K: 0 BB: 0 S: 4 P: 4	R: 0 H: 0 E: 0 LOB: 1 K: 0 BB: 1 S: 3 P: 7	R: 0 H: 0 E: 0 LOB: 0 K: 1 BB: 0 S: 5 P: 5		1B: 8 SF: 1 2B: 3 SAC: 0 3B: 1 DP: 2 HR: 0 HBP: 0						

PITCHER		IP	WLS	BF	H	R	ER	SO	BB	IBB	HBP	BLK	WP	HR	S	P	ERA	WHIP
Tom Seaver, R ERA: 4.04	(1, 1)	3.2	L	22	9	6	6	3	2	0	0	0	0	0	26	34	14.73	3.000
Jerry Don Gleaton, L ERA: 2.51	(4, 1)	1.2		8	2	1	1	0	2	0	0	0	1	0	6	14	5.40	2.400
Bert Roberge, R ERA: 4.58	(6, 1)	2.2		9	1	0	0	1	1	0	0	0	0	0	10	14	0.00	0.750

PITCHER	IP	WLS	BF	H	R	ER	SO	BB	IBB	HBP	BLK	WP	HR	S	P	ERA	WHIP

BOTTOM

Chicago White Sox @ New York Yankees

Yankee Stadium, Bronx, NY

Thu Aug 09 1984, 7:05 PM EDT

Att. 29,771 - Unknown

livebaseballscorecards.com

AB	33
R	7
H	12
RBI	7
BB	5
SO	4
LOB	15

New York Yankees @ Cleveland Indians

Cleveland Municipal Stadium, Cleveland, OH

Fri Aug 10 1984, 7:05 PM EDT

Unknown

TOP

livebaseballscorecards.com

Batter	1	2	3	4	5	6	7	8	9	AB	R	H	RBI	BB	SO	LOB
Bobby Meacham, S (1, 6) OBP: 0.325, SLG: 0.366	1-3		K 1-2	F8		S 2B 1B		6-3		5	1	1	0	0	1	3
Tim Foli, R (1, 4) OBP: 0.246, SLG: 0.298	5-3		6-3 WP 2-H 2B		F8	1-H 2B		F8		5	1	2	2	0	0	0
Don Mattingly, L (1, 3) OBP: 0.377, SLG: 0.526	4-3		6-3 2-3		FC4-6 1B	BBBB FC6-4 BB		6-3		4	0	1	0	1	0	1
Dave Winfield, R (1, 9) OBP: 0.380, SLG: 0.514		3-1 BLK 1B	E5 WP 3-H		FC4-6 HR 1-2f	SSS K			SSS K	5	1	1	0	0	2	3
Don Baylor, R (1, 10) OBP: 0.324, SLG: 0.492		SSS K	F7 2-3		HR 1-H	FC6-4 1-2f			5-3	5	1	1	2	0	1	4
Steve Kemp, L (1, 7) OBP: 0.396, SLG: 0.443 Brian Dayett, R (9, 7) OBP: 0.296, SLG: 0.459		3-1 1-3		G4-6-3 1B	1B 3B		F4		F9	5 0	1 0	2 0	0 0	0 0	0 0	1 0
Butch Wynegar, S (1, 2) OBP: 0.343, SLG: 0.344	BBBB BB			G4-6-3 1-2f	3-H 1B		1B			3	0	2	1	1	0	1
Mike Pagliarulo, L (1, 5) OBP: 0.317, SLG: 0.494	F7			2B	SSS K		F7			4	0	1	0	0	1	4
Omar Moreno, L (1, 8) OBP: 0.291, SLG: 0.379			S 2B 1B	BBBB BB		G3	SSS K			3	1	1	0	1	1	1

AB	39
R	6
H	12
RBI	5
BB	3
SO	6
LOB	18

Inning Stats										
	R: 0 E: 0 K: 0 S: 3	H: 0 LOB: 0 BB: 0 P: 3	R: 0 E: 0 K: 1 S: 6	H: 1 LOB: 2 BB: 1 P: 10	R: 2 E: 1 K: 1 S: 8	H: 2 LOB: 1 BB: 0 P: 8	R: 0 E: 0 K: 0 S: 4	H: 2 LOB: 2 BB: 1 P: 8	R: 3 E: 0 K: 1 S: 9	H: 4 LOB: 1 BB: 0 P: 9
	R: 1 E: 0 K: 1 S: 7	H: 2 LOB: 2 BB: 1 P: 11	R: 0 E: 0 K: 1 S: 6	H: 1 LOB: 1 BB: 0 P: 6	R: 0 E: 0 K: 0 S: 3	H: 0 LOB: 0 BB: 0 P: 3	R: 0 E: 0 K: 1 S: 5	H: 0 LOB: 0 BB: 0 P: 5	1B: 7 2B: 3 3B: 1 HR: 1	SF: 0 SAC: 0 DP: 1 HBP: 0
	WP: 2 PB: 0 SB: 2 CS: 0	PA: 42								

PITCHER		IP	WLS	BF	H	R	ER	SO	BB	IBB	HBP	BLK	WP	HR	S	P	ERA	WHIP
Don Schulze, R ERA: 6.58	(1, 1)	4.2	L	24	8	5	5	2	2	0	0	1	2	1	26	34	9.64	2.143
Mike Jeffcoat, L ERA: 2.79	(5, 1)	4.1		18	4	1	1	4	1	0	0	0	0	0	25	29	2.08	1.154

PITCHER	IP	WLS	BF	H	R	ER	SO	BB	IBB	HBP	BLK	WP	HR	S	P	ERA	WHIP

New York Yankees @ Cleveland Indians

Cleveland Municipal Stadium, Cleveland, OH

Fri Aug 10 1984, 7:05 PM EDT

Unknown

livebaseballscorecards.com

BOTTOM

Batter	1	2	3	4	5	6	7	8	9	AB	R	H	RBI	BB	SO	LOB
Brett Butler, L (1, 8) OBP: 0.365, SLG: 0.327	6-3 3B		BBBB BB		1B 1B		4-3		F8	3	1	2	0	1	0	1
Jerry Willard, L (9, PH) OBP: 0.290, SLG: 0.376										1	0	0	0	0	0	1
George Vukovich, L (1, 9) OBP: 0.345, SLG: 0.415	SSS K		F8		1-2 1B		G1-4-3 3-H 1B			4	0	2	1	0	1	2
Julio Franco, R (1, 6) OBP: 0.324, SLG: 0.332	6-3 3-H		F9		F4		G1-4-3 1-2f			4	0	0	1	0	0	4
Andre Thornton, R (1, 10) OBP: 0.353, SLG: 0.490	F8			F4		HR		SSS K		4	1	1	1	0	1	0
Pat Tabler, R (1, 3) OBP: 0.371, SLG: 0.403		F7		1B		SSS K		F9		4	0	1	0	0	1	0
Chris Bando, S (1, 2) OBP: 0.362, SLG: 0.522		2B		SSS K		F5		F4		4	0	1	0	0	1	1
Mel Hall, L (1, 7) OBP: 0.331, SLG: 0.422		F9		F8		G3			F8	4	0	0	0	0	0	2
Brook Jacoby, R (1, 5) OBP: 0.297, SLG: 0.352		F4			F9		3B 1B		F9	4	1	1	0	0	0	1
Tony Bernazard, S (1, 4) OBP: 0.310, SLG: 0.286			F8		F7		1-H 1B 3B		1B	4	1	2	1	0	0	0
Inning Stats	R: 1 H: 1 E: 0 LOB: 0 K: 1 BB: 0 S: 6 P: 6	R: 0 H: 1 E: 0 LOB: 1 K: 0 BB: 0 S: 4 P: 4	R: 0 H: 0 E: 0 LOB: 1 K: 0 BB: 1 S: 3 P: 7	R: 0 H: 1 E: 0 LOB: 1 K: 1 BB: 0 S: 6 P: 6	R: 0 H: 2 E: 0 LOB: 2 K: 0 BB: 0 S: 5 P: 5	R: 1 H: 1 E: 0 LOB: 0 K: 1 BB: 0 S: 6 P: 6	R: 2 H: 3 E: 0 LOB: 0 K: 0 BB: 0 S: 5 P: 5	R: 0 H: 0 E: 0 LOB: 0 K: 1 BB: 0 S: 5 P: 5	R: 0 H: 1 E: 0 LOB: 1 K: 0 BB: 0 S: 4 P: 4	1B: 6 SF: 0 2B: 1 SAC: 0 3B: 2 DP: 1 HR: 1 HBP: 0						

	AB	36
	R	4
	H	10
	RBI	4
	BB	1
	SO	4
	LOB	12

PITCHER		IP	WLS	BF	H	R	ER	SO	BB	IBB	HBP	BLK	WP	HR	S	P	ERA	WHIP
Joe Cowley, R ERA: 2.6	(1, 1)	6.1	W	28	8	4	4	3	1	0	0	0	0	1	33	37	5.68	1.421
Jay Howell, R ERA: 2.49	(7, 1)	2.2	S	9	2	0	0	1	0	0	0	0	0	0	11	11	0.00	0.750

PITCHER	IP	WLS	BF	H	R	ER	SO	BB	IBB	HBP	BLK	WP	HR	S	P	ERA	WHIP

Batter	1	2	3	4	5	6	7	8	9	AB	R	H	RBI	BB	SO	LOB
Willie Randolph, R (1, 4) OBP: 0.380, SLG: 0.362	0-0 1B FC6-4 2B		0-0 7-4 E 1B	0-0 ③ F4		0-0 ① G1-4-3		0-0 HBP 1B		5	1	3	0	0	0	0
Bobby Meacham, S (1, 6) OBP: 0.327, SLG: 0.366	0-0 FC6-4 2-3 1B		0-0 E1 1-2 2B		0-0 HR 1B	0-0 ② F2		S S S 0-3 ② K		5	2	2	0	0	1	2
Dave Winfield, R (1, 9) Mike Pagliarulo, L (8, PR) (8, 5) OBP: 0.383, SLG: 0.523 OBP: 0.317, SLG: 0.494	0-0 ① FC6-4 1-2f 3-H HR		0-0 ①② 7-4 2-3f		0-0 1-H HR 1B	0-0 1B		0-0 HBP 1-2 1B		5 0	2 0	3 0	3 0	0 0	0 0	3 0
Don Baylor, R (1, 10) OBP: 0.330, SLG: 0.506	0-0 1-H HR		0-0 1-H 2B 2B		0-0 1B SF9 1B	0-0 ③ F8		H 1-0 1-2 2-3 HBP		4	3	3	3	0	0	1
Toby Harrah, R (1, 5) (8, 9) OBP: 0.318, SLG: 0.293	0-0 ② F9		B B B B 4-0 2B BB		0-0 5-3 1-3 1B 1B	0-0 1B		0-0 ③ F8		4	2	2	0	1	0	3
Ken Griffey, L (1, 3) OBP: 0.310, SLG: 0.337	0-0 ③ 1-3		0-0 1-H 2-H 2B		0-0 ① SF9 3-H	0-0 ① F5			0-0 ① G3	4	0	1	3	0	0	1
Brian Dayett, R (1, 7) OBP: 0.279, SLG: 0.430		0-0 ① F7	0-0 ③ G3		0-0 ② 5-3 1-2	0-0 ② F5			0-0 ② 6-3	5	0	0	0	0	0	3
Victor Mata, R (1, 8) OBP: 0.306, SLG: 0.429		0-0 ② 4-3		0-0 ① 5-3	0-0 2-H 1B	0-0 ③ F3		S S S 0-3 ③ K		5	0	1	1	0	1	1
Rick Cerone, R (1, 2) OBP: 0.247, SLG: 0.284		0-0 ③ F9		0-0 ② F8	0-0 ③ 6-3			0-0 ① F8		4	0	0	0	0	0	1
Inning Stats	R: 3 H: 3 E: 0 LOB: 0 K: 0 BB: 0 S: 6 P: 6	R: 0 H: 0 E: 0 LOB: 0 K: 0 BB: 0 S: 3 P: 3	R: 3 H: 3 E: 1 LOB: 1 K: 0 BB: 1 S: 6 P: 10	R: 0 H: 0 E: 0 LOB: 0 K: 0 BB: 0 S: 3 P: 3	R: 4 H: 5 E: 0 LOB: 1 K: 0 BB: 0 S: 8 P: 8	R: 0 H: 1 E: 0 LOB: 1 K: 0 BB: 0 S: 4 P: 4	R: 0 H: 1 E: 0 LOB: 1 K: 0 BB: 0 S: 4 P: 4	R: 0 H: 2 E: 0 LOB: 3 K: 1 BB: 0 S: 7 P: 8	R: 0 H: 0 E: 0 LOB: 0 K: 1 BB: 0 S: 5 P: 5	1B: 10 SF: 1 2B: 4 SAC: 0 3B: 0 DP: 1 HR: 2 HBP: 1						

TOP

New York Yankees @ Cleveland Indians

Cleveland Municipal Stadium, Cleveland, OH

Fri Aug 10 1984, 7:05 PM EDT
Att. 21,648 - Unknown

livebaseballscorecards.com

AB	41
R	10
H	15
RBI	10
BB	1
SO	2
LOB	15

WP: 0 PA: 44
PB: 0
SB: 0
CS: 0

PITCHER	IP	WLS	BF	H	R	ER	SO	BB	IBB	HBP	BLK	WP	HR	S	P	ERA	WHIP
Neal Heaton, L (1, 1) ERA: 5.14	2.2	L	13	5	5	4	0	0	0	0	0	0	1	13	13	13.50	1.875
Steve Comer, R (3, 1) ERA: 5.72	4.1		22	8	5	4	0	1	0	0	0	0	1	21	25	8.31	2.077
Mike Jeffcoat, L (8, 1) ERA: 2.7	2.0		9	2	0	0	2	0	0	1	0	0	0	12	13	0.00	1.000

PITCHER	IP	WLS	BF	H	R	ER	SO	BB	IBB	HBP	BLK	WP	HR	S	P	ERA	WHIP

BOTTOM

Batter	1	2	3	4	5	6	7	8	9	AB	R	H	RBI	BB	SO	LOB
Joe Carter, R (1, 8) OBP: 0.288, SLG: 0.380	6-3		K			6-3		K		4	0	0	0	0	2	1
Julio Franco, R (1, 6) OBP: 0.323, SLG: 0.331	F9			PB, 1B		5-3		4-3		4	0	1	0	0	0	0
Tony Bernazard, S (9, 4) OBP: 0.310, SLG: 0.286										0	0	0	0	0	0	0
Mike Hargrove, L (1, 3) OBP: 0.366, SLG: 0.354	G3			K		4-3			3-1	4	0	0	0	0	1	1
Andre Thornton, R (1, 10) OBP: 0.354, SLG: 0.493		G6-4-3, 1B		F4, 1-2			1B, 2B		F8	4	1	2	0	0	0	1
Pat Tabler, R (1, 7) OBP: 0.370, SLG: 0.405		G6-4-3, 1-2f		5-3			6-3		2B	4	0	1	0	0	0	3
Carmen Castillo, R (1, 9) OBP: 0.311, SLG: 0.482		F9			1B, 2B		2-H, 1B		K	4	0	2	1	0	1	1
Brook Jacoby, R (1, 5) OBP: 0.297, SLG: 0.352			G3, 1B		F5		F7			3	0	1	0	0	0	2
Jerry Willard, L (1, 2) OBP: 0.291, SLG: 0.376			G3, 1-2f		G5-4-3, 2-3, 1B		F9			3	0	1	0	0	0	2
Mike Fischlin, R (1, 4) OBP: 0.269, SLG: 0.317 (9, 6)			1B		G5-4-3, 1-2f			K		3	0	1	0	0	1	2
Inning Stats	R: 0 E: 0 K: 0 S: 3 H: 0 LOB: 0 BB: 0 P: 3	R: 0 E: 0 K: 0 S: 3 H: 1 LOB: 0 BB: 0 P: 3	R: 0 E: 0 K: 1 S: 6 H: 2 LOB: 1 BB: 0 P: 6	R: 0 E: 0 K: 1 S: 6 H: 1 LOB: 1 BB: 0 P: 6	R: 0 E: 0 K: 0 S: 4 H: 2 LOB: 1 BB: 0 P: 4	R: 0 E: 0 K: 0 S: 3 H: 0 LOB: 0 BB: 0 P: 3	R: 1 E: 0 K: 0 S: 5 H: 2 LOB: 1 BB: 0 P: 5	R: 0 E: 0 K: 2 S: 7 H: 0 LOB: 0 BB: 0 P: 7	R: 0 E: 0 K: 1 S: 6 H: 1 LOB: 1 BB: 0 P: 6	1B: 6 2B: 3 3B: 0 HR: 0 SF: 0 SAC: 0 DP: 3 HBP: 0						

PITCHER	IP	WLS	BF	H	R	ER	SO	BB	IBB	HBP	BLK	WP	HR	S	P	ERA	WHIP
Ray Fontenot, L (1, 1) ERA: 4.17	7.0	W	26	8	1	1	2	0	0	0	0	0	0	30	30	1.29	1.143
Mike Armstrong, R (8, 1) ERA: 4.13	2.0		7	1	0	0	3	0	0	0	0	0	0	13	13	0.00	0.500

PITCHER	IP	WLS	BF	H	R	ER	SO	BB	IBB	HBP	BLK	WP	HR	S	P	ERA	WHIP

New York Yankees @ Cleveland Indians

Cleveland Municipal Stadium, Cleveland, OH

Fri Aug 10 1984, 7:05 PM EDT

Att. 21,648 - Unknown

livebaseballscorecards.com

AB	33
R	1
H	9
RBI	1
BB	0
SO	5
LOB	13

WP: 0 PB: 1 SB: 0 CS: 0 PA: 33

Batter	1	2	3	4	5	6	7	8	9	AB	R	H	RBI	BB	SO	LOB
Bobby Meacham, S (1, 6) OBP: 0.329, SLG: 0.364	B B B B 4-0 6-3 1B BB	x 0-0 ③ 4-3			x 0-0 ② F4	x 0-0 1-2 1B		x 0-0 ① F9		4	1	1	0	1	0	0
Tim Foli, R (1, 4) OBP: 0.237, SLG: 0.287	S S S 0-3 ① K		S S S 0-3 ① K		x 0-0 ③ F7	S S S 0-3 ③ K		S S S 0-3 ② K		5	0	0	0	0	4	3
Don Mattingly, L (1, 3) OBP: 0.380, SLG: 0.534	x 0-0 ② 6-3 1-2		x 0-0 FC5-4 1B			x 0-0 HR	x 0-0 1B E 1B	x 0-0 ③ G3		5	2	3	1	0	0	1
Dave Winfield, R (1, 9) OBP: 0.386, SLG: 0.526 Victor Mata, R (8, 9) OBP: 0.297, SLG: 0.417	x 0-0 2-H 1B		x 0-0 ② F7			x 0-0 1B 1B 1B	x 0-0 E8 1-H 2B 1B		x 0-0 E5 FC6-4	4 1	2 0	3 0	1 0	0 0	0 0	1 0
Don Baylor, R (1, 10) OBP: 0.331, SLG: 0.507	S S S 0-3 ③ K		x 0-0 ③ FC5-4 1-2f			x 0-0 1B 1-2 1B 1B	x 0-0 1B 3-H 2B		x 0-0 ① FC6-4 BB 1-2f	5	2	2	1	0	1	3
Steve Kemp, L (1, 7) OBP: 0.401, SLG: 0.445 Brian Dayett, R (8, 7) OBP: 0.276, SLG: 0.425		B B B B 4-0 HR BB		x 0-0 ① G3		x 0-0 1B 1-2 2-H FC1-6 1B	x 0-0 2-H 1B		S S S 0-3 ② K	3 1	2 0	2 0	2 0	1 0	0 1	0 1
Butch Wynegar, S (1, 2) OBP: 0.341, SLG: 0.339		x 0-0 ① F9		x 0-0 ② 6-3		x 0-0 ① F8	x 0-0 ① F8		B B B B 4-0 1-2 BB	4	0	0	0	1	0	4
Mike Pagliarulo, L (1, 5) OBP: 0.322, SLG: 0.524		x 0-0 1-H HR		S S S 0-3 ③ K		x 0-0 FC1-6 1-3 2-H 1B	x 0-0 ② F6		x 0-0 ③ 1-3	5	1	2	3	0	1	3
Omar Moreno, L (1, 8) OBP: 0.286, SLG: 0.373		S S S 0-3 ② K			x 0-0 ① 6-3	x 0-0 ② FC1-6 1-2f 3-H 1B	x 0-0 ③ F8			4	0	0	1	0	1	2
Inning Stats	R: 1 E: 0 K: 2 S: 8 H: 1 LOB: 1 BB: 1 P: 12	R: 2 E: 0 K: 1 S: 6 H: 1 LOB: 0 BB: 1 P: 10	R: 0 E: 0 K: 1 S: 6 H: 1 LOB: 1 BB: 0 P: 6	R: 0 E: 0 K: 1 S: 5 H: 0 LOB: 0 BB: 0 P: 5	R: 0 E: 0 K: 0 S: 3 H: 0 LOB: 0 BB: 0 P: 3	R: 4 E: 0 K: 1 S: 11 H: 6 LOB: 2 BB: 0 P: 11	R: 3 E: 1 K: 0 S: 7 H: 4 LOB: 1 BB: 0 P: 7	R: 0 E: 0 K: 1 S: 5 H: 0 LOB: 0 BB: 0 P: 5	R: 0 E: 1 K: 1 S: 6 H: 0 LOB: 2 BB: 1 P: 10	1B: 10 2B: 1 3B: 0 HR: 2 SF: 0 SAC: 0 DP: 0 HBP: 0						

PITCHER		IP	WLS	BF	H	R	ER	SO	BB	IBB	HBP	BLK	WP	HR	S	P	ERA	WHIP
Steve Farr, R ERA: 4.59	(1, 1)	5.0	L	23	6	6	6	5	2	0	0	0	0	2	31	39	10.80	1.600
Jamie Easterly, L ERA: 3.67	(6, 1)	4.0		21	7	4	4	3	1	0	0	0	0	0	26	30	9.00	2.000

PITCHER	IP	WLS	BF	H	R	ER	SO	BB	IBB	HBP	BLK	WP	HR	S	P	ERA	WHIP

TOP

New York Yankees @ Cleveland Indians

Cleveland Municipal Stadium, Cleveland, OH

Sat Aug 11 1984, 3:33 AM EDT
Att. 15,882 - Unknown

livebaseballscorecards.com

AB	41
R	10
H	13
RBI	9
BB	3
SO	8
LOB	18

WP: 0 PA: 44
PB: 0
SB: 0
CS: 0

New York Yankees @ Cleveland Indians

Cleveland Municipal Stadium, Cleveland, OH

Sat Aug 11 1984, 3:33 AM EDT

Att. 15,882 - Unknown

livebaseballscorecards.com

BOTTOM

Batter	1	2	3	4	5	6	7	8	9	AB	R	H	RBI	BB	SO	LOB
Brett Butler, L (1, 8) OBP: 0.362, SLG: 0.324	F7			F6		F7		4-3		4	0	0	0	0	0	1
George Vukovich, L (1, 9) OBP: 0.345, SLG: 0.414	F6			F9		1B		F8		3	0	1	1	0	0	0
Carmen Castillo, R (8, PH) (9, 9) OBP: 0.309, SLG: 0.480						3-H				1	0	0	0	0	0	0
Julio Franco, R (1, 6) OBP: 0.325, SLG: 0.335	6-3			2B		1-2 1B		4-3		4	0	2	0	0	0	0
Andre Thornton, R (1, 10) OBP: 0.351, SLG: 0.488		F9		F4		F4			F2	4	0	0	0	0	0	3
Pat Tabler, R (1, 3) OBP: 0.368, SLG: 0.403		5-3			F3		1B		F9	4	0	1	0	0	0	0
Mel Hall, L (1, 7) OBP: 0.328, SLG: 0.418		4-3			F9		F7		3B	3	0	0	0	0	0	1
Joe Carter, R (9, PH) OBP: 0.297, SLG: 0.417										1	0	1	0	0	0	0
Brook Jacoby, R (1, 5) OBP: 0.297, SLG: 0.352			F7		K		1-2 1B		6-3	3	0	1	0	0	1	0
Mike Fischlin, R (7, PR) (8, 5) OBP: 0.265, SLG: 0.311										1	0	0	0	0	0	1
Jerry Willard, L (1, 2) OBP: 0.286, SLG: 0.370			4-3			F9	F4			3	0	0	0	0	0	2
Tony Bernazard, S (1, 4) OBP: 0.310, SLG: 0.291			G3			1B 3B	F8			3	1	1	0	0	0	2
Inning Stats	R: 0 E: 0 K: 0 S: 3 H: 0 LOB: 0 BB: 0 P: 3	R: 0 E: 0 K: 0 S: 3 H: 0 LOB: 0 BB: 0 P: 3	R: 0 E: 0 K: 0 S: 3 H: 0 LOB: 0 BB: 0 P: 3	R: 0 E: 0 K: 0 S: 4 H: 1 LOB: 1 BB: 0 P: 4	R: 0 E: 0 K: 1 S: 5 H: 0 LOB: 0 BB: 0 P: 5	R: 1 E: 0 K: 0 S: 6 H: 3 LOB: 2 BB: 0 P: 6	R: 0 E: 0 K: 0 S: 5 H: 2 LOB: 2 BB: 0 P: 5	R: 0 E: 0 K: 0 S: 3 H: 0 LOB: 0 BB: 0 P: 3	R: 0 E: 0 K: 0 S: 4 H: 1 LOB: 1 BB: 0 P: 4	1B: 4 2B: 1 3B: 2 HR: 0	SF: 0 SAC: 0 DP: 0 HBP: 0						

	AB	34
	R	1
	H	7
	RBI	1
	BB	0
	SO	1
	LOB	10

WP: 0 PB: 0 SB: 0 CS: 0 PA: 34

PITCHER		IP	WLS	BF	H	R	ER	SO	BB	IBB	HBP	BLK	WP	HR	S	P	ERA	WHIP
Phil Niekro, R ERA: 2.75	(1, 1)	7.0	W	27	6	1	1	1	0	0	0	0	0	0	29	29	1.29	0.857
Bob Shirley, L ERA: 3.94	(8, 1)	2.0		7	1	0	0	0	0	0	0	0	0	0	7	7	0.00	0.500

PITCHER	IP	WLS	BF	H	R	ER	SO	BB	IBB	HBP	BLK	WP	HR	S	P	ERA	WHIP

Batter	1	2	3	4	5	6	7	8	9	AB	R	H	RBI	BB	SO	LOB
Willie Randolph, R (1, 4) OBP: 0.380, SLG: 0.362	F9			F8		1B			K	3	0	1	0	0	0	0
Toby Harrah, R (8, 4) OBP: 0.316, SLG: 0.291										1	0	0	0	0	1	1
Bobby Meacham, S (1, 6) OBP: 0.322, SLG: 0.357	F7			G3		K			F8	4	0	0	0	0	1	2
Don Mattingly, L (1, 3) OBP: 0.381, SLG: 0.533	G3			FC6-4 HBP			K		1B	3	0	1	0	0	1	0
Dave Winfield, R (1, 9) OBP: 0.385, SLG: 0.523		F2		FC6-4			G6-4-3		F4	4	0	1	0	0	0	3
Don Baylor, R (1, 10) OBP: 0.329, SLG: 0.503		F8			6-3		G6-4-3			3	0	0	0	0	0	1
Steve Kemp, L (1, 7) OBP: 0.400, SLG: 0.444		1B			F7			4-3		3	0	1	0	0	0	0
Mike Pagliarulo, L (1, 5) OBP: 0.311, SLG: 0.506			6-3		1-3			F9		3	0	0	0	0	0	0
Omar Moreno, L (1, 8) OBP: 0.283, SLG: 0.368			F9			K		4-3		3	0	0	0	0	1	0
Rick Cerone, R (1, 2) OBP: 0.250, SLG: 0.286			K			F6			1B	3	0	1	0	0	1	0
Inning Stats	R: 0 E: 0 K: 0 S: 3	H: 0 LOB: 0 BB: 0 P: 3	R: 0 E: 0 K: 0 S: 3	H: 1 LOB: 1 BB: 0 P: 3	R: 0 E: 0 K: 1 S: 5	H: 0 LOB: 0 BB: 0 P: 5	R: 0 E: 0 K: 0 S: 3	H: 0 LOB: 1 BB: 0 P: 4	R: 0 E: 0 K: 0 S: 3	H: 0 LOB: 0 BB: 0 P: 3	R: 0 E: 0 K: 2 S: 8	H: 1 LOB: 1 BB: 0 P: 8	R: 0 E: 0 K: 1 S: 5	H: 1 LOB: 0 BB: 0 P: 5	R: 0 E: 0 K: 0 S: 3	H: 0 LOB: 0 BB: 0 P: 3	R: 0 E: 0 K: 1 S: 7	H: 2 LOB: 2 BB: 0 P: 7	1B: 5 2B: 0 3B: 0 HR: 0	SF: 0 SAC: 0 DP: 1 HBP: 1	WP: 0 PB: 0 SB: 0 CS: 0	PA: 31

TOP

New York Yankees @ Cleveland Indians

Cleveland Municipal Stadium, Cleveland, OH

Sun Aug 12 1984, 3:33 AM EDT
Att. 17,143 - Unknown

livebaseballscorecards.com

AB	30
R	0
H	5
RBI	0
BB	0
SO	5
LOB	7

PITCHER		IP	WLS	BF	H	R	ER	SO	BB	IBB	HBP	BLK	WP	HR	S	P	ERA	WHIP
Bert Blyleven, R ERA: 3.15	(1, 1)	9.0	W	31	5	0	0	5	0	0	1	0	0	0	40	41	0.00	0.556

PITCHER	IP	WLS	BF	H	R	ER	SO	BB	IBB	HBP	BLK	WP	HR	S	P	ERA	WHIP

BOTTOM

New York Yankees @ Cleveland Indians

Cleveland Municipal Stadium, Cleveland, OH

Sun Aug 12 1984, 3:33 AM EDT

Att. 17,143 - Unknown

livebaseballscorecards.com

Batter	1	2	3	4	5	6	7	8	9	AB	R	H	RBI	BB	SO	LOB
Brett Butler, L (1, 8) OBP: 0.364, SLG: 0.326	F8 S 1B		K		HR BB	HR 1B		K		4	2	2	0	1	2	1
Joe Carter, R (1, 7) OBP: 0.316, SLG: 0.506	F8 1-3		2-H 1B		1-H HR	1-H 2-H 3-H HR		5-3		5	2	3	6	0	0	1
Julio Franco, R (1, 6) OBP: 0.327, SLG: 0.336	K			FC6-5 BB 1B	2B 1B	F4		BB		4	0	2	0	1	1	1
Andre Thornton, R (1, 10) OBP: 0.354, SLG: 0.489	4-3			1-2 BB	1-3 2B	BB		F2		3	0	1	0	2	0	2
Pat Tabler, R (1, 3) OBP: 0.367, SLG: 0.399 Mike Hargrove, L (8, 3) OBP: 0.366, SLG: 0.354		K		F9	BB	K				3 0	0 0	0 0	0 0	1 0	2 0	3 0
Carmen Castillo, R (1, 9) OBP: 0.304, SLG: 0.471 George Vukovich, L (7, PH) OBP: 0.344, SLG: 0.412 (8, 9)	6-3			K	F8		3-1			3 1	0 0	0 0	0 0	0 0	1 0	5 0
Chris Bando, S (1, 2) OBP: 0.359, SLG: 0.513	5-3			FC6-5 2-3f		F8	1B			4	0	1	0	0	0	2
Brook Jacoby, R (1, 5) OBP: 0.299, SLG: 0.353			SH1-4 1B 1B		F3	1B 1B HR 1B	F3			4	1	2	0	0	0	1
Mike Fischlin, R (1, 4) OBP: 0.268, SLG: 0.313			SH1-4 1-2		F4	1B 1-2 HR 1B	F5			3	1	1	0	0	0	1
Inning Stats	R: 0 H: 1 E: 0 LOB: 1 K: 1 BB: 0 S: 6 P: 6	R: 0 H: 0 E: 0 LOB: 0 K: 1 BB: 0 S: 5 P: 5	R: 0 H: 2 E: 0 LOB: 2 K: 1 BB: 0 S: 6 P: 6	R: 0 H: 1 E: 0 LOB: 2 K: 1 BB: 1 S: 6 P: 10	R: 2 H: 3 E: 0 LOB: 3 K: 0 BB: 2 S: 6 P: 14	R: 4 H: 4 E: 0 LOB: 1 K: 1 BB: 1 S: 9 P: 13	R: 0 H: 1 E: 0 LOB: 1 K: 0 BB: 0 S: 4 P: 4	R: 0 H: 0 E: 0 LOB: 1 K: 1 BB: 1 S: 5 P: 9		1B: 9 SF: 0 2B: 1 SAC: 1 3B: 0 DP: 0 HR: 2 HBP: 0						

	AB	34
	R	6
	H	12
	RBI	6
	BB	5
	SO	6
	LOB	17

WP: 0 PA: 40
PB: 0
SB: 1
CS: 0

PITCHER		IP	WLS	BF	H	R	ER	SO	BB	IBB	HBP	BLK	WP	HR	S	P	ERA	WHIP
Ron Guidry, L ERA: 4.21	(1, 1)	5.1	L	29	11	6	6	4	3	0	0	0	0	2	34	46	10.12	2.625
Mike Armstrong, R ERA: 3.71	(6, 1)	2.2		11	1	0	0	2	2	0	0	0	0	0	13	21	0.00	1.125

PITCHER	IP	WLS	BF	H	R	ER	SO	BB	IBB	HBP	BLK	WP	HR	S	P	ERA	WHIP

New York Yankees @ Cleveland Indians

Cleveland Municipal Stadium, Cleveland, OH

Mon Aug 13 1984, 7:05 PM EDT

Att. 5,745 - Unknown

TOP

livebaseballscorecards.com

Batter	1	2	3	4	5	6	7	8	9	10	11	AB	R	H	RBI	BB	SO	LOB
Bobby Meacham, S (1, 6) OBP: 0.323, SLG: 0.350	G3		BB		K		BB	K		F9		4	2	0	0	2	2	4
Tim Foli, R (1, 4) OBP: 0.248, SLG: 0.296	1B		E7		6-3		E7	6-3			F6	6	0	3	1	0	0	2
Don Mattingly, L (1, 3) OBP: 0.382, SLG: 0.532	F7		1B		1B		1B		4-3		5-3	6	0	3	2	0	0	1
Dave Winfield, R (1, 9) OBP: 0.382, SLG: 0.517	K		F1			1B	K		6-3		F7	6	1	1	0	0	2	5
Don Baylor, R (1, 10) OBP: 0.325, SLG: 0.496		E5	F5			F4	F8		F9			5	0	0	0	0	0	5
Steve Kemp, L (1, 7) OBP: 0.397, SLG: 0.440		F8	F7			1B	K			F8		5	0	1	0	0	1	5
Butch Wynegar, S (1, 2) OBP: 0.343, SLG: 0.339		F9		4-3		1B		BB		K		3	0	1	1	1	0	1
Victor Mata, R (8, PR) OBP: 0.297, SLG: 0.417												0	0	0	0	0	0	0
Rick Cerone, R (8, 2) OBP: 0.247, SLG: 0.282												1	0	0	0	0	1	0
Mike Pagliarulo, L (1, 5) OBP: 0.304, SLG: 0.494		K		F6		K		2B		BB		2	0	0	0	0	1	1
Toby Harrah, R (6, PH) OBP: 0.321, SLG: 0.294 (6, 5)											1B	2	1	1	0	1	1	2
Omar Moreno, L (1, 8) OBP: 0.289, SLG: 0.374			BB 1B	F8		K		2B			BB	4	1	2	1	1	1	2

Inning Stats	1	2	3	4	5	6	7	8	9	10	11
	R: 0 H: 1 E: 0 LOB: 1 K: 1 BB: 0 S: 6 P: 6	R: 0 H: 0 E: 1 LOB: 1 K: 1 BB: 0 S: 6 P: 6	R: 2 H: 3 E: 1 LOB: 2 K: 0 BB: 1 S: 6 P: 10	R: 0 H: 0 E: 0 LOB: 0 K: 0 BB: 0 S: 3 P: 3	R: 0 H: 1 E: 0 LOB: 1 K: 1 BB: 0 S: 5 P: 5	R: 1 H: 3 E: 0 LOB: 2 K: 2 BB: 0 S: 10 P: 10	R: 1 H: 2 E: 1 LOB: 2 K: 2 BB: 1 S: 9 P: 13	R: 1 H: 1 E: 0 LOB: 2 K: 1 BB: 2 S: 5 P: 13	R: 0 H: 0 E: 0 LOB: 0 K: 0 BB: 0 S: 3 P: 3	R: 0 H: 1 E: 0 LOB: 2 K: 1 BB: 1 S: 6 P: 10	R: 0 H: 0 E: 0 LOB: 0 K: 0 BB: 0 S: 3 P: 3

AB	44	
R	5	
H	12	
RBI	5	
BB	5	
SO	9	
LOB	28	

1B: 11	SF: 0	WP: 0	PA: 49
2B: 1	SAC: 0	PB: 0	
3B: 0	DP: 0	SB: 0	
HR: 0	HBP: 0	CS: 1	

PITCHER		IP	WLS	BF	H	R	ER	SO	BB	IBB	HBP	BLK	WP	HR	S	P	ERA	WHIP
Roy Smith, R ERA: 4.83	(1, 1)	5.1		25	8	3	2	3	1	0	0	0	0	0	30	34	3.38	1.688
Mike Jeffcoat, L ERA: 2.67	(6, 1)	0.2		2	0	0	0	2	0	0	0	0	0	0	6	6	0.00	0.000
Tom Waddell, R ERA: 3.41	(7, 1)	0.0		3	2	1	1	0	1	0	0	0	0	0	2	6	∞	∞
Ernie Camacho, R ERA: 1.86	(7, 1)	3.0		11	1	1	1	3	2	0	0	0	0	0	15	23	3.00	1.000
Steve Farr, R ERA: 4.48	(10, 1)	2.0	W	8	1	0	0	1	1	0	0	0	0	0	9	13	0.00	1.000

PITCHER	IP	WLS	BF	H	R	ER	SO	BB	IBB	HBP	BLK	WP	HR	S	P	ERA	WHIP

Batter	1	2	3	4	5	6	7	8	9	10	11	AB	R	H	RBI	BB	SO	LOB
Brett Butler, L (1, 8) OBP: 0.364, SLG: 0.330	0-0 FC1-5-2 3B	0-0 4-3		0-0 SF8-6-4 1-2 2-3 3-H			0-3 K		0-0 F8		4-0 1B IBB	4	0	1	1	1	1	0
Joe Carter, R (1, 7) OBP: 0.306, SLG: 0.482	0-0 FC1-5-2 1B SF9 3-H	0-0 4-3		0-0 F8			0-0 F9		0-3 K		1-2 2-3 3-H 1B	6	1	1	1	0	1	2
Julio Franco, R (1, 6) OBP: 0.326, SLG: 0.335	0-0 SF9 BB 1-3 1B 1B		0-0 4-3		0-0 6-3		0-0 6-3			0-3 K		5	1	1	0	0	1	0
Andre Thornton, R (1, 10) OBP: 0.356, SLG: 0.488	4-0 BB 1B 1-2 1B BB		4-0 BB		0-0 F8			0-0 F7		0-0 1B		3	1	1	0	2	0	0
Pat Tabler, R (1, 3) OBP: 0.365, SLG: 0.397	0-0 SF9 2-3 3-H		0-3 K		0-0 2-3			0-0 S 1B		0-0 F9		4	0	1	1	0	1	2
Carmen Castillo, R (1, 9) OBP: 0.305, SLG: 0.469 George Vukovich, L (8, PH) OBP: 0.342, SLG: 0.410 (9, 9)	0-0 BB 1-2 1B 1B		0-3 K			0-0 F5		0-3 K 1-2		0-0 F6		3 2	1 0	1 0	1 0	0 0	1 1	1 2
Chris Bando, S (1, 2) OBP: 0.368, SLG: 0.508	4-0 1B 1-2 2-3 BB			0-0 BB 1B SF8-6-4 1B		0-0 3-1		4-0 IBB			0-0 F9	3	1	1	0	2	0	0
Brook Jacoby, R (1, 5) OBP: 0.304, SLG: 0.359	0-0 1-3 2-H 3-H 1B			0-0 SF8-6-4 BB 1-2 1B		0-0 1B		0-0 F9			0-0 2B 1B 1B	5	1	4	2	0	0	2
Mike Fischlin, R (1, 4) OBP: 0.270, SLG: 0.303 Tony Bernazard, S (9, PH) OBP: 0.311, SLG: 0.295 (10, 4)		0-0 6-3		4-0 SF8-6-4 1-2 2-3 BB		0-3 K			0-0 5-3		0-0 1B 1-3 2B	2 2	0 0	0 1	0 0	1 0	1 0	1 0
Inning Stats	R: 4 H: 4 E: 0 LOB: 2 K: 0 BB: 2 S: 6 P: 14	R: 0 H: 0 E: 0 LOB: 0 K: 0 BB: 0 S: 3 P: 3	R: 0 H: 0 E: 0 LOB: 1 K: 2 BB: 1 S: 7 P: 11	R: 1 H: 2 E: 0 LOB: 1 K: 0 BB: 1 S: 4 P: 8	R: 0 H: 0 E: 0 LOB: 0 K: 0 BB: 0 S: 3 P: 3	R: 0 H: 1 E: 0 LOB: 1 K: 1 BB: 0 S: 6 P: 6	R: 0 H: 0 E: 0 LOB: 0 K: 1 BB: 0 S: 5 P: 5	R: 0 H: 1 E: 0 LOB: 2 K: 1 BB: 1 S: 6 P: 10	R: 0 H: 0 E: 0 LOB: 0 K: 1 BB: 0 S: 5 P: 5	R: 0 H: 1 E: 0 LOB: 1 K: 1 BB: 0 S: 6 P: 6	R: 1 H: 3 E: 0 LOB: 3 K: 0 BB: 1 S: 4 P: 8	1B: 10 SF: 2 2B: 2 SAC: 0 3B: 1 DP: 1 HR: 0 HBP: 0						

PITCHER		IP	WLS	BF	H	R	ER	SO	BB	IBB	HBP	BLK	WP	HR	S	P	ERA	WHIP
Jim Deshaies, L ERA: 11.57	(1, 1)	3.0		18	6	5	5	2	4	0	0	0	0	0	18	34	15.00	3.333
Mike Armstrong, R ERA: 3.34	(4, 1)	3.0		9	1	0	0	1	0	0	0	0	0	0	11	11	0.00	0.333
Jay Howell, R ERA: 2.42	(7, 1)	2.0		8	1	0	0	2	0	1	0	0	0	0	11	15	0.00	0.500
Dave Righetti, L ERA: 1.95	(9, 1)	2.1	L	12	4	1	1	2	0	1	0	0	0	0	15	19	3.86	1.714

PITCHER	IP	WLS	BF	H	R	ER	SO	BB	IBB	HBP	BLK	WP	HR	S	P	ERA	WHIP

BOTTOM

New York Yankees @ Cleveland Indians

Cleveland Municipal Stadium, Cleveland, OH

Mon Aug 13 1984, 7:05 PM EDT

Att. 5,745 - Unknown

livebaseballscorecards.com

AB	39
R	6
H	12
RBI	6
BB	6
SO	7
LOB	10

WP: 0 PA: 47
PB: 0
SB: 1
CS: 0

Batter	1	2	3	4	5	6	7	8	9	AB	R	H	RBI	BB	SO	LOB
Jack Perconte, L (1, 4) OBP: 0.365, SLG: 0.351	G6-4-3 1B		4-3			F9		4-3		4	0	1	0	0	0	0
Spike Owen, S (1, 6) OBP: 0.330, SLG: 0.362	G6-4-3 1-2f			F8		F3			4-3	4	0	0	0	0	0	1
Alvin Davis, L (1, 3) OBP: 0.400, SLG: 0.522	1B			2B		K			G3	4	0	2	0	0	1	0
Al Cowens, R (1, 9) OBP: 0.310, SLG: 0.449	K			K			E 2B		F3	4	1	1	0	0	2	2
Steve Henderson, R (1, 10) OBP: 0.362, SLG: 0.453		K		K			F8 2-H			3	0	0	0	0	2	1
Barry Bonnell, R (1, 7) OBP: 0.301, SLG: 0.366 Phil Bradley, R (7, 7) OBP: 0.363, SLG: 0.328		K			K		K			3 0	0 0	0 0	0 0	0 0	3 0	0 0
Ivan Calderon, R (1, 8) OBP: 0.214, SLG: 0.385		F4			HR		F9			3	1	1	1	0	0	0
Jim Presley, R (1, 5) OBP: 0.255, SLG: 0.368 Domingo Ramos, R (8, 5) OBP: 0.243, SLG: 0.229			F3 F9		F4 F6			K		3 0	0 0	0 0	0 0	0 0	1 0	0 0
Bob Kearney, R (1, 2) OBP: 0.282, SLG: 0.375								F8		3	0	0	0	0	0	0

Inning Stats	1	2	3	4	5	6	7	8	9
R	0	0	0	0	1	0	1	0	0
E	0	0	0	0	0	0	1	0	0
K	1	2	0	2	1	1	1	1	0
S	6	7	3	8	6	5	6	5	3
H	2	0	0	1	1	0	1	0	0
LOB	1	0	0	1	0	0	0	0	0
BB	0	0	0	0	0	0	0	0	0
P	6	7	3	8	6	5	6	5	3

1B	SF	WP	PA
2	0	0	31
2B	SAC	PB	
2	0	0	
3B	DP	SB	
0	1	0	
HR	HBP	CS	
1	0	0	

PITCHER	IP	WLS	BF	H	R	ER	SO	BB	IBB	HBP	BLK	WP	HR	S	P	ERA	WHIP
Dennis Rasmussen, L (1, 1) ERA: 4.41	9.0	L	31	5	2	1	9	0	0	0	0	0	1	49	49	1.00	0.556

PITCHER	IP	WLS	BF	H	R	ER	SO	BB	IBB	HBP	BLK	WP	HR	S	P	ERA	WHIP

Seattle Mariners @ New York Yankees

Yankee Stadium, Bronx, NY

Tue Aug 14 1984, 7:05 PM EDT

Att. 20,489 - Unknown

TOP

livebaseballscorecards.com

AB	31
R	2
H	5
RBI	1
BB	0
SO	9
LOB	4

Batter	1	2	3	4	5	6	7	8	9	AB	R	H	RBI	BB	SO	LOB
Willie Randolph, R (1, 4) OBP: 0.381, SLG: 0.366	F7		SF9 3B		F8 SH BB		6-3			3	1	1	0	1	0	0
Bobby Meacham, S (1, 6) OBP: 0.323, SLG: 0.351	FC3-6 S 1B		SF9 3-H		SH F8 1-2		K			2	0	1	1	0	1	0
Dave Winfield, R (1, 9) OBP: 0.381, SLG: 0.514	FC3-6 1-2 BB		F7		F8 1-2 2-3			K		3	0	0	0	1	1	2
Don Baylor, R (1, 10) OBP: 0.324, SLG: 0.492	FC3-6 1-2f 2-3		G3		G6-4-3 IBB			K		3	0	0	0	1	1	2
Toby Harrah, R (1, 5) OBP: 0.324, SLG: 0.294	F3			1-3 1B	G6-4-3 1-2f			BB		3	0	1	0	1	0	5
Don Mattingly, L (1, 3) OBP: 0.379, SLG: 0.527		4-3		1-3 1-2f		G3		4-3		4	0	0	0	0	0	2
Brian Dayett, R (1, 7) OBP: 0.286, SLG: 0.422 Omar Moreno, L (9, PR) OBP: 0.289, SLG: 0.374		F4		FC5 1B 1B		F8			FC1-6 BB	3 0	0 0	1 0	0 0	1 0	0 0	0 0
Victor Mata, R (1, 8) OBP: 0.317, SLG: 0.425		1B		1-2 1B		K			FC1-6 G4-6-3 1-2f	4	0	2	0	0	1	1
Rick Cerone, R (1, 2) OBP: 0.235, SLG: 0.268		K		FC5 2-3f			F4		G4-6-3 1-2f	4	0	0	0	0	1	4
Inning Stats	R: 0 H: 1 E: 0 LOB: 2 K: 0 BB: 1 S: 4 P: 8	R: 0 H: 1 E: 0 LOB: 1 K: 1 BB: 0 S: 6 P: 6	R: 1 H: 1 E: 0 LOB: 0 K: 0 BB: 0 S: 4 P: 4	R: 0 H: 3 E: 0 LOB: 2 K: 0 BB: 0 S: 5 P: 5	R: 0 H: 0 E: 1 LOB: 2 K: 0 BB: 2 S: 3 P: 11	R: 0 H: 0 E: 0 LOB: 0 K: 1 BB: 0 S: 5 P: 5	R: 0 H: 0 E: 0 LOB: 0 K: 1 BB: 0 S: 5 P: 5	R: 0 H: 0 E: 0 LOB: 1 K: 2 BB: 1 S: 7 P: 11	R: 0 H: 0 E: 0 LOB: 1 K: 0 BB: 1 S: 2 P: 6	1B: 5 SF: 1 2B: 1 SAC: 1 3B: 1 DP: 3 HR: 0 HBP: 0						WP: 0 PA: 36 PB: 0 SB: 1 CS: 0	

PITCHER	IP	WLS	BF	H	R	ER	SO	BB	IBB	HBP	BLK	WP	HR	S	P	ERA	WHIP
Mark Langston, L (1, 1) ERA: 3.41	8.0	W	34	6	1	1	5	4	1	0	0	0	0	39	59	1.12	1.250
Ed Vande Berg, L (9, 1) ERA: 4.78	1.0	S	2	0	0	0	0	0	0	0	0	0	0	2	2	0.00	0.000

PITCHER	IP	WLS	BF	H	R	ER	SO	BB	IBB	HBP	BLK	WP	HR	S	P	ERA	WHIP

BOTTOM

Seattle Mariners @ New York Yankees

Yankee Stadium, Bronx, NY

Tue Aug 14 1984, 7:05 PM EDT

Att. 20,489 - Unknown

livebaseballscorecards.com

AB	29
R	1
H	6
RBI	1
BB	5
SO	5
LOB	16

Batter	1	2	3	4	5	6	7	8	9	AB	R	H	RBI	BB	SO	LOB
Jack Perconte, L (1, 4) OBP: 0.366, SLG: 0.349	S S S 0-3 ① K	B B B 4-0 1-2 BB		x 0-0 ③ L1		B B B 4-0 1-2 1B BB			x 0-0 E4 SH1-3	3	0	0	0	2	1	0
Spike Owen, S (1, 6) OBP: 0.330, SLG: 0.361	x 0-0 ② F7	S S S 0-3 ③ K			x 0-0 ① F7	x 0-0 1-2 2-H 1B			x 0-0 ① SH1-3 1-2	4	0	1	1	0	1	2
Alvin Davis, L (1, 3) OBP: 0.402, SLG: 0.522	x 0-0 BB 1B 1B		x 0-0 ① 4-3		x 0-0 BB 1B	x 0-0 ③ F9			B B B B 4-0 BB	4	1	2	0	1	0	2
Ken Phelps, L (1, 10) OBP: 0.399, SLG: 0.596 Steve Henderson, R (9, PH) OBP: 0.361, SLG: 0.450	B B B B 4-0 1-2 1B BB	x 0-0 ② G3			B B B 4-0 1-2 BB		x 0-0 ① F5		S S S 0-3 ② K	2 1	0 0	0 0	0 0	2 0	0 1	0 2
Al Cowens, R (1, 9) OBP: 0.311, SLG: 0.448	x 0-0 1-2 2-H 1B	x 0-0 1B 1B			S S S 0-3 ② K		x 0-0 ② 1-3		x 0-0 ③ 4-3	5	0	2	1	0	1	4
Ivan Calderon, R (1, 8) OBP: 0.222, SLG: 0.353	x 0-0 ③ F9	x 0-0 1-2 1B			S S S 0-3 ③ K		x 0-0 ③ 4-3			4	0	1	0	0	1	4
Larry Milbourne, S (1, 5) OBP: 0.311, SLG: 0.300	x 0-0 ① 2-3	x 0-0 ③ F6				x 0-0 ① F7		x 0-0 ① F7		4	0	0	0	0	0	2
Bob Kearney, R (1, 2) OBP: 0.279, SLG: 0.372 Orlando Mercado, R (6, 2) OBP: 0.242, SLG: 0.250	S S S 0-3 ② K	x 0-0 ① B5-3			S S S 0-3 ② K			x 0-0 ② F7		3 1	0 0	0 0	0 0	0 0	2 0	0 0
Phil Bradley, R (1, 7) OBP: 0.366, SLG: 0.328	x 0-0 S 1B	x 0-0 ② F9			B B B 4-0 S 1B BB			S S S 0-3 ③ K		3	1	1	0	1	1	0
Inning Stats	R: 1 H: 2 E: 0 LOB: 2 K: 1 BB: 1 S: 7 P: 11	R: 0 H: 1 E: 0 LOB: 2 K: 2 BB: 1 S: 8 P: 12	R: 0 H: 2 E: 0 LOB: 2 K: 0 BB: 0 S: 5 P: 5	R: 0 H: 0 E: 0 LOB: 0 K: 0 BB: 0 S: 3 P: 3	R: 0 H: 1 E: 0 LOB: 2 K: 2 BB: 1 S: 8 P: 12	R: 1 H: 1 E: 0 LOB: 2 K: 1 BB: 2 S: 6 P: 14	R: 0 H: 0 E: 0 LOB: 0 K: 0 BB: 0 S: 3 P: 3	R: 0 H: 0 E: 0 LOB: 0 K: 1 BB: 0 S: 5 P: 5	R: 0 H: 0 E: 1 LOB: 2 K: 1 BB: 1 S: 6 P: 10	1B: 7 2B: 0 3B: 0 HR: 0	SF: 0 SAC: 1 DP: 0 HBP: 0					

TOP

Seattle Mariners @ New York Yankees

Yankee Stadium, Bronx, NY

Wed Aug 15 1984, 3:33 AM EDT

Att. 20,189 - Unknown

livebaseballscorecards.com

AB	34
R	2
H	7
RBI	2
BB	6
SO	8
LOB	16

WP: 0 PA: 41
PB: 0
SB: 2
CS: 0

PITCHER		IP	WLS	BF	H	R	ER	SO	BB	IBB	HBP	BLK	WP	HR	S	P	ERA	WHIP
Joe Cowley, R ERA: 2.7	(1, 1)	5.2	W	29	7	2	2	6	5	0	0	0	0	0	36	56	3.18	2.118
Jay Howell, R ERA: 2.34	(6, 1)	2.2		9	0	0	0	1	0	0	0	0	0	0	11	11	0.00	0.000
Dave Righetti, L ERA: 1.93	(9, 1)	0.2	S	3	0	0	0	1	1	0	0	0	0	0	4	8	0.00	1.500

PITCHER	IP	WLS	BF	H	R	ER	SO	BB	IBB	HBP	BLK	WP	HR	S	P	ERA	WHIP

Batter	1	2	3	4	5	6	7	8	9	AB	R	H	RBI	BB	SO	LOB
Willie Randolph, R (1, 4) OBP: 0.380, SLG: 0.365	S S S 0-3 ① K		x 0-0 ② 3-1		x 0-0 ③ L4			x 0-0 1B 1B		4	0	1	0	0	1	0
Bobby Meacham, S (1, 6) OBP: 0.326, SLG: 0.354	x 0-0 2B 1B		x 0-0 ③ F8			x 0-0 ① F9		x 0-0 1-2 1B		4	1	2	0	0	0	0
Don Mattingly, L (1, 3) OBP: 0.380, SLG: 0.529	x 0-0 1-H FC5-2 2B			x 0-0 PB 1B 1B		S S S 0-3 ② K		x 0-0 ② F9		4	1	2	1	0	1	2
Dave Winfield, R (1, 9) OBP: 0.379, SLG: 0.511	x 0-0 ② FC5-2 3-H			x 0-0 1-H 1B 1B		x 0-0 ③ F8		x 0-0 ③ F2		4	1	1	1	0	0	3
Steve Kemp, L (1, 10) OBP: 0.393, SLG: 0.435	x 0-0 ③ F9			x 0-0 ① F2			x 0-0 ① F7			3	0	0	0	0	0	2
Ken Griffey, L (1, 7) OBP: 0.311, SLG: 0.337		x 0-0 ① 5-3		x 0-0 G6-3 2-H 1B			x 0-0 ② 4-3			3	0	1	1	0	0	0
Butch Wynegar, S (1, 2) OBP: 0.346, SLG: 0.340		x 0-0 CS 1B		x 0-0 ② ③ G6-3 1-2f			B B B B 4-0 BB			2	0	1	0	1	0	1
Mike Pagliarulo, L (1, 5) OBP: 0.295, SLG: 0.478		S S S 0-3 ② ③ K 1-2			x 0-0 ① F7		S S S 0-3 ③ K			3	0	0	0	0	2	2
Omar Moreno, L (1, 8) OBP: 0.286, SLG: 0.370			x 0-0 ① 4-3		x 0-0 ② 4-3			x 0-0 ① 4-3		3	0	0	0	0	0	0
Inning Stats	R: 1 H: 2 E: 0 LOB: 1 K: 1 BB: 0 S: 7 P: 7	R: 0 H: 1 E: 0 LOB: 1 K: 1 BB: 0 S: 5 P: 5	R: 0 H: 0 E: 0 LOB: 0 K: 0 BB: 0 S: 3 P: 3	R: 2 H: 3 E: 0 LOB: 0 K: 0 BB: 0 S: 5 P: 5	R: 0 H: 0 E: 0 LOB: 0 K: 0 BB: 0 S: 3 P: 3	R: 0 H: 0 E: 0 LOB: 0 K: 1 BB: 0 S: 5 P: 5	R: 0 H: 0 E: 0 LOB: 1 K: 1 BB: 1 S: 5 P: 9	R: 0 H: 2 E: 0 LOB: 2 K: 0 BB: 0 S: 5 P: 5		1B: 7 SF: 0 2B: 2 SAC: 0 3B: 0 DP: 2 HR: 0 HBP: 0						

PITCHER		IP	WLS	BF	H	R	ER	SO	BB	IBB	HBP	BLK	WP	HR	S	P	ERA	WHIP
Jim Beattie, R ERA: 3.61	(1, 1)	8.0	L	31	8	3	2	4	1	0	0	0	0	0	38	42	2.25	1.125

PITCHER	IP	WLS	BF	H	R	ER	SO	BB	IBB	HBP	BLK	WP	HR	S	P	ERA	WHIP

BOTTOM

Seattle Mariners @ New York Yankees

Yankee Stadium, Bronx, NY

Wed Aug 15 1984, 3:33 AM EDT
Att. 20,189 - Unknown

livebaseballscorecards.com

AB	30
R	3
H	8
RBI	3
BB	1
SO	4
LOB	10

WP: 0 PA: 31
PB: 1
SB: 0
CS: 1

Batter	1	2	3	4	5	6	7	8	9	AB	R	H	RBI	BB	SO	LOB
Jack Perconte, L (1, 4) OBP: 0.363, SLG: 0.346	F8	F7			F7			5-3		4	0	0	0	0	0	1
Spike Owen, S (1, 6) OBP: 0.327, SLG: 0.358	K		3-1			G3		F9		4	0	0	0	0	1	0
Alvin Davis, L (1, 3) OBP: 0.399, SLG: 0.517	4-3		F3			4-3			K	4	0	0	0	0	1	0
Ken Phelps, L (1, 10) OBP: 0.405, SLG: 0.627		BB	4-3			HR			HR	3	3	2	2	1	0	0
Al Cowens, R (1, 9) OBP: 0.311, SLG: 0.446		1B		1-3		1-3			5-3	4	1	1	0	0	0	0
Steve Henderson, R (1, 7) OBP: 0.361, SLG: 0.446		BB		F7			5-3		G1	2	1	0	0	1	0	0
Barry Bonnell, R (7, 7) OBP: 0.301, SLG: 0.365		BB								1	0	0	0	0	0	0
Larry Milbourne, S (1, 5) OBP: 0.312, SLG: 0.312				4-3			1-3			3	0	1	3	0	0	0
Domingo Ramos, R (9, 5) OBP: 0.243, SLG: 0.229		3B								0	0	0	0	0	0	0
Phil Bradley, R (1, 8) OBP: 0.361, SLG: 0.323		K			K		K			3	0	0	0	0	3	1
Orlando Mercado, R (1, 2) OBP: 0.231, SLG: 0.238		F7			F6			F8		3	0	0	0	0	0	1
Inning Stats	R: 0 H: 0 E: 0 LOB: 0 K: 1 BB: 0 S: 5 P: 5	R: 3 H: 2 E: 0 LOB: 1 K: 1 BB: 2 S: 7 P: 15	R: 0 H: 0 E: 0 LOB: 0 K: 0 BB: 0 S: 3 P: 3	R: 0 H: 0 E: 0 LOB: 0 K: 0 BB: 0 S: 3 P: 3	R: 0 H: 0 E: 0 LOB: 0 K: 1 BB: 0 S: 5 P: 5	R: 1 H: 1 E: 0 LOB: 0 K: 0 BB: 0 S: 4 P: 4	R: 0 H: 0 E: 0 LOB: 0 K: 1 BB: 0 S: 5 P: 5	R: 0 H: 0 E: 0 LOB: 0 K: 0 BB: 0 S: 3 P: 3	R: 1 H: 1 E: 0 LOB: 0 K: 1 BB: 0 S: 6 P: 6	1B: 1 SF: 0 2B: 0 SAC: 0 3B: 1 DP: 0 HR: 2 HBP: 0						

PITCHER	IP	WLS	BF	H	R	ER	SO	BB	IBB	HBP	BLK	WP	HR	S	P	ERA	WHIP
Phil Niekro, R (1, 1) ERA: 2.86	9.0	L	33	4	5	5	5	2	0	0	0	0	2	41	49	5.00	0.667

PITCHER	IP	WLS	BF	H	R	ER	SO	BB	IBB	HBP	BLK	WP	HR	S	P	ERA	WHIP

Seattle Mariners @ New York Yankees

Yankee Stadium, Bronx, NY

Thu Aug 16 1984, 7:05 PM EDT

Att. 14,055 - Unknown

TOP

livebaseballscorecards.com

AB	31
R	5
H	4
RBI	5
BB	2
SO	5
LOB	3

PA: 33

WP: 0 PB: 0 SB: 0 CS: 0

Batter	1	2	3	4	5	6	7	8	9	AB	R	H	RBI	BB	SO	LOB
Willie Randolph, R (1, 4) OBP: 0.380, SLG: 0.366	6-3		K			F8		WP, BB 1-2 2-3 1B	1-2 1B	5	0	2	0	0	1	1
Bobby Meacham, S (1, 6) OBP: 0.323, SLG: 0.347	4-3			B1-3		6-3		BBBB WP 1-2 2-3 3-H BB	F8	4	0	0	1	1	0	3
Don Mattingly, L (1, 3) OBP: 0.379, SLG: 0.527	1B			4-3			4-3	F4 1-2 2-3 3-H		4	0	1	0	0	0	2
Dave Winfield, R (1, 9) OBP: 0.378, SLG: 0.507	4-3			K			6-3	IBB		3	0	0	0	1	1	1
Steve Kemp, L (1, 10) OBP: 0.390, SLG: 0.431 Don Baylor, R (8, PH) OBP: 0.323, SLG: 0.491		F7			4-3		6-3	F7		3 1	0 0	0 0	0 0	0 0	0 0	0 3
Ken Griffey, L (1, 7) OBP: 0.313, SLG: 0.343		L3			1-3			1B 1B	1B 2B	4	2	2	0	0	0	0
Butch Wynegar, S (1, 2) OBP: 0.345, SLG: 0.339		G3			G3			1B, 1B 1-3 BB	F7	4	1	1	0	0	0	1
Mike Pagliarulo, L (1, 5) OBP: 0.303, SLG: 0.473			K			BBBB FC4-6 BB		BB, 1B 1-2 WP 3-H 1B	K	3	1	1	1	1	2	1
Omar Moreno, L (1, 8) OBP: 0.285, SLG: 0.368			F2			FC4-6 1-2f		F7	1B 2-H 1B	4	0	1	1	0	0	3
Inning Stats	R: 0 E: 0 K: 0 S: 4 H: 1 LOB: 1 BB: 0 P: 4	R: 0 E: 0 K: 0 S: 3 H: 0 LOB: 0 BB: 0 P: 3	R: 0 E: 0 K: 2 S: 7 H: 0 LOB: 0 BB: 0 P: 7	R: 0 E: 0 K: 1 S: 5 H: 0 LOB: 0 BB: 0 P: 5	R: 0 E: 0 K: 0 S: 3 H: 0 LOB: 0 BB: 0 P: 3	R: 0 E: 0 K: 0 S: 3 H: 0 LOB: 1 BB: 1 P: 7	R: 0 E: 0 K: 0 S: 3 H: 0 LOB: 0 BB: 0 P: 3	R: 3 E: 0 K: 0 S: 7 H: 4 LOB: 3 BB: 2 P: 15	R: 1 E: 0 K: 1 S: 8 H: 3 LOB: 2 BB: 0 P: 8	1B: 7 2B: 1 3B: 0 HR: 0 SF: 0 SAC: 0 DP: 0 HBP: 0							

PITCHER	IP	WLS	BF	H	R	ER	SO	BB	IBB	HBP	BLK	WP	HR	S	P	ERA	WHIP
Salome Barojas, R (1, 1) ERA: 3.76	7.0	W	26	4	3	3	3	1	0	0	0	0	0	31	35	3.86	0.714
Mike Stanton, R (8, 1) ERA: 3.09	0.1		3	1	0	0	0	1	0	0	0	0	0	2	6	0.00	6.000
Ed Vande Berg, L (8, 1) ERA: 4.77	0.1		2	0	0	0	0	0	1	0	0	1	0	1	5	0.00	0.000
Ed Nunez, R (8, 1) ERA: 3.45	1.1	S	7	3	1	1	1	0	0	0	0	0	0	9	9	6.75	2.250

PITCHER	IP	WLS	BF	H	R	ER	SO	BB	IBB	HBP	BLK	WP	HR	S	P	ERA	WHIP

BOTTOM

Seattle Mariners @ New York Yankees

Yankee Stadium, Bronx, NY

Thu Aug 16 1984, 7:05 PM EDT

Att. 14,055 - Unknown

livebaseballscorecards.com

AB	35
R	4
H	8
RBI	3
BB	3
SO	4
LOB	15

WP: 1	PB: 0	SB: 0	CS: 0
PA: 38			

Batter	1	2	3	4	5	6	7	8	9	AB	R	H	RBI	BB	SO	LOB
Rickey Henderson, R (1, 7) OBP: 0.404, SLG: 0.464	1B	6-3		5-3			S		K	5	2	2	0	0	1	0
Carney Lansford, R (1, 5) OBP: 0.329, SLG: 0.401	K	G3			6-3		1-H		K	5	0	1	1	0	2	1
Dwayne Murphy, L (1, 8) OBP: 0.339, SLG: 0.471	E 1-3		HR		F8		F6		3-1	5	2	2	0	0	0	1
Dave Kingman, R (1, 10) OBP: 0.333, SLG: 0.542	E 1-2 3-H		1-H HR		FC5-4 BB		K			3	2	2	3	1	1	1
Davey Lopes, R (1, 9) OBP: 0.348, SLG: 0.423	E6 1-2 2-H		G6-4-3		FC5-4 1-2f			F9 HBP		3	1	1	0	0	0	2
Mike Davis, L (7, 9) OBP: 0.263, SLG: 0.335										1	0	1	0	0	0	0
Mike Heath, R (1, 2) OBP: 0.291, SLG: 0.418	1-2 2-H		G6-4-3 1-2f			6-3		H 1-2	HBP	3	0	1	1	0	0	1
Bruce Bochte, L (1, 3) OBP: 0.333, SLG: 0.342	FC6-4 2-H		G3			F6		F8		4	0	1	1	0	0	2
Donnie Hill, S (1, 6) OBP: 0.237, SLG: 0.278	FC6-4 1-2f			F7		1-3		F9 2-3		4	0	0	0	0	0	3
Tony Phillips, S (1, 4) OBP: 0.332, SLG: 0.352		6-3		6-3			6-3	K		4	0	0	0	0	1	2
Inning Stats	R: 4 E: 1 K: 1 S: 10 H: 5 LOB: 1 BB: 0 P: 10	R: 0 E: 0 K: 0 S: 3 H: 0 LOB: 0 BB: 0 P: 3	R: 2 E: 0 K: 0 S: 5 H: 3 LOB: 0 BB: 0 P: 5	R: 0 E: 0 K: 0 S: 3 H: 0 LOB: 0 BB: 0 P: 3	R: 0 E: 0 K: 0 S: 3 H: 0 LOB: 1 BB: 1 P: 7	R: 0 E: 0 K: 0 S: 3 H: 0 LOB: 0 BB: 0 P: 3	R: 1 E: 0 K: 1 S: 7 H: 2 LOB: 1 BB: 0 P: 7	R: 0 E: 0 K: 1 S: 6 H: 1 LOB: 2 BB: 0 P: 7	R: 0 E: 0 K: 2 S: 7 H: 0 LOB: 0 BB: 0 P: 7	1B: 10 2B: 0 3B: 0 HR: 1	SF: 0 SAC: 0 DP: 1 HBP: 1						

TOP

Oakland Athletics @ New York Yankees

Yankee Stadium, Bronx, NY

Fri Aug 17 1984, 7:05 PM EDT

Att. 27,422 - Unknown

livebaseballscorecards.com

AB	37
R	7
H	11
RBI	6
BB	1
SO	5
LOB	13

PITCHER		IP	WLS	BF	H	R	ER	SO	BB	IBB	HBP	BLK	WP	HR	S	P	ERA	WHIP
Ray Fontenot, L ERA: 4.32	(1, 1)	6.2	L	30	10	7	5	1	1	0	0	0	0	1	31	35	6.75	1.650
Dale Murray, R ERA: 0.82	(7, 1)	1.1		6	1	0	0	2	0	0	1	0	0	0	9	10	0.00	0.750
Mike Armstrong, R ERA: 3.23	(9, 1)	1.0		3	0	0	0	2	0	0	0	0	0	0	7	7	0.00	0.000

PITCHER	IP	WLS	BF	H	R	ER	SO	BB	IBB	HBP	BLK	WP	HR	S	P	ERA	WHIP

Oakland Athletics @ New York Yankees

Yankee Stadium, Bronx, NY

Fri Aug 17 1984, 7:05 PM EDT

Att. 27,422 - Unknown

livebaseballscorecards.com

BOTTOM

Batter	1	2	3	4	5	6	7	8	9	AB	R	H	RBI	BB	SO	LOB
Willie Randolph, R (1, 4) OBP: 0.378, SLG: 0.362	BBBB 4-0 4-3 WP 1B BB		SSS 0-3 ① K		x 0-0 ① 4-3		x 0-0 ① 6-3		x 0-0 ① F5	4	1	0	0	1	1	0
Bobby Meacham, S (1, 6) OBP: 0.329, SLG: 0.355	x 0-0 ① 4-3 1-3		BBBB 4-0 BB		x 0-0 1B SF8 2B		x 0-0 CS BB 1B		x 0-0 ② F9	4	1	2	0	1	0	1
Dave Winfield, R (1, 9) OBP: 0.381, SLG: 0.507	x 0-0 5-3 3-H 1B		SSS 0-3 ② K		x 0-0 2-3 1B		BBBB 4-0 1-2 BB		SSS 0-3 ③ K	4	0	2	1	1	2	1
Don Baylor, R (1, 10) OBP: 0.320, SLG: 0.487	x 0-0 ② 5-3 1-2		x 0-0 ③ F8		x 0-0 ② SF8 3-H		x 0-0 ② F9			3	0	0	1	0	0	4
Toby Harrah, R (1, 5) OBP: 0.324, SLG: 0.295 Tim Foli, R (6, 5) OBP: 0.253, SLG: 0.301	SSS 0-3 ③ K			x 0-0 G6-4-3 1B	SSS 0-3 ③ K		0-0 ③ CS 2-3	x 0-0 FC3-6 1B SF7 1B		3 1	0 1	1 1	0 0	0 0	2 0	2 0
Don Mattingly, L (1, 3) OBP: 0.380, SLG: 0.526		x 0-0 ① 6-3		x 0-0 ①② G6-4-3 1-2f		x 0-0 G6-4-3 1B		x 0-0 FC3-6 1-2 1B		4	0	2	0	0	0	1
Brian Dayett, R (1, 7) OBP: 0.287, SLG: 0.412 Ken Griffey, L (8, PH) OBP: 0.312, SLG: 0.342 (9, 7)		SSS 0-3 ② K		BBBB 4-0 1B BB		x 0-0 ①② G6-4-3 1-2f		x 0-0 ① FC3-6 SF7 1-2f 2-3		2 1	0 0	0 0	0 0	1 0	1 0	1 2
Victor Mata, R (1, 8) OBP: 0.356, SLG: 0.488		x 0-0 1B		x 0-0 FC6-4 1-2 1B		x 0-0 2B		x 0-0 ② SF7 1-2 3-H		3	0	3	1	0	0	0
Rick Cerone, R (1, 2) OBP: 0.225, SLG: 0.256		SSS 0-3 ③ K		x 0-0 ③ FC6-4 1-2f		x 0-0 ③ 6-3		SSS 0-3 ③ K		4	0	0	0	0	2	5
Inning Stats	R: 1 H: 1 E: 0 LOB: 1 K: 1 BB: 1 S: 6 P: 10	R: 0 H: 1 E: 0 LOB: 1 K: 2 BB: 0 S: 8 P: 8	R: 0 H: 0 E: 0 LOB: 1 K: 2 BB: 1 S: 7 P: 11	R: 0 H: 2 E: 0 LOB: 2 K: 0 BB: 1 S: 4 P: 8	R: 1 H: 2 E: 0 LOB: 1 K: 1 BB: 0 S: 7 P: 7	R: 0 H: 2 E: 0 LOB: 1 K: 0 BB: 0 S: 4 P: 4	R: 0 H: 1 E: 0 LOB: 1 K: 0 BB: 1 S: 3 P: 7	R: 1 H: 2 E: 0 LOB: 1 K: 1 BB: 0 S: 7 P: 7	R: 0 H: 0 E: 0 LOB: 0 K: 1 BB: 0 S: 5 P: 5	1B: 9 SF: 2 2B: 2 SAC: 0 3B: 0 DP: 2 HR: 0 HBP: 0						

	AB	33
	R	3
	H	11
	RBI	3
	BB	4
	SO	8
	LOB	17

WP: 1 PA: 40
PB: 0
SB: 0
CS: 1

PITCHER		IP	WLS	BF	H	R	ER	SO	BB	IBB	HBP	BLK	WP	HR	S	P	ERA	WHIP
Bill Krueger, L ERA: 4.75	(1, 1)	6.1	W	30	9	2	2	6	4	0	0	0	1	0	38	54	2.84	2.053
Keith Atherton, R ERA: 4.2	(7, 1)	0.2		3	2	1	1	0	0	0	0	0	0	0	3	3	13.50	3.000
Tom Burgmeier, L ERA: 1.4	(8, 1)	1.0		3	0	0	0	1	0	0	0	0	0	0	5	5	0.00	0.000
Bill Caudill, R ERA: 2.49	(9, 1)	1.0		3	0	0	0	1	0	0	0	0	0	0	5	5	0.00	0.000

PITCHER	IP	WLS	BF	H	R	ER	SO	BB	IBB	HBP	BLK	WP	HR	S	P	ERA	WHIP

Batter	1	2	3	4	5	6	7	8	9	AB	R	H	RBI	BB	SO	LOB
Rickey Henderson, R (1, 7) OBP: 0.405, SLG: 0.463	F9		1B		6-3			BB BB BB FC6-4		3	0	1	0	1	0	0
Carney Lansford, R (1, 5) OBP: 0.329, SLG: 0.400	F8		1-2 1B			F8		FC6-4 1-2f		4	0	1	0	0	0	1
Dwayne Murphy, L (1, 8) OBP: 0.336, SLG: 0.467	1-3		4-3			F8			F7	4	0	0	0	0	0	2
Dave Kingman, R (1, 10) OBP: 0.330, SLG: 0.538 Jeff Burroughs, R (9, PH) OBP: 0.400, SLG: 0.344		5-3		F5		F7			SSS K	3 1	0 0	0 0	0 0	0 0	0 1	0 0
Bruce Bochte, L (1, 3) OBP: 0.333, SLG: 0.341		1B		E5 1-3			F6		F7	4	0	1	0	0	0	0
Mike Heath, R (1, 2) OBP: 0.289, SLG: 0.415		SSS K		1-3 2-3			F7			3	0	0	0	0	1	2
Mike Davis, L (1, 9) OBP: 0.261, SLG: 0.332		F7		F5			SSS K			3	0	0	0	0	1	2
Donnie Hill, S (1, 6) OBP: 0.231, SLG: 0.270			F9		4-3			1-3		3	0	0	0	0	0	0
Tony Phillips, S (1, 4) OBP: 0.329, SLG: 0.349			F5		F6			F9		3	0	0	0	0	0	0
Inning Stats	R: 0 E: 0 K: 0 S: 3 H: 0 LOB: 0 BB: 0 P: 3	R: 0 E: 0 K: 1 S: 6 H: 1 LOB: 1 BB: 0 P: 6	R: 0 E: 0 K: 0 S: 5 H: 2 LOB: 2 BB: 0 P: 5	R: 0 E: 1 K: 0 S: 4 H: 0 LOB: 1 BB: 0 P: 4	R: 0 E: 0 K: 0 S: 3 H: 0 LOB: 0 BB: 0 P: 3	R: 0 E: 0 K: 0 S: 3 H: 0 LOB: 0 BB: 0 P: 3	R: 0 E: 0 K: 1 S: 5 H: 0 LOB: 0 BB: 0 P: 5	R: 0 E: 0 K: 0 S: 3 H: 0 LOB: 1 BB: 1 P: 7	R: 0 E: 0 K: 1 S: 5 H: 0 LOB: 0 BB: 0 P: 5	1B: 3 2B: 0 3B: 0 HR: 0 SF: 0 SAC: 0 DP: 0 HBP: 0						

PITCHER		IP	WLS	BF	H	R	ER	SO	BB	IBB	HBP	BLK	WP	HR	S	P	ERA	WHIP
John Montefusco, R ERA: 4.6	(1, 1)	6.0	W	22	3	0	0	1	0	0	0	0	0	0	24	24	0.00	0.500
Mike Armstrong, R ERA: 2.94	(7, 1)	3.0	S	10	0	0	0	2	1	0	0	0	0	0	13	17	0.00	0.333

PITCHER	IP	WLS	BF	H	R	ER	SO	BB	IBB	HBP	BLK	WP	HR	S	P	ERA	WHIP

TOP

Oakland Athletics @ New York Yankees

Yankee Stadium, Bronx, NY

Sat Aug 18 1984, 7:05 PM EDT

Att. 21,152 - Unknown

livebaseballscorecards.com

AB	31
R	0
H	3
RBI	0
BB	1
SO	3
LOB	7

Batter	1	2	3	4	5	6	7	8	9	AB	R	H	RBI	BB	SO	LOB
Willie Randolph, R (1, 4) OBP: 0.379, SLG: 0.364	F8		1B	F8		G6-3		4-3		4	1	2	0	0	0	1
Tim Foli, R (8, 4) OBP: 0.259, SLG: 0.313						1B		2B		1	0	1	0	0	0	0
Bobby Meacham, S (1, 6) OBP: 0.326, SLG: 0.348	1-3		K	BB 1-2		G6-3 1-2f		4-3 2-3		4	0	0	0	1	1	3
Don Mattingly, L (1, 3) OBP: 0.380, SLG: 0.524	BB		1B 1-3	K		4-3		4-3		4	1	1	0	1	1	2
Dave Winfield, R (1, 9) OBP: 0.382, SLG: 0.506	F6		1B 1-2 3-H	BB			K			3	2	1	1	1	1	1
Brian Dayett, R (8, 7) OBP: 0.287, SLG: 0.412			1B	3B						0	0	0	0	0	0	0
Don Baylor, R (1, 10) OBP: 0.324, SLG: 0.496		HR	1B 1-3 2-H	BB 1-2			5-3			3	3	2	2	1	0	0
Ken Griffey, L (1, 7) OBP: 0.321, SLG: 0.356		6-3 BB	E9 1-H 3-H	3B 1-H 2-H			1B			3	0	3	3	1	0	0
Victor Mata, R (7, PR) OBP: 0.356, SLG: 0.488 (8, 9)			1B							0	0	0	0	0	0	0
Butch Wynegar, S (1, 2) OBP: 0.344, SLG: 0.336		6-3 1-2	5-3	G1-6-3 BB			K			3	0	0	0	1	1	3
Mike Pagliarulo, L (1, 5) OBP: 0.301, SLG: 0.485		F8	F8	G1-6-3 1-2f				SF9 3B		4	1	1	0	0	0	4
Omar Moreno, L (1, 8) OBP: 0.285, SLG: 0.365		1-3		CS BB	K			SF9 3-H		2	0	0	1	1	1	2
Inning Stats	R: 0 E: 0 K: 0 S: 3 H: 0 LOB: 1 BB: 1 P: 7	R: 1 E: 0 K: 0 S: 4 H: 1 LOB: 1 BB: 1 P: 8	R: 4 E: 1 K: 1 S: 10 H: 5 LOB: 1 BB: 0 P: 10	R: 0 E: 0 K: 1 S: 4 H: 0 LOB: 1 BB: 2 P: 12	R: 2 E: 0 K: 1 S: 5 H: 1 LOB: 1 BB: 3 P: 17	R: 0 E: 0 K: 0 S: 3 H: 1 LOB: 0 BB: 0 P: 3	R: 0 E: 0 K: 2 S: 8 H: 1 LOB: 1 BB: 0 P: 8	R: 1 E: 0 K: 0 S: 5 H: 2 LOB: 1 BB: 0 P: 5		1B: 7 2B: 1 3B: 2 HR: 1	SF: 1 SAC: 0 DP: 2 HBP: 0						

PITCHER		IP	WLS	BF	H	R	ER	SO	BB	IBB	HBP	BLK	WP	HR	S	P	ERA	WHIP
Steve McCatty, R ERA: 4.59	(1, 1)	2.1	L	15	6	5	4	1	2	0	0	0	0	1	15	23	15.43	3.429
Tim Conroy, L ERA: 5.2	(3, 1)	2.2		13	2	2	2	2	5	0	0	0	0	0	12	32	6.75	2.625
Chuck Rainey, R ERA: 4.31	(6, 1)	3.0		11	3	1	1	2	0	0	0	0	0	0	15	15	3.00	1.000

PITCHER	IP	WLS	BF	H	R	ER	SO	BB	IBB	HBP	BLK	WP	HR	S	P	ERA	WHIP

BOTTOM

Oakland Athletics @ New York Yankees

Yankee Stadium, Bronx, NY

Sat Aug 18 1984, 7:05 PM EDT

Att. 21,152 - Unknown

livebaseballscorecards.com

AB	31
R	8
H	11
RBI	7
BB	7
SO	5
LOB	16

Batter	1	2	3	4	5	6	7	8	9	AB	R	H	RBI	BB	SO	LOB
Rickey Henderson, R (1, 7) OBP: 0.400, SLG: 0.458	G3		K		F8		SF9 3-H		4-3	4	0	0	1	0	1	1
Carney Lansford, R (1, 5) OBP: 0.329, SLG: 0.400	6-3		F8			BB SH G6-4-3 1B	F9		1B	5	1	2	0	0	0	2
Dwayne Murphy, L (1, 8) OBP: 0.335, SLG: 0.467	F7			6-3		SH G6-4-3 BB 1-2		1B 2B	G1	4	1	1	0	0	0	1
Davey Lopes, R (1, 10) OBP: 0.349, SLG: 0.424 Joe Morgan, L (6, PH) OBP: 0.366, SLG: 0.375		K		G4-3 1B		BBBB G6-4-3 1-2 2-3 BB		1-3		2 1	0 0	1 0	0 0	0 0	1 1	0 1
Mike Heath, R (1, 9) OBP: 0.289, SLG: 0.413		F4		G4-3 1-2f		G6-4-3 1-2f 2-3 3-H		2B 2-H 1B		4	1	1	1	0	0	3
Bill Almon, R (1, 3) OBP: 0.255, SLG: 0.357 Bruce Bochte, L (6, PH) OBP: 0.333, SLG: 0.345 (6, 3)		BLK 1B			1B WP 1B	6-3		1-H 2B		2 2	1 0	2 1	0 1	0 0	0 0	0 1
Jim Essian, R (1, 2) OBP: 0.340, SLG: 0.378		F8 1-2			SH5-4 WP SF8 1-3 1B		F8	K		4	1	1	0	0	1	2
Donnie Hill, S (1, 6) OBP: 0.233, SLG: 0.272			F8		SH5-4 1-3 3-H		1B SF9 1B	4-3		3	1	1	0	0	0	1
Tony Phillips, S (1, 4) OBP: 0.331, SLG: 0.357			3B		SF8 3-H		1-3 1B		K	3	0	2	1	0	1	0
Inning Stats	R: 0 E: 0 K: 0 S: 3 H: 0 LOB: 0 BB: 0 P: 3	R: 0 E: 0 K: 1 S: 6 H: 1 LOB: 1 BB: 0 P: 6	R: 0 E: 0 K: 1 S: 6 H: 1 LOB: 1 BB: 0 P: 6	R: 0 E: 0 K: 0 S: 3 H: 1 LOB: 0 BB: 0 P: 3	R: 2 E: 0 K: 0 S: 5 H: 2 LOB: 0 BB: 0 P: 5	R: 1 E: 0 K: 0 S: 4 H: 1 LOB: 1 BB: 1 P: 8	R: 1 E: 0 K: 0 S: 5 H: 2 LOB: 1 BB: 0 P: 5	R: 2 E: 0 K: 1 S: 8 H: 3 LOB: 1 BB: 0 P: 8	R: 0 E: 0 K: 1 S: 6 H: 1 LOB: 1 BB: 0 P: 6	1B: 9 2B: 2 3B: 1 HR: 0 SF: 2 SAC: 2 DP: 2 HBP: 0						WP: 1 PB: 0 SB: 0 CS: 0 PA: 39	

PITCHER		IP	WLS	BF	H	R	ER	SO	BB	IBB	HBP	BLK	WP	HR	S	P	ERA	WHIP
Dennis Rasmussen, L ERA: 4.46	(1, 1)	5.0		21	6	3	3	2	0	0	0	1	1	0	25	25	5.40	1.200
Dale Murray, R ERA: 1.46	(6, 1)	1.1		6	2	1	1	0	1	0	0	0	0	0	5	9	6.75	2.250
Jay Howell, R ERA: 2.52	(7, 1)	1.2	W	8	3	2	2	1	0	0	0	0	0	0	10	10	10.80	1.800
Dave Righetti, L ERA: 1.9	(9, 1)	1.0	S	4	1	0	0	1	0	0	0	0	0	0	6	6	0.00	1.000

PITCHER	IP	WLS	BF	H	R	ER	SO	BB	IBB	HBP	BLK	WP	HR	S	P	ERA	WHIP

TOP

Oakland Athletics @ New York Yankees

Yankee Stadium, Bronx, NY

Sun Aug 19 1984, 3:33 AM EDT

Att. 26,703 - Unknown

livebaseballscorecards.com

AB	34
R	6
H	12
RBI	4
BB	1
SO	4
LOB	12

Batter	1	2	3	4	5	6	7	8	9	AB	R	H	RBI	BB	SO	LOB
Willie Randolph, R (1, 4) OBP: 0.377, SLG: 0.362	6-3	K		G3		F9		2B 1B 1B		5	1	1	0	0	1	5
Bobby Meacham, S (1, 6) OBP: 0.328, SLG: 0.350	K		CS 1B		4-3	2B 1-3 1B		F7		5	0	2	0	0	1	1
Don Mattingly, L (1, 3) OBP: 0.383, SLG: 0.529	6-3		F9 1-2		1B 1B	1-3 3-H 2B		1-3 1B 2B		5	1	3	1	0	0	1
Dave Winfield, R (1, 9) OBP: 0.389, SLG: 0.518		E 1B BB 1B	HR		1-3 1B	IBB		1B HR 2-H 3-H 1B		4	3	4	3	1	0	0
Don Baylor, R (1, 10) OBP: 0.327, SLG: 0.497		BB E 1-2 1B	1B		F5	5-3		HR 1-2 1B		5	1	3	0	0	0	5
Ken Griffey, L (1, 7) OBP: 0.319, SLG: 0.364		E8 BB 1-2 2-3	F9		F8		F3	1-H 2-H HR		5	1	1	3	0	0	5
Butch Wynegar, S (1, 2) OBP: 0.349, SLG: 0.350		BB 1-2 2-3 3-H BB		4-3		HR	1B	1B		4	1	3	2	1	0	0
Mike Pagliarulo, L (1, 5) OBP: 0.302, SLG: 0.480 Toby Harrah, R (7, PH) OBP: 0.321, SLG: 0.292 (8, 5)		F6		1B		F8	F7	F5		3 2	0 0	1 0	0 0	0 0	0 0	3 2
Omar Moreno, L (1, 8) OBP: 0.283, SLG: 0.361		F6		F8		1B 2B 1B		F9	F8	5	1	1	0	0	0	6
Inning Stats	R: 0 E: 0 K: 1 S: 5 H: 0 LOB: 0 BB: 0 P: 5	R: 1 E: 1 K: 1 S: 8 H: 2 LOB: 3 BB: 1 P: 12	R: 1 E: 0 K: 0 S: 5 H: 3 LOB: 1 BB: 0 P: 5	R: 0 E: 0 K: 0 S: 4 H: 1 LOB: 1 BB: 0 P: 4	R: 0 E: 0 K: 0 S: 5 H: 2 LOB: 2 BB: 0 P: 5	R: 2 E: 0 K: 0 S: 7 H: 4 LOB: 3 BB: 1 P: 11	R: 0 E: 0 K: 0 S: 4 H: 1 LOB: 1 BB: 0 P: 4	R: 5 E: 0 K: 0 S: 9 H: 6 LOB: 1 BB: 0 P: 9		1B: 14 2B: 2 3B: 0 HR: 3 SF: 0 SAC: 0 DP: 0 HBP: 0						

PITCHER		IP	WLS	BF	H	R	ER	SO	BB	IBB	HBP	BLK	WP	HR	S	P	ERA	WHIP
Ray Burris, R ERA: 2.8	(1, 1)	5.2		29	11	4	3	2	1	0	0	0	0	2	32	36	4.76	2.118
Tom Burgmeier, L ERA: 2.14	(6, 1)	1.2		10	4	2	2	0	0	1	0	0	0	0	9	13	10.80	2.400
Bill Caudill, R ERA: 2.84	(8, 1)	0.2	L	6	4	3	3	0	0	0	0	0	0	1	6	6	40.50	6.000

PITCHER	IP	WLS	BF	H	R	ER	SO	BB	IBB	HBP	BLK	WP	HR	S	P	ERA	WHIP

BOTTOM

Oakland Athletics @ New York Yankees

Yankee Stadium, Bronx, NY

Sun Aug 19 1984, 3:33 AM EDT

Att. 26,703 - Unknown

livebaseballscorecards.com

AB	43
R	9
H	19
RBI	9
BB	2
SO	2
LOB	28

1B: 14 SF: 0 WP: 0 PA: 45
2B: 2 SAC: 0 PB: 0
3B: 0 DP: 0 SB: 0
HR: 3 HBP: 0 CS: 1

California Angels @ New York Yankees

Yankee Stadium, Bronx, NY

Mon Aug 20 1984, 7:05 PM EDT

Att. 27,741 - Unknown

TOP

livebaseballscorecards.com

Batter	1	2	3	4	5	6	7	8	9	AB	R	H	RBI	BB	SO	LOB
Gary Pettis, S (1, 8) OBP: 0.337, SLG: 0.310	HR HBP		K		FC4-6			K		3	1	0	0	0	2	2
Bobby Grich, R (1, 4) (4, 5) OBP: 0.320, SLG: 0.419	1-H HR		K		K			K		4	1	1	2	0	3	2
Fred Lynn, L (1, 9) OBP: 0.361, SLG: 0.455	G6-4-3 1B			F8		F6		F3		4	0	1	0	0	0	0
Doug DeCinces, R (1, 5) OBP: 0.322, SLG: 0.441 Rob Wilfong, L (4, 4) OBP: 0.309, SLG: 0.369	G6-4-3 1-2f			F8		1B			HR	2 2	0 1	0 2	0 1	0 0	0 0	1 0
Brian Downing, R (1, 7) OBP: 0.348, SLG: 0.439	F6			2B		K			5-3	4	0	1	0	0	1	1
Reggie Jackson, L (1, 10) OBP: 0.314, SLG: 0.433		K		K		K			F7	4	0	0	0	0	3	2
Daryl Sconiers, L (1, 3) OBP: 0.296, SLG: 0.358		K			FC4-6 1B 1B		F7		2B 1B	4	1	2	0	0	1	0
Jerry Narron, L (1, 2) OBP: 0.286, SLG: 0.347		1-3			1-2 FC4-6 1B		F5		1-H 2B	4	0	2	1	0	0	0
Dick Schofield, R (1, 6) OBP: 0.267, SLG: 0.273 Mike Brown, R (9, PH) OBP: 0.344, SLG: 0.523			K		K		F9		K	3 1	0 0	0 0	0 0	0 0	2 1	2 1

	AB	35
	R	4
	H	9
	RBI	4
	BB	0
	SO	13
	LOB	11

Inning Stats	1	2	3	4	5	6	7	8	9					
	R: 2 E: 0 K: 0 S: 4	H: 2 LOB: 0 BB: 0 P: 5	R: 0 E: 0 K: 2 S: 7	H: 0 LOB: 0 BB: 0 P: 7	R: 0 E: 0 K: 3 S: 9	H: 0 LOB: 0 BB: 0 P: 9	R: 0 E: 0 K: 1 S: 6	H: 1 LOB: 1 BB: 0 P: 6	R: 0 E: 0 K: 2 S: 9	H: 2 LOB: 2 BB: 0 P: 9	R: 0 E: 0 K: 2 S: 8	H: 1 LOB: 1 BB: 0 P: 8	R: 0 E: 0 K: 0 S: 3	H: 0 LOB: 0 BB: 0 P: 3	R: 0 E: 0 K: 2 S: 7	H: 0 LOB: 0 BB: 0 P: 7	R: 2 E: 0 K: 1 S: 8	H: 3 LOB: 1 BB: 0 P: 8	1B: 5 2B: 2 3B: 0 HR: 2	SF: 0 SAC: 0 DP: 1 HBP: 1	WP: 0 PB: 0 SB: 0 CS: 0	PA: 36

PITCHER	IP	WLS	BF	H	R	ER	SO	BB	IBB	HBP	BLK	WP	HR	S	P	ERA	WHIP
Joe Cowley, R (1, 1) ERA: 2.98	9.0	W	36	9	4	4	13	0	0	1	0	0	2	61	62	4.00	1.000

PITCHER	IP	WLS	BF	H	R	ER	SO	BB	IBB	HBP	BLK	WP	HR	S	P	ERA	WHIP

Batter	1	2	3	4	5	6	7	8	9	AB	R	H	RBI	BB	SO	LOB
Willie Randolph, R (1, 4) OBP: 0.376, SLG: 0.363	0-0 ① 5-3	0-0 2-H 2B			0-0 ① F9	0-0 ② 5-3		0-0 ③ F4		4	0	1	1	0	0	0
Tim Foli, R (8, PH) (9, 4) OBP: 0.257, SLG: 0.310										1	0	0	0	0	0	1
Bobby Meacham, S (1, 6) OBP: 0.327, SLG: 0.345	BBBB 4-0 3B BB	0-0 ③ F7			0-0 ② 6-3	0-0 ③ 6-3				3	1	0	0	1	0	1
Dave Winfield, R (1, 9) OBP: 0.392, SLG: 0.522	0-0 1-H FC 3B		BBBB 4-0 G5-4-3 BB		BBBB 4-0 1B 3B BB		SSS 0-3 ① K			2	2	1	1	2	1	0
Don Baylor, R (1, 10) OBP: 0.327, SLG: 0.495	0-0 FC G6-3 3-H		0-0 ① ② G5-4-3 1-2f		0-0 1-3 3B 1B		SSS 0-3 ② K			4	1	1	1	0	1	1
Toby Harrah, R (1, 5) OBP: 0.324, SLG: 0.302	0-0 ② ③ G6-3 1-2f		0-0 ③ 6-3		0-0 1-H 1B 3-H 3B		BBBB 4-0 BB			3	1	1	2	1	0	1
Don Mattingly, L (1, 3) OBP: 0.381, SLG: 0.527		0-0 ① 5-3		0-0 ① 3-1	0-0 3-H 2B 1B		0-0 ③ F5			4	1	1	1	0	0	1
Brian Dayett, R (1, 7) OBP: 0.286, SLG: 0.416		0-0 ② 5-3		SSS 0-3 ② K	0-0 1-H 2B			0-0 ① F9		4	0	1	1	0	1	0
Victor Mata, R (1, 8) OBP: 0.388, SLG: 0.532		0-0 2B 1B		0-0 FC5-4 1B	SSS 0-3 ③ K			0-0 5-3 2B		4	1	3	0	0	1	1
Butch Wynegar, S (1, 2) OBP: 0.348, SLG: 0.351		0-0 1-H 2B 2B		0-0 ③ FC5-4 1-2f		0-0 ① 6-3		0-0 ② 5-3 2-3		4	1	1	1	0	0	2
Inning Stats	R: 2 E: 0 K: 0 S: 4 H: 1 LOB: 0 BB: 1 P: 8	R: 2 E: 0 K: 0 S: 6 H: 3 LOB: 1 BB: 0 P: 6	R: 0 E: 0 K: 0 S: 2 H: 0 LOB: 0 BB: 1 P: 6	R: 0 E: 0 K: 1 S: 6 H: 1 LOB: 1 BB: 0 P: 6	R: 4 E: 0 K: 1 S: 9 H: 4 LOB: 1 BB: 1 P: 13	R: 0 E: 0 K: 0 S: 3 H: 0 LOB: 0 BB: 0 P: 3	R: 0 E: 0 K: 2 S: 7 H: 0 LOB: 1 BB: 1 P: 11	R: 0 E: 0 K: 0 S: 4 H: 1 LOB: 1 BB: 0 P: 4		1B: 4 2B: 4 3B: 2 HR: 0 SF: 0 SAC: 0 DP: 2 HBP: 0						

PITCHER		IP	WLS	BF	H	R	ER	SO	BB	IBB	HBP	BLK	WP	HR	S	P	ERA	WHIP
Tommy John, L ERA: 4.35	(1, 1)	4.2	L	24	8	8	8	1	3	0	0	0	0	0	23	35	15.43	2.357
John Curtis, L ERA: 5.93	(5, 1)	3.1		13	2	0	0	3	1	0	0	0	0	0	18	22	0.00	0.900

PITCHER	IP	WLS	BF	H	R	ER	SO	BB	IBB	HBP	BLK	WP	HR	S	P	ERA	WHIP

BOTTOM

California Angels @ New York Yankees

Yankee Stadium, Bronx, NY

Mon Aug 20 1984, 7:05 PM EDT

Att. 27,741 - Unknown

livebaseballscorecards.com

AB	33
R	8
H	10
RBI	8
BB	4
SO	4
LOB	8

Batter	1	2	3	4	5	6	7	8	9	AB	R	H	RBI	BB	SO	LOB
Juan Beniquez, R (1, 9) OBP: 0.378, SLG: 0.479	F8		K		F9			1-3		4	0	0	0	0	1	0
Daryl Sconiers, L (1, 3) OBP: 0.305, SLG: 0.360	4-3 1B		1B BB			3-1		K		2	0	1	0	1	0	0
Darrell Miller, R (8, PH) (8, 3) OBP: 0.500, SLG: 0.429										1	0	0	0	0	1	0
Fred Lynn, L (1, 8) OBP: 0.365, SLG: 0.457	4-3 1-2		G6-4-3 1-2 1B			2B BB		1B 1B		3	2	2	0	1	0	1
Doug DeCinces, R (1, 5) OBP: 0.324, SLG: 0.443	K		G6-4-3 1-2f			4-3 1-H 2B		1B 1-2 1B		4	0	2	1	0	1	3
Brian Downing, R (1, 7) OBP: 0.349, SLG: 0.442		4-3 2B		5-3		4-3 2-3		1-3 2-H 1B		4	0	2	1	0	0	1
Reggie Jackson, L (1, 10) OBP: 0.312, SLG: 0.429		4-3 2-3		F7		4-3		K		4	0	0	0	0	1	4
Bobby Grich, R (1, 4) OBP: 0.319, SLG: 0.414		BB		K			5-3		K	3	0	0	0	1	2	0
Dick Schofield, R (1, 6) OBP: 0.268, SLG: 0.274		F9			F4		G4-3 1B		F9	3	0	1	0	0	0	2
Mike Brown, R (9, PH) OBP: 0.341, SLG: 0.518										1	0	0	0	0	0	0
Bob Boone, R (1, 2) OBP: 0.243, SLG: 0.271		F9			K		G4-3 1-2f		4-3	4	0	0	0	0	1	3
Inning Stats	R: 0 H: 1 E: 0 LOB: 1 K: 1 BB: 0 S: 6 P: 6	R: 0 H: 1 E: 0 LOB: 2 K: 0 BB: 1 S: 4 P: 8	R: 0 H: 1 E: 0 LOB: 1 K: 1 BB: 1 S: 5 P: 9	R: 0 H: 0 E: 0 LOB: 0 K: 1 BB: 0 S: 5 P: 5	R: 0 H: 0 E: 0 LOB: 0 K: 1 BB: 0 S: 5 P: 5	R: 1 H: 1 E: 0 LOB: 1 K: 0 BB: 1 S: 4 P: 8	R: 0 H: 1 E: 0 LOB: 0 K: 0 BB: 0 S: 3 P: 3	R: 1 H: 3 E: 0 LOB: 2 K: 2 BB: 0 S: 10 P: 10	R: 0 H: 0 E: 0 LOB: 0 K: 1 BB: 0 S: 5 P: 5	1B: 6 SF: 0 2B: 2 SAC: 0 3B: 0 DP: 2 HR: 0 HBP: 0						WP: 0 PA: 36 PB: 0 SB: 0 CS: 0	

PITCHER		IP	WLS	BF	H	R	ER	SO	BB	IBB	HBP	BLK	WP	HR	S	P	ERA	WHIP
Phil Niekro, R ERA: 2.8	(1, 1)	7.0	W	27	5	1	1	4	3	0	0	0	0	0	32	44	1.29	1.143
Bob Shirley, L ERA: 3.96	(8, 1)	2.0		9	3	1	1	3	0	0	0	0	0	0	15	15	4.50	1.500

PITCHER	IP	WLS	BF	H	R	ER	SO	BB	IBB	HBP	BLK	WP	HR	S	P	ERA	WHIP

California Angels @ New York Yankees

Yankee Stadium, Bronx, NY

Tue Aug 21 1984, 7:05 PM EDT

Att. 28,960 - Unknown

TOP

livebaseballscorecards.com

AB	33
R	2
H	8
RBI	2
BB	3
SO	7
LOB	14

Batter	1	2	3	4	5	6	7	8	9	AB	R	H	RBI	BB	SO	LOB
Willie Randolph, R (1, 4) OBP: 0.375, SLG: 0.362	F8		SF9 3-H	F9		1B 1B 1B 1-2 2-H 3-H	6-3			4	1	1	3	0	0	2
Bobby Meacham, S (1, 6) OBP: 0.332, SLG: 0.363	F9		HR		K	1B FC6-5 1-3 2-H		1B		5	2	3	2	0	1	0
Don Mattingly, L (1, 3) OBP: 0.384, SLG: 0.527	5-3		1B BB		F7	FC6-5 1-3 3-H		1-3 1B		4	0	2	1	1	0	0
Dave Winfield, R (1, 9) OBP: 0.396, SLG: 0.523		4-3	1-2 1B		1B	BB FC6-5 IBB		IBB		3	0	2	0	2	0	0
Don Baylor, R (1, 10) OBP: 0.323, SLG: 0.489		5-3	F7		F3	FC6-5 BB 1-2 2-3f 3-H		K		5	0	0	1	0	1	7
Ken Griffey, L (1, 7) OBP: 0.321, SLG: 0.362 Brian Dayett, R (9, 7) OBP: 0.286, SLG: 0.416	G3			F6		1B 1B 1B 1-2 2-3 BB		4-3		4 0	1 0	1 0	0 0	1 0	0 0	2 0
Butch Wynegar, S (1, 2) OBP: 0.350, SLG: 0.353			E9 2B	1B 1B		1B 1B 1-2 1B G3				4	2	2	0	0	0	3
Mike Pagliarulo, L (1, 5) OBP: 0.318, SLG: 0.500			F9 SF9 2-H 2B	1-2 1B		1B 1-2 2-3 1B	F4			4	2	3	1	0	0	0
Omar Moreno, L (1, 8) OBP: 0.279, SLG: 0.356			F9 2-3	F5		K	F7			4	0	0	0	0	1	6
Inning Stats	R: 0 E: 0 K: 0 S: 3 H: 0 LOB: 0 BB: 0 P: 3	R: 0 E: 0 K: 0 S: 3 H: 0 LOB: 0 BB: 0 P: 3	R: 3 E: 1 K: 0 S: 7 H: 3 LOB: 2 BB: 1 P: 11	R: 0 E: 0 K: 0 S: 5 H: 2 LOB: 2 BB: 0 P: 5	R: 0 E: 0 K: 1 S: 6 H: 1 LOB: 1 BB: 0 P: 6	R: 5 E: 0 K: 1 S: 11 H: 6 LOB: 3 BB: 2 P: 19	R: 0 E: 0 K: 0 S: 3 H: 0 LOB: 0 BB: 0 P: 3	R: 0 E: 0 K: 1 S: 6 H: 2 LOB: 2 BB: 1 P: 10		1B: 12 2B: 1 3B: 0 HR: 1 SF: 1 SAC: 0 DP: 0 HBP: 0					

PITCHER		IP	WLS	BF	H	R	ER	SO	BB	IBB	HBP	BLK	WP	HR	S	P	ERA	WHIP
Ron Romanick, R ERA: 3.79	(1, 1)	5.1	L	28	10	7	4	2	1	0	0	0	0	1	31	35	6.75	2.062
Doug Corbett, R ERA: 2.39	(6, 1)	2.2		14	4	1	1	1	1	2	0	0	0	0	13	25	3.38	1.875

PITCHER	IP	WLS	BF	H	R	ER	SO	BB	IBB	HBP	BLK	WP	HR	S	P	ERA	WHIP

BOTTOM

California Angels @ New York Yankees

Yankee Stadium, Bronx, NY

Tue Aug 21 1984, 7:05 PM EDT

Att. 28,960 - Unknown

livebaseballscorecards.com

AB	37
R	8
H	14
RBI	8
BB	4
SO	3
LOB	20

WP: 0 PA: 42
PB: 0
SB: 0
CS: 0

Batter	1	2	3	4	5	6	7	8	9	AB	R	H	RBI	BB	SO	LOB
Juan Beniquez, R (1, 9) (9, 7) OBP: 0.376, SLG: 0.475	4-3		E5 E			F7		2B 1-3 3-2 1B		4	0	1	0	0	0	0
Bobby Grich, R (1, 4) (1, 5) OBP: 0.325, SLG: 0.439	2B		E5 G1-6-3 1-2			HR		1-3 3-H 2B		4	1	3	2	0	0	1
Fred Lynn, L (1, 8) (9, 9) OBP: 0.362, SLG: 0.452	6-3		G1-6-3 1-2f			F8		1-3		4	0	0	0	0	0	5
Doug DeCinces, R (1, 5) OBP: 0.323, SLG: 0.442 Dick Schofield, R (1, 6) OBP: 0.269, SLG: 0.272	K			F7		BB S		3-2 3-Hf		1 2	0 0	0 0	0 0	0 1	1 0	1 2
Brian Downing, R (1, 7) OBP: 0.350, SLG: 0.441 Gary Pettis, S (9, 8) OBP: 0.337, SLG: 0.310		1B		G6-4-3 BB		5-3 1-2			4-3	3 0	0 0	1 0	0 0	1 0	0 0	1 0
Mike Brown, R (1, 10) OBP: 0.331, SLG: 0.500		F9		G6-4-3 1-2f			6-3		K	4	0	0	0	0	1	2
Darrell Miller, R (1, 3) OBP: 0.333, SLG: 0.273		F8			G3		1-3		K	4	0	0	0	0	1	1
Bob Boone, R (1, 2) OBP: 0.241, SLG: 0.268		1-3			6-3		6-3			3	0	0	0	0	0	1
Rob Picciolo, R (1, 6) (1, 4) OBP: 0.209, SLG: 0.289			F8		1-3			1B 2B 1B		3	1	1	0	0	0	0
Inning Stats	R: 0 E: 0 K: 1 S: 6 H: 1 LOB: 1 BB: 0 P: 6	R: 0 E: 0 K: 0 S: 4 H: 1 LOB: 1 BB: 0 P: 4	R: 0 E: 2 K: 0 S: 4 H: 0 LOB: 1 BB: 0 P: 4	R: 0 E: 0 K: 0 S: 2 H: 0 LOB: 0 BB: 1 P: 6	R: 0 E: 0 K: 0 S: 3 H: 0 LOB: 0 BB: 0 P: 3	R: 1 E: 0 K: 0 S: 4 H: 1 LOB: 1 BB: 1 P: 8	R: 0 E: 0 K: 0 S: 3 H: 0 LOB: 0 BB: 0 P: 3	R: 1 E: 0 K: 0 S: 5 H: 3 LOB: 1 BB: 0 P: 5	R: 0 E: 0 K: 2 S: 7 H: 0 LOB: 0 BB: 0 P: 7	1B: 3 2B: 3 3B: 0 HR: 1	SF: 0 SAC: 0 DP: 3 HBP: 0						

TOP

California Angels @ New York Yankees

Yankee Stadium, Bronx, NY

Wed Aug 22 1984, 7:05 PM EDT

Att. 23,407 - Unknown

livebaseballscorecards.com

AB	32
R	2
H	6
RBI	2
BB	2
SO	3
LOB	14

WP: 0 PB: 0 SB: 1 CS: 0 PA: 34

PITCHER		IP	WLS	BF	H	R	ER	SO	BB	IBB	HBP	BLK	WP	HR	S	P	ERA	WHIP
Ray Fontenot, L ERA: 4.22	(1, 1)	7.0	L	29	6	2	2	1	2	0	0	0	0	1	29	37	2.57	1.143
Dave Righetti, L ERA: 1.85	(8, 1)	2.0		5	0	0	0	2	0	0	0	0	0	0	9	9	0.00	0.000

PITCHER	IP	WLS	BF	H	R	ER	SO	BB	IBB	HBP	BLK	WP	HR	S	P	ERA	WHIP

Batter	1	2	3	4	5	6	7	8	9	AB	R	H	RBI	BB	SO	LOB
Willie Randolph, R (1, 4) OBP: 0.374, SLG: 0.362	1B		SH1-3 1-2		5-3		4-3			3	0	1	0	0	0	0
Bobby Meacham, S (1, 6) OBP: 0.331, SLG: 0.361	K		K		5-3			1B G6-4-3	1B	4	1	1	0	0	2	2
Don Mattingly, L (1, 3) OBP: 0.385, SLG: 0.526	F8		F5		FC6-4			G6-4-3 1-3	1B	4	0	2	0	0	0	2
Dave Winfield, R (1, 9) OBP: 0.395, SLG: 0.521	1-2 1B			6-3	FC6-4 1-2f			G6-4-3 1-2f 3-H		4	0	1	0	0	0	2
Don Baylor, R (1, 10) OBP: 0.322, SLG: 0.486	K			4-3	1B	F9		F4		4	0	1	0	0	1	2
Ken Griffey, L (1, 7) OBP: 0.320, SLG: 0.361		F7		4-3 1-2	1B	F7			F8	4	0	1	0	0	0	0
Butch Wynegar, S (1, 2) OBP: 0.349, SLG: 0.352 Toby Harrah, R (9, PR) OBP: 0.324, SLG: 0.302	K		4-3 1-2 2-3		F7			FC4-6	1B	4 0	0 0	1 0	0 0	0 0	1 0	2 0
Mike Pagliarulo, L (1, 5) OBP: 0.316, SLG: 0.486	1-3		FC6-4	BB			K	F7		3	0	0	0	1	1	1
Omar Moreno, L (1, 8) OBP: 0.278, SLG: 0.354			SH1-3 1B	FC6-4 1-2f			F8	FC4-6 1-2f		4	0	1	0	0	0	4
Inning Stats	R: 0 E: 0 K: 2 S: 9 H: 2 LOB: 2 BB: 0 P: 9	R: 0 E: 0 K: 1 S: 5 H: 0 LOB: 0 BB: 0 P: 5	R: 0 E: 0 K: 1 S: 6 H: 1 LOB: 1 BB: 0 P: 6	R: 0 E: 0 K: 0 S: 5 H: 2 LOB: 3 BB: 1 P: 9	R: 0 E: 0 K: 0 S: 4 H: 1 LOB: 1 BB: 0 P: 4	R: 0 E: 0 K: 0 S: 3 H: 0 LOB: 0 BB: 0 P: 3	R: 0 E: 0 K: 1 S: 5 H: 0 LOB: 0 BB: 0 P: 5	R: 1 E: 0 K: 0 S: 4 H: 2 LOB: 0 BB: 0 P: 4	R: 0 E: 0 K: 0 S: 4 H: 1 LOB: 1 BB: 0 P: 4	1B: 9 2B: 0 3B: 0 HR: 0 SF: 0 SAC: 1 DP: 1 HBP: 0						

PITCHER		IP	WLS	BF	H	R	ER	SO	BB	IBB	HBP	BLK	WP	HR	S	P	ERA	WHIP
Jim Slaton, R ERA: 5.2	(1, 1)	7.0	W	29	7	1	1	5	1	0	0	0	0	0	38	42	1.29	1.143
Don Aase, R ERA: 1.59	(8, 1)	2.0	S	7	2	0	0	0	0	0	0	0	0	0	7	7	0.00	1.000

PITCHER	IP	WLS	BF	H	R	ER	SO	BB	IBB	HBP	BLK	WP	HR	S	P	ERA	WHIP

BOTTOM

California Angels @ New York Yankees

Yankee Stadium, Bronx, NY

Wed Aug 22 1984, 7:05 PM EDT

Att. 23,407 - Unknown

livebaseballscorecards.com

AB	34
R	1
H	9
RBI	0
BB	1
SO	5
LOB	15

PA: 36

WP: 0
PB: 0
SB: 0
CS: 0

New York Yankees @ Seattle Mariners

The Kingdome, Seattle, WA

Fri Aug 24 1984, 10:05 PM EDT

Att. 12,477 - Unknown

livebaseballscorecards.com

Batter	1	2	3	4	5	6	7	8	9	10	AB	R	H	RBI	BB	SO	LOB
Willie Randolph, R (1, 4) OBP: 0.374, SLG: 0.359	BBBB 4-0 BB 1B 1B BB	x 0-0 ② F9			x 0-0 ① 6-3		BBBB 4-0 BB BB	x 0-0 ③ F8		x 0-0 ② 5-3 1-2 2-3 3-H	4	1	0	1	2	0	4
Bobby Meacham, S (1, 6) OBP: 0.327, SLG: 0.354	SSS 0-3 ① K	x 0-0 ③ F9			x 0-0 ② F7		BBBB 4-0 1-2 BB		SSS 0-3 ① K	x 0-0 ③ F8 2-3 3-H	5	0	0	0	1	2	3
Dave Winfield, R (1, 9) OBP: 0.395, SLG: 0.518	x 0-0 BB 1-2 1B		x 0-0 ① F8		BBBB 4-0 BB		x 0-0 ① F4		x 0-0 ② 6-3		4	1	1	0	1	0	2
Don Baylor, R (1, 10) OBP: 0.323, SLG: 0.489	SSS 0-3 ② K		H 1-0 2B HBP		SSS 0-3 ③ K		x 0-0 ② F5		x 0-0 3B		4	0	1	0	0	2	5
Toby Harrah, R (1, 5) OBP: 0.322, SLG: 0.296	BBBB 4-0 1B 1-2 2-3 BB		x 0-0 ② F5			x 0-0 ① F7	x 0-0 ③ 4-3		x 0-0 ③ F7		4	0	0	0	1	0	4
Don Mattingly, L (1, 3) OBP: 0.389, SLG: 0.535	x 0-0 1-2 2-H 3-H 1B		x 0-0 ③ 1-H 2B			x 0-0 1B 3B		x 0-0 E5 2B		BBBB 4-0 SH1-4 E 5-3 BB	4	3	3	2	1	0	0
Brian Dayett, R (1, 7) OBP: 0.282, SLG: 0.415	x 0-0 ③ 5-3			x 0-0 ① F4		x 0-0 ② F5		x 0-0 SH5-4 2-H 2B		x 0-0 E3 5-3 SH1-4 1-2 BLK	5	1	1	1	0	0	4
Victor Mata, R (1, 8) OBP: 0.404, SLG: 0.540		x 0-0 ① F7		x 0-0 ② 1B		x 0-0 3-H 1B		x 0-0 ① SH5-4 2-3		x 0-0 ① SH1-4 1-2 2-3	3	0	2	1	0	0	0
Butch Wynegar, S (1, 2) OBP: 0.350, SLG: 0.349		BBBB 4-0 BB		SSS 0-3 ③ K		x 0-0 ③ F8		x 0-0 ② 6-3		IIII 4-0 BLK 5-3 IBB	3	0	0	0	2	1	2
Inning Stats	R: 2 H: 2 E: 0 LOB: 2 K: 2 BB: 2 S: 9 P: 17	R: 0 H: 0 E: 0 LOB: 1 K: 0 BB: 1 S: 3 P: 7	R: 0 H: 1 E: 0 LOB: 2 K: 0 BB: 0 S: 3 P: 4	R: 0 H: 1 E: 0 LOB: 0 K: 1 BB: 0 S: 5 P: 5	R: 0 H: 0 E: 0 LOB: 1 K: 1 BB: 1 S: 5 P: 9	R: 1 H: 2 E: 0 LOB: 1 K: 0 BB: 0 S: 5 P: 5	R: 0 H: 0 E: 0 LOB: 2 K: 0 BB: 2 S: 3 P: 11	R: 1 H: 1 E: 1 LOB: 1 K: 0 BB: 0 S: 5 P: 5	R: 0 H: 1 E: 0 LOB: 1 K: 1 BB: 0 S: 6 P: 6	R: 2 H: 0 E: 1 LOB: 1 K: 0 BB: 2 S: 4 P: 12	1B: 4 SF: 0 2B: 2 SAC: 2 3B: 2 DP: 0 HR: 0 HBP: 1						

TOP

AB	36
R	6
H	8
RBI	5
BB	8
SO	5
LOB	24

WP: 0 PA: 47
PB: 0
SB: 0
CS: 0

PITCHER		IP	WLS	BF	H	R	ER	SO	BB	IBB	HBP	BLK	WP	HR	S	P	ERA	WHIP
Mark Langston, L ERA: 3.3	(1, 1)	8.0		37	7	4	3	4	6	0	1	0	0	0	38	63	3.38	1.625
Ed Nunez, R ERA: 3.06	(9, 1)	1.0		4	1	0	0	1	0	0	0	0	0	0	6	6	0.00	1.000
Mike Stanton, R ERA: 2.98	(10, 1)	1.0	L	6	0	2	0	0	1	1	0	1	0	0	4	12	0.00	1.000

PITCHER	IP	WLS	BF	H	R	ER	SO	BB	IBB	HBP	BLK	WP	HR	S	P	ERA	WHIP

New York Yankees @ Seattle Mariners

The Kingdome, Seattle, WA

Fri Aug 24 1984, 10:05 PM EDT

Att. 12,477 - Unknown

livebaseballscorecards.com

Batter	1	2	3	4	5	6	7	8	9	10	AB	R	H	RBI	BB	SO	LOB
Jack Perconte, L (1, 4) OBP: 0.357, SLG: 0.347	4-3	E 1-2 2-3 1B		3-1		S 2B 2-3 1B		3-1			5	1	2	0	0	0	0
Phil Bradley, R (1, 8) OBP: 0.371, SLG: 0.341	F8	K		1B		1-H 3-H 2B			4-3		5	0	2	2	0	1	3
Alvin Davis, L (1, 3) OBP: 0.398, SLG: 0.507	1B 1B	E5 1-2 2-3 3-H		G3		K			F8		5	0	1	0	0	1	4
Ken Phelps, L (1, 10) OBP: 0.401, SLG: 0.588	1-2 1B	F5			G5-4-3 BB	K			F6		4	0	1	0	1	1	4
Al Cowens, R (1, 9) OBP: 0.303, SLG: 0.434	K		F7		G5-4-3 1-2f	K				F3	5	0	0	0	0	2	3
Steve Henderson, R (1, 7) OBP: 0.371, SLG: 0.454							4-3			K	4	1	3	0	0	0	0
Ivan Calderon, R (8, 7) OBP: 0.269, SLG: 0.375	1B SF7 1B	G3 2B			2B						1	0	0	0	0	1	0
Larry Milbourne, S (1, 5) OBP: 0.307, SLG: 0.312					F5		K			4-3	4	1	1	0	0	1	2
Domingo Ramos, R (8, 5) OBP: 0.244, SLG: 0.230	1B E 1-2 1B	G3 2-3									1	0	0	0	0	0	0
Bob Kearney, R (1, 2) OBP: 0.274, SLG: 0.361	E 1B 1-2 2-3 1B	F9				1B SH5-4 2B 1B		6-3			4	1	2	0	0	0	1
Spike Owen, S (1, 6) OBP: 0.319, SLG: 0.349	SF7 3-H			4-3		SH5-4 1-2		F6			2	0	0	1	0	0	0
Inning Stats	R: 0 H: 2 E: 0 LOB: 2 K: 1 BB: 0 S: 7 P: 7	R: 2 H: 4 E: 1 LOB: 3 K: 1 BB: 0 S: 10 P: 10	R: 0 H: 1 E: 0 LOB: 1 K: 0 BB: 0 S: 4 P: 4	R: 0 H: 1 E: 0 LOB: 1 K: 0 BB: 0 S: 4 P: 4	R: 0 H: 1 E: 0 LOB: 1 K: 0 BB: 1 S: 3 P: 7	R: 2 H: 3 E: 0 LOB: 1 K: 2 BB: 0 S: 10 P: 10	R: 0 H: 0 E: 0 LOB: 0 K: 2 BB: 0 S: 7 P: 7	R: 0 H: 0 E: 0 LOB: 0 K: 0 BB: 0 S: 3 P: 3	R: 0 H: 0 E: 0 LOB: 0 K: 0 BB: 0 S: 3 P: 3	R: 0 H: 0 E: 0 LOB: 0 K: 1 BB: 0 S: 5 P: 5	1B: 9 SF: 1 2B: 3 SAC: 1 3B: 0 DP: 1 HR: 0 HBP: 0						

PITCHER		IP	WLS	BF	H	R	ER	SO	BB	IBB	HBP	BLK	WP	HR	S	P	ERA	WHIP
John Montefusco, R ERA: 3.92	(1, 1)	5.0		25	9	2	1	2	1	0	0	0	0	0	28	32	1.80	2.000
Mike Armstrong, R ERA: 3.44	(6, 1)	0.1		4	3	2	2	0	0	0	0	0	0	0	4	4	54.00	9.000
Jay Howell, R ERA: 2.42	(6, 1)	3.0		9	0	0	0	4	0	0	0	0	0	0	17	17	0.00	0.000
Dave Righetti, L ERA: 1.81	(9, 1)	1.2	W	5	0	0	0	1	0	0	0	0	0	0	7	7	0.00	0.000

PITCHER	IP	WLS	BF	H	R	ER	SO	BB	IBB	HBP	BLK	WP	HR	S	P	ERA	WHIP

BOTTOM

AB	40
R	4
H	12
RBI	3
BB	1
SO	7
LOB	17

WP: 0 PA: 43
PB: 0
SB: 1
CS: 0

Batter	1	2	3	4	5	6	7	8	9	AB	R	H	RBI	BB	SO	LOB
Willie Randolph, R (1, 4) OBP: 0.374, SLG: 0.358	F9	FC5-4 1-2f		SF8 1B 2-3 1B	1B 1B 1B 1-2 BB	4-3		1B 2-3 1B		4	2	1	0	1	0	2
Tim Foli, R (7, 4) OBP: 0.262, SLG: 0.315 (9, 6)										1	0	1	0	0	0	0
Bobby Meacham, S (1, 6) OBP: 0.324, SLG: 0.352	4-3		K	SF8 1-2 3-H	1B 1-2 2-3 1B		F9	SF9 3-H		4	1	1	2	0	1	0
Toby Harrah, R (9, 4) OBP: 0.322, SLG: 0.296										0	0	0	0	0	0	0
Don Mattingly, L (1, 3) OBP: 0.394, SLG: 0.541	F9		HBP 1B 2B	1B 1B 2-H 1B	1B 1-2 2-3 3-H 1B		BB 1B 1B	1-2 1B		6	2	5	2	0	0	0
Dave Winfield, R (1, 9) OBP: 0.399, SLG: 0.522		2B 2B	1B HBP BB	K	1-2 2-H 3-H 1B		WP 1B 1-2 1B BB	F2		3	1	2	2	2	1	1
Victor Mata, R (7, PR) OBP: 0.396, SLG: 0.529 (7, 9)										1	1	0	0	0	0	2
Don Baylor, R (1, 10) OBP: 0.330, SLG: 0.491		2B BB	1B 1-2 2-3 HBP	1B 1-2 1B	F8		WP 1B 1-2 2-H 1B		G6-4-3 1B	4	1	3	1	1	0	2
Ken Griffey, L (1, 7) OBP: 0.322, SLG: 0.363	F7	1B 1-2 2-3 3-H 1B	1-2 2-3 1B	4-3		G5-4-3 1-H 2-H 1B		G6-4-3 1-2f		4	0	2	1	0	0	2
Brian Dayett, R (7, PH) OBP: 0.286, SLG: 0.417 (7, 7)										2	0	1	2	0	0	1
Mike Pagliarulo, L (1, 5) OBP: 0.308, SLG: 0.478	1B 1-H 2-H 2B	K	F8	K	G5-4-3 1-2f		4-3			6	1	1	1	0	2	4
Omar Moreno, L (1, 8) OBP: 0.284, SLG: 0.370	S 3-H 1B	G3	E7 CS	HR 3B			1B SF9 2B			5	2	3	1	0	0	3
Rick Cerone, R (1, 2) OBP: 0.255, SLG: 0.322	FC5-4 1-2 BB		1B SF8 2B	1B PB 1-2 1B	HR 3-H		F7			4	3	3	2	1	0	1
Inning Stats	R: 0 H: 0 E: 0 LOB: 0 K: 0 BB: 0 S: 3 P: 3	R: 2 H: 3 E: 0 LOB: 2 K: 0 BB: 2 S: 5 P: 13	R: 1 H: 2 E: 0 LOB: 3 K: 2 BB: 1 S: 9 P: 14	R: 2 H: 5 E: 0 LOB: 2 K: 1 BB: 0 S: 9 P: 9	R: 3 H: 4 E: 1 LOB: 2 K: 0 BB: 1 S: 7 P: 11	R: 2 H: 2 E: 0 LOB: 0 K: 1 BB: 0 S: 7 P: 7	R: 3 H: 3 E: 0 LOB: 1 K: 0 BB: 1 S: 5 P: 9	R: 1 H: 3 E: 0 LOB: 2 K: 0 BB: 0 S: 6 P: 6	R: 0 H: 1 E: 0 LOB: 0 K: 0 BB: 0 S: 3 P: 3	1B: 16 SF: 2 2B: 5 SAC: 0 3B: 1 DP: 2 HR: 1 HBP: 1						

PITCHER		IP	WLS	BF	H	R	ER	SO	BB	IBB	HBP	BLK	WP	HR	S	P	ERA	WHIP
Jim Beattie, R ERA: 3.9	(1, 1)	3.0	L	19	7	5	5	2	3	0	1	0	0	0	19	32	15.00	3.333
Dave Geisel, L ERA: 4.84	(4, 1)	0.1		2	1	0	0	0	0	0	0	0	0	0	2	2	0.00	3.000
Dave Beard, R ERA: 4.82	(4, 1)	2.2		16	8	5	5	2	1	0	0	0	0	1	19	23	16.88	3.375
Paul Mirabella, L ERA: 4.5	(7, 1)	3.0		15	7	4	4	0	1	0	0	0	1	0	14	18	12.00	2.667

PITCHER	IP	WLS	BF	H	R	ER	SO	BB	IBB	HBP	BLK	WP	HR	S	P	ERA	WHIP

TOP

New York Yankees @ Seattle Mariners

The Kingdome, Seattle, WA

Sat Aug 25 1984, 10:05 PM EDT

Att. 18,206 - Unknown

livebaseballscorecards.com

AB	44
R	14
H	23
RBI	14
BB	5
SO	4
LOB	18

WP: 1 PA: 52
PB: 1
SB: 1
CS: 1

BOTTOM

New York Yankees @ Seattle Mariners

The Kingdome, Seattle, WA

Sat Aug 25 1984, 10:05 PM EDT

Att. 18,206 - Unknown

livebaseballscorecards.com

Batter	1	2	3	4	5	6	7	8	9	AB	R	H	RBI	BB	SO	LOB
Jack Perconte, L (1, 4) OBP: 0.357, SLG: 0.348	0-0 ① 4-3		0-0 ③ 2B 2B		0-0 ③ F8			S S S 0-3 ② K		4	1	1	0	0	1	1
Phil Bradley, R (1, 8) OBP: 0.369, SLG: 0.344	0-0 ② 5-3		0-0 2-H 2B			0-0 ① F8		0-0 ③ F9		4	0	1	1	0	0	1
Alvin Davis, L (1, 3) OBP: 0.399, SLG: 0.507	0-0 FC5-4 1B		0-0 ③ F8			0-0 ② 3-1			0-0 G6-3 1B	4	0	2	0	0	0	1
Al Cowens, R (1, 9) OBP: 0.302, SLG: 0.432 Ivan Calderon, R (8, 9) OBP: 0.269, SLG: 0.375 Orlando Mercado, R (9, PH) OBP: 0.214, SLG: 0.221	0-0 ③ FC5-4 1-2f			S S S 0-3 ① K		0-0 ③ F9			S S S 0-3 ① K	3 0 1	0 0 0	0 0 0	0 0 0	0 0 0	1 0 1	1 0 1
Steve Henderson, R (1, 7) OBP: 0.369, SLG: 0.459		0-0 ① F9		0-0 ② 3B			0-0 ① F8		0-0 ② ③ G6-3 1-2f	4	0	1	0	0	0	1
Jim Presley, R (1, 5) OBP: 0.241, SLG: 0.353		S S S 0-3 ② K		0-0 E5			0-0 ② F3			3	0	0	0	0	1	0
Larry Milbourne, S (1, 10) OBP: 0.302, SLG: 0.307		S S S 0-3 ③ K		S S S 0-3 ③ K			0-0 ③ 6-3			3	0	0	0	0	2	1
Bob Kearney, R (1, 2) OBP: 0.272, SLG: 0.358			S S S 0-3 ① K		0-0 ① F9			0-0 ① 1-3		3	0	0	0	0	1	0
Spike Owen, S (1, 6) OBP: 0.317, SLG: 0.346			0-0 ② 1-3		S S S 0-3 ② K			0-0 E6		3	0	0	0	0	1	0

	AB	32
	R	1
	H	5
	RBI	1
	BB	0
	SO	8
	LOB	7

Inning Stats	1	2	3	4	5	6	7	8	9
	R: 0 H: 1 E: 0 LOB: 1 K: 0 BB: 0 S: 4 P: 4	R: 0 H: 0 E: 0 LOB: 0 K: 2 BB: 0 S: 7 P: 7	R: 1 H: 2 E: 0 LOB: 1 K: 1 BB: 0 S: 7 P: 7	R: 0 H: 1 E: 1 LOB: 1 K: 2 BB: 0 S: 8 P: 8	R: 0 H: 0 E: 0 LOB: 0 K: 1 BB: 0 S: 5 P: 5	R: 0 H: 0 E: 0 LOB: 0 K: 0 BB: 0 S: 3 P: 3	R: 0 H: 0 E: 0 LOB: 0 K: 0 BB: 0 S: 3 P: 3	R: 0 H: 0 E: 1 LOB: 1 K: 1 BB: 0 S: 6 P: 6	R: 0 H: 1 E: 0 LOB: 0 K: 1 BB: 0 S: 5 P: 5

	1B: 2	SF: 0	WP: 0	PA: 32
	2B: 2	SAC: 0	PB: 0	
	3B: 1	DP: 1	SB: 0	
	HR: 0	HBP: 0	CS: 0	

PITCHER		IP	WLS	BF	H	R	ER	SO	BB	IBB	HBP	BLK	WP	HR	S	P	ERA	WHIP
Dennis Rasmussen, L ERA: 4.26	(1, 1)	7.0	W	25	4	1	1	6	0	0	0	0	0	0	37	37	1.29	0.571
Dale Murray, R ERA: 1.35	(8, 1)	1.0		4	0	0	0	1	0	0	0	0	0	0	6	6	0.00	0.000
Bob Shirley, L ERA: 3.91	(9, 1)	1.0		3	1	0	0	1	0	0	0	0	0	0	5	5	0.00	1.000

PITCHER	IP	WLS	BF	H	R	ER	SO	BB	IBB	HBP	BLK	WP	HR	S	P	ERA	WHIP

Batter	1	2	3	4	5	6	7	8	9	AB	R	H	RBI	BB	SO	LOB
Bobby Meacham, S (1, 6) OBP: 0.325, SLG: 0.348	4-3		BB		BB		1-3		4-3	3	1	0	0	2	0	1
Tim Foli, R (1, 4) OBP: 0.268, SLG: 0.320	K		F5		HR		1B			4	1	2	2	0	1	2
Don Mattingly, L (1, 3) OBP: 0.393, SLG: 0.545	4-3			G3	HR		4-3			4	1	1	3	0	0	1
Dave Winfield, R (1, 9) OBP: 0.398, SLG: 0.526		K		HR	K			6-3		4	1	1	1	0	2	0
Don Baylor, R (1, 10) OBP: 0.329, SLG: 0.488		G3-6 HBP		5-3		F3		F7		3	0	0	0	0	0	0
Ken Griffey, L (1, 7) OBP: 0.321, SLG: 0.371		G3-6		5-3		4-3		HR		4	1	1	1	0	0	1
Mike Pagliarulo, L (1, 5) OBP: 0.298, SLG: 0.462			G3		4-3	F8		G3		4	0	0	0	0	0	0
Omar Moreno, L (1, 8) OBP: 0.291, SLG: 0.376			S 1B		S 1B		1-3 6-3 1B		G3	4	2	3	0	0	0	0
Rick Cerone, R (1, 2) OBP: 0.245, SLG: 0.309			F9		K		6-3		F7	4	0	0	0	0	1	3
Inning Stats	R: 0 E: 0 K: 1 S: 5 H: 0 LOB: 0 BB: 0 P: 5	R: 0 E: 0 K: 1 S: 4 H: 0 LOB: 0 BB: 0 P: 5	R: 0 E: 0 K: 0 S: 4 H: 1 LOB: 2 BB: 1 P: 8	R: 1 E: 0 K: 0 S: 4 H: 1 LOB: 0 BB: 0 P: 4	R: 4 E: 0 K: 2 S: 10 H: 3 LOB: 0 BB: 1 P: 14	R: 0 E: 0 K: 0 S: 3 H: 0 LOB: 0 BB: 0 P: 3	R: 1 E: 0 K: 0 S: 5 H: 2 LOB: 1 BB: 0 P: 5	R: 1 E: 0 K: 0 S: 4 H: 1 LOB: 0 BB: 0 P: 4	R: 0 E: 0 K: 0 S: 3 H: 0 LOB: 0 BB: 0 P: 3	1B: 5 2B: 0 3B: 0 HR: 3 SF: 0 SAC: 0 DP: 1 HBP: 1	WP: 0 PB: 0 SB: 2 CS: 0 PA: 37					

TOP

New York Yankees @ Seattle Mariners

The Kingdome, Seattle, WA

Sun Aug 26 1984, 6:33 AM EDT

Att. 11,224 - Unknown

livebaseballscorecards.com

AB	34
R	7
H	8
RBI	7
BB	2
SO	4
LOB	8

PITCHER		IP	WLS	BF	H	R	ER	SO	BB	IBB	HBP	BLK	WP	HR	S	P	ERA	WHIP
Salome Barojas, R ERA: 4.0	(1, 1)	6.2	L	29	7	6	6	4	2	0	1	0	0	2	34	43	8.10	1.350
Dave Geisel, L ERA: 4.79	(7, 1)	0.1		1	0	0	0	0	0	0	0	0	0	0	1	1	0.00	0.000
Ed Nunez, R ERA: 3.11	(8, 1)	2.0		7	1	1	1	0	0	0	0	0	0	1	7	7	4.50	0.500

PITCHER	IP	WLS	BF	H	R	ER	SO	BB	IBB	HBP	BLK	WP	HR	S	P	ERA	WHIP

Batter	1	2	3	4	5	6	7	8	9	AB	R	H	RBI	BB	SO	LOB
Jack Perconte, L (1, 4) OBP: 0.358, SLG: 0.349	G5-4-3 1B			BB 1B	FC6-4 1-2f			K		4	0	2	0	0	1	1
Phil Bradley, R (1, 8) OBP: 0.372, SLG: 0.346	G5-4-3 1-2f			BB 1-2 1B		F9		1B		4	0	2	0	0	0	1
Alvin Davis, L (1, 3) OBP: 0.398, SLG: 0.503	3-1			F4		HR BB		F9		3	1	0	0	1	0	3
Ken Phelps, L (1, 10) OBP: 0.399, SLG: 0.580		F7		FC6-4 1-2 2-3 BB		F8		G3-4-3		3	0	0	0	1	0	2
Al Cowens, R (1, 9) OBP: 0.301, SLG: 0.437		K		K		1-H HR			F7	4	1	1	2	0	2	3
Steve Henderson, R (1, 7) OBP: 0.363, SLG: 0.451		K		FC6-4 1-2f		1-3			K	4	0	0	0	0	2	3
Larry Milbourne, S (1, 5) OBP: 0.297, SLG: 0.301		5-3			1-3		F6		1-3	4	0	0	0	0	0	0
Orlando Mercado, R (1, 2) OBP: 0.233, SLG: 0.229		K			FC6-4 BB		G4-6-3 1B			2	0	1	0	1	1	0
Spike Owen, S (1, 6) OBP: 0.315, SLG: 0.344		K			F9		G4-6-3 1-2f			3	0	0	0	0	1	2
Inning Stats	R: 0 H: 1 E: 0 LOB: 0 K: 0 BB: 0 S: 3 P: 3	R: 0 H: 0 E: 0 LOB: 0 K: 2 BB: 0 S: 7 P: 7	R: 0 H: 0 E: 0 LOB: 0 K: 2 BB: 0 S: 7 P: 7	R: 0 H: 2 E: 0 LOB: 3 K: 1 BB: 1 S: 7 P: 11	R: 0 H: 0 E: 0 LOB: 1 K: 0 BB: 1 S: 3 P: 7	R: 2 H: 1 E: 0 LOB: 0 K: 0 BB: 1 S: 4 P: 8	R: 0 H: 1 E: 0 LOB: 0 K: 0 BB: 0 S: 3 P: 3	R: 0 H: 1 E: 0 LOB: 1 K: 1 BB: 0 S: 6 P: 6	R: 0 H: 0 E: 0 LOB: 0 K: 1 BB: 0 S: 5 P: 5	1B: 5 SF: 0 2B: 0 SAC: 0 3B: 0 DP: 2 HR: 1 HBP: 0						

PITCHER		IP	WLS	BF	H	R	ER	SO	BB	IBB	HBP	BLK	WP	HR	S	P	ERA	WHIP
Phil Niekro, R ERA: 2.78	(1, 1)	8.0	W	31	6	2	2	6	3	0	0	0	0	1	40	52	2.25	1.125
Dale Murray, R ERA: 1.26	(9, 1)	1.0		3	0	0	0	1	0	0	0	0	0	0	5	5	0.00	0.000

PITCHER	IP	WLS	BF	H	R	ER	SO	BB	IBB	HBP	BLK	WP	HR	S	P	ERA	WHIP

BOTTOM

New York Yankees @ Seattle Mariners

The Kingdome, Seattle, WA

Sun Aug 26 1984, 6:33 AM EDT

Att. 11,224 - Unknown

livebaseballscorecards.com

AB	31
R	2
H	6
RBI	2
BB	3
SO	7
LOB	15

Batter	1	2	3	4	5	6	7	8	9	AB	R	H	RBI	BB	SO	LOB
Willie Randolph, R (1, 4) OBP: 0.376, SLG: 0.360	B B B B 4-0 FC6-4 BB	x 0-0 ① SF8 1-2 2-H		x 0-0 ② 2-3 1B		x 0-0 ① 1-3		x 0-0 HR 1B		3	1	2	1	1	0	0
Bobby Meacham, S (1, 6) OBP: 0.323, SLG: 0.357	x 0-0 ① FC6-4 2B 1-2f 1B	S S S 0-3 ② K		x 0-0 ③ F7		S S S 0-3 ② K		x 0-0 1-H HR		5	2	1	2	0	2	3
Dave Winfield, R (1, 9) OBP: 0.398, SLG: 0.526	x 0-0 1-3 1B 2B	B B B B 4-0 BB			x 0-0 ① F3	x 0-0 ③ F7		x 0-0 ③ F4		4	1	1	0	1	0	0
Don Baylor, R (1, 10) OBP: 0.330, SLG: 0.486	x 0-0 2-H 3-H 1B	x 0-0 ③ F9			B B B B 4-0 1B 2B BB		x 0-0 ① F2		x 0-0 ① F9	4	1	1	2	1	0	2
Toby Harrah, R (1, 5) OBP: 0.323, SLG: 0.295	x 0-0 ② F7		B B B B 4-0 G4-6-3 BB		x 0-0 1-2 2B 1B		S S S 0-3 ② K		S S S 0-3 ② K	4	1	1	0	1	2	1
Don Mattingly, L (1, 3) OBP: 0.395, SLG: 0.546	x 0-0 ③ 3-1		x 0-0 ① ② G4-6-3 1-2f		x 0-0 6-3 1-H 2-H 2B		x 0-0 1B		B B B B 4-0 BB	4	0	2	2	1	0	2
Brian Dayett, R (1, 7) OBP: 0.294, SLG: 0.414 Omar Moreno, L (8, 8) OBP: 0.290, SLG: 0.375		x 0-0 E5 1B 1B	x 0-0 ③ 6-3		B B B B 4-0 6-3 BB		x 0-0 ③ F8		x 0-0 ③ F2	3 1	1 0	1 0	0 0	1 0	0 0	1 1
Victor Mata, R (1, 8) OBP: 0.393, SLG: 0.519 Ken Griffey, L (8, PH) OBP: 0.320, SLG: 0.370 (8, 7)		x 0-0 S BB SF8 3-H 1B		x 0-0 ① F8	x 0-0 ② 6-3 1-2 2-3			S S S 0-3 ① K		3 1	1 0	1 0	1 0	0 1	0 0	2 0
Rick Cerone, R (1, 2) OBP: 0.248, SLG: 0.302 Steve Kemp, L (8, PH) OBP: 0.389, SLG: 0.429 Butch Wynegar, S (8, 2) OBP: 0.350, SLG: 0.349		B B B B 4-0 S 1-2 BB		x 0-0 E6 1B	x 0-0 ③ F3			x 0-0 ② F8		2 1 0	0 0 0	0 0 0	0 0 0	1 0 0	0 0 0	2 0 0
Inning Stats	R: 2 E: 0 K: 0 S: 5 H: 2 LOB: 1 BB: 1 P: 9	R: 2 E: 1 K: 1 S: 7 H: 2 LOB: 2 BB: 2 P: 15	R: 0 E: 0 K: 0 S: 2 H: 0 LOB: 0 BB: 1 P: 6	R: 0 E: 1 K: 0 S: 4 H: 1 LOB: 1 BB: 0 P: 4	R: 2 E: 0 K: 0 S: 5 H: 2 LOB: 2 BB: 2 P: 13	R: 0 E: 0 K: 1 S: 5 H: 0 LOB: 0 BB: 0 P: 5	R: 0 E: 0 K: 1 S: 6 H: 1 LOB: 1 BB: 0 P: 6	R: 2 E: 0 K: 1 S: 7 H: 2 LOB: 0 BB: 0 P: 7	R: 0 E: 0 K: 1 S: 5 H: 0 LOB: 1 BB: 1 P: 9	1B: 7 2B: 2 3B: 0 HR: 1 SF: 1 SAC: 0 DP: 1 HBP: 0						

PITCHER		IP	WLS	BF	H	R	ER	SO	BB	IBB	HBP	BLK	WP	HR	S	P	ERA	WHIP
Bill Krueger, L ERA: 5.16	(1, 1)	4.1		24	7	6	5	1	5	0	0	0	0	0	21	41	10.38	2.769
Keith Atherton, R ERA: 4.45	(5, 1)	2.2		10	1	0	0	2	1	0	0	0	0	0	13	17	0.00	0.750
Bill Caudill, R ERA: 2.92	(8, 1)	2.0	L	9	2	2	2	2	1	0	0	0	0	1	12	16	9.00	1.500

PITCHER	IP	WLS	BF	H	R	ER	SO	BB	IBB	HBP	BLK	WP	HR	S	P	ERA	WHIP

TOP

New York Yankees @ Oakland Athletics

Oakland-Alameda County Coliseum, Oakland, CA

Mon Aug 27 1984, 7:05 PM PDT
Att. 23,508 - Unknown

livebaseballscorecards.com

AB	35
R	8
H	10
RBI	8
BB	7
SO	5
LOB	14

BOTTOM

New York Yankees @ Oakland Athletics

Oakland-Alameda County Coliseum, Oakland, CA

Mon Aug 27 1984, 7:05 PM PDT

Att. 23,508 - Unknown

livebaseballscorecards.com

Batter	1	2	3	4	5	6	7	8	9	AB	R	H	RBI	BB	SO	LOB
Rickey Henderson, R (1, 7) OBP: 0.398, SLG: 0.459	0-0 F8 1B 1B		0-3 K			0-3 K	0-0 FC6 1B' 2B 1-2f 2-3 3-H	0-0 G3		5	1	1	1	0	2	3
Carney Lansford, R (1, 5) OBP: 0.328, SLG: 0.410	0-0 1-2 1B		0-0 F8			0-0 F5	0-0 BB 2B 1B 1-3 3-H		0-0 F3	5	1	2	1	0	0	0
Joe Morgan, L (1, 4) OBP: 0.365, SLG: 0.370 Tony Phillips, S (9, 4) OBP: 0.321, SLG: 0.348	0-0 F8 2-3		0-0 F8			0-0 3-1 B B B B	4-0 2B BB 1-2		0-0 4-3	3 1	1 0	0 0	0 0	1 0	0 0	2 0
Dave Kingman, R (1, 10) OBP: 0.332, SLG: 0.545	0-3 K			0-0 F7			HR 0-0 1-H 2-H 3-H 2B		0-3 K	5	1	2	4	0	2	2
Dwayne Murphy, L (1, 8) OBP: 0.335, SLG: 0.470	0-0 F7			0-0 3-1			HR 4-0 BB			3	1	1	1	1	0	2
Bruce Bochte, L (1, 3) OBP: 0.331, SLG: 0.343		0-0 4-3		0-0 6-3			1B FC6 1B 1B 0-0 F4			4	1	1	0	0	0	2
Bill Almon, R (1, 9) OBP: 0.249, SLG: 0.346		0-0 F3			0-3 K		0-0 FC6 1B 1B 1-2	0-0 4-3		4	1	1	0	0	1	0
Jim Essian, R (1, 2) OBP: 0.358, SLG: 0.392 Mike Heath, R (7, PH) OBP: 0.283, SLG: 0.396 (8, 2)	B B B B 4-0 BB			0-0 1-3			0-3 K	0-0 1B		1 2	0 0	0 1	0 0	1 0	0 1	0 2
Donnie Hill, S (1, 6) OBP: 0.234, SLG: 0.275 Davey Lopes, R (8, PH) OBP: 0.348, SLG: 0.434 Mark Wagner, R (9, 6) OBP: 0.264, SLG: 0.300		0-0 F7			0-0 4-3		0-0 FC6 1B 1-2 2-3	0-3 K		3 1 0	0 0 0	1 0 0	0 0 0	0 0 0	0 1 0	1 1 0
Inning Stats	R: 0 H: 2 E: 0 LOB: 2 K: 1 BB: 0 S: 7 P: 7	R: 0 H: 0 E: 0 LOB: 1 K: 0 BB: 1 S: 3 P: 7	R: 0 H: 0 E: 0 LOB: 0 K: 1 BB: 0 S: 5 P: 5	R: 0 H: 0 E: 0 LOB: 0 K: 0 BB: 0 S: 3 P: 3	R: 0 H: 0 E: 0 LOB: 0 K: 1 BB: 0 S: 5 P: 5	R: 0 H: 0 E: 0 LOB: 0 K: 1 BB: 0 S: 5 P: 5	R: 7 H: 7 E: 0 LOB: 2 K: 1 BB: 2 S: 12 P: 20	R: 0 H: 1 E: 0 LOB: 1 K: 1 BB: 0 S: 6 P: 6	R: 0 H: 0 E: 0 LOB: 0 K: 1 BB: 0 S: 5 P: 5	1B: 7 SF: 0 2B: 1 SAC: 0 3B: 0 DP: 0 HR: 2 HBP: 0						WP: 0 PA: 40 PB: 0 SB: 0 CS: 0	

	AB	37
	R	7
	H	10
	RBI	7
	BB	3
	SO	7
	LOB	15

PITCHER		IP	WLS	BF	H	R	ER	SO	BB	IBB	HBP	BLK	WP	HR	S	P	ERA	WHIP
Joe Cowley, R ERA: 3.35	(1, 1)	6.0		25	6	4	4	4	1	0	0	0	0	2	32	36	6.00	1.167
Jay Howell, R ERA: 2.62	(7, 1)	0.2		4	2	0	0	1	0	0	0	0	0	0	6	6	0.00	3.000
Dave Righetti, L ERA: 1.87	(7, 1)	2.1	W	11	2	3	3	2	2	0	0	0	0	0	13	21	11.57	1.714

PITCHER	IP	WLS	BF	H	R	ER	SO	BB	IBB	HBP	BLK	WP	HR	S	P	ERA	WHIP

New York Yankees @ Oakland Athletics

Oakland-Alameda County Coliseum, Oakland, CA

Tue Aug 28 1984, 7:05 PM PDT

Att. 11,342 - Unknown

TOP

livebaseballscorecards.com

Batter	1	2	3	4	5	6	7	8	9	10	11	12	AB	R	H	RBI	BB	SO	LOB
Willie Randolph, R (1, 4) OBP: 0.372, SLG: 0.355	4-3		K		5-3		F9			FC5-6 CS 1-2f		FC3-6 S BB 1B 1-2f	6	1	0	0	0	1	5
Bobby Meacham, S (1, 6) OBP: 0.326, SLG: 0.355	F9			5-3 1B		G6-4-3 HBP		6-3		K 1-2		1B E BB 1-2	4	1	1	0	1	1	1
Dave Winfield, R (1, 9) OBP: 0.399, SLG: 0.532	G3			F4		G6-4-3 1-2f		HR			SH3 1B	E8 1-H 2-H 1B	6	1	3	2	0	0	2
Don Baylor, R (1, 10) OBP: 0.331, SLG: 0.483		FC6-4 BB		5-3 1-2		E S 1B		F9			SH3 1-2	F5	4	0	1	0	1	0	2
Toby Harrah, R (1, 5) OBP: 0.318, SLG: 0.290	F9		K			E6 1-3		K			F7		4	0	0	0	0	2	3
Ken Griffey, L (11, PH) (11, 7) OBP: 0.319, SLG: 0.369													1	0	0	0	0	0	1
Don Mattingly, L (1, 3) OBP: 0.395, SLG: 0.544	FC6-4 1-2f				1B 1B	G3			F9		IBB		4	0	1	0	1	0	3
Brian Dayett, R (1, 7) OBP: 0.283, SLG: 0.398	F6				F9		F7		F9		K		4	0	0	0	0	0	2
Steve Kemp, L (11, PH) OBP: 0.387, SLG: 0.428													1	0	0	0	0	1	2
Mike Pagliarulo, L (11, 5) OBP: 0.298, SLG: 0.462													0	0	0	0	0	0	0
Victor Mata, R (1, 8) OBP: 0.361, SLG: 0.475			6-3		K		F7		F8			F4	5	0	0	0	0	1	1
Rick Cerone, R (1, 2) OBP: 0.267, SLG: 0.313			5-3		1B 1-2		1B			FC5-6 BB		FC3-6 1B	3	0	2	0	1	0	0
Omar Moreno, L (10, PR) OBP: 0.290, SLG: 0.375													0	0	0	0	0	0	0
Butch Wynegar, S (10, 2) OBP: 0.351, SLG: 0.351													1	0	1	0	0	0	0

	AB	43
	R	3
	H	9
	RBI	2
	BB	4
	SO	6
	LOB	22

Inning Stats	1	2	3	4	5	6	7	8	9	10	11	12
	R: 0 H: 0 E: 0 LOB: 0 K: 0 BB: 0 S: 3 P: 3	R: 0 H: 0 E: 0 LOB: 1 K: 0 BB: 1 S: 3 P: 7	R: 0 H: 0 E: 0 LOB: 0 K: 1 BB: 0 S: 5 P: 5	R: 0 H: 1 E: 0 LOB: 1 K: 1 BB: 0 S: 6 P: 6	R: 0 H: 2 E: 0 LOB: 2 K: 1 BB: 0 S: 7 P: 7	R: 0 H: 1 E: 1 LOB: 2 K: 0 BB: 0 S: 4 P: 5	R: 0 H: 1 E: 0 LOB: 1 K: 0 BB: 0 S: 4 P: 4	R: 1 H: 1 E: 0 LOB: 0 K: 1 BB: 0 S: 6 P: 6	R: 0 H: 0 E: 0 LOB: 0 K: 0 BB: 0 S: 3 P: 3	R: 0 H: 0 E: 0 LOB: 1 K: 1 BB: 1 S: 4 P: 8	R: 0 H: 1 E: 0 LOB: 2 K: 1 BB: 1 S: 6 P: 10	R: 2 H: 2 E: 1 LOB: 1 K: 0 BB: 1 S: 5 P: 9

1B: 8	SF: 0	WP: 0	PA: 49
2B: 1	SAC: 1	PB: 0	
3B: 0	DP: 2	SB: 2	
HR: 1	HBP: 1	CS: 1	

PITCHER	IP	WLS	BF	H	R	ER	SO	BB	IBB	HBP	BLK	WP	HR	S	P	ERA	WHIP
Tim Conroy, L (1, 1) ERA: 4.54	9.0		35	6	1	1	4	1	0	1	0	0	1	41	46	1.00	0.778
Bill Caudill, R (10, 1) ERA: 2.93	3.0	W	14	3	2	1	2	2	1	0	0	0	0	15	27	3.00	1.667

PITCHER	IP	WLS	BF	H	R	ER	SO	BB	IBB	HBP	BLK	WP	HR	S	P	ERA	WHIP

New York Yankees @ Oakland Athletics

Oakland-Alameda County Coliseum, Oakland, CA

Tue Aug 28 1984, 7:05 PM PDT

Att. 11,342 - Unknown

livebaseballscorecards.com

BOTTOM

Batter	1	2	3	4	5	6	7	8	9	10	11	12	AB	R	H	RBI	BB	SO	LOB
Rickey Henderson, R (1, 7) (12, 8) OBP: 0.395, SLG: 0.457	K		K			F6		FC6-4 S 1-2f		5-3		1B 2B 1-H	6	1	1	1	0	2	1
Carney Lansford, R (1, 5) OBP: 0.330, SLG: 0.413	6-3		1B			F7		F7			2B	1B 1B 2-H	6	1	3	1	0	0	1
Joe Morgan, L (1, 4) OBP: 0.368, SLG: 0.370	BB HBP		K			1B		4-3 1-2			IBB	1B 1-2	3	0	1	0	1	1	2
Bruce Bochte, L (12, 3) OBP: 0.333, SLG: 0.345													1	0	1	0	0	0	0
Dave Kingman, R (1, 10) OBP: 0.332, SLG: 0.542	BB 1-2			6-3		K			F8		K	1B 1-2 2-H	5	0	1	1	1	2	3
Davey Lopes, R (1, 9) OBP: 0.345, SLG: 0.434	F9			5-3			F9		1B 2B		K		5	1	1	0	0	1	4
Dwayne Murphy, L (1, 8) OBP: 0.336, SLG: 0.470	K			4-3			FC5-4 1B		CS 2-H 1B		F8		4	0	2	1	0	1	0
Jeff Burroughs, R (11, PH) OBP: 0.388, SLG: 0.333													1	0	0	0	0	0	2
Mark Wagner, R (12, 6) OBP: 0.264, SLG: 0.300													0	0	0	0	0	0	0
Bill Almon, R (1, 3) (12, 7) OBP: 0.241, SLG: 0.335	K		K		F8		FC5-4 FC6-4 1-2f		F9 1-2			F9	5	0	0	0	0	1	2
Mike Heath, R (1, 2) OBP: 0.282, SLG: 0.393	F8				G6-4-3 1B		FC6-4 1-2f				K	F9	5	0	1	0	0	1	1
Tony Phillips, S (1, 6) (12, 4) OBP: 0.322, SLG: 0.345			6-3		G6-4-3 1-2f			FC6-4 BB			F9	2B BB	3	1	0	0	2	0	1
Inning Stats	R: 0 E: 0 K: 1 S: 5 H: 0 LOB: 2 BB: 1 P: 10		R: 0 E: 0 K: 2 S: 7 H: 0 LOB: 0 BB: 0 P: 7		R: 0 E: 0 K: 0 S: 8 H: 1 LOB: 1 BB: 0 P: 8		R: 0 E: 0 K: 0 S: 3 H: 0 LOB: 0 BB: 0 P: 3		R: 0 E: 0 K: 0 S: 3 H: 1 LOB: 0 BB: 0 P: 3		R: 0 E: 0 K: 1 S: 6 H: 1 LOB: 1 BB: 0 P: 6		R: 0 E: 0 K: 0 S: 4 H: 1 LOB: 1 BB: 0 P: 4		R: 0 E: 0 K: 0 S: 3 H: 0 LOB: 1 BB: 1 P: 7		R: 1 E: 0 K: 0 S: 4 H: 2 LOB: 0 BB: 0 P: 4		R: 0 E: 0 K: 1 S: 5 H: 0 LOB: 0 BB: 0 P: 5		R: 0 E: 0 K: 2 S: 8 H: 1 LOB: 2 BB: 1 P: 12		R: 3 E: 0 K: 0 S: 6 H: 4 LOB: 2 BB: 1 P: 10	1B: 8 2B: 3 3B: 0 HR: 0 SF: 0 SAC: 0 DP: 1 HBP: 1		WP: 0 PB: 0 SB: 1 CS: 1	PA: 49

	AB	44
	R	4
	H	11
	RBI	4
	BB	4
	SO	9
	LOB	17

PITCHER		IP	WLS	BF	H	R	ER	SO	BB	IBB	HBP	BLK	WP	HR	S	P	ERA	WHIP
Ray Fontenot, L ERA: 3.96	(1, 1)	8.0		30	4	0	0	6	2	0	1	0	0	0	39	48	0.00	0.750
Jay Howell, R ERA: 2.72	(9, 1)	0.1		2	1	1	1	0	0	0	0	0	0	0	2	2	27.00	3.000
Dave Righetti, L ERA: 1.85	(9, 1)	0.2		2	1	0	0	0	0	0	0	0	0	0	2	2	0.00	1.500
Mike Armstrong, R ERA: 3.28	(10, 1)	1.2		7	1	0	0	3	0	1	0	0	0	0	12	16	0.00	0.600
Bob Shirley, L ERA: 3.97	(11, 1)	1.0		4	0	1	1	0	1	0	0	0	0	0	3	7	9.00	1.000

PITCHER		IP	WLS	BF	H	R	ER	SO	BB	IBB	HBP	BLK	WP	HR	S	P	ERA	WHIP
Dale Murray, R ERA: 2.51	(12, 1)	0.0	L	4	4	2	2	0	0	0	0	0	0	0	4	4	∞	∞

Batter	1	2	3	4	5	6	7	8	9	AB	R	H	RBI	BB	SO	LOB
Willie Randolph, R (1, 4) OBP: 0.374, SLG: 0.358	BB, SH1-3, 1B	F8		1-2, 2-3, 3-H, 1B		1-2, 1B		5-3		5	0	3	1	0	0	2
Bobby Meacham, S (1, 6) OBP: 0.322, SLG: 0.351	SH1-3, 1-2	FC6-4, 1-2f		SF8, 3-H		F7			K	3	0	0	1	0	1	4
Don Mattingly, L (1, 3) OBP: 0.391, SLG: 0.538	F7	F8		F7		F8			4-3	5	0	0	0	0	0	5
Dave Winfield, R (1, 9) OBP: 0.399, SLG: 0.530	BB	5-3			K	F8			1B	4	0	1	0	1	1	0
Steve Kemp, L (1, 10) OBP: 0.385, SLG: 0.422	1-2, 2-3, BB	4-3			K	F5			G3	4	0	0	0	1	1	1
Ken Griffey, L (1, 7) OBP: 0.318, SLG: 0.377	F7			1-3	F8		HR			4	1	1	1	0	0	3
Butch Wynegar, S (1, 2) OBP: 0.353, SLG: 0.349		BB, 1B		E, 1B, 1B, BB		F8	5-3			2	1	0	0	2	0	0
Mike Pagliarulo, L (1, 5) OBP: 0.313, SLG: 0.496		1-2, FC6-4, 1B		1B, E, 1-2, SF8, 1B		HR		2-3		4	2	3	1	0	0	0
Omar Moreno, L (1, 8) OBP: 0.289, SLG: 0.373		F7		E1, 1B, 1-2, 2-3		1B, 1B		4-3		4	0	1	0	0	0	4
Inning Stats	R: 0 E: 0 K: 0 S: 4 H: 1 LOB: 3 BB: 2 P: 12	R: 0 E: 0 K: 0 S: 4 H: 1 LOB: 2 BB: 1 P: 8	R: 0 E: 0 K: 0 S: 3 H: 0 LOB: 0 BB: 0 P: 3	R: 2 E: 1 K: 0 S: 6 H: 2 LOB: 2 BB: 1 P: 10	R: 0 E: 0 K: 2 S: 7 H: 0 LOB: 0 BB: 0 P: 7	R: 1 E: 0 K: 0 S: 6 H: 3 LOB: 2 BB: 0 P: 6	R: 1 E: 0 K: 0 S: 4 H: 1 LOB: 0 BB: 0 P: 4	R: 0 E: 0 K: 0 S: 3 H: 0 LOB: 0 BB: 0 P: 3	R: 0 E: 0 K: 1 S: 6 H: 1 LOB: 1 BB: 0 P: 6	1B: 7 2B: 0 3B: 0 HR: 2 SF: 1 SAC: 1 DP: 0 HBP: 0							

PITCHER		IP	WLS	BF	H	R	ER	SO	BB	IBB	HBP	BLK	WP	HR	S	P	ERA	WHIP
Steve McCatty, R ERA: 4.59	(1, 1)	6.2	L	33	8	4	3	2	4	0	0	0	0	2	33	49	4.05	1.800
Tom Burgmeier, L ERA: 2.35	(7, 1)	0.2		2	0	0	0	0	0	0	0	0	0	0	2	2	0.00	0.000
Curt Young, L ERA: 3.58	(8, 1)	0.2		2	0	0	0	0	0	0	0	0	0	0	2	2	0.00	0.000
Keith Atherton, R ERA: 4.4	(9, 1)	1.0		4	1	0	0	1	0	0	0	0	0	0	6	6	0.00	1.000

PITCHER	IP	WLS	BF	H	R	ER	SO	BB	IBB	HBP	BLK	WP	HR	S	P	ERA	WHIP

TOP

New York Yankees @ Oakland Athletics

Oakland-Alameda County Coliseum, Oakland, CA

Wed Aug 29 1984, 7:05 PM PDT
Att. 11,244 - Unknown

livebaseballscorecards.com

AB	35
R	4
H	9
RBI	4
BB	4
SO	3
LOB	19

Batter	1	2	3	4	5	6	7	8	9	AB	R	H	RBI	BB	SO	LOB
Rickey Henderson, R (1, 7) OBP: 0.394, SLG: 0.458	F9		6-3			2-3 2B		K		4	0	1	0	0	1	1
Carney Lansford, R (1, 5) OBP: 0.331, SLG: 0.414	1B			F3		K		1-2 FC3-6 1B		4	0	2	0	0	1	2
Joe Morgan, L (1, 4) OBP: 0.364, SLG: 0.366	F8			F2		3-H SF9		1-2f 2-3 FC3-6 FC5-4		3	0	0	1	0	0	3
Dave Kingman, R (1, 10) OBP: 0.329, SLG: 0.537	G3			F6		4-3		1-2f FC5-4		4	0	0	0	0	0	4
Davey Lopes, R (1, 9) OBP: 0.343, SLG: 0.430		K			F2		F7		5-3 BB 1B	4	0	1	0	0	1	0
Bruce Bochte, L (1, 3) OBP: 0.334, SLG: 0.345		G5-4-3 BB			4-3		4-3 1B		F5	3	0	1	0	1	0	1
Mike Heath, R (1, 2) OBP: 0.282, SLG: 0.390		G5-4-3 1-2f			E4		4-3 1-2		1-2 5-3 BB	3	0	0	0	1	0	2
Mike Davis, L (1, 8) OBP: 0.260, SLG: 0.327			4-3		K		F4		1-2 2-3 5-3	4	0	0	0	0	1	4
Tony Phillips, S (1, 6) OBP: 0.324, SLG: 0.347			4-3			2B SF9 2B		FC3-6 1B BB	F8	3	1	1	0	1	0	2
Inning Stats	R: 0 E: 0 K: 0 S: 4 H: 1 LOB: 1 BB: 0 P: 4	R: 0 E: 0 K: 1 S: 4 H: 0 LOB: 0 BB: 1 P: 8	R: 0 E: 0 K: 0 S: 3 H: 0 LOB: 0 BB: 0 P: 3	R: 0 E: 0 K: 0 S: 3 H: 0 LOB: 0 BB: 0 P: 3	R: 0 E: 1 K: 1 S: 6 H: 0 LOB: 1 BB: 0 P: 6	R: 1 E: 0 K: 1 S: 7 H: 2 LOB: 1 BB: 0 P: 7	R: 0 E: 0 K: 0 S: 4 H: 1 LOB: 1 BB: 0 P: 4	R: 0 E: 0 K: 1 S: 6 H: 1 LOB: 2 BB: 1 P: 10	R: 0 E: 0 K: 0 S: 4 H: 1 LOB: 2 BB: 1 P: 8	1B: 4 2B: 2 3B: 0 HR: 0	SF: 1 SAC: 0 DP: 1 HBP: 0						

PITCHER		IP	WLS	BF	H	R	ER	SO	BB	IBB	HBP	BLK	WP	HR	S	P	ERA	WHIP
John Montefusco, R ERA: 3.33	(1, 1)	6.1	W	24	4	1	1	3	1	0	0	0	0	0	29	33	1.42	0.789
Mike Armstrong, R ERA: 3.11	(7, 1)	2.0		10	2	0	0	1	2	0	0	0	0	0	10	18	0.00	2.000
Jay Howell, R ERA: 2.7	(9, 1)	0.2	S	2	0	0	0	0	0	0	0	0	0	0	2	2	0.00	0.000

PITCHER	IP	WLS	BF	H	R	ER	SO	BB	IBB	HBP	BLK	WP	HR	S	P	ERA	WHIP

BOTTOM

New York Yankees @ Oakland Athletics

Oakland-Alameda County Coliseum, Oakland, CA

Wed Aug 29 1984, 7:05 PM PDT

Att. 11,244 - Unknown

livebaseballscorecards.com

AB	32
R	1
H	6
RBI	1
BB	3
SO	4
LOB	19

1B: 4 2B: 2 3B: 0 HR: 0 SF: 1 SAC: 0 DP: 1 HBP: 0

WP: 0 PB: 0 SB: 0 CS: 0 PA: 36

Batter	1	2	3	4	5	6	7	8	9	AB	R	H	RBI	BB	SO	LOB
Willie Randolph, R (1, 4) OBP: 0.376, SLG: 0.356	BBBB 4-0 G3 BB	0-0 ③ CS 1-2	BBBB 4-0 BB SF8 BB	BBBB 4-0 FC6-4 1-2 2-3 BB			x 0-0 ① F2		x 0-0 ③ F9	2	1	0	0	3	0	0
Bobby Meacham, S (1, 6) OBP: 0.321, SLG: 0.347	x 0-0 ① G3 1-2		BBBB 4-0 BB 1-2 BB	SSS 0-3 ② K			x 0-0 ② 4-3			3	0	0	0	1	1	4
Don Mattingly, L (1, 3) OBP: 0.390, SLG: 0.536	x 0-0 ② F7		x 0-0 ① F8	x 0-0 ③ FC6-4 1-2f			x 0-0 1B			4	0	1	0	0	0	6
Dave Winfield, R (1, 9) OBP: 0.400, SLG: 0.528	SSS 0-3 ③ K		BBBB 4-0 1-2 2-3 BB		x 0-0 G4-6-3 1B		x 0-0 ③ F3			3	0	1	0	1	1	2
Steve Kemp, L (1, 10) OBP: 0.380, SLG: 0.418		SSS 0-3 ① K	x 0-0 ② SF8 3-H		x 0-0 ① ② G4-6-3 1-2f			SSS 0-3 ① K		3	0	0	1	0	2	1
Ken Griffey, L (1, 7) OBP: 0.317, SLG: 0.373		BBBB 4-0 WP 1B E BB	x 0-0 ③ 4-3		x 0-0 ③ F4			x 0-0 ② 4-3		3	1	0	0	1	0	2
Butch Wynegar, S (1, 2) OBP: 0.354, SLG: 0.351		x 0-0 WP 1-2 E 1B	x 0-0 WP 1B 1B		x 0-0 ① 5-3			x 0-0 ③ F8		4	1	2	0	0	0	0
Mike Pagliarulo, L (1, 5) OBP: 0.311, SLG: 0.484		x 0-0 E3 FC6-5 1-H 2-H	x 0-0 ① F8		x 0-0 ② 4-3			BBBB 4-0 L4-3 BB		3	0	0	1	1	0	1
Omar Moreno, L (1, 8) OBP: 0.289, SLG: 0.371		x 0-0 ② FC6-5 CS 1-2f	x 0-0 WP 1-2 1B		x 0-0 ③ 3-1			x 0-0 ① ② L4-3 1-2		4	0	1	0	0	0	2
Inning Stats	R: 0 E: 0 K: 1 S: 5 H: 0 LOB: 1 BB: 1 P: 9	R: 2 E: 1 K: 1 S: 6 H: 1 LOB: 0 BB: 1 P: 10	R: 1 E: 0 K: 0 S: 3 H: 0 LOB: 2 BB: 3 P: 15	R: 0 E: 0 K: 1 S: 7 H: 2 LOB: 3 BB: 1 P: 11	R: 0 E: 0 K: 0 S: 3 H: 1 LOB: 0 BB: 0 P: 3	R: 0 E: 0 K: 0 S: 3 H: 0 LOB: 0 BB: 0 P: 3	R: 0 E: 0 K: 0 S: 4 H: 1 LOB: 1 BB: 0 P: 4	R: 0 E: 0 K: 1 S: 5 H: 0 LOB: 0 BB: 0 P: 5	R: 0 E: 0 K: 0 S: 2 H: 0 LOB: 0 BB: 1 P: 6	1B: 5 2B: 1 3B: 0 HR: 0	SF: 1 SAC: 0 DP: 2 HBP: 0						

PITCHER		IP	WLS	BF	H	R	ER	SO	BB	IBB	HBP	BLK	WP	HR	S	P	ERA	WHIP
Bruce Kison, R ERA: 4.47	(1, 1)	3.1		19	3	3	2	2	6	0	0	0	2	0	17	41	5.40	2.700
John Curtis, L ERA: 4.22	(4, 1)	4.2	W	15	2	0	0	2	0	0	0	0	0	0	19	19	0.00	0.429
Don Aase, R ERA: 1.4	(9, 1)	1.0	S	3	0	0	0	0	1	0	0	0	0	0	2	6	0.00	1.000

PITCHER	IP	WLS	BF	H	R	ER	SO	BB	IBB	HBP	BLK	WP	HR	S	P	ERA	WHIP

TOP

New York Yankees @ California Angels

Anaheim Stadium, Anaheim, CA

Fri Aug 31 1984, 10:05 PM EDT

Att. 30,219 - Unknown

livebaseballscorecards.com

AB	29
R	3
H	5
RBI	2
BB	7
SO	4
LOB	18

1B: 5	SF: 1	WP: 2	PA: 38
2B: 1	SAC: 0	PB: 0	
3B: 0	DP: 2	SB: 0	
HR: 0	HBP: 0	CS: 1	

BOTTOM

New York Yankees @ California Angels

Anaheim Stadium, Anaheim, CA

Fri Aug 31 1984, 10:05 PM EDT

Att. 30,219 - Unknown

Batter	1	2	3	4	5	6	7	8	9	AB	R	H	RBI	BB	SO	LOB
Juan Beniquez, R (1, 9) (9, 7) OBP: 0.384, SLG: 0.478	F4		F9			1B	G5-4-3 2-H			4	1	2	1	0	0	1
Bobby Grich, R (1, 4) (8, 3) OBP: 0.328, SLG: 0.455	5-3		F7			1B SF8 1-2	G5-4-3 1-2f			4	1	1	0	0	0	3
Fred Lynn, L (1, 8) (9, 9) OBP: 0.368, SLG: 0.458	K			K		1B 1-3 2-H		F9		4	0	1	1	0	2	0
Doug DeCinces, R (1, 5) OBP: 0.324, SLG: 0.439		F7		BB		F3		K		3	0	0	0	1	1	2
Brian Downing, R (1, 7) OBP: 0.354, SLG: 0.446		5-3		G5-3 1-2		SF8 3-H		1B		2	0	1	1	1	0	0
Gary Pettis, S (8, PR) (9, 8) OBP: 0.333, SLG: 0.304				BB						0	0	0	0	0	0	0
Mike Brown, R (1, 10) OBP: 0.333, SLG: 0.492		BB		G5-3 1-2f		F8		F8		1	0	0	0	1	0	2
Reggie Jackson, L (6, PH) OBP: 0.307, SLG: 0.414										2	0	0	0	0	0	2
Darrell Miller, R (1, 3) OBP: 0.235, SLG: 0.188	4-3		F9				SH3-4 2B			2	0	0	0	0	0	1
Rob Wilfong, L (7, PH) (8, 4) OBP: 0.317, SLG: 0.393										1	1	1	0	0	0	0
Bob Boone, R (1, 2) OBP: 0.236, SLG: 0.261			K			F7	SH3-4 2-3			2	0	0	0	0	1	0
Dick Schofield, R (1, 6) OBP: 0.263, SLG: 0.263			BB			F3	1B 3-H			1	0	0	0	1	0	0
Daryl Sconiers, L (7, PH) OBP: 0.302, SLG: 0.355										1	0	1	1	0	0	0
Rob Picciolo, R (7, PR) (8, 6) OBP: 0.207, SLG: 0.287										0	1	0	0	0	0	0
Inning Stats	R: 0 E: 0 K: 1 S: 5 H: 0 LOB: 0 BB: 0 P: 5	R: 0 E: 0 K: 0 S: 3 H: 0 LOB: 1 BB: 1 P: 7	R: 0 E: 0 K: 1 S: 5 H: 0 LOB: 1 BB: 1 P: 9	R: 0 E: 0 K: 1 S: 4 H: 0 LOB: 1 BB: 2 P: 12	R: 0 E: 0 K: 0 S: 3 H: 0 LOB: 0 BB: 0 P: 3	R: 2 E: 0 K: 0 S: 6 H: 3 LOB: 1 BB: 0 P: 6	R: 2 E: 0 K: 0 S: 5 H: 3 LOB: 1 BB: 0 P: 5	R: 0 E: 0 K: 1 S: 6 H: 1 LOB: 1 BB: 0 P: 6		1B: 5 2B: 2 3B: 0 HR: 0 SF: 1 SAC: 1 DP: 2 HBP: 0					

	AB	27
	R	4
	H	7
	RBI	4
	BB	4
	SO	4
	LOB	11

WP: 0 PB: 0 SB: 0 CS: 0 PA: 33

livebaseballscorecards.com

PITCHER		IP	WLS	BF	H	R	ER	SO	BB	IBB	HBP	BLK	WP	HR	S	P	ERA	WHIP
Dennis Rasmussen, L ERA: 4.22	(1, 1)	5.1		22	3	2	2	3	4	0	0	0	0	0	24	40	3.38	1.312
Mike Armstrong, R ERA: 3.38	(6, 1)	2.1	L	10	4	2	2	1	0	0	0	0	0	0	12	12	7.71	1.714
Bob Shirley, L ERA: 3.95	(8, 1)	0.1		1	0	0	0	0	0	0	0	0	0	0	1	1	0.00	0.000

PITCHER	IP	WLS	BF	H	R	ER	SO	BB	IBB	HBP	BLK	WP	HR	S	P	ERA	WHIP

Batter	1	2	3	4	5	6	7	8	9	AB	R	H	RBI	BB	SO	LOB
Willie Randolph, R (1, 4) OBP: 0.375, SLG: 0.355	1B		G5-4-3 1-2f		K		6-3		4-3 2-3	5	0	1	0	0	1	3
Bobby Meacham, S (1, 6) OBP: 0.322, SLG: 0.348	F8		1B		E 1-2 1B		1-3		E3 3-H	5	1	2	0	0	0	1
Dave Winfield, R (1, 9) OBP: 0.400, SLG: 0.526	F9		F4		E9 6-3 1-H 2-H 1B		BB		F4	4	1	1	1	1	0	3
Don Baylor, R (1, 10) OBP: 0.330, SLG: 0.480	4-3			5-3 2B HBP	6-3 3-H		K			3	1	0	1	0	1	2
Toby Harrah, R (1, 5) OBP: 0.315, SLG: 0.286		F8		5-3 1-2	5-3			6-3		3	0	0	0	0	0	1
Mike Pagliarulo, L (8, PH) OBP: 0.308, SLG: 0.480 (8, 5)										1	0	0	0	0	0	0
Don Mattingly, L (1, 3) OBP: 0.393, SLG: 0.546		F9 1B		2-H 2B		HR		F3		4	1	3	2	0	0	0
Brian Dayett, R (1, 7) OBP: 0.276, SLG: 0.387		F9 1-2		6-3		F7		1-3		3	0	0	0	0	0	2
Ken Griffey, L (8, PH) OBP: 0.316, SLG: 0.372 (8, 7)										1	0	0	0	0	0	0
Victor Mata, R (1, 8) OBP: 0.344, SLG: 0.452		5-3		F6		3-1			4-3 6-3 E 1B	3	0	0	0	0	0	2
Steve Kemp, L (9, PH) OBP: 0.382, SLG: 0.419										1	1	1	0	0	0	0
Butch Wynegar, S (1, 2) OBP: 0.355, SLG: 0.352			G5-4-3 1B		1B 1B		K		6-3 1-2	4	1	2	0	0	1	1
Inning Stats	R: 0 E: 0 K: 0 S: 4 H: 1 LOB: 1 BB: 0 P: 4	R: 0 E: 0 K: 0 S: 4 H: 1 LOB: 1 BB: 0 P: 4	R: 0 E: 0 K: 0 S: 4 H: 2 LOB: 1 BB: 0 P: 4	R: 1 E: 0 K: 0 S: 4 H: 1 LOB: 1 BB: 0 P: 5	R: 3 E: 1 K: 1 S: 8 H: 3 LOB: 0 BB: 0 P: 8	R: 1 E: 0 K: 1 S: 6 H: 1 LOB: 0 BB: 0 P: 6	R: 0 E: 0 K: 1 S: 5 H: 0 LOB: 1 BB: 1 P: 9	R: 0 E: 0 K: 0 S: 3 H: 0 LOB: 0 BB: 0 P: 3	R: 1 E: 1 K: 0 S: 5 H: 1 LOB: 1 BB: 0 P: 5	1B: 8 2B: 1 3B: 0 HR: 1 SF: 0 SAC: 0 DP: 1 HBP: 1						

PITCHER	IP	WLS	BF	H	R	ER	SO	BB	IBB	HBP	BLK	WP	HR	S	P	ERA	WHIP
Geoff Zahn, L (1, 1) ERA: 3.22	6.2		30	9	5	4	2	1	0	1	0	0	1	32	37	5.40	1.500
Doug Corbett, R (7, 1) ERA: 2.28	2.1	W	9	1	1	0	1	0	0	0	0	0	0	11	11	0.00	0.429

PITCHER	IP	WLS	BF	H	R	ER	SO	BB	IBB	HBP	BLK	WP	HR	S	P	ERA	WHIP

TOP

New York Yankees @ California Angels

Anaheim Stadium, Anaheim, CA

Sat Sep 01 1984, 10:05 PM EDT

Att. 40,077 - Unknown

livebaseballscorecards.com

AB	37
R	6
H	10
RBI	4
BB	1
SO	3
LOB	15

WP: 0 PA: 39
PB: 0
SB: 0
CS: 0

Batter	1	2	3	4	5	6	7	8	9	AB	R	H	RBI	BB	SO	LOB
Juan Beniquez, R (1, 9) (9, 7) OBP: 0.381, SLG: 0.471	BBB 4-0 FC4-6 1B SF7 BB		x 0-0 ① 6-3	SSS 0-3 ③ K			SSS 0-3 ①② K 1-2	SSS 0-3 ① K		4	1	0	0	1	3	5
Rod Carew, L (1, 3) OBP: 0.374, SLG: 0.359 Mike Brown, R (8, PH) OBP: 0.338, SLG: 0.496 Gary Pettis, S (9, 8) OBP: 0.333, SLG: 0.304	x 0-0 FC4-6 1-2 1B		SSS 0-3 ② K		x 0-0 ① F3		BBBB 4-0 BB 2B BB	x 0-0 HR 1-3 2-H 3-H 1B		3 1 0	1 1 0	1 1 0	0 2 0	1 0 0	1 0 0	0 0 0
Fred Lynn, L (1, 8) (9, 9) OBP: 0.370, SLG: 0.466	x 0-0 ① FC4-6 1B 1-2f 2-3		x 0-0 ③ 6-3		x 0-0 4-3 1B		BBBB 4-0 2B 1-2 BB	x 0-0 1-H 3-H HR		4	2	2	3	1	0	2
Doug DeCinces, R (1, 5) OBP: 0.323, SLG: 0.440	x 0-0 ② SF7 3-H			x 0-0 ① 5-3	x 0-0 ② 4-3 1-2		x 0-0 1-H 2-H 2B	x 0-0 ② F7		4	0	1	3	0	0	1
Brian Downing, R (1, 7) OBP: 0.356, SLG: 0.446 Bob Boone, R (9, 2) OBP: 0.236, SLG: 0.261	x 0-0 1-2 1B			x 0-0 E 1B 1B 1B	x 0-0 ③ F8		IIII 4-0 IBB	SSS 0-3 ③ K		4 0	1 0	2 0	0 0	1 0	1 0	1 0
Reggie Jackson, L (1, 10) OBP: 0.306, SLG: 0.413	SSS 0-3 ③ K			x 0-0 E8 1B 1B 1B 1-3 1B	x 0-0 ① F5	x 0-0 ③ F8				4	1	1	0	0	1	4
Bobby Grich, R (1, 4) (9, 3) OBP: 0.333, SLG: 0.457		x 0-0 ① 6-3		x 0-0 1B 1-2 3-H 1B	BBBB 4-0 G1-6-3 BB			x 0-0 E SH 1B 1B		3	2	2	1	1	0	0
Jerry Narron, L (1, 2) OBP: 0.292, SLG: 0.352 Rick Burleson, R (8, PH) Rob Wilfong, L (9, 4) OBP: 0.317, SLG: 0.393		x 0-0 ② F8		x 0-0 1B 1-2 2-3 1B	x 0-0 ②③ G1-6-3 1-2f			x 0-0 SH E 1-2 1B		3 0 0	0 1 0	1 0 0	0 0 0	0 0 0	0 0 0	1 0 0
Dick Schofield, R (1, 6) OBP: 0.265, SLG: 0.264		x 0-0 ③ F9		x 0-0 ② 1-3 2-H 3-H 1B			BBBB 4-0 CS BB	x 0-0 E1 1B HR 1-2 2-3		3	1	1	2	1	0	2
Inning Stats	R: 1 H: 2 E: 0 LOB: 2 K: 1 BB: 1 S: 7 P: 11	R: 0 H: 0 E: 0 LOB: 0 K: 0 BB: 0 S: 3 P: 3	R: 0 H: 0 E: 0 LOB: 0 K: 1 BB: 0 S: 5 P: 5	R: 3 H: 5 E: 1 LOB: 1 K: 1 BB: 0 S: 9 P: 9	R: 0 H: 1 E: 0 LOB: 1 K: 0 BB: 0 S: 4 P: 4	R: 0 H: 0 E: 0 LOB: 0 K: 0 BB: 1 S: 2 P: 6	R: 2 H: 1 E: 0 LOB: 2 K: 1 BB: 4 S: 5 P: 21	R: 5 H: 3 E: 1 LOB: 0 K: 2 BB: 0 S: 12 P: 12		1B: 10 SF: 1 2B: 1 SAC: 1 3B: 0 DP: 1 HR: 1 HBP: 0						

PITCHER		IP	WLS	BF	H	R	ER	SO	BB	IBB	HBP	BLK	WP	HR	S	P	ERA	WHIP
Phil Niekro, R ERA: 2.91	(1, 1)	6.2		29	8	5	5	4	4	0	0	0	0	0	33	49	6.75	1.800
Dave Righetti, L ERA: 2.41	(7, 1)	0.2	L	10	4	6	5	1	1	1	0	0	0	1	10	18	67.50	7.500
Dale Murray, R ERA: 2.4	(8, 1)	0.2		2	0	0	0	1	0	0	0	0	0	0	4	4	0.00	0.000

PITCHER	IP	WLS	BF	H	R	ER	SO	BB	IBB	HBP	BLK	WP	HR	S	P	ERA	WHIP

BOTTOM

New York Yankees @ California Angels

Anaheim Stadium, Anaheim, CA

Sat Sep 01 1984, 10:05 PM EDT

Att. 40,077 - Unknown

livebaseballscorecards.com

AB	33
R	11
H	12
RBI	11
BB	6
SO	6
LOB	16

WP: 0 PA: 41
PB: 0
SB: 0
CS: 1

Batter	1	2	3	4	5	6	7	8	9	AB	R	H	RBI	BB	SO	LOB
Bobby Meacham, S (1, 6) OBP: 0.320, SLG: 0.343	4-3		F9		HBP	K		F8		4	0	0	0	0	1	4
Tim Foli, R (1, 4) OBP: 0.266, SLG: 0.316	1B		6-3		F4		F6		5-3	5	0	1	0	0	0	1
Don Mattingly, L (1, 3) OBP: 0.391, SLG: 0.548	F9		F8			HR	F7		K	5	1	1	1	0	1	1
Dave Winfield, R (1, 9) OBP: 0.400, SLG: 0.527	1-2 1B			F2		BB 1B 2B	K		K	5	1	2	0	0	2	0
Don Baylor, R (1, 10) OBP: 0.329, SLG: 0.480	F8			5-3		5-3		F8 SF8 2B		4	1	1	0	0	0	3
Ken Griffey, L (1, 7) OBP: 0.313, SLG: 0.367		F3		F5		K		F8 2-3		4	0	0	0	0	1	2
Mike Pagliarulo, L (1, 5) OBP: 0.314, SLG: 0.504		F7			HR	BB 1B BB		SF8 3-H		2	2	1	2	1	0	0
Omar Moreno, L (1, 8) OBP: 0.298, SLG: 0.375		S 1B			8-4 S 1B	1B 1-2 2-3 BB		BB BB		2	0	2	0	2	0	0
Rick Cerone, R (1, 2) OBP: 0.275, SLG: 0.314		F3 1-2			8-4 1-3f	1B 1-2 2-H 3-H		BB 1-2		3	0	1	2	1	0	2
Inning Stats	R: 0 E: 0 K: 0 S: 5 H: 2 LOB: 2 BB: 0 P: 5	R: 0 E: 0 K: 0 S: 4 H: 1 LOB: 1 BB: 0 P: 4	R: 0 E: 0 K: 0 S: 3 H: 0 LOB: 0 BB: 0 P: 3	R: 0 E: 0 K: 0 S: 3 H: 0 LOB: 0 BB: 0 P: 3	R: 1 E: 0 K: 0 S: 4 H: 2 LOB: 1 BB: 0 P: 5	R: 3 E: 0 K: 2 S: 10 H: 3 LOB: 2 BB: 2 P: 18	R: 0 E: 0 K: 1 S: 5 H: 0 LOB: 0 BB: 0 P: 5	R: 1 E: 0 K: 0 S: 4 H: 1 LOB: 2 BB: 2 P: 12	R: 0 E: 0 K: 2 S: 7 H: 0 LOB: 0 BB: 0 P: 7	1B: 5 2B: 3 3B: 0 HR: 2 SF: 1 SAC: 0 DP: 1 HBP: 1						

PITCHER		IP	WLS	BF	H	R	ER	SO	BB	IBB	HBP	BLK	WP	HR	S	P	ERA	WHIP
Ron Romanick, R ERA: 3.84	(1, 1)	5.1		23	7	3	3	0	0	0	1	0	0	2	22	23	5.06	1.312
John Curtis, L ERA: 4.57	(6, 1)	0.1	L	3	0	0	0	1	2	0	0	0	0	0	3	11	0.00	6.000
Luis Sanchez, R ERA: 2.71	(6, 1)	3.1		14	2	2	2	4	2	0	0	0	0	0	20	28	5.40	1.200

PITCHER	IP	WLS	BF	H	R	ER	SO	BB	IBB	HBP	BLK	WP	HR	S	P	ERA	WHIP

TOP

New York Yankees @ California Angels

Anaheim Stadium, Anaheim, CA

Sun Sep 02 1984, 6:33 AM EDT

Att. 26,530 - Unknown

livebaseballscorecards.com

AB	34
R	5
H	9
RBI	5
BB	4
SO	5
LOB	13

WP: 0 PA: 40
PB: 0
SB: 2
CS: 0

Batter	1	2	3	4	5	6	7	8	9	AB	R	H	RBI	BB	SO	LOB
Juan Beniquez, R (1, 9) OBP: 0.385, SLG: 0.482 Gary Pettis, S (5, PH) OBP: 0.331, SLG: 0.302 (6, 8)	HR 2B	2B			K		K			2 2	1 0	2 0	0 0	0 0	0 2	0 1
Bobby Grich, R (1, 4) OBP: 0.332, SLG: 0.452 (8, 3)	HR BB	F9			5-3			K		3	1	0	0	1	1	1
Fred Lynn, L (1, 8) OBP: 0.369, SLG: 0.471 (6, 9)	1-H 2-H HR		3-1		F7			K		4	1	1	3	0	1	0
Doug DeCinces, R (1, 5) OBP: 0.321, SLG: 0.436	1-3		5-3			F5		F8		4	0	0	0	0	0	0
Brian Downing, R (1, 7) OBP: 0.357, SLG: 0.447	1B		1B			F5			F8	4	0	2	0	0	0	0
Reggie Jackson, L (1, 10) OBP: 0.304, SLG: 0.409	K		F3			F8			K	4	0	0	0	0	2	2
Darrell Miller, R (1, 3) OBP: 0.263, SLG: 0.222 Rob Wilfong, L (7, PH) OBP: 0.318, SLG: 0.392 (8, 4)	F3			FC5-4 1B			K		BB BB	2 1	0 0	1 0	0 0	0 1	0 1	1 0
Bob Boone, R (1, 2) OBP: 0.238, SLG: 0.264 Rick Burleson, R (9, PR)		6-3		FC5-4 G6-4-3 1-2f			3-1 2B		1-2 BB	3 0	0 0	1 0	0 0	1 0	0 0	1 0
Dick Schofield, R (1, 6) OBP: 0.264, SLG: 0.262 Rod Carew, L (7, PH) OBP: 0.373, SLG: 0.358 Rob Picciolo, R (8, 6) OBP: 0.207, SLG: 0.287 Mike Brown, R (9, PH) OBP: 0.336, SLG: 0.492		6-3		G6-4-3 1-2f			3-1 2-3		K	2 1 0 1	0 0 0 0	0 0 0 0	0 0 0 0	0 0 0 1	1 1 0 2	1 1 0 2
Inning Stats	R: 3 E: 0 K: 1 S: 8 H: 3 LOB: 1 BB: 1 P: 12	R: 0 E: 0 K: 0 S: 4 H: 1 LOB: 1 BB: 0 P: 4	R: 0 E: 0 K: 0 S: 4 H: 1 LOB: 1 BB: 0 P: 4	R: 0 E: 0 K: 0 S: 3 H: 1 LOB: 0 BB: 0 P: 3	R: 0 E: 0 K: 1 S: 5 H: 0 LOB: 0 BB: 0 P: 5	R: 0 E: 0 K: 0 S: 3 H: 0 LOB: 0 BB: 0 P: 3	R: 0 E: 0 K: 2 S: 8 H: 1 LOB: 1 BB: 0 P: 8	R: 0 E: 0 K: 2 S: 7 H: 0 LOB: 0 BB: 0 P: 7	R: 0 E: 0 K: 2 S: 7 H: 0 LOB: 2 BB: 2 P: 15	1B: 3 2B: 3 3B: 0 HR: 1	SF: 0 SAC: 0 DP: 1 HBP: 0			WP: 0 PB: 0 SB: 0 CS: 0	PA: 36		

PITCHER		IP	WLS	BF	H	R	ER	SO	BB	IBB	HBP	BLK	WP	HR	S	P	ERA	WHIP
Ray Fontenot, L ERA: 4.04	(1, 1)	4.0		18	6	3	3	1	1	0	0	0	0	1	19	23	6.75	1.750
Jay Howell, R ERA: 2.57	(5, 1)	4.1	W	14	1	0	0	5	0	0	0	0	0	0	24	24	0.00	0.231
Dave Righetti, L ERA: 2.39	(9, 1)	0.2	S	4	0	0	0	2	2	0	0	0	0	0	6	14	0.00	3.000

PITCHER	IP	WLS	BF	H	R	ER	SO	BB	IBB	HBP	BLK	WP	HR	S	P	ERA	WHIP

BOTTOM

New York Yankees @ California Angels

Anaheim Stadium, Anaheim, CA

Sun Sep 02 1984, 6:33 AM EDT

Att. 26,530 - Unknown

livebaseballscorecards.com

AB	33
R	3
H	7
RBI	3
BB	3
SO	8
LOB	10

Batter	1	2	3	4	5	6	7	8	9	AB	R	H	RBI	BB	SO	LOB
Damaso Garcia, R (1, 4) OBP: 0.314, SLG: 0.385	FC3-6 BLK 1B		L7		K			F8		4	0	1	0	0	1	0
Dave Collins, S (1, 7) OBP: 0.365, SLG: 0.450	F6		S HBP		F7			E 1B		3	0	1	0	0	0	1
Lloyd Moseby, L (1, 8) OBP: 0.361, SLG: 0.476	1-2 FC3-6 BB		1-2 BB		K			F9		2	0	0	0	2	1	1
Willie Upshaw, L (1, 3) OBP: 0.361, SLG: 0.503	FC3-6 1-2f 2-3		F9			4-3		1-2 K		4	0	0	0	0	1	5
George Bell, R (1, 9) OBP: 0.335, SLG: 0.504	F6			F8		F6			1B BB	3	0	0	0	1	0	2
Rance Mulliniks, L (1, 5) OBP: 0.394, SLG: 0.457 Jesse Barfield, R (9, PH) OBP: 0.358, SLG: 0.485		6-3		1-3 BB 1B		F7			K	3 1	0 0	1 0	0 0	0 0	0 1	0 1
Willie Aikens, L (1, 10) OBP: 0.294, SLG: 0.348 Cliff Johnson, R (9, PH) OBP: 0.391, SLG: 0.510 Alfredo Griffin, S (9, PR) OBP: 0.237, SLG: 0.293		F8		1-2 1-3 BB			3-1		1-3 1B	2 1 0	0 0 0	0 1 0	0 0 0	1 0 0	0 0 0	0 0 0
Ernie Whitt, L (1, 2) OBP: 0.340, SLG: 0.440 Buck Martinez, R (9, PH) OBP: 0.291, SLG: 0.364		F9		1-2 2-3 1-3			K		F6	3 1	0 0	0 0	0 0	0 0	1 0	2 2
Tony Fernandez, S (1, 6) OBP: 0.315, SLG: 0.384			F8	1-3			B1-3		K	4	0	0	0	0	1	4
Inning Stats	R: 0 E: 0 K: 0 S: 4 H: 1 LOB: 2 BB: 1 P: 8	R: 0 E: 0 K: 0 S: 3 H: 0 LOB: 0 BB: 0 P: 3	R: 0 E: 0 K: 0 S: 3 H: 0 LOB: 2 BB: 1 P: 8	R: 0 E: 0 K: 0 S: 4 H: 1 LOB: 2 BB: 1 P: 8	R: 0 E: 0 K: 2 S: 7 H: 0 LOB: 0 BB: 0 P: 7	R: 0 E: 0 K: 0 S: 3 H: 0 LOB: 0 BB: 0 P: 3	R: 0 E: 0 K: 1 S: 5 H: 0 LOB: 0 BB: 0 P: 5	R: 0 E: 1 K: 1 S: 6 H: 1 LOB: 1 BB: 0 P: 6	R: 0 E: 0 K: 2 S: 8 H: 1 LOB: 2 BB: 1 P: 12	1B: 4 2B: 0 3B: 0 HR: 0 SF: 0 SAC: 0 DP: 0 HBP: 1						

PITCHER	IP	WLS	BF	H	R	ER	SO	BB	IBB	HBP	BLK	WP	HR	S	P	ERA	WHIP
Joe Cowley, R (1, 1) ERA: 2.88	8.0	W	32	3	0	0	4	4	0	1	1	0	0	35	52	0.00	0.875
Dave Righetti, L (9, 1) ERA: 2.36	1.0	S	4	1	0	0	2	0	0	0	0	0	0	8	8	0.00	1.000

PITCHER	IP	WLS	BF	H	R	ER	SO	BB	IBB	HBP	BLK	WP	HR	S	P	ERA	WHIP

TOP

Toronto Blue Jays @ New York Yankees

Yankee Stadium, Bronx, NY

Mon Sep 03 1984, 3:33 AM EDT

Att. 26,835 - Unknown

livebaseballscorecards.com

AB	31
R	0
H	4
RBI	0
BB	4
SO	6
LOB	18

1B: 4	SF: 0	WP: 0	PA: 36
2B: 0	SAC: 0	PB: 0	
3B: 0	DP: 0	SB: 1	
HR: 0	HBP: 1	CS: 0	

Batter	1	2	3	4	5	6	7	8	9	AB	R	H	RBI	BB	SO	LOB
Willie Randolph, R (1, 4) OBP: 0.375, SLG: 0.357	BBB 4-0 SH1-3 1B BB	SSS 0-3 ② K			x 0-0 ① F9		x 0-0 WP SF9 2B			3	1	1	0	1	1	2
Bobby Meacham, S (1, 6) OBP: 0.319, SLG: 0.343	x 0-0 SH1-3 1-2 1B	x 0-0 ③ 4-3			x 0-0 ② F9		x 0-0 ② SF9 2-H			3	0	1	1	0	0	2
Don Mattingly, L (1, 3) OBP: 0.389, SLG: 0.545	x 0-0 ① SH1-3 1-2 2-3		x 0-0 ① F9		x 0-0 E3		x 0-0 ③ F8			3	0	0	0	0	0	0
Dave Winfield, R (1, 9) OBP: 0.403, SLG: 0.534	IIII 4-0 IBB		x 0-0 1B		SSS 0-3 ③ K			x 0-0 HR		3	1	2	1	1	1	1
Steve Kemp, L (1, 10) OBP: 0.379, SLG: 0.415 Oscar Gamble, L (8, PH) OBP: 0.311, SLG: 0.434 Tim Foli, R (8, PH) OBP: 0.264, SLG: 0.314	SSS 0-3 ② K		x 0-0 ② F9			x 0-0 ① 6-3		x 0-0 ① F3		3 0 1	0 0 0	0 0 0	0 0 0	0 0 0	1 0 0	4 0 0
Ken Griffey, L (1, 7) OBP: 0.309, SLG: 0.363	x 0-0 ③ 4-3		x 0-0 ③ F7			x 0-0 ② F7		x 0-0 ② 6-3		4	0	0	0	0	0	4
Butch Wynegar, S (1, 2) OBP: 0.359, SLG: 0.353		x 0-0 4-3 1B 1B		x 0-0 ① F3		BBBB 4-0 BB		BBBB 4-0 BB		2	0	1	0	2	0	0
Mike Pagliarulo, L (1, 5) OBP: 0.312, SLG: 0.496		x 0-0 4-3 1-2 1B		x 0-0 ② F7		x 0-0 ③ F8		SSS 0-3 ③ K		4	0	1	0	0	1	2
Omar Moreno, L (1, 8) OBP: 0.295, SLG: 0.371		x 0-0 ① 4-3 1-2 2-3		x 0-0 ③ F8			x 0-0 ① B1-3			3	0	0	0	0	0	2
Inning Stats	R: 0 H: 1 E: 0 LOB: 3 K: 1 BB: 2 S: 6 P: 14	R: 0 H: 2 E: 0 LOB: 2 K: 1 BB: 0 S: 7 P: 7	R: 0 H: 1 E: 0 LOB: 1 K: 0 BB: 0 S: 4 P: 4	R: 0 H: 0 E: 0 LOB: 0 K: 0 BB: 0 S: 3 P: 3	R: 0 H: 0 E: 1 LOB: 1 K: 1 BB: 0 S: 6 P: 6	R: 0 H: 0 E: 0 LOB: 1 K: 0 BB: 1 S: 3 P: 7	R: 1 H: 1 E: 0 LOB: 0 K: 0 BB: 0 S: 4 P: 4	R: 1 H: 1 E: 0 LOB: 1 K: 1 BB: 1 S: 6 P: 10		1B: 4 SF: 1 2B: 1 SAC: 1 3B: 0 DP: 0 HR: 1 HBP: 0						

PITCHER		IP	WLS	BF	H	R	ER	SO	BB	IBB	HBP	BLK	WP	HR	S	P	ERA	WHIP
Luis Leal, R ERA: 3.61	(1, 1)	7.0	L	31	6	2	2	3	2	1	0	0	1	1	34	46	2.57	1.143
Jimmy Key, L ERA: 5.07	(8, 1)	1.0		4	0	0	0	1	1	0	0	0	0	0	5	9	0.00	1.000

PITCHER	IP	WLS	BF	H	R	ER	SO	BB	IBB	HBP	BLK	WP	HR	S	P	ERA	WHIP

BOTTOM

Toronto Blue Jays @ New York Yankees

Yankee Stadium, Bronx, NY

Mon Sep 03 1984, 3:33 AM EDT

Att. 26,835 - Unknown

livebaseballscorecards.com

AB	29
R	2
H	6
RBI	2
BB	4
SO	4
LOB	17

WP: 1 PA: 35
PB: 0
SB: 0
CS: 0

Batter	1	2	3	4	5	6	7	8	9	AB	R	H	RBI	BB	SO	LOB
Damaso Garcia, R (1, 4) OBP: 0.317, SLG: 0.389	0-0 ① 6-3	0-0 1-H 2-H 3B			0-0 1-3 1B			BBB 4-0 S 1B BB	SSS 0-3 ② K	4	1	2	2	1	1	2
Dave Collins, S (1, 7) OBP: 0.363, SLG: 0.447	0-0 ② 6-3	0-0 ③ 6-3			0-0 ① ② 1-3 1-2f			0-0 WP S 1-H SF8 1B	0-0 ③ F6	5	1	1	1	0	0	4
Lloyd Moseby, L (1, 8) OBP: 0.361, SLG: 0.477 Mitch Webster, S (5, 8) OBP: 0.400, SLG: 0.556	0-0 2B	SSS 0-3 ① K			0-0 ③ 6-3			BBBB 4-0 SF8 WP 1-2 1B BB		3 0	0 1	1 0	0 0	0 1	1 0	0 0
Willie Upshaw, L (1, 3) OBP: 0.359, SLG: 0.499	0-0 ③ 4-3	0-0 ② F6				0-0 ① F7		0-0 ① F6		4	0	0	0	0	0	3
George Bell, R (1, 9) OBP: 0.333, SLG: 0.501		0-0 ① F5	0-0 ③ F5			0-0 ② F8		0-0 ② SF8 1-3 2-H		3	0	0	1	0	0	0
Rance Mulliniks, L (1, 5) OBP: 0.394, SLG: 0.455 Garth Iorg, R (6, PH) OBP: 0.246, SLG: 0.311 (6, 5) Tony Fernandez, S (8, PH) OBP: 0.319, SLG: 0.387 (8, 5)		BBBB 4-0 WP 1B 1B BB		SSS 0-3 ① K		0-0 ③ 4-3		0-0 PO 3-H 1B		1 1 1	1 0 0	0 0 1	0 0 1	1 0 0	1 0 0	0 0 0
Willie Aikens, L (1, 10) OBP: 0.300, SLG: 0.360 Cliff Johnson, R (7, PH) OBP: 0.389, SLG: 0.507	0-0 1B 1-2 3B 1B	0-0 2B			SSS 0-3 ① K	0-0 ③ PO 1-2	SSS 0-3 ① K			2 2	1 0	2 0	0 0	0 0	0 2	0 0
Ernie Whitt, L (1, 2) OBP: 0.338, SLG: 0.437 Buck Martinez, R (7, PH) OBP: 0.293, SLG: 0.362 (7, 2)	0-0 ② F9	SSS 0-3 ② K				0-0 ② F8		BBBB 4-0 1B BB		2 1	0 0	0 0	0 0	0 1	1 0	3 0
Alfredo Griffin, S (1, 6) OBP: 0.240, SLG: 0.295	0-0 1-2 2-H 3B 1B		0-0 ③ 4-3			0-0 ③ F4			0-0 1-2 1B	4	1	2	1	0	0	1

Inning Stats																																			
	R: 0	E: 0	K: 0	S: 4	H: 1	LOB: 1	BB: 0	P: 4	R: 3	E: 0	K: 0	S: 6	H: 3	LOB: 1	BB: 1	P: 10	R: 0	E: 0	K: 1	S: 5	H: 0	LOB: 0	BB: 0	P: 5	R: 0	E: 0	K: 2	S: 8	H: 1	LOB: 1	BB: 0	P: 8	R: 0	E: 0	K: 0	S: 3	H: 1	LOB: 0	BB: 0	P: 3
	R: 0	E: 0	K: 0	S: 3	H: 0	LOB: 0	BB: 0	P: 3	R: 0	E: 0	K: 1	S: 5	H: 0	LOB: 0	BB: 0	P: 5	R: 3	E: 0	K: 0	S: 4	H: 2	LOB: 0	BB: 2	P: 12	R: 0	E: 0	K: 2	S: 8	H: 1	LOB: 2	BB: 1	P: 12	1B: 6	2B: 3	3B: 1	HR: 0	SF: 1	SAC: 0	DP: 1	HBP: 0

PITCHER		IP	WLS	BF	H	R	ER	SO	BB	IBB	HBP	BLK	WP	HR	S	P	ERA	WHIP
John Montefusco, R ERA: 4.08	(1, 1)	1.2		10	4	3	3	0	1	0	0	0	1	0	9	13	16.20	3.000
Bob Shirley, L ERA: 3.74	(2, 1)	5.1		17	2	0	0	4	0	0	0	0	0	0	25	25	0.00	0.375
Mike Armstrong, R ERA: 3.83	(8, 1)	0.0	L	2	1	2	2	0	1	0	0	0	0	0	1	5	∞	∞
Jay Howell, R ERA: 2.61	(8, 1)	2.0		9	2	1	1	2	2	0	0	0	1	0	11	19	4.50	2.000

PITCHER	IP	WLS	BF	H	R	ER	SO	BB	IBB	HBP	BLK	WP	HR	S	P	ERA	WHIP

TOP

Toronto Blue Jays @ New York Yankees

Yankee Stadium, Bronx, NY

Tue Sep 04 1984, 7:05 PM EDT

Att. 15,867 - Unknown

livebaseballscorecards.com

AB	33
R	6
H	9
RBI	6
BB	4
SO	6
LOB	13

WP: 2	PA: 39		
PB: 0			
SB: 2			
CS: 0			

Batter	1	2	3	4	5	6	7	8	9	AB	R	H	RBI	BB	SO	LOB
Willie Randolph, R (1, 4) OBP: 0.376, SLG: 0.356	BBBB 4-0 SH2-3 BB		SSS 0-3 K ③			x 0-0 1-3 BB HR 1B		x 0-0 4-3 ①		3	1	1	0	1	1	0
Bobby Meacham, S (1, 6) OBP: 0.319, SLG: 0.341	x 0-0 SH2-3 ① 1-2			x 0-0 F6 ①		BBBB 4-0 1-2 HR BB		x 0-0 F6 ②		2	1	0	0	1	0	0
Don Mattingly, L (1, 3) OBP: 0.388, SLG: 0.546	x 0-0 F8 ②			SSS 0-3 K ②		x 0-0 SF7 ② 3-H		x 0-0 2B		3	0	1	1	0	1	1
Dave Winfield, R (1, 9) OBP: 0.403, SLG: 0.539	x 0-0 6-3 ③			x 0-0 4-3 ③		x 0-0 1-H 2-H HR		BBBB 4-0 BB		3	1	1	3	1	0	1
Don Baylor, R (1, 10) OBP: 0.329, SLG: 0.478		x 0-0 F3 ①			x 0-0 G4-6-3 1B	x 0-0 6-3 ③		SSS 0-3 K ③		4	0	1	0	0	1	2
Ken Griffey, L (1, 7) OBP: 0.308, SLG: 0.361		x 0-0 F7 ②			x 0-0 ① ② G4-6-3 1-2f		x 0-0 1B		x 0-0 F8 ①	4	0	1	0	0	0	1
Butch Wynegar, S (1, 2) OBP: 0.358, SLG: 0.352		x 0-0 F9 ③			x 0-0 F6 ③		x 0-0 F8 ①		x 0-0 FC5-4 1B	4	0	1	0	0	0	1
Mike Pagliarulo, L (1, 5) OBP: 0.306, SLG: 0.485 Toby Harrah, R (9, PH) OBP: 0.313, SLG: 0.285			x 0-0 F6 ①			SSS 0-3 K ①	x 0-0 F9 ②		x 0-0 ② FC5-4 FC6-4 1-2f	3 1	0 0	0 0	0 0	0 0	1 0	1 1
Omar Moreno, L (1, 8) OBP: 0.296, SLG: 0.371 Brian Dayett, R (9, PH) OBP: 0.274, SLG: 0.383			x 0-0 4-3 ②			x 0-0 1B SF7 1B	x 0-0 G3 ③		x 0-0 FC6-4 ③ 1-2f	3 1	1 0	1 0	0 0	0 0	0 0	1 1
Inning Stats	R: 0 E: 0 K: 0 S: 3 H: 0 LOB: 1 BB: 1 P: 7	R: 0 E: 0 K: 0 S: 3 H: 0 LOB: 0 BB: 0 P: 3	R: 0 E: 0 K: 1 S: 5 H: 0 LOB: 0 BB: 0 P: 5	R: 0 E: 0 K: 1 S: 5 H: 0 LOB: 0 BB: 0 P: 5	R: 0 E: 0 K: 0 S: 3 H: 1 LOB: 0 BB: 0 P: 3	R: 4 E: 0 K: 1 S: 8 H: 3 LOB: 0 BB: 1 P: 12	R: 0 E: 0 K: 0 S: 4 H: 1 LOB: 1 BB: 0 P: 4	R: 0 E: 0 K: 1 S: 6 H: 1 LOB: 2 BB: 1 P: 10	R: 0 E: 0 K: 0 S: 4 H: 1 LOB: 1 BB: 0 P: 4	1B: 5 2B: 1 3B: 0 HR: 1	SF: 1 SAC: 1 DP: 1 HBP: 0			WP: 0 PB: 0 SB: 0 CS: 0		PA: 36	

PITCHER	IP	WLS	BF	H	R	ER	SO	BB	IBB	HBP	BLK	WP	HR	S	P	ERA	WHIP
Jim Clancy, R (1, 1) ERA: 4.81	7.2	W	30	6	4	4	3	2	0	0	0	0	1	34	42	4.70	1.043
Roy Lee Jackson, R (8, 1) ERA: 3.43	0.1		2	0	0	0	1	1	0	0	0	0	0	3	7	0.00	3.000
Jimmy Key, L (9, 1) ERA: 4.97	1.0	S	4	1	0	0	0	0	0	0	0	0	0	4	4	0.00	1.000

PITCHER	IP	WLS	BF	H	R	ER	SO	BB	IBB	HBP	BLK	WP	HR	S	P	ERA	WHIP

BOTTOM

Toronto Blue Jays @ New York Yankees

Yankee Stadium, Bronx, NY

Tue Sep 04 1984, 7:05 PM EDT

Att. 15,867 - Unknown

livebaseballscorecards.com

AB	31
R	4
H	7
RBI	4
BB	3
SO	4
LOB	10

Batter	1	2	3	4	5	6	7	8	9	10	AB	R	H	RBI	BB	SO	LOB
Damaso Garcia, R (1, 4) OBP: 0.319, SLG: 0.390	FC3-6 1B		6-3		4-3 BB	1-3 1B			4-3		4	0	2	0	1	0	0
Garth Iorg, R (1, 5) OBP: 0.242, SLG: 0.306	FC3-6 1B 1-2f		E6 2B		4-3 1-2	F5			K		3	0	0	0	0	0	2
Rance Mulliniks, L (6, PH) OBP: 0.393, SLG: 0.454 (6, 5)											1	0	0	0	0	0	2
Kelly Gruber, R (9, PH) (9, 5)											1	0	0	0	0	1	0
George Bell, R (1, 7) OBP: 0.333, SLG: 0.502	1-2 1B		1-3 2B		F7		K			L4	5	0	2	0	0	1	1
Cliff Johnson, R (1, 10) OBP: 0.386, SLG: 0.500	F3		K			1B 3B BB	K			E6 1B	4	1	0	0	1	2	4
Ron Shepherd, R (10, PR)											0	0	0	0	0	0	0
Jesse Barfield, R (1, 9) OBP: 0.358, SLG: 0.484	F3			G3-6-3 1B		K	K			1-2 1B	5	0	2	0	0	2	3
Willie Upshaw, L (1, 3) OBP: 0.356, SLG: 0.494		3-1		G3-6-3 1-2f		F7		K		F8	5	0	0	0	0	1	4
Buck Martinez, R (1, 2) OBP: 0.300, SLG: 0.361		G5-4-3 BB		BB		1-2 3B 1B		F6		K	3	1	1	0	2	1	2
Mitch Webster, S (1, 8) OBP: 0.357, SLG: 0.615		G5-4-3 1-2f		F3		1-H 2-H 1B 3B		F7			4	1	1	2	0	0	2
Alfredo Griffin, S (1, 6) OBP: 0.241, SLG: 0.295			K		4-3	3-H 1B 1B			K		3	0	1	1	0	1	0
Dave Collins, S (9, PH) OBP: 0.362, SLG: 0.446											1	0	0	0	0	1	0
Tony Fernandez, S (9, 6) OBP: 0.319, SLG: 0.387											0	0	0	0	0	0	0
Inning Stats	R: 0 E: 0 K: 0 S: 5 H: 2 LOB: 2 BB: 0 P: 5	R: 0 E: 0 K: 0 S: 2 H: 0 LOB: 0 BB: 1 P: 6	R: 0 E: 1 K: 2 S: 9 H: 1 LOB: 2 BB: 0 P: 9	R: 0 E: 0 K: 0 S: 3 H: 1 LOB: 1 BB: 1 P: 7	R: 0 E: 0 K: 0 S: 3 H: 0 LOB: 1 BB: 1 P: 7	R: 3 E: 0 K: 1 S: 9 H: 4 LOB: 2 BB: 1 P: 13	R: 0 E: 0 K: 3 S: 9 H: 0 LOB: 0 BB: 0 P: 9	R: 0 E: 0 K: 1 S: 5 H: 0 LOB: 0 BB: 0 P: 5	R: 0 E: 0 K: 2 S: 7 H: 0 LOB: 0 BB: 0 P: 7	R: 0 E: 1 K: 1 S: 7 H: 1 LOB: 2 BB: 0 P: 7	1B: 7 2B: 1 3B: 1 HR: 0 SF: 0 SAC: 0 DP: 2 HBP: 0						

TOP

Toronto Blue Jays @ New York Yankees

Yankee Stadium, Bronx, NY

Wed Sep 05 1984, 7:05 PM EDT
Att. 17,383 - Unknown

livebaseballscorecards.com

AB	39
R	3
H	9
RBI	3
BB	4
SO	10
LOB	20

WP: 0 PB: 0 SB: 0 CS: 0 PA: 43

PITCHER		IP	WLS	BF	H	R	ER	SO	BB	IBB	HBP	BLK	WP	HR	S	P	ERA	WHIP
Dennis Rasmussen, L ERA: 4.25	(1, 1)	5.2		28	8	3	3	3	4	0	0	0	0	0	30	46	4.76	2.118
Mike Armstrong, R ERA: 3.7	(6, 1)	1.1		4	0	0	0	3	0	0	0	0	0	0	10	10	0.00	0.000
Dave Righetti, L ERA: 2.28	(8, 1)	3.0	W	11	1	0	0	4	0	0	0	0	0	0	19	19	0.00	0.333

PITCHER	IP	WLS	BF	H	R	ER	SO	BB	IBB	HBP	BLK	WP	HR	S	P	ERA	WHIP

Batter	1	2	3	4	5	6	7	8	9	10	AB	R	H	RBI	BB	SO	LOB
Willie Randolph, R (1, 4) OBP: 0.378, SLG: 0.356	BBBB 4-0 FC4-6 BB		x 0-0 E 1-3 1B 1B		SSS 0-3 ② K		x 0-0 ③ F8		IIII 4-0 IBB		3	1	1	0	2	1	1
Bobby Meacham, S (1, 6) OBP: 0.314, SLG: 0.336	x 0-0 ① FC4-6 FC6-4 1-2f		x 0-0 ① SF8 1-2 3-H		SSS 0-3 ③ K2-3			x 0-0 ① F9	x 0-0 ③ F9		4	0	0	1	0	1	4
Don Mattingly, L (1, 3) OBP: 0.386, SLG: 0.542	x 0-0 ② FC6-4 1-2f		x 0-0 6-3 2-H 1B			x 0-0 ① G3		x 0-0 ② F9		x 0-0 ① F7	5	0	1	1	0	0	1
Dave Winfield, R (1, 9) OBP: 0.402, SLG: 0.535 (10, 8)	x 0-0 ③ F9		x 0-0 ② 6-3 1-2			x 0-0 ② F7		x 0-0 1B		x 0-0 ② F9	5	0	1	0	0	0	2
Don Baylor, R (1, 10) OBP: 0.327, SLG: 0.482		x 0-0 ① 6-3	SSS 0-3 ③ K			x 0-0 ③ F4		x 0-0 ③ F2		x 0-0 HR	5	1	1	1	0	1	2
Ken Griffey, L (1, 7) OBP: 0.311, SLG: 0.363		SSS 0-3 ② K	SSS 0-3 ① K				x 0-0 2B SF8 1B		x 0-0 F8 SH1-4 1B		4	1	2	0	0	2	0
Butch Wynegar, S (1, 2) OBP: 0.358, SLG: 0.350		BBBB 4-0 BB	x 0-0 ② 4-3				x 0-0 ① F2		x 0-0 ① SH1-4 1-2		2	0	0	0	1	0	1
Mike Pagliarulo, L (1, 5) OBP: 0.306, SLG: 0.489 Toby Harrah, R (9, PH) OBP: 0.316, SLG: 0.285 (10, 5)	SSS 0-3 ③ K		SSS 0-3 ③ K				x 0-0 1-3 2B		x 4-0 F8 IBB		3 0	0 0	1 0	0 0	0 1	2 0	1 0
Omar Moreno, L (1, 8) OBP: 0.296, SLG: 0.372 Brian Dayett, R (9, PH) OBP: 0.271, SLG: 0.380 (10, 9)			x 0-0 1B SF8 1B		SSS 0-3 ① K		x 0-0 ② SF8 3-H		x 0-0 ② F8 1-2 2-3		2 1	1 0	1 0	1 0	0 0	1 0	0 2
Inning Stats	R: 0 H: 0 E: 0 LOB: 1 K: 0 BB: 1 S: 3 P: 7	R: 0 H: 0 E: 0 LOB: 1 K: 2 BB: 1 S: 7 P: 11	R: 2 H: 3 E: 1 LOB: 1 K: 1 BB: 0 S: 8 P: 8	R: 0 H: 0 E: 0 LOB: 0 K: 2 BB: 0 S: 7 P: 7	R: 0 H: 0 E: 0 LOB: 0 K: 3 BB: 0 S: 9 P: 9	R: 0 H: 0 E: 0 LOB: 0 K: 0 BB: 0 S: 3 P: 3	R: 1 H: 2 E: 0 LOB: 1 K: 0 BB: 0 S: 5 P: 5	R: 0 H: 1 E: 0 LOB: 1 K: 0 BB: 0 S: 4 P: 4	R: 0 H: 1 E: 0 LOB: 3 K: 0 BB: 2 S: 4 P: 12	R: 1 H: 1 E: 0 LOB: 0 K: 0 BB: 0 S: 3 P: 3	1B: 6 SF: 2 2B: 1 SAC: 1 3B: 0 DP: 0 HR: 1 HBP: 0						

PITCHER		IP	WLS	BF	H	R	ER	SO	BB	IBB	HBP	BLK	WP	HR	S	P	ERA	WHIP
Dave Stieb, R ERA: 2.38	(1, 1)	8.1		34	7	3	3	8	2	0	0	0	0	0	48	56	3.24	1.080
Jimmy Key, L ERA: 4.91	(9, 1)	0.2		4	0	0	0	0	0	2	0	0	0	0	2	10	0.00	0.000
Roy Lee Jackson, R ERA: 3.52	(10, 1)	0.2	L	3	1	1	1	0	0	0	0	0	0	1	3	3	13.50	1.500

PITCHER	IP	WLS	BF	H	R	ER	SO	BB	IBB	HBP	BLK	WP	HR	S	P	ERA	WHIP

BOTTOM

Toronto Blue Jays @ New York Yankees

Yankee Stadium, Bronx, NY

Wed Sep 05 1984, 7:05 PM EDT
Att. 17,383 - Unknown

livebaseballscorecards.com

AB	34
R	4
H	8
RBI	4
BB	4
SO	8
LOB	14

1B: 6	SF: 2	WP: 0	PA: 41
2B: 1	SAC: 1	PB: 0	
3B: 0	DP: 0	SB: 0	
HR: 1	HBP: 0	CS: 0	

Batter	1	2	3	4	5	6	7	8	9	AB	R	H	RBI	BB	SO	LOB
Willie Randolph, R (1, 4) OBP: 0.380, SLG: 0.357	F8		BBBB 2B BB		1B	FC4-6 1-2f			SH2-3 3B 1B	4	1	2	0	1	0	2
Ken Griffey, L (1, 7) OBP: 0.310, SLG: 0.362	BB 1B		F9		F8		F7		SH2-3 1-2	4	0	1	0	0	0	2
Dave Winfield, R (1, 8) OBP: 0.405, SLG: 0.543	BBBB 1-2 BB		1-3 2B		F3		1B		2-H HR 3B	4	1	3	1	1	0	1
Don Baylor, R (1, 10) OBP: 0.328, SLG: 0.486	F4		IIII IBB		5-3		F3		3-H HR	4	1	1	2	1	0	4
Toby Harrah, R (1, 5) OBP: 0.314, SLG: 0.283	F3		F8			1B 1B 1B	6-3		6-3	5	1	1	0	0	0	6
Don Mattingly, L (1, 3) OBP: 0.388, SLG: 0.545		F3-5 2B		1B		1-2 1B		6-3	3-1	5	0	3	0	0	0	0
Brian Dayett, R (1, 9) OBP: 0.270, SLG: 0.369		F3-5 2-3		F4		F3		BBBB FC2-6 BB		3	0	0	0	1	0	3
Bobby Meacham, S (1, 6) OBP: 0.314, SLG: 0.341		SSSS K		3B		F5		FC2-6 1-2f		4	0	1	0	0	1	3
Butch Wynegar, S (1, 2) OBP: 0.357, SLG: 0.349			5-3	5-3		1-2 2-H FC4-6 1B		F7		4	0	1	1	0	0	2
Inning Stats	R: 0 E: 0 K: 0 S: 4 H: 1 LOB: 2 BB: 1 P: 8	R: 0 E: 0 K: 1 S: 5 H: 1 LOB: 0 BB: 0 P: 5	R: 0 E: 0 K: 0 S: 4 H: 1 LOB: 3 BB: 2 P: 12	R: 0 E: 0 K: 0 S: 4 H: 2 LOB: 1 BB: 0 P: 4	R: 0 E: 0 K: 0 S: 4 H: 1 LOB: 1 BB: 0 P: 4	R: 1 E: 0 K: 0 S: 6 H: 3 LOB: 2 BB: 0 P: 6	R: 0 E: 0 K: 0 S: 4 H: 1 LOB: 1 BB: 0 P: 4	R: 0 E: 0 K: 0 S: 3 H: 0 LOB: 1 BB: 1 P: 7	R: 3 E: 0 K: 0 S: 6 H: 3 LOB: 0 BB: 0 P: 6	1B: 8 2B: 3 3B: 2 HR: 1	SF: 0 SAC: 1 DP: 1 HBP: 0						

TOP

New York Yankees @ Boston Red Sox

Fenway Park, Boston, MA

Fri Sep 07 1984, 7:05 PM EDT

Att. 33,291 - Unknown

livebaseballscorecards.com

AB	37
R	4
H	13
RBI	4
BB	4
SO	1
LOB	23

WP: 0 PB: 0 SB: 0 CS: 0 PA: 42

PITCHER		IP	WLS	BF	H	R	ER	SO	BB	IBB	HBP	BLK	WP	HR	S	P	ERA	WHIP
Bob Ojeda, L ERA: 4.15	(1, 1)	8.1	L	39	12	3	3	1	3	1	0	0	0	0	37	53	3.24	1.800
Bob Stanley, R ERA: 3.67	(9, 1)	0.2		3	1	1	1	0	0	0	0	0	0	1	3	3	13.50	1.500

PITCHER	IP	WLS	BF	H	R	ER	SO	BB	IBB	HBP	BLK	WP	HR	S	P	ERA	WHIP

BOTTOM

New York Yankees @ Boston Red Sox

Fenway Park, Boston, MA

Fri Sep 07 1984, 7:05 PM EDT

Att. 33,291 - Unknown

Batter	1	2	3	4	5	6	7	8	9	AB	R	H	RBI	BB	SO	LOB
Wade Boggs, L (1, 5) OBP: 0.394, SLG: 0.401	BLK 1B		1B BB 1B		4-3		FC3-2 1B		K	5	0	3	0	0	1	1
Dwight Evans, R (1, 9) OBP: 0.387, SLG: 0.529	K		1B 1-2 BB			1B 1B BB	FC3-2 1-2 3-H			2	1	0	0	2	1	3
Jim Rice, R (1, 7) OBP: 0.320, SLG: 0.461	K		G6-4-3 1-2 2-3 1B			1B 1-2 SF7 1B	K			4	1	2	0	0	2	3
Tony Armas, R (1, 8) OBP: 0.298, SLG: 0.517	K 1-2		G6-4-3 1-2f			FC5-4 1-3 2-H 1B		F8		4	0	1	1	0	1	4
Mike Easler, L (1, 10) OBP: 0.369, SLG: 0.496		2B		F5		K		K		4	0	1	0	0	2	2
Bill Buckner, L (1, 3) OBP: 0.324, SLG: 0.421		F8		F9		SF7 3-H		K		3	0	0	1	0	1	1
Marty Barrett, R (1, 4) OBP: 0.363, SLG: 0.369		K		6-3		FC5-4 1-2f			F2	4	0	0	0	0	1	2
Jeff Newman, R (1, 2) OBP: 0.275, SLG: 0.302		5-3			K2-3		E7 1B FC3-2 1B		K	4	0	1	0	0	2	1
Jackie Gutierrez, R (1, 6) OBP: 0.288, SLG: 0.326 Reid Nichols, R (9, PH) OBP: 0.304, SLG: 0.309			K		F8		1-3		1B	3 1	0 0	0 1	0 0	0 0	1 0	1 0
Inning Stats	R: 0 H: 1 E: 0 LOB: 1 K: 3 BB: 0 S: 10 P: 10	R: 0 H: 1 E: 0 LOB: 1 K: 1 BB: 0 S: 6 P: 6	R: 0 H: 2 E: 0 LOB: 2 K: 1 BB: 1 S: 6 P: 10	R: 0 H: 0 E: 0 LOB: 0 K: 0 BB: 0 S: 3 P: 3	R: 0 H: 0 E: 0 LOB: 0 K: 1 BB: 0 S: 5 P: 5	R: 2 H: 2 E: 0 LOB: 1 K: 1 BB: 1 S: 7 P: 11	R: 0 H: 2 E: 1 LOB: 2 K: 1 BB: 0 S: 7 P: 7	R: 0 H: 0 E: 0 LOB: 0 K: 2 BB: 0 S: 7 P: 7	R: 0 H: 1 E: 0 LOB: 1 K: 2 BB: 0 S: 8 P: 8	1B: 8 SF: 1 2B: 1 SAC: 0 3B: 0 DP: 1 HR: 0 HBP: 0						WP: 0 PA: 37 PB: 0 SB: 0 CS: 0	

livebaseballscorecards.com

PITCHER	IP	WLS	BF	H	R	ER	SO	BB	IBB	HBP	BLK	WP	HR	S	P	ERA	WHIP
Ray Fontenot, L (1, 1) ERA: 3.99	6.1		28	8	2	2	7	2	0	0	1	0	0	40	48	2.84	1.579
Jay Howell, R (7, 1) ERA: 2.56	1.2	W	5	0	0	0	3	0	0	0	0	0	0	11	11	0.00	0.000
Dave Righetti, L (9, 1) ERA: 2.25	1.0	S	4	1	0	0	2	0	0	0	0	0	0	8	8	0.00	1.000

PITCHER	IP	WLS	BF	H	R	ER	SO	BB	IBB	HBP	BLK	WP	HR	S	P	ERA	WHIP

Batter	1	2	3	4	5	6	7	8	9	AB	R	H	RBI	BB	SO	LOB
Willie Randolph, R (1, 4) OBP: 0.378, SLG: 0.354	F7		1B SF8 BB	K		5-3		K	G4-6-3 1-2f	5	1	0	0	1	2	6
Ken Griffey, L (1, 7) OBP: 0.314, SLG: 0.371	2B 2B		1-3 1B 1B		4-3		F7		1B 2B	5	2	3	0	0	0	0
Dave Winfield, R (1, 8) (8, 9) OBP: 0.405, SLG: 0.544	2-H 2B 2B		3-H SF8		F7		E6 CS		1B 1B BB	3	2	1	2	1	0	0
Don Baylor, R (1, 10) OBP: 0.329, SLG: 0.488	3-H 1B 2B		K		5-3		F8		BB 1B 1-3 2-H 2B 1B	5	2	2	2	0	1	2
Toby Harrah, R (1, 5) OBP: 0.326, SLG: 0.300	2-H G6-3 1B		1-2 1B			2B 2B	CS 1-2	4-3 1B BB	BB 1-2 2B 3-H 1B	4	3	4	2	1	0	0
Don Mattingly, L (1, 3) OBP: 0.388, SLG: 0.545	G6-3 1-2f		F9			4-3 1B 2-H 2B		F9	2B PB 1-2 2-3 BB	4	2	1	1	1	0	4
Brian Dayett, R (1, 9) OBP: 0.272, SLG: 0.377		5-3		F9 2B		4-3 2-3		4-3 1-2	PB 1-3 2-H 3-H 2B	3	0	1	0	0	0	1
Oscar Gamble, L (8, PH) OBP: 0.308, SLG: 0.430										1	0	0	0	0	0	1
Omar Moreno, L (8, 8) OBP: 0.298, SLG: 0.378										1	0	1	2	0	0	0
Bobby Meacham, S (1, 6) OBP: 0.312, SLG: 0.339		K		1-3		F5		E S 2-H 1B	K	5	0	1	1	0	2	4
Rick Cerone, R (1, 2) OBP: 0.289, SLG: 0.314		F7		F9 2-3		3-H 1B		1-3 BB	G4-6-3 2-3 3-H HBP	3	0	1	1	1	0	1
Inning Stats	R: 3 E: 0 K: 0 S: 6 H: 4 LOB: 0 BB: 0 P: 6	R: 0 E: 0 K: 1 S: 5 H: 0 LOB: 0 BB: 0 P: 5	R: 1 E: 0 K: 1 S: 7 H: 2 LOB: 2 BB: 1 P: 11	R: 0 E: 0 K: 1 S: 6 H: 1 LOB: 1 BB: 0 P: 6	R: 0 E: 0 K: 0 S: 3 H: 0 LOB: 0 BB: 0 P: 3	R: 2 E: 0 K: 0 S: 6 H: 3 LOB: 1 BB: 0 P: 6	R: 0 E: 1 K: 0 S: 3 H: 0 LOB: 0 BB: 0 P: 3	R: 1 E: 0 K: 1 S: 6 H: 1 LOB: 2 BB: 2 P: 14	R: 5 E: 0 K: 1 S: 8 H: 4 LOB: 1 BB: 2 P: 17	1B: 7 2B: 8 3B: 0 HR: 0 SF: 1 SAC: 0 DP: 2 HBP: 1							

TOP

New York Yankees @ Boston Red Sox

Fenway Park, Boston, MA

Sat Sep 08 1984, 3:33 AM EDT

Att. 34,607 - Unknown

livebaseballscorecards.com

AB	39
R	12
H	15
RBI	11
BB	5
SO	5
LOB	19

WP: 0 PA: 47
PB: 1
SB: 1
CS: 1

PITCHER		IP	WLS	BF	H	R	ER	SO	BB	IBB	HBP	BLK	WP	HR	S	P	ERA	WHIP
Bruce Hurst, L ERA: 3.71	(1, 1)	5.0	L	24	9	6	6	3	1	0	0	0	0	0	29	33	10.80	2.000
Steve Crawford, R ERA: 2.93	(6, 1)	2.2		11	2	1	1	0	1	0	0	0	0	0	10	14	3.38	1.125
Mark Clear, R ERA: 4.66	(8, 1)	0.1		7	3	5	4	1	3	0	0	0	0	0	6	18	108.00	18.000
Charlie Mitchell, R ERA: 6.43	(9, 1)	1.0		4	1	0	0	1	0	0	1	0	0	0	5	6	0.00	1.000

BOTTOM

New York Yankees @ Boston Red Sox

Fenway Park, Boston, MA

Sat Sep 08 1984, 3:33 AM EDT

Att. 34,607 - Unknown

Batter	1	2	3	4	5	6	7	8	9	AB	R	H	RBI	BB	SO	LOB
Wade Boggs, L (1, 5) OBP: 0.398, SLG: 0.406	0-0 1B 2B	4-0 2B 2B BB 1-2 2-3		0-0 FC5-4 1B		0-0 1B 1B	0-0 1B 1-2 2-H		0-0 ③ 6-3	5	1	4	1	1	0	0
Dwight Evans, R (1, 9) OBP: 0.388, SLG: 0.532	0-0 BB 1B 2-3	0-0 2B 2B 1-3 2-H 3-H		0-0 ② F8		0-0 1B 1-2	0-0 ③ F9			5	0	3	2	0	0	3
Jim Rice, R (1, 7) OBP: 0.319, SLG: 0.461	S S S 0-3 ① K	0-0 2B 2-3 3-H		0-0 ③ FC5-4 1-2f		0-0 ① F7		0-0 ① 4-3		5	0	1	1	0	1	5
Tony Armas, R (1, 8) OBP: 0.295, SLG: 0.512	S S S 0-3 ② K	S S S 0-3 ② K			S S S 0-3 ① K	0-0 ② F3		0-0 ② F3		5	0	0	0	0	3	6
Mike Easler, L (1, 10) OBP: 0.371, SLG: 0.498	B B B B 4-0 FC4-6 BB 1-2	0-0 ③ 6-3			0-0 BB 1B 1B	0-0 ③ 4-3		0-0 1B 2B		4	2	2	0	1	0	4
Bill Buckner, L (1, 3) OBP: 0.323, SLG: 0.419	0-0 ③ FC4-6 1-2f		0-0 ① F7		0-0 ② F8		0-0 ① F8	0-0 2-H 1B		5	0	1	1	0	0	4
Rich Gedman, L (1, 2) OBP: 0.309, SLG: 0.492		S S S 0-3 ① K	S S S 0-3 ② K		B B B B 4-0 1B BB 1-2		0-0 BB 1B 1B	S S S 0-3 ③ K		4	1	1	0	1	3	1
Marty Barrett, R (1, 4) OBP: 0.365, SLG: 0.371		0-0 BB BB 2B 1B	0-0 ③ F5		0-0 1B 1-3 2-H		B B B B 4-0 1B BB 1-2		0-0 ① F3	4	1	2	1	1	0	0
Jackie Gutierrez, R (1, 6) OBP: 0.288, SLG: 0.324 Rick Miller, L (7, PH) OBP: 0.357, SLG: 0.315 Glenn Hoffman, R (8, 6) OBP: 0.231, SLG: 0.243		B B B B 4-0 BB 2B BB 1-2		0-0 ① 1-3	0-0 ③ F8		S S S 0-3 ② K		0-0 ② 5-3	2 1 1	1 0 0	0 0 0	0 0 0	1 0 0	0 1 0	2 2 0
Inning Stats	R: 0 H: 2 E: 0 LOB: 3 K: 2 BB: 1 S: 9 P: 13	R: 3 H: 3 E: 0 LOB: 2 K: 2 BB: 2 S: 10 P: 18	R: 0 H: 0 E: 0 LOB: 0 K: 1 BB: 0 S: 5 P: 5	R: 0 H: 1 E: 0 LOB: 1 K: 0 BB: 0 S: 4 P: 4	R: 1 H: 2 E: 0 LOB: 2 K: 1 BB: 1 S: 7 P: 11	R: 0 H: 2 E: 0 LOB: 2 K: 0 BB: 0 S: 5 P: 5	R: 1 H: 2 E: 0 LOB: 2 K: 1 BB: 1 S: 7 P: 11	R: 1 H: 2 E: 0 LOB: 1 K: 1 BB: 0 S: 7 P: 7	R: 0 H: 0 E: 0 LOB: 0 K: 0 BB: 0 S: 3 P: 3	1B: 10 SF: 0 2B: 4 SAC: 0 3B: 0 DP: 0 HR: 0 HBP: 0						

livebaseballscorecards.com

AB	41
R	6
H	14
RBI	6
BB	5
SO	8
LOB	27

PITCHER		IP	WLS	BF	H	R	ER	SO	BB	IBB	HBP	BLK	WP	HR	S	P	ERA	WHIP
Joe Cowley, R ERA: 3.19	(1, 1)	5.2	W	31	10	4	4	6	4	0	0	0	0	0	39	55	6.35	2.471
Bob Shirley, L ERA: 3.81	(6, 1)	0.2		3	1	1	1	0	0	0	0	0	0	0	3	3	13.50	1.500
Mike Armstrong, R ERA: 3.8	(7, 1)	1.1		7	2	1	1	1	1	0	0	0	0	0	8	12	6.75	2.250
Dave Righetti, L ERA: 2.21	(8, 1)	1.1	S	5	1	0	0	1	0	0	0	0	0	0	7	7	0.00	0.750

PITCHER	IP	WLS	BF	H	R	ER	SO	BB	IBB	HBP	BLK	WP	HR	S	P	ERA	WHIP

Batter	1	2	3	4	5	6	7	8	9	AB	R	H	RBI	BB	SO	LOB
Willie Randolph, R (1, 4) OBP: 0.379, SLG: 0.357	0-0 6-3 1B		0-0 ② 1-3		0-0 ② 5-3		0-0 2B			4	0	2	0	0	0	0
Rex Hudler, R (7, PR) (7, 4)										0	0	0	0	0	0	0
Bobby Meacham, S (1, 6) OBP: 0.308, SLG: 0.334	0-0 ① 6-3 1-2		0-0 ③ 4-3		0-0 ③ 5-3		0-0 ③ F8			4	0	0	0	0	0	2
Andre Robertson, R (7, 6) OBP: 0.225, SLG: 0.254										0	0	0	0	0	0	0
Don Mattingly, L (1, 3) OBP: 0.389, SLG: 0.543	B B B B 4-0 G6-3 BB			0-0 ① F5		0-0 BB 1B		0-0 ① 4-3		3	0	1	0	1	0	0
Dave Winfield, R (1, 9) OBP: 0.402, SLG: 0.540	0-0 ② ③ G6-3 1-2f			0-0 ② 6-3		0-0 ① F6		0-0 ② F7		4	0	0	0	0	0	3
Mike Armstrong, R (8, 1)										0	0	0	0	0	0	0
Don Baylor, R (1, 10) OBP: 0.330, SLG: 0.487		0-0 ① F4		0-0 2B E 1B		0-0 ② F9		B B B B 4-0 BB		3	1	1	0	1	0	1
(8, 9)																
Ken Griffey, L (1, 7) OBP: 0.317, SLG: 0.375		S S S 0-3 ② K		0-0 E 1-3 2B		B B B B 4-0 1-2 BB		0-0 ③ F5		2	0	1	0	1	1	0
Brian Dayett, R (7, 7) OBP: 0.270, SLG: 0.374										1	0	0	0	0	0	1
Butch Wynegar, S (1, 2) OBP: 0.355, SLG: 0.346		0-0 E3		0-0 E3 2-3 3-H		0-0 ③ 5-3			0-0 ① F7	3	0	0	0	0	0	3
Scott Bradley, L (7, 2)										1	0	0	0	0	0	0
Mike Pagliarulo, L (1, 5) OBP: 0.298, SLG: 0.475		S S S 0-3 ③ K		S S S 0-3 ③ K			0-0 ① 3-1		0-0 ② F9	4	0	0	0	0	2	3
Omar Moreno, L (1, 8) OBP: 0.294, SLG: 0.372			0-0 ① F6		0-0 ① F7		0-0 ② F7		0-0 ③ 3-1	4	0	0	0	0	0	0
Inning Stats	R: 0 H: 1 E: 0 LOB: 1 K: 0 BB: 1 S: 3 P: 7	R: 0 H: 0 E: 1 LOB: 1 K: 2 BB: 0 S: 8 P: 8	R: 0 H: 0 E: 0 LOB: 0 K: 0 BB: 0 S: 3 P: 3	R: 1 H: 2 E: 1 LOB: 2 K: 1 BB: 0 S: 8 P: 8	R: 0 H: 0 E: 0 LOB: 0 K: 0 BB: 0 S: 3 P: 3	R: 0 H: 1 E: 0 LOB: 2 K: 0 BB: 1 S: 4 P: 8	R: 0 H: 1 E: 0 LOB: 1 K: 0 BB: 0 S: 4 P: 4	R: 0 H: 0 E: 0 LOB: 1 K: 0 BB: 1 S: 3 P: 7	R: 0 H: 0 E: 0 LOB: 0 K: 0 BB: 0 S: 3 P: 3	1B: 3 SF: 0 2B: 2 SAC: 0 3B: 0 DP: 1 HR: 0 HBP: 0						

PITCHER	IP	WLS	BF	H	R	ER	SO	BB	IBB	HBP	BLK	WP	HR	S	P	ERA	WHIP
Al Nipper, R (1, 1) ERA: 3.4	9.0	W	36	5	1	0	3	3	0	0	0	0	0	39	51	0.00	0.889

PITCHER	IP	WLS	BF	H	R	ER	SO	BB	IBB	HBP	BLK	WP	HR	S	P	ERA	WHIP

TOP

New York Yankees @ Boston Red Sox

Fenway Park, Boston, MA

Sun Sep 09 1984, 3:33 AM EDT

Att. 33,655 - Unknown

livebaseballscorecards.com

AB	33
R	1
H	5
RBI	0
BB	3
SO	3
LOB	13

WP: 0 PA: 36
PB: 0
SB: 0
CS: 0

Batter	1	2	3	4	5	6	7	8	9	AB	R	H	RBI	BB	SO	LOB
Wade Boggs, L (1, 5) OBP: 0.402, SLG: 0.414	4-3	1B 2B 2-H		2B 2B 2-H		FC3-6 1B		G5-4-3 1B		5	2	4	2	0	0	0
Dwight Evans, R (1, 9) OBP: 0.389, SLG: 0.532	5-3	G5-4-3 1B 2-H		2B 2-H		FC3-6 HR 1-2f		G5-4-3 1-2f		5	1	2	2	0	0	2
Reid Nichols, R (9, 7) OBP: 0.304, SLG: 0.309										0	0	0	0	0	0	0
Jim Rice, R (1, 7) OBP: 0.318, SLG: 0.464	E5 BB BB 1B	G5-4-3 1-2f		F3		HR 1-H		K		4	2	1	2	0	0	2
Rick Miller, L (8, PH) OBP: 0.354, SLG: 0.312										1	0	0	0	0	1	0
(9, 9)																
Tony Armas, R (1, 8) OBP: 0.297, SLG: 0.511	BB 1B 1-2 BB		4-3		1B FC5-2 BB	6-3				2	1	0	0	2	0	0
Mike Easler, L (1, 10) OBP: 0.374, SLG: 0.501	1B 1-2 2-3 BB		K		FC5-2 3B 1-3 1B	2B				3	1	2	0	1	1	0
Bill Buckner, L (1, 3) OBP: 0.322, SLG: 0.417	1B 1-3 2-H 3-H		F8		FC5-2 3B 1-2 3-H	K				4	1	1	2	0	1	3
Ed Jurak, R (9, 3) OBP: 0.360, SLG: 0.375										0	0	0	0	0	0	0
Rich Gedman, L (1, 2) OBP: 0.308, SLG: 0.488	F3			F3	K	5-3-6 BB				3	0	0	0	1	1	4
Marty Barrett, R (1, 4) OBP: 0.369, SLG: 0.379		SH2-4 2B 1B		4-3 2B 1B	1B 3B 1-H 2-H	5-3-6 1-3f				4	2	3	2	0	0	1
Jackie Gutierrez, R (1, 6) OBP: 0.286, SLG: 0.322		SH2-4 1-2		4-3 1-2	F8	F1				3	0	0	0	0	0	2
Inning Stats	R: 2 E: 1 K: 0 S: 5 H: 1 LOB: 2 BB: 2 P: 13	R: 2 E: 0 K: 0 S: 5 H: 3 LOB: 0 BB: 0 P: 5	R: 0 E: 0 K: 1 S: 5 H: 0 LOB: 0 BB: 0 P: 5	R: 2 E: 0 K: 0 S: 6 H: 3 LOB: 1 BB: 0 P: 6	R: 2 E: 0 K: 1 S: 7 H: 2 LOB: 1 BB: 1 P: 11	R: 2 E: 0 K: 1 S: 8 H: 3 LOB: 1 BB: 0 P: 8	R: 0 E: 0 K: 0 S: 2 H: 0 LOB: 0 BB: 1 P: 6	R: 0 E: 0 K: 1 S: 5 H: 1 LOB: 0 BB: 0 P: 5		1B: 7 2B: 5 3B: 1 HR: 1 SF: 0 SAC: 1 DP: 3 HBP: 0						

BOTTOM

New York Yankees @ Boston Red Sox

Fenway Park, Boston, MA

Sun Sep 09 1984, 3:33 AM EDT

Att. 33,655 - Unknown

livebaseballscorecards.com

AB	34
R	10
H	13
RBI	10
BB	4
SO	4
LOB	14

WP: 0 PB: 0 SB: 0 CS: 0 PA: 39

PITCHER		IP	WLS	BF	H	R	ER	SO	BB	IBB	HBP	BLK	WP	HR	S	P	ERA	WHIP
Marty Bystrom, R ERA: 4.22	(1, 1)	1.1	L	11	4	4	2	0	2	0	0	0	0	0	9	17	13.50	4.500
Dale Murray, R ERA: 3.86	(2, 1)	3.2		16	5	4	4	2	1	0	0	0	0	0	19	23	9.82	1.636
Mike Armstrong, R ERA: 3.94	(6, 1)	3.0		12	4	2	2	2	1	0	0	0	0	1	15	19	6.00	1.667
Mike Armstrong, R ERA: 3.94	(8, 1)	3.0		12	4	2	2	2	1	0	0	0	0	1	15	19	6.00	1.667

PITCHER	IP	WLS	BF	H	R	ER	SO	BB	IBB	HBP	BLK	WP	HR	S	P	ERA	WHIP

Batter	1	2	3	4	5	6	7	8	9	AB	R	H	RBI	BB	SO	LOB
Willie Randolph, R (1, 4) OBP: 0.379, SLG: 0.356	BBBB 4-0 2B BB	SSS 0-3 ③ K			x 0-0 1B HR 1B	x 0-0 ③ F6			x 0-0 ① 1-3	4	2	1	0	1	1	0
Bobby Meacham, S (1, 6) OBP: 0.307, SLG: 0.332	SSS 0-3 ① K		x 0-0 ① F1		x 0-0 1-3 HR 1B		x 0-0 ① F4		x 0-0 ② F3	5	1	1	0	0	1	1
Don Mattingly, L (1, 3) OBP: 0.389, SLG: 0.550	x 0-0 FC6-4 1-H 1B 2B		SSS 0-3 ② K		x 0-0 1-H 3-H HR		x 0-0 ② F9		x 0-0 ③ 4-3	5	2	2	4	0	1	0
Dave Winfield, R (1, 9) OBP: 0.403, SLG: 0.538	x 0-0 E6 FC6-4		SSS 0-3 ③ K		BBB 4-0 G4-6-3 BB		x 0-0 FC5-4 1B			3	0	1	0	1	1	1
Don Baylor, R (1, 10) OBP: 0.329, SLG: 0.483	x 0-0 ② FC6-4 1B 1-2f 2-3			H 1-0 1B HBP	SSS 0-3 ① K		x 0-0 ③ FC5-4 1-2f			3	0	0	0	0	1	4
Ken Griffey, L (1, 7) Brian Dayett, R (9, 7) OBP: 0.270, SLG: 0.374	x 0-0 FC6-4 1-3 3-H 1B			x 0-0 ① F6	x 0-0 ②③ G4-6-3 1-2f			x 0-0 ① F7		4 0	0 0	1 0	1 0	0 0	0 0	2 0
Butch Wynegar, S (1, 2) OBP: 0.358, SLG: 0.356	x 0-0 ③ FC6-4 1-2f			x 0-0 1-3 1B		x 0-0 HR		BBB 4-0 BB		3	1	2	1	1	0	2
Mike Pagliarulo, L (1, 5) OBP: 0.290, SLG: 0.462		x 0-0 ① F9		SSS 0-3 ② K		x 0-0 ① F9		SSS 0-3 ② K		4	0	0	0	0	2	3
Omar Moreno, L (1, 8) OBP: 0.291, SLG: 0.367		x 0-0 ② F8		x 0-0 ③ F8		x 0-0 ② F8		x 0-0 ③ F6		4	0	0	0	0	0	3
Inning Stats	R: 2 E: 1 K: 1 S: 8 H: 2 LOB: 2 BB: 1 P: 12	R: 0 E: 0 K: 1 S: 5 H: 0 LOB: 0 BB: 0 P: 5	R: 0 E: 0 K: 2 S: 7 H: 0 LOB: 0 BB: 0 P: 7	R: 0 E: 0 K: 1 S: 6 H: 1 LOB: 2 BB: 0 P: 7	R: 3 E: 0 K: 1 S: 7 H: 3 LOB: 0 BB: 1 P: 11	R: 1 E: 0 K: 0 S: 4 H: 1 LOB: 0 BB: 0 P: 4	R: 0 E: 0 K: 0 S: 4 H: 1 LOB: 1 BB: 0 P: 4	R: 0 E: 0 K: 1 S: 5 H: 0 LOB: 1 BB: 1 P: 9	R: 0 E: 0 K: 0 S: 3 H: 0 LOB: 0 BB: 0 P: 3	1B: 5 2B: 1 3B: 0 HR: 2 SF: 0 SAC: 0 DP: 1 HBP: 1							

TOP

New York Yankees @ Toronto Blue Jays

Exhibition Stadium, Toronto, ON

Mon Sep 10 1984, 7:05 PM EDT

Att. 21,176 - Unknown

livebaseballscorecards.com

AB	35
R	6
H	8
RBI	6
BB	3
SO	7
LOB	16

WP: 0 PB: 0 SB: 0 CS: 0 PA: 39

PITCHER		IP	WLS	BF	H	R	ER	SO	BB	IBB	HBP	BLK	WP	HR	S	P	ERA	WHIP
Dave Stieb, R ERA: 2.51	(1, 1)	6.0	L	28	7	6	5	6	2	0	1	0	0	2	37	46	7.50	1.500
Ron Musselman, R ERA: 3.18	(7, 1)	2.0		8	1	0	0	1	1	0	0	0	0	0	9	13	0.00	1.000
Jim Acker, R ERA: 4.34	(9, 1)	1.0		3	0	0	0	0	0	0	0	0	0	0	3	3	0.00	0.000

PITCHER	IP	WLS	BF	H	R	ER	SO	BB	IBB	HBP	BLK	WP	HR	S	P	ERA	WHIP

BOTTOM

Batter	1	2	3	4	5	6	7	8	9	AB	R	H	RBI	BB	SO	LOB
Damaso Garcia, R (1, 4) OBP: 0.318, SLG: 0.386	6-3		1B 1B 2-3 1B		F6		K		5-3	1	0	0	0	0	0	0
Alfredo Griffin, S (2, 4) OBP: 0.240, SLG: 0.293										3	1	1	0	0	1	1
Lloyd Moseby, L (9, PH) OBP: 0.360, SLG: 0.476										1	0	0	0	0	0	1
Dave Collins, S (1, 7) OBP: 0.363, SLG: 0.444	4-3		F7		F8		F6			4	0	0	0	0	0	3
Rance Mulliniks, L (1, 5) OBP: 0.391, SLG: 0.454	1B 1B		1B 1B 1-3 3-H		4-3			6-3		4	0	2	1	0	0	0
Willie Upshaw, L (1, 3) OBP: 0.357, SLG: 0.497	1B 1-2		1B 1-2 3-H			F8		F8		4	0	2	1	0	0	0
George Bell, R (1, 9) OBP: 0.332, SLG: 0.502	5-3		F4			F5		1B		4	0	1	0	0	0	4
Willie Aikens, L (1, 10) OBP: 0.302, SLG: 0.369		F5	K			1B		G3		4	0	1	0	0	1	3
Ernie Whitt, L (1, 2) OBP: 0.329, SLG: 0.423		4-3	F4			4-3			F3	4	0	0	0	0	0	1
Jesse Barfield, R (1, 8) OBP: 0.350, SLG: 0.468		K	F8				6-3		FC3-6 1B	4	0	1	0	0	1	0
Tony Fernandez, S (1, 6) OBP: 0.323, SLG: 0.391			1B 1B 2B		K		BB		FC3-6 1-2f	3	1	1	0	1	1	1
Inning Stats	R: 0 E: 0 K: 0 S: 5 H: 2 LOB: 2 BB: 0 P: 5	R: 0 E: 0 K: 1 S: 5 H: 0 LOB: 0 BB: 0 P: 5	R: 2 E: 0 K: 1 S: 9 H: 4 LOB: 2 BB: 0 P: 9	R: 0 E: 0 K: 1 S: 5 H: 0 LOB: 0 BB: 0 P: 5	R: 0 E: 0 K: 0 S: 3 H: 0 LOB: 0 BB: 0 P: 3	R: 0 E: 0 K: 0 S: 4 H: 1 LOB: 1 BB: 0 P: 4	R: 0 E: 0 K: 1 S: 5 H: 0 LOB: 1 BB: 1 P: 9	R: 0 E: 0 K: 0 S: 4 H: 1 LOB: 1 BB: 0 P: 4	R: 0 E: 0 K: 0 S: 4 H: 1 LOB: 1 BB: 0 P: 4	1B: 8 2B: 1 3B: 0 HR: 0	SF: 0 SAC: 0 DP: 0 HBP: 0						

PITCHER		IP	WLS	BF	H	R	ER	SO	BB	IBB	HBP	BLK	WP	HR	S	P	ERA	WHIP
John Montefusco, R ERA: 3.89	(1, 1)	6.0	W	25	7	2	2	3	0	0	0	0	0	0	31	31	3.00	1.167
Jay Howell, R ERA: 2.48	(7, 1)	3.0	S	12	2	0	0	1	1	0	0	0	0	0	13	17	0.00	1.000

PITCHER	IP	WLS	BF	H	R	ER	SO	BB	IBB	HBP	BLK	WP	HR	S	P	ERA	WHIP

New York Yankees @ Toronto Blue Jays

Exhibition Stadium, Toronto, ON

Mon Sep 10 1984, 7:05 PM EDT

Att. 21,176 - Unknown

livebaseballscorecards.com

AB	36
R	2
H	9
RBI	2
BB	1
SO	4
LOB	14

1B: 8	SF: 0	WP: 0	PA: 37
2B: 1	SAC: 0	PB: 0	
3B: 0	DP: 0	SB: 0	
HR: 0	HBP: 0	CS: 0	

Batter	1	2	3	4	5	6	7	8	9	AB	R	H	RBI	BB	SO	LOB
Willie Randolph, R (1, 4) OBP: 0.377, SLG: 0.354	x 0-0 ① 6-3		x 0-0 ② 6-3			x 0-0 ① 6-3	SSS 0-3 ① K			3	0	0	0	0	0	0
Rex Hudler, R (6, 4)										1	0	0	0	0	1	0
Bobby Meacham, S (1, 6)	x 0-0 ③ S 1B		x 0-0 ③ G3			x 0-0 S HR 1B	SSS 0-3 ② K			4	1	2	0	0	1	0
Andre Robertson, R (8, 6) OBP: 0.225, SLG: 0.254										0	0	0	0	0	0	0
Don Mattingly, L (1, 3) OBP: 0.390, SLG: 0.548	x 0-0 ② F8			x 0-0 FC6-4 1B		BBBB 4-0 1-2 HR BB	x 0-0 ③ F8			3	1	1	0	1	0	1
Dave Winfield, R (1, 9) OBP: 0.402, SLG: 0.542	SSS 0-3 ③ K 1-2			x 0-0 ① FC6-4 1-2f		x 0-0 1-H 2-H HR		x 0-0 ① 6-3		4	1	1	3	0	1	2
Brian Dayett, R (8, 9) OBP: 0.270, SLG: 0.374										0	0	0	0	0	0	0
Don Baylor, R (1, 10) OBP: 0.329, SLG: 0.481		SSS 0-3 ① K		SSS 0-3 ② K		x 0-0 1B 1B		x 0-0 ② 6-3		4	0	1	0	0	2	1
Ken Griffey, L (1, 7) OBP: 0.315, SLG: 0.372		x 0-0 ② 3-1		x 0-0 ③ 4-3		x 0-0 BB 1-3 1B		x 0-0 ③ F7		4	0	1	0	0	0	1
Victor Mata, R (8, 7) OBP: 0.344, SLG: 0.452										0	0	0	0	0	0	0
Butch Wynegar, S (1, 2) OBP: 0.360, SLG: 0.355		BBBB 4-0 BB			x 0-0 ① 4-3	BBBB 4-0 1-2 BB			x 0-0 ① F5	1	0	0	0	2	0	0
Scott Bradley, L (8, 2)										1	0	0	0	0	0	0
Mike Pagliarulo, L (1, 5) OBP: 0.283, SLG: 0.450		x 0-0 ③ 4-3			x 0-0 ② G3	x 0-0 ② F6			x 0-0 ② G3	4	0	0	0	0	0	4
Omar Moreno, L (1, 8) OBP: 0.287, SLG: 0.362			x 0-0 ① 4-3		x 0-0 ③ F8	SSS 0-3 ③ K			SSS 0-3 ③ K	4	0	0	0	0	2	3
Inning Stats	R: 0 H: 1 E: 0 LOB: 1 K: 1 BB: 0 S: 6 P: 6	R: 0 H: 0 E: 0 LOB: 1 K: 1 BB: 1 S: 5 P: 9	R: 0 H: 0 E: 0 LOB: 0 K: 0 BB: 0 S: 3 P: 3	R: 0 H: 1 E: 0 LOB: 1 K: 1 BB: 0 S: 6 P: 6	R: 0 H: 0 E: 0 LOB: 0 K: 0 BB: 0 S: 3 P: 3	R: 3 H: 4 E: 0 LOB: 3 K: 1 BB: 2 S: 9 P: 17	R: 0 H: 0 E: 0 LOB: 0 K: 2 BB: 0 S: 7 P: 7	R: 0 H: 0 E: 0 LOB: 0 K: 0 BB: 0 S: 3 P: 3	R: 0 H: 0 E: 0 LOB: 0 K: 1 BB: 0 S: 5 P: 5	1B: 5 SF: 0 2B: 0 SAC: 0 3B: 0 DP: 0 HR: 1 HBP: 0						WP: 0 PA: 36 PB: 0 SB: 2 CS: 0

PITCHER		IP	WLS	BF	H	R	ER	SO	BB	IBB	HBP	BLK	WP	HR	S	P	ERA	WHIP
Dennis Lamp, R ERA: 3.77	(1, 1)	5.1	W	24	6	3	3	3	2	0	0	0	0	1	28	36	5.06	1.500
Roy Lee Jackson, R ERA: 3.36	(6, 1)	3.2	S	12	0	0	0	4	1	0	0	0	0	0	19	23	0.00	0.273

PITCHER	IP	WLS	BF	H	R	ER	SO	BB	IBB	HBP	BLK	WP	HR	S	P	ERA	WHIP

New York Yankees @ Toronto Blue Jays

Exhibition Stadium, Toronto, ON

Tue Sep 11 1984, 7:05 PM EDT

Att. 21,451 - Unknown

TOP

livebaseballscorecards.com

AB	33
R	3
H	6
RBI	3
BB	3
SO	7
LOB	12

Batter	1	2	3	4	5	6	7	8	9	AB	R	H	RBI	BB	SO	LOB
Damaso Garcia, R (1, 4) OBP: 0.317, SLG: 0.384	K		1B		F8	F9		6-3		5	1	1	0	0	1	0
Lloyd Moseby, L (1, 8) OBP: 0.364, SLG: 0.482	K		HBP		HR	WP		E		4	3	3	0	0	1	0
Mitch Webster, S (8, PR) OBP: 0.313, SLG: 0.533 (9, 8)					1B	3B		1B		0	0	0	0	0	0	0
George Bell, R (1, 7) OBP: 0.331, SLG: 0.505	F3		K		HR	F9		E5		5	1	1	2	0	1	3
Ron Shepherd, R (8, PR) (9, 7)					1B	3B		1B		0	0	0	0	0	0	0
Cliff Johnson, R (1, 10) OBP: 0.389, SLG: 0.500		1B 4-3 1B	WP 1B		HR 1B		K	F9		5	2	3	2	0	1	2
Jesse Barfield, R (1, 9) OBP: 0.352, SLG: 0.476		4-3	K		HR		BB			3	2	1	2	1	1	2
Willie Upshaw, L (1, 3) OBP: 0.358, SLG: 0.497		1B SF8 1B	F8		1B		K			2	1	1	0	0	0	1
Rick Leach, L (5, PH) OBP: 0.310, SLG: 0.377 (6, 3)										2	0	1	0	0	1	1
Buck Martinez, R (1, 2) OBP: 0.303, SLG: 0.361		1B		F7	K		E7			4	0	2	2	0	1	1
Garth Iorg, R (1, 5) OBP: 0.235, SLG: 0.298		SF8		6-3	4-3		F7			3	0	0	1	0	0	2
Tony Fernandez, S (1, 6) OBP: 0.316, SLG: 0.383		F9		K		F9		F8		4	0	0	0	0	1	1
Inning Stats	R: 0 E: 0 K: 2 S: 7 H: 0 LOB: 0 BB: 0 P: 7	R: 2 E: 0 K: 0 S: 6 H: 3 LOB: 1 BB: 0 P: 6	R: 2 E: 0 K: 2 S: 9 H: 2 LOB: 1 BB: 0 P: 10	R: 0 E: 0 K: 1 S: 5 H: 0 LOB: 0 BB: 0 P: 5	R: 4 E: 0 K: 1 S: 10 H: 5 LOB: 1 BB: 0 P: 10	R: 1 E: 0 K: 0 S: 4 H: 1 LOB: 0 BB: 0 P: 4	R: 1 E: 1 K: 2 S: 8 H: 1 LOB: 1 BB: 1 P: 12	R: 0 E: 1 K: 0 S: 5 H: 1 LOB: 2 BB: 0 P: 5		1B: 10 2B: 0 3B: 1 HR: 2	SF: 1 SAC: 0 DP: 0 HBP: 1			WP: 2 PB: 0 SB: 4 CS: 0	PA: 40		

PITCHER		IP	WLS	BF	H	R	ER	SO	BB	IBB	HBP	BLK	WP	HR	S	P	ERA	WHIP
Dennis Rasmussen, L ERA: 4.66	(1, 1)	4.1	L	23	9	8	8	5	0	0	1	0	1	2	32	33	16.61	2.077
Clay Christiansen, R ERA: 5.04	(5, 1)	2.2		12	3	2	2	3	1	0	0	0	1	0	17	21	6.75	1.500
Dale Murray, R ERA: 3.66	(8, 1)	1.0		5	1	0	0	0	0	0	0	0	0	0	5	5	0.00	1.000

PITCHER	IP	WLS	BF	H	R	ER	SO	BB	IBB	HBP	BLK	WP	HR	S	P	ERA	WHIP

BOTTOM

New York Yankees @ Toronto Blue Jays

Exhibition Stadium, Toronto, ON

Tue Sep 11 1984, 7:05 PM EDT

Att. 21,451 - Unknown

livebaseballscorecards.com

AB	37
R	10
H	13
RBI	9
BB	1
SO	8
LOB	13

Batter	1	2	3	4	5	6	7	8	9	AB	R	H	RBI	BB	SO	LOB
Willie Randolph, R (1, 4) OBP: 0.378, SLG: 0.357	HBP 2B	1-2 1B			F8		FC4 1-2f			4	0	2	0	0	0	1
Bobby Meacham, S (1, 6) OBP: 0.311, SLG: 0.334	HBP HBP	F8			6-3			E1 1B 1B		3	1	1	0	0	0	2
Don Mattingly, L (1, 3) OBP: 0.387, SLG: 0.544	F8	F8			3-1			F7		4	0	0	0	0	0	3
Dave Winfield, R (1, 9) OBP: 0.401, SLG: 0.540	K	6-3				K		2-H 1B		4	0	1	1	0	2	2
Don Baylor, R (1, 10) OBP: 0.328, SLG: 0.478	1-2 2-3 HBP	F8				5-3		K		3	0	0	0	0	1	1
Ken Griffey, L (1, 7) OBP: 0.312, SLG: 0.368	F7			K		3-1		F7		4	0	0	0	0	1	4
Butch Wynegar, S (1, 2) OBP: 0.361, SLG: 0.355		FC4-6 1B		BBBB BB			4-3		F6	3	0	1	0	1	0	0
Mike Pagliarulo, L (1, 5) OBP: 0.278, SLG: 0.441		FC4-6 1B 1-2f		K			3-1		F6	3	0	0	0	0	1	2
Oscar Gamble, L (9, PH) OBP: 0.306, SLG: 0.426										1	0	0	0	0	0	0
Omar Moreno, L (1, 8) OBP: 0.287, SLG: 0.361		F9		F8			FC4 1B		4-3	4	0	1	0	0	0	2
Inning Stats	R: 0 E: 0 K: 1 S: 6 H: 1 LOB: 3 BB: 0 P: 8	R: 0 E: 0 K: 0 S: 5 H: 2 LOB: 2 BB: 0 P: 5	R: 0 E: 0 K: 0 S: 3 H: 0 LOB: 0 BB: 0 P: 3	R: 0 E: 0 K: 2 S: 7 H: 0 LOB: 1 BB: 1 P: 11	R: 0 E: 0 K: 0 S: 3 H: 0 LOB: 0 BB: 0 P: 3	R: 0 E: 0 K: 1 S: 5 H: 0 LOB: 0 BB: 0 P: 5	R: 0 E: 0 K: 0 S: 4 H: 1 LOB: 1 BB: 0 P: 4	R: 1 E: 1 K: 1 S: 7 H: 2 LOB: 1 BB: 0 P: 7	R: 0 E: 0 K: 0 S: 3 H: 0 LOB: 0 BB: 0 P: 3	1B: 5 2B: 1 3B: 0 HR: 0	SF: 0 SAC: 0 DP: 0 HBP: 2						

PITCHER	IP	WLS	BF	H	R	ER	SO	BB	IBB	HBP	BLK	WP	HR	S	P	ERA	WHIP
Doyle Alexander, R (1, 1) ERA: 3.18	9.0	W	36	6	1	0	5	1	0	2	0	0	0	43	49	0.00	0.778

PITCHER	IP	WLS	BF	H	R	ER	SO	BB	IBB	HBP	BLK	WP	HR	S	P	ERA	WHIP

TOP

New York Yankees @ Toronto Blue Jays

Exhibition Stadium, Toronto, ON

Wed Sep 12 1984, 7:05 PM EDT

Att. 20,426 - Unknown

livebaseballscorecards.com

AB	33
R	1
H	6
RBI	1
BB	1
SO	5
LOB	17

PA: 36

WP: 0 PB: 0 SB: 0 CS: 0

Batter	1	2	3	4	5	6	7	8	9	AB	R	H	RBI	BB	SO	LOB
Damaso Garcia, R (1, 4) OBP: 0.316, SLG: 0.383	F3		FC4-6 2-H 1B		F2			5-3		4	0	1	1	0	0	2
Dave Collins, S (1, 7) OBP: 0.362, SLG: 0.444	6-3		FC4-6 1-2f		1-3			S 2B		4	0	1	0	0	0	3
Lloyd Moseby, L (1, 8) OBP: 0.362, SLG: 0.479	K			1-3		4-3		K 2-3		4	0	0	0	0	2	1
Willie Upshaw, L (1, 3) OBP: 0.355, SLG: 0.493		F7		K		F9		K		4	0	0	0	0	2	1
George Bell, R (1, 9) OBP: 0.329, SLG: 0.502		5-3		F8		2-1				3	0	0	0	0	0	0
Cliff Johnson, R (1, 10) OBP: 0.388, SLG: 0.498		K			6-3 1B		6-3			3	1	1	0	0	1	0
Rance Mulliniks, L (1, 5) OBP: 0.390, SLG: 0.453			S 1B		6-3 1-2		F8			3	1	1	0	0	0	1
Garth Iorg, R (8, 5) OBP: 0.235, SLG: 0.298										0	0	0	0	0	0	0
Ernie Whitt, L (1, 2) OBP: 0.332, SLG: 0.423			F7 1-2		1B 2-H		FC3-4 BB			2	0	1	1	1	0	1
Alfredo Griffin, S (1, 6) OBP: 0.240, SLG: 0.293			F5				FC3-4 1-2f			3	0	1	0	0	0	2
Inning Stats	R: 0 E: 0 K: 1 S: 5 H: 0 LOB: 0 BB: 0 P: 5	R: 0 E: 0 K: 1 S: 5 H: 0 LOB: 0 BB: 0 P: 5	R: 1 E: 0 K: 0 S: 5 H: 2 LOB: 1 BB: 0 P: 5	R: 0 E: 0 K: 1 S: 5 H: 0 LOB: 0 BB: 0 P: 5	R: 1 E: 0 K: 0 S: 6 H: 3 LOB: 2 BB: 0 P: 6	R: 0 E: 0 K: 0 S: 3 H: 0 LOB: 0 BB: 0 P: 3	R: 0 E: 0 K: 0 S: 3 H: 0 LOB: 1 BB: 1 P: 7	R: 0 E: 0 K: 2 S: 8 H: 1 LOB: 1 BB: 0 P: 8		1B: 5 2B: 1 3B: 0 HR: 0 SF: 0 SAC: 0 DP: 0 HBP: 0					

PITCHER		IP	WLS	BF	H	R	ER	SO	BB	IBB	HBP	BLK	WP	HR	S	P	ERA	WHIP
Phil Niekro, R ERA: 2.89	(1, 1)	7.1	L	29	6	2	2	3	1	0	0	0	0	0	34	38	2.46	0.955
Dave Righetti, L ERA: 2.2	(8, 1)	0.2		2	0	0	0	2	0	0	0	0	0	0	6	6	0.00	0.000

PITCHER	IP	WLS	BF	H	R	ER	SO	BB	IBB	HBP	BLK	WP	HR	S	P	ERA	WHIP

BOTTOM

New York Yankees @ Toronto Blue Jays

Exhibition Stadium, Toronto, ON

Wed Sep 12 1984, 7:05 PM EDT

Att. 20,426 - Unknown

livebaseballscorecards.com

AB	30
R	2
H	6
RBI	2
BB	1
SO	5
LOB	11

Batter	1	2	3	4	5	6	7	8	9	AB	R	H	RBI	BB	SO	LOB
Willie Randolph, R (1, 4) OBP: 0.378, SLG: 0.356	6-3		SF8 3-H	SF8 3-H		BB 1-2		1B BB		1	0	0	2	2	0	0
Bobby Meacham, S (1, 6) OBP: 0.309, SLG: 0.332	4-3		F7	F9		K		1B 1-2		5	0	1	0	0	1	3
Don Mattingly, L (1, 3) OBP: 0.387, SLG: 0.549	F7		1B 1-2		HR		E4 1B 1B	G3		5	1	2	1	0	0	2
Dave Winfield, R (1, 9) OBP: 0.401, SLG: 0.538		K	1B 1-2 2-3		6-3		1B 1-2		3-1	5	0	2	0	0	1	0
Steve Kemp, L (1, 10) OBP: 0.377, SLG: 0.413		F6	F8		5-3		G6-4-3 1-2 2-3		4-3 2B	4	0	1	0	0	0	3
Brian Dayett, R (9, PH) OBP: 0.276, SLG: 0.388 (9, 7)							1B			1	1	1	0	0	0	0
Scott Bradley, L (1, 7) OBP: 0.286, SLG: 0.429		1B		2B 2B	1-3		K		4-3 2-3	5	1	2	0	0	1	4
Jay Howell, R (9, 1)										0	0	0	0	0	0	0
Mike Pagliarulo, L (1, 5) OBP: 0.287, SLG: 0.445		F9		3B 2-H 2B		BB	G6-4-3 1-2f		1B BB	3	1	1	1	2	0	4
Omar Moreno, L (1, 8) OBP: 0.291, SLG: 0.369			1B S SF8 HBP	SF8 2-H 3B		F8		F9	FC5-4 1-2 3-H	4	2	2	2	0	0	1
Rick Cerone, R (1, 2) OBP: 0.286, SLG: 0.309			1B 1B 1-3	6-3		F8		F8	FC5-4 1-2f	5	0	1	0	0	0	4
Inning Stats	R: 0 H: 0 E: 0 LOB: 0 K: 0 BB: 0 S: 3 P: 3	R: 0 H: 1 E: 0 LOB: 1 K: 1 BB: 0 S: 6 P: 6	R: 1 H: 3 E: 0 LOB: 3 K: 0 BB: 0 S: 6 P: 7	R: 3 H: 3 E: 0 LOB: 0 K: 0 BB: 0 S: 6 P: 6	R: 1 H: 1 E: 0 LOB: 0 K: 0 BB: 0 S: 4 P: 4	R: 0 H: 0 E: 0 LOB: 2 K: 1 BB: 2 S: 5 P: 13	R: 0 H: 2 E: 1 LOB: 2 K: 1 BB: 0 S: 7 P: 7	R: 0 H: 1 E: 0 LOB: 2 K: 0 BB: 1 S: 4 P: 8	R: 1 H: 2 E: 0 LOB: 2 K: 0 BB: 1 S: 5 P: 9	1B: 8 SF: 2 2B: 3 SAC: 0 3B: 1 DP: 1 HR: 1 HBP: 1						WP: 0 PA: 45 PB: 0 SB: 1 CS: 0

TOP

New York Yankees @ Toronto Blue Jays

Exhibition Stadium, Toronto, ON

Thu Sep 13 1984, 7:05 PM EDT

Att. 20,681 - Unknown

livebaseballscorecards.com

AB	38
R	6
H	13
RBI	6
BB	4
SO	3
LOB	21

PITCHER		IP	WLS	BF	H	R	ER	SO	BB	IBB	HBP	BLK	WP	HR	S	P	ERA	WHIP
Luis Leal, R ERA: 3.79	(1, 1)	3.0	L	17	7	4	4	1	0	0	1	0	0	0	18	19	12.00	2.333
Ron Musselman, R ERA: 2.92	(4, 1)	1.0		3	0	0	0	0	0	0	0	0	0	0	3	3	0.00	0.000
Bryan Clark, L ERA: 5.05	(5, 1)	3.0		14	3	1	1	2	2	0	0	0	0	1	16	24	3.00	1.667
Jim Acker, R ERA: 4.28	(8, 1)	1.0		5	1	0	0	0	1	0	0	0	0	0	4	8	0.00	2.000
Jimmy Key, L ERA: 4.99	(9, 1)	1.0		6	2	1	1	0	1	0	0	0	0	0	5	9	9.00	3.000

PITCHER	IP	WLS	BF	H	R	ER	SO	BB	IBB	HBP	BLK	WP	HR	S	P	ERA	WHIP

BOTTOM

New York Yankees @ Toronto Blue Jays

Exhibition Stadium, Toronto, ON

Thu Sep 13 1984, 7:05 PM EDT

Att. 20,681 - Unknown

livebaseballscorecards.com

Batter	1	2	3	4	5	6	7	8	9	AB	R	H	RBI	BB	SO	LOB
Damaso Garcia, R (1, 4) OBP: 0.316, SLG: 0.383	x 0-0 G4-6-3 1B		x 0-0 ② 5-3		x 0-0 ① 5-3		x 0-0 ②③ G5-4-3 1-2f			3	0	1	0	0	0	0
Fred Manrique, R (7, 4)										1	0	0	0	0	0	1
Lloyd Moseby, L (1, 8) OBP: 0.361, SLG: 0.476	x 0-0 ①② G4-6-3 1-2f		B B B B 4-0 2B BB		S S S 0-3 ② K			x 0-0 ① 4-3		3	1	0	0	1	1	1
Mitch Webster, S (9, 8) OBP: 0.313, SLG: 0.533										0	0	0	0	0	0	0
George Bell, R (1, 7) OBP: 0.330, SLG: 0.506	x 0-0 ③ 5-3		x 0-0 1-H 2B		x 0-0 2B			x 0-0 ② F8		4	0	2	1	0	0	0
Cliff Johnson, R (1, 10) OBP: 0.390, SLG: 0.495		B B B B 4-0 BB BB	B B B B 4-0 BB		x 0-0 ③ 5-3			S S S 0-3 ③ K		2	0	0	0	2	1	1
Jesse Barfield, R (1, 9) OBP: 0.347, SLG: 0.470		S S S 0-3 ① K	S S S 0-3 ③ K			S S S 0-3 ① K			S S S 0-3 ① K	4	0	0	0	0	4	3
Willie Upshaw, L (1, 3) OBP: 0.355, SLG: 0.491		S S S 0-3 ② K		x 0-0 1B 1B		x 0-0 ② 4-3			S S S 0-3 ② K	4	0	1	0	0	2	1
Buck Martinez, R (1, 2) OBP: 0.304, SLG: 0.357		B B B B 4-0 1-2 BB		x 0-0 ① F8		x 0-0 ③ F8			S S S 0-3 ③ K	2	0	0	0	1	0	1
Ernie Whitt, L (9, PH) OBP: 0.331, SLG: 0.422										1	0	0	0	0	1	0
Garth Iorg, R (1, 5) OBP: 0.236, SLG: 0.299		x 0-0 ③ F8		x 0-0 1-2 G4-6-3 1B			x 0-0 ① F7			3	0	1	0	0	0	2
Tony Fernandez, S (1, 6) OBP: 0.317, SLG: 0.378			x 0-0 ① 1-3	x 0-0 ②③ G4-6-3 1-2f			B B B B 4-0 G5-4-3 BB			2	0	0	0	1	0	2

	AB	29
	R	1
	H	5
	RBI	1
	BB	5
	SO	9
	LOB	12

Inning Stats										
	R: 0	H: 1	R: 0	H: 0	R: 1	H: 1	R: 0	H: 2	R: 0	H: 1
	E: 0	LOB: 0	E: 0	LOB: 2	E: 0	LOB: 2	E: 0	LOB: 1	E: 0	LOB: 1
	K: 0	BB: 0	K: 2	BB: 2	K: 1	BB: 2	K: 0	BB: 0	K: 1	BB: 0
	S: 3	P: 3	S: 7	P: 15	S: 6	P: 14	S: 4	P: 4	S: 6	P: 6

Inning Stats										
	R: 0	H: 0	R: 0	H: 0	R: 0	H: 0	R: 0	H: 0	1B: 3	SF: 0
	E: 0	LOB: 0	E: 0	LOB: 0	E: 0	LOB: 0	E: 0	LOB: 0	2B: 2	SAC: 0
	K: 1	BB: 0	K: 1	BB: 0	K: 3	BB: 0	K: 0	BB: 1	3B: 0	DP: 3
	S: 5	P: 5	S: 5	P: 5	S: 9	P: 9	S: 2	P: 6	HR: 0	HBP: 0

	WP: 0	PA: 34
	PB: 0	
	SB: 0	
	CS: 0	

PITCHER		IP	WLS	BF	H	R	ER	SO	BB	IBB	HBP	BLK	WP	HR	S	P	ERA	WHIP
Ray Fontenot, L ERA: 3.83	(1, 1)	8.0	W	31	5	1	1	6	5	0	0	0	0	0	38	58	1.12	1.250
Jay Howell, R ERA: 2.45	(9, 1)	1.0		3	0	0	0	3	0	0	0	0	0	0	9	9	0.00	0.000

PITCHER	IP	WLS	BF	H	R	ER	SO	BB	IBB	HBP	BLK	WP	HR	S	P	ERA	WHIP

Batter	1	2	3	4	5	6	7	8	9	AB	R	H	RBI	BB	SO	LOB
Wade Boggs, L (1, 5) OBP: 0.400, SLG: 0.417	1-3		4-3		1-3			4-3		4	0	0	0	0	0	1
Dwight Evans, R (1, 9) OBP: 0.389, SLG: 0.528	BB		3B			F3		K		3	0	1	0	1	1	0
Jim Rice, R (1, 7) OBP: 0.319, SLG: 0.465	F4		K			K			1B	4	0	1	0	0	2	2
Tony Armas, R (1, 8) OBP: 0.295, SLG: 0.511	F7			L5		K			F9	4	0	0	0	0	1	2
Mike Easler, L (1, 10) OBP: 0.375, SLG: 0.501		F6		6-3			2B		1-3 1B	4	0	2	0	0	0	0
Bill Buckner, L (1, 3) OBP: 0.319, SLG: 0.411		F2		F6			F9		F8	4	0	0	0	0	0	3
Rich Gedman, L (1, 2) OBP: 0.304, SLG: 0.487		F7			K		K		F7	4	0	0	0	0	2	3
Marty Barrett, R (1, 4) OBP: 0.370, SLG: 0.386			SF7 3B		1B		3-1			3	1	2	0	0	0	1
Jackie Gutierrez, R (1, 6) OBP: 0.283, SLG: 0.318			SF7 3-H		K			K		1	0	0	1	0	1	1
Rick Miller, L (8, PH) OBP: 0.346, SLG: 0.304										1	0	0	0	0	1	0
Glenn Hoffman, R (8, 6) OBP: 0.231, SLG: 0.243										0	0	0	0	0	0	0
Inning Stats	R: 0 E: 0 K: 0 S: 3 H: 0 LOB: 1 BB: 1 P: 7	R: 0 E: 0 K: 0 S: 3 H: 0 LOB: 0 BB: 0 P: 3	R: 1 E: 0 K: 1 S: 7 H: 2 LOB: 1 BB: 0 P: 7	R: 0 E: 0 K: 0 S: 3 H: 0 LOB: 0 BB: 0 P: 3	R: 0 E: 0 K: 2 S: 8 H: 1 LOB: 1 BB: 0 P: 8	R: 0 E: 0 K: 2 S: 7 H: 0 LOB: 0 BB: 0 P: 7	R: 0 E: 0 K: 1 S: 6 H: 1 LOB: 1 BB: 0 P: 6	R: 0 E: 0 K: 2 S: 7 H: 0 LOB: 0 BB: 0 P: 7	R: 0 E: 0 K: 0 S: 5 H: 2 LOB: 2 BB: 0 P: 5	1B: 3 2B: 1 3B: 2 HR: 0	SF: 1 SAC: 0 DP: 0 HBP: 0					

TOP

Boston Red Sox @ New York Yankees

Yankee Stadium, Bronx, NY

Fri Sep 14 1984, 7:05 PM EDT

Att. 23,061 - Unknown

livebaseballscorecards.com

AB	32
R	1
H	6
RBI	1
BB	1
SO	8
LOB	13

WP: 0 PB: 0 SB: 0 CS: 0 PA: 34

PITCHER	IP	WLS	BF	H	R	ER	SO	BB	IBB	HBP	BLK	WP	HR	S	P	ERA	WHIP
Joe Cowley, R (1, 1) ERA: 2.92	9.0	W	34	6	1	1	8	1	0	0	0	0	0	49	53	1.00	0.778

PITCHER	IP	WLS	BF	H	R	ER	SO	BB	IBB	HBP	BLK	WP	HR	S	P	ERA	WHIP

Batter	1	2	3	4	5	6	7	8	9	AB	R	H	RBI	BB	SO	LOB
Willie Randolph, R (1, 4) OBP: 0.380, SLG: 0.358	B B B B 4-0 2B 6-3 BB		x 0-0 1B FC6-4 1B	x 0-0 HBP BB 1B 1B	x 0-0 ③ F8			x 0-0 ① 5-3		4	3	2	0	1	0	1
Ken Griffey, L (1, 7) OBP: 0.316, SLG: 0.374	x 0-0 1-3 2B		x 0-0 FC6-4 1-3 1B	x 0-0 ② F7		x 0-0 ① 4-3		x 0-0 2-3 1B 1B		5	0	3	0	0	0	1
Dave Winfield, R (1, 8) OBP: 0.401, SLG: 0.536	S S S 0-3 ① K		x 0-0 ① FC6-4 E1 1-2f G3 3-H	B B B 4-0 HBP 1-2 1B BB		x 0-0 ② 5-3		x 0-0 2-3 1-2 1B		4	2	1	1	1	1	3
Don Baylor, R (1, 10) OBP: 0.331, SLG: 0.478	x 0-0 ② 6-3 3-H		x 0-0 E8 G3 1-3 2B 1B	H 1-0 1B 1-2 2-3 HBP		x 0-0 BB 1B		x 0-0 ② 2-3 1-2 2-3		4	1	2	1	0	0	3
Toby Harrah, R (1, 5) OBP: 0.331, SLG: 0.300	S S S 0-3 ③ K		B B B B 4-0 G3 2B BB	x 0-0 1-2 2-H 3-H 1B		B B B B 4-0 1-2 BB		x 0-0 ③ G3		3	1	1	2	2	1	3
Don Mattingly, L (1, 3) OBP: 0.385, SLG: 0.544		x 0-0 ① F6	x 0-0 ② G3 1-2 2-3 3-H	x 0-0 ③ F5		x 0-0 ③ G3				4	0	0	1	0	0	6
Brian Dayett, R (1, 9) OBP: 0.290, SLG: 0.403		B B B B 4-0 5-3 BB	x 0-0 2-H 3-H 2B		x 0-0 1-3 1B		x 0-0 ① F8			3	0	2	2	1	0	0
Bobby Meacham, S (1, 6) OBP: 0.306, SLG: 0.328		x 0-0 ② 5-3 1-2	x 0-0 ③ F7		S S S 0-3 ① K		x 0-0 ② 3-1			4	0	0	0	0	1	3
Rick Cerone, R (1, 2) OBP: 0.276, SLG: 0.298		x 0-0 ③ 6-3		x 0-0 ① 6-3	x 0-0 ② 1-3 1-2		x 0-0 ③ 6-3			4	0	0	0	0	0	2
Inning Stats	R: 1 H: 1 E: 0 LOB: 1 K: 2 BB: 1 S: 8 P: 12	R: 0 H: 0 E: 0 LOB: 1 K: 0 BB: 1 S: 3 P: 7	R: 4 H: 4 E: 1 LOB: 1 K: 0 BB: 1 S: 7 P: 11	R: 2 H: 2 E: 0 LOB: 2 K: 0 BB: 1 S: 5 P: 10	R: 0 H: 1 E: 0 LOB: 1 K: 1 BB: 0 S: 6 P: 6	R: 0 H: 1 E: 0 LOB: 2 K: 0 BB: 1 S: 4 P: 8	R: 0 H: 0 E: 0 LOB: 0 K: 0 BB: 0 S: 3 P: 3	R: 0 H: 2 E: 0 LOB: 2 K: 0 BB: 0 S: 5 P: 5		1B: 9 SF: 0 2B: 2 SAC: 0 3B: 0 DP: 0 HR: 0 HBP: 1						WP: 0 PA: 41 PB: 0 SB: 0 CS: 0

PITCHER		IP	WLS	BF	H	R	ER	SO	BB	IBB	HBP	BLK	WP	HR	S	P	ERA	WHIP
Bruce Hurst, L ERA: 3.88	(1, 1)	2.2	L	16	5	5	5	2	3	0	0	0	0	0	17	29	16.88	3.000
Steve Crawford, R ERA: 3.15	(3, 1)	1.0		7	2	2	2	0	1	0	1	0	0	0	5	10	18.00	3.000
Mark Clear, R ERA: 4.55	(4, 1)	1.1		5	1	0	0	1	0	0	0	0	0	0	7	7	0.00	0.750
Charlie Mitchell, R ERA: 3.65	(6, 1)	3.0		13	3	0	0	0	1	0	0	0	0	0	12	16	0.00	1.333

PITCHER	IP	WLS	BF	H	R	ER	SO	BB	IBB	HBP	BLK	WP	HR	S	P	ERA	WHIP

BOTTOM

Boston Red Sox @ New York Yankees

Yankee Stadium, Bronx, NY

Fri Sep 14 1984, 7:05 PM EDT

Att. 23,061 - Unknown

livebaseballscorecards.com

AB	35
R	7
H	11
RBI	7
BB	5
SO	3
LOB	22

Batter	1	2	3	4	5	6	7	8	9	AB	R	H	RBI	BB	SO	LOB
Wade Boggs, L (1, 5) OBP: 0.400, SLG: 0.416	4-3		4-3		IBB		1-2 1B		G6-4-3 1-2f	4	0	1	0	1	0	1
Dwight Evans, R (1, 9) OBP: 0.388, SLG: 0.526	K			5-3	1-2 2-H 3-H 1B		K			4	0	1	2	0	2	2
Jim Rice, R (1, 7) OBP: 0.317, SLG: 0.462	F6			5-3	1-3		FC5 2-3f			4	0	0	0	0	0	4
Tony Armas, R (1, 8) OBP: 0.297, SLG: 0.519		HR		5-3		2B		4-3		3	1	2	1	0	0	0
Rick Miller, L (7, 8) OBP: 0.344, SLG: 0.301										1	0	0	0	0	0	0
Mike Easler, L (1, 10) OBP: 0.372, SLG: 0.497		4-3			4-3	F7		G3		4	0	0	0	0	0	1
Bill Buckner, L (1, 3) OBP: 0.323, SLG: 0.414		CS 1B			1B 2B 1B	K2-3		1B		4	1	3	0	0	1	1
Rich Gedman, L (1, 2) OBP: 0.304, SLG: 0.485		F7			2B 1B 1-3 1B	4-3		K		4	1	1	0	0	1	3
Marty Barrett, R (1, 4) OBP: 0.369, SLG: 0.387		CS 1-2	L3		1B 1-3 3-H 2B		F9		3-1	4	1	1	1	0	0	0
Jackie Gutierrez, R (1, 6) OBP: 0.285, SLG: 0.320			F9		6-3		FC5 1B		G6-4-3 1B	4	0	2	0	0	0	2
Inning Stats	R: 0 E: 0 K: 1 S: 5 H: 0 LOB: 0 BB: 0 P: 5	R: 1 E: 0 K: 0 S: 4 H: 2 LOB: 0 BB: 0 P: 4	R: 0 E: 0 K: 0 S: 3 H: 0 LOB: 0 BB: 0 P: 3	R: 0 E: 0 K: 0 S: 3 H: 0 LOB: 0 BB: 0 P: 3	R: 3 E: 0 K: 0 S: 7 H: 4 LOB: 2 BB: 1 P: 11	R: 0 E: 0 K: 1 S: 6 H: 1 LOB: 1 BB: 0 P: 6	R: 0 E: 0 K: 1 S: 7 H: 2 LOB: 2 BB: 0 P: 7	R: 0 E: 0 K: 1 S: 6 H: 1 LOB: 1 BB: 0 P: 6	R: 0 E: 0 K: 0 S: 3 H: 1 LOB: 0 BB: 0 P: 3	1B: 8 2B: 2 3B: 0 HR: 1 SF: 0 SAC: 0 DP: 1 HBP: 0						

PITCHER		IP	WLS	BF	H	R	ER	SO	BB	IBB	HBP	BLK	WP	HR	S	P	ERA	WHIP
John Montefusco, R ERA: 4.04	(1, 1)	7.2	L	33	10	4	4	3	0	1	0	0	0	1	38	42	4.70	1.304
Dave Righetti, L ERA: 2.16	(8, 1)	1.1		4	1	0	0	1	0	0	0	0	0	0	6	6	0.00	0.750

PITCHER	IP	WLS	BF	H	R	ER	SO	BB	IBB	HBP	BLK	WP	HR	S	P	ERA	WHIP

TOP

Boston Red Sox @ New York Yankees

Yankee Stadium, Bronx, NY

Sat Sep 15 1984, 3:33 AM EDT

Att. 27,069 - Unknown

AB	36
R	4
H	11
RBI	4
BB	1
SO	4
LOB	14

livebaseballscorecards.com

Batter	1	2	3	4	5	6	7	8	9	AB	R	H	RBI	BB	SO	LOB
Bobby Meacham, S (1, 6) OBP: 0.307, SLG: 0.332	F8 2B	K			K	1B 1-2 2-3		F9		5	0	2	0	0	2	2
Ken Griffey, L (1, 7) OBP: 0.325, SLG: 0.388	BB		HR		1B HBP	1B 1-2 2-H 3-H			1B	3	1	3	3	1	0	0
Don Mattingly, L (1, 3) OBP: 0.383, SLG: 0.541	F6		G6-3 1B		K	G3			F7	5	0	1	0	0	1	6
Dave Winfield, R (1, 9) OBP: 0.402, SLG: 0.539	F8 2-3		G6-3 1-2f		1B 1-2		WP 2B		1B 1-2	5	0	3	0	0	0	3
Steve Kemp, L (1, 10) OBP: 0.372, SLG: 0.406	6-3		4-3		F9		K		F7	5	0	0	0	0	1	7
Butch Wynegar, S (1, 2) OBP: 0.357, SLG: 0.351		G3		K		4-3	K		G3	5	0	0	0	0	2	3
Mike Pagliarulo, L (1, 5) OBP: 0.292, SLG: 0.443		BB 2B		1B		K	4-3 2-3			3	0	1	0	1	1	1
Omar Moreno, L (1, 8) OBP: 0.291, SLG: 0.371		F7		K		2B 1B		F6		4	1	1	0	0	1	2
Rex Hudler, R (1, 4) OBP: 0.500, SLG: 0.667		2B 1-3		F5		HBP 1B 1B		F8		2	1	1	0	0	0	1
Oscar Gamble, L (8, PH) OBP: 0.303, SLG: 0.422										1	0	0	0	0	0	0
Tim Foli, R (9, 4) OBP: 0.264, SLG: 0.314										0	0	0	0	0	0	0
Inning Stats	R: 0 E: 0 K: 0 S: 4 H: 1 LOB: 2 BB: 1 P: 8	R: 0 E: 0 K: 1 S: 6 H: 1 LOB: 2 BB: 1 P: 10	R: 1 E: 0 K: 0 S: 4 H: 2 LOB: 2 BB: 0 P: 4	R: 0 E: 0 K: 2 S: 8 H: 1 LOB: 1 BB: 0 P: 8	R: 0 E: 0 K: 2 S: 8 H: 1 LOB: 2 BB: 0 P: 9	R: 2 E: 0 K: 1 S: 8 H: 3 LOB: 2 BB: 0 P: 9	R: 0 E: 0 K: 2 S: 8 H: 1 LOB: 1 BB: 0 P: 8	R: 0 E: 0 K: 0 S: 3 H: 0 LOB: 0 BB: 0 P: 3	R: 0 E: 0 K: 0 S: 5 H: 2 LOB: 2 BB: 0 P: 5	1B: 7 2B: 4 3B: 0 HR: 1	SF: 0 SAC: 0 DP: 1 HBP: 2						

PITCHER	IP	WLS	BF	H	R	ER	SO	BB	IBB	HBP	BLK	WP	HR	S	P	ERA	WHIP
Al Nipper, R (1, 1) ERA: 3.39	8.1	W	40	12	3	3	8	2	0	2	0	1	1	52	62	3.24	1.680
Bob Stanley, R (9, 1) ERA: 3.62	0.2	S	2	0	0	0	0	0	0	0	0	0	0	2	2	0.00	0.000

PITCHER	IP	WLS	BF	H	R	ER	SO	BB	IBB	HBP	BLK	WP	HR	S	P	ERA	WHIP

BOTTOM

Boston Red Sox @ New York Yankees

Yankee Stadium, Bronx, NY

Sat Sep 15 1984, 3:33 AM EDT

Att. 27,069 - Unknown

livebaseballscorecards.com

AB	38
R	3
H	12
RBI	3
BB	2
SO	8
LOB	25

WP: 1 PA: 42
PB: 0
SB: 0
CS: 0

Boston Red Sox @ New York Yankees

Yankee Stadium, Bronx, NY

Sun Sep 16 1984, 3:33 AM EDT

Att. 29,437 - Unknown

livebaseballscorecards.com

TOP

Batter	1	2	3	4	5	6	7	8	9	AB	R	H	RBI	BB	SO	LOB
Wade Boggs, L (1, 5) OBP: 0.398, SLG: 0.414	4-3	F7			F7		1-3 1B		K	5	0	1	0	0	1	2
Dwight Evans, R (1, 9) OBP: 0.391, SLG: 0.528	HR BB		CS BB		3B BB		1-3 1-2		2B	2	2	1	0	3	0	1
Jim Rice, R (1, 7) OBP: 0.319, SLG: 0.471	1-H HR		1-2 BB		1-H 2-H 3B		F8		F9	4	1	2	4	1	0	2
Tony Armas, R (1, 8) OBP: 0.298, SLG: 0.518	E1 1B		K		K			1B 1B	K	5	1	2	0	0	3	3
Mike Easler, L (1, 10) OBP: 0.373, SLG: 0.496	8-3 BB		K		4-3			1B 1-2 1B		3	0	1	0	1	1	2
Bill Buckner, L (1, 3) OBP: 0.320, SLG: 0.410	8-3 1-2f			3-1		K		K		4	0	0	0	0	2	4
Marty Barrett, R (1, 4) OBP: 0.366, SLG: 0.383		F8		F9		6-3		F8		4	0	0	0	0	0	2
Marc Sullivan, R (1, 2) OBP: 0.500, SLG: 0.500		1B		F7		F4		1-3 2-H 1B		4	0	2	1	0	0	0
Jackie Gutierrez, R (1, 6) OBP: 0.284, SLG: 0.322		K			3B 2B		6-3	F9		4	1	1	0	0	1	3
Inning Stats	R: 2 E: 1 K: 0 S: 4 H: 2 LOB: 1 BB: 2 P: 12	R: 0 E: 0 K: 1 S: 6 H: 1 LOB: 1 BB: 0 P: 6	R: 0 E: 0 K: 2 S: 6 H: 0 LOB: 1 BB: 2 P: 14	R: 0 E: 0 K: 0 S: 3 H: 0 LOB: 0 BB: 0 P: 3	R: 2 E: 0 K: 1 S: 7 H: 2 LOB: 1 BB: 1 P: 11	R: 0 E: 0 K: 1 S: 5 H: 0 LOB: 0 BB: 0 P: 5	R: 0 E: 0 K: 0 S: 4 H: 1 LOB: 1 BB: 0 P: 4	R: 1 E: 0 K: 1 S: 8 H: 3 LOB: 2 BB: 0 P: 8	R: 0 E: 0 K: 2 S: 8 H: 1 LOB: 1 BB: 0 P: 8	1B: 6 2B: 3 3B: 1 HR: 1	SF: 0 SAC: 0 DP: 1 HBP: 0						

	AB	35
	R	5
	H	10
	RBI	5
	BB	5
	SO	8
	LOB	19

WP: 0 PB: 0 SB: 0 CS: 1 PA: 40

PITCHER		IP	WLS	BF	H	R	ER	SO	BB	IBB	HBP	BLK	WP	HR	S	P	ERA	WHIP
Dennis Rasmussen, L ERA: 4.78	(1, 1)	4.1	L	21	5	4	4	3	5	0	0	0	0	1	22	42	8.31	2.308
Mike Armstrong, R ERA: 3.75	(5, 1)	2.1		8	1	0	0	2	0	0	0	0	0	0	12	12	0.00	0.429
Jay Howell, R ERA: 2.51	(7, 1)	1.1		7	3	1	1	1	0	0	0	0	0	0	9	9	6.75	2.250
Dale Murray, R ERA: 3.48	(9, 1)	1.0		4	1	0	0	2	0	0	0	0	0	0	8	8	0.00	1.000

PITCHER	IP	WLS	BF	H	R	ER	SO	BB	IBB	HBP	BLK	WP	HR	S	P	ERA	WHIP

Boston Red Sox @ New York Yankees

Yankee Stadium, Bronx, NY

Sun Sep 16 1984, 3:33 AM EDT

Att. 29,437 - Unknown

Batter	1	2	3	4	5	6	7	8	9	AB	R	H	RBI	BB	SO	LOB
Willie Randolph, R (1, 4) OBP: 0.379, SLG: 0.356	BB 2B BB		5-3		F7		5-3			3	1	0	0	1	0	0
Bobby Meacham, S (1, 6) OBP: 0.307, SLG: 0.329	3 1-2 BB		F8		K		K			3	0	0	0	1	2	0
Don Mattingly, L (1, 3) OBP: 0.382, SLG: 0.541	3 1-2f		2B		F7			F8		4	0	1	0	0	0	2
Dave Winfield, R (1, 9) OBP: 0.401, SLG: 0.538	2-H 2B		1-3			5-3		6-3		4	0	1	1	0	0	1
Don Baylor, R (1, 10) OBP: 0.332, SLG: 0.478	BB			K		1B 1B		6-3		3	0	1	0	1	1	0
Ken Griffey, L (1, 7) OBP: 0.324, SLG: 0.386	K			L3		F8			1B	4	0	1	0	0	1	3
Butch Wynegar, S (1, 2) OBP: 0.359, SLG: 0.352		F2		HR 1B		1-3 1B			F9	4	1	2	0	0	0	1
Mike Pagliarulo, L (1, 5) OBP: 0.291, SLG: 0.457		K		1-H HR		K			K	4	1	1	2	0	3	3
Omar Moreno, L (1, 8) OBP: 0.287, SLG: 0.366		G3		F7			F7		F7	4	0	0	0	0	0	1

Inning Stats	1	2	3	4	5	6	7	8	9		
	R: 1 H: 1	R: 0 H: 0	R: 0 H: 1	R: 2 H: 2	R: 0 H: 0	R: 0 H: 2	R: 0 H: 0	R: 0 H: 0	R: 0 H: 1	1B: 4 SF: 0	WP: 0 PA: 36
	E: 0 LOB: 2	E: 0 LOB: 0	E: 0 LOB: 1	E: 0 LOB: 0	E: 0 LOB: 0	E: 0 LOB: 2	E: 0 LOB: 0	E: 0 LOB: 0	E: 0 LOB: 1	2B: 3 SAC: 0	PB: 0
	K: 1 BB: 3	K: 1 BB: 0	K: 0 BB: 0	K: 1 BB: 0	K: 1 BB: 0	K: 1 BB: 0	K: 1 BB: 0	K: 0 BB: 0	K: 1 BB: 0	3B: 0 DP: 1	SB: 0
	S: 5 P: 17	S: 5 P: 5	S: 4 P: 4	S: 7 P: 7	S: 5 P: 5	S: 7 P: 7	S: 5 P: 5	S: 3 P: 3	S: 6 P: 6	HR: 1 HBP: 0	CS: 0

PITCHER	IP	WLS	BF	H	R	ER	SO	BB	IBB	HBP	BLK	WP	HR	S	P	ERA	WHIP
Oil Can Boyd, R (1, 1) ERA: 4.45	9.0	W	36	7	3	3	7	3	0	0	0	0	1	47	59	3.00	1.111

PITCHER	IP	WLS	BF	H	R	ER	SO	BB	IBB	HBP	BLK	WP	HR	S	P	ERA	WHIP

livebaseballscorecards.com

AB	33
R	3
H	7
RBI	3
BB	3
SO	7
LOB	11

Baltimore Orioles @ New York Yankees

Yankee Stadium, Bronx, NY

Mon Sep 17 1984, 7:05 PM EDT

Att. 16,639 - Unknown

TOP

livebaseballscorecards.com

Batter	1	2	3	4	5	6	7	8	9	AB	R	H	RBI	BB	SO	LOB
Al Bumbry, L (1, 8) OBP: 0.308, SLG: 0.319	4-3 1B 2B	HBP 1-2 1B		4-3		HR		1B		5	2	4	1	0	0	0
Mike Young, S (1, 9) OBP: 0.356, SLG: 0.415	4-3 2-3	H 1-2 2-3 HBP			1B BB HR 1B	F7		S S S K		4	1	1	0	0	1	2
Cal Ripken Jr., R (1, 6) OBP: 0.373, SLG: 0.507	F4	F5			B B B B 1B 1-2 HR BB	6-3 2B		L5		4	1	1	0	1	0	5
Eddie Murray, S (1, 3) OBP: 0.429, SLG: 0.538	B B B B BB 1B BB	F8			1-2 2-3 HR 1B	6-3 2-3			F9	4	2	1	0	1	0	4
Wayne Gross, L (1, 5) OBP: 0.344, SLG: 0.459 Ron Jackson, R (9, PH) OBP: 0.216, SLG: 0.202	B B B B 1B 1-2 BB		F9		1-H 2-H 3-H HR	4-3		S S S	K	3 1	1 0	1 0	4 0	1 0	0 1	1 0
Ken Singleton, S (1, 10) OBP: 0.287, SLG: 0.284	1-3 2-H 3-H 1B		F8		1B		S S S K		5-3	5	0	2	2	0	1	0
Gary Roenicke, R (1, 7) OBP: 0.341, SLG: 0.376	G3		F3		F4	G1-6-3 1B				4	0	1	0	0	0	3
Rich Dauer, R (1, 4) OBP: 0.292, SLG: 0.333		HBP 1B 1B		B B B B G6-4-3 BB	F9	G1-6-3 1-2f				3	0	1	0	1	0	2
Rick Dempsey, R (1, 2) OBP: 0.305, SLG: 0.359		F7		G6-4-3 1-2f	F4			F5		4	0	0	0	0	0	3

Inning Stats																								
	R: 2	H: 2	R: 0	H: 2	R: 0	H: 0	R: 0	H: 0	R: 4	H: 4	R: 1	H: 2	R: 0	H: 1	R: 0	H: 1	R: 0	H: 0	1B: 8	SF: 0	WP: 0	PA: 42
	E: 0	LOB: 2	E: 0	LOB: 3	E: 0	LOB: 0	E: 0	LOB: 0	E: 0	LOB: 1	E: 0	LOB: 1	E: 0	LOB: 0	E: 0	LOB: 1	E: 0	LOB: 0	2B: 2	SAC: 0	PB: 0	
	K: 0	BB: 2	K: 0	BB: 0	K: 0	BB: 0	K: 0	BB: 1	K: 0	BB: 1	K: 0	BB: 0	K: 1	BB: 0	K: 1	BB: 0	K: 1	BB: 0	3B: 0	DP: 2	SB: 0	
	S: 5	P: 13	S: 5	P: 6	S: 3	P: 3	S: 2	P: 6	S: 7	P: 11	S: 5	P: 5	S: 5	P: 5	S: 6	P: 6	S: 5	P: 5	HR: 2	HBP: 1	CS: 0	

PITCHER		IP	WLS	BF	H	R	ER	SO	BB	IBB	HBP	BLK	WP	HR	S	P	ERA	WHIP
Phil Niekro, R ERA: 3.09	(1, 1)	4.0		24	8	6	6	0	4	0	1	0	0	1	19	36	13.50	3.000
Mike Armstrong, R ERA: 3.83	(5, 1)	1.1		6	2	1	1	0	0	0	0	0	0	1	6	6	6.75	1.500
Jay Howell, R ERA: 2.45	(6, 1)	2.2	W	9	2	0	0	2	0	0	0	0	0	0	13	13	0.00	0.750
Ron Guidry, L ERA: 4.18	(9, 1)	1.0		3	0	0	0	1	0	0	0	0	0	0	5	5	0.00	0.000

PITCHER		IP	WLS	BF	H	R	ER	SO	BB	IBB	HBP	BLK	WP	HR	S	P	ERA	WHIP

AB	37
R	7
H	12
RBI	7
BB	4
SO	3
LOB	20

Baltimore Orioles @ New York Yankees

Yankee Stadium, Bronx, NY

Mon Sep 17 1984, 7:05 PM EDT

Att. 16,639 - Unknown

BOTTOM

livebaseballscorecards.com

Batter	1	2	3	4	5	6	7	8	9	AB	R	H	RBI	BB	SO	LOB
Willie Randolph, R (1, 4) OBP: 0.378, SLG: 0.355	6-3		SH3 1-2 2-3	F3	F3			SH5-3 1B 1B 1B		4	1	1	0	0	0	2
Rex Hudler, R (9, 4) OBP: 0.500, SLG: 0.667										0	0	0	0	0	0	0
Bobby Meacham, S (1, 6) OBP: 0.311, SLG: 0.333	4-3		E 1B 2-3 3-H 1B	S 1B	2-4 1-2	F5		SH5-3 1-2 1B 1B		5	2	3	1	0	0	0
Don Mattingly, L (1, 3) OBP: 0.381, SLG: 0.539	6-3		E3 6-3 1-H HR 3-H 1B	F8		6-3		SH5-3 1-2 2-3		4	1	1	1	0	0	1
Dave Winfield, R (1, 9) (6, 8) (9, 9) OBP: 0.400, SLG: 0.534		6-3	6-3 2-3	K 1-2		4-3		1B HR IBB		4	1	0	0	1	1	2
Oscar Gamble, L (1, 10) OBP: 0.315, SLG: 0.462	FC6-4 1B		HR 3-H		6-3		F8	HR 1-2 2-H 3-H 1B		2	1	2	2	0	0	0
Don Baylor, R (5, PH) OBP: 0.332, SLG: 0.477										3	1	1	2	0	0	0
Ken Griffey, L (1, 7) OBP: 0.330, SLG: 0.405	FC6-4 1-2f		BB 2B		1B 2B		F8 BLK 1B	HR 1-H 2-H		5	2	4	3	0	0	1
Victor Mata, R (9, 8) OBP: 0.344, SLG: 0.452										0	0	0	0	0	0	0
Butch Wynegar, S (1, 2) OBP: 0.361, SLG: 0.351	K		BB IBB		1B BB			F7		2	1	0	0	3	1	1
Mike Pagliarulo, L (1, 5) OBP: 0.299, SLG: 0.460			SH3 E 1B 1B		1B 1-2 2-H 1B		F8 2-3	F4		1	1	1	0	1	0	0
Toby Harrah, R (5, PH) OBP: 0.331, SLG: 0.300			BB 1-2 2-3							3	0	1	1	0	0	2
Omar Moreno, L (1, 8) OBP: 0.286, SLG: 0.364			E4 1B SH3 1-2 1B		2-4 1-2 2-H 1B		6-3			2	1	0	0	0	0	4
Brian Dayett, R (5, PH) OBP: 0.293, SLG: 0.405			1-3							2	0	1	1	0	0	2
(6, 9)																
(9, 7)																
Inning Stats	R: 0 E: 0 K: 0 S: 3 H: 0 LOB: 0 BB: 0 P: 3	R: 0 E: 0 K: 1 S: 6 H: 1 LOB: 1 BB: 0 P: 6	R: 5 E: 2 K: 0 S: 9 H: 5 LOB: 3 BB: 2 P: 17	R: 0 E: 0 K: 1 S: 6 H: 1 LOB: 1 BB: 0 P: 6	R: 2 E: 0 K: 0 S: 5 H: 3 LOB: 2 BB: 1 P: 9	R: 0 E: 0 K: 0 S: 3 H: 0 LOB: 0 BB: 0 P: 3	R: 0 E: 0 K: 0 S: 4 H: 1 LOB: 2 BB: 1 P: 8	R: 5 E: 0 K: 0 S: 7 H: 4 LOB: 0 BB: 1 P: 11		1B: 11 2B: 2 3B: 0 HR: 2 SF: 0 SAC: 2 DP: 0 HBP: 0						

	AB	37
	R	12
	H	15
	RBI	11
	BB	5
	SO	2
	LOB	15

WP: 0 PA: 44
PB: 0
SB: 1
CS: 0

PITCHER		IP	WLS	BF	H	R	ER	SO	BB	IBB	HBP	BLK	WP	HR	S	P	ERA	WHIP
Bill Swaggerty, R ERA: 5.11	(1, 1)	2.2		14	5	5	1	1	0	0	0	0	0	1	16	16	3.38	1.875
Tippy Martinez, L ERA: 3.91	(3, 1)	1.2		12	4	2	2	1	2	1	0	0	0	0	11	23	10.80	3.600
John Pacella, R ERA: 8.64	(5, 1)	3.0	L	16	5	4	4	0	1	1	0	1	0	0	13	21	12.00	2.000
Tom Underwood, L ERA: 3.63	(8, 1)	0.2		3	1	1	1	0	0	0	0	0	0	1	3	3	13.50	1.500

PITCHER		IP	WLS	BF	H	R	ER	SO	BB	IBB	HBP	BLK	WP	HR	S	P	ERA	WHIP

Batter	1	2	3	4	5	6	7	8	9	AB	R	H	RBI	BB	SO	LOB
Mike Young, S (1, 9) (8, 8) OBP: 0.356, SLG: 0.417	F8		FC3-6 1-2f		FC6-4 1-2f			E FC6-4 2B	FC5 1B 1-2 2-H 1B	5	1	2	1	0	0	2
John Shelby, S (1, 8) OBP: 0.245, SLG: 0.298 Larry Sheets, L (8, 9) OBP: 1.000, SLG: 1.000	K SSS			F7		6-3		E6 FC6-4 2-3	1B 1-2 2-3	4 1	0 0	0 1	0 0	0 0	1 0	1 0
Cal Ripken Jr., R (1, 6) OBP: 0.370, SLG: 0.503	5-3			E6 1B		6-3		FC6-4 1B 1-2f 3-H	FC5 2-3f	5	0	0	1	0	0	4
Eddie Murray, S (1, 3) OBP: 0.427, SLG: 0.535		4-3		F8		F3		1B 1-3		4	0	1	0	0	0	1
Gary Roenicke, R (1, 7) OBP: 0.340, SLG: 0.375		K SSS		1B 1-2			5-3	F7		4	0	1	0	0	1	2
Ken Singleton, S (1, 10) OBP: 0.289, SLG: 0.287		6-3		F9			FC1-4 1B		1B 1B	4	1	2	0	0	0	2
Ron Jackson, R (1, 5) OBP: 0.219, SLG: 0.206 Jim Dwyer, L (9, PH) OBP: 0.328, SLG: 0.322			F8		G6-4-3 1B		FC1-4 1-2f		F7	3 1	0 0	1 0	0 0	0 0	0 0	1 1
Rich Dauer, R (1, 4) OBP: 0.293, SLG: 0.334 Victor Rodríguez, R (5, 4) OBP: 0.500, SLG: 0.500			FC3-6 1B		G6-4-3 1-2f		K SSS		1B 1B 1-2 1B	2 2	0 0	1 1	0 0	0 0	0 1	1 1
Rick Dempsey, R (1, 2) OBP: 0.305, SLG: 0.355			F8		FC6-4 BBBB			K SSS	F7	3	0	0	0	1	1	3
Inning Stats	R: 0 E: 0 K: 1 S: 5 H: 0 LOB: 0 BB: 0 P: 5	R: 0 E: 0 K: 1 S: 5 H: 0 LOB: 0 BB: 0 P: 5	R: 0 E: 0 K: 0 S: 4 H: 1 LOB: 1 BB: 0 P: 4	R: 0 E: 1 K: 0 S: 5 H: 1 LOB: 2 BB: 0 P: 5	R: 0 E: 0 K: 0 S: 3 H: 1 LOB: 1 BB: 1 P: 7	R: 0 E: 0 K: 0 S: 3 H: 0 LOB: 0 BB: 0 P: 3	R: 0 E: 0 K: 1 S: 6 H: 1 LOB: 1 BB: 0 P: 6	R: 1 E: 1 K: 1 S: 8 H: 2 LOB: 2 BB: 0 P: 8	R: 1 E: 0 K: 0 S: 7 H: 4 LOB: 3 BB: 0 P: 7	1B: 9 2B: 1 3B: 0 HR: 0 SF: 0 SAC: 0 DP: 1 HBP: 0						

PITCHER		IP	WLS	BF	H	R	ER	SO	BB	IBB	HBP	BLK	WP	HR	S	P	ERA	WHIP
Ray Fontenot, L ERA: 3.63	(1, 1)	8.0	W	32	6	1	0	4	1	0	0	0	0	0	39	43	0.00	0.875
Clay Christiansen, R ERA: 5.17	(9, 1)	1.0		7	4	1	1	0	0	0	0	0	0	0	7	7	9.00	4.000

PITCHER		IP	WLS	BF	H	R	ER	SO	BB	IBB	HBP	BLK	WP	HR	S	P	ERA	WHIP

TOP

Baltimore Orioles @ New York Yankees

Yankee Stadium, Bronx, NY

Tue Sep 18 1984, 7:05 PM EDT

Att. 14,380 - Unknown

livebaseballscorecards.com

AB	38
R	2
H	10
RBI	2
BB	1
SO	4
LOB	19

Batter	1	2	3	4	5	6	7	8	9	AB	R	H	RBI	BB	SO	LOB
Bobby Meacham, S (1, 6) OBP: 0.310, SLG: 0.332	F8	2B 1B		1-3 1-2			4-3			4	1	1	0	0	0	1
Andre Robertson, R (8, 6) OBP: 0.225, SLG: 0.254										0	0	0	0	0	0	0
Tim Foli, R (1, 4) OBP: 0.270, SLG: 0.325	5-3	HR 2B 1-H		6-3			2B 1B			4	2	2	1	0	0	1
Rex Hudler, R (9, 4) OBP: 0.500, SLG: 0.667										0	0	0	0	0	0	0
Don Mattingly, L (1, 3) OBP: 0.382, SLG: 0.546	F8	HR 2-H		6-3			1-3 2B			4	2	2	2	0	0	1
Dave Winfield, R (1, 9) OBP: 0.397, SLG: 0.530	F9				6-3		S S S K			4	0	0	0	0	1	2
Victor Mata, R (8, 9) OBP: 0.344, SLG: 0.452	1-3									0	0	0	0	0	0	0
Oscar Gamble, L (1, 10) OBP: 0.328, SLG: 0.505	B B B B	1B 1B HR BB	HR		F9		2-H 3-H 2B			3	2	2	3	1	0	0
Ken Griffey, L (1, 7) OBP: 0.329, SLG: 0.404		1B 1-2 HR 1B	F8		F7		L5			4	1	1	0	0	0	1
Brian Dayett, R (8, 7) OBP: 0.293, SLG: 0.405										0	0	0	0	0	0	0
Butch Wynegar, S (1, 2) OBP: 0.361, SLG: 0.350	HR 1-2 2-3 1B	3-1		F8			F4			3	1	1	0	0	0	0
Scott Bradley, L (8, 2) OBP: 0.250, SLG: 0.375										1	0	0	0	0	0	0
Mike Pagliarulo, L (1, 5) OBP: 0.298, SLG: 0.473	HR 1-H 2-H 3-H	3-1		F5			G3			4	1	1	4	0	0	0
Omar Moreno, L (1, 8) OBP: 0.285, SLG: 0.363	F8			1-3 1B			F7		F9	4	0	1	0	0	0	0
Inning Stats	R: 0 E: 0 K: 0 S: 3 H: 0 LOB: 0 BB: 0 P: 3	R: 7 E: 0 K: 0 S: 9 H: 6 LOB: 0 BB: 1 P: 13	R: 1 E: 0 K: 0 S: 4 H: 1 LOB: 0 BB: 0 P: 4	R: 0 E: 0 K: 0 S: 4 H: 1 LOB: 1 BB: 0 P: 4	R: 0 E: 0 K: 0 S: 3 H: 0 LOB: 0 BB: 0 P: 3		R: 0 E: 0 K: 0 S: 3 H: 0 LOB: 0 BB: 0 P: 3	R: 2 E: 0 K: 1 S: 8 H: 3 LOB: 1 BB: 0 P: 8	R: 0 E: 0 K: 0 S: 3 H: 0 LOB: 0 BB: 0 P: 3		1B: 5 2B: 3 3B: 0 HR: 3 SF: 0 SAC: 0 DP: 0 HBP: 0					

PITCHER	IP	WLS	BF	H	R	ER	SO	BB	IBB	HBP	BLK	WP	HR	S	P	ERA	WHIP
Dennis Martinez, R (1, 1) ERA: 4.85	3.0	L	17	7	8	8	0	1	0	0	0	0	3	16	20	24.00	2.667
Mark Brown, R (4, 1) ERA: 5.02	4.0		16	4	2	2	1	0	0	0	0	0	0	18	18	4.50	1.000
Todd Cruz, R (8, 1) ERA:	1.0		3	0	0	0	0	0	0	0	0	0	0	3	3	0.00	0.000

PITCHER	IP	WLS	BF	H	R	ER	SO	BB	IBB	HBP	BLK	WP	HR	S	P	ERA	WHIP

BOTTOM

Baltimore Orioles @ New York Yankees

Yankee Stadium, Bronx, NY

Tue Sep 18 1984, 7:05 PM EDT

Att. 14,380 - Unknown

livebaseballscorecards.com

AB	35
R	10
H	11
RBI	10
BB	1
SO	1
LOB	6

WP: 0 PA: 36
PB: 0
SB: 0
CS: 0

Batter	1	2	3	4	5	6	7	8	9	AB	R	H	RBI	BB	SO	LOB
Al Bumbry, L (1, 8) OBP: 0.311, SLG: 0.328 Benny Ayala, R (9, PH) OBP: 0.255, SLG: 0.347	SSS 0-3 ① K		x 0-0 ③ F8		BBB 4-0 BB		x 0-0 2-H HR		x 0-0 ② G3	3	1	1	2	1	1	0
										1	0	0	0	0	0	0
Mike Young, S (1, 7) OBP: 0.357, SLG: 0.426 (8, 9)	x 0-0 ② 3-1			x 0-0 HR	x 0-0 ③ F9		x 0-0 ③ 6-3		x 0-0 FC5-4 1B	5	1	2	1	0	0	2
Cal Ripken Jr., R (1, 6) OBP: 0.369, SLG: 0.500	SSS 0-3 ③ K			x 0-0 ① F7		SSS 0-3 ① K		x 0-0 1B 1B	x 0-0 ③ FC5-4 1-2f	5	0	1	0	0	2	1
Eddie Murray, S (1, 3) OBP: 0.426, SLG: 0.533		x 0-0 ① 5-3		x 0-0 ② F9		x 0-0 ② F9		x 0-0 1-2 1B		4	0	1	0	0	0	0
Wayne Gross, L (1, 5) OBP: 0.346, SLG: 0.460 Ron Jackson, R (8, PH) OBP: 0.217, SLG: 0.204 (8, 5)		BBB 4-0 FC3-6 BB		x 0-0 ③ F9		x 0-0 FC3-6 1B		SSS 0-3 ① K		2	0	1	0	1	0	0
										1	0	0	0	0	1	2
Ken Singleton, S (1, 10) OBP: 0.286, SLG: 0.283		x 0-0 ② FC3-6 1-2f			x 0-0 ① F7	x 0-0 ③ FC3-6 1-2f		SSS 0-3 ② K		4	0	0	0	0	1	4
Jim Dwyer, L (1, 9) OBP: 0.333, SLG: 0.356 Gary Roenicke, R (8, PH) OBP: 0.339, SLG: 0.373 (8, 7)		x 0-0 ③ F9			x 0-0 HR		x 0-0 HR 2B	x 0-0 ③ F8		3	2	2	1	0	0	1
										1	0	0	0	0	0	2
Rich Dauer, R (1, 4) OBP: 0.294, SLG: 0.338 Larry Sheets, L (7, PH) OBP: 0.500, SLG: 0.500 Rick Dempsey, R (7, 2) OBP: 0.307, SLG: 0.367			SSS 0-3 ① K		x 0-0 2B		x 0-0 ① F7		x 0-0 HR	2	0	1	0	0	1	0
										1	0	0	0	0	0	1
										1	1	1	1	0	0	0
Floyd Rayford, R (1, 2) OBP: 0.292, SLG: 0.357 Joe Nolan, L (7, PH) OBP: 0.411, SLG: 0.400 Victor Rodríguez, R (7, 4) OBP: 0.500, SLG: 0.500 Lenn Sakata, R (9, PH) OBP: 0.219, SLG: 0.255			SSS 0-3 ② K		SSS 0-3 ② K		x 0-0 ② 6-3		x 0-0 ① 6-3	2	0	0	0	0	2	1
										1	0	0	0	0	0	1
										0	0	0	0	0	0	0
										1	0	0	0	0	0	0

TOP

Baltimore Orioles @ New York Yankees

Yankee Stadium, Bronx, NY

Wed Sep 19 1984, 7:05 PM EDT

Att. 17,862 - Unknown

livebaseballscorecards.com

AB	37
R	5
H	10
RBI	5
BB	2
SO	8
LOB	15

Inning Stats	1	2	3	4	5	6	7	8	9
	R: 0 E: 0 K: 2 S: 7	H: 0 LOB: 0 BB: 0 P: 7	R: 0 E: 0 K: 0 S: 3	H: 0 LOB: 1 BB: 1 P: 7	R: 0 E: 0 K: 2 S: 7	H: 0 LOB: 0 BB: 0 P: 7	R: 1 E: 0 K: 0 S: 4	H: 1 LOB: 0 BB: 0 P: 4	R: 1 E: 0 K: 1 S: 7	H: 2 LOB: 2 BB: 1 P: 11	R: 0 E: 0 K: 1 S: 6	H: 1 LOB: 1 BB: 0 P: 6	R: 2 E: 0 K: 0 S: 5	H: 2 LOB: 0 BB: 0 P: 5	R: 0 E: 0 K: 2 S: 9	H: 2 LOB: 2 BB: 0 P: 9	R: 1 E: 0 K: 0 S: 5	H: 2 LOB: 1 BB: 0 P: 5

| | | | | | | | | | |

Baltimore Orioles @ New York Yankees

Yankee Stadium, Bronx, NY

Wed Sep 19 1984, 7:05 PM EDT

Att. 17,862 - Unknown

livebaseballscorecards.com

BOTTOM

Batter	1	2	3	4	5	6	7	8	9	AB	R	H	RBI	BB	SO	LOB
Bobby Meacham, S (1, 6) OBP: 0.315, SLG: 0.338	0-0 3-1 1B 2B		BBBB 4-0 CS BB		0-0 1B 1-2 1B 1B	SSS 0-3 ③ K				3	2	2	0	1	1	0
Scott Bradley, L (1, 7) OBP: 0.333, SLG: 0.417	0-0 ① 3-1 2-3		0-0 ② 1-2 2B 1B		0-0 1B 1-2 2-H 1B		0-0 ① 4-3			4	1	2	1	0	0	1
Brian Dayett, R (8, 7) OBP: 0.293, SLG: 0.405										0	0	0	0	0	0	0
Don Mattingly, L (1, 3) OBP: 0.384, SLG: 0.549	0-0 3-H 1B		0-0 1-H 2B		0-0 1-2 2-H 1B		0-0 ② F8			4	0	3	3	0	0	0
Oscar Gamble, L (1, 10) OBP: 0.326, SLG: 0.491	0-0 ② F8		0-0 ③ F8		0-0 ② F8		BBBB 4-0 BB			3	0	0	0	1	0	4
Ken Griffey, L (1, 9) OBP: 0.326, SLG: 0.399	0-0 ③ G3			0-0 ① 4-3	0-0 ③ F8		0-0 ③ F7			4	0	0	0	0	0	4
Butch Wynegar, S (1, 2) OBP: 0.364, SLG: 0.353		0-0 ① 3-1		BBBB 4-0 G3-6-3 BB		0-0 HR 1B		0-0 FC5-4 1B CS 1B		3	1	2	0	1	0	0
Mike Pagliarulo, L (1, 5) OBP: 0.303, SLG: 0.491		0-0 ② F7		0-0 ②③ G3-6-3 1-2f		0-0 1-H HR		0-0 FC5-4 1-2 1B		4	1	2	2	0	0	1
Omar Moreno, L (1, 8) OBP: 0.282, SLG: 0.358		0-0 ③ F4			SSS 0-3 ① K	SSS 0-3 ① K		0-0 ① FC5-4 CS 1-2f 2-3		4	0	0	0	0	2	2
Rex Hudler, R (1, 4) OBP: 0.375, SLG: 0.333			SSS 0-3 ① K		BBBB 4-0 1B 1B BB	SSS 0-3 ② K		SSS 0-3 ②③ K 1-2 3-H		3	1	0	0	1	3	2
Inning Stats	R: 1 H: 2 E: 0 LOB: 1 K: 0 BB: 0 S: 5 P: 5	R: 0 H: 0 E: 0 LOB: 0 K: 0 BB: 0 S: 3 P: 3	R: 1 H: 2 E: 0 LOB: 1 K: 1 BB: 1 S: 6 P: 10	R: 0 H: 0 E: 0 LOB: 0 K: 0 BB: 1 S: 2 P: 6	R: 2 H: 3 E: 0 LOB: 2 K: 1 BB: 1 S: 8 P: 12	R: 2 H: 2 E: 0 LOB: 0 K: 3 BB: 0 S: 11 P: 11	R: 0 H: 0 E: 0 LOB: 1 K: 0 BB: 1 S: 3 P: 7	R: 0 H: 2 E: 0 LOB: 1 K: 1 BB: 0 S: 6 P: 6		1B: 8 SF: 0 2B: 2 SAC: 0 3B: 0 DP: 1 HR: 1 HBP: 0						

	AB	32
	R	6
	H	11
	RBI	6
	BB	4
	SO	6
	LOB	14

WP: 0 PA: 36
PB: 0
SB: 0
CS: 3

PITCHER	IP	WLS	BF	H	R	ER	SO	BB	IBB	HBP	BLK	WP	HR	S	P	ERA	WHIP
Mike Boddicker, R (1, 1) ERA: 2.85	8.0	L	36	11	6	6	6	4	0	0	0	0	1	44	60	6.75	1.875

PITCHER	IP	WLS	BF	H	R	ER	SO	BB	IBB	HBP	BLK	WP	HR	S	P	ERA	WHIP

Batter	1	2	3	4	5	6	7	8	9	AB	R	H	RBI	BB	SO	LOB
Willie Randolph, R (1, 4) OBP: 0.380, SLG: 0.357	F3		SF8, BB 1-2 1B		E 1B		FC5-4, SH5-4 1B		6-3	5	0	3	0	0	0	0
Bobby Meacham, S (1, 6) OBP: 0.314, SLG: 0.335	K		G6-4-3 1-2 2-3 BB		F8 1-2		SH5-4 1-2		F5	3	0	0	0	1	1	1
Don Mattingly, L (1, 3) OBP: 0.385, SLG: 0.548	6-3		SF8 2-3 3-H			4-3, E BB 1B	FC5-4 IBB		F7	3	1	1	1	1	0	0
Dave Winfield, R (1, 9) OBP: 0.394, SLG: 0.526		K	G6-4-3 1-2f			E4 BB, 4-3 1-2 BB	FC5-4 BB 1-2f 2-3			4	1	0	0	0	1	5
Oscar Gamble, L (1, 10) OBP: 0.331, SLG: 0.482		K	G1-6-3 BB			4-3 1-2 2-3	BB 1-2			2	0	0	0	2	1	2
Ken Griffey, L (1, 7) OBP: 0.325, SLG: 0.396		F7	F7			BB, BB IBB	3-1			3	0	0	0	1	0	4
Butch Wynegar, S (1, 2) OBP: 0.366, SLG: 0.351			E BB	G1-6-3 1-2f		BB 1-2 2-3 3-H BB	3-1			2	1	0	1	2	0	1
Mike Pagliarulo, L (1, 5) OBP: 0.307, SLG: 0.494			E6 1-H 1B 2B		F8	G4-6-3 1-2 2-3 3-H BB	3-1			3	1	1	2	1	0	0
Omar Moreno, L (1, 8) OBP: 0.282, SLG: 0.357			BB, 1B SF8 3-H 1B		B1-3	G4-6-3 1-2f			5-3	4	1	1	1	0	0	3
Inning Stats	R: 0 E: 0 K: 1 S: 5 H: 0 LOB: 0 BB: 0 P: 5	R: 0 E: 0 K: 2 S: 7 H: 0 LOB: 0 BB: 0 P: 7	R: 3 E: 1 K: 0 S: 5 H: 3 LOB: 1 BB: 2 P: 13	R: 0 E: 0 K: 0 S: 2 H: 0 LOB: 0 BB: 1 P: 6	R: 0 E: 1 K: 0 S: 4 H: 1 LOB: 1 BB: 0 P: 4	R: 2 E: 1 K: 0 S: 4 H: 1 LOB: 2 BB: 3 P: 16	R: 0 E: 0 K: 0 S: 4 H: 1 LOB: 3 BB: 2 P: 12	R: 0 E: 0 K: 0 S: 3 H: 0 LOB: 0 BB: 0 P: 3	R: 0 E: 0 K: 0 S: 3 H: 0 LOB: 0 BB: 0 P: 3	1B: 5 2B: 1 3B: 0 HR: 0 SF: 1 SAC: 1 DP: 3 HBP: 0						

New York Yankees @ Detroit Tigers

Tiger Stadium, Detroit, MI

Fri Sep 21 1984, 7:05 PM EDT

Att. 42,238 - Unknown

TOP

livebaseballscorecards.com

AB	29
R	5
H	6
RBI	5
BB	8
SO	3
LOB	16

WP: 0 PB: 0 SB: 0 CS: 0 PA: 39

PITCHER		IP	WLS	BF	H	R	ER	SO	BB	IBB	HBP	BLK	WP	HR	S	P	ERA	WHIP
Milt Wilcox, R ERA: 4.05	(1, 1)	5.1	L	25	5	5	4	3	4	1	0	0	0	0	26	46	6.75	1.688
Bill Scherrer, L ERA: 4.41	(6, 1)	0.2		2	0	0	0	0	1	0	0	0	0	0	1	5	0.00	1.500
Doug Bair, R ERA: 3.77	(7, 1)	1.0		6	1	0	0	0	1	1	0	0	0	0	4	12	0.00	2.000
Aurelio Lopez, R ERA: 2.7	(8, 1)	2.0		6	0	0	0	0	0	0	0	0	0	0	6	6	0.00	0.000

PITCHER	IP	WLS	BF	H	R	ER	SO	BB	IBB	HBP	BLK	WP	HR	S	P	ERA	WHIP

New York Yankees @ Detroit Tigers

Tiger Stadium, Detroit, MI

Fri Sep 21 1984, 7:05 PM EDT

Att. 42,238 - Unknown

BOTTOM

Batter	1	2	3	4	5	6	7	8	9	AB	R	H	RBI	BB	SO	LOB
Dave Bergman, L (1, 3) OBP: 0.347, SLG: 0.426	HR 1B	4-3		4-3 2-3			BB BB		4-3	3	1	1	0	0	0	1
Barbaro Garbey, R (7, PH) OBP: 0.320, SLG: 0.384 (8, 3)										1	0	0	0	1	0	0
Alan Trammell, R (1, 6) OBP: 0.379, SLG: 0.471	1-H HR	K		F7			1-2 BB		FC6-4 1B	4	1	2	2	1	1	1
Kirk Gibson, L (1, 9) OBP: 0.364, SLG: 0.516	G6-4-3 BB	K			F8		F9		FC6-4 1-2f	4	0	0	0	1	1	3
Lance Parrish, R (1, 2) OBP: 0.288, SLG: 0.436	G6-4-3 1-2f		F8		F4		F8		F7	5	0	0	0	0	0	4
Darrell Evans, L (1, 5) OBP: 0.356, SLG: 0.395	1B 2B 1B		K		F9			F7		4	1	1	0	0	1	0
Johnny Grubb, L (1, 10) OBP: 0.404, SLG: 0.447	2B 1-3 1B		FC6-4 HBP			1-3		K		2	0	1	0	0	0	0
Rusty Kuntz, R (8, PH) OBP: 0.386, SLG: 0.394										1	0	0	0	0	1	0
Ruppert Jones, L (1, 7) OBP: 0.336, SLG: 0.519	1-3 3-H 2B		FC6-4 1-2f			4-3		BB 1B		3	0	1	1	0	0	1
Larry Herndon, R (8, PH) OBP: 0.326, SLG: 0.393 (9, 7)										1	0	1	0	0	0	0
Chet Lemon, R (1, 8) OBP: 0.353, SLG: 0.478	IBB			4-3 2B		F4		1-2 BB		2	0	1	0	2	0	0
Scott Earl, R (1, 4) OBP: 0.111, SLG: 0.333	K			B3			K	K		4	0	0	0	0	3	6

	AB	34
	R	3
	H	8
	RBI	3
	BB	5
	SO	7
	LOB	16

livebaseballscorecards.com

Inning Stats	1	2	3	4	5	6	7	8	9	1B: 5	SF: 0	WP: 0	PA: 40
R	3	0	0	0	0	0	0	0	0	2B: 2	SAC: 0	PB: 0	
E	0	0	0	0	0	0	0	0	0	3B: 0	DP: 1	SB: 0	
K	1	2	1	0	0	0	1	2	0	HR: 1	HBP: 1	CS: 0	
S	9	7	5	4	3	3	5	8	4				
H	5	0	0	1	0	0	0	1	1				
LOB	3	0	1	1	0	0	2	2	1				
BB	2	0	0	0	0	0	2	1	0				
P	17	7	6	4	3	3	13	12	4				

PITCHER		IP	WLS	BF	H	R	ER	SO	BB	IBB	HBP	BLK	WP	HR	S	P	ERA	WHIP
John Montefusco, R ERA: 4.1	(1, 1)	6.0	W	26	6	3	3	4	1	1	1	0	0	1	31	40	4.50	1.167
Bob Shirley, L ERA: 3.78	(7, 1)	0.2		4	0	0	0	1	2	0	0	0	0	0	4	12	0.00	3.000
Mike Armstrong, R ERA: 3.81	(7, 1)	0.1		1	0	0	0	0	0	0	0	0	0	0	1	1	0.00	0.000
Dave Righetti, L ERA: 2.16	(8, 1)	2.0	S	9	2	0	0	2	1	0	0	0	0	0	12	16	0.00	1.500

PITCHER		IP	WLS	BF	H	R	ER	SO	BB	IBB	HBP	BLK	WP	HR	S	P	ERA	WHIP

Batter	1	2	3	4	5	6	7	8	9	AB	R	H	RBI	BB	SO	LOB
Bobby Meacham, S (1, 6) OBP: 0.311, SLG: 0.331	F8		K		F7			K		4	0	0	0	0	2	0
Tim Foli, R (1, 4) OBP: 0.265, SLG: 0.319	K		K			K		F6		3	0	0	0	0	3	0
Rex Hudler, R (6, 4) OBP: 0.375, SLG: 0.333										0	0	0	0	0	0	0
Scott Bradley, L (8, PH) OBP: 0.308, SLG: 0.385										1	0	0	0	0	0	0
Andre Robertson, R (8, 4) OBP: 0.225, SLG: 0.254										0	0	0	0	0	0	0
Don Mattingly, L (1, 3) OBP: 0.385, SLG: 0.548	3-1			G3 BB 1B		1B			3-1	4	0	2	0	0	0	0
Dave Winfield, R (1, 9) OBP: 0.395, SLG: 0.525		FC4-6 1B		G3 1-2 BB		F3			6-3	3	0	1	0	1	0	1
Oscar Gamble, L (1, 10) OBP: 0.321, SLG: 0.466		FC4-6 BB 1-2f		K		F9			K	4	0	0	0	0	2	4
Ken Griffey, L (1, 7) OBP: 0.325, SLG: 0.394		FC6-4 1-2 BB		G3 1-2 2-3			5-3			2	0	0	0	1	0	2
Mike Pagliarulo, L (1, 5) OBP: 0.302, SLG: 0.486		K		K			1-3			3	0	0	0	0	2	4
Omar Moreno, L (1, 8) OBP: 0.282, SLG: 0.356		FC6-4 1-2f			CS 1B		F9			3	0	1	0	0	0	2
Rick Cerone, R (1, 2) OBP: 0.270, SLG: 0.291			F8		F8 1-2			F7		3	0	0	0	0	0	1

TOP

New York Yankees @ Detroit Tigers

Tiger Stadium, Detroit, MI

Sat Sep 22 1984, 3:33 AM EDT

Att. 38,897 - Unknown

livebaseballscorecards.com

AB	30
R	0
H	4
RBI	0
BB	2
SO	9
LOB	14

Inning Stats																		
	R: 0 E: 0 K: 1 S: 5	H: 0 LOB: 0 BB: 0 P: 5	R: 0 E: 0 K: 1 S: 6	H: 1 LOB: 2 BB: 1 P: 10	R: 0 E: 0 K: 2 S: 7	H: 0 LOB: 0 BB: 0 P: 7	R: 0 E: 0 K: 2 S: 8	H: 1 LOB: 2 BB: 1 P: 12	R: 0 E: 0 K: 0 S: 3	H: 1 LOB: 0 BB: 0 P: 3	R: 0 E: 0 K: 1 S: 6	H: 1 LOB: 1 BB: 0 P: 6	R: 0 E: 0 K: 0 S: 3	H: 0 LOB: 0 BB: 0 P: 3	R: 0 E: 0 K: 1 S: 5	H: 0 LOB: 0 BB: 0 P: 5	R: 0 E: 0 K: 1 S: 5	H: 0 LOB: 0 BB: 0 P: 5	1B: 4 2B: 0 3B: 0 HR: 0	SF: 0 SAC: 0 DP: 0 HBP: 0	WP: 0 PB: 0 SB: 0 CS: 1	PA: 32

PITCHER	IP	WLS	BF	H	R	ER	SO	BB	IBB	HBP	BLK	WP	HR	S	P	ERA	WHIP
Dan Petry, R (1, 1) ERA: 3.29	9.0	W	32	4	0	0	9	2	0	0	0	0	0	48	56	0.00	0.667

PITCHER	IP	WLS	BF	H	R	ER	SO	BB	IBB	HBP	BLK	WP	HR	S	P	ERA	WHIP

New York Yankees @ Detroit Tigers

Tiger Stadium, Detroit, MI

Sat Sep 22 1984, 3:33 AM EDT

Att. 38,897 - Unknown

livebaseballscorecards.com

Batter	1	2	3	4	5	6	7	8	9	AB	R	H	RBI	BB	SO	LOB
Lou Whitaker, L (1, 4) OBP: 0.354, SLG: 0.395	G3 2B	F5			E 1B 1B		K			4	1	2	0	0	1	2
Alan Trammell, R (1, 6) OBP: 0.379, SLG: 0.471	K		CS 1B		E8 4-3 1B		5-3			4	0	2	1	0	1	1
Kirk Gibson, L (1, 9) OBP: 0.363, SLG: 0.516	G3		2B		4-3		K			4	0	1	0	0	1	2
Lance Parrish, R (1, 2) OBP: 0.288, SLG: 0.435	K		K		K			1B SH3-4 FC3-2 1B		4	0	1	0	0	3	3
Darrell Evans, L (1, 5) OBP: 0.358, SLG: 0.394 Marty Castillo, R (8, 5) OBP: 0.273, SLG: 0.358		1B WP BB	F8		S BB			SH3-4		1 0	1 0	0 0	0 0	2 0	0 0	1 0
Ruppert Jones, L (1, 7) OBP: 0.338, SLG: 0.519 Larry Herndon, R (5, PH) OBP: 0.327, SLG: 0.394 (6, 7)		WP S 1B	K		K			S HR 1B		2 2	0 1	1 1	0 0	0 0	1 1	0 2
Johnny Grubb, L (1, 10) OBP: 0.400, SLG: 0.442 Rusty Kuntz, R (6, PH) OBP: 0.383, SLG: 0.391 Nelson Simmons, S (8, PH) OBP: 0.444, SLG: 0.444		F4	4-3			F9		FC3-2 HR		2 1 1	0 0 1	0 0 1	0 0 0	0 0 0	0 0 0	2 0 2
Chet Lemon, R (1, 8) OBP: 0.352, SLG: 0.482		F9	3-1			K		HR		4	1	1	3	0	1	2
Dave Bergman, L (1, 3) OBP: 0.349, SLG: 0.422		BB			1B 1B BB	F7		F8		2	1	0	0	2	0	0
Inning Stats	R: 0 E: 0 K: 2 S: 8 H: 1 LOB: 1 BB: 0 P: 8	R: 1 E: 0 K: 0 S: 4 H: 1 LOB: 2 BB: 2 P: 12	R: 0 E: 0 K: 1 S: 6 H: 2 LOB: 1 BB: 0 P: 6	R: 0 E: 0 K: 1 S: 5 H: 0 LOB: 0 BB: 0 P: 5	R: 2 E: 1 K: 2 S: 9 H: 2 LOB: 2 BB: 2 P: 17	R: 0 E: 0 K: 1 S: 5 H: 0 LOB: 0 BB: 0 P: 5	R: 0 E: 0 K: 2 S: 7 H: 0 LOB: 0 BB: 0 P: 7	R: 3 E: 0 K: 0 S: 6 H: 3 LOB: 0 BB: 0 P: 6		1B: 6 2B: 2 3B: 0 HR: 1	SF: 0 SAC: 1 DP: 0 HBP: 0						

	AB	31
	R	6
	H	9
	RBI	4
	BB	4
	SO	9
	LOB	17

WP: 1 PB: 0 SB: 3 CS: 1 PA: 36

PITCHER		IP	WLS	BF	H	R	ER	SO	BB	IBB	HBP	BLK	WP	HR	S	P	ERA	WHIP
Clay Christiansen, R ERA: 5.25	(1, 1)	4.2	L	22	6	3	3	5	3	0	0	0	1	0	29	41	5.79	1.929
Bob Shirley, L ERA: 3.69	(5, 1)	2.1		8	0	0	0	4	1	0	0	0	0	0	15	19	0.00	0.429
Dale Murray, R ERA: 4.57	(8, 1)	1.0		6	3	3	3	0	0	0	0	0	0	1	6	6	27.00	3.000

PITCHER	IP	WLS	BF	H	R	ER	SO	BB	IBB	HBP	BLK	WP	HR	S	P	ERA	WHIP

Batter	1	2	3	4	5	6	7	8	9	AB	R	H	RBI	BB	SO	LOB
Willie Randolph, R (1, 4) OBP: 0.381, SLG: 0.356	F9		F8		BB			FC6-4, E, FC3-6 BB		2	1	0	0	2	0	1
Bobby Meacham, S (1, 6) OBP: 0.313, SLG: 0.329	WP, WP BB		F8		F6			FC6-4 1-2 BB		2	0	0	0	2	0	2
Don Mattingly, L (1, 3) OBP: 0.383, SLG: 0.544	F9 1-2		F8		4-3			FC6-4, FC3-6 1-2f 2-3		4	0	0	0	0	0	5
Dave Winfield, R (1, 9) OBP: 0.392, SLG: 0.521	G3 2-3			K	K	K		FC3-6 1-2f 3-H		4	0	0	1	0	2	2
Oscar Gamble, L (1, 10) OBP: 0.322, SLG: 0.462 Don Baylor, R (8, PH) OBP: 0.331, SLG: 0.476		F8		BB 1B	K	K		F7		3 1	0 0	1 0	0 0	0 0	1 0	0 1
Ken Griffey, L (1, 7) OBP: 0.322, SLG: 0.390		4-3		F4	F9		K		K	4	0	0	0	0	1	1
Butch Wynegar, S (1, 2) OBP: 0.367, SLG: 0.349		BB		1-2 BB				F6		2	0	0	0	2	1	0
Mike Pagliarulo, L (1, 5) OBP: 0.299, SLG: 0.480 Toby Harrah, R (7, PH) OBP: 0.329, SLG: 0.298 (7, 5)		F8		4-3			F7		F7	2 2	0 0	0 0	0 0	0 0	0 0	3 0
Omar Moreno, L (1, 8) OBP: 0.283, SLG: 0.357 Victor Mata, R (7, PH) OBP: 0.338, SLG: 0.444 (7, 8)			1B		K		F7			2 1	0 0	1 0	0 0	0 0	1 0	0 0
Inning Stats	R: 0 E: 0 K: 0 S: 3 H: 0 LOB: 1 BB: 1 P: 7	R: 0 E: 0 K: 0 S: 3 H: 0 LOB: 1 BB: 1 P: 7	R: 0 E: 0 K: 0 S: 4 H: 1 LOB: 1 BB: 0 P: 4	R: 0 E: 0 K: 1 S: 6 H: 1 LOB: 2 BB: 1 P: 10	R: 0 E: 0 K: 1 S: 5 H: 0 LOB: 1 BB: 1 P: 9	R: 0 E: 0 K: 2 S: 7 H: 0 LOB: 0 BB: 0 P: 7	R: 0 E: 0 K: 1 S: 5 H: 0 LOB: 0 BB: 0 P: 5	R: 1 E: 0 K: 0 S: 3 H: 0 LOB: 1 BB: 2 P: 11	R: 0 E: 0 K: 1 S: 5 H: 0 LOB: 0 BB: 0 P: 5	1B: 2 2B: 0 3B: 0 HR: 0 SF: 0 SAC: 0 DP: 0 HBP: 0						

PITCHER		IP	WLS	BF	H	R	ER	SO	BB	IBB	HBP	BLK	WP	HR	S	P	ERA	WHIP
Jack Morris, R ERA: 3.66	(1, 1)	6.0	W	24	2	0	0	4	4	0	0	0	2	0	28	44	0.00	1.000
Bill Scherrer, L ERA: 4.34	(7, 1)	1.0		3	0	0	0	1	0	0	0	0	0	0	5	5	0.00	0.000
Willie Hernandez, L ERA: 1.91	(8, 1)	2.0	S	8	0	1	1	1	2	0	0	0	0	0	8	16	4.50	1.000

PITCHER	IP	WLS	BF	H	R	ER	SO	BB	IBB	HBP	BLK	WP	HR	S	P	ERA	WHIP

TOP

New York Yankees @ Detroit Tigers

Tiger Stadium, Detroit, MI

Sun Sep 23 1984, 3:33 AM EDT

Att. 39,198 - Unknown

livebaseballscorecards.com

AB	29
R	1
H	2
RBI	1
BB	6
SO	6
LOB	15

WP: 2 PB: 0 SB: 0 CS: 0 PA: 35

Batter	1	2	3	4	5	6	7	8	9	AB	R	H	RBI	BB	SO	LOB
Scott Earl, R (1, 4) OBP: 0.154, SLG: 0.308	0-0 WP 1B 1B	0-3 K			0-0 5-3		0-3 K			4	1	1	0	0	2	2
Alan Trammell, R (1, 6) OBP: 0.380, SLG: 0.469	4-0 1B 1-2 BB		0-0 5-3		1-0 1B HBP		0-0 6-3			2	0	0	0	1	0	0
Kirk Gibson, L (1, 9) OBP: 0.364, SLG: 0.521	0-3 K		0-0 4-3		0-0 1-2 2-3 1B			0-0 HR		4	1	2	1	0	1	2
Lance Parrish, R (1, 2) OBP: 0.288, SLG: 0.433	0-0 G5-4-3 1-3 2-H 1B		0-0 1-3		0-0 F5			0-3 K		4	0	1	1	0	1	3
Larry Herndon, R (1, 7) OBP: 0.325, SLG: 0.391 Ruppert Jones, L (8, PH) OBP: 0.336, SLG: 0.517 (9, 7)	0-0 G5-4-3 1-2f			0-0 F4		0-0 5-3		0-0 3-1		3 1	0 0	0 0	0 0	0 0	0 0	2 0
Barbaro Garbey, R (1, 3) OBP: 0.320, SLG: 0.387 Dave Bergman, L (8, PH) OBP: 0.352, SLG: 0.422 (9, 3)		0-0 CS 2B		0-0 4-3		0-0 6-3		4-0 FC5-4 BB		3 0	0 0	1 0	0 0	0 1	0 0	0 0
Chet Lemon, R (1, 8) OBP: 0.351, SLG: 0.480		0-0 F8		0-0 1B		0-0 F8		0-0 FC5-4 1-2f		4	0	1	0	0	0	2
Nelson Simmons, S (1, 10) OBP: 0.500, SLG: 0.583		0-0 1B 2-3 2B			0-0 1B BLK 1B		0-3 K			3	1	2	0	0	1	0
Marty Castillo, R (1, 5) OBP: 0.281, SLG: 0.389		0-0 2-H 1B			0-3 K 1-2		0-0 HR			3	1	2	2	0	1	1
Inning Stats	R: 1 E: 0 K: 1 S: 6 H: 2 LOB: 1 BB: 1 P: 10	R: 1 E: 0 K: 1 S: 7 H: 3 LOB: 1 BB: 0 P: 7	R: 0 E: 0 K: 0 S: 3 H: 0 LOB: 0 BB: 0 P: 3	R: 0 E: 0 K: 0 S: 3 H: 1 LOB: 1 BB: 0 P: 3	R: 0 E: 0 K: 1 S: 7 H: 2 LOB: 3 BB: 0 P: 8	R: 0 E: 0 K: 0 S: 3 H: 0 LOB: 0 BB: 0 P: 3	R: 1 E: 0 K: 2 S: 8 H: 1 LOB: 0 BB: 0 P: 8	R: 1 E: 0 K: 1 S: 6 H: 1 LOB: 1 BB: 1 P: 10		1B: 6 2B: 2 3B: 0 HR: 2	SF: 0 SAC: 0 DP: 1 HBP: 1		WP: 1 PB: 0 SB: 0 CS: 1	PA: 34		

New York Yankees @ Detroit Tigers

Tiger Stadium, Detroit, MI

Sun Sep 23 1984, 3:33 AM EDT

Att. 39,198 - Unknown

livebaseballscorecards.com

BOTTOM

AB	31
R	4
H	10
RBI	4
BB	2
SO	6
LOB	12

PITCHER		IP	WLS	BF	H	R	ER	SO	BB	IBB	HBP	BLK	WP	HR	S	P	ERA	WHIP
Ray Fontenot, L ERA: 3.64	(1, 1)	7.0	L	29	9	3	3	5	1	0	1	1	1	1	37	42	3.86	1.429
Jay Howell, R ERA: 2.51	(8, 1)	1.0		5	1	1	1	1	1	0	0	0	0	1	6	10	9.00	2.000

PITCHER	IP	WLS	BF	H	R	ER	SO	BB	IBB	HBP	BLK	WP	HR	S	P	ERA	WHIP

Batter	1	2	3	4	5	6	7	8	9	AB	R	H	RBI	BB	SO	LOB
Willie Randolph, R (1, 4) OBP: 0.382, SLG: 0.357	1B		1-3		1B		G1-6-3 1-2f		4-1	4	1	2	0	0	0	2
Rex Hudler, R (8, 4) OBP: 0.375, SLG: 0.333										0	0	0	0	0	0	0
Steve Kemp, L (9, PH) OBP: 0.371, SLG: 0.405										1	0	0	0	0	0	1
Bobby Meacham, S (1, 6) OBP: 0.309, SLG: 0.326	F8		4-3		4-3			6-3		4	0	0	0	0	0	3
Andre Robertson, R (8, 6) OBP: 0.225, SLG: 0.254										0	0	0	0	0	0	0
Don Mattingly, L (1, 3) OBP: 0.382, SLG: 0.542	1B 1-3 1B		K			F9		F7		4	0	1	0	0	1	0
Dave Winfield, R (1, 9) OBP: 0.393, SLG: 0.520	1-2 3-H 1B			4-3		4-3		HBP BB		3	0	1	1	1	0	0
Victor Mata, R (8, PR) OBP: 0.338, SLG: 0.444										0	0	0	0	0	0	0
Don Baylor, R (1, 10) OBP: 0.333, SLG: 0.475	F5			F8		1B		1-2 HBP		3	0	1	0	0	0	2
Scott Bradley, L (1, 7) OBP: 0.235, SLG: 0.294	3-1			3-1		6-3		F6		4	0	0	0	0	0	5
Butch Wynegar, S (1, 2) OBP: 0.366, SLG: 0.348		4-3			K		1B		6-3	4	0	1	0	0	1	0
Mike Pagliarulo, L (1, 5) OBP: 0.298, SLG: 0.475		G3-6-1 1B			F8		K		K	4	0	1	0	0	2	1
Omar Moreno, L (1, 8) OBP: 0.289, SLG: 0.362		G3-6-1 1-2f			1B		1-2 G1-6-3 1B		1B	4	0	3	0	0	0	1
Inning Stats	R: 1 E: 0 K: 0 S: 6 H: 3 LOB: 2 BB: 0 P: 6	R: 0 E: 0 K: 0 S: 3 H: 1 LOB: 0 BB: 0 P: 3	R: 0 E: 0 K: 1 S: 5 H: 0 LOB: 0 BB: 0 P: 5	R: 0 E: 0 K: 0 S: 3 H: 0 LOB: 0 BB: 0 P: 3	R: 0 E: 0 K: 1 S: 7 H: 2 LOB: 2 BB: 0 P: 7	R: 0 E: 0 K: 0 S: 4 H: 1 LOB: 1 BB: 0 P: 4	R: 0 E: 0 K: 1 S: 6 H: 2 LOB: 1 BB: 0 P: 6	R: 0 E: 0 K: 0 S: 3 H: 0 LOB: 2 BB: 1 P: 8	R: 0 E: 0 K: 1 S: 6 H: 1 LOB: 1 BB: 0 P: 6	1B: 10 2B: 0 3B: 0 HR: 0 SF: 0 SAC: 0 DP: 2 HBP: 1						

TOP

New York Yankees @ Baltimore Orioles

Memorial Stadium, Baltimore, MD

Mon Sep 24 1984, 7:05 PM EDT

Unknown

livebaseballscorecards.com

AB	35
R	1
H	10
RBI	1
BB	1
SO	4
LOB	15

WP: 0 PB: 0 SB: 0 CS: 0 PA: 37

PITCHER	IP	WLS	BF	H	R	ER	SO	BB	IBB	HBP	BLK	WP	HR	S	P	ERA	WHIP
Mike Boddicker, R (1, 1) ERA: 2.78	9.0	W	37	10	1	1	4	1	0	1	0	0	0	43	48	1.00	1.222

PITCHER	IP	WLS	BF	H	R	ER	SO	BB	IBB	HBP	BLK	WP	HR	S	P	ERA	WHIP

BOTTOM

New York Yankees @ Baltimore Orioles

Memorial Stadium, Baltimore, MD

Mon Sep 24 1984, 7:05 PM EDT

Unknown

livebaseballscorecards.com

Batter	1	2	3	4	5	6	7	8	9	AB	R	H	RBI	BB	SO	LOB
Mike Young, S (1, 9) OBP: 0.360, SLG: 0.450	F9		HR 2B 1-3		BB BBB 4-0		HR 1-H			3	2	2	2	1	0	0
John Shelby, S (1, 8) OBP: 0.246, SLG: 0.309	F9		HR 2-H 3-H		F4		2B			4	1	2	3	0	0	1
Cal Ripken Jr., R (1, 6) OBP: 0.372, SLG: 0.505	F3		F8			2B 1B BBB 4-0	BB			3	1	1	0	1	0	0
Eddie Murray, S (1, 3) OBP: 0.421, SLG: 0.525		F9		F7		1B SF7 1-3	F7			4	1	1	0	0	0	2
Gary Roenicke, R (1, 7) OBP: 0.338, SLG: 0.379		F6		HR		G4-6-3 2-3 3-H	1-3			4	1	2	2	0	0	2
Benny Ayala, R (1, 10) OBP: 0.252, SLG: 0.349	K			K		SF7 3-H		K		2	0	0	0	0	2	0
Jim Traber, L (6, PH) OBP: 0.375, SLG: 0.333										1	0	0	1	0	1	0
Ron Jackson, R (1, 5) OBP: 0.228, SLG: 0.217			E5 CS	5-3		G4-6-3 1-2f		F3		2	0	0	0	0	0	0
Wayne Gross, L (6, PH) OBP: 0.348, SLG: 0.453 (7, 5)										2	0	0	0	0	0	1
Rich Dauer, R (1, 4) OBP: 0.294, SLG: 0.335			4-3 1-2		5-3		F6 BBBB 4-0	BB		3	0	0	0	1	0	1
Rick Dempsey, R (1, 2) OBP: 0.310, SLG: 0.365			2B HR 1B		K		HR 1B	F3		4	2	2	0	0	1	1
Inning Stats	R: 0 E: 0 K: 0 S: 3 H: 0 LOB: 0 BB: 0 P: 3	R: 0 E: 0 K: 1 S: 5 H: 0 LOB: 0 BB: 0 P: 5	R: 3 E: 1 K: 0 S: 6 H: 3 LOB: 0 BB: 0 P: 6	R: 1 E: 0 K: 1 S: 6 H: 1 LOB: 0 BB: 0 P: 6	R: 0 E: 0 K: 1 S: 5 H: 0 LOB: 1 BB: 1 P: 9	R: 2 E: 0 K: 0 S: 5 H: 3 LOB: 0 BB: 0 P: 5	R: 2 E: 0 K: 0 S: 6 H: 3 LOB: 2 BB: 1 P: 10	R: 0 E: 0 K: 1 S: 5 H: 0 LOB: 1 BB: 1 P: 9		1B: 4 2B: 3 3B: 0 HR: 3 SF: 1 SAC: 0 DP: 1 HBP: 0						

	AB	32
	R	8
	H	10
	RBI	8
	BB	3
	SO	4
	LOB	8

WP: 0 PB: 0 SB: 0 CS: 1 PA: 36

PITCHER		IP	WLS	BF	H	R	ER	SO	BB	IBB	HBP	BLK	WP	HR	S	P	ERA	WHIP
Ron Guidry, L ERA: 4.36	(1, 1)	5.0	L	23	7	6	6	3	1	0	0	0	0	2	28	32	10.80	1.600
Mike Armstrong, R ERA: 3.73	(6, 1)	1.0		2	0	0	0	0	0	0	0	0	0	0	2	2	0.00	0.000
Dale Murray, R ERA: 5.16	(7, 1)	1.0		7	3	2	2	0	1	0	0	0	0	1	6	10	18.00	4.000
Bob Shirley, L ERA: 3.66	(8, 1)	1.0		4	0	0	0	1	1	0	0	0	0	0	5	9	0.00	1.000

PITCHER	IP	WLS	BF	H	R	ER	SO	BB	IBB	HBP	BLK	WP	HR	S	P	ERA	WHIP

New York Yankees @ Baltimore Orioles

Memorial Stadium, Baltimore, MD

Mon Sep 24 1984, 7:05 PM EDT

Att. 19,864 - Unknown

TOP

livebaseballscorecards.com

Batter	1	2	3	4	5	6	7	8	9	AB	R	H	RBI	BB	SO	LOB
Willie Randolph, R (1, 4) OBP: 0.380, SLG: 0.354	6-3	FC5 2-3f			6-3		BBB 4-0 E E 1B BB	G3		4	1	0	0	1	0	4
Bobby Meacham, S (1, 6) OBP: 0.311, SLG: 0.330	6-3		F9 SF9 2B		WP S 1B 1B		E3 1B 1-3 SF9		SSS K	5	3	2	0	0	1	1
Don Mattingly, L (1, 3) OBP: 0.382, SLG: 0.540	F3		F9 2-3		1-H 1B		1-3 3-H 1B		G3	5	0	2	2	0	0	1
Dave Winfield, R (1, 9) OBP: 0.391, SLG: 0.519		3-1 S 1B 1B	SF9 3-H		SSS K		SF9 3-H		K	3	1	1	2	0	2	1
Oscar Gamble, L (1, 10) OBP: 0.311, SLG: 0.444		3-1 1-3	G3			SSS K	SSS K		F7	5	0	0	0	0	2	3
Ken Griffey, L (1, 7) OBP: 0.324, SLG: 0.390		1B FC4-6 3-H 1B		4-3		BBB 4-0 FC4-6 BB		SSS K		3	1	1	1	1	1	0
Butch Wynegar, S (1, 2) OBP: 0.367, SLG: 0.350		FC4-6 1-3 1B		4-3		FC4-6 1-2f		1B		4	0	2	0	0	0	1
Mike Pagliarulo, L (1, 5) OBP: 0.292, SLG: 0.465		FC4-6 FC5 1B 1-2f 3-H		L6		F4		SSS K		4	0	0	1	0	1	3
Omar Moreno, L (1, 8) OBP: 0.291, SLG: 0.364		1-2			SSS K		B1-3	1-2		4	0	2	0	0	1	0

	AB	37
	R	6
	H	10
	RBI	6
	BB	2
	SO	8
	LOB	14

Inning Stats																		
	R: 0	H: 0	R: 2	H: 4	R: 1	H: 1	R: 0	H: 0	R: 1	H: 2	R: 0	H: 0	R: 2	H: 1	R: 0	H: 2	R: 0	H: 0
	E: 0	LOB: 0	E: 0	LOB: 2	E: 0	LOB: 0	E: 0	LOB: 0	E: 0	LOB: 1	E: 0	LOB: 1	E: 2	LOB: 1	E: 0	LOB: 2	E: 0	LOB: 1
	K: 0	BB: 0	K: 0	BB: 0	K: 0	BB: 0	K: 0	BB: 0	K: 2	BB: 0	K: 1	BB: 1	K: 1	BB: 1	K: 2	BB: 0	K: 2	BB: 0
	S: 3	P: 3	S: 7	P: 7	S: 4	P: 4	S: 3	P: 3	S: 9	P: 9	S: 5	P: 9	S: 7	P: 11	S: 9	P: 9	S: 8	P: 8

	1B: 9	SF: 2	WP: 1	PA: 41
	2B: 1	SAC: 0	PB: 1	
	3B: 0	DP: 0	SB: 2	
	HR: 0	HBP: 0	CS: 0	

PITCHER		IP	WLS	BF	H	R	ER	SO	BB	IBB	HBP	BLK	WP	HR	S	P	ERA	WHIP
Bill Swaggerty, R ERA: 5.12	(1, 1)	5.0		22	7	4	4	2	0	0	0	0	1	0	26	26	7.20	1.400
John Pacella, R ERA: 7.45	(6, 1)	1.1		7	0	2	0	1	2	0	0	0	0	0	7	15	0.00	1.500
Sammy Stewart, R ERA: 3.31	(7, 1)	0.2		3	1	0	0	1	0	0	0	0	0	0	5	5	0.00	1.500
Nate Snell, R ERA: 2.25	(8, 1)	2.0	W	9	2	0	0	4	0	0	0	0	0	0	17	17	0.00	1.000

PITCHER		IP	WLS	BF	H	R	ER	SO	BB	IBB	HBP	BLK	WP	HR	S	P	ERA	WHIP

BOTTOM

New York Yankees @ Baltimore Orioles

Memorial Stadium, Baltimore, MD

Mon Sep 24 1984, 7:05 PM EDT

Att. 19,864 - Unknown

livebaseballscorecards.com

Batter	1	2	3	4	5	6	7	8	9	AB	R	H	RBI	BB	SO	LOB
Mike Young, S (1, 9) OBP: 0.357, SLG: 0.446	F9		K		K			F8		4	0	0	0	0	2	2
John Shelby, S (1, 8) OBP: 0.244, SLG: 0.306 Al Bumbry, L (8, PH) OBP: 0.316, SLG: 0.338 (9, 8)	F7		5-3 2-3		FC6-4 1-2f			1B E BB		3 0	0 1	0 0	0 0	0 1	0 0	2 0
Cal Ripken Jr., R (1, 6) OBP: 0.373, SLG: 0.510	F8		K			HR		E 1-3 1B		4	2	2	1	0	1	1
Eddie Murray, S (1, 3) OBP: 0.420, SLG: 0.522		1-3 BB		F7		5-3		E1 1B 1-3 HR 3-H		3	1	0	1	1	0	1
Gary Roenicke, R (1, 7) OBP: 0.339, SLG: 0.378		1-3 1-2		8-4 1B BB		F5		HR 2-3 3-H 1B		3	1	1	1	1	0	1
Benny Ayala, R (1, 10) OBP: 0.261, SLG: 0.382		5-3		1-2 1B		K		1-H 3-H HR		4	1	2	3	0	1	1
Ron Jackson, R (1, 5) OBP: 0.229, SLG: 0.218 Todd Cruz, R (9, 5) OBP: 0.267, SLG: 0.314		2-3		8-4 2-3f			G6-4-3 1B	F9		4 0	0 0	1 0	0 0	0 0	0 0	3 0
Victor Rodríguez, R (1, 4) OBP: 0.357, SLG: 0.500			E1 2B 1B		F9		F3	6-3		4	1	1	0	0	0	1
Floyd Rayford, R (1, 2) OBP: 0.290, SLG: 0.357			WP 2-H 2B		FC6-4 1B		G6-4-3 1-2f			3	0	2	1	0	0	1
Inning Stats	R: 0 E: 0 K: 0 S: 3 H: 0 LOB: 0 BB: 0 P: 3	R: 0 E: 0 K: 0 S: 3 H: 0 LOB: 1 BB: 1 P: 7	R: 1 E: 1 K: 2 S: 9 H: 2 LOB: 1 BB: 0 P: 9	R: 0 E: 0 K: 0 S: 3 H: 1 LOB: 1 BB: 1 P: 7	R: 0 E: 0 K: 1 S: 6 H: 1 LOB: 1 BB: 0 P: 6	R: 1 E: 0 K: 1 S: 6 H: 1 LOB: 0 BB: 0 P: 6	R: 0 E: 0 K: 0 S: 3 H: 1 LOB: 0 BB: 0 P: 3	R: 5 E: 1 K: 0 S: 7 H: 3 LOB: 0 BB: 1 P: 11		1B: 6 2B: 2 3B: 0 HR: 2 SF: 0 SAC: 0 DP: 2 HBP: 0						

	AB	32
	R	7
	H	9
	RBI	7
	BB	3
	SO	4
	LOB	13

WP: 1 PA: 35
PB: 0
SB: 0
CS: 0

PITCHER		IP	WLS	BF	H	R	ER	SO	BB	IBB	HBP	BLK	WP	HR	S	P	ERA	WHIP
Dennis Rasmussen, L ERA: 4.67	(1, 1)	7.0		27	6	2	2	4	2	0	0	0	1	1	33	41	2.57	1.143
Jay Howell, R ERA: 2.68	(8, 1)	0.1		4	1	3	3	0	1	0	0	0	0	0	3	7	81.00	6.000
Dave Righetti, L ERA: 2.34	(8, 1)	0.2	L	4	2	2	1	0	0	0	0	0	0	1	4	4	13.50	3.000

PITCHER		IP	WLS	BF	H	R	ER	SO	BB	IBB	HBP	BLK	WP	HR	S	P	ERA	WHIP

Batter	1	2	3	4	5	6	7	8	9	AB	R	H	RBI	BB	SO	LOB
Willie Randolph, R (1, 4) OBP: 0.377, SLG: 0.351	F8		6-3	G5-4-3 1-2f			F9		K	5	0	0	0	0	1	2
Victor Mata, R (1, 8) OBP: 0.329, SLG: 0.426	K		F4		K		2B 1B		F8	5	1	1	0	0	2	0
Dave Winfield, R (1, 9) OBP: 0.393, SLG: 0.519	1B			BB 1B SF8 1B	4-0 S 1B BB		F8		K	4	2	2	0	1	1	1
Don Baylor, R (1, 10) OBP: 0.334, SLG: 0.477	K			SF8 BB E 1-2 1B	K		1-H 2B			4	1	2	1	0	2	2
Toby Harrah, R (1, 5) OBP: 0.331, SLG: 0.298		6-3		4-0 E 1B 1-2 2-3 BB	1-H 1B		6-3			3	1	1	1	1	0	1
Don Mattingly, L (1, 3) OBP: 0.381, SLG: 0.541		F8 2B		SF8 2-3 3-H	4-3			F7		3	0	1	1	0	0	1
Brian Dayett, R (1, 7) OBP: 0.299, SLG: 0.408		F8 2-3		E5 1B 1B 1-3 3-H		G5-4-3 1B		BB 1B		4	1	2	0	0	0	2
Butch Wynegar, S (1, 2) OBP: 0.368, SLG: 0.350		6-3		1B 2-3 3-H 1B		F7		4-0 G4-6-3 1-2 BB		3	0	1	1	1	0	2
Andre Robertson, R (1, 6) OBP: 0.226, SLG: 0.254			F8	G5-4-3 1-2 3-H 1B		G5-4-3 1-2f		G4-6-3 1-2f		4	0	1	1	0	0	3
Inning Stats	R: 0 E: 0 K: 2 S: 8 H: 1 LOB: 1 BB: 0 P: 8	R: 0 E: 0 K: 0 S: 4 H: 1 LOB: 1 BB: 0 P: 4	R: 0 E: 0 K: 0 S: 3 H: 0 LOB: 0 BB: 0 P: 3	R: 4 E: 1 K: 0 S: 7 H: 4 LOB: 1 BB: 1 P: 11	R: 1 E: 0 K: 2 S: 8 H: 1 LOB: 1 BB: 1 P: 12	R: 0 E: 0 K: 0 S: 3 H: 1 LOB: 0 BB: 0 P: 3	R: 1 E: 0 K: 0 S: 5 H: 2 LOB: 1 BB: 0 P: 5	R: 0 E: 0 K: 0 S: 3 H: 1 LOB: 1 BB: 1 P: 7	R: 0 E: 0 K: 2 S: 7 H: 0 LOB: 0 BB: 0 P: 7	1B: 9 2B: 2 3B: 0 HR: 0 SF: 1 SAC: 0 DP: 3 HBP: 0						

New York Yankees @ Baltimore Orioles

Memorial Stadium, Baltimore, MD

Tue Sep 25 1984, 7:05 PM EDT

Att. 20,602 - Unknown

TOP

livebaseballscorecards.com

AB	35
R	6
H	11
RBI	5
BB	3
SO	6
LOB	14

WP: 0 PB: 0 SB: 1 CS: 0 PA: 39

PITCHER		IP	WLS	BF	H	R	ER	SO	BB	IBB	HBP	BLK	WP	HR	S	P	ERA	WHIP
Mike Flanagan, L ERA: 3.53	(1, 1)	3.1		18	6	4	3	2	1	0	0	0	0	0	21	25	8.10	2.100
Mark Brown, R ERA: 4.29	(4, 1)	3.2	L	14	4	2	2	2	1	0	0	0	0	0	17	21	4.91	1.364
Sammy Stewart, R ERA: 3.24	(8, 1)	2.0		7	1	0	0	2	1	0	0	0	0	0	10	14	0.00	1.000

PITCHER	IP	WLS	BF	H	R	ER	SO	BB	IBB	HBP	BLK	WP	HR	S	P	ERA	WHIP

Batter	1	2	3	4	5	6	7	8	9	AB	R	H	RBI	BB	SO	LOB
Al Bumbry, L (1, 8) OBP: 0.315, SLG: 0.337	BB 1B G4-6-3 1B	FC4-6 S 1-2f 2-3		K		FC4-6 1-2f 2-3			K	4	1	1	0	0	1	4
Floyd Rayford, R (9, PH) OBP: 0.288, SLG: 0.355										1	0	0	0	0	1	1
Mike Young, S (1, 7) OBP: 0.360, SLG: 0.445 (7, 9)	G4-6-3 BB WP 1-2 1B	BB 1-2			F6 1B BB	4-3			L6 1-2	3	1	1	0	2	0	3
Cal Ripken Jr., R (1, 6) OBP: 0.375, SLG: 0.510	G4-6-3 1-2 2-3 BB	4-3			1-2 1B		6-3		1B 2-H 1B	4	0	2	1	1	0	3
Eddie Murray, S (1, 3) OBP: 0.420, SLG: 0.526	G4-6-3 1-2f 2-3 3-H		HR		F5		K		1-2 1B	5	1	2	1	0	1	4
Wayne Gross, L (1, 5) OBP: 0.349, SLG: 0.452	F9 3-H		G1-6-3 BB		F6 2-3		K		K	1	0	0	0	1	0	0
Ron Jackson, R (5, PH) OBP: 0.227, SLG: 0.216										1	0	0	0	0	0	2
Joe Nolan, L (6, 5) OBP: 0.400, SLG: 0.387										1	0	0	0	0	1	0
Todd Cruz, R (7, PH) OBP: 0.267, SLG: 0.314										0	0	0	0	0	0	0
Lenn Sakata, R (8, 5) OBP: 0.219, SLG: 0.253										1	0	0	0	0	1	2
Jim Traber, L (1, 10) OBP: 0.400, SLG: 0.375		1B 1B 1B	G1-6-3 1-2f		F9			1-3		2	1	1	0	0	0	1
Benny Ayala, R (5, PH) OBP: 0.258, SLG: 0.378										1	0	0	0	0	0	2
Ken Singleton, S (8, PH) OBP: 0.286, SLG: 0.289										1	0	0	0	0	0	0
Larry Sheets, L (1, 9) OBP: 0.714, SLG: 0.833		1B 1-3 FC3-2 1B	K			K		6-3		2	0	1	0	0	1	0
Gary Roenicke, R (6, PH) OBP: 0.338, SLG: 0.376 (7, 7)										2	0	0	0	0	1	0
Rich Dauer, R (1, 4) OBP: 0.296, SLG: 0.337		FC4-6 FC3-2 2-3 3-H 1B		F9		FC4-6 WP 1B		6-3		4	0	2	1	0	0	0
Rick Dempsey, R (1, 2) OBP: 0.310, SLG: 0.363		FC3-2 FC4-6 1-2 3-H		K		BB 1-2 FC4-6			E 1B	2	0	0	0	1	1	2
Jim Dwyer, L (9, PH) OBP: 0.342, SLG: 0.367										1	0	1	0	0	0	0
Victor Rodríguez, R (9, PR) OBP: 0.357, SLG: 0.500										0	1	0	0	0	0	0
Inning Stats	R: 2 E: 0 K: 0 S: 4 H: 2 LOB: 0 BB: 1 P: 8	R: 1 E: 0 K: 0 S: 6 H: 3 LOB: 3 BB: 1 P: 10	R: 1 E: 0 K: 1 S: 5 H: 1 LOB: 0 BB: 1 P: 9	R: 0 E: 0 K: 2 S: 7 H: 0 LOB: 0 BB: 0 P: 7	R: 0 E: 0 K: 0 S: 4 H: 1 LOB: 2 BB: 1 P: 8	R: 0 E: 0 K: 1 S: 6 H: 1 LOB: 2 BB: 1 P: 10	R: 0 E: 0 K: 2 S: 7 H: 0 LOB: 0 BB: 0 P: 7	R: 0 E: 0 K: 0 S: 3 H: 0 LOB: 0 BB: 0 P: 3	R: 1 E: 1 K: 2 S: 10 H: 3 LOB: 2 BB: 0 P: 10	1B: 10 2B: 0 3B: 0 HR: 1 SF: 0 SAC: 0 DP: 2 HBP: 0							

PITCHER	IP	WLS	BF	H	R	ER	SO	BB	IBB	HBP	BLK	WP	HR	S	P	ERA	WHIP
Joe Cowley, R (1, 1) ERA: 3.5	2.0		14	6	4	4	0	3	0	0	0	1	1	11	23	18.00	4.500
Bob Shirley, L (3, 1) ERA: 3.55	3.0	W	10	1	0	0	3	1	0	0	0	0	0	15	19	0.00	0.667
Jay Howell, R (6, 1) ERA: 2.69	3.0		12	2	1	1	3	1	0	0	0	1	0	17	21	3.00	1.000
Dave Righetti, L (9, 1) ERA: 2.31	1.0	S	5	2	0	0	2	0	0	0	0	0	0	9	9	0.00	2.000

PITCHER	IP	WLS	BF	H	R	ER	SO	BB	IBB	HBP	BLK	WP	HR	S	P	ERA	WHIP

BOTTOM

New York Yankees @ Baltimore Orioles

Memorial Stadium, Baltimore, MD

Tue Sep 25 1984, 7:05 PM EDT

Att. 20,602 - Unknown

livebaseballscorecards.com

AB	36
R	5
H	11
RBI	3
BB	5
SO	8
LOB	24

Batter	1	2	3	4	5	6	7	8	9	AB	R	H	RBI	BB	SO	LOB
Willie Randolph, R (1, 4) OBP: 0.376, SLG: 0.350	5-3		6-3			1B 1-2 1B		5-3		4	0	1	0	0	0	1
Ken Griffey, L (1, 7) OBP: 0.323, SLG: 0.388	6-3			3-1		G4-6-3 1-3 2-H 1B		G3		4	0	1	1	0	0	0
Don Mattingly, L (1, 3) OBP: 0.379, SLG: 0.537	F8			F8		G4-6-3 1-2f			F8	4	0	0	0	0	0	2
Dave Winfield, R (1, 9) OBP: 0.392, SLG: 0.517		F7		F9			2B FC3-2 1B		4-3	4	0	1	0	0	0	0
Don Baylor, R (1, 10) OBP: 0.339, SLG: 0.488		H 1-0 G3-6-3 HBP			B B B B 4-0 G4-6-3 BB		FC3-2 1-3 SF8 2B		HR	2	2	2	1	1	0	0
Butch Wynegar, S (1, 2) OBP: 0.367, SLG: 0.349		G3-6-3 1-2f			F5		FC3-2 2-3 3-H		2B 1B	4	0	1	0	0	0	4
Mike Pagliarulo, L (1, 5) OBP: 0.291, SLG: 0.468			F8		G4-6-3 1-2f		SF8 3-H		1-3 2B	3	0	1	1	0	0	1
Omar Moreno, L (1, 8) OBP: 0.290, SLG: 0.362			S 1B			G3	F8		6-3	4	0	1	0	0	0	3
Andre Robertson, R (1, 6) OBP: 0.228, SLG: 0.256			6-3 1-2			1B 1B 1B		5-3		3	1	1	0	0	0	1
Inning Stats	R: 0 E: 0 K: 0 S: 3 H: 0 LOB: 0 BB: 0 P: 3	R: 0 E: 0 K: 0 S: 2 H: 0 LOB: 0 BB: 0 P: 3	R: 0 E: 0 K: 0 S: 4 H: 1 LOB: 1 BB: 0 P: 4	R: 0 E: 0 K: 0 S: 3 H: 0 LOB: 0 BB: 0 P: 3	R: 0 E: 0 K: 0 S: 2 H: 0 LOB: 0 BB: 1 P: 6	R: 1 E: 0 K: 0 S: 5 H: 3 LOB: 1 BB: 0 P: 5	R: 1 E: 0 K: 0 S: 5 H: 2 LOB: 1 BB: 0 P: 5	R: 0 E: 0 K: 0 S: 3 H: 0 LOB: 0 BB: 0 P: 3	R: 1 E: 0 K: 0 S: 6 H: 3 LOB: 2 BB: 0 P: 6	1B: 6 2B: 2 3B: 0 HR: 1	SF: 1 SAC: 0 DP: 3 HBP: 1						

TOP

New York Yankees @ Baltimore Orioles

Memorial Stadium, Baltimore, MD

Wed Sep 26 1984, 7:05 PM EDT

Att. 20,831 - Unknown

livebaseballscorecards.com

AB	32
R	3
H	9
RBI	3
BB	1
SO	0
LOB	12

WP: 0 PB: 0 SB: 1 CS: 0 PA: 35

PITCHER	IP	WLS	BF	H	R	ER	SO	BB	IBB	HBP	BLK	WP	HR	S	P	ERA	WHIP
Storm Davis, R (1, 1) ERA: 3.12	9.0	L	35	9	3	3	0	1	0	1	0	0	1	33	38	3.00	1.111

PITCHER	IP	WLS	BF	H	R	ER	SO	BB	IBB	HBP	BLK	WP	HR	S	P	ERA	WHIP

Batter	1	2	3	4	5	6	7	8	9	AB	R	H	RBI	BB	SO	LOB
Al Bumbry, L (1, 8) OBP: 0.318, SLG: 0.338	K			BB		1B		K		2	0	1	0	1	1	0
Benny Ayala, R (8, PH) OBP: 0.256, SLG: 0.375										1	0	0	0	0	1	1
John Shelby, S (9, 8) OBP: 0.244, SLG: 0.306										0	0	0	0	0	0	0
Mike Young, S (1, 7) OBP: 0.356, SLG: 0.440 (9, 9)	F5			F7		K		F6		4	0	0	0	0	1	4
Cal Ripken Jr., R (1, 6) OBP: 0.372, SLG: 0.506	F7			F7			4-3		K	4	0	0	0	0	1	1
Eddie Murray, S (1, 3) OBP: 0.418, SLG: 0.523		4-3		F8			5-3		5-3	4	0	0	0	0	0	1
Wayne Gross, L (1, 5) OBP: 0.349, SLG: 0.449 Ron Jackson, R (9, PH) OBP: 0.225, SLG: 0.214	F9				K		BB		K	2 1	0 0	0 0	0 0	1 0	1 0	0 0
Jim Traber, L (1, 10) OBP: 0.308, SLG: 0.273	6-3				F6		K			3	0	0	0	0	1	1
Larry Sheets, L (1, 9) OBP: 0.556, SLG: 0.625 Gary Roenicke, R (8, PH) OBP: 0.339, SLG: 0.376 (9, 7)		F7			K			5-3 1B		2 0	0 1	0 0	0 0	0 1	1 0	0 0
Rich Dauer, R (1, 4) OBP: 0.296, SLG: 0.337		5-3				CS 1B 1B		5-3		3	0	1	0	0	0	1
Rick Dempsey, R (1, 2) OBP: 0.311, SLG: 0.362		F7				F7		1B		3	0	1	1	0	0	1
Inning Stats	R: 0 E: 0 K: 1 S: 5 H: 0 LOB: 0 BB: 0 P: 5	R: 0 E: 0 K: 0 S: 3 H: 0 LOB: 0 BB: 0 P: 3	R: 0 E: 0 K: 0 S: 3 H: 0 LOB: 0 BB: 0 P: 3	R: 0 E: 0 K: 0 S: 3 H: 0 LOB: 1 BB: 1 P: 7	R: 0 E: 0 K: 2 S: 7 H: 0 LOB: 0 BB: 0 P: 7	R: 0 E: 0 K: 1 S: 6 H: 2 LOB: 2 BB: 0 P: 6	R: 0 E: 0 K: 1 S: 5 H: 0 LOB: 1 BB: 1 P: 9	R: 1 E: 0 K: 1 S: 6 H: 1 LOB: 1 BB: 1 P: 10	R: 0 E: 0 K: 2 S: 7 H: 0 LOB: 0 BB: 0 P: 7	1B: 3 2B: 1 3B: 0 HR: 0 SF: 0 SAC: 0 DP: 1 HBP: 0	WP: 0 PB: 0 SB: 0 CS: 1 PA: 32					

PITCHER	IP	WLS	BF	H	R	ER	SO	BB	IBB	HBP	BLK	WP	HR	S	P	ERA	WHIP
John Montefusco, R (1, 1) ERA: 3.58	7.0	W	24	2	0	0	5	2	0	0	0	0	0	32	40	0.00	0.571
Dave Righetti, L (8, 1) ERA: 2.36	2.0	S	8	1	1	1	3	1	0	0	0	0	0	13	17	4.50	1.000

PITCHER	IP	WLS	BF	H	R	ER	SO	BB	IBB	HBP	BLK	WP	HR	S	P	ERA	WHIP

BOTTOM

New York Yankees @ Baltimore Orioles

Memorial Stadium, Baltimore, MD

Wed Sep 26 1984, 7:05 PM EDT

Att. 20,831 - Unknown

livebaseballscorecards.com

AB	29
R	1
H	3
RBI	1
BB	3
SO	8
LOB	10

Detroit Tigers @ New York Yankees

Yankee Stadium, Bronx, NY

Thu Sep 27 1984, 7:05 PM EDT

Att. 16,732 - Unknown

livebaseballscorecards.com

Batter	1	2	3	4	5	6	7	8	9	AB	R	H	RBI	BB	SO	LOB
Scott Earl, R (1, 4) OBP: 0.080, SLG: 0.160	F8		5-3		K			F7		4	0	0	0	0	1	0
Alan Trammell, R (1, 6) OBP: 0.382, SLG: 0.468	1B		4-3			F9		4-3		2	0	1	0	0	0	0
Doug Baker, S (4, 6) OBP: 0.233, SLG: 0.240	1B									2	0	0	0	0	0	0
Kirk Gibson, L (1, 9) OBP: 0.364, SLG: 0.517	G6-4-3 1-3 1B			6-3		K		K		4	0	1	0	0	2	0
Lance Parrish, R (1, 10) OBP: 0.287, SLG: 0.441	G6-4-3 1-2f			HR		F4			F7	4	1	1	1	0	0	2
Larry Herndon, R (1, 7) OBP: 0.326, SLG: 0.389		F9		FC6-4 BB			1-3 1B 1B		K	3	0	1	0	1	1	0
Barbaro Garbey, R (1, 3) OBP: 0.318, SLG: 0.383		F9		FC6-4 1-2f			F6		1B 1B	4	0	1	0	0	0	2
Chet Lemon, R (1, 8) OBP: 0.354, SLG: 0.492		E6		6-3			1-3 1-2 1B		1-2 1B	4	0	2	0	0	0	1
Darrell Evans, L (1, 5) OBP: 0.354, SLG: 0.387		F6			CS 1B		1-3 1-2 2-3		F8	4	0	1	0	0	0	5
Marty Castillo, R (1, 2) OBP: 0.282, SLG: 0.391			5-3		5-3 1-2		L5			3	0	0	0	0	0	3

Inning Stats	1	2	3	4	5	6	7	8	9		
	R: 0 H: 2	R: 0 H: 0	R: 0 H: 0	R: 1 H: 1	R: 0 H: 1	R: 0 H: 0	R: 0 H: 2	R: 0 H: 0	R: 0 H: 2	1B: 7 SF: 0	WP: 0 PA: 35
	E: 0 LOB: 1	E: 1 LOB: 1	E: 0 LOB: 0	E: 1 LOB: 1	E: 0 LOB: 0	E: 0 LOB: 0	E: 0 LOB: 2	E: 0 LOB: 0	E: 0 LOB: 2	2B: 0 SAC: 0	PB: 0
	K: 0 BB: 0	K: 0 BB: 0	K: 0 BB: 0	K: 0 BB: 1	K: 1 BB: 0	K: 1 BB: 0	K: 0 BB: 0	K: 1 BB: 0	K: 1 BB: 0	3B: 0 DP: 1	SB: 0
	S: 4 P: 4	S: 4 P: 4	S: 3 P: 3	S: 4 P: 8	S: 5 P: 5	S: 5 P: 5	S: 5 P: 5	S: 5 P: 5	S: 7 P: 7	HR: 1 HBP: 0	CS: 1

PITCHER		IP	WLS	BF	H	R	ER	SO	BB	IBB	HBP	BLK	WP	HR	S	P	ERA	WHIP
Bob Shirley, L ERA: 3.38	(1, 1)	8.0	W	30	6	1	1	3	1	0	0	0	0	1	35	39	1.12	0.875
Dave Righetti, L ERA: 2.34	(9, 1)	1.0	S	5	2	0	0	1	0	0	0	0	0	0	7	7	0.00	2.000

PITCHER	IP	WLS	BF	H	R	ER	SO	BB	IBB	HBP	BLK	WP	HR	S	P	ERA	WHIP

AB	34
R	1
H	8
RBI	1
BB	1
SO	4
LOB	13

BOTTOM

Detroit Tigers @ New York Yankees

Yankee Stadium, Bronx, NY

Thu Sep 27 1984, 7:05 PM EDT

Att. 16,732 - Unknown

Batter	1	2	3	4	5	6	7	8	9	AB	R	H	RBI	BB	SO	LOB
Willie Randolph, R (1, 4) OBP: 0.374, SLG: 0.348	4-3		1-3			6-3	5-3			4	0	0	0	0	0	2
Bobby Meacham, S (1, 6) OBP: 0.315, SLG: 0.331	K			FC4-6 BB		1B SF9 BB		E6 SH1-3 1B 1B		2	2	1	0	2	1	0
Don Mattingly, L (1, 3) OBP: 0.379, SLG: 0.536	1-3			FC4-6 PB BB 1-2f 9-2		1-3 1B		SH1-3 2-3		3	0	1	0	0	0	1
Dave Winfield, R (1, 9) OBP: 0.393, SLG: 0.516		F8		PB 1-2 BB		SF9 3-H		1B IBB		1	0	0	1	2	0	0
Oscar Gamble, L (1, 10) OBP: 0.318, SLG: 0.440 Don Baylor, R (8, PH) OBP: 0.340, SLG: 0.489		BB		1-2 2-3 BB		F7		1-3 3-H 1B		1 1	0 0	0 1	0 1	2 0	0 0	1 0
Ken Griffey, L (1, 7) OBP: 0.322, SLG: 0.387		K		9-2 3-Hf			S 1B	F9		4	0	1	0	0	1	5
Butch Wynegar, S (1, 2) OBP: 0.365, SLG: 0.346		K			F8		B1			3	0	0	0	0	1	2
Mike Pagliarulo, L (1, 5) OBP: 0.287, SLG: 0.461			G3		F8		F7			3	0	0	0	0	0	1
Omar Moreno, L (1, 8) OBP: 0.291, SLG: 0.360			F9		F8		1-2 BB			2	0	0	0	1	0	0
Inning Stats	R: 0 E: 0 K: 1 S: 5 H: 0 LOB: 0 BB: 0 P: 5	R: 0 E: 0 K: 2 S: 7 H: 0 LOB: 1 BB: 1 P: 11	R: 0 E: 0 K: 0 S: 3 H: 0 LOB: 0 BB: 0 P: 3	R: 0 E: 0 K: 0 S: 2 H: 0 LOB: 2 BB: 3 P: 14	R: 0 E: 0 K: 0 S: 3 H: 0 LOB: 0 BB: 0 P: 3	R: 1 E: 0 K: 0 S: 4 H: 1 LOB: 1 BB: 1 P: 8	R: 0 E: 0 K: 0 S: 4 H: 1 LOB: 2 BB: 1 P: 8	R: 1 E: 1 K: 0 S: 4 H: 2 LOB: 1 BB: 1 P: 8		1B: 4 2B: 1 3B: 0 HR: 0	SF: 1 SAC: 1 DP: 1 HBP: 0						

PITCHER	IP	WLS	BF	H	R	ER	SO	BB	IBB	HBP	BLK	WP	HR	S	P	ERA	WHIP
Jack Morris, R (1, 1) ERA: 3.6	7.0		28	2	1	1	3	6	0	0	0	0	0	28	52	1.29	1.143
Willie Hernandez, L (8, 1) ERA: 1.95	1.0	L	5	2	1	1	0	0	1	0	0	0	0	4	8	9.00	2.000

PITCHER	IP	WLS	BF	H	R	ER	SO	BB	IBB	HBP	BLK	WP	HR	S	P	ERA	WHIP

livebaseballscorecards.com

AB	24
R	2
H	4
RBI	2
BB	7
SO	3
LOB	12

WP: 0 PB: 1 SB: 1 CS: 0 PA: 33

Batter	1	2	3	4	5	6	7	8	9	10	11	12	AB	R	H	RBI	BB	SO	LOB
Rusty Kuntz, R (1, 9) OBP: 0.390, SLG: 0.402	0-0 1B 2B		0-0 5-3 ①		0-0 1B 1B		4-0 2B 1B BB	0-0 1-3 1B		0-3 K ②		0-0 BB 1B	3	2	2	0	1	0	0
Dave Bergman, L (8, PH) OBP: 0.354, SLG: 0.420 (8, 3)													3	0	2	0	0	1	0
Barbaro Garbey, R (1, 3) OBP: 0.324, SLG: 0.389 (8, 7)	0-0 G4-6-3 2-H 1B		0-0 6-3 ②		0-0 G6-4-3 1-2 1B		0-0 1-3 1B 2B	0-0 F4 ③		0-0 F3 ③		4-0 1-2 BB	6	0	3	1	1	0	2
Nelson Simmons, S (1, 10) OBP: 0.484, SLG: 0.517	0-0 G4-6-3 ① ② 1-2f		0-0 1B		0-0 G6-4-3 ② ③ 1-2f		4-0 BB 1B IBB		1B BB		0-3 K ①	0-0 F5 ③	3	0	1	0	2	0	3
Alan Trammell, R (9, PR) OBP: 0.382, SLG: 0.468													0	0	0	0	0	0	0
Darrell Evans, L (11, PH) OBP: 0.352, SLG: 0.385													2	0	0	0	0	1	2
Lance Parrish, R (1, 2) OBP: 0.288, SLG: 0.440	0-3 K ③		0-3 K ③			0-0 FC5 1B 1B	0-0 BB 1-2 2-H 3-H 1B		0-0 F2 ①		0-0 1-3 ②		6	0	2	1	0	2	2
Larry Herndon, R (1, 7) OBP: 0.326, SLG: 0.389		0-0 L4 ①		0-0 2-3 ①		0-0 4-3 FC5 1-2 1B	4-0 FC6-4 1-2 2-3 BB		0-0 BB 1-3 1B		0-0 F8 ③		3	0	1	0	0	0	0
Ruppert Jones, L (7, PH) OBP: 0.346, SLG: 0.516 (7, 8)													2	0	1	0	1	0	0
Chet Lemon, R (1, 8) OBP: 0.356, SLG: 0.496		0-0 1B FC1-2-5-3 2B		0-0 ② 1B		0-0 FC5 ① 4-3 1-2 2-3f 1B	0-0 FC6-4 ③ 1-2f		4-0 1-2 BB			0-0 F7 ①	2	0	2	0	0	0	0
Howard Johnson, S (4, 8) OBP: 0.324, SLG: 0.392 (7, 7) (8, 5)													3	0	0	0	1	0	5
Marty Castillo, R (1, 5) OBP: 0.290, SLG: 0.393		0-0 FC1-2-5-3 2-3 1B		4-0 FC6-4 BB		0-0 4-3 ② 1-2 2-3		0-3 K ①	0-3 K ②			4-0 HR BB	2	0	1	0	1	0	2
Johnny Grubb, L (8, PH) OBP: 0.399, SLG: 0.437 (8, 9)													2	1	0	0	1	2	3
Scott Earl, R (1, 4) OBP: 0.069, SLG: 0.138		0-0 FC1-2-5-3 ② 1-3 3-H		0-0 FC6-4 ③ 1-2f		0-0 1-3 ③		0-3 K ②	0-0 G3 ③			0-0 1-H HR	4	0	0	0	0	1	5
Lou Whitaker, L (9, PH) OBP: 0.357, SLG: 0.407 (9, 4)													2	1	1	2	0	0	3
Doug Baker, S (1, 6) OBP: 0.234, SLG: 0.232		0-3 K ③			0-3 K ①		0-3 K ①	4-0 1B BB		0-3 K ①		0-0 F5 ②	3	0	0	0	1	3	2
Kirk Gibson, L (10, PH) OBP: 0.363, SLG: 0.516													1	0	0	0	0	1	0
Tom Brookens, R (10, 6) OBP: 0.301, SLG: 0.393													1	0	0	0	0	0	0
Inning Stats	R: 1 E: 0 K: 1 S: 6 H: 2 LOB: 0 BB: 0 P: 6	R: 0 E: 0 K: 1 S: 7 H: 2 LOB: 2 BB: 0 P: 7	R: 0 E: 0 K: 1 S: 6 H: 1 LOB: 1 BB: 0 P: 6	R: 0 E: 0 K: 0 S: 3 H: 1 LOB: 1 BB: 1 P: 7	R: 0 E: 0 K: 1 S: 6 H: 2 LOB: 1 BB: 0 P: 6	R: 0 E: 0 K: 0 S: 5 H: 2 LOB: 2 BB: 0 P: 5	R: 1 E: 0 K: 1 S: 6 H: 2 LOB: 3 BB: 3 P: 18	R: 0 E: 0 K: 2 S: 8 H: 1 LOB: 2 BB: 1 P: 12	R: 0 E: 0 K: 1 S: 6 H: 1 LOB: 3 BB: 2 P: 14	R: 0 E: 0 K: 2 S: 7 H: 0 LOB: 0 BB: 0 P: 7	R: 0 E: 0 K: 1 S: 5 H: 0 LOB: 0 BB: 0 P: 5	R: 2 E: 0 K: 0 S: 5 H: 2 LOB: 2 BB: 2 P: 13	1B: 12 2B: 3 3B: 0 HR: 1	SF: 0 SAC: 0 DP: 2 HBP: 0		WP: 0 PB: 0 SB: 0 CS: 0		PA: 57	

PITCHER		IP	WLS	BF	H	R	ER	SO	BB	IBB	HBP	BLK	WP	HR	S	P	ERA	WHIP
Ray Fontenot, L ERA: 3.61	(1, 1)	6.1		29	11	2	2	5	2	0	0	0	0	0	37	45	2.84	2.053
Mike Armstrong, R ERA: 3.61	(7, 1)	1.2		10	2	0	0	2	3	1	0	0	0	0	10	26	0.00	3.000
Joe Cowley, R ERA: 3.56	(9, 1)	3.2	L	17	3	2	2	4	3	0	0	0	0	1	22	34	4.91	1.636
Clay Christiansen, R ERA: 5.2	(12, 1)	0.1		1	0	0	0	0	0	0	0	0	0	0	1	1	0.00	0.000

PITCHER	IP	WLS	BF	H	R	ER	SO	BB	IBB	HBP	BLK	WP	HR	S	P	ERA	WHIP

TOP

Detroit Tigers @ New York Yankees

Yankee Stadium, Bronx, NY

Fri Sep 28 1984, 7:05 PM EDT

Att. 19,422 - Unknown

livebaseballscorecards.com

AB	48
R	4
H	16
RBI	4
BB	9
SO	11
LOB	29

Batter	1	2	3	4	5	6	7	8	9	10	11	12	AB	R	H	RBI	BB	SO	LOB
Willie Randolph, R (1, 4) OBP: 0.377, SLG: 0.349	2B 1B		6-3 1-2			1B 2B BB		2-3 1B			SH1-4 BB		3	1	2	0	2	0	1
Bobby Meacham, S (1, 6) OBP: 0.312, SLG: 0.328	F9		K			F8		SF9 3-H			SH1-4 1-2		3	0	0	1	0	1	2
Don Mattingly, L (1, 3) OBP: 0.379, SLG: 0.534	F7			F9		1-3 2B 1B		F7			G6-4-3 IBB		4	0	1	0	1	0	2
Dave Winfield, R (1, 9) OBP: 0.393, SLG: 0.519	1-3 2B			K		1-H 3-H 2B			F3		G6-4-3 1-2f		5	0	2	1	0	1	2
Steve Kemp, L (1, 10) OBP: 0.369, SLG: 0.403 Don Baylor, R (7, PH) OBP: 0.338, SLG: 0.486	F6			K			K		K			K	2 3	0 0	0 0	0 0	0 0	1 3	2 0
Ken Griffey, L (1, 7) OBP: 0.319, SLG: 0.382		3-1		G3			K		F8			F7	5	0	0	0	0	1	0
Butch Wynegar, S (1, 2) OBP: 0.361, SLG: 0.342		L3		6-3			F7				3-1	5-3	5	0	0	0	0	0	0
Mike Pagliarulo, L (1, 5) OBP: 0.284, SLG: 0.456 Toby Harrah, R (8, PH) OBP: 0.332, SLG: 0.300 (9, 5)		G4-1		1-3				1B SH1-4 SF9 1B			6-3		2 2	0 1	0 1	0 0	0 0	0 0	0 0
Omar Moreno, L (1, 8) OBP: 0.292, SLG: 0.361 Victor Mata, R (8, PH) OBP: 0.324, SLG: 0.420 (9, 8)			CS 1B			K2-3		SH1-4 1-2			6-3		2 1	0 0	1 0	0 0	1 0	0 0	0 0
Inning Stats	R: 0 H: 2 E: 0 LOB: 2 K: 0 BB: 0 S: 5 P: 5	R: 0 H: 0 E: 0 LOB: 0 K: 0 BB: 0 S: 3 P: 3	R: 0 H: 1 E: 0 LOB: 0 K: 1 BB: 0 S: 5 P: 5	R: 0 H: 0 E: 0 LOB: 0 K: 2 BB: 0 S: 7 P: 7	R: 0 H: 0 E: 0 LOB: 0 K: 0 BB: 0 S: 3 P: 3	R: 1 H: 2 E: 0 LOB: 2 K: 1 BB: 1 S: 6 P: 10	R: 0 H: 0 E: 0 LOB: 0 K: 2 BB: 0 S: 7 P: 7	R: 1 H: 2 E: 0 LOB: 1 K: 0 BB: 0 S: 5 P: 5	R: 0 H: 0 E: 0 LOB: 0 K: 1 BB: 0 S: 5 P: 5	R: 0 H: 0 E: 0 LOB: 0 K: 0 BB: 0 S: 3 P: 3	R: 0 H: 0 E: 0 LOB: 1 K: 0 BB: 2 S: 2 P: 10	R: 0 H: 0 E: 0 LOB: 0 K: 1 BB: 0 S: 5 P: 5	1B: 5 2B: 2 3B: 0 HR: 0	SF: 1 SAC: 2 DP: 1 HBP: 0			WP: 0 PB: 0 SB: 0 CS: 1	PA: 43	

Detroit Tigers @ New York Yankees

Yankee Stadium, Bronx, NY

Fri Sep 28 1984, 7:05 PM EDT

Att. 19,422 - Unknown

livebaseballscorecards.com

BOTTOM

AB	37
R	2
H	7
RBI	2
BB	3
SO	8
LOB	9

PITCHER		IP	WLS	BF	H	R	ER	SO	BB	IBB	HBP	BLK	WP	HR	S	P	ERA	WHIP
Dan Petry, R ERA: 3.24	(1, 1)	6.0		22	5	1	1	4	1	0	0	0	0	0	29	33	1.50	1.000
Bill Scherrer, L ERA: 4.22	(7, 1)	1.0		4	1	1	1	2	0	0	0	0	0	0	8	8	9.00	1.000
Aurelio Lopez, R ERA: 2.96	(8, 1)	0.1		2	1	0	0	0	0	0	0	0	0	0	2	2	0.00	3.000
Willie Hernandez, L ERA: 1.94	(8, 1)	0.2		2	0	0	0	0	0	0	0	0	0	0	2	2	0.00	0.000
Doug Bair, R ERA: 3.76	(9, 1)	4.0	W	13	0	0	0	2	1	1	0	0	0	0	15	23	0.00	0.250

PITCHER		IP	WLS	BF	H	R	ER	SO	BB	IBB	HBP	BLK	WP	HR	S	P	ERA	WHIP

Batter	1	2	3	4	5	6	7	8	9	AB	R	H	RBI	BB	SO	LOB
Rusty Kuntz, R (1, 9) OBP: 0.399, SLG: 0.415	SSS 0-3 ① K		x 0-0 1B 1B	BBB 4-0 FC6-4 1-2 2-3 BB		x 0-0 1B 2-H 2B		x 0-0 ② 6-3	x 0-0 ② FC3-6 1-2f	3	1	2	1	1	1	0
Johnny Grubb, L (8, PH) OBP: 0.395, SLG: 0.432 (8, 9)										2	0	0	0	0	0	1
Barbaro Garbey, R (1, 3) OBP: 0.323, SLG: 0.387	x 0-0 E9		x 0-0 ① F9	x 0-0 ③ FC6-4 1-2f		x 0-0 1B 2-H 1B		x 0-0 ③ 6-3	x 0-0 ③ G3	4	1	1	1	0	0	4
Dave Bergman, L (8, PH) OBP: 0.351, SLG: 0.417 (8, 3)										2	0	0	0	0	0	1
Larry Herndon, R (1, 7) OBP: 0.329, SLG: 0.399	x 0-0 ② F8		x 0-0 ② F9		x 0-0 HR	x 0-0 HR 2-H 1B			x 0-0 BB 1B 2B 1B	5	3	3	2	0	0	2
Lance Parrish, R (1, 10) OBP: 0.289, SLG: 0.446	x 0-0 ③ 6-3		x 0-0 1-3 1B		x 0-0 ① 5-3	x 0-0 1-H HR			x 0-0 BB 1-2 2B 1B	4	1	2	2	0	0	1
Mike Laga, L (9, PH) OBP: 0.636, SLG: 0.600										1	1	1	0	0	0	0
Chet Lemon, R (1, 8) OBP: 0.356, SLG: 0.493		H 1-0 CS HBP	x 0-0 ③ F9		x 0-0 ② F2	x 0-0 ③ F9			BBBB 4-0 1-2 2-3 2B BB	3	1	0	0	1	0	2
Tom Brookens, R (1, 5) OBP: 0.305, SLG: 0.392		BBBB 4-0 ① 1B 1-2 BB		x 0-0 BB 1B 1B	x 0-0 ③ F7		x 0-0 ① 6-3		x 0-0 1-H 2-H 3-H HR 2B	3	0	1	0	1	0	0
Howard Johnson, S (9, PH) OBP: 0.326, SLG: 0.397 (9, 5)										1	1	1	3	0	0	0
Marty Castillo, R (1, 2) OBP: 0.291, SLG: 0.391		SSS 0-3 ② K	SSS 0-3 ① K			x 0-0 SSS SH3-4 2B 1B	SSS 0-3 ② K		x 0-0 2-H HR	3	1	1	0	0	2	2
Dwight Lowry, L (7, PH) OBP: 0.298, SLG: 0.432 (7, 2)										2	1	1	2	0	1	0
Scott Earl, R (1, 4) OBP: 0.121, SLG: 0.182		x 0-0 1-3 1B	x 0-0 ② F9		x 0-0 ① SH3-4 1-2	x 0-0 ③ F9			x 0-0 FC3-6 1B	4	0	2	0	0	0	1
Doug Baker, S (1, 6) OBP: 0.232, SLG: 0.231		x 0-0 ③ F3	x 0-0 BB 1-2 1B		SSS 0-3 ② K		SSS 0-3 ① K		x 0-0 ① F8	5	0	1	0	0	2	4
Inning Stats	R: 0 E: 1 K: 1 S: 6 H: 0 LOB: 1 BB: 0 P: 6	R: 0 E: 0 K: 1 S: 5 H: 1 LOB: 2 BB: 1 P: 10	R: 0 E: 0 K: 0 S: 5 H: 2 LOB: 2 BB: 0 P: 5	R: 0 E: 0 K: 1 S: 7 H: 2 LOB: 3 BB: 1 P: 11	R: 1 E: 0 K: 0 S: 4 H: 1 LOB: 0 BB: 0 P: 4	R: 5 E: 0 K: 1 S: 10 H: 5 LOB: 0 BB: 0 P: 10	R: 0 E: 0 K: 1 S: 5 H: 0 LOB: 0 BB: 0 P: 5	R: 0 E: 0 K: 1 S: 5 H: 0 LOB: 0 BB: 0 P: 5	R: 5 E: 0 K: 0 S: 8 H: 5 LOB: 1 BB: 1 P: 12	1B: 11 2B: 2 3B: 0 HR: 3 SF: 0 SAC: 1 DP: 0 HBP: 1						

PITCHER		IP	WLS	BF	H	R	ER	SO	BB	IBB	HBP	BLK	WP	HR	S	P	ERA	WHIP
Ron Guidry, L ERA: 4.51	(1, 1)	5.2	L	31	11	6	6	4	2	0	1	0	0	2	36	45	9.53	2.294
Clay Christiansen, R ERA: 6.05	(6, 1)	2.1		13	5	5	5	2	1	0	0	0	0	1	16	20	19.29	2.571
Dale Murray, R ERA: 4.94	(9, 1)	1.0		3	0	0	0	0	0	0	0	0	0	0	3	3	0.00	0.000

PITCHER	IP	WLS	BF	H	R	ER	SO	BB	IBB	HBP	BLK	WP	HR	S	P	ERA	WHIP

TOP

Detroit Tigers @ New York Yankees

Yankee Stadium, Bronx, NY

Sat Sep 29 1984, 3:33 AM EDT

Att. 35,685 - Unknown

livebaseballscorecards.com

AB	42
R	11
H	16
RBI	11
BB	3
SO	6
LOB	18

WP: 0	PA: 47																	
PB: 0																		
SB: 0																		
CS: 1																		

Batter	1	2	3	4	5	6	7	8	9	AB	R	H	RBI	BB	SO	LOB
Willie Randolph, R (1, 4) OBP: 0.377, SLG: 0.348	5-3		F8	G5-4-3 1-2f			WP BB		1B SF9 BB	3	1	0	0	2	0	1
Scott Bradley, L (1, 7) OBP: 0.318, SLG: 0.333	G6-4-3 BB		HBP BB BB 1B		F8		F7		4-3 1-3 2-H 1B	4	1	2	1	1	0	1
Don Mattingly, L (1, 3) OBP: 0.378, SLG: 0.532	G6-4-3 1-2f		F7		6-3		1-2 BB		SF9 3-H	3	0	0	1	1	0	2
Dave Winfield, R (1, 9) OBP: 0.393, SLG: 0.517		FC BB 1B	BB HBP 1-2 BB		F8		F4		4-3 1-2	4	0	1	0	1	0	3
Don Baylor, R (1, 10) OBP: 0.339, SLG: 0.484		F8	1-0 BB 1-2 2-3 HBP			F4		1B	F7	4	0	1	0	0	0	2
Mike Pagliarulo, L (1, 5) OBP: 0.288, SLG: 0.452		E 1-2 BB	1-2 2-3 3-H BB			K		F5		2	0	0	1	2	1	1
Omar Moreno, L (1, 8) OBP: 0.291, SLG: 0.358		FC FC6-4 1-2 2-3	F5			BB		F8		3	0	0	0	1	0	6
Rick Cerone, R (1, 2) OBP: 0.269, SLG: 0.283		F5		FC3-6 BB		F8		K		3	0	0	0	1	1	5
Andre Robertson, R (1, 6) OBP: 0.229, SLG: 0.263		FC6-4 1-2f		FC3-6 1-2f G5-4-3			F8		1B 2B	4	1	1	0	0	0	4
Inning Stats	R: 0 E: 0 K: 0 S: 2 H: 0 LOB: 0 BB: 1 P: 6	R: 0 E: 1 K: 0 S: 5 H: 1 LOB: 3 BB: 1 P: 9	R: 1 E: 0 K: 0 S: 4 H: 1 LOB: 3 BB: 2 P: 13	R: 0 E: 0 K: 0 S: 2 H: 0 LOB: 0 BB: 1 P: 6	R: 0 E: 0 K: 0 S: 3 H: 0 LOB: 0 BB: 0 P: 3	R: 0 E: 0 K: 1 S: 5 H: 0 LOB: 1 BB: 1 P: 9	R: 0 E: 0 K: 0 S: 3 H: 0 LOB: 2 BB: 2 P: 11	R: 0 E: 0 K: 1 S: 6 H: 1 LOB: 1 BB: 0 P: 6	R: 2 E: 0 K: 0 S: 5 H: 2 LOB: 1 BB: 1 P: 9	1B: 4 2B: 1 3B: 0 HR: 0	SF: 1 SAC: 0 DP: 2 HBP: 1						

PITCHER	IP	WLS	BF	H	R	ER	SO	BB	IBB	HBP	BLK	WP	HR	S	P	ERA	WHIP
Juan Berenguer, R (1, 1) ERA: 3.48	6.0	W	26	2	1	1	1	6	0	1	0	0	0	21	46	1.50	1.333
Roger Mason, R (7, 1) ERA: 4.5	3.0	S	15	3	2	2	1	3	0	0	0	1	0	14	26	6.00	2.000

PITCHER	IP	WLS	BF	H	R	ER	SO	BB	IBB	HBP	BLK	WP	HR	S	P	ERA	WHIP

BOTTOM

Detroit Tigers @ New York Yankees

Yankee Stadium, Bronx, NY

Sat Sep 29 1984, 3:33 AM EDT

Att. 35,685 - Unknown

livebaseballscorecards.com

AB	30
R	3
H	5
RBI	3
BB	9
SO	2
LOB	25

PA: 41

Detroit Tigers @ New York Yankees

Yankee Stadium, Bronx, NY

Sun Sep 30 1984, 3:33 AM EDT

Att. 30,602 - Unknown

livebaseballscorecards.com

Batter	1	2	3	4	5	6	7	8	9	AB	R	H	RBI	BB	SO	LOB
Rusty Kuntz, R (1, 9) OBP: 0.393, SLG: 0.414	F7	K			F6		2B		K	5	1	1	0	0	2	3
Barbaro Garbey, R (1, 3) OBP: 0.325, SLG: 0.391	CS 1B	L6			K		2-H 2B		K	4	0	2	1	0	1	0
Mike Laga, L (7, 3) OBP: 0.583, SLG: 0.545										1	0	0	0	0	1	1
Larry Herndon, R (1, 7) OBP: 0.333, SLG: 0.400	1-2 BB	1B BB			1B		F7			1	0	1	0	2	0	0
Nelson Simmons, S (5, 7) OBP: 0.469, SLG: 0.500										1	0	0	0	0	0	1
Lance Parrish, R (1, 10) OBP: 0.287, SLG: 0.443	F7	K			K		F8			4	0	0	0	0	2	4
Chet Lemon, R (1, 8) OBP: 0.357, SLG: 0.495	F8	1-2 1B				2B		F6		4	0	2	0	0	0	0
Dave Bergman, L (8, 9) OBP: 0.351, SLG: 0.417										0	0	0	0	0	0	0
Tom Brookens, R (1, 4) OBP: 0.306, SLG: 0.397	1B 2B	G3				F9		F4		2	1	1	0	0	0	2
Scott Earl, R (5, 4) OBP: 0.114, SLG: 0.171										2	0	0	0	0	0	1
Darrell Evans, L (1, 5) OBP: 0.353, SLG: 0.384	BB 1B	K				5-3		F9		1	0	0	0	1	1	0
Howard Johnson, S (4, 5) OBP: 0.324, SLG: 0.394										2	0	0	0	0	0	1
Marty Castillo, R (1, 2) OBP: 0.285, SLG: 0.383	K	F4				5-3			F7	3	0	0	0	0	1	3
Dwight Lowry, L (8, 2) OBP: 0.292, SLG: 0.422										1	0	0	0	0	0	0
Doug Baker, S (1, 6) OBP: 0.241, SLG: 0.241	1-3 2-H 1B	F8					F8		1B	4	0	2	1	0	0	0
Inning Stats	R: 0 E: 0 K: 0 S: 3 H: 1 LOB: 1 BB: 1 P: 7	R: 1 E: 0 K: 2 S: 9 H: 2 LOB: 2 BB: 1 P: 13	R: 0 E: 0 K: 1 S: 6 H: 1 LOB: 2 BB: 1 P: 10	R: 0 E: 0 K: 1 S: 5 H: 0 LOB: 0 BB: 0 P: 5	R: 0 E: 0 K: 2 S: 8 H: 1 LOB: 1 BB: 0 P: 8	R: 0 E: 0 K: 0 S: 4 H: 1 LOB: 1 BB: 0 P: 4	R: 1 E: 0 K: 0 S: 5 H: 2 LOB: 1 BB: 0 P: 5	R: 0 E: 0 K: 0 S: 3 H: 0 LOB: 0 BB: 0 P: 3	R: 0 E: 0 K: 2 S: 8 H: 1 LOB: 1 BB: 0 P: 8	1B: 5 2B: 4 3B: 0 HR: 0	SF: 0 SAC: 0 DP: 0 HBP: 0			WP: 0 PB: 0 SB: 0 CS: 1	PA: 38		

TOP

AB	35
R	2
H	9
RBI	2
BB	3
SO	8
LOB	16

PITCHER		IP	WLS	BF	H	R	ER	SO	BB	IBB	HBP	BLK	WP	HR	S	P	ERA	WHIP
Dennis Rasmussen, L ERA: 4.57	(1, 1)	7.0	W	31	8	2	2	6	3	0	0	0	0	0	40	52	2.57	1.571
Mike Armstrong, R ERA: 3.48	(8, 1)	2.0		7	1	0	0	2	0	0	0	0	0	0	11	11	0.00	0.500

PITCHER	IP	WLS	BF	H	R	ER	SO	BB	IBB	HBP	BLK	WP	HR	S	P	ERA	WHIP

Batter	1	2	3	4	5	6	7	8	9	AB	R	H	RBI	BB	SO	LOB
Omar Moreno, L (1, 8) OBP: 0.294, SLG: 0.361	0-0 1B BB FC5-2 1B	0-0 1B		0-0 ① G3 1-2	0-0 ① SF8 1-2 2-3 3-H		0-0 2B			3	0	2	1	0	0	1
Victor Mata, R (7, PH) OBP: 0.333, SLG: 0.443 (8, 8)										1	0	1	0	0	0	0
Toby Harrah, R (1, 4) OBP: 0.331, SLG: 0.296	4-0 FC5-2 1B 1-2 2B BB	0-0 ③ 5-3		0-0 ② 1-3	0-0 ② 6-3 2-3 3-H		0-3 ③ K			3	1	0	1	1	0	3
Rex Hudler, R (7, 4) OBP: 0.333, SLG: 0.286										1	0	0	0	0	1	1
Don Mattingly, L (1, 3) OBP: 0.381, SLG: 0.537	0-0 FC5-2 1-2 2-3 2B 1B		0-0 BB 4-3 2B	0-0 1B 2-H 2B 2B	0-0 ③ F8			0-0 FC5-4 1B		5	3	4	1	0	0	1
Tim Foli, R (9, 3) OBP: 0.265, SLG: 0.319										0	0	0	0	0	0	0
Dave Winfield, R (1, 9) OBP: 0.393, SLG: 0.515	0-0 ① FC5-2 2B 1-2 2-3 3-Hf WP		4-0 4-3 BB BB	0-0 2-3 2B 1B		0-0 ① F8		0-0 ① FC5-4 FC4-6 1-2f		4	2	1	0	1	0	4
Scott Bradley, L (8, PR) OBP: 0.318, SLG: 0.333 (9, 7)										0	0	0	0	0	0	0
Don Baylor, R (1, 10) OBP: 0.341, SLG: 0.489	0-0 WP 1-3 2-H 3-H 2B	0-0 ① F4	0-0 1-H 3-H 2B			0-0 E1 1B		0-0 ② F2		5	0	3	4	0	0	3
Ken Griffey, L (1, 7) OBP: 0.321, SLG: 0.381	4-0 G4-6-3 2-3 3-H BB	4-0 4-3 1-2 2-3 BB	0-3 ③ K			0-0 ② F7		0-0 ③ FC4-6 1-2f		1	0	0	0	2	1	1
Brian Dayett, R (6, 7) OBP: 0.295, SLG: 0.402 (9, 9)										2	0	0	0	0	0	2
Butch Wynegar, S (1, 2) OBP: 0.360, SLG: 0.342	0-0 ② ③ G4-6-3 1-2f	0-0 ② 4-3 1-2 2-3 3-H			0-0 1B SF8 1B	0-0 ③ F8				4	1	1	1	0	0	5
Mike Pagliarulo, L (1, 5) OBP: 0.288, SLG: 0.448	0-3 ① K	0-0 ③ F6			0-0 SF8 BB 1-3 6-3 1B		0-0 ① F6			4	1	1	0	0	1	2
Andre Robertson, R (1, 6) OBP: 0.236, SLG: 0.264	0-0 ② 5-3		0-0 G3 2B 1B	4-0 6-3 SF8 1-2 BB			0-0 ② 5-3			3	1	1	0	1	0	0
Inning Stats	R: 3 E: 0 K: 0 S: 5 H: 3 LOB: 1 BB: 2 P: 13	R: 0 E: 0 K: 1 S: 6 H: 1 LOB: 1 BB: 0 P: 6	R: 1 E: 0 K: 0 S: 4 H: 1 LOB: 2 BB: 2 P: 12	R: 3 E: 0 K: 1 S: 9 H: 4 LOB: 1 BB: 0 P: 9	R: 2 E: 0 K: 0 S: 5 H: 2 LOB: 1 BB: 1 P: 9	R: 0 E: 1 K: 0 S: 4 H: 1 LOB: 1 BB: 0 P: 4	R: 0 E: 0 K: 1 S: 6 H: 1 LOB: 1 BB: 0 P: 6	R: 0 E: 0 K: 0 S: 4 H: 1 LOB: 1 BB: 0 P: 4		1B: 9 2B: 5 3B: 0 HR: 0 SF: 1 SAC: 0 DP: 1 HBP: 0					

PITCHER		IP	WLS	BF	H	R	ER	SO	BB	IBB	HBP	BLK	WP	HR	S	P	ERA	WHIP
Randy O'Neal, R ERA: 3.38	(1, 1)	3.2	L	23	9	7	7	1	4	0	0	0	1	0	21	37	17.18	3.545
Doug Bair, R ERA: 3.75	(4, 1)	0.1		1	0	0	0	1	0	0	0	0	0	0	3	3	0.00	0.000
Sid Monge, L ERA: 4.41	(5, 1)	1.0		6	2	2	2	0	1	0	0	0	0	0	5	9	18.00	3.000
Aurelio Lopez, R ERA: 2.94	(6, 1)	1.0		4	1	0	0	0	0	0	0	0	0	0	4	4	0.00	1.000
Bill Scherrer, L ERA: 4.16	(7, 1)	1.0		4	1	0	0	1	0	0	0	0	0	0	6	6	0.00	1.000

PITCHER		IP	WLS	BF	H	R	ER	SO	BB	IBB	HBP	BLK	WP	HR	S	P	ERA	WHIP
Willie Hernandez, L ERA: 1.92	(8, 1)	1.0		4	1	0	0	0	0	0	0	0	0	0	4	4	0.00	1.000

BOTTOM

Detroit Tigers @ New York Yankees

Yankee Stadium, Bronx, NY

Sun Sep 30 1984, 3:33 AM EDT

Att. 30,602 - Unknown

livebaseballscorecards.com

AB	36
R	9
H	14
RBI	8
BB	5
SO	3
LOB	23

1B: 9 SF: 1 WP: 1 PA: 42
2B: 5 SAC: 0 PB: 0
3B: 0 DP: 1 SB: 0
HR: 0 HBP: 0 CS: 0