

# New York Yankees - 1984

Batter	1	2	3	4	5	6	7	8	9	AB	R	H	RBI	BB	SO	LOB	TOP			
Omar Moreno, L (1,8)	F5			K		G3			F7	4	0	0	0	0	1	0	<b>New York Yankees @ Kansas City Royals</b> Royals Stadium, Kansas City, MO Tue Apr 03 1984, 4:33 AM EST Att: 10,006 - Unknown <a href="http://livebaseballscorecards.com">livebaseballscorecards.com</a>			
Willie Randolph, R (1,4)	F4			F7		5-3			6-3	4	0	0	0	0	0	0				
Steve Kemp, L (1,7) Lou Piniella, R (2,7) Don Mattingly, L (9, FH) OBP: 1.000, SLG: 1.000	5-3			1-3		6-3			FC6-4 1B	1	0	0	0	0	0	0				
Don Baylor, R (1,10) OBP: 0.250, SLG: 0.250		6-3							FC6-4 1B	4	1	1	0	0	0	1				
Dave Winfield, R (1,9) OBP: 0.333, SLG: 1.333		K							6-3	3	1	1	2	0	1	0				
Toby Harrah, R (1,5)		K							1-3	2	0	0	0	1	1	0				
Ken Griffey, L (1,3)				4-3		FC3-6 FC6-4			F5	3	0	0	0	0	0	1				
Rick Cerone, R (1,2)				F8		F5			K	3	0	0	0	0	1	1				
Tim Foli, R (1,6)				5-3		FC6-4			6-3	3	0	0	0	0	0	1				
<b>Inning Stats</b>	R: 0 E: 0 K: 0 S: 3	H: 0 LOB: 0 BB: 0 P: 3	R: 0 E: 0 K: 2 S: 7	H: 0 LOB: 0 BB: 0 P: 7	R: 0 E: 0 K: 0 S: 3	H: 0 LOB: 0 BB: 0 P: 3	R: 0 E: 0 K: 1 S: 5	H: 0 LOB: 0 BB: 0 P: 5	R: 2 E: 0 K: 0 S: 5	H: 2 LOB: 1 BB: 1 P: 9	R: 0 E: 0 K: 0 S: 3	H: 0 LOB: 0 BB: 0 P: 3	R: 0 E: 0 K: 0 S: 3	H: 0 LOB: 0 BB: 0 P: 3	R: 0 E: 0 K: 1 S: 4	H: 1 LOB: 1 BB: 0 P: 4		1B: 2 2B: 0 3B: 0 HR: 1	SF: 0 SAC: 0 DP: 0 HBP: 0	WP: 0 PB: 0 SB: 0 CS: 1
<b>PITCHER</b>	IP WLS BF H R ER SO BB IBB HBP BLK WP HR S P ERA WHIP																			
Bud Black, L (1,1) ERA: 2.57	7.0 W 24 2 2 2 3 1 0 0 0 0 1 29 33 2.57 0.429																			
Dan Quisenberry, R (8,1) ERA:	2.0 S 7 1 0 0 1 0 0 0 0 0 0 9 9 0.00 0.500																			

Batter	1	2	3	4	5	6	7	8	9	AB	R	H	RBI	BB	SO	LOB	BOTTOM			
Onix Concepcion, R (1,6) OBP: 0.250, SLG: 1.000	HR	F6		K			5-3			4	1	1	1	0	1	2	<b>New York Yankees @ Kansas City Royals</b> Royals Stadium, Kansas City, MO Tue Apr 03 1984, 4:33 AM EST Att: 10,006 - Unknown <a href="http://livebaseballscorecards.com">livebaseballscorecards.com</a>			
Butch Davis, R (1,7)	6-3			F6		F5			E3 CS	4	0	0	0	0	0	0				
Frank White, R (1,4) OBP: 0.250, SLG: 0.500				F3		E8 SF8			K	4	2	1	0	0	1	1				
Hal McRae, R (1,10) OBP: 0.250, SLG: 0.333	6-3					SF8			F9	3	0	1	1	0	0	1				
Steve Balboni, R (1,3) OBP: 0.250, SLG: 0.250				F5		F9			5-3	4	0	1	1	0	0	1				
Darryl Motley, R (1,9) OBP: 0.250, SLG: 0.750	F7								F9	4	1	1	0	0	0	1				
Don Slaught, R (1,2) OBP: 0.667, SLG: 1.000				SF9						2	0	2	1	0	0	0				
Pat Sheridan, L (1,8)		G6-3		4-3					K	3	0	0	0	0	1	2				
Greg Pryor, R (1,5) OBP: 0.667, SLG: 0.667									F3	3	0	2	0	0	0	1				
<b>Inning Stats</b>	R: 2 E: 0 K: 0 S: 6	H: 3 LOB: 1 BB: 0 P: 6	R: 0 E: 0 K: 0 S: 4	H: 2 LOB: 1 BB: 0 P: 4	R: 0 E: 0 K: 0 S: 4	H: 1 LOB: 1 BB: 0 P: 4	R: 1 E: 0 K: 1 S: 7	H: 2 LOB: 1 BB: 0 P: 7	R: 1 E: 1 K: 0 S: 4	H: 0 LOB: 0 BB: 0 P: 4	R: 0 E: 0 K: 1 S: 6	H: 1 LOB: 0 BB: 0 P: 6	R: 0 E: 1 K: 1 S: 5	H: 0 LOB: 0 BB: 0 P: 5	R: 0 E: 0 K: 0 S: 3	H: 0 LOB: 0 BB: 0 P: 3		1B: 6 2B: 1 3B: 1 HR: 1	SF: 2 SAC: 0 DP: 1 HBP: 0	WP: 0 PB: 0 SB: 0 CS: 1
<b>PITCHER</b>	IP WLS BF H R ER SO BB IBB HBP BLK WP HR S P ERA WHIP																			
Ron Guidry, L (1,1) ERA: 5.4	5.0 L 23 8 4 3 1 0 0 0 0 0 0 1 25 25 5.40 1.600																			
Jay Howell, R (6,1) ERA:	3.0 10 1 0 0 2 0 0 0 0 0 0 0 14 14 0.00 0.333																			



Batter	1	2	3	4	5	6	7	8	9	AB	R	H	RBI	BB	SO	LOB	TOP				
Omar Moreno, L (1, 8) OBP: 0.250, SLG: 0.250	0-0 FC4-6 1B		0-0 F9	0-0 2-3 1B			0-0 4-3			4	0	2	0	0	0	0					
Willie Randolph, R (1, 4)	0-0 FC4-6 G5-4-3 1-2		4-0 5-3 BB	0-0 6-3			0-0 6-3			3	0	0	0	1	0	3					
Lou Piniella, R (1, 7) Don Mattingly, L (5, PH) OBP: 0.333, SLG: 0.333 (5, 7)	0-0 G5-4-3 1-2		0-0 5-3		0-0 1-3		0-0 4-3			2	0	0	0	0	0	2					
Don Baylor, R (1, 10) OBP: 0.125, SLG: 0.125	0-0 4-3		0-0 F5		0-0 F8			0-0 F7		4	0	0	0	0	2						
Dave Winfield, R (1, 9) OBP: 0.286, SLG: 0.857		0-0 6-3		0-0 2B		0-0 F5		0-0 F3		4	1	1	0	0	0						
Toby Harrah, R (1, 5) OBP: 0.429, SLG: 0.833		0-0 2B		0-0 G3 2B		0-0 6-3		0-0 6-3		4	2	2	1	0	0						
Ken Griffey, L (1, 3) OBP: 0.286, SLG: 0.286		0-0 1-3		0-0 G3		0-0 1B			0-0 CS 1B	4	0	2	0	0	2						
Butch Wynegar, S (1, 2) OBP: 0.750, SLG: 1.000		0-0 1B		0-0 1B WP		0-0 1B		0-0 F8		4	1	3	2	0	1						
Tim Foli, R (1, 6) OBP: 0.143, SLG: 0.143		0-0 2B		0-0 6-3		0-0 F9		0-3 K		4	0	1	1	0	1	3					
<b>Inning Stats</b>	R: 0 E: 0 K: 0 S: 4	H: 1 LOB: 1 BB: 0 P: 4	R: 2 E: 0 K: 0 S: 5	H: 3 LOB: 1 BB: 0 P: 5	R: 0 E: 0 K: 0 S: 3	H: 0 LOB: 1 BB: 1 P: 7	R: 2 E: 0 K: 0 S: 7	H: 4 LOB: 2 BB: 0 P: 7	R: 0 E: 0 K: 0 S: 3	H: 0 LOB: 0 BB: 0 P: 3	R: 0 E: 0 K: 0 S: 4	H: 2 LOB: 1 BB: 0 P: 4	R: 0 E: 0 K: 0 S: 3	H: 0 LOB: 0 BB: 0 P: 3	R: 0 E: 0 K: 1 S: 5	H: 1 LOB: 0 BB: 0 P: 5	1B: 7 2B: 3 3B: 1 HR: 0	SF: 0 SAC: 0 DP: 0 HBP: 0	WP: 1 PB: 1 SB: 0 CS: 1	PA: 36	
<b>PITCHER</b>	IP WLS BF H R ER SO BB IBB HBP BLK WP HR S P ERA WHIP	3.1 L 17 7 4 4 0 1 0 0 0 0 0 16 20 10.80 2.400	4.2 16 3 0 0 0 0 0 0 0 1 0 16 16 0.00 0.643	1.0 3 1 0 0 1 0 0 0 0 0 0 5 5 0.00 1.000																	

Batter	1	2	3	4	5	6	7	8	9	AB	R	H	RBI	BB	SO	LOB	BOTTOM					
Onix Concepcion, R (1, 6) OBP: 0.333, SLG: 0.750	0-0 6-3		0-0 F5 1B	4-0 1-2 BB		0-0 F6		0-0 1-3		4	1	1	1	1	0	1						
Pat Sheridan, L (1, 8) OBP: 0.429, SLG: 0.200 Darryl Motley, R (9, PH) OBP: 0.200, SLG: 0.600	4-0 PB S BB		4-0 F5 BB	0-3 K			0-0 1B 1B		0-0 4-3	2	1	1	0	2	1	3						
Jorge Orta, L (1, 9) Leon Roberts, R (9, PH)	0-0 F8 1-2		0-0 F5 1-2 2-3		0-0 4-3		0-3 K		0-3 K	4	0	0	0	0	1	4						
Hal McRae, R (1, 10) OBP: 0.444, SLG: 0.500	0-3 K		0-0 G6-4-3 1B		0-0 1B		0-0 1B		0-0 G3	5	0	3	1	0	1	1						
Steve Balboni, R (1, 3) OBP: 0.125, SLG: 0.125	0-0 F6		0-0 G6-4-3 1-2		0-0 F3		0-3 K			4	0	0	0	0	1	7						
Frank White, R (1, 4) OBP: 0.250, SLG: 0.375		0-0 F4		0-0 5-3		0-3 K				4	0	1	1	0	1	1						
Butch Davis, R (1, 7)		0-0 F7		0-0 4-3		0-0 5-3		0-0 4-3		4	0	0	0	0	2							
Don Slaught, R (1, 2) OBP: 0.429, SLG: 0.500		0-0 F9		0-0 1B 1B		0-0 5-3		0-0 5-3		4	0	1	0	0	0							
Greg Pryor, R (1, 5) OBP: 0.714, SLG: 0.857			0-0 2B		0-0 1B		0-0 2B		0-0 1-3	4	1	3	0	0	0							
<b>Inning Stats</b>	R: 0 E: 0 K: 1 S: 6	H: 0 LOB: 2 BB: 1 P: 10	R: 0 E: 0 K: 0 S: 3	H: 0 LOB: 0 BB: 0 P: 3	R: 2 E: 0 K: 0 S: 5	H: 3 LOB: 1 BB: 1 P: 9	R: 0 E: 0 K: 1 S: 7	H: 2 LOB: 3 BB: 1 P: 11	R: 0 E: 0 K: 0 S: 6	H: 1 LOB: 1 BB: 0 P: 6	R: 0 E: 0 K: 0 S: 4	H: 1 LOB: 1 BB: 0 P: 4	R: 1 E: 0 K: 2 S: 10	H: 3 LOB: 2 BB: 0 P: 10	R: 0 E: 0 K: 0 S: 3	H: 0 LOB: 0 BB: 0 P: 3	R: 0 E: 0 K: 1 S: 5	H: 0 LOB: 0 BB: 0 P: 5	1B: 8 2B: 2 3B: 0 HR: 0	SF: 0 SAC: 0 DP: 1 HBP: 0	WP: 0 PB: 1 SB: 1 CS: 0	PA: 40
<b>PITCHER</b>	IP WLS BF H R ER SO BB IBB HBP BLK WP HR S P ERA WHIP	6.1 W 31 9 3 3 4 3 0 0 0 0 0 36 48 4.26 1.895	2.2 S 9 1 0 0 2 0 0 0 0 0 0 13 13 0.00 0.375																			

New York Yankees @ Kansas City Royals  
 Royals Stadium, Kansas City, MO  
 Wed Apr 04 1984, 7:05 PM EST  
 Att: 14,408 - Unknown

AB 35  
 R 4  
 H 11  
 RBI 4  
 BB 1  
 SO 1  
 LOB 13



New York Yankees @ Kansas City Royals  
 Royals Stadium, Kansas City, MO  
 Wed Apr 04 1984, 7:05 PM EST  
 Att: 14,408 - Unknown

AB 37  
 R 3  
 H 10  
 RBI 3  
 BB 3  
 SO 6  
 LOB 19









Batter	1	2	3	4	5	6	7	8	9	AB	R	H	RBI	BB	SO	LOB	TOP					
Omar Moreno, L (1,8) OBP: 0.176, SLG: 0.176	3-1		K				F7	F7		5	0	1	1	0	1	1	<b>New York Yankees @ Texas Rangers</b> Arlington Stadium, Arlington, TX Fri Apr 06 1984, 7:05 PM EST Att: 14,038 - Unknown					
Wille Randolph, R (1,4) OBP: 0.353, SLG: 0.286	BB		F9				WP 1B	IBB		3	1	2	0	2	0	0						
Lou Piniella, R (1,7) OBP: 0.091, SLG: 0.091 Don Mattingly, L (8,PH) OBP: 0.400, SLG: 0.250	F2		5-3				F4	K		4	0	1	1	0	0	3						
Don Baylor, R (1,10) OBP: 0.059, SLG: 0.059	K						F7	6-3		5	0	0	0	0	2	2						
Dave Winfield, R (1,9) OBP: 0.438, SLG: 0.875							F7			5	2	4	1	0	0	0						
Toby Harrah, R (1,5) OBP: 0.313, SLG: 0.385	1-3						F7	E5		4	1	0	0	1	0	2						
Ken Griffey, L (1,3) OBP: 0.533, SLG: 0.417							F8 1B	FC3-6		3	2	2	0	1	0	1						
Rick Cerone, R (1,2) OBP: 0.300, SLG: 0.556 Butch Wynegar, S (8,PH) OBP: 0.600, SLG: 0.800							F7	F7		2	0	1	0	1	0	1						
Tim Foli, R (1,6) OBP: 0.167, SLG: 0.167 Roy Smalley, S (8,PH) OBP: 1.000, SLG: 2.000 Bobby Meacham, S (8,6)	G5-4-3						F8	K		3	0	0	0	0	1	5						
<b>Inning Stats</b>	R: 0 E: 0 K: 1 S: 5	H: 0 LOB: 1 BB: 1 P: 9	R: 0 E: 0 K: 0 S: 4	H: 2 LOB: 2 BB: 1 P: 8	R: 0 E: 0 K: 1 S: 5	H: 0 LOB: 0 BB: 0 P: 5	R: 0 E: 0 K: 0 S: 3	H: 0 LOB: 0 BB: 0 P: 3	R: 1 E: 0 K: 0 S: 6	H: 4 LOB: 2 BB: 0 P: 6	R: 1 E: 1 K: 1 S: 7	H: 1 LOB: 1 BB: 0 P: 7	R: 1 E: 0 K: 1 S: 7	H: 2 LOB: 1 BB: 0 P: 7	R: 3 E: 0 K: 2 S: 9	H: 2 LOB: 2 BB: 3 P: 21		R: 0 E: 0 K: 0 S: 3	H: 1 LOB: 0 BB: 0 P: 3	1B: 9 2B: 2 3B: 0 HR: 1	SF: 0 SAC: 0 DP: 2 HBP: 0	WP: 1 PB: 0 SB: 0 CS: 0
<b>PITCHER</b>	IP	WLS	BF	H	R	ER	SO	BB	IBB	HBP	BLK	WP	HR	S	P	ERA	WHIP					
Frank Tanana, L (1,1) ERA: 4.05	6.2		30	9	3	3	4	2	0	0	0	1	1	36	44	4.05	1.650					
Tom Henke, R (7,1) ERA: 20.25	0.1		4	1	3	3	0	2	0	0	0	0	0	2	10	81.00	9.000					
Dave Tobik, R (8,1) ERA:	2.0	W	8	2	0	0	2	0	1	0	0	0	0	11	15	0.00	1.000					

Batter	1	2	3	4	5	6	7	8	9	AB	R	H	RBI	BB	SO	LOB	BOTTOM					
Wayne Tolleson, S (1,4)	F7		K	1-3			4-3	CS		4	0	0	0	0	1	1	<b>New York Yankees @ Texas Rangers</b> Arlington Stadium, Arlington, TX Fri Apr 06 1984, 7:05 PM EST Att: 14,038 - Unknown					
Buddy Bell, R (1,5) OBP: 0.417, SLG: 0.700	HR		E 1B	5-3			1B	BB		2	2	1	1	2	0	0						
George Wright, S (1,8) OBP: 0.250, SLG: 0.667	HR		E3 1B	SF7 1B			F7	BB		4	2	2	1	0	0	2						
Larry Parrish, R (1,9) OBP: 0.333, SLG: 0.273	4-3		SF7 1B	5-3			5-3	1B		3	1	1	2	1	0	0						
Bob Jones, L (1,7) OBP: 0.333, SLG: 0.333 Bill Sample, R (7,PH) OBP: 0.222, SLG: 0.222	F6		1B	1B			G3	4-3		3	0	1	0	0	0	0						
Pete O'Brien, L (1,3) OBP: 0.222, SLG: 0.286			SF7				F9	SH3 E 2B		3	1	1	1	0	0	0						
Mickey Rivers, L (1,10) OBP: 0.250, SLG: 0.250	F9		1B				F8	SH3		3	0	1	1	0	0	0						
Ned Yost, R (1,2) OBP: 0.250, SLG: 0.455	F6		F8				F4	K		4	0	0	0	0	1	3						
Curtis Wilkerson, S (1,6) OBP: 0.273, SLG: 0.111			E 1B	1-3			K	E6 CS		3	1	0	0	1	1	0						
<b>Inning Stats</b>	R: 2 E: 0 K: 0 S: 5	H: 2 LOB: 0 BB: 0 P: 5	R: 0 E: 0 K: 0 S: 3	H: 0 LOB: 0 BB: 0 P: 3	R: 4 E: 1 K: 1 S: 9	H: 3 LOB: 2 BB: 2 P: 17	R: 0 E: 0 K: 0 S: 3	H: 0 LOB: 0 BB: 0 P: 3	R: 0 E: 0 K: 0 S: 3	H: 0 LOB: 0 BB: 0 P: 3	R: 0 E: 0 K: 0 S: 6	H: 0 LOB: 3 BB: 2 P: 14	R: 1 E: 1 K: 1 S: 6	H: 1 LOB: 0 BB: 0 P: 6	R: 0 E: 0 K: 0 S: 3	H: 1 LOB: 0 BB: 0 P: 3		1B: 4 2B: 1 3B: 0 HR: 2	SF: 1 SAC: 1 DP: 0 HBP: 0	WP: 0 PB: 0 SB: 1 CS: 1	PA: 37	
<b>PITCHER</b>	IP	WLS	BF	H	R	ER	SO	BB	IBB	HBP	BLK	WP	HR	S	P	ERA	WHIP					
John Montefusco, R (1,1) ERA: 5.4	6.2		31	6	6	4	2	4	0	0	0	0	0	2	31	47	5.40	1.500				
Dale Murray, R (7,1) ERA:	0.1	L	2	1	1	0	0	0	0	0	0	0	0	2	2	0.00	3.000					
Jay Howell, R (8,1) ERA:	1.0		3	0	0	0	1	0	0	0	0	0	0	5	5	0.00	0.000					







Batter	1	2	3	4	5	6	7	8	9	10	11	12	13	AB	R	H	RBI	BB	SO	LOB	TOP			
Omar Moreno, L OBP: 0.165, SLG: 0.222 (1.8)			6-3		F8			1B 1B	K		F4		2B 1B	7	2	2	0	0	2	3				
Wille Randolph, R OBP: 0.407, SLG: 0.333 (1.4)	1B PB BB			2B	F9			1B SF8 1B		K			2B BB	4	2	2	0	3	1	1				
Don Mattingly, L OBP: 0.533, SLG: 0.714 (1.7)	1B 1-H		F2			G3		1B BB			3-1		2B	7	0	4	3	0	0	4				
Don Baylor, R OBP: 0.074, SLG: 0.115 (1.10)	F7		1-3			F8		SF8 1B		F8			F7	6	0	0	1	0	0	5				
Dave Winfield, R OBP: 0.400, SLG: 0.667 (1.9)	1-3			1-3		5-3		F8			FC6-4 1B		K	5	0	0	0	1	1	2				
Ken Griffey, L OBP: 0.542, SLG: 0.474 (1.3)		4-3			F5 1B			F8			FC6-4 1B			5	0	2	0	1	0	2				
Roy Smalley, S OBP: 0.500, SLG: 0.556 (1.5)				F5									F7	5	0	2	0	1	1	4				
Butch Wynegar, S OBP: 0.385, SLG: 0.417 (1.2)		F5				3-1		F7					E4 SH1-4 1B	6	0	1	0	0	0	3				
Tim Lincecum, R OBP: 0.158, SLG: 0.158 (1.6)			6-3					K					SH1-4	5	0	1	0	0	1	3				
<b>Inning Stats</b>	R: 1 E: 0 K: 1 S: 6	H: 1 LOB: 1 BB: 1 P: 10	R: 0 E: 0 K: 0 S: 4	H: 1 LOB: 1 BB: 0 P: 4	R: 0 E: 0 K: 0 S: 3	H: 1 LOB: 1 BB: 0 P: 3	R: 0 E: 0 K: 0 S: 3	H: 0 LOB: 0 BB: 0 P: 3	R: 0 E: 0 K: 1 S: 5	H: 0 LOB: 1 BB: 1 P: 9	R: 2 E: 0 K: 1 S: 8	H: 3 LOB: 2 BB: 1 P: 12	R: 0 E: 0 K: 1 S: 6	H: 0 LOB: 0 BB: 0 P: 5	R: 0 E: 0 K: 1 S: 6	H: 1 LOB: 2 BB: 1 P: 10	R: 0 E: 0 K: 0 S: 6	H: 1 LOB: 1 BB: 0 P: 6	R: 0 E: 0 K: 0 S: 5	H: 3 LOB: 2 BB: 1 P: 9	1B: 10 2B: 4 3B: 0 HR: 0	SF: 1 SAC: 1 DP: 1 HBP: 0	W/P: 0 PB: 1 SB: 2 CS: 0	PA: 58
<b>PITCHER</b>	IP WLS BF H R ER SO BB IBB HBP BLK WP HR S P ERA WHIP	9.0 3.2 0.1	37 L 2	8 5 1	3 1 0	4 2 0	0 1 0	0 2 0	0 0 0	0 0 0	42 20 2	54 32 2	2.00 2.46 0.00	1.222 1.636 3.000										
Charlie Hough, R ERA: 6.75 (1.1)																								
Dave Tobik, R ERA: 1.35 (10.1)																								
Odell Jones, R ERA: (13.1)																								

New York Yankees @ Texas Rangers  
Arlington Stadium, Arlington, TX  
Sun Apr 08 1984, 4:33 AM EST  
Att. 21,409 - Unknown

AB 50  
R 4  
H 14  
RBI 4  
BB 6  
SO 6  
LOB 27



Batter	1	2	3	4	5	6	7	8	9	10	11	12	13	AB	R	H	RBI	BB	SO	LOB	BOTTOM					
Bill Sample, R OBP: 0.223, SLG: 0.333 (1.7)	G6-4-3 1B		3-1			F8		5-3		K			4-3	6	0	1	0	0	1	6						
Buddy Bell, R OBP: 0.476, SLG: 0.563 (1.5)	G6-4-3 1-2			5-3				1B BB		1B			FC1-6 1B	5	0	2	0	1	0	1						
George Wright, S OBP: 0.286, SLG: 0.524 (1.8)	K			5-3				F7					1B	6	0	1	0	0	2	3						
Larry Parrish, R OBP: 0.381, SLG: 0.550 (1.9)				5-3				K					F9	6	1	2	1	0	2	3						
Gary Ward, R OBP: 0.313, SLG: 0.385 (1.10)		HR						1B					K	5	1	0	0	1	1	5						
Pete O'Brien, L OBP: 0.250, SLG: 0.462 (1.3)								HR BB					K													
Bill Stein, R OBP: 0.500, SLG: 0.500 (11. PH) (12. 3)				F8				F7					F6	3	0	0	0	1	0	3						
Ned Yost, R OBP: 0.238, SLG: 0.474 (1.2)				F8									1B	2	0	1	0	0	1	0						
Wayne Tolleson, S OBP: 0.333, SLG: 0.400 (1.4)					5-3								FC6-4 1B	6	1	1	2	0	0	2						
Curtis Wilkerson, S OBP: 0.176, SLG: 0.067 (11. PH) (12. 6)								HR					FC6-4 1B	4	0	0	0	0	2	3						
Jim Anderson, R OBP: 0.333, SLG: 0.333 (13. PH)													PO	0	0	0	0	0	0	0						
<b>Inning Stats</b>	R: 0 E: 0 K: 1 S: 5	H: 1 LOB: 0 BB: 0 P: 5	R: 1 E: 0 K: 0 S: 4	H: 1 LOB: 0 BB: 0 P: 4	R: 0 E: 0 K: 1 S: 5	H: 0 LOB: 0 BB: 0 P: 5	R: 0 E: 0 K: 0 S: 3	H: 0 LOB: 0 BB: 0 P: 3	R: 2 E: 0 K: 0 S: 5	H: 2 LOB: 1 BB: 1 P: 9	R: 0 E: 0 K: 1 S: 6	H: 1 LOB: 1 BB: 0 P: 6	R: 0 E: 0 K: 1 S: 6	H: 0 LOB: 2 BB: 1 P: 10	R: 0 E: 0 K: 1 S: 4	H: 1 LOB: 1 BB: 0 P: 4	R: 0 E: 0 K: 2 S: 9	H: 1 LOB: 2 BB: 0 P: 9	R: 0 E: 0 K: 2 S: 8	H: 1 LOB: 1 BB: 0 P: 8	R: 0 E: 0 K: 0 S: 3	H: 1 LOB: 0 BB: 0 P: 3	1B: 8 2B: 1 3B: 0 HR: 2	SF: 0 SAC: 0 DP: 1 HBP: 0	W/P: 0 PB: 0 SB: 1 CS: 0	PA: 54
<b>PITCHER</b>	IP WLS BF H R ER SO BB IBB HBP BLK WP HR S P ERA WHIP	7.0 2.0 2.0	28 9 2	6 1 0	3 0 0	4 0 2	0 0 0	0 0 0	0 0 0	0 0 0	12 16 13	16 0.00 0.00	1.000 1.000 1.000													
Ron Guidry, L ERA: 4.5 (8.1)																										
Jose Rijo, R ERA: 1.23 (10.1)																										
Dave Righetti, L ERA: (12.1)																										
Dale Murray, R ERA: (12.1)																										

New York Yankees @ Texas Rangers  
Arlington Stadium, Arlington, TX  
Sun Apr 08 1984, 4:33 AM EST  
Att. 21,409 - Unknown

AB 50  
R 3  
H 11  
RBI 3  
BB 3  
SO 10  
LOB 30





Batter	1	2	3	4	5	6	7	8	9	AB	R	H	RBI	BB	SO	LOB	TOP								
<b>Darrell Brown, S</b> (1, 8) OBP: 0.526, SLG: 0.563	0-3 K		0-0 1-3			0-0 2B		0-0 2B		4	0	2	0	0	1	1	<b>Minnesota Twins @ New York Yankees</b> Yankee Stadium, Bronx, NY Tue Apr 10 1984, 3:33 AM EST Att: 52,430 - Unknown								
<b>Tim Teufel, R</b> (1, 4) OBP: 0.482, SLG: 0.591	0-0 4-3			0-0 F9		0-0 F2		4-0 BB		3	0	0	0	1	0	1									
<b>Kent Hrbek, L</b> (1, 3) OBP: 0.269, SLG: 0.400	0-0 F5			0-0 F8		0-0 3-1		0-0 G4-6-3		4	0	0	0	0	0	4									
<b>Tom Brunansky, R</b> (1, 9) OBP: 0.346, SLG: 0.333		0-0 CS 1B		0-0 4-3			0-0 1B		4-0 E BB	3	1	2	0	1	0	0									
<b>Mickey Hatcher, R</b> (1, 7) OBP: 0.360, SLG: 0.600	0-0 1-3				0-0 5-3		0-0 F9		0-0 E5	4	0	0	0	0	0	3									
<b>Jim Eisenreich, L</b> (1, 10) OBP: 0.211, SLG: 0.250	0-0 1-3				0-0 F8		0-0 G5-4-3		0-0 L5	3	0	1	0	0	0	0									
<b>Dave Engle, R</b> (9, PH) OBP: 0.429, SLG: 0.500							1-2 1B			1	0	0	0	0	0	2									
<b>Gary Gaetti, R</b> (1, 5) OBP: 0.417, SLG: 0.500			0-0 1B		4-0 BB		0-0 G5-4-3		0-0 E6	3	0	1	1	1	0	3									
<b>Lenny Faedo, R</b> (1, 6) OBP: 0.318, SLG: 0.400			0-0 F8		0-0 F8			4-0 2B	0-0 L5-4 1B	3	0	1	0	1	0	2									
<b>Jeff Reed, L</b> (1, 2) OBP: 0.200, SLG: 0.222			0-3 K				0-0 F7		0-0 L5-4	2	0	0	0	0	1	1									
<b>Randy Bush, L</b> (8, PH) OBP: 0.333, SLG: 0.400										0	0	0	0	0	0	0									
<b>Tim Lardner, R</b> (8, PH) OBP: 0.231, SLG: 0.538									2-3 1B	2	0	0	0	0	1	4									
<b>Inning Stats</b>	R: 0 E: 0 K: 1 S: 5	H: 0 LOB: 0 BB: 0 P: 5	R: 0 E: 0 K: 0 S: 3	H: 1 LOB: 0 BB: 0 P: 3	R: 0 E: 0 K: 1 S: 6	H: 1 LOB: 1 BB: 0 P: 6	R: 0 E: 0 K: 0 S: 3	H: 0 LOB: 0 BB: 0 P: 3	R: 0 E: 0 K: 0 S: 3	H: 0 LOB: 1 BB: 1 P: 7	R: 0 E: 0 K: 0 S: 4	H: 1 LOB: 1 BB: 0 P: 4	R: 0 E: 0 K: 0 S: 4	H: 2 LOB: 1 BB: 0 P: 4	R: 0 E: 0 K: 1 S: 5	H: 1 LOB: 2 BB: 2 P: 13	R: 1 E: 2 K: 0 S: 5	H: 1 LOB: 2 BB: 1 P: 9	1B: 5 2B: 3 3B: 0 HR: 0	SF: 0 SAC: 0 DP: 3 HBP: 0	WP: 0 PB: 0 CS: 1	PA: 36			
<b>PITCHER</b>	IP	WLS	BF	H	R	ER	SO	BB	IBB	HBP	BLK	WP	HR	S	P	ERA	WHIP								
<b>Phil Niekro, R</b> (1, 1) ERA: 2.13	6.1	W	24	5	0	0	2	1	0	0	0	0	0	27	31	0.00	0.947								
<b>Jose Rijo, R</b> (7, 1) ERA: 1.13	0.2		2	0	0	0	0	1	0	0	0	0	0	1	5	0.00	1.500								
<b>Dave Righetti, L</b> (8, 1) ERA:	2.0	S	10	2	1	0	1	2	0	0	0	0	0	10	18	0.00	2.000								

Batter	1	2	3	4	5	6	7	8	9	AB	R	H	RBI	BB	SO	LOB	BOTTOM								
<b>Willie Randolph, R</b> (1, 4) OBP: 0.419, SLG: 0.480	0-0 G5-4-3 1B		0-0 1-H HR		0-0 6-3		0-0 6-3			4	1	2	2	0	0	1	<b>Minnesota Twins @ New York Yankees</b> Yankee Stadium, Bronx, NY Tue Apr 10 1984, 3:33 AM EST Att: 52,430 - Unknown								
<b>Ken Griffey, L</b> (1, 8) OBP: 0.464, SLG: 0.391	0-0 F5		0-0 F8		0-0 F8			0-0 F9		4	0	0	0	0	0	2									
<b>Lou Piniella, R</b> (1, 7) OBP: 0.133, SLG: 0.133	0-0 G5-4-3		0-0 FC6-4 1B		0-0 5-3			0-0 F9		4	0	1	0	0	0	1									
<b>Don Baylor, R</b> (1, 10) OBP: 0.129, SLG: 0.138		0-0 5-3	0-0 FC6-4		1-0 BB HBP			0-0 1B E 1B		3	1	1	0	0	0	1									
<b>Dave Winfield, R</b> (1, 9) OBP: 0.379, SLG: 0.607		0-0 F7		0-0 F7		0-0 F3		0-0 1B E 1B		4	1	1	0	0	0	1									
<b>Toby Harrah, R</b> (1, 5) OBP: 0.400, SLG: 0.500		0-0 2B		0-0 6-3		4-0 1-2 BB		0-0 1B E 1B		3	0	2	0	1	0	0									
<b>Don Mattingly, L</b> (1, 3) OBP: 0.421, SLG: 0.556		0-0 4-3		0-0 F7		0-0 G3		0-0 E5		4	0	0	0	0	0	4									
<b>Butch Wynegar, S</b> (1, 2) OBP: 0.294, SLG: 0.313			0-0 F4		0-3 K		0-0 F8	0-0 4-3		4	0	0	0	0	1	2									
<b>Tim Foli, R</b> (1, 6) OBP: 0.227, SLG: 0.273			0-0 HR 1B		0-0 2B		0-0 5-3			3	1	2	0	0	0	0									
<b>Inning Stats</b>	R: 0 E: 0 K: 0 S: 3	H: 1 LOB: 0 BB: 0 P: 3	R: 0 E: 0 K: 0 S: 4	H: 1 LOB: 1 BB: 0 P: 4	R: 2 E: 0 K: 0 S: 6	H: 3 LOB: 1 BB: 0 P: 6	R: 0 E: 0 K: 0 S: 3	H: 0 LOB: 0 BB: 0 P: 3	R: 0 E: 0 K: 0 S: 3	H: 0 LOB: 2 BB: 1 P: 8	R: 0 E: 0 K: 0 S: 3	H: 0 LOB: 0 BB: 0 P: 3	R: 2 E: 1 K: 0 S: 7	H: 3 LOB: 3 BB: 0 P: 7	1B: 6 2B: 2 3B: 0 HR: 1	SF: 0 SAC: 0 DP: 1 HBP: 1		WP: 0 PB: 0 CS: 0	PA: 35						
<b>PITCHER</b>	IP	WLS	BF	H	R	ER	SO	BB	IBB	HBP	BLK	WP	HR	S	P	ERA	WHIP								
<b>Frank Viola, L</b> (1, 1) ERA: 4.85	7.0	L	28	6	2	2	1	1	0	1	0	0	0	28	33	2.57	1.000								
<b>Larry Pashnick, R</b> (8, 1) ERA:	0.2		5	3	2	0	0	0	0	0	0	0	0	5	5	0.00	4.500								
<b>Pete Filson, L</b> (8, 1) ERA: 7.71	0.1		2	0	0	0	0	0	0	0	0	0	0	2	2	0.00	0.000								







Batter	1	2	3	4	5	6	7	8	9	AB	R	H	RBI	BB	SO	LOB	TOP										
Rudy Law, L OBP: 0.385, SLG: 0.500 (1, 8)										4	2	2	0	1	1	4	<b>Chicago White Sox @ New York Yankees</b> Yankee Stadium, Bronx, NY Fri Apr 13 1984, 6:05 PM EST Att: 15,765 - Unknown										
Scott Fletcher, R OBP: 0.333, SLG: 0.500 Jerry Hairston, S OBP: 0.500, SLG: 0.333 Jerry Dybzinski, R (8, 6)										3	1	1	2	0	1	5											
Harold Baines, L OBP: 0.258, SLG: 0.321 (1, 9)										5	0	0	0	0	1	5											
Greg Luzinski, R OBP: 0.296, SLG: 0.227 (1, 10)										4	1	2	0	1	1	3											
Greg Walker, L OBP: 0.333, SLG: 0.909 Mike Squires, L (7, 3)										4	1	1	3	0	0	1											
Tom Paciorek, R OBP: 0.261, SLG: 0.286 Dave Stegman, R OBP: 0.200, SLG: 0.400 (7, 7)										4	0	0	0	0	1	1											
Vance Law, R OBP: 0.238, SLG: 0.211 (1, 5)										5	0	1	0	0	2	2											
Marc Hill, R OBP: 0.571, SLG: 0.571 (1, 2)										4	0	3	0	0	0	1											
Julio Cruz, S OBP: 0.417, SLG: 0.381 (1, 4)										3	0	2	0	1	0	0											
<b>Inning Stats</b>	R: 4 E: 1 K: 0 S: 6	H: 3 LOB: 0 BB: 1 P: 10	R: 0 E: 0 K: 0 S: 4	H: 1 LOB: 3 BB: 2 P: 12	R: 0 E: 0 K: 1 S: 6	H: 1 LOB: 1 BB: 0 P: 6	R: 1 E: 1 K: 0 S: 4	H: 1 LOB: 0 BB: 0 P: 4	R: 0 E: 0 K: 1 S: 5	H: 0 LOB: 0 BB: 0 P: 5	R: 0 E: 0 K: 1 S: 7	H: 2 LOB: 2 BB: 0 P: 7	R: 0 E: 0 K: 1 S: 6	H: 1 LOB: 1 BB: 0 P: 6	R: 0 E: 0 K: 2 S: 9	H: 2 LOB: 2 BB: 0 P: 9		R: 0 E: 0 K: 2 S: 8	H: 1 LOB: 2 BB: 1 P: 12	1B: 9 2B: 1 3B: 2 HR: 1	SF: 0 SAC: 1 DP: 1 HBP: 0	WP: 1 PB: 0 CS: 0	PA: 43				
<b>PITCHER</b>	IP	WLS	BF	H	R	ER	SO	BB	IBB	HBP	BLK	WP	HR	S	P	ERA	WHIP										
John Montefusco, R ERA: 9.39 (1, 1)	1.0	L	7	3	4	4	0	1	0	0	0	0	1	6	10	36.00	4.000										
Bob Shirley, L ERA: 12.0 (2, 1)	4.2		21	5	1	1	2	2	0	0	0	0	0	23	31	1.93	1.500										
Jay Howell, R ERA: 1.42 (6, 1)	2.1		10	3	0	0	4	0	0	0	0	1	0	18	18	0.00	1.286										
Jose Rijo, R ERA: 1.0 (9, 1)	1.0		5	1	0	0	2	1	0	0	0	0	0	8	12	0.00	2.000										

Batter	1	2	3	4	5	6	7	8	9	AB	R	H	RBI	BB	SO	LOB	BOTTOM										
Omar Moreno, L OBP: 0.167, SLG: 0.194 (1, 8)										5	0	0	0	0	0	1	<b>Chicago White Sox @ New York Yankees</b> Yankee Stadium, Bronx, NY Fri Apr 13 1984, 6:05 PM EST Att: 15,765 - Unknown										
Willie Randolph, R OBP: 0.425, SLG: 0.438 (1, 4)										4	0	0	0	1	2	0											
Lou Piniella, R OBP: 0.211, SLG: 0.211 (1, 7)										4	0	2	0	0	0	0											
Don Baylor, R OBP: 0.231, SLG: 0.343 (1, 10)										4	2	3	1	0	0	3											
Dave Winfield, R OBP: 0.351, SLG: 0.500 (1, 9)										2	1	0	0	2	0	2											
Toby Harrah, R OBP: 0.380, SLG: 0.400 (1, 5)										3	0	0	0	0	0	3											
Don Mattingly, L OBP: 0.407, SLG: 0.458 (1, 3)										2	0	1	2	2	0	2											
Rick Cerone, R OBP: 0.231, SLG: 0.417 Butch Wynegar, S OBP: 0.273, SLG: 0.286 (9, 2)										3	0	0	0	0	0	4											
Tim Lincecum, R OBP: 0.208, SLG: 0.250 Roy Smalley, S OBP: 0.500, SLG: 0.600 (7, 6)										2	0	0	0	0	0	0											
										2	0	1	0	0	1	0											
<b>Inning Stats</b>	R: 0 E: 0 K: 1 S: 5	H: 0 LOB: 0 BB: 0 P: 5	R: 1 E: 0 K: 0 S: 3	H: 1 LOB: 1 BB: 2 P: 11	R: 0 E: 0 K: 0 S: 3	H: 0 LOB: 0 BB: 0 P: 3	R: 0 E: 0 K: 0 S: 5	H: 2 LOB: 2 BB: 0 P: 5	R: 0 E: 0 K: 0 S: 3	H: 0 LOB: 0 BB: 0 P: 3	R: 2 E: 0 K: 1 S: 7	H: 2 LOB: 2 BB: 1 P: 12	R: 0 E: 0 K: 0 S: 4	H: 2 LOB: 2 BB: 1 P: 8	R: 0 E: 0 K: 0 S: 3	H: 0 LOB: 1 BB: 1 P: 7	R: 0 E: 0 K: 1 S: 5	H: 0 LOB: 0 BB: 0 P: 5	1B: 4 2B: 2 3B: 0 HR: 1	SF: 0 SAC: 0 DP: 2 HBP: 1	WP: 2 PB: 0 CS: 0	PA: 38					
<b>PITCHER</b>	IP	WLS	BF	H	R	ER	SO	BB	IBB	HBP	BLK	WP	HR	S	P	ERA	WHIP										
Floyd Bannister, L ERA: 5.25 (1, 1)	6.0		26	5	3	3	2	3	0	1	0	0	0	3	7	0.00	9.000										
Salome Barojas, R ERA: 7.71 (7, 1)	0.1		4	2	0	0	0	1	0	0	0	0	0	3	7	0.00	9.000										
Ron Reed, R ERA: (7, 1)	2.2	S	8	0	0	0	1	1	0	0	0	0	0	9	13	0.00	0.375										









Batter	1	2	3	4	5	6	7	8	9	AB	R	H	RBI	BB	SO	LOB	TOP											
Willie Randolph, R OBP: 0.460, SLG: 0.450	6-3	BB		1-2			SH2-4 SF9 BB			3	1	2	0	2	0	0	<b>New York Yankees @ Cleveland Indians</b> Cleveland Municipal Stadium, Cleveland, OH Wed Apr 18 1984, 6:05 PM EST Att: 5,701 - Unknown <a href="http://livebaseballscorecards.com">livebaseballscorecards.com</a>											
Ken Griffey, L OBP: 0.390, SLG: 0.400	1B	F9		F6			SH2-4	SF7		3	1	1	1	0	0	3												
Don Mattingly, L OBP: 0.389, SLG: 0.387	1B 2H		F9		G3		SF9 BB 2B	F9		4	1	1	1	1	0	1												
Oscar Gamble, L	1B		K		G3		2B BB		3-1	3	0	0	1	2	1	0												
Roy Smalley, S OBP: 0.375, SLG: 0.429	F7				4-3		SF9		6-3	2	0	0	1	1	0	2												
Toby Harrah, R OBP: 0.370, SLG: 0.381										1	0	0	0	0	0	0												
Lou Piniella, R OBP: 0.333, SLG: 0.435										4	0	3	1	0	1	1												
Stan Javier, S OBP: 0.500, SLG: 0.500	1-2 2-3		K			K	3B	2B	1B	1	0	1	0	0	0	0												
Butch Wynegar, S	F8			4-3		K	3-1		1B	5	0	1	0	0	1	6												
Andre Robertson, R OBP: 0.200, SLG: 0.200			K		K	F8		1B SH1-3 SF7	F8	5	1	1	0	0	2	2												
Omar Moreno, L OBP: 0.190, SLG: 0.214	1-4-3							SH1-3		3	1	2	0	0	0	0												
<b>Inning Stats</b>	R: 1 E: 0 K: 0 S: 6	H: 3 LOB: 3 BB: 1 P: 10	R: 0 E: 0 K: 1 S: 5	H: 0 LOB: 1 BB: 1 P: 9	R: 0 E: 0 K: 2 S: 7	H: 0 LOB: 1 BB: 1 P: 11	R: 0 E: 0 K: 1 S: 7	H: 2 LOB: 2 BB: 0 P: 7	R: 0 E: 0 K: 0 S: 3	H: 0 LOB: 0 BB: 0 P: 3	R: 0 E: 0 K: 1 S: 5	H: 1 LOB: 0 BB: 0 P: 5	R: 3 E: 0 K: 0 S: 5	H: 2 LOB: 2 BB: 3 P: 17	R: 1 E: 0 K: 0 S: 5	H: 2 LOB: 1 BB: 0 P: 5	R: 0 E: 0 K: 0 S: 5	H: 2 LOB: 2 BB: 0 P: 5	1B: 9 2B: 2 3B: 1 HR: 0	SF: 2 SAC: 2 DP: 0 HBP: 0	WP: 0 PB: 0 SB: 0 CS: 0	PA: 44						
<b>PITCHER</b>	IP WLS BF H R ER SO BB IBB HBP BLK WP HR S P ERA WHIP	6.2 L 33 8 4 4 5 5 1 0 0 0 0 0 37 61 5.40 1.950	1.1 6 2 1 1 0 0 0 0 0 0 0 0 6 6 6.75 1.500	1.0 5 2 0 0 0 0 0 0 0 0 0 0 5 5 0.00 2.000	<b>PITCHER</b>										IP WLS BF H R ER SO BB IBB HBP BLK WP HR S P ERA WHIP													
Rick Sutcliffe, R ERA: 2.84											6.2	L	33	8	4	4	5	5	1	0	0	0	0	0	37	61	5.40	1.950
Dan Spillner, R ERA: 3.5											1.1	6	2	1	1	0	0	0	0	0	0	0	0	6	6	6.75	1.500	
George Frazier, R ERA: 12.0											1.0	5	2	0	0	0	0	0	0	0	0	0	5	5	0.00	2.000		

Batter	1	2	3	4	5	6	7	8	9	AB	R	H	RBI	BB	SO	LOB	BOTTOM									
Brett Butler, L OBP: 0.311, SLG: 0.349	4-3		E4			2B		K		4	0	1	0	0	1	1	<b>New York Yankees @ Cleveland Indians</b> Cleveland Municipal Stadium, Cleveland, OH Wed Apr 18 1984, 6:05 PM EST Att: 5,701 - Unknown <a href="http://livebaseballscorecards.com">livebaseballscorecards.com</a>									
Tony Bemazzard, S OBP: 0.591, SLG: 0.433	G3		CS	K		BB		WP BB		2	0	0	0	2	1	0										
Julio Franco, R OBP: 0.300, SLG: 0.306	F9			K		K		K		4	0	0	0	0	3	3										
Andre Thornton, R OBP: 0.368, SLG: 0.455		G5-4-3 2B		K			2B 1B		6-3	4	0	2	0	0	1	0										
Pat Tabler, R OBP: 0.394, SLG: 0.448		K			6-3			F9		4	0	1	0	0	1	1										
Brook Jacoby, R OBP: 0.325, SLG: 0.400						F9	F2		K	3	0	0	0	1	1	2										
Ron Hassey, L OBP: 0.297, SLG: 0.286		G5-4-3 BB					F5			3	0	0	0	0	0	4										
George Vukovich, L OBP: 0.345, SLG: 0.333			F8			K	K			3	0	0	0	0	2	2										
Otis Nixon, S OBP: 0.147, SLG: 0.094				CS		4-3		1-3		3	0	1	0	0	0	0										
<b>Inning Stats</b>	R: 0 E: 0 K: 0 S: 3	H: 0 LOB: 0 BB: 0 P: 3	R: 0 E: 0 K: 1 S: 5	H: 1 LOB: 1 BB: 1 P: 9	R: 0 E: 1 K: 0 S: 3	H: 1 LOB: 0 BB: 0 P: 3	R: 0 E: 0 K: 3 S: 9	H: 0 LOB: 0 BB: 0 P: 9	R: 0 E: 0 K: 0 S: 3	H: 0 LOB: 0 BB: 0 P: 3	R: 0 E: 0 K: 2 S: 8	H: 1 LOB: 2 BB: 1 P: 12	R: 0 E: 0 K: 1 S: 7	H: 2 LOB: 2 BB: 0 P: 7	R: 0 E: 0 K: 2 S: 7	H: 0 LOB: 1 BB: 1 P: 11		R: 0 E: 0 K: 1 S: 5	H: 0 LOB: 0 BB: 0 P: 5	1B: 2 2B: 3 3B: 0 HR: 0	SF: 0 SAC: 0 DP: 1 HBP: 0	WP: 1 PB: 0 SB: 0 CS: 2	PA: 34			
<b>PITCHER</b>	IP WLS BF H R ER SO BB IBB HBP BLK WP HR S P ERA WHIP	6.0 W 23 5 0 0 6 2 0 0 0 1 0 17 21 0.00 1.167	3.0 S 10 0 0 0 4 1 0 0 0 1 0 17 21 0.00 0.333	<b>PITCHER</b>										IP WLS BF H R ER SO BB IBB HBP BLK WP HR S P ERA WHIP												
Phil Niekro, R ERA: 1.45											6.0	W	23	5	0	0	6	2	0	0	0	0	17	21	0.00	1.167
Jose Rijo, R ERA: 0.73											3.0	S	10	0	0	0	4	1	0	0	0	0	17	21	0.00	0.333



Batter	1	2	3	4	5	6	7	8	9	AB	R	H	RBI	BB	SO	LOB	TOP					
Bill Sample, R OBP: 0.244, SLG: 0.359 (1, 7)	5-3		F4			F4			1B	4	0	1	0	0	0	1	<p><b>Texas Rangers @ New York Yankees</b>            Yankee Stadium, Bronx, NY            Fri Apr 20 1984, 6:05 PM EST            Att: 17,861 - Unknown</p> <p>livebaseballscorecards.com</p> <p>AB 30 R 1 H 5 RBI 1 BB 0 SO 7 LOB 7</p> 					
Gary Ward, R OBP: 0.314, SLG: 0.256 (1, 9)	CS 1B					F9			F9	4	0	1	0	0	0	1						
George Wright, S OBP: 0.230, SLG: 0.344 (1, 8)	1-2 K								F7	4	0	0	0	0	2	2						
Buddy Bell, R OBP: 0.467, SLG: 0.560 (1, 5)						F7				3	0	0	0	0	0	0						
Larry Parrish, R OBP: 0.397, SLG: 0.537 (1, 10)									L4-3 1B	3	1	2	1	0	0	0						
Pete O'Brien, L OBP: 0.348, SLG: 0.447 (1, 3)						F9			F8	3	0	0	0	0	0	1						
Ned Yost, R OBP: 0.208, SLG: 0.326 (1, 2)						5-3			L4-3 1-2	3	0	0	0	0	1	1						
Wayne Tolleson, S OBP: 0.370, SLG: 0.396 (1, 4)									K	3	0	1	0	0	2	0						
Curtis Wilkerson, S OBP: 0.205, SLG: 0.171 (1, 6)										2	0	0	0	0	1	1						
Bill Stein, R OBP: 0.250, SLG: 0.250 (9, PH)									F9	1	0	0	0	0	1	0						
<b>Inning Stats</b>	R: 0 E: 0 K: 1 S: 5	H: 1 LOB: 0 BB: 0 P: 5	R: 0 E: 0 K: 0 S: 3	H: 0 LOB: 0 BB: 0 P: 3	R: 0 E: 0 K: 1 S: 6	H: 1 LOB: 1 BB: 0 P: 6	R: 0 E: 0 K: 1 S: 5	H: 0 LOB: 0 BB: 0 P: 5	R: 0 E: 0 K: 0 S: 3	H: 1 LOB: 0 BB: 0 P: 3	R: 0 E: 0 K: 0 S: 5	H: 0 LOB: 0 BB: 0 P: 5	R: 0 E: 0 K: 0 S: 3	H: 0 LOB: 0 BB: 0 P: 3	R: 1 E: 0 K: 2 S: 8	H: 1 LOB: 0 BB: 0 P: 8	R: 0 E: 0 K: 1 S: 6	H: 1 LOB: 1 BB: 0 P: 6	1B: 4 2B: 1 3B: 0 HR: 1	SF: 0 SAC: 0 DP: 1 HBP: 0	WP: 0 PB: 0 SB: 0 CS: 1	PA: 30
<b>PITCHER</b> Ron Guidry, L ERA: 2.48 (1, 1)	IP: 9.0 WLS: W BF: 30 H: 5 R: 1 ER: 1 SO: 7 BB: 0 IBB: 0 HBP: 0 BLK: 0 WP: 0 HR: 1 S: 44 P: 44 ERA: 1.00 WHIP: 0.556																					

Batter	1	2	3	4	5	6	7	8	9	AB	R	H	RBI	BB	SO	LOB	BOTTOM					
Willie Randolph, R OBP: 0.473, SLG: 0.477 (1, 4)	1B SF7 BB					5-3			6-3	4	2	2	1	1	0	0	<p><b>Texas Rangers @ New York Yankees</b>            Yankee Stadium, Bronx, NY            Fri Apr 20 1984, 6:05 PM EST            Att: 17,861 - Unknown</p> <p>livebaseballscorecards.com</p> <p>AB 32 R 4 H 8 RBI 4 BB 5 SO 3 LOB 22</p> 					
Ken Griffey, L OBP: 0.370, SLG: 0.375 (1, 3)	F7					5-3			4-3	5	0	1	2	0	0	2						
Steve Kemp, L OBP: 0.400, SLG: 0.250 (1, 7)	1B 1-3								5-3	3	0	1	0	1	1	1						
Oscar Gamble, L OBP: 0.375, SLG: 0.200 (1, 10)	SF7									2	0	1	1	0	0	2						
Don Baylor, R OBP: 0.205, SLG: 0.300 (7, PH)										1	0	0	0	0	1	0						
Don Mattingly, L OBP: 0.425, SLG: 0.429 (1, 9)	3-H 1-2 1B								F8	4	0	3	0	0	0	2						
Toby Harrah, R OBP: 0.355, SLG: 0.333 (1, 5)	F9									3	0	0	0	1	0	4						
Butch Wynegar, S OBP: 0.229, SLG: 0.265 (1, 2)										4	0	0	0	0	0	4						
Andre Robertson, R OBP: 0.222, SLG: 0.125 (1, 6)										3	1	0	0	1	0	4						
Omar Moreno, L OBP: 0.196, SLG: 0.200 (1, 8)										3	1	0	0	1	1	3						
<b>Inning Stats</b>	R: 1 E: 0 K: 0 S: 5	H: 2 LOB: 2 BB: 1 P: 9	R: 3 E: 0 K: 0 S: 5	H: 2 LOB: 3 BB: 3 P: 17	R: 0 E: 0 K: 0 S: 3	H: 0 LOB: 0 BB: 0 P: 3	R: 0 E: 0 K: 2 S: 8	H: 1 LOB: 1 BB: 0 P: 8	R: 0 E: 0 K: 0 S: 6	H: 2 LOB: 3 BB: 0 P: 6	R: 0 E: 0 K: 0 S: 3	H: 0 LOB: 0 BB: 0 P: 3	R: 0 E: 0 K: 1 S: 6	H: 1 LOB: 2 BB: 1 P: 10	R: 0 E: 0 K: 0 S: 3	H: 0 LOB: 0 BB: 0 P: 3	R: 0 E: 0 K: 0 S: 3	H: 0 LOB: 0 BB: 0 P: 3	1B: 7 2B: 1 3B: 0 HR: 0	SF: 1 SAC: 0 DP: 0 HBP: 0	WP: 1 PB: 0 SB: 2 CS: 0	PA: 38
<b>PITCHER</b> Dave Stewart, R ERA: 7.5 (1, 1)	IP: 5.0 WLS: L BF: 27 H: 7 R: 4 ER: 4 SO: 2 BB: 4 IBB: 0 HBP: 0 BLK: 0 WP: 1 HR: 0 S: 27 P: 43 ERA: 7.20 WHIP: 2.200																					
Mike Mason, L ERA: 2.0 (6, 1)	IP: 3.0 WLS: 11 BF: 1 H: 0 R: 0 ER: 0 SO: 1 BB: 1 IBB: 0 HBP: 0 BLK: 0 WP: 0 HR: 0 S: 12 P: 16 ERA: 0.00 WHIP: 0.667																					



Batter	1	2	3	4	5	6	7	8	9	AB	R	H	RBI	BB	SO	LOB	TOP			
Bill Sample, R OBP: 0.244, SLG: 0.349 (1, 7)	F9		5-3		F5		1B			4	0	1	0	0	0	0	<p>Texas Rangers @ New York Yankees Yankee Stadium, Bronx, NY Sat Apr 21 1984, 3:33 AM EST Att: 20,729 - Unknown</p> <p>livebaseballscorecards.com</p>			
Gary Ward, R OBP: 0.291, SLG: 0.234 (1, 9)	5-3		4-3		6-3		F9			4	0	0	0	0	0	1				
George Wright, S OBP: 0.231, SLG: 0.338 (1, 8)	1B		F5		5-3		K			4	0	1	0	0	1	1				
Buddy Bell, R OBP: 0.453, SLG: 0.537 (1, 5)	4-3			1B FC3-2		E6 FC5-4		F9		4	0	1	0	0	0	1				
Larry Parrish, R OBP: 0.403, SLG: 0.526 (1, 10)		BB 1B BB		4-3 FC3-2 1B		FC5-4 WP 1B		F9		3	1	1	0	1	0	1				
Pete O'Brien, L OBP: 0.380, SLG: 0.463 (1, 3)		BB 1B		FC3-2 4-3		1B BB		CS 1B		3	0	2	0	1	0	2				
Ned Yost, R OBP: 0.212, SLG: 0.320 (1, 2)	F1		4-3		4-3		1B		CS 4-3	4	0	1	1	0	0	4				
Wayne Tolleson, S OBP: 0.362, SLG: 0.373 (1, 4)		L3 BB		5-3		1-3		K		3	0	0	0	1	1	4				
Jim Anderson, R (1, 6)	L3				F9		6-3		6-3	4	0	0	0	0	0	3				
<b>Inning Stats</b>	R: 0 E: 0 K: 0 S: 4	H: 1 LOB: 1 BB: 0 P: 4	R: 0 E: 0 K: 0 S: 3	H: 1 LOB: 2 BB: 2 P: 11	R: 0 E: 0 K: 0 S: 3	H: 0 LOB: 0 BB: 0 P: 3	R: 0 E: 0 K: 0 S: 5	H: 2 LOB: 2 BB: 0 P: 5	R: 0 E: 0 K: 0 S: 3	H: 0 LOB: 0 BB: 0 P: 3	R: 1 E: 1 K: 0 S: 5	H: 1 LOB: 2 BB: 1 P: 9	R: 0 E: 0 K: 0 S: 6	H: 1 LOB: 1 BB: 0 P: 6	R: 0 E: 0 K: 0 S: 3	H: 0 LOB: 0 BB: 0 P: 3	1B: 7 2B: 1 3B: 0 HR: 0	SF: 0 SAC: 0 DP: 1 HBP: 0	WP: 1 PB: 0 SB: 0 CS: 1	PA: 37
<b>PITCHER</b>	IP WLS BF H R ER SO BB IBB HBP BLK WP HR S P ERA WHIP	IP WLS BF H R ER SO BB IBB HBP BLK WP HR S P ERA WHIP																		
Ray Fontenot, L ERA: 4.42 (1, 1)	7.0	L	30	6	1	0	1	3	0	0	0	0	1	0	0	0	0.00	1.286		
Dave Righetti, L ERA: (8, 1)	2.0		6	1	0	0	1	0	0	0	0	0	0	0	0	0	0.00	0.500		

Batter	1	2	3	4	5	6	7	8	9	AB	R	H	RBI	BB	SO	LOB	BOTTOM					
Willie Randolph, R OBP: 0.458, SLG: 0.447 (1, 4)	1-3			F8		K		IBB		3	0	0	0	1	1	0	<p>Texas Rangers @ New York Yankees Yankee Stadium, Bronx, NY Sat Apr 21 1984, 3:33 AM EST Att: 20,729 - Unknown</p> <p>livebaseballscorecards.com</p>					
Ken Griffey, L OBP: 0.340, SLG: 0.341 (1, 3)	F8			6-3		4-3		4-3		4	0	0	0	0	0	2						
Lou Piniella, R OBP: 0.346, SLG: 0.440 (1, 9)										2	0	1	0	0	0	0						
Roy Smalley, S OBP: 0.400, SLG: 0.429 (7, FH)	6-3									0	0	0	0	1	0	0						
Omar Moreno, L OBP: 0.191, SLG: 0.196 (7, FR)										1	0	0	0	0	0	0						
Don Baylor, R OBP: 0.188, SLG: 0.273 (1, 10)		5-3		F8		F7		1-3		4	0	0	0	0	0	2						
Don Mattingly, L OBP: 0.432, SLG: 0.421 (1, 7)		G3-6-3 BB			G3		F6			3	0	1	0	1	0	2						
Toby Harrah, R OBP: 0.353, SLG: 0.308 (1, 5)										2	0	0	0	1	1	3						
Oscar Gamble, L OBP: 0.333, SLG: 0.167 (8, FH)		G3-6-3						G3-4-3		1	0	0	0	0	0	1						
Rick Cerone, R OBP: 0.250, SLG: 0.400 (1, 2)				K		F9		6-3 1B		3	0	1	0	0	1	1						
Stan Javier, S OBP: 0.200, SLG: 0.200 (8, 9)				1-3		F3		K		3	0	0	0	0	1	2						
Andre Robertson, R OBP: 0.167, SLG: 0.091 (1, 6)				G3		F7		6-3		3	0	0	0	0	0	1						
<b>Inning Stats</b>	R: 0 E: 0 K: 0 S: 3	H: 0 LOB: 0 BB: 1 P: 3	R: 0 E: 0 K: 0 S: 2	H: 0 LOB: 0 BB: 1 P: 6	R: 0 E: 0 K: 1 S: 5	H: 0 LOB: 0 BB: 0 P: 5	R: 0 E: 0 K: 0 S: 4	H: 1 LOB: 1 BB: 0 P: 4	R: 0 E: 0 K: 0 S: 3	H: 0 LOB: 0 BB: 1 P: 7	R: 0 E: 0 K: 1 S: 5	H: 0 LOB: 0 BB: 0 P: 5	R: 0 E: 0 K: 1 S: 5	H: 0 LOB: 2 BB: 1 P: 9	R: 0 E: 0 K: 1 S: 6	H: 1 LOB: 2 BB: 1 P: 10	R: 0 E: 0 K: 0 S: 4	H: 1 LOB: 1 BB: 0 P: 4	1B: 3 2B: 0 3B: 0 HR: 0	SF: 0 SAC: 0 DP: 1 HBP: 0	WP: 1 PB: 0 SB: 1 CS: 0	PA: 33
<b>PITCHER</b>	IP WLS BF H R ER SO BB IBB HBP BLK WP HR S P ERA WHIP	IP WLS BF H R ER SO BB IBB HBP BLK WP HR S P ERA WHIP																				
Frank Tanana, L ERA: 2.93 (1, 1)	8.0	W	29	2	0	0	4	3	1	0	0	0	0	0	0	0	0.00	0.625				
Dave Tobik, R ERA: 0.64 (9, 1)	1.0	S	4	1	0	0	0	0	0	0	0	0	0	0	0	0	0.00	1.000				



Batter	1	2	3	4	5	6	7	8	9	AB	R	H	RBI	BB	SO	LOB	TOP										
Mickey Rivers, L (1, 10) OBP: 0.214, SLG: 0.214	0-0 4-3			0-0 1-3		0-3 K		0-0 FC1-5 1B	0-0 4-3	5	1	1	1	0	1	0											
Gary Ward, R (1, 7) OBP: 0.286, SLG: 0.220	0-0 F8			0-0 F9		4-0 5-3 BB		0-0 FC1-5 HBP 1B		3	1	0	0	1	0	2											
George Wright, S (1, 8) OBP: 0.246, SLG: 0.338	0-3 K			4-0 1B BB		0-0 5-3		0-0 HBP 1B		3	1	1	1	1	1	1											
Buddy Bell, R (1, 5) OBP: 0.456, SLG: 0.526		0-3 K		0-0 1B BB		0-0 6-3		1-0 1B HBP		3	0	1	0	0	1	1											
Larry Parrish, R (1, 9) OBP: 0.379, SLG: 0.492		0-0 6-3		0-3 K			0-0 6-3	0-3 K		4	0	0	0	0	2	5											
Dave Hostetter, R (1, 3) Pete O'Brien, L (8, PH) OBP: 0.392, SLG: 0.476		0-3 K			0-3 K		0-3 K	0-0 1B		3	0	0	0	0	3	0											
Ned Yost, R (1, 2) OBP: 0.196, SLG: 0.296			0-0 5-3		0-0 F6		0-0 F7	0-0 F9		4	0	0	0	0	0	3											
Wayne Tolleson, S (1, 4) OBP: 0.371, SLG: 0.382			0-3 K		0-0 1B			0-0 S 1B	0-0 F9	4	1	2	0	0	1	0											
Jim Anderson, R (1, 6) Curtis Wilkerson, S (8, PR) OBP: 0.250, SLG: 0.167			0-0 6-3		0-0 F7			4-0 FC1-5 1B BB	0-3 K	2	0	0	0	1	0	1											
<b>Inning Stats</b>	R: 0 E: 0 K: 1 S: 5	H: 0 LOB: 0 BB: 0 P: 5	R: 0 E: 0 K: 2 S: 7	H: 0 LOB: 0 BB: 0 P: 7	R: 0 E: 0 K: 1 S: 5	H: 0 LOB: 0 BB: 0 P: 5	R: 0 E: 0 K: 1 S: 6	H: 1 LOB: 2 BB: 1 P: 10	R: 0 E: 0 K: 1 S: 6	H: 1 LOB: 1 BB: 0 P: 6	R: 0 E: 0 K: 1 S: 5	H: 0 LOB: 1 BB: 1 P: 9	R: 0 E: 0 K: 1 S: 5	H: 0 LOB: 0 BB: 0 P: 5	R: 4 E: 0 K: 1 S: 9	H: 4 LOB: 3 BB: 1 P: 14	R: 0 E: 0 K: 1 S: 5	H: 0 LOB: 0 BB: 0 P: 5	1B: 6 2B: 0 3B: 0 HR: 0	SF: 0 SAC: 0 DP: 0 HBP: 1	WP: 0 PB: 0 SB: 1 CS: 0	PA: 37					
<b>PITCHER</b>	IP	WLS	BF	H	R	ER	SO	BB	IBB	HBP	BLK	WP	HR	S	P	ERA	WHIP										
Shane Rawley, L (1, 1) ERA: 5.4	7.0		25	2	0	0	8	2	0	0	0	0	0	39	47	0.00	0.571										
Jose Rijo, R (8, 1) ERA: 3.55	0.1	L	5	3	4	4	0	1	0	0	0	0	0	4	8	108.00	12.000										
Dale Murray, R (8, 1) ERA:	0.2		4	1	0	0	1	0	0	1	0	0	0	5	6	0.00	1.500										
Bob Shirley, L (9, 1) ERA: 10.29	1.0		3	0	0	0	1	0	0	0	0	0	0	5	5	0.00	0.000										

Texas Rangers @ New York Yankees  
Yankee Stadium, Bronx, NY  
Sun Apr 22 1984, 3:33 AM EST  
Att: 20,530 - Unknown


AB 33  
R 4  
H 6  
RBI 4  
BB 3  
SO 10  
LOB 13



Batter	1	2	3	4	5	6	7	8	9	AB	R	H	RBI	BB	SO	LOB	BOTTOM										
Willie Randolph, R (1, 4) OBP: 0.429, SLG: 0.412	0-0 F4		0-0 6-3		0-0 6-3		0-0 F9			4	0	0	0	0	0	3											
Ken Griffey, L (1, 3) OBP: 0.333, SLG: 0.333	0-0 1-3 BB 1B		0-0 F7		0-0 F7			0-0 F7		4	0	1	0	0	0	1											
Steve Kemp, L (1, 7) OBP: 0.596, SLG: 0.333	4-0 1-2 BB			0-0 2B 1B		0-3 K		4-0 P4-9 BB		2	0	1	0	2	1	0											
Oscar Gamble, L (1, 10) Don Baylor, R (8, PH) OBP: 0.250, SLG: 0.111 OBP: 0.194, SLG: 0.267	0-0 1-3			0-0 F3		0-0 4-3		0-0 P4-9		3	0	0	0	0	0	3											
Don Mattingly, L (1, 9) OBP: 0.417, SLG: 0.429	0-0 F7			0-0 1-3 2B		0-0 G3			0-0 F9	4	0	1	0	0	0	2											
Roy Smalley, S (1, 5) OBP: 0.414, SLG: 0.417		0-3 K		4-0 G4-6-3 BB			0-0 FC3-6 1B		0-0 F8	3	0	1	0	1	1	0											
Butch Wynegar, S (1, 2) OBP: 0.231, SLG: 0.263		0-0 G4-6-3 1B		0-0 G4-6-3		0-0 F7			0-3 K	4	0	1	0	0	1	4											
Andre Robertson, R (1, 6) OBP: 0.200, SLG: 0.143		0-0 G4-6-3			0-0 F9		0-0 FC3-6 1B			3	0	1	0	0	0	1											
Omar Moreno, L (1, 8) OBP: 0.200, SLG: 0.204			0-0 F8		0-0 6-3 S 1B		0-0 FC3-6			3	0	1	0	0	0	2											
<b>Inning Stats</b>	R: 0 E: 0 K: 0 S: 4	H: 1 LOB: 2 BB: 1 P: 8	R: 0 E: 0 K: 1 S: 5	H: 1 LOB: 0 BB: 0 P: 5	R: 0 E: 0 K: 0 S: 3	H: 0 LOB: 0 BB: 0 P: 3	R: 0 E: 0 K: 0 S: 4	H: 2 LOB: 2 BB: 1 P: 8	R: 0 E: 0 K: 0 S: 4	H: 1 LOB: 1 BB: 0 P: 4	R: 0 E: 0 K: 1 S: 5	H: 0 LOB: 0 BB: 0 P: 5	R: 0 E: 0 K: 0 S: 2	H: 2 LOB: 2 BB: 0 P: 5	R: 0 E: 0 K: 0 S: 2	H: 0 LOB: 0 BB: 1 P: 6	R: 0 E: 0 K: 1 S: 5	H: 0 LOB: 0 BB: 0 P: 5	1B: 6 2B: 2 3B: 0 HR: 0	SF: 0 SAC: 0 DP: 3 HBP: 0	WP: 0 PB: 0 SB: 1 CS: 0	PA: 34					
<b>PITCHER</b>	IP	WLS	BF	H	R	ER	SO	BB	IBB	HBP	BLK	WP	HR	S	P	ERA	WHIP										
Danny Darwin, R (1, 1) ERA: 3.0	7.0	W	28	7	0	0	2	2	0	0	0	0	0	30	38	0.00	1.286										
Mike Mason, L (8, 1) ERA: 1.64	2.0		6	0	0	0	1	1	0	0	0	0	0	7	11	0.00	0.500										

Texas Rangers @ New York Yankees  
Yankee Stadium, Bronx, NY  
Sun Apr 22 1984, 3:33 AM EST  
Att: 20,530 - Unknown

AB 31  
R 0  
H 7  
RBI 0  
BB 3  
SO 3  
LOB 17





Batter	1	2	3	4	5	6	7	8	9	AB	R	H	RBI	BB	SO	LOB	TOP					
Darryl Motley, R OBP: 0.355, SLG: 0.452 (1, 7)										4	0	2	0	0	2	1	<b>Kansas City Royals @ New York Yankees</b> Yankee Stadium, Bronx, NY Tue Apr 24 1984, 3:33 AM EST Att: 15,237 - Unknown <a href="http://livebaseballscorecards.com">livebaseballscorecards.com</a>					
Pat Sheridan, L OBP: 0.400, SLG: 0.509 (1, 8)									4	0	3	0	0	1	0							
Jorge Orta, L OBP: 0.341, SLG: 0.488 (1, 9)									4	0	0	0	0	2	5							
Hal McRae, R OBP: 0.371, SLG: 0.429 (1, 10)										4	0	1	0	0	0							
Frank White, R OBP: 0.361, SLG: 0.482 (1, 4)										4	0	1	0	0	1							
Steve Balboni, R OBP: 0.371, SLG: 0.444 (1, 3)									3	0	0	0	1	1	2							
Don Slaught, R OBP: 0.259, SLG: 0.245 John Wathan, R (8, 2)									3	0	0	0	0	1	2							
Greg Pryor, R OBP: 0.365, SLG: 0.408 (1, 5)									3	0	1	0	0	0	0							
Onix Concepcion, R OBP: 0.194, SLG: 0.241 (1, 6)									3	0	0	0	0	0	1							
<b>Inning Stats</b>	R: 0 E: 0 K: 1 S: 5	H: 1 LOB: 0 BB: 0 P: 5	R: 0 E: 0 K: 2 S: 8	H: 1 LOB: 1 BB: 0 P: 8	R: 0 E: 0 K: 1 S: 7	H: 2 LOB: 2 BB: 0 P: 7	R: 0 E: 0 K: 0 S: 3	H: 0 LOB: 1 BB: 1 P: 7	R: 0 E: 0 K: 0 S: 3	H: 1 LOB: 0 BB: 0 P: 3	R: 0 E: 0 K: 1 S: 5	H: 0 LOB: 0 BB: 0 P: 5	R: 0 E: 0 K: 0 S: 3	H: 1 LOB: 0 BB: 0 P: 3	R: 0 E: 0 K: 2 S: 9	H: 2 LOB: 2 BB: 0 P: 9	R: 0 E: 0 K: 1 S: 5	H: 0 LOB: 0 BB: 0 P: 5	1B: 8 2B: 0 3B: 0 HR: 0	SF: 0 SAC: 0 DP: 1 HBP: 0	WP: 0 PB: 0 CS: 2	PA: 34
<b>PITCHER</b> Phil Niekro, R ERA: 0.98 (1, 1)	IP: 9.0 WLS: W BF: 33 H: 8 R: 0 ER: 0 SO: 8 BB: 1 IBB: 0 HBP: 0 BLK: 0 WP: 0 HR: 0 S: 48 P: 52 ERA: 0.00 WHIP: 1.000															<b>PITCHER</b> IP: WLS: BF: H: R: ER: SO: BB: IBB: HBP: BLK: WP: HR: S: P: ERA: WHIP:						

Batter	1	2	3	4	5	6	7	8	9	AB	R	H	RBI	BB	SO	LOB	BOTTOM			
Willie Randolph, R OBP: 0.433, SLG: 0.407 (1, 4)										3	1	1	0	1	0	1	<b>Kansas City Royals @ New York Yankees</b> Yankee Stadium, Bronx, NY Tue Apr 24 1984, 3:33 AM EST Att: 15,237 - Unknown <a href="http://livebaseballscorecards.com">livebaseballscorecards.com</a>			
Ken Griffey, L OBP: 0.310, SLG: 0.308 (1, 8)									4	0	0	0	0	0	2					
Lou Piniella, R OBP: 0.333, SLG: 0.414 (1, 9)									4	0	1	0	0	0	2					
Don Baylor, R OBP: 0.189, SLG: 0.265 (1, 10)									4	0	1	1	0	2	1					
Roy Smalley, S OBP: 0.394, SLG: 0.393 (1, 3)									4	1	1	0	0	0	1					
Toby Harrah, R OBP: 0.316, SLG: 0.267 (1, 5)									4	1	0	0	0	0	1					
Don Mattingly, L OBP: 0.423, SLG: 0.522 (1, 7)									4	1	2	1	0	0	2					
Butch Wynegar, S OBP: 0.262, SLG: 0.275 (1, 2)									2	0	1	2	1	0	0					
Andre Robertson, R OBP: 0.222, SLG: 0.235 (1, 6)									3	0	1	0	0	0	4					
<b>Inning Stats</b>	R: 0 E: 0 K: 0 S: 3	H: 1 LOB: 0 BB: 0 P: 3	R: 2 E: 2 K: 0 S: 6	H: 2 LOB: 1 BB: 0 P: 6	R: 0 E: 0 K: 1 S: 6	H: 1 LOB: 1 BB: 0 P: 6	R: 0 E: 0 K: 0 S: 4	H: 1 LOB: 2 BB: 1 P: 8	R: 1 E: 0 K: 0 S: 5	H: 1 LOB: 1 BB: 1 P: 8	R: 0 E: 0 K: 1 S: 5	H: 0 LOB: 0 BB: 0 P: 5	R: 0 E: 0 K: 0 S: 3	H: 0 LOB: 0 BB: 0 P: 3	R: 0 E: 0 K: 0 S: 3	H: 0 LOB: 0 BB: 0 P: 3	1B: 5 2B: 3 3B: 0 HR: 1	SF: 0 SAC: 0 DP: 2 HBP: 0	WP: 1 PB: 0 CS: 0	PA: 34
<b>PITCHER</b> Bud Black, L ERA: 3.6 Bret Saberhagen, R ERA: 0.92 (7, 1)	IP: 6.0 WLS: L BF: 28 H: 4 R: 0 ER: 2 SO: 1 BB: 2 IBB: 0 HBP: 0 BLK: 0 WP: 1 HR: 1 S: 28 P: 36 ERA: 3.00 WHIP: 1.667															<b>PITCHER</b> IP: WLS: BF: H: R: ER: SO: BB: IBB: HBP: BLK: WP: HR: S: P: ERA: WHIP:				



Batter	1	2	3	4	5	6	7	8	9	AB	R	H	RBI	BB	SO	LOB	TOP										
<b>Willie Randolph, R</b> (1, 4) OBP: 0.403, SLG: 0.373	0-3 K	0-3 K			0-0 4-3		0-0 6-3		0-0 F3	5	0	0	0	0	2	1	<b>New York Yankees @ Minnesota Twins</b> Hubert H. Humphrey Metrodome, Minneapolis, MN Wed Apr 25 1984, 7:05 PM EST Att: 12,398 - Unknown <a href="http://livebaseballscorecards.com">livebaseballscorecards.com</a>										
<b>Ken Griffey, L</b> (1, 8) OBP: 0.306, SLG: 0.304	0-0 6-3		0-0 4-3		0-0 HR 1B		0-0 G3			4	1	1	0	0	0	0											
<b>Steve Kemp, L</b> (1, 7) OBP: 0.385, SLG: 0.200	0-0 E6		0-3 K		0-0 F8		0-0 6-3			4	0	0	0	0	1	1											
<b>Oscar Gamble, L</b> (1, 10) <b>Toby Harrah, R</b> (8, PH) OBP: 0.333, SLG: 0.267	0-0 4-3		0-0 6-3		0-0 HR			4-0 BB		3	1	1	2	0	0	1											
<b>Don Mattingly, L</b> (1, 3) OBP: 0.428, SLG: 0.540		0-0 F7		0-0 9-3 1B	0-0 2B		0-0 F9		0-0 F9	4	0	2	0	0	0	1											
<b>Roy Smalley, S</b> (1, 5) OBP: 0.376, SLG: 0.406		0-0 HR 2B		0-0 9-3 1-2	0-0 4-3		0-0 K		0-3 K	4	1	1	0	0	1	3											
<b>Don Baylor, R</b> (1, 9) OBP: 0.211, SLG: 0.396		0-0 HR		0-0 HR		0-0 F9		0-0 F7		4	2	2	3	0	0	1											
<b>Butch Wynegar, S</b> (1, 2) OBP: 0.261, SLG: 0.256		0-0 F9		0-0 2B BB		0-0 F9			0-0 4-3	3	1	0	0	1	0	0											
<b>Andre Robertson, R</b> (1, 6) <b>Lou Piniella, R</b> (9, PH) OBP: 0.323, SLG: 0.400		0-0 1B		0-0 1-H 2B		0-0 F9			0-0 F1	3	0	2	1	0	0	0											
<b>Inning Stats</b>	R: 0 E: 1 K: 1 S: 6	H: 0 LOB: 1 BB: 0 P: 6	R: 2 E: 0 K: 1 S: 8	H: 3 LOB: 1 BB: 0 P: 8	R: 0 E: 0 K: 1 S: 5	H: 0 LOB: 0 BB: 1 P: 5	R: 2 E: 0 K: 0 S: 4	H: 3 LOB: 1 BB: 1 P: 8	R: 2 E: 0 K: 0 S: 6	H: 3 LOB: 1 BB: 0 P: 6	R: 0 E: 0 K: 0 S: 3	H: 0 LOB: 0 BB: 0 P: 3	R: 0 E: 0 K: 0 S: 3	H: 0 LOB: 1 BB: 0 P: 9	R: 0 E: 0 K: 0 S: 3	H: 0 LOB: 0 BB: 0 P: 3	1B: 3 2B: 4 3B: 0 HR: 3	SF: 0 SAC: 0 DP: 1 HBP: 0	WP: 0 PB: 0 CS: 0	PA: 37							
<b>PITCHER</b>	IP	WLS	BF	H	R	ER	SO	BB	IBB	HBP	BLK	WP	HR	S	P	ERA	WHIP										
<b>Mike Smithson, R</b> (1, 1) ERA: 3.5	6.0		27	9	6	6	3	1	0	0	0	0	3	32	36	9.00	1.667										
<b>Pete Filson, L</b> (7, 1) ERA: 3.12	1.2	W	6	0	0	0	1	1	0	0	0	0	0	7	11	0.00	0.600										
<b>Mike Walters, R</b> (8, 1) ERA: 0.87	1.1	S	4	0	0	0	0	0	0	0	0	0	0	4	4	0.00	0.000										

Batter	1	2	3	4	5	6	7	8	9	AB	R	H	RBI	BB	SO	LOB	BOTTOM										
<b>Darrell Brown, S</b> (1, 8) OBP: 0.358, SLG: 0.438	0-3 K		0-3 K		0-0 F9		0-0 1B 1B	0-0 6-3		5	1	1	0	0	2	0	<b>New York Yankees @ Minnesota Twins</b> Hubert H. Humphrey Metrodome, Minneapolis, MN Wed Apr 25 1984, 7:05 PM EST Att: 12,398 - Unknown <a href="http://livebaseballscorecards.com">livebaseballscorecards.com</a>										
<b>Tim Lincecum, R</b> (1, 4) OBP: 0.353, SLG: 0.375	4-0 FC3-6 BB		0-0 F8		0-0 6-3		0-0 E 1B 1B	0-0 F8		4	1	1	1	1	0	0											
<b>Dave Engle, R</b> (1, 2) OBP: 0.440, SLG: 0.500	0-0 FC3-6 BB 1-2		0-0 HR		4-0 G4-6-3 BB		0-0 E8 BB 1B	0-0 F3		4	2	2	2	1	0	1											
<b>Kent Hrbek, L</b> (1, 3) OBP: 0.412, SLG: 0.520	0-0 BB 1-2 1B		0-0 HR		0-0 G4-6-3 1-2		0-0 K			4	1	2	1	0	1	3											
<b>Tom Brunansky, R</b> (1, 9) OBP: 0.337, SLG: 0.333	4-0 1-2 2-3 BB		0-0 F8		0-0 1B		4-0 1B 2B BB			2	1	1	0	2	0	0											
<b>Mickey Hatcher, R</b> (1, 10) OBP: 0.324, SLG: 0.403	0-3 K			0-3 K		0-0 F9	0-0 2B 1B			4	0	1	2	0	2	4											
<b>Gary Gaetti, R</b> (1, 5) OBP: 0.377, SLG: 0.391		4-0 G5-4-3 BB		0-0 F8		0-0 K				3	0	1	1	1	1	0											
<b>Dave Meier, R</b> (1, 7) OBP: 0.385, SLG: 0.273		0-0 F8		0-0 F3			0-0 E6 1B			3	1	1	0	1	0	1											
<b>Houston Jimenez, R</b> (1, 6) <b>Tim Lincecum, R</b> (7, PH) <b>Randy Bush, L</b> (7, PH) <b>Ron Washington, R</b> (8, 6) OBP: 0.188, SLG: 0.333		0-0 G5-4-3			0-0 6-3		0-0 1B 1B FC4-6			2	0	0	0	0	0	1											
<b>Inning Stats</b>	R: 0 E: 0 K: 2 S: 8	H: 1 LOB: 3 BB: 2 P: 16	R: 0 E: 0 K: 0 S: 2	H: 0 LOB: 0 BB: 1 P: 6	R: 2 E: 0 K: 1 S: 7	H: 2 LOB: 0 BB: 0 P: 7	R: 0 E: 0 K: 1 S: 5	H: 0 LOB: 0 BB: 0 P: 5	R: 0 E: 0 K: 0 S: 3	H: 1 LOB: 1 BB: 1 P: 7	R: 6 E: 2 K: 2 S: 14	H: 7 LOB: 3 BB: 2 P: 22	R: 0 E: 0 K: 0 S: 3	H: 0 LOB: 0 BB: 0 P: 3	1B: 8 2B: 1 3B: 0 HR: 2	SF: 0 SAC: 0 DP: 2 HBP: 0	WP: 0 PB: 0 CS: 0	PA: 39									
<b>PITCHER</b>	IP	WLS	BF	H	R	ER	SO	BB	IBB	HBP	BLK	WP	HR	S	P	ERA	WHIP										
<b>Ron Guidry, L</b> (1, 1) ERA: 3.31	6.1		28	7	5	5	5	4	0	0	0	0	0	2	2	7.11	1.737										
<b>Jay Howell, R</b> (7, 1) ERA: 4.29	0.0	L	2	2	0	0	0	0	0	0	0	0	0	2	2	∞	∞										
<b>Dave Righetti, L</b> (7, 1) ERA: 0.84	0.1		5	2	3	3	1	2	0	0	0	0	0	5	13	81.00	12.000										
<b>Dale Murray, R</b> (7, 1) ERA:	1.1		4	0	0	0	0	0	0	0	0	0	0	4	4	0.00	0.000										



Batter	1	2	3	4	5	6	7	8	9	AB	R	H	RBI	BB	SO	LOB	TOP										
Willie Randolph, R (1, 4) OBP: 0.421, SLG: 0.387	0-0 CS 1B		4-0 G4-6-3 BB		0-0 SH1-3		0-0 1-2 1B		0-0 F8	3	0	2	0	1	0	1	<b>New York Yankees @ Minnesota Twins</b> Hubert H. Humphrey Metrodome, Minneapolis, MN Thu Apr 26 1984, 4:33 AM EST Att: 11,246 - Unknown <a href="http://livebaseballscores.com">livebaseballscores.com</a>										
Ken Griffey, L (1, 8) OBP: 0.303, SLG: 0.300	0-0 G4-6-3 1B		0-0 G4-6-3		0-0 F5		0-0 6-3			4	0	1	0	0	0	4											
Steve Kemp, L (1, 7) OBP: 0.353, SLG: 0.214	0-0 G4-6-3		0-0 1B		0-3 K			0-0 F6		4	0	1	0	0	1	2											
Oscar Gamble, L (1, 10) OBP: 0.222, SLG: 0.333		0-0 4-3	0-0 4-3			0-0 F8		4-0 FC6-4 BB		3	0	0	0	0	0	1											
Lou Piniella, R (8, PH) OBP: 0.344, SLG: 0.400										0	0	0	0	1	0	0											
Don Mattingly, L (1, 3) OBP: 0.417, SLG: 0.537		0-0 2B			0-0 F8		0-0 G3		0-0 F9	4	1	1	0	0	0	1											
Don Baylor, R (1, 9) OBP: 0.230, SLG: 0.421		0-0 2B			0-0 1B		0-0 5-3		0-0 FC6-4	4	1	2	1	0	0	1											
Toby Harrah, R (1, 5) OBP: 0.326, SLG: 0.294		0-0 2B			0-0 F7		0-0 6-3		0-0 6-3	4	0	1	1	0	0	1											
Butch Wynegar, S (1, 2) OBP: 0.260, SLG: 0.239		0-0 F8			0-3 K		0-0 F8		4-0 BB	3	0	0	0	1	1	2											
Stan Javier, S (9, PR) OBP: 0.200, SLG: 0.200										0	0	0	0	0	0	0											
Andre Robertson, R (1, 6) OBP: 0.333, SLG: 0.435		0-3 K							0-0 F8	3	0	2	0	0	1	1											
Roy Smalley, S (9, PH) OBP: 0.366, SLG: 0.394					0-0 SH1-3 2B					1	0	0	0	0	0	1											
<b>Inning Stats</b>	R: 0 E: 0 K: 0 S: 3	H: 2 LOB: 0 BB: 0 P: 3	R: 2 E: 0 K: 1 S: 8	H: 3 LOB: 1 BB: 0 P: 8	R: 0 E: 0 K: 1 S: 3	H: 1 LOB: 1 BB: 0 P: 7	R: 0 E: 0 K: 1 S: 6	H: 1 LOB: 1 BB: 0 P: 6	R: 0 E: 0 K: 0 S: 3	H: 0 LOB: 0 BB: 0 P: 3	R: 0 E: 0 K: 0 S: 5	H: 2 LOB: 2 BB: 0 P: 5	R: 0 E: 0 K: 0 S: 3	H: 0 LOB: 1 BB: 1 P: 7	R: 0 E: 0 K: 0 S: 3	H: 0 LOB: 1 BB: 1 P: 7	1B: 6 2B: 4 3B: 0 HR: 0	SF: 0 SAC: 1 DP: 2 HBP: 0	WP: 0 PB: 0 SB: 1 CS: 1	PA: 37							
<b>PITCHER</b>	IP	WLS	BF	H	R	ER	SO	BB	IBB	HBP	BLK	WP	HR	S	P	ERA	WHIP										
John Butcher, R (1, 1) ERA: 2.43	1.1		7	5	2	2	0	0	0	0	0	0	0	7	7	13.50	3.750										
Pete Filson, L (2, 1) ERA: 1.5	6.1	W	25	5	0	0	3	2	0	0	0	0	0	29	37	0.00	1.105										
Mike Walters, R (8, 1) ERA: 0.77	1.1	S	5	0	0	0	0	1	0	0	0	0	0	4	8	0.00	0.750										

Batter	1	2	3	4	5	6	7	8	9	AB	R	H	RBI	BB	SO	LOB	BOTTOM											
Darrell Brown, S (1, 8) OBP: 0.365, SLG: 0.442	0-0 6-3		0-0 4-3 1-3 1B		0-0 4-3		0-0 S 1B			4	1	2	0	0	0	0	<b>New York Yankees @ Minnesota Twins</b> Hubert H. Humphrey Metrodome, Minneapolis, MN Thu Apr 26 1984, 4:33 AM EST Att: 11,246 - Unknown <a href="http://livebaseballscores.com">livebaseballscores.com</a>											
Tim Lincecum, R (1, 4) OBP: 0.346, SLG: 0.360	0-0 4-3		0-0 1-3		0-0 F9		4-0 1B BB			3	0	0	0	1	0	2												
Dave Engle, R (1, 2) OBP: 0.444, SLG: 0.500	0-0 1B		0-0 4-3		0-0 1-3		0-0 1B			4	0	2	2	0	0	1												
Kent Hrbek, L (1, 3) OBP: 0.393, SLG: 0.494	0-3 K		0-0 4-3		0-0 4-3		0-0 F6			4	0	0	0	0	1	4												
Tom Brunansky, R (1, 9) OBP: 0.356, SLG: 0.389		0-0 6-3			0-0 FC5-4 1B		4-0 G6-4-3 BB		0-0 HR	3	1	2	1	1	0	0												
Mickey Hatcher, R (1, 10) OBP: 0.307, SLG: 0.380		0-3 K			0-0 FC5-4 BB		0-0 G6-4-3		0-0 4-3	4	0	0	0	0	1	2												
Gary Gaetti, R (1, 5) OBP: 0.370, SLG: 0.384		0-0 FC6-4 1B			0-0 F9		0-0 F7		0-0 5-3	4	0	1	0	0	0	1												
Dave Meier, R (1, 7) OBP: 0.353, SLG: 0.214		0-0 FC6-4			4-0 FC6-4 BB		0-0 F8		0-0 6-3	3	0	0	0	1	0	1												
Houston Jimenez, R (1, 6) OBP: 0.400, SLG: 0.800			0-0 1-3 4-3 1B		0-0 FC6-4		0-0 E8 3B			3	2	2	0	0	0	2												
<b>Inning Stats</b>	R: 0 E: 0 K: 1 S: 6	H: 1 LOB: 1 BB: 0 P: 6	R: 0 E: 0 K: 1 S: 6	H: 1 LOB: 1 BB: 0 P: 6	R: 1 E: 0 K: 0 S: 5	H: 2 LOB: 1 BB: 0 P: 5	R: 0 E: 0 K: 0 S: 4	H: 1 LOB: 2 BB: 1 P: 8	R: 0 E: 0 K: 0 S: 3	H: 0 LOB: 0 BB: 0 P: 3	R: 0 E: 0 K: 0 S: 2	H: 0 LOB: 1 BB: 1 P: 6	R: 2 E: 1 K: 0 S: 6	H: 3 LOB: 2 BB: 1 P: 10	R: 1 E: 0 K: 0 S: 4	H: 1 LOB: 0 BB: 0 P: 4		1B: 7 2B: 0 3B: 1 HR: 1	SF: 0 SAC: 0 DP: 1 HBP: 0	WP: 0 PB: 0 SB: 1 CS: 0	PA: 35							
<b>PITCHER</b>	IP	WLS	BF	H	R	ER	SO	BB	IBB	HBP	BLK	WP	HR	S	P	ERA		WHIP										
Ray Fontenot, L (1, 1) ERA: 3.8	5.1		22	5	1	1	2	1	0	0	0	0	0	25	29	1.69		1.125										
Jose Rijo, R (6, 1) ERA: 4.5	1.1	L	8	3	2	2	0	2	0	0	0	0	0	6	14	13.50	3.750											
Dave Righetti, L (7, 1) ERA: 1.5	1.1		5	1	1	1	0	0	0	0	0	0	1	5	5	6.75	0.750											



Batter	1	2	3	4	5	6	7	8	9	AB	R	H	RBI	BB	SO	LOB	TOP									
Paul Molitor, R OBP: 0.275, SLG: 0.263	F7	6-3		1B			5-3		FC6-4	6	0	2	2	0	0	2	<b>Milwaukee Brewers @ New York Yankees</b> Yankee Stadium, Bronx, NY Fri Apr 27 1984, 6:05 PM EST Att: 21,872 - Unknown									
Jim Gantner, L OBP: 0.371, SLG: 0.409	F7	6-3		F7	F7			G6-3		6	0	2	0	0	0	3										
Robin Yount, R OBP: 0.346, SLG: 0.288			E3	F7	F7				F9	4	1	0	0	2	0	4										
Cecil Cooper, L OBP: 0.403, SLG: 0.386										3	1	2	1	0	0	1										
Ed Romero, R OBP: 0.395, SLG: 0.273	F8		1B							2	1	1	0	0	0	2										
Mark Brouhard, R OBP: 0.409, SLG: 0.526		1B	K	F9					K	4	1	1	0	1	2	4										
Ted Simmons, S OBP: 0.231, SLG: 0.210		2B								4	4	3	0	1	0	1										
Jim Sundberg, R OBP: 0.393, SLG: 0.490		1B								4	2	3	3	1	0	0										
Charlie Moore, R OBP: 0.292, SLG: 0.345			F9						E1	5	2	2	5	0	0	2										
Rick Manning, L OBP: 0.302, SLG: 0.362	F8		4-3		6-3				FC6-2-5-2	5	0	0	0	0	1	5										
<b>Inning Stats</b>	R: 0 E: 0 K: 0 S: 3	H: 0 LOB: 1 BB: 1 P: 7	R: 3 E: 0 K: 0 S: 6	H: 3 LOB: 1 BB: 1 P: 10	R: 3 E: 1 K: 1 S: 9	H: 3 LOB: 1 BB: 0 P: 9	R: 0 E: 0 K: 0 S: 5	H: 2 LOB: 2 BB: 0 P: 5	R: 3 E: 0 K: 0 S: 6	H: 3 LOB: 1 BB: 1 P: 10	R: 1 E: 0 K: 0 S: 4	H: 2 LOB: 0 BB: 0 P: 4	R: 0 E: 0 K: 1 S: 5	H: 0 LOB: 0 BB: 0 P: 5	R: 0 E: 0 K: 1 S: 5	H: 1 LOB: 1 BB: 1 P: 9	R: 2 E: 1 K: 0 S: 6	H: 2 LOB: 2 BB: 1 P: 10	1B: 12 2B: 2 3B: 2 HR: 0	SF: 0 SAC: 0 DP: 2 HBP: 0	WP: 0 PB: 0 CS: 0	PA: 48				
<b>PITCHER</b>	IP	WLS	BF	H	R	ER	SO	BB	IBB	HBP	BLK	WP	HR	S	P	ERA	WHIP									
Shane Rawley, L ERA: 7.84	(1, 1)	2.0	L	13	4	5	4	0	2	0	0	0	0	0	11	19	18.00	3.000								
Bob Shirley, L ERA: 10.8	(3, 1)	3.0		17	7	4	4	1	1	0	0	0	0	0	18	22	12.00	2.667								
Jay Howell, R ERA: 4.32	(6, 1)	2.0		7	2	1	1	1	0	0	0	0	0	9	9	4.50	1.000									
Dale Murray, R ERA: 1.08	(8, 1)	2.0		11	3	2	1	1	2	0	0	0	0	0	11	19	4.50	2.500								

Batter	1	2	3	4	5	6	7	8	9	AB	R	H	RBI	BB	SO	LOB	BOTTOM								
Willie Randolph, R OBP: 0.405, SLG: 0.369	F9		6-3			5-3		F5		3	0	0	0	0	0	0	<b>Milwaukee Brewers @ New York Yankees</b> Yankee Stadium, Bronx, NY Fri Apr 27 1984, 6:05 PM EST Att: 21,872 - Unknown								
Tim Foli, R OBP: 0.200, SLG: 0.240										1	0	0	0	0	0	1									
Ken Griffey, L OBP: 0.304, SLG: 0.302	E1			1B					5-3	3	0	1	0	0	0	0									
Stan Javier, S OBP: 0.167, SLG: 0.167										1	0	0	0	0	0	0									
Steve Kemp, L OBP: 0.381, SLG: 0.278	F8					K				4	0	2	0	0	1	1									
Don Baylor, R OBP: 0.231, SLG: 0.426	FC5-4			F4		F7			K	4	0	1	0	0	1	4									
Lou Piniella, R OBP: 0.306, SLG: 0.353				G5-4-3		F7			FC6-4	4	0	0	0	0	0	4									
Toby Harrah, R OBP: 0.304, SLG: 0.270	F6				5-3					3	0	0	0	0	0	1									
Don Mattingly, L OBP: 0.413, SLG: 0.544					3-1					3	0	1	0	0	0	0									
Rick Cerone, R OBP: 0.211, SLG: 0.333			F8		6-3				6-3	3	0	0	0	0	0	1									
Andre Robertson, R OBP: 0.296, SLG: 0.385			5-3			6-3			6-3	3	0	0	0	0	0	1									
<b>Inning Stats</b>	R: 0 E: 1 K: 0 S: 4	H: 0 LOB: 0 BB: 0 P: 4	R: 0 E: 0 K: 0 S: 3	H: 0 LOB: 0 BB: 0 P: 3	R: 0 E: 0 K: 0 S: 3	H: 0 LOB: 0 BB: 0 P: 3	R: 0 E: 0 K: 0 S: 4	H: 2 LOB: 1 BB: 0 P: 4	R: 0 E: 0 K: 0 S: 3	H: 0 LOB: 0 BB: 0 P: 3	R: 0 E: 0 K: 1 S: 6	H: 1 LOB: 1 BB: 0 P: 6	R: 0 E: 0 K: 0 S: 4	H: 1 LOB: 1 BB: 0 P: 4	R: 0 E: 0 K: 1 S: 6	H: 1 LOB: 1 BB: 0 P: 6	1B: 3 2B: 2 3B: 0 HR: 0	SF: 0 SAC: 0 DP: 1 HBP: 0	WP: 0 PB: 0 CS: 0	PA: 32					
<b>PITCHER</b>	IP	WLS	BF	H	R	ER	SO	BB	IBB	HBP	BLK	WP	HR	S	P	ERA	WHIP								
Mike Caldwell, L ERA: 1.96	(1, 1)	9.0	W	32	5	0	0	2	0	0	0	0	0	36	36	0.00	0.556								

AB	43
R	12
H	16
RBI	11
BB	5
SO	3
LOB	24



AB	32
R	0
H	5
RBI	0
BB	0
SO	2
LOB	13







Batter	1	2	3	4	5	6	7	8	9	AB	R	H	RBI	BB	SO	LOB	TOP				
Paul Molitor, R OBP: 0.267, SLG: 0.262 (1, 5)	F9		SF7	1B		FC6-4		F9		4	1	1	2	0	0	1	<b>Milwaukee Brewers @ New York Yankees</b> Yankee Stadium, Bronx, NY Sat Apr 28 1984, 6:05 PM EST Att: 20,531 - Unknown <a href="http://livebaseballscorecards.com">livebaseballscorecards.com</a>				
Jim Gantner, L OBP: 0.360, SLG: 0.394 (1, 4)	4-3		4-3	1B		K			K	5	0	1	1	0	2	1					
Robin Yount, R OBP: 0.360, SLG: 0.338 (1, 6)	F9		1B	1B		1B			1B	5	1	3	1	0	0	2					
Ben Oglivie, L OBP: 0.393, SLG: 0.453 (1, 7)		F9	1B	1B		F7		F8		4	1	1	0	1	0	1					
Ted Simmons, S OBP: 0.257, SLG: 0.227 (1, 3)			1B	1B		FC4-6			G6-4-3	4	0	2	1	1	0	2					
Roy Howell, L OBP: 0.385, SLG: 0.200 (1, 10)			1B	1B		F2			G6-4-3	4	0	1	1	0	0	2					
Jim Sundberg, R OBP: 0.367, SLG: 0.453 (1, 2)			E7	5-3		FC4-6				4	1	0	0	0	0	3					
Dion James, L OBP: 0.366, SLG: 0.438 (1, 9)			SH	4-3		1B		K		4	2	2	0	0	1	0					
Rick Manning, L OBP: 0.318, SLG: 0.393 (1, 8)			SH	1B		1B		K		3	2	2	0	0	1	0					
<b>Inning Stats</b>	R: 0 E: 0 K: 0 S: 3	H: 0 LOB: 0 BB: 0 P: 3	R: 0 E: 0 K: 0 S: 3	H: 1 LOB: 0 BB: 0 P: 3	R: 5 E: 2 K: 0 S: 10	H: 5 LOB: 2 BB: 0 P: 10	R: 1 E: 0 K: 0 S: 5	H: 3 LOB: 1 BB: 0 P: 5	R: 0 E: 0 K: 1 S: 8	H: 0 LOB: 1 BB: 0 P: 8	R: 0 E: 0 K: 0 S: 3	H: 0 LOB: 0 BB: 0 P: 3	R: 0 E: 0 K: 2 S: 7	H: 0 LOB: 0 BB: 0 P: 7	R: 0 E: 0 K: 1 S: 5	H: 1 LOB: 1 BB: 1 P: 9		1B: 11 2B: 1 3B: 1 HR: 0	SF: 1 SAC: 1 DP: 3 HBP: 0	WP: 0 PB: 0 CS: 0	PA: 41
<b>PITCHER</b>	IP	WLS	BF	H	R	ER	SO	BB	IBB	HBP	BLK	WP	HR	S	P	ERA	WHIP				
John Montefusco, R ERA: 7.45 (1, 1)	2.0	L	7	1	1	0	0	0	0	0	0	0	0	7	7	0.00	0.500				
Jose Rijo, R ERA: 4.7 (3, 1)	1.1		13	8	5	1	0	0	0	0	0	0	0	13	13	6.75	6.000				
Bob Shirley, L ERA: 8.04 (4, 1)	5.2		21	4	2	2	4	2	0	0	0	0	0	27	35	3.18	1.059				

Batter	1	2	3	4	5	6	7	8	9	AB	R	H	RBI	BB	SO	LOB	BOTTOM				
Willie Randolph, R OBP: 0.415, SLG: 0.382 (1, 4)	L3			G1-6-3		K			G3	3	0	2	0	0	1	0	<b>Milwaukee Brewers @ New York Yankees</b> Yankee Stadium, Bronx, NY Sat Apr 28 1984, 6:05 PM EST Att: 20,531 - Unknown <a href="http://livebaseballscorecards.com">livebaseballscorecards.com</a>				
Tim Foli, R OBP: 0.192, SLG: 0.231 (7, 6)	1B			1B						1	0	0	0	0	0	0					
Ken Griffey, L OBP: 0.292, SLG: 0.288 (1, 8)	L3			G1-6-3		4-3			F4	3	0	0	0	0	0	2					
Stan Javier, S OBP: 0.143, SLG: 0.143 (8, 8)	1-2			1-2						1	0	0	0	0	0	0					
Steve Kemp, L OBP: 0.360, SLG: 0.273 (1, 7)	4-3			4-3		BB			F7	4	0	1	0	0	0	0					
Oscar Gamble, L OBP: 0.200, SLG: 0.294 (1, 10)		F8		4-3		F8				2	0	0	0	0	0	0					
Lou Piniella, R OBP: 0.297, SLG: 0.343 (7, PH)										1	0	0	0	0	0	1					
Don Mattingly, L OBP: 0.424, SLG: 0.559 (1, 3)	F9			1B						2	0	1	0	1	0	0					
Roy Smalley, S OBP: 0.386, SLG: 0.389 (1, 5)	K			G4-6-3		F7				3	0	1	0	0	1	2					
Don Baylor, R OBP: 0.221, SLG: 0.406 (1, 9)			4-3	G4-6-3					F8	3	0	0	0	0	0	2					
Butch Wynegar, S OBP: 0.264, SLG: 0.245 (1, 2)			F5			G5-4-3			F7	3	0	1	0	0	0	0					
Andre Robertson, R OBP: 0.267, SLG: 0.345 (7, 4)			6-3			G5-4-3			F8	3	0	0	0	0	0	1					
<b>Inning Stats</b>	R: 0 E: 0 K: 0 S: 3	H: 1 LOB: 0 BB: 0 P: 3	R: 0 E: 0 K: 1 S: 5	H: 0 LOB: 0 BB: 0 P: 5	R: 0 E: 0 K: 0 S: 3	H: 0 LOB: 0 BB: 0 P: 3	R: 0 E: 0 K: 0 S: 4	H: 1 LOB: 0 BB: 0 P: 3	R: 0 E: 0 K: 1 S: 5	H: 1 LOB: 2 BB: 0 P: 5	R: 0 E: 0 K: 0 S: 4	H: 1 LOB: 2 BB: 1 P: 8	R: 0 E: 0 K: 0 S: 3	H: 0 LOB: 0 BB: 0 P: 3	R: 0 E: 0 K: 0 S: 3	H: 0 LOB: 0 BB: 0 P: 3	1B: 5 2B: 2 3B: 0 HR: 0	SF: 0 SAC: 0 DP: 4 HBP: 0	WP: 0 PB: 0 CS: 0	PA: 30	
<b>PITCHER</b>	IP	WLS	BF	H	R	ER	SO	BB	IBB	HBP	BLK	WP	HR	S	P	ERA	WHIP				
Chuck Porter, R ERA: 1.93 (1, 1)	6.0	W	19	5	0	0	2	0	0	0	0	0	0	23	23	0.00	0.833				
Bob McClure, L ERA: 4.0 (7, 1)	3.0	S	11	1	0	0	0	1	0	0	0	0	0	10	14	0.00	0.667				



Batter	1	2	3	4	5	6	7	8	9	10	11	12	13	AB R H RBI BB SO LOB	TOP														
Randy Ready, R OBP: 0.373, SLG: 0.432 (1, 5)	F7		L5-3 1B		4-3 1B			F7		FC6-4 1-2			FC1-5-6-2 1B	6 0 3 1 0 0 1	<p>Milwaukee Brewers @ New York Yankees Yankee Stadium, Bronx, NY Sun Apr 29 1984, 3:33 AM EDT Att. 50,319 - Unknown</p> <p>livebaseballscorecards.com</p> <p>AB 45 R 5 H 10 RBI 4 BB 5 SO 10 LOB 20</p> 														
Jim Gantner, L OBP: 0.355, SLG: 0.382 (1, 4)	2B SF8 1B		L5-3		4-3			3-1			FC5-4 BB		FC1-5-6-2 1B	5 2 1 0 1 0 3															
Robin Yount, R OBP: 0.370, SLG: 0.347 (1, 5)					6-3			5-3			FC5-4 G3-6-3 1-2		1B E IBB	4 2 1 0 2 0 2															
Ben Oglivie, L OBP: 0.403, SLG: 0.456 (1, 7)	SF8				1B BB						G3-6-3 1-2		E 1B	4 0 2 2 1 1 1															
Ted Simmons, S OBP: 0.250, SLG: 0.222 (1, 3)	F4				1B			F9					E5	6 0 1 1 0 1 3															
Roy Howell, L OBP: 0.294, SLG: 0.143 (1, 10)					F7			F9					K	4 0 0 0 0 1 2															
Mark Srouhard, R OBP: 0.375, SLG: 0.476 (12, PH)					F7			F9					K	2 0 0 0 0 1 2															
Bill Schroeder, R OBP: 0.118, SLG: 0.118 (1, 2)					K			K					K	5 0 0 0 0 4 2															
Charlie Moore, R OBP: 0.300, SLG: 0.349 (1, 9)					K			K					K	5 0 2 0 0 2 2															
Dion James, L OBP: 0.333, SLG: 0.350 (1, 8)					6-3			CS 1B					K	4 1 0 0 1 0 2															
Inning Stats	R: 1 E: 0 K: 0 S: 5	H: 2 LOB: 1 BB: 0 P: 5	R: 0 E: 0 K: 3 S: 9	H: 0 LOB: 0 BB: 0 P: 9	R: 0 E: 0 K: 0 S: 3	H: 1 LOB: 0 BB: 0 P: 3	R: 1 E: 0 K: 1 S: 7	H: 2 LOB: 2 BB: 1 P: 11	R: 0 E: 0 K: 0 S: 4	H: 1 LOB: 1 BB: 0 P: 4	R: 0 E: 0 K: 2 S: 7	H: 0 LOB: 0 BB: 0 P: 7	R: 0 E: 0 K: 0 S: 5	H: 0 LOB: 0 BB: 0 P: 6		R: 0 E: 0 K: 0 S: 2	H: 0 LOB: 0 BB: 1 P: 6	R: 0 E: 0 K: 1 S: 5	H: 0 LOB: 0 BB: 0 P: 5	R: 3 E: 1 K: 2 S: 10	H: 2 LOB: 2 BB: 2 P: 18	1B: 9 2B: 2 3B: 0 HR: 0	SF: 1 SAC: 0 DP: 2 HBP: 0	W/P: 0 PB: 0 SB: 1 CS: 2	PA: 51				
PITCHER	IP WLS BF H R ER SO BB IBB HBP BLK WP HR S P ERA WHIP																												
Phil Niekro, R ERA: 1.19 (1, 1)	10.0	37	8	2	2	7	2	0	0	0	0	49	57	1.80		1.000													
Dave Righetti, L ERA: 2.45 (11, 1)	2.2	13	2	3	2	2	2	1	0	0	0	14	26	6.75	1.500														
Jay Howell, R ERA: 4.15 (13, 1)	0.1	W	1	0	0	0	1	0	0	0	0	0	3	3	0.00	0.000													

Batter	1	2	3	4	5	6	7	8	9	10	11	12	13	AB R H RBI BB SO LOB	BOTTOM													
Willie Randolph, R OBP: 0.414, SLG: 0.384 (1, 4)	1B		6-3		F8			SH1-3		G6-3 1B		F1		5 0 2 1 0 0 1	<p>Milwaukee Brewers @ New York Yankees Yankee Stadium, Bronx, NY Sun Apr 29 1984, 3:33 AM EDT Att. 50,319 - Unknown</p> <p>livebaseballscorecards.com</p> <p>AB 46 R 6 H 13 RBI 6 BB 7 SO 8 LOB 20</p> 													
Don Mattingly, L OBP: 0.417, SLG: 0.531 (1, 3)	F6		G3					IBB		G6-3 1-2			K	5 0 1 0 1 1 2														
Steve Kemp, L OBP: 0.355, SLG: 0.259 (1, 7)	F7				4-3			K					1B 1B	5 1 1 0 1 1 4														
Don Baylor, R OBP: 0.216, SLG: 0.386 (1, 10)	F3				F5			F4					1B BB 1B	6 1 1 0 0 0 4														
Oscar Gamble, L OBP: 0.154, SLG: 0.217 (1, 9)					F5			F9					K	6 0 0 0 0 2 2														
Roy Smalley, S OBP: 0.383, SLG: 0.415 (1, 5)								F8					BB 1B	5 1 2 1 1 1 0														
Stan Javier, S OBP: 0.143, SLG: 0.143 (13, PH)								2B 2B					BB 1B 1B	0 1 0 0 0 0 0														
Ken Griffey, L OBP: 0.321, SLG: 0.338 (1, 8)								2B					BB 1B BB	5 1 3 1 1 1 1														
Butch Wynegar, S OBP: 0.276, SLG: 0.231 (1, 2)								2B					BB	3 0 0 0 2 0 2														
Toby Harrah, R OBP: 0.319, SLG: 0.270 (13, PH)								1B					1B BB	0 0 0 1 1 0 0														
Andre Robertson, R OBP: 0.303, SLG: 0.438 (1, 6)								1B					BB	3 1 2 0 0 1 1														
Lou Piniella, R OBP: 0.289, SLG: 0.333 (9, PH)								1B					BB	1 0 0 0 0 0 2														
Tim Foli, R OBP: 0.214, SLG: 0.250 (10, 6)								1B					1B	2 0 1 2 0 1 1														
Inning Stats	R: 0 E: 0 K: 0 S: 4	H: 1 LOB: 1 BB: 0 P: 4	R: 0 E: 0 K: 1 S: 4	H: 0 LOB: 1 BB: 1 P: 8	R: 1 E: 0 K: 0 S: 4	H: 1 LOB: 0 BB: 0 P: 4	R: 0 E: 0 K: 0 S: 3	H: 0 LOB: 0 BB: 0 P: 3	R: 1 E: 0 K: 1 S: 7	H: 2 LOB: 1 BB: 0 P: 7	R: 0 E: 0 K: 0 S: 3	H: 1 LOB: 0 BB: 0 P: 3	R: 0 E: 0 K: 2 S: 7	H: 0 LOB: 0 BB: 0 P: 7	R: 0 E: 0 K: 1 S: 4	H: 0 LOB: 0 BB: 1 P: 8	R: 0 E: 0 K: 2 S: 10	H: 0 LOB: 0 BB: 1 P: 8	R: 4 E: 0 K: 2 S: 10	H: 4 LOB: 2 BB: 2 P: 18	1B: 9 2B: 5 3B: 1 HR: 0	SF: 0 SAC: 1 DP: 4 HBP: 0	W/P: 0 PB: 0 SB: 0 CS: 2	PA: 54				
PITCHER	IP WLS BF H R ER SO BB IBB HBP BLK WP HR S P ERA WHIP																											
Moose Haas, R ERA: 5.74 (1, 1)	7.1	29	7	2	2	2	1	1	0	0	0	31	39	2.46	1.091													
Rolie Fingers, R ERA: 2.35 (8, 1)	2.2	11	2	0	0	1	1	1	0	0	0	11	19	0.00	1.125													
Pete Ladd, R ERA: 3.77 (11, 1)	2.2	11	3	3	3	5	1	0	0	0	0	20	24	10.12	1.500													
Bob McClure, L ERA: 5.0 (13, 1)	0.0	L	1	0	0	0	1	0	0	0	0	0	4	=	=													
Tom Tellmann, R ERA: 3.86 (13, 1)	0.0	2	1	1	1	0	1	0	0	0	0	1	5	=	=													







Batter	1	2	3	4	5	6	7	8	9	AB	R	H	RBI	BB	SO	LOB	TOP				
Willie Randolph, R (1,4) OBP: 0.413, SLG: 0.385	1-3		E 1B		FC4-6 1B		5-3	K		5	1	2	0	0	1	2	<b>New York Yankees @ Chicago White Sox</b> Comiskey Park, Chicago, IL Tue May 01 1984, 8:05 PM EDT Att: 18,603 - Unknown <a href="http://livebaseballscorecards.com">livebaseballscorecards.com</a>				
Don Mattingly, L (1,3) OBP: 0.383, SLG: 0.479	K		K		FC4-6 BB		4-3		3-1	5	0	1	1	0	2	2					
Steve Kemp, L (1,7) OBP: 0.350, SLG: 0.286	K		F9		G6-4-3 BB		4-3		K	4	0	0	0	1	2	2					
Don Baylor, R (1,10) OBP: 0.241, SLG: 0.405		1B BB	E5 1B		G6-4-3 1-2		F3		F9	5	1	1	0	0	0	4					
Dave Winfield, R (1,8) OBP: 0.364, SLG: 0.488		K					K		E 1B	4	1	2	1	0	2	1					
Lou Piniella, R (1,9) OBP: 0.333, SLG: 0.357 Ken Griffey, L (8,PH) OBP: 0.316, SLG: 0.333			6-3					K		3	0	2	0	0	0	2					
Toby Harrah, R (1,5) OBP: 0.309, SLG: 0.250		BB BB					FC6-4 1B		K	1	0	0	0	1	1	2					
Rick Cerone, R (1,2) OBP: 0.259, SLG: 0.320							FC6-4		E5 1B	3	0	1	2	1	0	1					
Andre Robertson, R (1,6) OBP: 0.256, SLG: 0.368 Roy Smalley, S (7,PH) OBP: 0.377, SLG: 0.426		BB BB	G5-4-3 BB				FC6-4		5-3 1B	2	0	0	0	0	0	3					
Inning Stats	R: 0 E: 0 K: 2 S: 7	H: 0 LOB: 0 BB: 0 P: 7	R: 1 E: 0 K: 1 S: 6	H: 2 LOB: 2 BB: 2 P: 14	R: 1 E: 1 K: 1 S: 8	H: 2 LOB: 2 BB: 0 P: 8	R: 0 E: 0 K: 1 S: 5	H: 1 LOB: 1 BB: 0 P: 7	R: 0 E: 0 K: 1 S: 6	H: 1 LOB: 1 BB: 0 P: 6	R: 1 E: 0 K: 0 S: 5	H: 2 LOB: 1 BB: 0 P: 5	R: 2 E: 1 K: 2 S: 10	H: 2 LOB: 1 BB: 0 P: 10	R: 0 E: 0 K: 1 S: 5	H: 0 LOB: 0 BB: 0 P: 5		1B: 10 2B: 0 3B: 0 HR: 0	SF: 0 SAC: 0 DP: 2 HBP: 0	WP: 0 PB: 0 CS: 0	PA: 40
PITCHER	IP	WLS	BF	H	R	ER	SO	BB	IBB	HBP	BLK	WP	HR	S	P	ERA	WHIP				
Bob Fallon, L (1,1) ERA: 5.19	2.2		14	4	2	1	4	2	0	0	0	0	0	20	28	3.38	2.250				
Salome Barojas, R (3,1) ERA: 5.14	4.1	W	17	4	1	1	2	1	0	0	0	0	0	20	24	2.08	1.154				
Ron Reed, R (8,1) ERA: 2.57	1.0		6	2	2	0	2	0	0	0	0	0	0	10	10	0.00	2.000				
Britt Burns, L (9,1) ERA: 6.75	1.0	S	3	0	0	0	1	0	0	0	0	0	0	5	5	0.00	0.000				

Batter	1	2	3	4	5	6	7	8	9	AB	R	H	RBI	BB	SO	LOB	BOTTOM				
Scott Fletcher, R (1,4) OBP: 0.380, SLG: 0.323	4-3	2B BB		SH2-3		4-0	4-0			1	1	0	0	3	0	0	<b>New York Yankees @ Chicago White Sox</b> Comiskey Park, Chicago, IL Tue May 01 1984, 8:05 PM EDT Att: 18,603 - Unknown <a href="http://livebaseballscorecards.com">livebaseballscorecards.com</a>				
Carlton Fisk, R (1,2) OBP: 0.295, SLG: 0.434	F9			SF8		BB	BB		FC5	4	0	1	3	0	1	5					
Tom Paciorek, R (1,3) OBP: 0.375, SLG: 0.349 Mike Squires, L (9,3) OBP: 0.250, SLG: 0.182	FC6-4 1B		F8		K2-3		F3		4-3	5	0	1	0	0	1	3					
Greg Luzinski, R (1,10) OBP: 0.341, SLG: 0.243	FC6-4 1-2		6-3		4-3 1B		K		F4	5	0	1	0	0	1	3					
Ron Kittle, R (1,7) OBP: 0.352, SLG: 0.645		1-3	E5 1B		K		K		FC5-4 1B	5	1	1	0	0	2	1					
Harold Baines, L (1,9) OBP: 0.235, SLG: 0.231		1B 3B		4-3		1B			FC5-4	5	1	3	0	0	0	2					
Dave Stegman, R (1,8) OBP: 0.375, SLG: 0.417 Rudy Law, L (5,PH) OBP: 0.383, SLG: 0.444		1-2 3B		1-2 1B		1B			1B	2	1	2	1	0	0	0					
Vance Law, R (1,5) OBP: 0.222, SLG: 0.288			F9		G5-3		K		1B	3	0	0	0	1	1	6					
Jerry Dybzinski, R (1,6) OBP: 0.714, SLG: 1.000		1-1 2H		E6 SH2-3 SF8		S BB			FC5 S	3	2	3	3	1	0	0					
Inning Stats	R: 0 E: 0 K: 0 S: 4	H: 1 LOB: 1 BB: 0 P: 4	R: 4 E: 0 K: 0 S: 7	H: 4 LOB: 1 BB: 1 P: 11	R: 1 E: 1 K: 0 S: 5	H: 2 LOB: 1 BB: 0 P: 5	R: 1 E: 1 K: 1 S: 6	H: 1 LOB: 0 BB: 0 P: 6	R: 0 E: 0 K: 2 S: 8	H: 0 LOB: 2 BB: 2 P: 15	R: 1 E: 0 K: 1 S: 7	H: 3 LOB: 3 BB: 2 P: 15	R: 0 E: 0 K: 0 S: 4	H: 1 LOB: 1 BB: 0 P: 4	1B: 11 2B: 1 3B: 1 HR: 0	SF: 1 SAC: 1 DP: 1 HBP: 0		WP: 0 PB: 0 CS: 0	PA: 42		
PITCHER	IP	WLS	BF	H	R	ER	SO	BB	IBB	HBP	BLK	WP	HR	S	P	ERA	WHIP				
Ray Fontenot, L (1,1) ERA: 4.55	4.0	L	21	8	6	4	1	8	0	0	0	0	0	22	26	9.00	2.250				
Jay Howell, R (5,1) ERA: 3.97	2.2		16	4	1	1	5	4	1	0	0	0	0	21	41	3.38	3.000				
Dale Murray, R (7,1) ERA: 0.93	1.1		5	1	0	0	0	0	0	0	0	0	0	5	5	0.00	0.750				



Batter	1	2	3	4	5	6	7	8	9	AB	R	H	RBI	BB	SO	LOB	TOP
Willie Randolph, R (1,4) OBP: 0.400, SLG: 0.370	G1-4-3			F8			K			3	0	0	0	0	1	0	
Don Mattingly, L (1,3) OBP: 0.381, SLG: 0.474	G3			4-3			G1-6-3 1B			3	0	1	0	0	0	0	
Steve Kemp, L (1,7) OBP: 0.326, SLG: 0.263	K			F8			G1-6-3 1-2			3	0	0	0	0	1	1	
Oscar Gamble, L (1,10) OBP: 0.138, SLG: 0.192		F3			F3			4-3		3	0	0	0	0	0	0	
Dave Winfield, R (1,8) OBP: 0.340, SLG: 0.455		K			6-3			6-3		3	0	0	0	0	1	0	
Roy Smalley, S (1,5) OBP: 0.357, SLG: 0.400		6-3						F7		3	0	0	0	0	1	0	
Ken Griffey, L (1,9) OBP: 0.305, SLG: 0.320				F9			6-3			3	0	0	0	0	0	0	
Rick Cerone, R (1,2) OBP: 0.233, SLG: 0.286				K			K			3	0	0	0	0	2	0	
Andre Robertson, R (1,6) OBP: 0.244, SLG: 0.350				F8			K			2	0	0	0	0	1	0	
Butch Wynegar, S (9, PH) OBP: 0.271, SLG: 0.226								K		1	0	0	0	0	1	0	
<b>Inning Stats</b>	R: 0 E: 0 K: 1 S: 5	H: 0 LOB: 0 BB: 0 P: 5	R: 0 E: 0 K: 1 S: 5	H: 0 LOB: 0 BB: 0 P: 5	R: 0 E: 0 K: 1 S: 5	H: 0 LOB: 0 BB: 0 P: 5	R: 0 E: 0 K: 0 S: 3	H: 0 LOB: 0 BB: 0 P: 3	R: 0 E: 0 K: 1 S: 5	H: 1 LOB: 0 BB: 0 P: 5	R: 0 E: 0 K: 0 S: 3	H: 0 LOB: 0 BB: 0 P: 3	R: 0 E: 0 K: 1 S: 5	H: 0 LOB: 0 BB: 0 P: 5	1B: 1 2B: 0 3B: 0 HR: 0	SF: 0 SAC: 0 DP: 1 HBP: 0	WP: 0 PA: 27
<b>PITCHER</b> LaMarr Hoyt, R (1,1) ERA: 2.85	IP: 9.0 WLS: W BF: 27 H: 1 R: 0 ER: 0 SO: 8 BB: 0 IBB: 0 HBP: 0 BLK: 0 WP: 0 HR: 0 S: 43 P: 43 ERA: 0.00 WHIP: 0.111																

**New York Yankees @ Chicago White Sox**  
Comiskey Park, Chicago, IL  
Wed May 02 1984, 8:05 PM EDT  
Att: 15,382 - Unknown

AB	27
R	0
H	1
RBI	0
BB	0
SO	8
LOB	1



Batter	1	2	3	4	5	6	7	8	9	AB	R	H	RBI	BB	SO	LOB	BOTTOM		
Rudy Law, L (1,8) OBP: 0.376, SLG: 0.434	F9			PO	F8		F7			4	0	1	1	0	0	0			
Carlton Fisk, R (1,2) OBP: 0.282, SLG: 0.411		2H 1B			5-3		K			3	0	0	0	1	1	1			
Greg Walker, L (1,3) OBP: 0.340, SLG: 0.524										2	0	0	0	0	2	1			
Vance Law, R (6,5) OBP: 0.219, SLG: 0.284	K						K			1	0	0	0	0	1	0			
Greg Luzinski, R (1,10) OBP: 0.348, SLG: 0.247	K									3	0	1	0	1	1	1			
Ron Kittle, R (1,7) OBP: 0.347, SLG: 0.615		SH1-4 1B BB		FC5-4 1B 1-2						3	1	0	0	1	2	3			
Harold Baines, L (1,9) OBP: 0.247, SLG: 0.244		1B SH1-4 BLK 1B								4	1	2	0	0	0	0			
Mike Squires, L (1,5) OBP: 0.286, SLG: 0.231		SH1-4								2	0	1	0	0	1	0			
Scott Fletcher, R (1,4) OBP: 0.390, SLG: 0.338		BLK 1B 2-3 3-H								3	1	2	1	0	0	1			
Jerry Dybzinski, R (1,6) OBP: 0.500, SLG: 0.625		F3								3	0	0	0	0	1	3			
<b>Inning Stats</b>	R: 0 E: 0 K: 2 S: 7	H: 3 LOB: 1 BB: 1 P: 11	R: 3 E: 0 K: 0 S: 6	H: 3 LOB: 1 BB: 1 P: 10	R: 0 E: 0 K: 1 S: 6	H: 2 LOB: 0 BB: 0 P: 6	R: 0 E: 0 K: 1 S: 5	H: 1 LOB: 0 BB: 0 P: 5	R: 0 E: 0 K: 1 S: 5	H: 0 LOB: 2 BB: 1 P: 10	R: 0 E: 0 K: 1 S: 6	H: 1 LOB: 0 BB: 0 P: 6	R: 0 E: 0 K: 2 S: 7	H: 0 LOB: 0 BB: 0 P: 7	R: 0 E: 0 K: 1 S: 5	H: 0 LOB: 0 BB: 0 P: 5	1B: 7 2B: 0 3B: 0 HR: 0	SF: 0 SAC: 1 DP: 0 HBP: 1	WP: 0 PA: 34
<b>PITCHER</b> Jose Rijo, R (1,1) ERA: 4.64 Curt Brown, R (7,1) ERA:	IP: 6.0 WLS: L BF: 27 H: 7 R: 3 ER: 3 SO: 6 BB: 3 IBB: 0 HBP: 1 BLK: 1 WP: 0 HR: 0 S: 35 P: 48 ERA: 4.50 WHIP: 1.667																		

**New York Yankees @ Chicago White Sox**  
Comiskey Park, Chicago, IL  
Wed May 02 1984, 8:05 PM EDT  
Att: 15,382 - Unknown

AB	28
R	3
H	7
RBI	2
BB	3
SO	9
LOB	10





Batter	1	2	3	4	5	6	7	8	9	AB	R	H	RBI	BB	SO	LOB	TOP		
Willie Randolph, R (1,4) OBP: 0.394, SLG: 0.365										4	0	1	0	0	0	0	<b>New York Yankees @ Milwaukee Brewers</b> Milwaukee County Stadium, Milwaukee, WI Fri May 04 1984, 8:05 PM EDT Att: 15,819 - Unknown <a href="http://livebaseballscorecards.com">livebaseballscorecards.com</a>		
Don Mattingly, L (1,3) OBP: 0.394, SLG: 0.450										4	0	0	0	0	0	1			
Steve Kemp, L (1,7) OBP: 0.298, SLG: 0.238										4	0	0	0	0	1	1			
Oscar Gamble, L (1,10) OBP: 0.125, SLG: 0.172										3	0	0	0	0	1	1			
Dave Winfield, R (1,8) OBP: 0.320, SLG: 0.426										3	0	0	0	0	1	0			
Roy Smalley, S (1,5) OBP: 0.356, SLG: 0.396										3	0	1	0	0	1	0			
Ken Griffey, L (1,9) OBP: 0.306, SLG: 0.321										3	0	1	0	0	0	1			
Butch Wynegar, S (1,2) OBP: 0.274, SLG: 0.218										2	0	0	0	1	0	2			
Tim Lincecum, R (1,6) OBP: 0.171, SLG: 0.200										3	0	0	0	0	1	2			
<b>Inning Stats</b>	R: 0 E: 1 K: 0 S: 4	H: 1 LOB: 1 BB: 0 P: 4	R: 0 E: 0 K: 2 S: 8	H: 1 LOB: 1 BB: 0 P: 8	R: 0 E: 0 K: 0 S: 3	H: 0 LOB: 0 BB: 0 P: 3	R: 0 E: 0 K: 0 S: 3	H: 0 LOB: 0 BB: 0 P: 3	R: 0 E: 0 K: 1 S: 5	H: 0 LOB: 0 BB: 0 P: 5	R: 0 E: 0 K: 1 S: 4	H: 0 LOB: 1 BB: 1 P: 8	R: 0 E: 0 K: 1 S: 5	H: 0 LOB: 0 BB: 0 P: 5	R: 0 E: 0 K: 1 S: 5	H: 0 LOB: 0 BB: 0 P: 5	1B: 3 2B: 1 3B: 0 HR: 0	SF: 0 SAC: 0 DP: 1 HBP: 0	WP: 0 PA: 30 CS: 1
<b>PITCHER</b>	IP WLS BF H R ER SO BB IBB HBP BLK WP HR S P ERA WHIP																		
Chuck Porter, R (1,1) ERA: 1.04	8.0 W 27 3 0 0 4 1 0 0 0 0 0 0 34 38 0.00 0.500																		
Rollie Fingers, R (9,1) ERA: 2.05	1.0 S 3 0 0 0 1 0 0 0 0 0 0 0 5 5 0.00 0.000																		

Batter	1	2	3	4	5	6	7	8	9	AB	R	H	RBI	BB	SO	LOB	BOTTOM		
Dion James, L (1,9) OBP: 0.379, SLG: 0.391										3	0	1	0	1	0	2	<b>New York Yankees @ Milwaukee Brewers</b> Milwaukee County Stadium, Milwaukee, WI Fri May 04 1984, 8:05 PM EDT Att: 15,819 - Unknown <a href="http://livebaseballscorecards.com">livebaseballscorecards.com</a>		
Jim Gantner, L (1,4) OBP: 0.326, SLG: 0.345										4	0	0	0	0	0	5			
Robin Yount, R (1,6) OBP: 0.362, SLG: 0.345										4	1	2	0	0	0	0			
Ben Oglivie, L (1,7) OBP: 0.397, SLG: 0.433										3	0	1	0	1	0	2			
Ted Simmons, S (1,3) OBP: 0.216, SLG: 0.190										4	0	0	0	0	1	5			
Roy Howell, L (1,10) OBP: 0.391, SLG: 0.263										3	0	1	0	0	1	2			
Jim Sundberg, R (1,2) OBP: 0.333, SLG: 0.406										3	0	1	1	0	0	1			
Randy Ready, R (1,5) OBP: 0.356, SLG: 0.451										4	0	0	0	0	3	3			
Rick Manning, L (1,8) OBP: 0.342, SLG: 0.463										2	0	1	0	1	1	0			
<b>Inning Stats</b>	R: 0 E: 0 K: 0 S: 3	H: 0 LOB: 0 BB: 0 P: 3	R: 0 E: 0 K: 0 S: 4	H: 2 LOB: 1 BB: 0 P: 4	R: 0 E: 0 K: 2 S: 8	H: 1 LOB: 1 BB: 0 P: 8	R: 0 E: 0 K: 1 S: 6	H: 1 LOB: 1 BB: 0 P: 6	R: 0 E: 0 K: 1 S: 6	H: 1 LOB: 2 BB: 1 P: 10	R: 0 E: 0 K: 0 S: 4	H: 1 LOB: 1 BB: 0 P: 4	R: 0 E: 0 K: 0 S: 4	H: 1 LOB: 2 BB: 1 P: 8	R: 1 E: 1 K: 2 S: 8	H: 0 LOB: 2 BB: 1 P: 13	1B: 4 2B: 2 3B: 1 HR: 0	SF: 1 SAC: 0 DP: 1 HBP: 1	WP: 1 PA: 35 CS: 0
<b>PITCHER</b>	IP WLS BF H R ER SO BB IBB HBP BLK WP HR S P ERA WHIP																		
Phil Niekro, R (1,1) ERA: 0.99	8.0 L 35 7 1 0 6 3 0 1 0 1 0 0 43 56 0.00 1.250																		




Batter	1	2	3	4	5	6	7	8	9	10	AB	R	H	RBI	BB	SO	LOB				
Ken Griffey, L OBP: 0.300, SLG: 0.305 (1, 9)	0-0 4-3	0-0 F7			0-0 4-3		0-0 F8		4-0 IBB		4	0	0	0	1	0	2				
Willie Randolph, R OBP: 0.404, SLG: 0.389 (1, 4)	0-0 2B 1B		0-0 F9		0-0 1B		0-0 1B		0-0 F7		5	0	3	0	0	0	2				
Dave Winfield, R OBP: 0.291, SLG: 0.385 (1, 8)	0-0 F8		0-0 G1		0-0 F5		0-0 5-3		0-0 F5		5	0	0	0	0	0	5				
Don Baylor, R OBP: 0.261, SLG: 0.422 (1, 10)	0-0 1-3 2B		0-0 1B		0-3 K		0-0 1-3		1-0 FC4-6 BB HBP		4	0	2	0	0	1	1				
Don Mattingly, L OBP: 0.366, SLG: 0.464 (1, 3)	0-0 4-3		0-0 4-3		0-0 F9		0-0 3B		4-0 FC4-6 BB		4	0	1	0	1	0	3				
Steve Kemp, L OBP: 0.288, SLG: 0.217 (1, 7)		0-0 F8		4-0 1B G4-6-3 BB		0-0 4-3		0-0 1-4-3		0-0 FC4-6 BB	4	1	0	0	1	0	3				
Roy Smalley, S OBP: 0.359, SLG: 0.397 (1, 5)		0-0 1B 4-3 1B		0-0 1-3 1B G4-6-3		0-0 E5		0-0 F8		0-0 F8	5	0	2	0	0	0	3				
Butch Wynegar, S OBP: 0.289, SLG: 0.217 (1, 2)		0-0 4-3		0-0 1-2 1B G4-6-3		0-0 F7				0-0 F7	5	0	1	0	0	0	5				
Andre Robertson, R OBP: 0.250, SLG: 0.349 (1, 6)		0-0 2-3 1B		0-0 3-H F7			0-0 5-3		0-0 SH1-3 1B		3	0	1	0	0	0	0				
<b>Inning Stats</b>	R: 0 E: 0 K: 0 S: 5	H: 2 LOB: 2 BB: 0 P: 5	R: 0 E: 0 K: 0 S: 5	H: 2 LOB: 2 BB: 0 P: 5	R: 0 E: 0 K: 0 S: 3	H: 1 LOB: 1 BB: 1 P: 4	R: 1 E: 0 K: 0 S: 3	H: 1 LOB: 0 BB: 1 P: 7	R: 0 E: 0 K: 1 S: 6	H: 1 LOB: 1 BB: 0 P: 6	R: 0 E: 1 K: 0 S: 4	H: 0 LOB: 1 BB: 0 P: 4	R: 0 E: 0 K: 0 S: 4	H: 1 LOB: 1 BB: 0 P: 4	R: 0 E: 0 K: 0 S: 4	H: 1 LOB: 2 BB: 1 P: 8	R: 0 E: 0 K: 0 S: 3	H: 0 LOB: 2 BB: 1 P: 8	1B: 7 2B: 2 3B: 1 HR: 0	SF: 0 SAC: 1 DP: 1 HBP: 1	WP: 0 PA: 44
<b>PITCHER</b>	IP WLS BF H R ER SO BB IBB HBP BLK WP HR S P ERA WHIP	IP WLS BF H R ER SO BB IBB HBP BLK WP HR S P ERA WHIP	IP WLS BF H R ER SO BB IBB HBP BLK WP HR S P ERA WHIP	IP WLS BF H R ER SO BB IBB HBP BLK WP HR S P ERA WHIP	IP WLS BF H R ER SO BB IBB HBP BLK WP HR S P ERA WHIP	IP WLS BF H R ER SO BB IBB HBP BLK WP HR S P ERA WHIP	IP WLS BF H R ER SO BB IBB HBP BLK WP HR S P ERA WHIP	IP WLS BF H R ER SO BB IBB HBP BLK WP HR S P ERA WHIP	IP WLS BF H R ER SO BB IBB HBP BLK WP HR S P ERA WHIP	IP WLS BF H R ER SO BB IBB HBP BLK WP HR S P ERA WHIP	IP WLS BF H R ER SO BB IBB HBP BLK WP HR S P ERA WHIP	IP WLS BF H R ER SO BB IBB HBP BLK WP HR S P ERA WHIP	IP WLS BF H R ER SO BB IBB HBP BLK WP HR S P ERA WHIP	IP WLS BF H R ER SO BB IBB HBP BLK WP HR S P ERA WHIP	IP WLS BF H R ER SO BB IBB HBP BLK WP HR S P ERA WHIP	IP WLS BF H R ER SO BB IBB HBP BLK WP HR S P ERA WHIP	IP WLS BF H R ER SO BB IBB HBP BLK WP HR S P ERA WHIP	IP WLS BF H R ER SO BB IBB HBP BLK WP HR S P ERA WHIP	IP WLS BF H R ER SO BB IBB HBP BLK WP HR S P ERA WHIP	IP WLS BF H R ER SO BB IBB HBP BLK WP HR S P ERA WHIP	IP WLS BF H R ER SO BB IBB HBP BLK WP HR S P ERA WHIP
Moose Haas, R ERA: 5.17 (1, 1)	4.2	18	3	0	0	1	0	1	0	0	0	0	0	0	0	19	23	0.00	0.692		
Tom Tellmann, R ERA: 1.93 (5, 1)	4.1	18	3	0	0	1	0	1	0	0	0	0	0	0	0	19	23	0.00	0.692		
Pete Ladd, R ERA: 4.24 (10, 1)	1.0	5	0	0	0	0	1	0	1	0	0	0	0	0	3	8	0.00	1.000			

**TOP**

**New York Yankees @ Milwaukee Brewers**  
Milwaukee County Stadium, Milwaukee, WI

Sat May 05 1984, 8:05 PM EDT  
Att: 22,679 - Unknown

AB 39  
R 1  
H 10  
RBI 0  
BB 3  
SO 1  
LOB 24




Batter	1	2	3	4	5	6	7	8	9	10	AB	R	H	RBI	BB	SO	LOB										
Ed Romero, R OBP: 0.353, SLG: 0.267 (1, 5)	0-0 G6-4-3 1B		0-0 1-2			0-0 F5		0-0 6-3		0-0 F8	4	0	1	0	0	0	1										
Roy Howell, L OBP: 0.375, SLG: 0.250 (10, PH)											1	0	0	0	0	0	1										
Jim Sundberg, R OBP: 0.351, SLG: 0.426 (1, 2)	0-0 1-2 1B			0-0 F9 2B		0-0 5-3		0-0 F9		4-0 1B BB	4	0	2	0	1	0	0										
Robin Yount, R OBP: 0.364, SLG: 0.348 (1, 6)	0-0 G6-4-3 1-2 2-3			0-3 K		0-0 6-3				0-0 G6-4-3 1B 1B	5	1	2	1	0	1	3										
Mark Brouhard, R OBP: 0.444, SLG: 0.581 (1, 10)	0-3 K			0-0 F9		0-0 6-3		0-0 BB 1B 1B		0-0 G6-4-3 1B 1B	4	0	2	0	0	1	2										
Ted Simmons, S OBP: 0.207, SLG: 0.182 (1, 3)		0-0 F7		0-0 F7		0-0 F7		0-0 F4		0-0 G6-4-3	4	0	0	0	0	0	4										
Ben Oglive, L OBP: 0.402, SLG: 0.437 (1, 7)		0-0 F3			0-0 E6		0-0 4-6 1B		0-0 1B		4	0	2	1	0	0	0										
Bobby Clark, R OBP: 0.429, SLG: 0.200 (1, 8)		0-0 F3			0-3 K		0-0 1-2 BB		4-0 F9		3	0	0	0	1	1	2										
Charlie Moore, R OBP: 0.275, SLG: 0.306 (1, 9)			0-0 6-3		0-0 F7		0-0 4-6 BB		0-0 F9		3	0	0	0	0	0	4										
Dion James, L OBP: 0.367, SLG: 0.375 (10, PH)						0-0 1-3		0-0 4-6		0-0 4-3	1	0	0	0	0	0	0										
Jim Gantner, L OBP: 0.333, SLG: 0.352 (1, 4)					0-0 1-3			0-0 1-3		0-0 S 1B	4	1	2	0	0	0	1										
<b>Inning Stats</b>	R: 0 E: 0 K: 1 S: 6	H: 2 LOB: 1 BB: 0 P: 6	R: 0 E: 0 K: 0 S: 3	H: 0 LOB: 0 BB: 0 P: 3	R: 0 E: 0 K: 0 S: 3	H: 1 LOB: 0 BB: 0 P: 3	R: 0 E: 0 K: 1 S: 6	H: 1 LOB: 1 BB: 0 P: 6	R: 0 E: 1 K: 1 S: 6	H: 0 LOB: 1 BB: 0 P: 6	R: 0 E: 0 K: 0 S: 3	H: 0 LOB: 0 BB: 0 P: 3	R: 0 E: 0 K: 0 S: 3	H: 0 LOB: 0 BB: 0 P: 3	R: 1 E: 0 K: 0 S: 5	H: 3 LOB: 1 BB: 0 P: 5	R: 1 E: 0 K: 0 S: 4	H: 2 LOB: 2 BB: 1 P: 8	R: 0 E: 0 K: 0 S: 3	H: 0 LOB: 0 BB: 0 P: 3	R: 1 E: 0 K: 0 S: 4	H: 3 LOB: 1 BB: 0 P: 5	R: 1 E: 0 K: 0 S: 4	H: 2 LOB: 2 BB: 1 P: 8	1B: 10 2B: 2 3B: 0 HR: 0	SF: 0 SAC: 0 DP: 3 HBP: 0	WP: 0 PA: 39
<b>PITCHER</b>	IP WLS BF H R ER SO BB IBB HBP BLK WP HR S P ERA WHIP	IP WLS BF H R ER SO BB IBB HBP BLK WP HR S P ERA WHIP	IP WLS BF H R ER SO BB IBB HBP BLK WP HR S P ERA WHIP	IP WLS BF H R ER SO BB IBB HBP BLK WP HR S P ERA WHIP	IP WLS BF H R ER SO BB IBB HBP BLK WP HR S P ERA WHIP	IP WLS BF H R ER SO BB IBB HBP BLK WP HR S P ERA WHIP	IP WLS BF H R ER SO BB IBB HBP BLK WP HR S P ERA WHIP	IP WLS BF H R ER SO BB IBB HBP BLK WP HR S P ERA WHIP	IP WLS BF H R ER SO BB IBB HBP BLK WP HR S P ERA WHIP	IP WLS BF H R ER SO BB IBB HBP BLK WP HR S P ERA WHIP	IP WLS BF H R ER SO BB IBB HBP BLK WP HR S P ERA WHIP	IP WLS BF H R ER SO BB IBB HBP BLK WP HR S P ERA WHIP	IP WLS BF H R ER SO BB IBB HBP BLK WP HR S P ERA WHIP	IP WLS BF H R ER SO BB IBB HBP BLK WP HR S P ERA WHIP	IP WLS BF H R ER SO BB IBB HBP BLK WP HR S P ERA WHIP	IP WLS BF H R ER SO BB IBB HBP BLK WP HR S P ERA WHIP	IP WLS BF H R ER SO BB IBB HBP BLK WP HR S P ERA WHIP	IP WLS BF H R ER SO BB IBB HBP BLK WP HR S P ERA WHIP	IP WLS BF H R ER SO BB IBB HBP BLK WP HR S P ERA WHIP	IP WLS BF H R ER SO BB IBB HBP BLK WP HR S P ERA WHIP	IP WLS BF H R ER SO BB IBB HBP BLK WP HR S P ERA WHIP						
Ron Guidry, L ERA: 3.23 (7, 1)	6.0	22	4	1	1	0	1	0	0	0	0	0	0	0	0	11	15	3.00	1.667								
Dave Righetti, L ERA: 2.55 (10, 1)	3.0	12	4	1	1	0	1	0	0	0	0	0	0	0	0	4	8	13.50	4.500								
Curt Brown, R ERA: 1.93 (10, 1)	0.2	5	2	1	1	0	1	0	0	0	0	0	0	0	0	4	8	13.50	4.500								

**BOTTOM**

**New York Yankees @ Milwaukee Brewers**  
Milwaukee County Stadium, Milwaukee, WI

Sat May 05 1984, 8:05 PM EDT  
Att: 22,679 - Unknown

AB 37  
R 2  
H 11  
RBI 2  
BB 2  
SO 3  
LOB 18







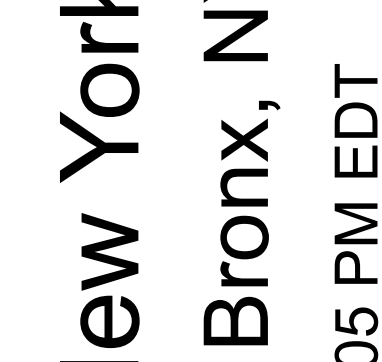


Batter	1	2	3	4	5	6	7	8	9	AB	R	H	RBI	BB	SO	LOB	TOP										
<b>Brett Butler</b> , L (1, 8) OBP: 0.388, SLG: 0.330	4-0 BB BB		0-3 K		4-0 1-2 BB		0-0 1B 2B		0-0 2B	3	1	2	0	2	1	0	<b>Cleveland Indians @ New York Yankees</b> Yankee Stadium, Bronx, NY Mon May 07 1984, 7:05 PM EDT Att: 17,842 - Unknown										
<b>Tony Bernazard</b> , S (1, 4) OBP: 0.360, SLG: 0.244	0-0 F7		0-0 F9		0-0 1-3		0-0 S 1B		0-0 3-1	5	1	1	1	0	0	4											
<b>Julio Franco</b> , R (1, 6) OBP: 0.330, SLG: 0.323	0-3 K		0-0 4-3			0-3 K		0-0 1B		4	0	1	1	0	2	1											
<b>Andre Thornton</b> , R (1, 10) OBP: 0.373, SLG: 0.395	4-0 1-2 BB			0-0 5-3		4-0 1B BB		0-0 F4		2	0	0	0	2	0	1											
<b>Pat Tabler</b> , R (1, 3) OBP: 0.393, SLG: 0.384	0-0 F8			0-0 4-3		0-0 1B		0-3 K		4	0	1	0	0	1	2											
<b>Brook Jacoby</b> , R (1, 5) OBP: 0.270, SLG: 0.364		0-0 F7		0-0 F7		0-0 F7		0-3 K		4	0	0	0	0	1	2											
<b>Ron Hassey</b> , L (1, 2) OBP: 0.322, SLG: 0.289		0-3 K			0-3 K		0-0 1-3		0-3 K	4	0	0	0	0	3	2											
<b>Carmen Castillo</b> , R (1, 9) OBP: 0.286, SLG: 0.217 <b>Mike Hargrove</b> , L (9, PH) OBP: 0.365, SLG: 0.364		0-0 1B			4-0 CS BB		0-3 K		0-3 K	2	0	1	0	1	1	0											
<b>George Vukovich</b> , L (1, 7) OBP: 0.353, SLG: 0.400		0-0 4-3			4-0 1-2 BB		0-0 F6		0-0 4-3	3	0	0	0	1	0	1											
<b>Inning Stats</b>	R: 0 E: 0 K: 1 S: 5	H: 0 LOB: 2 BB: 2 P: 13	R: 0 E: 0 K: 1 S: 6	H: 1 LOB: 1 BB: 0 P: 6	R: 0 E: 0 K: 1 S: 5	H: 0 LOB: 0 BB: 0 P: 5	R: 0 E: 0 K: 0 S: 3	H: 0 LOB: 0 BB: 0 P: 3	R: 0 E: 0 K: 1 S: 4	H: 1 LOB: 2 BB: 3 P: 16	R: 2 E: 0 K: 1 S: 8	H: 3 LOB: 1 BB: 0 P: 8	R: 0 E: 0 K: 3 S: 9	H: 0 LOB: 0 BB: 0 P: 9	R: 0 E: 0 K: 1 S: 6	H: 1 LOB: 1 BB: 0 P: 6		1B: 4 2B: 2 3B: 0 HR: 0	SF: 0 SAC: 0 DP: 0 HBP: 0	WP: 0 PB: 0 SB: 1 CS: 1	PA: 38						
<b>PITCHER</b>	IP	WLS	BF	H	R	ER	SO	BB	IBB	HBP	BLK	WP	HR	S	P	ERA	WHIP										
<b>Shane Rawley</b> , L (1, 1) ERA: 5.28	5.0	W	20	1	0	0	4	5	0	0	0	0	0	23	43	0.00	1.200										
<b>Curt Brown</b> , R (6, 1) ERA: 3.24	1.2		10	4	2	2	2	1	0	0	0	0	0	13	17	10.80	3.000										
<b>Jay Howell</b> , R (7, 1) ERA: 2.76	2.1	S	8	1	0	0	4	0	0	0	0	0	0	16	16	0.00	0.429										
Batter	1	2	3	4	5	6	7	8	9	AB	R	H	RBI	BB	SO	LOB	BOTTOM										
<b>Willie Randolph</b> , R (1, 4) OBP: 0.435, SLG: 0.396	0-0 6-3		4-0 FC5-4 BB	4-0 1-2 2-3 BB		4-0 F8 BB		0-0 F9		2	0	0	0	3	0	1	<b>Cleveland Indians @ New York Yankees</b> Yankee Stadium, Bronx, NY Mon May 07 1984, 7:05 PM EDT Att: 17,842 - Unknown										
<b>Ken Griffey</b> , L (1, 9) OBP: 0.309, SLG: 0.315	0-0 HBP 1B		0-0 F9	0-0 1-2 2-3 1B		0-0 F8		0-0 F8		5	1	2	1	0	0	4											
<b>Dave Winfield</b> , R (1, 8) OBP: 0.288, SLG: 0.371	0-3 K		0-0 FC5-4 1-2		0-0 5-3		0-3 K		4-0 1-2 BB	4	0	0	0	1	2	4											
<b>Don Baylor</b> , R (1, 10) OBP: 0.273, SLG: 0.413	1-0 1B HBP		0-0 F8		0-3 K		0-0 F6		0-0 FC5	4	0	0	0	0	1	3											
<b>Don Mattingly</b> , L (1, 3) OBP: 0.388, SLG: 0.511	0-0 1-3 2-H 1B			0-0 K HR		0-3 K HR		0-0 F9		4	2	2	2	0	1	0											
<b>Steve Kemp</b> , L (1, 7) OBP: 0.295, SLG: 0.296	0-3 K		0-0 F9	0-0 F9		0-0 K HR		4-0 BB BB		3	1	1	2	1	1	2											
<b>Roy Smalley</b> , S (1, 5) OBP: 0.353, SLG: 0.377		0-0 3-1		0-0 F7		0-0 5-3		4-0 1-2 BB		3	0	0	0	1	0	0											
<b>Butch Wynegar</b> , S (1, 2) OBP: 0.274, SLG: 0.215		0-0 F4		4-0 BB 1B BB		0-0 F8 SH1-4 1B		0-0 4-3		3	1	1	0	1	0	2											
<b>Andre Robertson</b> , R (1, 6) OBP: 0.288, SLG: 0.380		0-0 5-3		4-0 1-2 BB BB		0-0 SH1-4		0-0 FC5 BB 1B		2	0	1	0	1	0	0											
<b>Inning Stats</b>	R: 1 E: 0 K: 2 S: 9	H: 2 LOB: 2 BB: 0 P: 10	R: 0 E: 0 K: 0 S: 3	H: 0 LOB: 0 BB: 0 P: 3	R: 0 E: 0 K: 0 S: 3	H: 0 LOB: 1 BB: 1 P: 7	R: 2 E: 0 K: 0 S: 4	H: 2 LOB: 2 BB: 3 P: 16	R: 2 E: 0 K: 2 S: 9	H: 1 LOB: 0 BB: 0 P: 9	R: 0 E: 0 K: 1 S: 6	H: 1 LOB: 2 BB: 1 P: 10	R: 0 E: 0 K: 0 S: 3	H: 0 LOB: 2 BB: 2 P: 11	R: 0 E: 0 K: 0 S: 4	H: 1 LOB: 2 BB: 1 P: 8		1B: 5 2B: 0 3B: 0 HR: 2	SF: 0 SAC: 1 DP: 0 HBP: 1	WP: 1 PB: 0 SB: 0 CS: 0	PA: 40						
<b>PITCHER</b>	IP	WLS	BF	H	R	ER	SO	BB	IBB	HBP	BLK	WP	HR	S	P	ERA	WHIP										
<b>Rick Behenna</b> , R (1, 1) ERA: 12.38	4.2	L	24	5	5	5	4	4	0	1	0	0	0	27	44	9.64	1.929										
<b>Luis Aponte</b> , R (5, 1) ERA: 2.45	3.1		16	2	0	0	1	4	0	0	0	0	0	14	30	0.00	1.800										

AB 32  
R 2  
H 6  
RBI 2  
BB 6  
SO 10  
LOB 13



AB 30  
R 5  
H 7  
RBI 5  
BB 8  
SO 5  
LOB 16





Batter	1	2	3	4	5	6	7	8	9	AB	R	H	RBI	BB	SO	LOB	TOP								
<b>Brett Butler, L</b> (1, 8) OBP: 0.381, SLG: 0.323	F5	G3			1-3	1-3			1-3	2	2	0	0	0	0	2	<b>Cleveland Indians @ New York Yankees</b> Yankee Stadium, Bronx, NY Wed May 09 1984, 7:05 PM EDT Att: 20,453 - Unknown								
<b>Otis Nixon, S</b> (3, 8) OBP: 0.203, SLG: 0.134											2	0	0	0	0	1									
<b>Carmen Castillo, R</b> (9, PH) OBP: 0.276, SLG: 0.208											1	0	0	0	0	0									
<b>Tony Bernazard, S</b> (1, 4) OBP: 0.353, SLG: 0.242	F8				F3				F8	1	5	0	1	0	0	0									
<b>Julio Franco, R</b> (1, 6) OBP: 0.336, SLG: 0.340					6-3						4	0	2	0	0	1									
<b>Andre Thornton, R</b> (1, 10) OBP: 0.377, SLG: 0.386	F3										2	1	0	0	2	1									
<b>Mike Hargrove, L</b> (1, 3)											4	1	0	0	0	4									
<b>Pat Tabler, R</b> (1, 7) OBP: 0.409, SLG: 0.400											2	1	2	1	1	0									
<b>Ron Hassey, L</b> (1, 2) OBP: 0.319, SLG: 0.287											4	0	1	0	0	2	3								
<b>Brook Jacoby, R</b> (1, 5) OBP: 0.279, SLG: 0.370											4	1	2	2	0	1	1								
<b>George Vukovich, L</b> (1, 9) OBP: 0.348, SLG: 0.405											4	0	1	1	0	1	3								
<b>Inning Stats</b>	R: 0 E: 0 K: 0 S: 4	H: 1 LOB: 1 BB: 0 P: 4	R: 1 E: 0 K: 0 S: 5	H: 2 LOB: 2 BB: 1 P: 9	R: 0 E: 0 K: 1 S: 5	H: 1 LOB: 1 BB: 1 P: 9	R: 0 E: 0 K: 1 S: 6	H: 1 LOB: 1 BB: 0 P: 6	R: 0 E: 0 K: 0 S: 3	H: 0 LOB: 0 BB: 0 P: 3	R: 3 E: 3 K: 1 S: 8	H: 2 LOB: 1 BB: 1 P: 12	R: 0 E: 0 K: 1 S: 6	H: 1 LOB: 1 BB: 0 P: 6	R: 0 E: 0 K: 1 S: 5	H: 1 LOB: 0 BB: 0 P: 5	R: 0 E: 0 K: 1 S: 5	H: 0 LOB: 0 BB: 0 P: 5	1B: 7 2B: 3 3B: 0 HR: 0	SF: 1 SAC: 0 DP: 2 HBP: 0	WP: 0 PB: 0 SB: 2 CS: 0	PA: 38			
<b>PITCHER</b>	IP	WLS	BF	H	R	ER	SO	BB	IBB	HBP	BLK	WP	HR	S	P	ERA	WHIP								
<b>Phil Niekro, R</b> (1, 1) ERA: 1.03	7.0	W	32	8	4	1	4	3	0	0	0	0	0	37	49	1.29	1.571								
<b>Bob Shirley, L</b> (8, 1) ERA: 7.56	1.0		3	1	0	0	1	0	0	0	0	0	0	5	5	0.00	1.000								
<b>Dave Righetti, L</b> (9, 1) ERA: 2.41	1.0		3	0	0	0	1	0	0	0	0	0	0	5	5	0.00	0.000								

Batter	1	2	3	4	5	6	7	8	9	AB	R	H	RBI	BB	SO	LOB	BOTTOM								
<b>Willie Randolph, R</b> (1, 4) OBP: 0.437, SLG: 0.400										4	2	2	0	0	0	1	<b>Cleveland Indians @ New York Yankees</b> Yankee Stadium, Bronx, NY Wed May 09 1984, 7:05 PM EDT Att: 20,453 - Unknown								
<b>Tim Foli, R</b> (7, PH) OBP: 0.167, SLG: 0.194										1	0	0	0	0	0	0									
<b>Toby Harrah, R</b> (1, 5) OBP: 0.318, SLG: 0.296										4	2	1	1	1	0	2									
<b>Ken Griffey, L</b> (1, 9) OBP: 0.310, SLG: 0.315										3	1	1	0	0	1	3									
<b>Oscar Gamble, L</b> (5, 9) OBP: 0.118, SLG: 0.161										2	0	0	0	0	0	0									
<b>Dave Winfield, R</b> (1, 8) OBP: 0.324, SLG: 0.478										5	4	4	3	0	0	0									
<b>Don Mattingly, L</b> (1, 3) OBP: 0.393, SLG: 0.546										3	1	2	5	0	0	0									
<b>Steve Kemp, L</b> (1, 7) OBP: 0.292, SLG: 0.298										3	0	1	1	0	0	1									
<b>Roy Smalley, S</b> (1, 10) OBP: 0.347, SLG: 0.415										4	1	1	1	0	1	2									
<b>Butch Wynegar, S</b> (1, 2) OBP: 0.273, SLG: 0.217										4	0	1	0	0	0	0									
<b>Andre Robertson, R</b> (1, 6) OBP: 0.286, SLG: 0.370										4	0	1	0	0	1	2									
<b>Inning Stats</b>	R: 4 E: 0 K: 2 S: 12	H: 5 LOB: 2 BB: 1 P: 16	R: 3 E: 0 K: 1 S: 8	H: 3 LOB: 0 BB: 0 P: 8	R: 0 E: 1 K: 0 S: 5	H: 1 LOB: 2 BB: 0 P: 5	R: 3 E: 0 K: 0 S: 6	H: 3 LOB: 0 BB: 0 P: 6	R: 0 E: 0 K: 0 S: 3	H: 0 LOB: 0 BB: 0 P: 3	R: 1 E: 0 K: 0 S: 5	H: 2 LOB: 1 BB: 0 P: 5	R: 0 E: 0 K: 0 S: 3	H: 0 LOB: 0 BB: 0 P: 3	R: 0 E: 0 K: 0 S: 3	H: 0 LOB: 0 BB: 0 P: 3	1B: 8 2B: 2 3B: 1 HR: 3	SF: 2 SAC: 0 DP: 0 HBP: 0	WP: 0 PB: 0 SB: 0 CS: 0	PA: 40					
<b>PITCHER</b>	IP	WLS	BF	H	R	ER	SO	BB	IBB	HBP	BLK	WP	HR	S	P	ERA	WHIP								
<b>Rick Sutcliffe, R</b> (1, 1) ERA: 4.53	1.1	L	13	8	7	7	3	1	0	0	0	0	2	18	22	47.25	6.750								
<b>Dan Spillner, R</b> (2, 1) ERA: 4.94	6.2		27	6	4	4	0	0	0	0	0	0	1	27	27	5.40	0.900								







Batter	1	2	3	4	5	6	7	8	9	10	11	12	13	14	15	16	17	AB	R	H	RBI	BB	SO	LOB	TOP											
Jack Perconte, L OBP: 0.358, SLG: 0.373	K		E7 1B		4-3		1-3			6-3			4-3		SH3-4		SF8	6	0	1	1	0	1	1												
Phil Bradley, R OBP: 0.363, SLG: 0.277	G5-4-3 BB		6-3		6-3			K		F8			5-3		2-3		3-1	7	0	0	1	1	1	3												
Gorman Thomas, R OBP: 0.306, SLG: 0.219 Barry Bonnell, R OBP: 0.314, SLG: 0.351	G5-4-3		F8			K		F4		1-3			1-3		5-3			4	0	0	0	0	1	2												
Alvin Davis, L OBP: 0.483, SLG: 0.708 Dave Henderson, R OBP: 0.290, SLG: 0.265	G3		3-1		3-1			F8		F8			6-3		SH3-4 2B		F8	5	0	2	0	1	0	0												
Steve Henderson, R OBP: 0.333, SLG: 0.247 Pat Putnam, L OBP: 0.294, SLG: 0.235 Larry Milbourne, S OBP: 0.302, SLG: 0.216	6-3		6-3		6-3			6-3		3-1			K		SH3-4 2B		4-3	3	0	0	0	0	0	1												
Al Cowens, R OBP: 0.306, SLG: 0.420 Domingo Ramos, R OBP: 0.302, SLG: 0.216								F4		F8			6-3				K	6	0	3	1	0	0	0												
Darnell Coles, R OBP: 0.308, SLG: 0.232	6-3							2B		K			4-3		F8		SH4-1 SF8 2B	6	2	2	0	1	1	2												
Bob Kearney, R OBP: 0.310, SLG: 0.411								F8		3-1					F8		SH4-1	5	0	2	1	1	0	3												
Spike Owen, S OBP: 0.361, SLG: 0.389								1-3		5-3			F7				SH3-4 1B	6	1	2	0	1	0	2												
<b>Inning Stats</b>	R: 0 E: 0 K: 1 S: 4	H: 0 LOB: 0 BB: 1 P: 8	R: 0 E: 0 K: 0 S: 4	H: 1 LOB: 1 BB: 0 P: 4	R: 1 E: 1 K: 0 S: 4	H: 2 LOB: 1 BB: 1 P: 8	R: 0 E: 0 K: 0 S: 5	H: 0 LOB: 0 BB: 0 P: 5	R: 0 E: 0 K: 0 S: 3	H: 0 LOB: 0 BB: 0 P: 3	R: 0 E: 0 K: 1 S: 5	H: 0 LOB: 0 BB: 0 P: 5	R: 0 E: 0 K: 0 S: 3	H: 0 LOB: 1 BB: 0 P: 4	R: 0 E: 0 K: 0 S: 4	H: 1 LOB: 1 BB: 0 P: 5	R: 0 E: 0 K: 0 S: 5	H: 0 LOB: 0 BB: 0 P: 5	R: 0 E: 0 K: 1 S: 5	H: 0 LOB: 0 BB: 0 P: 5	R: 0 E: 0 K: 0 S: 3	H: 1 LOB: 1 BB: 0 P: 4	R: 0 E: 0 K: 0 S: 4	H: 1 LOB: 1 BB: 0 P: 5	R: 0 E: 0 K: 0 S: 5	H: 0 LOB: 0 BB: 0 P: 5	R: 0 E: 0 K: 0 S: 5	H: 0 LOB: 0 BB: 0 P: 5	R: 1 E: 1 K: 0 S: 4	H: 1 LOB: 1 BB: 1 P: 8	R: 1 E: 1 K: 0 S: 4	H: 1 LOB: 1 BB: 1 P: 8	1B: 7 2B: 5 3B: 0 HR: 0	SF: 1 SAC: 3 DP: 1 HBP: 0	WP: 0 PB: 0 SB: 1 CS: 2	PA: 65
<b>PITCHER</b>	IP WLS BF H R ER SO BB IBB HBP BLK WP HR S P ERA WHIP	IP WLS BF H R ER SO BB IBB HBP BLK WP HR S P ERA WHIP	IP WLS BF H R ER SO BB IBB HBP BLK WP HR S P ERA WHIP	IP WLS BF H R ER SO BB IBB HBP BLK WP HR S P ERA WHIP	IP WLS BF H R ER SO BB IBB HBP BLK WP HR S P ERA WHIP	IP WLS BF H R ER SO BB IBB HBP BLK WP HR S P ERA WHIP	IP WLS BF H R ER SO BB IBB HBP BLK WP HR S P ERA WHIP	IP WLS BF H R ER SO BB IBB HBP BLK WP HR S P ERA WHIP	IP WLS BF H R ER SO BB IBB HBP BLK WP HR S P ERA WHIP	IP WLS BF H R ER SO BB IBB HBP BLK WP HR S P ERA WHIP	IP WLS BF H R ER SO BB IBB HBP BLK WP HR S P ERA WHIP	IP WLS BF H R ER SO BB IBB HBP BLK WP HR S P ERA WHIP	IP WLS BF H R ER SO BB IBB HBP BLK WP HR S P ERA WHIP	IP WLS BF H R ER SO BB IBB HBP BLK WP HR S P ERA WHIP	IP WLS BF H R ER SO BB IBB HBP BLK WP HR S P ERA WHIP	IP WLS BF H R ER SO BB IBB HBP BLK WP HR S P ERA WHIP	IP WLS BF H R ER SO BB IBB HBP BLK WP HR S P ERA WHIP	IP WLS BF H R ER SO BB IBB HBP BLK WP HR S P ERA WHIP	IP WLS BF H R ER SO BB IBB HBP BLK WP HR S P ERA WHIP	IP WLS BF H R ER SO BB IBB HBP BLK WP HR S P ERA WHIP	IP WLS BF H R ER SO BB IBB HBP BLK WP HR S P ERA WHIP	IP WLS BF H R ER SO BB IBB HBP BLK WP HR S P ERA WHIP	IP WLS BF H R ER SO BB IBB HBP BLK WP HR S P ERA WHIP	IP WLS BF H R ER SO BB IBB HBP BLK WP HR S P ERA WHIP												
Ray Fontenot, L ERA: 4.5	Jay Howell, R ERA: 2.1	Curt Brown, R ERA: 2.7	Clay Christiansen, R ERA: 1.8	Willie Randolph, R OBP: 0.410, SLG: 0.368	Toby Harrah, R OBP: 0.296, SLG: 0.265	Dave Winfield, R OBP: 0.279, SLG: 0.439	Don Baylor, R OBP: 0.297, SLG: 0.436	Oscar Gamble, L OBP: 0.135, SLG: 0.206	Lou Piniella, R OBP: 0.327, SLG: 0.365 Steve Kemp, L OBP: 0.299, SLG: 0.273	Don Mattingly, L OBP: 0.383, SLG: 0.541	Roy Smalley, S OBP: 0.354, SLG: 0.443	Mike O'Berry, R OBP: 0.290, SLG: 0.200 Butch Wynegar, S OBP: 0.279, SLG: 0.244	Andre Robertson, R OBP: 0.277, SLG: 0.349 Ken Griffey, L OBP: 0.314, SLG: 0.313 Tim Lincecum, R OBP: 0.178, SLG: 0.231	WP: 0 PB: 0 SB: 1 CS: 1	PA: 68																					
<b>Batter</b>	1	2	3	4	5	6	7	8	9	10	11	12	13	14	15	16	17	AB	R	H	RBI	BB	SO	LOB	BOTTOM											
Willie Randolph, R OBP: 0.410, SLG: 0.368			F7		FC6-4 1B		F8		F8			K		6-3		F5		7	0	1	0	1	1	2												
Toby Harrah, R OBP: 0.296, SLG: 0.265	K		6-3		FC6-4 1B		E6 6-3		5-3			5-3				F3		8	0	2	0	0	1	2												
Dave Winfield, R OBP: 0.279, SLG: 0.439			F4		FC6-4		6-3		2-3			6-3				K		8	1	1	1	0	1	4												
Don Baylor, R OBP: 0.297, SLG: 0.436					F5		F5		F4							G3		3	0	0	0	2	0	3												
Oscar Gamble, L OBP: 0.135, SLG: 0.206					F5		F5		F4							G3		3	0	1	0	0	1	0												
Lou Piniella, R OBP: 0.327, SLG: 0.365 Steve Kemp, L OBP: 0.299, SLG: 0.273					G1		6-3		2-3							2B		3	0	1	0	0	1	0												
Don Mattingly, L OBP: 0.383, SLG: 0.541					G1		6-3		F4							2B		3	0	1	0	2	1	1												
Roy Smalley, S OBP: 0.354, SLG: 0.443					F6		6-3		F8							K		5	1	1	1	2	1	4												
Mike O'Berry, R OBP: 0.290, SLG: 0.200 Butch Wynegar, S OBP: 0.279, SLG: 0.244					F8		6-3		F7							K		2	0	0	0	0	2	0												
Andre Robertson, R OBP: 0.277, SLG: 0.349 Ken Griffey, L OBP: 0.314, SLG: 0.313 Tim Lincecum, R OBP: 0.178, SLG: 0.231					F8		6-3		F7							K		5	0	0	0	0	3	0												
<b>Inning Stats</b>	R: 1 E: 0 K: 1 S: 6	H: 2 LOB: 2 BB: 2 P: 14	R: 0 E: 0 K: 0 S: 3	H: 0 LOB: 0 BB: 0 P: 3	R: 0 E: 0 K: 0 S: 3	H: 0 LOB: 0 BB: 0 P: 3	R: 0 E: 0 K: 0 S: 3	H: 0 LOB: 0 BB: 0 P: 3	R: 0 E: 0 K: 0 S: 4	H: 0 LOB: 0 BB: 0 P: 4	R: 1 E: 1 K: 0 S: 5	H: 1 LOB: 1 BB: 0 P: 5	R: 0 E: 0 K: 0 S: 3	H: 0 LOB: 0 BB: 0 P: 3	R: 0 E: 0 K: 1 S: 5	H: 1 LOB: 1 BB: 0 P: 5	R: 0 E: 0 K: 0 S: 4	H: 1 LOB: 1 BB: 0 P: 4	R: 0 E: 0 K: 0 S: 11	H: 2 LOB: 3 BB: 1 P: 15	R: 0 E: 0 K: 0 S: 4	H: 1 LOB: 1 BB: 0 P: 4	R: 0 E: 0 K: 1 S: 5	H: 0 LOB: 0 BB: 0 P: 5	R: 0 E: 0 K: 1 S: 5	H: 0 LOB: 0 BB: 0 P: 5	R: 0 E: 0 K: 0 S: 5	H: 0 LOB: 0 BB: 0 P: 5	R: 0 E: 0 K: 1 S: 4	H: 0 LOB: 0 BB: 0 P: 4	R: 0 E: 0 K: 1 S: 5	H: 0 LOB: 0 BB: 0 P: 5	1B: 6 2B: 3 3B: 0 HR: 2	SF: 0 SAC: 1 DP: 2 HBP: 0	WP: 1 PB: 0 SB: 1 CS: 1	PA: 68
<b>PITCHER</b>	IP WLS BF H R ER SO BB IBB HBP BLK WP HR S P ERA WHIP	IP WLS BF H R ER SO BB IBB HBP BLK WP HR S P ERA WHIP	IP WLS BF H R ER SO BB IBB HBP BLK WP HR S P ERA WHIP	IP WLS BF H R ER SO BB IBB HBP BLK WP HR S P ERA WHIP	IP WLS BF H R ER SO BB IBB HBP BLK WP HR S P ERA WHIP	IP WLS BF H R ER SO BB IBB HBP BLK WP HR S P ERA WHIP	IP WLS BF H R ER SO BB IBB HBP BLK WP HR S P ERA WHIP	IP WLS BF H R ER SO BB IBB HBP BLK WP HR S P ERA WHIP	IP WLS BF H R ER SO BB IBB HBP BLK WP HR S P ERA WHIP	IP WLS BF H R ER SO BB IBB HBP BLK WP HR S P ERA WHIP	IP WLS BF H R ER SO BB IBB HBP BLK WP HR S P ERA WHIP	IP WLS BF H R ER SO BB IBB HBP BLK WP HR S P ERA WHIP	IP WLS BF H R ER SO BB IBB HBP BLK WP HR S P ERA WHIP	IP WLS BF H R ER SO BB IBB HBP BLK WP HR S P ERA WHIP	IP WLS BF H R ER SO BB IBB HBP BLK WP HR S P ERA WHIP	IP WLS BF H R ER SO BB IBB HBP BLK WP HR S P ERA WHIP	IP WLS BF H R ER SO BB IBB HBP BLK WP HR S P ERA WHIP	IP WLS BF H R ER SO BB IBB HBP BLK WP HR S P ERA WHIP	IP WLS BF H R ER SO BB IBB HBP BLK WP HR S P ERA WHIP	IP WLS BF H R ER SO BB IBB HBP BLK WP HR S P ERA WHIP	IP WLS BF H R ER SO BB IBB HBP BLK WP HR S P ERA WHIP	IP WLS BF H R ER SO BB IBB HBP BLK WP HR S P ERA WHIP	IP WLS BF H R ER SO BB IBB HBP BLK WP HR S P ERA WHIP	IP WLS BF H R ER SO BB IBB HBP BLK WP HR S P ERA WHIP												
Matt Young, L ERA: 5.6	Dave Beard, R ERA: 2.45	Paul Mirabella, L ERA: 3.98	Mike Stanton, R ERA: 4.32	Roy Thomas, R ERA: 3.55	Willie Randolph, R OBP: 0.410, SLG: 0.368	Toby Harrah, R OBP: 0.296, SLG: 0.265	Dave Winfield, R OBP: 0.279, SLG: 0.439	Don Baylor, R OBP: 0.297, SLG: 0.436	Oscar Gamble, L OBP: 0.135, SLG: 0.206	Lou Piniella, R OBP: 0.327, SLG: 0.365 Steve Kemp, L OBP: 0.299, SLG: 0.273	Don Mattingly, L OBP: 0.383, SLG: 0.541	Roy Smalley, S OBP: 0.354, SLG: 0.443	Mike O'Berry, R OBP: 0.290, SLG: 0.200 Butch Wynegar, S OBP: 0.279, SLG: 0.244	Andre Robertson, R OBP: 0.277, SLG: 0.349 Ken Griffey, L OBP: 0.314, SLG: 0.313 Tim Lincecum, R OBP: 0.178, SLG: 0.231	WP: 1 PB: 0 SB: 1 CS: 1	PA: 68																				

Seattle Mariners @ New York Yankees  
Yankee Stadium, Bronx, NY  
Fri May 11 1984, 7:05 PM EDT  
Alt. 15,716 - Unknown

AB 56  
R 4  
H 12  
RBI 4  
BB 5  
SO 6  
LOB 16



Seattle Mariners @ New York Yankees  
Yankee Stadium, Bronx, NY  
Fri May 11 1984, 7:05 PM EDT  
Alt. 15,716 - Unknown

AB 60  
R 3  
H 10  
RBI 3  
BB 7  
SO 7  
LOB 29





Batter	1	2	3	4	5	6	7	8	9	AB	R	H	RBI	BB	SO	LOB	TOP			
Jack Perconte, L (1, 4) OBP: 0.355, SLG: 0.370	F6		E5 2B		5-3		SH1-2-3		4-3	4	1	1	1	0	0	0	<b>Seattle Mariners @ New York Yankees</b> Yankee Stadium, Bronx, NY Sat May 12 1984, 7:05 PM EDT Att: 15,370 - Unknown			
Barry Bonnell, R (1, 7) OBP: 0.316, SLG: 0.363			F4		F8		BB		5-3	5	0	2	0	0	0	1				
Gorman Thomas, R (1, 10) OBP: 0.318, SLG: 0.214					6-3				5-3	2	1	0	0	3	0	0				
Alvin Davis, L (1, 3) OBP: 0.472, SLG: 0.724										2	0	2	2	0	0	0				
Domingo Ramos, R (5, 3)										2	0	0	0	0	0	2				
Al Cowens, R (1, 9) OBP: 0.297, SLG: 0.413										4	0	0	0	0	0	3				
Dave Henderson, R (1, 8) OBP: 0.299, SLG: 0.188										4	0	0	0	0	1	1				
Darnell Coles, R (1, 5) OBP: 0.319, SLG: 0.271										3	1	1	0	1	1	0				
Bob Kearney, R (1, 2) OBP: 0.306, SLG: 0.405										4	1	1	1	0	2	1				
Spike Owen, S (1, 6) OBP: 0.358, SLG: 0.402										4	1	1	1	0	0	2				
<b>Inning Stats</b>	R: 0 E: 0 K: 0 S: 4	H: 2 LOB: 2 BB: 1 P: 8	R: 0 E: 0 K: 0 S: 3	H: 0 LOB: 1 BB: 1 P: 7	R: 2 E: 1 K: 1 S: 7	H: 2 LOB: 1 BB: 1 P: 11	R: 0 E: 0 K: 1 S: 5	H: 0 LOB: 0 BB: 0 P: 5	R: 0 E: 0 K: 0 S: 3	H: 0 LOB: 0 BB: 0 P: 3	R: 2 E: 0 K: 2 S: 10	H: 2 LOB: 2 BB: 1 P: 14	R: 1 E: 0 K: 0 S: 5	H: 2 LOB: 1 BB: 0 P: 5	R: 0 E: 0 K: 0 S: 3	H: 0 LOB: 0 BB: 0 P: 3	1B: 4 2B: 2 3B: 2 HR: 0	SF: 0 SAC: 1 DP: 0 HBP: 0	WP: 1 PB: 0 CS: 0	PA: 39
<b>PITCHER</b>	IP WLS BF H R ER SO BB IBB HBP BLK WP HR S P ERA WHIP																			
Shane Rawley, L (1, 1) ERA: 5.32	6.2 L 30 6 4 4 4 4 4 0 0 0 0 1 0 34 50 5.40 1.500																			
Clay Christensen, R (7, 1) ERA: 2.45	2.1 9 2 1 1 0 0 0 0 0 0 0 0 0 9 9 3.86 0.857																			

AB	34
R	5
H	8
RBI	5
BB	4
SO	4
LOB	10



Batter	1	2	3	4	5	6	7	8	9	AB	R	H	RBI	BB	SO	LOB	BOTTOM			
Ken Griffey, L (1, 8) OBP: 0.312, SLG: 0.310	SH1 1B		4-3						F7	4	0	1	0	0	0	2	<b>Seattle Mariners @ New York Yankees</b> Yankee Stadium, Bronx, NY Sat May 12 1984, 7:05 PM EDT Att: 15,370 - Unknown			
Tim Lincecum, R (1, 4) OBP: 0.167, SLG: 0.214	SH1								F3	3	0	0	0	0	0	0				
Oscar Gamble, L (1, 9) OBP: 0.146, SLG: 0.211										4	0	1	0	0	1	1				
Don Baylor, R (1, 10) OBP: 0.313, SLG: 0.431										1	0	0	0	2	1	1				
Don Mattingly, L (1, 3) OBP: 0.371, SLG: 0.522										4	0	0	0	0	0	4				
Steve Kemp, L (1, 7) OBP: 0.309, SLG: 0.286										4	0	2	0	0	1	1				
Roy Smalley, S (1, 5) OBP: 0.341, SLG: 0.425										3	0	0	0	0	1	2				
Butch Wynegar, S (1, 2) OBP: 0.292, SLG: 0.259										3	0	2	0	0	0	0				
Andre Robertson, R (1, 6) OBP: 0.265, SLG: 0.333										3	0	0	0	0	2	3				
<b>Inning Stats</b>	R: 0 E: 0 K: 1 S: 6	H: 1 LOB: 0 BB: 0 P: 6	R: 0 E: 0 K: 0 S: 3	H: 1 LOB: 0 BB: 0 P: 3	R: 0 E: 0 K: 0 S: 3	H: 0 LOB: 0 BB: 0 P: 3	R: 0 E: 0 K: 0 S: 3	H: 0 LOB: 1 BB: 0 P: 4	R: 0 E: 0 K: 1 S: 7	H: 2 LOB: 2 BB: 0 P: 7	R: 0 E: 0 K: 1 S: 5	H: 0 LOB: 0 BB: 0 P: 9	R: 0 E: 0 K: 1 S: 5	H: 0 LOB: 0 BB: 0 P: 5	R: 0 E: 0 K: 1 S: 5	H: 1 LOB: 1 BB: 1 P: 9		1B: 6 2B: 0 3B: 0 HR: 0	SF: 0 SAC: 1 DP: 3 HBP: 1	WP: 0 PB: 0 CS: 0
<b>PITCHER</b>	IP WLS BF H R ER SO BB IBB HBP BLK WP HR S P ERA WHIP																			
Jim Beattie, R (1, 1) ERA: 2.74	9.0 W 33 6 0 0 6 2 0 1 0 0 0 0 42 51 0.00 0.889																			

AB	29
R	0
H	6
RBI	0
BB	2
SO	6
LOB	14









Batter	1	2	3	4	5	6	7	8	9	AB	R	H	RBI	BB	SO	LOB	TOP				
Rickey Henderson, R OBP: 0.344, SLG: 0.396 (1,7)	0-0 6-3		0-0 1B			0-0 F8		0-0 HR		4	1	2	1	0	0	0					
Mike Davis, L OBP: 0.299, SLG: 0.375 (1,9)	0-0 F8		0-0 F6			0-0 6-3		0-0 6-3		4	0	0	0	0	0	2					
Joe Morgan, L OBP: 0.410, SLG: 0.396 (1,4)	0-3 K			0-0 F9		0-0 4-3			0-3 K	4	0	0	0	0	2	0					
Dave Kingman, R OBP: 0.309, SLG: 0.544 (1,10)		0-0 F7		0-0 2B			0-3 K		0-0 F4	4	0	1	0	0	1	0					
Carney Lansford, R OBP: 0.319, SLG: 0.403 (1,5)		0-0 F7		4-0 6-3 BB			4-0 6-3 BB		0-3 K	2	0	0	0	2	1	0					
Davey Lopes, R OBP: 0.336, SLG: 0.444 (1,8)		0-0 6-3		0-0 G6-4-3 BB			0-0 6-3			3	0	0	0	0	0	3					
Bruce Bochte, L OBP: 0.327, SLG: 0.270 (1,3)			0-0 1B			0-0 F8		0-3 K		3	0	1	0	0	1	1					
Mike Heath, R OBP: 0.297, SLG: 0.340 (1,2)			0-0 F3			0-0 4-3		0-3 K		3	0	0	0	0	1	1					
Tony Phillips, S OBP: 0.305, SLG: 0.304 (1,6)			0-0 F7			0-0 4-3		0-0 F7		3	0	0	0	0	0	1					
<b>Inning Stats</b>	R: 0 E: 0 K: 1 S: 5	H: 0 LOB: 0 BB: 0 P: 5	R: 0 E: 0 K: 0 S: 3	H: 0 LOB: 0 BB: 0 P: 3	R: 0 E: 0 K: 0 S: 5	H: 2 LOB: 2 BB: 0 P: 5	R: 0 E: 0 K: 0 S: 3	H: 1 LOB: 1 BB: 1 P: 7	R: 0 E: 0 K: 0 S: 3	H: 0 LOB: 0 BB: 0 P: 3	R: 0 E: 0 K: 2 S: 7	H: 0 LOB: 1 BB: 1 P: 11	R: 1 E: 0 K: 1 S: 6	H: 1 LOB: 0 BB: 0 P: 6	R: 0 E: 0 K: 2 S: 7	H: 0 LOB: 0 BB: 0 P: 7	1B: 2 2B: 1 3B: 0 HR: 1	SF: 0 SAC: 0 DP: 1 HBP: 0	WP: 0 PB: 0 SB: 0 CS: 0	PA: 32	
<b>PITCHER</b>	IP	WLS	BF	H	R	ER	SO	BB	IBB	HBP	BLK	WP	HR	S	P	ERA	WHIP				
Phil Niekro, R ERA: 1.04 (1,1)	8.0	W	29	4	1	1	4	2	0	0	0	0	1	35	43	1.12	0.750				
Dave Righetti, L ERA: 1.99 (9,1)	1.0	S	3	0	0	0	2	0	0	0	0	0	0	7	7	0.00	0.000				

Oakland Athletics @ New York Yankees  
Yankee Stadium, Bronx, NY  
Mon May 14 1984, 7:05 PM EDT  
Att: 11,566 - Unknown

AB	30
R	1
H	4
RBI	1
BB	2
SO	6
LOB	8




Batter	1	2	3	4	5	6	7	8	9	AB	R	H	RBI	BB	SO	LOB	BOTTOM				
Willie Randolph, R OBP: 0.415, SLG: 0.372 (1,4)	0-0 F9 1B E		0-0 1-3				4-0 2B 3B BB			3	2	2	0	1	0	0					
Toby Harrah, R OBP: 0.311, SLG: 0.280 (1,5)	0-0 1B E		0-0 5-3			0-0 F6		1-3 3B 2B		4	1	2	0	0	0	1					
Ken Griffey, L OBP: 0.369, SLG: 0.307 (1,8)	0-0 F9		0-0			0-0 G3		0-0 3B		1	0	0	0	0	0	2					
Omar Moreno, L OBP: 0.226, SLG: 0.269 (3,8)	0-0 2-3		0-0 1B				2-3 3H 3H			3	0	2	2	0	0	1					
Dave Winfield, R OBP: 0.284, SLG: 0.429 (1,9)	0-0 E4 1B		0-0 F8			0-0 F9		0-0 F4		4	0	0	1	0	0	3					
Don Mattingly, L OBP: 0.395, SLG: 0.504 (1,3)	0-0 F2			0-0 G1-6-3		0-0 6-3		0-0 F9		4	0	0	0	0	0	2					
Steve Kemp, L OBP: 0.337, SLG: 0.333 (1,7)	0-0 1B		0-3 K			0-0 1B		0-0 4-3		4	0	2	0	0	1	0					
Roy Smalley, S OBP: 0.367, SLG: 0.444 (1,10)		0-0 G3		0-0 1B		0-3 K		0-0 1B		4	0	2	0	0	1	1					
Butch Wynegar, S OBP: 0.280, SLG: 0.247 (1,2)		0-0 4-3		0-0 F9			0-0 4-3		0-0 F9	4	0	0	0	0	0	2					
Andre Robertson, R OBP: 0.250, SLG: 0.314 (1,6)		0-0 F9			0-0 6-3		0-0 1-3			3	0	0	0	0	0	0					
<b>Inning Stats</b>	R: 1 E: 1 K: 0 S: 6	H: 3 LOB: 2 BB: 0 P: 6	R: 0 E: 0 K: 0 S: 3	H: 0 LOB: 0 BB: 0 P: 3	R: 0 E: 0 K: 1 S: 4	H: 1 LOB: 1 BB: 0 P: 4	R: 0 E: 0 K: 1 S: 6	H: 1 LOB: 1 BB: 0 P: 6	R: 2 E: 0 K: 0 S: 5	H: 2 LOB: 1 BB: 1 P: 9	R: 0 E: 0 K: 0 S: 4	H: 1 LOB: 1 BB: 0 P: 4	1B: 8 2B: 1 3B: 1 HR: 0	SF: 0 SAC: 0 DP: 0 HBP: 0	WP: 0 PB: 0 SB: 0 CS: 0	PA: 35					
<b>PITCHER</b>	IP	WLS	BF	H	R	ER	SO	BB	IBB	HBP	BLK	WP	HR	S	P	ERA	WHIP				
Lary Sorensen, R ERA: 4.5 (1,1)	8.0	L	35	10	3	3	2	1	0	0	0	0	0	38	42	3.38	1.375				


Oakland Athletics @ New York Yankees  
Yankee Stadium, Bronx, NY  
Mon May 14 1984, 7:05 PM EDT  
Att: 11,566 - Unknown

AB	34
R	3
H	10
RBI	3
BB	1
SO	2
LOB	12





Batter	1	2	3	4	5	6	7	8	9	AB	R	H	RBI	BB	SO	LOB	TOP				
Rickey Henderson, R OBP: 0.342, SLG: 0.391 Joe Morgan, L OBP: 0.415, SLG: 0.402	0-3 K		0-0 S E SF7 1B	0-0 F9		0-3 K	0-0 K	0-0 1-2 3-H 1B		4	1	1	0	0	2	1	<p>Oakland Athletics @ New York Yankees Yankee Stadium, Bronx, NY Tue May 15 1984, 7:05 PM EDT Att: 15,222 - Unknown</p> <p>livebaseballscorecards.com</p> <p>AB 39 R 6 H 13 RBI 6 BB 0 SO 7 LOB 13</p> 				
Tony Phillips, S OBP: 0.297, SLG: 0.311	0-0 6-3		0-0 E5		0-0 F7		0-0 2B	0-3 K		5	0	1	0	0	1	3					
Dave Lopes, R OBP: 0.322, SLG: 0.427	0-0 F7		0-0 SF7		0-0 6-3		0-3 K		0-0 5-3	4	0	0	1	0	1	1					
Dave Kingman, R OBP: 0.298, SLG: 0.523		0-3 K	0-0 F4		0-0 5-3			0-0 F5	0-3 K	5	0	0	0	0	2	1					
Carney Lansford, R OBP: 0.329, SLG: 0.425		0-0 1B 1B		0-0 1B 2B 1B		0-0 F6		0-0 2B 3B	0-0 G3	5	2	3	0	0	0	0					
Bruce Bochte, L OBP: 0.324, SLG: 0.269		0-0 1B		0-0 F4		0-0 F8		0-0 F6		4	0	1	0	0	0	2					
Mike Heath, R OBP: 0.314, SLG: 0.367		0-3 K		0-0 2B SH1-3 1B		0-0 FC6-4 1B		0-0 1B 2B		4	2	3	1	0	1	2					
Mike Davis, L OBP: 0.300, SLG: 0.386 Jeff Burroughs, R OBP: 0.275, SLG: 0.350	0-0 G3		0-0 SH1-3 2B		0-0 FC6-4		0-0 FC6-4	0-0 1B 1B		3	0	1	1	0	0	3					
Mark Wagner, R OBP: 0.222, SLG: 0.250 Garry Hancock, L OBP: 0.280, SLG: 0.280			0-0 6-3 SH1-3		0-0 SH1-3		0-0 F7	0-0 1B		2	0	0	1	0	0	0					
			2-3 3-H					1-3		1	0	1	0	0	0	0					
<b>Inning Stats</b>	R: 0 E: 0 K: 1 S: 5	H: 0 LOB: 0 BB: 0 P: 5	R: 0 E: 0 K: 2 S: 9	H: 2 LOB: 2 BB: 0 P: 9	R: 1 E: 1 K: 0 S: 5	H: 1 LOB: 1 BB: 0 P: 5	R: 2 E: 0 K: 0 S: 6	H: 3 LOB: 1 BB: 0 P: 6	R: 0 E: 0 K: 0 S: 3	H: 1 LOB: 1 BB: 0 P: 4	R: 0 E: 0 K: 2 S: 8	H: 1 LOB: 1 BB: 0 P: 8	R: 3 E: 0 K: 1 S: 10	H: 5 LOB: 2 BB: 0 P: 10	R: 0 E: 0 K: 1 S: 5	H: 0 LOB: 0 BB: 0 P: 5	1B: 9 2B: 3 3B: 1 HR: 0	SF: 1 SAC: 1 DP: 0 HBP: 0	WP: 0 PB: 0 SB: 1 CS: 0	PA: 41	
<b>PITCHER</b>	IP WLS BF H R ER SO BB IBB HBP BLK WP HR S P ERA WHIP	7.2 W 35 11 6 5 5 0 0 0 0 0 0 45 45 5.87 1.435	0.0 1 1 0 0 0 0 0 0 0 0 0 0 1 1 ∞ ∞	1.1 S 5 1 0 0 2 0 0 0 0 0 0 9 9 0.00 0.750	<b>PITCHER</b>										IP WLS BF H R ER SO BB IBB HBP BLK WP HR S P ERA WHIP						
Ron Guidry, L ERA: 4.03											4.03										
Curt Brown, R ERA: 2.77											2.77										
Dave Righetti, L ERA: 1.88											1.88										

Batter	1	2	3	4	5	6	7	8	9	AB	R	H	RBI	BB	SO	LOB	BOTTOM				
Willie Randolph, R OBP: 0.429, SLG: 0.379	4-0 BB		0-0 1B		4-0 3B	0-0 F9		0-0 CS 1B		3	1	2	0	2	0	1	<p>Oakland Athletics @ New York Yankees Yankee Stadium, Bronx, NY Tue May 15 1984, 7:05 PM EDT Att: 15,222 - Unknown</p> <p>livebaseballscorecards.com</p> <p>AB 36 R 9 H 14 RBI 8 BB 6 SO 6 LOB 22</p> 				
Toby Harrah, R OBP: 0.316, SLG: 0.313	0-0 F7		0-0 G4-6-3 1B		0-0 3B	0-0 F7		0-0 4-3		5	1	2	1	0	0	2					
Don Mattingly, L OBP: 0.361, SLG: 0.525	0-0 F9		0-0 G4-6-3		0-0 F5		0-0 1B 1B	0-0 IHR		5	2	2	1	0	0	4					
Dave Winfield, R OBP: 0.310, SLG: 0.479	0-3 K		0-0 1B E 1B		0-0 1B 3B	0-0 F9		0-0 2B		5	2	4	1	0	1	1					
Steve Kemp, L OBP: 0.351, SLG: 0.341		0-3 K		0-0 E 1B 1B		0-0 5-3		0-0 BB BB	4-0 BB	4	2	2	1	1	1	1					
Roy Smalley, S OBP: 0.347, SLG: 0.419		0-0 F9		0-3 K		0-3 K		0-0 F5	0-0 F6	5	0	0	0	0	2	7					
Butch Wynegar, S OBP: 0.289, SLG: 0.241		4-0 BB		0-0 E4 1B L5		0-0 F9		4-0 3B BB		2	1	0	0	2	0	1					
Omar Moreno, L OBP: 0.263, SLG: 0.327		0-3 K		0-0 1B		4-0 K		0-0 F5		3	0	2	4	1	1	1					
Andre Robertson, R OBP: 0.237, SLG: 0.297			0-0 F9		0-0 L5		0-3 K	0-0 F8		4	0	0	0	0	1	4					
			3-H					1-2 2-3		1B: 9 2B: 2 3B: 3 HR: 1	SF: 0 SAC: 0 DP: 2 HBP: 0	WP: 0 PB: 0 SB: 1 CS: 1	PA: 42								
<b>Inning Stats</b>	R: 0 E: 0 K: 1 S: 5	H: 0 LOB: 1 BB: 1 P: 9	R: 0 E: 0 K: 2 S: 7	H: 0 LOB: 1 BB: 1 P: 11	R: 0 E: 0 K: 0 S: 4	H: 2 LOB: 1 BB: 0 P: 4	R: 2 E: 1 K: 1 S: 8	H: 3 LOB: 1 BB: 0 P: 8	R: 2 E: 0 K: 1 S: 7	H: 2 LOB: 1 BB: 1 P: 11	R: 0 E: 0 K: 1 S: 5	H: 0 LOB: 1 BB: 1 P: 9	R: 4 E: 0 K: 0 S: 7	H: 4 LOB: 1 BB: 1 P: 11	R: 1 E: 0 K: 0 S: 5	H: 3 LOB: 2 BB: 1 P: 9					
<b>PITCHER</b>	IP WLS BF H R ER SO BB IBB HBP BLK WP HR S P ERA WHIP	4.1 L 22 3 3 3 2 1 0 0 0 0 0 13 17 13.50 2.000	2.0 3 3 3 2 1 0 0 0 0 0 0 3 7 13.50 3.000	0.2 4 1 1 1 0 1 0 0 0 0 0 3 7 13.50 3.000	1.0 6 3 1 1 0 1 0 0 0 0 0 5 9 9.00 4.000	<b>PITCHER</b>										IP WLS BF H R ER SO BB IBB HBP BLK WP HR S P ERA WHIP					
Ray Burris, R ERA: 1.67											1.67										
Tim Conroy, L ERA: 5.4											5.4										
Bill Caudill, R ERA: 2.84											2.84										
Chris Codiroli, R ERA: 7.66											7.66										







Batter	1	2	3	4	5	6	7	8	9	10	AB	R	H	RBI	BB	SO	LOB	TOP	
<b>Gary Pettis, S</b> OBP: 0.333, SLG: 0.299 (1, 8)	0-0 5-3		0-0 SH5-3	0-3 K		0-3 K		0-0 1-3			4	0	0	0	0	2	3		
<b>Bob Boone, R</b> OBP: 0.267, SLG: 0.336 (1, 2)	0-0 F4		0-0 5-3		0-0 F9		0-0 F4		0-0 5-3		5	0	0	0	0	0	1		
<b>Reggie Jackson, L</b> OBP: 0.292, SLG: 0.451 (1, 10)	0-3 K		0-0 4-3	4-0 F9 BB		0-3 K		0-3 K			4	0	0	0	1	3	0		
<b>Doug DeCinces, R</b> OBP: 0.342, SLG: 0.517 (1, 5)		0-0 F7		0-0 1B	4-0 1B		0-0 F9		0-0 HR		4	2	2	1	1	0	0		
<b>Brian Downing, R</b> OBP: 0.355, SLG: 0.420 (1, 7)	0-0 5-3		4-0 1B	4-0 F9				0-0 F3		0-0 6-3	3	1	0	0	1	0	2		
<b>Juan Beniquez, R</b> OBP: 0.321, SLG: 0.396 (8, 7)		0-0 5-3	1-2 WP	2-3 F9				0-0 1B		0-3 K	1	0	0	0	0	0	0		
<b>Fred Lynn, L</b> OBP: 0.361, SLG: 0.423 (1, 9)	4-0 BB		0-0 1B	1-3 2-H	0-0 K			0-0 1B		0-3 K	4	1	2	1	1	2	2		
<b>Ron Jackson, R</b> OBP: 0.207, SLG: 0.192 (1, 3)	0-0 4-3		0-0 E6	1-3 3-H	0-0 1B	0-0 G3		0-0 F8		0-3 K	5	0	1	0	0	1	3		
<b>Bobby Grich, R</b> OBP: 0.344, SLG: 0.436 (1, 4)			0-0 4-3	1-2 1B		0-0 SH1-3		0-0 1B			3	0	2	1	0	0	0		
<b>Dick Schofield, R</b> OBP: 0.267, SLG: 0.298 (1, 6)			0-0 SH5-3	0-0 F7		0-0 G3		0-0 4-3			4	0	1	0	0	0	5		
<b>Inning Stats</b>	R: 0 E: 0 K: 1 S: 5	H: 0 LOB: 0 BB: 0 P: 5	R: 0 E: 0 K: 0 S: 3	H: 0 LOB: 1 BB: 1 P: 7	R: 0 E: 0 K: 0 S: 4	H: 1 LOB: 1 BB: 0 P: 4	R: 3 E: 1 K: 1 S: 9	H: 3 LOB: 2 BB: 1 P: 13	R: 0 E: 0 K: 1 S: 5	H: 0 LOB: 0 BB: 0 P: 5	R: 0 E: 0 K: 0 S: 5	H: 2 LOB: 2 BB: 0 P: 5	R: 0 E: 0 K: 1 S: 5	H: 0 LOB: 0 BB: 0 P: 5	R: 1 E: 0 K: 2 S: 8	H: 1 LOB: 0 BB: 0 P: 8	1B: 7 2B: 0 3B: 0 HR: 1	SF: 0 SAC: 2 DP: 0 HBP: 0	WP: 1 PA: 43
<b>PITCHER</b>	IP WLS BF H R ER SO BB IBB HBP BLK WP HR S P ERA WHIP																		
<b>Shane Rawley, L</b> ERA: 5.68 (1, 1)	3.1	17	4	3	3	1	2	0	0	0	0	0	0	17	25	8.10	1.800		
<b>Jose Rijo, R</b> ERA: 3.19 (4, 1)	2.2	11	1	0	0	3	2	0	0	0	0	0	0	15	23	0.00	1.125		
<b>Bob Shirley, L</b> ERA: 5.11 (7, 1)	3.0	11	2	0	0	2	0	0	0	0	0	0	0	15	15	0.00	0.667		
<b>Jay Howell, R</b> ERA: 2.19 (10, 1)	1.0	L	4	1	1	2	0	0	0	0	0	1	8	8	9.00	1.000			

California Angels @ New York Yankees  
Yankee Stadium, Bronx, NY  
Fri May 18 1984, 7:05 PM EDT  
Att: 23,609 - Unknown

AB	37
R	4
H	8
RBI	3
BB	4
SO	8
LOB	16



Batter	1	2	3	4	5	6	7	8	9	10	AB	R	H	RBI	BB	SO	LOB	BOTTOM			
<b>Willie Randolph, R</b> OBP: 0.427, SLG: 0.376 (1, 4)	0-0 F9		0-0 G6-4-3			0-0 FC1-6		0-0 FC6-4		0-3 K	5	0	2	0	0	1	1				
<b>Toby Harrah, R</b> OBP: 0.304, SLG: 0.299 (1, 5)	0-0 F7		0-0 G6-4-3			0-0 FC1-6		0-0 F7		0-3 K	5	0	0	0	0	1	3				
<b>Dave Winfield, R</b> OBP: 0.303, SLG: 0.486 (1, 9)	0-0 E5		0-0 F8			0-0 G6-4-3		0-0 1-3			4	0	0	0	0	0	1				
<b>Don Baylor, R</b> OBP: 0.320, SLG: 0.431 (1, 10)	0-0 4-3		0-3 K			0-0 G6-4-3		0-0 BB		0-0 1B	4	1	2	0	0	1	1				
<b>Lou Piniella, R</b> OBP: 0.328, SLG: 0.410 (1, 7)		0-0 5-3		0-0 HR		0-0 G6-4-3		0-0 1B		0-0 BB	4	2	2	1	0	0	1				
<b>Don Mattingly, L</b> OBP: 0.329, SLG: 0.531 (1, 3)		0-0 4-3		0-3 K		0-0 4-3		0-0 1B		0-0 BB	3	0	0	0	1	1	0				
<b>Butch Wynegar, S</b> OBP: 0.305, SLG: 0.305 (1, 2)		0-0 4-3				0-0 F8		0-0 G6-4-3		0-0 1B	4	0	2	2	0	0	0				
<b>Andre Robertson, R</b> OBP: 0.253, SLG: 0.309 (1, 6)			0-0 FC1-6			0-0 F8		0-0 G6-4-3		0-3 K	3	0	1	0	0	0	1				
<b>Roy Smalley, S</b> OBP: 0.340, SLG: 0.407 (9, PH)						0-0 F8		0-0 G6-4-3		0-3 K	1	0	0	0	0	1	2				
<b>Tim Foli, R</b> OBP: 0.156, SLG: 0.200 (10, 6)						0-0 FC1-6		0-0 1B			0	0	0	0	0	0	0				
<b>Omar Moreno, L</b> OBP: 0.238, SLG: 0.295 (1, 8)			0-0 FC1-6			0-3 K		0-0 FC6-4		0-0 F6	2	0	0	0	0	1	1				
<b>Ken Griffey, L</b> OBP: 0.313, SLG: 0.311 (8, PH)			1-2 1B								2	0	1	0	0	0	0				
<b>Inning Stats</b>	R: 0 E: 1 K: 0 S: 4	H: 0 LOB: 1 BB: 0 P: 4	R: 0 E: 0 K: 0 S: 3	H: 0 LOB: 0 BB: 0 P: 3	R: 0 E: 0 K: 0 S: 4	H: 2 LOB: 1 BB: 0 P: 4	R: 1 E: 0 K: 2 S: 8	H: 1 LOB: 0 BB: 0 P: 8	R: 0 E: 0 K: 1 S: 5	H: 0 LOB: 0 BB: 0 P: 5	R: 0 E: 0 K: 0 S: 3	H: 1 LOB: 0 BB: 0 P: 3	R: 0 E: 0 K: 0 S: 4	H: 2 LOB: 1 BB: 0 P: 4	R: 2 E: 0 K: 1 S: 8	H: 3 LOB: 2 BB: 0 P: 12	R: 0 E: 0 K: 2 S: 7	H: 0 LOB: 0 BB: 0 P: 7	1B: 9 2B: 0 3B: 0 HR: 1	SF: 0 SAC: 0 DP: 4 HBP: 0	WP: 0 PA: 38
<b>PITCHER</b>	IP WLS BF H R ER SO BB IBB HBP BLK WP HR S P ERA WHIP																				
<b>Tommy John, L</b> ERA: 2.35 (1, 1)	8.2	33	9	3	3	3	1	0	0	0	0	0	1	38	42	3.12	1.154				
<b>Luis Sanchez, R</b> ERA: 2.13 (9, 1)	1.1	W	5	1	0	0	0	0	0	0	0	0	0	11	11	0.00	0.750				

California Angels @ New York Yankees  
Yankee Stadium, Bronx, NY  
Fri May 18 1984, 7:05 PM EDT  
Att: 23,609 - Unknown

AB	37
R	3
H	10
RBI	3
BB	1
SO	6
LOB	11









Batter	1	2	3	4	5	6	7	8	9	AB	R	H	RBI	BB	SO	LOB	TOP					
Gary Pettis, S OBP: 0.346, SLG: 0.331 (1, 8)										4	0	3	2	0	0	0	<b>California Angels @ New York Yankees</b> Yankee Stadium, Bronx, NY Sun May 20 1984, 3:33 AM EDT Att: 36,592 - Unknown					
Juan Beniquez, R OBP: 0.300, SLG: 0.368 (1, 9) (9, 7)										4	0	0	0	0	1	3						
Reggie Jackson, L OBP: 0.284, SLG: 0.430 (1, 10)										4	0	0	0	0	1	1						
Doug DeCinces, R OBP: 0.343, SLG: 0.510 (1, 5)										3	1	0	0	1	0	1						
Brian Downing, R OBP: 0.362, SLG: 0.438 Fred Lynn, L OBP: 0.352, SLG: 0.411 (1, 7) (9, 9)										4	0	1	0	0	0	0						
Ron Jackson, R OBP: 0.200, SLG: 0.167 (1, 3)										3	0	0	0	1	0	0						
Bob Boone, R OBP: 0.259, SLG: 0.328 (1, 2)										3	0	0	1	0	0	0						
Dick Schofield, R OBP: 0.273, SLG: 0.326 (1, 6)										4	2	3	0	0	0	2						
Rob Piccolo, R OBP: 0.182, SLG: 0.273 (1, 4)										2	0	0	0	0	0	2						
<b>Inning Stats</b>	R: 0 E: 0 K: 1 S: 5	H: 0 LOB: 0 BB: 0 P: 5	R: 0 E: 0 K: 0 S: 3	H: 0 LOB: 0 BB: 0 P: 3	R: 1 E: 0 K: 0 S: 5	H: 2 LOB: 1 BB: 0 P: 5	R: 0 E: 0 K: 0 S: 3	H: 0 LOB: 0 BB: 0 P: 3	R: 0 E: 0 K: 1 S: 4	H: 1 LOB: 1 BB: 0 P: 4	R: 0 E: 0 K: 0 S: 6	H: 0 LOB: 0 BB: 0 P: 6	R: 0 E: 0 K: 0 S: 3	H: 0 LOB: 0 BB: 0 P: 3	R: 1 E: 0 K: 0 S: 4	H: 2 LOB: 0 BB: 0 P: 4	R: 1 E: 0 K: 0 S: 4	H: 1 LOB: 2 BB: 0 P: 12	1B: 3 2B: 2 3B: 2 HR: 0	SF: 1 SAC: 1 DP: 0 HBP: 0	WP: 0 PB: 0 SB: 1 CS: 1	PA: 35
<b>PITCHER</b> Ron Guidry, L ERA: 3.89 (1, 1)	IP: 9.0 WLS: L BF: 35 H: 7 R: 3 ER: 3 SO: 2 BB: 1 IBB: 1 HBP: 0 BLK: 0 WP: 0 HR: 0 S: 37 P: 45 ERA: 3.00 WHIP: 0.889															<b>PITCHER</b>						

Batter	1	2	3	4	5	6	7	8	9	AB	R	H	RBI	BB	SO	LOB	BOTTOM			
Omar Moreno, L OBP: 0.271, SLG: 0.313 (1, 8)										3	0	2	0	1	1	0	<b>California Angels @ New York Yankees</b> Yankee Stadium, Bronx, NY Sun May 20 1984, 3:33 AM EDT Att: 36,592 - Unknown			
Willie Randolph, R OBP: 0.416, SLG: 0.369 (1, 4)										4	0	0	0	0	1	3				
Oscar Gamble, L OBP: 0.191, SLG: 0.195 (1, 10)										3	0	0	0	1	1	1				
Dave Winfield, R OBP: 0.299, SLG: 0.464 (1, 9)										3	0	0	0	1	0	1				
Don Mattingly, L OBP: 0.342, SLG: 0.504 (1, 3)										3	0	0	0	0	0	2				
Steve Kemp, L OBP: 0.356, SLG: 0.341 (1, 7)										3	0	1	0	0	0	0				
Roy Smalley, S OBP: 0.330, SLG: 0.394 (1, 5)										3	0	0	0	0	0	1				
Butch Wynegar, S OBP: 0.295, SLG: 0.294 (1, 2)										3	0	0	0	0	0	1				
Tim Foli, R OBP: 0.149, SLG: 0.191 Ken Griffey, L OBP: 0.310, SLG: 0.308 Andre Robertson, R OBP: 0.241, SLG: 0.294 (1, 6) (8, PH) (9, 6)										2	0	0	0	0	1	1				
<b>Inning Stats</b>	R: 0 E: 0 K: 2 S: 8	H: 1 LOB: 2 BB: 1 P: 12	R: 0 E: 0 K: 0 S: 3	H: 0 LOB: 0 BB: 0 P: 3	R: 0 E: 0 K: 0 S: 3	H: 1 LOB: 0 BB: 0 P: 3	R: 0 E: 0 K: 0 S: 3	H: 0 LOB: 0 BB: 0 P: 3	R: 0 E: 0 K: 1 S: 5	H: 0 LOB: 0 BB: 0 P: 5	R: 0 E: 0 K: 0 S: 3	H: 0 LOB: 0 BB: 0 P: 3	R: 0 E: 0 K: 1 S: 5	H: 0 LOB: 0 BB: 0 P: 5	R: 0 E: 0 K: 0 S: 3	H: 0 LOB: 0 BB: 0 P: 3	1B: 3 2B: 1 3B: 0 HR: 0	SF: 0 SAC: 0 DP: 2 HBP: 0	WP: 0 PB: 0 SB: 1 CS: 0	PA: 31
<b>PITCHER</b> Ron Romanick, R ERA: 4.43 (1, 1)	IP: 9.0 WLS: W BF: 31 H: 3 R: 0 ER: 0 SO: 4 BB: 3 IBB: 0 HBP: 0 BLK: 0 WP: 0 HR: 0 S: 36 P: 48 ERA: 0.00 WHIP: 0.667															<b>PITCHER</b>				



Batter	1	2	3	4	5	6	7	8	9	AB	R	H	RBI	BB	SO	LOB	TOP	
Willie Randolph, R (1,4) OBP: 0.408, SLG: 0.359	G3		5-3			F7		1-3		4	0	0	0	0	0	2		
Toby Harrah, R (1,5) OBP: 0.318, SLG: 0.301	F4			G1-5-3		6-3			1B HR BB	3	1	0	0	1	0	0		
Dave Winfield, R (1,9) OBP: 0.306, SLG: 0.461	6-3			F8 BB		1-3			1-2 HR 1B	3	1	1	0	1	0	0		
Don Baylor, R (1,10) OBP: 0.315, SLG: 0.444		G4-6-3 1B		F8 1-2		6-3			1-2 HR	4	1	2	3	0	0	1		
Lou Piniella, R (1,7) OBP: 0.338, SLG: 0.403		G4-6-3				6-3			1-3 BB	2	0	0	0	1	0	1		
Steve Kemp, L (9, PH) OBP: 0.363, SLG: 0.341		1-2		1B						0	0	0	0	1	0	0		
Don Mattingly, L (1,3) OBP: 0.340, SLG: 0.496	K			4-3					1-3	4	0	1	0	0	1	3		
Roy Smalley, S (1,6) OBP: 0.327, SLG: 0.388			6-3			FC6-4 1B		6-3	6-3	4	0	1	0	0	0	1		
Ken Griffey, L (1,8) OBP: 0.308, SLG: 0.306						FC6-4 1B		K	6-3	4	0	1	0	0	1	2		
Butch Wynegar, S (1,2) OBP: 0.296, SLG: 0.295	F4					G5-4-3				3	0	1	0	0	0	2		
<b>Inning Stats</b>	R: 0 E: 0 K: 0 S: 3	H: 0 LOB: 0 BB: 0 P: 3	R: 0 E: 0 K: 1 S: 5	H: 1 LOB: 0 BB: 0 P: 5	R: 0 E: 0 K: 0 S: 4	H: 1 LOB: 1 BB: 0 P: 4	R: 0 E: 0 K: 0 S: 3	H: 0 LOB: 2 BB: 0 P: 11	R: 0 E: 0 K: 0 S: 3	H: 1 LOB: 0 BB: 0 P: 3	R: 0 E: 0 K: 1 S: 6	H: 1 LOB: 1 BB: 2 P: 6	R: 3 E: 0 K: 0 S: 5	H: 2 LOB: 1 BB: 2 P: 13	1B: 6 2B: 0 3B: 0 HR: 1	SF: 0 SAC: 0 DP: 2 HBP: 0	WP: 0 PA: 35 CS: 0	
<b>PITCHER</b>	IP	WLS	BF	H	R	ER	SO	BB	IBB	HBP	BLK	WP	HR	S	P	ERA	WHIP	
Matt Young, L (1,1) ERA: 5.85	8.0	W	30	6	2	2	2	2	1	0	0	0	0	31	43	2.25	1.000	
Mike Stanton, R (9,1) ERA: 5.09	0.0		2	1	1	1	0	1	0	0	0	0	1	1	5	∞	∞	
Ed Vande Berg, L (9,1) ERA: 2.45	1.0	S	3	0	0	0	0	0	0	0	0	0	0	3	3	0.00	0.000	

New York Yankees @ Seattle Mariners  
The Kingdome, Seattle, WA  
Tue May 22 1984, 10:05 PM EDT  
Att: 9,978 - Unknown

AB 31  
R 3  
H 7  
RBI 3  
BB 4  
SO 2  
LOB 12



Batter	1	2	3	4	5	6	7	8	9	AB	R	H	RBI	BB	SO	LOB	BOTTOM		
Jack Perconte, L (1,4) OBP: 0.331, SLG: 0.329	6-3			4-3		S E BB 6-3	4-3			3	1	0	0	1	0	1			
Barry Bonnell, R (1,7) OBP: 0.333, SLG: 0.397	K			HR 2B		6-3	G3			4	1	1	0	0	1	2			
Alvin Davis, L (1,3) OBP: 0.464, SLG: 0.699	F7			HR		K			4-3 1B	4	1	2	2	0	1	1			
Pat Putnam, L (1,10) OBP: 0.255, SLG: 0.274				6-3		E1			4-3 1B	3	0	1	0	0	0	0			
Steve Henderson, R (8, PH) OBP: 0.361, SLG: 0.366						S 1-2			1-2 1B	1	0	1	0	0	0	0			
Al Cowens, R (1,9) OBP: 0.293, SLG: 0.424		G6-4-3		K		4-3			K	4	0	0	0	0	2	4			
Dave Henderson, R (1,8) OBP: 0.283, SLG: 0.236		F9				6-3 SH1-4 1B			4-3	4	0	1	0	0	1	2			
Larry Milbourne, S (1,5) ERA: 3.18						SH1-4			K	2	1	1	0	0	1	0			
Domingo Ramos, R (8,5) OBP: 0.056, SLG: 0.056			K			1-2			2B 1B	1	0	0	0	0	1	2			
Bob Kearney, R (1,2) OBP: 0.275, SLG: 0.360			K			6-3			E 2B	3	1	1	1	0	1	1			
Spike Owen, S (1,6) OBP: 0.373, SLG: 0.434			6-3			F7			E8 4-3 1B	3	0	1	1	0	0	1			
<b>Inning Stats</b>	R: 0 E: 0 K: 1 S: 5	H: 0 LOB: 0 BB: 0 P: 5	R: 0 E: 0 K: 0 S: 3	H: 1 LOB: 0 BB: 0 P: 3	R: 0 E: 0 K: 2 S: 7	H: 0 LOB: 0 BB: 0 P: 7	R: 2 E: 0 K: 1 S: 7	H: 2 LOB: 0 BB: 0 P: 7	R: 0 E: 0 K: 0 S: 4	H: 1 LOB: 1 BB: 0 P: 4	R: 1 E: 1 K: 1 S: 6	H: 0 LOB: 1 BB: 1 P: 10	R: 2 E: 1 K: 1 S: 8	H: 3 LOB: 1 BB: 0 P: 8	R: 0 E: 0 K: 2 S: 9	H: 2 LOB: 2 BB: 0 P: 9	1B: 6 2B: 2 3B: 0 HR: 1	SF: 0 SAC: 1 DP: 1 HBP: 0	WP: 0 PA: 34 CS: 0
<b>PITCHER</b>	IP	WLS	BF	H	R	ER	SO	BB	IBB	HBP	BLK	WP	HR	S	P	ERA	WHIP		
Jose Rijo, R (1,1) ERA: 3.18	6.0	L	23	4	3	2	5	1	0	0	0	0	1	32	36	3.00	0.833		
Clay Christensen, R (7,1) ERA: 3.48	1.0		6	3	2	2	1	0	0	0	0	0	0	8	8	18.00	3.000		
Dave Righetti, L (8,1) ERA: 2.03	1.0		5	2	0	0	2	0	0	0	0	0	0	9	9	0.00	2.000		

New York Yankees @ Seattle Mariners  
The Kingdome, Seattle, WA  
Tue May 22 1984, 10:05 PM EDT  
Att: 9,978 - Unknown

AB 32  
R 5  
H 9  
RBI 4  
BB 1  
SO 8  
LOB 14





Batter	1	2	3	4	5	6	7	8	9	AB	R	H	RBI	BB	SO	LOB	TOP
<b>Willie Randolph, R</b> OBP: 0.405, SLG: 0.356 (1, 4)	0-0 6-3		0-0 6-3		0-0 F9			0-0 1B		4	0	1	0	0	0	0	<b>New York Yankees @ Seattle Mariners</b> The Kingdome, Seattle, WA Wed May 23 1984, 10:05 PM EDT Att: 19,672 - Unknown
<b>Toby Harrah, R</b> OBP: 0.316, SLG: 0.299 (1, 5)	0-0 5-3					0-0 F9		0-3 K		4	0	1	0	0	1	1	
<b>Oscar Gamble, L</b> OBP: 0.196, SLG: 0.182 <b>Dave Winfield, R</b> OBP: 0.306, SLG: 0.461 (1, 9) (9, 9)	0-0 F5		0-0 F5			0-0 F2			4-0 HR BB	3	1	0	0	1	0	1	
<b>Don Baylor, R</b> OBP: 0.313, SLG: 0.463 (1, 10)		0-0 5-3		0-0 F5		0-0 F4			0-0 HR BB	4	1	1	2	0	0	0	
<b>Don Mattingly, L</b> OBP: 0.338, SLG: 0.490 (1, 3)		0-0 BB SF8-5 1B		0-0 4-3			0-0 F9		0-0 F8	4	1	1	0	0	0	0	
<b>Steve Kemp, L</b> OBP: 0.388, SLG: 0.341 (1, 7)		4-0 SF8-5 1-2 BB BB		0-0 1B			0-0 F5		0-0 4-3	3	0	1	0	1	0	0	
<b>Roy Smalley, S</b> OBP: 0.324, SLG: 0.376 <b>Andre Robertson, R</b> OBP: 0.241, SLG: 0.294 (1, 6) (9, 6)		4-0 1-2 2-3 BB		0-0 4-3			0-0 F5		0-0 1-3	3	0	0	0	1	0	1	
<b>Butch Wynegar, S</b> OBP: 0.288, SLG: 0.290 (1, 2)		0-0 SF8-5 2-3 3-H			0-0 F4			0-0 4-3		2	0	0	1	0	0	0	
<b>Omar Moreno, L</b> OBP: 0.260, SLG: 0.300 (1, 8)			0-0 G3		0-0 F4			0-3 K		3	0	0	0	0	1	0	
<b>Inning Stats</b>	R: 0 E: 0 K: 0 S: 3	H: 0 LOB: 0 BB: 0 P: 3	R: 1 E: 0 K: 0 S: 3	H: 1 LOB: 1 BB: 2 P: 11	R: 0 E: 0 K: 0 S: 4	H: 1 LOB: 1 BB: 0 P: 4	R: 0 E: 0 K: 0 S: 4	H: 0 LOB: 0 BB: 0 P: 3	R: 0 E: 0 K: 0 S: 3	H: 0 LOB: 0 BB: 0 P: 3	R: 0 E: 0 K: 2 S: 8	H: 1 LOB: 1 BB: 0 P: 8	R: 2 E: 0 K: 0 S: 4	H: 1 LOB: 0 BB: 1 P: 8	1B: 4 2B: 1 3B: 0 HR: 1	SF: 1 SAC: 0 DP: 1 HBP: 0	WP: 0 PA: 34 CS: 0
<b>PITCHER</b> <b>Jim Beattie, R</b> ERA: 3.02 (1, 1)	IP: 9.0 WLS: L BF: 34 H: 5 R: 3 ER: 3 SO: 2 BB: 3 IBB: 0 HBP: 0 BLK: 0 WP: 0 HR: 1 S: 35 P: 47 ERA: 3.00 WHIP: 0.889																

Batter	1	2	3	4	5	6	7	8	9	AB	R	H	RBI	BB	SO	LOB	BOTTOM				
<b>Jack Perconte, L</b> OBP: 0.330, SLG: 0.323 (1, 4)	0-0 5-3		0-0 F3			4-0 BB BB		0-0 F5		3	0	0	0	1	0	0	<b>New York Yankees @ Seattle Mariners</b> The Kingdome, Seattle, WA Wed May 23 1984, 10:05 PM EDT Att: 19,672 - Unknown				
<b>Barry Bonnell, R</b> OBP: 0.331, SLG: 0.388 (1, 7)	0-0 4-3			0-3 K		4-0 BB BB		0-0 F3		3	0	0	0	1	1	0					
<b>Alvin Davis, L</b> OBP: 0.465, SLG: 0.687 (1, 3)	4-0 FC6-4 BB			0-0 6-3		0-3 K			4-0 BB	2	0	0	0	2	1	2					
<b>Al Cowens, R</b> OBP: 0.285, SLG: 0.412 (1, 9)	0-0 FC6-4 1-2			0-3 K		0-0 4-3			0-3 K	4	0	0	0	0	2	4					
<b>Steve Henderson, R</b> OBP: 0.345, SLG: 0.347 (1, 10)		0-3 K			0-3 K		0-0 F8		0-3 K	4	0	0	0	0	3	1					
<b>Dave Henderson, R</b> OBP: 0.274, SLG: 0.276 (1, 8)		0-0 F4			0-0 2B		0-0 2B		0-0 4-3	4	0	2	0	0	0	1					
<b>Domingo Ramos, R</b> OBP: 0.048, SLG: 0.048 (1, 5)		0-3 K			0-3 K		0-0 F4			3	0	0	0	0	2	2					
<b>Bob Kearney, R</b> OBP: 0.269, SLG: 0.353 (1, 2)			0-0 F9		0-0 5-3		0-3 K			3	0	0	0	0	1	2					
<b>Spike Owen, S</b> OBP: 0.366, SLG: 0.424 (1, 6)			0-3 K			0-3 K		0-0 F8		3	0	0	0	0	2	0					
<b>Inning Stats</b>	R: 0 E: 0 K: 0 S: 3	H: 0 LOB: 1 BB: 1 P: 7	R: 0 E: 0 K: 2 S: 7	H: 0 LOB: 0 BB: 0 P: 7	R: 0 E: 0 K: 1 S: 5	H: 0 LOB: 0 BB: 0 P: 5	R: 0 E: 0 K: 2 S: 7	H: 0 LOB: 0 BB: 0 P: 7	R: 0 E: 0 K: 2 S: 8	H: 1 LOB: 1 BB: 0 P: 8	R: 0 E: 0 K: 2 S: 7	H: 0 LOB: 2 BB: 2 P: 15	R: 0 E: 0 K: 1 S: 6	H: 1 LOB: 1 BB: 0 P: 6	R: 0 E: 0 K: 0 S: 3	H: 0 LOB: 0 BB: 0 P: 3	R: 0 E: 0 K: 2 S: 7	H: 0 LOB: 1 BB: 1 P: 11	1B: 0 2B: 2 3B: 0 HR: 0	SF: 0 SAC: 0 DP: 0 HBP: 0	WP: 0 PA: 33 CS: 0
<b>PITCHER</b> <b>Dennis Rasmussen, L</b> ERA: 1.95 (1, 1)	IP: 8.0 WLS: W BF: 29 H: 2 R: 0 ER: 0 SO: 10 BB: 3 IBB: 0 HBP: 0 BLK: 0 WP: 0 HR: 0 S: 46 P: 58 ERA: 0.00 WHIP: 0.625																				
<b>Dave Righetti, L</b> ERA: 1.95 (9, 1)	IP: 1.0 WLS: S BF: 4 H: 0 R: 0 ER: 0 SO: 2 BB: 1 IBB: 0 HBP: 0 BLK: 0 WP: 0 HR: 0 S: 7 P: 11 ERA: 0.00 WHIP: 1.000																				



Batter	1	2	3	4	5	6	7	8	9	AB	R	H	RBI	BB	SO	LOB	TOP										
<b>Willie Randolph, R</b> OBP: 0.410, SLG: 0.377 (1, 4)										5	1	3	0	0	0	1	<b>New York Yankees @ Seattle Mariners</b> The Kingdome, Seattle, WA Thu May 24 1984, 10:05 PM EDT Att: 9,600 - Unknown										
<b>Toby Harrah, R</b> OBP: 0.319, SLG: 0.297 (1, 5)										4	0	1	0	1	1	3											
<b>Dave Winfield, R</b> OBP: 0.304, SLG: 0.462 (1, 9)										4	0	1	1	0	0	3											
<b>Don Baylor, R</b> OBP: 0.312, SLG: 0.480 (1, 10)										4	1	1	1	0	0	4											
<b>Lou Piniella, R</b> OBP: 0.347, SLG: 0.400 (1, 7)										3	0	1	0	1	1	0											
<b>Roy Smalley, S</b> OBP: 0.322, SLG: 0.371 (1, 3)										4	0	1	0	0	1	2											
<b>Don Mattingly, L</b> OBP: 0.338, SLG: 0.490 (8, 3)										0	0	0	0	0	0	0											
<b>Ken Griffey, L</b> OBP: 0.306, SLG: 0.304 (1, 8)										4	0	1	0	0	0	1											
<b>Omar Moreno, L</b> OBP: 0.260, SLG: 0.300 (8, 8)										0	0	0	0	0	0	0											
<b>Butch Wynegar, S</b> OBP: 0.287, SLG: 0.282 (1, 2)										3	0	0	0	1	0	3											
<b>Andre Robertson, R</b> OBP: 0.233, SLG: 0.284 (1, 6)										3	0	0	0	0	1	0											
<b>Inning Stats</b>	R: 0 E: 0 K: 0 S: 4	H: 1 LOB: 1 BB: 0 P: 4	R: 0 E: 0 K: 0 S: 4	H: 1 LOB: 1 BB: 0 P: 4	R: 0 E: 0 K: 0 S: 4	H: 1 LOB: 2 BB: 1 P: 8	R: 0 E: 0 K: 0 S: 2	H: 0 LOB: 0 BB: 1 P: 6	R: 0 E: 0 K: 1 S: 6	H: 1 LOB: 1 BB: 0 P: 6	R: 1 E: 0 K: 0 S: 6	H: 3 LOB: 2 BB: 0 P: 6	R: 1 E: 0 K: 0 S: 5	H: 2 LOB: 1 BB: 0 P: 5	R: 0 E: 0 K: 2 S: 7	H: 0 LOB: 0 BB: 0 P: 7	R: 0 E: 0 K: 1 S: 5	H: 0 LOB: 1 BB: 1 P: 9	1B: 5 2B: 3 3B: 0 HR: 1	SF: 0 SAC: 1 DP: 1 HBP: 0	WP: 0 PB: 0 CS: 0	PA: 38					
<b>PITCHER</b>	IP	WLS	BF	H	R	ER	SO	BB	IBB	HBP	BLK	WP	HR	S	P	ERA	WHIP										
<b>Mark Langston, L</b> ERA: 5.02 (1, 1)	6.1	L	28	8	2	2	1	2	0	0	1	0	1	28	36	2.84	1.579										
<b>Mike Stanton, R</b> ERA: 4.43 (7, 1)	2.2		10	1	0	0	3	1	0	0	0	0	0	15	19	0.00	0.750										

Batter	1	2	3	4	5	6	7	8	9	AB	R	H	RBI	BB	SO	LOB	BOTTOM										
<b>Jack Perconte, L</b> OBP: 0.333, SLG: 0.327 (1, 4)										4	0	2	0	0	0	0	<b>New York Yankees @ Seattle Mariners</b> The Kingdome, Seattle, WA Thu May 24 1984, 10:05 PM EDT Att: 9,600 - Unknown										
<b>Phil Bradley, R</b> OBP: 0.360, SLG: 0.289 (1, 9)										4	0	2	0	0	0	1											
<b>Alvin Davis, L</b> OBP: 0.459, SLG: 0.669 (1, 3)										3	0	0	0	1	1	4											
<b>Ken Phelps, L</b> OBP: 0.421, SLG: 0.800 (1, 10)										3	0	0	0	0	2	4											
<b>Al Cowens, R</b> OBP: 0.293, SLG: 0.409 (9, PH)										1	0	0	0	0	1	0											
<b>Barry Bonnell, R</b> OBP: 0.331, SLG: 0.387 (1, 7)										3	0	1	0	0	1	1											
<b>Dave Henderson, R</b> OBP: 0.284, SLG: 0.266 (1, 8)										3	0	0	0	0	2	1											
<b>Larry Milbourne, S</b> OBP: 0.350, SLG: 0.269 (1, 5)										3	0	1	0	0	0	1											
<b>Bob Kearney, R</b> OBP: 0.264, SLG: 0.345 (1, 2)										3	0	0	0	0	2	2											
<b>Spike Owen, S</b> OBP: 0.359, SLG: 0.415 (1, 6)										3	0	0	0	0	1	0											
<b>Inning Stats</b>	R: 0 E: 0 K: 1 S: 6	H: 1 LOB: 1 BB: 0 P: 6	R: 0 E: 0 K: 1 S: 6	H: 1 LOB: 1 BB: 0 P: 6	R: 0 E: 0 K: 0 S: 3	H: 0 LOB: 0 BB: 0 P: 3	R: 0 E: 0 K: 0 S: 2	H: 0 LOB: 0 BB: 1 P: 6	R: 0 E: 0 K: 2 S: 7	H: 1 LOB: 1 BB: 0 P: 7	R: 0 E: 0 K: 2 S: 9	H: 2 LOB: 2 BB: 0 P: 9	R: 0 E: 0 K: 1 S: 5	H: 0 LOB: 0 BB: 0 P: 5	R: 0 E: 0 K: 2 S: 7	H: 0 LOB: 0 BB: 0 P: 7	R: 0 E: 0 K: 1 S: 5	H: 1 LOB: 0 BB: 0 P: 5	1B: 6 2B: 1 3B: 0 HR: 0	SF: 0 SAC: 0 DP: 3 HBP: 0	WP: 0 PB: 1 CS: 1	PA: 31					
<b>PITCHER</b>	IP	WLS	BF	H	R	ER	SO	BB	IBB	HBP	BLK	WP	HR	S	P	ERA	WHIP										
<b>Phil Niekro, R</b> ERA: 1.2 (1, 1)	7.0	W	25	5	0	0	7	1	0	0	0	0	0	8	42	0.00	0.857										
<b>Jay Howell, R</b> ERA: 2.1 (8, 1)	1.0		4	1	0	0	2	0	0	0	0	0	0	8	8	0.00	1.000										
<b>Dave Righetti, L</b> ERA: 1.88 (9, 1)	1.0	S	2	0	0	0	1	0	0	0	0	0	0	4	4	0.00	0.000										



Batter	1	2	3	4	5	6	7	8	9	AB	R	H	RBI	BB	SO	LOB	TOP								
Willie Randolph, R OBP: 0.413, SLG: 0.377	F8					L4			K	5	0	2	0	1	1	2									
Toby Harrah, R OBP: 0.320, SLG: 0.286	F5							F6	F9	4	1	0	0	2	0	6									
Dave Winfield, R OBP: 0.305, SLG: 0.464	FC3-6					F8		F5	F9	6	0	2	0	0	0	5									
Don Baylor, R OBP: 0.315, SLG: 0.473	FC3-6					F7		L4		4	1	1	0	1	1	4									
Don Mattingly, L OBP: 0.346, SLG: 0.490	FC3-6					F8				4	2	2	1	1	0	3									
Steve Kemp, L OBP: 0.354, SLG: 0.354	4-3					G4-6-3				5	1	2	0	0	1	5									
Roy Smalley, S OBP: 0.333, SLG: 0.377										1	0	1	0	1	0	0									
Andre Robertson, R OBP: 0.239, SLG: 0.289										2	0	1	0	0	0	2	AB 42								
Oscar Gamble, L OBP: 0.212, SLG: 0.267										1	1	1	3	0	0	0	R 7								
Butch Wynegar, S OBP: 0.291, SLG: 0.313	F7					F9				5	1	2	3	0	0	5	H 15								
Omar Moreno, L OBP: 0.256, SLG: 0.293	F9					L3				5	0	1	0	0	0	1	RBI 7								
Inning Stats	R: 1 E: 0 K: 0 S: 4	H: 1 LOB: 2 BB: 2 P: 12	R: 0 E: 0 K: 0 S: 4	H: 1 LOB: 2 BB: 1 P: 8	R: 0 E: 0 K: 0 S: 5	H: 2 LOB: 3 BB: 1 P: 9	R: 0 E: 0 K: 0 S: 5	H: 1 LOB: 2 BB: 0 P: 5	R: 0 E: 0 K: 0 S: 4	H: 2 LOB: 1 BB: 0 P: 4	R: 0 E: 0 K: 0 S: 3	H: 0 LOB: 1 BB: 1 P: 7	R: 3 E: 0 K: 1 S: 7	H: 2 LOB: 0 BB: 1 P: 11	R: 0 E: 0 K: 1 S: 6	H: 1 LOB: 1 BB: 0 P: 6	R: 3 E: 0 K: 1 S: 10	H: 5 LOB: 2 BB: 0 P: 10	1B: 11 2B: 2 3B: 0 HR: 2	SF: 0 SAC: 0 DP: 1 HBP: 0	WP: 0 PB: 0 SB: 0 CS: 0	PA: 48			
PITCHER	IP	WLS	BF	H	R	ER	SO	BB	IBB	HBP	BLK	WP	HR	S	P	ERA	WHIP								
Steve McCatty, R ERA: 4.62	6.0		31	8	2	2	0	5	0	0	0	0	0	26	46	3.00	2.167								
Tim Conroy, L ERA: 5.65	0.2		4	1	2	2	1	1	0	0	0	0	1	5	9	27.00	3.000								
Keith Atherton, R ERA: 3.05	1.1	W	8	4	3	3	1	0	0	0	0	0	1	10	10	20.25	3.000								
Bill Caudill, R ERA: 3.52	1.0	S	5	2	0	0	1	0	0	0	0	0	0	7	7	0.00	2.000								

New York Yankees @ Oakland Athletics  
Oakland-Alameda County Coliseum, Oakland, CA  
Fri May 25 1984, 7:05 PM PDT  
Att: 22,373 - Unknown

AB 42  
R 7  
H 15  
RBI 7  
BB 6  
SO 3  
LOB 33



Batter	1	2	3	4	5	6	7	8	9	AB	R	H	RBI	BB	SO	LOB	BOTTOM								
Rickey Henderson, R OBP: 0.360, SLG: 0.391	S		F8		5-3	F9				5	1	2	1	0	0	2									
Joe Morgan, L OBP: 0.409, SLG: 0.379	F5									4	1	1	0	1	0	1									
Mark Wagner, R OBP: 0.250, SLG: 0.200			FC5-2			F9		F8		0	0	0	0	0	0	0									
Carney Lansford, R OBP: 0.339, SLG: 0.425	K									4	1	1	1	1	1	3									
Dave Kingman, R OBP: 0.284, SLG: 0.540	F8									4	2	1	4	1	1	4									
Dwayne Murphy, L OBP: 0.346, SLG: 0.467										5	1	1	1	0	3	1									
Mike Heath, R OBP: 0.348, SLG: 0.419										4	2	3	1	1	0	1									
Mike Davis, L OBP: 0.296, SLG: 0.390										4	0	0	0	0	1	4									
Bruce Bochte, L OBP: 0.319, SLG: 0.288										4	1	1	1	0	1	3									
Tony Phillips, S OBP: 0.352, SLG: 0.400										4	1	3	1	0	0	0									
Inning Stats	R: 0 E: 0 K: 1 S: 6	H: 1 LOB: 1 BB: 0 P: 6	R: 0 E: 0 K: 1 S: 6	H: 1 LOB: 1 BB: 0 P: 6	R: 0 E: 0 K: 0 S: 5	H: 2 LOB: 2 BB: 0 P: 5	R: 0 E: 0 K: 1 S: 5	H: 0 LOB: 1 BB: 1 P: 9	R: 0 E: 0 K: 0 S: 3	H: 0 LOB: 0 BB: 0 P: 3	R: 4 E: 1 K: 0 S: 7	H: 4 LOB: 1 BB: 1 P: 11	R: 0 E: 0 K: 2 S: 8	H: 1 LOB: 1 BB: 0 P: 8	R: 6 E: 1 K: 2 S: 12	H: 4 LOB: 1 BB: 2 P: 20	1B: 8 2B: 3 3B: 1 HR: 1	SF: 0 SAC: 0 DP: 0 HBP: 0	WP: 0 PB: 0 SB: 1 CS: 0	PA: 42					
PITCHER	IP	WLS	BF	H	R	ER	SO	BB	IBB	HBP	BLK	WP	HR	S	P	ERA	WHIP								
Ron Guidry, L ERA: 4.21	7.2	L	36	11	6	6	7	2	0	0	0	0	0	48	56	7.04	1.696								
Jay Howell, R ERA: 3.16	0.0		3	1	0	0	0	2	0	0	0	0	0	1	9										
Curt Brown, R ERA: 3.07	0.1		3	1	4	4	0	0	0	0	0	0	1	3	3	108.00	3.000								

New York Yankees @ Oakland Athletics  
Oakland-Alameda County Coliseum, Oakland, CA  
Fri May 25 1984, 7:05 PM PDT  
Att: 22,373 - Unknown

AB 38  
R 10  
H 13  
RBI 10  
BB 4  
SO 7  
LOB 19









Batter	1	2	3	4	5	6	7	8	9	AB	R	H	RBI	BB	SO	LOB	TOP			
Omar Moreno, L (1, 8) OBP: 0.264, SLG: 0.310	0-0 6-3		0-0 F3		0-0 2B		0-0 FC5-4 1B			4	0	2	0	0	0	0				
Tim Foli, R (1, 6) OBP: 0.196, SLG: 0.250	0-0 F5		0-0 1B		0-0 F7		0-0 FC5-4 1-2			4	0	1	0	0	0	2				
Dave Winfield, R (1, 9) OBP: 0.314, SLG: 0.466	0-0 6-3		0-0 6-3			0-0 G3 1B		0-0 F3		4	1	1	0	0	0	1				
Don Baylor, R (1, 10) OBP: 0.303, SLG: 0.471		0-0 F2		0-3 K		0-3 K		0-3 K		4	0	0	0	0	3	1				
Don Mattingly, L (1, 3) OBP: 0.363, SLG: 0.497		0-0 BB 1B		0-0 1B		0-0 G3 1-2		0-0 F5		4	0	2	0	0	0	1				
Steve Kemp, L (1, 7) OBP: 0.375, SLG: 0.356		0-0 F6		0-0 F8		0-0 1B 2-H		0-0 F6		4	0	1	1	0	0	2				
Toby Harrah, R (1, 5) OBP: 0.313, SLG: 0.268		4-0 1-2 BB		0-0 F7		0-0 F2		4-0 BB G3		2	0	0	0	2	0	2				
Butch Wynegar, S (1, 2) OBP: 0.287, SLG: 0.309		0-0 1-3			4-0 BB G6-4-3		0-0 F7		0-0 G3	3	0	0	0	1	0	3				
Andre Robertson, R (1, 4) OBP: 0.232, SLG: 0.280			0-0 F7			0-0 G6-4-3 1-2		0-0 F2		3	0	0	0	0	0	1				
Oscar Gamble, L (9, PH) OBP: 0.208, SLG: 0.261								0-0 3-1		1	0	0	0	0	0	1				
<b>Inning Stats</b>	R: 0 E: 0 K: 0 S: 3	H: 0 LOB: 0 BB: 0 P: 3	R: 0 E: 0 K: 0 S: 4	H: 1 LOB: 2 BB: 1 P: 8	R: 0 E: 0 K: 0 S: 4	H: 1 LOB: 1 BB: 0 P: 4	R: 0 E: 0 K: 1 S: 6	H: 1 LOB: 1 BB: 0 P: 6	R: 0 E: 0 K: 0 S: 3	H: 1 LOB: 1 BB: 1 P: 7	R: 0 E: 0 K: 0 S: 4	H: 1 LOB: 1 BB: 0 P: 4	R: 0 E: 0 K: 1 S: 5	H: 0 LOB: 0 BB: 0 P: 5	R: 0 E: 0 K: 0 S: 3	H: 0 LOB: 1 BB: 1 P: 7	1B: 6 2B: 1 3B: 0 HR: 0	SF: 0 SAC: 0 DP: 1 HBP: 0	WP: 0 PB: 0 SB: 0 CS: 0	PA: 36
<b>PITCHER</b> Ray Burris, R (1, 1) ERA: 1.84	IP: 9.0 WLS: W BF: 36 H: 7 R: 1 ER: 1 SO: 3 BB: 3 IBB: 0 HBP: 0 BLK: 0 WP: 0 HR: 0 S: 39 P: 51 ERA: 1.00 WHIP: 1.111															<b>PITCHER</b>				

New York Yankees @ Oakland Athletics  
Oakland-Alameda County Coliseum, Oakland, CA  
Sun May 27 1984, 3:33 AM PDT  
Att: 30,936 - Unknown

AB 33  
R 1  
H 7  
RBI 1  
BB 3  
SO 3  
LOB 14



Batter	1	2	3	4	5	6	7	8	9	AB	R	H	RBI	BB	SO	LOB	BOTTOM			
Rickey Henderson, R (1, 7) OBP: 0.378, SLG: 0.395	4-0 BB	0-0 S 1B		0-0 4-3 S 1B		4-0 E BB 1B	0-0 S 1B			3	3	3	2	2	0	0				
Dwayne Murphy, L (1, 8) OBP: 0.356, SLG: 0.464	4-0 1-2 BB	0-3 K 1-2		0-0 4-3		4-0 E BB 1B	0-0 1B			3	1	1	1	2	1	3				
Joe Morgan, L (1, 4) OBP: 0.403, SLG: 0.372	0-0 F3		0-0 F8		0-0 1B 3-H		0-0 F9			5	0	1	1	0	1	6				
Mark Wagner, R (9, 4) OBP: 0.250, SLG: 0.200										0	0	0	0	0	0	0				
Dave Kingman, R (1, 10) OBP: 0.281, SLG: 0.524	0-3 K		0-0 1B		0-0 F9		0-0 E6 FC3-6 1B		0-3 K	5	0	1	1	0	2	5				
Carney Lansford, R (1, 5) OBP: 0.344, SLG: 0.432	0-0 F8		0-0 F8		0-0 F9		0-0 FC3-6 1B		0-0 F8	5	0	1	2	0	0	3				
Mike Davis, L (1, 9) OBP: 0.298, SLG: 0.398		0-3 K		0-0 1B		0-0 F3	0-0 FC3-6		0-0 F1	5	0	1	0	0	1	2				
Bruce Bochte, L (1, 3) OBP: 0.322, SLG: 0.282		4-0 E BB		0-0 F7		4-0 BB	0-0 F6			2	1	0	0	2	0	4				
Mike Heath, R (1, 2) OBP: 0.336, SLG: 0.402		0-0 E4 1B		0-0 SH5-3 1B		0-0 G3		0-0 4-3		4	1	1	0	0	0	2				
Tony Phillips, S (1, 6) OBP: 0.337, SLG: 0.374		0-3 K		0-0 SH5-3		4-0 BB S E BB		0-0 4-3		2	1	0	0	1	1	2				
<b>Inning Stats</b>	R: 0 E: 0 K: 1 S: 5	H: 0 LOB: 2 BB: 2 P: 13	R: 1 E: 1 K: 3 S: 11	H: 1 LOB: 2 BB: 1 P: 15	R: 0 E: 0 K: 0 S: 5	H: 2 LOB: 2 BB: 0 P: 5	R: 2 E: 0 K: 0 S: 6	H: 3 LOB: 1 BB: 0 P: 6	R: 0 E: 0 K: 0 S: 3	H: 0 LOB: 1 BB: 1 P: 7	R: 3 E: 1 K: 1 S: 7	H: 1 LOB: 3 BB: 3 P: 19	R: 1 E: 0 K: 0 S: 5	H: 2 LOB: 1 BB: 0 P: 5	R: 0 E: 0 K: 1 S: 5	H: 0 LOB: 0 BB: 0 P: 5	1B: 9 2B: 0 3B: 0 HR: 0	SF: 0 SAC: 1 DP: 0 HBP: 0	WP: 0 PB: 0 SB: 4 CS: 0	PA: 42
<b>PITCHER</b> Jose Rijo, R (1, 1) ERA: 3.64	IP: 5.0 WLS: L BF: 28 H: 6 R: 5 ER: 4 SO: 4 BB: 6 IBB: 0 HBP: 0 BLK: 0 WP: 0 HR: 0 S: 30 P: 54 ERA: 7.20 WHIP: 2.400															<b>PITCHER</b>				
Bob Shirley, L (6, 1) ERA: 4.91	0.1 0 0 0 0 0 0 0 0 0 0 0 0 0 0 0 0 0 0															<b>PITCHER</b>				
Clay Christensen, R (6, 1) ERA: 3.95	1.2 9 3 2 1 0 0 0 0 0 0 0 0 0 0 0 0 0 0															<b>PITCHER</b>				
Curt Brown, R (8, 1) ERA: 2.87	1.0 3 0 0 0 0 0 0 0 0 0 0 0 0 0 0 0 0 0															<b>PITCHER</b>				

New York Yankees @ Oakland Athletics  
Oakland-Alameda County Coliseum, Oakland, CA  
Sun May 27 1984, 3:33 AM PDT  
Att: 30,936 - Unknown

AB 34  
R 7  
H 9  
RBI 7  
BB 7  
SO 6  
LOB 27





Batter	1	2	3	4	5	6	7	8	9	AB	R	H	RBI	BB	SO	LOB	TOP								
Willie Randolph, R (1, 4) OBP: 0.412, SLG: 0.367	0-0 6-3		0-0 S BB 1B		0-0 5-3		4-0 G4-6-3 BB		0-0 F4	4	0	1	0	1	0	1									
Ken Griffey, L (1, 7) OBP: 0.310, SLG: 0.302	0-0 4-3		4-0 1-2 BB		0-0 4-3		0-0 F5		0-0 1-2 1B	4	0	1	0	1	0	1									
Dave Winfield, R (1, 9) OBP: 0.310, SLG: 0.457	0-0 CS 1B		0-3 2-3 K		0-0 F2		0-0 G4-6-3 1-2		0-3 K	5	0	1	0	0	2	5									
Don Baylor, R (1, 10) OBP: 0.301, SLG: 0.461	0-0 CS 1-2	0-0 F5		0-0 E5 G4-3		4-0 1B WP SF8 BB		0-3 K		3	1	0	0	1	1	0									
Don Mattingly, L (1, 3) OBP: 0.371, SLG: 0.509		0-0 F9 2B		0-0 G4-3 1-2		0-0 2B 4-3 1B		0-0 F8 1B		4	1	3	0	0	0	1									
Toby Harrah, R (1, 5) OBP: 0.312, SLG: 0.278		0-0 F9 2-3		0-0 BB 2B		0-0 SF8		0-0 F8 1-2		3	0	1	1	0	0	2									
Omar Moreno, L (1, 8) OBP: 0.275, SLG: 0.322		0-0 F8		4-0 BB IBB		0-0 4-3 1-3 2B		0-3 K		3	0	1	0	1	1	2									
Mike O'Berry, R (1, 2) OBP: 0.333, SLG: 0.273			0-0 5-3	4-0 1-2 2-3 BB		0-0 4-3		4-0 1B BB		2	0	0	1	1	0	1									
Oscar Gamble, L (9, PH) OBP: 0.222, SLG: 0.261									4-0 1B BB	0	0	0	0	0	1	0	0								
Andre Robertson, R (1, 6) OBP: 0.227, SLG: 0.274			0-0 F5	0-0 F5		0-0 F7		0-0 F7		2	0	0	0	0	0	3									
Roy Smalley, S (6, PH) OBP: 0.326, SLG: 0.370									0-0 F7	2	0	0	0	0	0	2									
<b>Inning Stats</b>	R: 0 E: 0 K: 0 S: 3	H: 1 LOB: 0 BB: 0 P: 3	R: 0 E: 0 K: 0 S: 4	H: 1 LOB: 1 BB: 0 P: 4	R: 0 E: 0 K: 1 S: 6	H: 1 LOB: 2 BB: 1 P: 10	R: 0 E: 1 K: 0 S: 4	H: 1 LOB: 3 BB: 2 P: 12	R: 0 E: 0 K: 0 S: 3	H: 0 LOB: 0 BB: 0 P: 3	R: 2 E: 0 K: 0 S: 5	H: 2 LOB: 1 BB: 1 P: 9	R: 0 E: 0 K: 2 S: 2	H: 0 LOB: 1 BB: 1 P: 6	R: 0 E: 0 K: 2 S: 8	H: 1 LOB: 1 BB: 0 P: 8	R: 0 E: 0 K: 1 S: 6	H: 1 LOB: 2 BB: 1 P: 10	1B: 5 2B: 3 3B: 0 HR: 0	SF: 1 SAC: 0 DP: 2 HBP: 0	WP: 1 PB: 0 SB: 1 CS: 1	PA: 40			
<b>PITCHER</b>	IP	WLS	BF	H	R	ER	SO	BB	IBB	HBP	BLK	WP	HR	S	P	ERA	WHIP								
Doug Corbett, R (1, 1) ERA: 3.26	5.1	W	25	6	2	2	1	3	1	0	0	1	0	23	39	3.38	1.688								
Jim Slaton, R (6, 1) ERA: 6.37	2.2		10	1	0	0	2	2	0	0	0	0	0	12	20	0.00	1.125								
Luis Sanchez, R (9, 1) ERA: 1.95	1.0		4	1	0	0	1	0	0	0	0	0	0	6	6	0.00	1.000								

New York Yankees @ California Angels  
Anaheim Stadium, Anaheim, CA  
Mon May 28 1984, 6:33 AM EDT  
Att: 34,277 - Unknown

AB 32  
R 2  
H 8  
RBI 2  
BB 6  
SO 4  
LOB 18



Batter	1	2	3	4	5	6	7	8	9	AB	R	H	RBI	BB	SO	LOB	BOTTOM								
Juan Beniquez, R (1, 8) OBP: 0.372, SLG: 0.514	0-3 K			4-0 SH SF8 HBP BB	0-0 CS 1B		0-0 FC3-6 1B			3	1	2	0	1	1	0									
Dick Schofield, R (1, 6) OBP: 0.276, SLG: 0.326	0-3 K			1-0 SF8 SH HR HBP	0-0 F7 1-2		0-0 FC3-6 FC6-4			3	1	0	0	0	1	2									
Mike Brown, R (1, 9) OBP: 0.333, SLG: 0.556	0-3 K			0-0 SH HR BB	0-0 HR		0-0 FC6-4 1-2			3	2	1	1	0	1	1									
Doug DeCinces, R (1, 5) OBP: 0.335, SLG: 0.486		0-0 F9		0-0 SF8 2-3 3-H	0-3 K		0-0 G3-6-3 1B			3	0	1	1	0	1	0									
Brian Downing, R (1, 7) OBP: 0.337, SLG: 0.404		0-0 5-3		4-0 HR BB		4-0 BB		0-0 G3-6-3 1-2		2	1	0	0	2	0	1									
Gary Pettis, S (9, 8) OBP: 0.319, SLG: 0.285				1-2 HR BB				0-0 F5		0	0	0	0	0	0	0									
Reggie Jackson, L (1, 10) OBP: 0.281, SLG: 0.420		0-0 3-1		1-1 2-H 3-H HR		0-0 F5		0-3 K		4	1	1	4	0	1	1									
Ron Jackson, R (1, 3) OBP: 0.239, SLG: 0.220			0-0 F9	0-0 WP 1B		0-0 F8				3	0	1	0	0	0	1									
Bobby Grich, R (1, 4) OBP: 0.327, SLG: 0.419			0-3 K	0-3 K		0-3 K				3	0	0	0	0	3	2									
Bob Boone, R (1, 2) OBP: 0.239, SLG: 0.292			0-3 K	0-0 F8			0-0 6-3			3	0	0	0	0	1	1									
<b>Inning Stats</b>	R: 0 E: 0 K: 3 S: 9	H: 0 LOB: 0 BB: 0 P: 9	R: 0 E: 0 K: 0 S: 3	H: 0 LOB: 0 BB: 0 P: 3	R: 0 E: 0 K: 2 S: 7	H: 0 LOB: 0 BB: 0 P: 7	R: 5 E: 0 K: 1 S: 8	H: 2 LOB: 1 BB: 2 P: 17	R: 1 E: 0 K: 1 S: 6	H: 2 LOB: 0 BB: 0 P: 6	R: 0 E: 0 K: 1 S: 5	H: 0 LOB: 1 BB: 1 P: 9	R: 0 E: 0 K: 0 S: 4	H: 1 LOB: 1 BB: 0 P: 4	R: 0 E: 0 K: 1 S: 5	H: 1 LOB: 0 BB: 0 P: 5	1B: 4 2B: 0 3B: 0 HR: 2	SF: 1 SAC: 1 DP: 1 HBP: 1	WP: 1 PB: 0 SB: 0 CS: 1	PA: 33					
<b>PITCHER</b>	IP	WLS	BF	H	R	ER	SO	BB	IBB	HBP	BLK	WP	HR	S	P	ERA	WHIP								
Dennis Rasmussen, L (1, 1) ERA: 4.15	5.0	L	22	4	6	6	7	2	0	1	0	0	0	9	13	0.00	1.000								
Jay Howell, R (6, 1) ERA: 2.93	2.0		8	1	0	0	1	1	0	0	0	0	0	5	5	0.00	1.000								
Bob Shirley, L (8, 1) ERA: 4.73	1.0		3	1	0	0	1	0	0	0	0	0	0	5	5	0.00	1.000								

New York Yankees @ California Angels  
Anaheim Stadium, Anaheim, CA  
Mon May 28 1984, 6:33 AM EDT  
Att: 34,277 - Unknown

AB 27  
R 6  
H 6  
RBI 6  
BB 3  
SO 9  
LOB 9





Batter	1	2	3	4	5	6	7	8	9	AB	R	H	RBI	BB	SO	LOB	TOP																					
Willie Randolph, R (1,4) OBP: 0.402, SLG: 0.357	F8			F9	K		F9		L8	5	0	0	0	0	1	2	<b>New York Yankees @ California Angels</b> Anaheim Stadium, Anaheim, CA Tue May 29 1984, 10:05 PM EDT Att: 28,852 - Unknown																					
Ken Griffey, L (1,8) OBP: 0.305, SLG: 0.298	F7			4-3		HR	F8		F8	5	1	1	0	0	0	1																						
Don Mattingly, L (1,3) OBP: 0.378, SLG: 0.536	F7			BB	1B		F5		2B	5	2	3	2	0	0	0																						
Don Baylor, R (1,10) OBP: 0.304, SLG: 0.476		F5		1B	BB		HR		F8	4	1	1	1	1	0	3																						
Dave Winfield, R (1,9) OBP: 0.322, SLG: 0.486	5-3			1B	BB		HR			4	1	3	2	0	0	0																						
Steve Kemp, L (1,7) OBP: 0.383, SLG: 0.343	1-3			1B	2H		F7		E4	4	0	0	0	0	0	3																						
Roy Smalley, S (1,6) OBP: 0.333, SLG: 0.384			F2						3-1	4	0	2	0	0	0	2																						
Toby Harrah, R (1,5) OBP: 0.303, SLG: 0.269			F7		K		6-3		F9	4	0	0	0	0	1	4																						
Butch Wynegar, S (1,2) OBP: 0.286, SLG: 0.307			F3		K		K			4	0	1	0	0	2	2																						
Omar Moreno, L (9, PR) OBP: 0.275, SLG: 0.322									2B	0	0	0	0	0	0	0																						
<b>Inning Stats</b>	R: 0 E: 0 K: 0 S: 3	H: 0 LOB: 0 BB: 0 P: 3	R: 0 E: 0 K: 0 S: 3	H: 0 LOB: 0 BB: 0 P: 3	R: 0 E: 0 K: 0 S: 3	H: 0 LOB: 0 BB: 0 P: 3	R: 1 E: 0 K: 0 S: 5	H: 2 LOB: 2 BB: 1 P: 9	R: 0 E: 0 K: 3 S: 10	H: 1 LOB: 1 BB: 0 P: 10	R: 4 E: 0 K: 1 S: 10	H: 5 LOB: 1 BB: 0 P: 10	R: 0 E: 0 K: 0 S: 3	H: 0 LOB: 0 BB: 0 P: 3	R: 0 E: 1 K: 0 S: 5	H: 1 LOB: 2 BB: 0 P: 5	R: 0 E: 0 K: 0 S: 5	H: 2 LOB: 3 BB: 0 P: 5	1B: 6 2B: 2 3B: 0 HR: 3	SF: 0 SAC: 0 DP: 0 HBP: 0	WP: 0 PB: 0 CS: 0	PA: 40																
<b>PITCHER</b>	IP	WLS	BF	H	R	ER	SO	BB	IBB	HBP	BLK	WP	HR	S	P	ERA	WHIP	<b>PITCHER</b>				IP	WLS	BF	H	R	ER	SO	BB	IBB	HBP	BLK	WP	HR	S	P	ERA	WHIP
Frank LaCorte, R (1,1) ERA: 6.29	5.0	W	21	5	3	3	3	1	0	0	0	0	1	26	30	5.40	1.200																					
Craig Swan, R (6,1) ERA: 8.75	1.0		6	3	2	2	1	0	0	0	0	0	2	8	8	18.00	3.000																					
Curt Kaufman, R (7,1) ERA: 3.7	2.0		8	1	0	0	0	0	0	0	0	0	0	8	8	0.00	0.500																					
Luis Sanchez, R (9,1) ERA: 1.88	1.0	S	5	2	0	0	0	0	0	0	0	0	0	5	5	0.00	2.000																					

AB	39
R	5
H	11
RBI	5
BB	1
SO	4
LOB	17



Batter	1	2	3	4	5	6	7	8	9	AB	R	H	RBI	BB	SO	LOB	BOTTOM																					
Juan Beniquez, R (1,9) OBP: 0.410, SLG: 0.544	SH1-3		1B	SF8		FC5-4				5	2	5	0	0	0	0	<b>New York Yankees @ California Angels</b> Anaheim Stadium, Anaheim, CA Tue May 29 1984, 10:05 PM EDT Att: 28,852 - Unknown																					
Rod Carew, L (1,3) OBP: 0.348, SLG: 0.367	SH1-3		1B	SF8		FC5-4		5-3		3	1	2	1	0	0	1																						
Fred Lynn, L (1,8) OBP: 0.352, SLG: 0.447	G1-4-3		E	F3		FC5-4				4	0	2	2	0	0	4																						
Doug DeCinces, R (1,5) OBP: 0.328, SLG: 0.475	G1-4-3		FC5	G4-3		F4				4	0	0	0	0	0	4																						
Reggie Jackson, L (1,10) OBP: 0.280, SLG: 0.434		6-3	G4-3					4-3		4	1	1	1	0	0	2																						
Brian Downing, R (1,7) OBP: 0.340, SLG: 0.402										3	1	1	0	1	1	0																						
Gary Pettis, S (8,8) OBP: 0.319, SLG: 0.285		K		SH1-3				F8		0	0	0	0	0	0	0																						
Rob Wilfong, L (1,4) OBP: 0.371, SLG: 0.484				SH1-3		F5		G3		3	0	1	0	0	0	1																						
Bob Boone, R (1,2) OBP: 0.239, SLG: 0.286		F5		2B	SF8			6-3		3	1	0	0	1	0	2																						
Dick Schofield, R (1,6) OBP: 0.277, SLG: 0.331			5-3	SF8		F8		K		4	0	1	1	0	1	0																						
<b>Inning Stats</b>	R: 1 E: 0 K: 0 S: 4	H: 2 LOB: 0 BB: 0 P: 4	R: 0 E: 0 K: 1 S: 6	H: 1 LOB: 0 BB: 0 P: 6	R: 2 E: 1 K: 0 S: 6	H: 3 LOB: 1 BB: 0 P: 6	R: 2 E: 0 K: 0 S: 6	H: 3 LOB: 2 BB: 1 P: 10	R: 1 E: 0 K: 0 S: 4	H: 1 LOB: 1 BB: 1 P: 8	R: 0 E: 0 K: 0 S: 5	H: 2 LOB: 0 BB: 0 P: 5	R: 0 E: 0 K: 0 S: 3	H: 0 LOB: 0 BB: 0 P: 3	R: 0 E: 0 K: 1 S: 6	H: 1 LOB: 1 BB: 0 P: 6	1B: 10 2B: 2 3B: 0 HR: 1	SF: 1 SAC: 2 DP: 2 HBP: 0	WP: 0 PB: 0 CS: 0	PA: 38																		
<b>PITCHER</b>	IP	WLS	BF	H	R	ER	SO	BB	IBB	HBP	BLK	WP	HR	S	P	ERA	WHIP	<b>PITCHER</b>				IP	WLS	BF	H	R	ER	SO	BB	IBB	HBP	BLK	WP	HR	S	P	ERA	WHIP
Phil Niekro, R (1,1) ERA: 1.6	3.2	L	20	5	4	4	1	1	0	0	0	0	1	21	25	9.82	2.727																					
Bob Shirley, L (4,1) ERA: 4.5	3.1		14	3	1	1	0	1	0	0	0	0	1	13	17	2.70	1.200																					
Dave Righetti, L (8,1) ERA: 1.82	1.0		4	1	0	0	1	0	0	0	0	0	0	6	6	0.00	1.000																					

AB	33
R	6
H	13
RBI	5
BB	2
SO	2
LOB	14





Batter	1	2	3	4	5	6	7	8	9	AB	R	H	RBI	BB	SO	LOB	TOP											
Willie Randolph, R OBP: 0.397, SLG: 0.349 (1, 4)	G3	BB			F9		K		6-3	4	0	0	0	1	1	0												
Ken Griffey, L OBP: 0.286, SLG: 0.288 Omar Moreno, L OBP: 0.272, SLG: 0.318 (1, 8) (8, 8)	4-3	F8			1-3		F8		K	4	0	0	0	0	0	1												
Don Mattingly, L OBP: 0.384, SLG: 0.550 (1, 3)	2B		4-3		F4				1B 2B	5	2	3	0	0	0	0												
Don Baylor, R OBP: 0.319, SLG: 0.497 (1, 10)	1B 2B				F3				2B 1B	4	2	3	1	1	0	0												
Dave Winfield, R OBP: 0.325, SLG: 0.490 (1, 9)	1B		6-3		F3		F8		1B 2B	5	1	2	2	0	0	3												
Steve Kemp, L OBP: 0.372, SLG: 0.354 (1, 7)	1-3		F6		1B HR			FC3-6	2B 1B	5	2	3	2	0	0	2												
Roy Smalley, S OBP: 0.344, SLG: 0.427 (1, 5)		HR		G3		1B HR		F5	2B 1B	5	2	3	2	0	0	1												
Butch Wynegar, S OBP: 0.283, SLG: 0.326 (1, 2)		F8		F9		1B HR		FC3-6	F5	5	1	1	3	0	0	2												
Andre Robertson, R OBP: 0.218, SLG: 0.263 (1, 6)		4-3		F9		6-3		F8		4	0	0	0	0	0	1												
<b>Inning Stats</b>	R: 2 E: 0 K: 0 S: 6	H: 3 LOB: 1 BB: 0 P: 6	R: 1 E: 0 K: 0 S: 4	H: 1 LOB: 1 BB: 1 P: 8	R: 0 E: 0 K: 0 S: 4	H: 1 LOB: 1 BB: 0 P: 4	R: 0 E: 0 K: 0 S: 3	H: 0 LOB: 0 BB: 0 P: 3	R: 0 E: 0 K: 0 S: 3	H: 0 LOB: 0 BB: 0 P: 3	R: 3 E: 0 K: 0 S: 6	H: 3 LOB: 0 BB: 0 P: 6	R: 0 E: 0 K: 1 S: 6	H: 1 LOB: 2 BB: 1 P: 10	R: 0 E: 1 K: 0 S: 4	H: 1 LOB: 1 BB: 0 P: 4	R: 4 E: 0 K: 1 S: 10	H: 5 LOB: 1 BB: 0 P: 10	1B: 7 2B: 6 3B: 0 HR: 2	SF: 0 SAC: 0 DP: 0 HBP: 0	WP: 0 PB: 0 CS: 0	PA: 44						
<b>PITCHER</b>	IP	WLS	BF	H	R	ER	SO	BB	IBB	HBP	BLK	WP	HR	S	P	ERA	WHIP											
Ron Romanick, R ERA: 4.44 Jim Slaton, R ERA: 7.11 (1, 1) (8, 1)	7.0	L	32	9	6	6	1	2	0	0	0	0	0	2	32	40	7.71	1.571										
<b>PITCHER</b>	IP	WLS	BF	H	R	ER	SO	BB	IBB	HBP	BLK	WP	HR	S	P	ERA	WHIP											

New York Yankees @ California Angels  
Anaheim Stadium, Anaheim, CA  
Wed May 30 1984, 10:05 PM EDT  
Att: 31,963 - Unknown

AB 42  
R 10  
H 15  
RBI 10  
BB 2  
SO 2  
LOB 10



Batter	1	2	3	4	5	6	7	8	9	AB	R	H	RBI	BB	SO	LOB	BOTTOM										
Juan Beniquez, R OBP: 0.398, SLG: 0.524 (1, 8)	F9		FC6-4 E 1B		F9		FC5-4		4-3	5	0	1	0	0	0	4											
Dick Schofield, R OBP: 0.277, SLG: 0.324 (1, 6)	2B BB		E5 FC6-4		F3			F9		3	1	0	0	1	0	2											
Mike Brown, R OBP: 0.364, SLG: 0.591 (1, 9)	1B 2B		FC6-4		1B 1B			1-3		4	0	2	1	0	0	2											
Doug DeCinces, R OBP: 0.327, SLG: 0.470 (1, 5)	1-3		F8		1B 1B		G1-6-3	E6		4	0	1	0	0	0	3											
Brian Downing, R OBP: 0.333, SLG: 0.393 (1, 7)	F9			4-3	F5			F8		4	0	0	0	0	0	4											
Reggie Jackson, L OBP: 0.280, SLG: 0.429 (1, 10)		F3		F2	G1-6-3			2B 1B		4	0	1	0	0	0	2											
Ron Jackson, R OBP: 0.220, SLG: 0.200 (1, 3)		F7		F8			1-3	F9		4	0	0	0	0	0	1											
Bobby Grich, R OBP: 0.314, SLG: 0.400 (1, 4)		F8			K		6-3	K		4	0	0	0	0	2	1											
Bob Boone, R OBP: 0.252, SLG: 0.300 (1, 2)			F8				FC5-4	1B 2B		3	0	2	0	1	0	0											
<b>Inning Stats</b>	R: 1 E: 0 K: 0 S: 4	H: 1 LOB: 1 BB: 1 P: 8	R: 0 E: 0 K: 0 S: 3	H: 0 LOB: 0 BB: 0 P: 3	R: 0 E: 1 K: 0 S: 5	H: 1 LOB: 2 BB: 0 P: 5	R: 0 E: 0 K: 0 S: 3	H: 0 LOB: 0 BB: 0 P: 3	R: 0 E: 0 K: 1 S: 6	H: 1 LOB: 1 BB: 0 P: 6	R: 0 E: 0 K: 0 S: 4	H: 2 LOB: 1 BB: 0 P: 4	R: 0 E: 0 K: 0 S: 3	H: 0 LOB: 1 BB: 1 P: 7	R: 0 E: 1 K: 0 S: 4	H: 0 LOB: 1 BB: 0 P: 4	R: 0 E: 0 K: 1 S: 7	H: 2 LOB: 2 BB: 0 P: 7	1B: 5 2B: 2 3B: 0 HR: 0	SF: 0 SAC: 0 DP: 1 HBP: 0	WP: 0 PB: 0 CS: 0	PA: 37					
<b>PITCHER</b>	IP	WLS	BF	H	R	ER	SO	BB	IBB	HBP	BLK	WP	HR	S	P	ERA	WHIP										
Ron Guidry, L ERA: 3.87 (1, 1)	9.0	W	37	7	1	1	2	2	0	0	0	0	0	39	47	1.00	1.000										
<b>PITCHER</b>	IP	WLS	BF	H	R	ER	SO	BB	IBB	HBP	BLK	WP	HR	S	P	ERA	WHIP										

New York Yankees @ California Angels  
Anaheim Stadium, Anaheim, CA  
Wed May 30 1984, 10:05 PM EDT  
Att: 31,963 - Unknown

AB 35  
R 1  
H 7  
RBI 1  
BB 2  
SO 2  
LOB 19





Batter	1	2	3	4	5	6	7	8	9	AB	R	H	RBI	BB	SO	LOB	TOP				
Willie Randolph, R (1,4) OBP: 0.391, SLG: 0.343 Tim Foli, R (6,4) OBP: 0.193, SLG: 0.246	F4		F8		F9			F7		3	0	0	0	0	0	0					
Butch Wynegar, S (1,2) OBP: 0.284, SLG: 0.326 Mike O'Berry, R (6,2) OBP: 0.308, SLG: 0.250	BB 1B		4-3				F7	K		3	0	1	0	0	0	0					
Don Mattingly, L (1,3) OBP: 0.376, SLG: 0.537	F5				K		4-3	6-3		4	0	0	0	0	1	2					
Don Baylor, R (1,10) OBP: 0.324, SLG: 0.493	BB 1-2				F6		4-3			3	1	1	0	1	0	0					
Dave Winfield, R (1,9) OBP: 0.325, SLG: 0.487 Oscar Gamble, L (7,9) OBP: 0.236, SLG: 0.277	F3				2B 1B		F8	2B 4-3 1B		3	0	1	0	0	0	2					
Steve Kemp, L (1,7) OBP: 0.383, SLG: 0.385			6-3		1-3 2B			4-3 2B		4	0	3	1	0	0	0					
Roy Smalley, S (1,5) OBP: 0.333, SLG: 0.413	F9				G1		F7	4-3		4	0	0	1	0	0	4					
Omar Moreno, L (1,8) OBP: 0.260, SLG: 0.304			K				K	K		4	0	0	0	0	3	2					
Andre Robertson, R (1,6) OBP: 0.219, SLG: 0.262			1-3		G5-4-3			F6		4	0	1	0	0	0	2					
<b>Inning Stats</b>	R: 0 E: 0 K: 0 S: 4	H: 1 LOB: 2 BB: 1 P: 8	R: 0 E: 0 K: 1 S: 5	H: 0 LOB: 0 BB: 0 P: 5	R: 0 E: 0 K: 0 S: 3	H: 0 LOB: 0 BB: 0 P: 3	R: 0 E: 0 K: 1 S: 7	H: 2 LOB: 2 BB: 0 P: 7	R: 0 E: 1 K: 0 S: 3	H: 0 LOB: 0 BB: 0 P: 3	R: 0 E: 0 K: 1 S: 6	H: 1 LOB: 1 BB: 0 P: 6	R: 0 E: 0 K: 1 S: 6	H: 1 LOB: 1 BB: 0 P: 6	R: 2 E: 0 K: 1 S: 8	H: 3 LOB: 1 BB: 0 P: 8	1B: 6 2B: 2 3B: 0 HR: 0	SF: 0 SAC: 0 DP: 1 HBP: 0	WP: 0 PB: 0 SB: 0 CS: 0	PA: 36	
<b>PITCHER</b>	IP	WLS	BF	H	R	ER	SO	BB	IBB	HBP	BLK	WP	HR	S	P	ERA	WHIP				
Doyle Alexander, R (1,1) ERA: 2.74	8.0	W	30	5	0	0	4	1	0	0	0	0	0	37	41	0.00	0.750				
Dennis Lamp, R (9,1) ERA: 4.24	1.0		6	3	2	2	1	0	0	0	0	0	0	8	8	18.00	3.000				

New York Yankees @ Toronto Blue Jays  
Exhibition Stadium, Toronto, ON  
Fri Jun 01 1984, 7:05 PM EDT  
Att: 30,586 - Unknown

AB 35  
R 2  
H 8  
RBI 2  
BB 1  
SO 5  
LOB 14



Batter	1	2	3	4	5	6	7	8	9	AB	R	H	RBI	BB	SO	LOB	BOTTOM				
Damaso Garcia, R (1,4) OBP: 0.353, SLG: 0.400	S 1B	F8		F9	K		F4			5	1	1	0	0	1	1					
Lloyd Moseby, L (1,8) OBP: 0.354, SLG: 0.524	S 1B E BB	1B		WP 3B	F9		1-H 3B			4	2	3	1	1	0	0					
Jesse Barfield, R (1,9) OBP: 0.320, SLG: 0.437	S 1-2 2-H 1B	1B		HR 1B		6-3	1-3			5	2	3	1	0	0	1					
Cliff Johnson, R (1,10) OBP: 0.370, SLG: 0.443 Willie Aikens, L (8,PH) OBP: 0.267, SLG: 0.269	6-3	F7		HR		BB 1B		K		4	1	2	2	0	0	3					
George Bell, R (1,7) OBP: 0.372, SLG: 0.514 Rick Leach, L (8,PH) OBP: 0.286, SLG: 0.368	E6 1B	F7		HR 1B		BB 1B				4	2	2	0	0	0	3					
Willie Upshaw, L (1,3) OBP: 0.402, SLG: 0.592	FC5-4 1B			HR		1-2 2-3 1B		K		4	1	2	3	1	2	1					
Garth Iorg, R (1,5) OBP: 0.276, SLG: 0.295 Rance Mulliniks, L (8,PH) OBP: 0.343, SLG: 0.348	FC5-4 1B			F7		G6-4-3 BB		1-3		3	0	1	1	0	0	3					
Buck Martinez, R (1,2) OBP: 0.278, SLG: 0.324	FC5-4 1-2 2-3 1B			HBP		1-2 2-3 BB				1	0	0	0	0	0	1					
Alfredo Griffin, S (1,6) OBP: 0.229, SLG: 0.288 Tony Fernandez, S (6,6)	F8			F9		4-3				3	0	0	0	0	0	3					
<b>Inning Stats</b>	R: 4 E: 1 K: 0 S: 8	H: 4 LOB: 2 BB: 1 P: 12	R: 0 E: 0 K: 0 S: 5	H: 2 LOB: 0 BB: 0 P: 5	R: 0 E: 0 K: 1 S: 5	H: 0 LOB: 1 BB: 0 P: 6	R: 5 E: 0 K: 0 S: 8	H: 5 LOB: 0 BB: 0 P: 8	R: 0 E: 0 K: 1 S: 5	H: 0 LOB: 0 BB: 0 P: 5	R: 0 E: 0 K: 0 S: 4	H: 2 LOB: 2 BB: 1 P: 8	R: 1 E: 0 K: 1 S: 6	H: 1 LOB: 1 BB: 1 P: 10	R: 0 E: 0 K: 2 S: 8	H: 1 LOB: 1 BB: 0 P: 8	1B: 10 2B: 1 3B: 2 HR: 2	SF: 0 SAC: 0 DP: 1 HBP: 1	WP: 1 PB: 0 SB: 4 CS: 0	PA: 43	
<b>PITCHER</b>	IP	WLS	BF	H	R	ER	SO	BB	IBB	HBP	BLK	WP	HR	S	P	ERA	WHIP				
Ray Fontenot, L (1,1) ERA: 5.53	3.1	L	22	9	7	6	1	1	0	1	0	0	1	22	27	16.20	3.000				
Clay Christensen, R (4,1) ERA: 4.4	1.2		7	2	2	2	1	0	0	0	0	0	1	9	9	10.80	1.200				
Curt Brown, R (6,1) ERA: 2.7	1.0		5	2	0	0	0	1	0	0	0	0	0	4	8	0.00	3.000				
Jose Rijo, R (7,1) ERA: 3.77	1.0		5	1	1	1	1	1	0	0	0	0	0	6	10	9.00	2.000				
Jay Howell, R (8,1) ERA: 2.83	1.0		4	1	0	0	2	0	0	0	0	0	0	8	8	0.00	1.000				

New York Yankees @ Toronto Blue Jays  
Exhibition Stadium, Toronto, ON  
Fri Jun 01 1984, 7:05 PM EDT  
Att: 30,586 - Unknown

AB 39  
R 10  
H 15  
RBI 8  
BB 3  
SO 5  
LOB 19





Batter	1	2	3	4	5	6	7	8	9	10	AB	R	H	RBI	BB	SO	LOB	TOP						
Willie Randolph, R OBP: 0.390, SLG: 0.339 (1, 4)	F7		6-3			1B BB		6-3		F9	5	1	1	0	1	0	0	<b>New York Yankees @ Toronto Blue Jays</b> Exhibition Stadium, Toronto, ON Sat Jun 02 1984, 7:05 PM EDT Att.: 42,269 - Unknown  <b>AB 46</b> <b>R 8</b> <b>H 16</b> <b>RBI 7</b> <b>BB 4</b> <b>SO 2</b> <b>LOB 28</b>						
Butch Wynegar, S OBP: 0.286, SLG: 0.326 (1, 2)	1-3		1B	F9		1B		F4		F8	6	0	2	2	0	0	1							
Don Mattingly, L OBP: 0.390, SLG: 0.547 (1, 3)	4-3		1B			1B				1B	6	1	5	1	0	0	0							
Don Baylor, R OBP: 0.318, SLG: 0.481 (1, 10)		E5 1B	F8		F7	F8		F9		1B	6	1	1	0	0	0	6							
Dave Winfield, R OBP: 0.325, SLG: 0.481 (1, 9)		1B	K		G4-3			5-3		F7	6	1	2	0	0	1	5							
Steve Kemp, L OBP: 0.408, SLG: 0.405 (1, 7)		1B								1B	4	2	4	2	1	0	0							
Toby Harrah, R OBP: 0.301, SLG: 0.262 Ken Griffey, L OBP: 0.294, SLG: 0.286 Mike O'Berry, R OBP: 0.308, SLG: 0.250 (1, 5)		1B			G3 HR	1B		F5		5-3	3	0	0	0	1	0	3							
Omar Moreno, L OBP: 0.267, SLG: 0.333 (1, 8)		BB			1-2			5-3		1B	1	0	0	0	0	0	2							
Tim Foli, R OBP: 0.188, SLG: 0.237 Oscar Gamble, L OBP: 0.232, SLG: 0.271 Andre Robertson, R OBP: 0.217, SLG: 0.260 Roy Smalley, S OBP: 0.331, SLG: 0.410 (1, 6)					HR	1B		F8		FC3	0	0	0	0	0	0	0							
Inning Stats	R: 0 E: 0 K: 1 S: 3	H: 0 LOB: 0 BB: 0 P: 3	R: 2 E: 1 K: 0 S: 5	H: 2 LOB: 1 BB: 1 P: 9	R: 0 E: 0 K: 1 S: 7	H: 2 LOB: 2 BB: 1 P: 9	R: 0 E: 0 K: 0 S: 5	H: 1 LOB: 0 BB: 0 P: 3	R: 3 E: 0 K: 0 S: 6	H: 3 LOB: 2 BB: 2 P: 14	R: 0 E: 0 K: 1 S: 4	H: 1 LOB: 1 BB: 0 P: 4	R: 0 E: 0 K: 0 S: 3	H: 0 LOB: 0 BB: 0 P: 3	R: 1 E: 1 K: 1 S: 9	H: 3 LOB: 3 BB: 0 P: 9	R: 0 E: 0 K: 0 S: 5		H: 2 LOB: 2 BB: 0 P: 5	1B: 15 2B: 0 3B: 0 HR: 1	SF: 0 SAC: 0 DP: 1 HBP: 0	WP: 1 PB: 0 SB: 0 CS: 0	PA: 50	
PITCHER	IP	WLS	BF	H	R	ER	SO	BB	IBB	HBP	BLK	WP	HR	S	P	ERA	WHIP							
Luis Leal, R ERA: 2.65 (1, 1)	4.0		20	6	4	2	1	2	0	0	0	0	1	20	28	4.50	2.000							
Roy Lee Jackson, R ERA: 2.77 (5, 1)	1.2		9	3	3	3	0	2	0	0	0	1	0	7	15	16.20	3.000							
Jimmy Key, L ERA: 4.5 (6, 1)	0.0		1	1	0	0	0	0	0	0	0	0	0	1	1	∞	∞							
Jim Gott, R ERA: 4.67 (6, 1)	2.2		11	3	1	0	0	0	0	0	0	0	0	11	11	0.00	1.125							
Dennis Lamp, R ERA: 3.98 (9, 1)	1.2	W	9	3	0	0	1	0	0	0	0	0	0	11	11	0.00	1.800							
Damaso Garcia, R OBP: 0.348, SLG: 0.392 (1, 4)	6-3																	<b>New York Yankees @ Toronto Blue Jays</b> Exhibition Stadium, Toronto, ON Sat Jun 02 1984, 7:05 PM EDT Att.: 42,269 - Unknown  <b>AB 40</b> <b>R 9</b> <b>H 14</b> <b>RBI 8</b> <b>BB 6</b> <b>SO 9</b> <b>LOB 12</b>						
Lloyd Moseby, L OBP: 0.358, SLG: 0.534 (1, 8)	4-3																							
Jesse Barfield, R OBP: 0.316, SLG: 0.452 Ernie Whitt, L OBP: 0.327, SLG: 0.337 (1, 9)																								
Cliff Johnson, R OBP: 0.371, SLG: 0.449 (1, 10)																								
George Bell, R OBP: 0.378, SLG: 0.533 (1, 7)																								
Willie Upshaw, L OBP: 0.407, SLG: 0.587 (1, 3)																								
Garth Iorg, R OBP: 0.273, SLG: 0.292 Rance Mulliniks, L OBP: 0.337, SLG: 0.341 (1, 5)																								
Tony Fernandez, S (8, PH) (9, 5)																								
Buck Martinez, R OBP: 0.289, SLG: 0.338 Dave Collins, S OBP: 0.376, SLG: 0.500 (1, 2)																								
Alfredo Griffin, S OBP: 0.248, SLG: 0.303 (1, 6)																								
Inning Stats	R: 0 E: 0 K: 1 S: 5	H: 0 LOB: 0 BB: 0 P: 5	R: 0 E: 0 K: 0 S: 3	H: 1 LOB: 1 BB: 1 P: 7	R: 4 E: 0 K: 0 S: 5	H: 2 LOB: 0 BB: 13	R: 1 E: 0 K: 2 S: 9	H: 3 LOB: 1 BB: 0 P: 9	R: 2 E: 0 K: 2 S: 9	H: 2 LOB: 0 BB: 0 P: 9	R: 0 E: 0 K: 2 S: 8	H: 1 LOB: 1 BB: 0 P: 8	R: 0 E: 0 K: 1 S: 7	H: 2 LOB: 2 BB: 0 P: 7	R: 1 E: 1 K: 1 S: 7	H: 1 LOB: 1 BB: 0 P: 7	R: 0 E: 0 K: 0 S: 4	H: 1 LOB: 2 BB: 1 P: 8	R: 1 E: 1 K: 0 S: 2	H: 3 LOB: 3 BB: 2 P: 11	1B: 9 2B: 2 3B: 0 HR: 3	SF: 1 SAC: 0 DP: 1 HBP: 1	WP: 1 PB: 0 SB: 2 CS: 0	PA: 48
PITCHER	IP	WLS	BF	H	R	ER	SO	BB	IBB	HBP	BLK	WP	HR	S	P	ERA	WHIP							
Dennis Rasmussen, L ERA: 6.19 Jay Howell, R ERA: 3.06 Dave Righetti, L ERA: 1.69 Clay Christensen, R ERA: 4.91 Bob Shirley, L ERA: 4.5 (1, 1)	3.0		15	4	5	5	1	3	0	0	0	0	0	14	26	15.00	2.333							
(4, 1)	3.2		17	7	2	2	7	0	0	0	0	0	2	31	31	4.91	1.909							
(7, 1)	2.1		11	2	1	0	1	0	1	0	1	0	0	12	16	0.00	0.857							
(10, 1)	0.1	L	3	0	1	1	0	1	0	1	0	0	0	1	6	27.00	3.000							
(10, 1)	0.0		1	0	0	0	0	1	0	0	0	0	0	0	4	∞	∞							
PITCHER	IP	WLS	BF	H	R	ER	SO	BB	IBB	HBP	BLK	WP	HR	S	P	ERA	WHIP							
Curt Brown, R ERA: 2.7 (10, 1)	0.0		1	1	0	0	0	0	0	0	0	0	0	1	1	∞	∞							







Batter	1	2	3	4	5	6	7	8	9	AB	R	H	RBI	BB	SO	LOB	TOP			
Wade Boggs, L (1.5) OBP: 0.304, SLG: 0.371	6-3		K				3-1			4	1	1	0	0	1	0	<b>Boston Red Sox @ New York Yankees</b> Yankee Stadium, Bronx, NY Mon Jun 04 1984, 7:05 PM EDT Att: 21,535 - Unknown			
Dwight Evans, R (1.9) OBP: 0.397, SLG: 0.436	5-3				2B	K	K			4	0	1	0	0	2	1				
Jim Rice, R (1.7) OBP: 0.277, SLG: 0.415				5-3		HR		F3		4	1	2	2	0	0	1				
Tony Armas, R (1.8) OBP: 0.300, SLG: 0.523	K			K		HR		K		4	1	1	0	0	3	2				
Mike Easter, L (1.10) OBP: 0.389, SLG: 0.481		K		K		1B				4	0	2	0	0	2	1				
Bill Buckner, L (1.3) OBP: 0.320, SLG: 0.362		F9				1B		K		4	0	2	0	0	1	1				
Marty Barrett, R (1.4) Rick Miller, L (9, PH) OBP: 0.326, SLG: 0.300		F3			G1-6-4-3	SF8		3-1		2	0	0	1	0	0	1				
Gary Allenson, R (1.2) Chico Walker, S (9, PH)			K			F9		K		3	0	1	0	0	1	2				
Jackie Gutierrez, R (1.6) Rich Gedman, L (9, PH) OBP: 0.312, SLG: 0.486		6-3		6-3		6-3		3-1		3	0	0	0	0	0	1				
<b>Inning Stats</b>	R: 0 E: 0 K: 1 S: 6	H: 1 LOB: 1 BB: 0 P: 6	R: 0 E: 0 K: 1 S: 5	H: 0 LOB: 0 BB: 0 P: 5	R: 0 E: 0 K: 2 S: 7	H: 0 LOB: 0 BB: 0 P: 7	R: 0 E: 0 K: 2 S: 8	H: 1 LOB: 1 BB: 0 P: 8	R: 0 E: 0 K: 1 S: 4	H: 2 LOB: 1 BB: 0 P: 4	R: 3 E: 0 K: 1 S: 10	H: 5 LOB: 2 BB: 0 P: 10	R: 0 E: 0 K: 1 S: 5	H: 0 LOB: 0 BB: 0 P: 5	R: 0 E: 0 K: 1 S: 5	H: 0 LOB: 0 BB: 0 P: 5		1B: 7 2B: 2 HR: 1	SF: 1 SAC: 0 HBP: 0	WP: 0 PB: 0 SB: 0 CS: 0
<b>PITCHER</b>	IP WLS BF H R ER SO BB IBB HBP BLK WP HR S P ERA WHIP																			
Ron Guidry, L (1.1) ERA: 3.65	8.0 W 33 10 3 3 10 0 0 0 0 0 1 53 53 3.38 1.250																			
Clay Christensen, R (9.1) ERA: 4.6	1.0 3 0 0 0 1 0 0 0 0 0 0 0 5 5 0.00 0.000																			

Batter	1	2	3	4	5	6	7	8	9	AB	R	H	RBI	BB	SO	LOB	BOTTOM			
Willie Randolph, R (1.4) OBP: 0.387, SLG: 0.339	HR		6-3				F9	SH3	E4	4	1	1	0	0	0	2	<b>Boston Red Sox @ New York Yankees</b> Yankee Stadium, Bronx, NY Mon Jun 04 1984, 7:05 PM EDT Att: 21,535 - Unknown			
Butch Wynegar, S (1.2) OBP: 0.311, SLG: 0.354	F8		6-3				3B	1B	F9	4	1	1	1	1	0	3				
Don Mattingly, L (1.3) OBP: 0.379, SLG: 0.521	F8		K				F9	F5	1-3	5	0	0	0	0	1	7				
Don Baylor, R (1.10) OBP: 0.328, SLG: 0.503	HR					FC5-4		K	3B	3	2	2	4	1	1	0				
Dave Winfield, R (1.9) OBP: 0.347, SLG: 0.503	1-3					FC5-4			1B	3	1	1	2	1	0	1				
Steve Kemp, L (1.7) OBP: 0.412, SLG: 0.438		K				FC3-6		K	1B	4	0	1	1	0	2	2				
Toby Harrah, R (1.5) OBP: 0.297, SLG: 0.282						1-3		1-3	FC6-4	4	0	1	0	0	0	3				
Ken Griffey, L (1.8) OBP: 0.293, SLG: 0.285		FC4-6					6-3		SH	4	1	1	0	0	1	1				
Andre Robertson, R (1.6) OBP: 0.237, SLG: 0.270		K						SH	1B	2	2	1	0	1	1	1				
<b>Inning Stats</b>	R: 2 E: 0 K: 0 S: 5	H: 2 LOB: 0 BB: 0 P: 5	R: 0 E: 0 K: 2 S: 8	H: 1 LOB: 1 BB: 0 P: 8	R: 0 E: 0 K: 1 S: 5	H: 0 LOB: 0 BB: 0 P: 5	R: 0 E: 0 K: 0 S: 3	H: 0 LOB: 1 BB: 1 P: 7	R: 1 E: 0 K: 0 S: 4	H: 1 LOB: 1 BB: 1 P: 8	R: 0 E: 0 K: 2 S: 7	H: 0 LOB: 1 BB: 1 P: 11	R: 5 E: 0 K: 0 S: 8	H: 4 LOB: 1 BB: 1 P: 12	R: 0 E: 1 K: 1 S: 7	H: 1 LOB: 2 BB: 0 P: 7		1B: 6 2B: 0 3B: 2 HR: 1	SF: 0 SAC: 2 DP: 0 HBP: 0	WP: 0 PB: 0 SB: 0 CS: 0
<b>PITCHER</b>	IP WLS BF H R ER SO BB IBB HBP BLK WP HR S P ERA WHIP																			
Bob Ojeda, L (1.1) ERA: 3.96	6.2 L 30 5 6 6 5 3 1 0 0 0 0 1 36 52 8.10 1.200																			
Steve Crawford, R (7.1) ERA: 6.75	1.1 9 4 2 2 1 0 0 0 0 0 0 0 11 11 13.50 3.000																			



Batter	1	2	3	4	5	6	7	8	9	AB	R	H	RBI	BB	SO	LOB	TOP																		
Wade Boggs, L (1, 5) OBP: 0.391, SLG: 0.368	0-0 4-3	0-0 F9		0-0 F7		0-0 SF8 1B		0-0 SH1-3		4	1	1	0	0	0	3	<b>Boston Red Sox @ New York Yankees</b> Yankee Stadium, Bronx, NY Tue Jun 05 1984, 7:05 PM EDT Att: 20,627 - Unknown																		
Dwight Evans, R (1, 9) OBP: 0.398, SLG: 0.432	0-0 2B 1B	0-0 F3		4-0 1B BB		0-0 E4		0-0 5-3		4	1	1	0	1	0	4																			
Jim Rice, R (1, 7) OBP: 0.284, SLG: 0.424	0-0 1-3 2B	0-0 F4		0-0 1-2 2-H 1B		0-0 SF8		4-0 FC6 IBB		3	1	2	2	1	0	2																			
Tony Armas, R (1, 8) OBP: 0.298, SLG: 0.520	0-0 1B FC5-4 2B		0-3 K	0-0 4-3		0-3 K		0-0 FC6		5	1	1	2	0	2	5																			
Mike Easter, L (1, 10) OBP: 0.384, SLG: 0.473	0-0 FC5-4 1B		0-0 3-1		0-3 K		0-0 F9		0-0 4-3	5	0	1	0	0	1	0																			
Bill Buckner, L (1, 3) OBP: 0.325, SLG: 0.378	0-0 FC5-4 1-2 3-H 1B		0-0 2B		0-0 F4		0-0 S 1B		0-0 4-3	5	0	2	1	0	0	1																			
Jeff Newman, R (1, 2) OBP: 0.294, SLG: 0.267	0-0 1-3		0-0 F7		0-0 FC6-4 1B		0-3 K		0-3 K	5	0	1	0	0	2	3																			
Marty Barrett, R (1, 4) OBP: 0.363, SLG: 0.369		0-0 1B 1B		0-0 4-3		0-0 FC6-4 1-2		0-0 5-3		4	0	1	0	0	0	2																			
Jackie Gutierrez, R (1, 6) OBP: 0.284, SLG: 0.323	0-0 1-2 1B		4-0 BB 1B BB		0-3 K		0-0 SH1-3 1B			3	1	2	0	1	1	0																			
<b>Inning Stats</b>	R: 3 E: 0 K: 0 S: 7	H: 4 LOB: 1 BB: 0 P: 7	R: 0 E: 0 K: 0 S: 5	H: 2 LOB: 1 BB: 0 P: 5	R: 0 E: 0 K: 1 S: 6	H: 1 LOB: 1 BB: 0 P: 6	R: 1 E: 0 K: 0 S: 4	H: 1 LOB: 2 BB: 2 P: 12	R: 0 E: 0 K: 1 S: 6	H: 1 LOB: 1 BB: 0 P: 6	R: 0 E: 0 K: 1 S: 6	H: 1 LOB: 1 BB: 0 P: 6	R: 0 E: 0 K: 0 S: 4	H: 1 LOB: 2 BB: 1 P: 8	R: 0 E: 0 K: 1 S: 5	H: 0 LOB: 0 BB: 0 P: 5		1B: 9 2B: 3 3B: 0 HR: 0	SF: 1 SAC: 1 DP: 0 HBP: 0	WP: 0 PB: 0 SB: 1 CS: 0	PA: 43														
<b>PITCHER</b>	IP WLS BF H R ER SO BB IBB HBP BLK WP HR S P ERA WHIP	IP WLS BF H R ER SO BB IBB HBP BLK WP HR S P ERA WHIP																																	
Shane Rawley, L (1, 1) ERA: 6.21	3.2	21	8	4	4	1	2	0	0	0	0	0	0	0	0	21	29	9.82	2.727																
Jay Howell, R (4, 1) ERA: 2.79	3.1	L 14	3	1	0	4	0	0	0	0	0	0	0	0	22	22	0.00	0.900																	
Dave Righetti, L (8, 1) ERA: 1.59	2.0	8	1	0	0	1	0	1	0	0	0	0	0	0	9	13	0.00	0.500																	

Batter	1	2	3	4	5	6	7	8	9	AB	R	H	RBI	BB	SO	LOB	BOTTOM																		
Willie Randolph, R (1, 4) OBP: 0.386, SLG: 0.335	0-0 SH1-3 BB 1B	4-0 1B BB		0-0 F8	0-0 FC6-4			0-0 4-3	0-0 5-3	5	1	1	0	1	0	4	<b>Boston Red Sox @ New York Yankees</b> Yankee Stadium, Bronx, NY Tue Jun 05 1984, 7:05 PM EDT Att: 20,627 - Unknown																		
Butch Wynegar, S (1, 2) OBP: 0.325, SLG: 0.367	4-0 1B SH1-3 BB	0-0 1B 2-3 1B		0-0 2B		4-0 G4-6-3 BB		0-0 4-3		3	1	2	0	2	0	0																			
Don Mattingly, L (1, 3) OBP: 0.381, SLG: 0.526	0-0 SH1-3	0-0 F8		0-0 1B 2B		0-0 G4-6-3		0-0 1B 1B 1B		4	0	2	1	0	0	4																			
Dave Winfield, R (1, 9) OBP: 0.365, SLG: 0.524	0-0 G4-3 1B		0-0 1B 1-3 1B	0-0 S 1B		0-0 2B		0-0 1B 1B		5	1	5	1	0	0	0																			
Oscar Gamble, L (1, 10) OBP: 0.270, SLG: 0.340	0-0 G4-3		0-0 6-3 1-3 1B	0-0 F5		4-0 BB		0-0 1B 1B		1	0	0	0	0	0	2																			
Don Baylor, R (3, PH) OBP: 0.337, SLG: 0.506	0-0 1-2 1B		0-0 1-3 1B	0-0 1-2		0-0 BB		0-0 1B 1B		3	0	2	0	1	0	2																			
Steve Kemp, L (1, 7) OBP: 0.412, SLG: 0.433		0-0 B3-4 1B 6-3 1B	0-0 1-3	0-0 1B BB		4-0 1B BB		0-0 4-3		4	1	1	1	1	0	6																			
Roy Smalley, S (1, 5) ERA: 4.78		0-0 1B B3-4 1B	0-0 6-3	0-3 K		0-0 4-3		0-0 SH2-4 1B		5	0	2	0	0	1	2																			
Ron Guidry, L (9, PR)		0-0 1B 1B	0-0 2-3	0-0 K		0-0 4-3		0-0 SH2-4 1B		0	0	0	0	0	0	0																			
Omar Moreno, L (1, 8) OBP: 0.255, SLG: 0.324		0-0 B3-4 1B	0-0 F7	0-0 F8		0-0 E6 G4-6-3		0-0 SH2-4		4	0	0	0	0	0	4																			
Andre Robertson, R (1, 6) OBP: 0.239, SLG: 0.272		0-0 6-3	0-0 F9	0-0 F9		0-0 FC6-4 1B		0-0 F4		3	0	1	1	0	0	1																			
Ken Griffey, L (7, PH) OBP: 0.291, SLG: 0.282		0-0 6-3	0-0 F9	0-0 FC6-4 1B		0-0 G4-6-3		0-0 F4		1	0	0	0	0	0	1																			
Tim Lincecum, R (8, 6) OBP: 0.186, SLG: 0.237		0-0 3-H								0	0	0	0	0	0	0																			
Toby Harrah, R (9, PH) OBP: 0.295, SLG: 0.280										1	0	0	0	0	0	2																			
<b>Inning Stats</b>	R: 1 E: 0 K: 0 S: 4	H: 2 LOB: 1 BB: 1 P: 8	R: 1 E: 0 K: 0 S: 6	H: 3 LOB: 3 BB: 1 P: 10	R: 1 E: 0 K: 0 S: 5	H: 2 LOB: 1 BB: 0 P: 5	R: 1 E: 0 K: 0 S: 6	H: 3 LOB: 2 BB: 0 P: 6	R: 0 E: 0 K: 1 S: 6	H: 1 LOB: 2 BB: 1 P: 10	R: 0 E: 0 K: 0 S: 3	H: 1 LOB: 2 BB: 2 P: 11	R: 0 E: 0 K: 0 S: 3	H: 0 LOB: 0 BB: 0 P: 3	R: 0 E: 0 K: 0 S: 6	H: 3 LOB: 3 BB: 0 P: 6	R: 0 E: 0 K: 0 S: 4	H: 1 LOB: 2 BB: 0 P: 4	1B: 13 2B: 3 3B: 0 HR: 0	SF: 0 SAC: 2 DP: 3 HBP: 0	WP: 0 PB: 0 SB: 1 CS: 0	PA: 46													
<b>PITCHER</b>	IP WLS BF H R ER SO BB IBB HBP BLK WP HR S P ERA WHIP	IP WLS BF H R ER SO BB IBB HBP BLK WP HR S P ERA WHIP																																	
Al Nipper, R (1, 1) ERA: 4.78	1.2	11	5	2	2	0	2	0	0	0	0	0	0	0	0	10	10	9.00	2.000																
John Henry Johnson, L (2, 1) ERA: 4.76	2.0	10	4	2	2	0	0	0	0	0	0	0	0	0	10	10	9.00	2.000																	
Mark Clear, R (4, 1) ERA: 4.43	2.0	W 11	3	0	0	1	3	0	0	0	0	0	0	10	22	0.00	3.000																		
Bob Stanley, R (6, 1) ERA: 3.09	3.1	S 14	4	0	0	0	0	0	0	0	0	0	0	14	14	0.00	1.200																		



Batter	1	2	3	4	5	6	7	8	9	AB	R	H	RBI	BB	SO	LOB	TOP								
Wade Boggs, L (1.5) OBP: 0.303, SLG: 0.368	G3		BB 2B BB			1B 1B	K			3	2	1	0	1	1	1	<b>Boston Red Sox @ New York Yankees</b> Yankee Stadium, Bronx, NY Wed Jun 06 1984, 7:05 PM EDT Att: 20,310 - Unknown								
Dwight Evans, R (1.9) OBP: 0.370, SLG: 0.431	K		BB 2B BB			1B WP 1B		5-3		3	2	1	0	1	1	0									
Jim Rice, R (1.7) OBP: 0.288, SLG: 0.431	F3		BB 2B			WP 1B		1-3		4	0	2	3	0	0	0									
Tony Armas, R (1.8) OBP: 0.292, SLG: 0.510		K			F8			K		4	0	0	0	0	2	1									
Mike Easter, L (1.10) OBP: 0.386, SLG: 0.490									K	4	1	2	1	0	1	1									
Bill Buckner, L (1.3) OBP: 0.310, SLG: 0.359		HR			G3-6-3 1B					4	0	0	0	0	0	2									
Rich Gedman, L (1.2) OBP: 0.310, SLG: 0.480										4	0	1	0	0	0	0									
Marty Barrett, R (1.4) OBP: 0.359, SLG: 0.364										4	0	1	0	0	0	0									
Jackie Gutierrez, R (1.6) OBP: 0.274, SLG: 0.311										4	0	0	0	0	0	2									
<b>Inning Stats</b>	R: 0 E: 0 K: 1 S: 5	H: 0 LOB: 0 BB: 0 P: 5	R: 1 E: 0 K: 1 S: 6	H: 1 LOB: 0 BB: 0 P: 6	R: 2 E: 0 K: 0 S: 3	H: 1 LOB: 1 BB: 2 P: 11	R: 0 E: 0 K: 0 S: 3	H: 0 LOB: 0 BB: 0 P: 3	R: 0 E: 0 K: 0 S: 3	H: 0 LOB: 0 BB: 0 P: 3	R: 2 E: 0 K: 0 S: 6	H: 3 LOB: 1 BB: 0 P: 6	R: 0 E: 1 K: 1 S: 6	H: 0 LOB: 1 BB: 0 P: 6	R: 0 E: 0 K: 1 S: 5	H: 0 LOB: 0 BB: 0 P: 5		R: 0 E: 0 K: 1 S: 7	H: 2 LOB: 2 BB: 0 P: 7	1B: 6 2B: 1 3B: 0 HR: 1	SF: 0 SAC: 0 DP: 1 HBP: 0	WP: 1 PB: 0 SB: 0 CS: 0	PA: 36		
<b>PITCHER</b>	IP	WLS	BF	H	R	ER	SO	BB	IBB	HBP	BLK	WP	HR	S	P	ERA	WHIP								
Jose Rijo, R (1.1) ERA: 4.28	5.1	L	22	6	5	5	2	2	0	0	0	1	1	24	32	8.44	1.500								
Bob Shirley, L (6.1) ERA: 4.01	1.2		6	0	0	0	1	0	0	0	0	0	0	8	8	0.00	0.000								
Clay Christensen, R (8.1) ERA: 4.32	1.0		3	0	0	0	1	0	0	0	0	0	0	5	5	0.00	0.000								
Ray Fontenot, L (9.1) ERA: 5.43	1.0		5	2	0	0	1	0	0	0	0	0	0	7	7	0.00	2.000								

Batter	1	2	3	4	5	6	7	8	9	AB	R	H	RBI	BB	SO	LOB	BOTTOM								
Willie Randolph, R (1.4) OBP: 0.382, SLG: 0.328	6-3		BB 6-3						6-3	4	0	0	0	1	0	0	<b>Boston Red Sox @ New York Yankees</b> Yankee Stadium, Bronx, NY Wed Jun 06 1984, 7:05 PM EDT Att: 20,310 - Unknown								
Butch Wynegar, S (1.2) OBP: 0.333, SLG: 0.377										4	1	2	0	1	0	2									
Don Mattingly, L (1.3) OBP: 0.377, SLG: 0.515										4	0	0	0	1	0	5									
Don Baylor, R (1.10) OBP: 0.339, SLG: 0.500										4	0	1	1	1	1	4									
Dave Winfield, R (1.9) OBP: 0.372, SLG: 0.526										3	1	1	0	2	0	2									
Lou Piniella, R (1.7) OBP: 0.338, SLG: 0.400										5	0	1	0	0	0	5									
Toby Harrah, R (1.5) OBP: 0.294, SLG: 0.274										3	0	0	0	0	0	2									
Ken Griffey, L (1.8) OBP: 0.297, SLG: 0.304										4	0	2	1	0	1	2									
Andre Robertson, R (1.6) OBP: 0.242, SLG: 0.274										3	0	1	0	0	1	2									
Roy Smalley, S (9, PH) OBP: 0.336, SLG: 0.434										1	1	1	1	0	0	0									
<b>Inning Stats</b>	R: 0 E: 0 K: 0 S: 3	H: 0 LOB: 1 BB: 1 P: 7	R: 0 E: 0 K: 1 S: 4	H: 0 LOB: 1 BB: 1 P: 9	R: 0 E: 0 K: 1 S: 6	H: 1 LOB: 2 BB: 1 P: 10	R: 1 E: 0 K: 0 S: 4	H: 1 LOB: 1 BB: 1 P: 8	R: 1 E: 0 K: 0 S: 5	H: 3 LOB: 2 BB: 0 P: 5	R: 0 E: 0 K: 1 S: 6	H: 1 LOB: 1 BB: 0 P: 6	R: 0 E: 0 K: 0 S: 3	H: 0 LOB: 1 BB: 1 P: 7	R: 0 E: 0 K: 0 S: 4	H: 1 LOB: 1 BB: 0 P: 4	R: 1 E: 1 K: 0 S: 6	H: 2 LOB: 3 BB: 1 P: 10	1B: 3 2B: 5 3B: 0 HR: 1	SF: 0 SAC: 0 DP: 0 HBP: 1	WP: 0 PB: 0 SB: 0 CS: 1	PA: 42			
<b>PITCHER</b>	IP	WLS	BF	H	R	ER	SO	BB	IBB	HBP	BLK	WP	HR	S	P	ERA	WHIP								
Bruce Hurst, L (1.1) ERA: 1.98	9.0	W	42	9	3	3	3	6	0	1	0	0	1	41	66	3.00	1.667								



Batter	1	2	3	4	5	6	7	8	9	10	11	AB	R	H	RBI	BB	SO	LOB	TOP			
Damaso Garcia, R OBP: 0.329, SLG: 0.371	(1, 4) X 0-0 4-3	0-0 1B		X 0-0 F9		X 0-0 F8		X 0-0 1B			0-3 K	6	0	2	1	0	1	3				
Dave Collins, S OBP: 0.340, SLG: 0.452	(1, 7) X 0-0 G3	0-0 F3		X 0-0 F8		X 0-0 F9		X 0-0 1-3			0-3 K	6	0	0	0	0	1	6				
Lloyd Moseby, L OBP: 0.362, SLG: 0.551	(1, 8) B 4-0 S 1B BB		X 0-0 F6		X 0-0 F8		S 0-3 K G6-3 1B		X 0-0 1-3		B 4-0 BB	4	2	0	0	2	1	0				
Willie Upshaw, L OBP: 0.414, SLG: 0.611	(1, 3) X 0-0 1B		X 0-0 F8		X 0-0 G1-6-3		X 0-0 G6-3 1B		X 0-0 6-3		X 0-0 F5	6	0	2	1	0	0	2				
Willie Aikens, L OBP: 0.284, SLG: 0.298 Cliff Johnson, R OBP: 0.368, SLG: 0.443 Tony Fernandez, S OBP: 0.377, SLG: 0.543	(1, 10) X 0-0 F8		B 4-0 BB	X 0-0 1B BB		X 0-0 BB 1B		X 0-0 G6-3 1B		X 0-0 CS 1B		3	0	1	0	1	0	3				
Rance Mulliniks, L OBP: 0.339, SLG: 0.324 Garth Iorg, R OBP: 0.267, SLG: 0.286	(1, 5) X 0-0 1-3		X 0-0 1-3		X 4-0 1-2 BB		X 0-0 1-2 BB		X 0-0 1B		X 0-0 CS	3	0	2	1	1	0	0				
Rick Leach, L OBP: 0.296, SLG: 0.400 George Bell, R OBP: 0.377, SLG: 0.543	(1, 9) X 0-0 6-3 1B 2B		X 0-0 F8		X 0-0 4-3		X 0-0 F7		X 0-0 F8		X 0-0 F8	4	1	1	0	0	0	5	AB 43			
Ernie Whitt, L OBP: 0.324, SLG: 0.362 Buck Martinez, R OBP: 0.286, SLG: 0.333	(1, 2) X 0-0 6-3		X 0-0 G3		X 0-0 SH1-3 1B		X 0-3 K		X 0-3 K		X 0-3 K	4	0	1	0	0	1	1	R 3			
Alfredo Griffin, S OBP: 0.271, SLG: 0.341	(1, 6) H 1-0 1B PB HBP		X 0-0 1B		X 0-0 SH1-3		X 0-0 1-3		X 0-0 1B		X 0-0 S	3	0	2	0	0	0	0	H 12			
<b>Inning Stats</b>	R: 1 E: 0 K: 0 S: 4	H: 1 LOB: 1 BB: 1 P: 8	R: 1 E: 0 K: 0 S: 5	H: 2 LOB: 2 BB: 0 P: 6	R: 0 E: 0 K: 0 S: 4	H: 1 LOB: 2 BB: 1 P: 8	R: 0 E: 0 K: 0 S: 4	H: 1 LOB: 1 BB: 0 P: 4	R: 1 E: 0 K: 1 S: 7	H: 2 LOB: 1 BB: 0 P: 7	R: 0 E: 0 K: 1 S: 6	H: 1 LOB: 1 BB: 0 P: 6	R: 0 E: 0 K: 1 S: 5	H: 0 LOB: 0 BB: 0 P: 5	R: 0 E: 0 K: 2 S: 8	H: 1 LOB: 2 BB: 1 P: 12	1B: 11 2B: 1 3B: 0 HR: 0	SF: 0 SAC: 1 DP: 1 HBP: 1	WP: 1 PB: 1 SB: 2 CS: 1	PA: 50		
<b>PITCHER</b>	Phil Niekro, R ERA: 1.73	IP: 8.0	WLS: 3	BF: 38	H: 10	R: 3	ER: 3	SO: 2	BB: 3	IBB: 0	HBP: 1	BLK: 0	WP: 1	HR: 0	S: 38	P: 51	ERA: 3.38	WHIP: 1.625				
Dave Righetti, L ERA: 1.46	(9, 1)	3.0	W	11	2	0	0	3	1	0	0	0	0	0	16	20	0.00	1.000				

Toronto Blue Jays @ New York Yankees  
Yankee Stadium, Bronx, NY  
Fri Jun 08 1984, 7:05 PM EDT  
Att: 20,252 - Unknown

AB 43  
R 3  
H 12  
RBI 3  
BB 4  
SO 5  
LOB 20



Batter	1	2	3	4	5	6	7	8	9	10	11	AB	R	H	RBI	BB	SO	LOB	BOTTOM			
Willie Randolph, R OBP: 0.378, SLG: 0.324	(1, 4) B 4-0 1B SF9 BB		X 0-0 SF8		X 0-0 5-3		X 0-0 6-3		X 0-0 F7			3	1	0	1	1	0	0				
Butch Wynegar, S OBP: 0.341, SLG: 0.380	(1, 2) X 0-0 G6-4-3 1B		X 0-0 G6-4-3		X 0-0 FC4-6 1B		X 4-0 FC5 1B BB		X 0-0 4-3			4	0	2	0	1	0	1				
Don Mattingly, L OBP: 0.373, SLG: 0.510	(1, 3) X 0-0 SF9		X 0-0 G3		X 0-0 FC4-6 2B		X 0-0 1-2 1B		X 0-0 F4		X 0-0 F4	4	1	1	1	0	0	1				
Don Baylor, R OBP: 0.335, SLG: 0.497	(1, 10) X 0-0 G6-4-3		X 0-0 F8		X 0-0 1-2 2B		X 0-0 1-2 2B		X 0-0 FC5		X 0-0 5-3	5	0	1	1	0	0	3				
Dave Winfield, R OBP: 0.367, SLG: 0.517	(1, 9) X 0-0 6-3		X 0-0 K		X 0-0 1-3		X 0-3 K		X 0-3 K		X 0-0 S 1B	5	1	1	0	0	2	1				
Steve Kemp, L OBP: 0.418, SLG: 0.435	(1, 7) B 4-0 G4-6-3 BB		X 0-0 F8		X 0-0 F8		X 0-0 F8		X 0-0 1B		X 0-0 1B	4	0	2	1	1	0	0				
Roy Smalley, S OBP: 0.326, SLG: 0.421	(1, 5) X 0-0 G4-6-3		X 0-0 K		X 0-0 F7		X 0-0 F7		X 0-3 K		X 0-0 K	4	0	0	0	0	2	2	AB 34			
Ken Griffey, L OBP: 0.302, SLG: 0.299	(1, 8) B 4-0 SH SF8 BB		X 0-0 SH SF8 BB		X 0-0 BB		X 0-0 F7		X 0-0 F7		X 0-0 F7	2	1	0	0	2	0	1	H 7			
Andre Robertson, R OBP: 0.239, SLG: 0.289 Oscar Gamble, L OBP: 0.266, SLG: 0.333 Toby Harrah, R OBP: 0.234, SLG: 0.274	(1, 6) X 0-0 SH G6-4-3		X 0-0 K		X 0-3 K		X 0-3 K		X 0-0 F4		X 0-0 F4	2	0	0	0	0	2	1	RBI 4			
<b>Inning Stats</b>	R: 1 E: 0 K: 0 S: 3	H: 1 LOB: 0 BB: 1 P: 7	R: 0 E: 0 K: 0 S: 2	H: 0 LOB: 0 BB: 1 P: 6	R: 1 E: 1 K: 0 S: 3	H: 0 LOB: 0 BB: 1 P: 7	R: 0 E: 0 K: 1 S: 5	H: 0 LOB: 0 BB: 0 P: 5	R: 0 E: 0 K: 0 S: 5	H: 0 LOB: 0 BB: 0 P: 3	R: 0 E: 0 K: 1 S: 6	H: 1 LOB: 2 BB: 1 P: 10	R: 0 E: 0 K: 2 S: 8	H: 1 LOB: 1 BB: 0 P: 8	R: 0 E: 0 K: 0 S: 3	H: 0 LOB: 0 BB: 0 P: 3	R: 1 E: 0 K: 0 S: 4	H: 2 LOB: 1 BB: 0 P: 4	1B: 6 2B: 1 3B: 0 HR: 0	SF: 2 SAC: 1 DP: 3 HBP: 0	WP: 0 PB: 0 SB: 1 CS: 0	PA: 42
<b>PITCHER</b>	Jim Cott, R ERA: 4.25	IP: 7.2	WLS: 2	BF: 29	H: 3	R: 3	ER: 2	SO: 4	BB: 5	IBB: 0	HBP: 0	BLK: 0	WP: 0	HR: 0	S: 32	P: 52	ERA: 2.35	WHIP: 1.043				
Jimmy Key, L ERA: 4.5	(8, 1)	0.0	L	1	1	0	0	0	0	0	0	0	0	0	1	1	∞	∞				
Jim Acker, R ERA: 5.52	(8, 1)	3.0	L	12	3	1	1	2	0	0	0	0	0	0	16	16	3.00	1.000				

Toronto Blue Jays @ New York Yankees  
Yankee Stadium, Bronx, NY  
Fri Jun 08 1984, 7:05 PM EDT  
Att: 20,252 - Unknown

AB 34  
R 4  
H 7  
RBI 4  
BB 5  
SO 6  
LOB 10





Batter	1	2	3	4	5	6	7	8	9	AB	R	H	RBI	BB	SO	LOB	TOP			
Damaso Garcia, R (1.4)	0-0 1B		0-0 G3			0-0 3B		0-0 F4		4	0	2	0	0	0	1	Toronto Blue Jays @ New York Yankees Yankee Stadium, Bronx, NY Sat Jun 09 1984, 7:05 PM EDT Att: 20,661 - Unknown			
Lloyd Moseby, L (1.8)	0-0 1B		0-3 K			0-0 F2		0-0 1B		4	0	2	0	0	1	1				
Jesse Barfield, R (1.9)	0-0 F4		0-3 K			0-0 5-3		0-0 SF8		3	0	0	1	0	1	3				
Cliff Johnson, R (1.10)	0-3 K		0-3 K			0-0 5-3		0-0 F3		4	0	0	0	0	2	4				
George Bell, R (1.7)	0-0 F8		0-3 K			0-0 FC5 2B		0-0 SH1-4 1B		4	0	2	0	0	1	2				
Willie Upshaw, L (1.3)		0-0 4-3		0-0 F7		0-3 K		0-0 SH1-4 1-2		3	0	0	0	0	1	1				
Garth Iorg, R (1.5)		0-0 2B		0-0 5-3		0-0 F3		0-0 F4		4	0	1	0	0	0	2				
Buck Martinez, R (1.2)		0-0 5-3		0-0 F5		0-0 FC5		0-3 K		4	0	0	0	0	1	3				
Alfredo Griffin, S (1.6)		0-0 F8		0-0 6-3				0-0 E4 1B SF8		3	1	0	0	0	0	1				
<b>Inning Stats</b>	R: 0 E: 0 K: 1 S: 7	H: 2 LOB: 2 BB: 0 P: 7	R: 0 E: 0 K: 0 S: 4	H: 1 LOB: 1 BB: 0 P: 4	R: 0 E: 0 K: 2 S: 7	H: 0 LOB: 0 BB: 0 P: 7	R: 0 E: 0 K: 0 S: 3	H: 0 LOB: 0 BB: 0 P: 3	R: 0 E: 0 K: 1 S: 4	H: 1 LOB: 1 BB: 0 P: 4	R: 0 E: 0 K: 1 S: 6	H: 1 LOB: 1 BB: 0 P: 6	R: 1 E: 1 K: 0 S: 5	H: 1 LOB: 1 BB: 0 P: 5	R: 0 E: 0 K: 1 S: 6	H: 1 LOB: 1 BB: 0 P: 6	1B: 4 2B: 2 3B: 1 HR: 0	SF: 1 SAC: 1 DP: 0 HBP: 0	WP: 0 PB: 0 CS: 0	PA: 35
<b>PITCHER</b> Ron Guidry, L (1.1) ERA: 3.5	IP: 9.0 WLS: W BF: 35 H: 7 R: 1 ER: 0 SO: 7 BB: 0 IBB: 0 HBP: 0 BLK: 0 WP: 0 HR: 0 S: 49 P: 49 ERA: 0.00 WHIP: 0.778															<b>PITCHER</b>				

Batter	1	2	3	4	5	6	7	8	9	AB	R	H	RBI	BB	SO	LOB	BOTTOM			
Willie Randolph, R (1.4)	0-0 F7 E 1B			4-0 1B BB		0-0 1B		0-0 F9		3	0	2	0	1	0	1	Toronto Blue Jays @ New York Yankees Yankee Stadium, Bronx, NY Sat Jun 09 1984, 7:05 PM EDT Att: 20,661 - Unknown			
Butch Wynegar, S (1.2)	0-0 F7			0-0 PO 1B		0-0 G3-6-3		0-0 F6		4	0	1	0	0	0	3				
Don Mattingly, L (1.3)	0-0 F7			0-0 F6				0-0 HR		4	1	1	1	0	0	2				
Don Baylor, R (1.10)		0-3 K		0-3 K		0-0 1-3		0-0 F8		4	0	0	0	0	2	2				
Dave Winfield, R (1.9)		0-0 F8		0-0 PO		0-0 E5 G3 1B		0-0 FC6-4 1B		4	1	3	0	0	0	0				
Steve Kemp, L (1.7)		0-0 F4		0-0 1-2		0-0 G3		0-0 FC6-4		4	0	1	1	0	0	2				
Roy Smalley, S (1.5)			0-0 F7		0-0 F5		0-0 F9			3	0	0	0	0	0	2				
Ken Griffey, L (1.8)			0-0 F8		0-0 4-3			0-0 F9 SH3 1B		3	0	1	0	0	0	1				
Tim Lincecum, R (1.6)			0-0 F8			0-0 F3		0-0 SH3		2	0	0	0	0	0	0				
<b>Inning Stats</b>	R: 0 E: 1 K: 0 S: 3	H: 1 LOB: 0 BB: 0 P: 3	R: 0 E: 0 K: 1 S: 5	H: 0 LOB: 0 BB: 0 P: 5	R: 0 E: 0 K: 1 S: 5	H: 0 LOB: 0 BB: 0 P: 3	R: 0 E: 0 K: 0 S: 3	H: 1 LOB: 1 BB: 0 P: 3	R: 1 E: 0 K: 0 S: 5	H: 2 LOB: 1 BB: 0 P: 5	R: 0 E: 0 K: 0 S: 4	H: 1 LOB: 1 BB: 0 P: 4	R: 1 E: 0 K: 0 S: 4	H: 2 LOB: 1 BB: 0 P: 4	R: 1 E: 0 K: 0 S: 4	H: 2 LOB: 1 BB: 0 P: 4	1B: 7 2B: 1 3B: 0 HR: 1	SF: 0 SAC: 1 DP: 1 HBP: 0	WP: 0 PB: 0 CS: 0	PA: 34
<b>PITCHER</b> Dave Stieb, R (1.1) ERA: 2.22	IP: 8.2 WLS: L BF: 33 H: 9 R: 2 ER: 2 SO: 2 BB: 1 IBB: 0 HBP: 0 BLK: 0 WP: 0 HR: 1 S: 36 P: 40 ERA: 2.08 WHIP: 1.154															<b>PITCHER</b>				



Batter	1	2	3	4	5	6	7	8	9	AB	R	H	RBI	BB	SO	LOB	TOP										
Damaso Garcia, R (1,4) OBP: 0.333, SLG: 0.386	F9		WP 4-3 2B	5-3			1B	L1-3		5	1	2	0	0	0	3	<b>Toronto Blue Jays @ New York Yankees</b> Yankee Stadium, Bronx, NY Sun Jun 10 1984, 3:33 AM EDT Att: 41,018 - Unknown <a href="http://livebaseballscorecards.com">livebaseballscorecards.com</a>										
Lloyd Moseby, L (1,8) OBP: 0.365, SLG: 0.545	E6 1B		4-3 1B BB				F7		K	4	2	1	0	1	1	1											
George Bell, R (1,7) OBP: 0.380, SLG: 0.544			4-3	5-3			F8		G3 1B	5	0	2	2	0	0	3											
Cliff Johnson, R (1,10) OBP: 0.372, SLG: 0.450									G3	5	0	4	1	0	0	1											
Jesse Barfield, R (1,9) OBP: 0.312, SLG: 0.438																											
Dave Collins, S (5,PH) OBP: 0.333, SLG: 0.443	FC4-6 BB				FC3-6 1B																						
Willie Upshaw, L (1,3) OBP: 0.302, SLG: 0.590	FC4-6																										
Garth Iorg, R (1,5) OBP: 0.271, SLG: 0.291																											
Rance Mulliniks, L (6,PH) OBP: 0.341, SLG: 0.327		6-3							G1-4-3	1	0	0	0	1	0	0											
Buck Martinez, R (1,2) OBP: 0.275, SLG: 0.309																											
Ernie Whitl, L (8,PH) OBP: 0.328, SLG: 0.368																											
Tony Fernandez, S (1,6)																											
Willie Aikens, L (8,PH) OBP: 0.278, SLG: 0.298																											
Alfredo Griffin, S (8,PH) OBP: 0.267, SLG: 0.335																											
<b>Inning Stats</b>	R: 1 E: 1 K: 0 S: 5	H: 2 LOB: 2 BB: 1 P: 9	R: 0 E: 0 K: 0 S: 2	H: 0 LOB: 0 BB: 1 P: 6	R: 2 E: 0 K: 1 S: 8	H: 3 LOB: 2 BB: 2 P: 16	R: 0 E: 0 K: 0 S: 4	H: 1 LOB: 1 BB: 0 P: 4	R: 0 E: 0 K: 0 S: 3	H: 1 LOB: 0 BB: 0 P: 3	R: 0 E: 0 K: 0 S: 5	H: 0 LOB: 0 BB: 0 P: 5	R: 0 E: 0 K: 0 S: 5	H: 2 LOB: 2 BB: 0 P: 5	R: 0 E: 0 K: 1 S: 6	H: 2 LOB: 3 BB: 1 P: 10	R: 0 E: 0 K: 2 S: 8	H: 1 LOB: 1 BB: 0 P: 8	1B: 10 2B: 3 3B: 0 HR: 0	SF: 0 SAC: 0 DP: 2 HBP: 0	WP: 1 PB: 1 CS: 1	PA: 41					
<b>PITCHER</b>	IP	WLS	BF	H	R	ER	SO	BB	IBB	HBP	BLK	WP	HR	S	P	ERA	WHIP										
Shane Rawley, L (1,1) ERA: 6.25	2.2		16	5	3	2	1	4	0	0	0	1	0	14	30	6.75	3.375										
Clay Christiansen, R (3,1) ERA: 3.48	4.0	W	15	4	0	0	1	0	0	0	0	0	0	17	17	0.00	1.000										
Jay Howell, R (7,1) ERA: 2.72	0.2		4	2	0	0	1	0	0	0	0	0	0	6	6	0.00	3.000										
Bob Shirley, L (8,1) ERA: 3.93	0.2		2	0	0	0	0	1	0	0	0	0	0	1	5	0.00	1.500										
Dave Righetti, L (9,1) ERA: 1.42	1.0	S	4	1	0	0	2	0	0	0	0	0	0	8	8	0.00	1.000										

Batter	1	2	3	4	5	6	7	8	9	AB	R	H	RBI	BB	SO	LOB	BOTTOM										
Willie Randolph, R (1,4) OBP: 0.378, SLG: 0.322	F9		6-3							4	0	0	0	0	1	0	<b>Toronto Blue Jays @ New York Yankees</b> Yankee Stadium, Bronx, NY Sun Jun 10 1984, 3:33 AM EDT Att: 41,018 - Unknown <a href="http://livebaseballscorecards.com">livebaseballscorecards.com</a>										
Butch Wynegar, S (1,2) OBP: 0.337, SLG: 0.373	F9		HR							4	1	1	0	0	0	0											
Don Mattingly, L (1,3) OBP: 0.373, SLG: 0.533	4-3									4	1	2	2	0	0	0											
Dave Winfield, R (1,7) OBP: 0.378, SLG: 0.527										4	2	2	0	0	0	1											
Oscar Gamble, L (1,9) OBP: 0.265, SLG: 0.379										4	1	1	2	0	0	2											
Steve Kemp, L (1,10) OBP: 0.406, SLG: 0.428										3	0	0	0	0	2	1											
Toby Harrah, R (1,5) OBP: 0.301, SLG: 0.283										3	0	2	1	0	0	0											
Omar Moreno, L (1,8) OBP: 0.248, SLG: 0.315										3	0	0	0	0	1	2											
Andre Robertson, R (1,6) OBP: 0.232, SLG: 0.262										3	0	0	0	0	0	0											
<b>Inning Stats</b>	R: 0 E: 0 K: 0 S: 3	H: 0 LOB: 0 BB: 0 P: 3	R: 1 E: 1 K: 1 S: 7	H: 2 LOB: 1 BB: 0 P: 7	R: 2 E: 0 K: 0 S: 6	H: 3 LOB: 1 BB: 0 P: 6	R: 0 E: 0 K: 1 S: 5	H: 0 LOB: 0 BB: 0 P: 5	R: 0 E: 0 K: 1 S: 5	H: 0 LOB: 0 BB: 0 P: 5	R: 2 E: 0 K: 1 S: 8	H: 3 LOB: 1 BB: 0 P: 8	R: 0 E: 0 K: 0 S: 3	H: 0 LOB: 0 BB: 0 P: 3	R: 0 E: 0 K: 0 S: 3	H: 0 LOB: 0 BB: 0 P: 3		1B: 5 2B: 1 3B: 0 HR: 2	SF: 0 SAC: 0 DP: 0 HBP: 0	WP: 0 PB: 0 CS: 0	PA: 32						
<b>PITCHER</b>	IP	WLS	BF	H	R	ER	SO	BB	IBB	HBP	BLK	WP	HR	S	P	ERA	WHIP										
Doyle Alexander, R (1,1) ERA: 3.31	5.2	L	25	8	5	4	3	0	0	0	0	0	2	31	31	6.35	1.412										
Roy Lee Jackson, R (6,1) ERA: 2.9	2.1		7	0	0	0	1	0	0	0	0	0	0	9	9	0.00	0.000										



Batter	1	2	3	4	5	6	7	8	9	AB	R	H	RBI	BB	SO	LOB	TOP			
Willie Randolph, R (1,4) OBP: 0.386, SLG: 0.343										5	3	4	1	0	0	1	<b>New York Yankees @ Boston Red Sox</b> Fenway Park, Boston, MA Mon Jun 11 1984, 7:05 PM EDT Att: 25,036 - Unknown			
Ken Griffey, L (1,8) OBP: 0.312, SLG: 0.324										5	1	3	1	0	0	2				
Dave Winfield, R (1,9) OBP: 0.368, SLG: 0.516										4	0	0	1	0	1	3				
Don Baylor, R (1,10) OBP: 0.325, SLG: 0.478										5	0	1	1	0	0	2				
Lou Piniella, R (1,7) OBP: 0.353, SLG: 0.397										3	1	1	0	2	1	0				
Toby Harrah, R (1,5) OBP: 0.298, SLG: 0.287										5	0	1	2	0	0	4				
Don Mattingly, L (1,3) OBP: 0.366, SLG: 0.523										4	0	0	0	0	0	1				
Mike O'Berry, R (1,2) OBP: 0.389, SLG: 0.438										3	1	2	0	1	0	0				
Andre Robertson, R (1,6) OBP: 0.225, SLG: 0.254										4	0	0	0	0	3	3				
<b>Inning Stats</b>	R: 3 E: 0 K: 0 S: 6	H: 3 LOB: 1 BB: 1 P: 10	R: 1 E: 0 K: 1 S: 7	H: 2 LOB: 1 BB: 0 P: 7	R: 0 E: 0 K: 0 S: 3	H: 0 LOB: 0 BB: 0 P: 3	R: 0 E: 0 K: 0 S: 4	H: 1 LOB: 1 BB: 0 P: 4	R: 0 E: 0 K: 1 S: 4	H: 1 LOB: 2 BB: 1 P: 8	R: 0 E: 0 K: 2 S: 7	H: 0 LOB: 0 BB: 0 P: 7	R: 0 E: 0 K: 1 S: 5	H: 0 LOB: 1 BB: 1 P: 9	R: 1 E: 0 K: 0 S: 6	H: 3 LOB: 2 BB: 0 P: 6	1B: 5 2B: 7 3B: 0 HR: 0	SF: 1 SAC: 0 DP: 0 HBP: 0	WP: 0 PB: 0 SB: 0 CS: 0	PA: 42
<b>PITCHER</b>	IP WLS BF H R ER SO BB IBB HBP BLK WP HR S P ERA WHIP	8.2 41 12 6 6 5 3 0 0 0 0 0 48 60 6.23 1.731	0.1 W 1 0 0 0 0 0 0 0 0 0 0 1 1 0.00 0.000																	

AB	38
R	6
H	12
RBI	6
BB	3
SO	5
LOB	16



Batter	1	2	3	4	5	6	7	8	9	AB	R	H	RBI	BB	SO	LOB	BOTTOM				
Wade Boggs, L (1,5) OBP: 0.305, SLG: 0.380										4	1	2	1	1	0	0	<b>New York Yankees @ Boston Red Sox</b> Fenway Park, Boston, MA Mon Jun 11 1984, 7:05 PM EDT Att: 25,036 - Unknown				
Dwight Evans, R (1,9) OBP: 0.383, SLG: 0.451										5	1	2	0	0	1	3					
Jim Rice, R (1,7) OBP: 0.319, SLG: 0.486										5	2	2	2	0	0	1					
Tony Armas, R (1,8) OBP: 0.293, SLG: 0.513										5	0	1	0	0	1	4					
Mike Easter, L (1,10) OBP: 0.397, SLG: 0.526										4	0	1	0	1	0	4					
Bill Buckner, L (1,3) OBP: 0.311, SLG: 0.367										5	1	2	2	0	1	1					
Rich Gedman, L (1,2) OBP: 0.316, SLG: 0.509										4	1	1	1	0	0	2					
Reid Nichols, R (9, PH) OBP: 0.316, SLG: 0.348										1	1	1	3	0	0	0					
Marty Barrett, R (1,4) OBP: 0.352, SLG: 0.350										4	1	1	0	0	0	1					
Jackie Gutierrez, R (1,6) OBP: 0.288, SLG: 0.328										4	1	3	0	0	0	1					
<b>Inning Stats</b>	R: 1 E: 0 K: 0 S: 5	H: 2 LOB: 1 BB: 0 P: 5	R: 1 E: 0 K: 0 S: 6	H: 3 LOB: 2 BB: 0 P: 6	R: 0 E: 0 K: 0 S: 4	H: 1 LOB: 1 BB: 0 P: 4	R: 1 E: 0 K: 1 S: 7	H: 3 LOB: 1 BB: 0 P: 7	R: 0 E: 1 K: 0 S: 3	H: 0 LOB: 0 BB: 0 P: 3	R: 0 E: 0 K: 0 S: 3	H: 1 LOB: 0 BB: 0 P: 3	R: 0 E: 0 K: 1 S: 6	H: 0 LOB: 1 BB: 0 P: 6	R: 6 E: 0 K: 0 S: 7	H: 5 LOB: 0 BB: 1 P: 11	1B: 12 2B: 1 3B: 0 HR: 3	SF: 0 SAC: 0 DP: 2 HBP: 0	WP: 0 PB: 1 SB: 0 CS: 1	PA: 43	
<b>PITCHER</b>	IP WLS BF H R ER SO BB IBB HBP BLK WP HR S P ERA WHIP	4.2 24 10 3 3 2 1 0 0 0 0 0 16 20 5.40 0.900	0.1 L 3 2 0 0 0 0 0 0 0 0 0 3 3 0.00 6.000	0.1 3 2 4 4 0 0 0 0 0 0 1 3 3 108.00 6.000																	





Batter	1	2	3	4	5	6	7	8	9	AB	R	H	RBI	BB	SO	LOB	TOP										
<b>Willie Randolph, R</b> OBP: 0.379, SLG: 0.335 (1, 4)	F3		F4	K		4-3		5-3		5	0	0	0	0	1	2	<b>New York Yankees @ Boston Red Sox</b> Fenway Park, Boston, MA Tue Jun 12 1984, 7:05 PM EDT Att: 20,794 - Unknown										
<b>Ken Griffey, L</b> OBP: 0.321, SLG: 0.329 (1, 8)	1B 4-3		1B	FC5 1B BB		4-3		4-3		4	2	2	0	1	0	1											
<b>Don Mattingly, L</b> OBP: 0.380, SLG: 0.534 (1, 3)	1B 4-3		1B	HR		1B		HR		5	3	5	2	0	0	0											
<b>Don Baylor, R</b> OBP: 0.327, SLG: 0.508 (1, 10)	4-3		HR	FC5		HR		1B		5	2	2	5	0	0	4											
<b>Dave Winfield, R</b> OBP: 0.369, SLG: 0.513 (1, 9)	FC4-6 1B		4-3		G3-6-3 1B		F9		K		5	0	2	1	0	1											
<b>Steve Kemp, L</b> OBP: 0.406, SLG: 0.419 (1, 7)	FC4-6 1B		BB	G3-6-3 1B		BB		BB		3	0	0	0	2	1	3											
<b>Roy Smalley, S</b> OBP: 0.311, SLG: 0.400 (1, 5)		K	G3		K		4-3			4	0	0	0	0	2	2											
<b>Mike O'Berry, R</b> OBP: 0.409, SLG: 0.450 (1, 2)	F9			WP SH1-3 1B		6-3		SH1 1B		4	1	2	0	0	0	0											
<b>Tim Lincecum, R</b> OBP: 0.175, SLG: 0.222 (1, 6)	6-3			SH1-3		5-3		SH1		2	0	0	0	0	0	0											
<b>Inning Stats</b>	R: 2 E: 0 K: 0 S: 6	H: 3 LOB: 1 BB: 0 P: 6	R: 0 E: 0 K: 1 S: 5	H: 0 LOB: 0 BB: 0 P: 5	R: 3 E: 0 K: 0 S: 6	H: 3 LOB: 1 BB: 1 P: 10	R: 1 E: 0 K: 1 S: 7	H: 2 LOB: 0 BB: 0 P: 11	R: 0 E: 0 K: 0 S: 3	H: 0 LOB: 0 BB: 0 P: 3	R: 2 E: 0 K: 0 S: 5	H: 2 LOB: 1 BB: 1 P: 9	R: 0 E: 0 K: 2 S: 4	H: 1 LOB: 1 BB: 0 P: 4	R: 0 E: 0 K: 2 S: 8	H: 1 LOB: 1 BB: 0 P: 8	1B: 11 2B: 0 3B: 0 HR: 2	SF: 0 SAC: 2 DP: 1 HBP: 0	WP: 1 PB: 0 SB: 1 CS: 0	PA: 42							
<b>PITCHER</b>	IP	WLS	BF	H	R	ER	SO	BB	IBB	HBP	BLK	WP	HR	S	P	ERA	WHIP										
<b>Roger Clemens, R</b> ERA: 7.13 (1, 1)	3.2		21	8	6	6	2	2	0	0	0	1	1	23	31	14.73	2.727										
<b>Steve Crawford, R</b> ERA: 4.4 (4, 1)	4.1	W	17	4	2	2	1	1	0	0	0	0	1	18	22	4.15	1.154										
<b>Bob Stanley, R</b> ERA: 2.98 (9, 1)	1.0	S	4	1	0	0	2	0	0	0	0	0	0	8	8	0.00	1.000										

Batter	1	2	3	4	5	6	7	8	9	AB	R	H	RBI	BB	SO	LOB	BOTTOM										
<b>Wade Boggs, L</b> OBP: 0.370, SLG: 0.387 (1, 5)	G5-4-3 1B	1B 1-2 2H		1B 1-3		F7		SH5-3 1B 1-2 2-3		4	0	3	1	0	0	0	<b>New York Yankees @ Boston Red Sox</b> Fenway Park, Boston, MA Tue Jun 12 1984, 7:05 PM EDT Att: 20,794 - Unknown										
<b>Dwight Evans, R</b> OBP: 0.383, SLG: 0.475 (1, 9)	K	F4		SF9 1B 1-2 3H			3B	HR		4	2	2	4	0	1	3											
<b>Jim Rice, R</b> OBP: 0.317, SLG: 0.489 (1, 7)	G5-4-3 1B 1-2		F8	K			3B	K		5	1	1	1	0	2	2											
<b>Tony Armas, R</b> OBP: 0.304, SLG: 0.528 (1, 8)		HR	6-3		FC3-6 BB		FC5-4 1B	BB		3	1	2	2	2	0	0											
<b>Mike Easter, L</b> OBP: 0.393, SLG: 0.519 (1, 10)	K	K	2B 1B		FC3-6 1-2		K	K		5	0	1	0	0	3	3											
<b>Bill Buckner, L</b> OBP: 0.316, SLG: 0.384 (1, 3)										1	0	1	0	0	0	0											
<b>Ed Jurak, R</b> OBP: 0.273, SLG: 0.317 (2, FR) (3, 3)	1B 2B		2B 1B		K		FC5-4 1-2			3	1	1	0	0	1	2											
<b>Jeff Newman, R</b> OBP: 0.281, SLG: 0.238 (1, 2)										3	1	1	0	0	0	3											
<b>Rich Gedman, L</b> OBP: 0.314, SLG: 0.506 (7, PH) (8, 2)	1B 1B 2-3		F9		F8		F7			1	0	0	0	0	0	1											
<b>Marty Barrett, R</b> OBP: 0.344, SLG: 0.342 (1, 4)										3	0	0	0	0	1	3											
<b>Rick Miller, L</b> OBP: 0.367, SLG: 0.366 (8, PH)		K		F4		6-3		SH5-3 BB HR BB		0	1	0	0	1	0	0											
<b>Glenn Hoffman, R</b> OBP: 0.203, SLG: 0.232 (9, 4)										0	0	0	0	0	0	0											
<b>Jackie Gutierrez, R</b> OBP: 0.302, SLG: 0.331 (1, 6)	1B 1-2 3H		1B SF9 BB			F4		SH5-3 HR BB		2	2	1	1	2	0	0											
<b>Inning Stats</b>	R: 0 E: 0 K: 1 S: 5	H: 1 LOB: 0 BB: 0 P: 5	R: 3 E: 0 K: 2 S: 12	H: 5 LOB: 2 BB: 0 P: 12	R: 0 E: 0 K: 0 S: 5	H: 2 LOB: 2 BB: 0 P: 5	R: 1 E: 0 K: 1 S: 6	H: 1 LOB: 1 BB: 1 P: 10	R: 0 E: 0 K: 1 S: 5	H: 0 LOB: 0 BB: 1 P: 9	R: 0 E: 0 K: 0 S: 3	H: 0 LOB: 0 BB: 0 P: 3	R: 2 E: 0 K: 1 S: 8	H: 3 LOB: 1 BB: 0 P: 8	R: 3 E: 0 K: 2 S: 8	H: 1 LOB: 1 BB: 3 P: 20	1B: 7 2B: 2 3B: 2 HR: 2	SF: 1 SAC: 1 DP: 1 HBP: 0	WP: 0 PB: 0 SB: 0 CS: 0	PA: 41							
<b>PITCHER</b>	IP	WLS	BF	H	R	ER	SO	BB	IBB	HBP	BLK	WP	HR	S	P	ERA	WHIP										
<b>Dennis Rasmussen, L</b> ERA: 6.85 (1, 1)	6.0		29	10	5	5	5	2	0	0	0	0	1	37	45	7.50	2.000										
<b>Jay Howell, R</b> ERA: 3.82 (7, 1)	1.0		7	2	3	3	1	2	0	0	0	0	0	7	15	27.00	4.000										
<b>Dave Righetti, L</b> ERA: 1.62 (8, 1)	1.0	L	5	1	1	1	2	1	0	0	0	0	1	8	12	9.00	2.000										



Batter	1	2	3	4	5	6	7	8	9	AB	R	H	RBI	BB	SO	LOB	TOP										
<b>Willie Randolph, R</b> (1, 4) OBP: 0.383, SLG: 0.341	0-3 K		0-0 1B		0-0 F3			0-0 1B CS SH3-4	0-0 S	5	0	3	1	0	1	0											
<b>Butch Wynegar, S</b> (1, 2) OBP: 0.340, SLG: 0.373	0-3 K		0-3 K			0-0 WP 3-1		0-0 SH3-4	4-0 1B	3	0	1	0	1	2	1											
<b>Don Mattingly, L</b> (1, 3) OBP: 0.380, SLG: 0.536	0-3 K			0-0 HR		0-0 3-1		0-0 1B	0-0 4-3	5	1	2	0	0	1	4											
<b>Don Baylor, R</b> (1, 10) OBP: 0.321, SLG: 0.497		0-0 5-3		0-0 F4		0-0 F6		0-3 K		4	0	0	0	0	1	4											
<b>Dave Winfield, R</b> (1, 9) OBP: 0.376, SLG: 0.543		0-0 4-3		0-0 HR		0-0 6-3			0-0 SH2-3	4	2	3	2	0	0	1											
<b>Steve Kemp, L</b> (1, 7) OBP: 0.399, SLG: 0.411		0-0 4-3		0-0 4-3			0-3 K		0-0 SH2-3	3	0	0	0	0	1	1											
<b>Roy Smalley, S</b> (1, 5) OBP: 0.316, SLG: 0.396		0-3 K		0-0 F8			0-0 4-3		0-0 1B	4	0	1	1	0	1	1											
<b>Toby Harrah, R</b> (9, PR) OBP: 0.298, SLG: 0.287									0-0 1B	0	1	0	0	0	0	0											
<b>Omar Moreno, L</b> (1, 8) OBP: 0.256, SLG: 0.321			0-0 F8		0-0 4-3		0-0 1B		0-0 1B	4	0	2	0	0	0	0											
<b>Tim Foli, R</b> (1, 6) OBP: 0.167, SLG: 0.212			0-0 5-3		0-0 F8		0-0 F7		0-0 F7	3	0	0	0	0	0	1											
<b>Oscar Gamble, L</b> (9, PH) OBP: 0.281, SLG: 0.373										1	0	0	0	0	0	2											
<b>Andre Robertson, R</b> (9, 6) OBP: 0.225, SLG: 0.254										0	0	0	0	0	0	0											
<b>Inning Stats</b>	R: 0 E: 0 K: 3 S: 9	H: 0 LOB: 0 BB: 0 P: 9	R: 0 E: 0 K: 1 S: 6	H: 1 LOB: 1 BB: 0 P: 6	R: 0 E: 0 K: 1 S: 6	H: 1 LOB: 1 BB: 0 P: 6	R: 2 E: 0 K: 0 S: 5	H: 2 LOB: 0 BB: 0 P: 5	R: 0 E: 0 K: 0 S: 4	H: 1 LOB: 1 BB: 0 P: 4	R: 0 E: 0 K: 1 S: 6	H: 1 LOB: 1 BB: 0 P: 6	R: 0 E: 0 K: 1 S: 6	H: 2 LOB: 2 BB: 0 P: 6	R: 2 E: 0 K: 0 S: 7	H: 4 LOB: 3 BB: 1 P: 11	1B: 8 2B: 4 3B: 0 HR: 1	SF: 0 SAC: 2 DP: 1 HBP: 0	WP: 1 PB: 0 CS: 1	PA: 39							
<b>PITCHER</b>	IP	WLS	BF	H	R	ER	SO	BB	IBB	HBP	BLK	WP	HR	S	P	ERA	WHIP										
<b>Oil Can Boyd, R</b> (1, 1) ERA: 5.08	8.1	L	35	11	4	4	7	0	0	0	0	1	1	49	49	4.32	1.320										
<b>Mark Clear, R</b> (9, 1) ERA: 4.3	0.1		3	1	0	0	0	1	0	0	0	0	0	2	6	0.00	6.000										
<b>John Henry Johnson, L</b> (9, 1) ERA: 4.67	0.1		1	0	0	0	0	0	0	0	0	0	0	1	1	0.00	0.000										

**New York Yankees @ Boston Red Sox**  
Fenway Park, Boston, MA  
Wed Jun 13 1984, 7:05 PM EDT  
Att: 25,306 - Unknown

AB 36  
R 4  
H 12  
RBI 4  
BB 1  
SO 7  
LOB 15




Batter	1	2	3	4	5	6	7	8	9	AB	R	H	RBI	BB	SO	LOB	BOTTOM										
<b>Wade Boggs, L</b> (1, 5) OBP: 0.318, SLG: 0.395	0-0 HR	0-0 FC6-4			4-0 G5-4-3		4-0 BB		0-3 K	3	1	2	0	2	1	0											
<b>Dwight Evans, R</b> (1, 9) OBP: 0.381, SLG: 0.471	0-3 K	0-0 FC6-4			0-0 G5-4-3		0-3 K			4	0	1	0	0	2	5											
<b>Jim Rice, R</b> (1, 7) OBP: 0.320, SLG: 0.500	0-0 HR		0-0 6-3		0-0 G5-4-3		4-0 BB			3	1	1	2	1	0	2											
<b>Tony Armas, R</b> (1, 8) OBP: 0.307, SLG: 0.532	0-0 S		0-0 2B		0-3 K		0-3 K			4	0	2	0	0	2	4											
<b>Mike Easter, L</b> (1, 10) OBP: 0.390, SLG: 0.514	0-3 K		0-0 1-3		0-0 G3-6-1		0-0 3-1			4	0	1	0	0	1	2											
<b>Rich Gedman, L</b> (1, 2) OBP: 0.307, SLG: 0.494	0-0 4-3		0-0 F8		0-0 G3-6-1		0-0 F4			4	0	0	0	0	0	3											
<b>Rick Miller, L</b> (1, 3) OBP: 0.358, SLG: 0.356		0-0 F7		0-0 4-3		0-0 CS		0-0 F8		4	0	1	0	0	0	0											
<b>Marty Barrett, R</b> (1, 4) OBP: 0.341, SLG: 0.339		0-3 K2-3		0-3 K		0-0 CS	0-0 BB SH1-4		0-3 K	4	0	1	0	0	3	0											
<b>Jackie Gutierrez, R</b> (1, 6) OBP: 0.306, SLG: 0.333		0-0 1B		0-0 F8		0-0 SH1-4		0-3 K		2	0	1	0	0	0	0											
<b>Reid Nichols, R</b> (9, PH) OBP: 0.313, SLG: 0.344								0-3 K		1	0	0	0	0	1	0											
<b>Inning Stats</b>	R: 2 E: 0 K: 2 S: 10	H: 3 LOB: 1 BB: 0 P: 10	R: 0 E: 0 K: 1 S: 7	H: 2 LOB: 2 BB: 0 P: 7	R: 0 E: 0 K: 0 S: 4	H: 1 LOB: 1 BB: 0 P: 4	R: 0 E: 0 K: 1 S: 5	H: 0 LOB: 0 BB: 0 P: 5	R: 0 E: 0 K: 0 S: 3	H: 2 LOB: 0 BB: 0 P: 3	R: 0 E: 0 K: 2 S: 8	H: 1 LOB: 3 BB: 2 P: 16	R: 0 E: 0 K: 0 S: 3	H: 0 LOB: 0 BB: 0 P: 3	R: 0 E: 0 K: 3 S: 9	H: 0 LOB: 0 BB: 0 P: 9	1B: 7 2B: 2 3B: 0 HR: 1	SF: 0 SAC: 1 DP: 2 HBP: 0	WP: 0 PB: 0 CS: 1	PA: 38							
<b>PITCHER</b>	IP	WLS	BF	H	R	ER	SO	BB	IBB	HBP	BLK	WP	HR	S	P	ERA	WHIP										
<b>Phil Niekro, R</b> (1, 1) ERA: 1.77	8.0	W	34	10	2	2	7	3	0	0	0	0	0	45	57	2.25	1.625										
<b>Dave Righetti, L</b> (9, 1) ERA: 1.99	1.0	S	3	0	0	0	3	0	0	0	0	0	0	9	9	0.00	0.000										


**New York Yankees @ Boston Red Sox**  
Fenway Park, Boston, MA  
Wed Jun 13 1984, 7:05 PM EDT  
Att: 25,306 - Unknown

AB 33  
R 2  
H 10  
RBI 2  
BB 3  
SO 10  
LOB 16





Batter	1	2	3	4	5	6	7	8	9	10	AB	R	H	RBI	BB	SO	LOB	TOP									
Willie Randolph, R OBP: 0.390, SLG: 0.357 (1, 4)	4-0 BB		0-0 1B		4-0 BB	0-3 K		0-0 6-3		0-0 HR	4	1	2	1	2	1	3	<p><b>New York Yankees @ Boston Red Sox</b> Fenway Park, Boston, MA Thu Jun 14 1984, 7:05 PM EDT Att: 28,790 - Unknown</p> <p>livebaseballscorecards.com</p> <p>AB 41 R 12 H 15 RBI 12 BB 4 SO 3 LOB 22</p> 									
Butch Wynegar, S OBP: 0.340, SLG: 0.371 (1, 2)	0-0 F9		0-0 G6-4-3		0-0 5-3	0-0 1B		0-0 1B	0-0 1B	0-0 4-3	6	1	2	2	0	0	3										
Dave Winfield, R OBP: 0.375, SLG: 0.537 (1, 9)	0-0 F4		0-0 1B		0-0 F2	0-3 K		0-0 1B	0-0 1B	0-0 5-3	6	1	2	0	0	1	4										
Don Baylor, R OBP: 0.323, SLG: 0.485 (1, 10)	0-0 F9		0-0 6-3			0-0 1B		0-0 1B	0-0 1B	0-0 4-3	5	2	2	0	0	0	4										
Lou Piniella, R OBP: 0.376, SLG: 0.432 Steve Kemp, L OBP: 0.394, SLG: 0.405 (7, 7)		0-0 SH1-3 BB SF7 1B		0-0 1B SF8 2B		0-0 1B FC 1B	0-0 4-3		0-0 4-3	0-0 1B	3	3	3	0	0	0	0										
Toby Harrah, R OBP: 0.308, SLG: 0.290 Oscar Gamble, L OBP: 0.257, SLG: 0.367 Roy Smalley, S OBP: 0.310, SLG: 0.396 (9, 5)		4-0 SH1-3 BB 1-2		0-0 1B 7-3 1B		4-0 1B FC 1B BB	0-0 3-1		0-0 K	0-0 1B	2	1	1	0	2	0	0										
Don Mattingly, L OBP: 0.378, SLG: 0.546 (1, 3)		0-0 SH1-3 1-2 2-3		0-0 SF8 3H		0-0 FC 1B 1B	0-0 F7		0-0 HR	0-0 HR	3	2	1	5	0	0	2										
Ken Griffey, L OBP: 0.317, SLG: 0.327 (1, 8)		0-0 SF7 3H		0-0 7-3 1-2		0-0 1B 1B		0-0 4-3	0-0 4-3	0-0 4-3	4	1	1	2	0	0	1										
Tim Lincecum, R OBP: 0.169, SLG: 0.211 (1, 6)		0-0 F9 3H		0-0 F9		0-0 1B		0-0 F9		0-0 4-3	5	0	1	1	0	0	1										
<b>Inning Stats</b>	R: 0 E: 0 K: 0 S: 3	H: 0 LOB: 1 BB: 1 P: 7	R: 1 E: 0 K: 0 S: 4	H: 1 LOB: 1 BB: 1 P: 8	R: 0 E: 0 K: 0 S: 4	H: 2 LOB: 1 BB: 0 P: 4	R: 1 E: 0 K: 0 S: 4	H: 2 LOB: 0 BB: 0 P: 4	R: 0 E: 0 K: 0 S: 3	H: 0 LOB: 0 BB: 0 P: 3	R: 0 E: 0 K: 0 S: 3	H: 0 LOB: 0 BB: 0 P: 3	R: 4 E: 0 K: 1 S: 9	H: 4 LOB: 0 BB: 0 P: 9	R: 1 E: 0 K: 0 S: 4	H: 1 LOB: 0 BB: 0 P: 4	1B: 12 2B: 2 3B: 0 HR: 2		SF: 2 SAC: 1 DP: 2 HBP: 0	WP: 0 PB: 0 SB: 1 CS: 0	PA: 48						
<b>PITCHER</b>	IP 5.0	WLS 26	BF 8	H 7	R 7	ER 0	SO 0	BB 4	IBB 0	HBP 0	BLK 0	WP 0	HR 0	S 22	P 38	ERA 12.60	WHIP 2.400										
Bob Ojeda, L ERA: 4.75 Rich Gale, R ERA: Bob Stanley, R ERA: 3.75	(1, 1) (6, 1) (9, 1)	3.0	11	2	0	0	2	0	0	0	0	0	0	15	15	0.00	0.667										

Batter	1	2	3	4	5	6	7	8	9	10	AB	R	H	RBI	BB	SO	LOB	BOTTOM									
Wade Boggs, L OBP: 0.416, SLG: 0.394 (1, 5)	0-0 E4 1B		0-0 F7		0-0 FC6-4 1B		0-0 4-3	0-0 4-3		0-3 K	6	1	2	2	0	1	1	<p><b>New York Yankees @ Boston Red Sox</b> Fenway Park, Boston, MA Thu Jun 14 1984, 7:05 PM EDT Att: 28,790 - Unknown</p> <p>livebaseballscorecards.com</p> <p>AB 42 R 11 H 17 RBI 10 BB 7 SO 9 LOB 20</p> 									
Dwight Evans, R OBP: 0.391, SLG: 0.493 (1, 9)	0-0 2B SF8 1B		4-0 BB		0-0 FC6-4 1B		0-0 HR	0-0 1B	0-0 2B	4-0 4-3 BB	4	3	3	3	2	0	1										
Jim Rice, R OBP: 0.328, SLG: 0.506 (1, 7)	0-0 1-3 2B		0-3 K		0-0 1B		0-0 2B	0-0 1B	0-0 1B	0-0 4-3	5	2	3	0	1	1	2										
Tony Armas, R OBP: 0.315, SLG: 0.535 (1, 8)	0-0 SF8 3H		0-0 F7		0-0 1B		0-0 2B	0-0 1B	0-0 1B	4-0 1B	4	0	3	3	1	0	1										
Mike Easter, L OBP: 0.395, SLG: 0.509 (1, 10)	0-3 K		0-3 K		0-3 K		0-0 2B	0-0 1B	0-0 1B	0-3 K	6	0	1	1	0	4	6										
Ed Jurak, R OBP: 0.298, SLG: 0.349 Rick Miller, L OBP: 0.364, SLG: 0.362 (8, 3)	0-0 6-3				0-0 2B		0-0 2B	0-0 1B	0-0 1B	0-3 K2-3	2	0	1	0	1	0	1										
Marty Barrett, R OBP: 0.336, SLG: 0.328 (1, 4)		4-0 G6-4-3 BB		0-0 F8		0-0 F9		0-0 1B	0-0 1B	0-0 4-3	4	1	0	0	1	0	3										
Gary Allenson, R OBP: 0.179, SLG: 0.135 Rich Gedman, L OBP: 0.311, SLG: 0.497 Reid Nichols, R OBP: 0.313, SLG: 0.344 Jeff Newman, R OBP: 0.292, SLG: 0.238 (8, 1)		0-3 K		0-0 F6		0-0 G5-4-3		0-0 4-3	0-0 1B	4-0 BB	3	0	0	0	0	1	3										
Jackie Gutierrez, R OBP: 0.309, SLG: 0.351 (1, 6)	0-0 G6-4-3		0-0 1-2		0-0 1B		0-0 K	0-0 1B	0-0 1B	0-0 F9	5	2	2	1	0	1	2										
<b>Inning Stats</b>	R: 2 E: 1 K: 1 S: 8	H: 3 LOB: 1 BB: 0 P: 8	R: 0 E: 0 K: 1 S: 4	H: 0 LOB: 0 BB: 1 P: 8	R: 0 E: 0 K: 1 S: 5	H: 0 LOB: 1 BB: 1 P: 9	R: 0 E: 0 K: 1 S: 6	H: 1 LOB: 1 BB: 0 P: 6	R: 1 E: 0 K: 1 S: 8	H: 4 LOB: 2 BB: 0 P: 8	R: 2 E: 0 K: 1 S: 8	H: 4 LOB: 2 BB: 0 P: 8	R: 6 E: 2 K: 0 S: 8	H: 5 LOB: 1 BB: 1 P: 12	R: 0 E: 0 K: 1 S: 5	H: 0 LOB: 1 BB: 1 P: 9	R: 0 E: 0 K: 2 S: 7		H: 0 LOB: 2 BB: 2 P: 15	1B: 11 2B: 4 3B: 1 HR: 1	SF: 1 SAC: 0 DP: 2 HBP: 0	WP: 1 PB: 0 SB: 0 CS: 0	PA: 50				
<b>PITCHER</b>	IP 7.0	WLS 32	BF 12	H 5	R 5	ER 0	SO 6	BB 3	IBB 0	HBP 0	BLK 0	WP 0	HR 1	S 41	P 53	ERA 6.43	WHIP 2.143										
Ron Guidry, L ERA: 3.66 Clay Christensen, R ERA: 4.79 Ray Fontenot, L ERA: 5.59 Dave Righetti, L ERA: 1.54	(1, 1) (8, 1) (8, 1) (10, 1)	0.0	4	3	4	3	0	0	0	0	0	0	0	4	4	0.00	1.500										



Batter	1	2	3	4	5	6	7	8	9	AB	R	H	RBI	BB	SO	LOB	TOP			
<b>John Shelby, S</b> OBP: 0.250, SLG: 0.329 (1, 8)										4	1	1	0	0	0	1	<b>Baltimore Orioles @ New York Yankees</b> Yankee Stadium, Bronx, NY Fri Jun 15 1984, 7:05 PM EDT Att: 31,610 - Unknown <a href="http://livebaseballscorecards.com">livebaseballscorecards.com</a>			
<b>Rich Dauer, R</b> OBP: 0.280, SLG: 0.335 (1, 4)										3	0	1	0	0	0	0				
<b>Cal Ripken Jr., R</b> OBP: 0.364, SLG: 0.522 (1, 6)										3	0	1	0	1	0	2				
<b>Eddie Murray, S</b> OBP: 0.424, SLG: 0.531 (1, 3)										4	0	2	1	0	0	1				
<b>Gary Roenicke, R</b> OBP: 0.341, SLG: 0.287 (1, 7)										4	0	0	0	0	0	3				
<b>Ken Singleton, S</b> OBP: 0.311, SLG: 0.314 (1, 10)										3	1	1	0	0	0	1				
<b>Mike Young, S</b> OBP: 0.384, SLG: 0.447 (1, 9)										3	0	1	1	0	0	0				
<b>Todd Cruz, R</b> OBP: 0.245, SLG: 0.316 (1, 5)										3	0	0	0	0	0	1				
<b>Rick Dempsey, R</b> OBP: 0.299, SLG: 0.286 (1, 2)										2	0	0	0	1	0	0				
<b>Inning Stats</b>	R: 0 E: 0 K: 0 S: 4	H: 1 LOB: 1 BB: 0 P: 4	R: 1 E: 0 K: 0 S: 4	H: 2 LOB: 0 BB: 0 P: 4	R: 0 E: 0 K: 0 S: 3	H: 1 LOB: 1 BB: 1 P: 7	R: 0 E: 0 K: 0 S: 3	H: 0 LOB: 0 BB: 0 P: 3	R: 0 E: 0 K: 0 S: 3	H: 0 LOB: 0 BB: 0 P: 3	R: 0 E: 0 K: 0 S: 3	H: 0 LOB: 0 BB: 0 P: 3	R: 0 E: 0 K: 0 S: 3	H: 0 LOB: 0 BB: 0 P: 3	R: 1 E: 0 K: 0 S: 4	H: 2 LOB: 1 BB: 1 P: 8	1B: 6 2B: 1 3B: 0 HR: 0	SF: 0 SAC: 1 DP: 4 HBP: 0	WP: 0 PB: 0 SB: 0 CS: 0	PA: 32
<b>PITCHER</b> <b>Bob Shirley, L</b> ERA: 3.92 (1, 1)	IP: 9.0 WLS: L BF: 32	H: 7 R: 2 ER: 2 SO: 0	BB: 1 IBB: 1 HBP: 0 BLK: 0	WP: 0 HR: 0 S: 30 P: 38	ERA: 2.00 WHIP: 0.889															

Batter	1	2	3	4	5	6	7	8	9	AB	R	H	RBI	BB	SO	LOB	BOTTOM			
<b>Willie Randolph, R</b> OBP: 0.387, SLG: 0.355 (1, 4)										4	0	1	0	0	0	1	<b>Baltimore Orioles @ New York Yankees</b> Yankee Stadium, Bronx, NY Fri Jun 15 1984, 7:05 PM EDT Att: 31,610 - Unknown <a href="http://livebaseballscorecards.com">livebaseballscorecards.com</a>			
<b>Butch Wynegar, S</b> OBP: 0.338, SLG: 0.369 (1, 2)										4	0	1	0	0	0	1				
<b>Toby Harrah, R</b> OBP: 0.308, SLG: 0.290 (8, PR)										3	0	0	0	0	0	1				
<b>Don Mattingly, L</b> OBP: 0.373, SLG: 0.539 (1, 3)										4	0	0	0	0	2	3				
<b>Dave Winfield, R</b> OBP: 0.368, SLG: 0.526 (1, 9)										4	0	0	0	0	2	3				
<b>Oscar Gamble, L</b> OBP: 0.284, SLG: 0.361 (1, 10)										1	0	0	0	3	0	0				
<b>Steve Kemp, L</b> OBP: 0.388, SLG: 0.397 (1, 7)										3	0	0	0	0	1	2				
<b>Don Baylor, R</b> OBP: 0.321, SLG: 0.492 (8, FH)										1	0	0	0	0	0	2				
<b>Roy Smalley, S</b> OBP: 0.310, SLG: 0.415 (1, 5)										3	1	1	1	0	0	1				
<b>Ken Griffey, L</b> OBP: 0.312, SLG: 0.321 (1, 8)										3	0	0	0	0	0	0				
<b>Omar Moreno, L</b> OBP: 0.256, SLG: 0.321 (8, 8)										0	0	0	0	0	0	0				
<b>Tim Foli, R</b> OBP: 0.176, SLG: 0.216 (8, PR)										3	0	1	0	0	0	0				
<b>Bobby Meacham, S</b> (8, 6)										0	0	0	0	0	0	0				
<b>Inning Stats</b>	R: 0 E: 0 K: 1 S: 6	H: 1 LOB: 1 BB: 0 P: 6	R: 1 E: 0 K: 0 S: 4	H: 1 LOB: 0 BB: 0 P: 4	R: 0 E: 0 K: 0 S: 3	H: 0 LOB: 0 BB: 0 P: 3	R: 0 E: 0 K: 0 S: 3	H: 0 LOB: 1 BB: 1 P: 7	R: 0 E: 0 K: 0 S: 3	H: 0 LOB: 0 BB: 0 P: 3	R: 0 E: 0 K: 1 S: 5	H: 0 LOB: 1 BB: 1 P: 9	R: 0 E: 0 K: 0 S: 3	H: 1 LOB: 2 BB: 0 P: 3	R: 0 E: 0 K: 1 S: 6	H: 1 LOB: 2 BB: 1 P: 10	1B: 3 2B: 0 3B: 0 HR: 1	SF: 0 SAC: 1 DP: 0 HBP: 0	WP: 0 PB: 0 SB: 1 CS: 1	PA: 33
<b>PITCHER</b> <b>Mike Boddicker, R</b> ERA: 2.6 <b>Tippy Martinez, L</b> ERA: 3.27 (8, 1)	IP: 0.1 WLS: S BF: 1	H: 0 R: 0 ER: 0 SO: 0	BB: 0 IBB: 0 HBP: 0 BLK: 0	WP: 0 HR: 0 S: 1 P: 1	ERA: 0.00 WHIP: 0.000															



Batter	1	2	3	4	5	6	7	8	9	AB	R	H	RBI	BB	SO	LOB	TOP										
<b>Al Bumbry, L</b> OBP: 0.307, SLG: 0.302 <b>John Shelby, S</b> OBP: 0.259, SLG: 0.338 (6, PH)	0-0 S 1B	0-0 1-2 2-3 1B		0-0 4-3		0-0 1-2 2-3 1B			0-0 HR 1B	3	0	2	0	0	0	1											
<b>Wayne Gross, L</b> OBP: 0.384, SLG: 0.484 <b>Todd Cruz, R</b> OBP: 0.240, SLG: 0.309 (6, PH)	0-3 K	0-0 3-1			0-0 F3	0-0 G6-4-3			0-0 F8	3	0	0	0	0	1	4											
<b>Cal Ripken Jr., R</b> OBP: 0.365, SLG: 0.529	0-0 F3			0-0 F6	0-0 F4		0-0 G6-4-3 BB		0-0 HR	4	1	1	2	1	0	1											
<b>Eddie Murray, S</b> OBP: 0.424, SLG: 0.528	0-3 K		0-3 K		0-0 BB 1B		0-0 F9		0-0 1B	5	0	2	0	0	2	2											
<b>John Lowenstein, L</b> OBP: 0.368, SLG: 0.401 <b>Gary Roenicke, R</b> OBP: 0.336, SLG: 0.282 (7, PH)		0-0 4-3	0-0 1B		4-0 1-2 BB		0-0 G6-4-3		0-0 F8	2	0	1	0	1	0	0											
<b>Ken Singleton, S</b> OBP: 0.308, SLG: 0.311	0-0 1B		0-3 K		0-0 F7			0-3 K	0-0 G3	5	0	1	0	0	2	4											
<b>Mike Young, S</b> OBP: 0.379, SLG: 0.432		4-0 1B BB		0-3 K		0-0 F9		0-0 6-3		3	1	0	0	1	1	0											
<b>Rich Dauer, R</b> OBP: 0.289, SLG: 0.344		0-0 1B 1B 1B		0-3 K		0-0 1B 1B 1B		0-0 1B		4	0	3	0	0	1	0											
<b>Rick Dempsey, R</b> OBP: 0.312, SLG: 0.295		0-0 1B		4-0 BB		0-0 1B		0-0 F9		3	0	2	1	1	0	1											
<b>Inning Stats</b>	R: 0 E: 0 K: 2 S: 8	H: 1 LOB: 1 BB: 0 P: 8	R: 1 E: 0 K: 0 S: 6	H: 4 LOB: 3 BB: 1 P: 10	R: 0 E: 0 K: 2 S: 8	H: 1 LOB: 1 BB: 0 P: 8	R: 0 E: 0 K: 2 S: 7	H: 0 LOB: 1 BB: 1 P: 11	R: 0 E: 0 K: 0 S: 4	H: 3 LOB: 2 BB: 0 P: 5	R: 0 E: 0 K: 0 S: 2	H: 0 LOB: 0 BB: 1 P: 6	R: 0 E: 0 K: 1 S: 6	H: 1 LOB: 1 BB: 0 P: 6	R: 2 E: 0 K: 0 S: 6	H: 3 LOB: 1 BB: 0 P: 6	1B: 13 2B: 0 3B: 0 HR: 1	SF: 0 SAC: 0 DP: 2 HBP: 0	WP: 0 PB: 0 SB: 1 CS: 0	PA: 42							
<b>PITCHER</b>	IP	WLS	BF	H	R	ER	SO	BB	IBB	HBP	BLK	WP	HR	S	P	ERA	WHIP										
<b>Jay Howell, R</b> ERA: 3.59	5.0	W	24	7	1	1	6	3	0	0	0	0	0	33	45	1.80	2.000										
<b>Ray Fontenot, L</b> ERA: 5.29	3.0		12	4	0	0	1	1	0	0	0	0	0	13	17	0.00	1.667										
<b>Mike Armstrong, R</b> ERA: 18.0	1.0		6	3	2	2	0	0	0	0	0	0	1	6	6	18.00	3.000										

Baltimore Orioles @ New York Yankees  
Yankee Stadium, Bronx, NY  
Sat Jun 16 1984, 3:33 AM EDT  
Att: 37,583 - Unknown

AB 38  
R 3  
H 14  
RBI 3  
BB 4  
SO 7  
LOB 19



Batter	1	2	3	4	5	6	7	8	9	AB	R	H	RBI	BB	SO	LOB	BOTTOM										
<b>Willie Randolph, R</b> OBP: 0.395, SLG: 0.359	0-0 L6-4 1B		0-0 1B BB FC6-4 1B	4-0 1B BB		0-0 4-3		4-0 1B BB		3	3	2	0	2	0	0											
<b>Butch Wynegar, S</b> OBP: 0.345, SLG: 0.375	0-0 1B		0-3 K	0-0 1B	1-3 2-H 3-H 1B	0-0 1B		0-0 F7		5	0	3	2	0	1	5											
<b>Dave Winfield, R</b> OBP: 0.373, SLG: 0.526	0-0 L6-4		4-0 FC6-4 1B BB	0-0 1B	1-2 3-H 1B	0-0 F8		0-0 1B		4	0	2	3	1	0	3											
<b>Don Baylor, R</b> OBP: 0.323, SLG: 0.490	0-0 F4		0-0 FC6-4 1B	0-0 F3		0-0 F8		0-0 1B		5	0	2	2	0	0	4											
<b>Lou Piniella, R</b> OBP: 0.355, SLG: 0.407 <b>Steve Kemp, L</b> OBP: 0.388, SLG: 0.397		0-0 F9	0-0 FC6-4	0-3 K		0-0 6-3		0-0 G4-6-3		5	0	0	1	0	1	6											
<b>Toby Harrah, R</b> OBP: 0.301, SLG: 0.282		0-0 5-3	0-0 6-3		0-0 1-3		0-3 K			4	0	0	0	0	1	2											
<b>Don Mattingly, L</b> OBP: 0.375, SLG: 0.538		0-0 1B		0-0 SH1-3 BB 1B		0-0 F8		0-0 5-3		4	1	2	0	0	0	0											
<b>Omar Moreno, L</b> OBP: 0.273, SLG: 0.330		0-0 F5		4-0 SH1-3 BB 1B		0-0 1B		0-0 E S 1B		3	2	2	0	1	0	1											
<b>Bobby Meacham, S</b> OBP: 0.500, SLG: 0.667			0-0 1B 2B	0-0 SH1-3	0-0 4-3			4-0 1B BB		2	2	1	0	1	0	1											
<b>Inning Stats</b>	R: 0 E: 0 K: 0 S: 4	H: 2 LOB: 1 BB: 0 P: 4	R: 0 E: 0 K: 0 S: 4	H: 1 LOB: 1 BB: 0 P: 4	R: 2 E: 0 K: 1 S: 8	H: 3 LOB: 2 BB: 1 P: 12	R: 3 E: 0 K: 1 S: 8	H: 3 LOB: 2 BB: 2 P: 16	R: 0 E: 0 K: 0 S: 4	H: 1 LOB: 1 BB: 0 P: 4	R: 0 E: 0 K: 1 S: 5	H: 0 LOB: 0 BB: 0 P: 5	R: 3 E: 0 K: 0 S: 5	H: 3 LOB: 1 BB: 2 P: 13	1B: 13 2B: 2 3B: 0 HR: 0	SF: 0 SAC: 1 DP: 2 HBP: 0	WP: 0 PB: 0 SB: 1 CS: 0	PA: 41									
<b>PITCHER</b>	IP	WLS	BF	H	R	ER	SO	BB	IBB	HBP	BLK	WP	HR	S	P	ERA	WHIP										
<b>Scott McGregor, L</b> ERA: 3.88	3.1	L	20	8	5	5	1	3	0	0	0	0	0	19	31	13.50	3.300										
<b>Bill Swagerty, R</b> ERA: 6.02	3.2		14	3	0	0	2	0	0	0	0	0	0	18	18	0.00	0.818										
<b>Sammy Stewart, R</b> ERA: 3.48	1.0		7	3	3	3	0	2	0	0	0	0	0	5	13	27.00	5.000										

Baltimore Orioles @ New York Yankees  
Yankee Stadium, Bronx, NY  
Sat Jun 16 1984, 3:33 AM EDT  
Att: 37,583 - Unknown

AB 35  
R 8  
H 14  
RBI 8  
BB 5  
SO 3  
LOB 22









Batter	1	2	3	4	5	6	7	8	9	AB	R	H	RBI	BB	SO	LOB	TOP			
Willie Randolph, R (1,4) OBP: 0.400, SLG: 0.370	0-0 2B 1B		0-0 1-3		0-0 1B SF8 2B		0-0 6-3		0-0 F9	5	2	2	0	0	0	1	<b>New York Yankees @ Detroit Tigers</b> Tiger Stadium, Detroit, MI Mon Jun 18 1984, 7:05 PM EDT Att: 40,315 - Unknown			
Butch Wynegar, S (1,2) OBP: 0.341, SLG: 0.370	0-0 F8		0-0 4-3		0-0 2-3 1B		0-0 P6		0-0 P6	5	0	1	0	0	0	2				
Don Mattingly, L (1,3) OBP: 0.377, SLG: 0.542	0-0 6-3 1-H 2B		0-3 K		0-0 3-H 0-3 SF8		4-0 IBB			2	0	1	2	1	1	0				
Don Baylor, R (1,10) OBP: 0.325, SLG: 0.495	0-0 6-3 2-3 2B			4-0 1B BB	0-0 K		0-0 F4			3	0	0	0	1	1	4				
Dave Winfield, R (1,9) OBP: 0.369, SLG: 0.516	0-0 4-3			0-0 1-2 1B	0-0 P4		0-0 FC6-4 1B			4	0	2	0	0	0	1				
Steve Kemp, L (1,7) OBP: 0.385, SLG: 0.390		0-3 K		0-3 K	4-0 BB		0-0 L6			3	0	0	0	1	2	3				
Brian Dayett, R (8,7)										0	0	0	0	0	0	0				
Roy Smalley, S (1,5) OBP: 0.301, SLG: 0.396		0-3 K		0-0 F7	0-3 K		0-0 FC6-4 FC4			4	0	0	0	0	2	4				
Ken Griffey, L (1,8) OBP: 0.310, SLG: 0.319		0-0 1B		0-0 F8	0-0 F7		0-0 FC4			4	0	1	0	0	0	4				
Omar Moreno, L (8,8) OBP: 0.266, SLG: 0.322										0	0	0	0	0	0	0				
Bobby Meacham, S (1,6) OBP: 0.417, SLG: 0.500	0-0 F7				0-3 K		0-0 2B		0-0 F9	4	0	1	0	0	1	1				
<b>Inning Stats</b>	R: 1 E: 0 K: 0 S: 5	H: 2 LOB: 1 BB: 0 P: 5	R: 0 E: 0 K: 2 S: 8	H: 1 LOB: 1 BB: 0 P: 8	R: 0 E: 0 K: 1 S: 5	H: 0 LOB: 0 BB: 0 P: 5	R: 0 E: 0 K: 1 S: 6	H: 1 LOB: 2 BB: 1 P: 10	R: 1 E: 0 K: 2 S: 9	H: 2 LOB: 1 BB: 0 P: 9	R: 0 E: 0 K: 0 S: 4	H: 1 LOB: 2 BB: 1 P: 8	R: 0 E: 0 K: 0 S: 4	H: 1 LOB: 1 BB: 0 P: 4	R: 0 E: 0 K: 0 S: 3	H: 0 LOB: 0 BB: 0 P: 3	1B: 5 2B: 3 3B: 0 HR: 0	SF: 1 SAC: 0 DP: 0 HBP: 0	WP: 0 PB: 0 SB: 0 CS: 0	PA: 38
<b>PITCHER</b>	IP WLS BF H R ER SO BB IBB HBP BLK WP HR S P ERA WHIP	7.0 L 31 7 2 2 7 2 1 0 0 0 0 0 42 54 2.57 1.286	2.0 S 7 1 0 0 0 0 0 0 0 0 0 0 7 7 0.00 0.500																	

Batter	1	2	3	4	5	6	7	8	9	AB	R	H	RBI	BB	SO	LOB	BOTTOM		
Lou Whitaker, L (1,4) OBP: 0.388, SLG: 0.419	0-0 4-3		4-0 BB		0-0 1B		0-0 K		0-3 K	3	0	1	0	1	1	0	<b>New York Yankees @ Detroit Tigers</b> Tiger Stadium, Detroit, MI Mon Jun 18 1984, 7:05 PM EDT Att: 40,315 - Unknown		
Alan Trammell, R (1,6) OBP: 0.382, SLG: 0.494	0-3 K		0-0 5-3		0-3 K		0-0 F8			4	0	0	0	0	2	2			
Kirk Gibson, L (1,9) OBP: 0.338, SLG: 0.472	0-0 HR			0-0 CS 1B	0-0 F7		0-0 F5		0-0 F5	4	1	2	1	0	0	1			
Lance Parrish, R (1,2) OBP: 0.297, SLG: 0.434	0-3 K			0-0 F7	0-0 F7		0-0 P3			4	0	0	0	0	1	2			
Darrell Evans, L (1,10) OBP: 0.362, SLG: 0.360		0-3 K		0-3 K		0-0 E3		4-0 BB BB		3	0	0	0	0	2	0			
Tom Brookens, R (7, PR) OBP: 0.231, SLG: 0.273										0	0	0	0	0	0	0			
Johnny Grubb, L (9, PH) OBP: 0.407, SLG: 0.464										0	0	0	0	1	0	0			
Rusty Kuntz, R (9, PR) OBP: 0.438, SLG: 0.564										0	0	0	0	0	0	0			
Chet Lemon, R (1,8) OBP: 0.379, SLG: 0.541	0-0 6-3			0-0 FC6-4 BB	4-0 F9		0-0 FC6-4 BB		4-0 FC6-4 BB	2	0	0	0	2	0	1			
Larry Hemdon, R (1,7) OBP: 0.307, SLG: 0.318	0-0 F2			0-0 F8	0-0 F8		0-0 F9		0-0 FC6-4	4	0	0	0	0	0	4			
Dave Bergman, L (1,3) OBP: 0.375, SLG: 0.385			0-0 4-3		0-0 F8		0-0 G3			3	0	0	0	0	0	2			
Barbaro Garbey, R (1,5) OBP: 0.331, SLG: 0.383			0-0 6-3		0-0 FC6-4		0-0 P6			3	0	0	0	0	0	1			
<b>Inning Stats</b>	R: 1 E: 0 K: 2 S: 8	H: 1 LOB: 0 BB: 0 P: 8	R: 0 E: 0 K: 1 S: 5	H: 0 LOB: 0 BB: 0 P: 5	R: 0 E: 0 K: 1 S: 5	H: 1 LOB: 0 BB: 0 P: 5	R: 0 E: 0 K: 1 S: 6	H: 1 LOB: 1 BB: 0 P: 6	R: 0 E: 1 K: 0 S: 4	H: 0 LOB: 1 BB: 0 P: 4	R: 0 E: 0 K: 1 S: 5	H: 0 LOB: 2 BB: 0 P: 5	R: 0 E: 0 K: 0 S: 3	H: 0 LOB: 2 BB: 2 P: 11	1B: 2 2B: 0 3B: 0 HR: 1	SF: 0 SAC: 0 DP: 0 HBP: 0	WP: 0 PB: 0 SB: 0 CS: 1	PA: 34	
<b>PITCHER</b>	IP WLS BF H R ER SO BB IBB HBP BLK WP HR S P ERA WHIP	8.2 W 33 3 1 1 6 4 0 0 0 0 0 0 41 57 1.04 0.808	0.1 S 1 0 0 0 0 0 0 0 0 0 0 0 1 1 0.00 0.000																



Batter	1	2	3	4	5	6	7	8	9	AB	R	H	RBI	BB	SO	LOB	TOP										
<b>Willie Randolph, R</b> OBP: 0.400, SLG: 0.368 (1, 4)	5-3	6-3						G1-6-3		4	1	1	0	1	0	2											
<b>Butch Wynegar, S</b> OBP: 0.343, SLG: 0.365 (1, 2)	K	4-3								3	1	0	0	2	1	2											
<b>Don Mattingly, L</b> OBP: 0.378, SLG: 0.552 (1, 3)	2B									5	1	2	2	0	0	3											
<b>Dave Winfield, R</b> OBP: 0.378, SLG: 0.524 (1, 9)	1-3									4	1	3	0	1	1	0											
<b>Oscar Gamble, L</b> OBP: 0.282, SLG: 0.344 (9, PH)	6-3									3	0	0	0	1	0	3											
<b>Don Baylor, R</b> OBP: 0.323, SLG: 0.493 (9, PH)										1	0	0	0	0	0	1											
<b>Steve Kemp, L</b> OBP: 0.387, SLG: 0.389 (9, PH)										3	1	1	0	1	1	3											
<b>Toby Harrah, R</b> OBP: 0.298, SLG: 0.275 (9, PH)										1	0	0	1	0	0	1											
<b>Roy Smalley, S</b> OBP: 0.296, SLG: 0.403 (1, 5)										5	1	1	1	0	0	4											
<b>Omar Moreno, L</b> OBP: 0.266, SLG: 0.320 (1, 8)										4	0	1	1	0	0	0											
<b>Bobby Meacham, S</b> OBP: 0.313, SLG: 0.357 (1, 6)										4	0	0	0	0	1	1											
<b>Inning Stats</b>	R: 0 E: 0 K: 1 S: 7	H: 2 LOB: 2 BB: 0 P: 7	R: 2 E: 0 K: 1 S: 8	H: 3 LOB: 1 BB: 0 P: 8	R: 0 E: 0 K: 1 S: 6	H: 1 LOB: 0 BB: 0 P: 6	R: 0 E: 0 K: 0 S: 3	H: 0 LOB: 0 BB: 0 P: 3	R: 2 E: 0 K: 0 S: 6	H: 3 LOB: 2 BB: 1 P: 10	R: 0 E: 0 K: 1 S: 5	H: 0 LOB: 1 BB: 1 P: 9	R: 0 E: 1 K: 0 S: 3	H: 0 LOB: 0 BB: 0 P: 3	R: 2 E: 1 K: 0 S: 4	H: 0 LOB: 1 BB: 2 P: 12	1B: 6 2B: 1 3B: 1 HR: 1	SF: 0 SAC: 0 DP: 1 HBP: 0	WP: 0 PB: 0 SB: 1 CS: 0	PA: 43							
<b>PITCHER</b>	IP	WLS	BF	H	R	ER	SO	BB	IBB	HBP	BLK	WP	HR	S	P	ERA	WHIP										
<b>Carl Willis, R</b> ERA: 4.82 (1, 1)	4.1		22	9	4	4	3	0	0	0	0	0	1	28	28	8.31	2.077										
<b>Doug Bair, R</b> ERA: 3.38 (5, 1)	2.2		12	0	0	0	1	4	0	0	0	0	0	10	26	0.00	1.500										
<b>Aurelio Lopez, R</b> ERA: 2.83 (8, 1)	1.1	W	6	0	2	0	0	2	0	0	0	0	0	4	12	0.00	1.500										
<b>Willie Hernandez, L</b> ERA: 1.99 (9, 1)	0.2	S	3	0	0	0	0	0	0	0	0	0	0	3	3	0.00	0.000										

New York Yankees @ Detroit Tigers  
Tiger Stadium, Detroit, MI  
Tue Jun 19 1984, 7:05 PM EDT  
Att: 41,192 - Unknown

AB 37  
R 6  
H 9  
RBI 5  
BB 6  
SO 4  
LOB 20



Batter	1	2	3	4	5	6	7	8	9	AB	R	H	RBI	BB	SO	LOB	BOTTOM										
<b>Lou Whitaker, L</b> OBP: 0.386, SLG: 0.416 (1, 4)	HR									4	1	1	0	0	1	1											
<b>Alan Trammell, R</b> OBP: 0.380, SLG: 0.490 (1, 6)	F8									4	0	1	0	0	0	1											
<b>Barbaro Garbey, R</b> OBP: 0.335, SLG: 0.386 (1, 3)	F9									4	1	2	0	0	0	1											
<b>Lance Parrish, R</b> OBP: 0.300, SLG: 0.448 (1, 10)	1-H									4	2	2	2	0	1	2											
<b>Chet Lemon, R</b> OBP: 0.381, SLG: 0.543 (1, 8)	6-3									3	1	1	0	1	0	0											
<b>Larry Hemdon, R</b> OBP: 0.315, SLG: 0.332 (1, 7)										4	2	3	1	0	0	1											
<b>Rusty Kuntz, R</b> OBP: 0.426, SLG: 0.542 (1, 9)	K									4	0	1	2	0	2	3											
<b>Tom Brookens, R</b> OBP: 0.234, SLG: 0.284 (8, PH)	G6-4-3									3	0	1	1	0	0	2											
<b>Kirk Gibson, L</b> OBP: 0.336, SLG: 0.472 (9, 3)	G6-4-3									0	0	0	1	0	0	0											
<b>Dave Bergman, L</b> OBP: 0.375, SLG: 0.385 (9, 3)										0	0	0	0	0	0	0											
<b>Marty Castillo, R</b> OBP: 0.273, SLG: 0.244 (1, 2)										4	0	0	0	0	1	2											
<b>Inning Stats</b>	R: 2 E: 0 K: 0 S: 5	H: 2 LOB: 0 BB: 0 P: 5	R: 0 E: 0 K: 1 S: 5	H: 1 LOB: 0 BB: 0 P: 5	R: 0 E: 0 K: 0 S: 5	H: 2 LOB: 2 BB: 0 P: 5	R: 0 E: 0 K: 1 S: 6	H: 1 LOB: 0 BB: 0 P: 6	R: 0 E: 0 K: 1 S: 5	H: 0 LOB: 0 BB: 0 P: 5	R: 0 E: 0 K: 1 S: 5	H: 0 LOB: 0 BB: 0 P: 5	R: 1 E: 0 K: 1 S: 7	H: 2 LOB: 1 BB: 0 P: 7	R: 4 E: 0 K: 0 S: 7	H: 4 LOB: 1 BB: 1 P: 11	1B: 8 2B: 3 3B: 0 HR: 1	SF: 1 SAC: 0 DP: 1 HBP: 0	WP: 0 PB: 0 SB: 0 CS: 0	PA: 36							
<b>PITCHER</b>	IP	WLS	BF	H	R	ER	SO	BB	IBB	HBP	BLK	WP	HR	S	P	ERA	WHIP										
<b>Ron Guldry, L</b> ERA: 3.96 (1, 1)	7.1	L	34	12	7	7	5	1	0	0	0	0	1	43	47	8.59	1.773										
<b>Clay Christensen, R</b> ERA: 4.64 (8, 1)	0.2		2	0	0	0	0	0	0	0	0	0	0	2	2	0.00	0.000										

New York Yankees @ Detroit Tigers  
Tiger Stadium, Detroit, MI  
Tue Jun 19 1984, 7:05 PM EDT  
Att: 41,192 - Unknown

AB 34  
R 7  
H 12  
RBI 7  
BB 1  
SO 5  
LOB 13









Batter	1	2	3	4	5	6	7	8	9	AB	R	H	RBI	BB	SO	LOB	TOP					
<b>Willie Randolph, R</b> OBP: 0.397, SLG: 0.372 (1, 4)	F8	BB 1B		F9		SH1-3 1-H		G4-6-3 BB		4	0	2	1	1	0	0	<b>New York Yankees @ Baltimore Orioles</b> Memorial Stadium, Baltimore, MD Thu Jun 21 1984, 7:05 PM EDT Att: 29,286 - Unknown <a href="http://livebaseballscorecards.com">livebaseballscorecards.com</a>					
<b>Butch Wynegar, S</b> OBP: 0.345, SLG: 0.366 (1, 2)	G3	BB		2B		SH1-3		G4-6-3		4	1	2	0	0	0	1						
<b>Don Mattingly, L</b> OBP: 0.385, SLG: 0.552 (1, 3)	HR	FC6-4		1-H		FC4-6		FC4-6 IBB	F7	3	1	2	1	2	0	0						
<b>Don Baylor, R</b> OBP: 0.324, SLG: 0.500 (1, 10)	1-H	F4		F8		K		F8		5	1	1	2	0	1	6						
<b>Dave Winfield, R</b> OBP: 0.386, SLG: 0.547 (1, 9)	BB	FC6-4				FC4-6		2B		5	1	3	0	0	0	5						
<b>Toby Harrah, R</b> OBP: 0.294, SLG: 0.266 (1, 5)	1B		5-3		F5		K		K	4	0	0	0	1	2	2						
<b>Brian Dayett, R</b> OBP: 0.100, SLG: 0.100 (1, 7)	1-3 2-H		E5		F8		6-3			4	0	1	1	0	0	1						
<b>Ken Griffey, L</b> OBP: 0.307, SLG: 0.315 (1, 8)	F3		L3		F6		4-3			4	0	0	0	0	0	4						
<b>Bobby Meacham, S</b> OBP: 0.269, SLG: 0.333 (1, 6)				4-3		2B		F4		4	1	1	0	0	1	0						
<b>Inning Stats</b>	R: 3 E: 0 K: 0 S: 7	H: 4 LOB: 2 BB: 1 P: 11	R: 0 E: 0 K: 1 S: 7	H: 2 LOB: 3 BB: 1 P: 11	R: 0 E: 1 K: 0 S: 3	H: 0 LOB: 0 BB: 0 P: 3	R: 1 E: 0 K: 0 S: 5	H: 2 LOB: 1 BB: 0 P: 5	R: 0 E: 0 K: 0 S: 4	H: 1 LOB: 1 BB: 0 P: 4	R: 1 E: 0 K: 1 S: 7	H: 2 LOB: 2 BB: 1 P: 11	R: 0 E: 0 K: 0 S: 5	H: 0 LOB: 0 BB: 0 P: 5	R: 0 E: 0 K: 0 S: 2	H: 0 LOB: 0 BB: 1 P: 6	R: 0 E: 0 K: 1 S: 6	H: 1 LOB: 1 BB: 0 P: 6	1B: 8 2B: 4 3B: 0 HR: 1	SF: 0 SAC: 1 DP: 2 HBP: 0	WP: 0 PB: 0 SB: 0 CS: 0	PA: 42
<b>PITCHER</b>	IP	WLS	BF	H	R	ER	SO	BB	IBB	HBP	BLK	WP	HR	S	P	ERA	WHIP					
<b>Scott McGregor, L</b> ERA: 4.12 (1, 1)	5.0	L	28	11	5	5	1	2	0	0	0	0	1	28	36	9.00	2.600					
<b>Sammy Stewart, R</b> ERA: 3.09 (6, 1)	4.0		14	1	0	0	3	1	1	0	0	0	0	18	26	0.00	0.500					

Batter	1	2	3	4	5	6	7	8	9	AB	R	H	RBI	BB	SO	LOB	BOTTOM				
<b>John Shelby, S</b> OBP: 0.254, SLG: 0.325 (1, 8)	F7	F8			F9		K		F9	5	0	0	0	0	1	4	<b>New York Yankees @ Baltimore Orioles</b> Memorial Stadium, Baltimore, MD Thu Jun 21 1984, 7:05 PM EDT Att: 29,286 - Unknown <a href="http://livebaseballscorecards.com">livebaseballscorecards.com</a>				
<b>Floyd Rayford, R</b> OBP: 0.319, SLG: 0.420 (1, 5)	F8		G6-3			4-3		F9		5	0	1	0	0	1	2					
<b>Cal Ripken Jr., R</b> OBP: 0.371, SLG: 0.528 (1, 6)	4-3		G6-3			6-3		6-3		4	0	0	0	0	0	1					
<b>Eddie Murray, S</b> OBP: 0.423, SLG: 0.527 (1, 3)		2B	6-3			BB		1B		3	1	2	0	1	0	0					
<b>Gary Roenicke, R</b> OBP: 0.356, SLG: 0.348 (8, PH)					FC5-4					2	1	2	0	1	0	0					
<b>Wayne Gross, L</b> OBP: 0.369, SLG: 0.481 (8, PH)					FC5-4					1	0	1	0	0	0	0					
<b>Al Bumbry, L</b> OBP: 0.303, SLG: 0.294 (9, 7)	1-3	1B			FC5-4			1-2		0	0	0	0	0	0	0					
<b>Ken Singleton, S</b> OBP: 0.292, SLG: 0.299 (1, 10)		FC5-4			FC5-4			F7		4	0	1	2	0	1	5					
<b>Mike Young, S</b> OBP: 0.350, SLG: 0.490 (1, 9)		K			G4-6-3			6-3		4	0	1	0	0	1	2					
<b>Lenn Sakata, R</b> OBP: 0.250, SLG: 0.228 (1, 1)		FC5-4			4-3					3	1	1	0	0	0	1					
<b>Jim Dwyer, L</b> OBP: 0.325, SLG: 0.279 (9, PH)	1-2	2B						F4		1	0	0	0	0	0	1					
<b>Rick Dempsey, R</b> OBP: 0.305, SLG: 0.299 (1, 2)					5-3					3	0	1	1	0	1	1					
<b>John Lowenstein, L</b> OBP: 0.361, SLG: 0.393 (9, PH)										1	0	1	0	0	0	0					
<b>Todd Cruz, R</b> OBP: 0.240, SLG: 0.309 (9, PR)	1-H									0	0	0	0	0	0	0					
<b>Inning Stats</b>	R: 0 E: 0 K: 0 S: 3	H: 3 LOB: 1 BB: 1 P: 12	R: 0 E: 0 K: 1 S: 3	H: 1 LOB: 0 BB: 0 P: 3	R: 0 E: 0 K: 0 S: 3	H: 1 LOB: 0 BB: 0 P: 3	R: 0 E: 0 K: 0 S: 3	H: 1 LOB: 0 BB: 0 P: 3	R: 0 E: 0 K: 1 S: 6	H: 1 LOB: 2 BB: 1 P: 10	R: 0 E: 0 K: 2 S: 8	H: 1 LOB: 1 BB: 0 P: 8	R: 0 E: 0 K: 0 S: 5	H: 2 LOB: 2 BB: 0 P: 5	R: 0 E: 0 K: 1 S: 7	H: 2 LOB: 2 BB: 0 P: 7	1B: 9 2B: 2 3B: 0 HR: 0	SF: 0 SAC: 0 DP: 2 HBP: 0	WP: 0 PB: 0 SB: 0 CS: 0	PA: 38	
<b>PITCHER</b>	IP	WLS	BF	H	R	ER	SO	BB	IBB	HBP	BLK	WP	HR	S	P	ERA	WHIP				
<b>Shane Rawley, L</b> ERA: 5.58 (1, 1)	7.2	W	31	3	3	3	4	2	0	0	0	0	0	37	45	3.52	1.304				
<b>Clay Christensen, R</b> ERA: 4.74 (8, 1)	1.1	S	7	3	0	0	1	0	0	0	0	0	0	9	9	0.00	2.250				

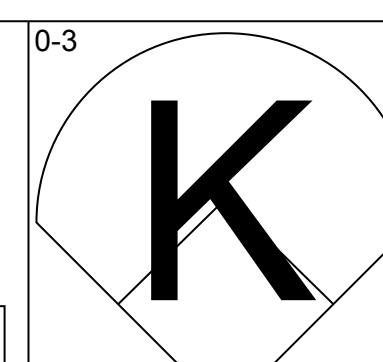
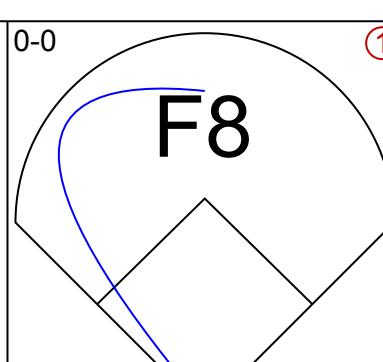
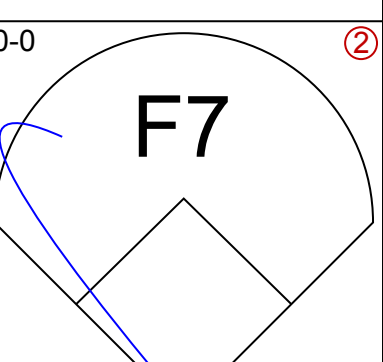
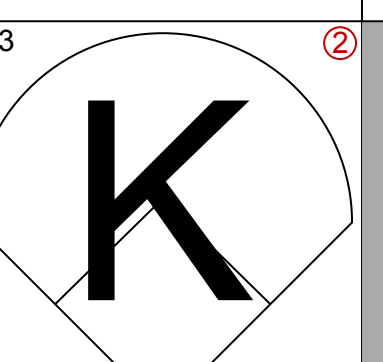
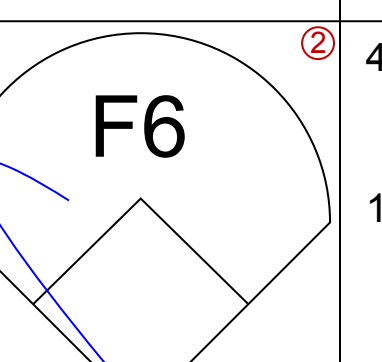

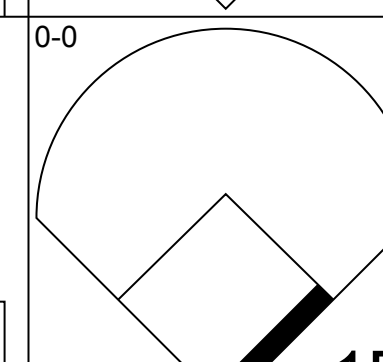
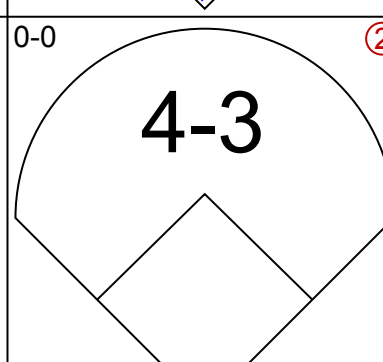
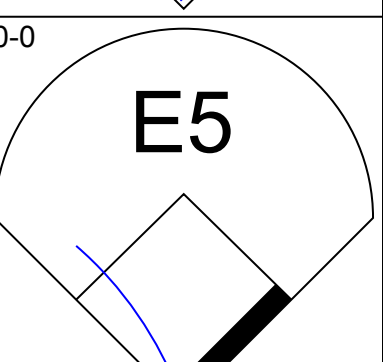
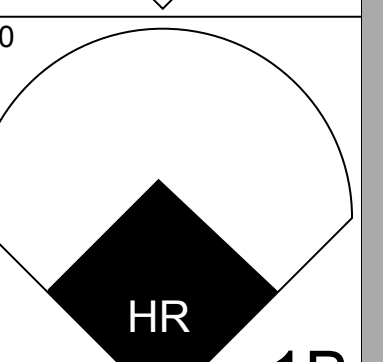
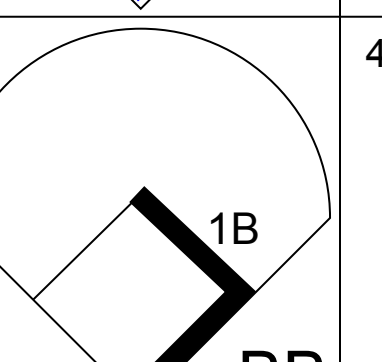
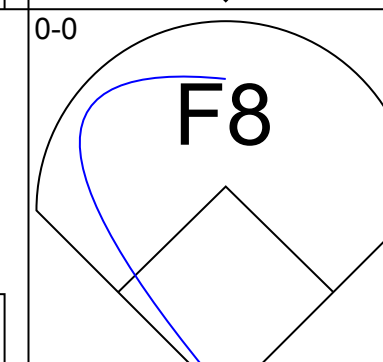
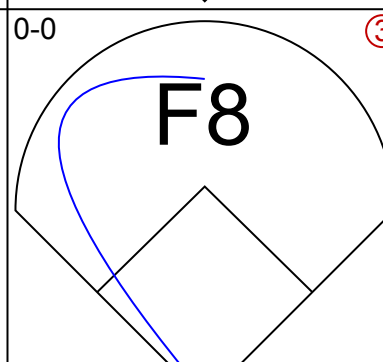
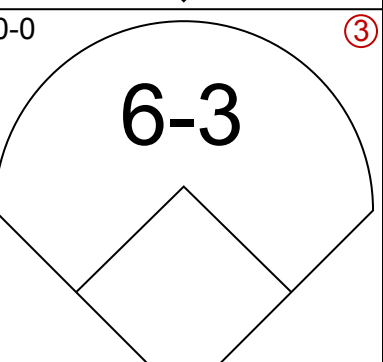
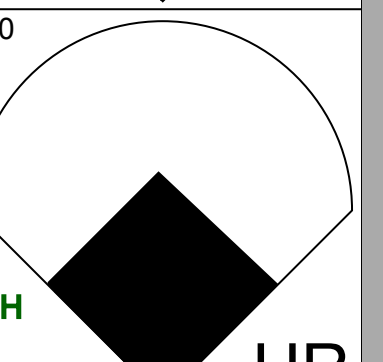
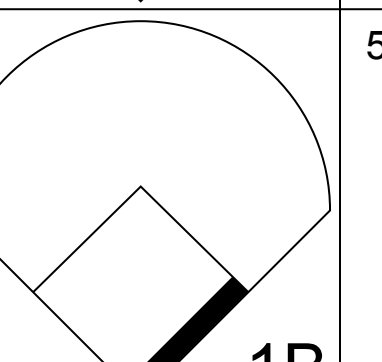
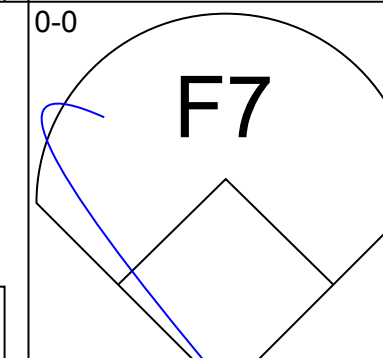
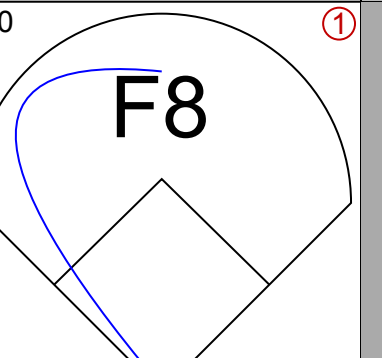
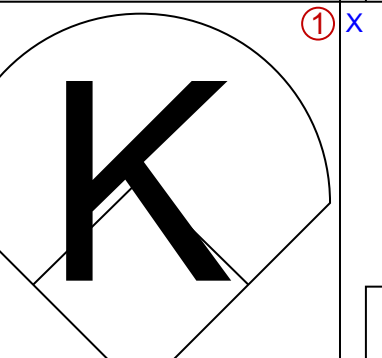
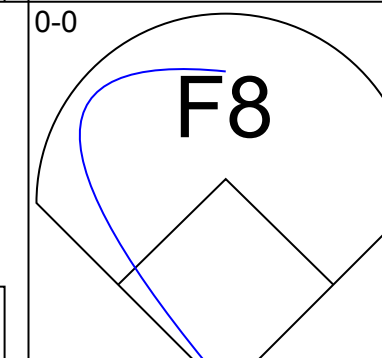
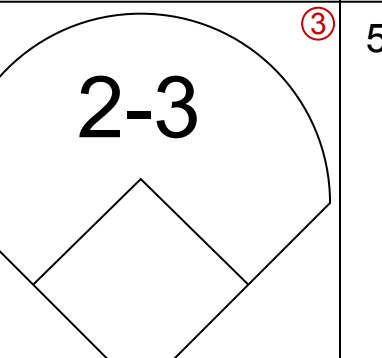
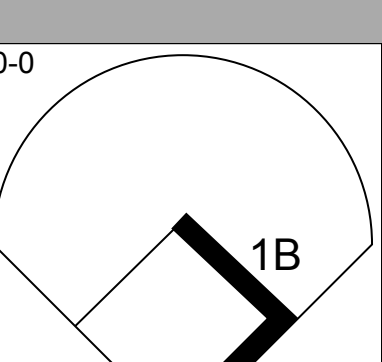
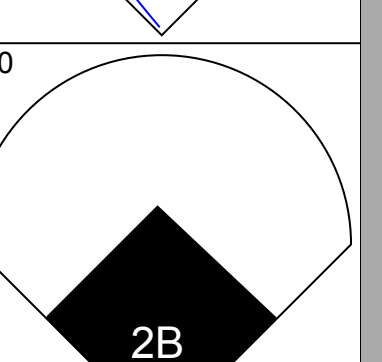
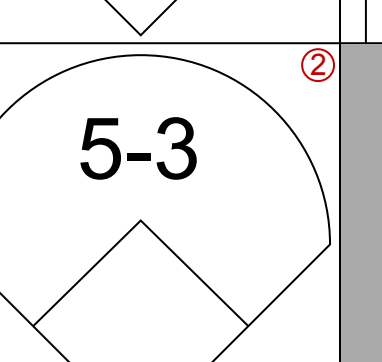
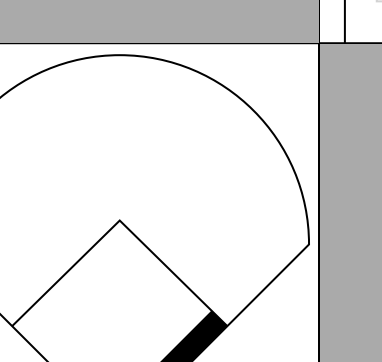
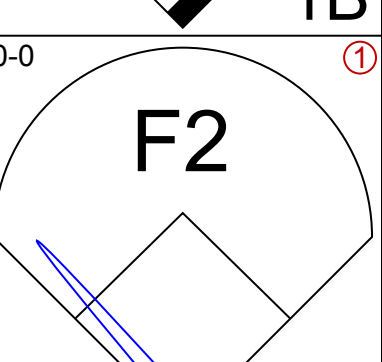
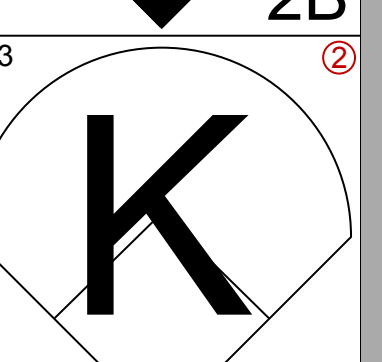
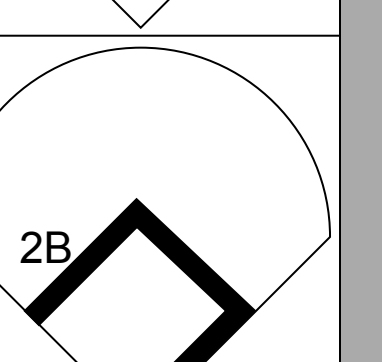
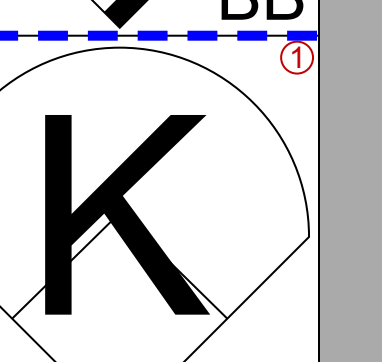
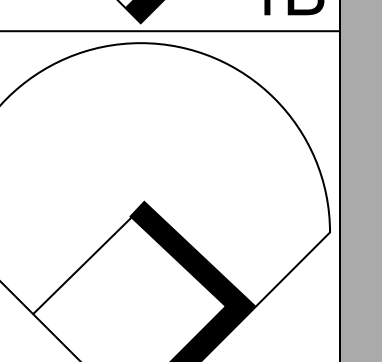
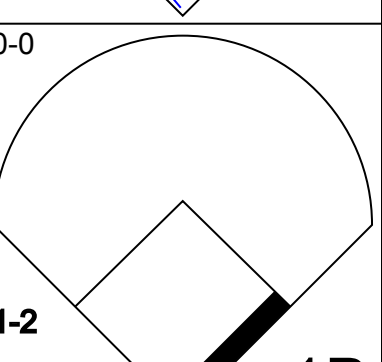
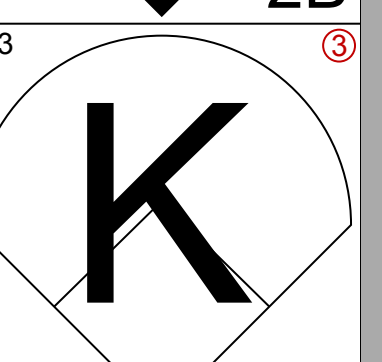
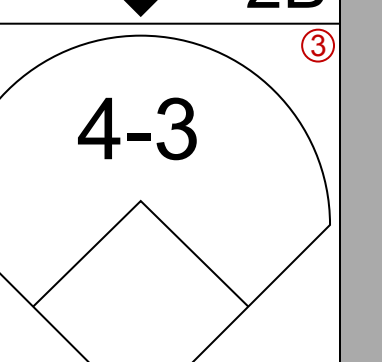
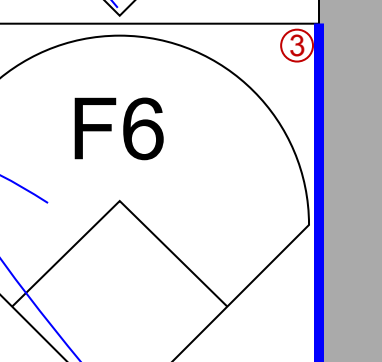
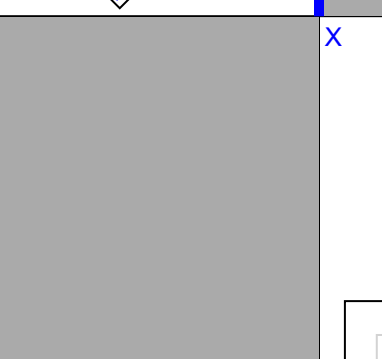
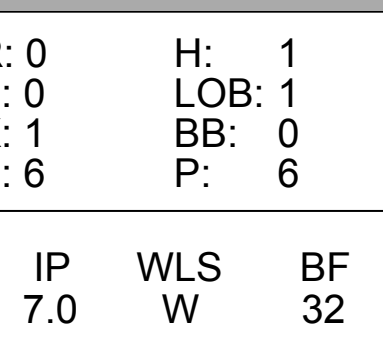






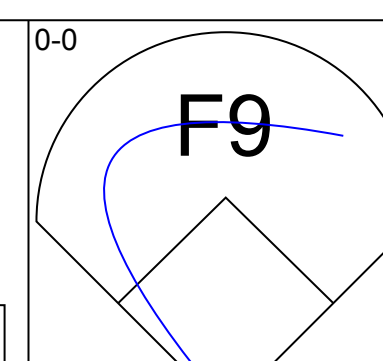
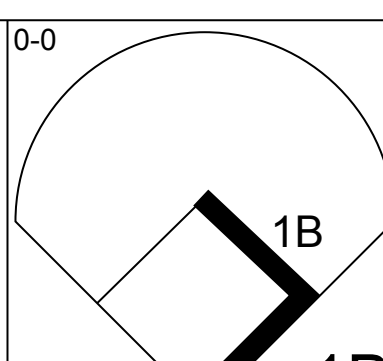
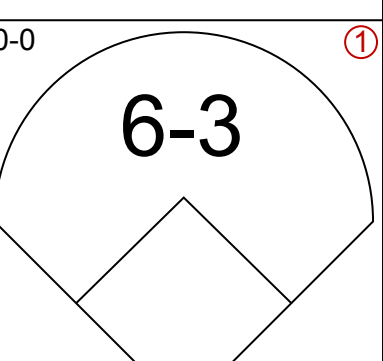
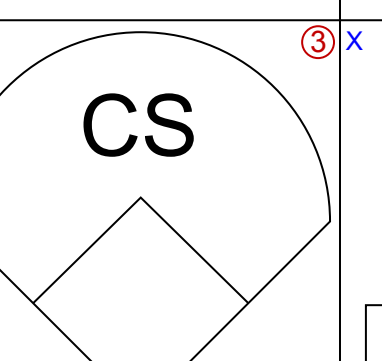
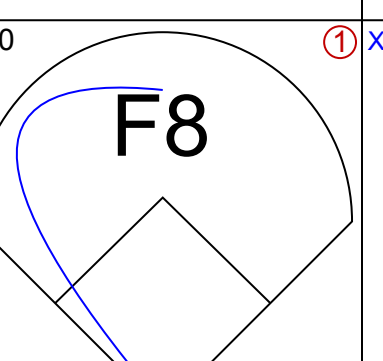
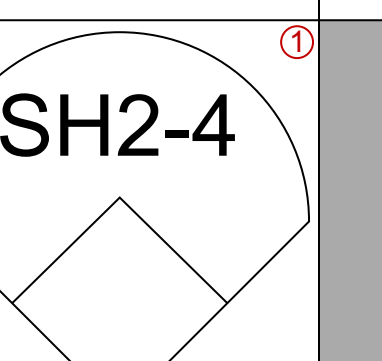

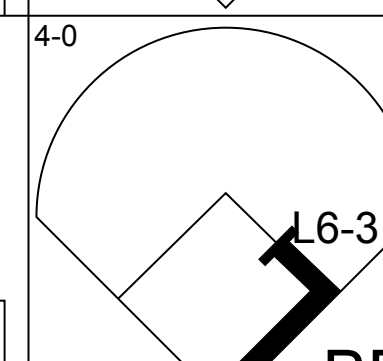
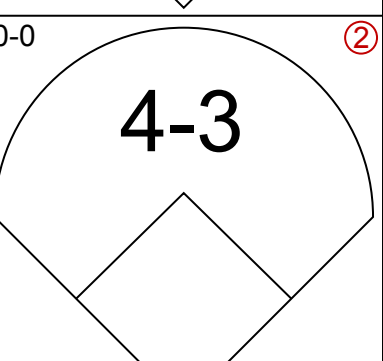
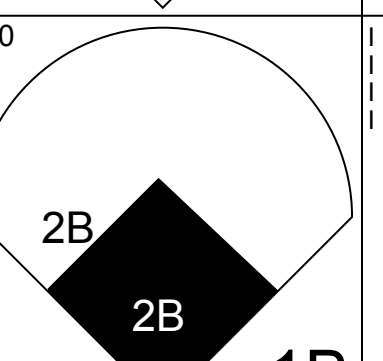
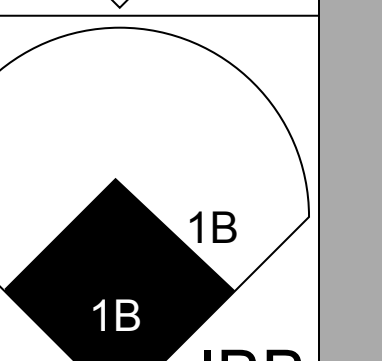
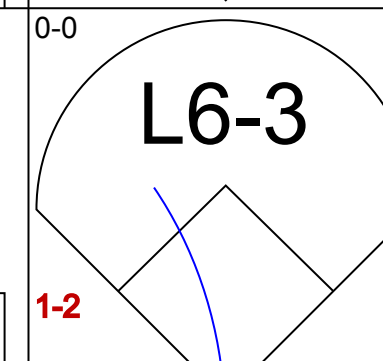
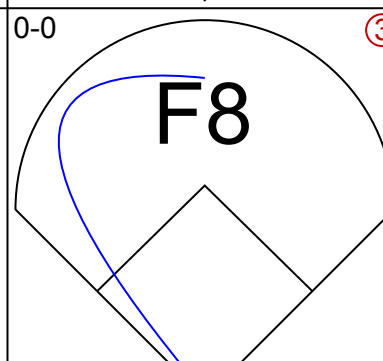
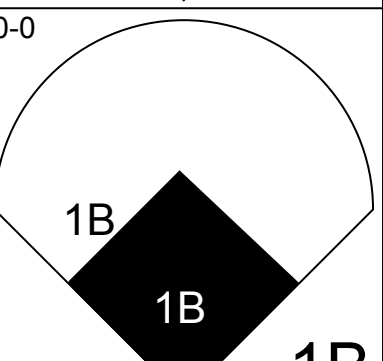

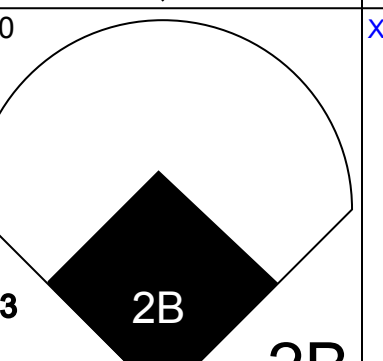
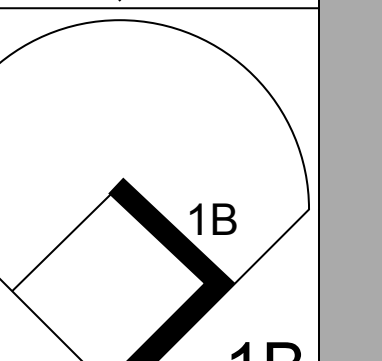
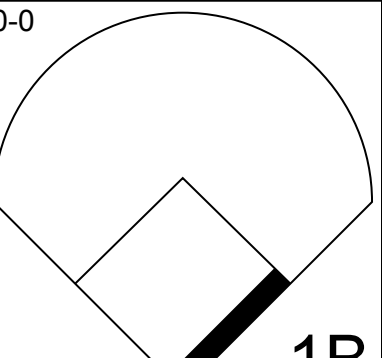
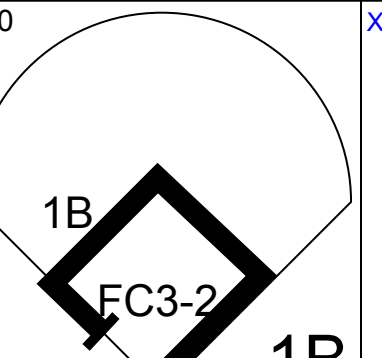
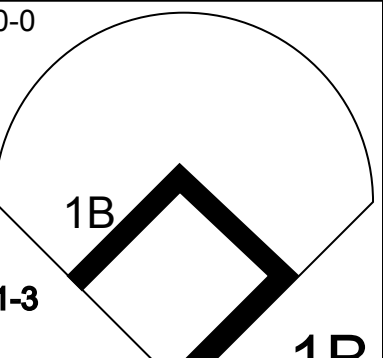

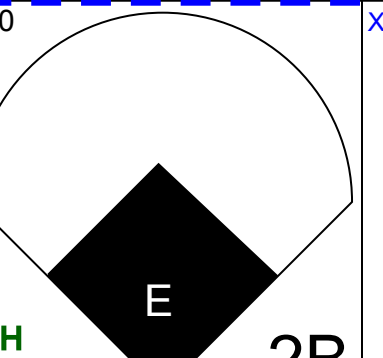
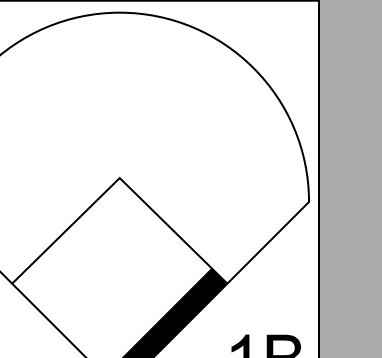
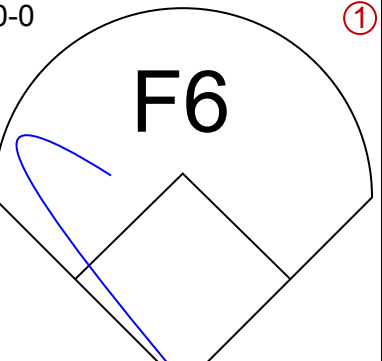
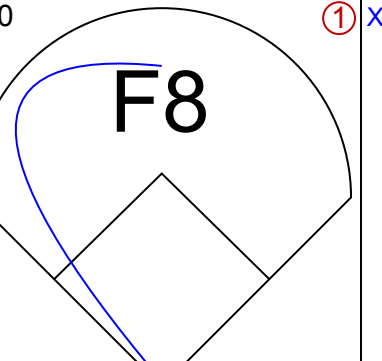

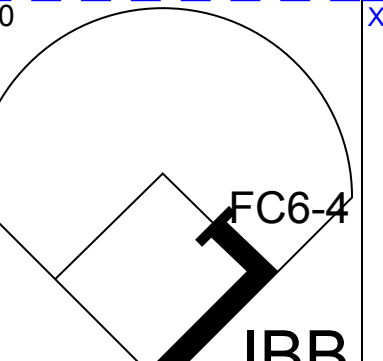
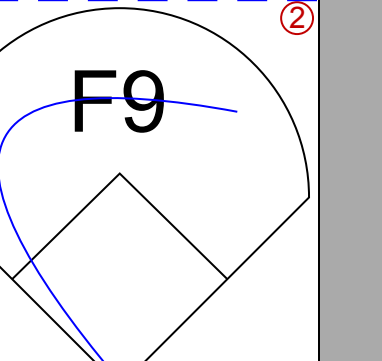
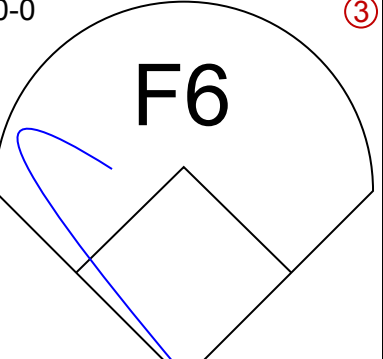
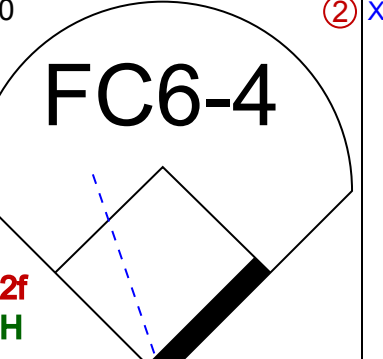
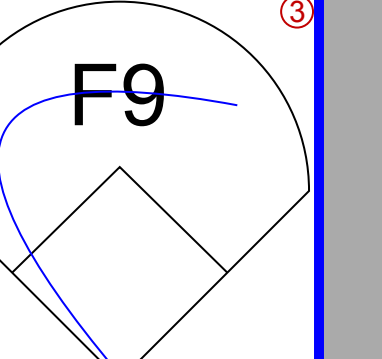
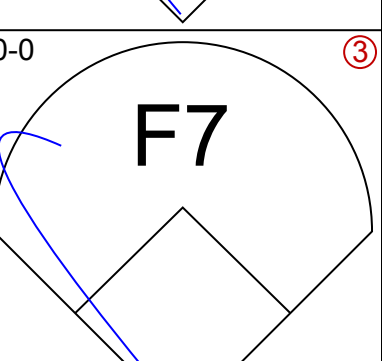
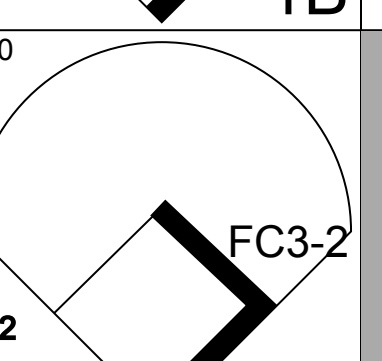
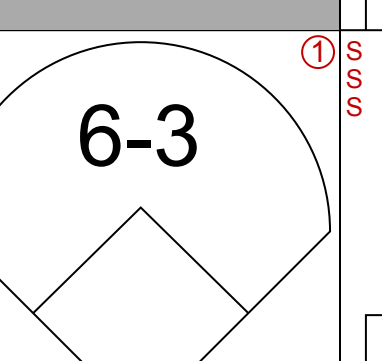

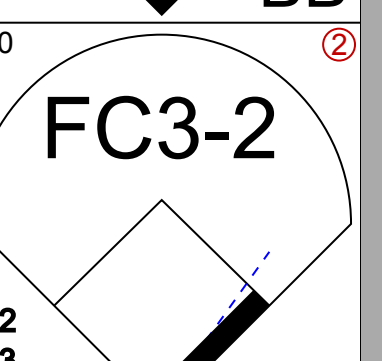
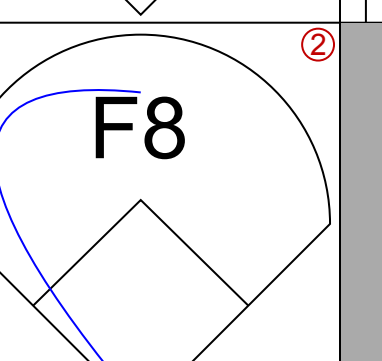

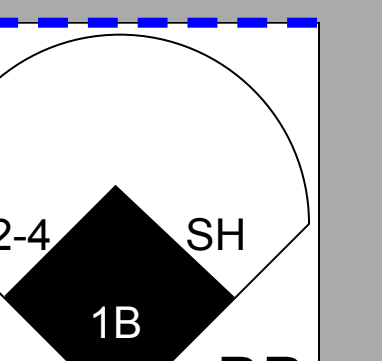

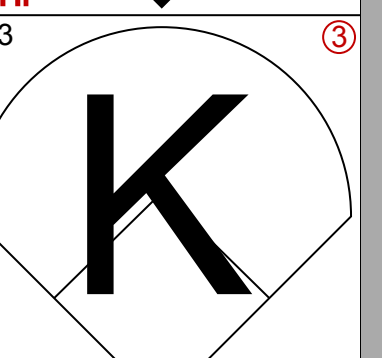
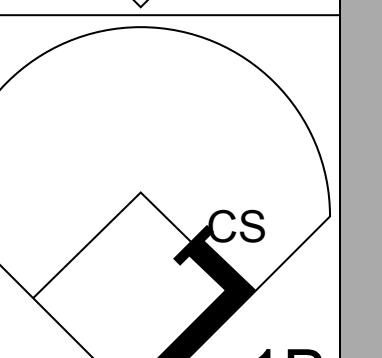

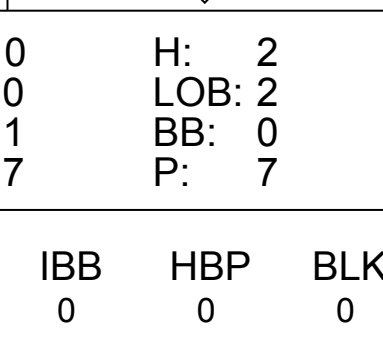
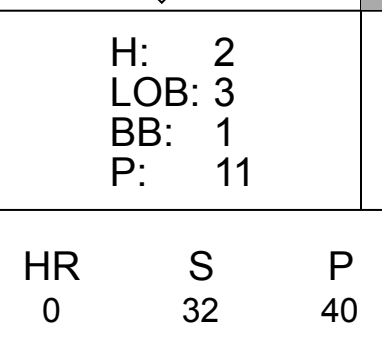
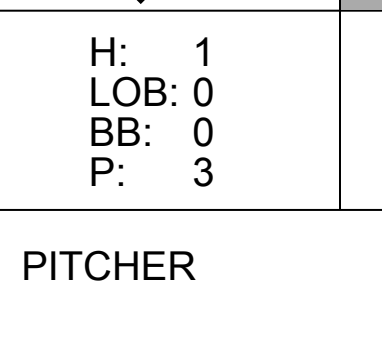
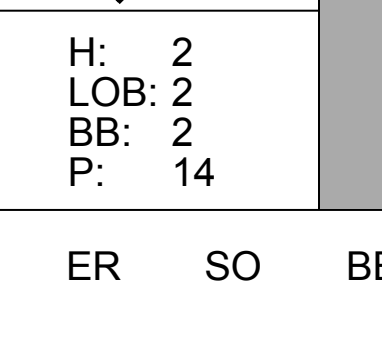












Batter	1	2	3	4	5	6	7	8	9	AB	R	H	RBI	BB	SO	LOB	TOP			
Rusty Kuntz, R OBP: 0.408, SLG: 0.492 (1, 9)										4	0	0	0	0	2	0	<p><b>Detroit Tigers @ New York Yankees</b>            Yankee Stadium, Bronx, NY            Mon Jun 25 1984, 7:05 PM EDT            Att: 29,237 - Unknown</p> <p>livebaseballscorecards.com</p> <p>AB 38 R 3 H 10 RBI 3 BB 2 SO 6 LOB 16</p> 			
Dave Bergman, L OBP: 0.372, SLG: 0.389 (9, PH)										1	0	0	0	0	0	0				
Alan Trammell, R OBP: 0.375, SLG: 0.479 (1, 6)										4	1	2	0	1	0	0				
Barbaro Garbey, R OBP: 0.335, SLG: 0.400 (1, 3)										5	1	2	2	0	0	2				
Lance Parrish, R OBP: 0.305, SLG: 0.474 (1, 10)										5	0	0	0	0	1	3				
Chet Lemon, R OBP: 0.389, SLG: 0.556 (1, 8)										3	1	2	0	1	0	0				
Larry Hemdon, R OBP: 0.318, SLG: 0.344 (1, 7)										3	0	1	0	0	1	2				
Kirk Gibson, L OBP: 0.341, SLG: 0.485 (7, 9)										1	0	0	0	0	1	1				
Tom Brookens, R OBP: 0.232, SLG: 0.321 (1, 4)										3	0	2	1	0	0	1				
Lou Whitaker, L OBP: 0.373, SLG: 0.399 (8, PH)										1	0	0	0	0	0	1				
Marty Castillo, R OBP: 0.267, SLG: 0.208 (1, 2)										3	0	1	0	0	1	3				
Darrell Evans, L OBP: 0.365, SLG: 0.348 (8, PH)										1	0	0	0	0	0	1				
Willie Hernandez, L (8, 1)										0	0	0	0	0	0	0				
Carl Willis, L (8, 1)										0	0	0	0	0	0	0				
Howard Johnson, S OBP: 0.378, SLG: 0.476 (1, 5)										4	0	0	0	0	0	2				
<b>Inning Stats</b>	R: 0 E: 0 K: 1 S: 6	H: 1 LOB: 1 BB: 0 P: 6	R: 0 E: 0 K: 0 S: 5	H: 2 LOB: 2 BB: 0 P: 5	R: 0 E: 0 K: 0 S: 3	H: 0 LOB: 0 BB: 0 P: 3	R: 1 E: 0 K: 2 S: 9	H: 2 LOB: 1 BB: 0 P: 9	R: 0 E: 1 K: 0 S: 4	H: 0 LOB: 1 BB: 0 P: 4	R: 0 E: 0 K: 1 S: 7	H: 2 LOB: 2 BB: 0 P: 7	R: 2 E: 0 K: 1 S: 7	H: 2 LOB: 0 BB: 0 P: 7	R: 0 E: 0 K: 1 S: 5	H: 0 LOB: 1 BB: 1 P: 9		1B: 6 2B: 3 3B: 0 HR: 1	SF: 0 SAC: 0 DP: 0 HBP: 0	WP: 0 PB: 0 SB: 0 CS: 0
<b>PITCHER</b>	IP WLS BF H R ER SO BB IBB HBP BLK WP HR S P ERA WHIP																ERA WHIP			
Ron Guidry, L ERA: 3.98 (1, 1)	7.0 W 32	H 9 R 3 ER 3 SO 5	BB 1 IBB 0 HBP 0 BLK 0	WP 0 HR 1 S 41 P 45	ERA 3.86 WHIP 1.429															
Jay Howell, R ERA: 3.28 (8, 1)	2.0 S 8	H 1 R 0 ER 0 SO 1	BB 1 IBB 0 HBP 0 BLK 0	WP 0 HR 0 S 9 P 13	ERA 0.00 WHIP 1.000															

Batter	1	2	3	4	5	6	7	8	9	AB	R	H	RBI	BB	SO	LOB	BOTTOM				
Willie Randolph, R OBP: 0.394, SLG: 0.366 (1, 4)										4	0	1	0	0	0	0	<p><b>Detroit Tigers @ New York Yankees</b>            Yankee Stadium, Bronx, NY            Mon Jun 25 1984, 7:05 PM EDT            Att: 29,237 - Unknown</p> <p>livebaseballscorecards.com</p> <p>AB 35 R 7 H 14 RBI 6 BB 5 SO 3 LOB 21</p> 				
Butch Wynegar, S OBP: 0.359, SLG: 0.374 (1, 2)										3	2	2	0	2	0	0					
Don Mattingly, L OBP: 0.381, SLG: 0.548 (1, 3)										5	2	3	1	0	0	3					
Dave Winfield, R OBP: 0.395, SLG: 0.556 (1, 9)										5	1	5	4	0	0	0					
Oscar Gamble, L OBP: 0.306, SLG: 0.348 (1, 10)										3	0	1	1	0	0	2					
Don Baylor, R OBP: 0.325, SLG: 0.502 (7, PH)										1	0	0	0	1	0	2					
Steve Kemp, L OBP: 0.376, SLG: 0.395 (1, 7)										5	0	1	0	0	0	6					
Brian Dayett, R OBP: 0.214, SLG: 0.385 (9, 7)										0	0	0	0	0	0	0					
Roy Smalley, S OBP: 0.294, SLG: 0.401 (1, 5)										3	0	0	0	1	1	2					
Ken Griffey, L OBP: 0.316, SLG: 0.316 (1, 8)										3	1	0	0	1	0	3					
Bobby Meacham, S OBP: 0.297, SLG: 0.353 (1, 6)										3	1	1	0	0	2	3					
<b>Inning Stats</b>	R: 0 E: 0 K: 0 S: 2	H: 0 LOB: 0 BB: 1 P: 6	R: 0 E: 0 K: 0 S: 4	H: 1 LOB: 1 BB: 0 P: 4	R: 0 E: 0 K: 1 S: 7	H: 2 LOB: 2 BB: 0 P: 7	R: 0 E: 0 K: 1 S: 7	H: 2 LOB: 3 BB: 1 P: 11	R: 1 E: 0 K: 0 S: 6	H: 3 LOB: 2 BB: 0 P: 6	R: 0 E: 0 K: 0 S: 3	H: 1 LOB: 0 BB: 0 P: 3	R: 3 E: 1 K: 1 S: 8	H: 3 LOB: 1 BB: 1 P: 12	R: 3 E: 0 K: 0 S: 6	H: 2 LOB: 2 BB: 2 P: 14		1B: 12 2B: 3 3B: 0 HR: 0	SF: 0 SAC: 2 DP: 1 HBP: 0	WP: 0 PB: 0 SB: 0 CS: 1	PA: 43
<b>PITCHER</b>	IP WLS BF H R ER SO BB IBB HBP BLK WP HR S P ERA WHIP																	ERA WHIP			
Dan Petry, R ERA: 3.05 (1, 1)	30	H 11 R 3 ER 3 SO 2	BB 2 IBB 0 HBP 0 BLK 0	WP 0 HR 0 S 32 P 40	ERA 4.26 WHIP 2.053																
Doug Bair, R ERA: 3.14 (7, 1)	0.0 L 1	H 1 R 0 ER 0 SO 0	BB 0 IBB 0 HBP 0 BLK 0	WP 0 HR 1 S 1 P 1	ERA - WHIP -																
Willie Hernandez, L ERA: 2.32 (7, 1)	1.0	H 9 R 2 ER 4 SO 3	BB 1 IBB 2 HBP 0 BLK 0	WP 0 HR 0 S 8 P 20	ERA 27.00 WHIP 3.000																
Willie Hernandez, L ERA: 2.32 (8, 1)	1.0	H 9 R 2 ER 4 SO 3	BB 1 IBB 2 HBP 0 BLK 0	WP 0 HR 0 S 8 P 20	ERA 27.00 WHIP 3.000																
Carl Willis, R ERA: 4.22 (8, 1)	0.2	H 0 R 0 ER 0 SO 0	BB 0 IBB 0 HBP 0 BLK 0	WP 0 HR 2 S 2 P 2	ERA 0.00 WHIP 0.000																



Batter	1	2	3	4	5	6	7	8	9	10	AB	R	H	RBI	BB	SO	LOB	TOP				
<b>Rusty Kuntz, R</b> OBP: 0.407, SLG: 0.471 <b>Kirk Gibson, L</b> OBP: 0.340, SLG: 0.483	F7	WP 2B BB		F8		K		1B BB		K	3	2	0	0	2	1	1					
<b>Alan Trammell, R</b> OBP: 0.377, SLG: 0.478	F8	2B BB		5-3			F8	1B 1B			5	0	2	2	1	0	0					
<b>Barbaro Garbey, R</b> OBP: 0.345, SLG: 0.411 <b>Darrell Evans, L</b> OBP: 0.370, SLG: 0.352	FC5-4 BB			F7			CS 1B	1B 1B		CS 1B	3	0	2	2	1	0	0					
<b>Dave Bergman, L</b> OBP: 0.372, SLG: 0.389		1-3 2-H 3-H						1-3 2-H		HR BB	0	0	0	0	0	0	0					
<b>Lance Parrish, R</b> OBP: 0.305, SLG: 0.483	FC5-4	F9				K		5-3			6	1	2	2	0	1	5					
<b>Chet Lemon, R</b> OBP: 0.354, SLG: 0.547		1B 1B		6-3		F8		6-3		5-3	6	0	1	0	0	1	2					
<b>Larry Hemdon, R</b> OBP: 0.319, SLG: 0.346		WP 1B 1B				F9					5	1	2	0	0	0	0					
<b>Tom Brookens, R</b> OBP: 0.280, SLG: 0.333		1-2 1B 1B		F8		F4		F8 FC6-5 1B		S 1B	5	2	3	0	0	0	1					
<b>Marty Castillo, R</b> OBP: 0.250, SLG: 0.228 <b>Johnny Grubb, L</b> OBP: 0.404, SLG: 0.432 <b>Willie Hernandez, L</b> OBP: 0.372, SLG: 0.398		K						FC6-5 BB 1B		1-2 2-3f	4	1	2	0	0	1	4					
<b>Howard Johnson, S</b> OBP: 0.374, SLG: 0.469 <b>Lou Whitaker, L</b> OBP: 0.372, SLG: 0.398	WP 2B 1B			F8		FC5-4		F8		K	4	1	1	2	0	0	5					
<b>Inning Stats</b>	R: 0 E: 0 K: 0 S: 3	H: 0 LOB: 1 BB: 1 P: 7	R: 4 E: 0 K: 1 S: 9	H: 5 LOB: 2 BB: 2 P: 17	R: 0 E: 0 K: 0 S: 5	H: 2 LOB: 2 BB: 0 P: 5	R: 0 E: 0 K: 1 S: 5	H: 0 LOB: 0 BB: 0 P: 5	R: 0 E: 0 K: 1 S: 6	H: 1 LOB: 1 BB: 0 P: 6	R: 0 E: 0 K: 0 S: 4	H: 2 LOB: 1 BB: 0 P: 4	R: 3 E: 1 K: 0 S: 7	H: 3 LOB: 2 BB: 1 P: 11	R: 0 E: 0 K: 1 S: 6	H: 1 LOB: 2 BB: 1 P: 10	R: 2 E: 0 K: 2 S: 8	H: 2 LOB: 0 BB: 1 P: 12	1B: 14 2B: 1 3B: 0 HR: 1	SF: 0 SAC: 0 DP: 0 HBP: 0	WP: 2 PB: 0 SB: 3 CS: 2	PA: 50
<b>PITCHER</b>	IP	WLS	BF	H	R	ER	SO	BB	IBB	HBP	BLK	WP	HR	S	P	ERA	WHIP					
<b>Shane Rawley, L</b> ERA: 6.21	1.1	1.2	11	4	4	4	1	3	0	0	0	2	0	10	22	21.60	4.200					
<b>Bob Shirley, L</b> ERA: 3.63	2.1	5.1	23	7	2	1	2	0	0	0	0	0	0	27	27	1.69	1.312					
<b>Ray Fontenot, L</b> ERA: 4.9	8.1	0.2	3	0	0	0	1	0	0	0	0	0	0	2	6	0.00	1.500					
<b>Clay Christensen, R</b> ERA: 4.88	8.1	2.1	L	13	5	3	2	3	2	0	0	0	1	17	25	7.71	3.000					

**Detroit Tigers @ New York Yankees**  
 Yankee Stadium, Bronx, NY  
 Tue Jun 26 1984, 7:05 PM EDT  
 Att: 32,301 - Unknown

AB	44
R	9
H	16
RBI	9
BB	6
SO	6
LOB	20



Batter	1	2	3	4	5	6	7	8	9	10	AB	R	H	RBI	BB	SO	LOB	BOTTOM						
<b>Willie Randolph, R</b> OBP: 0.390, SLG: 0.366	F8		FC4-6 1B 2B	K		F8		F7			5	1	1	1	0	1	3							
<b>Butch Wynegar, S</b> OBP: 0.360, SLG: 0.386	F5		FC4-6 BB	K		HR		F7			4	1	1	2	1	1	2							
<b>Don Mattingly, L</b> OBP: 0.361, SLG: 0.545			FC4-6 1B			F6		F9			5	1	2	0	0	0	2							
<b>Don Baylor, R</b> OBP: 0.327, SLG: 0.513	F2		1B 1B			F5		HR		F9	5	1	2	2	0	0	2							
<b>Oscar Gamble, L</b> OBP: 0.315, SLG: 0.347 <b>Brian Dayett, R</b> OBP: 0.200, SLG: 0.357		F8				S 2B BB		K		F2	3	1	1	1	1	1	0							
<b>Steve Kemp, L</b> OBP: 0.379, SLG: 0.401				K		1-H 2B		K		K	5	0	2	1	0	3	3							
<b>Roy Smalley, S</b> OBP: 0.286, SLG: 0.390		F8				K		5-3			5	0	0	0	0	1	4							
<b>Ken Griffey, L</b> OBP: 0.318, SLG: 0.315		F8				SH1-4 1B		F8		F9	4	1	1	0	1	0	1							
<b>Bobby Meacham, S</b> OBP: 0.317, SLG: 0.368			2B 1B			SH1-4		K			4	1	2	0	0	2	1							
<b>Inning Stats</b>	R: 0 E: 0 K: 0 S: 4	H: 1 LOB: 1 BB: 0 P: 4	R: 0 E: 0 K: 0 S: 4	H: 1 LOB: 1 BB: 0 P: 4	R: 3 E: 0 K: 1 S: 9	H: 4 LOB: 1 BB: 1 P: 13	R: 0 E: 0 K: 2 S: 8	H: 1 LOB: 1 BB: 0 P: 8	R: 1 E: 0 K: 1 S: 6	H: 1 LOB: 1 BB: 1 P: 10	R: 2 E: 0 K: 1 S: 6	H: 1 LOB: 0 BB: 1 P: 10	R: 1 E: 0 K: 2 S: 8	H: 1 LOB: 0 BB: 0 P: 8	R: 0 E: 0 K: 0 S: 4	H: 1 LOB: 1 BB: 0 P: 4	R: 0 E: 0 K: 1 S: 6	H: 1 LOB: 1 BB: 0 P: 6	R: 0 E: 0 K: 1 S: 5	H: 0 LOB: 0 BB: 0 P: 5	1B: 8 2B: 2 3B: 0 HR: 2	SF: 0 SAC: 1 DP: 0 HBP: 0	WP: 0 PB: 0 SB: 1 CS: 0	PA: 45
<b>PITCHER</b>	IP	WLS	BF	H	R	ER	SO	BB	IBB	HBP	BLK	WP	HR	S	P	ERA	WHIP							
<b>Juan Berenguer, R</b> ERA: 3.54	1.1	2.1	13	5	3	3	0	1	0	0	0	0	1	25	33	11.57	2.571							
<b>Aurelio Lopez, R</b> ERA: 3.16	3.1	3.2	17	4	3	3	5	2	0	0	0	0	1	10	10	6.75	1.500							
<b>Sid Monge, L</b> ERA: 4.3	7.1	1.1	6	2	1	1	2	0	0	0	0	0	0	13	13	0.00	0.375							
<b>Willie Hernandez, L</b> ERA: 2.23	8.1	2.2	W	9	1	0	0	2	0	0	0	0	0	13	13	0.00	0.375							
<b>Willie Hernandez, L</b> ERA: 2.23	8.1	2.2	W	9	1	0	0	2	0	0	0	0	0	13	13	0.00	0.375							

**Detroit Tigers @ New York Yankees**  
 Yankee Stadium, Bronx, NY  
 Tue Jun 26 1984, 7:05 PM EDT  
 Att: 32,301 - Unknown

AB	41
R	7
H	12
RBI	7
BB	3
SO	9
LOB	19





Batter	1	2	3	4	5	6	7	8	9	AB	R	H	RBI	BB	SO	LOB	TOP		
Rusty Kuntz, R (1, 9) OBP: 0.400, SLG: 0.451	F3			2B BB	CS	F7		F3		3	1	0	0	1	0	0	<b>Detroit Tigers @ New York Yankees</b> Yankee Stadium, Bronx, NY Wed Jun 27 1984, 7:05 PM EDT Att: 30,428 - Unknown		
Alan Trammell, R (1, 6) OBP: 0.379, SLG: 0.480	F9			2B		FC1-4 BB		6-3		3	1	1	0	1	0	0			
Barbaro Garbey, R (1, 3) OBP: 0.348, SLG: 0.416 Dave Bergman, L (8, 3) OBP: 0.372, SLG: 0.389	K			F7 SF7 2B		FC1-4 FC4		BB		3	1	1	2	1	1	1			
Lance Parrish, R (1, 10) OBP: 0.301, SLG: 0.475				F7		FC4		5-3		4	0	0	0	0	0	3			
Chet Lemon, R (1, 8) OBP: 0.382, SLG: 0.548	F3			SF7				G3		3	1	1	1	0	0	0			
Larry Hemdon, R (1, 7) OBP: 0.315, SLG: 0.341 Kirk Gibson, L (9, PH) OBP: 0.342, SLG: 0.485	6-3			6-3		F9		FC4-6 1B		3	0	0	0	0	0	1			
Tom Brookens, R (1, 4) OBP: 0.281, SLG: 0.333 Darrell Evans, L (9, PH) OBP: 0.369, SLG: 0.350			K		F7	6-3 S 1B		F8		3	0	1	1	0	1	0			
Marty Castillo, R (1, 2) OBP: 0.238, SLG: 0.217 Johnny Grubb, L (9, PH) OBP: 0.400, SLG: 0.427			K		G5-6-3	6-3		FC4-6		3	0	0	0	0	1	1			
Howard Johnson, S (1, 5) OBP: 0.373, SLG: 0.462 Lou Whitaker, L (7, 4) OBP: 0.372, SLG: 0.398			F2			6-3				2	0	0	0	1	0	1			
<b>Inning Stats</b>	R: 0 E: 0 K: 1 S: 5	H: 0 LOB: 0 BB: 0 P: 5	R: 0 E: 0 K: 0 S: 3	H: 0 LOB: 0 BB: 0 P: 3	R: 0 E: 0 K: 2 S: 7	H: 0 LOB: 2 BB: 0 P: 7	R: 3 E: 0 K: 0 S: 5	H: 2 LOB: 0 BB: 1 P: 9	R: 0 E: 0 K: 0 S: 2	H: 0 LOB: 0 BB: 1 P: 6	R: 1 E: 0 K: 0 S: 5	H: 2 LOB: 1 BB: 0 P: 5	R: 0 E: 0 K: 0 S: 3	H: 0 LOB: 1 BB: 1 P: 7	R: 0 E: 0 K: 0 S: 4	H: 1 LOB: 1 BB: 0 P: 4		1B: 2 2B: 3 3B: 0 HR: 0	SF: 1 SAC: 0 DP: 0 HBP: 0
<b>PITCHER</b>	IP WLS BF H R ER SO BB IBB HBP BLK WP HR S P ERA WHIP																		
Dennis Rasmussen, L (1, 1) ERA: 6.14	7.2	30	4	4	4	3	4	0	0	0	0	0	0	32	48	4.70	1.043		
Jay Howell, R (8, 1) ERA: 3.19	1.1	W 5	1	0	0	0	0	0	0	0	0	0	0	5	5	0.00	0.750		

Batter	1	2	3	4	5	6	7	8	9	AB	R	H	RBI	BB	SO	LOB	BOTTOM		
Willie Randolph, R (1, 4) OBP: 0.389, SLG: 0.362	1-3			1B BB		5-3		6-3		3	0	0	0	1	0	0	<b>Detroit Tigers @ New York Yankees</b> Yankee Stadium, Bronx, NY Wed Jun 27 1984, 7:05 PM EDT Att: 30,428 - Unknown		
Butch Wynegar, S (1, 2) OBP: 0.382, SLG: 0.385	BB 1B			F9		4-3		1B BB		3	1	1	0	1	0	2			
Don Mattingly, L (1, 3) OBP: 0.386, SLG: 0.559	F9			1-2 1B		HR		2B FC3-6 1B		4	2	3	2	0	0	1			
Don Baylor, R (1, 10) OBP: 0.329, SLG: 0.515	BB			F4		5-3		FC3-6 SF8 2B		3	1	1	1	1	0	2			
Oscar Gamble, L (1, 9) OBP: 0.312, SLG: 0.333	G3			F8		F3		FC3-6 BB		3	0	0	0	1	0	4			
Steve Kemp, L (1, 7) OBP: 0.371, SLG: 0.392 Brian Dayett, R (9, 7) OBP: 0.200, SLG: 0.357				4-3		F8		E4 FC3-6		4	0	0	1	0	0	2			
Roy Smalley, S (1, 5) OBP: 0.286, SLG: 0.389				FC6-4 1B		G4-1		SF8		3	0	1	1	0	0	1			
Omar Moreno, L (1, 8) OBP: 0.267, SLG: 0.313				FC6-4 CS		F7		4-3		4	0	0	0	0	0	2			
Bobby Meacham, S (1, 6) OBP: 0.318, SLG: 0.366				CS		F9 1B		G3		3	1	1	0	0	0	0			
<b>Inning Stats</b>	R: 0 E: 0 K: 0 S: 4	H: 1 LOB: 2 BB: 1 P: 8	R: 0 E: 0 K: 0 S: 3	H: 1 LOB: 0 BB: 0 P: 3	R: 1 E: 0 K: 0 S: 5	H: 2 LOB: 2 BB: 1 P: 9	R: 0 E: 0 K: 0 S: 3	H: 0 LOB: 0 BB: 0 P: 3	R: 0 E: 0 K: 0 S: 3	H: 0 LOB: 0 BB: 0 P: 3	R: 1 E: 1 K: 0 S: 5	H: 1 LOB: 1 BB: 0 P: 5	R: 0 E: 0 K: 0 S: 3	H: 0 LOB: 0 BB: 0 P: 3	R: 3 E: 0 K: 0 S: 5	H: 2 LOB: 1 BB: 2 P: 13		1B: 5 2B: 1 3B: 0 HR: 1	SF: 1 SAC: 0 DP: 0 HBP: 0
<b>PITCHER</b>	IP WLS BF H R ER SO BB IBB HBP BLK WP HR S P ERA WHIP																		
Dave Rozema, R (1, 1) ERA: 3.1	6.0	25	5	2	2	0	2	0	0	0	0	0	0	23	31	3.00	1.167		
Carl Willis, R (7, 1) ERA: 6.17	1.0	L 6	2	3	3	0	1	0	0	0	0	0	5	9	27.00	3.000			
Doug Bair, R (8, 1) ERA: 3.07	1.0	4	0	0	0	0	1	0	0	0	0	0	3	7	0.00	1.000			



Batter	1	2	3	4	5	6	7	8	9	AB	R	H	RBI	BB	SO	LOB	TOP
Willie Randolph, R (1,4) OBP: 0.384, SLG: 0.357	0-0 5-3		0-0 F9			0-3 K		0-0 6-3		4	0	0	0	0	1	0	
Butch Wynegar, S (1,2) OBP: 0.360, SLG: 0.387	0-0 2B		0-0 6-3			0-0 F8		0-0 5-3		4	0	1	0	0	0	0	
Don Mattingly, L (1,3) OBP: 0.361, SLG: 0.551	0-0 F6			0-0 F7		0-0 F7			0-0 F7	4	0	0	0	0	0	1	
Don Baylor, R (1,10) OBP: 0.336, SLG: 0.519 Omar Moreno, L (9, PR) OBP: 0.297, SLG: 0.313	1-0 HBP			0-0 F8					4-0 G3 1B BB	2	1	1	0	1	0	0	
Toby Harrah, R (1,5) OBP: 0.294, SLG: 0.262 Roy Smalley, S (9, PH) OBP: 0.299, SLG: 0.392 Dave Winfield, R (9, PR) OBP: 0.395, SLG: 0.556	0-0 F6			0-0 F9					0-0 G3 1B BB	3	0	0	0	0	0	3	
Brian Davett, R (1,9) OBP: 0.222, SLG: 0.529 Oscar Gamble, L (9, PH) OBP: 0.309, SLG: 0.329		0-0 5-3			0-0 F7				0-0 G3	3	1	1	2	0	0	0	
Steve Kemp, L (1,7) OBP: 0.369, SLG: 0.386	0-0 4-3				4-0 FC6-4 BB				0-0 F8	3	0	0	0	1	0	3	
Ken Griffey, L (1,8) OBP: 0.313, SLG: 0.310	0-3 K				0-0 FC6-4 FC6-4				0-0 F7	3	0	0	0	0	1	1	
Bobby Meacham, S (1,6) OBP: 0.298, SLG: 0.341			0-0 F8		0-0 FC6-4				0-3 K	3	0	0	0	0	1	1	
<b>Inning Stats</b>	R: 0 E: 0 K: 0 S: 4	H: 1 LOB: 2 BB: 0 P: 5	R: 0 E: 0 K: 1 S: 5	H: 0 LOB: 0 BB: 0 P: 5	R: 0 E: 0 K: 0 S: 3	H: 0 LOB: 0 BB: 0 P: 3	R: 0 E: 0 K: 0 S: 3	H: 0 LOB: 1 BB: 1 P: 7	R: 0 E: 0 K: 1 S: 5	H: 0 LOB: 0 BB: 0 P: 5	R: 2 E: 0 K: 0 S: 5	H: 2 LOB: 0 BB: 0 P: 5	R: 0 E: 0 K: 1 S: 5	H: 0 LOB: 0 BB: 1 P: 8	1B: 1 2B: 2 3B: 0 HR: 1	SF: 0 SAC: 0 DP: 0 HBP: 1	WP: 0 PA: 34 CS: 0
<b>PITCHER</b>	IP WLS BF H R ER SO BB IBB HBP BLK WP HR S P ERA WHIP																
Bud Black, L (1,1) ERA: 3.05	8.1 W 31 3 2 2 3 2 0 1 0 0 0 1 34 43 2.16 0.600																
Dan Quisenberry, R (9,1) ERA: 2.09	0.2 S 3 1 0 0 0 0 0 0 0 0 0 0 3 3 0.00 1.500																

New York Yankees @ Kansas City Royals  
 Royals Stadium, Kansas City, MO  
 Fri Jun 29 1984, 8:05 PM EDT  
 Att: 32,535 - Unknown

AB 31  
 R 2  
 H 4  
 RBI 2  
 BB 2  
 SO 3  
 LOB 11



Batter	1	2	3	4	5	6	7	8	9	AB	R	H	RBI	BB	SO	LOB	BOTTOM		
Willie Wilson, S (1,8) OBP: 0.346, SLG: 0.382	0-0 F9		0-0 1-2 2-H 1B		0-0 FC4-6 1B		0-0 F4			4	0	2	2	0	0	0			
Pat Sheridan, L (1,9) OBP: 0.353, SLG: 0.468	0-0 4-3		0-3 K		0-0 F7		0-0 2B			4	0	1	0	0	1	4			
George Brett, L (1,5) OBP: 0.365, SLG: 0.493	0-3 K		0-0 G1-4-3		0-0 FC4-6		0-0 F6			4	0	0	0	0	1	5			
Jorge Orta, L (1,10) OBP: 0.348, SLG: 0.494		0-0 F3		0-0 F7		0-0 2B SF8 1B		0-0 G3		4	1	1	0	0	0	1			
Steve Balboni, R (1,3) OBP: 0.305, SLG: 0.425	0-3 K			0-0 F7		0-0 1-3 2B		4-0 G3 1B BB		3	0	1	0	1	1	0			
Butch Davis, R (1,7) OBP: 0.202, SLG: 0.167	0-3 K			0-0 6-3		4-0 BB		0-0 F8		3	0	0	0	1	1	1			
Don Slaught, R (1,2) OBP: 0.272, SLG: 0.297			0-0 6-3		0-0 1B SH3-4 1B		0-0 SF8		0-0 G3 1B	3	1	2	1	0	0	0			
Buddy Biancalana, S (1,4) OBP: 0.318, SLG: 0.476			4-0 1B BB		0-0 SH3-4		0-3 K		0-0 G3	2	1	0	0	1	1	4			
U L Washington, S (1,6) OBP: 0.274, SLG: 0.255			0-0 1-2 1B		0-0 1B 2-3 1B		0-0 F6		0-0 4-3	4	0	2	0	0	0	4			
<b>Inning Stats</b>	R: 0 E: 0 K: 1 S: 5	H: 0 LOB: 0 BB: 0 P: 5	R: 0 E: 0 K: 2 S: 7	H: 0 LOB: 0 BB: 0 P: 7	R: 1 E: 0 K: 1 S: 7	H: 2 LOB: 2 BB: 1 P: 11	R: 0 E: 0 K: 0 S: 3	H: 0 LOB: 0 BB: 0 P: 3	R: 1 E: 0 K: 0 S: 6	H: 3 LOB: 2 BB: 0 P: 6	R: 1 E: 0 K: 1 S: 7	H: 2 LOB: 2 BB: 1 P: 11	R: 0 E: 0 K: 0 S: 4	H: 1 LOB: 1 BB: 0 P: 4	R: 0 E: 0 K: 0 S: 4	H: 1 LOB: 2 BB: 1 P: 8	1B: 7 2B: 2 3B: 0 HR: 0	SF: 1 SAC: 1 DP: 0 HBP: 0	WP: 0 PA: 36 CS: 0
<b>PITCHER</b>	IP WLS BF H R ER SO BB IBB HBP BLK WP HR S P ERA WHIP																		
Phil Niekro, R (1,1) ERA: 1.96	8.0 L 36 9 3 3 5 3 0 0 0 0 0 0 43 55 3.38 1.500																		

New York Yankees @ Kansas City Royals  
 Royals Stadium, Kansas City, MO  
 Fri Jun 29 1984, 8:05 PM EDT  
 Att: 32,535 - Unknown

AB 31  
 R 3  
 H 9  
 RBI 3  
 BB 3  
 SO 5  
 LOB 19





Batter	1	2	3	4	5	6	7	8	9	AB	R	H	RBI	BB	SO	LOB	TOP					
Willie Randolph, R OBP: 0.382, SLG: 0.359 (1, 4)										4	0	1	0	0	1	0	<b>New York Yankees @ Kansas City Royals</b> Royals Stadium, Kansas City, MO Sat Jun 30 1984, 4:33 AM EDT Att: 31,540 - Unknown					
Butch Wynegar, S OBP: 0.354, SLG: 0.381 (1, 2)										4	0	0	0	0	1	1						
Don Mattingly, L OBP: 0.383, SLG: 0.548 (1, 3)										3	0	1	0	1	0	1						
Don Baylor, R OBP: 0.335, SLG: 0.513 (1, 10)										3	0	0	0	0	1	3						
Oscar Gamble, L OBP: 0.316, SLG: 0.321 (1, 9)										2	1	0	0	2	1	2						
Steve Kemp, L OBP: 0.376, SLG: 0.406 (1, 7)										3	1	2	1	1	0	1						
Roy Smalley, S OBP: 0.289, SLG: 0.395 (1, 5)										4	0	1	0	0	1	3						
Omar Moreno, L OBP: 0.266, SLG: 0.311 (1, 8)										4	0	1	1	0	1	1						
Bobby Meacham, S OBP: 0.280, SLG: 0.319 (1, 6)										3	0	0	0	0	0	1						
<b>Inning Stats</b>	R: 0 E: 0 K: 2 S: 8	H: 1 LOB: 1 BB: 0 P: 8	R: 1 E: 1 K: 0 S: 4	H: 2 LOB: 1 BB: 1 P: 8	R: 0 E: 0 K: 1 S: 5	H: 0 LOB: 0 BB: 0 P: 5	R: 0 E: 0 K: 1 S: 4	H: 0 LOB: 1 BB: 1 P: 9	R: 0 E: 0 K: 0 S: 3	H: 0 LOB: 0 BB: 0 P: 3	R: 0 E: 0 K: 0 S: 3	H: 0 LOB: 1 BB: 1 P: 7	R: 1 E: 0 K: 2 S: 8	H: 1 LOB: 0 BB: 0 P: 8	R: 0 E: 0 K: 0 S: 4	H: 1 LOB: 1 BB: 0 P: 4	R: 0 E: 0 K: 0 S: 3	H: 1 LOB: 1 BB: 1 P: 7	1B: 3 2B: 3 3B: 0 HR: 1	SF: 0 SAC: 0 DP: 3 HBP: 1	WP: 1 PB: 0 SB: 0 CS: 1	PA: 35
<b>PITCHER</b> Mark Gubicza, R ERA: 3.12 (1, 1)	IP: 9.0 WLS: W BF: 35	H: 6 R: 2 ER: 2 SO: 6	BB: 4 IBB: 0 HBP: 1 BLK: 0	WP: 1 HR: 1 S: 42 P: 59	ERA: 2.00 WHIP: 1.111	<b>PITCHER</b>																

Batter	1	2	3	4	5	6	7	8	9	AB	R	H	RBI	BB	SO	LOB	BOTTOM			
Willie Wilson, S OBP: 0.341, SLG: 0.373 (1, 8)										4	0	0	0	0	0	2	<b>New York Yankees @ Kansas City Royals</b> Royals Stadium, Kansas City, MO Sat Jun 30 1984, 4:33 AM EDT Att: 31,540 - Unknown			
Butch Davis, R OBP: 0.214, SLG: 0.213 Pat Sheridan, L OBP: 0.353, SLG: 0.468 (1, 7) (9, 9)										4	1	2	1	0	1	1				
George Brett, L OBP: 0.382, SLG: 0.495 Buddy Biancalana, S OBP: 0.318, SLG: 0.476 (1, 5) (9, 4)										4	0	1	0	0	0	2				
Hal McRae, R OBP: 0.330, SLG: 0.342 (1, 10)										2	1	0	0	2	1	2				
Darryl Motley, R OBP: 0.345, SLG: 0.473 (1, 9) (9, 7)										4	1	2	0	0	0	1				
Steve Balboni, R OBP: 0.304, SLG: 0.436 (1, 3)										4	1	1	1	0	0	4				
Don Slaught, R OBP: 0.277, SLG: 0.310 (1, 2)										4	1	2	1	0	0	0				
Greg Pryor, R OBP: 0.270, SLG: 0.372 (1, 4) (9, 5)										4	1	2	3	0	0	0				
U L Washington, S OBP: 0.265, SLG: 0.245 (1, 6)										4	0	0	0	0	2	2				
<b>Inning Stats</b>	R: 0 E: 1 K: 1 S: 6	H: 0 LOB: 1 BB: 0 P: 6	R: 1 E: 0 K: 0 S: 4	H: 1 LOB: 0 BB: 0 P: 4	R: 0 E: 0 K: 2 S: 7	H: 0 LOB: 0 BB: 0 P: 7	R: 4 E: 0 K: 0 S: 6	H: 3 LOB: 0 BB: 1 P: 10	R: 1 E: 0 K: 0 S: 5	H: 2 LOB: 1 BB: 0 P: 5	R: 0 E: 0 K: 0 S: 5	H: 2 LOB: 2 BB: 0 P: 5	R: 0 E: 0 K: 0 S: 4	H: 2 LOB: 1 BB: 1 P: 8	R: 0 E: 0 K: 1 S: 5	H: 0 LOB: 0 BB: 0 P: 5	1B: 6 2B: 1 3B: 0 HR: 3	SF: 0 SAC: 0 DP: 0 HBP: 0	WP: 0 PB: 0 SB: 0 CS: 1	PA: 36
<b>PITCHER</b> Ron Guidry, L ERA: 4.24 Mike Armstrong, R ERA: 3.66 Jose Rijo, R ERA: 4.63 (1, 1) (6, 1) (8, 1)	IP: 5.0 WLS: L BF: 23	H: 6 R: 6 ER: 6 SO: 3	BB: 1 IBB: 0 HBP: 0 BLK: 0	WP: 0 HR: 3 S: 28 P: 32	ERA: 10.80 WHIP: 1.400	<b>PITCHER</b>														



Batter	1	2	3	4	5	6	7	8	9	AB	R	H	RBI	BB	SO	LOB	TOP
Willie Randolph, R (1,4) OBP: 0.386, SLG: 0.365	0-0 FC5-4 1B		0-0 F9		0-0 2B		4-0 BB		0-0 4-3	4	0	2	0	1	0	0	
Butch Wynegar, S (1,2) OBP: 0.353, SLG: 0.378	0-0 FC5-4 1B		0-0 G4-6-3 1B		0-0 F4		0-0 1-3			4	0	1	0	0	0	4	
Don Mattingly, L (1,3) OBP: 0.378, SLG: 0.541	0-0 F7		0-0 G4-6-3			0-0 4-3		0-0 6-3		4	0	0	0	0	0	2	
Don Baylor, R (1,10) OBP: 0.337, SLG: 0.510	0-0 1-2 1B			0-0 F2		4-0 FC3-6 BB		0-0 F3		3	0	1	0	1	0	0	
Dave Winfield, R (1,9) OBP: 0.397, SLG: 0.555	0-0 1-3			0-0 1B		0-0 FC3-6		0-0 1B		4	0	2	0	0	0	3	
Brian Davett, R (1,7) OBP: 0.238, SLG: 0.500		0-0 1-3 1B		0-0 F8		0-0 5-3		0-0 1B		3	0	1	0	0	0	2	
Steve Kemp, L (8, PH) OBP: 0.379, SLG: 0.409								1-2 1B		1	0	1	0	0	0	0	
Ken Griffey, L (1,8) OBP: 0.307, SLG: 0.303			0-0 F8		0-0 4-3		0-0 G3		0-0 1-3	4	0	0	0	0	0	4	
Bobby Meacham, S (1,6) OBP: 0.264, SLG: 0.300			0-0 1-3			0-0 F8		0-0 4-3		3	0	0	0	0	0	1	
Roy Smalley, S (9, PH) OBP: 0.287, SLG: 0.392			1-2 1B						0-0 4-3	1	0	0	0	0	0	0	
Tim Foli, R (1,5) OBP: 0.193, SLG: 0.222			0-0 4-3			0-0 5-3			0-0 4-3	3	0	1	0	0	0	1	
Oscar Gamble, L (9, PH) OBP: 0.313, SLG: 0.316									0-0 4-3	1	0	0	0	0	0	0	
<b>Inning Stats</b>	R: 0 E: 0 K: 0 S: 5	H: 2 LOB: 2 BB: 0 P: 5	R: 0 E: 0 K: 0 S: 4	H: 1 LOB: 1 BB: 0 P: 4	R: 0 E: 0 K: 0 S: 3	H: 1 LOB: 1 BB: 0 P: 4	R: 0 E: 0 K: 0 S: 4	H: 0 LOB: 1 BB: 1 P: 7	R: 0 E: 0 K: 0 S: 4	H: 1 LOB: 2 BB: 1 P: 8	R: 0 E: 0 K: 0 S: 5	H: 2 LOB: 2 BB: 0 P: 5	R: 0 E: 0 K: 0 S: 3	H: 0 LOB: 0 BB: 0 P: 3	1B: 7 2B: 2 3B: 0 HR: 0	SF: 0 SAC: 0 DP: 1 HBP: 0	WP: 0 PA: 37
<b>PITCHER</b>	IP WLS BF H R ER SO BB IBB HBP BLK WP HR S P ERA WHIP																
Charlie Leibrandt, L (1,1) ERA: 3.11	6.2 W 28 7 0 0 0 2 0 0 0 0 0 0 26 34 0.00 1.350																
Dan Quisenberry, R (7,1) ERA: 2.01	2.1 S 9 2 0 0 0 0 0 0 0 0 0 0 9 9 0.00 0.857																

New York Yankees @ Kansas City Royals  
 Royals Stadium, Kansas City, MO  
 Sun Jul 01 1984, 4:33 AM EDT  
 Att: 32,767 - Unknown

AB 35  
 R 0  
 H 9  
 RBI 0  
 BB 2  
 SO 0  
 LOB 17



Batter	1	2	3	4	5	6	7	8	9	AB	R	H	RBI	BB	SO	LOB	BOTTOM		
Willie Wilson, S (1,8) OBP: 0.337, SLG: 0.387	0-3 K		0-0 F5		0-0 FC5-4 CS		0-0 HR		0-0 SF9	4	1	1	3	0	1	1			
Butch Davis, R (1,7) OBP: 0.224, SLG: 0.216	0-0 1B		0-0 F9		4-0 1B BB		0-0 6-3		0-0 WP 1B	3	0	1	0	1	0	0			
Pat Sheridan, L (8, PH) OBP: 0.356, SLG: 0.470					1-2 BB			1-2 2H 1B		1	1	1	1	0	0	0			
George Brett, L (1,5) OBP: 0.369, SLG: 0.483					0-0 F9		4-0 1B		4-0 1B	3	0	1	0	2	0	1			
Buddy Biancalana, S (8, PR) OBP: 0.318, SLG: 0.476					1-3 1B			1-2 2-3 IBB		0	0	0	0	0	0	0			
Hal McRae, R (1,10) OBP: 0.336, SLG: 0.345			0-0 F8		0-0 2B 1B		4-0 1-2 BB		0-0 K 1B	4	1	2	2	1	1	2			
Darryl Motley, R (1,9) OBP: 0.337, SLG: 0.463			0-0 F8		0-0 F9		0-0 4-3		0-0 5-3	5	0	0	0	0	0	7			
Steve Balboni, R (1,3) OBP: 0.303, SLG: 0.430		0-3 K		4-0 2B BB		0-0 3-1		0-0 F8		3	1	0	0	1	1	0			
Don Slaught, R (1,2) OBP: 0.289, SLG: 0.336			0-0 2B		0-0 1-2 2H 2B		0-0 F8		0-0 BB 1B SF9 1B	4	1	3	2	0	0	0			
Greg Pryor, R (1,4) OBP: 0.269, SLG: 0.368			0-0 F8		0-0 F2		0-0 F2		0-0 1-2 1B 1B	4	1	1	0	0	0	2			
U L Washington, S (1,6) OBP: 0.273, SLG: 0.248			0-0 4-3		0-0 E6 FC5-4		0-0 HR 1B		4-0 WP 1B BB	3	2	1	0	1	0	0			
<b>Inning Stats</b>	R: 0 E: 0 K: 1 S: 6	H: 1 LOB: 1 BB: 0 P: 6	R: 0 E: 0 K: 1 S: 6	H: 1 LOB: 1 BB: 0 P: 6	R: 0 E: 0 K: 0 S: 3	H: 0 LOB: 0 BB: 0 P: 3	R: 2 E: 0 K: 0 S: 5	H: 2 LOB: 1 BB: 1 P: 9	R: 0 E: 1 K: 0 S: 4	H: 1 LOB: 3 BB: 2 P: 12	R: 0 E: 0 K: 0 S: 3	H: 0 LOB: 0 BB: 0 P: 3	R: 2 E: 0 K: 1 S: 7	H: 2 LOB: 1 BB: 1 P: 11	R: 4 E: 0 K: 0 S: 7	H: 4 LOB: 2 BB: 2 P: 15	1B: 8 2B: 2 3B: 0 HR: 1	SF: 1 SAC: 0 DP: 0 HBP: 0	WP: 1 PA: 41
<b>PITCHER</b>	IP WLS BF H R ER SO BB IBB HBP BLK WP HR S P ERA WHIP																		
Bob Shirley, L (1,1) ERA: 4.03	6.1 L 30 7 4 4 2 4 0 0 0 0 1 0 1 30 46 5.68 1.737																		
Mike Armstrong, R (7,1) ERA: 6.53	1.2 11 4 4 4 1 1 1 0 0 0 1 0 11 19 21.60 3.000																		

New York Yankees @ Kansas City Royals  
 Royals Stadium, Kansas City, MO  
 Sun Jul 01 1984, 4:33 AM EDT  
 Att: 32,767 - Unknown

AB 34  
 R 8  
 H 11  
 RBI 8  
 BB 6  
 SO 3  
 LOB 13





Batter	1	2	3	4	5	6	7	8	9	AB	R	H	RBI	BB	SO	LOB	TOP			
Willie Randolph, R (1, 4) OBP: 0.386, SLG: 0.365										5	1	2	0	0	0	2				
Butch Wynegar, S (1, 2) OBP: 0.350, SLG: 0.374										5	0	1	0	0	0	4				
Don Mattingly, L (1, 3) OBP: 0.376, SLG: 0.537										4	1	1	1	0	1	2				
Don Baylor, R (1, 10) OBP: 0.343, SLG: 0.517										3	2	2	0	1	0	0				
Dave Winfield, R (1, 9) OBP: 0.399, SLG: 0.566										4	1	2	3	0	0	1				
Steve Kemp, L (1, 7) OBP: 0.381, SLG: 0.423										3	1	1	1	1	0	0				
Ken Griffey, L (1, 8) OBP: 0.306, SLG: 0.307										4	0	1	1	0	0	1				
Bobby Meacham, S (1, 6) OBP: 0.250, SLG: 0.283										3	0	0	0	0	0	1				
Oscar Gamble, L (8, PH) OBP: 0.310, SLG: 0.313										1	0	0	0	0	0	1				
Toby Harrah, R (8, 5) OBP: 0.294, SLG: 0.262										0	0	0	0	0	0	0				
Tim Foli, R (1, 5) OBP: 0.198, SLG: 0.217										2	0	0	0	0	1	1				
Roy Smalley, S (9, PH) OBP: 0.286, SLG: 0.390										1	0	0	0	0	0	0				
<b>Inning Stats</b>	R: 2 E: 0 K: 0 S: 5	H: 5 LOB: 0 BB: 0 P: 5	R: 1 E: 1 K: 0 S: 6	H: 2 LOB: 2 BB: 0 P: 6	R: 2 E: 0 K: 0 S: 4	H: 1 LOB: 0 BB: 1 P: 8	R: 0 E: 0 K: 0 S: 4	H: 1 LOB: 2 BB: 0 P: 5	R: 0 E: 0 K: 1 S: 5	H: 0 LOB: 0 BB: 0 P: 3	R: 0 E: 0 K: 0 S: 3	H: 0 LOB: 0 BB: 0 P: 5	R: 1 E: 1 K: 0 S: 4	H: 1 LOB: 1 BB: 1 P: 8	R: 0 E: 0 K: 0 S: 3	H: 0 LOB: 0 BB: 0 P: 3	1B: 6 2B: 2 3B: 0 HR: 2	SF: 0 SAC: 0 DP: 0 HBP: 1	WP: 0 PB: 0 SB: 0 CS: 1	PA: 39
<b>PITCHER</b>	IP WLS BF H R ER SO BB IBB HBP BLK WP HR S P ERA WHIP																			
Danny Darwin, R (1, 1) ERA: 4.49	3.0		16	8	5	5	0	1	0	0	0	0	0	2	15	19	15.00	3.000		
Dickie Niles, R (4, 1) ERA: 4.75	4.1	W	16	2	1	0	2	0	0	1	0	0	0	0	19	20	0.00	0.462		
Dave Schmidt, R (8, 1) ERA: 2.53	1.2	S	6	0	0	0	0	1	0	0	0	0	0	0	5	9	0.00	0.600		

New York Yankees @ Texas Rangers  
Arlington Stadium, Arlington, TX  
Mon Jul 02 1984, 8:05 PM EDT  
Att: 18,142 - Unknown

AB 35  
R 6  
H 10  
RBI 6  
BB 2  
SO 2  
LOB 13



Batter	1	2	3	4	5	6	7	8	9	AB	R	H	RBI	BB	SO	LOB	BOTTOM			
Curtis Wilkerson, S (1, 6) OBP: 0.292, SLG: 0.290										4	1	0	0	1	1	3				
Gary Ward, R (1, 7) OBP: 0.284, SLG: 0.310										4	0	1	2	0	0	2				
Buddy Bell, R (1, 5) OBP: 0.377, SLG: 0.432										3	1	1	0	1	0	0				
Larry Parrish, R (1, 9) OBP: 0.347, SLG: 0.477										4	0	0	0	0	1	3				
Pete O'Brien, L (1, 3) OBP: 0.374, SLG: 0.490										3	2	2	1	1	0	0				
Bill Stein, R (1, 10) OBP: 0.444, SLG: 0.348										1	1	1	0	1	0	0				
Tom Dunbar, L (5, PH) OBP: 0.429, SLG: 0.500										1	1	0	0	1	0	1				
Bill Sample, R (1, 8) OBP: 0.307, SLG: 0.365										4	0	1	2	0	1	4				
Donnie Scott, S (1, 2) OBP: 0.302, SLG: 0.318										4	0	1	0	0	1	1				
Wayne Tolleson, S (1, 4) OBP: 0.292, SLG: 0.273										4	1	2	1	0	0	2				
<b>Inning Stats</b>	R: 0 E: 0 K: 1 S: 5	H: 0 LOB: 0 BB: 0 P: 5	R: 0 E: 0 K: 0 S: 3	H: 0 LOB: 1 BB: 1 P: 7	R: 2 E: 0 K: 0 S: 4	H: 2 LOB: 1 BB: 2 P: 12	R: 2 E: 1 K: 1 S: 9	H: 3 LOB: 2 BB: 0 P: 9	R: 3 E: 0 K: 2 S: 10	H: 3 LOB: 1 BB: 1 P: 14	R: 0 E: 0 K: 0 S: 3	H: 0 LOB: 0 BB: 1 P: 3	R: 0 E: 0 K: 0 S: 3	H: 1 LOB: 0 BB: 0 P: 3	R: 0 E: 0 K: 0 S: 3	H: 0 LOB: 0 BB: 0 P: 3	1B: 6 2B: 2 3B: 1 HR: 0	SF: 0 SAC: 0 DP: 1 HBP: 0	WP: 0 PB: 0 SB: 0 CS: 1	PA: 38
<b>PITCHER</b>	IP WLS BF H R ER SO BB IBB HBP BLK WP HR S P ERA WHIP																			
Dennis Rasmussen, L (1, 1) ERA: 6.32	3.0		15	4	4	3	1	3	0	0	0	0	0	14	26	9.00	2.333			
Jose Rijo, R (4, 1) ERA: 4.85	3.0	L	15	4	3	3	3	1	0	0	0	0	0	20	24	9.00	1.667			
Ray Fontenot, L (7, 1) ERA: 4.85	1.0		4	0	0	0	0	1	0	0	0	0	0	3	7	0.00	1.000			
Dave Righetti, L (8, 1) ERA: 1.5	1.0		3	1	0	0	0	0	0	0	0	0	0	3	3	0.00	1.000			

New York Yankees @ Texas Rangers  
Arlington Stadium, Arlington, TX  
Mon Jul 02 1984, 8:05 PM EDT  
Att: 18,142 - Unknown

AB 32  
R 7  
H 9  
RBI 6  
BB 5  
SO 4  
LOB 16





Batter	1	2	3	4	5	6	7	8	9	AB	R	H	RBI	BB	SO	LOB	TOP					
Willie Randolph, R (1,4) OBP: 0.383, SLG: 0.362	6-3		FC5-4 1B		5-3		6-3		F9	5	0	1	0	0	0	0						
Tim Foli, R (1,5) OBP: 0.198, SLG: 0.216	6-3		F7			BB 1B 1B	1-3		6-3	5	1	1	0	0	0	1						
Dave Winfield, R (1,9) OBP: 0.400, SLG: 0.565			K			F7	HR			4	1	2	0	0	1	2						
Don Baylor, R (1,10) OBP: 0.345, SLG: 0.528	K		FC5-4 1-2			BB 1B 1B	HR			4	2	2	2	0	1	2						
Brian Dayett, R (1,7) OBP: 0.200, SLG: 0.417		4-3			6-3	F8	F8			4	0	0	0	0	0	2						
Don Mattingly, L (1,3) OBP: 0.376, SLG: 0.534		2B 1B			K	1-2 2-3 BB			F7	3	1	1	0	1	1	0						
Ken Griffey, L (1,8) OBP: 0.310, SLG: 0.316		1-3 2B			4-3	1B 1-2 2-H 3-H			4-3	4	0	2	2	0	0	0						
Mike O'Berry, R (1,2) OBP: 0.294, SLG: 0.313		F6			6-3	1-3 2-H	1B		F8	4	0	1	1	0	0	2						
Bobby Meacham, S (1,6) OBP: 0.233, SLG: 0.263		K			F6		3-1		4-3	4	0	0	0	0	1	4						
<b>Inning Stats</b>	R: 0 E: 0 K: 1 S: 6	H: 1 LOB: 1 BB: 0 P: 6	R: 0 E: 0 K: 1 S: 7	H: 2 LOB: 2 BB: 0 P: 7	R: 0 E: 0 K: 1 S: 6	H: 1 LOB: 1 BB: 0 P: 6	R: 0 E: 0 K: 1 S: 5	H: 0 LOB: 0 BB: 0 P: 5	R: 0 E: 0 K: 0 S: 3	H: 0 LOB: 0 BB: 0 P: 3	R: 3 E: 0 K: 0 S: 7	H: 4 LOB: 2 BB: 1 P: 11	R: 2 E: 0 K: 0 S: 5	H: 2 LOB: 0 BB: 0 P: 5	R: 0 E: 0 K: 0 S: 3	H: 0 LOB: 0 BB: 0 P: 3	R: 0 E: 0 K: 0 S: 3	H: 0 LOB: 0 BB: 0 P: 3	1B: 8 2B: 1 3B: 0 HR: 1	SF: 0 SAC: 0 DP: 0 HBP: 0	WP: 0 PB: 0 CS: 0	PA: 38
<b>PITCHER</b>	IP	WLS	BF	H	R	ER	SO	BB	IBB	HBP	BLK	WP	HR	S	P	ERA	WHIP					
Frank Tanana, L (1,1) ERA: 3.03	6.0	L	27	8	3	3	4	1	0	0	0	0	0	34	38	4.50	1.500					
Odell Jones, R (7,1) ERA: 3.35	3.0		11	2	2	2	0	0	0	0	0	0	1	11	11	6.00	0.667					

New York Yankees @ Texas Rangers  
Arlington Stadium, Arlington, TX  
Tue Jul 03 1984, 8:05 PM EDT  
Att: 21,272 - Unknown

AB 37  
R 5  
H 10  
RBI 5  
BB 1  
SO 4  
LOB 13



Batter	1	2	3	4	5	6	7	8	9	AB	R	H	RBI	BB	SO	LOB	BOTTOM					
Curtis Wilkerson, S (1,6) OBP: 0.289, SLG: 0.286	4-3				6-3	B1-3	5-3			4	0	0	0	0	0	1						
Tom Dunbar, L (1,9) OBP: 0.364, SLG: 0.400	1-3				K	2B 1B			F6	4	1	1	0	0	1	0						
Buddy Bell, R (1,5) OBP: 0.376, SLG: 0.433	K				K	1-H 2B			F8	4	0	1	1	0	2	0						
Larry Parrish, R (1,10) OBP: 0.342, SLG: 0.470					6-3	F6	F7		6-3	4	0	0	0	0	0	1						
Pete O'Brien, L (1,3) OBP: 0.372, SLG: 0.485		F3			F6		HR BB		F8	3	1	0	0	1	0	0						
Gary Ward, R (1,8) OBP: 0.290, SLG: 0.333 (8,7)		K				HR	1-H HR		BB	3	2	2	3	1	1	0						
Bob Jones, L (1,7) OBP: 0.316, SLG: 0.402					F7				F7	2	0	1	0	0	0	0						
Bill Sample, R (7,PH) OBP: 0.308, SLG: 0.366 (8,8)						1B			SH3-4 1B	2	0	1	0	0	0	1						
Donnie Scott, S (1,2) OBP: 0.306, SLG: 0.322					F9					2	0	1	0	0	0	1						
Bill Stein, R (9,PH) OBP: 0.429, SLG: 0.333					G6-4-3 1B				K	1	0	0	0	0	1	1						
Wayne Tolleson, S (1,4) OBP: 0.288, SLG: 0.269					G6-4-3 1-2				F8	3	0	0	0	0	0	2						
5-3																						
<b>Inning Stats</b>	R: 0 E: 0 K: 1 S: 5	H: 0 LOB: 0 BB: 0 P: 5	R: 0 E: 0 K: 1 S: 5	H: 0 LOB: 0 BB: 0 P: 5	R: 0 E: 0 K: 0 S: 3	H: 1 LOB: 0 BB: 0 P: 3	R: 0 E: 0 K: 2 S: 7	H: 0 LOB: 0 BB: 0 P: 7	R: 1 E: 0 K: 0 S: 5	H: 2 LOB: 1 BB: 0 P: 5	R: 1 E: 0 K: 0 S: 5	H: 2 LOB: 1 BB: 0 P: 5	R: 2 E: 0 K: 0 S: 5	H: 2 LOB: 1 BB: 1 P: 9	R: 0 E: 0 K: 0 S: 3	H: 0 LOB: 0 BB: 0 P: 3	R: 0 E: 0 K: 1 S: 5	H: 0 LOB: 1 BB: 1 P: 9	1B: 4 2B: 1 3B: 0 HR: 2	SF: 0 SAC: 1 DP: 1 HBP: 0	WP: 0 PB: 0 CS: 0	PA: 35
<b>PITCHER</b>	IP	WLS	BF	H	R	ER	SO	BB	IBB	HBP	BLK	WP	HR	S	P	ERA	WHIP					
Marty Bystrom, R (1,1) ERA: 4.88	6.0	W	22	5	2	2	4	0	0	0	0	0	1	30	30	3.00	0.833					
Ray Fontenot, L (7,1) ERA: 4.94	2.0		9	2	2	2	0	1	0	0	0	0	1	8	12	9.00	1.500					
Dave Righetti, L (9,1) ERA: 1.47	1.0	S	4	0	0	0	1	1	0	0	0	0	0	5	9	0.00	1.000					

New York Yankees @ Texas Rangers  
Arlington Stadium, Arlington, TX  
Tue Jul 03 1984, 8:05 PM EDT  
Att: 21,272 - Unknown

AB 32  
R 4  
H 7  
RBI 4  
BB 2  
SO 5  
LOB 7





Batter	1	2	3	4	5	6	7	8	9	AB	R	H	RBI	BB	SO	LOB	TOP																						
Willie Randolph, R (1,4) OBP: 0.383, SLG: 0.363	F9		F9 S 1B	5-3			1-3		SH3 1B	5	1	2	1	0	0	0																							
Butch Wynegar, S (1,2) OBP: 0.348, SLG: 0.372	WP 1B		F9		F8		F9		SH3	4	0	1	1	0	0	1																							
Don Mattingly, L (1,3) OBP: 0.378, SLG: 0.532	K		BB HBP 1B		F6				6-3 1B	5	0	2	1	0	1	2																							
Don Baylor, R (1,10) OBP: 0.344, SLG: 0.522	6-3		3-H 1-2 HBP		G3				F8	3	0	0	0	0	0	2																							
Dave Winfield, R (1,9) OBP: 0.401, SLG: 0.561		4-0 E SF8 BB							6-3	2	1	0	0	2	1	1																							
Steve Kemp, L (1,7) OBP: 0.379, SLG: 0.435		6-3								4	1	1	1	0	1	5																							
Brian Dayett, R (9,7) OBP: 0.200, SLG: 0.417			F5						K	0	0	0	0	0	0	0																							
Ken Griffey, L (1,8) OBP: 0.309, SLG: 0.317			SF8		4-3				F9	3	1	1	1	0	0	3																							
Bobby Meacham, S (1,6) OBP: 0.238, SLG: 0.267			3-H 1B		1-3				F7	3	1	1	0	0	0	0																							
Tim Lincecum, R (1,5) OBP: 0.189, SLG: 0.207			F4		6-3				F9	4	0	0	0	0	0	3																							
<b>Inning Stats</b>	R: 0 E: 0 K: 1 S: 6	H: 1 LOB: 1 BB: 0 P: 6	R: 1 E: 1 K: 0 S: 4	H: 1 LOB: 1 BB: 1 P: 8	R: 1 E: 0 K: 0 S: 5	H: 2 LOB: 3 BB: 1 P: 10	R: 0 E: 0 K: 0 S: 3	H: 0 LOB: 0 BB: 0 P: 3	R: 0 E: 0 K: 0 S: 3	H: 0 LOB: 0 BB: 0 P: 3	R: 1 E: 0 K: 0 S: 6	H: 1 LOB: 0 BB: 0 P: 6	R: 0 E: 0 K: 0 S: 3	H: 0 LOB: 0 BB: 0 P: 3	R: 0 E: 0 K: 1 S: 6	H: 1 LOB: 1 BB: 0 P: 6	R: 2 E: 0 K: 0 S: 6	H: 2 LOB: 1 BB: 0 P: 6	1B: 7 2B: 0 3B: 0 HR: 1	SF: 1 SAC: 2 DP: 0 HBP: 1	WP: 1 PB: 0 CS: 1	PA: 39																	
<b>PITCHER</b>	IP	WLS	BF	H	R	ER	SO	BB	IBB	HBP	BLK	WP	HR	S	P	ERA	WHIP	<b>PITCHER</b>					IP	WLS	BF	H	R	ER	SO	BB	IBB	HBP	BLK	WP	HR	S	P	ERA	WHIP
Dave Stewart, R (1,1) ERA: 5.11	8.1	L	37	8	5	4	3	2	0	1	0	1	1	40	49	4.32	1.200																						
Dave Schmidt, R (9,1) ERA: 2.49	0.2		2	0	0	0	0	0	0	0	0	0	0	2	2	0.00	0.000																						

New York Yankees @ Texas Rangers  
Arlington Stadium, Arlington, TX  
Wed Jul 04 1984, 8:05 PM EDT  
Att: 39,240 - Unknown

AB 33  
R 5  
H 8  
RBI 5  
BB 2  
SO 3  
LOB 17



Batter	1	2	3	4	5	6	7	8	9	AB	R	H	RBI	BB	SO	LOB	BOTTOM																						
Curtis Wilkerson, S (1,6) OBP: 0.287, SLG: 0.285	F8		F7		K				L6-3 1B	4	0	1	0	0	1	0																							
Mickey Rivers, L (1,10) OBP: 0.296, SLG: 0.317	1-3		F4		3-1				L6-3 1-2	4	0	0	0	0	0	1																							
Buddy Bell, R (1,5) OBP: 0.374, SLG: 0.429		4-0 BB	K2-3						F4	3	0	0	0	1	1	0																							
Larry Parrish, R (1,9) OBP: 0.341, SLG: 0.467			F8		K PB 1B				3-1	4	0	1	0	0	1	1																							
Pete O'Brien, L (1,3) OBP: 0.370, SLG: 0.481			5-3		F8				3-1	4	0	1	0	0	0	1																							
Gary Ward, R (1,7) OBP: 0.293, SLG: 0.336			1B		PB 1B				G5-4-3 1B	4	0	2	0	0	1	2																							
Bill Sample, R (1,8) OBP: 0.305, SLG: 0.362			F7		F8				K	3	0	0	0	0	1	3																							
Donnie Scott, S (1,2) OBP: 0.307, SLG: 0.323					K				F9	3	0	1	0	0	1	2																							
Wayne Tolleson, S (1,4) OBP: 0.285, SLG: 0.266			4-3						F8	3	0	0	0	0	0	2																							
<b>Inning Stats</b>	R: 0 E: 0 K: 0 S: 3	H: 0 LOB: 1 BB: 1 P: 7	R: 0 E: 0 K: 0 S: 5	H: 2 LOB: 2 BB: 0 P: 5	R: 0 E: 0 K: 1 S: 5	H: 0 LOB: 0 BB: 0 P: 5	R: 0 E: 0 K: 2 S: 9	H: 1 LOB: 2 BB: 0 P: 9	R: 0 E: 0 K: 1 S: 5	H: 0 LOB: 0 BB: 0 P: 5	R: 0 E: 0 K: 0 S: 4	H: 2 LOB: 1 BB: 0 P: 4	R: 0 E: 0 K: 1 S: 5	H: 0 LOB: 0 BB: 0 P: 5	R: 0 E: 0 K: 0 S: 3	H: 1 LOB: 0 BB: 0 P: 3	R: 0 E: 0 K: 1 S: 5	H: 0 LOB: 0 BB: 0 P: 5	1B: 6 2B: 1 3B: 0 HR: 0	SF: 0 SAC: 0 DP: 2 HBP: 0	WP: 0 PB: 2 CS: 0	PA: 33																	
<b>PITCHER</b>	IP	WLS	BF	H	R	ER	SO	BB	IBB	HBP	BLK	WP	HR	S	P	ERA	WHIP	<b>PITCHER</b>					IP	WLS	BF	H	R	ER	SO	BB	IBB	HBP	BLK	WP	HR	S	P	ERA	WHIP
Phil Niekro, R (1,1) ERA: 1.84	8.0	W	30	6	0	0	5	1	0	0	0	0	0	39	43	0.00	0.875																						
Jay Howell, R (9,1) ERA: 3.12	1.0		3	0	0	0	1	0	0	0	0	0	0	5	5	0.00	0.000																						

New York Yankees @ Texas Rangers  
Arlington Stadium, Arlington, TX  
Wed Jul 04 1984, 8:05 PM EDT  
Att: 39,240 - Unknown


AB 32  
R 0  
H 6  
RBI 0  
BB 1  
SO 6  
LOB 12





Batter	1	2	3	4	5	6	7	8	9	AB	R	H	RBI	BB	SO	LOB	TOP			
<b>Willie Randolph, R</b> OBP: 0.381, SLG: 0.364 (1, 4)	6-3		F9		F8		5-3		3-1 2H 2B	5	0	1	1	0	0	1	<b>New York Yankees @ Minnesota Twins</b> Hubert H. Humphrey Metrodome, Minneapolis, MN Thu Jul 05 1984, 8:05 PM EDT Att: 14,049 - Unknown <a href="http://livebaseballscorecards.com">livebaseballscorecards.com</a>			
<b>Butch Wynegar, S</b> OBP: 0.346, SLG: 0.366 (1, 2)	FC5-4 BB		F3		F8		4-3	3-1	4	0	0	0	1	0	1					
<b>Don Mattingly, L</b> OBP: 0.375, SLG: 0.525 (1, 3)	F9		F8		4-3		5-3	BB	4	0	0	0	1	0	1					
<b>Don Baylor, R</b> OBP: 0.348, SLG: 0.528 (1, 10)	FC5-4 1-2			1B SF8 1B		G3-6-3 1B		2B	5	2	3	0	0	0	4					
<b>Dave Winfield, R</b> OBP: 0.406, SLG: 0.567 (1, 9)		BB 1B 1B		1B 1-3 1B		F8		2B	4	1	3	1	0	0	1					
<b>Steve Kemp, L</b> OBP: 0.381, SLG: 0.433 (1, 7)		G3 1B BB		SF8		G3-6-3 1-2		2B	1	0	0	1	2	0	1					
<b>Ken Griffey, L</b> OBP: 0.312, SLG: 0.320 (1, 8)		G3 1B		1-2 1B		F7	F8		4	0	2	1	0	0	2					
<b>Bobby Meacham, S</b> OBP: 0.224, SLG: 0.250 (1, 6)		G3		F7		F8		F9	4	0	0	0	0	0	4					
<b>Tim Foli, R</b> OBP: 0.202, SLG: 0.240 (1, 5) <b>Omar Moreno, L</b> OBP: 0.266, SLG: 0.311 (9, PR)	8-2 3-H			4-3				2B	4 0	0 1	0 0	0 0	0 0	0 0	4 0					
<b>Inning Stats</b>	R: 0 E: 0 K: 0 S: 3	H: 0 LOB: 1 BB: 1 P: 7	R: 1 E: 0 K: 0 S: 4	H: 2 LOB: 1 BB: 1 P: 8	R: 0 E: 0 K: 0 S: 3	H: 0 LOB: 0 BB: 0 P: 3	R: 1 E: 0 K: 0 S: 6	H: 3 LOB: 2 BB: 0 P: 6	R: 0 E: 0 K: 0 S: 3	H: 1 LOB: 1 BB: 0 P: 3	R: 0 E: 0 K: 0 S: 4	H: 1 LOB: 1 BB: 0 P: 4	R: 1 E: 0 K: 0 S: 5	H: 2 LOB: 2 BB: 1 P: 9	R: 1 E: 0 K: 0 S: 5	H: 2 LOB: 3 BB: 1 P: 9	1B: 6 2B: 6 3B: 0 HR: 0	SF: 1 SAC: 0 DP: 2 HBP: 0	WP: 0 PA: 40 CS: 0	
<b>PITCHER</b>	IP	WLS	BF	H	R	ER	SO	BB	IBB	HBP	BLK	WP	HR	S	P	ERA	WHIP			
<b>Ken Schrom, R</b> ERA: 3.8 (1, 1)	7.2	W	32	9	3	3	0	2	0	0	0	0	0	30	38	3.52	1.435			
<b>Len Whitehouse, L</b> ERA: 2.41 (8, 1)	0.2	S	5	2	1	1	0	1	0	0	0	0	0	4	8	13.50	4.500			
<b>Ron Davis, R</b> ERA: 4.99 (9, 1)	0.2	S	3	0	0	0	0	1	0	0	0	0	0	2	6	0.00	1.500			

Batter	1	2	3	4	5	6	7	8	9	AB	R	H	RBI	BB	SO	LOB	BOTTOM			
<b>Kirby Puckett, R</b> OBP: 0.346, SLG: 0.368 (1, 8)	K		6-4 4-3 HBP		F5	1B		K		4	0	1	1	0	2	3	<b>New York Yankees @ Minnesota Twins</b> Hubert H. Humphrey Metrodome, Minneapolis, MN Thu Jul 05 1984, 8:05 PM EDT Att: 14,049 - Unknown <a href="http://livebaseballscorecards.com">livebaseballscorecards.com</a>			
<b>Mickey Hatcher, R</b> OBP: 0.328, SLG: 0.389 (1, 10)	E6 FC5 1B		4-3		F8	1B			4	0	1	1	0	0	4					
<b>Dave Engle, R</b> OBP: 0.347, SLG: 0.409 (1, 2)	FC5 1B		6-4			F8			3	1	1	0	1	0	4					
<b>Kent Hrbek, L</b> OBP: 0.393, SLG: 0.502 (1, 3)	FC5 1-2 2-3			G1		5-3 3B 1B	3-1		4	1	1	0	0	0	2					
<b>Tom Brunansky, R</b> OBP: 0.309, SLG: 0.411 (1, 9)	K		F9		F7		K		4	0	0	0	0	2	4					
<b>Gary Gaetti, R</b> OBP: 0.317, SLG: 0.350 (1, 5)		F4		6-3		5-3	F8		4	0	0	0	0	0	2					
<b>Ron Washington, R</b> OBP: 0.278, SLG: 0.391 (1, 4)		F3			F4	2B 3B	K		4	1	1	2	0	1	0					
<b>Dave Meier, R</b> OBP: 0.321, SLG: 0.370 (1, 7)		F7				1B 1B 2B	K		4	1	2	1	0	1	0					
<b>Houston Jimenez, R</b> OBP: 0.269, SLG: 0.269 (1, 6)			4-3 HBP BB			1B 1B			1	1	1	0	3	0	0					
<b>Inning Stats</b>	R: 0 E: 1 K: 2 S: 9	H: 1 LOB: 2 BB: 0 P: 9	R: 0 E: 0 K: 0 S: 3	H: 0 LOB: 0 BB: 0 P: 3	R: 0 E: 0 K: 0 S: 3	H: 0 LOB: 0 BB: 0 P: 3	R: 0 E: 0 K: 0 S: 4	H: 1 LOB: 2 BB: 1 P: 8	R: 5 E: 0 K: 0 S: 9	H: 6 LOB: 2 BB: 1 P: 13	R: 0 E: 0 K: 1 S: 5	H: 0 LOB: 0 BB: 0 P: 5	R: 0 E: 0 K: 3 S: 9	H: 0 LOB: 1 BB: 1 P: 13	1B: 5 2B: 2 3B: 2 HR: 0	SF: 0 SAC: 0 DP: 1 HBP: 1	WP: 0 PA: 37 CS: 0			
<b>PITCHER</b>	IP	WLS	BF	H	R	ER	SO	BB	IBB	HBP	BLK	WP	HR	S	P	ERA	WHIP			
<b>Ron Guidry, L</b> ERA: 4.4 (1, 1)	5.2	L	28	7	5	5	2	3	0	1	0	0	0	28	41	7.94	1.765			
<b>Jay Howell, R</b> ERA: 3.04 (6, 1)	1.1		5	1	0	0	1	0	0	0	0	0	0	7	7	0.00	0.750			
<b>Mike Armstrong, R</b> ERA: 7.36 (8, 1)	1.0		4	0	0	0	3	1	0	0	0	0	0	9	13	0.00	1.000			





Batter	1	2	3	4	5	6	7	8	9	AB	R	H	RBI	BB	SO	LOB	TOP					
Willie Randolph, R (1, 4) OBP: 0.384, SLG: 0.365										4	1	2	2	1	0	3	<b>New York Yankees @ Minnesota Twins</b> Hubert H. Humphrey Metrodome, Minneapolis, MN Fri Jul 06 1984, 8:05 PM EDT Att: 23,278 - Unknown					
Tim Foli, R (1, 5) OBP: 0.221, SLG: 0.257									5	0	3	1	0	0	2							
Dave Winfield, R (1, 9) OBP: 0.399, SLG: 0.557									5	0	0	1	0	0	6							
Don Baylor, R (1, 10) OBP: 0.346, SLG: 0.521									5	0	1	0	0	1	3							
Brian Dayett, R (1, 7) OBP: 0.207, SLG: 0.370									3	0	0	0	1	0	3							
Don Mattingly, L (1, 3) OBP: 0.374, SLG: 0.521									4	0	1	0	0	1	1							
Ken Griffey, L (1, 8) OBP: 0.313, SLG: 0.320									3	0	1	0	0	1	1							
Omar Moreno, L (7, PR) OBP: 0.264, SLG: 0.308									1	1	0	0	0	0	1							
Rick Cerone, R (1, 2) OBP: 0.243, SLG: 0.314									4	0	1	0	0	1	0							
Bobby Meacham, S (1, 6) OBP: 0.254, SLG: 0.309									4	2	3	0	0	0	3							
<b>Inning Stats</b>	R: 0 E: 0 K: 0 S: 5	H: 2 LOB: 2 BB: 0 P: 5	R: 0 E: 0 K: 1 S: 5	H: 1 LOB: 0 BB: 5 P: 5	R: 2 E: 0 K: 1 S: 7	H: 2 LOB: 1 BB: 1 P: 11	R: 0 E: 0 K: 0 S: 3	H: 0 LOB: 0 BB: 0 P: 3	R: 0 E: 0 K: 0 S: 4	H: 2 LOB: 1 BB: 0 P: 4	R: 0 E: 0 K: 1 S: 5	H: 0 LOB: 0 BB: 0 P: 5	R: 1 E: 0 K: 0 S: 6	H: 3 LOB: 2 BB: 0 P: 6	R: 0 E: 0 K: 0 S: 3	H: 0 LOB: 1 BB: 1 P: 7	R: 1 E: 1 K: 1 S: 8	H: 2 LOB: 2 BB: 0 P: 8	1B: 10 2B: 2 3B: 1 HR: 0	SF: 0 SAC: 0 DP: 2 HBP: 0	WP: 0 PB: 0 SB: 0 CS: 1	PA: 40
<b>PITCHER</b> Frank Viola, L (1, 1) ERA: 3.02	IP: 9.0 WLS: W BF: 40	H: 12 R: 4 ER: 4 SO: 4	BB: 2 IBB: 0 HBP: 0 BLK: 0	WP: 0 HR: 0 S: 46 P: 54	ERA: 4.00 WHIP: 1.556	<b>PITCHER</b>										IP: 9.0 WLS: W BF: 40	H: 12 R: 4 ER: 4 SO: 4	BB: 2 IBB: 0 HBP: 0 BLK: 0	WP: 0 HR: 0 S: 46 P: 54	ERA: 4.00 WHIP: 1.556		

Batter	1	2	3	4	5	6	7	8	9	AB	R	H	RBI	BB	SO	LOB	BOTTOM			
Kirby Puckett, R (1, 8) OBP: 0.356, SLG: 0.382										5	2	4	2	0	0	2	<b>New York Yankees @ Minnesota Twins</b> Hubert H. Humphrey Metrodome, Minneapolis, MN Fri Jul 06 1984, 8:05 PM EDT Att: 23,278 - Unknown			
Mickey Hatcher, R (1, 10) OBP: 0.326, SLG: 0.386										5	1	1	0	0	0	5				
Dave Engle, R (1, 2) OBP: 0.348, SLG: 0.414									5	1	2	1	0	1	1					
Kent Hrbek, L (1, 3) OBP: 0.400, SLG: 0.517									4	1	3	4	1	1	1					
Tom Brunansky, R (1, 9) OBP: 0.307, SLG: 0.407									5	0	1	0	0	3	3					
Gary Gaetti, R (1, 5) OBP: 0.315, SLG: 0.348									5	1	1	0	0	0	4					
Ron Washington, R (1, 4) OBP: 0.287, SLG: 0.429										4	1	2	1	0	0					
Dave Meier, R (1, 7) OBP: 0.341, SLG: 0.403										4	2	3	1	0	0	1				
Houston Jimenez, R (1, 6) OBP: 0.270, SLG: 0.265										2	0	0	0	1	0	3				
<b>Inning Stats</b>	R: 1 E: 0 K: 0 S: 6	H: 3 LOB: 2 BB: 0 P: 6	R: 0 E: 0 K: 0 S: 4	H: 1 LOB: 1 BB: 0 P: 4	R: 0 E: 0 K: 0 S: 3	H: 0 LOB: 1 BB: 1 P: 7	R: 7 E: 0 K: 1 S: 12	H: 7 LOB: 0 BB: 0 P: 12	R: 0 E: 0 K: 0 S: 5	H: 2 LOB: 2 BB: 0 P: 5	R: 0 E: 0 K: 2 S: 8	H: 1 LOB: 1 BB: 0 P: 8	R: 1 E: 0 K: 0 S: 4	H: 2 LOB: 1 BB: 1 P: 8	R: 0 E: 0 K: 2 S: 8	H: 1 LOB: 1 BB: 0 P: 8	1B: 11 2B: 4 3B: 1 HR: 1	SF: 0 SAC: 1 DP: 2 HBP: 0	WP: 0 PB: 0 SB: 0 CS: 0	PA: 42
<b>PITCHER</b> Bob Shirley, L (1, 1) ERA: 4.66	IP: 3.1 WLS: L BF: 20	H: 9 R: 6 ER: 6 SO: 0	BB: 1 IBB: 0 HBP: 0 BLK: 0	WP: 0 HR: 0 S: 19 P: 23	ERA: 16.20 WHIP: 3.000	<b>PITCHER</b>										IP: 3.1 WLS: L BF: 20	H: 9 R: 6 ER: 6 SO: 0	BB: 1 IBB: 0 HBP: 0 BLK: 0	WP: 0 HR: 0 S: 19 P: 23	ERA: 16.20 WHIP: 3.000
Mike Armstrong, R (4, 1) ERA: 8.0	IP: 1.2 WLS: 9 BF: 4	H: 4 R: 2 ER: 2 SO: 1	BB: 0 IBB: 0 HBP: 0 BLK: 0	WP: 0 HR: 1 S: 11 P: 11	ERA: 10.80 WHIP: 2.400	<b>PITCHER</b>										IP: 1.2 WLS: 9 BF: 4	H: 4 R: 2 ER: 2 SO: 1	BB: 0 IBB: 0 HBP: 0 BLK: 0	WP: 0 HR: 1 S: 11 P: 11	ERA: 10.80 WHIP: 2.400
Jose Rijo, R (6, 1) ERA: 4.76	IP: 3.0 WLS: 13 BF: 4	H: 4 R: 1 ER: 1 SO: 4	BB: 1 IBB: 0 HBP: 0 BLK: 0	WP: 0 HR: 0 S: 20 P: 24	ERA: 3.00 WHIP: 1.667	<b>PITCHER</b>										IP: 3.0 WLS: 13 BF: 4	H: 4 R: 1 ER: 1 SO: 4	BB: 1 IBB: 0 HBP: 0 BLK: 0	WP: 0 HR: 0 S: 20 P: 24	ERA: 3.00 WHIP: 1.667



Batter	1	2	3	4	5	6	7	8	9	AB	R	H	RBI	BB	SO	LOB	TOP					
Omar Moreno, L (1.8) OBP: 0.289, SLG: 0.319										5	1	2	0	0	0	4	<b>New York Yankees @ Minnesota Twins</b> Hubert H. Humphrey Metrodome, Minneapolis, MN Sat Jul 07 1984, 8:05 PM EDT Att: 29,290 - Unknown					
Butch Wynegar, S (1.2) OBP: 0.347, SLG: 0.375										5	1	2	3	0	0	4						
Don Mattingly, L (1.3) OBP: 0.371, SLG: 0.518										4	0	1	2	0	0	2						
Dave Winfield, R (1.9) OBP: 0.403, SLG: 0.558										3	2	1	0	2	1	1						
Oscar Gamble, L (1.10) OBP: 0.314, SLG: 0.353										5	1	2	2	0	1	1						
Steve Kemp, L (1.7) OBP: 0.377, SLG: 0.426										3	1	0	1	1	1	2						
Roy Smalley, S (1.6) OBP: 0.284, SLG: 0.401										5	1	1	1	0	0	1						
Mike Pagliarulo, L (1.5) OBP: 0.600, SLG: 1.000										5	2	3	1	0	0	1						
Bobby Meacham, S (1.4) OBP: 0.289, SLG: 0.370										5	2	4	1	0	0	1						
<b>Inning Stats</b>	R: 1 E: 0 K: 0 S: 5	H: 2 LOB: 2 BB: 1 P: 9	R: 2 E: 0 K: 0 S: 6	H: 3 LOB: 1 BB: 0 P: 6	R: 6 E: 0 K: 0 S: 8	H: 5 LOB: 1 BB: 2 P: 16	R: 0 E: 1 K: 1 S: 6	H: 0 LOB: 1 BB: 0 P: 6	R: 0 E: 0 K: 0 S: 4	H: 1 LOB: 1 BB: 0 P: 4	R: 1 E: 0 K: 0 S: 4	H: 1 LOB: 1 BB: 0 P: 4	R: 0 E: 0 K: 0 S: 4	H: 2 LOB: 1 BB: 0 P: 4	R: 0 E: 0 K: 2 S: 7	H: 0 LOB: 0 BB: 0 P: 7		R: 1 E: 0 K: 0 S: 5	H: 2 LOB: 1 BB: 0 P: 5	1B: 6 2B: 8 3B: 0 HR: 2	SF: 2 SAC: 1 DP: 1 HBP: 0	WP: 0 PB: 0 CS: 1
<b>PITCHER</b>	IP WLS BF H R ER SO BB IBB HBP BLK WP HR S P ERA WHIP																					
John Butcher, R (1.1) ERA: 3.23	2.0 L 14 6 5 5 0 2 0 0 0 0 0 1 12 20 22.50 4.000																					
Ed Hodge, L (3.1) ERA: 4.89	0.2 6 3 3 3 0 1 0 0 0 0 0 0 5 9 40.50 6.000																					
Pete Filson, L (3.1) ERA: 3.88	3.1 14 3 2 2 1 0 0 0 0 0 0 0 16 16 5.40 0.900																					
Len Whitehouse, L (7.1) ERA: 2.29	1.0 4 2 0 0 0 0 0 0 0 0 0 0 4 4 0.00 2.000																					
Mike Walters, R (8.1) ERA: 1.66	1.0 3 0 0 0 2 0 0 0 0 0 0 0 7 7 0.00 0.000																					
<b>PITCHER</b>	IP WLS BF H R ER SO BB IBB HBP BLK WP HR S P ERA WHIP																					
Bobby Castillo, R (9.1) ERA: 9.0	1.0 5 2 1 1 0 0 0 0 0 0 0 1 5 9.00 2.000																					

Batter	1	2	3	4	5	6	7	8	9	AB	R	H	RBI	BB	SO	LOB	BOTTOM			
Kirby Puckett, R (1.8) OBP: 0.350, SLG: 0.376										4	0	0	0	0	3	1	<b>New York Yankees @ Minnesota Twins</b> Hubert H. Humphrey Metrodome, Minneapolis, MN Sat Jul 07 1984, 8:05 PM EDT Att: 29,290 - Unknown			
Mickey Hatcher, R (1.10) OBP: 0.328, SLG: 0.391										4	0	2	0	0	0	0				
Dave Engle, R (1.2) OBP: 0.342, SLG: 0.407										4	0	0	0	0	1	3				
Kent Hrbek, L (1.3) OBP: 0.401, SLG: 0.516										4	2	2	0	0	0	1				
Tom Brunansky, R (1.9) OBP: 0.306, SLG: 0.416										4	1	1	2	0	0	1				
Gary Gaetti, R (1.5) OBP: 0.311, SLG: 0.343										4	0	0	0	0	1	1				
Ron Washington, R (1.4) OBP: 0.296, SLG: 0.474										4	1	2	2	0	0	0				
Dave Meier, R (1.7) OBP: 0.326, SLG: 0.383										4	0	0	0	0	1	1				
Houston Jimenez, R (1.6) OBP: 0.272, SLG: 0.262										2	0	0	0	1	0	0				
<b>Inning Stats</b>	R: 0 E: 0 K: 1 S: 6	H: 1 LOB: 1 BB: 0 P: 6	R: 1 E: 0 K: 0 S: 4	H: 1 LOB: 0 BB: 0 P: 4	R: 0 E: 0 K: 1 S: 5	H: 0 LOB: 0 BB: 0 P: 5	R: 2 E: 0 K: 0 S: 5	H: 2 LOB: 0 BB: 0 P: 5	R: 0 E: 0 K: 1 S: 3	H: 0 LOB: 0 BB: 0 P: 3	R: 0 E: 0 K: 1 S: 5	H: 0 LOB: 0 BB: 0 P: 5	R: 0 E: 0 K: 1 S: 6	H: 1 LOB: 2 BB: 1 P: 10	R: 0 E: 0 K: 1 S: 7	H: 1 LOB: 1 BB: 0 P: 7		1B: 3 2B: 2 3B: 0 HR: 2	SF: 0 SAC: 0 DP: 0 HBP: 0	WP: 0 PB: 0 CS: 0
<b>PITCHER</b>	IP WLS BF H R ER SO BB IBB HBP BLK WP HR S P ERA WHIP																			
Dennis Rasmussen, L (1.1) ERA: 5.89	8.0 W 30 5 3 3 5 1 0 0 0 0 0 0 7 7 9.00 2.000																			
Jay Howell, R (9.1) ERA: 3.16	1.0 5 2 1 1 1 0 0 0 0 0 0 0 7 7 9.00 2.000																			







Batter	1	2	3	4	5	6	7	8	9	AB	R	H	RBI	BB	SO	LOB	TOP								
Willie Wilson, S OBP: 0.336, SLG: 0.379	5-3		1B	F2			F7			3	1	0	0	1	0	0	<b>Kansas City Royals @ New York Yankees</b> Yankee Stadium, Bronx, NY Thu Jul 12 1984, 7:05 PM EDT Att: 21,429 - Unknown <a href="http://livebaseballscorecards.com">livebaseballscorecards.com</a>								
Pat Sheridan, L OBP: 0.359, SLG: 0.471	F7		1B	1-3			F9			4	1	1	0	0	0	0									
George Brett, L OBP: 0.357, SLG: 0.494	FC3-6		K	6-3					1B	3	0	1	0	1	1	2									
Jorge Orta, L OBP: 0.338, SLG: 0.473	FC3-6		F9	F9					F9	3	0	0	0	0	0	3									
Hal McRae, R OBP: 0.344, SLG: 0.347	1-2									1	0	0	0	0	0	1									
Darryl Motley, R OBP: 0.329, SLG: 0.447		F7	1B	1-2		2B			F9	4	0	2	1	0	0	1									
Steve Balboni, R OBP: 0.317, SLG: 0.485		1B	2B	FC6-4		K			K	4	0	2	1	0	2	2									
Don Slaught, R OBP: 0.283, SLG: 0.347		2B	1B	FC6-4		6-3			K	4	0	1	0	0	1	3									
Buddy Biancalana, S OBP: 0.256, SLG: 0.333		K				K2-3			F3	2	0	0	0	0	2	2									
Dane Iorg, L OBP: 0.236, SLG: 0.323							F8			1	0	0	0	0	0	1									
Greg Pryor, R OBP: 0.266, SLG: 0.355										1	0	0	0	0	0	0									
U.L. Washington, S OBP: 0.295, SLG: 0.291	F6			F7			K		1-3	4	0	0	0	0	1	2									
<b>Inning Stats</b>	R: 0 E: 0 K: 0 S: 3	H: 0 LOB: 1 BB: 1 P: 7	R: 0 E: 0 K: 1 S: 7	H: 2 LOB: 2 BB: 0 P: 7	R: 2 E: 0 K: 1 S: 8	H: 3 LOB: 2 BB: 1 P: 12	R: 0 E: 0 K: 1 S: 5	H: 0 LOB: 0 BB: 0 P: 5	R: 0 E: 0 K: 0 S: 3	H: 0 LOB: 0 BB: 0 P: 3	R: 0 E: 0 K: 1 S: 6	H: 1 LOB: 1 BB: 0 P: 6	R: 0 E: 0 K: 1 S: 5	H: 0 LOB: 0 BB: 0 P: 5	R: 0 E: 0 K: 1 S: 6	H: 1 LOB: 1 BB: 0 P: 6	R: 0 E: 0 K: 1 S: 5	H: 0 LOB: 0 BB: 0 P: 5	1B: 5 2B: 2 3B: 0 HR: 0	SF: 0 SAC: 0 DP: 0 HBP: 0	WP: 0 PB: 0 SB: 0 CS: 0	PA: 36			
<b>PITCHER</b>	IP	WLS	BF	H	R	ER	SO	BB	IBB	HBP	BLK	WP	HR	S	P	ERA	WHIP	<b>PITCHER</b>							
Phil Niekro, R ERA: 1.88	7.0	W	30	7	2	2	5	2	0	0	0	0	0	38	46	2.57	1.286								
Dave Righetti, L ERA: 1.51	2.0	S	6	0	0	0	2	0	0	0	0	0	0	10	10	0.00	0.000								

Batter	1	2	3	4	5	6	7	8	9	AB	R	H	RBI	BB	SO	LOB	BOTTOM								
Willie Randolph, R OBP: 0.380, SLG: 0.361	F6	F4			F7		F8			4	0	0	0	0	0	2	<b>Kansas City Royals @ New York Yankees</b> Yankee Stadium, Bronx, NY Thu Jul 12 1984, 7:05 PM EDT Att: 21,429 - Unknown <a href="http://livebaseballscorecards.com">livebaseballscorecards.com</a>								
Butch Wynegar, S OBP: 0.350, SLG: 0.376	1B	F8			F7			1B	2B	3	2	1	0	1	0	0									
Dave Winfield, R OBP: 0.404, SLG: 0.557	1B			4-3	6-3			K		4	1	2	0	0	1	1									
Don Baylor, R OBP: 0.346, SLG: 0.524	1B	1B		K		F9		F7		4	1	1	1	0	1	2									
Roy Smalley, S OBP: 0.288, SLG: 0.396	1B			4-3						2	0	1	1	1	0	1									
Mike Pagliarulo, L OBP: 0.500, SLG: 0.667	1B					G4-6-3				1	0	1	1	0	0	0									
Don Mattingly, L OBP: 0.397, SLG: 0.509	1B			F7		G4-6-3		F8		4	0	1	1	0	0	3									
Brian Dayett, R OBP: 0.219, SLG: 0.490	F6			K				SH2-3	2B	3	0	1	0	0	1	1									
Bobby Meacham, S OBP: 0.280, SLG: 0.380		1B	3B		K			SH2-3		2	1	1	0	0	1	0									
Omar Moreno, L OBP: 0.275, SLG: 0.322			F4		F8			G3		3	0	1	1	0	0	1									
<b>Inning Stats</b>	R: 3 E: 0 K: 0 S: 6	H: 4 LOB: 1 BB: 1 P: 10	R: 1 E: 0 K: 0 S: 4	H: 2 LOB: 0 BB: 0 P: 4	R: 0 E: 0 K: 1 S: 6	H: 1 LOB: 1 BB: 0 P: 6	R: 0 E: 0 K: 2 S: 7	H: 0 LOB: 0 BB: 0 P: 7	R: 0 E: 0 K: 0 S: 3	H: 0 LOB: 0 BB: 0 P: 3	R: 0 E: 0 K: 0 S: 2	H: 0 LOB: 0 BB: 1 P: 6	R: 0 E: 0 K: 0 S: 4	H: 1 LOB: 1 BB: 0 P: 4	R: 1 E: 0 K: 1 S: 7	H: 2 LOB: 1 BB: 0 P: 7	1B: 7 2B: 2 3B: 1 HR: 0	SF: 0 SAC: 1 DP: 1 HBP: 0	WP: 0 PB: 0 SB: 0 CS: 0	PA: 33					
<b>PITCHER</b>	IP	WLS	BF	H	R	ER	SO	BB	IBB	HBP	BLK	WP	HR	S	P	ERA	WHIP	<b>PITCHER</b>							
Larry Gura, L ERA: 4.94	7.0	L	29	9	5	5	3	2	0	0	0	0	0	33	41	6.43	1.571								
Mark Huismann, R ERA: 6.09	1.0		4	1	0	0	1	0	0	0	0	0	0	6	6	0.00	1.000								



Batter	1	2	3	4	5	6	7	8	9	AB	R	H	RBI	BB	SO	LOB	TOP					
Willie Wilson, S OBP: 0.335, SLG: 0.376 (1, 8)	F6		K			K		FC6 1B		4	0	1	0	0	2	0	<b>Kansas City Royals @ New York Yankees</b> Yankee Stadium, Bronx, NY Fri Jul 13 1984, 7:05 PM EDT Unknown					
U L Washington, S OBP: 0.285, SLG: 0.283 (1, 6)	F9		K			K		FC6		4	0	0	0	0	2	2						
George Brett, L OBP: 0.360, SLG: 0.495 (1, 5)	1B			6-3			E5 1B		K	4	0	2	0	0	1	0						
Hal McRae, R OBP: 0.340, SLG: 0.342 Jorge Orta, L OBP: 0.337, SLG: 0.471 (1, 10) (9, PH)	F8			F3			6-3		6-3	3	0	0	0	0	0	2						
Darryl Motley, R OBP: 0.331, SLG: 0.448 (1, 9)		CS 1B		F8			F7			4	0	2	0	0	0	1						
Steve Balboni, R OBP: 0.312, SLG: 0.477 (1, 3)	F7				F8		6-3		F6	4	0	0	0	0	0	3						
Don Slaught, R OBP: 0.279, SLG: 0.341 (1, 2)			K		F9			E3		3	0	0	0	0	1	1						
Butch Davis, R OBP: 0.218, SLG: 0.232 (1, 7)				HR	5-3			F8		3	1	1	1	0	0	1						
Greg Pryor, R OBP: 0.260, SLG: 0.348 (1, 4)			4-3			5-3		FC1-6-4 1B		3	0	0	0	0	0	1						
<b>Inning Stats</b>	R: 0 E: 0 K: 0 S: 4	H: 1 LOB: 1 BB: 0 P: 4	R: 0 E: 0 K: 1 S: 5	H: 1 LOB: 0 BB: 0 P: 5	R: 1 E: 0 K: 2 S: 8	H: 1 LOB: 0 BB: 0 P: 8	R: 0 E: 0 K: 0 S: 3	H: 0 LOB: 0 BB: 0 P: 3	R: 0 E: 0 K: 0 S: 7	H: 0 LOB: 0 BB: 0 P: 7	R: 0 E: 1 K: 0 S: 4	H: 1 LOB: 1 BB: 0 P: 4	R: 0 E: 1 K: 0 S: 5	H: 1 LOB: 2 BB: 0 P: 5	R: 0 E: 0 K: 1 S: 6	H: 1 LOB: 1 BB: 0 P: 6	1B: 5 2B: 0 3B: 0 HR: 1	SF: 0 SAC: 0 DP: 0 HBP: 0	WP: 0 PB: 0 SB: 0 CS: 1	PA: 33		
<b>PITCHER</b>	IP	WLS	BF	H	R	ER	SO	BB	IBB	HBP	BLK	WP	HR	S	P	ERA	WHIP					
Ron Guidry, L ERA: 4.22 Mike Armstrong, R ERA: 7.2	(1, 1)	8.0	W	29	5	1	1	5	0	0	0	0	0	1	39	39	1.12	0.625				
(9, 1)	1.0		4	1	0	0	1	0	0	0	0	0	0	6	6	0.00	1.000					

Batter	1	2	3	4	5	6	7	8	9	AB	R	H	RBI	BB	SO	LOB	BOTTOM					
Willie Randolph, R OBP: 0.380, SLG: 0.361 (1, 4)	FC6-4 SH5-3 1B	FC4-6			4-3		5-3	1B		5	0	2	0	0	0	2	<b>Kansas City Royals @ New York Yankees</b> Yankee Stadium, Bronx, NY Fri Jul 13 1984, 7:05 PM EDT Unknown					
Ken Griffey, L OBP: 0.316, SLG: 0.324 (1, 3)	SH5-3 1-2		4-3			BB 1B	BB 1B	F3		4	2	2	0	0	0	2						
Dave Winfield, R OBP: 0.405, SLG: 0.553 (1, 9)	FC6-4 2-3		F6			BB 1B	BB 1B			2	1	0	0	2	0	1						
Don Baylor, R OBP: 0.344, SLG: 0.520 (1, 10)	F4		5-3			BB 1B	K			4	1	1	1	0	1	3						
Roy Smalley, S OBP: 0.292, SLG: 0.398 Mike Pagliarulo, L OBP: 0.500, SLG: 0.667 (7, PR) (8, 5)		4-3		5-3		E SF9-4 1B	1-3 2-H 1B			4	1	2	2	0	0	0						
Brian Davett, R OBP: 0.250, SLG: 0.412 (1, 7)		E7 1B WP 1B		K		E7 SF9-4 1B	F7			4	1	2	1	0	1	2						
Bobby Meacham, S OBP: 0.279, SLG: 0.378 (1, 6)		E 1B 2-3		F8		SF9-4 1B		3-1		3	0	1	1	0	0	0						
Rick Cerone, R OBP: 0.268, SLG: 0.316 (1, 2)		FC4-6 BB 1-3 3-H		K		5-3		1B 1B		3	0	1	0	1	1	0						
Omar Moreno, L OBP: 0.274, SLG: 0.340 (1, 8)		F6		4-3			HR	F9		4	1	1	1	0	0	3						
<b>Inning Stats</b>	R: 0 E: 0 K: 0 S: 4	H: 1 LOB: 1 BB: 0 P: 4	R: 1 E: 1 K: 0 S: 5	H: 2 LOB: 2 BB: 1 P: 9	R: 0 E: 0 K: 1 S: 5	H: 0 LOB: 0 BB: 0 P: 3	R: 0 E: 0 K: 1 S: 5	H: 0 LOB: 0 BB: 0 P: 5	R: 0 E: 1 K: 0 S: 6	H: 4 LOB: 0 BB: 1 P: 10	R: 2 E: 0 K: 1 S: 8	H: 3 LOB: 2 BB: 1 P: 12	R: 0 E: 0 K: 0 S: 5	H: 2 LOB: 2 BB: 0 P: 5	R: 0 E: 0 K: 0 S: 5	H: 2 LOB: 2 BB: 0 P: 5	1B: 11 2B: 1 3B: 0 HR: 1	SF: 1 SAC: 1 DP: 1 HBP: 0	WP: 1 PB: 0 SB: 0 CS: 0	PA: 38		
<b>PITCHER</b>	IP	WLS	BF	H	R	ER	SO	BB	IBB	HBP	BLK	WP	HR	S	P	ERA	WHIP					
Bud Black, L ERA: 3.42 Joe Beckwith, R ERA: 4.82	(1, 1)	5.0	L	24	7	5	3	2	2	0	0	0	0	0	26	34	5.40	1.800				
(6, 1)	3.0		14	5	2	2	1	1	0	0	0	0	1	15	19	6.00	2.000					



Batter	1	2	3	4	5	6	7	8	9	AB	R	H	RBI	BB	SO	LOB	TOP																					
Willie Wilson, S OBP: 0.333, SLG: 0.374	0-0 6-3 1B	0-0 G3			0-3 K		0-0 5-3			4	0	1	0	0	1	3																						
Pat Sheridan, L OBP: 0.354, SLG: 0.464	0-0 6-3 1-2		0-0 4-3		0-0 4-3			0-3 K		4	0	0	0	0	1	1																						
George Brett, L OBP: 0.363, SLG: 0.492	4-0 FC4-6 BB		0-0 F7		0-0 FC4-6 1B			0-0 4-3		3	0	1	0	1	0	0																						
Jorge Orta, L OBP: 0.330, SLG: 0.461	0-3 K		0-0 3-1		0-0 FC4-6 1B			0-0 F7		4	1	0	0	0	1	3																						
Darryl Motley, R OBP: 0.330, SLG: 0.445	0-0 FC4-6 1-2			0-3 K		0-0 G5-4-3 1B			0-0 F8	4	0	1	1	0	1	2																						
Steve Balboni, R OBP: 0.311, SLG: 0.472		4-0 FC BB		0-0 F4		0-0 G5-4-3 1B			0-3 K	3	0	0	0	1	1	1																						
John Wathan, R OBP: 0.285, SLG: 0.263		0-3 K		0-0 S 1B				0-0 5-3		4	0	1	0	0	2	1																						
Buddy Biancalana, S OBP: 0.239, SLG: 0.311		0-0 F7		0-3 K				0-0 4-1		3	0	0	0	0	1	2																						
U L Washington, S OBP: 0.288, SLG: 0.284		0-0 FC			0-0 F5					3	0	1	0	0	0	1																						
<b>Inning Stats</b>	R: 0 E: 0 K: 1 S: 6	H: 1 LOB: 2 BB: 1 P: 10	R: 0 E: 0 K: 1 S: 6	H: 0 LOB: 2 BB: 1 P: 10	R: 0 E: 0 K: 0 S: 3	H: 0 LOB: 0 BB: 0 P: 3	R: 0 E: 0 K: 2 S: 8	H: 1 LOB: 1 BB: 0 P: 8	R: 0 E: 0 K: 1 S: 5	H: 0 LOB: 0 BB: 0 P: 5	R: 1 E: 1 K: 0 S: 4	H: 2 LOB: 0 BB: 0 P: 4	R: 0 E: 0 K: 0 S: 4	H: 1 LOB: 1 BB: 0 P: 4	R: 0 E: 0 K: 1 S: 5	H: 0 LOB: 0 BB: 0 P: 5	R: 0 E: 0 K: 2 S: 7	H: 0 LOB: 0 BB: 0 P: 7	1B: 5 2B: 0 3B: 0 HR: 0	SF: 0 SAC: 0 DP: 1 HBP: 0	WP: 0 PA: 34 CS: 1																	
<b>PITCHER</b>	IP	WLS	BF	H	R	ER	SO	BB	IBB	HBP	BLK	WP	HR	S	P	ERA	WHIP	<b>PITCHER</b>				IP	WLS	BF	H	R	ER	SO	BB	IBB	HBP	BLK	WP	HR	S	P	ERA	WHIP
Marty Bystrom, R ERA: 4.4	(1, 1)	7.0	W	28	5	1	0	5	2	0	0	0	0	36	44	0.00	1.000																					
Jay Howell, R ERA: 3.04	(8, 1)	2.0		6	0	0	0	3	0	0	0	0	0	12	12	0.00	0.000																					

Kansas City Royals @ New York Yankees  
Yankee Stadium, Bronx, NY  
Fri Jul 13 1984, 7:05 PM EDT  
Att: 25,173 - Unknown

AB 32  
R 1  
H 5  
RBI 1  
BB 2  
SO 8  
LOB 14



Batter	1	2	3	4	5	6	7	8	9	AB	R	H	RBI	BB	SO	LOB	BOTTOM																					
Willie Randolph, R OBP: 0.383, SLG: 0.368	0-0 FC5-4 1B		0-0 1B 1B	0-0 4-3		0-0 F9 1-2		0-0 1B 2B		5	2	3	1	0	0	1																						
Butch Wynegar, S OBP: 0.347, SLG: 0.373	0-0 F8		0-0 F8		0-0 F8		0-0 F5	0-0 2H 1B		5	0	1	1	0	0	2																						
Don Mattingly, L OBP: 0.368, SLG: 0.508	0-0 FC5-4 1-2		0-0 1B 1-2		0-0 WP HR 1B		0-0 4-3	0-0 G3		5	1	2	0	0	0	2																						
Dave Winfield, R OBP: 0.407, SLG: 0.551	0-0 E5 1-3		0-0 1B 1-3 2H		0-0 F5 1-2		4-0 BB			3	0	1	1	1	0	2																						
Oscar Gamble, L OBP: 0.310, SLG: 0.409	0-0 G3		0-0 F8		0-0 HR		0-0 4-3			4	1	1	2	0	0	4																						
Steve Kemp, L OBP: 0.385, SLG: 0.436		0-0 4-1 WP 1B		0-0 HR 1B		0-0 F7		0-0 6-3 1B 1B		4	1	3	0	0	0	0																						
Brian Dayett, R OBP: 0.250, SLG: 0.412	(8, FR)	(9, 7)								0	1	0	0	0	0	0																						
Mike Pagliarulo, L OBP: 0.429, SLG: 0.769	0-3 K		0-0 HR		0-3 K		0-0 6-3 1B			4	1	1	2	0	2	2																						
Bobby Meacham, S OBP: 0.278, SLG: 0.372	0-0 4-1 1-3		0-0 1-3		0-0 1-3		0-0 F8	0-0 2H 2B 1B		4	1	1	1	0	0	1																						
Omar Moreno, L OBP: 0.267, SLG: 0.331	0-3 K		0-3 K		0-0 E3 S		0-0 F7			4	0	0	0	0	2	3																						
<b>Inning Stats</b>	R: 0 E: 1 K: 0 S: 5	H: 1 LOB: 2 BB: 0 P: 5	R: 0 E: 0 K: 2 S: 8	H: 1 LOB: 0 BB: 0 P: 8	R: 1 E: 0 K: 0 S: 5	H: 3 LOB: 1 BB: 0 P: 5	R: 2 E: 0 K: 1 S: 7	H: 2 LOB: 0 BB: 0 P: 7	R: 2 E: 0 K: 0 S: 5	H: 2 LOB: 0 BB: 0 P: 5	R: 0 E: 1 K: 1 S: 6	H: 0 LOB: 1 BB: 0 P: 6	R: 0 E: 0 K: 0 S: 3	H: 0 LOB: 1 BB: 1 P: 7	R: 3 E: 0 K: 0 S: 7	H: 4 LOB: 1 BB: 0 P: 7	1B: 10 2B: 1 3B: 0 HR: 2	SF: 0 SAC: 0 DP: 0 HBP: 0	WP: 2 PA: 39 CS: 0																			
<b>PITCHER</b>	IP	WLS	BF	H	R	ER	SO	BB	IBB	HBP	BLK	WP	HR	S	P	ERA	WHIP	<b>PITCHER</b>				IP	WLS	BF	H	R	ER	SO	BB	IBB	HBP	BLK	WP	HR	S	P	ERA	WHIP
Bret Saberhagen, R ERA: 3.36	(1, 1)	5.0	L	24	9	5	3	0	0	0	0	0	0	2	30	9.00	1.800																					
Mike Jones, L ERA: 5.09	(6, 1)	2.0		8	0	0	0	1	1	0	0	0	0	9	13	0.00	0.500																					
Dan Quisenberry, R ERA: 2.43	(8, 1)	1.0		7	4	3	3	0	0	0	0	0	0	7	7	27.00	4.000																					

Kansas City Royals @ New York Yankees  
Yankee Stadium, Bronx, NY  
Fri Jul 13 1984, 7:05 PM EDT  
Att: 25,173 - Unknown

AB 38  
R 8  
H 13  
RBI 8  
BB 1  
SO 4  
LOB 17











Batter	1	2	3	4	5	6	7	8	9	AB	R	H	RBI	BB	SO	LOB	TOP			
Willie Wilson, S (1, 8) OBP: 0.339, SLG: 0.383										4	1	1	0	0	0	4	<b>Kansas City Royals @ New York Yankees</b> Yankee Stadium, Bronx, NY Sun Jul 15 1984, 3:33 AM EDT Att: 27,142 - Unknown <a href="http://livebaseballscores.com">livebaseballscores.com</a>			
Darryl Motley, R (1, 7) OBP: 0.331, SLG: 0.446										4	0	2	0	0	1	1				
George Brett, L (1, 5) OBP: 0.350, SLG: 0.472										4	0	0	0	0	3					
Hal McRae, R (1, 10) OBP: 0.337, SLG: 0.342										3	0	1	1	0	1	0				
Steve Balboni, R (1, 3) OBP: 0.313, SLG: 0.464										3	0	0	0	1	1	1				
Leon Roberts, R (1, 9) OBP: 0.282, SLG: 0.282										3	0	1	0	0	0	2				
Dane Iorg, L (9, PH) OBP: 0.234, SLG: 0.321										1	0	0	0	0	0	0				
Greg Pryor, R (1, 4) OBP: 0.257, SLG: 0.340										3	0	0	0	0	1	1				
Pat Sheridan, L (9, PH) OBP: 0.352, SLG: 0.462										1	0	0	0	0	0	0				
U L Washington, S (1, 6) OBP: 0.289, SLG: 0.285										3	0	1	0	0	0	0				
Jorge Orta, L (9, PH) OBP: 0.333, SLG: 0.464										1	0	1	0	0	0	0				
John Wathan, R (1, 2) OBP: 0.287, SLG: 0.267										3	0	2	0	0	1	1				
<b>Inning Stats</b>	R: 1 E: 0 K: 0 S: 5	H: 2 LOB: 2 BB: 1 P: 9	R: 0 E: 1 K: 1 S: 6	H: 1 LOB: 1 BB: 0 P: 6	R: 0 E: 0 K: 2 S: 8	H: 1 LOB: 0 BB: 0 P: 8	R: 0 E: 0 K: 0 S: 3	H: 0 LOB: 0 BB: 0 P: 3	R: 0 E: 0 K: 0 S: 4	H: 2 LOB: 1 BB: 0 P: 4	R: 0 E: 0 K: 0 S: 4	H: 1 LOB: 1 BB: 0 P: 4	R: 0 E: 0 K: 1 S: 5	H: 0 LOB: 0 BB: 0 P: 5	R: 0 E: 0 K: 1 S: 6	H: 1 LOB: 1 BB: 0 P: 6	1B: 9 2B: 1 3B: 0 HR: 0	SF: 1 SAC: 1 DP: 2 HBP: 0	WP: 0 PB: 0 SB: 0 CS: 0	PA: 36
<b>PITCHER</b>	IP WLS BF H R ER SO BB IBB HBP BLK WP HR S P ERA WHIP																			
Ray Fontenot, L (1, 1) ERA: 4.63	6.1 W 27 8 1 1 3 1 0 0 0 0 0 0 32 36 1.42 1.421																			
Jay Howell, R (7, 1) ERA: 2.89	2.2 S 9 1 0 0 2 0 0 0 0 0 0 0 13 13 0.00 0.375																			

Batter	1	2	3	4	5	6	7	8	9	AB	R	H	RBI	BB	SO	LOB	BOTTOM	
Willie Randolph, R (1, 4) OBP: 0.383, SLG: 0.366										3	1	1	0	0	0	1	<b>Kansas City Royals @ New York Yankees</b> Yankee Stadium, Bronx, NY Sun Jul 15 1984, 3:33 AM EDT Att: 27,142 - Unknown <a href="http://livebaseballscores.com">livebaseballscores.com</a>	
Ken Griffey, L (1, 3) OBP: 0.319, SLG: 0.324										3	0	1	0	1	0	1		
Dave Winfield, R (1, 9) OBP: 0.403, SLG: 0.541										4	0	0	2	0	0	3		
Don Baylor, R (1, 10) OBP: 0.343, SLG: 0.515										3	0	0	0	0	0	0		
Roy Smalley, S (1, 5) OBP: 0.287, SLG: 0.390										4	0	0	0	0	2	2		
Brian Davett, R (1, 7) OBP: 0.225, SLG: 0.368										4	0	0	0	0	2	0		
Bobby Meacham, S (1, 6) OBP: 0.289, SLG: 0.370										3	1	2	0	0	0	0		
Rick Cerone, R (1, 2) OBP: 0.273, SLG: 0.317										3	1	1	0	0	0	1		
Omar Moreno, L (1, 8) OBP: 0.280, SLG: 0.350										3	1	2	2	0	0	0		
<b>Inning Stats</b>	R: 1 E: 0 K: 0 S: 4	H: 1 LOB: 0 BB: 0 P: 4	R: 0 E: 0 K: 1 S: 6	H: 1 LOB: 0 BB: 0 P: 6	R: 0 E: 0 K: 0 S: 3	H: 0 LOB: 0 BB: 0 P: 3	R: 0 E: 0 K: 1 S: 5	H: 0 LOB: 0 BB: 0 P: 5	R: 0 E: 0 K: 0 S: 5	H: 2 LOB: 2 BB: 0 P: 6	R: 2 E: 0 K: 0 S: 6	H: 3 LOB: 2 BB: 1 P: 10	R: 0 E: 0 K: 1 S: 5	H: 0 LOB: 0 BB: 0 P: 5	1B: 6 2B: 0 3B: 1 HR: 0	SF: 0 SAC: 1 DP: 0 HBP: 1		WP: 0 PB: 0 SB: 1 CS: 0
<b>PITCHER</b>	IP WLS BF H R ER SO BB IBB HBP BLK WP HR S P ERA WHIP																	
Charlie Leibrandt, L (1, 1) ERA: 3.2	6.1 L 27 7 4 4 3 0 0 0 1 0 0 0 32 33 5.68 1.105																	
Joe Beckwith, R (7, 1) ERA: 4.66	1.2 6 0 0 0 1 1 0 0 0 0 0 0 7 11 0.00 0.600																	



Batter	1	2	3	4	5	6	7	8	9	AB	R	H	RBI	BB	SO	LOB	TOP			
Wayne Tolleson, S (1, 4) OBP: 0.294, SLG: 0.265	4-0 WP HR BB		X 0-0 1B		X 0-0 F7		X 0-0 6-3		4-0 2B BB	3	2	1	0	2	0	0	<p><b>Texas Rangers @ New York Yankees</b> Yankee Stadium, Bronx, NY Mon Jul 16 1984, 7:05 PM EDT Att: 15,132 - Unknown</p> <p>livebaseballscores.com</p> <p>AB 36 R 8 H 10 RBI 8 BB 4 SO 8 LOB 15</p> 			
Mickey Rivers, L (1, 10) OBP: 0.302, SLG: 0.337	0-0		X 0-0 F9		X 0-0 F8		X 0-0 G6-4-3 1B		0-0 E 2B	4	1	2	2	0	0	1				
Bill Stein, R (9, PH) OBP: 0.441, SLG: 0.400	1-H HR								1-H 3-H 4-0 E BB	1	1	1	2	0	0	0				
Buddy Bell, R (1, 5) OBP: 0.373, SLG: 0.430	0-3 K		X 0-0 1-3		X 0-0 HR		X 0-0 G6-4-3 1-2		4-0 E BB	4	2	1	1	1	1	2				
Larry Parrish, R (1, 9) OBP: 0.343, SLG: 0.475	0-0 F8				X 0-0 E 1B SF8 1B		X 0-0 K		0-0 F3	5	1	1	0	0	1	2				
Pete O'Brien, L (1, 3) OBP: 0.375, SLG: 0.484	0-3 K				X 0-0 E 1B 1-2		X 0-3 K		0-0 F8 E1 2B	5	0	2	2	0	2	0				
Gary Ward, R (1, 7) OBP: 0.295, SLG: 0.329		0-3 K			X 0-3 K		X 0-0 F6		0-3 K 1-H 2-H	5	0	1	0	0	3	3				
George Wright, S (1, 8) OBP: 0.228, SLG: 0.265	0-0 4-3				X 0-0 E7 FC6-4 1-2 2-3		X 0-0 E6 BB		0-0 FC5-4 1-2	4	0	0	0	0	0	3				
Mary Foley, L (1, 2) OBP: 0.326, SLG: 0.452	0-0 F9				X 0-0 SF8		X 4-0 BB		0-0 S SH1-4 2B 1B	1	0	0	1	1	0	0				
Bill Sample, R (9, PH) OBP: 0.299, SLG: 0.345					X 0-0 3-H		X 1-2 BB			1	1	1	0	0	0	0				
Donnie Scott, S (9, 2) OBP: 0.291, SLG: 0.303					X 0-0 FC6-4 1-2		X 0-0 F8		0-0 SH1-4 1-2	1	0	0	0	0	0	2				
Jim Anderson, R (1, 6) OBP: 0.170, SLG: 0.114					X 0-0 K		X 0-0 F8			1	0	0	0	0	1	0				
Tom Dunbar, L (4, PH) OBP: 0.460, SLG: 0.389										1	0	0	0	0	0	2				
Curtis Wilkerson, S (4, 6) OBP: 0.290, SLG: 0.287										1	0	0	0	0	0	2				
<b>Inning Stats</b>	R: 2 E: 0 K: 2 S: 8	H: 1 LOB: 0 BB: 1 P: 12	R: 0 E: 0 K: 1 S: 5	H: 0 LOB: 0 BB: 0 P: 5	R: 0 E: 0 K: 1 S: 6	H: 1 LOB: 1 BB: 0 P: 6	R: 1 E: 1 K: 1 S: 8	H: 2 LOB: 2 BB: 0 P: 8	R: 1 E: 0 K: 1 S: 6	H: 1 LOB: 0 BB: 1 P: 10	R: 0 E: 0 K: 0 S: 3	H: 1 LOB: 0 BB: 0 P: 3	R: 0 E: 0 K: 0 S: 4	H: 1 LOB: 1 BB: 0 P: 4	R: 4 E: 1 K: 1 S: 8	H: 3 LOB: 1 BB: 2 P: 16	1B: 6 2B: 2 3B: 0 HR: 2	SF: 1 SAC: 1 DP: 1 HBP: 0	WP: 1 PB: 0 SB: 1 CS: 0	PA: 42
<b>PITCHER</b>	IP WLS BF H R ER SO BB IBB HBP BLK WP HR S P ERA WHIP																			
Joe Cowley, R (1, 1) ERA: 5.4	5.0 22 5 4 3 6 1 0 0 0 0 1 2 33 37 5.40 1.200																			
Bob Shirley, L (6, 1) ERA: 4.48	2.2 11 2 0 0 1 1 0 0 0 0 0 0 12 16 0.00 1.125																			
Dave Righetti, L (8, 1) ERA: 2.09	1.0 8 3 4 4 0 2 0 0 0 0 0 0 6 14 36.00 5.000																			
Mike Armstrong, R (9, 1) ERA: 6.97	0.1 W 1 0 0 0 1 0 0 0 0 0 0 0 3 3 0.00 0.000																			

Batter	1	2	3	4	5	6	7	8	9	AB	R	H	RBI	BB	SO	LOB	BOTTOM			
Willie Randolph, R (1, 4) OBP: 0.383, SLG: 0.365	4-0 1B S HR BB	0-0 E1 G3 1B 1B		X 0-0 6-3		X 0-0 F3			0-0 E4 PB 1B	4	3	1	0	1	0	2	<p><b>Texas Rangers @ New York Yankees</b> Yankee Stadium, Bronx, NY Mon Jul 16 1984, 7:05 PM EDT Att: 15,132 - Unknown</p> <p>livebaseballscores.com</p> <p>AB 39 R 9 H 12 RBI 8 BB 3 SO 5 LOB 17</p> 			
Butch Wynegar, S (1, 2) OBP: 0.340, SLG: 0.362	4-0 1B HR BB	0-0 G3			X 0-3 K		X 0-0 G3		3-H F9	4	1	0	0	1	1	2				
Don Mattingly, L (1, 3) OBP: 0.375, SLG: 0.515	0-0 HR 1B	0-0 G4-6-3 1B			X 0-0 2B		X 0-0 F8		0-0 E 1B 1B	5	2	4	2	0	0	0				
Dave Winfield, R (1, 9) OBP: 0.399, SLG: 0.545	0-0 HR	0-0 G4-6-3			X 0-0 5-3		X 0-0 4-3		0-0 E4 1B 1B	5	2	1	4	0	0	3				
Oscar Gamble, L (1, 10) OBP: 0.311, SLG: 0.434	0-0 E3 1B				X 0-0 F7		X 0-0 6-3		0-0 1B 1-3 2-H 1B	2	0	0	0	0	0	0				
Ken Griffey, L (5, PH) OBP: 0.323, SLG: 0.329					X 0-0 6-3				0-0 1B	3	0	2	1	0	0	1				
Steve Kemp, L (1, 7) OBP: 0.381, SLG: 0.434	0-3 K				X 0-0 6-3		X 0-0 6-3		0-0 1B	4	0	0	0	0	2	2				
Brian Dayett, R (9, 7) OBP: 0.225, SLG: 0.368									0-0 K	0	0	0	0	0	0	0				
Roy Smalley, S (9, PH) OBP: 0.290, SLG: 0.393									1-2 1B	1	0	1	1	0	0	0				
Mike Pagliarulo, L (1, 5) OBP: 0.364, SLG: 0.550	0-0 F7				X 0-0 F8		X 4-0 2B BB		0-0 F7	3	0	0	0	1	0	2				
Bobby Meacham, S (1, 6) OBP: 0.297, SLG: 0.385	0-0 1-3 1B				X 0-0 4-3		X 0-0 2B		0-0 F7	4	0	2	0	0	0	1				
Omar Moreno, L (1, 8) OBP: 0.279, SLG: 0.360	0-3 K				X 0-0 4-3		X 0-3 K		0-0 WP 3B	4	1	1	0	0	2	4				
<b>Inning Stats</b>	R: 4 E: 1 K: 2 S: 11	H: 3 LOB: 2 BB: 2 P: 19	R: 1 E: 1 K: 0 S: 4	H: 2 LOB: 0 BB: 0 P: 4	R: 0 E: 0 K: 0 S: 3	H: 0 LOB: 0 BB: 0 P: 3	R: 0 E: 0 K: 0 S: 3	H: 0 LOB: 0 BB: 0 P: 3	R: 0 E: 0 K: 1 S: 6	H: 1 LOB: 1 BB: 1 P: 10	R: 0 E: 0 K: 0 S: 3	H: 0 LOB: 0 BB: 0 P: 3	R: 0 E: 0 K: 1 S: 6	H: 1 LOB: 1 BB: 0 P: 6	R: 4 E: 2 K: 0 S: 7	H: 4 LOB: 2 BB: 0 P: 7	1B: 8 2B: 2 3B: 1 HR: 1	SF: 0 SAC: 0 DP: 1 HBP: 0	WP: 1 PB: 1 SB: 1 CS: 0	PA: 42
<b>PITCHER</b>	IP WLS BF H R ER SO BB IBB HBP BLK WP HR S P ERA WHIP																			
Dickie Noles, R (1, 1) ERA: 5.15	8.0 35 8 5 5 5 3 0 0 0 0 1 42 54 5.62 1.375																			
Dave Schmidt, R (9, 1) ERA: 2.96	0.1 L 7 4 4 1 0 0 0 0 0 0 1 0 7 7 27.00 12.000																			



Batter	1	2	3	4	5	6	7	8	9	AB	R	H	RBI	BB	SO	LOB	TOP								
Bill Sample, R OBP: 0.296, SLG: 0.341 (1, 8)		6-3				5-3			F8	6	0	1	0	0	2	3									
Mickey Rivers, L OBP: 0.307, SLG: 0.343 (1, 10)			6-3			F3			E1	5	2	2	0	1	0	1									
Pete O'Brien, L OBP: 0.377, SLG: 0.484 (1, 3)			F2			F7				6	2	3	1	0	1	2									
Larry Parrish, R OBP: 0.347, SLG: 0.486 (1, 9)									G5-2-3	5	1	3	2	0	1	4									
Buddy Bell, R OBP: 0.376, SLG: 0.434 (1, 5)	SF7		6-3							2	2	1	1	2	0	1									
Tom Dunbar, L OBP: 0.419, SLG: 0.474 (7, PH)										2	1	1	3	1	0	0									
Gary Ward, R OBP: 0.296, SLG: 0.328 (7, 7)										1	0	0	1	1	0	1									
Bill Stein, R OBP: 0.436, SLG: 0.382 (1, 4)	FC5-4		6-3						FC5-4	4	0	1	1	1	0	5									
Donnie Scott, S OBP: 0.295, SLG: 0.331 (1, 2)		K2-3			1-3					5	1	2	1	0	1	2									
Curtis Wilkerson, S OBP: 0.295, SLG: 0.292 (1, 6)		4-3							F5	5	1	3	0	0	0	0									
<b>Inning Stats</b>	R: 2 E: 0 K: 1 S: 8	H: 3 LOB: 2 BB: 1 P: 12	R: 0 E: 0 K: 1 S: 5	H: 0 LOB: 0 BB: 0 P: 5	R: 0 E: 0 K: 0 S: 4	H: 1 LOB: 1 BB: 0 P: 4	R: 0 E: 0 K: 1 S: 7	H: 2 LOB: 2 BB: 0 P: 7	R: 3 E: 0 K: 0 S: 4	H: 3 LOB: 1 BB: 2 P: 15	R: 0 E: 0 K: 0 S: 4	H: 1 LOB: 0 BB: 0 P: 4	R: 2 E: 0 K: 0 S: 5	H: 3 LOB: 0 BB: 0 P: 5	R: 2 E: 0 K: 0 S: 5	H: 3 LOB: 3 BB: 17	R: 1 E: 1 K: 1 S: 7	H: 1 LOB: 1 BB: 0 P: 7	1B: 12 2B: 2 3B: 0 HR: 3	SF: 1 SAC: 0 DP: 2 HBP: 0	WP: 0 PB: 1 SB: 1 CS: 0	PA: 48			
<b>PITCHER</b>	IP	WLS	BF	H	R	ER	SO	BB	IBB	HBP	BLK	WP	HR	S	P	ERA	WHIP								
Phil Niekro, R ERA: 2.23 (1, 1)	6.0	L	32	12	7	7	4	3	0	0	0	0	2	37	49	10.50	2.500								
Bob Shirley, L ERA: 4.68 (7, 1)	1.0		7	4	2	2	0	1	0	0	0	0	0	6	10	18.00	5.000								
Mike Armstrong, R ERA: 6.57 (8, 1)	2.0		9	1	1	1	1	2	0	0	0	0	1	9	17	4.50	1.500								

Texas Rangers @ New York Yankees  
Yankee Stadium, Bronx, NY  
Tue Jul 17 1984, 7:05 PM EDT  
Att: 20,312 - Unknown

AB	41
R	10
H	17
RBI	10
BB	6
SO	5
LOB	19



Batter	1	2	3	4	5	6	7	8	9	AB	R	H	RBI	BB	SO	LOB	BOTTOM								
Willie Randolph, R OBP: 0.381, SLG: 0.364 (1, 4)								5-3		4	0	1	0	0	1	0									
Butch Wynegar, S OBP: 0.339, SLG: 0.360 (1, 2)	F8					F2		6-3		4	0	1	0	0	0	0									
Don Mattingly, L OBP: 0.374, SLG: 0.515 (1, 9)	F6		G4-3-6			4-3				4	1	1	0	0	0	2									
Don Baylor, R OBP: 0.345, SLG: 0.518 (1, 10)		F7				1-3				4	1	2	1	0	0	0									
Steve Kemp, L OBP: 0.383, SLG: 0.435 (1, 7)								K2-3		4	1	2	0	0	2	2									
Ken Griffey, L OBP: 0.326, SLG: 0.345 (1, 3)							F7		1-3	4	1	2	3	0	0	1									
Mike Pagliarulo, L OBP: 0.308, SLG: 0.458 (1, 5)				3-1		FC4-6		F7		4	0	0	0	0	1	2									
Bobby Meacham, S OBP: 0.295, SLG: 0.380 (1, 6)		1-3						F8		4	0	1	0	0	1	0									
Omar Moreno, L OBP: 0.274, SLG: 0.353 (1, 8)			F4			F6		F8		3	0	0	0	0	0	2									
<b>Inning Stats</b>	R: 0 E: 0 K: 1 S: 5	H: 0 LOB: 0 BB: 0 P: 5	R: 2 E: 0 K: 1 S: 7	H: 2 LOB: 0 BB: 0 P: 7	R: 0 E: 0 K: 0 S: 4	H: 2 LOB: 1 BB: 0 P: 4	R: 1 E: 0 K: 1 S: 6	H: 2 LOB: 0 BB: 0 P: 6	R: 0 E: 0 K: 1 S: 5	H: 0 LOB: 0 BB: 0 P: 5	R: 0 E: 0 K: 0 S: 3	H: 0 LOB: 0 BB: 0 P: 3	R: 0 E: 0 K: 0 S: 5	H: 2 LOB: 2 BB: 0 P: 5	R: 1 E: 0 K: 1 S: 7	H: 2 LOB: 1 BB: 0 P: 7	R: 0 E: 0 K: 0 S: 3	H: 0 LOB: 0 BB: 0 P: 3	1B: 7 2B: 2 3B: 0 HR: 1	SF: 0 SAC: 0 DP: 1 HBP: 0	WP: 0 PB: 0 SB: 0 CS: 0	PA: 35			
<b>PITCHER</b>	IP	WLS	BF	H	R	ER	SO	BB	IBB	HBP	BLK	WP	HR	S	P	ERA	WHIP								
Charlie Hough, R ERA: 3.49 (1, 1)	9.0	W	35	10	4	4	5	0	0	0	0	0	1	45	45	4.00	1.111								

Texas Rangers @ New York Yankees  
Yankee Stadium, Bronx, NY  
Tue Jul 17 1984, 7:05 PM EDT  
Att: 20,312 - Unknown

AB	35
R	4
H	10
RBI	4
BB	0
SO	5
LOB	9





Batter	1	2	3	4	5	6	7	8	9	AB	R	H	RBI	BB	SO	LOB	TOP				
Bill Sample, R OBP: 0.293, SLG: 0.337 (1, 8)	F9		F4			FC6-4 1B		F7		4	0	0	0	0	0	2					
Gary Ward, R OBP: 0.293, SLG: 0.324 (1, 7)	F4		6-3			K		F8		4	0	0	0	0	1	2					
Buddy Bell, R OBP: 0.378, SLG: 0.441 (1, 5)	3B			5-3		1B		FC6-4		4	0	2	0	0	0	1					
Larry Parrish, R OBP: 0.343, SLG: 0.480 (1, 9)	F7			F9		5-3			5-3	4	0	0	0	0	0	3					
Bill Stein, R OBP: 0.197, SLG: 0.351 Mickey Rivers, L OBP: 0.306, SLG: 0.342 (9, PH)		6-3		F9			K		K	3	0	0	0	0	1	0					
Pete O'Brien, L OBP: 0.375, SLG: 0.481 (1, 3)		6-3			F7		4-3		1B	4	0	1	0	0	0	0					
Ned Yost, R OBP: 0.252, SLG: 0.446 Mary Foley, L OBP: 0.322, SLG: 0.446 (9, PH)		HR		E5 L5-3		1B		F5		3	1	2	1	0	0	0					
Wayne Tolleson, S OBP: 0.291, SLG: 0.263 (1, 4)		K		L5-3		F8				3	0	0	0	0	1	2					
Curtis Wilkerson, S OBP: 0.299, SLG: 0.294 (1, 6)			F8			FC6-4 BB		FC6-4 1B		2	0	1	0	1	0	0					
<b>Inning Stats</b>	R: 0 E: 0 K: 0 S: 4	H: 1 LOB: 1 BB: 0 P: 4	R: 1 E: 0 K: 1 S: 6	H: 1 LOB: 0 BB: 0 P: 6	R: 0 E: 0 K: 0 S: 3	H: 0 LOB: 0 BB: 0 P: 3	R: 0 E: 0 K: 0 S: 3	H: 0 LOB: 0 BB: 0 P: 3	R: 0 E: 1 K: 1 S: 6	H: 1 LOB: 2 BB: 1 P: 10	R: 0 E: 0 K: 1 S: 6	H: 1 LOB: 1 BB: 0 P: 6	R: 0 E: 0 K: 0 S: 4	H: 1 LOB: 1 BB: 0 P: 4	R: 0 E: 0 K: 1 S: 6	H: 1 LOB: 1 BB: 0 P: 6	1B: 4 2B: 1 3B: 1 HR: 1	SF: 0 SAC: 0 DP: 1 HBP: 0	WP: 0 PB: 0 SB: 0 CS: 0	PA: 34	
<b>PITCHER</b>	IP	WLS	BF	H	R	ER	SO	BB	IBB	HBP	BLK	WP	HR	S	P	ERA	WHIP				
Ron Guidry, L ERA: 4.05 Jay Howell, R ERA: 2.84	8.0	W	30	5	1	1	3	1	0	0	0	0	1	35	39	1.12	0.750				
	1.0	S	4	1	0	0	1	0	0	0	0	0	0	6	6	0.00	1.000				

Texas Rangers @ New York Yankees  
Yankee Stadium, Bronx, NY  
Wed Jul 18 1984, 3:33 AM EDT  
Att: 20,470 - Unknown

AB	33
R	1
H	6
RBI	1
BB	1
SO	4
LOB	11



Batter	1	2	3	4	5	6	7	8	9	AB	R	H	RBI	BB	SO	LOB	BOTTOM				
Bobby Meacham, S OBP: 0.294, SLG: 0.375 (1, 6)	6-3		8-3		E8 1B		K			4	0	1	1	0	1	3					
Tim Foli, R OBP: 0.213, SLG: 0.248 (1, 4)	F8			5-3	F8			F7		4	0	0	0	0	0	1					
Dave Winfield, R OBP: 0.398, SLG: 0.542 (1, 9)	1B			F7		5-3		4-3		4	0	1	0	0	0	0					
Don Baylor, R OBP: 0.347, SLG: 0.527 (1, 10)		FC4-6 BB		HR		5-3		F9		3	1	1	1	1	0	0					
Roy Smalley, S OBP: 0.286, SLG: 0.388 Mike Pagliarulo, L OBP: 0.308, SLG: 0.458 (8, 5)		F8		6-3		F9				3	0	0	0	0	0	1					
Don Mattingly, L OBP: 0.374, SLG: 0.516 (1, 3)		FC4-6			4-3		1B	2B		3	0	1	0	0	0	1					
Brian Dayett, R OBP: 0.256, SLG: 0.390 (1, 7)		F3		BB 1B	1B		2-3 1B			3	1	2	0	0	0	1					
Rick Cerone, R OBP: 0.277, SLG: 0.318 (1, 2)			8-3 1B		F3		F2			3	0	1	0	0	0	3					
Omar Moreno, L OBP: 0.275, SLG: 0.349 (1, 8)			F8		BB 1B		K			2	1	0	0	1	1	3					
<b>Inning Stats</b>	R: 0 E: 0 K: 0 S: 3	H: 1 LOB: 1 BB: 0 P: 3	R: 0 E: 0 K: 0 S: 3	H: 0 LOB: 1 BB: 1 P: 7	R: 0 E: 0 K: 0 S: 3	H: 1 LOB: 0 BB: 0 P: 3	R: 1 E: 0 K: 0 S: 4	H: 1 LOB: 0 BB: 0 P: 4	R: 2 E: 1 K: 0 S: 5	H: 2 LOB: 1 BB: 1 P: 9	R: 0 E: 0 K: 2 S: 9	H: 2 LOB: 2 BB: 0 P: 9	R: 0 E: 0 K: 0 S: 3	H: 0 LOB: 0 BB: 0 P: 3	R: 0 E: 0 K: 0 S: 3	H: 0 LOB: 0 BB: 0 P: 3	1B: 5 2B: 2 3B: 0 HR: 1	SF: 0 SAC: 0 DP: 1 HBP: 0	WP: 0 PB: 0 SB: 0 CS: 0	PA: 31	
<b>PITCHER</b>	IP	WLS	BF	H	R	ER	SO	BB	IBB	HBP	BLK	WP	HR	S	P	ERA	WHIP				
Mike Mason, L ERA: 2.75 Danny Darwin, R ERA: 4.46	6.0	L	25	7	3	2	0	2	0	0	0	0	0	10	10	3.00	1.500				
	2.0		6	0	0	0	2	0	0	0	0	0	0	10	10	0.00	0.000				

Texas Rangers @ New York Yankees  
Yankee Stadium, Bronx, NY  
Wed Jul 18 1984, 3:33 AM EDT  
Att: 20,470 - Unknown

AB	29
R	3
H	7
RBI	2
BB	2
SO	2
LOB	13





Batter	1	2	3	4	5	6	7	8	9	AB	R	H	RBI	BB	SO	LOB	TOP															
Kirby Puckett, R OBP: 0.335, SLG: 0.351 (1, 8)	0-0 1B 5-3 1B		0-0 6-3		0-0 F7 1-2		4-0 BB		0-0 F8	4	1	1	0	1	0	1	<b>Minnesota Twins @ New York Yankees</b> Yankee Stadium, Bronx, NY Thu Jul 19 1984, 7:05 PM EDT Att: 20,233 - Unknown <a href="http://livebaseballscores.com">livebaseballscores.com</a>															
Andre David, L OBP: 0.381, SLG: 0.438 (1, 10) Darrell Brown, S OBP: 0.317, SLG: 0.354 (9, PH)	0-0 3-1 5-3 1B		0-3 K		0-3 K		4-0 FC5-4 IBB		0-0 4-3	3	0	1	0	1	2	1																
Mickey Hatcher, R OBP: 0.324, SLG: 0.380 (1, 7)	0-0 5-3 1-2 3-H		4-0 BB		0-0 6-3		0-0 FC5-4			3	0	0	1	1	0	3																
Kent Hrbek, L OBP: 0.385, SLG: 0.506 (1, 3)	0-0 3-1 2-3		0-0 F7		0-0 F7				0-0 1B SF8 2B	4	1	1	0	0	0	2																
Tim Teufel, R OBP: 0.353, SLG: 0.418 (1, 4)	0-0 5-3				0-0 F9		0-0 WP 1B		0-0 2-3 1B	4	0	2	0	0	0	1																
Dave Engle, R OBP: 0.324, SLG: 0.381 (1, 2)		0-0 5-3		0-0 E5 G5-4-3		4-0 1B BB		0-0 F5		3	0	0	0	1	0	2																
Tom Brunansky, R OBP: 0.300, SLG: 0.399 (1, 9)		0-0 F8		0-0 G5-4-3		0-0 F8		0-0 SF8		3	0	0	1	0	0	3																
Gary Gaetti, R OBP: 0.317, SLG: 0.349 (1, 5)		1-0 HBP			0-3 K		0-0 F7		0-0 F9	3	0	0	0	0	1	1																
Houston Jimenez, R OBP: 0.274, SLG: 0.273 (1, 6)		0-0 F8			4-0 F7 BB		0-0 F7		0-0 F9	3	0	0	0	1	0	1																
<b>Inning Stats</b>	R: 1 E: 0 K: 0 S: 5	H: 2 LOB: 1 BB: 0 P: 5	R: 0 E: 0 K: 0 S: 3	H: 0 LOB: 1 BB: 0 P: 4	R: 0 E: 0 K: 1 S: 5	H: 0 LOB: 0 BB: 1 P: 9	R: 0 E: 1 K: 0 S: 3	H: 0 LOB: 0 BB: 0 P: 3	R: 0 E: 0 K: 2 S: 7	H: 1 LOB: 2 BB: 1 P: 11	R: 0 E: 0 K: 0 S: 4	H: 0 LOB: 2 BB: 2 P: 11	R: 0 E: 0 K: 0 S: 3	H: 2 LOB: 1 BB: 0 P: 5	R: 0 E: 0 K: 0 S: 3	H: 0 LOB: 0 BB: 0 P: 3	1B: 4 2B: 1 3B: 0 HR: 0	SF: 1 SAC: 0 DP: 1 HBP: 1	WP: 1 PB: 0 CS: 0	PA: 38												
<b>PITCHER</b>	IP WLS BF H R ER SO BB IBB HBP BLK WP HR S P ERA WHIP	IP WLS BF H R ER SO BB IBB HBP BLK WP HR S P ERA WHIP																														
Marty Bystrom, R ERA: 4.14 (1, 1)	7.0	30	3	1	1	3	4	1	1	0	1	0	30	51	1.29	1.000																
Dave Righetti, L ERA: 2.18 (8, 1)	2.0	8	2	1	1	0	0	0	0	0	0	0	8	8	4.50	1.000																

Batter	1	2	3	4	5	6	7	8	9	AB	R	H	RBI	BB	SO	LOB	BOTTOM														
Willie Randolph, R OBP: 0.382, SLG: 0.360 (1, 4)	0-0 6-3		0-0 F8		0-3 K2-3		4-0 1B FC6-2 BB		4-0 BB	3	0	0	0	2	1	2	<b>Minnesota Twins @ New York Yankees</b> Yankee Stadium, Bronx, NY Thu Jul 19 1984, 7:05 PM EDT Att: 20,233 - Unknown <a href="http://livebaseballscores.com">livebaseballscores.com</a>														
Tim Lincecum, R OBP: 0.232, SLG: 0.275 (1, 5) Ken Griffey, L OBP: 0.325, SLG: 0.344 (9, PH)	0-0 4-3 2B		0-0 G5-4-3		0-0 1B		0-0 FC6-2 1B		0-0 F6	4	0	3	1	0	0	1															
Dave Winfield, R OBP: 0.391, SLG: 0.533 (1, 9)	0-0 4-3 2-3				0-0 F8		0-0 F5		0-0 FC6-2	5	0	0	0	0	0	5															
Don Baylor, R OBP: 0.346, SLG: 0.521 (1, 10)	4-0 BB				0-0 F7		0-0 F7		0-0 F8	3	0	0	0	1	0	2															
Brian Dayett, R OBP: 0.261, SLG: 0.386 (1, 7) Steve Kemp, L OBP: 0.381, SLG: 0.433 (7, PH)	0-3 K				0-0 BB 1B		0-3 K		0-3 K	3	0	1	0	0	2	2															
Don Mattingly, L OBP: 0.375, SLG: 0.513 (1, 3)		0-0 E3 5-4-3 1B		4-0 FC6-4 BB		4-0 1B 1B BB		0-0 4-3		2	0	0	0	2	0	0															
Bobby Meacham, S OBP: 0.301, SLG: 0.380 (1, 6)		0-0 5-4-3 1B		0-0 FC6-4		0-0 1B 1B		0-0 F9		4	0	2	0	0	0	2															
Rick Cerone, R OBP: 0.294, SLG: 0.354 (1, 2)		0-0 5-4-3			0-0 SH1-3 1B 2B		0-0 1B 1B		0-0 F3	4	1	2	0	0	0	2															
Omar Moreno, L OBP: 0.278, SLG: 0.351 (1, 8) Butch Wynegar, S OBP: 0.338, SLG: 0.359 (9, PH)			0-0 G5-4-3 1B		0-0 SH1-3		0-0 3-1		0-0 F7	2	0	1	0	0	0	3															
<b>Inning Stats</b>	R: 0 E: 0 K: 1 S: 6	H: 1 LOB: 2 BB: 1 P: 10	R: 0 E: 1 K: 0 S: 3	H: 1 LOB: 0 BB: 0 P: 3	R: 0 E: 0 K: 0 S: 3	H: 1 LOB: 0 BB: 0 P: 3	R: 0 E: 0 K: 0 S: 4	H: 1 LOB: 2 BB: 1 P: 8	R: 1 E: 0 K: 1 S: 7	H: 2 LOB: 1 BB: 0 P: 7	R: 0 E: 0 K: 1 S: 7	H: 2 LOB: 3 BB: 1 P: 11	R: 0 E: 0 K: 1 S: 6	H: 1 LOB: 2 BB: 1 P: 10	R: 0 E: 0 K: 0 S: 3	H: 0 LOB: 0 BB: 0 P: 3	R: 0 E: 0 K: 0 S: 3	H: 0 LOB: 1 BB: 1 P: 7	1B: 7 2B: 2 3B: 1 HR: 0	SF: 0 SAC: 1 DP: 1 HBP: 0	WP: 0 PB: 0 CS: 0	PA: 39									
<b>PITCHER</b>	IP WLS BF H R ER SO BB IBB HBP BLK WP HR S P ERA WHIP	IP WLS BF H R ER SO BB IBB HBP BLK WP HR S P ERA WHIP																													
Pete Filson, L ERA: 3.72 (1, 1)	5.2	25	7	1	1	3	3	0	0	0	0	28	40	1.59	1.765																
Rick Lysander, R ERA: 2.77 (6, 1)	1.0	6	2	0	0	0	1	0	0	0	0	5	9	0.00	3.000																
Len Whitehouse, L ERA: 2.7 (7, 1)	1.2	6	0	0	0	1	1	0	0	0	0	7	11	0.00	0.600																
Ron Davis, R ERA: 4.69 (9, 1)	0.2	2	0	0	0	0	0	0	0	0	0	2	2	0.00	0.000																



Batter	1	2	3	4	5	6	7	8	9	AB	R	H	RBI	BB	SO	LOB	TOP										
Kirby Puckett, R OBP: 0.336, SLG: 0.356										5	0	2	0	0	1	1	<b>Minnesota Twins @ New York Yankees</b> Yankee Stadium, Bronx, NY Fri Jul 20 1984, 7:05 PM EDT Att: 20,377 - Unknown										
Dave Engle, R OBP: 0.320, SLG: 0.376										4	0	0	0	0	0	3											
Mickey Hatcher, R OBP: 0.329, SLG: 0.383										2	1	1	0	2	0	0											
Kent Hrbek, L OBP: 0.386, SLG: 0.516										4	1	2	1	0	0	3											
Tim Teufel, R OBP: 0.355, SLG: 0.416										2	0	0	0	2	1	2											
Tom Brunansky, R OBP: 0.303, SLG: 0.408										3	1	1	1	1	0	2											
Gary Gaetti, R OBP: 0.314, SLG: 0.345										4	0	0	0	0	1	4											
Dave Meier, R OBP: 0.313, SLG: 0.356										1	0	0	0	1	0	2											
Darrell Brown, S OBP: 0.319, SLG: 0.356										2	0	1	0	0	0	0											
Houston Jimenez, R OBP: 0.268, SLG: 0.267										4	0	0	0	0	0	4											
<b>Inning Stats</b>	R: 0 E: 0 K: 0 S: 3	H: 1 LOB: 1 BB: 1 P: 7	R: 0 E: 0 K: 0 S: 3	H: 0 LOB: 2 BB: 2 P: 11	R: 0 E: 0 K: 0 S: 3	H: 0 LOB: 0 BB: 0 P: 3	R: 2 E: 0 K: 0 S: 5	H: 2 LOB: 1 BB: 1 P: 9	R: 0 E: 0 K: 1 S: 4	H: 0 LOB: 1 BB: 1 P: 8	R: 0 E: 0 K: 1 S: 6	H: 1 LOB: 1 BB: 0 P: 6	R: 1 E: 0 K: 0 S: 7	H: 2 LOB: 1 BB: 0 P: 7	R: 0 E: 0 K: 0 S: 3	H: 0 LOB: 0 BB: 0 P: 3	1B: 3 2B: 4 3B: 0 HR: 2	SF: 0 SAC: 0 DP: 2 HBP: 0	WP: 1 PB: 0 CS: 2	PA: 37							
<b>PITCHER</b>	IP	WLS	BF	H	R	ER	SO	BB	IBB	HBP	BLK	WP	HR	S	P	ERA	WHIP										
Dennis Rasmussen, L ERA: 5.32	(1, 1)	5.0	22	4	2	2	0	5	0	0	0	0	2	17	37	3.60	1.800										
Joe Cowley, R ERA: 3.86	(6, 1)	2.0	7	1	0	0	2	1	0	0	0	0	0	10	14	0.00	1.000										
Jay Howell, R ERA: 2.9	(8, 1)	2.0	W	8	2	1	1	1	0	0	0	1	0	10	10	4.50	1.000										

livebaseballscores.com

AB 31  
R 3  
H 7  
RBI 2  
BB 6  
SO 3  
LOB 21



Batter	1	2	3	4	5	6	7	8	9	AB	R	H	RBI	BB	SO	LOB	BOTTOM										
Willie Randolph, R OBP: 0.382, SLG: 0.362										4	0	1	1	1	0	1	<b>Minnesota Twins @ New York Yankees</b> Yankee Stadium, Bronx, NY Fri Jul 20 1984, 7:05 PM EDT Att: 20,377 - Unknown										
Butch Wynegar, S OBP: 0.333, SLG: 0.354										4	0	0	0	0	0	1											
Don Mattingly, L OBP: 0.379, SLG: 0.515										3	1	2	0	1	0	0											
Don Baylor, R OBP: 0.345, SLG: 0.521										4	0	1	0	0	1	3											
Dave Winfield, R OBP: 0.390, SLG: 0.529										4	0	1	0	0	0	2											
Steve Kemp, L OBP: 0.383, SLG: 0.432										3	1	1	1	1	1	0											
Mike Pagliarulo, L OBP: 0.333, SLG: 0.481										3	1	1	0	1	0	2											
Bobby Meacham, S OBP: 0.302, SLG: 0.378										3	0	1	0	0	0	2											
Ken Griffey, L OBP: 0.328, SLG: 0.347										1	1	1	0	0	0	0											
Omar Moreno, L OBP: 0.277, SLG: 0.349										4	0	1	2	0	0	2											
<b>Inning Stats</b>	R: 0 E: 0 K: 0 S: 3	H: 1 LOB: 1 BB: 1 P: 7	R: 0 E: 0 K: 0 S: 3	H: 0 LOB: 0 BB: 0 P: 3	R: 0 E: 0 K: 0 S: 3	H: 0 LOB: 1 BB: 1 P: 7	R: 1 E: 0 K: 1 S: 8	H: 3 LOB: 2 BB: 0 P: 8	R: 0 E: 0 K: 0 S: 3	H: 0 LOB: 0 BB: 0 P: 3	R: 0 E: 0 K: 0 S: 4	H: 1 LOB: 1 BB: 0 P: 4	R: 2 E: 0 K: 1 S: 6	H: 3 LOB: 2 BB: 1 P: 10	R: 0 E: 0 K: 0 S: 3	H: 0 LOB: 0 BB: 0 P: 3	1B: 7 2B: 4 3B: 0 HR: 0	SF: 0 SAC: 0 DP: 2 HBP: 0	WP: 0 PB: 0 CS: 0	PA: 37							
<b>PITCHER</b>	IP	WLS	BF	H	R	ER	SO	BB	IBB	HBP	BLK	WP	HR	S	P	ERA	WHIP										
Ken Schrom, R ERA: 3.77	(1, 1)	7.2	31	7	2	2	1	3	0	0	0	0	0	30	42	2.35	1.304										
Ron Davis, R ERA: 4.95	(8, 1)	0.2	L	6	3	2	2	1	1	0	0	0	0	7	11	27.00	6.000										

livebaseballscores.com

AB 33  
R 4  
H 10  
RBI 4  
BB 4  
SO 2  
LOB 13





Batter	1	2	3	4	5	6	7	8	9	AB	R	H	RBI	BB	SO	LOB	TOP								
<b>Kirby Puckett, R</b> OBP: 0.330, SLG: 0.349 (1, 8)	F9	F8			F8		1-3		K	5	0	0	0	0	1	1	<b>Minnesota Twins @ New York Yankees</b> Yankee Stadium, Bronx, NY Sat Jul 21 1984, 3:33 AM EDT Att: 33,435 - Unknown <a href="http://livebaseballscores.com">livebaseballscores.com</a>								
<b>Dave Engle, R</b> OBP: 0.325, SLG: 0.381 (1, 10)	4-3 1B 2B		FC1-6 1B		5-3		E 1B 2B BB		4-3	4	2	2	0	1	0	0									
<b>Mickey Hatcher, R</b> OBP: 0.330, SLG: 0.383 (1, 7)	4-3 2-3		K			HR 1B	E1 2B 1-3 1B		K	5	1	2	0	0	2	2									
<b>Kent Hrbek, L</b> OBP: 0.390, SLG: 0.530 (1, 3)	1B BB		FC1-6 1B 1-2			HR 1B	1-3 2B			3	1	2	3	1	0	1									
<b>Tim Teufel, R</b> OBP: 0.356, SLG: 0.417 (1, 4)	FC6-4 1-2 3H 1B		1-2 1B			6-3	3H F6			4	0	2	1	0	0	2									
<b>Tom Brunansky, R</b> OBP: 0.305, SLG: 0.417 (1, 9)	FC6-4 1-2			4-3		BB		HR		3	1	1	1	1	0	2									
<b>Gary Gaetti, R</b> OBP: 0.313, SLG: 0.344 (1, 5)				5-3		K		K		4	0	1	0	0	2	1									
<b>Tim Laudner, R</b> OBP: 0.215, SLG: 0.345 (1, 2)		F8		6-3		F8		F4		4	0	0	0	0	0	2									
<b>Houston Jimenez, R</b> OBP: 0.263, SLG: 0.261 (1, 6)		K				K		K	6-3	4	0	0	0	0	3	1									
<b>Inning Stats</b>	R: 1 E: 0 K: 0 S: 5	H: 2 LOB: 2 BB: 1 P: 9	R: 0 E: 0 K: 1 S: 6	H: 1 LOB: 1 BB: 0 P: 6	R: 0 E: 0 K: 1 S: 6	H: 2 LOB: 1 BB: 0 P: 6	R: 0 E: 0 K: 0 S: 3	H: 0 LOB: 0 BB: 0 P: 3	R: 0 E: 0 K: 1 S: 5	H: 0 LOB: 0 BB: 0 P: 5	R: 2 E: 0 K: 1 S: 7	H: 2 LOB: 1 BB: 1 P: 11	R: 1 E: 1 K: 1 S: 7	H: 2 LOB: 2 BB: 1 P: 11	R: 1 E: 0 K: 1 S: 6	H: 1 LOB: 0 BB: 0 P: 6	R: 0 E: 0 K: 2 S: 7	H: 0 LOB: 0 BB: 0 P: 7	1B: 6 2B: 2 3B: 0 HR: 2	SF: 0 SAC: 0 DP: 0 HBP: 0	WP: 0 PB: 0 CS: 0	PA: 39			
<b>PITCHER</b>	IP	WLS	BF	H	R	ER	SO	BB	IBB	HBP	BLK	WP	HR	S	P	ERA	WHIP								
<b>Ray Fontenot, L</b> ERA: 4.69 (1, 1)	6.2	L	31	9	4	4	5	3	0	0	0	0	1	38	50	5.40	1.800								
<b>Mike Armstrong, R</b> ERA: 6.14 (7, 1)	2.1		8	1	1	1	3	0	0	0	0	0	1	14	14	3.86	0.429								

Batter	1	2	3	4	5	6	7	8	9	AB	R	H	RBI	BB	SO	LOB	BOTTOM								
<b>Willie Randolph, R</b> OBP: 0.380, SLG: 0.358 (1, 4)	6-3		FC5-4 BB		F3		4-3		4-3	4	0	0	0	1	0	0	<b>Minnesota Twins @ New York Yankees</b> Yankee Stadium, Bronx, NY Sat Jul 21 1984, 3:33 AM EDT Att: 33,435 - Unknown <a href="http://livebaseballscores.com">livebaseballscores.com</a>								
<b>Butch Wynegar, S</b> OBP: 0.329, SLG: 0.349 (1, 2)	G3		F7		5-3		F9			4	0	0	0	0	0	1									
<b>Don Mattingly, L</b> OBP: 0.375, SLG: 0.509 (1, 3)	F8		F9							4	0	0	0	0	1	1									
<b>Tim Foli, R</b> OBP: 0.232, SLG: 0.275 (8, 3)	F8		F9		4-3		K			0	0	0	0	0	0	0									
<b>Don Baylor, R</b> OBP: 0.340, SLG: 0.514 (1, 10)		F7	FC5-4 1-2			K		4-3		4	0	0	0	0	1	1									
<b>Dave Winfield, R</b> OBP: 0.394, SLG: 0.532 (1, 9)		WP 1B 1B				HR 1B		5-3		4	1	3	0	0	0	0									
<b>Steve Kemp, L</b> OBP: 0.392, SLG: 0.452 (1, 7)		BB 1-2 1B			1-2 1B	HR		BB		3	1	3	2	1	0	0									
<b>Mike Pagliarulo, L</b> OBP: 0.324, SLG: 0.484 (1, 5)		K			F1		2B	4-3		4	0	1	0	0	1	5									
<b>Bobby Meacham, S</b> OBP: 0.300, SLG: 0.368 (1, 6)		4-0 1-2 2-3 BB			F7		K		K	3	0	0	0	1	2	3									
<b>Omar Moreno, L</b> OBP: 0.271, SLG: 0.341 (1, 8)		F5			F7		4-3		1-3	4	0	0	0	0	0	6									
<b>Inning Stats</b>	R: 0 E: 0 K: 0 S: 3	H: 0 LOB: 0 BB: 0 P: 3	R: 0 E: 0 K: 1 S: 7	H: 2 LOB: 3 BB: 1 P: 11	R: 0 E: 0 K: 0 S: 3	H: 0 LOB: 1 BB: 1 P: 7	R: 0 E: 0 K: 0 S: 5	H: 2 LOB: 2 BB: 0 P: 5	R: 0 E: 0 K: 2 S: 10	H: 3 LOB: 1 BB: 0 P: 10	R: 0 E: 0 K: 1 S: 5	H: 0 LOB: 0 BB: 0 P: 5	R: 0 E: 0 K: 0 S: 3	H: 0 LOB: 1 BB: 1 P: 7	R: 0 E: 0 K: 1 S: 5	H: 0 LOB: 0 BB: 0 P: 5	1B: 5 2B: 1 3B: 0 HR: 1	SF: 0 SAC: 0 DP: 0 HBP: 0	WP: 1 PB: 0 CS: 0	PA: 37					
<b>PITCHER</b>	IP	WLS	BF	H	R	ER	SO	BB	IBB	HBP	BLK	WP	HR	S	P	ERA	WHIP								
<b>Mike Smithson, R</b> ERA: 3.66 (1, 1)	5.1	W	25	7	2	2	2	2	0	0	0	0	1	27	35	3.38	1.688								
<b>Rick Lysander, R</b> ERA: 2.16 (6, 1)	3.2	S	12	0	0	0	3	1	0	0	0	0	0	17	21	0.00	0.273								



Batter	1	2	3	4	5	6	7	8	9	AB	R	H	RBI	BB	SO	LOB	TOP										
<b>Kirby Puckett, R</b> OBP: 0.324, SLG: 0.343 (1, 8)	0-0 1-3	0-3 K		0-0 E6		0-0 6-3			0-3 K	5	0	0	0	0	2	1	<b>Minnesota Twins @ New York Yankees</b> Yankee Stadium, Bronx, NY Sun Jul 22 1984, 3:33 AM EDT Att: 30,529 - Unknown <a href="http://livebaseballscorecards.com">livebaseballscorecards.com</a>										
<b>Dave Engle, R</b> OBP: 0.326, SLG: 0.381 (1, 10)	0-0 E8		0-0 1B	0-0 F6		0-0 F7			0-0 F3	5	2	2	0	0	0	1											
<b>Mickey Hatcher, R</b> OBP: 0.333, SLG: 0.385 (1, 7)	4-0 E		0-0 1B	0-0 PB		0-0 BB			0-0 F3	4	2	2	0	1	0	0											
<b>Kent Hrbek, L</b> OBP: 0.386, SLG: 0.523 (1, 3)	0-0 E3		0-0 F3		0-0 F8					4	0	0	0	0	0	4											
<b>Tim Teufel, R</b> OBP: 0.358, SLG: 0.417 (1, 4)	0-0 SF8		0-0 SF7		4-0 FC6-4					0	0	0	2	2	0	0											
<b>Tom Brunansky, R</b> OBP: 0.304, SLG: 0.415 (1, 9)	0-3 K		0-3 K		0-0 FC6-4					4	0	1	1	0	3	3											
<b>Gary Gaetti, R</b> OBP: 0.310, SLG: 0.340 (1, 5)		0-0 6-3		0-0 F7		0-0 FC6-4			0-0 5-3	4	0	0	0	0	0	2											
<b>Tim Laudner, R</b> OBP: 0.216, SLG: 0.350 (1, 2)		0-3 K		0-0 E		0-0 FC5-4			0-3 K	4	1	1	0	0	2	2											
<b>Houston Jimenez, R</b> OBP: 0.263, SLG: 0.261 (1, 6)			0-3 K			0-0 4-3			0-0 F6	4	0	1	0	0	1	1											
<b>Inning Stats</b>	R: 2 E: 2 K: 1 S: 7	H: 1 LOB: 1 BB: 1 P: 11	R: 0 E: 0 K: 2 S: 8	H: 1 LOB: 1 BB: 0 P: 8	R: 1 E: 0 K: 1 S: 7	H: 2 LOB: 1 BB: 0 P: 7	R: 1 E: 1 K: 1 S: 7	H: 1 LOB: 1 BB: 0 P: 7	R: 1 E: 0 K: 0 S: 5	H: 2 LOB: 2 BB: 1 P: 9	R: 0 E: 0 K: 0 S: 3	H: 0 LOB: 0 BB: 0 P: 3	R: 0 E: 0 K: 1 S: 5	H: 0 LOB: 1 BB: 1 P: 9	R: 0 E: 0 K: 1 S: 5	H: 0 LOB: 0 BB: 0 P: 5	R: 0 E: 0 K: 1 S: 5	H: 0 LOB: 0 BB: 0 P: 5	1B: 6 2B: 1 3B: 0 HR: 0	SF: 2 SAC: 0 DP: 0 HBP: 0	WP: 0 PB: 1 CS: 0	PA: 39					
<b>PITCHER</b>	IP	WLS	BF	H	R	ER	SO	BB	IBB	HBP	BLK	WP	HR	S	P	ERA	WHIP										
<b>Phil Niekro, R</b> ERA: 2.28 (1, 1)	5.0		26	7	5	2	5	2	0	0	0	0	0	34	42	3.60	1.800										
<b>Joe Cowley, R</b> ERA: 2.45 (6, 1)	4.0	W	13	0	0	0	3	1	0	0	0	0	0	18	22	0.00	0.250										

Batter	1	2	3	4	5	6	7	8	9	AB	R	H	RBI	BB	SO	LOB	BOTTOM										
<b>Willie Randolph, R</b> OBP: 0.382, SLG: 0.358 (1, 4)	4-0 1B								0-0 E9	3	1	1	0	2	0	1	<b>Minnesota Twins @ New York Yankees</b> Yankee Stadium, Bronx, NY Sun Jul 22 1984, 3:33 AM EDT Att: 30,529 - Unknown <a href="http://livebaseballscorecards.com">livebaseballscorecards.com</a>										
<b>Tim Lincecum, R</b> OBP: 0.233, SLG: 0.274 (1, 5)	0-0 HR		0-0 4-3		0-0 6-3				0-0 F2	4	1	1	0	0	0	1											
<b>Dave Winfield, R</b> OBP: 0.395, SLG: 0.541 (1, 9)	0-0 HR		0-0 F8			0-3 K			0-0 1B	4	1	2	3	0	1	0											
<b>Don Baylor, R</b> OBP: 0.336, SLG: 0.507 (1, 10)	0-0 F8		0-0 6-3			0-3 K			0-0 F3	4	0	0	0	0	1	0											
<b>Brian Dayett, R</b> OBP: 0.260, SLG: 0.375 (1, 7)	0-0 F9			0-0 G3-6		0-0 E7			0-0 6-3	4	1	1	0	0	0	0											
<b>Victor Mota, R</b> OBP: 0.500, SLG: 0.750 (1, 8)	0-0 F9			0-0 G3-6		0-0 1B			0-0 F9	4	1	2	0	0	0	0											
<b>Ken Griffey, L</b> OBP: 0.327, SLG: 0.345 (1, 3)		0-3 K		0-0 G3-6		0-0 1B			0-0 4-3	4	0	1	2	0	1	2											
<b>Bobby Meacham, S</b> OBP: 0.298, SLG: 0.359 (1, 6)		0-0 4-3		0-0 5-3		0-0 K			4-0 1B	3	1	0	0	1	1	2											
<b>Butch Wynegar, S</b> OBP: 0.328, SLG: 0.345 (1, 2)		4-0 BB			0-0 F6				0-0 F7	3	0	0	0	1	0	1											
<b>Inning Stats</b>	R: 3 E: 0 K: 0 S: 5	H: 2 LOB: 0 BB: 1 P: 9	R: 0 E: 0 K: 1 S: 5	H: 0 LOB: 1 BB: 1 P: 9	R: 0 E: 0 K: 0 S: 3	H: 0 LOB: 0 BB: 0 P: 3	R: 0 E: 0 K: 0 S: 4	H: 2 LOB: 1 BB: 0 P: 4	R: 0 E: 0 K: 0 S: 3	H: 0 LOB: 0 BB: 0 P: 3	R: 2 E: 1 K: 3 S: 12	H: 2 LOB: 1 BB: 0 P: 12	R: 0 E: 0 K: 0 S: 3	H: 1 LOB: 2 BB: 1 P: 7	R: 0 E: 0 K: 0 S: 3	H: 0 LOB: 0 BB: 0 P: 3	R: 1 E: 1 K: 0 S: 3	H: 1 LOB: 1 BB: 1 P: 7	1B: 6 2B: 1 3B: 0 HR: 1	SF: 0 SAC: 0 DP: 1 HBP: 0	WP: 0 PB: 0 CS: 0	PA: 37					
<b>PITCHER</b>	IP	WLS	BF	H	R	ER	SO	BB	IBB	HBP	BLK	WP	HR	S	P	ERA	WHIP										
<b>Frank Viola, L</b> ERA: 2.97 (1, 1)	8.2	L	37	8	6	3	4	4	0	0	0	0	1	41	57	3.12	1.385										



Batter	1	2	3	4	5	6	7	8	9	AB	R	H	RBI	BB	SO	LOB	TOP					
Willie Randolph, R (1,4) OBP: 0.380, SLG: 0.356	F9		F9		2-3		K		1B	5	0	1	0	0	1	2						
Butch Wynegar, S (1,2) OBP: 0.329, SLG: 0.346 Toby Harrah, R (9, PR) OBP: 0.294, SLG: 0.262	1B		K		1-3		2-3		1B	5	0	2	0	0	1	2						
Don Mattingly, L (1,7) OBP: 0.375, SLG: 0.513	F7			6-3		F4		F8	F5	5	1	2	0	0	0	4						
Don Baylor, R (1,10) OBP: 0.331, SLG: 0.498	F3			F9		6-3		6-3	F9	5	0	0	0	0	0	6						
Dave Winfield, R (1,9) OBP: 0.391, SLG: 0.534		F5		6-3		F4		FC		4	0	0	0	0	0	2						
Ken Griffey, L (1,3) OBP: 0.325, SLG: 0.343	K			1B			F8	F8		4	0	1	1	0	1	2						
Mike Pagliarulo, L (1,5) OBP: 0.316, SLG: 0.486	K			5-3			1B	F4		4	1	1	0	0	1	3						
Bobby Meacham, S (1,6) OBP: 0.313, SLG: 0.380				2B			HR	1B	E6	4	1	3	1	0	0	0						
Omar Moreno, L (1,8) OBP: 0.271, SLG: 0.355			K		K		HR	4-3		4	1	1	2	0	2	3						
<b>Inning Stats</b>	R: 0 E: 0 K: 0 S: 4	H: 1 LOB: 1 BB: 0 P: 4	R: 0 E: 0 K: 2 S: 7	H: 0 LOB: 0 BB: 0 P: 7	R: 0 E: 0 K: 2 S: 8	H: 1 LOB: 1 BB: 0 P: 8	R: 1 E: 0 K: 0 S: 5	H: 2 LOB: 1 BB: 0 P: 5	R: 0 E: 0 K: 1 S: 6	H: 1 LOB: 1 BB: 0 P: 6	R: 0 E: 0 K: 0 S: 3	H: 0 LOB: 0 BB: 0 P: 3	R: 3 E: 0 K: 1 S: 8	H: 3 LOB: 0 BB: 0 P: 8	R: 0 E: 0 K: 0 S: 5	H: 1 LOB: 2 BB: 0 P: 5	R: 0 E: 1 K: 0 S: 6	H: 2 LOB: 3 BB: 0 P: 6	1B: 6 2B: 4 3B: 0 HR: 1	SF: 0 SAC: 0 DP: 0 HBP: 0	WP: 0 PB: 0 SB: 0 CS: 0	PA: 40
<b>PITCHER</b>	IP	WLS	BF	H	R	ER	SO	BB	IBB	HBP	BLK	WP	HR	S	P	ERA	WHIP					
Don Sutton, R (1,1) ERA: 3.68	6.1	W	27	8	4	4	5	0	0	0	0	0	1	37	37	5.68	1.263					
Rollie Fingers, R (7,1) ERA: 1.96	2.2	S	13	3	0	0	1	0	0	0	0	0	0	15	15	0.00	1.125					

New York Yankees @ Milwaukee Brewers  
Milwaukee County Stadium, Milwaukee, WI  
Mon Jul 23 1984, 8:05 PM EDT  
Att: 17,657 - Unknown

AB 40  
R 4  
H 11  
RBI 4  
BB 0  
SO 6  
LOB 24



Batter	1	2	3	4	5	6	7	8	9	AB	R	H	RBI	BB	SO	LOB	BOTTOM				
Ed Romero, R (1,5) OBP: 0.311, SLG: 0.270 (8,3)	1B	G5-4-3			K	FC6-4		F2		5	1	2	1	0	1	5					
Jim Gantner, L (1,4) OBP: 0.319, SLG: 0.350	SF8			F9	FC4	FC6-4		K		5	1	2	0	0	1	6					
Robin Yount, R (1,6) OBP: 0.371, SLG: 0.428	SF8		F9		FC5-4		F9			3	0	0	1	0	0	2					
Cecil Cooper, L (1,10) OBP: 0.294, SLG: 0.361	E		F8			HR	4-3			4	2	2	2	0	0	1					
Ted Simmons, S (1,3) OBP: 0.274, SLG: 0.322 Willie Lozado, R (8,5) OBP: 0.500, SLG: 0.500	E7		F7		F7		F7			4	0	1	1	0	0	1					
Ben Oglivie, L (1,9) OBP: 0.319, SLG: 0.359 (7,7)	G1-6-3				G5-4-3		G3		FC1-5	4	0	2	0	0	0	1					
Mark Brouhard, R (1,7) OBP: 0.274, SLG: 0.362 Rick Manning, L (6, PR) OBP: 0.337, SLG: 0.386 (7,8)	K			F8		2B	1B	BB	FC1-5-6	2	0	0	0	1	1	2					
Jim Sundberg, R (1,2) OBP: 0.342, SLG: 0.409				G5-4-3		1B	1B	2B		3	1	2	0	1	0	1					
Charlie Moore, R (1,8) OBP: 0.281, SLG: 0.312 (7,9)		FC1-6				FC4	1B	1B		4	0	3	1	0	0	1					
<b>Inning Stats</b>	R: 3 E: 1 K: 1 S: 9	H: 4 LOB: 1 BB: 0 P: 9	R: 0 E: 0 K: 0 S: 3	H: 1 LOB: 0 BB: 0 P: 3	R: 0 E: 0 K: 0 S: 4	H: 1 LOB: 1 BB: 0 P: 4	R: 0 E: 0 K: 0 S: 3	H: 1 LOB: 0 BB: 0 P: 3	R: 0 E: 0 K: 1 S: 6	H: 1 LOB: 1 BB: 0 P: 6	R: 3 E: 0 K: 0 S: 7	H: 4 LOB: 2 BB: 1 P: 11	R: 0 E: 0 K: 0 S: 3	H: 0 LOB: 0 BB: 0 P: 3	R: 0 E: 0 K: 1 S: 7	H: 2 LOB: 3 BB: 1 P: 11	1B: 10 2B: 3 3B: 0 HR: 1	SF: 1 SAC: 0 DP: 2 HBP: 0	WP: 0 PB: 0 SB: 0 CS: 0	PA: 38	
<b>PITCHER</b>	IP	WLS	BF	H	R	ER	SO	BB	IBB	HBP	BLK	WP	HR	S	P	ERA	WHIP				
Ron Guidry, L (1,1) ERA: 4.25	5.2	L	28	12	6	6	2	1	0	0	0	0	1	31	35	9.53	2.294				
Bob Shirley, L (6,1) ERA: 4.57	1.2		8	2	0	0	0	0	1	0	0	0	0	7	11	0.00	1.200				
Mike Armstrong, R (8,1) ERA: 5.87	0.2		2	0	0	0	1	0	0	0	0	0	0	4	4	0.00	0.000				

New York Yankees @ Milwaukee Brewers  
Milwaukee County Stadium, Milwaukee, WI  
Mon Jul 23 1984, 8:05 PM EDT  
Att: 17,657 - Unknown

AB 35  
R 6  
H 14  
RBI 6  
BB 2  
SO 3  
LOB 21





Batter	1	2	3	4	5	6	7	8	9	10	11	AB	R	H	RBI	BB	SO	LOB	TOP	
<b>Bobby Meacham, S</b> OBP: 0.308, SLG: 0.368 (1, 6)	F7		K			3-1		BB			5-3	4	0	0	1	1	1	1		
<b>Butch Wynegar, S</b> OBP: 0.329, SLG: 0.341 (1, 2)	4-3			1-3			F9	K			F9	4	0	0	0	0	1	3		
<b>Rick Cerone, R</b> OBP: 0.288, SLG: 0.347 (10, 2)												1	0	0	0	0	0	0		
<b>Don Mattingly, L</b> OBP: 0.373, SLG: 0.508 (1, 3)	F8				F9						1B	5	0	1	0	0	0	0		
<b>Don Baylor, R</b> OBP: 0.329, SLG: 0.493 (1, 10)		5-3			F7						1B	5	0	1	0	0	0	0		
<b>Dave Winfield, R</b> OBP: 0.388, SLG: 0.528 (1, 9)		1-3				G6-4-3 BB		F4	K		FC5-4 1B	4	0	0	0	1	1	2		
<b>Steve Kemp, L</b> OBP: 0.330, SLG: 0.446 (1, 7)		F8			G6-4-3			BB			4-3	3	1	0	0	1	0	1		
<b>Mike Pagliarulo, L</b> OBP: 0.293, SLG: 0.447 (1, 5)								F7			5-3	3	0	0	0	0	1	1		
<b>Toby Harrah, R</b> OBP: 0.292, SLG: 0.261 (10, PH)			K									1	0	0	0	0	0	0		
<b>Omar Moreno, L</b> OBP: 0.277, SLG: 0.357 (1, 8)												2	0	1	0	1	0	0		
<b>Victor Maza, R</b> OBP: 0.600, SLG: 0.800 (10, PH)								BB				1	0	1	0	0	0	0		
<b>Tim Lincecum, R</b> OBP: 0.329, SLG: 0.270 (1, 4)								BB				2	0	0	0	0	0	1		
<b>Ken Griffey, L</b> OBP: 0.328, SLG: 0.343 (8, PH)			1B					BB				0	0	0	0	1	0	0		
<b>Willie Randolph, R</b> OBP: 0.379, SLG: 0.355 (8, 4)				F7				BB			F9	1	0	0	0	0	0	1		
<b>Inning Stats</b>	R: 0 E: 0 K: 0 S: 3	H: 0 LOB: 0 BB: 0 P: 3	R: 0 E: 0 K: 0 S: 3	H: 0 LOB: 0 BB: 0 P: 3	R: 0 E: 0 K: 2 S: 8	H: 1 LOB: 1 BB: 0 P: 8	R: 0 E: 0 K: 0 S: 3	H: 0 LOB: 0 BB: 0 P: 3	R: 0 E: 0 K: 0 S: 3	H: 0 LOB: 0 BB: 0 P: 3	R: 0 E: 0 K: 1 S: 5	H: 0 LOB: 1 BB: 0 P: 5	R: 0 E: 0 K: 0 S: 4	H: 1 LOB: 1 BB: 0 P: 4	R: 0 E: 0 K: 0 S: 5	H: 2 LOB: 2 BB: 0 P: 5	1B: 4 2B: 0 3B: 0 HR: 0	SF: 0 SAC: 0 DP: 1 HBP: 0	WP: 0 PB: 0 SB: 0 CS: 0	PA: 41
<b>PITCHER</b>	IP 7.2	WLS 14	BF 26	H 3	R 0	ER 0	SO 2	BB 2	IBB 0	HBP 0	BLK 0	WP 0	HR 0	S 16	P 24	ERA 0.00	WHIP 1.667			
<b>Moose Haas, R</b> ERA: 3.82 (1, 1)																				
<b>Rick Waits, L</b> ERA: 1.99 (8, 1)	3.0																			
<b>Pete Ladd, R</b> ERA: 5.23 (11, 1)	0.1	W	1	0	0	0	0	0	0	0	0	0	0	1	1	0.00	0.000			

**New York Yankees @ Milwaukee Brewers**  
Milwaukee County Stadium, Milwaukee, WI

AB 36  
R 1  
H 4  
RBI 1  
BB 5  
SO 4  
LOB 10




livebaseballscores.com

Tue Jul 24 1984, 8:05 PM EDT  
Att: 20,521 - Unknown

Batter	1	2	3	4	5	6	7	8	9	10	11	AB	R	H	RBI	BB	SO	LOB	BOTTOM	
<b>Rick Manning, L</b> OBP: 0.337, SLG: 0.385 (1, 8)	F9					K					K	3	0	1	1	0	1	0		
<b>Charlie Moore, R</b> OBP: 0.277, SLG: 0.307 (9, 8)			CS 1B									2	0	0	0	0	1	3		
<b>Jim Gantner, L</b> OBP: 0.318, SLG: 0.348 (1, 4)	4-3		3+H 1B			E7					6-3	5	0	1	1	0	0	1		
<b>Cecil Cooper, L</b> OBP: 0.291, SLG: 0.357 (1, 3)	6-3					G4-6-3					1B	4	0	0	0	0	1	1		
<b>Ted Simmons, S</b> OBP: 0.274, SLG: 0.320 (1, 10)												3	0	0	0	1	0	0		
<b>Ben Oglivie, L</b> OBP: 0.315, SLG: 0.355 (1, 7)												4	0	0	0	0	1	1		
<b>Roy Howell, L</b> OBP: 0.298, SLG: 0.358 (1, 5)												3	0	1	0	0	0	1		
<b>Willie Lozado, R</b> OBP: 0.444, SLG: 0.429 (8, 5)												1	0	0	0	0	0	0		
<b>Ed Romero, R</b> OBP: 0.312, SLG: 0.277 (1, 6)												3	0	1	0	0	0	1		
<b>Jim Sundberg, R</b> OBP: 0.341, SLG: 0.408 (1, 2)												3	0	1	0	0	1	1		
<b>Robin Yount, R</b> OBP: 0.371, SLG: 0.428 (11, PR)												0	1	0	0	0	0	0		
<b>Dion James, L</b> OBP: 0.306, SLG: 0.344 (1, 9)												2	1	1	0	0	0	1		
<b>Mark Brouhard, R</b> OBP: 0.321, SLG: 0.359 (8, PH)												1	0	0	0	1	0	1		
<b>Inning Stats</b>	R: 0 E: 0 K: 0 S: 3	H: 0 LOB: 0 BB: 0 P: 3	R: 0 E: 0 K: 1 S: 5	H: 0 LOB: 1 BB: 1 P: 9	R: 1 E: 0 K: 0 S: 4	H: 2 LOB: 0 BB: 0 P: 4	R: 0 E: 0 K: 0 S: 3	H: 0 LOB: 0 BB: 0 P: 3	R: 0 E: 0 K: 1 S: 6	H: 1 LOB: 1 BB: 0 P: 6	R: 0 E: 0 K: 0 S: 5	H: 0 LOB: 0 BB: 0 P: 5	R: 0 E: 0 K: 0 S: 3	H: 0 LOB: 0 BB: 0 P: 3	R: 0 E: 0 K: 0 S: 5	H: 2 LOB: 2 BB: 1 P: 9	1B: 3 2B: 2 3B: 1 HR: 0	SF: 0 SAC: 2 DP: 1 HBP: 0	WP: 0 PB: 0 SB: 0 CS: 1	PA: 38
<b>PITCHER</b>	IP 7.0	WLS 2	BF 24	H 3	R 1	ER 1	SO 3	BB 1	IBB 0	HBP 0	BLK 0	WP 0	HR 0	S 29	P 33	ERA 1.29	WHIP 0.571			
<b>Marty Bystrom, R</b> ERA: 3.91 (1, 1)																				
<b>Jay Howell, R</b> ERA: 2.85 (8, 1)	0.1																			
<b>Dave Richetti, L</b> ERA: 2.08 (8, 1)	2.2																			
<b>Joe Cowley, R</b> ERA: 3.16 (11, 1)	0.1	L	4	2	1	1	1	0	1	0	0	0	0	5	9	27.00	6.000			

**New York Yankees @ Milwaukee Brewers**  
Milwaukee County Stadium, Milwaukee, WI

AB 34  
R 2  
H 6  
RBI 2  
BB 2  
SO 5  
LOB 11



livebaseballscores.com

Tue Jul 24 1984, 8:05 PM EDT  
Att: 20,521 - Unknown



Batter	1	2	3	4	5	6	7	8	9	AB	R	H	RBI	BB	SO	LOB	TOP								
<b>Willie Randolph, R</b> OBP: 0.379, SLG: 0.355 (1, 4)										5	1	2	0	0	0	3									
<b>Toby Harrah, R</b> OBP: 0.307, SLG: 0.284 <b>Mike Pagliarulo, L</b> OBP: 0.310, SLG: 0.513 (1, 5) (8, 5)										4	1	4	0	0	0	0									
<b>Dave Winfield, R</b> OBP: 0.382, SLG: 0.521 (1, 9)										4	0	0	1	0	0	5									
<b>Don Baylor, R</b> OBP: 0.331, SLG: 0.492 (1, 10)										3	1	1	0	1	0	2									
<b>Victor Mata, R</b> OBP: 0.444, SLG: 0.500 (1, 8)										3	0	0	0	0	1	3									
<b>Don Mattingly, L</b> OBP: 0.374, SLG: 0.508 (1, 3)										4	0	2	1	0	1	0									
<b>Brian Dayett, R</b> OBP: 0.259, SLG: 0.392 (1, 7)										3	0	1	1	0	1	0									
<b>Bobby Meacham, S</b> OBP: 0.307, SLG: 0.359 (1, 6)										3	0	0	0	1	1	2									
<b>Rick Cerone, R</b> OBP: 0.268, SLG: 0.321 (1, 2)										4	0	0	0	0	0	3									
<b>Inning Stats</b>	R: 0 E: 0 K: 0 S: 4	H: 2 LOB: 1 BB: 0 P: 4	R: 0 E: 0 K: 3 S: 9	H: 0 LOB: 0 BB: 0 P: 9	R: 0 E: 0 K: 1 S: 5	H: 0 LOB: 0 BB: 0 P: 5	R: 0 E: 0 K: 0 S: 4	H: 1 LOB: 1 BB: 0 P: 4	R: 0 E: 0 K: 0 S: 3	H: 0 LOB: 0 BB: 0 P: 3	R: 1 E: 0 K: 0 S: 6	H: 3 LOB: 2 BB: 0 P: 6	R: 0 E: 0 K: 0 S: 4	H: 2 LOB: 2 BB: 1 P: 8	R: 2 E: 0 K: 0 S: 5	H: 2 LOB: 2 BB: 1 P: 10	R: 0 E: 0 K: 0 S: 4	H: 1 LOB: 1 BB: 0 P: 4	1B: 8 2B: 2 3B: 1 HR: 0	SF: 2 SAC: 0 DP: 2 HBP: 1	WP: 0 PB: 0 SB: 0 CS: 0	PA: 39			
<b>PITCHER</b>	IP	WLS	BF	H	R	ER	SO	BB	IBB	HBP	BLK	WP	HR	S	P	ERA	WHIP								
<b>Mike Caldwell, L</b> ERA: 3.86 (1, 1)	6.0	L	23	6	1	1	4	0	0	0	0	0	0	31	31	1.50	1.000								
<b>Tom Tellmann, R</b> ERA: 1.99 (7, 1)	1.1		9	3	2	2	0	1	1	1	0	0	0	6	15	13.50	3.000								
<b>Bob McClure, L</b> ERA: 4.48 (8, 1)	1.1		6	2	0	0	0	0	0	0	0	0	0	6	6	0.00	1.500								
<b>Pete Ladd, R</b> ERA: 5.2 (9, 1)	0.1		1	0	0	0	0	0	0	0	0	0	0	1	1	0.00	0.000								

**New York Yankees @ Milwaukee Brewers**  
Milwaukee County Stadium, Milwaukee, WI  
Wed Jul 25 1984, 8:05 PM EDT  
Att: 22,236 - Unknown

AB 34  
R 3  
H 11  
RBI 3  
BB 2  
SO 4  
LOB 18

Batter	1	2	3	4	5	6	7	8	9	AB	R	H	RBI	BB	SO	LOB	BOTTOM								
<b>Ed Romero, R</b> OBP: 0.316, SLG: 0.274 (1, 6)										2	0	0	0	2	0	1									
<b>Jim Gantner, L</b> OBP: 0.317, SLG: 0.347 (1, 4)										4	0	1	0	0	0	2									
<b>Cecil Cooper, L</b> OBP: 0.288, SLG: 0.353 (1, 3)										4	0	0	0	0	1	3									
<b>Ted Simmons, S</b> OBP: 0.274, SLG: 0.319 (1, 10)										4	0	1	0	0	0	1									
<b>Mark Brouhard, R</b> OBP: 0.311, SLG: 0.347 (1, 7)										4	0	0	0	0	0	1									
<b>Ben Oglivie, L</b> OBP: 0.316, SLG: 0.354 (1, 9)										4	0	1	0	0	0	1									
<b>Jim Sundberg, R</b> OBP: 0.341, SLG: 0.405 (1, 2)										2	0	0	0	1	2	1									
<b>Willie Lozado, R</b> OBP: 0.500, SLG: 0.444 (1, 5)										2	0	1	0	1	0	1									
<b>Charlie Moore, R</b> OBP: 0.281, SLG: 0.310 <b>Dion James, L</b> OBP: 0.304, SLG: 0.343 (1, 8) (8, PH) (9, 8)										2	0	1	0	0	0	1									
<b>Inning Stats</b>	R: 0 E: 0 K: 1 S: 5	H: 0 LOB: 0 BB: 0 P: 5	R: 0 E: 0 K: 1 S: 6	H: 1 LOB: 1 BB: 0 P: 6	R: 0 E: 0 K: 0 S: 4	H: 2 LOB: 1 BB: 0 P: 4	R: 0 E: 0 K: 0 S: 3	H: 0 LOB: 0 BB: 0 P: 3	R: 0 E: 0 K: 0 S: 3	H: 1 LOB: 1 BB: 1 P: 7	R: 0 E: 0 K: 0 S: 3	H: 0 LOB: 1 BB: 1 P: 7	R: 0 E: 0 K: 1 S: 5	H: 0 LOB: 0 BB: 0 P: 5	R: 0 E: 0 K: 0 S: 3	H: 1 LOB: 2 BB: 2 P: 11	R: 0 E: 0 K: 0 S: 3	H: 0 LOB: 0 BB: 0 P: 3	1B: 5 2B: 0 3B: 0 HR: 0	SF: 0 SAC: 0 DP: 1 HBP: 0	WP: 0 PB: 0 SB: 0 CS: 2	PA: 33			
<b>PITCHER</b>	IP	WLS	BF	H	R	ER	SO	BB	IBB	HBP	BLK	WP	HR	S	P	ERA	WHIP								
<b>Dennis Rasmussen, L</b> ERA: 4.81 (1, 1)	7.0	W	25	4	0	0	3	2	0	0	1	0	0	29	37	0.00	0.857								
<b>Jay Howell, R</b> ERA: 2.85 (8, 1)	0.2		4	1	0	0	0	2	0	0	0	0	0	2	10	0.00	4.500								
<b>Dave Righetti, L</b> ERA: 2.03 (8, 1)	1.1	S	4	0	0	0	0	0	0	0	0	0	0	4	4	0.00	0.000								

**New York Yankees @ Milwaukee Brewers**  
Milwaukee County Stadium, Milwaukee, WI  
Wed Jul 25 1984, 8:05 PM EDT  
Att: 22,236 - Unknown

AB 29  
R 0  
H 5  
RBI 0  
BB 4  
SO 3  
LOB 13



Batter	1	2	3	4	5	6	7	8	9	AB	R	H	RBI	BB	SO	LOB	TOP										
<b>Willie Randolph, R</b> OBP: 0.384, SLG: 0.362	4-0 SH1-3 1B BB	0-0 F3		0-0 1B		0-0 FC5-4 SH2-3 E 1B		0-0 SH3-4 2B		4	2	3	0	1	0	0											
<b>Bobby Meacham, S</b> OBP: 0.302, SLG: 0.354	0-0 SH1-3 1-2	0-0 F9		0-0 F9		0-0 SH2-3 1-2		0-0 SH3-4 2-3		2	0	0	0	0	0	1											
<b>Don Mattingly, L</b> OBP: 0.377, SLG: 0.511	0-0 2B 1B	0-0 2B		0-0 F8		4-0 FC5-4 BB		0-0 F8		4	1	2	1	1	0	2											
<b>Dave Winfield, R</b> OBP: 0.383, SLG: 0.525	0-0 1-H 2B 2B	0-0 6-3				0-0 G6-4-3 E 2B		0-0 FC5-4 E 1-2 2-3		5	2	2	1	0	0	4											
<b>Don Baylor, R</b> OBP: 0.335, SLG: 0.495	0-0 4-3 2H 1B 2B		0-0 F6		1-0 G6-4-3 HBP	0-0 E7 1-3 3H 1B		0-3 K		4	1	2	2	0	1	0											
<b>Steve Kemp, L</b> OBP: 0.387, SLG: 0.441	0-0 4-3 2-3		0-0 E4		0-0 G6-4-3 1-2 2-3	0-3 K		0-0 E4 S 1B		5	0	1	0	0	1	5											
<b>Brian Dayett, R</b> OBP: 0.259, SLG: 0.392										0	0	0	0	0	0	0											
<b>Butch Wynegar, S</b> OBP: 0.323, SLG: 0.339	0-0 3-H 1B		0-0 F8		0-0 E5 WP 1B		0-0 4-3		0-0 E4 1-3	5	2	1	1	0	0	2											
<b>Mike Pagliarulo, L</b> OBP: 0.340, SLG: 0.568	0-0 1-H 2B		0-0 6-3		0-0 2H 1B		0-0 F6		0-0 1-3 2B	5	0	3	2	0	0	1											
<b>Omar Moreno, L</b> OBP: 0.270, SLG: 0.347	0-0 F3			0-0 4-3		0-0 F9		0-3 K		5	0	0	0	0	1	4											
<b>Inning Stats</b>	R: 5 E: 0 K: 0 S: 8	H: 5 LOB: 1 BB: 1 P: 12	R: 0 E: 0 K: 0 S: 4	H: 1 LOB: 1 BB: 0 P: 4	R: 0 E: 1 K: 0 S: 4	H: 0 LOB: 1 BB: 0 P: 4	R: 0 E: 0 K: 0 S: 4	H: 1 LOB: 1 BB: 0 P: 4	R: 2 E: 1 K: 1 S: 5	H: 2 LOB: 1 BB: 0 P: 6	R: 1 E: 1 K: 1 S: 7	H: 2 LOB: 2 BB: 1 P: 11	R: 0 E: 0 K: 1 S: 5	H: 0 LOB: 0 BB: 0 P: 5	R: 0 E: 0 K: 1 S: 4	H: 1 LOB: 1 BB: 0 P: 4	R: 0 E: 1 K: 1 S: 7	H: 2 LOB: 2 BB: 0 P: 7	1B: 7 2B: 7 3B: 0 HR: 0	SF: 0 SAC: 3 DP: 1 HBP: 1	WP: 1 PB: 0 CS: 1	PA: 45					
<b>PITCHER</b>	IP	WLS	BF	H	R	ER	SO	BB	IBB	HBP	BLK	WP	HR	S	P	ERA	WHIP										
<b>LaMarr Hoyt, R</b> ERA: 4.47	(1, 1)	0.2	L	7	4	5	5	0	1	0	0	0	0	6	10	67.50	7.500										
<b>Jerry Don Gleaton, L</b> ERA: 1.29	(1, 1)	4.0		19	5	2	0	0	0	0	1	0	1	18	19	0.00	1.250										
<b>Bert Roberge, R</b> ERA: 3.07	(5, 1)	3.1		14	3	1	1	2	1	0	0	0	0	17	21	2.70	1.200										
<b>Ron Reed, R</b> ERA: 3.72	(9, 1)	1.0		5	2	0	0	1	0	0	0	0	0	7	7	0.00	2.000										

**New York Yankees @ Chicago White Sox**  
Comiskey Park, Chicago, IL  
Fri Jul 27 1984, 8:05 PM EDT  
Att: 41,730 - Unknown

AB 39  
R 8  
H 14  
RBI 7  
BB 2  
SO 3  
LOB 19



Batter	1	2	3	4	5	6	7	8	9	AB	R	H	RBI	BB	SO	LOB	BOTTOM										
<b>Rudy Law, L</b> OBP: 0.322, SLG: 0.343	0-0 F7		0-0 4-3		0-0 E1 1B 1B		0-0 4-3 1B		0-0 F9	3	1	1	0	0	0	0											
<b>Vance Law, R</b> OBP: 0.294, SLG: 0.405					1-3 1B 1B		0-0 1B		0-0 F9	2	0	1	0	0	0	0											
<b>Jerry Hairston, S</b> OBP: 0.420, SLG: 0.521	4-0 BB			0-0 F4	0-0 1B HR 1B		0-0 1-2 HR 1B		0-0 6-3	2	1	1	0	1	0	0											
<b>Greg Luzinski, R</b> OBP: 0.335, SLG: 0.340					1-2 HR 1B		0-0 1-2 1B		0-0 6-3	2	0	1	0	0	0	0											
<b>Harold Baines, L</b> OBP: 0.334, SLG: 0.478	0-0 F3			0-0 HR	0-0 1-3 2H HR 1B		0-0 F4		0-0 FC6-4 1B	5	2	3	2	0	0	3											
<b>Greg Walker, L</b> OBP: 0.293, SLG: 0.456	0-0 F3			0-0 HR	0-0 1-H 3H HR		0-0 4-3		0-0 FC6-4	5	2	2	4	0	0	4											
<b>Roy Smalley, S</b> OBP: 0.291, SLG: 0.371		0-3 K		4-0 BB	4-0 BB		0-0 5-3		0-0 FC6-4	2	0	0	0	2	1	2											
<b>Ron Kittle, R</b> OBP: 0.313, SLG: 0.485		4-0 BB		0-3 K	0-3 K		0-0 F8		0-0 F8	3	0	0	0	1	2	2											
<b>Marc Hill, R</b> OBP: 0.291, SLG: 0.490				0-3 K			0-0 F6		4-0 BB	3	0	0	0	0	1	2											
<b>Mike Squires, L</b> OBP: 0.225, SLG: 0.182		0-0 G4-6-3		0-3 K			0-0 F6		0-0 BB	0	0	0	0	1	0	0											
<b>Jerry Dybzinski, R</b> OBP: 0.351, SLG: 0.346			0-3 K2-3		0-0 F8		0-0 F9		0-3 K	3	0	0	0	0	1	0											
<b>Jamie Quirk, L</b>										1	0	0	0	0	1	1											
<b>Julio Cruz, S</b> OBP: 0.259, SLG: 0.275			0-0 4-3		0-0 E 1B 1B		0-3 K		0-3 K	3	0	1	0	0	1	0											
<b>Carlton Fisk, R</b> OBP: 0.274, SLG: 0.403										1	0	0	0	0	1	1											
<b>Inning Stats</b>	R: 0 E: 0 K: 0 S: 3	H: 0 LOB: 1 BB: 1 P: 7	R: 0 E: 0 K: 1 S: 4	H: 0 LOB: 0 BB: 1 P: 8	R: 0 E: 0 K: 1 S: 5	H: 0 LOB: 0 BB: 0 P: 5	R: 2 E: 0 K: 2 S: 9	H: 2 LOB: 1 BB: 1 P: 13	R: 4 E: 1 K: 1 S: 9	H: 5 LOB: 1 BB: 1 P: 13	R: 0 E: 0 K: 1 S: 5	H: 0 LOB: 0 BB: 0 P: 5	R: 0 E: 0 K: 2 S: 7	H: 0 LOB: 1 BB: 1 P: 11	R: 0 E: 0 K: 0 S: 4	H: 1 LOB: 1 BB: 0 P: 4	1B: 7 2B: 0 3B: 0 HR: 3	SF: 0 SAC: 0 DP: 1 HBP: 0	WP: 0 PB: 0 CS: 0	PA: 40							
<b>PITCHER</b>	IP	WLS	BF	H	R	ER	SO	BB	IBB	HBP	BLK	WP	HR	S	P	ERA	WHIP										
<b>Phil Niekro, R</b> ERA: 2.56	(1, 1)	4.2		23	7	6	6	4	0	0	0	0	0	8	8	0.00	0.000										
<b>Mike Armstrong, R</b> ERA: 5.4	(5, 1)	1.1	W	4	0	0	0	2	0	0	0	0	0	8	8	0.00	0.000										
<b>Ray Fontenot, L</b> ERA: 4.63	(7, 1)	1.0		5	2	0	0	0	0	0	0	0	0	5	5	0.00	2.000										
<b>Jay Howell, R</b> ERA: 2.77	(8, 1)	1.2		7	1	0	0	2	1	0	0	0	0	10	14	0.00	1.200										
<b>Dave Rignetti, L</b> ERA: 2.02	(9, 1)	0.1	S	1	0	0	0	0	0	0	0	0	0	1	1	0.00	0.000										

**New York Yankees @ Chicago White Sox**  
Comiskey Park, Chicago, IL  
Fri Jul 27 1984, 8:05 PM EDT  
Att: 41,730 - Unknown

AB 35  
R 6  
H 10  
RBI 6  
BB 5  
SO 8  
LOB 15





Batter	1	2	3	4	5	6	7	8	9	AB	R	H	RBI	BB	SO	LOB	TOP			
<b>Willie Randolph, R</b> OBP: 0.386, SLG: 0.364 (1, 4)	F1		1B			1-3		1B		4	0	2	0	0	0	0	<b>New York Yankees @ Chicago White Sox</b> Comiskey Park, Chicago, IL Sat Jul 28 1984, 4:33 AM EDT Att: 32,573 - Unknown <a href="http://livebaseballscorecards.com">livebaseballscorecards.com</a>			
<b>Bobby Meacham, S</b> OBP: 0.315, SLG: 0.361 (1, 6)	2B		4-3			2B		1B		3	2	2	0	1	0	1				
<b>Don Mattingly, L</b> OBP: 0.378, SLG: 0.522 (1, 3)	F9					HR		8-2		4	1	2	2	0	0	4				
<b>Dave Winfield, R</b> OBP: 0.381, SLG: 0.525 (1, 9)	1-H					F7		FC6-4		4	0	1	1	0	1	3				
<b>Don Baylor, R</b> OBP: 0.331, SLG: 0.489 (1, 10)						F8		F8		4	0	0	0	0	0	1				
<b>Steve Kemp, L</b> OBP: 0.388, SLG: 0.438 <b>Brian Dayett, R</b> OBP: 0.259, SLG: 0.392 (9, 7)	3-1					6-3		FC6-4		2	0	0	0	2	0	0				
<b>Mike Pagliarulo, L</b> OBP: 0.333, SLG: 0.542 (1, 5)						F8		FC6-4		0	0	0	0	0	0	0				
<b>Omar Moreno, L</b> OBP: 0.265, SLG: 0.340 (1, 8)						F8		4-3		4	0	0	0	0	0	3				
<b>Rick Cerone, R</b> OBP: 0.271, SLG: 0.321 (1, 2)						6-3		5-3		3	0	1	0	0	0	0				
<b>Inning Stats</b>	R: 1 E: 0 K: 0 S: 4	H: 2 LOB: 1 BB: 0 P: 4	R: 0 E: 0 K: 0 S: 3	H: 0 LOB: 0 BB: 0 P: 3	R: 0 E: 0 K: 0 S: 4	H: 1 LOB: 1 BB: 0 P: 4	R: 1 E: 0 K: 0 S: 4	H: 1 LOB: 0 BB: 0 P: 4	R: 0 E: 0 K: 1 S: 6	H: 1 LOB: 1 BB: 1 P: 10	R: 0 E: 0 K: 0 S: 2	H: 0 LOB: 0 BB: 1 P: 6	R: 0 E: 0 K: 0 S: 5	H: 3 LOB: 2 BB: 0 P: 5	R: 0 E: 0 K: 0 S: 3	H: 1 LOB: 1 BB: 1 P: 7	1B: 6 2B: 5 3B: 0 HR: 1	SF: 0 SAC: 0 DP: 3 HBP: 0	WP: 0 PB: 0 CS: 0	PA: 35
<b>PITCHER</b>	IP	WLS	BF	H	R	ER	SO	BB	IBB	HBP	BLK	WP	HR	S	P	ERA	WHIP			
<b>Gene Nelson, R</b> ERA: 3.48 (1, 1)	6.0	L	24	5	3	3	1	2	0	0	0	0	1	24	32	4.50	1.167			
<b>Juan Agosto, L</b> ERA: 1.8 (7, 1)	1.2		6	3	0	0	0	0	0	0	0	0	0	6	6	0.00	1.800			
<b>Dan Spillner, R</b> ERA: 4.58 (8, 1)	1.1		5	1	0	0	0	1	0	0	0	0	0	4	8	0.00	1.500			

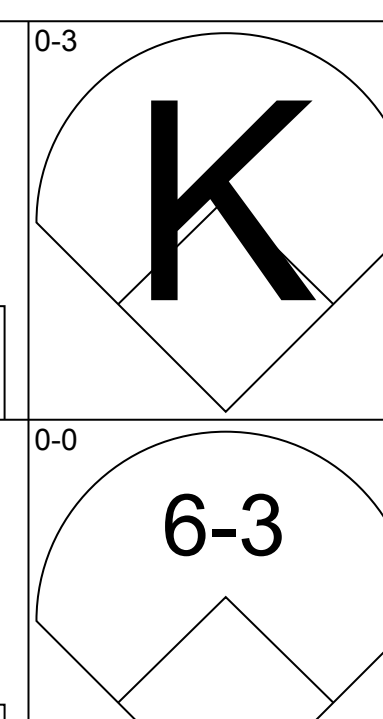
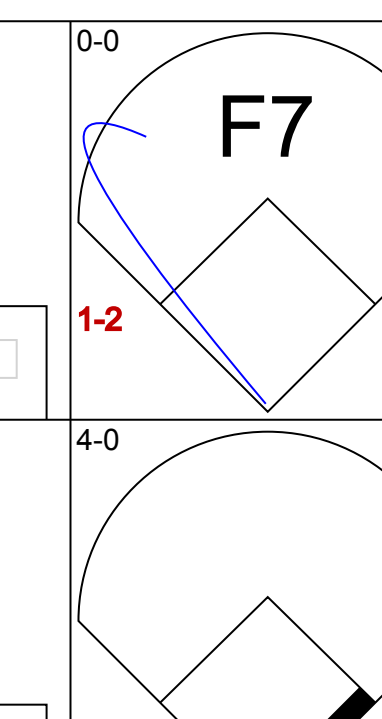
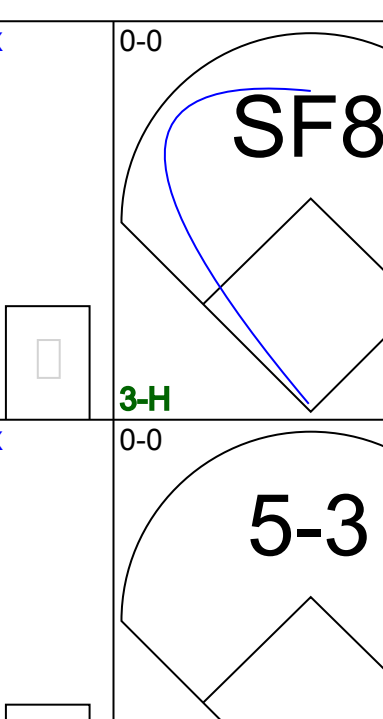
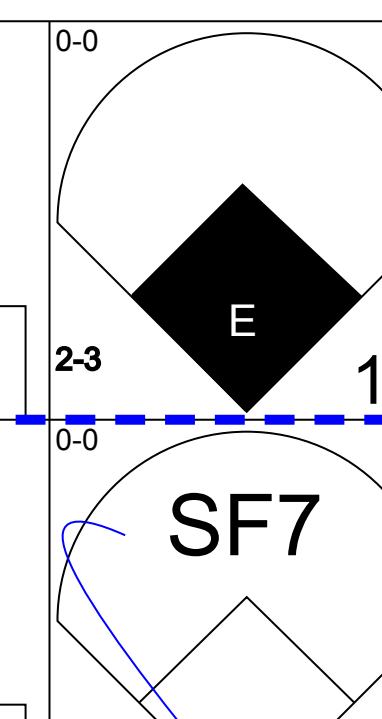
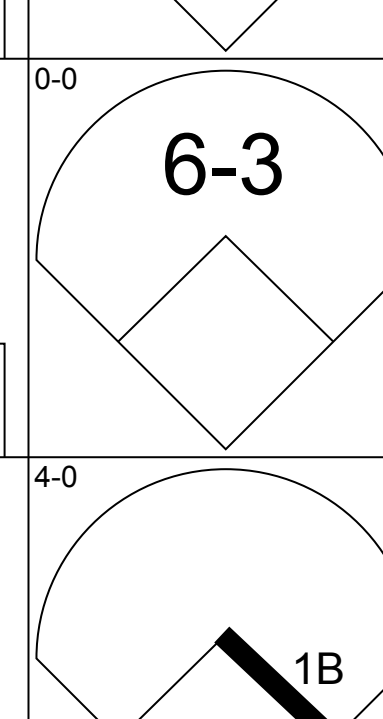
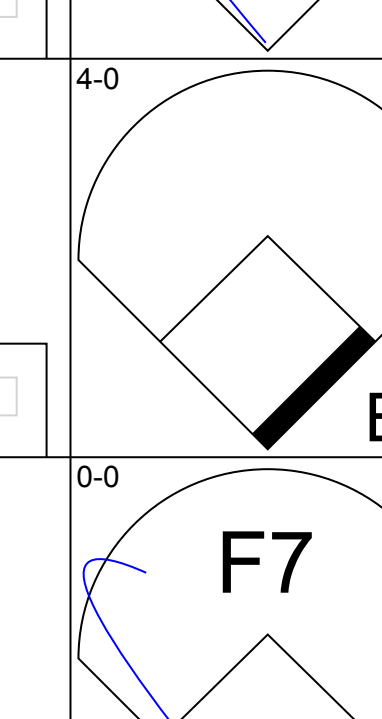
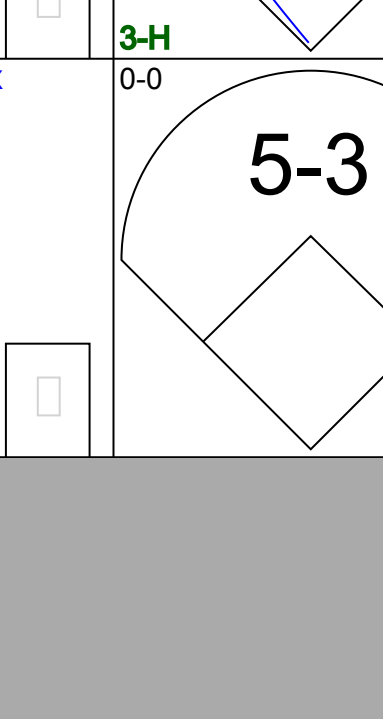
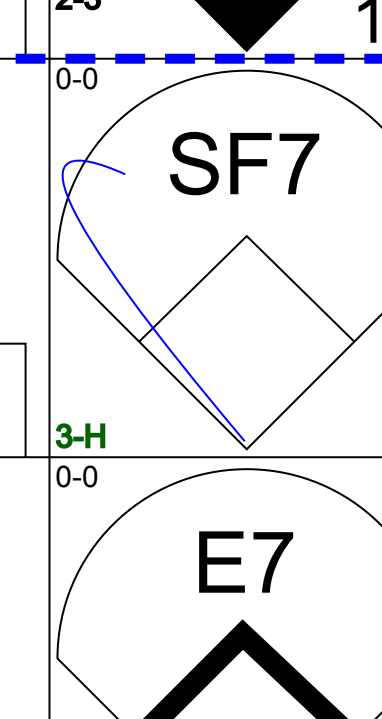
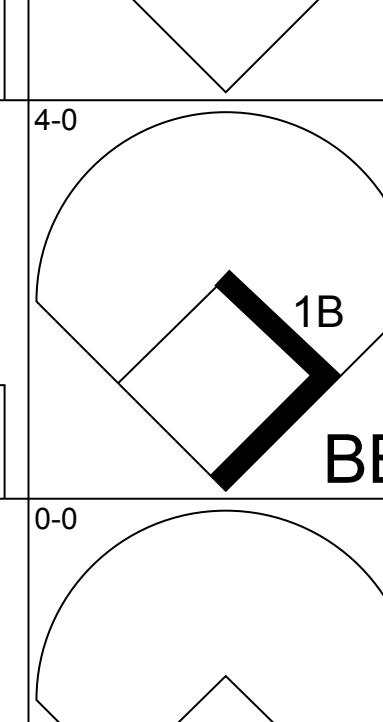
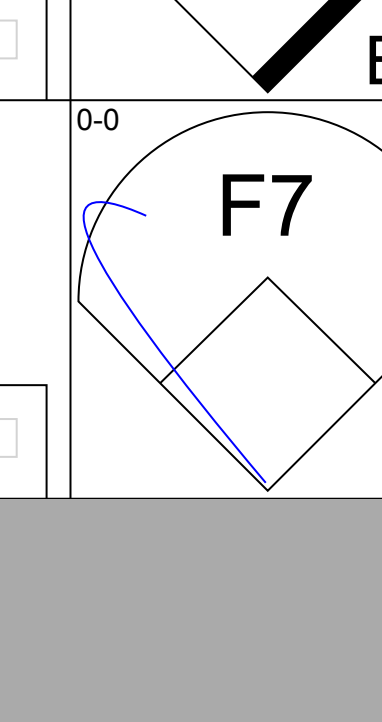

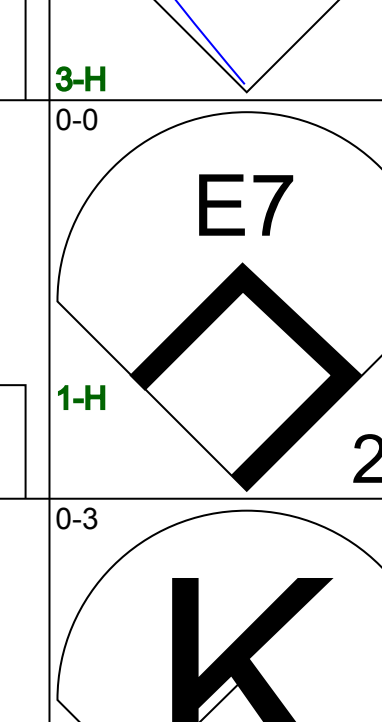
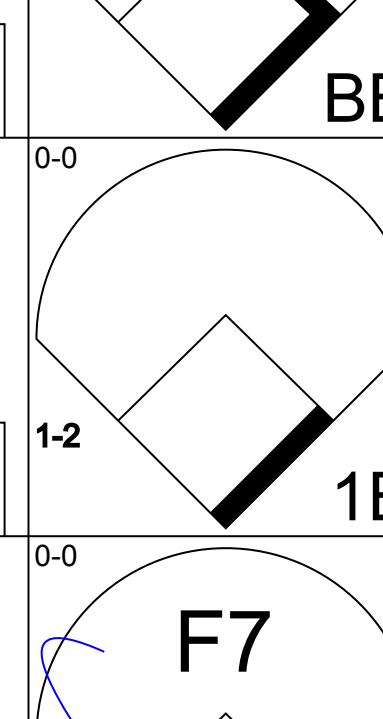
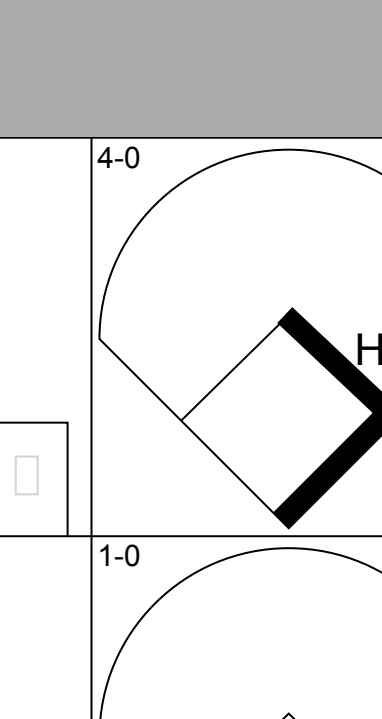

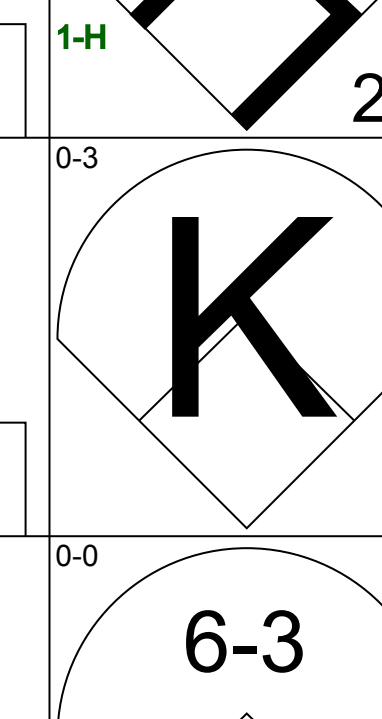
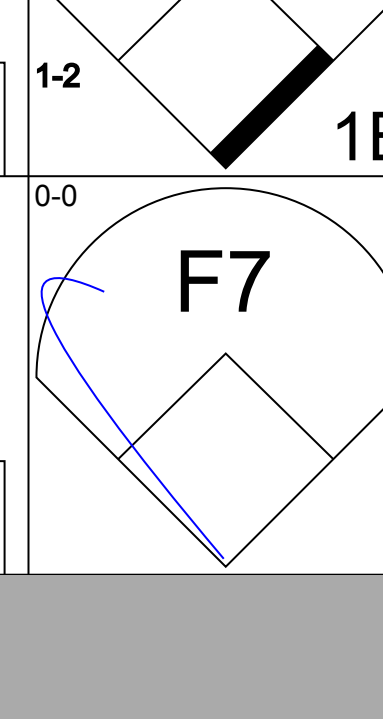
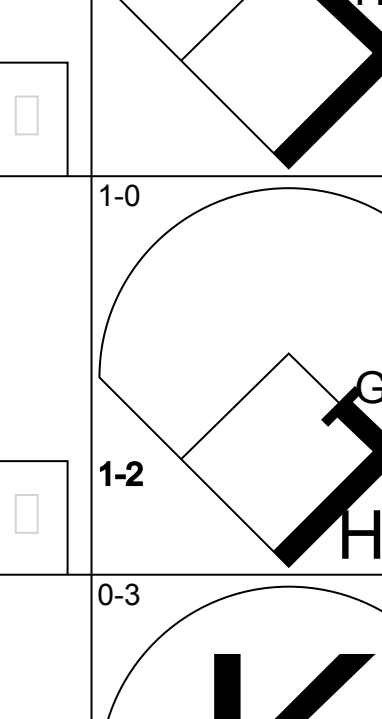

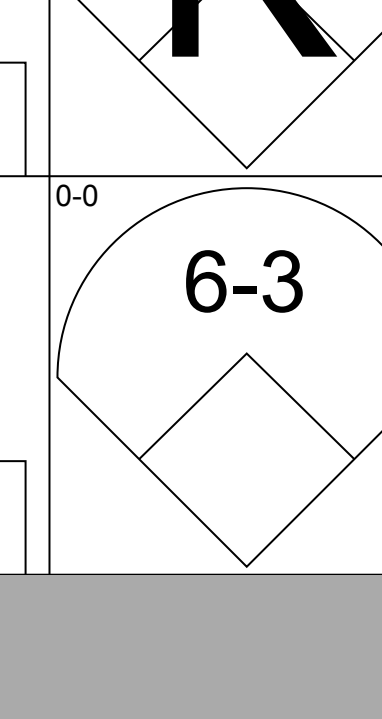
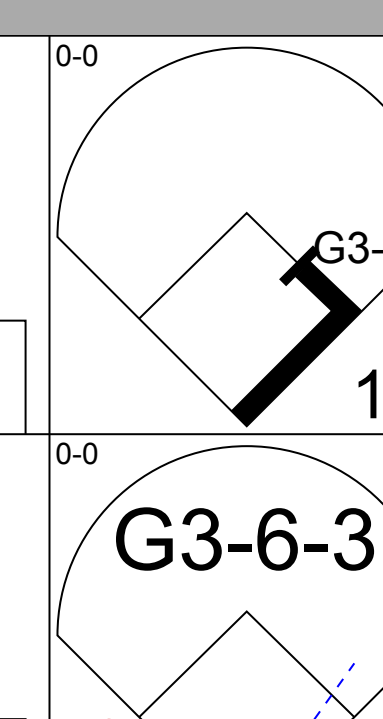
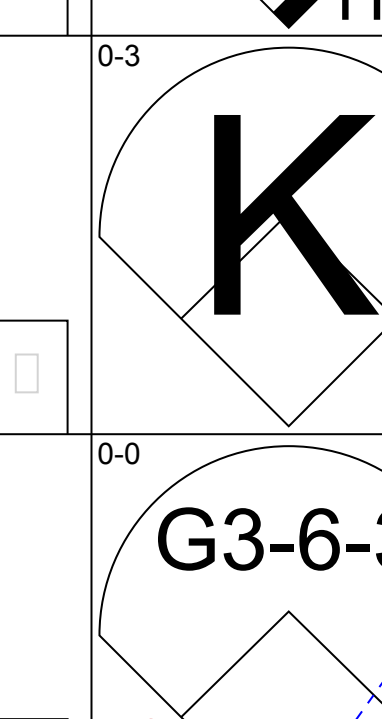
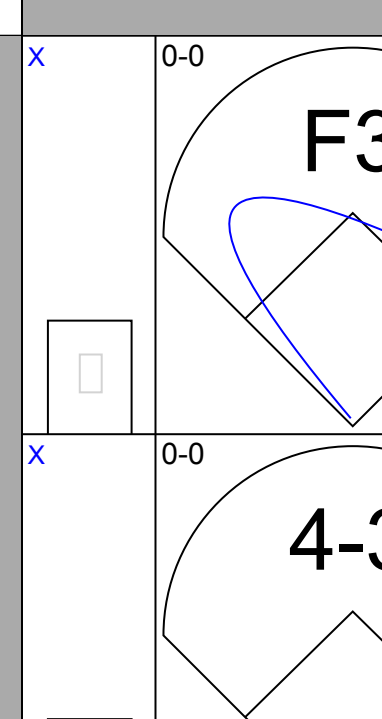
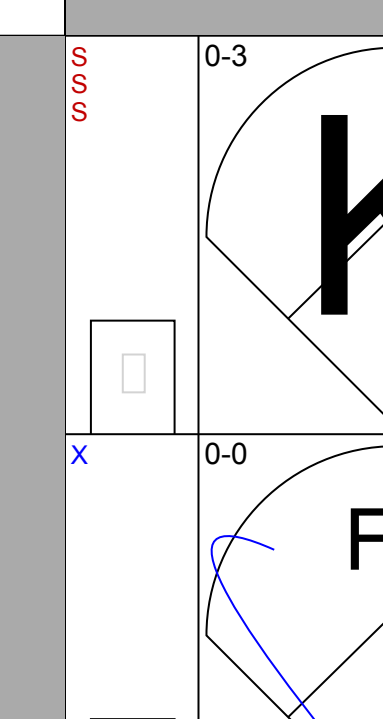


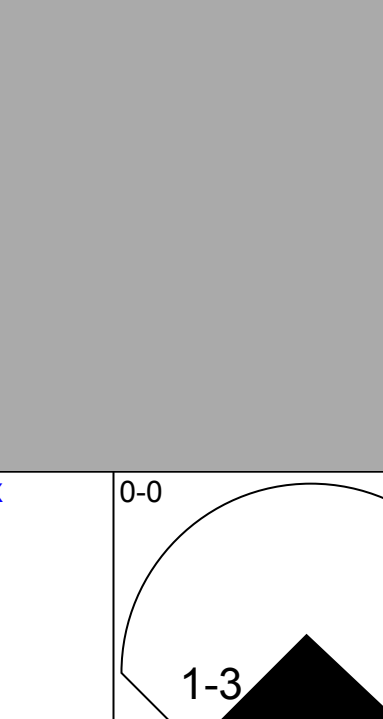


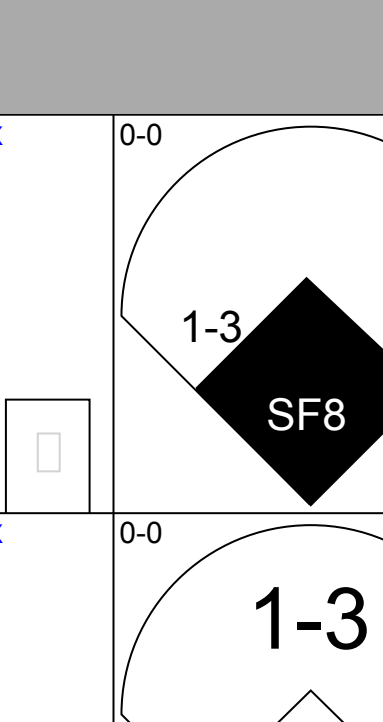
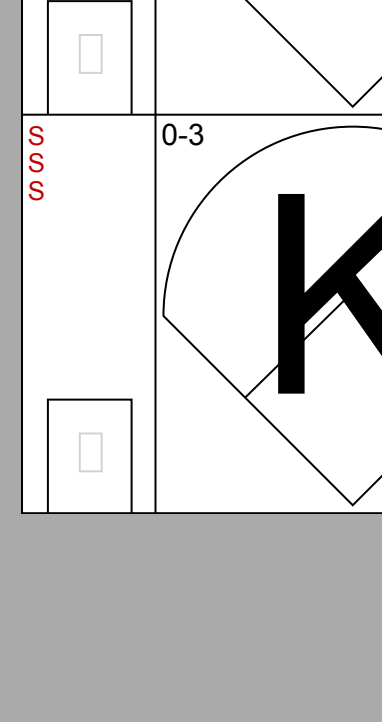
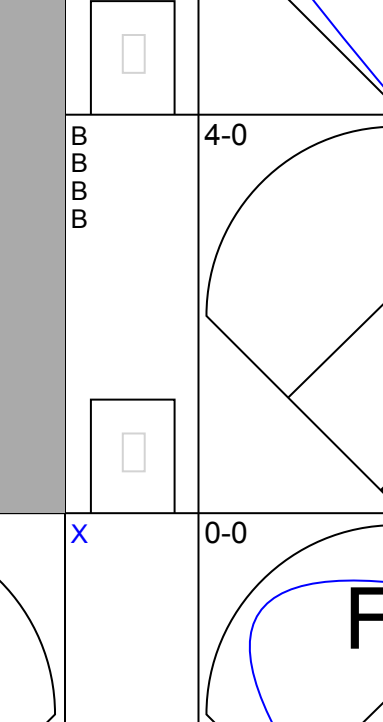
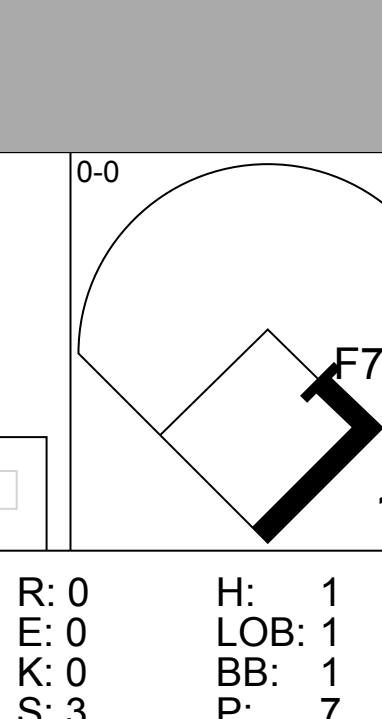
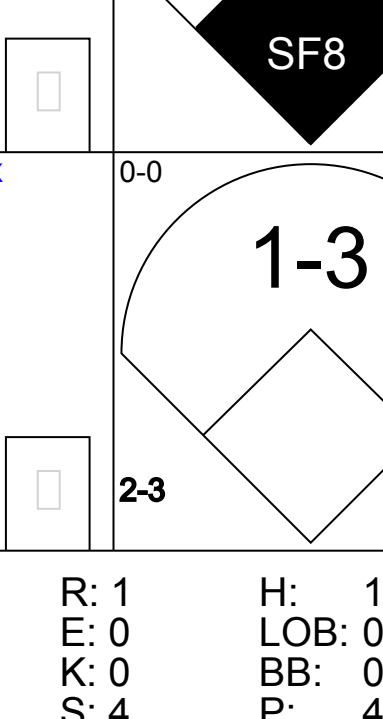
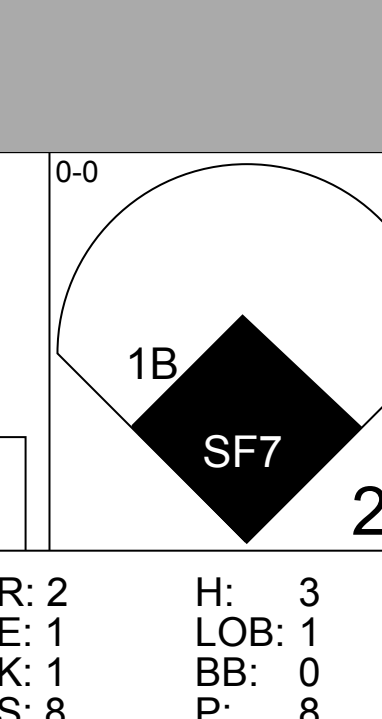
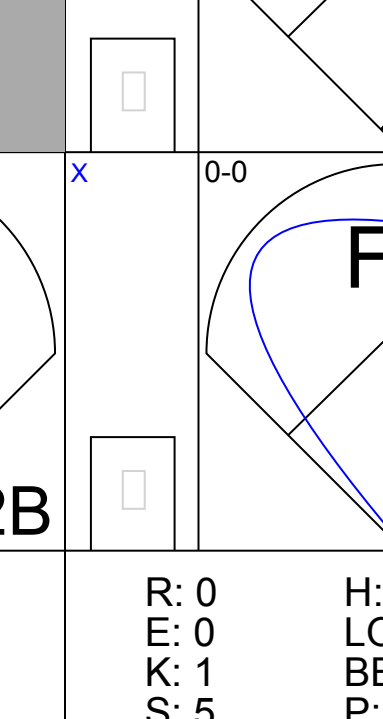
Batter	1	2	3	4	5	6	7	8	9	AB	R	H	RBI	BB	SO	LOB	BOTTOM			
<b>Scott Fletcher, R</b> OBP: 0.339, SLG: 0.316 (1, 6)	4-3					3-1		4-3		5	0	1	0	0	0	3	<b>New York Yankees @ Chicago White Sox</b> Comiskey Park, Chicago, IL Sat Jul 28 1984, 4:33 AM EDT Att: 32,573 - Unknown <a href="http://livebaseballscorecards.com">livebaseballscorecards.com</a>			
<b>Carlton Fisk, R</b> OBP: 0.277, SLG: 0.415 (1, 2)	HR					F5		F2		4	2	1	1	1	1	2				
<b>Harold Baines, L</b> OBP: 0.335, SLG: 0.475 (1, 9)	1B					F3		K		4	0	1	0	1	1	2				
<b>Greg Luzinski, R</b> OBP: 0.339, SLG: 0.344 <b>Rudy Law, L</b> OBP: 0.322, SLG: 0.343 (9, PR)	BB					F9		BB		3	0	1	1	2	1	2				
<b>Ron Kittle, R</b> OBP: 0.311, SLG: 0.479 (1, 7)	BB					K		BB		0	0	0	0	0	0	0				
<b>Tom Paciorek, R</b> OBP: 0.322, SLG: 0.367 <b>Greg Walker, L</b> OBP: 0.295, SLG: 0.454 (8, PH)	BB					F7		BB		4	0	0	0	1	1	4				
<b>Roy Smalley, S</b> OBP: 0.291, SLG: 0.366 <b>Jerry Dybzinski, R</b> OBP: 0.347, SLG: 0.341 (8, PR)	2B					F6		BB		2	0	1	0	1	0	2				
<b>Vance Law, R</b> OBP: 0.291, SLG: 0.401 <b>Jerry Hairston, S</b> OBP: 0.417, SLG: 0.516 (8, PH)	1-3					K		BB		1	0	0	0	1	1	0				
<b>Julio Cruz, S</b> OBP: 0.266, SLG: 0.279 (1, 4)						1B		F8		3	0	2	0	1	0	0				
<b>Inning Stats</b>	R: 1 E: 0 K: 0 S: 5	H: 2 LOB: 2 BB: 1 P: 9	R: 0 E: 0 K: 2 S: 8	H: 1 LOB: 1 BB: 0 P: 8	R: 1 E: 0 K: 2 S: 8	H: 1 LOB: 3 BB: 3 P: 20	R: 0 E: 0 K: 1 S: 7	H: 2 LOB: 2 BB: 0 P: 7	R: 0 E: 0 K: 1 S: 6	H: 1 LOB: 1 BB: 0 P: 6	R: 0 E: 0 K: 0 S: 3	H: 0 LOB: 0 BB: 0 P: 3	R: 0 E: 0 K: 1 S: 5	H: 0 LOB: 2 BB: 2 P: 15	R: 0 E: 0 K: 2 S: 5	H: 0 LOB: 3 BB: 3 P: 17	1B: 5 2B: 1 3B: 0 HR: 1	SF: 0 SAC: 0 DP: 0 HBP: 0	WP: 0 PB: 0 CS: 0	PA: 43
<b>PITCHER</b>	IP	WLS	BF	H	R	ER	SO	BB	IBB	HBP	BLK	WP	HR	S	P	ERA	WHIP			
<b>Ron Guidry, L</b> ERA: 4.2 (1, 1)	6.1	W	30	7	2	2	6	3	1	0	0	0	0	7	11	0.00	1.000			
<b>Joe Cowley, R</b> ERA: 2.02 (7, 1)	1.0		4	0	0	0	2	1	0	0	0	0	0	7	11	0.00	1.000			
<b>Dave Righetti, L</b> ERA: 1.96 (8, 1)	1.2	S	9	0	0	0	2	4	0	0	0	0	0	9	25	0.00	2.400			

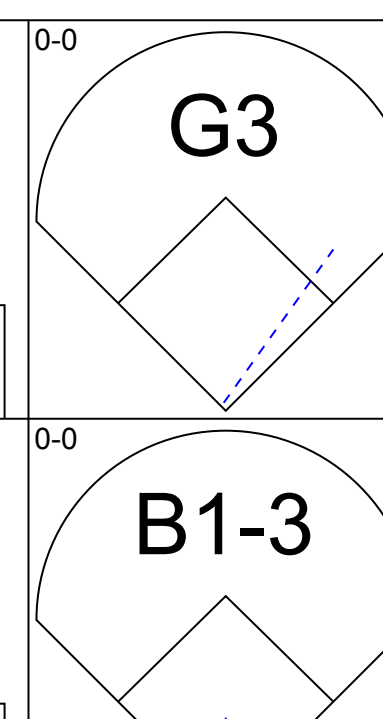
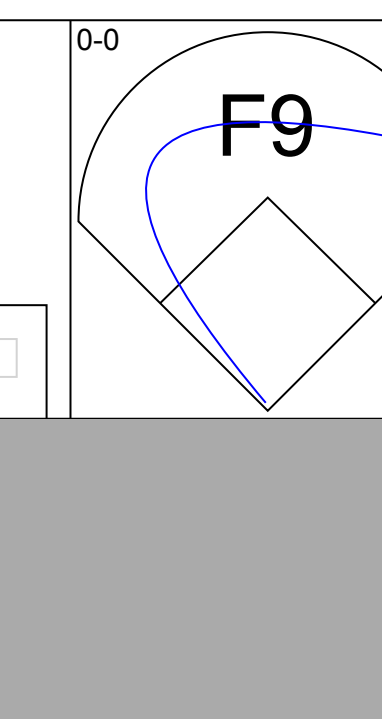
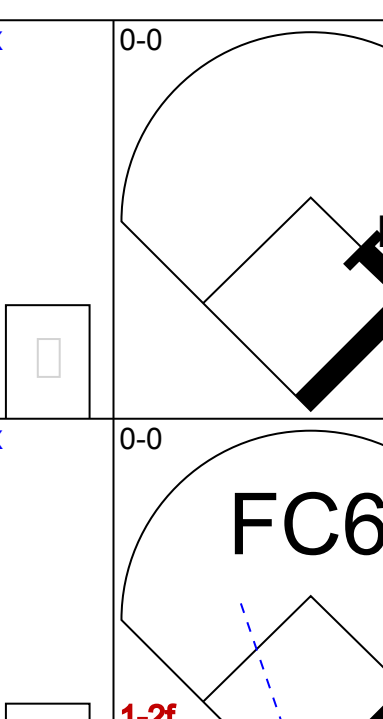
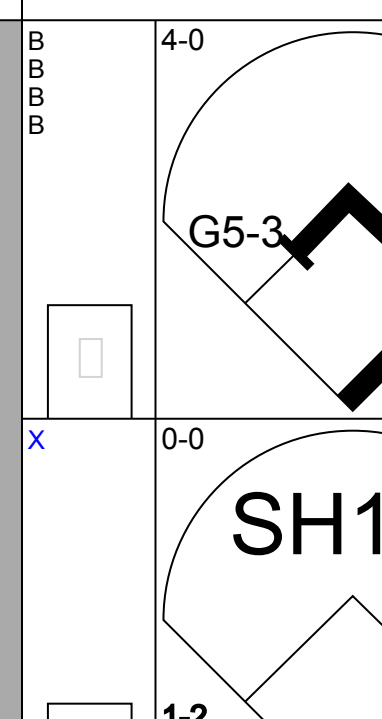
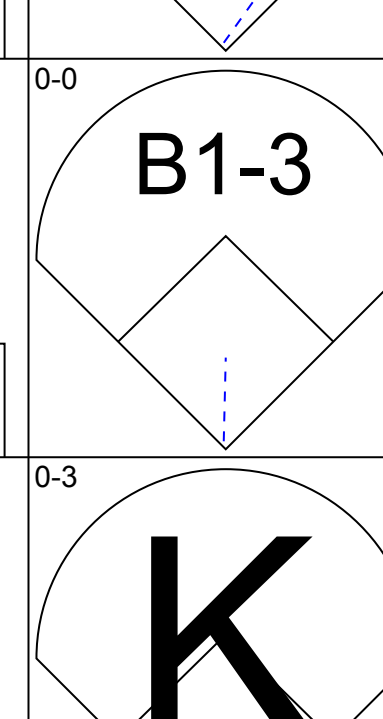
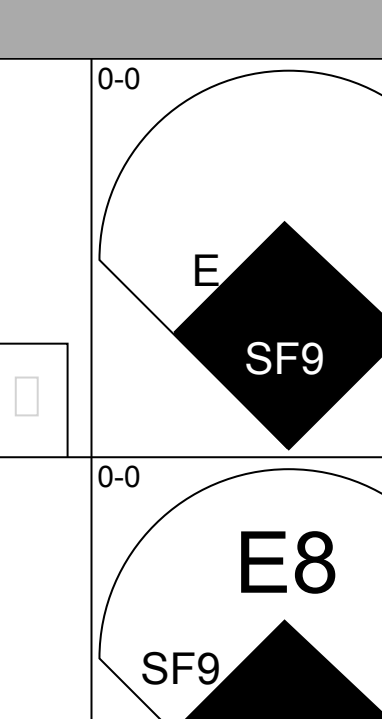
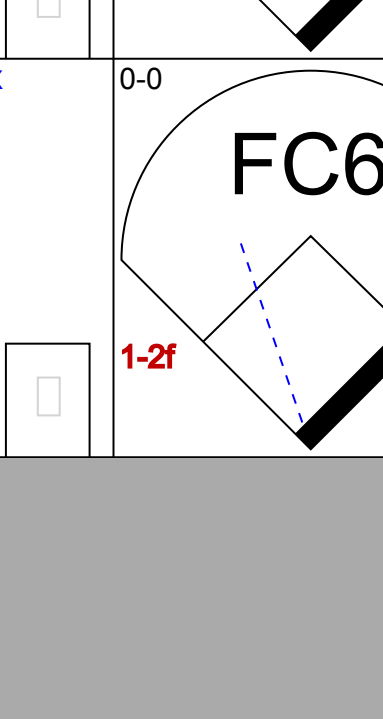
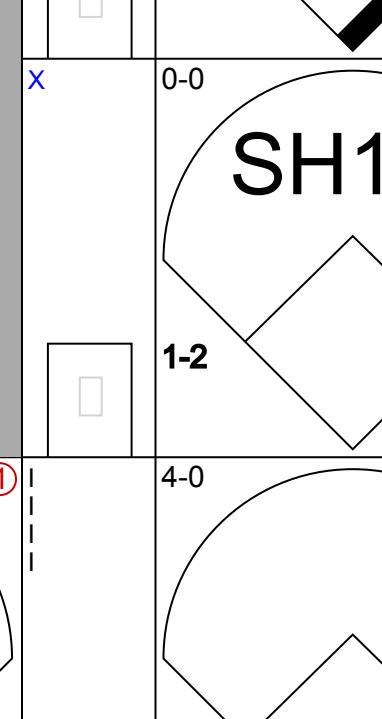
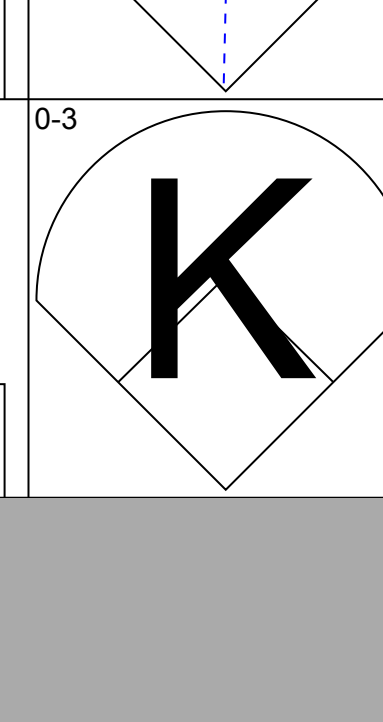
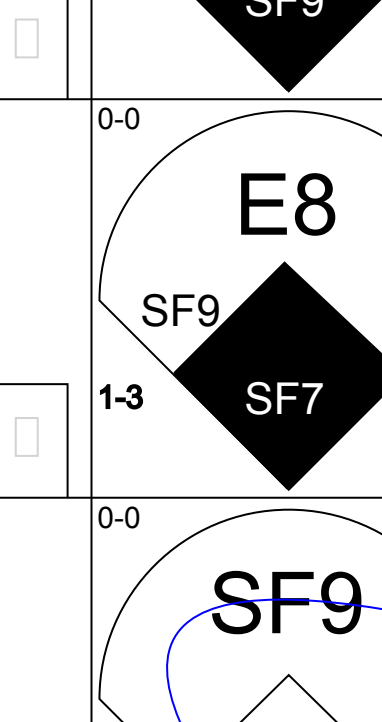

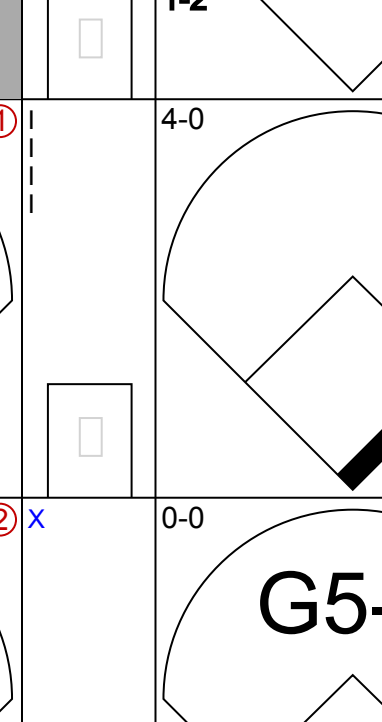
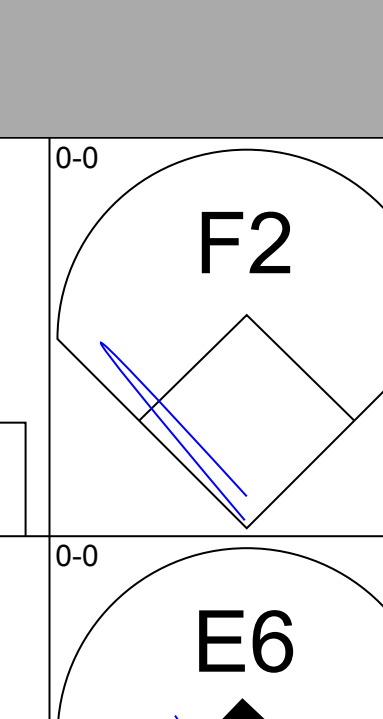
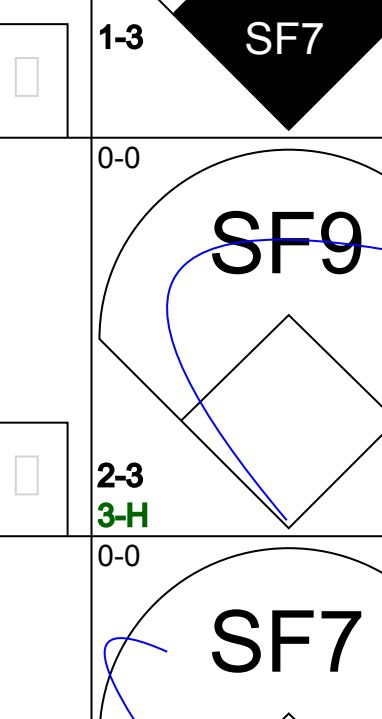

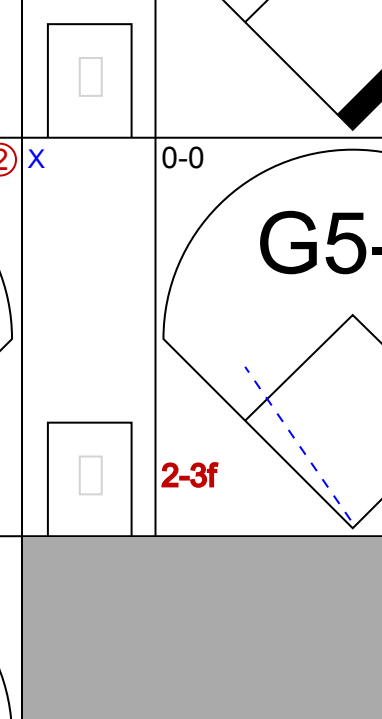
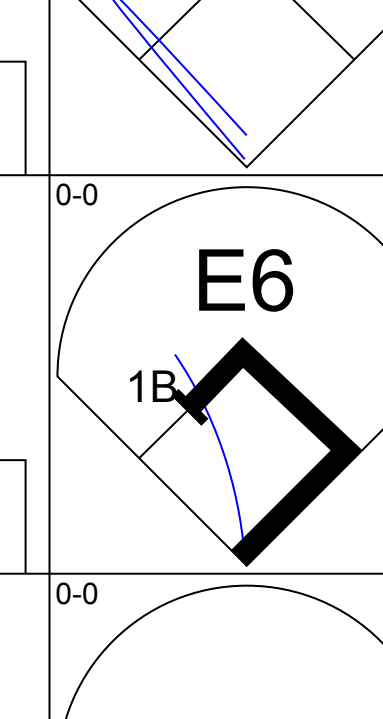
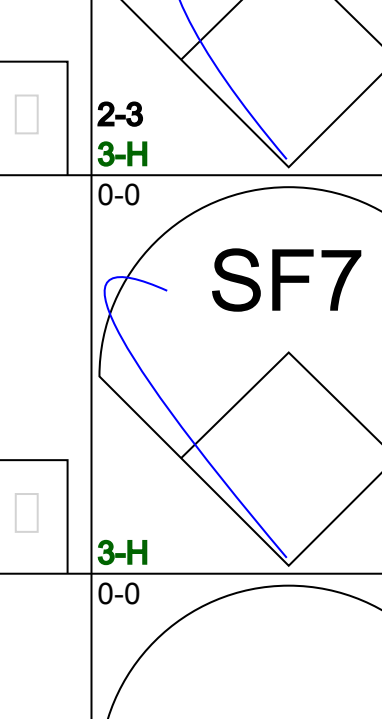
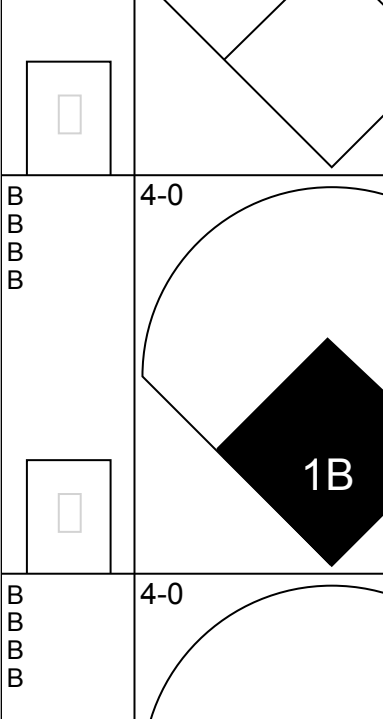
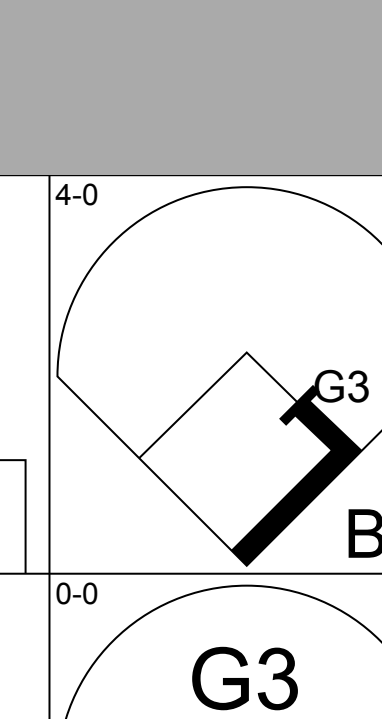
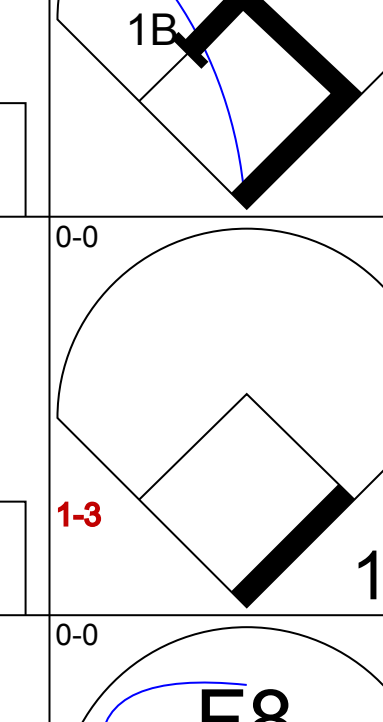
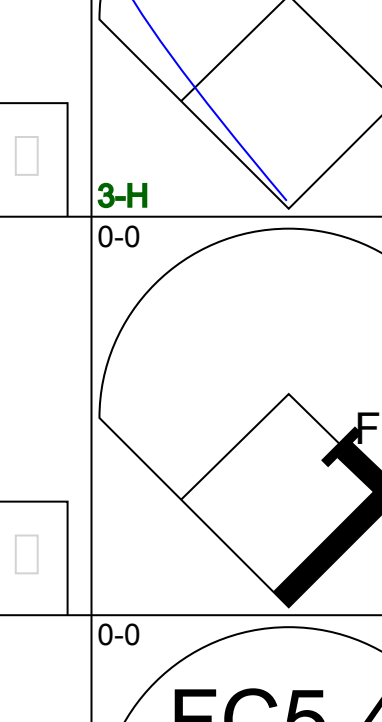
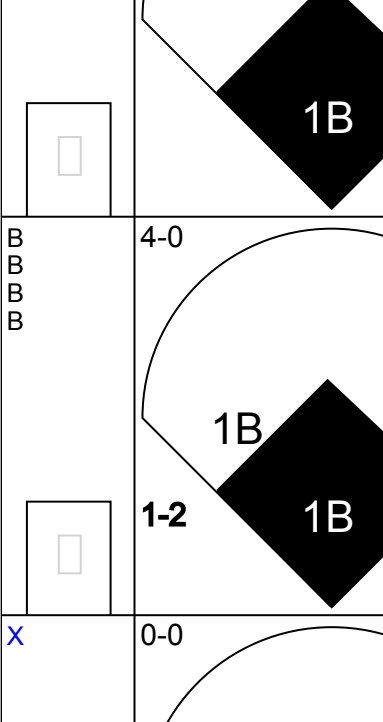
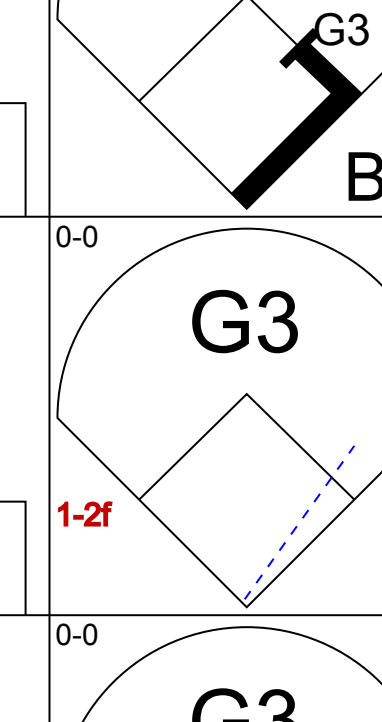
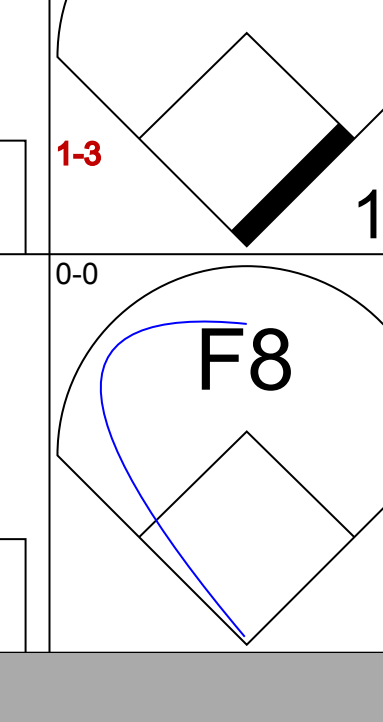
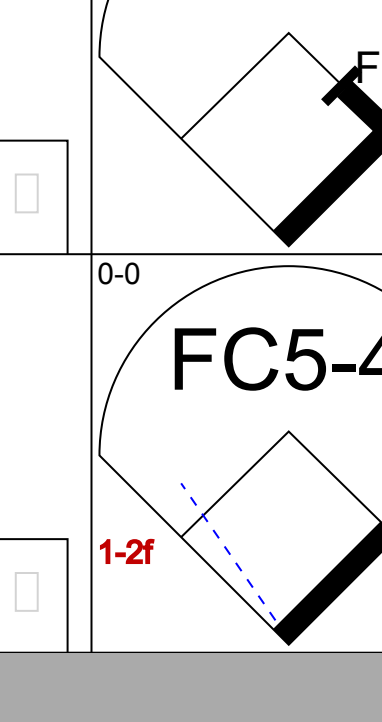
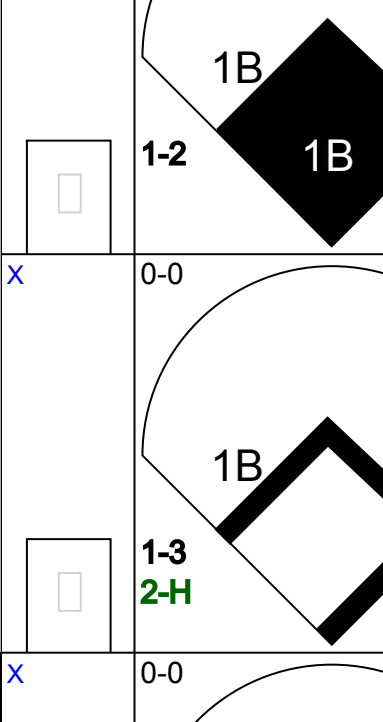
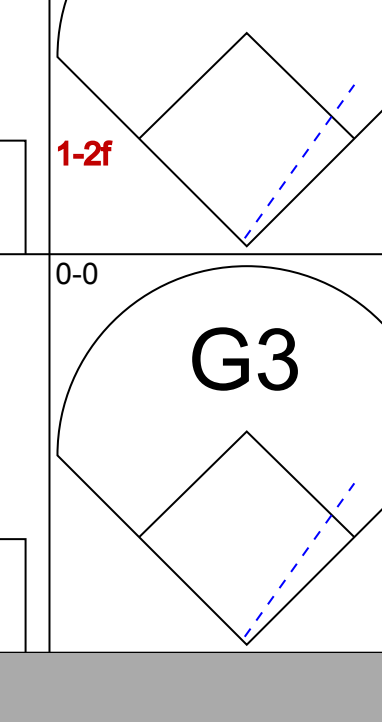
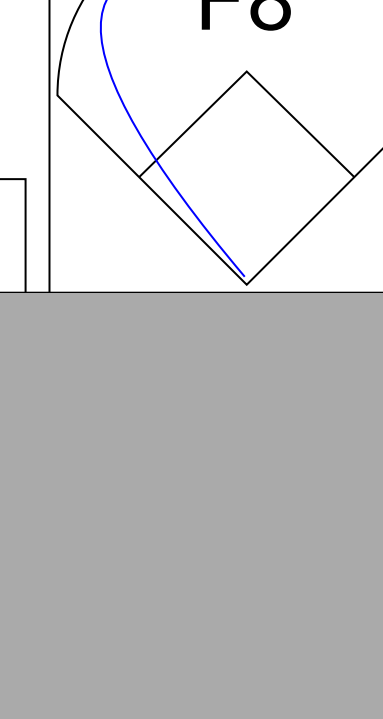
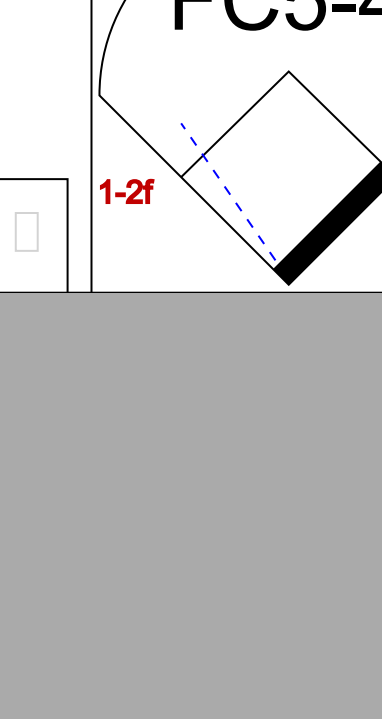
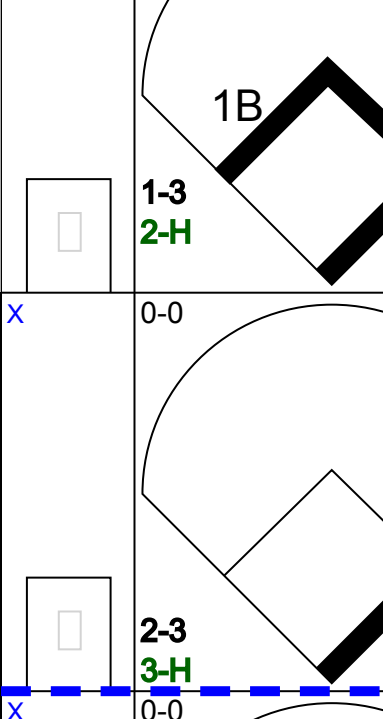
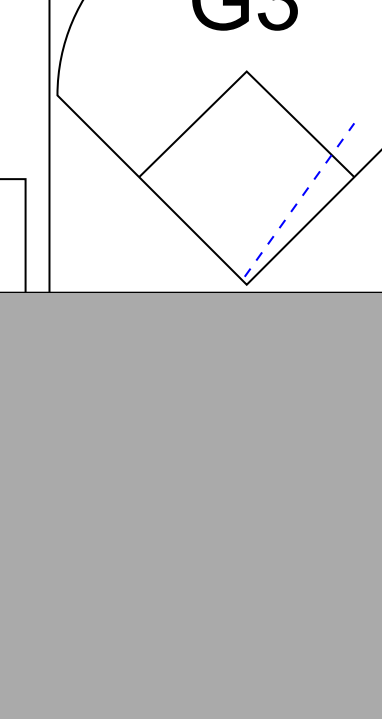
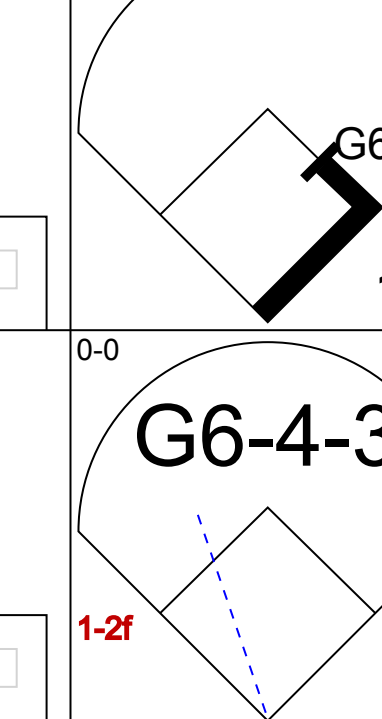
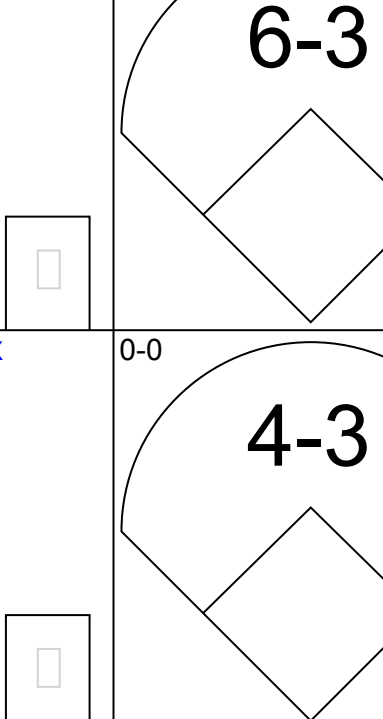
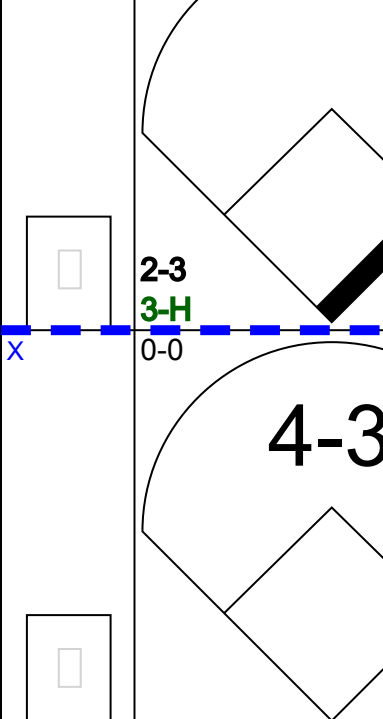
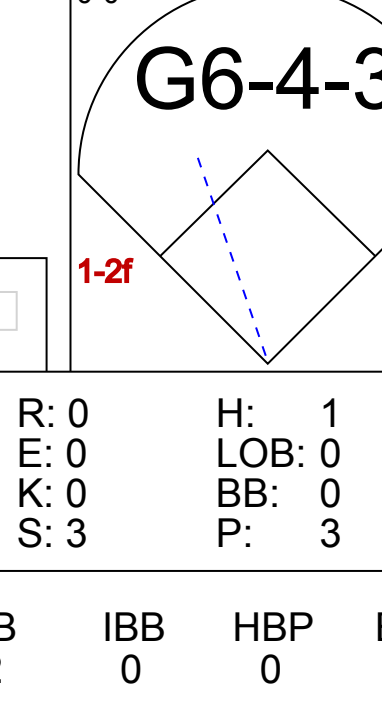
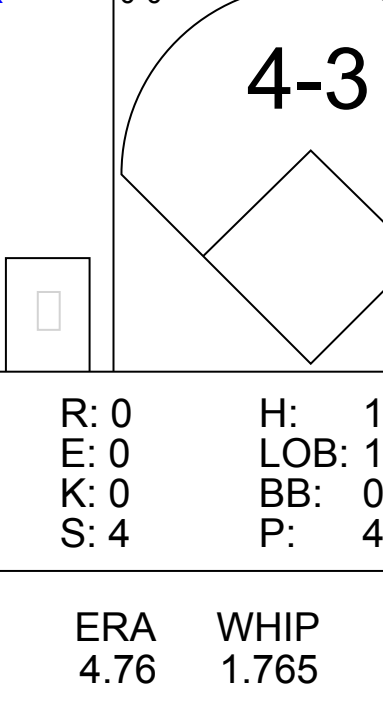
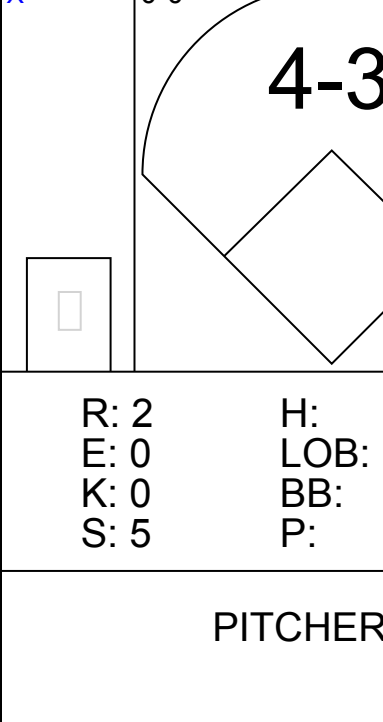


Batter	1	2	3	4	5	6	7	8	9	AB	R	H	RBI	BB	SO	LOB	TOP								
Willie Randolph, R (1,4) OBP: 0.383, SLG: 0.361	F9		FC5-4 BB		SF9		5-3		B1	3	0	1	1	0	2		<b>New York Yankees @ Chicago White Sox</b> Comiskey Park, Chicago, IL Sun Jul 29 1984, 4:33 AM EDT Att: 36,971 - Unknown <a href="http://livebaseballscores.com">livebaseballscores.com</a>								
Bobby Meacham, S (1,6) OBP: 0.313, SLG: 0.353 Ken Griffey, L (9, PH) OBP: 0.327, SLG: 0.342	4-3		K		F8			FC6-4 BB	K	3	0	0	1	1	2										
Dave Winfield, R (1,9) OBP: 0.381, SLG: 0.523			FC5-4 1-2					FC6-4 2B	K	5	1	2	0	0	1	4									
Don Baylor, R (1,10) OBP: 0.333, SLG: 0.492	5-3				F2			HR 2B		4	1	2	1	0	0	3									
Toby Harrah, R (1,5) OBP: 0.305, SLG: 0.283									K	4	0	1	0	0	2	2									
Don Mattingly, L (1,3) OBP: 0.377, SLG: 0.527					F7				K	4	1	1	2	0	0	2									
Victor Maza, R (1,8) OBP: 0.308, SLG: 0.333									HR K2-3	4	0	0	0	0	3	2									
Brian Dayett, R (1,7) OBP: 0.259, SLG: 0.370									E5 1B	3	1	0	0	1	0	1									
Butch Wynegar, S (1,2) Omar Moreno, L (9, PR) OBP: 0.265, SLG: 0.340					F7					4	0	2	0	0	0	0									
										0	0	0	0	0	0	0									
<b>Inning Stats</b>	R: 0 E: 0 K: 0 S: 4	H: 1 LOB: 1 BB: 0 P: 4	R: 0 E: 0 K: 1 S: 6	H: 1 LOB: 1 BB: 0 P: 6	R: 0 E: 0 K: 1 S: 5	H: 0 LOB: 1 BB: 1 P: 9	R: 0 E: 1 K: 2 S: 8	H: 1 LOB: 1 BB: 0 P: 8	R: 1 E: 0 K: 0 S: 5	H: 2 LOB: 2 BB: 1 P: 9	R: 0 E: 0 K: 0 S: 3	H: 0 LOB: 0 BB: 0 P: 3	R: 0 E: 0 K: 0 S: 3	H: 0 LOB: 0 BB: 0 P: 3	R: 3 E: 0 K: 2 S: 9	H: 2 LOB: 0 BB: 1 P: 13	R: 0 E: 1 K: 2 S: 9	H: 1 LOB: 2 BB: 0 P: 9	1B: 6 2B: 1 3B: 0 HR: 1	SF: 1 SAC: 0 DP: 0 HBP: 0	WP: 0 PB: 0 CS: 0	PA: 39			
<b>PITCHER</b>	IP	WLS	BF	H	R	ER	SO	BB	IBB	HBP	BLK	WP	HR	S	P	ERA	WHIP								
Floyd Bannister, L (1,1) ERA: 4.67	7.2	W	33	7	4	4	5	3	0	0	0	0	1	40	52	4.70	1.304								
Juan Agosto, L (8,1) ERA: 1.73	0.1	S	3	1	0	0	1	0	0	0	0	0	0	5	5	0.00	3.000								
Ron Reed, R (9,1) ERA: 3.64	1.0	S	3	0	0	0	2	0	0	0	0	0	0	7	7	0.00	0.000								

Batter	1	2	3	4	5	6	7	8	9	AB	R	H	RBI	BB	SO	LOB	BOTTOM								
Rudy Law, L (1,8) OBP: 0.323, SLG: 0.342	K		1B G6-4-3 1B		F9	G4-3				4	1	1	0	1	1	1	<b>New York Yankees @ Chicago White Sox</b> Comiskey Park, Chicago, IL Sun Jul 29 1984, 4:33 AM EDT Att: 36,971 - Unknown <a href="http://livebaseballscores.com">livebaseballscores.com</a>								
Carlton Fisk, R (1,2) OBP: 0.284, SLG: 0.417									IBB K	4	1	2	0	1	1	3									
Harold Baines, L (1,9) OBP: 0.341, SLG: 0.488										5	1	4	2	0	0	3									
Greg Luzinski, R (1,10) OBP: 0.341, SLG: 0.354										3	1	1	1	1	0	4									
Greg Walker, L (1,3) OBP: 0.291, SLG: 0.447 Mike Squires, L (8,3) OBP: 0.225, SLG: 0.182										4	0	0	0	0	1	5									
										0	0	0	0	0	0	0									
Tom Paciorek, R (1,7) OBP: 0.321, SLG: 0.362										3	0	0	0	1	2	2									
Roy Smalley, S (1,5) OBP: 0.294, SLG: 0.363 Jerry Dybzinski, R (9,6) OBP: 0.347, SLG: 0.341										2	1	0	0	2	0	1									
										0	0	0	0	0	0	0									
Scott Fletcher, R (1,6) OBP: 0.339, SLG: 0.316 Jerry Hairston, S (9, PH) OBP: 0.421, SLG: 0.521 Vance Law, R (9,5) OBP: 0.291, SLG: 0.401										3	0	1	0	0	0	2									
										1	0	1	0	0	0	0									
										0	0	0	0	0	0	0									
Julio Cruz, S (1,4) OBP: 0.262, SLG: 0.276										3	0	0	1	0	0	4									
<b>Inning Stats</b>	R: 0 E: 0 K: 2 S: 9	H: 2 LOB: 2 BB: 0 P: 9	R: 0 E: 0 K: 1 S: 5	H: 0 LOB: 1 BB: 1 P: 9	R: 1 E: 0 K: 0 S: 5	H: 3 LOB: 1 BB: 0 P: 5	R: 0 E: 0 K: 0 S: 3	H: 0 LOB: 1 BB: 1 P: 7	R: 3 E: 0 K: 0 S: 5	H: 2 LOB: 0 BB: 1 P: 9	R: 1 E: 1 K: 0 S: 4	H: 1 LOB: 0 BB: 0 P: 4	R: 0 E: 0 K: 1 S: 6	H: 1 LOB: 2 BB: 1 P: 10	R: 0 E: 0 K: 1 S: 6	H: 1 LOB: 3 BB: 2 P: 14	1B: 8 2B: 0 3B: 0 HR: 2	SF: 1 SAC: 0 DP: 2 HBP: 0	WP: 0 PB: 0 CS: 0	PA: 39					
<b>PITCHER</b>	IP	WLS	BF	H	R	ER	SO	BB	IBB	HBP	BLK	WP	HR	S	P	ERA	WHIP								
Marty Bystrom, R (1,1) ERA: 4.09	5.0	L	24	7	4	4	3	3	0	0	0	0	2	27	39	4.70	2.000								
Bob Shirley, L (6,1) ERA: 4.44	2.0	S	9	2	1	0	1	1	0	0	0	0	0	10	14	0.00	1.500								
Mike Armstrong, R (8,1) ERA: 5.29	0.1	S	4	1	0	0	0	1	1	0	0	0	0	2	10	0.00	6.000								
Jay Howell, R (8,1) ERA: 2.74	0.2	S	2	0	0	0	1	0	0	0	0	0	0	4	4	0.00	0.000								



Batter	1	2	3	4	5	6	7	8	9	AB	R	H	RBI	BB	SO	LOB	TOP					
<b>Ed Romero, R</b> OBP: 0.328, SLG: 0.302 (1, 4)										3	1	1	1	0	1	1	<b>Milwaukee Brewers @ New York Yankees</b> Yankee Stadium, Bronx, NY Mon Jul 30 1984, 7:05 PM EDT Att: 18,319 - Unknown					
<b>Willie Lozada, R</b> OBP: 0.476, SLG: 0.438 (1, 5)										2	0	0	1	1	0	0						
<b>Robin Yount, R</b> OBP: 0.370, SLG: 0.422 (1, 6)										3	0	1	1	1	1	1						
<b>Cecil Cooper, L</b> OBP: 0.291, SLG: 0.351 (1, 10)										3	0	1	0	1	1	1						
<b>Ted Simmons, S</b> OBP: 0.271, SLG: 0.310 (1, 3)										3	0	0	0	0	1	3						
<b>Mark Brouhard, R</b> OBP: 0.307, SLG: 0.351 (1, 7)											4	0	1	0	0	2		2				
<b>Ben Oglivie, L</b> OBP: 0.309, SLG: 0.356 (1, 9)										4	0	0	0	0	0	3						
<b>Jim Sundberg, R</b> OBP: 0.348, SLG: 0.425 (9, FR)										3	1	1	0	1	1	0						
<b>Dion James, L</b> OBP: 0.300, SLG: 0.341 (1, 8)										4	1	2	0	0	0	2						
<b>Inning Stats</b>	R: 0 E: 0 K: 1 S: 6	H: 1 LOB: 2 BB: 1 P: 10	R: 0 E: 0 K: 0 S: 3	H: 1 LOB: 0 BB: 0 P: 3	R: 0 E: 0 K: 0 S: 3	H: 1 LOB: 1 BB: 1 P: 7	R: 0 E: 0 K: 1 S: 4	H: 0 LOB: 1 BB: 1 P: 9	R: 1 E: 0 K: 0 S: 4	H: 1 LOB: 0 BB: 0 P: 4	R: 0 E: 0 K: 2 S: 7	H: 0 LOB: 0 BB: 0 P: 7	R: 0 E: 0 K: 1 S: 5	H: 0 LOB: 0 BB: 0 P: 5	R: 2 E: 1 K: 1 S: 8	H: 3 LOB: 1 BB: 0 P: 8		R: 0 E: 0 K: 1 S: 5	H: 0 LOB: 1 BB: 1 P: 9	1B: 4 2B: 3 3B: 0 HR: 0	SF: 2 SAC: 0 DP: 2 HBP: 1	WP: 0 PB: 0 CS: 0
<b>PITCHER</b>	IP	WLS	BF	H	R	ER	SO	BB	IBB	HBP	BLK	WP	HR	S	P	ERA	WHIP					
<b>Dennis Rasmussen, L</b> ERA: 4.73 (1, 1)	7.0	W	28	6	3	3	5	3	0	1	0	0	0	34	47	3.86	1.286					
<b>Dave Righetti, L</b> ERA: 1.9 (8, 1)	2.0	S	8	1	0	0	2	1	0	0	0	0	0	11	15	0.00	1.000					

Batter	1	2	3	4	5	6	7	8	9	AB	R	H	RBI	BB	SO	LOB	BOTTOM				
<b>Willie Randolph, R</b> OBP: 0.384, SLG: 0.361 (1, 4)										3	0	1	0	1	0	0	<b>Milwaukee Brewers @ New York Yankees</b> Yankee Stadium, Bronx, NY Mon Jul 30 1984, 7:05 PM EDT Att: 18,319 - Unknown				
<b>Bobby Meacham, S</b> OBP: 0.313, SLG: 0.353 (1, 6)										3	1	1	0	0	0	1					
<b>Dave Winfield, R</b> OBP: 0.383, SLG: 0.522 (1, 9)										3	1	1	0	1	1	0					
<b>Don Baylor, R</b> OBP: 0.330, SLG: 0.488 (1, 10)										3	0	0	1	0	0	2					
<b>Toby Harrah, R</b> OBP: 0.309, SLG: 0.282 (1, 5)										1	1	0	1	2	0	0					
<b>Mike Pagliarulo, L</b> OBP: 0.333, SLG: 0.542 (9, 5)										0	0	0	0	0	0	0					
<b>Don Mattingly, L</b> OBP: 0.381, SLG: 0.528 (1, 3)										3	1	2	0	1	0	1					
<b>Brian Dayett, R</b> OBP: 0.258, SLG: 0.362 (1, 7)										4	0	1	1	0	0	2					
<b>Victor Mata, R</b> OBP: 0.375, SLG: 0.400 (1, 8)										3	0	2	1	0	0	0					
<b>Rick Cerone, R</b> OBP: 0.258, SLG: 0.305 (1, 2)										3	0	0	0	0	0	3					
<b>Inning Stats</b>	R: 0 E: 0 K: 1 S: 5	H: 0 LOB: 0 BB: 0 P: 5	R: 0 E: 1 K: 0 S: 4	H: 1 LOB: 0 BB: 0 P: 4	R: 0 E: 0 K: 0 S: 3	H: 1 LOB: 0 BB: 0 P: 3	R: 2 E: 1 K: 0 S: 6	H: 3 LOB: 1 BB: 0 P: 6	R: 0 E: 0 K: 0 S: 4	H: 1 LOB: 1 BB: 0 P: 4	R: 2 E: 0 K: 0 S: 5	H: 2 LOB: 2 BB: 2 P: 13	R: 0 E: 0 K: 0 S: 2	H: 0 LOB: 1 BB: 2 P: 10	R: 0 E: 0 K: 0 S: 2	H: 0 LOB: 0 BB: 1 P: 6	1B: 8 2B: 0 3B: 0 HR: 0	SF: 2 SAC: 1 DP: 3 HBP: 0	WP: 0 PB: 0 CS: 0	PA: 34	
<b>PITCHER</b>	IP	WLS	BF	H	R	ER	SO	BB	IBB	HBP	BLK	WP	HR	S	P	ERA	WHIP				
<b>Mike Caldwell, L</b> ERA: 3.92 (1, 1)	5.2	L	26	8	4	3	1	2	0	0	0	0	0	26	34	4.76	1.765				
<b>Tom Tellmann, R</b> ERA: 1.89 (6, 1)	2.1		8	0	0	0	0	2	1	0	0	0	0	5	17	0.00	0.857				



Batter	1	2	3	4	5	6	7	8	9	AB	R	H	RBI	BB	SO	LOB	TOP				
<b>Ed Romero, R</b> OBP: 0.330, SLG: 0.305 (1, 4)										5	0	2	1	0	2	3	<b>Milwaukee Brewers @ New York Yankees</b> Yankee Stadium, Bronx, NY Tue Jul 31 1984, 7:05 PM EDT Att: 20,210 - Unknown <a href="http://livebaseballscorecards.com">livebaseballscorecards.com</a>				
<b>Willie Lozada, R</b> OBP: 0.482, SLG: 0.389 (1, 5)										2	1	0	0	1	1	1					
<b>Roy Howell, L</b> OBP: 0.294, SLG: 0.346 (7, PH)										1	0	0	0	0	0	1					
<b>Charlie Moore, R</b> OBP: 0.281, SLG: 0.316 (9, PH)										1	0	1	0	0	0	0					
<b>Robin Yount, R</b> OBP: 0.373, SLG: 0.427 (1, 6)										5	2	3	0	0	0	4					
<b>Cecil Cooper, L</b> OBP: 0.291, SLG: 0.350 (1, 10)										4	0	1	1	0	1	1					
<b>Ted Simmons, S</b> OBP: 0.268, SLG: 0.307 (1, 3)										4	0	0	0	0	0	2					
<b>Mark Brouhard, R</b> OBP: 0.307, SLG: 0.350 (1, 7)										3	0	1	0	0	0	1					
<b>Ben Oglivie, L</b> OBP: 0.309, SLG: 0.355 (8, PH)										1	0	0	0	0	0	0					
<b>Jim Sundberg, R</b> OBP: 0.353, SLG: 0.430 (1, 2)										4	1	3	0	0	1	1					
<b>Rick Manning, L</b> OBP: 0.324, SLG: 0.366 (1, 8)										3	0	0	0	0	1	3					
<b>Dion James, L</b> OBP: 0.303, SLG: 0.345 (1, 9)										3	0	1	0	1	1	1					
<b>Inning Stats</b>	R: 2 E: 1 K: 0 S: 5	H: 2 LOB: 1 BB: 1 P: 9	R: 1 E: 0 K: 2 S: 9	H: 2 LOB: 1 BB: 0 P: 9	R: 1 E: 0 K: 0 S: 4	H: 2 LOB: 0 BB: 0 P: 4	R: 0 E: 0 K: 0 S: 3	H: 1 LOB: 0 BB: 0 P: 3	R: 0 E: 0 K: 2 S: 6	H: 1 LOB: 1 BB: 0 P: 8	R: 0 E: 0 K: 1 S: 6	H: 1 LOB: 1 BB: 0 P: 6	R: 0 E: 0 K: 0 S: 3	H: 0 LOB: 0 BB: 0 P: 3	R: 0 E: 0 K: 1 S: 7	H: 2 LOB: 3 BB: 1 P: 11	1B: 10 2B: 2 3B: 0 HR: 0	SF: 0 SAC: 1 DP: 2 HBP: 0	WP: 0 PB: 0 SB: 0 CS: 0	PA: 39	
<b>PITCHER</b>	IP	WLS	BF	H	R	ER	SO	BB	IBB	HBP	BLK	WP	HR	S	P	ERA	WHIP				
<b>Ray Fontenot, L</b> ERA: 4.63	6.0	W	27	10	4	3	5	1	0	0	0	0	0	36	40	4.50	1.833				
<b>Jay Howell, R</b> ERA: 2.63	2.2		10	1	0	0	2	1	0	0	0	0	0	13	17	0.00	0.750				
<b>Dave Righetti, L</b> ERA: 1.89	0.1	S	2	1	0	0	0	0	0	0	0	0	0	2	2	0.00	3.000				

Batter	1	2	3	4	5	6	7	8	9	AB	R	H	RBI	BB	SO	LOB	BOTTOM				
<b>Willie Randolph, R</b> OBP: 0.385, SLG: 0.359 (1, 4)										4	1	1	1	1	1	2	<b>Milwaukee Brewers @ New York Yankees</b> Yankee Stadium, Bronx, NY Tue Jul 31 1984, 7:05 PM EDT Att: 20,210 - Unknown <a href="http://livebaseballscorecards.com">livebaseballscorecards.com</a>				
<b>Bobby Meacham, S</b> OBP: 0.316, SLG: 0.354 (1, 6)										5	2	2	1	0	2	2					
<b>Steve Kemp, L</b> OBP: 0.390, SLG: 0.439 (1, 10)										4	0	2	0	0	1	0					
<b>Don Mattingly, L</b> OBP: 0.379, SLG: 0.524 (1, 9)										5	0	1	2	0	1	2					
<b>Ken Griffey, L</b> OBP: 0.322, SLG: 0.336 (1, 3)										4	0	0	0	0	1	5					
<b>Butch Wynegar, S</b> OBP: 0.330, SLG: 0.342 (1, 2)										2	1	1	0	2	0	1					
<b>Mike Pagliarulo, L</b> OBP: 0.327, SLG: 0.519 (1, 5)										4	1	1	0	0	1	5					
<b>Brian Dayett, R</b> OBP: 0.273, SLG: 0.361 (1, 7)										3	1	1	0	1	1	0					
<b>Omar Moreno, L</b> OBP: 0.274, SLG: 0.348 (1, 8)										4	1	3	2	0	0	1					
<b>Inning Stats</b>	R: 1 E: 0 K: 1 S: 8	H: 3 LOB: 3 BB: 1 P: 12	R: 0 E: 0 K: 0 S: 3	H: 1 LOB: 0 BB: 0 P: 3	R: 0 E: 1 K: 2 S: 8	H: 0 LOB: 1 BB: 0 P: 8	R: 6 E: 0 K: 1 S: 11	H: 5 LOB: 1 BB: 1 P: 15	R: 0 E: 0 K: 0 S: 4	H: 1 LOB: 2 BB: 1 P: 8	R: 0 E: 0 K: 1 S: 6	H: 1 LOB: 0 BB: 1 P: 10	R: 0 E: 0 K: 1 S: 5	H: 1 LOB: 0 BB: 0 P: 5	R: 0 E: 0 K: 2 S: 7	H: 0 LOB: 0 BB: 0 P: 7		1B: 12 2B: 0 3B: 0 HR: 0	SF: 0 SAC: 1 DP: 1 HBP: 0	WP: 0 PB: 0 SB: 3 CS: 1	PA: 40
<b>PITCHER</b>	IP	WLS	BF	H	R	ER	SO	BB	IBB	HBP	BLK	WP	HR	S	P	ERA	WHIP				
<b>Andy Beene, R</b> ERA: 23.14	3.0	L	19	8	6	6	3	2	0	0	0	0	0	23	31	18.00	3.333				
<b>Rick Waits, L</b> ERA: 1.92	4.0		18	4	1	1	3	1	1	0	0	0	0	22	30	2.25	1.250				
<b>Pete Ladd, R</b> ERA: 5.06	1.0		3	0	0	0	2	0	0	0	0	0	0	7	7	0.00	0.000				



Batter	1	2	3	4	5	6	7	8	9	AB	R	H	RBI	BB	SO	LOB	TOP			
Rick Manning, L (1, 8) OBP: 0.326, SLG: 0.365	4-0 FC6-4 BB		0-0 1B		0-0 F9			0-0 F7		3	0	1	0	1	0	0	<b>Milwaukee Brewers @ New York Yankees</b> Yankee Stadium, Bronx, NY Wed Aug 01 1984, 7:05 PM EDT Att: 17,007 - Unknown			
Ed Romero, R (1, 4) OBP: 0.326, SLG: 0.304	0-0 F8		0-0 F4			0-0 F9		0-0 FC5-4 1B		4	0	1	0	0	0	2				
Robin Yount, R (1, 6) OBP: 0.370, SLG: 0.423	0-0 FC6-4 1-2			0-0 6-3		0-3 K		0-0 FC5-4 1-2		4	0	0	0	0	1	2				
Cecil Cooper, L (1, 10) OBP: 0.291, SLG: 0.356	0-0 F7			0-0 4-3		0-0 HR		0-0 F7		4	1	1	1	0	0	2				
Ted Simmons, S (1, 3) OBP: 0.273, SLG: 0.308		4-0 G4-6-3 BB		0-0 HR 1B		4-0 BB		0-0 L3		2	1	1	0	2	0	0				
Ben Oglivie, L (1, 7) OBP: 0.306, SLG: 0.362		0-0 G4-6-3 1-2		0-0 HR 1B		0-0 F5		0-0 F6		4	1	1	2	0	0	2				
Roy Howell, L (1, 5) OBP: 0.286, SLG: 0.336		0-0 F5		0-3 K			0-0 F9		0-0 G3	4	0	0	0	0	1	0				
Jim Sundberg, R (1, 2) OBP: 0.349, SLG: 0.425			0-3 K		0-0 F8		0-0 6-3			3	0	0	0	0	1	0				
Dion James, L (1, 9) OBP: 0.300, SLG: 0.341			0-0 4-3		0-0 G3		0-0 F6			3	0	0	0	0	0	0				
<b>Inning Stats</b>	R: 0 E: 0 K: 0 S: 3	H: 0 LOB: 1 BB: 1 P: 7	R: 0 E: 0 K: 0 S: 2	H: 0 LOB: 0 BB: 1 P: 6	R: 0 E: 0 K: 1 S: 6	H: 1 LOB: 1 BB: 0 P: 6	R: 2 E: 0 K: 1 S: 7	H: 2 LOB: 0 BB: 0 P: 7	R: 0 E: 0 K: 0 S: 3	H: 0 LOB: 0 BB: 0 P: 3	R: 1 E: 0 K: 1 S: 6	H: 1 LOB: 1 BB: 1 P: 10	R: 0 E: 0 K: 0 S: 3	H: 0 LOB: 0 BB: 0 P: 3	R: 0 E: 0 K: 0 S: 3	H: 0 LOB: 0 BB: 0 P: 3	1B: 3 2B: 0 3B: 0 HR: 2	SF: 0 SAC: 0 DP: 1 HBP: 0	WP: 0 PB: 0 CS: 0	PA: 34
<b>PITCHER</b> Phil Niekro, R (1, 1) ERA: 2.88	IP: 9.0 WLS: W BF: 34 H: 5 R: 3 ER: 3 SO: 3 BB: 3 IBB: 0 HBP: 0 BLK: 0 WP: 0 HR: 2 S: 37 P: 49 ERA: 3.00 WHIP: 0.889															<b>PITCHER</b>				

Batter	1	2	3	4	5	6	7	8	9	AB	R	H	RBI	BB	SO	LOB	BOTTOM			
Willie Randolph, R (1, 4) OBP: 0.383, SLG: 0.357	0-0 G3	0-0 6-3		0-0 1-3		0-0 F9 BB 1B		0-3 K		5	1	1	0	0	1	2	<b>Milwaukee Brewers @ New York Yankees</b> Yankee Stadium, Bronx, NY Wed Aug 01 1984, 7:05 PM EDT Att: 17,007 - Unknown			
Bobby Meacham, S (1, 6) OBP: 0.325, SLG: 0.358	0-0 1B	0-0 F7		0-0 2B 1B		4-0 1B 1-2 BB		0-3 K		4	2	2	0	1	1	1				
Don Mattingly, L (1, 7) OBP: 0.379, SLG: 0.525	0-0 1B 1-3 2B 1B	0-0 G3		0-0 1B 1-H 2B		0-0 F9 2-3		0-0 G2		5	1	2	1	0	0	3				
Dave Winfield, R (1, 9) OBP: 0.387, SLG: 0.524	0-0 2B HR 1B		0-0 FC4 1B	0-0 5-3		0-0 1-2 3-H 1B		0-0 F8		4	1	3	2	0	0	1				
Steve Kemp, L (1, 10) OBP: 0.388, SLG: 0.440	0-0 HR 2B		0-0 F7		0-3 K	0-0 F8				4	1	1	1	0	1	3				
Ken Griffey, L (1, 3) OBP: 0.324, SLG: 0.349	0-0 HR		0-0 FC4 1B 1-2		4-0 BB		0-0 4-3			3	1	1	3	1	0	1				
Butch Wynegar, S (1, 2) OBP: 0.329, SLG: 0.341	0-0 4-3		0-0 1-2 1B		0-0 F8		0-0 4-3			4	0	1	0	0	0	1				
Mike Pagliarulo, L (1, 5) OBP: 0.322, SLG: 0.518	0-0 2B		0-3 K		0-0 F7		0-3 K			4	0	1	0	0	2	3				
Omar Moreno, L (1, 8) OBP: 0.278, SLG: 0.351	0-0 6-3			0-0 CS 1B		0-0 6-3		0-0 E9 1B		4	0	2	0	0	0	1				
<b>Inning Stats</b>	R: 5 E: 0 K: 0 S: 9	H: 6 LOB: 1 BB: 0 P: 9	R: 0 E: 0 K: 0 S: 3	H: 0 LOB: 0 BB: 0 P: 3	R: 0 E: 0 K: 1 S: 7	H: 2 LOB: 2 BB: 0 P: 7	R: 1 E: 0 K: 0 S: 5	H: 3 LOB: 1 BB: 0 P: 5	R: 0 E: 0 K: 1 S: 5	H: 0 LOB: 1 BB: 1 P: 9	R: 1 E: 0 K: 0 S: 5	H: 2 LOB: 2 BB: 1 P: 9	R: 0 E: 0 K: 1 S: 5	H: 0 LOB: 0 BB: 0 P: 5	R: 0 E: 1 K: 2 S: 8	H: 1 LOB: 1 BB: 0 P: 8	1B: 10 2B: 3 3B: 0 HR: 1	SF: 0 SAC: 0 DP: 0 HBP: 0	WP: 0 PB: 0 CS: 1	PA: 39
<b>PITCHER</b> Jaime Cocanower, R (1, 1) ERA: 3.88 Tom Tallmann, R (4, 1) ERA: 1.99 Pete Ladd, R (7, 1) ERA: 4.93	IP: 3.2 WLS: L BF: 21 H: 11 R: 6 ER: 6 SO: 1 BB: 0 IBB: 0 HBP: 0 BLK: 0 WP: 0 HR: 1 S: 23 P: 23 ERA: 14.73 WHIP: 3.000															<b>PITCHER</b>				



Batter	1	2	3	4	5	6	7	8	9	AB	R	H	RBI	BB	SO	LOB	TOP										
<b>Ed Romero, R</b> OBP: 0.332, SLG: 0.308 (1, 4)	0-0 SH1-3 1B	0-0 S 1B			0-0 F7		0-0 SH3-4		0-3 K	4	1	2	1	0	1	1	<b>Milwaukee Brewers @ New York Yankees</b> Yankee Stadium, Bronx, NY Thu Aug 02 1984, 7:05 PM EDT Att: 17,429 - Unknown  <b>AB 34</b> <b>R 4</b> <b>H 10</b> <b>RBI 4</b> <b>BB 0</b> <b>SO 6</b> <b>LOB 11</b>										
<b>Willie Lozado, R</b> OBP: 0.446, SLG: 0.400 (1, 5)	0-0 SH1-3	0-0 1-3			0-0 1B		0-0 SF8			2	0	1	1	0	0	1											
<b>Robin Yount, R</b> OBP: 0.369, SLG: 0.421 (1, 6)	0-3 K		0-0 F4		0-0 F3		0-0 FC5-4 1B			4	0	1	1	0	1	3											
<b>Cecil Cooper, L</b> OBP: 0.290, SLG: 0.355 (1, 10)	0-0 2B 2H 1B		0-0 6-3		0-0 L7		0-0 FC5-4			4	0	1	1	0	0	3											
<b>Ted Simmons, S</b> OBP: 0.272, SLG: 0.310 (1, 3)	0-0 1-3 2B		0-0 F2			0-0 F9		0-0 F8		4	0	1	0	0	0	0											
<b>Mark Brouhard, R</b> OBP: 0.301, SLG: 0.343 <b>Ben Oglivie, L</b> OBP: 0.307, SLG: 0.361 (8, PH) (8, 7)	0-0 F3			0-3 K		0-3 K		0-0 F6		3	0	0	0	0	2	2											
<b>Jim Sundberg, R</b> OBP: 0.348, SLG: 0.423 (1, 2)		0-0 F8		0-0 G5-4-3 1B		0-0 F8		0-0 F9		4	0	1	0	0	0	0											
<b>Charlie Moore, R</b> OBP: 0.282, SLG: 0.317 <b>Rick Manning, L</b> OBP: 0.325, SLG: 0.364 (9, PH)		0-3 K		0-0 G5-4-3			0-0 SH3-4 SF8 1B		0-3 K	3	1	1	0	0	1	1											
<b>Dion James, L</b> OBP: 0.303, SLG: 0.348 (1, 8)		0-0 1B 2B			0-0 E5 1B		0-0 SH3-4 1B		0-0 4-3	4	2	2	0	0	0	0											
<b>Inning Stats</b>	R: 1 E: 0 K: 1 S: 8	H: 3 LOB: 2 BB: 0 P: 8	R: 1 E: 0 K: 1 S: 7	H: 2 LOB: 1 BB: 0 P: 7	R: 0 E: 0 K: 0 S: 3	H: 0 LOB: 0 BB: 0 P: 3	R: 0 E: 0 K: 1 S: 5	H: 1 LOB: 0 BB: 0 P: 5	R: 0 E: 1 K: 0 S: 5	H: 0 LOB: 0 BB: 0 P: 5	R: 2 E: 0 K: 0 S: 6	H: 3 LOB: 1 BB: 0 P: 6	R: 0 E: 0 K: 0 S: 3	H: 0 LOB: 0 BB: 0 P: 3	R: 0 E: 0 K: 2 S: 7	H: 0 LOB: 0 BB: 0 P: 7		1B: 8 2B: 2 3B: 0 HR: 0	SF: 1 SAC: 2 DP: 1 HBP: 0	WP: 0 PB: 0 CS: 1	PA: 37						
<b>PITCHER</b>	IP	WLS	BF	H	R	ER	SO	BB	IBB	HBP	BLK	WP	HR	S	P	ERA	WHIP										
<b>Ron Guidry, L</b> ERA: 4.24 <b>Jay Howell, R</b> ERA: 2.54	(1, 1)	6.2	29	9	4	4	4	0	0	0	0	0	0	37	37	5.40	1.350										

Batter	1	2	3	4	5	6	7	8	9	AB	R	H	RBI	BB	SO	LOB	BOTTOM										
<b>Willie Randolph, R</b> OBP: 0.385, SLG: 0.363 (1, 4)	0-0 F9	0-0 E7 1B		0-0 F9		0-0 2-3 1B		0-0 1-H 2B		5	0	3	1	0	0	1	<b>Milwaukee Brewers @ New York Yankees</b> Yankee Stadium, Bronx, NY Thu Aug 02 1984, 7:05 PM EDT Att: 17,429 - Unknown  <b>AB 34</b> <b>R 6</b> <b>H 13</b> <b>RBI 5</b> <b>BB 2</b> <b>SO 3</b> <b>LOB 14</b>										
<b>Bobby Meacham, S</b> OBP: 0.327, SLG: 0.358 (1, 6)	0-0 F8	0-0 1B		0-0 1-2 BB		0-0 SF7		0-0 6-3		3	0	1	2	1	0	2											
<b>Dave Winfield, R</b> OBP: 0.384, SLG: 0.520 (1, 9)	0-0 1B E	0-0 F2		0-0 F7		0-0 F5		0-0 G1-4-3		5	1	1	0	0	0	7											
<b>Don Baylor, R</b> OBP: 0.329, SLG: 0.485 (1, 10)	0-0 E6 1-H 1B		0-3 K		0-3 K		0-0 F9			4	0	1	0	0	2	0											
<b>Toby Harrah, R</b> OBP: 0.308, SLG: 0.281 (1, 5)	0-0 F8		0-0 5-3		0-0 FC6-4 1B		0-0 F7			4	0	1	0	0	0	1											
<b>Don Mattingly, L</b> OBP: 0.378, SLG: 0.522 (1, 3)		0-0 F9		0-0 PB 1B		0-0 FC6-4		0-0 F7		4	0	1	0	0	0	1											
<b>Brian Dayett, R</b> OBP: 0.261, SLG: 0.344 <b>Steve Kemp, L</b> OBP: 0.390, SLG: 0.440 <b>Omar Moreno, L</b> OBP: 0.278, SLG: 0.351 (9, 8)		0-0 F8		0-0 L5		0-3 K		4-0 SH1-3 1B BB		3	0	0	0	0	1	2											
<b>Victor Mata, R</b> OBP: 0.421, SLG: 0.500 (9, 7)		0-0 1B 2B		0-0 F4		0-0 1B SH1-3 SF7 1B		0-0 SH1-3		3	2	2	0	0	0	0											
<b>Rick Cerone, R</b> OBP: 0.292, SLG: 0.339 (1, 2)		0-0 E 1B 2H 1B		0-0 BB 1B		0-0 SH1-3		0-0 2B 1B		3	2	3	2	0	0	0											
<b>Inning Stats</b>	R: 1 E: 1 K: 0 S: 5	H: 2 LOB: 1 BB: 0 P: 5	R: 2 E: 1 K: 0 S: 7	H: 4 LOB: 2 BB: 0 P: 7	R: 0 E: 0 K: 1 S: 6	H: 1 LOB: 1 BB: 0 P: 6	R: 0 E: 0 K: 0 S: 4	H: 1 LOB: 2 BB: 1 P: 8	R: 0 E: 0 K: 2 S: 8	H: 1 LOB: 1 BB: 0 P: 8	R: 1 E: 0 K: 0 S: 5	H: 2 LOB: 1 BB: 0 P: 5	R: 0 E: 0 K: 0 S: 3	H: 0 LOB: 0 BB: 0 P: 3	R: 2 E: 0 K: 0 S: 5	H: 2 LOB: 2 BB: 1 P: 9		1B: 11 2B: 2 3B: 0 HR: 0	SF: 1 SAC: 2 DP: 0 HBP: 0	WP: 0 PB: 1 CS: 0	PA: 39						
<b>PITCHER</b>	IP	WLS	BF	H	R	ER	SO	BB	IBB	HBP	BLK	WP	HR	S	P	ERA	WHIP										
<b>Bob McClure, L</b> ERA: 4.0 <b>Tom Tallmann, R</b> ERA: 2.25 <b>Pete Ladd, R</b> ERA: 4.89	(1, 1)	1.1	L 7	2	2	2	0	1	0	0	0	0	0	6	10	13.50	2.250										



Batter	1	2	3	4	5	6	7	8	9	AB	R	H	RBI	BB	SO	LOB	TOP			
<b>Brett Butler, L</b> OBP: 0.358, SLG: 0.320 (1, 8)	0-0 4-3 E 1B		4-0 1B BB			0-0 L1		0-0 F7		3	0	1	0	1	0	0	<b>Cleveland Indians @ New York Yankees</b> Yankee Stadium, Bronx, NY Fri Aug 03 1984, 7:05 PM EDT Unknown <a href="http://livebaseballscorecards.com">livebaseballscorecards.com</a>			
<b>Julio Franco, R</b> OBP: 0.330, SLG: 0.341 (1, 6)	0-0 F8		0-0 BB			0-0 F3		0-0 5-3		3	0	1	0	0	0	1				
<b>Mike Fischlin, R</b> OBP: 0.259, SLG: 0.327 (7, 6)	1-2 F8		1-3 1B							1	0	0	0	0	0	0				
<b>Mel Hall, L</b> OBP: 0.334, SLG: 0.435 (1, 7)	0-0 4-3		0-0 4-3			0-0 1B				4	0	1	0	0	0	3				
<b>George Vukovich, L</b> OBP: 0.342, SLG: 0.415 (1, 9)	0-0 4-3					0-0 F5		0-0 F4		4	0	0	0	0	0	2				
<b>Mike Hargrove, L</b> OBP: 0.373, SLG: 0.365 (1, 3)		0-0 4-3				0-0 F7		4-0 BB		3	0	0	0	1	0	0				
<b>Broderick Perkins, L</b> OBP: 0.339, SLG: 0.255 (1, 10)		0-0 G1-6-3				0-3 K		0-0 F9		3	0	0	0	0	1	1				
<b>Brook Jacoby, R</b> OBP: 0.300, SLG: 0.356 (1, 5)								0-0 F7		3	0	0	0	0	1	1				
<b>Jerry Willard, L</b> OBP: 0.290, SLG: 0.363 (1, 2)						0-0 4-3		0-0 F9		3	0	0	0	0	0	1				
<b>Tony Bernazard, S</b> OBP: 0.307, SLG: 0.266 (1, 4)						0-0 G1-4-3		0-3 K		3	0	0	0	0	1	0				
<b>Inning Stats</b>	R: 0 E: 1 K: 0 S: 4	H: 1 LOB: 1 BB: 0 P: 4	R: 0 E: 0 K: 1 S: 5	H: 0 LOB: 0 BB: 0 P: 5	R: 0 E: 0 K: 1 S: 4	H: 1 LOB: 2 BB: 1 P: 8	R: 0 E: 0 K: 1 S: 5	H: 0 LOB: 0 BB: 0 P: 5	R: 0 E: 0 K: 0 S: 4	H: 1 LOB: 1 BB: 0 P: 4	R: 0 E: 0 K: 0 S: 3	H: 0 LOB: 1 BB: 1 P: 7	R: 0 E: 0 K: 0 S: 3	H: 0 LOB: 0 BB: 0 P: 3	R: 0 E: 0 K: 0 S: 3	H: 0 LOB: 0 BB: 0 P: 3	1B: 3 2B: 0 3B: 0 HR: 0	SF: 0 SAC: 0 DP: 0 HBP: 0	WP: 0 PB: 0 CS: 0	PA: 32
<b>PITCHER</b> <b>Joe Cowley, R</b> ERA: 1.69 (1, 1)	IP: 9.0 WLS: W BF: 32 H: 3 R: 0 ER: 0 SO: 3 BB: 2 IBB: 0 HBP: 0 BLK: 0 WP: 0 HR: 0 S: 36 P: 44 ERA: 0.00 WHIP: 0.556															<b>PITCHER</b>				

Batter	1	2	3	4	5	6	7	8	9	AB	R	H	RBI	BB	SO	LOB	BOTTOM			
<b>Bobby Meacham, S</b> OBP: 0.325, SLG: 0.355 (1, 6)	0-0 5-3					0-0 F9				4	1	1	0	0	1	1	<b>Cleveland Indians @ New York Yankees</b> Yankee Stadium, Bronx, NY Fri Aug 03 1984, 7:05 PM EDT Unknown <a href="http://livebaseballscorecards.com">livebaseballscorecards.com</a>			
<b>Ken Griffey, L</b> OBP: 0.323, SLG: 0.351 (1, 3)	0-3 K					0-3 K				4	1	1	0	0	3	1				
<b>Don Mattingly, L</b> OBP: 0.377, SLG: 0.519 (7, PH)	0-0 F6					0-0 F7				2	1	0	0	1	0	0				
<b>Victor Mata, R</b> OBP: 0.400, SLG: 0.474 (8, 9)								4-0 1B IBB		1	0	0	0	0	1	0				
<b>Dave Winfield, R</b> OBP: 0.384, SLG: 0.518 (7, PH)								0-0 F9		3	1	1	2	0	1	0				
<b>Brian Dayett, R</b> OBP: 0.297, SLG: 0.338 (8, 7)								0-0 1B		1	0	0	0	0	0	0				
<b>Steve Kemp, L</b> OBP: 0.395, SLG: 0.442 (1, 10)								0-0 4-3		3	2	2	2	1	0	0				
<b>Butch Wynegar, S</b> OBP: 0.329, SLG: 0.338 (1, 2)								0-0 5-3		3	1	0	0	1	0	2				
<b>Mike Pagliarulo, L</b> OBP: 0.317, SLG: 0.508 (1, 5)								0-0 F8		3	1	1	2	0	0	0				
<b>Omar Moreno, L</b> OBP: 0.282, SLG: 0.359 (1, 8)								0-0 F8		4	1	2	1	0	0	1				
<b>Tim Foli, R</b> OBP: 0.230, SLG: 0.269 (1, 4)								0-0 1-3		4	0	1	2	0	0	1				
<b>Inning Stats</b>	R: 0 E: 0 K: 1 S: 5	H: 0 LOB: 0 BB: 0 P: 5	R: 0 E: 0 K: 0 S: 3	H: 1 LOB: 0 BB: 0 P: 3	R: 0 E: 0 K: 0 S: 3	H: 0 LOB: 0 BB: 0 P: 3	R: 0 E: 0 K: 1 S: 5	H: 0 LOB: 0 BB: 0 P: 5	R: 1 E: 1 K: 1 S: 6	H: 0 LOB: 1 BB: 1 P: 10	R: 8 E: 1 K: 2 S: 14	H: 7 LOB: 1 BB: 2 P: 22	R: 0 E: 0 K: 1 S: 5	H: 0 LOB: 0 BB: 0 P: 5	R: 0 E: 0 K: 0 S: 4	H: 1 LOB: 1 BB: 0 P: 4	1B: 7 2B: 2 3B: 0 HR: 0	SF: 1 SAC: 0 DP: 1 HBP: 0	WP: 0 PB: 0 CS: 0	PA: 36
<b>PITCHER</b> <b>Steve Comer, R</b> ERA: 5.4 <b>Mike Jeffcoat, L</b> ERA: 2.77 (6, 1)	IP: 5.1 WLS: L BF: 24 H: 5 R: 7 ER: 6 SO: 3 BB: 2 IBB: 1 HBP: 0 BLK: 0 WP: 0 HR: 0 S: 27 P: 39 ERA: 10.12 WHIP: 1.312															<b>PITCHER</b>				




Batter	1	2	3	4	5	6	7	8	9	AB	R	H	RBI	BB	SO	LOB	TOP										
<b>Brett Butler, L</b> (1, 8) OBP: 0.361, SLG: 0.327	0-0 CS 1B		0-0 1B 2B		0-0 F8		0-0 1B			4	1	3	0	0	0	1	<b>Cleveland Indians @ New York Yankees</b> Yankee Stadium, Bronx, NY Fri Aug 03 1984, 7:05 PM EDT Att: 18,268 - Unknown										
<b>Joe Carter, R</b> (1, 7) OBP: 0.299, SLG: 0.321	0-3 K		0-0 1B		4-0 BB		0-0 F7			3	0	1	1	1	1	2											
<b>Julio Franco, R</b> (1, 6) OBP: 0.330, SLG: 0.340	0-0 6-3		0-0 1B		0-0 F9			0-0 L6		4	0	1	0	0	0	2											
<b>Andre Thornton, R</b> (1, 10) OBP: 0.349, SLG: 0.483		0-0 F8	0-0 F6			0-0 5-3		0-0 F2		4	0	0	0	0	0	2											
<b>Pat Tabler, R</b> (1, 3) OBP: 0.374, SLG: 0.406		0-0 F7		0-0 F8		0-0 4-3 2B		0-3 K		4	0	1	0	0	1	0											
<b>Chris Bando, S</b> (1, 2) OBP: 0.377, SLG: 0.552		0-0 1B		0-0 6-3		0-0 4-3 2B			0-0 F9	4	0	1	0	0	0	1											
<b>Carmen Castillo, R</b> (1, 9) OBP: 0.314, SLG: 0.480		0-0 F8		0-0 F8		0-0 F8			0-0 6-3	4	0	0	0	0	0	2											
<b>Brook Jacoby, R</b> (1, 5) OBP: 0.299, SLG: 0.361			0-0 F8		0-0 1B 3B		0-0 6-3		0-3 K	4	1	1	0	0	1	0											
<b>Mike Fischlin, R</b> (1, 4) OBP: 0.262, SLG: 0.327			0-0 1-3		0-0 CS 1B		0-0 F4			3	0	1	1	0	0	0											
<b>Inning Stats</b>	R: 0 E: 0 K: 1 S: 5	H: 1 LOB: 0 BB: 0 P: 5	R: 0 E: 0 K: 0 S: 4	H: 1 LOB: 1 BB: 0 P: 4	R: 1 E: 0 K: 0 S: 6	H: 3 LOB: 2 BB: 0 P: 6	R: 0 E: 0 K: 0 S: 3	H: 0 LOB: 0 BB: 0 P: 3	R: 1 E: 0 K: 0 S: 4	H: 2 LOB: 1 BB: 1 P: 8	R: 0 E: 0 K: 0 S: 4	H: 1 LOB: 1 BB: 0 P: 4	R: 0 E: 0 K: 1 S: 5	H: 0 LOB: 0 BB: 0 P: 5	R: 0 E: 0 K: 1 S: 5	H: 0 LOB: 0 BB: 0 P: 5		1B: 6 2B: 2 3B: 1 HR: 0	SF: 0 SAC: 0 DP: 0 HBP: 0	WP: 0 PB: 0 CS: 2	PA: 35						
<b>PITCHER</b>	IP	WLS	BF	H	R	ER	SO	BB	IBB	HBP	BLK	WP	HR	S	P	ERA	WHIP										
<b>Bob Shirley, L</b> (1, 1) ERA: 4.27	7.0		29	9	2	2	1	1	0	0	0	0	0	30	34	2.57	1.429										
<b>Mike Armstrong, R</b> (8, 1) ERA: 5.0	1.0	W	3	0	0	0	1	0	0	0	0	0	0	5	5	0.00	0.000										
<b>Dave Righetti, L</b> (9, 1) ERA: 1.86	1.0	S	3	0	0	0	1	0	0	0	0	0	0	5	5	0.00	0.000										

AB	34
R	2
H	9
RBI	2
BB	1
SO	3
LOB	10



Batter	1	2	3	4	5	6	7	8	9	AB	R	H	RBI	BB	SO	LOB	BOTTOM										
<b>Willie Randolph, R</b> (1, 4) OBP: 0.382, SLG: 0.359	0-0 1-3		0-3 K		0-0 1-3		0-0 G4-3			4	0	0	0	0	1	3	<b>Cleveland Indians @ New York Yankees</b> Yankee Stadium, Bronx, NY Fri Aug 03 1984, 7:05 PM EDT Att: 18,268 - Unknown										
<b>Bobby Meacham, S</b> (1, 6) OBP: 0.324, SLG: 0.352	0-0 F7		0-0 1B		0-0 F7			0-0 F4		4	0	1	0	0	0	0											
<b>Don Mattingly, L</b> (1, 3) OBP: 0.376, SLG: 0.524	0-0 F8		0-0 G3			0-0 G3		0-0 HR		4	1	1	1	0	0	2											
<b>Dave Winfield, R</b> (1, 9) OBP: 0.380, SLG: 0.512		0-0 4-3		0-0 F7		0-0 F6		0-0 F5		4	0	0	0	0	0	0											
<b>Don Baylor, R</b> (1, 10) OBP: 0.328, SLG: 0.482		0-0 5-3		0-0 3B 1B		0-0 4-3		0-0 1-3		4	1	1	0	0	0	0											
<b>Steve Kemp, L</b> (1, 7) OBP: 0.398, SLG: 0.445		0-0 1B		0-0 F8			0-0 1B 1B			3	1	2	0	0	0	1											
<b>Brian Dayett, R</b> (9, 7) OBP: 0.257, SLG: 0.338		0-0 1B		0-0 F8			0-0 1B 1B			0	0	0	0	0	0	0											
<b>Mike Pagliarulo, L</b> (1, 5) OBP: 0.318, SLG: 0.532	0-3 K		0-0 1B		0-0 3B		0-0 F7			3	0	1	1	0	1	2											
<b>Omar Moreno, L</b> (1, 8) OBP: 0.288, SLG: 0.364			0-0 1B SH2-3		0-0 3-1		0-0 1B 1B			3	0	2	0	0	0	1											
<b>Rick Cerone, R</b> (1, 2) OBP: 0.288, SLG: 0.333			0-0 1B		0-0 F4		0-0 1B 1B			1	0	0	0	0	0	0											
<b>Ken Griffey, L</b> (7, PH) OBP: 0.326, SLG: 0.354			0-0 SH2-3				0-0 F4			1	0	1	1	0	0	0											
<b>Butch Wynegar, S</b> (8, 2) OBP: 0.329, SLG: 0.338			0-0 1-2				0-0 G4-3 1B			0	0	0	0	0	0	0											
<b>Inning Stats</b>	R: 0 E: 0 K: 0 S: 3	H: 0 LOB: 0 BB: 0 P: 3	R: 0 E: 0 K: 1 S: 6	H: 1 LOB: 1 BB: 0 P: 6	R: 0 E: 0 K: 1 S: 7	H: 2 LOB: 2 BB: 0 P: 7	R: 1 E: 0 K: 0 S: 5	H: 2 LOB: 1 BB: 0 P: 5	R: 0 E: 0 K: 0 S: 3	H: 0 LOB: 0 BB: 0 P: 3	R: 0 E: 0 K: 0 S: 3	H: 0 LOB: 0 BB: 0 P: 3	R: 1 E: 0 K: 0 S: 5	H: 3 LOB: 1 BB: 0 P: 5	R: 1 E: 0 K: 0 S: 4	H: 1 LOB: 0 BB: 0 P: 4	1B: 7 2B: 0 3B: 1 HR: 1	SF: 0 SAC: 1 DP: 1 HBP: 0	WP: 0 PB: 0 CS: 0	PA: 32							
<b>PITCHER</b>	IP	WLS	BF	H	R	ER	SO	BB	IBB	HBP	BLK	WP	HR	S	P	ERA	WHIP										
<b>Don Schulze, R</b> (1, 1) ERA: 6.55	6.1		25	6	2	2	2	0	0	0	0	0	0	29	29	2.84	0.947										
<b>Ernie Camacho, R</b> (7, 1) ERA: 1.81	1.2	L	7	3	1	1	0	0	0	0	0	0	1	7	7	5.40	1.800										

AB	31
R	3
H	9
RBI	3
BB	0
SO	2
LOB	9









Batter	1	2	3	4	5	6	7	8	9	AB	R	H	RBI	BB	SO	LOB	TOP										
<b>Brett Butler, L</b> (1, 8) OBP: 0.363, SLG: 0.324	0-0 4-3			0-3 K		4-0 BB		0-3 K		3	0	0	0	1	2	2	<b>Cleveland Indians @ New York Yankees</b> Yankee Stadium, Bronx, NY Sun Aug 05 1984, 3:33 AM EDT Att: 30,231 - Unknown <a href="http://livebaseballscorecards.com">livebaseballscorecards.com</a>										
<b>Joe Carter, R</b> (1, 7) OBP: 0.284, SLG: 0.310 <b>George Vukovich, L</b> (6, PH) OBP: 0.341, SLG: 0.413	0-3 K			0-0 F8		0-0 F6			0-0 4-3	2	0	0	0	1	0	2											
<b>Julio Franco, R</b> (1, 6) OBP: 0.325, SLG: 0.335	0-0 5-3			0-0 4-3			0-0 6-3		0-0 G1-6-3	4	0	0	0	0	0	0											
<b>Andre Thornton, R</b> (1, 10) OBP: 0.349, SLG: 0.478		0-0 F9			0-0 6-3		0-0 5-3		4-0 BB	3	0	0	0	1	0	0											
<b>Pat Tabler, R</b> (1, 3) OBP: 0.376, SLG: 0.402		0-3 K			4-0 BB		0-0 F6		0-0 1-3	3	0	0	0	1	1	1											
<b>Chris Bando, S</b> (1, 2) OBP: 0.388, SLG: 0.534		0-0 F3			0-0 G5-4-3			0-0 E3		3	0	0	0	0	0	1											
<b>Camren Castillo, R</b> (1, 9) OBP: 0.371, SLG: 0.490 <b>Broderick Perkins, L</b> (8, PH) OBP: 0.333, SLG: 0.250 <b>Mike Fichtlin, R</b> (8, 4) OBP: 0.268, SLG: 0.316			0-0 5-3			0-0 6-3		0-0 F2		2	0	0	0	0	0	0											
<b>Brook Jacoby, R</b> (1, 5) OBP: 0.298, SLG: 0.358		0-0 5-3				0-0 BB		0-0 F7		3	0	1	0	0	0	1											
<b>Tony Bernazard, S</b> (1, 4) OBP: 0.305, SLG: 0.263 <b>Mel Hall, L</b> (8, PH) OBP: 0.334, SLG: 0.432			0-3 K			0-0 F7		0-0 E3		2	0	0	0	0	1	1											
<b>Inning Stats</b>	R: 0 E: 0 K: 1 S: 5	H: 0 LOB: 0 BB: 0 P: 5	R: 0 E: 0 K: 1 S: 5	H: 0 LOB: 0 BB: 0 P: 5	R: 0 E: 0 K: 1 S: 5	H: 0 LOB: 0 BB: 0 P: 5	R: 0 E: 0 K: 0 S: 2	H: 0 LOB: 0 BB: 1 P: 6	R: 0 E: 0 K: 0 S: 4	H: 1 LOB: 2 BB: 1 P: 8	R: 0 E: 0 K: 0 S: 3	H: 0 LOB: 0 BB: 0 P: 3	R: 0 E: 2 K: 1 S: 7	H: 0 LOB: 2 BB: 0 P: 7	R: 0 E: 0 K: 0 S: 3	H: 0 LOB: 1 BB: 1 P: 7		1B: 1 2B: 0 3B: 0 HR: 0	SF: 0 SAC: 0 DP: 1 HBP: 0	WP: 0 PB: 0 CS: 0	PA: 32						
<b>PITCHER</b>	IP	WLS	BF	H	R	ER	SO	BB	IBB	HBP	BLK	WP	HR	S	P	ERA	WHIP										
<b>Ray Fontenot, L</b> (1, 1) ERA: 4.37	5.2	W	19	1	0	0	4	2	0	0	0	0	0	25	33	0.00	0.529										
<b>Mike Armstrong, R</b> (6, 1) ERA: 4.71	2.1		9	0	0	0	1	0	0	0	0	0	0	11	11	0.00	0.000										
<b>Phil Niekro, R</b> (9, 1) ERA: 2.57	1.0		4	0	0	0	0	1	0	0	0	0	0	3	7	0.00	1.000										

Batter	1	2	3	4	5	6	7	8	9	AB	R	H	RBI	BB	SO	LOB	BOTTOM										
<b>Willie Randolph, R</b> (1, 4) OBP: 0.381, SLG: 0.361	0-0 L6		0-0 F9		4-0 BLK					3	0	1	0	1	0	0	<b>Cleveland Indians @ New York Yankees</b> Yankee Stadium, Bronx, NY Sun Aug 05 1984, 3:33 AM EDT Att: 30,231 - Unknown <a href="http://livebaseballscorecards.com">livebaseballscorecards.com</a>										
<b>Bobby Meacham, S</b> (1, 6) OBP: 0.326, SLG: 0.359	0-0 6-3			0-0 3-1	0-0 FC6-2-5		0-0 F8			4	0	0	0	0	0	3											
<b>Don Mattingly, L</b> (1, 3) OBP: 0.377, SLG: 0.529 <b>Ken Griffey, L</b> (7, 3) OBP: 0.320, SLG: 0.347	0-3 K			0-0 F7	0-0 4-3			0-0 F9		3	1	1	0	0	1	2											
<b>Don Baylor, R</b> (1, 10) OBP: 0.326, SLG: 0.484		0-3 K		0-0 F7		4-0 BB		0-0 F7		3	1	0	0	1	1	1											
<b>Toby Harrah, R</b> (1, 5) OBP: 0.312, SLG: 0.286		0-3 K		0-0 S	0-0 2B		0-0 1-3		0-0 1-3	4	1	2	1	0	1	0											
<b>Brian Davett, R</b> (1, 7) OBP: 0.280, SLG: 0.358		0-0 F6		0-0 2B		0-0 SF8				2	0	1	2	0	0	0											
<b>Victor Mata, R</b> (1, 9) OBP: 0.391, SLG: 0.591			0-0 HR		0-0 F9		0-0 G6-4-3			3	1	1	1	0	0	2											
<b>Rick Cerone, R</b> (1, 2) OBP: 0.275, SLG: 0.318 <b>Butch Wynegar, S</b> (9, 2) OBP: 0.330, SLG: 0.340			0-0 5-3		0-0 F9			0-0 F6		3	0	0	0	0	0	0											
<b>Omar Moreno, L</b> (1, 8) OBP: 0.288, SLG: 0.372			0-3 K		4-0 BLK			0-0 L3		2	0	0	0	1	1	0											
<b>Inning Stats</b>	R: 0 E: 0 K: 1 S: 5	H: 0 LOB: 0 BB: 0 P: 5	R: 0 E: 0 K: 2 S: 7	H: 0 LOB: 0 BB: 0 P: 7	R: 1 E: 0 K: 1 S: 6	H: 1 LOB: 0 BB: 0 P: 6	R: 2 E: 0 K: 0 S: 6	H: 3 LOB: 1 BB: 0 P: 6	R: 0 E: 0 K: 0 S: 3	H: 0 LOB: 2 BB: 2 P: 11	R: 1 E: 0 K: 0 S: 3	H: 1 LOB: 0 BB: 1 P: 7	R: 0 E: 0 K: 0 S: 4	H: 1 LOB: 1 BB: 0 P: 4	R: 0 E: 0 K: 0 S: 3	H: 0 LOB: 0 BB: 0 P: 3		1B: 3 2B: 1 3B: 1 HR: 1	SF: 1 SAC: 0 DP: 1 HBP: 0	WP: 1 PB: 0 CS: 0	PA: 32						
<b>PITCHER</b>	IP	WLS	BF	H	R	ER	SO	BB	IBB	HBP	BLK	WP	HR	S	P	ERA	WHIP										
<b>Neal Heaton, L</b> (1, 1) ERA: 5.04	4.1	L	19	4	3	3	4	2	0	0	0	1	0	25	33	6.23	1.385										
<b>Mike Jeffcoat, L</b> (5, 1) ERA: 2.75	3.2		13	2	1	1	0	1	0	0	1	1	0	12	16	2.46	0.818										







Batter	1	2	3	4	5	6	7	8	9	AB	R	H	RBI	BB	SO	LOB	TOP					
Rudy Law, L OBP: 0.322, SLG: 0.346 Jerry Hairston, S OBP: 0.423, SLG: 0.515	F7		FC6-4 1B		1-3			F8		3	0	1	0	0	0	1						
Carlton Fisk, R OBP: 0.294, SLG: 0.442	1B		FC6-4			F7			K	4	0	1	0	0	1	2						
Tom Paciorek, R OBP: 0.330, SLG: 0.367	K		K			F9			K	4	0	0	0	0	3	3						
Greg Luzinski, R OBP: 0.345, SLG: 0.383	5-3			K		F8			K	4	0	0	0	0	2	1						
Ron Kittle, R OBP: 0.308, SLG: 0.477		K		F8					K	3	0	0	0	0	2	0						
Greg Walker, L OBP: 0.307, SLG: 0.479		K		K					6-3	3	0	0	0	0	2	0						
Vance Law, R OBP: 0.302, SLG: 0.408		K			1B				6-3	3	0	1	0	0	1	0						
Scott Fletcher, R OBP: 0.333, SLG: 0.307			FC6-4 1B	K				F3		3	0	1	0	0	1	1						
Julio Cruz, S OBP: 0.263, SLG: 0.281			F8		F8			K		3	0	0	0	0	1	2						
<b>Inning Stats</b>	R: 0 E: 0 K: 1 S: 6	H: 1 LOB: 1 BB: 0 P: 6	R: 0 E: 0 K: 3 S: 9	H: 0 LOB: 0 BB: 0 P: 9	R: 0 E: 0 K: 1 S: 7	H: 2 LOB: 2 BB: 0 P: 7	R: 0 E: 0 K: 2 S: 7	H: 0 LOB: 0 BB: 0 P: 7	R: 0 E: 0 K: 1 S: 6	H: 1 LOB: 1 BB: 0 P: 6	R: 0 E: 0 K: 0 S: 3	H: 0 LOB: 0 BB: 0 P: 3	R: 0 E: 0 K: 1 S: 5	H: 0 LOB: 0 BB: 0 P: 5	R: 0 E: 0 K: 1 S: 5	H: 0 LOB: 0 BB: 0 P: 5	R: 0 E: 0 K: 3 S: 9	H: 0 LOB: 0 BB: 0 P: 9	1B: 4 2B: 0 3B: 0 HR: 0	SF: 0 SAC: 0 DP: 0 HBP: 0	WP: 0 PB: 0 SB: 0 CS: 0	PA: 31
<b>PITCHER</b> Ron Guidry, L ERA: 4.03	IP: 9.0 WLS: W BF: 31 H: 4 R: 0 ER: 0 SO: 13 BB: 0 IBB: 0 HBP: 0 BLK: 0 WP: 0 HR: 0 S: 57 P: 57 ERA: 0.00 WHIP: 0.444															<b>PITCHER</b>	IP: 9.0 WLS: W BF: 31 H: 4 R: 0 ER: 0 SO: 13 BB: 0 IBB: 0 HBP: 0 BLK: 0 WP: 0 HR: 0 S: 57 P: 57 ERA: 0.00 WHIP: 0.444					

Chicago White Sox @ New York Yankees  
Yankee Stadium, Bronx, NY  
Tue Aug 07 1984, 7:05 PM EDT  
Att: 25,422 - Unknown

AB 31  
R 0  
H 4  
RBI 0  
BB 0  
SO 13  
LOB 10



Batter	1	2	3	4	5	6	7	8	9	AB	R	H	RBI	BB	SO	LOB	BOTTOM					
Bobby Meacham, S OBP: 0.326, SLG: 0.358	1B E	G6-4-3 1B		K		4-3		6-3		5	1	2	0	0	1	1						
Tim Lincecum, R OBP: 0.230, SLG: 0.268	F8	G6-4-3					F7			4	0	1	0	0	0	2						
Dave Winfield, R OBP: 0.382, SLG: 0.522 Omar Moreno, L OBP: 0.284, SLG: 0.367	WP E	F5		F9			HR			4	2	2	1	0	0	2						
Don Baylor, R OBP: 0.327, SLG: 0.486	E4 E 1B WP	F8		K			BB			3	1	0	1	1	1	3						
Toby Harrah, R OBP: 0.311, SLG: 0.281 Mike Pagliarulo, L OBP: 0.329, SLG: 0.522	E1 1B		4-3 HR BB		F6		F8			3	2	0	0	1	0	2						
Ken Griffey, L OBP: 0.314, SLG: 0.340	1B		4-3		F8		F7			4	0	1	1	0	0	2						
Brian Dayett, R OBP: 0.286, SLG: 0.414	1B		HR		F4			G3 HBP		3	1	2	3	0	0	0						
Victor Mota, R OBP: 0.370, SLG: 0.538	F8		F7			G5-4-3 1B		G3		4	0	1	0	0	0	3						
Rick Cerone, R OBP: 0.260, SLG: 0.300	F9		F5		G5-4-3			L1		4	0	0	0	0	0	4						
<b>Inning Stats</b>	R: 4 E: 2 K: 0 S: 9	H: 4 LOB: 2 BB: 0 P: 9	R: 0 E: 0 K: 0 S: 4	H: 1 LOB: 1 BB: 0 P: 4	R: 2 E: 0 K: 0 S: 4	H: 1 LOB: 0 BB: 1 P: 8	R: 0 E: 0 K: 2 S: 8	H: 1 LOB: 1 BB: 0 P: 8	R: 0 E: 0 K: 0 S: 3	H: 0 LOB: 0 BB: 0 P: 3	R: 0 E: 0 K: 0 S: 3	H: 1 LOB: 0 BB: 0 P: 3	R: 1 E: 0 K: 0 S: 4	H: 1 LOB: 1 BB: 1 P: 8	R: 0 E: 0 K: 0 S: 3	H: 0 LOB: 1 BB: 0 P: 4	R: 0 E: 0 K: 3 S: 9	H: 0 LOB: 0 BB: 0 P: 9	1B: 7 2B: 0 3B: 0 HR: 2	SF: 0 SAC: 0 DP: 1 HBP: 1	WP: 1 PB: 0 SB: 0 CS: 0	PA: 37
<b>PITCHER</b> Jerry Don Gleaton, L ERA: 2.15 Dan Spillner, R ERA: 4.74 Bert Roberge, R ERA: 5.28	IP: 1.1 WLS: L BF: 11 H: 5 R: 4 ER: 1 SO: 1 BB: 0 IBB: 0 HBP: 0 BLK: 0 WP: 0 HR: 0 S: 11 P: 11 ERA: 6.75 WHIP: 3.750	IP: 5.2 WLS: L BF: 22 H: 4 R: 3 ER: 3 SO: 2 BB: 2 IBB: 0 HBP: 0 BLK: 0 WP: 0 HR: 2 S: 24 P: 32 ERA: 4.76 WHIP: 1.059	IP: 1.0 WLS: L BF: 4 H: 0 R: 0 ER: 0 SO: 0 BB: 0 IBB: 0 HBP: 1 BLK: 0 WP: 0 HR: 0 S: 3 P: 4 ERA: 0.00 WHIP: 0.000															<b>PITCHER</b>	IP: 1.1 WLS: L BF: 11 H: 5 R: 4 ER: 1 SO: 1 BB: 0 IBB: 0 HBP: 0 BLK: 0 WP: 0 HR: 0 S: 11 P: 11 ERA: 6.75 WHIP: 3.750			

Chicago White Sox @ New York Yankees  
Yankee Stadium, Bronx, NY  
Tue Aug 07 1984, 7:05 PM EDT  
Att: 25,422 - Unknown

AB 34  
R 7  
H 9  
RBI 6  
BB 2  
SO 2  
LOB 19





Batter	1	2	3	4	5	6	7	8	9	AB	R	H	RBI	BB	SO	LOB	TOP										
Rudy Law, L OBP: 0.323, SLG: 0.350 (1, 8)	0-0 4-3	0-0 1-2 1B	0-0 FC6-4			0-0 F8		0-0 2B		5	0	2	0	0	0	1											
Jerry Hairston, S OBP: 0.422, SLG: 0.510 (1, 7)	0-0 4-3 1B	0-3 K	0-0 G3			0-0 1B		0-0 G3		5	0	2	0	0	1	4											
Harold Baines, L OBP: 0.361, SLG: 0.529 (1, 9)	0-0 4-3 1-2 1B		0-0 HR	0-0 4-3		0-0 FC6-4 1-2 1B		4-0 1B FC3-2 BB		4	1	3	1	1	0	0											
Greg Walker, L OBP: 0.306, SLG: 0.479 (1, 10)	0-0 4-3		0-0 1B 2B	0-3 K		0-0 FC6-4 1-2		0-0 FC6-4 1-3 1B		4	1	1	0	0	1	4											
Greg Luzinski, R OBP: 0.347, SLG: 0.385 (9, PH)	1-2 2-3		0-0 1B 1B	0-3 K		0-0 FC6-4 1-2		0-0 FC6-4 1-3 1B		1	0	1	0	0	0	0											
Roy Smalley, S OBP: 0.287, SLG: 0.347 (1, 5)	4-0 BB		0-0 1B 1B	0-3 K			0-0 F7	0-0 FC6-4 FC3-2		3	1	1	0	1	1	0											
Julio Cruz, S OBP: 0.262, SLG: 0.280 (8, 4)			2-3 1B 1B					1-2 FC6-4 FC3-2		1	0	0	0	0	0	2											
Vance Law, R OBP: 0.301, SLG: 0.405 (1, 4)	0-0 F7		0-0 1B 1-2 1B		0-0 F9		0-0 F9	0-0 FC3-2 FC5-4		5	1	1	1	0	0	5											
			3-H 1B					1-2 FC3-2 FC5-4																			
Mike Squires, L OBP: 0.237, SLG: 0.197 (1, 3)		0-0 F7	0-0 1B SF7 1B		0-0 F8		0-0 E3	0-0 FC5-4 1-2		4	1	1	1	0	0	0											
Tom Paciorek, R OBP: 0.328, SLG: 0.365 (9, PH)			1-3 2-H 1B					0-0 FC5-4 1-2		1	0	0	0	0	0	2											
Marc Hill, R OBP: 0.293, SLG: 0.392 (1, 2)		0-0 F4	0-0 FC6-4 1B		0-0 F3			0-3 K		4	0	1	1	0	1	0											
			2-3 3-H 1B																								
Jerry Dybzinski, R OBP: 0.340, SLG: 0.337 (1, 6)		0-0 1B 1B	0-0 SF7			0-0 F8		0-0 1-3		3	0	1	1	0	0	0											
			3-H																								
<b>Inning Stats</b>	R: 0 E: 0 K: 0 S: 5	H: 2 LOB: 3 BB: 1 P: 9	R: 0 E: 0 K: 1 S: 7	H: 2 LOB: 2 BB: 0 P: 7	R: 5 E: 0 K: 0 S: 9	H: 6 LOB: 1 BB: 0 P: 9	R: 0 E: 0 K: 2 S: 7	H: 0 LOB: 0 BB: 0 P: 7	R: 0 E: 0 K: 0 S: 3	H: 0 LOB: 0 BB: 0 P: 3	R: 0 E: 0 K: 0 S: 5	H: 2 LOB: 2 BB: 0 P: 5	R: 0 E: 1 K: 0 S: 3	H: 0 LOB: 1 BB: 0 P: 3	R: 0 E: 0 K: 1 S: 6	H: 1 LOB: 1 BB: 0 P: 6	R: 0 E: 0 K: 0 S: 4	H: 1 LOB: 2 BB: 1 P: 8	1B: 11 2B: 2 3B: 0 HR: 1	SF: 1 SAC: 0 DP: 0 HBP: 0	WP: 0 PB: 0 SB: 0 CS: 0	PA: 43					
<b>PITCHER</b>	IP	WLS	BF	H	R	ER	SO	BB	IBB	HBP	BLK	WP	HR	S	P	ERA	WHIP										
Phil Niekro, R ERA: 2.81 (1, 1)	2.0	L	17	10	5	5	1	1	0	0	0	0	1	18	22	22.50	5.500										
Bob Shirley, L ERA: 4.03 (3, 1)	5.0		17	2	0	0	2	0	0	0	0	0	0	21	21	0.00	0.400										
Jay Howell, R ERA: 2.47 (8, 1)	1.0		4	1	0	0	1	0	0	0	0	0	0	6	6	0.00	1.000										
Dave Righetti, L ERA: 1.93 (9, 1)	1.0		5	1	0	0	0	1	0	0	0	0	0	4	8	0.00	2.000										
<b>Batter</b>	<b>1</b>	<b>2</b>	<b>3</b>	<b>4</b>	<b>5</b>	<b>6</b>	<b>7</b>	<b>8</b>	<b>9</b>	<b>AB</b>	<b>R</b>	<b>H</b>	<b>RBI</b>	<b>BB</b>	<b>SO</b>	<b>LOB</b>	<b>BOTTOM</b>										
Willie Randolph, R OBP: 0.378, SLG: 0.357 (1, 4)	0-0 F4	0-0 FC5			0-0 5-3				0-0 FC5-4	4	0	0	0	1	0	3											
Tim Foli, R OBP: 0.240, SLG: 0.278 (1, 6)	0-0 HBP 1B		0-0 5-3			0-0 FC4-6 BB		0-3 K		3	0	2	0	0	0	0											
Steve Kemp, L OBP: 0.393, SLG: 0.435 (7, PH)						0-0 FC4-6 1-2 2-3		0-3 K		1	0	0	0	0	0	2											
Mike Pagliarulo, L OBP: 0.324, SLG: 0.514 (8, 5)						0-0 G5-4-3 1B		0-0 K		1	0	0	0	0	1	1											
Dave Winfield, R OBP: 0.378, SLG: 0.516 (1, 9)	0-0 F8		0-3 K			0-0 G5-4-3 1-2		0-3 K		4	0	0	0	0	2	4											
Don Baylor, R OBP: 0.329, SLG: 0.493 (1, 10)	1-0 HBP		0-3 K			0-0 6-3		0-0 HR		3	1	1	1	0	1	0											
Toby Harrah, R OBP: 0.309, SLG: 0.280 (1, 5)	0-0 F7			0-3 K			0-0 1B HR 1B	0-0 F9		4	1	1	0	0	1	2											
Ken Griffey, L OBP: 0.313, SLG: 0.338 (1, 3)		0-3 K		0-0 4-3			0-0 1B HR 1B	0-0 4-3		4	1	1	0	0	1	0											
Brian Dayett, R OBP: 0.296, SLG: 0.459 (1, 7)		0-0 FC5 BB 1B		0-0 F6			0-0 1B HR 1B	0-0 6-3		4	1	2	3	0	0	0											
Victor Mata, R OBP: 0.323, SLG: 0.467 (1, 8)		0-3 K			0-0 F7		0-0 F7	0-0 F3		4	0	0	0	0	1	1											
Butch Wynegar, S OBP: 0.334, SLG: 0.340 (1, 2)		4-0 BB					0-0 FC4-6 BB 1B	0-0 FC5-4		3	0	2	0	1	0	0											
Omar Moreno, L OBP: 0.284, SLG: 0.367 (9, PR)		1-2 BB			0-0 F7			0-0 FC5-4		0	0	0	0	0	0	0											
<b>Inning Stats</b>	R: 0 E: 0 K: 0 S: 4	H: 1 LOB: 2 BB: 0 P: 5	R: 0 E: 0 K: 2 S: 8	H: 1 LOB: 1 BB: 1 P: 12	R: 0 E: 0 K: 2 S: 7	H: 0 LOB: 0 BB: 0 P: 7	R: 0 E: 0 K: 1 S: 5	H: 0 LOB: 0 BB: 0 P: 5	R: 0 E: 0 K: 0 S: 3	H: 0 LOB: 0 BB: 0 P: 3	R: 0 E: 0 K: 0 S: 3	H: 1 LOB: 0 BB: 0 P: 3	R: 3 E: 0 K: 1 S: 9	H: 4 LOB: 2 BB: 1 P: 13	R: 0 E: 0 K: 0 S: 4	H: 1 LOB: 1 BB: 0 P: 4	R: 0 E: 0 K: 1 S: 6	H: 1 LOB: 1 BB: 0 P: 6	1B: 7 2B: 0 3B: 0 HR: 2	SF: 0 SAC: 0 DP: 1 HBP: 1	WP: 0 PB: 0 SB: 0 CS: 0	PA: 38					
<b>PITCHER</b>	IP	WLS	BF	H	R	ER	SO	BB	IBB	HBP	BLK	WP	HR	S	P	ERA	WHIP										
Floyd Bannister, L ERA: 4.45 (1, 1)	6.0	W	25	6	3	3	5	1	0	1	0	0	1	33	38	4.50	1.167										
Ron Reed, R ERA: 3.45 (7, 1)	3.0	S	13	3	1	1	2	1	0	0	0	0	1	16	20	3.00	1.333										

Chicago White Sox @ New York Yankees  
Yankee Stadium, Bronx, NY  
Wed Aug 08 1984, 3:33 AM EDT  
Att: 22,659 - Unknown

AB 40  
R 5  
H 14  
RBI 5  
BB 2  
SO 4  
LOB 18



Chicago White Sox @ New York Yankees  
Yankee Stadium, Bronx, NY  
Wed Aug 08 1984, 3:33 AM EDT  
Att: 22,659 - Unknown

AB 35  
R 4  
H 9  
RBI 4  
BB 2  
SO 7  
LOB 13





Batter	1	2	3	4	5	6	7	8	9	AB	R	H	RBI	BB	SO	LOB	TOP				
Rudy Law, L (1, 8) OBP: 0.322, SLG: 0.347 Roy Smalley, S (9, PH) OBP: 0.286, SLG: 0.346	0-0 4-3		0-0 F8			0-0 E3 1B HR		0-0 HR BB	0-3 K	3	2	0	0	1	0	2					
Carlton Fisk, R (1, 2) OBP: 0.426, SLG: 0.453	0-0 6-3			0-3 K		0-0 HR 1B		0-0 HR	0-0 F9	5	2	2	2	0	1	2					
Harold Baines, L (1, 9) OBP: 0.360, SLG: 0.534	0-3 K			0-0 4-3		0-0 HR		0-3 K		4	1	1	4	0	2	0					
Greg Luzinski, R (1, 10) OBP: 0.344, SLG: 0.380 Mike Squires, L (8, PR) OBP: 0.237, SLG: 0.197		0-0 F8		0-0 6-3		0-0 4-3		0-0 E6 6-3		4	0	0	0	0	0	0					
Ron Kittle, R (1, 7) OBP: 0.309, SLG: 0.474 Jerry Hairston, S (8, PH) OBP: 0.419, SLG: 0.505	0-3 K				1-0 HBP	0-3 K		0-0 6-3		2	0	0	0	0	2	0					
Tom Paciorek, R (1, 3) OBP: 0.323, SLG: 0.359	0-3 K				0-3 K	5-3		0-0 F7		4	0	0	0	0	2	3					
Vance Law, R (1, 5) OBP: 0.300, SLG: 0.403			0-0 F8		0-3 K		0-0 F8		0-0 1B FC4-2 1B	4	0	1	0	0	1	1	AB 34				
Julio Cruz, S (1, 4) OBP: 0.262, SLG: 0.280			0-3 K		0-3 K		0-0 4-3		0-0 FC4-2 1B	4	0	1	0	0	2	1	R 6				
Jerry Dybzinski, R (1, 6) OBP: 0.346, SLG: 0.330			4-0 BB			4-0 1B HR BB		0-0 F8	0-0 FC4-2	2	1	0	0	2	0	2	H 5				
<b>Inning Stats</b>	R: 0 E: 0 K: 1 S: 5	H: 0 LOB: 0 BB: 0 P: 5	R: 0 E: 0 K: 2 S: 7	H: 0 LOB: 0 BB: 0 P: 7	R: 0 E: 0 K: 1 S: 5	H: 0 LOB: 1 BB: 1 P: 9	R: 0 E: 0 K: 1 S: 5	H: 0 LOB: 0 BB: 0 P: 5	R: 0 E: 0 K: 3 S: 9	H: 0 LOB: 1 BB: 0 P: 10	R: 0 E: 0 K: 0 S: 3	H: 0 LOB: 0 BB: 0 P: 3	R: 2 E: 1 K: 1 S: 7	H: 1 LOB: 2 BB: 1 P: 11	R: 0 E: 0 K: 1 S: 7	H: 2 LOB: 2 BB: 0 P: 7	1B: 3 2B: 0 3B: 0 HR: 2	SF: 0 SAC: 0 DP: 0 HBP: 1	WP: 0 PB: 0 SB: 2 CS: 0	PA: 38	
<b>PITCHER</b>	IP	WLS	BF	H	R	ER	SO	BB	IBB	HBP	BLK	WP	HR	S	P	ERA	WHIP				
Dennis Rasmussen, L (1, 1) ERA: 4.74	7.0	W	28	2	5	4	9	3	0	1	0	0	1	42	55	5.14	0.714				
Jay Howell, R (8, 1) ERA: 2.58	0.1		3	1	1	1	1	0	0	0	0	0	1	5	5	27.00	3.000				
Dave Rightetti, L (8, 1) ERA: 1.88	1.2	S	7	2	0	0	1	0	0	0	0	0	0	9	9	0.00	1.200				

Chicago White Sox @ New York Yankees  
Yankee Stadium, Bronx, NY  
Thu Aug 09 1984, 7:05 PM EDT  
Att: 29,771 - Unknown

AB 34  
R 6  
H 5  
RBI 6  
BB 3  
SO 11  
LOB 14



Batter	1	2	3	4	5	6	7	8	9	AB	R	H	RBI	BB	SO	LOB	BOTTOM				
Bobby Meacham, S (1, 6) OBP: 0.328, SLG: 0.370	0-3 K	0-0 2B 3B		0-0 FC5 1B 1B	0-0 G6-4-3			0-3 K		5	2	2	1	0	2	2					
Toby Harrah, R (1, 4) OBP: 0.311, SLG: 0.289 Tim Foli, R (9, 4) OBP: 0.240, SLG: 0.278	0-0 F3	0-0 1B 2B		0-0 FC5 1B 1B		0-0 FC4-6 1B		0-0 6-3		5	2	2	1	0	0	2					
Steve Kemp, L (1, 7) OBP: 0.396, SLG: 0.436 Brian Dayett, R (9, 7) OBP: 0.296, SLG: 0.459	4-0 BB	0-0 1B		0-0 1B 1B		0-0 FC4-6 1B		0-0 4-3		4	0	2	2	1	0	1					
Dave Winfield, R (1, 9) OBP: 0.382, SLG: 0.519	0-0 1B	0-0 F7		0-0 1B		0-0 G6-4-3 1B		0-0 G6-4-3 1B		4	0	3	1	0	0	1					
Don Baylor, R (1, 10) OBP: 0.326, SLG: 0.487	0-3 K		0-0 F8	0-0 5-3		0-0 G6-4-3		0-0 G6-4-3		4	0	0	0	0	1	6					
Ken Griffey, L (1, 3) OBP: 0.312, SLG: 0.335 Don Mattingly, L (8, 3) OBP: 0.377, SLG: 0.529		0-0 F8	0-0 F9		4-0 WP SF8 BB		0-0 F7			3	1	0	0	1	0	0					
Butch Wynegar, S (1, 2) OBP: 0.339, SLG: 0.341		4-0 2B BB	0-0 G3		0-0 SF8 WP 1B		4-0 5-3 BB			2	1	1	0	2	0	0					
Mike Pagliarulo, L (1, 5) OBP: 0.321, SLG: 0.493		0-0 F9		0-3 K	4-0 G6-4-3 BB		0-0 5-3			3	0	0	0	1	1	2					
Omar Moreno, L (1, 8) OBP: 0.288, SLG: 0.380		0-0 3B 2B		0-0 1B FC5 2B	0-0 SF8		0-0 F9			3	1	2	2	0	0	1					
<b>Inning Stats</b>	R: 0 E: 0 K: 2 S: 8	H: 1 LOB: 2 BB: 1 P: 12	R: 4 E: 0 K: 0 S: 7	H: 4 LOB: 1 BB: 1 P: 11	R: 0 E: 0 K: 0 S: 3	H: 0 LOB: 0 BB: 0 P: 3	R: 2 E: 0 K: 1 S: 9	H: 4 LOB: 0 BB: 0 P: 9	R: 0 E: 0 K: 0 S: 3	H: 1 LOB: 1 BB: 2 P: 11	R: 0 E: 0 K: 0 S: 4	H: 2 LOB: 0 BB: 0 P: 4	R: 0 E: 0 K: 0 S: 3	H: 0 LOB: 1 BB: 1 P: 7	R: 0 E: 0 K: 1 S: 5	H: 0 LOB: 0 BB: 0 P: 5	1B: 8 2B: 3 3B: 1 HR: 0	SF: 1 SAC: 0 DP: 2 HBP: 0	WP: 1 PB: 0 SB: 0 CS: 0	PA: 39	
<b>PITCHER</b>	IP	WLS	BF	H	R	ER	SO	BB	IBB	HBP	BLK	WP	HR	S	P	ERA	WHIP				
Tom Seaver, R (1, 1) ERA: 4.04	3.2	L	22	9	6	6	3	2	0	0	0	0	2	34	14.73	3.000					
Jerry Don Gleason, L (4, 1) ERA: 2.51	1.2		8	2	1	1	0	2	0	0	0	1	0	6	14	5.40	2.400				
Bert Roberge, R (6, 1) ERA: 4.58	2.2		9	1	0	0	1	1	0	0	0	0	0	10	14	0.00	0.750				

Chicago White Sox @ New York Yankees  
Yankee Stadium, Bronx, NY  
Thu Aug 09 1984, 7:05 PM EDT  
Att: 29,771 - Unknown

AB 33  
R 7  
H 12  
RBI 7  
BB 5  
SO 4  
LOB 15





Batter	1	2	3	4	5	6	7	8	9	AB	R	H	RBI	BB	SO	LOB	TOP								
<b>Bobby Meacham, S</b> OBP: 0.325, SLG: 0.366 (1, 6)	1-3		K	F8		S 2B 1B		6-3		5	1	1	0	0	1	3	<b>New York Yankees @ Cleveland Indians</b> Cleveland Municipal Stadium, Cleveland, OH Fri Aug 10 1984, 7:05 PM EDT Unknown								
<b>Tim Foli, R</b> OBP: 0.246, SLG: 0.298 (1, 4)	5-3		6-3 2H WP 2B		F8	1-H 2B		F8		5	1	2	2	0	0	0									
<b>Don Mattingly, L</b> OBP: 0.377, SLG: 0.526 (1, 3)	4-3		6-3		FC4-6 1B	FC6-4 BB		6-3		4	0	1	0	1	0	1									
<b>Dave Winfield, R</b> OBP: 0.380, SLG: 0.514 (1, 9)		3-1 BLK 1B	E5 WP		FC4-6 1-2 HR	K			K	5	1	1	0	0	2	3									
<b>Don Baylor, R</b> OBP: 0.324, SLG: 0.492 (1, 10)	K		F7		1-H HR	FC6-4		5-3		5	1	1	2	0	1	4									
<b>Steve Kemp, L</b> OBP: 0.396, SLG: 0.443 (1, 7)	3-1								F9	5	1	2	0	0	0	1									
<b>Brian Dayett, R</b> OBP: 0.296, SLG: 0.459 (9, 7)	1-3									0	0	0	0	0	0	0									
<b>Butch Wynegar, S</b> OBP: 0.343, SLG: 0.344 (1, 2)				G4-6-3 1B						3	0	2	1	1	0	1									
<b>Mike Pagliarulo, L</b> OBP: 0.317, SLG: 0.494 (1, 5)				1-2 BB		3-H 1B				4	0	1	0	0	1	4									
<b>Omar Moreno, L</b> OBP: 0.291, SLG: 0.379 (1, 8)										3	1	1	0	1	1	1									
<b>Inning Stats</b>	R: 0 E: 0 K: 1 S: 3	H: 0 LOB: 0 BB: 0 P: 3	R: 0 E: 0 K: 1 S: 6	H: 1 LOB: 2 BB: 1 P: 10	R: 2 E: 1 K: 1 S: 8	H: 2 LOB: 1 BB: 0 P: 8	R: 0 E: 0 K: 0 S: 4	H: 2 LOB: 2 BB: 1 P: 8	R: 3 E: 0 K: 1 S: 9	H: 4 LOB: 1 BB: 0 P: 9	R: 1 E: 0 K: 1 S: 7	H: 2 LOB: 2 BB: 1 P: 11	R: 0 E: 0 K: 1 S: 6	H: 1 LOB: 1 BB: 0 P: 6	R: 0 E: 0 K: 0 S: 3	H: 0 LOB: 0 BB: 0 P: 3	R: 0 E: 0 K: 1 S: 5	H: 0 LOB: 0 BB: 0 P: 5	1B: 7 2B: 3 3B: 1 HR: 1	SF: 0 SAC: 0 DP: 1 HBP: 0	WP: 2 PB: 0 SB: 2 CS: 0	PA: 42			
<b>PITCHER</b>	IP	WLS	BF	H	R	ER	SO	BB	IBB	HBP	BLK	WP	HR	S	P	ERA	WHIP								
<b>Don Schulte, R</b> ERA: 6.58 (1, 1)	4.2	L	24	8	5	5	2	2	0	0	1	2	1	26	34	9.64	2.143								
<b>Mike Jeffcoat, L</b> ERA: 2.79 (5, 1)	4.1		18	4	1	1	4	1	0	0	0	0	0	25	29	2.08	1.154								

Batter	1	2	3	4	5	6	7	8	9	AB	R	H	RBI	BB	SO	LOB	BOTTOM								
<b>Brett Butler, L</b> OBP: 0.365, SLG: 0.327 (1, 8)	6-3 3B								F8	3	1	2	0	1	0	1	<b>New York Yankees @ Cleveland Indians</b> Cleveland Municipal Stadium, Cleveland, OH Fri Aug 10 1984, 7:05 PM EDT Unknown								
<b>Jerry Willard, L</b> OBP: 0.290, SLG: 0.376 (9, FH)										1	0	0	0	0	0	1									
<b>George Vukovich, L</b> OBP: 0.345, SLG: 0.415 (1, 9)	K		F8							4	0	2	1	0	1	2									
<b>Julio Franco, R</b> OBP: 0.324, SLG: 0.332 (1, 6)	6-3		F9							4	0	0	1	0	0	4									
<b>Andre Thornton, R</b> OBP: 0.353, SLG: 0.490 (1, 10)	F8									4	1	1	1	0	1	0									
<b>Pat Tabler, R</b> OBP: 0.371, SLG: 0.403 (1, 3)		F7								4	0	1	0	0	1	0									
<b>Chris Bando, S</b> OBP: 0.382, SLG: 0.522 (1, 2)										4	0	1	0	0	1	1									
<b>Mel Hall, L</b> OBP: 0.331, SLG: 0.422 (1, 7)		F9								4	0	0	0	0	0	2									
<b>Brook Jacoby, R</b> OBP: 0.297, SLG: 0.352 (1, 5)		F4								4	1	1	0	0	0	1									
<b>Tony Bernazard, S</b> OBP: 0.310, SLG: 0.286 (1, 4)			F8							4	1	2	1	0	0	0									
<b>Inning Stats</b>	R: 1 E: 0 K: 1 S: 6	H: 1 LOB: 0 BB: 0 P: 6	R: 0 E: 0 K: 0 S: 4	H: 1 LOB: 1 BB: 0 P: 4	R: 0 E: 0 K: 0 S: 3	H: 0 LOB: 1 BB: 1 P: 7	R: 0 E: 0 K: 1 S: 6	H: 1 LOB: 1 BB: 0 P: 6	R: 0 E: 0 K: 0 S: 5	H: 2 LOB: 2 BB: 0 P: 5	R: 1 E: 0 K: 1 S: 6	H: 1 LOB: 0 BB: 0 P: 6	R: 2 E: 0 K: 0 S: 5	H: 3 LOB: 0 BB: 0 P: 5	R: 0 E: 0 K: 1 S: 5	H: 0 LOB: 0 BB: 0 P: 5	R: 0 E: 0 K: 0 S: 4	H: 1 LOB: 1 BB: 0 P: 4	1B: 6 2B: 1 3B: 2 HR: 1	SF: 0 SAC: 0 DP: 1 HBP: 0	WP: 0 PB: 0 SB: 0 CS: 0	PA: 37			
<b>PITCHER</b>	IP	WLS	BF	H	R	ER	SO	BB	IBB	HBP	BLK	WP	HR	S	P	ERA	WHIP								
<b>Joe Cowley, R</b> ERA: 2.6 (1, 1)	6.1	W	28	8	4	4	3	1	0	0	0	0	0	11	11	0.00	0.750								
<b>Jay Howell, R</b> ERA: 2.49 (7, 1)	2.2	S	9	2	0	0	1	0	0	0	0	0	0	11	11	0.00	0.750								







Batter	1	2	3	4	5	6	7	8	9	AB	R	H	RBI	BB	SO	LOB	TOP								
<b>Bobby Meacham, S</b> (1, 6) OBP: 0.329, SLG: 0.364	4-0 6-3 1B BB	0-0 4-3			0-0 F4	0-0 1-2 1B		0-0 F9		4	1	1	0	1	0	0	<b>New York Yankees @ Cleveland Indians</b> Cleveland Municipal Stadium, Cleveland, OH Sat Aug 11 1984, 3:33 AM EDT Att: 15,862 - Unknown <a href="http://livebaseballscores.com">livebaseballscores.com</a>								
<b>Tim Foli, R</b> (1, 4) OBP: 0.237, SLG: 0.287	0-3 K		0-3 K		0-0 F7	0-3 K		0-3 K		5	0	0	0	0	4	3									
<b>Don Mattingly, L</b> (1, 3) OBP: 0.380, SLG: 0.534	0-0 6-3 1-2		0-0 FC5-4 1B		0-0 HR	0-0 1B E 1B		0-0 G3		5	2	3	1	0	0	1									
<b>Dave Winfield, R</b> (1, 9) OBP: 0.386, SLG: 0.526	0-0 2H 1B		0-0 F7		0-0 1B 1B	0-0 1B 1B		0-0 E8 1H 2B 1B		4	2	3	1	0	0	1									
<b>Victor Mata, R</b> (8, 9) OBP: 0.297, SLG: 0.417			0-0 FC5-4 1-2		0-0 1B 1B	0-0 1B 2B		0-0 E5 FC6-4		1	0	0	0	0	0	0									
<b>Don Baylor, R</b> (1, 10) OBP: 0.331, SLG: 0.507	0-3 K		0-0 FC5-4 1-2		0-0 1B 1B	0-0 1B 2B		0-0 FC6-4 BB		5	2	2	1	0	1	3									
<b>Steve Kemp, L</b> (1, 7) OBP: 0.401, SLG: 0.445		4-0 HR BB		0-0 G3	0-0 1B FC1-6 2H	0-0 2H 1B		0-3 K		3	2	2	2	1	0	0									
<b>Brian Dayett, R</b> (8, 7) OBP: 0.276, SLG: 0.425					0-0 FC1-6 1B	0-0 2H 1B		0-0 K		1	0	0	0	0	1	1									
<b>Butch Wynegar, S</b> (1, 2) OBP: 0.341, SLG: 0.339	0-0 F9		0-0 6-3		0-0 F8	0-0 F8		4-0 1-2 BB		4	0	0	0	1	0	4									
<b>Mike Pagliarulo, L</b> (1, 5) OBP: 0.322, SLG: 0.524	0-0 1H HR		0-3 K		0-0 FC1-6 1B	0-0 F6		0-0 1-3 BB		5	1	2	3	0	1	3									
<b>Omar Moreno, L</b> (1, 8) OBP: 0.286, SLG: 0.373	0-3 K				0-0 6-3	0-0 FC1-6 1B		0-0 F8		4	0	0	1	0	1	2									
<b>Inning Stats</b>	R: 1 E: 0 K: 2 S: 8	H: 1 LOB: 1 BB: 1 P: 12	R: 2 E: 0 K: 1 S: 6	H: 1 LOB: 0 BB: 1 P: 10	R: 0 E: 0 K: 1 S: 6	H: 1 LOB: 1 BB: 0 P: 6	R: 0 E: 0 K: 1 S: 5	H: 0 LOB: 0 BB: 0 P: 5	R: 0 E: 0 K: 0 S: 3	H: 0 LOB: 0 BB: 0 P: 3	R: 4 E: 0 K: 1 S: 11	H: 6 LOB: 2 BB: 0 P: 11	R: 3 E: 1 K: 0 S: 7	H: 4 LOB: 1 BB: 0 P: 7	R: 0 E: 0 K: 1 S: 5	H: 0 LOB: 0 BB: 1 P: 5	R: 0 E: 1 K: 1 S: 6	H: 0 LOB: 2 BB: 1 P: 10	1B: 10 2B: 1 3B: 0 HR: 2	SF: 0 SAC: 0 DP: 0 HBP: 0	WP: 0 PB: 0 SB: 0 CS: 0	PA: 44			
<b>PITCHER</b>	IP	WLS	BF	H	R	ER	SO	BB	IBB	HBP	BLK	WP	HR	S	P	ERA	WHIP								
<b>Steve Farr, R</b> (1, 1) ERA: 4.59	5.0	L	23	6	6	6	5	2	0	0	0	0	2	31	39	10.80	1.600								
<b>Jamie Easterly, L</b> (6, 1) ERA: 3.67	4.0		21	7	4	4	3	1	0	0	0	0	0	26	30	9.00	2.000								

Batter	1	2	3	4	5	6	7	8	9	AB	R	H	RBI	BB	SO	LOB	BOTTOM								
<b>Brett Butler, L</b> (1, 8) OBP: 0.362, SLG: 0.324	0-0 F7			0-0 F6		0-0 F7		0-0 4-3		4	0	0	0	0	0	1	<b>New York Yankees @ Cleveland Indians</b> Cleveland Municipal Stadium, Cleveland, OH Sat Aug 11 1984, 3:33 AM EDT Att: 15,862 - Unknown <a href="http://livebaseballscores.com">livebaseballscores.com</a>								
<b>George Vukovich, L</b> (1, 9) OBP: 0.345, SLG: 0.414	0-0 F6			0-0 F9		0-0 1B 1B		0-0 F8		3	0	1	1	0	0	0									
<b>Carmen Castillo, R</b> (8, PH) OBP: 0.309, SLG: 0.480						3H 1B 1B				1	0	0	0	0	0	0									
<b>Julio Franco, R</b> (1, 6) OBP: 0.325, SLG: 0.335	0-0 6-3			0-0 2B		0-0 1-2 1B		0-0 4-3		4	0	2	0	0	0	0									
<b>Andre Thornton, R</b> (1, 10) OBP: 0.351, SLG: 0.488		0-0 F9		0-0 F4		0-0 F4		0-0 F2		4	0	0	0	0	0	3									
<b>Pat Tabler, R</b> (1, 3) OBP: 0.368, SLG: 0.403		0-0 5-3			0-0 F3		0-0 1B 1B	0-0 F9		4	0	1	0	0	0	0									
<b>Mel Hall, L</b> (1, 7) OBP: 0.328, SLG: 0.418		0-0 4-3			0-0 F9		0-0 F7	0-0 3B		3	0	0	0	0	0	1									
<b>Joe Carter, R</b> (8, PH) OBP: 0.297, SLG: 0.417						1-2 1B		0-0 6-3		1	0	0	0	0	0	1									
<b>Brook Jacoby, R</b> (1, 5) OBP: 0.297, SLG: 0.352			0-0 F7		0-3 K		0-0 1-2 1B		0-0 6-3	3	0	1	0	0	1	0									
<b>Mike Fischlin, R</b> (7, PR) OBP: 0.285, SLG: 0.311										1	0	0	0	0	0	1									
<b>Jerry Willard, L</b> (1, 2) OBP: 0.286, SLG: 0.370			0-0 4-3		0-0 4-3		0-0 F9	0-0 F4		3	0	0	0	0	0	2									
<b>Tony Bernazard, S</b> (1, 4) OBP: 0.310, SLG: 0.291			0-0 G3			0-0 1B 3B		0-0 F8		3	1	1	0	0	0	2									
<b>Inning Stats</b>	R: 0 E: 0 K: 0 S: 3	H: 0 LOB: 0 BB: 0 P: 3	R: 0 E: 0 K: 0 S: 3	H: 0 LOB: 0 BB: 0 P: 3	R: 0 E: 0 K: 0 S: 3	H: 0 LOB: 0 BB: 0 P: 3	R: 0 E: 0 K: 0 S: 4	H: 1 LOB: 1 BB: 0 P: 4	R: 0 E: 0 K: 1 S: 5	H: 0 LOB: 0 BB: 0 P: 5	R: 1 E: 0 K: 0 S: 6	H: 3 LOB: 2 BB: 0 P: 6	R: 0 E: 0 K: 0 S: 5	H: 2 LOB: 2 BB: 0 P: 5	R: 0 E: 0 K: 0 S: 3	H: 0 LOB: 0 BB: 0 P: 3	R: 0 E: 0 K: 0 S: 4	H: 1 LOB: 1 BB: 0 P: 4	1B: 4 2B: 1 3B: 2 HR: 0	SF: 0 SAC: 0 DP: 0 HBP: 0	WP: 0 PB: 0 SB: 0 CS: 0	PA: 34			
<b>PITCHER</b>	IP	WLS	BF	H	R	ER	SO	BB	IBB	HBP	BLK	WP	HR	S	P	ERA	WHIP								
<b>Phil Niekro, R</b> (1, 1) ERA: 2.75	7.0	W	27	6	1	1	1	0	0	0	0	0	0	29	29	1.29	0.857								
<b>Bob Shirley, L</b> (8, 1) ERA: 3.94	2.0		7	1	0	0	0	0	0	0	0	0	0	7	7	0.00	0.500								



Batter	1	2	3	4	5	6	7	8	9	AB	R	H	RBI	BB	SO	LOB	TOP			
Willie Randolph, R (1,4) OBP: 0.380, SLG: 0.362 Toby Harrah, R (8,4) OBP: 0.316, SLG: 0.291	F9			F8		1B			K	3	0	1	0	0	0	0	<b>New York Yankees @ Cleveland Indians</b> Cleveland Municipal Stadium, Cleveland, OH Sun Aug 12 1984, 3:33 AM EDT Att: 17,143 - Unknown <a href="http://livebaseballscorecards.com">livebaseballscorecards.com</a>			
Bobby Meacham, S (1,6) OBP: 0.322, SLG: 0.357	F7			G3		K			F8	4	0	0	0	0	1	2				
Don Mattingly, L (1,3) OBP: 0.361, SLG: 0.533	G3			FC6-4 HBP					K	3	0	1	0	0	1	0				
Dave Winfield, R (1,9) OBP: 0.385, SLG: 0.523		F2		FC6-4 1-2					1B	4	0	1	0	0	0	3				
Don Baylor, R (1,10) OBP: 0.329, SLG: 0.503	F8				6-3				G6-4-3 1-2	3	0	0	0	0	0	1				
Steve Kemp, L (1,7) OBP: 0.400, SLG: 0.444					F7				4-3	3	0	1	0	0	0	0				
Mike Pagliarulo, L (1,5) OBP: 0.311, SLG: 0.506				6-3					F9	3	0	0	0	0	0	0				
Omar Moreno, L (1,8) OBP: 0.283, SLG: 0.368				F9					4-3	3	0	0	0	0	1	0				
Rick Cerone, R (1,2) OBP: 0.250, SLG: 0.286				K					F6	3	0	1	0	0	1	0				
<b>Inning Stats</b>	R: 0 E: 0 K: 0 S: 3	H: 0 LOB: 0 BB: 0 P: 3	R: 0 E: 0 K: 0 S: 3	H: 1 LOB: 1 BB: 0 P: 3	R: 0 E: 0 K: 1 S: 5	H: 0 LOB: 0 BB: 0 P: 5	R: 0 E: 0 K: 0 S: 3	H: 0 LOB: 1 BB: 0 P: 4	R: 0 E: 0 K: 0 S: 8	H: 1 LOB: 1 BB: 0 P: 8	R: 0 E: 0 K: 1 S: 5	H: 1 LOB: 0 BB: 0 P: 5	R: 0 E: 0 K: 0 S: 3	H: 0 LOB: 0 BB: 0 P: 3	R: 0 E: 0 K: 1 S: 7	H: 2 LOB: 2 BB: 0 P: 7	1B: 5 2B: 0 3B: 0 HR: 0	SF: 0 SAC: 0 DP: 1 HBP: 1	WP: 0 PB: 0 SB: 0 CS: 0	PA: 31
<b>PITCHER</b> Bert Blyleven, R (1,1) ERA: 3.15	IP: 9.0 WLS: W BF: 31 H: 5 R: 0 ER: 0 SO: 5 BB: 0 IBB: 0 HBP: 1 BLK: 0 WP: 0 HR: 0 S: 40 P: 41 ERA: 0.00 WHIP: 0.556															<b>PITCHER</b>				

Batter	1	2	3	4	5	6	7	8	9	AB	R	H	RBI	BB	SO	LOB	BOTTOM				
Brett Butler, L (1,8) OBP: 0.364, SLG: 0.326	F8 1B		K			HR BB			K	4	2	2	0	1	2	1	<b>New York Yankees @ Cleveland Indians</b> Cleveland Municipal Stadium, Cleveland, OH Sun Aug 12 1984, 3:33 AM EDT Att: 17,143 - Unknown <a href="http://livebaseballscorecards.com">livebaseballscorecards.com</a>				
Joe Carter, R (1,7) OBP: 0.316, SLG: 0.506	F8 1-3					HR 1-H			5-3	5	2	3	6	0	0	1					
Julio Franco, R (1,6) OBP: 0.327, SLG: 0.336	K			FC6-5 1B		2B 1B			F4	4	0	2	0	1	1	1					
Andre Thornton, R (1,10) OBP: 0.354, SLG: 0.489	4-3					BB			F2	3	0	1	0	2	0	2					
Pat Tabler, R (1,3) OBP: 0.367, SLG: 0.399 Mike Hargrove, L (8,3) OBP: 0.366, SLG: 0.354		K				BB			K	3	0	0	0	1	2	3					
Carmen Castillo, R (1,9) OBP: 0.304, SLG: 0.471 George Vukovich, L (7,PH) OBP: 0.344, SLG: 0.412		6-3				BB			K	0	0	0	0	0	0	0					
Chris Bando, S (1,2) OBP: 0.359, SLG: 0.513				K					3-1	3	0	0	0	0	1	5					
Chris Bando, S (1,2) OBP: 0.359, SLG: 0.513				5-3		FC6-5 2-3F			F8	4	0	1	0	0	0	2					
Brook Jacoby, R (1,5) OBP: 0.299, SLG: 0.353									F3	4	1	2	0	0	0	1					
Mike Fischlin, R (1,4) OBP: 0.268, SLG: 0.313				SH1-4 1B					F3	3	1	1	0	0	0	1					
				SH1-4 1-2					F4												
									F5												
<b>Inning Stats</b>	R: 0 E: 0 K: 1 S: 6	H: 1 LOB: 1 BB: 0 P: 6	R: 0 E: 0 K: 1 S: 5	H: 0 LOB: 0 BB: 0 P: 5	R: 0 E: 0 K: 1 S: 6	H: 2 LOB: 2 BB: 0 P: 6	R: 0 E: 0 K: 1 S: 6	H: 1 LOB: 2 BB: 1 P: 10	R: 2 E: 0 K: 0 S: 6	H: 3 LOB: 3 BB: 2 P: 14	R: 4 E: 0 K: 1 S: 9	H: 4 LOB: 1 BB: 1 P: 13	R: 0 E: 0 K: 0 S: 4	H: 1 LOB: 1 BB: 0 P: 4	R: 0 E: 0 K: 1 S: 5	H: 0 LOB: 1 BB: 1 P: 9		1B: 9 2B: 1 3B: 0 HR: 2	SF: 0 SAC: 1 DP: 0 HBP: 0	WP: 0 PB: 0 SB: 1 CS: 0	PA: 40
<b>PITCHER</b> Ron Guidry, L (1,1) ERA: 4.21 Mike Armstrong, R (6,1) ERA: 3.71	IP: 5.1 WLS: L BF: 29 H: 11 R: 6 ER: 6 SO: 4 BB: 3 IBB: 0 HBP: 0 BLK: 0 WP: 0 HR: 2 S: 34 P: 46 ERA: 10.12 WHIP: 2.625															<b>PITCHER</b>					







Batter	1	2	3	4	5	6	7	8	9	AB	R	H	RBI	BB	SO	LOB	TOP								
Jack Perconte, L (1,4) OBP: 0.365, SLG: 0.351										4	0	1	0	0	0	0									
Spike Owen, S (1,6) OBP: 0.330, SLG: 0.362										4	0	0	0	0	0	1									
Alvin Davis, L (1,3) OBP: 0.400, SLG: 0.522										4	0	2	0	0	1	0									
Al Cowens, R (1,9) OBP: 0.310, SLG: 0.449										4	1	1	0	0	2	2									
Steve Henderson, R (1,10) OBP: 0.362, SLG: 0.453										3	0	0	0	0	2	1									
Barry Bonnell, R (1,7) OBP: 0.301, SLG: 0.366										3	0	0	0	0	3	0									
Phil Bradley, R (7,7) OBP: 0.363, SLG: 0.328										0	0	0	0	0	0	0									
Ivan Calderon, R (1,8) OBP: 0.214, SLG: 0.385										3	1	1	1	0	0	0									
Jim Presley, R (1,5) OBP: 0.255, SLG: 0.368										3	0	0	0	0	1	0									
Domingo Ramos, R (8,5) OBP: 0.243, SLG: 0.229										0	0	0	0	0	0	0									
Bob Kearney, R (1,2) OBP: 0.282, SLG: 0.375										3	0	0	0	0	0	0									
<b>Inning Stats</b>	R: 0 E: 0 K: 1 S: 6	H: 2 LOB: 1 BB: 0 P: 6	R: 0 E: 0 K: 2 S: 7	H: 0 LOB: 0 BB: 0 P: 7	R: 0 E: 0 K: 0 S: 3	H: 0 LOB: 0 BB: 0 P: 3	R: 0 E: 0 K: 2 S: 8	H: 1 LOB: 1 BB: 0 P: 8	R: 1 E: 0 K: 1 S: 6	H: 1 LOB: 0 BB: 0 P: 6	R: 0 E: 0 K: 1 S: 5	H: 0 LOB: 0 BB: 0 P: 5	R: 1 E: 1 K: 1 S: 6	H: 1 LOB: 0 BB: 0 P: 6	R: 0 E: 0 K: 1 S: 5	H: 0 LOB: 0 BB: 0 P: 5	R: 0 E: 0 K: 0 S: 3	H: 0 LOB: 0 BB: 0 P: 3	1B: 2 2B: 2 3B: 0 HR: 1	SF: 0 SAC: 0 DP: 1 HBP: 0	WP: 0 SB: 0 CS: 0	PA: 31			
<b>PITCHER</b> Dennis Rasmussen, L (1,1) ERA: 4.41	IP: 9.0 WLS: L BF: 31	H: 5 R: 2 ER: 1 SO: 9	BB: 0 IBB: 0 HBP: 0 BLK: 0	WP: 0 HR: 1 S: 49 P: 49	ERA: 1.00 WHIP: 0.556																				

Seattle Mariners @ New York Yankees  
Yankee Stadium, Bronx, NY  
Tue Aug 14 1984, 7:05 PM EDT  
Att: 20,489 - Unknown

AB 31  
R 2  
H 5  
RBI 1  
BB 0  
SO 9  
LOB 4



Batter	1	2	3	4	5	6	7	8	9	AB	R	H	RBI	BB	SO	LOB	BOTTOM								
Willie Randolph, R (1,4) OBP: 0.381, SLG: 0.366										3	1	1	0	1	0	0									
Bobby Meacham, S (1,6) OBP: 0.323, SLG: 0.351										2	0	1	1	0	1	0									
Dave Winfield, R (1,9) OBP: 0.381, SLG: 0.514										3	0	0	0	1	1	2									
Don Baylor, R (1,10) OBP: 0.324, SLG: 0.492										3	0	0	0	1	1	2									
Toby Harrah, R (1,5) OBP: 0.324, SLG: 0.294										3	0	1	0	1	0	5									
Don Mattingly, L (1,3) OBP: 0.378, SLG: 0.527										4	0	0	0	0	0	2									
Brian Dayett, R (1,7) OBP: 0.286, SLG: 0.422										3	0	1	0	1	0	0									
Omar Moreno, L (9, PR) OBP: 0.289, SLG: 0.374										0	0	0	0	0	0	0									
Victor Mata, R (1,8) OBP: 0.317, SLG: 0.425										4	0	2	0	0	1	1									
Rick Cerone, R (1,2) OBP: 0.235, SLG: 0.268										4	0	0	0	0	1	4									
<b>Inning Stats</b>	R: 0 E: 0 K: 0 S: 4	H: 1 LOB: 2 BB: 1 P: 8	R: 0 E: 0 K: 1 S: 6	H: 1 LOB: 0 BB: 0 P: 6	R: 1 E: 0 K: 0 S: 4	H: 1 LOB: 0 BB: 0 P: 4	R: 0 E: 0 K: 0 S: 5	H: 3 LOB: 2 BB: 0 P: 5	R: 0 E: 0 K: 0 S: 3	H: 0 LOB: 2 BB: 2 P: 11	R: 0 E: 0 K: 1 S: 5	H: 0 LOB: 0 BB: 0 P: 5	R: 0 E: 0 K: 1 S: 5	H: 0 LOB: 0 BB: 0 P: 5	R: 0 E: 0 K: 2 S: 7	H: 0 LOB: 1 BB: 1 P: 11	R: 0 E: 0 K: 0 S: 2	H: 0 LOB: 1 BB: 1 P: 6	1B: 5 2B: 1 3B: 1 HR: 0	SF: 1 SAC: 1 DP: 3 HBP: 0	WP: 0 SB: 0 CS: 0	PA: 36			
<b>PITCHER</b> Mark Langston, L (1,1) ERA: 3.41	IP: 8.0 WLS: W BF: 34	H: 6 R: 1 ER: 1 SO: 5	BB: 4 IBB: 1 HBP: 0 BLK: 0	WP: 0 HR: 0 S: 39 P: 59	ERA: 1.12 WHIP: 1.250																				
Ed Vande Berg, L (9,1) ERA: 4.79	IP: 1.0 WLS: S BF: 2	H: 0 R: 0 ER: 0 SO: 0	BB: 0 IBB: 0 HBP: 0 BLK: 0	WP: 0 HR: 0 S: 2 P: 2	ERA: 0.00 WHIP: 0.000																				

Seattle Mariners @ New York Yankees  
Yankee Stadium, Bronx, NY  
Tue Aug 14 1984, 7:05 PM EDT  
Att: 20,489 - Unknown

AB 29  
R 1  
H 6  
RBI 1  
BB 5  
SO 5  
LOB 16





Batter	1	2	3	4	5	6	7	8	9	AB	R	H	RBI	BB	SO	LOB	TOP											
Jack Perconte, L OBP: 0.366, SLG: 0.349	0-3 K	4-0 BB		0-0 L1		4-0 BB			0-0 E4 SH1-3	3	0	0	0	2	1	0												
Spike Owen, S OBP: 0.330, SLG: 0.361	0-0 F7	0-3 K			0-0 F7	0-0 BB			0-0 SH1-3	4	0	1	1	0	1	2												
Alvin Davis, L OBP: 0.402, SLG: 0.522	0-0 BB 1B		0-0 4-3		0-0 BB 1B				4-0 BB	4	1	2	0	1	0	2												
Ken Phelps, L OBP: 0.399, SLG: 0.596	4-0 BB 1B		0-0 G3		4-0 BB 1B				0-3 K	2	0	0	0	2	0	0												
Steve Henderson, R OBP: 0.361, SLG: 0.450	1-2 BB				1-2 BB				0-0 K	1	0	0	0	0	1	2												
Al Cowens, R OBP: 0.311, SLG: 0.448	0-0 1-2 2-H 1B		0-0 1B		0-3 K				0-0 4-3	5	0	2	1	0	1	4												
Ivan Calderon, R OBP: 0.222, SLG: 0.353	0-0 F9		0-0 1B		0-3 K				0-0 4-3	4	0	1	0	0	1	4												
Larry Milbourne, S OBP: 0.311, SLG: 0.300		0-0 2-3		0-0 F6		0-0 F7			0-0 F7	4	0	0	0	0	0	2												
Bob Kearney, R OBP: 0.279, SLG: 0.372		0-3 K		0-0 B5-3		0-3 K			0-0 F7	3	0	0	0	0	2	0												
Orlando Mercado, R OBP: 0.242, SLG: 0.250									0-0 F7	1	0	0	0	0	0	0												
Phil Bradley, R OBP: 0.366, SLG: 0.328		0-0 S 1B		0-0 F9		4-0 S 1B BB			0-3 K	3	1	1	0	1	1	0												
<b>Inning Stats</b>	R: 1 E: 0 K: 1 S: 7	H: 2 LOB: 2 BB: 1 P: 11	R: 0 E: 0 K: 2 S: 8	H: 1 LOB: 2 BB: 1 P: 12	R: 0 E: 0 K: 0 S: 5	H: 2 LOB: 0 BB: 0 P: 5	R: 0 E: 0 K: 0 S: 3	H: 0 LOB: 0 BB: 0 P: 3	R: 0 E: 0 K: 1 S: 6	H: 1 LOB: 2 BB: 2 P: 14	R: 0 E: 0 K: 0 S: 3	H: 0 LOB: 0 BB: 0 P: 3	R: 0 E: 0 K: 1 S: 5	H: 0 LOB: 0 BB: 0 P: 5	R: 0 E: 1 K: 1 S: 6	H: 0 LOB: 2 BB: 1 P: 10	1B: 7 2B: 0 3B: 0 HR: 0	SF: 0 SAC: 1 DP: 0 HBP: 0	WP: 0 PB: 0 CS: 0	PA: 41								
<b>PITCHER</b>	IP	WLS	BF	H	R	ER	SO	BB	IBB	HBP	BLK	WP	HR	S	P	ERA	WHIP											
Joe Cowley, R ERA: 2.7	(1, 1)	5.2	W	29	7	2	2	6	5	0	0	0	0	0	36	56	3.18	2.118										
Jay Howell, R ERA: 2.34	(6, 1)	2.2		9	0	0	0	1	0	0	0	0	0	11	11	0.00	0.000											
Dave Righetti, L ERA: 1.93	(9, 1)	0.2	S	3	0	0	0	1	1	0	0	0	0	4	8	0.00	1.500											

Seattle Mariners @ New York Yankees  
Yankee Stadium, Bronx, NY  
Wed Aug 15 1984, 3:33 AM EDT  
Att: 20,189 - Unknown

AB	34
R	2
H	7
RBI	2
BB	6
SO	8
LOB	16



Batter	1	2	3	4	5	6	7	8	9	AB	R	H	RBI	BB	SO	LOB	BOTTOM										
Willie Randolph, R OBP: 0.380, SLG: 0.365	0-3 K		0-0 3-1		0-0 L4			0-0 BB 1B		4	0	1	0	0	1	0											
Bobby Meacham, S OBP: 0.326, SLG: 0.354	0-0 BB 2B 1B		0-0 F8			0-0 F9		0-0 BB 1B		4	1	2	0	0	0	0											
Don Mattingly, L OBP: 0.380, SLG: 0.529	0-0 1-H FC5-2 2B			0-0 PB BB 1B		0-3 K		0-0 F9		4	1	2	1	0	1	2											
Dave Winfield, R OBP: 0.379, SLG: 0.511	0-0 FC5-2			0-0 1-H BB 1B		0-0 F8		0-0 F2		4	1	1	1	0	0	3											
Steve Kemp, L OBP: 0.393, SLG: 0.435	0-0 3-H F9			0-0 F2				0-0 F7		3	0	0	0	0	0	2											
Ken Griffey, L OBP: 0.311, SLG: 0.337		0-0 5-3		0-0 2-H G6-3 1B		0-0 4-3				3	0	1	1	0	0	0											
Butch Wynegar, S OBP: 0.346, SLG: 0.340		0-0 CS 1B		0-0 2-H G6-3		4-0 BB				2	0	1	0	1	0	1											
Mike Pagliarulo, L OBP: 0.295, SLG: 0.478	0-3 K				0-0 F7			0-3 K		3	0	0	0	0	2	2											
Omar Moreno, L OBP: 0.286, SLG: 0.370			0-0 4-3		0-0 4-3			0-0 4-3		3	0	0	0	0	0	0											
<b>Inning Stats</b>	R: 1 E: 0 K: 1 S: 7	H: 2 LOB: 1 BB: 0 P: 7	R: 0 E: 0 K: 1 S: 5	H: 1 LOB: 0 BB: 0 P: 5	R: 0 E: 0 K: 0 S: 3	H: 0 LOB: 0 BB: 0 P: 3	R: 2 E: 0 K: 0 S: 5	H: 3 LOB: 0 BB: 0 P: 5	R: 0 E: 0 K: 1 S: 5	H: 0 LOB: 0 BB: 0 P: 3	R: 0 E: 0 K: 1 S: 5	H: 0 LOB: 1 BB: 1 P: 9	R: 0 E: 0 K: 0 S: 5	H: 2 LOB: 2 BB: 0 P: 5	R: 0 E: 0 K: 1 S: 5	H: 0 LOB: 0 BB: 0 P: 5	1B: 7 2B: 2 3B: 0 HR: 0	SF: 0 SAC: 0 DP: 2 HBP: 0	WP: 0 PB: 1 CS: 1	PA: 31							
<b>PITCHER</b>	IP	WLS	BF	H	R	ER	SO	BB	IBB	HBP	BLK	WP	HR	S	P	ERA	WHIP										
Jim Beattie, R ERA: 3.61	(1, 1)	8.0	L	31	8	3	2	4	1	0	0	0	0	38	42	2.25	1.125										

Seattle Mariners @ New York Yankees  
Yankee Stadium, Bronx, NY  
Wed Aug 15 1984, 3:33 AM EDT  
Att: 20,189 - Unknown

AB	30
R	3
H	8
RBI	3
BB	1
SO	4
LOB	10





Batter	1	2	3	4	5	6	7	8	9	AB	R	H	RBI	BB	SO	LOB	TOP					
Jack Perconte, L OBP: 0.363, SLG: 0.346	F8	F7			F7			5-3		4	0	0	0	0	0	1	Seattle Mariners @ New York Yankees Yankee Stadium, Bronx, NY Thu Aug 16 1984, 7:05 PM EDT Att: 14,055 - Unknown					
Spike Owen, S OBP: 0.327, SLG: 0.358	K		3-1			G3		F9		4	0	0	0	0	1	0						
Alvin Davis, L OBP: 0.399, SLG: 0.517	4-3		F3			4-3			K	4	0	0	0	0	1	0						
Ken Phelps, L OBP: 0.405, SLG: 0.627		BB 1B 3B BB	4-3			HR			HR	3	3	2	2	1	0	0						
Al Cowens, R OBP: 0.311, SLG: 0.446		BB 1-2 3B 1B		1-3		1-3			5-3	4	1	1	0	0	0	0						
Steve Henderson, R OBP: 0.361, SLG: 0.446		BB 1-2 2-3 3B BB		F7			5-3		G1	2	1	0	0	0	1	0						
Barry Bonnell, R OBP: 0.301, SLG: 0.365										1	0	0	0	0	0	0						
Larry Milbourne, S OBP: 0.312, SLG: 0.312										3	0	1	3	0	0	0						
Domingo Ramos, R OBP: 0.243, SLG: 0.229		1-H 2-H 3-H 3B		4-3			1-3			0	0	0	0	0	0	0						
Phil Bradley, R OBP: 0.361, SLG: 0.323		K			K			K		3	0	0	0	0	3	1						
Orlando Mercado, R OBP: 0.231, SLG: 0.238		F7			F6			F8		3	0	0	0	0	0	1						
<b>Inning Stats</b>	R: 0 E: 0 K: 1 S: 5	H: 0 LOB: 0 BB: 0 P: 5	R: 3 E: 0 K: 1 S: 7	H: 2 LOB: 1 BB: 2 P: 15	R: 0 E: 0 K: 0 S: 3	H: 0 LOB: 0 BB: 0 P: 3	R: 0 E: 0 K: 0 S: 3	H: 0 LOB: 0 BB: 0 P: 3	R: 0 E: 0 K: 1 S: 5	H: 0 LOB: 0 BB: 0 P: 5	R: 1 E: 0 K: 0 S: 4	H: 1 LOB: 0 BB: 0 P: 4	R: 0 E: 0 K: 0 S: 5	H: 0 LOB: 0 BB: 0 P: 5	R: 0 E: 0 K: 0 S: 3	H: 0 LOB: 0 BB: 0 P: 3	R: 1 E: 0 K: 0 S: 6	H: 1 LOB: 0 BB: 0 P: 6	1B: 1 2B: 0 3B: 1 HR: 2	SF: 0 SAC: 0 DP: 0 HBP: 0	WP: 0 PB: 0 SB: 0 CS: 0	PA: 33
<b>PITCHER</b> Phil Niekro, R ERA: 2.86	IP: 9.0 WLS: L BF: 33	H: 4 R: 5 ER: 5 SO: 5	BB: 2 IBB: 0 HBP: 0 BLK: 0	WP: 0 HR: 2 S: 41 P: 49	ERA: 5.00 WHIP: 0.667	<b>PITCHER</b> IP: WLS: BF: H: R: ER: SO: BB: IBB: HBP: BLK: WP: HR: S: P: ERA: WHIP																

Batter	1	2	3	4	5	6	7	8	9	AB	R	H	RBI	BB	SO	LOB	BOTTOM					
Willie Randolph, R OBP: 0.380, SLG: 0.366	6-3		K			F8		WP BB 1-2 2-3 1B		5	0	2	0	0	1	1	Seattle Mariners @ New York Yankees Yankee Stadium, Bronx, NY Thu Aug 16 1984, 7:05 PM EDT Att: 14,055 - Unknown					
Bobby Meacham, S OBP: 0.323, SLG: 0.347	4-3			B1-3		6-3		WP BB 1-2 2-3 3-H 1B	F8	4	0	0	1	1	0	3						
Don Mattingly, L OBP: 0.379, SLG: 0.527				4-3			4-3	F4		4	0	1	0	0	0	2						
Dave Winfield, R OBP: 0.378, SLG: 0.507	4-3			K			6-3		IBB	3	0	0	0	1	1	1						
Steve Kemp, L OBP: 0.390, SLG: 0.431		F7			4-3			F7		3	0	0	0	0	0	0						
Don Baylor, R OBP: 0.323, SLG: 0.491							6-3			1	0	0	0	0	0	3						
Ken Griffey, L OBP: 0.313, SLG: 0.343		L3			1-3			1B 1B 1B 1B	1B 2B	4	2	2	0	0	0	0						
Butch Wynegar, S OBP: 0.345, SLG: 0.339		G3			G3			1B BB 1B 1B	F7	4	1	1	0	0	0	1						
Mike Pagliarulo, L OBP: 0.303, SLG: 0.473			K			FC4-B BB		BB BB 1-2 WP 1B	K	3	1	1	1	1	2	1						
Omar Moreno, L OBP: 0.285, SLG: 0.368			F2			FC4-6 1-2		3-H 0-0 F7	1B	4	0	1	1	0	0	3						
<b>Inning Stats</b>	R: 0 E: 0 K: 0 S: 4	H: 1 LOB: 1 BB: 0 P: 4	R: 0 E: 0 K: 0 S: 3	H: 0 LOB: 0 BB: 0 P: 3	R: 0 E: 0 K: 2 S: 7	H: 0 LOB: 0 BB: 0 P: 7	R: 0 E: 0 K: 1 S: 5	H: 0 LOB: 0 BB: 0 P: 5	R: 0 E: 0 K: 0 S: 3	H: 0 LOB: 0 BB: 0 P: 3	R: 0 E: 0 K: 0 S: 3	H: 0 LOB: 1 BB: 1 P: 7	R: 0 E: 0 K: 0 S: 3	H: 0 LOB: 0 BB: 0 P: 3	R: 3 E: 0 K: 0 S: 7	H: 4 LOB: 3 BB: 2 P: 15	R: 1 E: 0 K: 1 S: 8	H: 3 LOB: 2 BB: 0 P: 8	1B: 7 2B: 1 3B: 0 HR: 0	SF: 0 SAC: 0 DP: 0 HBP: 0	WP: 1 PB: 0 SB: 0 CS: 0	PA: 38
<b>PITCHER</b> Salome Barojas, R ERA: 3.76	IP: 7.0 WLS: W BF: 26	H: 4 R: 3 ER: 3 SO: 3	BB: 1 IBB: 0 HBP: 0 BLK: 0	WP: 0 HR: 0 S: 31 P: 35	ERA: 3.86 WHIP: 0.714	<b>PITCHER</b> IP: WLS: BF: H: R: ER: SO: BB: IBB: HBP: BLK: WP: HR: S: P: ERA: WHIP																
Mike Stanton, R ERA: 3.09	(8, 1)	0.1	3	1	0	0	0	1	0	0	0	0	0	0	2	6	0.00	6.000				
Ed Vande Berg, L ERA: 4.77	(8, 1)	0.1	2	0	0	0	0	0	1	0	0	1	0	1	5	0.00	0.000					
Ed Nunez, R ERA: 3.45	(8, 1)	1.1	S 7	3	1	1	1	0	0	0	0	0	0	9	9	6.75	2.250					



Batter	1	2	3	4	5	6	7	8	9	AB	R	H	RBI	BB	SO	LOB	TOP					
Rickey Henderson, R OBP: 0.404, SLG: 0.464 (1, 7)										5	2	2	0	0	1	0						
Carney Lansford, R OBP: 0.329, SLG: 0.401 (1, 5)										5	0	1	1	1	0	2	1					
Dwayne Murphy, L OBP: 0.339, SLG: 0.471 (1, 8)										5	2	2	0	0	0	1						
Dave Kingman, R OBP: 0.333, SLG: 0.542 (1, 10)										3	2	2	3	1	1	1						
Davey Lopes, R OBP: 0.348, SLG: 0.423 Mike Davis, L OBP: 0.263, SLG: 0.335 (1, 9)										3	1	1	0	0	0	2						
Mike Heath, R OBP: 0.291, SLG: 0.418 (1, 2)										3	0	1	1	0	0	1						
Bruce Bochte, L OBP: 0.333, SLG: 0.342 (1, 3)										4	0	1	1	0	0	2						
Donnie Hill, S OBP: 0.237, SLG: 0.278 (1, 6)										4	0	0	0	0	0	3						
Tony Phillips, S OBP: 0.332, SLG: 0.352 (1, 4)										4	0	0	0	0	1	2						
<b>Inning Stats</b>	R: 4 E: 1 K: 1 S: 10	H: 5 LOB: 1 BB: 0 P: 10	R: 0 E: 0 K: 0 S: 3	H: 0 LOB: 0 BB: 0 P: 3	R: 2 E: 0 K: 0 S: 5	H: 3 LOB: 0 BB: 0 P: 5	R: 0 E: 0 K: 0 S: 3	H: 0 LOB: 0 BB: 0 P: 3	R: 0 E: 0 K: 0 S: 3	H: 0 LOB: 1 BB: 1 P: 7	R: 0 E: 0 K: 0 S: 3	H: 0 LOB: 0 BB: 0 P: 3	R: 1 E: 0 K: 1 S: 7	H: 2 LOB: 1 BB: 0 P: 7	R: 0 E: 0 K: 1 S: 6	H: 1 LOB: 2 BB: 0 P: 7	R: 0 E: 0 K: 2 S: 7	H: 0 LOB: 0 BB: 0 P: 7	1B: 10 2B: 0 3B: 0 HR: 1	SF: 0 SAC: 0 DP: 1 HBP: 1	WP: 0 PB: 0 SB: 1 CS: 0	PA: 39
<b>PITCHER</b>	IP WLS BF H R ER SO BB IBB HBP BLK WP HR S P ERA WHIP	IP WLS BF H R ER SO BB IBB HBP BLK WP HR S P ERA WHIP																				
Ray Fontenot, L ERA: 4.32 (1, 1)	6.2 L 30 10 7 5 1 1 0 0 0 0 1 31 35 6.75 1.650																					
Dale Murray, R ERA: 0.82 (7, 1)	1.1 6 1 0 0 2 0 0 1 0 0 0 9 10 0.00 0.750																					
Mike Armstrong, R ERA: 3.23 (9, 1)	1.0 3 0 0 0 2 0 0 0 0 0 0 7 7 0.00 0.000																					

Oakland Athletics @ New York Yankees  
Yankee Stadium, Bronx, NY  
Fri Aug 17 1984, 7:05 PM EDT  
Att: 27,422 - Unknown

AB 37  
R 7  
H 11  
RBI 6  
BB 1  
SO 5  
LOB 13



Batter	1	2	3	4	5	6	7	8	9	AB	R	H	RBI	BB	SO	LOB	BOTTOM					
Willie Randolph, R OBP: 0.378, SLG: 0.362 (1, 4)										4	1	0	0	1	1	0						
Bobby Meacham, S OBP: 0.325, SLG: 0.355 (1, 6)										4	1	2	0	1	0	1						
Dave Winfield, R OBP: 0.381, SLG: 0.507 (1, 9)										4	0	2	1	1	2	1						
Don Baylor, R OBP: 0.320, SLG: 0.487 (1, 10)										3	0	0	1	0	0	4						
Toby Harrah, R OBP: 0.324, SLG: 0.295 Tim Foli, R OBP: 0.253, SLG: 0.301 (1, 5)										3	0	1	0	0	2	2						
Don Mattingly, L OBP: 0.380, SLG: 0.526 (1, 3)										4	0	2	0	0	0	1						
Brian Dayett, R OBP: 0.287, SLG: 0.412 Ken Griffey, L OBP: 0.312, SLG: 0.342 (1, 7)										2	0	0	0	1	1	1						
Ken Griffey, L OBP: 0.312, SLG: 0.342 (6, PH)										1	0	0	0	0	0	2						
Victor Mata, R OBP: 0.356, SLG: 0.488 (1, 8)										3	0	3	1	0	0	0						
Rick Cerone, R OBP: 0.225, SLG: 0.256 (1, 2)										4	0	0	0	0	2	5						
<b>Inning Stats</b>	R: 1 E: 0 K: 1 S: 6	H: 1 LOB: 1 BB: 1 P: 10	R: 0 E: 0 K: 2 S: 8	H: 1 LOB: 1 BB: 0 P: 8	R: 0 E: 0 K: 2 S: 7	H: 0 LOB: 1 BB: 1 P: 11	R: 0 E: 0 K: 0 S: 4	H: 2 LOB: 2 BB: 1 P: 8	R: 1 E: 0 K: 1 S: 7	H: 2 LOB: 1 BB: 0 P: 7	R: 0 E: 0 K: 0 S: 4	H: 2 LOB: 1 BB: 0 P: 4	R: 0 E: 0 K: 0 S: 3	H: 1 LOB: 1 BB: 1 P: 7	R: 1 E: 0 K: 1 S: 7	H: 2 LOB: 1 BB: 0 P: 7	R: 0 E: 0 K: 1 S: 5	H: 0 LOB: 0 BB: 0 P: 5	1B: 9 2B: 2 3B: 0 HR: 0	SF: 2 SAC: 0 DP: 2 HBP: 0	WP: 1 PB: 0 SB: 0 CS: 1	PA: 40
<b>PITCHER</b>	IP WLS BF H R ER SO BB IBB HBP BLK WP HR S P ERA WHIP	IP WLS BF H R ER SO BB IBB HBP BLK WP HR S P ERA WHIP																				
Bill Krueger, L ERA: 4.75 (1, 1)	6.1 W 30 9 2 2 2 6 4 0 0 0 0 3 3 13.50 3.000																					
Keith Altherton, R ERA: 4.2 (7, 1)	0.2 3 2 1 1 0 0 0 0 0 0 0 3 3 0.00 0.000																					
Tom Burgmeier, L ERA: 1.4 (8, 1)	1.0 3 0 0 0 1 0 0 0 0 0 0 5 5 0.00 0.000																					
Bill Caudill, R ERA: 2.49 (9, 1)	1.0 3 0 0 0 1 0 0 0 0 0 0 5 5 0.00 0.000																					

Oakland Athletics @ New York Yankees  
Yankee Stadium, Bronx, NY  
Fri Aug 17 1984, 7:05 PM EDT  
Att: 27,422 - Unknown

AB 33  
R 3  
H 11  
RBI 3  
BB 4  
SO 8  
LOB 17







Batter	1	2	3	4	5	6	7	8	9	AB	R	H	RBI	BB	SO	LOB	TOP																						
Rickey Henderson, R OBP: 0.405, SLG: 0.463 (1, 7)	F9		1B		6-3			FC6-4 BB		3	0	1	0	1	0	0	Oakland Athletics @ New York Yankees Yankee Stadium, Bronx, NY Sat Aug 18 1984, 7:05 PM EDT Att: 21,152 - Unknown																						
Carney Lansford, R OBP: 0.329, SLG: 0.400 (1, 5)	F8		1B			F8		FC6-4		4	0	1	0	0	0	1																							
Dwayne Murphy, L OBP: 0.336, SLG: 0.467 (1, 8)	1-3		4-3			F8			F7	4	0	0	0	0	0	2																							
Dave Kingman, R OBP: 0.330, SLG: 0.538 Jeff Burroughs, R OBP: 0.400, SLG: 0.344 (9, PH)		5-3		F5		F7			K	3	0	0	0	0	0	0																							
Bruce Bochte, L OBP: 0.333, SLG: 0.341 (1, 3)		1B		E5 1-3			F6		F7	4	0	1	0	0	0	0																							
Mike Heath, R OBP: 0.289, SLG: 0.415 (1, 2)	K		1-3				F7			3	0	0	0	0	1	2																							
Mike Davis, L OBP: 0.261, SLG: 0.332 (1, 9)	F7			F5			K			3	0	0	0	0	1	2																							
Donnie Hill, S OBP: 0.231, SLG: 0.270 (1, 6)			F9		4-3			1-3		3	0	0	0	0	0	0																							
Tony Phillips, S OBP: 0.329, SLG: 0.349 (1, 4)			F5		F6			F9		3	0	0	0	0	0	0																							
<b>Inning Stats</b>	R: 0 E: 0 K: 0 S: 3	H: 0 LOB: 0 BB: 0 P: 3	R: 0 E: 0 K: 1 S: 6	H: 1 LOB: 1 BB: 0 P: 6	R: 0 E: 0 K: 0 S: 5	H: 2 LOB: 2 BB: 0 P: 5	R: 0 E: 1 K: 0 S: 4	H: 0 LOB: 0 BB: 0 P: 4	R: 0 E: 0 K: 0 S: 3	H: 0 LOB: 0 BB: 0 P: 3	R: 0 E: 0 K: 1 S: 5	H: 0 LOB: 0 BB: 0 P: 5	R: 0 E: 0 K: 0 S: 3	H: 0 LOB: 1 BB: 1 P: 7	R: 0 E: 0 K: 1 S: 5	H: 0 LOB: 0 BB: 0 P: 5	1B: 3 2B: 0 3B: 0 HR: 0	SF: 0 SAC: 0 DP: 0 HBP: 0	WP: 0 PB: 0 SB: 0 CS: 0	PA: 32																			
<b>PITCHER</b>	IP	WLS	BF	H	R	ER	SO	BB	IBB	HBP	BLK	WP	HR	S	P	ERA	WHIP	<b>PITCHER</b>				IP	WLS	BF	H	R	ER	SO	BB	IBB	HBP	BLK	WP	HR	S	P	ERA	WHIP	
John Montefusco, R ERA: 4.6 (1, 1)	6.0	W	22	3	0	0	1	0	0	0	0	0	0	24	24	0.00	0.500					6.0	W	22	3	0	0	0	1	0	0	0	0	0	0	0	0	0.00	0.333
Mike Armstrong, R ERA: 2.94 (7, 1)	3.0	S	10	0	0	0	2	1	0	0	0	0	0	13	17	0.00	0.333					3.0	S	10	0	0	0	2	1	0	0	0	0	0	0	0	0	0.00	0.333

Batter	1	2	3	4	5	6	7	8	9	AB	R	H	RBI	BB	SO	LOB	BOTTOM																					
Willie Randolph, R OBP: 0.379, SLG: 0.364 Tim Foli, R OBP: 0.259, SLG: 0.313 (1, 4)	F8		1B	F8		G6-3 1B		4-3 2B		4	1	2	0	0	0	1	Oakland Athletics @ New York Yankees Yankee Stadium, Bronx, NY Sat Aug 18 1984, 7:05 PM EDT Att: 21,152 - Unknown																					
Bobby Meacham, S OBP: 0.326, SLG: 0.348 (1, 6)	1-3		K			G6-3 1-2		4-3		4	0	0	0	1	1	3																						
Don Mattingly, L OBP: 0.380, SLG: 0.524 (1, 3)			1B	K		4-3		4-3		4	1	1	0	1	1	2																						
Dave Winfield, R OBP: 0.382, SLG: 0.506 Brian Dayett, R OBP: 0.297, SLG: 0.412 (1, 9)	F6		1B	1B			K			3	2	1	1	1	1	1																						
Don Baylor, R OBP: 0.324, SLG: 0.496 (1, 10)			HR	E			3B	BB		0	0	0	0	0	0	0																						
Ken Griffey, L OBP: 0.321, SLG: 0.356 Victor Mata, R OBP: 0.356, SLG: 0.488 (7, PR)			1B	1B						3	0	3	3	1	0	0																						
Butch Wynegar, S OBP: 0.344, SLG: 0.336 (1, 2)	6-3		5-3			G1-6-3 BB		K		3	0	0	0	1	1	3																						
Mike Pagliarulo, L OBP: 0.301, SLG: 0.485 (1, 5)	F8		F8			G1-6-3 1-2		SF9 3B		4	1	1	0	0	0	4																						
Omar Moreno, L OBP: 0.285, SLG: 0.365 (1, 8)	1-3			CS			K		SF9	2	0	0	1	1	1	2																						
<b>Inning Stats</b>	R: 0 E: 0 K: 0 S: 3	H: 0 LOB: 1 BB: 1 P: 7	R: 1 E: 0 K: 0 S: 4	H: 1 LOB: 1 BB: 1 P: 8	R: 4 E: 1 K: 1 S: 10	H: 5 LOB: 1 BB: 0 P: 10	R: 0 E: 0 K: 1 S: 4	H: 0 LOB: 1 BB: 2 P: 12	R: 2 E: 0 K: 1 S: 5	H: 1 LOB: 1 BB: 3 P: 17	R: 0 E: 0 K: 0 S: 3	H: 1 LOB: 0 BB: 0 P: 3	R: 0 E: 0 K: 2 S: 8	H: 1 LOB: 1 BB: 0 P: 8	R: 1 E: 0 K: 0 S: 5	H: 2 LOB: 1 BB: 0 P: 5	1B: 7 2B: 1 3B: 2 HR: 1	SF: 1 SAC: 0 DP: 2 HBP: 0	WP: 0 PB: 0 SB: 0 CS: 1	PA: 39																		
<b>PITCHER</b>	IP	WLS	BF	H	R	ER	SO	BB	IBB	HBP	BLK	WP	HR	S	P	ERA	WHIP	<b>PITCHER</b>				IP	WLS	BF	H	R	ER	SO	BB	IBB	HBP	BLK	WP	HR	S	P	ERA	WHIP
Steve McCatty, R ERA: 4.59 (1, 1)	2.1	L	15	6	5	4	1	2	0	0	0	0	0	15	23	15.43	3.429					2.1	L	13	2	2	2	2	5	0	0	0	0	0	12	32	6.75	2.625
Tim Conroy, L ERA: 5.2 (3, 1)	2.2		13	2	2	2	2	5	0	0	0	0	0	15	15	3.00	1.000					3.0		11	3	1	1	2	0	0	0	0	0	15	15	3.00	1.000	
Chuck Rainey, R ERA: 4.31 (6, 1)	3.0		11	3	1	1	2	0	0	0	0	0	0	15	15	3.00	1.000					3.0		11	3	1	1	2	0	0	0	0	0	15	15	3.00	1.000	

AB 31  
R 0  
H 3  
RBI 0  
BB 1  
SO 3  
LOB 7



AB 31  
R 8  
H 11  
RBI 7  
BB 7  
SO 5  
LOB 16





Batter	1	2	3	4	5	6	7	8	9	AB	R	H	RBI	BB	SO	LOB	TOP					
Rickey Henderson, R OBP: 0.400, SLG: 0.458 (1, 7)	G3		K		F8		SF9		4-3	4	0	0	1	0	1	1						
Carney Lansford, R OBP: 0.329, SLG: 0.400 (1, 5)	6-3		F8			BB SH G6-4-3 1B	F9		1B	5	1	2	0	0	0	2						
Dwayne Murphy, L OBP: 0.335, SLG: 0.467 (1, 8)	F7			6-3		SH G6-4-3 BB 1-2		1B	G1	4	1	1	0	0	0	1						
Davey Lopes, R OBP: 0.349, SLG: 0.424 Joe Morgan, L OBP: 0.396, SLG: 0.375 (6, PH)		K			G4-3 1B		G6-4-3 BB		1-3	2	0	1	0	0	1	0						
Mike Heath, R OBP: 0.289, SLG: 0.413 (1, 9)	F4			G4-3 1B		G6-4-3 BB		2B	1B	4	1	1	1	0	0	3						
Bill Almon, R OBP: 0.255, SLG: 0.357 Bruce Bochte, L OBP: 0.333, SLG: 0.345 (6, 3)					1B WP		6-3		2B	2	1	2	0	0	0	0						
Jim Essian, R OBP: 0.340, SLG: 0.378 (1, 2)	F8				SH5-4 WP SF8 1B		F8		K	4	1	1	0	0	1	2						
Donnie Hill, S OBP: 0.233, SLG: 0.272 (1, 6)			F8		SH5-4			1B	4-3	3	1	1	0	0	0	1						
Tony Phillips, S OBP: 0.331, SLG: 0.357 (1, 4)					SF8			1B	K	3	0	2	1	0	1	0						
<b>Inning Stats</b>	R: 0 E: 0 K: 0 S: 3	H: 0 LOB: 0 BB: 0 P: 3	R: 0 E: 0 K: 1 S: 6	H: 1 LOB: 1 BB: 0 P: 6	R: 0 E: 0 K: 1 S: 6	H: 1 LOB: 0 BB: 0 P: 6	R: 0 E: 0 K: 0 S: 3	H: 1 LOB: 0 BB: 0 P: 3	R: 2 E: 0 K: 0 S: 5	H: 2 LOB: 0 BB: 0 P: 5	R: 1 E: 0 K: 0 S: 4	H: 1 LOB: 1 BB: 1 P: 8	R: 1 E: 0 K: 0 S: 5	H: 2 LOB: 1 BB: 0 P: 5	R: 2 E: 0 K: 1 S: 8	H: 3 LOB: 1 BB: 0 P: 8	R: 0 E: 0 K: 1 S: 6	H: 1 LOB: 1 BB: 0 P: 6	1B: 9 2B: 2 3B: 1 HR: 0	SF: 2 SAC: 2 DP: 2 HBP: 0	WP: 1 PB: 0 SB: 0 CS: 0	PA: 39
<b>PITCHER</b>	IP	WLS	BF	H	R	ER	SO	BB	IBB	HBP	BLK	WP	HR	S	P	ERA	WHIP					
Dennis Rasmussen, L ERA: 4.48 (1, 1)	5.0		21	6	3	3	2	0	0	0	1	1	0	25	25	5.40	1.200					
Dale Murray, R ERA: 1.46 (6, 1)	1.1		6	2	1	1	0	1	0	0	0	0	0	5	9	6.75	2.250					
Jay Howell, R ERA: 2.52 (7, 1)	1.2	W	8	3	2	2	1	0	0	0	0	0	0	10	10	10.80	1.800					
Dave Righetti, L ERA: 1.9 (9, 1)	1.0	S	4	1	0	0	1	0	0	0	0	0	0	6	6	0.00	1.000					

Oakland Athletics @ New York Yankees  
Yankee Stadium, Bronx, NY  
Sun Aug 19 1984, 3:33 AM EDT  
Att: 26,703 - Unknown

AB 34  
R 6  
H 12  
RBI 4  
BB 1  
SO 4  
LOB 12



Batter	1	2	3	4	5	6	7	8	9	AB	R	H	RBI	BB	SO	LOB	BOTTOM					
Willie Randolph, R OBP: 0.377, SLG: 0.362 (1, 4)	6-3		K		G3		F9		2B 1B	5	1	1	0	0	1	5						
Bobby Meacham, S OBP: 0.325, SLG: 0.350 (1, 6)	K					4-3	2B 1B		F7	5	0	2	0	0	1	1						
Don Mattingly, L OBP: 0.383, SLG: 0.529 (1, 3)	6-3					1B	1B		1B 2B	5	1	3	1	0	0	1						
Dave Winfield, R OBP: 0.389, SLG: 0.518 (1, 9)		E BB 1B				1B	1B		HR 1B	4	3	4	3	1	0	0						
Don Baylor, R OBP: 0.327, SLG: 0.497 (1, 10)		BB E 1B				F5	5-3		HR 1B	5	1	3	0	0	0	5						
Ken Griffey, L OBP: 0.319, SLG: 0.364 (1, 7)		E8 BB				F8			F3 HR	5	1	1	3	0	0	5						
Butch Wynegar, S OBP: 0.349, SLG: 0.350 (1, 2)					4-3				HR 1B	4	1	3	2	1	0	0						
Mike Pagliarulo, L OBP: 0.302, SLG: 0.480 Toby Harrah, R OBP: 0.321, SLG: 0.292 (7, PH)		F6				F8	F7		F5	3	0	1	0	0	0	3						
Omar Moreno, L OBP: 0.283, SLG: 0.361 (1, 8)		F6				F8	F9		F8	5	1	1	0	0	0	6						
<b>Inning Stats</b>	R: 0 E: 0 K: 1 S: 5	H: 0 LOB: 0 BB: 0 P: 5	R: 1 E: 1 K: 1 S: 8	H: 2 LOB: 3 BB: 1 P: 12	R: 1 E: 0 K: 0 S: 5	H: 3 LOB: 0 BB: 0 P: 5	R: 0 E: 0 K: 0 S: 4	H: 1 LOB: 1 BB: 0 P: 4	R: 0 E: 0 K: 0 S: 5	H: 2 LOB: 2 BB: 0 P: 5	R: 2 E: 0 K: 0 S: 7	H: 4 LOB: 3 BB: 1 P: 11	R: 0 E: 0 K: 0 S: 4	H: 1 LOB: 1 BB: 0 P: 4	R: 5 E: 0 K: 0 S: 9	H: 6 LOB: 1 BB: 0 P: 9	R: 0 E: 0 K: 1 S: 6	H: 1 LOB: 1 BB: 0 P: 6	1B: 14 2B: 2 3B: 0 HR: 3	SF: 0 SAC: 0 DP: 0 HBP: 0	WP: 0 PB: 0 SB: 0 CS: 1	PA: 45
<b>PITCHER</b>	IP	WLS	BF	H	R	ER	SO	BB	IBB	HBP	BLK	WP	HR	S	P	ERA	WHIP					
Ray Burris, R ERA: 2.8 (1, 1)	5.2		29	11	4	3	2	0	1	0	0	0	0	9	13	10.80	2.400					
Tom Burgmeier, L ERA: 2.14 (6, 1)	1.2		10	4	2	2	0	0	0	0	0	0	0	1	6	40.50	6.000					
Bill Caudill, R ERA: 2.84 (8, 1)	0.2	L	6	4	3	3	0	0	0	0	0	0	1	6	6	40.50	6.000					

Oakland Athletics @ New York Yankees  
Yankee Stadium, Bronx, NY  
Sun Aug 19 1984, 3:33 AM EDT  
Att: 26,703 - Unknown

AB 43  
R 9  
H 19  
RBI 9  
BB 2  
SO 2  
LOB 28





Batter	1	2	3	4	5	6	7	8	9	AB	R	H	RBI	BB	SO	LOB	TOP					
Gary Pettis, S OBP: 0.337, SLG: 0.310 (1, 8)										3	1	0	0	0	2	2	California Angels @ New York Yankees Yankee Stadium, Bronx, NY Mon Aug 20 1984, 7:05 PM EDT Att: 27,741 - Unknown					
Bobby Grich, R OBP: 0.320, SLG: 0.419 (1, 4) (4, 5)										4	1	1	2	0	3	2						
Fred Lynn, L OBP: 0.361, SLG: 0.455 (1, 9)										4	0	1	0	0	0	0						
Doug DeCinces, R OBP: 0.322, SLG: 0.441 (1, 5) Rob Wilfong, L OBP: 0.309, SLG: 0.369 (4, 4)										2	0	0	0	0	0	1						
Brian Downing, R OBP: 0.348, SLG: 0.439 (1, 7)										4	0	1	0	0	1	1						
Reggie Jackson, L OBP: 0.314, SLG: 0.433 (1, 10)										4	0	0	0	0	3	2						
Daryl Sconiers, L OBP: 0.296, SLG: 0.358 (1, 3)										4	1	2	0	0	1	0						
Jerry Narron, L OBP: 0.286, SLG: 0.347 (1, 2)										4	0	2	1	0	0	0						
Dick Schofield, R OBP: 0.267, SLG: 0.273 (1, 6) Mike Brown, R OBP: 0.344, SLG: 0.523 (9, PH)										3	0	0	0	0	2	2						
<b>Inning Stats</b>	R: 2 E: 0 K: 0 S: 4	H: 2 LOB: 0 BB: 0 P: 5	R: 0 E: 0 K: 2 S: 7	H: 0 LOB: 0 BB: 0 P: 7	R: 0 E: 0 K: 3 S: 9	H: 0 LOB: 0 BB: 0 P: 9	R: 0 E: 0 K: 1 S: 6	H: 1 LOB: 1 BB: 0 P: 6	R: 0 E: 0 K: 2 S: 9	H: 2 LOB: 2 BB: 0 P: 9	R: 0 E: 0 K: 2 S: 8	H: 1 LOB: 1 BB: 0 P: 8	R: 0 E: 0 K: 0 S: 3	H: 0 LOB: 0 BB: 0 P: 3	R: 0 E: 0 K: 2 S: 7	H: 0 LOB: 0 BB: 0 P: 7	R: 2 E: 0 K: 1 S: 8	H: 3 LOB: 1 BB: 0 P: 8	1B: 5 2B: 2 3B: 0 HR: 2	SF: 0 SAC: 0 DP: 1 HBP: 1	WP: 0 PB: 0 SB: 0 CS: 0	PA: 36
<b>PITCHER</b> Joe Cowley, R ERA: 2.98 (1, 1)	IP: 9.0 WLS: W BF: 36 H: 9 R: 4 ER: 4 SO: 13 BB: 0 IBB: 0 HBP: 1 BLK: 0 WP: 0 HR: 2 S: 61 P: 62 ERA: 4.00 WHIP: 1.000															<b>PITCHER</b>						

Batter	1	2	3	4	5	6	7	8	9	AB	R	H	RBI	BB	SO	LOB	BOTTOM			
Willie Randolph, R OBP: 0.376, SLG: 0.363 (1, 4) Tim Foli, R OBP: 0.257, SLG: 0.310 (8, PH) (9, 4)										4	0	1	1	0	0	0	California Angels @ New York Yankees Yankee Stadium, Bronx, NY Mon Aug 20 1984, 7:05 PM EDT Att: 27,741 - Unknown			
Bobby Meacham, S OBP: 0.327, SLG: 0.345 (1, 6)										3	1	0	0	1	0	1				
Dave Winfield, R OBP: 0.392, SLG: 0.522 (1, 9)										2	2	1	1	2	1	0				
Don Baylor, R OBP: 0.327, SLG: 0.495 (1, 10)										4	1	1	1	0	1	1				
Toby Harrah, R OBP: 0.324, SLG: 0.302 (1, 5)										3	1	1	2	1	0	1				
Don Mattingly, L OBP: 0.381, SLG: 0.527 (1, 3)										4	1	1	1	0	0	1				
Brian Dayett, R OBP: 0.286, SLG: 0.416 (1, 7)										4	0	1	1	0	1	0				
Victor Mata, R OBP: 0.388, SLG: 0.532 (1, 8)										4	1	3	0	0	1	1				
Butch Wynegar, S OBP: 0.348, SLG: 0.351 (1, 2)										4	1	1	1	0	0	2				
<b>Inning Stats</b>	R: 2 E: 0 K: 0 S: 4	H: 1 LOB: 0 BB: 1 P: 8	R: 2 E: 0 K: 0 S: 6	H: 3 LOB: 1 BB: 0 P: 6	R: 0 E: 0 K: 0 S: 2	H: 0 LOB: 0 BB: 1 P: 6	R: 0 E: 0 K: 1 S: 6	H: 1 LOB: 1 BB: 0 P: 6	R: 4 E: 0 K: 1 S: 9	H: 4 LOB: 1 BB: 1 P: 13	R: 0 E: 0 K: 0 S: 3	H: 0 LOB: 0 BB: 1 P: 3	R: 0 E: 0 K: 2 S: 7	H: 0 LOB: 1 BB: 1 P: 11	R: 0 E: 0 K: 0 S: 4	H: 1 LOB: 1 BB: 0 P: 4	1B: 4 2B: 4 3B: 2 HR: 0	SF: 0 SAC: 0 DP: 2 HBP: 0	WP: 0 PB: 0 SB: 0 CS: 0	PA: 37
<b>PITCHER</b> Tommy John, L ERA: 4.35 (1, 1) John Curtis, L ERA: 5.93 (5, 1)	IP: 3.1 WLS: L BF: 13 H: 2 R: 0 ER: 0 SO: 3 BB: 1 IBB: 0 HBP: 0 BLK: 0 WP: 0 HR: 0 S: 18 P: 22 ERA: 0.00 WHIP: 0.900															<b>PITCHER</b>				



Batter	1	2	3	4	5	6	7	8	9	AB	R	H	RBI	BB	SO	LOB	TOP																
Juan Beniquez, R OBP: 0.378, SLG: 0.479 (1, 9)										4	0	0	0	0	1	0	<b>California Angels @ New York Yankees</b> Yankee Stadium, Bronx, NY Tue Aug 21 1984, 7:05 PM EDT Att: 28,960 - Unknown																
Daryl Scanlens, L OBP: 0.305, SLG: 0.360 Darrell Miller, R OBP: 0.500, SLG: 0.429 (8, PH) (8, 3)										2	0	1	0	1	0	0																	
Fred Lynn, L OBP: 0.365, SLG: 0.457 (1, 8)										3	2	2	0	1	0	1																	
Doug DeCinces, R OBP: 0.324, SLG: 0.443 (1, 5)										4	0	2	1	0	1	3																	
Brian Downing, R OBP: 0.349, SLG: 0.442 (1, 7)										4	0	2	1	0	0	1																	
Reggie Jackson, L OBP: 0.312, SLG: 0.429 (1, 10)										4	0	0	0	0	1	4																	
Bobby Grich, R OBP: 0.319, SLG: 0.414 (1, 4)											3	0	0	0	1	2		AB 33 R 2 H 8 RBI 2 BB 3 SO 7 LOB 14															
Dick Schofield, R OBP: 0.268, SLG: 0.274 Mike Brown, R OBP: 0.341, SLG: 0.518 (9, PH)										3	0	1	0	0	0	2																	
Bob Boone, R OBP: 0.243, SLG: 0.271 (1, 2)										4	0	0	0	0	1	3																	
<b>Inning Stats</b>	R: 0 E: 0 K: 1 S: 6	H: 1 LOB: 1 BB: 0 P: 6	R: 0 E: 0 K: 0 S: 4	H: 1 LOB: 2 BB: 1 P: 8	R: 0 E: 0 K: 1 S: 5	H: 0 LOB: 0 BB: 0 P: 9	R: 0 E: 0 K: 1 S: 5	H: 0 LOB: 0 BB: 0 P: 5	R: 1 E: 0 K: 0 S: 4	H: 1 LOB: 1 BB: 1 P: 8	R: 0 E: 0 K: 0 S: 3	H: 1 LOB: 0 BB: 0 P: 3	R: 1 E: 0 K: 2 S: 10	H: 3 LOB: 2 BB: 0 P: 10	R: 0 E: 0 K: 1 S: 5	H: 0 LOB: 0 BB: 0 P: 5		1B: 6 2B: 2 3B: 0 HR: 0	SF: 0 SAC: 0 DP: 2 HBP: 0	WP: 0 PB: 0 SB: 0 CS: 0	PA: 36												
<b>PITCHER</b>	IP WLS BF H R ER SO BB IBB HBP BLK WP HR S P ERA WHIP																																
Phil Niekro, R ERA: 2.8 Bob Shirley, L ERA: 3.96	(1, 1) (8, 1)	7.0 9	W 27	5 3	1 1	1 1	4 3	3 0	0 0	0 0	0 0	0 0	0 0	32 15	44 15	1.29 4.50	1.143 1.500																

Batter	1	2	3	4	5	6	7	8	9	AB	R	H	RBI	BB	SO	LOB	BOTTOM																		
Willie Randolph, R OBP: 0.375, SLG: 0.362 (1, 4)										4	1	1	3	0	0	2	<b>California Angels @ New York Yankees</b> Yankee Stadium, Bronx, NY Tue Aug 21 1984, 7:05 PM EDT Att: 28,960 - Unknown																		
Bobby Meacham, S OBP: 0.332, SLG: 0.363 (1, 6)											5	2	3	2	0	1																			
Don Mattingly, L OBP: 0.384, SLG: 0.527 (1, 3)											4	0	2	1	1	0																			
Dave Winfield, R OBP: 0.396, SLG: 0.523 (1, 9)										3	0	2	0	2	0	0																			
Don Baylor, R OBP: 0.323, SLG: 0.489 (1, 10)										5	0	0	1	0	1	7																			
Ken Griffey, L OBP: 0.321, SLG: 0.362 Brian Dayett, R OBP: 0.286, SLG: 0.416 (1, 7) (9, 7)											4	1	1	0	1	0																			
Butch Wynegar, S OBP: 0.350, SLG: 0.353 (1, 2)											4	2	2	0	0	3																			
Mike Pagliarulo, L OBP: 0.318, SLG: 0.500 (1, 5)											4	2	3	1	0	0																			
Omar Moreno, L OBP: 0.279, SLG: 0.356 (1, 8)											4	0	0	0	1	6																			
<b>Inning Stats</b>	R: 0 E: 0 K: 0 S: 3	H: 0 LOB: 0 BB: 0 P: 3	R: 0 E: 0 K: 0 S: 3	H: 0 LOB: 0 BB: 0 P: 3	R: 3 E: 1 K: 0 S: 7	H: 3 LOB: 2 BB: 1 P: 11	R: 0 E: 0 K: 0 S: 5	H: 2 LOB: 2 BB: 0 P: 5	R: 0 E: 0 K: 1 S: 6	H: 1 LOB: 1 BB: 0 P: 6	R: 5 E: 0 K: 1 S: 11	H: 6 LOB: 3 BB: 2 P: 19	R: 0 E: 0 K: 0 S: 3	H: 0 LOB: 0 BB: 0 P: 3	R: 0 E: 0 K: 1 S: 6	H: 2 LOB: 2 BB: 1 P: 10		1B: 12 2B: 1 3B: 0 HR: 1	SF: 1 SAC: 0 DP: 0 HBP: 0	WP: 0 PB: 0 SB: 0 CS: 0	PA: 42														
<b>PITCHER</b>	IP WLS BF H R ER SO BB IBB HBP BLK WP HR S P ERA WHIP																																		
Ron Romanick, R ERA: 3.79 Doug Corbett, R ERA: 2.39	(1, 1) (6, 1)	5.1 2.2	L 14	28	4	1	1	1	1	2	0	0	0	0	0	13	25	6.75 3.38	2.062 1.875																







Batter	1	2	3	4	5	6	7	8	9	10	AB	R	H	RBI	BB	SO	LOB			
<b>Willie Randolph, R</b> OBP: 0.374, SLG: 0.359 (1.4)	4-0 BB 1B BB	0-0 F9																		
<b>Bobby Meacham, S</b> OBP: 0.327, SLG: 0.354 (1.6)	0-3 K	0-0 F9																		
<b>Dave Winfield, R</b> OBP: 0.395, SLG: 0.518 (1.9)	0-0 BB 1B																			
<b>Don Baylor, R</b> OBP: 0.323, SLG: 0.489 (1.10)	0-3 K																			
<b>Toby Harrah, R</b> OBP: 0.322, SLG: 0.296 (1.5)	4-0 1B BB																			
<b>Don Mattingly, L</b> OBP: 0.389, SLG: 0.535 (1.3)	0-0 1B																			
<b>Brian Dayett, R</b> OBP: 0.282, SLG: 0.415 (1.7)	0-0 5-3																			
<b>Victor Mata, R</b> OBP: 0.404, SLG: 0.540 (1.8)																				
<b>Butch Wynegar, S</b> OBP: 0.350, SLG: 0.349 (1.2)																				
<b>Inning Stats</b>	R: 2 E: 0 K: 2 S: 9	H: 2 LOB: 2 BB: 2 P: 17	R: 0 E: 0 K: 0 S: 3	H: 0 LOB: 1 BB: 1 P: 7	R: 0 E: 0 K: 0 S: 3	H: 1 LOB: 2 BB: 0 P: 4	R: 0 E: 0 K: 1 S: 5	H: 1 LOB: 0 BB: 0 P: 5	R: 0 E: 0 K: 1 S: 5	H: 0 LOB: 1 BB: 1 P: 9	R: 1 E: 0 K: 0 S: 5	H: 0 LOB: 2 BB: 2 P: 11	R: 1 E: 1 K: 0 S: 5	H: 1 LOB: 1 BB: 0 P: 5	R: 0 E: 0 K: 1 S: 6	H: 1 LOB: 0 BB: 0 P: 6	R: 2 E: 1 K: 0 S: 4	H: 0 LOB: 1 BB: 2 P: 12	1B: 4 2B: 2 3B: 0 HR: 0	SF: 0 SAC: 2 DP: 0 HBP: 1


PITCHER	IP	WLS	BF	H	R	ER	SO	BB	IBB	HBP	BLK	WP	HR	S	P	ERA	WHIP
<b>Mark Langston, L</b> ERA: 3.3 (1.1)	8.0		37	7	4	3	4	6	0	1	0	0	0	0	38	6.38	1.625
<b>Ed Nunez, R</b> ERA: 3.06 (9.1)	1.0		4	1	0	0	1	0	0	0	0	0	0	6	6	0.00	1.000
<b>Mike Stanton, R</b> ERA: 2.98 (10.1)	1.0	L	6	0	2	0	0	1	1	0	1	0	0	4	12	0.00	1.000

**TOP**

**New York Yankees @ Seattle Mariners**  
The Kingdome, Seattle, WA  
Fri Aug 24 1984, 10:05 PM EDT  
Att: 12,477 - Unknown

livebaseballscorecards.com

AB 36  
R 6  
H 8  
RBI 5  
BB 8  
SO 5  
LOB 24



WP: 0 PA: 47  
PB: 0  
SB: 0  
CS: 0

Batter	1	2	3	4	5	6	7	8	9	10	AB	R	H	RBI	BB	SO	LOB	
<b>Jack Perconte, L</b> OBP: 0.357, SLG: 0.347 (1.4)	4-3																	
<b>Phil Bradley, R</b> OBP: 0.371, SLG: 0.341 (1.8)	0-0 F8																	
<b>Alvin Davis, L</b> OBP: 0.398, SLG: 0.507 (1.3)	0-0 1B																	
<b>Ken Phelps, L</b> OBP: 0.401, SLG: 0.588 (1.10)	0-0 1B																	
<b>Al Cowens, R</b> OBP: 0.303, SLG: 0.434 (1.9)	0-3 K																	
<b>Steve Henderson, R</b> OBP: 0.371, SLG: 0.454 (1.7)																		
<b>Ivan Calderon, R</b> OBP: 0.269, SLG: 0.375 (8.7)																		
<b>Larry Mibourne, S</b> OBP: 0.307, SLG: 0.312 (1.5)																		
<b>Domingo Ramos, R</b> OBP: 0.244, SLG: 0.230 (8.5)																		
<b>Bob Kearney, R</b> OBP: 0.274, SLG: 0.361 (1.2)																		
<b>Spike Owen, S</b> OBP: 0.319, SLG: 0.349 (1.6)																		
<b>Inning Stats</b>	R: 0 E: 0 K: 1 S: 7	H: 2 LOB: 2 BB: 0 P: 7	R: 2 E: 1 K: 1 S: 10	H: 4 LOB: 3 BB: 0 P: 10	R: 0 E: 0 K: 0 S: 4	H: 1 LOB: 1 BB: 0 P: 4	R: 0 E: 0 K: 0 S: 4	H: 1 LOB: 1 BB: 0 P: 4	R: 0 E: 0 K: 0 S: 3	H: 0 LOB: 0 BB: 0 P: 7	R: 0 E: 0 K: 2 S: 7	H: 0 LOB: 0 BB: 0 P: 7	R: 0 E: 0 K: 0 S: 3	H: 0 LOB: 0 BB: 0 P: 3	R: 0 E: 0 K: 1 S: 5	H: 0 LOB: 0 BB: 0 P: 5	1B: 9 2B: 3 3B: 0 HR: 0	SF: 1 SAC: 1 DP: 1 HBP: 0


PITCHER	IP	WLS	BF	H	R	ER	SO	BB	IBB	HBP	BLK	WP	HR	S	P	ERA	WHIP
<b>John Montefusco, R</b> ERA: 3.92 (1.1)	5.0		25	9	2	1	2	1	0	0	0	0	0	28	32	1.80	2.000
<b>Mike Armstrong, R</b> ERA: 3.44 (6.1)	0.1		4	3	2	2	0	0	0	0	0	0	0	4	4	54.00	9.000
<b>Jay Howell, R</b> ERA: 2.42 (6.1)	3.0		9	0	0	0	4	0	0	0	0	0	0	17	17	0.00	0.000
<b>Dave Righetti, L</b> ERA: 1.81 (9.1)	1.2	W	5	0	0	0	1	0	0	0	0	0	0	7	7	0.00	0.000

**BOTTOM**

**New York Yankees @ Seattle Mariners**  
The Kingdome, Seattle, WA  
Fri Aug 24 1984, 10:05 PM EDT  
Att: 12,477 - Unknown

livebaseballscorecards.com

AB 40  
R 4  
H 12  
RBI 3  
BB 1  
SO 7  
LOB 17



WP: 0 PA: 43  
PB: 0  
SB: 1  
CS: 0



Batter	1	2	3	4	5	6	7	8	9	AB	R	H	RBI	BB	SO	LOB	TOP										
Willie Randolph, R (1,4) OBP: 0.374, SLG: 0.358 Tim Foli, R (7,4) OBP: 0.262, SLG: 0.315	F9	FC5-4				4-3				4	2	1	0	1	0	2	<b>New York Yankees @ Seattle Mariners</b> The Kingdome, Seattle, WA Sat Aug 25 1984, 10:05 PM EDT Att: 18,206 - Unknown										
Bobby Meacham, S (1,6) OBP: 0.324, SLG: 0.352 Toby Harrah, R (9,4) OBP: 0.322, SLG: 0.296	4-3		K	SF8			F9	SF9		4	1	1	2	0	1	0											
Don Mattingly, L (1,3) OBP: 0.394, SLG: 0.541	F9		HBP							6	2	5	2	0	0	0											
Dave Winfield, R (1,9) OBP: 0.399, SLG: 0.522 Victor Maza, R (7, PR) OBP: 0.326, SLG: 0.529										3	1	2	2	2	1	1											
Don Baylor, R (1,10) OBP: 0.330, SLG: 0.491										4	1	3	1	1	0	2											
Ken Griffey, L (1,7) OBP: 0.322, SLG: 0.363 Brian Dayett, R (7, PH) OBP: 0.286, SLG: 0.417										4	0	2	1	0	0	2											
Mike Pagliarulo, L (1,5) OBP: 0.308, SLG: 0.478										6	1	1	1	0	2	4											
Omar Moreno, L (1,8) OBP: 0.284, SLG: 0.370										5	2	3	1	0	0	3											
Rick Cerone, R (1,2) OBP: 0.255, SLG: 0.322										4	3	3	2	1	0	1											
<b>Inning Stats</b>	R: 0 E: 0 K: 0 S: 3	H: 0 LOB: 0 BB: 0 P: 3	R: 2 E: 0 K: 0 S: 5	H: 3 LOB: 2 BB: 2 P: 13	R: 1 E: 0 K: 2 S: 9	H: 2 LOB: 3 BB: 1 P: 14	R: 2 E: 0 K: 1 S: 9	H: 5 LOB: 2 BB: 0 P: 9	R: 3 E: 1 K: 0 S: 7	H: 4 LOB: 2 BB: 1 P: 11	R: 2 E: 0 K: 1 S: 7	H: 2 LOB: 0 BB: 0 P: 7	R: 3 E: 0 K: 0 S: 5	H: 3 LOB: 1 BB: 1 P: 9	R: 1 E: 0 K: 0 S: 6	H: 3 LOB: 2 BB: 0 P: 6		R: 0 E: 0 K: 0 S: 3	H: 1 LOB: 0 BB: 0 P: 3	1B: 16 2B: 5 3B: 1 HR: 1	SF: 2 SAC: 0 DP: 2 HBP: 1	WP: 1 PB: 1 CS: 1	PA: 52				
<b>PITCHER</b>	IP	WLS	BF	H	R	ER	SO	BB	IBB	HBP	BLK	WP	HR	S	P	ERA	WHIP										
Jim Beattie, R (1,1) ERA: 3.9	3.0	L	19	7	5	5	2	3	0	1	0	0	0	19	32	15.00	3.333										
Dave Geisel, L (4,1) ERA: 4.84	0.1		2	1	0	0	0	0	0	0	0	0	0	2	2	0.00	3.000										
Dave Beard, R (4,1) ERA: 4.82	2.2		16	8	5	5	2	1	0	0	0	0	1	19	23	16.88	3.375										
Paul Mirabella, L (7,1) ERA: 4.5	3.0		15	7	4	4	0	1	0	0	0	1	0	14	18	12.00	2.667										

AB	44
R	14
H	23
RBI	14
BB	5
SO	4
LOB	18



Batter	1	2	3	4	5	6	7	8	9	AB	R	H	RBI	BB	SO	LOB	BOTTOM										
Jack Perconte, L (1,4) OBP: 0.357, SLG: 0.348	4-3									4	1	1	0	0	1	1	<b>New York Yankees @ Seattle Mariners</b> The Kingdome, Seattle, WA Sat Aug 25 1984, 10:05 PM EDT Att: 18,206 - Unknown										
Phil Bradley, R (1,8) OBP: 0.365, SLG: 0.344	5-3									4	0	1	1	0	0	1											
Alvin Davis, L (1,3) OBP: 0.399, SLG: 0.507										4	0	2	0	0	0	1											
Al Cowens, R (1,9) OBP: 0.302, SLG: 0.432 Ivan Calderon, R (8,9) OBP: 0.269, SLG: 0.375 Orlando Mercado, R (9, PH) OBP: 0.214, SLG: 0.221	FC5-4									3	0	0	0	0	1	1											
Steve Henderson, R (1,7) OBP: 0.369, SLG: 0.459										4	0	1	0	0	0	1											
Jim Prestley, R (1,5) OBP: 0.241, SLG: 0.353										3	0	0	0	0	1	0											
Larry Milbourne, S (1,10) OBP: 0.302, SLG: 0.307										3	0	0	0	0	2	1											
Bob Kearney, R (1,2) OBP: 0.272, SLG: 0.358										3	0	0	0	0	1	0											
Spike Owen, S (1,6) OBP: 0.317, SLG: 0.346										3	0	0	0	0	1	0											
<b>Inning Stats</b>	R: 0 E: 0 K: 0 S: 4	H: 1 LOB: 1 BB: 0 P: 4	R: 0 E: 0 K: 2 S: 7	H: 0 LOB: 0 BB: 0 P: 7	R: 1 E: 0 K: 1 S: 7	H: 2 LOB: 1 BB: 0 P: 7	R: 0 E: 1 K: 2 S: 8	H: 1 LOB: 1 BB: 0 P: 8	R: 0 E: 0 K: 1 S: 5	H: 0 LOB: 0 BB: 0 P: 5	R: 0 E: 0 K: 0 S: 3	H: 0 LOB: 0 BB: 0 P: 3	R: 0 E: 0 K: 0 S: 3	H: 0 LOB: 0 BB: 0 P: 3	R: 1 E: 1 K: 1 S: 6	H: 0 LOB: 1 BB: 0 P: 6		R: 0 E: 0 K: 1 S: 5	H: 1 LOB: 0 BB: 0 P: 5	1B: 2 2B: 2 3B: 1 HR: 0	SF: 0 SAC: 0 DP: 1 HBP: 0	WP: 0 PB: 0 CS: 0	PA: 32				
<b>PITCHER</b>	IP	WLS	BF	H	R	ER	SO	BB	IBB	HBP	BLK	WP	HR	S	P	ERA	WHIP										
Dennis Rasmussen, L (1,1) ERA: 4.28	7.0	W	25	4	1	1	6	0	0	0	0	0	0	37	37	1.29	0.571										
Dale Murray, R (8,1) ERA: 1.35	1.0		4	0	0	0	1	0	0	0	0	0	0	6	6	0.00	0.000										
Bob Shirley, L (9,1) ERA: 3.91	1.0		3	1	0	0	1	0	0	0	0	0	0	5	5	0.00	1.000										





Batter	1	2	3	4	5	6	7	8	9	AB	R	H	RBI	BB	SO	LOB	TOP										
<b>Bobby Meacham, S</b> OBP: 0.325, SLG: 0.348 (1, 6)	0-0 4-3		4-0 BB		4-0 1B HR BB		0-0 1-3		0-0 4-3	3	1	0	0	2	0	1											
<b>Tim Foli, R</b> OBP: 0.288, SLG: 0.320 (1, 4)	0-3 K		0-0 F5		0-0 1B HR		0-0 1B			4	1	2	2	0	1	2											
<b>Don Mattingly, L</b> OBP: 0.393, SLG: 0.545 (1, 3)	0-0 4-3			0-0 G3		0-0 HR		0-0 4-3		4	1	1	3	0	0	1											
<b>Dave Winfield, R</b> OBP: 0.398, SLG: 0.526 (1, 9)		0-3 K		0-0 HR		0-0 K		0-0 6-3		4	1	1	1	0	2	0											
<b>Don Baylor, R</b> OBP: 0.329, SLG: 0.488 (1, 10)		1-0 G3-6 HBP		0-0 5-3		0-0 F3		0-0 F7		3	0	0	0	0	0	0											
<b>Ken Griffey, L</b> OBP: 0.321, SLG: 0.371 (1, 7)	0-0 G3-6		0-0 5-3		0-0 4-3		0-0 HR			4	1	1	1	0	0	1											
<b>Mike Pagliarulo, L</b> OBP: 0.298, SLG: 0.462 (1, 5)			0-0 G3		0-0 4-3		0-0 F8		0-0 G3	4	0	0	0	0	0	0											
<b>Omar Moreno, L</b> OBP: 0.291, SLG: 0.376 (1, 8)			0-0 1B		0-0 1B		0-0 1B		0-0 G3	4	2	3	0	0	0	0											
<b>Rick Cerone, R</b> OBP: 0.245, SLG: 0.309 (1, 2)			0-0 F9		0-3 K		0-0 6-3		0-0 F7	4	0	0	0	0	1	3											
<b>Inning Stats</b>	R: 0 E: 0 K: 1 S: 5	H: 0 LOB: 0 BB: 0 P: 5	R: 0 E: 0 K: 1 S: 4	H: 0 LOB: 0 BB: 0 P: 5	R: 0 E: 0 K: 0 S: 4	H: 1 LOB: 2 BB: 1 P: 8	R: 1 E: 0 K: 0 S: 4	H: 1 LOB: 0 BB: 0 P: 4	R: 4 E: 0 K: 2 S: 10	H: 3 LOB: 0 BB: 1 P: 14	R: 0 E: 0 K: 0 S: 3	H: 0 LOB: 0 BB: 0 P: 3	R: 1 E: 0 K: 0 S: 5	H: 2 LOB: 1 BB: 0 P: 5	R: 1 E: 0 K: 0 S: 4	H: 1 LOB: 0 BB: 0 P: 4	R: 0 E: 0 K: 0 S: 3	H: 0 LOB: 0 BB: 0 P: 3	1B: 5 2B: 0 3B: 0 HR: 3	SF: 0 SAC: 0 DP: 1 HBP: 1	WP: 0 PB: 0 CS: 0	PA: 37					
<b>PITCHER</b>	IP	WLS	BF	H	R	ER	SO	BB	IBB	HBP	BLK	WP	HR	S	P	ERA	WHIP										
<b>Salome Barojas, R</b> ERA: 4.0 (1, 1)	6.2	L	29	7	6	6	4	2	0	1	0	0	2	34	43	8.10	1.350										
<b>Dave Geisel, L</b> ERA: 4.73 (7, 1)	0.1		1	0	0	0	0	0	0	0	0	0	0	1	1	0.00	0.000										
<b>Ed Nunez, R</b> ERA: 3.11 (8, 1)	2.0		7	1	1	1	0	0	0	0	0	0	1	7	7	4.50	0.500										

**New York Yankees @ Seattle Mariners**  
The Kingdome, Seattle, WA  
Sun Aug 26 1984, 6:33 AM EDT  
Att: 11,224 - Unknown

AB	34
R	7
H	8
RBI	7
BB	2
SO	4
LOB	8



Batter	1	2	3	4	5	6	7	8	9	AB	R	H	RBI	BB	SO	LOB	BOTTOM										
<b>Jack Perconte, L</b> OBP: 0.358, SLG: 0.349 (1, 4)	0-0 G5-4-3 1B			0-0 BB 1B	0-0 FC6-4			0-3 K		4	0	2	0	0	1	1											
<b>Phil Bradley, R</b> OBP: 0.372, SLG: 0.346 (1, 8)	0-0 G5-4-3			0-0 BB 1B		0-0 F9		0-0 1B		4	0	2	0	0	0	1											
<b>Alvin Davis, L</b> OBP: 0.398, SLG: 0.503 (1, 3)	0-0 3-1			0-0 F4		4-0 HR BB		0-0 F9		3	1	0	0	1	0	3											
<b>Ken Phelps, L</b> OBP: 0.399, SLG: 0.580 (1, 10)		0-0 F7		4-0 FC6-4 BB		0-0 F8		0-0 G3-4-3		3	0	0	0	1	0	2											
<b>Al Cowens, R</b> OBP: 0.301, SLG: 0.437 (1, 9)		0-3 K		0-3 K		0-0 HR		0-0 F7		4	1	1	2	0	2	3											
<b>Steve Henderson, R</b> OBP: 0.383, SLG: 0.451 (1, 7)		0-3 K		0-0 FC6-4		0-0 1-3		0-3 K		4	0	0	0	0	2	3											
<b>Larry Milbourne, S</b> OBP: 0.297, SLG: 0.301 (1, 5)			0-0 5-3		0-0 1-3		0-0 F6		0-0 1-3	4	0	0	0	0	0	0											
<b>Orlando Mercado, R</b> OBP: 0.233, SLG: 0.229 (1, 2)			0-3 K		4-0 FC6-4 BB		0-0 G4-6-3 1B			2	0	1	0	1	1	0											
<b>Spike Owen, S</b> OBP: 0.315, SLG: 0.344 (1, 6)			0-3 K		0-0 F9		0-0 G4-6-3			3	0	0	0	0	1	2											
<b>Inning Stats</b>	R: 0 E: 0 K: 0 S: 3	H: 1 LOB: 0 BB: 0 P: 3	R: 0 E: 0 K: 2 S: 7	H: 0 LOB: 0 BB: 0 P: 7	R: 0 E: 0 K: 1 S: 7	H: 2 LOB: 3 BB: 1 P: 11	R: 0 E: 0 K: 0 S: 3	H: 0 LOB: 1 BB: 1 P: 7	R: 2 E: 0 K: 0 S: 4	H: 1 LOB: 0 BB: 1 P: 8	R: 0 E: 0 K: 0 S: 3	H: 1 LOB: 0 BB: 0 P: 3	R: 0 E: 0 K: 1 S: 6	H: 1 LOB: 1 BB: 0 P: 6	R: 0 E: 0 K: 1 S: 5	H: 0 LOB: 0 BB: 0 P: 5	1B: 5 2B: 0 3B: 0 HR: 1	SF: 0 SAC: 0 DP: 2 HBP: 0	WP: 0 PB: 0 CS: 0	PA: 34							
<b>PITCHER</b>	IP	WLS	BF	H	R	ER	SO	BB	IBB	HBP	BLK	WP	HR	S	P	ERA	WHIP										
<b>Phil Niekro, R</b> ERA: 2.78 (1, 1)	8.0	W	31	6	2	2	6	3	0	0	0	0	1	40	52	2.25	1.125										
<b>Dale Murray, R</b> ERA: 1.26 (9, 1)	1.0		3	0	0	0	1	0	0	0	0	0	0	5	5	0.00	0.000										

**New York Yankees @ Seattle Mariners**  
The Kingdome, Seattle, WA  
Sun Aug 26 1984, 6:33 AM EDT  
Att: 11,224 - Unknown

AB	31
R	2
H	6
RBI	2
BB	3
SO	7
LOB	15





Batter	1	2	3	4	5	6	7	8	9	AB	R	H	RBI	BB	SO	LOB	TOP										
<b>Willie Randolph, R</b> OBP: 0.376, SLG: 0.360 (1, 4)	4-0 FC6-4 BB	0-0 SF8		0-0 1B		0-0 1-3		0-0 HR 1B		3	1	2	1	1	0	0	<b>New York Yankees @ Oakland Athletics</b> Oakland-Alameda County Coliseum, Oakland, CA Mon Aug 27 1984, 7:05 PM PDT Att: 23,508 - Unknown										
<b>Bobby Meacham, S</b> OBP: 0.323, SLG: 0.357 (1, 6)	0-0 FC6-4 2B 1B	0-3 K		0-0 F7		0-3 K		0-0 HR		5	2	1	2	0	2	3											
<b>Dave Winfield, R</b> OBP: 0.398, SLG: 0.526 (1, 9)	0-0 1B	4-0 BB			0-0 F3		0-0 F7		0-0 F4		4	1	1	0	1	0											
<b>Don Baylor, R</b> OBP: 0.330, SLG: 0.486 (1, 10)	0-0 1B	0-0 F9			4-0 1B 2B BB		0-0 F2		0-0 F9		4	1	1	2	1	0											
<b>Toby Harrah, R</b> OBP: 0.323, SLG: 0.295 (1, 5)	0-0 F7		4-0 G4-6-3 BB		0-0 1B 2B		0-3 K		0-3 K		4	1	1	0	1	2											
<b>Don Mattingly, L</b> OBP: 0.395, SLG: 0.546 (1, 3)	0-0 3-1		0-0 G4-6-3		0-0 2B		0-0 1B		4-0 BB		4	0	2	2	1	0											
<b>Brian Dayett, R</b> OBP: 0.294, SLG: 0.414 <b>Omar Moreno, L</b> OBP: 0.290, SLG: 0.375 (8, 8)		0-0 1B	0-0 6-3		4-0 BB		0-0 F8		0-0 F2		3	1	1	0	1	0											
<b>Victor Mata, R</b> OBP: 0.393, SLG: 0.519 <b>Ken Griffey, L</b> OBP: 0.389, SLG: 0.370 (8, PH)		0-0 S BB SF8 1B		0-0 6-3	0-0 F8		0-0 6-3		0-3 K		3	1	1	1	0	0											
<b>Rick Cerone, R</b> OBP: 0.248, SLG: 0.302 <b>Steve Kemp, L</b> OBP: 0.389, SLG: 0.429 <b>Butch Wynegar, S</b> OBP: 0.350, SLG: 0.349 (8, 2)		4-0 S BB 1B		0-0 6-3	0-0 E6 1B		0-0 F3		0-0 F8		2	0	0	0	1	0											
<b>Inning Stats</b>	R: 2 E: 0 K: 0 S: 5	H: 2 LOB: 1 BB: 1 P: 9	R: 2 E: 1 K: 1 S: 7	H: 2 LOB: 2 BB: 2 P: 15	R: 0 E: 0 K: 0 S: 2	H: 0 LOB: 0 BB: 1 P: 6	R: 0 E: 1 K: 0 S: 4	H: 1 LOB: 1 BB: 0 P: 4	R: 2 E: 0 K: 0 S: 5	H: 2 LOB: 2 BB: 2 P: 13	R: 0 E: 0 K: 1 S: 5	H: 0 LOB: 0 BB: 0 P: 5	R: 0 E: 0 K: 1 S: 6	H: 1 LOB: 1 BB: 0 P: 6	R: 2 E: 0 K: 1 S: 7	H: 2 LOB: 1 BB: 0 P: 7		R: 0 E: 0 K: 1 S: 5	H: 0 LOB: 1 BB: 1 P: 9	1B: 7 2B: 2 3B: 0 HR: 1	SF: 1 SAC: 0 DP: 1 HBP: 0	WP: 0 PB: 0 SB: 2 CS: 0	PA: 43				
<b>PITCHER</b>	IP	WLS	BF	H	R	ER	SO	BB	IBB	HBP	BLK	WP	HR	S	P	ERA	WHIP										
<b>Bill Krueger, L</b> ERA: 5.16 (1, 1)	4.1		24	7	6	5	1	5	0	0	0	0	0	21	41	10.38	2.769										
<b>Keith Atherton, R</b> ERA: 4.45 (5, 1)	2.2		10	1	0	0	2	1	0	0	0	0	0	13	17	0.00	0.750										
<b>Bill Caudill, R</b> ERA: 2.92 (8, 1)	2.0	L	9	2	2	2	2	1	0	0	0	0	1	12	16	9.00	1.500										

AB	35
R	8
H	10
RBI	8
BB	7
SO	5
LOB	14



Batter	1	2	3	4	5	6	7	8	9	AB	R	H	RBI	BB	SO	LOB	BOTTOM										
<b>Rickey Henderson, R</b> OBP: 0.398, SLG: 0.499 (1, 7)	0-0 F8 1B		0-3 K			0-3 K		0-0 FC6 1B 2B		0-0 G3		5	1	1	1	0	2										
<b>Camey Lansford, R</b> OBP: 0.328, SLG: 0.410 (1, 5)	0-0 1B		0-0 F8			0-0 F5		0-0 BB 1B		0-0 F3		5	1	2	1	0											
<b>Joe Morgan, L</b> OBP: 0.365, SLG: 0.370 <b>Tony Phillips, S</b> OBP: 0.321, SLG: 0.348 (9, 4)	0-0 F8		0-0 F8			0-0 3-1		0-0 BB		0-0 4-3		3	1	0	0	1											
<b>Dave Kingman, R</b> OBP: 0.332, SLG: 0.545 (1, 10)	0-3 K			0-0 F7			0-0 HR		0-3 K		5	1	2	4	0	2											
<b>Dwayne Murphy, L</b> OBP: 0.335, SLG: 0.470 (1, 8)	0-0 F7			0-0 3-1			0-0 HR				3	1	1	1	1	0											
<b>Bruce Bochte, L</b> OBP: 0.331, SLG: 0.343 (1, 3)		0-0 4-3		0-0 6-3			0-0 HR				4	1	1	0	0	2											
<b>Bill Almon, R</b> OBP: 0.249, SLG: 0.346 (1, 9)		0-0 F3			0-3 K		0-0 FC6 1B 1B		0-0 4-3		4	1	1	0	0	1											
<b>Jim Essian, R</b> OBP: 0.358, SLG: 0.392 <b>Mike Heath, R</b> OBP: 0.283, SLG: 0.396 (7, PH)		4-0 BB			0-0 1-3		0-3 K		0-0 1B		1	0	0	0	1	0											
<b>Donnie Hill, S</b> OBP: 0.234, SLG: 0.275 <b>Davey Lopes, R</b> OBP: 0.348, SLG: 0.434 <b>Mark Wagner, R</b> OBP: 0.264, SLG: 0.300 (8, 2)		0-0 F7			0-0 4-3		0-0 FC6 1B		0-3 K		3	0	1	0	0	1											
<b>Inning Stats</b>	R: 0 E: 0 K: 1 S: 7	H: 2 LOB: 2 BB: 0 P: 7	R: 0 E: 0 K: 0 S: 3	H: 0 LOB: 1 BB: 1 P: 7	R: 0 E: 0 K: 1 S: 5	H: 0 LOB: 0 BB: 0 P: 5	R: 0 E: 0 K: 0 S: 3	H: 0 LOB: 0 BB: 0 P: 3	R: 0 E: 0 K: 1 S: 5	H: 0 LOB: 0 BB: 0 P: 5	R: 0 E: 0 K: 1 S: 5	H: 0 LOB: 0 BB: 0 P: 5	R: 7 E: 0 K: 1 S: 12	H: 7 LOB: 2 BB: 2 P: 20	R: 0 E: 0 K: 1 S: 6	H: 1 LOB: 1 BB: 0 P: 6	R: 0 E: 0 K: 1 S: 5	H: 0 LOB: 0 BB: 0 P: 5	1B: 7 2B: 1 3B: 0 HR: 2	SF: 0 SAC: 0 DP: 0 HBP: 0	WP: 0 PB: 0 SB: 0 CS: 0	PA: 40					
<b>PITCHER</b>	IP	WLS	BF	H	R	ER	SO	BB	IBB	HBP	BLK	WP	HR	S	P	ERA	WHIP										
<b>Joe Cowley, R</b> ERA: 3.35 (1, 1)	6.0		25	6	4	4	4	1	0	0	0	0	0	6	6	0.00	3.000										
<b>Jay Howell, R</b> ERA: 2.02 (7, 1)	0.2		4	2	0	0	1	0	0	0	0	0	0	6	6	0.00	3.000										
<b>Dave Righetti, L</b> ERA: 1.87 (7, 1)	2.1	W	11	2	3	3	2	2	0	0	0	0	0	13	21	11.57	1.714										

AB	37
R	7
H	10
RBI	7
BB	3
SO	7
LOB	15





Batter	1	2	3	4	5	6	7	8	9	10	11	12	AB	R	H	RBI	BB	SO	LOB			
<b>Wille Randolph, R</b> OBP: 0.372, SLG: 0.355 (1.4)	4-3		K		5-3		F9			FC5-6		FC3-6	6	1	0	0	0	1	5			
<b>Bobby Meacham, S</b> OBP: 0.326, SLG: 0.355 (1.6)	F9			5-3 1B		G6-4-3 HBP		6-3		K		1B	4	1	1	0	1	1	1			
<b>Dave Winfield, R</b> OBP: 0.389, SLG: 0.532 (1.9)	G3			F4		G6-4-3		HR			SH3 1B	E8 1B	6	1	3	2	0	0	2			
<b>Don Baylor, R</b> OBP: 0.331, SLG: 0.483 (1.10)		FC6-4 BB		5-3		E S 1B		F9			SH3 1B	F5	4	0	1	0	1	0	2			
<b>Toby Harrah, R</b> OBP: 0.318, SLG: 0.290 (1.5)	F9			K		E6		K			F7		4	0	0	0	0	2	3			
<b>Ken Griffey, L</b> OBP: 0.318, SLG: 0.369 (11.7)						1-3							1	0	0	0	0	0	1			
<b>Don Mattingly, L</b> OBP: 0.365, SLG: 0.544 (1.3)	FC6-4					G3				F9			4	0	1	0	1	0	3			
<b>Brian Dayett, R</b> OBP: 0.283, SLG: 0.398 (1.7)	F6					F9				F9			4	0	0	0	0	0	2			
<b>Steve Kemp, L</b> OBP: 0.387, SLG: 0.428 (11.7)													1	0	0	0	0	1	2			
<b>Mike Pagliarulo, L</b> OBP: 0.296, SLG: 0.462 (11.5)													0	0	0	0	0	0	0			
<b>Victor Mata, R</b> OBP: 0.361, SLG: 0.475 (1.8)			6-3		K			F7					5	0	0	0	0	1	1			
<b>Rick Cerone, R</b> OBP: 0.287, SLG: 0.313 (1.2)			5-3										3	0	2	0	1	0	0			
<b>Omar Moreno, L</b> OBP: 0.290, SLG: 0.375 (10.7)													0	0	0	0	0	0	0			
<b>Butch Wynegar, S</b> OBP: 0.351, SLG: 0.351 (10.2)										FC5-6 BB		FC3-6 1B	1	0	1	0	0	0	0			
<b>Inning Stats</b>	R: 0 E: 0 K: 3	H: 0 LOB: 0 BB: 0 P: 3	R: 0 E: 0 K: 3	H: 0 LOB: 1 BB: 1 P: 7	R: 0 E: 0 K: 1	H: 0 LOB: 0 BB: 0 P: 5	R: 0 E: 0 K: 1	H: 1 LOB: 2 BB: 0 P: 6	R: 0 E: 0 K: 1	H: 1 LOB: 2 BB: 0 P: 7	R: 0 E: 0 K: 0	H: 0 LOB: 0 BB: 0 P: 4	R: 1 E: 0 K: 1	H: 0 LOB: 0 BB: 1 P: 8	R: 0 E: 0 K: 1	H: 1 LOB: 2 BB: 1 P: 10	R: 2 E: 1 K: 0	H: 2 LOB: 1 BB: 1 P: 9	1B: 8 2B: 1 3B: 0 HR: 1	SF: 0 SAC: 1 DP: 2 HBP: 1	WP: 0 PB: 0 SB: 2 CS: 1	PA: 49
<b>PITCHER</b>	IP	WLS	BF	H	R	ER	SO	BB	IBB	HBP	BLK	WP	HR	S	P	ERA	WHIP					
<b>Tim Conroy, L</b> ERA: 4.54 (1.1)	9.0		35	6	1	1	4	2	1	0	0	0	0	15	27	3.00	1.667					
<b>Bill Caudill, R</b> ERA: 2.93 (10.1)	3.0	W	14	3	2	1	2	2	1	0	0	0	0	0	0	2.93						


**TOP**

**New York Yankees @ Oakland Athletics**  
Oakland-Alameda County Coliseum, Oakland, CA

Tue Aug 28 1984, 7:05 PM PDT  
Att. 11,342 - Unknown

livebaseballscorecards.com

AB 43  
R 3  
H 9  
RBI 2  
BB 4  
SO 6  
LOB 22



Batter	1	2	3	4	5	6	7	8	9	10	11	12	AB	R	H	RBI	BB	SO	LOB		
<b>Rickey Henderson, R</b> OBP: 0.395, SLG: 0.447 (12.8)	K		K			F6		FC6-4		5-3		1B	6	1	1	1	0	2	1		
<b>Carney Lansford, R</b> OBP: 0.330, SLG: 0.413 (1.5)	6-3					F7		F7				1B	6	1	3	1	0	0	1		
<b>Joe Morgan, L</b> OBP: 0.368, SLG: 0.370 (1.4)								4-3					3	0	1	0	1	1	2		
<b>Bruce Bochte, L</b> OBP: 0.333, SLG: 0.345 (12.3)	BB HBP		K					1B				1B	1	0	1	0	0	0	0		
<b>Dave Kingman, R</b> OBP: 0.332, SLG: 0.542 (1.10)					6-3			K					5	0	1	1	1	2	3		
<b>Davey Lopes, R</b> OBP: 0.345, SLG: 0.434 (1.9)	F9				5-3			F9		1B			5	1	1	0	0	1	4		
<b>Dwaine Murphy, L</b> OBP: 0.336, SLG: 0.470 (1.8)					4-3								4	0	2	1	0	1	0		
<b>Jeff Burroughs, R</b> OBP: 0.388, SLG: 0.333 (11.7)	K							FC5-4					1	0	0	0	0	0	2		
<b>Mark Wagner, R</b> OBP: 0.264, SLG: 0.300 (12.6)								1B		CS			0	0	0	0	0	0	0		
<b>Bill Almon, R</b> OBP: 0.241, SLG: 0.335 (12.7)	K					F8		FC5-4		F9			5	0	0	0	0	1	2		
<b>Mike Heath, R</b> OBP: 0.282, SLG: 0.393 (1.2)	F8							FC6-4					5	0	1	0	0	1	1		
<b>Tony Phillips, S</b> OBP: 0.322, SLG: 0.345 (12.4)			6-3			G6-4-3 1B							3	1	0	0	2	0	1		
<b>Inning Stats</b>	R: 0 E: 0 K: 1	H: 0 LOB: 2 BB: 1 P: 10	R: 0 E: 0 K: 2	H: 0 LOB: 0 BB: 0 P: 7	R: 0 E: 0 K: 2	H: 1 LOB: 1 BB: 0 P: 8	R: 0 E: 0 K: 0	H: 0 LOB: 0 BB: 0 P: 3	R: 0 E: 0 K: 0	H: 1 LOB: 1 BB: 0 P: 6	R: 0 E: 0 K: 2	H: 0 LOB: 0 BB: 0 P: 5	R: 0 E: 0 K: 2	H: 0 LOB: 2 BB: 1 P: 12	R: 3 E: 0 K: 0	H: 4 LOB: 2 BB: 1 P: 10	1B: 8 2B: 3 3B: 0 HR: 0	SF: 0 SAC: 0 DP: 1 HBP: 1	WP: 0 PB: 0 SB: 1 CS: 1	PA: 49	
<b>PITCHER</b>	IP	WLS	BF	H	R	ER	SO	BB	IBB	HBP	BLK	WP	HR	S	P	ERA	WHIP				
<b>Ray Fontenot, L</b> ERA: 3.98 (9.1)	8.0		30	4	1	1	0	2	0	0	0	0	0	0	0	0.00	0.750				
<b>Jay Howell, R</b> ERA: 2.72 (9.1)	0.1	2	1	1	1	0	0	0	0	0	0	0	0	0	2	27.00	3.000				
<b>Dave Righetti, L</b> ERA: 1.85 (9.1)	0.2	2	1	0	0	0	0	0	0	0	0	0	0	2	2	0.00	1.500				
<b>Mike Armstrong, R</b> ERA: 3.28 (10.1)	1.2	7	1	0	0	0	3	0	1	0	0	0	0	0	12	0.00	0.600				
<b>Bob Shirley, L</b> ERA: 3.97 (11.1)	1.0	4	0	1	1	0	0	1	0	0	0	0	0	0	3	9.00	1.000				
<b>PITCHER</b>	IP	WLS	BF	H	R	ER	SO	BB	IBB	HBP	BLK	WP	HR	S	P	ERA	WHIP				
<b>Dale Murray, R</b> ERA: 2.51 (12.1)	0.0	L	4	4	4	2	0	0	0	0	0	0	0	0	4	2.51					


**BOTTOM**

**New York Yankees @ Oakland Athletics**  
Oakland-Alameda County Coliseum, Oakland, CA

Tue Aug 28 1984, 7:05 PM PDT  
Att. 11,342 - Unknown

livebaseballscorecards.com

AB 44  
R 4  
H 11  
RBI 4  
BB 4  
SO 9  
LOB 17









Batter	1	2	3	4	5	6	7	8	9	AB	R	H	RBI	BB	SO	LOB	TOP										
<b>Willie Randolph, R</b> OBP: 0.376, SLG: 0.356 (1, 4)										2	1	0	0	3	0	0											
<b>Bobby Meacham, S</b> OBP: 0.321, SLG: 0.347 (1, 6)										3	0	0	0	1	1	4											
<b>Don Mattingly, L</b> OBP: 0.390, SLG: 0.536 (1, 3)										4	0	1	0	0	0	6											
<b>Dave Winfield, R</b> OBP: 0.400, SLG: 0.528 (1, 9)										3	0	1	0	1	1	2											
<b>Steve Kemp, L</b> OBP: 0.380, SLG: 0.418 (1, 10)										3	0	0	1	0	2	1											
<b>Ken Griffey, L</b> OBP: 0.317, SLG: 0.373 (1, 7)										3	1	0	0	1	0	2											
<b>Butch Wynegar, S</b> OBP: 0.354, SLG: 0.351 (1, 2)										4	1	2	0	0	0	0											
<b>Mike Pagliarulo, L</b> OBP: 0.311, SLG: 0.484 (1, 5)										3	0	0	1	1	0	1											
<b>Omar Moreno, L</b> OBP: 0.289, SLG: 0.371 (1, 8)										4	0	1	0	0	0	2											
<b>Inning Stats</b>	R: 0 E: 0 K: 1 S: 5	H: 0 LOB: 1 BB: 1 P: 9	R: 2 E: 1 K: 1 S: 6	H: 1 LOB: 0 BB: 1 P: 10	R: 1 E: 0 K: 0 S: 3	H: 0 LOB: 2 BB: 3 P: 15	R: 0 E: 0 K: 1 S: 7	H: 2 LOB: 3 BB: 1 P: 11	R: 0 E: 0 K: 0 S: 3	H: 0 LOB: 0 BB: 0 P: 3	R: 0 E: 0 K: 0 S: 4	H: 1 LOB: 1 BB: 0 P: 4	R: 0 E: 0 K: 1 S: 5	H: 0 LOB: 0 BB: 0 P: 5	R: 0 E: 0 K: 0 S: 2	H: 0 LOB: 0 BB: 1 P: 6	1B: 5 2B: 1 3B: 0 HR: 0	SF: 1 SAC: 0 DP: 2 HBP: 0	WP: 2 PB: 0 SB: 0 CS: 1	PA: 38							
<b>PITCHER</b>	IP	WLS	BF	H	R	ER	SO	BB	IBB	HBP	BLK	WP	HR	S	P	ERA	WHIP										
<b>Bruce Kison, R</b> ERA: 4.47 (1, 1)	3.1		19	3	3	2	2	6	0	0	0	2	0	17	41	5.40	2.700										
<b>John Curtis, L</b> ERA: 4.22 (4, 1)	4.2	W	15	2	0	0	2	0	0	0	0	0	0	19	19	0.00	0.429										
<b>Don Aase, R</b> ERA: 1.4 (9, 1)	1.0	S	3	0	0	0	0	1	0	0	0	0	0	2	6	0.00	1.000										

**New York Yankees @ California Angels**  
Anaheim Stadium, Anaheim, CA  
Fri Aug 31 1984, 10:05 PM EDT  
Att: 30,219 - Unknown

**AB 29**  
**R 3**  
**H 5**  
**RBI 2**  
**BB 7**  
**SO 4**  
**LOB 18**




Batter	1	2	3	4	5	6	7	8	9	AB	R	H	RBI	BB	SO	LOB	BOTTOM										
<b>Juan Beniquez, R</b> OBP: 0.384, SLG: 0.478 (1, 9)										4	1	2	1	0	0	1											
<b>Bobby Grich, R</b> OBP: 0.328, SLG: 0.455 (1, 4)										4	1	1	0	0	0	3											
<b>Fred Lynn, L</b> OBP: 0.368, SLG: 0.458 (1, 8)										4	0	1	1	0	2	0											
<b>Doug DeCinces, R</b> OBP: 0.324, SLG: 0.439 (1, 5)										3	0	0	0	1	1	2											
<b>Brian Downing, R</b> OBP: 0.354, SLG: 0.446 (8, PR)										2	0	1	1	1	0	0											
<b>Gary Pettis, S</b> OBP: 0.333, SLG: 0.304 (9, 8)										0	0	0	0	0	0	0											
<b>Mike Brown, R</b> OBP: 0.333, SLG: 0.492 (1, 10)										1	0	0	0	1	0	2											
<b>Reggie Jackson, L</b> OBP: 0.307, SLG: 0.414 (6, PH)										2	0	0	0	0	0	2											
<b>Darrell Miller, R</b> OBP: 0.235, SLG: 0.188 (1, 3)										2	0	0	0	0	0	1											
<b>Rob Wilfong, L</b> OBP: 0.317, SLG: 0.393 (7, PH)										1	1	1	0	0	0	0											
<b>Bob Boone, R</b> OBP: 0.236, SLG: 0.261 (1, 2)										2	0	0	0	0	1	0											
<b>Dick Schofield, R</b> OBP: 0.263, SLG: 0.263 (1, 6)										1	0	0	0	1	0	0											
<b>Daryl Sconiers, L</b> OBP: 0.302, SLG: 0.355 (7, PH)										1	0	1	1	0	0	0											
<b>Rob Piccolo, R</b> OBP: 0.207, SLG: 0.287 (7, PR)										0	1	0	0	0	0	0											
<b>Inning Stats</b>	R: 0 E: 0 K: 1 S: 5	H: 0 LOB: 0 BB: 0 P: 5	R: 0 E: 0 K: 0 S: 3	H: 0 LOB: 1 BB: 1 P: 7	R: 0 E: 0 K: 1 S: 5	H: 0 LOB: 1 BB: 1 P: 9	R: 0 E: 0 K: 1 S: 4	H: 0 LOB: 1 BB: 2 P: 12	R: 0 E: 0 K: 0 S: 3	H: 0 LOB: 0 BB: 0 P: 3	R: 2 E: 0 K: 0 S: 6	H: 3 LOB: 1 BB: 0 P: 6	R: 2 E: 0 K: 0 S: 5	H: 3 LOB: 1 BB: 0 P: 5	R: 0 E: 0 K: 1 S: 6	H: 1 LOB: 1 BB: 0 P: 6	1B: 5 2B: 2 3B: 0 HR: 0	SF: 1 SAC: 1 DP: 2 HBP: 0	WP: 0 PB: 0 SB: 0 CS: 0	PA: 33							
<b>PITCHER</b>	IP	WLS	BF	H	R	ER	SO	BB	IBB	HBP	BLK	WP	HR	S	P	ERA	WHIP										
<b>Dennis Rasmussen, L</b> ERA: 4.22 (1, 1)	5.1		22	3	2	2	3	4	0	0	0	0	0	24	40	3.38	1.312										
<b>Mike Armstrong, R</b> ERA: 3.38 (6, 1)	2.1	L	10	4	2	2	1	0	0	0	0	0	0	12	12	7.71	1.714										
<b>Bob Shirley, L</b> ERA: 3.95 (8, 1)	0.1		1	0	0	0	0	0	0	0	0	0	0	1	1	0.00	0.000										


**New York Yankees @ California Angels**  
Anaheim Stadium, Anaheim, CA  
Fri Aug 31 1984, 10:05 PM EDT  
Att: 30,219 - Unknown

**AB 27**  
**R 4**  
**H 7**  
**RBI 4**  
**BB 4**  
**SO 4**  
**LOB 11**





Batter	1	2	3	4	5	6	7	8	9	AB	R	H	RBI	BB	SO	LOB	TOP																
Willie Randolph, R OBP: 0.375, SLG: 0.355 (1, 4)										5	0	1	0	0	1	3	<p><b>New York Yankees @ California Angels</b> Anaheim Stadium, Anaheim, CA</p> <p>Sat Sep 01 1984, 10:05 PM EDT Att: 40,077 - Unknown</p> <p>livebaseballscorecards.com</p> <p>AB 37 R 6 H 10 RBI 4 BB 1 SO 3 LOB 15</p> 																
Bobby Meacham, S OBP: 0.322, SLG: 0.348 (1, 6)										5	1	2	0	0	0	1																	
Dave Winfield, R OBP: 0.400, SLG: 0.526 (1, 9)										4	1	1	1	1	0	3																	
Don Baylor, R OBP: 0.330, SLG: 0.480 (1, 10)										3	1	0	1	0	1	2																	
Toby Harrah, R OBP: 0.315, SLG: 0.286 Mike Pagliarulo, L OBP: 0.308, SLG: 0.480 (8, PH) (8, 5)										3	0	0	0	0	0	1																	
Don Mattingly, L OBP: 0.393, SLG: 0.546 (1, 3)										4	1	3	2	0	0	0																	
Brian Dayett, R OBP: 0.276, SLG: 0.387 Ken Griffey, L OBP: 0.316, SLG: 0.372 (8, PH) (8, 7)										3	0	0	0	0	0	2																	
Victor Mata, R OBP: 0.344, SLG: 0.452 Steve Kemp, L OBP: 0.392, SLG: 0.419 (9, PH) (9, 8)										3	0	0	0	0	0	2																	
Butch Wynegar, S OBP: 0.355, SLG: 0.352 (1, 2)										4	1	2	0	0	1	1																	
<b>Inning Stats</b>	R: 0 E: 0 K: 0 S: 4	H: 1 LOB: 1 BB: 0 P: 4	R: 0 E: 0 K: 0 S: 4	H: 1 LOB: 1 BB: 0 P: 4	R: 0 E: 0 K: 0 S: 4	H: 2 LOB: 1 BB: 0 P: 4	R: 1 E: 0 K: 0 S: 4	H: 1 LOB: 1 BB: 0 P: 5	R: 3 E: 1 K: 1 S: 8	H: 3 LOB: 0 BB: 0 P: 8	R: 1 E: 0 K: 1 S: 6	H: 1 LOB: 0 BB: 0 P: 6	R: 0 E: 0 K: 1 S: 5	H: 0 LOB: 1 BB: 1 P: 9	R: 0 E: 0 K: 0 S: 3	H: 0 LOB: 0 BB: 0 P: 3		R: 1 E: 1 K: 0 S: 5	H: 1 LOB: 0 BB: 0 P: 5	1B: 8 2B: 1 3B: 0 HR: 1	SF: 0 SAC: 0 DP: 1 HBP: 1	WP: 0 PB: 0 CS: 0	PA: 39										
<b>PITCHER</b>	IP WLS BF H R ER SO BB IBB HBP BLK WP HR S P ERA WHIP																	ERA WHIP															
Geoff Zahn, L ERA: 3.22 (1, 1)	6.2	W 30	BF 9	H 5	R 5	ER 4	SO 2	BB 1	IBB 0	HBP 1	BLK 0	WP 0	HR 1	S 32	P 37	ERA 5.40		WHIP 1.500															
Doug Corbett, R ERA: 2.28 (7, 1)	2.1	W 9	BF 1	H 1	R 1	ER 0	SO 1	BB 0	IBB 0	HBP 0	BLK 0	WP 0	HR 0	S 11	P 11	ERA 0.00	WHIP 0.429																

Batter	1	2	3	4	5	6	7	8	9	AB	R	H	RBI	BB	SO	LOB	BOTTOM																
Juan Beniquez, R OBP: 0.381, SLG: 0.471 (1, 9) (9, 7)										4	1	0	0	1	3	5	<p><b>New York Yankees @ California Angels</b> Anaheim Stadium, Anaheim, CA</p> <p>Sat Sep 01 1984, 10:05 PM EDT Att: 40,077 - Unknown</p> <p>livebaseballscorecards.com</p> <p>AB 33 R 11 H 12 RBI 11 BB 6 SO 6 LOB 16</p> 																
Rod Carew, L OBP: 0.374, SLG: 0.359 Mike Brown, R OBP: 0.338, SLG: 0.496 Gary Pettis, S OBP: 0.333, SLG: 0.304 (1, 3) (8, PH) (9, 8)										3	1	1	0	1	1	0																	
Fred Lynn, L OBP: 0.370, SLG: 0.466 (1, 8) (9, 9)										4	2	2	3	1	0	2																	
Doug DeCinces, R OBP: 0.323, SLG: 0.440 (1, 5)										4	0	1	3	0	0	1																	
Brian Downing, R OBP: 0.356, SLG: 0.446 Bob Boone, R OBP: 0.236, SLG: 0.261 (1, 7) (9, 2)										4	1	2	0	1	1	1																	
Reggie Jackson, L OBP: 0.306, SLG: 0.413 (1, 10) (9, 5)										4	1	1	0	0	1	4																	
Bobby Grich, R OBP: 0.333, SLG: 0.457 (1, 4) (9, 3)										3	2	2	1	1	0	0																	
Jerry Narron, L OBP: 0.292, SLG: 0.352 Rick Burleson, R OBP: 0.317, SLG: 0.393 (1, 2) (8, PH) (9, 4)										3	0	1	0	0	0	1																	
Dick Schofield, R OBP: 0.265, SLG: 0.264 (1, 6)										3	1	1	2	1	0	2																	
<b>Inning Stats</b>	R: 1 E: 0 K: 1 S: 7	H: 2 LOB: 2 BB: 1 P: 11	R: 0 E: 0 K: 0 S: 3	H: 0 LOB: 0 BB: 0 P: 3	R: 0 E: 0 K: 1 S: 5	H: 0 LOB: 0 BB: 0 P: 5	R: 3 E: 1 K: 1 S: 9	H: 5 LOB: 1 BB: 0 P: 9	R: 0 E: 0 K: 0 S: 4	H: 1 LOB: 1 BB: 0 P: 4	R: 0 E: 0 K: 0 S: 2	H: 0 LOB: 0 BB: 1 P: 6	R: 2 E: 0 K: 1 S: 5	H: 1 LOB: 2 BB: 4 P: 21	R: 5 E: 1 K: 2 S: 12	H: 3 LOB: 0 BB: 0 P: 12		1B: 10 2B: 1 3B: 0 HR: 1	SF: 1 SAC: 1 DP: 1 HBP: 0	WP: 0 PB: 0 CS: 1	PA: 41												
<b>PITCHER</b>	IP WLS BF H R ER SO BB IBB HBP BLK WP HR S P ERA WHIP																	ERA WHIP															
Phil Niekro, R ERA: 2.91 (1, 1)	6.2	L 29	BF 8	H 5	R 5	ER 5	SO 4	BB 4	IBB 0	HBP 0	BLK 0	WP 0	HR 0	S 33	P 49	ERA 6.75		WHIP 1.800															
Dave Righetti, L ERA: 2.41 (7, 1)	0.2	L 10	BF 4	H 6	R 6	ER 5	SO 1	BB 1	IBB 0	HBP 0	BLK 0	WP 0	HR 1	S 10	P 18	ERA 67.50	WHIP 7.500																
Dale Murray, R ERA: 2.4 (8, 1)	0.2	0 0	BF 0	H 0	R 0	ER 0	SO 1	BB 0	IBB 0	HBP 0	BLK 0	WP 0	HR 0	S 4	P 4	ERA 0.00	WHIP 0.000																



Batter	1	2	3	4	5	6	7	8	9	AB	R	H	RBI	BB	SO	LOB	TOP					
<b>Bobby Meacham, S</b> OBP: 0.320, SLG: 0.343 (1, 6)	4-3		F9			HBP		F8		4	0	0	0	0	1	4	<b>New York Yankees @ California Angels</b> Anaheim Stadium, Anaheim, CA Sun Sep 02 1984, 6:33 AM EDT Att: 26,530 - Unknown <a href="http://livebaseballscores.com">livebaseballscores.com</a>					
<b>Tim Foli, R</b> OBP: 0.266, SLG: 0.316 (1, 4)	1B		6-3					F6		5	0	1	0	0	0	1						
<b>Don Mattingly, L</b> OBP: 0.391, SLG: 0.548 (1, 3)	F9		F8					F7		5	1	1	1	0	1	1						
<b>Dave Winfield, R</b> OBP: 0.400, SLG: 0.527 (1, 9)	1B							K		5	1	2	0	0	2	0						
<b>Don Baylor, R</b> OBP: 0.329, SLG: 0.480 (1, 10)	F8							F8		4	1	1	0	0	0	3						
<b>Ken Griffey, L</b> OBP: 0.313, SLG: 0.367 (1, 7)			F3					F8		4	0	0	0	0	1	2						
<b>Mike Pagliarulo, L</b> OBP: 0.314, SLG: 0.504 (1, 5)			F7					SF8		2	2	1	2	1	0	0						
<b>Omar Moreno, L</b> OBP: 0.298, SLG: 0.375 (1, 8)			S					BB		2	0	2	0	2	0	0						
<b>Rick Cerone, R</b> OBP: 0.275, SLG: 0.314 (1, 2)	F3							BB		3	0	1	2	1	0	2						
<b>Inning Stats</b>	R: 0 E: 0 K: 0 S: 5	H: 2 LOB: 2 BB: 0 P: 5	R: 0 E: 0 K: 0 S: 4	H: 1 LOB: 1 BB: 0 P: 4	R: 0 E: 0 K: 0 S: 3	H: 0 LOB: 0 BB: 0 P: 3	R: 0 E: 0 K: 0 S: 3	H: 0 LOB: 0 BB: 0 P: 3	R: 1 E: 0 K: 0 S: 4	H: 2 LOB: 1 BB: 0 P: 5	R: 3 E: 0 K: 2 S: 10	H: 3 LOB: 2 BB: 2 P: 18	R: 0 E: 0 K: 1 S: 5	H: 0 LOB: 0 BB: 0 P: 5	R: 1 E: 0 K: 0 S: 4	H: 1 LOB: 2 BB: 2 P: 12	R: 0 E: 0 K: 2 S: 7	H: 0 LOB: 0 BB: 0 P: 7	1B: 5 2B: 3 3B: 0 HR: 2	SF: 1 SAC: 0 DP: 1 HBP: 1	WP: 0 PB: 0 CS: 0	PA: 40
<b>PITCHER</b>	IP	WLS	BF	H	R	ER	SO	BB	IBB	HBP	BLK	WP	HR	S	P	ERA	WHIP					
<b>Ron Romanick, R</b> ERA: 3.84 (1, 1)	5.1		23	7	3	3	0	0	0	1	0	0	2	22	23	5.06	1.312					
<b>John Curtis, L</b> ERA: 4.57 (6, 1)	0.1	L	3	0	0	0	1	2	0	0	0	0	0	3	11	0.00	6.000					
<b>Luis Sanchez, R</b> ERA: 2.71 (6, 1)	3.1		14	2	2	2	4	2	0	0	0	0	0	20	28	5.40	1.200					

Batter	1	2	3	4	5	6	7	8	9	AB	R	H	RBI	BB	SO	LOB	BOTTOM				
<b>Juan Beniquez, R</b> OBP: 0.385, SLG: 0.482 (1, 9)	HR									2	1	2	0	0	0	0	<b>New York Yankees @ California Angels</b> Anaheim Stadium, Anaheim, CA Sun Sep 02 1984, 6:33 AM EDT Att: 26,530 - Unknown <a href="http://livebaseballscores.com">livebaseballscores.com</a>				
<b>Gary Pettis, S</b> OBP: 0.331, SLG: 0.302 (5, FH) (6, 8)	2B									2	0	0	0	0	2	1					
<b>Bobby Grich, R</b> OBP: 0.332, SLG: 0.452 (1, 4) (8, 3)	HR									3	1	0	0	1	1	1					
<b>Fred Lynn, L</b> OBP: 0.369, SLG: 0.471 (1, 8) (6, 9)	HR									4	1	1	3	0	1	0					
<b>Doug DeCinces, R</b> OBP: 0.321, SLG: 0.436 (1, 5)	1-3									4	0	0	0	0	0	0					
<b>Brian Downing, R</b> OBP: 0.357, SLG: 0.447 (1, 7)										4	0	2	0	0	0	0					
<b>Reggie Jackson, L</b> OBP: 0.304, SLG: 0.409 (1, 10)	K									4	0	0	0	0	2	2					
<b>Darrell Miller, R</b> OBP: 0.253, SLG: 0.222 (1, 3)	F3									2	0	1	0	0	0	1					
<b>Rob Wilfong, L</b> OBP: 0.318, SLG: 0.392 (7, PH) (8, 4)										1	0	0	0	1	1	0					
<b>Bob Boone, R</b> OBP: 0.238, SLG: 0.264 (1, 2)										3	0	1	0	1	0	1					
<b>Rick Burleson, R</b> (9, PR)	6-3									0	0	0	0	0	0	0					
<b>Dick Schofield, R</b> OBP: 0.264, SLG: 0.262 (1, 6)										2	0	0	0	0	0	1					
<b>Rod Carew, L</b> OBP: 0.373, SLG: 0.358 (7, PH)	6-3									1	0	0	0	0	0	1					
<b>Rob Piccolo, R</b> OBP: 0.207, SLG: 0.287 (8, 6)										0	0	0	0	0	0	0					
<b>Mike Brown, R</b> OBP: 0.336, SLG: 0.492 (9, PH)										1	0	0	0	0	1	2					
<b>Inning Stats</b>	R: 3 E: 0 K: 1 S: 8	H: 3 LOB: 1 BB: 1 P: 12	R: 0 E: 0 K: 0 S: 4	H: 1 LOB: 1 BB: 0 P: 4	R: 0 E: 0 K: 0 S: 4	H: 1 LOB: 1 BB: 0 P: 4	R: 0 E: 0 K: 0 S: 3	H: 0 LOB: 0 BB: 0 P: 3	R: 0 E: 0 K: 2 S: 8	H: 1 LOB: 1 BB: 0 P: 8	R: 0 E: 0 K: 2 S: 7	H: 0 LOB: 0 BB: 0 P: 7	R: 0 E: 0 K: 2 S: 7	H: 0 LOB: 2 BB: 2 P: 15	1B: 3 2B: 3 3B: 0 HR: 1	SF: 0 SAC: 0 DP: 1 HBP: 0	WP: 0 PB: 0 CS: 0	PA: 36			
<b>PITCHER</b>	IP	WLS	BF	H	R	ER	SO	BB	IBB	HBP	BLK	WP	HR	S	P	ERA	WHIP				
<b>Ray Fontenot, L</b> ERA: 4.04 (1, 1)	4.0		18	6	3	3	1	1	0	0	0	0	0	19	23	6.75	1.750				
<b>Jay Howell, R</b> ERA: 2.57 (5, 1)	4.1	W	14	1	0	0	5	0	0	0	0	0	0	24	24	0.00	0.231				
<b>Dave Righetti, L</b> ERA: 2.39 (9, 1)	0.2	S	4	0	0	0	2	2	0	0	0	0	0	6	14	0.00	3.000				



Batter	1	2	3	4	5	6	7	8	9	AB	R	H	RBI	BB	SO	LOB	TOP								
<b>Damaso Garcia, R</b> (1,4) OBP: 0.314, SLG: 0.385	0-0 FC3-6 BLK 1B		0-0 L7		0-3 K			0-0 F8		4	0	1	0	0	1	0	<b>Toronto Blue Jays @ New York Yankees</b> Yankee Stadium, Bronx, NY Mon Sep 03 1984, 3:33 AM EDT Att: 26,835 - Unknown <a href="http://livebaseballscores.com">livebaseballscores.com</a>								
<b>Dave Collins, S</b> (1,7) OBP: 0.365, SLG: 0.450	0-0 F6		1-0 HBP		0-0 F7			0-0 E 1B		3	0	1	0	0	0	1									
<b>Lloyd Moseby, L</b> (1,8) OBP: 0.361, SLG: 0.476	4-0 FC3-6 1-2 BB		4-0 1-2 BB		0-3 K			0-0 F9		2	0	0	0	2	1	1									
<b>Willie Upshaw, L</b> (1,3) OBP: 0.361, SLG: 0.503	0-0 FC3-6 1-2 2-3		0-0 F9		0-0 4-3			0-3 K		4	0	0	0	0	1	5									
<b>George Bell, R</b> (1,9) OBP: 0.335, SLG: 0.504	0-0 F6			0-0 F8				0-0 F6		3	0	0	0	1	0	2									
<b>Rance Mulliniks, L</b> (1,5) OBP: 0.394, SLG: 0.457		0-0 6-3		0-0 1-3 BB 1B				0-0 F7		3	0	1	0	0	0	0									
<b>Jesse Barfield, R</b> (9, PH) OBP: 0.358, SLG: 0.485								0-3 K		1	0	0	0	0	1	1									
<b>Willie Aikens, L</b> (1, 10) OBP: 0.294, SLG: 0.348		0-0 F8		4-0 1-3 BB				0-0 3-1		2	0	0	0	1	0	0									
<b>Cliff Johnson, R</b> (9, PH) OBP: 0.391, SLG: 0.510				1-2 1-3 BB				1-3 1B		1	0	1	0	0	0	0									
<b>Alfredo Griffin, S</b> (9, PR) OBP: 0.237, SLG: 0.293								0-0 F6		0	0	0	0	0	0	0									
<b>Ernie Whitt, L</b> (1, 2) OBP: 0.340, SLG: 0.440	0-0 F9		0-0 1-3		0-3 K			0-0 F6		3	0	0	0	0	1	2									
<b>Buck Martinez, R</b> (9, PH) OBP: 0.291, SLG: 0.364			1-2 2-3		0-0 1-3			0-3 K		1	0	0	0	0	0	2									
<b>Tony Fernandez, S</b> (1, 6) OBP: 0.315, SLG: 0.384			0-0 F8		0-0 1-3			0-3 K		4	0	0	0	0	1	4									
<b>Inning Stats</b>	R: 0 E: 0 K: 0 S: 4	H: 1 LOB: 2 BB: 1 P: 8	R: 0 E: 0 K: 0 S: 3	H: 0 LOB: 0 BB: 0 P: 3	R: 0 E: 0 K: 0 S: 3	H: 0 LOB: 2 BB: 1 P: 8	R: 0 E: 0 K: 0 S: 4	H: 1 LOB: 2 BB: 1 P: 8	R: 0 E: 0 K: 2 S: 7	H: 0 LOB: 0 BB: 0 P: 7	R: 0 E: 0 K: 0 S: 3	H: 0 LOB: 0 BB: 0 P: 3	R: 0 E: 1 K: 1 S: 5	H: 1 LOB: 1 BB: 0 P: 5	R: 0 E: 1 K: 1 S: 6	H: 1 LOB: 1 BB: 0 P: 6	R: 0 E: 0 K: 2 S: 8	H: 1 LOB: 2 BB: 1 P: 12	1B: 4 2B: 0 3B: 0 HR: 0	SF: 0 SAC: 0 DP: 0 HBP: 1	WP: 0 PB: 0 SB: 1 CS: 0	PA: 36			
<b>PITCHER</b>	IP	WLS	BF	H	R	ER	SO	BB	IBB	HBP	BLK	WP	HR	S	P	ERA	WHIP								
<b>Joe Cowley, R</b> (1, 1) ERA: 2.88	8.0	W	32	3	0	0	4	4	0	1	1	0	0	35	52	0.00	0.875								
<b>Dave Righetti, L</b> (9, 1) ERA: 2.95	1.0	S	4	1	0	0	2	0	0	0	0	0	0	8	8	0.00	1.000								

Batter	1	2	3	4	5	6	7	8	9	AB	R	H	RBI	BB	SO	LOB	BOTTOM								
<b>Willie Randolph, R</b> (1,4) OBP: 0.375, SLG: 0.357	4-0 SH1-3 1B BB		0-3 K		0-0 F9			0-0 WP SF9 2B		3	1	1	0	1	1	2	<b>Toronto Blue Jays @ New York Yankees</b> Yankee Stadium, Bronx, NY Mon Sep 03 1984, 3:33 AM EDT Att: 26,835 - Unknown <a href="http://livebaseballscores.com">livebaseballscores.com</a>								
<b>Bobby Meacham, S</b> (1, 6) OBP: 0.319, SLG: 0.343	0-0 SH1-3 1-2 1B		0-0 4-3		0-0 F9			0-0 SF9 2H		3	0	1	1	0	0	2									
<b>Don Mattingly, L</b> (1, 3) OBP: 0.389, SLG: 0.545	0-0 SH1-3 1-2 2-3		0-0 F9		0-0 E3			0-0 F8		3	0	0	0	0	0	0									
<b>Dave Winfield, R</b> (1, 9) OBP: 0.403, SLG: 0.534	4-0 IBB		0-0 1B		0-3 K			0-0 HR		3	1	2	1	1	1	1									
<b>Steve Kemp, L</b> (1, 10) OBP: 0.379, SLG: 0.415	0-3 K		0-0 F9		0-0 6-3			0-0 F3		3	0	0	0	0	1	4									
<b>Oscar Gamble, L</b> (8, PH) OBP: 0.311, SLG: 0.434								0-0 6-3		0	0	0	0	0	0	0									
<b>Tim Foli, R</b> (8, PH) OBP: 0.264, SLG: 0.314								0-0 6-3		1	0	0	0	0	0	0									
<b>Ken Griffey, L</b> (1, 7) OBP: 0.309, SLG: 0.363	0-0 4-3		0-0 F7		0-0 F7			0-0 6-3		4	0	0	0	0	0	4									
<b>Butch Wynegar, S</b> (1, 2) OBP: 0.359, SLG: 0.353		0-0 4-3 1B 1B		0-0 F3				4-0 BB		2	0	1	0	2	0	0									
<b>Mike Pagliarulo, L</b> (1, 5) OBP: 0.312, SLG: 0.496		0-0 4-3 1-2 1B		0-0 F7				0-0 F8		4	0	1	0	0	1	2									
<b>Omar Moreno, L</b> (1, 8) OBP: 0.295, SLG: 0.371		0-0 4-3 1-2 2-3		0-0 F8				0-0 B1-3		3	0	0	0	0	0	2									
<b>Inning Stats</b>	R: 0 E: 0 K: 1 S: 6	H: 1 LOB: 3 BB: 2 P: 14	R: 0 E: 0 K: 1 S: 7	H: 2 LOB: 0 BB: 0 P: 7	R: 0 E: 0 K: 0 S: 4	H: 1 LOB: 1 BB: 0 P: 4	R: 0 E: 0 K: 0 S: 3	H: 0 LOB: 0 BB: 0 P: 3	R: 0 E: 1 K: 1 S: 6	H: 0 LOB: 1 BB: 1 P: 6	R: 0 E: 0 K: 0 S: 3	H: 0 LOB: 1 BB: 1 P: 7	R: 1 E: 0 K: 0 S: 4	H: 1 LOB: 0 BB: 0 P: 4	R: 1 E: 0 K: 1 S: 6	H: 1 LOB: 1 BB: 1 P: 10		1B: 4 2B: 1 3B: 0 HR: 1	SF: 1 SAC: 1 DP: 0 HBP: 0	WP: 1 PB: 0 SB: 0 CS: 0	PA: 35				
<b>PITCHER</b>	IP	WLS	BF	H	R	ER	SO	BB	IBB	HBP	BLK	WP	HR	S	P	ERA	WHIP								
<b>Luis Leal, R</b> (1, 1) ERA: 3.61	7.0	L	31	6	2	2	3	2	1	0	0	1	0	34	46	2.57	1.143								
<b>Jimmy Key, L</b> (8, 1) ERA: 5.07	1.0		4	0	0	0	1	1	0	0	0	0	0	5	9	0.00	1.000								



Batter	1	2	3	4	5	6	7	8	9	AB	R	H	RBI	BB	SO	LOB	TOP								
<b>Damaso Garcia, R</b> (1,4) OBP: 0.317, SLG: 0.389	0-0 6-3	0-0 1H 2H 3B			0-0 1-3 1B			4-0 1B BB	0-3 K	4	1	2	2	1	1	2									
<b>Dave Collins, S</b> (1,7) OBP: 0.363, SLG: 0.447	0-0 6-3	0-0 6-3			0-0 1-3			0-0 WP 1H SF8 1B	0-0 F6	5	1	1	1	0	0	4									
<b>Lloyd Moseby, L</b> (1,8) OBP: 0.361, SLG: 0.477	0-0 2B				0-0 6-3			4-0 SF8 1-2 1B BB		3	0	1	0	0	1	0									
<b>Mitch Webster, S</b> (5,8) OBP: 0.400, SLG: 0.556										0	1	0	0	1	0	0									
<b>Willie Upshaw, L</b> (1,3) OBP: 0.359, SLG: 0.499	0-0 4-3				0-0 F6			0-0 F6		4	0	0	0	0	0	3									
<b>George Bell, R</b> (1,9) OBP: 0.333, SLG: 0.501					0-0 F5			0-0 F8		3	0	0	1	0	0	0									
<b>Rance Mulliniks, L</b> (1,5) OBP: 0.394, SLG: 0.455					0-0 K			0-0 4-3		1	1	0	0	1	1	0									
<b>Garth Iorg, R</b> (6,PH) OBP: 0.246, SLG: 0.311										1	0	0	0	0	0	0									
<b>Tony Fernandez, S</b> (8,PH) OBP: 0.319, SLG: 0.387										1	0	1	1	0	0	0									
<b>Willie Aikens, L</b> (1,10) OBP: 0.360, SLG: 0.360					0-0 K			0-0 K		2	1	2	0	0	0	0									
<b>Cliff Johnson, R</b> (7,PH) OBP: 0.389, SLG: 0.507										2	0	0	0	0	2	0									
<b>Ernie Whitt, L</b> (1,2) OBP: 0.338, SLG: 0.437					0-0 F9			0-0 F8		2	0	0	0	0	1	3									
<b>Buck Martinez, R</b> (7,PH) OBP: 0.293, SLG: 0.362										1	0	0	0	1	0	0									
<b>Alfredo Griffin, S</b> (1,6) OBP: 0.240, SLG: 0.295					0-0 4-3			0-0 F4		4	1	2	1	0	0	1									
<b>Inning Stats</b>	R: 0 E: 0 K: 0 S: 4	H: 1 LOB: 1 BB: 0 P: 4	R: 3 E: 0 K: 0 S: 6	H: 3 LOB: 1 BB: 1 P: 10	R: 0 E: 0 K: 1 S: 5	H: 0 LOB: 0 BB: 0 P: 5	R: 0 E: 0 K: 2 S: 8	H: 1 LOB: 1 BB: 0 P: 8	R: 0 E: 0 K: 0 S: 3	H: 0 LOB: 0 BB: 0 P: 3	R: 0 E: 0 K: 1 S: 5	H: 0 LOB: 0 BB: 0 P: 5	R: 0 E: 0 K: 0 S: 3	H: 0 LOB: 0 BB: 0 P: 3	R: 3 E: 0 K: 0 S: 4	H: 2 LOB: 2 BB: 2 P: 12	R: 0 E: 0 K: 2 S: 8	H: 1 LOB: 2 BB: 1 P: 12	1B: 6 2B: 3 3B: 1 HR: 0	SF: 1 SAC: 0 DP: 1 HBP: 0	WP: 2 PB: 0 SB: 2 CS: 0	PA: 39			
<b>PITCHER</b>	IP	WLS	BF	H	R	ER	SO	BB	IBB	HBP	BLK	WP	HR	S	P	ERA	WHIP								
<b>John Montefusco, R</b> (1,1) ERA: 4.08	1.2		10	4	3	3	0	1	0	0	0	1	0	9	23	16.20	3.000								
<b>Bob Shirley, L</b> (2,1) ERA: 3.74	5.1		17	2	0	0	4	0	0	0	0	0	0	25	15	0.00	0.375								
<b>Mike Armstrong, R</b> (8,1) ERA: 3.83	0.0	L	2	1	2	2	0	1	0	0	0	0	0	1	5	∞	∞								
<b>Jay Howell, R</b> (8,1) ERA: 2.61	2.0		9	2	1	1	2	2	0	0	0	1	0	11	19	4.50	2.000								

Toronto Blue Jays @ New York Yankees  
Yankee Stadium, Bronx, NY  
Tue Sep 04 1984, 7:05 PM EDT  
Att: 15,867 - Unknown

AB	33
R	6
H	9
RBI	6
BB	4
SO	6
LOB	13



Batter	1	2	3	4	5	6	7	8	9	AB	R	H	RBI	BB	SO	LOB	BOTTOM								
<b>Willie Randolph, R</b> (1,4) OBP: 0.376, SLG: 0.356	4-0 SH2-3 BB		0-3 K			0-0 1-3 HR 1B		0-0 4-3		3	1	1	0	1	1	0									
<b>Bobby Meacham, S</b> (1,6) OBP: 0.319, SLG: 0.341	0-0 SH2-3 1-2				0-0 F6			0-0 F6		2	1	0	0	1	0	0									
<b>Don Mattingly, L</b> (1,3) OBP: 0.388, SLG: 0.546	0-0 F8				0-3 K			0-0 SF7		3	0	1	1	0	1	1									
<b>Dave Winfield, R</b> (1,9) OBP: 0.403, SLG: 0.539	0-0 6-3				0-0 4-3			0-0 3H 2H HR		3	1	1	3	1	0	1									
<b>Don Baylor, R</b> (1,10) OBP: 0.329, SLG: 0.478					0-0 F3			0-0 6-3		4	0	1	0	0	1	2									
<b>Ken Griffey, L</b> (1,7) OBP: 0.308, SLG: 0.361					0-0 F7			0-0 G4-6-3 1B		4	0	1	0	0	0	1									
<b>Butch Wynegar, S</b> (1,2) OBP: 0.358, SLG: 0.352					0-0 F9			0-0 F6		4	0	1	0	0	0	1									
<b>Mike Pagliarulo, L</b> (1,5) OBP: 0.306, SLG: 0.485					0-0 F6			0-3 K		3	0	0	0	0	1	1									
<b>Toby Harrah, R</b> (9,PH) OBP: 0.313, SLG: 0.285								0-0 K		1	0	0	0	0	0	1									
<b>Omar Moreno, L</b> (1,8) OBP: 0.296, SLG: 0.371					0-0 4-3			0-0 F9		3	1	1	0	0	0	1									
<b>Brian Dayett, R</b> (9,PH) OBP: 0.274, SLG: 0.383								0-0 G3		1	0	0	0	0	0	1									
<b>Inning Stats</b>	R: 0 E: 0 K: 0 S: 3	H: 0 LOB: 1 BB: 1 P: 7	R: 0 E: 0 K: 0 S: 3	H: 0 LOB: 0 BB: 0 P: 3	R: 0 E: 0 K: 1 S: 5	H: 0 LOB: 0 BB: 0 P: 5	R: 0 E: 0 K: 1 S: 5	H: 0 LOB: 0 BB: 0 P: 5	R: 0 E: 0 K: 0 S: 3	H: 1 LOB: 1 BB: 0 P: 3	R: 4 E: 0 K: 1 S: 8	H: 3 LOB: 1 BB: 1 P: 12	R: 0 E: 0 K: 0 S: 4	H: 1 LOB: 1 BB: 0 P: 4	R: 0 E: 0 K: 1 S: 6	H: 1 LOB: 2 BB: 1 P: 10	R: 0 E: 0 K: 0 S: 4	H: 1 LOB: 1 BB: 0 P: 4	1B: 5 2B: 1 3B: 0 HR: 1	SF: 1 SAC: 1 DP: 1 HBP: 0	WP: 0 PB: 0 SB: 0 CS: 0	PA: 36			
<b>PITCHER</b>	IP	WLS	BF	H	R	ER	SO	BB	IBB	HBP	BLK	WP	HR	S	P	ERA	WHIP								
<b>Jim Clancy, R</b> (1,1) ERA: 4.81	7.2		30	6	4	4	3	2	0	0	0	0	0	34	42	4.70	1.043								
<b>Roy Lee Jackson, R</b> (8,1) ERA: 3.53	0.1		2	0	0	0	1	1	0	0	0	0	0	3	7	0.00	3.000								
<b>Jimmy Key, L</b> (9,1) ERA: 4.97	1.0	S	4	1	0	0	0	0	0	0	0	0	0	4	4	0.00	1.000								

Toronto Blue Jays @ New York Yankees  
Yankee Stadium, Bronx, NY  
Tue Sep 04 1984, 7:05 PM EDT  
Att: 15,867 - Unknown

AB	31
R	4
H	7
RBI	4
BB	3
SO	4
LOB	10









Batter	1	2	3	4	5	6	7	8	9	AB	R	H	RBI	BB	SO	LOB	TOP
Willie Randolph, R (1,4) OBP: 0.380, SLG: 0.357	F8		2B BB			FC4-6			SH2-3 3B 1B	4	1	2	0	1	0	2	<b>New York Yankees @ Boston Red Sox</b> Fenway Park, Boston, MA Fri Sep 07 1984, 7:05 PM EDT Att: 33,291 - Unknown
Ken Griffey, L (1,7) OBP: 0.310, SLG: 0.362	BB 1B		F9		F8		F7	SH2-3 1-2	4	0	1	0	0	0	2		
Dave Winfield, R (1,8) OBP: 0.405, SLG: 0.543	1-2 BB		1-3 2B		F3		1B	HR 3B	4	1	3	1	1	0	1		
Don Baylor, R (1,10) OBP: 0.328, SLG: 0.486	F4		1-3 IBB		5-3		F3	HR 3B	4	1	1	2	1	0	4		
Toby Harrah, R (1,5) OBP: 0.314, SLG: 0.283	F3		F8			1B 1B	6-3	HR 3B	5	1	1	0	0	0	6		
Don Mattingly, L (1,3) OBP: 0.388, SLG: 0.545		F3-5 2B		1B		1B 1B	6-3	3-1	5	0	3	0	0	0	0		
Brian Dayett, R (1,9) OBP: 0.270, SLG: 0.369	F3-5 2-3		F4		F3		FC2-6 BB		3	0	0	0	1	0	3		
Bobby Meacham, S (1,6) OBP: 0.314, SLG: 0.341	K				F5		FC2-6 1-2		4	0	1	0	0	1	3		
Butch Wynegar, S (1,2) OBP: 0.357, SLG: 0.349			5-3		5-3		FC4-6 1-2 2-H	F7	4	0	1	1	0	0	2		
<b>Inning Stats</b>	R: 0 E: 0 K: 0 S: 4	H: 1 LOB: 2 BB: 1 P: 8	R: 0 E: 0 K: 1 S: 5	H: 1 LOB: 0 BB: 0 P: 5	R: 0 E: 0 K: 0 S: 4	H: 1 LOB: 3 BB: 2 P: 12	R: 0 E: 0 K: 0 S: 4	H: 2 LOB: 1 BB: 0 P: 4	R: 0 E: 0 K: 0 S: 4	H: 1 LOB: 1 BB: 0 P: 4	R: 0 E: 0 K: 0 S: 3	H: 0 LOB: 1 BB: 1 P: 7	R: 3 E: 0 K: 0 S: 6	H: 3 LOB: 0 BB: 0 P: 6	1B: 8 2B: 3 3B: 2 HR: 1	SF: 0 SAC: 1 DP: 1 HBP: 0	
<b>PITCHER</b>	IP WLS BF H R ER SO BB IBB HBP BLK WP HR S P ERA WHIP																
Bob Ojeda, L (1,1) ERA: 4.15	8.1 L 39 12 3 3 1 3 3 1 0 0 0 37 53 3.24 1.800																
Bob Stanley, R (9,1) ERA: 3.67	0.2 3 1 1 1 0 0 0 0 0 0 1 3 3 13.50 1.500																

Batter	1	2	3	4	5	6	7	8	9	AB	R	H	RBI	BB	SO	LOB	BOTTOM		
Wade Boggs, L (1,5) OBP: 0.394, SLG: 0.401	BLK 1B		1B BB 1B		4-3		FC3-2 1B		K	5	0	3	0	0	1	1	<b>New York Yankees @ Boston Red Sox</b> Fenway Park, Boston, MA Fri Sep 07 1984, 7:05 PM EDT Att: 33,291 - Unknown		
Dwight Evans, R (1,9) OBP: 0.387, SLG: 0.529	K		1B BB 1B			1B BB	FC3-2 1-2		2	1	0	0	2	1	3				
Jim Rice, R (1,7) OBP: 0.320, SLG: 0.461	K		G6-4-3 1B			1B SF7 1B	K		4	1	2	0	0	2	3				
Tony Armas, R (1,8) OBP: 0.298, SLG: 0.517	K		G6-4-3 1-2			FC5-4 1B	F8		4	0	1	1	0	1	4				
Mike Easter, L (1,10) OBP: 0.369, SLG: 0.496			F5			K	K		4	0	1	0	0	2	2				
Bill Buckner, L (1,3) OBP: 0.324, SLG: 0.421	F8		F9		SF7		K		3	0	0	1	0	1	1				
Marty Barrett, R (1,4) OBP: 0.363, SLG: 0.369	K		6-3		FC5-4 1-2		F2		4	0	0	0	0	1	2				
Jeff Newman, R (1,2) OBP: 0.275, SLG: 0.302	5-3		K2-3			E7 1B FC3-2 1B	K		4	0	1	0	0	2	1				
Jackie Gutierrez, R (1,6) OBP: 0.288, SLG: 0.326			K		F8		1-3		3	0	0	0	0	1	1				
Reid Nichols, R (9,PH) OBP: 0.304, SLG: 0.309									1	0	1	0	0	0	0				
<b>Inning Stats</b>	R: 0 E: 0 K: 3 S: 10	H: 1 LOB: 0 BB: 0 P: 10	R: 0 E: 0 K: 1 S: 6	H: 1 LOB: 0 BB: 0 P: 6	R: 0 E: 0 K: 0 S: 3	H: 0 LOB: 0 BB: 0 P: 3	R: 0 E: 0 K: 1 S: 5	H: 0 LOB: 0 BB: 0 P: 5	R: 2 E: 0 K: 1 S: 7	H: 2 LOB: 1 BB: 1 P: 11	R: 0 E: 1 K: 1 S: 7	H: 2 LOB: 2 BB: 0 P: 7	R: 0 E: 0 K: 2 S: 7	H: 0 LOB: 0 BB: 0 P: 7	R: 0 E: 0 K: 2 S: 8	H: 1 LOB: 1 BB: 0 P: 8	1B: 8 2B: 1 3B: 0 HR: 0	SF: 1 SAC: 0 DP: 1 HBP: 0	WP: 0 PA: 37 CS: 0
<b>PITCHER</b>	IP WLS BF H R ER SO BB IBB HBP BLK WP HR S P ERA WHIP																		
Ray Fontenot, L (1,1) ERA: 3.99	6.1 W 28 8 2 2 7 2 0 0 0 0 0 40 48 2.84 1.579																		
Jay Howell, R (7,1) ERA: 2.56	1.2 W 5 0 0 0 3 0 0 0 0 0 0 0 11 11 0.00 0.000																		
Dave Righetti, L (9,1) ERA: 2.25	1.0 S 4 1 0 0 2 0 0 0 0 0 0 0 8 8 0.00 1.000																		



Batter	1	2	3	4	5	6	7	8	9	AB	R	H	RBI	BB	SO	LOB	TOP									
Willie Randolph, R OBP: 0.378, SLG: 0.354 (1, 4)										5	1	0	0	1	2	6										
Ken Griffey, L OBP: 0.314, SLG: 0.371 (1, 7)										5	2	3	0	0	0	0										
Dave Winfield, R OBP: 0.405, SLG: 0.544 (1, 8) (8, 9)										3	2	1	2	1	0	0										
Don Baylor, R OBP: 0.329, SLG: 0.488 (1, 10)										5	2	2	2	0	1	2										
Toby Harrah, R OBP: 0.326, SLG: 0.300 (1, 5)										4	3	4	2	1	0	0										
Don Mattingly, L OBP: 0.388, SLG: 0.545 (1, 3)										4	2	1	1	1	0	4										
Brian Dayett, R OBP: 0.272, SLG: 0.377 (1, 9)										3	0	1	0	0	0	1	AB 39									
Oscar Gamble, L OBP: 0.308, SLG: 0.430 (8, PH)										1	0	0	0	0	0	1	R 12									
Omar Moreno, L OBP: 0.298, SLG: 0.378 (8, 8)										1	0	1	2	0	0	0	H 15									
Bobby Meacham, S OBP: 0.312, SLG: 0.339 (1, 6)										5	0	1	1	0	2	4	RBI 11									
Rick Cerone, R OBP: 0.289, SLG: 0.314 (1, 2)										3	0	1	1	1	0	1	BB 5									
<b>Inning Stats</b>	R: 3 E: 0 K: 0 S: 6	H: 4 LOB: 0 BB: 0 P: 6	R: 0 E: 0 K: 1 S: 5	H: 0 LOB: 0 BB: 0 P: 5	R: 1 E: 0 K: 1 S: 7	H: 2 LOB: 2 BB: 1 P: 11	R: 0 E: 0 K: 1 S: 6	H: 1 LOB: 1 BB: 0 P: 6	R: 0 E: 0 K: 0 S: 3	H: 0 LOB: 0 BB: 0 P: 3	R: 2 E: 0 K: 0 S: 6	H: 3 LOB: 1 BB: 0 P: 6	R: 0 E: 1 K: 0 S: 3	H: 0 LOB: 0 BB: 0 P: 3	R: 1 E: 0 K: 1 S: 6	H: 1 LOB: 2 BB: 2 P: 14	R: 5 E: 0 K: 1 S: 8	H: 4 LOB: 1 BB: 2 P: 17	1B: 7 2B: 8 3B: 0 HR: 0	SF: 1 SAC: 0 DP: 2 HBP: 1	WP: 0 PB: 1 SB: 1 CS: 1	PA: 47				
<b>PITCHER</b>	IP	WLS	BF	H	R	ER	SO	BB	IBB	HBP	BLK	WP	HR	S	P	ERA	WHIP									
Bruce Hurst, L ERA: 3.71	(1, 1)	5.0	L	24	9	6	6	3	1	0	0	0	0	0	29	33	10.80	2.000								
Steve Crawford, R ERA: 2.93	(8, 1)	2.2		11	2	1	1	0	1	0	0	0	0	0	10	14	3.38	1.125								
Mark Clear, R ERA: 4.68	(8, 1)	0.1		7	3	5	4	1	3	0	0	0	0	6	18	108.00	18.000									
Charlie Mitchell, R ERA: 6.43	(9, 1)	1.0		4	1	0	0	1	0	0	1	0	0	5	6	0.00	1.000									

New York Yankees @ Boston Red Sox  
Fenway Park, Boston, MA  
Sat Sep 08 1984, 3:33 AM EDT  
Att: 34,607 - Unknown



Batter	1	2	3	4	5	6	7	8	9	AB	R	H	RBI	BB	SO	LOB	BOTTOM								
Wade Boggs, L OBP: 0.398, SLG: 0.406 (1, 5)										5	1	4	1	1	0	0									
Dwight Evans, R OBP: 0.388, SLG: 0.532 (1, 9)										5	0	3	2	0	0	3									
Jim Rice, R OBP: 0.319, SLG: 0.461 (1, 7)										5	0	1	1	0	1	5									
Tony Armas, R OBP: 0.295, SLG: 0.512 (1, 8)										5	0	0	0	0	3	6									
Mike Easter, L OBP: 0.371, SLG: 0.498 (1, 10)										4	2	2	0	1	0	4									
Bill Buckner, L OBP: 0.323, SLG: 0.419 (1, 3)										5	0	1	1	0	0	4									
Rich Gedman, L OBP: 0.309, SLG: 0.492 (1, 2)										4	1	1	0	1	3	1	AB 41								
Marty Barrett, R OBP: 0.365, SLG: 0.371 (1, 4)										4	1	2	1	1	0	0	R 6								
Jackie Gutierrez, R OBP: 0.288, SLG: 0.324 (1, 6)										2	1	0	0	1	0	2	H 14								
Rick Miller, L OBP: 0.357, SLG: 0.315 (7, PH)										1	0	0	0	0	1	2	RBI 6								
Glenn Hoffman, R OBP: 0.231, SLG: 0.243 (8, 6)										1	0	0	0	0	0	0	BB 5								
<b>Inning Stats</b>	R: 0 E: 0 K: 2 S: 9	H: 2 LOB: 3 BB: 1 P: 13	R: 3 E: 0 K: 2 S: 10	H: 3 LOB: 2 BB: 2 P: 18	R: 0 E: 0 K: 1 S: 5	H: 0 LOB: 0 BB: 0 P: 5	R: 0 E: 0 K: 0 S: 4	H: 1 LOB: 1 BB: 0 P: 4	R: 1 E: 0 K: 1 S: 7	H: 2 LOB: 2 BB: 1 P: 11	R: 0 E: 0 K: 0 S: 5	H: 2 LOB: 2 BB: 0 P: 5	R: 1 E: 0 K: 1 S: 7	H: 2 LOB: 2 BB: 1 P: 11	R: 1 E: 0 K: 1 S: 7	H: 2 LOB: 1 BB: 0 P: 7	R: 0 E: 0 K: 0 S: 3	H: 0 LOB: 0 BB: 0 P: 3	1B: 10 2B: 4 3B: 0 HR: 0	SF: 0 SAC: 0 DP: 0 HBP: 0	WP: 0 PB: 0 SB: 0 CS: 0	PA: 46			
<b>PITCHER</b>	IP	WLS	BF	H	R	ER	SO	BB	IBB	HBP	BLK	WP	HR	S	P	ERA	WHIP								
Joe Cowley, R ERA: 3.19	(1, 1)	5.2	W	31	10	4	4	0	4	0	0	0	0	39	55	6.35	2.471								
Bob Shirley, L ERA: 3.61	(6, 1)	0.2		3	1	1	1	0	0	0	0	0	0	3	3	13.50	1.500								
Mike Armstrong, R ERA: 3.8	(7, 1)	1.1		7	2	1	1	1	1	0	0	0	0	8	12	6.75	2.250								
Dave Righetti, L ERA: 2.21	(8, 1)	1.1	S	5	1	0	0	1	0	0	0	0	0	7	7	0.00	0.750								

New York Yankees @ Boston Red Sox  
Fenway Park, Boston, MA  
Sat Sep 08 1984, 3:33 AM EDT  
Att: 34,607 - Unknown





Batter	1	2	3	4	5	6	7	8	9	AB	R	H	RBI	BB	SO	LOB	TOP
Willie Randolph, R OBP: 0.379, SLG: 0.357 Rex Hudler, R (7, PR) (7, 4)	0-0 6-3 1B		0-0 1-3		0-0 5-3		0-0 2B			4	0	2	0	0	0	0	
Bobby Meacham, S OBP: 0.308, SLG: 0.334 Andre Robertson, R OBP: 0.225, SLG: 0.254	0-0 6-3 1-2		0-0 4-3		0-0 5-3		0-0 F8			4	0	0	0	0	0	2	
Don Mattingly, L OBP: 0.389, SLG: 0.543	4-0 G6-3 BB			0-0 F5		0-0 BB 1B		0-0 4-3		3	0	1	0	1	0	0	
Dave Winfield, R OBP: 0.402, SLG: 0.540 Mike Armstrong, R	0-0 G6-3 1-2			0-0 6-3		0-0 F6		0-0 F7		4	0	0	0	0	0	3	
Don Baylor, R OBP: 0.330, SLG: 0.487		0-0 F4		0-0 2B E 1B		0-0 F9		4-0 BB		3	1	1	0	1	0	1	
Ken Griffey, L OBP: 0.317, SLG: 0.375 Brian Dayett, R OBP: 0.270, SLG: 0.374	0-3 K		0-3 K	0-0 E 2B		4-0 BB		0-0 F5		2	0	1	0	1	1	0	
Butch Wynegar, S OBP: 0.355, SLG: 0.346 Scott Bradley, L	0-0 E3		0-0 E3	0-0 2-3 3-H 0-3 K		0-0 5-3		0-0 F7		3	0	0	0	0	0	3	AB 33
Mike Pagliarulo, L OBP: 0.298, SLG: 0.475	0-3 K		0-3 K					0-0 F9		4	0	0	0	0	2	3	R 1
Omar Moreno, L OBP: 0.294, SLG: 0.372			0-0 F6		0-0 F7		0-0 F7		0-0 3-1	4	0	0	0	0	0	0	H 5
	R: 0 H: 1 E: 0 LOB: 1 K: 0 BB: 1 S: 3 P: 7	R: 0 H: 0 E: 1 LOB: 1 K: 2 BB: 0 S: 8 P: 8	R: 0 H: 0 E: 0 LOB: 0 K: 0 BB: 0 S: 3 P: 3	R: 1 H: 2 E: 1 LOB: 2 K: 1 BB: 0 S: 8 P: 8	R: 0 H: 0 E: 0 LOB: 0 K: 0 BB: 0 S: 3 P: 3	R: 0 H: 1 E: 0 LOB: 1 K: 0 BB: 1 S: 4 P: 8	R: 0 H: 1 E: 0 LOB: 1 K: 0 BB: 0 S: 4 P: 4	R: 0 H: 0 E: 0 LOB: 0 K: 0 BB: 1 S: 3 P: 7	R: 0 H: 0 E: 0 LOB: 0 K: 0 BB: 0 S: 3 P: 3	1B: 3 SF: 0 2B: 2 SAC: 0 3B: 0 DP: 1 HR: 0 HBP: 0	WP: 0 PA: 36 SB: 0 CS: 0						
PITCHER Al Nipper, R ERA: 3.4	IP WLS BF H R ER SO BB IBB HBP BLK WP HR S P ERA WHIP																

New York Yankees @ Boston Red Sox  
Fenway Park, Boston, MA  
Sun Sep 09 1984, 3:33 AM EDT  
Att: 33,655 - Unknown

AB 33  
R 1  
H 5  
RBI 0  
BB 3  
SO 3  
LOB 13



Batter	1	2	3	4	5	6	7	8	9	AB	R	H	RBI	BB	SO	LOB	BOTTOM
Wade Boggs, L OBP: 0.302, SLG: 0.414	0-0 4-3			0-0 2B 2B		0-0 FC3-6 1B		0-0 G5-4-3 1B		5	2	4	2	0	0	0	
Dwight Evans, R OBP: 0.385, SLG: 0.532 Reid Nichols, R OBP: 0.304, SLG: 0.309	0-0 5-3	0-0 2H G5-4-3 1B		0-0 2H 2B		0-0 1-2 HR		0-0 1-2 K		5	1	2	2	0	0	2	
Jim Rice, R OBP: 0.318, SLG: 0.464 Rick Miller, L OBP: 0.354, SLG: 0.312	0-0 E5 BB 1B	0-0 G5-4-3 1-2		0-0 F3		0-0 1-H HR		0-3 K		4	2	1	2	0	0	2	
Tony Armas, R OBP: 0.297, SLG: 0.511	4-0 BB 1B BB		0-0 4-3		4-0 1B FC5-2 BB		0-0 6-3			2	1	0	0	2	0	0	
Mike Easter, L OBP: 0.374, SLG: 0.501	4-0 1B BB		0-3 K		0-0 FC5-2 3B 1B		0-0 2B			3	1	2	0	1	1	0	
Bill Buckner, L OBP: 0.322, SLG: 0.417 Ed Jurak, R OBP: 0.360, SLG: 0.375	0-0 1-2 2-3 BB		0-0 F8		0-0 FC5-2 3B		0-3 K			4	1	1	2	0	1	3	
Rich Gedman, L OBP: 0.308, SLG: 0.488	0-0 F3			0-0 F3		0-0 K		4-0 5-3-6 BB		3	0	0	0	1	1	4	AB 34
Marty Barrett, R OBP: 0.369, SLG: 0.379		0-0 SH2-4 2B 1B		0-0 4-3 2B 1B		0-0 1-H 2H 3B		0-0 5-3-6		4	2	3	2	0	0	1	R 10
Jackie Gutierrez, R OBP: 0.286, SLG: 0.322		0-0 SH2-4		0-0 4-3		0-0 F8		0-0 F1		3	0	0	0	0	0	2	H 13
	R: 2 H: 1 E: 1 LOB: 2 K: 0 BB: 2 S: 5 P: 13	R: 2 H: 3 E: 0 LOB: 0 K: 0 BB: 0 S: 5 P: 5	R: 0 H: 0 E: 0 LOB: 0 K: 1 BB: 0 S: 5 P: 5	R: 2 H: 3 E: 0 LOB: 1 K: 0 BB: 0 S: 6 P: 6	R: 2 H: 2 E: 0 LOB: 1 K: 1 BB: 1 S: 7 P: 11	R: 2 H: 3 E: 0 LOB: 1 K: 1 BB: 0 S: 8 P: 8	R: 0 H: 0 E: 0 LOB: 0 K: 0 BB: 1 S: 2 P: 6	R: 0 H: 1 E: 0 LOB: 0 K: 1 BB: 0 S: 5 P: 5		1B: 7 SF: 0 2B: 5 SAC: 1 3B: 1 DP: 3 HR: 1 HBP: 0	WP: 0 PA: 39 SB: 0 CS: 0						
PITCHER Marty Bystrom, R ERA: 4.22 Dale Murray, R ERA: 3.95 Mike Armstrong, R ERA: 3.94 Mike Armstrong, R ERA: 3.94	IP WLS BF H R ER SO BB IBB HBP BLK WP HR S P ERA WHIP																

New York Yankees @ Boston Red Sox  
Fenway Park, Boston, MA  
Sun Sep 09 1984, 3:33 AM EDT  
Att: 33,655 - Unknown

AB 34  
R 10  
H 13  
RBI 10  
BB 4  
SO 4  
LOB 14





Batter	1	2	3	4	5	6	7	8	9	AB	R	H	RBI	BB	SO	LOB	TOP								
<b>Willie Randolph, R</b> (1,4) OBP: 0.379, SLG: 0.356	4-0 2B BB	0-3 K				0-0 1B HR	0-0 F6		0-0 1-3	4	2	1	0	1	1	0									
<b>Bobby Meacham, S</b> (1,6) OBP: 0.307, SLG: 0.332	0-3 K		0-0 F1			0-0 1-3 HR	0-0 F4		0-0 F3	5	1	1	0	0	0	1									
<b>Don Mattingly, L</b> (1,3) OBP: 0.389, SLG: 0.550	0-0 FC6-4 1-H 1B 2B		0-3 K			0-0 1-H HR	0-0 F9		0-0 4-3	5	2	2	4	0	1	0									
<b>Dave Winfield, R</b> (1,9) OBP: 0.403, SLG: 0.538	0-0 E6 FC6-4		0-3 K			0-0 G4-6-3 BB	0-0 FC5-4 1B			3	0	1	0	1	1	1									
<b>Don Baylor, R</b> (1,10) OBP: 0.329, SLG: 0.483	0-0 FC6-4 1B 1-2 2-3			1-0 1B HBP		0-3 K	0-0 FC5-4 1-2			3	0	0	0	0	1	4									
<b>Ken Griffey, L</b> (1,7) OBP: 0.316, SLG: 0.374	0-0 FC6-4 1-3 3-H 1B			0-0 F6		0-0 G4-6-3 1-2			0-0 F7	4	0	1	1	0	0	2									
<b>Brian Dayett, R</b> (9,7) OBP: 0.270, SLG: 0.374										0	0	0	0	0	0	0									
<b>Butch Wynegar, S</b> (1,2) OBP: 0.358, SLG: 0.356	0-0 FC6-4 1-2			0-0 1B		0-0 HR			4-0 BB	3	1	2	1	1	0	2									
<b>Mike Pagliarulo, L</b> (1,5) OBP: 0.290, SLG: 0.462			0-0 F9		0-3 K		0-0 F9		0-3 K	4	0	0	0	0	2	3									
<b>Omar Moreno, L</b> (1,8) OBP: 0.291, SLG: 0.367			0-0 F8		0-0 F8		0-0 F8		0-0 F6	4	0	0	0	0	0	3									
<b>Inning Stats</b>	R: 2 E: 1 K: 1 S: 8	H: 2 LOB: 2 BB: 1 P: 12	R: 0 E: 0 K: 1 S: 5	H: 0 LOB: 0 BB: 0 P: 5	R: 0 E: 0 K: 2 S: 7	H: 0 LOB: 0 BB: 0 P: 7	R: 0 E: 0 K: 1 S: 6	H: 1 LOB: 2 BB: 0 P: 7	R: 3 E: 0 K: 0 S: 4	H: 3 LOB: 0 BB: 0 P: 11	R: 1 E: 0 K: 0 S: 4	H: 1 LOB: 0 BB: 0 P: 4	R: 0 E: 0 K: 0 S: 4	H: 1 LOB: 1 BB: 0 P: 4	R: 0 E: 0 K: 1 S: 5	H: 0 LOB: 1 BB: 1 P: 9	R: 0 E: 0 K: 0 S: 3	H: 0 LOB: 0 BB: 0 P: 3	1B: 5 2B: 1 3B: 0 HR: 2	SF: 0 SAC: 0 DP: 1 HBP: 1	WP: 0 PB: 0 SB: 0 CS: 0	PA: 39			
<b>PITCHER</b>	IP	WLS	BF	H	R	ER	SO	BB	IBB	HBP	BLK	WP	HR	S	P	ERA	WHIP								
<b>Dave Stieb, R</b> (1,1) ERA: 2.51	6.0	L	28	7	6	5	6	2	0	1	0	0	2	37	46	7.50	1.500								
<b>Ron Musselman, R</b> (7,1) ERA: 3.18	2.0		8	1	0	0	1	1	0	0	0	0	0	9	13	0.00	1.000								
<b>Jim Acker, R</b> (9,1) ERA: 4.34	1.0		3	0	0	0	0	0	0	0	0	0	0	3	3	0.00	0.000								

**New York Yankees @ Toronto Blue Jays**  
Exhibition Stadium, Toronto, ON  
Mon Sep 10 1984, 7:05 PM EDT  
Att: 21,176 - Unknown

AB	35
R	6
H	8
RBI	6
BB	3
SO	7
LOB	16



Batter	1	2	3	4	5	6	7	8	9	AB	R	H	RBI	BB	SO	LOB	BOTTOM								
<b>Damaso Garcia, R</b> (1,4) OBP: 0.318, SLG: 0.386	0-0 6-3		0-0 1B 1B			0-0 F6			0-0 5-3	1	0	0	0	0	0	0									
<b>Alfredo Griffin, S</b> (2,4) OBP: 0.240, SLG: 0.293			0-0 2-3 1B			0-0 F8				3	1	1	0	0	1	1									
<b>Lloyd Moseby, L</b> (9,PH) OBP: 0.360, SLG: 0.476			0-0 F7			0-0 F6				1	0	0	0	0	0	1									
<b>Dave Collins, S</b> (1,7) OBP: 0.363, SLG: 0.444	0-0 4-3		0-0 F7			0-0 F8				4	0	0	0	0	0	3									
<b>Rance Mulliniks, L</b> (1,5) OBP: 0.391, SLG: 0.454	0-0 1B 1B		0-0 1B 1B			0-0 4-3			0-0 6-3	4	0	2	1	0	0	0									
<b>Willie Upshaw, L</b> (1,3) OBP: 0.357, SLG: 0.497	0-0 1-2 1B		0-0 1-2 3-H 1B			0-0 F8			0-0 F8	4	0	2	1	0	0	0									
<b>George Bell, R</b> (1,9) OBP: 0.332, SLG: 0.502	0-0 5-3		0-0 F4			0-0 F5			0-0 1B	4	0	1	0	0	0	4									
<b>Willie Aikens, L</b> (1,10) OBP: 0.302, SLG: 0.369			0-0 F5		0-3 K		0-0 1B		0-0 G3	4	0	1	0	0	1	3									
<b>Ernie Whitt, L</b> (1,2) OBP: 0.329, SLG: 0.423		0-0 4-3		0-0 F4		0-0 4-3			0-0 F3	4	0	0	0	0	0	1									
<b>Jesse Barfield, R</b> (1,8) OBP: 0.350, SLG: 0.468		0-3 K		0-0 F8			0-0 6-3		0-0 FC3-8 1B	4	0	1	0	0	1	0									
<b>Tony Fernandez, S</b> (1,6) OBP: 0.323, SLG: 0.391			0-0 1B 1B 2B		0-3 K		0-0 BB		0-0 FC3-6	3	1	1	0	1	1	1									
<b>Inning Stats</b>	R: 0 E: 0 K: 0 S: 5	H: 2 LOB: 2 BB: 0 P: 5	R: 0 E: 0 K: 1 S: 5	H: 0 LOB: 0 BB: 0 P: 5	R: 2 E: 0 K: 1 S: 9	H: 4 LOB: 2 BB: 0 P: 9	R: 0 E: 0 K: 1 S: 5	H: 0 LOB: 0 BB: 0 P: 5	R: 0 E: 0 K: 0 S: 3	H: 0 LOB: 0 BB: 0 P: 3	R: 0 E: 0 K: 0 S: 4	H: 1 LOB: 1 BB: 0 P: 4	R: 0 E: 0 K: 1 S: 5	H: 0 LOB: 1 BB: 1 P: 9	R: 0 E: 0 K: 0 S: 4	H: 1 LOB: 1 BB: 0 P: 4	R: 0 E: 0 K: 0 S: 4	H: 1 LOB: 1 BB: 0 P: 4	R: 0 E: 0 K: 0 S: 4	H: 1 LOB: 1 BB: 0 P: 4	1B: 8 2B: 1 3B: 0 HR: 0	SF: 0 SAC: 0 DP: 0 HBP: 0	WP: 0 PB: 0 SB: 0 CS: 0	PA: 37	
<b>PITCHER</b>	IP	WLS	BF	H	R	ER	SO	BB	IBB	HBP	BLK	WP	HR	S	P	ERA	WHIP								
<b>John Montefusco, R</b> (1,1) ERA: 3.89	6.0	W	25	7	2	2	3	0	0	0	0	0	0	31	31	3.00	1.167								
<b>Jay Howell, R</b> (7,1) ERA: 2.46	3.0	S	12	2	0	0	1	1	0	0	0	0	0	13	17	0.00	1.000								

**New York Yankees @ Toronto Blue Jays**  
Exhibition Stadium, Toronto, ON  
Mon Sep 10 1984, 7:05 PM EDT  
Att: 21,176 - Unknown

AB	36
R	2
H	9
RBI	2
BB	1
SO	4
LOB	14





Batter	1	2	3	4	5	6	7	8	9	AB	R	H	RBI	BB	SO	LOB	TOP
Willie Randolph, R OBP: 0.377, SLG: 0.354 Rex Hudler, R (6, 4)	0-0 6-3		0-0 6-3			0-0 6-3	0-3 K			3	0	0	0	0	0	0	
Bobby Meacham, S OBP: 0.305, SLG: 0.334 Andre Robertson, R OBP: 0.225, SLG: 0.254 (1, 6) (8, 6)	0-0 1B		0-0 G3			0-0 1B	0-3 K			4	1	2	0	0	1	0	
Don Mattingly, L OBP: 0.390, SLG: 0.548 (1, 3)	0-0 F8			0-0 1B		4-0 1B	0-0 F8			3	1	1	0	1	0	1	
Dave Winfield, R OBP: 0.402, SLG: 0.542 Brian Dayett, R OBP: 0.270, SLG: 0.374 (1, 9) (8, 9)	0-3 K			0-0 1B		0-0 HR	0-0 6-3			4	1	1	3	0	1	2	
Don Baylor, R OBP: 0.329, SLG: 0.481 (1, 10)		0-3 K		0-3 K		0-0 1B	0-0 6-3			4	0	1	0	0	2	1	
Ken Griffey, L OBP: 0.315, SLG: 0.372 Victor Mata, R OBP: 0.344, SLG: 0.452 (1, 7) (8, 7)		0-0 3-1		0-0 4-3		0-0 1B	0-0 F7			4	0	1	0	0	0	1	
Butch Wynegar, S OBP: 0.360, SLG: 0.355 Scott Bradley, L (1, 2) (8, 2)		4-0 BB		0-0 4-3		0-0 F6	0-0 G3		0-0 F5	1	0	0	0	2	0	0	
Mike Pagliarulo, L OBP: 0.283, SLG: 0.450 (1, 5)		0-0 4-3		0-0 G3		0-0 F6	0-0 G3		0-0 G3	4	0	0	0	0	0	4	
Omar Moreno, L OBP: 0.287, SLG: 0.362 (1, 8)			0-0 4-3		0-0 F8	0-3 K		0-3 K		4	0	0	0	0	2	3	

New York Yankees @ Toronto Blue Jays  
Exhibition Stadium, Toronto, ON  
Tue Sep 11 1984, 7:05 PM EDT  
Att: 21,451 - Unknown

AB	33
R	3
H	6
RBI	3
BB	3
SO	7
LOB	12



Inning Stats	R	H	E	LOB	P	R	H	E	LOB	P	R	H	E	LOB	P	R	H	E	LOB	P	1B	SF	2B	3B	HR	WP	PA
	0	1	0	1	6	0	0	0	1	6	0	0	0	1	6	0	0	0	1	6	5	0	0	0	1	0	36

PITCHER	IP	WLS	BF	H	R	ER	SO	BB	IBB	HBP	BLK	WP	HR	S	P	ERA	WHIP
Dennis Lamp, R ERA: 3.77 Roy Lee Jackson, R ERA: 3.36	5.1	W	24	6	3	3	3	2	0	0	0	0	1	28	36	5.06	1.500
	3.2	S	12	0	0	0	4	1	0	0	0	0	0	19	23	0.00	0.273

Batter	1	2	3	4	5	6	7	8	9	AB	R	H	RBI	BB	SO	LOB	BOTTOM
Damaso Garcia, R OBP: 0.317, SLG: 0.384 (1, 4)	0-3 K		0-0 1B			0-0 F8	0-0 F9		0-0 6-3	5	1	1	0	0	1	0	
Lloyd Moseby, L OBP: 0.364, SLG: 0.482 Mitch Webster, S OBP: 0.313, SLG: 0.533 (1, 8) (8, FR) (9, 8)	0-3 K		1-0 1B			0-0 HR	0-0 WP		0-0 1B	4	3	3	0	0	1	0	
George Bell, R OBP: 0.331, SLG: 0.505 Ron Shepherd, R (1, 7) (8, PR) (9, 7)	0-0 F3		0-3 K		0-0 HR	0-0 F9		0-0 E5		5	1	1	2	0	1	3	
Cliff Johnson, R OBP: 0.389, SLG: 0.500 (1, 10)		0-0 1B	0-0 WP		0-0 HR	0-0 1B		0-0 F9		5	2	3	2	0	1	2	
Jesse Barfield, R OBP: 0.352, SLG: 0.476 (1, 9)		0-0 4-3	0-3 K		0-0 HR	0-0 BB		0-0 K		3	2	1	2	1	1	2	
Willie Upshaw, L OBP: 0.358, SLG: 0.497 Rick Leach, L OBP: 0.310, SLG: 0.377 (1, 3) (5, FH) (6, 3)	0-0 1B		0-0 F8		0-0 1B	0-3 K		0-3 K		2	1	1	0	0	0	1	
Buck Martinez, R OBP: 0.303, SLG: 0.361 (1, 2)		0-0 1B		0-0 F7		0-3 K		0-0 E7		4	0	2	2	0	1	1	
Garth Iorg, R OBP: 0.235, SLG: 0.298 (1, 5)		0-0 SF8		0-0 6-3		0-0 4-3		0-0 F7		3	0	0	1	0	0	2	
Tony Fernandez, S OBP: 0.316, SLG: 0.383 (1, 6)		0-0 F9		0-3 K		0-0 F9		0-0 F8		4	0	0	0	0	1	1	

New York Yankees @ Toronto Blue Jays  
Exhibition Stadium, Toronto, ON  
Tue Sep 11 1984, 7:05 PM EDT  
Att: 21,451 - Unknown

AB	37
R	10
H	13
RBI	9
BB	1
SO	8
LOB	13



Inning Stats	R	H	E	LOB	P	R	H	E	LOB	P	R	H	E	LOB	P	R	H	E	LOB	P	1B	SF	2B	3B	HR	WP	PA
	0	0	0	0	7	2	3	0	1	7	0	0	0	1	7	0	0	0	1	7	10	1	0	0	2	0	40

PITCHER	IP	WLS	BF	H	R	ER	SO	BB	IBB	HBP	BLK	WP	HR	S	P	ERA	WHIP
Dennis Rasmussen, L ERA: 4.88 Clay Christensen, R ERA: 5.04 Dale Murray, R ERA: 3.66	4.1	L	23	9	8	8	5	0	0	1	0	0	1	32	33	16.61	2.077
	2.2		12	3	2	2	3	1	0	0	0	1	0	17	21	6.75	1.500
	1.0		5	1	0	0	0	0	0	0	0	0	0	5	5	0.00	1.000



Batter	1	2	3	4	5	6	7	8	9	AB	R	H	RBI	BB	SO	LOB	TOP						
Willie Randolph, R (1,4) OBP: 0.378, SLG: 0.357										4	0	2	0	0	0	1	<b>New York Yankees @ Toronto Blue Jays</b> Exhibition Stadium, Toronto, ON Wed Sep 12 1984, 7:05 PM EDT Att: 20,426 - Unknown						
Bobby Meacham, S (1,6) OBP: 0.311, SLG: 0.334										3	1	1	0	0	0	2							
Don Mattingly, L (1,3) OBP: 0.387, SLG: 0.544										4	0	0	0	0	0	3							
Dave Winfield, R (1,9) OBP: 0.401, SLG: 0.540										4	0	1	1	0	2	2							
Don Baylor, R (1,10) OBP: 0.328, SLG: 0.478										3	0	0	0	0	1	1							
Ken Griffey, L (1,7) OBP: 0.312, SLG: 0.368										4	0	0	0	0	1	4							
Butch Wynegar, S (1,2) OBP: 0.361, SLG: 0.355										3	0	1	0	1	0	0							
Mike Pagliarulo, L (1,5) OBP: 0.278, SLG: 0.441										3	0	0	0	0	1	2							
Oscar Gamble, L (9, PH) OBP: 0.306, SLG: 0.426										1	0	0	0	0	0	0							
Omar Moreno, L (1,8) OBP: 0.287, SLG: 0.361										4	0	1	0	0	0	2							
<b>Inning Stats</b>	R: 0 E: 0 K: 1 S: 6	H: 1 LOB: 3 BB: 0 P: 8	R: 0 E: 0 K: 0 S: 5	H: 2 LOB: 2 BB: 0 P: 5	R: 0 E: 0 K: 0 S: 3	H: 0 LOB: 1 BB: 0 P: 3	R: 0 E: 0 K: 2 S: 7	H: 0 LOB: 1 BB: 1 P: 11	R: 0 E: 0 K: 0 S: 3	H: 0 LOB: 0 BB: 0 P: 3	R: 0 E: 0 K: 1 S: 5	H: 1 LOB: 1 BB: 0 P: 5	R: 0 E: 0 K: 0 S: 4	H: 1 LOB: 1 BB: 0 P: 4	R: 1 E: 1 K: 1 S: 7	H: 2 LOB: 1 BB: 0 P: 7	R: 0 E: 0 K: 0 S: 3	H: 0 LOB: 0 BB: 0 P: 3	1B: 5 2B: 1 3B: 0 HR: 0	SF: 0 SAC: 0 DP: 0 HBP: 2	WP: 0 PB: 0 SB: 0 CS: 0	PA: 36	
<b>PITCHER</b> Doyle Alexander, R (1,1) ERA: 3.18	IP: 9.0 WLS: W BF: 36	H: 6 R: 1 ER: 0	SO: 5	BB: 1	IBB: 0	HBP: 2	BLK: 0	WP: 0	HR: 0	S: 43	P: 49	ERA: 0.00	WHIP: 0.778										

Batter	1	2	3	4	5	6	7	8	9	AB	R	H	RBI	BB	SO	LOB	BOTTOM							
Damaso Garcia, R (1,4) OBP: 0.316, SLG: 0.383										4	0	1	1	0	0	2	<b>New York Yankees @ Toronto Blue Jays</b> Exhibition Stadium, Toronto, ON Wed Sep 12 1984, 7:05 PM EDT Att: 20,426 - Unknown							
Dave Collins, S (1,7) OBP: 0.362, SLG: 0.444										4	0	1	0	0	0	3								
Lloyd Moseby, L (1,8) OBP: 0.362, SLG: 0.479										4	0	0	0	0	2	1								
Willie Upshaw, L (1,3) OBP: 0.355, SLG: 0.493										4	0	0	0	0	2	1								
George Bell, R (1,9) OBP: 0.329, SLG: 0.502										3	0	0	0	0	0	0								
Cliff Johnson, R (1,10) OBP: 0.388, SLG: 0.498										3	1	1	0	0	1	0								
Rance Mulliniks, L (1,5) OBP: 0.390, SLG: 0.453										3	1	1	0	0	0	1								
Garth Iorg, R (8,5) OBP: 0.235, SLG: 0.298										0	0	0	0	0	0	0								
Ernie Whitt, L (1,2) OBP: 0.332, SLG: 0.423										2	0	1	1	1	0	1								
Alfredo Griffin, S (1,6) OBP: 0.240, SLG: 0.293										3	0	1	0	0	0	2								
<b>Inning Stats</b>	R: 0 E: 0 K: 1 S: 5	H: 0 LOB: 0 BB: 0 P: 5	R: 0 E: 0 K: 1 S: 5	H: 0 LOB: 0 BB: 0 P: 5	R: 1 E: 0 K: 0 S: 5	H: 2 LOB: 1 BB: 0 P: 5	R: 0 E: 0 K: 1 S: 5	H: 0 LOB: 0 BB: 0 P: 5	R: 1 E: 0 K: 0 S: 6	H: 3 LOB: 2 BB: 0 P: 6	R: 0 E: 0 K: 0 S: 3	H: 0 LOB: 0 BB: 0 P: 3	R: 0 E: 0 K: 0 S: 3	H: 0 LOB: 1 BB: 1 P: 7	R: 0 E: 0 K: 2 S: 8	H: 1 LOB: 1 BB: 0 P: 8	1B: 5 2B: 1 3B: 0 HR: 0	SF: 0 SAC: 0 DP: 0 HBP: 0	WP: 0 PB: 0 SB: 2 CS: 0	PA: 31				
<b>PITCHER</b> Phil Niekro, R (1,1) ERA: 2.89	IP: 7.1 WLS: L	BF: 29	H: 6 R: 2 ER: 2	SO: 3	BB: 1	IBB: 0	HBP: 0	BLK: 0	WP: 0	HR: 0	S: 34	P: 38	ERA: 2.46	WHIP: 0.955										
Dave Righetti, L (8,1) ERA: 2.2	IP: 0.2	WLS: 2	H: 0 R: 0 ER: 0	SO: 2	BB: 0	IBB: 0	HBP: 0	BLK: 0	WP: 0	HR: 0	S: 6	P: 6	ERA: 0.00	WHIP: 0.000										









Batter	1	2	3	4	5	6	7	8	9	AB	R	H	RBI	BB	SO	LOB	TOP			
Wade Boggs, L (1.5) OBP: 0.300, SLG: 0.417	1-3		4-3		1-3			4-3		4	0	0	0	0	0	1	<b>Boston Red Sox @ New York Yankees</b> Yankee Stadium, Bronx, NY Fri Sep 14 1984, 7:05 PM EDT Att: 23,061 - Unknown			
Dwight Evans, R (1.9) OBP: 0.389, SLG: 0.528	BB		3B			F3		K		3	0	1	0	1	1	0				
Jim Rice, R (1.7) OBP: 0.319, SLG: 0.465	F4		K			K			1B	4	0	1	0	0	2	2				
Tony Armas, R (1.8) OBP: 0.295, SLG: 0.511	F7			L5		K			F9	4	0	0	0	0	1	2				
Mike Easter, L (1.10) OBP: 0.375, SLG: 0.501		F6		6-3						4	0	2	0	0	0	0				
Bill Buckner, L (1.3) OBP: 0.319, SLG: 0.411		F2		F6				2B	1B	4	0	0	0	0	0	3				
Rich Gedman, L (1.2) OBP: 0.304, SLG: 0.487		F7				K		K		4	0	0	0	0	2	3				
Marty Barrett, R (1.4) OBP: 0.370, SLG: 0.386				SF7				3-1		3	1	2	0	0	0	1				
Jackie Gutierrez, R (1.6) OBP: 0.283, SLG: 0.318				SF7						1	0	0	1	0	1	1				
Rick Miller, L (8. PH) OBP: 0.346, SLG: 0.304										1	0	0	0	0	1	0				
Glenn Hoffman, R (8.6) OBP: 0.231, SLG: 0.243										0	0	0	0	0	0	0				
<b>Inning Stats</b>	R: 0 E: 0 K: 0 S: 3	H: 0 LOB: 1 BB: 1 P: 7	R: 0 E: 0 K: 0 S: 3	H: 0 LOB: 0 BB: 0 P: 3	R: 1 E: 0 K: 1 S: 7	H: 2 LOB: 1 BB: 0 P: 7	R: 0 E: 0 K: 0 S: 3	H: 0 LOB: 0 BB: 0 P: 3	R: 0 E: 0 K: 2 S: 8	H: 1 LOB: 1 BB: 0 P: 8	R: 0 E: 0 K: 1 S: 6	H: 1 LOB: 1 BB: 0 P: 6	R: 0 E: 0 K: 2 S: 7	H: 0 LOB: 0 BB: 0 P: 7	R: 0 E: 0 K: 0 S: 5	H: 2 LOB: 2 BB: 0 P: 5	1B: 3 2B: 1 3B: 2 HR: 0	SF: 1 SAC: 0 DP: 0 HBP: 0	WP: 0 PB: 0 SB: 0 CS: 0	PA: 34
<b>PITCHER</b> Joe Cowley, R (1.1) ERA: 2.92	IP: 9.0 WLS: W BF: 34 H: 6 R: 1 ER: 1 SO: 8 BB: 1 IBB: 0 HBP: 0 BLK: 0 WP: 0 HR: 0 S: 49 P: 53 ERA: 1.00 WHIP: 0.778																			

Batter	1	2	3	4	5	6	7	8	9	AB	R	H	RBI	BB	SO	LOB	BOTTOM			
Willie Randolph, R (1.4) OBP: 0.380, SLG: 0.358	2B		1B	HBP	F8			5-3		4	3	2	0	1	0	1	<b>Boston Red Sox @ New York Yankees</b> Yankee Stadium, Bronx, NY Fri Sep 14 1984, 7:05 PM EDT Att: 23,061 - Unknown			
Ken Griffey, L (1.7) OBP: 0.316, SLG: 0.374	BB		1B	1B		4-3		1B		5	0	3	0	0	0	1				
Dave Winfield, R (1.8) OBP: 0.401, SLG: 0.536	2B		1B	HBP		5-3		1B		4	2	1	1	1	1	3				
Don Baylor, R (1.10) OBP: 0.331, SLG: 0.478	6-3		E8	1B				2-3		4	1	2	1	0	0	3				
Toby Harrah, R (1.5) OBP: 0.331, SLG: 0.300	K		G3	1B				G3		3	1	1	2	2	1	3				
Don Mattingly, L (1.3) OBP: 0.385, SLG: 0.544		F6	G3	1B	F5			G3		4	0	0	1	0	0	6				
Brian Dayett, R (1.9) OBP: 0.290, SLG: 0.403		5-3	2B	1B				F8		3	0	2	2	1	0	0				
Bobby Meacham, S (1.6) OBP: 0.306, SLG: 0.328	5-3		F7					3-1		4	0	0	0	0	1	3				
Rick Cerone, R (1.2) OBP: 0.276, SLG: 0.298	6-3			6-3	1-3			6-3		4	0	0	0	0	0	2				
<b>Inning Stats</b>	R: 1 E: 0 K: 2 S: 8	H: 1 LOB: 1 BB: 1 P: 12	R: 0 E: 0 K: 0 S: 3	H: 0 LOB: 1 BB: 1 P: 7	R: 4 E: 1 K: 0 S: 7	H: 4 LOB: 1 BB: 1 P: 11	R: 2 E: 0 K: 0 S: 5	H: 2 LOB: 2 BB: 1 P: 10	R: 0 E: 0 K: 1 S: 6	H: 1 LOB: 1 BB: 0 P: 6	R: 0 E: 0 K: 0 S: 4	H: 1 LOB: 2 BB: 1 P: 8	R: 0 E: 0 K: 0 S: 3	H: 0 LOB: 0 BB: 0 P: 3	R: 0 E: 0 K: 0 S: 5	H: 2 LOB: 2 BB: 0 P: 5		1B: 9 2B: 2 3B: 0 HR: 0	SF: 0 SAC: 0 DP: 0 HBP: 1	WP: 0 PB: 0 SB: 0 CS: 0
<b>PITCHER</b> Bruce Hurst, L (1.1) ERA: 3.88 Steve Crawford, R (3.1) ERA: 3.15 Mark Clear, R (4.1) ERA: 4.55 Charlie Mitchell, R (6.1) ERA: 3.65	IP: 2.2 WLS: L BF: 16 H: 5 R: 5 ER: 5 SO: 2 BB: 3 IBB: 0 HBP: 0 BLK: 0 WP: 0 HR: 0 S: 17 P: 29 ERA: 16.88 WHIP: 3.000																			



Batter	1	2	3	4	5	6	7	8	9	AB R H RBI BB SO LOB	TOP										
Wade Boggs, L (1.5) OBP: 0.300, SLG: 0.416	0-0 4-3		0-0 4-3		4-0 1B IBB		0-0 1-2 1B		0-0 G6-4-3	4 0 1 0 1 0 1	<b>Boston Red Sox @ New York Yankees</b> Yankee Stadium, Bronx, NY Sat Sep 15 1984, 3:33 AM EDT Att: 27,069 - Unknown  <b>AB 36</b> <b>R 4</b> <b>H 11</b> <b>RBI 4</b> <b>BB 1</b> <b>SO 4</b> <b>LOB 14</b> 										
Dwight Evans, R (1.9) OBP: 0.398, SLG: 0.526	0-3 K			0-0 5-3	0-0 1-2 2-H 3-H 1B		0-3 K			4 0 1 2 0 2 2											
Jim Rice, R (1.7) OBP: 0.317, SLG: 0.462	0-0 F6			0-0 5-3	0-0 1-3		0-0 FC5			4 0 0 0 0 0 4											
Tony Armas, R (1.8) OBP: 0.297, SLG: 0.519 Rick Miller, L (7.8) OBP: 0.344, SLG: 0.301				0-0 5-3		0-0 2B		0-0 4-3		3 1 2 1 0 0 0 1 0 0 0 0 0 0											
Mike Easter, L (1.10) OBP: 0.372, SLG: 0.497		0-0 HR			0-0 4-3	0-0 F7		0-0 G3		4 0 0 0 0 0 1											
Bill Buckner, L (1.3) OBP: 0.323, SLG: 0.414					0-0 1B 2B	0-3 K2-3		0-0 1B		4 1 3 0 0 1 1											
Rich Gedman, L (1.2) OBP: 0.304, SLG: 0.485		0-0 F7			0-0 2B 1B	0-0 4-3		0-3 K		4 1 1 0 0 1 3											
Marty Barrett, R (1.4) OBP: 0.369, SLG: 0.387		0-0 CS	0-0 L3		0-0 1B 2B		0-0 F9		0-0 3-1	4 1 1 1 0 0 0											
Jackie Gutierrez, R (1.6) OBP: 0.285, SLG: 0.320		0-0 F9			0-0 6-3		0-0 FC5 1B		0-0 G6-4-3 1B	4 0 2 0 0 0 2											
<b>Inning Stats</b>	R: 0 E: 0 K: 1 S: 5	H: 0 LOB: 0 BB: 0 P: 5	R: 1 E: 0 K: 0 S: 4	H: 2 LOB: 0 BB: 0 P: 4	R: 0 E: 0 K: 0 S: 3	H: 0 LOB: 0 BB: 0 P: 3	R: 0 E: 0 K: 0 S: 3	H: 0 LOB: 0 BB: 0 P: 3	R: 3 E: 0 K: 0 S: 7	H: 4 LOB: 2 BB: 1 P: 11		R: 0 E: 0 K: 1 S: 6	H: 1 LOB: 1 BB: 0 P: 6	R: 0 E: 0 K: 1 S: 7	H: 2 LOB: 2 BB: 0 P: 7	R: 0 E: 0 K: 1 S: 6	H: 1 LOB: 1 BB: 0 P: 6	R: 0 E: 0 K: 0 S: 3	H: 1 LOB: 0 BB: 0 P: 3	1B: 8 2B: 2 3B: 0 HR: 1	SF: 0 SAC: 0 DP: 1 HBP: 0
<b>PITCHER</b>	IP WLS BF H R ER SO BB IBB HBP BLK WP HR S P ERA WHIP											IP WLS BF H R ER SO BB IBB HBP BLK WP HR S P ERA WHIP									
John Montefusco, R (1.1) ERA: 4.04	7.2 L 33 10 4 4 3 0 0 1 0 0 0 1 38 42 4.70 1.304											Dave Righetti, L (8.1) ERA: 2.16	1.1 4 1 0 0 1 0 0 0 0 0 0 6 6 0.00 0.750								

Batter	1	2	3	4	5	6	7	8	9	AB R H RBI BB SO LOB	BOTTOM								
Bobby Meacham, S (1.6) OBP: 0.307, SLG: 0.332	0-0 F8 2B	0-3 K			0-3 K	0-0 1B 1B		0-0 F9		5 0 2 0 0 2 2	<b>Boston Red Sox @ New York Yankees</b> Yankee Stadium, Bronx, NY Sat Sep 15 1984, 3:33 AM EDT Att: 27,069 - Unknown  <b>AB 38</b> <b>R 3</b> <b>H 12</b> <b>RBI 3</b> <b>BB 2</b> <b>SO 8</b> <b>LOB 25</b> 								
Ken Griffey, L (1.7) OBP: 0.325, SLG: 0.388	4-0 BB		0-0 HR		1-0 1B HBP	0-0 1B 1B		0-0 1B		3 1 3 3 1 0 0									
Don Mattingly, L (1.3) OBP: 0.383, SLG: 0.541	0-0 F6		0-0 G6-3 1B		0-3 K	0-0 G3		0-0 F7		5 0 1 0 0 1 6									
Dave Winfield, R (1.9) OBP: 0.402, SLG: 0.539	0-0 F8		0-0 G6-3		0-0 1B		0-0 WP 2B		0-0 1B	5 0 3 0 0 0 3									
Steve Kemp, L (1.10) OBP: 0.372, SLG: 0.406	0-0 6-3		0-0 4-3		0-0 F9		0-3 K		0-0 F7	5 0 0 0 0 1 7									
Butch Wynegar, S (1.2) OBP: 0.357, SLG: 0.351		0-0 G3		0-3 K		0-0 4-3	0-3 K		0-0 G3	5 0 0 0 0 2 3									
Mike Pagliarulo, L (1.5) OBP: 0.292, SLG: 0.443		4-0 2B BB		0-0 1B		0-3 K	0-0 4-3			3 0 1 0 1 1 1									
Omar Moreno, L (1.8) OBP: 0.291, SLG: 0.371		0-0 F7		0-3 K		0-0 1B 2B		0-0 F6		4 1 1 0 0 1 2									
Rex Hudler, R (1.4) OBP: 0.500, SLG: 0.667 Oscar Gamble, L (8, PH) OBP: 0.303, SLG: 0.422 Tim Lincecum, R (9.4) OBP: 0.264, SLG: 0.314		0-0 1-3 2B		0-0 F5		1-0 1B HBP		0-0 F8		2 1 1 0 0 0 1 1 0 0 0 0 0 0 0 0 0 0 0 0 0									
<b>Inning Stats</b>	R: 0 E: 0 K: 0 S: 4	H: 1 LOB: 2 BB: 1 P: 8	R: 0 E: 0 K: 1 S: 6	H: 1 LOB: 2 BB: 1 P: 10	R: 1 E: 0 K: 0 S: 4	H: 2 LOB: 0 BB: 0 P: 4	R: 0 E: 0 K: 2 S: 8	H: 1 LOB: 1 BB: 0 P: 8	R: 0 E: 0 K: 1 S: 8	H: 3 LOB: 2 BB: 0 P: 9		R: 0 E: 0 K: 2 S: 8	H: 1 LOB: 1 BB: 0 P: 8	R: 0 E: 0 K: 0 S: 3	H: 0 LOB: 0 BB: 0 P: 3	R: 0 E: 0 K: 0 S: 5	H: 2 LOB: 2 BB: 0 P: 5	1B: 7 2B: 4 3B: 0 HR: 1	SF: 0 SAC: 0 DP: 1 HBP: 2
<b>PITCHER</b>	IP WLS BF H R ER SO BB IBB HBP BLK WP HR S P ERA WHIP											IP WLS BF H R ER SO BB IBB HBP BLK WP HR S P ERA WHIP							
Al Nipper, R (1.1) ERA: 3.39	8.1 W 40 12 3 3 8 2 0 0 0 0 0 2 2 3.24 1.680											Bob Stanley, R (9.1) ERA: 3.62	0.2 S 2 0 0 0 0 0 0 0 0 0 2 2 0.00 0.000						



Batter	1	2	3	4	5	6	7	8	9	AB R H RBI BB SO LOB	TOP											
Wade Boggs, L (1, 5) OBP: 0.398, SLG: 0.414	0-0 4-3	0-0 F7			0-0 F7		0-0 1-3 1B		0-3 K	5 0 1 0 0 1 2	<b>Boston Red Sox @ New York Yankees</b> Yankee Stadium, Bronx, NY Sun Sep 16 1984, 3:33 AM EDT Att: 29,437 - Unknown  <a href="http://livebaseballscorecards.com">livebaseballscorecards.com</a>											
Dwight Evans, R (1, 9) OBP: 0.391, SLG: 0.528	4-0 HR		4-0 CS BB		4-0 3B BB		0-0 1-3		0-0 2B	2 2 1 0 3 0 1												
Jim Rice, R (1, 7) OBP: 0.319, SLG: 0.471	0-0 HR		4-0 BB		0-0 3B		0-0 F8		0-0 F9	4 1 2 4 1 0 2												
Tony Armas, R (1, 8) OBP: 0.298, SLG: 0.518	0-0 E1 1B		0-3 K		0-3 K			0-0 1B 1B	0-3 K	5 1 2 0 0 3 3												
Mike Easter, L (1, 10) OBP: 0.373, SLG: 0.496	4-0 BB		0-3 K		0-0 4-3			0-0 1B 1B		3 0 1 0 1 1 2												
Bill Buckner, L (1, 3) OBP: 0.320, SLG: 0.410	0-0 8-3			0-0 3-1		0-3 K		0-3 K		4 0 0 0 0 2 4												
Marty Barrett, R (1, 4) OBP: 0.366, SLG: 0.383		0-0 F8		0-0 F9		0-0 6-3		0-0 F8		4 0 0 0 0 0 2												
Marc Sullivan, R (1, 2) OBP: 0.500, SLG: 0.500				0-0 F7		0-0 F4		0-0 1B		4 0 2 1 0 0 0												
Jackie Gutierrez, R (1, 6) OBP: 0.284, SLG: 0.322		0-3 K			0-0 3B 2B		0-0 6-3		0-0 F9	4 1 1 0 0 1 3												
<b>Inning Stats</b>	R: 2 E: 1 K: 0 S: 4	H: 2 LOB: 1 BB: 2 P: 12	R: 0 E: 0 K: 1 S: 6	H: 1 LOB: 1 BB: 0 P: 6	R: 0 E: 0 K: 2 S: 6	H: 0 LOB: 1 BB: 2 P: 14	R: 0 E: 0 K: 0 S: 3	H: 0 LOB: 0 BB: 0 P: 3	R: 2 E: 0 K: 1 S: 7	H: 2 LOB: 1 BB: 1 P: 11	R: 0 E: 0 K: 1 S: 5	H: 0 LOB: 0 BB: 0 P: 5	R: 0 E: 0 K: 0 S: 4	H: 1 LOB: 1 BB: 0 P: 4	R: 1 E: 0 K: 1 S: 8	H: 3 LOB: 2 BB: 0 P: 8	R: 0 E: 0 K: 2 S: 8	H: 1 LOB: 1 BB: 0 P: 8	1B: 6 2B: 3 3B: 1 HR: 1	SF: 0 SAC: 0 DP: 1 HBP: 0	WP: 0 PB: 0 SB: 0 CS: 1	PA: 40
<b>PITCHER</b>	IP WLS BF H R ER SO BB IBB HBP BLK WP HR S P ERA WHIP											<b>PITCHER</b>	IP WLS BF H R ER SO BB IBB HBP BLK WP HR S P ERA WHIP									
Dennis Rasmussen, L (1, 1) ERA: 4.78	4.1 L 21 5 4 4 3 5 0 0 0 0 0 1 22 42 8.31 2.308																					
Mike Armstrong, R (5, 1) ERA: 3.75	2.1 8 1 0 0 2 0 0 0 0 0 0 0 12 12 0.00 0.429																					
Jay Howell, R (7, 1) ERA: 2.51	1.1 7 3 1 1 1 0 0 0 0 0 0 0 9 9 6.75 2.250																					
Dale Murray, R (9, 1) ERA: 3.48	1.0 4 1 0 0 2 0 0 0 0 0 0 0 8 8 0.00 1.000																					


Batter	1	2	3	4	5	6	7	8	9	AB R H RBI BB SO LOB	BOTTOM									
Willie Randolph, R (1, 4) OBP: 0.379, SLG: 0.356	4-0 BB 2B BB		0-0 5-3		0-0 F7		0-0 5-3			3 1 0 0 1 0 0	<b>Boston Red Sox @ New York Yankees</b> Yankee Stadium, Bronx, NY Sun Sep 16 1984, 3:33 AM EDT Att: 29,437 - Unknown  <a href="http://livebaseballscorecards.com">livebaseballscorecards.com</a>									
Bobby Meacham, S (1, 6) OBP: 0.307, SLG: 0.329	4-0 BB		0-0 F8		0-3 K		0-3 K			3 0 0 0 1 2 0										
Don Mattingly, L (1, 3) OBP: 0.382, SLG: 0.541	0-0 3		0-0 2B		0-0 F7			0-0 F8		4 0 1 0 0 0 2										
Dave Winfield, R (1, 9) OBP: 0.401, SLG: 0.538	0-0 2B		0-0 1-3		0-0 5-3		0-0 6-3		0-0 6-3	4 0 1 1 0 0 1										
Don Baylor, R (1, 10) OBP: 0.332, SLG: 0.478	4-0 BB			0-3 K		0-0 1B 1B		0-0 6-3		3 0 1 0 1 1 0										
Ken Griffey, L (1, 7) OBP: 0.324, SLG: 0.386	0-3 K			0-0 L3		0-0 F8			0-0 1B	4 0 1 0 0 1 3										
Butch Wynegar, S (1, 2) OBP: 0.359, SLG: 0.352		0-0 F2		0-0 HR 1B		0-0 1B		0-0 F9		4 1 2 0 0 0 1										
Mike Pagliarulo, L (1, 5) OBP: 0.291, SLG: 0.457		0-3 K		0-0 HR		0-3 K		0-3 K		4 1 1 2 0 3 3										
Omar Moreno, L (1, 8) OBP: 0.287, SLG: 0.366		0-0 G3		0-0 F7			0-0 F7		0-0 F7	4 0 0 0 0 0 1										
<b>Inning Stats</b>	R: 1 E: 0 K: 1 S: 5	H: 1 LOB: 2 BB: 3 P: 17	R: 0 E: 0 K: 1 S: 5	H: 0 LOB: 0 BB: 0 P: 5	R: 0 E: 0 K: 0 S: 4	H: 1 LOB: 1 BB: 0 P: 4	R: 2 E: 0 K: 1 S: 7	H: 2 LOB: 0 BB: 0 P: 7	R: 0 E: 0 K: 1 S: 5	H: 2 LOB: 2 BB: 0 P: 7	R: 0 E: 0 K: 1 S: 5	H: 0 LOB: 0 BB: 0 P: 5	R: 0 E: 0 K: 1 S: 3	H: 0 LOB: 0 BB: 0 P: 3	R: 0 E: 0 K: 1 S: 6	H: 1 LOB: 1 BB: 0 P: 6	1B: 4 2B: 3 3B: 0 HR: 1	SF: 0 SAC: 0 DP: 1 HBP: 0	WP: 0 PB: 0 SB: 0 CS: 0	PA: 36
<b>PITCHER</b>	IP WLS BF H R ER SO BB IBB HBP BLK WP HR S P ERA WHIP											<b>PITCHER</b>	IP WLS BF H R ER SO BB IBB HBP BLK WP HR S P ERA WHIP							
Oil Can Boyd, R (1, 1) ERA: 4.45	9.0 W 36 7 3 3 7 3 0 0 0 0 0 1 47 59 3.00 1.111																			




Batter	1	2	3	4	5	6	7	8	9	AB	R	H	RBI	BB	SO	LOB	TOP										
<b>Al Bumbry, L</b> OBP: 0.308, SLG: 0.319 (1, 8)	0-0 4-3 1B 2B	0-0 HBP 1B		0-0 4-3		0-0 HR		0-0 1B		5	2	4	1	0	0	0	<b>Baltimore Orioles @ New York Yankees</b> Yankee Stadium, Bronx, NY Mon Sep 17 1984, 7:05 PM EDT Att: 16,639 - Unknown  <b>AB 37</b> <b>R 7</b> <b>H 12</b> <b>RBI 7</b> <b>BB 4</b> <b>SO 3</b> <b>LOB 20</b>										
<b>Mike Young, S</b> OBP: 0.356, SLG: 0.415 (1, 9)	0-0 4-3 2-3	1-0 HBP 2-3			0-0 HR 1B	0-0 F7		0-3 K		4	1	1	0	0	1	2											
<b>Cal Ripken Jr., R</b> OBP: 0.373, SLG: 0.507 (1, 6)	0-0 F4	0-0 F5			4-0 HR 1B	0-0 6-3 2B		0-0 L5		4	1	1	0	1	0	5											
<b>Eddie Murray, S</b> OBP: 0.429, SLG: 0.538 (1, 3)	4-0 BB 1B	0-0 F8			0-0 HR 1B	0-0 6-3 2B		0-0 F9		4	2	1	0	1	0	4											
<b>Wayne Gross, L</b> OBP: 0.344, SLG: 0.459 (9, PH)	4-0 1B BB			0-0 F9		0-0 4-3		0-3 K		3	1	1	4	1	0	1											
<b>Ron Jackson, R</b> OBP: 0.216, SLG: 0.202 (9, PH)	1-2 BB			0-0 F8		0-0 HR		0-0 5-3		1	0	0	0	0	1	0											
<b>Ken Singleton, S</b> OBP: 0.287, SLG: 0.284 (1, 10)	0-0 1-3 2-H 3-H 1B			0-0 F8		0-0 1B		0-3 K		5	0	2	2	0	1	0											
<b>Gary Roenicke, R</b> OBP: 0.341, SLG: 0.376 (1, 7)	0-0 G3			0-0 F3		0-0 F4		0-0 G1-6-3 1B		4	0	1	0	0	0	3											
<b>Rich Dauer, R</b> OBP: 0.292, SLG: 0.333 (1, 4)		0-0 HBP 1B		4-0 G6-4-3 BB		0-0 F9		0-0 G1-6-3 1-2		3	0	1	0	1	0	2											
<b>Rick Dempsey, R</b> OBP: 0.305, SLG: 0.359 (1, 2)		0-0 F7		0-0 G6-4-3 1-2		0-0 F4		0-0 F5		4	0	0	0	0	0	3											
<b>Inning Stats</b>	R: 2 E: 0 K: 0 S: 5	H: 2 LOB: 2 BB: 2 P: 13	R: 0 E: 0 K: 0 S: 5	H: 2 LOB: 3 BB: 0 P: 6	R: 0 E: 0 K: 0 S: 3	H: 0 LOB: 0 BB: 0 P: 3	R: 0 E: 0 K: 0 S: 2	H: 0 LOB: 0 BB: 1 P: 6	R: 4 E: 0 K: 0 S: 7	H: 4 LOB: 1 BB: 1 P: 11	R: 1 E: 0 K: 0 S: 5	H: 2 LOB: 1 BB: 0 P: 5	R: 0 E: 0 K: 1 S: 6	H: 1 LOB: 0 BB: 0 P: 6	R: 0 E: 0 K: 1 S: 5	H: 0 LOB: 0 BB: 0 P: 5	1B: 8 2B: 2 3B: 0 HR: 2	SF: 0 SAC: 0 DP: 2 HBP: 1	WP: 0 PB: 0 SB: 0 CS: 0	PA: 42							
<b>PITCHER</b>	IP	WLS	BF	H	R	ER	SO	BB	IBB	HBP	BLK	WP	HR	S	P	ERA	WHIP										
<b>Phil Niekro, R</b> ERA: 3.09 (1, 1)	4.0		24	8	6	6	0	4	0	1	0	0	1	19	36	13.50	3.000										
<b>Mike Armstrong, R</b> ERA: 3.83 (5, 1)	1.1		6	2	1	1	0	0	0	0	0	0	1	6	6	6.75	1.500										
<b>Jay Howell, R</b> ERA: 2.45 (6, 1)	2.2	W	9	2	0	0	2	0	0	0	0	0	0	13	13	0.00	0.750										
<b>Ron Guidry, L</b> ERA: 4.18 (9, 1)	1.0		3	0	0	0	1	0	0	0	0	0	0	5	5	0.00	0.000										

Batter	1	2	3	4	5	6	7	8	9	AB	R	H	RBI	BB	SO	LOB	BOTTOM										
<b>Willie Randolph, R</b> OBP: 0.378, SLG: 0.355 (1, 4)	0-0 6-3		0-0 SH3	0-0 F3	0-0 F3			0-0 SH5-3 1B		4	1	1	0	0	0	2	<b>Baltimore Orioles @ New York Yankees</b> Yankee Stadium, Bronx, NY Mon Sep 17 1984, 7:05 PM EDT Att: 16,639 - Unknown  <b>AB 37</b> <b>R 12</b> <b>H 15</b> <b>RBI 11</b> <b>BB 5</b> <b>SO 2</b> <b>LOB 15</b>										
<b>Rex Hudler, R</b> OBP: 0.500, SLG: 0.667 (9, 4)			1-2 2-3					0-0 SH5-3 1B		0	0	0	0	0	0	0											
<b>Bobby Meacham, S</b> OBP: 0.311, SLG: 0.333 (1, 6)	0-0 4-3		0-0 E 1B	0-0 S 1B	0-0 2-4	0-0 F5		0-0 SH5-3 1B		5	2	3	1	0	0	0											
<b>Don Mattingly, L</b> OBP: 0.381, SLG: 0.539 (1, 3)	0-0 6-3		0-0 E3 HR 1B	0-0 F8		0-0 6-3		0-0 SH5-3		4	1	1	1	0	0	1											
<b>Dave Winfield, R</b> OBP: 0.400, SLG: 0.534 (6, 8)		0-0 6-3	0-0 6-3	0-3 K		0-0 4-3		4-0 HR 1B		4	1	0	0	1	1	2											
<b>Oscar Gamble, L</b> OBP: 0.315, SLG: 0.462 (1, 10)		0-0 6-3	0-0 6-3	0-0 K		0-0 4-3		0-0 HR 1B		2	1	2	2	0	0	0											
<b>Don Baylor, R</b> OBP: 0.332, SLG: 0.477 (5, PH)		0-0 FC6-4 1B	0-0 HR		0-0 6-3		0-0 F8	0-0 HR 1B		3	1	1	2	0	0	0											
<b>Ken Griffey, L</b> OBP: 0.330, SLG: 0.405 (1, 7)		0-0 FC6-4	0-0 BB 2B		0-0 1B 2B		0-0 F8 BLK 1B	0-0 HR 1B		5	2	4	3	0	0	1											
<b>Victor Mata, R</b> OBP: 0.344, SLG: 0.452 (9, 8)		0-0 1-2	0-0 BB 2B		0-0 1B 2B		0-0 F8 1B	0-0 HR 1B		0	0	0	0	0	0	0											
<b>Butch Wynegar, S</b> OBP: 0.361, SLG: 0.351 (1, 2)	0-3 K		4-0 BB IBB		4-0 1B BB		4-0 BB 1B	0-0 F7		2	1	0	0	3	1	1											
<b>Mike Pagliarulo, L</b> OBP: 0.299, SLG: 0.460 (1, 5)			0-0 E 1B		0-0 1B		0-0 F8	0-0 F4		1	1	1	0	1	0	0											
<b>Toby Harrah, R</b> OBP: 0.331, SLG: 0.300 (5, PH)			0-0 E 1B		0-0 1B		0-0 F8	0-0 F4		3	0	1	1	0	0	2											
<b>Omar Moreno, L</b> OBP: 0.286, SLG: 0.364 (1, 8)			0-0 E4 1B		0-0 1B		0-0 6-3			2	1	0	0	0	0	4											
<b>Brian Dayett, R</b> OBP: 0.293, SLG: 0.405 (5, PH)			0-0 E 1B		0-0 1B		0-0 6-3			2	0	1	1	0	0	2											
<b>Inning Stats</b>	R: 0 E: 0 K: 0 S: 3	H: 0 LOB: 0 BB: 0 P: 3	R: 0 E: 0 K: 1 S: 6	H: 1 LOB: 1 BB: 0 P: 6	R: 5 E: 2 K: 0 S: 9	H: 5 LOB: 3 BB: 2 P: 17	R: 0 E: 0 K: 1 S: 6	H: 1 LOB: 1 BB: 0 P: 6	R: 2 E: 0 K: 0 S: 5	H: 3 LOB: 2 BB: 1 P: 9	R: 0 E: 0 K: 0 S: 3	H: 0 LOB: 0 BB: 0 P: 3	R: 0 E: 0 K: 0 S: 4	H: 1 LOB: 2 BB: 1 P: 8	R: 5 E: 0 K: 0 S: 7	H: 4 LOB: 0 BB: 1 P: 11	1B: 11 2B: 2 3B: 0 HR: 2	SF: 0 SAC: 2 DP: 0 HBP: 0	WP: 0 PB: 0 SB: 1 CS: 0	PA: 44							
<b>PITCHER</b>	IP	WLS	BF	H	R	ER	SO	BB	IBB	HBP	BLK	WP	HR	S	P	ERA	WHIP										
<b>Bill Swaggerty, R</b> ERA: 5.11 (1, 1)	2.2		14	5	5	1	1	0	0	0	0	0	0	11	16	3.38	1.875										
<b>Tippy Martinez, L</b> ERA: 3.91 (3, 1)	1.2		12	4	2	2	1	2	1	0	0	0	0	11	23	10.80	3.600										
<b>John Pacella, R</b> ERA: 8.64 (5, 1)	3.0	L	16	5	4	4	0	1	1	0	1	0	0	13	21	12.00	2.000										
<b>Tom Underwood, L</b> ERA: 3.63 (8, 1)	0.2		3	1	1	1	0	0	0	0	0	0	1	3	3	13.50	1.500										



Batter	1	2	3	4	5	6	7	8	9	AB	R	H	RBI	BB	SO	LOB	TOP										
Mike Young, S OBP: 0.356, SLG: 0.417 (1, 9)	F8		FC3-6		FC6-4			FC6-4	FC5 1B	5	1	2	1	0	0	2	<p><b>Baltimore Orioles @ New York Yankees</b> Yankee Stadium, Bronx, NY Tue Sep 18 1984, 7:05 PM EDT Att: 14,380 - Unknown</p> <p>livebaseballscores.com</p> <p>AB 38 R 2 H 10 RBI 2 BB 1 SO 4 LOB 19</p> 										
John Shelby, S OBP: 0.245, SLG: 0.298 Larry Sheets, L OBP: 1.000, SLG: 1.000 (1, 8) (8, 9)	K			F7		6-3		E6	FC6-4 1B	4	0	0	0	0	1	1											
Cal Ripken Jr., R OBP: 0.370, SLG: 0.503 (1, 6)	5-3			E6		6-3		FC6-4	FC5	5	0	0	1	0	0	4											
Eddie Murray, S OBP: 0.427, SLG: 0.535 (1, 3)		4-3		F8		F3				4	0	1	0	0	0	1											
Gary Roenicke, R OBP: 0.340, SLG: 0.375 (1, 7)	K						5-3	F7		4	0	1	0	0	1	2											
Ken Singleton, S OBP: 0.289, SLG: 0.287 (1, 10)	6-3			F9					1B	4	1	2	0	0	0	2											
Ron Jackson, R OBP: 0.219, SLG: 0.206 Jim Dwyer, L OBP: 0.328, SLG: 0.322 (1, 5) (9, PH)			F8			G6-4-3		FC1-4	F7	3	0	1	0	0	0	1											
Rich Dauer, R OBP: 0.293, SLG: 0.334 Victor Rodriguez, R OBP: 0.500, SLG: 0.500 (1, 4) (5, 4)					G6-4-3		K		1B 1B	2	0	1	0	0	0	1											
Rich Dauer, R OBP: 0.293, SLG: 0.334 Victor Rodriguez, R OBP: 0.500, SLG: 0.500 (1, 4) (5, 4)									1B 1B	2	0	1	0	0	1	1											
Rick Dempsey, R OBP: 0.305, SLG: 0.355 (1, 2)			F8						F7	3	0	0	0	1	1	3											
<b>Inning Stats</b>	R: 0 E: 0 K: 1 S: 5	H: 0 LOB: 0 BB: 0 P: 5	R: 0 E: 0 K: 1 S: 5	H: 0 LOB: 0 BB: 0 P: 5	R: 0 E: 0 K: 0 S: 4	H: 1 LOB: 1 BB: 0 P: 4	R: 0 E: 1 K: 0 S: 5	H: 1 LOB: 2 BB: 0 P: 5	R: 0 E: 0 K: 0 S: 3	H: 0 LOB: 0 BB: 0 P: 3	R: 0 E: 0 K: 1 S: 6	H: 1 LOB: 1 BB: 0 P: 6	R: 1 E: 1 K: 1 S: 8	H: 2 LOB: 2 BB: 0 P: 8	R: 1 E: 0 K: 0 S: 7	H: 4 LOB: 3 BB: 0 P: 7	1B: 9 2B: 1 3B: 0 HR: 0	SF: 0 SAC: 0 DP: 1 HBP: 0	WP: 0 PB: 0 SB: 0 CS: 0	PA: 39							
<b>PITCHER</b>	IP	WLS	BF	H	R	ER	SO	BB	IBB	HBP	BLK	WP	HR	S	P	ERA	WHIP										
Ray Fontenot, L ERA: 3.65 Clay Christensen, R ERA: 5.17 (1, 1) (9, 1)	8.0	W	32	6	1	0	4	1	0	0	0	0	0	39	43	0.00	0.875										

Batter	1	2	3	4	5	6	7	8	9	AB	R	H	RBI	BB	SO	LOB	BOTTOM										
Bobby Meacham, S OBP: 0.310, SLG: 0.332 Andre Robertson, R OBP: 0.225, SLG: 0.254 (1, 6) (8, 6)	F8			1-3			4-3			4	1	1	0	0	0	1	<p><b>Baltimore Orioles @ New York Yankees</b> Yankee Stadium, Bronx, NY Tue Sep 18 1984, 7:05 PM EDT Att: 14,380 - Unknown</p> <p>livebaseballscores.com</p> <p>AB 35 R 10 H 11 RBI 10 BB 1 SO 1 LOB 6</p> 										
Tim Foli, R OBP: 0.270, SLG: 0.325 Rex Hudler, R OBP: 0.500, SLG: 0.667 (1, 4) (9, 4)	5-3			6-3			2B			4	2	2	1	0	0	1											
Don Mattingly, L OBP: 0.382, SLG: 0.546 (1, 3)	F8			6-3			2B			4	2	2	2	0	0	1											
Dave Winfield, R OBP: 0.397, SLG: 0.530 Victor Mata, R OBP: 0.344, SLG: 0.452 (1, 9) (8, 9)		F9			6-3		K			4	0	0	0	0	1	2											
Oscar Gamble, L OBP: 0.328, SLG: 0.505 (1, 10)		1B 1B								3	2	2	3	1	0	0											
Ken Griffey, L OBP: 0.328, SLG: 0.404 Brian Dayett, R OBP: 0.293, SLG: 0.405 (1, 7) (8, 7)		HR		F8			L5			4	1	1	0	0	0	1											
Butch Wynegar, S OBP: 0.361, SLG: 0.350 Scott Bradley, L OBP: 0.250, SLG: 0.375 (1, 2) (8, 2)		HR		3-1			F8		F4	3	1	1	0	0	0	0											
Mike Pagliarulo, L OBP: 0.298, SLG: 0.473 (1, 5)				3-1			F5		G3	4	1	1	4	0	0	0											
Omar Moreno, L OBP: 0.285, SLG: 0.363 (1, 8)							F7		F9	4	0	1	0	0	0	0											
<b>Inning Stats</b>	R: 0 E: 0 K: 0 S: 3	H: 0 LOB: 0 BB: 0 P: 3	R: 7 E: 0 K: 0 S: 9	H: 6 LOB: 1 BB: 1 P: 13	R: 1 E: 0 K: 0 S: 4	H: 1 LOB: 0 BB: 0 P: 4	R: 0 E: 0 K: 0 S: 4	H: 1 LOB: 1 BB: 0 P: 4	R: 0 E: 0 K: 0 S: 3	H: 0 LOB: 0 BB: 0 P: 3	R: 2 E: 0 K: 1 S: 8	H: 3 LOB: 1 BB: 0 P: 8	R: 0 E: 0 K: 0 S: 3	H: 0 LOB: 0 BB: 0 P: 3	1B: 5 2B: 3 3B: 0 HR: 3	SF: 0 SAC: 0 DP: 0 HBP: 0		WP: 0 PB: 0 SB: 0 CS: 0	PA: 36								
<b>PITCHER</b>	IP	WLS	BF	H	R	ER	SO	BB	IBB	HBP	BLK	WP	HR	S	P	ERA	WHIP										
Dennis Martinez, R ERA: 4.85 Mark Brown, R ERA: 5.02 Todd Cruz, R ERA: (1, 1) (4, 1) (8, 1)	3.0	L	17	7	8	8	0	1	0	0	0	0	0	16	20	24.00	2.667										

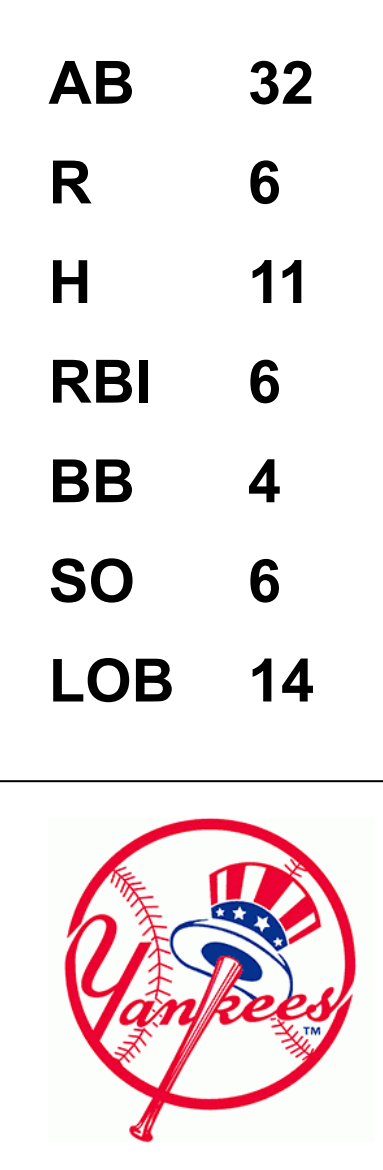


Batter	1	2	3	4	5	6	7	8	9	AB	R	H	RBI	BB	SO	LOB	TOP										
<b>Al Bumbry, L</b> OBP: 0.311, SLG: 0.328 <b>Benny Ayala, R</b> OBP: 0.255, SLG: 0.347	0-3 K		0-0 F8		4-0 BB		0-0 HR		0-0 G3	3	1	2	1	1	0		<b>Baltimore Orioles @ New York Yankees</b> Yankee Stadium, Bronx, NY Wed Sep 19 1984, 7:05 PM EDT Att: 17,862 - Unknown										
<b>Mike Young, S</b> OBP: 0.377, SLG: 0.426	0-0 3-1			0-0 HR	0-0 F9		0-0 6-3		0-0 FC5-4 1B	5	1	2	1	0	0	2											
<b>Cal Ripken Jr., R</b> OBP: 0.369, SLG: 0.500	0-3 K			0-0 F7		0-3 K		0-0 1B	FC5-4 1B	5	0	1	0	0	2	1											
<b>Eddie Murray, S</b> OBP: 0.426, SLG: 0.533		0-0 5-3		0-0 F9		0-0 F9		0-0 1B		4	0	1	0	0	0	0											
<b>Wayne Gross, L</b> OBP: 0.346, SLG: 0.460 <b>Ron Jackson, R</b> OBP: 0.217, SLG: 0.204		4-0 FC3-6 BB		0-0 F9		0-0 FC3-6 1B		0-3 K		2	0	1	0	1	0	0											
<b>Ken Singleton, S</b> OBP: 0.286, SLG: 0.283		0-0 FC3-6 1-2		0-0 F7		0-0 FC3-6 1-2		0-3 K		4	0	0	0	0	1	4											
<b>Jim Dwyer, L</b> OBP: 0.356 <b>Gary Roenicke, R</b> OBP: 0.339, SLG: 0.373		0-0 F9			0-0 HR		0-0 HR		0-0 F8	3	2	2	1	0	0	1											
<b>Rich Dauer, R</b> OBP: 0.294, SLG: 0.338 <b>Larry Sheets, L</b> OBP: 0.500, SLG: 0.500 <b>Rick Dempsey, R</b> OBP: 0.307, SLG: 0.367			0-3 K		0-0 2B		0-0 F7		0-0 HR	2	0	1	0	0	1	0											
<b>Floyd Rayford, R</b> OBP: 0.292, SLG: 0.357 <b>Joe Nolan, L</b> OBP: 0.451, SLG: 0.400 <b>Victor Rodriguez, R</b> OBP: 0.300, SLG: 0.500 <b>Lenn Sakata, R</b> OBP: 0.219, SLG: 0.255			0-3 K				0-0 6-3		0-0 6-3	2	0	0	0	0	2	1											
<b>Inning Stats</b>	R: 0 E: 0 K: 2 S: 7	H: 0 LOB: 0 BB: 0 P: 7	R: 0 E: 0 K: 0 S: 3	H: 0 LOB: 1 BB: 1 P: 7	R: 0 E: 0 K: 2 S: 7	H: 0 LOB: 0 BB: 0 P: 7	R: 1 E: 0 K: 0 S: 4	H: 1 LOB: 0 BB: 0 P: 4	R: 1 E: 0 K: 1 S: 7	H: 2 LOB: 2 BB: 1 P: 11	R: 0 E: 0 K: 1 S: 6	H: 1 LOB: 1 BB: 0 P: 6	R: 2 E: 0 K: 0 S: 5	H: 2 LOB: 0 BB: 0 P: 5	R: 0 E: 0 K: 2 S: 9	H: 2 LOB: 2 BB: 0 P: 9		R: 1 E: 0 K: 0 S: 5	H: 2 LOB: 1 BB: 0 P: 5	1B: 4 2B: 2 3B: 0 HR: 4	SF: 0 SAC: 0 DP: 0 HBP: 0	WP: 0 PB: 0 SB: 0 CS: 0	PA: 39				
<b>PITCHER</b>	IP	WLS	BF	H	R	ER	SO	BB	IBB	HBP	BLK	WP	HR	S	P	ERA	WHIP										
<b>Joe Cowley, R</b> ERA: 3.13 <b>Dave Righetti, L</b> ERA: 2.21	(1, 1) 6.2	W 28	28	6	4	4	6	2	0	0	0	0	3	38	46	5.40	1.200										
(7, 1) 2.1	S 11	11	11	4	1	1	2	0	0	0	0	0	1	15	15	3.86	1.714										

AB	37
R	5
H	10
RBI	5
BB	2
SO	8
LOB	15



Batter	1	2	3	4	5	6	7	8	9	AB	R	H	RBI	BB	SO	LOB	BOTTOM										
<b>Bobby Meacham, S</b> OBP: 0.315, SLG: 0.338	0-0 3-1 1B 2B		4-0 CS BB		0-0 1-2 1B	0-3 K				3	2	2	0	1	1	0	<b>Baltimore Orioles @ New York Yankees</b> Yankee Stadium, Bronx, NY Wed Sep 19 1984, 7:05 PM EDT Att: 17,862 - Unknown										
<b>Scott Bradley, L</b> OBP: 0.333, SLG: 0.417 <b>Brian Dayett, R</b> OBP: 0.293, SLG: 0.405	0-0 3-1		0-0 1-2 2B		0-0 1-2 2H 1B		0-0 4-3			4	1	2	1	0	0	1											
<b>Don Mattingly, L</b> OBP: 0.384, SLG: 0.549	0-0 2-3		0-0 1-2 1B		0-0 1-2 2H 1B		0-0 F8			4	0	3	3	0	0	0											
<b>Oscar Gamble, L</b> OBP: 0.326, SLG: 0.491	0-0 3H 1B		0-0 1H 2B		0-0 1-2 2H 1B		4-0 F8			3	0	0	0	1	0	4											
<b>Ken Griffey, L</b> OBP: 0.326, SLG: 0.399	0-0 G3		0-0 F8		0-0 4-3 F8		0-0 F7			4	0	0	0	0	0	4											
<b>Butch Wynegar, S</b> OBP: 0.394, SLG: 0.353		0-0 3-1		4-0 G3-6-3 BB		0-0 HR		0-0 FC5-4 1B		3	1	2	0	1	0	0											
<b>Mike Pagliarulo, L</b> OBP: 0.303, SLG: 0.491		0-0 F7		0-0 G3-6-3 1-2		0-0 1H HR		0-0 FC5-4 1B		4	1	2	2	0	0	1											
<b>Omar Moreno, L</b> OBP: 0.282, SLG: 0.358		0-0 F4			0-3 K	0-3 K		0-0 FC5-4 CS		4	0	0	0	0	2	2											
<b>Rex Hudler, R</b> OBP: 0.375, SLG: 0.333			0-3 K		4-0 1B BB	0-3 K		0-3 1-2 3H K		3	1	0	0	1	3	2											
<b>Inning Stats</b>	R: 1 E: 0 K: 0 S: 5	H: 2 LOB: 1 BB: 0 P: 5	R: 0 E: 0 K: 0 S: 3	H: 0 LOB: 0 BB: 0 P: 3	R: 1 E: 0 K: 1 S: 6	H: 2 LOB: 1 BB: 1 P: 10	R: 0 E: 0 K: 0 S: 2	H: 0 LOB: 0 BB: 1 P: 6	R: 2 E: 0 K: 1 S: 8	H: 3 LOB: 2 BB: 1 P: 12	R: 2 E: 0 K: 3 S: 11	H: 2 LOB: 0 BB: 0 P: 11	R: 0 E: 0 K: 0 S: 3	H: 0 LOB: 1 BB: 1 P: 7	R: 0 E: 0 K: 1 S: 6	H: 2 LOB: 1 BB: 0 P: 6		1B: 8 2B: 2 3B: 0 HR: 1	SF: 0 SAC: 0 DP: 1 HBP: 0	WP: 0 PB: 0 SB: 0 CS: 3	PA: 36						
<b>PITCHER</b>	IP	WLS	BF	H	R	ER	SO	BB	IBB	HBP	BLK	WP	HR	S	P	ERA	WHIP										
<b>Mike Boddicker, R</b> ERA: 2.85	(1, 1) 8.0	L 36	36	11	6	6	6	4	0	0	0	0	1	44	60	6.75	1.875										





Batter	1	2	3	4	5	6	7	8	9	AB	R	H	RBI	BB	SO	LOB	TOP					
<b>Willie Randolph, R</b> OBP: 0.380, SLG: 0.357 (1, 4)	F3		SF8 BB 1-2 1B		E 1B		FC5-4 SH5-4 1B		6-3	5	0	3	0	0	0	0						
<b>Bobby Meacham, S</b> OBP: 0.314, SLG: 0.335 (1, 6)	K		G6-4-3 1-2 2-3 BB		F8		SH5-4		F5	3	0	0	0	1	1	1						
<b>Don Mattingly, L</b> OBP: 0.385, SLG: 0.548 (1, 3)	6-3		SF8						F7	3	1	1	1	1	0	0						
<b>Dave Winfield, R</b> OBP: 0.394, SLG: 0.526 (1, 9)		K	G6-4-3 1-2							4	1	0	0	0	1	5						
<b>Oscar Gamble, L</b> OBP: 0.331, SLG: 0.482 (1, 10)		K			G1-6-3 BB					2	0	0	0	2	1	2						
<b>Ken Griffey, L</b> OBP: 0.325, SLG: 0.396 (1, 7)					F7					3	0	0	0	1	0	4						
<b>Butch Wynegar, S</b> OBP: 0.366, SLG: 0.351 (1, 2)					G1-6-3					2	1	0	1	2	0	1						
<b>Mike Pagliarulo, L</b> OBP: 0.307, SLG: 0.494 (1, 5)					E6 1B 2B					3	1	1	2	1	0	0						
<b>Omar Moreno, L</b> OBP: 0.282, SLG: 0.357 (1, 8)					B1-3					4	1	1	1	0	0	3						
<b>Inning Stats</b>	R: 0 E: 0 K: 1 S: 5	H: 0 LOB: 0 BB: 0 P: 5	R: 0 E: 0 K: 2 S: 7	H: 0 LOB: 0 BB: 0 P: 7	R: 3 E: 1 K: 0 S: 5	H: 3 LOB: 1 BB: 2 P: 13	R: 0 E: 0 K: 0 S: 2	H: 0 LOB: 0 BB: 1 P: 6	R: 0 E: 1 K: 0 S: 4	H: 1 LOB: 1 BB: 0 P: 4	R: 2 E: 1 K: 0 S: 4	H: 1 LOB: 2 BB: 3 P: 16	R: 0 E: 0 K: 0 S: 4	H: 1 LOB: 3 BB: 2 P: 12	R: 0 E: 0 K: 0 S: 3	H: 0 LOB: 0 BB: 0 P: 3	R: 0 E: 0 K: 0 S: 3	H: 0 LOB: 0 BB: 0 P: 3	1B: 5 2B: 1 3B: 0 HR: 0	SF: 1 SAC: 1 DP: 3 HBP: 0	WP: 0 PB: 0 SB: 0 CS: 0	PA: 39
<b>PITCHER</b>	IP	WLS	BF	H	R	ER	SO	BB	IBB	HBP	BLK	WP	HR	S	P	ERA	WHIP					
<b>Milt Wilcox, R</b> ERA: 4.05 (1, 1)	5.1	L	25	5	5	4	3	4	1	0	0	0	0	26	46	6.75	1.688					
<b>Bill Scherrer, L</b> ERA: 4.41 (6, 1)	0.2		2	0	0	0	0	1	0	0	0	0	0	1	5	0.00	1.500					
<b>Doug Bair, R</b> ERA: 3.77 (7, 1)	1.0		6	1	0	0	0	1	1	0	0	0	0	4	12	0.00	2.000					
<b>Aurelio Lopez, R</b> ERA: 2.7 (8, 1)	2.0		6	0	0	0	0	0	0	0	0	0	0	6	6	0.00	0.000					

New York Yankees @ Detroit Tigers  
Tiger Stadium, Detroit, MI  
Fri Sep 21 1984, 7:05 PM EDT  
Att: 42,238 - Unknown

AB 29  
R 5  
H 6  
RBI 5  
BB 8  
SO 3  
LOB 16



Batter	1	2	3	4	5	6	7	8	9	AB	R	H	RBI	BB	SO	LOB	BOTTOM				
<b>Dave Bergman, L</b> OBP: 0.347, SLG: 0.426 (1, 3)	HR									3	1	1	0	0	0	1					
<b>Barbaro Garbey, R</b> (7, FH) OBP: 0.320, SLG: 0.384 (8, 3)	1B									1	0	0	0	1	0	0					
<b>Alan Trammell, R</b> OBP: 0.378, SLG: 0.471 (1, 6)	HR									4	1	2	2	1	1	1					
<b>Kirk Gibson, L</b> OBP: 0.364, SLG: 0.516 (1, 9)										4	0	0	0	1	1	3					
<b>Lance Parrish, R</b> OBP: 0.288, SLG: 0.436 (1, 2)	G6-4-3 1-2									5	0	0	0	0	0	4					
<b>Darrell Evans, L</b> OBP: 0.356, SLG: 0.395 (1, 5)	1B 2B 1B									4	1	1	0	0	1	0					
<b>Johnny Grubb, L</b> OBP: 0.404, SLG: 0.447 (1, 10)										2	0	1	0	0	0	0					
<b>Rusty Kuntz, R</b> (8, FH) OBP: 0.386, SLG: 0.394 (9, 7)	2B 1B									1	0	0	0	0	1	0					
<b>Ruppert Jones, L</b> OBP: 0.336, SLG: 0.519 (1, 7)										3	0	1	1	0	0	1					
<b>Larry Herndon, R</b> (6, FH) OBP: 0.326, SLG: 0.393 (9, 7)										1	0	1	0	0	0	0					
<b>Chet Lemon, R</b> OBP: 0.353, SLG: 0.478 (1, 8)										2	0	1	0	2	0	0					
<b>Scott Earl, R</b> OBP: 0.111, SLG: 0.333 (1, 4)	K									4	0	0	0	0	3	6					
<b>Inning Stats</b>	R: 3 E: 0 K: 1 S: 9	H: 5 LOB: 3 BB: 2 P: 17	R: 0 E: 0 K: 2 S: 7	H: 0 LOB: 0 BB: 0 P: 7	R: 0 E: 0 K: 1 S: 5	H: 0 LOB: 1 BB: 0 P: 6	R: 0 E: 0 K: 0 S: 4	H: 1 LOB: 1 BB: 0 P: 4	R: 0 E: 0 K: 0 S: 3	H: 0 LOB: 0 BB: 0 P: 3	R: 0 E: 0 K: 1 S: 5	H: 0 LOB: 2 BB: 2 P: 13	R: 0 E: 0 K: 2 S: 8	H: 1 LOB: 2 BB: 1 P: 12	R: 0 E: 0 K: 0 S: 4	H: 1 LOB: 1 BB: 0 P: 4	1B: 5 2B: 2 3B: 0 HR: 1	SF: 0 SAC: 0 DP: 1 HBP: 1	WP: 0 PB: 0 SB: 0 CS: 0	PA: 40	
<b>PITCHER</b>	IP	WLS	BF	H	R	ER	SO	BB	IBB	HBP	BLK	WP	HR	S	P	ERA	WHIP				
<b>John Montefusco, R</b> ERA: 4.1 (1, 1)	6.0	W	26	6	3	3	4	1	1	1	0	0	0	31	40	4.50	1.167				
<b>Bob Shirley, L</b> ERA: 3.78 (7, 1)	0.2		4	0	0	0	1	2	0	0	0	0	0	4	12	0.00	3.000				
<b>Mike Armstrong, R</b> ERA: 3.81 (7, 1)	0.1		1	0	0	0	0	0	0	0	0	0	0	1	1	0.00	0.000				
<b>Dave Righetti, L</b> ERA: 2.16 (8, 1)	2.0	S	9	2	0	0	2	1	0	0	0	0	0	12	16	0.00	1.500				

New York Yankees @ Detroit Tigers  
Tiger Stadium, Detroit, MI  
Fri Sep 21 1984, 7:05 PM EDT  
Att: 42,238 - Unknown

AB 34  
R 3  
H 8  
RBI 3  
BB 5  
SO 7  
LOB 16





Batter	1	2	3	4	5	6	7	8	9	AB	R	H	RBI	BB	SO	LOB	TOP			
<b>Bobby Meacham, S</b> OBP: 0.311, SLG: 0.331 (1, 6)										4	0	0	0	0	2	0	<b>New York Yankees @ Detroit Tigers</b> Tiger Stadium, Detroit, MI Sat Sep 22 1984, 3:33 AM EDT Att: 38,897 - Unknown			
<b>Tim Foli, R</b> OBP: 0.285, SLG: 0.319 (1, 4)										3	0	0	0	0	3	0				
<b>Rex Hudler, R</b> OBP: 0.375, SLG: 0.333 (6, 4)										0	0	0	0	0	0	0				
<b>Scott Bradley, L</b> OBP: 0.309, SLG: 0.385 (8, PH)										1	0	0	0	0	0	0				
<b>Andre Robertson, R</b> OBP: 0.225, SLG: 0.254 (8, 4)										0	0	0	0	0	0	0				
<b>Don Mattingly, L</b> OBP: 0.385, SLG: 0.548 (1, 3)										4	0	2	0	0	0	0				
<b>Dave Winfield, R</b> OBP: 0.395, SLG: 0.525 (1, 9)										3	0	1	0	1	0	1				
<b>Oscar Gamble, L</b> OBP: 0.321, SLG: 0.466 (1, 10)										4	0	0	0	0	2	4				
<b>Ken Griffey, L</b> OBP: 0.325, SLG: 0.394 (1, 7)										2	0	0	0	1	0	2				
<b>Mike Pagliarulo, L</b> OBP: 0.302, SLG: 0.486 (1, 5)										3	0	0	0	0	2	4				
<b>Omar Moreno, L</b> OBP: 0.282, SLG: 0.356 (1, 8)										3	0	1	0	0	0	2				
<b>Rick Cerone, R</b> OBP: 0.270, SLG: 0.291 (1, 2)										3	0	0	0	0	0	1				
<b>Inning Stats</b>	R: 0 E: 0 K: 1 S: 5	H: 0 LOB: 0 BB: 0 P: 5	R: 0 E: 0 K: 1 S: 6	H: 1 LOB: 2 BB: 1 P: 10	R: 0 E: 0 K: 2 S: 7	H: 0 LOB: 0 BB: 0 P: 7	R: 0 E: 0 K: 2 S: 8	H: 1 LOB: 2 BB: 1 P: 12	R: 0 E: 0 K: 0 S: 3	H: 1 LOB: 1 BB: 0 P: 6	R: 0 E: 0 K: 0 S: 3	H: 0 LOB: 0 BB: 0 P: 3	R: 0 E: 0 K: 1 S: 5	H: 0 LOB: 0 BB: 0 P: 5	R: 0 E: 0 K: 1 S: 5	H: 0 LOB: 0 BB: 0 P: 5	1B: 4 2B: 0 3B: 0 HR: 0	SF: 0 SAC: 0 DP: 0 HBP: 0	WP: 0 PB: 0 SB: 0 CS: 1	PA: 32
<b>PITCHER</b> <b>Dan Petry, R</b> ERA: 3.29 (1, 1)	IP: 9.0 WLS: W BF: 32 H: 4 R: 0 ER: 0 SO: 9 BB: 2 IBB: 0 HBP: 0 BLK: 0 WP: 0 HR: 0 S: 48 P: 56 ERA: 0.00 WHIP: 0.667															<b>PITCHER</b> IP: WLS: BF: H: R: ER: SO: BB: IBB: HBP: BLK: WP: HR: S: P: ERA: WHIP				

Batter	1	2	3	4	5	6	7	8	9	AB	R	H	RBI	BB	SO	LOB	BOTTOM			
<b>Lou Whitaker, L</b> OBP: 0.354, SLG: 0.395 (1, 4)										4	1	2	0	0	1	2	<b>New York Yankees @ Detroit Tigers</b> Tiger Stadium, Detroit, MI Sat Sep 22 1984, 3:33 AM EDT Att: 38,897 - Unknown			
<b>Alan Trammell, R</b> OBP: 0.379, SLG: 0.471 (1, 6)										4	0	2	1	0	1	1				
<b>Kirk Gibson, L</b> OBP: 0.363, SLG: 0.516 (1, 9)										4	0	1	0	0	1	2				
<b>Lance Parrish, R</b> OBP: 0.288, SLG: 0.435 (1, 2)										4	0	1	0	0	3	3				
<b>Darrell Evans, L</b> OBP: 0.358, SLG: 0.394 (1, 5)										1	1	0	0	2	0	1				
<b>Marty Castillo, R</b> OBP: 0.273, SLG: 0.358 (8, 5)										0	0	0	0	0	0	0				
<b>Ruppert Jones, L</b> OBP: 0.338, SLG: 0.519 (1, 7)										2	0	1	0	0	1	0				
<b>Larry Herndon, R</b> OBP: 0.327, SLG: 0.394 (5, PH) (6, 7)										2	1	1	0	0	1	2				
<b>Johnny Grubb, L</b> OBP: 0.400, SLG: 0.442 (1, 10)										2	0	0	0	0	0	2				
<b>Rusty Kuntz, R</b> OBP: 0.383, SLG: 0.391 (6, PH)										1	0	0	0	0	0	0				
<b>Nelson Simmons, S</b> OBP: 0.444, SLG: 0.444 (8, PH)										1	1	0	0	0	0	2				
<b>Chet Lemon, R</b> OBP: 0.352, SLG: 0.482 (1, 8)										4	1	1	3	0	1	2				
<b>Dave Bergman, L</b> OBP: 0.349, SLG: 0.422 (1, 3)										2	1	0	0	2	0	0				
<b>Inning Stats</b>	R: 0 E: 0 K: 2 S: 8	H: 1 LOB: 1 BB: 0 P: 8	R: 1 E: 0 K: 0 S: 4	H: 1 LOB: 2 BB: 2 P: 12	R: 0 E: 0 K: 1 S: 6	H: 2 LOB: 1 BB: 0 P: 6	R: 0 E: 0 K: 1 S: 5	H: 0 LOB: 0 BB: 0 P: 5	R: 2 E: 1 K: 2 S: 9	H: 2 LOB: 2 BB: 2 P: 17	R: 0 E: 0 K: 1 S: 5	H: 0 LOB: 0 BB: 0 P: 5	R: 0 E: 0 K: 2 S: 7	H: 0 LOB: 0 BB: 0 P: 7	R: 3 E: 0 K: 0 S: 6	H: 3 LOB: 0 BB: 0 P: 6	1B: 6 2B: 2 3B: 0 HR: 1	SF: 0 SAC: 1 DP: 0 HBP: 0	WP: 1 PB: 0 SB: 3 CS: 1	PA: 36
<b>PITCHER</b> <b>Clay Christensen, R</b> ERA: 5.25 (1, 1)	IP: 4.2 WLS: L BF: 22 H: 6 R: 3 ER: 3 SO: 5 BB: 3 IBB: 0 HBP: 0 BLK: 0 WP: 1 HR: 0 S: 29 P: 41 ERA: 5.79 WHIP: 1.929															<b>PITCHER</b> IP: WLS: BF: H: R: ER: SO: BB: IBB: HBP: BLK: WP: HR: S: P: ERA: WHIP				
<b>Bob Shirley, L</b> ERA: 3.69 (5, 1)	2.1 8 0 0 0 4 1 0 0 0 0 0 0 15 19 0.00 0.429																			
<b>Dale Murray, R</b> ERA: 4.57 (8, 1)	1.0 6 3 3 3 0 0 0 0 0 0 1 6 6 27.00 3.000																			

AB	30
R	0
H	4
RBI	0
BB	2
SO	9
LOB	14





Batter	1	2	3	4	5	6	7	8	9	AB	R	H	RBI	BB	SO	LOB	TOP																						
<b>Willie Randolph, R</b> OBP: 0.381, SLG: 0.356 (1, 4)	F9		F8					FC6-4 E FC3-6 BB		2	1	0	0	2	0	1	<b>New York Yankees @ Detroit Tigers</b> Tiger Stadium, Detroit, MI Sun Sep 23 1984, 3:33 AM EDT Att: 39,198 - Unknown																						
<b>Bobby Meacham, S</b> OBP: 0.313, SLG: 0.329 (1, 6)	WP BB		F8					FC6-4 BB		2	0	0	0	2	0	2																							
<b>Don Mattingly, L</b> OBP: 0.383, SLG: 0.544 (1, 3)	F9		F8					FC6-4 FC3-6		4	0	0	0	0	0	5																							
<b>Dave Winfield, R</b> OBP: 0.392, SLG: 0.521 (1, 9)	G3			K				FC3-6		4	0	0	1	0	2	2																							
<b>Oscar Gamble, L</b> OBP: 0.322, SLG: 0.462 <b>Don Baylor, R</b> OBP: 0.331, SLG: 0.476 (8, PH)			F8	BB 1B				F7		3	0	1	0	0	1	0																							
<b>Ken Griffey, L</b> OBP: 0.322, SLG: 0.390 (1, 7)	4-3			F4						4	0	0	0	0	1	1																							
<b>Butch Wynegar, S</b> OBP: 0.367, SLG: 0.349 (1, 2)				1-2 BB				K		2	0	0	0	2	1	0																							
<b>Mike Pagliarulo, L</b> OBP: 0.299, SLG: 0.480 <b>Toby Harrah, R</b> OBP: 0.329, SLG: 0.298 (7, PH)			F8	4-3				F7		2	0	0	0	0	0	3																							
<b>Omar Moreno, L</b> OBP: 0.283, SLG: 0.357 <b>Victor Mata, R</b> OBP: 0.338, SLG: 0.444 (7, PH)								F7		2	0	1	0	0	1	0																							
<b>Inning Stats</b>	R: 0 E: 0 K: 0 S: 3	H: 0 LOB: 1 BB: 1 P: 7	R: 0 E: 0 K: 0 S: 3	H: 0 LOB: 1 BB: 1 P: 7	R: 0 E: 0 K: 0 S: 4	H: 1 LOB: 1 BB: 0 P: 4	R: 0 E: 0 K: 1 S: 6	H: 1 LOB: 2 BB: 1 P: 10	R: 0 E: 0 K: 1 S: 5	H: 0 LOB: 0 BB: 0 P: 9	R: 0 E: 0 K: 2 S: 7	H: 0 LOB: 0 BB: 0 P: 7	R: 0 E: 0 K: 1 S: 5	H: 0 LOB: 0 BB: 0 P: 5	R: 1 E: 0 K: 0 S: 3	H: 0 LOB: 1 BB: 2 P: 11		R: 0 E: 0 K: 1 S: 5	H: 0 LOB: 0 BB: 0 P: 5	1B: 2 2B: 0 3B: 0 HR: 0	SF: 0 SAC: 0 DP: 0 HBP: 0	WP: 2 PB: 0 SB: 0 CS: 0	PA: 35																
<b>PITCHER</b>	IP	WLS	BF	H	R	ER	SO	BB	IBB	HBP	BLK	WP	HR	S	P	ERA	WHIP	<b>PITCHER</b>				IP	WLS	BF	H	R	ER	SO	BB	IBB	HBP	BLK	WP	HR	S	P	ERA	WHIP	
<b>Jack Morris, R</b> ERA: 3.68 (1, 1)	6.0	W	24	2	0	0	4	4	0	0	0	2	0	28	44	0.00	1.000					6.0	L	29	9	3	3	3	1	1	1	1	1	1	1	1	9.00	2.000	
<b>Bill Scherrer, L</b> ERA: 4.34 (7, 1)	1.0		3	0	0	0	1	0	0	0	0	0	0	5	5	0.00	0.000					1.0		5	1	1	1	1	1	0	0	0	0	0	0	0	0	0	0
<b>Willie Hernandez, L</b> ERA: 1.91 (8, 1)	2.0	S	8	0	1	1	1	2	0	0	0	0	0	8	16	4.50	1.000					2.0		8	0	1	1	1	1	2	0	0	0	0	0	0	0	0	0

Batter	1	2	3	4	5	6	7	8	9	AB	R	H	RBI	BB	SO	LOB	BOTTOM																					
<b>Scott Earl, R</b> OBP: 0.154, SLG: 0.308 (1, 4)	WP 1B	K			5-3			K		4	1	1	0	0	2	2	<b>New York Yankees @ Detroit Tigers</b> Tiger Stadium, Detroit, MI Sun Sep 23 1984, 3:33 AM EDT Att: 39,198 - Unknown																					
<b>Alan Trammell, R</b> OBP: 0.380, SLG: 0.469 (1, 6)	1B BB			5-3	1B HBP			6-3		2	0	0	0	1	0	0																						
<b>Kirk Gibson, L</b> OBP: 0.364, SLG: 0.521 (1, 9)	K			4-3	1-2 2-3 1B			HR		4	1	2	1	0	1	2																						
<b>Lance Parrish, R</b> OBP: 0.288, SLG: 0.433 (1, 2)	G5-4-3 1-3 2H 1B			1-3	F5			K		4	0	1	1	0	1	3																						
<b>Larry Herndon, R</b> OBP: 0.325, SLG: 0.391 <b>Ruppert Jones, L</b> OBP: 0.336, SLG: 0.517 (8, PH)	G5-4-3 1-2 1B				F4			3-1		3	0	0	0	0	0	2																						
<b>Barbaro Garbey, R</b> OBP: 0.320, SLG: 0.387 <b>Dave Bergman, L</b> OBP: 0.352, SLG: 0.422 (8, PH)		CS 2B			4-3			6-3		3	0	1	0	0	0	0																						
<b>Chet Lemon, R</b> OBP: 0.351, SLG: 0.480 (1, 8)		F8			1B			FC5-4 BB		0	0	0	0	1	0	0																						
<b>Nelson Simmons, S</b> OBP: 0.500, SLG: 0.583 (1, 10)					1B BLK 1B			K		4	0	1	0	0	0	2																						
<b>Marty Castillo, R</b> OBP: 0.281, SLG: 0.389 (1, 5)					1-2 K			HR		3	1	2	2	0	1	1																						
<b>Inning Stats</b>	R: 1 E: 0 K: 1 S: 6	H: 2 LOB: 1 BB: 1 P: 10	R: 1 E: 0 K: 1 S: 7	H: 3 LOB: 0 BB: 0 P: 7	R: 0 E: 0 K: 0 S: 3	H: 0 LOB: 0 BB: 0 P: 3	R: 0 E: 0 K: 0 S: 3	H: 1 LOB: 1 BB: 0 P: 3	R: 0 E: 0 K: 1 S: 7	H: 2 LOB: 3 BB: 0 P: 8	R: 0 E: 0 K: 0 S: 3	H: 0 LOB: 0 BB: 0 P: 3	R: 1 E: 0 K: 2 S: 8	H: 1 LOB: 0 BB: 0 P: 8	R: 1 E: 0 K: 1 S: 6	H: 1 LOB: 1 BB: 1 P: 10		R: 1 E: 0 K: 1 S: 6	H: 1 LOB: 1 BB: 1 P: 10	1B: 6 2B: 2 3B: 0 HR: 2	SF: 0 SAC: 0 DP: 1 HBP: 1	WP: 1 PB: 0 SB: 0 CS: 1	PA: 34															
<b>PITCHER</b>	IP	WLS	BF	H	R	ER	SO	BB	IBB	HBP	BLK	WP	HR	S	P	ERA	WHIP	<b>PITCHER</b>				IP	WLS	BF	H	R	ER	SO	BB	IBB	HBP	BLK	WP	HR	S	P	ERA	WHIP
<b>Ray Fontenot, L</b> ERA: 3.64 (1, 1)	7.0	L	29	9	3	3	5	1	0	1	1	1	1	37	42	3.86	1.429					7.0	L	29	9	3	3	3	1	1	1	1	1	1	1	9.00	2.000	
<b>Jay Howell, R</b> ERA: 2.51 (8, 1)	1.0		5	1	1	1	1	1	0	0	0	0	1	6	10	9.00	2.000					1.0		5	1	1	1	1	1	0	0	0	0	0	0	0	0	0

AB	29
R	1
H	2
RBI	1
BB	6
SO	6
LOB	15






Batter	1	2	3	4	5	6	7	8	9	AB	R	H	RBI	BB	SO	LOB	TOP					
Willie Randolph, R (1,4) OBP: 0.382, SLG: 0.357 Rex Hudler, R (8,4) OBP: 0.375, SLG: 0.333 Steve Kemp, L (9, PH) OBP: 0.371, SLG: 0.405	0-0 1B 1B		0-0 1-3		0-0 1-2 1B		0-0 G1-6-3		0-0 4-1	4	1	2	0	0	0	2	New York Yankees @ Baltimore Orioles Memorial Stadium, Baltimore, MD Mon Sep 24 1984, 7:05 PM EDT Unknown					
Bobby Meacham, S (1,6) OBP: 0.305, SLG: 0.326 Andre Robertson, R (8,6) OBP: 0.225, SLG: 0.254	0-0 F8		0-0 4-3		0-0 4-3			0-0 6-3	4	0	0	0	0	0	3							
Don Mattingly, L (1,3) OBP: 0.382, SLG: 0.542	0-0 1B 1-3 1B		0-3 K			0-0 F9		0-0 F7	4	0	1	0	0	1	0							
Dave Winfield, R (1,9) OBP: 0.393, SLG: 0.520 Victor Mata, R (8, PR) OBP: 0.338, SLG: 0.444	0-0 1-2 1B		0-0 4-3		0-0 4-3			4-0 HBP BB	3	0	1	1	1	0	0							
Don Baylor, R (1,10) OBP: 0.333, SLG: 0.475	0-0 F5		0-0 F8		0-0 1B			1-0 HBP	3	0	1	0	0	0	2							
Scott Bradley, L (1,7) OBP: 0.235, SLG: 0.294	0-0 3-1		0-0 3-1		0-0 6-3			0-0 F6	4	0	0	0	0	0	5							
Butch Wynegar, S (1,2) OBP: 0.366, SLG: 0.348		0-0 4-3		0-3 K		0-0 1B 1B		0-0 6-3	4	0	1	0	0	1	0							
Mike Pagliarulo, L (1,5) OBP: 0.298, SLG: 0.475		0-0 G3-6-1 1B		0-0 F8		0-3 K		0-3 K	4	0	1	0	0	2	1							
Omar Moreno, L (1,8) OBP: 0.289, SLG: 0.362		0-0 G3-6-1		0-0 1B 1B		0-0 1B 1-2 1B		0-0 1B	4	0	3	0	0	0	1							
<b>Inning Stats</b>	R: 1 E: 0 K: 0 S: 6	H: 3 LOB: 2 BB: 0 P: 6	R: 0 E: 0 K: 0 S: 3	H: 1 LOB: 0 BB: 0 P: 3	R: 0 E: 0 K: 1 S: 5	H: 0 LOB: 0 BB: 0 P: 5	R: 0 E: 0 K: 0 S: 3	H: 0 LOB: 0 BB: 0 P: 3	R: 0 E: 0 K: 1 S: 7	H: 2 LOB: 2 BB: 0 P: 7	R: 0 E: 0 K: 0 S: 4	H: 1 LOB: 1 BB: 0 P: 4	R: 0 E: 0 K: 1 S: 6	H: 2 LOB: 1 BB: 0 P: 6	R: 0 E: 0 K: 0 S: 3	H: 0 LOB: 2 BB: 1 P: 8	R: 0 E: 0 K: 1 S: 6	H: 1 LOB: 1 BB: 0 P: 6	1B: 10 2B: 0 3B: 0 HR: 0	SF: 0 SAC: 0 DP: 2 HBP: 1	WP: 0 PB: 0 SB: 0 CS: 0	PA: 37
<b>PITCHER</b> Mike Boddicker, R (1,1) ERA: 2.78	IP: 9.0 WLS: W BF: 37 H: 10 R: 1 ER: 1 SO: 4 BB: 1 IBB: 0 HBP: 1 BLK: 0 WP: 0 HR: 0 S: 43 P: 48 ERA: 1.00 WHIP: 1.222															<b>PITCHER</b>						

Batter	1	2	3	4	5	6	7	8	9	AB	R	H	RBI	BB	SO	LOB	BOTTOM			
Mike Young, S (1,9) OBP: 0.360, SLG: 0.450	0-0 F9		0-0 1-3 HR 2B		4-0 BB		0-0 1-H HR			3	2	2	2	1	0	0	New York Yankees @ Baltimore Orioles Memorial Stadium, Baltimore, MD Mon Sep 24 1984, 7:05 PM EDT Unknown			
John Shelby, S (1,8) OBP: 0.246, SLG: 0.309	0-0 F9		0-0 2-H 3-H HR		0-0 F4		0-0 2B			4	1	2	3	0	0	1				
Cal Ripken Jr., R (1,6) OBP: 0.372, SLG: 0.505	0-0 F3		0-0 F8		0-0 2B 1B		4-0 BB			3	1	1	0	1	0	0				
Eddie Murray, S (1,3) OBP: 0.421, SLG: 0.525		0-0 F9		0-0 F7		0-0 1B SF7 2B		0-0 F7	4	1	1	0	0	0	2					
Gary Roenicke, R (1,7) OBP: 0.338, SLG: 0.379		0-0 F6		0-0 HR		0-0 G4-6-3 1B		0-0 1-3	4	1	2	2	0	0	2					
Benny Avila, R (1,10) OBP: 0.282, SLG: 0.349 Jim Traber, L (6, PH) OBP: 0.375, SLG: 0.333		0-3 K		0-3 K		0-0 SF7		0-3 K	2	0	0	0	0	2	0					
Ron Jackson, R (1,5) OBP: 0.228, SLG: 0.217 Wayne Gross, L (6, PH) OBP: 0.348, SLG: 0.453			0-0 E5 CS		0-0 5-3		0-0 G4-6-3 1-2		0-0 F3	2	0	0	0	0	0	1				
Rich Dauer, R (1,4) OBP: 0.294, SLG: 0.335			0-0 4-3		0-0 5-3		0-0 F6		4-0 BB	3	0	0	0	1	0	1				
Rick Dempsey, R (1,2) OBP: 0.310, SLG: 0.365			0-0 2B HR 1B		0-3 K		0-0 HR 1B		0-0 F3	4	2	2	0	0	1	1				
<b>Inning Stats</b>	R: 0 E: 0 K: 0 S: 3	H: 0 LOB: 0 BB: 0 P: 3	R: 0 E: 0 K: 1 S: 5	H: 0 LOB: 0 BB: 0 P: 5	R: 3 E: 1 K: 0 S: 6	H: 3 LOB: 0 BB: 0 P: 6	R: 1 E: 0 K: 1 S: 6	H: 1 LOB: 0 BB: 0 P: 6	R: 0 E: 0 K: 1 S: 5	H: 0 LOB: 1 BB: 1 P: 9	R: 2 E: 0 K: 0 S: 5	H: 3 LOB: 0 BB: 0 P: 5	R: 2 E: 0 K: 0 S: 6	H: 3 LOB: 2 BB: 1 P: 10	R: 0 E: 0 K: 1 S: 5	H: 0 LOB: 1 BB: 1 P: 9	1B: 4 2B: 3 3B: 0 HR: 3	SF: 1 SAC: 0 DP: 1 HBP: 0	WP: 0 PB: 0 SB: 0 CS: 1	PA: 36
<b>PITCHER</b> Ron Guidry, L (1,1) ERA: 4.36 Mike Armstrong, R (6,1) ERA: 3.73 Dale Murray, R (7,1) ERA: 5.16 Bob Shirley, L (8,1) ERA: 3.86	IP: 5.0 WLS: L BF: 23 H: 7 R: 6 ER: 6 SO: 3 BB: 1 IBB: 0 HBP: 0 BLK: 0 WP: 0 HR: 2 S: 28 P: 32 ERA: 10.80 WHIP: 1.600															<b>PITCHER</b>				

AB	35
R	1
H	10
RBI	1
BB	1
SO	4
LOB	15



WP	0	PA	37
PB	0		
SB	0		
CS	0		

AB	32
R	8
H	10
RBI	8
BB	3
SO	4
LOB	8



WP	0	PA	36
PB	0		
SB	0		
CS	1		



Batter	1	2	3	4	5	6	7	8	9	AB	R	H	RBI	BB	SO	LOB	TOP					
<b>Willie Randolph, R</b> OBP: 0.380, SLG: 0.354 (1, 4)	6-3	FC5			6-3		E 1B	G3		4	1	0	0	1	0	4	<b>New York Yankees @ Baltimore Orioles</b> Memorial Stadium, Baltimore, MD Mon Sep 24 1984, 7:05 PM EDT Att: 19,864 - Unknown					
<b>Bobby Meacham, S</b> OBP: 0.311, SLG: 0.330 (1, 6)	6-3		F9 SF9		WP 1B		E3 1B SF9		5	3	2	0	0	1	1							
<b>Don Mattingly, L</b> OBP: 0.382, SLG: 0.540 (1, 3)	F3		F9		1B				5	0	2	2	0	0	1							
<b>Dave Winfield, R</b> OBP: 0.391, SLG: 0.519 (1, 9)		3-1 1B	SF9		K		SF9		3	1	1	2	0	2	1							
<b>Oscar Gamble, L</b> OBP: 0.311, SLG: 0.444 (1, 10)	3-1		G3			K	K		5	0	0	0	0	2	3							
<b>Ken Griffey, L</b> OBP: 0.324, SLG: 0.390 (1, 7)	1B FC4-6			4-3		FC4-6 BB		K	3	1	1	1	1	1	0							
<b>Butch Wynegar, S</b> OBP: 0.367, SLG: 0.350 (1, 2)	FC4-6 1B			4-3		FC4-6		1B	4	0	2	0	0	0	1							
<b>Mike Pagliarulo, L</b> OBP: 0.292, SLG: 0.465 (1, 5)	FC4-6 1B			L6		F4		K	4	0	0	1	0	1	3							
<b>Omar Moreno, L</b> OBP: 0.291, SLG: 0.364 (1, 8)	1-2 1B				K		B1-3	1-2 1B	4	0	2	0	0	1	0							
<b>Inning Stats</b>	R: 0 E: 0 K: 0 S: 3	H: 0 LOB: 0 BB: 0 P: 3	R: 2 E: 0 K: 0 S: 7	H: 4 LOB: 2 BB: 0 P: 7	R: 1 E: 0 K: 0 S: 4	H: 1 LOB: 0 BB: 0 P: 4	R: 0 E: 0 K: 0 S: 3	H: 0 LOB: 0 BB: 0 P: 3	R: 1 E: 0 K: 2 S: 9	H: 2 LOB: 1 BB: 0 P: 9	R: 0 E: 0 K: 1 S: 5	H: 0 LOB: 1 BB: 1 P: 9	R: 2 E: 2 K: 1 S: 7	H: 1 LOB: 1 BB: 1 P: 11	R: 0 E: 0 K: 2 S: 9	H: 2 LOB: 2 BB: 0 P: 9	R: 0 E: 0 K: 2 S: 8	H: 0 LOB: 1 BB: 0 P: 8	1B: 9 2B: 1 3B: 0 HR: 0	SF: 2 SAC: 0 DP: 0 HBP: 0	WP: 1 PB: 1 SB: 2 CS: 0	PA: 41
<b>PITCHER</b>	IP	WLS	BF	H	R	ER	SO	BB	IBB	HBP	BLK	WP	HR	S	P	ERA	WHIP					
<b>Bill Swaggerty, R</b> ERA: 5.12 (1, 1)	5.0		22	7	4	4	2	0	0	0	0	1	0	26	16	7.20	1.400					
<b>John Pacella, R</b> ERA: 7.45 (6, 1)	1.1		7	0	2	0	1	2	0	0	0	0	0	7	15	0.00	1.500					
<b>Sammy Stewart, R</b> ERA: 3.31 (7, 1)	0.2		3	1	0	0	1	0	0	0	0	0	0	5	5	0.00	1.500					
<b>Nate Snell, R</b> ERA: 2.25 (8, 1)	2.0	W	9	2	0	0	4	0	0	0	0	0	0	17	17	0.00	1.000					


Batter	1	2	3	4	5	6	7	8	9	AB	R	H	RBI	BB	SO	LOB	BOTTOM				
<b>Mike Young, S</b> OBP: 0.357, SLG: 0.446 (1, 9)	F9		K		K			F8		4	0	0	0	0	2	2	<b>New York Yankees @ Baltimore Orioles</b> Memorial Stadium, Baltimore, MD Mon Sep 24 1984, 7:05 PM EDT Att: 19,864 - Unknown				
<b>John Shelby, S</b> OBP: 0.244, SLG: 0.306 (1, 8)	F7		5-3		FC6-4			1B E	3	0	0	0	0	0	2						
<b>Al Bumbry, L</b> OBP: 0.316, SLG: 0.338 (8, FH) (9, 8)								BB	0	1	0	0	1	0	0						
<b>Cal Ripken Jr., R</b> OBP: 0.373, SLG: 0.510 (1, 6)	F8		K			HR		E 1B	4	2	2	1	0	1	1						
<b>Eddie Murray, S</b> OBP: 0.420, SLG: 0.522 (1, 3)		1-3 BB			F7		5-3	E1 1B HR	3	1	0	1	1	0	1						
<b>Gary Roenicke, R</b> OBP: 0.339, SLG: 0.378 (1, 7)	1-3				8-4 1B		F5	HR 1B	3	1	1	1	1	0	1						
<b>Benny Avila, R</b> OBP: 0.261, SLG: 0.382 (1, 10)	5-3				1-2 1B		K	HR	4	1	2	3	0	1	1						
<b>Ron Jackson, R</b> OBP: 0.229, SLG: 0.218 (1, 5)					2-3				4	0	1	0	0	0	3						
<b>Todd Cruz, R</b> OBP: 0.267, SLG: 0.314 (9, 5)					8-4			F9	0	0	0	0	0	0	0						
<b>Victor Rodriguez, R</b> OBP: 0.357, SLG: 0.500 (1, 4)			E1 2B					F3	4	1	1	0	0	0	1						
<b>Floyd Rayford, R</b> OBP: 0.290, SLG: 0.357 (1, 2)			WP 2B					G6-4-3	3	0	2	1	0	0	1						
<b>Inning Stats</b>	R: 0 E: 0 K: 0 S: 3	H: 0 LOB: 0 BB: 0 P: 3	R: 0 E: 0 K: 0 S: 3	H: 0 LOB: 1 BB: 1 P: 7	R: 1 E: 1 K: 2 S: 9	H: 2 LOB: 1 BB: 0 P: 9	R: 0 E: 0 K: 0 S: 3	H: 1 LOB: 1 BB: 1 P: 7	R: 0 E: 0 K: 1 S: 6	H: 1 LOB: 0 BB: 0 P: 6	R: 1 E: 0 K: 1 S: 6	H: 1 LOB: 0 BB: 0 P: 6	R: 0 E: 0 K: 0 S: 3	H: 1 LOB: 0 BB: 0 P: 3	R: 5 E: 1 K: 0 S: 7	H: 3 LOB: 0 BB: 1 P: 11	1B: 6 2B: 2 3B: 0 HR: 2	SF: 0 SAC: 0 DP: 2 HBP: 0	WP: 1 PB: 0 SB: 0 CS: 0	PA: 35	
<b>PITCHER</b>	IP	WLS	BF	H	R	ER	SO	BB	IBB	HBP	BLK	WP	HR	S	P	ERA	WHIP				
<b>Dennis Rasmussen, L</b> ERA: 4.67 (1, 1)	7.0		27	6	2	2	4	2	0	0	0	0	0	33	41	2.57	1.143				
<b>Jay Howell, R</b> ERA: 2.68 (8, 1)	0.1		4	1	3	3	0	1	0	0	0	0	0	3	7	81.00	6.000				
<b>Dave Righetti, L</b> ERA: 2.34 (8, 1)	0.2	L	4	2	2	1	0	0	0	0	0	0	1	4	4	13.50	3.000				



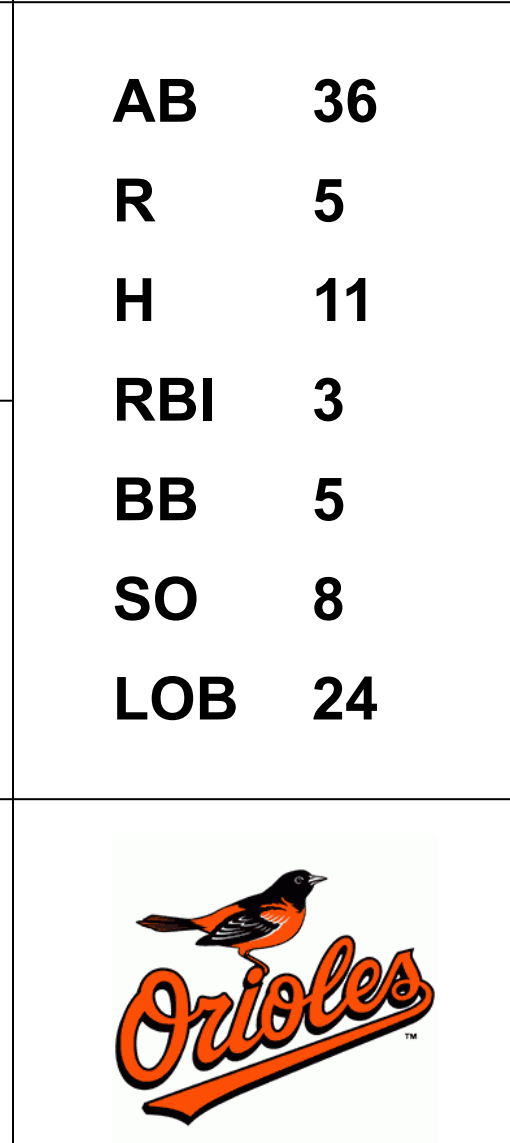
Batter	1	2	3	4	5	6	7	8	9	AB	R	H	RBI	BB	SO	LOB	TOP						
Willie Randolph, R OBP: 0.377, SLG: 0.351 (1, 4)										5	0	0	0	0	1	2	<b>New York Yankees @ Baltimore Orioles</b> Memorial Stadium, Baltimore, MD Tue Sep 25 1984, 7:05 PM EDT Att: 20,602 - Unknown						
Victor Mata, R OBP: 0.329, SLG: 0.426 (1, 8)										5	1	1	0	0	2	0							
Dave Winfield, R OBP: 0.393, SLG: 0.519 (1, 9)										4	2	2	0	1	1	1							
Don Baylor, R OBP: 0.334, SLG: 0.477 (1, 10)										4	1	2	1	0	2	2							
Toby Harrah, R OBP: 0.331, SLG: 0.298 (1, 5)										3	1	1	1	1	0	1							
Don Mattingly, L OBP: 0.381, SLG: 0.541 (1, 3)										3	0	1	1	0	0	1							
Brian Dayett, R OBP: 0.299, SLG: 0.408 (1, 7)										4	1	2	0	0	0	2							
Butch Wynegar, S OBP: 0.368, SLG: 0.350 (1, 2)										3	0	1	1	1	0	2							
Andre Robertson, R OBP: 0.226, SLG: 0.254 (1, 6)										4	0	1	1	0	0	3							
<b>Inning Stats</b>	R: 0 E: 0 K: 2 S: 8	H: 1 LOB: 1 BB: 0 P: 8	R: 0 E: 0 K: 0 S: 4	H: 1 LOB: 1 BB: 0 P: 4	R: 0 E: 0 K: 0 S: 3	H: 0 LOB: 0 BB: 0 P: 3	R: 4 E: 1 K: 0 S: 7	H: 4 LOB: 1 BB: 1 P: 11	R: 1 E: 0 K: 2 S: 8	H: 1 LOB: 1 BB: 1 P: 12	R: 0 E: 0 K: 0 S: 3	H: 1 LOB: 0 BB: 0 P: 3	R: 1 E: 0 K: 0 S: 5	H: 2 LOB: 1 BB: 0 P: 5	R: 0 E: 0 K: 0 S: 3	H: 1 LOB: 1 BB: 1 P: 7	R: 0 E: 0 K: 2 S: 7	H: 0 LOB: 0 BB: 0 P: 7	1B: 9 2B: 2 3B: 0 HR: 0	SF: 1 SAC: 0 DP: 3 HBP: 0	WP: 0 PB: 0 SB: 1 CS: 0	PA: 39	
<b>PITCHER</b>	IP WLS BF H R ER SO BB IBB HBP BLK WP HR S P ERA WHIP																						
Mike Flanagan, L ERA: 3.53 (1, 1)	3.1		18	6	4	3	2	1	0	0	0	0	0	0	0	21	25	8.10	2.100				
Mark Brown, R ERA: 4.29 (4, 1)	3.2	L	14	4	2	2	2	1	0	0	0	0	0	0	17	21	4.91	1.364					
Sammy Stewart, R ERA: 3.24 (8, 1)	2.0		7	1	0	0	2	1	0	0	0	0	0	0	10	14	0.00	1.000					

Batter	1	2	3	4	5	6	7	8	9	AB	R	H	RBI	BB	SO	LOB	BOTTOM					
Al Bumbry, L OBP: 0.315, SLG: 0.337 (1, 8)										4	1	1	0	0	1	4	<b>New York Yankees @ Baltimore Orioles</b> Memorial Stadium, Baltimore, MD Tue Sep 25 1984, 7:05 PM EDT Att: 20,602 - Unknown					
Floyd Rayford, R OBP: 0.288, SLG: 0.355 (9, PH)										1	0	0	0	0	1	1						
Mike Young, S OBP: 0.380, SLG: 0.445 (1, 7) (7, 9)										3	1	1	0	2	0	3						
Cal Ripken Jr., R OBP: 0.375, SLG: 0.510 (1, 6)										4	0	2	1	1	0	3						
Eddie Murray, S OBP: 0.420, SLG: 0.526 (1, 3)										5	1	2	1	0	1	4						
Wayne Gross, L OBP: 0.349, SLG: 0.452 Ron Jackson, R OBP: 0.227, SLG: 0.216 (5, PH) (6, 9)										1	0	0	0	1	0	0						
Joe Nolan, L OBP: 0.347, SLG: 0.387 Todd Cruz, R OBP: 0.352, SLG: 0.314 Lenny Sakata, R OBP: 0.219, SLG: 0.253 (7, PH) (8, 9) (9, PH)										1	0	0	0	0	1	0						
Jim Traber, L OBP: 0.400, SLG: 0.375 Benny Ayala, R OBP: 0.258, SLG: 0.378 Ken Singleton, S OBP: 0.296, SLG: 0.289 (1, 10) (5, PH) (8, PH)										2	1	1	0	0	0	1						
Larry Sheets, L OBP: 0.314, SLG: 0.833 Gary Roenicke, R OBP: 0.338, SLG: 0.376 (1, 9) (6, PH) (7, 7)										2	0	1	0	0	1	0						
Rich Dauer, R OBP: 0.296, SLG: 0.337 (1, 4)										4	0	2	1	0	0	0						
Rick Dempsey, R OBP: 0.310, SLG: 0.363 Jim Dwyer, L OBP: 0.352, SLG: 0.367 Victor Rodriguez, R OBP: 0.357, SLG: 0.500 (1, 2) (9, PH) (9, PH)										2	0	0	0	1	1	2						
<b>Inning Stats</b>	R: 2 E: 0 K: 0 S: 4	H: 2 LOB: 0 BB: 1 P: 8	R: 1 E: 0 K: 0 S: 6	H: 3 LOB: 3 BB: 1 P: 10	R: 1 E: 0 K: 1 S: 5	H: 1 LOB: 0 BB: 1 P: 9	R: 0 E: 0 K: 2 S: 7	H: 0 LOB: 0 BB: 0 P: 7	R: 0 E: 0 K: 1 S: 6	H: 1 LOB: 2 BB: 1 P: 10	R: 0 E: 0 K: 2 S: 7	H: 0 LOB: 0 BB: 0 P: 7	R: 0 E: 0 K: 0 S: 3	H: 0 LOB: 0 BB: 0 P: 3	R: 1 E: 1 K: 2 S: 10	H: 3 LOB: 2 BB: 0 P: 10	1B: 10 2B: 0 3B: 0 HR: 1	SF: 0 SAC: 0 DP: 2 HBP: 0	WP: 2 PB: 0 SB: 1 CS: 0	PA: 41		
<b>PITCHER</b>	IP WLS BF H R ER SO BB IBB HBP BLK WP HR S P ERA WHIP																					
Joe Cowley, R ERA: 3.5 (1, 1)	2.0		14	6	4	4	0	3	0	0	0	0	0	0	11	23	18.00	4.500				
Bob Shirley, L ERA: 3.55 (3, 1)	3.0	W	10	1	0	0	3	1	0	0	0	0	0	15	19	0.00	0.667					
Jay Howell, R ERA: 2.69 (6, 1)	3.0		12	2	1	1	3	1	0	0	0	1	0	17	21	3.00	1.000					
Dave Righetti, L ERA: 2.31 (9, 1)	1.0	S	5	2	0	0	2	0	0	0	0	0	0	9	9	0.00	2.000					

AB 35  
R 6  
H 11  
RBI 5  
BB 3  
SO 6  
LOB 14




AB 36  
R 5  
H 11  
RBI 3  
BB 5  
SO 8  
LOB 24





Batter	1	2	3	4	5	6	7	8	9	AB	R	H	RBI	BB	SO	LOB	TOP					
<b>Willie Randolph, R</b> OBP: 0.376, SLG: 0.350 (1, 4)	0-0 5-3		0-0 6-3			0-0 1B 1-2 1B		0-0 5-3		4	0	1	0	0	0	1	<b>New York Yankees @ Baltimore Orioles</b> Memorial Stadium, Baltimore, MD Wed Sep 26 1984, 7:05 PM EDT Att: 20,831 - Unknown <a href="http://livebaseballscorecards.com">livebaseballscorecards.com</a>					
<b>Ken Griffey, L</b> OBP: 0.323, SLG: 0.388 (1, 7)	0-0 6-3			0-0 3-1		0-0 1-3 2-H 1B		0-0 G3		4	0	1	1	0	0	0						
<b>Don Mattingly, L</b> OBP: 0.379, SLG: 0.537 (1, 3)	0-0 F8			0-0 F8		0-0 G4-6-3 1-2			0-0 F8	4	0	0	0	0	2	2						
<b>Dave Winfield, R</b> OBP: 0.392, SLG: 0.517 (1, 9)		0-0 F7		0-0 F9			0-0 2B FC3-2 1B		0-0 4-3	4	0	1	0	0	0	0						
<b>Don Baylor, R</b> OBP: 0.339, SLG: 0.488 (1, 10)		1-0 G3-6-3 HBP			4-0 G4-6-3 BB		0-0 FC3-2 1-3 SF8 2B		0-0 HR	2	2	2	1	1	0	0						
<b>Butch Wynegar, S</b> OBP: 0.367, SLG: 0.349 (1, 2)	0-0 G3-6-3 1-2				0-0 F5		0-0 FC3-2		0-0 2B 1B	4	0	1	0	0	0	4						
<b>Mike Pagliarulo, L</b> OBP: 0.291, SLG: 0.468 (1, 5)			0-0 F8		0-0 G4-6-3 1-2		0-0 2-3 3-H SF8		0-0 1-3 2B	3	0	1	1	0	0	1						
<b>Omar Moreno, L</b> OBP: 0.290, SLG: 0.362 (1, 8)			0-0 S 1B			0-0 G3		0-0 F8		4	0	1	0	0	0	3						
<b>Andre Robertson, R</b> OBP: 0.228, SLG: 0.256 (1, 6)			0-0 6-3 1-2			0-0 1B 1B		0-0 5-3		3	1	1	0	0	0	1						
<b>Inning Stats</b>	R: 0 E: 0 K: 0 S: 3	H: 0 LOB: 0 BB: 0 P: 3	R: 0 E: 0 K: 0 S: 2	H: 0 LOB: 0 BB: 0 P: 3	R: 0 E: 0 K: 0 S: 4	H: 1 LOB: 1 BB: 0 P: 4	R: 0 E: 0 K: 0 S: 3	H: 0 LOB: 0 BB: 0 P: 3	R: 0 E: 0 K: 0 S: 2	H: 0 LOB: 0 BB: 1 P: 6	R: 1 E: 0 K: 0 S: 5	H: 3 LOB: 1 BB: 0 P: 5	R: 1 E: 0 K: 0 S: 5	H: 2 LOB: 1 BB: 0 P: 5	R: 0 E: 0 K: 0 S: 3	H: 0 LOB: 0 BB: 0 P: 3	R: 1 E: 0 K: 0 S: 6	H: 3 LOB: 2 BB: 0 P: 6	1B: 6 2B: 2 3B: 0 HR: 1	SF: 1 SAC: 0 DP: 3 HBP: 1	WP: 0 PB: 0 SB: 1 CS: 0	PA: 35
<b>PITCHER</b> <b>Storm Davis, R</b> ERA: 3.12 (1, 1)	IP: 9.0 WLS: L BF: 35 H: 9 R: 3 ER: 3 SO: 0 BB: 1 IBB: 0 HBP: 1 BLK: 0 WP: 0 HR: 1 S: 33 P: 38 ERA: 3.00 WHIP: 1.111															<b>PITCHER</b>						

Batter	1	2	3	4	5	6	7	8	9	AB	R	H	RBI	BB	SO	LOB	BOTTOM					
<b>Al Bumbry, L</b> OBP: 0.318, SLG: 0.338 (1, 8)	0-3 K			4-0 BB		0-0 1-2 1B		0-3 K		2	0	1	0	1	1	0	<b>New York Yankees @ Baltimore Orioles</b> Memorial Stadium, Baltimore, MD Wed Sep 26 1984, 7:05 PM EDT Att: 20,831 - Unknown <a href="http://livebaseballscorecards.com">livebaseballscorecards.com</a>					
<b>Benny Ayala, R</b> OBP: 0.256, SLG: 0.375 (8, PH)						0-3 K		0-0 F6		1	0	0	0	0	1	1						
<b>John Shelby, S</b> OBP: 0.244, SLG: 0.306 (9, 8)						2-3 K				0	0	0	0	0	0	0						
<b>Mike Young, S</b> OBP: 0.356, SLG: 0.440 (1, 7)	0-0 F5			0-0 F7				0-0 F6		4	0	0	0	0	1	4						
<b>Cal Ripken Jr., R</b> OBP: 0.372, SLG: 0.506 (1, 6)	0-0 F7			0-0 F7			0-0 4-3		0-3 K	4	0	0	0	0	1	1						
<b>Eddie Murray, S</b> OBP: 0.418, SLG: 0.523 (1, 3)		0-0 4-3		0-0 F8			0-0 5-3		0-0 5-3	4	0	0	0	0	0	1						
<b>Wayne Gross, L</b> OBP: 0.349, SLG: 0.449 (1, 5)		0-0 F9			0-3 K		4-0 BB		0-3 K	2	0	0	0	1	1	0						
<b>Ron Jackson, R</b> OBP: 0.225, SLG: 0.214 (9, PH)										1	0	0	0	0	1	0						
<b>Jim Traher, L</b> OBP: 0.308, SLG: 0.273 (1, 10)		0-0 6-3			0-0 F6		0-3 K			3	0	0	0	0	1	1						
<b>Larry Sheets, L</b> OBP: 0.556, SLG: 0.625 (1, 9)			0-0 F7		0-3 K			4-0 5-3 1B BB		2	0	0	0	0	1	0						
<b>Gary Roenicke, R</b> OBP: 0.339, SLG: 0.376 (8, PH)										0	1	0	0	1	0	0						
<b>Rich Dauer, R</b> OBP: 0.296, SLG: 0.337 (1, 4)			0-0 5-3			0-0 CS 1B 1B		0-0 5-3		3	0	1	0	0	0	1						
<b>Rick Dempsey, R</b> OBP: 0.311, SLG: 0.362 (1, 2)			0-0 F7			0-0 F7		0-0 2-H 1B		3	0	1	1	0	0	1						
<b>Inning Stats</b>	R: 0 E: 0 K: 1 S: 5	H: 0 LOB: 0 BB: 0 P: 5	R: 0 E: 0 K: 0 S: 3	H: 0 LOB: 0 BB: 0 P: 3	R: 0 E: 0 K: 0 S: 3	H: 0 LOB: 0 BB: 0 P: 3	R: 0 E: 0 K: 0 S: 3	H: 0 LOB: 1 BB: 1 P: 7	R: 0 E: 0 K: 2 S: 7	H: 0 LOB: 0 BB: 0 P: 7	R: 0 E: 0 K: 1 S: 6	H: 2 LOB: 2 BB: 0 P: 6	R: 0 E: 0 K: 1 S: 5	H: 0 LOB: 1 BB: 1 P: 9	R: 1 E: 0 K: 1 S: 6	H: 1 LOB: 1 BB: 1 P: 10	R: 0 E: 0 K: 2 S: 7	H: 0 LOB: 0 BB: 0 P: 7	1B: 3 2B: 1 3B: 0 HR: 0	SF: 0 SAC: 0 DP: 1 HBP: 0	WP: 0 PB: 0 SB: 0 CS: 1	PA: 32
<b>PITCHER</b> <b>John Montefusco, R</b> ERA: 3.58 (1, 1)	IP: 7.0 WLS: W BF: 24 H: 2 R: 0 ER: 0 SO: 5 BB: 2 IBB: 0 HBP: 0 BLK: 0 WP: 0 HR: 0 S: 32 P: 40 ERA: 0.00 WHIP: 0.571															<b>PITCHER</b>						
<b>Dave Righetti, L</b> ERA: 2.96 (8, 1)	IP: 2.0 WLS: S BF: 8 H: 1 R: 1 ER: 1 SO: 3 BB: 1 IBB: 0 HBP: 0 BLK: 0 WP: 0 HR: 0 S: 13 P: 17 ERA: 4.50 WHIP: 1.000															<b>PITCHER</b>						





Batter	1	2	3	4	5	6	7	8	9	AB	R	H	RBI	BB	SO	LOB	TOP										
Scott Earl, R OBP: 0.080, SLG: 0.160 (1, 4)										4	0	0	0	0	1	0											
Alan Trammell, R OBP: 0.382, SLG: 0.468 Doug Baker, S OBP: 0.233, SLG: 0.240 (1, 6) (4, 6)										2	0	1	0	0	0	0											
Kirk Gibson, L OBP: 0.364, SLG: 0.517 (1, 9)										4	0	1	0	0	2	0											
Lance Parrish, R OBP: 0.287, SLG: 0.441 (1, 10)										4	1	1	1	0	0	2											
Larry Herndon, R OBP: 0.326, SLG: 0.389 (1, 7)										3	0	1	0	1	1	0											
Barbano Garbey, R OBP: 0.318, SLG: 0.383 (1, 3)										4	0	1	0	0	0	2											
Chet Lemon, R OBP: 0.354, SLG: 0.492 (1, 8)										4	0	2	0	0	0	1											
Darrell Evans, L OBP: 0.354, SLG: 0.387 (1, 5)										4	0	1	0	0	0	5											
Marty Castillo, R OBP: 0.282, SLG: 0.391 (1, 2)										3	0	0	0	0	0	3											
<b>Inning Stats</b>	R: 0 E: 0 K: 0 S: 4	H: 2 LOB: 1 BB: 0 P: 4	R: 0 E: 1 K: 0 S: 4	H: 0 LOB: 1 BB: 0 P: 4	R: 0 E: 0 K: 0 S: 3	H: 0 LOB: 0 BB: 0 P: 3	R: 1 E: 1 K: 0 S: 4	H: 1 LOB: 1 BB: 0 P: 8	R: 0 E: 0 K: 1 S: 5	H: 0 LOB: 0 BB: 0 P: 5	R: 0 E: 0 K: 0 S: 5	H: 2 LOB: 2 BB: 0 P: 5	R: 0 E: 0 K: 1 S: 5	H: 0 LOB: 0 BB: 0 P: 5	R: 0 E: 0 K: 1 S: 7	H: 2 LOB: 2 BB: 0 P: 7	1B: 7 2B: 0 3B: 0 HR: 1	SF: 0 SAC: 0 DP: 1 HBP: 0	WP: 0 PB: 0 SB: 0 CS: 1	PA: 35							
<b>PITCHER</b>	IP	WLS	BF	H	R	ER	SO	BB	IBB	HBP	BLK	WP	HR	S	P	ERA	WHIP										
Bob Shirley, L ERA: 3.38 (1, 1)	8.0	W	30	6	1	1	3	1	0	0	0	0	1	35	39	1.12	0.875										
Dave Righetti, L ERA: 2.34 (9, 1)	1.0	S	5	2	0	0	1	0	0	0	0	0	0	7	7	0.00	2.000										

Detroit Tigers @ New York Yankees  
Yankee Stadium, Bronx, NY  
Thu Sep 27 1984, 7:05 PM EDT  
Att: 16,732 - Unknown

AB 34  
R 1  
H 8  
RBI 1  
BB 1  
SO 4  
LOB 13



Batter	1	2	3	4	5	6	7	8	9	AB	R	H	RBI	BB	SO	LOB	BOTTOM										
Willie Randolph, R OBP: 0.374, SLG: 0.348 (1, 4)										4	0	0	0	0	0	2											
Bobby Meacham, S OBP: 0.315, SLG: 0.331 (1, 6)										2	2	1	0	2	1	0											
Don Mattingly, L OBP: 0.379, SLG: 0.536 (1, 3)										3	0	1	0	0	0	1											
Dave Winfield, R OBP: 0.393, SLG: 0.516 (1, 9)										1	0	0	1	2	0	0											
Oscar Gamble, L OBP: 0.318, SLG: 0.440 Don Baylor, R OBP: 0.340, SLG: 0.489 (1, 10) (8, PH)										1	0	0	0	2	0	1											
Ken Griffey, L OBP: 0.322, SLG: 0.387 (1, 7)										4	0	1	0	0	1	5											
Butch Wynegar, S OBP: 0.365, SLG: 0.346 (1, 2)										3	0	0	0	0	1	2											
Mike Pagliarulo, L OBP: 0.287, SLG: 0.461 (1, 5)										3	0	0	0	0	0	1											
Omar Moreno, L OBP: 0.291, SLG: 0.360 (1, 8)										2	0	0	0	1	0	0											
<b>Inning Stats</b>	R: 0 E: 0 K: 1 S: 5	H: 0 LOB: 0 BB: 0 P: 5	R: 0 E: 0 K: 2 S: 7	H: 0 LOB: 1 BB: 1 P: 11	R: 0 E: 0 K: 0 S: 3	H: 0 LOB: 0 BB: 0 P: 3	R: 0 E: 0 K: 0 S: 2	H: 0 LOB: 2 BB: 3 P: 14	R: 0 E: 0 K: 0 S: 3	H: 0 LOB: 0 BB: 0 P: 3	R: 1 E: 0 K: 0 S: 4	H: 1 LOB: 1 BB: 1 P: 8	R: 0 E: 0 K: 0 S: 4	H: 1 LOB: 2 BB: 1 P: 8	R: 1 E: 1 K: 0 S: 4	H: 2 LOB: 1 BB: 1 P: 8	1B: 4 2B: 1 3B: 0 HR: 0	SF: 1 SAC: 1 DP: 1 HBP: 0	WP: 0 PB: 1 SB: 1 CS: 0	PA: 33							
<b>PITCHER</b>	IP	WLS	BF	H	R	ER	SO	BB	IBB	HBP	BLK	WP	HR	S	P	ERA	WHIP										
Jack Morris, R ERA: 3.8 (1, 1)	7.0	L	28	2	1	1	3	6	0	0	0	0	0	28	52	1.29	1.143										
Willie Hernandez, L ERA: 1.95 (8, 1)	1.0	L	5	2	1	1	0	0	1	0	0	0	0	4	8	9.00	2.000										

Detroit Tigers @ New York Yankees  
Yankee Stadium, Bronx, NY  
Thu Sep 27 1984, 7:05 PM EDT  
Att: 16,732 - Unknown

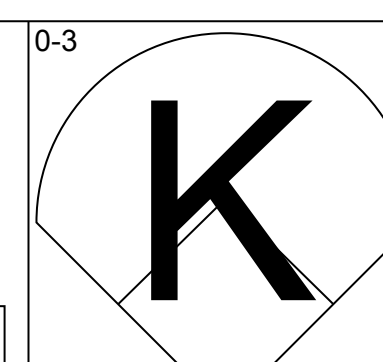
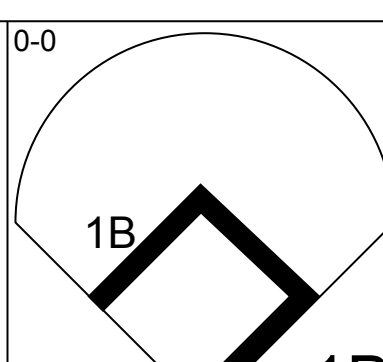
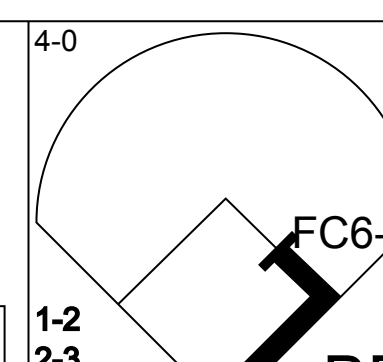
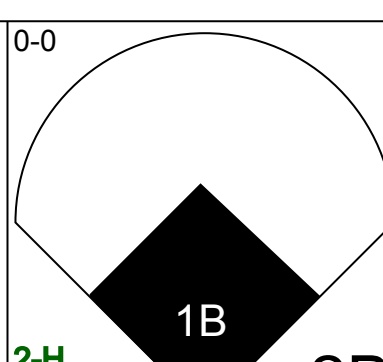
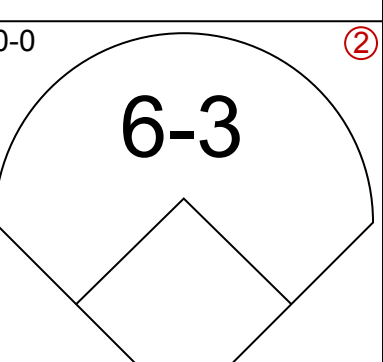
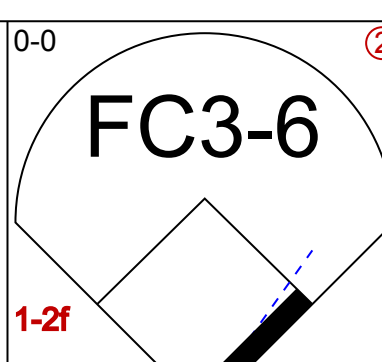
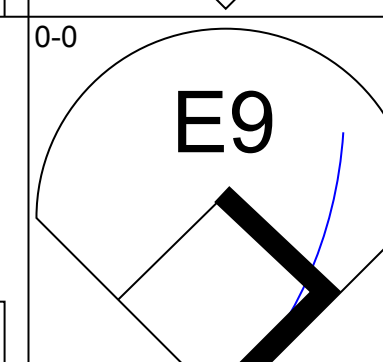
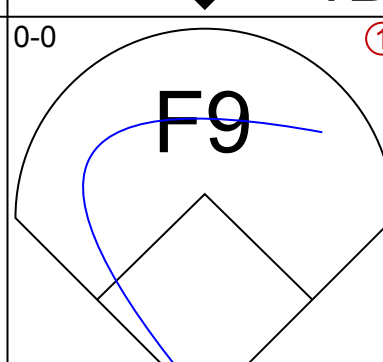
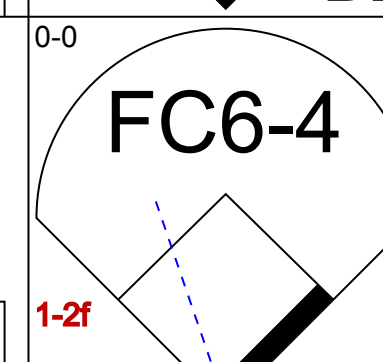
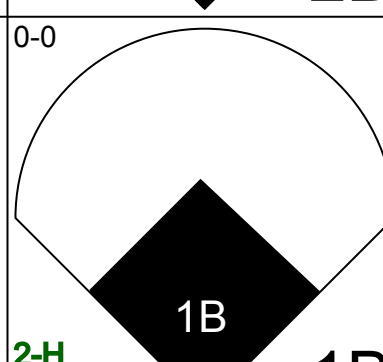
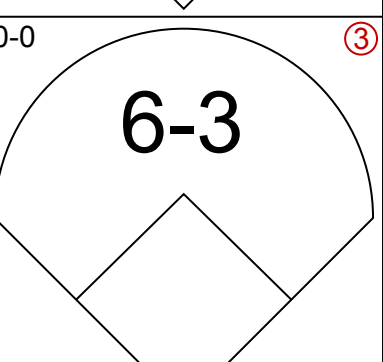
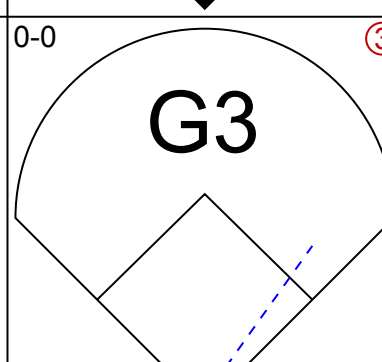
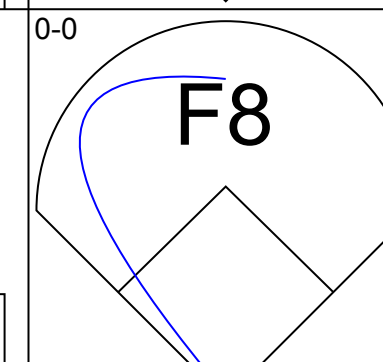
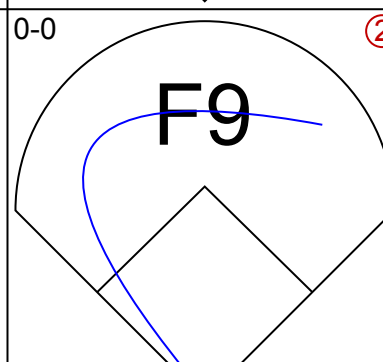
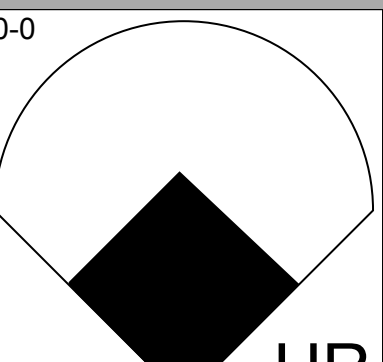
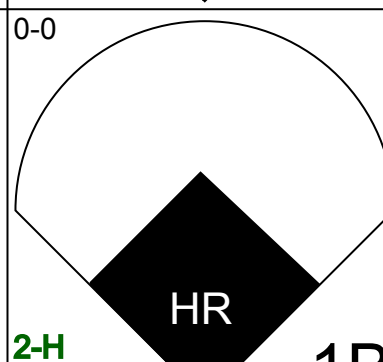
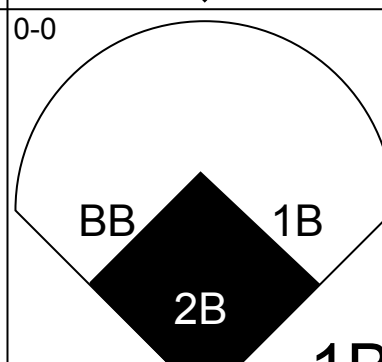
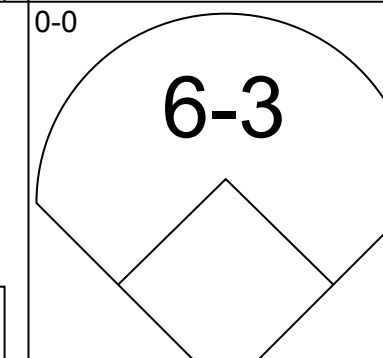
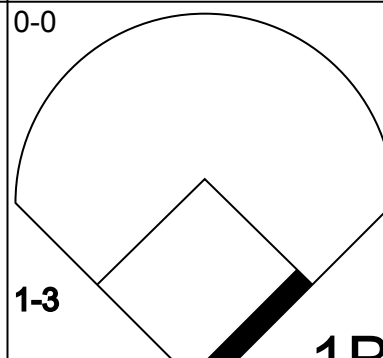
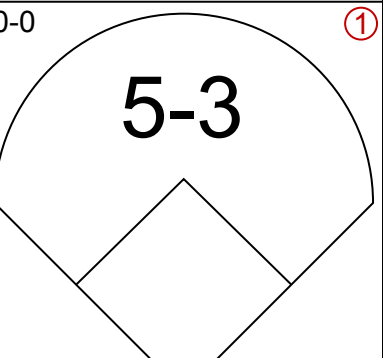
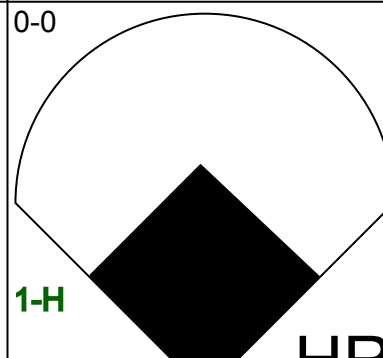
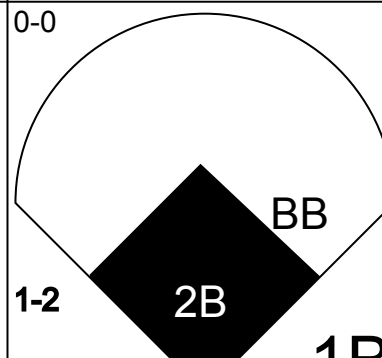
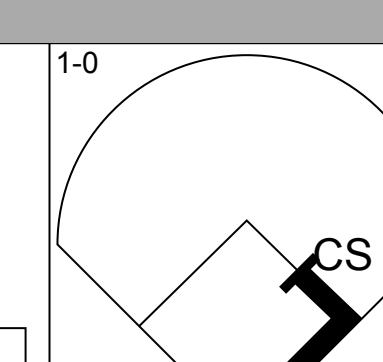
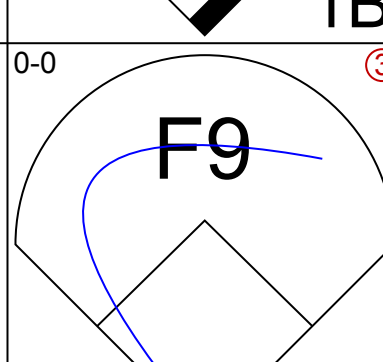
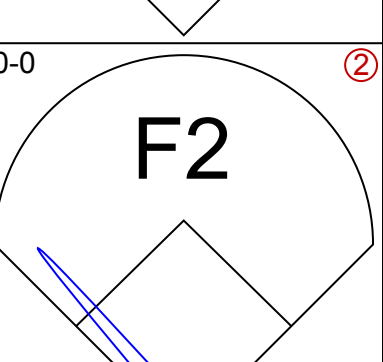
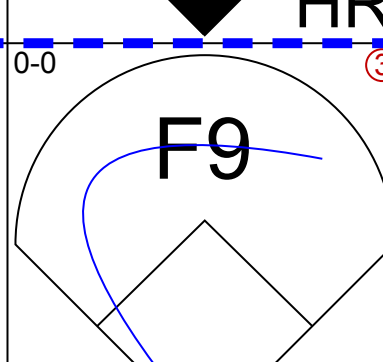
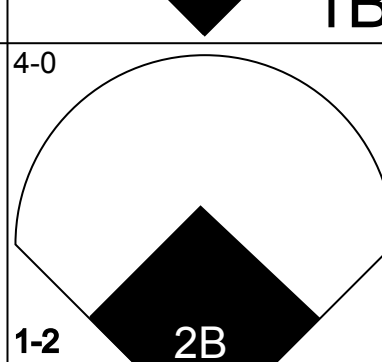
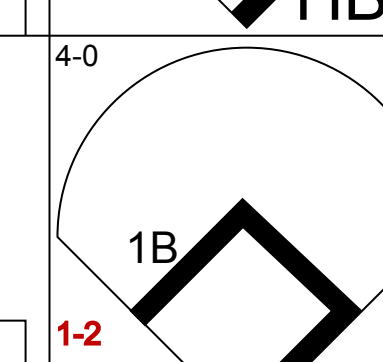
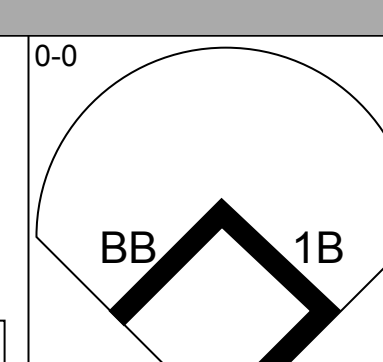
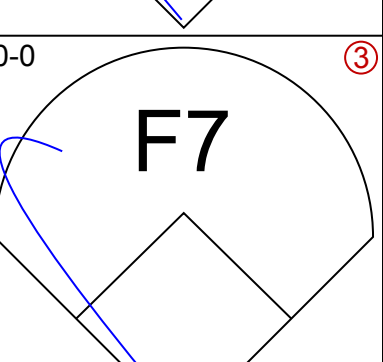
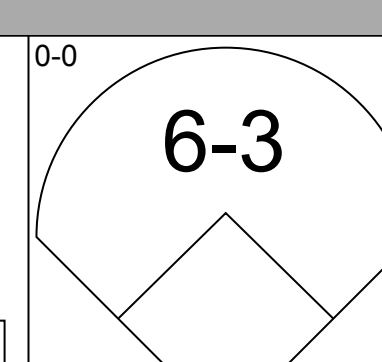
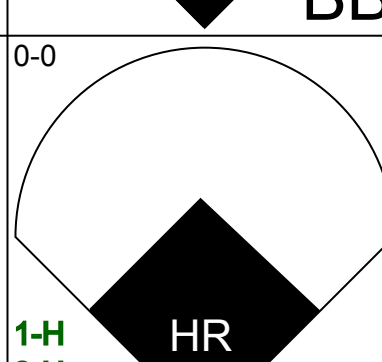
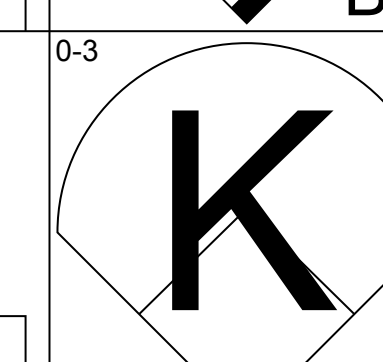
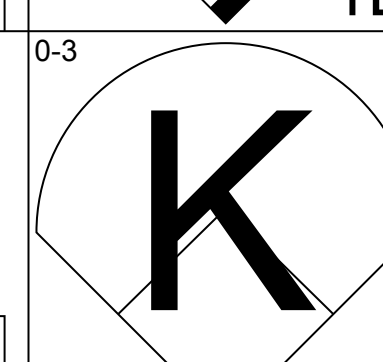
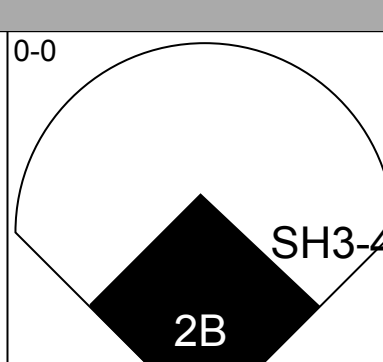
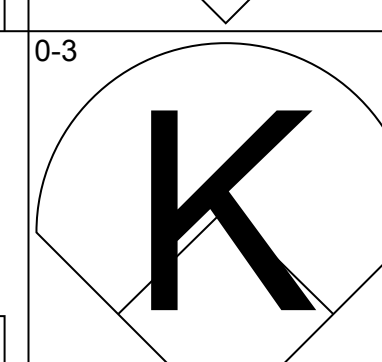
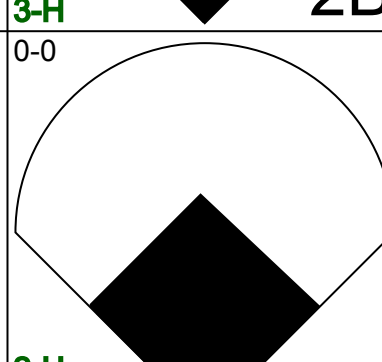
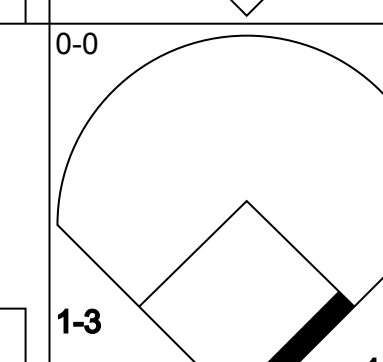
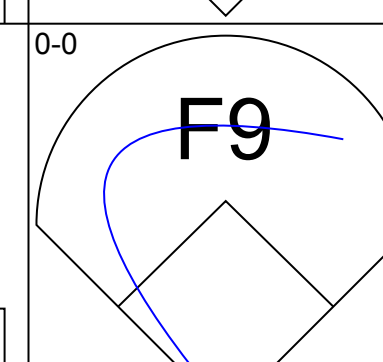
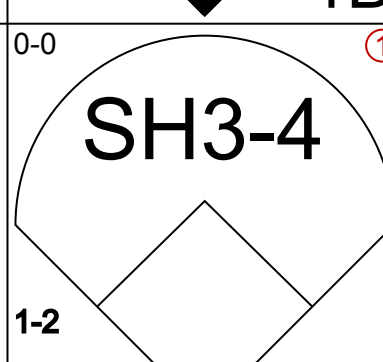
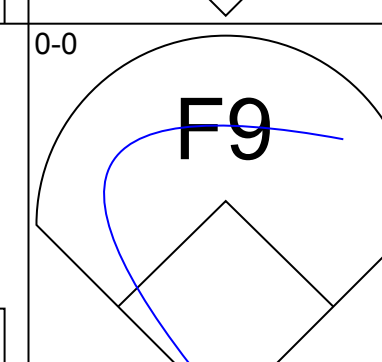
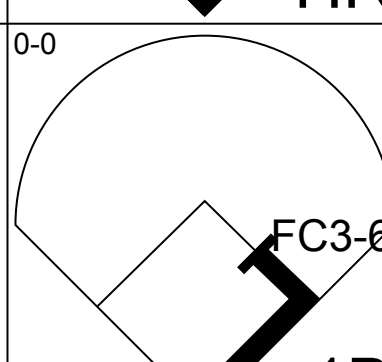
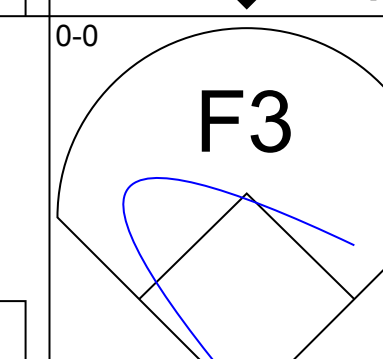
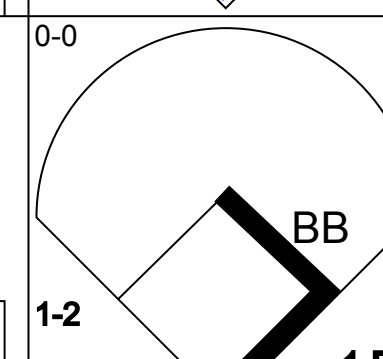
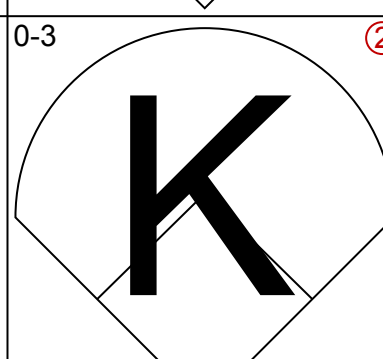
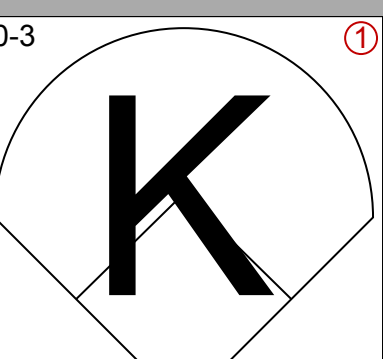
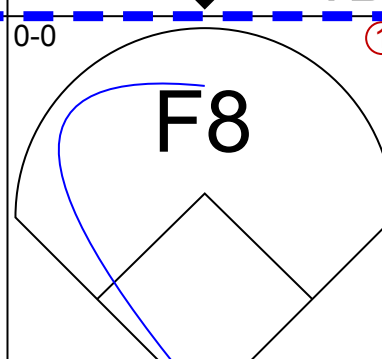

AB 24  
R 2  
H 4  
RBI 2  
BB 7  
SO 3  
LOB 12





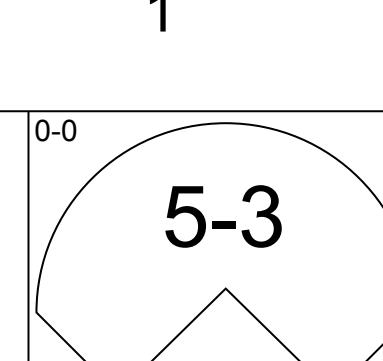
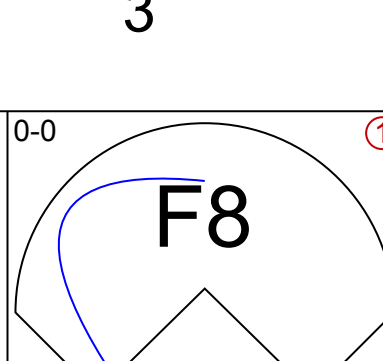
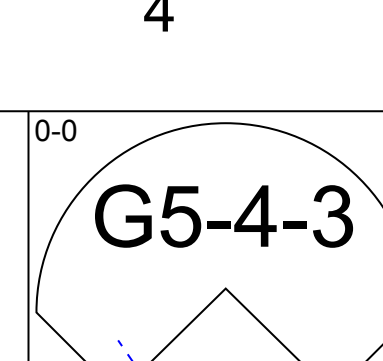
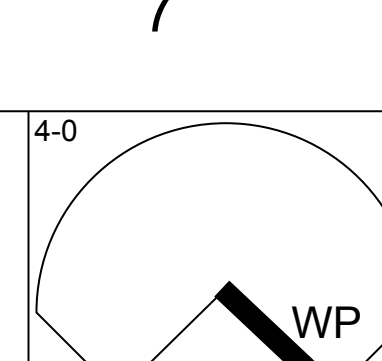
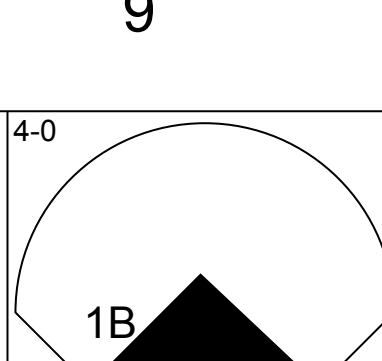
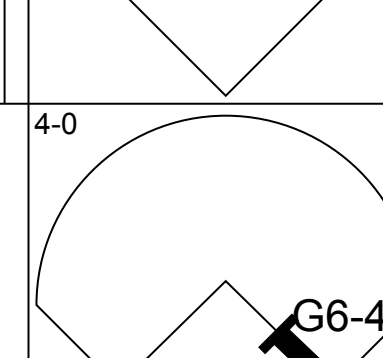
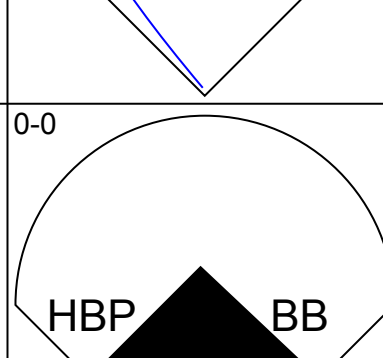
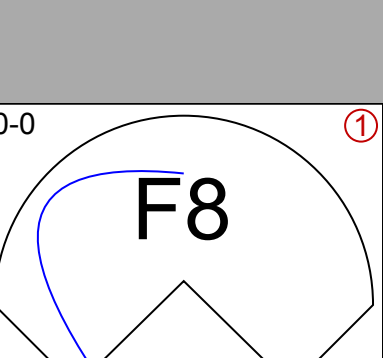
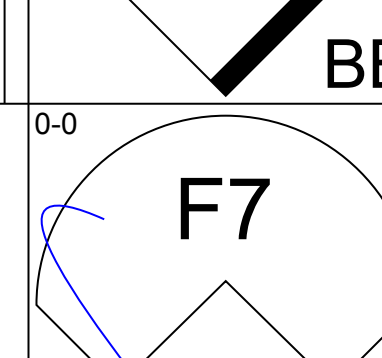
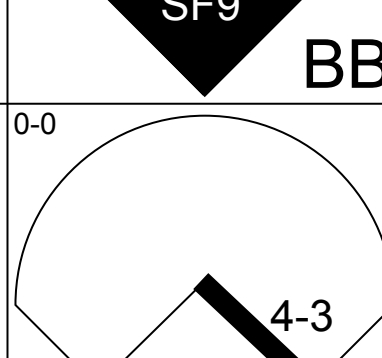
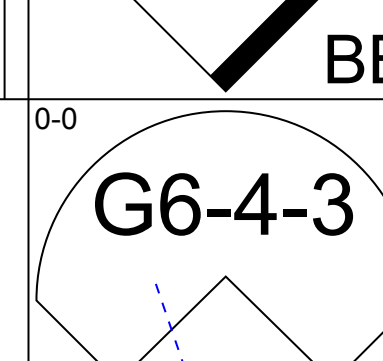
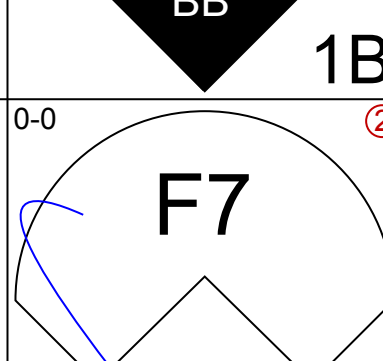
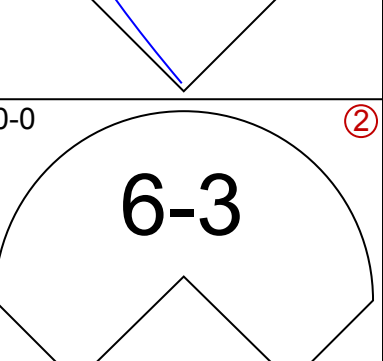
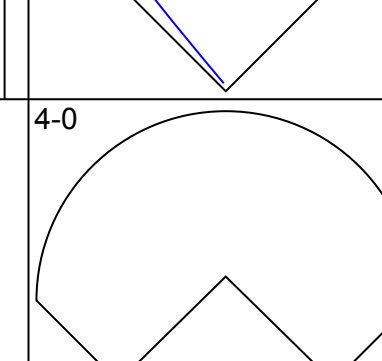
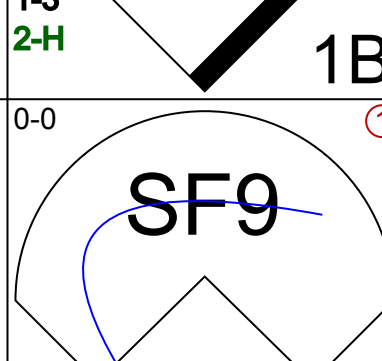
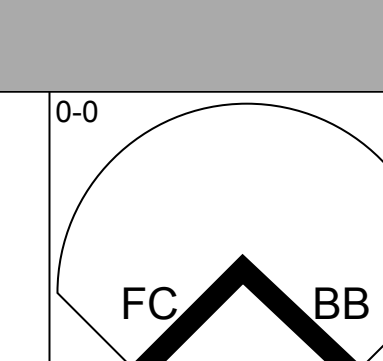
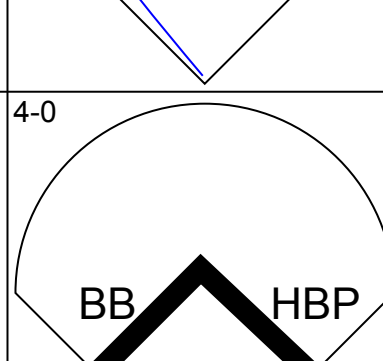
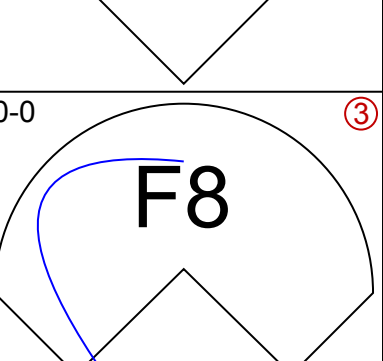
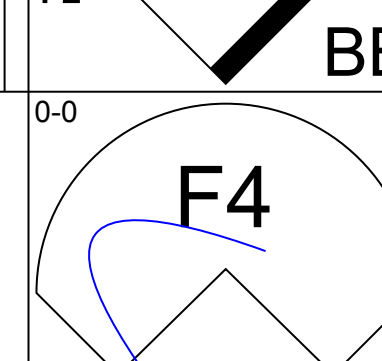
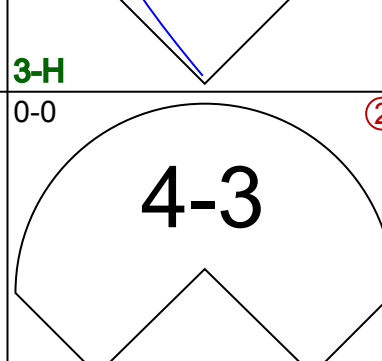
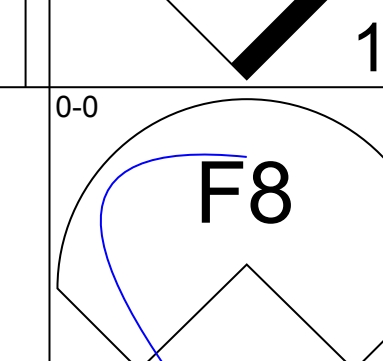
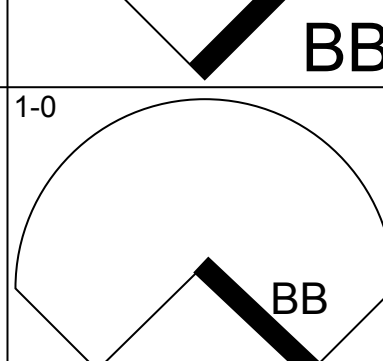
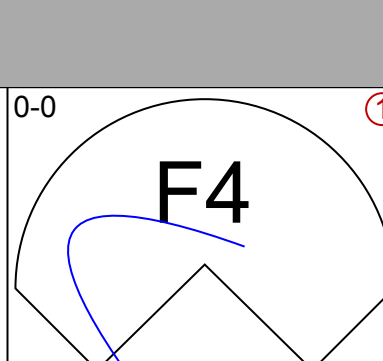
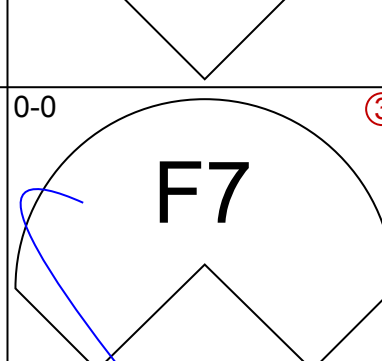
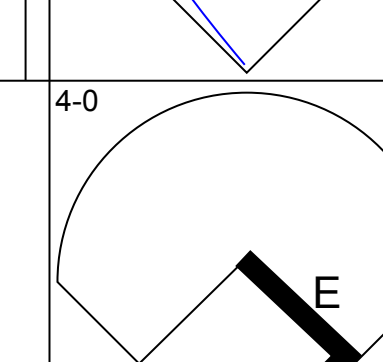
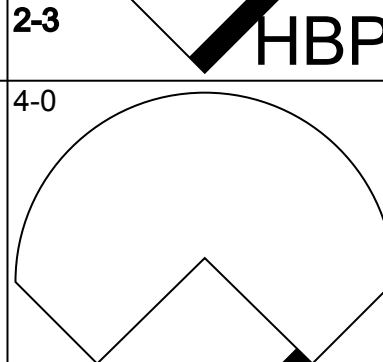
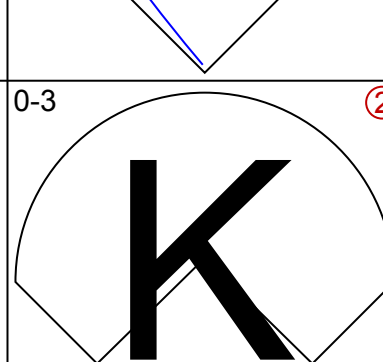
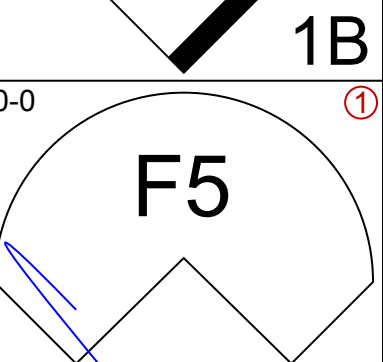
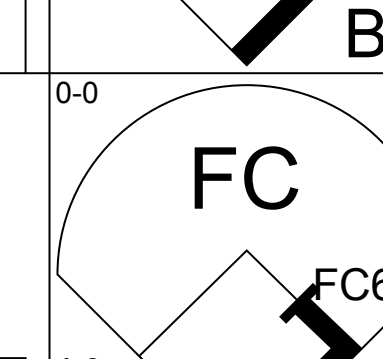
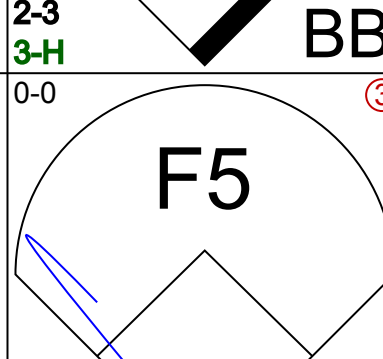
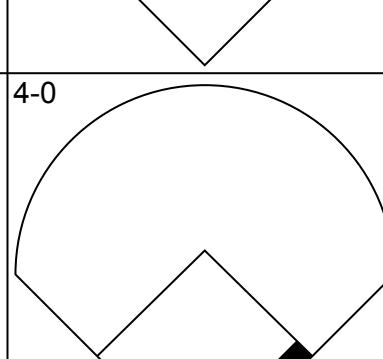
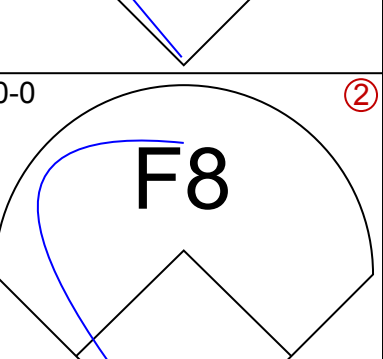
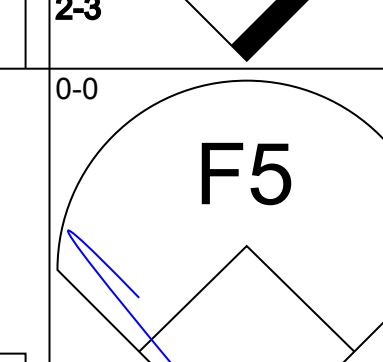
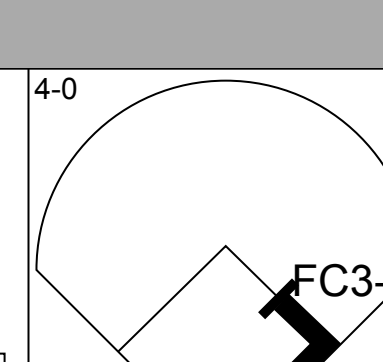
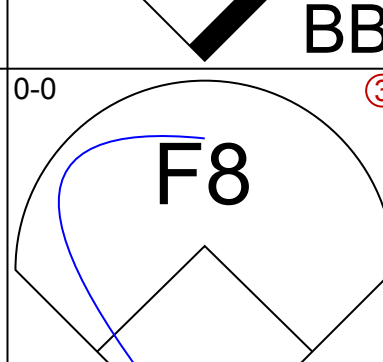
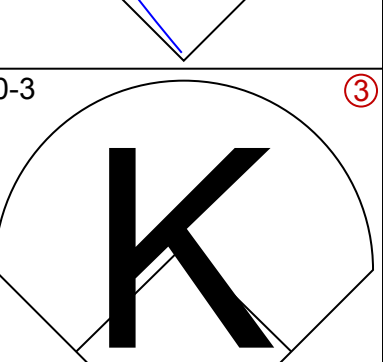
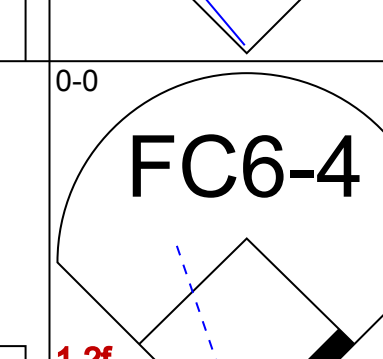
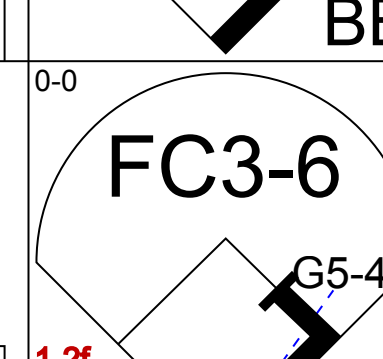
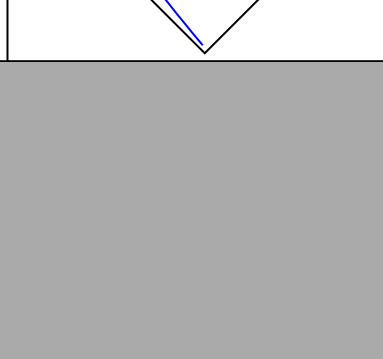
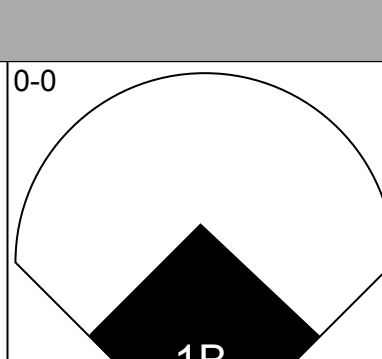





Batter	1	2	3	4	5	6	7	8	9	AB	R	H	RBI	BB	SO	LOB	TOP											
<b>Rusty Kuntz, R</b> OBP: 0.399, SLG: 0.415 <b>Johnny Grubb, L</b> OBP: 0.395, SLG: 0.432										3	1	2	1	1	1	0												
<b>Barbaro Carbo, R</b> OBP: 0.323, SLG: 0.387 <b>Dave Bergman, L</b> OBP: 0.351, SLG: 0.417										4	1	1	1	1	0	4												
<b>Larry Hemdon, R</b> OBP: 0.329, SLG: 0.399										5	3	3	2	0	0	2												
<b>Lance Parrish, R</b> OBP: 0.289, SLG: 0.446 <b>Mike Laga, L</b> OBP: 0.636, SLG: 0.600										4	1	2	2	0	0	1												
<b>Chet Lemon, R</b> OBP: 0.356, SLG: 0.493										3	1	0	0	1	0	2												
<b>Tom Brookens, R</b> OBP: 0.291, SLG: 0.391 <b>Howard Johnson, S</b> OBP: 0.326, SLG: 0.397										3	0	1	0	1	0	0												
<b>Marty Castillo, R</b> OBP: 0.305, SLG: 0.391 <b>Dwight Lowry, L</b> OBP: 0.298, SLG: 0.432										3	1	1	0	0	2	2												
<b>Scott Earl, R</b> OBP: 0.121, SLG: 0.182										4	0	2	0	0	0	1												
<b>Doug Baker, S</b> OBP: 0.232, SLG: 0.231										5	0	1	0	0	2	4												
<b>Inning Stats</b>	R: 0 E: 1 K: 1 S: 6	H: 0 LOB: 1 BB: 0 P: 6	R: 0 E: 0 K: 1 S: 5	H: 1 LOB: 2 BB: 1 P: 10	R: 0 E: 0 K: 0 S: 5	H: 2 LOB: 2 BB: 0 P: 5	R: 0 E: 0 K: 1 S: 7	H: 2 LOB: 3 BB: 1 P: 11	R: 1 E: 0 K: 0 S: 4	H: 1 LOB: 0 BB: 0 P: 4	R: 5 E: 0 K: 1 S: 10	H: 5 LOB: 0 BB: 0 P: 10	R: 0 E: 0 K: 1 S: 5	H: 0 LOB: 0 BB: 0 P: 5	R: 0 E: 0 K: 1 S: 5	H: 0 LOB: 0 BB: 0 P: 5	R: 5 E: 0 K: 0 S: 8	H: 5 LOB: 1 BB: 1 P: 12	1B: 11 2B: 2 3B: 0 HR: 3	SF: 0 SAC: 1 DP: 0 HBP: 1	WP: 0 PA: 47 PB: 0 SB: 0 CS: 1							
<b>PITCHER</b>	IP	WLS	BF	H	R	ER	SO	BB	IBB	HBP	BLK	WP	HR	S	P	ERA	WHIP											
<b>Ron Guidry, L</b> ERA: 4.51	(1, 1)	5.2	L	31	11	6	6	4	2	0	1	0	0	2	36	45	9.53	2.294										
<b>Clay Christensen, R</b> ERA: 6.05	(6, 1)	2.1		13	5	5	5	2	1	0	0	0	0	1	16	20	19.29	2.571										
<b>Dale Murray, R</b> ERA: 4.94	(9, 1)	1.0		3	0	0	0	0	0	0	0	0	0	0	3	3	0.00	0.000										

**Detroit Tigers @ New York Yankees**  
Yankee Stadium, Bronx, NY  
Sat Sep 29 1984, 3:33 AM EDT  
Att: 35,685 - Unknown


AB 42  
R 11  
H 16  
RBI 11  
BB 3  
SO 6  
LOB 18


Batter	1	2	3	4	5	6	7	8	9	AB	R	H	RBI	BB	SO	LOB	BOTTOM											
<b>Willie Randolph, R</b> OBP: 0.377, SLG: 0.348										3	1	0	0	2	0	1												
<b>Scott Bradley, L</b> OBP: 0.318, SLG: 0.333										4	1	2	1	1	0	1												
<b>Don Mattingly, L</b> OBP: 0.378, SLG: 0.532										3	0	0	1	1	0	2												
<b>Dave Winfield, R</b> OBP: 0.393, SLG: 0.517										4	0	1	0	1	0	3												
<b>Don Baylor, R</b> OBP: 0.339, SLG: 0.484										4	0	1	0	0	0	2												
<b>Mike Pagliaro, L</b> OBP: 0.288, SLG: 0.452										2	0	0	1	2	1	1												
<b>Omar Moreno, L</b> OBP: 0.291, SLG: 0.358										3	0	0	0	1	0	6												
<b>Rick Cerone, R</b> OBP: 0.269, SLG: 0.283										3	0	0	0	1	1	5												
<b>Andre Robertson, R</b> OBP: 0.229, SLG: 0.263										4	1	1	0	0	0	4												
<b>Inning Stats</b>	R: 0 E: 0 K: 0 S: 2	H: 0 LOB: 0 BB: 1 P: 6	R: 0 E: 0 K: 0 S: 5	H: 1 LOB: 3 BB: 1 P: 9	R: 1 E: 0 K: 0 S: 4	H: 1 LOB: 2 BB: 2 P: 13	R: 0 E: 0 K: 0 S: 2	H: 0 LOB: 0 BB: 1 P: 6	R: 0 E: 0 K: 1 S: 3	H: 0 LOB: 0 BB: 0 P: 3	R: 0 E: 0 K: 1 S: 5	H: 0 LOB: 1 BB: 1 P: 9	R: 0 E: 0 K: 1 S: 6	H: 1 LOB: 1 BB: 0 P: 6	R: 2 E: 0 K: 0 S: 5	H: 2 LOB: 1 BB: 1 P: 9	1B: 4 2B: 1 3B: 0 HR: 0	SF: 1 SAC: 0 DP: 2 HBP: 1	WP: 1 PA: 41 PB: 0 SB: 0 CS: 0									
<b>PITCHER</b>	IP	WLS	BF	H	R	ER	SO	BB	IBB	HBP	BLK	WP	HR	S	P	ERA	WHIP											
<b>Juan Berenguer, R</b> ERA: 3.48	(1, 1)	6.0	W	26	2	1	1	1	6	0	1	0	0	21	46	1.50	1.333											
<b>Roger Mason, R</b> ERA: 4.5	(7, 1)	3.0	S	15	3	2	2	1	3	0	0	0	1	0	14	26	6.00	2.000										

**Detroit Tigers @ New York Yankees**  
Yankee Stadium, Bronx, NY  
Sat Sep 29 1984, 3:33 AM EDT  
Att: 35,685 - Unknown

AB 30  
R 3  
H 5  
RBI 3  
BB 9  
SO 2  
LOB 25



Batter	1	2	3	4	5	6	7	8	9	AB	R	H	RBI	BB	SO	LOB	TOP											
Rusty Kuntz, R OBP: 0.393, SLG: 0.414 (1, 9) (8, 8)	F7	K			F6		2B		K	5	1	1	0	0	2	3	<b>Detroit Tigers @ New York Yankees</b> Yankee Stadium, Bronx, NY Sun Sep 30 1984, 3:33 AM EDT Att: 30,602 - Unknown  <b>AB 35</b> <b>R 2</b> <b>H 9</b> <b>RBI 2</b> <b>BB 3</b> <b>SO 8</b> <b>LOB 16</b> 											
Barbato Carbey, R OBP: 0.325, SLG: 0.391 Mike Laga, L OBP: 0.583, SLG: 0.545 (1, 3) (7, 3)	CS 1B		L6		K		2B		K	4	0	2	1	0	1	0												
Larry Hemdon, R OBP: 0.333, SLG: 0.490 Nelson Simmons, S OBP: 0.469, SLG: 0.500 (1, 7) (5, 7)	1-2 BB		1B	BB	1B		F7			1	0	1	0	2	0	0												
Lance Parrish, R OBP: 0.287, SLG: 0.443 (1, 10)	F7		K		K		F8			4	0	0	0	0	2	4												
Chet Lemon, R OBP: 0.357, SLG: 0.495 Dave Bergman, L OBP: 0.351, SLG: 0.417 (1, 8) (8, 9)		F8	1-2 1B			2B		F6		4	0	2	0	0	0	0												
Tom Brookens, R OBP: 0.306, SLG: 0.397 Scott Earl, R OBP: 0.114, SLG: 0.171 (1, 4) (5, 4)		1B	G3		F9		F4			2	1	1	0	0	0	2												
Darrell Evans, L OBP: 0.333, SLG: 0.384 Howard Johnson, S OBP: 0.324, SLG: 0.394 (1, 5) (4, 5)	1B BB		K		5-3		F9			1	0	0	0	1	1	0												
Marty Castillo, R OBP: 0.285, SLG: 0.383 Dwight Lowry, L OBP: 0.292, SLG: 0.422 (1, 2) (8, 2)	K		F4		5-3			F7		3	0	0	0	0	1	3												
Doug Baker, S OBP: 0.241, SLG: 0.241 (1, 6)	1-3 2-H 1B		F8		F8			1B		4	0	2	1	0	0	0												
<b>Inning Stats</b>	R: 0 E: 0 K: 0 S: 3	H: 1 LOB: 1 BB: 1 P: 7	R: 1 E: 0 K: 2 S: 9	H: 2 LOB: 2 BB: 1 P: 13	R: 0 E: 0 K: 1 S: 6	H: 1 LOB: 2 BB: 1 P: 10	R: 0 E: 0 K: 2 S: 5	H: 0 LOB: 0 BB: 0 P: 5	R: 0 E: 0 K: 0 S: 4	H: 1 LOB: 1 BB: 0 P: 4	R: 1 E: 0 K: 0 S: 5	H: 2 LOB: 1 BB: 0 P: 5	R: 0 E: 0 K: 0 S: 3	H: 0 LOB: 0 BB: 0 P: 3	R: 0 E: 0 K: 2 S: 8	H: 1 LOB: 1 BB: 0 P: 8		1B: 5 2B: 4 3B: 0 HR: 0	SF: 0 SAC: 0 DP: 0 HBP: 0	WP: 0 PB: 0 SB: 0 CS: 1	PA: 38							
<b>PITCHER</b>	IP	WLS	BF	H	R	ER	SO	BB	IBB	HBP	BLK	WP	HR	S	P	ERA		WHIP										
Dennis Rasmussen, L ERA: 4.97 Mike Armstrong, R ERA: 3.48 (1, 1) (8, 1)	7.0	W	31	8	2	2	6	3	0	0	0	0	0	40	52	2.57		1.571										

Batter	1	2	3	4	5	6	7	8	9	AB	R	H	RBI	BB	SO	LOB	BOTTOM											
Omar Moreno, L OBP: 0.294, SLG: 0.361 Victor Mata, R OBP: 0.333, SLG: 0.443 (1, 8) (7, PH) (8, 8)	1B BB FC5-2 1B			G3	SF8		2B			3	0	2	1	0	0	1	<b>Detroit Tigers @ New York Yankees</b> Yankee Stadium, Bronx, NY Sun Sep 30 1984, 3:33 AM EDT Att: 30,602 - Unknown  <b>AB 36</b> <b>R 9</b> <b>H 14</b> <b>RBI 8</b> <b>BB 5</b> <b>SO 3</b> <b>LOB 23</b> 											
Toby Harrah, R OBP: 0.331, SLG: 0.296 Rex Hudler, R OBP: 0.333, SLG: 0.286 (1, 4) (7, 4)	FC5-2 1B 2B BB	5-3		1-3	6-3		K			3	1	0	1	1	0	3												
Don Mattingly, L OBP: 0.361, SLG: 0.537 Tim Foli, R OBP: 0.265, SLG: 0.319 (1, 3) (9, 3)	FC5-2 1B		BB 4-3 2B	1B 2B	F8		FC5-4 1B			5	3	4	1	0	0	1												
Dave Winfield, R OBP: 0.393, SLG: 0.515 Scott Bradley, L OBP: 0.316, SLG: 0.333 (1, 9) (8, PR) (9, 7)	FC5-2 2B WP		4-3 BB	2B		F8	FC5-4 FC4-8			4	2	1	0	1	0	4												
Don Baylor, R OBP: 0.341, SLG: 0.489 (1, 10)	WP 2B		F4	2B	F8	E1 1B	F2			5	0	3	4	0	0	3												
Ken Griffey, L OBP: 0.321, SLG: 0.381 Brian Dayett, R OBP: 0.295, SLG: 0.402 (1, 7) (6, 7) (9, 9)	G4-6-3 BB		4-3 BB	K		F7	FC4-6			1	0	0	0	2	1	1												
Butch Wynegar, S OBP: 0.360, SLG: 0.342 (1, 2)	G4-6-3		4-3		1B SF8 1B		F8			4	1	1	1	0	0	5												
Mike Pagliarulo, L OBP: 0.288, SLG: 0.448 (1, 5)		K	F6		SF8 BB 6-3 1B		F6			4	1	1	0	0	1	2												
Andre Robertson, R OBP: 0.236, SLG: 0.264 (1, 6)	5-3			G3 2B 1B	6-3 SF8 BB		5-3			3	1	1	0	1	0	0												
<b>Inning Stats</b>	R: 3 E: 0 K: 0 S: 5	H: 3 LOB: 1 BB: 2 P: 13	R: 0 E: 0 K: 1 S: 6	H: 1 LOB: 1 BB: 0 P: 6	R: 1 E: 0 K: 0 S: 4	H: 1 LOB: 2 BB: 2 P: 12	R: 3 E: 0 K: 1 S: 9	H: 4 LOB: 1 BB: 0 P: 9	R: 2 E: 0 K: 0 S: 5	H: 2 LOB: 1 BB: 1 P: 9	R: 0 E: 0 K: 0 S: 4	H: 1 LOB: 1 BB: 0 P: 4	R: 0 E: 0 K: 1 S: 6	H: 1 LOB: 1 BB: 0 P: 6	R: 0 E: 0 K: 0 S: 4	H: 1 LOB: 1 BB: 0 P: 4		1B: 9 2B: 5 3B: 0 HR: 0	SF: 1 SAC: 0 DP: 1 HBP: 0	WP: 1 PB: 0 SB: 0 CS: 0	PA: 42							
<b>PITCHER</b>	IP	WLS	BF	H	R	ER	SO	BB	IBB	HBP	BLK	WP	HR	S	P	ERA		WHIP										
Randy O'Neal, R ERA: 3.38 Doug Bair, R ERA: 3.75 Sid Monge, L ERA: 4.41 Aurelio Lopez, R ERA: 2.94 Bill Scherrer, L ERA: 4.16 (1, 1) (4, 1) (5, 1) (6, 1) (7, 1)	3.2	L	23	9	7	7	1	4	0	0	0	0	0	3	3	0.00		0.000										
Willie Hernandez, L ERA: 1.92 (8, 1)	1.0		4	1	0	0	0	0	0	0	0	0	0	4	4	0.00		1.000										