

New York Yankees - 1985

Batter	1	2	3	4	5	6	7	8	9	AB	R	H	RBI	BB	SO	LOB	TOP	
Omar Moreno, L (1,8) OBP: 0.250, SLG: 0.250	1-3	6-3					F6			4	0	1	0	0	0	1	New York Yankees @ Boston Red Sox Fenway Park, Boston, MA Mon Apr 08 1985, 3:33 AM EST Att: 34,282 - Unknown	
Willie Randolph, R (1,4) OBP: 0.250, SLG: 0.250			F9			FC6-4		1-3		3	0	0	0	1	0	1		
Don Mattingly, L (1,3) OBP: 0.250, SLG: 0.250	K		F5			F7		3-1		4	0	0	0	0	1	2		
Dave Winfield, R (1,9) OBP: 0.250, SLG: 0.250	F7					K		6-3		3	0	0	0	1	1	2		
Don Baylor, R (1,10) OBP: 0.250, SLG: 0.250		5-3	K							4	0	1	0	0	1	1		
Ken Griffey, L (1,7) OBP: 0.250, SLG: 0.250		K								4	0	1	0	0	2	1		
Mike Pagliarulo, L (1,5) OBP: 0.500, SLG: 0.667		2B				3				3	1	1	0	1	0	2		
Butch Wynegar, S (1,2) OBP: 0.500, SLG: 0.667		1B								3	1	1	1	1	0	1		
Bobby Meacham, S (1,6) OBP: 0.333, SLG: 0.333										3	0	1	1	0	1	1		
Inning Stats	R: 0 E: 0 K: 1 S: 5	H: 0 LOB: 1 BB: 1 P: 9	R: 2 E: 0 K: 1 S: 7	H: 2 LOB: 1 BB: 1 P: 11	R: 0 E: 0 K: 1 S: 5	H: 0 LOB: 1 BB: 1 P: 9	R: 0 E: 0 K: 1 S: 6	H: 1 LOB: 1 BB: 0 P: 6	R: 0 E: 0 K: 0 S: 3	H: 0 LOB: 0 BB: 0 P: 3	R: 0 E: 0 K: 0 S: 3	H: 0 LOB: 0 BB: 0 P: 3	R: 0 E: 0 K: 1 S: 6	H: 1 LOB: 1 BB: 0 P: 6	1B: 4 2B: 3 3B: 0 HR: 0	SF: 0 SAC: 0 DP: 2 HBP: 0	WP: 0 PB: 1 SB: 0 CS: 0	PA: 35
PITCHER	IP WLS BF H R ER SO BB IBB HBP BLK WP HR S P ERA WHIP																	
Oil Can Boyd, R (1,1) ERA: 2.57	7.0 W 28 5 2 2 5 4 0 0 0 0 0 0 34 50 2.57 1.286																	
Bob Stanley, R (8,1) ERA:	2.0 7 1 0 0 1 0 0 0 0 0 0 0 9 9 0.00 0.500																	

Batter	1	2	3	4	5	6	7	8	9	AB	R	H	RBI	BB	SO	LOB	BOTTOM			
Wade Boggs, L (1,5) OBP: 0.200, SLG: 0.200			F7	6-3				6-3		5	0	1	0	0	1	1	New York Yankees @ Boston Red Sox Fenway Park, Boston, MA Mon Apr 08 1985, 3:33 AM EST Att: 34,282 - Unknown			
Dwight Evans, R (1,9) OBP: 0.500, SLG: 1.500								4-3		4	3	2	1	1	0	1				
Jim Rice, R (1,7) OBP: 0.500, SLG: 1.333										3	2	1	3	1	1	0				
Mike Easter, L (1,10) OBP: 0.750, SLG: 0.667										3	2	2	0	1	0	0				
Tony Armas, R (1,8) OBP: 0.250, SLG: 1.000										4	1	1	2	0	1	4				
Bill Buckner, L (1,3) OBP: 0.750, SLG: 0.500										2	0	1	1	2	0	0				
Rich Gedman, L (1,2) OBP: 0.500, SLG: 0.333										3	0	1	2	1	0	1				
Marty Barrett, R (1,4) OBP: 0.250, SLG: 0.250										4	0	0	0	0	1	5				
Jackie Gutierrez, R (1,6) OBP: 0.250, SLG: 0.250										4	1	1	0	0	0	1				
Inning Stats	R: 0 E: 0 K: 0 S: 3	H: 1 LOB: 0 BB: 0 P: 3	R: 2 E: 0 K: 0 S: 5	H: 2 LOB: 1 BB: 1 P: 9	R: 2 E: 0 K: 2 S: 8	H: 1 LOB: 3 BB: 4 P: 24	R: 1 E: 0 K: 1 S: 6	H: 1 LOB: 0 BB: 0 P: 6	R: 1 E: 0 K: 0 S: 5	H: 3 LOB: 1 BB: 0 P: 5	R: 3 E: 0 K: 1 S: 7	H: 2 LOB: 1 BB: 1 P: 11	R: 0 E: 0 K: 0 S: 3	H: 0 LOB: 0 BB: 0 P: 3	R: 0 E: 0 K: 0 S: 3	H: 0 LOB: 0 BB: 0 P: 3	1B: 6 2B: 1 3B: 0 HR: 3	SF: 0 SAC: 0 DP: 1 HBP: 0	WP: 0 PB: 0 SB: 1 CS: 0	PA: 38
PITCHER	IP WLS BF H R ER SO BB IBB HBP BLK WP HR S P ERA WHIP																			
Phil Niekro, R (1,1) ERA: 11.25	4.0 L 21 5 5 5 3 5 0 0 0 0 0 0 9 9 11.25 2.500																			
Bob Shirley, L (5,1) ERA: 13.5	1.1 7 4 2 2 1 0 0 0 0 0 0 0 9 9 13.50 3.000																			
Joe Cowley, R (6,1) ERA: 10.8	1.2 7 1 2 2 0 1 0 0 0 0 0 1 6 10 10.80 1.200																			
Dale Murray, R (8,1) ERA:	1.0 3 0 0 0 0 0 0 0 0 0 0 0 3 3 0.00 0.000																			

Batter	1	2	3	4	5	6	7	8	9	AB	R	H	RBI	BB	SO	LOB	TOP					
Bill Sample, R OBP: 0.600, SLG: 0.500 (1, 8)	5-3		1B 2B BB		G5-4-3 1B		G6-4-3 1B	F4		4	1	2	0	1	0	3	New York Yankees @ Boston Red Sox Fenway Park, Boston, MA Wed Apr 10 1985, 3:33 AM EST Att: 19,615 - Unknown					
Willie Randolph, R OBP: 0.222, SLG: 0.125 (1, 4)	6-3		1B 2B 1B		G5-4-3 1-2		F6	F9	5	1	1	0	0	0	2							
Don Mattingly, L OBP: 0.333, SLG: 0.444 (1, 3)	3B 1B		2B 1-2 2-3 1B		5-3		G6-4-3 1-2		5	1	3	0	0	0	1							
Dave Winfield, R OBP: 0.375, SLG: 0.571 Victor Mata, R (8, 9)	1-H 3B		F4		1B 1B		F2	6-3	4	1	2	1	0	0	3							
Don Baylor, R OBP: 0.444, SLG: 0.429 (1, 10)	3-1		1-3 2-H 3-H 2B		F9		1B 1B BB		3	1	1	2	2	0	2							
Ken Griffey, L OBP: 0.250, SLG: 0.250 Henry Cotto, R (8, 7)	4-3		F7		F7		BB 1B	K	4	0	1	0	0	0	3							
Dale Berra, R OBP: 0.500, SLG: 0.500 (1, 5)	4-3		F8		1B 1-2 1B		BB 1B		4	0	2	0	0	0	0							
Butch Wynegar, S OBP: 0.375, SLG: 0.429 (1, 2)	5-3		5-3		1-3 2-H 1B		K		4	0	1	1	0	1	3							
Bobby Meacham, S OBP: 0.286, SLG: 0.167 (1, 6)			F8		4-3		1-2 2-3 3-H BB		3	0	0	1	1	0	2							
Inning Stats	R: 1 E: 0 K: 0 S: 5	H: 2 LOB: 1 BB: 0 P: 5	R: 0 E: 0 K: 0 S: 3	H: 0 LOB: 0 BB: 0 P: 3	R: 2 E: 0 K: 0 S: 6	H: 3 LOB: 2 BB: 1 P: 10	R: 0 E: 0 K: 0 S: 3	H: 0 LOB: 0 BB: 0 P: 3	R: 0 E: 0 K: 0 S: 3	H: 1 LOB: 0 BB: 0 P: 3	R: 1 E: 0 K: 0 S: 6	H: 3 LOB: 2 BB: 0 P: 6	R: 0 E: 0 K: 0 S: 3	H: 1 LOB: 0 BB: 0 P: 3	R: 1 E: 0 K: 1 S: 7	H: 2 LOB: 2 BB: 2 P: 15	R: 0 E: 0 K: 1 S: 6	H: 1 LOB: 2 BB: 1 P: 10	1B: 10 2B: 2 3B: 1 HR: 0	SF: 0 SAC: 0 DP: 2 HBP: 0	WP: 0 PB: 0 CS: 0	PA: 42
PITCHER	IP WLS BF H R ER SO BB IBB HBP BLK WP HR S P ERA WHIP	IP WLS BF H R ER SO BB IBB HBP BLK WP HR S P ERA WHIP															IP WLS BF H R ER SO BB IBB HBP BLK WP HR S P ERA WHIP					
Bruce Hurst, L ERA: 5.14 (1, 1)	7.0 W 30 10 4 4 0 1 0 0 0 0 0 29 33 5.14 1.571																					
Mark Clear, R ERA: 9.0 (8, 1)	1.0 7 2 1 1 1 2 0 0 0 0 0 7 15 9.00 4.000																					
Bob Ojeda, L ERA: (9, 1)	1.0 5 1 0 0 1 1 0 0 0 0 0 6 10 0.00 2.000																					

Batter	1	2	3	4	5	6	7	8	9	AB	R	H	RBI	BB	SO	LOB	BOTTOM			
Wade Boggs, L OBP: 0.545, SLG: 0.429 (1, 5)	1B FC6-4 BB	FC5-4 1B	FC6-4 BB		SF7		2B 2B			2	2	3	3	0	0	New York Yankees @ Boston Red Sox Fenway Park, Boston, MA Wed Apr 10 1985, 3:33 AM EST Att: 19,615 - Unknown				
Dwight Evans, R OBP: 0.455, SLG: 0.889 (1, 9)	FC6-4 1B BB	K	K		FC3-6		2B 2B	6-3	5	2	1	0	1	2	5					
Jim Rice, R OBP: 0.556, SLG: 1.000 (1, 7)	FC6-4 1-2 2-3 1B	FC5-4 2B 2B	FC6-4 1-2		FC6-4 BB		F9 WP 2B		4	2	2	2	1	0	2					
Mike Easler, L OBP: 0.444, SLG: 0.500 (1, 10)	FC6-4 1-2 2-3 3-H	2B 2B		4-3	FC6-4		F7		5	1	1	1	0	0	5					
Tony Armas, R OBP: 0.222, SLG: 0.750 (1, 8)	SF7	HR 2B		F6		F8	F9		4	1	1	3	0	0	1					
Bill Buckner, L OBP: 0.444, SLG: 0.714 (1, 3)	F6	HR		F8		6-3	F5		5	1	1	2	0	0	1					
Rich Gedman, L OBP: 0.778, SLG: 0.857 (1, 2)		1B			BB SF7 1B		1B 1B	G4-6-3 1B BB	4	2	4	0	1	0	0					
Marty Barrett, R OBP: 0.333, SLG: 0.250 (1, 4)		E2 1B			BB E BB		1B 1B	G4-6-3 1B	4	2	2	0	1	0	2					
Jackie Gutierrez, R OBP: 0.222, SLG: 0.125 (1, 6)		E1 1B	4-3		FC3-6 BB		F9	G4-6-3	4	1	0	0	1	0	5					
Inning Stats	R: 2 E: 0 K: 0 S: 4	H: 1 LOB: 1 BB: 2 P: 12	R: 7 E: 2 K: 1 S: 13	H: 6 LOB: 1 BB: 0 P: 13	R: 0 E: 0 K: 1 S: 5	H: 0 LOB: 1 BB: 1 P: 9	R: 0 E: 0 K: 0 S: 3	H: 0 LOB: 0 BB: 0 P: 3	R: 2 E: 1 K: 0 S: 4	H: 1 LOB: 2 BB: 3 P: 16	R: 0 E: 0 K: 0 S: 5	H: 2 LOB: 2 BB: 0 P: 5	R: 3 E: 0 K: 0 S: 6	H: 3 LOB: 0 BB: 0 P: 6	R: 0 E: 0 K: 0 S: 3	H: 1 LOB: 2 BB: 2 P: 11	1B: 8 2B: 5 3B: 0 HR: 1	SF: 2 SAC: 0 DP: 1 HBP: 0	WP: 1 PB: 0 CS: 0	PA: 47
PITCHER	IP WLS BF H R ER SO BB IBB HBP BLK WP HR S P ERA WHIP	IP WLS BF H R ER SO BB IBB HBP BLK WP HR S P ERA WHIP															IP WLS BF H R ER SO BB IBB HBP BLK WP HR S P ERA WHIP			
Ed Whitson, R ERA: 16.2 (1, 1)	1.2 L 15 2 2 1 1 4 0 0 0 0 0 13 29 3.00 2.000																			
Joe Cowley, R ERA: 5.79 (2, 1)	3.0 15 2 2 1 1 4 0 0 0 0 0 6 6 0.00 1.500																			
Rich Bordi, R ERA: (5, 1)	1.1 6 2 0 0 0 0 0 0 0 0 0 6 6 0.00 1.500																			
Dale Murray, R ERA: 13.5 (7, 1)	1.0 6 3 3 3 0 0 0 0 0 1 0 6 6 27.00 3.000																			
Dave Rignetti, L ERA: (8, 1)	1.0 5 1 0 0 0 2 0 0 0 0 0 3 11 0.00 3.000																			

AB	38
R	5
H	13
RBI	5
BB	4
SO	2
LOB	22



AB	37
R	14
H	14
RBI	11
BB	8
SO	2
LOB	21



Batter	1	2	3	4	5	6	7	8	9	AB	R	H	RBI	BB	SO	LOB	TOP					
Omar Moreno, L (1, 8) OBP: 0.125, SLG: 0.125	5-3	K2-3-2		CS	4-3		G3			4	0	0	0	0	1	3						
Willie Randolph, R (1, 4) OBP: 0.231, SLG: 0.167	K		F9		F9			1B		4	0	1	0	0	1	0						
Don Mattingly, L (1, 3) OBP: 0.231, SLG: 0.308	K		F9		F9			L5		4	0	0	0	0	1	1						
Dave Winfield, R (1, 9) OBP: 0.583, SLG: 1.000		BB 1B	S 1B			HR		1-2 1B		4	2	4	1	0	0	0						
Don Baylor, R (1, 10) OBP: 0.385, SLG: 0.300		1B BB	6-3			K		F7		3	1	0	0	1	1	3						
Ken Griffey, L (1, 7) OBP: 0.333, SLG: 0.333		BB BB 1B		6-3 S 3-1	1B	K		F9		4	1	2	1	0	1	2						
Mike Pagliarulo, L (1, 5) OBP: 0.375, SLG: 0.333		BB BB 1B	6-3		3-1			F8		3	0	0	0	1	0	1						
Butch Wynegar, S (1, 2) OBP: 0.250, SLG: 0.273		F5		3-1			E4 S4-3	F7		4	0	0	1	0	0	3						
Bobby Meacham, S (1, 6) OBP: 0.400, SLG: 0.250		BB BB 1B		3-H 0-0			G4-3	F6		2	0	1	1	1	0	1						
Scott Bradley, L (9, PH)		1-2 2-3 3-H BB	K2-3-2	CS	1B		1-2			1	0	0	0	0	0	0						
Inning Stats	R: 0 E: 0 K: 2 S: 7	H: 0 LOB: 0 BB: 0 P: 7	R: 2 E: 0 K: 1 S: 6	H: 2 LOB: 3 BB: 3 P: 18	R: 0 E: 0 K: 0 S: 4	H: 1 LOB: 1 BB: 0 P: 4	R: 1 E: 0 K: 0 S: 4	H: 2 LOB: 0 BB: 0 P: 4	R: 0 E: 1 K: 0 S: 3	H: 0 LOB: 0 BB: 0 P: 3	R: 1 E: 0 K: 2 S: 8	H: 1 LOB: 0 BB: 0 P: 8	R: 0 E: 1 K: 0 S: 3	H: 0 LOB: 0 BB: 0 P: 3	R: 0 E: 0 K: 0 S: 3	H: 2 LOB: 2 BB: 0 P: 5	R: 0 E: 0 K: 0 S: 3	H: 0 LOB: 0 BB: 0 P: 3	1B: 7 2B: 1 3B: 0 HR: 1	SF: 0 SAC: 0 DP: 2 HBP: 0	WP: 0 PB: 0 CS: 1	PA: 37
PITCHER	IP	WLS	BF	H	R	ER	SO	BB	IBB	HBP	BLK	WP	HR	S	P	ERA	WHIP					
Roger Clemens, R (1, 1) ERA: 6.0	6.0	W	25	6	4	4	5	3	0	0	0	0	1	32	44	6.00	1.500					
Bob Stanley, R (7, 1) ERA:	3.0	S	11	2	0	0	0	0	0	0	0	0	0	11	11	0.00	0.667					

New York Yankees @ Boston Red Sox
Fenway Park, Boston, MA
Thu Apr 11 1985, 3:33 AM EST
Att: 19,060 - Unknown

AB	33
R	4
H	8
RBI	4
BB	3
SO	5
LOB	14



Batter	1	2	3	4	5	6	7	8	9	AB	R	H	RBI	BB	SO	LOB	BOTTOM				
Wade Boggs, L (1, 5) OBP: 0.367, SLG: 0.364	K		L1				1-4-3			4	0	1	0	0	1	1					
Dwight Evans, R (1, 9) OBP: 0.400, SLG: 1.000	F8				SF9		6-3			3	1	1	3	0	0	0					
Jim Rice, R (1, 7) OBP: 0.385, SLG: 0.636	K		F8		F3		K			4	0	0	0	0	2	1					
Mike Easler, L (1, 10) OBP: 0.462, SLG: 0.583		G6-4-3 1B		WP 1B	2B	K		1-3		4	1	2	0	0	1	1					
Tony Armas, R (1, 8) OBP: 0.308, SLG: 0.833		G6-4-3 1-2		L9		WP 3B		1B		4	1	2	0	0	0	2					
Bill Buckner, L (1, 3) OBP: 0.385, SLG: 0.545		F2			2H 1B	3-1		F9		4	0	1	1	0	0	1					
Rich Gedman, L (1, 2) OBP: 0.615, SLG: 0.636					K		G3	G3		4	1	1	0	0	1	2					
Marty Barrett, R (1, 4) OBP: 0.333, SLG: 0.273					F8		5-3			3	0	1	0	0	0	2					
Jackie Gutierrez, R (1, 6) OBP: 0.333, SLG: 0.455								F6		3	2	2	1	0	0	1					
Inning Stats	R: 0 E: 0 K: 2 S: 7	H: 0 LOB: 0 BB: 0 P: 7	R: 0 E: 0 K: 0 S: 3	H: 1 LOB: 0 BB: 0 P: 3	R: 3 E: 0 K: 0 S: 6	H: 3 LOB: 0 BB: 0 P: 6	R: 1 E: 0 K: 1 S: 7	H: 2 LOB: 1 BB: 0 P: 7	R: 1 E: 0 K: 0 S: 5	H: 2 LOB: 1 BB: 0 P: 5	R: 0 E: 0 K: 1 S: 5	H: 0 LOB: 0 BB: 0 P: 5	R: 0 E: 0 K: 0 S: 4	H: 1 LOB: 1 BB: 0 P: 4	R: 0 E: 0 K: 0 S: 4	H: 1 LOB: 1 BB: 0 P: 4	1B: 7 2B: 1 3B: 2 HR: 1	SF: 1 SAC: 0 DP: 1 HBP: 0	WP: 2 PB: 0 CS: 0	PA: 34	
PITCHER	IP	WLS	BF	H	R	ER	SO	BB	IBB	HBP	BLK	WP	HR	S	P	ERA	WHIP				
Dennis Rasmussen, L (1, 1) ERA: 9.0	6.0	L	27	10	6	6	4	0	0	0	0	0	0	5	5	0.00	0.000				
Rich Bordi, R (7, 1) ERA:	1.0		3	0	0	0	1	0	0	0	0	0	0	5	5	0.00	0.000				
Dave Righetti, L (8, 1) ERA:	1.0		4	1	0	0	0	0	0	0	0	0	0	4	4	0.00	1.000				

New York Yankees @ Boston Red Sox
Fenway Park, Boston, MA
Thu Apr 11 1985, 3:33 AM EST
Att: 19,060 - Unknown

AB	33
R	6
H	11
RBI	5
BB	0
SO	5
LOB	11



Batter	1	2	3	4	5	6	7	8	9	AB	R	H	RBI	BB	SO	LOB	TOP								
Omar Moreno, L (1, 8) OBP: 0.167, SLG: 0.167	F7	4-3		FC3-2		SF8 1B		SH1-4		4	0	1	0	0	0	5	New York Yankees @ Cleveland Indians Cleveland Municipal Stadium, Cleveland, OH Sat Apr 13 1985, 3:33 AM EST Att: 61,978 - Unknown								
Willie Randolph, R (1, 4) OBP: 0.276, SLG: 0.188	2B	1-3		G6-4-3		1B		6-3		4	1	1	0	1	0	5									
Don Mattingly, L (1, 3) OBP: 0.278, SLG: 0.529	2B			K		SF9 3B		1-3		4	2	2	2	0	1	0									
Dave Winfield, R (1, 9) OBP: 0.412, SLG: 0.733	5-3			L8		SF9		K		4	0	0	1	0	2	3									
Don Baylor, R (1, 10) OBP: 0.389, SLG: 0.357	2B			F7		K		5-3		4	0	1	1	1	1	0									
Ken Griffey, L (1, 7) OBP: 0.353, SLG: 0.471 Henry Cotto, R (9, 7)	K			1B		3B		G3		5	1	2	0	0	1	2									
Dale Berra, R (1, 5)				1B		1B		1-3		0	0	0	0	0	0	0									
Dale Berra, R (1, 5)				E9		K		F9		4	0	1	0	0	1	2									
Butch Wynegar, S (1, 2) OBP: 0.313, SLG: 0.333	1B	4-3		1B		1B		F9		4	0	2	1	0	0	1									
Bobby Meacham, S (1, 6) OBP: 0.571, SLG: 0.583	1B	4-3		1B		1B		SH1-4		4	2	4	0	0	0	0									
Inning Stats	R: 2 E: 0 K: 1 S: 7	H: 2 LOB: 1 BB: 1 P: 11	R: 0 E: 0 K: 0 S: 5	H: 2 LOB: 2 BB: 0 P: 5	R: 0 E: 0 K: 1 S: 5	H: 0 LOB: 0 BB: 0 P: 5	R: 1 E: 0 K: 0 S: 6	H: 4 LOB: 2 BB: 0 P: 6	R: 1 E: 0 K: 2 S: 9	H: 2 LOB: 1 BB: 0 P: 9	R: 1 E: 0 K: 1 S: 8	H: 3 LOB: 2 BB: 0 P: 8	R: 0 E: 0 K: 0 S: 3	H: 0 LOB: 1 BB: 1 P: 7	R: 1 E: 0 K: 0 S: 4	H: 1 LOB: 0 BB: 0 P: 4	R: 0 E: 0 K: 1 S: 5	H: 0 LOB: 0 BB: 0 P: 5	1B: 9 2B: 3 3B: 2 HR: 0	SF: 2 SAC: 1 DP: 1 HBP: 0	WP: 0 PB: 1 SB: 0 CS: 0	PA: 42			
PITCHER	IP	WLS	BF	H	R	ER	SO	BB	IBB	HBP	BLK	WP	HR	S	P	ERA	WHIP	PITCHER							
Bert Blyleven, R (1, 1) ERA: 5.91	6.0	L	31	13	5	5	5	1	0	0	0	0	0	40	44	7.50	2.333								
Vern Riffe, R (7, 1) ERA: 6.35	0.2		3	0	0	0	0	1	0	0	0	0	0	2	6	0.00	1.500								
Dave Vonohien, L (7, 1) ERA: 6.75	1.1		5	1	1	1	0	0	0	0	0	0	0	5	5	6.75	0.750								
Jose Roman, R (9, 1) ERA:	1.0		3	0	0	0	1	0	0	0	0	0	0	5	5	0.00	0.000								

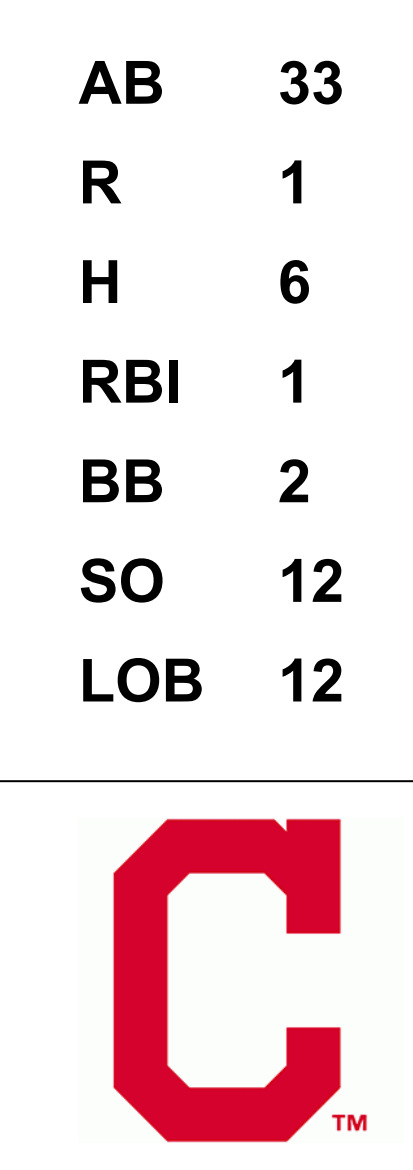
Batter	1	2	3	4	5	6	7	8	9	AB	R	H	RBI	BB	SO	LOB	BOTTOM								
Brett Butler, L (1, 8) OBP: 0.294, SLG: 0.214 Butch Benton, R (9, PH)	6-3		G3		F8			K	4-3	4	0	1	0	0	1	1	New York Yankees @ Cleveland Indians Cleveland Municipal Stadium, Cleveland, OH Sat Apr 13 1985, 3:33 AM EST Att: 61,978 - Unknown								
Julio Franco, R (1, 6) OBP: 0.722, SLG: 0.714	1B	6-3		2B	1B	1B		1B		4	1	3	0	0	0	1									
Joe Carter, R (1, 7) OBP: 0.167, SLG: 0.235	1-3			E	K			F3		4	1	1	0	0	1	4									
Pat Tabler, R (1, 10) OBP: 0.278, SLG: 0.267	6-3			SF8		1B		F9		3	0	1	1	0	0	2									
Brook Jacoby, R (1, 5) OBP: 0.118, SLG: 0.125		5-3		FC		F7		5-3		4	0	0	0	0	0	2									
Mike Hargrove, L (1, 3) OBP: 0.250, SLG: 0.333		F8		SF9		G4-6-3		E		3	1	1	1	0	0	1									
Chris Bando, S (1, 2) Otis Nixon, S (9, PR)		L8		L7				F8		4	0	0	0	0	0	1									
Carmen Castillo, R (1, 9) George Vukovich, L (9, PH) OBP: 0.357, SLG: 0.385			5-3		K			F8		0	0	0	0	0	0	0									
Mike Fischlin, R (1, 4) OBP: 0.250, SLG: 0.500 Mel Hall, L (9, PH) OBP: 0.364, SLG: 0.400			K		1B			5-3		3	0	1	0	0	1	0									
Inning Stats	R: 0 E: 0 K: 0 S: 4	H: 1 LOB: 1 BB: 0 P: 4	R: 0 E: 0 K: 0 S: 3	H: 0 LOB: 0 BB: 0 P: 3	R: 0 E: 0 K: 1 S: 5	H: 0 LOB: 0 BB: 0 P: 5	R: 2 E: 1 K: 0 S: 6	H: 2 LOB: 1 BB: 0 P: 6	R: 0 E: 0 K: 2 S: 9	H: 2 LOB: 2 BB: 0 P: 9	R: 0 E: 0 K: 0 S: 3	H: 1 LOB: 0 BB: 0 P: 3	R: 0 E: 0 K: 1 S: 6	H: 1 LOB: 1 BB: 0 P: 6	R: 1 E: 1 K: 0 S: 6	H: 2 LOB: 2 BB: 0 P: 6	1B: 6 2B: 3 3B: 0 HR: 0	SF: 2 SAC: 0 DP: 1 HBP: 0	WP: 0 PB: 0 SB: 0 CS: 0	PA: 37					
PITCHER	IP	WLS	BF	H	R	ER	SO	BB	IBB	HBP	BLK	WP	HR	S	P	ERA	WHIP	PITCHER							
Ron Guidry, L (1, 1) ERA: 1.29	7.0	W	27	6	2	1	3	0	0	0	0	0	0	33	33	1.29	0.857								
Rich Bordi, R (8, 1) ERA:	1.2		9	3	1	0	1	0	0	0	0	0	0	11	11	0.00	1.800								
Dave Righetti, L (9, 1) ERA:	0.1	S	1	0	0	0	0	0	0	0	0	0	0	1	1	0.00	0.000								



Batter	1	2	3	4	5	6	7	8	9	AB	R	H	RBI	BB	SO	LOB	TOP										
Willie Randolph, R (1, 4) OBP: 0.333, SLG: 0.222										2	1	1	0	1	0	1	New York Yankees @ Cleveland Indians Cleveland Municipal Stadium, Cleveland, OH Sun Apr 14 1985, 3:33 AM EST Att: 12,085 - Unknown										
Bobby Meacham, S (1, 6) OBP: 0.556, SLG: 0.563										4	0	2	1	0	0	2											
Don Mattingly, L (1, 3) OBP: 0.227, SLG: 0.429										4	0	0	0	0	0	4											
Dave Winfield, R (1, 9) OBP: 0.429, SLG: 0.647										2	0	0	0	2	0	0											
Don Baylor, R (1, 10) OBP: 0.318, SLG: 0.278										4	0	0	0	0	0	3											
Bill Sample, R (1, 7) OBP: 0.333, SLG: 0.250 Omar Moreno, L (9, 8) OBP: 0.167, SLG: 0.167										4	0	0	0	0	0	1											
Dale Berra, R (1, 5) OBP: 0.333, SLG: 0.333										4	0	1	0	0	0	0											
Butch Wynegar, S (1, 2) OBP: 0.316, SLG: 0.294										2	0	0	0	1	0	1											
Henry Cotto, R (1, 8) OBP: 0.500, SLG: 0.750										3	1	2	0	0	1	1											
Inning Stats	R: 0 E: 0 K: 0 S: 4	H: 1 LOB: 2 BB: 1 P: 8	R: 0 E: 0 K: 1 S: 5	H: 0 LOB: 1 BB: 1 P: 9	R: 0 E: 0 K: 0 S: 2	H: 0 LOB: 0 BB: 1 P: 6	R: 0 E: 0 K: 0 S: 2	H: 0 LOB: 0 BB: 1 P: 6	R: 0 E: 0 K: 0 S: 3	H: 1 LOB: 1 BB: 0 P: 3	R: 0 E: 0 K: 0 S: 4	H: 1 LOB: 1 BB: 0 P: 4	R: 0 E: 0 K: 0 S: 5	H: 2 LOB: 0 BB: 0 P: 5	R: 0 E: 0 K: 0 S: 3	H: 0 LOB: 0 BB: 0 P: 3		1B: 5 2B: 2 3B: 0 HR: 0	SF: 0 SAC: 1 DP: 3 HBP: 0	WP: 0 PB: 0 SB: 0 CS: 0	PA: 34						
PITCHER	IP	WLS	BF	H	R	ER	SO	BB	IBB	HBP	BLK	WP	HR	S	P	ERA	WHIP										
Neal Heaton, L (1, 1) ERA: 1.13	7.0		27	5	1	1	1	4	0	0	0	0	0	25	41	1.29	1.286										
Tom Waddell, R (8, 1) ERA: 5.4	2.0	L	7	1	1	1	0	0	0	0	0	0	0	7	7	4.50	0.500										

Batter	1	2	3	4	5	6	7	8	9	AB	R	H	RBI	BB	SO	LOB	BOTTOM										
Brett Butler, L (1, 8) OBP: 0.238, SLG: 0.167										4	0	0	0	0	0	1	New York Yankees @ Cleveland Indians Cleveland Municipal Stadium, Cleveland, OH Sun Apr 14 1985, 3:33 AM EST Att: 12,085 - Unknown										
Julio Franco, R (1, 6) OBP: 0.636, SLG: 0.667										4	1	1	0	0	0	1											
Mel Hall, L (1, 7) OBP: 0.333, SLG: 0.357										4	0	1	1	0	2	0											
Joe Carter, R (1, 10) OBP: 0.136, SLG: 0.190										4	0	0	0	0	4	1											
Pat Tabler, R (1, 3) OBP: 0.318, SLG: 0.333 Otis Nixon, S (9, PR)										3	0	1	0	1	0	0											
George Vukovich, L (1, 9) OBP: 0.353, SLG: 0.375 Chris Bando, S (9, PH)										3	0	1	0	0	0	1											
Brook Jacoby, R (1, 5) OBP: 0.190, SLG: 0.158										3	0	1	0	1	1	1											
Butch Benton, R (1, 2) Carmen Castillo, R (9, PH)										3	0	0	0	0	2	3											
Tony Bernazard, S (1, 4) OBP: 0.182, SLG: 0.200 Mike Fischlin, R (8, 4) OBP: 0.250, SLG: 0.500										3	0	1	0	0	1	1											
Inning Stats	R: 0 E: 0 K: 1 S: 5	H: 0 LOB: 0 BB: 0 P: 5	R: 0 E: 0 K: 3 S: 10	H: 1 LOB: 2 BB: 1 P: 14	R: 1 E: 0 K: 2 S: 9	H: 2 LOB: 1 BB: 0 P: 9	R: 0 E: 0 K: 1 S: 5	H: 0 LOB: 0 BB: 0 P: 5	R: 0 E: 0 K: 1 S: 5	H: 0 LOB: 0 BB: 0 P: 5	R: 0 E: 0 K: 1 S: 6	H: 1 LOB: 1 BB: 0 P: 6	R: 0 E: 0 K: 1 S: 5	H: 0 LOB: 0 BB: 0 P: 5	R: 0 E: 0 K: 2 S: 8	H: 1 LOB: 2 BB: 1 P: 12		1B: 4 2B: 2 3B: 0 HR: 0	SF: 0 SAC: 0 DP: 0 HBP: 0	WP: 0 PB: 0 SB: 0 CS: 0	PA: 35						
PITCHER	IP	WLS	BF	H	R	ER	SO	BB	IBB	HBP	BLK	WP	HR	S	P	ERA	WHIP										
Phil Niekro, R (1, 1) ERA: 4.63	7.2		29	5	1	1	9	1	0	0	0	0	0	46	50	1.17	0.783										
Dave Righetti, L (8, 1) ERA:	1.1	S	6	1	0	0	3	1	0	0	0	0	0	11	15	0.00	1.500										

AB	29
R	2
H	6
RBI	1
BB	4
SO	1
LOB	13



Batter	1	2	3	4	5	6	7	8	9	AB	R	H	RBI	BB	SO	LOB	TOP																						
Ozzie Guillen, L OBP: 0.391, SLG: 0.381 Scott Fletcher, R OBP: 0.200, SLG: 0.111	E4 SH1-4 1B	6-3				F8		F9		4	1	1	0	0	0	1	4 1 1 0 0 0 1																						
Rudy Law, L OBP: 0.235, SLG: 0.294 Tom Paciorek, R OBP: 0.222, SLG: 0.222	SH1-4 1-2 1B		4-3	F6			E5 HR	FC4-6 1B		3	1	0	0	0	0	2	3 1 0 0 0 0 2																						
Harold Baines, L OBP: 0.393, SLG: 0.480	1B 2H 1B			HR			F7	FC4-6 1-2 1B		4	1	2	2	1	0	3	4 1 2 2 1 0 3																						
Greg Walker, L OBP: 0.286, SLG: 0.407	1-2 1B		F7		F6		1-H HR		K	5	1	2	2	0	1	1	5 1 2 2 0 1 1																						
Carlton Fisk, R OBP: 0.385, SLG: 0.769	K		E6				F7		F6	5	0	1	0	0	1	2	5 0 1 0 0 1 2																						
Ron Kittle, R OBP: 0.190, SLG: 0.250	F3		6-3						F7	5	0	1	0	0	1	5	5 0 1 0 0 1 5																						
Daryl Boston, L OBP: 0.476, SLG: 0.684					F6				F7	4	0	1	0	0	0	3	4 0 1 0 0 0 3																						
Luis Salazar, R OBP: 0.167, SLG: 0.167						F8			1-3	4	0	1	0	0	0	0	4 0 1 0 0 0 0																						
Julio Cruz, S OBP: 0.231, SLG: 0.174		4-3					4-3			3	0	1	0	1	0	2	3 0 1 0 1 0 2																						
Inning Stats	R: 1 E: 1 K: 1 S: 8	H: 2 LOB: 2 BB: 0 P: 8	R: 0 E: 0 K: 0 S: 4	H: 2 LOB: 1 BB: 0 P: 4	R: 1 E: 1 K: 0 S: 5	H: 1 LOB: 1 BB: 0 P: 5	R: 0 E: 0 K: 0 S: 5	H: 2 LOB: 2 BB: 0 P: 5	R: 0 E: 0 K: 1 S: 6	H: 1 LOB: 2 BB: 1 P: 10	R: 0 E: 0 K: 0 S: 3	H: 0 LOB: 0 BB: 0 P: 3	R: 2 E: 1 K: 0 S: 6	H: 2 LOB: 1 BB: 0 P: 6	R: 0 E: 0 K: 0 S: 4	H: 1 LOB: 2 BB: 1 P: 8	R: 0 E: 0 K: 1 S: 5	H: 0 LOB: 0 BB: 0 P: 5	1B: 8 2B: 1 3B: 0 HR: 2	SF: 0 SAC: 1 DP: 0 HBP: 0	WP: 0 PB: 0 SB: 0 CS: 2	PA: 42																	
PITCHER	IP	WLS	BF	H	R	ER	SO	BB	IBB	HBP	BLK	WP	HR	S	P	ERA	WHIP	PITCHER				IP	WLS	BF	H	R	ER	SO	BB	IBB	HBP	BLK	WP	HR	S	P	ERA	WHIP	
Ed Whitson, R ERA: 5.4	6.2		33	10	4	2	2	1	0	0	0	0	2	36	40	2.70	1.650																						
Bob Shirley, L ERA: 10.8	0.1		1	0	0	0	0	0	0	0	0	0	0	1	1	0.00	0.000																						
Dave Righetti, L ERA:	2.0	W	8	1	0	0	1	1	0	0	0	0	0	9	13	0.00	1.000																						

Chicago White Sox @ New York Yankees
Yankee Stadium, Bronx, NY
Tue Apr 16 1985, 3:33 AM EST
Att: 53,019 - Unknown

AB	39
R	4
H	11
RBI	4
BB	2
SO	3
LOB	20



Batter	1	2	3	4	5	6	7	8	9	AB	R	H	RBI	BB	SO	LOB	BOTTOM																						
Willie Randolph, R OBP: 0.346, SLG: 0.261	F4			E5				F9		5	0	2	0	0	0	1	5 0 2 0 0 0 1																						
Bobby Meacham, S OBP: 0.522, SLG: 0.474				F8		FC5-4 1B		B3		3	0	0	0	2	0	3	3 0 0 0 2 0 3																						
Don Mattingly, L OBP: 0.222, SLG: 0.423	F5	F3		F6			HR 2B	F7		5	1	1	0	0	0	5	5 1 1 0 0 0 5																						
Dave Winfield, R OBP: 0.462, SLG: 0.762					F2				K	4	1	2	2	1	1	0	4 1 2 2 1 1 0																						
Don Baylor, R OBP: 0.370, SLG: 0.500	K			G5-4-3 1B			2H HR			4	1	2	1	1	1	3	4 1 2 1 1 1 3																						
Ken Griffey, L OBP: 0.428, SLG: 0.474									HR	2	1	1	0	2	0	1	2 1 1 0 2 0 1																						
Dale Berra, R OBP: 0.250, SLG: 0.250										4	0	0	0	0	0	4	4 0 0 0 0 0 4																						
Butch Wynegar, S OBP: 0.348, SLG: 0.476					5-3					4	1	2	2	0	0	0	4 1 2 2 0 0 0																						
Henry Cotto, R OBP: 0.429, SLG: 0.500 Ron Hassey, L Ron Hassey, L										2	0	0	0	1	1	0	2 0 0 0 1 1 0																						
Victor Mata, R										0	0	0	0	0	0	0	0 0 0 0 0 0 0																						
										1	0	0	0	0	0	2	1 0 0 0 0 0 2																						
Inning Stats	R: 0 E: 0 K: 1 S: 5	H: 0 LOB: 2 BB: 2 P: 13	R: 2 E: 0 K: 0 S: 6	H: 3 LOB: 2 BB: 1 P: 10	R: 0 E: 0 K: 0 S: 3	H: 1 LOB: 1 BB: 1 P: 7	R: 0 E: 1 K: 0 S: 4	H: 0 LOB: 2 BB: 1 P: 8	R: 0 E: 0 K: 0 S: 4	H: 1 LOB: 1 BB: 0 P: 4	R: 0 E: 0 K: 1 S: 6	H: 1 LOB: 1 BB: 0 P: 6	R: 2 E: 0 K: 0 S: 5	H: 3 LOB: 2 BB: 2 P: 13	R: 0 E: 0 K: 0 S: 3	H: 0 LOB: 0 BB: 0 P: 3	R: 1 E: 0 K: 1 S: 4	H: 1 LOB: 0 BB: 0 P: 4	1B: 5 2B: 2 3B: 0 HR: 3	SF: 0 SAC: 0 DP: 1 HBP: 0	WP: 0 PB: 0 SB: 1 CS: 1	PA: 41																	
PITCHER	IP	WLS	BF	H	R	ER	SO	BB	IBB	HBP	BLK	WP	HR	S	P	ERA	WHIP	PITCHER				IP	WLS	BF	H	R	ER	SO	BB	IBB	HBP	BLK	WP	HR	S	P	ERA	WHIP	
Tim Lollar, L ERA: 6.3	6.0		30	7	3	3	2	5	0	0	1	0	1	29	49	4.50	2.000																						
Gene Nelson, R ERA: 8.1	0.2		5	2	1	1	0	2	0	0	0	0	1	3	11	13.50	6.000																						
Britt Burns, L ERA: 6.0	0.1		1	0	0	0	0	0	0	0	0	0	0	1	1	0.00	0.000																						
Dan Spillner, R ERA: 3.0	1.1	L	5	1	1	1	1	0	0	0	0	0	1	7	7	6.75	0.750																						

Chicago White Sox @ New York Yankees
Yankee Stadium, Bronx, NY
Tue Apr 16 1985, 3:33 AM EST
Att: 53,019 - Unknown

AB	34
R	5
H	10
RBI	5
BB	7
SO	3
LOB	19



Batter	1	2	3	4	5	6	7	8	9	AB	R	H	RBI	BB	SO	LOB	TOP								
Julio Cruz, S OBP: 0.233, SLG: 0.185 (1, 4)	F4		F1				CS 1B	6-3		4	0	1	0	0	0	1	Chicago White Sox @ New York Yankees Yankee Stadium, Bronx, NY Thu Apr 18 1985, 3:33 AM EST Att: 15,126 - Unknown								
Scott Fletcher, R OBP: 0.231, SLG: 0.167 (1, 5)	4-3			F3	CS			F9		3	0	1	0	0	0	0									
Oscar Gamble, L OBP: 0.375, SLG: 0.286 (8, PH)	4-3									1	0	0	0	0	0	0									
Tim Hulett, R (8, 5)										0	0	0	0	0	0	0									
Harold Baines, L OBP: 0.375, SLG: 0.448 (1, 9)	4-3			4-3		FC5-4 BB				4	0	1	0	0	0	1									
Tom Paciorek, R OBP: 0.308, SLG: 0.250 (1, 7)		K		1B E	1B		7-4-3 BB	K		3	1	1	0	1	2	1									
Carlton Fisk, R OBP: 0.412, SLG: 0.706 (1, 2)	F4									4	1	2	0	0	0	2									
Ron Kittle, R OBP: 0.240, SLG: 0.261 (1, 10)	K			E5 BLK						3	0	1	0	1	1	0									
Greg Walker, L OBP: 0.281, SLG: 0.387 (1, 3)			4-3	F4						4	0	1	0	0	0	3									
Luis Salazar, R OBP: 0.150, SLG: 0.150 (1, 8)																									
Jerry Hairston, S OBP: 0.250, SLG: 0.250 (7, PH)			F5		4-3			F7		2	0	0	0	0	0	0									
Daryl Boston, L OBP: 0.476, SLG: 0.684 (9, PH)										1	0	0	0	0	0	2									
Marc Hill, R (9, PH)										1	0	0	0	0	0	2									
Ozzie Guillen, L OBP: 0.423, SLG: 0.458 (1, 6)					K					3	0	2	0	0	1	0									
Inning Stats	R: 0 E: 0 K: 0 S: 3	H: 0 LOB: 0 BB: 0 P: 3	R: 0 E: 0 K: 2 S: 7	H: 0 LOB: 0 BB: 0 P: 7	R: 0 E: 0 K: 0 S: 4	H: 1 LOB: 1 BB: 0 P: 4	R: 2 E: 1 K: 0 S: 6	H: 2 LOB: 1 BB: 0 P: 6	R: 0 E: 0 K: 1 S: 5	H: 1 LOB: 0 BB: 0 P: 5	R: 0 E: 0 K: 0 S: 3	H: 3 LOB: 2 BB: 0 P: 4	R: 0 E: 0 K: 1 S: 6	H: 1 LOB: 1 BB: 0 P: 6	R: 0 E: 0 K: 0 S: 3	H: 1 LOB: 1 BB: 1 P: 7	1B: 9 2B: 2 3B: 0 HR: 0	SF: 0 SAC: 0 DP: 1 HBP: 0	WP: 0 PB: 1 SB: 0 CS: 4	PA: 37					
PITCHER	IP	WLS	BF	H	R	ER	SO	BB	IBB	HBP	BLK	WP	HR	S	P	ERA	WHIP								
Dennis Rasmussen, L ERA: 4.38 (1, 1)	6.1		25	7	2	0	3	1	0	0	1	0	0	30	34	0.00	1.263								
Rich Bordi, R ERA: (7, 1)	1.0	W	3	1	0	0	0	0	0	0	0	0	0	3	3	0.00	1.000								
Dave Righetti, L ERA: (8, 1)	1.2	S	7	2	0	0	1	1	0	0	0	0	0	8	12	0.00	1.800								

Batter	1	2	3	4	5	6	7	8	9	AB	R	H	RBI	BB	SO	LOB	BOTTOM								
Willie Randolph, R OBP: 0.323, SLG: 0.286 (1, 4)	F5			6-3		FC5-4		5-3		5	1	1	0	0	0	3	Chicago White Sox @ New York Yankees Yankee Stadium, Bronx, NY Thu Apr 18 1985, 3:33 AM EST Att: 15,126 - Unknown								
Bobby Meacham, S OBP: 0.444, SLG: 0.391 (1, 6)	5-3		K							4	0	0	0	0	1	1									
Don Mattingly, L OBP: 0.258, SLG: 0.467 (1, 3)	F6									4	1	2	1	0	0	0									
Dave Winfield, R OBP: 0.433, SLG: 0.667 (1, 9)		5-3	F8							3	0	0	0	1	1	2									
Don Baylor, R OBP: 0.419, SLG: 0.478 (1, 10)		1B HBP								1	1	0	0	2	0	1									
Ken Griffey, L OBP: 0.440, SLG: 0.478 (1, 7)		1B	F8							4	0	2	1	0	0	2									
Dale Berra, R OBP: 0.300, SLG: 0.400 (1, 5)										4	0	2	1	0	0	2									
Butch Wynegar, S OBP: 0.333, SLG: 0.440 (1, 2)		K								4	0	1	0	0	3	3									
Henry Cotto, R OBP: 0.364, SLG: 0.400 (1, 8)		K								4	0	1	0	0	2	3									
Inning Stats	R: 0 E: 0 K: 0 S: 3	H: 0 LOB: 0 BB: 0 P: 3	R: 1 E: 0 K: 2 S: 9	H: 2 LOB: 2 BB: 0 P: 10	R: 1 E: 0 K: 1 S: 7	H: 2 LOB: 1 BB: 1 P: 11	R: 0 E: 0 K: 2 S: 8	H: 1 LOB: 1 BB: 0 P: 8	R: 0 E: 0 K: 0 S: 3	H: 0 LOB: 1 BB: 1 P: 7	R: 0 E: 0 K: 0 S: 5	H: 2 LOB: 2 BB: 0 P: 5	R: 1 E: 0 K: 1 S: 7	H: 2 LOB: 2 BB: 1 P: 11	R: 0 E: 0 K: 1 S: 5	H: 0 LOB: 0 BB: 0 P: 5		1B: 6 2B: 2 3B: 1 HR: 0	SF: 0 SAC: 0 DP: 0 HBP: 1	WP: 0 PB: 0 SB: 0 CS: 0	PA: 37				
PITCHER	IP	WLS	BF	H	R	ER	SO	BB	IBB	HBP	BLK	WP	HR	S	P	ERA	WHIP								
Floyd Bannister, L ERA: 4.85 (1, 1)	8.0	L	37	9	3	3	7	2	1	1	0	0	0	47	60	3.38	1.375								

Batter	1	2	3	4	5	6	7	8	9	AB	R	H	RBI	BB	SO	LOB	TOP			
Otis Nixon, S (1, 7) <small>OBP: 0.500, SLG: 0.500</small>										4	0	3	0	0	0	0	Cleveland Indians @ New York Yankees Yankee Stadium, Bronx, NY Fri Apr 19 1985, 6:05 PM EST Att: 21,229 - Unknown			
Brett Butler, L (1, 8) <small>OBP: 0.342, SLG: 0.333</small>										3	1	1	0	1	1	2				
Julio Franco, R (1, 6) <small>OBP: 0.564, SLG: 0.742</small>										4	1	1	2	0	1	1				
Pat Tabler, R (1, 3) <small>OBP: 0.410, SLG: 0.514</small>										4	0	2	0	0	0	0				
Brook Jacoby, R (1, 5) <small>OBP: 0.297, SLG: 0.364</small>										4	0	0	0	0	0	2				
Carmen Castillo, R (1, 10) <small>OBP: 0.182, SLG: 0.182</small> Mel Hall, L (9, PH) <small>OBP: 0.269, SLG: 0.261</small>										3	0	0	0	0	1	1				
George Vukovich, L (1, 9) <small>OBP: 0.258, SLG: 0.267</small>										4	0	0	0	0	1	2				
Butch Benton, R (1, 2) <small>OBP: 0.222, SLG: 0.125</small>										3	0	1	0	0	1	0				
Mike Fischlin, R (1, 4) <small>OBP: 0.273, SLG: 0.300</small>										3	0	0	0	0	0	1				
Inning Stats	R: 2 E: 0 K: 0 S: 5	H: 3 LOB: 0 BB: 0 P: 5	R: 0 E: 0 K: 2 S: 7	H: 0 LOB: 0 BB: 1 P: 7	R: 0 E: 0 K: 0 S: 3	H: 1 LOB: 1 BB: 0 P: 4	R: 0 E: 0 K: 2 S: 4	H: 1 LOB: 1 BB: 0 P: 8	R: 0 E: 0 K: 1 S: 5	H: 0 LOB: 0 BB: 0 P: 5	R: 0 E: 0 K: 0 S: 4	H: 1 LOB: 1 BB: 0 P: 4	R: 0 E: 0 K: 0 S: 3	H: 1 LOB: 0 BB: 0 P: 3	R: 0 E: 0 K: 1 S: 6	H: 1 LOB: 1 BB: 0 P: 6	1B: 7 2B: 1 3B: 0 HR: 1	SF: 0 SAC: 0 DP: 1 HBP: 0	WP: 0 PB: 0 SB: 0 CS: 1	PA: 34
PITCHER	IP WLS BF H R ER SO BB IBB HBP BLK WP HR S P ERA WHIP																			
Ron Guidry, L (1, 1) <small>ERA: 1.8</small> Joe Cowley, R (9, 1) <small>ERA: 4.75</small>	8.0 L 30 7 2 2 5 1 0 0 0 0 0 1 39 43 2.25 1.000																			

Batter	1	2	3	4	5	6	7	8	9	AB	R	H	RBI	BB	SO	LOB	BOTTOM			
Bobby Meacham, S (1, 6) <small>OBP: 0.419, SLG: 0.370</small>										4	1	1	0	0	1	2	Cleveland Indians @ New York Yankees Yankee Stadium, Bronx, NY Fri Apr 19 1985, 6:05 PM EST Att: 21,229 - Unknown			
Juan Bonilla, R (1, 4) <small>OBP: 0.250, SLG: 0.250</small>										4	0	1	1	0	0	2				
Don Mattingly, L (1, 3) <small>OBP: 0.297, SLG: 0.471</small>										4	0	1	0	0	0	1				
Dave Winfield, R (1, 9) <small>OBP: 0.382, SLG: 0.571</small>										4	0	0	0	0	0	2				
Don Baylor, R (1, 10) <small>OBP: 0.400, SLG: 0.481</small>										4	0	1	0	0	0	0				
Bill Sample, R (1, 7) <small>OBP: 0.308, SLG: 0.250</small>										4	0	1	0	0	0	1				
Dale Berra, R (1, 5) <small>OBP: 0.348, SLG: 0.435</small> Ron Hassey, L (9, PH)										3	0	2	0	0	0	1				
Butch Wynegar, S (1, 2) <small>OBP: 0.355, SLG: 0.464</small> Omar Moreno, L (9, PR) <small>OBP: 0.167, SLG: 0.167</small>										3	0	1	0	1	0	2				
Henry Cotto, R (1, 8) <small>OBP: 0.357, SLG: 0.385</small> Scott Bradley, L (9, PH)										3	0	1	0	0	0	1				
Inning Stats	R: 1 E: 1 K: 0 S: 4	H: 2 LOB: 0 BB: 0 P: 4	R: 0 E: 0 K: 0 S: 4	H: 1 LOB: 2 BB: 1 P: 8	R: 0 E: 0 K: 0 S: 4	H: 1 LOB: 1 BB: 0 P: 4	R: 0 E: 0 K: 0 S: 4	H: 1 LOB: 1 BB: 0 P: 4	R: 0 E: 0 K: 0 S: 5	H: 2 LOB: 2 BB: 0 P: 5	R: 0 E: 0 K: 0 S: 3	H: 0 LOB: 0 BB: 0 P: 3	R: 0 E: 0 K: 0 S: 4	H: 1 LOB: 1 BB: 0 P: 4	R: 0 E: 0 K: 0 S: 4	H: 1 LOB: 1 BB: 0 P: 4	1B: 6 2B: 3 3B: 0 HR: 0	SF: 0 SAC: 0 DP: 1 HBP: 0	WP: 0 PB: 0 SB: 0 CS: 0	PA: 36
PITCHER	IP WLS BF H R ER SO BB IBB HBP BLK WP HR S P ERA WHIP																			
Neal Heaton, L (1, 1) <small>ERA: 0.59</small> Tom Waddell, R (8, 1) <small>ERA: 5.25</small>	7.1 W 30 8 1 0 0 0 0 0 0 0 0 0 0 6 6 0.00 0.600																			

Batter	1	2	3	4	5	6	7	8	9	AB	R	H	RBI	BB	SO	LOB	TOP									
Otis Nixon, S OBP: 0.333, SLG: 0.400 (1, 7)										4	0	1	1	0	1	2	Cleveland Indians @ New York Yankees Yankee Stadium, Bronx, NY Sun Apr 21 1985, 3:33 AM EST Att: 34,443 - Unknown livebaseballscorecards.com									
Brett Butler, L OBP: 0.340, SLG: 0.366 (1, 8)										4	1	1	0	0	0	1										
Julio Franco, R OBP: 0.535, SLG: 0.686 (1, 6)										4	0	1	0	0	1	1										
Mel Hall, L OBP: 0.265, SLG: 0.207 (1, 10)										3	0	0	0	1	0	1										
Pat Tabler, R OBP: 0.383, SLG: 0.465 (1, 3)										4	0	1	1	0	0	0										
George Vukovich, L OBP: 0.231, SLG: 0.237 (1, 9)										4	0	0	0	0	1	2										
Brook Jacoby, R OBP: 0.289, SLG: 0.341 (1, 5)										4	0	2	0	0	0	2										
Jerry Willard, L OBP: 0.357, SLG: 0.333 (1, 2)										3	1	1	0	1	0	1										
Tony Bernazard, S OBP: 0.429, SLG: 0.722 Mike Fischlin, R OBP: 0.200, SLG: 0.214 (7, 4)										2	1	2	1	0	0	0										
Inning Stats	R: 0 E: 0 K: 0 S: 4	H: 1 LOB: 1 BB: 0 P: 4	R: 0 E: 0 K: 0 S: 3	H: 0 LOB: 0 BB: 0 P: 3	R: 1 E: 0 K: 1 S: 6	H: 1 LOB: 0 BB: 0 P: 6	R: 0 E: 0 K: 0 S: 3	H: 0 LOB: 0 BB: 0 P: 3	R: 0 E: 0 K: 0 S: 5	H: 3 LOB: 2 BB: 0 P: 5	R: 1 E: 0 K: 0 S: 7	H: 2 LOB: 2 BB: 1 P: 11	R: 1 E: 0 K: 0 S: 3	H: 1 LOB: 0 BB: 1 P: 7	R: 0 E: 0 K: 1 S: 5	H: 0 LOB: 0 BB: 0 P: 5	R: 0 E: 0 K: 0 S: 4	H: 1 LOB: 1 BB: 0 P: 4	1B: 6 2B: 3 3B: 0 HR: 1	SF: 0 SAC: 1 DP: 1 HBP: 0	WP: 0 PB: 0 CS: 0	PA: 36				
PITCHER	IP	WLS	BF	H	R	ER	SO	BB	IBB	HBP	BLK	WP	HR	S	P	ERA	WHIP									
Ed Whitson, R ERA: 4.61 Rich Bordi, R ERA: 1.04	(1, 1)	5.1	L	23	7	2	2	1	1	0	0	0	0	1	24	28	3.38	1.500								
(6, 1)	3.2		13	2	1	1	2	1	0	0	0	0	0	0	16	20	2.46	0.818								

Batter	1	2	3	4	5	6	7	8	9	AB	R	H	RBI	BB	SO	LOB	BOTTOM								
Omar Moreno, L OBP: 0.211, SLG: 0.211 Bill Sample, R OBP: 0.286, SLG: 0.231 Henry Cotto, R OBP: 0.357, SLG: 0.385 (8, PH)										3	0	0	0	0	0	0	Cleveland Indians @ New York Yankees Yankee Stadium, Bronx, NY Sun Apr 21 1985, 3:33 AM EST Att: 34,443 - Unknown livebaseballscorecards.com								
Scott Bradley, L OBP: 0.333, SLG: 0.424 (8, PH)										3	0	0	0	0	0	0									
Butch Wynegar, S OBP: 0.333, SLG: 0.424 (8, PH)										1	0	0	0	0	1	0									
Don Mattingly, L OBP: 0.302, SLG: 0.450 (1, 3)											3	0	1	0	1	0									
Dave Winfield, R OBP: 0.357, SLG: 0.500 (1, 9)										4	0	1	0	0	0	1									
Ron Hassey, L OBP: 0.667, SLG: 0.667 Don Baylor, R OBP: 0.366, SLG: 0.424 (7, PH)										2	0	2	0	0	0	0									
Ken Griffey, L OBP: 0.455, SLG: 0.600 (1, 7)										4	0	2	0	0	0	1									
Mike Pagliarulo, L OBP: 0.357, SLG: 0.417 Dale Berra, R OBP: 0.360, SLG: 0.440 (7, PH)										2	0	1	0	0	0	3									
Bobby Meacham, S OBP: 0.378, SLG: 0.313 (1, 6)										3	0	0	0	0	0	3									
Juan Bonilla, R OBP: 0.100, SLG: 0.100 (1, 4)										3	0	0	0	0	1	2									
Inning Stats	R: 0 E: 0 K: 0 S: 3	H: 1 LOB: 2 BB: 1 P: 7	R: 0 E: 0 K: 0 S: 5	H: 2 LOB: 0 BB: 0 P: 5	R: 0 E: 0 K: 0 S: 3	H: 0 LOB: 0 BB: 0 P: 3	R: 0 E: 0 K: 0 S: 4	H: 1 LOB: 1 BB: 0 P: 4	R: 0 E: 0 K: 1 S: 5	H: 0 LOB: 0 BB: 0 P: 5	R: 0 E: 0 K: 0 S: 3	H: 0 LOB: 0 BB: 0 P: 3	R: 0 E: 0 K: 0 S: 4	H: 1 LOB: 1 BB: 0 P: 4	R: 0 E: 0 K: 1 S: 5	H: 0 LOB: 0 BB: 0 P: 5	R: 0 E: 0 K: 1 S: 7	H: 2 LOB: 2 BB: 0 P: 7	1B: 5 2B: 2 3B: 0 HR: 0	SF: 0 SAC: 0 DP: 0 HBP: 0	WP: 0 PB: 0 CS: 0	PA: 34			
PITCHER	IP	WLS	BF	H	R	ER	SO	BB	IBB	HBP	BLK	WP	HR	S	P	ERA	WHIP								
Vern Ruhle, R ERA: 2.25 Dave Vonchlen, L ERA: 1.64 Tom Waddell, R ERA: 4.85	(1, 1)	4.0	W	16	4	0	0	0	0	0	0	0	0	15	19	0.00	1.250								
(5, 1)	4.0		14	2	0	0	2	0	0	0	0	0	0	18	18	0.00	0.500								
(9, 1)	1.0	S	4	1	0	0	1	0	0	0	0	0	0	6	6	0.00	1.000								

Batter	1	2	3	4	5	6	7	8	9	10	11	AB	R	H	RBI	BB	SO	LOB	TOP					
Wade Boggs, L OBP: 0.406, SLG: 0.314 (1, 5)												3	0	1	1	2	1	3						
Dwight Evans, R OBP: 0.391, SLG: 0.440 (1, 9)												4	0	1	2	2	2	1						
Jim Rice, R OBP: 0.371, SLG: 0.453 (1, 7)												6	0	0	0	0	2	7						
Mike Easter, L OBP: 0.276, SLG: 0.418 (1, 10)												5	1	1	1	0	1	2						
Tony Armas, R OBP: 0.288, SLG: 0.611 Steve Lyons, L (10, PR) (10, 8)												5	1	2	0	0	0	1						
Bill Buckner, L OBP: 0.351, SLG: 0.471 (1, 3)												4	0	1	0	1	1	1						
Rich Gedman, L OBP: 0.367, SLG: 0.467 Reid Nichols, R (10, PH) Marc Sullivan, R OBP: 0.250, SLG: 0.250 (10, 2)												4	1	1	0	0	1	3	AB 38					
Marty Barrett, R OBP: 0.308, SLG: 0.326 (1, 4)												3	1	1	1	0	0	0	R 5					
Jackie Gutierrez, R OBP: 0.270, SLG: 0.285 (1, 6)												3	1	2	0	0	1		H 10					
Inning Stats	R: 0 E: 0 K: 1 S: 4	H: 0 LOB: 1 BB: 2 P: 12	R: 1 E: 0 K: 0 S: 5	H: 2 LOB: 2 BB: 1 P: 9	R: 1 E: 0 K: 2 S: 8	H: 1 LOB: 0 BB: 0 P: 8	R: 0 E: 0 K: 0 S: 3	H: 0 LOB: 0 BB: 0 P: 3	R: 1 E: 0 K: 0 S: 4	H: 1 LOB: 0 BB: 0 P: 4	R: 0 E: 1 K: 1 S: 6	H: 0 LOB: 1 BB: 0 P: 6	R: 0 E: 1 K: 2 S: 8	H: 0 LOB: 1 BB: 0 P: 8	R: 0 E: 0 K: 1 S: 7	H: 2 LOB: 2 BB: 0 P: 7	R: 1 E: 0 K: 0 S: 5	H: 3 LOB: 1 BB: 0 P: 5	1B: 9 2B: 0 3B: 0 HR: 1	SF: 2 SAC: 3 DP: 3 HBP: 0	WP: 0 PB: 0 SB: 1 CS: 0	PA: 48		
PITCHER	IP ERA WLS BF H R ER SO BB IBB HBP BLK WP HR S P ERA WHIP	Joe Cowley, R ERA: 4.22 (1, 1)	Bob Shirley, L ERA: 2.25 (6, 1)	Dave Righetti, L ERA: 0.82 (9, 1)	PITCHER																			

Boston Red Sox @ New York Yankees
Yankee Stadium, Bronx, NY
Tue Apr 23 1985, 6:05 PM EST
Att: 25,207 - Unknown

AB 38
R 5
H 10
RBI 5
BB 5
SO 8
LOB 21



Batter	1	2	3	4	5	6	7	8	9	10	11	AB	R	H	RBI	BB	SO	LOB	BOTTOM					
Rickey Henderson, R OBP: 0.167, SLG: 0.167 (1, 8)												6	0	1	0	0	0	8						
Willie Randolph, R OBP: 0.297, SLG: 0.242 (1, 4)												5	0	0	0	1	1	7						
Don Mattingly, L OBP: 0.292, SLG: 0.422 (1, 3)												5	0	1	1	0	2	2						
Dave Winfield, R OBP: 0.340, SLG: 0.463 (1, 9)												5	1	1	0	0	1	3						
Don Baylor, R OBP: 0.348, SLG: 0.474 (1, 10)												5	1	1	2	0	2	0						
Ken Griffey, L OBP: 0.421, SLG: 0.529 (1, 7)												4	1	0	0	1	0	0						
Mike Pagliarulo, L OBP: 0.421, SLG: 0.467 (1, 5)												3	0	1	0	2	2	0						
Butch Wynegar, S OBP: 0.341, SLG: 0.447 Henry Cotto, R (11, PR) Bobby Meacham, S OBP: 0.357, SLG: 0.385 (1, 6)												5	0	2	1	0	0	2	AB 40					
Inning Stats	R: 0 E: 0 K: 1 S: 5	H: 0 LOB: 1 BB: 1 P: 9	R: 0 E: 0 K: 1 S: 5	H: 0 LOB: 1 BB: 1 P: 9	R: 0 E: 0 K: 1 S: 6	H: 1 LOB: 1 BB: 0 P: 6	R: 0 E: 0 K: 0 S: 3	H: 0 LOB: 0 BB: 0 P: 3	R: 1 E: 0 K: 1 S: 7	H: 2 LOB: 2 BB: 1 P: 11	R: 1 E: 0 K: 0 S: 3	H: 1 LOB: 2 BB: 3 P: 15	R: 0 E: 0 K: 1 S: 5	H: 0 LOB: 0 BB: 0 P: 5	R: 0 E: 0 K: 2 S: 7	H: 0 LOB: 0 BB: 0 P: 7	R: 0 E: 0 K: 0 S: 4	H: 1 LOB: 2 BB: 0 P: 4	1B: 6 2B: 2 3B: 0 HR: 1	SF: 0 SAC: 1 DP: 1 HBP: 0	WP: 0 PB: 0 SB: 0 CS: 0	PA: 47		
PITCHER	IP ERA WLS BF H R ER SO BB IBB HBP BLK WP HR S P ERA WHIP	Oil Can Boyd, R ERA: 3.07 (1, 1)	Bob Stanley, R ERA: 2.04 (7, 1)	Bob Ojeda, L ERA: 2.35 (10, 1)	PITCHER																			

Boston Red Sox @ New York Yankees
Yankee Stadium, Bronx, NY
Tue Apr 23 1985, 6:05 PM EST
Att: 25,207 - Unknown

AB 40
R 4
H 9
RBI 4
BB 6
SO 8
LOB 22



Batter	1	2	3	4	5	6	7	8	9	AB	R	H	RBI	BB	SO	LOB	TOP			
Wade Boggs, L (1.5) OBP: 0.391, SLG: 0.304	G3	1-3		4-3			3-1		1B	5	0	1	0	0	0	0	Boston Red Sox @ New York Yankees Yankee Stadium, Bronx, NY Wed Apr 24 1985, 6:05 PM EST Att: 23,229 - Unknown			
Dwight Evans, R (1.9) OBP: 0.406, SLG: 0.434	F		F9 1B			F3			G1-4-3	3	2	1	0	2	0	1				
Jim Rice, R (1.7) OBP: 0.394, SLG: 0.526	E8		2B							4	3	3	1	0	0	1				
Mike Easter, L (1.10) OBP: 0.258, SLG: 0.397	SF		K						F7	3	1	0	1	0	2	2				
Tony Armas, R (1.8) OBP: 0.311, SLG: 0.655			F9			F4			G1-6-3	4	1	2	3	0	0	2				
Bill Buckner, L (1.3) OBP: 0.344, SLG: 0.473	F4		1B			3-1			G1-6-3	4	0	1	1	0	0	1				
Marty Barrett, R (1.4) OBP: 0.304, SLG: 0.320	F4								F9	4	0	1	1	0	0	0				
Jackie Gutierrez, R (1.6) OBP: 0.244, SLG: 0.237			F9			L4			F2	4	0	0	0	0	0	2				
Marc Sullivan, R (1.2) OBP: 0.125, SLG: 0.125	G3					K			F8	4	0	0	0	0	2	0				
Inning Stats	R: 4 E: 2 K: 0 S: 6	H: 2 LOB: 0 BB: 1 P: 10	R: 0 E: 0 K: 0 S: 3	H: 0 LOB: 0 BB: 0 P: 3	R: 2 E: 0 K: 1 S: 8	H: 3 LOB: 2 BB: 1 P: 12	R: 0 E: 0 K: 1 S: 6	H: 1 LOB: 0 BB: 0 P: 6	R: 0 E: 0 K: 1 S: 5	H: 0 LOB: 0 BB: 0 P: 5	R: 1 E: 0 K: 0 S: 4	H: 1 LOB: 0 BB: 0 P: 4	R: 0 E: 0 K: 0 S: 3	H: 1 LOB: 0 BB: 0 P: 3	R: 0 E: 0 K: 0 S: 4	H: 1 LOB: 1 BB: 0 P: 4	1B: 6 2B: 1 3B: 0 HR: 2	SF: 1 SAC: 0 DP: 1 HBP: 0	WP: 0 PB: 0 SB: 0 CS: 0	PA: 38
PITCHER Ron Guidry, L (1.1) ERA: 3.38	IP: 9.0 WLS: L BF: 38	H: 9 R: 7 ER: 6 SO: 4	BB: 2 IBB: 0 HBP: 0 BLK: 0	WP: 0 HR: 2 S: 44 P: 52	ERA: 6.00 WHIP: 1.222	PITCHER														

Batter	1	2	3	4	5	6	7	8	9	AB	R	H	RBI	BB	SO	LOB	BOTTOM			
Rickey Henderson, R (1.8) OBP: 0.182, SLG: 0.100	B1-3		2B			F8			F8	4	1	0	0	1	0	4	Boston Red Sox @ New York Yankees Yankee Stadium, Bronx, NY Wed Apr 24 1985, 6:05 PM EST Att: 23,229 - Unknown			
Willie Randolph, R (1.4) OBP: 0.293, SLG: 0.270	5-3		1B			F8			F7	4	1	1	0	0	1	0				
Ron Hassey, L (9, PH) OBP: 0.500, SLG: 0.500			2B							1	0	0	0	0	0	2				
Don Mattingly, L (1.3) OBP: 0.308, SLG: 0.429			1B			4-3			5-3	4	1	2	2	0	0	0				
Dave Winfield, R (1.9) OBP: 0.333, SLG: 0.432	1-3		1B			1-3			5-3	3	1	0	0	1	0	1				
Don Baylor, R (1.10) OBP: 0.360, SLG: 0.463			HR			5-3			F9	3	1	1	1	0	0	0				
Ken Griffey, L (1.7) OBP: 0.381, SLG: 0.474	F8		FC1-6			1-3			6-3	4	0	0	1	0	0	2				
Mike Pagliarulo, L (1.5) OBP: 0.500, SLG: 0.706			1B			1-3			F9	2	1	2	2	1	0	0				
Dale Berra, R (9, PH) OBP: 0.346, SLG: 0.423			HR			2B			F9	1	0	0	0	0	0	0				
Butch Wynegar, S (1.2) OBP: 0.333, SLG: 0.429	F4		G4-3			F5			F8	4	0	1	0	0	0	3				
Henry Cotto, R (9, PR) OBP: 0.357, SLG: 0.385									SH1-4	0	0	0	0	0	0	0				
Bobby Meacham, S (1.6) OBP: 0.432, SLG: 0.378	3-1					F7			SH1-4	3	0	1	0	0	0	0				
Inning Stats	R: 0 E: 0 K: 0 S: 4	H: 1 LOB: 1 BB: 0 P: 4	R: 2 E: 0 K: 0 S: 4	H: 1 LOB: 0 BB: 0 P: 5	R: 4 E: 0 K: 0 S: 5	H: 3 LOB: 1 BB: 3 P: 17	R: 0 E: 0 K: 0 S: 3	H: 0 LOB: 0 BB: 0 P: 3	R: 0 E: 0 K: 0 S: 5	H: 2 LOB: 2 BB: 0 P: 5	R: 0 E: 0 K: 1 S: 5	H: 0 LOB: 0 BB: 0 P: 5	R: 0 E: 0 K: 0 S: 3	H: 0 LOB: 0 BB: 0 P: 3	R: 0 E: 0 K: 0 S: 4	H: 1 LOB: 2 BB: 0 P: 4	1B: 5 2B: 2 3B: 0 HR: 1	SF: 0 SAC: 1 DP: 1 HBP: 1	WP: 0 PB: 0 SB: 0 CS: 0	PA: 38
PITCHER Al Nipper, R (1.1) ERA: 7.36	IP: 2.0 WLS: W BF: 13	H: 4 R: 6 ER: 6 SO: 1	BB: 2 IBB: 0 HBP: 1 BLK: 0	WP: 0 HR: 1 S: 10 P: 19	ERA: 27.00 WHIP: 3.000	PITCHER														
Steve Crawford, R (3.1) ERA: 5.69	IP: 5.0 WLS: S BF: 18	H: 3 R: 0 ER: 0 SO: 1	BB: 1 IBB: 0 HBP: 0 BLK: 0	WP: 0 HR: 0 S: 19 P: 23	ERA: 0.00 WHIP: 0.800	PITCHER														
Bob Ojeda, L (8.1) ERA: 2.0	IP: 1.1 WLS: S BF: 5	H: 1 R: 0 ER: 0 SO: 0	BB: 0 IBB: 0 HBP: 0 BLK: 0	WP: 0 HR: 0 S: 5 P: 5	ERA: 0.00 WHIP: 0.750	PITCHER														
Bob Stanley, R (9.1) ERA: 1.96	IP: 0.2 WLS: S BF: 2	H: 0 R: 0 ER: 0 SO: 0	BB: 0 IBB: 0 HBP: 0 BLK: 0	WP: 0 HR: 0 S: 2 P: 2	ERA: 0.00 WHIP: 0.000	PITCHER														

AB 35
R 7
H 9
RBI 7
BB 2
SO 4
LOB 9



AB 33
R 6
H 8
RBI 6
BB 3
SO 1
LOB 12



Batter	1	2	3	4	5	6	7	8	9	AB	R	H	RBI	BB	SO	LOB	TOP										
Rickey Henderson, R OBP: 0.258, SLG: 0.240	0-0 4-3		0-0 F6		0-0 5-3		0-0 SF9			3	0	0	1	0	0	1											
Wille Randolph, R OBP: 0.328, SLG: 0.283	0-0 1B 1B		0-0 F8			0-0 1-3	0-0 FC6-4			4	1	1	0	0	0	2											
Don Mattingly, L OBP: 0.290, SLG: 0.385	0-0 1B 1-2		0-0 F5			0-0 4-3		0-0 F5		4	0	1	0	0	0	0											
Dave Winfield, R OBP: 0.319, SLG: 0.419	0-0 F8			0-0 4-3		0-3 K		0-3 K		4	0	0	0	0	2	2											
Don Baylor, R OBP: 0.382, SLG: 0.466	0-0 1-3 2-H			0-0 F5			0-0 CS 1B	0-0 4-3		4	0	2	1	0	0	0											
Ken Griffey, L OBP: 0.357, SLG: 0.440	0-0 4-3			0-0 F7			0-0 BB 1-2 1B	0-0 4-3		4	1	1	0	0	0	2											
Mike Pagliarulo, L OBP: 0.452, SLG: 0.542			0-0 F7			0-0 F8		0-3 K		4	1	1	0	0	1	0											
Butch Wynegar, S OBP: 0.373, SLG: 0.404		0-0 4-3			0-0 SH5-3 1B		4-0 1-2 2-3 BB	0-0 F9		3	0	1	0	1	0	0											
Bobby Meacham, S OBP: 0.368, SLG: 0.306			0-3 K		0-0 SH5-3		0-0 1-2 2-3 SH 1B			2	0	1	1	0	1	0											
Inning Stats	R: 1 E: 0 K: 0 S: 6	H: 3 LOB: 2 BB: 0 P: 6	R: 0 E: 0 K: 1 S: 5	H: 0 LOB: 0 BB: 0 P: 5	R: 0 E: 0 K: 0 S: 3	H: 0 LOB: 0 BB: 0 P: 3	R: 0 E: 0 K: 0 S: 4	H: 1 LOB: 1 BB: 0 P: 4	R: 0 E: 0 K: 1 S: 5	H: 0 LOB: 0 BB: 0 P: 5	R: 2 E: 0 K: 0 S: 6	H: 4 LOB: 2 BB: 1 P: 10	R: 0 E: 0 K: 1 S: 5	H: 0 LOB: 0 BB: 0 P: 5	R: 0 E: 0 K: 1 S: 5	H: 0 LOB: 0 BB: 0 P: 5	1B: 8 2B: 0 3B: 0 HR: 0	SF: 1 SAC: 1 DP: 0 HBP: 0	WP: 0 PB: 0 CS: 1	PA: 35							
PITCHER	IP	WLS	BF	H	R	ER	SO	BB	IBB	HBP	BLK	WP	HR	S	P	ERA	WHIP										
Richard Dotson, R ERA: 2.7	(1, 1)	7.0	29	8	3	3	2	1	0	0	0	0	0	32	36	3.86	1.286										
Britt Burns, L ERA: 3.13	(8, 1)	2.0	W	6	0	0	0	2	0	0	0	0	0	10	10	0.00	0.000										

New York Yankees @ Chicago White Sox
Comiskey Park, Chicago, IL
Sun Apr 28 1985, 4:33 AM EDT
Att: 27,367 - Unknown

AB	32
R	3
H	8
RBI	3
BB	1
SO	4
LOB	7



Batter	1	2	3	4	5	6	7	8	9	AB	R	H	RBI	BB	SO	LOB	BOTTOM										
Rudy Law, L OBP: 0.302, SLG: 0.375	4-0 BB		0-0 F9			0-3 K		0-3 K		3	0	0	0	1	2	0											
Scott Fletcher, R OBP: 0.375, SLG: 0.294	0-0 G1-6-3		0-3 K			0-3 K		0-0 F9		4	0	0	0	0	2	1											
Harold Baines, L OBP: 0.384, SLG: 0.544	0-0 4-3			0-0 G5-4-3 1B		0-0 1B		0-0 F8		4	0	2	0	0	0	0											
Greg Walker, L OBP: 0.282, SLG: 0.449		0-0 F9		0-0 F8		0-0 1-3			0-0 BB SH5-3 1B	4	1	1	0	0	0	2											
Carlton Fisk, R OBP: 0.375, SLG: 0.620		0-0 HR		0-0 G5-4-3		1-0 HR HBP		0-0 SH5-3		2	2	1	1	0	0	1											
Oscar Gamble, L OBP: 0.357, SLG: 0.417		0-0 HR		0-0 G5-4-3		0-0 HR HBP		4-0 BB IBB		3	1	2	2	1	1	1											
Ron Kittle, R OBP: 0.226, SLG: 0.214		4-3 2B		0-3 K		0-0 1-H HR		0-0 BB IBB		0	0	0	0	0	0	0											
Daryl Boston, L OBP: 0.340, SLG: 0.444		0-0 4-3			0-0 4-3		0-0 F9		0-0 F8	4	0	0	0	0	0	3											
Julio Cruz, S OBP: 0.273, SLG: 0.152		0-0 1-3			0-0 F6		0-3 K		4-0 BB BB	3	0	0	0	0	1	1											
Jerry Hairston, S OBP: 0.364, SLG: 0.222					0-0 F6				0-0 BB BB	0	0	0	0	1	0	0											
Tim Hulett, R OBP: 0.333, SLG: 0.400					0-0 F6				1-2 2-3 3-H	0	0	0	0	0	0	0											
Ozzie Guillen, L OBP: 0.328, SLG: 0.333			0-0 F2			0-0 4-3		0-0 F6		3	0	0	1	1	0	0											
Inning Stats	R: 0 E: 0 K: 0 S: 2	H: 0 LOB: 0 BB: 1 P: 6	R: 1 E: 0 K: 0 S: 5	H: 2 LOB: 1 BB: 0 P: 5	R: 0 E: 0 K: 1 S: 5	H: 0 LOB: 0 BB: 0 P: 5	R: 0 E: 0 K: 1 S: 6	H: 1 LOB: 1 BB: 0 P: 6	R: 0 E: 0 K: 0 S: 3	H: 0 LOB: 0 BB: 0 P: 3	R: 0 E: 0 K: 2 S: 8	H: 1 LOB: 1 BB: 0 P: 8	R: 2 E: 0 K: 1 S: 6	H: 1 LOB: 0 BB: 0 P: 7	R: 0 E: 0 K: 1 S: 5	H: 0 LOB: 0 BB: 0 P: 5	R: 1 E: 0 K: 0 S: 3	H: 1 LOB: 3 BB: 3 P: 15	1B: 3 2B: 1 3B: 0 HR: 2	SF: 0 SAC: 1 DP: 1 HBP: 1	WP: 0 PB: 0 CS: 0	PA: 36					
PITCHER	IP	WLS	BF	H	R	ER	SO	BB	IBB	HBP	BLK	WP	HR	S	P	ERA	WHIP										
Joe Cowley, R ERA: 4.19	(1, 1)	8.2	L	36	6	4	4	6	3	1	1	0	2	43	60	4.15	1.038										

New York Yankees @ Chicago White Sox
Comiskey Park, Chicago, IL
Sun Apr 28 1985, 4:33 AM EDT
Att: 27,367 - Unknown

AB	30
R	4
H	6
RBI	4
BB	4
SO	6
LOB	9



Batter	1	2	3	4	5	6	7	8	9	AB	R	H	RBI	BB	SO	LOB	TOP					
Rickey Henderson, R OBP: 0.278, SLG: 0.287 (1, 8)	F9		2B		F7	FC6-4				5	1	2	0	0	0	2						
Ken Griffey, L OBP: 0.328, SLG: 0.400 (1, 7)	3-1		F8		1-3				G3	5	0	0	0	0	0	3						
Don Mattingly, L OBP: 0.301, SLG: 0.406 (1, 3)	F8		2B							4	0	2	2	0	0	0						
Dave Winfield, R OBP: 0.315, SLG: 0.409 (1, 9)		FC6-4	5-3		K					4	0	1	0	0	1	2						
Don Baylor, R OBP: 0.389, SLG: 0.459 (1, 10)		FC6-4			K				K	3	1	1	0	1	2	0						
Butch Wynegar, S OBP: 0.381, SLG: 0.411 (1, 2)	FC6-4				1B				F8	4	1	2	0	0	0	2						
Willie Randolph, R OBP: 0.338, SLG: 0.298 (1, 4)	G4-3				1B				F8	4	1	2	1	0	0	2						
Bobby Meacham, S OBP: 0.361, SLG: 0.302 (1, 6)			5-3						K	4	0	1	2	0	2	2						
Mike Pagliarulo, L OBP: 0.429, SLG: 0.500 (1, 5)					L8				F7	4	1	1	0	0	0	2						
Inning Stats	R: 0 E: 0 K: 0 S: 3	H: 0 LOB: 0 BB: 0 P: 3	R: 0 E: 0 K: 0 S: 3	H: 1 LOB: 1 BB: 1 P: 7	R: 2 E: 0 K: 0 S: 6	H: 3 LOB: 1 BB: 0 P: 6	R: 2 E: 0 K: 1 S: 7	H: 3 LOB: 0 BB: 0 P: 7	R: 0 E: 0 K: 1 S: 6	H: 1 LOB: 1 BB: 0 P: 6	R: 1 E: 0 K: 1 S: 8	H: 3 LOB: 2 BB: 0 P: 8	R: 0 E: 0 K: 0 S: 3	H: 0 LOB: 0 BB: 0 P: 3	R: 0 E: 0 K: 1 S: 5	H: 0 LOB: 0 BB: 0 P: 5	R: 0 E: 0 K: 1 S: 6	H: 1 LOB: 1 BB: 0 P: 6	1B: 11 2B: 1 3B: 0 HR: 0	SF: 0 SAC: 0 DP: 1 HBP: 0	WP: 0 PB: 0 CS: 0	PA: 38
PITCHER	IP	WLS	BF	H	R	ER	SO	BB	IBB	HBP	BLK	WP	HR	S	P	ERA	WHIP					
Frank Tanana, L ERA: 8.2 (1, 1)	4.0		18	7	4	4	1	1	0	0	0	0	0	19	23	9.00	2.000					
Burt Hooton, R ERA: 4.25 (5, 1)	2.0		10	4	1	1	2	0	0	0	0	0	0	14	14	4.50	2.000					
Dave Schmidt, R ERA: 3.38 (7, 1)	2.2	W	9	1	0	0	2	0	0	0	0	0	0	13	13	0.00	0.375					
Dave Rozema, R ERA: 4.03 (9, 1)	0.1	S	1	0	0	0	0	0	0	0	0	0	0	1	1	0.00	0.000					

New York Yankees @ Texas Rangers
Arlington Stadium, Arlington, TX
Mon Apr 29 1985, 8:05 PM EDT
Att: 10,626 - Unknown

AB 37
R 5
H 12
RBI 5
BB 1
SO 5
LOB 15



Batter	1	2	3	4	5	6	7	8	9	AB	R	H	RBI	BB	SO	LOB	BOTTOM						
Toby Harrah, R OBP: 0.494, SLG: 0.441 (1, 4)	F8		FC6-4		F8					3	1	0	0	1	0	1							
Gary Ward, R OBP: 0.316, SLG: 0.446 (1, 7)	K									4	2	2	1	0	1	1							
Buddy Bell, R OBP: 0.278, SLG: 0.264 (1, 5)	F7									4	1	1	0	0	0	1							
Larry Parrish, R OBP: 0.338, SLG: 0.537 (1, 9)		6-3								4	3	3	6	0	0	0							
Cliff Johnson, R OBP: 0.352, SLG: 0.516 (1, 10)	K									4	0	0	0	0	2	0							
Alan Bannister, R (1, 3)										3	0	0	0	0	1	0							
Pete O'Brien, L OBP: 0.247, SLG: 0.302 (9, 3)	K									0	0	0	0	0	0	0							
George Wright, S OBP: 0.219, SLG: 0.200 (1, 8)			K		K					3	0	0	0	0	2	0							
Don Slaught, R OBP: 0.288, SLG: 0.333 (1, 2)			K							3	0	1	0	0	1	0							
Wayne Tolleson, S OBP: 0.444, SLG: 0.444 (1, 6)					G5-4-3					3	0	1	0	0	1	1							
Inning Stats	R: 0 E: 0 K: 1 S: 5	H: 0 LOB: 0 BB: 0 P: 5	R: 0 E: 0 K: 2 S: 7	H: 0 LOB: 0 BB: 0 P: 7	R: 0 E: 0 K: 2 S: 8	H: 1 LOB: 1 BB: 0 P: 8	R: 3 E: 0 K: 2 S: 10	H: 3 LOB: 0 BB: 0 P: 10	R: 0 E: 0 K: 0 S: 3	H: 1 LOB: 0 BB: 0 P: 3	R: 2 E: 0 K: 0 S: 5	H: 2 LOB: 0 BB: 0 P: 5	R: 0 E: 0 K: 1 S: 5	H: 0 LOB: 0 BB: 0 P: 5	R: 2 E: 0 K: 0 S: 4	H: 1 LOB: 0 BB: 1 P: 8	1B: 4 2B: 0 3B: 0 HR: 4	SF: 0 SAC: 0 DP: 1 HBP: 0	WP: 0 PB: 0 CS: 0	PA: 32			
PITCHER	IP	WLS	BF	H	R	ER	SO	BB	IBB	HBP	BLK	WP	HR	S	P	ERA	WHIP						
Ron Guidry, L ERA: 4.26 (1, 1)	7.2	L	30	7	6	6	8	1	0	0	0	0	0	3	45	49	7.04	1.043					
John Montefusco, R ERA: 27.0 (8, 1)	0.1		2	1	1	1	0	0	0	0	0	0	1	2	2	27.00	3.000						

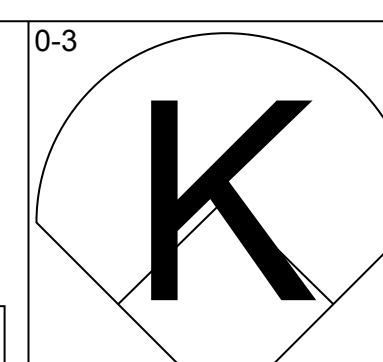
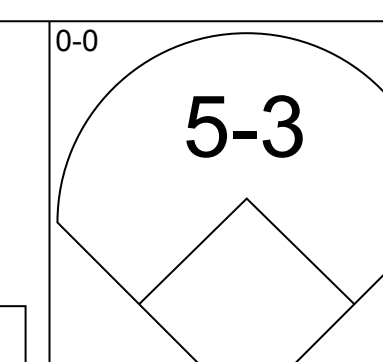
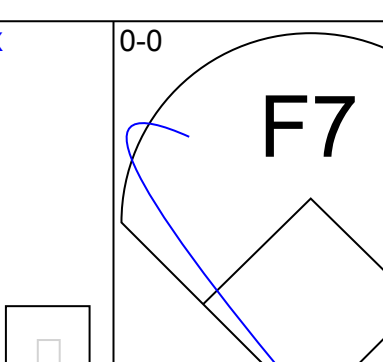
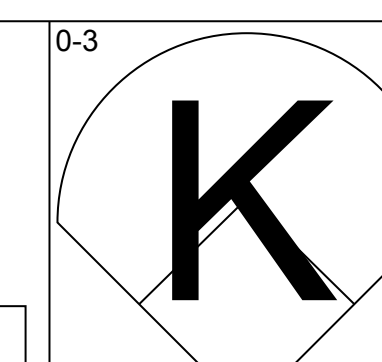
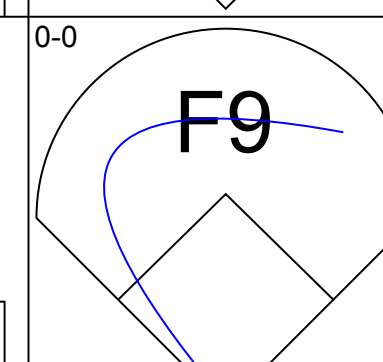
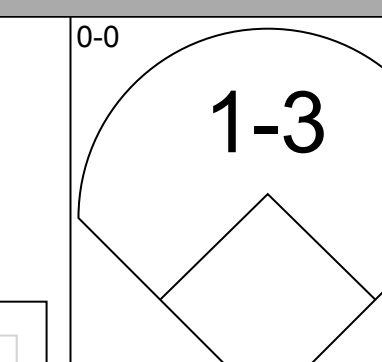
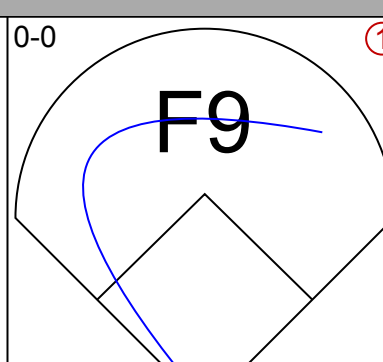
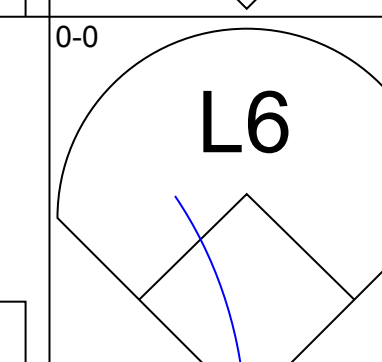
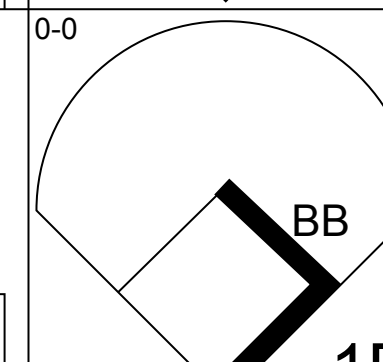
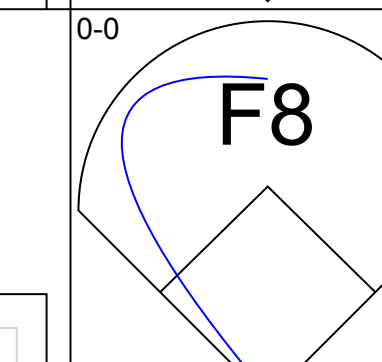
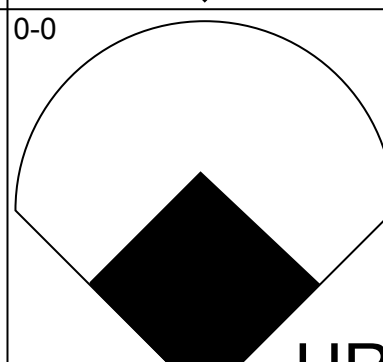

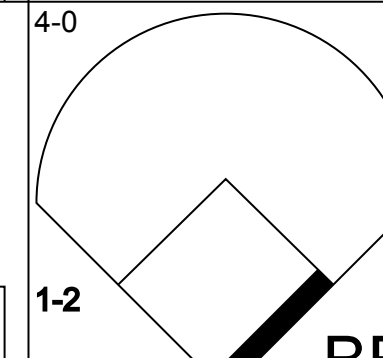
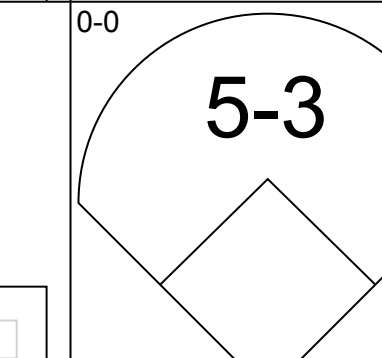
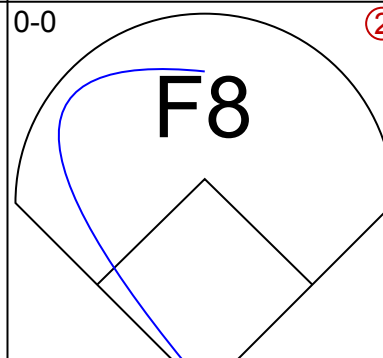

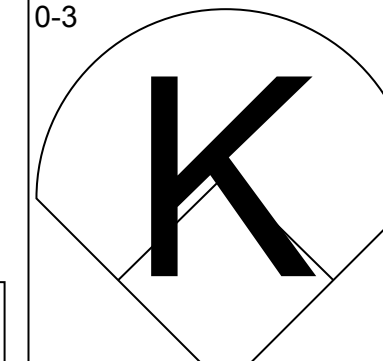
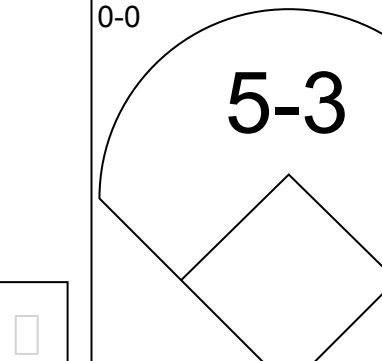
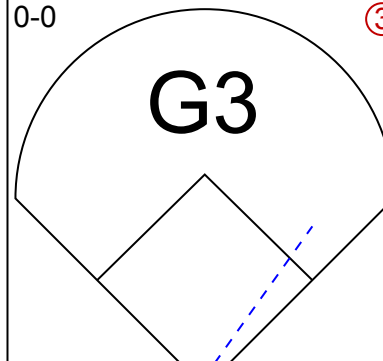

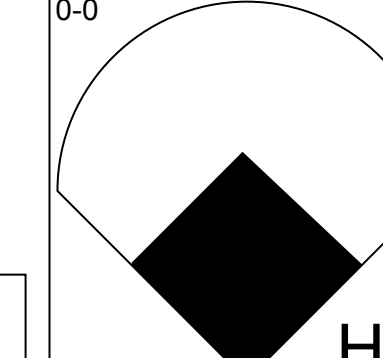
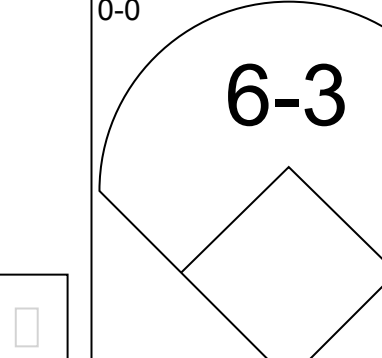
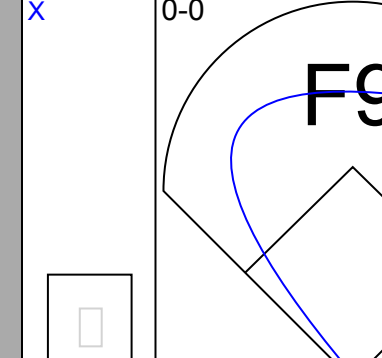

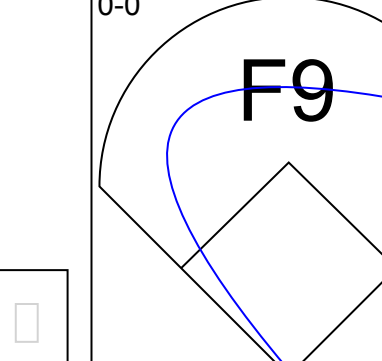
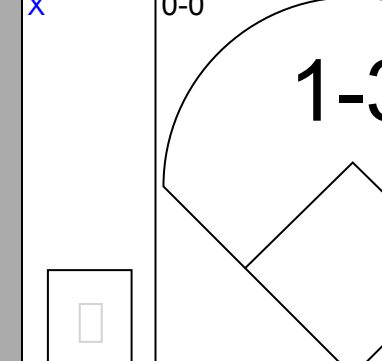
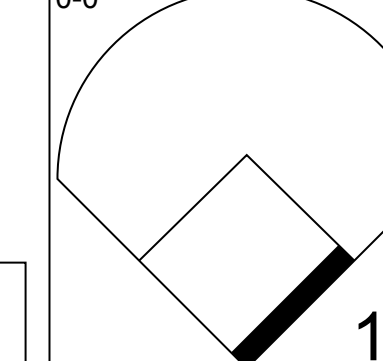
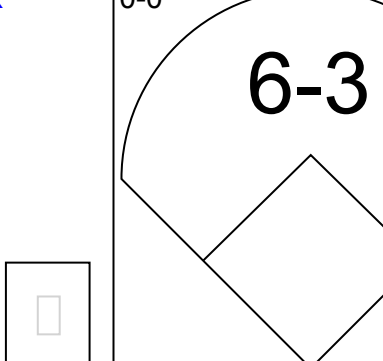
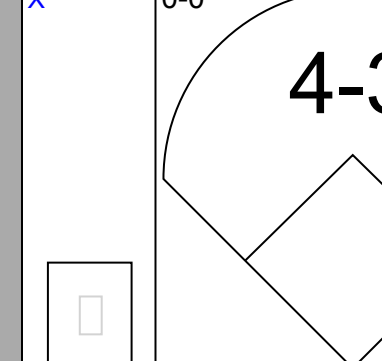

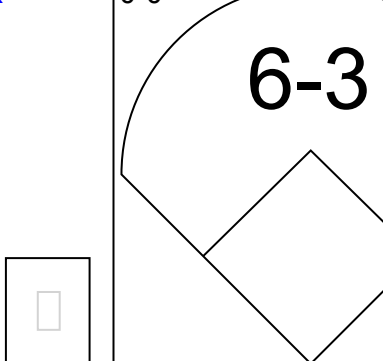
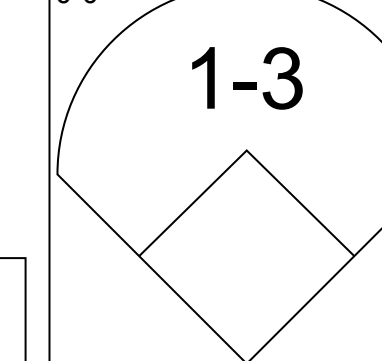
New York Yankees @ Texas Rangers
Arlington Stadium, Arlington, TX
Mon Apr 29 1985, 8:05 PM EDT
Att: 10,626 - Unknown

AB 31
R 7
H 8
RBI 7
BB 1
SO 8
LOB 4



Batter	1	2	3	4	5	6	7	8	9	AB	R	H	RBI	BB	SO	LOB	TOP			
Willie Wilson, S OBP: 0.397, SLG: 0.444 (1, 8)	0-0 5-3		0-0 4-3			0-0 5-3		0-0 1-2 1B		4	0	1	0	0	0	0	Kansas City Royals @ New York Yankees Yankee Stadium, Bronx, NY Fri May 03 1985, 7:05 PM EDT Att: 20,603 - Unknown livebaseballscorecards.com			
Lynn Jones, R (1, 9)	0-0 6-3			0-0 F6		0-0 F9		0-0 F6		4	0	0	0	0	2					
George Brett, L OBP: 0.457, SLG: 0.500 (1, 5)	4-0 BB			0-0 1B 2B		0-0 4-3		0-0 3-1		3	1	1	0	1	2					
Hal McRae, R OBP: 0.400, SLG: 0.286 (1, 10)	0-0 F3			0-0 FC5-4 1B		4-0 G1-4-3 BB		0-0 F7		3	0	1	1	1	0					
Steve Balboni, R OBP: 0.256, SLG: 0.465 (1, 3)		0-3 K		0-3 K		0-0 G1-4-3		0-0 F3		4	0	0	0	2	2					
Frank White, R OBP: 0.226, SLG: 0.407 (1, 4)		0-0 F8		0-0 FC5-4		0-0 1B		0-0 F3		4	0	1	0	0	1					
Darryl Motley, R OBP: 0.232, SLG: 0.303 (1, 7)		0-3 K			0-0 F4		0-0 F4			3	0	0	0	0	1					
Jim Sundberg, R OBP: 0.274, SLG: 0.324 (1, 2)			0-0 5-3		0-0 6-3			0-0 1B 1B		3	0	1	0	0	0					
Onix Conception, R OBP: 0.175, SLG: 0.231 (1, 6)			0-0 F4		0-0 F3			0-0 F3		3	0	0	0	0	1					
Inning Stats	R: 0 E: 0 K: 0 S: 3	H: 0 LOB: 1 BB: 1 P: 7	R: 0 E: 0 K: 2 S: 7	H: 0 LOB: 0 BB: 0 P: 7	R: 0 E: 0 K: 0 S: 3	H: 0 LOB: 0 BB: 0 P: 3	R: 1 E: 0 K: 1 S: 7	H: 2 LOB: 1 BB: 0 P: 7	R: 0 E: 0 K: 0 S: 3	H: 0 LOB: 0 BB: 0 P: 3	R: 0 E: 0 K: 0 S: 3	H: 1 LOB: 1 BB: 1 P: 7	R: 0 E: 0 K: 0 S: 5	H: 2 LOB: 2 BB: 0 P: 5	R: 0 E: 0 K: 0 S: 3	H: 0 LOB: 0 BB: 0 P: 3	1B: 4 2B: 1 3B: 0 HR: 0	SF: 0 SAC: 0 DP: 1 HBP: 0	WP: 0 PB: 0 SB: 0 CS: 0	PA: 33
PITCHER Dennis Rasmussen, L ERA: 2.25 (1, 1)	IP: 9.0 WLS: W BF: 33 H: 5 R: 1 ER: 1 SO: 3 BB: 2 IBB: 0 HBP: 0 BLK: 0 WP: 0 HR: 0 S: 37 P: 45 ERA: 1.00 WHIP: 0.778															PITCHER				

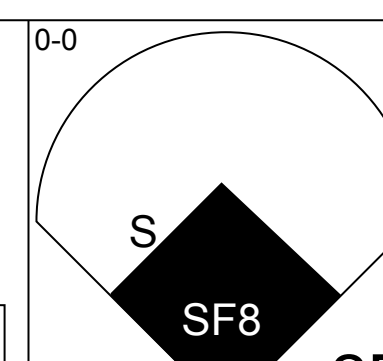
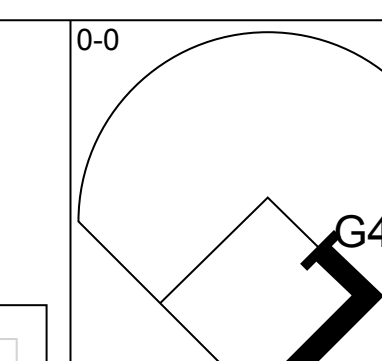
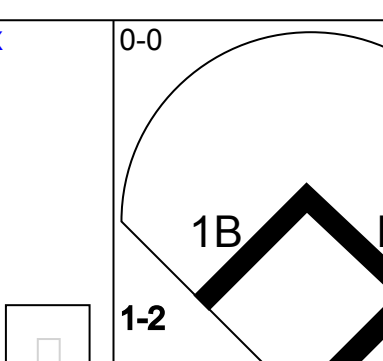
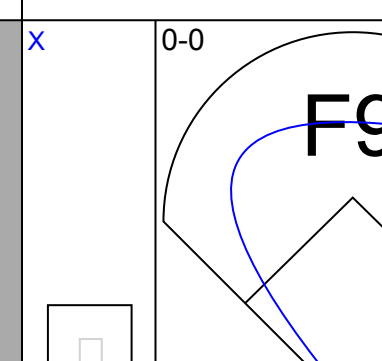
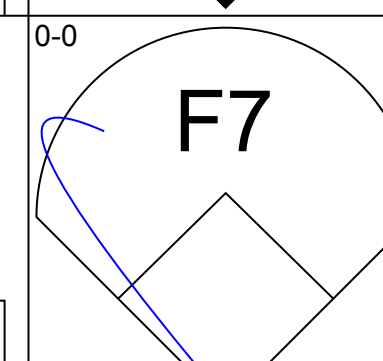
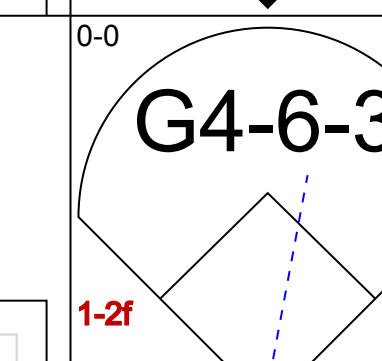
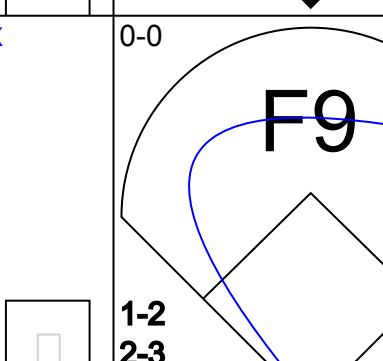
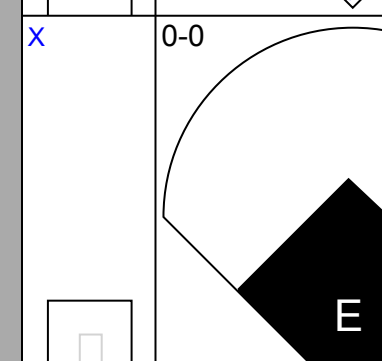
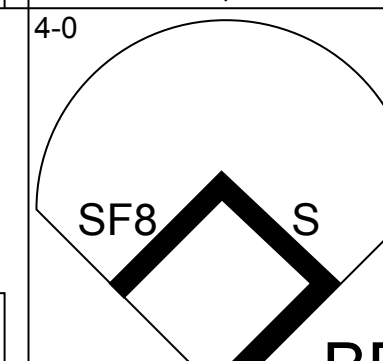
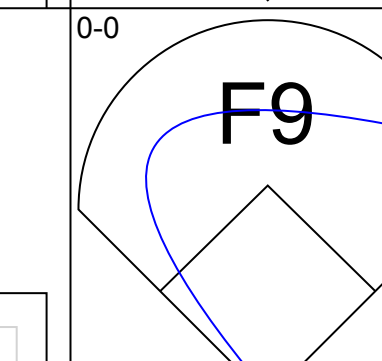
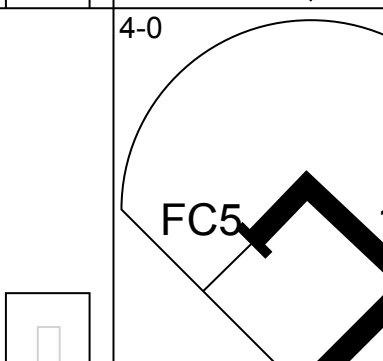
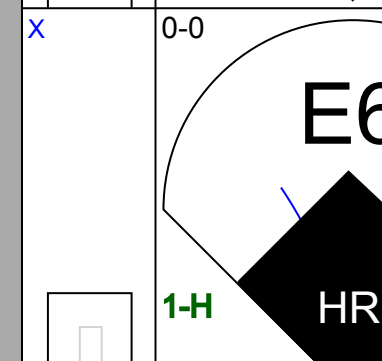
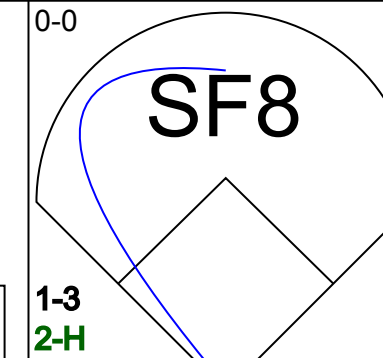
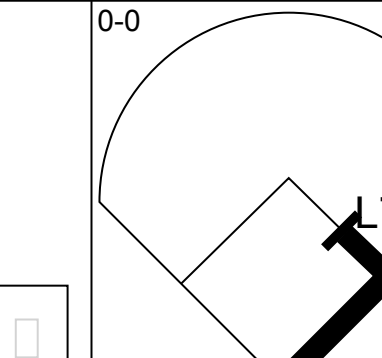
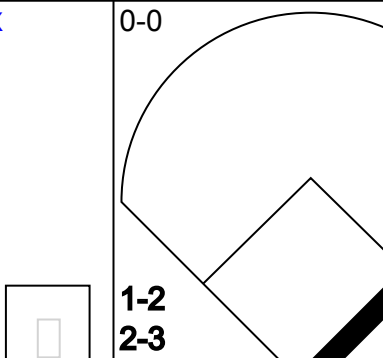
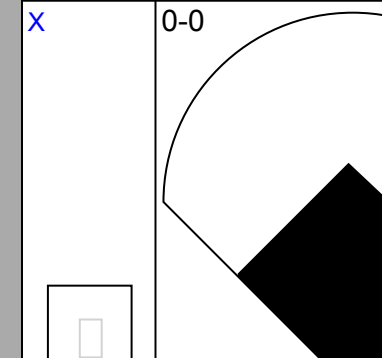
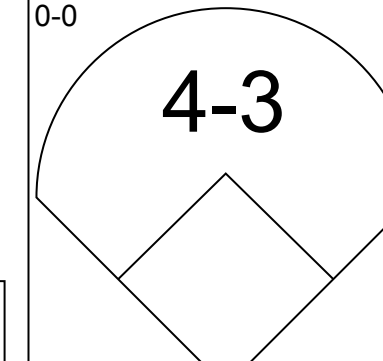
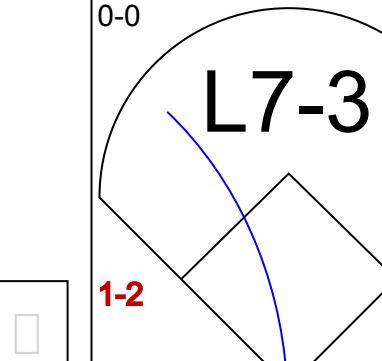
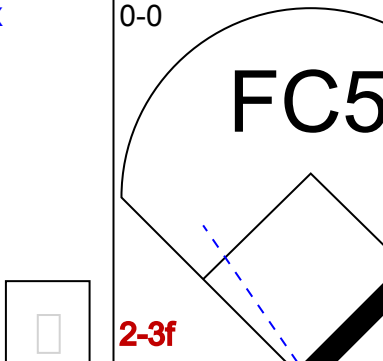
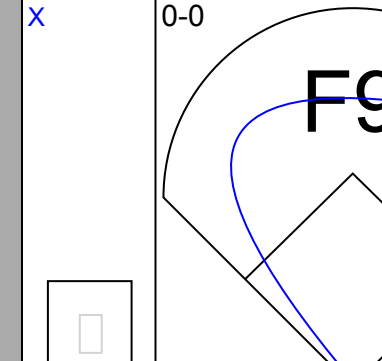
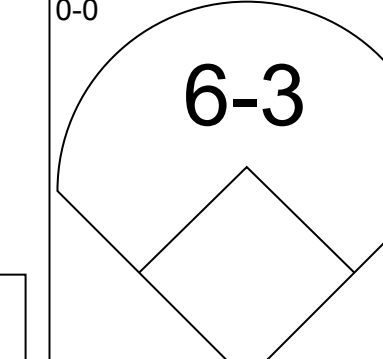
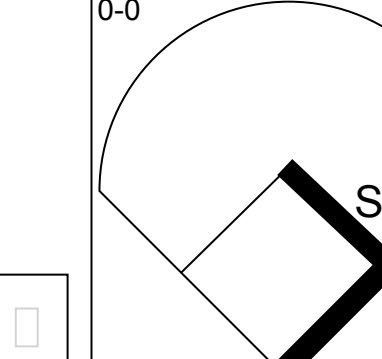
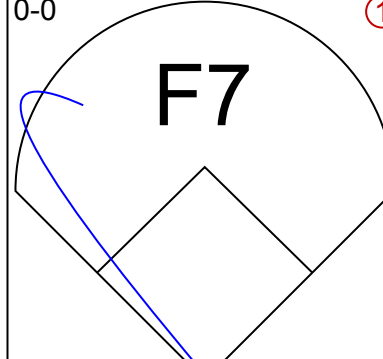
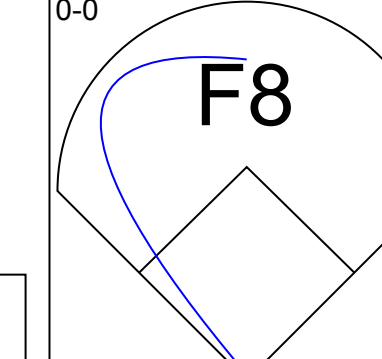
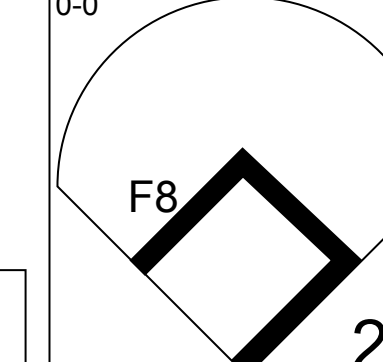
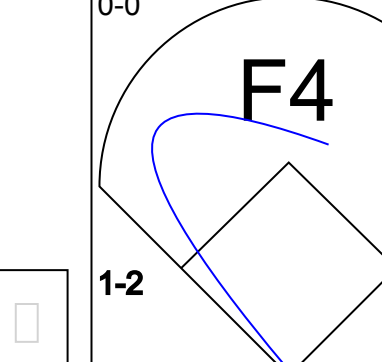
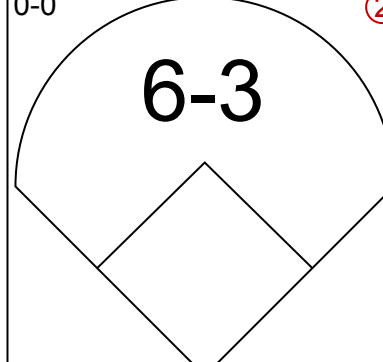
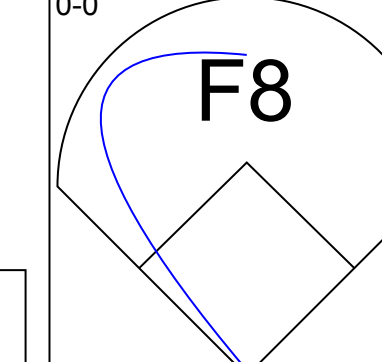
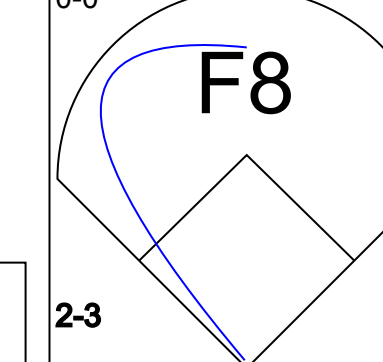
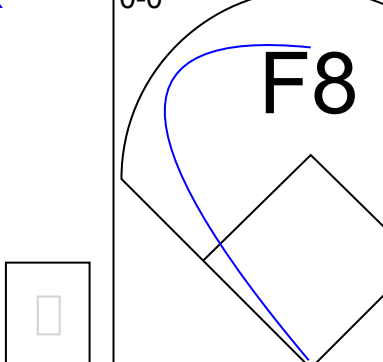
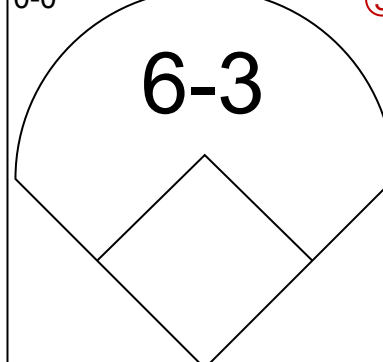
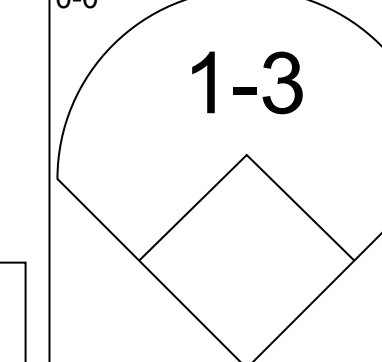
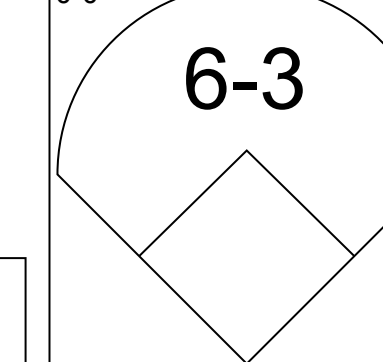
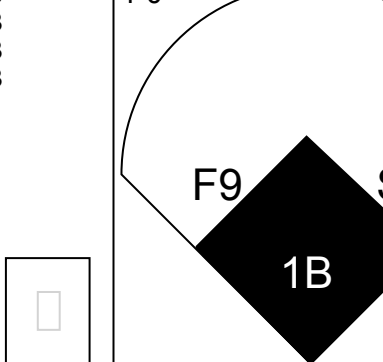
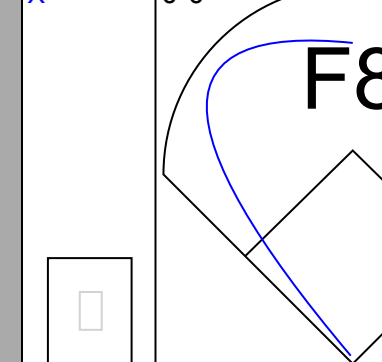
Batter	1	2	3	4	5	6	7	8	9	AB	R	H	RBI	BB	SO	LOB	BOTTOM			
Rickey Henderson, R OBP: 0.324, SLG: 0.300 (1, 8) (9, 7)	0-0 1B G4-6-3		4-0 HBP S BB		4-0 1B 2B	0-0 L4-3-6		0-0 FC6-4		3	2	1	0	2	0	3	Kansas City Royals @ New York Yankees Yankee Stadium, Bronx, NY Fri May 03 1985, 7:05 PM EDT Att: 20,603 - Unknown livebaseballscorecards.com			
Don Mattingly, L OBP: 0.353, SLG: 0.455 (1, 3)	0-0 1B G4-6-3		0-0 SF9		0-0 2B 1B		0-0 2B			3	1	3	2	0	0					
Dave Winfield, R OBP: 0.321, SLG: 0.411 (1, 9)	0-0 1B G4-6-3		2-3 3-H 4-0		0-0 1B 2B		0-0 2B			3	0	1	1	1	0					
Don Baylor, R OBP: 0.375, SLG: 0.441 (1, 10)	0-0 F7		1-0 HBP IBB		0-0 F8		0-0 G3 2B			3	0	1	2	0	2					
Butch Wynegar, S OBP: 0.373, SLG: 0.403 (1, 2)		0-3 K	0-0 G5-4-3		4-0 IBB		0-0 G3			3	0	0	0	1	4					
Willie Randolph, R OBP: 0.295, SLG: 0.250 (1, 4)		0-0 G1-4-3		0-0 6-3	0-0 G6-4-3		0-0 F8			4	0	0	0	0	4					
Dale Berra, R OBP: 0.364, SLG: 0.432 (1, 5)		0-0 4-3		0-0 F4		4-0 1B E BB		0-0 G3		2	0	0	0	0	0					
Mike Pagliarulo, L OBP: 0.378, SLG: 0.389 (6, PH) (7, 5)				0-0 F4		0-0 1B E BB		0-0 G3		1	1	0	0	1	0					
Bill Sample, R OBP: 0.364, SLG: 0.263 (1, 7)			0-0 BB 1B SF9		0-0 6-3		0-0 L4-3-6 E 1B		4-0 FC6-4 BB	3	1	2	0	1	0					
Henry Cotto, R OBP: 0.357, SLG: 0.385 (9, 8)			0-0 BB 1B SF9		0-0 6-3		0-0 L4-3-6 E 1B		0-0 FC6-4 BB	0	0	0	0	0	0					
Bobby Meacham, S OBP: 0.361, SLG: 0.302 (1, 6)			0-0 SF9 HBP 1B		0-0 S 1B		0-0 E5 L4-3-6		0-3 K	4	2	2	0	0	1					
Inning Stats	R: 1 E: 0 K: 0 S: 4	H: 2 LOB: 0 BB: 0 P: 4	R: 0 E: 0 K: 1 S: 5	H: 0 LOB: 0 BB: 0 P: 5	R: 2 E: 0 K: 0 S: 4	H: 2 LOB: 2 BB: 2 P: 13	R: 0 E: 0 K: 0 S: 3	H: 0 LOB: 0 BB: 0 P: 3	R: 2 E: 0 K: 0 S: 5	H: 3 LOB: 2 BB: 2 P: 13	R: 1 E: 1 K: 0 S: 3	H: 1 LOB: 1 BB: 1 P: 7	R: 1 E: 0 K: 0 S: 5	H: 2 LOB: 1 BB: 0 P: 5	R: 0 E: 0 K: 1 S: 5	H: 0 LOB: 1 BB: 1 P: 9		1B: 7 2B: 3 3B: 1 HR: 0	SF: 1 SAC: 0 DP: 3 HBP: 1	WP: 0 PB: 0 SB: 0 CS: 0
PITCHER Danny Jackson, L ERA: 2.7 (1, 1)	IP: 4.0 WLS: L BF: 21 H: 7 R: 5 ER: 5 SO: 1 BB: 2 IBB: 1 HBP: 1 BLK: 0 WP: 0 HR: 0 S: 19 P: 32 ERA: 11.25 WHIP: 2.250															PITCHER				
Michael LaCoss, R ERA: 6.23 (5, 1)	IP: 3.0 WLS: L BF: 12 H: 3 R: 2 ER: 1 SO: 0 BB: 1 IBB: 0 HBP: 0 BLK: 0 WP: 0 HR: 10 S: 18 P: 18 ERA: 3.00 WHIP: 1.333															PITCHER				
Larry Gura, L ERA: 12.46 (8, 1)	IP: 1.0 WLS: L BF: 4 H: 0 R: 0 ER: 0 SO: 1 BB: 1 IBB: 0 HBP: 0 BLK: 0 WP: 0 HR: 5 S: 9 P: 9 ERA: 0.00 WHIP: 1.000															PITCHER				

Batter	1	2	3	4	5	6	7	8	9	AB	R	H	RBI	BB	SO	LOB	TOP			
Willie Wilson, S OBP: 0.343, SLG: 0.426 (1, 8)										4	0	0	0	0	2	1				
Frank White, R OBP: 0.212, SLG: 0.381 (1, 4)										4	0	0	0	0	0	0				
George Brett, L OBP: 0.459, SLG: 0.538 (1, 5)										4	1	2	1	0	0	0				
Hal McRae, R OBP: 0.375, SLG: 0.235 (1, 10)										3	0	0	0	1	0	0				
Steve Balboni, R OBP: 0.244, SLG: 0.444 (1, 3)										4	0	0	0	0	2	2				
Darryl Motley, R OBP: 0.235, SLG: 0.342 (1, 7)										3	1	1	1	0	0	0				
Jim Sundberg, R OBP: 0.263, SLG: 0.310 (1, 2)										3	0	0	0	0	0	0				
Greg Pryor, R OBP: 0.304, SLG: 0.381 (1, 6)										3	0	1	0	0	0	0				
Lynn Jones, R (1, 9)										3	0	0	0	0	0	1				
Inning Stats	R: 0 E: 0 K: 2 S: 8	H: 1 LOB: 2 BB: 1 P: 12	R: 1 E: 0 K: 0 S: 5	H: 2 LOB: 1 BB: 0 P: 5	R: 0 E: 0 K: 0 S: 3	H: 0 LOB: 0 BB: 0 P: 3	R: 0 E: 0 K: 0 S: 3	H: 0 LOB: 0 BB: 0 P: 3	R: 1 E: 0 K: 0 S: 4	H: 1 LOB: 0 BB: 0 P: 4	R: 0 E: 0 K: 0 S: 3	H: 0 LOB: 0 BB: 0 P: 3	R: 0 E: 0 K: 1 S: 5	H: 0 LOB: 0 BB: 0 P: 5	R: 0 E: 0 K: 1 S: 5	H: 0 LOB: 0 BB: 0 P: 5	1B: 2 2B: 0 3B: 0 HR: 2	SF: 0 SAC: 0 DP: 0 HBP: 0	WP: 0 PB: 0 CS: 0	PA: 32
PITCHER Ron Guidry, L ERA: 3.76 (1, 1)	IP: 9.0 WLS: W BF: 32 H: 4 R: 2 ER: 2 SO: 4 BB: 1 IBB: 0 HBP: 0 BLK: 0 WP: 0 HR: 2 S: 39 P: 43 ERA: 2.00 WHIP: 0.556																			

Kansas City Royals @ New York Yankees
Yankee Stadium, Bronx, NY
Sat May 04 1985, 3:33 AM EDT
Att: 22,532 - Unknown

AB	31
R	2
H	4
RBI	2
BB	1
SO	4
LOB	4



Batter	1	2	3	4	5	6	7	8	9	AB	R	H	RBI	BB	SO	LOB	BOTTOM			
Rickey Henderson, R OBP: 0.358, SLG: 0.364 (1, 8) (9, 7)										4	1	3	0	0	0	0				
Don Mattingly, L OBP: 0.348, SLG: 0.444 (1, 3)										4	1	1	0	0	0	4				
Dave Winfield, R OBP: 0.329, SLG: 0.400 (1, 9)										2	1	0	0	2	0	0				
Don Baylor, R OBP: 0.393, SLG: 0.507 (1, 10)										3	1	3	4	0	0	0				
Butch Wynegar, S OBP: 0.354, SLG: 0.380 (1, 2)										4	0	0	0	0	0	5				
Willie Randolph, R OBP: 0.296, SLG: 0.250 (1, 4)										4	0	1	0	0	0	0				
Dale Berra, R OBP: 0.317, SLG: 0.439 (1, 5)										4	0	1	0	0	0	1				
Bill Sample, R OBP: 0.308, SLG: 0.217 Henry Cotto, R OBP: 0.357, SLG: 0.385 (1, 7) (9, 8)										4	0	0	0	0	0	1				
Bobby Meacham, S OBP: 0.360, SLG: 0.292 (1, 6)										2	1	0	0	1	0	1				
Inning Stats	R: 1 E: 0 K: 0 S: 4	H: 1 LOB: 1 BB: 1 P: 8	R: 0 E: 0 K: 0 S: 4	H: 1 LOB: 0 BB: 0 P: 4	R: 0 E: 0 K: 0 S: 3	H: 1 LOB: 1 BB: 0 P: 3	R: 0 E: 0 K: 0 S: 4	H: 2 LOB: 1 BB: 0 P: 4	R: 1 E: 0 K: 0 S: 5	H: 2 LOB: 3 BB: 2 P: 13	R: 0 E: 0 K: 0 S: 3	H: 0 LOB: 0 BB: 0 P: 3	R: 3 E: 1 K: 0 S: 6	H: 2 LOB: 0 BB: 0 P: 6	R: 0 E: 0 K: 0 S: 3	H: 0 LOB: 0 BB: 0 P: 3	1B: 6 2B: 3 3B: 0 HR: 1	SF: 1 SAC: 0 DP: 2 HBP: 0	WP: 0 PB: 0 CS: 0	PA: 35
PITCHER Charlie Leibrandt, L ERA: 1.85 Mike Jones, L ERA: 0.75 (1, 1) (8, 1)	IP: 7.0 WLS: L BF: 32 H: 9 R: 5 ER: 2 SO: 0 BB: 2 IBB: 1 HBP: 0 BLK: 0 WP: 0 HR: 1 S: 29 P: 41 ERA: 2.57 WHIP: 1.571																			

Kansas City Royals @ New York Yankees
Yankee Stadium, Bronx, NY
Sat May 04 1985, 3:33 AM EDT
Att: 22,532 - Unknown

AB	31
R	5
H	9
RBI	4
BB	3
SO	0
LOB	12



Batter	1	2	3	4	5	6	7	8	9	AB	R	H	RBI	BB	SO	LOB	TOP					
Willie Wilson, S (1, 8) OBP: 0.330, SLG: 0.408	G3		F5			G3		6-3		4	0	0	0	0	0	0	Kansas City Royals @ New York Yankees Yankee Stadium, Bronx, NY Sun May 05 1985, 3:33 AM EDT Att: 50,209 - Unknown					
Pat Sheridan, L (1, 9) OBP: 0.341, SLG: 0.296	PB S BB			FC4-6 BB		G3-6-3 BB		FC3-6 BB		0	0	0	0	4	0							
George Brett, L (1, 5) OBP: 0.441, SLG: 0.512	K			FC4-6 G1-6-3		G3-6-3		FC3-6		4	0	0	0	0	1	4						
Jorge Orta, L (1, 10) Hal McRae, R (8, PH) OBP: 0.293, SLG: 0.411 OBP: 0.390, SLG: 0.222	F4			G1-6-3			4-3	F4		3	0	0	0	0	0	2						
Darryl Motley, R (1, 7) OBP: 0.236, SLG: 0.337										1	0	0	0	0	0	1						
Steve Balboni, R (1, 3) OBP: 0.255, SLG: 0.473										3	2	1	1	1	1	1						
Frank White, R (1, 4) OBP: 0.214, SLG: 0.373										4	0	1	0	0	2	1						
John Wathan, R (1, 2) OBP: 0.250, SLG: 0.143										2	0	1	1	1	0	0						
Buddy Biancalana, S (1, 6) Dane Long, L (7, PH) Onix Concepcion, R (7, 6) OBP: 0.216, SLG: 0.212 OBP: 0.300, SLG: 0.125 OBP: 0.175, SLG: 0.231										2	0	0	0	0	1	1						
										1	0	0	0	0	0	2						
										0	0	0	0	0	0	0						
Inning Stats	R: 0 E: 0 K: 1 S: 5	H: 0 LOB: 1 BB: 1 P: 9	R: 0 E: 0 K: 1 S: 5	H: 1 LOB: 1 BB: 0 P: 5	R: 0 E: 0 K: 1 S: 5	H: 0 LOB: 0 BB: 0 P: 5	R: 0 E: 0 K: 0 S: 2	H: 0 LOB: 0 BB: 1 P: 6	R: 1 E: 0 K: 1 S: 6	H: 1 LOB: 1 BB: 1 P: 10	R: 0 E: 0 K: 0 S: 2	H: 0 LOB: 0 BB: 1 P: 6	R: 1 E: 0 K: 0 S: 5	H: 2 LOB: 2 BB: 1 P: 9	R: 0 E: 0 K: 2 S: 3	H: 0 LOB: 1 BB: 1 P: 7	R: 0 E: 0 K: 2 S: 7	H: 0 LOB: 0 BB: 0 P: 7	1B: 3 2B: 1 3B: 0 HR: 1	SF: 0 SAC: 0 DP: 3 HBP: 0	WP: 0 SB: 1 CS: 1	PA: 34
PITCHER	IP WLS BF H R ER SO BB IBB HBP BLK WP HR S P ERA WHIP																					
Phil Niekro, R (1, 1) ERA: 4.54	7.1 W 29 4 2 2 4 6 0 0 0 0 1 31 55 2.46 1.364																					
Dave Righetti, L (8, 1) ERA: 1.33	1.2 S 5 0 0 0 2 0 0 0 0 0 0 9 9 0.00 0.000																					


Batter	1	2	3	4	5	6	7	8	9	AB	R	H	RBI	BB	SO	LOB	BOTTOM					
Rickey Henderson, R (1, 8) OBP: 0.345, SLG: 0.408	F8		F7				4-3	F8		5	1	1	2	0	0	1	Kansas City Royals @ New York Yankees Yankee Stadium, Bronx, NY Sun May 05 1985, 3:33 AM EDT Att: 50,209 - Unknown					
Don Mattingly, L (1, 3) OBP: 0.355, SLG: 0.482	F9		F6							4	1	2	1	0	0	0						
Dave Winfield, R (1, 9) OBP: 0.326, SLG: 0.392	6-3									4	0	1	0	0	0	1						
Don Baylor, R (1, 10) OBP: 0.409, SLG: 0.500										1	0	0	0	1	0	0						
Butch Wynegar, S (1, 2) OBP: 0.349, SLG: 0.365										3	0	0	0	1	0	5						
Willie Randolph, R (1, 4) OBP: 0.306, SLG: 0.243										2	0	0	0	2	0	1						
Dale Berra, R (1, 5) Mike Pagliarulo, L (8, PH) OBP: 0.432 OBP: 0.391, SLG: 0.405										3	0	1	0	0	0	2						
Ken Griffey, L (9, 5) OBP: 0.324, SLG: 0.446										1	1	1	0	0	0	0						
Bill Sample, R (1, 7) Ken Griffey, L (6, PH) OBP: 0.321, SLG: 0.360 OBP: 0.324, SLG: 0.446										2	2	1	1	0	0	1						
Ken Griffey, L (7, 7) OBP: 0.324, SLG: 0.446										2	1	2	1	0	0	0						
Bobby Meacham, S (1, 6) OBP: 0.342, SLG: 0.279										3	0	0	1	0	1	1						
Inning Stats	R: 0 E: 0 K: 0 S: 3	H: 0 LOB: 0 BB: 0 P: 3	R: 0 E: 0 K: 0 S: 2	H: 0 LOB: 1 BB: 2 P: 10	R: 1 E: 0 K: 0 S: 4	H: 1 LOB: 0 BB: 0 P: 4	R: 0 E: 0 K: 0 S: 3	H: 0 LOB: 1 BB: 1 P: 7	R: 3 E: 0 K: 1 S: 9	H: 4 LOB: 2 BB: 0 P: 10	R: 1 E: 0 K: 0 S: 3	H: 1 LOB: 0 BB: 1 P: 7	R: 0 E: 0 K: 0 S: 4	H: 1 LOB: 2 BB: 0 P: 5	R: 1 E: 0 K: 0 S: 5	H: 2 LOB: 1 BB: 0 P: 5	R: 0 E: 0 K: 0 S: 5	H: 0 LOB: 0 BB: 0 P: 5	1B: 4 2B: 1 3B: 0 HR: 4	SF: 1 SAC: 0 DP: 1 HBP: 2	WP: 0 SB: 0 CS: 1	PA: 37
PITCHER	IP WLS BF H R ER SO BB IBB HBP BLK WP HR S P ERA WHIP																					
Bud Black, L (1, 1) ERA: 2.93	5.0 L 23 5 4 4 1 0 3 0 1 0 0 3 21 34 7.20 1.600																					
Joe Beckwith, R (6, 1) ERA: 1.02	2.0 9 2 1 1 0 1 0 1 0 0 0 1 7 12 4.50 1.500																					
Dan Quisenberry, R (8, 1) ERA: 3.78	1.0 5 2 1 1 0 0 0 0 0 0 0 0 5 5 9.00 2.000																					

AB 28
R 2
H 4
RBI 2
BB 6
SO 6
LOB 12



AB 30
R 6
H 9
RBI 6
BB 4
SO 1
LOB 12



Batter	1	2	3	4	5	6	7	8	9	AB	R	H	RBI	BB	SO	LOB	TOP									
Rickey Henderson, R OBP: 0.365, SLG: 0.434	0-0 2B		0-3 K		0-0 2B	FC6-4		4-0 FC6-4 E SF9 BB	4 3 2 0 1 1 3								New York Yankees @ Minnesota Twins Hubert H. Humphrey Metrodome, Minneapolis, MN Tue May 07 1985, 8:05 PM EDT Att: 21,704 - Unknown livebaseballscorecards.com									
Don Mattingly, L OBP: 0.347, SLG: 0.478	0-0 F7		0-0 E1		0-0 4-3 1-H 2B		0-0 F8	0-0 E4 FC6-4	5 0 1 1 0 0 3																	
Dave Winfield, R OBP: 0.309, SLG: 0.369	0-0 L6		0-3 K		0-0 4-3		0-0 L6	0-0 FC6-4 1B	5 1 0 1 0 1 5																	
Don Baylor, R OBP: 0.398, SLG: 0.500	0-0 2B		0-0 F6		0-0 F7		0-0 F6	0-0 SF9	4 1 1 2 0 0 2																	
Butch Wynegar, S OBP: 0.364, SLG: 0.385	0-0 2B			0-3 K		4-0 2B BB		0-3 K	4 0 2 2 1 2 0																	
Ken Griffey, L OBP: 0.342, SLG: 0.486	0-0 4-3			0-0 1B 2B		0-0 2B		0-3 1B K	5 0 3 0 0 1 2																	
Willie Randolph, R OBP: 0.315, SLG: 0.256		0-0 F8		0-0 2B 1B		0-0 F6		0-0 1B CS	4 0 2 0 0 0 2																	
Dale Berra, R OBP: 0.292, SLG: 0.396		0-0 L5		0-0 5-3		0-0 F6		0-0 F8	4 0 0 0 0 0 5																	
Bobby Meacham, S OBP: 0.349, SLG: 0.271		0-0 1-3			0-0 F3		1-0 FC6-4 HBP	4-0 E BB FC6-4 BB	2 1 0 0 1 0 0																	
Inning Stats	R: 2 E: 0 K: 0 S: 6	H: 3 LOB: 1 BB: 0 P: 6	R: 0 E: 0 K: 0 S: 3	H: 0 LOB: 0 BB: 0 P: 3	R: 0 E: 1 K: 2 S: 8	H: 0 LOB: 1 BB: 0 P: 8	R: 0 E: 0 K: 1 S: 6	H: 2 LOB: 1 BB: 0 P: 6	R: 1 E: 0 K: 0 S: 5	H: 2 LOB: 1 BB: 0 P: 5	R: 0 E: 0 K: 0 S: 4	H: 1 LOB: 3 BB: 1 P: 9	R: 0 E: 0 K: 1 S: 3	H: 0 LOB: 0 BB: 0 P: 3	R: 0 E: 0 K: 1 S: 6	H: 2 LOB: 1 BB: 0 P: 6		R: 3 E: 1 K: 1 S: 7	H: 1 LOB: 1 BB: 2 P: 15	1B: 5 2B: 6 3B: 0 HR: 0	SF: 1 SAC: 0 DP: 0 HBP: 1	WP: 0 PB: 0 CS: 1	PA: 42			
PITCHER	IP	WLS	BF	H	R	ER	SO	BB	IBB	HBP	BLK	WP	HR	S	P	ERA		WHIP								
Frank Viola, L ERA: 3.98	7.0	W	31	8	3	3	3	1	0	1	0	0	0	35	40	3.86		1.286								
Curt Wardle, L ERA: 5.29	1.0		6	2	2	1	1	2	0	0	0	0	0	6	14	9.00		4.000								
Ron Davis, R ERA: 3.6	1.0		5	1	1	0	1	0	0	0	0	0	0	7	7	0.00		1.000								

Batter	1	2	3	4	5	6	7	8	9	AB	R	H	RBI	BB	SO	LOB	BOTTOM								
Kirby Puckett, R OBP: 0.381, SLG: 0.478	0-0 1B SF8 1B	0-0 4-3		0-0 3-1 2B		0-0 4-3 S 1B		4-0 BB	4 1 3 0 1 0 1								New York Yankees @ Minnesota Twins Hubert H. Humphrey Metrodome, Minneapolis, MN Tue May 07 1985, 8:05 PM EDT Att: 21,704 - Unknown livebaseballscorecards.com								
Mickey Hatcher, R OBP: 0.310, SLG: 0.446	0-0 F7 2B 1B	0-0 1B 2B		0-0 3-1		0-0 4-3		0-0 F9	5 2 2 1 0 0 3																
Kent Hrbek, L OBP: 0.328, SLG: 0.410	0-0 2B 1B	0-0 1B 1B		0-0 F9		0-0 F6		0-0 F8	5 1 2 1 0 0 3																
Tom Brunansky, R OBP: 0.416, SLG: 0.567	0-0 SF8	0-0 1B		0-0 F6		0-0 F8		0-0 F4	4 0 1 1 0 0 3																
Mike Stenhouse, L OBP: 0.371, SLG: 0.567	0-0 F7	0-0 F8			0-0 4-3		0-0 F8		4 0 0 0 0 0 4																
Roy Smalley, S OBP: 0.381, SLG: 0.417	0-0 1B 2B		0-0 F5		0-3 K		0-0 K		4 1 2 2 0 1 0																
Gary Gaetti, R OBP: 0.380, SLG: 0.526	0-0 1B		0-3 K		0-0 E7 HR 2B		0-0 F7		4 1 2 0 0 1 1																
Tim Teufel, R OBP: 0.354, SLG: 0.440		0-3 K		0-0 S BB		0-0 HR		0-0 2B	3 1 2 3 1 1 0																
Mark Salas, L OBP: 0.370, SLG: 0.543		0-0 4-3 2B 1B		0-0 F9		0-0 6-3		0-0 F7	4 1 1 0 0 0 2																
Inning Stats	R: 3 E: 0 K: 0 S: 7	H: 5 LOB: 2 BB: 0 P: 7	R: 2 E: 0 K: 1 S: 9	H: 4 LOB: 2 BB: 0 P: 9	R: 0 E: 0 K: 1 S: 5	H: 0 LOB: 1 BB: 1 P: 9	R: 0 E: 0 K: 0 S: 4	H: 1 LOB: 1 BB: 0 P: 4	R: 2 E: 0 K: 1 S: 7	H: 2 LOB: 0 BB: 0 P: 7	R: 0 E: 0 K: 0 S: 4	H: 1 LOB: 1 BB: 0 P: 4	R: 1 E: 0 K: 0 S: 5	H: 2 LOB: 1 BB: 0 P: 5	R: 0 E: 0 K: 0 S: 3	H: 0 LOB: 1 BB: 1 P: 7	1B: 9 2B: 5 3B: 0 HR: 1	SF: 1 SAC: 0 DP: 0 HBP: 0	WP: 0 PB: 0 CS: 0	PA: 40					
PITCHER	IP	WLS	BF	H	R	ER	SO	BB	IBB	HBP	BLK	WP	HR	S	P	ERA	WHIP								
Ed Whitson, R ERA: 5.33	1.2	L	13	9	5	5	1	0	0	0	0	0	0	15	15	27.00	5.400								
John Montefusco, R ERA: 7.36	3.1		14	3	2	2	2	1	0	0	0	0	1	17	21	5.40	1.200								
Brian Fisher, R ERA: 3.0	3.0		13	3	1	1	0	1	0	0	0	0	0	12	16	3.00	1.333								

New York Yankees @ Minnesota Twins
 Hubert H. Humphrey Metrodome, Minneapolis, MN
 Tue May 07 1985, 8:05 PM EDT
 Att: 21,704 - Unknown



Batter	1	2	3	4	5	6	7	8	9	AB	R	H	RBI	BB	SO	LOB	TOP								
Rickey Henderson, R OBP: 0.390, SLG: 0.422 Henry Cotto, R OBP: 0.400, SLG: 0.429 (8, PH)	0-0 1B		0-0 F8	4-0 HR IBB		0-0 F8		0-0 1-3 3B 1B		3	1	1	0	1	0	2									
Don Mattingly, L OBP: 0.310, SLG: 0.429 (1, 3)	0-3 K		0-0 G4-6-3	0-0 E3 HR		0-0 1B		0-0 1-3		5	1	1	1	0	1	6									
Dave Winfield, R OBP: 0.324, SLG: 0.392 Omar Moreno, L OBP: 0.217, SLG: 0.261 (1, 9)	0-0 F9			1-2 2-3 3-H 1B		0-0 1B		0-0 1B 3B		5	2	3	1	0	0	3									
Don Baylor, R OBP: 0.402, SLG: 0.540 (1, 10)		4-0 5-3 G6-4-3 BB		K		0-3 K		0-0 1B		4	1	2	5	1	2	3									
Butch Wynegar, S OBP: 0.356, SLG: 0.418 (1, 2)	0-0 G6-4-3		0-0 E5	HR		0-0 G3		0-0 F4		5	1	1	0	0	0	4									
Bill Sample, R OBP: 0.306, SLG: 0.290 (1, 7)	0-0 5-3		0-0 2-3	WP BB 1B		0-0 K		0-0 F9		4	1	0	0	0	1	2									
Willie Randolph, R OBP: 0.343, SLG: 0.273 (1, 4)	0-0 5-3		0-0 2-3	2B WP BB 1B		0-0 F9		0-0 6-3		4	1	1	0	1	0	1									
Dale Berra, R OBP: 0.281, SLG: 0.357 (1, 5)			0-0 F8 1B	4-0 2B E BB		0-0 G5-4-3		0-3 K		4	1	1	0	1	2	1									
Bobby Meacham, S OBP: 0.362, SLG: 0.282 (1, 6)			0-0 G4-6-3 1B	0-0 E HR 2B		0-0 F5		0-0 1-3		4	1	2	2	0	0	0									
Inning Stats	R: 0 E: 0 K: 1 S: 5	H: 1 LOB: 0 BB: 0 P: 5	R: 0 E: 0 K: 0 S: 3	H: 0 LOB: 1 BB: 1 P: 7	R: 0 E: 0 K: 0 S: 4	H: 2 LOB: 1 BB: 0 P: 4	R: 9 E: 2 K: 2 S: 13	H: 4 LOB: 1 BB: 3 P: 26	R: 0 E: 0 K: 0 S: 3	H: 1 LOB: 0 BB: 0 P: 3	R: 0 E: 0 K: 1 S: 7	H: 2 LOB: 2 BB: 0 P: 7	R: 0 E: 0 K: 1 S: 5	H: 0 LOB: 0 BB: 0 P: 5	R: 2 E: 0 K: 0 S: 6	H: 3 LOB: 1 BB: 0 P: 6	R: 0 E: 0 K: 1 S: 5	H: 0 LOB: 0 BB: 0 P: 5	1B: 9 2B: 2 3B: 1 HR: 1	SF: 0 SAC: 0 DP: 2 HBP: 1	WP: 1 PB: 0 SB: 0 CS: 0	PA: 44			
PITCHER	IP	WLS	BF	H	R	ER	SO	BB	IBB	HBP	BLK	WP	HR	S	P	ERA	WHIP								
Bud Black, L ERA: 3.28 Michael LaCoss, R ERA: 2.39 Mike Jones, L ERA: 1.93 Dan Quisenberry, R ERA: 5.3	3.2	L	22	6	9	3	2	3	1	1	0	1	1	21	38	7.36	2.455								

New York Yankees @ Kansas City Royals
Royals Stadium, Kansas City, MO
Sat May 11 1985, 4:33 AM EDT
Att: 38,011 - Unknown

AB 39
R 11
H 13
RBI 9
BB 4
SO 6
LOB 22



Batter	1	2	3	4	5	6	7	8	9	AB	R	H	RBI	BB	SO	LOB	BOTTOM								
Willie Wilson, S OBP: 0.306, SLG: 0.388 (1, 8)	0-0 5-3	0-0 CS	0-0 F8			0-3 K		0-3 K		4	0	0	0	0	2	0									
Frank White, R OBP: 0.244, SLG: 0.451 (1, 4)	0-0 4-3		0-0 F3			4-0 1B BB		0-0 1-3		3	0	0	0	1	0	0									
George Brett, L OBP: 0.437, SLG: 0.505 (1, 5)	0-0 F7		0-0 F8			0-0 G5-4-3 1B		0-3 K		4	0	1	0	0	1	0									
Hal McRae, R OBP: 0.314, SLG: 0.357 (1, 10)		0-0 HR		0-3 K		0-0 G5-4-3		0-3 K		4	1	1	1	0	2	2									
Steve Balboni, R OBP: 0.264, SLG: 0.449 (1, 3)		4-0 2B SF8 BB		0-0 E6 G1-6-3		0-0 F9				2	1	0	0	1	0	0									
Darryl Motley, R OBP: 0.233, SLG: 0.330 (1, 7)		0-0 SF8 FC 2B		0-0 G1-6-3		0-0 1-3		0-0 1-3		3	1	1	0	0	0	1									
Lynn Jones, R OBP: 0.152, SLG: 0.194 (1, 9)		0-0 SF8				0-0 F6		0-0 F9		2	0	0	1	0	0	0									
Jim Sundberg, R OBP: 0.258, SLG: 0.301 (1, 2)		0-0 FC				0-0 5-3		4-0 G4-6-3 BB		2	0	0	1	1	0	0									
Onix Conception, R OBP: 0.176, SLG: 0.240 Dane Long, L OBP: 0.250, SLG: 0.100 Buddy Biancalana, S OBP: 0.216, SLG: 0.212 (8, PH)		0-0 3-H FC6-4				0-0 F5		0-0 G4-6-3		2	0	0	0	0	0	1									
Inning Stats	R: 0 E: 0 K: 0 S: 3	H: 0 LOB: 0 BB: 0 P: 3	R: 3 E: 0 K: 0 S: 5	H: 2 LOB: 0 BB: 1 P: 9	R: 0 E: 0 K: 1 S: 3	H: 0 LOB: 0 BB: 0 P: 3	R: 0 E: 0 K: 0 S: 3	H: 0 LOB: 0 BB: 0 P: 3	R: 0 E: 0 K: 1 S: 5	H: 1 LOB: 1 BB: 1 P: 9	R: 0 E: 0 K: 0 S: 3	H: 0 LOB: 0 BB: 0 P: 3	R: 0 E: 0 K: 1 S: 4	H: 0 LOB: 0 BB: 1 P: 8	R: 0 E: 0 K: 2 S: 7	H: 0 LOB: 0 BB: 0 P: 7	1B: 1 2B: 1 3B: 0 HR: 1	SF: 1 SAC: 0 DP: 3 HBP: 0	WP: 0 PB: 0 SB: 0 CS: 1	PA: 32					
PITCHER	IP	WLS	BF	H	R	ER	SO	BB	IBB	HBP	BLK	WP	HR	S	P	ERA	WHIP								
Dennis Rasmussen, L ERA: 2.97 Brian Fisher, R ERA: 1.5	7.0	W	25	3	3	3	2	2	0	0	0	0	0	11	15	0.00	0.500								

New York Yankees @ Kansas City Royals
Royals Stadium, Kansas City, MO
Sat May 11 1985, 4:33 AM EDT
Att: 38,011 - Unknown

AB 27
R 3
H 3
RBI 3
BB 3
SO 5
LOB 5



Batter	1	2	3	4	5	6	7	8	9	AB	R	H	RBI	BB	SO	LOB	TOP								
Kirby Puckett, R OBP: 0.336, SLG: 0.403 (1, 8)	0-0 1-3		0-0 1B BB	0-0 FC4-2		0-0 1-3		0-0 G3	5	1	1	0	0	0	2										
Mickey Hatcher, R OBP: 0.307, SLG: 0.413 (1, 7)	0-0 F4		4-0 1B SF7 BB	0-0 4-3		0-3 K		0-0 6-3	4	1	0	0	1	1	2										
Kent Hrbek, L OBP: 0.345, SLG: 0.481 (1, 3)	0-0 F7		0-0 1B 1-3 2-H 3-H		0-0 4-3	0-3 K		0-3 K	5	0	1	2	0	2	0										
Tom Brunansky, R OBP: 0.429, SLG: 0.625 (1, 9)		0-0 HR	0-0 SF7		4-0 1B 1B BB		0-0 F7		2	2	1	2	1	0	0										
Randy Bush, L OBP: 0.381, SLG: 0.900 (1, 10)	0-0 F7		0-0 4-3		0-0 F8 1B 1B		0-0 4-1		4	1	1	0	0	0	1										
Roy Smalley, S OBP: 0.404, SLG: 0.402 (1, 6)	0-0 G5-4-3 1B			0-0 1B 2B	0-0 1B 1-2 3-H		0-3 K		4	1	3	1	0	1	0										
Gary Gaetti, R OBP: 0.391, SLG: 0.534 (1, 5)	0-0 G5-4-3 1-2		0-0 F8	0-0 F8			0-0 5-3		4	0	0	0	0	0	4										
Tim Teufel, R OBP: 0.355, SLG: 0.417 (1, 4)			0-0 1B 1B	0-0 2B FC4-2 1B	0-0 1-2 3-H		0-0 1-3		4	1	3	1	0	0	0										
Mark Salas, L OBP: 0.371, SLG: 0.500 (8, PH)			0-0 F8	0-0 FC4-2 1-3 2-H	0-0 F8		0-0 F7		3	0	1	1	0	0	3										
Tim Laudner, R OBP: 0.244, SLG: 0.395 (8, 2)									1	0	0	0	0	0	0										
Inning Stats	R: 0 E: 0 K: 0 S: 3	H: 0 LOB: 0 BB: 0 P: 3	R: 1 E: 0 K: 0 S: 4	H: 2 LOB: 0 BB: 0 P: 4	R: 3 E: 0 K: 0 S: 6	H: 3 LOB: 1 BB: 1 P: 10	R: 1 E: 0 K: 0 S: 6	H: 3 LOB: 2 BB: 0 P: 6	R: 2 E: 0 K: 0 S: 6	H: 3 LOB: 2 BB: 1 P: 10	R: 0 E: 0 K: 2 S: 7	H: 0 LOB: 0 BB: 0 P: 7	R: 0 E: 0 K: 1 S: 5	H: 0 LOB: 0 BB: 0 P: 5	R: 0 E: 0 K: 0 S: 3	H: 0 LOB: 0 BB: 0 P: 3	R: 0 E: 0 K: 1 S: 5	H: 0 LOB: 0 BB: 0 P: 5	1B: 9 2B: 1 3B: 0 HR: 1	SF: 1 SAC: 0 DP: 1 HBP: 0	WP: 0 PB: 0 CS: 0	PA: 39			
PITCHER	IP	WLS	BF	H	R	ER	SO	BB	IBB	HBP	BLK	WP	HR	S	P	ERA	WHIP								
John Montefusco, R ERA: 10.29 (1, 1)	3.1		18	8	5	5	0	1	0	0	0	0	1	17	21	13.50	2.700								
Brian Fisher, R ERA: 2.73 (4, 1)	3.2	W	15	3	2	2	3	1	0	0	0	0	0	20	24	4.91	1.091								
Dave Righetti, L ERA: 1.69 (8, 1)	2.0	S	6	0	0	0	1	0	0	0	0	0	0	8	8	0.00	0.000								

Minnesota Twins @ New York Yankees
 Yankee Stadium, Bronx, NY
 Tue May 14 1985, 7:05 PM EDT
 Att: 18,319 - Unknown

AB	36
R	7
H	11
RBI	7
BB	2
SO	4
LOB	12



Batter	1	2	3	4	5	6	7	8	9	AB	R	H	RBI	BB	SO	LOB	BOTTOM								
Willie Randolph, R OBP: 0.365, SLG: 0.286 (1, 4)	4-0 WP 8-2 BB		4-0 1B 1-2 2-3		0-0 BB		0-0 BB BB	0-0 1B 2B	3	2	3	0	2	0	0										
Don Mattingly, L OBP: 0.336, SLG: 0.466 (1, 3)	0-0 8-2 1-H		0-0 1B 1-3 2-H 3-H		4-0 BB		4-0 BB BB	0-0 2B 1B	3	1	2	2	2	0	1										
Dave Winfield, R OBP: 0.320, SLG: 0.400 (1, 9)	0-0 HR		0-0 F7		0-0 F3		4-0 BB HR BB	0-3 K	4	2	1	1	1	1	5										
Don Baylor, R OBP: 0.400, SLG: 0.545 (1, 10)	0-0 1B		0-0 1-3		0-0 F5		4-0 HR BB	0-0 1B 2B	4	1	2	2	1	0	3										
Butch Wynegar, S OBP: 0.345, SLG: 0.424 (1, 2)		0-0 F4		0-0 F4		0-0 F7	0-0 HR BB	0-0 F4	4	1	0	1	1	0	2										
Ken Griffey, L OBP: 0.361, SLG: 0.552 (1, 7)		0-0 F9		0-0 1B		0-0 F8	0-0 HR	0-0 F7	5	1	2	4	0	0	2										
Henry Cotto, R OBP: 0.381, SLG: 0.490 (1, 8)		0-0 F7		0-0 F8		0-0 1B	0-0 F9		4	0	1	0	0	0	1										
Dale Berra, R OBP: 0.290, SLG: 0.339 (1, 5)			4-0 BB 1B BB	0-3 K		0-0 6-3	4-0 BB		2	1	0	0	2	1	2										
Bobby Meacham, S OBP: 0.362, SLG: 0.295 (1, 6)			4-0 1B BB		0-3 K		0-0 F8 K		3	1	0	0	1	2	1										
Inning Stats	R: 1 E: 0 K: 0 S: 3	H: 2 LOB: 1 BB: 1 P: 7	R: 0 E: 0 K: 0 S: 3	H: 0 LOB: 0 BB: 0 P: 3	R: 2 E: 0 K: 0 S: 3	H: 1 LOB: 3 BB: 3 P: 15	R: 0 E: 0 K: 1 S: 6	H: 1 LOB: 1 BB: 0 P: 6	R: 0 E: 0 K: 1 S: 6	H: 1 LOB: 2 BB: 1 P: 10	R: 0 E: 0 K: 0 S: 4	H: 1 LOB: 0 BB: 0 P: 4	R: 6 E: 0 K: 1 S: 7	H: 2 LOB: 5 BB: 5 P: 27	R: 1 E: 0 K: 1 S: 8	H: 3 LOB: 2 BB: 0 P: 8	R: 1 E: 0 K: 1 S: 8	H: 3 LOB: 2 BB: 0 P: 8	1B: 8 2B: 2 3B: 0 HR: 2	SF: 0 SAC: 0 DP: 1 HBP: 0	WP: 2 PB: 0 CS: 0	PA: 42			
PITCHER	IP	WLS	BF	H	R	ER	SO	BB	IBB	HBP	BLK	WP	HR	S	P	ERA	WHIP								
Tom Klawitter, L ERA: 5.63 (1, 1)	2.0		10	2	3	3	0	4	0	0	0	0	0	21	33	6.23	1.846								
Pete Filson, L ERA: 4.15 (3, 1)	4.1		20	5	3	3	2	3	0	0	0	0	0	21	33	6.23	1.846								
Rick Lysander, R ERA: 6.28 (7, 1)	0.0		1	0	0	0	0	1	0	0	0	0	0	4	∞	∞	∞								
Curt Wardle, L ERA: 6.75 (7, 1)	1.2	L	11	4	4	4	2	2	0	0	0	0	1	13	21	21.60	3.600								

Minnesota Twins @ New York Yankees
 Yankee Stadium, Bronx, NY
 Tue May 14 1985, 7:05 PM EDT
 Att: 18,319 - Unknown

AB	32
R	10
H	11
RBI	10
BB	10
SO	4
LOB	17




Batter	1	2	3	4	5	6	7	8	9	10	AB	R	H	RBI	BB	SO	LOB							
Toby Harrah, R OBP: 0.484, SLG: 0.422 (1.4)	G4-3 BB		SF8		FC6 2B		F7		WP 2H 1B		2	1	1	1	2	0	1							
Gary Ward, R OBP: 0.276, SLG: 0.344 (1.7)	G4-3		F8		FC6 2B		5-3		S 2-3 BB		4	1	0	0	1	0	4							
Buddy Bell, R OBP: 0.341, SLG: 0.415 (1.5)	FC6-4 BB		F3						L4		4	0	2	3	1	0	2							
Cliff Johnson, R OBP: 0.328, SLG: 0.476 Wayne Tolleson, S OBP: 0.355, SLG: 0.355 (10, PR)	FC6-4			E1 1B	F9		1-3			2B	5	1	2	0	0	0	3							
Larry Parrish, R OBP: 0.292, SLG: 0.396 (1.9)		K		K	F9			F3		K	5	0	0	0	0	3	3							
Don Stought, R OBP: 0.284, SLG: 0.349 (1.2)		F9					5-3		6-3		5	0	1	1	0	0	1							
Pete O'Brien, L OBP: 0.266, SLG: 0.318 (1.3)				F8					K		4	0	2	0	1	1	1							
George Wright, S OBP: 0.211, SLG: 0.191 (1.8)		6-3		F7			F7			5-3	5	0	0	0	0	0	5							
Curtis Wilkerson, S OBP: 0.316, SLG: 0.356 (1.6)					E6 FC6 3B		CS			1B 2B	4	2	3	0	0	0	0							
Inning Stats	R: 0 E: 0 K: 0 S: 2	H: 0 LOB: 1 BB: 2 P: 10	R: 0 E: 0 K: 1 S: 6	H: 1 LOB: 1 BB: 0 P: 6	R: 1 E: 0 K: 0 S: 4	H: 1 LOB: 0 BB: 0 P: 4	R: 1 E: 1 K: 0 S: 7	H: 2 LOB: 1 BB: 0 P: 7	R: 2 E: 1 K: 0 S: 5	H: 1 LOB: 1 BB: 1 P: 9	R: 0 E: 0 K: 0 S: 3	H: 1 LOB: 0 BB: 0 P: 3	R: 1 E: 0 K: 0 S: 5	H: 2 LOB: 0 BB: 0 P: 5	R: 0 E: 0 K: 1 S: 5	H: 0 LOB: 0 BB: 0 P: 5	R: 0 E: 0 K: 0 S: 4	H: 2 LOB: 2 BB: 1 P: 8	R: 0 E: 0 K: 1 S: 6	H: 1 LOB: 1 BB: 1 P: 10	1B: 6 2B: 3 3B: 2 HR: 0	SF: 1 SAC: 0 DP: 1 HBP: 0	WP: 1 PA: 45	
PITCHER	IP	WLS	BF	H	R	ER	SO	BB	IBB	HBP	BLK	WP	HR	S	P	ERA	WHIP							
Ron Guidry, L ERA: 3.83 (1.1)	8.2		37	10	5	3	3	3	3	0	0	0	0	40	52	3.12	1.500							
Rich Bordi, R ERA: 1.04 (9.1)	0.0		1	0	0	0	0	1	0	0	0	1	0	0	4	∞	∞							
Dave Rignetti, L ERA: 1.61 (9.1)	1.1	W	6	1	0	0	1	1	0	0	0	0	0	7	11	0.00	1.500							

TOP

Texas Rangers @ New York Yankees
Yankee Stadium, Bronx, NY
Wed May 15 1985, 7:05 PM EDT
Att: 17,232 - Unknown

AB	38
R	5
H	11
RBI	5
BB	5
SO	4
LOB	20




Batter	1	2	3	4	5	6	7	8	9	10	AB	R	H	RBI	BB	SO	LOB							
Willie Randolph, R OBP: 0.367, SLG: 0.311 (1.4)	SF9 3B	1-3 2-H 3-H 1B		5-3			5-3		5-3		5	1	2	2	0	0	0							
Don Mattingly, L OBP: 0.323, SLG: 0.450 (1.3)	SF9	F7		K			G3		6-3		4	0	0	1	0	1	2							
Dave Winfield, R OBP: 0.323, SLG: 0.395 (1.9)	6-3			F7			5-3			F7 S E BB	4	2	1	0	1	0	0							
Don Baylor, R OBP: 0.392, SLG: 0.524 (1.10)	F8			F7		G4-6-3 BB		6-3		F7	4	0	0	0	1	0	2							
Ken Griffey, L OBP: 0.353, SLG: 0.527 (1.7)		F7	F8		K			K		E IBB	4	0	0	0	1	2	2							
Butch Wynegar, S OBP: 0.357, SLG: 0.422 (1.2)		BB 1B 1B	1B 1B	G4-6-3				BB		E3	3	2	1	1	2	0	2							
Henny Cotto, R OBP: 0.391, SLG: 0.409 Mike Pagliarulo, L OBP: 0.404, SLG: 0.378 (6, 5)		K		1B 1B		G3				BB	2	0	1	0	0	1	1							
Dale Berra, R OBP: 0.313, SLG: 0.361 Omar Moreno, L OBP: 0.259, SLG: 0.269 (6, 8)		BB 1B 1B	1B 1B	1-2 2-3 1B				BB		F8	2	1	2	2	0	0	0							
Bobby Meacham, S OBP: 0.358, SLG: 0.286 (1.6)		BB		1B 1B	5-3		K			K	3	0	0	0	1	2	3							
Inning Stats	R: 1 E: 0 K: 0 S: 4	H: 1 LOB: 0 BB: 4 P: 4	R: 2 E: 0 K: 1 S: 8	H: 3 LOB: 3 BB: 1 P: 12	R: 2 E: 0 K: 0 S: 6	H: 3 LOB: 2 BB: 1 P: 10	R: 0 E: 0 K: 1 S: 5	H: 0 LOB: 0 BB: 0 P: 5	R: 0 E: 0 K: 1 S: 4	H: 0 LOB: 0 BB: 1 P: 8	R: 0 E: 0 K: 0 S: 3	H: 0 LOB: 0 BB: 0 P: 3	R: 0 E: 0 K: 1 S: 5	H: 0 LOB: 2 BB: 2 P: 13	R: 0 E: 0 K: 1 S: 5	H: 0 LOB: 0 BB: 0 P: 5	R: 1 E: 1 K: 0 S: 2	H: 0 LOB: 2 BB: 2 P: 10	1B: 6 2B: 0 3B: 1 HR: 0	SF: 1 SAC: 0 DP: 1 HBP: 0	WP: 0 PA: 42			
PITCHER	IP	WLS	BF	H	R	ER	SO	BB	IBB	HBP	BLK	WP	HR	S	P	ERA	WHIP							
Mike Mason, L ERA: 5.97 (1.1)	3.0		18	7	5	5	1	2	0	0	0	0	0	18	26	15.00	3.000							
Greg Harris, R ERA: 2.63 (4.1)	4.2		16	0	0	0	4	4	0	0	0	0	0	20	36	0.00	0.857							
Dave Schmidt, R ERA: 3.77 (8.1)	1.2	L	8	0	1	1	1	1	1	0	0	0	0	8	16	5.40	0.600							

BOTTOM

Texas Rangers @ New York Yankees
Yankee Stadium, Bronx, NY
Wed May 15 1985, 7:05 PM EDT
Att: 17,232 - Unknown

AB	33
R	6
H	7
RBI	6
BB	8
SO	6
LOB	14



Batter	1	2	3	4	5	6	7	8	9	AB	R	H	RBI	BB	SO	LOB	TOP					
Wayne Tolleson, S (1, 4) OBP: 0.333, SLG: 0.333	0-3 K	0-0 F9		0-0 F7			0-0 S 2B	0-3 K		5	1	1	0	0	2	5						
Gary Ward, R (1, 7) OBP: 0.281, SLG: 0.336	4-0 2B	0-3 K		4-0 G5-4-3			0-3 K		0-3 K	3	1	0	0	2	3	3						
Buddy Bell, R (1, 5) OBP: 0.358, SLG: 0.451	0-0 2B			0-0 1B			0-0 G5-4-3		4-0 BB	4	2	3	2	1	0	2						
Cliff Johnson, R (1, 10) OBP: 0.331, SLG: 0.481	0-0 2B			0-0 2B			0-0 F9		0-0 F8	5	1	2	1	0	0	2						
Larry Parrish, R (1, 9) OBP: 0.297, SLG: 0.400	0-0 F9			0-0 1B			0-0 F9		4-0 BB	4	0	1	1	1	0	2						
George Wright, S (1, 8) OBP: 0.220, SLG: 0.202	0-0 F9			0-0 1B			0-0 K		0-0 F2	5	0	2	1	0	1	3						
Pete O'Brien, L (1, 3) OBP: 0.258, SLG: 0.307		0-0 F8		0-0 L3			0-0 G3		0-0 F7	4	0	0	0	0	0	3						
Glenn Brummer, R (1, 2) OBP: 0.500, SLG: 0.333	4-0 1B			0-0 F7			0-3 K		0-0 K	3	0	1	0	1	1	1						
Curtis Wilkerson, S (1, 6) OBP: 0.325, SLG: 0.364	0-0 1B			0-0 S			0-0 4-3		0-3 K	4	0	2	0	0	1	2						
Inning Stats	R: 2 E: 0 K: 1 S: 7	H: 2 LOB: 1 BB: 1 P: 11	R: 0 E: 0 K: 1 S: 6	H: 1 LOB: 2 BB: 1 P: 10	R: 2 E: 0 K: 0 S: 6	H: 4 LOB: 1 BB: 0 P: 6	R: 0 E: 0 K: 0 S: 3	H: 1 LOB: 1 BB: 1 P: 7	R: 0 E: 0 K: 1 S: 5	H: 0 LOB: 0 BB: 0 P: 5	R: 0 E: 0 K: 1 S: 5	H: 0 LOB: 0 BB: 0 P: 5	R: 1 E: 0 K: 1 S: 7	H: 2 LOB: 1 BB: 0 P: 7	R: 0 E: 0 K: 2 S: 9	H: 2 LOB: 2 BB: 0 P: 9	R: 0 E: 0 K: 1 S: 5	H: 0 LOB: 2 BB: 13	1B: 7 2B: 8 3B: 0 HR: 0	SF: 0 SAC: 0 DP: 2 HBP: 0	WP: 0 PB: 0 SB: 3 CS: 0	PA: 42
PITCHER	IP	WLS	BF	H	R	ER	SO	BB	IBB	HBP	BLK	WP	HR	S	P	ERA	WHIP					
Dennis Rasmussen, L (1, 1) ERA: 3.41	2.0		14	6	4	4	2	2	0	0	0	0	0	16	24	18.00	4.000					
Rich Bondi, R (3, 1) ERA: 1.29	5.1		21	6	1	1	3	1	0	0	0	0	0	26	30	1.69	1.312					
Brian Fisher, R (8, 1) ERA: 2.45	1.1		6	0	0	0	3	2	0	0	0	0	0	10	18	0.00	1.500					
Dave Righetti, L (9, 1) ERA: 1.59	0.1	W	1	0	0	0	0	0	0	0	0	0	0	1	1	0.00	0.000					

Texas Rangers @ New York Yankees
Yankee Stadium, Bronx, NY
Thu May 16 1985, 3:33 AM EDT
Att: 21,020 - Unknown


AB 37
R 5
H 12
RBI 5
BB 5
SO 8
LOB 23



Batter	1	2	3	4	5	6	7	8	9	AB	R	H	RBI	BB	SO	LOB	BOTTOM					
Willie Randolph, R (1, 4) OBP: 0.368, SLG: 0.308	0-0 HR	0-0 F7			0-0 F9	0-0 CS	0-0 3-1		4-0 IBB	4	1	1	0	1	0	2						
Don Mattingly, L (1, 3) OBP: 0.333, SLG: 0.476	0-0 HR	0-0 F9			0-0 1-3		0-0 F9		4-0 FC5-4	4	1	2	2	1	0	1						
Dave Winfield, R (1, 9) OBP: 0.311, SLG: 0.378	0-0 F8			0-3 K			0-0 1-3		0-0 FC5-4	5	0	0	1	0	1	4						
Don Baylor, R (1, 10) OBP: 0.388, SLG: 0.542	0-0 F7			0-0 1-3			0-0 K		0-0 HR	4	1	1	1	0	1	2						
Ken Griffey, L (1, 7) OBP: 0.358, SLG: 0.521	4-0 1B			0-3 K			0-0 1B		0-0 F5	3	1	1	0	1	1	0						
Butch Wynegar, S (1, 2) OBP: 0.353, SLG: 0.415	0-0 1B			0-0 E5			0-3 K		0-0 F7	4	0	1	0	0	1	1						
Dale Berra, R (1, 5) OBP: 0.340, SLG: 0.360	0-0 6-3			0-3 K			0-0 K		0-3 K	3	1	1	0	0	1	3						
Mike Pagliarulo, L (6, PH) OBP: 0.397, SLG: 0.370				0-0 K			0-0 2B		0-0 K	1	0	0	0	0	1	0						
Henry Cotto, R (1, 8) OBP: 0.340, SLG: 0.360		0-0 B5-3		0-0 G4-3			0-3 K		0-0 SH1-4	3	0	0	0	0	1	3						
Ron Hassey, L (9, PH) OBP: 0.500, SLG: 0.500				0-0 G4-3			0-0 K		0-0 FC5-4	1	0	1	0	0	0	0						
Rickey Henderson, R (9, PR) OBP: 0.410, SLG: 0.449				0-0 1-2			0-0 K		0-0 SH1-4	0	1	0	0	0	0	0						
Bobby Meacham, S (1, 6) OBP: 0.375, SLG: 0.319		0-0 S		0-0 1-3			0-0 1B		0-0 SH1-4	3	0	3	2	0	0	0						
Inning Stats	R: 2 E: 0 K: 0 S: 6	H: 3 LOB: 2 BB: 1 P: 10	R: 0 E: 0 K: 0 S: 4	H: 1 LOB: 1 BB: 0 P: 4	R: 0 E: 0 K: 2 S: 7	H: 0 LOB: 0 BB: 0 P: 7	R: 0 E: 1 K: 1 S: 5	H: 0 LOB: 0 BB: 0 P: 5	R: 0 E: 0 K: 1 S: 5	H: 2 LOB: 2 BB: 0 P: 7	R: 2 E: 0 K: 2 S: 9	H: 3 LOB: 0 BB: 0 P: 9	R: 0 E: 0 K: 0 S: 3	H: 0 LOB: 0 BB: 0 P: 3	R: 1 E: 0 K: 1 S: 6	H: 1 LOB: 0 BB: 0 P: 6	R: 0 E: 0 K: 0 S: 3	H: 1 LOB: 3 BB: 2 P: 11	1B: 8 2B: 1 3B: 0 HR: 2	SF: 0 SAC: 1 DP: 1 HBP: 0	WP: 0 PB: 0 SB: 1 CS: 1	PA: 40
PITCHER	IP	WLS	BF	H	R	ER	SO	BB	IBB	HBP	BLK	WP	HR	S	P	ERA	WHIP					
Frank Tanana, L (1, 1) ERA: 5.82	6.0		27	9	4	4	6	1	0	0	0	0	0	38	42	6.00	1.667					
Dave Stewart, R (7, 1) ERA: 7.99	2.1	L	11	2	2	2	1	0	2	0	1	0	1	11	19	7.71	0.857					
Dave Rozema, R (9, 1) ERA: 5.08	0.1		1	0	0	0	0	0	0	0	0	0	0	1	1	0.00	0.000					


Texas Rangers @ New York Yankees
Yankee Stadium, Bronx, NY
Thu May 16 1985, 3:33 AM EDT
Att: 21,020 - Unknown

AB 35
R 6
H 11
RBI 6
BB 3
SO 7
LOB 16




Batter	1	2	3	4	5	6	7	8	9	AB	R	H	RBI	BB	SO	LOB	TOP			
Willie Randolph, R (1.4) OBP: 0.377, SLG: 0.309	0-3 K			4-0 F8 1B BB		0-0 L1		0-0 E 1B	4-0 FC1-6 BB	3	2	1	0	2	1	1	New York Yankees @ California Angels Anaheim Stadium, Anaheim, CA Fri May 17 1985, 10:05 PM EDT Att: 61,066 - Unknown			
Ken Griffey, L (1.7) OBP: 0.342, SLG: 0.495	0-0 4-3			0-0 F8 1-2		0-0 6-3		0-0 E3 E 1-3 2-3	0-0 FC1-6 BB 1-2	5	1	0	1	0	0	4				
Don Mattingly, L (1.3) OBP: 0.343, SLG: 0.472	0-3 K			0-0 FC5-4 1B 2-H		4-0 BB		4-0 E 1B IBB	0-0 L3	3	1	1	1	2	1	1				
Dave Winfield, R (1.9) OBP: 0.301, SLG: 0.366		0-0 6-3		0-0 FC5-4 PB 1-2		0-3 K		0-0 E4 S 1B		4	1	0	1	0	1	4				
Don Baylor, R (1.10) OBP: 0.376, SLG: 0.523		0-0 F4		0-3 K 1-2			0-0 F4		0-0 F5	4	0	0	0	0	1	3				
Butch Wynegar, S (1.2) OBP: 0.350, SLG: 0.404		0-3 K			0-0 4-3		0-0 4-3		4-0 1B 1-2 BB	3	0	0	0	1	1	0				
Mike Pagliarulo, L (1.5) OBP: 0.387, SLG: 0.360			0-3 K		0-3 K		0-0 F7		0-0 1B 1-3 2-H 3-H	4	0	1	2	0	2	0				
Omar Moreno, L (1.8) OBP: 0.233, SLG: 0.241			0-0 4-3		0-3 K			0-0 K 1B SH1-3	0-0 F9	3	1	0	0	0	2	0				
Henry Cotto, R (8, PH) OBP: 0.333, SLG: 0.346										1	0	0	0	0	0	2				
Bobby Meacham, S (1.6) OBP: 0.365, SLG: 0.309			0-3 K				0-0 E8 6-3		0-0 F8	3	0	0	0	0	1	0				
Inning Stats	R: 0 E: 0 K: 2 S: 7	H: 0 LOB: 0 BB: 0 P: 7	R: 0 E: 0 K: 1 S: 5	H: 0 LOB: 0 BB: 0 P: 5	R: 0 E: 0 K: 2 S: 7	H: 0 LOB: 1 BB: 1 P: 7	R: 1 E: 0 K: 1 S: 6	H: 1 LOB: 1 BB: 1 P: 10	R: 0 E: 0 K: 2 S: 7	H: 0 LOB: 0 BB: 0 P: 7	R: 0 E: 0 K: 0 S: 3	H: 0 LOB: 0 BB: 0 P: 3	R: 5 E: 2 K: 1 S: 10	H: 2 LOB: 2 BB: 2 P: 18	R: 0 E: 0 K: 0 S: 3	H: 0 LOB: 1 BB: 1 P: 7	1B: 3 2B: 0 3B: 0 HR: 0	SF: 0 SAC: 1 DP: 0 HBP: 0	WP: 1 PB: 1 CS: 0	PA: 39
PITCHER	IP WLS BF H R ER SO BB IBB HBP BLK WP HR S P ERA WHIP	IP WLS BF H R ER SO BB IBB HBP BLK WP HR S P ERA WHIP	IP WLS BF H R ER SO BB IBB HBP BLK WP HR S P ERA WHIP	IP WLS BF H R ER SO BB IBB HBP BLK WP HR S P ERA WHIP	IP WLS BF H R ER SO BB IBB HBP BLK WP HR S P ERA WHIP	IP WLS BF H R ER SO BB IBB HBP BLK WP HR S P ERA WHIP	IP WLS BF H R ER SO BB IBB HBP BLK WP HR S P ERA WHIP	IP WLS BF H R ER SO BB IBB HBP BLK WP HR S P ERA WHIP	IP WLS BF H R ER SO BB IBB HBP BLK WP HR S P ERA WHIP	IP WLS BF H R ER SO BB IBB HBP BLK WP HR S P ERA WHIP	IP WLS BF H R ER SO BB IBB HBP BLK WP HR S P ERA WHIP	IP WLS BF H R ER SO BB IBB HBP BLK WP HR S P ERA WHIP	IP WLS BF H R ER SO BB IBB HBP BLK WP HR S P ERA WHIP	IP WLS BF H R ER SO BB IBB HBP BLK WP HR S P ERA WHIP	IP WLS BF H R ER SO BB IBB HBP BLK WP HR S P ERA WHIP	IP WLS BF H R ER SO BB IBB HBP BLK WP HR S P ERA WHIP	IP WLS BF H R ER SO BB IBB HBP BLK WP HR S P ERA WHIP			
Mike Witt, R (1.1) ERA: 3.26	7.2	L	34	3	6	3	10	3	1	0	0	0	0	0	0	0	3.52	0.783		
Pat Clements, L (8, 1) ERA: 5.03	1.1		5	0	0	0	0	1	0	0	0	0	0	0	0	0	0.00	0.750		

AB	33
R	6
H	3
RBI	5
BB	5
SO	10
LOB	15



Batter	1	2	3	4	5	6	7	8	9	AB	R	H	RBI	BB	SO	LOB	BOTTOM			
Gary Pettis, S (1.8) OBP: 0.368, SLG: 0.333	0-0 4-3 1B		4-0 BB			0-0 4-3		0-0 DI 1B 1-2		3	0	2	0	1	0	0	New York Yankees @ California Angels Anaheim Stadium, Anaheim, CA Fri May 17 1985, 10:05 PM EDT Att: 61,066 - Unknown			
Rod Carew, L (1.3) OBP: 0.378, SLG: 0.361	0-0 4-3 1-2		0-0 F9			0-0 F9		0-0 F8 2-3		4	0	0	0	0	0	4				
Brian Downing, R (1.10) OBP: 0.431, SLG: 0.368	4-0 G4-6-3 BB			0-0 6-3			4-0 BB BB	4-0 1-2 BB		1	0	0	0	3	0	0				
Reggie Jackson, L (1.9) OBP: 0.368, SLG: 0.525	0-0 G4-6-3 1-2			0-3 K			4-0 BB BB	0-0 G3		3	0	0	0	1	1	5				
Bobby Grich, R (1.5) OBP: 0.406, SLG: 0.410		0-0 G3		0-0 F7			0-3 K		0-0 F3	4	0	0	0	0	1	2				
Rob Wilfong, L (1.4) OBP: 0.295, SLG: 0.208		0-0 4-3			0-0 F9		0-0 F8		0-0 5-3	4	0	0	0	0	0	2				
Juan Beniquez, R (1.7) OBP: 0.297, SLG: 0.362			0-0 6-3			0-3 K		0-0 6-3		4	0	1	0	0	1	2				
Dick Schofield, R (1.6) OBP: 0.287, SLG: 0.369			0-0 F4			0-3 K		0-0 F9	0-3 K	4	0	0	0	0	2	1				
Bob Boone, R (1.2) OBP: 0.284, SLG: 0.220			0-0 F8				0-0 5-3		4-0 F8 1B BB	2	0	0	0	1	0	0				
Inning Stats	R: 0 E: 0 K: 0 S: 3	H: 1 LOB: 1 BB: 1 P: 7	R: 0 E: 0 K: 0 S: 3	H: 0 LOB: 0 BB: 0 P: 3	R: 0 E: 0 K: 1 S: 5	H: 0 LOB: 0 BB: 0 P: 5	R: 0 E: 0 K: 2 S: 7	H: 0 LOB: 0 BB: 0 P: 7	R: 0 E: 0 K: 0 S: 3	H: 0 LOB: 0 BB: 0 P: 3	R: 0 E: 0 K: 1 S: 5	H: 0 LOB: 2 BB: 2 P: 13	R: 0 E: 0 K: 0 S: 4	H: 1 LOB: 3 BB: 2 P: 12	R: 0 E: 0 K: 1 S: 6	H: 1 LOB: 1 BB: 0 P: 6		1B: 3 2B: 0 3B: 0 HR: 0	SF: 0 SAC: 0 DP: 1 HBP: 0	WP: 0 PB: 0 CS: 0
PITCHER	IP WLS BF H R ER SO BB IBB HBP BLK WP HR S P ERA WHIP	IP WLS BF H R ER SO BB IBB HBP BLK WP HR S P ERA WHIP	IP WLS BF H R ER SO BB IBB HBP BLK WP HR S P ERA WHIP	IP WLS BF H R ER SO BB IBB HBP BLK WP HR S P ERA WHIP	IP WLS BF H R ER SO BB IBB HBP BLK WP HR S P ERA WHIP	IP WLS BF H R ER SO BB IBB HBP BLK WP HR S P ERA WHIP	IP WLS BF H R ER SO BB IBB HBP BLK WP HR S P ERA WHIP	IP WLS BF H R ER SO BB IBB HBP BLK WP HR S P ERA WHIP	IP WLS BF H R ER SO BB IBB HBP BLK WP HR S P ERA WHIP	IP WLS BF H R ER SO BB IBB HBP BLK WP HR S P ERA WHIP	IP WLS BF H R ER SO BB IBB HBP BLK WP HR S P ERA WHIP	IP WLS BF H R ER SO BB IBB HBP BLK WP HR S P ERA WHIP	IP WLS BF H R ER SO BB IBB HBP BLK WP HR S P ERA WHIP	IP WLS BF H R ER SO BB IBB HBP BLK WP HR S P ERA WHIP	IP WLS BF H R ER SO BB IBB HBP BLK WP HR S P ERA WHIP	IP WLS BF H R ER SO BB IBB HBP BLK WP HR S P ERA WHIP				
Phil Niekro, R (1.1) ERA: 4.03	7.2	W	30	2	0	0	4	6	0	0	0	0	0	0	0	0	0.00	1.043		
Ron Guidry, L (8, 1) ERA: 3.81	0.1		1	0	0	0	0	0	0	0	0	0	0	0	0	0	0.00	0.000		
Don Cooper, R (9, 1) ERA: 5.14	1.0		4	1	0	0	1	0	0	0	0	0	0	0	0	0	0.00	1.000		



Batter	1	2	3	4	5	6	7	8	9	AB	R	H	RBI	BB	SO	LOB	TOP								
Rickey Henderson, R OBP: 0.429, SLG: 0.494 (1, 8)	0-0 1B E	0-0 1-3			0-0 6-3	0-0 HR		4-0 FC5-4 BB	0-0 1B 2B	5	3	3	4	1	0	0									
Don Mattingly, L OBP: 0.342, SLG: 0.461 (1, 3)	0-0 HBP BB	0-0 F7			0-0 F7	0-0 4-3		0-0 FC5-4 1B 1B	0-0 1B WP	6	1	2	1	0	0	1									
Ron Hassey, L OBP: 0.458, SLG: 0.455 (9, 3)	1-3 HBP BB							1-2 1B	2-H 1B	0	0	0	0	0	0	0									
Dave Winfield, R OBP: 0.305, SLG: 0.370 (1, 9)	0-0 BB FC6-4	0-0 F2			0-0 E			BB BB	0-0 BB	6	3	3	1	0	0	2									
Omar Moreno, L OBP: 0.233, SLG: 0.241 (9, 9)	3-H BB FC6-4				2B E			1B BB	1-3 1B	0	0	0	0	0	0	0									
Don Baylor, R OBP: 0.372, SLG: 0.492 (1, 10)	1-0 FC6-4 1B HBP		0-0 5-3		0-0 E7			0-0 F2	4-0 1B	4	1	2	1	1	0	1									
Butch Wynegar, S OBP: 0.353, SLG: 0.393 (1, 2)	1-2 2-3 3-H BB		0-0 4-3		2-H 1B F8			1-2 BB BB	1-2 1B BB	4	0	1	1	2	0	4									
Ken Griffey, L OBP: 0.336, SLG: 0.473 (1, 7)	0-0 FC6-4		0-0 4-3			0-3 K		0-0 F7	0-0 F9	5	0	0	1	0	1	7									
Henry Cotto, R OBP: 0.333, SLG: 0.346 (8, 8)	1-2 2-3 3-H FC5-4 1B							1-2 2-3 3-H BB		0	0	0	0	0	0	0									
Willie Randolph, R OBP: 0.394, SLG: 0.350 (1, 4)	1-2 3-H FC5-4 1B		0-0 4-3		0-0 K	0-0 FC3-6 HR 1B		4-0 1B BB	1-2 2-3 BB	4	2	3	1	1	0	0									
Dale Berra, R OBP: 0.310, SLG: 0.353 (1, 5)	0-0 FC5-4		0-3 K		0-0 K	4-0 FC3-6 BB		4-0 BB	0-3 K	2	0	0	0	0	1	2									
Mike Paganulo, L OBP: 0.382, SLG: 0.333 (6, 5)	1-2 2-3 FC5-4					1-2 BB		1-2 2-3 3-H BB		1	0	0	1	2	1	1									
Bobby Meacham, S OBP: 0.362, SLG: 0.308 (1, 6)	0-3 K		0-0 G3		0-0 G3	0-0 FC3-6 HR		0-3 K	0-0 F3	5	1	0	0	0	2	8									
Inning Stats	R: 4 E: 1 K: 1 S: 9	H: 3 LOB: 2 BB: 1 P: 14	R: 0 E: 0 K: 0 S: 3	H: 0 LOB: 0 BB: 0 P: 3	R: 0 E: 0 K: 0 S: 3	H: 0 LOB: 0 BB: 0 P: 3	R: 0 E: 0 K: 1 S: 5	H: 0 LOB: 1 BB: 0 P: 5	R: 1 E: 1 K: 0 S: 5	H: 2 LOB: 1 BB: 0 P: 5	R: 3 E: 0 K: 1 S: 7	H: 2 LOB: 0 BB: 1 P: 11	R: 1 E: 0 K: 1 S: 6	H: 1 LOB: 3 BB: 3 P: 18	R: 0 E: 0 K: 0 S: 5	H: 2 LOB: 3 BB: 1 P: 9	R: 2 E: 0 K: 1 S: 9	H: 4 LOB: 3 BB: 1 P: 13	1B: 10 2B: 2 3B: 1 HR: 1	SF: 0 SAC: 0 DP: 0 HBP: 1	WP: 1 PB: 0 CS: 0	PA: 50			
PITCHER	IP	WLS	BF	H	R	ER	SO	BB	IBB	HBP	BLK	WP	HR	S	P	ERA	WHIP								
Mark Langston, L ERA: 3.21	0.1	L	7	3	4	3	0	1	0	1	0	0	0	5	10	81.00	12.000								
Salome Barojas, R ERA: 5.85	5.0		19	3	3	3	3	1	0	0	0	0	0	24	28	5.40	0.800								
Mike Stanton, R ERA: 5.31	1.1		8	2	2	2	0	2	0	0	0	0	1	6	14	13.50	3.000								
Ed Vande Berg, L ERA: 0.51	1.1		8	2	0	0	1	2	0	0	0	0	0	8	16	0.00	3.000								
Ed Nunez, R ERA: 2.53	1.0		8	4	2	2	1	1	0	0	0	1	0	9	13	18.00	5.000								
Batter	1	2	3	4	5	6	7	8	9	AB	R	H	RBI	BB	SO	LOB	BOTTOM								
Jack Perconte, L OBP: 0.266, SLG: 0.341 (1, 4)	0-0 1-4-3			4-0 1B 4-3 BB	0-0 F6			0-0 3-1		3	1	0	0	1	0	2									
Phil Bradley, R OBP: 0.357, SLG: 0.527 (1, 7)	0-0 5-3			0-0 4-3 1B		0-3 K		0-0 G6-4-3 1B		4	0	2	0	0	1	0									
Dave Henderson, R OBP: 0.341, SLG: 0.484 (1, 8)	0-0 6-3			0-0 4-3		0-0 F3		0-0 F9		4	0	0	1	0	0	2									
Gorman Thomas, R OBP: 0.336, SLG: 0.495 (1, 10)		0-3 K		0-3 K		0-3 K		0-0 G6-4-3		2	0	0	0	0	2	1									
Ivan Calderon, R OBP: 0.324, SLG: 0.483 (6, 5)								1-2 K		2	0	0	0	0	1	1									
Alvin Davis, L OBP: 0.384, SLG: 0.381 (1, 3)		0-0 3-1		0-3 K				0-0 G4-6-3 1B		3	0	1	0	0	1	1									
Al Cowens, R OBP: 0.302, SLG: 0.446 (1, 9)		0-0 F8						1-2 G4-6-3		3	0	0	0	0	0	1									
Jim Prestley, R OBP: 0.317, SLG: 0.534 (1, 5)			0-0 F3		0-0 4-3			0-0 F9		3	0	0	0	0	0	0									
Bob Kearney, R OBP: 0.176, SLG: 0.143 (1, 2)			0-3 K		0-0 E5			0-0 F8		3	0	0	0	0	1	0									
Spike Owen, S OBP: 0.270, SLG: 0.265 (1, 6)			0-0 F8		0-0 F8			0-0 F9		3	0	1	0	0	0	0									
Inning Stats	R: 0 E: 0 K: 0 S: 3	H: 0 LOB: 0 BB: 0 P: 3	R: 0 E: 0 K: 1 S: 5	H: 0 LOB: 0 BB: 0 P: 5	R: 0 E: 0 K: 1 S: 5	H: 0 LOB: 0 BB: 0 P: 5	R: 1 E: 0 K: 2 S: 8	H: 1 LOB: 1 BB: 1 P: 12	R: 0 E: 1 K: 0 S: 5	H: 1 LOB: 2 BB: 0 P: 5	R: 0 E: 0 K: 2 S: 7	H: 0 LOB: 0 BB: 0 P: 7	R: 0 E: 0 K: 0 S: 3	H: 1 LOB: 0 BB: 0 P: 3	R: 0 E: 0 K: 0 S: 3	H: 0 LOB: 0 BB: 0 P: 3	R: 0 E: 0 K: 0 S: 3	H: 1 LOB: 0 BB: 0 P: 3	1B: 4 2B: 0 3B: 0 HR: 0	SF: 0 SAC: 0 DP: 2 HBP: 0	WP: 0 PB: 0 CS: 0	PA: 31			
PITCHER	IP	WLS	BF	H	R	ER	SO	BB	IBB	HBP	BLK	WP	HR	S	P	ERA	WHIP								
Ron Guidry, L ERA: 3.48	8.0	W	28	3	1	1	6	1	0	0	0	0	0	39	43	1.12	0.500								
Don Cooper, R ERA: 4.5	1.0		3	1	0	0	0	0	0	0	0	0	0	3	43	0.00	1.000								

New York Yankees @ Seattle Mariners
The Kingdome, Seattle, WA
Tue May 21 1985, 10:05 PM EDT
Att: 16,054 - Unknown

livebaseballscores.com



AB 42
R 11
H 14
RBI 11
BB 7
SO 5
LOB 26

New York Yankees @ Seattle Mariners
The Kingdome, Seattle, WA
Tue May 21 1985, 10:05 PM EDT
Att: 16,054 - Unknown


AB 30
R 1
H 4
RBI 1
BB 1
SO 6
LOB 8



Batter	1	2	3	4	5	6	7	8	9	AB	R	H	RBI	BB	SO	LOB	TOP			
Rickey Henderson, R OBP: 0.422, SLG: 0.506 (1, 8)										4	1	1	0	0	2	0				
Don Mattingly, L OBP: 0.333, SLG: 0.448 (1, 3)										4	0	0	1	0	2	0				
Dave Winfield, R OBP: 0.303, SLG: 0.373 (1, 9)										4	0	1	0	0	1	0				
Don Baylor, R OBP: 0.362, SLG: 0.477 (1, 10)										4	0	0	0	0	3	1				
Butch Wynegar, S OBP: 0.353, SLG: 0.387 (1, 2)										2	0	0	0	1	0	0				
Ken Griffey, L OBP: 0.336, SLG: 0.470 (1, 7)										3	0	1	0	0	0	2				
Willie Randolph, R OBP: 0.386, SLG: 0.341 (1, 4)										3	0	0	0	0	1	1				
Dale Berra, R OBP: 0.297, SLG: 0.338 (1, 5)										3	0	0	0	0	1	0				
Bobby Meacham, S OBP: 0.354, SLG: 0.300 (1, 6)										3	0	0	0	0	0	0				
Inning Stats	R: 1 E: 0 K: 1 S: 7	H: 2 LOB: 2 BB: 1 P: 11	R: 0 E: 0 K: 1 S: 5	H: 0 LOB: 0 BB: 0 P: 5	R: 0 E: 0 K: 2 S: 9	H: 1 LOB: 1 BB: 0 P: 9	R: 0 E: 0 K: 1 S: 5	H: 0 LOB: 0 BB: 0 P: 5	R: 0 E: 0 K: 0 S: 3	H: 0 LOB: 0 BB: 0 P: 3	R: 0 E: 0 K: 1 S: 5	H: 0 LOB: 0 BB: 0 P: 5	R: 0 E: 0 K: 0 S: 3	H: 0 LOB: 0 BB: 0 P: 3	R: 0 E: 0 K: 1 S: 5	H: 0 LOB: 0 BB: 0 P: 5	1B: 1 2B: 1 3B: 1 HR: 0	SF: 0 SAC: 0 DP: 0 HBP: 0	WP: 0 PB: 0 CS: 0	PA: 31
PITCHER Matt Young, L ERA: 4.5 (1, 1)	IP: 9.0 WLS: W BF: 31 H: 3 R: 1 ER: 1 SO: 10 BB: 1 IBB: 0 HBP: 0 BLK: 0 WP: 0 HR: 0 S: 50 P: 54 ERA: 1.00 WHIP: 0.444															PITCHER				

New York Yankees @ Seattle Mariners
The Kingdome, Seattle, WA
Wed May 22 1985, 10:05 PM EDT
Att: 13,363 - Unknown


AB	30
R	1
H	3
RBI	1
BB	1
SO	10
LOB	4



Batter	1	2	3	4	5	6	7	8	9	AB	R	H	RBI	BB	SO	LOB	BOTTOM			
Jack Perconte, L OBP: 0.273, SLG: 0.341 (1, 4)										3	1	1	0	1	0	3				
Phil Bradley, R OBP: 0.383, SLG: 0.520 (1, 7)										4	1	1	0	0	1	2				
Dave Henderson, R OBP: 0.338, SLG: 0.484 (1, 8)										4	1	1	2	0	1	2				
Al Cowens, R OBP: 0.294, SLG: 0.436 (1, 9)										3	0	0	1	0	0	1				
Alvin Davis, L OBP: 0.373, SLG: 0.368 (1, 3)										4	0	0	0	0	1	0				
Ivan Calderon, R OBP: 0.342, SLG: 0.563 (1, 10)										3	1	1	1	1	1	0				
Jim Prestry, R OBP: 0.329, SLG: 0.544 (1, 5)										3	0	2	0	1	0	0				
Bob Kearney, R OBP: 0.169, SLG: 0.136 (1, 2)										3	0	0	0	0	1	4				
Spike Owen, S OBP: 0.271, SLG: 0.260 (1, 6)										2	0	0	0	1	0	3				
Inning Stats	R: 3 E: 1 K: 2 S: 10	H: 3 LOB: 0 BB: 0 P: 10	R: 0 E: 1 K: 0 S: 4	H: 1 LOB: 1 BB: 0 P: 4	R: 0 E: 0 K: 1 S: 5	H: 0 LOB: 0 BB: 1 P: 5	R: 0 E: 0 K: 0 S: 4	H: 1 LOB: 2 BB: 1 P: 8	R: 0 E: 0 K: 0 S: 3	H: 0 LOB: 1 BB: 1 P: 7	R: 0 E: 0 K: 1 S: 5	H: 0 LOB: 1 BB: 1 P: 9	R: 0 E: 0 K: 1 S: 5	H: 0 LOB: 1 BB: 1 P: 9	R: 1 E: 0 K: 0 S: 4	H: 1 LOB: 0 BB: 0 P: 4	1B: 3 2B: 2 3B: 0 HR: 1	SF: 1 SAC: 0 DP: 1 HBP: 0	WP: 0 PB: 0 CS: 0	PA: 34
PITCHER Dennis Rasmusen, L ERA: 3.4 (1, 1)	IP: 8.0 WLS: L BF: 34 H: 6 R: 4 ER: 3 SO: 5 BB: 4 IBB: 0 HBP: 0 BLK: 0 WP: 0 HR: 1 S: 40 P: 56 ERA: 3.38 WHIP: 1.250															PITCHER				

New York Yankees @ Seattle Mariners
The Kingdome, Seattle, WA
Wed May 22 1985, 10:05 PM EDT
Att: 13,363 - Unknown

AB	29
R	4
H	6
RBI	4
BB	4
SO	5
LOB	15



Batter	1	2	3	4	5	6	7	8	9	AB	R	H	RBI	BB	SO	LOB	TOP																			
Rickey Henderson, R OBP: 0.411, SLG: 0.489 (1, 8)	4-3		1B			F6		E1 1B		K	5	1	1	0	0	1	New York Yankees @ Seattle Mariners The Kingdome, Seattle, WA Thu May 23 1985, 10:05 PM EDT Att: 15,790 - Unknown																			
Ken Griffey, L OBP: 0.328, SLG: 0.458 Bill Sample, R OBP: 0.316, SLG: 0.303 (1, 7) (6, 7)	6-3		K			K				G3	3	0	0	0	0	2																				
Don Mattingly, L OBP: 0.341, SLG: 0.473 (1, 3)	HR		1B			L7		4-3			5	1	3	2	0	2																				
Dave Winfield, R OBP: 0.300, SLG: 0.367 (1, 9)	5-3		G6-4-3			4-3 HBP 1B				K	5	0	1	0	0	2																				
Don Baylor, R OBP: 0.372, SLG: 0.527 (1, 10)		HR				4-3 HBP 1B				HR	3	2	2	2	0	1																				
Butch Wynegar, S OBP: 0.350, SLG: 0.377 (1, 2)	G1					4-3				1B BB	3	0	0	0	1	0																				
Willie Randolph, R OBP: 0.383, SLG: 0.339 (1, 4)	L9					F8				1B	4	0	1	0	0	2																				
Mike Pagliarulo, L OBP: 0.375, SLG: 0.316 (1, 5)	BB					L8				F8	3	0	0	0	1	0																				
Bobby Meacham, S OBP: 0.353, SLG: 0.295 Ron Hassey, L OBP: 0.440, SLG: 0.435 Rex Hudler, R (8, 6) (8, 6)	G3					S BB				G3 4-3	2	0	0	0	1	0																				
Inning Stats	R: 1 E: 0 K: 0 S: 4	H: 1 LOB: 0 BB: 0 P: 4	R: 1 E: 0 K: 0 S: 4	H: 1 LOB: 1 BB: 1 P: 8	R: 1 E: 0 K: 1 S: 6	H: 2 LOB: 0 BB: 0 P: 6	R: 0 E: 0 K: 1 S: 5	H: 0 LOB: 0 BB: 0 P: 5	R: 0 E: 0 K: 1 S: 5	H: 1 LOB: 2 BB: 0 P: 5	R: 0 E: 1 K: 0 S: 5	H: 1 LOB: 2 BB: 0 P: 5	R: 1 E: 0 K: 1 S: 7	H: 2 LOB: 2 BB: 1 P: 11	R: 0 E: 0 K: 2 S: 8	H: 1 LOB: 1 BB: 0 P: 8	1B: 6 2B: 0 3B: 0 HR: 3	SF: 0 SAC: 0 DP: 1 HBP: 1	WP: 0 PB: 0 CS: 0	PA: 40																
PITCHER	IP	WLS	BF	H	R	ER	SO	BB	IBB	HBP	BLK	WP	HR	S	P	ERA	WHIP	PITCHER		IP	WLS	BF	H	R	ER	SO	BB	IBB	HBP	BLK	WP	HR	S	P	ERA	WHIP
Jim Beattie, R ERA: 6.97 Karl Best, R ERA: 2.55 (1, 1) (8, 1)	7.1	W	33	7	4	4	4	3	0	1	0	0	3	37	50	4.91	1.364			1.2	S	7	2	0	0	2	0	0	0	0	0	11	11	0.00	1.200	

AB	36
R	4
H	9
RBI	4
BB	3
SO	6
LOB	16



Batter	1	2	3	4	5	6	7	8	9	AB	R	H	RBI	BB	SO	LOB	BOTTOM																				
Jack Perconte, L OBP: 0.265, SLG: 0.331 (1, 4)	F6		F9			K		6-3		4	0	0	0	0	1	2	New York Yankees @ Seattle Mariners The Kingdome, Seattle, WA Thu May 23 1985, 10:05 PM EDT Att: 15,790 - Unknown																				
Phil Bradley, R OBP: 0.386, SLG: 0.545 (1, 9)	HR		HR			K		5-3		4	2	2	1	0	1	0																					
Dave Henderson, R OBP: 0.343, SLG: 0.477 (1, 8)	6-3		HR			BB		6-3		2	1	0	0	2	0	0																					
Ken Phelps, L OBP: 0.386, SLG: 0.647 (1, 10)	F6		HR			BB		2-3		3	1	1	4	1	0	0																					
Alvin Davis, L OBP: 0.370, SLG: 0.364 (1, 3)			F6			G3		F8		4	0	1	0	0	0	2																					
Ivan Calderon, R OBP: 0.333, SLG: 0.528 (1, 7)	F8		F8			S 1B		F2		4	1	1	0	0	0	1																					
Jim Prestley, R OBP: 0.320, SLG: 0.529 (1, 5)	F6					F8		6-3		4	0	0	0	0	0	2																					
Donnie Scott, S OBP: 0.261, SLG: 0.381 Bob Kearney, R OBP: 0.169, SLG: 0.136 (1, 2) (7, 2)	F4					K				3	0	0	0	0	1	2																					
Spike Owen, S OBP: 0.281, SLG: 0.271 (1, 6)			HR			1B				3	1	2	1	0	0	0																					
Inning Stats	R: 1 E: 0 K: 0 S: 4	H: 1 LOB: 0 BB: 0 P: 4	R: 0 E: 0 K: 0 S: 4	H: 1 LOB: 1 BB: 0 P: 4	R: 4 E: 0 K: 0 S: 6	H: 3 LOB: 0 BB: 1 P: 10	R: 0 E: 0 K: 0 S: 3	H: 0 LOB: 0 BB: 0 P: 3	R: 0 E: 0 K: 2 S: 7	H: 0 LOB: 2 BB: 2 P: 15	R: 1 E: 0 K: 1 S: 7	H: 2 LOB: 1 BB: 0 P: 7	R: 0 E: 0 K: 0 S: 3	H: 0 LOB: 0 BB: 0 P: 3	R: 0 E: 0 K: 0 S: 3	H: 0 LOB: 0 BB: 0 P: 3	1B: 4 2B: 1 3B: 0 HR: 2	SF: 0 SAC: 0 DP: 0 HBP: 0	WP: 0 PB: 0 CS: 0	PA: 34																	
PITCHER	IP	WLS	BF	H	R	ER	SO	BB	IBB	HBP	BLK	WP	HR	S	P	ERA	WHIP	PITCHER		IP	WLS	BF	H	R	ER	SO	BB	IBB	HBP	BLK	WP	HR	S	P	ERA	WHIP	
Phil Niekro, R ERA: 4.4 (1, 1)	8.0	L	34	7	6	6	3	3	0	0	0	0	2	37	49	6.75	1.250			8.0	L	34	7	6	6	3	3	0	0	0	0	0	0	0	0	0	0



Batter	1	2	3	4	5	6	7	8	9	AB	R	H	RBI	BB	SO	LOB	TOP								
Rickey Henderson, R OBP: 0.411, SLG: 0.473 Bill Sample, R OBP: 0.374, SLG: 0.324	F2	6-3		1B BB	HBP		E4 E S WP		1B	3	2	0	0	1	0	1									
Bobby Meacham, S OBP: 0.374, SLG: 0.313	2B		5-3 BB	1B HR BB	4-3		4-3 1-H BB		1B	3	1	2	2	3	0	1									
Don Mattingly, L OBP: 0.341, SLG: 0.474	F8		F7	1B HR			4-3		F8	6	1	2	2	0	0	4									
Dave Winfield, R OBP: 0.297, SLG: 0.382	4-3		5-3	HR			F3			5	1	1	3	0	0	4									
Don Baylor, R OBP: 0.373, SLG: 0.515		4-3 BLK 1B BB	K	1B BB			F6			3	1	0	0	2	1	2									
Butch Wynegar, S OBP: 0.352, SLG: 0.373	4-3			3-1			F7			4	0	1	0	1	0	1									
Willie Randolph, R OBP: 0.390, SLG: 0.344		2B 1B		FC6-4			F9			4	2	2	1	1	0	2									
Mike Pagliarulo, L OBP: 0.373, SLG: 0.333 Dale Berra, R OBP: 0.289, SLG: 0.329				K	4-3		F7		F3	3	0	1	1	0	1	1									
Omar Moreno, L OBP: 0.242, SLG: 0.281 Henry Cotto, R OBP: 0.310, SLG: 0.321				1B 2B	4-3		6-3		K	2	0	0	0	0	1	0									
Inning Stats	R: 0 E: 0 K: 0 S: 4	H: 1 LOB: 1 BB: 0 P: 4	R: 2 E: 0 K: 1 S: 7	H: 2 LOB: 1 BB: 1 P: 11	R: 0 E: 0 K: 1 S: 5	H: 0 LOB: 1 BB: 1 P: 9	R: 6 E: 0 K: 1 S: 10	H: 5 LOB: 2 BB: 3 P: 22	R: 0 E: 0 K: 0 S: 3	H: 0 LOB: 1 BB: 0 P: 4	R: 0 E: 0 K: 0 S: 4	H: 1 LOB: 3 BB: 2 P: 12	R: 1 E: 0 K: 0 S: 4	H: 0 LOB: 1 BB: 1 P: 8	R: 0 E: 0 K: 0 S: 3	H: 0 LOB: 0 BB: 0 P: 3	R: 1 E: 0 K: 1 S: 7	H: 2 LOB: 1 BB: 0 P: 7	1B: 6 2B: 4 3B: 0 HR: 1	SF: 0 SAC: 0 DP: 0 HBP: 1	WP: 1 PB: 0 SB: 1 CS: 0	PA: 48			
PITCHER	IP	WLS	BF	H	R	ER	SO	BB	IBB	HBP	BLK	WP	HR	S	P	ERA	WHIP								
Chris Codiroli, R ERA: 4.38	3.2	L	21	6	7	7	3	4	0	0	1	0	0	23	39	17.18	2.727								
Tom Tallmann, R ERA: 5.74	2.0		13	3	1	1	0	3	0	1	0	0	1	9	22	4.50	3.000								
Jeff Kaiser, L ERA: 9.58	1.0		5	0	1	0	0	1	0	0	0	1	0	4	8	0.00	1.000								
Steve McCatty, R ERA: 7.18	2.1		9	2	1	1	1	0	0	0	0	0	0	11	11	3.86	0.857								

New York Yankees @ Oakland Athletics
Oakland-Alameda County Coliseum, Oakland, CA

AB 39
R 10
H 11
RBI 9
BB 8
SO 4
LOB 20



WP: 1 PA: 48
PB: 0
SB: 1
CS: 0

Batter	1	2	3	4	5	6	7	8	9	AB	R	H	RBI	BB	SO	LOB	BOTTOM								
Dave Collins, S OBP: 0.310, SLG: 0.355	FC5-4 BB		FC5-4 1B		4-3		1B			3	0	2	0	1	0	0									
Carney Lansford, R OBP: 0.316, SLG: 0.414 Rob Picciolo, R OBP: 0.409, SLG: 0.545 Dan Meyer, L OBP: 0.301, SLG: 0.321	FC5-4		FC5-4		K		F9			2	0	0	0	0	0	2									
Mike Gallego, R	1-2		1-2							1	0	0	0	0	0	1									
Bruce Bochte, L OBP: 0.420, SLG: 0.390	F8			4-3		HR BB			F8	3	1	0	0	1	0	1									
Dave Kingman, R OBP: 0.349, SLG: 0.500	FC5-4			1B BB		HR			4-3	4	2	2	2	0	0	1									
Dusty Baker Jr., R OBP: 0.395, SLG: 0.529		L7		1B BB		F8			5-3	3	0	0	0	1	0	0									
Dwayne Murphy, L OBP: 0.352, SLG: 0.346		CS HBP		F6		G3			2B	3	0	1	0	0	0	2									
Mike Heath, R OBP: 0.301, SLG: 0.403		K		1B		F7			6-3	4	0	1	1	0	1	2									
Donnie Hill, S OBP: 0.287, SLG: 0.333 Steve Henderson, R OBP: 0.333, SLG: 0.318		CS		F7		K			L9	3	0	0	0	0	1	2									
Alfredo Griffin, S OBP: 0.326, SLG: 0.321				F9		3-1			F9	4	0	0	0	0	0	1									
Inning Stats	R: 0 E: 0 K: 0 S: 3	H: 0 LOB: 1 BB: 1 P: 7	R: 0 E: 0 K: 1 S: 4	H: 0 LOB: 0 BB: 0 P: 5	R: 0 E: 0 K: 0 S: 4	H: 1 LOB: 1 BB: 0 P: 4	R: 1 E: 0 K: 1 S: 7	H: 2 LOB: 2 BB: 1 P: 11	R: 0 E: 0 K: 1 S: 5	H: 0 LOB: 0 BB: 0 P: 5	R: 2 E: 0 K: 0 S: 4	H: 1 LOB: 1 BB: 1 P: 8	R: 0 E: 0 K: 0 S: 4	H: 1 LOB: 1 BB: 0 P: 4	R: 0 E: 0 K: 0 S: 3	H: 0 LOB: 0 BB: 0 P: 3	R: 0 E: 0 K: 0 S: 4	H: 1 LOB: 1 BB: 0 P: 4	1B: 4 2B: 1 3B: 0 HR: 1	SF: 0 SAC: 0 DP: 0 HBP: 1	WP: 0 PB: 0 SB: 0 CS: 1	PA: 37			
PITCHER	IP	WLS	BF	H	R	ER	SO	BB	IBB	HBP	BLK	WP	HR	S	P	ERA	WHIP								
Joe Cowley, R ERA: 4.15	7.0	W	29	5	3	3	3	3	0	1	0	0	0	31	44	3.86	1.143								
Brian Fisher, R ERA: 1.84	1.0		3	0	0	0	0	0	0	0	0	0	0	3	3	0.00	0.000								
Dave Righetti, L ERA: 1.53	1.0		4	1	0	0	0	0	0	0	0	0	0	4	4	0.00	1.000								

New York Yankees @ Oakland Athletics
Oakland-Alameda County Coliseum, Oakland, CA

AB 32
R 3
H 6
RBI 3
BB 3
SO 3
LOB 13



WP: 0 PA: 37
PB: 0
SB: 0
CS: 1

Batter	1	2	3	4	5	6	7	8	9	AB	R	H	RBI	BB	SO	LOB	TOP								
Rickey Henderson, R OBP: 0.410, SLG: 0.485	F2		F8		1B		F8		1B	4	2	1	0	1	0	0									
Bobby Meacham, S OBP: 0.378, SLG: 0.308			E3		K				1B	2	3	0	0	2	1	1									
Butch Wynegar, S OBP: 0.356, SLG: 0.378	1B		G3		BB		HR		1B	1	0	1	0	0	0	0									
Henry Cotto, R OBP: 0.310, SLG: 0.321	E		WP		BB		HR		1B	0	0	0	0	0	0	0									
Dale Berra, R OBP: 0.289, SLG: 0.329	BB		WP		BB		HR		1B	0	0	0	0	0	0	0									
Don Mattingly, L OBP: 0.360, SLG: 0.506	E7		WP		BB		HR		1B	4	1	4	4	1	0	0									
Dave Winfield, R OBP: 0.300, SLG: 0.378	K		G3		BB		CS		G4-6-3	4	0	1	0	1	1	5									
Don Baylor, R OBP: 0.370, SLG: 0.504	5-3				K		F8			3	0	0	0	1	1	4									
Ron Hassey, L OBP: 0.414, SLG: 0.519		HR	F5		4-3		CS		F7	4	1	1	1	0	0	4									
Willie Randolph, R OBP: 0.380, SLG: 0.333		K			4-3		F7		F9	4	0	0	0	0	1	0									
Mike Pagliarulo, L OBP: 0.367, SLG: 0.317		F9			F8		G1-6-3		K	3	0	0	0	0	1	0									
Omar Moreno, L OBP: 0.222, SLG: 0.257		G3			F7		G1-6-3		F5	3	0	0	0	0	0	1									
Ken Griffey, L OBP: 0.326, SLG: 0.454										1	0	0	0	0	0	0									
Inning Stats	R: 1 E: 1 K: 1 S: 6	H: 1 LOB: 1 BB: 1 P: 10	R: 1 E: 0 K: 1 S: 6	H: 1 LOB: 0 BB: 0 P: 6	R: 1 E: 1 K: 0 S: 4	H: 0 LOB: 0 BB: 2 P: 12	R: 0 E: 0 K: 0 S: 3	H: 0 LOB: 0 BB: 0 P: 3	R: 1 E: 0 K: 2 S: 9	H: 2 LOB: 2 BB: 1 P: 13	R: 0 E: 0 K: 0 S: 2	H: 0 LOB: 0 BB: 0 P: 3	R: 2 E: 0 K: 0 S: 4	H: 2 LOB: 0 BB: 1 P: 8	R: 0 E: 0 K: 1 S: 5	H: 0 LOB: 0 BB: 0 P: 5	R: 1 E: 0 K: 0 S: 4	H: 2 LOB: 2 BB: 1 P: 8	1B: 5 2B: 0 3B: 1 HR: 2	SF: 0 SAC: 0 DP: 2 HBP: 1	WP: 1 PB: 0 SB: 0 CS: 1	PA: 41			
PITCHER	IP	WLS	BF	H	R	ER	SO	BB	IBB	HBP	BLK	WP	HR	S	P	ERA	WHIP								
Mike Warren, R ERA: 7.62	(1, 1)	4.2	23	4	4	2	4	4	0	0	0	1	1	27	43	3.86	1.714								
Jeff Kaiser, L ERA: 8.49	(5, 1)	1.1	4	0	0	0	0	0	0	1	0	0	0	3	4	0.00	0.000								
Keith Atherton, R ERA: 4.06	(7, 1)	0.2	5	2	2	2	0	1	0	0	0	0	1	4	8	27.00	4.500								
Jay Howell, R ERA: 2.57	(7, 1)	2.1	W	8	2	1	1	1	0	0	0	0	0	9	13	3.86	1.286								

New York Yankees @ Oakland Athletics
Oakland-Alameda County Coliseum, Oakland, CA

AB 33
R 7
H 8
RBI 5
BB 6
SO 5
LOB 15



WP: 1
PB: 0
SB: 0
CS: 1

Sat May 25 1985, 3:33 AM PDT
Att: 30,273 - Unknown

Batter	1	2	3	4	5	6	7	8	9	AB	R	H	RBI	BB	SO	LOB	BOTTOM									
Dave Collins, S OBP: 0.301, SLG: 0.344	3-1		L6		L6		4-3		6-3	5	0	0	0	0	0	3										
Camey Lansford, R OBP: 0.307, SLG: 0.401	6-3		6-3		L9		F9		E6	5	1	0	0	0	0	3										
Bruce Bochte, L OBP: 0.419, SLG: 0.400	1-3				L7		1B		2B	5	1	2	0	0	0	0										
Dave Kingman, R OBP: 0.356, SLG: 0.520		K			HR		1B		2B	4	2	2	1	1	1	0										
Dwayne Murphy, L OBP: 0.348, SLG: 0.341		4-3			G3		SH		F6	5	0	1	0	0	0	3										
Steve Henderson, R OBP: 0.379, SLG: 0.346					5-3		FC1-2		F7	4	1	2	3	1	0	0										
Mike Heath, R OBP: 0.301, SLG: 0.401		1-3					SH		K	3	1	1	0	0	1	1										
Donnie Hill, S OBP: 0.290, SLG: 0.336					L7		FC1-2			2	0	1	0	0	0	0										
Dusty Baker Jr., R OBP: 0.390, SLG: 0.522							SH			1	1	0	0	0	0	3										
Mike Gallego, R ERA: 3.07							SH			0	0	0	0	0	1	0										
Alfredo Griffin, S OBP: 0.331, SLG: 0.341					F8		WP		5-3	4	1	2	3	0	0	3										
Inning Stats	R: 0 E: 0 K: 0 S: 3	H: 0 LOB: 0 BB: 0 P: 3	R: 0 E: 0 K: 1 S: 6	H: 1 LOB: 0 BB: 0 P: 6	R: 0 E: 0 K: 0 S: 4	H: 1 LOB: 1 BB: 0 P: 4	R: 1 E: 0 K: 0 S: 4	H: 1 LOB: 0 BB: 0 P: 4	R: 0 E: 0 K: 0 S: 5	H: 2 LOB: 2 BB: 0 P: 5	R: 6 E: 1 K: 0 S: 9	H: 5 LOB: 0 BB: 0 P: 9	R: 0 E: 0 K: 0 S: 3	H: 0 LOB: 0 BB: 0 P: 3	R: 0 E: 0 K: 1 S: 5	H: 0 LOB: 1 BB: 1 P: 9	R: 1 E: 1 K: 0 S: 4	H: 1 LOB: 3 BB: 2 P: 12	1B: 8 2B: 1 3B: 1 HR: 1	SF: 0 SAC: 1 DP: 0 HBP: 0	WP: 1 PB: 0 SB: 0 CS: 0	PA: 42				
PITCHER	IP	WLS	BF	H	R	ER	SO	BB	IBB	HBP	BLK	WP	HR	S	P	ERA	WHIP									
Ed Whitsom, R ERA: 6.0	(1, 1)	5.0	22	7	3	3	1	0	0	0	0	0	0	24	24	5.40	1.400									
Brian Fisher, R ERA: 3.07	(6, 1)	0.0	3	2	0	0	0	0	0	0	0	0	0	3	3	∞	∞									
Dave Righetti, L ERA: 1.64	(6, 1)	3.2	L	17	2	5	3	1	2	1	0	0	1	0	16	28	7.36	1.091								

New York Yankees @ Oakland Athletics
Oakland-Alameda County Coliseum, Oakland, CA

AB 38
R 8
H 11
RBI 7
BB 3
SO 2
LOB 16



WP: 1
PB: 0
SB: 0
CS: 0

Sat May 25 1985, 3:33 AM PDT
Att: 30,273 - Unknown

Batter	1	2	3	4	5	6	7	8	9	AB	R	H	RBI	BB	SO	LOB	TOP					
Rickey Henderson, R OBP: 0.421, SLG: 0.505 Omar Moreno, L OBP: 0.211, SLG: 0.243										4	2	3	0	0	0	0						
Willie Randolph, R OBP: 0.350, SLG: 0.357										5	1	2	2	0	0	2						
Dave Winfield, R OBP: 0.297, SLG: 0.381										4	1	1	1	0	1	1						
Don Baylor, R OBP: 0.371, SLG: 0.500										5	2	2	1	0	1	0						
Butch Wynegar, S OBP: 0.358, SLG: 0.374										4	2	1	0	1	1	1						
Bill Sample, R OBP: 0.386, SLG: 0.410										5	3	4	1	0	0	0						
Bobby Meacham, S OBP: 0.399, SLG: 0.339										4	2	4	3	1	0	0						
Dale Berra, R OBP: 0.295, SLG: 0.347 Mike Paganlulo, L OBP: 0.366, SLG: 0.313										2	0	1	2	0	1	1						
Rex Hudler, R OBP: 0.500, SLG: 0.500 Ken Griffey, L OBP: 0.319, SLG: 0.450										2	0	1	0	0	1	1						
Inning Stats	R: 1 E: 1 K: 1 S: 6	H: 1 LOB: 0 BB: 0 P: 6	R: 0 E: 0 K: 1 S: 6	H: 1 LOB: 1 BB: 0 P: 6	R: 0 E: 0 K: 0 S: 3	H: 1 LOB: 0 BB: 0 P: 3	R: 3 E: 0 K: 3 S: 13	H: 4 LOB: 1 BB: 0 P: 13	R: 2 E: 0 K: 0 S: 5	H: 2 LOB: 0 BB: 0 P: 5	R: 2 E: 0 K: 0 S: 6	H: 3 LOB: 1 BB: 0 P: 6	R: 3 E: 0 K: 1 S: 8	H: 3 LOB: 2 BB: 2 P: 16	R: 0 E: 0 K: 0 S: 3	H: 1 LOB: 0 BB: 0 P: 3	R: 2 E: 0 K: 0 S: 5	H: 3 LOB: 1 BB: 0 P: 6	1B: 13 2B: 6 3B: 0 HR: 1	SF: 4 SAC: 0 DP: 2 HBP: 1	WP: 0 PB: 0 SB: 1 CS: 0	PA: 46
PITCHER	IP WLS BF H R ER SO BB IBB HBP BLK WP HR S P ERA WHIP																					
Bill Krueger, L ERA: 3.84	(1, 1) 5.0 L 25 11 8 7 5 0 0 0 0 0 0 1 35 35 12.60 2.200																					
Steve McCatty, R ERA: 7.5	(6, 1) 1.0 9 4 3 3 0 2 0 0 0 0 0 0 7 15 27.00 6.000																					
Tom Tellmann, R ERA: 5.09	(7, 1) 2.0 6 1 0 0 1 0 0 0 0 0 0 0 8 8 0.00 0.500																					
Tim Birtsas, L ERA: 2.77	(9, 1) 1.0 6 3 2 2 0 0 0 0 1 0 0 0 5 6 18.00 3.000																					

New York Yankees @ Oakland Athletics
Oakland-Alameda County Coliseum, Oakland, CA

AB 39
R 13
H 19
RBI 13
BB 2
SO 6
LOB 12




WP: 0 PA: 46
PB: 0
SB: 1
CS: 0

Sun May 26 1985, 3:33 AM PDT
Att: 36,966 - Unknown

New York Yankees @ Oakland Athletics
Oakland-Alameda County Coliseum, Oakland, CA

AB 29
R 1
H 4
RBI 1
BB 1
SO 5
LOB 5



Sun May 26 1985, 3:33 AM PDT
Att: 36,966 - Unknown

Batter	1	2	3	4	5	6	7	8	9	AB	R	H	RBI	BB	SO	LOB	BOTTOM			
Dave Collins, S OBP: 0.294, SLG: 0.335										4	0	0	0	0	0	0				
Carney Lansford, R OBP: 0.307, SLG: 0.400 Rob Picciolo, R OBP: 0.391, SLG: 0.522										3	0	1	0	0	0	0				
Steve Henderson, R OBP: 0.364, SLG: 0.333										4	0	1	0	0	1	1				
Dave Kingman, R OBP: 0.356, SLG: 0.516										3	0	1	0	0	1	1				
Dusty Baker Jr., R OBP: 0.376, SLG: 0.500										3	0	0	0	0	1	2				
Dwayne Murphy, L OBP: 0.353, SLG: 0.366										2	1	1	1	1	0	0				
Mike Heath, R OBP: 0.296, SLG: 0.393 Mickey Tettleton, S OBP: 0.313, SLG: 0.286										3	0	0	0	0	0	1				
Donnie Hill, S OBP: 0.284, SLG: 0.328										3	0	0	0	0	2	0				
Alfredo Griffin, S OBP: 0.327, SLG: 0.336 Mike Gallego, R										2	0	0	0	0	0	0				
Inning Stats	R: 0 E: 0 K: 0 S: 3	H: 1 LOB: 0 BB: 0 P: 3	R: 0 E: 0 K: 0 S: 3	H: 1 LOB: 1 BB: 1 P: 7	R: 0 E: 0 K: 0 S: 3	H: 0 LOB: 0 BB: 0 P: 3	R: 0 E: 0 K: 1 S: 6	H: 1 LOB: 1 BB: 0 P: 6	R: 0 E: 0 K: 1 S: 5	H: 0 LOB: 0 BB: 0 P: 5	R: 0 E: 0 K: 2 S: 7	H: 0 LOB: 0 BB: 0 P: 7	R: 1 E: 0 K: 1 S: 6	H: 1 LOB: 0 BB: 0 P: 6	R: 0 E: 0 K: 0 S: 3	H: 0 LOB: 0 BB: 0 P: 3	1B: 3 2B: 0 3B: 0 HR: 1	SF: 0 SAC: 0 DP: 2 HBP: 0	WP: 0 PB: 0 SB: 0 CS: 0	PA: 30
PITCHER	IP WLS BF H R ER SO BB IBB HBP BLK WP HR S P ERA WHIP																			
Ron Guidry, L ERA: 3.22	(1, 1) 8.0 W 27 4 1 1 5 0 1 0 0 0 0 0 0 36 40 1.12 0.625																			
Bob Shirley, L ERA: 3.66	(9, 1) 1.0 3 0 0 0 0 0 0 0 0 0 0 0 3 3 0.00 0.000																			

Batter	1	2	3	4	5	6	7	8	9	10	AB	R	H	RBI	BB	SO	LOB	TOP
Rickey Henderson, R OBP: 0.416, SLG: 0.495 (1, 8)	1-3		F8			E SH1-3 1B		FC6-5			4	0	1	0	0	0	2	
Bobby Meacham, S OBP: 0.391, SLG: 0.331 (1, 6)	F7			K		SH1-3			F9		3	0	0	1	0	1	0	
Ron Hassey, L OBP: 0.364, SLG: 0.452 (1, 3)	F8			6-3		4-3			4-3		4	0	0	0	0	0	1	
Dave Winfield, R OBP: 0.302, SLG: 0.387 (1, 9)		F8		F8							3	0	1	0	1	0	0	
Don Baylor, R OBP: 0.342, SLG: 0.486 (1, 10)		K			F8			G5-4-3 BB		2B	4	0	0	0	0	1	2	
Butch Wynegar, S OBP: 0.348, SLG: 0.363 (1, 2)		K			F4			K		F9	4	0	0	0	0	2	0	
Willie Randolph, R OBP: 0.389, SLG: 0.364 (1, 4)					F4						3	0	2	0	1	0	0	
Bill Sample, R OBP: 0.383, SLG: 0.405 (1, 7)					F8			FC6-5 SH1-4 1B		1B	3	1	1	0	0	0	2	
Mike Pagliarulo, L OBP: 0.349, SLG: 0.294 (1, 5)				K		L5		F7		4-3	4	0	0	0	0	1	4	
Inning Stats	R: 0 E: 0 K: 0 S: 3	H: 0 LOB: 0 BB: 0 P: 3	R: 0 E: 0 K: 2 S: 7	H: 0 LOB: 0 BB: 0 P: 7	R: 0 E: 0 K: 1 S: 5	H: 0 LOB: 1 BB: 1 P: 9	R: 0 E: 0 K: 1 S: 5	H: 0 LOB: 0 BB: 0 P: 5	R: 0 E: 0 K: 0 S: 4	H: 1 LOB: 1 BB: 0 P: 4	R: 0 E: 0 K: 0 S: 4	H: 1 LOB: 1 BB: 0 P: 4	R: 0 E: 0 K: 0 S: 4	H: 1 LOB: 1 BB: 0 P: 4	1B: 4 2B: 1 3B: 0 HR: 0	SF: 0 SAC: 2 DP: 1 HBP: 0	WP: 0 PB: 0 SB: 0 CS: 0	PA: 36
PITCHER	IP 7.0	WLS 24	H 2	R 1	ER 1	SO 5	BB 2	IBB 0	HBP 0	BLK 0	WP 0	HR 0	S 32	P 40	ERA 1.29	WHIP 0.571		
Don Sutton, R ERA: 6.41 (1, 1)																		
Jay Howell, R ERA: 2.32 (8, 1)																		

New York Yankees @ Oakland Athletics
Oakland-Alameda County Coliseum, Oakland, CA
Mon May 27 1986, 7:05 PM PDT
Att: 31,294 - Unknown

AB 32
R 1
H 5
RBI 1
BB 2
SO 5
LOB 11



Batter	1	2	3	4	5	6	7	8	9	10	AB	R	H	RBI	BB	SO	LOB	BOTTOM				
Dave Collins, S OBP: 0.287, SLG: 0.327 (1, 7)	F7		4-3			5-3			F6		4	0	0	0	0	0	0					
Carney Lansford, R OBP: 0.306, SLG: 0.393 (1, 5)	K			4-3 1B BB		5-3			6-3		3	1	0	0	1	1	0					
Steve Henderson, R OBP: 0.378, SLG: 0.412 (1, 9)				4-3		5-3			FC5-4 1B		4	0	2	0	0	0	1					
Dave Kingman, R OBP: 0.359, SLG: 0.513 (1, 10)	G5-6-3			1-2	K			G5-4-3 BB		1B	3	0	1	0	1	1	2					
Dusty Baker Jr., R OBP: 0.376, SLG: 0.493 (1, 3)		F8						G5-4-3		FC5-4	3	0	1	1	0	0	1					
Donnie Hill, S OBP: 0.284, SLG: 0.328 (8, 4)								1-2			0	0	0	0	0	0	0					
Mike Heath, R OBP: 0.294, SLG: 0.390 (9, PH) (10, 2)								2-H			1	0	0	0	0	0	2					
Dwayne Murphy, L OBP: 0.351, SLG: 0.384 (1, 8)		4-3				L4					4	1	1	1	0	1	1					
Rob Picciolo, R OBP: 0.346, SLG: 0.462 (8, 3)					4-3						3	0	0	0	0	1	0					
Mickey Tettleton, S OBP: 0.263, SLG: 0.235 (1, 2)											3	0	0	0	0	0	0					
Mike Gallego, R (10, 4)											0	0	0	0	0	0	0					
Alfredo Griffin, S OBP: 0.320, SLG: 0.329 (1, 6)											3	0	0	0	0	1	0					
Inning Stats	R: 0 E: 0 K: 1 S: 6	H: 1 LOB: 1 BB: 0 P: 6	R: 0 E: 0 K: 1 S: 5	H: 0 LOB: 0 BB: 0 P: 5	R: 0 E: 0 K: 0 S: 3	H: 0 LOB: 0 BB: 0 P: 3	R: 1 E: 0 K: 2 S: 8	H: 1 LOB: 1 BB: 1 P: 12	R: 0 E: 0 K: 1 S: 5	H: 0 LOB: 0 BB: 0 P: 5	R: 0 E: 0 K: 0 S: 3	H: 0 LOB: 0 BB: 0 P: 3	R: 0 E: 0 K: 0 S: 2	H: 0 LOB: 0 BB: 1 P: 6	R: 0 E: 0 K: 0 S: 5	H: 2 LOB: 2 BB: 0 P: 5	R: 1 E: 0 K: 0 S: 1	H: 1 LOB: 0 BB: 0 P: 1	1B: 3 2B: 0 3B: 1 HR: 1	SF: 0 SAC: 0 DP: 1 HBP: 0	WP: 0 PB: 0 SB: 0 CS: 0	PA: 33
PITCHER	IP 8.2	WLS 31	H 4	R 1	ER 1	SO 5	BB 2	IBB 0	HBP 0	BLK 0	WP 0	HR 0	S 39	P 47	ERA 1.04	WHIP 0.692						
Dennis Rasmussen, L ERA: 3.02 (1, 1)																						
Dave Righetti, L ERA: 1.99 (8, 1)																						

New York Yankees @ Oakland Athletics
Oakland-Alameda County Coliseum, Oakland, CA
Mon May 27 1986, 7:05 PM PDT
Att: 31,294 - Unknown

AB 31
R 2
H 5
RBI 2
BB 2
SO 5
LOB 7



Batter	1	2	3	4	5	6	7	8	9	AB	R	H	RBI	BB	SO	LOB	TOP					
Gary Pettis, S OBP: 0.362, SLG: 0.328 (1, 8)	F7		F7		L6			4-3		4	0	0	0	0	0	3	California Angels @ New York Yankees Yankee Stadium, Bronx, NY Wed May 29 1985, 7:05 PM EDT Att: 25,049 - Unknown					
Ruppert Jones, L OBP: 0.414, SLG: 0.554 (1, 7)	K		F8			BB		BB		2	0	0	0	2	1	2						
Juan Beniquez, R Daryl Sconiers, L (1, 3) (5, 3)	F5			K		F8		G3		2	0	0	0	0	1	0						
Brian Downing, R OBP: 0.388, SLG: 0.359 (1, 10)		F7				BB		E5	2B	2	1	0	0	2	0	0						
Mike Brown, R OBP: 0.284, SLG: 0.349 (1, 9)	K			K		BB		F9	1B	4	1	1	1	0	2	3						
Jack Howell, L OBP: 0.241, SLG: 0.083 (1, 5)	F6			4-3				F9		4	0	0	0	0	0	2						
Rob Wilfong, L OBP: 0.261, SLG: 0.205 (1, 4)					F7					4	0	2	1	0	0	0						
Dick Schofield, R Reggie Jackson, L (1, 6) (9, PH)			FC5-4		K			G1-6-3	1B	3	0	0	0	0	1	1						
Bob Boone, R Jerry Narron, L (1, 2) (4, 2)								F8		1	0	1	0	0	0	0						
										1	0	0	0	1	0	0						
Inning Stats	R: 0 E: 0 K: 1 S: 5	H: 0 LOB: 0 BB: 0 P: 5	R: 0 E: 0 K: 1 S: 5	H: 0 LOB: 0 BB: 0 P: 5	R: 0 E: 0 K: 0 S: 5	H: 2 LOB: 2 BB: 0 P: 5	R: 0 E: 0 K: 2 S: 7	H: 0 LOB: 1 BB: 1 P: 11	R: 0 E: 0 K: 1 S: 5	H: 0 LOB: 1 BB: 1 P: 9	R: 0 E: 0 K: 0 S: 2	H: 0 LOB: 0 BB: 2 P: 10	R: 0 E: 0 K: 0 S: 3	H: 0 LOB: 0 BB: 0 P: 3	R: 0 E: 0 K: 0 S: 3	H: 0 LOB: 1 BB: 1 P: 7	R: 2 E: 1 K: 0 S: 5	H: 2 LOB: 0 BB: 0 P: 5	1B: 3 2B: 1 3B: 0 HR: 0	SF: 0 SAC: 0 DP: 2 HBP: 0	WP: 0 PB: 0 SB: 0 CS: 0	PA: 35
PITCHER	IP	WLS	BF	H	R	ER	SO	BB	IBB	HBP	BLK	WP	HR	S	P	ERA	WHIP					
Phil Niekro, R ERA: 3.88 Rich Bordi, R ERA: 2.65	(1, 1) (9, 1)	8.0 W	30 30	2 2	0 2	0 1	5 0	5 0	0 0	0 0	0 0	0 0	0 0	5 5	55 5	0.00 9.00	0.875 2.000					

Batter	1	2	3	4	5	6	7	8	9	AB	R	H	RBI	BB	SO	LOB	BOTTOM				
Rickey Henderson, R OBP: 0.423, SLG: 0.491 (1, 8)	CS			1B		5-3				3	0	1	0	2	1	1	California Angels @ New York Yankees Yankee Stadium, Bronx, NY Wed May 29 1985, 7:05 PM EDT Att: 25,049 - Unknown				
Bobby Meacham, S Andre Robertson, R (1, 6) (6, FR) (7, 6)	F6							K		4	0	2	0	0	0	1					
Don Mattingly, L OBP: 0.355, SLG: 0.497 (1, 3)	F9							G3-4-3		5	1	1	0	0	1	4					
Dave Winfield, R OBP: 0.301, SLG: 0.389 (1, 9)		F9				L6				4	1	1	0	0	0	4					
Don Baylor, R OBP: 0.365, SLG: 0.483 (1, 10)		1B				F8		F5		3	1	1	1	1	0	0					
Butch Wynegar, S OBP: 0.352, SLG: 0.362 (1, 2)		F9				4-3				3	1	1	0	1	0	2					
Willie Randolph, R OBP: 0.400, SLG: 0.372 (1, 4)										2	0	2	1	1	0	0					
Mike Pagliarulo, L OBP: 0.344, SLG: 0.333 (1, 5)		FC4-6						F9		4	2	1	3	0	0	4					
Omar Moreno, L OBP: 0.238, SLG: 0.366 (1, 7)										4	1	2	2	0	1	2					
Inning Stats	R: 0 E: 0 K: 0 S: 2	H: 0 LOB: 1 BB: 1 P: 6	R: 3 E: 0 K: 1 S: 8	H: 3 LOB: 1 BB: 1 P: 12	R: 1 E: 0 K: 0 S: 4	H: 2 LOB: 0 BB: 0 P: 4	R: 3 E: 0 K: 0 S: 6	H: 3 LOB: 2 BB: 2 P: 14	R: 0 E: 0 K: 0 S: 5	H: 2 LOB: 2 BB: 0 P: 5	R: 0 E: 0 K: 1 S: 6	H: 1 LOB: 1 BB: 0 P: 6	R: 0 E: 0 K: 0 S: 3	H: 0 LOB: 1 BB: 1 P: 7	R: 0 E: 0 K: 2 S: 8	H: 1 LOB: 1 BB: 0 P: 8	1B: 8 2B: 2 3B: 0 HR: 2	SF: 0 SAC: 1 DP: 0 HBP: 0	WP: 0 PB: 0 SB: 0 CS: 1	PA: 39	
PITCHER	IP	WLS	BF	H	R	ER	SO	BB	IBB	HBP	BLK	WP	HR	S	P	ERA	WHIP				
Jim Slaton, R ERA: 3.86 Urbano Lugo, R ERA: 0.9 Doug Corbett, R ERA: 5.75	(1, 1) (4, 1) (8, 1)	3.1 L	17 18	6 5	6 1	6 1	1 1	3 2	0 0	0 0	0 0	0 0	1 1	16 18	28 26	16.20 2.46	2.700 1.909				

Batter	1	2	3	4	5	6	7	8	9	AB	R	H	RBI	BB	SO	LOB	TOP										
Gary Pettis, S (1, 8) OBP: 0.365, SLG: 0.328	0-0 1-3		0-0 CS	0-0 4-3		0-0 CS 1B		0-0 BB	4-0 BB	3	0	1	0	1	0	0	California Angels @ New York Yankees Yankee Stadium, Bronx, NY Thu May 30 1985, 7:05 PM EDT Att: 17,226 - Unknown										
Rob Wilfong, L (1, 4) OBP: 0.283, SLG: 0.198	0-0 F4			0-0 B5-3		0-0 F7		0-0 F7	0-3 K	3	0	0	0	0	0	1											
Juan Beniquez, R (9, PH) OBP: 0.317, SLG: 0.377									0-3 K	1	0	0	0	0	1	1											
Brian Downing, R (1, 7) OBP: 0.379, SLG: 0.349	0-0 F3			0-3 K				0-0 5-3	0-3 K	4	0	0	0	0	2	1											
Reggie Jackson, L (1, 10) OBP: 0.364, SLG: 0.496		0-3 K			4-0 BB BB			0-3 K	0-3 K	3	0	0	0	1	3	1											
Ruppert Jones, L (1, 9) OBP: 0.412, SLG: 0.543		0-0 6-3			4-0 1-2 BB			0-0 4-3		2	0	0	0	1	0	0											
Bobby Grich, R (1, 3) OBP: 0.373, SLG: 0.371	0-0 F4				0-0 F9			0-0 F7		3	0	0	0	0	0	2											
Jerry Narron, L (1, 2) OBP: 0.328, SLG: 0.500			0-0 L4		0-0 F8			0-0 4-3		3	0	0	0	0	0	2											
Jack Howell, L (1, 5) OBP: 0.250, SLG: 0.222			0-3 K		0-0 F7			0-0 HR		3	1	1	1	0	1	2											
Craig Gerber, L (1, 6) OBP: 0.150, SLG: 0.200			0-0 CS 1B			0-0 F5		0-3 K		2	0	1	0	0	0	0											
Daryl Sconiers, L (8, PH) Mike Brown, R (8, PH) Dick Schofield, R (8, 6)										0	0	0	0	0	0	0											
Inning Stats	R: 0 E: 0 K: 0 S: 3	H: 0 LOB: 0 BB: 0 P: 3	R: 0 E: 0 K: 1 S: 5	H: 0 LOB: 0 BB: 0 P: 5	R: 0 E: 0 K: 1 S: 5	H: 1 LOB: 0 BB: 0 P: 5	R: 0 E: 0 K: 1 S: 5	H: 0 LOB: 0 BB: 0 P: 5	R: 0 E: 0 K: 0 S: 3	H: 0 LOB: 2 BB: 2 P: 11	R: 0 E: 0 K: 0 S: 5	H: 0 LOB: 0 BB: 0 P: 5	R: 0 E: 0 K: 1 S: 6	H: 1 LOB: 0 BB: 0 P: 6	R: 0 E: 0 K: 3 S: 9	H: 0 LOB: 1 BB: 1 P: 13	1B: 2 2B: 0 3B: 0 HR: 1	SF: 0 SAC: 0 DP: 0 HBP: 0	WP: 0 PB: 0 SB: 0 CS: 2	PA: 32							
PITCHER	IP	WLS	BF	H	R	ER	SO	BB	IBB	HBP	BLK	WP	HR	S	P	ERA	WHIP										
Joe Cowley, R (1, 1) ERA: 3.71	7.2	W	26	3	1	1	4	2	0	0	0	0	1	32	40	1.17	0.652										
Dave Righetti, L (8, 1) ERA: 1.62	1.1	S	5	0	0	0	4	1	0	0	0	0	0	12	16	0.00	0.750										

Batter	1	2	3	4	5	6	7	8	9	AB	R	H	RBI	BB	SO	LOB	BOTTOM										
Rickey Henderson, R (1, 8) OBP: 0.410, SLG: 0.473	0-0 6-3			0-0 G3	0-0 F8			0-0 F7		4	0	0	0	0	0	1	California Angels @ New York Yankees Yankee Stadium, Bronx, NY Thu May 30 1985, 7:05 PM EDT Att: 17,226 - Unknown										
Willie Randolph, R (1, 4) OBP: 0.397, SLG: 0.376	0-0 5-3			0-0 WP 1B		0-0 F9		0-0 6-3		4	1	1	0	0	0	0											
Don Mattingly, L (1, 3) OBP: 0.355, SLG: 0.494	0-0 G3			0-0 FC5-4 1B		0-0 4-3		0-0 4-3		3	0	1	1	0	0	0											
Dave Winfield, R (1, 9) OBP: 0.301, SLG: 0.388		0-0 L9-3 1B		0-3 K		0-0 6-3				3	0	1	0	0	1	1											
Don Baylor, R (1, 10) OBP: 0.359, SLG: 0.474		0-0 F7		0-0 FC5-4		0-0 F8		0-0 F8		3	0	0	0	0	0	2											
Dan Pasqua, L (1, 7) OBP: 0.333, SLG: 1.333		0-0 L9-3		0-0 HR		0-0 F9		0-0 F9		3	1	1	1	0	0	1											
Butch Wynegar, S (1, 2) OBP: 0.352, SLG: 0.357			4-0 G4-6-3 BB		0-0 E1 F7		0-0 F9		0-0 F9	2	0	0	0	1	0	0											
Mike Pagliarulo, L (1, 5) OBP: 0.333, SLG: 0.320			0-0 G4-6-3		0-0 F7		0-0 F8		0-0 F8	3	0	0	0	0	0	2											
Andre Robertson, R (1, 6) OBP: 0.250, SLG: 1.000			0-0 5-3		0-0 F8		0-0 HR			3	1	1	1	0	0	1											
Inning Stats	R: 0 E: 0 K: 0 S: 3	H: 0 LOB: 0 BB: 0 P: 3	R: 0 E: 0 K: 0 S: 3	H: 1 LOB: 0 BB: 0 P: 3	R: 0 E: 0 K: 0 S: 2	H: 0 LOB: 0 BB: 1 P: 6	R: 1 E: 0 K: 1 S: 7	H: 2 LOB: 1 BB: 0 P: 7	R: 1 E: 1 K: 0 S: 5	H: 1 LOB: 1 BB: 0 P: 5	R: 0 E: 0 K: 0 S: 3	H: 0 LOB: 0 BB: 0 P: 3	R: 0 E: 0 K: 0 S: 3	H: 0 LOB: 0 BB: 0 P: 3	R: 1 E: 0 K: 0 S: 4	H: 1 LOB: 0 BB: 0 P: 4		1B: 2 2B: 2 3B: 0 HR: 2	SF: 0 SAC: 0 DP: 2 HBP: 0	WP: 1 PB: 0 SB: 0 CS: 0	PA: 29						
PITCHER	IP	WLS	BF	H	R	ER	SO	BB	IBB	HBP	BLK	WP	HR	S	P	ERA	WHIP										
Ron Romanick, R (1, 1) ERA: 3.44	8.0	L	29	5	3	3	1	1	0	0	0	1	2	30	34	3.38	0.750										

Batter	1	2	3	4	5	6	7	8	9	AB	R	H	RBI	BB	SO	LOB	TOP										
Jack Perconte, L (1,4) OBP: 0.261, SLG: 0.331										4	1	3	0	0	0	0	Seattle Mariners @ New York Yankees Yankee Stadium, Bronx, NY Fri May 31 1985, 7:05 PM EDT Att: 20,309 - Unknown										
Phil Bradley, R (1,7) OBP: 0.393, SLG: 0.545										4	0	2	0	0	0	2											
Ivan Calderon, R (1,9) OBP: 0.352, SLG: 0.581										4	0	1	1	0	2	4											
Ken Phelps, L (1,10) OBP: 0.286, SLG: 0.423										3	0	0	0	1	1	2											
Alvin Davis, L (1,3) OBP: 0.381, SLG: 0.390										4	1	1	0	0	0	2											
Dave Henderson, R (1,8) OBP: 0.327, SLG: 0.460										4	1	2	2	0	0	0											
Jim Presley, R (1,5) OBP: 0.313, SLG: 0.497										4	0	2	0	0	0	1											
Darnell Coles, R (1,6) OBP: 0.304, SLG: 0.476										4	0	2	0	0	0	2											
Donnie Scott, S (1,2) OBP: 0.254, SLG: 0.344										4	0	0	0	0	0	3											
Inning Stats	R: 1 E: 0 K: 1 S: 6	H: 2 LOB: 0 BB: 0 P: 6	R: 2 E: 0 K: 0 S: 5	H: 3 LOB: 0 BB: 0 P: 5	R: 0 E: 0 K: 1 S: 6	H: 1 LOB: 1 BB: 0 P: 6	R: 0 E: 0 K: 0 S: 4	H: 1 LOB: 1 BB: 0 P: 4	R: 0 E: 0 K: 0 S: 3	H: 2 LOB: 1 BB: 0 P: 4	R: 0 E: 0 K: 0 S: 3	H: 1 LOB: 0 BB: 0 P: 3	R: 0 E: 0 K: 1 S: 6	H: 1 LOB: 2 BB: 1 P: 10	R: 0 E: 0 K: 0 S: 4	H: 2 LOB: 1 BB: 0 P: 4	1B: 9 2B: 3 3B: 1 HR: 1	SF: 0 SAC: 0 DP: 3 HBP: 0	WP: 0 PB: 0 SB: 1 CS: 2	PA: 37							
PITCHER	IP	WLS	BF	H	R	ER	SO	BB	IBB	HBP	BLK	WP	HR	S	P	ERA	WHIP										
Ed Whitson, R (1,1) ERA: 6.07	4.0		17	7	3	3	2	0	0	0	0	0	1	21	21	6.75	1.750										
Brian Fisher, R (5,1) ERA: 2.29	5.0	W	19	6	0	0	1	1	0	0	0	0	0	20	24	0.00	1.400										

Batter	1	2	3	4	5	6	7	8	9	AB	R	H	RBI	BB	SO	LOB	BOTTOM										
Rickey Henderson, R (1,8) OBP: 0.403, SLG: 0.457										4	1	0	0	1	1	4	Seattle Mariners @ New York Yankees Yankee Stadium, Bronx, NY Fri May 31 1985, 7:05 PM EDT Att: 20,309 - Unknown										
Willie Randolph, R (1,4) OBP: 0.397, SLG: 0.368										3	1	0	0	2	0	1											
Don Mattingly, L (1,3) OBP: 0.356, SLG: 0.485										3	1	0	0	2	0	1											
Dave Winfield, R (1,9) OBP: 0.309, SLG: 0.411										5	2	3	2	0	1	1											
Don Baylor, R (1,10) OBP: 0.366, SLG: 0.500										4	2	2	3	0	0	2											
Bill Sample, R (1,7) OBP: 0.388, SLG: 0.409										2	0	1	0	0	0	0											
Dan Pasqua, L (5, FH) OBP: 0.333, SLG: 0.800										2	0	0	0	1	1	2											
Butch Wynegar, S (1,2) OBP: 0.361, SLG: 0.355										1	0	0	0	3	1	1											
Dale Berra, R (1,5) OBP: 0.300, SLG: 0.342										1	0	0	0	1	0	0											
Mike Paganulo, L (5, FH) OBP: 0.326, SLG: 0.316										1	0	0	1	0	0	2											
Andre Robertson, R (1,6) OBP: 0.250, SLG: 1.000										4	1	1	1	0	2	6											
Inning Stats	R: 0 E: 0 K: 0 S: 4	H: 1 LOB: 2 BB: 1 P: 8	R: 0 E: 0 K: 0 S: 3	H: 0 LOB: 2 BB: 2 P: 11	R: 2 E: 0 K: 1 S: 8	H: 3 LOB: 1 BB: 0 P: 8	R: 2 E: 0 K: 0 S: 4	H: 1 LOB: 1 BB: 2 P: 12	R: 1 E: 1 K: 2 S: 8	H: 0 LOB: 2 BB: 2 P: 16	R: 3 E: 0 K: 2 S: 9	H: 2 LOB: 3 BB: 3 P: 21	R: 0 E: 0 K: 1 S: 4	H: 0 LOB: 0 BB: 0 P: 5	R: 0 E: 0 K: 1 S: 4	H: 0 LOB: 0 BB: 0 P: 5	1B: 3 2B: 1 3B: 0 HR: 3	SF: 1 SAC: 0 DP: 1 HBP: 1	WP: 0 PB: 0 SB: 2 CS: 0	PA: 42							
PITCHER	IP	WLS	BF	H	R	ER	SO	BB	IBB	HBP	BLK	WP	HR	S	P	ERA	WHIP										
Mark Langston, L (1,1) ERA: 3.62	3.2	L	21	5	4	4	1	5	0	0	0	0	3	18	38	9.82	2.727										
Roy Thomas, R (4,1) ERA: 5.4	0.2		5	0	1	0	0	2	0	0	0	0	0	3	11	0.00	3.000										
Ed Nunez, R (5,1) ERA: 2.96	2.2		13	2	3	3	4	3	0	0	0	0	0	18	30	10.12	1.875										
Mike Stanton, R (8,1) ERA: 5.4	1.0		3	0	0	0	1	0	0	1	0	0	0	4	5	0.00	0.000										

AB	35
R	3
H	13
RBI	3
BB	1
SO	3
LOB	16



Batter	1	2	3	4	5	6	7	8	9	AB	R	H	RBI	BB	SO	LOB	TOP					
Jack Perconte, L (1,4) OBP: 0.261, SLG: 0.329	F9			F8 1B		F8		F7		4	0	1	0	0	0	2	Seattle Mariners @ New York Yankees Yankee Stadium, Bronx, NY Sat Jun 01 1985, 7:05 PM EDT Att: 25,109 - Unknown					
Phil Bradley, R (1,7) OBP: 0.405, SLG: 0.571	G5-4-3 1B			G6-4-3 1B		1-H HR		1-B		4	1	4	2	0	0	0						
Ivan Calderon, R (1,9) OBP: 0.333, SLG: 0.545	G5-4-3 1-2			F8 2-3		F8		5-3		4	0	0	0	0	0	5						
Al Cowens, R (1,10) OBP: 0.280, SLG: 0.407		F7		G6-4-3 1-2			FC6-4 1B		F2	4	0	1	0	0	0	2						
Alvin Davis, L (1,3) OBP: 0.372, SLG: 0.380		K			F7		F7		F3	4	0	0	0	0	1	1						
Dave Henderson, R (1,8) OBP: 0.319, SLG: 0.448		5-3			K		F6		F7	4	0	0	0	0	1	1						
Jim Prestley, R (1,5) OBP: 0.308, SLG: 0.488			5-3		F7		FC6-4 1-2			3	0	0	0	0	0	1						
Darnell Coles, R (1,6) OBP: 0.308, SLG: 0.435				F7		4-0 HR BB		5-3		2	1	0	0	1	0	0						
Bob Kearney, R (1,2) OBP: 0.171, SLG: 0.141				F9		L6		1B		3	0	1	0	0	0	1						
Inning Stats	R: 0 E: 0 K: 0 S: 3	H: 1 LOB: 0 BB: 0 P: 3	R: 0 E: 0 K: 1 S: 5	H: 0 LOB: 0 BB: 0 P: 5	R: 0 E: 0 K: 0 S: 3	H: 0 LOB: 0 BB: 0 P: 3	R: 0 E: 0 K: 0 S: 4	H: 2 LOB: 1 BB: 0 P: 4	R: 0 E: 0 K: 1 S: 5	H: 0 LOB: 0 BB: 0 P: 5	R: 2 E: 0 K: 0 S: 4	H: 1 LOB: 0 BB: 1 P: 8	R: 0 E: 0 K: 0 S: 4	H: 1 LOB: 1 BB: 0 P: 4	R: 0 E: 0 K: 0 S: 5	H: 2 LOB: 2 BB: 0 P: 5	R: 0 E: 0 K: 0 S: 3	H: 0 LOB: 0 BB: 0 P: 3	1B: 6 2B: 0 3B: 0 HR: 1	SF: 0 SAC: 0 DP: 2 HBP: 0	WP: 0 PB: 0 CS: 0	PA: 33
PITCHER Ron Guidry, L (1,1) ERA: 3.09	IP: 9.0 WLS: W BF: 33 H: 7 R: 2 ER: 2 SO: 2 BB: 1 IBB: 0 HBP: 0 BLK: 0 WP: 0 HR: 1 S: 36 P: 40 ERA: 2.00 WHIP: 0.889																					

Batter	1	2	3	4	5	6	7	8	9	AB	R	H	RBI	BB	SO	LOB	BOTTOM			
Rickey Henderson, R (1,8) OBP: 0.410, SLG: 0.488	4-3	E9 1B		1-H HR		1-3 1B		F9		5	2	3	2	0	0	0	Seattle Mariners @ New York Yankees Yankee Stadium, Bronx, NY Sat Jun 01 1985, 7:05 PM EDT Att: 25,109 - Unknown			
Willie Randolph, R (1,4) OBP: 0.404, SLG: 0.383	5-3 1B	S 1B BB		2B		SF9				2	2	2	1	1	0	0				
Don Mattingly, L (1,3) OBP: 0.359, SLG: 0.491	5-3 1-2	S 1B		2B		F9				4	0	2	3	0	0	2				
Dave Winfield, R (1,9) OBP: 0.308, SLG: 0.408	2-H 1B	F7 1-2 2-3		5-3		K				4	0	1	1	0	1	4				
Don Baylor, R (1,10) OBP: 0.358, SLG: 0.488	F8		6-3	5-3				1-3		4	0	0	0	0	0	2				
Bill Sample, R (1,7) OBP: 0.385, SLG: 0.383		5-3		6-3				F8		3	0	0	0	0	1	0				
Dan Pasqua, L (7, PH) OBP: 0.286, SLG: 0.667					K					1	0	0	0	0	0	0				
Butch Wynegar, S (1,2) OBP: 0.359, SLG: 0.352		E 1B		6-3		F9		6-3		4	1	1	0	0	0	0				
Dale Berra, R (1,5) OBP: 0.289, SLG: 0.329		E5 1B		F8				F7		3	0	0	0	0	1	1				
Mike Pagliarulo, L (8, PH) OBP: 0.323, SLG: 0.312		1-3 1B			K					1	0	0	0	0	0	0				
Andre Robertson, R (1,6) OBP: 0.417, SLG: 0.917		E 1B 2-H 3-H		HR 1B		1B SF9 1B		K		4	3	3	1	0	1	0				
Inning Stats	R: 1 E: 0 K: 0 S: 5	H: 2 LOB: 1 BB: 0 P: 5	R: 3 E: 2 K: 0 S: 7	H: 4 LOB: 2 BB: 1 P: 11	R: 0 E: 0 K: 0 S: 3	H: 0 LOB: 0 BB: 0 P: 3	R: 3 E: 0 K: 0 S: 7	H: 4 LOB: 1 BB: 0 P: 7	R: 0 E: 0 K: 2 S: 7	H: 0 LOB: 0 BB: 0 P: 7	R: 1 E: 0 K: 1 S: 7	H: 2 LOB: 1 BB: 0 P: 7	R: 0 E: 0 K: 0 S: 3	H: 0 LOB: 0 BB: 0 P: 3	R: 0 E: 0 K: 1 S: 5	H: 0 LOB: 0 BB: 0 P: 5	1B: 9 2B: 2 3B: 0 HR: 1	SF: 1 SAC: 0 DP: 0 HBP: 0	WP: 0 PB: 0 CS: 0	PA: 37
PITCHER Matt Young, L (1,1) ERA: 5.12 Salome Barojas, R (4,1) ERA: 5.93	IP: 3.1 WLS: L BF: 16 H: 10 R: 7 ER: 7 SO: 7 BB: 1 IBB: 0 HBP: 0 BLK: 0 WP: 0 HR: 1 S: 20 P: 24 ERA: 18.90 WHIP: 3.300																			


Batter	1	2	3	4	5	6	7	8	9	AB	R	H	RBI	BB	SO	LOB	TOP				
Domingo Ramos, R OBP: 0.265, SLG: 0.394 (1, 4)	F8		E8 BB 1B			HR			5-3	5	2	2	2	0	0	1	Seattle Mariners @ New York Yankees Yankee Stadium, Bronx, NY Sun Jun 02 1985, 3:33 AM EDT Att: 50,150 - Unknown				
Phil Bradley, R OBP: 0.410, SLG: 0.575 (1, 7)	K		BB 1B			2B			F8	4	2	2	0	1	1	0					
Ivan Calderon, R OBP: 0.333, SLG: 0.529 Al Cowens, R OBP: 0.282, SLG: 0.428 (7, PH) (7, 9)	K		BB 1B			2B			K	2	0	0	1	1	1	1					
Alvin Davis, L OBP: 0.373, SLG: 0.381 (1, 3)		F4	BB 1B			1B			F8	5	0	2	3	0	0	1					
Dave Henderson, R OBP: 0.318, SLG: 0.439 (1, 8)		F4	BB 1B			1B			K	3	0	0	0	1	1	3					
Barry Bonnell, R OBP: 0.283, SLG: 0.297 (1, 10)		F7	BB 1B			F3			F7	4	0	0	0	0	0	4					
Jim Prestley, R OBP: 0.307, SLG: 0.480 (1, 5)			BB 1B			F9			K	3	1	0	0	1	1	0					
Donnie Scott, S OBP: 0.243, SLG: 0.328 Bob Kearney, R OBP: 0.162, SLG: 0.153 (6, 2)			BB 1B			F8			1B	3	0	0	0	0	0	1					
Spike Owen, S OBP: 0.286, SLG: 0.265 (1, 6)			BB 1B			6-3			4-3	3	1	1	0	1	0	1					
Inning Stats	R: 0 E: 0 K: 2 S: 7	H: 0 LOB: 0 BB: 7	R: 0 E: 0 K: 0 S: 2	H: 0 LOB: 0 BB: 1 P: 6	R: 4 E: 1 K: 0 S: 6	H: 3 LOB: 2 BB: 3 P: 18	R: 0 E: 0 K: 0 S: 3	H: 0 LOB: 0 BB: 0 P: 3	R: 2 E: 0 K: 0 S: 6	H: 3 LOB: 1 BB: 0 P: 6	R: 0 E: 0 K: 1 S: 6	H: 1 LOB: 0 BB: 0 P: 6	R: 0 E: 0 K: 1 S: 6	H: 1 LOB: 1 BB: 0 P: 6	R: 0 E: 0 K: 1 S: 6	H: 1 LOB: 1 BB: 0 P: 6		1B: 6 2B: 1 3B: 0 HR: 2	SF: 0 SAC: 0 DP: 0 HBP: 0	WP: 0 PB: 0 CS: 1	PA: 40
PITCHER	IP	WLS	BF	H	R	ER	SO	BB	IBB	HBP	BLK	WP	HR	S	P	ERA	WHIP				
Dennis Rasmussen, L ERA: 3.54 (1, 1)	2.1	L	13	3	4	4	2	4	0	0	0	0	0	13	29	15.43	3.000				
Don Cooper, R ERA: 5.4 (3, 1)	2.0		9	3	2	2	0	0	0	0	0	0	1	9	9	9.00	1.500				
Rich Bordi, R ERA: 2.53 (5, 1)	4.1		17	3	1	1	3	1	0	0	0	0	1	22	26	2.08	0.923				
Dave Righetti, L ERA: 1.8 (9, 1)	0.1		1	0	0	0	0	0	0	0	0	0	0	1	1	0.00	0.000				

Batter	1	2	3	4	5	6	7	8	9	AB	R	H	RBI	BB	SO	LOB	BOTTOM				
Rickey Henderson, R OBP: 0.423, SLG: 0.500 (1, 8)	6-3		FC6-4 1B			WP 2B			1B	5	2	4	0	0	0	0	Seattle Mariners @ New York Yankees Yankee Stadium, Bronx, NY Sun Jun 02 1985, 3:33 AM EDT Att: 50,150 - Unknown				
Willie Randolph, R OBP: 0.395, SLG: 0.384 (1, 4)	F6		FC6-4 WP PB			SF7 2B			F9	5	1	1	1	0	0	4					
Don Mattingly, L OBP: 0.355, SLG: 0.500 (1, 3)	4-3		F5			3-1			F4	5	1	1	2	0	0	4					
Dave Winfield, R OBP: 0.312, SLG: 0.406 (1, 9)		1B SF9 BB	BB 1B			SF7			F9	1	1	0	1	2	0	0					
Don Baylor, R OBP: 0.361, SLG: 0.488 (1, 10)		F9 SF9 1B	K			1B			K	4	0	2	0	0	2	2					
Bill Sample, R OBP: 0.352, SLG: 0.375 Dan Pasqua, L OBP: 0.222, SLG: 0.500 (5, PH) (6, 7)		SF9				F6			F8	1	0	0	1	0	0	0					
Ron Hassey, L OBP: 0.351, SLG: 0.412 (1, 2)		F9				F8			F8	2	0	0	0	0	0	1					
Bobby Meacham, S OBP: 0.384, SLG: 0.326 (1, 6)		F9				4-3			4-3	3	0	0	0	1	0	1					
Dale Berra, R OBP: 0.294, SLG: 0.333 Mike Pagliarulo, L OBP: 0.316, SLG: 0.304 (6, PH) (7, 5)		F8				6-3			F7	4	0	0	0	0	0	2					
			FC6-4 BB PB 1B			6-3			F6	2	1	1	0	0	0	1					
						6-3			F7	2	0	0	0	0	0	0					
Inning Stats	R: 0 E: 0 K: 0 S: 3	H: 0 LOB: 0 BB: 0 P: 3	R: 1 E: 0 K: 0 S: 4	H: 1 LOB: 1 BB: 1 P: 8	R: 1 E: 0 K: 1 S: 7	H: 2 LOB: 1 BB: 1 P: 11	R: 0 E: 0 K: 0 S: 3	H: 0 LOB: 1 BB: 1 P: 7	R: 2 E: 0 K: 0 S: 6	H: 3 LOB: 0 BB: 0 P: 6	R: 0 E: 0 K: 1 S: 7	H: 2 LOB: 0 BB: 0 P: 7	R: 0 E: 0 K: 0 S: 3	H: 0 LOB: 0 BB: 0 P: 3	R: 0 E: 0 K: 0 S: 4	H: 1 LOB: 1 BB: 0 P: 4	1B: 7 2B: 1 3B: 0 HR: 1	SF: 2 SAC: 0 DP: 0 HBP: 0	WP: 2 PB: 1 CS: 0	PA: 39	
PITCHER	IP	WLS	BF	H	R	ER	SO	BB	IBB	HBP	BLK	WP	HR	S	P	ERA	WHIP				
Brian Snyder, L ERA: 5.0 (1, 1)	4.1		21	5	4	4	1	3	0	0	0	0	0	20	32	8.31	1.846				
Ed Nunez, R ERA: 3.38 (5, 1)	2.0	W	9	3	2	2	0	0	0	0	0	0	1	9	9	9.00	1.500				
Karl Best, R ERA: 2.3 (7, 1)	2.2	S	9	1	0	0	1	0	0	0	0	0	0	11	11	0.00	0.375				

Batter	1	2	3	4	5	6	7	8	9	AB	R	H	RBI	BB	SO	LOB	TOP								
Dave Collins, S (1, 7) OBP: 0.294, SLG: 0.353	F8		CS 1-3 1B			FC6-4 1B		S BB 1-2	F8	4	0	2	0	1	0	3									
Carney Lansford, R (1, 5) OBP: 0.298, SLG: 0.400	F8		F3			FC6-4 1-2		F4		4	0	0	0	0	0	5									
Bruce Bochte, L (1, 3) OBP: 0.396, SLG: 0.367	K		CS 1-2	4-3		G3		F9 1-2 2-3		4	0	0	0	0	1	3									
Dave Kingman, R (1, 10) OBP: 0.345, SLG: 0.492		K		K				K	HR	4	1	1	1	0	3	0									
Mike Davis, L (1, 9) OBP: 0.376, SLG: 0.605	F9			3-1				L1	4-3	4	0	0	0	0	0	0									
Dwayne Murphy, L (1, 8) OBP: 0.351, SLG: 0.386		FC3-6 BB			G4-6-3 1B		6-3	2B 1B		3	0	2	0	1	0	0									
Mike Heath, R (1, 2) OBP: 0.292, SLG: 0.383	FC3-6 1-2				G4-6-3 1-2			1B 3B	F9	4	1	1	0	0	0	3									
Donnie Hill, S (1, 4) OBP: 0.275, SLG: 0.310			E6 1B		1-3			K		3	0	0	0	0	1	1									
Steve Henderson, R (9, PH) OBP: 0.372, SLG: 0.425									2B	1	0	1	0	0	0	0									
Alfredo Griffin, S (1, 6) OBP: 0.320, SLG: 0.352			K							3	0	1	1	0	1	1									
Dusty Baker Jr., R (9, PH) OBP: 0.381, SLG: 0.512										0	0	0	0	0	1	0									
Rob Piccolo, R (9, PR) OBP: 0.367, SLG: 0.467						6-3		S 3-H 1B	BB	0	0	0	0	0	0	0									
Inning Stats	R: 0 E: 0 K: 1 S: 5	H: 0 LOB: 0 BB: 0 P: 5	R: 0 E: 0 K: 1 S: 5	H: 0 LOB: 1 BB: 1 P: 9	R: 0 E: 1 K: 1 S: 6	H: 1 LOB: 1 BB: 0 P: 6	R: 0 E: 0 K: 1 S: 5	H: 0 LOB: 0 BB: 0 P: 5	R: 0 E: 0 K: 0 S: 3	H: 1 LOB: 0 BB: 0 P: 3	R: 0 E: 0 K: 0 S: 4	H: 1 LOB: 1 BB: 0 P: 4	R: 0 E: 0 K: 1 S: 5	H: 0 LOB: 0 BB: 0 P: 5	R: 1 E: 0 K: 1 S: 7	H: 2 LOB: 2 BB: 1 P: 11	R: 1 E: 0 K: 0 S: 6	H: 3 LOB: 3 BB: 1 P: 10	1B: 5 2B: 1 3B: 1 HR: 1	SF: 0 SAC: 0 DP: 1 HBP: 0	WP: 0 PB: 0 SB: 3 CS: 1	PA: 38			
PITCHER	IP WLS BF H R ER SO BB IBB HBP BLK WP HR S P ERA WHIP	8.0 W 30 5 1 1 6 2 0 0 0 0 0 40 48 1.12 0.875	1.0 L 7 3 1 1 0 1 0 0 0 0 1 6 10 9.00 4.000																						

Oakland Athletics @ New York Yankees
 Yankee Stadium, Bronx, NY
 Mon Jun 03 1985, 7:05 PM EDT
 Att: 15,228 - Unknown


AB 34
 R 2
 H 8
 RBI 2
 BB 3
 SO 6
 LOB 16



Batter	1	2	3	4	5	6	7	8	9	AB	R	H	RBI	BB	SO	LOB	BOTTOM			
Rickey Henderson, R (1, 8) OBP: 0.425, SLG: 0.523	6-3		HR		K		BB 1B			4	2	2	2	0	1	0				
Omar Moreno, L (9, 8) OBP: 0.236, SLG: 0.366										0	0	0	0	0	0	0				
Willie Randolph, R (1, 4) OBP: 0.396, SLG: 0.377	5-3		F9		6-3		1B BB			3	0	0	0	1	0	0				
Don Mattingly, L (1, 3) OBP: 0.353, SLG: 0.505	1B 3B		4-3		4-3		K			4	1	1	0	0	1	2				
Dave Winfield, R (1, 9) OBP: 0.325, SLG: 0.424	1B		CS 1B			E7 1B 2B	G5-4-3 1B			4	1	4	2	0	0	0				
Don Baylor, R (1, 10) OBP: 0.364, SLG: 0.485	F5		CS 1-2	1B BB	1B BB	1B FC3-2 1B	G5-4-3 1-2			3	0	1	1	1	0	3				
Dan Pasqua, L (1, 7) OBP: 0.194, SLG: 0.333		F9			F5		F6		F9	4	0	0	0	0	0	2				
Victor Mata, R (9, 7)										0	0	0	0	0	0	0				
Butch Wynegar, S (1, 2) OBP: 0.362, SLG: 0.356		4-3				FC3-2 1B		F8		4	0	2	0	0	0	0				
Bobby Meacham, S (1, 6) OBP: 0.374, SLG: 0.316		F7			F6		FC3-2	E6		4	0	0	0	0	0	4				
Mike Pagliarulo, L (1, 5) OBP: 0.314, SLG: 0.301				HR 1B	K		K	6-3		4	1	1	0	0	2	5				
Inning Stats	R: 1 E: 0 K: 0 S: 5	H: 2 LOB: 1 BB: 0 P: 5	R: 0 E: 0 K: 0 S: 3	H: 0 LOB: 0 BB: 0 P: 3	R: 2 E: 0 K: 0 S: 5	H: 3 LOB: 0 BB: 0 P: 5	R: 0 E: 0 K: 1 S: 6	H: 1 LOB: 2 BB: 1 P: 10	R: 0 E: 0 K: 1 S: 5	H: 0 LOB: 0 BB: 0 P: 5	R: 1 E: 0 K: 1 S: 8	H: 3 LOB: 2 BB: 0 P: 8	R: 1 E: 0 K: 1 S: 6	H: 2 LOB: 1 BB: 1 P: 10	R: 0 E: 1 K: 0 S: 4	H: 0 LOB: 1 BB: 0 P: 4	1B: 8 2B: 1 3B: 1 HR: 1	SF: 0 SAC: 0 DP: 1 HBP: 0	WP: 0 PB: 0 SB: 1 CS: 1	PA: 37
PITCHER	IP WLS BF H R ER SO BB IBB HBP BLK WP HR S P ERA WHIP	6.1 L 31 11 5 5 4 2 0 0 0 0 1 37 45 7.11 2.053	1.2 L 5 0 0 0 0 0 0 0 0 0 0 5 5 0.00 0.000																	

Oakland Athletics @ New York Yankees
 Yankee Stadium, Bronx, NY
 Mon Jun 03 1985, 7:05 PM EDT
 Att: 15,228 - Unknown

AB 34
 R 5
 H 11
 RBI 5
 BB 2
 SO 4
 LOB 16



Batter	1	2	3	4	5	6	7	8	9	AB	R	H	RBI	BB	SO	LOB	TOP								
Dave Collins, S OBP: 0.293, SLG: 0.351 (1, 7)	B1-3		F9		F8		1B			4	0	1	0	0	0	1	Oakland Athletics @ New York Yankees Yankee Stadium, Bronx, NY Tue Jun 04 1985, 7:05 PM EDT Att: 20,242 - Unknown								
Mike Davis, L OBP: 0.379, SLG: 0.600 (1, 9)	L8-4 BB		F4		CS			4-3		3	0	1	1	1	0	0									
Dwayne Murphy, L OBP: 0.348, SLG: 0.379 (1, 8)	BB			K	CS	K		K		3	0	0	0	1	3	0									
Dave Kingman, R OBP: 0.348, SLG: 0.508 (1, 10)	L8-4			HR				F4		4	1	2	1	0	0	2									
Dusty Baker Jr., R OBP: 0.366, SLG: 0.488 Bruce Bochte, L OBP: 0.396, SLG: 0.367 (9, 3)		6-3		F5		F7		F8		4	0	0	0	0	0	1									
Mickey Tattleton, S OBP: 0.342, SLG: 0.273 (1, 2)	S			FC6-4		K		G3		4	0	2	0	0	1	1									
Rob Picciolo, R OBP: 0.324, SLG: 0.412 (1, 5)	F9			FC6-4				6-3		4	0	0	0	0	0	2									
Donnie Hill, S OBP: 0.270, SLG: 0.303 (1, 4)	F8				G3			G3		3	0	0	0	0	0	1									
Alfredo Griffin, S OBP: 0.326, SLG: 0.354 (1, 6)			K							2	1	1	0	1	1	0									
Inning Stats	R: 0 E: 0 K: 0 S: 2	H: 0 LOB: 1 BB: 2 P: 10	R: 0 E: 0 K: 0 S: 4	H: 1 LOB: 1 BB: 0 P: 4	R: 0 E: 0 K: 1 S: 5	H: 0 LOB: 0 BB: 0 P: 5	R: 1 E: 0 K: 1 S: 7	H: 2 LOB: 1 BB: 0 P: 7	R: 1 E: 0 K: 0 S: 3	H: 1 LOB: 0 BB: 1 P: 7	R: 0 E: 0 K: 2 S: 8	H: 1 LOB: 1 BB: 0 P: 8	R: 0 E: 0 K: 0 S: 4	H: 2 LOB: 2 BB: 0 P: 4	R: 0 E: 0 K: 1 S: 5	H: 0 LOB: 0 BB: 0 P: 5		R: 0 E: 0 K: 0 S: 3	H: 0 LOB: 0 BB: 3 P: 3	1B: 6 2B: 1 3B: 0 HR: 1	SF: 0 SAC: 0 DP: 1 HBP: 0	WP: 0 PB: 0 SB: 1 CS: 1	PA: 35		
PITCHER	IP	WLS	BF	H	R	ER	SO	BB	IBB	HBP	BLK	WP	HR	S	P	ERA	WHIP								
Joe Cowley, R ERA: 3.58 (1, 1)	4.1	L	17	3	1	1	2	2	0	0	0	0	1	19	27	2.08	1.154								
Bob Shirley, L ERA: 4.38 (5, 1)	0.2		3	1	1	1	0	1	0	0	0	0	0	2	6	13.50	3.000								
Rich Bordi, R ERA: 2.13 (6, 1)	4.0		14	3	0	0	3	0	0	0	0	0	0	20	20	0.00	0.750								

AB	31
R	2
H	7
RBI	2
BB	3
SO	5
LOB	8



Batter	1	2	3	4	5	6	7	8	9	AB	R	H	RBI	BB	SO	LOB	BOTTOM								
Rickey Henderson, R OBP: 0.424, SLG: 0.515 (1, 8)	F9		L3		1B		5-3		F7	4	0	1	0	1	0	3	Oakland Athletics @ New York Yankees Yankee Stadium, Bronx, NY Tue Jun 04 1985, 7:05 PM EDT Att: 20,242 - Unknown								
Willie Randolph, R OBP: 0.393, SLG: 0.373 (1, 4)	F7		F8		FC6-4			F8		4	0	1	0	0	0	1									
Don Mattingly, L OBP: 0.346, SLG: 0.495 (1, 3)	G3		L3		FC6-4			F7		4	0	0	0	0	0	3									
Dave Winfield, R OBP: 0.319, SLG: 0.415 (1, 9)		L4		F4		F4		F8		4	0	0	0	0	0	0									
Don Baylor, R OBP: 0.371, SLG: 0.491 (1, 10)		6-3				FC6-4		6-3		2	0	1	0	2	0	0									
Bill Sample, R OBP: 0.333, SLG: 0.353 Dan Pasqua, L OBP: 0.214, SLG: 0.333 (9, PH)		6-3		F7		FC6-4		1B		3	0	0	0	0	0	3									
Butch Wynegar, S OBP: 0.365, SLG: 0.355 (1, 2)		BB		F3		F7		BB		3	0	1	0	1	0	2									
Bobby Meacham, S OBP: 0.373, SLG: 0.312 Omar Moreno, L OBP: 0.233, SLG: 0.357 (9, PH)					6-3				F2	2	0	0	0	1	1	0									
Dale Berra, R OBP: 0.287, SLG: 0.325 Ron Hassey, L OBP: 0.342, SLG: 0.400 Mike Pagliarulo, L OBP: 0.320, SLG: 0.301 (8, 5)										1	0	0	0	0	0	2									
Inning Stats	R: 0 E: 0 K: 0 S: 3	H: 0 LOB: 0 BB: 0 P: 3	R: 0 E: 0 K: 1 S: 6	H: 1 LOB: 3 BB: 2 P: 14	R: 0 E: 0 K: 0 S: 3	H: 1 LOB: 0 BB: 0 P: 3	R: 0 E: 0 K: 0 S: 3	H: 0 LOB: 1 BB: 1 P: 7	R: 0 E: 0 K: 0 S: 6	H: 1 LOB: 2 BB: 1 P: 10	R: 0 E: 0 K: 2 S: 7	H: 0 LOB: 0 BB: 0 P: 7	R: 0 E: 0 K: 0 S: 3	H: 0 LOB: 0 BB: 0 P: 3	R: 0 E: 0 K: 0 S: 4	H: 1 LOB: 3 BB: 2 P: 12		1B: 3 2B: 2 3B: 0 HR: 0	SF: 0 SAC: 0 DP: 1 HBP: 0	WP: 0 PB: 0 SB: 0 CS: 0	PA: 37				
PITCHER	IP	WLS	BF	H	R	ER	SO	BB	IBB	HBP	BLK	WP	HR	S	P	ERA	WHIP								
Tim Lirtsas, L ERA: 2.63 (1, 1)	6.0	W	25	3	0	0	2	5	0	0	0	0	0	24	44	0.00	1.333								
Keith Atherton, R ERA: 3.5 (7, 1)	2.0		6	0	0	0	2	0	0	0	0	0	0	10	10	0.00	0.000								
Jay Howell, R ERA: 2.12 (9, 1)	1.0	S	6	1	0	0	0	2	0	0	0	0	0	4	12	0.00	3.000								

AB	30
R	0
H	4
RBI	0
BB	7
SO	4
LOB	17



Batter	1	2	3	4	5	6	7	8	9	AB	R	H	RBI	BB	SO	LOB	TOP					
Rickey Henderson, R OBP: 0.420, SLG: 0.504 (1, 8)	0-0 6-3			4-0 BB		0-0 5-3		0-0 F8	3 0 0 0 1 0 0													
Willie Randolph, R OBP: 0.390, SLG: 0.371 (1, 4)	0-3 K		0-0 G4-6-3			0-0 FC5-4		0-0 6-3	4 0 1 0 0 1 1													
Don Mattingly, L OBP: 0.340, SLG: 0.484 (1, 3)	0-0 4-3		0-0 F8			0-0 FC5-4		0-0 E3	4 0 0 0 0 0 1													
Dave Winfield, R OBP: 0.313, SLG: 0.406 (1, 9)		0-0 F4		0-0 F4		0-3 K		0-0 FC3-6	4 0 0 0 0 1 2													
Don Baylor, R OBP: 0.371, SLG: 0.506 (1, 10)	0-3 K		0-0 HR			0-3 K			3 1 1 1 0 2 1													
Dan Pasqua, L OBP: 0.176, SLG: 0.267 (1, 7)	0-3 K		0-0 4-3			0-0 F7			3 0 0 0 0 1 0													
Butch Wynegar, S OBP: 0.359, SLG: 0.348 (1, 2)		0-0 F7		0-0 F8		0-0 F5			3 0 0 0 0 0 0													
Bobby Meacham, S OBP: 0.373, SLG: 0.312 (1, 6)		0-0 F7		0-0 G3		0-0 1B			3 0 1 0 0 0 0													
Mike Pagliarulo, L OBP: 0.311, SLG: 0.291 (1, 5)		0-3 K		0-0 L3		0-0 G3			3 0 0 0 0 1 1													
Inning Stats	R: 0 E: 0 K: 1 S: 5	H: 0 LOB: 0 BB: 0 P: 5	R: 0 E: 0 K: 2 S: 7	H: 0 LOB: 0 BB: 0 P: 7	R: 0 E: 0 K: 1 S: 5	H: 0 LOB: 0 BB: 1 P: 5	R: 0 E: 0 K: 0 S: 2	H: 0 LOB: 0 BB: 1 P: 6	R: 1 E: 0 K: 0 S: 4	H: 1 LOB: 0 BB: 0 P: 4	R: 0 E: 0 K: 2 S: 3	H: 0 LOB: 0 BB: 0 P: 3	R: 0 E: 0 K: 2 S: 8	H: 1 LOB: 1 BB: 0 P: 8	R: 0 E: 0 K: 0 S: 4	H: 1 LOB: 1 BB: 0 P: 4	R: 0 E: 1 K: 0 S: 4	H: 0 LOB: 1 BB: 0 P: 4	1B: 2 2B: 0 3B: 0 HR: 1	SF: 0 SAC: 0 DP: 1 HBP: 0	WP: 0 PB: 0 SB: 0 CS: 0	PA: 31
PITCHER Danny Darwin, R ERA: 3.61 (1, 1)	IP: 9.0 WLS: W BF: 31 H: 3 R: 1 ER: 1 SO: 6 BB: 1 IBB: 0 HBP: 0 BLK: 0 WP: 0 HR: 1 S: 42 P: 46 ERA: 1.00 WHIP: 0.444															PITCHER						

New York Yankees @ Milwaukee Brewers
Milwaukee County Stadium, Milwaukee, WI
Thu Jun 06 1985, 8:05 PM EDT
Att: 15,452 - Unknown

AB 30
R 1
H 3
RBI 1
BB 1
SO 6
LOB 6



Batter	1	2	3	4	5	6	7	8	9	AB	R	H	RBI	BB	SO	LOB	BOTTOM					
Paul Molitor, R OBP: 0.369, SLG: 0.437 (1, 5)	0-0 6-3		0-0 1-3		0-0 1B	0-0 2B		0-0 FC6-4	5 2 2 1 0 0 3													
Ernest Riles, L OBP: 0.314, SLG: 0.440 (1, 6)	0-3 K		0-0 1B		0-0 2B	0-0 1B		0-0 F7	4 1 2 1 0 1 0													
Cecil Cooper, L OBP: 0.346, SLG: 0.486 (1, 3)	0-0 3-1		0-0 F7		0-0 2B	0-0 2B		0-0 F5	4 1 1 1 0 0 1													
Robin Yount, R OBP: 0.337, SLG: 0.456 (1, 7)		0-0 1B		0-0 F3	0-0 4-3	0-0 1B		0-3 K	4 1 2 1 0 1 0													
Ted Simmons, S OBP: 0.330, SLG: 0.316 (1, 10)		0-0 F8		0-0 G3	0-0 4-3	0-0 F8			4 0 0 0 0 0 2													
Ben Oglivie, L OBP: 0.289, SLG: 0.279 (1, 9)		0-0 1B		4-0 E	0-0 1B	0-0 F5			3 0 2 1 1 0 0													
Jim Gantner, L OBP: 0.297, SLG: 0.350 (1, 4)		0-0 F7		0-0 E4	0-0 6-3	0-0 1B		0-0 1B	4 0 1 0 0 0 4													
Charlie Moore, R OBP: 0.352, SLG: 0.368 (1, 2)		0-0 5-3		0-0 F4		0-0 4-3		0-0 FC6-4	4 0 1 0 0 0 4													
Rick Manning, L OBP: 0.310, SLG: 0.351 (1, 8)			0-0 1-3		0-0 3-1	0-0 F1		0-0 F3	4 0 1 0 0 0 2													
Inning Stats	R: 0 E: 0 K: 1 S: 5	H: 2 LOB: 2 BB: 0 P: 5	R: 0 E: 0 K: 0 S: 4	H: 2 LOB: 1 BB: 0 P: 4	R: 0 E: 0 K: 0 S: 4	H: 2 LOB: 1 BB: 0 P: 8	R: 4 E: 0 K: 0 S: 8	H: 5 LOB: 1 BB: 0 P: 8	R: 1 E: 0 K: 0 S: 4	H: 1 LOB: 0 BB: 0 P: 4	R: 0 E: 0 K: 1 S: 5	H: 0 LOB: 0 BB: 0 P: 5	R: 0 E: 0 K: 0 S: 5	H: 2 LOB: 2 BB: 0 P: 5	R: 0 E: 0 K: 0 S: 5	H: 0 LOB: 0 BB: 0 P: 5	R: 0 E: 0 K: 0 S: 5	H: 2 LOB: 2 BB: 0 P: 5	1B: 8 2B: 4 3B: 0 HR: 1	SF: 0 SAC: 0 DP: 1 HBP: 0	WP: 0 PB: 0 SB: 0 CS: 0	PA: 37
PITCHER Ed Whitson, R ERA: 6.23 Bob Shirley, L ERA: 4.11 Mike Armstrong, R ERA: (1, 1) (5, 1) (8, 1)	IP: 4.2 WLS: L BF: 24 H: 9 R: 4 ER: 4 SO: 4 BB: 1 IBB: 0 HBP: 0 BLK: 0 WP: 0 HR: 0 S: 25 P: 29 ERA: 7.71 WHIP: 2.143															PITCHER						


New York Yankees @ Milwaukee Brewers
Milwaukee County Stadium, Milwaukee, WI
Thu Jun 06 1985, 8:05 PM EDT
Att: 15,452 - Unknown


AB 36
R 5
H 12
RBI 5
BB 1
SO 2
LOB 16



Batter	1	2	3	4	5	6	7	8	9	10	AB	R	H	RBI	BB	SO	LOB	TOP																
Rickey Henderson, R OBP: 0.423, SLG: 0.500 (1.7) (4.8)	0-0 4-3		0-0 5-3		0-0 HR 1B		0-3 K		0-0 1B 1B	4-0 BB	5	2	2	0	1	1	2	New York Yankees @ Milwaukee Brewers Milwaukee County Stadium, Milwaukee, WI Fri Jun 07 1985, 8:05 PM EDT Att: 24,463 - Unknown livebaseballscorecards.com																
Willie Randolph, R OBP: 0.383, SLG: 0.364 (1.4) (6.9)	0-3 K		0-3 K		0-3 K		0-0 1B		0-0 F9	0-0 F8	6	0	1	0	0	3	4																	
Don Mattingly, L OBP: 0.332, SLG: 0.472 (1.3) (8.5)	0-0 6-3				0-0 F7		0-3 K		0-0 F5		5	0	0	0	0	1	3																	
Dave Winfield, R OBP: 0.319, SLG: 0.442 (1.9) (6.5)		0-3 K			0-0 HR		0-0 HR		0-0 6-3	0-0 1B 1B	5	3	3	3	0	1	0																	
Don Baylor, R OBP: 0.376, SLG: 0.523 (1.10) (8.2)		0-0 HR			4-0 2B FC4-6 BB		0-0 L6		0-0 F9	0-0 1B 1B	4	2	2	2	1	0	0																	
Ron Hassey, L OBP: 0.357, SLG: 0.462 Andre Robertson, R OBP: 0.462, SLG: 0.923 (8. PR) (8.5)		0-0 4-3			0-0 FC4-6 2B		0-0 3-1		0-0 HR 2B	0-0 1B 1B	4	0	2	0	0	0	0																	
Mike Pagliarulo, L OBP: 0.250, SLG: 0.372 Dale Berra, R OBP: 0.284, SLG: 0.321 (6. PH) (6.5)		0-0 G3			4-0 FC4-6 BB		0-0 G3		0-0 HR	0-3 K	1	0	0	0	1	0	0																	
Butch Wynegar, S OBP: 0.361, SLG: 0.369 (8.2) (8.2)					0-0 BB		0-0 G3		2-H HR		2	1	1	2	0	1	2																	
Omar Moreno, L OBP: 0.250, SLG: 0.372 Bill Sample, R OBP: 0.322, SLG: 0.340 (4. PH) (4.7)					0-0 FC4-6 BB		0-0 6-3		0-0 1B		1	0	1	0	0	0	0																	
Dan Pasqua, L OBP: 0.211, SLG: 0.284 (8. PH) (8.7)					0-0 1B					0-3 K	2	0	0	1	0	0	2																	
Bobby Meacham, S OBP: 0.368, SLG: 0.303 (1.6) (8.7)					0-0 1-3				0-0 F4		4	0	0	0	1	2	5																	
					0-0 1-3				0-0 CS BB																									
Inning Stats	R: 0 E: 0 K: 1 S: 5	H: 0 LOB: 0 BB: 0 P: 5	R: 1 E: 0 K: 1 S: 6	H: 1 LOB: 0 BB: 0 P: 6	R: 0 E: 1 K: 1 S: 6	H: 1 LOB: 1 BB: 0 P: 6	R: 2 E: 0 K: 1 S: 7	H: 2 LOB: 2 BB: 2 P: 15	R: 2 E: 0 K: 2 S: 9	H: 2 LOB: 0 BB: 0 P: 9	R: 0 E: 0 K: 0 S: 3	H: 0 LOB: 0 BB: 0 P: 3	R: 0 E: 0 K: 1 S: 5	H: 1 LOB: 1 BB: 1 P: 9	R: 2 E: 0 K: 0 S: 6	H: 3 LOB: 2 BB: 0 P: 6	R: 2 E: 0 K: 1 S: 9		H: 4 LOB: 2 BB: 0 P: 9	R: 0 E: 0 K: 2 S: 7	H: 0 LOB: 1 BB: 1 P: 11	1B: 8 2B: 2 3B: 0 HR: 4	SF: 0 SAC: 0 DP: 0 HBP: 0	WP: 0 PB: 0 SB: 2 CS: 1	PA: 47									
PITCHER	IP WLS BF H R ER SO ERA WHIP	IP WLS BF H R ER SO ERA WHIP	IP WLS BF H R ER SO ERA WHIP	IP WLS BF H R ER SO ERA WHIP	IP WLS BF H R ER SO ERA WHIP	IP WLS BF H R ER SO ERA WHIP	IP WLS BF H R ER SO ERA WHIP	IP WLS BF H R ER SO ERA WHIP	IP WLS BF H R ER SO ERA WHIP	IP WLS BF H R ER SO ERA WHIP	IP WLS BF H R ER SO ERA WHIP	IP WLS BF H R ER SO ERA WHIP	IP WLS BF H R ER SO ERA WHIP	IP WLS BF H R ER SO ERA WHIP	IP WLS BF H R ER SO ERA WHIP	IP WLS BF H R ER SO ERA WHIP	IP WLS BF H R ER SO ERA WHIP		IP WLS BF H R ER SO ERA WHIP	IP WLS BF H R ER SO ERA WHIP	IP WLS BF H R ER SO ERA WHIP	IP WLS BF H R ER SO ERA WHIP	IP WLS BF H R ER SO ERA WHIP	IP WLS BF H R ER SO ERA WHIP	IP WLS BF H R ER SO ERA WHIP	IP WLS BF H R ER SO ERA WHIP								
Jaime Cocanower, R ERA: 4.26 (1.1)	3.1	2.2	1.2	1.0	1.1	2.0	2.0	1.1	1.1	1.1	3.1	2.2	1.2	1.0	1.1	2.0	2.0		1.1	1.1	1.1	2.0	2.0	1.1	1.1	1.1	2.0	2.0	1.1	1.1	2.0	2.0	1.1	1.1
Bob McClure, L ERA: 5.14 (4.1)	2.2	1.2	1.0	1.1	2.0	2.0	1.1	1.1	1.1	1.1	3.1	2.2	1.2	1.0	1.1	2.0	2.0		1.1	1.1	1.1	2.0	2.0	1.1	1.1	1.1	2.0	2.0	1.1	1.1	2.0	2.0	1.1	1.1
Bob Gibson, R ERA: 2.72 (7.1)	1.2	1.0	1.1	1.1	2.0	2.0	1.1	1.1	1.1	1.1	3.1	2.2	1.2	1.0	1.1	2.0	2.0	1.1	1.1	1.1	2.0	2.0	1.1	1.1	1.1	2.0	2.0	1.1	1.1	2.0	2.0	1.1	1.1	
Rollie Fingers, R ERA: 5.23 (8.1)	1.0	1.1	1.1	1.1	2.0	2.0	1.1	1.1	1.1	1.1	3.1	2.2	1.2	1.0	1.1	2.0	2.0	1.1	1.1	1.1	2.0	2.0	1.1	1.1	1.1	2.0	2.0	1.1	1.1	2.0	2.0	1.1	1.1	
Ray Searage, L ERA: 6.89 (9.1)	1.1	1.1	1.1	1.1	2.0	2.0	1.1	1.1	1.1	1.1	3.1	2.2	1.2	1.0	1.1	2.0	2.0	1.1	1.1	1.1	2.0	2.0	1.1	1.1	1.1	2.0	2.0	1.1	1.1	2.0	2.0	1.1	1.1	

Batter	1	2	3	4	5	6	7	8	9	10	AB	R	H	RBI	BB	SO	LOB	BOTTOM															
Paul Molitor, R OBP: 0.370, SLG: 0.447 (1.5) (6.9)	0-3 K	0-0 5-3		0-3 K		0-0 1B		0-0 2B 3B		0-0 SH5-4	5	1	2	2	0	2	3	New York Yankees @ Milwaukee Brewers Milwaukee County Stadium, Milwaukee, WI Fri Jun 07 1985, 8:05 PM EDT Att: 24,463 - Unknown livebaseballscorecards.com															
Charlie Moore, R OBP: 0.351, SLG: 0.376 (1.2) (8.2)	0-0 G3		0-0 F8	0-0 F2		0-0 5-3		0-0 2B		0-0 1B	6	0	2	2	0	0	3																
Cecil Cooper, L OBP: 0.352, SLG: 0.503 (1.3) (8.2)	0-0 HR		0-0 4-3		0-0 2B 1B		0-0 BB		0-0 F7		4	2	2	1	1	0	1																
Robin Yount, R OBP: 0.333, SLG: 0.454 (1.7) (8.2)	0-0 F9		0-0 F9		0-0 2B		0-0 F3		0-3 K		5	0	1	1	0	1	2																
Ted Simmons, S OBP: 0.331, SLG: 0.331 (1.10) (8.2)		0-0 1B 2B		0-0 1-3 1B 2B		0-0 6-3		0-0 F9		0-0 F7	5	2	2	0	0	0	2																
Mark Brouhard, R OBP: 0.375, SLG: 0.543 Rick Manning, L OBP: 0.300, SLG: 0.339 (7.8) (8.2)		0-3 K		0-0 1-3		0-0 F4		0-0 F7		0-0 4-3	3	0	0	0	0	1	3																
Bobby Clark, R OBP: 0.289, SLG: 0.314 (1.8) (7.9)		0-0 F7		0-0 1B 1B BB		0-0 F9		0-0 1-3		0-0 F4	4	1	0	0	1	0	2																
Jim Gantner, L OBP: 0.312, SLG: 0.356 (1.4) (8.2)		0-0 2B 1B		0-0 1B		0-0 4-3		0-0 BB 3B BB		0-0 SH5-4 1B BB	3	3	2	2	2	0	0																
Ed Romero, R OBP: 0.305, SLG: 0.280 Ernest Riles, L OBP: 0.327, SLG: 0.440 (8. PH) (9.6)		0-0 1H 2B		0-0 1-2 2H 1B		0-0 F9		0-0 3B BB		0-0 SH	3	0	2	2	0	0	0																
										0-0 1B SH5-4	0	1	0	0	1	0	0																
Inning Stats	R: 1 E: 0 K: 1 S: 6	H: 1 LOB: 0 BB: 0 P: 6	R: 2 E: 0 K: 1 S: 8	H: 3 LOB: 1 BB: 0 P: 8	R: 0 E: 0 K: 0 S: 3	H: 0 LOB: 0 BB: 0 P: 3	R: 2 E: 0 K: 1 S: 8	H: 3 LOB: 2 BB: 1 P: 12	R: 1 E: 0 K: 0 S: 5	H: 2 LOB: 1 BB: 0 P: 5	R: 0 E: 0 K: 0 S: 4	H: 1 LOB: 1 BB: 0 P: 4	R: 0 E: 0 K: 0 S: 3	H: 0 LOB: 1 BB: 1 P: 7	R: 3 E: 0 K: 1 S: 7	H: 2 LOB: 1 BB: 2 P: 15	R: 0 E: 0 K: 0 S: 3		H: 0 LOB: 0 BB: 0 P: 3	R: 1 E: 0 K: 0 S: 3	H: 1 LOB: 2 BB: 1 P: 7	1B: 6 2B: 5 3B: 1 HR: 1	SF: 0 SAC: 2 DP: 0 HBP: 0	WP: 0 PB: 0 SB: 2 CS: 0	PA: 47								
PITCHER	IP WLS BF H R ER SO ERA WHIP	IP WLS BF H R ER SO ERA WHIP	IP WLS BF H R ER SO ERA WHIP	IP WLS BF H R ER SO ERA WHIP	IP WLS BF H R ER SO ERA WHIP	IP WLS BF H R ER SO ERA WHIP	IP WLS BF H R ER SO ERA WHIP	IP WLS BF H R ER SO ERA WHIP	IP WLS BF H R ER SO ERA WHIP	IP WLS BF H R ER SO ERA WHIP	IP WLS BF H R ER SO ERA WHIP	IP WLS BF H R ER SO ERA WHIP	IP WLS BF H R ER SO ERA WHIP	IP WLS BF H R ER SO ERA WHIP	IP WLS BF H R ER SO ERA WHIP	IP WLS BF H R ER SO ERA WHIP	IP WLS BF H R ER SO ERA WHIP		IP WLS BF H R ER SO ERA WHIP	IP WLS BF H R ER SO ERA WHIP	IP WLS BF H R ER SO ERA WHIP	IP WLS BF H R ER SO ERA WHIP	IP WLS BF H R ER SO ERA WHIP	IP WLS BF H R ER SO ERA WHIP	IP WLS BF H R ER SO ERA WHIP	IP WLS BF H R ER SO ERA WHIP							
Ron Guidry, L ERA: 3.5 (1.1)	5.2	1.2	2.0	1.1	2.0	2.0	1.1	1.1	1.1	1.1	5.2	1.2	2.0	1.1	2.0	2.0	1.1		1.1	1.1	2.0	2.0	1.1	1.1	1.1	2.0	2.0	1.1	1.1	2.0	2.0	1.1	1.1
Brian Fisher, R ERA: 2.53 (6.1)	1.2	1.0	1.1	1.1	2.0	2.0	1.1	1.1	1.1	1.1	5.2	1.2	1.0	1.1	2.0	2.0	1.1		1.1	1.1	2.0	2.0	1.1	1.1	1.1	2.0	2.0	1.1	1.1	2.0	2.0	1.1	1.1
Dave Righetti, L ERA: 2.61 (8.1)	2.0	1.1	1.1	1.1	2.0	2.0	1.1	1.1	1.1	1.1	5.2	1.2	1.0	1.1	2.0	2.0	1.1		1.1	1.1	2.0	2.0	1.1	1.1	1.1	2.0	2.0	1.1	1.1	2.0	2.0	1.1	1.1

Batter	1	2	3	4	5	6	7	8	9	10	11	12	13	AB R H RBI BB SO LOB	TOP								
Rickey Henderson, R (1.7) (9, 8)	3-1		F7		F7			F8				G6-4-3		6 0 2 0 0 0 3	New York Yankees @ Milwaukee Brewers Milwaukee County Stadium, Milwaukee, WI Sat Jun 08 1985, 4:35 AM EDT Att. 40,913 - Unknown AB 43 R 2 H 7 RBI 2 BB 8 SO 7 LOB 18 								
Omar Moreno, L (1.8) Andre Robertson, R (9, 6) OBP: 0.467, SLG: 0.867	6-3		F8		K			K						4 0 0 0 0 2 2 2 0 1 0 0 1 0									
Don Mattingly, L (1.3) OBP: 0.336, SLG: 0.465	1B		1B		F7			4-3				F8		3 0 0 0 3 0 1									
Dave Winfield, R (1.5) OBP: 0.320, SLG: 0.438	1B		F3		5-3			F5						6 1 2 0 0 0 4									
Don Baylor, R (1.10) OBP: 0.366, SLG: 0.505	F8		K		F4			F2				F7		6 0 0 0 0 1 5									
Butch Wynegar, S (1.2) Victor Mota, R (9, PR) Dale Berra, R (9, 5) OBP: 0.289, SLG: 0.326		F7		L3				F3		BB	1B	K		3 0 0 0 1 0 0 0 1 0 0 0 0 0 2 0 1 1 0 1 0									
Willie Randolph, R (1.4) OBP: 0.382, SLG: 0.359	F7		F9		L8			L8		SF8	BB	1B		5 0 1 0 1 0 1									
Mike Pagliarulo, L (1.5) Ron Hassey, L (9, PH) OBP: 0.364, SLG: 0.450					K			F8		1B				2 0 0 0 1 1 0 1 0 0 0 1 0 1									
Bobby Meacham, S (1.6) Dan Pasqua, L (9, PH) OBP: 0.238, SLG: 0.294					K			F9		2-3	3-H	SF8		3 0 0 0 0 1 1 0 0 0 1 1 0 0									
					L6			F9				G6-4-3											
Inning Stats	R: 0 E: 0 K: 0 S: 4	H: 1 LOB: 2 BB: 1 P: 8	R: 0 E: 0 K: 1 S: 5	H: 0 LOB: 1 BB: 1 P: 9	R: 0 E: 0 K: 1 S: 6	H: 1 LOB: 2 BB: 1 P: 10	R: 0 E: 0 K: 1 S: 5	H: 0 LOB: 0 BB: 0 P: 5	R: 0 E: 0 K: 1 S: 3	H: 0 LOB: 0 BB: 0 P: 3	R: 0 E: 0 K: 0 S: 3	H: 0 LOB: 0 BB: 0 P: 5	R: 0 E: 0 K: 1 S: 5	H: 0 LOB: 1 BB: 1 P: 9		R: 0 E: 0 K: 0 S: 3	H: 1 LOB: 1 BB: 1 P: 7	R: 1 E: 0 K: 0 S: 4	H: 2 LOB: 0 BB: 0 P: 4	1B: 7 2B: 0 3B: 0 HR: 0	SF: 1 SAC: 0 DP: 2 HBP: 0	W/P: 0 PB: 0 SB: 3 CS: 0	PA: 52
PITCHER	IP WLS BF H R ER SO BB IBB HBP BLK WP HR S P ERA WHIP																						
Ray Burris, R (1.1) ERA: 2.7	8.1	35	4	1	1	5	6	0	0	0	0	0	0	0		0	39	63	1.08	1.200			
Rollie Fingers, R (9, 1) ERA: 4.63	2.2	9	0	0	0	2	1	0	0	0	0	0	0	0	0	12	16	0.00	0.375				
Bob Gibson, R (12, 1) ERA: 2.81	2.0	L 8	3	1	1	0	1	0	0	0	0	0	0	0	0	7	11	4.50	2.000				

Batter	1	2	3	4	5	6	7	8	9	10	11	12	13	AB R H RBI BB SO LOB	BOTTOM												
Paul Molitor, R (1.5) OBP: 0.376, SLG: 0.448	1B		CS		G6-4-3			1B						4 1 2 0 2 0 1	New York Yankees @ Milwaukee Brewers Milwaukee County Stadium, Milwaukee, WI Sat Jun 08 1985, 4:35 AM EDT Att. 40,913 - Unknown AB 44 R 1 H 11 RBI 1 BB 5 SO 6 LOB 25 												
Charlie Moore, R (1.2) OBP: 0.333, SLG: 0.355	K		F7		F7			F9		5-3		F2		6 0 0 0 0 1 5													
Cecil Cooper, L (1.3) OBP: 0.351, SLG: 0.495	F8		L9		L9			3-1				F7		5 0 1 1 1 0 3													
Robin Yount, R (1.7) OBP: 0.330, SLG: 0.447	1B		5-3		5-3			F9				SH1-4		5 0 1 0 0 1 1													
Ted Simmons, S (1.10) Brian Giles, R (13, PR) OBP: 0.255, SLG: 0.184	1B		K		K			K				FC1-4		4 0 1 0 1 2 0 0 0 0 0 0 0 0													
Bobby Clark, R (1.8) OBP: 0.295, SLG: 0.325	FC2		2B		2B			5-4				FC1-4		5 0 1 0 1 1 6													
Mark Brouhard, R (1.9) Rick Manning, L (7, PR) OBP: 0.306, SLG: 0.344			G4-6-3		F2			1B				3-1		3 0 2 0 0 0 1 2 0 1 0 0 0 2													
Jim Gantner, L (1.4) OBP: 0.300, SLG: 0.352	F7		G6-4-3		F7			5-4				6-3		5 0 1 0 0 1 4													
Ernest Riles, L (1.6) OBP: 0.316, SLG: 0.436	G4-6-3		F7		F7			F9				6-3		5 0 1 0 0 0 2													
Inning Stats	R: 0 E: 0 K: 1 S: 7	H: 2 LOB: 3 BB: 1 P: 11	R: 0 E: 0 K: 0 S: 3	H: 1 LOB: 0 BB: 0 P: 3	R: 0 E: 0 K: 1 S: 6	H: 1 LOB: 1 BB: 0 P: 6	R: 0 E: 0 K: 1 S: 5	H: 0 LOB: 0 BB: 0 P: 5	R: 0 E: 0 K: 1 S: 5	H: 1 LOB: 1 BB: 1 P: 9	R: 1 E: 0 K: 0 S: 5	H: 2 LOB: 1 BB: 0 P: 5	R: 0 E: 0 K: 1 S: 6	H: 1 LOB: 1 BB: 0 P: 6		R: 0 E: 0 K: 0 S: 3	H: 0 LOB: 0 BB: 0 P: 3	R: 0 E: 0 K: 0 S: 3	H: 0 LOB: 2 BB: 2 P: 11	R: 0 E: 0 K: 0 S: 4	H: 1 LOB: 2 BB: 1 P: 8	R: 0 E: 0 K: 1 S: 4	H: 0 LOB: 1 BB: 0 P: 5	1B: 9 2B: 3 3B: 0 HR: 0	SF: 0 SAC: 1 DP: 3 HBP: 1	W/P: 0 PB: 0 SB: 1 CS: 2	PA: 52
PITCHER	IP WLS BF H R ER SO BB IBB HBP BLK WP HR S P ERA WHIP																										
Dennis Rasmussen, L (1.1) ERA: 3.18	9.0	35	10	1	1	5	2	0	0	0	0	0	0	43		51	1.00	1.333									
Brian Tinter, R (10, 1) ERA: 2.25	2.2	12	1	0	0	0	1	2	0	0	0	0	0	9		21	0.00	0.750									
Dave Righetti, L (12, 1) ERA: 3.98	0.1	W 1	0	0	0	0	0	0	0	0	0	0	0	1	1	0.00	0.000										
Rich Bordi, R (13, 1) ERA: 2.05	1.0	S 3	0	0	0	1	0	0	1	0	0	0	0	4	5	0.00	0.000										

Batter	1	2	3	4	5	6	7	8	9	AB	R	H	RBI	BB	SO	LOB	TOP											
Damaso Garcia, R OBP: 0.296, SLG: 0.346										5	0	1	0	0	0	5												
Lloyd Moseby, L OBP: 0.361, SLG: 0.426										4	0	2	0	0	1	1												
George Bell, R OBP: 0.329, SLG: 0.521										4	0	1	0	0	0	3												
Jesse Barfield, R OBP: 0.353, SLG: 0.527										3	0	0	0	1	0	4												
Jeff Burroughs, R OBP: 0.396, SLG: 0.452										3	0	0	0	0	0	3												
Len Matuszek, L OBP: 0.272, SLG: 0.333										0	0	0	0	0	0	0												
Ron Shepherd, R OBP: 0.133, SLG: 0.143										1	0	0	0	0	1	1												
Willie Upshaw, L OBP: 0.311, SLG: 0.408										4	1	1	0	0	1	0												
Buck Martinez, R OBP: 0.195, SLG: 0.333										4	0	1	0	0	0	1												
Lou Thornton, L OBP: 0.250, SLG: 0.316										0	1	0	0	0	0	0												
Garth Iorg, R OBP: 0.391, SLG: 0.464										4	0	1	1	0	0	1												
Tony Fernandez, S OBP: 0.322, SLG: 0.367										3	0	2	0	1	0	1												
Inning Stats	R: 0 E: 0 K: 0 S: 5	H: 2 LOB: 2 BB: 0 P: 5	R: 0 E: 0 K: 0 S: 3	H: 0 LOB: 0 BB: 0 P: 3	R: 0 E: 0 K: 1 S: 6	H: 1 LOB: 1 BB: 0 P: 6	R: 0 E: 0 K: 1 S: 5	H: 0 LOB: 0 BB: 0 P: 5	R: 0 E: 0 K: 0 S: 4	H: 1 LOB: 1 BB: 0 P: 4	R: 0 E: 0 K: 0 S: 3	H: 0 LOB: 1 BB: 1 P: 7	R: 1 E: 0 K: 0 S: 5	H: 2 LOB: 1 BB: 0 P: 5	R: 0 E: 0 K: 1 S: 6	H: 2 LOB: 1 BB: 1 P: 6	R: 1 E: 0 K: 0 S: 4	H: 1 LOB: 2 BB: 1 P: 8	1B: 7 2B: 2 3B: 0 HR: 0	SF: 0 SAC: 0 DP: 1 HBP: 0	WP: 2 PA: 37							
PITCHER	IP	WLS	BF	H	R	ER	SO	BB	IBB	HBP	BLK	WP	HR	S	P	ERA	WHIP											
Bob Shirley, L ERA: 3.32	(1, 1)	6.1	W	26	6	1	1	2	1	0	0	0	1	0	29	33	1.42	1.105										
Brian Fisher, R ERA: 2.13	(7, 1)	1.1		5	2	0	0	0	0	0	0	0	0	0	5	5	0.00	1.500										
Dave Righetti, L ERA: 2.72	(8, 1)	1.1	S	6	1	1	1	1	1	0	0	0	1	0	7	11	6.75	1.500										

Toronto Blue Jays @ New York Yankees
Yankee Stadium, Bronx, NY
Mon Jun 10 1985, 7:05 PM EDT
Att: 20,329 - Unknown

AB 35
R 2
H 9
RBI 1
BB 2
SO 3
LOB 20



Batter	1	2	3	4	5	6	7	8	9	AB	R	H	RBI	BB	SO	LOB	BOTTOM										
Rickey Henderson, R OBP: 0.421, SLG: 0.510										4	2	2	0	0	0	0											
Don Mattingly, L OBP: 0.341, SLG: 0.469										4	1	2	0	0	0	1											
Dave Winfield, R OBP: 0.325, SLG: 0.439										4	0	3	1	0	0	1											
Don Baylor, R OBP: 0.371, SLG: 0.503										4	0	2	2	0	0	2											
Butch Wynegar, S OBP: 0.349, SLG: 0.351										4	0	0	0	0	1	4											
Dan Pasqua, L OBP: 0.296, SLG: 0.318										3	1	2	0	0	0	0											
Willie Randolph, R OBP: 0.374, SLG: 0.348										3	0	0	0	0	1	2											
Mike Pagliarulo, L OBP: 0.310, SLG: 0.287										3	0	1	0	0	1	0											
Bobby Meacham, S OBP: 0.355, SLG: 0.288										3	0	0	1	0	0	1											
Inning Stats	R: 1 E: 0 K: 1 S: 7	H: 3 LOB: 1 BB: 0 P: 7	R: 1 E: 0 K: 1 S: 6	H: 2 LOB: 0 BB: 0 P: 6	R: 0 E: 1 K: 0 S: 4	H: 1 LOB: 1 BB: 0 P: 4	R: 0 E: 0 K: 0 S: 3	H: 1 LOB: 0 BB: 0 P: 3	R: 0 E: 0 K: 0 S: 3	H: 0 LOB: 0 BB: 0 P: 3	R: 0 E: 0 K: 0 S: 4	H: 1 LOB: 1 BB: 0 P: 4	R: 0 E: 0 K: 1 S: 5	H: 0 LOB: 0 BB: 0 P: 5	R: 2 E: 0 K: 0 S: 6	H: 4 LOB: 1 BB: 0 P: 6	1B: 11 2B: 3 3B: 0 HR: 0	SF: 0 SAC: 0 DP: 3 HBP: 0	WP: 0 PA: 32								
PITCHER	IP	WLS	BF	H	R	ER	SO	BB	IBB	HBP	BLK	WP	HR	S	P	ERA	WHIP										
Doyle Alexander, R ERA: 4.07	(1, 1)	7.1	L	29	10	4	4	3	0	0	0	0	0	35	35	4.91	1.364										
Bill Caudill, R ERA: 3.69	(8, 1)	0.2		3	2	0	0	0	0	0	0	0	0	3	3	0.00	3.000										

Toronto Blue Jays @ New York Yankees
Yankee Stadium, Bronx, NY
Mon Jun 10 1985, 7:05 PM EDT
Att: 20,329 - Unknown

AB 32
R 4
H 12
RBI 4
BB 0
SO 3
LOB 11



Batter	1	2	3	4	5	6	7	8	9	10	11	AB	R	H	RBI	BB	SO	LOB
Damaso Garcia, R OBP: 0.298, SLG: 0.347 Lou Thornton, L (11, PR) Garth Iorg, R OBP: 0.391, SLG: 0.464	6-3		1B SF9		K			F8			WP E 1B	5	1	2	0	0	1	0
Rance Mulliniks, L OBP: 0.416, SLG: 0.452					G3			5-3			FC6-4 BB 1-2 2-3	4	0	2	0	1	0	0
Lloyd Moseby, L OBP: 0.354, SLG: 0.416	F8		SF9					4-3			FC6-4 E 1B 1-2 2-3	4	1	0	1	0	0	4
Willie Upshaw, L OBP: 0.305, SLG: 0.398	K		F8					G3			E4 1B 1-2 2-3	5	1	0	0	0	1	4
George Bell, R OBP: 0.326, SLG: 0.513		4-3						K			4-3	5	0	1	0	0	1	2
Len Matuszek, L OBP: 0.269, SLG: 0.320		G3			F7			4-3			F8 1B BB	4	0	0	0	1	0	1
Ernie Whitt, L OBP: 0.355, SLG: 0.557 Manuel Lee, S (10, PR) Buck Martinez, R OBP: 0.205, SLG: 0.342					F8			K			CS 2B 1-3 2-H 3-H	4	0	2	0	0	1	1
Jesse Barfield, R OBP: 0.349, SLG: 0.516		FC5-4 1B 1-2			F2			K			F8	4	0	0	0	1	1	5
Tony Fernandez, S OBP: 0.316, SLG: 0.359			K					6-3			K 2-3	4	0	0	0	0	3	2


TOP

Toronto Blue Jays @ New York Yankees
Yankee Stadium, Bronx, NY

Tue Jun 11 1985, 7:05 PM EDT
Att: 22,620 - Unknown

livebaseballscores.com

AB 40
R 4
H 8
RBI 3
BB 3
SO 8
LOB 19



Inning Stats	R: 0	H: 1	E: 0	K: 1	S: 6	LOB: 1	BB: 0	P: 6	R: 0	H: 1	E: 0	K: 0	S: 4	LOB: 1	BB: 0	P: 4	R: 1	H: 2	E: 0	K: 1	S: 7	LOB: 1	BB: 0	P: 7	R: 0	H: 1	E: 0	K: 0	S: 4	LOB: 1	BB: 0	P: 4	R: 0	H: 0	E: 0	K: 1	S: 5	LOB: 0	BB: 0	P: 5	R: 0	H: 0	E: 0	K: 2	S: 7	LOB: 0	BB: 0	P: 7	R: 0	H: 0	E: 0	K: 1	S: 5	LOB: 0	BB: 0	P: 5	R: 0	H: 0	E: 0	K: 1	S: 3	LOB: 0	BB: 0	P: 3	R: 0	H: 1	E: 0	K: 1	S: 5	LOB: 2	BB: 1	P: 9	R: 3	H: 2	E: 1	K: 0	S: 6	LOB: 3	BB: 2	P: 14	1B: 7	SF: 1	2B: 2	SAC: 0	3B: 0	DP: 1	HR: 0	HBP: 0	WP: 1	PA: 44
--------------	------	------	------	------	------	--------	-------	------	------	------	------	------	------	--------	-------	------	------	------	------	------	------	--------	-------	------	------	------	------	------	------	--------	-------	------	------	------	------	------	------	--------	-------	------	------	------	------	------	------	--------	-------	------	------	------	------	------	------	--------	-------	------	------	------	------	------	------	--------	-------	------	------	------	------	------	------	--------	-------	------	------	------	------	------	------	--------	-------	-------	-------	-------	-------	--------	-------	-------	-------	--------	-------	--------

Batter	1	2	3	4	5	6	7	8	9	10	11	AB	R	H	RBI	BB	SO	LOB
Rickey Henderson, R OBP: 0.415, SLG: 0.500	6-3		F8		6-3			G1-6-3 1B		1-3		5	0	1	0	0	0	2
Willie Randolph, R OBP: 0.375, SLG: 0.346	L5		G4-6-3 1-2					G1-6-3 BB 1-2		1-3		4	0	1	0	1	0	2
Don Mattingly, L OBP: 0.333, SLG: 0.458	F7				F8			G1-6-3 1-2 2-3		F4		5	0	0	0	0	0	3
Don Baylor, R OBP: 0.367, SLG: 0.492		5-3			6-3			F7 BB			K	4	0	0	0	1	1	1
Bill Sample, R OBP: 0.344, SLG: 0.362 Dan Pasqua, L OBP: 0.286, SLG: 0.304					2B 1B			F8		F8	3-1	4	0	2	0	0	0	3
Butch Wynegar, S OBP: 0.350, SLG: 0.358		F2						F7		F9		5	0	2	0	0	0	1
Victor Mota, R OBP: 0.143, SLG: 0.143 Ron Hassey, L (11, PH) OBP: 0.370, SLG: 0.452		6-3			F8					6-3		4	0	1	0	0	0	3
Dale Berra, R OBP: 0.298, SLG: 0.360								F7			HR	3	1	1	1	1	0	1
Bobby Meacham, S OBP: 0.353, SLG: 0.287								1-3			K	4	0	1	0	0	1	1


BOTTOM

Toronto Blue Jays @ New York Yankees
Yankee Stadium, Bronx, NY

Tue Jun 11 1985, 7:05 PM EDT
Att: 22,620 - Unknown

livebaseballscores.com

AB 40
R 1
H 9
RBI 1
BB 3
SO 2
LOB 18



Inning Stats	R: 0	H: 0	E: 0	K: 0	S: 3	LOB: 0	BB: 0	P: 3	R: 0	H: 1	E: 0	K: 0	S: 4	LOB: 1	BB: 0	P: 4	R: 0	H: 1	E: 0	K: 0	S: 3	LOB: 1	BB: 1	P: 7	R: 0	H: 2	E: 0	K: 0	S: 5	LOB: 2	BB: 0	P: 5	R: 0	H: 0	E: 0	K: 0	S: 3	LOB: 0	BB: 0	P: 3	R: 0	H: 1	E: 0	K: 0	S: 4	LOB: 1	BB: 1	P: 4	R: 0	H: 1	E: 0	K: 0	S: 4	LOB: 0	BB: 0	P: 4	R: 0	H: 1	E: 0	K: 0	S: 3	LOB: 2	BB: 2	P: 11	R: 1	H: 1	E: 0	K: 1	S: 6	LOB: 0	BB: 0	P: 6	R: 0	H: 0	E: 0	K: 0	S: 3	LOB: 0	BB: 0	P: 3	R: 0	H: 1	E: 0	K: 1	S: 6	LOB: 1	BB: 0	P: 6	1B: 7	SF: 0	2B: 1	SAC: 0	3B: 0	DP: 2	HR: 1	HBP: 0	WP: 0	PA: 43
--------------	------	------	------	------	------	--------	-------	------	------	------	------	------	------	--------	-------	------	------	------	------	------	------	--------	-------	------	------	------	------	------	------	--------	-------	------	------	------	------	------	------	--------	-------	------	------	------	------	------	------	--------	-------	------	------	------	------	------	------	--------	-------	------	------	------	------	------	------	--------	-------	-------	------	------	------	------	------	--------	-------	------	------	------	------	------	------	--------	-------	------	------	------	------	------	------	--------	-------	------	-------	-------	-------	--------	-------	-------	-------	--------	-------	--------

PITCHER	IP	WLS	BF	H	R	ER	SO	BB	IBB	HBP	BLK	WP	HR	S	P	ERA	WHIP
Ed Whitson, R ERA: 6.37	9.1		35	6	1	1	7	1	0	0	0	0	0	48	52	0.96	0.750
Brian Fisher, R ERA: 2.08	10.1	0.2	3	1	3	0	1	1	0	0	0	1	0	4	8	0.00	3.000
Dave Righetti, L ERA: 2.7	11.1	0.1	2	0	0	0	0	0	0	0	0	0	0	2	2	0.00	0.000
Rich Bordi, R ERA: 2.0	11.1	0.2	4	1	0	0	0	1	0	0	0	0	0	3	7	0.00	3.000
Jimmy Key, L ERA: 2.16	7.0		27	6	1	0	0	1	0	0	0	0	0	26	30	0.00	1.000
Jim Acker, R ERA: 2.31	8.1	0.0	2	1	0	0	0	1	0	0	0	0	0	1	5	∞	∞
Gary Lavelle, L ERA: 2.08	8.1	2.0	7	1	1	1	1	1	0	0	0	0	1	8	12	4.50	1.000
Dennis Lamp, R ERA: 3.26	10.1	2.0	W 7	1	0	0	1	0	0	0	0	0	0	9	9	0.00	0.500

Batter	1	2	3	4	5	6	7	8	9	10	AB	R	H	RBI	BB	SO	LOB	TOP			
Damaso Garcia, R OBP: 0.300, SLG: 0.348 (1, 4)											5	0	2	0	0	1	2	Toronto Blue Jays @ New York Yankees Yankee Stadium, Bronx, NY Wed Jun 12 1986, 7:05 PM EDT Att: 25,129 - Unknown			
Lloyd Moseby, L OBP: 0.351, SLG: 0.413 (1, 8)											5	0	1	0	0	1	3				
George Bell, R OBP: 0.324, SLG: 0.507 (1, 7)											5	0	1	0	0	2	2				
Jesse Barfield, R OBP: 0.343, SLG: 0.505 (1, 9)											4	0	0	0	0	0	2				
Jeff Burroughs, R OBP: 0.400, SLG: 0.448 (1, 10)											3	0	1	0	1	0	0				
Lou Thornton, L OBP: 0.250, SLG: 0.316 (9, PR)											0	1	0	0	0	0	0				
Willie Upshaw, L OBP: 0.304, SLG: 0.400 (1, 3)											4	0	1	1	0	0	1				
Buck Martinez, R OBP: 0.209, SLG: 0.342 (1, 2)											3	0	1	0	0	0	1				
Manuel Lee, S OBP: 0.167, SLG: 0.091 (8, PR)											0	1	0	0	0	0	0				
Ernie Whitt, L OBP: 0.352, SLG: 0.553 (8, 2)											1	0	0	0	0	0	2				
Garth Iorg, R OBP: 0.389, SLG: 0.460 (1, 5)											3	0	1	0	0	0	1				
Rance Mulliniks, L OBP: 0.420, SLG: 0.480 (10, PH)											1	1	1	1	0	0	0				
Tony Fernandez, S OBP: 0.314, SLG: 0.357 (1, 6)											4	0	1	1	0	0	0				
Inning Stats	R: 0 E: 0 K: 0 S: 4	H: 1 LOB: 1 BB: 0 P: 4	R: 0 E: 0 K: 1 S: 5	H: 0 LOB: 0 BB: 0 P: 5	R: 0 E: 0 K: 0 S: 3	H: 1 LOB: 0 BB: 0 P: 3	R: 0 E: 0 K: 0 S: 3	H: 0 LOB: 0 BB: 0 P: 3	R: 0 E: 0 K: 1 S: 5	H: 0 LOB: 0 BB: 0 P: 5	R: 1 E: 0 K: 2 S: 10	H: 3 LOB: 2 BB: 0 P: 10	R: 1 E: 0 K: 1 S: 6	H: 1 LOB: 2 BB: 1 P: 10	R: 1 E: 0 K: 0 S: 5	H: 2 LOB: 1 BB: 0 P: 5	1B: 8 2B: 1 3B: 0 HR: 1	SF: 0 SAC: 0 DP: 0 HBP: 0	WP: 0 PB: 0 SB: 1 CS: 2	PA: 40	
PITCHER	IP WLS BF H R ER SO ERA WHIP	IP WLS BF H R ER SO ERA WHIP	IP WLS BF H R ER SO ERA WHIP	IP WLS BF H R ER SO ERA WHIP	IP WLS BF H R ER SO ERA WHIP	IP WLS BF H R ER SO ERA WHIP	IP WLS BF H R ER SO ERA WHIP	IP WLS BF H R ER SO ERA WHIP	IP WLS BF H R ER SO ERA WHIP	IP WLS BF H R ER SO ERA WHIP	IP WLS BF H R ER SO ERA WHIP	IP WLS BF H R ER SO ERA WHIP	IP WLS BF H R ER SO ERA WHIP	IP WLS BF H R ER SO ERA WHIP	IP WLS BF H R ER SO ERA WHIP	IP WLS BF H R ER SO ERA WHIP	IP WLS BF H R ER SO ERA WHIP	IP WLS BF H R ER SO ERA WHIP	IP WLS BF H R ER SO ERA WHIP	IP WLS BF H R ER SO ERA WHIP	IP WLS BF H R ER SO ERA WHIP
Ron Guidry, L ERA: 3.33 (1, 1)	7.1	27	7	1	1	2	0	0	0	0	0	0	0	0	0	0	0	1.23	0.955		
Brian Fisher, R ERA: 2.05 (8, 1)	0.1	1	0	0	0	1	0	0	0	0	0	0	0	0	0	0	0	0.00	0.000		
Dave Righetti, L ERA: 2.83 (8, 1)	1.1	6	1	1	1	2	1	0	0	0	0	0	0	0	0	0	0	6.75	1.500		
Rich Bordi, R ERA: 2.25 (10, 1)	1.0	L	5	2	1	1	0	0	0	0	0	0	0	0	0	0	0	9.00	2.000		

Batter	1	2	3	4	5	6	7	8	9	10	AB	R	H	RBI	BB	SO	LOB	BOTTOM				
Rickey Henderson, R OBP: 0.409, SLG: 0.503 (1, 7)											5	1	1	0	0	0	3	Toronto Blue Jays @ New York Yankees Yankee Stadium, Bronx, NY Wed Jun 12 1986, 7:05 PM EDT Att: 25,129 - Unknown				
Butch Wynegar, S OBP: 0.356, SLG: 0.362 (1, 2)											4	0	2	1	1	0	0					
Don Mattingly, L OBP: 0.335, SLG: 0.457 (1, 3)											5	0	2	0	0	1	1					
Don Baylor, R OBP: 0.363, SLG: 0.485 (1, 10)											5	0	1	0	0	1	4					
Dan Pasqua, L OBP: 0.250, SLG: 0.259 (1, 9)											4	0	0	0	0	2	4					
Ron Hasse, L OBP: 0.383, SLG: 0.465 (10, PH)											1	0	1	0	0	0	0					
Dale Berra, R OBP: 0.298, SLG: 0.360 (10, PR)											0	0	0	0	0	0	0					
Mike Pagliarulo, L OBP: 0.308, SLG: 0.286 (1, 5)											4	1	1	0	0	1	2					
Ken Griffey, L OBP: 0.316, SLG: 0.446 (10, PH)											1	0	0	0	0	0	2					
Willie Randolph, R OBP: 0.382, SLG: 0.347 (1, 4)											2	0	1	0	2	0	0					
Omar Moreno, L OBP: 0.212, SLG: 0.314 (1, 8)											3	0	0	0	0	1	2					
Dave Winfield, R OBP: 0.328, SLG: 0.441 (9, PH)											1	0	1	0	0	0	0					
Bill Sample, R OBP: 0.344, SLG: 0.362 (9, PR)											0	0	0	0	0	0	0					
Bobby Meacham, S OBP: 0.346, SLG: 0.280 (1, 6)											4	0	0	0	0	2	4					
Inning Stats	R: 0 E: 0 K: 1 S: 5	H: 0 LOB: 0 BB: 0 P: 5	R: 0 E: 0 K: 0 S: 3	H: 0 LOB: 0 BB: 0 P: 3	R: 0 E: 0 K: 2 S: 7	H: 0 LOB: 0 BB: 0 P: 7	R: 1 E: 0 K: 3 S: 12	H: 3 LOB: 2 BB: 0 P: 12	R: 0 E: 0 K: 0 S: 3	H: 0 LOB: 1 BB: 1 P: 7	R: 0 E: 0 K: 1 S: 7	H: 2 LOB: 1 BB: 0 P: 7	R: 0 E: 0 K: 1 S: 7	H: 2 LOB: 2 BB: 0 P: 7	R: 0 E: 0 K: 0 S: 4	H: 1 LOB: 2 BB: 1 P: 8	R: 0 E: 0 K: 0 S: 5	H: 2 LOB: 2 BB: 0 P: 5	1B: 9 2B: 0 3B: 1 HR: 0	SF: 0 SAC: 0 DP: 1 HBP: 0	WP: 0 PB: 0 SB: 0 CS: 0	PA: 42
PITCHER	IP WLS BF H R ER SO ERA WHIP	IP WLS BF H R ER SO ERA WHIP	IP WLS BF H R ER SO ERA WHIP	IP WLS BF H R ER SO ERA WHIP	IP WLS BF H R ER SO ERA WHIP	IP WLS BF H R ER SO ERA WHIP	IP WLS BF H R ER SO ERA WHIP	IP WLS BF H R ER SO ERA WHIP	IP WLS BF H R ER SO ERA WHIP	IP WLS BF H R ER SO ERA WHIP	IP WLS BF H R ER SO ERA WHIP	IP WLS BF H R ER SO ERA WHIP	IP WLS BF H R ER SO ERA WHIP	IP WLS BF H R ER SO ERA WHIP	IP WLS BF H R ER SO ERA WHIP	IP WLS BF H R ER SO ERA WHIP	IP WLS BF H R ER SO ERA WHIP	IP WLS BF H R ER SO ERA WHIP	IP WLS BF H R ER SO ERA WHIP	IP WLS BF H R ER SO ERA WHIP	IP WLS BF H R ER SO ERA WHIP	
Dave Stieb, R ERA: 2.16 (1, 1)	8.1	34	7	2	1	8	3	0	0	0	0	0	0	0	0	0	0	1.08	1.200			
Gary Lavelle, L ERA: 2.05 (9, 1)	0.1	2	1	0	0	0	0	0	0	0	0	0	0	0	0	0	0	0.00	3.000			
Jim Acker, R ERA: 2.23 (9, 1)	1.1	W	6	2	0	0	0	0	0	0	0	0	0	0	0	0	0	0.00	1.500			

Batter	1	2	3	4	5	6	7	8	9	AB	R	H	RBI	BB	SO	LOB	TOP	
Lou Whitaker, L (1.4) OBP: 0.411, SLG: 0.498	0-0 6-3		0-0 4-3		0-0 F8		0-0 1B BB		0-0 F8	4	0	0	0	1	0	0	Detroit Tigers @ New York Yankees Yankee Stadium, Bronx, NY Fri Jun 14 1985, 7:05 PM EDT Att: 35,224 - Unknown	
Alan Trammell, R (1.6) OBP: 0.322, SLG: 0.424	0-0 F3		0-0 F8		0-0 6-3		0-0 1B		0-0 F7	5	0	1	0	0	0	0		
Kirk Gibson, L (1.9) OBP: 0.355, SLG: 0.517	0-3 K		0-0 WP BB 1B		0-0 HR		0-0 F6		0-0 E4	5	1	2	1	0	1	2		
Lance Parrish, R (1.2) OBP: 0.325, SLG: 0.454		4-0 1B BB	4-0 WP BB		0-3 K		0-0 F7		0-3 K	3	0	0	0	2	2	3		
Chet Lemon, R (1.8) OBP: 0.328, SLG: 0.384	0-0 F3		0-3 K				0-0 F8		0-0 5-3	4	0	0	0	0	1	3		
Barbaro Garbey, R (1.10) OBP: 0.344, SLG: 0.466	0-0 F9				0-0 HR		0-0 4-3		0-0 5-3	4	1	1	1	0	0	1		
Larry Hemdon, R (1.7) OBP: 0.291, SLG: 0.387	0-0 1B		0-0 2-3				0-0 HR		0-0 1B	4	1	3	1	0	0	0		
Darrell Evans, L (1.3) OBP: 0.346, SLG: 0.491	0-3 K		0-3 K		0-0 F9		0-0 1B		0-0 1B	4	0	1	0	0	2	2		
Tom Brookens, R (1.5) OBP: 0.297, SLG: 0.396			0-0 HR		0-0 6-3		0-0 CS 1B		0-0 F8	4	1	2	1	0	0	2		
Inning Stats	R: 0 E: 0 K: 1 S: 5	H: 0 LOB: 0 BB: 0 P: 5	R: 0 E: 0 K: 1 S: 6	H: 1 LOB: 2 BB: 1 P: 10	R: 1 E: 0 K: 1 S: 7	H: 2 LOB: 2 BB: 1 P: 11	R: 1 E: 0 K: 1 S: 6	H: 1 LOB: 0 BB: 0 P: 6	R: 1 E: 0 K: 0 S: 4	H: 1 LOB: 2 BB: 1 P: 8	R: 0 E: 0 K: 0 S: 5	H: 2 LOB: 2 BB: 0 P: 5	R: 0 E: 1 K: 1 S: 6	H: 0 LOB: 1 BB: 0 P: 6	1B: 6 2B: 0 3B: 0 HR: 4	SF: 0 SAC: 0 DP: 0 HBP: 0	WP: 1 PB: 0 SB: 0 CS: 1	PA: 40
PITCHER	IP WLS BF H R ER SO BB IBB HBP BLK WP HR S P ERA WHIP	IP WLS BF H R ER SO BB IBB HBP BLK WP HR S P ERA WHIP																
Dennis Rasmussen, L (1.1) ERA: 3.39	6.2	L	30	8	4	4	5	3	0	0	0	0	1	4	37	49	5.40	1.650
Rich Bondi, R (7.1) ERA: 2.08	2.1		10	2	0	0	1	0	0	0	0	0	0	0	12	12	0.00	0.857

Batter	1	2	3	4	5	6	7	8	9	AB	R	H	RBI	BB	SO	LOB	BOTTOM	
Rickey Henderson, R (1.8) OBP: 0.406, SLG: 0.497	0-3 K		0-3 K			0-0 FC3-6 1B		0-0 G3		4	0	1	0	0	2	0	Detroit Tigers @ New York Yankees Yankee Stadium, Bronx, NY Fri Jun 14 1985, 7:05 PM EDT Att: 35,224 - Unknown	
Butch Wynegar, S (1.2) OBP: 0.354, SLG: 0.356	4-0 FC5-4 BB				0-0 4-3		0-0 F7		0-0 F8	3	0	0	0	1	0	1		
Don Mattingly, L (1.3) OBP: 0.337, SLG: 0.457	0-0 F7				0-0 FC5-4 1B		0-0 FC3-6 1B		0-0 G3 BB 1B	4	0	2	0	0	0	2		
Dave Winfield, R (1.9) OBP: 0.326, SLG: 0.438	0-0 FC5-4				0-0 FC5-4		0-0 FC5-4 1B		0-0 F8	4	0	1	0	0	0	3		
Don Baylor, R (1.10) OBP: 0.361, SLG: 0.478		0-0 L5			0-0 F8		0-0 FC5-4		4-0 G3 BB	3	0	0	0	1	0	3		
Ken Griffey, L (1.7) OBP: 0.314, SLG: 0.440		0-0 G5-4-3 1B			0-0 L4		0-0 6-3		0-0 G3	4	0	1	0	0	0	2		
Willie Randolph, R (1.4) OBP: 0.379, SLG: 0.342		0-0 G5-4-3			4-0 BB		0-0 6-3		0-0 F6	3	0	0	0	1	0	3		
Mike Pagliarulo, L (1.5) OBP: 0.301, SLG: 0.277			0-0 F7		0-0 F7		0-0 L5			3	0	0	0	0	0	1		
Bobby Meacham, S (1.6) OBP: 0.342, SLG: 0.276			0-0 F8		0-0 L4		0-0 F8			2	0	0	0	0	0	1		
Ron Hassey, L (8, PH) OBP: 0.375, SLG: 0.455										1	0	0	0	0	0	0		
Andre Robertson, R (9.6) OBP: 0.467, SLG: 0.867										0	0	0	0	0	0	0		
Inning Stats	R: 0 E: 0 K: 1 S: 5	H: 0 LOB: 1 BB: 1 P: 9	R: 0 E: 0 K: 0 S: 3	H: 1 LOB: 0 BB: 0 P: 3	R: 0 E: 0 K: 1 S: 5	H: 0 LOB: 0 BB: 0 P: 5	R: 0 E: 0 K: 0 S: 4	H: 1 LOB: 1 BB: 0 P: 4	R: 0 E: 0 K: 0 S: 3	H: 0 LOB: 2 BB: 0 P: 5	R: 0 E: 0 K: 0 S: 3	H: 0 LOB: 0 BB: 0 P: 3	R: 0 E: 0 K: 0 S: 3	H: 1 LOB: 2 BB: 1 P: 8	1B: 5 2B: 0 3B: 0 HR: 0	SF: 0 SAC: 0 DP: 1 HBP: 0	WP: 0 PB: 0 SB: 0 CS: 0	PA: 34
PITCHER	IP WLS BF H R ER SO BB IBB HBP BLK WP HR S P ERA WHIP	IP WLS BF H R ER SO BB IBB HBP BLK WP HR S P ERA WHIP																
Walt Terrell, R (1.1) ERA: 4.15	8.1	W	32	5	0	0	2	3	0	0	0	0	0	0	33	45	0.00	0.960
Willie Hernandez, L (9.1) ERA: 1.59	0.2	S	2	0	0	0	0	0	0	0	0	0	0	0	2	2	0.00	0.000


Batter	1	2	3	4	5	6	7	8	9	AB R H RBI BB SO LOB	TOP									
Lou Whitaker, L (1.4) OBP: 0.406, SLG: 0.491										5 1 1 0 0 1 5	Detroit Tigers @ New York Yankees Yankee Stadium, Bronx, NY Sat Jun 15 1985, 3:33 AM EDT Att: 55,623 - Unknown									
Alan Trammell, R (1.6) OBP: 0.319, SLG: 0.419										5 1 1 0 0 1 2										
Kirk Gibson, L (1.9) OBP: 0.351, SLG: 0.515										5 1 1 0 0 2 3										
Lance Parrish, R (1.2) OBP: 0.326, SLG: 0.457										5 2 2 2 0 0 1										
Darrell Evans, L (1.3) OBP: 0.363, SLG: 0.529										5 3 5 3 0 0 0										
Lary Hemdon, R (1.7) OBP: 0.294, SLG: 0.387										5 1 2 2 0 3 2										
Johnny Grubb, L (1.10) Alejandro Sanchez, R (9. PH) OBP: 0.200, SLG: 0.200 OBP: 0.267, SLG: 0.567										3 0 0 0 1 1 1 1 0 1 0 0 0 0										
Chet Lemon, R (1.8) Barbaro Garbey, R (6.8) OBP: 0.333, SLG: 0.388 OBP: 0.349, SLG: 0.458										3 0 2 0 0 0 0 1 0 0 0 1 1 0										
Tom Brookens, R (1.5) OBP: 0.303, SLG: 0.404										2 1 1 1 1 1 3										
Inning Stats	R: 4 E: 0 K: 1 S: 9	H: 4 LOB: 0 BB: 0 P: 9	R: 1 E: 1 K: 0 S: 5	H: 1 LOB: 1 BB: 0 P: 5	R: 2 E: 0 K: 0 S: 6	H: 3 LOB: 2 BB: 1 P: 10	R: 0 E: 0 K: 2 S: 7	H: 0 LOB: 0 BB: 0 P: 7	R: 0 E: 0 K: 1 S: 6	H: 1 LOB: 1 BB: 0 P: 6		R: 2 E: 0 K: 1 S: 7	H: 3 LOB: 0 BB: 0 P: 7	R: 0 E: 0 K: 1 S: 5	H: 0 LOB: 1 BB: 1 P: 9	R: 1 E: 0 K: 2 S: 10	H: 3 LOB: 3 BB: 1 P: 14	1B: 11 2B: 5 3B: 0 HR: 1	SF: 1 SAC: 1 DP: 2 HBP: 0	WP: 0 PB: 0 SB: 1 CS: 1
PITCHER	IP WLS BF H R ER SO BB IBB HBP BLK WP HR S P ERA WHIP											IP WLS BF H R ER SO BB IBB HBP BLK WP HR S P ERA WHIP								
Phil Niekro, R (1.1) ERA: 4.54	2.1 L 17 8 7 6 1 1 0 0 0 0 0 1 18 22 23.14 3.857																			
Brian Fisher, R (3.1) ERA: 2.32	4.2 17 5 2 2 6 0 0 0 0 0 0 0 29 29 3.86 1.071																			
Rich Bordi, R (8.1) ERA: 2.27	1.1 6 1 1 1 1 1 0 0 0 0 0 0 7 11 6.75 1.500																			
Dave Righetti, L (9.1) ERA: 2.79	0.2 5 2 0 0 2 1 0 0 0 0 0 0 8 12 0.00 4.500																			
Batter	1	2	3	4	5	6	7	8	9	AB R H RBI BB SO LOB	BOTTOM									
Rickey Henderson, R (1.8) OBP: 0.401, SLG: 0.489										5 1 1 1 0 0 0	Detroit Tigers @ New York Yankees Yankee Stadium, Bronx, NY Sat Jun 15 1985, 3:33 AM EDT Att: 55,623 - Unknown									
Ken Griffey, L (1.7) OBP: 0.324, SLG: 0.469										5 1 3 2 0 1 0										
Don Mattingly, L (1.3) OBP: 0.339, SLG: 0.461										5 0 2 0 0 0 2										
Dave Winfield, R (1.9) OBP: 0.321, SLG: 0.430										4 0 0 0 0 1 3										
Don Baylor, R (1.10) OBP: 0.360, SLG: 0.471										3 0 0 0 0 1 0										
Butch Wynegar, S (1.2) OBP: 0.357, SLG: 0.361										3 1 1 0 1 0 1										
Willie Randolph, R (1.4) OBP: 0.381, SLG: 0.350										4 3 2 1 0 0 1										
Mike Pagliarulo, L (1.5) OBP: 0.307, SLG: 0.308										3 2 1 2 1 0 1										
Andre Robertson, R (1.6) OBP: 0.412, SLG: 0.765										2 0 0 1 0 0 2										
Dan Pasqua, L (6. PH) OBP: 0.242, SLG: 0.250										1 0 0 0 0 0 0										
Bobby Meacham, S (7.6) OBP: 0.340, SLG: 0.274										1 0 0 0 0 0 0										
Inning Stats	R: 0 E: 0 K: 1 S: 6	H: 1 LOB: 1 BB: 0 P: 6	R: 4 E: 1 K: 1 S: 9	H: 4 LOB: 1 BB: 1 P: 13	R: 0 E: 0 K: 0 S: 3	H: 0 LOB: 0 BB: 0 P: 3	R: 1 E: 0 K: 0 S: 4	H: 2 LOB: 1 BB: 0 P: 5	R: 0 E: 0 K: 0 S: 3	H: 0 LOB: 0 BB: 0 P: 3	R: 0 E: 0 K: 1 S: 6	H: 1 LOB: 1 BB: 0 P: 6	R: 2 E: 0 K: 0 S: 4	H: 1 LOB: 0 BB: 1 P: 8	R: 0 E: 0 K: 0 S: 3	H: 0 LOB: 0 BB: 0 P: 3	1B: 4 2B: 4 3B: 1 HR: 1	SF: 0 SAC: 0 DP: 1 HBP: 1	WP: 0 PB: 0 SB: 0 CS: 0	PA: 39
PITCHER	IP WLS BF H R ER SO BB IBB HBP BLK WP HR S P ERA WHIP											IP WLS BF H R ER SO BB IBB HBP BLK WP HR S P ERA WHIP								
Jack Morris, R (1.1) ERA: 2.86	7.2 W 35 10 8 8 3 2 0 0 1 0 0 0 4 4 0.00 0.000																			
Willie Hernandez, L (8.1) ERA: 1.54	1.1 S 4 0 0 0 0 0 0 0 0 0 0 0 4 4 0.00 0.000																			


AB 40
R 10
H 16
RBI 8
BB 3
SO 10
LOB 17



AB 36
R 8
H 10
RBI 7
BB 2
SO 3
LOB 10



Batter	1	2	3	4	5	6	7	8	9	AB	R	H	RBI	BB	SO	LOB	TOP			
Lou Whitaker, L (1, 4) OBP: 0.400, SLG: 0.482	0-0 6-3		0-0 F7			0-3 K		0-0 4-3		4	0	0	0	0	1	0	<p>Detroit Tigers @ New York Yankees Yankee Stadium, Bronx, NY Sun Jun 16 1985, 3:33 AM EDT Att: 36,036 - Unknown</p> <p>livebaseballscorecards.com</p> <p>AB 30 R 1 H 4 RBI 1 BB 2 SO 5 LOB 8</p> 			
Alan Trammell, R (1, 6) OBP: 0.315, SLG: 0.412	0-3 K		0-0 4-3			0-0 F9		0-0 5-3		4	0	0	0	0	1	0				
Kirk Gibson, L (1, 8) OBP: 0.354, SLG: 0.529	0-0 FC6-4 1B			0-0 HR		0-0 F5			0-0 B1-3	4	1	2	1	0	0	0				
Lance Parrish, R (1, 10) OBP: 0.321, SLG: 0.449	0-0 FC6-4 1-2			0-3 K				0-0 4-3	0-0 6-3	4	0	0	0	0	1	1				
Larry Herndon, R (1, 7) OBP: 0.298, SLG: 0.383		0-0 6-3		4-0 G6-4-3 BB				4-0 1B BB	0-3 K	2	0	0	0	2	1	0				
Alejandro Sanchez, R (1, 9) OBP: 0.286, SLG: 0.587		0-0 2B		0-0 G6-4-3 1-2				0-0 1-2 1B		3	0	2	0	0	0	1				
Darrell Evans, L (1, 3) OBP: 0.357, SLG: 0.520		0-0 F9			0-0 F9			0-0 F6		3	0	0	0	0	0	3				
Bob Melvin, R (1, 2) OBP: 0.273, SLG: 0.409		0-3 K			0-0 F9			0-0 4-3		3	0	0	0	0	1	3				
Tom Brookens, R (1, 5) OBP: 0.297, SLG: 0.396			0-0 F9			0-0 F7			0-0 F8	3	0	0	0	0	0	0				
Inning Stats	R: 0 E: 0 K: 1 S: 6	H: 1 LOB: 1 BB: 0 P: 6	R: 0 E: 0 K: 1 S: 6	H: 1 LOB: 1 BB: 0 P: 6	R: 0 E: 0 K: 0 S: 3	H: 0 LOB: 0 BB: 0 P: 3	R: 1 E: 0 K: 1 S: 5	H: 1 LOB: 0 BB: 1 P: 9	R: 0 E: 0 K: 0 S: 3	H: 0 LOB: 0 BB: 0 P: 3	R: 0 E: 0 K: 0 S: 4	H: 1 LOB: 2 BB: 1 P: 8	R: 0 E: 0 K: 0 S: 3	H: 0 LOB: 0 BB: 0 P: 3	R: 0 E: 0 K: 1 S: 5	H: 0 LOB: 0 BB: 0 P: 5		1B: 2 2B: 1 3B: 0 HR: 1	SF: 0 SAC: 0 DP: 1 HBP: 0	WP: 0 PB: 0 SB: 0 CS: 0
PITCHER Bob Shirley, L (1, 1) ERA: 2.64	IP: 9.0 WLS: W BF: 32	H: 4 R: 1 ER: 1 SO: 5	BB: 2 IBB: 0 HBP: 0 BLK: 0	WP: 0 HR: 1 S: 40 P: 48	ERA: 1.00 WHIP: 0.667											PITCHER	IP: WLS: BF: H: R: ER: SO: BB: IBB: HBP: BLK: WP: HR: S: P: ERA: WHIP			

Batter	1	2	3	4	5	6	7	8	9	AB	R	H	RBI	BB	SO	LOB	BOTTOM			
Rickey Henderson, R (1, 8) OBP: 0.398, SLG: 0.480	0-3 K		0-0 F4			0-0 6-3			4-0 WP E 1B BB	3	1	0	0	1	1	0	<p>Detroit Tigers @ New York Yankees Yankee Stadium, Bronx, NY Sun Jun 16 1985, 3:33 AM EDT Att: 36,036 - Unknown</p> <p>livebaseballscorecards.com</p> <p>AB 26 R 2 H 3 RBI 2 BB 4 SO 7 LOB 2</p> 			
Ken Griffey, L (1, 7) OBP: 0.322, SLG: 0.459	0-3 K		0-0 F8			0-0 F8			4-0 1B WP IBB	3	0	0	0	1	1	0				
Dave Winfield, R (1, 9) OBP: 0.320, SLG: 0.427	0-3 K			0-3 K		0-0 F7			0-0 1-3 2-H 1B	4	0	1	1	0	2	0				
Don Mattingly, L (1, 3) OBP: 0.335, SLG: 0.455		0-0 3-1		0-0 F7				0-0 F8		3	0	0	0	0	0	0				
Don Baylor, R (1, 10) OBP: 0.355, SLG: 0.464		0-3 K		0-0 F7				0-0 5-3		3	0	0	0	0	1	0				
Butch Wynegar, S (1, 2) OBP: 0.356, SLG: 0.357		4-0 FC6-4 BB			0-0 3-1			0-0 F9		2	0	0	0	1	0	0				
Willie Randolph, R (1, 4) OBP: 0.381, SLG: 0.347		0-0 FC6-4 1-2			4-0 CS BB			0-3 K		2	0	0	0	1	1	1				
Mike Pagliarulo, L (1, 5) OBP: 0.315, SLG: 0.346			0-0 HR		0-0 1-2 1B			0-0 F7		3	1	2	1	0	0	0				
Bobby Meacham, S (1, 6) OBP: 0.335, SLG: 0.269			0-3 K		0-0 F8			0-0 F8		3	0	0	0	0	1	1				
Inning Stats	R: 0 E: 0 K: 3 S: 9	H: 0 LOB: 0 BB: 0 P: 9	R: 0 E: 0 K: 1 S: 5	H: 0 LOB: 1 BB: 1 P: 9	R: 1 E: 0 K: 1 S: 6	H: 1 LOB: 0 BB: 0 P: 6	R: 0 E: 0 K: 1 S: 5	H: 0 LOB: 0 BB: 0 P: 5	R: 0 E: 0 K: 0 S: 3	H: 1 LOB: 1 BB: 1 P: 7	R: 0 E: 0 K: 0 S: 3	H: 0 LOB: 0 BB: 0 P: 3	R: 0 E: 0 K: 1 S: 5	H: 0 LOB: 0 BB: 0 P: 5	R: 1 E: 1 K: 0 S: 1	H: 1 LOB: 2 BB: 2 P: 9		1B: 2 2B: 0 3B: 0 HR: 1	SF: 0 SAC: 0 DP: 0 HBP: 0	WP: 1 PB: 0 SB: 0 CS: 1
PITCHER Randy O'Neal, R (1, 1) ERA: 1.89	IP: 8.0 WLS: L BF: 30	H: 3 R: 2 ER: 2 SO: 7	BB: 3 IBB: 1 HBP: 0 BLK: 0	WP: 1 HR: 1 S: 40 P: 56	ERA: 2.25 WHIP: 0.750											PITCHER	IP: WLS: BF: H: R: ER: SO: BB: IBB: HBP: BLK: WP: HR: S: P: ERA: WHIP			

Batter	1	2	3	4	5	6	7	8	9	AB	R	H	RBI	BB	SO	LOB	TOP			
Rickey Henderson, R OBP: 0.415, SLG: 0.495	0-0 2B SF7 1B	0-0 BB BB 1B	0-0 1-3 2H 1B		4-0 1-2 3H 1B BB	0-0 2-3 1B		0-0 1B 1B	5 3 5 1 1 0 0								New York Yankees @ Baltimore Orioles Memorial Stadium, Baltimore, MD Mon Jun 17 1985, 7:05 PM EDT Att: 34,844 - Unknown			
Don Mattingly, L OBP: 0.350, SLG: 0.470	0-0 SF7 1B 2B	4-0 BB BB	4-0 1-2 BB		4-0 1-2 2-3 BB	0-0 1-1 3H 2B		0-0 1B 1B	3 1 3 1 3 0 0											
Dave Winfield, R OBP: 0.324, SLG: 0.426	0-0 F3	4-0 1-2 2-3 3H BB	0-0 4-3		0-0 1-3 2H 3H 1B		0-0 4-3	0-0 1-2 3H 1B	5 0 2 4 1 0 5											
Don Baylor, R OBP: 0.347, SLG: 0.453	0-0 SF7 2-3 3H	0-3 K		0-3 K	0-3 K		0-3 K	0-0 G5-4-3 1-2 3H 1B	5 0 0 1 0 4 7											
Bill Sample, R OBP: 0.354, SLG: 0.373	0-0 1B		0-0 4-3 1B 2B		0-3 K		0-3 K		1 0 1 1 0 0 0											
Ken Griffey, L OBP: 0.320, SLG: 0.460	0-0 1B		0-0 4-3 1B 2B		0-0 F2		0-0 K		4 1 1 0 0 2 2											
Willie Randolph, R OBP: 0.377, SLG: 0.340	0-3 K		0-0 4-3		4-0 BB		0-0 F2	0-0 F7	4 0 0 0 1 1 4											
Butch Wynegar, S OBP: 0.359, SLG: 0.360		0-0 1B BB 1B	0-0 6-3		0-0 4-3		0-0 F8	0-3 K	1 1 1 0 0 0 0											
Ron Hassey, L OBP: 0.346, SLG: 0.417		0-0 F7	4-0 1B BB		0-0 1B WP 2B		0-0 1B 2B 2B	0-0 6-3	4 0 0 0 0 1 2											
Dale Berra, R OBP: 0.295, SLG: 0.356		0-0 F7	0-0 1B BB		0-0 BB WP 1B		0-3 K		1 0 0 0 0 0 1											
Mike Pagliarulo, L OBP: 0.326, SLG: 0.373		0-0 F7	0-0 1B		0-0 1B		0-0 K		3 3 2 0 1 0 0											
Bobby Meacham, S OBP: 0.337, SLG: 0.273		0-0 F7	0-0 1B 1B		0-0 BB WP 1B		0-0 K		5 1 2 1 0 2 2											
Inning Stats	R: 2 E: 0 K: 1 S: 8	H: 3 LOB: 1 BB: 0 P: 8	R: 1 E: 0 K: 1 S: 7	H: 2 LOB: 3 BB: 2 P: 15	R: 2 E: 0 K: 0 S: 6	H: 3 LOB: 3 BB: 2 P: 14	R: 0 E: 0 K: 1 S: 5	H: 0 LOB: 1 BB: 1 P: 9	R: 3 E: 0 K: 2 S: 10	H: 3 LOB: 2 BB: 2 P: 18	R: 1 E: 0 K: 1 S: 7	H: 3 LOB: 2 BB: 0 P: 7	R: 0 E: 0 K: 1 S: 5	H: 0 LOB: 0 BB: 0 P: 5	R: 1 E: 0 K: 1 S: 7	H: 3 LOB: 1 BB: 0 P: 7	1B: 12 2B: 5 3B: 0 HR: 0	SF: 1 SAC: 0 DP: 1 HBP: 0	WP: 1 PB: 1 SB: 0 CS: 1	PA: 49
PITCHER	IP WLS BF H R ER SO BB IBB HBP BLK WP HR S P ERA WHIP	IP WLS BF H R ER SO BB IBB HBP BLK WP HR S P ERA WHIP	IP WLS BF H R ER SO BB IBB HBP BLK WP HR S P ERA WHIP	IP WLS BF H R ER SO BB IBB HBP BLK WP HR S P ERA WHIP	IP WLS BF H R ER SO BB IBB HBP BLK WP HR S P ERA WHIP	IP WLS BF H R ER SO BB IBB HBP BLK WP HR S P ERA WHIP	IP WLS BF H R ER SO BB IBB HBP BLK WP HR S P ERA WHIP	IP WLS BF H R ER SO BB IBB HBP BLK WP HR S P ERA WHIP	IP WLS BF H R ER SO BB IBB HBP BLK WP HR S P ERA WHIP	IP WLS BF H R ER SO BB IBB HBP BLK WP HR S P ERA WHIP	IP WLS BF H R ER SO BB IBB HBP BLK WP HR S P ERA WHIP	IP WLS BF H R ER SO BB IBB HBP BLK WP HR S P ERA WHIP	IP WLS BF H R ER SO BB IBB HBP BLK WP HR S P ERA WHIP	IP WLS BF H R ER SO BB IBB HBP BLK WP HR S P ERA WHIP	IP WLS BF H R ER SO BB IBB HBP BLK WP HR S P ERA WHIP	IP WLS BF H R ER SO BB IBB HBP BLK WP HR S P ERA WHIP	IP WLS BF H R ER SO BB IBB HBP BLK WP HR S P ERA WHIP			
Scott McGregor, L ERA: 4.4	1.2	5	3	3	1	2	0	0	0	0	12	20	16.20	4.200						
Sammy Stewart, R ERA: 3.53	2.1	17	5	5	5	2	5	0	0	0	1	0	16	36	19.29	4.286				
Don Aase, R ERA: 6.68	3.0	12	4	1	1	5	0	0	0	0	0	0	22	22	3.00	1.333				
Tippy Martinez, L ERA: 4.45	2.0	8	3	1	1	2	0	0	0	0	0	0	12	12	4.50	1.500				
Batter	1	2	3	4	5	6	7	8	9	AB <td>R <td>H <td>RBI <td>BB <td>SO <td>LOB <td>BOTTOM</td> </td></td></td></td></td></td>	R <td>H <td>RBI <td>BB <td>SO <td>LOB <td>BOTTOM</td> </td></td></td></td></td>	H <td>RBI <td>BB <td>SO <td>LOB <td>BOTTOM</td> </td></td></td></td>	RBI <td>BB <td>SO <td>LOB <td>BOTTOM</td> </td></td></td>	BB <td>SO <td>LOB <td>BOTTOM</td> </td></td>	SO <td>LOB <td>BOTTOM</td> </td>	LOB <td>BOTTOM</td>	BOTTOM			
Lee Lacy, R OBP: 0.297, SLG: 0.365	0-0 6-3		0-0 F7			0-0 F9		0-0 1B		4 0 1 0 0 0 1							New York Yankees @ Baltimore Orioles Memorial Stadium, Baltimore, MD Mon Jun 17 1985, 7:05 PM EDT Att: 34,844 - Unknown			
Mike Young, S OBP: 0.316, SLG: 0.398	0-0 G3-6-3 1B		0-3 K		0-3 K		0-0 1-3		4 0 1 0 0 2 1											
Fred Lynn, L OBP: 0.348, SLG: 0.449	0-0 G3-6-3 1-2		0-3 K		0-0 F3		0-0 4-3		4 0 0 0 0 1 1											
Eddie Murray, S OBP: 0.374, SLG: 0.510		0-0 F9		0-0 E6 BB		0-0 F2		0-0 F7	4 0 0 0 0 0 0											
Cal Ripken Jr., R OBP: 0.356, SLG: 0.483		4-0 G1-4-3 BB		4-0 1-2 BB		0-0 F8		0-0 1B	2 0 1 0 2 0 0											
Gary Roenicke, R OBP: 0.337, SLG: 0.482		0-0 G1-4-3 1-2		0-3 K		0-0 1B		0-0 F7	4 0 1 0 0 1 4											
Fritzie Connally, R OBP: 0.352, SLG: 0.399			0-0 F7		0-0 4-3		0-0 F7		3 0 0 0 0 0 1											
Rick Dempsey, R OBP: 0.352, SLG: 0.357			0-0 PB 1B		0-0 F8		0-0 F8		3 0 1 0 0 0 0											
Rich Dauer, R OBP: 0.262, SLG: 0.244			0-0 FC1-6-5-4-2 1-3		0-0 5-3		0-0 6-3		3 0 0 0 0 0 1											
Inning Stats	R: 0 E: 0 K: 0 S: 3	H: 1 LOB: 0 BB: 0 P: 3	R: 0 E: 0 K: 0 S: 2	H: 0 LOB: 1 BB: 1 P: 6	R: 0 E: 0 K: 0 S: 4	H: 1 LOB: 1 BB: 0 P: 4	R: 0 E: 1 K: 3 S: 10	H: 0 LOB: 2 BB: 1 P: 14	R: 0 E: 0 K: 1 S: 5	H: 0 LOB: 0 BB: 0 P: 5	R: 0 E: 0 K: 0 S: 4	H: 1 LOB: 1 BB: 0 P: 4	R: 0 E: 0 K: 0 S: 4	H: 1 LOB: 1 BB: 0 P: 4	R: 0 E: 0 K: 0 S: 4	H: 1 LOB: 1 BB: 0 P: 4		1B: 5 2B: 0 3B: 0 HR: 0	SF: 0 SAC: 0 DP: 2 HBP: 0	WP: 0 PB: 1 SB: 0 CS: 0
PITCHER	IP WLS BF H R ER SO BB IBB HBP BLK WP HR S P ERA WHIP	IP WLS BF H R ER SO BB IBB HBP BLK WP HR S P ERA WHIP	IP WLS BF H R ER SO BB IBB HBP BLK WP HR S P ERA WHIP	IP WLS BF H R ER SO BB IBB HBP BLK WP HR S P ERA WHIP	IP WLS BF H R ER SO BB IBB HBP BLK WP HR S P ERA WHIP	IP WLS BF H R ER SO BB IBB HBP BLK WP HR S P ERA WHIP	IP WLS BF H R ER SO BB IBB HBP BLK WP HR S P ERA WHIP	IP WLS BF H R ER SO BB IBB HBP BLK WP HR S P ERA WHIP	IP WLS BF H R ER SO BB IBB HBP BLK WP HR S P ERA WHIP	IP WLS BF H R ER SO BB IBB HBP BLK WP HR S P ERA WHIP	IP WLS BF H R ER SO BB IBB HBP BLK WP HR S P ERA WHIP	IP WLS BF H R ER SO BB IBB HBP BLK WP HR S P ERA WHIP	IP WLS BF H R ER SO BB IBB HBP BLK WP HR S P ERA WHIP	IP WLS BF H R ER SO BB IBB HBP BLK WP HR S P ERA WHIP	IP WLS BF H R ER SO BB IBB HBP BLK WP HR S P ERA WHIP	IP WLS BF H R ER SO BB IBB HBP BLK WP HR S P ERA WHIP				
Ron Guidry, L ERA: 3.04	9.0	5	0	0	4	2	0	0	0	0	0	39	47	0.00	0.778					

Batter	1	2	3	4	5	6	7	8	9	AB	R	H	RBI	BB	SO	LOB	TOP			
Rickey Henderson, R OBP: 0.424, SLG: 0.505	0-0 1B		0-0 S	0-0 S		0-0 FC5-4 1B		4-0 3-6 FC1-5 BB		4	1	3	1	1	0	2	New York Yankees @ Baltimore Orioles Memorial Stadium, Baltimore, MD Tue Jun 18 1985, 7:05 PM EDT Att: 33,794 - Unknown			
Ken Griffey, L OBP: 0.329, SLG: 0.461	0-0 L4-6 2H		4-0 BB	0-0 3-1		0-0 1B		0-0 FC1-5		4	0	2	2	1	0	4				
Don Mattingly, L OBP: 0.351, SLG: 0.466	0-0 L6		4-0 BB					0-0 3-6		4	1	1	0	1	0	3				
Dave Winfield, R OBP: 0.318, SLG: 0.417	0-0 L4-6 2-3		0-0 F7					0-0 3-6		5	0	0	0	0	2	5				
Scott Bradley, L OBP: 0.300, SLG: 0.400		0-0 F9		0-0 6-3				0-0 FC6-4 BB		5	1	3	0	0	0	0				
Willie Randolph, R OBP: 0.376, SLG: 0.338		0-0 6-3		0-0 6-3				4-0 FC6-4 BB		4	0	1	1	1	0	1				
Ron Hassey, L OBP: 0.333, SLG: 0.434		0-0 F2		0-0 1B				0-0 FC6-4 BB		5	1	1	1	0	0	2				
Mike Pagliarulo, L OBP: 0.333, SLG: 0.372			0-0 L6	0-0 1B	0-0 1B	4-0 FC5-4 BB		0-0 K		3	2	1	1	1	1	2				
Bobby Meacham, S OBP: 0.345, SLG: 0.276			0-3 K	0-0 1B	0-0 1B	4-0 FC5-4 BB		4-0 FC1-5 BB		2	0	1	0	2	1	0				
Inning Stats	R: 1 E: 0 K: 0 S: 4	H: 2 LOB: 0 BB: 0 P: 4	R: 0 E: 0 K: 0 S: 3	H: 0 LOB: 0 BB: 0 P: 3	R: 0 E: 0 K: 1 S: 6	H: 1 LOB: 3 BB: 2 P: 14	R: 2 E: 0 K: 0 S: 7	H: 4 LOB: 2 BB: 0 P: 7	R: 0 E: 0 K: 0 S: 4	H: 1 LOB: 1 BB: 0 P: 4	R: 1 E: 0 K: 2 S: 9	H: 2 LOB: 2 BB: 1 P: 13	R: 0 E: 0 K: 0 S: 2	H: 0 LOB: 1 BB: 2 P: 10	R: 1 E: 0 K: 1 S: 6	H: 2 LOB: 0 BB: 0 P: 6	1B: 10 2B: 4 3B: 1 HR: 0	SF: 0 SAC: 0 DP: 2 HBP: 0	WP: 0 PB: 0 SB: 3 CS: 0	PA: 43
PITCHER	IP WLS BF H R ER SO	IP WLS BF H R ER SO	IP WLS BF H R ER SO	IP WLS BF H R ER SO	IP WLS BF H R ER SO	IP WLS BF H R ER SO	IP WLS BF H R ER SO	IP WLS BF H R ER SO	IP WLS BF H R ER SO	IP WLS BF H R ER SO	IP WLS BF H R ER SO	IP WLS BF H R ER SO	IP WLS BF H R ER SO	IP WLS BF H R ER SO	IP WLS BF H R ER SO	IP WLS BF H R ER SO	ERA WHIP	ERA WHIP		
Storm Davis, R ERA: 4.9	(1, 1) 6.0 L 29 9 4 4 1	(1, 1) 6.0 L 29 9 4 4 1	(1, 1) 6.0 L 29 9 4 4 1	(1, 1) 6.0 L 29 9 4 4 1	(1, 1) 6.0 L 29 9 4 4 1	(1, 1) 6.0 L 29 9 4 4 1	(1, 1) 6.0 L 29 9 4 4 1	(1, 1) 6.0 L 29 9 4 4 1	(1, 1) 6.0 L 29 9 4 4 1	(1, 1) 6.0 L 29 9 4 4 1	(1, 1) 6.0 L 29 9 4 4 1	(1, 1) 6.0 L 29 9 4 4 1	(1, 1) 6.0 L 29 9 4 4 1	(1, 1) 6.0 L 29 9 4 4 1	(1, 1) 6.0 L 29 9 4 4 1	(1, 1) 6.0 L 29 9 4 4 1	6.00 2.167	6.00 2.167		
Nate Snell, R ERA: 1.99	(7, 1) 0.1 4 2 1 1 1	(7, 1) 0.1 4 2 1 1 1	(7, 1) 0.1 4 2 1 1 1	(7, 1) 0.1 4 2 1 1 1	(7, 1) 0.1 4 2 1 1 1	(7, 1) 0.1 4 2 1 1 1	(7, 1) 0.1 4 2 1 1 1	(7, 1) 0.1 4 2 1 1 1	(7, 1) 0.1 4 2 1 1 1	(7, 1) 0.1 4 2 1 1 1	(7, 1) 0.1 4 2 1 1 1	(7, 1) 0.1 4 2 1 1 1	(7, 1) 0.1 4 2 1 1 1	(7, 1) 0.1 4 2 1 1 1	(7, 1) 0.1 4 2 1 1 1	(7, 1) 0.1 4 2 1 1 1	27.00 9.000	27.00 9.000		
Tippy Martinez, L ERA: 4.45	(7, 1) 2.0 8 1 1 1 2	(7, 1) 2.0 8 1 1 1 2	(7, 1) 2.0 8 1 1 1 2	(7, 1) 2.0 8 1 1 1 2	(7, 1) 2.0 8 1 1 1 2	(7, 1) 2.0 8 1 1 1 2	(7, 1) 2.0 8 1 1 1 2	(7, 1) 2.0 8 1 1 1 2	(7, 1) 2.0 8 1 1 1 2	(7, 1) 2.0 8 1 1 1 2	(7, 1) 2.0 8 1 1 1 2	(7, 1) 2.0 8 1 1 1 2	(7, 1) 2.0 8 1 1 1 2	(7, 1) 2.0 8 1 1 1 2	(7, 1) 2.0 8 1 1 1 2	(7, 1) 2.0 8 1 1 1 2	4.50 1.500	4.50 1.500		
Don Aase, R ERA: 6.54	(9, 1) 0.2 2 1 0 0 0	(9, 1) 0.2 2 1 0 0 0	(9, 1) 0.2 2 1 0 0 0	(9, 1) 0.2 2 1 0 0 0	(9, 1) 0.2 2 1 0 0 0	(9, 1) 0.2 2 1 0 0 0	(9, 1) 0.2 2 1 0 0 0	(9, 1) 0.2 2 1 0 0 0	(9, 1) 0.2 2 1 0 0 0	(9, 1) 0.2 2 1 0 0 0	(9, 1) 0.2 2 1 0 0 0	(9, 1) 0.2 2 1 0 0 0	(9, 1) 0.2 2 1 0 0 0	(9, 1) 0.2 2 1 0 0 0	(9, 1) 0.2 2 1 0 0 0	(9, 1) 0.2 2 1 0 0 0	0.00 1.500	0.00 1.500		

Batter	1	2	3	4	5	6	7	8	9	AB	R	H	RBI	BB	SO	LOB	BOTTOM			
Lee Lacy, R OBP: 0.302, SLG: 0.364	0-3 K		0-0 1-3							3	0	1	1	1	1	0	New York Yankees @ Baltimore Orioles Memorial Stadium, Baltimore, MD Tue Jun 18 1985, 7:05 PM EDT Att: 33,794 - Unknown			
Jim Dwyer, L OBP: 0.358, SLG: 0.422	0-0 F5			0-3 K	0-0 F4					3	0	0	0	0	1	2				
Gary Roenicke, R OBP: 0.333, SLG: 0.476	0-0 F5			0-0 K	0-0 F4					1	0	0	0	0	0	1				
Cal Ripken Jr., R OBP: 0.358, SLG: 0.481	4-0 BB			0-3 K						3	1	1	0	1	1	0				
Eddie Murray, S OBP: 0.376, SLG: 0.522	0-0 F8			4-0 BB						3	1	1	1	1	0	2				
Fred Lynn, L OBP: 0.342, SLG: 0.441		0-0 F6		0-3 K						4	0	0	0	0	2	2				
Larry Sheets, L OBP: 0.349, SLG: 0.477		0-3 K			4-0 BB					1	1	0	0	1	1	0				
John Shelby, S OBP: 0.500, SLG: 2.000					0-0 BB					2	1	1	2	0	1	0				
Wayne Gross, L OBP: 0.392, SLG: 0.475		0-0 F8			0-0 F8					2	0	0	0	0	0	1				
Fritzie Connally, R OBP: 0.375, SLG: 0.380					0-0 F8					2	0	0	0	0	0	0				
Rick Dempsey, R OBP: 0.344, SLG: 0.348			0-0 5-3		0-0 F7					4	0	0	0	0	0	1				
Rich Dauer, R OBP: 0.264, SLG: 0.241			0-0 F2		0-0 F9					2	0	0	0	1	0	0				
Joe Nolan, L OBP: 0.250, SLG: 0.206					0-0 F9					1	0	0	0	0	0	0				
Inning Stats	R: 0 E: 0 K: 1 S: 5	H: 0 LOB: 1 BB: 1 P: 9	R: 0 E: 0 K: 1 S: 5	H: 0 LOB: 0 BB: 0 P: 5	R: 0 E: 0 K: 3 S: 9	H: 0 LOB: 1 BB: 1 P: 13	R: 1 E: 0 K: 0 S: 4	H: 1 LOB: 2 BB: 2 P: 12	R: 2 E: 0 K: 1 S: 7	H: 2 LOB: 0 BB: 0 P: 7	R: 0 E: 0 K: 0 S: 3	H: 0 LOB: 1 BB: 1 P: 7	R: 1 E: 0 K: 1 S: 6	H: 1 LOB: 0 BB: 0 P: 6	R: 0 E: 0 K: 0 S: 3	H: 0 LOB: 0 BB: 0 P: 3	1B: 2 2B: 0 3B: 0 HR: 2	SF: 0 SAC: 0 DP: 0 HBP: 0	WP: 0 PB: 0 SB: 0 CS: 0	PA: 36
PITCHER	IP WLS BF H R ER SO	IP WLS BF H R ER SO	IP WLS BF H R ER SO	IP WLS BF H R ER SO	IP WLS BF H R ER SO	IP WLS BF H R ER SO	IP WLS BF H R ER SO	IP WLS BF H R ER SO	IP WLS BF H R ER SO	IP WLS BF H R ER SO	IP WLS BF H R ER SO	IP WLS BF H R ER SO	IP WLS BF H R ER SO	IP WLS BF H R ER SO	IP WLS BF H R ER SO	IP WLS BF H R ER SO	ERA WHIP	ERA WHIP		
Joe Cowley, R ERA: 3.58	(1, 1) 5.0 W 21 2 2 2 5	(1, 1) 5.0 W 21 2 2 2 5	(1, 1) 5.0 W 21 2 2 2 5	(1, 1) 5.0 W 21 2 2 2 5	(1, 1) 5.0 W 21 2 2 2 5	(1, 1) 5.0 W 21 2 2 2 5	(1, 1) 5.0 W 21 2 2 2 5	(1, 1) 5.0 W 21 2 2 2 5	(1, 1) 5.0 W 21 2 2 2 5	(1, 1) 5.0 W 21 2 2 2 5	(1, 1) 5.0 W 21 2 2 2 5	(1, 1) 5.0 W 21 2 2 2 5	(1, 1) 5.0 W 21 2 2 2 5	(1, 1) 5.0 W 21 2 2 2 5	(1, 1) 5.0 W 21 2 2 2 5	(1, 1) 5.0 W 21 2 2 2 5	3.60 1.200	3.60 1.200		
Dave Righetti, L ERA: 3.0	(6, 1) 3.0 12 2 2 2 2	(6, 1) 3.0 12 2 2 2 2	(6, 1) 3.0 12 2 2 2 2	(6, 1) 3.0 12 2 2 2 2	(6, 1) 3.0 12 2 2 2 2	(6, 1) 3.0 12 2 2 2 2	(6, 1) 3.0 12 2 2 2 2	(6, 1) 3.0 12 2 2 2 2	(6, 1) 3.0 12 2 2 2 2	(6, 1) 3.0 12 2 2 2 2	(6, 1) 3.0 12 2 2 2 2	(6, 1) 3.0 12 2 2 2 2	(6, 1) 3.0 12 2 2 2 2	(6, 1) 3.0 12 2 2 2 2	(6, 1) 3.0 12 2 2 2 2	(6, 1) 3.0 12 2 2 2 2	6.00 1.000	6.00 1.000		
Brian Fisher, R ERA: 2.25	(9, 1) 1.0 S 3 0 0 0 0	(9, 1) 1.0 S 3 0 0 0 0	(9, 1) 1.0 S 3 0 0 0 0	(9, 1) 1.0 S 3 0 0 0 0	(9, 1) 1.0 S 3 0 0 0 0	(9, 1) 1.0 S 3 0 0 0 0	(9, 1) 1.0 S 3 0 0 0 0	(9, 1) 1.0 S 3 0 0 0 0	(9, 1) 1.0 S 3 0 0 0 0	(9, 1) 1.0 S 3 0 0 0 0	(9, 1) 1.0 S 3 0 0 0 0	(9, 1) 1.0 S 3 0 0 0 0	(9, 1) 1.0 S 3 0 0 0 0	(9, 1) 1.0 S 3 0 0 0 0	(9, 1) 1.0 S 3 0 0 0 0	(9, 1) 1.0 S 3 0 0 0 0	0.00 0.000	0.00 0.000		

AB	36
R	6
H	13
RBI	6
BB	7
SO	4
LOB	19



Batter	1	2	3	4	5	6	7	8	9	AB R H RBI BB SO LOB	TOP									
Rickey Henderson, R OBP: 0.430, SLG: 0.505	4-0 WP SF7 BB	4-0 1B BB	0-0 1B		0-3 K		0-0 1B		0-0 G1-4-3	4 2 2 1 2 1 1	New York Yankees @ Baltimore Orioles Memorial Stadium, Baltimore, MD Wed Jun 19 1985, 7:05 PM EDT Att: 37,470 - Unknown									
Ken Griffey, L OBP: 0.331, SLG: 0.455	4-0 WP 1B BB	0-0 FC9-5 1B BB	0-0 F9			0-0 6-3	0-0 F9			4 1 1 1 1 0 3										
Don Mattingly, L OBP: 0.352, SLG: 0.467	0-0 SF7 1-2 2-H	0-0 SF7 3-H	0-0 F7			0-0 HR 1B		4-0 G4-6-3 1B BB		2 1 1 2 1 0 2										
Dave Winfield, R OBP: 0.327, SLG: 0.438	0-0 1B 1B	0-0 FC9-5 1B 1-2 2-H		0-3 K		0-0 HR 1B		0-0 G4-6-3 1B		5 1 4 3 0 1 0										
Scott Bradley, L OBP: 0.267, SLG: 0.333	0-0 G5-4-3 1B 1-3 2-H	0-0 FC9-5 1B 1-2 2-3f		0-0 F6		0-3 K		0-0 G4-6-3 1B 1-2f 2-3		5 0 1 1 0 1 4										
Willie Randolph, R OBP: 0.376, SLG: 0.333	0-0 G5-4-3 1B 1-2f	0-0 F9		4-0 BB		0-0 F8		4-0 BB		3 0 0 0 2 0 4										
Ron Hassey, L OBP: 0.339, SLG: 0.534		0-0 HR	0-0 HR	0-0 G3		0-0 6-3		0-3 K		5 2 2 2 0 1 3										
Mike Pagliarulo, L OBP: 0.343, SLG: 0.390		0-0 BB 1B BB	0-0 F8		0-0 4-3		0-0 4-3 1B 2B	0-0 G1-4-3 1B		5 2 3 0 0 0 0										
Bobby Meacham, S OBP: 0.346, SLG: 0.271		4-0 1B BB SF7 BB	4-0 1B BB		0-0 F8		0-0 4-3 2-3	0-0 F8		3 1 0 0 2 0 2										
Inning Stats	R: 2 E: 0 K: 0 S: 4	H: 2 LOB: 1 BB: 2 P: 12	R: 4 E: 0 K: 0 S: 7	H: 4 LOB: 2 BB: 2 P: 15	R: 1 E: 0 K: 0 S: 5	H: 2 LOB: 1 BB: 1 P: 9	R: 0 E: 0 K: 1 S: 5	H: 0 LOB: 1 BB: 1 P: 9	R: 0 E: 0 K: 1 S: 5	H: 2 LOB: 0 BB: 0 P: 7	R: 1 E: 0 K: 0 S: 5	H: 2 LOB: 1 BB: 0 P: 5	R: 0 E: 0 K: 1 S: 5	H: 1 LOB: 2 BB: 2 P: 13	R: 0 E: 0 K: 0 S: 3	H: 1 LOB: 0 BB: 0 P: 3	1B: 10 2B: 1 3B: 0 HR: 3	SF: 2 SAC: 0 DP: 3 HBP: 0	WP: 1 PB: 0 SB: 1 CS: 0	PA: 46
PITCHER	IP WLS BF H R ER SO BB IBB HBP BLK WP HR S P ERA WHIP																			
Dennis Martinez, R ERA: 4.16	(1, 1) 1.0 L 9 4 5 5 0 3 0 0 0 0 1 1 6 18 45.00 7.000																			
Ken Dixon, R ERA: 5.15	(2, 1) 5.0 24 6 4 4 3 3 0 0 0 0 2 27 39 7.20 1.800																			
Sammy Stewart, R ERA: 3.57	(7, 1) 2.0 10 3 1 1 1 2 0 0 0 0 0 10 18 4.50 2.500																			
Nate Snell, R ERA: 1.94	(9, 1) 1.0 3 1 0 0 0 0 0 0 0 0 0 0 3 0.00 1.000																			

Batter	1	2	3	4	5	6	7	8	9	AB R H RBI BB SO LOB	BOTTOM									
Lee Lacy, R OBP: 0.307, SLG: 0.368	0-0 5-3		0-0 1B		0-0 F8 S 1B		0-3 K			4 0 2 0 0 1 1	New York Yankees @ Baltimore Orioles Memorial Stadium, Baltimore, MD Wed Jun 19 1985, 7:05 PM EDT Att: 37,470 - Unknown									
Jim Dwyer, L OBP: 0.348, SLG: 0.410	0-0 F9		0-0 F8		0-0 F8			0-0 F8		4 0 0 0 0 0 3										
Cal Ripken Jr., R OBP: 0.353, SLG: 0.473	0-0 4-3		0-3 K		0-0 5-3			0-0 F9		4 0 0 0 0 1 3										
Eddie Murray, S OBP: 0.370, SLG: 0.512		0-0 3-1	0-0 G3		0-0 1-3			0-0 F8		4 0 0 0 0 0 2										
Fred Lynn, L OBP: 0.341, SLG: 0.438		0-0 4-3		0-0 3-1		0-0 4-3			0-0 G4-6-3 1B	4 0 1 0 0 0 0										
Larry Sheets, L OBP: 0.347, SLG: 0.471		0-0 BB 1B		0-0 F9		0-0 F7			0-0 G4-6-3 1B 1-2f	4 0 1 0 0 0 1										
Wayne Gross, L OBP: 0.401, SLG: 0.480		4-0 BB 1B		0-0 1B			0-0 1B		0-0 F6	3 0 2 0 1 0 0										
Rick Dempsey, R OBP: 0.339, SLG: 0.342		0-3 K		0-0 F5			0-3 K			3 0 0 0 0 2 4										
Rich Dauer, R OBP: 0.258, SLG: 0.235			0-0 E6 F8 1B		0-0 6-3		0-0 F8			3 0 0 0 0 0 1										
Inning Stats	R: 0 E: 0 K: 0 S: 3	H: 0 LOB: 0 BB: 0 P: 3	R: 0 E: 0 K: 1 S: 6	H: 1 LOB: 2 BB: 1 P: 10	R: 0 E: 1 K: 1 S: 7	H: 1 LOB: 2 BB: 0 P: 7	R: 0 E: 0 K: 0 S: 4	H: 1 LOB: 1 BB: 0 P: 4	R: 0 E: 0 K: 0 S: 3	H: 0 LOB: 0 BB: 0 P: 3	R: 0 E: 0 K: 2 S: 8	H: 1 LOB: 1 BB: 0 P: 8	R: 0 E: 0 K: 0 S: 3	H: 0 LOB: 0 BB: 0 P: 3	R: 0 E: 0 K: 0 S: 3	H: 1 LOB: 0 BB: 0 P: 3	1B: 6 2B: 0 3B: 0 HR: 0	SF: 0 SAC: 0 DP: 1 HBP: 0	WP: 0 PB: 0 SB: 1 CS: 0	PA: 34
PITCHER	IP WLS BF H R ER SO BB IBB HBP BLK WP HR S P ERA WHIP																			
Ed Whitson, R ERA: 4.64	(1, 1) 9.0 W 34 6 0 0 4 1 0 0 0 0 0 0 41 45 0.00 0.778																			

Batter	1	2	3	4	5	6	7	8	9	10	AB	R	H	RBI	BB	SO	LOB	TOP														
Rickey Henderson, R (1, 8) OBP: 0.437, SLG: 0.528	4-0 S S BB		0-0 G3 E 2B	0-0 SF9 2-3 3-H	0-0 5-3			0-0 HR	4-0 BB		3	2	2	2	2	0	1															
Ken Griffey, L (1, 7) OBP: 0.331, SLG: 0.450	0-0 F8 1-2		0-0 F6	0-0 1B S			0-0 3-1	0-0 1B	0-0 F7		6	1	2	1	0	0	5															
Don Mattingly, L (1, 3) OBP: 0.348, SLG: 0.457	0-3 K2-3 2-3		0-0 G3	4-0 1B WP BB			0-0 F9	0-0 F8		0-0 F8	5	1	0	0	1	1	3															
Dave Winfield, R (1, 9) OBP: 0.331, SLG: 0.439	0-3 K		0-0 E4 1B	0-0 WP 1B			0-0 3-1		0-0 BB 1B BB	0-0 L5	6	1	3	2	0	1	1															
Scott Bradley, L (1, 10) OBP: 0.294, SLG: 0.353		0-0 FC3-6 BB 1B		4-0 1B			0-0 F5		0-0 F7	0-0 F6	2	0	1	0	0	0	1															
Don Baylor, R (4, PH) OBP: 0.345, SLG: 0.447			0-0 4-3								3	0	0	0	1	0	1															
Ron Hassey, L (1, 2) OBP: 0.358, SLG: 0.574		4-0 FC3-6 BB 1B		0-0 K			0-0 3-1		4-0 BB 1B BB		3	2	1	1	2	1	2															
Willie Randolph, R (1, 4) OBP: 0.375, SLG: 0.330			0-0 F9		0-0 5-3				0-0 F7		5	1	1	0	0	1	4															
Mike Pagliarulo, L (1, 5) OBP: 0.351, SLG: 0.383		0-0 FC3-6		4-0 SF9 SH3-4 1B BB					4-0 1B BB		2	1	0	0	3	0	2															
Bobby Meacham, S (1, 6) OBP: 0.344, SLG: 0.271		0-0 L6		0-0 SH3-4					0-0 BB 1B		4	0	1	2	0	2	3															
Inning Stats	R: 0 E: 0 K: 2 S: 7	H: 0 LOB: 1 BB: 1 P: 11	R: 0 E: 0 K: 0 S: 4	H: 1 LOB: 2 BB: 1 P: 8	R: 1 E: 1 K: 0 S: 5	H: 2 LOB: 1 BB: 0 P: 5	R: 5 E: 0 K: 1 S: 9	H: 4 LOB: 2 BB: 3 P: 21	R: 0 E: 0 K: 1 S: 5	H: 0 LOB: 0 BB: 0 P: 3	R: 0 E: 0 K: 1 S: 5	H: 0 LOB: 0 BB: 0 P: 5	R: 1 E: 0 K: 1 S: 7	H: 2 LOB: 1 BB: 0 P: 7	R: 2 E: 0 K: 0 S: 5	H: 2 LOB: 3 BB: 3 P: 17	R: 0 E: 0 K: 0 S: 3	H: 0 LOB: 0 BB: 0 P: 3	1B: 8 2B: 1 3B: 0 HR: 2	SF: 1 SAC: 1 DP: 0 HBP: 0	WP: 1 PB: 0 SB: 4 CS: 0	PA: 50										
PITCHER	IP WLS BF H R ER SO BB IBB HBP BLK WP HR S P ERA WHIP	3.2 12 22 7 6 6 2 4 0 0 0 1 1 22 38 14.73 3.000	4.1 12 20 4 3 3 3 1 1 0 0 1 0 16 24 0.00 0.300	8.1 13 23 4 3 3 1 3 0 0 0 0 1 12 24 13.50 3.500	9.1 13 23 4 3 3 1 3 0 0 0 0 1 12 24 13.50 3.500	10.1 W 3 0 0 0 0 0 0 0 0 0 0 3 3 0.00 0.000	PITCHER															IP WLS BF H R ER SO BB IBB HBP BLK WP HR S P ERA WHIP										
Jack Morris, R (1, 1) ERA: 3.23																3.2	12	22	7	6	6	2	4	0	0	0	1	1	22	38	14.73	3.000
Bill Scherrer, L (4, 1) ERA: 3.6																4.1	12	20	4	3	3	3	1	1	0	0	1	0	16	24	0.00	0.300
Aurelio Lopez, R (8, 1) ERA: 4.1																8.1	13	23	4	3	3	1	3	0	0	0	0	1	12	24	13.50	3.500
Aurelio Lopez, R (9, 1) ERA: 4.1																9.1	13	23	4	3	3	1	3	0	0	0	0	1	12	24	13.50	3.500
Doug Bair, R (10, 1) ERA: 5.45																10.1	W	3	0	0	0	0	0	0	0	0	0	0	3	3	0.00	0.000

New York Yankees @ Detroit Tigers
Tiger Stadium, Detroit, MI
Thu Jun 20 1986, 7:05 PM EDT
Att: 36,565 - Unknown

AB	39
R	9
H	11
RBI	8
BB	9
SO	6
LOB	23

WP: 1	PA: 50
-------	--------

Batter	1	2	3	4	5	6	7	8	9	10	AB	R	H	RBI	BB	SO	LOB	BOTTOM														
Lou Whitaker, L (1, 4) OBP: 0.404, SLG: 0.517	0-0 1-3	0-0 1B			0-0 HR		0-0 6-3		4-0 1B BB	4-0 FC6-4 BB WP	4	3	2	3	2	0	0															
Alan Trammell, R (1, 6) OBP: 0.331, SLG: 0.422	0-0 F8	0-0 1B			0-0 K		0-0 1B 2B		0-0 1B 1B	4-0 FC6-4 BB	5	2	3	0	1	1	0															
Kirk Gibson, L (1, 8) OBP: 0.366, SLG: 0.548	0-0 F9	0-3 K			0-0 4-3		0-0 K		0-0 F8 FC5-4 1B	0-0 FC6-4 WP	6	1	1	1	0	2	5															
Lance Parrish, R (1, 10) OBP: 0.328, SLG: 0.457		0-0 F6			0-0 F8		0-0 1B		0-0 FC5-4 1B	0-0 WP	6	0	3	2	0	0	1															
Larry Herndon, R (1, 7) OBP: 0.295, SLG: 0.374		0-0 E 3B			0-0 K		0-0 K		0-0 F8		4	1	1	0	1	2	3															
Barbara Garbey, R (1, 3) OBP: 0.324, SLG: 0.422		0-0 E5 1B			0-0 1-3		0-0 F8		0-0 FC5-4		5	1	0	1	0	1	4															
Alejandro Sanchez, R (1, 9) OBP: 0.277, SLG: 0.569		0-0 E4			0-0 K		0-0 K		4-0 1B		2	1	0	1	0	1	1															
Dave Bergman, L (6, PH) OBP: 0.345, SLG: 0.217		0-0 E4			0-0 K		0-0 K		4-0 1B		1	0	1	0	0	0	0															
Marty Castillo, R (7, 2) OBP: 0.074, SLG: 0.038		1-2 1B BB			0-0 K		0-0 K		0-0 1B		0	0	0	0	0	0	0															
Nelson Simmons, S (8, PH) OBP: 0.302, SLG: 0.396		1-2 1B BB			0-0 K		0-0 K		0-0 1B		1	0	0	0	1	1	0															
Bob Melvin, R (1, 3) OBP: 0.299, SLG: 0.375		0-3 K			0-0 6-3		4-0 6-4-3 BB		0-0 K		2	0	0	0	0	1	2															
Darrell Evans, L (6, PH) OBP: 0.294, SLG: 0.485		0-3 K			0-0 6-3		4-0 6-4-3 BB		0-0 K		0	0	0	0	2	0	0															
Chris Pittaro, S (8, PH) OBP: 0.299, SLG: 0.327		0-3 K			0-0 6-3		4-0 6-4-3 BB		0-0 K		0	0	0	0	0	0	0															
Aurelio Lopez, R (9, 1) OBP: 0.345, SLG: 0.383		0-3 K			0-0 6-3		4-0 6-4-3 BB		0-0 K		0	0	0	0	0	0	0															
Chet Lemon, R (10, 1) OBP: 0.302, SLG: 0.396		0-3 K			0-0 6-3		4-0 6-4-3 BB		0-0 K		0	0	0	0	0	0	0															
Tom Brookens, R (1, 5) OBP: 0.304, SLG: 0.413		0-0 1B			0-0 6-3		0-0 G6-4-3		0-0 G5-4-3		5	1	1	1	0	0	3															
Inning Stats	R: 0 E: 0 K: 0 S: 3	H: 0 LOB: 0 BB: 0 P: 3	R: 4 E: 2 K: 2 S: 13	H: 4 LOB: 4 BB: 0 P: 13	R: 0 E: 0 K: 1 S: 5	H: 0 LOB: 0 BB: 0 P: 5	R: 0 E: 0 K: 1 S: 5	H: 0 LOB: 0 BB: 0 P: 5	R: 1 E: 0 K: 2 S: 9	H: 2 LOB: 1 BB: 1 P: 9	R: 0 E: 0 K: 0 S: 3	H: 1 LOB: 1 BB: 1 P: 7	R: 1 E: 0 K: 2 S: 9	H: 2 LOB: 2 BB: 1 P: 13	R: 0 E: 0 K: 1 S: 4	H: 0 LOB: 1 BB: 1 P: 8	R: 3 E: 1 K: 1 S: 8	H: 3 LOB: 2 BB: 2 P: 16	R: 1 E: 0 K: 0 S: 2	H: 0 LOB: 1 BB: 2 P: 10	1B: 9 2B: 1 3B: 1 HR: 1	SF: 0 SAC: 0 DP: 2 HBP: 0	WP: 1 PB: 0 SB: 0 CS: 0	PA: 49								
PITCHER	IP WLS BF H R ER SO BB IBB HBP BLK WP HR S P ERA WHIP	3.3 13 20 4 4 4 2 0 0 0 0 0 0 1 21 21 0.00 2.000	3.1 13 20 3 1 1 4 0 0 0 0 0 0 1 21 21 2.70 0.900	8.1 10 20 1 0 0 0 1 0 0 0 0 0 0 4 4 ∞ ∞	8.1 11 22 2 1 1 3 2 0 0 0 0 0 14 22 3.38 1.500	9.1 L 12 3 4 4 1 3 1 0 0 0 0 10 26 21.60 3.600	PITCHER															IP WLS BF H R ER SO BB IBB HBP BLK WP HR S P ERA WHIP										
Dennis Rasmussen, L (1, 1) ERA: 3.3																3.3	13	20	4	4	4	2	0	0	0	0	1	21	21	0.00	2.000	
Rich Bordi, R (3, 1) ERA: 2.35																3.1	13	20	3	1	1	4	0	0	0	0	0	1	21	21	2.70	0.900
Bob Shirley, L (6, 1) ERA: 2.04																6.1	10	20	1	0	0	0	1	0	0	0	0	0	4	4	∞	∞
Brian Fisher, R (8, 1) ERA: 2.34																8.1	11	22	2	1	1	3	2	0	0	0	0	14	22	3.38	1.500	
Dave Righetti, L (9, 1) ERA: 3.66																9.1	L	12	3	4	4	1	3	1	0	0	0	10	26	21.60	3.600	

New York Yankees @ Detroit Tigers
Tiger Stadium, Detroit, MI
Thu Jun 20 1986, 7:05 PM EDT
Att: 36,565 - Unknown

AB	42
R	10
H	12
RBI	9
BB	7
SO	10
LOB	21

WP: 1	PA: 49
-------	--------

Batter	1	2	3	4	5	6	7	8	9	AB	R	H	RBI	BB	SO	LOB	TOP								
Rickey Henderson, R OBP: 0.433, SLG: 0.549 (1, 8)										5	0	0	0	0	1	3									
Ken Griffey, L OBP: 0.333, SLG: 0.443 (1, 7)										3	1	1	0	1	0	0									
Don Mattingly, L OBP: 0.345, SLG: 0.451 (1, 3)										4	1	2	0	0	1	2									
Dave Winfield, R OBP: 0.328, SLG: 0.437 (1, 9)										4	1	2	1	0	1	2									
Don Baylor, R OBP: 0.346, SLG: 0.459 (1, 10)										5	1	1	2	0	0	2									
Ron Hassey, L OBP: 0.365, SLG: 0.588 (1, 2)										4	0	3	1	0	0	0									
Willie Randolph, R OBP: 0.375, SLG: 0.332 (1, 4)										4	0	2	0	0	0	2									
Mike Pagliarulo, L OBP: 0.342, SLG: 0.370 (1, 5)										4	0	0	0	0	1	4									
Bobby Meacham, S OBP: 0.342, SLG: 0.267 (1, 6)										3	0	0	0	1	0	0									
Inning Stats	R: 1 E: 0 K: 1 S: 5	H: 1 LOB: 0 BB: 1 P: 9	R: 0 E: 0 K: 1 S: 6	H: 1 LOB: 1 BB: 0 P: 6	R: 0 E: 0 K: 0 S: 4	H: 1 LOB: 1 BB: 0 P: 4	R: 1 E: 0 K: 0 S: 4	H: 2 LOB: 0 BB: 0 P: 4	R: 0 E: 0 K: 0 S: 3	H: 0 LOB: 0 BB: 0 P: 3	R: 2 E: 0 K: 1 S: 7	H: 2 LOB: 0 BB: 0 P: 7	R: 0 E: 0 K: 0 S: 3	H: 1 LOB: 0 BB: 0 P: 3	R: 0 E: 0 K: 0 S: 4	H: 1 LOB: 1 BB: 0 P: 4	R: 0 E: 0 K: 1 S: 7	H: 2 LOB: 3 BB: 1 P: 11	1B: 7 2B: 3 3B: 0 HR: 1	SF: 0 SAC: 0 DP: 1 HBP: 0	WP: 0 PB: 0 SB: 2 CS: 2	PA: 38			
PITCHER Dan Petry, R ERA: 3.13 (1, 1)	IP: 9.0 WLS: L BF: 38	H: 11 R: 4 ER: 4 SO: 4	BB: 2 IBB: 0 HBP: 0 BLK: 0	WP: 0 HR: 1 S: 43 P: 51	ERA: 4.00 WHIP: 1.444																				

New York Yankees @ Detroit Tigers
Tiger Stadium, Detroit, MI
Sat Jun 22 1985, 3:33 AM EDT
Att: 41,774 - Unknown

AB	36
R	4
H	11
RBI	4
BB	2
SO	4
LOB	15



Batter	1	2	3	4	5	6	7	8	9	AB	R	H	RBI	BB	SO	LOB	BOTTOM								
Tom Brookens, R OBP: 0.296, SLG: 0.405 (1, 5)										4	0	0	0	0	2	1									
Alan Trammell, R OBP: 0.329, SLG: 0.417 (1, 6)										4	0	0	0	0	1	1									
Kirk Gibson, L OBP: 0.363, SLG: 0.551 (1, 8)										4	0	0	0	0	2	0									
Lance Parrish, R OBP: 0.322, SLG: 0.450 (1, 10)										4	0	1	0	0	1	0									
Larry Herndon, R OBP: 0.288, SLG: 0.371 (1, 7)										3	0	1	0	0	0	1									
Barbato Garbey, R OBP: 0.333, SLG: 0.406 (1, 3)										3	0	1	0	0	0	3									
Alejandro Sanchez, R OBP: 0.265, SLG: 0.544 (1, 9)										3	0	0	0	0	0	2									
Marty Castillo, R OBP: 0.067, SLG: 0.034 (1, 2)										3	0	0	0	0	0	0									
Doug Flynn, R OBP: 0.222, SLG: 0.222 (1, 4)										3	0	1	0	0	0	0									
Inning Stats	R: 0 E: 0 K: 3 S: 9	H: 0 LOB: 0 BB: 0 P: 9	R: 0 E: 0 K: 0 S: 4	H: 1 LOB: 1 BB: 0 P: 4	R: 0 E: 0 K: 1 S: 6	H: 1 LOB: 1 BB: 0 P: 6	R: 0 E: 1 K: 0 S: 4	H: 1 LOB: 1 BB: 0 P: 4	R: 0 E: 0 K: 0 S: 3	H: 0 LOB: 0 BB: 0 P: 3	R: 0 E: 0 K: 1 S: 5	H: 0 LOB: 0 BB: 0 P: 5	R: 0 E: 0 K: 1 S: 6	H: 1 LOB: 1 BB: 0 P: 6	R: 0 E: 0 K: 0 S: 3	H: 0 LOB: 0 BB: 0 P: 3	R: 0 E: 0 K: 0 S: 3	H: 0 LOB: 0 BB: 0 P: 3	1B: 3 2B: 1 3B: 0 HR: 0	SF: 0 SAC: 0 DP: 1 HBP: 0	WP: 0 PB: 0 SB: 0 CS: 0	PA: 31			
PITCHER Ron Guidry, L ERA: 2.8 (1, 1)	IP: 9.0 WLS: W BF: 31	H: 4 R: 0 ER: 0 SO: 6	BB: 0 IBB: 0 HBP: 0 BLK: 0	WP: 0 HR: 0 S: 43 P: 43	ERA: 0.00 WHIP: 0.444																				

New York Yankees @ Detroit Tigers
Tiger Stadium, Detroit, MI
Sat Jun 22 1985, 3:33 AM EDT
Att: 41,774 - Unknown

AB	31
R	0
H	4
RBI	0
BB	0
SO	6
LOB	8



Batter	1	2	3	4	5	6	7	8	9	AB	R	H	RBI	BB	SO	LOB	TOP										
Rickey Henderson, R OBP: 0.438, SLG: 0.560 (1, 8)										3	1	2	0	1	0	2											
Ken Griffey, L OBP: 0.326, SLG: 0.435 (1, 7)										3	0	0	1	0	0	2											
Don Mattingly, L OBP: 0.344, SLG: 0.451 (1, 3)										4	0	1	0	0	0	1											
Dave Winfield, R OBP: 0.331, SLG: 0.438 (1, 9)										4	0	2	0	0	0	0											
Don Baylor, R OBP: 0.341, SLG: 0.451 (1, 10)										4	0	0	0	0	1	3											
Willie Randolph, R OBP: 0.373, SLG: 0.330 (1, 4)										4	0	1	0	0	0	0											
Juan Espino, R OBP: 0.500, SLG: 0.500 (1, 2)										4	0	2	0	0	0	1											
Dale Berra, R OBP: 0.283, SLG: 0.340 (1, 5)										3	0	0	0	0	1	3											
Bobby Meacham, S OBP: 0.342, SLG: 0.268 (1, 6)										3	0	1	0	0	0	1											
Inning Stats	R: 0 E: 0 K: 0 S: 5	H: 3 LOB: 2 BB: 0 P: 5	R: 0 E: 0 K: 1 S: 7	H: 2 LOB: 2 BB: 0 P: 7	R: 0 E: 0 K: 0 S: 3	H: 0 LOB: 0 BB: 0 P: 3	R: 0 E: 0 K: 1 S: 6	H: 1 LOB: 1 BB: 0 P: 6	R: 0 E: 0 K: 0 S: 3	H: 1 LOB: 0 BB: 0 P: 3	R: 0 E: 0 K: 0 S: 3	H: 1 LOB: 0 BB: 0 P: 3	R: 1 E: 0 K: 0 S: 4	H: 1 LOB: 0 BB: 0 P: 4	R: 0 E: 0 K: 0 S: 3	H: 0 LOB: 0 BB: 0 P: 3	1B: 7 2B: 1 3B: 1 HR: 0	SF: 1 SAC: 0 DP: 2 HBP: 0	WP: 0 PB: 0 SB: 2 CS: 1	PA: 34							
PITCHER	IP	WLS	BF	H	R	ER	SO	BB	IBB	HBP	BLK	WP	HR	S	P	ERA	WHIP										
Frank Tanana, L ERA: 3.42 (1, 1)	7.0	W	27	8	0	0	2	1	0	0	0	0	0	30	34	0.00	1.286										
Willie Hernandez, L ERA: 1.92 (8, 1)	2.0	S	7	1	1	1	0	0	0	0	0	0	0	7	7	4.50	0.500										

New York Yankees @ Detroit Tigers
Tiger Stadium, Detroit, MI
Sun Jun 23 1985, 3:33 AM EDT
Att: 40,929 - Unknown

AB 32
R 1
H 9
RBI 1
BB 1
SO 2
LOB 13



Batter	1	2	3	4	5	6	7	8	9	AB	R	H	RBI	BB	SO	LOB	BOTTOM										
Lou Whitaker, L OBP: 0.398, SLG: 0.518 (1, 4)										4	0	1	0	0	1	0											
Alan Trammell, R OBP: 0.328, SLG: 0.415 (1, 6)										4	0	1	0	0	1	2											
Kirk Gibson, L OBP: 0.358, SLG: 0.542 (1, 9)										4	0	0	0	0	1	1											
Lance Parrish, R OBP: 0.321, SLG: 0.445 (1, 2)										3	0	0	0	1	0	0											
Larry Herndon, R OBP: 0.288, SLG: 0.369 (1, 7)										4	0	1	0	0	0	0											
Barbaro Garbey, R OBP: 0.321, SLG: 0.389 (1, 10)										3	0	0	0	0	0	2											
Darrell Evans, L OBP: 0.365, SLG: 0.518 (1, 3)										3	2	2	0	0	0	2											
Chet Lemon, R OBP: 0.332, SLG: 0.401 (1, 8)										3	1	1	2	0	1	3											
Tom Brookens, R OBP: 0.297, SLG: 0.404 (1, 5)										3	0	1	1	0	0	0											
Inning Stats	R: 0 E: 0 K: 1 S: 5	H: 0 LOB: 0 BB: 0 P: 5	R: 0 E: 0 K: 1 S: 6	H: 1 LOB: 2 BB: 1 P: 10	R: 0 E: 0 K: 1 S: 6	H: 1 LOB: 1 BB: 0 P: 6	R: 0 E: 0 K: 0 S: 3	H: 0 LOB: 0 BB: 0 P: 3	R: 2 E: 0 K: 0 S: 5	H: 2 LOB: 0 BB: 0 P: 5	R: 0 E: 0 K: 0 S: 3	H: 0 LOB: 0 BB: 0 P: 3	R: 1 E: 0 K: 1 S: 8	H: 3 LOB: 2 BB: 0 P: 8	R: 0 E: 0 K: 0 S: 3	H: 0 LOB: 0 BB: 0 P: 3	1B: 5 2B: 1 3B: 0 HR: 1	SF: 0 SAC: 0 DP: 0 HBP: 0	WP: 0 PB: 0 SB: 0 CS: 0	PA: 32							
PITCHER	IP	WLS	BF	H	R	ER	SO	BB	IBB	HBP	BLK	WP	HR	S	P	ERA	WHIP										
Bob Shirley, L ERA: 2.92 (1, 1)	6.1	L	25	5	3	3	3	1	0	0	0	0	1	30	34	4.26	0.947										
Rich Bordi, R ERA: 2.17 (7, 1)	1.2		7	2	0	0	1	0	0	0	0	0	0	9	9	0.00	1.200										

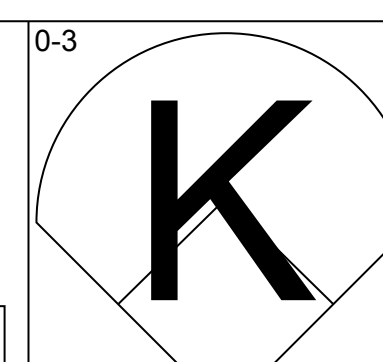
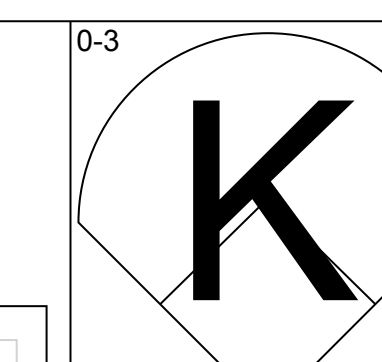
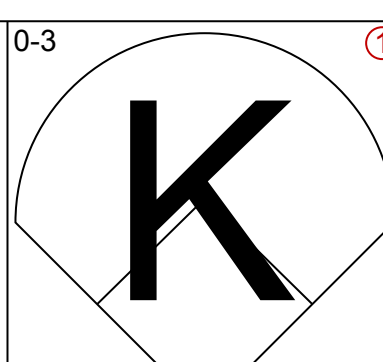
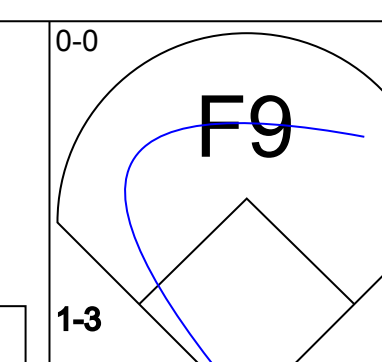

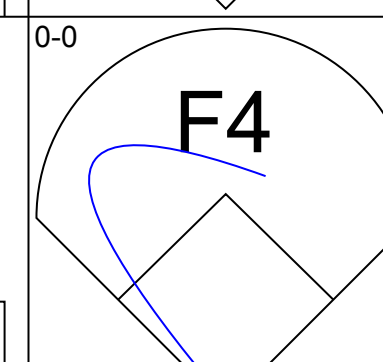
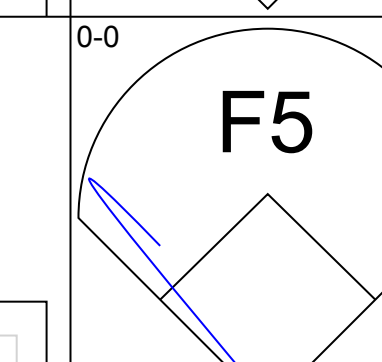
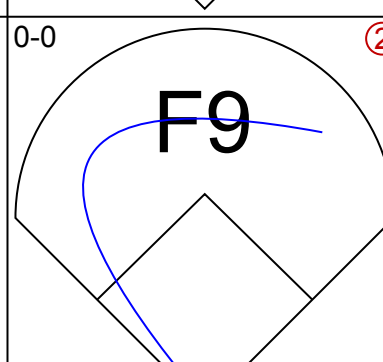
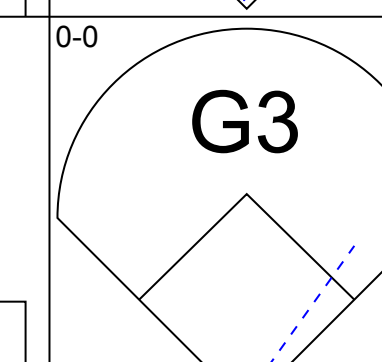
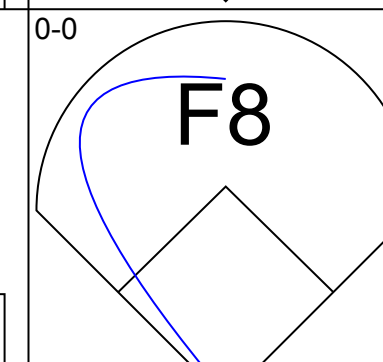
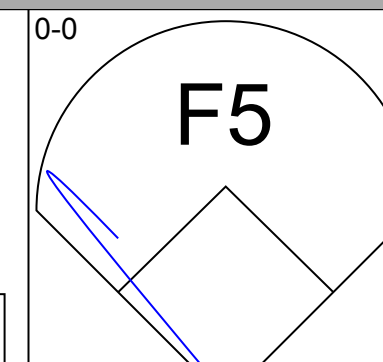
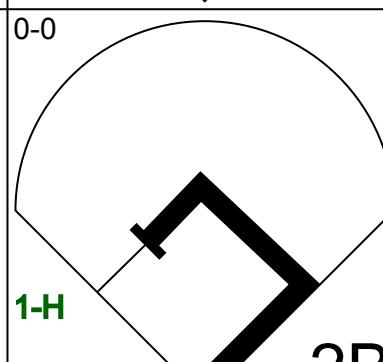
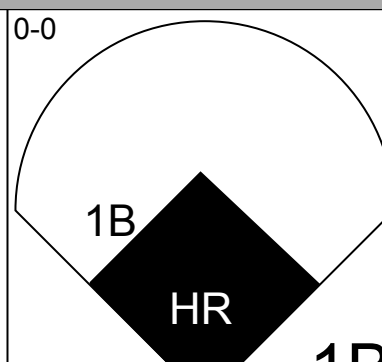
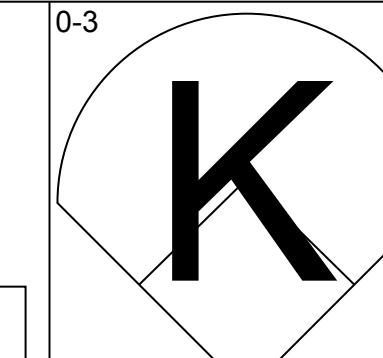
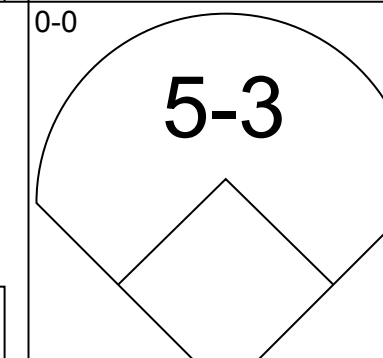
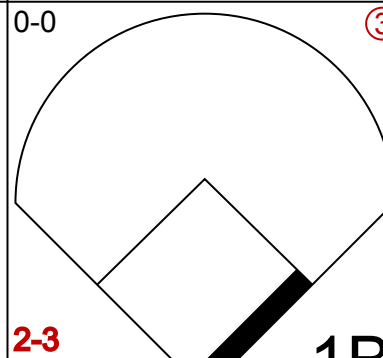
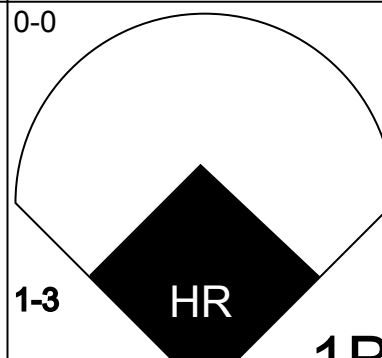
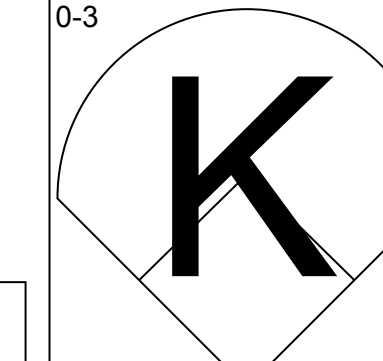
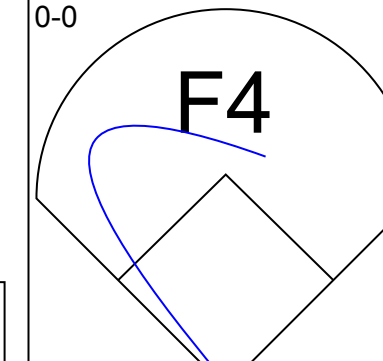
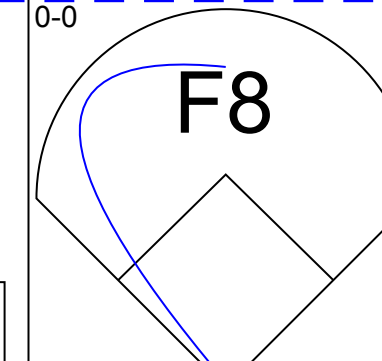
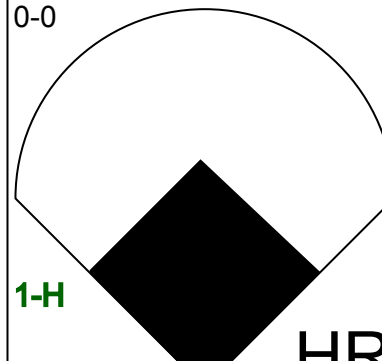
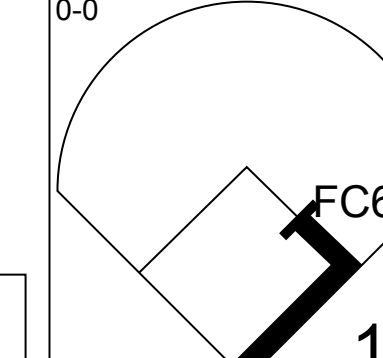
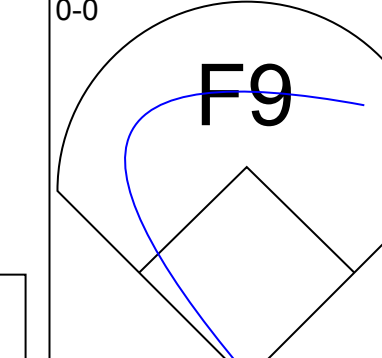
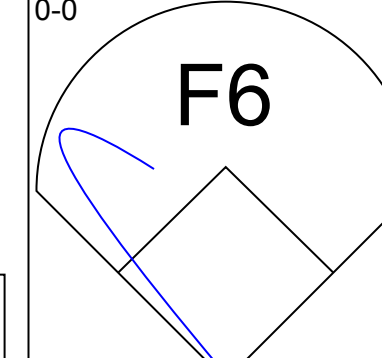
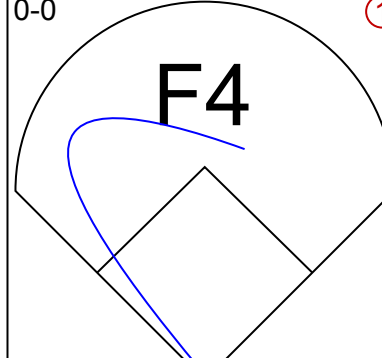
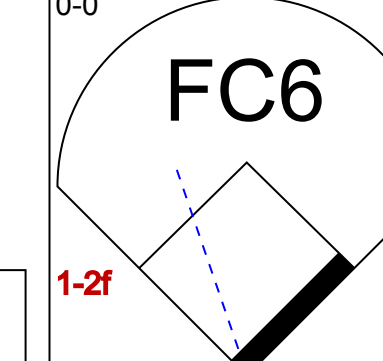
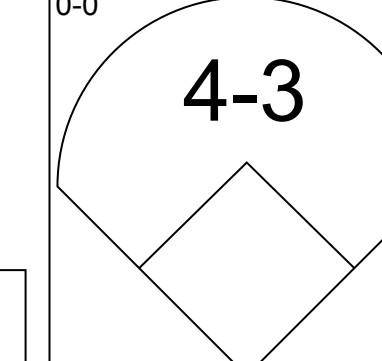
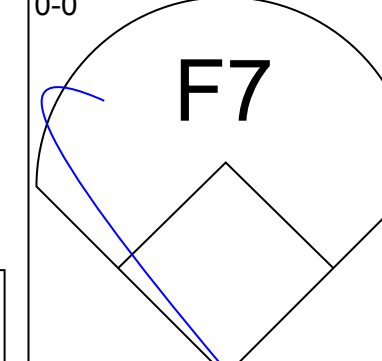
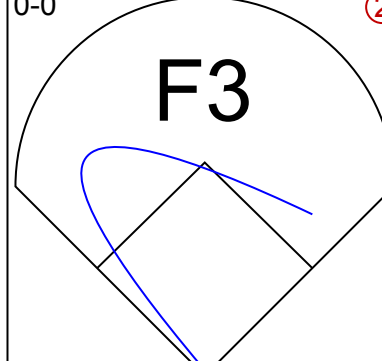
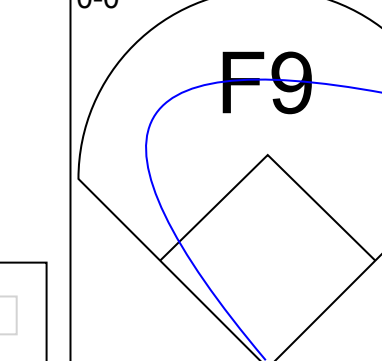
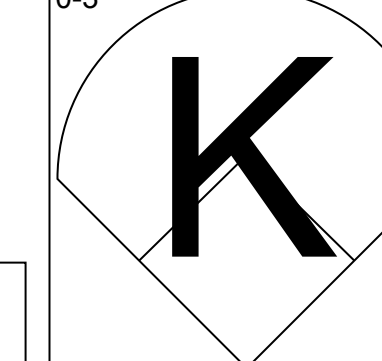
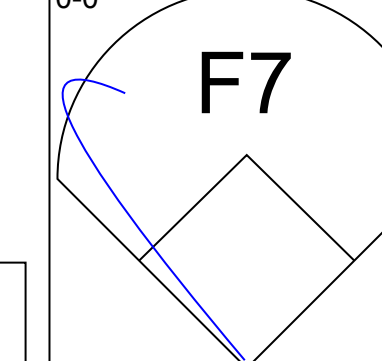
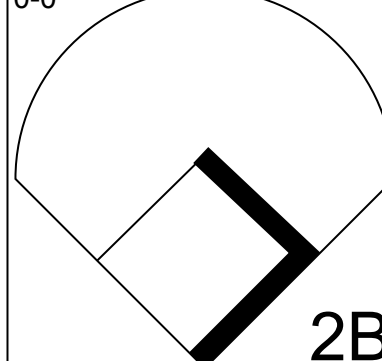
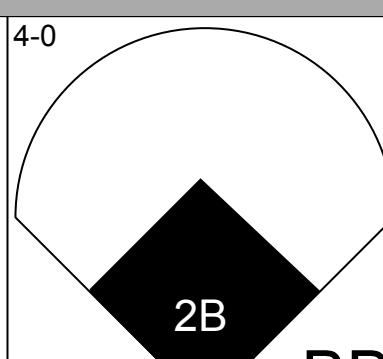
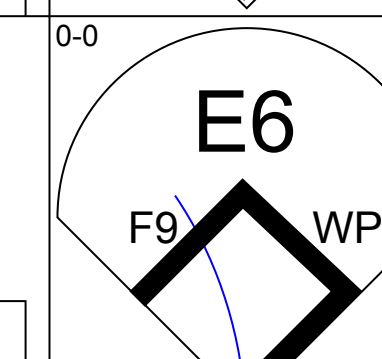
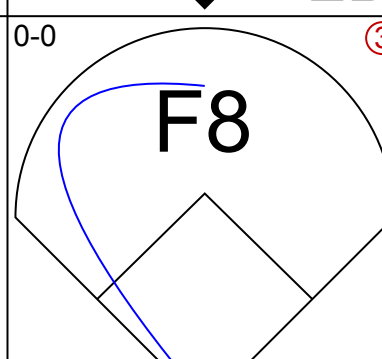
New York Yankees @ Detroit Tigers
Tiger Stadium, Detroit, MI
Sun Jun 23 1985, 3:33 AM EDT
Att: 40,929 - Unknown

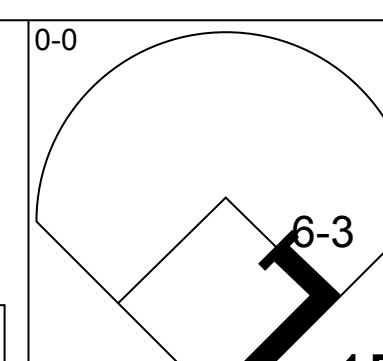
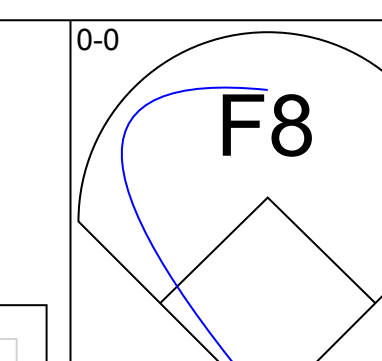
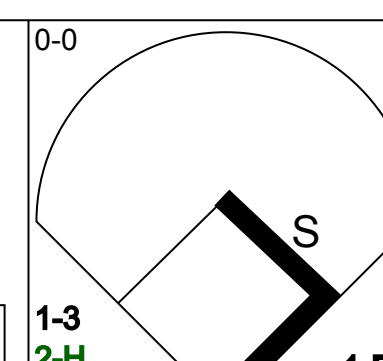
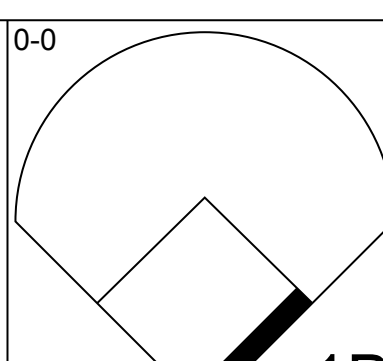

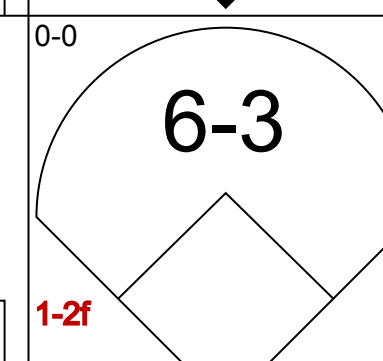
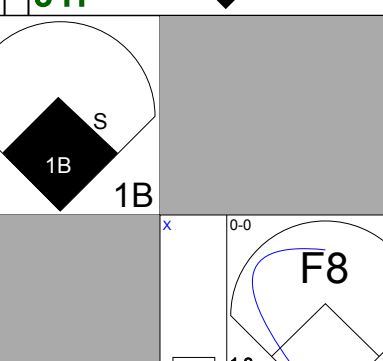
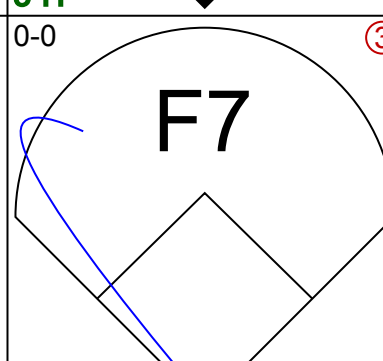
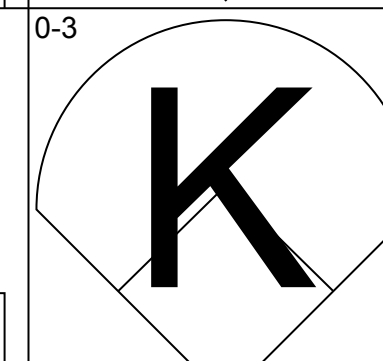
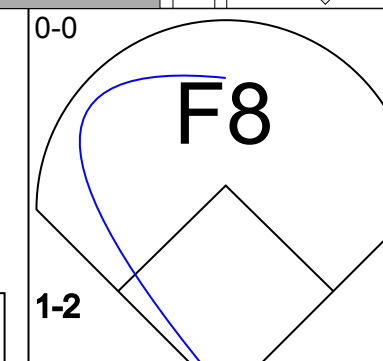
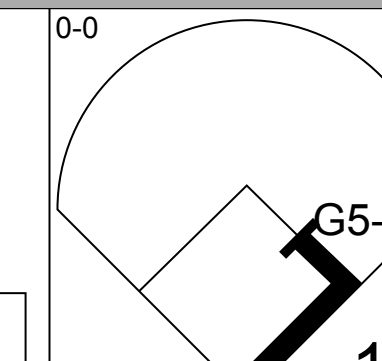
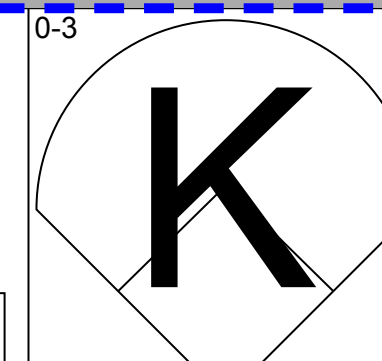
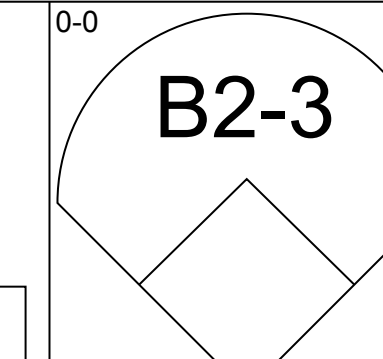
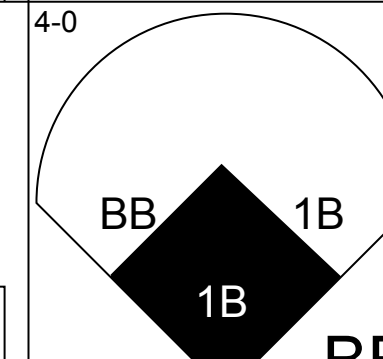
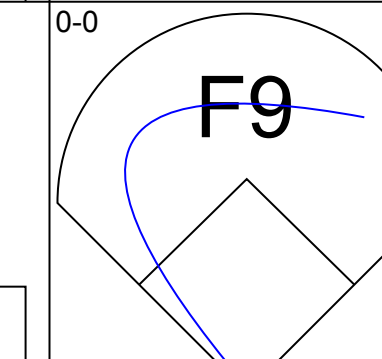
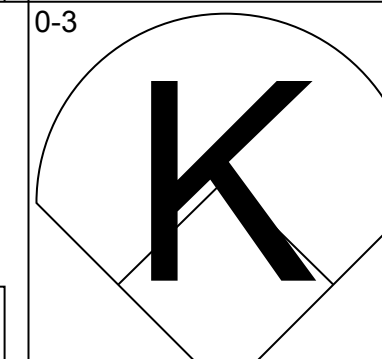
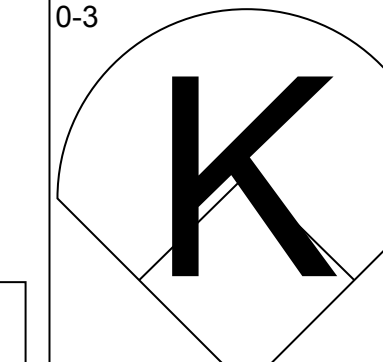
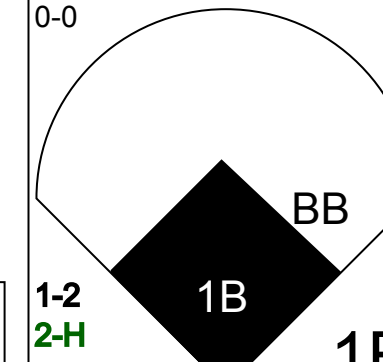
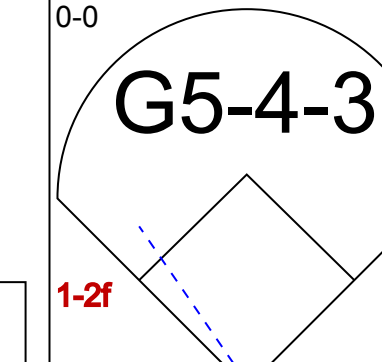
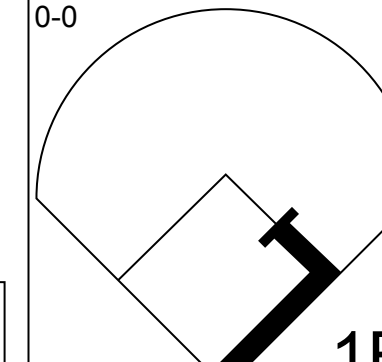
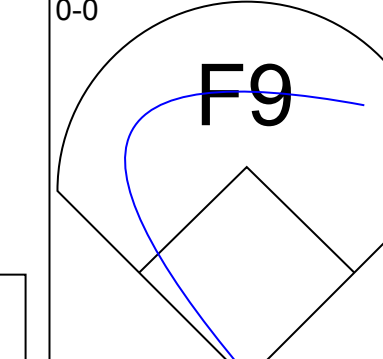
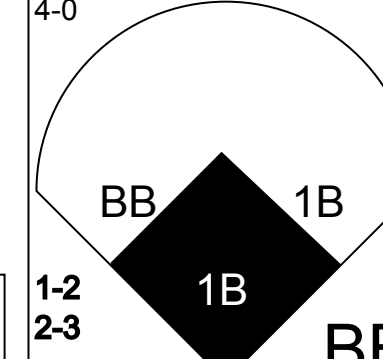
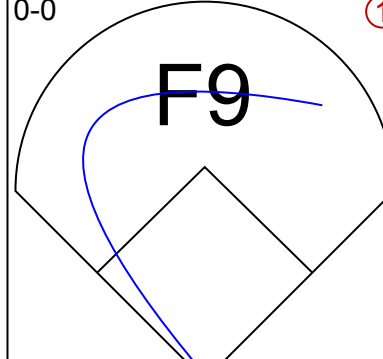
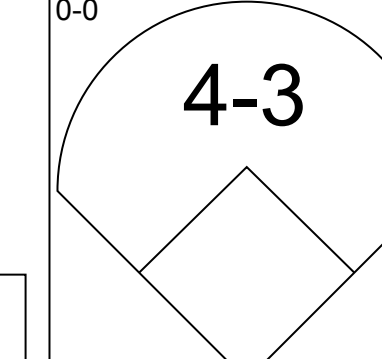
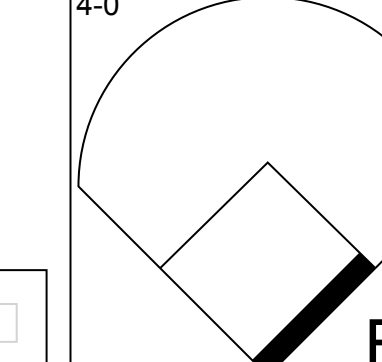
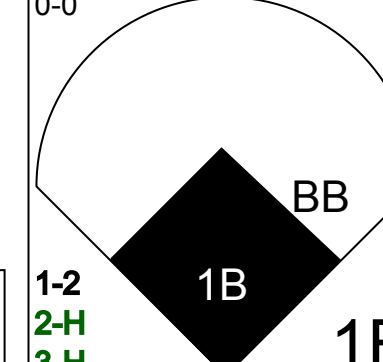
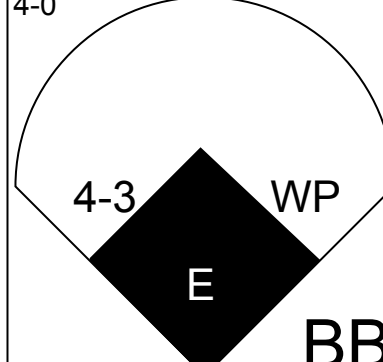
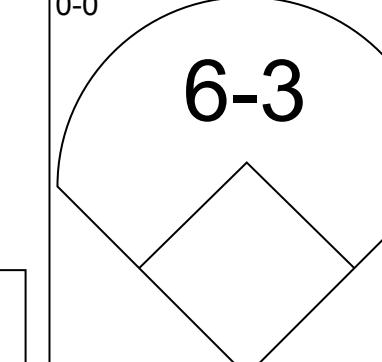
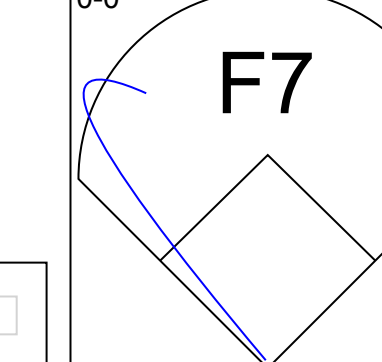
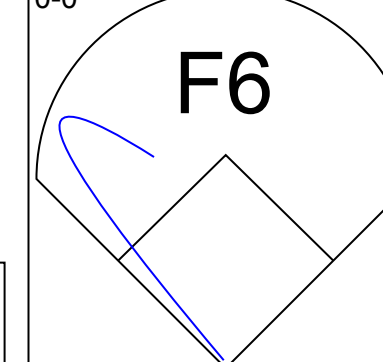
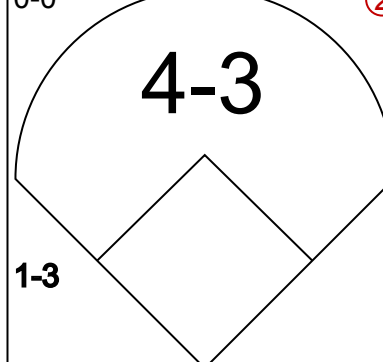
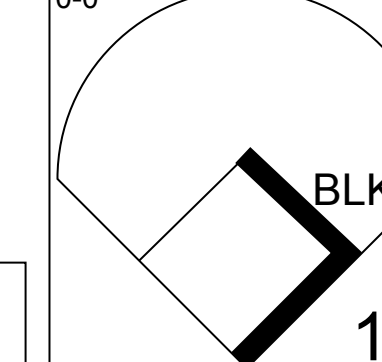
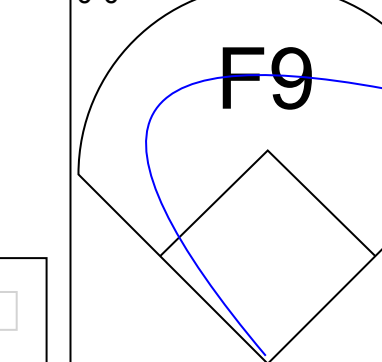
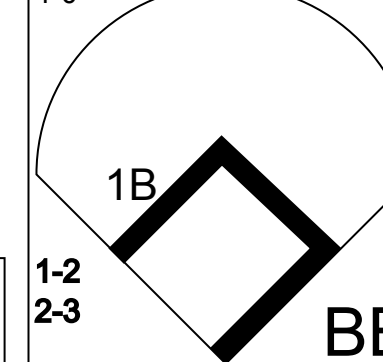
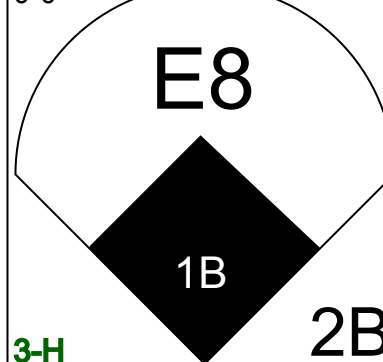
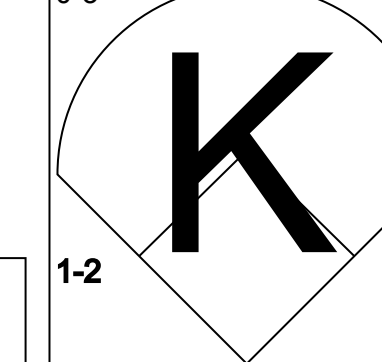
AB 31
R 3
H 7
RBI 3
BB 1
SO 4
LOB 10



Batter	1	2	3	4	5	6	7	8	9	AB	R	H	RBI	BB	SO	LOB	TOP					
Lee Lacy, R OBP: 0.311, SLG: 0.363 (1, 9)										3	1	1	0	1	2	2	<p>Baltimore Orioles @ New York Yankees Yankee Stadium, Bronx, NY Mon Jun 24 1985, 7:05 PM EDT Att: 25,201 - Unknown</p>					
Jim Dwyer, L OBP: 0.371, SLG: 0.466 Gary Roenicke, R OBP: 0.343, SLG: 0.477 (1, 7) (8, 7)										2	2	4	2	0	0	0						
Cal Ripken Jr., R OBP: 0.344, SLG: 0.465 (1, 6)										4	0	0	0	0	1	3						
Eddie Murray, S OBP: 0.360, SLG: 0.498 (1, 3)										4	0	0	0	0	2	2						
Fred Lynn, L OBP: 0.345, SLG: 0.445 (1, 8)										4	0	1	0	0	0	1						
Larry Sheets, L OBP: 0.348, SLG: 0.482 (1, 10)										4	0	0	0	0	1	1						
Wayne Gross, L OBP: 0.407, SLG: 0.493 Lenn Sakata, R OBP: 0.274, SLG: 0.273 (7, PR) (7, 4)										3	0	2	0	0	1	0						
John Shelby, S OBP: 0.400, SLG: 0.867 (9, PH)										1	0	0	0	0	0	0						
Rick Dempsey, R OBP: 0.333, SLG: 0.353 Mike Young, S OBP: 0.326, SLG: 0.432 (9, PH)										3	0	0	0	0	1	2						
Rich Dauer, R OBP: 0.268, SLG: 0.241 (7, 5)										2	1	0	0	0	0	1						
Joe Nolan, L OBP: 0.233, SLG: 0.189 (9, PH)										1	0	0	0	0	0	1						
Inning Stats	R: 0 E: 0 K: 1 S: 4	H: 0 LOB: 1 BB: 2 P: 12	R: 0 E: 0 K: 1 S: 5	H: 0 LOB: 0 BB: 0 P: 5	R: 0 E: 0 K: 1 S: 5	H: 0 LOB: 0 BB: 0 P: 5	R: 1 E: 0 K: 1 S: 7	H: 2 LOB: 1 BB: 0 P: 7	R: 3 E: 0 K: 2 S: 9	H: 3 LOB: 2 BB: 0 P: 10	R: 0 E: 0 K: 0 S: 3	H: 0 LOB: 0 BB: 0 P: 3	R: 0 E: 0 K: 1 S: 6	H: 1 LOB: 2 BB: 0 P: 6	R: 0 E: 0 K: 1 S: 5	H: 0 LOB: 1 BB: 0 P: 9	R: 0 E: 0 K: 0 S: 4	H: 1 LOB: 1 BB: 0 P: 4	1B: 5 2B: 0 3B: 0 HR: 2	SF: 0 SAC: 0 DP: 1 HBP: 1	WP: 0 PB: 0 SB: 1 CS: 1	PA: 36
PITCHER	IP WLS BF H R ER SO BB IBB HBP BLK WP HR S P ERA WHIP																					
Joe Cowley, R ERA: 3.69 Brian Fisher, R ERA: 2.27 (1, 1) (9, 1)	8.0 W 32 6 4 4 8 3 0 0 0 0 0 2 44 57 4.50 1.125																					
	1.0 S 4 1 0 0 0 0 0 0 0 0 0 0 4 4 0.00 1.000																					

Batter	1	2	3	4	5	6	7	8	9	AB	R	H	RBI	BB	SO	LOB	BOTTOM			
Rickey Henderson, R OBP: 0.439, SLG: 0.557 (1, 8)										3	2	1	0	1	0	2	<p>Baltimore Orioles @ New York Yankees Yankee Stadium, Bronx, NY Mon Jun 24 1985, 7:05 PM EDT Att: 25,201 - Unknown</p>			
Ken Griffey, L OBP: 0.324, SLG: 0.429 (1, 7)										2	0	0	1	1	0	1				
Don Mattingly, L OBP: 0.342, SLG: 0.448 (1, 3)										4	0	1	1	0	0	3				
Dave Winfield, R OBP: 0.333, SLG: 0.443 (1, 9)										4	1	2	1	0	0	1				
Ron Hassey, L OBP: 0.372, SLG: 0.592 Omar Moreno, L OBP: 0.212, SLG: 0.314 Juan Espino, R OBP: 0.500, SLG: 0.500 (1, 2) (8, PR) (9, 2)										3	0	1	0	1	0	1				
Don Baylor, R OBP: 0.336, SLG: 0.445 (1, 10)										3	0	0	1	0	1	2				
Willie Randolph, R OBP: 0.378, SLG: 0.335 (1, 4)										3	0	2	1	0	0	0				
Mike Pagliarulo, L OBP: 0.333, SLG: 0.359 (1, 5)										4	0	0	0	0	2	4				
Bobby Meacham, S OBP: 0.345, SLG: 0.278 (1, 6)										4	1	2	0	0	0	3				
Inning Stats	R: 1 E: 0 K: 0 S: 3	H: 1 LOB: 1 BB: 2 P: 11	R: 0 E: 0 K: 0 S: 3	H: 0 LOB: 0 BB: 0 P: 3	R: 2 E: 0 K: 0 S: 6	H: 3 LOB: 2 BB: 1 P: 10	R: 0 E: 0 K: 1 S: 6	H: 1 LOB: 1 BB: 0 P: 6	R: 0 E: 0 K: 0 S: 3	H: 0 LOB: 0 BB: 0 P: 3	R: 0 E: 0 K: 1 S: 5	H: 0 LOB: 1 BB: 0 P: 6	R: 0 E: 0 K: 0 S: 4	H: 1 LOB: 1 BB: 0 P: 4	R: 2 E: 0 K: 1 S: 8	H: 3 LOB: 3 BB: 0 P: 8		1B: 6 2B: 4 3B: 0 HR: 0	SF: 2 SAC: 0 DP: 1 HBP: 1	WP: 0 PB: 1 SB: 1 CS: 0
PITCHER	IP WLS BF H R ER SO BB IBB HBP BLK WP HR S P ERA WHIP																			
Dennis Martinez, R ERA: 4.38 Don Asase, R ERA: 5.09 Tippy Martinez, L ERA: 5.35 (1, 1) (8, 1) (8, 1)	7.0 L 32 5 5 5 2 3 0 0 0 0 0 0 2 2 6.43 1.571																			
	0.1 2 1 0 0 0 0 0 0 0 0 0 0 2 2 0.00 3.000																			
	0.2 2 0 0 0 0 1 0 0 0 0 0 0 0 4 4 0.00 0.000																			

Batter	1	2	3	4	5	6	7	8	9	AB	R	H	RBI	BB	SO	LOB	TOP														
Lee Lacy, R OBP: 0.304, SLG: 0.355 (1, 9)										4	0	0	0	0	3	3	<p>Baltimore Orioles @ New York Yankees Yankee Stadium, Bronx, NY Tue Jun 25 1985, 7:05 PM EDT Att: 30,650 - Unknown</p> <p>livebaseballscores.com</p> <p>AB 35 R 4 H 8 RBI 4 BB 1 SO 6 LOB 9</p> 														
Jim Dwyer, L OBP: 0.363, SLG: 0.454 (1, 7)										4	0	0	0	0	4																
Cal Ripken Jr., R OBP: 0.346, SLG: 0.470 (1, 6)										4	1	2	1	0	0																
Eddie Murray, S OBP: 0.362, SLG: 0.498 (1, 3)										4	1	2	0	0	1	0															
Fred Lynn, L OBP: 0.344, SLG: 0.454 (1, 8)										4	1	1	3	0	1	0															
Wayne Gross, L OBP: 0.408, SLG: 0.489 Fritzle Connally, R OBP: 0.368, SLG: 0.381 (9, PH)										3	0	1	0	0	0	0															
Larry Sheets, L OBP: 0.342, SLG: 0.473 Mike Young, S OBP: 0.324, SLG: 0.429 (9, PH)										3	0	0	0	0	0	1															
Rick Dempsey, R OBP: 0.332, SLG: 0.356 (1, 2)										4	0	1	0	0	1	0															
Rich Dauer, R OBP: 0.277, SLG: 0.246 Joe Nolan, L OBP: 0.227, SLG: 0.184 John Shelby, S OBP: 0.375, SLG: 0.813 (8, 4)										1	1	1	0	1	0	0															
Inning Stats	R: 0 E: 0 K: 1 S: 5	H: 0 LOB: 0 BB: 0 P: 5	R: 0 E: 0 K: 2 S: 8	H: 1 LOB: 1 BB: 0 P: 8	R: 0 E: 0 K: 1 S: 6	H: 1 LOB: 1 BB: 0 P: 6	R: 0 E: 0 K: 0 S: 3	H: 0 LOB: 0 BB: 0 P: 3	R: 0 E: 0 K: 1 S: 5	H: 0 LOB: 0 BB: 0 P: 5	R: 1 E: 0 K: 1 S: 6	H: 2 LOB: 2 BB: 1 P: 10	R: 0 E: 0 K: 0 S: 3	H: 0 LOB: 0 BB: 0 P: 3	R: 0 E: 1 K: 0 S: 4	H: 0 LOB: 2 BB: 0 P: 4		R: 3 E: 0 K: 0 S: 7	H: 4 LOB: 1 BB: 0 P: 7	1B: 5 2B: 2 3B: 0 HR: 1	SF: 0 SAC: 0 DP: 0 HBP: 0	WP: 1 PB: 0 SB: 0 CS: 0	PA: 36								
PITCHER	IP WLS BF H R ER SO BB IBB HBP BLK WP HR S P ERA WHIP																														
Ed Whitson, R ERA: 4.38 Brian Fisher, R ERA: 2.57 Dave Righetti, L ERA: 3.59	(1, 1) (7, 1) (9, 1)	6.0 2.0 1.0	W L S	22 10 4	H R E	4 3 1	R R O	1 3 0	ER ER ER	1 3 0	SO SO SO	6 0 0	BB BB BB	1 0 0	IBB IBB IBB	0 0 0	HBP HBP HBP	0 0 0	BLK BLK BLK	0 0 0	WP WP WP	0 1 0	HR HR HR	0 10 4	S S S	37 10 4	P P P	1.50 13.50 0.00	ERA ERA ERA	0.833 1.500 1.000	WHIP WHIP WHIP

Batter	1	2	3	4	5	6	7	8	9	AB	R	H	RBI	BB	SO	LOB	BOTTOM														
Rickey Henderson, R OBP: 0.444, SLG: 0.561 (1, 8)										4	0	3	3	0	0	1	<p>Baltimore Orioles @ New York Yankees Yankee Stadium, Bronx, NY Tue Jun 25 1985, 7:05 PM EDT Att: 30,650 - Unknown</p> <p>livebaseballscores.com</p> <p>AB 31 R 7 H 10 RBI 7 BB 5 SO 5 LOB 14</p> 														
Ken Griffey, L OBP: 0.323, SLG: 0.425 (1, 7)										4	1	1	0	0	0	4															
Don Mattingly, L OBP: 0.341, SLG: 0.445 (1, 3)										4	0	1	0	0	2	1															
Dave Winfield, R OBP: 0.332, SLG: 0.438 (1, 9)										3	1	0	0	1	1	1															
Ron Hassey, L OBP: 0.376, SLG: 0.587 (1, 2)										4	1	2	1	0	1	1															
Scott Bradley, L OBP: 0.250, SLG: 0.261 (1, 10)										3	1	0	0	1	0	0															
Willie Randolph, R OBP: 0.384, SLG: 0.336 (1, 4)										2	2	1	2	2	0	0															
Mike Pagliarulo, L OBP: 0.331, SLG: 0.356 (1, 5)										4	0	1	0	0	0	4															
Bobby Meacham, S OBP: 0.348, SLG: 0.284 (1, 6)										3	1	1	1	1	1	2															
Inning Stats	R: 0 E: 0 K: 1 S: 5	H: 1 LOB: 0 BB: 0 P: 5	R: 0 E: 0 K: 1 S: 3	H: 0 LOB: 1 BB: 1 P: 7	R: 5 E: 0 K: 0 S: 7	H: 4 LOB: 2 BB: 3 P: 19	R: 0 E: 0 K: 0 S: 3	H: 1 LOB: 0 BB: 0 P: 3	R: 2 E: 1 K: 0 S: 5	H: 2 LOB: 1 BB: 1 P: 9	R: 0 E: 0 K: 2 S: 7	H: 1 LOB: 1 BB: 0 P: 7	R: 0 E: 0 K: 1 S: 6	H: 1 LOB: 1 BB: 0 P: 6	1B: 9 2B: 2 3B: 0 HR: 0	SF: 0 SAC: 0 DP: 2 HBP: 0		WP: 1 PB: 0 SB: 2 CS: 0	PA: 36												
PITCHER	IP WLS BF H R ER SO BB IBB HBP BLK WP HR S P ERA WHIP																														
Mike Boddicker, R ERA: 4.51 Sammy Stewart, R ERA: 3.88 Ken Dixon, R ERA: 4.9	(1, 1) (4, 1) (7, 1)	3.1 2.2 2.0	L L L	16 13 7	H R E	4 2 2	R R O	5 2 0	ER ER ER	5 2 0	SO SO SO	2 0 3	BB BB BB	0 0 0	IBB IBB IBB	0 0 1	HBP HBP HBP	0 0 0	BLK BLK BLK	0 0 1	WP WP WP	0 11 13	HR HR HR	0 19 13	S S S	17 19 13	P P P	13.50 6.75 0.00	ERA ERA ERA	2.100 2.250 1.000	WHIP WHIP WHIP

Batter	1	2	3	4	5	6	7	8	9	AB	R	H	RBI	BB	SO	LOB	TOP								
Floyd Rayford, R OBP: 0.308, SLG: 0.447										4	0	0	0	0	2	3	<p>Baltimore Orioles @ New York Yankees Yankee Stadium, Bronx, NY Wed Jun 26 1985, 7:05 PM EDT Att: 30,929 - Unknown</p> <p>livebaseballscorecards.com</p> <p>AB 33 R 3 H 9 RBI 3 BB 4 SO 5 LOB 22</p>								
Lee Lacy, R OBP: 0.317, SLG: 0.379										5	1	4	0	0	1	1									
Fred Lynn, L OBP: 0.338, SLG: 0.447										4	0	0	1	0	0	5									
Eddie Murray, S OBP: 0.364, SLG: 0.500										3	1	1	0	1	0	1									
Cal Ripken Jr., R OBP: 0.341, SLG: 0.463										4	0	0	0	0	1	2									
Gary Roenicke, R OBP: 0.356, SLG: 0.478										2	1	1	0	2	0	0									
Fritzie Connally, R OBP: 0.359, SLG: 0.366 Lenn Sakata, R OBP: 0.274, SLG: 0.273										4	0	0	0	0	1	5									
Mike Young, S OBP: 0.329, SLG: 0.426										3	0	1	1	1	0	3									
Rich Dauer, R OBP: 0.282, SLG: 0.253										4	0	2	1	0	0	2									
Inning Stats	R: 0 E: 0 K: 1 S: 5	H: 1 LOB: 0 BB: 0 P: 5	R: 2 E: 0 K: 2 S: 9	H: 2 LOB: 2 BB: 2 P: 17	R: 1 E: 0 K: 0 S: 4	H: 1 LOB: 0 BB: 0 P: 4	R: 0 E: 0 K: 0 S: 4	H: 1 LOB: 1 BB: 0 P: 4	R: 0 E: 0 K: 1 S: 5	H: 0 LOB: 0 BB: 0 P: 5	R: 0 E: 0 K: 0 S: 4	H: 1 LOB: 2 BB: 1 P: 8	R: 0 E: 0 K: 0 S: 4	H: 1 LOB: 2 BB: 0 P: 8	R: 0 E: 0 K: 1 S: 6	H: 1 LOB: 1 BB: 0 P: 6		1B: 7 2B: 1 3B: 1 HR: 0	SF: 1 SAC: 1 DP: 1 HBP: 0	WP: 0 PB: 0 SB: 1 CS: 0	PA: 39				
PITCHER	IP	WLS	BF	H	R	ER	SO	BB	IBB	HBP	BLK	WP	HR	S	P	ERA	WHIP								
Dennis Rasmussen, L ERA: 3.46	1.2		9	3	2	2	2	2	0	0	0	0	0	11	19	10.80	3.000								
Rich Bondi, R ERA: 2.13	5.0		20	4	1	1	2	1	0	0	0	0	0	23	27	1.80	1.000								
Bob Shirley, L ERA: 2.75	1.2		8	2	0	0	0	1	0	0	0	0	0	7	11	0.00	1.800								
Dave Righetti, L ERA: 3.54	0.2	W	2	0	0	0	1	0	0	0	0	0	0	4	4	0.00	0.000								

Batter	1	2	3	4	5	6	7	8	9	AB	R	H	RBI	BB	SO	LOB	BOTTOM								
Rickey Henderson, R OBP: 0.445, SLG: 0.558										3	2	1	0	1	0	1	<p>Baltimore Orioles @ New York Yankees Yankee Stadium, Bronx, NY Wed Jun 26 1985, 7:05 PM EDT Att: 30,929 - Unknown</p> <p>livebaseballscorecards.com</p> <p>AB 30 R 4 H 8 RBI 4 BB 4 SO 3 LOB 13</p>								
Willie Randolph, R OBP: 0.382, SLG: 0.335										4	0	1	0	0	1	2									
Don Mattingly, L OBP: 0.340, SLG: 0.444										3	0	1	2	0	0	1									
Dave Winfield, R OBP: 0.331, SLG: 0.435										4	1	1	0	0	0	1									
Don Baylor, R OBP: 0.335, SLG: 0.439 Omar Moreno, L OBP: 0.212, SLG: 0.314										3	0	0	0	1	1	1									
Bill Sample, R OBP: 0.338, SLG: 0.355 Ken Griffey, L OBP: 0.326, SLG: 0.425										3	0	0	0	0	0	1									
Juan Espino, R OBP: 0.571, SLG: 0.571 Scott Bradley, L OBP: 0.240, SLG: 0.250										3	0	2	0	0	0	0									
Bobby Meacham, S OBP: 0.350, SLG: 0.289										4	0	2	2	0	1	1									
Dale Berra, R OBP: 0.284, SLG: 0.333										2	0	0	0	1	0	2									
Inning Stats	R: 1 E: 0 K: 1 S: 6	H: 1 LOB: 0 BB: 0 P: 6	R: 0 E: 0 K: 0 S: 4	H: 1 LOB: 1 BB: 0 P: 4	R: 0 E: 0 K: 0 S: 3	H: 1 LOB: 1 BB: 1 P: 7	R: 0 E: 0 K: 0 S: 2	H: 0 LOB: 0 BB: 1 P: 6	R: 0 E: 0 K: 1 S: 5	H: 0 LOB: 0 BB: 0 P: 5	R: 1 E: 0 K: 0 S: 3	H: 1 LOB: 0 BB: 1 P: 7	R: 0 E: 0 K: 0 S: 7	H: 2 LOB: 2 BB: 0 P: 7	R: 0 E: 0 K: 0 S: 3	H: 0 LOB: 0 BB: 0 P: 3		R: 2 E: 2 K: 0 S: 4	H: 2 LOB: 2 BB: 1 P: 8	1B: 8 2B: 0 3B: 0 HR: 0	SF: 1 SAC: 0 DP: 2 HBP: 0	WP: 0 PB: 0 SB: 4 CS: 1	PA: 35		
PITCHER	IP	WLS	BF	H	R	ER	SO	BB	IBB	HBP	BLK	WP	HR	S	P	ERA	WHIP								
Scott McGregor, L ERA: 4.17	8.0		31	7	3	3	3	3	0	0	0	0	0	34	46	3.38	1.250								
Don Asase, R ERA: 6.09	0.0	L	2	0	0	0	0	0	1	0	0	0	0	1	5	∞	∞								
Tippy Martinez, L ERA: 5.29	0.1		2	1	1	0	0	0	0	0	0	0	0	2	2	0.00	3.000								

Batter	1	2	3	4	5	6	7	8	9	AB	R	H	RBI	BB	SO	LOB	TOP		
Paul Molitor, R OBP: 0.378, SLG: 0.456 (1, 5)										5	1	2	0	0	2	2	Milwaukee Brewers @ New York Yankees Yankee Stadium, Bronx, NY Fri Jun 28 1985, 7:05 PM EDT Att: 21,649 - Unknown livebaseballscores.com		
Charlie Moore, R OBP: 0.309, SLG: 0.320 (1, 2)										4	0	0	0	1	0	3			
Cecil Cooper, L OBP: 0.330, SLG: 0.473 (1, 3)										4	1	0	0	0	1	3			
Robin Yount, R OBP: 0.341, SLG: 0.423 (1, 7)										4	0	3	1	0	1	0			
Ted Simmons, S OBP: 0.315, SLG: 0.348 (1, 10)										4	0	1	1	0	0	4			
Mark Brouhard, R OBP: 0.343, SLG: 0.463 Ben Oglivie, L OBP: 0.309, SLG: 0.333 (8, PH) (8, 9)										3	0	1	0	0	1	2			
Bobby Clark, R OBP: 0.309, SLG: 0.306 (1, 8)										4	0	0	0	0	0	4			
Jim Gantner, L OBP: 0.312, SLG: 0.362 (1, 4)										3	0	0	0	1	0	2			
Ed Romero, R OBP: 0.319, SLG: 0.263 (1, 6)										3	0	0	0	1	0	2			
Inning Stats	R: 2 E: 0 K: 1 S: 8	H: 2 LOB: 2 BB: 1 P: 12	R: 0 E: 0 K: 1 S: 5	H: 0 LOB: 0 BB: 0 P: 5	R: 0 E: 0 K: 1 S: 5	H: 2 LOB: 2 BB: 0 P: 5	R: 0 E: 0 K: 0 S: 3	H: 0 LOB: 0 BB: 0 P: 3	R: 0 E: 0 K: 2 S: 8	H: 1 LOB: 1 BB: 0 P: 8	R: 0 E: 0 K: 1 S: 5	H: 0 LOB: 2 BB: 2 P: 13	1B: 5 2B: 2 3B: 0 HR: 0	SF: 0 SAC: 0 DP: 0 HBP: 0	WP: 0 PB: 0 CS: 1	PA: 38			
PITCHER	IP	WLS	BF	H	R	ER	SO	BB	IBB	HBP	BLK	WP	HR	S	P	ERA	WHIP		
Ron Guidry, L ERA: 2.78 (1, 1)	7.0	W	29	6	2	2	3	1	0	0	0	0	0	34	38	2.57	1.000		
Brian Fisher, R ERA: 2.82 (8, 1)	0.2		3	1	0	0	1	0	0	0	0	0	0	5	5	0.00	1.500		
Dave Righetti, L ERA: 3.44 (8, 1)	1.1	S	6	0	0	0	2	2	0	0	0	0	0	8	16	0.00	1.500		
Batter	1	2	3	4	5	6	7	8	9	AB	R	H	RBI	BB	SO	LOB	BOTTOM		
Rickey Henderson, R OBP: 0.442, SLG: 0.557 (1, 8)										4	1	1	0	0	1	2	Milwaukee Brewers @ New York Yankees Yankee Stadium, Bronx, NY Fri Jun 28 1985, 7:05 PM EDT Att: 21,649 - Unknown livebaseballscores.com		
Ken Griffey, L OBP: 0.330, SLG: 0.429 (1, 7)										3	2	1	0	1	0	1			
Don Mattingly, L OBP: 0.342, SLG: 0.445 (1, 3)										4	0	2	1	0	0	1			
Dave Winfield, R OBP: 0.330, SLG: 0.443 (1, 9)										4	1	1	2	0	0	2			
Ron Hassey, L OBP: 0.395, SLG: 0.597 (1, 2)										2	0	1	0	2	0	0			
Scott Bradley, L OBP: 0.276, SLG: 0.259 (1, 10)										3	1	1	0	0	0	3			
Willie Randolph, R OBP: 0.376, SLG: 0.329 (1, 4)										4	0	0	0	0	1	3			
Mike Pagliarulo, L OBP: 0.335, SLG: 0.360 (1, 5)										4	0	2	1	0	0	0			
Bobby Meacham, S OBP: 0.349, SLG: 0.284 (1, 6)										3	0	0	0	1	1	2			
Inning Stats	R: 2 E: 0 K: 0 S: 5	H: 2 LOB: 1 BB: 1 P: 9	R: 1 E: 0 K: 0 S: 4	H: 2 LOB: 2 BB: 1 P: 9	R: 0 E: 0 K: 0 S: 3	H: 0 LOB: 0 BB: 0 P: 3	R: 1 E: 0 K: 0 S: 4	H: 2 LOB: 1 BB: 1 P: 8	R: 0 E: 0 K: 1 S: 6	H: 1 LOB: 1 BB: 0 P: 6	R: 0 E: 0 K: 0 S: 3	H: 0 LOB: 0 BB: 0 P: 3	R: 1 E: 0 K: 0 S: 5	H: 2 LOB: 1 BB: 0 P: 5	1B: 5 2B: 3 3B: 0 HR: 1	SF: 0 SAC: 0 DP: 2 HBP: 1		WP: 1 PB: 0 CS: 0	PA: 36
PITCHER	IP	WLS	BF	H	R	ER	SO	BB	IBB	HBP	BLK	WP	HR	S	P	ERA	WHIP		
Danny Darwin, R ERA: 3.82 (1, 1)	8.0	L	36	9	5	5	3	4	0	1	0	1	1	37	54	5.62	1.625		

Batter	1	2	3	4	5	6	7	8	9	AB	R	H	RBI	BB	SO	LOB	TOP			
Paul Moltis, R (1, 5) OBP: 0.378, SLG: 0.458	F8		F8		F7		1B 3B 1B			5	1	2	0	0	0	0				
Jim Gantner, L (1, 4) OBP: 0.310, SLG: 0.359	K		K		F7		1-3 3B 1B		F8	5	1	1	0	0	2	1				
Cecil Cooper, L (1, 3) OBP: 0.336, SLG: 0.483	1-3				BB 1B 4-3 1B		1-3 3B 1B			3	1	2	2	1	0	0				
Robin Yount, R (1, 7) OBP: 0.343, SLG: 0.424			F8		PO		1-2 CS 1B		F9	4	1	2	0	0	0	1				
Ted Simmons, S (1, 10) OBP: 0.322, SLG: 0.354			3B 2B		SF9 4-3 BB		1-2 BB		G3	2	1	1	0	2	0	0				
Ernest Riles, L (1, 6) OBP: 0.316, SLG: 0.398			SF7 3B		4-3		F8		1-3	4	1	1	2	0	0	3				
Ben Oglivie, L (1, 9) OBP: 0.307, SLG: 0.329			SF7				K		F9	2	0	0	1	1	1	1				
Rick Manning, L (8, 8) OBP: 0.264, SLG: 0.304			3-H							0	0	0	0	0	0	0				
Paul Householder, S (1, 8) OBP: 0.306, SLG: 0.311			6-3		SF9		K		F7	3	0	0	1	0	1	0				
Charlie Moore, R (1, 2) OBP: 0.308, SLG: 0.318					F3				F4	4	0	1	0	0	0	2				
Inning Stats	R: 0 E: 0 K: 1 S: 5	H: 0 LOB: 0 BB: 0 P: 5	R: 2 E: 0 K: 0 S: 5	H: 2 LOB: 0 BB: 0 P: 5	R: 0 E: 0 K: 1 S: 5	H: 0 LOB: 0 BB: 0 P: 5	R: 2 E: 0 K: 0 S: 5	H: 2 LOB: 0 BB: 2 P: 13	R: 0 E: 0 K: 0 S: 2	H: 1 LOB: 1 BB: 1 P: 6	R: 2 E: 0 K: 1 S: 8	H: 4 LOB: 1 BB: 0 P: 8	R: 0 E: 0 K: 0 S: 3	H: 0 LOB: 0 BB: 0 P: 3	R: 0 E: 0 K: 0 S: 4	H: 1 LOB: 1 BB: 0 P: 4	1B: 6 2B: 2 3B: 2 HR: 0	SF: 2 SAC: 0 DP: 0 HBP: 0	WP: 0 PB: 0 CS: 1	PA: 39
PITCHER	IP WLS BF H R ER SO BB IBB HBP BLK WP HR S P ERA WHIP																			
Phil Niekro, R (1, 1) ERA: 4.98	3.1 L 16 4 4 4 2 2 2 0 0 0 0 0 0 18 26 10.80 1.800																			
Dennis Rasmussen, L (4, 1) ERA: 3.55	3.1 14 5 2 2 2 2 0 0 0 0 0 0 4 16 24 5.40 2.100																			
Rich Bordi, R (7, 1) ERA: 2.06	1.1 4 0 0 0 0 0 0 0 0 0 0 0 0 4 4 0.00 0.000																			
Mike Armstrong, R (9, 1) ERA: 7.36	1.0 4 1 0 0 0 0 0 0 0 0 0 0 0 4 4 0.00 1.000																			

Milwaukee Brewers @ New York Yankees
Yankee Stadium, Bronx, NY
Sat Jun 29 1985, 7:05 PM EDT
Att: 25,369 - Unknown

AB	32
R	6
H	10
RBI	6
BB	4
SO	4
LOB	8



Batter	1	2	3	4	5	6	7	8	9	AB	R	H	RBI	BB	SO	LOB	BOTTOM			
Rickey Henderson, R (1, 8) OBP: 0.435, SLG: 0.547	K		F7						6-3	4	0	0	0	0	1	1				
Ken Griffey, L (1, 7) OBP: 0.323, SLG: 0.420	F8				F9		F6		4-3	4	0	0	0	0	0	0				
Don Mattingly, L (1, 3) OBP: 0.342, SLG: 0.447	F8				4-3		2B			3	0	1	0	0	0	0				
Dave Winfield, R (1, 9) OBP: 0.327, SLG: 0.438			F9		F8		6-3			3	0	0	0	0	0	1				
Ron Hassey, L (1, 2) OBP: 0.382, SLG: 0.575			K		4-3		G3			3	0	0	0	0	1	1				
Don Baylor, R (1, 10) OBP: 0.331, SLG: 0.433			F5		F7				F6	3	0	0	0	0	0	0				
Willie Randolph, R (1, 4) OBP: 0.376, SLG: 0.327					6-3				F8	2	0	0	0	1	0	0				
Mike Pagliarulo, L (1, 5) OBP: 0.329, SLG: 0.352			3-6-3 BB		3-6-3		4-3		K	3	0	0	0	0	1	1				
Bobby Meacham, S (1, 6) OBP: 0.346, SLG: 0.282										2	0	0	0	0	1	1				
Scott Bradley, L (9, PH) OBP: 0.267, SLG: 0.250			F7				K2-3		F6	1	0	0	0	0	0	0				
Inning Stats	R: 0 E: 0 K: 1 S: 5	H: 0 LOB: 0 BB: 0 P: 5	R: 0 E: 0 K: 1 S: 5	H: 0 LOB: 0 BB: 0 P: 5	R: 0 E: 0 K: 0 S: 3	H: 0 LOB: 1 BB: 1 P: 7	R: 0 E: 0 K: 0 S: 3	H: 0 LOB: 0 BB: 0 P: 3	R: 0 E: 0 K: 1 S: 5	H: 0 LOB: 0 BB: 0 P: 5	R: 0 E: 0 K: 0 S: 4	H: 1 LOB: 1 BB: 0 P: 4	R: 0 E: 0 K: 1 S: 5	H: 0 LOB: 0 BB: 0 P: 5	R: 0 E: 0 K: 0 S: 3	H: 0 LOB: 0 BB: 0 P: 3	1B: 0 2B: 1 3B: 0 HR: 0	SF: 0 SAC: 0 DP: 0 HBP: 0	WP: 0 PB: 0 CS: 0	PA: 29
PITCHER	IP WLS BF H R ER SO BB IBB HBP BLK WP HR S P ERA WHIP																			
Moose Haas, R (1, 1) ERA: 2.38	9.0 W 29 1 0 0 4 1 0 0 0 0 0 0 36 40 0.00 0.222																			

Milwaukee Brewers @ New York Yankees
Yankee Stadium, Bronx, NY
Sat Jun 29 1985, 7:05 PM EDT
Att: 25,369 - Unknown

AB	28
R	0
H	1
RBI	0
BB	1
SO	4
LOB	5



Batter	1	2	3	4	5	6	7	8	9	AB	R	H	RBI	BB	SO	LOB	TOP					
Paul Moltitor, R (1, 5) OBP: 0.388, SLG: 0.466	FC5 BB 1B	1-3 2-H 1B 1B		S E 1B	1-2 2-3 BB			WP 1B 1B		4	3	4	1	1	0	0						
Charlie Moore, R (1, 2) OBP: 0.316, SLG: 0.323	1-2 BB	1-2 1B		K	1-2 2-H 3-H 1B			K2-3 1-3		4	0	2	3	1	2	2						
Bobby Clark, R (1, 8) OBP: 0.310, SLG: 0.308	F4	1-2 2-H 1B		K	F8					3	0	1	1	0	1	3						
Ben Ogilvie, L (5, PH) OBP: 0.309, SLG: 0.331										2	0	1	1	0	0	2						
Rick Manning, L (5, 9) OBP: 0.284, SLG: 0.304		1-2 2-H 1B								0	0	0	0	0	0	0						
Robin Yount, R (1, 7) OBP: 0.337, SLG: 0.416	F9	F9		E9 2-H				3-H 1B		5	0	0	0	0	0	5						
Ted Simmons, S (1, 3) OBP: 0.315, SLG: 0.346	FC5 2-3f			G3	4-3			F2		5	0	0	0	0	0	4						
Ernest Riles, L (1, 6) OBP: 0.304, SLG: 0.383		F7		K				6-3		5	0	0	0	0	2	0						
Mark Brouhard, R (1, 10) OBP: 0.333, SLG: 0.444		F9			1B			K		5	0	1	0	0	3	0						
Paul Householder, S (1, 9) OBP: 0.333, SLG: 0.342					1B					5	2	4	0	0	1	0						
Brian Giles, R (1, 4) OBP: 0.279, SLG: 0.259					1B					2	1	1	0	0	1	2						
Jim Gantner, L (5, PH) OBP: 0.311, SLG: 0.357				K				G6-4-3		1	1	0	0	1	0	1						
					1B			1-2f														
Inning Stats	R: 0 E: 0 K: 0 S: 4	H: 1 LOB: 2 BB: 1 P: 8	R: 3 E: 0 K: 0 S: 8	H: 5 LOB: 2 BB: 0 P: 8	R: 0 E: 0 K: 2 S: 9	H: 2 LOB: 2 BB: 0 P: 9	R: 1 E: 1 K: 2 S: 9	H: 1 LOB: 1 BB: 0 P: 9	R: 2 E: 0 K: 1 S: 7	H: 2 LOB: 2 BB: 2 P: 15	R: 0 E: 0 K: 0 S: 3	H: 0 LOB: 0 BB: 0 P: 3	R: 0 E: 0 K: 1 S: 5	H: 1 LOB: 0 BB: 0 P: 5	R: 1 E: 0 K: 1 S: 7	H: 2 LOB: 1 BB: 0 P: 7	R: 0 E: 0 K: 3 S: 9	H: 0 LOB: 0 BB: 0 P: 9	1B: 14 2B: 0 3B: 0 HR: 0	SF: 0 SAC: 0 DP: 1 HBP: 0	WP: 2 PB: 0 CS: 1	PA: 44
PITCHER	IP	WLS	BF	H	R	ER	SO	BB	IBB	HBP	BLK	WP	HR	S	P	ERA	WHIP					
Bob Shirley, L (1, 1) ERA: 3.35	1.2		12	6	3	3	0	1	0	0	0	0	0	11	15	16.20	4.200					
Brian Fisher, R (2, 1) ERA: 2.89	5.1	L	24	6	3	2	6	2	0	0	0	0	0	34	42	3.38	1.500					
Dave Righetti, L (8, 1) ERA: 3.48	2.0		8	2	1	1	4	0	0	0	0	1	0	16	16	4.50	1.000					

Milwaukee Brewers @ New York Yankees
Yankee Stadium, Bronx, NY
Sun Jun 30 1985, 3:33 AM EDT
Att: 51,459 - Unknown

AB 41
R 7
H 14
RBI 6
BB 3
SO 10
LOB 19



Batter	1	2	3	4	5	6	7	8	9	AB	R	H	RBI	BB	SO	LOB	BOTTOM					
Rickey Henderson, R (1, 8) OBP: 0.438, SLG: 0.550	5-3			4-3 BB						4	1	2	0	1	0	0						
Ken Griffey, L (1, 7) OBP: 0.315, SLG: 0.408	F8			4-3 1-2						5	0	0	0	0	3							
Don Mattingly, L (1, 3) OBP: 0.341, SLG: 0.444	L4			F9						4	0	1	1	0	0	1						
Dave Winfield, R (1, 9) OBP: 0.329, SLG: 0.439										4	2	2	0	0	0	2						
Ron Hassey, L (1, 2) OBP: 0.391, SLG: 0.590										3	1	2	0	0	0	1						
Juan Espino, R (8, 2) OBP: 0.500, SLG: 0.500										1	0	0	0	0	0	0						
Scott Bradley, L (1, 10) OBP: 0.250, SLG: 0.233										2	0	0	0	0	0	4						
Don Baylor, R (6, PH) OBP: 0.332, SLG: 0.432										1	0	0	0	0	0	0						
Willie Randolph, R (1, 4) OBP: 0.374, SLG: 0.328										2	0	1	2	0	1	0						
Mike Pagliarulo, L (1, 5) OBP: 0.328, SLG: 0.370										4	1	1	2	0	0	3						
Bobby Meacham, S (1, 6) OBP: 0.341, SLG: 0.278										3	0	0	0	0	1	2						
Omar Moreno, L (9, PH) OBP: 0.208, SLG: 0.308										1	0	0	0	0	0	0						
Inning Stats	R: 0 E: 0 K: 0 S: 3	H: 0 LOB: 0 BB: 0 P: 3	R: 1 E: 0 K: 0 S: 5	H: 2 LOB: 1 BB: 0 P: 5	R: 0 E: 0 K: 0 S: 3	H: 0 LOB: 1 BB: 1 P: 7	R: 3 E: 0 K: 1 S: 8	H: 3 LOB: 0 BB: 0 P: 8	R: 1 E: 1 K: 0 S: 5	H: 1 LOB: 1 BB: 0 P: 5	R: 0 E: 0 K: 0 S: 3	H: 1 LOB: 1 BB: 0 P: 4	R: 0 E: 0 K: 0 S: 4	H: 1 LOB: 1 BB: 0 P: 4	R: 0 E: 0 K: 1 S: 5	H: 0 LOB: 0 BB: 0 P: 5	R: 0 E: 0 K: 0 S: 4	H: 1 LOB: 1 BB: 0 P: 4	1B: 6 2B: 2 3B: 0 HR: 1	SF: 2 SAC: 0 DP: 1 HBP: 1	WP: 0 PB: 0 CS: 0	PA: 38
PITCHER	IP	WLS	BF	H	R	ER	SO	BB	IBB	HBP	BLK	WP	HR	S	P	ERA	WHIP					
Ray Burris, R (1, 1) ERA: 3.48	3.2		17	5	4	4	0	1	0	0	0	0	0	16	20	9.82	1.636					
Bob McClure, L (4, 1) ERA: 4.66	3.1	W	14	3	1	1	1	0	0	1	0	0	0	15	16	2.70	0.900					
Rollie Fingers, R (8, 1) ERA: 4.99	2.0	S	7	1	0	0	1	0	0	0	0	0	0	9	9	0.00	0.500					

Milwaukee Brewers @ New York Yankees
Yankee Stadium, Bronx, NY
Sun Jun 30 1985, 3:33 AM EDT
Att: 51,459 - Unknown

AB 34
R 5
H 9
RBI 5
BB 1
SO 2
LOB 16



Batter	1	2	3	4	5	6	7	8	9	AB	R	H	RBI	BB	SO	LOB	TOP			
Rickey Henderson, R OBP: 0.430, SLG: 0.538 (1, 8)										5	0	0	0	0	1	4				
Ken Griffey, L OBP: 0.308, SLG: 0.397 (1, 7)										5	0	0	0	0	2	3				
Don Mattingly, L OBP: 0.343, SLG: 0.459 (1, 3)										4	1	2	1	0	0	0				
Dave Winfield, R OBP: 0.325, SLG: 0.433 (1, 9)										4	0	0	0	0	0	0				
Ron Hassey, L OBP: 0.417, SLG: 0.607 Omar Moreno, L (9, PR) Juan Espino, R OBP: 0.500, SLG: 0.500 (9, 2)										1	0	1	0	2	0	0				
Scott Bradley, L OBP: 0.250, SLG: 0.265 (1, 10)										4	0	1	0	0	0	3				
Willie Randolph, R OBP: 0.376, SLG: 0.328 (1, 4)										3	2	1	0	1	0	2				
Mike Pagliarulo, L OBP: 0.331, SLG: 0.380 (1, 5)										4	0	2	2	0	0	2				
Bobby Meacham, S OBP: 0.336, SLG: 0.272 (1, 6)										4	0	0	0	0	0	2				
Inning Stats	R: 0 E: 0 K: 0 S: 3	H: 0 LOB: 0 BB: 0 P: 3	R: 0 E: 0 K: 0 S: 4	H: 1 LOB: 2 BB: 1 P: 8	R: 0 E: 0 K: 1 S: 5	H: 0 LOB: 0 BB: 0 P: 5	R: 0 E: 0 K: 0 S: 3	H: 1 LOB: 1 BB: 0 P: 4	R: 1 E: 0 K: 0 S: 4	H: 1 LOB: 1 BB: 1 P: 8	R: 0 E: 0 K: 0 S: 3	H: 0 LOB: 0 BB: 0 P: 3	R: 0 E: 0 K: 1 S: 6	H: 0 LOB: 0 BB: 0 P: 6	R: 2 E: 1 K: 1 S: 9	H: 3 LOB: 2 BB: 0 P: 9	1B: 2 2B: 4 3B: 0 HR: 1	SF: 0 SAC: 0 DP: 0 HBP: 1	WP: 0 PB: 0 SB: 1 CS: 0	PA: 38
PITCHER	IP WLS BF H R ER SO BB IBB HBP BLK WP HR S P ERA WHIP																			
Doyle Alexander, R ERA: 4.45 Jim Acker, R ERA: 2.88 (1, 1) (9, 1)	8.1 L 35 7 4 3 2 3 0 0 0 0 0 0 1 35 48 3.24 1.200																			

New York Yankees @ Toronto Blue Jays
Exhibition Stadium, Toronto, ON
Mon Jul 01 1985, 3:33 AM EDT
Att: 41,476 - Unknown

AB 34
R 4
H 7
RBI 3
BB 3
SO 3
LOB 16



Batter	1	2	3	4	5	6	7	8	9	AB	R	H	RBI	BB	SO	LOB	BOTTOM			
Damaso Garcia, R OBP: 0.302, SLG: 0.362 (1, 4)										4	0	1	0	0	0	0				
Rance Mulliniks, L OBP: 0.396, SLG: 0.435 Garth Iorg, R (9, PH) OBP: 0.367, SLG: 0.441 (1, 5) (9, PH)										3	0	0	0	0	0	1				
Lloyd Moseby, L OBP: 0.347, SLG: 0.396 (1, 8)										4	1	1	0	0	2	1				
Willie Upshaw, L OBP: 0.311, SLG: 0.391 (1, 3)										4	0	1	1	0	1	1				
George Bell, R OBP: 0.323, SLG: 0.493 (1, 7)										2	0	0	0	1	0	1				
Ernie Whitt, L OBP: 0.342, SLG: 0.517 (1, 2)										2	0	0	0	1	1	1				
Len Matuszek, L OBP: 0.259, SLG: 0.320 (1, 10)										3	0	0	0	0	0	1				
Jesse Barfield, R OBP: 0.340, SLG: 0.457 (1, 9)										3	0	0	0	0	0	0				
Tony Fernandez, S OBP: 0.348, SLG: 0.416 (1, 6)										3	0	0	0	0	0	0				
Inning Stats	R: 0 E: 0 K: 1 S: 5	H: 0 LOB: 0 BB: 0 P: 5	R: 0 E: 0 K: 0 S: 2	H: 0 LOB: 1 BB: 2 P: 10	R: 0 E: 0 K: 0 S: 3	H: 0 LOB: 0 BB: 0 P: 3	R: 1 E: 1 K: 1 S: 7	H: 2 LOB: 1 BB: 0 P: 7	R: 0 E: 0 K: 0 S: 3	H: 0 LOB: 0 BB: 0 P: 3	R: 0 E: 0 K: 0 S: 4	H: 1 LOB: 1 BB: 0 P: 4	R: 0 E: 0 K: 0 S: 3	H: 0 LOB: 0 BB: 0 P: 3	R: 0 E: 0 K: 2 S: 7	H: 0 LOB: 0 BB: 0 P: 7	1B: 2 2B: 1 3B: 0 HR: 0	SF: 0 SAC: 0 DP: 0 HBP: 0	WP: 0 PB: 0 SB: 0 CS: 1	PA: 31
PITCHER	IP WLS BF H R ER SO BB IBB HBP BLK WP HR S P ERA WHIP																			
Joe Cowley, R ERA: 3.42 Dave Righetti, L ERA: 3.42 (1, 1) (9, 1)	8.0 W 28 3 1 1 2 2 0 0 0 0 0 0 7 30 38 1.12 0.625																			

New York Yankees @ Toronto Blue Jays
Exhibition Stadium, Toronto, ON
Mon Jul 01 1985, 3:33 AM EDT
Att: 41,476 - Unknown

AB 29
R 1
H 3
RBI 1
BB 2
SO 4
LOB 6



Batter	1	2	3	4	5	6	7	8	9	AB	R	H	RBI	BB	SO	LOB	TOP											
Rickey Henderson, R OBP: 0.433, SLG: 0.552	0-0 HR		0-0 5-3	0-0 1B			0-0 1B		0-0 4-3	5	1	3	2	0	0	0												
Don Mattingly, L OBP: 0.324, SLG: 0.463	0-0 F8		0-0 BB 2B	0-0 PO 1-2	0-0 5-3		0-0 SF8		0-0 1B SF8 1B	4	1	2	1	0	0	0												
Dave Winfield, R OBP: 0.326, SLG: 0.431	0-0 6-3		4-0 BB BB		0-0 6-3		0-0 4-3		0-0 1B E 1B	4	0	1	0	1	0	1												
Don Baylor, R OBP: 0.333, SLG: 0.443	0-0 F8		4-0 BB 1-2 2-3		0-0 4-3				0-0 HR SF8	3	1	1	2	1	0	0												
Bill Sample, R OBP: 0.319, SLG: 0.333		0-0 F8	0-0 F3			0-0 F7		0-0 P6	0-0 BB BB	4	0	0	0	0	0	3												
Ken Griffey, L OBP: 0.311, SLG: 0.397									0-0 BB	0	0	0	0	1	0	0												
Willie Randolph, R OBP: 0.376, SLG: 0.329		0-0 1B	0-0 P4			0-0 F7		0-0 S 1B	0-0 4-3	5	0	2	0	0	0	5												
Juan Espino, R OBP: 0.364, SLG: 0.364		0-0 F9		0-0 P4		0-0 5-3		0-0 FC6-4 1B		3	0	0	0	0	0	1												
Ron Hassey, L OBP: 0.423, SLG: 0.612								0-0 1B SH1-4 SF8 1B	0-0 FC6-4 1B	1	0	1	0	0	0	0												
Bobby Meacham, S OBP: 0.343, SLG: 0.290		0-0 1B		0-0 1B 3B				0-0 1-2 2-3		4	2	3	0	0	0	2												
Dale Berra, R OBP: 0.279, SLG: 0.327		0-0 F9		0-0 P4				0-0 SH1-4	0-0 4-3	2	0	0	0	0	0	3												
Mike Pagliarulo, L OBP: 0.330, SLG: 0.377								0-0 1-2		1	0	0	0	0	0	2												
Inning Stats	R: 1 E: 0 K: 0 S: 4	H: 1 LOB: 0 BB: 0 P: 4	R: 0 E: 0 K: 0 S: 5	H: 2 LOB: 2 BB: 0 P: 5	R: 0 E: 0 K: 0 S: 4	H: 1 LOB: 3 BB: 2 P: 12	R: 1 E: 0 K: 0 S: 4	H: 2 LOB: 0 BB: 0 P: 4	R: 0 E: 0 K: 0 S: 3	H: 0 LOB: 0 BB: 0 P: 3	R: 0 E: 0 K: 0 S: 3	H: 0 LOB: 0 BB: 0 P: 3	R: 1 E: 0 K: 0 S: 5	H: 2 LOB: 1 BB: 0 P: 5	R: 1 E: 0 K: 0 S: 6	H: 3 LOB: 2 BB: 0 P: 6	R: 1 E: 1 K: 0 S: 5	H: 2 LOB: 2 BB: 1 P: 9	1B: 9 2B: 1 3B: 1 HR: 2	SF: 2 SAC: 1 DP: 0 HBP: 0	WP: 0 PB: 0 SB: 1 CS: 0	PA: 43						
PITCHER	IP	WLS	BF	H	R	ER	SO	BB	IBB	HBP	BLK	WP	HR	S	P	ERA	WHIP											
Jimmy Key, L ERA: 2.62	(1, 1)	7.1	L	33	10	4	4	0	2	0	0	0	0	2	31	39	4.91	1.636										
Bill Caudill, R ERA: 3.35	(8, 1)	1.2		9	3	1	1	0	1	0	0	0	0	0	8	12	5.40	2.400										

New York Yankees @ Toronto Blue Jays
Exhibition Stadium, Toronto, ON
Tue Jul 02 1985, 7:05 PM EDT
Att: 35,202 - Unknown

AB	36
R	5
H	13
RBI	5
BB	3
SO	0
LOB	17



Batter	1	2	3	4	5	6	7	8	9	AB	R	H	RBI	BB	SO	LOB	BOTTOM											
Damaso Garcia, R OBP: 0.301, SLG: 0.358	0-0 P6			0-0 F9		0-0 4-3			4-0 1B 1B	3	1	0	0	1	0	0												
Rance Mulliniks, L OBP: 0.395, SLG: 0.433	0-0 F8			0-0 6-3				0-0 FC6-4 1B	0-0 1B 2B 1B	3	0	1	0	0	0	0												
Garth Iorg, R OBP: 0.372, SLG: 0.446									0-3 K	4	0	0	0	0	1	3												
Lloyd Moseby, L OBP: 0.342, SLG: 0.390	0-0 F7			0-0 F8					0-0 K	4	0	0	0	0	1	3												
Willie Upshaw, L OBP: 0.310, SLG: 0.389		0-0 F7			0-0 1-3			0-0 FC6-4 1-2	0-0 2B 1B	4	0	1	1	0	0	1												
George Bell, R OBP: 0.325, SLG: 0.507		0-0 6-3			0-0 HR			0-0 F9	0-0 2B	4	1	2	2	0	0	1												
Ernie Whitt, L OBP: 0.342, SLG: 0.511		0-0 4-3			0-0 F4			4-0 1B BB	0-0 4-3	2	0	0	0	1	0	0												
Jesse Barfield, R OBP: 0.339, SLG: 0.456									0-0 4-3	1	0	0	0	0	0	1												
Jeff Burroughs, R OBP: 0.373, SLG: 0.388			4-0 BB 8-4-3						0-3 K	2	0	0	0	1	1	1												
Lou Thornton, L OBP: 0.241, SLG: 0.286			0-3 K						0-0 G3	3	0	1	0	0	1	1												
Tony Fernandez, S OBP: 0.344, SLG: 0.411			0-0 8-4-3						0-0 G5-4-3 1B	3	0	0	0	0	0	3												
Inning Stats	R: 0 E: 0 K: 0 S: 3	H: 0 LOB: 0 BB: 0 P: 3	R: 0 E: 0 K: 0 S: 3	H: 0 LOB: 0 BB: 0 P: 3	R: 0 E: 0 K: 1 S: 4	H: 0 LOB: 0 BB: 1 P: 8	R: 0 E: 0 K: 0 S: 3	H: 0 LOB: 0 BB: 0 P: 3	R: 1 E: 0 K: 0 S: 4	H: 1 LOB: 0 BB: 0 P: 4	R: 0 E: 0 K: 0 S: 3	H: 0 LOB: 0 BB: 0 P: 3	R: 0 E: 0 K: 1 S: 5	H: 1 LOB: 1 BB: 1 P: 9	R: 2 E: 0 K: 1 S: 7	H: 3 LOB: 1 BB: 1 P: 11	1B: 4 2B: 2 3B: 0 HR: 1	SF: 0 SAC: 0 DP: 2 HBP: 0	WP: 0 PB: 0 SB: 0 CS: 0	PA: 33								
PITCHER	IP	WLS	BF	H	R	ER	SO	BB	IBB	HBP	BLK	WP	HR	S	P	ERA	WHIP											
Ed Whiston, R ERA: 4.16	(1, 1)	8.0	W	28	3	2	2	2	3	0	0	0	0	1	29	41	2.25	0.750										
Dave Righetti, L ERA: 5.52	(9, 1)	1.0		5	3	1	1	1	0	0	0	0	0	7	7	9.00	3.000											

New York Yankees @ Toronto Blue Jays
Exhibition Stadium, Toronto, ON
Tue Jul 02 1985, 7:05 PM EDT
Att: 35,202 - Unknown

AB	30
R	3
H	6
RBI	3
BB	3
SO	3
LOB	11



Batter	1	2	3	4	5	6	7	8	9	AB	R	H	RBI	BB	SO	LOB	TOP							
Kirby Puckett, R OBP: 0.324, SLG: 0.389	F8			6-3 3B		B1-3		FC5-4 1B		4	1	2	0	0	0	0	Minnesota Twins @ New York Yankees Yankee Stadium, Bronx, NY Thu Jul 04 1985, 7:05 PM EDT Att: 35,110 - Unknown							
Gary Gaetti, R OBP: 0.324, SLG: 0.433	K			6-3		F9		FC5-4 1-2		4	0	0	1	0	1									
Kent Hrbek, L OBP: 0.324, SLG: 0.404	5-3			G3		4-3				4	0	0	0	0	0	0								
Tom Brunansky, R OBP: 0.379, SLG: 0.534		K		HR		F3		F8		4	1	1	1	0	1	0								
Dave Engle, R OBP: 0.313, SLG: 0.429 Ron Washington, R (9, PR) OBP: 0.245, SLG: 0.182	K			6-3		K				4	0	1	0	0	2	0								
Tim Lincecum, R OBP: 0.343, SLG: 0.388	F7					F8		FC6-4 1B		4	0	1	0	0	0	1								
Greg Gagne, R OBP: 0.330, SLG: 0.414			F8			K		FC6-4 1-2		3	0	0	0	0	1	1								
Dave Meier, R OBP: 0.300, SLG: 0.200			K					F8		3	0	1	0	0	1	0								
Tim Lincecum, R OBP: 0.304, SLG: 0.422			K			F3		K		3	0	0	0	0	2	1								
Inning Stats	R: 0 E: 0 K: 1 S: 5	H: 0 LOB: 0 BB: 0 P: 5	R: 0 E: 0 K: 2 S: 7	H: 0 LOB: 0 BB: 0 P: 7	R: 0 E: 0 K: 2 S: 7	H: 0 LOB: 0 BB: 0 P: 7	R: 2 E: 0 K: 0 S: 5	H: 2 LOB: 0 BB: 0 P: 5	R: 0 E: 0 K: 1 S: 6	H: 1 LOB: 1 BB: 0 P: 6	R: 0 E: 0 K: 0 S: 3	H: 0 LOB: 0 BB: 0 P: 3	R: 0 E: 0 K: 1 S: 6	H: 1 LOB: 1 BB: 0 P: 6	R: 0 E: 0 K: 1 S: 6	H: 1 LOB: 1 BB: 0 P: 6	R: 0 E: 0 K: 0 S: 4	H: 1 LOB: 1 BB: 0 P: 4	R: 0 E: 0 K: 0 S: 4	H: 1 LOB: 1 BB: 0 P: 4	1B: 4 2B: 0 3B: 1 HR: 1	SF: 0 SAC: 0 DP: 0 HBP: 0	WP: 0 PB: 0 CS: 0	PA: 33
PITCHER Ron Guidry, L ERA: 2.73	IP: 9.0 WLS: W BF: 33 H: 6 R: 2 ER: 2 SO: 8 BB: 0 IBB: 0 HBP: 0 BLK: 0 WP: 0 HR: 1 S: 49 P: 49 ERA: 2.00 WHIP: 0.667															PITCHER								

Batter	1	2	3	4	5	6	7	8	9	AB	R	H	RBI	BB	SO	LOB	BOTTOM			
Rickey Henderson, R OBP: 0.433, SLG: 0.549	1B 2B 1B	F9			G1					4	1	2	0	0	0	0	Minnesota Twins @ New York Yankees Yankee Stadium, Bronx, NY Thu Jul 04 1985, 7:05 PM EDT Att: 35,110 - Unknown			
Ken Griffey, L OBP: 0.307, SLG: 0.385	2B 1B	F7			K		2-3 1B			4	1	1	0	0	2	2				
Don Mattingly, L OBP: 0.347, SLG: 0.466	1B SF9 2B				F9			4-3 1B		4	1	2	1	0	0	0				
Dave Winfield, R OBP: 0.326, SLG: 0.431	F2				6-3			F8		4	0	0	0	0	0	3				
Ron Hassey, L OBP: 0.400, SLG: 0.565	SF9 1B IBB				3-1			4-3		3	0	0	0	1	0	1				
Don Baylor, R OBP: 0.337, SLG: 0.446					L3 1B			F8		3	0	2	1	0	0	1				
Willie Randolph, R OBP: 0.376, SLG: 0.333	SF9				F8			1B SH1-4 1B		2	0	1	1	0	0	1				
Mike Pagliarulo, L OBP: 0.319, SLG: 0.363	G3				L3			SH1-4		2	0	0	0	0	0	3				
Bobby Meacham, S OBP: 0.341, SLG: 0.287	1-3				F7			K		3	0	0	0	0	1	1				
Inning Stats	R: 3 E: 0 K: 0 S: 7	H: 4 LOB: 2 BB: 1 P: 11	R: 0 E: 0 K: 0 S: 3	H: 0 LOB: 0 BB: 0 P: 3	R: 0 E: 0 K: 0 S: 3	H: 0 LOB: 0 BB: 0 P: 3	R: 0 E: 0 K: 0 S: 3	H: 1 LOB: 0 BB: 0 P: 3	R: 0 E: 0 K: 1 S: 5	H: 0 LOB: 0 BB: 0 P: 5	R: 0 E: 0 K: 0 S: 4	H: 1 LOB: 1 BB: 0 P: 4	R: 0 E: 0 K: 2 S: 9	H: 2 LOB: 2 BB: 0 P: 9	R: 0 E: 0 K: 0 S: 3	H: 0 LOB: 0 BB: 0 P: 3	1B: 7 2B: 2 3B: 0 HR: 0	SF: 1 SAC: 1 DP: 1 HBP: 0	WP: 0 PB: 0 CS: 0	PA: 32
PITCHER John Butcher, R ERA: 4.65 Curt Wardle, L ERA: 4.23	IP: 6.2 WLS: L BF: 28 H: 8 R: 3 ER: 3 SO: 2 BB: 0 IBB: 0 HBP: 0 BLK: 0 WP: 0 HR: 0 S: 31 P: 35 ERA: 4.05 WHIP: 1.200															PITCHER				

Batter	1	2	3	4	5	6	7	8	9	AB	R	H	RBI	BB	SO	LOB	TOP										
Kirby Puckett, R OBP: 0.323, SLG: 0.385	G4-1		K			E 1B BB BB	K			3	1	0	0	1	2	1	Minnesota Twins @ New York Yankees Yankee Stadium, Bronx, NY Fri Jul 05 1985, 7:05 PM EDT Att: 26,046 - Unknown										
Gary Gaetti, R OBP: 0.323, SLG: 0.431	F9		F8			E8 BB BB	F7			4	0	1	0	0	0	1											
Kent Hrbek, L OBP: 0.323, SLG: 0.400	K			F7		4-0 BB BB		F9		3	0	0	0	1	1	0											
Tom Brunansky, R OBP: 0.374, SLG: 0.527		6-3		F2		4-0 BB BB	F5		5-3	4	0	0	0	0	3												
Dave Engle, R OBP: 0.324, SLG: 0.500				F7		4-0 BB BB			F8	2	1	1	0	0	0	0											
Mike Stenhouse, L (6, PH) OBP: 0.358, SLG: 0.418		SF8 3B				1-2 2-3 3-H				0	0	0	1	1	0	0											
Mark Salas, L OBP: 0.355, SLG: 0.446										1	0	0	0	0	0	0											
Roy Smalley, S OBP: 0.387, SLG: 0.417		SF8			F9		F7			2	0	0	1	1	0	3											
Tim Teufel, R OBP: 0.347, SLG: 0.391				F7					F4	3	1	2	0	0	0	0											
Randy Bush, L (9, PH) OBP: 0.245, SLG: 0.439		FC5-4 1B					2B 1B			1	0	0	0	0	0	1											
Greg Gagne, R OBP: 0.328, SLG: 0.416		FC5-4		F7			1-H 2B		K	4	0	1	1	0	1	2											
Dave Meier, R OBP: 0.302, SLG: 0.189				4-3					F9	2	0	0	0	1	0	0											
Mickey Hatcher, R (9, PH) OBP: 0.320, SLG: 0.372						6-3				1	0	0	0	0	0	1											
Inning Stats	R: 0 E: 0 K: 1 S: 5	H: 0 LOB: 0 BB: 0 P: 5	R: 1 E: 0 K: 0 S: 5	H: 2 LOB: 1 BB: 0 P: 5	R: 0 E: 0 K: 1 S: 5	H: 0 LOB: 0 BB: 0 P: 5	R: 0 E: 0 K: 0 S: 3	H: 0 LOB: 0 BB: 0 P: 3	R: 0 E: 0 K: 0 S: 3	H: 0 LOB: 0 BB: 0 P: 3	R: 1 E: 1 K: 0 S: 4	H: 1 LOB: 3 BB: 3 P: 16	R: 1 E: 0 K: 1 S: 6	H: 2 LOB: 1 BB: 1 P: 10	R: 0 E: 0 K: 0 S: 3	H: 0 LOB: 0 BB: 0 P: 3	R: 0 E: 0 K: 1 S: 5	H: 0 LOB: 1 BB: 1 P: 9	1B: 3 2B: 1 3B: 1 HR: 0	SF: 1 SAC: 0 DP: 0 HBP: 0	WP: 0 PB: 0 CS: 0	PA: 36					
PITCHER	IP	WLS	BF	H	R	ER	SO	BB	IBB	HBP	BLK	WP	HR	S	P	ERA	WHIP										
Dennis Rasmussen, L ERA: 3.54	(1, 1)	5.1	W	21	3	2	2	2	0	0	0	0	0	23	31	3.38	0.938										
Rich Bondi, R ERA: 2.15	(6, 1)	1.0		6	2	1	1	0	0	0	0	0	0	4	12	9.00	4.000										
Brian Fisher, R ERA: 2.72	(7, 1)	2.2	S	9	0	0	0	2	1	0	0	0	0	12	16	0.00	0.375										

Batter	1	2	3	4	5	6	7	8	9	AB	R	H	RBI	BB	SO	LOB	BOTTOM										
Rickey Henderson, R OBP: 0.441, SLG: 0.571	4-3 FC 2B			CS BB			FC4-6 1B			3	2	3	1	1	0	0	Minnesota Twins @ New York Yankees Yankee Stadium, Bronx, NY Fri Jul 05 1985, 7:05 PM EDT Att: 26,046 - Unknown										
Ken Griffey, L OBP: 0.306, SLG: 0.398	4-3			CS	4-3		FC4-6			4	1	1	1	0	0	2											
Don Mattingly, L OBP: 0.345, SLG: 0.473	2-3 FC 1B SF7						4-3			4	2	1	2	0	0	1											
Ron Hassey, L OBP: 0.394, SLG: 0.552	3-H 1B 1B									4	1	1	0	0	0	0											
Don Baylor, R OBP: 0.336, SLG: 0.442	SF7									2	0	0	1	1	1	0											
Willie Randolph, R OBP: 0.375, SLG: 0.332	3-H 1B 1B									4	0	1	0	0	0	1											
Mike Pagliarulo, L OBP: 0.319, SLG: 0.363										3	0	1	1	0	0	1											
Bobby Meacham, S OBP: 0.337, SLG: 0.283										3	0	0	0	0	2	2											
Omar Moreno, L OBP: 0.200, SLG: 0.288										3	0	0	0	0	1	0											
Inning Stats	R: 3 E: 0 K: 0 S: 8	H: 4 LOB: 2 BB: 0 P: 8	R: 2 E: 0 K: 0 S: 5	H: 2 LOB: 0 BB: 0 P: 5	R: 0 E: 0 K: 0 S: 2	H: 0 LOB: 1 BB: 1 P: 6	R: 0 E: 0 K: 1 S: 4	H: 0 LOB: 0 BB: 1 P: 8	R: 1 E: 0 K: 1 S: 6	H: 1 LOB: 0 BB: 0 P: 6	R: 0 E: 0 K: 1 S: 5	H: 0 LOB: 0 BB: 0 P: 5	R: 0 E: 0 K: 1 S: 6	H: 1 LOB: 1 BB: 0 P: 6	R: 0 E: 0 K: 0 S: 3	H: 0 LOB: 0 BB: 0 P: 3		R: 0 E: 0 K: 1 S: 5	H: 0 LOB: 0 BB: 0 P: 3	1B: 4 2B: 2 3B: 0 HR: 3	SF: 1 SAC: 0 DP: 1 HBP: 0	WP: 0 PB: 0 CS: 1	PA: 34				
PITCHER	IP	WLS	BF	H	R	ER	SO	BB	IBB	HBP	BLK	WP	HR	S	P	ERA	WHIP										
Ken Schrom, R ERA: 4.7	(1, 1)	1.1	L	11	6	5	5	0	0	0	0	0	0	2	11	33.75	4.500										
Pete Filson, L ERA: 4.34	(2, 1)	4.2		15	1	1	1	3	2	0	0	0	0	1	19	1.93	0.643										
Frank Eufemia, R ERA: 2.19	(7, 1)	2.0		7	1	0	0	1	0	0	0	0	0	9	9	0.00	0.500										

Batter	1	2	3	4	5	6	7	8	9	10	11	AB	R	H	RBI	BB	SO	LOB	TOP																	
Kirby Puckett, R OBP: 0.324, SLG: 0.385 (1, 8)	4-3 ①		G6-4-3 1B		4-3 ①		K ②		1B			5	0	2	0	0	1	0																		
Roy Smalley, S OBP: 0.369, SLG: 0.419 Greg Gagne, R OBP: 0.326, SLG: 0.414 (1, 6) (7, 6)	1B		K		4-3 1B		K		F4			4	0	2	0	0	2	2																		
Kent Hrbek, L OBP: 0.318, SLG: 0.393 (1, 3)	F8		G6-4-3 ②		4-3 ②				F5		K	5	0	0	0	0	1	4																		
Tom Brunansky, R OBP: 0.372, SLG: 0.524 (1, 9)	F8				F7				K		F9	5	1	1	0	0	1	2																		
Randy Bush, L OBP: 0.261, SLG: 0.461 (1, 10)		E3 G4-6-3		1B 3B		SH1-4 BB		1B 1B			4-3	4	1	2	1	1	0	0																		
Mickey Hatcher, R OBP: 0.322, SLG: 0.372 Mike Stenhouse, L OBP: 0.366, SLG: 0.426 Dave Meier, R OBP: 0.295, SLG: 0.184 (1, 7) (8, PH) (8, PR) (8, 7)	G4-6-3 ③		4-3 SH1-3 1B		SH1-4		1-2	1B			5-3	2	0	1	1	0	0	1																		
Gary Gaetti, R OBP: 0.326, SLG: 0.435 (1, 5)	2B		SH1-3		F9		1-2	F7			E8 1B	4	0	2	0	0	0	3																		
Tim Teufel, R OBP: 0.340, SLG: 0.383 (1, 4)	K		4-3		5-3			F8			K	5	0	0	0	0	2	4																		
Mark Salas, L OBP: 0.334, SLG: 0.444 Tim Laudner, R OBP: 0.298, SLG: 0.412 (1, 2) (9, PH) (9, 2)	1B 1B		F7		G3			K			5-3	3	0	1	0	0	0	1																		
Inning Stats	R: 0 E: 0 K: 0 S: 4	H: 1 LOB: 1 BB: 0 P: 4	R: 0 E: 1 K: 1 S: 6	H: 1 LOB: 1 BB: 0 P: 6	R: 0 E: 0 K: 1 S: 6	H: 2 LOB: 1 BB: 0 P: 6	R: 2 E: 0 K: 0 S: 6	H: 3 LOB: 1 BB: 0 P: 6	R: 0 E: 0 K: 0 S: 3	H: 0 LOB: 0 BB: 1 P: 7	R: 0 E: 2 K: 2 S: 7	H: 0 LOB: 0 BB: 0 P: 7	R: 0 E: 0 K: 1 S: 7	H: 2 LOB: 2 BB: 0 P: 7	R: 0 E: 0 K: 1 S: 6	H: 1 LOB: 1 BB: 0 P: 6	R: 0 E: 0 K: 1 S: 5	H: 0 LOB: 0 BB: 0 P: 5	R: 0 E: 1 K: 1 S: 6	H: 1 LOB: 1 BB: 0 P: 6	1B: 9 2B: 2 3B: 1 HR: 0	SF: 0 SAC: 2 DP: 2 HBP: 0	WP: 0 PB: 0 SB: 0 CS: 0	PA: 45												
PITCHER	IP ERA WLS BF H R ER SO BB IBB HBP BLK WP HR S P ERA WHIP	Ed Whitson, R ERA: 4.06 Brian Fisher, R ERA: 2.61 Dave Righetti, L ERA: 3.34	(1, 1) (7, 1) (9, 1)	6.0 2.0 3.0	WLS 26 11	BF 8 11	H 2 2	R 0 0	ER 0 0	SO 3 3	BB 1 0	IBB 0 0	HBP 0 0	BLK 0 0	WP 0 0	HR 0 0	S 29 14 17	P 33 14 17	ERA 3.00 0.00 0.00	WHIP 1.500 1.000 0.667	PITCHER	IP WLS BF H R ER SO BB IBB HBP BLK WP HR S P ERA WHIP														

Minnesota Twins @ New York Yankees
Yankee Stadium, Bronx, NY
Sun Jul 07 1985, 3:33 AM EDT
Unknown

AB 42
R 2
H 12
RBI 2
BB 1
SO 8
LOB 19



Batter	1	2	3	4	5	6	7	8	9	10	11	AB	R	H	RBI	BB	SO	LOB	BOTTOM																	
Rickey Henderson, R OBP: 0.436, SLG: 0.563 (1, 8)	4-3		F8		1B		F7			L3		5	0	1	0	0	0	2																		
Ken Griffey, L OBP: 0.304, SLG: 0.393 (1, 7)	K		K		4-3			K		1B		5	0	1	0	0	3	2																		
Don Mattingly, L OBP: 0.346, SLG: 0.472 (1, 3)	WP 2B 1B		F8		F8		F8		1B	4-3		5	1	2	0	0	0	1																		
Dave Winfield, R OBP: 0.327, SLG: 0.444 (1, 9)	1H 2B		F5		6-3		F9				HR	5	1	2	2	0	0	1																		
Ron Hassey, L OBP: 0.384, SLG: 0.535 Butch Wynegar, S OBP: 0.358, SLG: 0.358 (1, 2) (8, PH) (9, 2)	G3		K		4-3		4-3		F7			3	0	0	0	0	1	1																		
Don Baylor, R OBP: 0.334, SLG: 0.443 (1, 10)		F8		1B 2B		5-3		F8				4	1	1	0	0	0	0																		
Willie Randolph, R OBP: 0.379, SLG: 0.338 (1, 4)	G4-6-3 1B		FC4-6 1B		1B 1B		1B 1B		F4			4	0	3	1	0	0	0																		
Mike Pagliarulo, L OBP: 0.318, SLG: 0.360 (1, 5)	G4-6-3 ③		F9		F9		1B		F9			4	0	1	0	0	0	2																		
Bobby Meacham, S OBP: 0.332, SLG: 0.276 (1, 6)			6-3		FC4-6 1B		F2		K2-3			4	0	0	0	0	1	3																		
Inning Stats	R: 1 E: 0 K: 1 S: 7	H: 2 LOB: 1 BB: 0 P: 7	R: 0 E: 0 K: 0 S: 3	H: 1 LOB: 0 BB: 0 P: 3	R: 0 E: 0 K: 1 S: 5	H: 0 LOB: 0 BB: 0 P: 5	R: 0 E: 0 K: 1 S: 5	H: 0 LOB: 0 BB: 0 P: 5	R: 1 E: 0 K: 0 S: 6	H: 3 LOB: 2 BB: 0 P: 6	R: 0 E: 0 K: 0 S: 3	H: 0 LOB: 0 BB: 0 P: 3	R: 0 E: 0 K: 0 S: 5	H: 2 LOB: 2 BB: 0 P: 5	R: 0 E: 0 K: 1 S: 6	H: 1 LOB: 1 BB: 0 P: 6	R: 0 E: 0 K: 1 S: 6	H: 0 LOB: 0 BB: 0 P: 3	R: 0 E: 0 K: 1 S: 6	H: 1 LOB: 1 BB: 0 P: 6	R: 1 E: 0 K: 0 S: 1	H: 1 LOB: 0 BB: 0 P: 1	1B: 8 2B: 2 3B: 0 HR: 1	SF: 0 SAC: 0 DP: 1 HBP: 0	WP: 1 PB: 0 SB: 0 CS: 0	PA: 40										
PITCHER	IP ERA WLS BF H R ER SO BB IBB HBP BLK WP HR S P ERA WHIP	Mike Smithson, R ERA: 4.5 Curt Wardle, L ERA: 4.14	(1, 1) (8, 1)	7.0 3.0	WLS L 12	BF 28 12	H 8 3	R 2 1	ER 2 1	SO 3 2	BB 0 0	IBB 0 0	HBP 0 0	BLK 0 0	WP 1 0	HR 0 1	S 34 16	P 34 16	ERA 2.57 3.00	WHIP 1.143 1.000	PITCHER	IP WLS BF H R ER SO BB IBB HBP BLK WP HR S P ERA WHIP														

Minnesota Twins @ New York Yankees
Yankee Stadium, Bronx, NY
Sun Jul 07 1985, 3:33 AM EDT
Unknown

AB 40
R 3
H 11
RBI 3
BB 0
SO 5
LOB 13



Batter	1	2	3	4	5	6	7	8	9	AB	R	H	RBI	BB	SO	LOB	TOP										
Kirby Puckett, R OBP: 0.323, SLG: 0.384 (1, 8)										4	0	1	0	0	0	2	Minnesota Twins @ New York Yankees Yankee Stadium, Bronx, NY Sun Jul 07 1985, 3:38 AM EDT Att: 31,549 - Unknown										
Mickey Hatcher, R OBP: 0.322, SLG: 0.372 Randy Bush, L OBP: 0.259, SLG: 0.456 (1, 7) (5, 7)										3	1	1	0	0	0	1											
Kent Hrbek, L OBP: 0.318, SLG: 0.391 (1, 3)										4	0	1	0	0	0	2											
Tom Brunansky, R OBP: 0.368, SLG: 0.519 Mike Stenhouse, L OBP: 0.391, SLG: 0.420 (1, 9) (8, 9)										3	0	0	0	0	0	3											
Dave Engle, R OBP: 0.324, SLG: 0.500 Roy Smalley, S OBP: 0.391, SLG: 0.422 (1, 10) (9, PH)										2	1	1	1	0	0	0											
Gary Gaetti, R OBP: 0.325, SLG: 0.433 (1, 5)										4	0	1	0	0	0	2											
Greg Gagne, R OBP: 0.321, SLG: 0.407 (1, 6)										3	0	0	0	0	1	2											
Ron Washington, R OBP: 0.250, SLG: 0.191 (1, 4)										3	0	1	1	0	0	0											
Tim Laudner, R OBP: 0.289, SLG: 0.398 (1, 2)										3	0	0	0	0	1	2											
Inning Stats	R: 0 E: 1 K: 0 S: 4	H: 1 LOB: 1 BB: 0 P: 4	R: 1 E: 0 K: 1 S: 8	H: 3 LOB: 2 BB: 0 P: 8	R: 1 E: 0 K: 0 S: 5	H: 2 LOB: 1 BB: 0 P: 5	R: 0 E: 0 K: 1 S: 5	H: 0 LOB: 0 BB: 0 P: 5	R: 0 E: 0 K: 0 S: 3	H: 0 LOB: 0 BB: 0 P: 3	R: 0 E: 0 K: 0 S: 3	H: 0 LOB: 0 BB: 0 P: 3	R: 0 E: 0 K: 1 S: 5	H: 0 LOB: 0 BB: 0 P: 5	R: 0 E: 0 K: 0 S: 3	H: 1 LOB: 0 BB: 0 P: 3		1B: 7 2B: 0 3B: 0 HR: 0	SF: 1 SAC: 0 DP: 2 HBP: 0	WP: 0 PB: 0 CS: 0	PA: 33						
PITCHER	IP	WLS	BF	H	R	ER	SO	BB	IBB	HBP	BLK	WP	HR	S	P	ERA	WHIP	PITCHER									
Bob Shirley, L ERA: 3.53 (1, 1)	2.1		13	6	2	2	1	0	0	0	0	0	0	15	15	7.71	2.571										
Rich Bordi, R ERA: 1.95 (3, 1)	4.2	W	14	0	0	0	1	0	0	0	0	0	0	16	16	0.00	0.000										
Mike Armstrong, R ERA: 4.76 (8, 1)	2.0		6	1	0	0	1	0	0	0	0	0	0	8	8	0.00	0.500										

Batter	1	2	3	4	5	6	7	8	9	AB	R	H	RBI	BB	SO	LOB	BOTTOM										
Rickey Henderson, R OBP: 0.441, SLG: 0.563 Bill Sample, R OBP: 0.316, SLG: 0.328 (1, 8) (7, PH) (8, 7)											2	2	1	0	2	0	2										
Ken Griffey, L OBP: 0.306, SLG: 0.422 (1, 7) (8, 8)											5	2	2	6	0	1	4										
Don Mattingly, L OBP: 0.344, SLG: 0.468 (1, 3)										5	1	1	1	0	0	1											
Dave Winfield, R OBP: 0.331, SLG: 0.446 (1, 9)										5	2	3	0	0	1	0											
Butch Wynegar, S OBP: 0.354, SLG: 0.351 (1, 2)											4	1	0	0	1	2	3										
Don Baylor, R OBP: 0.339, SLG: 0.456 (1, 10)										4	2	2	4	1	1	1											
Mike Pagliarulo, L OBP: 0.325, SLG: 0.385 (1, 5)										5	1	3	2	0	1	1											
Bobby Meacham, S OBP: 0.327, SLG: 0.275 (1, 6)										3	0	0	1	0	0	1											
Andre Robertson, R OBP: 0.476, SLG: 0.750 (1, 4)										3	2	2	0	1	0	0											
Inning Stats	R: 1 E: 0 K: 1 S: 6	H: 1 LOB: 0 BB: 0 P: 6	R: 0 E: 0 K: 2 S: 7	H: 0 LOB: 1 BB: 1 P: 11	R: 6 E: 0 K: 0 S: 8	H: 5 LOB: 0 BB: 1 P: 12	R: 0 E: 0 K: 0 S: 3	H: 0 LOB: 1 BB: 1 P: 7	R: 3 E: 0 K: 0 S: 6	H: 3 LOB: 2 BB: 2 P: 14	R: 1 E: 0 K: 0 S: 5	H: 3 LOB: 2 BB: 0 P: 5	R: 3 E: 1 K: 1 S: 8	H: 2 LOB: 0 BB: 0 P: 8	R: 0 E: 0 K: 2 S: 7	H: 0 LOB: 0 BB: 0 P: 7	1B: 10 2B: 0 3B: 0 HR: 4	SF: 1 SAC: 0 DP: 0 HBP: 0	WP: 0 PB: 0 CS: 0	PA: 43							
PITCHER	IP	WLS	BF	H	R	ER	SO	BB	IBB	HBP	BLK	WP	HR	S	P	ERA	WHIP	PITCHER									
Rick Lysander, R ERA: 6.54 (1, 1)	2.1	L	13	4	5	4	3	2	0	0	0	0	0	17	25	15.43	2.571										
Pete Filson, L ERA: 4.53 (3, 1)	1.2		8	2	2	2	0	1	0	0	0	0	2	7	11	10.80	1.800										
Mark Brown, R ERA: 12.0 (5, 1)	3.0		19	8	7	6	1	2	0	0	0	0	1	19	27	18.00	3.333										
Ron Davis, R ERA: 5.1 (8, 1)	1.0		3	0	0	0	2	0	0	0	0	0	0	7	7	0.00	0.000										

AB	32
R	2
H	7
RBI	2
BB	0
SO	3
LOB	14



Batter	1	2	3	4	5	6	7	8	9	AB	R	H	RBI	BB	SO	LOB	TOP		
Willie Wilson, S (1.8) OBP: 0.329, SLG: 0.428	F9		4-3		F9		FC6-4 1B		F8	5	0	1	0	0	0	0			
Lonnie Smith, R (1.7) OBP: 0.349, SLG: 0.349					5-3		FC6-4 1B		F8	5	3	2	1	0	0	2			
Lynn Jones, R (9.7) OBP: 0.246, SLG: 0.297	HR		1B 2B				E			0	0	0	0	0	0	0			
George Brett, L (1.5) OBP: 0.448, SLG: 0.564					4-3		E5 1B			4	0	3	2	0	0	0			
Jorge Orta, L (1.10) OBP: 0.321, SLG: 0.387	L3						F9		F9	3	0	0	0	1	0	2			
Pat Sheridan, L (1.9) OBP: 0.319, SLG: 0.344			F9		K		F2		3-1	4	0	0	0	0	1	2			
Steve Balboni, R (1.3) OBP: 0.305, SLG: 0.444					K				HR	2	1	1	1	2	1	2			
Frank White, R (1.4) OBP: 0.282, SLG: 0.367							K		6-3	4	0	0	0	0	2	2			
Jim Sundberg, R (1.2) OBP: 0.299, SLG: 0.412							F9		F8	3	1	1	0	1	0	0			
Onix Concepcion, R (1.6) OBP: 0.229, SLG: 0.212					5-3		K		F3	4	0	0	0	0	1	3			
Inning Stats	R: 1 E: 0 K: 0 S: 4	H: 2 LOB: 0 BB: 0 P: 4	R: 0 E: 0 K: 2 S: 5	H: 0 LOB: 2 BB: 2 P: 13	R: 1 E: 0 K: 2 S: 9	H: 2 LOB: 2 BB: 1 P: 13	R: 0 E: 0 K: 0 S: 3	H: 0 LOB: 0 BB: 0 P: 3	R: 0 E: 0 K: 1 S: 5	H: 0 LOB: 1 BB: 1 P: 9	R: 2 E: 1 K: 1 S: 8	H: 3 LOB: 1 BB: 0 P: 8	R: 1 E: 0 K: 0 S: 4	H: 1 LOB: 0 BB: 0 P: 4	R: 0 E: 0 K: 0 S: 3	H: 0 LOB: 0 BB: 0 P: 3	1B: 5 2B: 2 3B: 0 HR: 2	SF: 0 SAC: 0 DP: 1 HBP: 0	WP: 0 PA: 38 CS: 0
PITCHER Phil Niekro, R (1.1) ERA: 4.75	IP: 9.0 WLS: L BF: 38	H: 8 R: 5 ER: 4 SO: 5	BB: 4 IBB: 0 HBP: 0 BLK: 0	WP: 0 HR: 2 S: 44 P: 60	ERA: 4.00 WHIP: 1.333														

Kansas City Royals @ New York Yankees
Yankee Stadium, Bronx, NY
Mon Jul 08 1985, 7:05 PM EDT
Att: 17,193 - Unknown

AB	34
R	5
H	8
RBI	4
BB	4
SO	5
LOB	13



Batter	1	2	3	4	5	6	7	8	9	AB	R	H	RBI	BB	SO	LOB	BOTTOM				
Rickey Henderson, R (1.8) OBP: 0.438, SLG: 0.558	F9		F4			WP E 1B		F9		4	1	1	1	0	0	1					
Ken Griffey, L (1.7) OBP: 0.305, SLG: 0.419	K				F8	E9 CS 4-3 1B		F9		4	0	1	0	0	1	0					
Don Mattingly, L (1.3) OBP: 0.343, SLG: 0.465	F9					4-3 1B		F8		4	0	1	0	0	0	1					
Dave Winfield, R (1.9) OBP: 0.327, SLG: 0.441			K		F7	K		4-3		4	0	0	0	0	2	2					
Butch Wynegar, S (1.2) OBP: 0.350, SLG: 0.345			K		G3			F8		3	0	0	0	0	1	1					
Don Baylor, R (1.10) OBP: 0.336, SLG: 0.451			F9			F8		F5		3	0	0	0	0	0	0					
Willie Randolph, R (1.4) OBP: 0.379, SLG: 0.338					F9	F9		F9		3	0	1	0	0	0	0					
Mike Pagliarulo, L (1.5) OBP: 0.320, SLG: 0.378			K		K			F8		3	0	0	0	0	2	1					
Bobby Meacham, S (1.6) OBP: 0.327, SLG: 0.284			F8			1B 3B		K		3	1	1	0	0	1	1					
Inning Stats	R: 0 E: 0 K: 1 S: 5	H: 0 LOB: 0 BB: 0 P: 5	R: 0 E: 0 K: 2 S: 7	H: 0 LOB: 0 BB: 0 P: 7	R: 0 E: 0 K: 1 S: 6	H: 1 LOB: 1 BB: 0 P: 6	R: 0 E: 0 K: 0 S: 4	H: 1 LOB: 1 BB: 0 P: 4	R: 0 E: 0 K: 1 S: 5	H: 0 LOB: 0 BB: 0 P: 5	R: 2 E: 1 K: 1 S: 7	H: 3 LOB: 1 BB: 0 P: 7	R: 0 E: 0 K: 0 S: 3	H: 0 LOB: 0 BB: 0 P: 3	R: 0 E: 0 K: 1 S: 5	H: 0 LOB: 0 BB: 0 P: 5	R: 0 E: 0 K: 0 S: 3	H: 0 LOB: 0 BB: 0 P: 3	1B: 4 2B: 1 3B: 1 HR: 0	SF: 0 SAC: 0 DP: 1 HBP: 0	WP: 1 PA: 31 CS: 1
PITCHER Bret Saberhagen, R (1.1) ERA: 2.91	IP: 9.0 WLS: W BF: 31	H: 5 R: 2 ER: 2 SO: 7	BB: 0 IBB: 0 HBP: 0 BLK: 0	WP: 1 HR: 0 S: 45 P: 45	ERA: 2.00 WHIP: 0.556																

Kansas City Royals @ New York Yankees
Yankee Stadium, Bronx, NY
Mon Jul 08 1985, 7:05 PM EDT
Att: 17,193 - Unknown

AB	31
R	2
H	5
RBI	1
BB	0
SO	7
LOB	7

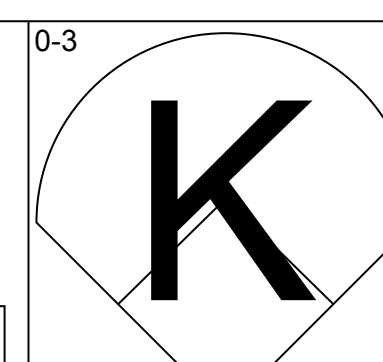
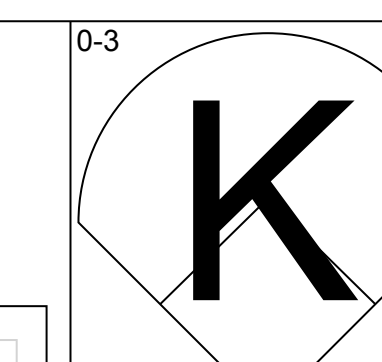
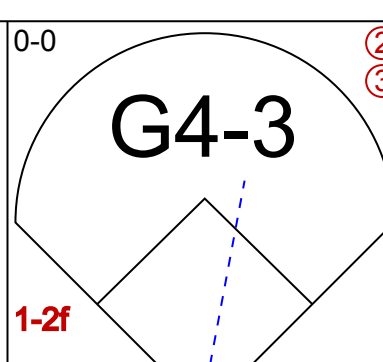
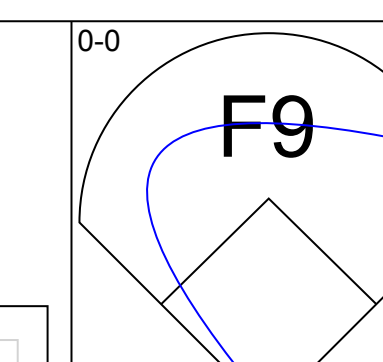
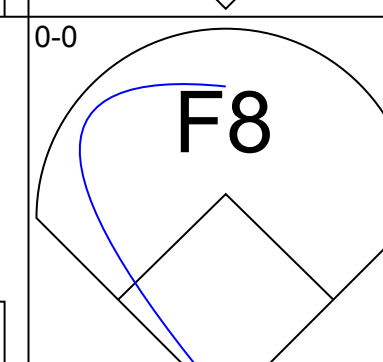
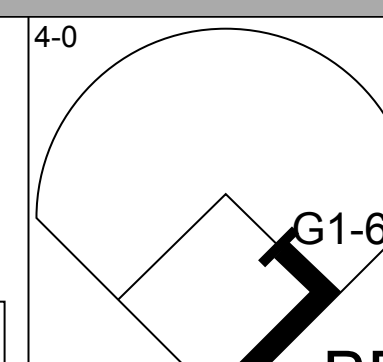
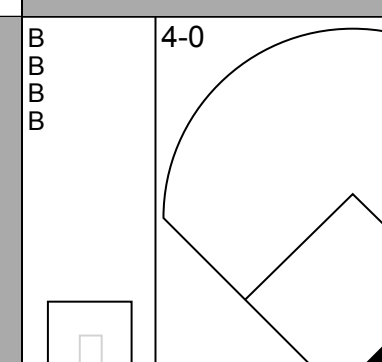
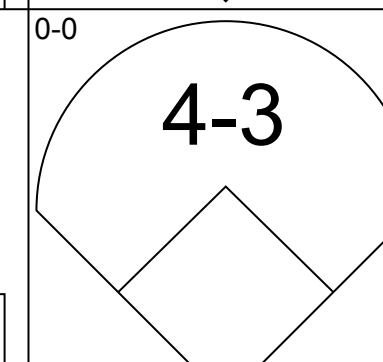
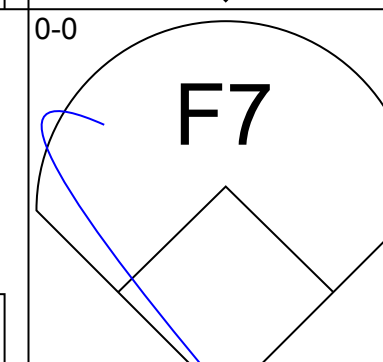
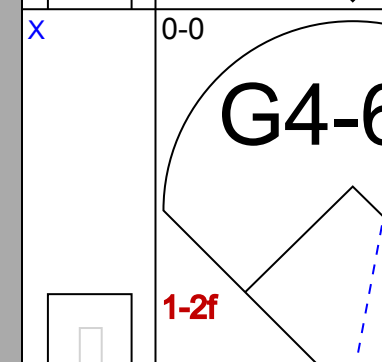
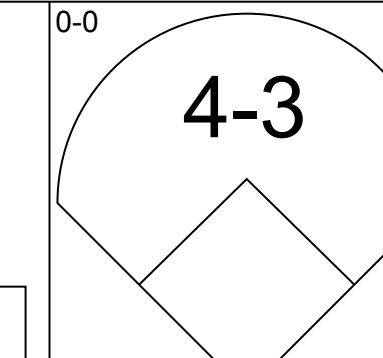
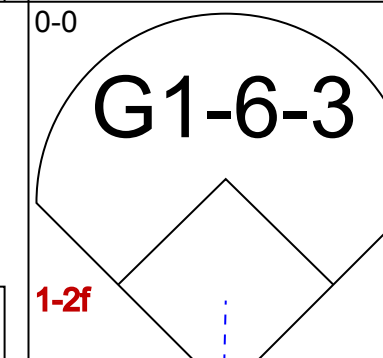
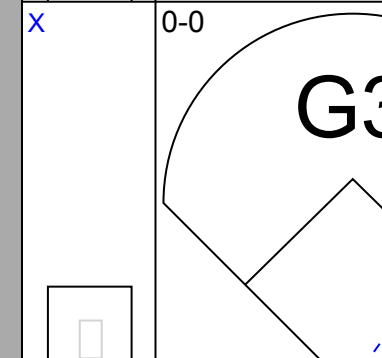
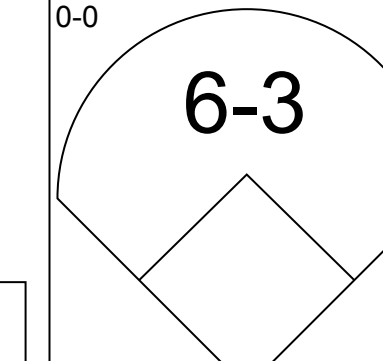
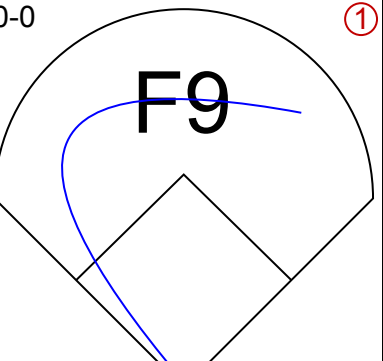
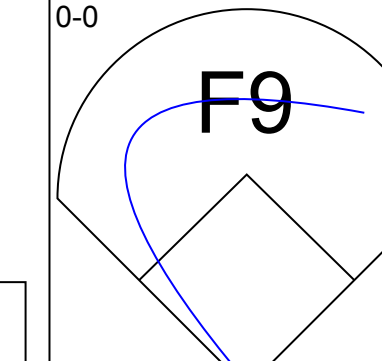
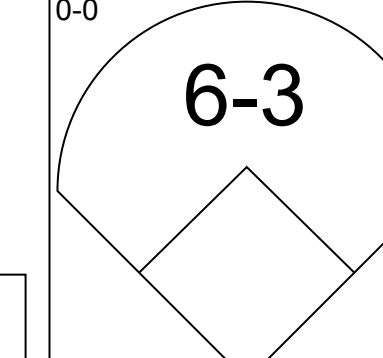
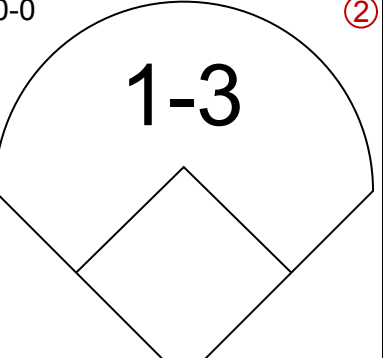
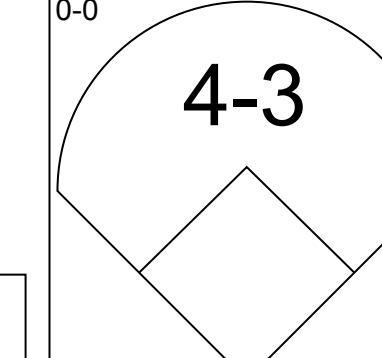
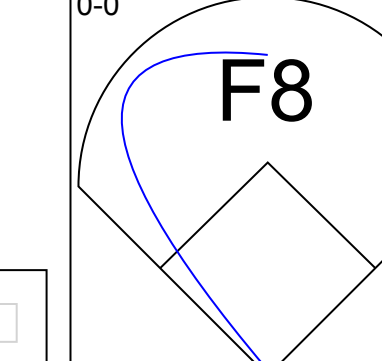
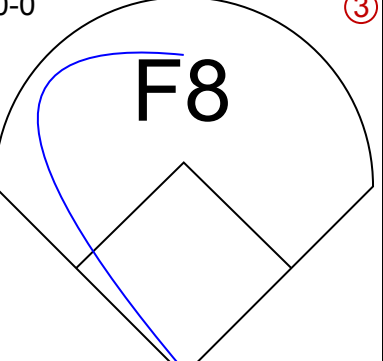
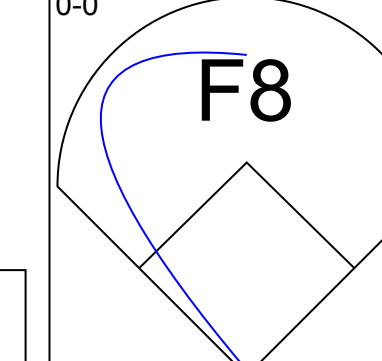
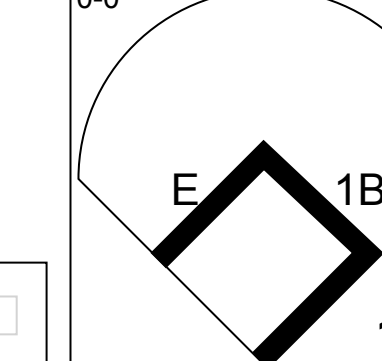
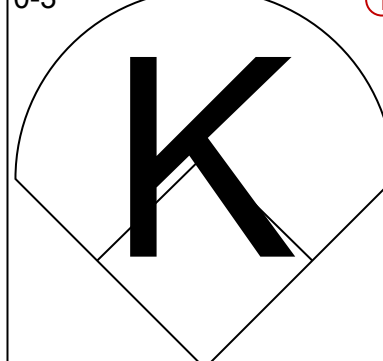
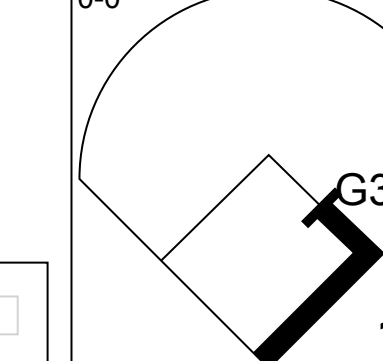
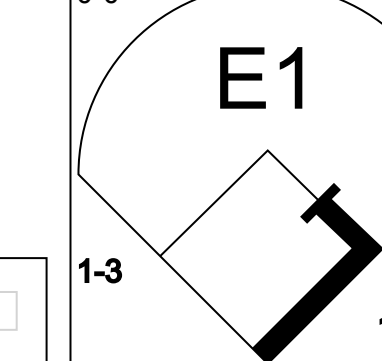
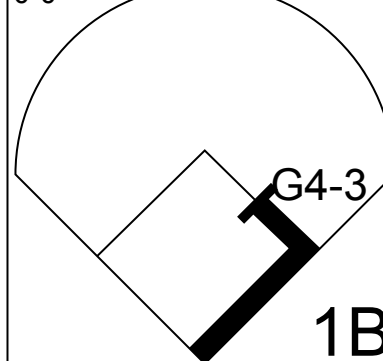
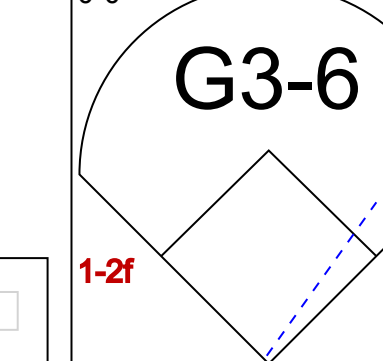


Batter	1	2	3	4	5	6	7	8	9	AB	R	H	RBI	BB	SO	LOB	TOP										
Willie Wilson, S OBP: 0.328, SLG: 0.426 (1, 8)	F8		FC6-4		SH5-3		1B		F7	4	0	1	0	0	0	2	Kansas City Royals @ New York Yankees Yankee Stadium, Bronx, NY Tue Jul 09 1985, 7:05 PM EDT Att: 24,528 - Unknown livebaseballscorecards.com										
Lonnie Smith, R OBP: 0.356, SLG: 0.355 (1, 7)	6-3			2B	BB		1B		1B	4	2	3	0	1	0	0											
George Brett, L OBP: 0.450, SLG: 0.561 (1, 5)	4-3			2B	BB		F6		1B	3	1	1	1	2	0	2											
Hal McRae, R OBP: 0.330, SLG: 0.433 (1, 10)		L5		F8	K				F7	5	0	2	3	0	1	3											
Darryl Motley, R OBP: 0.261, SLG: 0.415 Lynn Jones, R OBP: 0.243, SLG: 0.292 (8, PH) (8, 9)	5-3			F8			G6-4-3		4-3	3	0	1	0	0	0	1											
Jorge Orta, L OBP: 0.321, SLG: 0.387 John Wathan, R OBP: 0.417, SLG: 0.316 (9, PH) (9, PH)				2-3			1B		FC6	0	0	0	0	0	0	0											
Steve Balboni, R OBP: 0.304, SLG: 0.442 (1, 3)	F5			5-3			G6-4-3			4	0	1	0	0	0	2											
Frank White, R OBP: 0.299, SLG: 0.362 (1, 4)			5-3	F4			F7		F7	4	0	0	0	0	0	2											
Jim Sundberg, R OBP: 0.298, SLG: 0.407 (1, 2)			FC6-4		L6		F8		F9	3	0	0	0	1	0	0											
Onix Concepcion, R OBP: 0.230, SLG: 0.213 (1, 6)			FC6-4		BB		SH5-3		E5	4	1	1	0	0	0	1											
Inning Stats	R: 0 E: 0 K: 0 S: 3	H: 0 LOB: 0 BB: 0 P: 3	R: 0 E: 0 K: 0 S: 3	H: 0 LOB: 0 BB: 0 P: 3	R: 0 E: 0 K: 0 S: 3	H: 0 LOB: 1 BB: 1 P: 7	R: 2 E: 0 K: 0 S: 5	H: 2 LOB: 1 BB: 1 P: 9	R: 0 E: 0 K: 1 S: 6	H: 1 LOB: 3 BB: 2 P: 14	R: 0 E: 0 K: 0 S: 5	H: 2 LOB: 2 BB: 0 P: 5	R: 0 E: 0 K: 0 S: 4	H: 1 LOB: 1 BB: 0 P: 4	R: 2 E: 1 K: 0 S: 7	H: 3 LOB: 2 BB: 0 P: 7	1B: 9 2B: 1 3B: 0 HR: 0	SF: 0 SAC: 1 DP: 1 HBP: 0	WP: 0 PB: 0 SB: 1 CS: 0	PA: 41							
PITCHER	IP	WLS	BF	H	R	ER	SO	BB	IBB	HBP	BLK	WP	HR	S	P	ERA	WHIP										
Ron Guidry, L ERA: 2.69 (1, 1)	8.2	W	39	9	4	2	1	4	0	0	0	0	0	37	53	2.08	1.500										
Brian Fisher, R ERA: 2.51 (9, 1)	0.0		1	1	0	0	0	0	0	0	0	0	0	1	1	∞	∞										
Dave Righetti, L ERA: 3.32 (9, 1)	0.1	S	1	0	0	0	0	0	0	0	0	0	0	1	1	0.00	0.000										

Batter	1	2	3	4	5	6	7	8	9	AB	R	H	RBI	BB	SO	LOB	BOTTOM										
Rickey Henderson, R OBP: 0.438, SLG: 0.563 (1, 8)	K	K		E		S	FC6-4			5	2	2	1	0	2	2	Kansas City Royals @ New York Yankees Yankee Stadium, Bronx, NY Tue Jul 09 1985, 7:05 PM EDT Att: 24,528 - Unknown livebaseballscorecards.com										
Willie Randolph, R OBP: 0.379, SLG: 0.339 (1, 4)	1B			L4		L4	4-3			5	1	2	0	0	0	3											
Don Mattingly, L OBP: 0.344, SLG: 0.464 (1, 3)	FC6-4	G3				F8			F9	5	0	2	1	0	0	3											
Dave Winfield, R OBP: 0.328, SLG: 0.438 (1, 9)	FC6-4			F6			6-3			4	1	1	1	1	0	2											
Don Baylor, R OBP: 0.337, SLG: 0.450 (1, 10)	BB			K		E4			F8	5	0	2	1	0	2	1											
Butch Wynegar, S OBP: 0.348, SLG: 0.340 (1, 2)				F9		K	4-3			3	0	0	0	1	1	2											
Bill Sample, R OBP: 0.316, SLG: 0.319 Ken Griffey, L OBP: 0.308, SLG: 0.422 (7, PH) (8, 7)	K			F7					SH1-3	2	0	0	0	0	1	4											
Andre Robertson, R OBP: 0.500, SLG: 0.727 (1, 5)		F8		SH3			SH1-3			2	1	1	0	1	0	0											
Bobby Meacham, S OBP: 0.331, SLG: 0.286 (1, 6)				SH3			F9		FC6-4	2	0	1	0	1	0	2											
Inning Stats	R: 1 E: 0 K: 2 S: 10	H: 3 LOB: 3 BB: 1 P: 14	R: 0 E: 0 K: 1 S: 7	H: 2 LOB: 2 BB: 0 P: 7	R: 0 E: 0 K: 1 S: 6	H: 1 LOB: 1 BB: 0 P: 6	R: 2 E: 1 K: 0 S: 5	H: 2 LOB: 1 BB: 1 P: 9	R: 0 E: 0 K: 2 S: 8	H: 1 LOB: 2 BB: 0 P: 9	R: 2 E: 1 K: 0 S: 5	H: 2 LOB: 1 BB: 1 P: 9	R: 1 E: 1 K: 0 S: 4	H: 1 LOB: 1 BB: 1 P: 8	R: 0 E: 0 K: 0 S: 3	H: 0 LOB: 0 BB: 0 P: 3		1B: 10 2B: 2 3B: 0 HR: 0	SF: 0 SAC: 2 DP: 0 HBP: 1	WP: 0 PB: 0 SB: 2 CS: 0	PA: 41						
PITCHER	IP	WLS	BF	H	R	ER	SO	BB	IBB	HBP	BLK	WP	HR	S	P	ERA	WHIP										
Bud Black, L ERA: 3.95 (1, 1)	5.2	L	31	10	5	4	6	3	0	1	0	0	0	39	52	6.35	2.294										
Michael LaCoss, R ERA: 3.96 (6, 1)	1.1		7	2	1	0	0	1	0	0	0	0	0	6	10	0.00	2.250										
Mike Jones, L ERA: 4.11 (8, 1)	1.0		3	0	0	0	0	0	0	0	0	0	0	3	3	0.00	0.000										

Batter	1	2	3	4	5	6	7	8	9	AB	R	H	RBI	BB	SO	LOB	TOP										
Oddibe McDowell, L OBP: 0.262, SLG: 0.354 (1, 8)	F9		G1 1B	K			2B		HR	5	2	3	1	0	1	0	Texas Rangers @ New York Yankees Yankee Stadium, Bronx, NY Thu Jul 11 1985, 7:05 PM EDT Att: 21,863 - Unknown livebaseballscores.com										
Toby Harrah, R OBP: 0.475, SLG: 0.413 (1, 4)	FC5 BB		G1		F8		G4-6-3 1B		1B	4	0	2	0	1	0	2											
Pete O'Brien, L OBP: 0.324, SLG: 0.411 (1, 3)			BB 1B		F8		G4-6-3		F8	4	1	1	2	1	0	3											
Buddy Bell, R OBP: 0.317, SLG: 0.346 (1, 5)	F2		1B 1B		F9			2B SF7 BB	F9	3	2	0	0	2	0	3											
Gary Ward, R OBP: 0.330, SLG: 0.420 (1, 7)	FC5		1B 1B		K			SF7 4-3 2B		4	1	2	1	0	1	2											
George Wright, S OBP: 0.230, SLG: 0.191 (1, 9)		F9	G6-4-3 1B		6-3			SF7		3	0	1	2	0	0	0											
Tom Dunbar, L OBP: 0.297, SLG: 0.276 (3, PH)	F6		G6-4-3		E6			4-3		1	0	0	0	0	0	0											
Alan Bannister, R OBP: 0.373, SLG: 0.378 (8, PH)			1-2		FC5-4			4-3		2	0	0	0	0	0	2											
Bob Jones, L OBP: 0.219, SLG: 0.191 (8, PH)			1-2		FC5-4			4-3		1	0	0	1	0	0	0											
Geno Petralli, L (1, 2)	F8			F9		FC5-4		4-3		4	0	0	0	0	0	1											
Curtis Wilkerson, S OBP: 0.308, SLG: 0.328 (1, 6)			G1 1B		6-3			F8		1	1	0	0	0	0	0											
Wayne Tolleson, S OBP: 0.354, SLG: 0.344 (5, 6)			1B HBP					F8		2	0	0	0	0	0	0											
Inning Stats	R: 0 E: 0 K: 0 S: 3	H: 0 LOB: 2 BB: 2 P: 11	R: 0 E: 0 K: 0 S: 3	H: 0 LOB: 0 BB: 0 P: 3	R: 4 E: 0 K: 0 S: 6	H: 4 LOB: 1 BB: 1 P: 11	R: 0 E: 0 K: 1 S: 5	H: 0 LOB: 0 BB: 0 P: 5	R: 0 E: 0 K: 0 S: 3	H: 0 LOB: 0 BB: 0 P: 3	R: 0 E: 0 K: 1 S: 6	H: 0 LOB: 1 BB: 0 P: 6	R: 0 E: 0 K: 0 S: 4	H: 2 LOB: 1 BB: 0 P: 4	R: 2 E: 0 K: 0 S: 4	H: 1 LOB: 1 BB: 0 P: 8	R: 1 E: 0 K: 0 S: 5	H: 2 LOB: 1 BB: 0 P: 5	1B: 6 2B: 2 3B: 0 HR: 1	SF: 1 SAC: 0 DP: 2 HBP: 1	WP: 0 PB: 0 SB: 0 CS: 0	PA: 40					
PITCHER	IP	WLS	BF	H	R	ER	SO	BB	IBB	HBP	BLK	WP	HR	S	P	ERA	WHIP										
Joe Cowley, R ERA: 3.55 (1, 1)	2.1		11	1	2	2	0	2	0	1	0	0	0	8	17	7.71	1.286										
Rich Bordi, R ERA: 2.31 (3, 1)	0.0	3	2	1	1	0	1	0	0	0	0	0	0	2	6	∞	∞										
Bob Shirley, L ERA: 3.54 (3, 1)	5.0	W	19	4	3	3	2	1	0	0	0	0	0	22	26	5.40	1.000										
Mike Armstrong, R ERA: 5.4 (8, 1)	1.0		5	2	1	1	0	0	0	0	0	0	1	5	5	9.00	2.000										
Brian Fisher, R ERA: 2.57 (9, 1)	0.2		2	0	0	0	0	0	0	0	0	0	0	2	2	0.00	0.000										

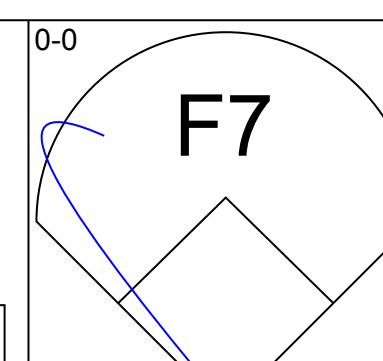
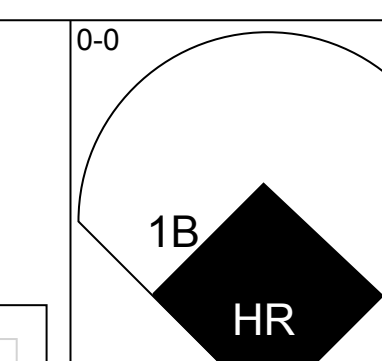
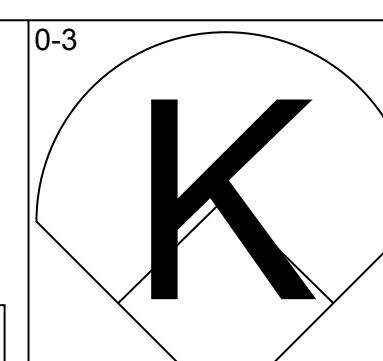
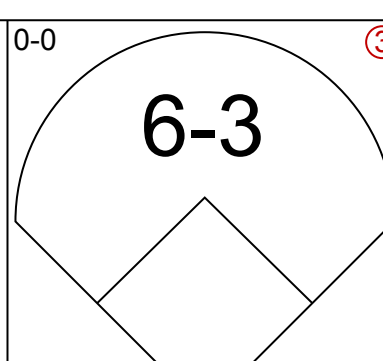
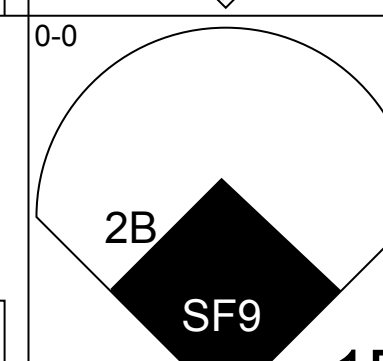
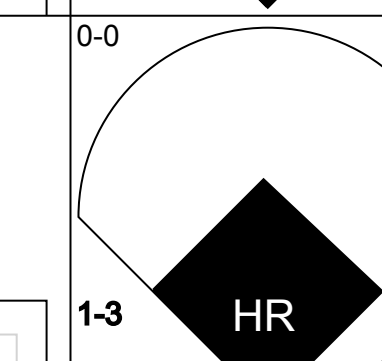
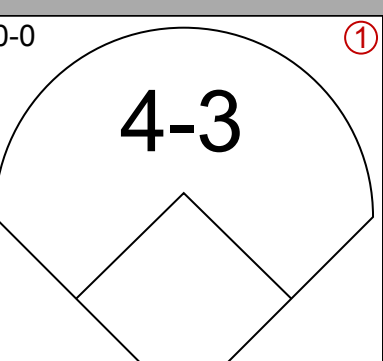
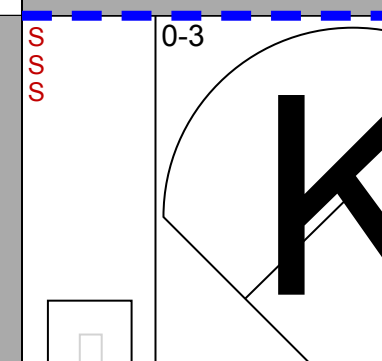
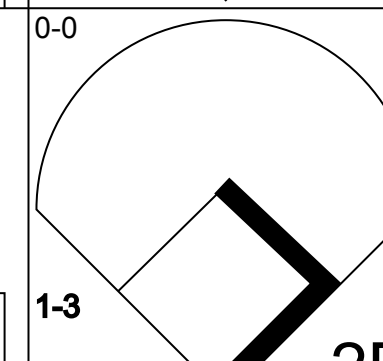
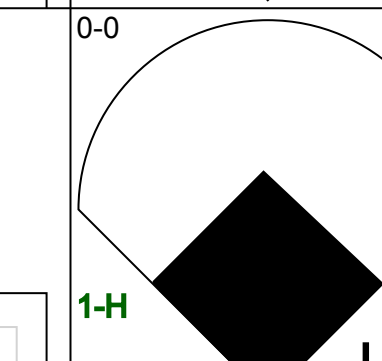
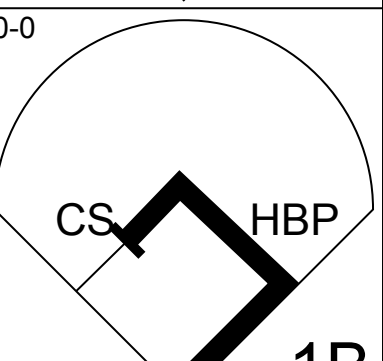
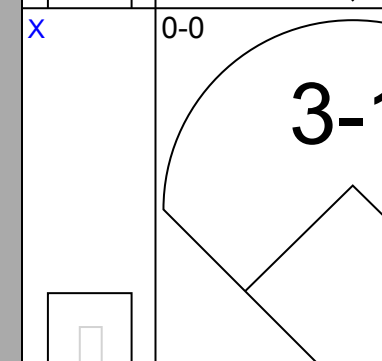
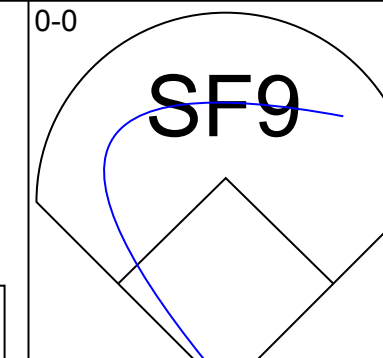
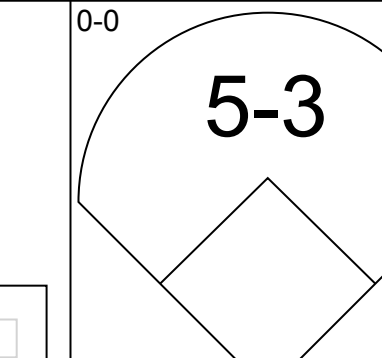
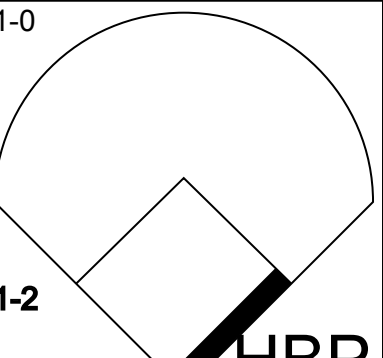
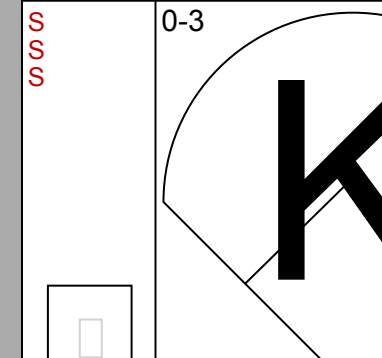
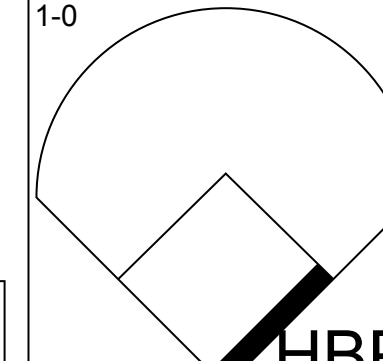
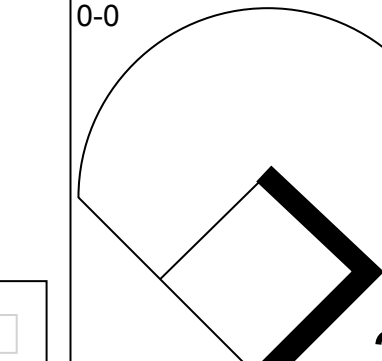
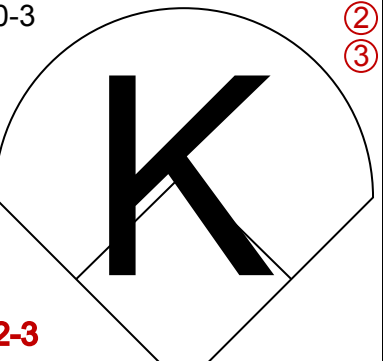
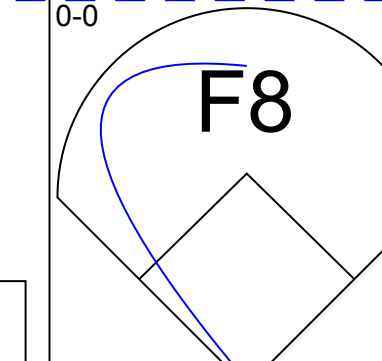
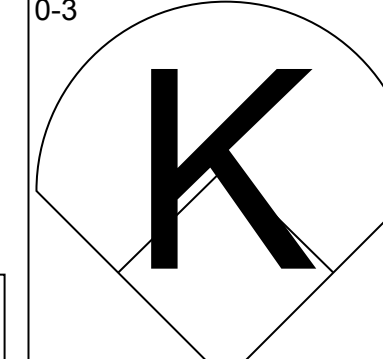
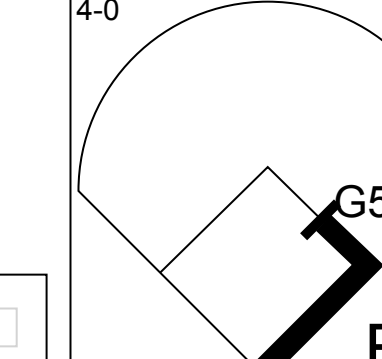

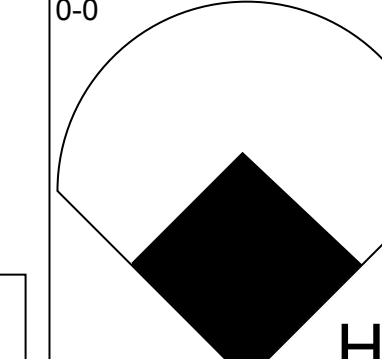
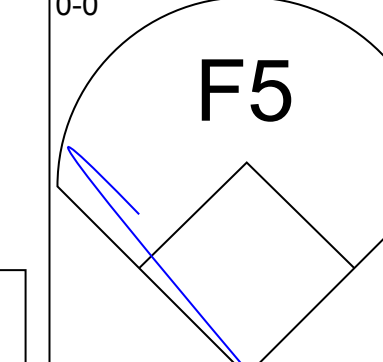
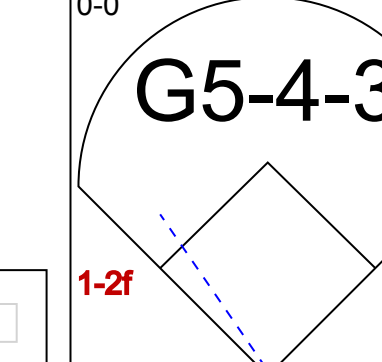
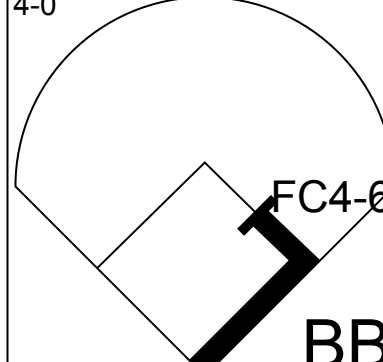
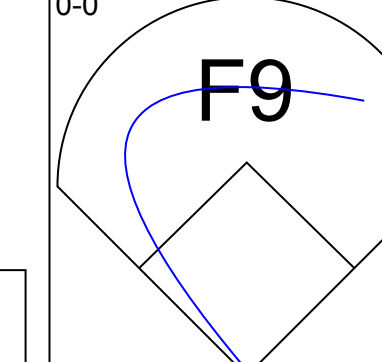
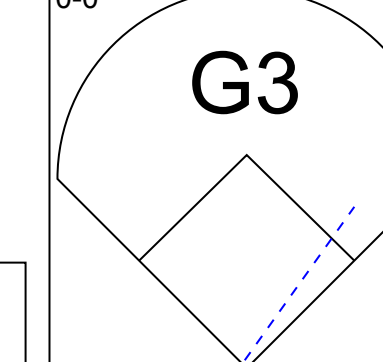
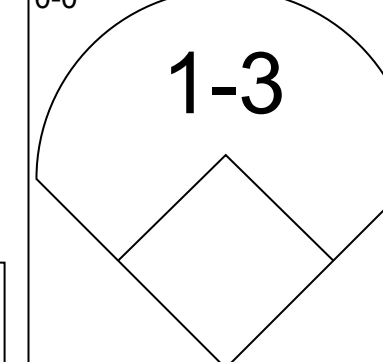
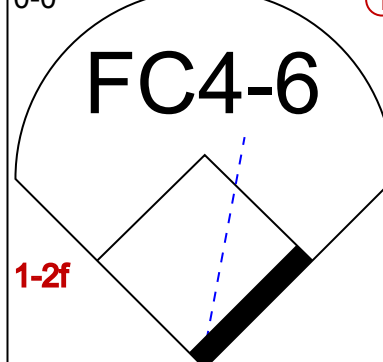
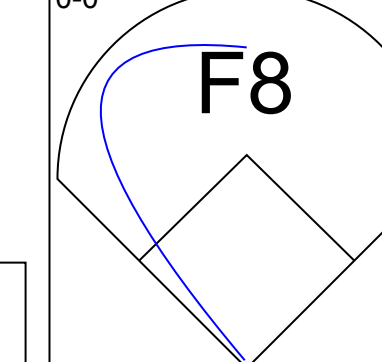
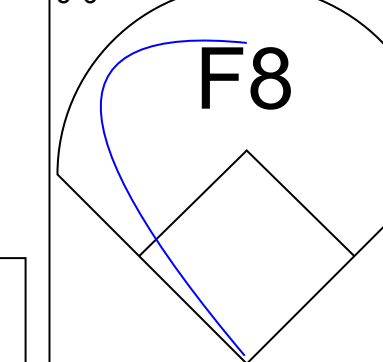
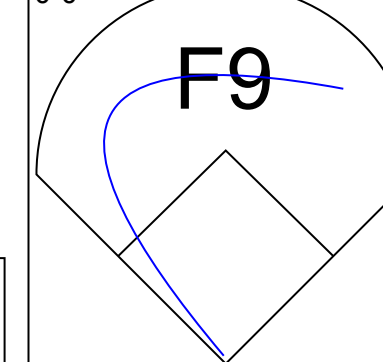
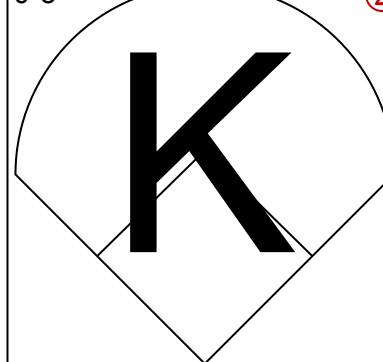
Batter	1	2	3	4	5	6	7	8	9	AB	R	H	RBI	BB	SO	LOB	BOTTOM											
Rickey Henderson, R OBP: 0.443, SLG: 0.558 (1, 8)	F9	F2		1B 2B	BB		5-3			3	1	0	0	2	0	1	Texas Rangers @ New York Yankees Yankee Stadium, Bronx, NY Thu Jul 11 1985, 7:05 PM EDT Att: 21,863 - Unknown livebaseballscores.com											
Bill Sample, R OBP: 0.316, SLG: 0.319 (9, 7)				BB	BB					0	0	0	0	0	0	0												
Ken Griffey, L OBP: 0.312, SLG: 0.418 (1, 7)	G4-1		4-3	2B	1B			FC4-6 1B		4	1	2	0	1	0	0												
Don Mattingly, L OBP: 0.348, SLG: 0.475 (1, 3)	HR 1B		F9 2B	HR 2B	BB			FC4-6 FC4 1B		5	2	3	3	0	0	3												
Dave Winfield, R OBP: 0.333, SLG: 0.451 (1, 9)	HR		F9	HR BB	IBB		G3 1B	FC4		4	2	2	2	1	0	2												
Ron Hassey, L OBP: 0.383, SLG: 0.525 (1, 2)				HR IBB				FC4		1	0	0	0	0	0	1												
Butch Wynegar, S OBP: 0.342, SLG: 0.330 (4, PH)			6-3	HR BB			G3	F2		2	1	0	0	1	0	2												
Dan Pasqua, L OBP: 0.257, SLG: 0.267 (1, 10)	F5			HR BB			K			2	1	1	0	0	0	1												
Don Baylor, R OBP: 0.337, SLG: 0.458 (4, PH)				1B HR			K			2	1	1	4	0	1	1												
Willie Randolph, R OBP: 0.376, SLG: 0.349 (1, 4)				6-3	4-3					4	1	1	1	0	0	2												
Mike Pagliarulo, L OBP: 0.317, SLG: 0.383 (1, 5)				K	F2			3-1		4	0	0	0	0	2	1												
Bobby Meacham, S OBP: 0.333, SLG: 0.287 (1, 6)				1B 2B	1B			K		3	1	1	1	0	1	0												
Inning Stats	R: 2 E: 0 K: 0 S: 5	H: 2 LOB: 1 BB: 0 P: 6	R: 1 E: 0 K: 1 S: 5	H: 1 LOB: 0 BB: 0 P: 6	R: 0 E: 0 K: 0 S: 4	H: 1 LOB: 1 BB: 0 P: 4	R: 8 E: 0 K: 1 S: 10	H: 5 LOB: 3 BB: 3 P: 22	R: 0 E: 0 K: 0 S: 3	H: 0 LOB: 2 BB: 2 P: 11	R: 0 E: 0 K: 1 S: 6	H: 1 LOB: 1 BB: 0 P: 6	R: 0 E: 0 K: 1 S: 5	H: 0 LOB: 0 BB: 0 P: 5	R: 0 E: 0 K: 0 S: 4	H: 1 LOB: 1 BB: 0 P: 4	R: 0 E: 0 K: 0 S: 5	H: 1 LOB: 1 BB: 0 P: 4	1B: 6 2B: 2 3B: 0 HR: 3	SF: 0 SAC: 0 DP: 0 HBP: 2	WP: 0 PB: 0 SB: 0 CS: 1	PA: 41						
PITCHER	IP	WLS	BF	H	R	ER	SO	BB	IBB	HBP	BLK	WP	HR	S	P	ERA	WHIP											
Glen Cook, R ERA: 6.55 (1, 1)	3.2	L	22	8	9	9	2	1	1	2	0	0	0	1	5	17	13.50	3.000										
Chris Welsh, L ERA: 2.45 (4, 1)	1.1		8	1	2	2	0	3	0	0	0	0	0	1	5	17	13.50	3.000										
Dave Rozema, R ERA: 4.87 (6, 1)	2.0		7	1	0	0	2	0	0	0	0	0	0	11	11	0.00	0.500											
Dave Schmidt, R ERA: 1.98 (8, 1)	1.0		4	1	0	0	0	0	0	0	0	0	0	4	4	0.00	1.000											

Batter	1	2	3	4	5	6	7	8	9	AB	R	H	RBI	BB	SO	LOB	TOP					
Oddibe McDowell, L OBP: 0.257, SLG: 0.347										4	0	0	0	0	2	2						
Toby Harrah, R OBP: 0.476, SLG: 0.411										1	0	0	0	2	0	0						
Pete O'Brien, L OBP: 0.321, SLG: 0.407										3	0	0	0	0	0	2						
George Wright, S OBP: 0.225, SLG: 0.187										3	0	0	0	0	0	1						
Gary Ward, R OBP: 0.328, SLG: 0.416										3	0	0	0	0	0	0						
Buddy Bell, R OBP: 0.314, SLG: 0.342										3	0	0	0	0	0	0						
Tom Dunbar, L OBP: 0.289, SLG: 0.267										3	0	0	0	0	0	0						
Geno Petralli, L OBP: 0.300, SLG: 0.222										3	0	2	0	0	1	0						
Wayne Tolleson, S OBP: 0.371, SLG: 0.351										3	0	2	0	0	0	1						
Inning Stats	R: 0 E: 0 K: 1 S: 5	H: 0 LOB: 0 BB: 0 P: 5	R: 0 E: 0 K: 0 S: 3	H: 0 LOB: 0 BB: 0 P: 3	R: 0 E: 1 K: 1 S: 6	H: 2 LOB: 1 BB: 0 P: 6	R: 0 E: 0 K: 0 S: 2	H: 0 LOB: 0 BB: 1 P: 6	R: 0 E: 0 K: 0 S: 3	H: 0 LOB: 0 BB: 0 P: 3	R: 0 E: 0 K: 0 S: 3	H: 0 LOB: 0 BB: 0 P: 3	R: 0 E: 0 K: 0 S: 3	H: 1 LOB: 0 BB: 0 P: 3	R: 0 E: 0 K: 0 S: 3	H: 0 LOB: 0 BB: 0 P: 3	R: 0 E: 0 K: 0 S: 3	H: 1 LOB: 0 BB: 0 P: 3	1B: 4 2B: 0 3B: 0 HR: 0	SF: 0 SAC: 0 DP: 4 HBP: 0	WP: 0 PB: 0 SB: 0 CS: 0	PA: 28
PITCHER Ed Whitson, R ERA: 3.69	IP: 9.0 WLS: W BF: 28 H: 4 R: 0 ER: 0 SO: 3 BB: 2 IBB: 0 HBP: 0 BLK: 0 WP: 0 HR: 0 S: 32 P: 40 ERA: 0.00 WHIP: 0.667																					

Texas Rangers @ New York Yankees
Yankee Stadium, Bronx, NY
Fri Jul 12, 1985, 7:05 PM EDT
Att: 21,832 - Unknown

AB 26
R 0
H 4
RBI 0
BB 2
SO 3
LOB 6

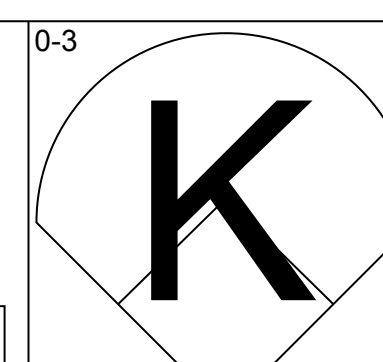
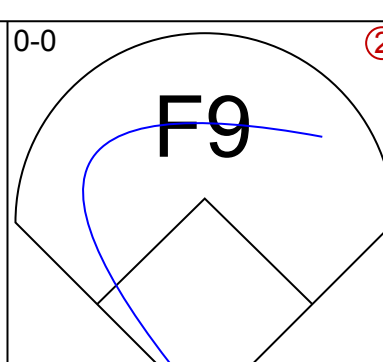
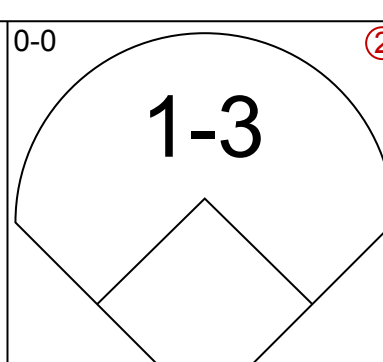
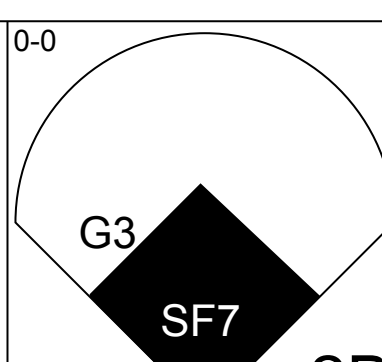
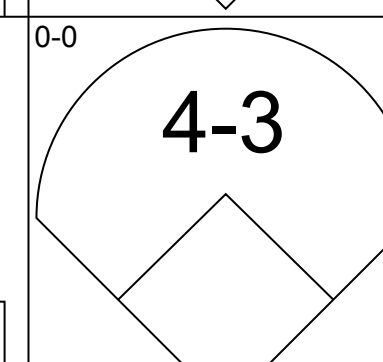
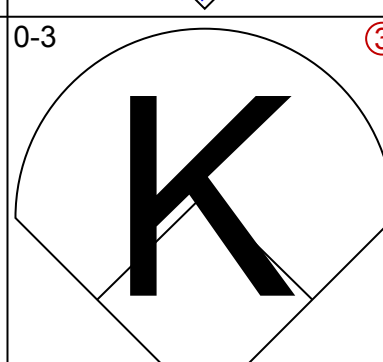
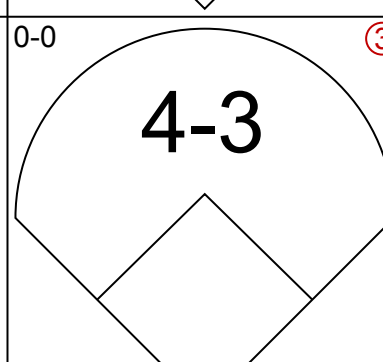
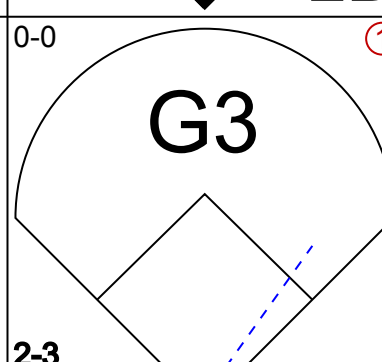
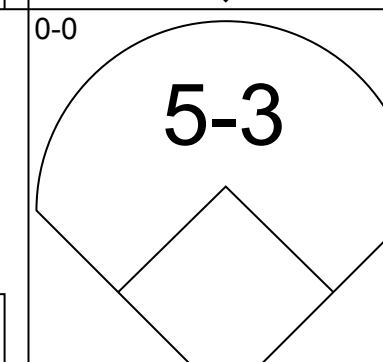
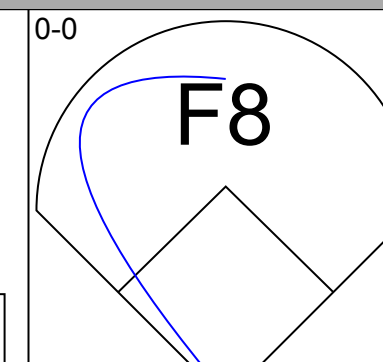
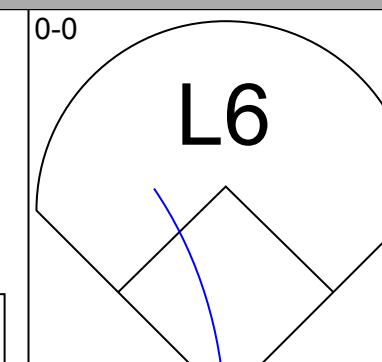
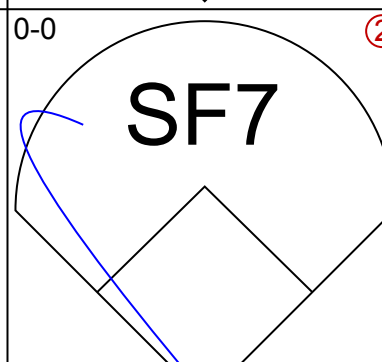
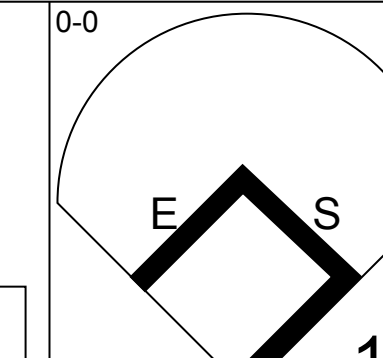
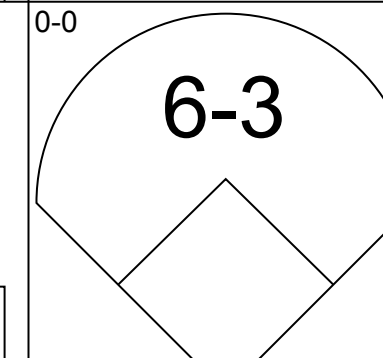
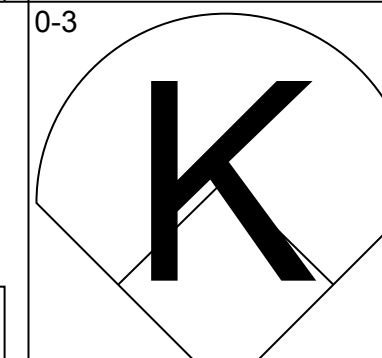
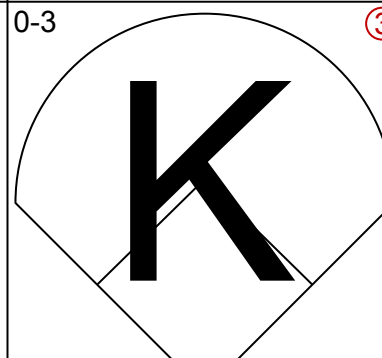
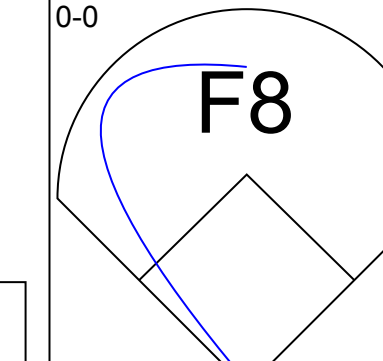
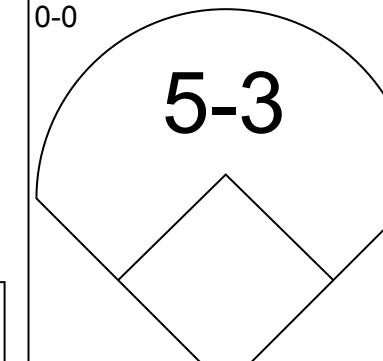
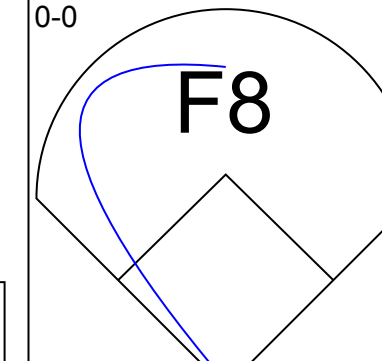
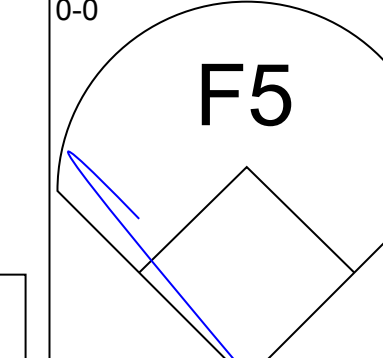
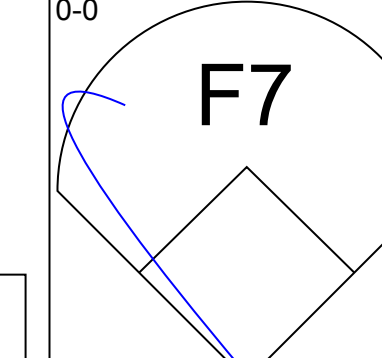
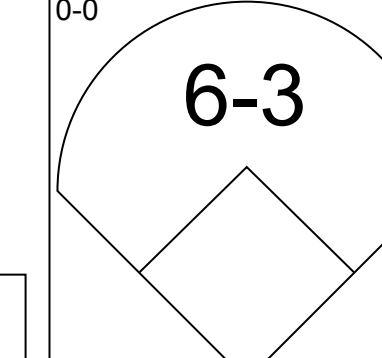
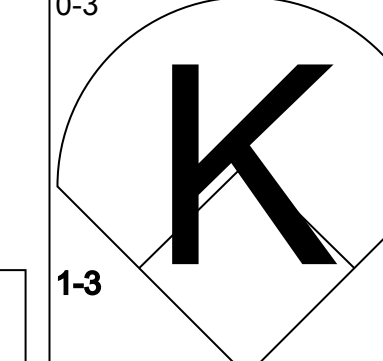
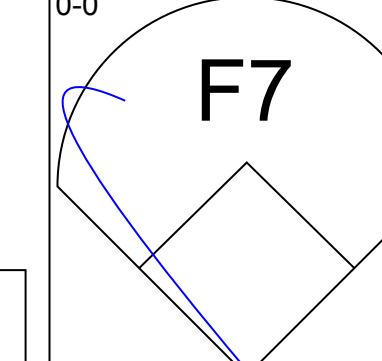
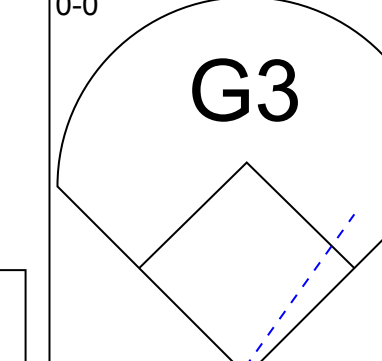
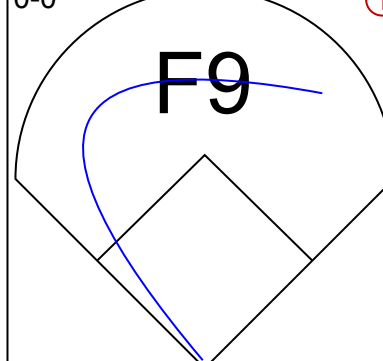
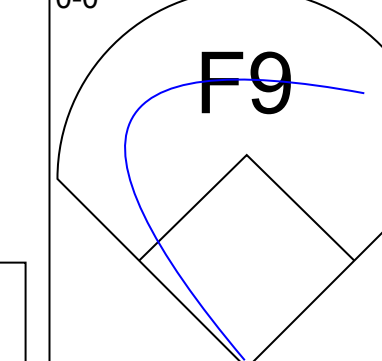
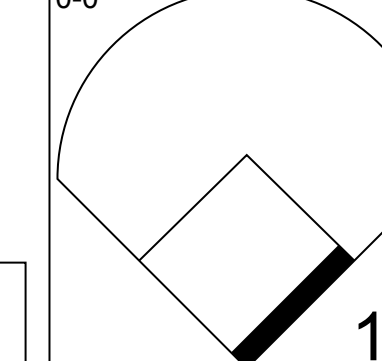
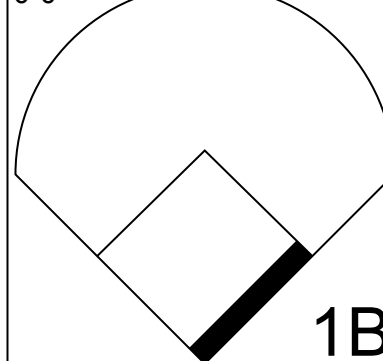
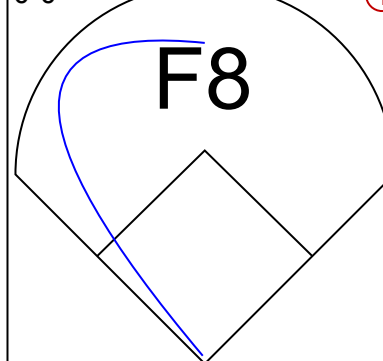
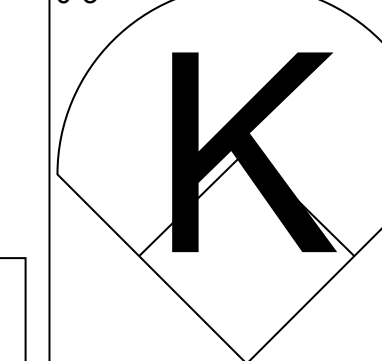


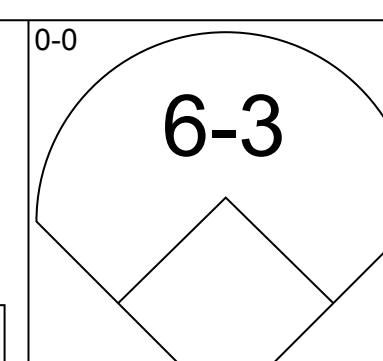
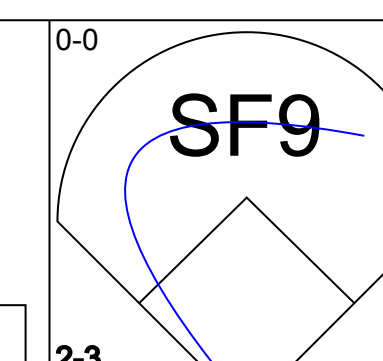
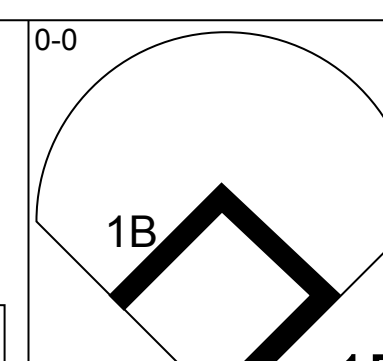
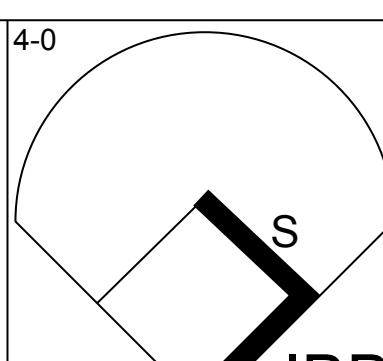
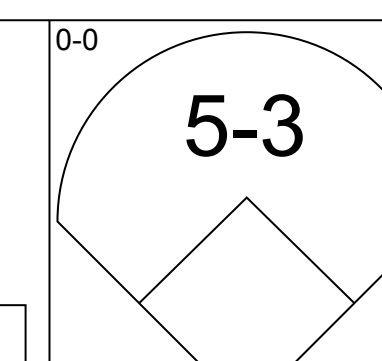
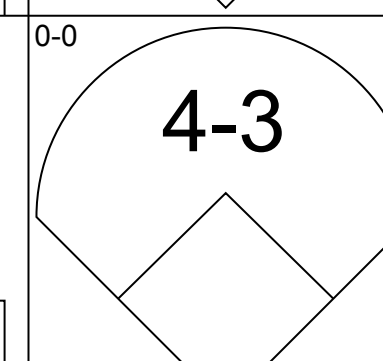
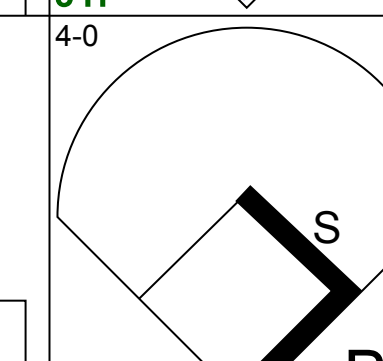
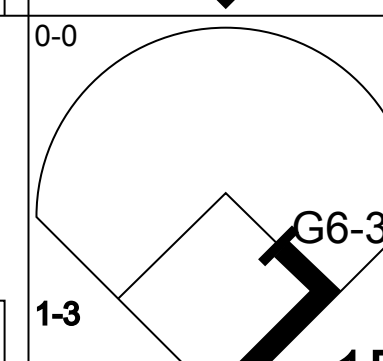
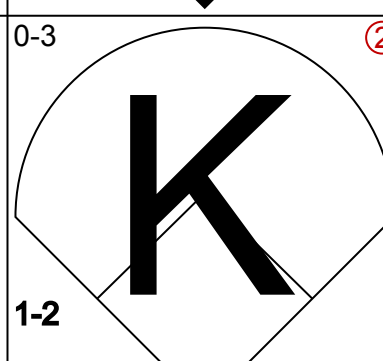
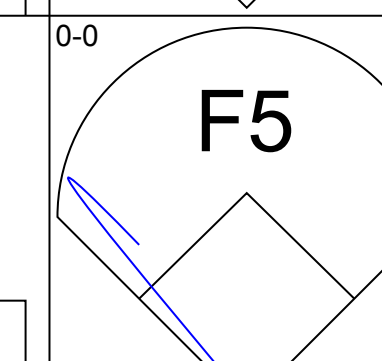
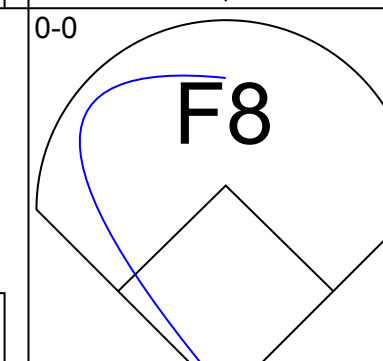
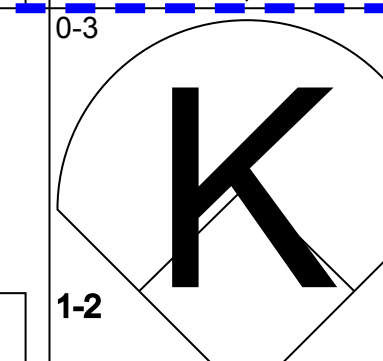
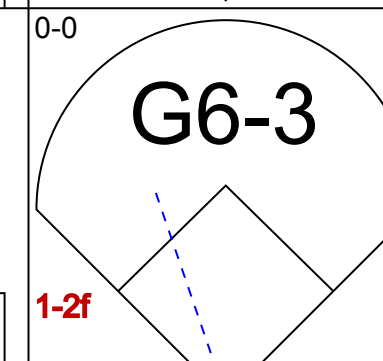
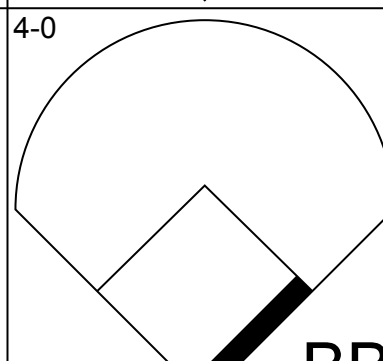
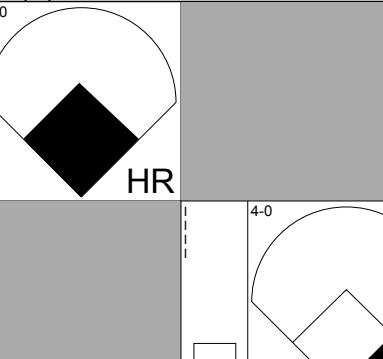
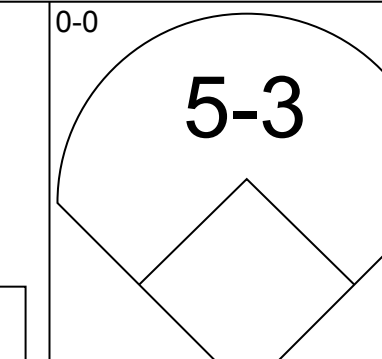
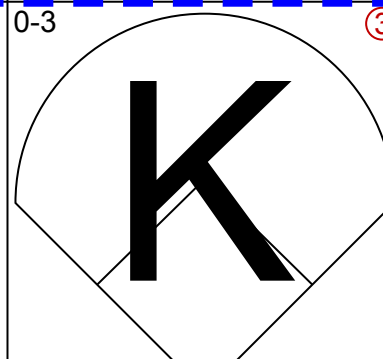
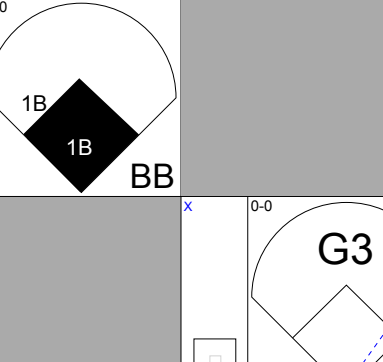
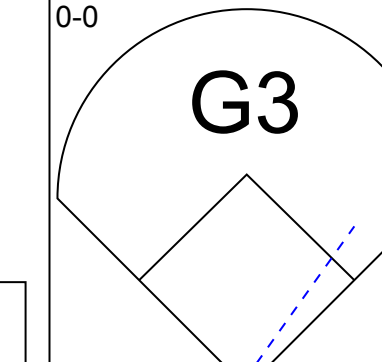
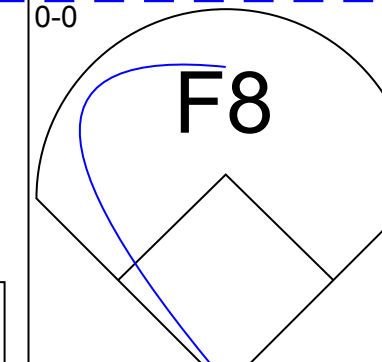
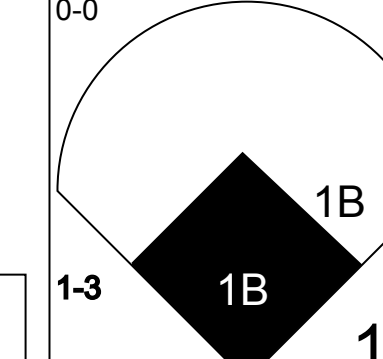
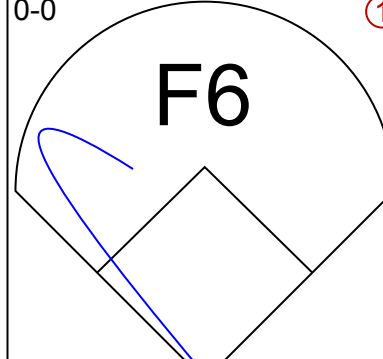
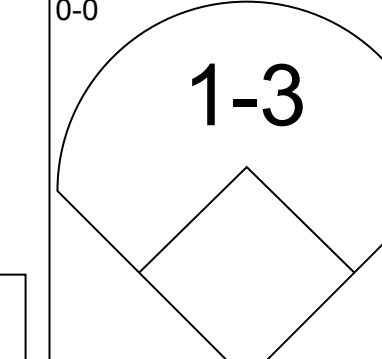
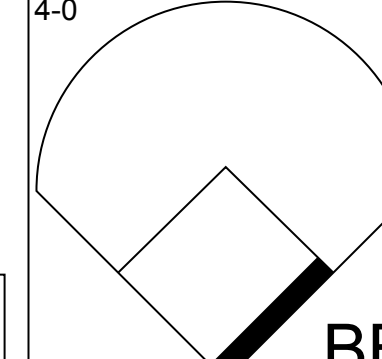
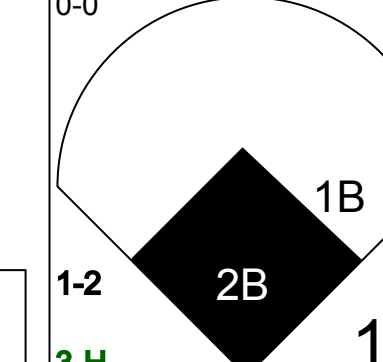
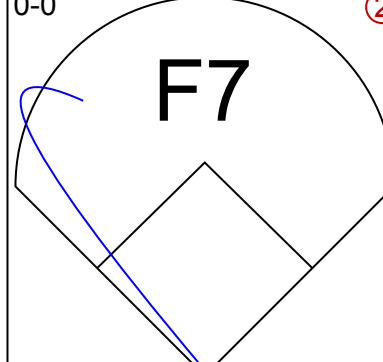
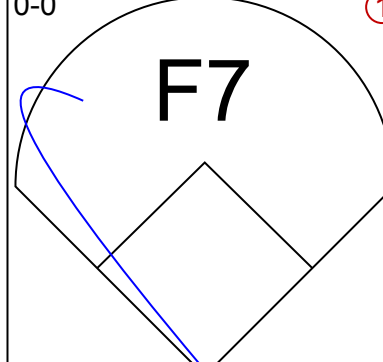
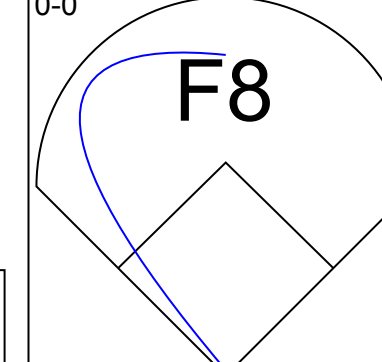
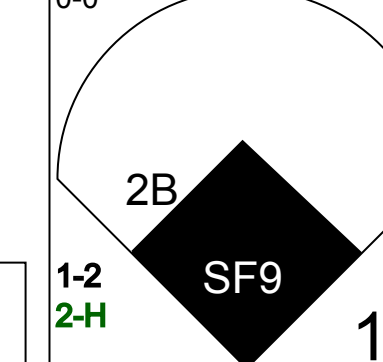
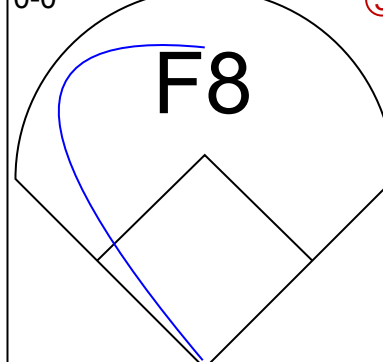
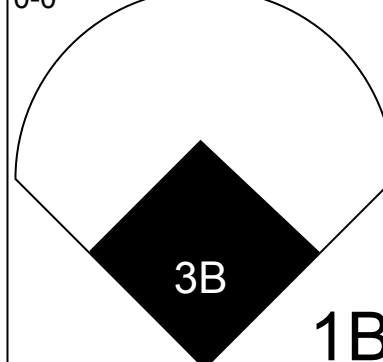
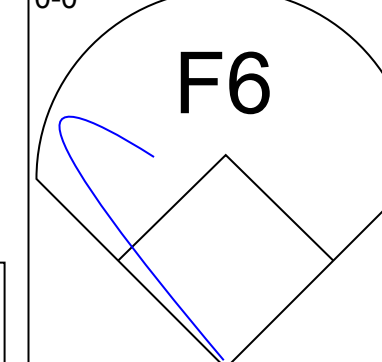
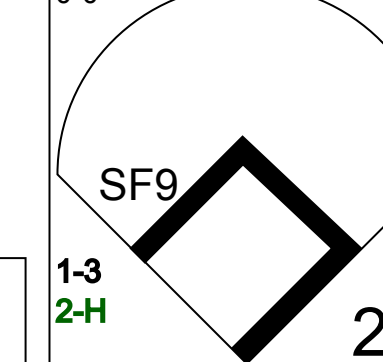
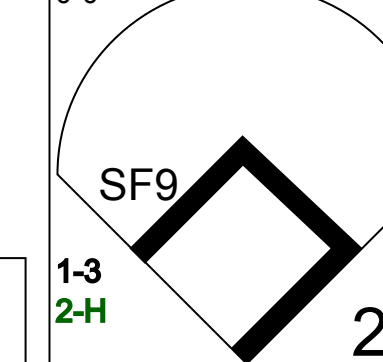
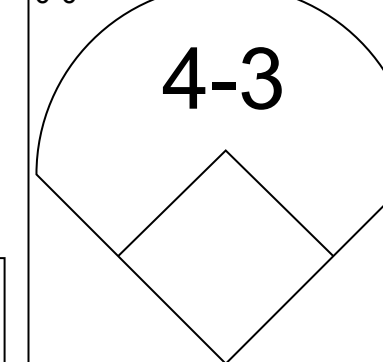
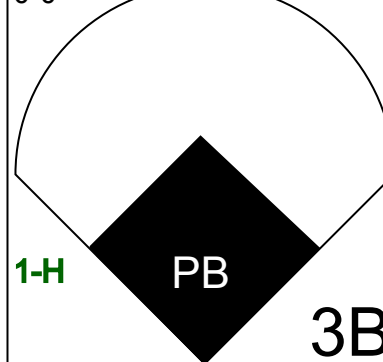
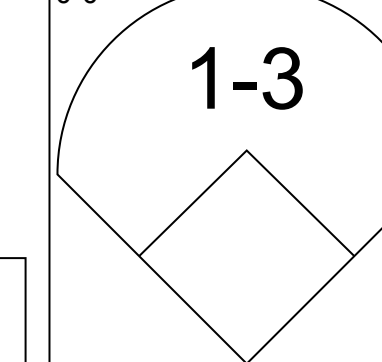
Batter	1	2	3	4	5	6	7	8	9	AB	R	H	RBI	BB	SO	LOB	BOTTOM					
Rickey Henderson, R OBP: 0.440, SLG: 0.553										4	1	1	0	0	1	1						
Ken Griffey, L OBP: 0.315, SLG: 0.420										4	2	2	0	0	1	0						
Don Mattingly, L OBP: 0.352, SLG: 0.491										4	1	3	3	0	0	0						
Don Baylor, R OBP: 0.335, SLG: 0.455										2	0	0	1	0	1	0						
Ron Hassey, L OBP: 0.387, SLG: 0.529										3	0	1	0	0	1	2						
Dan Pasqua, L OBP: 0.308, SLG: 0.485										3	2	2	2	1	1	2						
Willie Randolph, R OBP: 0.376, SLG: 0.345										3	0	0	0	1	0	2						
Mike Pagliarulo, L OBP: 0.311, SLG: 0.375										4	0	0	0	0	0	1						
Bobby Meacham, S OBP: 0.330, SLG: 0.283										3	0	0	0	0	1	1						
Inning Stats	R: 1 E: 0 K: 1 S: 7	H: 2 LOB: 2 BB: 0 P: 8	R: 0 E: 0 K: 0 S: 3	H: 0 LOB: 0 BB: 0 P: 3	R: 3 E: 0 K: 0 S: 6	H: 4 LOB: 1 BB: 1 P: 10	R: 0 E: 0 K: 1 S: 5	H: 0 LOB: 0 BB: 0 P: 5	R: 0 E: 0 K: 1 S: 5	H: 1 LOB: 2 BB: 0 P: 6	R: 1 E: 0 K: 2 S: 7	H: 1 LOB: 0 BB: 0 P: 7	R: 1 E: 0 K: 0 S: 4	H: 1 LOB: 0 BB: 0 P: 4	R: 0 E: 0 K: 0 S: 4	H: 0 LOB: 0 BB: 0 P: 4	R: 0 E: 0 K: 0 S: 4	H: 1 LOB: 0 BB: 0 P: 4	1B: 4 2B: 3 3B: 0 HR: 3	SF: 1 SAC: 0 DP: 2 HBP: 2	WP: 0 PB: 0 SB: 0 CS: 1	PA: 35
PITCHER Bob Sebra, R ERA: 8.8	IP: 2.1 WLS: L BF: 15 H: 6 R: 4 ER: 4 SO: 1 BB: 4 IBB: 4 HBP: 1 BLK: 0 WP: 1 HR: 1 S: 15 P: 20 ERA: 15.43 WHIP: 3.000																					
Dave Rozema, R ERA: 4.73	IP: 3.2 WLS: L BF: 13 H: 2 R: 1 ER: 1 SO: 1 BB: 1 IBB: 0 HBP: 1 BLK: 0 WP: 0 HR: 1 S: 17 P: 22 ERA: 2.46 WHIP: 0.818																					
Greg Harris, R ERA: 2.39	IP: 7.1 WLS: L BF: 3 H: 0 R: 0 ER: 0 SO: 2 BB: 0 IBB: 0 HBP: 0 BLK: 0 WP: 0 HR: 0 S: 7 P: 7 ERA: 0.00 WHIP: 0.000																					
Dave Stewart, R ERA: 4.62	IP: 8.1 WLS: L BF: 4 H: 1 R: 1 ER: 1 SO: 0 BB: 0 IBB: 0 HBP: 0 BLK: 0 WP: 0 HR: 1 S: 4 P: 4 ERA: 9.00 WHIP: 1.000																					

Texas Rangers @ New York Yankees
Yankee Stadium, Bronx, NY
Fri Jul 12, 1985, 7:05 PM EDT
Att: 21,832 - Unknown

AB 30
R 6
H 9
RBI 6
BB 2
SO 6
LOB 9



Batter	1	2	3	4	5	6	7	8	9	AB	R	H	RBI	BB	SO	LOB	TOP			
Toby Harrah, R OBP: 0.471, SLG: 0.408 (1, 4)									4 1 1 0 0 1 1								Texas Rangers @ New York Yankees Yankee Stadium, Bronx, NY Sun Jul 14 1985, 3:33 AM EDT Att: 28,168 - Unknown			
Oddibe McDowell, L OBP: 0.253, SLG: 0.340 (1, 8)									4 0 0 0 0 1 2											
Buddy Bell, R OBP: 0.307, SLG: 0.334 (1, 5)									3 0 0 1 0 0 0											
Gary Ward, R OBP: 0.323, SLG: 0.409 (1, 7)									4 0 1 0 0 2 0											
Alan Bannister, R OBP: 0.364, SLG: 0.367 (1, 10)									3 0 0 0 0 0 1											
George Wright, S OBP: 0.222, SLG: 0.185 (1, 9)									3 0 0 0 0 0 1											
Pete O'Brien, L OBP: 0.323, SLG: 0.406 (1, 3)									3 0 0 0 0 1 1											
Glenn Brummer, R OBP: 0.356, SLG: 0.258 (1, 2)									3 0 1 0 0 0 0											
Wayne Tolleson, S OBP: 0.365, SLG: 0.346 (1, 6)									3 0 1 0 0 1 1											
Inning Stats	R: 0 E: 0 K: 1 S: 5	H: 0 LOB: 0 BB: 0 P: 5	R: 0 E: 0 K: 1 S: 6	H: 1 LOB: 1 BB: 0 P: 6	R: 0 E: 0 K: 1 S: 6	H: 1 LOB: 1 BB: 0 P: 6	R: 0 E: 0 K: 0 S: 3	H: 0 LOB: 0 BB: 0 P: 3	R: 0 E: 0 K: 0 S: 3	H: 0 LOB: 0 BB: 0 P: 3	R: 0 E: 0 K: 1 S: 5	H: 0 LOB: 0 BB: 0 P: 5	R: 0 E: 0 K: 1 S: 6	H: 1 LOB: 1 BB: 0 P: 6	R: 1 E: 0 K: 1 S: 6	H: 1 LOB: 0 BB: 0 P: 6	1B: 3 2B: 1 3B: 0 HR: 0	SF: 1 SAC: 0 DP: 0 HBP: 0	WP: 0 PB: 0 SB: 1 CS: 0	PA: 31
PITCHER Ron Guidry, L ERA: 2.58 (1, 1)	IP: 9.0 WLS: W BF: 31 H: 4 R: 1 ER: 1 SO: 6 BB: 0 IBB: 0 HBP: 0 BLK: 0 WP: 0 HR: 0 S: 43 P: 43 ERA: 1.00 WHIP: 0.444															PITCHER IP: WLS: BF: H: R: ER: SO: BB: IBB: HBP: BLK: WP: HR: S: P: ERA: WHIP:				

Batter	1	2	3	4	5	6	7	8	9	AB	R	H	RBI	BB	SO	LOB	BOTTOM			
Willie Randolph, R OBP: 0.375, SLG: 0.344 (1, 4)									3 0 1 1 1 0 0								Texas Rangers @ New York Yankees Yankee Stadium, Bronx, NY Sun Jul 14 1985, 3:33 AM EDT Att: 28,168 - Unknown			
Ken Griffey, L OBP: 0.316, SLG: 0.417 (1, 7)									4 0 1 0 1 1 1											
Don Mattingly, L OBP: 0.348, SLG: 0.481 (1, 3)									3 0 0 0 1 1 4											
Dave Winfield, R OBP: 0.340, SLG: 0.461 (1, 10)									3 1 1 1 1 1 2											
Dan Pasqua, L OBP: 0.302, SLG: 0.444 (1, 9)									3 1 0 0 1 0 3											
Ron Hassey, L OBP: 0.390, SLG: 0.523 (1, 2)									3 1 1 0 1 0 0											
Mike Pagliarulo, L OBP: 0.310, SLG: 0.372 (1, 5)									4 1 1 1 0 0 1											
Bobby Meacham, S OBP: 0.332, SLG: 0.285 (1, 6)									4 2 2 1 0 0 1											
Omar Moreno, L OBP: 0.222, SLG: 0.355 Bill Sample, R OBP: 0.313, SLG: 0.329 (7, 8)									3 1 2 2 0 0 0 1 0 0 0 0 0 0											
Inning Stats	R: 0 E: 0 K: 0 S: 3	H: 5 LOB: 3 BB: 3 P: 22	R: 0 E: 0 K: 0 S: 3	H: 0 LOB: 0 BB: 0 P: 3	R: 0 E: 0 K: 0 S: 4	H: 2 LOB: 1 BB: 0 P: 4	R: 0 E: 0 K: 0 S: 3	H: 0 LOB: 0 BB: 0 P: 3	R: 2 E: 0 K: 2 S: 9	H: 2 LOB: 2 BB: 2 P: 17	R: 0 E: 0 K: 0 S: 3	H: 0 LOB: 1 BB: 1 P: 7	R: 0 E: 0 K: 0 S: 3	H: 0 LOB: 0 BB: 0 P: 3	R: 0 E: 0 K: 0 S: 3	H: 0 LOB: 0 BB: 0 P: 3	1B: 6 2B: 1 3B: 1 HR: 1	SF: 1 SAC: 0 DP: 1 HBP: 0	WP: 0 PB: 1 SB: 2 CS: 0	PA: 38
PITCHER Burt Hooton, R ERA: 4.28 Chris Welsh, L ERA: 2.41 Greg Harris, R ERA: 2.38 Dave Stewart, R ERA: 4.5 Dave Schmidt, R ERA: 1.88	IP: 1.1 WLS: L BF: 11 H: 5 R: 5 ER: 5 SO: 0 BB: 2 IBB: 0 HBP: 0 BLK: 0 WP: 0 HR: 1 S: 9 P: 17 ERA: 33.75 WHIP: 5.250															PITCHER IP: WLS: BF: H: R: ER: SO: BB: IBB: HBP: BLK: WP: HR: S: P: ERA: WHIP:				

Batter	1	2	3	4	5	6	7	8	9	AB R H RBI BB SO LOB	TOP											
Rickey Henderson, R OBP: 0.438, SLG: 0.542 (1, 8)	F8	F6		E S BB		5-3		K		4 0 0 0 1 1 2	New York Yankees @ Minnesota Twins Hubert H. Humphrey Metrodome, Minneapolis, MN Fri Jul 19 1985, 8:05 PM EDT Att: 37,687 - Unknown											
Ken Griffey, L OBP: 0.313, SLG: 0.407 (1, 7)	K		F9 S BB	F3		F5		F5	4 1 0 0 1 1 1													
Don Mattingly, L OBP: 0.347, SLG: 0.483 (1, 3)			F9	3-1		K			5 0 2 0 0 1 2													
Dave Winfield, R OBP: 0.342, SLG: 0.462 (1, 9)	K		E5 4-3 1B		HR		F5		5 2 2 0 0 1 1													
Ron Hassey, L OBP: 0.386, SLG: 0.517 (1, 2)		K	4-3		F8			F8	5 0 1 0 0 1 4													
Don Baylor, R OBP: 0.335, SLG: 0.460 (1, 10)	K		1B HBP		HR		K	F3	4 1 1 2 0 2 3													
Willie Randolph, R OBP: 0.378, SLG: 0.351 (1, 4)		HR	1-2 3H 1B		F2		5-3		4 1 2 1 0 0 1													
Mike Pagliarulo, L OBP: 0.317, SLG: 0.390 (1, 5)		HR	F8				K		4 1 2 2 0 1 2													
Bobby Meacham, S OBP: 0.333, SLG: 0.287 (1, 6)				F8	F8			CS 1B	4 0 2 0 0 0 1													
Inning Stats	R: 0 E: 0 K: 2 S: 8	H: 1 LOB: 1 BB: 0 P: 8	R: 2 E: 0 K: 2 S: 10	H: 3 LOB: 1 BB: 0 P: 10	R: 2 E: 1 K: 0 S: 5	H: 1 LOB: 2 BB: 1 P: 10	R: 0 E: 0 K: 0 S: 3	H: 0 LOB: 1 BB: 1 P: 7	R: 2 E: 0 K: 0 S: 6	H: 3 LOB: 1 BB: 0 P: 6	R: 0 E: 0 K: 1 S: 5	H: 0 LOB: 0 BB: 0 P: 5	R: 0 E: 0 K: 1 S: 6	H: 1 LOB: 1 BB: 0 P: 6	R: 0 E: 0 K: 2 S: 7	H: 1 LOB: 0 BB: 0 P: 7	R: 0 E: 0 K: 0 S: 5	H: 2 LOB: 2 BB: 0 P: 5	1B: 8 2B: 1 3B: 1 HR: 2	SF: 0 SAC: 0 DP: 0 HBP: 1	WP: 0 PB: 0 CS: 1	PA: 42
PITCHER	IP WLS BF H R ER SO BB IBB HBP BLK WP HR S P ERA WHIP											IP WLS BF H R ER SO BB IBB HBP BLK WP HR S P ERA WHIP										
John Butcher, R ERA: 4.57 (1, 1)	4.2 L 25 7 6 4 4 2 0 1 0 0 2 30 39 7.71 1.929																					
Pete Filson, L ERA: 4.29 (5, 1)	3.2 14 4 0 0 4 0 0 0 0 0 0 22 22 0.00 1.091																					
Ron Davis, R ERA: 4.33 (9, 1)	0.2 3 1 0 0 0 0 0 0 0 0 0 3 3 0.00 1.500																					

AB	39
R	6
H	12
RBI	5
BB	2
SO	8
LOB	17



Batter	1	2	3	4	5	6	7	8	9	AB R H RBI BB SO LOB	BOTTOM											
Kirby Puckett, R OBP: 0.319, SLG: 0.369 (1, 8)	4-3		F9	1-2 1B		F4			K	5 0 1 0 0 1 0	New York Yankees @ Minnesota Twins Hubert H. Humphrey Metrodome, Minneapolis, MN Fri Jul 19 1985, 8:05 PM EDT Att: 37,687 - Unknown											
Roy Smalley, S OBP: 0.385, SLG: 0.413 (1, 6)	G3		F6	F8						4 0 0 0 0 1 2												
Dave Engle, R OBP: 0.365, SLG: 0.565 (9, PH)						K				1 0 1 0 0 0 0												
Randy Bush, L OBP: 0.294, SLG: 0.511 (1, 7)					6-3					3 1 2 1 1 0 0												
Tim Laudner, R OBP: 0.277, SLG: 0.380 (9, PH)	S BB		HR				2B		K	1 0 0 0 0 1 1												
Tom Brunansky, R OBP: 0.357, SLG: 0.506 (1, 9)	F7				K		F8			4 0 1 0 0 1 1												
Kent Hrbek, L OBP: 0.315, SLG: 0.391 (1, 10)		F3	F8		4-3			G6-4-3 1B		4 0 1 0 0 0 1												
Gary Gaetti, R OBP: 0.322, SLG: 0.439 (1, 5)		1B		HR		F4		G6-4-3 1-2		4 1 2 1 0 0 1												
Mike Stenhouse, L OBP: 0.336, SLG: 0.490 (1, 3)										3 0 0 0 0 0 1												
Ron Washington, R OBP: 0.250, SLG: 0.236 (9, 3)		F9		F8		F6				1 0 1 0 0 0 0												
Tim Teufel, R OBP: 0.357, SLG: 0.402 (1, 4)					1B BB		HR		F9	2 1 1 0 2 0 1												
Mark Salas, L OBP: 0.350, SLG: 0.454 (1, 2)										3 1 1 2 0 0 3												
Greg Gagne, R OBP: 0.316, SLG: 0.392 (9, PH)		F9		F8					K	1 0 0 0 0 1 0												
Inning Stats	R: 0 E: 0 K: 0 S: 3	H: 0 LOB: 1 BB: 1 P: 7	R: 0 E: 0 K: 0 S: 5	H: 2 LOB: 2 BB: 0 P: 5	R: 1 E: 0 K: 0 S: 5	H: 2 LOB: 1 BB: 0 P: 5	R: 1 E: 0 K: 0 S: 5	H: 2 LOB: 2 BB: 1 P: 9	R: 0 E: 0 K: 1 S: 5	H: 0 LOB: 0 BB: 0 P: 5	R: 2 E: 0 K: 0 S: 4	H: 1 LOB: 0 BB: 1 P: 8	R: 0 E: 0 K: 1 S: 5	H: 1 LOB: 0 BB: 0 P: 5	R: 0 E: 0 K: 0 S: 4	H: 2 LOB: 1 BB: 0 P: 4	R: 0 E: 0 K: 3 S: 10	H: 1 LOB: 1 BB: 0 P: 10	1B: 6 2B: 2 3B: 0 HR: 3	SF: 0 SAC: 0 DP: 1 HBP: 0	WP: 0 PB: 1 CS: 0	PA: 39
PITCHER	IP WLS BF H R ER SO BB IBB HBP BLK WP HR S P ERA WHIP											IP WLS BF H R ER SO BB IBB HBP BLK WP HR S P ERA WHIP										
Joe Cowley, R ERA: 3.74 (1, 1)	5.2 W 27 7 4 4 1 3 0 0 0 0 0 3 26 38 6.35 1.765																					
Rich Bordi, R ERA: 2.07 (6, 1)	2.0 6 2 0 0 1 0 0 0 0 0 0 8 8 0.00 1.000																					
Dave Righetti, L ERA: 3.03 (8, 1)	1.1 S 6 2 0 0 3 0 0 0 0 0 0 12 12 0.00 1.500																					

AB	36
R	4
H	11
RBI	4
BB	3
SO	5
LOB	11



Batter	1	2	3	4	5	6	7	8	9	AB	R	H	RBI	BB	SO	LOB	TOP											
Rickey Henderson, R OBP: 0.446, SLG: 0.552	4-0 FC5-4 BB	4-0 G4-3 BB		4-0 G6-3 BB		0-0 F8		4-0 BB		1	0	0	0	4	0	1												
Willie Randolph, R OBP: 0.374, SLG: 0.345	0-0 FC5-4 HR	0-0 G4-3		0-0 G6-3		0-0 F8		0-0 FC5		5	1	0	0	0	0	8												
Don Mattingly, L OBP: 0.349, SLG: 0.493	0-0 E3 HR		0-0 SF9 2B		0-0 1-3		0-0 F9		0-3 K	5	2	1	0	0	1	1												
Dave Winfield, R OBP: 0.340, SLG: 0.467	0-0 HR		0-0 6-3		0-0 4-3		0-0 F8		0-0 6-3	5	1	1	3	0	0	1												
Don Baylor, R OBP: 0.335, SLG: 0.454	0-0 FC6 1B		0-0 BB E IBB		0-0 5-3		0-0 F9		0-0 WP 1B	4	0	2	0	1	0	0												
Ken Griffey, L OBP: 0.316, SLG: 0.404	0-0 FC6 CS		0-0 E4 BB		0-0 1B			0-0 F9	0-0 F8	5	0	1	0	0	0	4												
Andre Robertson, R OBP: 0.486, SLG: 0.750	0-0 CS	0-0 BB 2B	0-0 SF9		0-0 F5			0-0 F8 1B		3	1	2	1	0	0	1												
Ron Hassey, L OBP: 0.379, SLG: 0.496		0-0 5-3	0-0 BB 2B	0-0 K	0-3 K			0-0 F8		3	0	0	0	1	1	2												
Bobby Meacham, S OBP: 0.335, SLG: 0.288		0-0 BB BB	0-0 K		0-0 1B			0-0 FC5 S 1B		3	0	2	1	1	1	3												
Inning Stats	R: 3 E: 1 K: 0 S: 5	H: 2 LOB: 0 BB: 1 P: 9	R: 0 E: 0 K: 0 S: 3	H: 1 LOB: 2 BB: 2 P: 11	R: 1 E: 1 K: 1 S: 7	H: 1 LOB: 3 BB: 2 P: 15	R: 0 E: 0 K: 0 S: 2	H: 0 LOB: 0 BB: 1 P: 6	R: 0 E: 0 K: 0 S: 4	H: 1 LOB: 1 BB: 0 P: 4	R: 0 E: 0 K: 1 S: 6	H: 1 LOB: 1 BB: 0 P: 6	R: 0 E: 0 K: 0 S: 3	H: 0 LOB: 0 BB: 0 P: 3	R: 0 E: 0 K: 0 S: 5	H: 2 LOB: 2 BB: 1 P: 9	R: 0 E: 0 K: 1 S: 6	H: 1 LOB: 1 BB: 0 P: 6	1B: 5 2B: 3 3B: 0 HR: 1	SF: 1 SAC: 0 DP: 2 HBP: 0	WP: 1 PA: 43							
PITCHER	IP	WLS	BF	H	R	ER	SO	BB	IBB	HBP	BLK	WP	HR	S	P	ERA	WHIP											
Frank Viola, L ERA: 4.3	(1, 1)	7.2	L	35	7	5	3	2	5	1	0	0	0	1	33	57	3.52	1.565										
Frank Eufemia, R ERA: 1.96	(8, 1)	1.1		7	2	0	0	1	1	0	0	0	1	0	8	12	0.00	2.250										

New York Yankees @ Minnesota Twins
Hubert H. Humphrey Metrodome, Minneapolis, MN

AB 34
R 5
H 9
RBI 5
BB 7
SO 3
LOB 21



WP: 1
PA: 43
ERA: 4.3
WHIP: 1.565

Batter	1	2	3	4	5	6	7	8	9	AB	R	H	RBI	BB	SO	LOB	BOTTOM											
Kirby Puckett, R OBP: 0.316, SLG: 0.364	0-0 F9		0-0 F4		0-0 5-3			0-0 F9		4	0	0	0	0	0	1												
Gary Gaetti, R OBP: 0.324, SLG: 0.439	0-0		0-0			0-0 6-3		0-0 HR		3	0	2	0	0	0	0												
Kent Hrbek, L OBP: 0.317, SLG: 0.402	BB 1B		BB 1B			BB 1B		HR		1	1	1	2	0	0	0												
Mike Stenhouse, L OBP: 0.391, SLG: 0.402	4-0		4-0			4-0 4-3		0-0 1B		2	0	1	0	2	0	0												
Steve Lombardozzi, R OBP: 0.250, SLG: 0.254	1-2 BB		1-2 BB			0-0 K		0-0 F7		0	0	0	0	0	0	0												
Ron Washington, R OBP: 0.250, SLG: 0.254	0-3 K		0-0 F3			0-3 K		0-0 F7		4	0	0	0	0	2	5												
Tom Brunansky, R OBP: 0.350, SLG: 0.494	0-3 K		0-0 F7			0-0 5-3		0-3 K		4	0	0	0	0	2	2												
Dave Engle, R OBP: 0.350, SLG: 0.537	0-3 K		0-0 F7			0-0 5-3		0-3 K		4	0	0	0	0	2	2												
Randy Bush, L OBP: 0.287, SLG: 0.493		0-0 4-3		0-0 G5-4-3 1B		0-0 F3		0-0 F7		4	0	1	0	0	0	0												
Tim Teufel, R OBP: 0.358, SLG: 0.404		0-0 G5-4-3 1B		0-0 G5-4-3		0-0 5-3		0-0 1B		4	0	2	0	0	0	1												
Greg Gagne, R OBP: 0.307, SLG: 0.380		0-0 G5-4-3		0-0 F5		0-0 F5		4-0 HR BB		2	0	0	0	0	0	1												
Roy Smalley, S OBP: 0.386, SLG: 0.411		0-0 G5-4-3		0-0 F5		0-0 F5		0-0 G3		1	1	0	0	1	0	1												
Mark Salas, L OBP: 0.345, SLG: 0.447			0-0 4-3		0-0 1-3			0-0 F7		3	0	0	0	0	0	1												
Inning Stats	R: 0 E: 0 K: 2 S: 8	H: 1 LOB: 2 BB: 1 P: 12	R: 0 E: 0 K: 0 S: 3	H: 1 LOB: 0 BB: 0 P: 3	R: 0 E: 0 K: 0 S: 4	H: 1 LOB: 2 BB: 1 P: 8	R: 0 E: 0 K: 0 S: 3	H: 1 LOB: 0 BB: 0 P: 3	R: 0 E: 0 K: 1 S: 5	H: 0 LOB: 0 BB: 0 P: 5	R: 0 E: 0 K: 0 S: 3	H: 0 LOB: 0 BB: 0 P: 3	R: 0 E: 0 K: 0 S: 5	H: 2 LOB: 1 BB: 1 P: 9	R: 0 E: 0 K: 1 S: 6	H: 1 LOB: 1 BB: 0 P: 6	1B: 6 2B: 0 3B: 0 HR: 1	SF: 0 SAC: 0 DP: 2 HBP: 0	WP: 0 PA: 35									
PITCHER	IP	WLS	BF	H	R	ER	SO	BB	IBB	HBP	BLK	WP	HR	S	P	ERA	WHIP											
Phil Niekro, R ERA: 4.36	(1, 1)	9.0	W	35	7	2	2	4	3	0	0	0	0	1	40	52	2.00	1.111										

New York Yankees @ Minnesota Twins
Hubert H. Humphrey Metrodome, Minneapolis, MN

AB 32
R 2
H 7
RBI 2
BB 3
SO 4
LOB 12



WP: 0
PA: 35
ERA: 2.00
WHIP: 1.111

Sun Jul 21 1985, 4:33 AM EDT
Att: 30,037 - Unknown

livebaseballscores.com

livebaseballscores.com

Batter	1	2	3	4	5	6	7	8	9	AB	R	H	RBI	BB	SO	LOB	TOP			
Rickey Henderson, R OBP: 0.445, SLG: 0.549 (1, 8)										5	1	2	1	0	0	0				
Ken Griffey, L OBP: 0.314, SLG: 0.404 (1, 7)										5	1	1	1	0	0	1				
Don Mattingly, L OBP: 0.348, SLG: 0.493 (1, 3)										4	0	1	0	0	0	2				
Dave Winfield, R OBP: 0.344, SLG: 0.477 (1, 9)										3	0	2	1	1	0	0				
Ron Hassey, L OBP: 0.375, SLG: 0.484 (1, 2)										3	0	0	0	1	1	4				
Dan Pasqua, L OBP: 0.285, SLG: 0.381 Don Baylor, R OBP: 0.336, SLG: 0.454 (6, PH)										2	0	0	0	0	0	0				
Willie Randolph, R OBP: 0.370, SLG: 0.341 (1, 4)										4	0	0	0	0	1	2				
Mike Pagliarulo, L OBP: 0.319, SLG: 0.386 (1, 5)										4	0	1	0	0	2	0				
Bobby Meacham, S OBP: 0.335, SLG: 0.293 Scott Bradley, L OBP: 0.244, SLG: 0.308 (9, PH)										3	1	1	0	0	0	1				
Inning Stats	R: 1 E: 0 K: 1 S: 7	H: 2 LOB: 1 BB: 0 P: 7	R: 0 E: 0 K: 1 S: 5	H: 0 LOB: 0 BB: 0 P: 5	R: 2 E: 0 K: 0 S: 6	H: 3 LOB: 1 BB: 0 P: 6	R: 0 E: 0 K: 0 S: 4	H: 1 LOB: 1 BB: 0 P: 4	R: 0 E: 0 K: 1 S: 5	H: 0 LOB: 0 BB: 0 P: 5	R: 0 E: 0 K: 0 S: 4	H: 1 LOB: 1 BB: 0 P: 4	R: 0 E: 0 K: 0 S: 3	H: 1 LOB: 1 BB: 1 P: 7	R: 1 E: 0 K: 1 S: 6	H: 1 LOB: 0 BB: 0 P: 6	1B: 4 2B: 4 3B: 2 HR: 0	SF: 0 SAC: 0 DP: 1 HBP: 0	WP: 2 PB: 0 SB: 1 CS: 0	PA: 38
PITCHER	IP WLS BF H R ER SO BB IBB HBP BLK WP HR S P ERA WHIP																			
Mark Gubicza, R ERA: 4.05 (1, 1)	4.2	W	22	7	3	3	2	1	0	0	0	0	1	0	25	29	5.79	1.714		
Mike Jones, L ERA: 3.92 (5, 1)	2.2	W	10	1	0	0	1	1	0	0	0	0	0	0	11	15	0.00	0.750		
Dan Quisenberry, R ERA: 2.96 (8, 1)	1.2	S	6	2	1	1	1	0	0	0	0	0	0	0	8	8	5.40	1.200		

New York Yankees @ Kansas City Royals
Royals Stadium, Kansas City, MO
Mon Jul 22 1985, 8:05 PM EDT
Att: 40,938 - Unknown

AB 36
R 4
H 10
RBI 3
BB 2
SO 4
LOB 10



Batter	1	2	3	4	5	6	7	8	9	AB	R	H	RBI	BB	SO	LOB	BOTTOM			
Willie Wilson, S OBP: 0.339, SLG: 0.444 (1, 8)										4	1	2	2	0	0	0				
Lonnie Smith, R OBP: 0.355, SLG: 0.347 Pat Sheridan, L OBP: 0.311, SLG: 0.329 (8, 9)										3	1	1	1	1	0	0				
George Brett, L OBP: 0.458, SLG: 0.589 (1, 5)										3	0	0	0	1	1	2				
Frank White, R OBP: 0.265, SLG: 0.388 (1, 4)										4	0	0	0	0	0	5				
Hal McRae, R OBP: 0.317, SLG: 0.430 (1, 10)										4	0	1	2	0	0	2				
Steve Balboni, R OBP: 0.310, SLG: 0.433 (1, 3)										3	1	1	0	1	1	2				
Darryl Motley, R OBP: 0.265, SLG: 0.397 (8, 7)										4	1	2	0	0	1	0				
Jim Sundberg, R OBP: 0.299, SLG: 0.389 (1, 2)										4	0	0	0	0	3	4				
Buddy Biancalana, S ERA: 3.87 Lynn Jones, R OBP: 0.233, SLG: 0.253 Onix Concepcion, R OBP: 0.225, SLG: 0.299 (6, 6)										1	0	0	0	0	0	0				
Inning Stats	R: 0 E: 0 K: 0 S: 3	H: 0 LOB: 0 BB: 0 P: 3	R: 0 E: 0 K: 0 S: 4	H: 1 LOB: 2 BB: 1 P: 8	R: 0 E: 0 K: 0 S: 3	H: 0 LOB: 0 BB: 0 P: 3	R: 0 E: 0 K: 0 S: 3	H: 0 LOB: 0 BB: 0 P: 3	R: 5 E: 0 K: 2 S: 12	H: 5 LOB: 2 BB: 1 P: 17	R: 0 E: 0 K: 2 S: 7	H: 0 LOB: 0 BB: 0 P: 7	R: 0 E: 0 K: 1 S: 6	H: 1 LOB: 2 BB: 1 P: 10	R: 0 E: 0 K: 1 S: 5	H: 0 LOB: 0 BB: 0 P: 5	1B: 4 2B: 3 3B: 0 HR: 0	SF: 0 SAC: 0 DP: 0 HBP: 1	WP: 0 PB: 0 SB: 0 CS: 0	PA: 35
PITCHER	IP WLS BF H R ER SO BB IBB HBP BLK WP HR S P ERA WHIP																			
Dennis Rasmussen, L ERA: 2.75 (5, 1)	1.2	L	10	3	1	1	3	1	1	0	0	0	0	0	14	22	5.40	2.400		
Bob Shirley, L ERA: 3.45 (7, 1)	0.1	L	1	0	0	0	1	0	0	0	0	0	0	0	3	3	0.00	0.000		
Brian Fisher, R ERA: 2.58 (7, 1)	1.2	L	5	0	0	0	1	0	0	0	0	0	0	0	7	7	0.00	0.000		

New York Yankees @ Kansas City Royals
Royals Stadium, Kansas City, MO
Mon Jul 22 1985, 8:05 PM EDT
Att: 40,938 - Unknown

AB 31
R 5
H 7
RBI 5
BB 3
SO 6
LOB 15



Batter	1	2	3	4	5	6	7	8	9	AB	R	H	RBI	BB	SO	LOB	TOP										
Rickey Henderson, R OBP: 0.440, SLG: 0.542 (1, 10)	0-3 K ①		0-0 F8 ②			0-0 5-3 ①		0-3 K ②		4	0	0	0	0	2	0	New York Yankees @ Kansas City Royals Royals Stadium, Kansas City, MO Tue Jul 23 1985, 8:05 PM EDT Att: 32,450 - Unknown livebaseballscores.com										
Ken Griffey, L OBP: 0.320, SLG: 0.413 (1, 8)	0-0 1B FC4-6 1B		0-0 1-3 ③			0-0 FC4-6 1B		0-0 2B		4	1	3	0	0	0	0											
Don Mattingly, L OBP: 0.347, SLG: 0.490 (1, 3)	0-0 FC4-6 1B			0-0 F7 ①		0-0 FC4-6 1-2		0-0 F7 ③		4	0	1	0	0	2												
Dave Winfield, R OBP: 0.340, SLG: 0.472 (1, 9)	0-0 FC4-6 1-2 3-H			0-0 6-3 ②		0-0 4-3 ③			0-0 6-3 ①	4	0	0	1	0	2												
Dan Pasqua, L OBP: 0.283, SLG: 0.413 (1, 7)	0-0 G3			0-0 2B			0-3 K ①		0-0 1B 1B	4	0	2	0	0	1	1											
Ron Hassey, L OBP: 0.365, SLG: 0.469 (1, 2)		0-0 4-3 ①		0-0 1-3 ③			0-0 6-3 ②		0-0 F8 ②	4	0	0	0	0	2												
Willie Randolph, R OBP: 0.369, SLG: 0.340 (1, 4)		0-0 1-3 ②			0-0 6-3 ①		0-3 K ③		0-0 1-2 1B	4	0	1	0	0	1	0											
Mike Pagliarulo, L OBP: 0.318, SLG: 0.398 (1, 5)			0-0 F2 ③		0-0 3-1 ②			0-0 HR ③	0-3 K ③	4	1	1	1	0	1	2											
Bobby Meacham, S OBP: 0.333, SLG: 0.290 Scott Bradley, L OBP: 0.238, SLG: 0.300 Andre Robertson, R OBP: 0.486, SLG: 0.750 (1, 6) (8, PH) (8, 6)			0-0 4-3 ①		0-0 5-3 ③			0-0 F8 ①		2	0	0	0	0	0	0	Yankees										
Inning Stats	R: 1 E: 0 K: 1 S: 7	H: 2 LOB: 1 BB: 7 P: 7	R: 0 E: 0 K: 0 S: 3	H: 0 LOB: 0 BB: 0 P: 3	R: 0 E: 0 K: 0 S: 3	H: 1 LOB: 1 BB: 0 P: 4	R: 0 E: 0 K: 0 S: 4	H: 0 LOB: 0 BB: 0 P: 3	R: 0 E: 0 K: 2 S: 7	H: 0 LOB: 0 BB: 0 P: 7	R: 1 E: 0 K: 1 S: 7	H: 2 LOB: 1 BB: 0 P: 7	R: 0 E: 0 K: 1 S: 7	H: 2 LOB: 2 BB: 0 P: 7	1B: 5 2B: 2 3B: 0 HR: 1	SF: 0 SAC: 0 DP: 0 HBP: 0		WP: 0 PB: 0 SB: 0 CS: 0	PA: 35								
PITCHER	IP	WLS	BF	H	R	ER	SO	BB	IBB	HBP	BLK	WP	HR	S	P	ERA	WHIP	PITCHER									
Bret Saberhagen, R ERA: 2.95 (1, 1)	8.0	W	30	6	2	2	4	0	0	0	0	0	1	38	38	2.25	0.750										
Dan Quisenberry, R ERA: 2.92 (9, 1)	1.0	S	5	2	0	0	1	0	0	0	0	0	0	7	7	0.00	2.000										

Batter	1	2	3	4	5	6	7	8	9	AB	R	H	RBI	BB	SO	LOB	BOTTOM										
Willie Wilson, S OBP: 0.336, SLG: 0.439 (1, 8)	0-0 5-3 ①	0-0 F8 ③			0-0 F5 ②		0-3 K ①			4	0	0	0	0	1	2	New York Yankees @ Kansas City Royals Royals Stadium, Kansas City, MO Tue Jul 23 1985, 8:05 PM EDT Att: 32,450 - Unknown livebaseballscores.com										
Lonnie Smith, R OBP: 0.354, SLG: 0.344 Pat Sheridan, L OBP: 0.311, SLG: 0.329 (1, 7) (8, 9)	4-0 1B 1B BB		0-0 F8 ①		0-0 6-3 ③		0-0 6-3 ②			3	0	0	0	1	0	0											
George Brett, L OBP: 0.453, SLG: 0.581 (1, 5)	0-0 F8 ②		0-0 F3 ②		0-3 K ①	0-0 4-3 ③			4	0	0	0	0	1	1												
Hal McRae, R OBP: 0.322, SLG: 0.432 (1, 10)	0-0 1-H 1B		0-0 F9 ③		0-0 2B 1B		0-0 F8 ①			4	1	2	0	0	0	0											
Dane Iorg, L OBP: 0.279, SLG: 0.359 Lynn Jones, R OBP: 0.241, SLG: 0.263 (6, PR) (7, 9) (8, 7)		0-0 1B 3B		0-0 F6 ①		0-0 1B 1-H 2B		0-3 5-3 1B 1B		3	1	2	1	0	0	0											
Frank White, R OBP: 0.288, SLG: 0.389 (1, 4)		0-0 F9 ①		0-0 L6 ②		0-0 S 1B 2-3 1B		0-0 1-2 2-3 1B 1B		4	1	2	0	0	1												
Steve Balboni, R OBP: 0.312, SLG: 0.434 (1, 3)		0-0 F4 ②		0-0 1B ③		0-0 1-2 3-H 1B ②		0-0 5-3 ②		4	0	2	1	0	3												
Jim Sundberg, R OBP: 0.302, SLG: 0.391 (1, 2)		0-0 1B 1B		0-0 F9 ③		0-0 K ③		0-0 1-2 2-3 1B ②		4	0	2	3	0	1	3											
Buddy Biancalana, S OBP: 0.220, SLG: 0.202 (1, 6)		3-H 1-2 1B		0-0 4-3 ①		0-0 F7 ③		0-0 F1 ③		4	0	1	0	0	3												
Inning Stats	R: 0 E: 0 K: 0 S: 3	H: 1 LOB: 2 BB: 1 P: 7	R: 1 E: 0 K: 0 S: 6	H: 3 LOB: 2 BB: 0 P: 6	R: 0 E: 0 K: 0 S: 3	H: 0 LOB: 0 BB: 0 P: 3	R: 0 E: 0 K: 0 S: 4	H: 1 LOB: 1 BB: 0 P: 4	R: 0 E: 0 K: 0 S: 3	H: 0 LOB: 0 BB: 0 P: 3	R: 2 E: 0 K: 2 S: 11	H: 4 LOB: 2 BB: 0 P: 11	R: 0 E: 0 K: 1 S: 5	H: 0 LOB: 0 BB: 0 P: 5	R: 2 E: 0 K: 0 S: 6	H: 3 LOB: 1 BB: 0 P: 6	1B: 10 2B: 1 3B: 1 HR: 0	SF: 0 SAC: 0 DP: 0 HBP: 0	WP: 0 PB: 0 SB: 2 CS: 0	PA: 36							
PITCHER	IP	WLS	BF	H	R	ER	SO	BB	IBB	HBP	BLK	WP	HR	S	P	ERA	WHIP	PITCHER									
Ed Whitson, R ERA: 4.07 (1, 1)	5.1	L	24	8	3	3	1	1	0	0	0	0	0	10	10	5.06	1.688										
Brian Fisher, R ERA: 2.5 (6, 1)	1.2		6	1	0	0	2	0	0	0	0	0	0	3	3	0.00	0.600										
Rich Bordi, R ERA: 3.05 (8, 1)	0.1		3	2	2	2	0	0	0	0	0	0	0	3	3	54.00	6.000										
Dave Righetti, L ERA: 3.0 (8, 1)	0.2		3	1	0	0	0	0	0	0	0	0	0	3	3	0.00	1.500										

Batter	1	2	3	4	5	6	7	8	9	AB	R	H	RBI	BB	SO	LOB	TOP						
Rickey Henderson, R OBP: 0.439, SLG: 0.538 (1, 8)										4	0	1	0	1	0	3	<p>New York Yankees @ Kansas City Royals Royals Stadium, Kansas City, MO Wed Jul 24 1985, 8:05 PM EDT Att: 31,580 - Unknown</p> <p>livebaseballscorecards.com</p> <p>AB 33 R 3 H 9 RBI 3 BB 4 SO 2 LOB 18</p>						
Willie Randolph, R OBP: 0.397, SLG: 0.336 (1, 4)										3	0	0	0	1	0	4							
Don Mattingly, L OBP: 0.348, SLG: 0.497 (1, 3)										3	1	1	1	1	0	3							
Dave Winfield, R OBP: 0.337, SLG: 0.466 (1, 9)										4	1	0	0	0	1	2							
Don Baylor, R OBP: 0.335, SLG: 0.449 (1, 10)										3	1	0	0	1	0	0							
Bill Sample, R OBP: 0.325, SLG: 0.342 Ken Griffey, L OBP: 0.319, SLG: 0.412 (8, PH) (8, 7)										3	0	2	1	0	0	0							
Andre Robertson, R OBP: 0.474, SLG: 0.714 Mike Pagliarulo, L OBP: 0.321, SLG: 0.401 (9, PH) (9, PH)										3	0	1	1	0	0	1							
Ron Hassey, L OBP: 0.362, SLG: 0.463 (1, 2)										4	0	1	0	0	0	3							
Bobby Meacham, S OBP: 0.336, SLG: 0.295 Dan Pasqua, L OBP: 0.278, SLG: 0.404 (9, PH) (9, PH)										3	0	2	0	0	0	1							
Inning Stats	R: 0 E: 0 K: 0 S: 3	H: 1 LOB: 1 BB: 1 P: 7	R: 0 E: 0 K: 0 S: 3	H: 0 LOB: 0 BB: 0 P: 3	R: 0 E: 0 K: 0 S: 3	H: 1 LOB: 0 BB: 0 P: 3	R: 2 E: 0 K: 0 S: 5	H: 2 LOB: 2 BB: 2 P: 13	R: 0 E: 0 K: 0 S: 3	H: 1 LOB: 1 BB: 0 P: 7	R: 0 E: 0 K: 0 S: 4	H: 1 LOB: 1 BB: 0 P: 4	R: 0 E: 0 K: 0 S: 4	H: 1 LOB: 0 BB: 0 P: 4	R: 1 E: 0 K: 1 S: 6	H: 1 LOB: 0 BB: 0 P: 6		R: 0 E: 0 K: 1 S: 6	H: 1 LOB: 1 BB: 0 P: 6	1B: 8 2B: 0 3B: 0 HR: 1	SF: 0 SAC: 0 DP: 2 HBP: 0	WP: 0 PB: 0 SB: 0 CS: 1	PA: 37
PITCHER	IP WLS BF H R ER SO BB IBB HBP BLK WP HR S P ERA WHIP																						
Charlie Leibrandt, L ERA: 2.97 Dan Quisenberry, R ERA: 2.84 (1, 1) (8, 1)	7.0 W 30 8 3 3 0 4 0 0 0 0 0 1 26 42 3.86 1.714																						
2.0 S 7 1 0 0 2 0 0 0 0 0 0 0 0 11 11 0.00 0.500																							

Batter	1	2	3	4	5	6	7	8	9	AB	R	H	RBI	BB	SO	LOB	BOTTOM		
Willie Wilson, S OBP: 0.337, SLG: 0.439 (1, 8)										3	0	1	0	1	0	0	<p>New York Yankees @ Kansas City Royals Royals Stadium, Kansas City, MO Wed Jul 24 1985, 8:05 PM EDT Att: 31,580 - Unknown</p> <p>livebaseballscorecards.com</p> <p>AB 32 R 5 H 9 RBI 5 BB 2 SO 4 LOB 14</p>		
Dane Iorg, L OBP: 0.264, SLG: 0.338 Lynn Jones, R OBP: 0.241, SLG: 0.263 (1, 7) (8, 7)										4	0	0	0	0	0	3			
George Brett, L OBP: 0.450, SLG: 0.577 (1, 5)										4	0	1	0	0	1	3			
Hal McRae, R OBP: 0.327, SLG: 0.442 (1, 10)										4	2	2	0	0	0	3			
Darryl Motley, R OBP: 0.264, SLG: 0.399 (1, 9)										4	0	1	0	0	0	1			
Frank White, R OBP: 0.273, SLG: 0.413 (1, 4)										3	2	3	4	0	0	0			
Steve Balboni, R OBP: 0.311, SLG: 0.440 (1, 3)										4	1	1	1	0	2	2			
Jim Sundberg, R OBP: 0.298, SLG: 0.385 (1, 2)										4	0	0	0	0	1	2			
Buddy Biancalana, S OBP: 0.223, SLG: 0.198 Onix Conception, R OBP: 0.222, SLG: 0.209 (1, 6) (9, 6)										2	0	0	0	1	0	0			
Inning Stats	R: 0 E: 0 K: 0 S: 3	H: 0 LOB: 0 BB: 0 P: 3	R: 3 E: 0 K: 0 S: 6	H: 3 LOB: 0 BB: 0 P: 6	R: 0 E: 0 K: 0 S: 4	H: 1 LOB: 1 BB: 0 P: 4	R: 1 E: 0 K: 1 S: 6	H: 1 LOB: 0 BB: 0 P: 6	R: 0 E: 0 K: 1 S: 7	H: 2 LOB: 1 BB: 0 P: 7	R: 0 E: 0 K: 1 S: 6	H: 1 LOB: 2 BB: 1 P: 10	R: 0 E: 0 K: 1 S: 6	H: 1 LOB: 1 BB: 0 P: 6	1B: 4 2B: 2 3B: 0 HR: 3	SF: 1 SAC: 0 DP: 0 HBP: 0		WP: 0 PB: 0 SB: 3 CS: 0	PA: 35
PITCHER	IP WLS BF H R ER SO BB IBB HBP BLK WP HR S P ERA WHIP																		
Joe Cowley, R ERA: 3.94 Bob Shirley, L ERA: 3.58 Brian Fisher, R ERA: 2.45 Rich Bordi, R ERA: 3.0 Neil Allen, R ERA: 5.4 (1, 1) (5, 1) (6, 1) (7, 1) (8, 1)	4.2 L 20 5 4 4 1 1 0 0 0 0 0 0 0 3 3 7.71 1.286																		
0.1 3 2 1 1 0 0 0 0 0 0 0 0 3 3 27.00 6.000																			
1.0 3 0 0 0 1 0 0 0 0 0 0 0 5 5 0.00 0.000																			
1.0 5 1 0 0 1 1 0 0 0 0 0 0 6 10 0.00 2.000																			
1.0 4 1 0 0 1 0 0 0 0 0 0 0 6 6 0.00 1.000																			

Batter	1	2	3	4	5	6	7	8	9	AB	R	H	RBI	BB	SO	LOB	TOP										
Rickey Henderson, R OBP: 0.442, SLG: 0.542	0-0 WP 1B		0-0 E S 1B		0-0 G3 WP 2B	0-0 6-3		0-0 5-3		5	1	3	0	0	0	0											
Don Mattingly, L OBP: 0.348, SLG: 0.503	0-0 F7		0-0 F8		0-0 G3	4-0 FC6-4 BB		0-0 HR		4	1	1	1	1	0	3											
Dave Winfield, R OBP: 0.338, SLG: 0.463	0-3 K			4-0 2B BB	4-0 WP 1B IBB	0-0 FC6-4 1B		0-0 5-3		3	2	0	0	2	1	2											
Don Baylor, R OBP: 0.339, SLG: 0.454	0-0 F2			0-0 1B 2B	4-0 1B BB	0-0 1B BB		0-0 5-3		4	2	2	1	1	0	1											
Ken Griffey, L OBP: 0.324, SLG: 0.413		0-0 G5-4-3 1B		4-0 E 1B BB	0-0 1B BB	0-0 3-1		0-0 F4		4	2	2	1	1	0	2											
Willie Randolph, R OBP: 0.370, SLG: 0.341	0-0 F9			0-0 E7 1B	0-0 1B		0-0 6-3		0-0 1B		5	0	3	2	0	1											
Andre Robertson, R OBP: 0.463, SLG: 0.684 Mike Pagliarulo, L OBP: 0.318, SLG: 0.397	0-0 G5-4-3			0-0 CS 1B	0-0 K		0-0 F6		0-3 K		3	0	1	1	0	1	3										
Ron Hassey, L OBP: 0.359, SLG: 0.457			0-0 F7	0-0 B1	0-0 1B		0-0 4-3				4	0	1	1	0	0	2										
Bobby Meacham, S OBP: 0.332, SLG: 0.290			0-0 F8	0-3 K	0-0 F8			0-3 K		4	0	0	0	0	2	4											
Inning Stats	R: 0 E: 0 K: 1 S: 6	H: 1 LOB: 1 BB: 0 P: 6	R: 0 E: 0 K: 0 S: 3	H: 1 LOB: 0 BB: 0 P: 3	R: 0 E: 0 K: 0 S: 4	H: 1 LOB: 1 BB: 0 P: 4	R: 3 E: 1 K: 1 S: 7	H: 3 LOB: 2 BB: 2 P: 15	R: 4 E: 0 K: 1 S: 9	H: 4 LOB: 2 BB: 1 P: 17	R: 0 E: 0 K: 0 S: 4	H: 1 LOB: 2 BB: 1 P: 8	R: 0 E: 0 K: 0 S: 3	H: 0 LOB: 0 BB: 0 P: 3	R: 1 E: 0 K: 1 S: 6	H: 1 LOB: 0 BB: 0 P: 6	R: 0 E: 0 K: 1 S: 6	H: 1 LOB: 1 BB: 0 P: 6	1B: 10 2B: 3 3B: 0 HR: 1	SF: 0 SAC: 0 DP: 2 HBP: 0	WP: 3 PB: 0 SB: 2 CS: 1	PA: 43					
PITCHER	IP	WLS	BF	H	R	ER	SO	BB	IBB	HBP	BLK	WP	HR	S	P	ERA	WHIP										
Mike Mason, L ERA: 5.0	4.1		21	7	5	5	2	2	1	0	0	1	0	7	11	10.38	2.077										
Dave Rozema, R ERA: 4.48	0.2	W	6	3	2	2	1	1	0	0	0	0	0	7	11	27.00	6.000										
Dickie Noles, R ERA: 3.78	3.0		12	2	1	1	1	1	0	0	0	0	1	13	17	3.00	1.000										
Dave Schmidt, R ERA: 2.09	1.0	S	4	1	0	0	1	0	0	0	0	0	0	6	6	0.00	1.000										

New York Yankees @ Texas Rangers
Arlington Stadium, Arlington, TX
Fri Jul 26 1985, 8:05 PM EDT
Att: 30,069 - Unknown

AB 38
R 8
H 13
RBI 7
BB 5
SO 5
LOB 19



Batter	1	2	3	4	5	6	7	8	9	AB	R	H	RBI	BB	SO	LOB	BOTTOM										
Oddibe McDowell, L OBP: 0.278, SLG: 0.392	0-0 F8	0-0 3-4			0-3 K			0-0 K		4	1	0	0	1	2	6											
Toby Harrah, R OBP: 0.474, SLG: 0.423	0-0 4-3 BLK 1B		0-0 F8		0-0 K			0-0 WP 1B SF9		4	3	3	2	0	0	0											
Pete O'Brien, L OBP: 0.324, SLG: 0.406	0-0 4-3		0-0 CS 1B		0-0 F7			0-0 SF9 WP 1B		4	1	2	0	0	0	1											
Gary Ward, R OBP: 0.329, SLG: 0.412	0-0 1B		0-0 F8					0-0 SF9		3	0	2	2	0	0	1											
Cliff Johnson, R OBP: 0.336, SLG: 0.455 Curtis Wilkerson, S OBP: 0.297, SLG: 0.305	0-0 F8			0-0 6-3				0-0 WP 1B		4	0	1	1	0	0	2											
Don Slaught, R OBP: 0.313, SLG: 0.382 Glenn Brummer, R OBP: 0.326, SLG: 0.253		4-0 2B 1B BB		0-0 F8				0-0 K		1	1	0	0	1	0	0											
Steve Buechele, R OBP: 0.310, SLG: 0.231 Bill Stein, R OBP: 0.302, SLG: 0.333 Duane Walker, L OBP: 0.250, SLG: 0.369 Dave Schmidt, R	0-0 F8			0-0 1-3				0-0 WP 1B		3	0	0	0	0	1	1											
George Wright, S OBP: 0.240, SLG: 0.211		0-0 1B		0-0 6-3				0-0 1B		3	0	1	0	1	0	0											
Wayne Tolleson, S OBP: 0.383, SLG: 0.390		0-0 2B		0-0 1-3				0-0 K		4	1	3	2	0	0	0											
Inning Stats	R: 1 E: 0 K: 0 S: 5	H: 2 LOB: 1 BB: 0 P: 5	R: 1 E: 0 K: 1 S: 6	H: 2 LOB: 1 BB: 1 P: 10	R: 0 E: 0 K: 0 S: 3	H: 1 LOB: 0 BB: 0 P: 3	R: 0 E: 0 K: 0 S: 3	H: 0 LOB: 0 BB: 0 P: 3	R: 2 E: 0 K: 1 S: 7	H: 2 LOB: 0 BB: 0 P: 7	R: 0 E: 0 K: 0 S: 3	H: 1 LOB: 0 BB: 0 P: 3	R: 0 E: 0 K: 0 S: 3	H: 0 LOB: 0 BB: 0 P: 3	R: 5 E: 0 K: 2 S: 12	H: 5 LOB: 3 BB: 2 P: 20	R: 1 E: 0 K: 2 S: 6	H: 1 LOB: 1 BB: 0 P: 6	1B: 11 2B: 2 3B: 0 HR: 1	SF: 1 SAC: 0 DP: 1 HBP: 0	WP: 3 PB: 0 SB: 1 CS: 2	PA: 37					
PITCHER	IP	WLS	BF	H	R	ER	SO	BB	IBB	HBP	BLK	WP	HR	S	P	ERA	WHIP										
Ron Guidry, L ERA: 2.88	7.0		30	10	7	7	2	2	0	0	1	1	0	32	40	9.00	1.714										
Dave Righetti, L ERA: 3.23	1.0	L	7	3	2	2	2	1	0	0	0	2	0	10	14	18.00	4.000										

New York Yankees @ Texas Rangers
Arlington Stadium, Arlington, TX
Fri Jul 26 1985, 8:05 PM EDT
Att: 30,069 - Unknown

AB 33
R 9
H 13
RBI 8
BB 3
SO 4
LOB 13



Batter	1	2	3	4	5	6	7	8	9	AB	R	H	RBI	BB	SO	LOB	TOP								
Rickey Henderson, R OBP: 0.442, SLG: 0.550 Omar Moreno, L OBP: 0.219, SLG: 0.349										3	1	1	1	1	0	1									
Ken Griffey, L OBP: 0.332, SLG: 0.416										3	1	2	3	2	0	0									
Don Mattingly, L OBP: 0.347, SLG: 0.501										5	0	1	1	0	0	3									
Dave Winfield, R OBP: 0.336, SLG: 0.458										4	1	0	0	1	2	2									
Dan Pasqua, L OBP: 0.271, SLG: 0.423										5	1	1	1	0	2	0									
Ron Hassey, L OBP: 0.366, SLG: 0.483										5	2	3	2	0	0	0									
Willie Randolph, R OBP: 0.373, SLG: 0.352										4	4	2	2	1	0	1									
Mike Pagliarulo, L OBP: 0.324, SLG: 0.427										4	3	2	4	1	0	1									
Bobby Meacham, S OBP: 0.333, SLG: 0.290										4	1	1	0	1	1	1									
Inning Stats	R: 1 E: 0 K: 0 S: 4	H: 1 LOB: 0 BB: 0 P: 4	R: 2 E: 0 K: 0 S: 5	H: 2 LOB: 1 BB: 1 P: 9	R: 0 E: 0 K: 1 S: 4	H: 0 LOB: 0 BB: 1 P: 8	R: 1 E: 0 K: 1 S: 6	H: 1 LOB: 0 BB: 0 P: 6	R: 0 E: 0 K: 0 S: 3	H: 0 LOB: 1 BB: 1 P: 7	R: 0 E: 0 K: 1 S: 5	H: 0 LOB: 0 BB: 0 P: 5	R: 2 E: 0 K: 0 S: 4	H: 2 LOB: 1 BB: 2 P: 12	R: 6 E: 0 K: 0 S: 8	H: 5 LOB: 1 BB: 2 P: 16	R: 2 E: 0 K: 2 S: 9	H: 2 LOB: 0 BB: 0 P: 9	1B: 6 2B: 1 3B: 1 HR: 5	SF: 0 SAC: 0 DP: 0 HBP: 0	WP: 0 PB: 0 SB: 2 CS: 1	PA: 45			
PITCHER	IP	WLS	BF	H	R	ER	SO	BB	IBB	HBP	BLK	WP	HR	S	P	ERA	WHIP								
Glen Cook, R ERA: 7.29	6.1	L	27	5	6	6	3	4	0	0	0	0	3	29	45	8.53	1.421								
Greg Harris, R ERA: 2.41	0.2		5	2	2	2	0	2	0	0	0	0	0	3	11	27.00	6.000								
Dave Stewart, R ERA: 5.28	2.0		13	6	6	6	2	1	0	0	0	0	2	16	20	27.00	3.500								

New York Yankees @ Texas Rangers
Arlington Stadium, Arlington, TX
Sat Jul 27 1985, 8:05 PM EDT
Att: 40,084 - Unknown

AB 38
R 14
H 13
RBI 14
BB 7
SO 5
LOB 10



Batter	1	2	3	4	5	6	7	8	9	AB	R	H	RBI	BB	SO	LOB	BOTTOM								
Oddibe McDowell, L OBP: 0.281, SLG: 0.406										4	1	2	1	0	0	2									
Toby Harrah, R OBP: 0.470, SLG: 0.418 Curtis Wilkerson, S OBP: 0.296, SLG: 0.304										3	0	0	0	0	1	2									
Pete O'Brien, L OBP: 0.322, SLG: 0.402 Bob Jones, L OBP: 0.244, SLG: 0.250										3	0	0	0	0	1	0									
Gary Ward, R OBP: 0.327, SLG: 0.409 George Wright, S OBP: 0.236, SLG: 0.210										3	0	0	0	0	1	0									
Cliff Johnson, R OBP: 0.339, SLG: 0.453										3	0	1	0	1	2	0									
Duane Walker, L OBP: 0.250, SLG: 0.353										3	0	0	0	1	2	2									
Steve Buechele, R OBP: 0.364, SLG: 0.276										3	0	2	0	1	1	0									
Geno Petralli, L OBP: 0.353, SLG: 0.250										3	0	1	0	1	0	2									
Wayne Tolleson, S OBP: 0.380, SLG: 0.386										4	0	1	0	0	0	5									
Inning Stats	R: 1 E: 0 K: 1 S: 6	H: 1 LOB: 0 BB: 0 P: 6	R: 0 E: 0 K: 3 S: 9	H: 0 LOB: 0 BB: 0 P: 9	R: 0 E: 0 K: 1 S: 5	H: 2 LOB: 1 BB: 0 P: 4	R: 0 E: 0 K: 1 S: 5	H: 0 LOB: 1 BB: 1 P: 9	R: 0 E: 0 K: 2 S: 7	H: 0 LOB: 0 BB: 0 P: 7	R: 0 E: 0 K: 1 S: 5	H: 1 LOB: 1 BB: 1 P: 9	R: 0 E: 0 K: 0 S: 3	H: 0 LOB: 0 BB: 0 P: 3	R: 1 E: 0 K: 0 S: 6	H: 3 LOB: 3 BB: 1 P: 10	1B: 6 2B: 1 3B: 0 HR: 2	SF: 0 SAC: 0 DP: 3 HBP: 0	WP: 3 PB: 0 SB: 0 CS: 0	PA: 36					
PITCHER	IP	WLS	BF	H	R	ER	SO	BB	IBB	HBP	BLK	WP	HR	S	P	ERA	WHIP								
Phil Niekro, R ERA: 4.2	7.0	W	26	5	1	1	8	3	0	0	0	1	1	39	51	1.29	1.143								
Neil Allen, R ERA: 5.34	2.0		10	3	1	1	0	1	0	0	0	1	1	9	13	4.50	2.000								


New York Yankees @ Texas Rangers
Arlington Stadium, Arlington, TX
Sat Jul 27 1985, 8:05 PM EDT
Att: 40,084 - Unknown

AB 32
R 2
H 8
RBI 2
BB 4
SO 8
LOB 13



Batter	1	2	3	4	5	6	7	8	9	AB	R	H	RBI	BB	SO	LOB	TOP					
Rickey Henderson, R OBP: 0.442, SLG: 0.560	(1, 8) 0-3 K		X 0-0 4-3 2B		X 0-0 2H HR		X 0-0 5-3		X 0-0 F8	5	1	2	2	0	1	0	New York Yankees @ Texas Rangers Arlington Stadium, Arlington, TX Sun Jul 28 1985, 8:05 PM EDT Att: 22,523 - Unknown livebaseballscorecards.com					
Don Mattingly, L OBP: 0.350, SLG: 0.500	(1, 3) 4-0 HBP BB		X 0-0 4-3		X 0-0 F9		X 4-0 G3 1B BB		X 0-0 1B	3	0	1	0	2	0	1						
Dave Winfield, R OBP: 0.337, SLG: 0.457	(1, 9) 0-0 F7		X 0-0 F9		X 0-0 2B 1B		X 0-0 G3 1B		X 0-0 4-3	5	0	2	0	0	0	3						
Don Baylor, R OBP: 0.341, SLG: 0.452	(1, 10) 1-0 1-2 HBP			X 0-0 FC6-4 BB 1B		X 0-3 K		X 0-0 G3		3	0	1	0	0	1	3						
Ken Griffey, L OBP: 0.331, SLG: 0.417	(1, 7) 0-0 G3			X 0-0 L6		X 0-0 1-3 2B		X 0-0 G1-4-3		4	0	1	0	0	0	5						
Willie Randolph, R OBP: 0.375, SLG: 0.352	(1, 4) 0-0 G4-6-3 1B			X 4-0 FC6-4 BB		X 0-0 5-3		X 0-0 4-3		3	0	1	0	1	0	2						
Andre Robertson, R OBP: 0.332, SLG: 0.634	(1, 5) 0-0 G4-6-3			X 0-0 FC6-4		X 0-0 F9		X 0-0 F8		3	0	0	0	0	0	3						
Mike Pagliarulo, L OBP: 0.322, SLG: 0.425	(8, PH) 1-2 1-2			X 1-2 2-3						1	0	0	0	0	0	0						
Scott Bradley, L OBP: 0.217, SLG: 0.273	(1, 2) 0-3 K			X 0-0 G3		X 0-3 K		X 0-0 G3		4	0	0	0	0	2	2						
Bobby Meacham, S OBP: 0.332, SLG: 0.289	(1, 6) 0-0 B5-3			X 0-0		X 0-0 HR 2B		X 0-0 F9		1	0	0	0	0	0	0						
Dale Berra, R OBP: 0.283, SLG: 0.340	(4, 6) 0-0									2	1	1	0	0	0	0						
Ron Hassey, L OBP: 0.364, SLG: 0.479	(9, PH) 0-0									1	0	0	0	0	0	0						
Inning Stats	R: 0 E: 0 K: 1 S: 5	H: 0 LOB: 2 BB: 1 P: 10	R: 0 E: 0 K: 1 S: 5	H: 1 LOB: 0 BB: 0 P: 5	R: 0 E: 0 K: 0 S: 4	H: 1 LOB: 1 BB: 0 P: 4	R: 0 E: 0 K: 0 S: 4	H: 1 LOB: 2 BB: 1 P: 8	R: 2 E: 0 K: 1 S: 9	H: 4 LOB: 2 BB: 0 P: 9	R: 0 E: 0 K: 1 S: 5	H: 0 LOB: 0 BB: 0 P: 5	R: 0 E: 0 K: 0 S: 4	H: 1 LOB: 2 BB: 1 P: 8	R: 0 E: 0 K: 0 S: 3	H: 0 LOB: 0 BB: 0 P: 3	R: 0 E: 0 K: 0 S: 4	H: 1 LOB: 1 BB: 0 P: 4	1B: 5 2B: 3 3B: 0 HR: 1	SF: 0 SAC: 0 DP: 1 HBP: 1	WP: 0 PB: 0 CS: 0	PA: 39
PITCHER	IP WLS BF H R ER SO BB IBB HBP BLK WP HR S P ERA WHIP																					
Chris Welsh, L ERA: 2.27	(1, 1) 7.0 W 32 8 2 2 4 3 0 1 0 0 1 36 49 2.57 1.571																					
Dave Rozema, R ERA: 4.36	(8, 1) 2.0 7 1 0 0 0 0 0 0 0 0 0 7 7 0.00 0.500																					

Batter	1	2	3	4	5	6	7	8	9	AB	R	H	RBI	BB	SO	LOB	BOTTOM			
Oddibe McDowell, L OBP: 0.284, SLG: 0.418	(1, 8) 0-0 HR		X 0-0 F8		X 0-0 E3 BB 1B		X 0-0 F9		X 0-0 F9	5	2	2	1	0	0	1	New York Yankees @ Texas Rangers Arlington Stadium, Arlington, TX Sun Jul 28 1985, 8:05 PM EDT Att: 22,523 - Unknown livebaseballscorecards.com			
Wayne Tolleson, S OBP: 0.388, SLG: 0.391	(1, 4) 4-0 S 1B BB		X 0-0 SH1-3		X 0-0 1B 2B 1B		X 0-0 4-3		X 0-0 4-3	3	2	2	0	1	0	1				
Duane Walker, L OBP: 0.272, SLG: 0.352	(1, 7) 4-0 E 1B BB		X 0-3 K		X 0-0 2B 1B		X 4-0 1-2 2-3 BB		X 0-0 3-1	3	1	1	0	2	1	1				
Cliff Johnson, R OBP: 0.347, SLG: 0.466	(1, 10) 0-0 E7		X 0-0 1B 1B		X 0-0 1B		X 0-0 F9		X 0-3 K	3	1	3	3	0	0	0				
Bill Stein, R OBP: 0.291, SLG: 0.321	(4, PR) 1-3 2H 1B		X 3-H 1B 1B		X 1-3 2H 2B		X 0-0 2B		X 0-0 K	2	0	0	0	0	1	3				
Bob Jones, L OBP: 0.241, SLG: 0.247	(1, 3) 0-0 E4 1B		X 0-0 1B 1B		X 0-0 F6		X 0-0 6-3		X 0-0 F8	5	1	1	1	0	0	2				
George Wright, S OBP: 0.240, SLG: 0.212	(1, 9) 0-1 CI 1B		X 0-0 CI 1B		X 0-0 F3		X 0-3 K		X 0-0 F8	3	1	1	1	0	1	2				
Steve Buechele, R OBP: 0.324, SLG: 0.242	(1, 5) 0-0 5-3 1B		X 0-0 G3		X 0-0 6-3		X 0-0 F8		X 0-0 F8	4	0	0	0	0	0	6				
Geno Petralli, L OBP: 0.368, SLG: 0.258	(1, 2) 0-0 FC4-6 1B		X 0-0 F8		X 0-0 3-1		X 4-0 BB BB		X 4-0 BB	3	0	1	2	1	0	0				
Curtis Wilkerson, S OBP: 0.291, SLG: 0.298	(1, 6) 0-0 FC4-6 1B		X 0-0 5-3		X 0-0 4-3		X 0-0 F7		X 0-0 F7	4	0	0	0	0	0	2				
Inning Stats	R: 5 E: 3 K: 0 S: 7	H: 3 LOB: 1 BB: 2 P: 15	R: 2 E: 0 K: 1 S: 9	H: 4 LOB: 0 BB: 0 P: 9	R: 0 E: 0 K: 0 S: 3	H: 0 LOB: 0 BB: 0 P: 3	R: 1 E: 0 K: 0 S: 6	H: 3 LOB: 2 BB: 0 P: 6	R: 0 E: 0 K: 0 S: 5	H: 1 LOB: 3 BB: 1 P: 9	R: 0 E: 0 K: 1 S: 5	H: 0 LOB: 0 BB: 0 P: 5	R: 0 E: 0 K: 0 S: 3	H: 0 LOB: 1 BB: 1 P: 7	R: 0 E: 0 K: 1 S: 5	H: 0 LOB: 0 BB: 0 P: 5	1B: 9 2B: 1 3B: 0 HR: 1	SF: 0 SAC: 1 DP: 0 HBP: 0	WP: 0 PB: 0 CS: 0	PA: 41
PITCHER	IP WLS BF H R ER SO BB IBB HBP BLK WP HR S P ERA WHIP																			
Marty Bystrom, R ERA: 21.6	(1, 1) 1.2 L 14 6 7 4 1 0 0 0 0 0 0 1 14 22 21.60 4.800																			
Bob Shirley, L ERA: 3.59	(2, 1) 2.1 11 4 1 1 0 0 0 0 0 0 0 11 11 3.86 1.714																			
Neil Allen, R ERA: 5.03	(5, 1) 2.0 9 1 0 0 1 1 0 0 0 0 0 10 14 0.00 1.000																			
Rich Bordi, R ERA: 2.9	(7, 1) 2.0 7 0 0 0 1 1 0 0 0 0 0 8 12 0.00 0.500																			

Batter	1	2	3	4	5	6	7	8	9	AB	R	H	RBI	BB	SO	LOB	TOP																			
Rickey Henderson, R OBP: 0.441, SLG: 0.559 (1, 8)	5-3		6-3		F8		E BB 1B BB		S 1B 2B	4	2	1	0	1	0	1	New York Yankees @ Cleveland Indians Cleveland Municipal Stadium, Cleveland, OH Mon Jul 29 1985, 7:05 PM EDT Att: 15,042 - Unknown livebaseballscores.com																			
Ken Griffey, L OBP: 0.326, SLG: 0.410 (1, 7)	1-3		4-3		K		K		F6	5	0	0	0	0	2	4																				
Don Mattingly, L OBP: 0.355, SLG: 0.501 (1, 3)	4-3			1B BB		2B 6-3 1B	E 1B BB		HR 1B	3	3	2	1	2	0	0																				
Dave Winfield, R OBP: 0.337, SLG: 0.467 (1, 10)		6-3		K		6-3 1-3 2B	E6 1B		HR 1B	5	1	2	2	0	1	3																				
Dan Pasqua, L OBP: 0.281, SLG: 0.421 (1, 9)		4-3		1-2 1B		4-3	1-2 2-3 3-H 1B		HR	5	0	2	2	0	0	2																				
Ron Hassey, L OBP: 0.361, SLG: 0.480 (1, 2)		1B 2B		F8		6-3		F8		4	1	1	1	0	0	3																				
Willie Randolph, R OBP: 0.376, SLG: 0.353 (1, 4)		2H 1B		F9		5-3		G6-4-3 1B		4	0	2	1	0	0	3																				
Mike Pagliarulo, L OBP: 0.321, SLG: 0.419 (1, 5)		K		K			BB SH3-4 E HBP	G6-4-3 1-2		3	1	0	0	0	2	2																				
Andre Robertson, R OBP: 0.426, SLG: 0.605 (1, 6)			6-3				SH3-4		6-3	2	0	0	0	0	0	0																				
Inning Stats	R: 0 E: 0 K: 0 S: 3	H: 0 LOB: 0 BB: 0 P: 3	R: 1 E: 0 K: 1 S: 7	H: 2 LOB: 1 BB: 0 P: 7	R: 0 E: 0 K: 0 S: 3	H: 0 LOB: 0 BB: 0 P: 3	R: 0 E: 0 K: 1 S: 6	H: 1 LOB: 2 BB: 1 P: 10	R: 0 E: 0 K: 2 S: 7	H: 0 LOB: 1 BB: 0 P: 8	R: 1 E: 0 K: 0 S: 5	H: 2 LOB: 1 BB: 0 P: 5	R: 3 E: 1 K: 1 S: 6	H: 1 LOB: 1 BB: 2 P: 15	R: 0 E: 0 K: 0 S: 3	H: 1 LOB: 0 BB: 0 P: 3	R: 3 E: 0 K: 0 S: 6	H: 3 LOB: 0 BB: 0 P: 6	1B: 6 2B: 3 3B: 0 HR: 1	SF: 0 SAC: 1 DP: 1 HBP: 2	WP: 0 PB: 0 SB: 1 CS: 0	PA: 41														
PITCHER	IP	WLS	BF	H	R	ER	SO	BB	IBB	HBP	BLK	WP	HR	S	P	ERA	WHIP	PITCHER		IP	WLS	BF	H	R	ER	SO	BB	IBB	HBP	BLK	WP	HR	S	P	ERA	WHIP
Bert Blyleven, R ERA: 3.26 (1, 1)	8.2	L	40	10	8	5	5	3	0	2	0	0	1	45	59	5.19	1.500																			
Jamie Easterly, L ERA: 1.97 (9, 1)	0.1		1	0	0	0	0	0	0	0	0	0	0	1	1	0.00	0.000																			

Batter	1	2	3	4	5	6	7	8	9	AB	R	H	RBI	BB	SO	LOB	BOTTOM																			
Brett Butler, L OBP: 0.348, SLG: 0.407 (1, 8)	3-1		G4-6-3 1-2 2-3 1B		FC5-4 1B			F8		4	0	2	0	0	0	1	New York Yankees @ Cleveland Indians Cleveland Municipal Stadium, Cleveland, OH Mon Jul 29 1985, 7:05 PM EDT Att: 15,042 - Unknown livebaseballscores.com																			
Julio Franco, R OBP: 0.335, SLG: 0.358 (1, 6)	K		SF9		FC5-4 1-2		4-3		4-3	3	0	0	1	0	1	2																				
Tony Bernazard, S OBP: 0.360, SLG: 0.431 (1, 4)	G3		G4-6-3 1-2			G6-4-3 1B	4-3		4-3	4	0	1	0	0	0	3																				
Andre Thornton, R OBP: 0.250, SLG: 0.256 (1, 10)		F7		5-3		G6-4-3 1-2		F7		4	0	0	0	0	0	1																				
Mike Hargrove, L OBP: 0.340, SLG: 0.322 (1, 3)		F8		F7		G3		K		3	0	0	0	0	0	0																				
Pat Tabler, R OBP: 0.318, SLG: 0.352 (9, PH)								K		1	0	0	0	0	1	0																				
Brook Jacoby, R OBP: 0.332, SLG: 0.409 (1, 5)		HR		BB			F4		K	3	1	1	1	1	1	0																				
George Vukovich, L OBP: 0.296, SLG: 0.330 (1, 9)		HR		K			4-3			2	0	0	0	1	1	1																				
Joe Carter, R OBP: 0.263, SLG: 0.330 (1, 7)		CS		1B 1B SF9 BB		5-3		F4		2	1	0	0	1	0	0																				
Jerry Willard, L OBP: 0.340, SLG: 0.353 (1, 2)			SF9 1-2 1B		6-3			4-3 2B		3	0	2	0	0	0	0																				
Inning Stats	R: 0 E: 0 K: 1 S: 5	H: 0 LOB: 0 BB: 0 P: 5	R: 1 E: 0 K: 0 S: 3	H: 1 LOB: 0 BB: 1 P: 7	R: 1 E: 0 K: 0 S: 4	H: 2 LOB: 1 BB: 1 P: 8	R: 0 E: 0 K: 1 S: 5	H: 0 LOB: 1 BB: 1 P: 9	R: 0 E: 0 K: 0 S: 4	H: 1 LOB: 1 BB: 0 P: 4	R: 0 E: 0 K: 0 S: 3	H: 1 LOB: 0 BB: 0 P: 3	R: 0 E: 0 K: 0 S: 3	H: 0 LOB: 0 BB: 0 P: 3	R: 0 E: 0 K: 2 S: 7	H: 1 LOB: 1 BB: 0 P: 4	R: 0 E: 0 K: 2 S: 7	H: 0 LOB: 0 BB: 0 P: 7	1B: 4 2B: 1 3B: 0 HR: 1	SF: 1 SAC: 0 DP: 2 HBP: 0	WP: 0 PB: 0 SB: 0 CS: 1	PA: 34														
PITCHER	IP	WLS	BF	H	R	ER	SO	BB	IBB	HBP	BLK	WP	HR	S	P	ERA	WHIP	PITCHER		IP	WLS	BF	H	R	ER	SO	BB	IBB	HBP	BLK	WP	HR	S	P	ERA	WHIP
Ed Whitson, R ERA: 3.98 (1, 1)	7.0	W	27	6	2	2	2	3	0	0	0	0	0	28	40	2.57	1.286																			
Dave Righetti, L ERA: 3.14 (8, 1)	2.0	S	6	0	0	0	2	0	0	0	0	0	0	10	10	0.00	0.000																			



Batter	1	2	3	4	5	6	7	8	9	AB	R	H	RBI	BB	SO	LOB	TOP								
Rickey Henderson, R OBP: 0.435, SLG: 0.552 (1, 8)	0-0 6-3		0-0 F9		0-0 5-3		0-3 K	0-0 SF9		4	0	0	1	0	1	0									
Don Mattingly, L OBP: 0.358, SLG: 0.501 (1, 3)	4-0 2B BB		0-0 1B		0-0 F7		0-0 BB HR 1B	0-0 F8		4	1	2	0	1	0	1									
Dave Winfield, R OBP: 0.343, SLG: 0.476 (1, 9)	0-0 F7		0-0 1B		0-0 HR		4-0 HR BB		4-0 G3 S 2B BB	3	3	2	1	2	0	1									
Don Baylor, R OBP: 0.347, SLG: 0.468 (1, 10)	0-0 1-3 2B		0-0 L7		4-0 BB		0-0 HR		4-0 G3 2B BB	3	2	2	3	2	0	2									
Bill Sample, R OBP: 0.314, SLG: 0.329 Ken Griffey, L OBP: 0.324, SLG: 0.407 (7, PH) (7, 7)	0-3 K		0-0 G3		0-0 L6		0-0 4-3		0-0 G3	3	0	0	0	0	1	5									
Willie Randolph, R OBP: 0.381, SLG: 0.367 (1, 4)										4	1	3	2	1	0	0									
Andre Robertson, R OBP: 0.423, SLG: 0.574 (1, 6)										4	1	1	0	1	1	3									
Ron Hassey, L OBP: 0.357, SLG: 0.471 (1, 2)										5	0	1	0	0	1	4									
Dale Berra, R OBP: 0.275, SLG: 0.330 Mike Pagliarulo, L OBP: 0.320, SLG: 0.419 (7, 5)	0-3 K		0-0 F8		0-0 F8		0-0 L7		0-0 SF8	3	0	0	0	0	1	2									
Inning Stats	R: 0 E: 0 K: 1 S: 6	H: 1 LOB: 2 BB: 1 P: 10	R: 0 E: 0 K: 2 S: 8	H: 1 LOB: 1 BB: 0 P: 8	R: 0 E: 0 K: 0 S: 5	H: 2 LOB: 2 BB: 0 P: 5	R: 0 E: 0 K: 0 S: 4	H: 1 LOB: 1 BB: 0 P: 4	R: 1 E: 0 K: 0 S: 4	H: 1 LOB: 1 BB: 1 P: 8	R: 0 E: 0 K: 0 S: 2	H: 0 LOB: 0 BB: 1 P: 6	R: 3 E: 0 K: 1 S: 7	H: 2 LOB: 0 BB: 1 P: 11	R: 2 E: 0 K: 0 S: 5	H: 2 LOB: 1 BB: 2 P: 9	R: 2 E: 0 K: 1 S: 6	H: 1 LOB: 1 BB: 2 P: 14	1B: 5 2B: 4 3B: 0 HR: 2	SF: 2 SAC: 0 DP: 1 HBP: 0	WP: 0 PB: 0 SB: 2 CS: 0	PA: 44			
PITCHER	IP	WLS	BF	H	R	ER	SO	BB	IBB	HBP	BLK	WP	HR	S	P	ERA	WHIP								
Neal Heaton, L ERA: 4.82 Rich Thompson, R ERA: 4.82 Jamie Easterly, L ERA: 1.93 Jerry Reed, R ERA: 5.22	(1, 1) (7, 1) (8, 1) (9, 1)	6.2 0.1 1.0 1.0	29 L 5 4 6	7 2 1 2	2 4 0 2	2 4 0 2	4 4 0 1	2 0 0 2	0 0 0 0	0 0 0 0	0 0 0 0	0 0 0 0	1 3 4 6	34 11 4 14	46 11 4 14	2.70 108.00 0.00 18.00	1.500 12.000 1.000 3.000								

New York Yankees @ Cleveland Indians
Cleveland Municipal Stadium, Cleveland, OH
Tue Jul 30 1985, 7:05 PM EDT
Unknown

AB 35
R 8
H 11
RBI 8
BB 7
SO 5
LOB 20



Batter	1	2	3	4	5	6	7	8	9	AB	R	H	RBI	BB	SO	LOB	BOTTOM								
Brett Butler, L OBP: 0.346, SLG: 0.403 (1, 8)	0-0 F8	0-0 G6-3		0-0 F8		0-0 F8		4-0 S BB		4	0	0	0	1	0	5									
Julio Franco, R OBP: 0.333, SLG: 0.356 (1, 6)	0-0 F8		0-0 F8	0-0 1B		0-0 6-3		0-0 F9		5	0	1	0	0	0	1									
Tony Bernazard, S OBP: 0.364, SLG: 0.434 (1, 4)	0-0 E4 S		0-0 E8 4-3 1B	0-3 K			0-0 E S 1B		0-0 3B 1B	5	2	3	0	0	1	3									
Andre Thornton, R OBP: 0.245, SLG: 0.251 (1, 10)	0-0 F6		0-0 E8 4-3 2-3 1B		0-0 1-3		0-0 F4		0-0 F7	5	0	0	0	0	0	4									
Mike Hargrove, L OBP: 0.342, SLG: 0.336 (1, 3)		4-0 1B SF9 BB	0-0 4-3	0-0 2-3 3-H	0-0 2B 3B		0-3 K		0-3 K	4	2	1	1	1	2	3									
Brook Jacoby, R OBP: 0.338, SLG: 0.421 (1, 5)		0-0 WP SF9 1B	0-0 F6		0-0 2B		4-0 BB		0-0 2B 3B	4	1	3	2	1	0	1									
George Vukovich, L OBP: 0.298, SLG: 0.336 (1, 9)		0-0 SF9		0-0 1B S 1B	0-0 F8		0-0 F5		0-0 2B	4	0	2	2	0	0	3									
Joe Carter, R OBP: 0.264, SLG: 0.327 Pat Tabler, R OBP: 0.317, SLG: 0.351 Jerry Willard, L OBP: 0.338, SLG: 0.350 (8, PH) (9, 2)	4-0 WP BB		0-0 F8	0-0 F2		0-3 K		0-3 G3		2	0	0	0	1	0	2									
Chris Bando, S OBP: 0.203, SLG: 0.122 Carmen Castillo, R OBP: 0.314, SLG: 0.464 Otis Nixon, S OBP: 0.213, SLG: 0.279 (8, PH) (9, 7)	4-0 G6-3 BB		0-0 1B BB		0-0 3-1		0-3 K			1	0	0	0	2	0	0									
Inning Stats	R: 0 E: 1 K: 0 S: 4	H: 0 LOB: 1 BB: 0 P: 4	R: 1 E: 0 K: 0 S: 3	H: 1 LOB: 2 BB: 3 P: 15	R: 1 E: 2 K: 0 S: 5	H: 1 LOB: 1 BB: 0 P: 5	R: 0 E: 0 K: 1 S: 7	H: 2 LOB: 3 BB: 1 P: 11	R: 1 E: 0 K: 0 S: 5	H: 2 LOB: 1 BB: 0 P: 5	R: 0 E: 0 K: 0 S: 3	H: 0 LOB: 0 BB: 0 P: 3	R: 0 E: 1 K: 1 S: 6	H: 1 LOB: 2 BB: 1 P: 10	R: 0 E: 0 K: 2 S: 7	H: 0 LOB: 1 BB: 1 P: 11	R: 2 E: 0 K: 1 S: 8	H: 3 LOB: 1 BB: 0 P: 8	1B: 6 2B: 2 3B: 2 HR: 0	SF: 1 SAC: 0 DP: 1 HBP: 0	WP: 1 PB: 0 SB: 4 CS: 0	PA: 44			
PITCHER	IP	WLS	BF	H	R	ER	SO	BB	IBB	HBP	BLK	WP	HR	S	P	ERA	WHIP								
Joe Cowley, R ERA: 3.88 Brian Fisher, R ERA: 2.37 Rich Bordi, R ERA: 3.15	(1, 1) (7, 1) (9, 1)	6.0 2.0 1.0	30 8 3	7 0 2	3 0 2	2 0 2	2 0 1	4 2 0	0 0 0	0 0 0	0 0 0	0 0 0	28 12 8	44 20 8	44 20 8	3.00 0.00 18.00	1.833 1.000 3.000								


New York Yankees @ Cleveland Indians
Cleveland Municipal Stadium, Cleveland, OH
Tue Jul 30 1985, 7:05 PM EDT
Unknown

AB 37
R 5
H 10
RBI 5
BB 6
SO 5
LOB 23



Batter	1	2	3	4	5	6	7	8	9	AB	R	H	RBI	BB	SO	LOB	TOP								
Rickey Henderson, R OBP: 0.439, SLG: 0.576 (1, 8)										4	2	3	2	0	1	1	New York Yankees @ Cleveland Indians Cleveland Municipal Stadium, Cleveland, OH Tue Jul 30 1985, 7:05 PM EDT Att: 18,271 - Unknown								
Don Mattingly, L OBP: 0.357, SLG: 0.499 (1, 3)										4	0	1	0	0	0	1									
Dave Winfield, R OBP: 0.340, SLG: 0.471 (1, 9)										4	0	0	0	0	1	1									
Don Baylor, R OBP: 0.344, SLG: 0.462 (1, 10)										4	0	0	0	0	1	0									
Bill Sample, R OBP: 0.315, SLG: 0.321 Ken Griffey, L OBP: 0.322, SLG: 0.405 (9, PH)										2	0	0	0	1	0	0									
Willie Randolph, R OBP: 0.380, SLG: 0.365 (1, 4)										4	0	1	0	0	0	1									
Andre Robertson, R OBP: 0.400, SLG: 0.540 Dan Pasqua, L OBP: 0.292, SLG: 0.421 Bobby Meacham, S OBP: 0.332, SLG: 0.289 (9, PR)										3	0	0	0	0	0	0									
Scott Bradley, L OBP: 0.200, SLG: 0.250 (1, 2)										4	0	0	0	0	0	2									
Dale Berra, R OBP: 0.277, SLG: 0.324 (1, 5)										2	0	0	0	1	0	0									
Inning Stats	R: 1 E: 0 K: 0 S: 4	H: 1 LOB: 0 BB: 0 P: 4	R: 0 E: 0 K: 0 S: 3	H: 0 LOB: 0 BB: 0 P: 3	R: 0 E: 0 K: 0 S: 4	H: 1 LOB: 1 BB: 0 P: 4	R: 0 E: 0 K: 2 S: 7	H: 0 LOB: 1 BB: 1 P: 11	R: 0 E: 0 K: 1 S: 5	H: 0 LOB: 1 BB: 1 P: 9	R: 0 E: 0 K: 0 S: 3	H: 0 LOB: 0 BB: 0 P: 3	R: 0 E: 0 K: 0 S: 3	H: 0 LOB: 2 BB: 0 P: 3	R: 1 E: 0 K: 0 S: 5	H: 2 LOB: 1 BB: 0 P: 5		R: 0 E: 0 K: 0 S: 4	H: 1 LOB: 2 BB: 1 P: 8	1B: 2 2B: 1 3B: 0 HR: 2	SF: 0 SAC: 0 DP: 0 HBP: 0	WP: 0 PB: 0 SB: 1 CS: 0	PA: 35		
PITCHER	IP	WLS	BF	H	R	ER	SO	BB	IBB	HBP	BLK	WP	HR	S	P	ERA	WHIP								
Ramon Romero, L ERA: 5.17 (1, 1)	7.2	W	29	4	2	2	3	2	0	0	0	0	2	33	41	2.35	0.783								
Ramon Romero, L ERA: 5.17 (8, 1)	7.2	W	29	4	2	2	3	2	0	0	0	0	2	33	41	2.35	0.783								
Rich Thompson, R ERA: 4.5 (8, 1)	1.1	S	6	1	0	0	0	1	0	0	0	0	0	5	9	0.00	1.500								

AB	32
R	2
H	5
RBI	2
BB	3
SO	3
LOB	6



Batter	1	2	3	4	5	6	7	8	9	AB	R	H	RBI	BB	SO	LOB	BOTTOM								
Otis Nixon, S OBP: 0.203, SLG: 0.266 Chris Bando, S OBP: 0.209, SLG: 0.129 (7, PH)										3	0	0	0	0	0	1	New York Yankees @ Cleveland Indians Cleveland Municipal Stadium, Cleveland, OH Tue Jul 30 1985, 7:05 PM EDT Att: 18,271 - Unknown								
Julio Franco, R OBP: 0.335, SLG: 0.358 (1, 6)										4	0	2	1	0	0	1									
Pat Tabler, R OBP: 0.316, SLG: 0.353 Ramon Romero, L OBP: 0.248, SLG: 0.251 Rich Thompson, R OBP: 0.209, SLG: 0.129 (8, 1)										4	0	1	0	0	2	3									
Carmen Castillo, R OBP: 0.302, SLG: 0.446 (1, 9)										4	0	0	0	0	0	2									
Brook Jacoby, R OBP: 0.337, SLG: 0.419 (1, 5)										4	0	1	0	0	0	1									
Benny Avila, R OBP: 0.227, SLG: 0.364 Brett Butler, L OBP: 0.345, SLG: 0.402 (7, PR)										3	0	2	0	0	0	1									
Tony Bernazard, S OBP: 0.360, SLG: 0.428 (1, 4)										4	0	0	0	0	0	3									
Joe Carter, R OBP: 0.271, SLG: 0.334 (1, 7)										3	1	3	0	0	0	0									
Jerry Willard, L OBP: 0.333, SLG: 0.345 Andre Thornton, R OBP: 0.248, SLG: 0.251 George Vukovich, L OBP: 0.298, SLG: 0.336 Mike Hargrove, L OBP: 0.342, SLG: 0.336 (8, 3)										2	0	0	0	0	1	2									
Inning Stats	R: 0 E: 0 K: 1 S: 5	H: 0 LOB: 0 BB: 0 P: 5	R: 0 E: 0 K: 0 S: 4	H: 1 LOB: 1 BB: 0 P: 4	R: 0 E: 0 K: 1 S: 6	H: 1 LOB: 1 BB: 0 P: 6	R: 0 E: 0 K: 0 S: 4	H: 1 LOB: 1 BB: 0 P: 4	R: 0 E: 0 K: 0 S: 3	H: 1 LOB: 0 BB: 0 P: 3	R: 0 E: 0 K: 0 S: 4	H: 1 LOB: 1 BB: 0 P: 4	R: 3 E: 0 K: 1 S: 9	H: 4 LOB: 2 BB: 1 P: 13	R: 0 E: 0 K: 0 S: 4	H: 1 LOB: 1 BB: 0 P: 4		1B: 8 2B: 2 3B: 0 HR: 0	SF: 0 SAC: 0 DP: 0 HBP: 0	WP: 0 PB: 0 SB: 1 CS: 1	PA: 34				
PITCHER	IP	WLS	BF	H	R	ER	SO	BB	IBB	HBP	BLK	WP	HR	S	P	ERA	WHIP								
Bob Shirley, L ERA: 3.64 (1, 1)	6.2	L	27	7	3	3	2	1	0	0	0	0	0	30	34	4.05	1.200								
Dave Righetti, L ERA: 3.12 (7, 1)	0.1		3	2	0	0	1	0	0	0	0	0	0	5	5	0.00	6.000								
Neil Allen, R ERA: 4.89 (8, 1)	1.0		4	1	0	0	0	0	0	0	0	0	0	4	4	0.00	1.000								



Batter	1	2	3	4	5	6	7	8	9	AB	R	H	RBI	BB	SO	LOB	TOP				
Rickey Henderson, R OBP: 0.438, SLG: 0.572 (1, 8)	F9		F7		K			WP 1B 6-3 BB	E S 2H 1B	4	1	1	1	1	1	2					
Willie Randolph, R OBP: 0.380, SLG: 0.364 (1, 4)	F3			S 1B BB		F9		6-3 WP 1B	E4 G4-6-3	4	2	1	0	1	0	1					
Don Mattingly, L OBP: 0.353, SLG: 0.492 (1, 3)	G3			F9		G1		6-3	G4-6-3	5	0	0	1	0	0	4					
Dave Winfield, R OBP: 0.341, SLG: 0.472 (1, 9)		F8						5-3		4	0	2	2	0	0	0					
Dan Pasqua, L OBP: 0.290, SLG: 0.400 (1, 7)	F9			F9		G3		3H 4-0 1B BB		3	0	0	0	1	0	2					
Don Baylor, R OBP: 0.345, SLG: 0.472 (1, 10)	K			K				HR 1-2 1B		4	1	2	1	0	2	1					
Ron Hassey, L OBP: 0.349, SLG: 0.459 (1, 2)			F4		6-3		4-3	G3		4	0	0	0	0	0	2					
Mike Pagliarulo, L OBP: 0.323, SLG: 0.425 (1, 5)			SH5-3 2B		F8		K		4-3 1B	4	1	2	0	0	1	0					
Bobby Meacham, S OBP: 0.333, SLG: 0.290 Ken Griffey, L (9, PH) OBP: 0.321, SLG: 0.404 (1, 6)	SH5-3 2-3				S 1B		1-3	4-3		2	0	1	0	0	0	0					
Inning Stats	R: 0 E: 0 K: 0 S: 3	H: 0 LOB: 0 BB: 0 P: 3	R: 0 E: 0 K: 1 S: 5	H: 0 LOB: 0 BB: 0 P: 5	R: 0 E: 0 K: 0 S: 4	H: 1 LOB: 1 BB: 0 P: 4	R: 1 E: 0 K: 1 S: 6	H: 1 LOB: 1 BB: 1 P: 10	R: 0 E: 0 K: 1 S: 6	H: 1 LOB: 1 BB: 0 P: 6	R: 1 E: 0 K: 1 S: 6	H: 1 LOB: 1 BB: 0 P: 6	R: 2 E: 0 K: 0 S: 5	H: 2 LOB: 2 BB: 2 P: 13	R: 1 E: 1 K: 0 S: 5	H: 2 LOB: 1 BB: 0 P: 5	1B: 7 2B: 1 3B: 0 HR: 1	SF: 0 SAC: 1 DP: 1 HBP: 0	WP: 1 PB: 0 SB: 3 CS: 0	PA: 39	
PITCHER	IP	WLS	BF	H	R	ER	SO	BB	IBB	HBP	BLK	WP	HR	S	P	ERA	WHIP				
Tom Waddell, R ERA: 3.8 (1, 1)	6.0	W	24	5	2	2	3	1	0	0	0	0	1	29	33	3.00	1.000				
Jamie Easterly, L ERA: 2.21 (7, 1)	1.2		8	1	2	2	1	2	0	0	0	1	0	8	16	10.80	1.800				
Rich Thompson, R ERA: 4.56 (8, 1)	1.1	S	7	3	1	1	0	0	0	0	0	0	0	7	7	6.75	2.250				

New York Yankees @ Cleveland Indians
Cleveland Municipal Stadium, Cleveland, OH
Wed Jul 31 1985, 7:05 PM EDT
Att: 7,593 - Unknown

AB 35
R 5
H 9
RBI 5
BB 3
SO 4
LOB 13



Batter	1	2	3	4	5	6	7	8	9	AB	R	H	RBI	BB	SO	LOB	BOTTOM				
Brett Butler, L OBP: 0.349, SLG: 0.406 (1, 8)	CS 1B		F4			SH5-4 FC8-4 2-3 1B	2B 1B			4	2	3	0	0	0	0					
Julio Franco, R OBP: 0.336, SLG: 0.362 (1, 6)	K2-3 1-2			F9 SF7 2B		FC8-4 SH5-4 1B	F6			4	1	2	1	0	1	4					
Pat Tabler, R OBP: 0.316, SLG: 0.356 Mike Hargrove, L OBP: 0.342, SLG: 0.336 (1, 3) (8, 3)	4-3			F9		SH5-4				3	0	1	3	0	0	1					
Andre Thornton, R OBP: 0.248, SLG: 0.249 (1, 10)		F9		SF7		FC8-4 IBB	F6			2	0	0	1	1	0	2					
Joe Carter, R OBP: 0.268, SLG: 0.330 (1, 7)		F4		F8		FC8-4 FC5-4		K		4	0	0	1	0	1	2					
Brook Jacoby, R OBP: 0.338, SLG: 0.418 (1, 5)						FC5-4		F9		3	0	1	0	1	0	2					
Carmen Castillo, R OBP: 0.294, SLG: 0.433 Tony Bernazard, S OBP: 0.361, SLG: 0.430 (1, 9) (8, 4)						G6-4-3 1B				3	0	0	0	0	0	2					
Chris Bando, S OBP: 0.217, SLG: 0.150 (1, 2)			F8		G6-4-3					4	1	2	0	0	0	1					
Mike Fischlin, R OBP: 0.273, SLG: 0.317 Benny Ayala, R OBP: 0.244, SLG: 0.364 George Vukovich, L OBP: 0.297, SLG: 0.335 (1, 4) (7, PH) (7, PR) (8, 9)					6-3					2	1	1	0	0	0	0					
Inning Stats	R: 0 E: 0 K: 1 S: 5	H: 1 LOB: 0 BB: 0 P: 5	R: 0 E: 0 K: 0 S: 3	H: 0 LOB: 1 BB: 1 P: 7	R: 0 E: 0 K: 0 S: 3	H: 0 LOB: 0 BB: 0 P: 3	R: 1 E: 0 K: 0 S: 4	H: 1 LOB: 0 BB: 0 P: 4	R: 0 E: 0 K: 0 S: 3	H: 1 LOB: 0 BB: 0 P: 3	R: 2 E: 0 K: 0 S: 6	H: 3 LOB: 2 BB: 1 P: 10	R: 3 E: 0 K: 0 S: 6	H: 3 LOB: 2 BB: 1 P: 10	R: 0 E: 0 K: 1 S: 7	H: 2 LOB: 2 BB: 0 P: 7	1B: 7 2B: 4 3B: 0 HR: 0	SF: 1 SAC: 1 DP: 1 HBP: 0	WP: 0 PB: 0 SB: 0 CS: 1	PA: 36	
PITCHER	IP	WLS	BF	H	R	ER	SO	BB	IBB	HBP	BLK	WP	HR	S	P	ERA	WHIP				
Ron Guidry, L ERA: 3.09 (1, 1)	6.2	L	30	9	6	6	1	2	0	0	0	0	0	29	41	8.10	1.650				
Rich Bordi, R ERA: 3.06 (7, 1)	1.1		6	2	0	0	1	0	0	0	0	0	0	8	8	0.00	1.500				

New York Yankees @ Cleveland Indians
Cleveland Municipal Stadium, Cleveland, OH
Wed Jul 31 1985, 7:05 PM EDT
Att: 7,593 - Unknown

AB 31
R 6
H 11
RBI 6
BB 3
SO 2
LOB 16



Batter	1	2	3	4	5	6	7	8	9	AB	R	H	RBI	BB	SO	LOB	TOP			
Rickey Henderson, R OBP: 0.437, SLG: 0.570 Omar Moreno, L OBP: 0.215, SLG: 0.344	(1,8) X E6 2B SF7		X 0-0 S 1B		X 0-0 F8			X 0-3 K		3	1	1	0	0	0	0				
Ken Griffey, L OBP: 0.321, SLG: 0.405	(1,7) X F3 1-3 2B		X 0-0 F6 1-2		X 0-0 4-3			X 0-0 F8		4	0	1	0	0	0	1				
Don Mattingly, L OBP: 0.354, SLG: 0.495	(1,3) X SF7 3-H		X 4-0 CS BB		X 0-0 L3			X 0-0 2B		2	0	1	1	1	0	0				
Dave Winfield, R OBP: 0.338, SLG: 0.467	(1,9) X F3 2-3		X 0-3 K 1-2		X 0-3 K			X 0-0 F8		4	0	0	0	0	2	4				
Ron Hassey, L OBP: 0.341, SLG: 0.447	(1,2) X F8			X 0-0 F6			X 0-0 3-1		X 0-0 F5	4	0	0	0	0	0	2				
Don Baylor, R OBP: 0.342, SLG: 0.468	(1,10)	S 0-3 K		X 0-0 F5			X 0-0 F6			3	0	0	0	0	1	0				
Willie Randolph, R OBP: 0.377, SLG: 0.361	(1,4)	X 0-0 E6 S		X 0-0 F9			X 0-0 5-3			3	0	0	0	0	0	0				
Mike Pagliarulo, L OBP: 0.319, SLG: 0.420	(1,5)	X 0-0 F8		X 0-0 3-1			X 0-0 F8			3	0	0	0	0	0	1				
Bobby Meacham, S OBP: 0.330, SLG: 0.287	(1,6)	X 0-0 F7 1-2		X 0-0 F9			X 0-0 4-3			3	0	0	0	0	0	1				
Inning Stats	R: 1 E: 1 K: 0 S: 5	H: 1 LOB: 1 BB: 0 P: 5	R: 0 E: 1 K: 1 S: 6	H: 0 LOB: 1 BB: 0 P: 6	R: 0 E: 0 K: 1 S: 5	H: 1 LOB: 2 BB: 1 P: 9	R: 0 E: 0 K: 0 S: 3	H: 0 LOB: 0 BB: 0 P: 3	R: 0 E: 0 K: 0 S: 3	H: 0 LOB: 0 BB: 0 P: 3	R: 0 E: 0 K: 1 S: 5	H: 0 LOB: 0 BB: 0 P: 5	R: 0 E: 0 K: 0 S: 3	H: 0 LOB: 0 BB: 0 P: 3	R: 0 E: 0 K: 0 S: 4	H: 1 LOB: 1 BB: 0 P: 4	1B: 1 2B: 3 3B: 0 HR: 0	SF: 1 SAC: 0 DP: 1 HBP: 0	WP: 0 PB: 0 SB: 2 CS: 1	PA: 32
PITCHER Roy Smith, R ERA: 1.42	(1,1)	IP: 9.0 WLS: W BF: 32	H: 3 R: 1 ER: 0 SO: 4	BB: 1 IBB: 0 HBP: 0 BLK: 0	WP: 0 HR: 0 S: 39 P: 43	ERA: 0.00 WHIP: 0.444	PITCHER IP: WLS: BF: H: R: ER: SO: BB: IBB: HBP: BLK: WP: HR: S: P: ERA: WHIP													

New York Yankees @ Cleveland Indians
Cleveland Municipal Stadium, Cleveland, OH
Thu Aug 01 1985, 7:05 PM EDT
Att: 8,294 - Unknown

AB 30
R 1
H 3
RBI 1
BB 1
SO 4
LOB 9



Batter	1	2	3	4	5	6	7	8	9	AB	R	H	RBI	BB	SO	LOB	BOTTOM			
Otis Nixon, S OBP: 0.217, SLG: 0.275	(1,7) X 1B S 1B		X 0-0 WP S E 1B		X 0-0 F7		X 0-0 F8		X 0-0 F9	5	2	2	0	0	0	0				
Brett Butler, L OBP: 0.348, SLG: 0.410	(1,8) X F5 1-2		X 0-3 K 1-3		X 0-0 2B 3B		X 0-0 1B FC5-4		X 0-0 F5	5	2	2	0	0	1	2				
Julio Franco, R OBP: 0.343, SLG: 0.370 Benny Ayala, R OBP: 0.238, SLG: 0.356 Mike Fischlin, R OBP: 0.273, SLG: 0.317	(1,6) X (6,PH) (9,6) 1B SF8 2-3 1B		X 4-0 E 1B BB		X 0-0 BB BB 2B		X 0-0 FC5-4 1B 1-3		X 0-0 L5	3	3	3	1	1	0	0				
Andre Thornton, R OBP: 0.252, SLG: 0.250	(1,10) X 1B 1-3 3-H		X 0-0 E5 1B 1B		X 4-0 BB BB 2-1 BB		X 0-0 FC5-4 FC5-4 1-2 3-H		X 0-0 FC5-4	3	1	1	3	1	0	2				
Pat Tabler, R OBP: 0.314, SLG: 0.355 Brook Jacoby, R OBP: 0.339, SLG: 0.417	(1,5) X (4,5) SF8 3-H		X 0-3 K 1-2 3-H		X 4-0 BB BB		X 0-0 FC5-4 1-2		X 0-0 FC5-4	1	0	0	1	0	1	2				
Tony Bemazzard, S OBP: 0.383, SLG: 0.429	(1,4) X F6 3-H		X 0-0 S 1B 1B		X 4-0 BB BB		X 0-0 6-3			3	1	1	2	1	0	1				
Mike Hargrove, L OBP: 0.347, SLG: 0.336	(1,3)	S 0-3 K	X 0-0 1H 3-H	X 0-0 1B 1B	X 0-0 2-1 4-3		X 0-0 4-3		X 4-0 BB	3	0	1	2	1	1	0				
George Vukovich, L OBP: 0.293, SLG: 0.330	(1,9)	X 0-0 L8	X 0-3 K		X 0-0 F7		X 0-0 F5			4	0	0	0	0	1	2				
Jerry Willard, L OBP: 0.325, SLG: 0.336	(1,2)	X 0-0 F8		X 0-3 K		X 0-0 F8		X 0-3 K		4	0	0	0	0	2	1				
Inning Stats	R: 2 E: 0 K: 0 S: 6	H: 3 LOB: 1 BB: 0 P: 6	R: 0 E: 1 K: 1 S: 5	H: 0 LOB: 0 BB: 0 P: 5	R: 4 E: 1 K: 3 S: 13	H: 3 LOB: 1 BB: 1 P: 17	R: 2 E: 0 K: 1 S: 6	H: 2 LOB: 3 BB: 3 P: 18	R: 0 E: 0 K: 0 S: 3	H: 0 LOB: 0 BB: 0 P: 3	R: 1 E: 0 K: 0 S: 5	H: 2 LOB: 1 BB: 0 P: 5	R: 0 E: 0 K: 1 S: 5	H: 0 LOB: 1 BB: 1 P: 9	R: 0 E: 0 K: 0 S: 3	H: 0 LOB: 0 BB: 0 P: 3	1B: 8 2B: 1 3B: 1 HR: 0	SF: 1 SAC: 0 DP: 0 HBP: 0	WP: 1 PB: 0 SB: 3 CS: 0	PA: 39
PITCHER Phil Niekro, R ERA: 4.31 Neil Allen, R ERA: 5.17 Bob Shirley, L ERA: 3.52	(1,1) (3,1) (7,1)	IP: 2.2 WLS: L BF: 16	H: 6 R: 6 ER: 3 SO: 3	BB: 1 IBB: 0 HBP: 0 BLK: 0	WP: 0 HR: 0 S: 21 P: 25	ERA: 10.12 WHIP: 2.625	PITCHER IP: WLS: BF: H: R: ER: SO: BB: IBB: HBP: BLK: WP: HR: S: P: ERA: WHIP													

New York Yankees @ Cleveland Indians
Cleveland Municipal Stadium, Cleveland, OH
Thu Aug 01 1985, 7:05 PM EDT
Att: 8,294 - Unknown

AB 33
R 9
H 10
RBI 9
BB 5
SO 6
LOB 11



Batter	1	2	3	4	5	6	7	8	9	10	11	AB	R	H	RBI	BB	SO	LOB	TOP				
Luis Salazar, R OBP: 0.234, SLG: 0.335 (1, 8)	F8		4-3 1B		F9		L4			SH2-4	1B	5	1	2	1	0	0	3					
Bryan Little, S Julio Cruz, S OBP: 0.289, SLG: 0.198 (8, PH) (8, 4)	1B		4-3		4-3				4-3	F9	1-3	3	1	1	0	0	0	2					
Harold Baines, L OBP: 0.351, SLG: 0.419 (1, 9)	1B		G4-6-3						4-3	1B	2B	4	2	3	1	1	0	0					
Greg Walker, L OBP: 0.334, SLG: 0.485 (1, 3)	1B		G4-6-3							1B	1B	5	0	2	2	0	1	2					
Carlton Fisk, R OBP: 0.315, SLG: 0.540 (1, 2)	SF9				6-3							4	0	2	2	0	1	1					
Oscar Gamble, L Scott Fletcher, R OBP: 0.352, SLG: 0.298 OBP: 0.303, SLG: 0.250 (1, 10) (9, PH)	4-3				F9					FC5-6	6-3	3	0	0	0	0	1	2					
Ron Kittle, R Reid Nichols, R OBP: 0.269, SLG: 0.354 OBP: 0.268, SLG: 0.293 (7, PR) (7, 7)			G6-4-3 HBP		K					FC4-6	5-3	1	0	0	0	1	1	0					
Tim Lulett, R OBP: 0.324, SLG: 0.378 (1, 5)			G6-4-3		K						F6	5	0	0	0	0	3	3					
Ozzie Guillen, L OBP: 0.291, SLG: 0.332 (1, 6)	4-3											5	2	3	0	0	0	1					
Inning Stats	R: 2 E: 0 K: 0 S: 6	H: 3 LOB: 1 BB: 0 P: 6	R: 0 E: 0 K: 0 S: 2	H: 0 LOB: 0 BB: 0 P: 3	R: 1 E: 0 K: 0 S: 4	H: 2 LOB: 0 BB: 0 P: 4	R: 0 E: 0 K: 1 S: 5	H: 1 LOB: 0 BB: 0 P: 5	R: 0 E: 0 K: 2 S: 8	H: 0 LOB: 2 BB: 0 P: 8	R: 0 E: 0 K: 1 S: 5	H: 0 LOB: 0 BB: 0 P: 5	R: 0 E: 0 K: 1 S: 6	H: 1 LOB: 1 BB: 0 P: 6	R: 2 E: 0 K: 0 S: 6	H: 3 LOB: 2 BB: 1 P: 10	R: 1 E: 0 K: 0 S: 5	H: 2 LOB: 1 BB: 0 P: 5	1B: 12 2B: 1 3B: 0 HR: 0	SF: 1 SAC: 1 DP: 2 HBP: 1	WP: 0 PB: 0 SB: 6 CS: 0	PA: 47	
PITCHER	IP WLS BF H R ER SO BB IBB HBP BLK WP HR S P ERA WHIP																						
Marty Bystrom, R ERA: 8.22 (1, 1)	6.0	1.0	4	0	0	0	1	1	0	0	0	0	0	0	5	9	0.00	1.000					
Brian Fisher, R ERA: 2.33 (7, 1)	3.0	14	4	2	2	2	0	1	0	0	0	0	0	17	21	6.00	1.333						
Dave Righetti, L ERA: 3.25 (8, 1)	1.0	L	5	2	1	1	0	0	0	0	0	0	0	5	5	9.00	2.000						

Chicago White Sox @ New York Yankees
Yankee Stadium, Bronx, NY
Fri Aug 02 1985, 7:05 PM EDT
Att. 27,118 - Unknown


AB 42
R 6
H 13
RBI 6
BB 2
SO 7
LOB 20



Batter	1	2	3	4	5	6	7	8	9	10	11	AB	R	H	RBI	BB	SO	LOB	BOTTOM					
Rickey Henderson, R OBP: 0.437, SLG: 0.568 (1, 8)	HR		K		4-3					F9		4	1	1	0	1	1	1						
Don Mattingly, L OBP: 0.397, SLG: 0.511 (1, 3)	HR		1-3							F8		5	3	3	3	0	0	1						
Dave Winfield, R OBP: 0.339, SLG: 0.472 (1, 9)	K		6-3							K		4	1	1	2	1	2	0						
Don Baylor, R OBP: 0.338, SLG: 0.460 (1, 10)	L8				F8					F2		5	0	0	0	0	1	1						
Bill Sample, R OBP: 0.273, SLG: 0.329 Dan Pasqua, L OBP: 0.286, SLG: 0.393 (1, 7) (11, PH)			6-3							F7		4	0	2	0	0	0	0						
Butch Wynegar, S OBP: 0.339, SLG: 0.329 (1, 2)	F8				F6							4	0	0	0	1	1	1						
Willie Randolph, R OBP: 0.375, SLG: 0.359 (1, 4)			K							F8		5	0	1	0	0	1	2						
Andre Robertson, R OBP: 0.397, SLG: 0.528 Bobby Meacham, S OBP: 0.329, SLG: 0.286 (1, 6) (7, PR) (8, 6)			K							F6		3	0	1	0	0	1	1						
Dale Berra, R Mike Pagliarulo, L OBP: 0.315 OBP: 0.318, SLG: 0.418 (1, 5) (8, 5)			6-3									3	0	0	0	0	1	2						
Inning Stats	R: 2 E: 0 K: 1 S: 7	H: 2 LOB: 1 BB: 1 P: 11	R: 0 E: 0 K: 2 S: 7	H: 0 LOB: 0 BB: 0 P: 7	R: 0 E: 0 K: 1 S: 5	H: 0 LOB: 0 BB: 0 P: 5	R: 0 E: 0 K: 0 S: 3	H: 0 LOB: 0 BB: 0 P: 3	R: 0 E: 0 K: 1 S: 6	H: 2 LOB: 1 BB: 0 P: 6	R: 1 E: 1 K: 0 S: 4	H: 2 LOB: 1 BB: 0 P: 4	R: 0 E: 0 K: 1 S: 5	H: 0 LOB: 0 BB: 0 P: 5	R: 0 E: 0 K: 0 S: 3	H: 0 LOB: 0 BB: 0 P: 3	R: 2 E: 0 K: 2 S: 9	H: 2 LOB: 0 BB: 0 P: 9	R: 0 E: 0 K: 1 S: 5	H: 0 LOB: 0 BB: 0 P: 5	1B: 6 2B: 0 3B: 0 HR: 3	SF: 0 SAC: 0 DP: 0 HBP: 0	WP: 0 PB: 0 SB: 0 CS: 1	PA: 43
PITCHER	IP WLS BF H R ER SO BB IBB HBP BLK WP HR S P ERA WHIP																							
Britt Burns, L ERA: 3.42 (1, 1)	9.0	3	1	1	1	1	0	0	0	0	0	0	0	5	5	13.50	1.500							
Jerry Don Gleaton, L ERA: 6.75 (10, 1)	0.1	2	1	1	1	1	0	0	0	0	0	0	1	4	4	27.00	3.000							
Mike Stanton, R ERA: 6.99 Juan Agosto, L ERA: 4.05 (10, 1) (11, 1)	1.0	W	3	0	0	0	1	0	0	0	0	0	0	5	5	0.00	0.000							

Chicago White Sox @ New York Yankees
Yankee Stadium, Bronx, NY
Fri Aug 02 1985, 7:05 PM EDT
Att. 27,118 - Unknown

AB 40
R 5
H 9
RBI 5
BB 3
SO 9
LOB 9



Batter	1	2	3	4	5	6	7	8	9	AB	R	H	RBI	BB	SO	LOB	TOP																					
Luis Salazar, R OBP: 0.238, SLG: 0.337 (1, 8)	F9		FC5-4				F2		S	5	0	2	0	0	0	2																						
Bryan Little, S OBP: 0.337, SLG: 0.271 Jerry Hairston, S OBP: 0.393, SLG: 0.356 Julio Cruz, S OBP: 0.289, SLG: 0.198 (1, 4)	B5-3		F9				F5		S	4	0	0	0	0	0	4																						
Harold Baines, L OBP: 0.349, SLG: 0.421 (1, 9)	4-3			4-3			F7		F8	5	0	1	1	1	0	4																						
Greg Walker, L OBP: 0.333, SLG: 0.481 (1, 3)				F6			F6		F8	5	0	1	0	0	1	3																						
Oscar Gamble, L OBP: 0.350, SLG: 0.317 (1, 10)	F8			F8			F8		HR	4	1	1	1	0	0	1																						
Ron Kittle, R OBP: 0.274, SLG: 0.358 (1, 7)	F6				2B		1B		K	4	1	2	0	0	1	1																						
Tim Lueft, R OBP: 0.326, SLG: 0.380 (1, 5)	F9				L9				1B	4	0	2	0	0	0	2																						
Ozzie Guillen, L OBP: 0.294, SLG: 0.339 Scott Fletcher, R OBP: 0.302, SLG: 0.249 (1, 6)			FC5-4				4-3		G4-3-6-3	3	1	2	0	0	0	2																						
Joel Skinner, R OBP: 0.600, SLG: 0.750 (1, 2)			K				1B		K	3	1	1	2	1	2	1																						
Inning Stats	R: 0 E: 0 K: 0 S: 3	H: 0 LOB: 0 BB: 0 P: 3	R: 0 E: 0 K: 0 S: 4	H: 1 LOB: 1 BB: 0 P: 4	R: 0 E: 0 K: 1 S: 6	H: 1 LOB: 1 BB: 0 P: 6	R: 0 E: 0 K: 0 S: 3	H: 0 LOB: 0 BB: 0 P: 3	R: 2 E: 0 K: 0 S: 7	H: 4 LOB: 2 BB: 0 P: 7	R: 0 E: 0 K: 0 S: 5	H: 2 LOB: 2 BB: 0 P: 5	R: 1 E: 0 K: 1 S: 6	H: 1 LOB: 1 BB: 1 P: 10	R: 1 E: 0 K: 1 S: 6	H: 2 LOB: 2 BB: 0 P: 6	R: 0 E: 0 K: 1 S: 6	H: 1 LOB: 2 BB: 1 P: 10	1B: 8 2B: 2 3B: 1 HR: 1	SF: 0 SAC: 0 DP: 1 HBP: 0	WP: 0 PB: 0 SB: 1 CS: 0	PA: 40																
PITCHER	IP	WLS	BF	H	R	ER	SO	BB	IBB	HBP	BLK	WP	HR	S	P	ERA	WHIP	PITCHER				IP	WLS	BF	H	R	ER	SO	BB	IBB	HBP	BLK	WP	HR	S	P	ERA	WHIP
Ed Whitson, R ERA: 4.0 (1, 1)	8.1	W	38	12	4	4	4	2	0	0	0	0	1	44	52	4.32	1.680																					
Dave Righetti, L ERA: 3.21 (9, 1)	0.2	S	2	0	0	0	0	0	0	0	0	0	0	2	2	0.00	0.000																					

Chicago White Sox @ New York Yankees
Yankee Stadium, Bronx, NY
Sat Aug 03 1985, 3:33 AM EDT
Att: 37,276 - Unknown

AB 38
R 4
H 12
RBI 4
BB 2
SO 4
LOB 21



Batter	1	2	3	4	5	6	7	8	9	AB	R	H	RBI	BB	SO	LOB	BOTTOM																					
Rickey Henderson, R OBP: 0.438, SLG: 0.569 Omar Moreno, L OBP: 0.212, SLG: 0.338 (1, 8)	1-3			6-3			5-3		K	4	1	2	0	0	0	1																						
Ken Griffey, L OBP: 0.322, SLG: 0.405 (1, 10)	1-3						1B		F7	5	2	2	0	0	0	2																						
Don Mattingly, L OBP: 0.360, SLG: 0.520 (1, 3)	FC5-4				L4		WP		1-3	5	1	3	2	0	0	1																						
Dave Winfield, R OBP: 0.336, SLG: 0.467 (1, 9)	FC5-4			K			1-4-3		K	4	1	0	0	0	2	3																						
Dan Pasqua, L OBP: 0.297, SLG: 0.446 (1, 7)	HR				F9				F7	4	2	2	3	0	0	1																						
Ron Hassey, L OBP: 0.344, SLG: 0.463 (1, 2)	HR				L4				F5	3	1	1	1	1	0	0																						
Willie Randolph, R OBP: 0.376, SLG: 0.366 (1, 4)	5-3				F8				CS	4	0	2	1	0	0	0																						
Mike Pagliarulo, L OBP: 0.324, SLG: 0.419 (1, 5)									K	2	0	1	0	2	1	0																						
Bobby Meacham, S OBP: 0.325, SLG: 0.282 (1, 6)	F7				4-3				K	4	0	0	0	0	1	5																						
Inning Stats	R: 4 E: 0 K: 0 S: 7	H: 4 LOB: 0 BB: 0 P: 7	R: 0 E: 0 K: 1 S: 6	H: 1 LOB: 0 BB: 0 P: 6	R: 1 E: 0 K: 1 S: 6	H: 1 LOB: 0 BB: 0 P: 6	R: 0 E: 0 K: 0 S: 4	H: 1 LOB: 1 BB: 0 P: 4	R: 2 E: 0 K: 0 S: 6	H: 3 LOB: 3 BB: 2 P: 14	R: 1 E: 0 K: 1 S: 7	H: 2 LOB: 1 BB: 0 P: 7	R: 0 E: 0 K: 1 S: 5	H: 1 LOB: 1 BB: 1 P: 9	R: 0 E: 0 K: 1 S: 5	H: 0 LOB: 0 BB: 0 P: 5	1B: 7 2B: 3 3B: 0 HR: 3	SF: 0 SAC: 0 DP: 0 HBP: 0	WP: 1 PB: 0 SB: 2 CS: 1	PA: 39																		
PITCHER	IP	WLS	BF	H	R	ER	SO	BB	IBB	HBP	BLK	WP	HR	S	P	ERA	WHIP	PITCHER				IP	WLS	BF	H	R	ER	SO	BB	IBB	HBP	BLK	WP	HR	S	P	ERA	WHIP
Bill Long, R ERA: 10.29 (1, 1)	5.1	L	29	11	8	8	2	0	2	0	0	0	3	31	39	13.50	2.062																					
Jerry Don Gleaton, L ERA: 5.59 (6, 1)	1.2		7	2	0	0	2	1	0	0	0	0	1	0	10	14	0.00	1.800																				
Mike Stanton, R ERA: 6.81 (8, 1)	1.0		3	0	0	0	1	0	0	0	0	0	0	5	5	0.00	0.000																					

Chicago White Sox @ New York Yankees
Yankee Stadium, Bronx, NY
Sat Aug 03 1985, 3:33 AM EDT
Att: 37,276 - Unknown

AB 36
R 8
H 13
RBI 7
BB 3
SO 5
LOB 13



Batter	1	2	3	4	5	6	7	8	9	AB	R	H	RBI	BB	SO	LOB	TOP					
Rudy Law, L OBP: 0.315, SLG: 0.376 Reid Nichols, R OBP: 0.299, SLG: 0.305	0-0 BB 1B		0-0 CS 1B		0-0 F7	4-0 1B BB		0-0 1B		3	0	2	0	1	0	1	Chicago White Sox @ New York Yankees Yankee Stadium, Bronx, NY Sun Aug 04 1985, 3:33 AM EDT Att: 54,032 - Unknown					
Bryan Little, S OBP: 0.356, SLG: 0.278 Scott Fletcher, R OBP: 0.300, SLG: 0.248	4-0 1B BB		0-0 F9		4-0 BB	0-0 1B		0-0 F9		2	0	1	2	2	0	1						
Harold Baines, L OBP: 0.350, SLG: 0.421	0-0 1B		0-0 L6		0-0 4-3	0-0 1B		0-0 G3		5	0	2	0	0	0	2						
Greg Walker, L OBP: 0.336, SLG: 0.480	4-0 BB			0-0 1B		4-0 FC4-6 BB		0-0 F7		3	0	1	0	2	1	0						
Carlton Fisk, R OBP: 0.314, SLG: 0.538	0-3 K			0-0 F6		0-0 FC4-6 1B 2B		0-0 2B		5	1	1	0	0	1	4						
Oscar Gamble, L OBP: 0.355, SLG: 0.320 Ron Kittle, R OBP: 0.272, SLG: 0.356		4-0 G6-3 BB		0-0 F4		0-0 2B 1B		0-3 K		2	1	1	0	1	0	1						
Tim Hulett, R OBP: 0.329, SLG: 0.385		0-0 G6-3 1B		0-0 4-3		0-0 FC6-4 1B 2B		0-3 K		4	1	2	1	0	1	2						
Ozzie Guillen, L OBP: 0.294, SLG: 0.338		0-0 G6-3		0-0 F7		0-0 FC6-4 1B		0-0 L7		4	0	1	1	0	0	2						
Luis Salazar, R OBP: 0.238, SLG: 0.340	0-3 K			0-0 2B		0-0 FC6-4 1B		0-0 F3		4	1	1	0	0	1	3						
Inning Stats	R: 0 E: 0 K: 1 S: 5	H: 2 LOB: 2 BB: 2 P: 13	R: 0 E: 0 K: 1 S: 5	H: 1 LOB: 1 BB: 1 P: 9	R: 0 E: 0 K: 0 S: 3	H: 1 LOB: 1 BB: 0 P: 3	R: 0 E: 0 K: 0 S: 4	H: 1 LOB: 1 BB: 0 P: 4	R: 0 E: 0 K: 0 S: 4	H: 1 LOB: 2 BB: 1 P: 8	R: 4 E: 0 K: 0 S: 7	H: 5 LOB: 2 BB: 2 P: 15	R: 0 E: 0 K: 2 S: 8	H: 1 LOB: 1 BB: 0 P: 8	R: 0 E: 0 K: 1 S: 4	H: 1 LOB: 0 BB: 0 P: 4		R: 0 E: 0 K: 1 S: 5	H: 0 LOB: 0 BB: 0 P: 5	1B: 10 2B: 3 3B: 0 HR: 0	SF: 0 SAC: 0 DP: 1 HBP: 0	WP: 0 PB: 0 CS: 1
PITCHER	IP WLS BF H R ER SO BB IBB HBP BLK WP HR S P ERA WHIP	5.1 L 24 7 2 2 2 5 0 0 0 0 0 23 43 3.38 2.250	6.1 L 24 4 2 2 2 1 0 0 0 0 0 5 9 27.00 7.500	7.1 L 24 2 0 0 2 0 0 0 0 0 12 12 0.00 1.000	9.1 L 24 0 0 0 1 0 0 0 0 0 5 5 0.00 0.000	PITCHER										IP WLS BF H R ER SO BB IBB HBP BLK WP HR S P ERA WHIP						

Batter	1	2	3	4	5	6	7	8	9	AB	R	H	RBI	BB	SO	LOB	BOTTOM			
Rickey Henderson, R OBP: 0.433, SLG: 0.562	0-0 F3		0-0 4-3		0-0 5-3			0-3 K		4	0	0	0	0	1	2	Chicago White Sox @ New York Yankees Yankee Stadium, Bronx, NY Sun Aug 04 1985, 3:33 AM EDT Att: 54,032 - Unknown			
Ken Griffey, L OBP: 0.321, SLG: 0.403	0-3 K		0-0 1B		0-0 F7			0-0 FC4-6 1B		4	0	1	1	0	1	1				
Don Mattingly, L OBP: 0.361, SLG: 0.520	0-0 1B		0-0 4-3		0-0 G3			0-0 1B		4	0	2	0	0	0	1				
Dave Winfield, R OBP: 0.333, SLG: 0.463	0-0 F8			0-0 E5 G3		0-0 F5		0-3 K		4	0	0	0	0	1	3				
Dan Pasqua, L OBP: 0.295, SLG: 0.435		0-0 F8		0-0 G3		0-3 K		0-0 BB 1B		4	0	1	0	0	1	1				
Ron Hassey, L OBP: 0.337, SLG: 0.452		0-0 F7		0-0 3-1			0-0 F9		0-3 K	4	0	0	0	0	1	2				
Willie Randolph, R OBP: 0.375, SLG: 0.363		0-0 6-3		1-0 HBP			0-0 F7		0-0 F9	3	0	0	0	0	0	1				
Mike Pagliarulo, L OBP: 0.327, SLG: 0.417			0-0 4-3 1B		0-3 K			0-0 F8		3	1	1	0	1	1	2				
Bobby Meacham, S OBP: 0.326, SLG: 0.283 Don Baylor, R OBP: 0.337, SLG: 0.459			0-0 F8		0-3 K			0-0 FC4-6 1B		3	0	1	0	0	1	1				
			0-0 F7					0-0 F7		1	0	0	0	0	0	2				
Inning Stats	R: 0 E: 0 K: 1 S: 6	H: 1 LOB: 1 BB: 0 P: 6	R: 0 E: 0 K: 0 S: 3	H: 0 LOB: 0 BB: 0 P: 3	R: 1 E: 0 K: 0 S: 5	H: 2 LOB: 1 BB: 0 P: 5	R: 0 E: 0 K: 1 S: 6	H: 0 LOB: 2 BB: 0 P: 7	R: 0 E: 0 K: 1 S: 5	H: 0 LOB: 0 BB: 0 P: 5	R: 0 E: 0 K: 1 S: 5	H: 0 LOB: 0 BB: 0 P: 5	R: 0 E: 0 K: 2 S: 9	H: 2 LOB: 2 BB: 0 P: 9	R: 0 E: 0 K: 1 S: 6	H: 1 LOB: 2 BB: 1 P: 10	1B: 6 2B: 0 3B: 0 HR: 0	SF: 0 SAC: 0 DP: 0 HBP: 1	WP: 0 PB: 0 CS: 0	PA: 36
PITCHER	IP WLS BF H R ER SO BB IBB HBP BLK WP HR S P ERA WHIP	9.0 W 36 6 1 1 7 1 0 1 0 0 0 48 53 1.00 0.778	PITCHER										IP WLS BF H R ER SO BB IBB HBP BLK WP HR S P ERA WHIP							

Batter	1	2	3	4	5	6	7	8	9	AB	R	H	RBI	BB	SO	LOB	TOP					
Luis Salazar, R OBP: 0.238, SLG: 0.338 (1, 8)	F2		CS	1B		K			K	4	0	1	0	0	2	2	Chicago White Sox @ New York Yankees Yankee Stadium, Bronx, NY Mon Aug 05 1985, 7:05 PM EDT Att: 28,320 - Unknown livebaseballscorecards.com					
Scott Fletcher, R OBP: 0.300, SLG: 0.248 (1, 6) (8, 4)	L8			K		G6-4-3			1B HR	4	1	1	0	0	1	3						
Harold Baines, L OBP: 0.351, SLG: 0.422 (1, 9)	L6			F9					1B HR	4	1	2	0	0	0	1						
Carlton Fisk, R OBP: 0.313, SLG: 0.543 (1, 2)		K		F8					1B HR	4	1	1	3	0	1	2						
Tim Lincecum, R OBP: 0.324, SLG: 0.380 (1, 5)	F8				K				6-3	4	0	0	0	0	1	1						
Ron Kittle, R OBP: 0.273, SLG: 0.355 (1, 10)	F8				E5					3	0	1	0	0	0	0						
Greg Walker, L OBP: 0.333, SLG: 0.476 (1, 3)			K		G4-6-3				FC1-6	3	0	0	0	0	1	2						
Julio Cruz, S OBP: 0.297, SLG: 0.207 (8, PH) Ozzie Guillen, L OBP: 0.293, SLG: 0.337 (8, 6)				CS					G6-3	2	0	2	0	0	0	0						
Reid Nichols, R OBP: 0.300, SLG: 0.306 (1, 7)			K						5-3	3	0	1	0	0	1	1						
Inning Stats	R: 0 E: 0 K: 0 S: 3	H: 0 LOB: 0 BB: 0 P: 3	R: 0 E: 0 K: 1 S: 5	H: 0 LOB: 0 BB: 0 P: 5	R: 0 E: 0 K: 2 S: 7	H: 1 LOB: 0 BB: 0 P: 7	R: 0 E: 0 K: 1 S: 6	H: 1 LOB: 1 BB: 0 P: 6	R: 0 E: 1 K: 1 S: 5	H: 0 LOB: 0 BB: 0 P: 5	R: 0 E: 0 K: 1 S: 6	H: 2 LOB: 1 BB: 0 P: 6	R: 0 E: 0 K: 0 S: 3	H: 1 LOB: 0 BB: 0 P: 3	R: 0 E: 0 K: 0 S: 3	H: 1 LOB: 0 BB: 0 P: 3		R: 3 E: 0 K: 1 S: 8	H: 3 LOB: 0 BB: 0 P: 8	1B: 8 2B: 0 3B: 0 HR: 1	SF: 0 SAC: 0 DP: 4 HBP: 0	WP: 0 PB: 0 SB: 1 CS: 1
PITCHER Ron Guidry, L ERA: 3.08 (1, 1)	IP: 9.0 WLS: W BF: 32 H: 9 R: 3 ER: 3 SO: 7 BB: 0 IBB: 0 HBP: 0 BLK: 0 WP: 0 HR: 1 S: 46 P: 46 ERA: 3.00 WHIP: 1.000																PITCHER IP: 9.0 WLS: W BF: 32 H: 9 R: 3 ER: 3 SO: 7 BB: 0 IBB: 0 HBP: 0 BLK: 0 WP: 0 HR: 1 S: 46 P: 46 ERA: 3.00 WHIP: 1.000					

Batter	1	2	3	4	5	6	7	8	9	AB	R	H	RBI	BB	SO	LOB	BOTTOM					
Rickey Henderson, R OBP: 0.434, SLG: 0.569 (1, 8)	2B		F3				F8			3	2	1	1	1	0	0	Chicago White Sox @ New York Yankees Yankee Stadium, Bronx, NY Mon Aug 05 1985, 7:05 PM EDT Att: 28,320 - Unknown livebaseballscorecards.com					
Don Mattingly, L OBP: 0.382, SLG: 0.529 (1, 3)	PB		5-3				K			4	1	2	2	0	1	0						
Dave Winfield, R OBP: 0.332, SLG: 0.463 (1, 9)	5-3						5-3			4	1	1	0	0	1	1						
Don Baylor, R OBP: 0.339, SLG: 0.461 (1, 10)	F6								WP	3	2	1	1	0	0	1						
Willie Randolph, R OBP: 0.374, SLG: 0.360 (1, 4)	F9								L9	3	1	0	0	1	0	2						
Andre Robertson, R OBP: 0.417, SLG: 0.545 Mike Pagliarulo, L OBP: 0.325, SLG: 0.414 (6, PH) (7, 5)									F5	2	0	2	1	0	0	0						
Butch Wynegar, S OBP: 0.341, SLG: 0.335 (1, 2)	L7									2	0	1	2	1	0	1						
Bill Sample, R OBP: 0.316, SLG: 0.322 Ken Griffey, L OBP: 0.319, SLG: 0.400 (6, PH) (7, 7)	K								G3	2	0	0	0	0	1	2						
Bobby Meacham, S OBP: 0.323, SLG: 0.280 (1, 6)			K2-3							3	0	0	0	0	1	2						
Inning Stats	R: 1 E: 0 K: 0 S: 4	H: 1 LOB: 1 BB: 1 P: 8	R: 0 E: 0 K: 1 S: 5	H: 1 LOB: 0 BB: 0 P: 5	R: 0 E: 0 K: 1 S: 5	H: 0 LOB: 0 BB: 0 P: 5	R: 3 E: 0 K: 0 S: 6	H: 3 LOB: 1 BB: 1 P: 10	R: 2 E: 0 K: 1 S: 7	H: 2 LOB: 0 BB: 0 P: 7	R: 0 E: 0 K: 1 S: 5	H: 0 LOB: 1 BB: 1 P: 9	R: 0 E: 0 K: 1 S: 5	H: 0 LOB: 0 BB: 0 P: 5	R: 1 E: 0 K: 0 S: 4	H: 1 LOB: 1 BB: 0 P: 5		R: 1 E: 0 K: 0 S: 4	H: 1 LOB: 1 BB: 0 P: 5	1B: 2 2B: 5 3B: 0 HR: 2	SF: 1 SAC: 0 DP: 1 HBP: 1	WP: 1 PB: 1 SB: 0 CS: 1
PITCHER Floyd Bannister, L ERA: 4.69 Dan Spillner, R ERA: 3.13 Dave Wehmeister, R ERA: 3.13 Bob James, R ERA: 2.0 (1, 1) (5, 1) (7, 1) (8, 1)	IP: 4.0 WLS: L BF: 20 H: 7 R: 6 ER: 6 SO: 2 BB: 2 IBB: 0 HBP: 0 BLK: 0 WP: 0 HR: 2 S: 22 P: 30 ERA: 13.50 WHIP: 2.250																PITCHER IP: 4.0 WLS: L BF: 20 H: 7 R: 6 ER: 6 SO: 2 BB: 2 IBB: 0 HBP: 0 BLK: 0 WP: 0 HR: 2 S: 22 P: 30 ERA: 13.50 WHIP: 2.250					

Batter	1	2	3	4	5	6	7	8	9	AB	R	H	RBI	BB	SO	LOB	TOP										
Brett Butler, L (1, 8) OBP: 0.355, SLG: 0.422	F7					FC4-6		K		3	0	1	0	0	0	1	Cleveland Indians @ New York Yankees Yankee Stadium, Bronx, NY Thu Aug 08 1985, 7:05 PM EDT Unknown										
Benny Ayala, R (8, PH) OBP: 0.234, SLG: 0.348						1B				1	0	0	0	0	1	0											
Chris Bando, S (8, 2) OBP: 0.208, SLG: 0.143										0	0	0	0	0	0	0											
Julio Franco, R (1, 6) OBP: 0.344, SLG: 0.370										3	0	1	0	0	1	2											
Mike Fischlin, R (8, 6) OBP: 0.306, SLG: 0.341	G6-3			4-3		K				0	0	0	0	1	0	0											
Brook Jacoby, R (1, 5) OBP: 0.342, SLG: 0.426	G6-3									4	0	1	0	0	2	3											
Andre Thornton, R (1, 10) OBP: 0.254, SLG: 0.265		F7		G6-4-3						4	0	0	0	0	2												
Mike Hargrove, L (1, 3) OBP: 0.335, SLG: 0.319		G3								4	0	0	0	0	1												
Tony Bemazzard, S (1, 4) OBP: 0.385, SLG: 0.442						F7				2	1	1	1	1	0	0											
George Vukovich, L (1, 9) OBP: 0.286, SLG: 0.320										3	0	0	0	0	1												
Joe Carter, R (1, 7) OBP: 0.263, SLG: 0.326				4-3						3	0	0	0	0	0												
Jerry Willard, L (1, 2) OBP: 0.325, SLG: 0.331										2	0	1	0	0	0	0											
Otis Nixon, S (8, PH) OBP: 0.240, SLG: 0.307				4-3						1	0	0	0	1	0												
Inning Stats	R: 0 E: 0 K: 0 S: 3	H: 1 LOB: 0 BB: 0 P: 3	R: 1 E: 0 K: 0 S: 4	H: 1 LOB: 0 BB: 0 P: 4	R: 0 E: 0 K: 0 S: 4	H: 1 LOB: 1 BB: 0 P: 4	R: 0 E: 0 K: 0 S: 3	H: 0 LOB: 0 BB: 0 P: 3	R: 0 E: 0 K: 2 S: 8	H: 1 LOB: 1 BB: 0 P: 8	R: 0 E: 0 K: 0 S: 3	H: 0 LOB: 1 BB: 1 P: 7	R: 0 E: 0 K: 2 S: 7	H: 0 LOB: 0 BB: 0 P: 7	R: 0 E: 0 K: 1 S: 5	H: 0 LOB: 1 BB: 1 P: 9	1B: 4 2B: 0 3B: 0 HR: 1	SF: 0 SAC: 0 DP: 2 HBP: 0	WP: 1 PB: 0 CS: 0	PA: 32							
PITCHER	IP	WLS	BF	H	R	ER	SO	BB	IBB	HBP	BLK	WP	HR	S	P	ERA	WHIP										
Marty Bystrom, R (1, 1) ERA: 5.68	5.0	W	18	5	1	1	0	0	0	0	0	0	1	18	18	1.80	1.000										
Brian Fisher, R (8, 1) ERA: 2.52	2.0		7	0	0	0	2	1	0	0	0	1	0	10	14	0.00	0.500										
Bob Shirley, L (8, 1) ERA: 3.36	1.0		3	0	0	0	2	0	0	0	0	0	0	7	7	0.00	0.000										
Neil Allen, R (9, 1) ERA: 4.91	1.0		4	0	0	0	1	1	0	0	0	0	0	5	9	0.00	1.000										

Batter	1	2	3	4	5	6	7	8	9	AB	R	H	RBI	BB	SO	LOB	BOTTOM										
Willie Randolph, R (1, 4) OBP: 0.379, SLG: 0.370	S			FC6-4						4	3	3	1	1	0	2	Cleveland Indians @ New York Yankees Yankee Stadium, Bronx, NY Thu Aug 08 1985, 7:05 PM EDT Unknown										
Don Mattingly, L (1, 3) OBP: 0.397, SLG: 0.533	F9									3	2	2	0	2	0	1											
Dave Winfield, R (1, 9) OBP: 0.339, SLG: 0.482										3	2	3	6	2	0	0											
Don Baylor, R (1, 10) OBP: 0.334, SLG: 0.455	F7			F3						4	0	0	1	0	0	4											
Ken Griffey, L (1, 7) OBP: 0.317, SLG: 0.397	K			4-3						5	0	1	0	0	1	4											
Andre Robertson, R (1, 5) OBP: 0.429, SLG: 0.544										2	1	1	0	1	0	1											
Mike Pagliarulo, L (7, PH) OBP: 0.322, SLG: 0.410										2	0	0	0	0	1	2											
Butch Wynegar, S (1, 2) OBP: 0.340, SLG: 0.330		G5-4-3								3	0	0	0	1	1	3											
Bill Sample, R (1, 8) OBP: 0.333, SLG: 0.341										4	0	3	0	0	0	0											
Bobby Meacham, S (1, 6) OBP: 0.322, SLG: 0.280										4	0	1	0	0	0	3											
Inning Stats	R: 0 E: 0 K: 1 S: 5	H: 0 LOB: 2 BB: 2 P: 13	R: 0 E: 0 K: 0 S: 3	H: 1 LOB: 0 BB: 0 P: 3	R: 3 E: 0 K: 0 S: 5	H: 2 LOB: 0 BB: 1 P: 9	R: 1 E: 0 K: 0 S: 4	H: 2 LOB: 1 BB: 1 P: 8	R: 2 E: 0 K: 1 S: 8	H: 3 LOB: 1 BB: 0 P: 8	R: 1 E: 0 K: 0 S: 5	H: 3 LOB: 2 BB: 1 P: 9	R: 0 E: 0 K: 1 S: 6	H: 1 LOB: 2 BB: 1 P: 10	R: 1 E: 0 K: 0 S: 5	H: 2 LOB: 2 BB: 1 P: 9	1B: 9 2B: 3 3B: 0 HR: 2	SF: 1 SAC: 0 DP: 2 HBP: 0	WP: 0 PB: 0 CS: 1	PA: 43							
PITCHER	IP	WLS	BF	H	R	ER	SO	BB	IBB	HBP	BLK	WP	HR	S	P	ERA	WHIP										
Curt Wardle, L (1, 1) ERA: 5.7	4.0	L	21	7	6	6	1	4	0	0	0	0	2	19	35	13.50	2.750										
Bryan Clark, L (8, 1) ERA: 5.89	3.0		18	7	2	2	2	3	0	0	0	0	0	19	31	6.00	3.333										
Vern Ruhle, R (8, 1) ERA: 5.12	1.0		3	0	0	0	0	0	0	0	0	0	0	3	3	0.00	0.000										


Batter	1	2	3	4	5	6	7	8	9	AB	R	H	RBI	BB	SO	LOB	TOP																	
Otis Nixon, S (1, 7) <small>OBP: 0.241, SLG: 0.304</small> Andre Thornton, R (9, PH) <small>OBP: 0.257, SLG: 0.279</small>										4	1	1	0	0	1	0	Cleveland Indians @ New York Yankees Yankee Stadium, Bronx, NY Thu Aug 08 1985, 7:05 PM EDT Att: 25,692 - Unknown																	
Brett Butler, L (1, 8) <small>OBP: 0.357, SLG: 0.441</small>										5	2	3	4	0	0	0																		
Julio Franco, R (1, 6) <small>OBP: 0.344, SLG: 0.377</small>										5	1	2	1	0	0	1																		
Pat Tabler, R (1, 5) <small>OBP: 0.314, SLG: 0.347</small>										4	0	0	0	1	2	2																		
Benny Ayala, R (1, 10) <small>OBP: 0.235, SLG: 0.327</small>										3	0	0	0	1	2	1																		
Tony Bemazzard, S (1, 4) <small>OBP: 0.373, SLG: 0.450</small>										4	0	3	0	0	0	0																		
Mike Hargrove, L (1, 3) Brook Jacoby, R (8, PH) <small>OBP: 0.341, SLG: 0.425</small>										3	0	0	0	0	1	3																		
Carmen Castillo, R (1, 9) <small>OBP: 0.280, SLG: 0.434</small>										4	0	0	0	0	1	2																		
Chris Bando, S (1, 2) Joe Carter, R (9, PH) <small>OBP: 0.262, SLG: 0.325</small>										2	1	0	0	1	0	1																		
Inning Stats	R: 0 E: 0 K: 1 S: 6	H: 1 LOB: 1 BB: 0 P: 6	R: 0 E: 0 K: 0 S: 3	H: 0 LOB: 0 BB: 0 P: 3	R: 3 E: 0 K: 1 S: 7	H: 2 LOB: 1 BB: 2 P: 15	R: 0 E: 0 K: 1 S: 6	H: 1 LOB: 1 BB: 0 P: 6	R: 2 E: 0 K: 1 S: 8	H: 3 LOB: 2 BB: 1 P: 12	R: 0 E: 0 K: 1 S: 5	H: 0 LOB: 0 BB: 0 P: 5	R: 0 E: 0 K: 0 S: 3	H: 0 LOB: 0 BB: 0 P: 3	R: 0 E: 0 K: 3 S: 10	H: 1 LOB: 1 BB: 0 P: 10		R: 1 E: 0 K: 1 S: 7	H: 2 LOB: 1 BB: 0 P: 7	1B: 4 2B: 2 3B: 0 HR: 4	SF: 0 SAC: 0 DP: 0 HBP: 0	WP: 0 PA: 40 SB: 1 CS: 1												
PITCHER	IP WLS BF H R ER SO BB IBB HBP BLK WP HR S P ERA WHIP																																	
Phil Niekro, R (1, 1) <small>ERA: 4.49</small>	4.2		23	6	5	5	4	3	0	0	0	0	0	3	28	40	9.64	1.929																
Brian Fisher, R (5, 1) <small>ERA: 2.42</small>	2.2	W	10	2	0	0	2	0	0	0	0	0	0	0	14	14	0.00	0.750																
Dave Righetti, L (8, 1) <small>ERA: 3.27</small>	1.2	S	7	2	1	1	3	0	0	0	0	0	0	1	13	13	5.40	1.200																

Batter	1	2	3	4	5	6	7	8	9	AB	R	H	RBI	BB	SO	LOB	BOTTOM																	
Willie Randolph, R (1, 4) <small>OBP: 0.382, SLG: 0.369</small>										1	1	0	1	3	0	0	Cleveland Indians @ New York Yankees Yankee Stadium, Bronx, NY Thu Aug 08 1985, 7:05 PM EDT Att: 25,692 - Unknown																	
Don Mattingly, L (1, 3) <small>OBP: 0.385, SLG: 0.547</small>										4	2	2	3	1	0	4																		
Dave Winfield, R (1, 9) <small>OBP: 0.339, SLG: 0.478</small>										3	1	0	1	1	1	2																		
Don Baylor, R (1, 10) <small>OBP: 0.336, SLG: 0.463</small>										3	1	1	1	1	0	2																		
Ken Griffey, L (1, 7) <small>OBP: 0.313, SLG: 0.391</small>										4	0	0	0	0	0	2																		
Andre Robertson, R (1, 5) <small>OBP: 0.422, SLG: 0.534</small> Mike Pagliarulo, L (3, PH) <small>OBP: 0.322, SLG: 0.409</small>										1	0	0	1	0	0	1																		
Bill Sample, R (1, 8) <small>OBP: 0.320, SLG: 0.326</small>										4	0	0	0	0	0	2																		
Ron Hassey, L (1, 2) <small>OBP: 0.340, SLG: 0.459</small>										4	1	2	0	0	0	1																		
Bobby Meacham, S (1, 6) <small>OBP: 0.321, SLG: 0.279</small>										4	1	1	0	0	0	2																		
Inning Stats	R: 3 E: 0 K: 0 S: 4	H: 1 LOB: 1 BB: 3 P: 16	R: 1 E: 0 K: 0 S: 4	H: 1 LOB: 2 BB: 2 P: 12	R: 0 E: 0 K: 0 S: 4	H: 1 LOB: 1 BB: 0 P: 4	R: 1 E: 0 K: 1 S: 6	H: 1 LOB: 0 BB: 0 P: 6	R: 1 E: 0 K: 0 S: 4	H: 1 LOB: 0 BB: 0 P: 4	R: 0 E: 0 K: 0 S: 3	H: 0 LOB: 0 BB: 0 P: 3	R: 0 E: 1 K: 0 S: 5	H: 1 LOB: 3 BB: 1 P: 9	1B: 3 2B: 1 3B: 0 HR: 3	SF: 0 SAC: 1 DP: 0 HBP: 0		WP: 2 PA: 39 SB: 0 CS: 1																
PITCHER	IP WLS BF H R ER SO BB IBB HBP BLK WP HR S P ERA WHIP																																	
Ramon Romero, L (1, 1) <small>ERA: 6.06</small>	1.1		11	2	4	4	0	5	0	0	0	0	0	2	20	20	5.79	0.857																
Jerry Reed, R (2, 1) <small>ERA: 5.29</small>	4.2	L	18	4	3	3	1	0	0	0	0	0	0	2	20	20	5.79	0.857																
Vern Ruhle, R (7, 1) <small>ERA: 5.04</small>	1.1		4	0	0	0	0	0	0	0	0	0	0	4	4	4	0.00	0.000																
Rich Thompson, R (8, 1) <small>ERA: 4.5</small>	0.2		5	1	0	0	0	1	0	0	0	0	0	4	8	8	0.00	3.000																

Batter	1	2	3	4	5	6	7	8	9	AB	R	H	RBI	BB	SO	LOB	TOP								
Rickey Henderson, R OBP: 0.435, SLG: 0.566	F8	1B				FC5-2 1B BB		5-3	L5	5	1	2	2	1	0	2									
Don Mattingly, L OBP: 0.370, SLG: 0.544	F7		E1			FC5-2 1B		F9		4	1	1	0	1	0	0									
Dave Winfield, R OBP: 0.339, SLG: 0.480	K		G5-4-3			FC5-2 1B				5	0	2	1	0	1	4									
Don Baylor, R OBP: 0.339, SLG: 0.463		1B				G5-4-3				4	1	2	2	1	1	4									
Willie Randolph, R OBP: 0.385, SLG: 0.372		1B	K							5	3	3	0	0	1	3									
Andre Robertson, R OBP: 0.340, SLG: 0.525										3	1	1	0	0	2	2									
Ken Griffey, L OBP: 0.314, SLG: 0.392	K				K	HBP 1B				2	0	1	0	0	1	0									
Bill Sample, R OBP: 0.418, SLG: 0.357										3	2	3	2	0	0	0									
Mike Pagliarulo, L OBP: 0.320, SLG: 0.406	1B				9-5	HBP 1B		1-3		2	0	0	0	0	0	2									
Butch Wynegar, S OBP: 0.341, SLG: 0.332	L7				9-5					5	0	2	1	0	1	5									
Bobby Meacham, S OBP: 0.325, SLG: 0.282	1B					1B BB		1-3		4	1	2	2	0	0	3									
Inning Stats	R: 0 E: 0 K: 1 S: 5	H: 0 LOB: 0 BB: 0 P: 5	R: 3 E: 0 K: 1 S: 9	H: 5 LOB: 2 BB: 0 P: 9	R: 0 E: 1 K: 1 S: 5	H: 0 LOB: 1 BB: 1 P: 9	R: 0 E: 0 K: 1 S: 5	H: 1 LOB: 0 BB: 0 P: 5	R: 0 E: 0 K: 0 S: 4	H: 2 LOB: 2 BB: 1 P: 8	R: 6 E: 0 K: 1 S: 10	H: 6 LOB: 1 BB: 1 P: 15	R: 0 E: 0 K: 1 S: 6	H: 1 LOB: 1 BB: 0 P: 6	R: 0 E: 0 K: 1 S: 6	H: 1 LOB: 1 BB: 0 P: 6	R: 1 E: 0 K: 0 S: 6	H: 3 LOB: 2 BB: 0 P: 6	1B: 17 2B: 3 HR: 0	SF: 0 SAC: 0 DP: 4 HBP: 1	WP: 0 PB: 0 SB: 1 CS: 0	PA: 46			
PITCHER	IP	WLS	BF	H	R	ER	SO	BB	IBB	HBP	BLK	WP	HR	S	P	ERA	WHIP								
Bruce Hurst, L ERA: 4.98	5.1	L	27	11	7	7	5	2	0	1	0	0	0	34	43	11.81	2.438								
Bob Stanley, R ERA: 2.83	6.1		19	8	3	3	2	0	1	0	0	0	0	22	26	7.36	2.182								

New York Yankees @ Boston Red Sox
Fenway Park, Boston, MA
Fri Aug 09 1985, 7:05 PM EDT
Att: 33,739 - Unknown

AB 42
R 10
H 19
RBI 10
BB 3
SO 7
LOB 25



Batter	1	2	3	4	5	6	7	8	9	AB	R	H	RBI	BB	SO	LOB	BOTTOM								
Dwight Evans, R OBP: 0.374, SLG: 0.374	6-3		1B			K2-3		F8		5	1	1	0	0	2	1									
Wade Boggs, L OBP: 0.443, SLG: 0.468	1B		E			4-3		F9		4	1	2	2	1	0	0									
Jim Rice, R OBP: 0.317, SLG: 0.420	K		E1			E6				5	1	0	0	0	2	3									
Bill Buckner, L OBP: 0.316, SLG: 0.452	FC6-4		SF9			F9		F8		4	1	2	1	0	0	1									
Mike Easter, L OBP: 0.331, SLG: 0.429	FC6-4		SF8			1B		F9		4	1	2	2	0	0	2									
Rich Gedman, L OBP: 0.378, SLG: 0.489						SH3-4		G1-6-3		3	0	2	1	1	0	1									
Marty Barrett, R OBP: 0.362, SLG: 0.370			K			SH3-4				3	0	2	0	0	1	1									
Steve Lyons, L OBP: 0.336, SLG: 0.343	F7					K2-3		F9		4	0	0	0	0	1	4									
Jackie Gutierrez, R OBP: 0.276, SLG: 0.287	G6-4-3					K		F9		4	1	1	0	0	1	3									
Inning Stats	R: 0 E: 0 K: 1 S: 6	H: 1 LOB: 2 BB: 1 P: 10	R: 0 E: 0 K: 0 S: 4	H: 2 LOB: 1 BB: 0 P: 4	R: 3 E: 1 K: 1 S: 8	H: 2 LOB: 1 BB: 1 P: 12	R: 1 E: 0 K: 2 S: 9	H: 2 LOB: 1 BB: 0 P: 9	R: 2 E: 0 K: 1 S: 8	H: 3 LOB: 1 BB: 0 P: 8	R: 0 E: 1 K: 1 S: 6	H: 0 LOB: 1 BB: 0 P: 6	R: 0 E: 0 K: 0 S: 4	H: 2 LOB: 1 BB: 0 P: 4	R: 0 E: 0 K: 0 S: 3	H: 0 LOB: 0 BB: 0 P: 3	R: 0 E: 0 K: 1 S: 5	H: 0 LOB: 0 BB: 0 P: 5	1B: 8 2B: 4 HR: 0	SF: 2 SAC: 1 DP: 2 HBP: 0	WP: 0 PB: 0 SB: 1 CS: 0	PA: 41			
PITCHER	IP	WLS	BF	H	R	ER	SO	BB	IBB	HBP	BLK	WP	HR	S	P	ERA	WHIP								
Ed Whitson, R ERA: 4.17	4.0		24	10	6	4	4	2	0	0	0	0	0	11	11	0.00	0.000								
Rich Bordi, R ERA: 3.08	2.0	W	7	0	0	0	2	0	0	0	0	0	0	7	7	0.00	1.000								
Bob Shirley, L ERA: 3.26	2.0		7	2	0	0	0	0	0	0	0	0	0	7	7	0.00	1.000								
Dave Righetti, L ERA: 3.22	9.1		3	0	0	0	1	0	0	0	0	0	0	5	5	0.00	0.000								

New York Yankees @ Boston Red Sox
Fenway Park, Boston, MA
Fri Aug 09 1985, 7:05 PM EDT
Att: 33,739 - Unknown

AB 36
R 6
H 12
RBI 6
BB 2
SO 7
LOB 16



Batter	1	2	3	4	5	6	7	8	9	AB	R	H	RBI	BB	SO	LOB	TOP																					
Rickey Henderson, R OBP: 0.434, SLG: 0.559 (1, 8)	6-3		1B			K	4-3		BB	4	0	1	0	1	1	1	New York Yankees @ Boston Red Sox Fenway Park, Boston, MA Sun Aug 11 1985, 3:33 AM EDT Att: 33,685 - Unknown																					
Don Mattingly, L OBP: 0.377, SLG: 0.549 (1, 3)	F7			1B		3B		2B	L3	5	3	3	0	0	0	1																						
Dave Winfield, R OBP: 0.341, SLG: 0.487 (1, 9)	1-3			1-3		2B		1B	2B	4	2	2	2	0	0	1																						
Ken Griffey, L OBP: 0.324, SLG: 0.403 (1, 7)		4-3	BLK		S			2B	CS	3	0	3	2	1	0	0																						
Don Baylor, R OBP: 0.339, SLG: 0.464 (1, 10)	K			K		F3		FC6-2-5		4	0	1	1	0	2	3																						
Willie Randolph, R OBP: 0.382, SLG: 0.366 (1, 4)	4-3			6-3		F9		FC6-2-5-4		4	0	0	0	0	0	5																						
Butch Wynegar, S OBP: 0.346, SLG: 0.329 (1, 2)	K					F9		BB	K	3	0	0	0	1	2	3																						
Mike Pagliarulo, L OBP: 0.314, SLG: 0.401 (1, 5)			K			4-3		F8	6-3	4	0	0	0	0	1	1																						
Bobby Meacham, S OBP: 0.323, SLG: 0.279 (1, 6)	4-3			4-3		4-3		F9	K	4	0	0	0	0	1	1																						
Inning Stats	R: 0 E: 0 K: 0 S: 3	H: 0 LOB: 0 BB: 0 P: 3	R: 0 E: 0 K: 2 S: 7	H: 0 LOB: 1 BB: 1 P: 11	R: 0 E: 0 K: 1 S: 5	H: 1 LOB: 1 BB: 0 P: 5	R: 1 E: 0 K: 1 S: 7	H: 2 LOB: 1 BB: 0 P: 7	R: 0 E: 0 K: 0 S: 3	H: 0 LOB: 0 BB: 0 P: 3	R: 2 E: 0 K: 1 S: 8	H: 3 LOB: 1 BB: 0 P: 8	R: 0 E: 0 K: 0 S: 3	H: 0 LOB: 1 BB: 1 P: 7	R: 2 E: 0 K: 1 S: 8	H: 4 LOB: 2 BB: 0 P: 8	R: 0 E: 0 K: 1 S: 5	H: 0 LOB: 1 BB: 1 P: 9	1B: 5 2B: 5 3B: 1 HR: 0	SF: 0 SAC: 0 DP: 1 HBP: 0	WP: 0 PB: 0 SB: 1 CS: 1	PA: 38																
PITCHER	IP	WLS	BF	H	R	ER	SO	BB	IBB	HBP	BLK	WP	HR	S	P	ERA	WHIP	PITCHER				IP	WLS	BF	H	R	ER	SO	BB	IBB	HBP	BLK	WP	HR	S	P	ERA	WHIP
Roger Clemens, R ERA: 3.29 (1, 1)	5.0	L	18	3	1	1	4	1	0	0	1	0	0	25	29	1.80	0.800																					
Steve Crawford, R ERA: 3.53 (6, 1)	2.0		14	7	4	4	1	1	0	0	0	0	0	15	19	18.00	4.000																					
Bob Stanley, R ERA: 2.76 (8, 1)	2.0		6	0	0	0	2	1	0	0	0	0	0	9	13	0.00	0.500																					

AB	35
R	5
H	10
RBI	5
BB	3
SO	7
LOB	16



Batter	1	2	3	4	5	6	7	8	9	AB	R	H	RBI	BB	SO	LOB	BOTTOM																					
Dwight Evans, R OBP: 0.376, SLG: 0.383 (1, 9)	G4-3-6			F7		4-3		1B		4	1	3	0	0	0	0	New York Yankees @ Boston Red Sox Fenway Park, Boston, MA Sun Aug 11 1985, 3:33 AM EDT Att: 33,685 - Unknown																					
Wade Boggs, L OBP: 0.441, SLG: 0.465 (1, 5)	G4-3-6			G4-6-3		F7		2B		4	0	2	1	0	0	3																						
Bill Buckner, L OBP: 0.311, SLG: 0.445 (1, 3)	F6			G4-6-3		4-3		SF8		3	0	0	2	0	0	2																						
Jim Rice, R OBP: 0.320, SLG: 0.433 (1, 7)		F4				F8		1-3		4	0	1	0	0	0	2																						
Tony Armas, R OBP: 0.251, SLG: 0.493 (1, 8)		K				K		4-3		4	0	0	0	0	2	1																						
Mike Easler, L OBP: 0.330, SLG: 0.425 (1, 10)		F7				K		K		4	0	1	0	0	0	0																						
Marty Barrett, R OBP: 0.360, SLG: 0.365 (1, 4)				F8		L5		F8		4	0	0	0	0	1	2																						
Jackie Gutierrez, R OBP: 0.278, SLG: 0.288 (1, 6)				5-3		F8		F9		3	0	0	0	0	0	2																						
Marc Sullivan, R OBP: 0.222, SLG: 0.238 Rich Gedman, L OBP: 0.376, SLG: 0.483 (8, PH) (9, 2)				K		2B		E5		1	1	0	0	1	1	0																						
Inning Stats	R: 0 E: 0 K: 0 S: 3	H: 1 LOB: 0 BB: 0 P: 3	R: 0 E: 0 K: 1 S: 5	H: 0 LOB: 0 BB: 0 P: 5	R: 0 E: 0 K: 1 S: 5	H: 0 LOB: 0 BB: 0 P: 5	R: 0 E: 0 K: 0 S: 3	H: 1 LOB: 0 BB: 0 P: 3	R: 0 E: 0 K: 0 S: 3	H: 2 LOB: 2 BB: 0 P: 7	R: 1 E: 0 K: 0 S: 4	H: 1 LOB: 1 BB: 1 P: 8	R: 0 E: 0 K: 1 S: 5	H: 0 LOB: 0 BB: 0 P: 5	R: 2 E: 1 K: 0 S: 6	H: 2 LOB: 1 BB: 0 P: 6	R: 0 E: 0 K: 2 S: 7	H: 0 LOB: 0 BB: 0 P: 7	1B: 5 2B: 2 3B: 0 HR: 0	SF: 1 SAC: 0 DP: 2 HBP: 0	WP: 0 PB: 0 SB: 0 CS: 0	PA: 34																
PITCHER	IP	WLS	BF	H	R	ER	SO	BB	IBB	HBP	BLK	WP	HR	S	P	ERA	WHIP	PITCHER				IP	WLS	BF	H	R	ER	SO	BB	IBB	HBP	BLK	WP	HR	S	P	ERA	WHIP
Ron Guidry, L ERA: 3.01 (1, 1)	7.1		29	7	3	1	4	1	0	0	0	0	0	36	40	1.23	1.091																					
Bob Shirley, L ERA: 3.24 (8, 1)	0.1		1	0	0	0	0	0	0	0	0	0	0	1	1	0.00	0.000																					
Brian Fisher, R ERA: 2.37 (8, 1)	1.1	S	4	0	0	0	2	0	0	0	0	0	0	8	8	0.00	0.000																					



Batter	1	2	3	4	5	6	7	8	9	AB	R	H	RBI	BB	SO	LOB	TOP									
Rickey Henderson, R OBP: 0.434, SLG: 0.559	(1, 8) X E6 CS S		(1, 3) X F9					(2, 2) X 5-3		4	1	1	1	1	0	0	New York Yankees @ Chicago White Sox Comiskey Park, Chicago, IL Mon Aug 12 1985, 8:05 PM EDT Att: 28,801 - Unknown livebaseballscorecards.com									
Don Mattingly, L OBP: 0.377, SLG: 0.547	(1, 3) X F7			(1, 1) X F8	(3, 3) X G3		(1, 3) X 2B BB	(1, 3) X 2B 1B		5	1	2	0	0	2											
Dave Winfield, R OBP: 0.340, SLG: 0.483	(1, 9) X E5 1-3			(2, 2) X 5-3		(1, 1) X 3-1	(1, 3) X 2B IBB	(3, 3) X F2		4	1	0	0	1	2											
Ken Griffey, L OBP: 0.325, SLG: 0.406	(1, 7) X F8		(3, 3) X F8			(2, 2) X F8	(1, 3) X 6-3 1B 2B		(1, 3) X G5-4-3 1B	5	1	2	3	0	1											
Don Baylor, R OBP: 0.337, SLG: 0.459	(1, 10) X F4		(1, 1) X F4			(1, 0) X HR HBP	(1, 3) X 6-3		(1, 2) X G5-4-3 1B	4	1	0	0	0	2											
Ron Hassey, L OBP: 0.347, SLG: 0.497	(1, 2) X 4-3					(1, 3) X HR			(3, 3) X 4-3	5	2	3	4	0	0											
Willie Randolph, R OBP: 0.383, SLG: 0.368	(1, 4) X 1-3					(1, 1) X 5-3				4	1	2	0	0	0											
Mike Pagliarulo, L OBP: 0.317, SLG: 0.412	(1, 5) X G3-6 BB		(4, 0) X G3-6 BB			(2, 2) X F9				3	1	1	2	1	2											
Bobby Meacham, S OBP: 0.322, SLG: 0.279	(1, 6) X G3-6		(1, 2) X G3-6			(1, 0) X 2B 1B	(1, 1) X K		(1, 1) X F8	4	1	1	0	0	1											
Inning Stats	R: 0 E: 2 K: 0 S: 4	H: 0 LOB: 1 BB: 0 P: 4	R: 0 E: 0 K: 0 S: 3	H: 0 LOB: 0 BB: 0 P: 3	R: 0 E: 0 K: 0 S: 2	H: 0 LOB: 0 BB: 1 P: 6	R: 0 E: 0 K: 0 S: 3	H: 0 LOB: 0 BB: 0 P: 3	R: 3 E: 0 K: 0 S: 6	H: 3 LOB: 1 BB: 0 P: 7	R: 0 E: 0 K: 0 S: 3	H: 0 LOB: 0 BB: 0 P: 3	R: 7 E: 0 K: 2 S: 14	H: 7 LOB: 2 BB: 2 P: 22	R: 0 E: 0 K: 0 S: 4	H: 1 LOB: 1 BB: 0 P: 4	R: 0 E: 0 K: 0 S: 3	H: 1 LOB: 0 BB: 0 P: 3	1B: 7 2B: 2 3B: 0 HR: 3	SF: 0 SAC: 0 DP: 2 HBP: 1	WP: 0 PB: 0 CS: 1	PA: 42				
PITCHER	IP	WLS	BF	H	R	ER	SO	BB	IBB	HBP	BLK	WP	HR	S	P	ERA	WHIP									
Gene Nelson, R ERA: 3.95	(1, 1)	6.0	L	25	5	5	5	0	1	0	1	0	0	2	23	28	7.50	1.000								
Jerry Don Gleason, R ERA: 8.31	(7, 1)	0.1		6	3	4	4	1	1	1	0	0	0	1	6	14	108.00	12.000								
Dave Wehmeister, R ERA:	(7, 1)	1.2		8	3	1	1	1	0	0	0	0	0	0	10	10	5.40	1.800								
Juan Agosto, L ERA: 4.66	(9, 1)	1.0		3	1	0	0	0	0	0	0	0	0	0	3	3	0.00	1.000								

Batter	1	2	3	4	5	6	7	8	9	AB	R	H	RBI	BB	SO	LOB	BOTTOM									
Rudy Law, L OBP: 0.304, SLG: 0.360	(1, 8) X 1-3			(1, 1) X K				(2, 2) X F9		4	0	1	0	0	1	0	New York Yankees @ Chicago White Sox Comiskey Park, Chicago, IL Mon Aug 12 1985, 8:05 PM EDT Att: 28,801 - Unknown livebaseballscorecards.com									
Bryan Little, S OBP: 0.354, SLG: 0.298	(1, 4) X 4-3			(2, 2) X G3			(1, 3) X 2B 1B	(1, 2) X G3-6		4	1	1	0	0	1											
Harold Baines, L OBP: 0.346, SLG: 0.421	(1, 9) X 4-3						(1, 3) X 1B PB 2B	(3, 3) X 3-1		4	1	2	1	0	0											
Greg Walker, L OBP: 0.331, SLG: 0.476	(1, 10) X K		(1, 1) X K			(3, 3) X G3	(4, 0) X BB		(1, 1) X F3	3	0	0	0	1	1											
Carlton Fisk, R OBP: 0.313, SLG: 0.536	(1, 2) X 4-3					(1, 1) X F4	(3, 3) X K		(2, 2) X F7	4	0	0	0	0	1											
Ron Kittle, R OBP: 0.301, SLG: 0.434	(1, 7) X K					(1, 0) X HR			(1, 3) X HR	4	2	3	2	0	1											
Joseph DeSa, L OBP: 0.222, SLG: 0.667	(1, 3) X F7		(1, 1) X F7			(2, 2) X L9			(3, 3) X G3	4	0	0	0	0	1											
Tim Hulett, R OBP: 0.318, SLG: 0.363	(1, 5) X K		(2, 2) X K			(3, 3) X F7				3	0	0	0	0	2											
Ozzie Guillen, L OBP: 0.289, SLG: 0.336	(1, 6) X G3		(3, 3) X G3			(1, 1) X F7	(1, 3) X F8			3	0	0	0	0	1											
Inning Stats	R: 0 E: 0 K: 0 S: 3	H: 0 LOB: 0 BB: 0 P: 3	R: 0 E: 0 K: 2 S: 7	H: 0 LOB: 0 BB: 0 P: 7	R: 0 E: 0 K: 1 S: 5	H: 0 LOB: 0 BB: 0 P: 5	R: 0 E: 0 K: 1 S: 6	H: 1 LOB: 1 BB: 0 P: 6	R: 1 E: 0 K: 0 S: 4	H: 1 LOB: 0 BB: 0 P: 4	R: 2 E: 0 K: 1 S: 7	H: 2 LOB: 1 BB: 1 P: 11	R: 0 E: 0 K: 2 S: 8	H: 1 LOB: 1 BB: 0 P: 8	R: 0 E: 0 K: 0 S: 3	H: 1 LOB: 0 BB: 0 P: 3	R: 1 E: 0 K: 0 S: 4	H: 1 LOB: 0 BB: 0 P: 4	1B: 4 2B: 1 3B: 0 HR: 2	SF: 0 SAC: 0 DP: 1 HBP: 0	WP: 0 PB: 0 CS: 0	PA: 34				
PITCHER	IP	WLS	BF	H	R	ER	SO	BB	IBB	HBP	BLK	WP	HR	S	P	ERA	WHIP									
Phil Niekro, R ERA: 4.4	(1, 1)	9.0	W	34	7	4	3	7	1	0	0	0	0	2	47	51	3.00	0.889								


Batter	1	2	3	4	5	6	7	8	9	10	AB	R	H	RBI	BB	SO	LOB					
Marty Barrett, R OBP: 0.355, SLG: 0.360 (1, 4)	F4		4-3			4-3 2B	BB		F9		4	1	1	0	1	0	1					
Wade Boggs, L OBP: 0.442, SLG: 0.472 (1, 5)	F7			F8		4-3 1B	F7		F7		4	0	0	0	1	0	3					
Dwight Evans, R OBP: 0.377, SLG: 0.394 (1, 9)	K2-3			K		2B			F8		5	1	1	1	0	2	2					
Bill Buckner, L OBP: 0.313, SLG: 0.456 (1, 3)				F8		2B			F4		4	0	2	1	1	0	0					
Mike Easter, L OBP: 0.328, SLG: 0.416 Dave Stapleton, R OBP: 0.324, SLG: 0.394 (10, PR)	G4-6-3					2B			F7		4	0	0	0	1	1	3					
Jim Rice, R OBP: 0.321, SLG: 0.430 (1, 7)	1-3								F7		4	0	0	0	1	0	1					
Rich Gedman, L OBP: 0.383, SLG: 0.504 (1, 2)									F6		4	2	2	2	1	1	3					
Jackie Gutierrez, R OBP: 0.289, SLG: 0.295 (1, 6)				HR					K		4	0	1	0	0	1	1					
Steve Lyons, L OBP: 0.341, SLG: 0.362 (1, 8)				K					FC1-6 1B		4	0	1	0	0	0	1					
Inning Stats	R: 0 E: 0 K: 1 S: 5	H: 0 LOB: 0 BB: 0 P: 5	R: 0 E: 0 K: 0 S: 2	H: 0 LOB: 0 BB: 1 P: 6	R: 1 E: 0 K: 1 S: 6	H: 1 LOB: 0 BB: 0 P: 6	R: 0 E: 0 K: 1 S: 5	H: 0 LOB: 0 BB: 0 P: 5	R: 0 E: 0 K: 1 S: 3	H: 0 LOB: 1 BB: 1 P: 7	R: 2 E: 0 K: 1 S: 8	H: 3 LOB: 1 BB: 0 P: 8	R: 1 E: 0 K: 0 S: 5	H: 2 LOB: 2 BB: 1 P: 9	R: 0 E: 0 K: 0 S: 4	H: 1 LOB: 2 BB: 1 P: 8	R: 0 E: 0 K: 0 S: 5	H: 0 LOB: 1 BB: 1 P: 9	1B: 3 2B: 3 3B: 0 HR: 2	SF: 0 SAC: 0 DP: 1 HBP: 0	WP: 0 PB: 0 SB: 2 CS: 0	PA: 43
PITCHER	IP	WLS	BF	H	R	ER	SO	BB	IBB	HBP	BLK	WP	HR	S	P	ERA	WHIP					
Joe Cowley, R ERA: 3.87 (1, 1)	6.2		27	6	4	4	4	2	0	0	0	0	2	33	41	5.40	1.200					
Rich Bordi, R ERA: 3.08 (7, 1)	0.0		1	0	0	0	0	1	0	0	0	0	0	0	4	∞	∞					
Bob Shirley, L ERA: 3.0 (7, 1)	1.1		6	1	0	0	0	0	1	0	0	0	0	5	9	0.00	0.750					
Brian Fisher, R ERA: 2.54 (9, 1)	1.0		5	1	0	0	0	0	1	0	0	0	0	4	8	0.00	1.000					
Dave Righetti, L ERA: 3.03 (10, 1)	1.0	W	4	0	0	0	1	1	0	0	0	0	0	5	9	0.00	1.000					

TOP

Boston Red Sox @ New York Yankees
Yankee Stadium, Bronx, NY

Fri Aug 16 1985, 7:05 PM EDT
Att: 42,787 - Unknown

AB	37
R	4
H	8
RBI	4
BB	6
SO	5
LOB	15



Batter	1	2	3	4	5	6	7	8	9	10	AB	R	H	RBI	BB	SO	LOB				
Rickey Henderson, R OBP: 0.435, SLG: 0.554 (1, 8)	K		1B				F8		K		5	1	1	0	0	3	2				
Don Mattingly, L OBP: 0.379, SLG: 0.555 (1, 3)	F4		1B								5	0	1	1	0	0	0				
Ken Griffey, L OBP: 0.326, SLG: 0.404 (1, 7)	F8		1B				F9				5	0	2	1	0	0	0				
Dave Winfield, R OBP: 0.338, SLG: 0.478 (1, 9)			K								5	1	2	0	0	1	3				
Dan Pasqua, L OBP: 0.289, SLG: 0.411 (1, 10)			F2								4	0	0	0	1	0	4				
Ron Hassey, L OBP: 0.346, SLG: 0.505 Bill Sample, R OBP: 0.336, SLG: 0.353 Butch Wynegar, S OBP: 0.346, SLG: 0.326 (9, PR)	4-3										4	0	1	0	0	1	1				
Willie Randolph, R OBP: 0.385, SLG: 0.366 (1, 4)	F7										0	1	0	0	0	0	0				
Mike Pagliarulo, L OBP: 0.324, SLG: 0.440 (1, 5)			1B								0	0	0	0	1	0	0				
Bobby Meacham, S OBP: 0.318, SLG: 0.278 (1, 6)			FC4-6 1B								3	0	1	1	1	0	1				
Inning Stats	R: 0 E: 0 K: 1 S: 5	H: 1 LOB: 1 BB: 0 P: 4	R: 2 E: 0 K: 1 S: 9	H: 4 LOB: 2 BB: 0 P: 9	R: 0 E: 0 K: 1 S: 6	H: 1 LOB: 1 BB: 0 P: 6	R: 0 E: 0 K: 1 S: 3	H: 0 LOB: 0 BB: 0 P: 3	R: 0 E: 0 K: 0 S: 4	H: 1 LOB: 0 BB: 0 P: 4	R: 0 E: 0 K: 0 S: 4	H: 1 LOB: 1 BB: 0 P: 4	R: 1 E: 0 K: 1 S: 7	H: 2 LOB: 2 BB: 0 P: 7	R: 1 E: 0 K: 0 S: 3	H: 1 LOB: 3 BB: 3 P: 15	1B: 8 2B: 2 3B: 0 HR: 1	SF: 0 SAC: 2 DP: 0 HBP: 0	WP: 0 PB: 0 SB: 0 CS: 0	PA: 43	
PITCHER	IP	WLS	BF	H	R	ER	SO	BB	IBB	HBP	BLK	WP	HR	S	P	ERA	WHIP				
Oil Can Boyd, R ERA: 3.54 (1, 1)	7.0		28	7	3	3	4	0	0	0	0	0	1	36	36	3.86	1.000				
Steve Crawford, R ERA: 3.86 (8, 1)	2.2	L	14	4	2	2	1	1	1	0	0	0	0	14	22	6.75	1.875				
Bob Stanley, R ERA: 2.72 (10, 1)	0.0		1	0	0	0	0	1	0	0	0	0	0	0	4	∞	∞				

BOTTOM

Boston Red Sox @ New York Yankees
Yankee Stadium, Bronx, NY

Fri Aug 16 1985, 7:05 PM EDT
Att: 42,787 - Unknown

AB	38
R	5
H	11
RBI	5
BB	3
SO	5
LOB	14



Batter	1	2	3	4	5	6	7	8	9	AB	R	H	RBI	BB	SO	LOB	TOP																					
Marty Barrett, R OBP: 0.353, SLG: 0.361 (1, 4)	F7		K				E6		F9	5	0	1	0	0	1	1	Boston Red Sox @ New York Yankees Yankee Stadium, Bronx, NY Sat Aug 17 1985, 3:33 AM EDT Att: 40,179 - Unknown livebaseballscorecards.com																					
Wade Boggs, L OBP: 0.435, SLG: 0.469 (1, 5)	F7		2B	1B			F9		L6-3	5	1	1	0	0	0	3																						
Dwight Evans, R OBP: 0.378, SLG: 0.397 (1, 9)							E6		F9	4	0	2	1	0	0	2																						
Bill Buckner, L OBP: 0.312, SLG: 0.454 (1, 3)	FC4-6		4-3				F6			4	0	1	0	0	0	4																						
Jim Rice, R OBP: 0.322, SLG: 0.429 (1, 7)							L5		K	3	0	1	0	1	1	2																						
Tony Armas, R OBP: 0.243, SLG: 0.477 (1, 10)							1-3		K	4	0	0	0	0	3	2																						
Rich Gedman, L OBP: 0.382, SLG: 0.501 (1, 2)							F8		F8	4	0	1	0	0	0	2																						
Jackie Gutierrez, R OBP: 0.288, SLG: 0.299 (1, 6)							F8		F8	4	0	1	0	0	0	2																						
Steve Lyons, L OBP: 0.339, SLG: 0.360 (1, 8)			B2-3				K		L3	4	0	1	0	0	1	2																						
Inning Stats	R: 0 E: 0 K: 0 S: 4	H: 1 LOB: 1 BB: 0 P: 4	R: 0 E: 1 K: 1 S: 6	H: 1 LOB: 1 BB: 0 P: 6	R: 1 E: 0 K: 1 S: 7	H: 2 LOB: 1 BB: 0 P: 7	R: 0 E: 0 K: 1 S: 5	H: 0 LOB: 1 BB: 1 P: 9	R: 0 E: 1 K: 0 S: 7	H: 1 LOB: 2 BB: 0 P: 7	R: 0 E: 0 K: 0 S: 5	H: 2 LOB: 2 BB: 0 P: 5	R: 0 E: 1 K: 1 S: 7	H: 1 LOB: 2 BB: 0 P: 7	R: 0 E: 0 K: 1 S: 5	H: 0 LOB: 0 BB: 0 P: 5	R: 0 E: 0 K: 0 S: 3	H: 1 LOB: 0 BB: 0 P: 3	1B: 6 2B: 4 3B: 0 HR: 0	SF: 0 SAC: 0 DP: 1 HBP: 0	WP: 1 PB: 0 SB: 0 CS: 0	PA: 38																
PITCHER	IP	WLS	BF	H	R	ER	SO	BB	IBB	HBP	BLK	WP	HR	S	P	ERA	WHIP	PITCHER				IP	WLS	BF	H	R	ER	SO	BB	IBB	HBP	BLK	WP	HR	S	P	ERA	WHIP
Ron Guidry, L ERA: 2.95 (1, 1)	6.2	W	31	8	1	1	4	1	0	0	0	1	0	38	42	1.35	1.350																					
Brian Fisher, R ERA: 2.45 (7, 1)	2.1	S	7	1	0	0	2	0	0	0	0	0	0	11	11	0.00	0.429																					

AB 37
R 1
H 9
RBI 1
BB 1
SO 6
LOB 20



Batter	1	2	3	4	5	6	7	8	9	AB	R	H	RBI	BB	SO	LOB	BOTTOM																					
Willie Randolph, R OBP: 0.385, SLG: 0.363 (1, 4)	1B	E		5-3		1-3		K		3	1	0	0	2	1	2	Boston Red Sox @ New York Yankees Yankee Stadium, Bronx, NY Sat Aug 17 1985, 3:33 AM EDT Att: 40,179 - Unknown livebaseballscorecards.com																					
Don Mattingly, L OBP: 0.382, SLG: 0.554 (1, 3)	G3	E		1B		F7				4	1	2	1	1	0	1																						
Dave Winfield, R OBP: 0.337, SLG: 0.480 (1, 9)	6-3			F7			F7	F9		5	0	1	2	0	0	5																						
Ken Griffey, L OBP: 0.331, SLG: 0.407 (1, 8)							F8			3	0	2	0	1	0	0																						
Don Baylor, R OBP: 0.341, SLG: 0.450 (1, 10)										2	0	0	0	0	2	4																						
Ron Hassey, L OBP: 0.344, SLG: 0.500 (1, 2)	F5						F3			4	0	1	0	0	0	4																						
Dan Pasqua, L OBP: 0.299, SLG: 0.429 (1, 7)		F5	K					SH3-4		4	0	2	0	0	1	1																						
Mike Pagliarulo, L OBP: 0.323, SLG: 0.435 (1, 5)		1-3	F7			G3-6-1		SH3-4		3	0	0	0	1	0	2																						
Bobby Meacham, S OBP: 0.318, SLG: 0.276 (1, 6)			F8				G3	SH3-4		2	1	0	0	1	0	1																						
Inning Stats	R: 0 E: 0 K: 0 S: 4	H: 1 LOB: 3 BB: 1 P: 9	R: 3 E: 1 K: 1 S: 7	H: 2 LOB: 2 BB: 3 P: 19	R: 0 E: 0 K: 1 S: 6	H: 1 LOB: 1 BB: 0 P: 6	R: 0 E: 0 K: 1 S: 7	H: 2 LOB: 2 BB: 0 P: 7	R: 0 E: 0 K: 0 S: 3	H: 1 LOB: 0 BB: 0 P: 3	R: 0 E: 0 K: 0 S: 3	H: 0 LOB: 0 BB: 0 P: 3	R: 0 E: 0 K: 0 S: 3	H: 0 LOB: 1 BB: 0 P: 4	R: 0 E: 0 K: 1 S: 6	H: 1 LOB: 3 BB: 2 P: 14	1B: 6 2B: 1 3B: 1 HR: 0	SF: 0 SAC: 1 DP: 1 HBP: 2	WP: 0 PB: 0 SB: 1 CS: 0	PA: 39																		
PITCHER	IP	WLS	BF	H	R	ER	SO	BB	IBB	HBP	BLK	WP	HR	S	P	ERA	WHIP	PITCHER				IP	WLS	BF	H	R	ER	SO	BB	IBB	HBP	BLK	WP	HR	S	P	ERA	WHIP
Al Nipper, R ERA: 4.11 (1, 1)	7.1	L	36	8	3	3	3	5	0	2	0	0	0	35	57	3.68	1.773																					
Mark Clear, R ERA: 2.98 (8, 1)	0.2		3	0	0	0	1	0	1	0	0	0	0	4	8	0.00	0.000																					

AB 30
R 3
H 8
RBI 3
BB 6
SO 4
LOB 20




Batter	1	2	3	4	5	6	7	8	9	AB	R	H	RBI	BB	SO	LOB	TOP																
Marty Barrett, R (1,4) OBP: 0.353, SLG: 0.359										4	0	1	0	1	0	6	Boston Red Sox @ New York Yankees Yankee Stadium, Bronx, NY Sun Aug 18 1985, 3:33 AM EDT Att: 44,170 - Unknown																
Wade Boggs, L (1,5) OBP: 0.435, SLG: 0.467										4	0	1	1	1	0	1																	
Dwight Evans, R (1,9) OBP: 0.376, SLG: 0.395										5	0	1	0	0	1	4																	
Bill Buckner, L (1,3) OBP: 0.310, SLG: 0.450										4	0	0	0	0	1	2																	
Mike Easter, L (1,10) OBP: 0.327, SLG: 0.414										4	0	1	0	0	1	1																	
Jim Rice, R (1,7) OBP: 0.325, SLG: 0.436										2	2	1	1	2	1	1																	
Rich Gedman, L (1,2) OBP: 0.383, SLG: 0.499										2	0	0	0	2	0	0																	
Jackie Gutierrez, R (1,6) OBP: 0.284, SLG: 0.294										3	0	0	0	0	0	2																	
Steve Lyons, L (1,8) OBP: 0.343, SLG: 0.361										2	0	1	0	1	1	2																	
Tony Armas, R (9, PH) OBP: 0.246, SLG: 0.480										1	0	1	0	0	0	0																	
Ed Jurak, R (9, PR) OBP: 0.143, SLG: 0.143										0	0	0	0	0	0	0																	
Inning Stats	R: 0 E: 1 K: 1 S: 6	H: 1 LOB: 1 BB: 0 P: 6	R: 1 E: 0 K: 0 S: 4	H: 1 LOB: 0 BB: 0 P: 4	R: 0 E: 0 K: 0 S: 2	H: 0 LOB: 0 BB: 1 P: 6	R: 0 E: 0 K: 0 S: 3	H: 0 LOB: 0 BB: 0 P: 3	R: 0 E: 0 K: 1 S: 5	H: 1 LOB: 1 BB: 0 P: 6	R: 1 E: 0 K: 0 S: 4	H: 2 LOB: 2 BB: 2 P: 12	R: 0 E: 0 K: 2 S: 8	H: 1 LOB: 1 BB: 0 P: 8	R: 0 E: 0 K: 0 S: 4	H: 1 LOB: 3 BB: 2 P: 12	1B: 6 2B: 0 3B: 0 HR: 1	SF: 0 SAC: 1 DP: 1 HBP: 0	WP: 0 PB: 0 SB: 0 CS: 0	PA: 39													
PITCHER	IP WLS BF H R ER SO BB IBB HBP BLK WP HR S P ERA WHIP																PITCHER	IP WLS BF H R ER SO BB IBB HBP BLK WP HR S P ERA WHIP															
Phil Niekro, R (1,1) ERA: 4.34	6.1	27	4	2	2	3	5	0	0	0	0	0	0	1	28	48	2.84	1.421															
Rich Bordi, R (7,1) ERA: 3.05	0.1	1	0	0	0	0	0	0	0	0	0	0	0	0	1	1	0.00	0.000															
Bob Shirley, L (7,1) ERA: 2.99	0.1	1	0	0	0	0	0	0	0	0	0	0	0	0	1	1	0.00	3.000															
Dave Righetti, L (8,1) ERA: 2.96	1.2	W	9	2	0	2	2	0	0	0	0	0	0	0	11	19	0.00	2.400															
Brian Fisher, R (9,1) ERA: 2.44	0.1	S	1	0	0	0	0	0	0	0	0	0	0	0	1	1	0.00	0.000															

Batter	1	2	3	4	5	6	7	8	9	AB	R	H	RBI	BB	SO	LOB	BOTTOM																
Willie Randolph, R (1,4) OBP: 0.384, SLG: 0.361										3	0	0	0	1	0	2	Boston Red Sox @ New York Yankees Yankee Stadium, Bronx, NY Sun Aug 18 1985, 3:33 AM EDT Att: 44,170 - Unknown																
Don Mattingly, L (1,3) OBP: 0.383, SLG: 0.555										3	0	1	2	1	0	1																	
Dave Winfield, R (1,9) OBP: 0.334, SLG: 0.476										4	0	0	0	0	1	3																	
Don Baylor, R (1,10) OBP: 0.343, SLG: 0.447										2	2	0	0	2	0	1																	
Ken Griffey, L (1,8) OBP: 0.330, SLG: 0.405										4	0	1	0	0	0	1																	
Bill Sample, R (1,7) OBP: 0.336, SLG: 0.346										2	0	0	1	1	0	2																	
Dan Pasqua, L (8, PH) OBP: 0.295, SLG: 0.423										1	0	0	0	0	1	0																	
Andre Robertson, R (1,5) OBP: 0.400, SLG: 0.493										3	0	1	1	0	1	2																	
Mike Pagliarulo, L (7,5) OBP: 0.322, SLG: 0.433										1	0	0	0	0	0	0																	
Butch Wynegar, S (1,2) OBP: 0.349, SLG: 0.332										2	1	1	0	1	0	1																	
Bobby Meacham, S (1,6) OBP: 0.319, SLG: 0.277										3	1	1	0	0	1	2																	
Inning Stats	R: 0 E: 0 K: 0 S: 2	H: 0 LOB: 0 BB: 1 P: 6	R: 1 E: 0 K: 0 S: 4	H: 1 LOB: 1 BB: 1 P: 8	R: 0 E: 0 K: 1 S: 5	H: 0 LOB: 1 BB: 1 P: 9	R: 1 E: 0 K: 0 S: 5	H: 2 LOB: 2 BB: 1 P: 9	R: 0 E: 0 K: 1 S: 5	H: 0 LOB: 0 BB: 0 P: 5	R: 2 E: 1 K: 0 S: 5	H: 2 LOB: 1 BB: 1 P: 9	R: 0 E: 0 K: 1 S: 5	H: 0 LOB: 0 BB: 0 P: 5	R: 0 E: 0 K: 0 S: 4	H: 0 LOB: 0 BB: 0 P: 5	1B: 3 2B: 2 3B: 0 HR: 0	SF: 0 SAC: 0 DP: 1 HBP: 0	WP: 0 PB: 0 SB: 0 CS: 0	PA: 34													
PITCHER	IP WLS BF H R ER SO BB IBB HBP BLK WP HR S P ERA WHIP																PITCHER	IP WLS BF H R ER SO BB IBB HBP BLK WP HR S P ERA WHIP															
Tim Lollar, L (1,1) ERA: 4.68	6.1	L	29	5	4	4	3	6	0	0	0	0	0	0	29	53	5.68	1.737															
Bob Stanley, R (7,1) ERA: 2.67	1.2		5	0	0	0	1	0	0	0	0	0	0	7	7	0.00	0.000																

AB	31
R	2
H	7
RBI	2
BB	7
SO	5
LOB	19



AB	28
R	4
H	5
RBI	4
BB	6
SO	4
LOB	15



Batter	1	2	3	4	5	6	7	8	9	AB	R	H	RBI	BB	SO	LOB	TOP									
Dwight Evans, R OBP: 0.375, SLG: 0.400	F9		6-3		L3		HR			4	1	1	3	0	0	1	Boston Red Sox @ New York Yankees Yankee Stadium, Bronx, NY Mon Aug 19 1985, 3:33 AM EDT Att: 38,164 - Unknown									
Wade Boggs, L OBP: 0.435, SLG: 0.468	E5		1B			HR	F8			4	1	2	0	0	0	0										
Bill Buckner, L OBP: 0.307, SLG: 0.446	F7		4-3			F7		6-3		4	0	0	0	0	0	3										
Jim Rice, R OBP: 0.325, SLG: 0.441	F7			5-3		HR		F9		4	1	1	2	0	0	1										
Mike Easter, L OBP: 0.324, SLG: 0.411		4-3		F8		K		F9		4	0	0	0	0	1	0										
Rich Gedman, L OBP: 0.378, SLG: 0.493	F7			F8		K2-3			K	4	0	0	0	0	2	0										
Marty Barrett, R OBP: 0.350, SLG: 0.356		G1			K		6-3		F7	4	0	0	0	0	1	0										
Steve Lyons, L OBP: 0.343, SLG: 0.369						K		4-3	K	3	1	1	0	0	1	0										
Tony Armas, R OBP: 0.245, SLG: 0.478			6-3						K	1	0	0	0	0	1	0										
Jackie Gutierrez, R OBP: 0.289, SLG: 0.296			5-3			S				2	1	1	0	1	0	1										
Inning Stats	R: 0 E: 1 K: 0 S: 4	H: 0 LOB: 1 BB: 0 P: 4	R: 0 E: 0 K: 0 S: 3	H: 0 LOB: 0 BB: 0 P: 3	R: 1 E: 0 K: 0 S: 5	H: 2 LOB: 1 BB: 0 P: 5	R: 0 E: 0 K: 0 S: 3	H: 0 LOB: 0 BB: 0 P: 3	R: 0 E: 0 K: 2 S: 8	H: 1 LOB: 1 BB: 0 P: 8	R: 2 E: 0 K: 2 S: 9	H: 2 LOB: 0 BB: 0 P: 9	R: 2 E: 0 K: 0 S: 4	H: 1 LOB: 0 BB: 1 P: 8	R: 0 E: 0 K: 0 S: 3	H: 0 LOB: 0 BB: 0 P: 3	R: 0 E: 0 K: 2 S: 7	H: 0 LOB: 0 BB: 0 P: 7	1B: 3 2B: 0 3B: 1 HR: 2	SF: 0 SAC: 0 DP: 0 HBP: 0	WP: 0 PB: 0 SB: 1 CS: 0	PA: 35				
PITCHER	IP	WLS	BF	H	R	ER	SO	BB	IBB	HBP	BLK	WP	HR	S	P	ERA	WHIP									
Marty Bystrom, R ERA: 5.47	(1, 1)	7.0	W	29	6	5	5	4	1	0	0	0	0	2	36	40	6.43	1.000								
Bob Shirley, L ERA: 2.92	(8, 1)	1.2		5	0	0	0	1	0	0	0	0	0	0	7	7	0.00	0.000								
Rich Bordi, R ERA: 3.05	(9, 1)	0.1	S	1	0	0	0	1	0	0	0	0	0	0	3	3	0.00	0.000								

Batter	1	2	3	4	5	6	7	8	9	AB	R	H	RBI	BB	SO	LOB	BOTTOM									
Rickey Henderson, R OBP: 0.438, SLG: 0.565	HR		CS		HR		FC6-4			3	3	2	1	1	0	1	Boston Red Sox @ New York Yankees Yankee Stadium, Bronx, NY Mon Aug 19 1985, 3:33 AM EDT Att: 38,164 - Unknown									
Don Mattingly, L OBP: 0.382, SLG: 0.554	1-3		F8		F7		E			4	1	1	0	0	0	2										
Dave Winfield, R OBP: 0.337, SLG: 0.483	HR		BB		1-3		E8			3	2	2	4	1	0	0										
Don Baylor, R OBP: 0.342, SLG: 0.448	F3		F5		K		2B			4	0	1	1	0	1	1										
Bill Sample, R OBP: 0.336, SLG: 0.346	4-3			1B		F6		G6-4-3		3	0	1	0	0	0	0										
Ken Griffey, L OBP: 0.332, SLG: 0.405				1B			IBB			0	0	0	0	1	0	0										
Willie Randolph, R OBP: 0.381, SLG: 0.357		6-3		F9		6-3	G6-4-3			4	0	0	0	0	0	3										
Andre Robertson, R OBP: 0.423, SLG: 0.507									F9	2	0	2	0	1	0	0										
Mike Pagliarulo, L OBP: 0.321, SLG: 0.432			BLK		1B					1	0	0	0	0	0	0										
Butch Wynegar, S OBP: 0.344, SLG: 0.326	F7			K		F7		F8		4	0	0	0	0	1	4										
Bobby Meacham, S OBP: 0.318, SLG: 0.274			K		F7		FC6-4		K	3	0	0	0	1	2	3										
Inning Stats	R: 2 E: 0 K: 0 S: 5	H: 2 LOB: 0 BB: 0 P: 5	R: 0 E: 0 K: 1 S: 5	H: 0 LOB: 1 BB: 1 P: 9	R: 0 E: 0 K: 0 S: 2	H: 0 LOB: 1 BB: 2 P: 10	R: 0 E: 0 K: 1 S: 7	H: 2 LOB: 2 BB: 0 P: 7	R: 1 E: 0 K: 1 S: 6	H: 1 LOB: 0 BB: 0 P: 6	R: 0 E: 0 K: 0 S: 4	H: 1 LOB: 1 BB: 0 P: 4	R: 3 E: 1 K: 0 S: 5	H: 3 LOB: 1 BB: 2 P: 13	R: 0 E: 0 K: 1 S: 5	H: 0 LOB: 0 BB: 0 P: 5	1B: 4 2B: 3 3B: 0 HR: 2	SF: 0 SAC: 0 DP: 1 HBP: 0	WP: 0 PB: 0 SB: 1 CS: 1	PA: 36						
PITCHER	IP	WLS	BF	H	R	ER	SO	BB	IBB	HBP	BLK	WP	HR	S	P	ERA	WHIP									
Bruce Hurst, L ERA: 4.96	(1, 1)	6.1		29	7	5	5	3	4	0	0	1	0	2	31	47	7.11	1.737								
Mark Clear, R ERA: 3.16	(7, 1)	0.0	L	3	2	1	1	0	0	1	0	0	0	2	6	6	∞	∞								
Bob Stanley, R ERA: 2.61	(7, 1)	1.2		4	0	0	0	1	0	0	0	0	0	6	6	0.00	0.000									

Batter	1	2	3	4	5	6	7	8	9	AB	R	H	RBI	BB	SO	LOB	TOP		
Rickey Henderson, R OBP: 0.435, SLG: 0.568	L3	4-3		1-3			HR	K		5	1	1	1	0	1	5	New York Yankees @ California Angels Anaheim Stadium, Anaheim, CA Tue Aug 20 1985, 10:05 PM EDT Att: 38,791 - Unknown livebaseballscorecards.com		
Don Mattingly, L OBP: 0.382, SLG: 0.566	HR		F7	HR			F4		F7	5	2	2	2	0	0				
Dave Winfield, R OBP: 0.336, SLG: 0.487	HR		6-3	6-3			4-3		6-3	5	1	1	1	0	0				
Ken Griffey, L OBP: 0.327, SLG: 0.399	1-3		4-3		1-3		F8		F8	5	0	0	0	0	0				
Dan Pasqua, L OBP: 0.308, SLG: 0.418 Don Baylor, R OBP: 0.344, SLG: 0.448 (8, PH)	4-3			2B		G6-4-3		FC1-5	1B	1	1	0	0	2	0	0			
Willie Randolph, R OBP: 0.382, SLG: 0.361		6-3		2B		G6-4-3		BB	FC1-5	4	1	2	0	0	0	1			
Butch Wynegar, S OBP: 0.346, SLG: 0.331		1B		HR			F7		FC1-5	3	1	1	2	1	0	2			
Mike Pagliarulo, L OBP: 0.324, SLG: 0.444				HR			K		F7	4	1	2	2	0	1	2			
Bobby Meacham, S OBP: 0.317, SLG: 0.272		FC3-2		L4			K			3	0	0	0	1	1	2			
Inning Stats	R: 2 E: 0 K: 0 S: 5	H: 2 LOB: 0 BB: 0 P: 5	R: 0 E: 0 K: 0 S: 4	H: 1 LOB: 2 BB: 1 P: 8	R: 0 E: 0 K: 0 S: 3	H: 0 LOB: 0 BB: 0 P: 3	R: 5 E: 0 K: 0 S: 7	H: 4 LOB: 0 BB: 1 P: 11	R: 0 E: 0 K: 2 S: 7	H: 0 LOB: 0 BB: 0 P: 7	R: 1 E: 0 K: 0 S: 4	H: 1 LOB: 0 BB: 0 P: 4	R: 0 E: 0 K: 1 S: 6	H: 1 LOB: 3 BB: 2 P: 14	R: 0 E: 0 K: 0 S: 3	H: 0 LOB: 0 BB: 0 P: 3		1B: 2 2B: 2 3B: 0 HR: 5	SF: 0 SAC: 0 DP: 1 HBP: 0
PITCHER	IP WLS BF H R ER SO BB IBB HBP BLK WP HR S P ERA WHIP																		
Jim Slaton, R ERA: 4.42	(1, 1) 3.0 L 16 5 5 5 0 2 0 0 0 0 0 2 14 22 15.00 2.333																		
Luis Sanchez, R ERA: 5.32	(4, 1) 4.0 15 3 3 3 2 1 0 0 0 0 0 3 18 22 6.75 1.000																		
Al Holland, L ERA: 3.22	(8, 1) 2.0 9 1 0 0 0 1 2 0 0 0 0 0 9 17 0.00 1.500																		

Batter	1	2	3	4	5	6	7	8	9	AB	R	H	RBI	BB	SO	LOB	BOTTOM		
Gary Pettis, S OBP: 0.334, SLG: 0.307	K		K		F9	F7			4-3	5	0	0	0	0	2	5	New York Yankees @ California Angels Anaheim Stadium, Anaheim, CA Tue Aug 20 1985, 10:05 PM EDT Att: 38,791 - Unknown livebaseballscorecards.com		
Rod Carew, L OBP: 0.365, SLG: 0.326	4-3		F7		F7	4-3			1B	5	0	1	0	0	0	5			
Brian Downing, R OBP: 0.380, SLG: 0.439				5-3	1B			L8	1B	4	0	2	0	1	0	0			
Reggie Jackson, L OBP: 0.374, SLG: 0.504	F8			F7	1B			5-3	K	5	0	1	2	0	1	3			
Jack Howell, L OBP: 0.361, SLG: 0.387 Doug DeCinces, R OBP: 0.320, SLG: 0.417 Dick Schofield, R OBP: 0.271, SLG: 0.337		K		K	K			K		2	0	0	0	0	2	0			
Ruppert Jones, L OBP: 0.376, SLG: 0.515		F4			HR	1B		K	1B	1	0	0	0	0	1	2			
Bobby Grich, R OBP: 0.338, SLG: 0.341		L7			HR	1B		6-3		4	1	2	2	0	0	0			
Craig Gerber, L OBP: 0.250, SLG: 0.284 Juan Beniquez, R OBP: 0.344, SLG: 0.387			L4		1B	1B		L6		1	1	0	0	1	0	0			
Bob Boone, R OBP: 0.305, SLG: 0.306		E8			1B	1B		K		2	0	0	0	0	1	2			
Inning Stats	R: 0 E: 0 K: 1 S: 5	H: 0 LOB: 1 BB: 1 P: 9	R: 0 E: 0 K: 1 S: 5	H: 0 LOB: 0 BB: 0 P: 5	R: 0 E: 1 K: 1 S: 6	H: 1 LOB: 1 BB: 0 P: 6	R: 0 E: 0 K: 1 S: 5	H: 0 LOB: 0 BB: 0 P: 5	R: 4 E: 0 K: 1 S: 10	H: 5 LOB: 2 BB: 1 P: 14	R: 1 E: 0 K: 1 S: 7	H: 2 LOB: 2 BB: 1 P: 11	R: 0 E: 0 K: 1 S: 5	H: 0 LOB: 0 BB: 0 P: 5	R: 0 E: 0 K: 2 S: 9	H: 2 LOB: 2 BB: 0 P: 9		1B: 9 2B: 0 3B: 0 HR: 1	SF: 0 SAC: 0 DP: 0 HBP: 0
PITCHER	IP WLS BF H R ER SO BB IBB HBP BLK WP HR S P ERA WHIP																		
Ed Whitson, R ERA: 4.57	(1, 1) 4.0 18 4 4 4 4 2 0 0 0 0 0 1 24 32 9.00 1.500																		
Bob Shirley, L ERA: 3.0	(5, 1) 1.0 7 3 1 1 1 1 0 0 0 0 0 0 8 12 9.00 4.000																		
Rich Bordi, R ERA: 2.88	(6, 1) 3.2 W 14 3 0 0 4 0 0 0 0 0 0 0 22 22 0.00 0.818																		
Dave Righetti, L ERA: 2.95	(9, 1) 0.1 S 1 0 0 0 1 0 0 0 0 0 0 0 3 3 0.00 0.000																		

Batter	1	2	3	4	5	6	7	8	9	AB	R	H	RBI	BB	SO	LOB	TOP					
Rickey Henderson, R OBP: 0.434, SLG: 0.568	E6 1B	F8		6-3			L7		BB 4-0	4	1	0	0	1	0	5	New York Yankees @ California Angels Anaheim Stadium, Anaheim, CA Thu Aug 22 1985, 10:05 PM EDT Att: 44,796 - Unknown					
Don Mattingly, L OBP: 0.376, SLG: 0.557	F8 1-2		K		F8		F8		BB 0-0	5	0	0	0	0	1	4						
Dave Winfield, R OBP: 0.335, SLG: 0.485	2H 2B 1B		WP S 1B		K		K			4	0	2	1	0	2	2						
Ken Griffey, L OBP: 0.325, SLG: 0.398	1H 2B		K		F7				K 0-3	4	0	1	0	0	2	1						
Don Baylor, R OBP: 0.345, SLG: 0.448	3-1		K						K 0-3	4	0	0	0	0	3	2						
Willie Randolph, R OBP: 0.376, SLG: 0.356		F9		E E BB		6-3			BB 0-0	3	1	1	0	1	0	0						
Mike Pagliarulo, L OBP: 0.327, SLG: 0.453	1B 1B		G3		4-3				BB 0-0	4	0	1	0	0	0	2						
Butch Wynegar, S OBP: 0.355, SLG: 0.337	1-2 1B		F4				1B BB		K 0-3	3	0	1	0	1	1	1						
Bobby Meacham, S OBP: 0.324, SLG: 0.282	K		E8 3H 1B				1-2 1B		4-3	4	0	2	1	0	1	2						
Inning Stats	R: 1 E: 1 K: 0 S: 5	H: 2 LOB: 1 BB: 0 P: 5	R: 0 E: 0 K: 1 S: 7	H: 2 LOB: 2 BB: 0 P: 7	R: 0 E: 0 K: 3 S: 10	H: 1 LOB: 1 BB: 0 P: 10	R: 1 E: 2 K: 0 S: 4	H: 1 LOB: 1 BB: 1 P: 8	R: 0 E: 0 K: 1 S: 5	H: 0 LOB: 0 BB: 0 P: 5	R: 0 E: 0 K: 1 S: 5	H: 0 LOB: 0 BB: 0 P: 5	R: 0 E: 0 K: 1 S: 6	H: 1 LOB: 2 BB: 1 P: 10	R: 0 E: 0 K: 2 S: 8	H: 1 LOB: 1 BB: 0 P: 8	R: 0 E: 0 K: 1 S: 5	H: 0 LOB: 1 BB: 1 P: 9	1B: 7 2B: 1 3B: 0 HR: 0	SF: 0 SAC: 0 DP: 0 HBP: 0	WP: 1 PB: 0 CS: 0	PA: 38
PITCHER Mike Witt, R ERA: 3.07	IP: 9.0 WLS: W BF: 38	H: 8 R: 2 ER: 0 SO: 10	BB: 3 IBB: 0 HBP: 0 BLK: 0	WP: 1 HR: 0 S: 55 P: 67	ERA: 0.00 WHIP: 1.222	PITCHER											ERA: 0.00 WHIP: 1.222					

Batter	1	2	3	4	5	6	7	8	9	AB	R	H	RBI	BB	SO	LOB	BOTTOM					
Gary Pettis, S OBP: 0.334, SLG: 0.305	5-3		S 1B			2B 1B		K		4	0	2	0	0	1	0	New York Yankees @ California Angels Anaheim Stadium, Anaheim, CA Thu Aug 22 1985, 10:05 PM EDT Att: 44,796 - Unknown					
Dick Schofield, R OBP: 0.265, SLG: 0.335	F8		5-3 1-2		1H HR 2B		5-3		4	1	1	0	0	0	1							
Brian Downing, R OBP: 0.385, SLG: 0.457	5-3		G3-6-3 BB		3H HR		1B		3	1	2	2	1	0	0							
Reggie Jackson, L OBP: 0.370, SLG: 0.496	K		G3-6-3 1-2		K		K		4	0	0	0	0	3	2							
Bobby Grich, R OBP: 0.340, SLG: 0.353	K		1B		2B		2B		BB SH BB	3	1	2	0	1	1	0						
Juan Beniquez, R OBP: 0.346, SLG: 0.391	2B		F5		L8		SH 1B BB		BB SH 1B	3	0	1	0	0	0	2						
George Hendrick, R OBP: 0.268, SLG: 0.307	F6				K		6-3		BB F5	3	0	0	0	0	1	1						
Rod Carew, L OBP: 0.370, SLG: 0.331					K		6-3		BB F5	1	0	0	0	0	0	2						
Jack Howell, L OBP: 0.333, SLG: 0.352			F7		F9		L8		BB K	4	0	0	0	0	1	2						
Jerry Narron, L OBP: 0.294, SLG: 0.402	3-1				F9		F5		BB 1-2 2H 1B	3	0	0	0	0	0	0						
Bob Boone, R OBP: 0.304, SLG: 0.306									BB 1-2 2H 1B	1	0	1	1	0	0	0						
Inning Stats	R: 0 E: 0 K: 0 S: 3	H: 0 LOB: 0 BB: 0 P: 3	R: 0 E: 0 K: 2 S: 8	H: 1 LOB: 1 BB: 0 P: 8	R: 0 E: 0 K: 0 S: 4	H: 1 LOB: 1 BB: 0 P: 4	R: 0 E: 0 K: 0 S: 3	H: 1 LOB: 1 BB: 1 P: 7	R: 0 E: 0 K: 1 S: 5	H: 0 LOB: 0 BB: 0 P: 5	R: 2 E: 0 K: 1 S: 8	H: 4 LOB: 1 BB: 0 P: 8	R: 0 E: 0 K: 0 S: 3	H: 0 LOB: 0 BB: 0 P: 3	R: 0 E: 0 K: 2 S: 8	H: 1 LOB: 1 BB: 0 P: 8	R: 1 E: 0 K: 1 S: 6	H: 1 LOB: 2 BB: 1 P: 10	1B: 5 2B: 3 3B: 0 HR: 1	SF: 0 SAC: 1 DP: 1 HBP: 0	WP: 0 PB: 0 CS: 0	PA: 36
PITCHER Ron Guidry, L ERA: 2.93	IP: 8.0 WLS: L BF: 2	H: 0 R: 0 ER: 1 SO: 6	BB: 1 IBB: 0 HBP: 0 BLK: 0	WP: 0 HR: 1 S: 42 P: 46	ERA: 2.25 WHIP: 1.125	PITCHER											ERA: 2.25 WHIP: 1.125					
Rich Bordi, R ERA: 3.01	IP: 0.0 WLS: L BF: 2	H: 0 R: 0 ER: 1 SO: 0	BB: 1 IBB: 0 HBP: 0 BLK: 0	WP: 0 HR: 0 S: 5 P: 5	ERA: 0.00 WHIP: 1.500	PITCHER											ERA: 0.00 WHIP: 1.500					
Dave Righetti, L ERA: 2.85	IP: 0.2 WLS: L BF: 3	H: 0 R: 0 ER: 0 SO: 1	BB: 0 IBB: 0 HBP: 0 BLK: 0	WP: 0 HR: 0 S: 5 P: 5	ERA: 0.00 WHIP: 1.500	PITCHER											ERA: 0.00 WHIP: 1.500					

Batter	1	2	3	4	5	6	7	8	9	10	11	12	13	14	15	AB	R	H	RBI	BB	SO	LOB	TOP				
Rickey Henderson, R OBP: 0.426, SLG: 0.552	G3		6-3		K			4-3 BB		F8			F9		F7	6	0	0	0	1	1	1					
Don Mattingly, L OBP: 0.375, SLG: 0.561	1B		1B		4-3			4-3		F8			FC4-6 1B		1B	7	0	4	0	0	0	1					
Dave Winfield, R OBP: 0.338, SLG: 0.485	F7		E9 1B		E9 1B			1-3		G3 BB			FC4-6 1B		G5-4-3 1B	6	1	2	0	1	0	4					
Ken Griffey, L OBP: 0.316, SLG: 0.388	F9		F8		F9			4-3		G3			E9 1B		1B	6	0	1	0	0	0	6					
Dan Pasqua, L OBP: 0.327, SLG: 0.446	K		K		E4			K		IBB			IBB		IBB	4	0	1	0	2	2	0					
Willie Randolph, R OBP: 0.371, SLG: 0.346	4-3		4-3		F4			6-3		F9			F8		F8	6	0	0	0	0	0	6					
Mike Pagliarulo, L OBP: 0.526, SLG: 0.460	HR		HR		F8			F7		F5			1-3		4-3	6	1	1	1	0	0	1					
Butch Wynegar, S OBP: 0.352, SLG: 0.327	4-3		4-3		G3			F5		F9			F5		F9	6	0	0	0	0	0	1					
Bobby Meacham, S OBP: 0.317, SLG: 0.273	1B		1B		4-3			K		K			4-3		F8	6	0	1	0	0	2	0					
Inning Stats	R: 0 E: 0 K: 0 S: 4	H: 1 LOB: 1 BB: 0 P: 4	R: 1 E: 0 K: 1 S: 6	H: 1 LOB: 0 BB: 0 P: 6	R: 0 E: 1 K: 0 S: 5	H: 3 LOB: 2 BB: 0 P: 5	R: 0 E: 1 K: 0 S: 4	H: 0 LOB: 1 BB: 0 P: 4	R: 0 E: 0 K: 1 S: 5	H: 0 LOB: 0 BB: 0 P: 5	R: 0 E: 0 K: 1 S: 5	H: 0 LOB: 0 BB: 0 P: 5	R: 0 E: 0 K: 0 S: 3	H: 0 LOB: 2 BB: 1 P: 11	R: 0 E: 0 K: 0 S: 3	H: 2 LOB: 2 BB: 1 P: 9	R: 0 E: 0 K: 0 S: 3	H: 0 LOB: 0 BB: 0 P: 3	R: 0 E: 0 K: 0 S: 3	H: 0 LOB: 0 BB: 0 P: 3	R: 0 E: 0 K: 0 S: 3	H: 1 LOB: 0 BB: 0 P: 3	1B: 9 2B: 0 3B: 0 HR: 1	SF: 0 SAC: 0 DP: 1 HBP: 0	WP: 0 PB: 0 SH: 0 CS: 1	PA: 57	
PITCHER	IP: 7.1 ERA: 4.28	WLS: 7 ERA: 2.22	BF: 29 ERA: 2.38	H: 7 ERA: 2.38	R: 1 ERA: 3.38	ER: 1 ERA: 3.38	SO: 3 ERA: 3.38	BB: 0 ERA: 3.38	IBB: 0 ERA: 3.38	HBP: 0 ERA: 3.38	BLK: 0 ERA: 3.38	WP: 0 ERA: 3.38	HR: 1 ERA: 3.38	S: 34 ERA: 3.38	P: 38 ERA: 3.38	ERA: 1.091	WHIP: 1.23										
Chris Codrill, R	Jay Howell, R	Steve Mura, R	Rick Langford, R																								

New York Yankees @ Oakland Athletics
Oakland-Alameda County Coliseum, Oakland, CA
Mon Aug 26 1985, 7:05 PM PDT
Att: 42,118 - Unknown

AB 53
R 2
H 10
RBI 1
BB 4
SO 5
LOB 20



Batter	1	2	3	4	5	6	7	8	9	10	11	12	13	14	15	AB	R	H	RBI	BB	SO	LOB	BOTTOM				
Alfredo Griffin, S OBP: 0.284, SLG: 0.335	F7		F9		F9			K		B5-3			4-3		FC6-2 1B	6	1	0	0	1	1	4					
Dwayne Murphy, L OBP: 0.346, SLG: 0.397	F8		F8		HBP 1B			K		1-6-3			F8		SF8	6	0	1	1	0	1	4					
Bruce Bochte, L OBP: 0.386, SLG: 0.446	BB		F9		F9			F9		2B			F9		F9	3	0	2	0	1	0	1					
Dave Collins, S OBP: 0.291, SLG: 0.338	BB		BB		F3			2B		2B			1B		1B	3	0	2	1	0	0	0					
Dave Kingman, R OBP: 0.316, SLG: 0.437	F3		F3		HBP			6-3		6-3			G3		G3	4	0	0	1	1	0	3					
Dusty Baker Jr., R OBP: 0.380, SLG: 0.496	4-3		4-3		K			K		5-3			F8		F4	6	0	0	0	0	1	6					
Mike Davis, L OBP: 0.358, SLG: 0.514	4-3		4-3		K			F9		F2			F3		F8	2	0	0	0	1	1	2					
Steve Henderson, R OBP: 0.373, SLG: 0.394	CS 1B		CS 1B		K			K		F2			F7		F7	1	0	0	0	0	0	2					
Mike Heath, R OBP: 0.301, SLG: 0.373	CS 1B		CS 1B		K			K		F8			F7		F7	2	0	0	0	0	0	0					
Donnie Hill, S OBP: 0.328, SLG: 0.356	4-3		4-3		F7			1-3		F8			F7		F7	6	0	1	0	0	0	3					
Mickey Tettleton, S OBP: 0.300, SLG: 0.370	K		K		4-3			K		F2			2-3		SH 1B	5	0	0	0	0	2	0					
Steve Kiefer, R OBP: 0.172, SLG: 0.218	K		K		4-3			K		F2			2-3		SH 1B	0	1	0	0	0	0	0					
Tony Phillips, S OBP: 0.313, SLG: 0.357	F8		F8		4-3			F7		1-3			4-3		SH 1B	5	1	1	0	0	0	0					
Inning Stats	R: 0 E: 0 K: 0 S: 3	H: 0 LOB: 1 BB: 1 P: 7	R: 0 E: 0 K: 0 S: 2	H: 0 LOB: 0 BB: 0 P: 6	R: 0 E: 0 K: 1 S: 5	H: 0 LOB: 0 BB: 0 P: 5	R: 0 E: 0 K: 1 S: 6	H: 1 LOB: 1 BB: 0 P: 10	R: 0 E: 0 K: 1 S: 5	H: 0 LOB: 0 BB: 0 P: 5	R: 0 E: 0 K: 1 S: 5	H: 0 LOB: 0 BB: 0 P: 5	R: 0 E: 0 K: 0 S: 3	H: 1 LOB: 1 BB: 0 P: 4	R: 0 E: 0 K: 0 S: 3	H: 0 LOB: 0 BB: 0 P: 3	R: 0 E: 0 K: 0 S: 3	H: 0 LOB: 0 BB: 0 P: 3	R: 0 E: 0 K: 0 S: 3	H: 0 LOB: 0 BB: 0 P: 3	R: 0 E: 0 K: 0 S: 6	H: 2 LOB: 3 BB: 0 P: 6	1B: 4 2B: 3 3B: 0 HR: 0	SF: 1 SAC: 2 DP: 0 HBP: 1	WP: 0 PB: 0 SH: 0 CS: 1	PA: 57	
PITCHER	IP: 8.1 ERA: 3.97	WLS: 9 ERA: 2.75	BF: 32 ERA: 2.75	H: 3 ERA: 2.75	R: 1 ERA: 3.03	ER: 1 ERA: 3.03	SO: 6 ERA: 3.03	BB: 1 ERA: 3.03	IBB: 0 ERA: 3.03	HBP: 0 ERA: 3.03	BLK: 0 ERA: 3.03	WP: 0 ERA: 3.03	HR: 1 ERA: 3.03	S: 39 ERA: 3.03	P: 56 ERA: 3.03	ERA: 0.720	WHIP: 1.08										
Joe Cowley, R	Dave Righetti, L	Rich Bordi, R	Bob Shirley, L																								

New York Yankees @ Oakland Athletics
Oakland-Alameda County Coliseum, Oakland, CA
Mon Aug 26 1985, 7:05 PM PDT
Att: 42,118 - Unknown

AB 49
R 3
H 7
RBI 3
BB 4
SO 6
LOB 25



Batter	1	2	3	4	5	6	7	8	9	AB	R	H	RBI	BB	SO	LOB	TOP											
Rickey Henderson, R OBP: 0.427, SLG: 0.548 (1, 8)	0-0 5-3		4-0 1B BB		0-0 5-3			0-0 5-3		3	0	0	0	1	0	1												
Don Mattingly, L OBP: 0.380, SLG: 0.560 (1, 3)	0-0 G3		0-0 G6-4-3 1B			0-0 L9		0-0 FC6-4 1B		4	0	2	0	0	0	0												
Don Baylor, R OBP: 0.342, SLG: 0.443 (1, 10)	0-0 L1		0-0 G6-4-3			0-0 2B		0-0 F9		4	0	1	0	0	0	4												
Ken Griffey, L OBP: 0.315, SLG: 0.383 (1, 9)		0-0 2-3		0-0 L9		0-0 F8		0-0 FC6-4		4	0	0	0	0	0	2												
Bill Sample, R OBP: 0.333, SLG: 0.345 Dan Pasqua, L OBP: 0.324, SLG: 0.441 (9, PH)		0-0 4-3		0-0 F8		4-0 BB			0-3 K	2	0	0	0	1	0	0												
Willie Randolph, R OBP: 0.370, SLG: 0.343 (1, 4)		4-0 BB		0-0 F7		0-0 6-3			0-0 1-3	3	0	0	0	1	0	2												
Andre Robertson, R OBP: 0.417, SLG: 0.494 Mike Pagliarulo, L OBP: 0.325, SLG: 0.459 (9, PH)		0-0 F8			0-0 6-3				0-0 3-1	3	0	0	0	0	0	1												
Butch Wynegar, S OBP: 0.355, SLG: 0.332 (1, 2)			0-0 1B 2B		4-0 SH1-3 BB				0-0 6-3	2	0	1	0	1	0	0												
Bobby Meacham, S OBP: 0.315, SLG: 0.272 (1, 6)			0-0 F7		0-0 SH1-3				0-3 K	2	0	0	0	0	1	1												
Inning Stats	R: 0 E: 0 K: 0 S: 3	H: 0 LOB: 0 BB: 0 P: 3	R: 0 E: 0 K: 0 S: 3	H: 0 LOB: 1 BB: 1 P: 7	R: 0 E: 0 K: 0 S: 4	H: 2 LOB: 2 BB: 1 P: 8	R: 0 E: 0 K: 0 S: 3	H: 0 LOB: 0 BB: 1 P: 3	R: 0 E: 0 K: 0 S: 4	H: 1 LOB: 2 BB: 1 P: 8	R: 0 E: 0 K: 1 S: 5	H: 0 LOB: 0 BB: 0 P: 5	R: 0 E: 0 K: 0 S: 4	H: 1 LOB: 1 BB: 0 P: 4	R: 0 E: 0 K: 1 S: 5	H: 0 LOB: 0 BB: 0 P: 5	1B: 2 2B: 2 3B: 0 HR: 0	SF: 0 SAC: 1 DP: 1 HBP: 0	WP: 0 PB: 0 SB: 0 CS: 0	PA: 34								
PITCHER	IP	WLS	BF	H	R	ER	SO	BB	IBB	HBP	BLK	WP	HR	S	P	ERA	WHIP											
Tommy John, L ERA: 4.39 Steve Ontiveros, R ERA: 0.89	(1, 1)	7.0	W	27	3	0	0	1	4	0	0	0	0	0	25	41	0.00	1.000										

New York Yankees @ Oakland Athletics
Oakland-Alameda County Coliseum, Oakland, CA

Tue Aug 27 1985, 7:05 PM PDT
Att: 24,555 - Unknown

AB 29
R 0
H 4
RBI 0
BB 4
SO 2
LOB 11



Batter	1	2	3	4	5	6	7	8	9	AB	R	H	RBI	BB	SO	LOB	BOTTOM											
Alfredo Griffin, S OBP: 0.296, SLG: 0.337 (1, 6)	0-0 5-3		0-0 E 1B		0-0 FC1-5 1B		0-0 G6-4-3			4	1	2	0	0	0	1												
Steve Henderson, R OBP: 0.372, SLG: 0.392 Bruce Bochte, L OBP: 0.385, SLG: 0.444 (8, 3)	0-0 BB 1B		0-0 5-3		0-0 FC1-5			0-0 G3		3	0	1	0	0	0	2												
Dusty Baker Jr., R OBP: 0.379, SLG: 0.491 (1, 3) (8, 7)	4-0 G6-4-3 BB		0-0 1-3		0-0 F7			0-0 6-3		3	0	0	0	1	0	2												
Dave Kingman, R OBP: 0.315, SLG: 0.435 (1, 10)	0-0 G6-4-3			0-0 2B SF8 1B		0-3 K		0-0 F8		4	1	1	0	0	1	4												
Mike Heath, R OBP: 0.304, SLG: 0.377 Mike Davis, L OBP: 0.358, SLG: 0.514 (9, 9)		4-0 1B G4-3 BB		0-0 SF8 1-3 2B			0-0 5-3			2	1	1	0	1	0	0												
Donnie Hill, S OBP: 0.328, SLG: 0.356 (1, 4)		0-0 G4-3 1B		0-0 F6			0-0 6-3			3	0	1	0	0	0	2												
Dwayne Murphy, L OBP: 0.344, SLG: 0.395 (1, 8)		0-0 G4-3		0-0 SF8			0-0 F7			2	0	0	1	0	0	1												
Mickey Tettleton, S OBP: 0.354, SLG: 0.362 (1, 2)		0-0 F3		0-0 F6			0-3 K			3	0	0	0	0	1	1												
Tony Phillips, S OBP: 0.368, SLG: 0.412 (1, 5)			0-0 F8		0-0 FC1-5 1B			0-0 G6-4-3 1B		3	0	2	0	0	0	0												
Inning Stats	R: 0 E: 0 K: 0 S: 3	H: 1 LOB: 1 BB: 1 P: 7	R: 1 E: 0 K: 0 S: 3	H: 1 LOB: 0 BB: 1 P: 7	R: 1 E: 1 K: 0 S: 4	H: 1 LOB: 0 BB: 0 P: 4	R: 1 E: 0 K: 0 S: 5	H: 2 LOB: 1 BB: 0 P: 5	R: 0 E: 0 K: 1 S: 7	H: 2 LOB: 2 BB: 0 P: 7	R: 0 E: 0 K: 0 S: 3	H: 0 LOB: 0 BB: 0 P: 3	R: 0 E: 0 K: 1 S: 5	H: 1 LOB: 0 BB: 0 P: 5	R: 0 E: 0 K: 0 S: 3	H: 0 LOB: 0 BB: 0 P: 3	1B: 7 2B: 1 3B: 0 HR: 0	SF: 1 SAC: 0 DP: 3 HBP: 0	WP: 0 PB: 0 SB: 0 CS: 0	PA: 31								
PITCHER	IP	WLS	BF	H	R	ER	SO	BB	IBB	HBP	BLK	WP	HR	S	P	ERA	WHIP											
Ron Guidry, L ERA: 2.9	(1, 1)	8.0	L	31	8	3	2	2	2	0	0	0	0	0	33	41	2.25	1.250										

New York Yankees @ Oakland Athletics
Oakland-Alameda County Coliseum, Oakland, CA

Tue Aug 27 1985, 7:05 PM PDT
Att: 24,555 - Unknown

AB 28
R 3
H 8
RBI 1
BB 2
SO 2
LOB 13



Batter	1	2	3	4	5	6	7	8	9	AB	R	H	RBI	BB	SO	LOB	TOP										
Gary Pettis, S OBP: 0.342, SLG: 0.301 (1, 8)	0-0 4-3		0-0 4-3 S 1B		0-3 K			4-0 G6-4-3 BB		3	0	1	0	1	1	1	California Angels @ New York Yankees Yankee Stadium, Bronx, NY Thu Aug 29 1985, 7:05 PM EDT Att: 32,169 - Unknown livebaseballscorecards.com										
Ruppert Jones, L OBP: 0.394, SLG: 0.489 (1, 10)	0-0 F5		0-0 F7		0-3 K			0-0 G6-4-3 1-2		3	0	0	0	0	1	2											
Juan Beniquez, R OBP: 0.349, SLG: 0.400 (8, FH)										1	0	0	0	0	0	1											
Rod Carew, L OBP: 0.367, SLG: 0.333 (1, 3)	0-0 E8 1B		0-0 4-3		0-0 F7			0-3 K		4	0	1	0	0	1	1											
Brian Downing, R OBP: 0.379, SLG: 0.449 (1, 7)	0-0 6-3		0-0 5-3		0-0 F7			0-3 K		4	0	0	0	0	1	2											
Jack Howell, L OBP: 0.298, SLG: 0.366 (1, 5)			0-3 K		0-0 F9			0-3 K		4	0	0	0	0	2	0											
George Hendrick, R OBP: 0.288, SLG: 0.307 (1, 9)			0-0 5-3		0-0 5-3			0-0 F4		4	0	0	0	0	1	0											
Rob Wilfong, L OBP: 0.235, SLG: 0.262 (1, 4)			4-0 S BB		0-0 F7			0-0 F7		2	0	0	0	1	0	1											
Dick Schofield, R OBP: 0.274, SLG: 0.329 (1, 6)			4-0 1-2 BB		0-0 F8			0-0 F3		2	0	0	0	1	0	1											
Bob Boone, R OBP: 0.305, SLG: 0.305 (1, 2)			0-0 F8		0-0 PB 1B			0-0 2B		3	0	2	0	0	0	2											
Inning Stats	R: 0 E: 1 K: 0 S: 4	H: 1 LOB: 1 BB: 2 P: 4	R: 0 E: 0 K: 1 S: 5	H: 0 LOB: 2 BB: 2 P: 13	R: 0 E: 0 K: 0 S: 4	H: 1 LOB: 1 BB: 0 P: 4	R: 0 E: 0 K: 0 S: 3	H: 0 LOB: 0 BB: 0 P: 3	R: 0 E: 0 K: 2 S: 8	H: 1 LOB: 2 BB: 0 P: 6	R: 0 E: 0 K: 1 S: 4	H: 0 LOB: 0 BB: 1 P: 8	R: 0 E: 0 K: 2 S: 7	H: 0 LOB: 0 BB: 0 P: 7	1B: 3 2B: 1 3B: 0 HR: 0	SF: 0 SAC: 0 DP: 1 HBP: 0	WP: 0 PB: 2 SB: 2 CS: 0	PA: 33									
PITCHER	IP	WLS	BF	H	R	ER	SO	BB	IBB	HBP	BLK	WP	HR	S	P	ERA	WHIP										
Phil Niekro, R ERA: 4.06 (1, 1)	7.0	W	28	4	0	0	4	3	0	0	0	0	0	33	45	0.00	1.000										
Dave Righetti, L ERA: 2.69 (8, 1)	2.0		5	0	0	0	3	0	0	0	0	0	0	11	11	0.00	0.000										

Batter	1	2	3	4	5	6	7	8	9	AB	R	H	RBI	BB	SO	LOB	BOTTOM										
Rickey Henderson, R OBP: 0.430, SLG: 0.549 (1, 8)	0-0 F7 BB 1B	4-0 L4-3 S BB		0-0 F7				0-0 CS 1B		3	1	2	0	1	0	1	California Angels @ New York Yankees Yankee Stadium, Bronx, NY Thu Aug 29 1985, 7:05 PM EDT Att: 32,169 - Unknown livebaseballscorecards.com										
Willie Randolph, R OBP: 0.395, SLG: 0.341 (1, 4)	4-0 F7 1B BB	0-0 F8		0-0 6-3				0-0 1-3		3	1	0	0	1	0	4											
Don Mattingly, L OBP: 0.377, SLG: 0.556 (1, 3)	0-0 F7	0-0 L4-3		0-0 F7				0-0 F7		4	0	0	0	0	0	3											
Dave Winfield, R OBP: 0.337, SLG: 0.483 (1, 9)	0-0 HBP BB 1B		0-0 E1 G3		0-0 F9			0-0 5-3		4	1	1	2	0	0	0											
Ron Hassey, L OBP: 0.347, SLG: 0.500 (1, 2)	0-0 BB HBP 1B		0-0 G3		0-0 4-3			0-0 BB 1B		4	0	2	0	0	0	1											
Dan Pasqua, L OBP: 0.313, SLG: 0.423 (1, 7)	0-3 K		0-3 K		0-0 G3			0-3 K		4	0	0	0	0	3	4											
Don Baylor, R OBP: 0.344, SLG: 0.441 (1, 10)	1-0 BB HBP		0-0 F7		0-0 L6			4-0 BB		2	0	0	0	1	0	1											
Mike Pagliarulo, L OBP: 0.327, SLG: 0.457 (1, 5)	4-0 BB		0-0 SH5-3 1B		0-0 6-3			0-0 F6		3	0	1	1	1	0	2											
Bobby Meacham, S OBP: 0.316, SLG: 0.273 (1, 6)	0-3 K		0-0 SH5-3		0-0 1B			1B E		2	1	1	0	0	1	3											
Inning Stats	R: 3 E: 0 K: 2 S: 10	H: 3 LOB: 3 BB: 2 P: 19	R: 0 E: 0 K: 0 S: 2	H: 0 LOB: 0 BB: 1 P: 6	R: 0 E: 1 K: 1 S: 6	H: 0 LOB: 1 BB: 0 P: 6	R: 0 E: 0 K: 0 S: 4	H: 1 LOB: 1 BB: 0 P: 4	R: 0 E: 0 K: 0 S: 3	H: 0 LOB: 0 BB: 0 P: 3	R: 1 E: 1 K: 0 S: 4	H: 2 LOB: 2 BB: 0 P: 4	R: 0 E: 0 K: 1 S: 6	H: 1 LOB: 2 BB: 1 P: 10	1B: 7 2B: 1 3B: 0 HR: 0	SF: 0 SAC: 1 DP: 1 HBP: 1	WP: 0 PB: 0 SB: 1 CS: 1	PA: 35									
PITCHER	IP	WLS	BF	H	R	ER	SO	BB	IBB	HBP	BLK	WP	HR	S	P	ERA	WHIP										
Kirk McCaskill, R ERA: 4.32 (1, 1)	8.0	L	35	7	4	3	4	4	0	1	0	0	0	38	55	3.38	1.375										

Batter	1	2	3	4	5	6	7	8	9	AB	R	H	RBI	BB	SO	LOB	TOP					
Gary Pettis, S OBP: 0.340, SLG: 0.298 (1, 8)										4	1	0	0	1	2	4	California Angels @ New York Yankees Yankee Stadium, Bronx, NY Fri Aug 30 1985, 7:05 PM EDT Att: 22,256 - Unknown					
Ruppert Jones, L OBP: 0.395, SLG: 0.495 (1, 7)										4	1	1	1	1	1	4						
Rod Carew, L OBP: 0.370, SLG: 0.337 (1, 3)										5	1	3	0	0	0	2						
Reggie Jackson, L OBP: 0.363, SLG: 0.477 Juan Benitez, R OBP: 0.346, SLG: 0.399 (7, 9)											4	0	1	2	0	3						
Brian Downing, R OBP: 0.376, SLG: 0.444 (1, 10)											4	0	0	0	0	1		4				
Jerry Naron, L OBP: 0.284, SLG: 0.379 Bob Boone, R OBP: 0.306, SLG: 0.307 (6, 2)											2	0	0	0	1	1		2				
Bobby Grich, R OBP: 0.338, SLG: 0.353 (1, 4)											4	0	0	0	0	0		5				
Jack Howell, L OBP: 0.315, SLG: 0.412 (1, 5)										4	1	3	1	0	1	0						
Dick Schofield, R OBP: 0.275, SLG: 0.329 (1, 6)											3	0	1	0	0	0						
Inning Stats	R: 1 E: 0 K: 0 S: 4	H: 1 LOB: 3 BB: 3 P: 16	R: 0 E: 1 K: 1 S: 6	H: 1 LOB: 1 BB: 0 P: 6	R: 0 E: 0 K: 0 S: 4	H: 1 LOB: 1 BB: 0 P: 4	R: 1 E: 0 K: 1 S: 6	H: 1 LOB: 0 BB: 0 P: 6	R: 2 E: 0 K: 2 S: 10	H: 3 LOB: 1 BB: 0 P: 10	R: 0 E: 0 K: 1 S: 7	H: 2 LOB: 2 BB: 0 P: 7	R: 0 E: 0 K: 0 S: 4	H: 1 LOB: 1 BB: 0 P: 4	R: 0 E: 0 K: 1 S: 5	H: 0 LOB: 0 BB: 0 P: 5		R: 0 E: 0 K: 0 S: 3	H: 0 LOB: 0 BB: 0 P: 3	1B: 7 2B: 1 3B: 0 HR: 2	SF: 0 SAC: 1 DP: 1 HBP: 0	WP: 0 PB: 0 SB: 1 CS: 0
PITCHER	IP WLS BF H R ER SO BB IBB HBP BLK WP HR S P ERA WHIP	IP WLS BF H R ER SO BB IBB HBP BLK WP HR S P ERA WHIP																				
Marty Bystrom, R ERA: 5.7 (1, 1)	4.0 L 21 6 4 4 2 3 0 0 0 0 2 22 34 9.00 2.250																					
Bob Shirley, L ERA: 2.69 (5, 1)	5.0 19 4 0 0 4 0 0 0 0 0 0 0 27 27 0.00 0.800																					

Batter	1	2	3	4	5	6	7	8	9	AB	R	H	RBI	BB	SO	LOB	BOTTOM					
Rickey Henderson, R OBP: 0.429, SLG: 0.545 (1, 8)										3	0	0	0	1	1	4	California Angels @ New York Yankees Yankee Stadium, Bronx, NY Fri Aug 30 1985, 7:05 PM EDT Att: 22,256 - Unknown					
Don Mattingly, L OBP: 0.375, SLG: 0.551 (1, 3)										4	0	0	0	0	1	3						
Dave Winfield, R OBP: 0.338, SLG: 0.481 (1, 9)										2	0	0	0	2	0	0						
Don Baylor, R OBP: 0.343, SLG: 0.441 (1, 10)										4	0	1	0	0	2	2						
Bill Sample, R OBP: 0.336, SLG: 0.347 Dan Pasqua, L OBP: 0.307, SLG: 0.414 (6, PH) (7, 7)										2	0	1	0	0	1	0						
Andre Robertson, R OBP: 0.407, SLG: 0.481 Mike Pagliarulo, L OBP: 0.331, SLG: 0.459 (8, 5)											2	0	0	0	0	1		2				
Willie Randolph, R OBP: 0.369, SLG: 0.339 (1, 4)											3	0	0	0	1	0		1				
Butch Wynegar, S OBP: 0.360, SLG: 0.340 (1, 2)											3	0	2	1	1	1		1				
Bobby Meacham, S OBP: 0.314, SLG: 0.272 Ken Griffey, L OBP: 0.314, SLG: 0.382 Dale Berra, R OBP: 0.270, SLG: 0.315 (8, 6)											2	0	0	0	0	0		2				
Ron Hassey, L OBP: 0.346, SLG: 0.497 (8, PH)											1	0	0	0	0	0		1				
Inning Stats	R: 0 E: 0 K: 0 S: 2	H: 0 LOB: 1 BB: 1 P: 6	R: 0 E: 0 K: 3 S: 9	H: 0 LOB: 0 BB: 0 P: 9	R: 0 E: 0 K: 0 S: 3	H: 0 LOB: 1 BB: 1 P: 7	R: 0 E: 0 K: 0 S: 4	H: 1 LOB: 2 BB: 1 P: 8	R: 0 E: 0 K: 1 S: 6	H: 1 LOB: 1 BB: 0 P: 6	R: 0 E: 0 K: 3 S: 9	H: 0 LOB: 2 BB: 1 P: 13	R: 1 E: 0 K: 0 S: 5	H: 2 LOB: 2 BB: 1 P: 9	R: 0 E: 0 K: 0 S: 3	H: 1 LOB: 0 BB: 0 P: 3	R: 0 E: 0 K: 2 S: 7	H: 0 LOB: 1 BB: 1 P: 11	1B: 3 2B: 3 3B: 0 HR: 0	SF: 0 SAC: 0 DP: 2 HBP: 0	WP: 0 PB: 0 SB: 1 CS: 0	PA: 36
PITCHER	IP WLS BF H R ER SO BB IBB HBP BLK WP HR S P ERA WHIP	IP WLS BF H R ER SO BB IBB HBP BLK WP HR S P ERA WHIP																				
John Candelaria, L ERA: 4.44 (1, 1)	5.1 W 21 2 0 0 0 4 0 0 0 0 0 27 43 0.00 1.125																					
Steve Criburn, R ERA: 1.8 (6, 1)	0.0 0 0 0 0 0 0 0 0 0 0 0 0 0 0 0 0 0 0																					
Donnie Moore, R ERA: 1.66 (6, 1)	3.2 S 15 3 1 1 4 2 0 0 0 0 0 21 29 2.46 1.364																					

Batter	1	2	3	4	5	6	7	8	9	AB	R	H	RBI	BB	SO	LOB	TOP					
Brian Downing, R OBP: 0.376, SLG: 0.444 (1, 7)	5-3		K		F9		G3 1B		1B	5	0	2	0	0	1	1	California Angels @ New York Yankees Yankee Stadium, Bronx, NY Sat Aug 31 1985, 3:33 AM EDT Att: 26,991 - Unknown					
Ruppert Jones, L OBP: 0.365, SLG: 0.503 (1, 9)	F7			1B 2B	1B HR		G3		K	5	2	2	2	0	1	3						
Rod Carew, L OBP: 0.369, SLG: 0.337 Juan Beniquez, R OBP: 0.349, SLG: 0.399 (7, PH) (7, 3)	1-3			2B 6-3	1B					3	1	1	0	0	0	0						
Reggie Jackson, L OBP: 0.362, SLG: 0.477 (1, 10)		1-3		1-3 2H	2B		K		F7	4	0	1	1	0	1	3						
Jack Howell, L OBP: 0.304, SLG: 0.396 (1, 5)		K		6-3			K		K	4	0	0	1	0	3	1						
Bobby Grich, R OBP: 0.339, SLG: 0.351 (1, 4)				3H	K		FC6-4 BB		K	2	0	0	0	2	2	1						
Bob Boone, R OBP: 0.303, SLG: 0.303 (1, 2)		BB		4-3	F9		FC6-4 1-2		5-3	4	0	0	0	0	0	3						
Gary Pettis, S OBP: 0.342, SLG: 0.296 (1, 8)			K		K		BB G5-4-3		BB	2	0	0	0	2	2	0						
Dick Schofield, R OBP: 0.275, SLG: 0.329 (1, 6)			F5				FC6-4-6 G3 1B		G5-4-3	4	1	1	0	0	0	2						
Inning Stats	R: 0 E: 0 K: 0 S: 3	H: 0 LOB: 0 BB: 0 P: 3	R: 0 E: 0 K: 1 S: 5	H: 0 LOB: 1 BB: 1 P: 9	R: 0 E: 0 K: 2 S: 7	H: 0 LOB: 0 BB: 0 P: 7	R: 2 E: 0 K: 1 S: 8	H: 3 LOB: 1 BB: 0 P: 8	R: 2 E: 0 K: 1 S: 7	H: 2 LOB: 0 BB: 0 P: 7	R: 0 E: 0 K: 2 S: 7	H: 0 LOB: 1 BB: 1 P: 11	R: 0 E: 0 K: 0 S: 4	H: 1 LOB: 3 BB: 2 P: 12	R: 0 E: 0 K: 2 S: 7	H: 0 LOB: 0 BB: 0 P: 7		R: 0 E: 0 K: 1 S: 5	H: 1 LOB: 1 BB: 1 P: 9	1B: 5 2B: 1 3B: 0 HR: 1	SF: 0 SAC: 0 DP: 1 HBP: 0	WP: 0 PB: 0 SB: 0 CS: 0
PITCHER	IP	WLS	BF	H	R	ER	SO	BB	IBB	HBP	BLK	WP	HR	S	P	ERA	WHIP					
Ed Whitson, R ERA: 4.73 (1, 1)	4.2		20	5	4	4	5	1	0	0	0	0	1	29	33	7.71	1.286					
Dave Righetti, L ERA: 2.92 (5, 1)	2.1	W	11	1	0	0	2	3	0	0	0	0	0	12	24	0.00	1.714					
Neil Allen, R ERA: 4.6 (8, 1)	2.0		7	1	0	0	3	1	0	0	0	0	0	12	16	0.00	1.000					

Batter	1	2	3	4	5	6	7	8	9	AB	R	H	RBI	BB	SO	LOB	BOTTOM					
Rickey Henderson, R OBP: 0.424, SLG: 0.540 (1, 8)	F8	SF9		L6	FC6-4		G6-4-3			4	0	0	1	0	0	2	California Angels @ New York Yankees Yankee Stadium, Bronx, NY Sat Aug 31 1985, 3:33 AM EDT Att: 26,991 - Unknown					
Ken Griffey, L OBP: 0.318, SLG: 0.387 Dan Pasqua, L OBP: 0.304, SLG: 0.410 (7, 7)	F9 1B	2B BB		L4		FC3-6 1B		6-3		3	1	2	0	1	0	0						
Don Mattingly, L OBP: 0.375, SLG: 0.549 (1, 3)	1B BB	FC5-4 1B		F8		FC3-6 BB HR		F7		4	1	1	1	1	0	1						
Dave Winfield, R OBP: 0.337, SLG: 0.477 (1, 9)	F9	FC5-4		5-3		HR BB		F8		4	1	0	0	1	0	4						
Ron Hassey, L OBP: 0.353, SLG: 0.515 (1, 2)			K		HR BB		HR			3	2	2	4	1	1	0						
Don Baylor, R OBP: 0.342, SLG: 0.442 (1, 10)	6-3			K		K		6-3		4	0	1	0	0	1	3						
Willie Randolph, R OBP: 0.370, SLG: 0.340 (1, 4)		1B SF9 4-3		K		HR 1B		1-3		4	2	2	0	0	1	1						
Mike Pagliarulo, L OBP: 0.333, SLG: 0.468 (1, 5)		4-3		K			G6-4-3 BB			3	1	1	3	1	1	2						
Bobby Meacham, S OBP: 0.319, SLG: 0.285 (1, 6)		SF9 1B		HR		FC6-4 1B		F6		4	2	3	1	0	0	1						
Inning Stats	R: 1 E: 0 K: 0 S: 5	H: 2 LOB: 2 BB: 1 P: 9	R: 2 E: 0 K: 0 S: 6	H: 3 LOB: 2 BB: 1 P: 10	R: 0 E: 0 K: 3 S: 10	H: 1 LOB: 1 BB: 0 P: 10	R: 1 E: 0 K: 0 S: 4	H: 1 LOB: 0 BB: 0 P: 4	R: 3 E: 0 K: 1 S: 8	H: 3 LOB: 1 BB: 1 P: 12	R: 3 E: 0 K: 0 S: 5	H: 2 LOB: 0 BB: 1 P: 9	R: 0 E: 0 K: 0 S: 2	H: 0 LOB: 0 BB: 1 P: 6	R: 0 E: 0 K: 0 S: 3	H: 0 LOB: 0 BB: 0 P: 3		1B: 7 2B: 2 3B: 0 HR: 3	SF: 1 SAC: 0 DP: 1 HBP: 0	WP: 0 PB: 0 SB: 1 CS: 0	PA: 40	
PITCHER	IP	WLS	BF	H	R	ER	SO	BB	IBB	HBP	BLK	WP	HR	S	P	ERA	WHIP					
Ron Romanick, R ERA: 3.92 (1, 1)	4.0		21	7	4	4	3	2	0	0	0	0	1	25	33	9.00	2.250					
Doug Corbett, R ERA: 5.12 (5, 1)	2.0	L	13	5	6	6	1	2	0	0	0	0	2	13	21	27.00	3.500					
Luis Sanchez, R ERA: 6.05 (7, 1)	2.0		6	0	0	0	0	1	0	0	0	0	0	5	9	0.00	0.500					

Batter	1	2	3	4	5	6	7	8	9	AB	R	H	RBI	BB	SO	LOB	TOP				
Brian Downing, R OBP: 0.378, SLG: 0.443 (1, 7)										3	1	1	0	2	0	0	California Angels @ New York Yankees Yankee Stadium, Bronx, NY Sun Sep 01 1985, 3:33 AM EDT Att: 33,080 - Unknown livebaseballscorecards.com				
Rod Carew, L OBP: 0.370, SLG: 0.336 (1, 3)										4	1	1	0	1	2	3					
Ruppert Jones, L OBP: 0.361, SLG: 0.497 (1, 9)										4	0	0	0	0	2	3					
Reggie Jackson, L OBP: 0.363, SLG: 0.476 (1, 10)										3	1	1	0	1	1	0					
Jack Howell, L OBP: 0.310, SLG: 0.404 (1, 5)										3	0	1	1	1	0	2					
Rob Wilfong, L OBP: 0.241, SLG: 0.261 (8, PH) Bobby Grich, R OBP: 0.339, SLG: 0.350 (8, 4)										1	0	0	0	2	0	2					
Bob Boone, R OBP: 0.301, SLG: 0.301 (8, PH) Jerry Narron, L OBP: 0.281, SLG: 0.376 (8, 2)										3	0	0	0	0	1	4					
Dick Schofield, R OBP: 0.272, SLG: 0.326 (8, PH) Daryl Scomiers, L OBP: 0.393, SLG: 0.385 (8, 6) Craig Gerber, L OBP: 0.250, SLG: 0.284 (8, 6)										3	0	0	0	0	1	0					
Gary Pettis, S OBP: 0.341, SLG: 0.295 (1, 8)										4	0	1	0	0	2	0					
Inning Stats	R: 3 E: 0 K: 1 S: 7	H: 3 LOB: 1 BB: 2 P: 15	R: 0 E: 1 K: 0 S: 3	H: 0 LOB: 1 BB: 1 P: 7	R: 0 E: 0 K: 3 S: 10	H: 1 LOB: 2 BB: 1 P: 14	R: 0 E: 0 K: 2 S: 7	H: 0 LOB: 0 BB: 0 P: 7	R: 0 E: 0 K: 0 S: 3	H: 0 LOB: 2 BB: 2 P: 11	R: 0 E: 0 K: 0 S: 3	H: 0 LOB: 0 BB: 0 P: 3	R: 0 E: 0 K: 0 S: 3	H: 0 LOB: 0 BB: 0 P: 3	R: 0 E: 0 K: 2 S: 7	H: 0 LOB: 0 BB: 0 P: 7		1B: 4 2B: 2 3B: 0 HR: 0	SF: 0 SAC: 0 DP: 1 HBP: 0	WP: 4 PB: 0 SB: 1 CS: 0	PA: 38
PITCHER	IP WLS BF H R ER SO BB IBB HBP BLK WP HR S P ERA WHIP	IP WLS BF H R ER SO BB IBB HBP BLK WP HR S P ERA WHIP																			
Joe Cowley, R ERA: 4.01 (1, 1)	5.2 W 28 5 3 3 6 7 0 0 0 2 0 33 61 4.76 2.118																				
Bob Shirley, L ERA: 2.95 (6, 1)	1.1 L 4 0 0 0 1 0 0 0 0 0 6 6 0.00 0.000																				
Brian Fisher, R ERA: 2.23 (8, 1)	2.0 S 6 0 0 0 2 0 0 0 0 0 10 10 0.00 0.000																				

Batter	1	2	3	4	5	6	7	8	9	AB	R	H	RBI	BB	SO	LOB	BOTTOM				
Rickey Henderson, R OBP: 0.425, SLG: 0.537 (1, 8)										2	1	0	0	2	0	0	California Angels @ New York Yankees Yankee Stadium, Bronx, NY Sun Sep 01 1985, 3:33 AM EDT Att: 33,080 - Unknown livebaseballscorecards.com				
Ken Griffey, L OBP: 0.319, SLG: 0.387 (1, 10) Don Baylor, R OBP: 0.344, SLG: 0.451 (7, PH)										3	0	1	0	0	1	2					
Don Mattingly, L OBP: 0.376, SLG: 0.560 (1, 3)										4	2	2	3	0	0	2					
Dave Winfield, R OBP: 0.335, SLG: 0.473 (1, 9)										4	0	0	0	0	1	2					
Ron Hassey, L OBP: 0.351, SLG: 0.510 (1, 2)										4	1	1	0	0	0	1					
Mike Pagliarulo, L OBP: 0.329, SLG: 0.462 (1, 5)										4	0	0	0	0	1	1					
Dan Pasqua, L OBP: 0.303, SLG: 0.404 (1, 7)										4	0	1	1	0	1	0					
Willie Randolph, R OBP: 0.372, SLG: 0.342 (1, 4)										3	0	2	0	0	1	0					
Bobby Meacham, S OBP: 0.316, SLG: 0.282 (1, 6)										3	0	0	0	0	2	4					
Inning Stats	R: 0 E: 0 K: 1 S: 5	H: 0 LOB: 1 BB: 1 P: 9	R: 0 E: 0 K: 1 S: 5	H: 0 LOB: 0 BB: 0 P: 5	R: 0 E: 0 K: 1 S: 5	H: 0 LOB: 0 BB: 0 P: 5	R: 0 E: 0 K: 0 S: 4	H: 1 LOB: 1 BB: 0 P: 4	R: 0 E: 0 K: 1 S: 6	H: 1 LOB: 1 BB: 0 P: 6	R: 3 E: 1 K: 2 S: 11	H: 3 LOB: 3 BB: 1 P: 16	R: 2 E: 0 K: 0 S: 5	H: 2 LOB: 0 BB: 0 P: 5	R: 0 E: 0 K: 1 S: 5	H: 1 LOB: 0 BB: 0 P: 5		1B: 5 2B: 0 3B: 0 HR: 3	SF: 0 SAC: 0 DP: 0 HBP: 1	WP: 0 PB: 0 SB: 1 CS: 1	PA: 36
PITCHER	IP WLS BF H R ER SO BB IBB HBP BLK WP HR S P ERA WHIP	IP WLS BF H R ER SO BB IBB HBP BLK WP HR S P ERA WHIP																			
Mike Witt, R ERA: 3.11 (1, 1)	6.0 L 27 5 3 2 6 2 0 0 0 0 2 9 9 3.00 1.167																				
Al Holland, L ERA: 3.12 (7, 1)	1.2 L 7 2 2 2 1 0 0 0 0 0 2 9 9 10.80 1.200																				
Dave Smith, R ERA: (8, 1)	0.1 1 1 0 0 0 0 0 0 0 0 0 0 1 1 0.00 3.000																				

Batter	1	2	3	4	5	6	7	8	9	AB	R	H	RBI	BB	SO	LOB	TOP									
Jack Perconte, L OBP: 0.326, SLG: 0.326 (1, 4)	6-3		K	K		FC6-4 1B 1-2 BB		S E BB	K	4	0	0	0	2	3	3	Seattle Mariners @ New York Yankees Yankee Stadium, Bronx, NY Mon Sep 02 1985, 3:33 AM EDT Att: 26,427 - Unknown livebaseballscorecards.com									
Phil Bradley, R OBP: 0.361, SLG: 0.486 (1, 7)	1B BB		K		F4	FC6-4 1B 1-2 2-3 3H		K		4	0	1	1	1	2	2										
Al Cowens, R OBP: 0.360, SLG: 0.439 John Moses, S (8, PR) (8, 8)	F8		1B		2B	F9		E4 S		5	1	2	0	0	0	5										
Gorman Thomas, R OBP: 0.334, SLG: 0.474 (1, 10)	1B		K		2B	FC6-4		F7		5	0	2	2	0	1	6										
Alvin Davis, L OBP: 0.384, SLG: 0.433 (1, 3)	F8			HR 1B	F3	F4		F8		5	1	1	0	0	0	7										
Jim Restey, R OBP: 0.333, SLG: 0.506 (1, 5)	1-3		F8		6-3			1B		5	1	2	0	0	0	2										
Dave Henderson, R OBP: 0.312, SLG: 0.385 (8, 9)	F7		HR		2B	2B		K		5	2	2	2	0	1	2										
Danny Tartabull, R OBP: 0.400, SLG: 0.500 (1, 6)	F8			BB	1B 1B 2B	2B		K		4	1	1	1	1	2	2										
Bob Kearney, R OBP: 0.279, SLG: 0.360 Spike Owen, S (9, PR) OBP: 0.324, SLG: 0.341 (1, 2)	1B		F8		F8	1B BB FC6-4 1B		K		5	1	3	1	0	1	2										
Inning Stats	R: 0 E: 0 K: 0 S: 4	H: 1 LOB: 2 BB: 1 P: 8	R: 0 E: 0 K: 0 S: 3	H: 0 LOB: 0 BB: 0 P: 3	R: 0 E: 0 K: 3 S: 11	H: 2 LOB: 2 BB: 0 P: 11	R: 2 E: 0 K: 1 S: 7	H: 2 LOB: 1 BB: 1 P: 11	R: 1 E: 0 K: 0 S: 5	H: 2 LOB: 1 BB: 0 P: 5	R: 3 E: 0 K: 0 S: 7	H: 4 LOB: 2 BB: 1 P: 11	R: 0 E: 0 K: 3 S: 10	H: 1 LOB: 1 BB: 0 P: 10	R: 0 E: 1 K: 1 S: 6	H: 0 LOB: 3 BB: 1 P: 10	R: 1 E: 0 K: 2 S: 9	H: 2 LOB: 1 BB: 0 P: 9	1B: 8 2B: 5 3B: 0 HR: 1	SF: 0 SAC: 0 DP: 0 HBP: 0	WP: 0 PB: 0 SB: 2 CS: 0	PA: 46				
PITCHER	IP	WLS	BF	H	R	ER	SO	BB	IBB	HBP	BLK	WP	HR	S	P	ERA	WHIP									
Ron Guidry, L ERA: 3.04 (1, 1)	5.0	W	26	9	5	5	4	2	0	0	0	0	0	1	32	40	9.00	2.200								
Neil Allen, R ERA: 4.79 (6, 1)	0.0		3	2	0	0	0	1	0	0	0	0	0	2	6											
Brian Fisher, R ERA: 2.17 (6, 1)	2.1	S	10	1	1	1	4	1	0	0	0	0	0	17	21	3.86	0.857									
Dave Righetti, L ERA: 2.67 (8, 1)	1.2		7	2	1	1	2	0	0	0	0	0	0	11	11	5.40	1.200									

Batter	1	2	3	4	5	6	7	8	9	AB	R	H	RBI	BB	SO	LOB	BOTTOM								
Rickey Henderson, R OBP: 0.427, SLG: 0.538 (1, 8)	BLK 1B BB	1B SF8 BB		F9			S 1B 2B	K		3	3	1	0	2	1	3	Seattle Mariners @ New York Yankees Yankee Stadium, Bronx, NY Mon Sep 02 1985, 3:33 AM EDT Att: 26,427 - Unknown livebaseballscorecards.com								
Ken Griffey, L OBP: 0.322, SLG: 0.390 Don Baylor, R OBP: 0.341, SLG: 0.448 (1, 10) (4, PH)	HR 1B	PB 1B		F6			K	FC1-2		2	1	2	3	0	0	0									
Don Mattingly, L OBP: 0.376, SLG: 0.559 (1, 3)	HR 1B	F2		G3			BB 1B	K		5	1	2	1	0	1	5									
Dave Winfield, R OBP: 0.334, SLG: 0.478 (1, 9)	HR	SF8		F9			K			3	1	1	4	0	1	1									
Ron Hassey, L OBP: 0.350, SLG: 0.502 (1, 2)	F7	F8		F6			BB			3	0	0	0	1	0	1									
Mike Pagliarulo, L OBP: 0.326, SLG: 0.456 (1, 5)	4-3		K			K	F7			4	0	0	0	0	2	2									
Dan Pasqua, L OBP: 0.306, SLG: 0.406 Bill Sample, R OBP: 0.346, SLG: 0.353 (1, 7) (6, PH) (7, 7)	PO 1B		K			FC4 1B		SH FC1-2 BB		2	0	1	0	0	1	0									
Rex Hudler, R OBP: 0.500, SLG: 0.500 Willie Randolph, R OBP: 0.372, SLG: 0.342 (1, 4) (9, 4)	PO	BB 1B 1B		F9		FC4 FC1-6		FC1-2 SH 1B		4	1	2	0	0	0	1									
Bobby Meacham, S OBP: 0.316, SLG: 0.283 (1, 6)	BB 1B			F8		FC1-6		SH FC1-2		3	1	1	0	0	0	1									
Inning Stats	R: 4 E: 0 K: 0 S: 6	H: 4 LOB: 0 BB: 1 P: 10	R: 3 E: 0 K: 0 S: 6	H: 3 LOB: 1 BB: 1 P: 10	R: 0 E: 0 K: 2 S: 7	H: 0 LOB: 0 BB: 0 P: 7	R: 0 E: 0 K: 0 S: 3	H: 0 LOB: 0 BB: 0 P: 3	R: 0 E: 0 K: 1 S: 6	H: 1 LOB: 1 BB: 0 P: 6	R: 1 E: 0 K: 2 S: 9	H: 2 LOB: 2 BB: 1 P: 13	R: 0 E: 0 K: 2 S: 9	H: 1 LOB: 3 BB: 1 P: 13	R: 0 E: 0 K: 2 S: 9	H: 0 LOB: 1 BB: 0 P: 13	1B: 9 2B: 1 3B: 0 HR: 1	SF: 1 SAC: 1 DP: 0 HBP: 0	WP: 0 PB: 1 SB: 1 CS: 0	PA: 40					
PITCHER	IP	WLS	BF	H	R	ER	SO	BB	IBB	HBP	BLK	WP	HR	S	P	ERA	WHIP								
Frank Willis, R ERA: 6.02 (1, 1)	1.0	L	10	6	7	7	0	2	0	0	0	0	0	8	16	63.00	8.000								
Paul Mirabella, L ERA: (2, 1)	5.0		17	2	0	0	3	0	0	0	0	0	0	23	23	0.00	0.400								
Jack Lazorko, R ERA: 1.46 (7, 1)	0.2		4	2	1	1	2	0	0	0	0	0	0	8	8	13.50	3.000								
Ed Vande Berg, L ERA: 3.62 (7, 1)	0.1		2	0	0	0	0	1	0	0	0	0	0	1	5	0.00	3.000								
Ed Nunez, R ERA: 2.54 (8, 1)	1.0		6	1	0	0	2	1	0	0	0	0	0	9	13	0.00	2.000								

Batter	1	2	3	4	5	6	7	8	9	AB	R	H	RBI	BB	SO	LOB	TOP										
Jack Perconte, L (1,4) OBP: 0.324, SLG: 0.324	G3		K				3-1	FC5		5	0	1	0	0	1	4											
Phil Bradley, R (1,7) OBP: 0.356, SLG: 0.481	K		K				6-3	F2	K	5	0	0	0	0	3	3											
Alvin Davis, L (1,3) OBP: 0.386, SLG: 0.433	1-3				G3					3	1	1	0	2	0	0											
Gorman Thomas, R (1,10) OBP: 0.337, SLG: 0.472										2	0	0	0	2	0	2											
Al Cowens, R (1,9) OBP: 0.301, SLG: 0.438										5	1	2	0	0	2	3											
Jim Prestley, R (1,5) OBP: 0.333, SLG: 0.503										3	1	0	0	1	1	5											
Dave Henderson, R (1,8) OBP: 0.312, SLG: 0.382										3	0	0	1	1	1	3											
Danny Tartabull, R (1,6) OBP: 0.556, SLG: 0.667										2	0	1	1	2	0	0											
Bob Kearney, R (1,2) OBP: 0.276, SLG: 0.357										3	0	0	0	0	0	2											
Ken Phelps, L (8, PH) OBP: 0.326, SLG: 0.436										0	0	0	0	1	0	0											
Harold Reynolds, S (8, PR) OBP: 0.259, SLG: 0.190										0	0	0	0	0	0	0											
Donnie Scott, S (8, 2) OBP: 0.272, SLG: 0.370										0	0	0	0	0	0	0											
Inning Stats	R: 0 E: 0 K: 1 S: 5	H: 0 LOB: 0 BB: 0 P: 5	R: 0 E: 0 K: 2 S: 7	H: 0 LOB: 1 BB: 1 P: 11	R: 0 E: 0 K: 2 S: 8	H: 1 LOB: 1 BB: 0 P: 8	R: 0 E: 0 K: 0 S: 3	H: 0 LOB: 1 BB: 1 P: 7	R: 0 E: 0 K: 1 S: 4	H: 1 LOB: 2 BB: 1 P: 8	R: 0 E: 0 K: 1 S: 6	H: 2 LOB: 2 BB: 0 P: 7	R: 0 E: 0 K: 0 S: 3	H: 0 LOB: 0 BB: 0 P: 3	R: 3 E: 0 K: 0 S: 4	H: 1 LOB: 3 BB: 5 P: 24	R: 0 E: 0 K: 2 S: 7	H: 0 LOB: 1 BB: 1 P: 11	1B: 4 2B: 2 3B: 0 HR: 0	SF: 0 SAC: 0 DP: 1 HBP: 1	WP: 1 PB: 2 CS: 0	PA: 41					
PITCHER	IP	WLS	BF	H	R	ER	SO	BB	IBB	HBP	BLK	WP	HR	S	P	ERA	WHIP										
Phil Niekro, R (1,1) ERA: 4.03	7.2	W	35	5	3	3	6	7	0	1	0	0	0	39	68	3.52	1.565										
Dave Righetti, L (8,1) ERA: 2.63	1.1	S	6	0	0	0	2	2	0	0	0	1	0	8	16	0.00	1.500										

Seattle Mariners @ New York Yankees
Yankee Stadium, Bronx, NY
Tue Sep 03 1985, 7:05 PM EDT
Att: 17,255 - Unknown

AB	31
R	3
H	5
RBI	2
BB	9
SO	8
LOB	22



Batter	1	2	3	4	5	6	7	8	9	AB	R	H	RBI	BB	SO	LOB	BOTTOM										
Rickey Henderson, R (1,8) OBP: 0.425, SLG: 0.534	F9	F9		CS	6-3	K				3	1	0	0	1	1	3											
Ken Griffey, L (1,10) OBP: 0.321, SLG: 0.387	F8	K2-3			F9			F9		3	1	0	0	1	1	0											
Don Mattingly, L (1,3) OBP: 0.373, SLG: 0.554	F9				F7			F8		4	0	0	0	0	0	2											
Dave Winfield, R (1,9) OBP: 0.335, SLG: 0.480	FC									4	2	2	1	0	1	1											
Ron Hassey, L (1,2) OBP: 0.343, SLG: 0.493	F8									4	0	0	0	0	0	4											
Mike Pagliarulo, L (1,5) OBP: 0.328, SLG: 0.460										4	1	2	3	0	0	0											
Dan Pasqua, L (1,7) OBP: 0.320, SLG: 0.435										2	1	1	2	2	0	0											
Willie Randolph, R (1,4) OBP: 0.371, SLG: 0.341	4-3									4	0	1	0	0	2	4											
Bobby Meacham, S (1,6) OBP: 0.318, SLG: 0.283										3	0	1	0	1	0	1											
Inning Stats	R: 5 E: 0 K: 0 S: 6	H: 2 LOB: 0 BB: 2 P: 14	R: 0 E: 0 K: 1 S: 5	H: 0 LOB: 0 BB: 0 P: 5	R: 0 E: 0 K: 1 S: 5	H: 0 LOB: 0 BB: 0 P: 5	R: 0 E: 1 K: 1 S: 5	H: 1 LOB: 1 BB: 1 P: 9	R: 0 E: 0 K: 0 S: 3	H: 0 LOB: 0 BB: 0 P: 3	R: 1 E: 0 K: 2 S: 9	H: 2 LOB: 3 BB: 2 P: 17	R: 0 E: 0 K: 0 S: 4	H: 1 LOB: 1 BB: 0 P: 4	R: 0 E: 0 K: 0 S: 4	H: 1 LOB: 1 BB: 0 P: 4	1B: 4 2B: 2 3B: 0 HR: 1	SF: 0 SAC: 0 DP: 0 HBP: 0	WP: 0 PB: 0 CS: 1	PA: 37							
PITCHER	IP	WLS	BF	H	R	ER	SO	BB	IBB	HBP	BLK	WP	HR	S	P	ERA	WHIP										
Bill Swift, R (1,1) ERA: 5.08	5.1	L	24	5	6	6	3	3	0	0	1	1	27	39	10.12	1.500											
Roy Thomas, R (6,1) ERA: 3.73	2.2		12	2	0	0	2	1	1	0	0	0	0	14	22	0.00	1.125										

Seattle Mariners @ New York Yankees
Yankee Stadium, Bronx, NY
Tue Sep 03 1985, 7:05 PM EDT
Att: 17,255 - Unknown

AB	31
R	6
H	7
RBI	6
BB	5
SO	5
LOB	15



Batter	1	2	3	4	5	6	7	8	9	AB	R	H	RBI	BB	SO	LOB	TOP					
Jack Perconte, L OBP: 0.330, SLG: 0.327	F7		E 1B		BB 1B		FC6-4 BB		1B BB	3	0	2	0	2	0	0	Seattle Mariners @ New York Yankees Yankee Stadium, Bronx, NY Wed Sep 04 1985, 7:05 PM EDT Att: 21,605 - Unknown					
Phil Bradley, R OBP: 0.360, SLG: 0.481	S 2B 1B		F9		BB 1B		FC6-4		G6-4-3 1B	4	1	2	2	1	0	3						
Alvin Davis, L OBP: 0.384, SLG: 0.430	F9		F4		F8				E7 F7 1B	5	0	1	0	0	0	7						
Gorman Thomas, R OBP: 0.336, SLG: 0.472	1-H 2B			K		6-3			F3	4	0	1	1	0	1	1						
Al Cowens, R OBP: 0.300, SLG: 0.437	F7			6-3		G5-4-3 1B			F7	4	0	1	0	0	0	2						
Jim Prestey, R OBP: 0.330, SLG: 0.499		F7		5-3		G5-4-3 1B			4-3	4	0	0	0	0	0	2						
Dave Henderson, R OBP: 0.311, SLG: 0.381		K			K		F7		FC6-4 1B	4	0	1	0	0	2	0						
Danny Tartabull, R OBP: 0.462, SLG: 0.500		6-3			F8		BB 1B		FC6-4 BB 1B	4	1	1	0	0	0	1						
Bob Kearney, R OBP: 0.276, SLG: 0.355			K		E5 BB 1B		K		BB 1B	4	1	1	0	0	2	1						
Inning Stats	R: 1 E: 0 K: 0 S: 5	H: 2 LOB: 1 BB: 0 P: 5	R: 0 E: 0 K: 1 S: 5	H: 0 LOB: 0 BB: 0 P: 5	R: 0 E: 1 K: 1 S: 6	H: 1 LOB: 1 BB: 0 P: 6	R: 0 E: 0 K: 1 S: 5	H: 0 LOB: 0 BB: 0 P: 5	R: 0 E: 1 K: 1 S: 7	H: 1 LOB: 3 BB: 1 P: 11	R: 0 E: 0 K: 1 S: 3	H: 1 LOB: 2 BB: 0 P: 3	R: 0 E: 1 K: 1 S: 6	H: 1 LOB: 2 BB: 1 P: 10	R: 0 E: 1 K: 0 S: 4	H: 1 LOB: 1 BB: 0 P: 4	R: 2 E: 0 K: 0 S: 5	H: 3 LOB: 1 BB: 1 P: 9	1B: 9 2B: 1 3B: 0 HR: 0	SF: 0 SAC: 0 DP: 2 HBP: 0	WP: 0 PB: 0 SB: 1 CS: 0	PA: 39
PITCHER	IP WLS BF H R ER SO BB IBB HBP BLK WP HR S P ERA WHIP	IP WLS BF H R ER SO BB IBB HBP BLK WP HR S P ERA WHIP																				
Rich Bordi, R ERA: 2.88	6.2	W	28	6	1	1	5	2	0	0	0	0	0	0	0	36	44	1.35	1.200			
Neil Allen, R ERA: 4.99	1.2		9	3	2	2	0	1	0	0	0	0	0	0	8	12	10.80	2.400				
Bob Shirley, L ERA: 2.83	0.2	S	2	1	0	0	0	0	0	0	0	0	0	0	2	2	0.00	1.500				
Batter	1	2	3	4	5	6	7	8	9	AB	R	H	RBI	BB	SO	LOB	BOTTOM					
Rickey Henderson, R OBP: 0.424, SLG: 0.531	K			HR BB	5-3		6-3			3	1	0	0	1	1	0	Seattle Mariners @ New York Yankees Yankee Stadium, Bronx, NY Wed Sep 04 1985, 7:05 PM EDT Att: 21,605 - Unknown					
Don Mattingly, L OBP: 0.372, SLG: 0.558	4-3			1-H HR	G3		K			4	1	1	2	0	1	0						
Dave Winfield, R OBP: 0.333, SLG: 0.476	K			F8	5-3		K			4	0	0	0	0	2	0						
Don Baylor, R OBP: 0.343, SLG: 0.447		L6		1-3 2B 1B		SH1-4 1B BB		6-3		3	2	1	0	1	0	0						
Bill Sample, R OBP: 0.341, SLG: 0.347		F7		1-3		SH1-4		K		2	0	0	0	0	0	1						
Dan Pasqua, L OBP: 0.317, SLG: 0.431				1-2				K		1	0	0	0	0	1	0						
Andre Robertson, R OBP: 0.416, SLG: 0.500				1-2				F8		3	0	2	2	0	1	0						
Mike Pagliarulo, L OBP: 0.327, SLG: 0.458		K		2-H 2B	BB 2B		BB 1B		F8	1	0	0	0	0	0	0						
Willie Randolph, R OBP: 0.373, SLG: 0.341				F3	BB IBB		1-2 BB			1	0	0	0	2	0	0						
Butch Wynegar, S OBP: 0.359, SLG: 0.337				K			F7			2	0	0	0	1	1	2						
Bobby Meacham, S OBP: 0.316, SLG: 0.281				6-3	F3		F5			3	0	0	0	0	0	5						
Inning Stats	R: 0 E: 0 K: 2 S: 7	H: 0 LOB: 0 BB: 0 P: 7	R: 0 E: 0 K: 1 S: 5	H: 0 LOB: 0 BB: 0 P: 5	R: 0 E: 0 K: 1 S: 5	H: 0 LOB: 0 BB: 0 P: 5	R: 3 E: 0 K: 0 S: 6	H: 3 LOB: 3 BB: 3 P: 18	R: 0 E: 0 K: 0 S: 3	H: 0 LOB: 0 BB: 0 P: 3	R: 1 E: 0 K: 0 S: 4	H: 1 LOB: 2 BB: 2 P: 12	R: 0 E: 0 K: 2 S: 7	H: 0 LOB: 0 BB: 0 P: 7	R: 0 E: 0 K: 1 S: 5	H: 0 LOB: 0 BB: 0 P: 5	1B: 2 2B: 1 3B: 0 HR: 1	SF: 0 SAC: 1 DP: 0 HBP: 0	WP: 0 PB: 0 SB: 0 CS: 0	PA: 33		
PITCHER	IP WLS BF H R ER SO BB IBB HBP BLK WP HR S P ERA WHIP	IP WLS BF H R ER SO BB IBB HBP BLK WP HR S P ERA WHIP																				
Mark Langston, L ERA: 4.68	5.1	L	25	4	4	4	4	4	1	0	0	0	0	0	0	28	48	6.75	1.500			
Jack Lazorko, R ERA: 1.39	0.2		2	0	0	0	0	0	0	0	0	0	0	0	2	2	0.00	0.000				
Ed Nunez, R ERA: 2.77	2.0		6	0	0	0	3	0	0	0	0	0	0	0	12	12	0.00	0.000				

Batter	1	2	3	4	5	6	7	8	9	AB	R	H	RBI	BB	SO	LOB	TOP										
Alfredo Griffin, S (1,6) Rob Picciolo, R (7,6) OBP: 0.298, SLG: 0.341 OBP: 0.301, SLG: 0.346	F5	4-3		G3			F9		FC5-4	4	0	0	0	0	0	1											
Dave Collins, S (1,7) OBP: 0.298, SLG: 0.347	1B	1B					5-3		4-3	5	1	3	1	0	0	1											
Bruce Bochte, L (1,3) OBP: 0.387, SLG: 0.449	1B	6-3					F7			3	0	1	0	1	0	1											
Dave Kingman, R (1,10) OBP: 0.307, SLG: 0.417	F7						FC6-4		6-3	4	0	0	0	0	1	3											
Mike Davis, L (1,9) OBP: 0.356, SLG: 0.500	1B						1B		L3	4	0	3	1	0	0	0											
Dwayne Murphy, L (1,8) Jose Canseco, R (8,PH) OBP: 0.340, SLG: 0.411 OBP: 0.169, SLG: 0.214	K			F2			4-3		F8	3	0	0	0	0	1	5											
Tony Phillips, S (1,5) OBP: 0.308, SLG: 0.367				5-3			F9			4	2	2	1	0	0	1											
Mike Heath, R (1,2) OBP: 0.300, SLG: 0.370				4-3			F5		4-3	4	0	1	0	0	0	1											
Mike Gallego, R (1,4) Steve Kiefer, R (6,PH) OBP: 0.300, SLG: 0.136 OBP: 0.169, SLG: 0.214				K			K			2	1	0	0	0	1	1											
Steve Henderson, R (9,PH) OBP: 0.388, SLG: 0.431									FC5-4	1	0	1	1	0	0	0											
Inning Stats	R: 1 E: 0 K: 1 S: 8	H: 3 LOB: 2 BB: 0 P: 8	R: 2 E: 0 K: 0 S: 6	H: 3 LOB: 1 BB: 0 P: 6	R: 0 E: 0 K: 1 S: 6	H: 1 LOB: 1 BB: 0 P: 6	R: 0 E: 0 K: 1 S: 5	H: 0 LOB: 0 BB: 1 P: 5	R: 0 E: 0 K: 0 S: 4	H: 2 LOB: 2 BB: 1 P: 8	R: 0 E: 0 K: 0 S: 3	H: 0 LOB: 0 BB: 0 P: 3	R: 0 E: 0 K: 0 S: 3	H: 0 LOB: 0 BB: 0 P: 3	R: 1 E: 0 K: 0 S: 5	H: 2 LOB: 1 BB: 0 P: 5	1B: 9 2B: 0 3B: 1 HR: 1	SF: 0 SAC: 0 DP: 0 HBP: 0	WP: 1 PB: 1 SB: 1 CS: 1	PA: 38							
PITCHER	IP	WLS	BF	H	R	ER	SO	BB	IBB	HBP	BLK	WP	HR	S	P	ERA	WHIP										
Joe Cowley, R (1,1) ERA: 4.16	1.2		11	6	3	3	1	0	0	0	0	1	1	13	13	16.20	3.600										
Bob Shirley, L (2,1) ERA: 2.7	7.1	W	27	5	1	1	3	1	0	0	0	0	0	32	36	1.23	0.818										

Oakland Athletics @ New York Yankees
Yankee Stadium, Bronx, NY
Fri Sep 06 1985, 7:05 PM EDT
Att: 22,519 - Unknown

AB 37
R 4
H 11
RBI 4
BB 1
SO 4
LOB 15



Batter	1	2	3	4	5	6	7	8	9	AB	R	H	RBI	BB	SO	LOB	BOTTOM										
Rickey Henderson, R (1,8) OBP: 0.427, SLG: 0.529	3-1		5-3		1B					3	2	2	0	2	0	0											
Ken Griffey, L (1,7) OBP: 0.320, SLG: 0.385	3-1		4-3		HR		F8		K	5	1	1	1	0	1	3											
Don Mattingly, L (1,3) OBP: 0.376, SLG: 0.561	WP				HR		F8		F8	4	1	2	4	1	0	1											
Dave Winfield, R (1,9) OBP: 0.335, SLG: 0.474	F6		F7		HR				FC6-4	5	1	2	0	0	0	3											
Ron Hassey, L (1,2) OBP: 0.346, SLG: 0.491	4-3				F9					3	1	1	0	1	0	1											
Dan Pasqua, L (1,10) OBP: 0.318, SLG: 0.452			F4		4-3		F2			4	1	1	3	0	0	2											
Mike Pagliarulo, L (1,5) OBP: 0.323, SLG: 0.449			K		F8		F7			3	0	0	0	0	1	2											
Willie Randolph, R (1,4) OBP: 0.379, SLG: 0.360			WP		6-3					2	0	0	0	2	0	1											
Bobby Meacham, S (1,6) OBP: 0.313, SLG: 0.278			K				F7			4	1	1	0	0	1	5											
Inning Stats	R: 1 E: 0 K: 0 S: 5	H: 2 LOB: 1 BB: 0 P: 5	R: 0 E: 0 K: 2 S: 7	H: 0 LOB: 1 BB: 1 P: 11	R: 0 E: 0 K: 0 S: 3	H: 0 LOB: 1 BB: 1 P: 7	R: 0 E: 0 K: 0 S: 3	H: 0 LOB: 0 BB: 0 P: 3	R: 7 E: 0 K: 0 S: 8	H: 5 LOB: 1 BB: 2 P: 17	R: 0 E: 0 K: 0 S: 2	H: 0 LOB: 0 BB: 1 P: 6	R: 0 E: 0 K: 0 S: 5	H: 2 LOB: 3 BB: 1 P: 9	R: 0 E: 0 K: 1 S: 6	H: 1 LOB: 1 BB: 0 P: 6	1B: 8 2B: 0 3B: 0 HR: 2	SF: 0 SAC: 0 DP: 0 HBP: 1	WP: 3 PB: 0 SB: 1 CS: 1	PA: 40							
PITCHER	IP	WLS	BF	H	R	ER	SO	BB	IBB	HBP	BLK	WP	HR	S	P	ERA	WHIP										
Chris Codiroli, R (1,1) ERA: 4.52	4.1	L	21	5	5	5	2	3	0	0	0	0	1	22	34	10.38	1.846										
Steve Oniveros, R (5,1) ERA: 1.29	0.2		6	2	3	3	0	1	0	1	0	0	1	4	9	40.50	4.500										
Bill Krueger, L (6,1) ERA: 4.85	3.0		13	3	0	0	1	2	0	0	0	0	0	13	21	0.00	1.667										

Oakland Athletics @ New York Yankees
Yankee Stadium, Bronx, NY
Fri Sep 06 1985, 7:05 PM EDT
Att: 22,519 - Unknown

AB 33
R 8
H 10
RBI 8
BB 6
SO 3
LOB 18





Batter	1	2	3	4	5	6	7	8	9	AB	R	H	RBI	BB	SO	LOB	TOP										
Alfredo Griffin, S OBP: 0.297, SLG: 0.339	F9		6-3 S 1B		F8		G4-6-3		F8	5	1	1	0	0	0	2	Oakland Athletics @ New York Yankees Yankee Stadium, Bronx, NY Sat Sep 07 1985, 7:05 PM EDT Att: 25,539 - Unknown										
Tony Phillips, S OBP: 0.353, SLG: 0.444	1B		6-3		HR		CS		F7	5	1	3	1	0	0	2											
Steve Henderson, R OBP: 0.397, SLG: 0.440	1B		K		1B		CS			4	0	3	0	0	1	1											
Dave Kingman, R OBP: 0.307, SLG: 0.416	L5		1B		F4				K	4	0	1	1	0	1	4											
Dusty Baker Jr., R OBP: 0.369, SLG: 0.469	4-3		F4		F6				F8	4	0	0	0	0	0	5											
Jose Canseco, R OBP: 0.143, SLG: 0.143		K			1B		F9		E5	4	0	1	0	0	1	1											
Mike Davis, L OBP: 0.353, SLG: 0.496	F6		K		K		K		K	4	0	0	0	0	3	3											
Mike Heath, R OBP: 0.296, SLG: 0.368	E5		F4		F9				F7	3	0	0	0	0	0	1											
Dave Collins, S OBP: 0.236, SLG: 0.346										1	0	0	0	0	0	0											
Mike Gallego, R OBP: 0.281, SLG: 0.125		K			F8					2	0	0	0	0	1	2											
Rob Picciolo, R OBP: 0.310, SLG: 0.354										1	0	1	0	0	0	0											
Dwayne Murphy, L OBP: 0.341, SLG: 0.411							G4-6-3		BB	0	0	0	0	1	0	0											
Inning Stats	R: 0 E: 0 K: 0 S: 5	H: 2 LOB: 2 BB: 0 P: 5	R: 0 E: 1 K: 2 S: 8	H: 0 LOB: 1 BB: 0 P: 8	R: 1 E: 0 K: 1 S: 7	H: 2 LOB: 1 BB: 0 P: 7	R: 0 E: 0 K: 1 S: 6	H: 1 LOB: 1 BB: 0 P: 6	R: 1 E: 0 K: 0 S: 5	H: 2 LOB: 0 BB: 0 P: 5	R: 0 E: 0 K: 0 S: 3	H: 2 LOB: 0 BB: 0 P: 3	R: 0 E: 1 K: 2 S: 9	H: 1 LOB: 2 BB: 1 P: 9	R: 0 E: 0 K: 0 S: 3	H: 0 LOB: 1 BB: 1 P: 7	1B: 9 2B: 0 3B: 0 HR: 1	SF: 0 SAC: 0 DP: 1 HBP: 0	WP: 0 PB: 0 SB: 1 CS: 1	PA: 39							
PITCHER	IP	WLS	BF	H	R	ER	SO	BB	IBB	HBP	BLK	WP	HR	S	P	ERA	WHIP										
Ron Guidry, L ERA: 3.01	8.0	W	34	10	2	2	7	0	0	0	0	0	1	48	48	2.25	1.250										
Brian Fisher, R ERA: 2.12	1.0	S	4	0	0	0	0	1	0	0	0	0	0	3	7	0.00	1.000										

Batter	1	2	3	4	5	6	7	8	9	AB	R	H	RBI	BB	SO	LOB	BOTTOM										
Rickey Henderson, R OBP: 0.426, SLG: 0.526	E SF8 BB		F8		K			F7		3	1	0	0	1	1	1	Oakland Athletics @ New York Yankees Yankee Stadium, Bronx, NY Sat Sep 07 1985, 7:05 PM EDT Att: 25,539 - Unknown										
Don Mattingly, L OBP: 0.377, SLG: 0.567	SF8		3-1		HR			5-3 1B		3	1	2	2	0	0	0											
Dave Winfield, R OBP: 0.336, SLG: 0.478	2B		5-3		SH1-3 S 2B			5-3		4	1	2	0	0	0	1											
Don Baylor, R OBP: 0.340, SLG: 0.449	F8				F3		SH1-3		K	3	0	0	0	0	1	2											
Bill Sample, R OBP: 0.336, SLG: 0.336	5-3				L6		5-3			3	0	0	0	0	0	1											
Andre Robertson, R OBP: 0.409, SLG: 0.488					F9		1-3			3	0	1	0	0	0	0											
Mike Pagliarulo, L OBP: 0.323, SLG: 0.449										0	0	0	0	0	0	0											
Willie Randolph, R OBP: 0.376, SLG: 0.359		5-3			SH1-4 BB			F8		2	0	0	0	1	0	0											
Butch Wynegar, S OBP: 0.359, SLG: 0.332					SH1-4			5-3		1	0	0	0	1	0	0											
Bobby Meacham, S OBP: 0.311, SLG: 0.276		5-3			5-3			1-3		3	0	0	0	0	0	2											
Inning Stats	R: 1 E: 0 K: 0 S: 4	H: 1 LOB: 1 BB: 1 P: 8	R: 0 E: 0 K: 0 S: 3	H: 1 LOB: 1 BB: 1 P: 7	R: 0 E: 0 K: 0 S: 3	H: 0 LOB: 0 BB: 0 P: 3	R: 0 E: 0 K: 0 S: 3	H: 0 LOB: 0 BB: 0 P: 3	R: 0 E: 0 K: 1 S: 5	H: 0 LOB: 1 BB: 1 P: 9	R: 2 E: 0 K: 0 S: 5	H: 2 LOB: 0 BB: 0 P: 5	R: 0 E: 0 K: 1 S: 6	H: 1 LOB: 1 BB: 0 P: 6	R: 0 E: 0 K: 0 S: 3	H: 0 LOB: 0 BB: 0 P: 3	1B: 2 2B: 2 3B: 0 HR: 1	SF: 1 SAC: 2 DP: 0 HBP: 0	WP: 0 PB: 0 SB: 2 CS: 0	PA: 31							
PITCHER	IP	WLS	BF	H	R	ER	SO	BB	IBB	HBP	BLK	WP	HR	S	P	ERA	WHIP										
Tommy John, L ERA: 4.99	7.0	L	27	4	3	3	1	3	0	0	0	0	1	26	38	3.86	1.000										
Steve Ontiveros, R ERA: 1.26	1.0		4	1	0	0	1	0	0	0	0	0	0	6	6	0.00	1.000										



Batter	1	2	3	4	5	6	7	8	9	AB	R	H	RBI	BB	SO	LOB	TOP										
Alfredo Griffin, S OBP: 0.296, SLG: 0.338 (1, 6)	G3	K		G6-3			L3		G6-4-3	5	0	1	0	0	1	3	Oakland Athletics @ New York Yankees Yankee Stadium, Bronx, NY Sun Sep 08 1985, 3:33 AM EDT Att: 26,809 - Unknown										
Tony Phillips, S OBP: 0.306, SLG: 0.407 (1, 5)	F8	3-1		3-1			G3		G6-4-3	5	0	0	0	0	0	4											
Bruce Bochte, L OBP: 0.388, SLG: 0.454 Jose Canseco, R OBP: 0.250, SLG: 0.250 (9, PH)	BB			G3			4-3		1B	3	0	1	1	1	0	0											
Dwayne Murphy, L OBP: 0.343, SLG: 0.409 Dave Kingman, R OBP: 0.308, SLG: 0.417 (9, PH)	BB			PB			E3		1B	2	0	0	0	2	1	1											
Dusty Baker Jr., R OBP: 0.366, SLG: 0.464 (1, 10)	K			6-3			K		1B	5	0	1	0	0	1	6											
Steve Henderson, R OBP: 0.388, SLG: 0.428 (1, 9)		K		K			5-3		K	4	0	0	0	0	3	2											
Dave Collins, S OBP: 0.300, SLG: 0.348 (1, 7)		1B		1B			K		F7	3	2	1	0	1	1	1											
Mickey Tettleton, S OBP: 0.335, SLG: 0.337 (1, 2)		3B		E			K		3-1	4	2	2	1	0	1	1											
Mike Gallego, R OBP: 0.314, SLG: 0.231 Rob Picciolo, R OBP: 0.318, SLG: 0.361 (9, PH)		3B		E5			G3		G6-4-3	2	1	1	2	1	0	1											
Inning Stats	R: 0 E: 0 K: 1 S: 5	H: 0 LOB: 2 BB: 2 P: 13	R: 2 E: 0 K: 2 S: 10	H: 3 LOB: 1 BB: 0 P: 10	R: 0 E: 0 K: 1 S: 5	H: 0 LOB: 1 BB: 1 P: 9	R: 2 E: 1 K: 0 S: 4	H: 1 LOB: 0 BB: 1 P: 8	R: 0 E: 0 K: 0 S: 3	H: 0 LOB: 0 BB: 0 P: 3	R: 1 E: 0 K: 1 S: 6	H: 1 LOB: 1 BB: 1 P: 10	R: 0 E: 0 K: 1 S: 6	H: 1 LOB: 1 BB: 0 P: 6	R: 1 E: 0 K: 0 S: 6	H: 4 LOB: 2 BB: 0 P: 6	1B: 7 2B: 1 3B: 2 HR: 0	SF: 0 SAC: 0 DP: 3 HBP: 0	WP: 0 PB: 1 SB: 0 CS: 0	PA: 41							
PITCHER	IP	WLS	BF	H	R	ER	SO	BB	IBB	HBP	BLK	WP	HR	S	P	ERA	WHIP										
Phil Niekro, R ERA: 4.1 (1, 1)	6.0	W	27	4	5	4	6	5	0	0	0	0	0	34	54	6.00	1.500										
Rich Bordi, R ERA: 2.95 (7, 1)	0.2		3	1	0	0	0	0	0	0	0	0	0	3	3	0.00	1.500										
Bob Shirley, L ERA: 2.69 (7, 1)	0.1		1	0	0	0	1	0	0	0	0	0	0	3	3	0.00	0.000										
Brian Fisher, R ERA: 2.09 (8, 1)	1.0		4	1	0	0	1	0	0	0	0	0	0	6	6	0.00	1.000										
Dave Righetti, L ERA: 2.64 (9, 1)	1.0		6	4	1	1	0	0	0	0	0	0	0	6	6	9.00	4.000										
Batter	1	2	3	4	5	6	7	8	9	AB	R	H	RBI	BB	SO	LOB	BOTTOM										
Rickey Henderson, R OBP: 0.428, SLG: 0.527 Henry Cotto, R OBP: 0.300, SLG: 0.310 (7, 8)	BB	2B	E		F8		F4			3	1	2	0	1	0	0	Oakland Athletics @ New York Yankees Yankee Stadium, Bronx, NY Sun Sep 08 1985, 3:33 AM EDT Att: 26,809 - Unknown										
Ken Griffey, L OBP: 0.323, SLG: 0.388 (1, 7)	1B	FC1-5	S		F8		F8			4	3	2	0	1	0	1											
Don Mattingly, L OBP: 0.376, SLG: 0.564 (1, 3)	E9	F4		F9			4-3			5	1	1	1	0	0	3											
Dave Winfield, R OBP: 0.336, SLG: 0.483 (1, 9)	K	FC1-5		HR			F8			5	2	2	2	0	1	4											
Ron Hassey, L OBP: 0.356, SLG: 0.507 (1, 2)	BB	HR		E			F8			5	1	4	4	0	0	2											
Dan Pasqua, L OBP: 0.314, SLG: 0.467 (1, 10)	K	HR		E9			L4			5	1	1	2	0	1	3											
Mike Pagliarulo, L OBP: 0.324, SLG: 0.447 (1, 5)	BB	K		F8			F8			4	0	1	0	1	1	3											
Willie Randolph, R OBP: 0.377, SLG: 0.356 (1, 4)	BB			F7			F9			3	0	0	0	1	0	3											
Bobby Meacham, S OBP: 0.308, SLG: 0.274 (1, 6)	K			K2-3			K			4	0	0	0	0	4	4											
Inning Stats	R: 3 E: 1 K: 3 S: 12	H: 3 LOB: 3 BB: 3 P: 24	R: 4 E: 0 K: 1 S: 8	H: 3 LOB: 0 BB: 1 P: 12	R: 0 E: 0 K: 1 S: 6	H: 1 LOB: 1 BB: 0 P: 6	R: 1 E: 0 K: 0 S: 6	H: 2 LOB: 2 BB: 0 P: 6	R: 1 E: 1 K: 1 S: 8	H: 2 LOB: 2 BB: 0 P: 8	R: 0 E: 0 K: 1 S: 6	H: 1 LOB: 1 BB: 0 P: 6	R: 0 E: 0 K: 0 S: 3	H: 0 LOB: 0 BB: 0 P: 3	R: 0 E: 0 K: 0 S: 4	H: 1 LOB: 1 BB: 0 P: 4	1B: 8 2B: 3 3B: 0 HR: 2	SF: 0 SAC: 0 DP: 0 HBP: 0	WP: 0 PB: 1 SB: 1 CS: 0	PA: 43							
PITCHER	IP	WLS	BF	H	R	ER	SO	BB	IBB	HBP	BLK	WP	HR	S	P	ERA	WHIP										
Jose Rijo, R ERA: 3.48 (1, 1)	1.2	L	14	5	6	6	3	4	0	0	0	0	0	16	32	32.40	5.400										
Rick Langford, R ERA: 3.52 (2, 1)	1.2		10	4	2	2	2	0	0	0	0	0	2	14	14	10.80	2.400										
Steve Mura, R ERA: 3.71 (4, 1)	1.2		8	2	1	0	1	0	0	0	0	0	0	10	10	0.00	1.200										
Curt Young, L ERA: 7.44 (6, 1)	3.0		11	2	0	0	1	0	0	0	0	0	0	13	13	0.00	0.667										

Batter	1	2	3	4	5	6	7	8	9	10	AB	R	H	RBI	BB	SO	LOB	TOP							
Rickey Henderson, R OBP: 0.429, SLG: 0.524	F9		K						4-3	SF8 WP 2B BB	4	2	1	0	2	1	0	New York Yankees @ Milwaukee Brewers Milwaukee County Stadium, Milwaukee, WI Mon Sep 09 1985, 8:05 PM EDT Att: 7,176 - Unknown AB 43 R 9 H 16 RBI 8 BB 3 SO 8 LOB 21 							
Ken Griffey, L OBP: 0.323, SLG: 0.387	4-3		F8		F6					SF8	4	1	1	1	1	0	1								
Don Mattingly, L OBP: 0.378, SLG: 0.567			F7								6	0	4	2	0	0	1								
Dave Winfield, R OBP: 0.334, SLG: 0.485	F8								F4	F9	6	1	1	1	0	1	6								
Ron Hassey, L OBP: 0.304, SLG: 0.502											4	0	1	0	0	0	2								
Butch Wynegar, S OBP: 0.361, SLG: 0.335											1	1	1	0	0	0	0								
Dan Pasqua, L OBP: 0.307, SLG: 0.455											3	0	0	0	0	2	1								
Don Baylor, R OBP: 0.342, SLG: 0.455											2	1	2	0	0	0	0								
Mike Pagliarulo, L OBP: 0.331, SLG: 0.462											5	2	4	3	0	1	1								
Willie Randolph, R OBP: 0.377, SLG: 0.358											3	0	1	0	0	1	3								
Rex Hudler, R OBP: 0.429, SLG: 0.429											1	0	0	0	0	1	1								
Bobby Meacham, S OBP: 0.306, SLG: 0.271											4	1	0	1	0	1	5								
Inning Stats	R: 0 E: 0 K: 0 S: 4	H: 1 LOB: 1 BB: 0 P: 4	R: 0 E: 0 K: 2 S: 9	H: 2 LOB: 2 BB: 0 P: 9	R: 0 E: 0 K: 1 S: 5	H: 0 LOB: 0 BB: 0 P: 5	R: 2 E: 0 K: 0 S: 6	H: 3 LOB: 1 BB: 0 P: 6	R: 0 E: 0 K: 1 S: 7	H: 2 LOB: 2 BB: 0 P: 7	R: 0 E: 0 K: 1 S: 6	H: 1 LOB: 1 BB: 0 P: 6	R: 2 E: 0 K: 0 S: 3	H: 1 LOB: 0 BB: 2 P: 11	R: 0 E: 0 K: 3 S: 10	H: 1 LOB: 1 BB: 0 P: 10	R: 0 E: 0 K: 0 S: 4		H: 1 LOB: 1 BB: 0 P: 4	R: 5 E: 1 K: 0 S: 8	H: 4 LOB: 1 BB: 1 P: 12	1B: 11 2B: 3 3B: 0 HR: 2	SF: 1 SAC: 2 DP: 1 HBP: 0	WP: 2 PB: 0 SB: 2 CS: 0	PA: 49
PITCHER	IP WLS BF H R ER SO	IP WLS BF H R ER SO	IP WLS BF H R ER SO	IP WLS BF H R ER SO	IP WLS BF H R ER SO	IP WLS BF H R ER SO	IP WLS BF H R ER SO	IP WLS BF H R ER SO	IP WLS BF H R ER SO	IP WLS BF H R ER SO	IP WLS BF H R ER SO	IP WLS BF H R ER SO	IP WLS BF H R ER SO	IP WLS BF H R ER SO	IP WLS BF H R ER SO	IP WLS BF H R ER SO	IP WLS BF H R ER SO		IP WLS BF H R ER SO	IP WLS BF H R ER SO	IP WLS BF H R ER SO	ERA WHIP	ERA WHIP	ERA WHIP	
Moose Haas, R ERA: 3.95	6.0	29	9	4	4	5	2	0	0	0	0	0	0	0	0	0	0	1	2	37	45	6.00	1.833		
Ray Searage, L ERA: 6.75	3.1	16	6	4	4	3	0	0	0	0	0	0	0	0	0	0	0	0	0	22	22	10.80	1.800		
Bob Gibson, R ERA: 3.93	0.2	4	1	1	0	0	1	0	0	0	0	0	0	0	0	0	0	1	0	3	7	0.00	3.000		

Batter	1	2	3	4	5	6	7	8	9	10	AB	R	H	RBI	BB	SO	LOB	BOTTOM							
Paul Molitor, R OBP: 0.363, SLG: 0.412	BB BB 1B	1B BB									4	0	2	0	1	0	1	New York Yankees @ Milwaukee Brewers Milwaukee County Stadium, Milwaukee, WI Mon Sep 09 1985, 8:05 PM EDT Att: 7,176 - Unknown AB 37 R 4 H 10 RBI 4 BB 7 SO 5 LOB 18 							
Randy Ready, R OBP: 0.327, SLG: 0.402	F9										5	1	2	1	0	1	2								
Cecil Cooper, L OBP: 0.331, SLG: 0.479	F8	F7									4	1	0	0	1	1	4								
Ted Simmons, S OBP: 0.345, SLG: 0.404											4	0	1	0	1	0	2								
Dion James, L OBP: 0.333, SLG: 0.267											0	0	0	0	0	0	0								
Ernest Riles, L OBP: 0.355, SLG: 0.402											2	0	0	0	3	1	0								
Paul Householder, S OBP: 0.300, SLG: 0.333											4	0	0	1	1	1	5								
Jim Gantner, L OBP: 0.297, SLG: 0.326											5	1	3	1	0	0	0								
Ed Romero, R OBP: 0.325, SLG: 0.318											4	0	0	0	0	0	4								
Charlie Moore, R OBP: 0.286, SLG: 0.282											5	1	2	1	0	1	0								
Inning Stats	R: 0 E: 0 K: 0 S: 4	H: 1 LOB: 3 BB: 2 P: 12	R: 1 E: 0 K: 0 S: 5	H: 2 LOB: 2 BB: 1 P: 9	R: 0 E: 0 K: 0 S: 3	H: 0 LOB: 0 BB: 0 P: 3	R: 0 E: 0 K: 1 S: 5	H: 1 LOB: 0 BB: 0 P: 5	R: 2 E: 0 K: 0 S: 5	H: 2 LOB: 3 BB: 1 P: 17	R: 0 E: 0 K: 1 S: 6	H: 1 LOB: 1 BB: 0 P: 6	R: 0 E: 0 K: 2 S: 7	H: 0 LOB: 0 BB: 0 P: 7	R: 1 E: 0 K: 0 S: 4	H: 2 LOB: 0 BB: 0 P: 4	R: 0 E: 0 K: 1 S: 6		H: 1 LOB: 2 BB: 1 P: 10	R: 0 E: 0 K: 0 S: 3	H: 0 LOB: 0 BB: 0 P: 3	1B: 8 2B: 2 3B: 0 HR: 0	SF: 0 SAC: 1 DP: 1 HBP: 0	WP: 0 PB: 0 SB: 0 CS: 1	PA: 45
PITCHER	IP WLS BF H R ER SO	IP WLS BF H R ER SO	IP WLS BF H R ER SO	IP WLS BF H R ER SO	IP WLS BF H R ER SO	IP WLS BF H R ER SO	IP WLS BF H R ER SO	IP WLS BF H R ER SO	IP WLS BF H R ER SO	IP WLS BF H R ER SO	IP WLS BF H R ER SO	IP WLS BF H R ER SO	IP WLS BF H R ER SO	IP WLS BF H R ER SO	IP WLS BF H R ER SO	IP WLS BF H R ER SO	IP WLS BF H R ER SO		IP WLS BF H R ER SO	IP WLS BF H R ER SO	IP WLS BF H R ER SO	ERA WHIP	ERA WHIP	ERA WHIP	
Marty Bystrom, R ERA: 5.71	4.2	24	5	3	3	1	6	0	0	0	0	0	0	0	0	0	0		0	0	20	44	5.79	2.357	
Bob Shirley, L ERA: 2.69	0.0	1	1	0	0	0	0	0	0	0	0	0	0	0	0	0	0		0	0	1	1	∞	∞	
Brian Fisher, R ERA: 2.04	2.1	8	1	0	0	3	0	0	0	0	0	0	0	0	0	0	0	0	0	14	14	0.00	0.429		
Dave Righetti, L ERA: 2.65	3.0	12	3	1	1	1	1	0	0	0	0	0	0	0	0	0	0	0	0	13	17	3.00	1.333		

Batter	1	2	3	4	5	6	7	8	9	AB	R	H	RBI	BB	SO	LOB	TOP					
Rickey Henderson, R OBP: 0.429, SLG: 0.524 (1.8)	6-3		F8			1B 2B BB		E2 FC6-4 2B		4	3	1	3	1	0	1	New York Yankees @ Milwaukee Brewers Milwaukee County Stadium, Milwaukee, WI Tue Sep 10 1985, 8:05 PM EDT Att: 7,971 - Unknown livebaseballscorecards.com					
Ken Griffey, L OBP: 0.327, SLG: 0.397 Henry Cotto, R OBP: 0.323, SLG: 0.310 (1.7) (7.7)	4-3					1-3 2B 1B		FC6-4 BB		3	2	2	3	1	0	0						
Don Mattingly, L OBP: 0.377, SLG: 0.565 (1.3)	F7		4-3			1-H 3-H 2B		FC6-4 G6-4-3		5	1	1	3	0	0	2						
Dave Winfield, R OBP: 0.335, SLG: 0.483 (1.9)								G6-4-3		4	1	1	0	1	1	1						
Ron Hassey, L OBP: 0.355, SLG: 0.518 (1.2)	F8							1-6-3 2B		5	1	2	3	0	0	1						
Dan Pasqua, L OBP: 0.306, SLG: 0.472 Don Baylor, R OBP: 0.342, SLG: 0.453 (1.10) (9, PH)	K							L7		4	1	1	1	0	3	1						
Mike Pagliarulo, L OBP: 0.329, SLG: 0.461 (1.5)	E1							1-6-3		5	1	1	0	0	1	2						
Rex Hudler, R OBP: 0.364, SLG: 0.364 (1.4)	F4							F8		4	1	1	0	0	0	3						
Bobby Meacham, S OBP: 0.307, SLG: 0.271 (1.6)			F5					1-2 E 1B		3	2	1	0	1	0	0						
Inning Stats	R: 0 E: 0 K: 0 S: 3	H: 0 LOB: 0 BB: 0 P: 3	R: 0 E: 1 K: 1 S: 7	H: 1 LOB: 2 BB: 0 P: 7	R: 0 E: 0 K: 0 S: 3	H: 0 LOB: 1 BB: 1 P: 7	R: 1 E: 0 K: 1 S: 6	H: 1 LOB: 0 BB: 0 P: 6	R: 5 E: 0 K: 1 S: 8	H: 3 LOB: 0 BB: 2 P: 16	R: 4 E: 0 K: 1 S: 8	H: 2 LOB: 0 BB: 1 P: 12	R: 0 E: 0 K: 1 S: 5	H: 0 LOB: 0 BB: 0 P: 5	R: 3 E: 1 K: 0 S: 5	H: 3 LOB: 0 BB: 1 P: 9	R: 0 E: 0 K: 0 S: 4	H: 1 LOB: 1 BB: 0 P: 4	1B: 4 2B: 4 3B: 0 HR: 3	SF: 0 SAC: 1 DP: 1 HBP: 0	WP: 0 PB: 0 SB: 0 CS: 0	PA: 44
PITCHER	IP	WLS	BF	H	R	ER	SO	BB	IBB	HBP	BLK	WP	HR	S	P	ERA	WHIP					
Ray Burris, R ERA: 4.55 (1.1)	5.1	L	29	7	10	10	3	4	0	0	0	0	3	31	47	16.88	2.062					
Chuck Porter, R ERA: 3.18 (6.1)	1.2		9	3	3	2	2	1	0	0	0	0	0	12	16	10.80	2.400					
Rick Waits, L ERA: 5.15 (8.1)	2.0		6	1	0	0	0	0	0	0	0	0	0	6	6	0.00	0.500					

Batter	1	2	3	4	5	6	7	8	9	AB	R	H	RBI	BB	SO	LOB	BOTTOM					
Paul Molitor, R OBP: 0.363, SLG: 0.411 (1.5)	1B E 1B		4-3	K		1B E 1B		F9		5	2	2	1	0	1	3	New York Yankees @ Milwaukee Brewers Milwaukee County Stadium, Milwaukee, WI Tue Sep 10 1985, 8:05 PM EDT Att: 7,971 - Unknown livebaseballscorecards.com					
Randy Ready, R OBP: 0.356, SLG: 0.430 (1.7)	E8 1B					2B 1B		1B 1B		5	3	5	0	0	0	0						
Cecil Cooper, L OBP: 0.330, SLG: 0.477 (1.3)	F7		K			L4		4-3 1B 1B		5	1	1	0	0	1	3						
Ted Simmons, S OBP: 0.345, SLG: 0.404 (1.10)	4-3					F8		1B FC3-2 1B		5	0	2	1	0	0	1						
Ernest Riles, L OBP: 0.358, SLG: 0.406 (1.6)	K					4-3		1B FC6-4 1B		4	1	2	2	1	1	0						
Jim Gantner, L OBP: 0.298, SLG: 0.327 (1.4)						K		FC6-4		5	1	2	0	0	2	3						
Paul Householder, S OBP: 0.302, SLG: 0.346 (1.8)	F7					F6		F9 HR		5	1	2	2	0	0	3						
Charlie Moore, R OBP: 0.284, SLG: 0.284 (1.2)	G3					FC3-2 BB		4-3 1B 2B		5	1	1	0	0	1	4						
Ed Romero, R OBP: 0.322, SLG: 0.312 (1.9)						K		4-3 2B		4	0	0	1	1	1	2						
Inning Stats	R: 2 E: 1 K: 1 S: 7	H: 2 LOB: 0 BB: 0 P: 7	R: 0 E: 0 K: 1 S: 5	H: 0 LOB: 0 BB: 0 P: 5	R: 0 E: 0 K: 2 S: 8	H: 1 LOB: 0 BB: 0 P: 8	R: 1 E: 0 K: 1 S: 7	H: 2 LOB: 2 BB: 2 P: 15	R: 1 E: 0 K: 0 S: 6	H: 2 LOB: 1 BB: 0 P: 7	R: 2 E: 1 K: 0 S: 6	H: 3 LOB: 1 BB: 0 P: 6	R: 2 E: 0 K: 1 S: 7	H: 2 LOB: 0 BB: 0 P: 7	R: 2 E: 0 K: 0 S: 7	H: 4 LOB: 2 BB: 0 P: 7	R: 0 E: 0 K: 0 S: 3	H: 1 LOB: 0 BB: 0 P: 3	1B: 14 2B: 3 3B: 0 HR: 1	SF: 0 SAC: 0 DP: 1 HBP: 0	WP: 0 PB: 0 SB: 0 CS: 0	PA: 45
PITCHER	IP	WLS	BF	H	R	ER	SO	BB	IBB	HBP	BLK	WP	HR	S	P	ERA	WHIP					
Ed Whitson, R ERA: 4.86 (1.1)	7.0	W	35	12	8	6	7	2	0	0	0	0	1	47	55	7.71	2.000					
Rich Bordi, R ERA: 3.06 (8.1)	0.2		6	4	2	2	0	0	0	0	0	0	0	6	6	27.00	6.000					
Bob Shirley, L ERA: 2.65 (8.1)	1.1	S	4	1	0	0	0	0	0	0	0	0	0	4	4	0.00	0.750					

Batter	1	2	3	4	5	6	7	8	9	AB	R	H	RBI	BB	SO	LOB	TOP			
Rickey Henderson, R OBP: 0.425, SLG: 0.518	F2		F9	4-3			6-3		K	5	0	0	0	0	1	5				
Don Mattingly, L OBP: 0.375, SLG: 0.561	K			E3 1B	4-3		4-3			4	1	0	0	0	1	1				
Dave Winfield, R OBP: 0.334, SLG: 0.485	5-3			F8			F2			4	0	1	0	0	0	2				
Don Baylor, R OBP: 0.343, SLG: 0.453		F9		1B E			K			3	1	1	0	1	1	1				
Bill Sample, R OBP: 0.333, SLG: 0.333	F4			1B S			K		F8	4	1	1	1	0	1	2				
Andre Robertson, R OBP: 0.402, SLG: 0.478				1B BB					1-3	4	0	1	1	0	1	1				
Mike Pagliarulo, L OBP: 0.329, SLG: 0.461	K			1B BB			F7		1-3	0	0	0	0	0	0	0				
Butch Wynegar, S OBP: 0.363, SLG: 0.332			FC4-6 BB	1B BB			L1		K	2	0	0	0	2	1	1				
Rex Hudler, R OBP: 0.267, SLG: 0.267			FC4-6 FC5-4	K			4-3		F3	4	0	0	0	0	1	3				
Bobby Meacham, S OBP: 0.309, SLG: 0.274			FC5-4						F5	4	0	2	0	0	0	1				
Inning Stats	R: 0 E: 0 K: 1 S: 5	H: 0 LOB: 0 BB: 0 P: 5	R: 0 E: 0 K: 1 S: 5	H: 0 LOB: 0 BB: 0 P: 5	R: 0 E: 0 K: 0 S: 3	H: 0 LOB: 1 BB: 1 P: 7	R: 3 E: 1 K: 1 S: 9	H: 3 LOB: 3 BB: 2 P: 17	R: 0 E: 0 K: 0 S: 3	H: 0 LOB: 0 BB: 0 P: 3	R: 0 E: 0 K: 0 S: 4	H: 1 LOB: 1 BB: 0 P: 4	R: 0 E: 0 K: 1 S: 6	H: 1 LOB: 1 BB: 0 P: 6	R: 0 E: 0 K: 1 S: 5	H: 0 LOB: 0 BB: 0 P: 5	1B: 5 2B: 0 3B: 1 HR: 0	SF: 0 SAC: 0 DP: 0 HBP: 0	WP: 0 PB: 0 CS: 1	PA: 37
PITCHER Teddy Higuera, L ERA: 4.08	IP: 9.0 WLS: W BF: 37 H: 6 R: 3 ER: 2 SO: 7 BB: 3 IBB: 0 HBP: 0 BLK: 0 WP: 0 HR: 0 S: 48 P: 60 ERA: 2.00 WHIP: 1.000															PITCHER				

New York Yankees @ Milwaukee Brewers
Milwaukee County Stadium, Milwaukee, WI
Wed Sep 11, 1985, 8:05 PM EDT
Att: 8,540 - Unknown

AB 34
R 3
H 6
RBI 2
BB 3
SO 7
LOB 17



Batter	1	2	3	4	5	6	7	8	9	AB	R	H	RBI	BB	SO	LOB	BOTTOM					
Paul Molitor, R OBP: 0.362, SLG: 0.409	4-3		F8				K		1B SH5-4	5	0	1	0	0	2	1						
Randy Ready, R OBP: 0.352, SLG: 0.432	E 2B		K				F4		SH5-4	4	1	1	0	0	2	1						
Cecil Cooper, L OBP: 0.332, SLG: 0.483	E6 WP 1B						F8			4	2	2	2	1	0	0						
Ted Simmons, S OBP: 0.348, SLG: 0.407			F8							4	0	3	1	0	0	2						
Dion James, L OBP: 0.333, SLG: 0.267										0	0	0	0	0	0	0						
Ernest Riles, L OBP: 0.354, SLG: 0.402	G4-6-3						F7		K	4	0	0	0	0	1	3						
Jim Gantner, L OBP: 0.296, SLG: 0.324		F8		F7			F7		K	4	0	0	0	0	1	1						
Paul Householder, S OBP: 0.305, SLG: 0.351		K					1-3			4	0	2	0	0	1	0						
Charlie Moore, R OBP: 0.288, SLG: 0.288										3	0	2	0	0	1	0						
Billy Jo Robidoux, L OBP: 0.315		K							F4	1	0	0	0	0	0	2						
Dave Huppert, R										0	0	0	0	0	0	0						
Ed Romero, R OBP: 0.322, SLG: 0.312										3	0	1	0	0	0	3						
Mike Felder, S OBP: 1.000, SLG: 1.000									SH5-4 1B	1	1	1	0	0	0	0						
Inning Stats	R: 2 E: 1 K: 0 S: 5	H: 2 LOB: 0 BB: 0 P: 5	R: 0 E: 0 K: 2 S: 7	H: 0 LOB: 0 BB: 0 P: 7	R: 0 E: 0 K: 1 S: 6	H: 1 LOB: 2 BB: 1 P: 10	R: 0 E: 0 K: 0 S: 5	H: 2 LOB: 2 BB: 0 P: 5	R: 1 E: 0 K: 1 S: 7	H: 2 LOB: 1 BB: 0 P: 7	R: 0 E: 0 K: 0 S: 4	H: 1 LOB: 1 BB: 0 P: 4	R: 0 E: 0 K: 2 S: 7	H: 0 LOB: 0 BB: 0 P: 7	R: 0 E: 0 K: 2 S: 9	H: 2 LOB: 2 BB: 0 P: 9	R: 1 E: 0 K: 0 S: 4	H: 3 LOB: 2 BB: 0 P: 4	1B: 11 2B: 1 3B: 0 HR: 1	SF: 0 SAC: 1 DP: 1 HBP: 0	WP: 1 PB: 0 CS: 0	PA: 39
PITCHER	IP: 7.0 WLS: 3 BF: 31 H: 9 R: 3 ER: 2 SO: 6 BB: 1 IBB: 0 HBP: 0 BLK: 0 WP: 1 HR: 1 S: 42 P: 46 ERA: 2.57 WHIP: 1.429															PITCHER						
Joe Cowley, R ERA: 4.08	0.2	3	1	0	0	2	0	0	0	0	0	7	7	0.00	1.500							
Bob Shirley, L ERA: 2.63	0.2	L	4	2	1	1	0	0	0	0	0	4	4	13.50	3.000							
Rich Bardi, R ERA: 3.15	0.0	1	1	0	0	0	0	0	0	0	0	1	1	∞	∞							
Dave Righetti, L ERA: 2.65																						

New York Yankees @ Milwaukee Brewers
Milwaukee County Stadium, Milwaukee, WI
Wed Sep 11, 1985, 8:05 PM EDT
Att: 8,540 - Unknown

AB 37
R 4
H 13
RBI 3
BB 1
SO 8
LOB 13




Batter	1	2	3	4	5	6	7	8	9	AB	R	H	RBI	BB	SO	LOB	TOP					
Tony Fernandez, S (1,6) OBP: 0.339, SLG: 0.394										5	0	1	0	0	1	2	Toronto Blue Jays @ New York Yankees Yankee Stadium, Bronx, NY Fri Sep 13 1985, 7:05 PM EDT Att: 53,303 - Unknown					
Lloyd Moseby, L (1,8) OBP: 0.345, SLG: 0.427										4	2	0	0	1	1	1						
Rance Mulliniks, L (1,5) OBP: 0.388, SLG: 0.473										3	1	0	0	1	0	2						
George Bell, R (1,7) OBP: 0.329, SLG: 0.492										4	0	0	0	0	1	4						
Al Oliver, L (1,10) OBP: 0.291, SLG: 0.372										4	0	2	3	0	0	0						
Willie Upshaw, L (1,3) OBP: 0.338, SLG: 0.441										2	0	1	0	0	1	1						
Rick Leach, L (3,3) OBP: 0.167, SLG: 0.167										2	0	0	0	0	0	1						
Ernie Whitt, L (1,2) OBP: 0.345, SLG: 0.474										3	0	1	0	1	0	0						
Jesse Barfield, R (1,9) OBP: 0.361, SLG: 0.519										3	0	1	0	1	0	1						
Garth Iorg, R (1,4) OBP: 0.362, SLG: 0.455										4	0	2	0	0	1	3						
Inning Stats	R: 0 E: 0 K: 0 S: 3	H: 1 LOB: 0 BB: 0 P: 3	R: 0 E: 0 K: 1 S: 6	H: 1 LOB: 3 BB: 2 P: 14	R: 2 E: 1 K: 1 S: 7	H: 1 LOB: 1 BB: 1 P: 11	R: 0 E: 0 K: 1 S: 6	H: 2 LOB: 1 BB: 0 P: 6	R: 1 E: 0 K: 2 S: 9	H: 1 LOB: 1 BB: 0 P: 9	R: 0 E: 0 K: 0 S: 3	H: 0 LOB: 0 BB: 0 P: 3	R: 0 E: 0 K: 0 S: 3	H: 0 LOB: 1 BB: 1 P: 7	R: 0 E: 0 K: 0 S: 4	H: 1 LOB: 1 BB: 0 P: 4	R: 0 E: 0 K: 0 S: 3	H: 1 LOB: 0 BB: 0 P: 3	1B: 5 2B: 2 3B: 1 HR: 0	SF: 0 SAC: 0 DP: 2 HBP: 0	WP: 1 PB: 1 CS: 2	PA: 38
PITCHER Phil Niekro, R (1,1) ERA: 3.9	IP: 9.0 WLS: L BF: 38	H: 8 R: 3 ER: 0 SO: 5	BB: 4 IBB: 0 HBP: 0 BLK: 0	WP: 1 HR: 0 S: 44 P: 60	ERA: 0.00 WHIP: 1.333	PITCHER IP: WLS: BF: H: R: ER: SO: BB: IBB: HBP: BLK: WP: HR: S: P: ERA: WHIP																

AB	34
R	3
H	8
RBI	3
BB	4
SO	5
LOB	15



Batter	1	2	3	4	5	6	7	8	9	AB	R	H	RBI	BB	SO	LOB	BOTTOM									
Rickey Henderson, R (1,8) OBP: 0.428, SLG: 0.518										4	0	2	0	0	1	2	Toronto Blue Jays @ New York Yankees Yankee Stadium, Bronx, NY Fri Sep 13 1985, 7:05 PM EDT Att: 53,303 - Unknown									
Ken Griffey, L (1,7) OBP: 0.321, SLG: 0.389										4	0	0	0	0	1	3										
Don Mattingly, L (1,3) OBP: 0.375, SLG: 0.560										3	0	2	1	0	0	0										
Dave Winfield, R (1,9) OBP: 0.337, SLG: 0.484										4	0	1	0	0	1	2										
Ron Hassey, L (1,2) OBP: 0.355, SLG: 0.526 (8, PR)										4	1	2	0	0	0	3										
Bill Sample, R (8, PR) OBP: 0.333, SLG: 0.333										0	0	0	0	0	0	0										
Juan Espino, R (9, 2) OBP: 0.364, SLG: 0.364										0	0	0	0	0	0	0										
Dan Pasqua, L (1,10) OBP: 0.295, SLG: 0.455 (6, PH)										2	0	0	0	0	1	1										
Don Baylor, R (6, PH) OBP: 0.341, SLG: 0.449										2	0	0	0	0	1	1										
Mike Pagliarulo, L (1,5) OBP: 0.327, SLG: 0.452										3	0	0	0	1	2	1										
Willie Randolph, R (1,4) OBP: 0.377, SLG: 0.354										3	0	0	0	1	1	1										
Bobby Meacham, S (1,6) OBP: 0.311, SLG: 0.277 (9, PH)										3	1	2	1	0	0	0										
Butch Wynegar, S (9, PH) OBP: 0.361, SLG: 0.331										1	0	0	0	0	0	0										
Inning Stats	R: 0 E: 0 K: 1 S: 6	H: 1 LOB: 1 BB: 0 P: 6	R: 1 E: 0 K: 3 S: 11	H: 2 LOB: 2 BB: 1 P: 15	R: 0 E: 0 K: 1 S: 5	H: 0 LOB: 0 BB: 0 P: 5	R: 0 E: 0 K: 1 S: 5	H: 0 LOB: 0 BB: 0 P: 5	R: 1 E: 0 K: 0 S: 6	H: 3 LOB: 2 BB: 0 P: 6	R: 0 E: 0 K: 0 S: 2	H: 0 LOB: 0 BB: 1 P: 6	R: 0 E: 0 K: 2 S: 3	H: 1 LOB: 0 BB: 0 P: 3	R: 0 E: 0 K: 2 S: 8	H: 1 LOB: 1 BB: 0 P: 8	R: 0 E: 0 K: 1 S: 5	H: 0 LOB: 0 BB: 0 P: 5	1B: 8 2B: 1 3B: 0 HR: 0	SF: 1 SAC: 0 DP: 1 HBP: 0	WP: 0 PB: 0 CS: 1	PA: 37				
PITCHER Jim Clancy, R (1,1) ERA: 3.79	IP: 4.1 WLS: W BF: 10	H: 2 R: 0 ER: 0 SO: 0	BB: 1 IBB: 0 HBP: 0 BLK: 0	WP: 0 HR: 0 S: 29 P: 33	ERA: 4.15 WHIP: 1.615	PITCHER IP: WLS: BF: H: R: ER: SO: BB: IBB: HBP: BLK: WP: HR: S: P: ERA: WHIP																				
Gary Lavelle, L (5,1) ERA: 3.02	3.0	2	0	0	0	1	0	0	0	0	0	9	13	0.00	1.000											
Tom Henke, R (8,1) ERA: 1.53	1.2	1	0	0	3	0	0	0	0	0	0	12	12	0.00	0.600											

AB	33
R	2
H	9
RBI	2
BB	2
SO	8
LOB	14



Batter	1	2	3	4	5	6	7	8	9	AB	R	H	RBI	BB	SO	LOB	TOP		
Tony Fernandez, S OBP: 0.338, SLG: 0.392 (1, 6)	F6		6-3		F8	1B		F7		5	1	1	0	0	0	0	Toronto Blue Jays @ New York Yankees Yankee Stadium, Bronx, NY Sat Sep 14 1985, 7:05 PM EDT Att: 54,367 - Unknown livebaseballscorecards.com		
Lloyd Moseby, L OBP: 0.345, SLG: 0.429 (1, 8)	K		F8		FC5	1B		F8-3		5	1	3	2	0	1	0			
Cliff Johnson, R OBP: 0.335, SLG: 0.429 (1, 10)	BB		L5					F8-3		4	0	2	2	1	0	1			
George Bell, R OBP: 0.328, SLG: 0.489 (1, 7)	F8				K	F4				5	0	1	0	0	1	4			
Jesse Barfield, R OBP: 0.362, SLG: 0.526 (1, 9)		2B			FC5	K		G6-4-3		5	2	2	1	0	1	5			
Cecil Fielder, R OBP: 0.355, SLG: 0.526 (6, PH)	6-3									3	0	1	0	0	0	1			
Rick Leach, L OBP: 0.125, SLG: 0.125 (6, 3)										2	0	0	0	0	2	2			
Garth Iorg, R OBP: 0.368, SLG: 0.464 (1, 4)		2B								4	1	3	1	0	1	0			
Ernie Whitt, L OBP: 0.344, SLG: 0.470 (1, 2)	F2				F8	2B		4-3		3	1	0	0	1	0	3			
Rance Mulliniks, L OBP: 0.386, SLG: 0.474 (1, 5)	F7				K			4-3		4	1	1	1	0	1	3			
Inning Stats	R: 0 E: 0 K: 1 S: 5	H: 0 LOB: 1 BB: 1 P: 9	R: 1 E: 0 K: 0 S: 5	H: 2 LOB: 1 BB: 0 P: 5	R: 0 E: 0 K: 0 S: 3	H: 0 LOB: 0 BB: 0 P: 3	R: 1 E: 0 K: 2 S: 10	H: 3 LOB: 2 BB: 0 P: 10	R: 0 E: 0 K: 0 S: 5	H: 0 LOB: 0 BB: 0 P: 5	R: 0 E: 0 K: 1 S: 3	H: 1 LOB: 0 BB: 0 P: 3	R: 0 E: 0 K: 0 S: 5	H: 1 LOB: 0 BB: 0 P: 5	1B: 10 2B: 4 3B: 0 HR: 1	SF: 0 SAC: 0 DP: 2 HBP: 0	WP: 0 PB: 0 CS: 0	PA: 42	
PITCHER	IP	WLS	BF	H	R	ER	SO	BB	IBB	HBP	BLK	WP	HR	S	P	ERA	WHIP		
Bob Shirley, L ERA: 2.7 (1, 1)	4.1		21	7	2	2	3	1	0	0	0	0	1	26	30	4.15	1.846		
Rich Bordi, R ERA: 3.22 (5, 1)	1.0	L	4	1	1	1	0	0	0	0	0	0	0	4	4	9.00	1.000		
Dave Righetti, L ERA: 3.02 (6, 1)	0.0		4	3	2	2	0	1	0	0	0	0	0	3	7	∞	∞		
Brian Fisher, R ERA: 2.0 (6, 1)	0.2		4	1	2	2	2	0	0	0	0	0	0	8	8	27.00	1.500		
Neil Allen, R ERA: 4.7 (7, 1)	3.0		9	2	0	0	2	0	0	0	0	0	0	13	13	0.00	0.667		

Batter	1	2	3	4	5	6	7	8	9	AB	R	H	RBI	BB	SO	LOB	BOTTOM			
Rickey Henderson, R OBP: 0.428, SLG: 0.523 (1, 8)	S		K		F3			HR		3	2	1	1	1	1	0	Toronto Blue Jays @ New York Yankees Yankee Stadium, Bronx, NY Sat Sep 14 1985, 7:05 PM EDT Att: 54,367 - Unknown livebaseballscorecards.com			
Don Mattingly, L OBP: 0.374, SLG: 0.557 (1, 3)	K		G5-4-3		1-3			K		4	0	1	0	0	2	1				
Dave Winfield, R OBP: 0.334, SLG: 0.481 (1, 9)	6-3		G5-4-3		F7			6-3		4	0	0	1	0	0	1				
Don Baylor, R OBP: 0.338, SLG: 0.445 (1, 10)	6-3				5-3					4	0	0	0	0	0	0				
Bill Sample, R OBP: 0.331, SLG: 0.338 (1, 7)		6-3			F7			4-3		4	1	1	0	0	0	0				
Andre Robertson, R OBP: 0.396, SLG: 0.468 (1, 5)		5-3						6-3		4	0	1	0	0	0	1				
Butch Wynegar, S OBP: 0.358, SLG: 0.327 (1, 2)		6-3			6-3			K		3	0	0	0	0	1	2				
Rex Hudler, R OBP: 0.333, SLG: 0.444 (1, 4)					F9			6-3		3	1	2	1	0	0	0				
Bobby Meacham, S OBP: 0.309, SLG: 0.275 (1, 6)		FC4			6-3			6-3		3	0	0	1	0	0	1				
Inning Stats	R: 1 E: 0 K: 1 S: 5	H: 0 LOB: 0 BB: 1 P: 9	R: 1 E: 0 K: 0 S: 5	H: 2 LOB: 1 BB: 0 P: 5	R: 0 E: 0 K: 1 S: 5	H: 1 LOB: 0 BB: 0 P: 5	R: 0 E: 0 K: 0 S: 4	H: 1 LOB: 1 BB: 0 P: 4	R: 0 E: 0 K: 0 S: 3	H: 0 LOB: 0 BB: 0 P: 3	R: 0 E: 0 K: 1 S: 5	H: 0 LOB: 0 BB: 0 P: 5	R: 0 E: 0 K: 0 S: 7	H: 2 LOB: 0 BB: 0 P: 7	R: 0 E: 0 K: 0 S: 3	H: 0 LOB: 0 BB: 0 P: 3		1B: 3 2B: 1 3B: 1 HR: 1	SF: 0 SAC: 0 DP: 1 HBP: 0	WP: 0 PB: 0 CS: 0
PITCHER	IP	WLS	BF	H	R	ER	SO	BB	IBB	HBP	BLK	WP	HR	S	P	ERA	WHIP			
Jimmy Key, L ERA: 3.05 (1, 1)	9.0	W	33	6	4	4	4	1	0	0	0	0	1	40	44	4.00	0.778			

Batter	1	2	3	4	5	6	7	8	9	AB	R	H	RBI	BB	SO	LOB	TOP										
Tony Fernandez, S (1, 6) OBP: 0.338, SLG: 0.391	F6		F6	F6		G3		FC4-6 BB		4	1	1	0	1	0	0	Toronto Blue Jays @ New York Yankees Yankee Stadium, Bronx, NY Sun Sep 15 1985, 3:33 AM EDT Att: 54,699 - Unknown										
Lloyd Moseby, L (1, 8) OBP: 0.347, SLG: 0.430	4-3 S 1B		1B	1B		K		K		5	1	3	0	0	2	1											
Rance Mulliniks, L (1, 5) OBP: 0.389, SLG: 0.474	4-3		1B	1B				FC4-6		4	2	2	1	1	0	2											
George Bell, R (1, 7) OBP: 0.327, SLG: 0.488	4-3		1B	1B				E5 BB		5	2	1	1	0	1	5											
Al Oliver, L (1, 10) OBP: 0.290, SLG: 0.371 Cliff Johnson, R (3, PH) OBP: 0.337, SLG: 0.429	4-3		1B	1B				F9		1	0	0	0	0	0	0											
Ernie Whitt, L (1, 2) OBP: 0.340, SLG: 0.464	F2		G6-4-3			5-3		K		5	0	0	0	0	2	3											
Rick Leach, L (1, 3) OBP: 0.308, SLG: 0.308	E 1B		E 1B			4-3		FC6-4 1B		5	1	3	1	0	0	0											
Jesse Barfield, R (1, 9) OBP: 0.363, SLG: 0.528	E7 1B		E6 2B			4-3		K		4	1	2	1	0	1	2											
Garth Iorg, R (1, 4) OBP: 0.362, SLG: 0.457	4-3		K			F8		FC6-4		4	0	0	0	0	1	4											
Inning Stats	R: 0 E: 0 K: 0 S: 4	H: 1 LOB: 1 BB: 0 P: 4	R: 0 E: 1 K: 0 S: 5	H: 2 LOB: 2 BB: 0 P: 5	R: 6 E: 1 K: 1 S: 11	H: 7 LOB: 0 BB: 0 P: 11	R: 0 E: 0 K: 0 S: 7	H: 2 LOB: 2 BB: 0 P: 7	R: 0 E: 0 K: 0 S: 3	H: 0 LOB: 0 BB: 0 P: 3	R: 0 E: 0 K: 1 S: 5	H: 0 LOB: 0 BB: 0 P: 5	R: 2 E: 1 K: 2 S: 10	H: 2 LOB: 2 BB: 1 P: 14	R: 0 E: 0 K: 2 S: 7	H: 0 LOB: 1 BB: 1 P: 11		R: 0 E: 0 K: 1 S: 5	H: 0 LOB: 0 BB: 0 P: 5	1B: 12 2B: 2 3B: 0 HR: 0	SF: 0 SAC: 0 DP: 1 HBP: 0	WP: 0 PB: 0 SB: 1 CS: 0	PA: 43				
PITCHER	IP	WLS	BF	H	R	ER	SO	BB	IBB	HBP	BLK	WP	HR	S	P	ERA	WHIP	PITCHER									
Ed Whitson, R (1, 1) ERA: 5.03	2.0	L	13	7	4	4	0	0	0	0	0	0	0	4	13	18.00	3.500										
Dennis Rasmussen, L (3, 1) ERA: 3.94	0.2		4	3	2	1	0	0	0	0	0	0	0	4	4	13.50	4.500										
Rich Bordi, R (3, 1) ERA: 3.2	3.1		15	3	2	1	3	1	0	0	0	0	0	20	24	2.70	1.200										
Rod Scurry, L (7, 1) ERA: 3.06	2.0		8	1	0	0	4	1	0	0	0	0	0	15	19	0.00	1.000										
Mike Armstrong, R (9, 1) ERA: 4.7	1.0		3	0	0	0	1	0	0	0	0	0	0	5	5	0.00	0.000										
Batter	1	2	3	4	5	6	7	8	9	AB	R	H	RBI	BB	SO	LOB	BOTTOM										
Rickey Henderson, R (1, 8) OBP: 0.428, SLG: 0.520	S BB		6-3		L1-3		FC5-4		HR BB	3	1	0	0	2	0	4	Toronto Blue Jays @ New York Yankees Yankee Stadium, Bronx, NY Sun Sep 15 1985, 3:33 AM EDT Att: 54,699 - Unknown										
Ken Griffey, L (1, 7) OBP: 0.322, SLG: 0.399	F7				F7		3-1		1B	5	2	2	2	0	0	1											
Don Mattingly, L (1, 3) OBP: 0.371, SLG: 0.552	F7				E7 1B		F7		F8 HR	5	0	0	0	0	0	2											
Dave Winfield, R (1, 9) OBP: 0.335, SLG: 0.480	F4				BB BB 1B		F8		F9	5	1	2	1	0	0	1											
Ron Hassey, L (1, 2) OBP: 0.359, SLG: 0.525 Andre Robertson, R (8, PH) OBP: 0.392, SLG: 0.463 Juan Espino, R (9, 2) OBP: 0.364, SLG: 0.364	6-3				BB BB BB BB		BB 1B		K	2	0	1	0	1	0	0											
Dan Pasqua, L (1, 10) OBP: 0.296, SLG: 0.448 Don Baylor, R (8, PH) OBP: 0.340, SLG: 0.449	K				BB BB BB BB		K		1B	2	0	0	0	1	2	1											
Mike Pagliarulo, L (1, 5) OBP: 0.327, SLG: 0.451 Dale Berra, R (8, PH) OBP: 0.276, SLG: 0.321	K				F4		K		1B	3	0	1	0	0	1	3											
Rex Hudler, R (1, 4) OBP: 0.300, SLG: 0.400 Scott Bradley, L (7, PH) OBP: 0.196, SLG: 0.245 Juan Bonilla, R (8, 4) OBP: 0.091, SLG: 0.091	F4				F4		K		1B	1	0	0	0	0	0	0											
Bobby Meacham, S (1, 6) OBP: 0.310, SLG: 0.274	F9				F9		FC5-4 BB		F8	2	0	0	0	2	0	0											
Inning Stats	R: 0 E: 0 K: 0 S: 3	H: 0 LOB: 1 BB: 1 P: 7	R: 0 E: 0 K: 2 S: 7	H: 0 LOB: 0 BB: 0 P: 7	R: 0 E: 0 K: 0 S: 3	H: 0 LOB: 0 BB: 0 P: 3	R: 0 E: 0 K: 0 S: 4	H: 1 LOB: 3 BB: 2 P: 12	R: 0 E: 0 K: 0 S: 2	H: 0 LOB: 0 BB: 1 P: 6	R: 0 E: 0 K: 0 S: 3	H: 0 LOB: 0 BB: 0 P: 3	R: 0 E: 0 K: 2 S: 9	H: 2 LOB: 3 BB: 1 P: 13	R: 3 E: 0 K: 1 S: 9	H: 4 LOB: 1 BB: 0 P: 9		R: 2 E: 0 K: 0 S: 4	H: 1 LOB: 0 BB: 1 P: 8	1B: 5 2B: 3 3B: 0 HR: 1	SF: 0 SAC: 0 DP: 1 HBP: 0	WP: 0 PB: 0 SB: 1 CS: 0	PA: 40				
PITCHER	IP	WLS	BF	H	R	ER	SO	BB	IBB	HBP	BLK	WP	HR	S	P	ERA	WHIP	PITCHER									
Doyle Alexander, R (1, 1) ERA: 3.56	7.1	W	31	5	2	2	4	5	0	0	0	0	0	34	54	2.46	1.364										
Gary Lavelle, L (8, 1) ERA: 3.99	1.0		7	3	3	3	1	1	0	0	0	0	1	8	12	27.00	4.000										
Tom Henke, R (9, 1) ERA: 1.5	0.2		2	0	0	0	0	0	0	0	0	0	0	2	2	0.00	0.000										

Batter	1	2	3	4	5	6	7	8	9	AB	R	H	RBI	BB	SO	LOB	TOP										
Brett Butler, L OBP: 0.370, SLG: 0.435 (1, 8)	G3		E S BB			F9		F5	G3	4	0	0	1	1	0	2	Cleveland Indians @ New York Yankees Yankee Stadium, Bronx, NY Mon Sep 16 1985, 3:33 AM EDT Att: 15,320 - Unknown										
Tony Bernazard, S OBP: 0.355, SLG: 0.391 (1, 4)			FC6-4 BB			BB BB		G3	G3	3	0	1	0	2	0	3											
Julio Franco, R OBP: 0.342, SLG: 0.379 (1, 6)	K		FC6-4 BB			BB BB		HR	HR	4	2	2	2	1	1	3											
Andre Thornton, R OBP: 0.295, SLG: 0.370 (1, 10)		K		5-3		BB BB		HR	HR	5	2	2	4	0	2	2											
Mike Hargrove, L OBP: 0.375, SLG: 0.351 (1, 3)				F7		BB BB		HR	HR	3	0	1	0	1	0	2											
Otis Nixon, S OBP: 0.272, SLG: 0.317 (8, PR) (8, 7)						BB BB			S	0	1	0	0	1	0	0											
Joe Carter, R OBP: 0.293, SLG: 0.389 (1, 7) (8, 3) (9, 9)				F1		BB BB			BB	5	1	2	2	0	0	2											
George Vukovich, L OBP: 0.291, SLG: 0.333 (1, 9)						BB BB			BB	5	1	1	0	0	0	2											
Chris Bando, S OBP: 0.222, SLG: 0.167 (9, 2)						BB BB			BB	0	0	0	0	0	0	0											
Brook Jacoby, R OBP: 0.325, SLG: 0.411 (1, 5)			F7			BB BB			G3 1B	4	1	1	0	0	1	0											
Jerry Willard, L OBP: 0.332, SLG: 0.356 (1, 2)						BB BB			3B 1B	4	0	1	0	0	0	0											
Mike Fischlin, R OBP: 0.258, SLG: 0.298 (9, PR) (9, 3)			4-3			BB BB			G3 1B	0	1	0	0	0	0	0											
Inning Stats	R: 0 E: 0 K: 1 S: 5	H: 1 LOB: 0 BB: 0 P: 5	R: 0 E: 0 K: 1 S: 5	H: 0 LOB: 1 BB: 1 P: 9	R: 0 E: 0 K: 0 S: 3	H: 0 LOB: 2 BB: 2 P: 11	R: 0 E: 0 K: 0 S: 3	H: 0 LOB: 0 BB: 0 P: 3	R: 0 E: 0 K: 1 S: 5	H: 0 LOB: 2 BB: 2 P: 13	R: 1 E: 0 K: 1 S: 6	H: 1 LOB: 0 BB: 0 P: 6	R: 2 E: 0 K: 0 S: 6	H: 3 LOB: 1 BB: 0 P: 6	R: 6 E: 0 K: 0 S: 9	H: 6 LOB: 1 BB: 1 P: 13		1B: 6 2B: 1 3B: 1 HR: 3	SF: 0 SAC: 0 DP: 0 HBP: 0	WP: 0 PB: 0 SB: 2 CS: 0	PA: 43						
PITCHER	IP	WLS	BF	H	R	ER	SO	BB	IBB	HBP	BLK	WP	HR	S	P	ERA	WHIP										
Joe Cowley, R ERA: 4.05 (1, 1)	7.2		31	4	3	3	4	5	0	0	0	0	2	34	54	3.52	1.174										
Brian Fisher, R ERA: 2.96 (8, 1)	1.1	L	12	7	6	6	0	1	0	0	0	0	1	11	15	40.50	6.000										

AB	37
R	9
H	11
RBI	9
BB	6
SO	4
LOB	16



Batter	1	2	3	4	5	6	7	8	9	AB	R	H	RBI	BB	SO	LOB	BOTTOM										
Rickey Henderson, R OBP: 0.427, SLG: 0.518 (1, 8)	F3		6-3			F8		SF7		4	1	1	0	0	0	0	Cleveland Indians @ New York Yankees Yankee Stadium, Bronx, NY Mon Sep 16 1985, 3:33 AM EDT Att: 15,320 - Unknown										
Bill Sample, R OBP: 0.329, SLG: 0.338 (8, 7)						BB E SF8 1B				0	0	0	1	0	0	0											
Don Mattingly, L OBP: 0.374, SLG: 0.557 (1, 3)						E3 SF8 1B				4	1	3	0	1	0	2											
Dave Winfield, R OBP: 0.336, SLG: 0.479 (1, 9)						1-2 2-3 3-H				4	0	1	1	1	1	4											
Don Baylor, R OBP: 0.338, SLG: 0.446 (1, 10)						2B E 1B				5	1	1	0	0	2	6											
Andre Robertson, R OBP: 0.390, SLG: 0.474 (1, 5)						2B E 1B				2	0	1	1	0	1	0											
Mike Pagliarulo, L OBP: 0.326, SLG: 0.449 (6, 5)						2B				2	0	0	0	0	1	2											
Henry Cotto, R OBP: 0.314, SLG: 0.303 (1, 7) (8, 8)						2B				4	0	1	2	0	0	3											
Ken Griffey, L OBP: 0.324, SLG: 0.399 (9, PH)						1B				0	0	0	0	1	0	0											
Butch Wynegar, S OBP: 0.360, SLG: 0.327 (1, 2)						1B				3	0	1	0	1	0	4											
Keith Smith, S OBP: 0.364, SLG: 0.364 (9, PR) (9, 2)						1B				0	0	0	0	0	0	0											
Ron Hassey, L OBP: 0.362, SLG: 0.527 (9, PH)						1B				1	0	1	0	0	0	0											
Rex Hudler, R OBP: 0.261, SLG: 0.348 (1, 4)						1B				3	0	0	0	0	2	2											
Dan Pasqua, L OBP: 0.294, SLG: 0.444 (9, PH)						1B				1	0	0	0	0	1	2											
Bobby Meacham, S OBP: 0.311, SLG: 0.272 (1, 6)						1B				2	1	0	0	1	0	0											
Inning Stats	R: 0 E: 0 K: 1 S: 6	H: 1 LOB: 1 BB: 0 P: 6	R: 0 E: 0 K: 1 S: 6	H: 1 LOB: 0 BB: 0 P: 6	R: 0 E: 0 K: 0 S: 4	H: 1 LOB: 1 BB: 0 P: 4	R: 1 E: 1 K: 1 S: 7	H: 2 LOB: 1 BB: 0 P: 7	R: 3 E: 1 K: 1 S: 8	H: 2 LOB: 2 BB: 2 P: 16	R: 0 E: 0 K: 1 S: 5	H: 0 LOB: 0 BB: 0 P: 5	R: 0 E: 0 K: 0 S: 5	H: 2 LOB: 2 BB: 0 P: 5	R: 1 E: 1 K: 0 S: 4	H: 0 LOB: 2 BB: 2 P: 12	R: 0 E: 0 K: 3 S: 10	H: 1 LOB: 2 BB: 1 P: 14	1B: 7 2B: 3 3B: 0 HR: 0	SF: 2 SAC: 2 DP: 1 HBP: 0	WP: 0 PB: 0 SB: 0 CS: 0	PA: 44					
PITCHER	IP	WLS	BF	H	R	ER	SO	BB	IBB	HBP	BLK	WP	HR	S	P	ERA	WHIP										
Jamie Easterly, L ERA: 2.9 (1, 1)	4.2		24	7	4	1	4	2	0	0	0	0	0	9	9	0.00	1.200										
Vern Riffe, R ERA: 4.61 (5, 1)	1.2		7	2	0	0	1	0	0	0	0	0	0	5	13	0.00	0.750										
Dave Vonohien, L ERA: 3.0 (7, 1)	1.1		7	0	1	0	0	1	1	0	0	0	0	5	13	0.00	0.750										
Jerry Reed, R ERA: 4.62 (8, 1)	1.1	W	6	1	0	0	3	1	0	0	0	0	0	11	15	0.00	1.500										



Batter	1	2	3	4	5	6	7	8	9	AB	R	H	RBI	BB	SO	LOB	TOP				
Rickey Henderson, R OBP: 0.424, SLG: 0.513 (1, 8)	0-0 6-3		0-0 F9			0-0 5-3		0-3 K		4	0	0	0	0	1	0					
Ken Griffey, L OBP: 0.325, SLG: 0.399 (1, 7)	0-0 1B		0-0 F9			4-0 BB		0-0 F8		3	0	1	0	1	0	0					
Don Mattingly, L OBP: 0.377, SLG: 0.563 (1, 3)	0-0 1B			0-0 HR		0-0 3		4-0 BB		3	1	2	1	1	0	1					
Dave Winfield, R OBP: 0.333, SLG: 0.475 (1, 9)	0-0 L7			0-0 F4			0-0 5-3	0-0 F9		4	0	0	0	0	0	3					
Ron Hassey, L OBP: 0.357, SLG: 0.521 Juan Bonilla, R OBP: 0.083, SLG: 0.083 (9, PH)	0-3 K			0-0 F7			0-0 L5	0-0 F5		3	0	0	0	0	1	2					
Don Baylor, R OBP: 0.338, SLG: 0.447 (1, 10)		0-0 5-3		0-0 F9			0-0 2B			3	0	1	0	0	0	0					
Mike Pagliarulo, L OBP: 0.323, SLG: 0.445 (1, 5)		0-0 F7			0-0 4-3		0-0 F8			3	0	0	0	0	0	1					
Bobby Meacham, S OBP: 0.309, SLG: 0.270 (1, 6)		0-0 4-3			0-0 6-3			0-0 F9		3	0	0	0	0	0	0					
Rex Hudler, R OBP: 0.231, SLG: 0.308 (1, 4)			0-0 5-3			0-0 F7		0-3 K		3	0	0	0	0	1	0					
Inning Stats	R: 0 E: 0 K: 1 S: 7	H: 2 LOB: 2 BB: 0 P: 7	R: 0 E: 0 K: 0 S: 3	H: 0 LOB: 0 BB: 0 P: 3	R: 0 E: 0 K: 0 S: 3	H: 0 LOB: 0 BB: 0 P: 3	R: 1 E: 0 K: 0 S: 4	H: 1 LOB: 0 BB: 0 P: 4	R: 0 E: 0 K: 0 S: 2	H: 0 LOB: 0 BB: 1 P: 6	R: 0 E: 0 K: 0 S: 4	H: 1 LOB: 1 BB: 0 P: 4	R: 0 E: 0 K: 2 S: 7	H: 0 LOB: 0 BB: 0 P: 7	R: 0 E: 0 K: 0 S: 3	H: 0 LOB: 1 BB: 1 P: 7	1B: 2 2B: 2 3B: 0 HR: 1	SF: 0 SAC: 0 DP: 1 HBP: 0	WP: 0 PA: 32		
PITCHER	IP	WLS	BF	H	R	ER	SO	BB	IBB	HBP	BLK	WP	HR	S	P	ERA	WHIP				
Dan Petry, R ERA: 3.22 (1, 1)	7.0	W	25	4	1	1	1	1	0	0	0	0	1	26	30	1.29	0.714				
Willie Hernandez, L ERA: 2.65 (8, 1)	2.0		7	0	0	0	2	1	0	0	0	0	0	10	14	0.00	0.500				

New York Yankees @ Detroit Tigers
Tiger Stadium, Detroit, MI
Tue Sep 17 1985, 7:05 PM EDT
Att: 20,213 - Unknown

AB 30
R 1
H 4
RBI 1
BB 2
SO 3
LOB 8



Batter	1	2	3	4	5	6	7	8	9	AB	R	H	RBI	BB	SO	LOB	BOTTOM				
Lou Whitaker, L OBP: 0.370, SLG: 0.468 Doug Flynn, R OBP: 0.235, SLG: 0.314 (9, 4)	0-0 4-3		0-0 HR	0-0 G3		0-0 5-3		0-0 FC5-4		5	1	1	2	0	0	3					
Alan Trammell, R OBP: 0.316, SLG: 0.382 Doug Baker, S OBP: 0.143, SLG: 0.214 (9, 6)	0-0 F8		0-0 F8	0-0 1B		0-0 G4-6-3		4-0 BB		4	0	2	1	1	0	0					
Kirk Gibson, L OBP: 0.361, SLG: 0.518 (1, 9)	0-0 HR		4-0 BB	0-0 4-3		0-0 G4-6-3		0-0 1-3		4	1	1	1	1	0	5					
Lance Parrish, R OBP: 0.326, SLG: 0.481 (1, 2)	0-0 F3		0-0 1B		0-0 F8		0-0 F3			4	0	1	0	0	0	0					
Chet Lemon, R OBP: 0.332, SLG: 0.443 (1, 8)		0-3 K	0-0 F4		0-3 K		0-0 5-3			4	0	0	0	0	2	2					
Larry Hemdon, R OBP: 0.296, SLG: 0.386 (1, 7)		0-3 K	0-0 F9		0-0 1-3		0-0 BB	0-0 E		4	1	1	0	0	1	2					
Darrell Evans, L OBP: 0.347, SLG: 0.498 (1, 3)		4-0 HR		0-0 HR		0-0 HR		0-0 E3		3	4	2	2	1	0	1					
Nelson Simmons, S OBP: 0.317, SLG: 0.448 (1, 10)		0-0 HR		0-0 F3		0-0 6-3		4-0 FC5-4		3	1	1	2	1	0	0					
Tom Brookens, R OBP: 0.284, SLG: 0.382 (1, 5)		0-0 5-3		0-0 G3		0-0 F7		0-0 FC5-4		4	1	2	1	0	0	0					
Inning Stats	R: 1 E: 0 K: 0 S: 4	H: 1 LOB: 0 BB: 0 P: 4	R: 2 E: 0 K: 2 S: 8	H: 1 LOB: 0 BB: 1 P: 12	R: 1 E: 0 K: 0 S: 5	H: 2 LOB: 2 BB: 1 P: 9	R: 2 E: 0 K: 0 S: 6	H: 3 LOB: 1 BB: 0 P: 6	R: 0 E: 0 K: 1 S: 5	H: 0 LOB: 0 BB: 0 P: 5	R: 1 E: 0 K: 0 S: 4	H: 1 LOB: 0 BB: 0 P: 4	R: 0 E: 0 K: 0 S: 3	H: 1 LOB: 0 BB: 0 P: 3	R: 2 E: 1 K: 0 S: 6	H: 2 LOB: 3 BB: 2 P: 14	1B: 6 2B: 0 3B: 0 HR: 5	SF: 0 SAC: 0 DP: 1 HBP: 0	WP: 0 PA: 39		
PITCHER	IP	WLS	BF	H	R	ER	SO	BB	IBB	HBP	BLK	WP	HR	S	P	ERA	WHIP				
Ron Guldry, L ERA: 3.26 (1, 1)	6.0	L	28	8	7	7	3	2	0	0	0	0	5	32	40	10.50	1.667				
Dennis Rasmussen, L ERA: 3.86 (7, 1)	2.0		11	3	2	0	0	2	0	0	0	0	0	9	17	0.00	2.500				


New York Yankees @ Detroit Tigers
Tiger Stadium, Detroit, MI
Tue Sep 17 1985, 7:05 PM EDT
Att: 20,213 - Unknown

AB 35
R 9
H 11
RBI 9
BB 4
SO 3
LOB 13



Batter	1	2	3	4	5	6	7	8	9	AB	R	H	RBI	BB	SO	LOB	TOP			
Rickey Henderson, R OBP: 0.423, SLG: 0.515	0-0 1B 3B	0-0 6-3			0-0 5-3		0-0 F7			4	1	1	0	0	0	0	New York Yankees @ Detroit Tigers Tiger Stadium, Detroit, MI Wed Sep 18 1985, 7:05 PM EDT Att: 20,318 - Unknown			
Ken Griffey, L OBP: 0.325, SLG: 0.397	0-0 1B BB 1B	0-0 F8			0-3 K		0-0 F8			4	1	1	1	0	1	0				
Don Mattingly, L OBP: 0.374, SLG: 0.559	0-0 F6			0-0 G3		0-0 F8		0-0 F9		4	0	0	0	0	0	1				
Dave Winfield, R OBP: 0.334, SLG: 0.475	0-0 BB 1-3 1B			0-0 4-3		0-0 G3 WP 1B		0-0 F6		4	0	2	0	0	0	0				
Ron Hassey, L OBP: 0.357, SLG: 0.517 Henry Cotto, R (9, PH) OBP: 0.306, SLG: 0.294	4-0 BB IBB			0-0 F8		0-0 G3		0-3 K		2	0	0	0	1	0	1				
Don Baylor, R OBP: 0.339, SLG: 0.445	4-0 1-2 2-3 3-H BB			0-0 F2		4-0 WP IBB		0-0 F8		2	0	0	1	2	0	0				
Mike Pagliarulo, L OBP: 0.321, SLG: 0.441 Andre Robertson, R (9, PH) OBP: 0.397, SLG: 0.469	0-3 K			0-3 K		0-3 K		0-0 F9		3	0	0	0	0	3	5				
Bobby Meacham, S OBP: 0.307, SLG: 0.269	0-0 F8			0-0 5-3		0-3 K				3	0	0	0	0	1	3				
Rex Hudler, R OBP: 0.207, SLG: 0.276		0-0 G3			0-0 1-3		0-3 K			3	0	0	0	0	1	0				
Inning Stats	R: 2 E: 0 K: 1 S: 8	H: 3 LOB: 3 BB: 2 P: 16	R: 0 E: 0 K: 0 S: 3	H: 0 LOB: 0 BB: 0 P: 3	R: 0 E: 0 K: 1 S: 3	H: 0 LOB: 0 BB: 0 P: 3	R: 0 E: 0 K: 1 S: 5	H: 0 LOB: 0 BB: 0 P: 5	R: 0 E: 0 K: 1 S: 5	H: 1 LOB: 2 BB: 1 P: 10	R: 0 E: 0 K: 2 S: 7	H: 0 LOB: 0 BB: 0 P: 7	R: 0 E: 0 K: 0 S: 3	H: 0 LOB: 0 BB: 0 P: 3	R: 0 E: 0 K: 1 S: 5	H: 0 LOB: 0 BB: 0 P: 5		1B: 3 2B: 0 3B: 1 HR: 0	SF: 0 SAC: 0 DP: 0 HBP: 0	WP: 2 PB: 2 SB: 0 CS: 0
PITCHER	IP WLS BF H R ER SO BB IBB HBP BLK WP HR S P ERA WHIP	IP WLS BF H R ER SO BB IBB HBP BLK WP HR S P ERA WHIP																	IP WLS BF H R ER SO BB IBB HBP BLK WP HR S P ERA WHIP	
Juan Berenguer, R ERA: 5.79	(1, 1) 0.1 6 3 2 2 0 1 1 0 0 0 0 4 12 54.00 12.000	(1, 1) 7.2 W 25 1 0 0 6 0 1 0 0 2 0 36 40 0.00 0.130	(9, 1) 1.0 S 3 0 0 0 1 0 0 0 0 0 0 5 5 0.00 0.000																	(1, 1) 8.0 L 38 11 5 5 5 4 0 0 0 0 3 44 60 5.62 1.875

AB	31
R	2
H	4
RBI	2
BB	3
SO	7
LOB	10



Batter	1	2	3	4	5	6	7	8	9	AB	R	H	RBI	BB	SO	LOB	BOTTOM			
Lou Whitaker, L OBP: 0.372, SLG: 0.467	0-0 G3	4-0 1-2 2-3 BB			0-0 G3	4-0 1-2 2-3 BB		4-0 FC5-4 BB		2	0	0	0	3	0	0	New York Yankees @ Detroit Tigers Tiger Stadium, Detroit, MI Wed Sep 18 1985, 7:05 PM EDT Att: 20,318 - Unknown			
Alan Trammell, R OBP: 0.314, SLG: 0.378	0-3 K	0-0 L5			0-3 K	0-3 K		0-0 FC5-4 1-2		5	0	0	0	0	3	7				
Kirk Gibson, L OBP: 0.362, SLG: 0.524	0-0 HR		0-0 BB 1B		0-0 F6		0-0 F8			4	1	2	1	0	0	0				
Darrell Evans, L OBP: 0.351, SLG: 0.506	0-0 HR		4-0 G6-4-3 BB		0-0 F9	0-0 1B PB 1B		0-0 F9		3	2	2	1	1	0	0				
Chet Lemon, R OBP: 0.331, SLG: 0.444	0-0 5-3		0-0 F6		0-0 5-3	0-0 1-2 2B		0-0 F8		4	0	1	0	0	0	3				
Johnny Grubb, L OBP: 0.303, SLG: 0.339		0-0 FC6-4 1B	0-0 G6-4-3 1-2		0-0 F8	0-0 1B 1B		0-0 F8		4	1	2	0	0	0	3				
Nelson Simmons, S OBP: 0.317, SLG: 0.447 Larry Herndon, R (6, PR) OBP: 0.298, SLG: 0.395		0-0 FC6-4 BB 1B		0-3 K		0-0 BB 1B 1B		0-0 HR		3	0	1	1	0	1	1				
Tom Brookens, R OBP: 0.281, SLG: 0.379		0-0 F3		0-0 L5		0-0 F7		0-3 K		4	0	0	0	0	1	3				
Bob Melvin, R OBP: 0.203, SLG: 0.271		0-0 BB 1B		0-0 F9		0-0 1-2 2-H 1B		0-0 5-3		4	0	2	1	0	0	0				
Inning Stats	R: 2 E: 0 K: 1 S: 7	H: 2 LOB: 0 BB: 0 P: 7	R: 0 E: 0 K: 0 S: 5	H: 2 LOB: 3 BB: 1 P: 9	R: 0 E: 0 K: 0 S: 3	H: 1 LOB: 1 BB: 1 P: 7	R: 0 E: 0 K: 1 S: 5	H: 0 LOB: 0 BB: 0 P: 5	R: 0 E: 0 K: 1 S: 9	H: 4 LOB: 3 BB: 1 P: 13	R: 0 E: 0 K: 0 S: 4	H: 1 LOB: 1 BB: 0 P: 4	R: 1 E: 0 K: 1 S: 6	H: 1 LOB: 1 BB: 1 P: 10	R: 0 E: 0 K: 0 S: 3	H: 0 LOB: 0 BB: 0 P: 4		1B: 7 2B: 1 3B: 0 HR: 3	SF: 0 SAC: 0 DP: 1 HBP: 0	WP: 0 PB: 1 SB: 0 CS: 0
PITCHER	IP WLS BF H R ER SO BB IBB HBP BLK WP HR S P ERA WHIP	IP WLS BF H R ER SO BB IBB HBP BLK WP HR S P ERA WHIP																	IP WLS BF H R ER SO BB IBB HBP BLK WP HR S P ERA WHIP	
Phil Niekro, R ERA: 3.97	(1, 1) 8.0 L 38 11 5 5 5 4 0 0 0 0 3 44 60 5.62 1.875																	(1, 1) 8.0 L 38 11 5 5 5 4 0 0 0 0 3 44 60 5.62 1.875		

AB	34
R	5
H	11
RBI	5
BB	4
SO	5
LOB	17



Batter	1	2	3	4	5	6	7	8	9	AB	R	H	RBI	BB	SO	LOB	TOP										
Rickey Henderson, R OBP: 0.422, SLG: 0.519 Dan Pasqua, L OBP: 0.392, SLG: 0.441	0-0 6-3		0-0 HR		0-0 F3		0-0 FC5-4		0-0 1-3	4	1	1	1	0	0	1											
Don Mattingly, L OBP: 0.373, SLG: 0.559	0-0 3-1		0-0 1B 2B		0-0 5-3		0-0 F9			4	1	1	0	0	0	1											
Dave Winfield, R OBP: 0.335, SLG: 0.475 Henry Cotto, R OBP: 0.306, SLG: 0.294	4-0 BB		0-0 2H 1B		0-3 K		0-0 F5			3	0	1	1	1	1	1											
Don Baylor, R OBP: 0.339, SLG: 0.443	0-0 F3		0-0 L7			0-0 F8 1B FC5-4 1B		0-0 F8		4	1	1	0	0	0	2											
Bill Sample, R OBP: 0.329, SLG: 0.338 Ken Griffey, L OBP: 0.324, SLG: 0.396		0-0 6-3	0-0 5-3			0-0 FC5-4 1B		0-0 F8		3	0	1	0	0	0	1											
Andre Robertson, R OBP: 0.376, SLG: 0.455 Mike Pagliarulo, L OBP: 0.322, SLG: 0.443		0-0 1-3		0-0 5-3		0-0 F8		0-0 1B		3	0	0	0	0	0	2											
Willie Randolph, R OBP: 0.322, SLG: 0.356 Juan Bonilla, R OBP: 0.133, SLG: 0.200		0-0 1B		0-0 2B		0-0 FC5-4 1-2 3H		0-0 1-3		1	0	1	0	0	0	0											
Butch Wynegar, S OBP: 0.356, SLG: 0.323		0-0 F8		0-0 F8		0-0 5-3		0-3 K		4	0	0	0	0	1	3											
Bobby Meacham, S OBP: 0.307, SLG: 0.269 Ron Hassey, L OBP: 0.356, SLG: 0.514			0-0 5-3	0-0 6-3			0-0 FC5-4 1B		0-0 F7	3	0	1	0	0	0	1											
Inning Stats	R: 0 E: 0 K: 0 S: 3	H: 0 LOB: 1 BB: 1 P: 7	R: 0 E: 0 K: 0 S: 4	H: 1 LOB: 1 BB: 0 P: 4	R: 2 E: 0 K: 0 S: 6	H: 3 LOB: 1 BB: 0 P: 6	R: 0 E: 0 K: 0 S: 4	H: 1 LOB: 0 BB: 0 P: 4	R: 0 E: 0 K: 1 S: 5	H: 0 LOB: 0 BB: 0 P: 5	R: 1 E: 0 K: 0 S: 5	H: 2 LOB: 1 BB: 0 P: 5	R: 0 E: 0 K: 0 S: 4	H: 1 LOB: 1 BB: 0 P: 4	R: 0 E: 0 K: 0 S: 4	H: 1 LOB: 0 BB: 0 P: 5	R: 0 E: 0 K: 1 S: 5	H: 0 LOB: 0 BB: 0 P: 5	1B: 6 2B: 2 3B: 0 HR: 1	SF: 0 SAC: 0 DP: 0 HBP: 0	WP: 0 PB: 0 SB: 1 CS: 0	PA: 37					
PITCHER	IP	WLS	BF	H	R	ER	SO	BB	IBB	HBP	BLK	WP	HR	S	P	ERA	WHIP										
Frank Tanana, L ERA: 4.64 Randy O'Neal, R ERA: 3.45	7.0	W	30	8	3	3	1	1	0	0	0	0	1	31	35	3.86	1.286										

New York Yankees @ Detroit Tigers
Tiger Stadium, Detroit, MI
Thu Sep 19 1985, 7:05 PM EDT
Att: 19,588 - Unknown

AB 36
R 3
H 9
RBI 3
BB 1
SO 2
LOB 14



Batter	1	2	3	4	5	6	7	8	9	AB	R	H	RBI	BB	SO	LOB	BOTTOM										
Lou Whitaker, L OBP: 0.371, SLG: 0.464 Doug Flynn, R OBP: 0.231, SLG: 0.308	4-0 1B BB	0-0 G3		0-0 2-3	0-0 F9			0-0 F7		3	0	0	0	1	0	4											
Alan Trammell, R OBP: 0.317, SLG: 0.386 Doug Baker, S OBP: 0.133, SLG: 0.200	0-0 F9	0-0 2B 1B		0-0 HR		0-0 HR 1B		0-0 6-3		4	3	3	3	0	0	1											
Kirk Gibson, L OBP: 0.364, SLG: 0.531	0-0 F9	0-0 2H 3H HR 2B		0-0 HR		0-3 K		4-0 BB		4	2	2	2	1	1	2											
Darrell Evans, L OBP: 0.353, SLG: 0.520	0-0 1-2 1B	0-0 2H HR		0-0 F9		0-0 1H HR		0-0 G3		5	2	3	4	0	0	1											
Chet Lemon, R OBP: 0.331, SLG: 0.441	0-0 4-3	4-0 BB		0-3 K		0-0 F9		0-0 G3		3	0	0	0	1	1	2											
Johnny Grubb, L OBP: 0.331, SLG: 0.365 Alejandro Sanchez, R OBP: 0.252, SLG: 0.485		0-0 K		0-0 1-3 BB BB		0-3 K				2	1	1	1	1	1	1											
Nelson Simmons, S ERA: 3.94 Larry Herndon, R OBP: 0.297, SLG: 0.394		0-0 1B 1B	0-0 4-3		4-0 1-2 BB		0-0 F9			2	1	1	0	1	0	0											
Tom Brookens, R OBP: 0.279, SLG: 0.375		0-3 K	0-0 1-3		0-0 F4		0-0 F9			4	0	0	0	0	1	3											
Bob Melvin, R OBP: 0.206, SLG: 0.270		0-0 2-3 1B	0-3 K		0-0 1-3		0-0 F8			4	1	1	0	0	1	2											
Inning Stats	R: 0 E: 0 K: 0 S: 4	H: 1 LOB: 2 BB: 1 P: 8	R: 6 E: 0 K: 2 S: 13	H: 6 LOB: 1 BB: 1 P: 17	R: 0 E: 0 K: 1 S: 5	H: 0 LOB: 0 BB: 0 P: 5	R: 2 E: 0 K: 1 S: 7	H: 2 LOB: 0 BB: 0 P: 7	R: 0 E: 0 K: 2 S: 9	H: 2 LOB: 0 BB: 0 P: 9	R: 0 E: 0 K: 0 S: 3	H: 0 LOB: 0 BB: 0 P: 3	R: 0 E: 0 K: 0 S: 3	H: 0 LOB: 1 BB: 1 P: 7	R: 0 E: 0 K: 0 S: 3	H: 0 LOB: 0 BB: 0 P: 7	1B: 5 2B: 1 3B: 0 HR: 5	SF: 0 SAC: 0 DP: 0 HBP: 0	WP: 0 PB: 0 SB: 1 CS: 0	PA: 40							
PITCHER	IP	WLS	BF	H	R	ER	SO	BB	IBB	HBP	BLK	WP	HR	S	P	ERA	WHIP										
Joe Niekro, R ERA: 3.94 Rod Scurry, L ERA: 3.29 Neil Allen, R ERA: 4.61 Dennis Rasmussen, L ERA: 4.0 Mike Armstrong, R ERA: 3.72	1.2	L	14	7	6	6	1	2	0	0	0	0	2	15	15	7.71	0.857										
	2.1		9	2	2	2	3	0	0	0	0	0	2	15	15	7.71	0.857										
	1.0		5	0	0	0	0	2	0	0	0	0	0	3	11	0.00	2.000										
	1.0		5	2	2	2	2	0	0	0	0	0	1	9	9	18.00	2.000										
	2.0		7	0	0	0	0	1	0	0	0	0	0	6	10	0.00	0.500										


New York Yankees @ Detroit Tigers
Tiger Stadium, Detroit, MI
Thu Sep 19 1985, 7:05 PM EDT
Att: 19,588 - Unknown


AB 35
R 10
H 11
RBI 10
BB 5
SO 6
LOB 16



Batter	1	2	3	4	5	6	7	8	9	AB	R	H	RBI	BB	SO	LOB	TOP					
Rickey Henderson, R OBP: 0.423, SLG: 0.523	0-0 G3 2B		0-0 S 4-3 2B	4-0 1-2 BB		0-0 5-3			0-3 K	4	2	2	0	1	1	2	New York Yankees @ Baltimore Orioles Memorial Stadium, Baltimore, MD Fri Sep 20 1985, 7:05 PM EDT Att: 33,957 - Unknown livebaseballscorecards.com					
Don Mattingly, L OBP: 0.371, SLG: 0.554	0-0 G3		0-0 4-3	0-0 F7			0-0 3-1	0-0 F8	5	0	0	1	0	0	4							
Dave Winfield, R OBP: 0.335, SLG: 0.472	0-0 6-3		4-0 1B BB		0-0 5-3		0-0 6-3		3	0	0	1	1	0	0							
Don Baylor, R OBP: 0.340, SLG: 0.444	0-0 5-3		0-0 FC5-4 1B		0-0 5-3		0-0 CS 1B		4	0	2	0	0	0	0							
Andre Robertson, R OBP: 0.372, SLG: 0.448		0-0 6-3	0-0 FC5-4 1B		0-0 F8		0-0 CS 1B	0-0 BB 1B	4	0	1	0	0	0	2							
Henry Cotto, R OBP: 0.308, SLG: 0.297		0-3 K		0-0 1B B1-3 1B		0-0 6-3		0-0 F8	3	0	1	0	0	0	1							
Ken Griffey, L OBP: 0.323, SLG: 0.395									1	0	0	0	0	0	1							
Butch Wynegar, S OBP: 0.360, SLG: 0.324				0-0 F8		4-0 1B BB		4-0 G4-6-3 BB	2	0	1	0	2	0	1							
Rex Hudler, R OBP: 0.188, SLG: 0.250				0-0 1B		0-0 F9		0-0 G4-6-3	3	0	0	0	0	0	3							
Ron Hassey, L OBP: 0.354, SLG: 0.512				0-0 5-3		0-0 B1-3		0-0 F9	1	0	0	0	0	0	2							
Juan Bonilla, R OBP: 0.133, SLG: 0.200				1-2				1-2	0	0	0	0	0	0	0							
Bobby Meacham, S OBP: 0.309, SLG: 0.272			0-0 6-3		0-0			0-0 F4	3	0	2	0	0	0	0							
Mike Pagliarulo, L OBP: 0.322, SLG: 0.441			0-0 BB 1B		0-0				1	0	0	0	0	0	0							
Inning Stats	R: 1 E: 0 K: 0 S: 4	H: 1 LOB: 0 BB: 0 P: 4	R: 0 E: 0 K: 1 S: 6	H: 1 LOB: 1 BB: 0 P: 6	R: 1 E: 0 K: 0 S: 5	H: 2 LOB: 2 BB: 1 P: 9	R: 0 E: 0 K: 0 S: 5	H: 2 LOB: 3 BB: 1 P: 9	R: 0 E: 0 K: 0 S: 3	H: 0 LOB: 0 BB: 0 P: 3	R: 0 E: 0 K: 0 S: 4	H: 1 LOB: 2 BB: 1 P: 8	R: 0 E: 0 K: 0 S: 3	H: 1 LOB: 0 BB: 0 P: 3	R: 0 E: 0 K: 0 S: 3	H: 1 LOB: 1 BB: 1 P: 7	R: 0 E: 0 K: 1 S: 5	H: 0 LOB: 0 BB: 0 P: 5	1B: 7 2B: 2 3B: 0 HR: 0	SF: 0 SAC: 0 DP: 1 HBP: 0	WP: 0 PB: 0 SB: 1 CS: 1	PA: 39
PITCHER	IP WLS BF H R ER SO BB IBB HBP BLK WP HR S P ERA WHIP	7.0 W 32 9 2 2 1 3 0 0 0 0 0 0 31 43 2.57 1.714	2.0 S 6 0 0 0 1 1 0 0 0 0 0 0 7 11 0.00 0.500	PITCHER																		

Batter	1	2	3	4	5	6	7	8	9	AB	R	H	RBI	BB	SO	LOB	BOTTOM				
Alan Wiggins, S OBP: 0.317, SLG: 0.306	0-0 E6 1B		0-0 1-3		0-0 FC3-6 S 1-2		0-0 BB 1B		4	2	1	0	0	0	1	New York Yankees @ Baltimore Orioles Memorial Stadium, Baltimore, MD Fri Sep 20 1985, 7:05 PM EDT Att: 33,957 - Unknown livebaseballscorecards.com					
Lee Lacy, R OBP: 0.347, SLG: 0.412	0-0 6-3		0-0 F8		0-3 K		4-0 1B BB		3	1	0	0	1	1	2						
Cal Ripken Jr., R OBP: 0.351, SLG: 0.475	0-0 2B 1B		4-0 1B BB		0-0 L4		0-0 1B CS 1B		3	0	2	2	1	0	1						
Eddie Murray, S OBP: 0.378, SLG: 0.533	0-0 1B 2B		0-0 1B		0-0 1B		0-0 G3	0-0 1B	4	1	3	1	0	0	0						
Mike Young, S OBP: 0.348, SLG: 0.532	0-0 FC4-6 1B		0-3 K		0-3 K		0-0 CS	0-3 K	4	0	1	1	0	3	2						
Larry Sheets, L OBP: 0.334, SLG: 0.454	0-0 FC4-6 1B			0-0 F9		0-0 1B		0-3 K	3	0	1	0	0	0	1						
Leo Hernandez, R OBP: 0.111, SLG: 0.111	0-0 FC4-6			0-0 F9		0-0 1B		0-3 K	1	0	0	0	0	1	0						
John Shelby, S OBP: 0.310, SLG: 0.447		0-3 K		0-0 F9		0-0 1-3		0-3 K	4	0	0	0	0	2	1						
Floyd Rayford, R OBP: 0.330, SLG: 0.510		0-3 K		0-0 4-3			0-3 K		3	0	0	0	0	2	0						
Al Pardo, S OBP: 0.176, SLG: 0.167		0-3 K			0-0 FC3-6 1B		0-0 F2		3	0	1	0	0	1	0						
Inning Stats	R: 2 E: 1 K: 0 S: 6	H: 3 LOB: 1 BB: 0 P: 6	R: 0 E: 0 K: 3 S: 9	H: 0 LOB: 0 BB: 0 P: 9	R: 0 E: 0 K: 1 S: 6	H: 1 LOB: 1 BB: 1 P: 10	R: 0 E: 0 K: 0 S: 3	H: 0 LOB: 0 BB: 0 P: 3	R: 0 E: 1 K: 1 S: 6	H: 1 LOB: 1 BB: 0 P: 6	R: 0 E: 0 K: 1 S: 6	H: 1 LOB: 1 BB: 0 P: 6	R: 2 E: 0 K: 1 S: 7	H: 3 LOB: 1 BB: 1 P: 11	R: 0 E: 0 K: 3 S: 9		H: 0 LOB: 0 BB: 0 P: 9	1B: 8 2B: 1 3B: 0 HR: 0	SF: 0 SAC: 0 DP: 0 HBP: 0	WP: 0 PB: 0 SB: 2 CS: 1	PA: 35
PITCHER	IP WLS BF H R ER SO BB IBB HBP BLK WP HR S P ERA WHIP	6.2 L 30 8 4 2 7 2 0 0 0 0 0 0 10 10 0.00 0.750	PITCHER																		

Batter	1	2	3	4	5	6	7	8	9	AB	R	H	RBI	BB	SO	LOB	TOP				
Rickey Henderson, R OBP: 0.423, SLG: 0.524 (1, 8)	F6	4-3		S 2B		F8		S 1B	CS	5	1	2	0	0	0	2	New York Yankees @ Baltimore Orioles Memorial Stadium, Baltimore, MD Sat Sep 21 1985, 3:33 AM EDT Att: 33,873 - Unknown				
Ken Griffey, L OBP: 0.328, SLG: 0.411 (1, 7)				F7				F 1B BB		4	2	3	1	1	0	1					
Don Mattingly, L OBP: 0.369, SLG: 0.551 (1, 3)	F7		F6	F7		3-1		E9 BB 1B		5	0	1	1	1	0	3					
Dave Winfield, R OBP: 0.335, SLG: 0.472 (1, 9)	K		HBP 2B	5-3			K	BB 1B		5	1	2	1	0	2	2					
Ron Hassey, L OBP: 0.359, SLG: 0.522 (1, 2)		HR	F8		F8			BB 1B		3	1	1	1	2	0	1					
Don Baylor, R OBP: 0.341, SLG: 0.442 (1, 10)		1B	2B HBP	6-3		F8		F5		4	0	1	0	0	0	4					
Mike Pagliarulo, L OBP: 0.323, SLG: 0.444 (1, 5)	F7		1-3 2-H 2B	FC6-4 1B		F7		F8		5	0	2	1	0	0	2					
Rex Hudler, R OBP: 0.216, SLG: 0.250 (1, 4)		1B	BB	FC6-4		F7		E4 CS		4	0	1	0	1	0	1					
Bobby Meacham, S OBP: 0.306, SLG: 0.269 Keith Smith, S (9, 6)	F9	F8	F8	F6		F4	F8			5	0	0	0	0	0	6					
Inning Stats	R: 0 E: 0 K: 1 S: 6	H: 1 LOB: 1 BB: 0 P: 6	R: 1 E: 0 K: 0 S: 6	H: 3 LOB: 2 BB: 0 P: 6	R: 2 E: 0 K: 0 S: 6	H: 3 LOB: 3 BB: 1 P: 11	R: 0 E: 0 K: 0 S: 4	H: 1 LOB: 1 BB: 0 P: 4	R: 0 E: 0 K: 0 S: 4	H: 1 LOB: 1 BB: 0 P: 4	R: 0 E: 0 K: 1 S: 5	H: 0 LOB: 1 BB: 1 P: 9	R: 2 E: 1 K: 0 S: 6	H: 3 LOB: 3 BB: 2 P: 14	R: 0 E: 1 K: 0 S: 3	H: 0 LOB: 0 BB: 0 P: 3	1B: 7 2B: 4 3B: 0 HR: 2	SF: 0 SAC: 0 DP: 0 HBP: 1	WP: 0 PB: 0 SB: 3 CS: 1	PA: 46	
PITCHER	IP WLS BF H R ER SO BB IBB HBP BLK WP HR S P ERA WHIP	IP WLS BF H R ER SO BB IBB HBP BLK WP HR S P ERA WHIP	IP WLS BF H R ER SO BB IBB HBP BLK WP HR S P ERA WHIP	IP WLS BF H R ER SO BB IBB HBP BLK WP HR S P ERA WHIP	IP WLS BF H R ER SO BB IBB HBP BLK WP HR S P ERA WHIP	IP WLS BF H R ER SO BB IBB HBP BLK WP HR S P ERA WHIP	IP WLS BF H R ER SO BB IBB HBP BLK WP HR S P ERA WHIP	IP WLS BF H R ER SO BB IBB HBP BLK WP HR S P ERA WHIP	IP WLS BF H R ER SO BB IBB HBP BLK WP HR S P ERA WHIP	IP WLS BF H R ER SO BB IBB HBP BLK WP HR S P ERA WHIP	IP WLS BF H R ER SO BB IBB HBP BLK WP HR S P ERA WHIP	IP WLS BF H R ER SO BB IBB HBP BLK WP HR S P ERA WHIP	IP WLS BF H R ER SO BB IBB HBP BLK WP HR S P ERA WHIP	IP WLS BF H R ER SO BB IBB HBP BLK WP HR S P ERA WHIP	IP WLS BF H R ER SO BB IBB HBP BLK WP HR S P ERA WHIP	IP WLS BF H R ER SO BB IBB HBP BLK WP HR S P ERA WHIP	IP WLS BF H R ER SO BB IBB HBP BLK WP HR S P ERA WHIP	IP WLS BF H R ER SO BB IBB HBP BLK WP HR S P ERA WHIP	IP WLS BF H R ER SO BB IBB HBP BLK WP HR S P ERA WHIP	IP WLS BF H R ER SO BB IBB HBP BLK WP HR S P ERA WHIP	IP WLS BF H R ER SO BB IBB HBP BLK WP HR S P ERA WHIP
Storm Davis, R ERA: 4.53 (1, 1)	2.2	L	16	7	3	3	1	0	0	0	0	1	0	0	0	0	10.12	2.625			
Dennis Martinez, R ERA: 4.99 (3, 1)	5.0		24	6	2	2	1	3	0	0	0	0	0	0	0	0	3.60	1.800			
Tippy Martinez, L ERA: 5.57 (8, 1)	0.0		1	0	0	0	0	1	0	0	0	0	0	0	0	0	∞	∞			
Sammy Stewart, R ERA: 3.08 (8, 1)	1.1		4	0	0	0	0	0	0	0	0	0	0	0	0	0	0.00	0.000			

Batter	1	2	3	4	5	6	7	8	9	AB	R	H	RBI	BB	SO	LOB	BOTTOM					
Alan Wiggins, S OBP: 0.316, SLG: 0.303 Larry Sheets, L OBP: 0.333, SLG: 0.452 (9, PH)	6-3				F9		F8		4-3	3	0	0	0	1	0	0	New York Yankees @ Baltimore Orioles Memorial Stadium, Baltimore, MD Sat Sep 21 1985, 3:33 AM EDT Att: 33,873 - Unknown					
Lee Lacy, R OBP: 0.348, SLG: 0.412 (1, 9)		BB			L4		K			5	0	2	0	0	2	3						
Cal Ripken Jr., R OBP: 0.350, SLG: 0.472 (1, 6)	FC6-4 BB 1-2		K				F5		G3	4	0	0	0	1	1	2						
Eddie Murray, S OBP: 0.379, SLG: 0.531 (1, 3)					4-3				K	2	0	0	0	2	1	1						
Mike Young, S OBP: 0.348, SLG: 0.528 (1, 7)	K		K			HR HBP		5-3		3	1	0	0	0	2	3						
Jim Dwyer, L OBP: 0.357, SLG: 0.411 (1, 10)		BB 4-3 BB	PO	6-3		F4		E 1B		3	0	1	0	1	0	1						
John Shelby, S OBP: 0.309, SLG: 0.443 (1, 8)		4-3				F9		E4		4	0	1	0	0	0	3						
Floyd Rayford, R OBP: 0.329, SLG: 0.516 (1, 5)		6-3			F8		HR	F8		4	1	1	2	0	0	4						
Rick Dempsey, R OBP: 0.340, SLG: 0.404 Wayne Gross, L OBP: 0.372, SLG: 0.421 (9, PH)		BB BB			F6		F8		K	2	0	0	0	1	0	1						
Inning Stats	R: 0 E: 0 K: 1 S: 6	H: 1 LOB: 2 BB: 1 P: 10	R: 0 E: 0 K: 1 S: 5	H: 0 LOB: 3 BB: 3 P: 17	R: 0 E: 0 K: 2 S: 6	H: 0 LOB: 0 BB: 1 P: 10	R: 0 E: 0 K: 0 S: 4	H: 1 LOB: 1 BB: 0 P: 4	R: 0 E: 0 K: 0 S: 3	H: 0 LOB: 1 BB: 1 P: 7	R: 2 E: 0 K: 0 S: 4	H: 1 LOB: 0 BB: 0 P: 5	R: 0 E: 0 K: 1 S: 5	H: 0 LOB: 0 BB: 0 P: 5	R: 0 E: 1 K: 1 S: 7	H: 1 LOB: 2 BB: 0 P: 7	R: 0 E: 0 K: 1 S: 6	H: 1 LOB: 1 BB: 0 P: 6	1B: 4 2B: 0 3B: 0 HR: 1	SF: 0 SAC: 0 DP: 0 HBP: 1	WP: 0 PB: 0 SB: 0 CS: 0	PA: 40
PITCHER	IP WLS BF H R ER SO BB IBB HBP BLK WP HR S P ERA WHIP	IP WLS BF H R ER SO BB IBB HBP BLK WP HR S P ERA WHIP	IP WLS BF H R ER SO BB IBB HBP BLK WP HR S P ERA WHIP	IP WLS BF H R ER SO BB IBB HBP BLK WP HR S P ERA WHIP	IP WLS BF H R ER SO BB IBB HBP BLK WP HR S P ERA WHIP	IP WLS BF H R ER SO BB IBB HBP BLK WP HR S P ERA WHIP	IP WLS BF H R ER SO BB IBB HBP BLK WP HR S P ERA WHIP	IP WLS BF H R ER SO BB IBB HBP BLK WP HR S P ERA WHIP	IP WLS BF H R ER SO BB IBB HBP BLK WP HR S P ERA WHIP	IP WLS BF H R ER SO BB IBB HBP BLK WP HR S P ERA WHIP	IP WLS BF H R ER SO BB IBB HBP BLK WP HR S P ERA WHIP	IP WLS BF H R ER SO BB IBB HBP BLK WP HR S P ERA WHIP	IP WLS BF H R ER SO BB IBB HBP BLK WP HR S P ERA WHIP	IP WLS BF H R ER SO BB IBB HBP BLK WP HR S P ERA WHIP	IP WLS BF H R ER SO BB IBB HBP BLK WP HR S P ERA WHIP	IP WLS BF H R ER SO BB IBB HBP BLK WP HR S P ERA WHIP	IP WLS BF H R ER SO BB IBB HBP BLK WP HR S P ERA WHIP	IP WLS BF H R ER SO BB IBB HBP BLK WP HR S P ERA WHIP	IP WLS BF H R ER SO BB IBB HBP BLK WP HR S P ERA WHIP	IP WLS BF H R ER SO BB IBB HBP BLK WP HR S P ERA WHIP	IP WLS BF H R ER SO BB IBB HBP BLK WP HR S P ERA WHIP	
Joe Cowley, R ERA: 4.01 (7, 1)	3.0	S	12	2	0	0	3	0	0	0	0	0	0	0	0	0	0.00	0.667				

Batter	1	2	3	4	5	6	7	8	9	AB	R	H	RBI	BB	SO	LOB	TOP								
Rickey Henderson, R OBP: 0.423, SLG: 0.528 (1, 8)	F9		HR		4-3		2B		K	4	2	1	2	1	1	2	New York Yankees @ Baltimore Orioles Memorial Stadium, Baltimore, MD Sun Sep 22 1985, 3:33 AM EDT Att: 33,045 - Unknown								
Ken Griffey, L OBP: 0.299, SLG: 0.416 (1, 7)	F7		HR		F8		K		BB	4	1	1	1	1	1	3									
Don Mattingly, L OBP: 0.370, SLG: 0.553 (1, 3)	L4		F7						L6-4	5	0	2	2	0	0	2									
Don Baylor, R OBP: 0.338, SLG: 0.438 (1, 10)		F7			F5		F7		K	4	0	0	0	0	1	2									
Ron Hassey, L OBP: 0.365, SLG: 0.524 (1, 2)		1B			1B		IBB		G3	3	0	2	0	1	0	0									
Dan Pasqua, L OBP: 0.291, SLG: 0.436 (1, 9)		G3			K		F7		1B	4	0	1	0	0	1	3									
Mike Pagliarulo, L OBP: 0.322, SLG: 0.441 (1, 5)			SH5-3 HR 1B		4-3		G3		K	4	1	1	0	0	1	4									
Rex Hudler, R OBP: 0.200, SLG: 0.231 (1, 4)			SH5-3 1-2		F7		F8		K	3	0	0	0	0	1	1									
Bobby Meacham, S OBP: 0.310, SLG: 0.275 (1, 6)			F8				4-3 2B		L6-4 BB 1B	4	1	3	0	0	0	1									
Inning Stats	R: 0 E: 0 K: 0 S: 3	H: 0 LOB: 0 BB: 0 P: 3	R: 0 E: 0 K: 0 S: 3	H: 1 LOB: 0 BB: 0 P: 3	R: 3 E: 0 K: 0 S: 6	H: 3 LOB: 0 BB: 0 P: 6	R: 0 E: 0 K: 1 S: 6	H: 1 LOB: 1 BB: 0 P: 6	R: 0 E: 0 K: 0 S: 4	H: 1 LOB: 1 BB: 1 P: 4	R: 0 E: 0 K: 0 S: 4	H: 1 LOB: 2 BB: 1 P: 8	R: 2 E: 0 K: 2 S: 9	H: 2 LOB: 1 BB: 1 P: 13	R: 0 E: 0 K: 2 S: 8	H: 1 LOB: 1 BB: 0 P: 8	R: 0 E: 0 K: 1 S: 5	H: 1 LOB: 1 BB: 1 P: 9	1B: 6 2B: 4 3B: 0 HR: 2	SF: 0 SAC: 1 DP: 1 HBP: 0	WP: 0 PB: 0 SB: 1 CS: 0	PA: 39			
PITCHER	IP	WLS	BF	H	R	ER	SO	BB	IBB	HBP	BLK	WP	HR	S	P	ERA	WHIP								
Ken Dixon, R ERA: 3.71 (1, 1)	6.1	L	28	8	5	5	1	1	1	0	0	0	2	28	36	7.11	1.421								
Brad Havens, L ERA: 4.82 (7, 1)	2.2		11	3	0	0	5	1	0	0	0	0	0	20	24	0.00	1.500								

Batter	1	2	3	4	5	6	7	8	9	AB	R	H	RBI	BB	SO	LOB	BOTTOM								
Alan Wiggins, S OBP: 0.313, SLG: 0.300 (1, 4)	K				6-3				G4-3	3	0	0	0	0	1	0	New York Yankees @ Baltimore Orioles Memorial Stadium, Baltimore, MD Sun Sep 22 1985, 3:33 AM EDT Att: 33,045 - Unknown								
Lenn Sakata, R OBP: 0.280, SLG: 0.355 (8, 4)									1-2	1	0	0	0	0	0	0									
Leo Hernandez, R OBP: 0.100, SLG: 0.100 (9, PH)										1	0	0	0	0	0	2									
Lee Lacy, R OBP: 0.347, SLG: 0.411 (1, 9)	K				K					4	0	1	0	0	2	0									
Cal Ripken Jr., R OBP: 0.350, SLG: 0.473 (1, 6)	6-3				2B				BB	3	0	1	0	1	0	1									
Eddie Murray, S OBP: 0.379, SLG: 0.536 (1, 3)		5-3			FC5-4 BB		HR		K	3	1	1	1	1	1	1									
Mike Young, S OBP: 0.349, SLG: 0.532 (1, 7)		F3			FC5-4 1-2		1B WP 2B		HR 2B	4	2	2	0	0	0	2									
Floyd Rayford, R OBP: 0.331, SLG: 0.525 (1, 5)		F7					WP 1B		HR	4	1	2	2	0	0	0									
Gary Roenicke, R OBP: 0.327, SLG: 0.432 (1, 10)					F8				F7	4	0	0	0	0	1	1									
John Shelby, S OBP: 0.308, SLG: 0.436 (1, 8)					K				1B BB	3	0	0	0	1	2	1									
Rick Dempsey, R OBP: 0.339, SLG: 0.402 Kelly Paris, R (9, PR)					F6				G4-3 1-2 1B	4	0	1	0	0	0	1									
Inning Stats	R: 0 E: 0 K: 2 S: 7	H: 0 LOB: 0 BB: 0 P: 7	R: 0 E: 0 K: 0 S: 3	H: 0 LOB: 0 BB: 0 P: 3	R: 0 E: 0 K: 1 S: 5	H: 0 LOB: 0 BB: 0 P: 5	R: 0 E: 0 K: 1 S: 6	H: 1 LOB: 2 BB: 1 P: 10	R: 0 E: 0 K: 1 S: 5	H: 0 LOB: 0 BB: 0 P: 5	R: 0 E: 0 K: 0 S: 4	H: 1 LOB: 1 BB: 0 P: 4	R: 2 E: 0 K: 1 S: 8	H: 3 LOB: 1 BB: 0 P: 8	R: 0 E: 0 K: 1 S: 5	H: 0 LOB: 1 BB: 1 P: 9	R: 2 E: 0 K: 0 S: 5	H: 3 LOB: 2 BB: 1 P: 9	1B: 3 2B: 3 3B: 0 HR: 2	SF: 0 SAC: 0 DP: 1 HBP: 0	WP: 1 PB: 0 SB: 0 CS: 0	PA: 37			
PITCHER	IP	WLS	BF	H	R	ER	SO	BB	IBB	HBP	BLK	WP	HR	S	P	ERA	WHIP								
Ron Guidry, L ERA: 3.3 (1, 1)	8.0	W	33	7	4	4	7	2	0	0	0	0	2	45	53	4.50	1.125								
Dave Righetti, L ERA: 2.95 (9, 1)	1.0	S	4	1	0	0	0	1	0	0	0	0	0	3	7	0.00	2.000								

Batter	1	2	3	4	5	6	7	8	9	AB	R	H	RBI	BB	SO	LOB	TOP										
Lou Whitaker, L (1, 4) OBP: 0.371, SLG: 0.468	F8	4-3		K		F6			HR	5	1	1	1	0	1	1	Detroit Tigers @ New York Yankees Yankee Stadium, Bronx, NY Tue Sep 24 1985, 7:05 PM EDT Att: 16,702 - Unknown										
Alan Trammell, R (1, 6) OBP: 0.317, SLG: 0.383 Doug Baker, S (9, PH) OBP: 0.125, SLG: 0.188	6-3		PB 2B 1B	F8		F3			K	4	1	1	0	0	0	0											
Kirk Gibson, L (1, 9) OBP: 0.366, SLG: 0.528	F4		1-H 2B 2B		HR				K	4	2	1	1	1	2	0											
Lance Parrish, R (1, 2) OBP: 0.327, SLG: 0.485 Bob Melvin, R (8, 2) OBP: 0.240, SLG: 0.301		BB HR 1B	F2		HR				F6	4	2	2	2	0	0	1											
Darrell Evans, L (1, 3) OBP: 0.354, SLG: 0.519 Doug Flynn, R (9, 5) OBP: 0.236, SLG: 0.315		1-2 HR BB	2B IBB		K				F8	2	2	0	0	2	1	0											
Chet Lemon, R (1, 8) OBP: 0.330, SLG: 0.438	F8		K		1-3				K	4	0	0	0	0	2	4											
Johnny Grubb, L (1, 7) OBP: 0.335, SLG: 0.418 Larry Herndon, R (8, 7) OBP: 0.294, SLG: 0.387		1-H 2-H HR	2B		BB				3-1	3	1	2	5	1	0	0											
Nelson Simmons, S (1, 10) OBP: 0.320, SLG: 0.438			4-3		K				G3	4	0	1	0	0	1	2											
Tom Brookens, R (1, 5) OBP: 0.277, SLG: 0.373 Dave Bergman, L (9, PH) OBP: 0.253, SLG: 0.261	F9				F7				F5	3	0	0	0	0	0	1											
										1	0	0	0	0	0	0											
Inning Stats	R: 0 E: 0 K: 0 S: 3	H: 0 LOB: 0 BB: 0 P: 3	R: 3 E: 0 K: 0 S: 6	H: 3 LOB: 1 BB: 1 P: 10	R: 3 E: 0 K: 1 S: 8	H: 3 LOB: 1 BB: 1 P: 12	R: 0 E: 0 K: 1 S: 5	H: 0 LOB: 0 BB: 0 P: 5	R: 2 E: 0 K: 2 S: 8	H: 1 LOB: 1 BB: 2 P: 16	R: 0 E: 0 K: 0 S: 3	H: 0 LOB: 0 BB: 0 P: 3	R: 0 E: 0 K: 1 S: 5	H: 0 LOB: 0 BB: 0 P: 5	R: 0 E: 0 K: 1 S: 5	H: 0 LOB: 0 BB: 0 P: 5	R: 1 E: 0 K: 2 S: 8	H: 1 LOB: 0 BB: 0 P: 8	1B: 3 2B: 2 3B: 0 HR: 3	SF: 0 SAC: 0 DP: 0 HBP: 0	WP: 0 PB: 1 SB: 0 CS: 0	PA: 39					
PITCHER	IP	WLS	BF	H	R	ER	SO	BB	IBB	HBP	BLK	WP	HR	S	P	ERA	WHIP										
Phil Niekro, R (1, 1) ERA: 4.25	4.0	L	22	7	8	8	2	2	1	0	0	0	2	23	35	18.00	2.250										
Mike Armstrong, R (5, 1) ERA: 3.07	5.0		17	1	1	1	6	1	0	0	0	0	1	28	32	1.80	0.400										

Batter	1	2	3	4	5	6	7	8	9	AB	R	H	RBI	BB	SO	LOB	BOTTOM										
Rickey Henderson, R (1, 8) OBP: 0.423, SLG: 0.528	G3-6-3 BB		F9			2B		5-3		3	0	1	0	1	0	0	Detroit Tigers @ New York Yankees Yankee Stadium, Bronx, NY Tue Sep 24 1985, 7:05 PM EDT Att: 16,702 - Unknown										
Don Mattingly, L (1, 3) OBP: 0.385, SLG: 0.556	G3-6-3 1-2		F5			F7		HR		4	1	1	1	0	0	2											
Dave Winfield, R (1, 9) OBP: 0.333, SLG: 0.468	F6			4-3		F8		6-3		4	0	0	0	0	0	1											
Don Baylor, R (1, 10) OBP: 0.337, SLG: 0.436		K		5-3		1B 1B 1B		K		4	0	1	0	0	2	0											
Bill Sample, R (1, 7) OBP: 0.336, SLG: 0.345 Ken Griffey, L (9, PH) OBP: 0.328, SLG: 0.415		S 1B		K		1-2 1B		F8		3	0	2	0	0	1	0											
Andre Robertson, R (1, 5) OBP: 0.371, SLG: 0.444 Mike Pagliarulo, L (9, PH) OBP: 0.321, SLG: 0.440		K			F9			K		3	0	1	0	0	1	1											
Butch Wynegar, S (1, 2) OBP: 0.359, SLG: 0.321		1-2 BB		4-3		L5		F6		3	0	0	0	1	0	3											
Rex Hudler, R (1, 4) OBP: 0.190, SLG: 0.220 Juan Bonilla, R (7, PH) OBP: 0.125, SLG: 0.188		F9			L4			K		2	0	0	0	0	0	2											
Bobby Meacham, S (1, 6) OBP: 0.308, SLG: 0.273			F9			F4		K		1	0	0	0	0	1	3											
										3	0	0	0	0	1	3											
Inning Stats	R: 0 E: 0 K: 0 S: 2	H: 0 LOB: 0 BB: 1 P: 6	R: 0 E: 0 K: 2 S: 8	H: 1 LOB: 2 BB: 1 P: 12	R: 0 E: 0 K: 0 S: 3	H: 0 LOB: 0 BB: 0 P: 3	R: 0 E: 0 K: 1 S: 5	H: 0 LOB: 0 BB: 0 P: 5	R: 0 E: 0 K: 0 S: 4	H: 1 LOB: 1 BB: 0 P: 4	R: 0 E: 0 K: 2 S: 10	H: 3 LOB: 3 BB: 0 P: 10	R: 1 E: 0 K: 1 S: 6	H: 1 LOB: 0 BB: 0 P: 6	R: 0 E: 0 K: 1 S: 5	H: 0 LOB: 0 BB: 0 P: 5	1B: 4 2B: 1 3B: 0 HR: 1	SF: 0 SAC: 0 DP: 1 HBP: 0	WP: 0 PB: 0 SB: 1 CS: 0	PA: 34							
PITCHER	IP	WLS	BF	H	R	ER	SO	BB	IBB	HBP	BLK	WP	HR	S	P	ERA	WHIP										
Frank Tanana, L (1, 1) ERA: 4.48	7.0	W	27	5	0	0	5	2	0	0	0	0	1	35	43	0.00	1.000										
Randy O'Neal, R (8, 1) ERA: 3.45	2.0		7	1	1	1	2	0	0	0	0	0	1	11	11	4.50	0.500										



Batter	1	2	3	4	5	6	7	8	9	AB	R	H	RBI	BB	SO	LOB	TOP										
Lou Whitaker, L (1, 4) OBP: 0.369, SLG: 0.465 Larry Hemdon, R (9, PH) OBP: 0.296, SLG: 0.387	0-0 3-1		0-0 1-3		0-3 K		0-0 3-1		4-0 BB	4	0	0	0	0	1	1											
Darrell Evans, L (1, 3) OBP: 0.354, SLG: 0.517	0-0 1B		0-0 F7		4-0 BB		0-3 K		0-3 K	4	0	1	0	1	2	4											
Kirk Gibson, L (1, 9) OBP: 0.365, SLG: 0.525	4-0 BB		0-0 1-3		0-0 F6		0-3 K			3	1	0	0	1	1	2											
Lance Parrish, R (1, 2) OBP: 0.328, SLG: 0.484 Bob Melvin, R (8, 2) OBP: 0.240, SLG: 0.301	0-0 FC4-6 1B			0-0 5-3				0-0 F9		3	0	1	1	1	0	0											
Johnny Grubb, L (1, 7) OBP: 0.335, SLG: 0.412 Alejandro Sanchez, R (9, PH) OBP: 0.246, SLG: 0.459	0-0 FC4-6 1B			4-0 BB			0-3 K		0-3 K	2	0	0	0	1	1	2											
Chet Lemon, R (1, 8) OBP: 0.331, SLG: 0.437		0-0 F9		0-0 FC5-4 1B			0-0 F8		4-0 BB	3	1	1	0	1	0	1											
Nelson Simmons, S (1, 10) OBP: 0.315, SLG: 0.430		0-3 K		0-0 F8			0-0 4-3		0-3 K	4	0	0	0	0	2	4											
Tom Brookens, R (1, 5) OBP: 0.277, SLG: 0.371		0-0 F9		0-0 FC5-4			0-0 5-3		4-0 BB	3	0	0	0	1	0	2											
Doug Baker, S (1, 6) OBP: 0.158, SLG: 0.211 Barbaro Garbey, R (9, PH) OBP: 0.301, SLG: 0.363			0-0 PB 1-3 1B		0-0 4-3		0-3 K		4-0 BB	3	0	1	0	0	1	0											
Inning Stats	R: 1 E: 0 K: 0 S: 4	H: 2 LOB: 1 BB: 1 P: 8	R: 0 E: 0 K: 1 S: 5	H: 0 LOB: 0 BB: 0 P: 5	R: 0 E: 0 K: 0 S: 4	H: 1 LOB: 1 BB: 0 P: 4	R: 0 E: 0 K: 0 S: 4	H: 1 LOB: 2 BB: 1 P: 8	R: 0 E: 0 K: 1 S: 5	H: 0 LOB: 1 BB: 1 P: 9	R: 0 E: 0 K: 1 S: 5	H: 0 LOB: 0 BB: 0 P: 5	R: 0 E: 0 K: 2 S: 7	H: 0 LOB: 0 BB: 0 P: 7	R: 0 E: 0 K: 3 S: 9	H: 0 LOB: 3 BB: 4 P: 25	1B: 4 2B: 0 3B: 0 HR: 0	SF: 0 SAC: 0 DP: 0 HBP: 0	WP: 0 PB: 1 SB: 1 CS: 0	PA: 38							
PITCHER	IP	WLS	BF	H	R	ER	SO	BB	IBB	HBP	BLK	WP	HR	S	P	ERA	WHIP										
Joe Niekro, R (1, 1) ERA: 3.89	5.0	W	22	4	1	1	2	4	0	0	0	0	0	22	38	1.80	1.600										
Brian Fisher, R (6, 1) ERA: 2.43	2.0		6	0	0	0	2	0	0	0	0	0	0	10	10	0.00	0.000										
Rod Scurry, L (8, 1) ERA: 3.33	2.0		10	0	1	1	5	4	0	0	0	0	0	16	32	4.50	2.000										

Detroit Tigers @ New York Yankees
Yankee Stadium, Bronx, NY
Wed Sep 25 1985, 7:05 PM EDT
Att: 17,010 - Unknown

AB 30
R 2
H 4
RBI 2
BB 8
SO 9
LOB 16





Batter	1	2	3	4	5	6	7	8	9	AB	R	H	RBI	BB	SO	LOB	BOTTOM										
Rickey Henderson, R (1, 8) OBP: 0.426, SLG: 0.534 Henry Cotto, R (9, 8) OBP: 0.309, SLG: 0.297	0-3 K		0-0 WP S 2B		0-0 3B		0-0 HR		4-0 BB	4	4	3	1	1	1	0											
Ken Griffey, L (1, 7) OBP: 0.331, SLG: 0.423	0-3 K		4-0 2B		0-0 3B		0-3 K		0-0 FC	4	2	2	2	1	2	1											
Don Mattingly, L (1, 3) OBP: 0.371, SLG: 0.563	0-0 2B		0-0 1B		0-0 G3		0-0 HR		0-0 F7	5	3	3	4	0	0	2											
Dave Winfield, R (1, 9) OBP: 0.334, SLG: 0.469	0-0 2B		0-0 5-3		0-0 S		0-0 6-3		0-0 FC	5	0	2	2	0	0	1											
Ron Hassey, L (1, 2) OBP: 0.362, SLG: 0.518	0-3 K		0-0 1B		0-0 F6		0-0 G3		0-0 G3-6-1	5	0	1	1	0	1	3											
Don Baylor, R (1, 10) OBP: 0.337, SLG: 0.434		0-0 SH1-3 1B		0-0 F8		0-0 F7		0-0 F3		4	0	1	0	0	0	2											
Mike Pagliarulo, L (1, 5) OBP: 0.323, SLG: 0.439		0-0 F8		0-0 F8		4-0 IBB		0-0 1B		3	0	1	0	1	0	2											
Rex Hudler, R (1, 4) OBP: 0.178, SLG: 0.205		0-0 SH1-3		0-0 F8		0-0 G1-4-3		0-0 F8		3	0	0	0	0	0	3											
Bobby Meacham, S (1, 6) OBP: 0.307, SLG: 0.272		0-0 F8		0-3 K		4-0 BB		0-0 F2		3	1	0	0	1	1	2											
Inning Stats	R: 1 E: 0 K: 3 S: 11	H: 2 LOB: 1 BB: 0 P: 11	R: 0 E: 0 K: 0 S: 4	H: 1 LOB: 1 BB: 0 P: 4	R: 3 E: 0 K: 0 S: 6	H: 3 LOB: 1 BB: 1 P: 10	R: 1 E: 0 K: 1 S: 7	H: 2 LOB: 1 BB: 0 P: 7	R: 0 E: 0 K: 0 S: 4	H: 1 LOB: 2 BB: 1 P: 8	R: 3 E: 0 K: 1 S: 7	H: 2 LOB: 0 BB: 1 P: 11	R: 0 E: 0 K: 0 S: 4	H: 1 LOB: 1 BB: 0 P: 4	R: 2 E: 0 K: 0 S: 4	H: 1 LOB: 0 BB: 1 P: 8	1B: 6 2B: 5 3B: 1 HR: 1	SF: 0 SAC: 1 DP: 1 HBP: 0	WP: 1 PB: 0 SB: 2 CS: 0	PA: 41							
PITCHER	IP	WLS	BF	H	R	ER	SO	BB	IBB	HBP	BLK	WP	HR	S	P	ERA	WHIP										
Jack Morris, R (1, 1) ERA: 3.35	5.0	L	28	10	7	7	4	2	1	0	0	0	0	33	45	12.60	2.400										
Bill Scherrer, L (6, 1) ERA: 4.11	1.0		4	1	1	1	1	0	0	0	0	0	1	6	6	9.00	1.000										
Bob Stoddard, R (7, 1) ERA: 6.92	2.0		9	2	2	2	0	1	0	0	0	0	0	8	12	9.00	1.500										

Detroit Tigers @ New York Yankees
Yankee Stadium, Bronx, NY
Wed Sep 25 1985, 7:05 PM EDT
Att: 17,010 - Unknown

AB 36
R 10
H 13
RBI 10
BB 4
SO 5
LOB 16



Batter	1	2	3	4	5	6	7	8	9	AB	R	H	RBI	BB	SO	LOB	TOP			
Alan Wiggins, S OBP: 0.323, SLG: 0.313 (1, 4)	5-3		L4-6 1-3 2B		F7		CS 2H 1B	G3		5	0	2	1	0	0	0	<p>Baltimore Orioles @ New York Yankees Yankee Stadium, Bronx, NY Sat Sep 28 1985, 3:33 AM EDT Att: 30,486 - Unknown</p> <p>AB 34 R 5 H 11 RBI 5 BB 4 SO 5 LOB 17</p> 			
Lee Lacy, R OBP: 0.343, SLG: 0.410 (1, 9)	6-3		L4-6 2-3		FC5-2 3B		1-2 K	4-3		5	0	1	0	0	1	3				
Cal Ripken Jr., R OBP: 0.351, SLG: 0.470 (1, 6)	K		3H 1B 2B		FC5-2 BB		F8			3	1	1	1	1	1	0				
Eddie Murray, S OBP: 0.383, SLG: 0.535 (1, 3)		K	2H 1B		FC5-2 1B			G6-4-3 1B		4	0	2	1	0	1	2				
Mike Young, S OBP: 0.351, SLG: 0.528 Fred Lynn, L OBP: 0.337, SLG: 0.452 (1, 7) (9, 8)		HR 2B	FC6-4 1-2		F8			G6-4-3 1B		4	1	2	0	0	0	3				
Floyd Rayford, R OBP: 0.329, SLG: 0.530 (1, 5)	6-3		1-2					1-2 2-3 1B		0	0	0	0	0	0	0				
Gary Roenicke, R OBP: 0.340, SLG: 0.448 (1, 8) (9, 7)		HR			2B		G1-4-3 BB			4	0	1	0	0	0	3				
Leo Hernandez, R OBP: 0.067, SLG: 0.067 Kelly Paris, R (8, PH) (1, 10)		K			K			1-2 2-3 1B		2	1	1	2	2	1	1				
Rick Dempsey, R OBP: 0.340, SLG: 0.401 (1, 2)			2B BB		F8			F8		3	0	0	0	0	1	2				
										1	0	0	0	0	2					
Inning Stats	R: 0 E: 0 K: 1 S: 5	H: 0 LOB: 0 BB: 0 P: 5	R: 2 E: 0 K: 2 S: 9	H: 2 LOB: 0 BB: 0 P: 9	R: 2 E: 0 K: 0 S: 5	H: 3 LOB: 1 BB: 1 P: 9	R: 0 E: 0 K: 1 S: 6	H: 1 LOB: 1 BB: 0 P: 6	R: 0 E: 0 K: 0 S: 4	H: 0 LOB: 2 BB: 1 P: 8	R: 1 E: 0 K: 1 S: 6	H: 2 LOB: 0 BB: 0 P: 6	R: 0 E: 0 K: 0 S: 4	H: 2 LOB: 2 BB: 1 P: 8	R: 0 E: 0 K: 0 S: 3	H: 0 LOB: 0 BB: 0 P: 3	1B: 4 2B: 6 3B: 1 HR: 1	SF: 0 SAC: 0 DP: 3 HBP: 0	WP: 0 PB: 0 SB: 0 CS: 1	PA: 38
PITCHER Ron Guidry, L ERA: 3.36 (1, 1)	IP: 9.0 WLS: W BF: 38 H: 11 R: 5 ER: 5 SO: 5 BB: 3 IBB: 1 HBP: 0 BLK: 0 WP: 0 HR: 1 S: 44 P: 60 ERA: 5.00 WHIP: 1.556															PITCHER				

Batter	1	2	3	4	5	6	7	8	9	AB	R	H	RBI	BB	SO	LOB	BOTTOM					
Rickey Henderson, R OBP: 0.424, SLG: 0.532 (1, 8)	F4		F6	SF8			5-3		4-3 1B	4	1	1	1	0	0	0	<p>Baltimore Orioles @ New York Yankees Yankee Stadium, Bronx, NY Sat Sep 28 1985, 3:33 AM EDT Att: 30,486 - Unknown</p> <p>AB 33 R 6 H 9 RBI 5 BB 5 SO 7 LOB 11</p> 					
Ken Griffey, L OBP: 0.334, SLG: 0.426 (1, 7)	2B BB		E 2B	5-3			1B		4-3	4	2	2	1	1	0	2						
Don Mattingly, L OBP: 0.371, SLG: 0.563 (1, 3)	1H 2B		E4 FC4-6		L5		4-3		1B IBB	4	0	1	1	1	0	1						
Dave Winfield, R OBP: 0.334, SLG: 0.474 (1, 9)	HR		FC4-6		L6			6-3		5	1	2	2	0	0	1						
Ron Hassey, L OBP: 0.367, SLG: 0.516 Bill Sample, R OBP: 0.336, SLG: 0.345 Butch Wynegar, S OBP: 0.359, SLG: 0.321 (1, 2) (8, PR) (9, 2)					F8				1B	1	0	0	0	3	0	0						
Don Baylor, R OBP: 0.334, SLG: 0.430 (1, 10)	K								BB	0	0	0	0	0	0	0						
Mike Pagliarulo, L OBP: 0.322, SLG: 0.440 (1, 5)			F9		1B SF8 2B		K		F8	4	1	1	0	0	1	1						
Rex Hudler, R OBP: 0.188, SLG: 0.213 Dan Pasqua, L OBP: 0.236, SLG: 0.440 (1, 4) (9, PH)			F3		WP 1B		K		1B SH1-4 4-3 1B	3	0	1	0	0	1	0						
Bobby Meacham, S OBP: 0.305, SLG: 0.270 (1, 6)		K2-3			L6				1-2 SH1-4	3	0	0	0	0	2	2						
										1	1	1	0	0	0	0						
Inning Stats	R: 2 E: 0 K: 1 S: 6	H: 2 LOB: 1 BB: 2 P: 14	R: 0 E: 0 K: 1 S: 5	H: 0 LOB: 0 BB: 0 P: 5	R: 1 E: 1 K: 1 S: 7	H: 1 LOB: 2 BB: 1 P: 11	R: 1 E: 0 K: 0 S: 5	H: 2 LOB: 1 BB: 0 P: 5	R: 0 E: 0 K: 0 S: 3	H: 0 LOB: 0 BB: 0 P: 3	R: 0 E: 0 K: 3 S: 9	H: 0 LOB: 0 BB: 0 P: 9	R: 0 E: 0 K: 1 S: 6	H: 1 LOB: 1 BB: 0 P: 6	R: 0 E: 0 K: 0 S: 3	H: 0 LOB: 1 BB: 1 P: 7	R: 2 E: 0 K: 0 S: 5	H: 3 LOB: 2 BB: 1 P: 9	1B: 5 2B: 3 3B: 0 HR: 1	SF: 1 SAC: 1 DP: 0 HBP: 0	WP: 1 PB: 0 SB: 2 CS: 0	PA: 40
PITCHER Ken Dixon, R ERA: 3.79 Sammy Stewart, R ERA: 3.1 (1, 1) (4, 1)	IP: 3.2 WLS: L BF: 21 H: 4 R: 2 ER: 2 SO: 4 BB: 1 IBB: 1 HBP: 0 BLK: 0 WP: 1 HR: 0 S: 27 P: 35 ERA: 3.60 WHIP: 1.000															PITCHER						

Batter	1	2	3	4	5	6	7	8	9	AB	R	H	RBI	BB	SO	LOB	TOP										
Jim Dwyer, L OBP: 0.352, SLG: 0.404 Lee Lacy, R OBP: 0.343, SLG: 0.409	0-0 4-3		0-0 1-3			0-3 K		0-0 4-3		3	0	0	0	0	1	1	<p>Baltimore Orioles @ New York Yankees</p> <p>Yankee Stadium, Bronx, NY</p> <p>Sun Sep 29 1985, 3:33 AM EDT</p> <p>Unknown</p> <p>livebaseballscores.com</p>										
Rich Dauer, R OBP: 0.275, SLG: 0.264 Gary Roenicke, R OBP: 0.339, SLG: 0.445 Alan Wiggins, S OBP: 0.323, SLG: 0.313	0-0 F8		0-0 5-3			0-0 E6		0-0 5-3		3	0	0	0	0	1	0											
Cal Ripken Jr., R OBP: 0.348, SLG: 0.467	0-3 K			0-0 5-3		0-0 F8			0-0 6-3	4	0	0	0	0	1	1											
Eddie Murray, S OBP: 0.383, SLG: 0.533		0-0 F8		0-0 4-3			0-0 1-3		0-0 1B	4	0	1	0	0	0	0											
Fred Lynn, L OBP: 0.338, SLG: 0.451		4-0 BB		0-0 F7		0-0 FC6-4 1B		0-3 K	3	0	1	0	1	1	1	1											
Mike Young, S OBP: 0.352, SLG: 0.526		0-3 K			0-0 G6-4-3 1B		4-0 FC6-4 BB	0-3 K	3	0	1	0	1	2	2	2											
Floyd Rayford, R OBP: 0.327, SLG: 0.526				0-0 K		0-0 G6-4-3 1-2		0-0 FC6-4 1-2 2-3		3	0	0	0	0	1	4											
Wayne Gross, L OBP: 0.367, SLG: 0.415			0-0 F8		0-0 F8		0-0 4-3			3	0	0	0	0	0	2											
Al Pardo, S OBP: 0.178, SLG: 0.157 Rick Dempsey, R OBP: 0.339, SLG: 0.399			4-0 BB		0-0 F7		0-0 F8		0-0 F8	1	0	0	0	1	0	0											
				1-3 BB						1	0	0	0	0	0	0											
Inning Stats	R: 0 E: 0 K: 1 S: 5	H: 0 LOB: 0 BB: 0 P: 5	R: 0 E: 0 K: 2 S: 7	H: 0 LOB: 1 BB: 1 P: 11	R: 0 E: 0 K: 0 S: 3	H: 0 LOB: 1 BB: 1 P: 7	R: 0 E: 0 K: 0 S: 3	H: 0 LOB: 0 BB: 0 P: 3	R: 0 E: 0 K: 0 S: 3	H: 1 LOB: 0 BB: 0 P: 3	R: 0 E: 1 K: 1 S: 6	H: 0 LOB: 1 BB: 0 P: 6	R: 0 E: 0 K: 0 S: 4	H: 1 LOB: 2 BB: 1 P: 8	R: 0 E: 0 K: 0 S: 3	H: 0 LOB: 0 BB: 0 P: 3	R: 0 E: 0 K: 2 S: 8	H: 1 LOB: 1 BB: 0 P: 8	1B: 3 2B: 0 3B: 0 HR: 0	SF: 0 SAC: 0 DP: 1 HBP: 0	WP: 0 PB: 0 SB: 0 CS: 0	PA: 33					
PITCHER	IP	WLS	BF	H	R	ER	SO	BB	IBB	HBP	BLK	WP	HR	S	P	ERA	WHIP										
Joe Cowley, R ERA: 3.83	(1, 1)	7.0	W	26	2	0	4	3	0	0	0	0	0	31	43	0.00	0.714										
Dave Righetti, L ERA: 2.89	(8, 1)	2.0	S	7	1	0	2	0	0	0	0	0	0	11	11	0.00	0.500										

Batter	1	2	3	4	5	6	7	8	9	AB	R	H	RBI	BB	SO	LOB	BOTTOM											
Rickey Henderson, R OBP: 0.425, SLG: 0.531	0-0 F7		0-0 5-3			0-0 1B		4-0 HR BB		3	1	1	1	1	0	0	<p>Baltimore Orioles @ New York Yankees</p> <p>Yankee Stadium, Bronx, NY</p> <p>Sun Sep 29 1985, 3:33 AM EDT</p> <p>Unknown</p> <p>livebaseballscores.com</p>											
Don Mattingly, L OBP: 0.372, SLG: 0.572	0-0 HR		0-0 3-1		0-0 F8		0-0 HR		0-0 HR	4	2	2	3	0	0	1												
Dave Winfield, R OBP: 0.334, SLG: 0.472	0-0 F4		0-0 F7			0-0 3-1		0-0 CS 1B		4	0	1	0	0	0	0												
Don Baylor, R OBP: 0.331, SLG: 0.427	0-0 F4			0-0 5-3		0-0 F7		0-0 F5		4	0	0	0	0	0	1												
Andre Robertson, R OBP: 0.370, SLG: 0.441 Mike Pagliarulo, L OBP: 0.322, SLG: 0.440		0-0 G6-4-3 1B		0-0 F3		0-0 L6		0-0 CS		3	0	1	0	0	0	0												
Willie Randolph, R OBP: 0.376, SLG: 0.354		0-0 G6-4-3 1-2		0-0 5-3			0-0 F9		0-0 1-2	3	0	0	0	0	0	1												
Henry Cotto, R OBP: 0.333, SLG: 0.308					4-0 BB		0-3 K			2	1	1	0	1	1	0												
Butch Wynegar, S OBP: 0.359, SLG: 0.318		4-0 BB			0-0 6-3 1B		0-0 F7			2	0	0	0	1	0	1												
Bobby Meacham, S OBP: 0.304, SLG: 0.268		0-3 K			0-0 5-3			0-0 F4		3	0	0	0	0	1	3												
Inning Stats	R: 1 E: 0 K: 0 S: 4	H: 1 LOB: 0 BB: 0 P: 4	R: 0 E: 0 K: 1 S: 6	H: 2 LOB: 2 BB: 1 P: 10	R: 0 E: 0 K: 0 S: 3	H: 0 LOB: 0 BB: 0 P: 3	R: 0 E: 0 K: 0 S: 3	H: 0 LOB: 0 BB: 0 P: 3	R: 1 E: 0 K: 0 S: 4	H: 1 LOB: 1 BB: 1 P: 8	R: 0 E: 0 K: 0 S: 3	H: 0 LOB: 0 BB: 0 P: 3	R: 0 E: 0 K: 1 S: 5	H: 0 LOB: 0 BB: 0 P: 5	R: 2 E: 0 K: 0 S: 4	H: 2 LOB: 0 BB: 1 P: 8		1B: 4 2B: 0 3B: 0 HR: 2	SF: 0 SAC: 0 DP: 1 HBP: 0	WP: 0 PB: 0 SB: 1 CS: 1	PA: 32							
PITCHER	IP	WLS	BF	H	R	ER	SO	BB	IBB	HBP	BLK	WP	HR	S	P	ERA	WHIP											
Scott McGregor, L ERA: 4.94	(1, 1)	7.1	L	29	5	4	4	2	0	0	0	0	0	2	30	42	4.91	1.091										
John Habyan, R ERA:	(8, 1)	0.2		2	1	0	0	0	0	0	0	0	0	2	2	0.00	1.500											

Batter	1	2	3	4	5	6	7	8	9	AB	R	H	RBI	BB	SO	LOB	TOP				
Alan Wiggins, S OBP: 0.320, SLG: 0.309 (1, 4)	0-0 4-3			0-0 4-3		0-0 1-3		0-0 F9		4	0	0	0	0	0	1					
Jim Dwyer, L OBP: 0.348, SLG: 0.398 Gary Roenicke, R OBP: 0.341, SLG: 0.445 (9, PH)	0-3 K			0-0 F7		0-0 4-3		0-0 BB	4-0 G6-4-3 BB	3	0	0	0	0	1	0					
Cal Ripken Jr., R OBP: 0.348, SLG: 0.465 (1, 6)	0-0 6-3			4-0 BB		0-0 F9		0-0 BB	0-0 G6-4-3 1-2	3	0	0	0	1	0	1					
Eddie Murray, S OBP: 0.383, SLG: 0.532 (1, 3)		0-0 G4-6-3 1B		0-0 F9		0-0 F8		0-0 BB	4-0 BB	3	0	1	0	1	0	1					
Fred Lynn, L OBP: 0.335, SLG: 0.447 (1, 8)	0-0 G4-6-3 1-2			0-0 F2		0-0 F8		0-0 F7		4	0	0	0	0	0	2					
Mike Young, S OBP: 0.350, SLG: 0.522 (1, 7)	0-3 K			0-0 L4		0-0 G3				3	0	0	0	0	1	0					
Larry Sheets, L OBP: 0.326, SLG: 0.439 (1, 10)			0-0 F8		0-3 K			0-0 4-3		3	0	0	0	0	1	0					
Rick Dempsey, R OBP: 0.342, SLG: 0.403 (1, 2)			0-0 4-3		0-0 HR 2B			4-0 BB		2	1	1	0	1	0	0					
Tom O'Malley, L OBP: 0.100, SLG: 0.400 Floyd Rayford, R OBP: 0.326, SLG: 0.524 (8, PH) (8, 5)			0-0 4-3		0-0 HR 2H			0-3 K		2	1	1	2	0	0	0					
Inning Stats	R: 0 E: 0 K: 1 S: 5	H: 0 LOB: 0 BB: 0 P: 5	R: 0 E: 0 K: 1 S: 5	H: 1 LOB: 0 BB: 0 P: 5	R: 0 E: 0 K: 0 S: 3	H: 0 LOB: 1 BB: 0 P: 3	R: 0 E: 0 K: 0 S: 3	H: 0 LOB: 0 BB: 0 P: 7	R: 0 E: 0 K: 1 S: 5	H: 0 LOB: 0 BB: 0 P: 5	R: 0 E: 0 K: 0 S: 3	H: 0 LOB: 0 BB: 0 P: 3	R: 0 E: 0 K: 1 S: 5	H: 0 LOB: 1 BB: 2 P: 9	R: 0 E: 0 K: 0 S: 2	H: 0 LOB: 1 BB: 2 P: 10	1B: 1 2B: 1 3B: 0 HR: 1	SF: 0 SAC: 0 DP: 2 HBP: 0	WP: 0 PB: 0 SB: 0 CS: 0	PA: 32	
PITCHER	IP	WLS	BF	H	R	ER	SO	BB	IBB	HBP	BLK	WP	HR	S	P	ERA	WHIP				
Rich Bordi, R ERA: 3.15 Rod Scumry, L ERA: 3.15	(1, 1) (7, 1)	6.0 S	21 11	3 0	2 0	2 0	3 1	1 3	0 0	0 0	0 0	0 0	1 0	26 10	30 22	3.00 0.00	0.667 1.000				

Baltimore Orioles @ New York Yankees
Yankee Stadium, Bronx, NY
Sun Sep 29 1985, 3:38 AM EDT
Att: 30,291 - Unknown

AB 28
R 2
H 3
RBI 2
BB 4
SO 4
LOB 6



Batter	1	2	3	4	5	6	7	8	9	AB	R	H	RBI	BB	SO	LOB	BOTTOM				
Rickey Henderson, R OBP: 0.426, SLG: 0.530 (1, 8)	4-0 S 2B BB		0-0 F8		4-0 HR 4-3 BB		0-3 K 1-2	0-0 1B 1B		3	2	1	0	2	1	1					
Don Mattingly, L OBP: 0.373, SLG: 0.571 (1, 3)	0-0 F7		0-0 1B BB		0-0 4-3 1-2		4-0 E 2B IBB	0-0 1B 1B 3H		3	1	1	1	2	0	2					
Dave Winfield, R OBP: 0.336, SLG: 0.480 (1, 9)	0-0 HR 1H 2B		0-0 1B		0-0 HR 2H		0-0 E6 2B 1-3 2H	0-3 K		5	3	3	3	0	1	3					
Don Baylor, R OBP: 0.333, SLG: 0.436 (1, 10)	0-0 HR 2H		0-0 F2		0-3 K		0-0 2B			4	1	2	4	0	1	2					
Andre Robertson, R OBP: 0.364, SLG: 0.434 Mike Pagliarulo, L OBP: 0.323, SLG: 0.439 (6, PH) (7, 5)	0-0 6-3		0-3 K		0-3 K		0-3 K 2H 3H 4-0	0-0 BB		2	0	0	0	0	1	2					
Henry Cotto, R OBP: 0.341, SLG: 0.317 Ken Griffey, L OBP: 0.333, SLG: 0.424 (6, PH) (7, 7)	0-0 F8			0-0 CS 1B		0-0 F8	0-0 4-1			2	0	1	0	0	0	0					
Butch Wynegar, S OBP: 0.355, SLG: 0.314 (1, 2)		0-0 F7		0-0 F9		0-0 F5		0-0 F9		4	0	0	0	0	0	1					
Rex Hudler, R OBP: 0.173, SLG: 0.196 (1, 4)		0-0 6-3		0-0 5-3 1-2			0-0 6-3	0-0 6-3		4	0	0	0	0	0	1					
Bobby Meacham, S OBP: 0.303, SLG: 0.266 (1, 6)	0-3 K				0-3 K		4-0 S E BB	0-0 E4 1B 1B		3	2	0	0	1	2	0					
Inning Stats	R: 3 E: 0 K: 0 S: 5	H: 2 LOB: 0 BB: 1 P: 9	R: 0 E: 0 K: 1 S: 5	H: 0 LOB: 0 BB: 0 P: 5	R: 0 E: 0 K: 1 S: 6	H: 1 LOB: 2 BB: 1 P: 10	R: 0 E: 0 K: 0 S: 3	H: 1 LOB: 0 BB: 0 P: 3	R: 2 E: 0 K: 2 S: 8	H: 1 LOB: 0 BB: 1 P: 12	R: 0 E: 0 K: 1 S: 5	H: 0 LOB: 0 BB: 0 P: 5	R: 3 E: 1 K: 1 S: 7	H: 1 LOB: 2 BB: 3 P: 19	R: 1 E: 1 K: 1 S: 8	H: 2 LOB: 2 BB: 0 P: 8	1B: 4 2B: 2 3B: 0 HR: 2	SF: 0 SAC: 0 DP: 0 HBP: 0	WP: 0 PB: 0 SB: 2 CS: 1	PA: 39	
PITCHER	IP	WLS	BF	H	R	ER	SO	BB	IBB	HBP	BLK	WP	HR	S	P	ERA	WHIP				
Brad Havens, L ERA: 6.28 Nate Snell, R ERA: 2.72 Eric Bell, L ERA: Don Aase, R ERA: 3.52	(1, 1) (6, 1) (7, 1) (8, 1)	5.0 L	22 9	5 1	5 3	5 0	4 2	0 1	0 0	0 0	0 0	0 0	0 0	11 1	19 5	9.00 0.00	1.600 3.000				

Baltimore Orioles @ New York Yankees
Yankee Stadium, Bronx, NY
Sun Sep 29 1985, 3:38 AM EDT
Att: 30,291 - Unknown

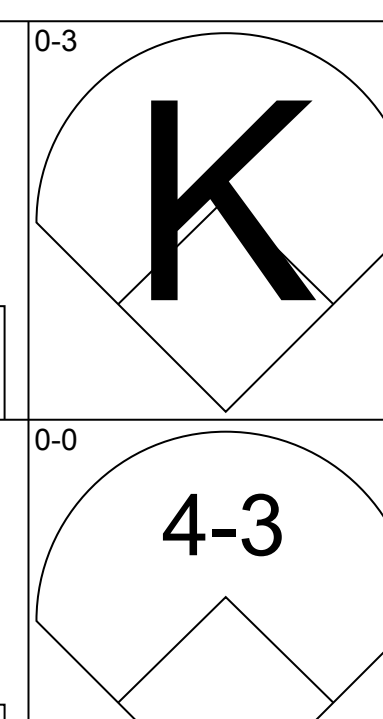
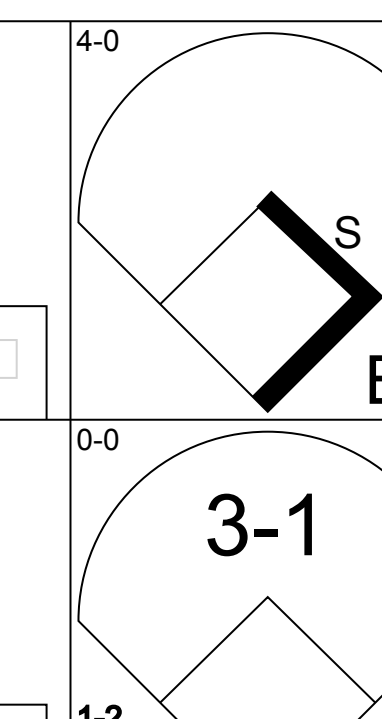
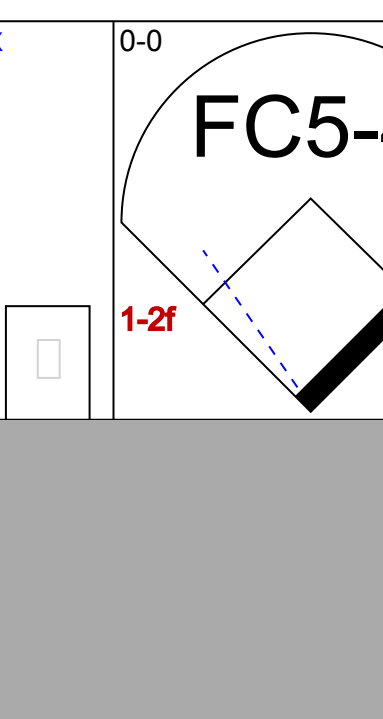
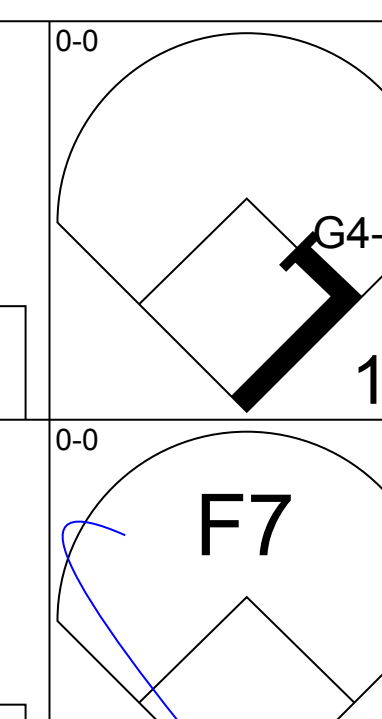
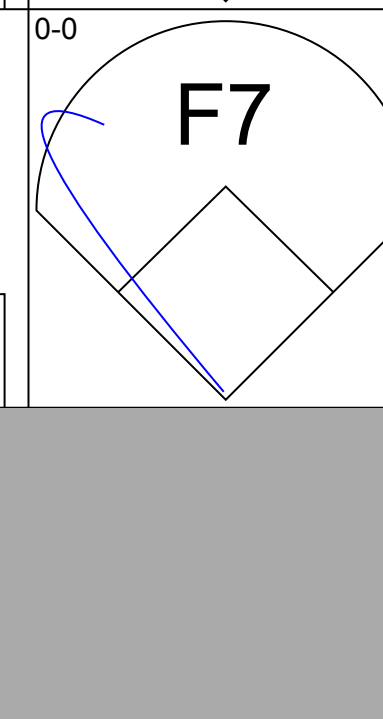

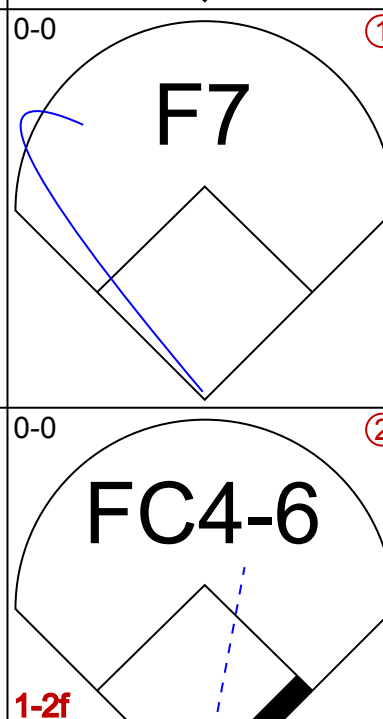
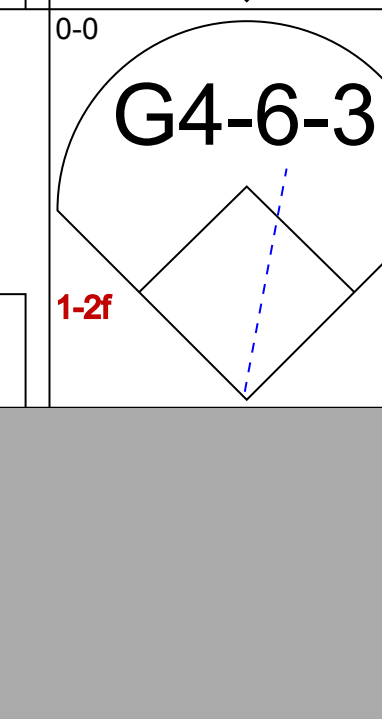

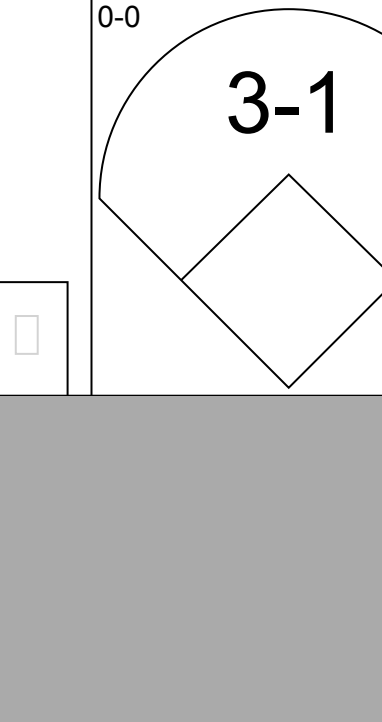
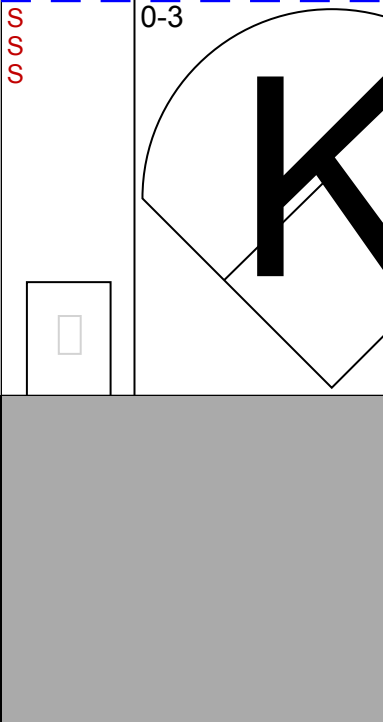

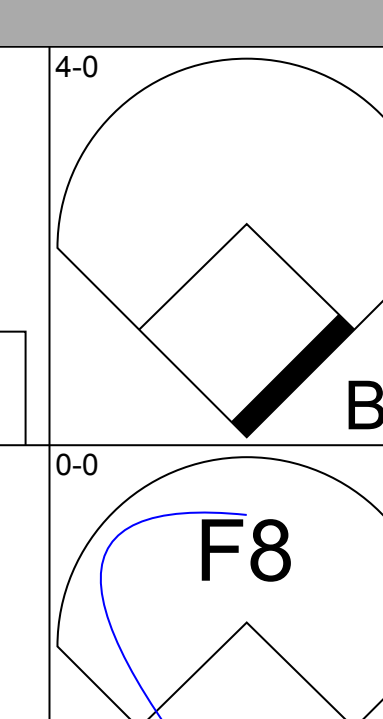
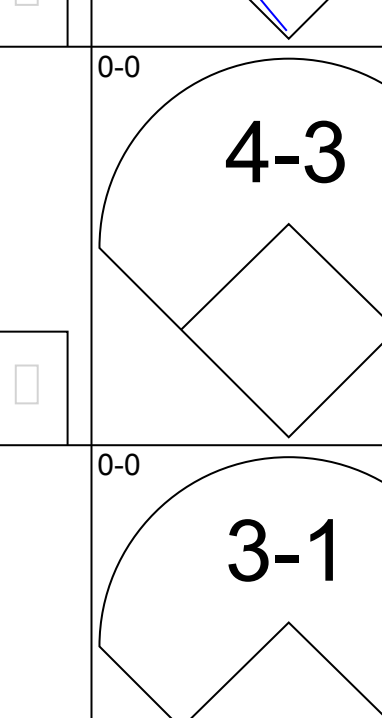
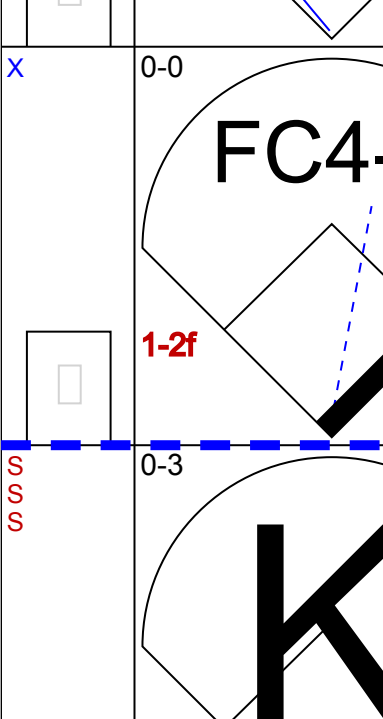
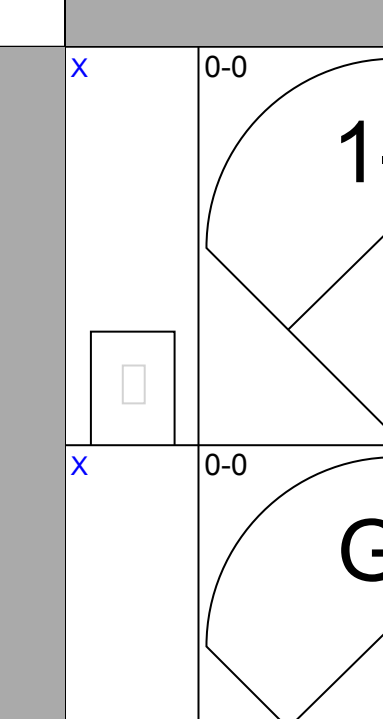
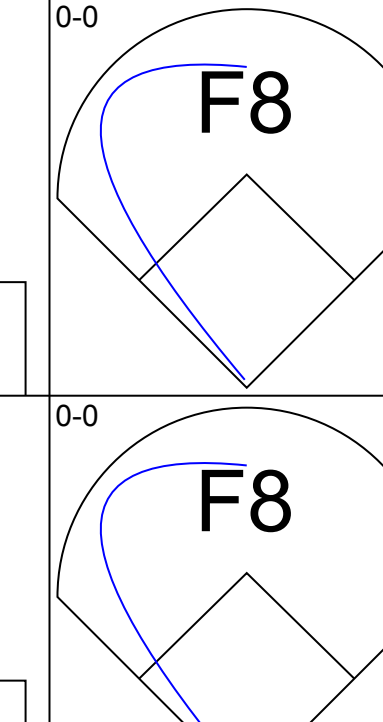
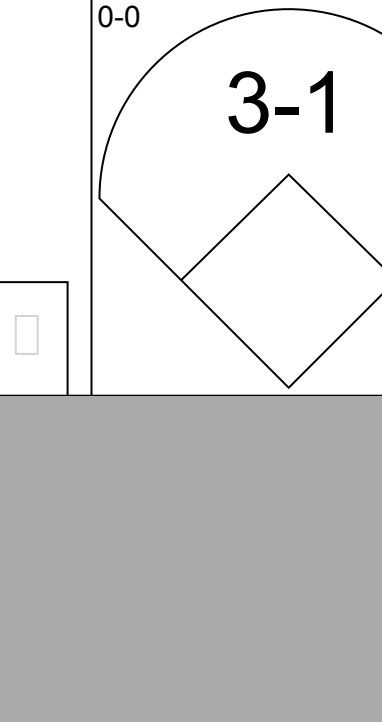
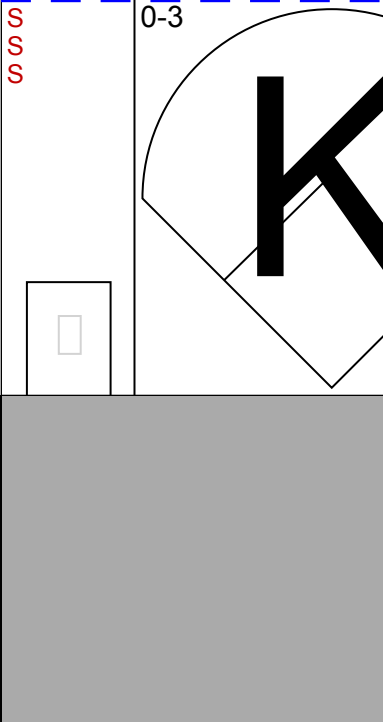
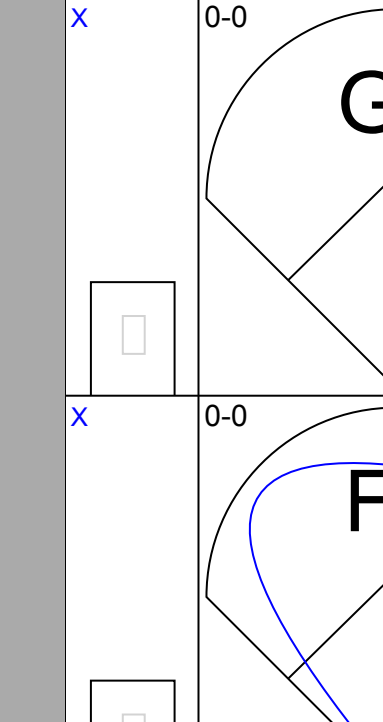
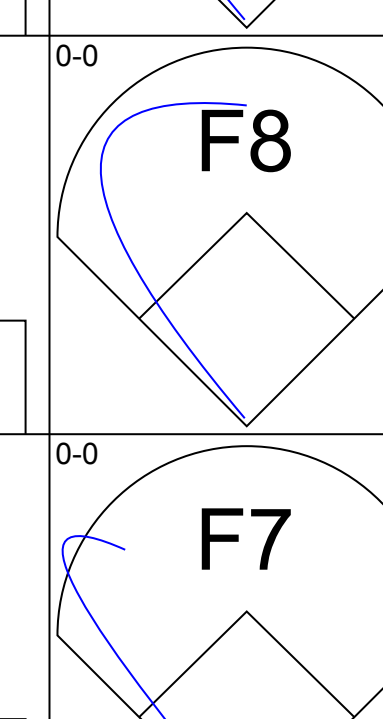
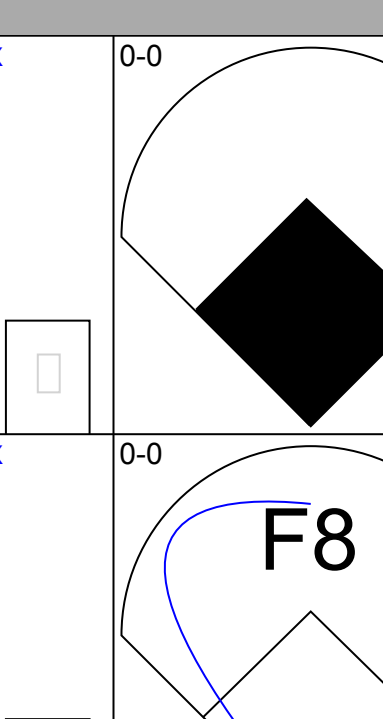
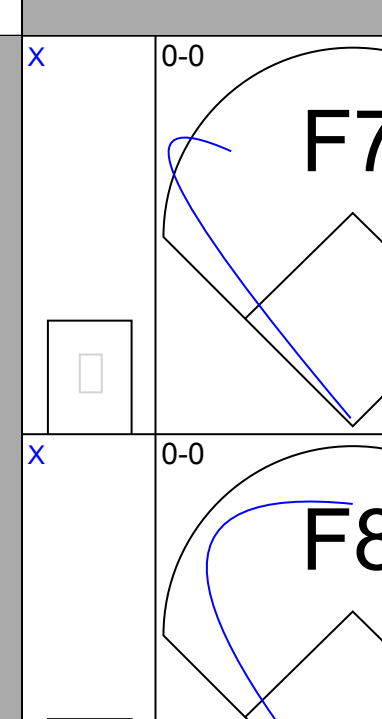
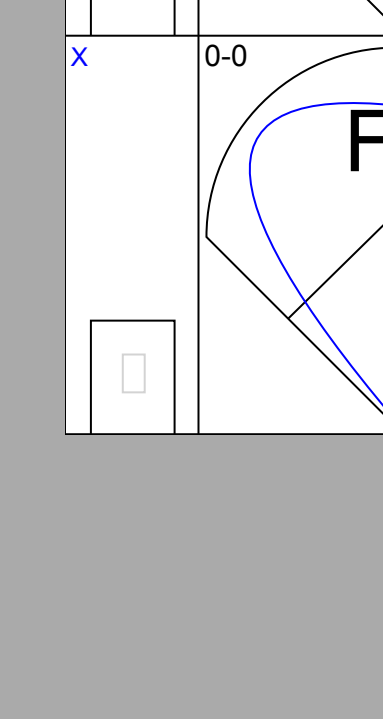
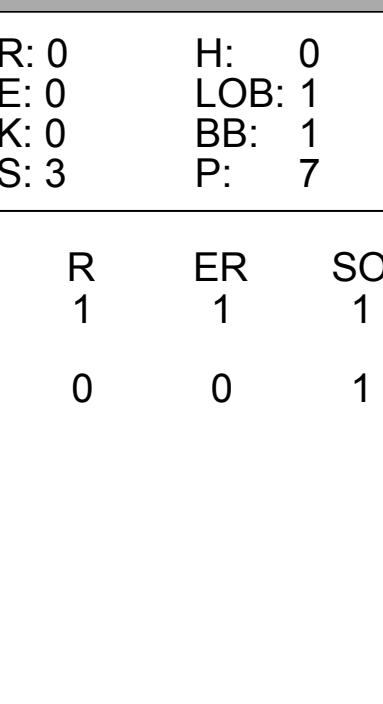
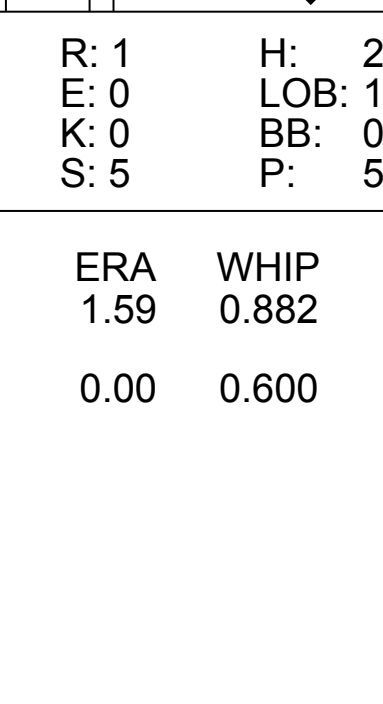
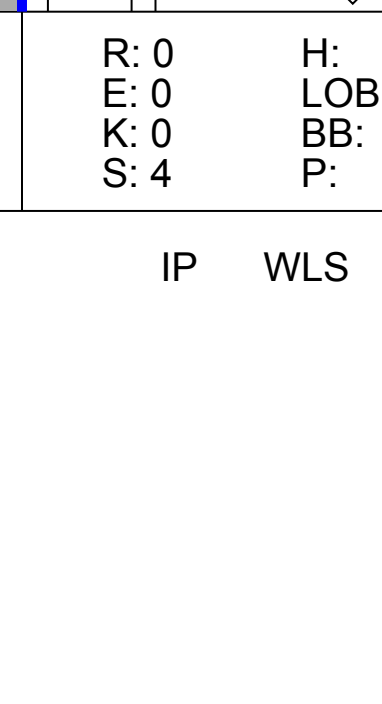


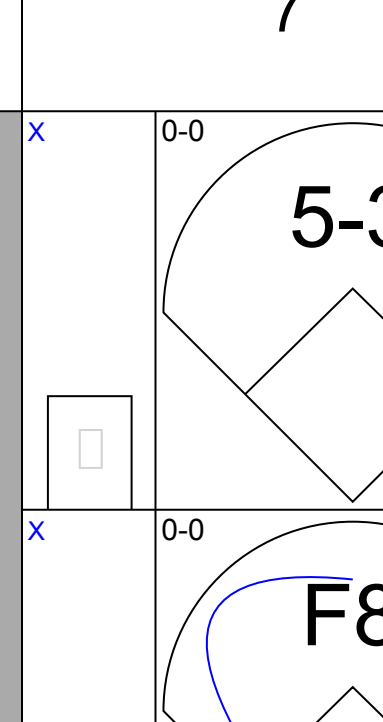
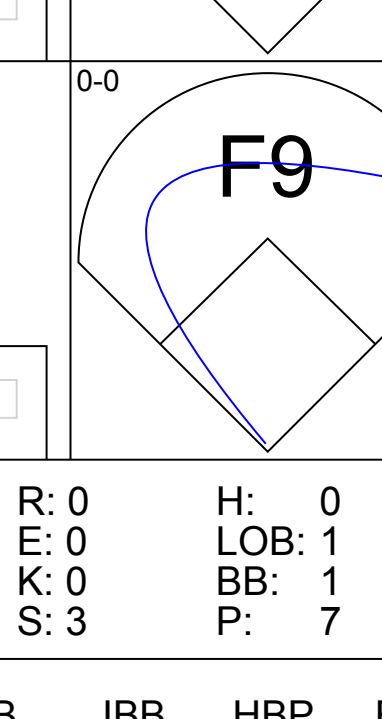
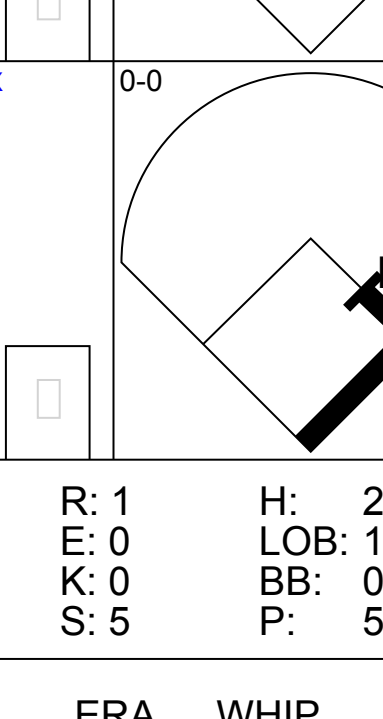
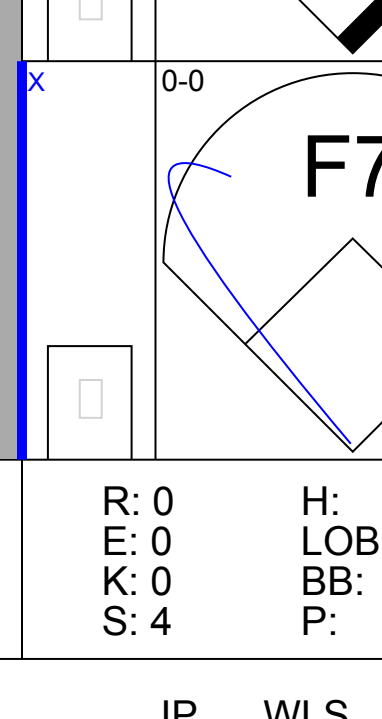
AB 33
R 9
H 8
RBI 8
BB 6
SO 7
LOB 14



Batter	1	2	3	4	5	6	7	8	9	AB	R	H	RBI	BB	SO	LOB	TOP										
Alan Wiggins, S OBP: 0.324, SLG: 0.317 (1, 4)										4	1	2	0	1	0	1	<p>Baltimore Orioles @ New York Yankees Yankee Stadium, Bronx, NY Mon Sep 30 1985, 7:05 PM EDT Att: 15,041 - Unknown</p>										
Jim Dwyer, L OBP: 0.349, SLG: 0.400 (1, 9)										4	1	1	0	1	1	2											
Cal Ripken Jr., R OBP: 0.350, SLG: 0.464 (1, 6)										3	1	1	0	2	1	2											
Eddie Murray, S OBP: 0.385, SLG: 0.534 (1, 3)										4	0	2	2	1	1	4											
Fred Lynn, L OBP: 0.338, SLG: 0.448 (1, 8)										5	0	3	1	0	1	2											
Mike Young, S OBP: 0.347, SLG: 0.516 (1, 7)										5	0	0	0	0	1	6											
Floyd Rayford, R OBP: 0.324, SLG: 0.522 (1, 5)										5	0	1	0	0	2	3											
Wayne Gross, L OBP: 0.368, SLG: 0.426 (1, 10)										4	1	1	1	1	0	2											
Rick Dempsey, R OBP: 0.341, SLG: 0.401 (1, 2)										4	0	1	0	0	1	1											
Inning Stats	R: 0 E: 0 K: 1 S: 6	H: 1 LOB: 2 BB: 1 P: 10	R: 0 E: 0 K: 1 S: 5	H: 0 LOB: 1 BB: 1 P: 9	R: 1 E: 0 K: 1 S: 7	H: 2 LOB: 2 BB: 1 P: 11	R: 0 E: 0 K: 0 S: 4	H: 2 LOB: 1 BB: 0 P: 4	R: 1 E: 0 K: 1 S: 8	H: 3 LOB: 2 BB: 0 P: 8	R: 0 E: 0 K: 0 S: 3	H: 0 LOB: 0 BB: 0 P: 3	R: 1 E: 0 K: 1 S: 6	H: 2 LOB: 2 BB: 1 P: 10	R: 1 E: 1 K: 1 S: 6	H: 2 LOB: 3 BB: 2 P: 17	R: 0 E: 0 K: 1 S: 6	H: 0 LOB: 1 BB: 0 P: 6	1B: 7 2B: 4 3B: 1 HR: 1	SF: 0 SAC: 0 DP: 1 HBP: 0	WP: 0 PB: 0 SB: 2 CS: 1	PA: 44					
PITCHER	IP	WLS	BF	H	R	ER	SO	BB	IBB	HBP	BLK	WP	HR	S	P	ERA	WHIP										
Phil Niekro, R ERA: 4.27 (1, 1)	7.2		39	12	4	4	6	6	0	0	0	0	1	45	69	4.70	2.348										
Neil Allen, R ERA: 4.5 (8, 1)	1.1	W	5	0	0	0	2	0	0	0	0	0	0	9	9	0.00	0.000										

Batter	1	2	3	4	5	6	7	8	9	AB	R	H	RBI	BB	SO	LOB	BOTTOM										
Rickey Henderson, R OBP: 0.424, SLG: 0.526 (1, 8)										4	1	0	0	1	3	4	<p>Baltimore Orioles @ New York Yankees Yankee Stadium, Bronx, NY Mon Sep 30 1985, 7:05 PM EDT Att: 15,041 - Unknown</p>										
Don Mattingly, L OBP: 0.373, SLG: 0.574 (1, 3)										5	2	2	2	0	1	1											
Dave Winfield, R OBP: 0.336, SLG: 0.483 (1, 9)										5	1	2	0	0	0	0											
Don Baylor, R OBP: 0.333, SLG: 0.443 (1, 10)										4	1	2	3	0	1	0											
Andre Robertson, R OBP: 0.368, SLG: 0.431 (1, 5)										3	0	1	0	1	2	0											
Willie Randolph, R OBP: 0.379, SLG: 0.354 (1, 4)										2	0	1	0	2	0	0											
Henry Cotto, R OBP: 0.354, SLG: 0.333 (1, 7)										4	0	2	0	0	0	4											
Butch Wynegar, S OBP: 0.359, SLG: 0.315 (8, PR)										2	0	1	0	2	1	2											
Bobby Meacham, S OBP: 0.304, SLG: 0.266 (8, PH)										1	0	0	0	0	1	3											
Ron Hassey, L OBP: 0.366, SLG: 0.514 (9, 2)										1	0	0	0	0	0	2											
Inning Stats	R: 0 E: 0 K: 2 S: 7	H: 0 LOB: 0 BB: 0 P: 7	R: 0 E: 0 K: 2 S: 9	H: 2 LOB: 3 BB: 1 P: 13	R: 0 E: 0 K: 1 S: 5	H: 0 LOB: 0 BB: 0 P: 5	R: 1 E: 0 K: 3 S: 11	H: 2 LOB: 3 BB: 1 P: 16	R: 1 E: 0 K: 0 S: 4	H: 1 LOB: 1 BB: 0 P: 4	R: 0 E: 0 K: 1 S: 5	H: 0 LOB: 0 BB: 0 P: 5	R: 0 E: 0 K: 0 S: 3	H: 1 LOB: 1 BB: 1 P: 7	R: 3 E: 0 K: 0 S: 3	H: 3 LOB: 1 BB: 1 P: 7	1B: 7 2B: 2 3B: 0 HR: 2	SF: 1 SAC: 1 DP: 1 HBP: 1	WP: 0 PB: 0 SB: 0 CS: 1	PA: 40							
PITCHER	IP	WLS	BF	H	R	ER	SO	BB	IBB	HBP	BLK	WP	HR	S	P	ERA	WHIP										
Mike Flanagan, L ERA: 4.7 (1, 1)	7.1		34	8	2	2	9	4	0	1	0	0	1	47	64	2.46	1.636										
Don Asse, R ERA: 3.11 (8, 1)	0.2	L	5	2	3	3	0	2	0	0	0	0	1	3	11	40.50	6.000										
Sammy Stewart, R ERA: 3.1 (9, 1)	0.0		1	1	0	0	0	0	0	0	0	0	0	1	1	∞	∞										

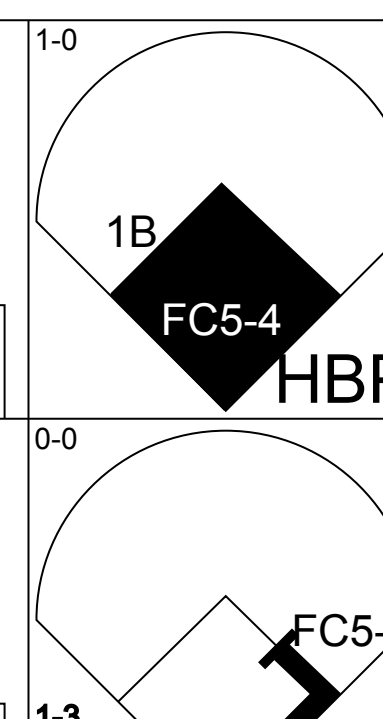
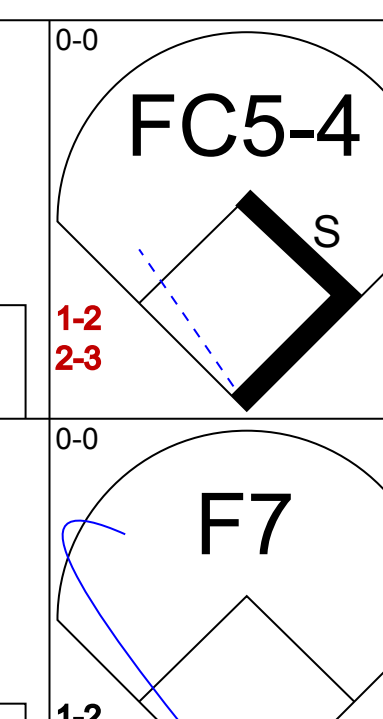
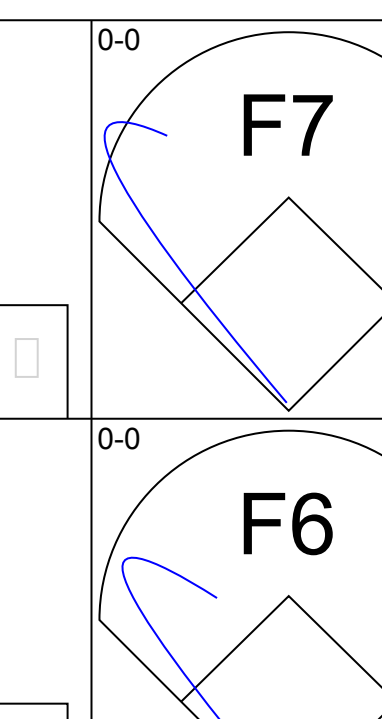
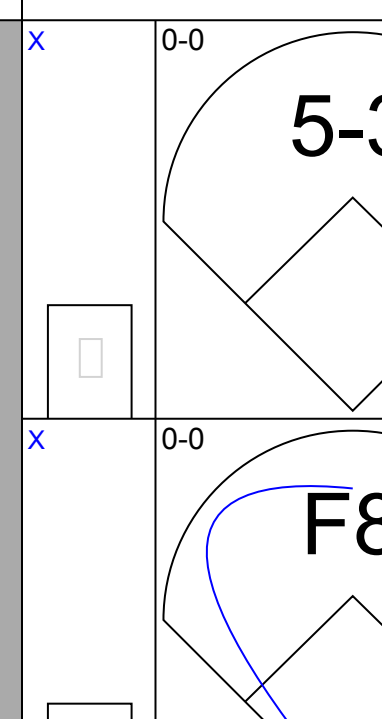
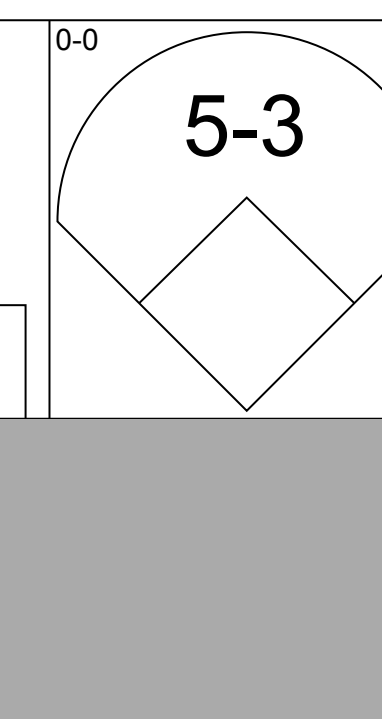
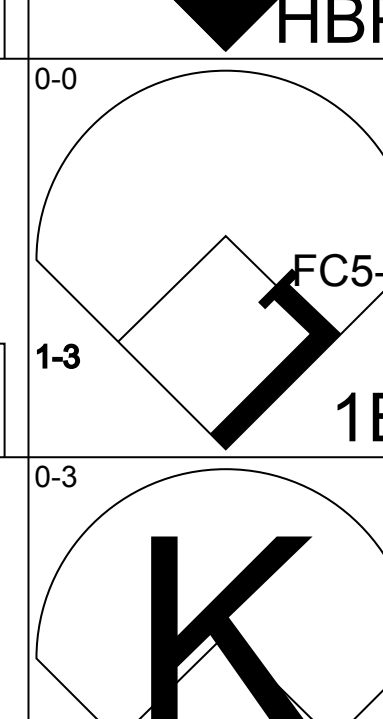
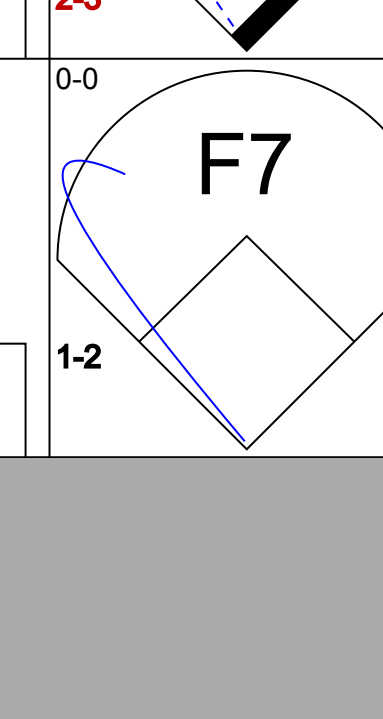
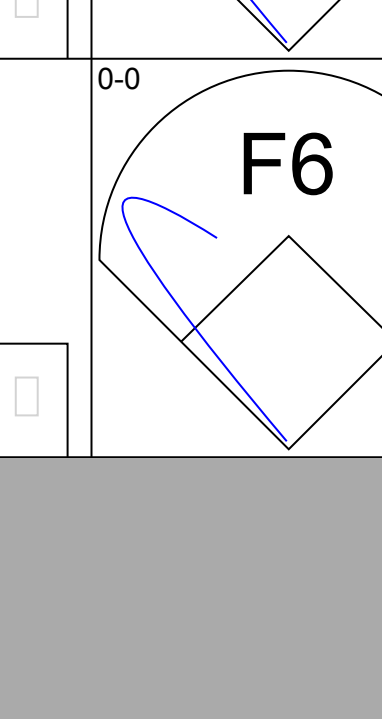
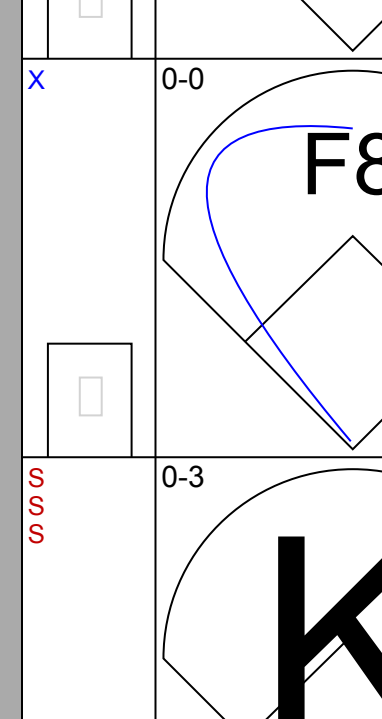
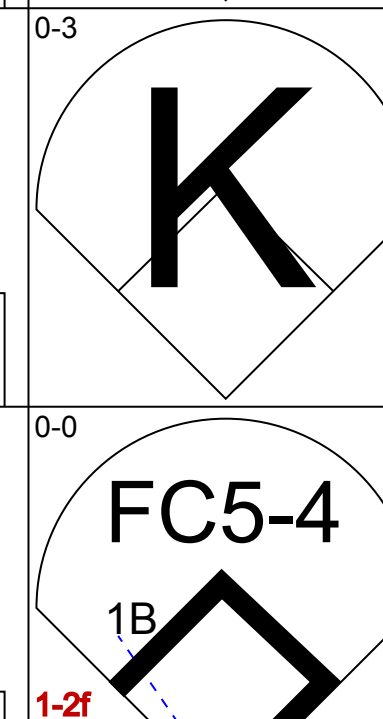
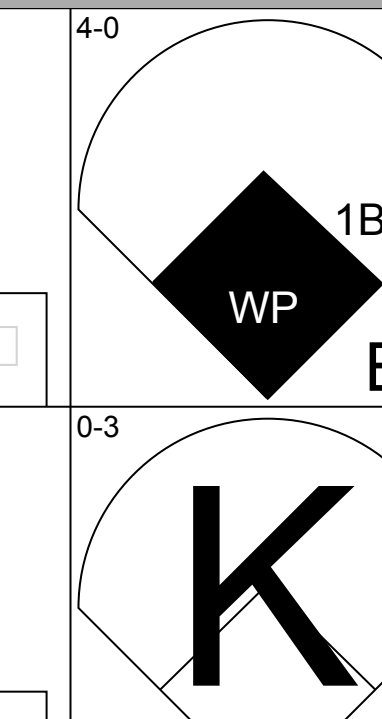
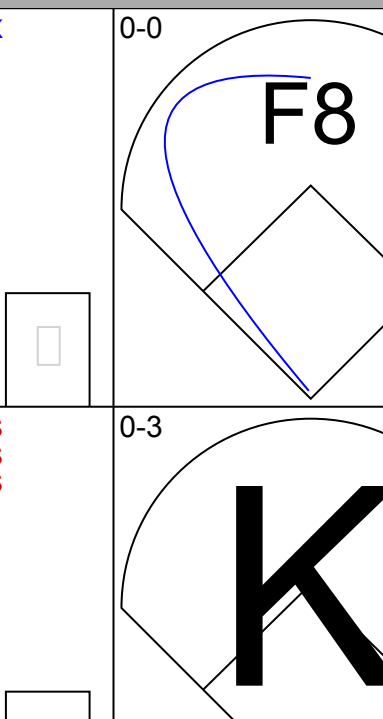
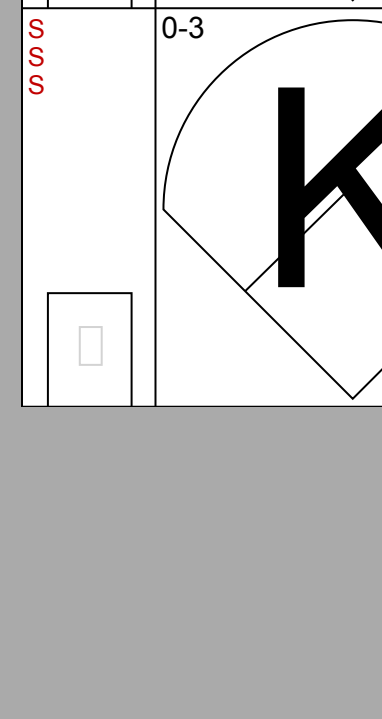
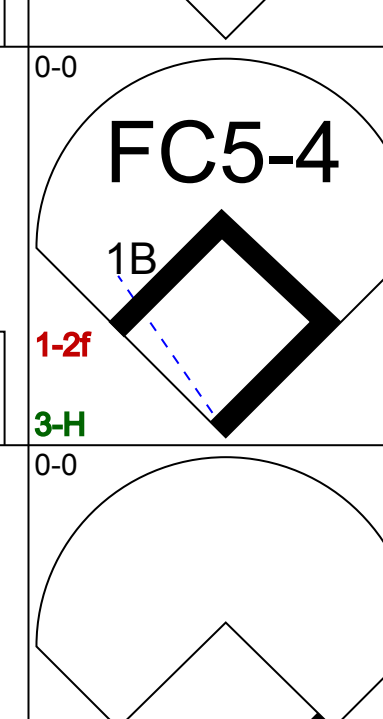
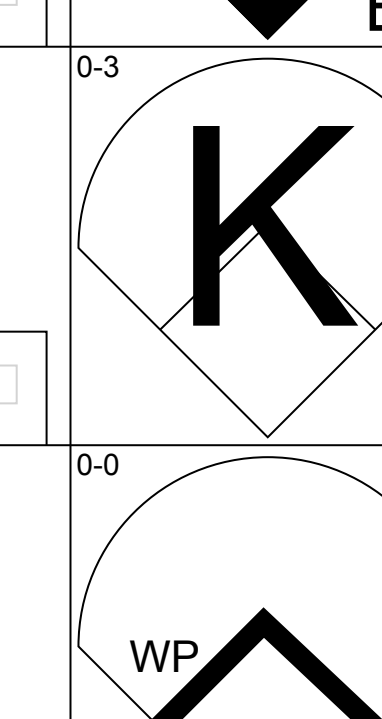
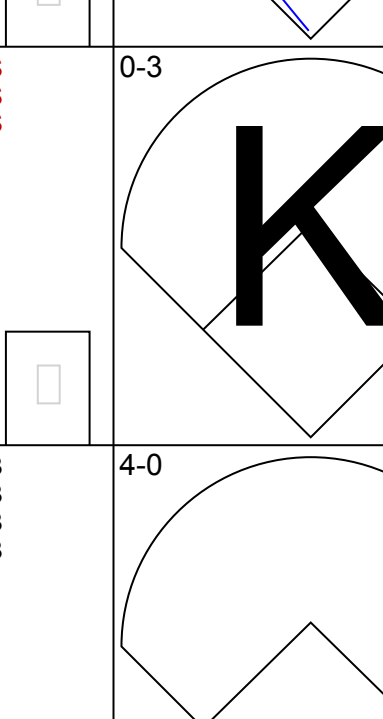
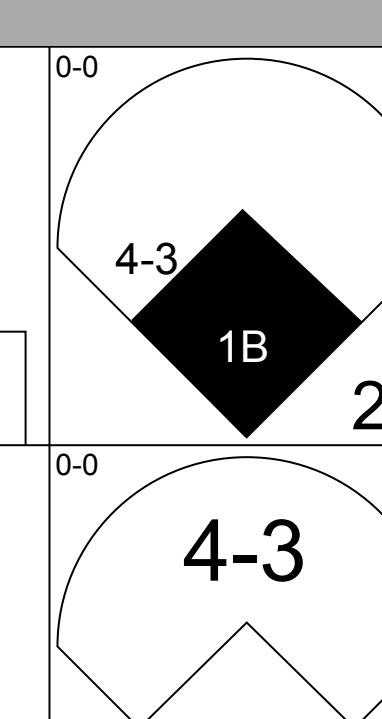
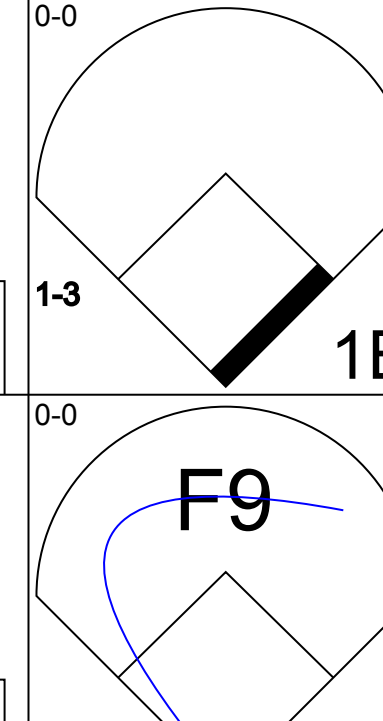
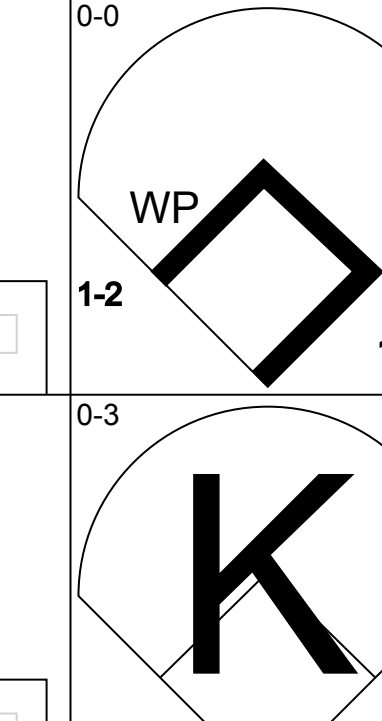
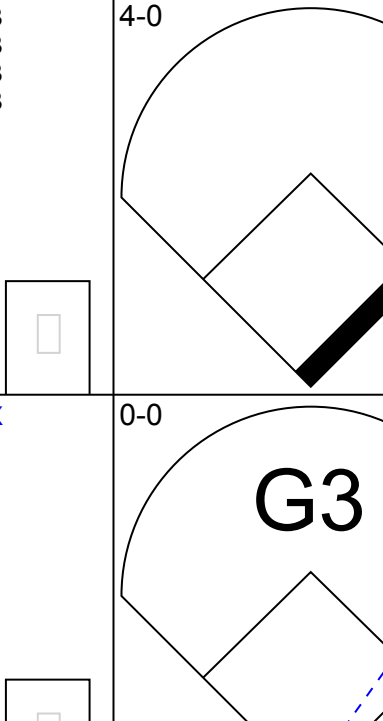
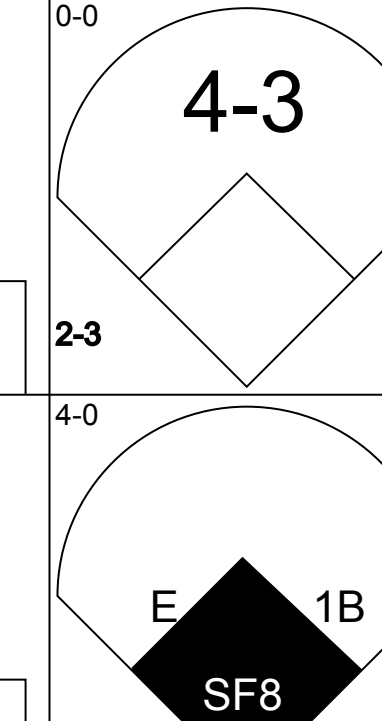
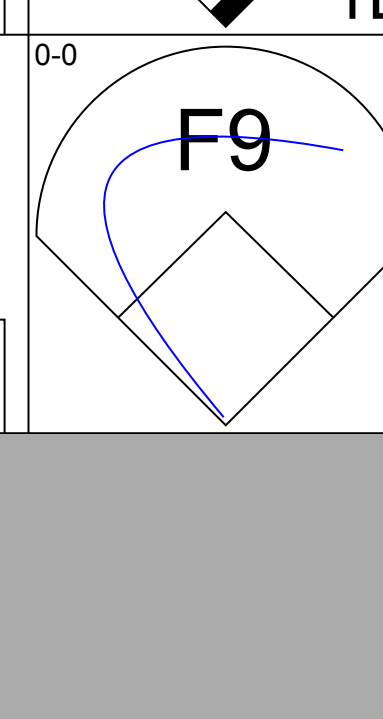
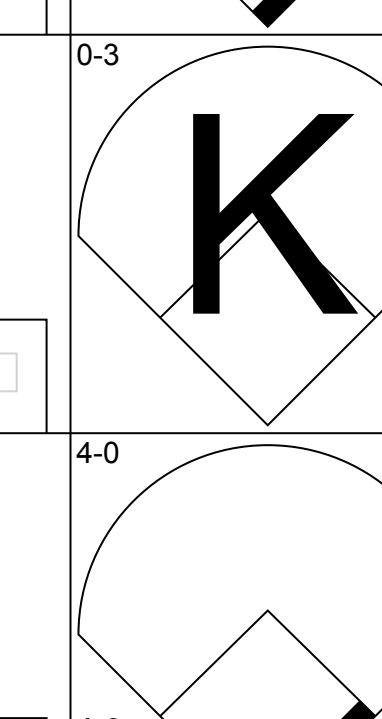
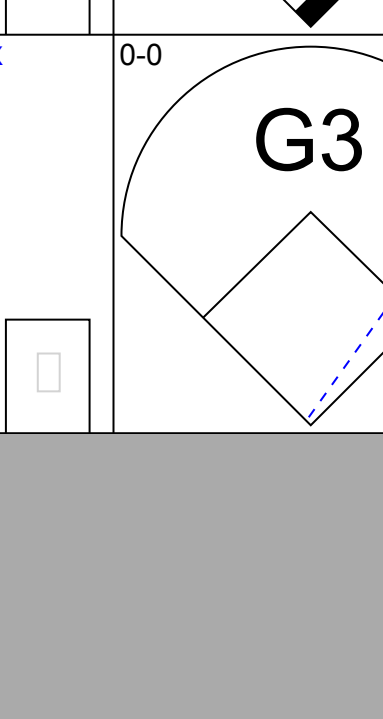
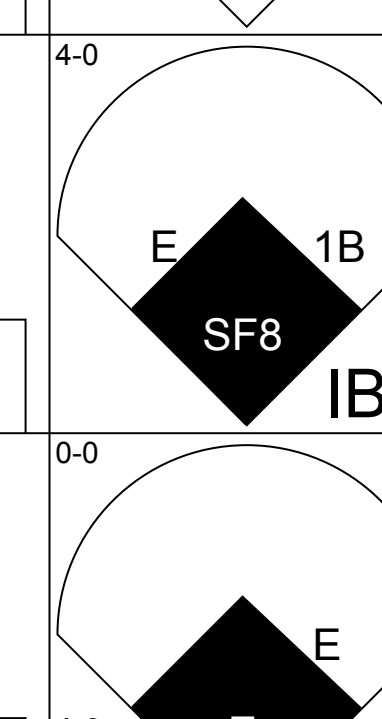
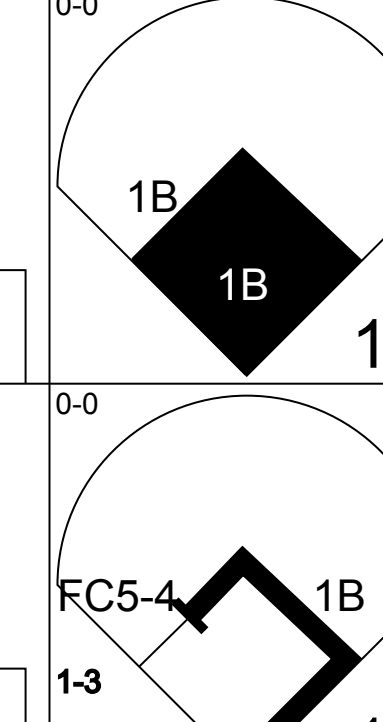
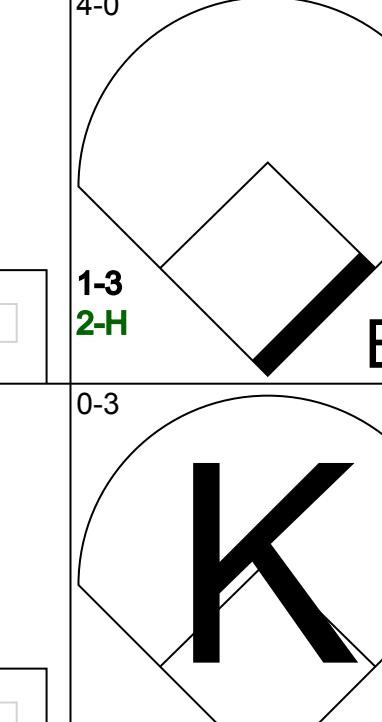
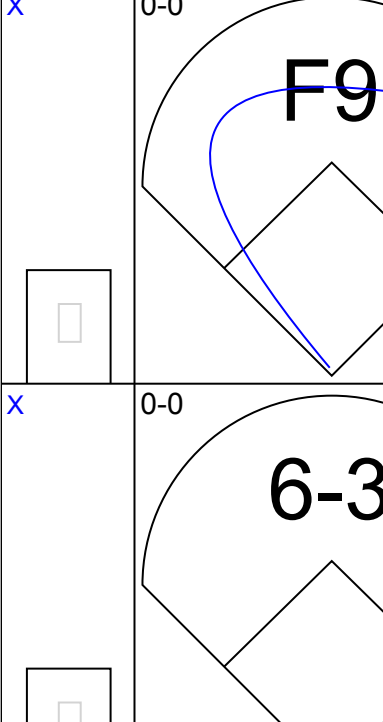
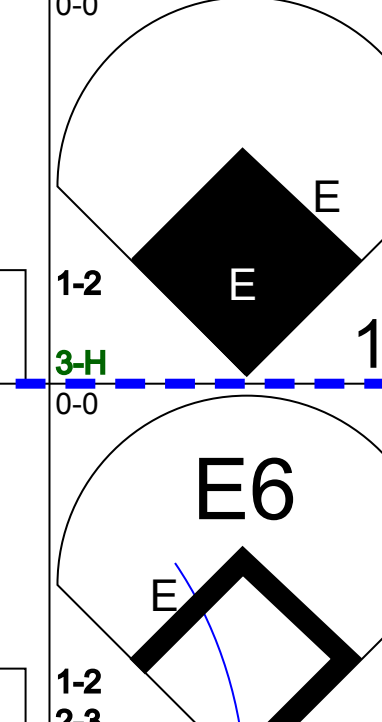
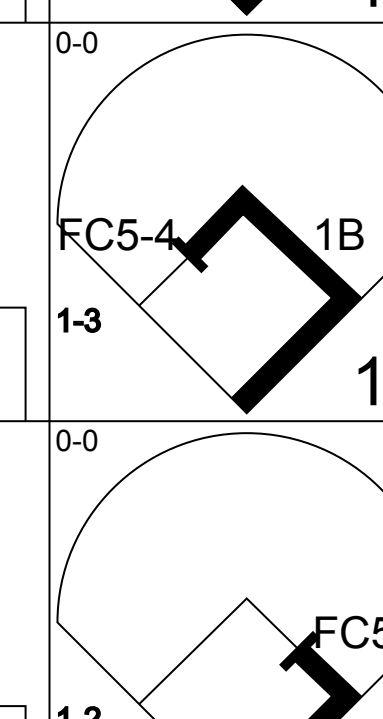
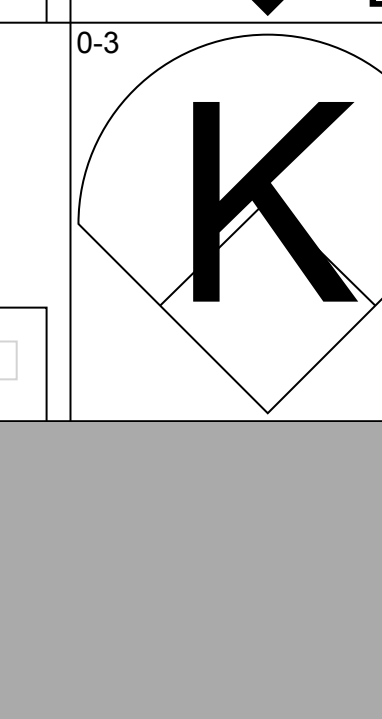
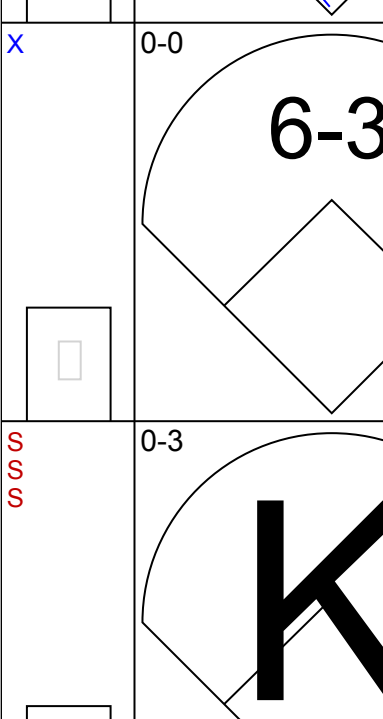
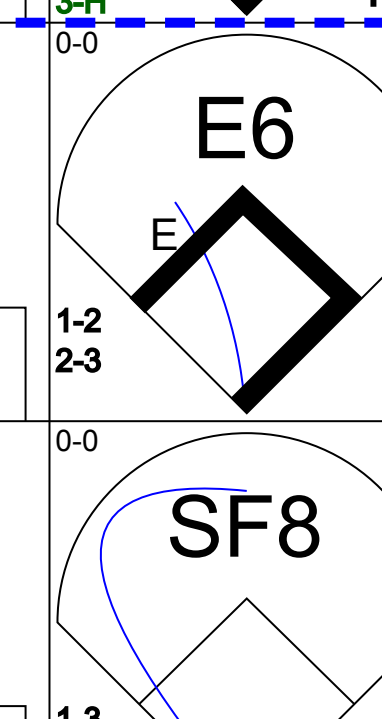
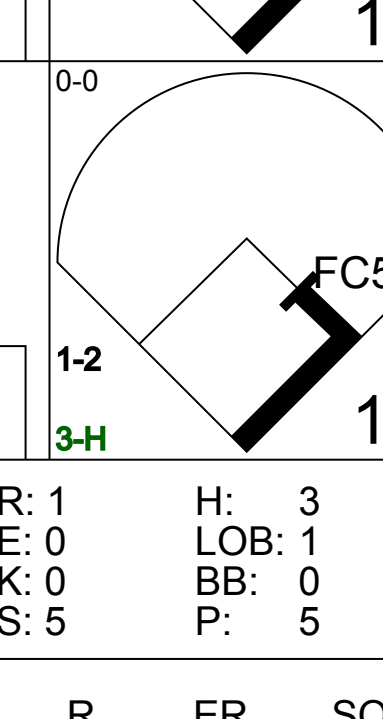
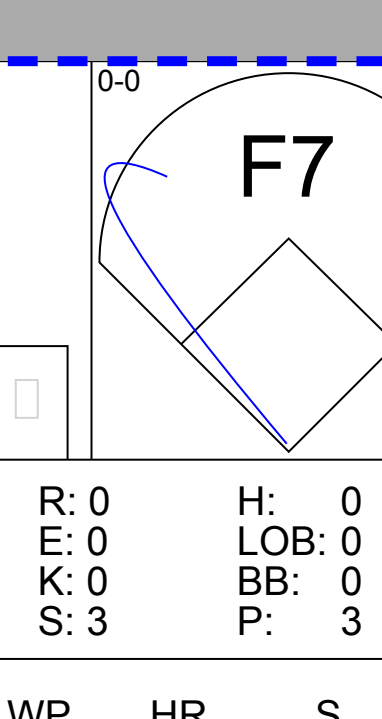
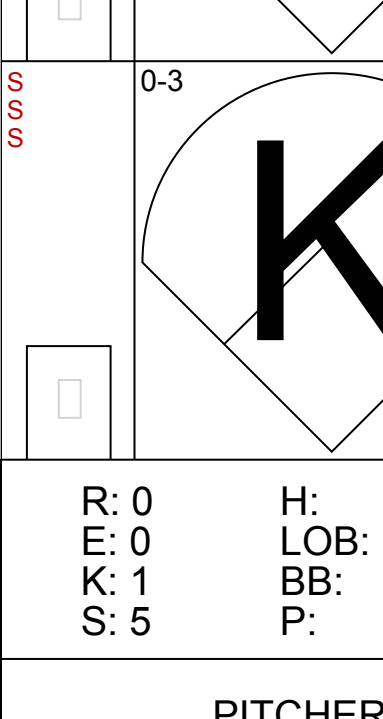
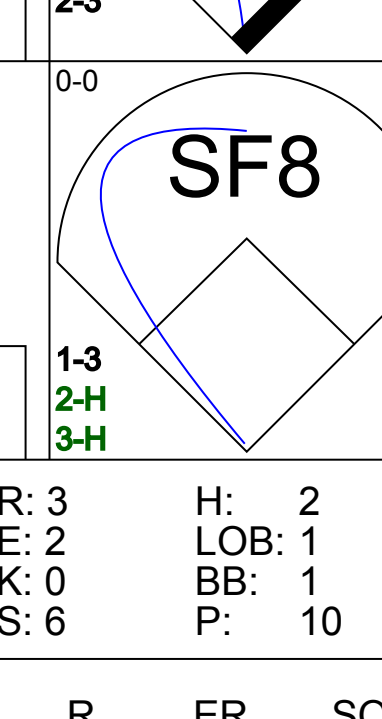


Batter	1	2	3	4	5	6	7	8	9	AB	R	H	RBI	BB	SO	LOB	TOP			
Paul Moltzer, R OBP: 0.354, SLG: 0.408 (1, 5)			 BB		 1-2			 1B		3	0	1	0	1	1	1				
Ernest Riles, L OBP: 0.348, SLG: 0.387 (1, 6)			 1-2			 1B				4	0	1	0	0	0	2				
Cecil Cooper, L OBP: 0.331, SLG: 0.470 (1, 10)								 1-2		4	0	0	0	0	0	2				
Ted Simmons, S OBP: 0.343, SLG: 0.399 (7, 2)						 1-2				3	0	0	0	1	0	1				
Billy Jo Robidoux, L OBP: 0.347, SLG: 0.263 (7, 3)										4	0	0	0	0	1	2				
Paul Householder, S OBP: 0.330, SLG: 0.416 (1, 9)										4	1	1	1	0	0	1				
Rick Manning, L OBP: 0.265, SLG: 0.300 (1, 8)										3	0	0	0	0	0	1				
Jim Gantner, L OBP: 0.301, SLG: 0.331 (1, 4)										3	0	1	0	0	0	0				
Dave Huppert, R OBP: 0.118, SLG: 0.063 Randy Ready, R OBP: 0.316, SLG: 0.390 (7, PH) (7, 7)					 1B					2	0	1	0	0	0	0				
										1	0	0	0	0	0	1				
Inning Stats	R: 0 E: 0 K: 1 S: 5	H: 0 LOB: 0 BB: 0 P: 5	R: 0 E: 0 K: 0 S: 3	H: 0 LOB: 1 BB: 1 P: 7	R: 0 E: 0 K: 0 S: 3	H: 0 LOB: 0 BB: 0 P: 3	R: 1 E: 0 K: 0 S: 5	H: 2 LOB: 1 BB: 0 P: 5	R: 0 E: 0 K: 1 S: 6	H: 1 LOB: 1 BB: 0 P: 6	R: 0 E: 0 K: 0 S: 4	H: 1 LOB: 1 BB: 0 P: 4	R: 0 E: 0 K: 0 S: 3	H: 1 LOB: 0 BB: 0 P: 3	R: 0 E: 0 K: 0 S: 3	H: 0 LOB: 0 BB: 0 P: 3	1B: 4 2B: 0 3B: 0 HR: 1	SF: 0 SAC: 0 DP: 1 HBP: 0	WP: 0 PB: 0 SB: 1 CS: 0	PA: 33
PITCHER	IP	WLS	BF	H	R	ER	SO	BB	IBB	HBP	BLK	WP	HR	S	P	ERA	WHIP			
Joe Niekro, R ERA: 3.83 Dave Righetti, L ERA: 2.6	(1, 1) (6, 1)	5.2 3.1	W S	22 11	3 2	1 0	1 1	1 0	2 0	0 0	0 0	0 0	1 13	22 13	30	1.59 0.00	0.882 0.600			

Milwaukee Brewers @ New York Yankees
Yankee Stadium, Bronx, NY
Tue Oct 01 1985, 7:05 PM EDT
Att: 15,101 - Unknown

AB 31
R 1
H 5
RBI 1
BB 2
SO 2
LOB 11



Batter	1	2	3	4	5	6	7	8	9	AB	R	H	RBI	BB	SO	LOB	BOTTOM				
Rickey Henderson, R OBP: 0.423, SLG: 0.522 (1, 8)	 FC5-4 HBP	 S 1-2 2-3								4	1	0	0	0	0	3					
Dan Pasqua, L OBP: 0.294, SLG: 0.434 (1, 7)	 1-3 1B	 1-2								4	0	1	0	0	0	1					
Don Mattingly, L OBP: 0.373, SLG: 0.571 (1, 3)			 WP BB							3	1	0	0	1	2	2					
Dave Winfield, R OBP: 0.336, SLG: 0.483 (1, 9)	 1-2 3-H							 1B 2B		4	1	1	1	0	2	2					
Ron Hassey, L OBP: 0.371, SLG: 0.515 (1, 2)	 1-3		 1-2 1B					 2-3		3	0	2	0	1	0	1					
Don Baylor, R OBP: 0.333, SLG: 0.440 (1, 10)								 1B SF8 IBB		3	1	0	0	1	1	5					
Mike Pagliarulo, L OBP: 0.327, SLG: 0.441 (1, 5)		 1B	 2-H BB					 1-2 3-H 1B		3	2	2	1	1	0	0					
Willie Randolph, R OBP: 0.378, SLG: 0.353 (1, 4)		 1-3 1B						 E 1-2 2-3		4	0	1	0	0	1	4					
Bobby Meacham, S OBP: 0.304, SLG: 0.266 (1, 6)		 1-2 3-H 1B						 1-3 2-H 3-H		3	0	1	2	0	1	0					
Inning Stats	R: 1 E: 0 K: 1 S: 7	H: 2 LOB: 2 BB: 0 P: 8	R: 1 E: 0 K: 0 S: 5	H: 3 LOB: 1 BB: 0 P: 5	R: 1 E: 0 K: 3 S: 10	H: 1 LOB: 2 BB: 2 P: 18	R: 0 E: 0 K: 0 S: 3	H: 0 LOB: 0 BB: 0 P: 3	R: 0 E: 0 K: 1 S: 5	H: 0 LOB: 0 BB: 0 P: 5	R: 0 E: 0 K: 1 S: 5	H: 0 LOB: 0 BB: 0 P: 5	R: 3 E: 2 K: 0 S: 6	H: 2 LOB: 1 BB: 1 P: 10	R: 0 E: 0 K: 0 S: 3	H: 0 LOB: 0 BB: 0 P: 3	1B: 7 2B: 1 3B: 0 HR: 0	SF: 1 SAC: 0 DP: 1 HBP: 1	WP: 2 PB: 0 SB: 1 CS: 0	PA: 37	
PITCHER	IP	WLS	BF	H	R	ER	SO	BB	IBB	HBP	BLK	WP	HR	S	P	ERA	WHIP				
Jaime Coanower, R ERA: 4.65 Bob McClure, L ERA: 4.35 Danny Darwin, R ERA: 3.8	(1, 1) (4, 1) (8, 1)	3.0 4.1 0.2	L	17	2	3	1	3	1	1	0	0	0	0	3	3	9.00 2.08 0.00	2.667 0.692 0.000			

Milwaukee Brewers @ New York Yankees
Yankee Stadium, Bronx, NY
Tue Oct 01 1985, 7:05 PM EDT
Att: 15,101 - Unknown

AB 31
R 6
H 8
RBI 4
BB 4
SO 7
LOB 18



Batter	1	2	3	4	5	6	7	8	9	AB	R	H	RBI	BB	SO	LOB	TOP			
Paul Moltitor, R OBP: 0.357, SLG: 0.408 (1, 5)	4-0 L6-3 BB		4-0 3B BB			0-0 FC4-6 1B		0-0 G3		2	1	1	0	2	0	0				
Randy Ready, R OBP: 0.315, SLG: 0.399 (1, 7)	0-0 F7		0-0 1-H 3B			0-0 F9		0-0 F7		4	0	1	1	0	0	2				
Cecil Cooper, L OBP: 0.329, SLG: 0.467 (1, 10)	0-0 L6-3 1-2		0-0 6-3			0-0 FC4-6 1-2		0-3 K		4	0	0	0	0	1	3				
Ted Simmons, S OBP: 0.343, SLG: 0.400 (1, 2)		0-0 2B		0-0 F7		0-0 4-3		0-0 6-3		4	0	1	0	0	0	1				
Paul Householder, S OBP: 0.320, SLG: 0.413 (1, 8)		0-3 K		4-0 G4-6-3 BB		0-0 5-3				2	0	0	0	1	1	1				
Ernest Riles, L OBP: 0.344, SLG: 0.385 (1, 6)		0-3 K		0-0 G4-6-3 1-2		0-0 F8				3	0	0	0	0	1	2				
Carlos Ponce, R OBP: 0.179, SLG: 0.264 (1, 3)		0-0 F7			0-0 5-3		0-0 6-3			3	0	0	0	0	0	1				
Jim Gantner, L OBP: 0.301, SLG: 0.331 (1, 4)			0-0 4-3		0-0 CS 1B		0-0 6-3			3	0	1	0	0	0	0				
Ed Romero, R OBP: 0.316, SLG: 0.298 (1, 9)			0-0 6-3		0-0 F9 1-2		0-0 F7			3	0	0	0	0	0	1				
Inning Stats	R: 0 E: 0 K: 0 S: 2	H: 0 LOB: 0 BB: 1 P: 6	R: 0 E: 0 K: 2 S: 8	H: 1 LOB: 1 BB: 0 P: 8	R: 1 E: 0 K: 0 S: 4	H: 1 LOB: 1 BB: 1 P: 8	R: 0 E: 0 K: 0 S: 2	H: 0 LOB: 0 BB: 1 P: 6	R: 0 E: 0 K: 0 S: 3	H: 1 LOB: 0 BB: 0 P: 3	R: 0 E: 0 K: 0 S: 3	H: 0 LOB: 0 BB: 0 P: 3	R: 0 E: 0 K: 1 S: 5	H: 0 LOB: 0 BB: 0 P: 5	R: 0 E: 0 K: 1 S: 5	H: 0 LOB: 0 BB: 0 P: 5	1B: 2 2B: 2 3B: 1 HR: 0	SF: 0 SAC: 0 DP: 2 HBP: 0	WP: 0 PB: 0 CS: 1	PA: 31
PITCHER Bob Shirley, L ERA: 2.56 (1, 1)	IP: 9.0 WLS: L BF: 31 H: 4 R: 1 ER: 1 SO: 3 BB: 3 IBB: 0 HBP: 0 BLK: 0 WP: 0 HR: 0 S: 34 P: 46 ERA: 1.00 WHIP: 0.778																			

Milwaukee Brewers @ New York Yankees
Yankee Stadium, Bronx, NY
Wed Oct 02 1985, 7:05 PM EDT
Att: 11,879 - Unknown

AB 28
R 1
H 4
RBI 1
BB 3
SO 3
LOB 11



Batter	1	2	3	4	5	6	7	8	9	AB	R	H	RBI	BB	SO	LOB	BOTTOM			
Rickey Henderson, R OBP: 0.420, SLG: 0.518 (1, 8)	0-0 5-3		0-0 FC4 1-2		0-0 6-3 1-2			0-0 1-3		4	0	0	0	0	0	2				
Don Mattingly, L OBP: 0.371, SLG: 0.568 (1, 3)	0-0 6-3		0-3 K			0-3 K		0-0 F9		4	0	0	0	0	2	1				
Dave Winfield, R OBP: 0.335, SLG: 0.483 (1, 9)	0-0 2B			0-3 K		0-0 F3		0-0 F2		4	0	1	0	0	1	0				
Don Baylor, R OBP: 0.332, SLG: 0.438 (1, 10)	0-0 6-3			0-0 F8		1-0 HBP			0-0 4-3	3	0	0	0	0	0	1				
Andre Robertson, R OBP: 0.372, SLG: 0.433 Rex Hudler, R OBP: 0.173, SLG: 0.196 (9, PR)		0-3 K		0-0 1B		0-0 6-3			0-0 1B 1B	4	0	2	0	0	1	1				
Willie Randolph, R OBP: 0.375, SLG: 0.350 (1, 4)		0-3 K		0-0 L5			0-0 1-3		0-0 F4	4	0	0	0	0	1	2				
Henry Cotto, R OBP: 0.346, SLG: 0.327 (1, 7)		0-0 5-3			0-3 K		0-0 F9		0-0 1-2 1B	4	0	1	0	0	1	0				
Butch Wynegar, S OBP: 0.358, SLG: 0.315 (1, 2)			0-3 K		0-0 6-3		0-0 1B		0-0 4-3	4	0	1	0	0	1	2				
Bobby Meacham, S OBP: 0.306, SLG: 0.267 (1, 6)			0-0 FC4 1B		4-0 S BB		0-3 K			2	0	1	0	1	1	1				
Inning Stats	R: 0 E: 0 K: 0 S: 4	H: 1 LOB: 1 BB: 0 P: 4	R: 0 E: 0 K: 2 S: 7	H: 0 LOB: 0 BB: 0 P: 7	R: 0 E: 0 K: 1 S: 6	H: 1 LOB: 1 BB: 0 P: 6	R: 0 E: 0 K: 1 S: 5	H: 0 LOB: 1 BB: 0 P: 6	R: 0 E: 0 K: 0 S: 3	H: 1 LOB: 1 BB: 0 P: 3	R: 0 E: 0 K: 0 S: 5	H: 2 LOB: 2 BB: 0 P: 5	R: 0 E: 0 K: 0 S: 5	H: 0 LOB: 0 BB: 0 P: 5	R: 0 E: 0 K: 0 S: 5	H: 0 LOB: 0 BB: 0 P: 5	1B: 5 2B: 1 3B: 0 HR: 0	SF: 0 SAC: 0 DP: 0 HBP: 1	WP: 0 PB: 0 CS: 0	PA: 35
PITCHER Teddy Higuera, L ERA: 3.9 (1, 1)	IP: 9.0 WLS: W BF: 35 H: 6 R: 0 ER: 0 SO: 8 BB: 1 IBB: 0 HBP: 1 BLK: 0 WP: 0 HR: 0 S: 49 P: 54 ERA: 0.00 WHIP: 0.778																			

Milwaukee Brewers @ New York Yankees
Yankee Stadium, Bronx, NY
Wed Oct 02 1985, 7:05 PM EDT
Att: 11,879 - Unknown

AB 33
R 0
H 6
RBI 0
BB 1
SO 8
LOB 10



Batter	1	2	3	4	5	6	7	8	9	AB	R	H	RBI	BB	SO	LOB	TOP															
Paul Molitor, R OBP: 0.356, SLG: 0.407 (1, 5)										4	0	1	0	0	2	2	Milwaukee Brewers @ New York Yankees Yankee Stadium, Bronx, NY Thu Oct 03 1985, 7:05 PM EDT Att: 15,226 - Unknown															
Randy Ready, R OBP: 0.313, SLG: 0.395 (1, 7)										4	0	1	0	0	0	1																
Cecil Cooper, L OBP: 0.327, SLG: 0.464 (1, 10)										4	0	0	0	0	2	2																
Ted Simmons, S OBP: 0.344, SLG: 0.404 (1, 2)										4	0	2	0	0	0	0																
Paul Householder, S OBP: 0.319, SLG: 0.411 (1, 8)										4	0	1	0	0	1	2																
Ernest Riles, L OBP: 0.341, SLG: 0.381 (1, 6)										4	0	0	0	0	3	3																
Carlos Ponce, R OBP: 0.183, SLG: 0.263 (1, 3)										4	0	1	0	0	1	2																
Jim Gantner, L OBP: 0.300, SLG: 0.330 (1, 4)										2	0	0	0	0	0	0																
Ed Romero, R OBP: 0.316, SLG: 0.295 (1, 9)										2	0	0	0	1	2	1																
Inning Stats	R: 0 E: 0 K: 1 S: 5	H: 0 LOB: 0 BB: 0 P: 5	R: 0 E: 0 K: 3 S: 10	H: 1 LOB: 1 BB: 0 P: 10	R: 0 E: 0 K: 1 S: 7	H: 2 LOB: 2 BB: 0 P: 7	R: 0 E: 0 K: 1 S: 6	H: 1 LOB: 1 BB: 0 P: 6	R: 0 E: 0 K: 0 S: 3	H: 0 LOB: 1 BB: 1 P: 7	R: 0 E: 0 K: 2 S: 8	H: 1 LOB: 1 BB: 0 P: 8	R: 0 E: 0 K: 1 S: 5	H: 0 LOB: 0 BB: 0 P: 5	R: 0 E: 0 K: 0 S: 3	H: 0 LOB: 0 BB: 0 P: 3	1B: 4 2B: 2 3B: 0 HR: 0	SF: 0 SAC: 1 DP: 0 HBP: 0	WP: 0 PB: 0 CS: 0	PA: 34												
PITCHER	IP WLS BF H R ER SO BB IBB HBP BLK WP HR S P ERA WHIP																															
Ron Guidry, L ERA: 3.27 Brian Fisher, R ERA: 2.35	(1, 1) (8, 1)	7.0 S	28 6	6 0	0 0	10 0	1 0	0 0	0 0	0 0	0 0	0 0	47 8	51 8	0.00 0.00	1.000 0.000																

Batter	1	2	3	4	5	6	7	8	9	AB	R	H	RBI	BB	SO	LOB	BOTTOM															
Rickey Henderson, R OBP: 0.421, SLG: 0.522 (1, 8)										3	2	1	1	1	1	0	Milwaukee Brewers @ New York Yankees Yankee Stadium, Bronx, NY Thu Oct 03 1985, 7:05 PM EDT Att: 15,226 - Unknown															
Ken Griffey, L OBP: 0.332, SLG: 0.425 (1, 7)										4	0	1	0	0	3	2																
Don Mattingly, L OBP: 0.371, SLG: 0.567 (1, 3)										4	0	2	2	0	0	0																
Dave Winfield, R OBP: 0.333, SLG: 0.480 (1, 9)										4	0	0	0	0	1	2																
Ron Hassey, L OBP: 0.374, SLG: 0.517 (1, 2)										3	0	2	0	0	0	0																
Don Baylor, R OBP: 0.330, SLG: 0.435 (1, 10)										3	0	0	0	0	1	3																
Mike Pagliarulo, L OBP: 0.327, SLG: 0.440 (1, 5)										3	0	1	0	0	1	3																
Willie Randolph, R OBP: 0.375, SLG: 0.352 (1, 4)										3	1	1	0	0	0	2																
Bobby Meacham, S OBP: 0.304, SLG: 0.265 (1, 6)										3	0	0	0	0	2	1																
Inning Stats	R: 1 E: 0 K: 1 S: 6	H: 1 LOB: 0 BB: 0 P: 6	R: 0 E: 0 K: 0 S: 4	H: 1 LOB: 1 BB: 0 P: 4	R: 0 E: 0 K: 1 S: 5	H: 0 LOB: 0 BB: 0 P: 5	R: 0 E: 0 K: 1 S: 5	H: 0 LOB: 0 BB: 0 P: 5	R: 0 E: 0 K: 2 S: 7	H: 1 LOB: 0 BB: 0 P: 7	R: 0 E: 0 K: 1 S: 7	H: 2 LOB: 2 BB: 0 P: 7	R: 0 E: 0 K: 2 S: 9	H: 2 LOB: 1 BB: 1 P: 13	R: 2 E: 0 K: 2 S: 9	H: 2 LOB: 1 BB: 1 P: 13	1B: 5 2B: 2 3B: 0 HR: 1	SF: 0 SAC: 0 DP: 1 HBP: 0	WP: 0 PB: 0 CS: 0	PA: 32												
PITCHER	IP WLS BF H R ER SO BB IBB HBP BLK WP HR S P ERA WHIP																															
Tim Leary, R ERA: 4.05 Ray Searge, L ERA: 6.05	(1, 1) (8, 1)	7.2 L	29 2	7 1	3 0	9 0	1 0	0 0	0 0	0 0	0 0	0 0	46 2	50 2	3.52 0.00	1.043 3.000																

Batter	1	2	3	4	5	6	7	8	9	AB	R	H	RBI	BB	SO	LOB	TOP										
Rickey Henderson, R OBP: 0.423, SLG: 0.522	4-0 BB		0-0 F9		0-0 G6-4-3 1B		4-0 BB		4-0 BB	2	0	1	1	3	0	0	New York Yankees @ Toronto Blue Jays Exhibition Stadium, Toronto, ON Fri Oct 04 1985, 7:05 PM EDT Att: 47,686 - Unknown										
Don Mattingly, L OBP: 0.369, SLG: 0.563	0-0 F9		0-3 K		0-0 G6-4-3		0-0 5-3		0-0 E8 FC5-4	5	0	0	0	0	1	5											
Dave Winfield, R OBP: 0.331, SLG: 0.476	0-0 5-3		0-0 5-3		0-0 6-3		0-0 6-3		0-0 FC5-4	5	0	0	0	0	0	3											
Don Baylor, R OBP: 0.332, SLG: 0.434	4-0 BB			0-0 F7		0-0 FC6-4 1B		0-0 5-3		3	0	1	0	1	0	0											
Henry Cotto, R OBP: 0.327, SLG: 0.308 Ken Griffey, L OBP: 0.331, SLG: 0.424	0-0 1-3			0-0 6-3		0-0 FC6-4		0-0 F5		3	0	0	0	0	0	3											
Andre Robertson, R OBP: 0.394, SLG: 0.423 Mike Pagliarulo, L OBP: 0.326, SLG: 0.439		0-0 F8		0-0 5-3		0-0 L5			0-0 F4	3	0	0	0	0	0	1											
Willie Randolph, R OBP: 0.376, SLG: 0.356					0-0 2B 1B		4-0 FC1-6 BB		0-3 K	3	1	2	0	1	1	0											
Butch Wynegar, S OBP: 0.357, SLG: 0.324					0-0 F9		0-0 FC1-6 FC1-6		0-0 HR	4	1	1	1	0	0	3											
Bobby Meacham, S OBP: 0.305, SLG: 0.269					0-0 1B 2B		0-0 FC1-6 BB		0-0 BB E 1B	4	2	2	1	0	0	2											
Inning Stats	R: 0 E: 0 K: 0 S: 3	H: 0 LOB: 2 BB: 2 P: 11	R: 0 E: 0 K: 0 S: 4	H: 1 LOB: 1 BB: 0 P: 4	R: 0 E: 0 K: 1 S: 5	H: 0 LOB: 0 BB: 0 P: 5	R: 0 E: 0 K: 0 S: 3	H: 0 LOB: 0 BB: 0 P: 3	R: 2 E: 0 K: 0 S: 5	H: 3 LOB: 0 BB: 0 P: 5	R: 0 E: 0 K: 0 S: 4	H: 1 LOB: 1 BB: 0 P: 4	R: 0 E: 0 K: 0 S: 3	H: 0 LOB: 2 BB: 2 P: 11	R: 0 E: 0 K: 0 S: 3	H: 0 LOB: 0 BB: 0 P: 3	R: 2 E: 1 K: 1 S: 8	H: 2 LOB: 2 BB: 1 P: 12	1B: 4 2B: 2 3B: 0 HR: 1	SF: 0 SAC: 0 DP: 1 HBP: 0	WP: 0 PB: 0 SB: 1 CS: 0	PA: 39					
PITCHER	IP	WLS	BF	H	R	ER	SO	BB	IBB	HBP	BLK	WP	HR	S	P	ERA	WHIP										
Jimmy Key, L ERA: 3.0	(1, 1)	7.0	29	5	2	2	1	4	0	0	0	0	0	27	43	2.57	1.286										
Tom Henke, R ERA: 2.03	(8, 1)	1.2	L	8	2	2	1	1	0	0	0	0	1	9	13	5.40	1.800										
Steve Davis, L ERA: 3.33	(9, 1)	0.0		1	0	0	0	0	0	0	0	0	0	1	1	∞	∞										
Dennis Lamp, R ERA: 3.32	(9, 1)	0.1		1	0	0	0	0	0	0	0	0	0	1	1	0.00	0.000										

AB 34
R 4
H 7
RBI 3
BB 5
SO 2
LOB 17



Batter	1	2	3	4	5	6	7	8	9	AB	R	H	RBI	BB	SO	LOB	BOTTOM										
Damaso Garcia, R OBP: 0.305, SLG: 0.380	0-0 5-3		0-0 F7		0-0 WP E 1B		0-0 G6-4-3		0-0 FC5-4	5	1	1	0	0	0	4	New York Yankees @ Toronto Blue Jays Exhibition Stadium, Toronto, ON Fri Oct 04 1985, 7:05 PM EDT Att: 47,686 - Unknown										
Lloyd Moseby, L OBP: 0.343, SLG: 0.421	0-0 F3		0-0 5-3		0-0 E5		4-0 SH2-4 1B BB		0-0 4-3	4	1	0	0	1	0	3											
Rance Mulliniks, L OBP: 0.354, SLG: 0.455 Garth Iorg, R OBP: 0.356, SLG: 0.468	0-3 K			0-0 F9	4-0 BB		0-0 SH2-4		0-0 F5	2	0	0	0	1	1	0											
Willie Upshaw, L OBP: 0.341, SLG: 0.441		0-0 F8		0-0 2B	0-3 K		0-0 F5		0-0 F5	4	0	1	0	0	1	3											
Cliff Johnson, R OBP: 0.333, SLG: 0.417 Ron Shepherd, R OBP: 0.176, SLG: 0.188		0-3 K		0-0 5-3		0-3 K		0-0 S 1B		4	0	1	1	0	2	1											
George Bell, R OBP: 0.329, SLG: 0.482		0-0 5-3		0-0 L5		0-0 F4		4-0 1B		3	0	0	0	1	0	1											
Ernie Whitt, L OBP: 0.323, SLG: 0.439			0-0 F9		4-0 WP E 1B BB		0-3 K		0-0 4-3	3	1	0	0	1	1	2											
Jesse Barfield, R OBP: 0.370, SLG: 0.536			4-0 1B BB		0-3 K		0-3 K		0-0 6-3	3	0	0	0	1	2	1											
Tony Fernandez, S OBP: 0.338, SLG: 0.385			0-0 1-2 1B		0-0 F2		0-0 G6-4-3 1B		0-0 FC5-4 1B	4	0	3	0	0	0	1											
Inning Stats	R: 0 E: 0 K: 1 S: 5	H: 0 LOB: 0 BB: 0 P: 5	R: 0 E: 0 K: 1 S: 5	H: 0 LOB: 0 BB: 0 P: 5	R: 0 E: 0 K: 0 S: 4	H: 1 LOB: 2 BB: 1 P: 8	R: 0 E: 0 K: 0 S: 4	H: 1 LOB: 1 BB: 0 P: 4	R: 2 E: 1 K: 2 S: 9	H: 1 LOB: 2 BB: 2 P: 17	R: 0 E: 0 K: 2 S: 7	H: 0 LOB: 0 BB: 0 P: 7	R: 0 E: 0 K: 1 S: 5	H: 1 LOB: 0 BB: 0 P: 5	R: 1 E: 0 K: 0 S: 4	H: 1 LOB: 2 BB: 2 P: 12	R: 0 E: 0 K: 0 S: 4	H: 1 LOB: 1 BB: 0 P: 4	1B: 5 2B: 1 3B: 0 HR: 0	SF: 0 SAC: 1 DP: 1 HBP: 0	WP: 1 PB: 0 SB: 1 CS: 0	PA: 38					
PITCHER	IP	WLS	BF	H	R	ER	SO	BB	IBB	HBP	BLK	WP	HR	S	P	ERA	WHIP										
Ed Whitson, R ERA: 4.88	(1, 1)	4.2		21	3	2	0	3	3	0	0	0	0	24	36	0.00	1.286										
Rod Seery, L ERA: 3.13	(5, 1)	3.1	W	13	2	1	1	4	1	1	0	0	0	19	27	2.70	0.900										
Dave Righetti, L ERA: 2.78	(9, 1)	1.0	S	4	1	0	0	0	0	0	0	0	0	4	4	0.00	1.000										


AB 32
R 3
H 6
RBI 1
BB 5
SO 7
LOB 16



Batter	1	2	3	4	5	6	7	8	9	AB	R	H	RBI	BB	SO	LOB	TOP			
Rickey Henderson, R OBP: 0.421, SLG: 0.518	F4		6-3		F9			5-3		4	0	0	0	0	0	1				
Ken Griffey, L OBP: 0.331, SLG: 0.425	4-3			3-1 1B		F8		F7		4	1	1	0	0	0	0				
Don Mattingly, L OBP: 0.368, SLG: 0.561	F7			3-1		FC6-4 1B		G3		4	0	1	0	0	0	1				
Dave Winfield, R OBP: 0.330, SLG: 0.475		6-3		S 1B		FC6-4 1-2		F7		4	0	1	1	0	0	1				
Ron Hassey, L OBP: 0.369, SLG: 0.509	F8			F9		F7		F7		4	0	0	0	0	0	2				
Don Baylor, R OBP: 0.332, SLG: 0.433				1-3				F8		3	0	1	0	0	0	1				
Mike Pagliarulo, L OBP: 0.324, SLG: 0.435	F7					F8		F8		3	0	0	0	0	0	1				
Willie Randolph, R OBP: 0.376, SLG: 0.356			5-3					F7		3	0	1	0	0	0	0				
Bobby Meacham, S OBP: 0.304, SLG: 0.268								F7		2	0	0	0	0	0	1				
Dan Pasqua, L OBP: 0.293, SLG: 0.432			F6			F9				1	0	0	0	0	0	0				
Keith Smith, S OBP: 0.293, SLG: 0.432										0	0	0	0	0	0	0				
Inning Stats	R: 0 E: 0 K: 0 S: 3	H: 0 LOB: 0 BB: 0 P: 3	R: 0 E: 0 K: 0 S: 4	H: 1 LOB: 1 BB: 0 P: 4	R: 0 E: 0 K: 0 S: 3	H: 0 LOB: 0 BB: 0 P: 3	R: 1 E: 0 K: 0 S: 5	H: 2 LOB: 1 BB: 0 P: 5	R: 0 E: 0 K: 0 S: 4	H: 1 LOB: 1 BB: 0 P: 4	R: 0 E: 0 K: 0 S: 3	H: 0 LOB: 0 BB: 0 P: 3	R: 0 E: 0 K: 0 S: 3	H: 0 LOB: 0 BB: 0 P: 3	R: 0 E: 0 K: 0 S: 3	H: 0 LOB: 0 BB: 0 P: 3	1B: 4 2B: 1 3B: 0 HR: 0	SF: 0 SAC: 0 DP: 0 HBP: 0	WP: 0 PB: 0 SB: 1 CS: 0	PA: 32
PITCHER Doyle Alexander, R ERA: 3.45	IP: 9.0 WLS: W BF: 32 H: 5 R: 1 ER: 1 SO: 0 BB: 0 IBB: 0 HBP: 0 BLK: 0 WP: 0 HR: 0 S: 32 P: 32 ERA: 1.00 WHIP: 0.556																			

New York Yankees @ Toronto Blue Jays
Exhibition Stadium, Toronto, ON
Sat Oct 05 1985, 3:33 AM EDT
Att: 44,608 - Unknown

AB	32
R	1
H	5
RBI	1
BB	0
SO	0
LOB	8



Batter	1	2	3	4	5	6	7	8	9	AB	R	H	RBI	BB	SO	LOB	BOTTOM			
Damaso Garcia, R OBP: 0.304, SLG: 0.379	5-3		4-3	WP BB 2H 1B		L4		G1-4-3		5	0	1	1	0	0	1				
Lloyd Moseby, L OBP: 0.345, SLG: 0.426	E S BB		HR	WP BB 1-2		1-3				2	1	1	1	2	0	0				
Willie Upshaw, L OBP: 0.342, SLG: 0.447	F9		HR	K		1B		1B		4	1	2	1	0	1	3				
Al Oliver, L OBP: 0.286, SLG: 0.357	G3		HR	F4		1B		1B		2	1	1	0	0	0	1				
Cliff Johnson, R OBP: 0.334, SLG: 0.417			1B SF8	2B		1-2 2-3		1B		2	0	1	0	0	0	2				
Rance Mulliniks, L OBP: 0.383, SLG: 0.454		4-3				F8		F8		1	0	0	0	0	0	0				
Garth Iorg, R OBP: 0.359, SLG: 0.470			2-3 1B			FC4 1B		F8		3	0	2	0	0	0	2				
George Bell, R OBP: 0.327, SLG: 0.479	F9		SF8			FC4 G4-6-3		L9		3	0	0	1	0	0	3				
Ernie Whitt, L OBP: 0.323, SLG: 0.444			G3			G4-6-3		G3		4	1	1	1	0	0	2				
Jesse Barfield, R OBP: 0.369, SLG: 0.536			HR			L7		F9		4	0	1	0	0	0	0				
Tony Fernandez, S OBP: 0.339, SLG: 0.387						1B		F8		4	1	2	0	0	0	1				
Inning Stats	R: 0 E: 0 K: 0 S: 3	H: 0 LOB: 1 BB: 1 P: 7	R: 1 E: 0 K: 0 S: 5	H: 2 LOB: 0 BB: 0 P: 5	R: 3 E: 0 K: 0 S: 7	H: 4 LOB: 1 BB: 0 P: 7	R: 1 E: 0 K: 1 S: 7	H: 2 LOB: 1 BB: 1 P: 11	R: 0 E: 0 K: 0 S: 3	H: 1 LOB: 0 BB: 0 P: 3	R: 0 E: 0 K: 0 S: 3	H: 0 LOB: 0 BB: 0 P: 3	R: 0 E: 0 K: 0 S: 5	H: 2 LOB: 2 BB: 0 P: 5	R: 0 E: 0 K: 0 S: 4	H: 1 LOB: 1 BB: 0 P: 4	1B: 6 2B: 3 3B: 0 HR: 3	SF: 1 SAC: 0 DP: 1 HBP: 0	WP: 1 PB: 0 SB: 1 CS: 0	PA: 37
PITCHER Joe Cowley, R ERA: 3.95	IP: 2.1 WLS: L BF: 12 H: 4 R: 3 ER: 3 SO: 3 BB: 1 IBB: 0 HBP: 0 BLK: 0 WP: 0 HR: 0 S: 11 P: 15 ERA: 11.57 WHIP: 2.143																			
Bob Shirley, L ERA: 2.64	IP: 0.0 WLS: L BF: 2 H: 2 R: 0 ER: 0 SO: 0 BB: 0 IBB: 0 HBP: 0 BLK: 0 WP: 0 HR: 0 S: 2 P: 2 ERA: - WHIP: -																			
Rich Bardi, R ERA: 3.21	IP: 1.0 WLS: L BF: 6 H: 2 R: 2 ER: 2 SO: 1 BB: 0 IBB: 0 HBP: 0 BLK: 0 WP: 0 HR: 0 S: 5 P: 9 ERA: 18.00 WHIP: 3.000																			
Dennis Rasmussen, L ERA: 3.98	IP: 0.1 WLS: L BF: 1 H: 0 R: 0 ER: 0 SO: 0 BB: 0 IBB: 0 HBP: 0 BLK: 0 WP: 0 HR: 0 S: 3 P: 3 ERA: 0.00 WHIP: 0.000																			
Neil Allen, R ERA: 4.17	IP: 4.1 WLS: L BF: 16 H: 4 R: 0 ER: 0 SO: 0 BB: 0 IBB: 0 HBP: 0 BLK: 0 WP: 1 HR: 0 S: 16 P: 16 ERA: 0.00 WHIP: 0.923																			

New York Yankees @ Toronto Blue Jays
Exhibition Stadium, Toronto, ON
Sat Oct 05 1985, 3:33 AM EDT
Att: 44,608 - Unknown

AB	34
R	5
H	12
RBI	5
BB	2
SO	1
LOB	15

