

**New York Yankees - 1986**

Batter	1	2	3	4	5	6	7	8	9	AB R H RBI BB SO LOB	TOP									
Lonnie Smith, R (1, 7) X	0-0 L5		0-0 5-3			0-3 K		1-0 FC6-4 HBP	0-3 K	4 0 0 0 0 2 4	<b>Kansas City Royals @ New York Yankees</b> Yankee Stadium, Bronx, NY Tue Apr 08 1986, 3:33 AM EST Att: 55,602 - Unknown <a href="http://livebaseballscorecards.com">livebaseballscorecards.com</a>									
Willie Wilson, S (1, 8) X	0-0 6-3			0-3 K		0-0 F9		0-0 FC6-4 FC5 BB		4 0 0 0 0 1 1										
George Brett, L (1, 5) S S S	0-3 K			4-0 HR BB		0-0 3-1		4-0 BB		2 1 0 0 2 1 0										
Hal McRae, R (1, 10) OBP: 0.500, SLG: 1.250		0-0 6-3		0-0 HR		0-0 1-3 1B		0-0 FC5		4 1 2 2 0 0 2										
Frank White, R (1, 4) OBP: 0.250, SLG: 0.250		0-0 F7		0-3 K		0-0 1-3		0-0 1B E		4 0 1 0 0 1 1										
Steve Balboni, R (1, 3) X		0-0 4-3		0-0 F8		4-0 BB		0-0 L6		3 0 0 0 1 0 1										
Darryl Motley, R (1, 9) OBP: 0.250, SLG: 0.500			0-0 2B		0-3 K		0-3 K	0-0 E6 1B		4 0 1 0 0 2 3										
Jim Sundberg, R (1, 2) OBP: 0.250, SLG: 0.250			0-0 6-3		0-0 G3		0-3 K	0-0 1B		4 0 1 0 0 1 3										
Angel Salazar, R (1, 6)			0-0 5-3		0-3 K			0-0 1-3	0-3 K	2 0 0 0 0 1 1										
Lynn Jones, R (8, PH)										1 0 0 0 0 0 0										
Buddy Biancalana, S (8, 6)										0 0 0 0 0 0 0										
Greg Pryor, R (9, PH)										1 0 0 0 0 1 3										
<b>Inning Stats</b>	R: 0 H: 0 E: 0 K: 1 S: 5	H: 0 LOB: 0 BB: 0 P: 5	R: 0 H: 0 E: 0 K: 0 S: 3	H: 0 LOB: 0 BB: 0 P: 3	R: 0 H: 1 E: 0 K: 0 S: 4	H: 1 LOB: 1 BB: 0 P: 4	R: 2 H: 1 E: 0 K: 2 S: 8	H: 1 LOB: 0 BB: 1 P: 12	R: 0 H: 0 E: 0 K: 2 S: 7	H: 0 LOB: 0 BB: 0 P: 7	R: 0 H: 0 E: 0 K: 1 S: 5	H: 0 LOB: 0 BB: 0 P: 5	R: 0 H: 1 E: 0 K: 2 S: 8	H: 1 LOB: 2 BB: 1 P: 12	R: 0 H: 0 E: 0 K: 0 S: 3	H: 0 LOB: 2 BB: 1 P: 8	R: 0 H: 2 E: 1 K: 2 S: 10	H: 2 LOB: 3 BB: 0 P: 10	1B: 3 SF: 0 2B: 1 SAC: 0 3B: 0 DP: 0 HR: 1 HBP: 1	WP: 0 PA: 37 PB: 0 SB: 0 CS: 0
<b>PITCHER</b>	IP WLS BF H R ER SO BB IBB HBP BLK WP HR S P ERA WHIP																			
Ron Guidry, L (1, 1) ERA: 3.6	5.0 W 18 2 2 2 5 1 0 0 0 0 1 27 31 3.60 0.600																			
Rod Scurry, L (6, 1) ERA:	2.1 10 1 0 0 3 1 0 1 0 0 0 14 19 0.00 0.857																			
Dave Righetti, L (8, 1) ERA:	1.2 S 9 2 0 0 2 1 0 0 0 0 0 0 12 16 0.00 1.800																			

**Kansas City Royals @ New York Yankees**  
 Yankee Stadium, Bronx, NY  
 Tue Apr 08 1986, 3:33 AM EST  
 Att: 55,602 - Unknown

AB	33
R	2
H	5
RBI	2
BB	3
SO	10
LOB	19



Batter	1	2	3	4	5	6	7	8	9
Rickey Henderson, R (1, 8)	0-0 5-3	0-3 K			0-0 F9		4-0 CS BB		
Willie Randolph, R (1, 4) OBP: 0.500, SLG: 0.500	0-0 6-3		0-0 F8		0-0 1B		0-0 CS	0-0 P1-4 1B	
Don Mattingly, L (1, 3) OBP: 0.250, SLG: 0.250	0-0 L3		0-0 6-3		0-0 F5			0-0 1B	
Dave Winfield, R (1, 9)		4-0 1B HR BB	0-0 2-3		0-0 F7			0-0 P1-4	
Gary Roenicke, R (1, 10) Mike Easler, L (8, PH)		0-3 K		0-0 4-3		0-0 F8		0-0 F8	
Henry Cotto, R (1, 7) OBP: 0.333, SLG: 0.333		0-0 F9		0-0 1B		0-0 1-3			
Dale Berra, R (1, 5) Mike Pagliarulo, L (8, 5)		0-0 1B HR		0-0 E5 G6-4-3		0-3 K			
Butch Wynegar, S (1, 2) OBP: 0.333, SLG: 1.333		0-0 HR		0-0 G6-4-3		0-0 F7			
Bobby Meacham, S (1, 6) OBP: 0.667, SLG: 0.667		0-0 1B			0-0 1B		0-0 F7		

Inning Stats	R: 0	H: 0	E: 0	K: 0	S: 3	R: 3	H: 3	E: 0	K: 2	S: 10	R: 0	H: 0	E: 0	K: 0	S: 3	R: 0	H: 1	E: 1	K: 0	S: 4	R: 1	H: 2	E: 0	K: 0	S: 5	R: 0	H: 0	E: 0	K: 1	S: 5	R: 0	H: 0	E: 0	K: 0	S: 2	R: 0	H: 2	E: 0	K: 0	S: 4
	LOB: 0	BB: 0	P: 3	LOB: 1	BB: 1	P: 14	LOB: 0	BB: 0	P: 3	LOB: 1	BB: 0	P: 4	LOB: 1	BB: 0	P: 5	LOB: 0	BB: 0	P: 5	LOB: 0	BB: 0	P: 5	LOB: 0	BB: 0	P: 5	LOB: 0	BB: 0	P: 6	LOB: 1	BB: 0	P: 4	LOB: 1	BB: 0	P: 4	LOB: 0	BB: 0	P: 4	LOB: 0	BB: 0	P: 4	

PITCHER	IP	WLS	BF	H	R	ER	SO	BB	IBB	HBP	BLK	WP	HR	S	P	ERA	WHIP
Bud Black, L (1, 1) ERA: 5.14	7.0	L	28	6	4	4	3	2	0	0	0	0	1	32	40	5.14	1.143
Dan Quisenberry, R (8, 1) ERA:	1.0		4	2	0	0	0	0	0	0	0	0	0	4	4	0.00	2.000

**BOTTOM**

**Kansas City Royals @ New York Yankees**  
 Yankee Stadium, Bronx, NY

Tue Apr 08 1986, 3:33 AM EST  
 Att. 55,602 - Unknown

AB 30  
 R 4  
 H 8  
 RBI 4  
 BB 2  
 SO 3  
 LOB 12



1B	2B	3B	HR	SF	SAC	DP	HBP	WP	HR	S	P	ERA	WHIP
7	1	0	1	0	0	2	0	0	0	0	33		

1B	2B	3B	HR	SF	SAC	DP	HBP	WP	HR	S	P	ERA	WHIP
7	1	0	1	0	0	2	0	0	0	0	33		

Batter	1	2	3	4	5	6	7	8	9	AB R H RBI BB SO LOB	TOP	
Lonnie Smith, R (1, 7) OBP: 0.400, SLG: 0.250 Lynn Jones, R (8, 9)	0-0 SF7 1B	0-0 F8		0-0 F9		4-0 CS BB		0-0 1-2 1B		4 1 2 0 1 0 2 0 0 0 0 0 0 0		
Willie Wilson, S (1, 8)	0-0 F7	0-0 F3		0-3 K		0-0 F9 1-2		0-0 4-3		5 0 0 0 0 1 6		
George Brett, L (1, 5) OBP: 0.556, SLG: 1.333	0-0 E4 FC6-4 1-3		0-0 HR	4-0 BB BB		0-0 HR		0-0 F7		4 2 2 2 1 0 1		
Hal McRae, R (1, 10) OBP: 0.333, SLG: 0.714	0-0 SF7 3-H		0-0 F9	4-0 BB 1-2		0-0 1-3		0-0 5-3		3 0 0 1 1 0 0		
Frank White, R (1, 4) OBP: 0.222, SLG: 0.222	0-0 FC6-4 1-2f		0-0 F7	0-0 F2		0-3 K		0-0 2B 1B		5 1 1 0 0 1 3		
Steve Balboni, R (1, 3) OBP: 0.333, SLG: 0.500		0-3 K	0-0 1B 2B		0-0 5-3		0-0 F7	0-0 2B		5 1 2 1 0 1 0		
Rudy Law, L (1, 9) OBP: 0.400, SLG: 0.800		0-0 1B 3B	0-0 1B 1B 2-H		0-0 F2		0-0 F7	0-0 F8		5 2 2 1 0 0 1		
Jim Sundberg, R (1, 2) OBP: 0.500, SLG: 0.429		0-0 1B 1B 3-H	0-0 FC6 1B 2-H		0-0 F9		4-0 FC6-4 BB			3 0 2 2 1 0 0		
Angel Salazar, R (1, 6) OBP: 0.167, SLG: 0.167		0-0 1B 1-2	0-0 FC6 1-2f		0-0 F4		0-0 FC6-4 1B 1-2			4 0 1 0 0 0 2		
<b>Inning Stats</b>	R: 1 E: 1 K: 0 S: 5 H: 1 LOB: 1 BB: 0 P: 5	R: 1 E: 0 K: 1 S: 8 H: 3 LOB: 2 BB: 0 P: 8	R: 3 E: 0 K: 0 S: 7 H: 4 LOB: 1 BB: 0 P: 7	R: 0 E: 0 K: 1 S: 5 H: 0 LOB: 2 BB: 2 P: 13	R: 0 E: 0 K: 0 S: 3 H: 0 LOB: 0 BB: 0 P: 3	R: 0 E: 0 K: 0 S: 2 H: 0 LOB: 0 BB: 1 P: 6	R: 1 E: 0 K: 1 S: 6 H: 1 LOB: 0 BB: 0 P: 6	R: 0 E: 0 K: 0 S: 4 H: 1 LOB: 2 BB: 1 P: 8	R: 1 E: 0 K: 0 S: 5 H: 2 LOB: 1 BB: 0 P: 5	1B: 7 2B: 2 3B: 1 HR: 2 SF: 1 SAC: 0 DP: 0 HBP: 0	WP: 0 PB: 0 SB: 1 CS: 1 PA: 43	
<b>PITCHER</b> Ed Whitson, R (1, 1) ERA: 10.13 Bob Shirley, L (3, 1) ERA: 5.4 John Montefusco, R (7, 1) ERA: 3.0	IP WLS BF H R ER SO BB IBB HBP BLK WP HR S P ERA WHIP											
	2.2 L 15 6 4 3 1 0 0 0 0 0 0 1 17 17 10.12 2.250											
	3.1 15 3 2 2 1 3 0 0 0 0 0 1 14 26 5.40 1.800											
	3.0 13 3 1 1 1 1 0 0 0 0 0 0 14 18 3.00 1.333											
<b>PITCHER</b>	IP WLS BF H R ER SO BB IBB HBP BLK WP HR S P ERA WHIP											

**Kansas City Royals @ New York Yankees**  
 Yankee Stadium, Bronx, NY  
 Wed Apr 09 1986, 6:05 PM EST  
 Att: 17,555 - Unknown

AB	38
R	7
H	12
RBI	7
BB	4
SO	3
LOB	15



Batter	1	2	3	4	5	6	7	8	9	AB R H RBI BB SO LOB
Rickey Henderson, R OBP: 0.444, SLG: 0.167 (1, 8)	0-0 F3 BBB	4-0 BB		4-0 2B 3-1 BB		0-3 K			0-0 1B S 1B	3 1 1 0 2 1 0
Willie Randolph, R OBP: 0.444, SLG: 0.500 (1, 4)	4-0 1B E BB	0-0 F6		0-0 3-1 1-3 2B		0-0 6-3			0-0 F8	4 1 1 0 1 0 2
Don Mattingly, L OBP: 0.444, SLG: 0.444 (1, 3)	0-0 E 1-3 FC6-4 1B		0-0 BB 1B BB	0-0 3-1					0-0 1B	5 2 3 1 0 0 1
Dave Winfield, R (1, 9)	0-0 E5 FC6-4 1-3 3-H		0-0 F8	0-0 1-3					0-0 3-1	5 0 0 1 0 1 5
Gary Roenicke, R Mike Easler, L (4, PH)	4-0 FC6-4 BB		0-0 F4	0-0 F7					0-3 K	1 0 0 0 1 0 1 2 0 0 0 0 1 1
Henry Cotto, R OBP: 0.400, SLG: 0.400 Ken Griffey, L (5, PH) OBP: 0.500, SLG: 0.500 (6, 7)	0-0 FC6-4		0-0 BB 1-2 BB 1B			0-0 F7			0-0 L3 1B	2 0 1 1 0 0 2 2 0 1 0 0 0 0
Dale Berra, R OBP: 0.400, SLG: 0.250 Mike Pagliarulo, L (5, 5)	0-0 F3		4-0 1-2 2-3 BB BB			0-0 G3			0-0 L3	1 0 0 0 1 0 2 2 0 0 0 0 0 1
Butch Wynegar, S OBP: 0.286, SLG: 0.667 (1, 2)			0-0 5-3	4-0 1-2 2-3 3-H BB		0-0 4-3			0-0 F9	3 0 0 1 1 0 0
Bobby Meacham, S OBP: 0.333, SLG: 0.333 Ron Hassey, L (9, PH)			0-0 F7	0-3 K		0-3 K			0-0 L6	3 0 0 0 0 2 3 1 0 0 0 0 0 0

Inning Stats	R: 2	H: 1	E: 1	K: 0	S: 5	LOB: 2	BB: 2	P: 13	R: 0	H: 0	E: 0	K: 0	S: 3	LOB: 1	BB: 1	P: 7	R: 1	H: 2	E: 0	K: 1	S: 7	LOB: 3	BB: 2	P: 15	R: 1	H: 1	E: 0	K: 0	S: 4	LOB: 1	BB: 1	P: 8	R: 0	H: 0	E: 0	K: 0	S: 3	LOB: 0	BB: 0	P: 3	R: 0	H: 0	E: 0	K: 2	S: 7	LOB: 0	BB: 0	P: 7	R: 0	H: 0	E: 0	K: 1	S: 5	LOB: 0	BB: 0	P: 5	R: 0	H: 1	E: 0	K: 0	S: 3	LOB: 0	BB: 0	P: 3	R: 0	H: 2	E: 0	K: 1	S: 7	LOB: 2	BB: 0	P: 7	1B: 6	2B: 2	3B: 0	HR: 0	SF: 0	SAC: 0	DP: 1	HBP: 0	WP: 0	PB: 0	SB: 1	CS: 0	PA: 40
--------------	------	------	------	------	------	--------	-------	-------	------	------	------	------	------	--------	-------	------	------	------	------	------	------	--------	-------	-------	------	------	------	------	------	--------	-------	------	------	------	------	------	------	--------	-------	------	------	------	------	------	------	--------	-------	------	------	------	------	------	------	--------	-------	------	------	------	------	------	------	--------	-------	------	------	------	------	------	------	--------	-------	------	-------	-------	-------	-------	-------	--------	-------	--------	-------	-------	-------	-------	--------

PITCHER	IP	WLS	BF	H	R	ER	SO	BB	IBB	HBP	BLK	WP	HR	S	P	ERA	WHIP
Charlie Leibrandt, L ERA: 10.8 (1, 1)	3.1		21	4	4	4	1	6	0	0	0	0	0	17	41	10.80	3.000
Steve Farr, R ERA: (4, 1)	4.2	W	14	1	0	0	3	0	0	0	0	0	0	20	20	0.00	0.214
Dan Quisenberry, R ERA: (9, 1)	1.0	S	5	2	0	0	1	0	0	0	0	0	0	7	7	0.00	2.000

**BOTTOM**

**Kansas City Royals @ New York Yankees**  
**Yankee Stadium, Bronx, NY**  
 Wed Apr 09 1986, 6:05 PM EST  
 Att. 17,555 - Unknown

livebaseballscorecards.com

<b>AB</b>	<b>34</b>
<b>R</b>	<b>4</b>
<b>H</b>	<b>7</b>
<b>RBI</b>	<b>4</b>
<b>BB</b>	<b>6</b>
<b>SO</b>	<b>5</b>
<b>LOB</b>	<b>18</b>



TOP

Kansas City Royals @ New York Yankees  
Yankee Stadium, Bronx, NY

Thu Apr 10 1986, 3:33 AM EST  
Att. 13,052 - Unknown

AB	40
R	5
H	11
RBI	5
BB	4
SO	3
LOB	15



AB R H RBI BB SO LOB

5	1	2	0	0	0	2
5	0	0	0	0	0	2
5	0	0	0	0	0	2
5	2	3	1	0	1	0
4	1	1	0	1	1	1
3	1	2	1	1	0	0
0	0	0	0	1	0	0
3	0	2	3	0	0	1
1	0	0	0	1	0	0
5	0	0	0	0	1	7
4	0	1	0	0	0	0

Batter	1	2	3	4	5	6	7	8	9	10
Lonnie Smith, R OBP: 0.400, SLG: 0.308 (1, 7)	0-0 G3 S 2B 1B	0-0 F9		0-0 FC4-6 1-2f		0-0 F9			0-0 1B	
Willie Wilson, S (1, 8)	0-0 F7 1-2	0-0 4-3			0-0 4-3	0-0 F6			0-0 F8	
George Brett, L OBP: 0.357, SLG: 0.727 (1, 5)	0-0 G3 2-3		0-0 F7		0-0 4-3		0-0 F7		0-0 4-3	
Frank White, R OBP: 0.357, SLG: 0.500 (1, 4)	0-0 1B 2B 3-H		0-0 F9		0-0 1B 2B 1B		0-3 K			0-0 F9 CS 2B
Steve Balboni, R OBP: 0.357, SLG: 0.417 (1, 3)	4-0 1B 1B BB		0-3 K		0-0 1-3 2B 1B		0-0 6-3			0-0 F9 2-3
Rudy Law, L OBP: 0.556, SLG: 0.875 Hal McRae, R OBP: 0.400, SLG: 0.714 (1, 10) (10, PH)	0-0 1B 1B 1-2 2-H		0-0 1B 2B		4-0 1-2 2B BB		0-0 4-3		4-0 CS IBB	
Darryl Motley, R OBP: 0.429, SLG: 0.714 Lynn Jones, R (7, 9)	0-0 1B 1-2 2-3		0-0 F9		0-0 1-H 2-H 3-H 2B		0-0 F4		4-0 1-2 BB 3-H	
Jim Sundberg, R OBP: 0.308, SLG: 0.250 (1, 2)	0-0 6-3		0-0 F4		0-0 F6		0-0 F8		0-3 K	
Angel Salazar, R OBP: 0.200, SLG: 0.200 (1, 6)		0-0 F9		0-0 FC4-6 1B 2-3		0-0 6-3		0-0 F8		

Inning Stats	R: 2 H: 4 E: 0 K: 0 S: 7	H: 4 LOB: 3 BB: 1 P: 11	R: 0 H: 0 E: 0 K: 0 S: 3	H: 0 LOB: 0 BB: 0 P: 3	R: 0 H: 0 E: 0 K: 1 S: 5	H: 0 LOB: 0 BB: 0 P: 5	R: 0 H: 2 E: 0 K: 0 S: 5	H: 2 LOB: 2 BB: 0 P: 5	R: 3 H: 3 E: 0 K: 0 S: 6	H: 3 LOB: 1 BB: 1 P: 10	R: 0 H: 0 E: 0 K: 0 S: 3	H: 0 LOB: 0 BB: 0 P: 3	R: 0 H: 0 E: 0 K: 1 S: 5	H: 0 LOB: 0 BB: 0 P: 5	R: 0 H: 1 E: 0 K: 0 S: 4	H: 1 LOB: 1 BB: 0 P: 4	R: 0 H: 1 E: 0 K: 1 S: 5	H: 1 LOB: 2 BB: 2 P: 13	1B: 7 2B: 4 3B: 0 HR: 0	SF: 0 SAC: 0 DP: 0 HBP: 0
--------------	--------------------------	-------------------------	--------------------------	------------------------	--------------------------	------------------------	--------------------------	------------------------	--------------------------	-------------------------	--------------------------	------------------------	--------------------------	------------------------	--------------------------	------------------------	--------------------------	-------------------------	-------------------------	---------------------------

PITCHER	IP	WLS	BF	H	R	ER	SO	BB	IBB	HBP	BLK	WP	HR	S	P	ERA	WHIP
Joe Niekro, R ERA: 9.64 (1, 1)	4.2		25	9	5	5	1	2	0	0	0	0	0	25	33	9.64	2.357
Brian Fisher, R ERA: (5, 1)	3.1		10	0	0	0	1	0	0	0	0	0	0	12	12	0.00	0.000
Rod Scurry, L ERA: (9, 1)	1.0	W	5	2	0	0	0	0	0	0	0	0	0	5	5	0.00	2.000
Dave Righetti, L ERA: (10, 1)	1.0		4	0	0	0	1	1	1	0	0	0	0	4	12	0.00	1.000

WP: 0 PA: 44  
PB: 0  
SB: 1  
CS: 2



Batter	1	2	3	4	5	6	7	8	9	AB R H RBI BB SO LOB	TOP	
Mike Felder, S (1, 7) OBP: 0.278, SLG: 0.444	0-0 1-3		0-3 K		0-0 E8 3B		0-0 1-3			4 1 1 0 0 1 1	<b>Milwaukee Brewers @ New York Yankees</b> Yankee Stadium, Bronx, NY Fri Apr 11 1986, 6:05 PM EST Att. 17,042 - Unknown <a href="http://livebaseballscorecards.com">livebaseballscorecards.com</a>	
Robin Yount, R (1, 8) OBP: 0.611, SLG: 0.722	0-0 6-3 1B		0-0 2B		0-0 CS 1B		0-0 F9			4 1 3 0 0 0 1		
Paul Molitor, R (1, 5) OBP: 0.389, SLG: 0.533	0-0 6-3 1-2		4-0 BB		0-0 1-2 2B			0-0 6-3		3 0 1 0 1 0 1		
Billy Jo Robidoux, L (1, 3) OBP: 0.353, SLG: 0.267	0-0 2-H 1B		0-0 G3		0-0 F8			0-3 K		4 0 1 1 0 1 3		
Ben Oglivie, L (1, 10) OBP: 0.200, SLG: 0.200		0-0 4-3 1B		0-0 F6		0-0 F2		0-0 4-3		4 0 1 0 0 0 0		
Ernest Riles, L (1, 6) OBP: 0.353, SLG: 0.706		0-0 L4		0-0 FC1-6 1B		0-0 F8		0-3 K		4 0 1 0 0 1 1		
Jim Gantner, L (1, 4) OBP: 0.125, SLG: 0.067		0-0 4-3 2-3		0-0 FC1-6 1-2		0-0 F7		0-0 6-3		4 0 0 0 0 0 2		
Rick Manning, L (1, 9) OBP: 0.333, SLG: 0.333 Randy Ready, R (9, PH)		0-0 4-3		0-0 5-3			0-0 1-3 1B		0-0 F4	3 0 1 0 0 0 2 1 0 0 0 0 0 0		
Rick Cerone, R (1, 2) OBP: 0.167, SLG: 0.091			0-0 F7		0-3 K		0-0 1-3			3 0 0 0 0 1 1		
<b>Inning Stats</b>	R: 1 H: 2 E: 0 LOB: 1 K: 0 BB: 0 S: 4 P: 4	R: 0 H: 1 E: 1 LOB: 1 K: 0 BB: 0 S: 4 P: 4	R: 0 H: 1 E: 0 LOB: 2 K: 1 BB: 1 S: 6 P: 10	R: 0 H: 1 E: 0 LOB: 1 K: 0 BB: 0 S: 4 P: 4	R: 1 H: 3 E: 1 LOB: 1 K: 1 BB: 0 S: 7 P: 7	R: 0 H: 0 E: 0 LOB: 0 K: 0 BB: 0 S: 3 P: 3	R: 0 H: 1 E: 0 LOB: 1 K: 0 BB: 0 S: 4 P: 4	R: 0 H: 0 E: 0 LOB: 0 K: 1 BB: 0 S: 5 P: 5	R: 0 H: 0 E: 0 LOB: 0 K: 1 BB: 0 S: 5 P: 5	1B: 6 SF: 0 2B: 2 SAC: 0 3B: 1 DP: 0 HR: 0 HBP: 0		WP: 0 PA: 35 PB: 0 SB: 0 CS: 1
<b>PITCHER</b> Bob Tewksbury, R (1, 1) ERA: 2.45 Rod Scurry, L (8, 1) ERA:	IP WLS BF H R ER SO BB IBB HBP BLK WP HR S P ERA WHIP	7.1 W 30 9 2 2 2 1 0 0 0 0 0 0 33 37 2.46 1.364	1.2 S 5 0 0 0 2 0 0 0 0 0 0 0 9 9 0.00 0.000									<b>PITCHER</b> IP WLS BF H R ER SO BB IBB HBP BLK WP HR S P ERA WHIP

Milwaukee Brewers @ New York Yankees  
 Yankee Stadium, Bronx, NY  
 Fri Apr 11 1986, 6:05 PM EST  
 Att. 17,042 - Unknown

AB	34
R	2
H	9
RBI	1
BB	1
SO	4
LOB	12





Batter	1	2	3	4	5	6	7	8	9
Rickey Henderson, R (1, 8) OBP: 0.278, SLG: 0.071	0-0 F9		0-0 F7		0-0 F7		0-0 F9		
Willie Randolph, R (1, 4) OBP: 0.444, SLG: 0.400	0-0 F8		0-0 5-3		0-0 5-3		0-0 FC6 1B		
Don Mattingly, L (1, 3) OBP: 0.333, SLG: 0.294	0-0 F5		0-0 F7		0-0 F8		0-0 FC6 1-2f		
Dave Winfield, R (1, 9) OBP: 0.167, SLG: 0.188		0-0 F9		0-0 6-3		0-0 5-3		0-0 5-3	
Mike Easler, L (1, 10) OBP: 0.333, SLG: 0.583		0-0 4-3 2B		0-0 1B 2B		0-0 L3		0-0 F5	
Ken Griffey, L (1, 7) OBP: 0.364, SLG: 0.300		0-0 4-3 2-3		0-0 6-3 2-H S 1B		4-0 BB BB		0-0 4-3	
Ron Hassey, L (1, 2) OBP: 0.400, SLG: 0.250		0-0 6-3		0-0 6-3 1-3		4-0 BB 1-2 BB			
Mike Pagliarulo, L (1, 5) OBP: 0.500, SLG: 1.143			4-0 F7 PB BB	0-0 HR 3-H		0-3 K S			
Bobby Meacham, S (1, 6) OBP: 0.250, SLG: 0.182			4-0 F7 1-2 BB	0-0 4-3			0-0 5-3		


Inning Stats	R: 0	H: 0	E: 0	K: 0	S: 3	R: 0	H: 1	E: 0	K: 0	S: 4	R: 0	H: 0	E: 0	K: 0	S: 3	R: 3	H: 3	E: 0	K: 0	S: 6	R: 0	H: 0	E: 0	K: 1	S: 5	R: 0	H: 1	E: 0	K: 0	S: 4	R: 0	H: 0	E: 0	K: 0	S: 3
	LOB: 0	BB: 0	BB: 0	BB: 0	BB: 0	LOB: 1	BB: 0	LOB: 2	BB: 2	P: 4	LOB: 0	LOB: 0	LOB: 2	BB: 2	P: 3	LOB: 0	LOB: 0	LOB: 2	BB: 2	P: 13	LOB: 1	LOB: 1	LOB: 0	LOB: 0	LOB: 0	LOB: 0	LOB: 0	LOB: 0	LOB: 0	LOB: 0	LOB: 0	LOB: 0	LOB: 0	LOB: 0	LOB: 0

PITCHER	IP	WLS	BF	H	R	ER	SO	BB	IBB	HBP	BLK	WP	HR	S	P	ERA	WHIP
Bill Wegman, R (1, 1) ERA: 4.76	5.2	L	25	4	3	3	0	4	0	0	0	0	1	21	37	4.76	1.412
Dan Plesac, L (6, 1) ERA:	2.1		8	1	0	0	1	0	0	0	0	0	0	10	10	0.00	0.429

**BOTTOM**

**Milwaukee Brewers @ New York Yankees**  
 Yankee Stadium, Bronx, NY  
 Fri Apr 11 1986, 6:05 PM EST  
 Att. 17,042 - Unknown

AB	29
R	3
H	5
RBI	3
BB	4
SO	1
LOB	12



1B	2B	3B	HR	SF	SAC	DP	HBP	WP	HR	S	P	ERA	WHIP
2	2	0	1	0	0	0	0	0	1	2	1	33	

Batter	1	2	3	4	5	6	7	8	9	AB R H RBI BB SO LOB	TOP											
Mike Felder, S (1, 7) OBP: 0.217, SLG: 0.348	0-3 K		0-0 1-3			0-0 4-3		0-0 F4	0-0 6-3	5 0 0 0 0 1 4	<b>Milwaukee Brewers @ New York Yankees</b> Yankee Stadium, Bronx, NY Sat Apr 12 1986, 3:33 AM EST Att. 21,343 - Unknown <a href="http://livebaseballscorecards.com">livebaseballscorecards.com</a>											
Robin Yount, R (1, 8) OBP: 0.545, SLG: 0.619	0-0 F9			0-0 F9		0-0 5-3		4-0 4-3 BB		3 0 0 0 1 0 1												
Paul Molitor, R (1, 5) OBP: 0.500, SLG: 0.647	4-0 BB			0-0 WP SF7 2B		0-0 BB 1B		4-0 1-2 BB		2 1 2 1 2 0 0												
Billy Jo Robidoux, L (1, 3) OBP: 0.333, SLG: 0.235	0-0 2-3			0-0 SF7 2-H		4-0 1-2 BB		0-0 4-3		2 0 0 2 1 0 3												
Randy Ready, R (1, 10)		0-3 K		0-0 1-3		0-0 F4		0-0 F7		4 0 0 0 0 1 4												
Rob Deer, R (1, 9) OBP: 0.235, SLG: 0.333		0-0 F3			0-0 F3		0-0 F7		0-3 K	4 0 0 0 0 1 0												
Ernest Riles, L (1, 6) OBP: 0.333, SLG: 0.600		0-3 K			0-3 K		0-0 F7		4-0 BB BB	3 0 0 0 1 2 0												
Juan Castillo, S (1, 4)			0-3 K		0-0 F9		0-0 F9		4-0 1-2 BB	3 0 0 0 1 1 0												
Rick Cerone, R (1, 2) OBP: 0.250, SLG: 0.267			0-3 K		0-0 4-3 1B 2B		0-0 BB BB 4-3 1B		0-0 F9	4 2 2 0 0 1 2												
<b>Inning Stats</b>	R: 0 E: 0 K: 1 S: 5	H: 0 LOB: 1 BB: 1 P: 9	R: 0 E: 0 K: 2 S: 7	H: 0 LOB: 0 BB: 0 P: 7	R: 0 E: 0 K: 2 S: 7	H: 0 LOB: 0 BB: 0 P: 7	R: 1 E: 0 K: 0 S: 4	H: 1 LOB: 0 BB: 0 P: 4	R: 0 E: 0 K: 1 S: 5	H: 0 LOB: 0 BB: 0 P: 5		R: 1 E: 0 K: 0 S: 5	H: 2 LOB: 2 BB: 1 P: 9	R: 0 E: 0 K: 0 S: 3	H: 0 LOB: 0 BB: 0 P: 3	R: 1 E: 0 K: 0 S: 4	H: 1 LOB: 2 BB: 2 P: 12	R: 0 E: 0 K: 1 S: 5	H: 0 LOB: 2 BB: 2 P: 13	1B: 2 2B: 2 3B: 0 HR: 0	SF: 1 SAC: 0 DP: 0 HBP: 0	WP: 1 PB: 0 SB: 0 CS: 0
<b>PITCHER</b>	IP WLS BF H R ER SO BB IBB HBP BLK WP HR S P ERA WHIP																					
Dennis Rasmussen, L (1, 1) ERA: 3.18	5.2 W 22 3 2 2 6 2 0 0 0 1 0 32 40 3.18 0.882																					
Brian Fisher, R (6, 1) ERA: 1.8	1.2 7 1 1 1 0 1 0 0 0 0 0 6 10 5.40 1.200																					
John Montefusco, R (8, 1) ERA: 2.25	1.0 6 0 0 0 1 3 0 0 0 0 0 5 17 0.00 3.000																					
Dave Righetti, L (9, 1) ERA:	0.2 S 2 0 0 0 0 0 0 0 0 0 0 2 2 0.00 0.000																					

AB	30
R	3
H	4
RBI	3
BB	6
SO	7
LOB	14



Batter	1	2	3	4	5	6	7	8	9
Rickey Henderson, R OBP: 0.304, SLG: 0.059	0-0 5-3			4-0 BB G6-4-3	4-0 CS BB		0-0 E1 FC3-2 BB	0-3 K	
Willie Randolph, R OBP: 0.409, SLG: 0.368	0-0 G3			0-0 G6-4-3	0-0 CS	0-0 4-3	0-0 BB FC3-2 1B		
Don Mattingly, L OBP: 0.318, SLG: 0.286	0-0 F7			0-0 F9		0-0 F8 BB 1B	0-0 FC3-2 BB		
Dave Winfield, R OBP: 0.273, SLG: 0.389		0-0 F8			0-0 HR	4-0 F8 BB	4-0 BB		
Gary Roenicke, R Ken Griffey, L OBP: 0.308, SLG: 0.250		0-0 F8			4-0 FC1-5 BB 1B	0-0 F8	0-0 4-3		
Henry Cotto, R OBP: 0.333, SLG: 0.333		0-0 F8			0-0 FC1-5 HR 1B	0-0 F4		0-3 K	
Dale Berra, R Mike Pagliarulo, L OBP: 0.500, SLG: 1.000			0-0 F7		0-0 FC1-5 HR		0-3 K	4-0 1B WP BB	
Butch Wynegar, S			0-0 F3		0-0 HR		0-0 E BB 1B	0-0 WP 1B	
Bobby Meacham, S			0-3 K		0-0 4-3		4-0 1B E FC3-2 BB	0-3 K	

Inning Stats	R: 0	H: 0	E: 0	K: 0	S: 3	R: 0	H: 0	E: 0	K: 0	S: 3	R: 0	H: 0	E: 0	K: 1	S: 5	R: 4	H: 3	E: 0	K: 0	S: 5	R: 0	H: 1	E: 0	K: 0	S: 4	R: 2	H: 2	E: 1	K: 1	S: 8	R: 1	H: 1	E: 0	K: 3	S: 10
	0	0	0	0	3	0	0	0	0	3	0	0	0	1	5	0	3	0	0	5	0	1	2	0	8	0	2	1	3	1	1	0	3	10	

PITCHER	IP	WLS	BF	H	R	ER	SO	BB	IBB	HBP	BLK	WP	HR	S	P	ERA	WHIP
Teddy Higuera, L ERA: 4.38	5.1	L	22	4	4	4	1	4	0	0	0	0	2	20	36	6.75	1.500
Danny Darwin, R ERA: 3.38	1.0		7	2	2	1	1	1	0	0	0	0	0	8	12	9.00	3.000
Bob McClure, L ERA:	0.1		1	0	0	0	0	0	0	0	0	0	0	1	1	0.00	0.000
Mark Clear, R ERA: 4.5	1.1		7	1	1	1	3	2	0	0	0	1	0	11	19	6.75	2.250

**BOTTOM**

**Milwaukee Brewers @ New York Yankees**  
 Yankee Stadium, Bronx, NY

Sat Apr 12 1986, 3:33 AM EST  
 Att. 21,343 - Unknown

AB	R	H	RBI	BB	SO	LOB
3	1	0	0	2	1	3
4	0	1	1	0	0	1
4	0	1	0	0	0	3
2	1	1	2	2	0	0
1	0	0	0	1	0	0
2	0	0	0	0	0	5
4	1	1	0	0	1	2
2	1	0	0	0	0	2
1	1	0	0	1	1	0
4	2	3	3	0	0	0
3	0	0	0	1	2	2

AB	30
R	7
H	7
RBI	6
BB	7
SO	5
LOB	18

WP: 1 PA: 38  
 PB: 0  
 SB: 0  
 CS: 1



Batter	1	2	3	4	5	6	7	8	9	AB R H RBI BB SO LOB	TOP											
Mike Felder, S (1, 8) OBP: 0.259, SLG: 0.370	0-0 B1-3		0-0 4-3			0-0 S 1B		0-0 1-2 G6-4-3 1B		4 0 2 0 0 0 0	<b>Milwaukee Brewers @ New York Yankees</b> Yankee Stadium, Bronx, NY Sun Apr 13 1986, 3:33 AM EST Att: 33,029 - Unknown <a href="http://livebaseballscorecards.com">livebaseballscorecards.com</a>											
Randy Ready, R (1, 4) OBP: 0.235, SLG: 0.353	0-0 6-3		0-0 1-3			0-3 1-2 K		0-0 1-2f 2-3 G6-4-3		4 0 0 0 0 1 3												
Paul Molitor, R (1, 5) OBP: 0.462, SLG: 0.571	0-0 6-3					0-0 FC5-4 1B		0-3 K		4 0 1 0 0 1 2												
Robin Yount, R (1, 10) OBP: 0.538, SLG: 0.720		0-0 CS 1B 1B				0-0 FC5-4 1-2f G5-4-3		0-0 F7		4 2 2 1 0 0 2												
Paul Householder, S (1, 7) OBP: 0.235, SLG: 0.353		0-0 CS 1-2 1B				0-0 G5-4-3 1-2f		0-0 F3		4 0 1 0 0 1 1												
Rob Deer, R (1, 9) OBP: 0.238, SLG: 0.316		0-3 K				0-0 1B 1B		0-0 F5		4 0 1 0 0 2 2												
Billy Jo Robidoux, L (1, 3) OBP: 0.360, SLG: 0.333		0-0 1-2 2-H 1B				0-3 K		0-0 2B		4 0 2 1 0 2 1												
Juan Castillo, S (1, 6) OBP: 0.286, SLG: 0.167		0-0 1-3				0-0 1-3 G4-3 1B		0-0 4-3		3 0 1 0 0 0 2												
Charlie Moore, R (1, 2) OBP: 0.333, SLG: 0.333			0-0 4-3			0-0 G4-3 1-2f		0-0 G6-4-3 1B 1B		3 0 1 0 0 0 2												
<b>Inning Stats</b>	R: 0 E: 0 K: 0 S: 3	H: 0 LOB: 0 BB: 0 P: 3	R: 1 E: 0 K: 1 S: 7	H: 3 LOB: 1 BB: 0 P: 7	R: 0 E: 0 K: 0 S: 3	H: 0 LOB: 0 BB: 0 P: 3	R: 0 E: 0 K: 0 S: 3	H: 1 LOB: 0 BB: 0 P: 3	R: 0 E: 0 K: 1 S: 6	H: 2 LOB: 1 BB: 0 P: 6	R: 0 E: 0 K: 1 S: 6	H: 1 LOB: 1 BB: 0 P: 6	R: 0 E: 0 K: 0 S: 4	H: 1 LOB: 1 BB: 0 P: 4	R: 0 E: 0 K: 1 S: 6	H: 2 LOB: 1 BB: 0 P: 6	R: 1 E: 0 K: 3 S: 10	H: 1 LOB: 0 BB: 0 P: 10	1B: 9 2B: 1 3B: 0 HR: 1	SF: 0 SAC: 0 DP: 3 HBP: 0	WP: 0 PB: 0 SB: 1 CS: 2	PA: 34
<b>PITCHER</b>	IP WLS BF H R ER SO BB IBB HBP BLK WP HR S P ERA WHIP																					
Ron Guidry, L (1, 1) ERA: 2.25	7.0 W 26 8 1 1 3 0 0 0 0 0 0 0 32 32 1.29 1.143																					
Rod Scurry, L (8, 1) ERA:	0.0 1 1 0 0 0 0 0 0 0 0 0 0 1 1 ∞ ∞																					
Bob Shirley, L (8, 1) ERA: 6.23	1.0 4 2 1 1 1 0 0 0 0 0 1 6 6 9.00 2.000																					
Dave Righetti, L (9, 1) ERA:	1.0 S 3 0 0 0 3 0 0 0 0 0 0 9 9 0.00 0.000																					



Batter	1	2	3	4	5	6	7	8	9
Rickey Henderson, R OBP: 0.333, SLG: 0.053 (1, 8)	0-0 4-3		4-0 2B 1-2 1B BB		4-0 1-2 BB		0-0 5-3		
Willie Randolph, R OBP: 0.385, SLG: 0.391 (1, 4)	0-3 K		0-0 1-3 2-H 1B 2B		0-0 1-2 BB		0-0 E6		
Don Mattingly, L OBP: 0.346, SLG: 0.320 (1, 3)	0-0 FC6-4 1B		0-0 2-H 3-H 1B		0-0 F8		0-0 F9		
Dave Winfield, R OBP: 0.269, SLG: 0.333 (1, 9)	0-0 FC6-4 1-2f		0-0 G6-3 1-2f		0-0 6-3		4-0 F8 1-3 BB		
Mike Easler, L OBP: 0.250, SLG: 0.438 (1, 10)		0-0 G3	0-3 K		0-0 3-1		0-0 1-3		
Ken Griffey, L OBP: 0.353, SLG: 0.214 (1, 7)		4-0 BB		0-0 F8		4-0 BB BB	0-0 F8		
Mike Pagliarulo, L OBP: 0.500, SLG: 0.800 (1, 5)		0-3 K		4-0 G4-6-3 BB		4-0 1-2 BB	0-0 6-3		
Butch Wynegar, S OBP: 0.316, SLG: 0.588 (1, 2)		0-0 4-3		0-0 G4-6-3 1-2f		0-0 F6			
Bobby Meacham, S OBP: 0.316, SLG: 0.133 (1, 6)			4-0 WP 2B BB		4-0 CS BB		0-3 K		

Inning Stats	R: 0	H: 1	E: 0	K: 1	S: 6	R: 0	H: 0	E: 0	K: 1	S: 5	R: 3	H: 2	E: 0	K: 1	S: 6	R: 0	H: 0	E: 0	K: 0	S: 2	R: 0	H: 0	E: 0	K: 0	S: 2	R: 0	H: 0	E: 0	K: 0	S: 3	R: 0	H: 0	E: 1	K: 1	S: 6	R: 0	H: 0	E: 0	K: 0	S: 3
	LOB: 1	BB: 0	P: 6	LOB: 1	BB: 1	P: 9	LOB: 0	BB: 2	P: 14	LOB: 0	BB: 1	P: 6	LOB: 1	BB: 2	P: 10	LOB: 2	BB: 2	P: 11	LOB: 1	BB: 0	P: 6	LOB: 1	BB: 1	P: 7	LOB: 1	BB: 1	P: 7	LOB: 0	BB: 0	P: 7	LOB: 0	SF: 0	SAC: 0	DP: 2	HBP: 0	1B: 2	2B: 1	3B: 0	HR: 0	

PITCHER	IP	WLS	BF	H	R	ER	SO	BB	IBB	HBP	BLK	WP	HR	S	P	ERA	WHIP
Jaime Cocanower, R ERA: 3.86 (1, 1)	7.0	L	31	3	3	3	4	9	0	0	0	1	0	30	66	3.86	1.714
Ray Searge, L ERA: 4.15 (8, 1)	1.0		3	0	0	0	0	0	0	0	0	0	0	3	3	0.00	0.000

**BOTTOM**

**Milwaukee Brewers @ New York Yankees**  
 Yankee Stadium, Bronx, NY  
 Sun Apr 13 1986, 3:33 AM EST  
 Att. 33,029 - Unknown

AB	25
R	3
H	3
RBI	3
BB	9
SO	4
LOB	13



WP	HR	S	P	ERA	WHIP
1	0	2	1	0	0

**New York Yankees @ Cleveland Indians**  
**Cleveland Municipal Stadium, Cleveland, OH**

Tue Apr 15 1986, 6:05 PM EST  
 Att. 3,223 - Unknown

[livebaseballscorecards.com](http://livebaseballscorecards.com)

<b>AB</b>	<b>39</b>
<b>R</b>	<b>6</b>
<b>H</b>	<b>13</b>
<b>RBI</b>	<b>6</b>
<b>BB</b>	<b>5</b>
<b>SO</b>	<b>9</b>
<b>LOB</b>	<b>20</b>



Batter	1	2	3	4	5	6	7	8	9	AB R H RBI BB SO LOB
<b>Rickey Henderson, R</b> OBP: 0.313, SLG: 0.083 (1, 8)	0-3 K2-3			0-3 K	0-0 F9		0-0 S 1B	0-0 5-3		5 1 1 0 0 2 4
<b>Willie Randolph, R</b> OBP: 0.387, SLG: 0.429 (1, 4)	0-3 K			0-0 WP 1B 2B		0-0 L3	0-0 1B BB		0-0 6-3	5 2 2 1 0 1 0
<b>Don Mattingly, L</b> OBP: 0.387, SLG: 0.321 (1, 3)	0-0 F4			0-0 F9		4-0 1B BB	4-0 1B BB		0-0 2B 1B	3 2 1 0 2 0 1
<b>Dave Winfield, R</b> OBP: 0.355, SLG: 0.440 (1, 9)		0-3 K		4-0 1B BB		0-0 1B	0-0 1B		0-0 1B	4 1 3 1 1 1 0
<b>Mike Easler, L</b> OBP: 0.286, SLG: 0.429 (1, 10)		0-0 4-3		0-0 1B		0-0 F6	0-0 3-1		0-0 BB 1B	5 0 2 3 0 0 4
<b>Ken Griffey, L</b> OBP: 0.455, SLG: 0.333 (1, 7)		0-3 K			0-0 FC3-6 1B	0-0 1B		0-0 1B	4-0 BB	4 0 3 1 1 1 0
<b>Mike Pagliarulo, L</b> OBP: 0.381, SLG: 0.533 (1, 5)			0-0 L9		0-0 FC3-6 1-3 BB	0-0 4-3		0-3 K	0-3 K	5 0 0 0 0 2 6
<b>Butch Wynegar, S</b> OBP: 0.292, SLG: 0.476 (1, 2)			0-0 F9		4-0 1-3 BB		0-0 F8	0-0 L4	0-0 F7	4 0 0 0 1 0 3
<b>Bobby Meacham, S</b> OBP: 0.304, SLG: 0.158 (1, 6)			0-3 K		0-0 1-3		0-3 K	0-0 1B		4 0 1 0 0 2 2

Inning Stats	R: 0 E: 0 K: 2 S: 7	H: 0 LOB: 0 BB: 0 P: 7	R: 0 E: 0 K: 2 S: 7	H: 0 LOB: 0 BB: 0 P: 7	R: 0 E: 0 K: 1 S: 5	H: 0 LOB: 0 BB: 0 P: 5	R: 1 E: 0 K: 1 S: 6	H: 2 LOB: 2 BB: 1 P: 10	R: 0 E: 0 K: 0 S: 4	H: 1 LOB: 2 BB: 1 P: 8	R: 1 E: 0 K: 0 S: 5	H: 2 LOB: 2 BB: 1 P: 9	R: 2 E: 0 K: 1 S: 8	H: 3 LOB: 2 BB: 1 P: 12	R: 0 E: 0 K: 1 S: 7	H: 2 LOB: 2 BB: 0 P: 7	R: 2 E: 0 K: 1 S: 8	H: 3 LOB: 2 BB: 1 P: 12	1B: 11 2B: 2 3B: 0 HR: 0	SF: 0 SAC: 0 DP: 0 HBP: 0	WP: 1 PB: 0 SB: 1 CS: 0	PA: 44
--------------	------------------------------	---------------------------------	------------------------------	---------------------------------	------------------------------	---------------------------------	------------------------------	----------------------------------	------------------------------	---------------------------------	------------------------------	---------------------------------	------------------------------	----------------------------------	------------------------------	---------------------------------	------------------------------	----------------------------------	-----------------------------------	------------------------------------	----------------------------------	--------

PITCHER	IP	WLS	BF	H	R	ER	SO	BB	IBB	HBP	BLK	WP	HR	S	P	ERA	WHIP
<b>Tom Candiotti, R</b> ERA: 3.55 (1, 1)	6.2	L	29	7	4	4	7	3	0	0	0	1	0	40	52	5.40	1.500
<b>Jamie Easterly, L</b> ERA: 7.71 (7, 1)	0.1		4	2	0	0	0	1	0	0	0	0	0	3	7	0.00	9.000
<b>Jim Kern, R</b> ERA: 6.23 (8, 1)	2.0		11	4	2	2	2	1	0	0	0	0	0	14	18	9.00	2.500

Batter	1	2	3	4	5	6	7	8	9	AB	R	H	RBI	BB	SO	LOB
<b>Brett Butler, L</b> (1, 8) OBP: 0.300, SLG: 0.269	0-0 F3			0-0 6-3 1B		0-0 G3		0-0 FC3-6 BB		4	0	1	0	0	0	1
<b>Julio Franco, R</b> (1, 6) OBP: 0.233, SLG: 0.222	0-0 F9			0-0 6-3 1-2			0-0 F9	4-0 BB		3	0	0	0	1	0	1
<b>Joe Carter, R</b> (1, 9) OBP: 0.269, SLG: 0.538	0-0 L8			0-0 5-3			0-0 1B 1B	0-3 K		4	1	1	0	0	1	3
<b>Andre Thornton, R</b> (1, 10) OBP: 0.367, SLG: 0.500		0-3 K		0-0 G3			0-0 1B 1-2 1B		0-0 HR	4	1	2	1	0	1	1
<b>Brook Jacoby, R</b> (1, 5) OBP: 0.414, SLG: 0.480		0-3 K			0-0 1-3		0-0 1-2 2-H 1B		0-3 K	4	0	1	1	0	2	0
<b>Pat Tabler, R</b> (1, 3) OBP: 0.357, SLG: 0.500		0-3 K			0-0 6-3		0-0 F9		0-0 G4-6-3 1B	4	0	1	0	0	1	2
<b>Mel Hall, L</b> (1, 7) OBP: 0.174, SLG: 0.190			0-0 G3		0-0 F2		0-0 F7		0-0 G4-6-3 1-2f	4	0	0	0	0	0	3
<b>Tony Bernazard, S</b> (1, 4) OBP: 0.423, SLG: 0.409		0-3 K		0-3 K		0-0 F7		0-0 4-3		3	0	0	0	0	1	0
<b>Andy Allanson, R</b> (1, 2) OBP: 0.478, SLG: 0.455			0-0 6-3		0-0 F2			4-0 FC3-6 BB		2	0	0	0	1	0	0

Inning Stats	R: 0	H: 0	E: 0	K: 0	S: 3	LOB: 0	BB: 0	P: 3	R: 0	H: 0	E: 0	K: 1	S: 5	LOB: 0	BB: 0	P: 9	R: 0	H: 1	E: 0	K: 0	S: 4	LOB: 1	BB: 0	P: 4	R: 0	H: 0	E: 0	K: 0	S: 3	LOB: 0	BB: 0	P: 3	R: 1	H: 3	E: 0	K: 0	S: 6	LOB: 2	BB: 0	P: 6	R: 0	H: 0	E: 0	K: 1	S: 5	LOB: 2	BB: 2	P: 13	R: 1	H: 2	E: 0	K: 1	S: 6	LOB: 0	BB: 0	P: 6	1B: 5	SF: 0	2B: 0	SAC: 0	3B: 0	DP: 1	HR: 1	HBP: 0	WP: 0	PA: 34
--------------	------	------	------	------	------	--------	-------	------	------	------	------	------	------	--------	-------	------	------	------	------	------	------	--------	-------	------	------	------	------	------	------	--------	-------	------	------	------	------	------	------	--------	-------	------	------	------	------	------	------	--------	-------	-------	------	------	------	------	------	--------	-------	------	-------	-------	-------	--------	-------	-------	-------	--------	-------	--------

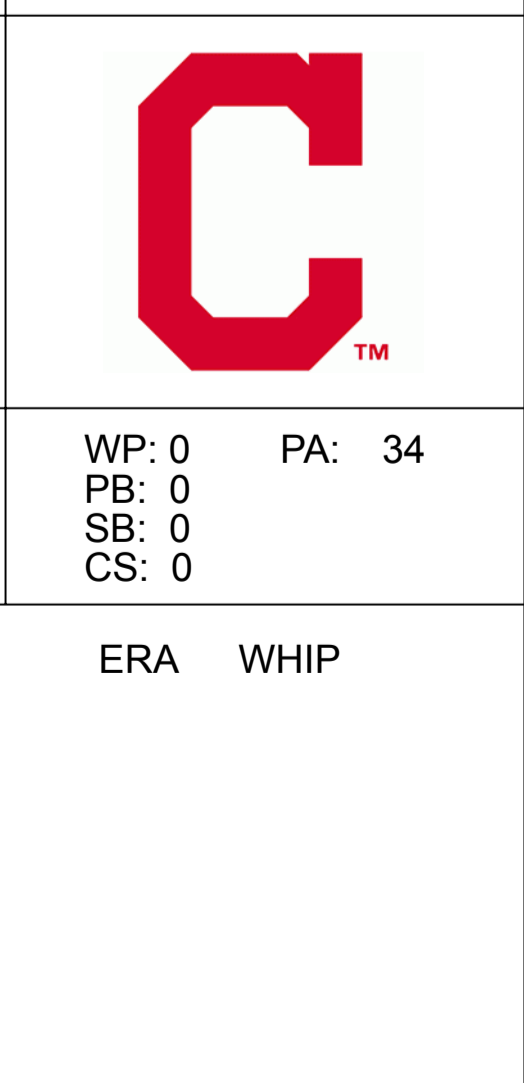
PITCHER	IP	WLS	BF	H	R	ER	SO	BB	IBB	HBP	BLK	WP	HR	S	P	ERA	WHIP
<b>Joe Niekro, R</b> (1, 1) ERA: 4.5	7.1	W	27	4	1	1	4	1	0	0	0	0	0	34	38	1.23	0.682
<b>Brian Fisher, R</b> (8, 1) ERA: 2.7	1.2	S	7	2	1	1	2	1	0	0	0	0	1	10	14	5.40	1.800

**BOTTOM**

**New York Yankees @ Cleveland Indians**  
Cleveland Municipal Stadium, Cleveland, OH

Tue Apr 15 1986, 6:05 PM EST  
Att. 3,223 - Unknown

<b>AB</b>	<b>32</b>
<b>R</b>	<b>2</b>
<b>H</b>	<b>6</b>
<b>RBI</b>	<b>2</b>
<b>BB</b>	<b>2</b>
<b>SO</b>	<b>6</b>
<b>LOB</b>	<b>11</b>



Batter	1	2	3	4	5	6	7	8	9	AB R H RBI BB SO LOB	TOP		
Rickey Henderson, R OBP: 0.297, SLG: 0.103 (1, 8) X	0-0 F7		0-0 5-3			0-0 F9		0-0 1B	0-0 6-3	5 0 1 1 0 0 1			
Willie Randolph, R OBP: 0.389, SLG: 0.406 (1, 4) X	0-0 F6		0-0 5-3			4-0 BB		0-3 K	0-0 3-H	4 0 1 0 1 1 2			
Don Mattingly, L OBP: 0.361, SLG: 0.281 (1, 3) B B B	4-0 2B BB		0-0 4-3			0-3 K		0-0 F7	0-0 3	4 0 0 0 1 1 6			
Dave Winfield, R OBP: 0.343, SLG: 0.448 (1, 9) X	0-0 1-3 2B			0-0 4-3		0-0 F5		0-0 F7		4 0 1 0 0 0 3			
Mike Easler, L OBP: 0.320, SLG: 0.417 (1, 10) B B B	4-0 BB			0-0 1-3			0-0 1-3		0-0 1B 2B 1B	3 1 1 0 1 0 0			
Ken Griffey, L OBP: 0.423, SLG: 0.318 (1, 7) X	0-0 1-3			0-0 F9			0-0 F6		0-0 2B 1B	4 1 1 0 0 0 3			
Mike Pagliarulo, L OBP: 0.400, SLG: 0.632 (1, 5) X		0-0 F7			0-3 K		0-0 2B		0-0 1-3 2-H 2B 2B	4 1 2 1 0 1 0			
Butch Wynegar, S OBP: 0.286, SLG: 0.417 (1, 2) X		0-0 F8			0-0 F7		0-0 6-3		4-0 2B 6-3 BB	3 1 0 0 1 0 1			
Bobby Meacham, S OBP: 0.308, SLG: 0.182 (1, 6) X		0-0 3-1			0-0 4-3			0-0 1B	0-0 1B 2B	3 0 1 0 0 0 0			
Ron Hassey, L OBP: 0.500, SLG: 0.600 (9, PH)									1-3 2-H 3-H	1 0 1 2 0 0 0			
Mike Fischlin, R (9, PR)										0 0 0 0 0 0 0			
<b>Inning Stats</b>	R: 0 H: 1 E: 0 LOB: 3 K: 0 BB: 2 S: 4 P: 12	R: 0 H: 0 E: 0 LOB: 0 K: 0 BB: 0 P: 3	R: 0 H: 0 E: 0 LOB: 0 K: 0 BB: 0 P: 3	R: 0 H: 0 E: 0 LOB: 0 K: 0 BB: 0 P: 3	R: 0 H: 0 E: 0 LOB: 0 K: 1 BB: 0 P: 5	R: 0 H: 0 E: 0 LOB: 1 K: 1 BB: 1 P: 9	R: 0 H: 1 E: 0 LOB: 1 K: 0 BB: 0 P: 4	R: 0 H: 2 E: 0 LOB: 2 K: 1 BB: 0 P: 7	R: 4 H: 5 E: 0 LOB: 2 K: 0 BB: 1 P: 11	1B: 5 SF: 0 2B: 5 SAC: 0 3B: 0 DP: 1 HR: 0 HBP: 0	WP: 0 PA: 39 PB: 0 SB: 0 CS: 0		
<b>PITCHER</b>	IP WLS BF H R ER SO BB IBB HBP BLK WP HR S P ERA WHIP											<b>PITCHER</b>	IP WLS BF H R ER SO BB IBB HBP BLK WP HR S P ERA WHIP
Phil Niekro, R ERA: 0.69 (1, 1)	7.0 W 27 3 0 0 2 3 0 0 0 0 0 0 28 40 0.00 0.857												
Ernie Camacho, R ERA: 6.35 (8, 1)	1.1 11 6 4 4 1 1 0 0 0 0 0 0 12 16 27.00 5.250												
Scott Bailes, L ERA: 3.86 (9, 1)	0.2 S 1 0 0 0 0 0 0 0 0 0 0 0 1 1 0.00 0.000												

**New York Yankees @ Cleveland Indians**  
 Cleveland Municipal Stadium, Cleveland, OH  
 Thu Apr 17 1986, 6:05 PM EST  
 Att. 5,602 - Unknown

AB	35
R	4
H	9
RBI	4
BB	4
SO	3
LOB	16





Batter	1	2	3	4	5	6	7	8	9
<b>Brett Butler, L</b> OBP: 0.294, SLG: 0.241 (1, 8) X	0-0 4-3	0-0 F7		0-0 6-3			0-0 SH3-4	4-0 FC5-4 BB	
<b>Julio Franco, R</b> OBP: 0.286, SLG: 0.344 (1, 6) X	0-0 5-3 2B		0-0 G6-4-3 1B 3B 1B		0-0 6-3		0-0 F8 1B 2B	0-0 FC5-4	
<b>Joe Carter, R</b> OBP: 0.333, SLG: 0.536 (1, 9) B B B	4-0 5-3 BB		0-0 G6-4-3 1B		0-0 F3		4-0 F8 1B BB		
<b>Andre Thornton, R</b> OBP: 0.324, SLG: 0.429 (1, 10) X	0-0 5-3		0-0 G6-4-3		0-0 6-3		0-0 F8		
<b>Brook Jacoby, R</b> OBP: 0.455, SLG: 0.621 (1, 5) S S S	0-3 K		0-0 1B 3B			0-0 G3 2B	0-0 FC4-6 1B		
<b>Pat Tabler, R</b> OBP: 0.375, SLG: 0.533 (1, 3) X		0-0 4-3 1B 2B	0-0 3-H 1B		0-0 G3	0-0 FC4-6			
<b>Mel Hall, L</b> OBP: 0.148, SLG: 0.160 (1, 7) X		0-0 F5	0-3 K		0-0 4-3		0-3 K		
<b>Tony Bernazard, S</b> OBP: 0.367, SLG: 0.346 (1, 4) X		0-0 4-3		0-0 G3		0-0 F9		0-0 4-3	
<b>Chris Bando, S</b> OBP: 0.571, SLG: 0.571 (1, 2) X		0-0 3-H 1B		0-0 6-3			0-0 SH3-4 2B 1B	0-0 BB 1B	

Inning Stats	R: 0	H: 1	E: 0	K: 1	S: 6	LOB: 2	BB: 1	P: 10
	R: 1	H: 2	E: 0	K: 0	S: 5	LOB: 1	BB: 0	P: 5
	R: 2	H: 4	E: 0	K: 1	S: 8	LOB: 1	BB: 0	P: 8
	R: 0	H: 0	E: 0	K: 0	S: 3	LOB: 0	BB: 0	P: 3
	R: 0	H: 1	E: 0	K: 0	S: 4	LOB: 1	BB: 0	P: 4
	R: 3	H: 3	E: 0	K: 0	S: 6	LOB: 1	BB: 1	P: 10
	R: 0	H: 1	E: 0	K: 1	S: 6	LOB: 2	BB: 1	P: 10

PITCHER	IP	WLS	BF	H	R	ER	SO	BB	IBB	HBP	BLK	WP	HR	S	P	ERA	WHIP
<b>Bob Tewksbury, R</b> ERA: 4.61 (1, 1)	6.1	L	29	10	5	5	2	1	0	0	0	0	0	32	36	7.11	1.737
<b>Ed Whitson, R</b> ERA: 8.31 (7, 1)	1.2		9	2	1	1	1	2	0	0	0	0	0	9	17	5.40	2.400


**BOTTOM**

**New York Yankees @ Cleveland Indians**  
Cleveland Municipal Stadium, Cleveland, OH

Thu Apr 17 1986, 6:05 PM EST  
Att. 5,602 - Unknown

AB	R	H	RBI	BB	SO	LOB
3	0	0	0	1	0	1
5	2	3	1	0	0	2
2	1	1	0	2	0	0
4	0	0	0	0	0	6
4	1	3	3	0	1	2
4	1	2	1	0	0	2
4	0	0	0	0	2	3
4	0	0	0	0	0	2
4	1	3	1	0	0	0

AB	34
R	6
H	12
RBI	6
BB	3
SO	3
LOB	18



1B: 7	SF: 0	WP: 0	PA: 38
2B: 4	SAC: 1	PB: 0	
3B: 1	DP: 1	SB: 0	
HR: 0	HBP: 0	CS: 0	

livebaseballscorecards.com

Batter	1	2	3	4	5	6	7	8	9	AB R H RBI BB SO LOB	TOP
Rickey Henderson, R OBP: 0.317, SLG: 0.182 (1, 8) X	0-0 5-3 1B		0-0 2B		0-0 F4		0-3 K			4 0 2 1 0 1 1	<b>New York Yankees @ Milwaukee Brewers</b> <b>Milwaukee County Stadium, Milwaukee, WI</b> Fri Apr 18 1986, 7:05 PM EST Att. 9,862 - Unknown <a href="http://livebaseballscorecards.com">livebaseballscorecards.com</a>
Willie Randolph, R OBP: 0.375, SLG: 0.389 (1, 4) X	0-0 5-3 1-2		0-0 4-3		0-0 1-2 E 1B		0-0 F7			4 1 1 0 0 0 2	
Don Mattingly, L OBP: 0.325, SLG: 0.250 (1, 3) X	0-0 G3				0-0 F7					4 0 0 0 0 0 2	
Dave Winfield, R OBP: 0.359, SLG: 0.469 (1, 9) X		0-0 5-3		4-0 FC4-6 BB	0-0 E7 BLK 2B		0-3 K			3 1 1 2 1 1 0	
Mike Easler, L OBP: 0.286, SLG: 0.370 (1, 10) X Gary Roenicke, R (8, PH)		0-0 L3		0-0 FC4-6 BB 1B	0-0 F8 3-H		0-0 F7			3 1 0 0 0 0 1 1 0 0 0 0 0 0	
Ken Griffey, L OBP: 0.400, SLG: 0.280 (1, 7) X		0-0 4-3		4-0 1B 1-2 BB		0-0 F8				3 0 0 0 1 0 0	
Ron Hassey, L OBP: 0.556, SLG: 0.750 (1, 2) X Henry Cotto, R (9, PH)			0-0 4-3 2B	0-0 1-3 2-H 1B		0-3 K				3 1 2 1 0 1 0 1 0 0 0 0 0 0	
Mike Pagliarulo, L OBP: 0.357, SLG: 0.545 (1, 5) X Butch Wynegar, S (9, PH)			0-0 F3	0-0 G3		0-0 F9				3 0 0 0 0 0 3 1 0 0 0 0 1 0	
Bobby Meacham, S OBP: 0.310, SLG: 0.200 (1, 6) X			0-0 4-3 2-3		0-0 1B E 1B		0-0 F5			3 1 1 0 0 0 1	
<b>Inning Stats</b>	R: 0 H: 1 E: 0 LOB: 0 K: 0 BB: 0 S: 3 P: 3	R: 0 H: 0 E: 0 LOB: 0 K: 0 BB: 0 S: 3 P: 3	R: 1 H: 2 E: 0 LOB: 1 K: 0 BB: 0 S: 5 P: 5	R: 1 H: 1 E: 0 LOB: 2 K: 0 BB: 2 S: 4 P: 12	R: 3 H: 3 E: 1 LOB: 0 K: 0 BB: 0 S: 6 P: 6	R: 0 H: 0 E: 0 LOB: 0 K: 1 BB: 0 S: 5 P: 5	R: 0 H: 0 E: 0 LOB: 0 K: 1 BB: 0 S: 5 P: 5	R: 0 H: 0 E: 0 LOB: 0 K: 1 BB: 0 S: 5 P: 5	R: 0 H: 0 E: 0 LOB: 0 K: 1 BB: 0 S: 5 P: 5	1B: 4 SF: 0 2B: 3 SAC: 0 3B: 0 DP: 0 HR: 0 HBP: 0	
<b>PITCHER</b> Bill Wegman, R (1, 1) ERA: 5.91 Dan Plesac, L (6, 1) ERA: 4.91	IP WLS BF H R ER SO BB IBB HBP BLK WP HR S P ERA WHIP										
	5.0 23 7 5 4 0 2 0 0 0 0 0 0 21 29 7.20 1.800										
	4.0 12 0 0 0 4 0 0 0 0 0 0 0 20 20 0.00 0.000										

**New York Yankees @ Milwaukee Brewers**  
**Milwaukee County Stadium, Milwaukee, WI**  
 Fri Apr 18 1986, 7:05 PM EST  
 Att. 9,862 - Unknown

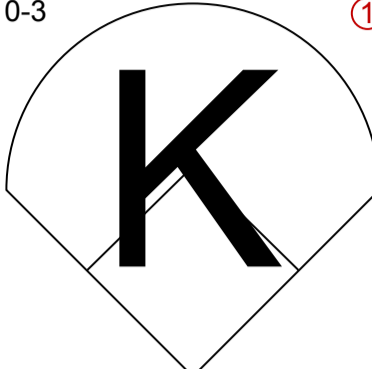
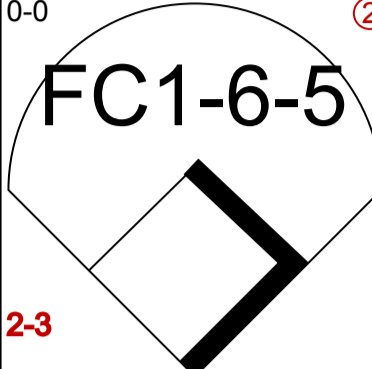
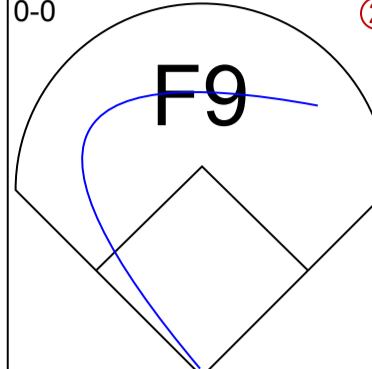
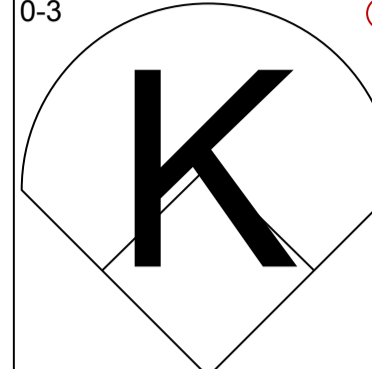
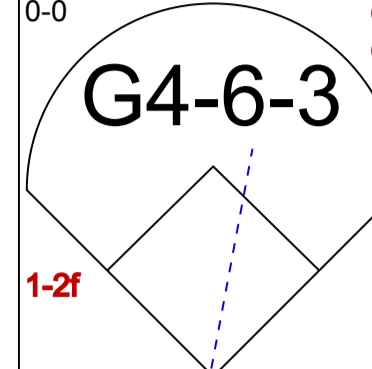
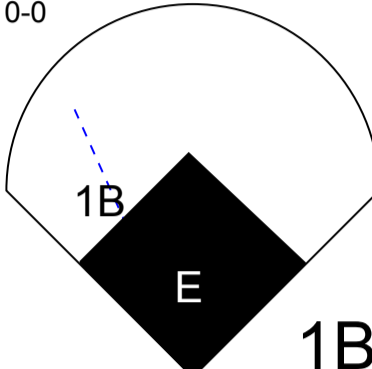
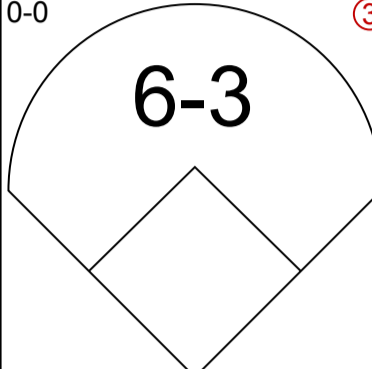
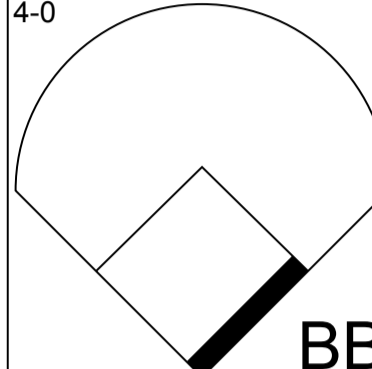
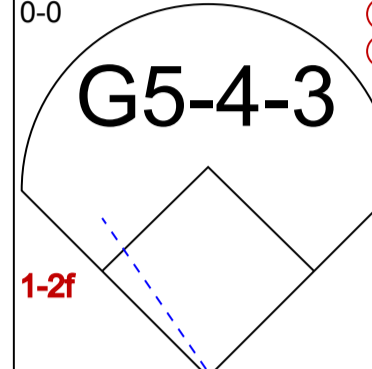
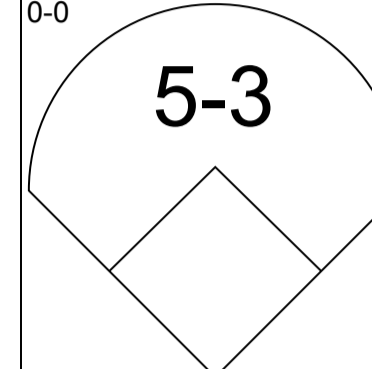
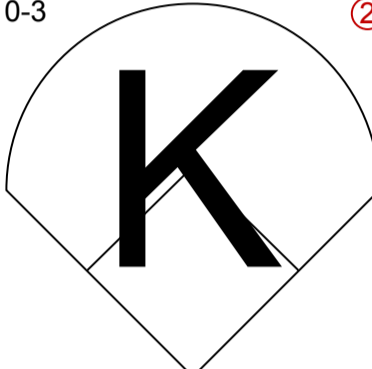
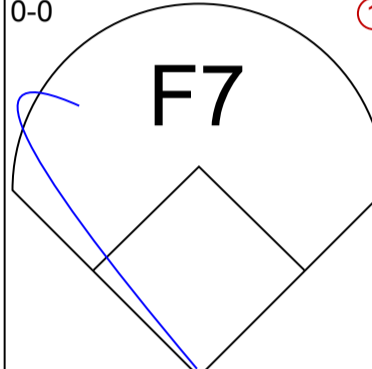
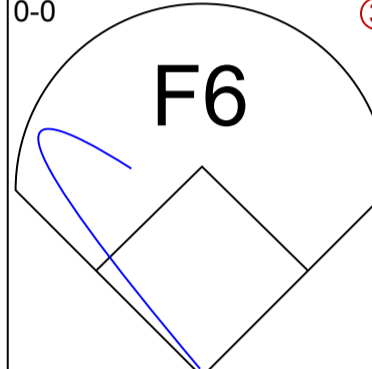
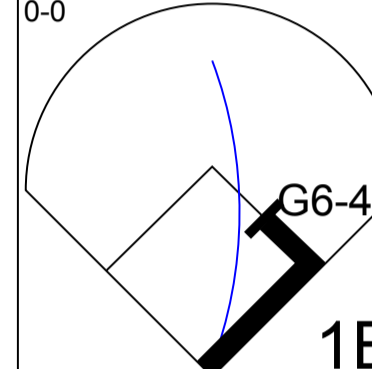
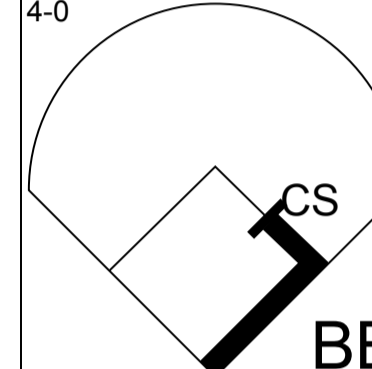
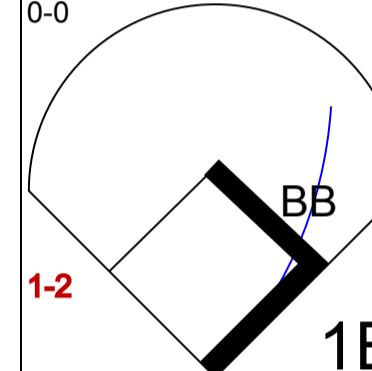
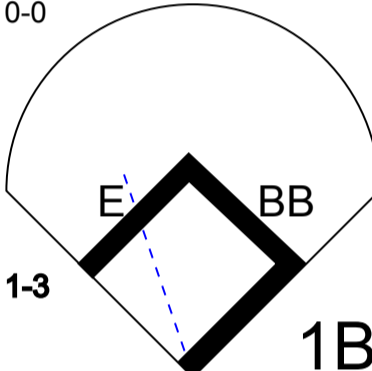
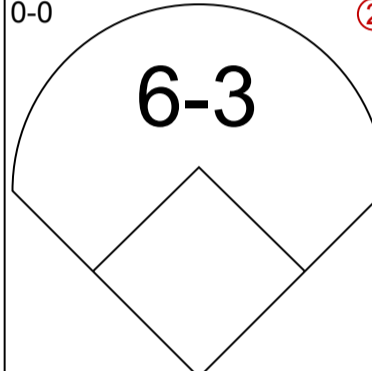
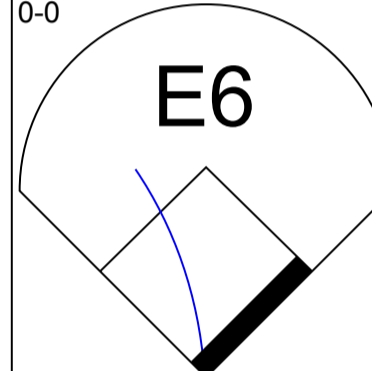
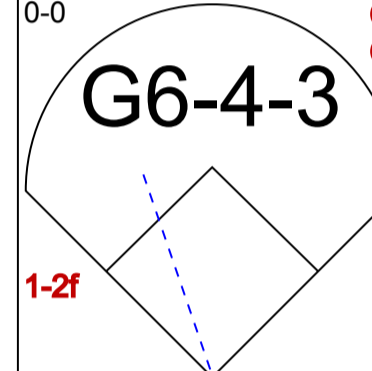
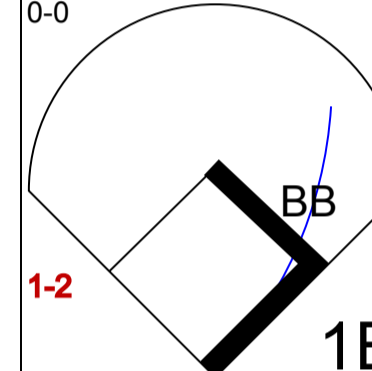
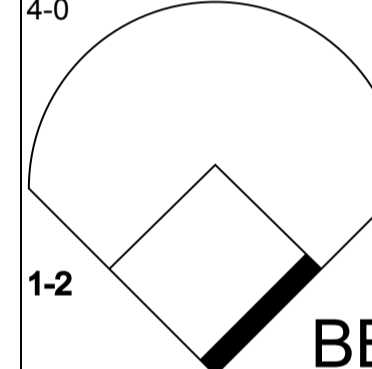
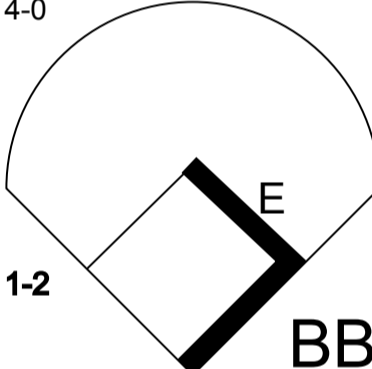
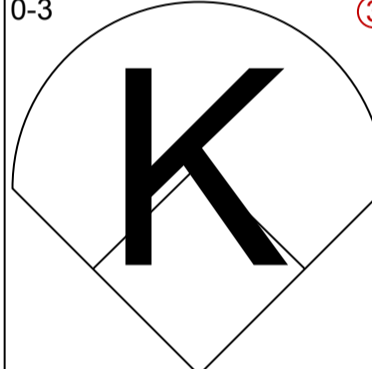
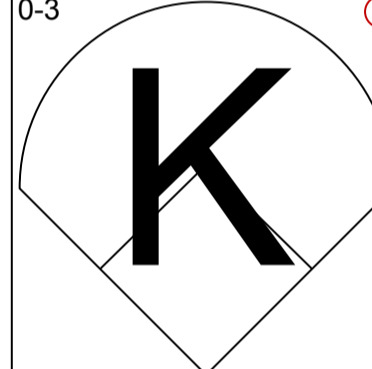
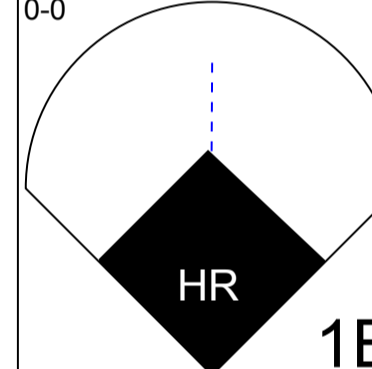
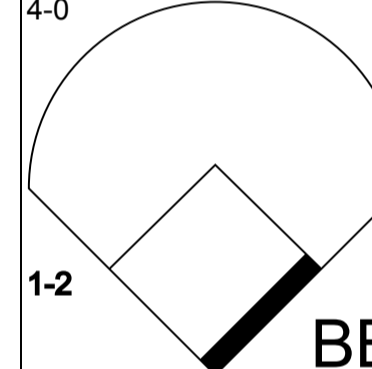
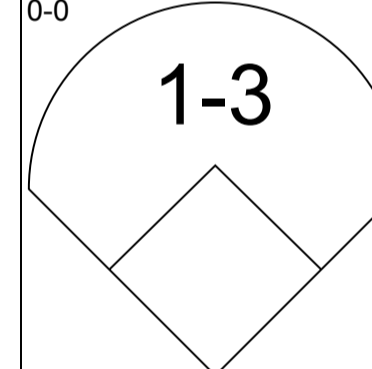
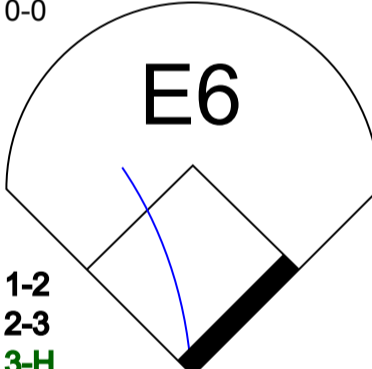
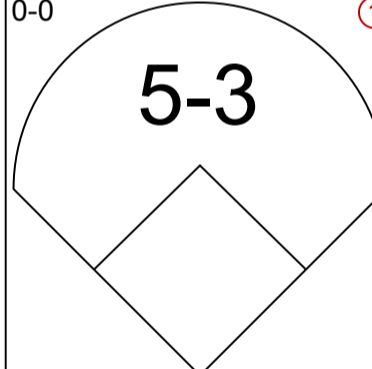
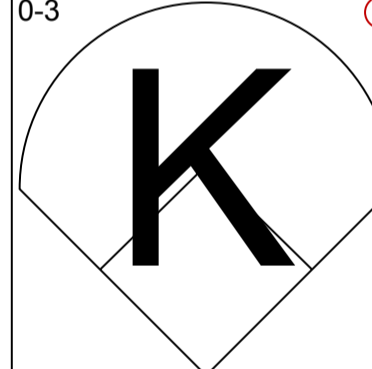
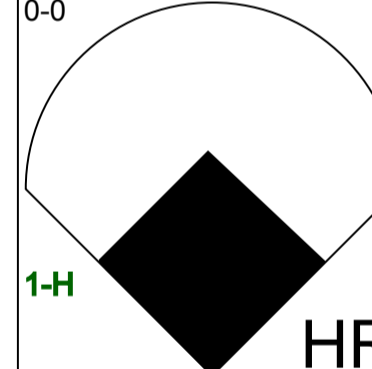
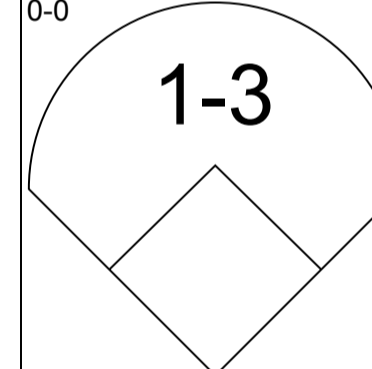

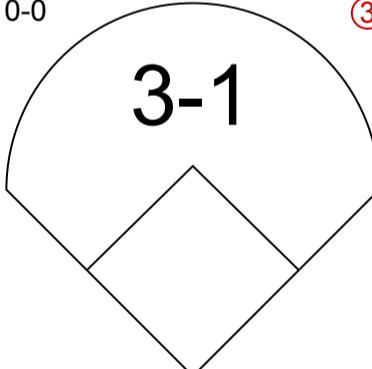
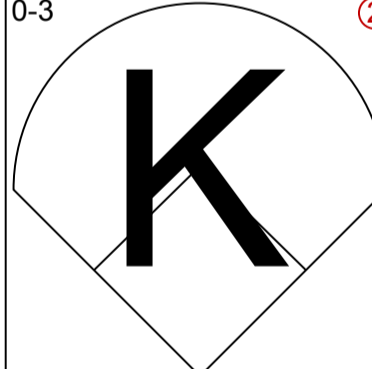
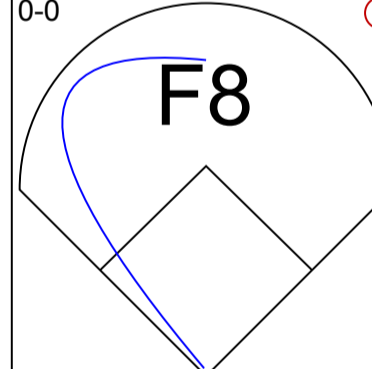
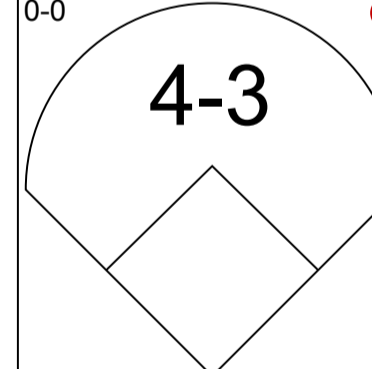
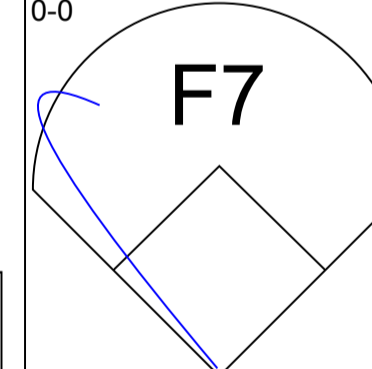

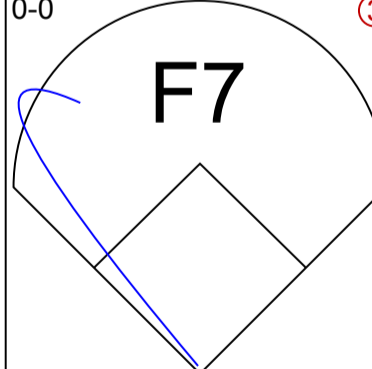

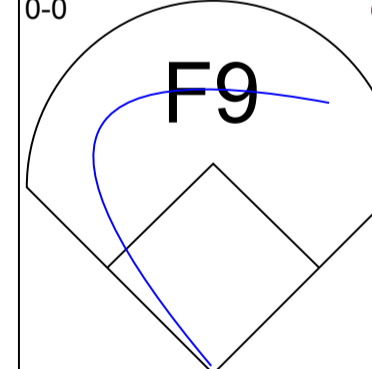
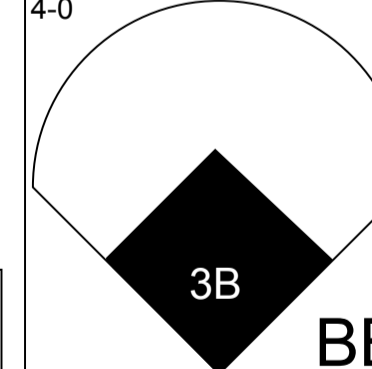
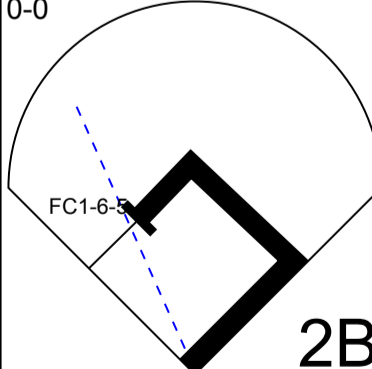
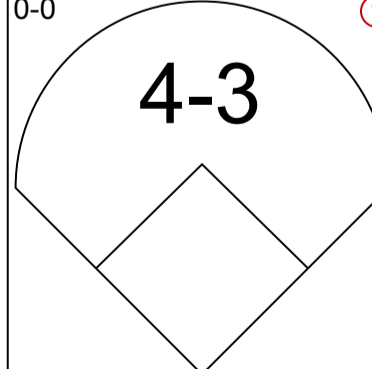
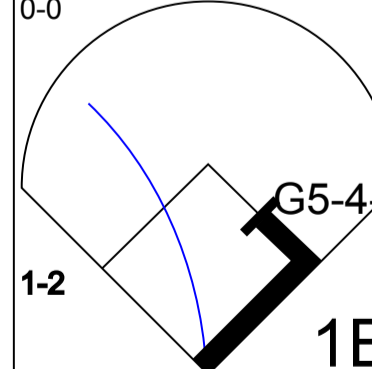
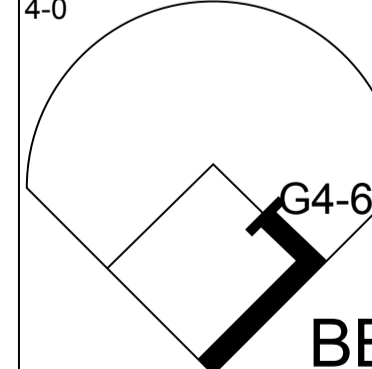
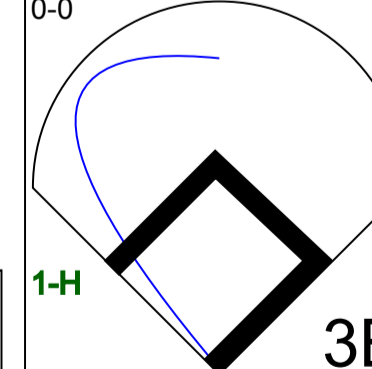
<b>AB</b>	<b>33</b>
<b>R</b>	<b>5</b>
<b>H</b>	<b>7</b>
<b>RBI</b>	<b>4</b>
<b>BB</b>	<b>2</b>
<b>SO</b>	<b>4</b>
<b>LOB</b>	<b>10</b>





Batter	1	2	3	4	5	6	7	8	9	10	11	AB R H RBI BB SO LOB	TOP				
Rickey Henderson, R OBP: 0.319, SLG: 0.282 (1, 8)												6 1 2 2 0 2 3	<b>New York Yankees @ Milwaukee Brewers</b> Milwaukee County Stadium, Milwaukee, WI Sat Apr 19 1986, 4:33 AM EST Att. 13,922 - Unknown <a href="http://livebaseballscorecards.com">livebaseballscorecards.com</a>				
Willie Randolph, R OBP: 0.356, SLG: 0.366 (1, 4)												5 0 1 0 0 2 2					
Don Mattingly, L OBP: 0.333, SLG: 0.268 (1, 3)												5 0 2 1 0 0 2					
Dave Winfield, R OBP: 0.364, SLG: 0.472 (1, 9)												4 0 1 0 1 2 2					
Gary Roenicke, R (1, 10)												4 0 0 0 1 1 2					
Henry Cotto, R OBP: 0.267, SLG: 0.267 (1, 7)												5 0 1 0 0 2 2					
Dale Berra, R OBP: 0.333, SLG: 0.200 Mike Pagliarulo, L OBP: 0.379, SLG: 0.545 (1, 5) (8, 5)												3 0 0 0 1 0 1 0 0 0 0 1 0 0					
Butch Wynegar, S OBP: 0.235, SLG: 0.333 (1, 2)												5 0 0 0 0 2 3					
Bobby Meacham, S OBP: 0.353, SLG: 0.267 (1, 6)												5 2 3 0 0 0 0					
<b>Inning Stats</b>	R: 0 H: 1 E: 0 LOB: 1 K: 0 BB: 0 S: 4 P: 4	R: 0 H: 0 E: 0 LOB: 0 K: 2 BB: 0 S: 7 P: 7	R: 2 H: 4 E: 1 LOB: 2 K: 0 BB: 0 S: 7 P: 7	R: 0 H: 2 E: 0 LOB: 2 K: 1 BB: 0 S: 7 P: 7	R: 0 H: 1 E: 0 LOB: 0 K: 1 BB: 0 S: 5 P: 5	R: 0 H: 0 E: 0 LOB: 1 K: 2 BB: 1 S: 7 P: 11	R: 1 H: 1 E: 1 LOB: 1 K: 2 BB: 0 S: 9 P: 9	R: 0 H: 0 E: 0 LOB: 0 K: 0 BB: 0 S: 3 P: 3	R: 0 H: 0 E: 0 LOB: 0 K: 2 BB: 0 S: 7 P: 7	R: 0 H: 0 E: 0 LOB: 2 K: 1 BB: 2 S: 5 P: 13	R: 0 H: 1 E: 0 LOB: 1 K: 0 BB: 1 S: 3 P: 7	1B: 8 SF: 0 2B: 1 SAC: 0 3B: 0 DP: 2 HR: 1 HBP: 0		WP: 0 PA: 46 PB: 0 SB: 1 CS: 0			
<b>PITCHER</b>	IP WLS BF H R ER SO BB IBB HBP BLK WP HR S P ERA WHIP																
Teddy Higuera, L ERA: 3.22 (1, 1)	10.0	42	9	3	2	11	3	0	0	0	0	0	1	61	73	1.80	1.200
Bob McClure, L ERA: (11, 1)	1.0	W 4	1	0	0	0	1	0	0	0	0	0	0	3	7	0.00	2.000



Batter	1	2	3	4	5	6	7	8	9	10	11	AB R H RBI BB SO LOB	BOTTOM											
<b>Paul Molitor, R</b> OBP: 0.386, SLG: 0.417 (1, 5)												5 0 0 0 0 2 4	<b>New York Yankees @ Milwaukee Brewers</b> Milwaukee County Stadium, Milwaukee, WI Sat Apr 19 1986, 4:33 AM EST Att. 13,922 - Unknown											
<b>Randy Ready, R</b> OBP: 0.222, SLG: 0.125 (1, 7)												4 1 1 0 1 0 3 0 0 0 0 0 0 0												
<b>Mike Felder, S</b> OBP: 0.297, SLG: 0.333 (11, 7)												4 0 1 0 1 1 2												
<b>Cecil Cooper, L</b> OBP: 0.333, SLG: 0.143 (1, 10)												5 0 2 0 0 0 1												
<b>Robin Yount, R</b> OBP: 0.455, SLG: 0.537 (1, 8)												3 1 1 0 2 2 1												
<b>Billy Jo Robidoux, L</b> OBP: 0.465, SLG: 0.424 (1, 3)												5 1 1 2 0 1 5												
<b>Rob Deer, R</b> OBP: 0.297, SLG: 0.469 (1, 9)												5 0 0 0 0 1 4												
<b>Ernest Riles, L</b> OBP: 0.289, SLG: 0.432 (1, 6)												4 1 1 0 1 0 0												
<b>Jim Gantner, L</b> OBP: 0.207, SLG: 0.185 (1, 4)												4 0 3 1 1 0 0												
<b>Charlie Moore, R</b> OBP: 0.583, SLG: 0.800 (1, 2)																								
<b>Inning Stats</b>	R: 1 E: 1 K: 2 S: 10	H: 2 LOB: 3 BB: 1 P: 14	R: 0 E: 0 K: 0 S: 4	H: 1 LOB: 1 BB: 0 P: 4	R: 0 E: 0 K: 1 S: 5	H: 0 LOB: 0 BB: 0 P: 5	R: 0 E: 0 K: 1 S: 5	H: 0 LOB: 0 BB: 0 P: 5	R: 0 E: 0 K: 0 S: 3	H: 0 LOB: 1 BB: 1 P: 7	R: 0 E: 1 K: 2 S: 8	H: 2 LOB: 1 BB: 0 P: 6		R: 2 E: 0 K: 0 S: 5	H: 3 LOB: 0 BB: 0 P: 5	R: 0 E: 0 K: 0 S: 2	H: 0 LOB: 0 BB: 1 P: 6	R: 0 E: 0 K: 0 S: 3	H: 1 LOB: 2 BB: 2 P: 11	R: 1 E: 0 K: 0 S: 2	H: 1 LOB: 1 BB: 1 P: 6	1B: 7 2B: 1 3B: 1 HR: 1	SF: 0 SAC: 0 DP: 3 HBP: 0	WP: 0 PA: 45 PB: 0 SB: 0 CS: 1
<b>PITCHER</b>	IP WLS BF H R ER SO BB IBB HBP BLK WP HR S P ERA WHIP																							
<b>Ron Guidry, L</b> ERA: 1.42 (1, 1)	7.0	29	5	1	0	7	2	0	0	0	0	0	0	41	49	0.00	1.000							
<b>Dave Righetti, L</b> ERA: 2.45 (8, 1)	3.0	13	4	2	2	0	3	0	0	0	0	1	10	22	6.00	2.333								
<b>Rod Scurry, L</b> ERA: 3.0 (11, 1)	0.1	L 3	1	1	1	0	1	0	0	0	0	0	2	6	27.00	6.000								



Batter	1	2	3	4	5	6	7	8	9	10	AB R H RBI BB SO LOB	TOP														
<b>Rickey Henderson, R</b> (1, 8) OBP: 0.327, SLG: 0.279	0-0 F4		0-0 E1	0-3 K			4-0 1B		0-0 F9		4 1 1 1 1 1 1															
<b>Willie Randolph, R</b> (1, 4) OBP: 0.380, SLG: 0.391	0-0 G4-6-3 1B		0-0 F4				0-0 1B		0-0 1B		5 0 3 1 0 0 2															
<b>Don Mattingly, L</b> (1, 3) OBP: 0.340, SLG: 0.287	0-0 G4-6-3 1-2f		4-0 IBB			0-0 F8	0-0 1B		0-0 4-3		4 0 1 0 1 0 2															
<b>Dave Winfield, R</b> (1, 9) OBP: 0.347, SLG: 0.463		0-0 F3	0-3 K			0-0 5-3	0-0 F4			0-0 E	5 1 1 0 0 1 5															
<b>Mike Easler, L</b> (1, 10) OBP: 0.242, SLG: 0.313		0-3 K		0-0 3-1			0-0 F9			0-0 E3	5 0 0 0 0 1 0															
<b>Henry Cotto, R</b> (10, PR) OBP: 0.267, SLG: 0.267										2-H	0 0 0 0 0 0 0															
<b>Ken Griffey, L</b> (1, 7) OBP: 0.429, SLG: 0.433	0-0 CS 1B		0-0	0-0 HR			0-0 4-3		0-0	0-3 K	5 1 3 1 0 1 1															
<b>Mike Pagliarulo, L</b> (1, 5) OBP: 0.353, SLG: 0.481	0-0 CS 1-2		0-0 1B	0-0 G3			0-0 G3		0-3 K	0-3 K	5 1 1 0 0 2 2															
<b>Butch Wynegar, S</b> (1, 2) OBP: 0.278, SLG: 0.406			0-0	0-0			4-0 FC1-6 BB		0-0 F7		2 1 2 0 0 0 0															
<b>Ron Hassey, L</b> (7, PH) OBP: 0.500, SLG: 0.600			1-3 E 1B	0-0 2B					0-0 F8		2 0 0 0 1 0 2															
<b>Bobby Meacham, S</b> (1, 6) OBP: 0.342, SLG: 0.294			0-0 F7	0-0 2B			0-0 FC1-6 CS 1-2f		0-3 K		4 0 1 1 0 1 3															
<b>Inning Stats</b>	R: 0 E: 0 K: 0 S: 3	H: 1 LOB: 0 BB: 0 P: 3	R: 0 E: 0 K: 1 S: 5	H: 1 LOB: 0 BB: 0 P: 5	R: 1 E: 1 K: 1 S: 8	H: 3 LOB: 3 BB: 1 P: 12	R: 2 E: 0 K: 1 S: 8	H: 3 LOB: 1 BB: 0 P: 8	R: 0 E: 0 K: 0 S: 3	H: 0 LOB: 0 BB: 0 P: 3	R: 0 E: 0 K: 0 S: 4	H: 2 LOB: 2 BB: 2 P: 12	R: 0 E: 0 K: 1 S: 6	H: 1 LOB: 1 BB: 0 P: 6	R: 0 E: 0 K: 1 S: 6	H: 1 LOB: 1 BB: 0 P: 6	R: 1 E: 1 K: 2 S: 9	H: 1 LOB: 1 BB: 0 P: 9	1B: 9 2B: 3 3B: 0 HR: 1	SF: 0 SAC: 0 DP: 1 HBP: 0	WP: 0 PB: 0 SB: 2 CS: 2	PA: 45				
<b>PITCHER</b>	IP WLS BF H R ER SO BB IBB HBP BLK WP HR S P ERA WHIP																									
<b>Tim Leary, R</b> (1, 1) ERA: 5.0	6.2		29	9	4	4	3	2	1	0	0	0	1	44	5.40	1.650										
<b>Bob McClure, L</b> (7, 1) ERA:	1.1		6	2	0	0	1	0	0	0	0	0	0	8	0.00	1.500										
<b>Mark Clear, R</b> (9, 1) ERA: 2.08	2.0	L	9	2	1	0	3	0	0	0	0	0	0	15	0.00	1.000										

**New York Yankees @ Milwaukee Brewers**  
Milwaukee County Stadium, Milwaukee, WI  
Sun Apr 20 1986, 4:33 AM EST  
Att. 10,423 - Unknown

[livebaseballscorecards.com](http://livebaseballscorecards.com)  
AB 41  
R 5  
H 13  
RBI 4  
BB 3  
SO 7  
LOB 18



BOTTOM

New York Yankees @ Milwaukee Brewers  
Milwaukee County Stadium, Milwaukee, WI

Sun Apr 20 1986, 4:33 AM EST  
Att: 10,423 - Unknown

livebaseballscorecards.com

AB	37
R	4
H	9
RBI	4
BB	0
SO	5
LOB	10



WP:	0	PA:	38
PB:	0		
SB:	1		
CS:	0		

AB R H RBI BB SO LOB

5	0	1	1	0	1	1
4	0	1	0	0	0	2
1	0	0	0	0	0	1
4	0	0	0	0	1	1
4	0	0	0	0	1	0
4	1	2	0	0	0	0
0	1	0	0	0	0	0
4	1	2	1	0	0	0
4	0	0	0	0	2	3
4	1	3	2	0	0	0
2	0	0	0	0	0	0
1	0	0	0	0	0	2

1B: 8 SF: 0  
2B: 1 SAC: 1  
3B: 0 DP: 1  
HR: 1 HBP: 0

Batter	1	2	3	4	5	6	7	8	9	10
Paul Molitor, R (1, 5) OBP: 0.367, SLG: 0.390	0-3 K			x 0-0 4-3		x 0-0 F9		x 0-0 1B		x 0-0 FC6-5-4-6
Randy Ready, R (1, 7) OBP: 0.227, SLG: 0.150	0-0			x 0-0 F7			x 0-0 F6	x 0-0 F8		x 0-0 F9
Charlie Moore, R (9, 2) OBP: 0.538, SLG: 0.727	7-3 1B									
Cecil Cooper, L (1, 10) OBP: 0.231, SLG: 0.091	0-0 7-3			x 0-0 5-3			x 0-0 L5		x 0-3 K	
Robin Yount, R (1, 8) (10, 3) OBP: 0.417, SLG: 0.489		x 0-0 F8			x 0-0 F3		x 0-0 F2		x 0-3 K	
Billy Jo Robidoux, L (1, 3) OBP: 0.468, SLG: 0.432		x 0-0 F8			x 0-0 F9			x 0-0 F8 1B	x 0-0 S	
Mike Felder, S (9, PR) OBP: 0.297, SLG: 0.333								1B	1B	
Ernest Riles, L (1, 6) OBP: 0.310, SLG: 0.439		x 0-0 F8		x 0-0 4-3			x 0-0 1B	x 0-0 1B	x 0-0 1B	
Rob Deer, R (1, 9) OBP: 0.268, SLG: 0.417			x 0-0 F7			x 0-3 K		x 0-0 F8	x 0-3 K	
Jim Gantner, L (1, 4) OBP: 0.273, SLG: 0.355			x 0-0 5-3			x 0-0 HR		x 0-0 1B		x 0-0 FC6-5-4-4 SH3-4
Rick Cerone, R (1, 2) OBP: 0.192, SLG: 0.200			x 0-0 3-1			x 0-0 L1		x 0-0 F8		x 0-0 SH3-4
Paul Householder, S (8, PH) OBP: 0.185, SLG: 0.231										1-2

Inning Stats	R: 0	H: 1	E: 0	K: 1	S: 5	P: 5	R: 0	H: 0	E: 0	K: 0	S: 3	P: 3	R: 0	H: 0	E: 0	K: 0	S: 3	P: 3	R: 0	H: 0	E: 0	K: 0	S: 3	P: 3	R: 1	H: 1	E: 0	K: 1	S: 6	P: 6	R: 0	H: 0	E: 0	K: 0	S: 3	P: 3	R: 2	H: 4	E: 0	K: 0	S: 7	P: 7	R: 1	H: 2	E: 0	K: 3	S: 11	P: 11	R: 0	H: 1	E: 0	K: 0	S: 4	P: 4	1B: 8	SF: 0	2B: 1	SAC: 1	3B: 0	DP: 1	HR: 1	HBP: 0	WP: 0	PA: 38
--------------	------	------	------	------	------	------	------	------	------	------	------	------	------	------	------	------	------	------	------	------	------	------	------	------	------	------	------	------	------	------	------	------	------	------	------	------	------	------	------	------	------	------	------	------	------	------	-------	-------	------	------	------	------	------	------	-------	-------	-------	--------	-------	-------	-------	--------	-------	--------

PITCHER	IP	WLS	BF	H	R	ER	SO	BB	IBB	HBP	BLK	WP	HR	S	P	ERA	WHIP
Joe Niekro, R (1, 1) ERA: 4.19	7.1		26	5	3	3	2	0	0	0	0	0	1	30	30	3.68	0.682
Brian Fisher, R (8, 1) ERA: 4.5	0.2		3	1	0	0	0	0	0	0	0	0	0	3	3	0.00	1.500
Dave Righetti, L (9, 1) ERA: 2.89	2.0	W	9	3	1	1	3	0	0	0	0	0	0	15	15	4.50	1.500

Batter	1	2	3	4	5	6	7	8	9	AB R H RBI BB SO LOB	TOP		
Rickey Henderson, R OBP: 0.386, SLG: 0.348 (1, 8) X	0-0 6-3 4-3 1B		0-0 2B S 2B 1B		0-0 FC1-6-5 2B	4-0 CS 1B 1-3 BB		4-0 2B IBB		3 2 3 0 2 0 0	<b>New York Yankees @ Kansas City Royals</b> Royals Stadium, Kansas City, MO Mon Apr 21 1986, 7:05 PM EST Att. 30,569 - Unknown <a href="http://livebaseballscorecards.com">livebaseballscorecards.com</a>		
Ken Griffey, L OBP: 0.425, SLG: 0.457 (1, 7) X	0-0 4-3 1-2		0-0 2B 2B		0-0 FC1-6-5 2B	0-0 1-2 1B		0-3 K		5 2 2 1 0 1 4			
Don Mattingly, L OBP: 0.364, SLG: 0.360 (1, 3) X	0-0 6-3 2-3		0-0 4-3 2B		0-0 1B 2B	0-0 F8 2-3		0-0 2B		5 1 3 5 0 0 3			
Ron Hassey, L OBP: 0.412, SLG: 0.429 (1, 2) X	0-0 L5		0-0 4-3 2-3		0-3 K			0-0 4-3		4 0 0 0 1 1 4			
Dave Winfield, R OBP: 0.370, SLG: 0.467 (1, 9) X		4-0 PB 4-3 BB	0-0 6-3		0-0 E S 1B			0-0 L3		4 1 2 1 1 0 2			
Mike Easler, L OBP: 0.263, SLG: 0.324 (1, 10) X		0-0 4-3 1-2		0-0 S 1B				0-0 4-3		5 0 2 0 0 0 2			
Mike Pagliarulo, L OBP: 0.308, SLG: 0.406 (1, 5) X		0-0 F4		0-0 F7				0-0 F9		5 0 0 0 0 1 5			
Willie Randolph, R OBP: 0.400, SLG: 0.388 (1, 4) X		0-0 6-3 2-3		0-0 E5 G4-6-3				4-0 E S 1B 1B		3 2 1 0 2 0 2			
Bobby Meacham, S OBP: 0.310, SLG: 0.263 (1, 6) X			0-3 K		0-0 G4-6-3			0-0 SH5-3 2B BB		4 0 0 0 0 1 5			
<b>Inning Stats</b>	R: 0 H: 1 E: 0 LOB: 1 K: 0 BB: 0 S: 4 P: 4	R: 0 H: 0 E: 0 LOB: 1 K: 0 BB: 1 S: 3 P: 7	R: 2 H: 3 E: 0 LOB: 1 K: 1 BB: 0 S: 8 P: 8	R: 0 H: 1 E: 1 LOB: 1 K: 0 BB: 0 S: 4 P: 4	R: 3 H: 3 E: 1 LOB: 1 K: 2 BB: 0 S: 11 P: 11	R: 1 H: 2 E: 0 LOB: 1 K: 0 BB: 1 S: 4 P: 8	R: 0 H: 0 E: 0 LOB: 1 K: 0 BB: 1 S: 3 P: 7	R: 2 H: 1 E: 0 LOB: 1 K: 1 BB: 2 S: 6 P: 14	R: 0 H: 2 E: 0 LOB: 2 K: 0 BB: 1 S: 4 P: 8	1B: 8 SF: 0 2B: 5 SAC: 1 3B: 0 DP: 1 HR: 0 HBP: 0	WP: 0 PA: 45 PB: 2 SB: 4 CS: 1		
<b>PITCHER</b>	IP WLS BF H R ER SO BB IBB HBP BLK WP HR S P ERA WHIP											<b>PITCHER</b>	IP WLS BF H R ER SO BB IBB HBP BLK WP HR S P ERA WHIP
Bret Saberhagen, R ERA: 3.72 (1, 1)	4.2 L 23 8 5 4 2 1 0 0 0 0 0 0 26 30 7.71 1.929												
Steve Farr, R ERA: 1.59 (5, 1)	2.1 11 2 1 0 1 2 0 0 0 0 0 0 11 19 0.00 1.714												
Danny Jackson, L ERA: 9.0 (8, 1)	2.0 11 3 2 2 1 2 1 0 0 0 0 0 10 22 9.00 2.500												

**New York Yankees @ Kansas City Royals**  
 Royals Stadium, Kansas City, MO  
 Mon Apr 21 1986, 7:05 PM EST  
 Att. 30,569 - Unknown

AB	38
R	8
H	13
RBI	7
BB	6
SO	4
LOB	27





Batter	1	2	3	4	5	6	7	8	9	AB R H RBI BB SO LOB
Rudy Law, L OBP: 0.417, SLG: 0.537 (1, 7)	0-0 5-3		4-0 SH1-3 BB		0-0 5-3		4-0 1-2 2-3 BB		0-0 F8	3 0 0 0 2 0 0
Willie Wilson, S OBP: 0.211, SLG: 0.273 (1, 8)	0-0 3B 1B		0-0 SH1-3			0-0 L3	0-0 F3		0-3 K	4 1 1 0 0 1 3
George Brett, L OBP: 0.561, SLG: 0.686 (1, 5)	0-0 1-H SF8 3B		0-0 4-3			0-0 1B		4-0 1B 2B BB		3 2 2 1 1 0 1
Frank White, R OBP: 0.281, SLG: 0.429 (1, 4)	0-0 SF8		0-0 F8			0-3 K		0-0 1-2 2B 1B		3 1 1 1 0 1 2
Steve Balboni, R OBP: 0.327, SLG: 0.510 (1, 3)	4-0 BB			0-0 F4		0-0 6-3		0-3 K		3 0 0 0 1 1 3
Hal McRae, R OBP: 0.244, SLG: 0.325 (1, 10)	0-0 F9			0-3 K			0-0 BB 1B	0-0 1-H 2-H 2B		4 0 2 2 0 1 1
Darryl Motley, R OBP: 0.209, SLG: 0.326 (1, 9)		0-0 F4		0-0 F9			0-0 F4	0-0 F4		4 0 0 0 0 0 2
Jim Sundberg, R OBP: 0.229, SLG: 0.178 (1, 2)		0-0 5-3			0-0 5-3		0-0 F9	0-0 6-3		4 0 0 0 0 0 2
Buddy Biancalana, S OBP: 0.167, SLG: 0.167 (1, 6)		0-3 K			0-0 4-3		0-0 BB 1B		0-3 K	2 0 0 0 0 1 0
Jorge Orta, L OBP: 0.375, SLG: 0.429 (7, PH)										1 0 1 0 0 0 0
Angel Salazar, R OBP: 0.212, SLG: 0.194 (8, 6)										0 0 0 0 0 0 0
Jamie Quirk, L OBP: 0.143, SLG: 0.167 (9, PH)										1 0 0 0 0 1 0

Inning Stats	R: 2 E: 0 K: 5	H: 2 LOB: 1 BB: 1 P: 9	R: 0 E: 0 K: 5	H: 0 LOB: 0 BB: 0 P: 5	R: 0 E: 0 K: 3	H: 0 LOB: 1 BB: 1 P: 7	R: 0 E: 0 K: 5	H: 0 LOB: 0 BB: 0 P: 5	R: 0 E: 0 K: 3	H: 0 LOB: 0 BB: 0 P: 3	R: 0 E: 0 K: 6	H: 1 LOB: 1 BB: 0 P: 6	R: 0 E: 0 K: 5	H: 2 LOB: 3 BB: 1 P: 9	R: 2 E: 0 K: 7	H: 2 LOB: 1 BB: 1 P: 11	R: 0 E: 0 K: 7	H: 0 LOB: 0 BB: 0 P: 7	1B: 5 2B: 1 3B: 1 HR: 0	SF: 1 SAC: 1 DP: 0 HBP: 0	WP: 0 PB: 0 SB: 0 CS: 0	PA: 38
--------------	----------------------	---------------------------------	----------------------	---------------------------------	----------------------	---------------------------------	----------------------	---------------------------------	----------------------	---------------------------------	----------------------	---------------------------------	----------------------	---------------------------------	----------------------	----------------------------------	----------------------	---------------------------------	----------------------------------	------------------------------------	----------------------------------	--------

PITCHER	IP	WLS	BF	H	R	ER	SO	BB	IBB	HBP	BLK	WP	HR	S	P	ERA	WHIP
Ed Whitson, R ERA: 4.91 (1, 1)	6.2	W	28	5	2	2	3	3	0	0	0	0	0	31	43	2.70	1.200
Rod Scurrey, L ERA: 5.4 (7, 1)	0.2		5	2	2	2	1	1	0	0	0	0	0	6	10	27.00	4.500
Brian Fisher, R ERA: 3.72 (8, 1)	1.2		5	0	0	0	2	0	0	0	0	0	0	9	9	0.00	0.000

**BOTTOM**

**New York Yankees @ Kansas City Royals**

Royals Stadium, Kansas City, MO

Mon Apr 21 1986, 7:05 PM EST  
Att. 30,569 - Unknown

<b>AB</b>	<b>32</b>
<b>R</b>	<b>4</b>
<b>H</b>	<b>7</b>
<b>RBI</b>	<b>4</b>
<b>BB</b>	<b>4</b>
<b>SO</b>	<b>6</b>
<b>LOB</b>	<b>14</b>

livebaseballscorecards.com



Batter	1	2	3	4	5	6	7	8	9	AB	R	H	RBI	BB	SO	LOB	TOP																					
<b>Rickey Henderson, R</b> (1, 8) OBP: 0.387, SLG: 0.392	0-0 4-3 1B S 1B		0-0 6-3		0-0 SF8 3B		0-0 4-3 1-3		0-0 6-3	5	2	2	0	0	0	1																						
<b>Ken Griffey, L</b> (1, 7) OBP: 0.378, SLG: 0.410	0-0 4-3 1-3		0-0 F7		0-0 SF8		0-0 G3		0-0 1-3	4	0	0	1	0	0	2																						
<b>Don Mattingly, L</b> (1, 3) OBP: 0.390, SLG: 0.377	0-0 FC4-6 1B 3-H		0-0 G3		4-0 BB G4-6-3 BB				0-0 1B 1B	3	1	2	1	1	0	0																						
<b>Ron Hassey, L</b> (1, 2) OBP: 0.381, SLG: 0.353	0-0 FC4-6 S 1-2f			4-0 BB 1B BB		0-0 G4-6-3 1-2f		0-0 F8		3	1	0	0	1	0	3																						
<b>Dave Winfield, R</b> (1, 9) OBP: 0.362, SLG: 0.449	0-3 K 1-2			0-3 K		0-0 6-3		0-0 1B SF8 1B		4	1	1	0	0	2	2																						
<b>Mike Easler, L</b> (1, 10) OBP: 0.268, SLG: 0.308		0-0 G3		4-0 1B 1-2 BB		0-0 4-3		0-0 1-3 1B		2	0	0	0	1	0	0																						
<b>Gary Roenicke, R</b> (8, PH) OBP: 0.286, SLG: 0.091								0-0 3-H 1B		1	0	1	1	0	0	0																						
<b>Mike Pagliarulo, L</b> (1, 5) OBP: 0.302, SLG: 0.429		0-0 2B		0-0 F6		0-0 F8		0-0 SF8		3	0	1	1	0	0	2																						
<b>Willie Randolph, R</b> (1, 4) OBP: 0.407, SLG: 0.396		0-0 1-3		0-0 1B 1-3 2-H			0-0 4-3 S 1B	0-0 F8		4	0	2	1	0	0	2																						
<b>Bobby Meacham, S</b> (1, 6) OBP: 0.283, SLG: 0.238		0-0 F7		0-0 G3			0-3 K		0-3 K	4	0	0	0	0	2	4																						
<b>Inning Stats</b>	R: 1 E: 0 K: 1 S: 7 H: 2 LOB: 1 BB: 0 P: 7	R: 0 E: 0 K: 0 S: 4 H: 1 LOB: 1 BB: 0 P: 4	R: 0 E: 0 K: 0 S: 3 H: 0 LOB: 0 BB: 0 P: 3	R: 1 E: 0 K: 1 S: 6 H: 1 LOB: 2 BB: 2 P: 14	R: 1 E: 0 K: 0 S: 3 H: 1 LOB: 0 BB: 1 P: 7	R: 0 E: 0 K: 0 S: 3 H: 0 LOB: 0 BB: 0 P: 3	R: 0 E: 0 K: 1 S: 6 H: 1 LOB: 1 BB: 0 P: 6	R: 2 E: 0 K: 0 S: 6 H: 3 LOB: 1 BB: 0 P: 6	R: 0 E: 0 K: 1 S: 5 H: 0 LOB: 0 BB: 0 P: 5	1B: 7 2B: 1 3B: 1 HR: 0 SF: 2 SAC: 0 DP: 1 HBP: 0	WP: 0 PB: 0 SB: 3 CS: 0	PA: 38																										
<b>PITCHER</b>	IP	WLS	BF	H	R	ER	SO	BB	IBB	HBP	BLK	WP	HR	S	P	ERA	WHIP	<b>PITCHER</b>	IP	WLS	BF	H	R	ER	SO	BB	IBB	HBP	BLK	WP	HR	S	P	ERA	WHIP			
<b>Mark Gubicza, R</b> (1, 1) ERA: 6.75	7.1	L	32	8	5	5	3	3	0	0	0	0	0	35	47	6.14	1.500																					
<b>Bud Black, L</b> (8, 1) ERA: 6.14	0.2		3	1	0	0	0	0	0	0	0	0	0	3	3	0.00	1.500																					
<b>Mark Huismann, R</b> (9, 1) ERA: 2.61	1.0		3	0	0	0	1	0	0	0	0	0	0	5	5	0.00	0.000																					

New York Yankees @ Kansas City Royals  
 Royals Stadium, Kansas City, MO

<b>AB</b>	33
<b>R</b>	5
<b>H</b>	9
<b>RBI</b>	5
<b>BB</b>	3
<b>SO</b>	4
<b>LOB</b>	16



Tue Apr 22 1986, 7:05 PM EST  
 Att: 21,875 - Unknown

[livebaseballscorecards.com](http://livebaseballscorecards.com)



Batter	1	2	3	4	5	6	7	8	9	AB R H RBI BB SO LOB	TOP	
Rickey Henderson, R OBP: 0.388, SLG: 0.382 (1, 8) X	0-0 4-3 ① X	0-0 5-3 ③		0-0 G4-6-3 1B		0-0 1-3 ③		4-0 E S BB		4 0 1 0 1 0 4		
Ken Griffey, L OBP: 0.400, SLG: 0.432 (1, 7) X	0-0 4-3 1B		0-0 E 1B	0-0 G4-6-3 ② ③			0-0 BB 1B 1B	0-0 4-3 ③		5 1 3 0 0 0 3		
Don Mattingly, L OBP: 0.375, SLG: 0.362 (1, 3) X	0-0 4-3 ②		0-0 E1 1B		0-0 4-3 ①		0-0 BB 1B	0-0 4-3 ①		5 1 1 0 0 0 1		
Ron Hassey, L OBP: 0.385, SLG: 0.333 (1, 2) B B B	4-0 BB		0-0 1B		0-0 F7 ②		0-0 F2 ①	0-0 F7 ②		4 0 1 1 1 0 2		
Dave Winfield, R OBP: 0.349, SLG: 0.426 (1, 9) S S S	0-3 K ③		0-0 L7 ①		0-0 F7 ③		0-3 K ②	0-0 BB 1B		5 0 1 0 0 2 5		
Mike Easler, L OBP: 0.273, SLG: 0.310 (1, 10)		0-0 1B CS 1B	0-0 F8 ②		0-0 6-3 ①		4-0 BB 1B	4-0 BB		3 0 1 0 0 0 1		
Gary Roenicke, R OBP: 0.375, SLG: 0.091 (7, PH)							1-2 2-3 BB	1-2 BB		0 0 0 0 2 0 0		
Mike Pagliarulo, L OBP: 0.292, SLG: 0.400 (1, 5) S S S		0-0 E CS 1B	0-3 K ③		0-0 G3 ②		0-0 F7 ③	0-0 F5 ③		5 0 1 0 0 1 6		
Willie Randolph, R OBP: 0.397, SLG: 0.386 (1, 4) S S S		0-3 K ①		0-0 L8 ①		0-0 1B 1B		0-0 4-3 ①		4 0 1 0 0 1 2		
Bobby Meacham, S OBP: 0.320, SLG: 0.267 (1, 6) S S S		0-0 E1 ②		4-0 1B BB		0-0 1B		0-0 5-3 ②		3 0 2 0 1 0 0		
<b>Inning Stats</b>	R: 0 H: 1 E: 0 LOB: 2 K: 1 BB: 1 S: 6 P: 10	R: 0 H: 3 E: 1 LOB: 2 K: 1 BB: 0 S: 7 P: 7	R: 2 H: 2 E: 1 LOB: 1 K: 1 BB: 0 S: 8 P: 8	R: 0 H: 1 E: 0 LOB: 1 K: 0 BB: 1 S: 3 P: 7	R: 0 H: 0 E: 0 LOB: 0 K: 0 BB: 0 S: 3 P: 3	R: 0 H: 2 E: 0 LOB: 2 K: 0 BB: 0 S: 5 P: 5	R: 0 H: 2 E: 0 LOB: 3 K: 1 BB: 1 S: 7 P: 11	R: 0 H: 0 E: 0 LOB: 1 K: 0 BB: 1 S: 3 P: 7	R: 0 H: 1 E: 0 LOB: 2 K: 0 BB: 1 S: 4 P: 8	1B: 12 SF: 0 2B: 0 SAC: 0 3B: 0 DP: 1 HR: 0 HBP: 0	WP: 0 PA: 43 PB: 0 SB: 1 CS: 2	
<b>PITCHER</b> Dennis Leonard, R ERA: 0.82 (1, 1)	IP WLS BF H R ER SO BB IBB HBP BLK WP HR S P ERA WHIP	6.0 L 30 11 2 1 3 2 0 0 0 0 0 0 34 42 1.50 2.167										
Danny Jackson, L ERA: 3.6 (7, 1)	3.0 13 1 0 0 1 3 0 0 0 0 0 0 12 24 0.00 1.333											

**New York Yankees @ Kansas City Royals**  
 Royals Stadium, Kansas City, MO  
 Wed Apr 23 1986, 7:05 PM EST  
 Att: 25,861 - Unknown

AB	38
R	2
H	12
RBI	1
BB	5
SO	4
LOB	24



Batter	1	2	3	4	5	6	7	8	9	AB R H RBI BB SO LOB
Rudy Law, L (1, 7) OBP: 0.375, SLG: 0.469	0-0 F6		0-0 F5			0-0 4-3			0-0 SH1-4 4-3 1B	4 0 1 0 0 0 0
Willie Wilson, S (1, 8) OBP: 0.234, SLG: 0.267	0-3 K			0-0 G6-4-3 1B		0-3 K			0-0 SH1-4 1-2	3 0 1 0 0 2 0
George Brett, L (1, 5) OBP: 0.508, SLG: 0.605	0-0 2B			0-3 K		0-0 F9			0-0 4-3 2-3	4 0 1 0 0 1 2
Frank White, R (1, 4) OBP: 0.262, SLG: 0.406	0-0 F8			0-0 G6-4-3 1-2f		0-0 F2			0-0 F8	4 0 0 0 0 0 3
Steve Balboni, R (1, 3) OBP: 0.323, SLG: 0.474		0-0 F9			0-0 F3				0-0 6-3	3 0 0 0 0 0 0
Hal McRae, R (1, 10) OBP: 0.231, SLG: 0.283 Dwight Taylor, L (8, PR)		0-0 L7			0-0 F8			4-0 SH3-4 BB		2 0 0 0 1 0 0 0 0 0 0 0 0 0
Darryl Motley, R (1, 9) OBP: 0.245, SLG: 0.417		0-0 L8			0-0 HR			0-0 SH3-4 1-2		2 1 1 1 0 0 0
Jim Sundberg, R (1, 2) OBP: 0.218, SLG: 0.173			0-0 F8		0-3 K			0-0 F6		3 0 0 0 0 1 2
Angel Salazar, R (1, 6) OBP: 0.200, SLG: 0.182 Jorge Orta, L (8, PH) Buddy Biancalana, S (9, 6) OBP: 0.125, SLG: 0.125			0-0 F8			0-0 F8		0-0 F7		2 0 0 0 0 0 0 1 0 0 0 0 0 2 0 0 0 0 0 0 0

Inning Stats	R: 0 E: 0 K: 1 S: 6	H: 1 LOB: 1 BB: 0 P: 6	R: 0 E: 0 K: 0 S: 3	H: 0 LOB: 0 BB: 0 P: 3	R: 0 E: 0 K: 0 S: 3	H: 0 LOB: 0 BB: 0 P: 3	R: 0 E: 0 K: 1 S: 5	H: 1 LOB: 0 BB: 0 P: 5	R: 1 E: 0 K: 1 S: 6	H: 1 LOB: 0 BB: 0 P: 6	R: 0 E: 0 K: 1 S: 5	H: 0 LOB: 0 BB: 0 P: 5	R: 0 E: 0 K: 0 S: 3	H: 0 LOB: 2 BB: 1 P: 7	R: 0 E: 0 K: 0 S: 4	H: 1 LOB: 1 BB: 0 P: 4	1B: 2 2B: 1 3B: 0 HR: 1	SF: 0 SAC: 2 DP: 1 HBP: 0	
PITCHER	IP	WLS	BF	H	R	ER	SO	BB	IBB	HBP	BLK	WP	HR	S	P	ERA	WHIP	WP: 0 PB: 0 SB: 0 CS: 0	PA: 31
Dennis Rasmussen, L (1, 1) ERA: 2.41	7.0	W	24	3	1	1	4	1	0	0	0	0	0	31	35	1.29	0.571		
Brian Fisher, R (8, 1) ERA: 3.09	2.0	S	7	1	0	0	0	0	0	0	0	0	0	7	7	0.00	0.500		

**BOTTOM**

**New York Yankees @ Kansas City Royals**

Royals Stadium, Kansas City, MO

Wed Apr 23 1986, 7:05 PM EST  
Att. 25,861 - Unknown

livebaseballscorecards.com

<b>AB</b>	<b>28</b>
<b>R</b>	<b>1</b>
<b>H</b>	<b>4</b>
<b>RBI</b>	<b>1</b>
<b>BB</b>	<b>1</b>
<b>SO</b>	<b>4</b>
<b>LOB</b>	<b>9</b>



Batter	1	2	3	4	5	6	7	8	9	AB R H RBI BB SO LOB	TOP
<b>Brett Butler, L</b> (1, 8) OBP: 0.309, SLG: 0.271	0-0 4-3 S 1B 1B		0-0 5-3		0-0 1B 1B			0-0 F7		4 1 2 0 0 0 0	
<b>Julio Franco, R</b> (1, 6) OBP: 0.300, SLG: 0.418	0-3 K 1-2		0-0 5-3		0-0 1-3 1B			0-0 F9		4 0 1 0 0 1 1	
<b>Joe Carter, R</b> (1, 7) OBP: 0.273, SLG: 0.365	0-0 4-3 2-3		0-3 K		0-3 K			0-0 FC5-4 1B		4 0 1 0 0 2 3	
<b>Andre Thornton, R</b> (1, 10) OBP: 0.237, SLG: 0.288	0-0 1B 1B 1B 3-H			0-0 6-3		0-0 G6-4-3 1B		0-0 FC5-4		4 0 2 1 0 0 1	
<b>Brook Jacoby, R</b> (1, 5) OBP: 0.439, SLG: 0.596	0-0 1B 1-2 1B			0-0 F8		0-0 F7		0-0 F8		4 0 1 0 0 0 1	
<b>Pat Tabler, R</b> (1, 3) OBP: 0.411, SLG: 0.558	0-0 1-3 2-3 1B			0-0 FC6-4 1B		0-0 G6-4-3 1-2f		0-0 F9		4 0 2 0 0 0 1	
<b>Carmen Castillo, R</b> (1, 9) OBP: 0.263, SLG: 0.474		0-3 K		0-0 FC6-4 1-2f		0-0 5-3		0-0 1B		4 0 1 0 0 1 1	
<b>Tony Bernazard, S</b> (1, 4) OBP: 0.314, SLG: 0.391		0-0 F9		0-0 L3		0-0 F8		0-0 F8		4 0 0 0 0 0 1	
<b>Andy Allanson, R</b> (1, 2) OBP: 0.425, SLG: 0.474		0-0 6-3		0-0 6-3		0-0 F8				3 0 0 0 0 0 0	
<b>Inning Stats</b>	R: 1 E: 0 K: 1 S: 8 H: 4 LOB: 3 BB: 0 P: 8	R: 0 E: 0 K: 1 S: 5 H: 0 LOB: 0 BB: 0 P: 5	R: 0 E: 0 K: 1 S: 5 H: 0 LOB: 0 BB: 0 P: 5	R: 0 E: 0 K: 1 S: 4 H: 1 LOB: 1 BB: 0 P: 4	R: 0 E: 0 K: 1 S: 7 H: 2 LOB: 2 BB: 0 P: 7	R: 0 E: 0 K: 0 S: 3 H: 1 LOB: 0 BB: 0 P: 3	R: 0 E: 0 K: 0 S: 3 H: 0 LOB: 0 BB: 0 P: 3	R: 0 E: 0 K: 0 S: 4 H: 1 LOB: 1 BB: 0 P: 4	R: 0 E: 0 K: 0 S: 4 H: 1 LOB: 1 BB: 0 P: 4	1B: 10 2B: 0 3B: 0 HR: 0 SF: 0 SAC: 0 DP: 1 HBP: 0	WP: 0 PB: 0 SB: 1 CS: 0 PA: 35
<b>PITCHER</b> <b>Ron Guidry, L</b> (1, 1) ERA: 1.29	IP: 9.0 WLS: W BF: 35 H: 10 R: 1 ER: 1 SO: 4 BB: 0 IBB: 0 HBP: 0 BLK: 0 WP: 0 HR: 0 S: 43 P: 43 ERA: 1.00 WHIP: 1.111										

**Cleveland Indians @ New York Yankees**  
**Yankee Stadium, Bronx, NY**  
 Thu Apr 24 1986, 6:05 PM EST  
 Att. 17,299 - Unknown

[livebaseballscorecards.com](http://livebaseballscorecards.com)

**AB 35**  
**R 1**  
**H 10**  
**RBI 1**  
**BB 0**  
**SO 4**  
**LOB 9**





Batter	1	2	3	4	5	6	7	8	9	AB R H RBI BB SO LOB	TOP											
Brett Butler, L (1, 8) OBP: 0.317, SLG: 0.255	0-0 E5 G4-6-3		0-0 F5		4-0 S E BB	0-0 G4-6-3		4-0 BB		3 1 0 0 2 0 2	<b>Cleveland Indians @ New York Yankees</b> Yankee Stadium, Bronx, NY Fri Apr 25 1986, 6:05 PM EST Att. 20,030 - Unknown											
Julio Franco, R (1, 6) OBP: 0.292, SLG: 0.390	0-0 G4-6-3 1-2f		4-0 WP BB BB		0-3 K		0-0 F9	0-0 4-3	4 0 0 0 1 1 6													
Mel Hall, L (1, 7) OBP: 0.205, SLG: 0.333	0-0 4-3		4-0 BB BB		0-0 E1 BB BB		0-0 F7	0-0 F8	3 0 0 0 1 0 0													
Eddie Williams, R (9, PH)			1-2 BB		2-H 3-H				1 0 0 0 0 0 0													
Andre Thornton, R (1, 10) OBP: 0.281, SLG: 0.339		0-0 1B PB 2B	0-3 K		4-0 BB BB		0-0 1B	0-0 1B	4 1 3 0 1 1 2													
Brook Jacoby, R (1, 5) OBP: 0.419, SLG: 0.554		0-3 K		0-3 K	4-0 BB BB		0-0 F9	0-0 F8	4 0 0 0 1 2 3													
Pat Tabler, R (1, 3) OBP: 0.417, SLG: 0.554		0-0 PB 1B		0-0 F8	0-0 BB		0-0 F9	0-0 F8	4 0 2 0 0 0 3													
Otis Nixon, S (8, PR) OBP: 0.222, SLG: 0.222		2-3 1B		0-0 F7				0-0 F8	1 0 0 0 0 0 1													
Joe Carter, R (1, 9) OBP: 0.271, SLG: 0.345		0-3 K		0-0 5-3		4-0 FC1-5 1B BB		0-3 K	3 0 0 0 1 2 3													
Tony Bernazard, S (1, 4) OBP: 0.345, SLG: 0.408		0-0 L4		0-0 WP PB E 1B		0-0 FC1-5 1B		4-0 BB BB	3 1 2 0 1 0 1													
Andy Allanson, R (1, 2) OBP: 0.395, SLG: 0.439			0-0 5-3		0-0 5-3		0-0 FC1-5	0-3 K	3 0 0 0 0 0 3													
Dan Rohn, L (8, PH)									0 0 0 0 0 0 0													
Carmen Castillo, R (8, PH) OBP: 0.250, SLG: 0.450									1 0 0 0 0 1 2													
Chris Bando, S (8, 2) OBP: 0.400, SLG: 0.400									0 0 0 0 0 0 0													
<b>Inning Stats</b>	R: 0 E: 1 K: 0 S: 3	H: 0 LOB: 0 BB: 0 P: 3	R: 1 E: 0 K: 2 S: 9	H: 2 LOB: 1 BB: 0 P: 9	R: 0 E: 0 K: 1 S: 5	H: 0 LOB: 2 BB: 2 P: 13	R: 0 E: 0 K: 1 S: 5	H: 0 LOB: 0 BB: 0 P: 5	R: 2 E: 1 K: 1 S: 7	H: 1 LOB: 3 BB: 3 P: 19	R: 0 E: 0 K: 0 S: 3	H: 1 LOB: 1 BB: 1 P: 7	R: 0 E: 0 K: 0 S: 4	H: 1 LOB: 1 BB: 0 P: 4	R: 0 E: 0 K: 2 S: 8	H: 1 LOB: 3 BB: 2 P: 16	R: 0 E: 0 K: 0 S: 4	H: 1 LOB: 1 BB: 0 P: 4	1B: 6 2B: 1 3B: 0 HR: 0	SF: 0 SAC: 0 DP: 2 HBP: 0	WP: 2 PB: 2 SB: 2 CS: 0	PA: 42
<b>PITCHER</b>	IP WLS BF H R ER SO BB IBB HBP BLK WP HR S P ERA WHIP											<b>PITCHER</b>	IP WLS BF H R ER SO BB IBB HBP BLK WP HR S P ERA WHIP									
Joe Niekro, R (1, 1) ERA: 3.2	6.0 W 28 4 3 0 5 6 0 0 0 2 0 32 56 0.00 1.667																					
Brian Fisher, R (7, 1) ERA: 2.77	1.1 S 7 2 0 0 1 1 0 0 0 0 0 8 12 0.00 2.250																					
Dave Righetti, L (8, 1) ERA: 2.13	1.2 S 7 1 0 0 1 1 0 0 0 0 0 8 12 0.00 1.200																					

livebaseballscorecards.com

<b>AB</b>	34
<b>R</b>	3
<b>H</b>	7
<b>RBI</b>	0
<b>BB</b>	8
<b>SO</b>	7
<b>LOB</b>	26





Batter	1	2	3	4	5	6	7	8	9	AB	R	H	RBI	BB	SO	LOB
Rickey Henderson, R OBP: 0.382, SLG: 0.391 (1, 8)	0-3 K 4-3 S		0-0 F8	0-0 F6		0-0 4-3		0-0 1B 2B		5	1	1	1	0	1	3
Ken Griffey, L OBP: 0.382, SLG: 0.408 (1, 7)	0-0 F4		0-0 G3		0-0 6-3		0-0 F9	0-0 FC3-6 1B		5	0	1	2	0	0	1
Don Mattingly, L OBP: 0.342, SLG: 0.328 (1, 3)	0-0 4-3		0-0 F7		0-0 F8		0-0 3-1	0-0 FC3-6 1B 2B		5	1	0	0	0	0	2
Ron Hassey, L OBP: 0.412, SLG: 0.370 (1, 2)	4-0 BB BB			4-0 BB BB		0-0 F8		0-0 1B 2B 1B		3	1	2	0	2	0	0
Dave Winfield, R OBP: 0.375, SLG: 0.407 (1, 9)	4-0 BB BB			0-0 G6-4-3 1-2f		4-0 1B BB		0-0 1B 2B 1B		2	2	1	0	3	0	1
Mike Easler, L OBP: 0.265, SLG: 0.319 (1, 10)	0-0 4-3		0-0 K 1B PB		0-0 4-3		0-0 G3	0-0 1H 2H 3H 2B		5	1	1	3	0	1	6
Mike Pagliarulo, L OBP: 0.309, SLG: 0.378 (1, 5)		4-0 BB BB	0-0 G1-6-3 BB		0-0 BB 1B 1B		4-0 BB 1B BB	0-0 F8		2	2	1	0	2	0	0
Willie Randolph, R OBP: 0.408, SLG: 0.371 (1, 4)		0-0 F9		4-0 1B BB		4-0 1B BB		4-0 BB 2B BB		1	1	0	0	3	0	1
Bobby Meacham, S OBP: 0.351, SLG: 0.280 (1, 6)		0-0 G1-6-3 1-2f		0-0 1B 1-2 2-H		0-0 1B 1-3 2-H 3-H		4-0 2B 1B BB		3	1	2	3	1	0	1

Inning Stats	R: 0	H: 0	E: 0	K: 1	S: 6	LOB: 3	BB: 2	P: 14	R: 0	H: 0	E: 0	K: 0	S: 2	LOB: 0	BB: 1	P: 6	R: 0	H: 0	E: 0	K: 0	S: 3	LOB: 0	BB: 0	P: 3	R: 2	H: 2	E: 0	K: 1	S: 7	LOB: 2	BB: 2	P: 15	R: 0	H: 0	E: 0	K: 0	S: 3	LOB: 0	BB: 0	P: 3	R: 2	H: 1	E: 1	K: 0	S: 3	LOB: 1	BB: 3	P: 15	R: 0	H: 1	E: 0	K: 0	S: 4	LOB: 2	BB: 1	P: 8	R: 6	H: 5	E: 0	K: 0	S: 7	LOB: 1	BB: 2	P: 15
--------------	------	------	------	------	------	--------	-------	-------	------	------	------	------	------	--------	-------	------	------	------	------	------	------	--------	-------	------	------	------	------	------	------	--------	-------	-------	------	------	------	------	------	--------	-------	------	------	------	------	------	------	--------	-------	-------	------	------	------	------	------	--------	-------	------	------	------	------	------	------	--------	-------	-------

PITCHER																	1B	2B	3B	HR	SF	SAC	DP	HBP	WP	HR	S	P	ERA	WHIP
Tom Candiotti, R ERA: 2.33 (1, 1)	5.1	WLS	BF	H	R	ER	SO	BB	IBB	HBP	BLK	WP	HR	S	P	ERA	WHIP	6	3	0	0	0	1	3.38	1.875					
Jim Kern, R ERA: 4.82 (6, 1)	2.0	L	10	2	2	2	0	3	0	0	0	0	0	7	19	9.00	2.500	3	0	0	0	0	0	9.00	2.500					
Scott Bailes, L ERA: 5.27 (8, 1)	0.1		4	3	1	1	0	0	0	0	0	0	0	4	4	27.00	9.000	0	0	0	0	0	0	27.00	9.000					
Rich Yett, R ERA: 27.0 (8, 1)	0.1		2	2	3	3	0	0	0	0	0	0	0	2	2	81.00	6.000	0	0	0	0	0	0	81.00	6.000					

BOTTOM

Cleveland Indians @ New York Yankees  
Yankee Stadium, Bronx, NY  
Fri Apr 25 1986, 6:05 PM EST  
Att. 20,030 - Unknown

livebaseballscorecards.com

AB	31
R	10
H	9
RBI	9
BB	11
SO	2
LOB	15



1B	6	SF	0	WP	1	PA	42
2B	3	SAC	0	PB	2		
3B	0	DP	2	SB	1		
HR	0	HBP	0	CS	0		

Batter	1	2	3	4	5	6	7	8	9	AB R H RBI BB SO LOB	TOP									
<b>Brett Butler, L</b> (1, 8) OBP: 0.344, SLG: 0.283	0-0 E 1B 2B	0-0 G3			4-0 E S 1-5 BB		4-0 BB		0-0 SH5-4 1-2	2 1 1 0 2 0 0										
<b>Julio Franco, R</b> (1, 6) OBP: 0.286, SLG: 0.375	0-0 CS 1B 2-H	0-0 5-3			0-0 4-3 1-3		0-0 4-3		0-0 F9 2-3	5 0 1 1 0 0 3										
<b>Joe Carter, R</b> (1, 7) OBP: 0.281, SLG: 0.339 (8, 9)	0-0 BB HBP 2B 1-2 1B				0-0 F1 1-5 3-HF				0-3 K BB BB BB BB	4 1 1 0 0 1 1 1										
<b>Andre Thornton, R</b> (1, 10) OBP: 0.304, SLG: 0.339	1-0 BB 2B HBP 1-2				0-0 5-3				0-0 F7 BB 1B 1-2	3 1 1 0 1 0 0										
<b>Brook Jacoby, R</b> (1, 5) OBP: 0.403, SLG: 0.517	4-0 2B BB 1-2 2-3				0-0 4-3				0-3 K BB BB BB BB	4 0 0 0 1 2 4										
<b>Pat Tabler, R</b> (1, 3) OBP: 0.438, SLG: 0.593	0-0 1-3 2-H 3-H 2B				0-0 F8				4-0 FC5 1B BB 1-2	3 0 2 2 1 0 0										
<b>Carmen Castillo, R</b> (1, 9) OBP: 0.250, SLG: 0.417	0-0 F8				0-0 6-3				0-0 1B 1-2 2-3	4 0 1 0 0 0 3										
<b>Otis Nixon, S</b> (8, 7) OBP: 0.222, SLG: 0.222										0 0 0 0 0 0 0										
<b>Tony Bernazard, S</b> (1, 4) OBP: 0.339, SLG: 0.396	0-0 F9				0-0 1B				0-0 K FC5 2-3f	4 0 1 0 0 1 5										
<b>Andy Allanson, R</b> (1, 2) OBP: 0.383, SLG: 0.422					0-0 6-3				0-0 F9 SH5-4 1B	4 0 1 0 0 0 1										
<b>Inning Stats</b>	R: 3 E: 1 K: 0 S: 6	H: 4 LOB: 2 BB: 1 P: 11	R: 0 E: 0 K: 0 S: 3	H: 0 LOB: 0 BB: 0 P: 3	R: 0 E: 0 K: 0 S: 3	H: 0 LOB: 0 BB: 0 P: 3	R: 0 E: 0 K: 0 S: 4	H: 1 LOB: 1 BB: 0 P: 4	R: 0 E: 0 K: 0 S: 4	H: 1 LOB: 1 BB: 0 P: 4	R: 0 E: 0 K: 1 S: 5	H: 0 LOB: 1 BB: 1 P: 9	R: 0 E: 0 K: 2 S: 9	H: 2 LOB: 3 BB: 1 P: 13	R: 0 E: 0 K: 1 S: 6	H: 1 LOB: 3 BB: 2 P: 14	1B: 6 2B: 4 3B: 0 HR: 0	SF: 0 SAC: 1 DP: 1 HBP: 1	WP: 0 PB: 0 SB: 2 CS: 1	PA: 41
<b>PITCHER</b>	IP WLS BF H R ER SO BB IBB HBP BLK WP HR S P ERA WHIP																			
<b>Bob Shirley, L</b> (1, 1) ERA: 10.13	0.1 L 6 4 3 3 0 1 0 1 0 0 0 0 4 9 81.00 15.000																			
<b>John Montefusco, R</b> (1, 1) ERA: 0.93	5.2 19 2 0 0 0 1 0 0 0 0 0 0 18 22 0.00 0.529																			
<b>Rod Scurrey, L</b> (7, 1) ERA: 4.0	2.1 12 3 0 0 3 2 0 0 0 0 0 0 16 24 0.00 2.143																			
<b>Brian Fisher, R</b> (9, 1) ERA: 2.63	0.2 4 0 0 0 1 2 0 0 0 0 0 0 4 12 0.00 3.000																			

**Cleveland Indians @ New York Yankees**  
 Yankee Stadium, Bronx, NY  
 Sat Apr 26 1986, 3:33 AM EST  
 Att. 20,195 - Unknown

[livebaseballscorecards.com](http://livebaseballscorecards.com)

**AB** 33  
**R** 3  
**H** 9  
**RBI** 3  
**BB** 6  
**SO** 4  
**LOB** 17



Batter	1	2	3	4	5	6	7	8	9	AB	R	H	RBI	BB	SO	LOB
Rickey Henderson, R (1, 8) OBP: 0.375, SLG: 0.373	4-0 BB S	0-0 CS 1-2	0-0 5-3		0-3 K			0-3 K		3	0	0	0	1	2	1
Ken Griffey, L (1, 7) OBP: 0.390, SLG: 0.423	4-0 BB G6-4-3		0-0 G3		0-0 G3			0-0 1B 2B		3	1	1	0	1	0	1
Don Mattingly, L (1, 3) OBP: 0.338, SLG: 0.324	0-0 F7		0-0 F7				0-0 F6	0-0 1B 2-H		4	0	1	1	0	0	2
Ron Hassey, L (1, 2) OBP: 0.389, SLG: 0.345	0-0 G6-4-3			0-3 K			0-3 K	0-0 6-3		2	0	0	0	0	1	2
Phil Lombardi, R (5, 2)	1-2									2	0	0	0	0	1	1
Dave Winfield, R (1, 9) OBP: 0.395, SLG: 0.419		0-0 F6		0-0 1B			0-0 1B		4-0 BB BB	3	0	2	0	1	0	0
Mike Easler, L (1, 10) OBP: 0.283, SLG: 0.320		0-0 BB FC4-6 1B		0-0 F9			4-0 G6-4-3 BB	0-0 F8		3	1	1	0	1	0	2
Mike Pagliarulo, L (1, 5) OBP: 0.305, SLG: 0.367		0-0 FC4-6 BB 1-2 1B		0-0 F4			0-3 K	0-3 K		4	0	1	0	0	2	3
Willie Randolph, R (1, 4) OBP: 0.427, SLG: 0.365		4-0 BB FC4-6 1-2 2-3 BB		4-0 BB FC3-6 BB			0-0 G6-4-3 1-2	4-0 BB 1-2		1	0	0	0	3	0	1
Bobby Meacham, S (1, 6) OBP: 0.333, SLG: 0.264		0-0 FC4-6 CS		0-0 FC3-6			0-3 K	0-3 K		3	0	0	1	0	1	3
Henry Cotto, R (9, PH) OBP: 0.200, SLG: 0.200		1-2 2-3 3-H		1-2						1	0	0	0	0	1	2

Inning Stats	R: 0	H: 0	E: 0	K: 0	S: 2	R: 1	H: 2	E: 0	K: 0	S: 4	R: 0	H: 0	E: 0	K: 0	S: 3	R: 0	H: 1	E: 0	K: 1	S: 6	R: 0	H: 0	E: 0	K: 1	S: 5	R: 0	H: 1	E: 0	K: 1	S: 5	R: 0	H: 0	E: 0	K: 1	S: 4	R: 1	H: 2	E: 0	K: 2	S: 9	R: 0	H: 0	E: 0	K: 2	S: 7	R: 0	H: 0	E: 0	K: 2	S: 7	1B: 5	SF: 0	2B: 1	SAC: 0	3B: 0	DP: 2	HR: 0	HBP: 0	WP: 0	PA: 37
--------------	------	------	------	------	------	------	------	------	------	------	------	------	------	------	------	------	------	------	------	------	------	------	------	------	------	------	------	------	------	------	------	------	------	------	------	------	------	------	------	------	------	------	------	------	------	------	------	------	------	------	-------	-------	-------	--------	-------	-------	-------	--------	-------	--------

PITCHER	IP	WLS	BF	H	R	ER	SO	BB	IBB	HBP	BLK	WP	HR	S	P	ERA	WHIP
Don Schulze, R (1, 1) ERA: 2.79	6.0	W	24	4	1	1	3	5	0	0	0	0	0	25	45	1.50	1.500
Scott Bailes, L (7, 1) ERA: 5.28	1.2		6	2	1	1	3	0	0	0	0	0	0	12	12	5.40	1.200
Ernie Camacho, R (8, 1) ERA: 3.86	1.1	S	6	0	0	0	2	2	0	0	0	0	0	8	16	0.00	1.500

BOTTOM

Cleveland Indians @ New York Yankees  
 Yankee Stadium, Bronx, NY  
 Sat Apr 26 1986, 3:33 AM EST  
 Att. 20,195 - Unknown

livebaseballscores.com

AB	29
R	2
H	6
RBI	2
BB	7
SO	8
LOB	18



Batter	1	2	3	4	5	6	7	8	9	AB R H RBI BB SO LOB	TOP																
<b>Brett Butler, L</b> (1, 8) OBP: 0.348, SLG: 0.362	0-0 G3		0-0 1-3			0-0 HR	0-0 F9	0-0 2B		5 1 2 3 0 0 3																	
<b>Tony Bernazard, S</b> (1, 4) OBP: 0.313, SLG: 0.362	0-0 F8		0-0 4-3			0-0 F8	0-3 K	0-0 F8		5 0 0 0 0 1 3																	
<b>Julio Franco, R</b> (1, 6) OBP: 0.267, SLG: 0.348	0-0 3-1			0-0 5-3		0-3 K	0-0 6-3		0-0 6-3	5 0 0 0 0 1 2																	
<b>Andre Thornton, R</b> (1, 10) OBP: 0.284, SLG: 0.313		0-0 F8		0-3 K		0-0 6-3		0-0 F3	0-0 F8	5 0 0 0 0 1 0																	
<b>Brook Jacoby, R</b> (1, 5) OBP: 0.417, SLG: 0.538		0-0 2B		0-0 F8			0-0 BB 1B	0-0 F9	0-0 FC6-4 1B	5 1 3 0 0 0 0																	
<b>Pat Tabler, R</b> (1, 3) OBP: 0.435, SLG: 0.571		0-0 1-3			0-0 F7		4-0 BB 1B	0-0 1B	0-0 FC6-4	4 2 1 0 1 0 2																	
<b>Mel Hall, L</b> (1, 7) OBP: 0.238, SLG: 0.324		4-0 BB		0-3 K		4-0 BB 1B	0-0 1B			1 1 0 0 2 1 0																	
<b>Carmen Castillo, R</b> (8, PH) OBP: 0.280, SLG: 0.440						4-0 BB 1B	0-0 1B			1 1 1 0 0 0 0																	
<b>Otis Nixon, S</b> (9, 7) OBP: 0.222, SLG: 0.222		0-0 BB				1-2 2-3 WP	1-2 1B			0 0 0 0 0 0 0																	
<b>Joe Carter, R</b> (1, 9) OBP: 0.309, SLG: 0.413		0-0 F9			0-0 HR		0-0 WP 1B	0-0 1B		4 2 3 4 0 0 2																	
<b>Chris Bando, S</b> (1, 2) OBP: 0.429, SLG: 0.429			0-0 F8		0-0 F7		1-2 2-3 WP 1B	0-0 1-3 2-H 1B		4 1 2 1 0 0 0																	
<b>Inning Stats</b>	R: 0 E: 0 K: 0 S: 3	H: 0 LOB: 0 BB: 0 P: 3	R: 0 E: 0 K: 0 S: 4	H: 1 LOB: 2 BB: 1 P: 8	R: 0 E: 0 K: 0 S: 3	H: 0 LOB: 0 BB: 0 P: 3	R: 0 E: 0 K: 1 S: 5	H: 0 LOB: 0 BB: 0 P: 5	R: 1 E: 0 K: 1 S: 6	H: 1 LOB: 0 BB: 0 P: 6	R: 1 E: 0 K: 1 S: 6	H: 1 LOB: 0 BB: 0 P: 6	R: 3 E: 0 K: 1 S: 8	H: 3 LOB: 2 BB: 2 P: 16	R: 4 E: 0 K: 0 S: 8	H: 5 LOB: 1 BB: 0 P: 8	R: 0 E: 0 K: 0 S: 4	H: 1 LOB: 1 BB: 0 P: 4	1B: 8 2B: 2 3B: 0 HR: 2	SF: 0 SAC: 0 DP: 0 HBP: 0	WP: 1 PB: 0 SB: 0 CS: 0	PA: 42					
<b>PITCHER</b>	IP WLS BF H R ER SO BB IBB HBP BLK WP HR S P ERA WHIP																										
<b>Bob Tewksbury, R</b> (1, 1) ERA: 3.33	6.0		22	3	2	2	3	1	0	0	0	0	2	27	31	3.00	0.667										
<b>Brian Fisher, R</b> (7, 1) ERA: 4.61	0.0		4	2	3	3	0	2	0	0	0	0	0	2	10	∞	∞										
<b>Bob Shirley, L</b> (7, 1) ERA: 8.53	1.0		4	1	0	0	1	0	0	0	0	1	0	6	6	0.00	1.000										
<b>Dave Righetti, L</b> (8, 1) ERA: 4.61	1.0	L	8	5	4	4	0	0	0	0	0	0	0	8	8	36.00	5.000										
<b>Ed Whitson, R</b> (9, 1) ERA: 4.5	1.0		4	1	0	0	0	0	0	0	0	0	0	4	4	0.00	1.000										

**Cleveland Indians @ New York Yankees**  
**Yankee Stadium, Bronx, NY**  
 Sun Apr 27 1986, 3:33 AM EDT  
 Att: 46,607 - Unknown

AB	39
R	9
H	12
RBI	8
BB	3
SO	4
LOB	12



WP: 1	PA: 42
-------	--------

ERA	WHIP
-----	------

BOTTOM

Cleveland Indians @ New York Yankees

Yankee Stadium, Bronx, NY

Sun Apr 27 1986, 3:33 AM EDT

Att. 46,607 - Unknown

livebaseballscores.com

AB	37
R	7
H	10
RBI	7
BB	9
SO	5
LOB	24



WP:	0	PA:	47
PB:	0		
SB:	2		
CS:	0		

AB R H RBI BB SO LOB

4	1	0	1	2	0	5
5	0	0	0	1	1	6
3	1	1	2	2	0	2
5	1	1	1	0	1	6
5	2	3	1	0	1	0
5	0	1	1	0	1	2
5	1	2	0	0	1	2
2	1	0	0	3	0	1
3	0	2	1	1	0	0

Batter	1	2	3	4	5	6	7	8	9
Rickey Henderson, R OBP: 0.372, SLG: 0.352 (1, 8)	0-0 E5 F9 2B	0-0 F8		4-0 4-3 S BB	0-0 F7		4-0 BB BB 1-2 2-3 3-H		0-0 F7
Ken Griffey, L OBP: 0.369, SLG: 0.386 (1, 7)	0-0 F9 2-3	4-0 BB		0-0 4-3 1-3		0-0 F9	0-3 K		0-0 F7
Don Mattingly, L OBP: 0.354, SLG: 0.338 (1, 3)	0-0 1B 2B 3-H	0-0 4-3		4-0 BB		0-0 F3	4-0 BB 1-2 2-3 3-H		
Ron Hassey, L OBP: 0.366, SLG: 0.412 (1, 2)	0-0 F6		0-0 HR	0-0 F3		0-3 K	0-0 4-3		
Dave Winfield, R OBP: 0.407, SLG: 0.433 (1, 9)	0-0 S 1B 2-H		0-3 K2-3		0-0 BB 1-3 1B		0-0 BB 1B 1B	0-0 F6	
Mike Easler, L OBP: 0.276, SLG: 0.309 (1, 10)	0-0 1B 1-H		0-3 K		0-0 1-3 1-2		0-0 F8	0-0 F9	
Mike Pagliarulo, L OBP: 0.313, SLG: 0.370 (1, 5)	0-0 F2		0-0 FC4-6 1B		0-0 F7		0-0 1B BB 1B	0-3 K	
Willie Randolph, R OBP: 0.438, SLG: 0.354 (1, 4)		4-0 SH5-4 BB	0-0 FC4-6 1-2f		4-0 BB BB		4-0 BB 1B BB 1-2 2-3		0-0 6-3
Bobby Meacham, S OBP: 0.359, SLG: 0.286 (1, 6)		0-0 SH5-4 1-2		0-0 4-3	4-0 BB		0-0 BB BB 1B		0-0 1B

Inning Stats	R: 3	H: 3	LOB: 1	K: 0	S: 7	P: 7	R: 0	H: 0	LOB: 2	K: 0	S: 3	P: 11	R: 1	H: 2	LOB: 1	K: 2	S: 9	P: 9	R: 0	H: 0	LOB: 2	K: 0	S: 3	P: 11	R: 0	H: 1	LOB: 3	K: 0	S: 4	P: 12	R: 0	H: 0	LOB: 0	K: 1	S: 5	P: 5	R: 3	H: 3	LOB: 3	K: 1	S: 8	P: 20	R: 0	H: 0	LOB: 0	K: 1	S: 5	P: 5	R: 0	H: 1	LOB: 1	K: 0	S: 4	P: 4	1B: 8	SF: 0	2B: 1	SAC: 1	3B: 0	DP: 0	HR: 1	HBP: 0	WP: 0	PA: 47
--------------	------	------	--------	------	------	------	------	------	--------	------	------	-------	------	------	--------	------	------	------	------	------	--------	------	------	-------	------	------	--------	------	------	-------	------	------	--------	------	------	------	------	------	--------	------	------	-------	------	------	--------	------	------	------	------	------	--------	------	------	------	-------	-------	-------	--------	-------	-------	-------	--------	-------	--------

PITCHER	IP	WLS	BF	H	R	ER	SO	BB	IBB	HBP	BLK	WP	HR	S	P	ERA	WHIP
Phil Niekro, R ERA: 2.57 (1, 1)	6.1		36	9	7	4	3	7	0	0	0	0	1	35	63	5.68	2.526
Jim Kern, R ERA: 4.82 (7, 1)	0.0		1	0	0	0	0	1	0	0	0	0	0	0	4	∞	∞
Scott Bailes, L ERA: 5.06 (7, 1)	0.2	W	3	0	0	0	1	1	0	0	0	0	0	4	8	0.00	1.500
Rich Yett, R ERA: 3.86 (8, 1)	2.0	S	7	1	0	0	1	0	0	0	0	0	0	9	9	0.00	0.500

Batter	1	2	3	4	5	6	7	8	9	AB	R	H	RBI	BB	SO	LOB	TOP										
<b>Kirby Puckett, R</b> OBP: 0.413, SLG: 0.698 (1, 8) X	0-0 F9	0-0 F8		0-0 F8		0-0 S 1B		0-0 WP 1B	0-0 1-3 2-H HR	6	2	3	1	0	0	1											
<b>Billy Beane, R</b> OBP: 0.667, SLG: 1.000 (1, 7) X	0-0 E7 1B		0-0 1B 1B	0-0 1B		4-0 1-2 BB		0-0 1-H 1B	0-0 2-H 3-H HR	5	2	5	4	1	0	0											
<b>Kent Hrbek, L</b> OBP: 0.420, SLG: 0.444 (1, 3) X	0-0 F3		0-0 1B E 1B	0-0 1-3		0-3 K		0-0 1-3 2B	0-0 F5	6	1	2	0	0	1	4											
<b>Tom Brunansky, R</b> OBP: 0.310, SLG: 0.451 (1, 9) X	0-0 4-3		0-0 F7		4-0 S 2B BB	0-0 F8		0-0 1-3	0-0 FC5-4 1B	5	1	1	0	1	0	7											
<b>Roy Smalley, S</b> OBP: 0.366, SLG: 0.500 (1, 5) X		0-0 6-3	0-0 F3		0-0 F8	0-0 G3		0-0 F7	0-0 FC5-4 1-2f	6	0	0	0	0	0	8											
<b>Alejandro Sanchez, R</b> OBP: 0.100, SLG: 0.100 (1, 10) X		0-0 F8	0-0 E8 1-H 2-H 1B		0-3 K		0-0 F8	0-0 F8		5	0	1	1	0	1	3											
<b>Tim Laudner, R</b> OBP: 0.667, SLG: 1.500 (1, 2) X		0-0 HR	4-0 BB		0-0 2B		4-0 BB		4-0 WP 2B BB	2	2	2	2	2	0	0											
<b>Mark Salas, L</b> OBP: 0.274, SLG: 0.456 (9, PH) X			0-0 HR	0-3 K		0-0 2B		0-3 K		0	1	0	0	1	0	0											
<b>Steve Lombardozzi, R</b> OBP: 0.260, SLG: 0.340 (1, 4) X		0-0 HR			0-0 K		0-3 K		0-0 F5	4	1	2	2	0	2	3											
<b>Randy Bush, L</b> OBP: 0.365, SLG: 0.419 (9, PH) X					0-0 2B		0-3 K		4-0 2B HR BB	1	0	0	0	0	0	1											
<b>Greg Gagne, R</b> OBP: 0.262, SLG: 0.349 (1, 6) X		0-0 2B			0-0 F9		0-0 F4		4-0 2B HR BB	4	0	1	0	0	1	2											
<b>Gary Gaetti, R</b> OBP: 0.333, SLG: 0.473 (9, PH) X										0	1	0	0	1	0	0											
<b>Inning Stats</b>	R: 0 E: 1 K: 0 S: 4	H: 1 LOB: 1 BB: 0 P: 4	R: 2 E: 0 K: 0 S: 6	H: 3 LOB: 1 BB: 0 P: 6	R: 2 E: 1 K: 1 S: 8	H: 3 LOB: 2 BB: 1 P: 12	R: 0 E: 0 K: 0 S: 4	H: 1 LOB: 1 BB: 0 P: 4	R: 2 E: 0 K: 1 S: 7	H: 2 LOB: 1 BB: 1 P: 11	R: 0 E: 0 K: 1 S: 6	H: 1 LOB: 2 BB: 1 P: 10	R: 0 E: 0 K: 2 S: 7	H: 0 LOB: 1 BB: 1 P: 11	R: 1 E: 0 K: 0 S: 6	H: 3 LOB: 2 BB: 0 P: 6	R: 4 E: 0 K: 0 S: 6	H: 3 LOB: 1 BB: 2 P: 14	1B: 9 2B: 5 3B: 0 HR: 3	SF: 0 SAC: 0 DP: 0 HBP: 0	WP: 2 PB: 0 SB: 2 CS: 0	PA: 50					
<b>PITCHER</b>	IP	WLS	BF	H	R	ER	SO	BB	IBB	HBP	BLK	WP	HR	S	P	ERA	WHIP										
<b>Ron Guidry, L</b> ERA: 2.45 (1, 1)	5.0		27	10	6	5	2	2	0	0	0	0	2	29	37	9.00	2.400										
<b>Ed Whitson, R</b> ERA: 6.46 (6, 1)	3.1	W	20	6	5	5	3	4	0	0	0	2	1	22	38	13.50	3.000										
<b>Bob Shirley, L</b> ERA: 7.71 (9, 1)	0.2		3	1	0	0	0	0	0	0	0	0	0	3	3	0.00	1.500										

Minnesota Twins @ New York Yankees  
 Yankee Stadium, Bronx, NY  
 Tue Apr 29 1986, 7:05 PM EDT  
 Att: 13,213 - Unknown

livebaseballscorecards.com

AB	44
R	11
H	17
RBI	10
BB	6
SO	5
LOB	29



Batter	1	2	3	4	5	6	7	8	9
Rickey Henderson, R (1, 8) OBP: 0.385, SLG: 0.421	0-0 6-3 ①		0-0 1B 2B		0-0 G6-4-3 ①②		SH 1B		
Ken Griffey, L (1, 7) Henry Cotto, R (8, 7) OBP: 0.377, SLG: 0.443 OBP: 0.200, SLG: 0.200	0-0 4-3 ②		0-0 1-3 1B 2-H		0-0 HR		SH 1B		
Don Mattingly, L (1, 3) OBP: 0.345, SLG: 0.321	0-0 F7 ③		0-0 1-3 1-2		0-0 G3 ③		BB 1B BB	0-0 F7 ①	
Mike Easter, L (1, 10) OBP: 0.302, SLG: 0.373		0-0 F8 ①	0-3 K ③			0-0 HR	BB 1B BB	0-0 1B	
Dave Winfield, R (1, 9) OBP: 0.407, SLG: 0.414		0-3 K ②		4-0 BB		0-0 5-3 ①	BB 1B BB	0-0 F9 ②	
Ron Hassey, L (1, 2) OBP: 0.348, SLG: 0.385		0-0 4-3 ③		0-0 F8 ①		0-0 G3 ②	BB 1B	0-0 4-3 ③	
Mike Pagliarulo, L (1, 5) OBP: 0.324, SLG: 0.448			0-0 HR		0-0 F8 ②		BB 1B		
Willie Randolph, R (1, 4) Mike Fischlin, R (8, 4) OBP: 0.440, SLG: 0.362			0-0 6-3 2B 1B		0-0 F8 ③		BB 2B	0-0 HR 1B	
Bobby Meacham, S (1, 6) OBP: 0.368, SLG: 0.300			0-0 6-3 1-2		0-0 G6-4-3 1B		SH 1B		

AB	R	H	RBI	BB	SO	LOB
5	3	3	4	0	0	1
4	2	2	2	0	0	0
0	0	0	0	0	0	0
4	1	0	1	1	0	1
4	2	2	2	1	1	1
3	1	0	1	2	1	1
5	1	1	2	0	0	2
4	1	2	1	0	1	3
4	2	2	1	0	0	2
0	0	0	0	0	0	0
4	1	2	0	0	0	3

BOTTOM	
<b>AB</b>	<b>37</b>
<b>R</b>	<b>14</b>
<b>H</b>	<b>14</b>
<b>RBI</b>	<b>14</b>
<b>BB</b>	<b>4</b>
<b>SO</b>	<b>3</b>
<b>LOB</b>	<b>14</b>

Minnesota Twins @ New York Yankees  
 Yankee Stadium, Bronx, NY  
 Tue Apr 29 1986, 7:05 PM EDT  
 Att. 13,213 - Unknown

livebaseballscorecards.com



Inning	R	H	E	K	S	P	WLS	BF	H	R	ER	SO	BB	IBB	HBP	BLK	WP	HR	S	P	ERA	WHIP
1	0	0	0	0	3	3		25	8	5	5	2	1	0	0	0	0	3	28	32	7.94	1.588
2	0	0	0	0	0	0		3	2	2	0	0	0	0	0	0	0	0	3	3	54.00	6.000
3	0	0	0	0	0	0		3	0	0	0	0	2	0	0	0	0	0	1	9	∞	∞
4	0	0	0	0	0	0		4	2	4	3	1	1	0	0	0	0	0	5	9	81.00	9.000
5	0	0	0	0	0	0		7	2	3	3	0	0	0	0	0	0	1	7	7	16.20	1.200

PITCHER	IP	WLS	BF	H	R	ER	SO	BB	IBB	HBP	BLK	WP	HR	S	P	ERA	WHIP
John Butcher, R (1, 1) ERA: 4.79	5.2		25	8	5	5	2	1	0	0	0	0	3	28	32	7.94	1.588
Mark Portugal, R (6, 1) ERA: 23.14	0.1	L	3	2	2	2	0	0	0	0	0	0	0	3	3	54.00	6.000
Bill Latham, L (7, 1) ERA: 5.0	0.0		3	0	0	0	0	2	0	0	0	0	0	1	9	∞	∞
Ron Davis, R (7, 1) ERA: 15.43	0.1		4	2	4	3	1	1	0	0	0	0	0	5	9	81.00	9.000
Frank Pastore, R (7, 1) ERA: 5.4	1.2		7	2	3	3	0	0	0	0	0	0	1	7	7	16.20	1.200

WP	HR	S	P	ERA	WHIP
0	0	0	0	0	0
0	0	0	0	0	0
0	0	0	0	0	0
0	0	0	0	0	0
0	0	0	0	0	0

Batter	1	2	3	4	5	6	7	8	9	AB R H RBI BB SO LOB	TOP											
Kirby Puckett, R OBP: 0.433, SLG: 0.747 (1, 8) X	0-0 6-3 1B		0-0 HR		0-0 4-3 2B		0-0 1B S 1B		0-0 G6-4-3 1B	5 1 4 1 0 0 0	<b>Minnesota Twins @ New York Yankees</b> Yankee Stadium, Bronx, NY Wed Apr 30 1986, 7:05 PM EDT Att: 18,774 - Unknown <a href="http://livebaseballscorecards.com">livebaseballscorecards.com</a>											
Billy Beane, R OBP: 0.500, SLG: 0.667 (1, 7) B B B	4-0 1B BB		0-3 K		0-0 4-3 2-3		0-0 F5		0-0 G6-4-3 1-2f	4 0 0 0 1 1 3												
Randy Bush, L OBP: 0.375, SLG: 0.426 (1, 9) X	0-0 F6		0-0 1B		0-3 K		0-0 1-3 1B			4 0 2 0 0 1 2												
Kent Hrbek, L OBP: 0.424, SLG: 0.447 (1, 3) X	0-0 1-3 1B		0-0 F4		0-0 BB 1B		0-3 K			4 1 2 0 0 1 3												
Gary Gaetti, R OBP: 0.317, SLG: 0.449 (1, 5) S S S	0-3 K		0-0 F7		0-0 F3		0-0 L6			4 0 0 0 0 1 6												
Mark Salas, L OBP: 0.286, SLG: 0.443 (1, 2) X		0-0 F9		0-0 4-3		4-0 1B 1-2 BB		4-0 G5-4-3 BB		2 0 0 0 2 0 0												
Mickey Hatcher, R OBP: 0.070, SLG: 0.098 (1, 10) X		0-0 6-3		0-0 F7		0-0 F7		0-0 G5-4-3 1-2f		4 0 0 0 0 0 3												
Steve Lombardozzi, R OBP: 0.269, SLG: 0.347 Roy Smalley, S OBP: 0.369, SLG: 0.500 (6, PH) (6, 6) X		0-0 BLK 1B		0-0 L6		0-0 1-3 2-H 1B		0-3 K		2 0 1 0 0 0 0 2 0 1 1 0 1 0												
Greg Gagne, R OBP: 0.246, SLG: 0.328 (1, 6) (6, 4) S S S		0-3 K 1-2		0-0 F7		0-0 F7		0-3 K		4 0 0 0 0 2 3												
<b>Inning Stats</b>	R: 0 E: 0 K: 1 S: 6	H: 1 LOB: 2 BB: 1 P: 10	R: 0 E: 0 K: 1 S: 6	H: 1 LOB: 1 BB: 0 P: 6	R: 1 E: 0 K: 1 S: 7	H: 2 LOB: 1 BB: 0 P: 7	R: 0 E: 0 K: 0 S: 3	H: 0 LOB: 0 BB: 0 P: 3	R: 0 E: 0 K: 1 S: 6	H: 1 LOB: 1 BB: 0 P: 6		R: 1 E: 0 K: 0 S: 5	H: 2 LOB: 2 BB: 1 P: 9	R: 0 E: 0 K: 1 S: 7	H: 2 LOB: 2 BB: 0 P: 7	R: 0 E: 0 K: 1 S: 4	H: 0 LOB: 0 BB: 1 P: 8	R: 0 E: 0 K: 1 S: 5	H: 1 LOB: 0 BB: 0 P: 5	1B: 8 2B: 1 3B: 0 HR: 1	SF: 0 SAC: 0 DP: 2 HBP: 0	WP: 0 PB: 0 SB: 1 CS: 0
<b>PITCHER</b> Joe Niekro, R ERA: 3.16 Brian Fisher, R ERA: 3.78	IP WLS BF H R ER SO BB IBB HBP BLK WP HR S P ERA WHIP	(1, 1) 6.0 W 27 7 2 2 4 2 0 0 0 0 1 33 41 3.00 1.500	(7, 1) 3.0 S 11 3 0 0 3 1 0 0 0 0 0 16 20 0.00 1.333	<b>PITCHER</b>										IP WLS BF H R ER SO BB IBB HBP BLK WP HR S P ERA WHIP								



Batter	1	2	3	4	5	6	7	8	9	AB	R	H	RBI	BB	SO	LOB
Rickey Henderson, R OBP: 0.379, SLG: 0.413 (1, 8)	0-0 F9 1B		0-3 K 1B		0-0 HR 1B	0-0 5-3				4	1	1	0	0	1	1
Ken Griffey, L OBP: 0.384, SLG: 0.446 (1, 7)	0-0 1B		0-0 L4-3 1B		0-0 F8		0-0 F7			4	0	2	0	0	0	2
Don Mattingly, L OBP: 0.341, SLG: 0.354 (1, 3)	0-0 F7		0-0 L4-3 1-2		0-0 HR 1-H 2-H		0-0 F7			4	1	1	3	0	0	2
Mike Easter, L OBP: 0.299, SLG: 0.365 (1, 10)	0-0 F8			0-0 F5		0-0 1B		0-0 4-3		4	0	1	0	0	0	1
Dave Winfield, R OBP: 0.411, SLG: 0.425 (1, 9)		4-0 BB		0-0 G3 2B	0-0 F6		0-3 K			3	0	1	0	1	1	1
Ron Hassey, L OBP: 0.340, SLG: 0.357 (1, 2)		0-3 K 1-2		1-0 G3 HBP	0-0 G3		0-0 4-3			3	0	0	0	0	1	2
Mike Pagliarulo, L OBP: 0.319, SLG: 0.426 (1, 5)		4-0 BB		0-0 G3 1-2 2-3		0-0 4-3		0-0 F8		3	0	0	0	1	0	2
Willie Randolph, R OBP: 0.437, SLG: 0.361 (1, 4)		0-3 K		0-0 6-3		0-0 S 1B				3	0	1	0	0	1	4
Bobby Meacham, S OBP: 0.366, SLG: 0.317 (1, 6)		0-3 K			0-0 HR 2B	0-3 K 1-2				3	1	1	0	0	2	3

Inning Stats	R: 0	H: 1	E: 0	LOB: 1	K: 0	BB: 0	S: 4	P: 4
	R: 0	H: 0	E: 0	LOB: 2	K: 3	BB: 2	S: 9	P: 17
	R: 0	H: 1	E: 0	LOB: 0	K: 1	BB: 0	S: 5	P: 5
	R: 0	H: 1	E: 0	LOB: 2	K: 0	BB: 0	S: 4	P: 5
	R: 3	H: 4	E: 0	LOB: 1	K: 0	BB: 0	S: 7	P: 7
	R: 0	H: 1	E: 0	LOB: 1	K: 1	BB: 0	S: 6	P: 6
	R: 0	H: 0	E: 0	LOB: 0	K: 0	BB: 0	S: 3	P: 3
	R: 0	H: 0	E: 0	LOB: 0	K: 1	BB: 0	S: 5	P: 5

PITCHER	IP	WLS	BF	H	R	ER	SO	BB	IBB	HBP	BLK	WP	HR	S	P	ERA	WHIP
Bert Blyleven, R ERA: 3.57 (1, 1)	8.0	L	34	8	3	3	6	2	0	1	0	0	1	43	52	3.38	1.250

**MINNESOTA TWINS @ NEW YORK YANKEES**  
**Yankee Stadium, Bronx, NY**  
 Wed Apr 30 1986, 7:05 PM EDT  
 Att. 18,774 - Unknown

AB	31
R	3
H	8
RBI	3
BB	2
SO	6
LOB	18



WP: 0	PA: 34
PB: 0	SB: 2
CS: 0	

Batter	1	2	3	4	5	6	7	8	9	AB R H RBI BB SO LOB	TOP											
<b>Kirby Puckett, R</b> (1, 8) OBP: 0.431, SLG: 0.758	0-0 L4		0-0 HR		0-0 6-3		0-0 B2-3		4-0 BB	4 1 1 3 1 0 0												
<b>Billy Beane, R</b> (1, 7) OBP: 0.368, SLG: 0.471	0-3 K		0-0 G3		0-0 5-3		0-0 L5		0-0 F8	5 0 0 0 0 1 1												
<b>Kent Hrbek, L</b> (1, 3) OBP: 0.433, SLG: 0.481	4-0 BB		0-0 4-3			4-0 1B BB	0-0 HR		0-0 F3	3 2 1 1 2 0 1												
<b>Tom Brunansky, R</b> (1, 9) OBP: 0.297, SLG: 0.430	0-0 F5		0-0 F9			0-0 F3	0-0 F8			4 0 0 0 0 0 2												
<b>Alejandro Sanchez, R</b> (1, 10) OBP: 0.154, SLG: 0.083		0-3 K		0-3 K2-3		4-0 1B BB		0-0 F4		2 1 0 0 1 2 0												
<b>Randy Bush, L</b> (8, PH) OBP: 0.368, SLG: 0.417						1-2 1B BB				1 0 0 0 0 0 0												
<b>Gary Gaetti, R</b> (1, 5) OBP: 0.314, SLG: 0.476		0-0 F8		0-0 F7		0-3 K		0-0 HR		4 1 1 1 0 1 2												
<b>Steve Lombardozzi, R</b> (1, 4) OBP: 0.286, SLG: 0.346		0-0 1-3		4-0 BB		0-0 1B		0-0 6-3		3 0 1 1 1 0 0												
<b>Tim Laudner, R</b> (1, 2) OBP: 0.600, SLG: 1.000			4-0 1B HR		0-0 F8		0-0 L6			3 1 1 1 1 0 1												
<b>Greg Gagne, R</b> (1, 6) OBP: 0.247, SLG: 0.324			0-0 1-2 HR		0-3 K	0-0 F7			0-0 F6	4 1 1 0 0 1 2												
<b>Inning Stats</b>	R: 0 E: 0 K: 1 S: 5	H: 0 LOB: 1 BB: 1 P: 9	R: 0 E: 0 K: 1 S: 5	H: 0 LOB: 0 BB: 0 P: 5	R: 3 E: 0 K: 0 S: 5	H: 2 LOB: 0 BB: 1 P: 9	R: 0 E: 0 K: 1 S: 5	H: 0 LOB: 1 BB: 1 P: 9	R: 0 E: 0 K: 1 S: 5	H: 0 LOB: 0 BB: 0 P: 5	R: 2 E: 0 K: 1 S: 7	H: 2 LOB: 2 BB: 2 P: 15	R: 1 E: 0 K: 0 S: 4	H: 1 LOB: 0 BB: 0 P: 4	R: 1 E: 0 K: 0 S: 4	H: 1 LOB: 0 BB: 0 P: 4	R: 0 E: 0 K: 0 S: 3	H: 0 LOB: 1 BB: 1 P: 7	1B: 3 2B: 0 3B: 0 HR: 3	SF: 0 SAC: 0 DP: 0 HBP: 0	WP: 0 PB: 0 SB: 0 CS: 0	PA: 39
<b>PITCHER</b>	IP WLS BF H R ER SO BB IBB HBP BLK WP HR S P ERA WHIP																					
<b>Dennis Rasmussen, L</b> (1, 1) ERA: 3.75	5.1 L 23 2 5 5 4 5 0 0 0 0 0 1 26 46 8.44 1.312																					
<b>John Montefusco, R</b> (6, 1) ERA: 2.19	2.2 12 4 2 2 1 0 0 0 0 0 0 2 14 14 6.75 1.500																					
<b>Rod Scurry, L</b> (9, 1) ERA: 3.6	1.0 4 0 0 0 0 0 1 0 0 0 0 0 3 7 0.00 1.000																					

Minnesota Twins @ New York Yankees  
 Yankee Stadium, Bronx, NY  
 Thu May 01 1986, 7:05 PM EDT  
 Att: 15,081 - Unknown

[livebaseballscorecards.com](http://livebaseballscorecards.com)

AB	33
R	7
H	6
RBI	7
BB	6
SO	5
LOB	9



Batter	1	2	3	4	5	6	7	8	9	AB	R	H	RBI	BB	SO	LOB
Rickey Henderson, R (1, 8) OBP: 0.364, SLG: 0.393	0-0 L3		0-3 K		0-0 6-3		0-0 6-3			4	0	0	0	0	1	0
Willie Randolph, R (1, 4) OBP: 0.451, SLG: 0.365	0-0 FC1-6 1B			4-0 2B WP BB	4-0 1B BB		0-0 F9			2	1	1	0	2	0	0
Don Mattingly, L (1, 3) OBP: 0.347, SLG: 0.372	0-0 FC1-6 1-2			0-0 WP 1-3 HR 2B	0-0 G4-6-3 1B			0-3 K		4	1	2	0	0	1	1
Dave Winfield, R (1, 9) OBP: 0.404, SLG: 0.455	0-0 F5			0-0 HR 2-H 3-H	0-0 G4-6-3 1-2f			0-0 5-3		4	1	1	2	0	0	3
Gary Roenicke, R (1, 10) OBP: 0.417, SLG: 0.222		0-0 CS 1B		0-3 K		0-0 6-3		0-0 1B		4	0	2	0	0	1	0
Henry Cotto, R (1, 7) OBP: 0.208, SLG: 0.250		0-0 F9 1-2		0-0 1B 2B		0-0 5-3		0-0 6-3		4	1	1	0	0	0	2
Dale Berra, R (1, 5) OBP: 0.438, SLG: 0.429		0-0 L1		0-0 BB 2-H 1B		0-0 2B				4	0	3	1	0	0	0
Phil Lombardi, R (1, 2) OBP: 0.333, SLG: 0.200			0-0 G5-4-3 1B	4-0 G6-4-3 1-2 BB		0-0 6-3				3	0	1	0	1	0	2
Bobby Meacham, S (1, 6) OBP: 0.347, SLG: 0.299			0-0 G5-4-3 1-2f	0-0 G6-4-3 1-2f			0-0 B1			4	0	0	0	0	0	3

Inning Stats	R: 0	H: 1	E: 0	K: 0	S: 4	LOB: 1	BB: 0	P: 4	R: 0	H: 1	E: 0	K: 0	S: 3	LOB: 0	BB: 0	P: 3	R: 0	H: 1	E: 0	K: 1	S: 5	LOB: 0	BB: 0	P: 5	R: 4	H: 4	E: 0	K: 1	S: 8	LOB: 1	BB: 2	P: 16	R: 0	H: 1	E: 0	K: 0	S: 3	LOB: 1	BB: 1	P: 7	R: 0	H: 1	E: 0	K: 0	S: 4	LOB: 0	BB: 0	P: 4	R: 0	H: 0	E: 0	K: 0	S: 3	LOB: 0	BB: 0	P: 3	R: 0	H: 1	E: 0	K: 1	S: 6	LOB: 1	BB: 0	P: 6	R: 0	H: 1	E: 0	K: 0	S: 3	LOB: 0	BB: 0	P: 3	1B: 7	SF: 0	2B: 3	SAC: 0	3B: 0	DP: 4	HR: 1	HBP: 0	WP: 1	PA: 36	PB: 0	SB: 0	CS: 1
PITCHER	IP	WLS	BF	H	R	ER	SO	BB	IBB	HBP	BLK	WP	HR	S	P	ERA	WHIP																																																																				
Frank Viola, L (1, 1) ERA: 3.59	3.1		17	7	4	4	2	2	0	0	0	1	1	19	27	10.80	2.700																																																																				
Juan Agosto, L (4, 1) ERA: 3.48	5.2	W	19	4	0	0	1	1	0	0	0	0	0	20	24	0.00	0.882																																																																				

**BOTTOM**

**Minnesota Twins @ New York Yankees**  
 Yankee Stadium, Bronx, NY  
 Thu May 01 1986, 7:05 PM EDT  
 Att. 15,081 - Unknown

[livebaseballscorecards.com](http://livebaseballscorecards.com)

<b>AB</b>	<b>33</b>
<b>R</b>	<b>4</b>
<b>H</b>	<b>11</b>
<b>RBI</b>	<b>3</b>
<b>BB</b>	<b>3</b>
<b>SO</b>	<b>3</b>
<b>LOB</b>	<b>11</b>



Batter	1	2	3	4	5	6	7	8	9	AB R H RBI BB SO LOB	TOP											
<b>Toby Harrah, R</b> (1, 4) OBP: 0.294, SLG: 0.318	4-0 CS BB	4-0 2B BB	0-0 F8			0-0 F9	4-0 BB		0-0 L5	3 1 0 0 3 0 5												
<b>Scott Fletcher, R</b> (1, 6) OBP: 0.359, SLG: 0.386	0-3 K	0-0 2B			0-0 F8	0-0 1B 2B	0-0 4-3		0-0 FC6-4	6 1 2 3 0 1 5												
<b>Pete O'Brien, L</b> (1, 3) OBP: 0.468, SLG: 0.739 <b>Tom Paciorek, R</b> (7, 3) OBP: 0.333, SLG: 0.400	4-0 BB 1B BB	0-0 3-1			0-3 K	0-0 BB 1B			0-0 L6	3 0 1 1 1 1 1 1 0 0 0 0 0 0												
<b>Pete Incaviglia, R</b> (1, 9) OBP: 0.250, SLG: 0.343	0-0 BB 1B		0-0 F2		0-0 F3	4-0 BB			0-0 1-3	4 0 1 0 1 0 0												
<b>Gary Ward, R</b> (1, 7) OBP: 0.373, SLG: 0.354	4-0 BB		4-0 BB 1B BB			0-0 F8	0-0 F9		4-0 BB	2 1 0 0 3 0 2												
<b>Larry Parrish, R</b> (1, 10) OBP: 0.313, SLG: 0.443	0-3 K		4-0 1B 1B BB			0-0 4-3			0-0 F8	4 1 0 0 1 2 4												
<b>Don Slaught, R</b> (1, 2) OBP: 0.419, SLG: 0.764			4-0 FC3-6 BB 1B 1B			0-0 F8			0-0 HR	4 1 2 2 1 1 0												
<b>George Wright, S</b> (1, 8) OBP: 0.321, SLG: 0.429			0-3 K						0-0 F9	5 0 1 0 0 2 3												
<b>Steve Buechele, R</b> (1, 5) OBP: 0.358, SLG: 0.517			0-0 FC3-6 BB 2B			4-0 S 2B BB	4-0 BB BB		0-0 FC6-4 1B	3 2 2 1 2 0 1												
<b>Inning Stats</b>	R: 0 E: 0 K: 2 S: 7	H: 1 LOB: 3 BB: 3 P: 19	R: 2 E: 0 K: 1 S: 6	H: 1 LOB: 1 BB: 2 P: 14	R: 2 E: 0 K: 1 S: 7	H: 2 LOB: 2 BB: 2 P: 15	R: 0 E: 0 K: 1 S: 5	H: 0 LOB: 0 BB: 0 P: 5	R: 0 E: 0 K: 0 S: 3	H: 0 LOB: 0 BB: 0 P: 3	R: 2 E: 0 K: 0 S: 5	H: 2 LOB: 2 BB: 2 P: 13	R: 1 E: 0 K: 0 S: 4	H: 1 LOB: 2 BB: 2 P: 12	R: 0 E: 0 K: 1 S: 5	H: 0 LOB: 1 BB: 1 P: 9	R: 0 E: 0 K: 1 S: 7	H: 2 LOB: 2 BB: 0 P: 7	1B: 6 2B: 3 3B: 0 HR: 1	SF: 0 SAC: 0 DP: 1 HBP: 0	WP: 0 PB: 0 SB: 1 CS: 1	PA: 47
<b>PITCHER</b>	IP WLS BF H R ER SO BB IBB HBP BLK WP HR S P ERA WHIP																					
<b>Bob Shirley, L</b> (1, 1) ERA: 8.53	5.2 L 31 6 6 6 5 9 0 0 0 0 0 0 32 68 9.53 2.647																					
<b>Tommy John, L</b> (6, 1) ERA: 3.86	2.1 11 1 1 1 1 3 0 0 0 0 0 1 10 22 3.86 1.714																					
<b>Dave Righetti, L</b> (9, 1) ERA: 4.3	1.0 5 2 0 0 0 1 0 0 0 0 0 0 7 7 0.00 2.000																					

**Texas Rangers @ New York Yankees**  
 Yankee Stadium, Bronx, NY  
 Fri May 02 1986, 7:05 PM EDT  
 Att. 18,455 - Unknown

livebaseballscorecards.com

**AB 35**  
**R 7**  
**H 9**  
**RBI 7**  
**BB 12**  
**SO 7**  
**LOB 21**



Batter	1	2	3	4	5	6	7	8	9
Rickey Henderson, R OBP: 0.359, SLG: 0.386 (1, 8)	0-0 6-3		0-0 F7		0-3 K			0-0 6-3 1B	
Ken Griffey, L OBP: 0.377, SLG: 0.426 (1, 7)	4-0 BLK BB		0-3 K		0-0 G3			0-0 F7	
Don Mattingly, L OBP: 0.333, SLG: 0.356 (1, 3)	0-0 F7		0-0 G3					0-0 6-3	
Dave Winfield, R OBP: 0.398, SLG: 0.438 (1, 9)	0-3 K			0-0 6-3				0-3 K	
Mike Easler, L OBP: 0.296, SLG: 0.373 (1, 10)		0-0 G3		0-0 G3				0-0 G3 2B	
Ron Hassey, L OBP: 0.333, SLG: 0.333 (1, 2)		0-3 K		4-0 2B BB				0-3 K	
Mike Pagliarulo, L OBP: 0.316, SLG: 0.431 (1, 5)		0-0 E9		0-0 2B				0-0 G3	
Willie Randolph, R OBP: 0.453, SLG: 0.355 (1, 4)		4-0 BB		0-0 F9				4-0 BB	
Bobby Meacham, S OBP: 0.329, SLG: 0.282 (1, 6)		0-0 F5			0-0 F2			0-3 K	

Inning Stats	R: 0	H: 0	E: 0	K: 1	S: 5	R: 0	H: 0	E: 1	K: 1	S: 6	R: 0	H: 0	E: 0	K: 1	S: 5	R: 0	H: 1	E: 0	K: 0	S: 4	R: 0	H: 0	E: 0	K: 1	S: 5	R: 0	H: 0	E: 0	K: 1	S: 5	R: 0	H: 1	E: 0	K: 1	S: 6	R: 0	H: 1	E: 0	K: 2	S: 8	R: 0	H: 0	E: 0	K: 1	S: 5	R: 0	H: 1	E: 0	K: 1	S: 6	R: 0	H: 1	E: 0	K: 2	S: 8
	LOB: 1	BB: 1	LOB: 2	BB: 1	P: 10	LOB: 0	BB: 0	LOB: 2	BB: 1	P: 8	LOB: 0	BB: 0	LOB: 1	BB: 1	P: 9	LOB: 0	BB: 0	LOB: 0	BB: 0	P: 5	LOB: 0	BB: 0	LOB: 0	BB: 0	P: 5	LOB: 1	BB: 1	P: 9	LOB: 0	BB: 0	P: 5	LOB: 1	BB: 0	P: 6	LOB: 2	BB: 1	P: 12	LOB: 2	BB: 1	P: 12	LOB: 0	BB: 0	P: 6	LOB: 2	BB: 1	P: 12									

PITCHER	IP	WLS	BF	H	R	ER	SO	BB	IBB	HBP	BLK	WP	HR	S	P	ERA	WHIP
Ed Correa, R ERA: 3.41 (1, 1)	9.0	W	36	3	0	0	9	5	0	0	1	0	0	49	69	0.00	0.889


**BOTTOM**

**Texas Rangers @ New York Yankees**  
 Yankee Stadium, Bronx, NY

Fri May 02 1986, 7:05 PM EDT  
 Att. 18,455 - Unknown

AB	31
R	0
H	3
RBI	0
BB	5
SO	9
LOB	15

WP: 0 PA: 36  
 PB: 0  
 SB: 0  
 CS: 0



Batter	1	2	3	4	5	6	7	8	9	AB R H RBI BB SO LOB	TOP										
<b>Oddibe McDowell, L</b> (1, 8) <small>OBP: 0.398, SLG: 0.486</small>	0-0 1B 1B 1B	0-0 2-H 1B 1B		0-0 4-3			0-3 K		4-0 G4-6-3 BB	4 0 2 1 1 1 0											
<b>Scott Fletcher, R</b> (1, 4) <small>OBP: 0.391, SLG: 0.410</small>	0-0 1B 1B 1B	0-0 1-3 1B 1B			0-0 E 1B 1B		4-0 1B BB		0-0 G4-6-3 1-2f	4 1 3 0 1 0 1											
<b>Pete O'Brien, L</b> (1, 3) <small>OBP: 0.476, SLG: 0.730</small>	0-0 1-2 2-3 1B	0-0 F6			0-0 E8 4-3 1B		0-0 F7		0-0 1B	5 1 3 0 0 0 3											
<b>Darrell Porter, L</b> (1, 2) <small>OBP: 0.280, SLG: 0.542</small> <b>Don Slaught, R</b> (7, PH) <small>OBP: 0.422, SLG: 0.754</small> (7, 2)	0-0 F7		0-0 1B		0-0 4-3		0-0 1-2 FC6-4 1B		0-0 F7	3 0 1 1 0 0 3 2 0 1 0 0 0 1											
<b>Gary Ward, R</b> (1, 7) <small>OBP: 0.359, SLG: 0.338</small> <b>Tom Paciorek, R</b> (5, 7) <small>OBP: 0.318, SLG: 0.381</small>	0-0 G1-4-6-3 1-2f		0-3 K		0-0 6-3		0-0 FC6-4			3 0 0 0 0 1 4 1 0 0 0 0 0 2											
<b>Larry Parrish, R</b> (1, 10) <small>OBP: 0.310, SLG: 0.446</small>		0-3 K	0-3 K		0-0 5-3			0-0 2B		4 0 1 0 0 2 1											
<b>George Wright, S</b> (1, 9) <small>OBP: 0.313, SLG: 0.438</small>		0-0 1B 2B	0-0 L3		0-0 4-3		0-0 5-3			4 1 1 0 0 0 2											
<b>Geno Petralli, L</b> (1, 5) <small>OBP: 0.250, SLG: 0.364</small> <b>Steve Buechele, R</b> (8, PH) <small>OBP: 0.353, SLG: 0.508</small> (8, 5)		0-0 2-3		0-0 G3		0-0 7-2 3B		0-0 F7		3 0 1 0 0 0 1 1 0 0 0 0 0 1											
<b>Curtis Wilkerson, S</b> (1, 6) <small>OBP: 0.226, SLG: 0.200</small>		0-0 2-H 1B 1B		0-0 4-3		0-0 7-2 3-Hf		0-3 K		4 1 1 1 0 1 2											
<b>Inning Stats</b>	R: 0 E: 0 K: 0 S: 5	H: 3 LOB: 2 BB: 0 P: 5	R: 2 E: 0 K: 1 S: 9	H: 4 LOB: 2 BB: 0 P: 9	R: 0 E: 0 K: 2 S: 8	H: 1 LOB: 1 BB: 0 P: 8	R: 0 E: 0 K: 0 S: 3	H: 0 LOB: 0 BB: 0 P: 3	R: 2 E: 1 K: 0 S: 5	H: 2 LOB: 0 BB: 0 P: 5	R: 0 E: 0 K: 1 S: 6	H: 1 LOB: 2 BB: 1 P: 10	R: 0 E: 0 K: 1 S: 6	H: 1 LOB: 1 BB: 0 P: 6	R: 0 E: 0 K: 0 S: 3	H: 1 LOB: 1 BB: 1 P: 7	1B: 11 2B: 3 3B: 1 HR: 0	SF: 0 SAC: 0 DP: 3 HBP: 0	WP: 0 PB: 0 SB: 0 CS: 0	PA: 40	
<b>PITCHER</b> <b>Bob Tewksbury, R</b> (1, 1) <small>ERA: 3.82</small> <b>Rod Scurry, L</b> (7, 1) <small>ERA: 2.77</small>	IP WLS BF H R ER SO BB IBB HBP BLK WP HR S P ERA WHIP	6.0 W 27 11 4 4 3 0 0 0 0 0 0 0 33 33 6.00 1.833	3.0 S 13 3 0 0 2 2 0 0 0 0 0 0 15 23 0.00 1.667																		

**Texas Rangers @ New York Yankees**  
 Yankee Stadium, Bronx, NY  
 Sat May 03 1986, 3:33 AM EDT  
 Att: 16,847 - Unknown

[livebaseballscorecards.com](http://livebaseballscorecards.com)

<b>AB</b>	38
<b>R</b>	4
<b>H</b>	14
<b>RBI</b>	3
<b>BB</b>	2
<b>SO</b>	5
<b>LOB</b>	21



**BOTTOM**

**Texas Rangers @ New York Yankees**  
**Yankee Stadium, Bronx, NY**  
 Sat May 03 1986, 3:33 AM EDT  
 Att. 16,847 - Unknown

[livebaseballscorecards.com](http://livebaseballscorecards.com)

**AB 28**  
**R 9**  
**H 8**  
**RBI 7**  
**BB 11**  
**SO 9**  
**LOB 19**



WP: 0 PA: 42  
 PB: 0  
 SB: 4  
 CS: 0

AB R H RBI BB SO LOB

2 4 1 0 3 1 0

3 1 2 2 2 0 0

2 0 0 3 0 0 1

1 0 0 0 1 1 1  
 2 0 0 0 1 2 1

4 0 2 2 1 1 2

4 1 0 0 1 2 6

3 1 2 0 1 0 0

3 1 0 0 1 1 4

4 1 1 0 0 1 4

1B: 5 SF: 3  
 2B: 3 SAC: 0  
 3B: 0 DP: 1  
 HR: 0 HBP: 0

Batter	1	2	3	4	5	6	7	8	9
Rickey Henderson, R (1, 8) OBP: 0.380, SLG: 0.389	0-0 BLK S SF7 1B	4-0 BB BB BB BB		4-0 S 1B BB		4-0 E SF7 BB	0-3 K		
Willie Randolph, R (1, 4) OBP: 0.470, SLG: 0.367	4-0 S BB	4-0 BB BB BB BB		0-0 1-H FC4-6 1B		0-0 S 2B 1B	0-0 5-3		
Don Mattingly, L (1, 3) OBP: 0.317, SLG: 0.348	0-0 SF7	0-0 SF8		0-0 FC4-6 FC6-4 1-2		0-0 SF7		0-0 4-3	
Mike Easler, L (1, 10) OBP: 0.301, SLG: 0.368	0-3 K	4-0 BB BB		0-3 K		4-0 2B BB		0-3 K	
Gary Roenicke, R (4, PH) OBP: 0.407, SLG: 0.200	1-2 K	1-2 2-3 BB							
Dave Winfield, R (1, 9) OBP: 0.408, SLG: 0.464	0-3 K	4-0 BB BB		0-0 FC6-4 1-2f		0-0 1-3 2B		0-0 2B	
Ken Griffey, L (1, 7) OBP: 0.366, SLG: 0.403		BB 1B BB			0-3 K	0-0 F5		0-3 K	
Ron Hassey, L (1, 2) OBP: 0.362, SLG: 0.354		0-0 E BB 1B	0-0 G6-4-3 1B		0-0 6-3	4-0 BB			
Mike Pagliarulo, L (1, 5) OBP: 0.313, SLG: 0.412		4-0 BB E SF8 BB	0-0 F8		0-0 F8	0-3 K			
Bobby Meacham, S (1, 6) OBP: 0.325, SLG: 0.293		0-3 K	0-0 G6-4-3			0-0 1B E 2B	0-0 L3		

Inning Stats	R: 1	H: 1	E: 0	K: 2	S: 8	H: 1	LOB: 1	BB: 1	P: 12	R: 4	H: 1	E: 1	K: 1	S: 6	R: 0	H: 1	E: 0	K: 0	S: 3	R: 1	H: 1	E: 0	K: 1	S: 6	R: 0	H: 0	E: 0	K: 1	S: 5	R: 3	H: 3	E: 1	K: 1	S: 8	R: 0	H: 0	E: 0	K: 1	S: 5	R: 0	H: 0	E: 0	K: 1	S: 5	R: 0	H: 1	E: 0	K: 2	S: 8
--------------	------	------	------	------	------	------	--------	-------	-------	------	------	------	------	------	------	------	------	------	------	------	------	------	------	------	------	------	------	------	------	------	------	------	------	------	------	------	------	------	------	------	------	------	------	------	------	------	------	------	------

PITCHER	IP	WLS	BF	H	R	ER	SO	BB	IBB	HBP	BLK	WP	HR	S	P	ERA	WHIP
Bobby Witt, R (1, 1) ERA: 5.48	1.2	L	13	2	5	5	3	6	0	0	1	0	0	13	37	27.00	4.800
Ricky Wright, L (2, 1) ERA: 5.02	3.1		13	2	1	1	2	2	0	0	0	0	0	15	23	2.70	1.200
Mickey Mahler, L (6, 1) ERA: 4.24	0.1		4	2	3	3	0	1	0	0	0	0	0	3	7	81.00	9.000
Dwayne Henry, R (6, 1) ERA: 5.87	0.0		2	1	0	0	0	1	0	0	0	0	0	1	5	∞	∞
Mitch Williams, L (6, 1) ERA: 4.15	1.2		6	0	0	0	2	1	0	0	0	0	0	9	13	0.00	0.600

**PITCHER**  
 Greg Harris, R  
 (8, 1)  
 ERA: 5.71

PITCHER	IP	WLS	BF	H	R	ER	SO	BB	IBB	HBP	BLK	WP	HR	S	P	ERA	WHIP
Greg Harris, R (8, 1) ERA: 5.71	1.0		4	1	0	0	2	0	0	0	0	0	0	8	8	0.00	1.000

Batter	1	2	3	4	5	6	7	8	9	AB R H RBI BB SO LOB	TOP									
Oddibe McDowell, L (1, 8) OBP: 0.376, SLG: 0.456	0-0 F8		0-0 G3			0-0 4-3	0-0 4-3		0-0 B1-3	5 0 0 0 0 0 0										
Scott Fletcher, R (1, 6) OBP: 0.397, SLG: 0.415	0-0 CS 1B		0-3 K			0-0 PB 1B 1B		0-0 F8		4 1 2 0 0 1 0										
Pete O'Brien, L (1, 3) OBP: 0.477, SLG: 0.718	0-0 1-2 3B 1B		0-0 5-3			0-0 1-1 1B 1B		0-0 4-3		4 2 2 1 0 0 0										
Pete Incaviglia, R (1, 9) OBP: 0.275, SLG: 0.394	0-0 1-1 3B			0-3 SS K2-3		0-0 1-2 1B 1B		0-0 BB 1B 1B		4 1 3 1 0 1 0										
Toby Harrah, R (1, 4) OBP: 0.291, SLG: 0.298	0-0 F5			0-0 1-3		0-0 F6		4-0 BB 1B BB		3 0 0 0 1 0 3										
Larry Parrish, R (1, 10) OBP: 0.318, SLG: 0.449		0-0 5-3		0-0 F4		0-0 1-3 2-1 1B		0-0 1-3 2-1 1B		4 0 2 2 0 0 0										
Don Slaught, R (1, 2) OBP: 0.397, SLG: 0.705		0-3 SS K2-3			0-0 4-3	0-0 F3		0-0 L6		4 0 0 0 0 1 4										
Tom Paciorek, R (1, 7) OBP: 0.320, SLG: 0.375		0-0 1B			0-0 F9		0-0 6-3		0-3 K	3 0 1 0 0 0 0										
George Wright, S (7, 7) OBP: 0.303, SLG: 0.424										1 0 0 0 0 1 0										
Steve Buechele, R (1, 5) OBP: 0.333, SLG: 0.477		0-3 SS K			0-0 5-3		0-3 SS K		0-3 SS K	4 0 0 0 0 3 1										
<b>Inning Stats</b>	R: 1 E: 0 K: 0 S: 5	H: 3 LOB: 1 BB: 0 P: 5	R: 0 E: 0 K: 2 S: 8	H: 1 LOB: 1 BB: 0 P: 8	R: 0 E: 0 K: 1 S: 5	H: 0 LOB: 0 BB: 0 P: 5	R: 0 E: 0 K: 1 S: 3	H: 0 LOB: 0 BB: 0 P: 3	R: 2 E: 0 K: 0 S: 7	H: 4 LOB: 2 BB: 0 P: 7	R: 0 E: 0 K: 1 S: 5	H: 0 LOB: 0 BB: 0 P: 5	R: 1 E: 0 K: 0 S: 5	H: 2 LOB: 2 BB: 1 P: 9	R: 0 E: 0 K: 2 S: 7	H: 0 LOB: 0 BB: 0 P: 7	1B: 9 2B: 0 3B: 1 HR: 0	SF: 0 SAC: 0 DP: 0 HBP: 0	WP: 0 PB: 1 SB: 0 CS: 1	PA: 37
<b>PITCHER</b>	IP WLS BF H R ER SO BB IBB HBP BLK WP HR S P ERA WHIP																			
Ron Guidry, L (1, 1) ERA: 2.85	8.0 L 34 10 4 4 5 1 0 0 0 0 0 0 43 47 4.50 1.375																			
Dave Righetti, L (9, 1) ERA: 4.02	1.0 3 0 0 0 2 0 0 0 0 0 0 0 7 7 0.00 0.000																			

Texas Rangers @ New York Yankees  
 Yankee Stadium, Bronx, NY  
 Sun May 04 1986 3:33 AM EDT  
 Att: 50,118 - Unknown

livebaseballscorecards.com

AB	36
R	4
H	10
RBI	4
BB	1
SO	7
LOB	8





BOTTOM

Texas Rangers @ New York Yankees  
Yankee Stadium, Bronx, NY

AB	32
R	3
H	5
RBI	3
BB	10
SO	2
LOB	24



WP:	1	PA:	42
PB:	0		
SB:	1		
CS:	0		

Sun May 04 1986, 3:33 AM EDT  
Att. 50,118 - Unknown

livebaseballscorecards.com

AB R H RBI BB SO LOB

4 1 0 0 1 0 4

4 1 1 0 1 0 2

4 1 2 3 1 0 1

3 0 1 0 2 0 2

2 0 0 0 2 1 3  
1 0 0 0 0 0 1

4 0 0 0 0 0 2

2 0 0 0 1 0 0  
0 0 0 0 1 0 0

2 0 0 0 1 1 2  
1 0 1 0 0 0 0  
0 0 0 0 0 0 0

1B: 3 SF: 0  
2B: 0 SAC: 0  
3B: 1 DP: 1  
HR: 1 HBP: 0

Batter	1	2	3	4	5	6	7	8	9
Rickey Henderson, R OBP: 0.372, SLG: 0.372 (1, 10)	4-0 F8 BLK 1B BB	0-0 F8 1-2		0-0 F9			0-0 L1	0-0 G4-6-3 1-2f 2-3	
Willie Randolph, R OBP: 0.467, SLG: 0.386 (1, 4)	0-0 F8 1-3		0-0 3B		0-0 F9		4-0 HR BB	0-0 F8	
Don Mattingly, L OBP: 0.330, SLG: 0.385 (1, 3)	0-0 FC5-4 1B 3-H		0-0 L4		0-0 G3		0-0 HR 1-H	4-0 BB	
Dave Winfield, R OBP: 0.417, SLG: 0.460 (1, 9)	0-0 FC5-4 BB 1-2		4-0 IBB		0-0 1B		4-0 FC6-4 BB E	0-0 F8	
Gary Roenicke, R OBP: 0.419, SLG: 0.182 (1, 7)	4-0 FC5-4 BB 1-2		0-3 K		0-0 6-3		4-0 FC6-4 BB 1-2	0-0 F7	
Mike Eastler, L OBP: 0.297, SLG: 0.362 (9, PH)									
Henry Cotto, R OBP: 0.179, SLG: 0.214 (1, 8)	0-0 FC5-4 1-2f		0-0 4-3			0-0 5-3	0-0 FC6-4 S 1-2 2-3	0-0 G3	
Mike Pagliarulo, L OBP: 0.309, SLG: 0.406 (9, PH)									
Dale Berra, R OBP: 0.350, SLG: 0.333 (1, 5)		0-0 F3		0-0 F7		0-0 F6	0-0 5-3 1-2		
Ron Hassey, L OBP: 0.361, SLG: 0.340 (1, 2)		4-0 WP BB		0-0 G1-6-3		0-0 E4		4-0 G4-6-3 1B BB	
Bobby Meacham, S OBP: 0.333, SLG: 0.293 (8, PH) (9, 6)									
Mike Fischlin, R (1, 6)		0-3 K		4-0 BB		0-0 F9		0-0 G4-6-3 1B 1-2	
Ken Griffey, L OBP: 0.373, SLG: 0.411 (8, PH)									
Phil Lombardi, R OBP: 0.333, SLG: 0.200 (9, 2)									

Inning Stats	R: 1	H: 1	E: 0	K: 0	S: 4	LOB: 2	BB: 2	P: 12	R: 0	H: 0	E: 0	K: 1	S: 5	LOB: 1	BB: 1	P: 9	R: 0	H: 1	E: 0	K: 1	S: 6	LOB: 2	BB: 1	P: 10	R: 0	H: 0	E: 0	K: 0	S: 3	LOB: 1	BB: 1	P: 7	R: 0	H: 1	E: 0	K: 0	S: 4	LOB: 1	BB: 0	P: 4	R: 0	H: 0	E: 1	K: 0	S: 4	LOB: 1	BB: 0	P: 4	R: 2	H: 1	E: 1	K: 0	S: 4	LOB: 2	BB: 3	P: 16	R: 0	H: 1	E: 0	K: 0	S: 3	LOB: 1	BB: 1	P: 7	R: 0	H: 0	E: 0	K: 0	S: 3	LOB: 1	BB: 1	P: 7	1B: 3	SF: 0	2B: 0	SAC: 0	3B: 1	DP: 1	HR: 1	HBP: 0	WP: 1	PA: 42
--------------	------	------	------	------	------	--------	-------	-------	------	------	------	------	------	--------	-------	------	------	------	------	------	------	--------	-------	-------	------	------	------	------	------	--------	-------	------	------	------	------	------	------	--------	-------	------	------	------	------	------	------	--------	-------	------	------	------	------	------	------	--------	-------	-------	------	------	------	------	------	--------	-------	------	------	------	------	------	------	--------	-------	------	-------	-------	-------	--------	-------	-------	-------	--------	-------	--------

PITCHER	IP	WLS	BF	H	R	ER	SO	BB	IBB	HBP	BLK	WP	HR	S	P	ERA	WHIP
Mike Mason, L ERA: 4.4 (1, 1)	6.1		30	4	3	3	2	5	1	0	1	1	1	28	52	4.26	1.421
Mitch Williams, L ERA: 3.86 (7, 1)	0.2	W	5	0	0	0	0	3	0	0	0	0	0	2	14	0.00	4.500
Greg Harris, R ERA: 5.12 (8, 1)	2.0	S	7	1	0	0	0	1	0	0	0	0	0	6	10	0.00	1.000

Batter	1	2	3	4	5	6	7	8	9	AB R H RBI BB SO LOB	TOP
Rickey Henderson, R OBP: 0.373, SLG: 0.404 (1, 8) X	0-0 4-3		0-0 5-3		0-0 1-3		0-0 HR		0-0 FC5-4 1B	5 2 2 1 0 0 3	
Willie Randolph, R OBP: 0.473, SLG: 0.391 (1, 4) B B B	4-0 BB		0-0 4-3		0-0 5-3		0-0 1B		0-0 1B	4 0 2 2 1 0 3	
Don Mattingly, L OBP: 0.325, SLG: 0.376 (1, 3) S S S	0-3 K			0-0 FC3-6 1B	0-0 F8		0-0 1-3		0-0 F7	5 0 1 0 0 1 5	
Dave Winfield, R OBP: 0.411, SLG: 0.444 (1, 9) X	0-0 L4			0-3 K		4-0 F8 4-3 BB		0-3 K		3 0 0 0 1 2 2	
Mike Easler, L OBP: 0.262, SLG: 0.342 (1, 10) X		0-0 F7		0-0 FC3-6 FC6-4		0-0 4-3		0-0 3-1		4 0 0 0 0 0 2	
Ken Griffey, L OBP: 0.356, SLG: 0.390 (1, 7) X		0-0 G3		0-0 FC6-4		0-0 F8		0-0 F8		4 0 0 0 0 0 2	
Ron Hassey, L OBP: 0.338, SLG: 0.315 (1, 2) X		0-0 L7			0-0 F9	0-0 F7			0-3 K	4 0 0 0 0 1 1	
Mike Pagliarulo, L OBP: 0.318, SLG: 0.444 (1, 5) X			0-0 F7		0-0 HR		0-0 F8		4-0 FC5-4 1B BB	3 2 1 1 1 0 0	
Bobby Meacham, S OBP: 0.352, SLG: 0.299 (1, 6) X			0-0 WP 5-3 1B		4-0 1B BB		0-0 F7		4-0 FC5-4 BB	2 0 1 0 2 0 0	
<b>Inning Stats</b>	R: 0 E: 0 K: 1 S: 5 H: 0 LOB: 1 BB: 1 P: 9	R: 0 E: 0 K: 0 S: 3 H: 0 LOB: 0 BB: 0 P: 3	R: 0 E: 0 K: 0 S: 4 H: 1 LOB: 1 BB: 0 P: 4	R: 0 E: 0 K: 1 S: 6 H: 1 LOB: 1 BB: 0 P: 6	R: 1 E: 0 K: 0 S: 5 H: 2 LOB: 2 BB: 1 P: 9	R: 0 E: 0 K: 0 S: 3 H: 0 LOB: 1 BB: 1 P: 7	R: 1 E: 0 K: 0 S: 5 H: 2 LOB: 1 BB: 0 P: 5	R: 0 E: 0 K: 1 S: 5 H: 0 LOB: 0 BB: 0 P: 5	R: 2 E: 0 K: 1 S: 6 H: 1 LOB: 1 BB: 2 P: 14	1B: 5 2B: 0 3B: 0 HR: 2 SF: 0 SAC: 0 DP: 0 HBP: 0	WP: 1 PB: 0 SB: 2 CS: 0 PA: 39
<b>PITCHER</b> Richard Dotson, R ERA: 6.62 (1, 1)	IP 7.0 WLS L BF 30 H 6 R 2 ER 2 SO 2 BB 3 IBB 0 HBP 0 BLK 0	<b>PITCHER</b> Gene Nelson, R ERA: 4.15 (8, 1)	IP 2.0 WLS L BF 9 H 1 R 2 ER 2 SO 2 BB 2 IBB 0 HBP 0 BLK 0	WP 1 HR 2 S 31 P 43 ERA 2.57 WHIP 1.286	WP 0 HR 0 S 11 P 19 ERA 9.00 WHIP 1.500	IP WLS BF H R ER SO BB IBB HBP BLK WP HR S P ERA WHIP	IP WLS BF H R ER SO BB IBB HBP BLK WP HR S P ERA WHIP				

New York Yankees @ Chicago White Sox  
Comiskey Park, Chicago, IL  
Mon May 05 1986, 8:05 PM EDT  
Att. 17,347 - Unknown

livebaseballscorecards.com

AB	34
R	4
H	7
RBI	4
BB	5
SO	4
LOB	18



Batter	1	2	3	4	5	6	7	8	9	AB	R	H	RBI	BB	SO	LOB
John Cangelosi, S OBP: 0.413, SLG: 0.324 (1, 8)	0-0 4-3		0-0 4-3			0-0 S S 1B		0-0 F8		4	0	1	0	0	0	1
Wayne Tolleson, S OBP: 0.347, SLG: 0.378 (1, 5)	0-0 E4 2B		0-0 4-3			0-3 K 1-2			0-0 E5	4	1	0	0	0	1	1
Harold Baines, L OBP: 0.299, SLG: 0.484 (1, 9)	0-0 F9			0-0 F3		0-0 F8 2-3			0-3 K 1-2	4	0	0	0	0	1	3
Jerry Hairston, S OBP: 0.367, SLG: 0.607 (1, 10)	0-0 1-H 2B			0-0 G5-4-3 1B			0-0 F9		0-0 F8	4	0	2	1	0	0	1
Carlton Fisk, R OBP: 0.258, SLG: 0.310 (1, 7)	0-0 5-3			0-0 G5-4-3 1-2f			0-0 5-3		0-3 K	4	0	0	0	0	1	3
Bobby Bonilla, S OBP: 0.386, SLG: 0.414 (1, 3)		0-3 K			0-0 F8		0-3 K			3	0	0	0	0	2	0
Tim Hulett, R OBP: 0.327, SLG: 0.370 (1, 4)		0-0 5-3			0-0 F4			0-0 F7		3	0	0	0	0	0	0
Ozzie Guillen, L OBP: 0.258, SLG: 0.297 (1, 6)		0-0 F8			0-0 F4			0-0 F9		3	0	0	0	0	0	0
Joel Skinner, R OBP: 0.231, SLG: 0.213 Rod Craig, S OBP: 0.333, SLG: 0.200 Marc Hill, R OBP: 0.294, SLG: 0.200 (1, 2) (8, PH) (9, 2)			0-3 K			0-0 F7		0-0 1B		2	0	0	0	0	1	0
										1	0	1	0	0	0	0
										0	0	0	0	0	0	0


Inning Stats	R: 1	H: 1	E: 1	K: 0	P: 5	R: 0	H: 0	E: 0	K: 1	P: 5	R: 0	H: 0	E: 0	K: 1	P: 5	R: 0	H: 1	E: 0	K: 0	P: 3	R: 0	H: 0	E: 0	K: 0	P: 3	R: 0	H: 1	E: 0	K: 1	P: 6	R: 0	H: 0	E: 0	K: 1	P: 5	R: 0	H: 1	E: 0	K: 0	P: 4	R: 0	H: 0	E: 1	K: 2	P: 8	1B: 3	2B: 1	3B: 0	HR: 0	SF: 0	SAC: 0	DP: 1	HBP: 0	WP: 0	PB: 0	SB: 3	CS: 0	PA: 32
PITCHER	IP	WLS	BF	H	R	ER	SO	BB	IBB	HBP	BLK	WP	HR	S	P	ERA	WHIP																																									
Joe Niekro, R ERA: 2.54 Dave Righetti, L ERA: 3.71	(1, 1) (8, 1)	7.2 S	27 5	4 0	1 0	0 0	4 2	0 0	0 0	0 0	0 0	0 0	0 0	9 9	35 9	0.00 0.000	0.522																																									

**BOTTOM**

**New York Yankees @ Chicago White Sox**  
Comiskey Park, Chicago, IL  
Mon May 05 1986, 8:05 PM EDT  
Att. 17,347 - Unknown

livebaseballscorecards.com

<b>AB</b>	<b>32</b>
<b>R</b>	<b>1</b>
<b>H</b>	<b>4</b>
<b>RBI</b>	<b>1</b>
<b>BB</b>	<b>0</b>
<b>SO</b>	<b>6</b>
<b>LOB</b>	<b>9</b>



Batter	1	2	3	4	5	6	7	8	9	AB	R	H	RBI	BB	SO	LOB	TOP																								
Rickey Henderson, R OBP: 0.387, SLG: 0.442 (1, 8) X	0-0 F8	0-0 1B		4-0 E S 2B BB		0-0 S SF5 1B	0-0 F7		0-0 1-H 2-H HR	5	3	3	3	1	0	2																									
Willie Randolph, R OBP: 0.466, SLG: 0.387 (1, 4) X	0-0 4-3	0-0 L8		0-0 L4		0-0 5-3		0-0 1B SF8 1B	0-0 1B	6	1	2	0	0	0	4																									
Don Mattingly, L OBP: 0.350, SLG: 0.415 (1, 3) X	0-0 WP 1B 2B		0-0 BB BB SF8 1B	0-0 1B 2B		4-0 SF5 IBB		0-0 1-3 1B	0-0 F9	5	3	4	1	1	0	1																									
Dave Winfield, R OBP: 0.415, SLG: 0.446 (1, 9) B B B	4-0 WP 1B BB		4-0 SF8 BB BB	0-0 2-H 1B		0-0 SF5		0-0 3-H SF8	0-0 F7	2	1	1	3	2	0	1																									
Mike Easler, L OBP: 0.289, SLG: 0.338 (1, 10) X	0-0 1-H 2-H 1B		4-0 SF8 BB BB	0-0 L8		0-0 F8		0-0 F9		4	0	1	2	1	0	3																									
Ken Griffey, L OBP: 0.337, SLG: 0.370 (1, 7) X	0-0 4-3		0-0 SF8		0-0 F9		0-0 F8	0-0 F7		4	0	0	1	0	0	2																									
Mike Pagliarulo, L OBP: 0.322, SLG: 0.427 (1, 5) X		0-0 F7	4-0 G4-6-3 IBB		0-0 3-1		0-0 5-3		4-0 FC1-5 BB BB	3	0	0	0	2	0	0																									
Butch Wynegar, S OBP: 0.317, SLG: 0.400 (1, 2) X		0-0 G3	0-0 G4-6-3		0-0 1B		4-0 BB BB		4-0 1-2 HR BB	3	1	1	0	2	0	3																									
Bobby Meacham, S OBP: 0.355, SLG: 0.296 (1, 6) X		0-0 1B 1B		0-0 F5		0-0 F9		4-0 1-2 BB	0-0 FC1-5 HR	4	1	1	0	1	0	3																									
Inning Stats	R: 2 E: 0 K: 0 S: 5	H: 2 LOB: 1 BB: 1 P: 9	R: 0 E: 0 K: 0 S: 5	H: 2 LOB: 2 BB: 0 P: 5	R: 1 E: 0 K: 0 S: 3	H: 1 LOB: 2 BB: 3 P: 15	R: 2 E: 0 K: 0 S: 5	H: 2 LOB: 1 BB: 1 P: 9	R: 0 E: 0 K: 0 S: 4	H: 1 LOB: 1 BB: 0 P: 4	R: 1 E: 0 K: 0 S: 4	H: 1 LOB: 1 BB: 1 P: 8	R: 0 E: 0 K: 0 S: 3	H: 0 LOB: 2 BB: 2 P: 11	R: 1 E: 0 K: 0 S: 5	H: 2 LOB: 1 BB: 0 P: 5	R: 3 E: 0 K: 0 S: 5	H: 2 LOB: 1 BB: 2 P: 13	1B: 10 2B: 2 3B: 0 HR: 1	SF: 3 SAC: 0 DP: 1 HBP: 0	WP: 1 PB: 0 SB: 3 CS: 0	PA: 49																			
PITCHER	IP	WLS	BF	H	R	ER	SO	BB	IBB	HBP	BLK	WP	HR	S	P	ERA	WHIP						PITCHER	IP	WLS	BF	H	R	ER	SO	BB	IBB	HBP	BLK	WP	HR	S	P	ERA	WHIP	
Tom Seaver, R ERA: 3.86 (1, 1)	3.2		21	6	5	5	0	4	1	0	0	1	0	16	36	12.27	2.727																								
Dave Schmidt, R ERA: 7.62 (4, 1)	2.1		11	3	1	1	0	0	1	0	0	0	0	10	14	3.86	1.286																								
Joel McKeon, L ERA: (7, 1)	0.2		4	0	0	0	0	2	0	0	0	0	0	2	10	0.00	3.000																								
Bill Dawley, R ERA: 3.0 (7, 1)	0.1	L	3	2	1	1	0	0	0	0	0	0	0	3	3	27.00	6.000																								
Bob James, R ERA: 7.27 (8, 1)	2.0		10	2	3	3	0	2	0	0	0	0	1	8	16	13.50	2.000																								

**New York Yankees @ Chicago White Sox**  
Comiskey Park, Chicago, IL  
Tue May 06 1986, 8:05 PM EDT  
Att: 17,850 - Unknown

AB	36
R	10
H	13
RBI	10
BB	10
SO	0
LOB	19



WP	1	PA	49
----	---	----	----

livebaseballscorecards.com
----------------------------

Batter	1	2	3	4	5	6	7	8	9	AB	R	H	RBI	BB	SO	LOB
--------	---	---	---	---	---	---	---	---	---	----	---	---	-----	----	----	-----

<b>John Cangelosi, S</b> (1, 8) <small>OBP: 0.433, SLG: 0.329</small>	0-0 F4			4-0 E 1B BB		4-0 S 2B BB	4-0 BB 1B		0-0 G5-4-3 1B	2	2	1	0	3	0	0
<b>Carlton Fisk, R</b> (1, 7) <small>OBP: 0.255, SLG: 0.308</small>	0-0 5-3			0-0 E7 1-3 1B		0-3 K 1-2	0-0 SF7		0-0 G5-4-3 1-2f	4	0	1	1	0	1	2
<b>Harold Baines, L</b> (1, 9) <small>OBP: 0.294, SLG: 0.463</small>	0-0 4-3			0-0 F7		0-3 K 2-3	4-0 1B BB		0-0 F8	4	1	0	0	1	1	3
<b>Ron Kittle, R</b> (1, 10) <small>OBP: 0.235, SLG: 0.500</small>		0-0 5-3		0-0 F4		0-0 2B	0-0 1B			4	0	2	3	0	0	2
<b>Bobby Bonilla, S</b> (1, 3) <small>OBP: 0.392, SLG: 0.419</small>		0-0 F9		0-0 L9		0-0 1B	0-0 1B			4	0	2	2	0	0	2
<b>Tim Hulett, R</b> (1, 5) <b>Marc Hill, R</b> (8, 2) <small>OBP: 0.294, SLG: 0.200</small>		0-0 F8			0-3 K	0-0 F4 1-2	0-0 5-3			4	0	0	0	0	1	3
<b>Joel Skinner, R</b> (1, 2) <b>Wayne Tolleson, S</b> (7, PH) <small>OBP: 0.340, SLG: 0.369</small>			0-0 5-3		0-3 K		0-3 K	0-3 K		2	0	0	0	0	1	0
<b>Julio Cruz, S</b> (1, 4) <b>Jerry Hairston, S</b> (8, PH) <b>Bryan Little, S</b> (9, 4) <small>OBP: 0.257, SLG: 0.219</small>		0-0 F8		0-0 BB	4-0 BB		4-0 2B SF7 BB	0-3 K		1	1	0	0	2	0	0
<b>Ozzie Guillen, L</b> (1, 6) <small>OBP: 0.257, SLG: 0.309</small>		0-0 G3		0-3 K	0-3 K		0-0 BB 1B 2B	0-0 F9		0	0	0	0	0	0	0

Inning Stats	R: 0	H: 0	E: 0	K: 0	S: 3	R: 0	H: 0	E: 0	K: 0	S: 3	R: 0	H: 0	E: 1	K: 0	S: 4	R: 0	H: 0	E: 0	K: 3	S: 9	R: 2	H: 2	E: 0	K: 2	S: 9	R: 4	H: 3	E: 0	K: 1	S: 8	R: 0	H: 0	E: 0	K: 2	S: 7	R: 0	H: 1	E: 0	K: 0	S: 3	1B: 5	SF: 1	2B: 2	SAC: 0	3B: 0	DP: 1	HR: 0	HBP: 0	WP: 0	PA: 39
--------------	------	------	------	------	------	------	------	------	------	------	------	------	------	------	------	------	------	------	------	------	------	------	------	------	------	------	------	------	------	------	------	------	------	------	------	------	------	------	------	------	-------	-------	-------	--------	-------	-------	-------	--------	-------	--------

PITCHER	IP	WLS	BF	H	R	ER	SO	BB	IBB	HBP	BLK	WP	HR	S	P	ERA	WHIP
Dennis Rasmussen, L (1, 1) <small>ERA: 3.6</small>	6.0		24	3	2	2	5	3	0	0	0	0	0	31	43	3.00	1.000
Brian Fisher, R (7, 1) <small>ERA: 5.03</small>	3.0	W	15	4	4	4	3	3	0	0	0	0	0	18	30	12.00	2.333


**BOTTOM**

**New York Yankees @ Chicago White Sox**  
 Comiskey Park, Chicago, IL  
 Tue May 06 1986, 8:05 PM EDT  
 Att. 17,850 - Unknown

[livebaseballscorecards.com](http://livebaseballscorecards.com)

AB	32
R	5
H	7
RBI	6
BB	6
SO	8
LOB	13



Batter	1	2	3	4	5	6	7	8	9	AB R H RBI BB SO LOB	TOP	
Rickey Henderson, R (1, 8) OBP: 0.372, SLG: 0.422	0-3 K		0-0 F8	0-0 F8	0-0 F8			0-0 6-3		5 0 0 0 0 1 5		
Willie Randolph, R (1, 4) OBP: 0.455, SLG: 0.371	0-0 L7		0-0 F3	4-0 BB				0-0 F9		4 0 0 0 1 0 0		
Don Mattingly, L (1, 3) OBP: 0.352, SLG: 0.423	0-0 3-1		0-0 HBP BB 1B	0-3 K				0-0 4-3 1B 2B		5 1 2 0 0 1 3		
Dave Winfield, R (1, 9) OBP: 0.415, SLG: 0.432		0-3 K	4-0 HBP BB 1-2		4-0 1B BB 1B			0-0 4-3 2-3		3 1 0 0 2 2 1		
Gary Roenicke, R (1, 10) OBP: 0.457, SLG: 0.280 Mike Easler, L (9, PH) OBP: 0.298, SLG: 0.346		0-0 WP HR 2B	1-0 1-2 2-3 HBP		0-0 BB 1B 1-3 1B		0-0 6-3	0-0 3-H 1B		3 1 2 0 0 0 0 1 0 1 1 0 0 0		
Henry Cotto, R (1, 7) OBP: 0.182, SLG: 0.212		0-3 K	0-3 K		0-0 BB 1-2 1B 3-H		0-0 B1-3	0-0 5-3		5 0 1 1 0 2 5		
Dale Berra, R (1, 5) OBP: 0.409, SLG: 0.368 Mike Pagliarulo, L (5, PH) OBP: 0.315, SLG: 0.416		4-0 HR BB		0-0 BB BB 1B		0-0 F9		0-3 K		1 1 1 0 1 0 0 2 0 0 0 0 1 2	AB 35 R 5 H 8 RBI 5 BB 6 SO 10 LOB 21	
Butch Wynegar, S (1, 2) OBP: 0.356, SLG: 0.486		0-0 1-H 3-H HR		4-0 BB BB 1-2		4-0 1-2 2-3 BB		0-0 3-1		2 1 1 3 2 0 0		
Bobby Meacham, S (1, 6) OBP: 0.340, SLG: 0.282		0-3 K		0-3 K		0-0 F7		0-3 K		4 0 0 0 0 3 5		
<b>Inning Stats</b>	R: 0 H: 0 E: 0 LOB: 0 K: 1 BB: 0 S: 5 P: 5	R: 3 H: 2 E: 0 LOB: 0 K: 3 BB: 1 S: 11 P: 15	R: 0 H: 1 E: 0 LOB: 3 K: 1 BB: 1 S: 6 P: 11	R: 0 H: 1 E: 0 LOB: 3 K: 2 BB: 2 S: 8 P: 16	R: 1 H: 2 E: 0 LOB: 3 K: 0 BB: 2 S: 5 P: 13	R: 0 H: 0 E: 0 LOB: 0 K: 1 BB: 0 S: 5 P: 5	R: 0 H: 0 E: 0 LOB: 0 K: 1 BB: 0 S: 5 P: 5	R: 0 H: 0 E: 0 LOB: 0 K: 1 BB: 0 S: 5 P: 5	R: 1 H: 2 E: 0 LOB: 1 K: 0 BB: 0 S: 5 P: 5	1B: 5 SF: 0 2B: 2 SAC: 0 3B: 0 DP: 0 HR: 1 HBP: 1	WP: 1 PA: 42 PB: 0 SB: 0 CS: 0	
<b>PITCHER</b> Floyd Bannister, L (1, 1) ERA: 3.55 Bill Dawley, R (5, 1) ERA: 2.65	IP WLS BF H R ER SO BB IBB HBP BLK WP HR S P ERA WHIP	4.0 L 24 6 4 4 7 5 0 1 0 1 1 32 53 9.00 2.750	5.0 18 2 1 1 3 1 0 0 0 0 0 23 27 1.80 0.600	<b>PITCHER</b> IP WLS BF H R ER SO BB IBB HBP BLK WP HR S P ERA WHIP								

**New York Yankees @ Chicago White Sox**  
 Comiskey Park, Chicago, IL  
 Wed May 07 1986, 8:05 PM EDT  
 Att. 15,626 - Unknown

[livebaseballscorecards.com](http://livebaseballscorecards.com)

Batter	1	2	3	4	5	6	7	8	9	AB	R	H	RBI	BB	SO	LOB
Wayne Tolleson, S (1, 5) OBP: 0.337, SLG: 0.364	0-0 S 6-3 SF7 1B		0-0 6-3			0-0 5-3		0-3 K		4	1	1	0	0	1	0
Carlton Fisk, R (1, 7) OBP: 0.255, SLG: 0.305	0-0 6-3 1-2		0-0 F2			0-0 FC4-6 1B		0-0 F7		4	0	1	0	0	0	1
Harold Baines, L (1, 9) OBP: 0.263, SLG: 0.449	0-0 SF7 2-H				0-0 F8		0-0 FC4-6 1B		0-0 F7		3	0	0	1	0	1
Ron Kittle, R (1, 10) OBP: 0.247, SLG: 0.494	0-0 F8				0-0 5-3		0-0 1-2 1B		4-0 BB		3	0	1	0	1	0
Reid Nichols, R (1, 8) OBP: 0.250, SLG: 0.259		0-0 5-3			0-0 5-3		0-3 K		0-0 FC4-6 1B		4	0	0	0	0	1
Bobby Bonilla, S (1, 3) OBP: 0.397, SLG: 0.415		0-0 S 1B			4-0 BB		0-0 4-3		0-0 5-3		3	0	1	0	1	0
Tim Hulett, R (1, 4) OBP: 0.305, SLG: 0.340		0-3 K 1-2			0-0 G1-6-3 BB		0-0 4-3 1B				3	0	1	0	0	1
Ozzie Guillen, L (1, 6) OBP: 0.260, SLG: 0.300		0-0 G3			4-0 BB		0-0 4-3				2	0	0	0	1	0
Marc Hill, R (1, 2) OBP: 0.263, SLG: 0.176			0-0 6-3			0-0 4-3		0-0 F8		2	0	0	0	0	0	1
John Cangelosi, S (8, PH) OBP: 0.429, SLG: 0.324										1	0	0	0	0	0	0
Joel Skinner, R (9, 2) OBP: 0.222, SLG: 0.204										0	0	0	0	0	0	0

Inning Stats	R: 1	H: 1	E: 0	LOB: 0	K: 0	S: 4	P: 4	R: 0	H: 1	E: 0	LOB: 1	K: 1	S: 6	R: 0	H: 0	E: 0	LOB: 0	K: 0	S: 3	R: 0	H: 0	E: 0	LOB: 0	K: 0	S: 3	R: 0	H: 2	E: 0	LOB: 2	K: 1	S: 7	R: 0	H: 1	E: 0	LOB: 0	K: 0	S: 3	R: 0	H: 0	E: 0	LOB: 0	K: 1	S: 5	R: 0	H: 0	E: 0	LOB: 1	K: 0	S: 3	R: 0	H: 0	E: 0	LOB: 1	K: 0	S: 3	1B: 5	SF: 1	2B: 1	SAC: 0	3B: 0	DP: 2	HR: 0	HBP: 0	WP: 0	PA: 33
--------------	------	------	------	--------	------	------	------	------	------	------	--------	------	------	------	------	------	--------	------	------	------	------	------	--------	------	------	------	------	------	--------	------	------	------	------	------	--------	------	------	------	------	------	--------	------	------	------	------	------	--------	------	------	------	------	------	--------	------	------	-------	-------	-------	--------	-------	-------	-------	--------	-------	--------


PITCHER	IP	WLS	BF	H	R	ER	SO	BB	IBB	HBP	BLK	WP	HR	S	P	ERA	WHIP
Tommy John, L (1, 1) ERA: 1.93	7.0	W	26	5	1	1	2	2	0	0	0	0	0	28	36	1.29	1.000
Dave Righetti, L (8, 1) ERA: 3.32	2.0	S	7	0	0	0	1	1	0	0	0	0	0	8	12	0.00	0.500

**BOTTOM**

**New York Yankees @ Chicago White Sox**  
Comiskey Park, Chicago, IL

Wed May 07 1986, 8:05 PM EDT  
Att. 15,626 - Unknown

<b>AB</b>	<b>29</b>
<b>R</b>	<b>1</b>
<b>H</b>	<b>5</b>
<b>RBI</b>	<b>1</b>
<b>BB</b>	<b>3</b>
<b>SO</b>	<b>3</b>
<b>LOB</b>	<b>11</b>



PITCHER	IP	WLS	BF	H	R	ER	SO	BB	IBB	HBP	BLK	WP	HR	S	P	ERA	WHIP
---------	----	-----	----	---	---	----	----	----	-----	-----	-----	----	----	---	---	-----	------

Batter	1	2	3	4	5	6	7	8	9	AB	R	H	RBI	BB	SO	LOB	TOP							
<b>Rickey Henderson, R</b> (1, 8) OBP: 0.358, SLG: 0.404	0-3 K		0-0 6-3	0-0 6-3			0-0 L5	0-3 K		5	0	0	0	0	2	4								
<b>Willie Randolph, R</b> (1, 4) OBP: 0.460, SLG: 0.386	0-0 6-3 2B		0-0 6-3		0-0 6-3		0-0 WP 1B	4-0 BB		4	0	2	0	1	0	0								
<b>Don Mattingly, L</b> (1, 3) OBP: 0.354, SLG: 0.426	0-0 6-3 2-3		0-0 6-3 2B		0-0 6-3		4-0 1-3 BB	0-0 6-3		4	0	1	0	1	0	4								
<b>Dave Winfield, R</b> (1, 9) OBP: 0.398, SLG: 0.410	0-0 P4		0-0 6-3		0-0 6-3		0-0 F8		0-0 L4	5	0	0	0	0	0	4								
<b>Mike Easler, L</b> (1, 10) OBP: 0.302, SLG: 0.342 <b>Gary Roenicke, R</b> (6, PH) OBP: 0.447, SLG: 0.259		0-0 E1 1B		4-0 F9 BB 1B BB		0-0 F7		4-0 FC5-6 BB	0-3 K	1	2	0	0	1	0	0								
<b>Ken Griffey, L</b> (1, 7) OBP: 0.351, SLG: 0.376		0-0 G3-6-3 2-H 1B		4-0 1B 1-2 BB		0-0 1B		0-0 FC5-6 E 1B 1-2f	0-3 K	4	1	2	1	1	1	1								
<b>Mike Pagliarulo, L</b> (1, 5) OBP: 0.313, SLG: 0.400		4-0 G3-6-3 1-2 BB		0-0 F8		0-3 K		0-0 E3 1B 1-2		3	1	0	0	1	1	4								
<b>Butch Wynegar, S</b> (1, 2) OBP: 0.347, SLG: 0.463		0-0 G3-6-3 1-2f 2-3		0-0 F9		0-0 P5		0-0 1B 1-2 2-H 1B		4	0	1	1	0	0	5								
<b>Bobby Meacham, S</b> (1, 6) OBP: 0.347, SLG: 0.292		0-3 K		0-0 1B 1-3 3-H		0-3 K		0-0 1B		4	0	2	2	0	2	1								
<b>Inning Stats</b>	R: 0 E: 0 K: 1 S: 6	H: 1 LOB: 1 BB: 0 P: 6	R: 1 E: 1 K: 1 S: 6	H: 1 LOB: 1 BB: 1 P: 10	R: 0 E: 0 K: 0 S: 4	H: 1 LOB: 1 BB: 0 P: 4	R: 1 E: 0 K: 0 S: 4	H: 1 LOB: 2 BB: 2 P: 12	R: 0 E: 0 K: 0 S: 3	H: 0 LOB: 0 BB: 0 P: 3	R: 0 E: 0 K: 1 S: 6	H: 1 LOB: 1 BB: 0 P: 6	R: 0 E: 0 K: 1 S: 6	H: 1 LOB: 2 BB: 1 P: 10	R: 2 E: 1 K: 1 S: 8	H: 2 LOB: 3 BB: 2 P: 16	R: 0 E: 0 K: 2 S: 7	H: 0 LOB: 0 BB: 0 P: 7	1B: 6 2B: 2 3B: 0 HR: 0	SF: 0 SAC: 0 DP: 1 HBP: 0	WP: 1 PB: 0 SB: 1 CS: 0	PA: 42		
<b>PITCHER</b>	IP	WLS	BF	H	R	ER	SO	BB	IBB	HBP	BLK	WP	HR	S	P	ERA	WHIP							
<b>Bobby Witt, R</b> (1, 1) ERA: 4.82	5.0		22	4	2	1	2	3	0	0	0	0	0	23	35	1.80	1.400							
<b>Mickey Mahler, L</b> (6, 1) ERA: 3.54	1.2		8	2	0	0	2	1	0	0	0	1	0	11	15	0.00	1.800							
<b>Greg Harris, R</b> (7, 1) ERA: 4.7	0.2	L	6	2	2	1	0	1	0	0	0	0	0	5	9	13.50	4.500							
<b>Dwayne Henry, R</b> (8, 1) ERA: 5.84	0.1		2	0	0	0	1	1	0	0	0	0	0	3	7	0.00	3.000							
<b>Mitch Williams, L</b> (8, 1) ERA: 3.38	1.1		4	0	0	0	2	0	0	0	0	0	0	8	8	0.00	0.000							

**New York Yankees @ Texas Rangers**  
Arlington Stadium, Arlington, TX  
Sat May 10 1986, 8:05 PM EDT  
Att: 37,373 - Unknown

<b>AB</b>	36
<b>R</b>	4
<b>H</b>	8
<b>RBI</b>	4
<b>BB</b>	6
<b>SO</b>	7
<b>LOB</b>	23





Batter	1	2	3	4	5	6	7	8	9	AB	R	H	RBI	BB	SO	LOB
<b>Oddibe McDowell, L</b> (1, 8) <small>OBP: 0.349, SLG: 0.407</small> <b>Tom Paciorek, R</b> (9, PH) <small>OBP: 0.286, SLG: 0.333</small>	0-3 K ①	0-3 K ③			0-3 K ①		4-0 FC5-4 BB		0-0 6-3 ③	3	0	0	0	1	3	2
<b>Toby Harrah, R</b> (1, 4) <small>OBP: 0.296, SLG: 0.306</small>	0-0 S 1B		0-3 K ①		0-0 F8 ②		0-0 FC5-4 ③			4	0	1	0	0	1	2
<b>Pete O'Brien, L</b> (1, 3) <small>OBP: 0.413, SLG: 0.602</small>	0-3 K ②		0-3 K ②		0-0 6-1 ③			0-3 K ①		4	0	0	0	0	3	2
<b>Pete Incaviglia, R</b> (1, 9) <small>OBP: 0.295, SLG: 0.452</small>	0-3 K ③		0-3 K ③			0-0 1B		0-3 K ②		4	0	1	0	0	3	1
<b>Gary Ward, R</b> (1, 7) <small>OBP: 0.344, SLG: 0.317</small>		0-0 HR 1B		0-0 6-3 ①		0-0 P4 ①		0-3 K ③		4	1	1	0	0	1	1
<b>Larry Parrish, R</b> (1, 10) <small>OBP: 0.330, SLG: 0.517</small>		0-0 HR		4-0 6-3 BB		0-3 K ②		0-0 HR		3	2	2	3	1	1	1
<b>Don Slaught, R</b> (1, 2) <small>OBP: 0.375, SLG: 0.644</small> <b>Curtis Wilkerson, S</b> (9, PR) <small>OBP: 0.214, SLG: 0.189</small>		0-0 S 1B		0-0 6-3 ②		0-0 F7 ③		0-0 CS SH 1B		4	0	2	0	0	0	2
<b>Steve Buechele, R</b> (1, 5) <small>OBP: 0.325, SLG: 0.487</small>		0-3 K ①		0-0 6-3 ③		0-0 F9 ①		0-0 SH 6-3		3	0	0	0	0	1	2
<b>Scott Fletcher, R</b> (1, 6) <small>OBP: 0.422, SLG: 0.466</small>		0-3 K ②			0-0 2B		0-0 F9 ②		0-0 6-3 ①	4	0	1	0	0	1	3

Inning Stats	R: 0	H: 1	E: 0	K: 3	S: 10	R: 2	H: 3	E: 0	K: 3	S: 12	R: 0	H: 0	E: 0	K: 3	S: 9	R: 0	H: 0	E: 0	K: 1	S: 6	R: 0	H: 1	E: 0	K: 1	S: 6	R: 0	H: 0	E: 0	K: 3	S: 9	R: 1	H: 2	E: 0	K: 0	S: 5	R: 0	H: 0	E: 0	K: 3	S: 9	R: 0	H: 2	E: 0	K: 0	S: 5	1B: 5	SF: 0	2B: 1	3B: 0	HR: 2	WP: 0	PB: 0	SB: 2	CS: 1	PA: 37
--------------	------	------	------	------	-------	------	------	------	------	-------	------	------	------	------	------	------	------	------	------	------	------	------	------	------	------	------	------	------	------	------	------	------	------	------	------	------	------	------	------	------	------	------	------	------	------	-------	-------	-------	-------	-------	-------	-------	-------	-------	--------

PITCHER	IP	WLS	BF	H	R	ER	SO	BB	IBB	HBP	BLK	WP	HR	S	P	ERA	WHIP
<b>Ron Guidry, L</b> (1, 1) <small>ERA: 2.81</small>	7.0	W	29	6	2	2	11	2	0	0	0	0	1	49	57	2.57	1.143
<b>Brian Fisher, R</b> (8, 1) <small>ERA: 5.23</small>	1.0		6	2	1	1	3	0	0	0	0	0	1	12	12	9.00	2.000
<b>Dave Righetti, L</b> (9, 1) <small>ERA: 3.15</small>	1.0	S	2	0	0	0	0	0	0	0	0	0	0	2	2	0.00	0.000

**BOTTOM**

**New York Yankees @ Texas Rangers**  
Arlington Stadium, Arlington, TX  
Sat May 10 1986, 8:05 PM EDT  
Att. 37,373 - Unknown

livebaseballscorecards.com

<b>AB</b>	<b>34</b>
<b>R</b>	<b>3</b>
<b>H</b>	<b>8</b>
<b>RBI</b>	<b>3</b>
<b>BB</b>	<b>2</b>
<b>SO</b>	<b>14</b>
<b>LOB</b>	<b>17</b>



Batter	1	2	3	4	5	6	7	8	9	AB R H RBI BB SO LOB	TOP		
Rickey Henderson, R OBP: 0.348, SLG: 0.390 (1, 10) X	0-0 5-3 ①		0-3 K ②		0-0 6-3 ①		0-0 F8 ②			4 0 0 0 0 1 1	<p><b>New York Yankees @ Texas Rangers</b> Arlington Stadium, Arlington, TX</p> <p>Sun May 11 1986, 4:33 AM EDT Unknown</p>		
Willie Randolph, R OBP: 0.446, SLG: 0.371 (1, 4) X	0-0 6-3 ②		0-3 K ③		0-0 F8 ②		0-3 K ③			4 0 0 0 0 2 1			
Don Mattingly, L OBP: 0.351, SLG: 0.420 (1, 3) X	0-0 4-3 ③			0-0 F9 ①	0-0 F3 ③			0-0 G4-6-3 1B		4 0 1 0 0 0 0			
Dave Winfield, R OBP: 0.394, SLG: 0.398 (1, 9)		4-0 FC5-4 BB		0-0 6-3 ②		0-0 F9 ①		0-3 K ①		3 0 0 0 1 1 1			
Gary Roenicke, R OBP: 0.439, SLG: 0.267 (1, 7)		0-0 FC5-4 ①		0-0 1B		0-0 5-3 ②		0-0 G4-6-3 ② ③		3 2 1 0 0 0 1			
Mike Easler, L OBP: 0.299, SLG: 0.338 (8, PH)		1-2f 2B		1B						1 0 0 0 0 0 1			
Henry Cotto, R OBP: 0.222, SLG: 0.229 (1, 8)		0-0 F2 ②		0-0 1B		4-0 BB		0-0 G3 ①		2 1 1 0 1 0 1			
Ken Griffey, L OBP: 0.347, SLG: 0.372 (9, PH)				1-2 1B						1 0 0 0 0 0 0			
Dale Berra, R OBP: 0.440, SLG: 0.455 (1, 5)		0-0 2B		0-0 1B		0-0 F8 ③		0-0 F7 ②		3 0 2 3 0 0 1			
Mike Pagliarulo, L OBP: 0.309, SLG: 0.395 (9, PH)		1-H 2B		1-H 2-H 1B						1 0 0 0 0 0 0			
Butch Wynegar, S OBP: 0.340, SLG: 0.432 (1, 2)		0-0 5-3 ③		4-0 1-2 BB		0-0 L5 ①		0-0 G3 ③		3 0 0 0 1 0 1			
Mike Fischlin, R OBP: 0.333, SLG: 0.200 (1, 6)			0-3 K2-3 ①		0-0 L5 ③		0-0 1B			3 0 1 0 0 1 2			
<b>Inning Stats</b>	R: 0 H: 0 E: 0 LOB: 0 K: 0 BB: 0 S: 3 P: 3	R: 1 H: 1 E: 0 LOB: 1 K: 0 BB: 1 S: 4 P: 8	R: 0 H: 0 E: 0 LOB: 0 K: 3 BB: 0 S: 9 P: 9	R: 2 H: 3 E: 0 LOB: 2 K: 0 BB: 1 S: 6 P: 10	R: 0 H: 0 E: 0 LOB: 0 K: 0 BB: 0 S: 3 P: 3	R: 0 H: 0 E: 0 LOB: 1 K: 0 BB: 1 S: 3 P: 7	R: 0 H: 1 E: 0 LOB: 1 K: 1 BB: 0 S: 6 P: 6	R: 0 H: 1 E: 0 LOB: 0 K: 1 BB: 0 S: 5 P: 5	R: 0 H: 0 E: 0 LOB: 0 K: 0 BB: 0 S: 3 P: 3	1B: 5 SF: 0 2B: 1 SAC: 0 3B: 0 DP: 1 HR: 0 HBP: 0	WP: 0 PA: 35 PB: 0 SB: 0 CS: 0		
<b>PITCHER</b>	IP WLS BF H R ER SO BB IBB HBP BLK WP HR S P ERA WHIP											<b>PITCHER</b>	IP WLS BF H R ER SO BB IBB HBP BLK WP HR S P ERA WHIP
Mike Mason, L ERA: 4.38 (1, 1)	6.1 W 27 5 3 3 3 3 3 0 0 0 0 0 0 30 42 4.26 1.263												
Greg Harris, R ERA: 4.21 (7, 1)	2.2 S 8 1 0 0 2 0 0 0 0 0 0 0 0 12 12 0.00 0.375												

livebaseballscorecards.com

AB	32
R	3
H	6
RBI	3
BB	3
SO	5
LOB	10



**BOTTOM**

**New York Yankees @ Texas Rangers**  
 Arlington Stadium, Arlington, TX  
 Sun May 11 1986, 4:33 AM EDT  
 Unknown

[livebaseballscorecards.com](http://livebaseballscorecards.com)

<b>AB</b>	<b>32</b>
<b>R</b>	<b>6</b>
<b>H</b>	<b>9</b>
<b>RBI</b>	<b>3</b>
<b>BB</b>	<b>3</b>
<b>SO</b>	<b>4</b>
<b>LOB</b>	<b>12</b>



WP: 0	PA: 35
PB: 1	SB: 3
CS: 1	

AB R H RBI BB SO LOB

3	2	1	2	1	0	0
---	---	---	---	---	---	---

3	0	0	0	1	1	0
---	---	---	---	---	---	---

4	1	1	0	0	0	1
---	---	---	---	---	---	---

3	1	2	0	0	0	0
---	---	---	---	---	---	---

1	0	0	0	0	0	0
---	---	---	---	---	---	---

3	0	2	1	1	0	0
---	---	---	---	---	---	---

4	0	0	0	0	1	4
---	---	---	---	---	---	---

4	0	0	0	0	0	3
---	---	---	---	---	---	---

4	0	1	0	0	2	2
---	---	---	---	---	---	---

3	2	2	0	0	0	2
---	---	---	---	---	---	---

1B: 6	SF: 0
2B: 1	SAC: 0
3B: 1	DP: 2
HR: 1	HBP: 0

Batter	1	2	3	4	5	6	7	8	9
<b>Oddibe McDowell, L</b> OBP: 0.355, SLG: 0.436 (1, 8)	0-0 G3		0-0 G3		0-0 1-H HR		4-0 S PB G4-3 BB		
<b>Toby Harrah, R</b> OBP: 0.293, SLG: 0.292 (1, 4)	0-3 K		0-0 4-3		0-0 6-3		4-0 1-3 G4-3 BB		
<b>Pete O'Brien, L</b> OBP: 0.407, SLG: 0.598 (1, 3)	0-0 F8			0-0 1B 2B	0-0 G3		0-0 1-2f 3-H G4-3		
<b>Pete Incaviglia, R</b> OBP: 0.306, SLG: 0.460 <b>George Wright, S</b> OBP: 0.270, SLG: 0.378 (1, 9) (7, 9)		0-0 G6-4-3 1B		0-0 1B E 1B	0-0 G3		0-0 F2		
<b>Gary Ward, R</b> OBP: 0.361, SLG: 0.329 (1, 7)		0-0 1-2 G6-4-3 1B		0-0 1-3 3-H 1B		0-0 1-3	4-0 5-3 CS BB		
<b>Larry Parrish, R</b> OBP: 0.317, SLG: 0.495 (1, 10)		0-0 G6-4-3		0-3 K		0-0 F8	0-0 F8		
<b>Don Slaught, R</b> OBP: 0.357, SLG: 0.610 (1, 2)		0-0 1-2f 2-3 F3		0-0 F3		0-0 E6 1B	0-0 5-3		
<b>Steve Buechele, R</b> OBP: 0.322, SLG: 0.475 (1, 5)			0-3 K		0-0 F8		0-3 K		
<b>Scott Fletcher, R</b> OBP: 0.430, SLG: 0.500 (1, 6)			0-0 E4 3B		0-0 HR 1B		0-0 F6		

Inning Stats	R: 0 E: 0 K: 1 S: 5	H: 0 LOB: 0 BB: 0 P: 5	R: 0 E: 0 K: 0 S: 4	H: 2 LOB: 1 BB: 0 P: 4	R: 1 E: 1 K: 1 S: 6	H: 1 LOB: 0 BB: 0 P: 6	R: 2 E: 0 K: 1 S: 8	H: 3 LOB: 1 BB: 0 P: 8	R: 2 E: 0 K: 0 S: 5	H: 2 LOB: 0 BB: 0 P: 5	R: 0 E: 1 K: 0 S: 5	H: 1 LOB: 2 BB: 0 P: 5	R: 1 E: 0 K: 0 S: 2	H: 0 LOB: 0 BB: 2 P: 10	R: 0 E: 0 K: 1 S: 5	H: 0 LOB: 1 BB: 1 P: 9
--------------	------------------------------	---------------------------------	------------------------------	---------------------------------	------------------------------	---------------------------------	------------------------------	---------------------------------	------------------------------	---------------------------------	------------------------------	---------------------------------	------------------------------	----------------------------------	------------------------------	---------------------------------

PITCHER	IP	WLS	BF	H	R	ER	SO	BB	IBB	HBP	BLK	WP	HR	S	P	ERA	WHIP
<b>Joe Niekro, R</b> ERA: 2.8 (1, 1)	6.0	L	27	9	5	3	3	0	0	0	0	0	1	33	33	4.50	1.500
<b>Rod Scurry, L</b> ERA: 2.57 (7, 1)	1.0		4	0	1	0	0	2	0	0	0	0	0	2	10	0.00	2.000
<b>Mike Armstrong, R</b> ERA: (8, 1)	1.0		4	0	0	0	1	1	0	0	0	0	0	5	9	0.00	1.000

WP	HR	S	P	ERA	WHIP
0	1	2	9	4.50	1.500

Batter	1	2	3	4	5	6	7	8	9	AB R H RBI BB SO LOB	TOP									
Rickey Henderson, R (1, 8) OBP: 0.338, SLG: 0.377 Henry Cotto, R (7, 8) OBP: 0.222, SLG: 0.229	0-0 6-3		0-0 6-3		0-3 K		0-0 FC3-6			4 0 0 0 0 1 3 0 0 0 0 0 0 0										
Willie Randolph, R (1, 4) OBP: 0.436, SLG: 0.361 Mike Fischlin, R (6, 4) OBP: 0.286, SLG: 0.167	0-3 K		0-0 P6		0-3 K		0-3 K			3 0 0 0 0 2 0 1 0 0 0 0 1 0										
Don Mattingly, L (1, 3) OBP: 0.355, SLG: 0.423	0-0 1B			0-0 FC5-4 1B		0-0 F8		0-0 4-3		4 0 2 0 0 0 0										
Dave Winfield, R (1, 10) OBP: 0.390, SLG: 0.393	0-0 P3			0-0 FC5-4 BB		0-0 1B		0-0 4-3		4 0 1 0 0 0 2										
Mike Easler, L (1, 9) OBP: 0.308, SLG: 0.373		0-0 HR		4-0 G4-6-3 BB		0-0 4-3		0-0 4-3		3 1 1 1 1 0 1										
Ken Griffey, L (1, 7) OBP: 0.343, SLG: 0.378		0-0 F7		0-0 G4-6-3		0-0 4-3		0-0 2B		4 0 1 0 0 0 2										
Ron Hassey, L (1, 2) OBP: 0.338, SLG: 0.316 Butch Wynegar, S (9, PH) OBP: 0.333, SLG: 0.422		0-0 F7			0-0 L5		0-0 1B 1B		0-3 K	3 0 1 0 0 0 0 1 0 0 0 0 1 1										
Mike Pagliarulo, L (1, 5) OBP: 0.320, SLG: 0.405 Dale Berra, R (9, PH) OBP: 0.423, SLG: 0.435		0-3 K			0-0 1B		0-0 FC3-6 1B		0-0 G3	3 0 2 0 0 1 0 1 0 0 0 0 0 1										
Bobby Meacham, S (1, 6) OBP: 0.337, SLG: 0.283			0-3 K		0-0 F8		0-3 K			3 0 0 0 0 2 3										
<b>Inning Stats</b>	R: 0 E: 0 K: 1 S: 6	H: 1 LOB: 1 BB: 0 P: 6	R: 1 E: 0 K: 1 S: 6	H: 1 LOB: 0 BB: 0 P: 6	R: 0 E: 0 K: 1 S: 5	H: 0 LOB: 0 BB: 0 P: 5	R: 0 E: 0 K: 0 S: 3	H: 1 LOB: 1 BB: 1 P: 7	R: 0 E: 0 K: 1 S: 6	H: 1 LOB: 1 BB: 0 P: 6	R: 0 E: 0 K: 1 S: 7	H: 2 LOB: 2 BB: 0 P: 7	R: 0 E: 0 K: 1 S: 5	H: 0 LOB: 0 BB: 0 P: 5	R: 0 E: 0 K: 1 S: 6	H: 1 LOB: 1 BB: 0 P: 6	1B: 6 2B: 1 3B: 0 HR: 1	SF: 0 SAC: 0 DP: 1 HBP: 0	WP: 0 PB: 0 SB: 0 CS: 0	PA: 35
<b>PITCHER</b>	IP WLS BF H R ER SO BB IBB HBP BLK WP HR S P ERA WHIP																			
Jose Guzman, R (1, 1) ERA: 4.93	7.0 W 28 7 1 1 6 1 0 0 0 0 0 1 39 43 1.29 1.143																			
Ricky Wright, L (8, 1) ERA: 3.47	1.0 3 0 0 0 1 0 0 0 0 0 0 0 5 5 0.00 0.000																			
Mitch Williams, L (9, 1) ERA: 3.09	1.0 4 1 0 0 1 0 0 0 0 0 0 0 6 6 0.00 1.000																			

**New York Yankees @ Texas Rangers**  
 Arlington Stadium, Arlington, TX  
 Sun May 11 1986 - 4:38 AM EDT  
 Att: 25,423 - Unknown

[livebaseballscorecards.com](http://livebaseballscorecards.com)

<b>AB</b>	<b>34</b>
<b>R</b>	<b>1</b>
<b>H</b>	<b>8</b>
<b>RBI</b>	<b>1</b>
<b>BB</b>	<b>1</b>
<b>SO</b>	<b>8</b>
<b>LOB</b>	<b>13</b>





Batter	1	2	3	4	5	6	7	8	9	AB R H RBI BB SO LOB
Rickey Henderson, R OBP: 0.354, SLG: 0.421 (1, 8)	0-0 PB 6-3 2B		0-0 F8 1-2 2-3		0-0 2-H HR		0-0 CS 1B	4-0 S E BB BB		4 3 3 2 1 0 2
Willie Randolph, R OBP: 0.442, SLG: 0.360 (1, 4)	0-0 6-3 2-H		4-0 BB		0-0 F8		0-0 1-2 1B	4-0 S E BB		3 1 1 1 2 0 0
Don Mattingly, L OBP: 0.357, SLG: 0.433 (1, 3)	0-0 G5-3 2B		0-0 SF8 3-H		0-0 L3		0-0 1-2 1B	0-0 E3 1-H 2-H		4 0 2 1 0 0 0
Dave Winfield, R OBP: 0.383, SLG: 0.378 (1, 9)	0-0 G5-3 2-3f		0-3 K			4-0 1B BB	0-0 F6	0-0 F6		4 0 0 0 1 1 6
Mike Easler, L OBP: 0.313, SLG: 0.368 (1, 10)		0-0 F8		0-0 5-3		0-0 1-2 1B		0-3 K BB BB	4-0 L3-6 1B BB	4 0 1 0 1 1 0
Ken Griffey, L OBP: 0.346, SLG: 0.379 (1, 7)		0-0 F7		0-0 L5		0-3 K		0-0 1B HR 1B	0-0 1-2 1B	5 1 2 0 0 1 2
Mike Pagliarulo, L OBP: 0.314, SLG: 0.393 (1, 5)		0-3 K		0-0 F7		0-0 F9		0-0 1-2 HR 1B	0-0 L3-6 2-3	5 1 1 0 0 1 4
Butch Wynegar, S OBP: 0.356, SLG: 0.479 (1, 2)			4-0 F8 SF8 BB BB		4-0 HR 4-3 BB	0-3 K		0-0 1-H 2-H HR	0-0 5-3	3 3 1 3 2 1 3
Bobby Meacham, S OBP: 0.333, SLG: 0.274 (1, 6)			4-0 F8 1-2 BB		0-0 4-3		0-0 5-3	0-3 K		3 0 0 0 1 1 1

**TOP**

**New York Yankees @ Minnesota Twins**  
 Hubert H. Humphrey Metrodome, Minneapolis, MN

Mon May 12 1986, 8:05 PM EDT  
 Att. 14,666 - Unknown

AB	35
R	9
H	11
RBI	7
BB	8
SO	6
LOB	18



Inning Stats	R: 1	H: 2	R: 0	H: 0	R: 1	H: 0	R: 0	H: 0	R: 2	H: 1	R: 0	H: 1	R: 0	H: 3	R: 5	H: 3	R: 0	H: 1	1B: 7	SF: 1	WP: 0	PA: 44
E: 0	LOB: 0	E: 0	LOB: 0	E: 0	LOB: 0	E: 0	LOB: 0	E: 0	LOB: 2	E: 0	LOB: 2	E: 0	LOB: 2	E: 1	LOB: 1	E: 0	LOB: 1	2B: 4	SAC: 0	PB: 1		
K: 0	BB: 0	K: 1	BB: 0	K: 1	BB: 3	K: 0	BB: 0	K: 2	BB: 1	K: 0	BB: 1	K: 0	BB: 0	K: 2	BB: 2	K: 0	BB: 1	3B: 0	DP: 2	SB: 2		
S: 4	P: 4	S: 5	P: 5	S: 5	P: 17	S: 3	P: 3	S: 8	P: 12	S: 5	P: 5	S: 11	P: 19	S: 3	P: 7	S: 3	P: 7	HR: 2	HBP: 0	CS: 1		

PITCHER	IP	WLS	BF	H	R	ER	SO	BB	IBB	HBP	BLK	WP	HR	S	P	ERA	WHIP
Mark Portugal, R ERA: 12.27 (1, 1)	5.0	L	21	3	4	4	2	4	0	0	0	0	1	21	37	7.20	1.400
Juan Agosto, L ERA: 4.0 (6, 1)	2.2		18	7	5	3	4	3	0	0	0	0	1	23	35	10.12	3.750
Frank Pastore, R ERA: 1.42 (8, 1)	1.1		5	1	0	0	0	1	0	0	0	0	0	4	8	0.00	1.500

WP: 0	PA: 44
PB: 1	
SB: 2	
CS: 1	

Batter	1	2	3	4	5	6	7	8	9	AB R H RBI BB SO LOB
Ron Washington, R (1, 10) OBP: 0.250, SLG: 0.250 Al Woods, L (9, PH) OBP: 0.500, SLG: 0.333	0-0 6-3		0-3 K			0-3 K		0-3 K	0-0 HR	4 0 0 0 0 3 1 1 1 1 2 0 0 0
Kirby Puckett, R (1, 8) OBP: 0.441, SLG: 0.740	0-0 F8		0-0 CS 1B			0-0 F4		0-0 1B	0-0 HR	5 1 3 3 0 0 0
Kent Hrbek, L (1, 3) OBP: 0.416, SLG: 0.514	0-0 2B 1B		0-0 F9			0-3 K		0-3 K	0-0 4-3	5 1 1 0 0 2 3
Tom Brunansky, R (1, 9) OBP: 0.333, SLG: 0.496	0-0 1-H 2B		0-0 CS	0-0 F4			0-0 1B		0-0 5-3	4 0 2 1 0 0 0
Gary Gaetti, R (1, 5) OBP: 0.344, SLG: 0.518	0-0 F4			4-0 CS BB			0-3 K		4-0 1B BB	2 1 0 0 2 1 2
Mickey Hatcher, R (1, 7) OBP: 0.152, SLG: 0.177		0-0 1-3		0-0 F9			0-0 F4		0-0 1B 1B	4 1 1 0 0 0 2
Steve Lombardozzi, R (1, 4) OBP: 0.341, SLG: 0.500		0-0 L5			0-0 F8			0-0 F5	0-3 K	4 0 0 0 0 1 3
Tim Laudner, R (1, 2) OBP: 0.571, SLG: 0.789		0-0 HR			0-0 F9			4-0 1B BB	0-0 1B BB	3 2 2 2 1 0 0
Greg Gagne, R (1, 6) OBP: 0.267, SLG: 0.378 Billy Beane, R (8, PH) OBP: 0.273, SLG: 0.300 Roy Smalley, S (9, 6) OBP: 0.346, SLG: 0.413		0-3 K			0-0 F8			0-3 K	4-0 1B HR BB	2 0 0 0 0 1 0 1 0 0 0 0 1 1 0 1 0 0 1 0 0


Inning Stats	R: 1 E: 0 K: 0 S: 5	H: 2 LOB: 1 BB: 0 P: 5	R: 1 E: 0 K: 1 S: 6	H: 1 LOB: 0 BB: 0 P: 6	R: 0 E: 0 K: 1 S: 5	H: 1 LOB: 0 BB: 0 P: 5	R: 0 E: 0 K: 0 S: 2	H: 0 LOB: 0 BB: 1 P: 6	R: 0 E: 0 K: 0 S: 3	H: 0 LOB: 0 BB: 0 P: 3	R: 0 E: 0 K: 2 S: 7	H: 0 LOB: 0 BB: 0 P: 7	R: 0 E: 0 K: 1 S: 6	H: 1 LOB: 1 BB: 0 P: 6	R: 0 E: 0 K: 3 S: 10	H: 1 LOB: 2 BB: 1 P: 14	R: 6 E: 0 K: 1 S: 9	H: 4 LOB: 0 BB: 2 P: 17	1B: 7 2B: 1 3B: 0 HR: 2	SF: 0 SAC: 0 DP: 0 HBP: 0
--------------	------------------------------	---------------------------------	------------------------------	---------------------------------	------------------------------	---------------------------------	------------------------------	---------------------------------	------------------------------	---------------------------------	------------------------------	---------------------------------	------------------------------	---------------------------------	-------------------------------	----------------------------------	------------------------------	----------------------------------	----------------------------------	------------------------------------

**BOTTOM**


**New York Yankees @ Minnesota Twins**  
 Hubert H. Humphrey Metrodome, Minneapolis, MN

Mon May 12 1986, 8:05 PM EDT  
 Att. 14,666 - Unknown

AB	35
R	8
H	10
RBI	8
BB	4
SO	9
LOB	12



PITCHER	IP	WLS	BF	H	R	ER	SO	BB	IBB	HBP	BLK	WP	HR	S	P	ERA	WHIP
Dennis Rasmussen, L (1, 1) ERA: 4.19	8.2	W	36	8	6	6	9	4	0	0	0	0	1	50	66	6.23	1.385
Mike Armstrong, R (9, 1) ERA: 9.0	0.0		2	2	2	2	0	0	0	0	0	0	1	2	2	∞	∞
Dave Righetti, L (9, 1) ERA: 3.1	0.1	S	1	0	0	0	0	0	0	0	0	0	0	1	1	0.00	0.000

Batter	1	2	3	4	5	6	7	8	9	AB R H RBI BB SO LOB	TOP														
Rickey Henderson, R OBP: 0.362, SLG: 0.458 (1, 8) X	0-0 F4		0-0 S 1B		0-0 1-3 2B		0-0 1-H HR		0-0 F9	5 1 3 2 0 0 1	<p><b>New York Yankees @ Minnesota Twins</b>  Hubert H. Humphrey Metrodome, Minneapolis, MN</p> <p>Tue May 13 1986, 4:33 AM EDT  Att. 13,824 - Unknown</p> <p>livebaseballscorecards.com</p> <table> <tr><td>AB</td><td>39</td></tr> <tr><td>R</td><td>6</td></tr> <tr><td>H</td><td>12</td></tr> <tr><td>RBI</td><td>6</td></tr> <tr><td>BB</td><td>1</td></tr> <tr><td>SO</td><td>3</td></tr> <tr><td>LOB</td><td>12</td></tr> </table> 	AB	39	R	6	H	12	RBI	6	BB	1	SO	3	LOB	12
AB	39																								
R	6																								
H	12																								
RBI	6																								
BB	1																								
SO	3																								
LOB	12																								
Bobby Meacham, S OBP: 0.321, SLG: 0.263 (1, 6) X	0-0 G3		0-0 G3		0-3 K		0-0 B1-3		0-0 SH5-3	4 0 0 0 0 1 3															
Don Mattingly, L OBP: 0.358, SLG: 0.450 (1, 3) X	0-0 F9						0-0 L8		4-0 1B IBB	4 1 1 1 1 0 0															
Mike Easler, L OBP: 0.307, SLG: 0.359 (1, 10) X		0-0 F7		0-0 HR		0-0 4-3		0-0 F7	0-0 1-2 2-H 1B	5 0 1 1 0 0 0															
Dave Winfield, R OBP: 0.384, SLG: 0.405 (1, 9) X		0-0 1B		0-0 F8		0-0 HR		0-0 E5 2B	0-3 K	5 2 2 1 0 1 2															
Ken Griffey, L OBP: 0.351, SLG: 0.394 (1, 7) X		0-0 L7		0-0 4-3		0-0 1B		0-0 1B 2B		4 0 2 1 0 0 1															
Mike Pagliarulo, L OBP: 0.312, SLG: 0.387 (1, 5) X		0-0 F8				0-0 E3 2B		0-0 F7		4 0 1 0 0 0 2															
Butch Wynegar, S OBP: 0.333, SLG: 0.442 (1, 2) X			0-0 F9		0-0 F9		0-0 F8		0-3 K	4 0 0 0 0 1 2															
Mike Fischlin, R OBP: 0.364, SLG: 0.300 (1, 4) X			0-0 4-3		0-0 F9		0-0 HR 1B		0-0 SH5-3 1B	4 2 2 0 0 0 1															
<b>Inning Stats</b>	R: 0 H: 0 E: 0 LOB: 0 K: 0 BB: 0 S: 3 P: 3	R: 0 H: 1 E: 0 LOB: 1 K: 0 BB: 0 S: 4 P: 4	R: 0 H: 1 E: 0 LOB: 1 K: 0 BB: 0 S: 4 P: 4	R: 1 H: 1 E: 0 LOB: 0 K: 0 BB: 0 S: 4 P: 4	R: 0 H: 1 E: 1 LOB: 2 K: 1 BB: 0 S: 7 P: 7	R: 1 H: 2 E: 0 LOB: 1 K: 0 BB: 0 S: 5 P: 5	R: 2 H: 2 E: 0 LOB: 0 K: 0 BB: 0 S: 5 P: 5	R: 1 H: 2 E: 1 LOB: 1 K: 1 BB: 0 S: 7 P: 7	R: 1 H: 2 E: 0 LOB: 2 K: 1 BB: 1 S: 7 P: 11	1B: 7 SF: 0 2B: 2 SAC: 1 3B: 0 DP: 0 HR: 3 HBP: 0	WP: 0 PA: 41 PB: 0 SB: 3 CS: 0														
<b>PITCHER</b>	IP WLS BF H R ER SO BB IBB HBP BLK WP HR S P ERA WHIP											<b>PITCHER</b>	IP WLS BF H R ER SO BB IBB HBP BLK WP HR S P ERA WHIP												
Bert Blyleven, R ERA: 4.67 (1, 1)	8.0 L 36 11 6 5 2 0 0 0 0 0 0 3 40 40 5.62 1.375																								
Ron Davis, R ERA: 10.45 (9, 1)	1.0 5 1 0 0 1 0 1 0 0 0 0 0 6 10 0.00 1.000																								



Batter	1	2	3	4	5	6	7	8	9	AB	R	H	RBI	BB	SO	LOB	BOTTOM			
Ron Washington, R OBP: 0.417, SLG: 0.667 (1, 10)	0-0 G4-6-3 1B		0-0 HR			0-0 FC4-6 1B		0-0 6-3		4	1	3	1	0	0	0	<b>New York Yankees @ Minnesota Twins</b> Hubert H. Humphrey Metrodome, Minneapolis, MN Tue May 13 1986, 4:33 AM EDT Att. 13,824 - Unknown			
Kirby Puckett, R OBP: 0.435, SLG: 0.733 (1, 8)	0-0 G4-6-3 1-2f		0-0 4-3			0-0 FC4-6 1-2f		0-0 2B		4	0	1	0	0	0	2				
Kent Hrbek, L OBP: 0.411, SLG: 0.500 (1, 3)	4-0 FC6-4 BB			0-0 3-1		0-0 4-3		0-3 K		3	0	0	0	1	1	2				
Tom Brunansky, R OBP: 0.323, SLG: 0.480 (1, 9)	0-0 FC6-4 1-2f			0-0 5-3			0-0 E6 1B HR	0-3 K		4	1	0	0	0	1	2				
Tim Laudner, R OBP: 0.563, SLG: 0.727 (1, 2)		1-0 G5-4-3 HBP		0-0 5-3			0-0 HR 1B		0-0 E6 1B	3	1	1	0	0	0	0				
Al Woods, L OBP: 0.500, SLG: 0.333 (9, PR)										0	0	0	0	0	0	0				
Gary Gaetti, R OBP: 0.341, SLG: 0.508 (1, 5)		0-0 G5-4-3 1-2f			0-0 F3		0-0 L8		0-0 G6-3 1B	4	0	1	0	0	0	3				
Steve Lombardozzi, R OBP: 0.337, SLG: 0.525 (1, 4)		0-0 5-3			0-0 5-3		0-0 HR		0-3 K	4	1	1	3	0	1	2				
Billy Beane, R OBP: 0.243, SLG: 0.265 (1, 7)			0-0 4-3		0-0 6-3		0-0 4-3		0-0 G6-3 1-2f	4	0	0	0	0	0	2				
Greg Gagne, R OBP: 0.259, SLG: 0.366 (1, 6)			0-3 K			0-0 F8		0-0 6-3		3	0	0	0	0	1	0				
<b>Inning Stats</b>	R: 0 E: 0 K: 0 S: 3	H: 1 LOB: 1 BB: 1 P: 7	R: 0 E: 0 K: 0 S: 2	H: 0 LOB: 0 BB: 0 P: 3	R: 1 E: 0 K: 1 S: 6	H: 1 LOB: 0 BB: 0 P: 6	R: 0 E: 0 K: 0 S: 3	H: 0 LOB: 0 BB: 0 P: 3	R: 0 E: 0 K: 0 S: 4	H: 1 LOB: 1 BB: 0 P: 4	R: 3 E: 1 K: 0 S: 6	H: 2 LOB: 0 BB: 0 P: 6	R: 0 E: 0 K: 2 S: 8	H: 1 LOB: 1 BB: 0 P: 8	R: 0 E: 1 K: 1 S: 6	H: 1 LOB: 1 BB: 0 P: 6	1B: 4 2B: 1 3B: 0 HR: 2	SF: 0 SAC: 0 DP: 3 HBP: 1	WP: 0 PB: 0 SB: 0 CS: 0	PA: 35
<b>PITCHER</b>	IP WLS BF H R ER SO BB IBB HBP BLK WP HR S P ERA WHIP	IP WLS BF H R ER SO BB IBB HBP BLK WP HR S P ERA WHIP																		
Tommy John, L ERA: 2.76 (1, 1)	7.0 W 27 5 4 3 1 1 0 1 0 0 2 27 32 3.86 0.857		2.0 S 8 2 0 0 3 0 0 0 0 0 0 14 14 0.00 1.000																	
Dave Righetti, L ERA: 2.82 (8, 1)																				

livebaseballscores.com

<b>AB</b>	<b>33</b>
<b>R</b>	<b>4</b>
<b>H</b>	<b>7</b>
<b>RBI</b>	<b>4</b>
<b>BB</b>	<b>1</b>
<b>SO</b>	<b>4</b>
<b>LOB</b>	<b>13</b>



Batter	1	2	3	4	5	6	7	8	9	AB R H RBI BB SO LOB	TOP																
<b>John Cangelosi, S</b> (1, 8) OBP: 0.397, SLG: 0.310	0-0 5-3	4-0 BB			0-0 6-3			0-0 F2	0-0 4-3	4 0 0 0 1 0 1																	
<b>Wayne Tolleson, S</b> (1, 5) OBP: 0.357, SLG: 0.414	0-0 BB 1B	0-3 K			0-0 L4			0-3 K		4 0 1 0 0 2 3																	
<b>Harold Baines, L</b> (1, 9) OBP: 0.293, SLG: 0.451	0-3 K				0-0 4-3			0-0 F9		4 0 0 0 0 2 1																	
<b>Carlton Fisk, R</b> (1, 2) OBP: 0.273, SLG: 0.291	4-0 FC3-6 BB				0-0 F9			0-0 F8		3 1 1 0 1 0 0																	
<b>Bobby Bonilla, S</b> (1, 7) OBP: 0.379, SLG: 0.400	0-0 FC3-6 1-2f				0-0 5-3			0-0 F9		4 1 1 0 0 0 2																	
<b>Ron Kittle, R</b> (1, 10) OBP: 0.250, SLG: 0.455					0-0 F8			0-0 F8		0 0 0 0 0 0 0																	
<b>Jerry Hairston, S</b> (9, PH) OBP: 0.356, SLG: 0.462										1 0 0 0 0 0 2																	
<b>Greg Walker, L</b> (1, 3) OBP: 0.467, SLG: 0.760					0-0 4-3			0-3 K		3 1 1 1 0 1 0																	
<b>Tim Hulett, R</b> (1, 4) OBP: 0.316, SLG: 0.342					0-0 BB 1B			0-0 F4		4 0 2 0 0 0 2																	
<b>Ozzie Guillen, L</b> (1, 6) OBP: 0.269, SLG: 0.322					0-0 F9			0-3 K		4 0 1 2 0 1 3																	
<b>Inning Stats</b>	R: 0 E: 0 K: 1 S: 6	H: 1 LOB: 2 BB: 1 P: 10	R: 0 E: 0 K: 2 S: 8	H: 1 LOB: 3 BB: 1 P: 13	R: 0 E: 0 K: 1 S: 5	H: 0 LOB: 0 BB: 0 P: 5	R: 0 E: 0 K: 0 S: 4	H: 1 LOB: 1 BB: 0 P: 4	R: 0 E: 0 K: 0 S: 3	H: 0 LOB: 0 BB: 0 P: 3	R: 0 E: 0 K: 2 S: 7	H: 0 LOB: 0 BB: 0 P: 7	R: 0 E: 0 K: 1 S: 5	H: 0 LOB: 0 BB: 0 P: 5	R: 3 E: 0 K: 0 S: 7	H: 4 LOB: 1 BB: 0 P: 7	1B: 6 2B: 0 3B: 1 HR: 0	SF: 0 SAC: 0 DP: 0 HBP: 1	WP: 0 PB: 0 SB: 0 CS: 0	PA: 37							
<b>PITCHER</b>	IP WLS BF H R ER SO BB IBB HBP BLK WP HR S P ERA WHIP																										
<b>Bob Shirley, L</b> (1, 1) ERA: 6.29	8.0		32	5	2	2	7	2	0	1	0	0	0	43	52	2.25	0.875										
<b>Brian Fisher, R</b> (9, 1) ERA: 5.4	1.0	L	5	2	1	1	0	0	0	0	0	0	0	5	5	9.00	2.000										

**Chicago White Sox @ New York Yankees**  
**Yankee Stadium, Bronx, NY**  
 Wed May 14 1986, 7:05 PM EDT  
 Att: 20,188 - Unknown

<b>AB</b>	31
<b>R</b>	3
<b>H</b>	7
<b>RBI</b>	3
<b>BB</b>	2
<b>SO</b>	6
<b>LOB</b>	14



WP: 0	PA: 37
-------	--------

ERA	WHIP
-----	------

ERA	WHIP
-----	------

BOTTOM

Chicago White Sox @ New York Yankees  
Yankee Stadium, Bronx, NY  
Wed May 14 1986, 7:05 PM EDT  
Att. 20,188 - Unknown

livebaseballscores.com

AB 35  
R 2  
H 8  
RBI 2  
BB 3  
SO 6  
LOB 15



WP: 0 PA: 38  
PB: 0  
SB: 1  
CS: 0

AB R H RBI BB SO LOB

5 0 1 1 0 1 1

4 0 2 0 1 0 2

4 0 1 0 0 1 5

4 0 0 0 0 0 4

4 0 0 0 0 1 0

4 1 1 1 0 1 0

3 0 0 0 1 0 0

3 1 1 0 0 2 1

0 0 0 0 1 0 0

0 0 0 0 0 0 0

1B: 5 SF: 0  
2B: 2 SAC: 0  
3B: 0 DP: 0  
HR: 1 HBP: 0

Batter	1	2	3	4	5	6	7	8	9
Rickey Henderson, R (1, 8) OBP: 0.357, SLG: 0.456	0-0 4-3		0-0 F8		0-0 F2		0-0 S 2-H 2B		0-3 K
Willie Randolph, R (1, 4) OBP: 0.448, SLG: 0.365	0-0 G3 1B 1B		4-0 1B BB		0-0 1B 1B		0-0 1-3 2-3		0-0 L6
Don Mattingly, L (1, 3) OBP: 0.362, SLG: 0.452	0-0 1-2 G3 1B		0-0 1-2 1B		0-0 F9		0-0 2-3		
Mike Easter, L (1, 10) OBP: 0.305, SLG: 0.354	0-0 1-2 2-3 G3		0-0 F9		0-0 1-3 1B		0-3 K		
Dave Winfield, R (1, 9) OBP: 0.373, SLG: 0.392	0-0 6-3			0-0 5-3	0-0 F7			0-0 6-3	
Ken Griffey, L (1, 7) OBP: 0.339, SLG: 0.379		0-0 F7		0-0 G3		0-0 3-1		0-3 K	
Mike Pagliarulo, L (1, 5) OBP: 0.310, SLG: 0.412		0-0 F7		0-0 HR		0-0 F7		0-3 K	
Butch Wynegar, S (1, 2) OBP: 0.328, SLG: 0.418		0-0 3-1		4-0 BB		0-0 F9			0-0 F2
Bobby Meacham, S (1, 6) OBP: 0.322, SLG: 0.275			0-3 K		0-3 K		0-0 2B 2B		4-0 BB
Gary Roenicke, R (9, PH) OBP: 0.452, SLG: 0.267									
Henry Cotto, R (9, PR) OBP: 0.222, SLG: 0.229									

Inning Stats	R: 0	H: 2	E: 0	K: 0	S: 5	LOB: 2	BB: 0	P: 5	R: 0	H: 0	E: 0	K: 0	S: 3	LOB: 0	BB: 0	P: 3	R: 0	H: 1	E: 0	K: 1	S: 6	LOB: 2	BB: 1	P: 10	R: 1	H: 1	E: 0	K: 1	S: 6	LOB: 1	BB: 1	P: 10	R: 0	H: 2	E: 0	K: 0	S: 5	LOB: 2	BB: 0	P: 5	R: 0	H: 0	E: 0	K: 0	S: 3	LOB: 0	BB: 0	P: 3	R: 1	H: 2	E: 0	K: 1	S: 7	LOB: 1	BB: 0	P: 7	R: 0	H: 0	E: 0	K: 2	S: 7	LOB: 0	BB: 0	P: 7	R: 0	H: 0	E: 0	K: 1	S: 5	LOB: 1	BB: 1	P: 9	1B: 5	SF: 0	2B: 2	SAC: 0	3B: 0	DP: 0	HR: 1	HBP: 0	WP: 0	PA: 38	PB: 0	SB: 1	CS: 0
--------------	------	------	------	------	------	--------	-------	------	------	------	------	------	------	--------	-------	------	------	------	------	------	------	--------	-------	-------	------	------	------	------	------	--------	-------	-------	------	------	------	------	------	--------	-------	------	------	------	------	------	------	--------	-------	------	------	------	------	------	------	--------	-------	------	------	------	------	------	------	--------	-------	------	------	------	------	------	------	--------	-------	------	-------	-------	-------	--------	-------	-------	-------	--------	-------	--------	-------	-------	-------

PITCHER	IP	WLS	BF	H	R	ER	SO	BB	IBB	HBP	BLK	WP	HR	S	P	ERA	WHIP
Joel Davis, R (1, 1) ERA: 3.69	6.1		29	8	2	2	2	2	0	0	0	0	1	31	39	2.84	1.579
Joel McKeon, L (7, 1) ERA:	2.0	W	7	0	0	0	3	1	0	0	0	0	0	12	16	0.00	0.500
Bob James, R (9, 1) ERA: 6.65	0.2	S	2	0	0	0	1	0	0	0	0	0	0	4	4	0.00	0.000

Batter	1	2	3	4	5	6	7	8	9	AB R H RBI BB SO LOB	TOP		
Wayne Tolleson, S (1, 5) OBP: 0.366, SLG: 0.417	0-0 4-3		0-0 6-3 1B		0-0 WP E 1B	4-0 1B BB			0-3 K	4 2 2 0 1 1 0			
Tim Hulett, R (1, 4) OBP: 0.321, SLG: 0.372	0-3 K		0-0 6-3 1-H 1B		0-0 E1 E 1B	0-3 K			0-0 SF7 3B	5 2 2 1 0 2 2			
Harold Baines, L (1, 9) OBP: 0.297, SLG: 0.452 Reid Nichols, R (9, 9) OBP: 0.273, SLG: 0.281	0-0 F6		0-0 2B SF7 1B		0-0 E4 1B	0-0 1B			0-0 SF7	4 1 2 1 0 0 1 0 0 0 0 0 0 0			
Carlton Fisk, R (1, 2) OBP: 0.285, SLG: 0.311 Joel Skinner, R (9, 2) OBP: 0.203, SLG: 0.185		0-0 1B HR 1B	0-0 SF7 1-3 2B		0-0 1-2 3-H 1B				0-0 F3	5 1 3 1 0 0 0 0 0 0 0 0 0 0			
Ron Kittle, R (1, 10) OBP: 0.250, SLG: 0.452		0-0 1-2 1B	0-0 SF7 2-3 3-H		0-3 K				0-0 6-3	0 1 0 0 0 0 0			
Greg Walker, L (1, 3) OBP: 0.441, SLG: 0.793		0-0 1-H 2-H HR	0-3 K		0-0 F8				0-0 F4	4 1 1 3 0 1 3			
Bobby Bonilla, S (1, 7) OBP: 0.364, SLG: 0.383		0-0 5-3		0-0 6-3	0-3 K				0-0 6-3	4 0 0 0 0 1 2			
Ozzie Guillen, L (1, 6) OBP: 0.258, SLG: 0.309		0-0 F9		0-0 4-3		0-0 L9			0-0 L5	4 0 0 0 0 0 0			
John Cangelosi, S (1, 8) OBP: 0.392, SLG: 0.308		0-0 5-3		0-3 K		0-0 E 1B 1B			0-3 K	4 0 1 0 0 2 0			
<b>Inning Stats</b>	R: 0 E: 0 K: 1 S: 5 H: 0 LOB: 0 BB: 0 P: 5	R: 3 E: 0 K: 0 S: 6 H: 3 LOB: 0 BB: 0 P: 6	R: 2 E: 0 K: 1 S: 8 H: 3 LOB: 1 BB: 0 P: 8	R: 0 E: 0 K: 1 S: 5 H: 0 LOB: 0 BB: 0 P: 5	R: 2 E: 2 K: 2 S: 11 H: 3 LOB: 2 BB: 0 P: 11	R: 0 E: 0 K: 1 S: 6 H: 2 LOB: 2 BB: 1 P: 10	R: 0 E: 0 K: 0 S: 3 H: 0 LOB: 0 BB: 0 P: 3	R: 0 E: 0 K: 1 S: 5 H: 0 LOB: 0 BB: 0 P: 5	R: 1 E: 0 K: 1 S: 6 H: 1 LOB: 0 BB: 0 P: 6	1B: 9 2B: 1 3B: 1 HR: 1 SF: 2 SAC: 0 DP: 0 HBP: 0	WP: 2 PB: 0 SB: 1 CS: 0 PA: 40		
<b>PITCHER</b>	IP WLS BF H R ER SO BB IBB HBP BLK WP HR S P ERA WHIP											<b>PITCHER</b>	IP WLS BF H R ER SO BB IBB HBP BLK WP HR S P ERA WHIP
Ron Guidry, L (1, 1) ERA: 3.63	4.0 L 21 8 7 6 3 0 0 0 0 0 1 1 27 27 13.50 2.000												
Mike Armstrong, R (5, 1) ERA: 3.6	3.0 12 3 0 0 3 1 0 0 0 0 0 0 17 21 0.00 1.333												
Al Holland, L (8, 1) ERA: 4.5	2.0 7 1 1 1 2 0 0 0 0 0 0 0 11 11 4.50 0.500												

Chicago White Sox @ New York Yankees  
 Yankee Stadium, Bronx, NY  
 Thu May 15 1986, 7:05 PM EDT  
 Att: 17,123 - Unknown

AB	34
R	8
H	11
RBI	6
BB	1
SO	7
LOB	8



livebaseballscorecards.com

Batter	1	2	3	4	5	6	7	8	9	AB	R	H	RBI	BB	SO	LOB
Rickey Henderson, R OBP: 0.348, SLG: 0.443 (1, 8)	0-0 G3	0-0 F7			0-0 F6			0-0 6-3		4	0	0	0	0	0	1
Willie Randolph, R OBP: 0.442, SLG: 0.356 (1, 4)	4-0 2B SF8 BB		0-0 F9		0-0 6-3			0-0 F4		3	1	0	0	1	0	0
Don Mattingly, L OBP: 0.359, SLG: 0.453 (1, 3)	0-0 1-3 2B		0-0 G3			0-3 K		0-0 F7		4	0	1	0	0	1	0
Mike Easter, L OBP: 0.321, SLG: 0.364 (1, 10)	4-0 IBB		0-0 1B			0-0 3-1			0-0 1B 1B	3	0	2	0	1	0	0
Dave Winfield, R OBP: 0.364, SLG: 0.382 (1, 9)	0-0 SF8		0-0 F7			0-0 5-3			0-0 F6	3	0	0	1	0	0	2
Ken Griffey, L OBP: 0.345, SLG: 0.383 (1, 7)	0-0 L7			0-0 6-3			0-0 1B		0-0 1B 1B	4	0	2	0	0	0	2
Ron Hassey, L OBP: 0.319, SLG: 0.295 (1, 2)		0-0 4-3		0-0 F7			0-0 F7		0-0 F7	4	0	0	0	0	0	3
Mike Pagliarulo, L OBP: 0.299, SLG: 0.396 (1, 5)		0-0 4-3		0-3 K			0-0 F8		0-0 F7	4	0	0	0	0	1	3
Bobby Meacham, S OBP: 0.322, SLG: 0.286 (1, 6)		0-0 2B			0-3 K		0-0 F7			3	0	1	0	0	1	1

Inning Stats	R: 1	H: 1	E: 0	K: 0	S: 4	LOB: 2	BB: 2	P: 12	R: 0	H: 1	E: 0	K: 0	S: 4	LOB: 1	BB: 0	P: 4	R: 0	H: 1	E: 0	K: 1	S: 5	LOB: 0	BB: 0	P: 5	R: 0	H: 0	E: 0	K: 1	S: 5	LOB: 0	BB: 0	P: 5	R: 0	H: 0	E: 0	K: 1	S: 5	LOB: 0	BB: 0	P: 5	R: 0	H: 1	E: 0	K: 0	S: 4	LOB: 1	BB: 0	P: 4	R: 0	H: 0	E: 0	K: 0	S: 3	LOB: 0	BB: 0	P: 3	R: 0	H: 2	E: 0	K: 0	S: 5	LOB: 2	BB: 0	P: 5	1B: 4	2B: 2	3B: 0	HR: 0	SF: 1	SAC: 0	DP: 0	HBP: 0	WP: 0	PB: 0	SB: 0	CS: 0	PA: 35
PITCHER	IP	WLS	BF	H	R	ER	SO	BB	IBB	HBP	BLK	WP	HR	S	P	ERA	WHIP																		IP	WLS	BF	H	R	ER	SO	BB	IBB	HBP	BLK	WP	HR	S	P	ERA	WHIP																										
Neil Allen, R ERA: 3.71 Bill Dawley, R ERA: 2.37	(1, 1)	7.0	27	4	1	1	3	1	1	0	0	0	0	31	39	1.29	0.714																		(8, 1)	2.0	8	2	0	0	0	0	0	0	0	0	0	0	0	0	0.00	1.000																									

BOTTOM

Chicago White Sox @ New York Yankees  
 Yankee Stadium, Bronx, NY  
 Thu May 15 1986, 7:05 PM EDT  
 Att. 17,123 - Unknown

livebaseballscorecards.com

AB	32
R	1
H	6
RBI	1
BB	2
SO	3
LOB	12



Batter	1	2	3	4	5	6	7	8	9	AB	R	H	RBI	BB	SO	LOB	TOP
Harold Reynolds, S OBP: 0.300, SLG: 0.333 (1, 4)	0-0 E4 1B S 1B		0-0 2B 1B	0-0 2B		0-0 F8		0-3 K		5	2	2	0	0	0	0	
Spike Owen, S OBP: 0.298, SLG: 0.333 (1, 6)	0-0 L1-3 1-3 1B		0-0 PB 1B 2B 1-H	0-0 G3			0-0 F8	0-0 F7		5	1	2	1	0	0	2	
Alvin Davis, L OBP: 0.447, SLG: 0.607 (1, 3)	0-0 L1-3 1-2		4-0 PB 1B BB	4-0 FC4-6 IBB			4-0 1B CS BB		0-0 L4	2	1	0	0	3	0	2	
Gorman Thomas, R OBP: 0.305, SLG: 0.412 (1, 10)	4-0 1B BB		0-0 F4	0-0 FC4-6 1-2f			0-0 PB CS 1B		0-0 F5	4	1	1	0	1	0	5	
Ivan Calderon, R OBP: 0.282, SLG: 0.325 (1, 9)	0-0 FC6-4 1-3 3-H 1B		0-0 F8		0-0 F9		4-0 PB BB 1-2		0-0 F2	3	1	1	1	1	0	2	
Jim Presley, R OBP: 0.268, SLG: 0.383 (1, 5)	0-0 FC6-4 1-2f		0-0 1B 1-H 2-H		0-3 K		0-0 E WP 1B 1-H 2-H			4	1	2	4	0	1	2	
Barry Bonnell, R OBP: 0.154, SLG: 0.184 (1, 7)		0-0 6-3	0-0 L6		0-0 F9		0-0 E5 WP 1-3			4	0	0	0	0	0	2	
Dave Henderson, R OBP: 0.282, SLG: 0.383 (1, 8)		0-0 5-3		4-0 2B BB		0-0 F7	0-0 WP 1-3 3-H			4	0	0	0	1	0	1	
Steve Yeager, R OBP: 0.242, SLG: 0.271 (1, 2)		0-0 F7		0-3 K		0-0 F6		0-0 6-3		4	0	0	0	0	2	1	
<b>Inning Stats</b>	R: 1 E: 1 K: 0 S: 5 H: 2 LOB: 2 BB: 1 P: 9	R: 0 E: 0 K: 0 S: 3 H: 0 LOB: 0 BB: 0 P: 3	R: 3 E: 0 K: 0 S: 6 H: 3 LOB: 1 BB: 1 P: 10	R: 0 E: 0 K: 1 S: 6 H: 1 LOB: 3 BB: 2 P: 14	R: 0 E: 0 K: 1 S: 5 H: 0 LOB: 0 BB: 0 P: 5	R: 0 E: 0 K: 0 S: 3 H: 0 LOB: 0 BB: 0 P: 3	R: 3 E: 1 K: 0 S: 4 H: 2 LOB: 0 BB: 2 P: 12	R: 0 E: 0 K: 1 S: 5 H: 0 LOB: 0 BB: 0 P: 5	R: 0 E: 0 K: 0 S: 3 H: 0 LOB: 0 BB: 0 P: 3	1B: 6 2B: 3 3B: 0 HR: 0 SF: 0 SAC: 0 DP: 1 HBP: 0	WP: 1 PB: 2 SB: 1 CS: 2 PA: 41						
<b>PITCHER</b>	IP WLS BF H R ER SO BB IBB HBP BLK WP HR S P ERA WHIP	IP WLS BF H R ER SO BB IBB HBP BLK WP HR S P ERA WHIP	IP WLS BF H R ER SO BB IBB HBP BLK WP HR S P ERA WHIP	IP WLS BF H R ER SO BB IBB HBP BLK WP HR S P ERA WHIP	IP WLS BF H R ER SO BB IBB HBP BLK WP HR S P ERA WHIP	IP WLS BF H R ER SO BB IBB HBP BLK WP HR S P ERA WHIP	IP WLS BF H R ER SO BB IBB HBP BLK WP HR S P ERA WHIP	IP WLS BF H R ER SO BB IBB HBP BLK WP HR S P ERA WHIP	IP WLS BF H R ER SO BB IBB HBP BLK WP HR S P ERA WHIP	IP WLS BF H R ER SO BB IBB HBP BLK WP HR S P ERA WHIP							
Joe Niekro, R ERA: 2.96 (1, 1)	6.2 L 33 8 7 3 2 5 1 0 0 0 0 31 55 4.05 1.950																
Brian Fisher, R ERA: 5.09 (7, 1)	1.1 5 0 0 0 1 0 0 0 0 0 0 0 6 6 0.00 0.000																
Mike Armstrong, R ERA: 3.0 (9, 1)	1.0 3 0 0 0 0 0 0 0 0 0 0 0 3 3 0.00 0.000																

Seattle Mariners @ New York Yankees  
 Yankee Stadium, Bronx, NY  
 Fri May 16 1986, 7:05 PM EDT  
 Att: 18,321 - Unknown

livebaseballscorecards.com

AB	35
R	7
H	8
RBI	6
BB	6
SO	3
LOB	17



Batter	1	2	3	4	5	6	7	8	9	AB	R	H	RBI	BB	SO	LOB
Rickey Henderson, R OBP: 0.343, SLG: 0.434 (1, 8)	0-3 K		0-0 FC4-6 1B		0-0 F9		0-0 F8		0-0 F8	5	0	1	0	0	1	1
Willie Randolph, R OBP: 0.441, SLG: 0.352 (1, 4)	4-0 G3 BB		0-0 F9		0-3 K		0-0 6-3		0-0 1B	4	0	1	1	1	1	2
Don Mattingly, L OBP: 0.366, SLG: 0.472 (1, 3)	0-0 G3		0-0 FC4-6		0-0 2B			0-0 3B 2B	0-0 1B	5	1	3	0	0	0	3
Dave Winfield, R OBP: 0.358, SLG: 0.391 (1, 9)	0-3 K		0-0 F6		0-0 4-3			0-0 SF8 3B	0-0 FC5-4	5	1	1	1	0	1	6
Gary Roenicke, R OBP: 0.457, SLG: 0.294 (1, 10)		0-0 FC6-4 1B		0-3 K		0-0 G5-4-3 1B		0-3 K		4	0	2	0	0	2	1
Henry Cotto, R OBP: 0.200, SLG: 0.211 (1, 7)		0-0 F3		0-0 F9		0-0 G5-4-3		0-0 SF8		3	0	0	1	0	0	2
Dale Berra, R OBP: 0.433, SLG: 0.462 (1, 5)		0-0 F7		0-0 2B		4-0 BB		0-0 4-3		3	0	1	0	1	0	1
Butch Wynegar, S OBP: 0.324, SLG: 0.397 (1, 2)		0-0 FC6-4		4-0 BB		0-0 F3			0-0 G5-6-3	3	0	0	0	1	0	2
Bobby Meacham, S OBP: 0.328, SLG: 0.296 (1, 6)			4-0 FC4-6 1B BB		0-0 F5		0-0 F9		0-0 F8 1B 2B	3	1	1	0	1	0	2

Inning Stats	R: 0	H: 0	E: 0	K: 2	S: 7	R: 0	H: 1	E: 0	K: 0	S: 4	R: 0	H: 1	E: 0	K: 0	S: 4	R: 0	H: 1	E: 0	K: 1	S: 6	R: 0	H: 1	E: 0	K: 1	S: 6	R: 0	H: 1	E: 0	K: 0	S: 3	R: 0	H: 0	E: 0	K: 0	S: 3	R: 2	H: 2	E: 0	K: 1	S: 7	R: 1	H: 3	E: 0	K: 0	S: 6	1B: 5	SF: 1	2B: 4	3B: 1	HR: 0						
	LOB: 1	BB: 1	LOB: 1	BB: 0	P: 11	LOB: 1	BB: 0	LOB: 2	BB: 1	P: 8	LOB: 2	BB: 1	LOB: 1	BB: 0	P: 6	LOB: 1	BB: 1	LOB: 0	BB: 0	P: 7	LOB: 0	BB: 0	LOB: 0	BB: 0	P: 3	LOB: 0	BB: 0	P: 7	LOB: 2	BB: 0	P: 6	LOB: 0	BB: 0	P: 7	LOB: 2	BB: 0	P: 6	SAC: 0	DP: 1	HBP: 0	WP: 0	PA: 40	PB: 0	SB: 0	CS: 0	ERA	WHIP									
PITCHER	IP	WLS	BF	H	R	ER	SO	BB	IBB	HBP	BLK	WP	HR	S	P	ERA	WHIP																		IP	WLS	BF	H	R	ER	SO	BB	IBB	HBP	BLK	WP	HR	S	P	ERA	WHIP					
Mark Langston, L ERA: 5.29 (1, 1)	8.2	W	39	10	3	3	5	4	0	0	0	0	0	45	61	3.12	1.615																																							
Pete Ladd, R ERA: 3.04 (9, 1)	0.1	S	1	0	0	0	0	0	0	0	0	0	0	1	1	0.00	0.000																																							


**BOTTOM**

**Seattle Mariners @ New York Yankees**  
Yankee Stadium, Bronx, NY

Fri May 16 1986, 7:05 PM EDT  
Att. 18,321 - Unknown

livebaseballscorecards.com

<b>AB</b>	<b>35</b>
<b>R</b>	<b>3</b>
<b>H</b>	<b>10</b>
<b>RBI</b>	<b>3</b>
<b>BB</b>	<b>4</b>
<b>SO</b>	<b>5</b>
<b>LOB</b>	<b>20</b>



Batter	1	2	3	4	5	6	7	8	9	AB R H RBI BB SO LOB	TOP									
Harold Reynolds, S (1, 4) OBP: 0.200, SLG: 0.214	0-0 G3	0-0 F4			0-0 F8		0-0 G3		0-0 F9	5 0 0 0 0 0 2										
Spike Owen, S (1, 6) OBP: 0.310, SLG: 0.333	0-0 BB 1B		4-0 G1-6-3 BB		0-0 4-3			4-0 BB 2B	0-0 F7	3 1 1 0 2 0 0										
Phil Bradley, R (1, 7) OBP: 0.360, SLG: 0.372	4-0 BB 1-2		0-0 G1-6-3			0-0 1B		0-3 BB K	4-0 BB 1B	3 1 1 0 2 1 2										
Alvin Davis, L (1, 3) OBP: 0.453, SLG: 0.613	0-0 F7		0-0 2B		0-0 F8		0-0 F8	4-0 BB 2B	0-0 BB 1B	4 1 2 0 1 0 3										
Gorman Thomas, R (1, 10) OBP: 0.309, SLG: 0.420	0-3 K		0-0 F8		0-0 F7		0-0 F7	0-0 BB 2B	0-0 BB 1B	5 1 2 2 0 1 4										
Ivan Calderon, R (1, 9) OBP: 0.279, SLG: 0.328		0-3 K		0-0 4-3		0-3 K		0-0 BB 2B	0-0 BB 1B	5 1 1 2 0 2 3										
Jim Presley, R (1, 5) OBP: 0.266, SLG: 0.380		0-0 6-3		0-0 6-3		0-0 6-3		0-0 BB 1B		4 0 1 1 0 0 0										
Dave Henderson, R (1, 8) OBP: 0.272, SLG: 0.367		0-0 E1 1B		0-0 F8		0-3 K		0-0 BB F9		4 1 0 0 0 1 1										
Bob Kearney, R (1, 2) OBP: 0.212, SLG: 0.224		0-0 BB 1B		0-0 6-3		0-0 1B		0-0 BB F9		4 0 2 1 0 0 1										
<b>Inning Stats</b>	R: 0 E: 0 K: 1 S: 6	H: 1 LOB: 2 BB: 1 P: 10	R: 1 E: 1 K: 1 S: 7	H: 1 LOB: 1 BB: 0 P: 7	R: 0 E: 0 K: 0 S: 3	H: 1 LOB: 1 BB: 1 P: 7	R: 0 E: 0 K: 0 S: 3	H: 0 LOB: 0 BB: 0 P: 3	R: 0 E: 0 K: 1 S: 6	H: 1 LOB: 1 BB: 0 P: 6	R: 0 E: 0 K: 1 S: 6	H: 1 LOB: 1 BB: 0 P: 6	R: 4 E: 0 K: 1 S: 8	H: 3 LOB: 1 BB: 2 P: 16	R: 1 E: 0 K: 0 S: 5	H: 2 LOB: 2 BB: 1 P: 9	1B: 7 2B: 3 3B: 0 HR: 0	SF: 0 SAC: 0 DP: 1 HBP: 0	WP: 0 PB: 0 SB: 0 CS: 0	PA: 42
<b>PITCHER</b>	IP WLS BF H R ER SO BB IBB HBP BLK WP HR S P ERA WHIP																			
Bob Tewksbury, R (1, 1) ERA: 4.15	7.0 W 28 5 1 0 4 2 0 0 0 0 0 0 34 42 0.00 1.000																			
Al Holland, L (8, 1) ERA: 19.29	0.1 5 2 4 4 1 2 0 0 0 0 0 0 5 13 108.00 12.000																			
Brian Fisher, R (8, 1) ERA: 5.11	1.2 9 3 1 1 0 1 0 0 0 0 0 0 8 12 5.40 2.400																			

Seattle Mariners @ New York Yankees  
 Yankee Stadium, Bronx, NY  
 Sat May 17 1986, 3:33 AM EDT  
 Att: 18,324 - Unknown

livebaseballscorecards.com

AB	37
R	6
H	10
RBI	6
BB	5
SO	5
LOB	16





Batter	1	2	3	4	5	6	7	8	9
Rickey Henderson, R (1, 8) Ken Griffey, L (8, 7) OBP: 0.347, SLG: 0.432 OBP: 0.350, SLG: 0.417	0-0 F3 BBB	4-0 HR BB		0-0 G6-4-3 1-2f		0-0 1B 1B		0-0 HR	
Don Mattingly, L (1, 3) OBP: 0.380, SLG: 0.517	0-0 2B 2B	0-0 E3 HR		0-0 2B		0-0 1B 1B		0-0 HR	
Dave Winfield, R (1, 9) OBP: 0.366, SLG: 0.429	0-0 1B 2B	0-0 HR		0-0 1-3		0-0 1B		0-0 F7	
Gary Roenicke, R (1, 10) OBP: 0.480, SLG: 0.421	0-0 1B HR	0-0 HR			0-0 1B	0-0 F8			
Henry Cotto, R (1, 7) (8, 8) OBP: 0.182, SLG: 0.190	0-0 G4-6-3 1-2f	0-0 5-3			0-3 K		0-3 K		
Willie Randolph, R (1, 4) Mike Fischlin, R (8, 4) OBP: 0.436, SLG: 0.344 OBP: 0.364, SLG: 0.300		4-0 BB E BB 6-3	0-0 4-3		0-0 F8		0-0 F9		
Butch Wynegar, S (1, 2) OBP: 0.307, SLG: 0.371		0-0 6-3	0-0 F8		0-0 F8		0-0 F6		
Mike Pagliarulo, L (1, 5) OBP: 0.298, SLG: 0.385		4-0 E BB HR BB BB	0-3 K			0-0 F8		0-0 4-3	
Bobby Meacham, S (1, 6) OBP: 0.325, SLG: 0.295		0-0 F4		0-0 G6-4-3 1B		0-0 F7		0-0 F9	

Inning Stats	R: 2 E: 0 K: 0 S: 5	H: 3 LOB: 0 BB: 0 P: 5	R: 6 E: 1 K: 0 S: 6	H: 2 LOB: 0 BB: 3 P: 18	R: 0 E: 0 K: 1 S: 5	H: 0 LOB: 0 BB: 0 P: 5	R: 0 E: 0 K: 0 S: 4	H: 2 LOB: 1 BB: 0 P: 4	R: 0 E: 0 K: 1 S: 6	H: 1 LOB: 1 BB: 0 P: 6	R: 1 E: 0 K: 0 S: 6	H: 3 LOB: 2 BB: 0 P: 6	R: 0 E: 0 K: 1 S: 5	H: 0 LOB: 0 BB: 0 P: 5	R: 2 E: 0 K: 0 S: 5	H: 2 LOB: 0 BB: 0 P: 5
--------------	------------------------------	---------------------------------	------------------------------	----------------------------------	------------------------------	---------------------------------	------------------------------	---------------------------------	------------------------------	---------------------------------	------------------------------	---------------------------------	------------------------------	---------------------------------	------------------------------	---------------------------------


PITCHER	IP	WLS	BF	H	R	ER	SO	BB	IBB	HBP	BLK	WP	HR	S	P	ERA	WHIP
Matt Young, L (1, 1) ERA: 5.17	1.2	L	13	5	8	2	0	3	0	0	0	0	0	10	22	10.80	4.800
Bill Swift, R (2, 1) ERA: 5.75	4.1		18	6	1	1	2	0	0	0	0	0	0	22	22	2.08	1.385
Ed Nunez, R (7, 1) ERA: 15.43	2.0		8	2	2	2	1	0	0	0	0	0	2	10	10	9.00	1.000

**BOTTOM**

AB	R	H	RBI	BB	SO	LOB
3	2	1	0	1	0	1
1	1	1	1	0	0	0
5	3	4	1	0	0	2
5	2	3	6	0	0	1
4	1	3	2	0	0	2
4	0	0	0	0	2	2
3	1	0	0	1	0	1
0	0	0	0	0	0	0
4	0	0	0	0	0	2
3	1	0	0	1	1	0
4	0	1	0	0	0	2

**AB 36**  
**R 11**  
**H 13**  
**RBI 10**  
**BB 3**  
**SO 3**  
**LOB 13**

WP: 0 PA: 39  
PB: 0  
SB: 0  
CS: 0



**Seattle Mariners @ New York Yankees**  
Yankee Stadium, Bronx, NY  
Sat May 17 1986, 3:33 AM EDT  
Att. 18,324 - Unknown

[livebaseballscorecards.com](http://livebaseballscorecards.com)

Batter	1	2	3	4	5	6	7	8	9	AB R H RBI BB SO LOB	TOP											
Harold Reynolds, S (1, 4) OBP: 0.263, SLG: 0.278	0-0 FC6-4 1B	0-0 1-3 2-H 1B		0-0 4-3			0-0 F7			4 1 2 1 0 0 2												
Spike Owen, S (1, 6) OBP: 0.308, SLG: 0.331	0-0 FC6-4 1B	0-3 K				0-0 F8	0-3 K			4 0 1 0 0 2 2												
Phil Bradley, R (1, 7) OBP: 0.357, SLG: 0.364	0-0 FC6-4 1-2 3-H 1B		0-3 K			0-0 F8		4-0 BB		3 0 0 1 1 1 1												
Alvin Davis, L (1, 3) OBP: 0.440, SLG: 0.591	0-3 K		0-3 K			0-0 4-3		0-0 F7		4 0 0 0 0 2 2												
Gorman Thomas, R (1, 10) OBP: 0.300, SLG: 0.407	0-0 F8		0-0 F6			0-0 F7		0-3 K		4 0 0 0 0 1 2												
Ivan Calderon, R (1, 9) OBP: 0.271, SLG: 0.317		0-0 F9		0-0 E5 G4-6-3		0-3 K		0-3 K		4 0 0 0 0 2 1												
Jim Presley, R (1, 5) OBP: 0.267, SLG: 0.397		0-3 K		0-0 G4-6-3 1-2f		0-0 HR		0-0 4-3		4 1 1 1 0 1 1												
Dave Henderson, R (1, 8) OBP: 0.280, SLG: 0.373		0-0 1B		0-0 2B		0-0 F8		0-0 F9		4 1 2 0 0 0 0												
Steve Yeager, R (1, 2) OBP: 0.271, SLG: 0.317		0-0 1B		0-0 2B		0-0 F4		0-0 1B		4 0 3 0 0 0 0												
<b>Inning Stats</b>	R: 1 E: 0 K: 1 S: 7	H: 2 LOB: 1 BB: 0 P: 7	R: 1 E: 0 K: 2 S: 10	H: 3 LOB: 2 BB: 0 P: 10	R: 0 E: 0 K: 2 S: 7	H: 0 LOB: 0 BB: 0 P: 7	R: 0 E: 1 K: 0 S: 5	H: 2 LOB: 2 BB: 0 P: 5	R: 0 E: 0 K: 0 S: 3	H: 0 LOB: 0 BB: 0 P: 3	R: 1 E: 0 K: 1 S: 6	H: 1 LOB: 0 BB: 0 P: 6	R: 0 E: 0 K: 1 S: 5	H: 0 LOB: 0 BB: 0 P: 5	R: 0 E: 0 K: 2 S: 7	H: 0 LOB: 1 BB: 1 P: 11	R: 0 E: 0 K: 0 S: 3	H: 1 LOB: 1 BB: 0 P: 3	1B: 7 2B: 1 3B: 0 HR: 1	SF: 0 SAC: 0 DP: 1 HBP: 0	WP: 0 PB: 0 SB: 2 CS: 0	PA: 36
<b>PITCHER</b>	IP WLS BF H R ER SO BB IBB HBP BLK WP HR S P ERA WHIP																					
Dennis Rasmussen, L (1, 1) ERA: 4.14	7.0 W 29 8 3 3 7 0 0 0 0 0 1 43 43 3.86 1.143																					
Dave Righetti, L (8, 1) ERA: 2.7	1.0 4 0 0 0 2 1 0 0 0 0 0 7 11 0.00 1.000																					
Tommy John, L (9, 1) ERA: 2.6	1.0 3 1 0 0 0 0 0 0 0 0 0 3 3 0.00 1.000																					

Seattle Mariners @ New York Yankees  
 Yankee Stadium, Bronx, NY  
 Sun May 18 1986, 3:33 AM EDT  
 Att: 40,182 - Unknown

livebaseballscorecards.com

AB	35
R	3
H	9
RBI	3
BB	1
SO	9
LOB	11





Batter	1	2	3	4	5	6	7	8	9	AB R H RBI BB SO LOB	TOP											
Tony Phillips, S (1, 5) OBP: 0.452, SLG: 0.453	0-0 G6-4-3 1B		4-0 S BB		0-0 F4			4-0 S BB		2 0 1 0 2 0 0												
Donnie Hill, S (1, 4) OBP: 0.347, SLG: 0.433	0-0 G6-4-3 1-2f		0-0 1-3		0-0 F3			0-0 F6		4 0 0 0 0 0 3												
Jose Canseco, R (1, 7) OBP: 0.401, SLG: 0.556	0-3 K		0-0 1-3		0-3 K			0-0 1B E 1-3 1B		4 1 1 0 0 2 1												
Dave Kingman, R (1, 10) OBP: 0.265, SLG: 0.425		0-0 5-3	0-3 K		0-3 K			0-0 1-3		4 0 0 0 0 2 2												
Carney Lansford, R (1, 3) OBP: 0.347, SLG: 0.435		0-3 K		0-0 5-3			0-0 F9	4-0 E FC4-2 IBB		3 0 0 0 1 1 0												
Bill Bathe, R (1, 2) Dusty Baker Jr., R (9, PH) Rick Peters, S (9, PR) Jerry Willard, L (9, 2) OBP: 0.211, SLG: 0.393 OBP: 0.261, SLG: 0.280 OBP: 0.367, SLG: 0.308 OBP: 0.250, SLG: 0.100		0-0 HR		0-3 K			0-0 6-3	0-0 E8 1-3 2-H 1B		3 1 1 1 0 1 0 1 0 1 0 0 0 0 0 0 0 0 0 0 0 0 0 0 0 0 0 0												
Mike Davis, L (1, 9) OBP: 0.280, SLG: 0.389		0-0 E 1B		0-3 K			0-0 F8	0-0 FC4-2 FC6-4		4 0 1 0 0 1 2												
Alfredo Griffin, S (1, 6) OBP: 0.351, SLG: 0.367		0-0 E5 FC6-4			0-0 L1			0-0 F3 1-2f	0-0 FC6-4	4 0 0 0 0 0 3												
Stan Javier, S (1, 8) OBP: 0.351, SLG: 0.367		0-0 FC6-4			0-0 5-3			0-0 F3		3 0 0 0 0 0 2												
<b>Inning Stats</b>	R: 0 E: 0 K: 1 S: 5	H: 1 LOB: 0 BB: 0 P: 5	R: 1 E: 1 K: 1 S: 8	H: 2 LOB: 2 BB: 0 P: 8	R: 0 E: 0 K: 1 S: 5	H: 0 LOB: 1 BB: 1 P: 9	R: 0 E: 0 K: 2 S: 7	H: 0 LOB: 0 BB: 0 P: 7	R: 0 E: 0 K: 0 S: 3	H: 0 LOB: 0 BB: 0 P: 3	R: 0 E: 0 K: 2 S: 7	H: 0 LOB: 0 BB: 0 P: 7	R: 0 E: 0 K: 0 S: 3	H: 0 LOB: 0 BB: 0 P: 3	R: 0 E: 0 K: 0 S: 3	H: 0 LOB: 1 BB: 1 P: 7	R: 1 E: 1 K: 0 S: 5	H: 2 LOB: 2 BB: 1 P: 9	1B: 4 2B: 0 3B: 0 HR: 1	SF: 0 SAC: 0 DP: 1 HBP: 0	WP: 0 PB: 0 SB: 2 CS: 0	PA: 35
<b>PITCHER</b> Ron Guidry, L (1, 1) ERA: 3.25	IP: 9.0 WLS: L BF: 35 H: 5 R: 2 ER: 1 SO: 7 BB: 2 IBB: 1 HBP: 0 BLK: 0 WP: 0 HR: 1 S: 46 P: 58 ERA: 1.00 WHIP: 0.778											<b>PITCHER</b>	IP: 9.0 WLS: L BF: 35 H: 5 R: 2 ER: 1 SO: 7 BB: 2 IBB: 1 HBP: 0 BLK: 0 WP: 0 HR: 1 S: 46 P: 58 ERA: 1.00 WHIP: 0.778									

Oakland Athletics @ New York Yankees  
Yankee Stadium, Bronx, NY  
Tue May 20 1986, 7:05 PM EDT  
Att. 17,895 - Unknown

AB	32
R	2
H	5
RBI	1
BB	3
SO	7
LOB	13



WP	0	PA	35
PB	0		
SB	2		
CS	0		

livebaseballscores.com

Batter	1	2	3	4	5	6	7	8	9	AB	R	H	RBI	BB	SO	LOB
Rickey Henderson, R OBP: 0.341, SLG: 0.439 (1, 8)	0-0 HR		0-0 F7			0-0 5-3		0-0 5-3		4	1	1	1	0	0	1
Willie Randolph, R OBP: 0.442, SLG: 0.353 (1, 4)	0-0 6-3		0-0 F9			0-0 6-3			0-0 FC1-6 1B	4	0	1	0	0	0	0
Don Mattingly, L OBP: 0.377, SLG: 0.510 (1, 3)	0-0 F8			0-0 6-3			0-0 1-3		0-0 FC1-6 FC5-4 1-2f	4	0	0	0	0	0	1
Dave Winfield, R OBP: 0.370, SLG: 0.433 (1, 9)	0-0 2B			0-0 L6			0-0 6-3		0-0 FC5-4 1-2f	4	0	1	0	0	0	1
Gary Roenicke, R OBP: 0.481, SLG: 0.488 Dan Pasqua, L (9, PH)	0-3 K			0-0 F4			4-0 BB		0-0 4-3	2	0	0	0	1	1	1
Dale Berra, R OBP: 0.394, SLG: 0.414 (1, 10)		0-0 F8			0-0 6-3		0-0 F8			3	0	0	0	0	0	1
Butch Wynegar, S OBP: 0.313, SLG: 0.362 (1, 2)		0-0 F9			0-0 5-3			0-0 SH2-4 1B		3	0	1	0	0	0	0
Mike Pagliarulo, L OBP: 0.289, SLG: 0.364 (1, 5)		0-3 K			0-0 5-3			0-0 SH2-4 1-2		2	0	0	0	0	1	0
Bobby Meacham, S OBP: 0.331, SLG: 0.311 (1, 6)			0-0 F9			0-0 1-3		0-3 K		3	0	0	0	0	1	1

Inning Stats	R: 1	H: 2	E: 0	K: 1	S: 7	LOB: 1	BB: 0	P: 7	R: 0	H: 0	E: 0	K: 1	S: 5	LOB: 0	BB: 0	P: 5	R: 0	H: 0	E: 0	K: 0	S: 3	LOB: 0	BB: 0	P: 3	R: 0	H: 0	E: 0	K: 0	S: 3	LOB: 0	BB: 0	P: 3	R: 0	H: 0	E: 0	K: 0	S: 3	LOB: 0	BB: 0	P: 3	R: 0	H: 0	E: 0	K: 0	S: 3	LOB: 1	BB: 1	P: 7	R: 0	H: 1	E: 0	K: 1	S: 6	LOB: 1	BB: 0	P: 6	R: 0	H: 1	E: 0	K: 0	S: 4	LOB: 1	BB: 0	P: 4	1B: 2	SF: 0	2B: 1	SAC: 1	3B: 0	DP: 0	HR: 1	HBP: 0	WP: 0	PA: 32	PB: 0	SB: 0	CS: 0
--------------	------	------	------	------	------	--------	-------	------	------	------	------	------	------	--------	-------	------	------	------	------	------	------	--------	-------	------	------	------	------	------	------	--------	-------	------	------	------	------	------	------	--------	-------	------	------	------	------	------	------	--------	-------	------	------	------	------	------	------	--------	-------	------	------	------	------	------	------	--------	-------	------	-------	-------	-------	--------	-------	-------	-------	--------	-------	--------	-------	-------	-------

PITCHER	IP	WLS	BF	H	R	ER	SO	BB	IBB	HBP	BLK	WP	HR	S	P	ERA	WHIP
Curt Young, L ERA: 2.49 (1, 1)	8.1	W	30	4	1	1	3	1	0	0	0	0	1	35	39	1.08	0.600
Jay Howell, R ERA: 4.6 (9, 1)	0.2	S	2	0	0	0	0	0	0	0	0	0	0	2	2	0.00	0.000

**BOTTOM**

**Oakland Athletics @ New York Yankees**  
 Yankee Stadium, Bronx, NY

Tue May 20 1986, 7:05 PM EDT  
 Att. 17,895 - Unknown

livebaseballscores.com

<b>AB</b>	<b>30</b>
<b>R</b>	<b>1</b>
<b>H</b>	<b>4</b>
<b>RBI</b>	<b>1</b>
<b>BB</b>	<b>1</b>
<b>SO</b>	<b>3</b>
<b>LOB</b>	<b>7</b>



Batter	1	2	3	4	5	6	7	8	9	AB R H RBI BB SO LOB	TOP									
<b>Tony Phillips, S</b> (1, 4) OBP: 0.442, SLG: 0.441	0-0 G3		0-3 K			0-0 F8		0-0 E6 HR		4 1 0 0 0 1 0										
<b>Bruce Bochte, L</b> (1, 3) OBP: 0.353, SLG: 0.380	4-0 1B BB		0-0 1B			0-0 4-3		0-3 K		3 0 1 0 1 1 1										
<b>Jose Canseco, R</b> (1, 7) OBP: 0.403, SLG: 0.574	0-0 1-3 1B		0-3 K			0-0 F9		0-0 1-H HR		4 1 2 2 0 1 1										
<b>Dave Kingman, R</b> (1, 10) OBP: 0.257, SLG: 0.412	0-0 F9				0-0 F7		0-0 1-3	0-0 6-3		4 0 0 0 0 0 2										
<b>Carney Lansford, R</b> (1, 5) OBP: 0.344, SLG: 0.437	0-0 F9				0-0 F8		0-0 1B 1B 2B	0-0 4-3		4 1 1 0 0 0 2										
<b>Mike Davis, L</b> (1, 9) OBP: 0.273, SLG: 0.378		0-0 F7			0-0 F8		0-3 K		0-0 5-3	3 0 0 0 0 1 1										
<b>Rick Peters, S</b> (7, 9) OBP: 0.355, SLG: 0.296										1 0 0 0 0 0 0										
<b>Alfredo Griffin, S</b> (1, 6) OBP: 0.351, SLG: 0.366		0-0 4-3			0-0 G3		0-0 1B WP 1B		0-0 G4-6-3 1B	3 1 1 0 0 0 0										
<b>Donnie Hill, S</b> (9, PH) OBP: 0.356, SLG: 0.441										1 0 1 0 0 0 0	<b>AB</b> 34									
<b>Bill Bathe, R</b> (1, 2) OBP: 0.203, SLG: 0.379		0-3 K			0-0 G3		0-0 1-3 3-H WP 1B		0-0 G4-6-3	2 0 0 0 0 1 0	<b>R</b> 4									
<b>Jerry Willard, L</b> (7, PH) OBP: 0.286, SLG: 0.167										2 0 1 1 0 0 1	<b>H</b> 7									
<b>Stan Javier, S</b> (1, 8)			0-0 F7		0-0 6-3		0-0 4-3			3 0 0 0 0 0 1	<b>RBI</b> 3									
											<b>BB</b> 1									
											<b>SO</b> 5									
											<b>LOB</b> 9									
<b>Inning Stats</b>	R: 0 E: 0 K: 0 S: 4	H: 1 LOB: 2 BB: 1 P: 8	R: 0 E: 0 K: 1 S: 5	H: 0 LOB: 0 BB: 0 P: 5	R: 0 E: 0 K: 2 S: 8	H: 1 LOB: 1 BB: 0 P: 8	R: 0 E: 0 K: 0 S: 3	H: 0 LOB: 0 BB: 0 P: 3	R: 0 E: 0 K: 0 S: 3	H: 0 LOB: 0 BB: 0 P: 3	R: 2 E: 0 K: 1 S: 8	H: 3 LOB: 1 BB: 0 P: 8	R: 2 E: 1 K: 1 S: 7	H: 1 LOB: 0 BB: 0 P: 7	R: 0 E: 0 K: 0 S: 3	H: 1 LOB: 0 BB: 0 P: 3	1B: 5 2B: 1 3B: 0 HR: 1	SF: 0 SAC: 0 DP: 1 HBP: 0	WP: 1 PB: 0 SB: 0 CS: 0	PA: 35
<b>PITCHER</b>	IP WLS BF H R ER SO BB IBB HBP BLK WP HR S P ERA WHIP																			
<b>Joe Niekro, R</b> (1, 1) ERA: 2.91	7.0 W 27 5 2 2 4 1 0 0 0 1 0 34 38 2.57 0.857																			
<b>Brian Fisher, R</b> (8, 1) ERA: 5.06	2.0 8 2 2 1 1 0 0 0 0 0 1 10 10 4.50 1.000																			

Oakland Athletics @ New York Yankees  
Yankee Stadium, Bronx, NY  
Wed May 21 1986, 7:05 PM EDT  
Att: 18,249 - Unknown

[livebaseballscorecards.com](http://livebaseballscorecards.com)



Batter	1	2	3	4	5	6	7	8	9
Rickey Henderson, R (1, 8) OBP: 0.348, SLG: 0.444	0-0 F8		0-0 F8	0-0 CS	4-0 S BLK 2B BB	0-0 1-H 2B		4-0 S 1B BB	
Willie Randolph, R (1, 4) OBP: 0.441, SLG: 0.350	0-0 F8		0-0 F8		4-0 S 2B BB	0-0 1-3		0-0 F8 1B SF7 1B	
Don Mattingly, L (1, 3) OBP: 0.383, SLG: 0.512	0-0 BB 1B		0-0 HR 1B		0-3 K		0-0 4-3	0-0 1-2 1B	
Dan Pasqua, L (1, 9) OBP: 0.667, SLG: 1.500	4-0 1-2 BB		0-0 1-H HR		0-0 2-H 2B 3-H		4-0 3B BB	0-0 F8	
Mike Easler, L (1, 10) OBP: 0.326, SLG: 0.400	0-3 K		0-3 K		0-0 5-3		0-0 1-H 1B 3B	0-0 SF7	
Ken Griffey, L (1, 7) OBP: 0.328, SLG: 0.388		0-0 F8		0-3 K	0-0 4-3		4-0 1B BB	0-3 K	
Gary Roenicke, R (7, 7) OBP: 0.482, SLG: 0.476									
Mike Pagliarulo, L (1, 5) OBP: 0.288, SLG: 0.368		0-0 2B		0-0 F6		0-0 4-3	0-3 K		
Butch Wynegar, S (1, 2) OBP: 0.322, SLG: 0.411		0-0 F9		0-0 HR		0-3 K	0-0 1-2 1B 3-H		
Bobby Meacham, S (1, 6) OBP: 0.336, SLG: 0.311		0-0 5-3		4-0 CS BB		0-0 2B 1B	0-0 F7		

Inning Stats	R: 0	H: 1	E: 0	K: 1	S: 6	LOB: 2	BB: 1	P: 10
	R: 0	H: 1	E: 0	K: 0	S: 4	LOB: 1	BB: 0	P: 4
	R: 2	H: 2	E: 0	K: 1	S: 7	LOB: 0	BB: 0	P: 7
	R: 1	H: 1	E: 0	K: 1	S: 5	LOB: 0	BB: 1	P: 9
	R: 2	H: 1	E: 0	K: 1	S: 6	LOB: 1	BB: 2	P: 14
	R: 1	H: 2	E: 0	K: 1	S: 7	LOB: 1	BB: 0	P: 7
	R: 2	H: 2	E: 0	K: 1	S: 7	LOB: 2	BB: 2	P: 15
	R: 2	H: 2	E: 0	K: 1	S: 7	LOB: 1	BB: 1	P: 11

PITCHER	IP	WLS	BF	H	R	ER	SO	BB	IBB	HBP	BLK	WP	HR	S	P	ERA	WHIP
Moose Haas, R (1, 1) ERA: 2.54	2.0		9	2	0	0	1	1	0	0	0	0	0	10	14	0.00	1.500
Eric Plunk, R (3, 1) ERA: 6.75	2.1	L	13	4	5	5	3	3	0	0	1	0	2	16	28	19.29	3.000
Bill Mooneyham, R (5, 1) ERA: 2.45	2.1		13	4	3	3	2	2	0	0	0	0	0	15	23	11.57	2.571
Tom Dozier, R (7, 1) ERA: 7.71	1.1		7	2	2	2	1	1	0	0	0	0	0	8	12	13.50	2.250

AB R H RBI BB SO LOB

3	2	1	1	2	0	0
4	2	1	1	1	0	1
5	1	3	0	0	1	2
3	2	2	4	2	0	2
4	1	1	2	0	2	3
3	0	0	0	0	1	1
1	0	0	0	1	1	1
4	0	1	0	0	1	2
4	1	2	2	0	1	1
3	1	1	0	1	0	3

1B: 6	SF: 1	WP: 0	PA: 43
2B: 3	SAC: 0	PB: 0	
3B: 1	DP: 0	SB: 3	
HR: 2	HBP: 0	CS: 1	
AB	34		
R	10		
H	12		
RBI	10		
BB	7		
SO	7		
LOB	16		



Oakland Athletics @ New York Yankees  
 Yankee Stadium, Bronx, NY  
 Wed May 21 1986, 7:05 PM EDT  
 Att. 18,249 - Unknown

livebaseballscorecards.com

Batter	1	2	3	4	5	6	7	8	9	10	11	AB R H RBI BB SO LOB	TOP					
Tony Phillips, S (1, 5) OBP: 0.435, SLG: 0.433	0-0 1B SF8 1B		0-0 E5 1B		0-3 K		0-0 5-3			0-0 F8		5 1 1 0 0 1 0						
Donnie Hill, S (1, 4) OBP: 0.372, SLG: 0.452	0-0 1-3 G6-3 1B		0-0 1-2 1B			0-0 HR 1B	0-0 F9			0-0 F2		5 1 3 0 0 0 0						
Jose Canseco, R (1, 9) OBP: 0.398, SLG: 0.586	0-0 SF8		0-0 L5			0-0 1-H HR			0-0 5-3	0-3 K		4 1 1 3 0 1 2						
Dave Kingman, R (1, 10) OBP: 0.255, SLG: 0.400	0-0 G6-3			1-0 5-3 HBP		0-3 K			0-0 4-3		0-0 F7	4 0 0 0 0 1 1						
Carney Lansford, R (1, 3) OBP: 0.333, SLG: 0.422		0-0 F7		0-0 5-3		0-0 1-3			0-0 E6		0-3 K	5 0 0 0 0 1 1						
Dusty Baker Jr., R (1, 7) OBP: 0.264, SLG: 0.274 Rick Peters, S (6, PR) OBP: 0.333, SLG: 0.276		0-0 6-3		0-0 F7		4-0 1B BB			0-0 F8		0-0 6-3	2 0 0 0 1 0 1 2 0 0 0 0 0 1						
Alfredo Griffin, S (1, 6) OBP: 0.348, SLG: 0.363		0-0 F9		0-0 F4		0-0 1-2 1B				0-0 5-3		4 0 1 0 0 0 1						
Bill Bathe, R (1, 2) OBP: 0.190, SLG: 0.355			0-0 4-3		0-0 6-3		0-0 4-3			0-0 4-3		4 0 0 0 0 0 2						
Stan Javier, S (1, 8) OBP: 0.100, SLG: 0.200			0-0 2B		0-3 K		0-0 L5			0-0 1-3		4 0 1 0 0 1 0						
<b>Inning Stats</b>	R: 1 H: 2 E: 0 LOB: 0 K: 0 BB: 0 S: 4 P: 4	R: 0 H: 0 E: 0 LOB: 0 K: 0 BB: 0 S: 3 P: 3	R: 0 H: 2 E: 1 LOB: 2 K: 0 BB: 0 S: 5 P: 5	R: 0 H: 0 E: 0 LOB: 1 K: 0 BB: 0 S: 3 P: 4	R: 0 H: 0 E: 0 LOB: 0 K: 2 BB: 0 S: 7 P: 7	R: 2 H: 3 E: 0 LOB: 2 K: 1 BB: 1 S: 8 P: 12	R: 0 H: 0 E: 0 LOB: 0 K: 0 BB: 0 S: 3 P: 3	R: 0 H: 0 E: 1 LOB: 1 K: 0 BB: 0 S: 4 P: 4	R: 0 H: 0 E: 0 LOB: 0 K: 0 BB: 0 S: 3 P: 3	R: 0 H: 0 E: 0 LOB: 0 K: 1 BB: 0 S: 5 P: 5	R: 0 H: 0 E: 0 LOB: 0 K: 1 BB: 0 S: 5 P: 5	1B: 5 SF: 1 2B: 1 SAC: 0 3B: 0 DP: 1 HR: 1 HBP: 1	WP: 0 PA: 42 PB: 0 SB: 0 CS: 0					
<b>PITCHER</b>	IP WLS BF H R ER SO BB IBB HBP BLK WP HR S P ERA WHIP																	
Bob Shirley, L (1, 1) ERA: 5.4	9.0	36	7	3	3	3	1	0	1	0	0	0	0	0	40	45	3.00	0.889
Dave Righetti, L (10, 1) ERA: 2.49	2.0	W	6	0	0	0	2	0	0	0	0	0	0	0	10	10	0.00	0.000

Oakland Athletics @ New York Yankees  
Yankee Stadium, Bronx, NY  
Thu May 22 1986, 7:05 PM EDT  
Att. 20,396 - Unknown

livebaseballscorecards.com

AB	39
R	3
H	7
RBI	3
BB	1
SO	5
LOB	9







Batter	1	2	3	4	5	6	7	8	9	AB R H RBI BB SO LOB	TOP																
Gary Pettis, S (1, 8) OBP: 0.270, SLG: 0.318	0-0 CS SH5-3 1B		0-0 WP 2B	0-3 K			0-0 4-3			4 1 2 2 0 1 1																	
Wally Joyner, L (1, 3) OBP: 0.361, SLG: 0.625	0-0 SH5-3 1-2		0-0 SF7		0-3 K			0-0 6-3		2 0 0 1 0 1 0																	
Brian Downing, R (1, 7) OBP: 0.410, SLG: 0.524	0-0 5-3 2-3		0-3 K		0-3 K			0-0 5-3		4 0 0 0 0 2 2																	
Doug DeCinces, R (1, 5) OBP: 0.301, SLG: 0.368		0-0 F9	4-0 FC5-4 BB		0-0 1-3			0-0 6-3		3 0 0 0 1 0 0																	
George Hendrick, R (1, 9) OBP: 0.287, SLG: 0.468		0-3 K	0-0 FC5-4 1-2f		0-3 K			0-3 K		4 0 0 0 0 3 1																	
Reggie Jackson, L (1, 10) OBP: 0.421, SLG: 0.561		0-3 K		0-0 1B SF9 1B		0-3 K		0-0 6-3		4 1 1 0 0 2 0																	
Bobby Grich, R (1, 4) OBP: 0.348, SLG: 0.413			0-0 BB 2B 1B	0-0 SF9 1-3 1B		0-3 K		0-0 5-3		4 1 2 0 0 1 0																	
Dick Schofield, R (1, 6) OBP: 0.340, SLG: 0.452		4-0 BB 2B BB	4-0 BB 2B BB	0-0 SF9			0-0 G4-6-3 1B			1 1 1 1 1 0 0																	
Bob Boone, R (1, 2) OBP: 0.302, SLG: 0.283		4-0 BB 2B BB	4-0 BB 2B BB	0-0 F3			0-0 G4-6-3			1 1 0 0 1 0 1																	
Jerry Narron, L (7, PH) OBP: 0.350, SLG: 0.353 (7, 2)			1-2 2-3 SF7 BB				1-2f			1 0 0 0 0 0 1																	
<b>Inning Stats</b>	R: 0 E: 0 K: 0 S: 3	H: 1 LOB: 0 BB: 0 P: 3	R: 0 E: 0 K: 2 S: 7	H: 0 LOB: 0 BB: 0 P: 7	R: 4 E: 0 K: 1 S: 7	H: 2 LOB: 1 BB: 3 P: 19	R: 1 E: 0 K: 1 S: 7	H: 2 LOB: 1 BB: 0 P: 7	R: 0 E: 0 K: 2 S: 7	H: 0 LOB: 0 BB: 0 P: 7	R: 0 E: 0 K: 3 S: 9	H: 0 LOB: 0 BB: 0 P: 9	R: 0 E: 0 K: 0 S: 3	H: 1 LOB: 0 BB: 0 P: 3	R: 0 E: 0 K: 0 S: 3	H: 0 LOB: 0 BB: 0 P: 3	R: 0 E: 0 K: 1 S: 5	H: 0 LOB: 0 BB: 0 P: 5	1B: 5 2B: 1 3B: 0 HR: 0	SF: 2 SAC: 1 DP: 1 HBP: 0	WP: 2 PB: 0 SB: 0 CS: 1	PA: 34					
<b>PITCHER</b>	IP WLS BF H R ER SO BB IBB HBP BLK WP HR S P ERA WHIP																										
Dennis Rasmussen, L (1, 1) ERA: 4.66	2.2		13	3	4	4	3	3	0	0	0	1	0	16	28	13.50	2.250										
Ed Whitson, R (3, 1) ERA: 5.23	5.1	W	18	3	1	1	6	0	0	0	0	0	0	30	30	1.69	0.562										
Brian Fisher, R (9, 1) ERA: 4.88	1.0		3	0	0	0	1	0	0	0	0	0	0	5	5	0.00	0.000										

California Angels @ New York Yankees  
 Yankee Stadium, Bronx, NY  
 Fri May 23 1986, 7:05 PM EDT  
 Att: 26,491 - Unknown

livebaseballscorecards.com

AB	28
R	5
H	6
RBI	4
BB	3
SO	10
LOB	6



Batter	1	2	3	4	5	6	7	8	9
Rickey Henderson, R OBP: 0.356, SLG: 0.465 (1, 8)	0-0 SH HR 1B	0-0 1B 2B	0-0 1B 3B		0-0 F4			0-3 K	
Willie Randolph, R OBP: 0.441, SLG: 0.352 (1, 4)	0-0 SH HR 1-2	0-0 BB BB 1B	0-0 1B		0-3 K			0-0 F9	
Don Mattingly, L OBP: 0.368, SLG: 0.506 (1, 3)	0-0 HR 1-H 2-H	0-0 F8	0-0 F7			0-0 L3		0-0 F9	
Dan Pasqua, L OBP: 0.600, SLG: 1.400 (1, 7)	0-0 3-1	4-0 BB 1B BB	0-3 K			4-0 FC6-4 BB			
Dave Winfield, R OBP: 0.374, SLG: 0.456 (1, 9)	0-0 1B 1B	4-0 1B BB		0-0 6-3		0-0 FC6-4 2B			
Mike Easler, L OBP: 0.352, SLG: 0.434 (1, 10)	0-0 1B	0-0 1B		0-3 K		0-0 2B			
Ron Hassey, L OBP: 0.316, SLG: 0.284 (1, 2)	0-3 K	0-0 G3		0-0 F7		4-0 G3-6-1 BB			
Mike Pagliarulo, L OBP: 0.291, SLG: 0.415 (1, 5)		0-0 HR	0-3 K		0-0 HR		0-0 G3-6-1		
Bobby Meacham, S OBP: 0.336, SLG: 0.302 (1, 6)		0-0 F7	4-0 3B BB		1-0 CS HBP		0-3 K		

Inning Stats	R: 3	H: 4	E: 1	LOB: 1	K: 1	BB: 0	S: 9	R: 4	H: 4	E: 0	LOB: 2	K: 0	BB: 2	S: 7	R: 2	H: 2	E: 0	LOB: 1	K: 2	BB: 1	S: 9	R: 0	H: 0	E: 0	LOB: 0	K: 1	BB: 0	S: 5	R: 1	H: 1	E: 0	LOB: 1	K: 1	BB: 0	S: 5	R: 0	H: 1	E: 0	LOB: 2	K: 0	BB: 1	S: 3	R: 0	H: 0	E: 0	LOB: 0	K: 1	BB: 1	S: 4	R: 0	H: 0	E: 0	LOB: 0	K: 1	BB: 0	S: 5
--------------	------	------	------	--------	------	-------	------	------	------	------	--------	------	-------	------	------	------	------	--------	------	-------	------	------	------	------	--------	------	-------	------	------	------	------	--------	------	-------	------	------	------	------	--------	------	-------	------	------	------	------	--------	------	-------	------	------	------	------	--------	------	-------	------

PITCHER	IP	WLS	BF	H	R	ER	SO	BB	IBB	HBP	BLK	WP	HR	S	P	ERA	WHIP
Don Sutton, R ERA: 7.38 (1, 1)	1.1	L	11	7	6	5	1	0	0	0	0	0	2	13	13	33.75	5.250
Ken Forsch, R ERA: 9.53 (2, 1)	4.2		22	5	4	4	4	4	0	1	0	0	1	25	42	7.71	1.929
T.R. Bryden, R ERA: 5.55 (7, 1)	2.0		6	0	0	0	2	1	0	0	0	0	0	9	13	0.00	0.500

**BOTTOM**

**California Angels @ New York Yankees**  
Yankee Stadium, Bronx, NY

Fri May 23 1986, 7:05 PM EDT  
Att. 26,491 - Unknown

AB	R	H	RBI	BB	SO	LOB
5	3	3	1	0	1	1
4	2	2	2	0	1	1
5	1	1	3	0	0	2
2	1	0	0	2	1	1
3	0	1	0	1	0	1
4	0	3	2	0	1	0
3	0	0	0	1	1	3
4	2	2	2	0	1	1
2	1	0	0	1	1	0

AB	32
R	10
H	12
RBI	10
BB	5
SO	7
LOB	10

WP: 0 PA: 39  
PB: 0  
SB: 0  
CS: 1



PITCHER	IP	WLS	BF	H	R	ER	SO	BB	IBB	HBP	BLK	WP	HR	S	P	ERA	WHIP
---------	----	-----	----	---	---	----	----	----	-----	-----	-----	----	----	---	---	-----	------

Batter	1	2	3	4	5	6	7	8	9	AB R H RBI BB SO LOB	TOP			
<b>Gary Pettis, S</b> OBP: 0.268, SLG: 0.313 (1, 8) X	0-0 4-3		0-0 5-3		0-0 FC1-6-5-4-6 1B	0-0 E5		0-0 FC5-4 1-2f		5 0 1 0 0 0 3				
<b>Wally Joyner, L</b> OBP: 0.356, SLG: 0.610 (1, 3) X	0-0 4-3		4-0 2B BB		0-0 FC1-6-5-4-6 E1 1-3	0-3 K		0-0 6-3		4 0 0 0 1 1 4				
<b>Ruppert Jones, L</b> OBP: 0.382, SLG: 0.430 (1, 7) X <b>Doug DeCinces, R</b> OBP: 0.299, SLG: 0.365 (9, PH) (9, 5)	0-0 2B		0-0 2B		0-0 E1 1B 2-H		0-0 E4 1B		0-3 K	4 1 2 1 0 0 1 1 0 0 0 0 1 0				
<b>Brian Downing, R</b> OBP: 0.404, SLG: 0.514 (1, 10) X	0-0 1-3		0-3 K		0-0 1B		0-3 K		0-0 L4	5 0 1 0 0 2 4				
<b>Bobby Grich, R</b> OBP: 0.351, SLG: 0.403 (1, 4) X		0-0 FC5-4 1B	0-0 F9		0-0 L4		0-0 F9		4-0 1B BB	4 1 1 0 1 0 5				
<b>George Hendrick, R</b> OBP: 0.315, SLG: 0.500 (1, 9) X		0-0 FC5-4 1-2		0-0 4-3 SF8 2B		0-0 SH3 E 1B		0-0 2-H 1B	0-0 1B E 1B	5 3 4 1 0 0 1				
<b>Rick Burleson, R</b> OBP: 0.366, SLG: 0.400 (1, 5) X <b>Darrell Miller, R</b> OBP: 0.222, SLG: 0.214 (9, 7)		0-0 F9		0-0 4-3		0-0 SH3		0-0 F9	0-0 E 1B	4 0 1 1 0 0 3 0 0 0 0 0 0 0				
<b>Bob Boone, R</b> OBP: 0.298, SLG: 0.282 (1, 2) X		0-0 1-3		0-0 SF8		0-0 E 1B		0-3 K	0-0 E5 1-2	4 0 1 2 0 1 2				
<b>Dick Schofield, R</b> OBP: 0.342, SLG: 0.449 (1, 6) X			0-0 E1 2B 1B		0-0 4-3		0-3 K		0-0 F9	5 1 2 0 0 1 3				
<b>Inning Stats</b>	R: 0 E: 0 K: 0 S: 4 H: 1 LOB: 1 BB: 0 P: 4	R: 0 E: 0 K: 0 S: 4 H: 1 LOB: 1 BB: 0 P: 4	R: 1 E: 1 K: 1 S: 7 H: 2 LOB: 2 BB: 1 P: 11	R: 1 E: 0 K: 0 S: 4 H: 1 LOB: 0 BB: 0 P: 4	R: 0 E: 1 K: 0 S: 5 H: 2 LOB: 2 BB: 0 P: 5	R: 1 E: 2 K: 2 S: 10 H: 2 LOB: 2 BB: 0 P: 10	R: 1 E: 1 K: 1 S: 7 H: 1 LOB: 1 BB: 0 P: 7	R: 0 E: 0 K: 1 S: 6 H: 1 LOB: 1 BB: 0 P: 6	R: 2 E: 1 K: 1 S: 8 H: 2 LOB: 2 BB: 1 P: 12	1B: 10 2B: 3 3B: 0 HR: 0 SF: 1 SAC: 1 DP: 0 HBP: 0	WP: 0 PB: 0 SB: 1 CS: 0 PA: 45			
<b>PITCHER</b>	IP WLS BF H R ER SO BB IBB HBP BLK WP HR S P ERA WHIP													
<b>Tommy John, L</b> ERA: 2.82 (1, 1)	5.0		7 2 2 1 1 0 0 0 0 0 0 0 24 28 3.60 1.600											
<b>Al Holland, L</b> ERA: 10.38 (6, 1)	2.0		11 3 2 0 3 0 0 0 0 0 0 0 17 17 0.00 1.500											
<b>Dave Righetti, L</b> ERA: 2.63 (8, 1)	2.0	W	11 3 2 1 2 1 0 0 0 0 0 0 14 18 4.50 2.000											

California Angels @ New York Yankees  
 Yankee Stadium, Bronx, NY  
 Sat May 24 1986, 3:33 AM EDT  
 Att: 25,114 - Unknown

livebaseballscorecards.com

AB	41
R	6
H	13
RBI	5
BB	2
SO	6
LOB	26



Batter	1	2	3	4	5	6	7	8	9	AB	R	H	RBI	BB	SO	LOB
Rickey Henderson, R OBP: 0.352, SLG: 0.457 (1, 8)	0-0 CS 1B		0-0 6-3		0-0 1-3	0-0 FC5-4 1-2f		0-0 F7		5	0	1	0	0	0	2
Willie Randolph, R OBP: 0.451, SLG: 0.365 (1, 4)	4-0 BB 1-2 FC5-4 BB		0-0 1B 2B		4-0 FC6-4 BB		0-3 K	0-0 1B		3	2	2	0	2	1	0
Don Mattingly, L OBP: 0.374, SLG: 0.506 (1, 3)	4-0 FC5-4 1-2 BB		0-0 FC6-4 1B		0-0 F5		0-0 HR 1B	0-0 G3		4	1	2	1	1	0	2
Dan Pasqua, L OBP: 0.556, SLG: 1.167 Gary Roenicke, R OBP: 0.482, SLG: 0.476 Ken Griffey, L OBP: 0.336, SLG: 0.420 (1, 7) (7, PH) (7, PH) (8, 7)	4-0 FC5-4 1-2 2-3 BB		0-0 F3		0-0 FC6-4 1-2f		0-0 HR		0-0 F9 SH5-3 1B 1B	2	0	0	0	1	0	2
Dave Winfield, R OBP: 0.376, SLG: 0.474 (1, 9)	0-0 FC5-4 1-2 2-3 3-H		0-0 FC6-4 1-2f			4-0 1B FC4-6 BB		0-0 HR	0-0 SH5-3	3	2	1	2	1	0	3
Mike Easler, L OBP: 0.354, SLG: 0.427 (1, 10)	0-3 K			0-3 K		0-0 FC4-6 1B		0-3 K	4-0 1B IBB	4	0	1	0	1	3	2
Butch Wynegar, S OBP: 0.320, SLG: 0.375 (1, 2)		0-0 3-1		0-0 F8		0-0 FC4-6 FC3-6 BB 1-2		4-0 BB	0-0 F9	4	0	0	1	1	0	3
Mike Pagliarulo, L OBP: 0.301, SLG: 0.413 (1, 5)		0-0 3-1		4-0 BB		4-0 FC3-6 BB 1-2		0-0 F8	0-0 1B 1-2 3-H	3	0	1	1	2	0	1
Bobby Meacham, S OBP: 0.327, SLG: 0.292 (1, 6)		0-0 4-3		0-0 F9		0-0 FC3-6 FC5-4 1-2 2-3		0-0 F8		4	0	0	0	0	0	3

Inning Stats	R: 1	H: 1	E: 0	K: 1	S: 5	H: 1	LOB: 2	BB: 3	P: 17	R: 0	H: 0	E: 0	K: 0	S: 3	R: 0	H: 2	E: 0	K: 0	S: 5	R: 0	H: 0	E: 0	K: 1	S: 5	R: 0	H: 0	E: 0	K: 0	S: 3	R: 1	H: 1	E: 0	K: 0	S: 4	R: 3	H: 3	E: 0	K: 2	S: 10	R: 0	H: 1	E: 0	K: 0	S: 4	R: 1	H: 2	E: 0	K: 0	S: 4	1B: 7	SF: 0	2B: 1	SAC: 1	3B: 0	DP: 0	HR: 2	HBP: 0	WP: 0	PA: 44
PITCHER	IP	WLS	BF	H	R	ER	SO	BB	IBB	HBP	BLK	WP	HR	S	P	ERA	WHIP																																										
Ron Romanick, R ERA: 4.65 (1, 1)	6.1		29	4	3	3	3	7	0	0	0	0	0	28	56	4.26	1.737																																										
Terry Forster, L ERA: 4.96 (7, 1)	0.0		1	1	0	0	0	0	0	0	0	0	0	1	1	∞	∞																																										
Donnie Moore, R ERA: 5.21 (7, 1)	2.1	L	14	5	4	4	1	1	1	0	0	0	2	14	22	15.43	2.571																																										


**BOTTOM**

**California Angels @ New York Yankees**  
 Yankee Stadium, Bronx, NY

Sat May 24 1986, 3:33 AM EDT  
 Att. 25,114 - Unknown

livebaseballscores.com

AB	34
R	7
H	10
RBI	7
BB	9
SO	4
LOB	18



Batter	1	2	3	4	5	6	7	8	9	AB R H RBI BB SO LOB	TOP														
<b>Gary Pettis, S</b> (1, 8) OBP: 0.259, SLG: 0.307	0-3 K		0-0 B2-3			0-3 K	0-0 SF9	0-0 SF9		3 0 0 2 0 2 1	<b>California Angels @ New York Yankees</b> Yankee Stadium, Bronx, NY Sun May 25 1986, 3:33 AM EDT Att: 50,906 - Unknown														
<b>Wally Joyner, L</b> (1, 3) OBP: 0.358, SLG: 0.602	0-0 1B		0-3 K			0-0 G3-4-1	4-0 BB	0-3 K		4 0 1 0 1 2 3															
<b>Brian Downing, R</b> (1, 7) OBP: 0.404, SLG: 0.507	0-0 FC5-4 1B			0-0 5-3		4-0 BB	0-0 F8		0-0 F7	4 0 1 0 1 0 2															
<b>Doug DeCinces, R</b> (1, 5) OBP: 0.302, SLG: 0.363	0-3 K			0-0 F7		4-0 FC4 BB	0-0 F8		0-0 G4-3 1B	4 0 1 0 1 1 4															
<b>George Hendrick, R</b> (1, 9) OBP: 0.309, SLG: 0.483	0-0 FC5-4 1-2f			0-0 F3		0-0 FC4 1-2f		0-0 E 1B	0-0 G4-3 1-2f	5 1 1 0 0 0 6															
<b>Reggie Jackson, L</b> (1, 10) OBP: 0.415, SLG: 0.550		0-3 K			0-0 4-3		0-0 1B	0-3 K		4 1 1 0 0 2 1															
<b>Bobby Grich, R</b> (1, 4) OBP: 0.359, SLG: 0.408		0-0 F9			0-3 K		0-0 1B	0-0 E SF9 1B		4 2 2 0 0 1 0															
<b>Dick Schofield, R</b> (1, 6) OBP: 0.339, SLG: 0.441		0-0 L5			0-0 F9		0-0 1B	0-0 E6 SF9		4 1 1 1 0 0 1															
<b>Bob Boone, R</b> (1, 2) OBP: 0.301, SLG: 0.286			0-0 F7			0-0 PB G3-4 1B	0-0 BB 1B	4-0 IBB		2 0 1 0 0 0 0															
<b>Jerry Narron, L</b> (7, PH) OBP: 0.381, SLG: 0.389										1 0 1 1 0 0 0															
<b>Rick Burleson, R</b> (8, PH) OBP: 0.372, SLG: 0.400										0 0 0 0 1 0 0															
<b>Darrell Miller, R</b> (8, 2) OBP: 0.222, SLG: 0.214										0 0 0 0 0 0 0															
<b>Inning Stats</b>	R: 0 E: 0 K: 2 S: 9	H: 2 LOB: 2 BB: 0 P: 9	R: 0 E: 0 K: 1 S: 5	H: 0 LOB: 0 BB: 0 P: 5	R: 0 E: 0 K: 1 S: 5	H: 0 LOB: 0 BB: 0 P: 5	R: 0 E: 0 K: 0 S: 3	H: 0 LOB: 0 BB: 0 P: 3	R: 0 E: 0 K: 1 S: 5	H: 0 LOB: 0 BB: 0 P: 5	R: 0 E: 0 K: 1 S: 6	H: 1 LOB: 3 BB: 2 P: 14	R: 3 E: 0 K: 0 S: 7	H: 4 LOB: 2 BB: 1 P: 11	R: 2 E: 1 K: 2 S: 10	H: 2 LOB: 2 BB: 1 P: 14	R: 0 E: 0 K: 0 S: 3	H: 1 LOB: 0 BB: 0 P: 3	1B: 10 2B: 0 3B: 0 HR: 0	SF: 2 SAC: 0 DP: 1 HBP: 0	WP: 0 PB: 1 SB: 0 CS: 0	PA: 41			
<b>PITCHER</b>	IP WLS BF H R ER SO BB IBB HBP BLK WP HR S P ERA WHIP																								
<b>Ron Guidry, L</b> (1, 1) ERA: 3.36	6.0		26	6	3	3	6	2	0	0	0	0	0	36	44	4.50	1.333								
<b>Brian Fisher, R</b> (7, 1) ERA: 4.71	1.0		6	2	1	0	0	1	0	0	0	0	0	5	9	0.00	3.000								
<b>Al Holland, L</b> (8, 1) ERA: 7.11	2.0	W	9	2	1	0	2	0	1	0	0	0	0	12	16	0.00	1.000								

livebaseballscorecards.com

<b>AB</b>	35
<b>R</b>	5
<b>H</b>	10
<b>RBI</b>	4
<b>BB</b>	4
<b>SO</b>	8
<b>LOB</b>	18



Batter	1	2	3	4	5	6	7	8	9
Rickey Henderson, R (1, 8) OBP: 0.353, SLG: 0.472	0-0 HR	0-0 1B		0-3 K		0-3 K		0-0 FC5-2 2B	
Willie Randolph, R (1, 4) OBP: 0.455, SLG: 0.375	0-3 K	0-0 1B		4-0 WP BB		0-0 L1		0-0 1B 2B	
Don Mattingly, L (1, 3) OBP: 0.375, SLG: 0.500	0-0 F7	0-3 K		0-3 K			4-0 BB	0-0 2B 1B	
Dan Pasqua, L (1, 7) OBP: 0.565, SLG: 1.067 (8, 9)	4-0 BB		4-0 1B 2B BB	0-0 3-1			0-3 K	0-0 2B	
Mike Easler, L (1, 9) OBP: 0.351, SLG: 0.421	0-0 F7		0-0 2B 1B		0-0 F9		0-0 L4	4-0 BB	
Gary Roenicke, R (8, 7) OBP: 0.491, SLG: 0.476									
Ken Griffey, L (1, 10) OBP: 0.333, SLG: 0.410		4-0 HR BB	0-3 K		0-3 K		0-3 K	0-3 K	
Dave Winfield, R (8, PH) OBP: 0.374, SLG: 0.471									
Mike Pagliarulo, L (1, 5) OBP: 0.307, SLG: 0.446		0-0 HR	0-0 WP 2B		0-0 F7			0-3 K	
Butch Wynegar, S (1, 2) OBP: 0.317, SLG: 0.369		0-0 4-3	0-0 F7			0-0 L6		0-0 1B FC5-2 1B	
Mike Fischlin, R (8, PR) OBP: 0.364, SLG: 0.300 (9, 6)									
Bobby Meacham, S (1, 6) OBP: 0.327, SLG: 0.308		0-0 F9	0-0 L6			0-0 3B		0-0 2B 1B	
Ron Hassey, L (8, PH) OBP: 0.325, SLG: 0.294 (9, 2)									

Inning Stats	R: 1	H: 1	E: 0	K: 1	S: 6	LOB: 1	BB: 1	P: 10	R: 2	H: 3	E: 0	K: 1	S: 8	LOB: 2	BB: 1	P: 12	R: 2	H: 2	E: 0	K: 1	S: 7	LOB: 1	BB: 1	P: 11	R: 0	H: 0	E: 0	K: 2	S: 7	LOB: 1	BB: 1	P: 11	R: 0	H: 0	E: 0	K: 1	S: 5	LOB: 0	BB: 0	P: 5	R: 0	H: 1	E: 0	K: 1	S: 6	LOB: 1	BB: 0	P: 6	R: 0	H: 0	E: 0	K: 2	S: 7	LOB: 1	BB: 1	P: 11	R: 3	H: 5	E: 0	K: 2	S: 12	LOB: 3	BB: 1	P: 16	R: 0	H: 0	E: 0	K: 2	S: 7	LOB: 0	BB: 0	P: 11	R: 0	H: 0	E: 0	K: 2	S: 7	LOB: 1	BB: 1	P: 11	R: 0	H: 0	E: 0	K: 2	S: 7	LOB: 1	BB: 1	P: 11	R: 3	H: 5	E: 0	K: 2	S: 12	LOB: 3	BB: 1	P: 16
1B: 6	SF: 0	2B: 3	SAC: 0	3B: 1	DP: 0	HR: 2	HBP: 0	WP: 2	PA: 42	CS: 0																																																																																						

PITCHER	IP	WLS	BF	H	R	ER	SO	BB	IBB	HBP	BLK	WP	HR	S	P	ERA	WHIP
Kirk McCaskill, R (1, 1) ERA: 4.48	7.0		33	7	5	5	9	5	0	0	0	2	2	46	66	6.43	1.714
Doug Corbett, R (8, 1) ERA: 3.6	0.2	L	5	3	3	3	1	0	0	0	0	0	0	7	7	40.50	4.500
Terry Forster, L (8, 1) ERA: 4.86	0.1		4	2	0	0	1	1	0	0	0	0	0	5	9	0.00	9.000

**BOTTOM**

**California Angels @ New York Yankees**  
 Yankee Stadium, Bronx, NY  
 Sun May 25 1986, 3:33 AM EDT  
 Att. 50,906 - Unknown

AB 36  
 R 8  
 H 12  
 RBI 8  
 BB 6  
 SO 11  
 LOB 19



WP	PA	ERA	WHIP
2	42		

Batter	Pitchers									TOP	
	1	2	3	4	5	6	7	8	9	AB	R H RBI BB SO LOB
<b>Gary Pettis, S</b> (1, 8) OBP: 0.258, SLG: 0.305 <b>Rick Burleson, R</b> (9, PH) OBP: 0.368, SLG: 0.396 <b>Mike Witt, R</b> (9, 1) <b>Terry Forster, L</b> (9, 1)	0-0 5-3		0-0 FC6-4			0-0 G3			0-0 6-3	4 1 1 0 0 0 3 1 0	
<b>Ruppert Jones, L</b> (1, 7) OBP: 0.381, SLG: 0.422 <b>Brian Downing, R</b> (7, PH) OBP: 0.405, SLG: 0.506	0-0 F9		0-0 3-1			4-0 2B BB	0-3 K		0-0 HR 1B	2 1 0 0 1 0 1 2 1 1 0 0 1 0	
<b>Wally Joyner, L</b> (1, 3) OBP: 0.359, SLG: 0.613	0-0 F9			0-0 L6-4 BB 1B		0-0 F8	0-0 4-3		0-0 HR	5 1 2 2 0 0 2	
<b>Reggie Jackson, L</b> (1, 10) OBP: 0.418, SLG: 0.540 <b>Darrell Miller, R</b> (9, PH) OBP: 0.239, SLG: 0.256		0-0 G3		4-0 1-2 BB		4-0 2B BB	0-0 4-3		0-0 HR 2B	2 1 0 0 2 0 0 1 0 1 0 0 0 0	
<b>George Hendrick, R</b> (1, 9) OBP: 0.314, SLG: 0.521		0-0 HR		0-0 L6-4		0-0 2B 2B		0-0 6-3	0-0 F9	5 2 2 3 0 0 3	
<b>Doug DeCinces, R</b> (1, 5) OBP: 0.301, SLG: 0.366		0-0 6-3		0-0 L1		0-0 1B SF7 2B		0-0 F8		4 1 1 2 0 0 1	
<b>Rob Wilfong, L</b> (1, 4) OBP: 0.324, SLG: 0.410 <b>Bobby Grich, R</b> (6, PH) OBP: 0.375, SLG: 0.425		0-0 F9			4-3	0-0 1B 1B		0-0 1B		2 0 0 0 0 0 0 2 0 2 0 0 0 0	
<b>Dick Schofield, R</b> (1, 6) OBP: 0.336, SLG: 0.438			0-0 FC6-4 1B		4-3	0-0 SF7		0-0 F3		3 0 1 1 0 0 1	
<b>Bob Boone, R</b> (1, 2) OBP: 0.299, SLG: 0.285			0-0 F7		0-0 F8	0-0 1B		0-0 F9		4 0 1 0 0 0 1	
<b>Inning Stats</b>	R: 0 H: 0 E: 0 K: 0 S: 3 LOB: 0 BB: 0 P: 3	R: 1 H: 1 E: 0 K: 0 S: 4 LOB: 0 BB: 0 P: 4	R: 0 H: 1 E: 0 K: 0 S: 4 LOB: 1 BB: 0 P: 4	R: 0 H: 1 E: 0 K: 0 S: 3 LOB: 1 BB: 1 P: 7	R: 0 H: 0 E: 0 K: 0 S: 3 LOB: 0 BB: 0 P: 3	R: 5 H: 5 E: 0 K: 0 S: 8 LOB: 2 BB: 2 P: 16	R: 0 H: 0 E: 0 K: 1 S: 5 LOB: 0 BB: 0 P: 5	R: 0 H: 1 E: 0 K: 0 S: 4 LOB: 1 BB: 0 P: 4	R: 2 H: 3 E: 0 K: 0 S: 6 LOB: 1 BB: 0 P: 6	1B: 7 SF: 1 2B: 4 SAC: 0 3B: 0 DP: 1 HR: 2 HBP: 0	WP: 0 PA: 41 PB: 0 SB: 2 CS: 0
<b>PITCHER</b>	IP WLS BF H R ER SO BB IBB HBP BLK WP HR S P ERA WHIP					<b>PITCHER</b>	IP WLS BF H R ER SO BB IBB HBP BLK WP HR S P ERA WHIP				
<b>Joe Niekro, R</b> (1, 1) ERA: 3.09	5.1		4 3 3 0 2 0 0 0 0 0 0 1 19 27 5.06 1.125								
<b>Al Holland, L</b> (6, 1) ERA: 8.53	0.0		1 0 0 0 0 0 1 0 0 0 0 0 0 0 4 ∞ ∞								
<b>Brian Fisher, R</b> (6, 1) ERA: 5.34	0.0		2 2 2 0 0 0 0 0 0 0 0 0 0 2 2 ∞ ∞								
<b>Bob Shirley, L</b> (6, 1) ERA: 5.0	2.2		11 3 1 1 1 0 0 0 0 0 0 0 13 13 3.38 1.125								
<b>Dave Righetti, L</b> (9, 1) ERA: 3.18	1.0 L		6 3 2 2 0 0 0 0 0 0 0 0 1 6 6 18.00 3.000								

California Angels @ New York Yankees

Yankee Stadium, Bronx, NY

Mon May 26 1986, 3:33 AM EDT

Att: 30,475 - Unknown

livebaseballscorecards.com

AB 37  
R 8  
H 12  
RBI 8  
BB 3  
SO 1  
LOB 12





Batter	1	2	3	4	5	6	7	8	9	AB	R	H	RBI	BB	SO	LOB
Ken Griffey, L OBP: 0.329, SLG: 0.402 (1, 8) (9, 9)	0-0 F7	0-0 G3		0-0 BB 1B		0-0 FC4-5-6 1-3		0-0 4-3 1-2		5	0	1	0	0	0	3
Willie Randolph, R OBP: 0.464, SLG: 0.377 (1, 4)	0-0 BB HR 1B		4-0 SH5-3 BB FC BB	4-0 BB 1-2 BB		0-3 K		4-0 BB 1B BB		2	2	1	0	3	1	1
Don Mattingly, L OBP: 0.380, SLG: 0.497 (1, 3)	4-0 1-2 HR BB		4-0 FC SH5-3 BB 1-2	0-0 F7			0-0 3-1	0-0 1-3 2-H 1B		3	1	1	1	2	0	2
Dan Pasqua, L OBP: 0.481, SLG: 0.842 (1, 7)	0-3 K		0-0 SH5-3 1-2 2-3	0-3 K			0-0 F9		0-3 K	4	0	0	0	0	3	4
Mike Easter, L OBP: 0.370, SLG: 0.460 Rickey Henderson, R OBP: 0.356, SLG: 0.475 (1, 9) (9, 8)	0-0 1-H 2-H HR		4-0 FC IBB		0-0 G4-6-3 1B		0-0 HR 1B		0-0 FC6-4 1B	3	2	3	3	1	0	0
Ron Hassey, L OBP: 0.321, SLG: 0.333 Dave Winfield, R OBP: 0.372, SLG: 0.468 (1, 10) (9, PH)	0-0 3-1		0-0 FC 1-2 2-3 3-H	0-0 G4-6-3			0-0 1-H HR		0-0 FC6-4 1B 1-2	4	1	1	3	0	0	3
Mike Pagliarulo, L OBP: 0.299, SLG: 0.433 Gary Roenicke, R OBP: 0.500, SLG: 0.488 (1, 5) (9, PH)		0-0 3-1	0-3 K		0-0 F5		0-3 K		0-0 1-3 1B	4	0	0	0	0	2	3
Butch Wynegar, S OBP: 0.311, SLG: 0.360 (1, 2)		0-0 FC3-6 1B	0-0 F3			0-0 F8		0-3 K	0-0 F7	5	0	1	0	0	1	5
Bobby Meacham, S OBP: 0.331, SLG: 0.309 (1, 6)		0-0 FC3-6 1-2		0-3 K		0-0 FC4-5-6 WP 1B		1-0 4-3 1B HBP		3	1	1	0	0	1	1

Inning Stats	R: 3	H: 2	E: 0	K: 1	S: 7	LOB: 0	BB: 1	P: 11	R: 0	H: 1	E: 0	K: 0	S: 4	LOB: 1	BB: 0	P: 4	R: 1	H: 0	E: 0	K: 1	S: 6	LOB: 3	BB: 3	P: 18	R: 0	H: 1	E: 0	K: 2	S: 8	LOB: 2	BB: 1	P: 12	R: 0	H: 1	E: 0	K: 0	S: 3	LOB: 0	BB: 0	P: 3	R: 0	H: 1	E: 0	K: 1	S: 6	LOB: 1	BB: 0	P: 6	R: 2	H: 2	E: 0	K: 1	S: 7	LOB: 0	BB: 0	P: 7	R: 1	H: 1	E: 0	K: 1	S: 5	LOB: 2	BB: 1	P: 10	R: 0	H: 2	E: 0	K: 1	S: 7	LOB: 2	BB: 0	P: 7	1B: 9	SF: 0	2B: 0	SAC: 1	3B: 0	DP: 1	HR: 2	HBP: 1	WP: 1	PA: 44
--------------	------	------	------	------	------	--------	-------	-------	------	------	------	------	------	--------	-------	------	------	------	------	------	------	--------	-------	-------	------	------	------	------	------	--------	-------	-------	------	------	------	------	------	--------	-------	------	------	------	------	------	------	--------	-------	------	------	------	------	------	------	--------	-------	------	------	------	------	------	------	--------	-------	-------	------	------	------	------	------	--------	-------	------	-------	-------	-------	--------	-------	-------	-------	--------	-------	--------


PITCHER	IP	WLS	BF	H	R	ER	SO	BB	IBB	HBP	BLK	WP	HR	S	P	ERA	WHIP
Mike Witt, R ERA: 3.2 (1, 1)	8.1	W	41	10	7	7	8	5	1	1	0	1	2	50	75	7.56	1.800
Mike Witt, R ERA: 3.2 (9, 1)	8.1	W	41	10	7	7	8	5	1	1	0	1	2	50	75	7.56	1.800
Terry Forster, L ERA: 4.67 (9, 1)	0.2	S	3	1	0	0	0	0	0	0	0	0	0	3	3	0.00	1.500

**BOTTOM**

**California Angels @ New York Yankees**  
 Yankee Stadium, Bronx, NY  
 Mon May 26 1986, 3:33 AM EDT  
 Att. 30,475 - Unknown

livebaseballscorecards.com

AB	36
R	7
H	11
RBI	7
BB	6
SO	8
LOB	23



Batter	1	2	3	4	5	6	7	8	9	AB R H RBI BB SO LOB	TOP										
Rickey Henderson, R OBP: 0.352, SLG: 0.484 (1, 8)	0-0 HR	0-0 F7		0-0 6-3		0-0 6-3			0-0 F7	5 1 1 1 0 0 0											
Willie Randolph, R OBP: 0.457, SLG: 0.367 (1, 4)	4-0 HR BB	0-0 6-3		0-3 K		0-0 5-3			0-0 F9	4 1 0 0 1 1 0											
Don Mattingly, L OBP: 0.386, SLG: 0.532 (1, 3)	0-0 F8 1-2	0-0 HR		0-0 HR		0-0 L4			0-0 1B	5 2 3 2 0 0 1											
Mike Easler, L OBP: 0.371, SLG: 0.481 (1, 10)	0-0 HR 2-H	0-0 G3		0-3 K		0-0 FC6-4 1B			0-3 K	5 1 2 2 0 2 1											
Dave Winfield, R OBP: 0.370, SLG: 0.459 (1, 9)	4-0 1B BB		0-3 K		0-0 5-3		0-0 FC6-4 1-2f			3 1 0 0 1 1 1											
Dan Pasqua, L OBP: 0.516, SLG: 0.826 (1, 7)	0-0 1B 1-3		0-0 BB 1B		0-0 K2-3-2 1B			0-3 K		4 0 3 0 0 1 0											
Mike Pagliarulo, L OBP: 0.304, SLG: 0.435 (1, 5)	0-0 1B 1-2 3-H		0-3 K		0-3 K2-3-2 1-1			0-0 G3 1B		4 0 2 1 0 2 2											
Butch Wynegar, S OBP: 0.309, SLG: 0.348 (1, 2)	0-0 F8		4-0 BB 1-2		0-0 L9			0-0 G3 1-2		3 0 0 0 1 0 3											
Bobby Meacham, S OBP: 0.325, SLG: 0.302 (1, 6)	0-0 G3		0-0 1-3		0-0 F7			0-0 3-1		3 0 0 0 0 0 4											
Ken Griffey, L OBP: 0.326, SLG: 0.398 (8, PH)										1 0 0 0 0 0 1											
Mike Fischlin, R OBP: 0.364, SLG: 0.300 (8, 6)										0 0 0 0 0 0 0											
<b>Inning Stats</b>	R: 4 E: 0 K: 0 S: 7	H: 4 LOB: 2 BB: 2 P: 15	R: 1 E: 0 K: 0 S: 4	H: 1 LOB: 0 BB: 0 P: 4	R: 0 E: 0 K: 2 S: 8	H: 1 LOB: 2 BB: 1 P: 12	R: 1 E: 0 K: 2 S: 8	H: 1 LOB: 0 BB: 0 P: 8	R: 0 E: 0 K: 1 S: 5	H: 1 LOB: 1 BB: 0 P: 5	R: 0 E: 0 K: 0 S: 3	H: 0 LOB: 0 BB: 0 P: 3	R: 0 E: 0 K: 0 S: 4	H: 1 LOB: 1 BB: 0 P: 4	R: 0 E: 0 K: 1 S: 6	H: 1 LOB: 1 BB: 0 P: 6	R: 0 E: 0 K: 1 S: 6	H: 1 LOB: 1 BB: 0 P: 6	1B: 7 2B: 1 3B: 0 HR: 4	SF: 0 SAC: 0 DP: 1 HBP: 0	WP: 0 PA: 40 PB: 0 SB: 0 CS: 0
<b>PITCHER</b>	IP WLS BF H R ER SO BB IBB HBP BLK WP HR S P ERA WHIP	(1, 1) 0.1 L 5 2 4 4 0 2 0 0 0 0 2 3 11 108.00 12.000	(1, 1) 3.2 17 5 2 2 4 1 0 0 0 0 2 24 28 4.91 1.636	(5, 1) 5.0 18 4 0 0 3 0 0 0 0 0 0 24 24 0.00 0.800	<b>PITCHER</b>	IP WLS BF H R ER SO BB IBB HBP BLK WP HR S P ERA WHIP															

**New York Yankees @ Seattle Mariners**  
 The Kingdom, Seattle, WA  
 Wed May 28 1986, 10:05 PM EDT  
 Att: 12,890 - Unknown

[livebaseballscorecards.com](http://livebaseballscorecards.com)

<b>AB</b>	<b>37</b>
<b>R</b>	<b>6</b>
<b>H</b>	<b>11</b>
<b>RBI</b>	<b>6</b>
<b>BB</b>	<b>3</b>
<b>SO</b>	<b>7</b>
<b>LOB</b>	<b>13</b>



Batter	1	2	3	4	5	6	7	8	9	AB	R	H	RBI	BB	SO	LOB
Harold Reynolds, S (1, 4) OBP: 0.245, SLG: 0.294	0-3 K		0-0 1B 2B	0-0 F7		0-0 G3		0-0 F9		5	1	1	0	0	1	2
John Moses, S (1, 8) OBP: 0.222, SLG: 0.375	0-0 E4 4-3 WP		0-0 F9		0-0 4-3	4-0 S BB		0-0 FC6-4		4	1	0	0	0	1	0
Alvin Davis, L (1, 3) OBP: 0.417, SLG: 0.527	0-0 4-3		0-0 BB 1B		0-0 HR 1B	4-0 BB			0-3 K	4	1	2	1	1	1	1
Ken Phelps, L (1, 10) OBP: 0.429, SLG: 0.735 Gorman Thomas, R (6, PH) OBP: 0.307, SLG: 0.443	0-0 HR		4-0 BB		0-0 HR	0-0 F3			0-0 F3	2	2	2	3	1	0	0
Dave Henderson, R (1, 9) OBP: 0.311, SLG: 0.397	0-0 1B		0-0 F9		0-3 K				0-0 F4	5	0	1	0	0	1	2
Jim Presley, R (1, 5) OBP: 0.288, SLG: 0.405	0-0 6-3		0-3 K		4-0 BB BB				0-0 F3	3	0	0	0	1	1	3
Spike Owen, S (1, 6) OBP: 0.307, SLG: 0.340					0-0 F9	4-0 BB			0-0 F7	3	0	1	0	1	0	0
Barry Bonnell, R (1, 7) OBP: 0.163, SLG: 0.214			0-3 K		0-0 2B	0-3 K			0-0 F8	4	0	1	0	0	2	3
Bob Kearney, R (1, 2) OBP: 0.206, SLG: 0.203			0-0 G4-6-3		0-3 K				0-0 L5 FC6-4 1B	4	0	1	0	0	1	2

Inning Stats	R: 2	H: 2	E: 1	K: 1	S: 8	LOB: 1	BB: 0	P: 8	R: 0	H: 1	E: 0	K: 1	S: 5	LOB: 0	BB: 0	P: 5	R: 1	H: 2	E: 0	K: 1	S: 7	LOB: 2	BB: 1	P: 11	R: 0	H: 1	E: 0	K: 1	S: 6	LOB: 1	BB: 0	P: 6	R: 2	H: 2	E: 0	K: 2	S: 9	LOB: 2	BB: 2	P: 17	R: 0	H: 0	E: 0	K: 0	S: 3	LOB: 2	BB: 2	P: 11	R: 0	H: 0	E: 0	K: 0	S: 3	LOB: 0	BB: 0	P: 3	R: 0	H: 1	E: 0	K: 0	S: 4	LOB: 1	BB: 0	P: 4	R: 0	H: 0	E: 0	K: 1	S: 5	LOB: 0	BB: 0	P: 5	1B: 5	2B: 2	3B: 0	HR: 2	SF: 0	SAC: 0	DP: 1	HBP: 0	WP: 2	PB: 0	SB: 1	CS: 0	PA: 41
--------------	------	------	------	------	------	--------	-------	------	------	------	------	------	------	--------	-------	------	------	------	------	------	------	--------	-------	-------	------	------	------	------	------	--------	-------	------	------	------	------	------	------	--------	-------	-------	------	------	------	------	------	--------	-------	-------	------	------	------	------	------	--------	-------	------	------	------	------	------	------	--------	-------	------	------	------	------	------	------	--------	-------	------	-------	-------	-------	-------	-------	--------	-------	--------	-------	-------	-------	-------	--------

PITCHER	IP	WLS	BF	H	R	ER	SO	BB	IBB	HBP	BLK	WP	HR	S	P	ERA	WHIP
Bob Tewksbury, R (1, 1) ERA: 4.14	2.1		12	5	3	1	2	0	0	0	0	2	1	16	16	3.86	2.143
Ed Whitson, R (3, 1) ERA: 5.25	3.1	W	18	3	2	2	4	5	0	0	0	0	1	21	41	5.40	2.400
Al Holland, L (6, 1) ERA: 6.23	2.1		8	1	0	0	0	0	0	0	0	0	0	8	8	0.00	0.429
Dave Righetti, L (9, 1) ERA: 3.07	1.0	S	3	0	0	0	1	0	0	0	0	0	0	5	5	0.00	0.000


**BOTTOM**


**New York Yankees @ Seattle Mariners**  
The Kingdome, Seattle, WA

Wed May 28 1986, 10:05 PM EDT  
Att. 12,890 - Unknown

livebaseballscorecards.com

<b>AB</b>	<b>36</b>
<b>R</b>	<b>5</b>
<b>H</b>	<b>9</b>
<b>RBI</b>	<b>4</b>
<b>BB</b>	<b>5</b>
<b>SO</b>	<b>7</b>
<b>LOB</b>	<b>17</b>



Batter	1	2	3	4	5	6	7	8	9	AB R H RBI BB SO LOB	TOP
Rickey Henderson, R OBP: 0.350, SLG: 0.476 (1, 8) X	0-0 F8		0-0 F7		4-0 BB		0-0 F4			3 0 0 0 1 0 0	
Willie Randolph, R OBP: 0.448, SLG: 0.358 (1, 4) X	0-0 L6		0-0 6-3		0-0 F8		0-0 F7			4 0 0 0 0 0 1	
Don Mattingly, L OBP: 0.393, SLG: 0.534 (1, 3) X	0-0 1B		0-0 1B		4-0 IBB			0-0 4-3		3 0 2 0 1 0 0	
Mike Easler, L OBP: 0.367, SLG: 0.474 (1, 10) S S S	0-3 K		0-0 1B		0-0 F9			0-0 G3		4 0 1 0 0 1 3	
Dave Winfield, R OBP: 0.367, SLG: 0.450 (1, 9) X		0-0 L8	0-0 6-3		0-0 F3			4-0 BB		3 0 0 0 1 0 2	
Dan Pasqua, L OBP: 0.500, SLG: 0.769 Gary Roenicke, R OBP: 0.492, SLG: 0.477 (8, PH) (8, 7)		0-0 1B		0-3 K		0-0 L9		0-3 K		3 0 1 0 0 1 0 1 0 0 0 0 1 1	
Ron Hassey, L OBP: 0.330, SLG: 0.333 (1, 2) B B B B		4-0 2B		0-0 1B		0-0 6-3			0-3 K	3 1 1 0 1 1 0	AB 32 R 2 H 8 RBI 2 BB 4 SO 5 LOB 10
Mike Pagliarulo, L OBP: 0.315, SLG: 0.472 (1, 5) X		0-0 2B		0-0 G4-6-3			0-0 HR		0-0 1B	4 1 3 2 0 0 1	
Bobby Meacham, S OBP: 0.317, SLG: 0.294 (1, 6) X		0-0 5-3		0-3 K			0-0 1-3		0-0 G5-4-3	4 0 0 0 0 1 2	
Inning Stats	R: 0 H: 1 E: 0 LOB: 1 K: 1 BB: 0 S: 6 P: 6	R: 1 H: 2 E: 0 LOB: 1 K: 0 BB: 1 S: 4 P: 8	R: 0 H: 2 E: 0 LOB: 2 K: 0 BB: 0 S: 5 P: 5	R: 0 H: 1 E: 0 LOB: 0 K: 1 BB: 0 S: 5 P: 5	R: 0 H: 0 E: 0 LOB: 2 K: 1 BB: 2 S: 5 P: 13	R: 0 H: 0 E: 0 LOB: 0 K: 0 BB: 0 S: 3 P: 3	R: 1 H: 1 E: 0 LOB: 0 K: 0 BB: 0 S: 4 P: 4	R: 0 H: 0 E: 0 LOB: 1 K: 1 BB: 1 S: 5 P: 9	R: 0 H: 1 E: 0 LOB: 0 K: 1 BB: 0 S: 5 P: 5	1B: 6 SF: 0 2B: 1 SAC: 0 3B: 0 DP: 2 HR: 1 HBP: 0	WP: 0 PA: 36 PB: 1 SB: 2 CS: 0
PITCHER	IP WLS BF H R ER SO BB IBB HBP BLK WP HR S P ERA WHIP										
Milt Wilcox, R ERA: 4.34 Matt Young, L ERA: 4.71	(1, 1) 7.0 L 29 7 2 2 3 2 1 0 0 0 0 1 32 44 2.57 1.286										
	(8, 1) 2.0 7 1 0 0 2 1 0 0 0 0 0 10 14 0.00 1.000										

**New York Yankees @ Seattle Mariners**  
The Kingdom, Seattle, WA  
Thu May 29 1986, 10:05 PM EDT  
Att. 13,889 - Unknown

[livebaseballscorecards.com](http://livebaseballscorecards.com)

Batter	1	2	3	4	5	6	7	8	9	AB R H RBI BB SO LOB
Harold Reynolds, S (1, 4) OBP: 0.246, SLG: 0.278	0-0 3-1		0-0 L8			4-0 BB			0-0 6-3	3 0 0 0 1 0 0
John Moses, S (1, 8) OBP: 0.154, SLG: 0.250	0-0 F8		0-0 F8			0-0 1-3			0-3 K	4 0 0 0 0 1 1
Alvin Davis, L (1, 3) OBP: 0.419, SLG: 0.523	0-0 F4			0-0 FC6-4 1B		0-0 F7			4-0 FC5-4 BB	3 0 1 0 1 0 0
Gorman Thomas, R (1, 10) OBP: 0.305, SLG: 0.437		0-0 1B		0-0 F3		0-0 F9			0-0 FC5-4	4 0 1 0 0 0 2
Dave Henderson, R (1, 9) OBP: 0.305, SLG: 0.388		0-3 K		0-0 FC6-4 FC5-4		0-0 G1-6-3				3 0 0 0 0 1 2
Jim Presley, R (1, 5) OBP: 0.264, SLG: 0.398		0-3 K		0-0 FC5-4		0-0 F8				3 0 0 0 0 1 2
Al Cowens, R (1, 7) OBP: 0.225, SLG: 0.250		0-0 1B		0-0 F7		0-0 F9				3 0 1 0 0 0 0
Spike Owen, S (1, 6) OBP: 0.301, SLG: 0.333		0-3 K		0-0 F8		0-0 F9				3 0 0 0 0 1 2
Steve Yeager, R (1, 2) OBP: 0.264, SLG: 0.280			0-3 K		0-0 F7			0-0 F6		3 0 0 0 0 1 0

Inning Stats	R: 0	H: 0	E: 0	K: 0	S: 3	R: 0	H: 2	E: 0	K: 3	S: 11	R: 0	H: 0	E: 0	K: 1	S: 5	R: 0	H: 1	E: 0	K: 0	S: 4	R: 0	H: 0	E: 0	K: 0	S: 3	R: 0	H: 0	E: 0	K: 0	S: 2	R: 0	H: 0	E: 0	K: 0	S: 3	R: 0	H: 0	E: 0	K: 1	S: 5	1B: 3	2B: 0	3B: 0	HR: 0	SF: 0	SAC: 0	DP: 0	HBP: 0	WP: 0	PB: 0	SB: 0	CS: 1	PA: 31
--------------	------	------	------	------	------	------	------	------	------	-------	------	------	------	------	------	------	------	------	------	------	------	------	------	------	------	------	------	------	------	------	------	------	------	------	------	------	------	------	------	------	-------	-------	-------	-------	-------	--------	-------	--------	-------	-------	-------	-------	--------

PITCHER	IP	WLS	BF	H	R	ER	SO	BB	IBB	HBP	BLK	WP	HR	S	P	ERA	WHIP
Dennis Rasmussen, L (1, 1) ERA: 3.95	8.2	W	30	3	0	0	5	2	0	0	0	0	0	38	46	0.00	0.577
Dave Righetti, L (9, 1) ERA: 3.03	0.1	S	1	0	0	0	0	0	0	0	0	0	0	1	1	0.00	0.000


**BOTTOM**

**New York Yankees @ Seattle Mariners**  
The Kingdome, Seattle, WA

Thu May 29 1986, 10:05 PM EDT  
Att. 13,889 - Unknown

livebaseballscorecards.com

<b>AB</b>	<b>29</b>
<b>R</b>	<b>0</b>
<b>H</b>	<b>3</b>
<b>RBI</b>	<b>0</b>
<b>BB</b>	<b>2</b>
<b>SO</b>	<b>5</b>
<b>LOB</b>	<b>9</b>



Batter	1	2	3	4	5	6	7	8	9	AB R H RBI BB SO LOB	TOP									
Rickey Henderson, R OBP: 0.353, SLG: 0.482 (1, 8)	0-0 E S 2B 1B		0-0 F8 2-3			0-0 E 1B 2B	0-0 FC6-4 1-2f 2-3			4 2 2 0 0 0 3	<p><b>New York Yankees @ Oakland Athletics</b> Oakland-Alameda County Coliseum, Oakland, CA</p> <p>Fri May 30 1986, 7:05 PM PDT Att: 37,449 - Unknown</p> <p>livebaseballscorecards.com</p>									
Willie Randolph, R OBP: 0.444, SLG: 0.361 (1, 4)	0-0 CS 1-H 2B		0-0 3-1			0-0 1-3	0-0 1-3 1-2			4 0 1 1 0 0 4										
Don Mattingly, L OBP: 0.390, SLG: 0.528 (1, 3)	0-0 F7			0-0 G4-1		0-0 FC6-4 2-H 1B		0-0 4-3		4 0 1 1 0 0 1										
Dave Winfield, R OBP: 0.360, SLG: 0.439 (1, 9)	0-0 F3			0-3 K		0-0 FC6-4 1-2f 2B		0-0 4-3		4 1 0 0 0 1 2										
Gary Roenicke, R OBP: 0.476, SLG: 0.479 (1, 7) (7, 5)	0-0 CS 2-3	0-0 5-3		0-0 1-3		0-0 1-H 2B		0-0 6-3		4 0 1 1 0 0 0										
Dale Berra, R OBP: 0.315, SLG: 0.375 (1, 10) Ken Griffey, L OBP: 0.324, SLG: 0.395 (9, PH)		0-0 F3			0-0 F2	0-0 F3		0-3 K		3 0 0 0 0 0 1 1 0 0 0 0 1 0										
Butch Wynegar, S OBP: 0.316, SLG: 0.365 (1, 2)		0-0 F3			0-0 FC6-4 1B		0-0 FC6-4 2B		0-0 4-3	4 0 2 0 0 0 0										
Mike Pagliarulo, L OBP: 0.315, SLG: 0.465 (1, 5) Bobby Meacham, S OBP: 0.317, SLG: 0.294 (7, PR) (7, 6) Mike Easter, L OBP: 0.365, SLG: 0.470 (9, PH)			0-0 1-3		0-3 K		1-0 FC6-4 HBP		0-0 L8	2 0 0 0 0 1 1 0 0 0 0 0 0 0 1 0 0 0 0 0 0										
Mike Fischlin, R OBP: 0.385, SLG: 0.417 (1, 6) Dan Pasqua, L OBP: 0.486, SLG: 0.741 (7, PH) (7, 7)			0-0 F8 2B		0-0 FC6-4 1-2f		0-0 L9			2 0 1 0 0 0 1 1 0 0 0 0 0 2										
<b>Inning Stats</b>	R: 1 E: 1 K: 0 S: 4	H: 2 LOB: 0 BB: 0 P: 4	R: 0 E: 0 K: 0 S: 3	H: 0 LOB: 0 BB: 0 P: 3	R: 0 E: 0 K: 0 S: 4	H: 1 LOB: 1 BB: 0 P: 4	R: 0 E: 0 K: 1 S: 5	H: 0 LOB: 0 BB: 0 P: 5	R: 0 E: 0 K: 1 S: 6	H: 1 LOB: 1 BB: 0 P: 6		R: 2 E: 1 K: 0 S: 6	H: 3 LOB: 1 BB: 0 P: 6	R: 0 E: 0 K: 0 S: 3	H: 0 LOB: 0 BB: 0 P: 3	R: 0 E: 0 K: 1 S: 5	H: 0 LOB: 0 BB: 0 P: 5	1B: 3 2B: 5 3B: 0 HR: 0	SF: 0 SAC: 0 DP: 0 HBP: 1	WP: 0 PB: 0 SB: 2 CS: 1
<b>PITCHER</b> Curt Young, L ERA: 2.6 (1, 1) Bill Mooneyham, R ERA: 2.63 (7, 1)	IP 6.0 WLS W BF 26 H 8 R 3 ER 3 SO 2 BB 0 IBB 0 HBP 1 BLK 0 WP 0 HR 0 S 29 P 30 ERA 4.50 WHIP 1.333																			

**New York Yankees @ Oakland Athletics**  
Oakland-Alameda County Coliseum, Oakland, CA

Fri May 30 1986, 7:05 PM PDT  
Att: 37,449 - Unknown

livebaseballscorecards.com

AB	34
R	3
H	8
RBI	3
BB	0
SO	3
LOB	15



Batter	1	2	3	4	5	6	7	8	9
Tony Phillips, S OBP: 0.406, SLG: 0.396 (1, 4)	0-0 4-3 1B	0-0 1-2 2-H 1B		0-0 2-H 1B WP		0-0 1-H 2B		0-0 G3	
Bruce Bochte, L OBP: 0.341, SLG: 0.368 (1, 3)	4-0 HR BB	0-0 F8		0-0 F8		4-0 BB			
Carney Lansford, R OBP: 0.332, SLG: 0.420 (1, 5)	0-3 K		0-0 F8	0-0 1-3 1B		0-0 L7			
Jose Canseco, R OBP: 0.379, SLG: 0.567 (1, 7) (8, 9)	0-0 1-H HR		0-3 K	0-0 F7		0-3 K			
Dave Kingman, R OBP: 0.249, SLG: 0.405 (1, 10)	0-3 K		0-0 HR		0-3 K		0-3 K		
Mike Davis, L OBP: 0.292, SLG: 0.394 (1, 9) Rick Peters, S OBP: 0.333, SLG: 0.258 (8, 7)		0-0 6-3	0-0 WP 2B		0-3 K		0-0 B5-3		
Alfredo Griffin, S OBP: 0.350, SLG: 0.361 (1, 6)		1-0 S 1B HBP	0-0 B3 2-3		0-0 3-1		4-0 CS BB		
Jerry Willard, L OBP: 0.273, SLG: 0.158 (1, 2)		4-0 1-2 1B BB		0-3 K		0-0 L8	0-0 CS 1-2	0-0 F5	
Stan Javier, S OBP: 0.229, SLG: 0.250 (1, 8)		0-0 L8		0-0 1B 2B		4-0 2B BB		0-0 G3	

Inning Stats	R: 2	H: 1	E: 0	K: 2	S: 8	LOB: 0	BB: 1	P: 12
	R: 1	H: 1	E: 0	K: 0	S: 4	LOB: 2	BB: 1	P: 9
	R: 1	H: 2	E: 0	K: 1	S: 7	LOB: 1	BB: 0	P: 7
	R: 1	H: 3	E: 0	K: 1	S: 8	LOB: 2	BB: 0	P: 8
	R: 0	H: 0	E: 0	K: 2	S: 7	LOB: 0	BB: 0	P: 7
	R: 1	H: 1	E: 0	K: 1	S: 6	LOB: 2	BB: 2	P: 14
	R: 0	H: 0	E: 0	K: 1	S: 4	LOB: 0	BB: 1	P: 8
	R: 0	H: 0	E: 0	K: 0	S: 3	LOB: 0	BB: 0	P: 3

PITCHER	IP	WLS	BF	H	R	ER	SO	BB	IBB	HBP	BLK	WP	HR	S	P	ERA	WHIP
Joe Niekro, R ERA: 3.59 (1, 1)	3.2	L	21	7	5	5	4	2	0	1	0	2	2	26	35	12.27	2.455
Doug Drabek, R ERA: 2.08 (4, 1)	4.1		16	1	1	1	4	3	0	0	0	0	0	21	33	2.08	0.923

AB	R	H	RBI	BB	SO	LOB
5	0	3	3	0	0	0
2	1	0	0	2	0	3
4	0	1	0	0	1	3
4	1	1	2	0	2	4
4	1	1	1	0	3	0
4	0	1	0	0	1	0
0	0	0	0	0	0	0
2	1	0	0	1	0	1
3	0	0	0	1	1	0
3	2	1	0	1	0	2

AB	31
R	6
H	8
RBI	6
BB	5
SO	8
LOB	13

WP	PA
2	38
PB: 0	
SB: 1	
CS: 1	

**New York Yankees @ Oakland Athletics**  
Oakland-Alameda County Coliseum, Oakland, CA  
Fri May 30 1986, 7:05 PM PDT  
Att. 37,449 - Unknown

[livebaseballscorecards.com](http://livebaseballscorecards.com)



Batter	1	2	3	4	5	6	7	8	9	AB R H RBI BB SO LOB	TOP															
Rickey Henderson, R OBP: 0.351, SLG: 0.474 (1, 8)	0-3 K		4-0 BB G4-6-3		0-3 K		0-0 F3			3 0 0 0 1 2 0																
Willie Randolph, R OBP: 0.450, SLG: 0.363 (1, 4)	4-0 BLK BB		0-0 G4-6-3		4-0 BB FC6-4			0-0 1B		2 0 1 0 2 0 2																
Don Mattingly, L OBP: 0.383, SLG: 0.518 (1, 3)	0-0 F7		0-0 F5		0-0 FC6-4			0-0 F4		4 0 0 0 0 0 4																
Mike Easler, L OBP: 0.362, SLG: 0.464 (1, 10)	0-3 K			0-0 HR 1B		0-0 F9		0-3 K		4 1 1 0 0 2 3																
Dan Pasqua, L OBP: 0.462, SLG: 0.667 (1, 7)		4-0 BB G6-4-3		0-3 K		0-3 K		0-3 K		3 0 0 0 1 3 2																
Dave Winfield, R OBP: 0.358, SLG: 0.452 (1, 9)		0-0 G6-4-3		0-0 HR		0-3 K		0-3 K		4 1 1 2 0 2 1																
Ron Hassey, L OBP: 0.326, SLG: 0.321 (1, 2)		0-0 4-3		4-0 BB		0-0 F7		0-0 4-3		3 0 0 0 1 0 0																
Dale Berra, R OBP: 0.350, SLG: 0.361 (1, 5)			0-0 BB 1B G4-6-3 1B		0-0 F4		0-0 F2		0-3 K	4 1 1 0 0 1 1																
Bobby Meacham, S OBP: 0.317, SLG: 0.295 (1, 6)			0-0 BB 1B G4-6-3		0-3 K		0-0 4-3			3 0 1 0 0 1 1																
<b>Inning Stats</b>	R: 0 E: 0 K: 2 S: 7	H: 0 LOB: 1 BB: 1 P: 11	R: 0 E: 0 K: 0 S: 2	H: 0 LOB: 0 BB: 1 P: 6	R: 1 E: 0 K: 0 S: 4	H: 2 LOB: 1 BB: 1 P: 8	R: 2 E: 0 K: 2 S: 9	H: 2 LOB: 1 BB: 1 P: 13	R: 0 E: 0 K: 1 S: 5	H: 0 LOB: 1 BB: 1 P: 9	R: 0 E: 0 K: 2 S: 7	H: 0 LOB: 0 BB: 0 P: 7	R: 0 E: 0 K: 0 S: 3	H: 0 LOB: 0 BB: 0 P: 3	R: 0 E: 0 K: 2 S: 8	H: 1 LOB: 1 BB: 0 P: 8	R: 0 E: 0 K: 2 S: 7	H: 0 LOB: 0 BB: 0 P: 7	1B: 4 2B: 0 3B: 0 HR: 1	SF: 0 SAC: 0 DP: 2 HBP: 0	WP: 0 PB: 0 SB: 0 CS: 0	PA: 35				
<b>PITCHER</b>	IP WLS BF H R ER SO BB IBB HBP BLK WP HR S P ERA WHIP																									
Eric Plunk, R ERA: 4.76 (1, 1)	7.0	28	4	3	3	7	5	0	0	1	0	1	37	57	3.86	1.286										
Steve Ontiveros, R ERA: 5.3 (8, 1)	2.0	7	1	0	0	4	0	0	0	0	0	0	15	15	0.00	0.500										

New York Yankees @ Oakland Athletics  
Oakland-Alameda County Coliseum, Oakland, CA  
Sat May 31 1986, 3:33 AM PDT  
Att: 35,234 - Unknown

livebaseballscorecards.com

AB	30
R	3
H	5
RBI	2
BB	5
SO	11
LOB	14





Batter	1	2	3	4	5	6	7	8	9	AB R H RBI BB SO LOB
Tony Phillips, S OBP: 0.399, SLG: 0.387 (1, 5)	0-0 F8		0-0 1-3		0-3 K			0-3 K		4 0 0 0 0 2 1
Donnie Hill, S OBP: 0.361, SLG: 0.429 (1, 4)	0-0 F8		0-0 2-H 1B		0-0 4-3			0-0 2B		4 0 2 1 0 0 0
Carney Lansford, R OBP: 0.325, SLG: 0.410 (1, 3)	0-0 4-3		0-0 6-3				0-0 F5	0-0 6-3		4 0 0 0 0 0 2
Jose Canseco, R OBP: 0.372, SLG: 0.554 (1, 7)		0-0 E6		0-0 4-3		0-3 K		0-3 K		4 0 0 0 0 2 0
Dave Kingman, R OBP: 0.249, SLG: 0.420 (1, 10)		0-0 F5		0-0 F8		0-0 5-3		0-0 HR		4 1 1 1 0 0 1
Mike Davis, L OBP: 0.293, SLG: 0.415 (1, 9)		0-3 K		0-0 HR			0-3 K			3 1 1 1 0 2 1
Alfredo Griffin, S OBP: 0.344, SLG: 0.355 (1, 6)		0-0 6-3		0-3 K			0-0 F3			3 0 0 0 0 1 1
Bill Bathe, R OBP: 0.175, SLG: 0.342 (1, 2)			0-0 F1		0-0 HR		0-0 G3			3 1 1 1 0 0 0
Stan Javier, S OBP: 0.237, SLG: 0.235 (1, 8)			4-0 1B BB		0-0 F8			0-3 K		2 1 0 0 1 1 0

Inning Stats	R: 0	H: 0	E: 0	K: 0	S: 3	LOB: 0	BB: 0	P: 3
	R: 0	H: 0	E: 1	K: 1	S: 6	LOB: 1	BB: 0	P: 6
	R: 1	H: 1	E: 0	K: 0	S: 4	LOB: 1	BB: 1	P: 8
	R: 1	H: 1	E: 0	K: 1	S: 6	LOB: 0	BB: 0	P: 6
	R: 1	H: 1	E: 0	K: 1	S: 6	LOB: 0	BB: 0	P: 6
	R: 0	H: 0	E: 0	K: 1	S: 5	LOB: 0	BB: 0	P: 5
	R: 0	H: 0	E: 0	K: 1	S: 5	LOB: 0	BB: 0	P: 5
	R: 0	H: 1	E: 0	K: 2	S: 8	LOB: 1	BB: 0	P: 8
	R: 1	H: 1	E: 0	K: 1	S: 4	LOB: 0	BB: 0	P: 4
	1B: 1	2B: 1	3B: 0	HR: 3	SF: 0	SAC: 0	DP: 0	HBP: 0

PITCHER	IP	WLS	BF	H	R	ER	SO	BB	IBB	HBP	BLK	WP	HR	S	P	ERA	WHIP
Ron Guidry, L ERA: 3.46 (1, 1)	8.1	L	32	5	4	4	8	1	0	0	0	0	3	47	51	4.32	0.720

**BOTTOM**

**New York Yankees @ Oakland Athletics**  
Oakland-Alameda County Coliseum, Oakland, CA

Sat May 31 1986, 3:33 AM PDT  
Att. 35,234 - Unknown

<b>AB</b>	<b>31</b>
<b>R</b>	<b>4</b>
<b>H</b>	<b>5</b>
<b>RBI</b>	<b>4</b>
<b>BB</b>	<b>1</b>
<b>SO</b>	<b>8</b>
<b>LOB</b>	<b>6</b>



WP: 0	PA: 32
PB: 0	
SB: 2	
CS: 0	

Batter	1		2		3		4		5		6		7		8		9		AB R H RBI BB SO LOB	TOP							
Rickey Henderson, R (1, 8) OBP: 0.352, SLG: 0.475	0-0 F8		0-0 S 1B		0-0 S 1B		0-3 K		0-3 K		4-0 BLK S 1B BB		0-3 K					4 2 1 0 1 2 0									
Willie Randolph, R (1, 4) OBP: 0.444, SLG: 0.358	0-3 K		0-0 2-H 1B		0-0 2-H 1B		0-0 L9		0-0 L9		0-0 FC 1B E		0-0 FC 1B E		0-0 6-3			5 1 1 1 0 1 1									
Don Mattingly, L (1, 3) OBP: 0.379, SLG: 0.510	0-0 6-3		0-0 F7		0-0 F7		0-0 4-3		0-0 4-3		0-0 E5 1-H 3-H SF9 1B		0-0 E5 1-H 3-H SF9 1B		0-0 F9			5 1 1 1 0 0 1									
Mike Easler, L (1, 10) OBP: 0.369, SLG: 0.476		0-0 BB 2B		0-0 1-2 1B							0-0 G3		0-0 G3		0-0 6-3			5 0 3 0 0 0 1									
Dan Pasqua, L (1, 7) OBP: 0.439, SLG: 0.625		0-0 F5		0-3 K							0-0 HR 1B		0-0 HR 1B		0-0 SF9			2 0 0 0 0 1 3									
Gary Roenicke, R (6, PH) OBP: 0.484, SLG: 0.490																		1 1 1 0 0 0 0									
Ken Griffey, L (7, PH) OBP: 0.319, SLG: 0.392																		1 0 0 1 0 0 1									
Dave Winfield, R (1, 9) OBP: 0.361, SLG: 0.471		0-0 BB 1B		0-3 K							0-0 HR		0-3 K					4 1 2 2 0 2 2									
Mike Pagliarulo, L (1, 5) OBP: 0.325, SLG: 0.490		0-3 K					4-0 8-6 S BB		4-0 8-6 S BB		0-0 4-3 1B			0-0 HR				3 1 2 1 1 1 2									
Butch Wynegar, S (1, 2) OBP: 0.314, SLG: 0.354		4-0 1-2 2-3 BB		0-3 K			0-3 K		0-3 K		0-0 4-3			0-0 3-1				3 0 0 0 1 1 2									
Bobby Meacham, S (1, 6) OBP: 0.310, SLG: 0.287		0-0 F5		0-0 8-6			0-0 8-6		0-0 8-6		0-0 4-3			0-0 F7				4 0 0 0 0 0 5									
<b>Inning Stats</b>	R: 0 E: 0 K: 1 S: 5	H: 0 LOB: 0 BB: 0 P: 5	R: 0 E: 0 K: 1 S: 7	H: 2 LOB: 3 BB: 1 P: 11	R: 1 E: 0 K: 2 S: 10	H: 3 LOB: 2 BB: 0 P: 10	R: 0 E: 0 K: 1 S: 4	H: 0 LOB: 0 BB: 1 P: 8	R: 0 E: 0 K: 1 S: 5	H: 0 LOB: 0 BB: 0 P: 5	R: 2 E: 0 K: 0 S: 6	H: 3 LOB: 1 BB: 0 P: 6	R: 3 E: 1 K: 1 S: 7	H: 1 LOB: 0 BB: 1 P: 11	R: 1 E: 0 K: 1 S: 6	H: 1 LOB: 0 BB: 0 P: 6	R: 0 E: 0 K: 0 S: 4	H: 1 LOB: 1 BB: 0 P: 4	1B: 7 2B: 3 3B: 0 HR: 2	SF: 1 SAC: 0 DP: 1 HBP: 0	WP: 0 PB: 0 SB: 3 CS: 0	PA: 41					
<b>PITCHER</b>	IP	WLS	BF	H	R	ER	SO	BB	IBB	HBP	BLK	WP	HR	S	P	ERA	WHIP	<b>PITCHER</b>									
Dave Stewart, R (1, 1) ERA: 4.87	5.0		21	5	1	1	6	2	0	0	0	0	0	31	39	1.80	1.400										
Dave Leiper, L (6, 1) ERA: 18.0	1.0	L	6	3	2	2	0	0	0	0	0	0	1	6	6	18.00	3.000										
Tom Dozier, R (7, 1) ERA: 5.68	3.0		14	3	4	2	2	1	0	0	1	0	1	17	21	6.00	1.333										

**New York Yankees @ Oakland Athletics**  
**Oakland-Alameda County Coliseum, Oakland, CA**  
 Sun Jun 01 1986, 3:33 AM PDT  
 Att. 43,197 - Unknown

<b>AB</b>	37
<b>R</b>	7
<b>H</b>	11
<b>RBI</b>	6
<b>BB</b>	3
<b>SO</b>	8
<b>LOB</b>	18



Batter	1	2	3	4	5	6	7	8	9	AB R H RBI BB SO LOB
Tony Phillips, S OBP: 0.396, SLG: 0.385 (1, 5)	0-3 K		0-0 G4-6-3 1B		0-0 FC1-6		0-3 K			4 0 1 0 0 2 2
Donnie Hill, S OBP: 0.356, SLG: 0.421 (1, 4)	0-0 4-3		0-3 K		0-3 K			0-0 FC4-6 1B		4 0 1 0 0 2 3
Carney Lansford, R OBP: 0.323, SLG: 0.407 (1, 3)	0-0 2B 1B		0-0 G4-6-3 1-2f		0-0 FC5 2-3f			0-0 FC4-6 FC6-4 1-2f		4 1 1 0 0 0 4
Jose Canseco, R OBP: 0.374, SLG: 0.559 (1, 7)	0-0 1-H 2B			0-0 FC3-6 CS 1B 1B		0-0 6-3		0-0 FC6-4 1-2f		4 0 2 1 0 0 1
Dave Kingman, R OBP: 0.249, SLG: 0.412 (1, 10)	4-0 IBB			0-3 K		0-0 5-3		0-3 K		3 0 0 0 1 2 2
Mike Davis, L OBP: 0.298, SLG: 0.424 (1, 9)	0-0 F9			0-0 FC3-6 1-2 1B		0-0 2B		0-3 K		4 0 2 0 0 1 2
Alfredo Griffin, S OBP: 0.342, SLG: 0.352 (1, 6)		0-0 CS SH2-3 1B		0-0 FC3-6 1-2f 2-3		0-3 K		0-0 6-3		4 0 1 0 0 1 3
Bill Bathe, R OBP: 0.181, SLG: 0.341 (1, 2)		0-0 SH2-3 1-2		0-0 CS 3-H	0-0 FC1-6 FC 1B		0-0 6-3	0-3 K		3 0 1 0 0 1 0
Stan Javier, S OBP: 0.220, SLG: 0.216 (1, 8)		0-0 6-3 2-3			0-0 FC FC5 FC1-6 1-2		0-0 5-3			3 0 0 0 0 0 2

Inning Stats	R: 1 E: 0 K: 1 S: 7	H: 2 LOB: 2 BB: 1 P: 11	R: 0 E: 0 K: 0 S: 3	H: 1 LOB: 0 BB: 0 P: 3	R: 0 E: 0 K: 1 S: 5	H: 1 LOB: 0 BB: 0 P: 5	R: 0 E: 0 K: 1 S: 6	H: 2 LOB: 1 BB: 0 P: 6	R: 0 E: 0 K: 1 S: 7	H: 1 LOB: 2 BB: 0 P: 7	R: 0 E: 0 K: 1 S: 6	H: 1 LOB: 1 BB: 0 P: 6	R: 0 E: 0 K: 1 S: 5	H: 0 LOB: 0 BB: 0 P: 5	R: 0 E: 0 K: 1 S: 6	H: 1 LOB: 1 BB: 0 P: 6	R: 0 E: 0 K: 2 S: 7	H: 0 LOB: 0 BB: 0 P: 7	1B: 7 2B: 2 3B: 0 HR: 0	SF: 0 SAC: 1 DP: 1 HBP: 0	WP: 0 PB: 0 SB: 0 CS: 2	PA: 36	
PITCHER	IP	WLS	BF	H	R	ER	SO	BB	IBB	HBP	BLK	WP	HR	S	P	ERA	WHIP						
Tommy John, L ERA: 2.37 (1, 1)	8.0		32	9	1	1	7	0	1	0	0	0	0	45	49	1.12	1.125						
Al Holland, L ERA: 5.59 (9, 1)	1.0		3	0	0	0	2	0	0	0	0	0	0	7	7	0.00	0.000						

BOTTOM

New York Yankees @ Oakland Athletics  
Oakland-Alameda County Coliseum, Oakland, CA  
Sun Jun 01 1986, 3:33 AM PDT  
Att. 43,197 - Unknown

livebaseballscorecards.com

AB	33
R	1
H	9
RBI	1
BB	1
SO	9
LOB	19



**New York Yankees @ California Angels**  
**Anaheim Stadium, Anaheim, CA**  
 Mon Jun 02 1986, 10:05 PM EDT  
 Att. 32,746 - Unknown

livebaseballscorecards.com

<b>AB</b>	<b>33</b>
<b>R</b>	<b>7</b>
<b>H</b>	<b>10</b>
<b>RBI</b>	<b>7</b>
<b>BB</b>	<b>3</b>
<b>SO</b>	<b>3</b>
<b>LOB</b>	<b>9</b>



WP:	1	PA:	39
PB:	0		
SB:	0		
CS:	0		

Batter	1	2	3	4	5	6	7	8	9	AB	R	H	RBI	BB	SO	LOB
Rickey Henderson, R OBP: 0.358, SLG: 0.488 (1, 8)	0-0 E8 SF9 2B		0-0 F8			0-3 K		0-0 2B 1B WP	0-0 2B	5	2	3	1	0	1	0
Willie Randolph, R OBP: 0.439, SLG: 0.360 (1, 4)	0-0 5-3		0-0 F8			0-0 2B		0-0 5-3 1-2	0-0 F8	5	0	1	0	0	0	3
Don Mattingly, L OBP: 0.379, SLG: 0.502 (1, 3)	4-0 FC4 BB			0-0 F7		0-0 F9		4-0 2B SF8 BB	0-0 6-3	3	1	0	0	2	0	2
Mike Easler, L OBP: 0.366, SLG: 0.479 (1, 10)	0-0 SF9			0-0 F8			0-0 L4	0-0 SF8 2B 1-3 2-H		3	0	1	2	0	0	0
Dave Winfield, R OBP: 0.358, SLG: 0.469 (1, 9)	0-0 FC4 1-2f			0-0 5-3			0-0 1B SF8 1B	0-0 SF8 2-3 3-H		3	1	1	1	0	0	1
Dan Pasqua, L OBP: 0.422, SLG: 0.583 (1, 7)		0-3 K			0-0 G3		0-0 1B	0-3 K		4	0	1	0	0	2	1
Mike Fischlin, R OBP: 0.385, SLG: 0.417 (8, 6)										0	0	0	0	0	0	0
Mike Pagliarulo, L OBP: 0.329, SLG: 0.510 (1, 5)		4-0 L4-3 BB			0-0 L9		0-0 SF8		0-0 HR	2	1	1	2	1	0	0
Butch Wynegar, S OBP: 0.303, SLG: 0.340 (1, 2)		0-0 L4-3			0-0 F7		0-0 F9		0-0 F7	4	0	0	0	0	0	2
Bobby Meacham, S OBP: 0.306, SLG: 0.283 (1, 6)			0-0 F5				0-0 L9		0-0 HR	2	0	0	0	0	0	0
Ken Griffey, L OBP: 0.329, SLG: 0.424 (8, PH) (8, 7)									0-0 2B 1B	2	2	2	1	0	0	0

Inning Stats	R: 1	H: 1	E: 1	K: 0	S: 4	P: 8	R: 0	H: 0	E: 0	K: 1	S: 4	P: 8	R: 0	H: 0	E: 0	K: 0	S: 3	P: 3	R: 0	H: 0	E: 0	K: 0	S: 3	P: 3	R: 0	H: 1	E: 0	K: 1	S: 6	P: 6	R: 1	H: 2	E: 0	K: 0	S: 5	P: 5	R: 3	H: 3	E: 0	K: 1	S: 8	P: 12	R: 2	H: 3	E: 0	K: 0	S: 6	P: 6	1B: 4	SF: 3	2B: 5	SAC: 0	3B: 0	DP: 1	HR: 2	HBP: 0	WP: 1	PA: 39
--------------	------	------	------	------	------	------	------	------	------	------	------	------	------	------	------	------	------	------	------	------	------	------	------	------	------	------	------	------	------	------	------	------	------	------	------	------	------	------	------	------	------	-------	------	------	------	------	------	------	-------	-------	-------	--------	-------	-------	-------	--------	-------	--------

PITCHER	IP	WLS	BF	H	R	ER	SO	BB	IBB	HBP	BLK	WP	HR	S	P	ERA	WHIP
Jim Staton, R ERA: 4.54 (1, 1)	7.0		28	6	4	3	2	2	0	0	0	0	1	30	38	3.86	1.143
T.R. Bryden, R ERA: 5.65 (8, 1)	1.1		8	3	3	3	1	1	0	0	0	1	1	9	13	20.25	3.000
Doug Corbett, R ERA: 3.42 (9, 1)	0.1		2	1	0	0	0	0	0	0	0	0	0	2	2	0.00	3.000
Chuck Finley, L ERA: 13.5 (9, 1)	0.1	W	1	0	0	0	0	0	0	0	0	0	0	1	1	0.00	0.000

PITCHER	IP	WLS	BF	H	R	ER	SO	BB	IBB	HBP	BLK	WP	HR	S	P	ERA	WHIP
---------	----	-----	----	---	---	----	----	----	-----	-----	-----	----	----	---	---	-----	------





Batter	1	2	3	4	5	6	7	8	9
<b>Gary Pettis, S</b> OBP: 0.277, SLG: 0.305 (1, 8) X	0-0 CS 1B		4-0 1-2 BB			0-3 K		0-0 5-3	
<b>Wally Joyner, L</b> OBP: 0.342, SLG: 0.572 (1, 3) X	0-0 4-3 1-2		0-0 F3			0-0 6-3		0-0 F9	
<b>Brian Downing, R</b> OBP: 0.414, SLG: 0.483 (1, 7) X	0-0 F8			0-0 6-3		0-3 K		4-0 FC5-4 BB	
<b>George Hendrick, R</b> OBP: 0.322, SLG: 0.528 (1, 9) X		0-0 6-3		0-0 6-3			0-0 F7	0-0 FC5-4 1-2f	
<b>Bobby Grich, R</b> OBP: 0.347, SLG: 0.419 (1, 4) X		0-0 F7		0-0 HR			0-0 F8		
<b>Dick Schofield, R</b> OBP: 0.333, SLG: 0.429 (1, 6) X		0-3 K		0-0 F9			4-0 E 1B HR BB		
<b>Rick Burleson, R</b> OBP: 0.366, SLG: 0.389 (1, 10) X			0-0 F8		0-3 K		0-0 E5 HR 1B		
<b>Bob Boone, R</b> OBP: 0.281, SLG: 0.273 (1, 2) X			4-0 BB BB		0-0 L8		0-0 1-H 3-H HR		
<b>Jack Howell, L</b> OBP: 0.154, SLG: 0.167 (1, 5) X			0-0 F7		0-0 F7		0-0 5-3		

Inning Stats	R: 0	H: 1	E: 0	K: 0	S: 3	LOB: 0	BB: 0	P: 3
	R: 0	H: 0	E: 0	K: 1	S: 5	LOB: 0	BB: 0	P: 5
	R: 0	H: 0	E: 0	K: 0	S: 3	LOB: 2	BB: 2	P: 11
	R: 1	H: 1	E: 0	K: 0	S: 4	LOB: 0	BB: 0	P: 4
	R: 0	H: 0	E: 0	K: 1	S: 5	LOB: 0	BB: 0	P: 5
	R: 0	H: 0	E: 0	K: 2	S: 7	LOB: 0	BB: 0	P: 7
	R: 3	H: 2	E: 1	K: 0	S: 5	LOB: 0	BB: 1	P: 9
	R: 0	H: 0	E: 0	K: 0	S: 3	LOB: 1	BB: 1	P: 7

PITCHER	IP	WLS	BF	H	R	ER	SO	BB	IBB	HBP	BLK	WP	HR	S	P	ERA	WHIP
<b>Dennis Rasmussen, L</b> ERA: 4.02 (1, 1)	8.0	L	31	4	4	4	4	4	4	0	0	0	2	35	51	4.50	1.000

**BOTTOM**


**New York Yankees @ California Angels**  
Anaheim Stadium, Anaheim, CA

Tue Jun 03 1986, 10:05 PM EDT  
Att. 33,309 - Unknown

AB	R	H	RBI	BB	SO	LOB
3	0	1	0	1	1	0
4	0	0	0	0	0	3
3	0	0	0	1	1	0
4	0	0	0	0	0	1
3	1	1	1	0	0	0
2	1	0	0	1	1	0
3	1	1	0	0	1	0
2	1	1	3	1	0	0
3	0	0	0	0	0	1

AB	27
R	4
H	4
RBI	4
BB	4
SO	4
LOB	5

WP: 0 PA: 31  
PB: 0  
SB: 0  
CS: 1



1B	2B	3B	HR	SF	SAC	DP	HBP
2	0	0	2	0	0	0	0

**New York Yankees @ California Angels**  
**Anaheim Stadium, Anaheim, CA**  
 Wed Jun 04 1986, 10:05 PM EDT  
 Att: 39,676 - Unknown

livebaseballscorecards.com

<b>AB</b>	<b>45</b>
<b>R</b>	<b>11</b>
<b>H</b>	<b>18</b>
<b>RBI</b>	<b>10</b>
<b>BB</b>	<b>3</b>
<b>SO</b>	<b>2</b>
<b>LOB</b>	<b>22</b>



WP: 0	PA: 48
PB: 0	
SB: 0	
CS: 0	

AB R H RBI BB SO LOB

6	0	1	0	0	0	4
6	2	3	2	0	0	2
5	2	2	3	1	0	3
5	1	2	2	0	1	3
4	2	2	0	1	0	1
5	1	3	1	0	0	1
4	1	0	0	1	0	4
5	0	3	1	0	1	1
5	2	2	1	0	0	3

Batter	1	2	3	4	5	6	7	8	9
Rickey Henderson, R OBP: 0.355, SLG: 0.479 (1, 8) X	0-0 6-3 ①		0-0 L4 ① X	0-0 FC4 4-3		0-0 F3 ① X	0-0 G6-3 ② ③		0-0 FC5 1B 1B 1-2
Don Mattingly, L OBP: 0.376, SLG: 0.493 (1, 3) X	0-0 L8 ②		0-0 HR 1B 2-H	0-0 4-3 1-2 2-3		0-0 F8 ②		0-0 HR 1B 1-2 2-H	0-0 1B 1-2 2-H
Dave Winfield, R OBP: 0.356, SLG: 0.489 (1, 9) X	0-0 HR		0-0 HR 1-H	4-0 IBB		0-0 L8 ③		0-0 F8 ① X	0-0 FC5 2-3f
Mike Easler, L OBP: 0.365, SLG: 0.490 (1, 10) S S	0-3 K ③		0-0 1B 1B	0-0 L6 ③			0-0 F9 ① X	0-0 HR 1-H	
Ron Hassey, L OBP: 0.350, SLG: 0.365 (1, 2) X		0-0 3-1 ① X	0-0 F7 ②		0-0 1B E 1B		0-0 2B 2B B B B	4-0 G3-6-3 BB	
Dan Pasqua, L OBP: 0.434, SLG: 0.581 (1, 7) X		0-0 E4	0-0 1B 1-2		0-0 FC4-6 1B 1-2		0-0 1B 2B 2-H	0-0 G3-6-3 1-2f ② ③	
Mike Pagliarulo, L OBP: 0.330, SLG: 0.513 (1, 5) X		0-0 L8 ② X	0-0 F6 ③		0-0 FC4-6 1B 1-2f 2-H		4-0 1B 1B IBB	0-0 F7 ①	
Willie Randolph, R OBP: 0.435, SLG: 0.358 (1, 4) X		0-0 L9 ③		0-0 FC4 1B 4-3		0-0 G4-6-3 1B 1-2		0-3 K ② S S	
Mike Fischlin, R OBP: 0.350, SLG: 0.368 (1, 6) X			0-0 E8 1B	0-0 B1 ① X		0-0 G4-6-3 1B 1-2f ② ③		0-0 1B 1B 1-3 2-H	0-0 1B 1B

Inning Stats	R: 1	H: 1	E: 0	LOB: 0	K: 1	BB: 0	S: 6	P: 6	R: 0	H: 0	E: 1	LOB: 1	K: 0	BB: 0	S: 4	P: 4	R: 3	H: 4	E: 1	LOB: 2	K: 0	BB: 0	S: 8	P: 8	R: 0	H: 1	E: 0	LOB: 3	K: 0	BB: 1	S: 5	P: 9	R: 1	H: 3	E: 1	LOB: 1	K: 0	BB: 0	S: 5	P: 5	R: 0	H: 0	E: 0	LOB: 0	K: 0	BB: 0	S: 3	P: 3	R: 3	H: 4	E: 0	LOB: 1	K: 0	BB: 1	S: 6	P: 10	R: 2	H: 2	E: 0	LOB: 0	K: 0	BB: 1	S: 4	P: 8	R: 1	H: 3	E: 0	LOB: 2	K: 1	BB: 0	S: 8	P: 8	1B: 13	SF: 0	2B: 2	SAC: 0	3B: 0	DP: 3	HR: 3	HBP: 0	WP: 0	PA: 48
--------------	------	------	------	--------	------	-------	------	------	------	------	------	--------	------	-------	------	------	------	------	------	--------	------	-------	------	------	------	------	------	--------	------	-------	------	------	------	------	------	--------	------	-------	------	------	------	------	------	--------	------	-------	------	------	------	------	------	--------	------	-------	------	-------	------	------	------	--------	------	-------	------	------	------	------	------	--------	------	-------	------	------	--------	-------	-------	--------	-------	-------	-------	--------	-------	--------

PITCHER	IP	WLS	BF	H	R	ER	SO	BB	IBB	HBP	BLK	WP	HR	S	P	ERA	WHIP
Ron Romanick, R ERA: 4.55 (1, 1)	2.2	L	15	5	4	3	1	0	0	0	0	0	2	17	17	10.12	1.875
Chuck Finley, L ERA: 9.0 (3, 1)	1.2		11	4	1	1	0	0	1	0	0	0	0	10	14	5.40	2.400
Todd Fischer, R ERA: 7.2 (5, 1)	2.2		11	4	3	3	0	0	1	0	0	0	0	10	14	10.12	1.500
T.R. Bryden, R ERA: 6.16 (8, 1)	2.0		11	5	3	3	1	1	0	0	0	0	1	12	16	13.50	3.000

PITCHER IP WLS BF H R ER SO BB IBB HBP BLK WP HR S P ERA WHIP

IP	WLS	BF	H	R	ER	SO	BB	IBB	HBP	BLK	WP	HR	S	P	ERA	WHIP
----	-----	----	---	---	----	----	----	-----	-----	-----	----	----	---	---	-----	------



Batter	1	2	3	4	5	6	7	8	9
Gary Pettis, S OBP: 0.282, SLG: 0.311 (1, 8)	0-3 K			0-3 K		4-0 BB		0-0 2B	
Wally Joyner, L OBP: 0.336, SLG: 0.561 (1, 3)	0-0 E4			0-0 F9		0-0 F3		0-0 F9	
Brian Downing, R OBP: 0.406, SLG: 0.472 (1, 7)	0-0 L9-3			0-0 6-3		0-0 F7		0-0 F3	
Reggie Jackson, L OBP: 0.418, SLG: 0.508 (1, 10)		0-0 L9			4-0 FC4 BB		4-0 FC3-6 BB		0-3 K
Ruppert Jones, L OBP: 0.359, SLG: 0.385 (1, 9)		0-3 K			0-0 FC4 PB S		0-0 FC3-6 S		0-0 F8
Jack Howell, L OBP: 0.125, SLG: 0.133 (1, 5)		0-0 4-3			0-0 F8		0-3 K		
Rob Wilfong, L OBP: 0.305, SLG: 0.382 (1, 4)			0-0 G3		0-3 K		0-0 F8		
Dick Schofield, R OBP: 0.327, SLG: 0.419 (1, 6)			0-0 F2			0-0 E6 BB		0-0 6-3	
Bob Boone, R OBP: 0.278, SLG: 0.269 (1, 2)			0-0 F9			0-0 L7		0-0 F8	
Jerry Narron, L OBP: 0.364, SLG: 0.368 (8, 2)									

AB	R	H	RBI	BB	SO	LOB
3	0	1	0	1	2	0
4	0	0	0	0	0	3
4	0	0	0	0	0	3
2	0	0	0	2	1	0
4	0	0	0	0	1	2
3	0	0	0	0	1	2
3	0	0	0	0	1	2
3	0	0	0	0	0	0
2	0	0	0	0	0	1
1	0	0	0	0	0	0

**BOTTOM**

**New York Yankees @ California Angels**  
**Anaheim Stadium, Anaheim, CA**  
 Wed Jun 04 1986, 10:05 PM EDT  
 Att. 39,676 - Unknown

[livebaseballscorecards.com](http://livebaseballscorecards.com)

<b>AB</b>	<b>29</b>
<b>R</b>	<b>0</b>
<b>H</b>	<b>1</b>
<b>RBI</b>	<b>0</b>
<b>BB</b>	<b>3</b>
<b>SO</b>	<b>6</b>
<b>LOB</b>	<b>13</b>



Inning Stats		R: 0	H: 0	R: 0	H: 0	R: 0	H: 0	R: 0	H: 0	R: 0	H: 1	R: 0	H: 0	R: 0	H: 0	1B: 0	SF: 0	WP: 0	PA: 32
		E: 1	LOB: 0	E: 0	LOB: 0	E: 0	LOB: 1	E: 1	LOB: 2	E: 0	LOB: 1	E: 0	LOB: 0	E: 0	LOB: 0	2B: 2	SAC: 0	PB: 1	
		K: 1	BB: 0	K: 1	BB: 0	K: 1	BB: 1	K: 1	BB: 1	K: 1	BB: 1	K: 0	BB: 0	K: 1	BB: 0	3B: 0	DP: 1	SB: 2	
		S: 5	P: 5	S: 5	P: 5	S: 5	P: 9	S: 5	P: 8	S: 5	P: 9	S: 4	P: 4	S: 5	P: 5	HR: 0	HBP: 0	CS: 0	
<b>PITCHER</b>	<b>IP</b>	<b>WLS</b>	<b>BF</b>	<b>H</b>	<b>R</b>	<b>ER</b>	<b>SO</b>	<b>BB</b>	<b>IBB</b>	<b>HBP</b>	<b>BLK</b>	<b>WP</b>	<b>HR</b>	<b>S</b>	<b>P</b>	<b>ERA</b>	<b>WHIP</b>	<b>ERA</b>	<b>WHIP</b>
Joe Niekro, R ERA: 3.21 (1, 1)	8.0	W	29	1	0	0	5	3	0	0	0	0	0	36	48	0.00	0.500		
Al Holland, L ERA: 5.06 (9, 1)	1.0		3	0	0	0	1	0	0	0	0	0	0	5	5	0.00	0.000		

Batter	1	2	3	4	5	6	7	8	9	AB R H RBI BB SO LOB	TOP	
<b>Alan Wiggins, S</b> (1, 4) <small>OBP: 0.335, SLG: 0.308</small> <b>Rex Hudler, R</b> (9, 4)	 <small>0-3</small>		 <small>0-3</small>			 <small>0-0</small>		 <small>0-0</small>		 <small>0-0</small>	5 0 1 0 0 2 0 0 0 0 0 0 0 0	<b>Baltimore Orioles @ New York Yankees</b> Yankee Stadium, Bronx, NY Fri Jun 06 1986, 7:05 PM EDT Att. 36,511 - Unknown
<b>Lee Lacy, R</b> (1, 9) <small>OBP: 0.310, SLG: 0.368</small>	 <small>0-0</small>		 <small>4-0</small>		 <small>0-0</small>		 <small>0-0</small>		 <small>0-0</small>	4 1 0 0 1 0 1		
<b>Cal Ripken Jr., R</b> (1, 6) <small>OBP: 0.358, SLG: 0.441</small>	 <small>0-0</small>		 <small>0-0</small>		 <small>0-0</small>		 <small>0-0</small>			4 1 3 1 0 0 0		
<b>Eddie Murray, S</b> (1, 3) <small>OBP: 0.382, SLG: 0.443</small>	 <small>0-0</small>		 <small>0-0</small>		 <small>0-0</small>			 <small>0-0</small>		3 0 0 1 0 0 1		
<b>Mike Young, S</b> (1, 7) <small>OBP: 0.396, SLG: 0.403</small>		 <small>0-0</small>	 <small>0-0</small>		 <small>0-0</small>			 <small>4-0</small>		3 1 2 0 1 0 0		
<b>Juan Beniguez, R</b> (1, 10) <small>OBP: 0.371, SLG: 0.363</small> <b>Larry Sheets, L</b> (8, PH) <small>OBP: 0.377, SLG: 0.602</small> <b>Juan Bonilla, R</b> (8, PH) <small>OBP: 0.379, SLG: 0.431</small>		 <small>0-0</small>	 <small>0-0</small>		 <small>0-0</small>		 <small>0-0</small>		 <small>0-0</small>	3 0 1 0 0 0 3 0 0 0 0 0 0 0 1 0 1 0 0 0 0		
<b>Floyd Rayford, R</b> (1, 5) <small>OBP: 0.187, SLG: 0.198</small>		 <small>0-0</small>		 <small>0-0</small>		 <small>0-0</small>		 <small>0-0</small>		4 1 2 0 0 0 2		
<b>John Shelby, S</b> (1, 8) <small>OBP: 0.232, SLG: 0.355</small>		 <small>0-0</small>		 <small>0-3</small>		 <small>0-3</small>		 <small>0-0</small>		4 1 1 3 0 2 3		
<b>Rick Dempsey, R</b> (1, 2) <small>OBP: 0.287, SLG: 0.383</small>		 <small>0-0</small>		 <small>0-0</small>		 <small>0-0</small>		 <small>0-3</small>		4 0 0 0 0 1 2		
<b>Inning Stats</b>	R: 1 H: 1 E: 0 LOB: 0 K: 1 BB: 0 S: 6 P: 6	R: 2 H: 3 E: 0 LOB: 0 K: 0 BB: 0 S: 5 P: 5	R: 1 H: 2 E: 0 LOB: 2 K: 1 BB: 1 S: 7 P: 11	R: 0 H: 0 E: 0 LOB: 0 K: 1 BB: 0 S: 5 P: 5	R: 0 H: 2 E: 0 LOB: 1 K: 0 BB: 0 S: 4 P: 4	R: 0 H: 2 E: 0 LOB: 2 K: 1 BB: 0 S: 7 P: 7	R: 0 H: 0 E: 0 LOB: 0 K: 0 BB: 0 S: 3 P: 3	R: 1 H: 1 E: 0 LOB: 2 K: 0 BB: 1 S: 4 P: 8	R: 0 H: 0 E: 0 LOB: 0 K: 1 BB: 0 S: 5 P: 5	1B: 7 SF: 1 2B: 2 SAC: 0 3B: 0 DP: 0 HR: 2 HBP: 0	WP: 0 PA: 38 PB: 0 SB: 1 CS: 0	
<b>PITCHER</b> <b>Ron Guidry, L</b> (1, 1) <small>ERA: 3.68</small> <b>Bob Tewksbury, R</b> (6, 1) <small>ERA: 4.15</small> <b>Bob Shirley, L</b> (8, 1) <small>ERA: 4.22</small> <b>Doug Drabek, R</b> (8, 1) <small>ERA: 1.5</small>	IP WLS BF H R ER SO BB IBB HBP BLK WP HR S P ERA WHIP 5.1 L 25 10 4 4 3 1 0 0 0 0 2 30 34 6.75 2.062						<b>PITCHER</b> IP WLS BF H R ER SO BB IBB HBP BLK WP HR S P ERA WHIP					

livebaseballscorecards.com

AB	35
R	5
H	11
RBI	5
BB	2
SO	5
LOB	12



Batter	1	2	3	4	5	6	7	8	9	AB	R	H	RBI	BB	SO	LOB	BOTTOM
--------	---	---	---	---	---	---	---	---	---	----	---	---	-----	----	----	-----	--------

Rickey Henderson, R OBP: 0.354, SLG: 0.472 (1, 8)	4-0 1B SF7 BB	0-0 F7			0-0 F8		0-0 5-3			3	1	0	0	1	0	3	
Don Mattingly, L OBP: 0.378, SLG: 0.491 (1, 3)	0-0 WP SF7 1-3 1B	4-0 BB			0-0 F9		0-0 4-3			3	0	1	0	1	0	1	
Dave Winfield, R OBP: 0.354, SLG: 0.487 (1, 9)	0-0 SF7 1-2 3-H	0-3 K			0-0 F7			0-0 G6-4-3 1B		3	0	1	1	0	1	3	
Gary Roenicke, R OBP: 0.471, SLG: 0.462 Ken Griffey, L OBP: 0.324, SLG: 0.418 (8, PH) (9, 7)	0-0 L4 2-3		0-0 F4		0-0 F6		0-0 F8			3	0	0	0	0	0	1	
Dale Berra, R OBP: 0.372, SLG: 0.447 Mike Easler, L OBP: 0.363, SLG: 0.487 (8, PH) (1, 10)	4-0 BB		0-3 K		0-0 HR		0-0 G6-4-3 1-2f			2	1	1	1	1	1	0	
Willie Randolph, R OBP: 0.432, SLG: 0.353 (1, 4)	0-0 F9		0-0 F3		0-0 F9		0-0 F9		4-0 BB	3	0	0	0	1	0	2	
Butch Wynegar, S OBP: 0.302, SLG: 0.336 (1, 2)		0-0 SH5-4 1B 1B		0-0 F9		0-0 F9		0-0 F9		4	0	1	0	0	0	1	
Mike Pagliarulo, L OBP: 0.333, SLG: 0.513 (1, 5)		0-0 SH5-4 1-2 1B		0-0 G6-4-3 1B		0-3 K		0-3 K		4	0	2	0	0	2	1	
Mike Fischlin, R OBP: 0.364, SLG: 0.429 Dan Pasqua, L OBP: 0.426, SLG: 0.568 (9, PH) (1, 6)		0-0 SH5-4 1-2 2-3		0-0 G6-4-3 1-2f		0-0 E7 2B		0-3 K		2	0	1	0	0	0	1	

Inning Stats	R: 1	H: 1	E: 0	K: 0	S: 4	H: 1	LOB: 2	BB: 2	P: 12	R: 0	H: 2	E: 0	K: 1	S: 7	H: 0	LOB: 3	BB: 1	P: 11	R: 0	H: 0	E: 0	K: 1	S: 5	R: 0	H: 1	E: 0	K: 0	S: 3	H: 0	LOB: 0	BB: 0	P: 5	R: 0	H: 0	E: 0	K: 0	S: 3	R: 1	H: 1	E: 0	K: 0	S: 4	R: 0	H: 1	E: 1	K: 1	S: 6	H: 1	LOB: 1	BB: 0	P: 6	R: 0	H: 1	E: 0	K: 0	S: 3	R: 0	H: 0	E: 0	K: 2	S: 7	H: 0	LOB: 1	BB: 1	P: 11	1B: 5	SF: 1	2B: 1	SAC: 1	3B: 0	DP: 2	HR: 1	HBP: 0	WP: 1	PA: 36
--------------	------	------	------	------	------	------	--------	-------	-------	------	------	------	------	------	------	--------	-------	-------	------	------	------	------	------	------	------	------	------	------	------	--------	-------	------	------	------	------	------	------	------	------	------	------	------	------	------	------	------	------	------	--------	-------	------	------	------	------	------	------	------	------	------	------	------	------	--------	-------	-------	-------	-------	-------	--------	-------	-------	-------	--------	-------	--------

Baltimore Orioles @ New York Yankees  
 Yankee Stadium, Bronx, NY  
 Fri Jun 06 1986, 7:05 PM EDT  
 Att. 36,511 - Unknown

AB	30
R	2
H	7
RBI	2
BB	4
SO	5
LOB	16



PITCHER	IP	WLS	BF	H	R	ER	SO	BB	IBB	HBP	BLK	WP	HR	S	P	ERA	WHIP
Scott McGregor, L ERA: 4.54 (1, 1)	7.0	W	29	6	2	2	3	3	0	0	0	1	1	32	44	2.57	1.286
Don Aase, R ERA: 0.96 (8, 1)	2.0	S	7	1	0	0	2	1	0	0	0	0	0	10	14	0.00	1.000

Batter	1	2	3	4	5	6	7	8	9	AB R H RBI BB SO LOB	TOP											
Alan Wiggins, S (1, 4) OBP: 0.332, SLG: 0.305 Rex Hudler, R (9, 4)	0-0 F9 S 4-3 1B		0-0 E6 FC5-4 1-2		0-0 G3		0-0 FC1-6 1B 1-2		0-0 5-3	5 1 1 0 0 0 2 0 0 0 0 0 0 0												
Lee Lacy, R (1, 9) OBP: 0.309, SLG: 0.365	0-0 F9 1-3		0-0 FC5-4 HR 1-2f 2-3		0-0 E6 G3-6-3		0-0 1B 1-3			4 1 1 0 0 0 3												
Fred Lynn, L (1, 8) OBP: 0.400, SLG: 0.516 Juan Beniquez, R (9, 7) OBP: 0.371, SLG: 0.363	0-0 4-3 3-H		0-0 HR 1-H 3-H		0-0 G3-6-3 1-2f		0-3 K S S S S			4 1 1 4 0 1 3 0 0 0 0 0 0 0												
Eddie Murray, S (1, 3) OBP: 0.376, SLG: 0.433	0-0 5-3		0-0 5-3			0-3 K S S S S	0-3 K S S S S			4 0 0 0 0 2 2												
Cal Ripken Jr., R (1, 6) OBP: 0.356, SLG: 0.437		0-0 4-3		0-0 L5		0-0 1B PB 1B		0-0 F7		4 1 1 0 0 0 0												
Mike Young, S (1, 10) OBP: 0.399, SLG: 0.401		0-0 6-3		4-0 HR BB B B B B		0-0 PB 1B 1-3		0-3 K S S S S		3 1 1 0 1 1 0												
John Shelby, S (1, 7) OBP: 0.233, SLG: 0.376		0-0 5-3		0-0 HR 1-H		0-0 1-3 1-2 3-H		0-0 5-3		4 1 1 2 0 0 1												
Rick Dempsey, R (1, 2) OBP: 0.279, SLG: 0.371			0-0 4-3	0-0 5-3		0-0 F7 3-H		0-3 K2-3 S S S S		4 0 0 0 0 1 1												
Floyd Rayford, R (1, 5) OBP: 0.200, SLG: 0.211			0-0 FC5-4 HR 1B	0-0 1-3		0-0 FC1-6 1B		0-0 6-3		4 1 2 0 0 0 0												
<b>Inning Stats</b>	R: 1 E: 0 K: 0 S: 4	H: 1 LOB: 0 BB: 0 P: 4	R: 0 E: 0 K: 0 S: 3	H: 0 LOB: 0 BB: 0 P: 3	R: 3 E: 1 K: 0 S: 6	H: 2 LOB: 0 BB: 0 P: 6	R: 2 E: 0 K: 0 S: 4	H: 1 LOB: 0 BB: 1 P: 8	R: 0 E: 1 K: 0 S: 3	H: 0 LOB: 0 BB: 0 P: 3	R: 1 E: 0 K: 1 S: 7	H: 2 LOB: 1 BB: 0 P: 7	R: 0 E: 0 K: 2 S: 9	H: 2 LOB: 2 BB: 0 P: 9	R: 0 E: 0 K: 1 S: 5	H: 0 LOB: 0 BB: 0 P: 5	R: 0 E: 0 K: 1 S: 5	H: 0 LOB: 0 BB: 0 P: 5	1B: 6 2B: 0 3B: 0 HR: 2	SF: 0 SAC: 0 DP: 1 HBP: 0	WP: 0 PB: 1 SB: 1 CS: 0	PA: 37
<b>PITCHER</b>	IP WLS BF H R ER SO BB IBB HBP BLK WP HR S P ERA WHIP																					
Tommy John, L (1, 1) ERA: 2.88	4.0 L 18 4 6 3 0 1 0 0 0 0 0 2 17 21 6.75 1.250																					
Bob Tewksbury, R (5, 1) ERA: 3.96	2.1 11 4 1 0 1 0 0 0 0 0 0 0 13 13 0.00 1.714																					
Al Holland, L (7, 1) ERA: 4.76	0.2 2 0 0 0 2 0 0 0 0 0 0 0 6 6 0.00 0.000																					
Bob Shirley, L (8, 1) ERA: 4.12	1.0 3 0 0 0 1 0 0 0 0 0 0 0 5 5 0.00 0.000																					
Dave Righetti, L (9, 1) ERA: 3.19	1.0 3 0 0 0 1 0 0 0 0 0 0 0 5 5 0.00 0.000																					

Baltimore Orioles @ New York Yankees  
 Yankee Stadium, Bronx, NY  
 Sat Jun 07 1986, 3:33 AM EDT  
 Att. 26,858 - Unknown

livebaseballscores.com

AB	36
R	7
H	8
RBI	6
BB	1
SO	5
LOB	12



Batter	1	2	3	4	5	6	7	8	9	AB R H RBI BB SO LOB
Rickey Henderson, R OBP: 0.352, SLG: 0.473 (1, 8)	0-0 F9-5 2B		0-3 K			0-0 F9		0-0 F8		4 0 1 0 0 1 2
Don Mattingly, L OBP: 0.380, SLG: 0.504 (1, 3)	0-0 F9-5 2-3			0-0 1-3		0-0 1-3 1B		0-0 HR		4 1 2 2 0 0 1
Dave Winfield, R OBP: 0.352, SLG: 0.479 (1, 9)	4-0 BB			0-0 L5		0-3 K		0-0 F6		3 0 0 0 1 1 2
Mike Easter, L OBP: 0.360, SLG: 0.481 (1, 10)	0-0 F9			0-0 F7			0-0 1-3		0-0 HR 1B	4 1 1 0 0 0 1
Ron Hassey, L OBP: 0.346, SLG: 0.352 (1, 2)		4-0 BB			0-0 F8		0-0 4-3		0-3 K	3 0 0 0 1 1 1
Dan Pasqua, L OBP: 0.431, SLG: 0.563 (1, 7)		0-0 G3-6 1-2f			0-0 6-3		0-0 1B		0-0 HR 1B	4 1 2 0 0 0 1
Mike Pagliarulo, L OBP: 0.332, SLG: 0.524 (1, 5)		0-0 F5			0-0 4-1		0-0 F7		0-0 HR	4 1 1 3 0 0 1
Willie Randolph, R OBP: 0.429, SLG: 0.351 (1, 4)			0-0 6-3			0-3 K		0-0 F8 HR 1B		4 1 1 0 0 2 0
Bobby Meacham, S OBP: 0.306, SLG: 0.284 Ken Griffey, L OBP: 0.322, SLG: 0.415 (9, PH)			0-0 5-3			0-0 1B		0-3 K		3 0 1 0 0 1 1 1 0 0 0 0 1 0

Inning Stats	R: 0 E: 0 K: 0 S: 3	H: 1 LOB: 1 BB: 1 P: 7	R: 0 E: 0 K: 0 S: 2	H: 0 LOB: 0 BB: 1 P: 6	R: 0 E: 0 K: 1 S: 5	H: 0 LOB: 0 BB: 0 P: 5	R: 0 E: 0 K: 0 S: 3	H: 0 LOB: 0 BB: 0 P: 3	R: 0 E: 0 K: 0 S: 3	H: 0 LOB: 0 BB: 0 P: 3	R: 0 E: 0 K: 2 S: 9	H: 2 LOB: 2 BB: 0 P: 9	R: 0 E: 0 K: 0 S: 4	H: 1 LOB: 1 BB: 0 P: 4	R: 2 E: 0 K: 1 S: 7	H: 2 LOB: 0 BB: 0 P: 7	R: 3 E: 0 K: 3 S: 12	H: 3 LOB: 0 BB: 0 P: 12	1B: 6 2B: 2 3B: 0 HR: 2	SF: 0 SAC: 0 DP: 2 HBP: 0	WP: 0 PB: 0 SB: 1 CS: 0	PA: 36
PITCHER	IP	WLS	BF	H	R	ER	SO	BB	IBB	HBP	BLK	WP	HR	S	P	ERA	WHIP					
Mike Boddicker, R ERA: 3.52 Don Aase, R ERA: 0.94	(1, 1) (9, 1)	8.1 0.2	W S	34 2	9 0	5 0	5 2	5 0	2 0	0 0	0 0	0 0	0 0	6 6	50 6	5.40 0.00	1.320 0.000					

**BOTTOM**

**Baltimore Orioles @ New York Yankees**  
Yankee Stadium, Bronx, NY

Sat Jun 07 1986, 3:33 AM EDT  
Att. 26,858 - Unknown

livebaseballscorecards.com

AB	34
R	5
H	9
RBI	5
BB	2
SO	7
LOB	10



Batter	1	2	3	4	5	6	7	8	9	AB R H RBI BB SO LOB	TOP		
John Shelby, S (1, 7) OBP: 0.250, SLG: 0.397 (7, 8)	0-0 3-1	4-0 CS BB		0-0 HR 2B	0-0 FC3-6		0-0 1B 2B	0-0 1B	0-0 FC6-4	6 2 3 3 1 0 3			
Lee Lacy, R (1, 9) OBP: 0.320, SLG: 0.424 (7, PR)	0-0 HR	0-0 F8		2-H HR		0-0 HR	0-0 BB E 1B	0-0 F9		6 4 4 6 0 0 3			
Fred Lynn, L (1, 8) OBP: 0.405, SLG: 0.512 Rick Dempsey, R (7, PR) OBP: 0.284, SLG: 0.376 (7, 2)	0-0 1B 1B		4-0 BB 1B BB	0-3 K		0-3 K	4-0 E 6-3 BB	0-0 G3-6-1 1B		3 2 1 0 2 2 0 1 1 1 1 0 0 0			
Eddie Murray, S (1, 3) OBP: 0.374, SLG: 0.427 (7, PR)	0-0 1B 1B		0-0 F3	4-0 1B BB		0-0 F7	0-0 E3	0-0 G3-6-1		5 1 1 0 1 0 4			
Cal Ripken Jr., R (1, 6) OBP: 0.360, SLG: 0.436 (7, PR)	0-0 F7		4-0 1B BB	0-0 CS 1B		0-0 F6	0-0 5-3		0-0 HR 1B	5 1 2 0 1 0 5			
Larry Sheets, L (1, 10) OBP: 0.392, SLG: 0.628 (7, PR)	0-0 1B 1B		0-3 K	0-0 CS	0-0 SH5-3 1B		0-0 1B BB		0-0 HR	5 2 3 4 1 1 4			
Tom O'Malley, L (1, 5) OBP: 0.500, SLG: 0.583 (7, PR)	0-0 1B		0-0 1B		0-0 SH5-3		0-0 1B BB		0-0 6-3	5 1 3 2 0 0 3			
Juan Bonilla, R (1, 4) OBP: 0.377, SLG: 0.417 Jim Dwyer, L (7, PH) OBP: 0.352, SLG: 0.612 Alan Wiggins, S (7, PR) OBP: 0.338, SLG: 0.313 (7, 4)	0-0 F4		0-0 G3		4-0 FC3-6 BB		4-0 1B 2B BB	0-0 1B 1B	0-0 FC6-4 1B	2 0 0 0 1 0 4 0 0 0 0 1 0 0 2 2 2 0 0 0 0			
Floyd Rayford, R (1, 2) OBP: 0.194, SLG: 0.204 Mike Young, S (7, PH) OBP: 0.403, SLG: 0.407 (7, 7)		0-3 K		0-0 5-3	0-0 F6		0-0 2B 1B	0-0 1B 1B	0-0 L4	3 0 0 0 0 1 2 3 2 2 1 0 0 1			
<b>Inning Stats</b>	R: 3 H: 5 E: 0 LOB: 2 K: 0 BB: 0 S: 8 P: 8	R: 0 H: 0 E: 0 LOB: 0 K: 1 BB: 1 S: 4 P: 8	R: 1 H: 1 E: 0 LOB: 2 K: 1 BB: 2 S: 6 P: 14	R: 2 H: 3 E: 0 LOB: 1 K: 1 BB: 1 S: 7 P: 11	R: 0 H: 1 E: 0 LOB: 2 K: 0 BB: 1 S: 4 P: 8	R: 1 H: 1 E: 0 LOB: 0 K: 1 BB: 0 S: 6 P: 6	R: 7 H: 4 E: 1 LOB: 3 K: 0 BB: 3 S: 8 P: 20	R: 2 H: 4 E: 0 LOB: 1 K: 0 BB: 0 S: 6 P: 6	R: 2 H: 3 E: 0 LOB: 1 K: 0 BB: 0 S: 6 P: 6	1B: 16 SF: 0 2B: 2 SAC: 1 3B: 0 DP: 1 HR: 4 HBP: 0	WP: 0 PA: 56 PB: 0 SB: 0 CS: 2		
<b>PITCHER</b>	IP WLS BF H R ER SO BB IBB HBP BLK WP HR S P ERA WHIP											<b>PITCHER</b>	IP WLS BF H R ER SO BB IBB HBP BLK WP HR S P ERA WHIP
Ed Whitson, R (1, 1) ERA: 6.58	0.2 L 7 5 3 3 0 0 0 0 0 0 0 1 7 7 40.50 7.500												
Bob Shirley, L (1, 1) ERA: 4.37	3.2 19 5 3 3 3 5 0 0 0 0 0 1 20 40 7.36 2.727												
Doug Drabek, R (5, 1) ERA: 9.39	1.2 12 5 7 7 1 2 0 0 0 0 0 1 12 20 37.80 4.200												
Al Holland, L (7, 1) ERA: 4.76	0.0 1 0 0 0 0 1 0 0 0 0 0 0 0 4 ∞ ∞												
Tommy John, L (7, 1) ERA: 3.62	3.0 16 7 5 4 0 0 0 0 0 0 0 1 16 16 12.00 2.333												

**Baltimore Orioles @ New York Yankees**  
 Yankee Stadium, Bronx, NY  
 Sun Jun 08 1986, 3:33 AM EDT  
 Att: 52,021 - Unknown

livebaseballscorecards.com

<b>AB</b>	46
<b>R</b>	18
<b>H</b>	22
<b>RBI</b>	17
<b>BB</b>	8
<b>SO</b>	4
<b>LOB</b>	29



BOTTOM

Baltimore Orioles @ New York Yankees  
Yankee Stadium, Bronx, NY

Sun Jun 08 1986, 3:33 AM EDT  
Att. 52,021 - Unknown

livebaseballscores.com

AB	41
R	9
H	14
RBI	8
BB	8
SO	4
LOB	23



WP:	2	PA:	49
PB:	0	SB:	1
CS:	0		

AB R H RBI BB SO LOB

6 2 2 2 0 1 2

6 1 1 0 0 0 4

3 1 2 1 3 1 0

2 0 0 0 1 0 2

2 0 0 1 1 1 3

4 1 2 2 1 0 2

4 1 1 2 1 1 4

4 0 1 0 1 0 2

5 2 3 0 0 0 2

5 1 2 0 0 0 2

1B:	8	SF:	0
2B:	4	SAC:	0
3B:	1	DP:	1
HR:	1	HBP:	0

Batter	1	2	3	4	5	6	7	8	9
Rickey Henderson, R OBP: 0.352, SLG: 0.474 (1, 8)	0-3 K ①		0-0 4-3 WP 1B		0-0 F9 ①	0-0 BB 2B	0-0 4-3 ③		0-0 FC6-4 4-3 ①
Don Mattingly, L OBP: 0.375, SLG: 0.500 (1, 3)	0-0 G3 ②		0-0 4-3 ②		0-0 1-3 ②	0-0 F8 ②		0-0 3B 2B	0-0 4-3 ②
Dave Winfield, R OBP: 0.364, SLG: 0.497 (1, 9)	0-3 K		0-0 3B 2B		4-0 BB	4-0 BB BB		0-0 2B 1B 3B	4-0 BB
Mike Easter, L OBP: 0.360, SLG: 0.475 Gary Roenicke, R OBP: 0.465, SLG: 0.444 (1, 10) (6, PH)	0-0 F7 ③		4-0 BB		0-0 1-3 ③	4-0 BB BB		0-3 K ①	0-0 F6 ③
Dan Pasqua, L OBP: 0.444, SLG: 0.558 (1, 7)		0-0 F7 ①	0-0 4-3 ③			0-0 HR 1B		0-0 3B 1B	
Mike Pagliarulo, L OBP: 0.333, SLG: 0.536 (1, 5)		0-0 F7 ②		4-0 BB BB	4-0 G4-6-3 BB	0-0 HR K		0-0 F8 ②	
Ron Hassey, L OBP: 0.349, SLG: 0.359 (1, 2)		0-0 2B		0-0 G4-6-3 ① ②	4-0 FC3-6 BB	4-0 BB BB	0-0 F7 ①	0-0 6-3 ③	
Willie Randolph, R OBP: 0.432, SLG: 0.357 (1, 4)		0-0 F7 ③		0-0 1B	0-0 FC3-6 1B 2B	0-0 1B 1B			0-0 1B FC6-4 1B
Mike Fischlin, R OBP: 0.370, SLG: 0.423 (1, 6)			0-0 L5 ①	0-0 5-3 ③		0-0 2B BB 1B	0-0 F7 ②		0-0 1B FC6-4 1B

Inning Stats	R: 0	H: 0	E: 0	K: 2	S: 8	H: 0	LOB: 1	BB: 0	P: 8	R: 0	H: 1	E: 0	K: 0	S: 4	H: 1	LOB: 1	BB: 0	P: 4	R: 1	H: 2	E: 0	K: 0	S: 5	H: 2	LOB: 2	BB: 1	P: 9	R: 0	H: 1	E: 0	K: 0	S: 3	R: 0	H: 0	E: 0	K: 0	S: 3	R: 5	H: 4	E: 0	K: 1	S: 9	H: 3	LOB: 1	BB: 0	P: 4	R: 2	H: 3	E: 0	K: 1	S: 8	H: 2	LOB: 2	BB: 1	P: 9	R: 1	H: 2	E: 0	K: 0	S: 5	H: 2	LOB: 2	BB: 1	P: 9	1B: 8	SF: 0	2B: 4	SAC: 0	3B: 1	DP: 1	HR: 1	HBP: 0	WP: 2	PA: 49
--------------	------	------	------	------	------	------	--------	-------	------	------	------	------	------	------	------	--------	-------	------	------	------	------	------	------	------	--------	-------	------	------	------	------	------	------	------	------	------	------	------	------	------	------	------	------	------	--------	-------	------	------	------	------	------	------	------	--------	-------	------	------	------	------	------	------	------	--------	-------	------	-------	-------	-------	--------	-------	-------	-------	--------	-------	--------

PITCHER	IP	WLS	BF	H	R	ER	SO	BB	IBB	HBP	BLK	WP	HR	S	P	ERA	WHIP
Ken Dixon, R ERA: 4.48 (1, 1)	5.0	W	25	6	4	4	2	4	0	0	0	2	1	25	41	7.20	2.000
Rich Bardi, R ERA: 3.08 (6, 1)	0.1		3	2	0	0	0	0	0	0	0	0	0	3	3	0.00	6.000
Brad Havens, L ERA: 5.84 (6, 1)	0.1		4	0	2	2	0	3	0	0	0	0	0	1	13	54.00	9.000
Tippy Martinez, L ERA: 9.82 (6, 1)	3.1	S	17	6	3	3	2	1	0	0	0	0	0	20	24	8.10	2.100

Batter	1	2	3	4	5	6	7	8	9	10	11	AB	R	H	RBI	BB	SO	LOB	TOP									
Rickey Henderson, R OBP: 0.347, SLG: 0.464 (1, 8)	0-0 F9	0-0 F9		0-0 G4-3			0-0 F9	4-0 CS 1B 1-2 BB			0-0 F8	5	0	0	0	1	0	2										
Don Mattingly, L OBP: 0.382, SLG: 0.528 (1, 3)	0-0 HR		0-0 HR		0-0 F7		4-0 FC6-4 BB	0-0 1B 1-2 2-H 3-H			0-0 F9	5	2	3	4	1	0	0										
Dave Winfield, R OBP: 0.360, SLG: 0.485 (1, 9)	0-3 K		0-0 6-3		0-0 6-3		0-0 FC6-4 1B	0-0 F7 1-2 2-3			4-0 BB 1B BB	5	2	0	0	1	1	3										
Mike Easler, L OBP: 0.359, SLG: 0.470 (1, 10)	0-0 F7		0-0 4-3		0-0 F6		0-0 1B 1-3		0-3 K		0-0 BB 1B 1-2	6	1	2	0	0	1	0										
Ken Griffey, L OBP: 0.338, SLG: 0.442 Dan Pasqua, L OBP: 0.453, SLG: 0.558 (9, PR) (9, 7)		0-0 HR	4-0 1B BB		0-0 F8		0-0 1B 1-2 3-H		1-0 F9-3 HBP		4-0 1B BB 1-2 2-3	3	1	2	2	1	0	0										
Ron Hassey, L OBP: 0.360, SLG: 0.402 Butch Wynegar, S OBP: 0.307, SLG: 0.343 (11, PH) (11, 2)		0-0 HR	0-0 1B		0-0 1B		0-0 G3		0-0 F9-3 1-2		0-0 1B 1-3 2-H 3-H	5	1	3	1	0	0	3										
Mike Pagliarulo, L OBP: 0.333, SLG: 0.529 (1, 5)		0-0 F5	0-3 K		0-0 1B			0-0 1B SH3-4 1B		0-0 4-3	0-0 F5	6	1	2	0	0	1	4										
Willie Randolph, R OBP: 0.429, SLG: 0.351 (1, 4)		4-0 S BB		0-0 F9		0-3 K		0-0 SH3-4 1-2		0-0 F9		3	0	0	0	1	1	2										
Mike Fischlin, R OBP: 0.387, SLG: 0.433 Gary Roenicke, R OBP: 0.458, SLG: 0.436 Bobby Meacham, S OBP: 0.306, SLG: 0.284 (10, PH) (10, 6)		0-3 K		0-0 G4-3 1B		0-3 K		0-0 BB 1B 2-3		0-3 K		4	1	2	0	0	2	3										
<b>Inning Stats</b>	R: 1 E: 0 K: 1 S: 6	H: 1 LOB: 0 BB: 0 P: 6	R: 2 E: 0 K: 1 S: 7	H: 2 LOB: 1 BB: 1 P: 11	R: 1 E: 0 K: 1 S: 7	H: 2 LOB: 2 BB: 1 P: 11	R: 0 E: 0 K: 0 S: 3	H: 1 LOB: 0 BB: 0 P: 3	R: 0 E: 0 K: 0 S: 3	H: 0 LOB: 0 BB: 0 P: 3	R: 0 E: 0 K: 2 S: 9	H: 2 LOB: 2 BB: 0 P: 9	R: 1 E: 0 K: 0 S: 5	H: 2 LOB: 2 BB: 1 P: 9	R: 2 E: 0 K: 0 S: 5	H: 3 LOB: 1 BB: 1 P: 9	R: 0 E: 0 K: 1 S: 4	H: 0 LOB: 1 BB: 0 P: 5	R: 0 E: 0 K: 1 S: 5	H: 0 LOB: 0 BB: 0 P: 5	R: 2 E: 0 K: 0 S: 5	H: 2 LOB: 2 BB: 2 P: 13	1B: 11 2B: 1 3B: 0 HR: 4	SF: 0 SAC: 1 DP: 2 HBP: 1	WP: 0 PB: 0 SB: 1 CS: 1	PA: 52		
<b>PITCHER</b>	IP WLS BF H R ER SO BB IBB HBP BLK WP HR S P ERA WHIP	IP WLS BF H R ER SO BB IBB HBP BLK WP HR S P ERA WHIP	IP WLS BF H R ER SO BB IBB HBP BLK WP HR S P ERA WHIP	IP WLS BF H R ER SO BB IBB HBP BLK WP HR S P ERA WHIP	IP WLS BF H R ER SO BB IBB HBP BLK WP HR S P ERA WHIP	IP WLS BF H R ER SO BB IBB HBP BLK WP HR S P ERA WHIP	IP WLS BF H R ER SO BB IBB HBP BLK WP HR S P ERA WHIP	IP WLS BF H R ER SO BB IBB HBP BLK WP HR S P ERA WHIP	IP WLS BF H R ER SO BB IBB HBP BLK WP HR S P ERA WHIP	IP WLS BF H R ER SO BB IBB HBP BLK WP HR S P ERA WHIP	IP WLS BF H R ER SO BB IBB HBP BLK WP HR S P ERA WHIP	IP WLS BF H R ER SO BB IBB HBP BLK WP HR S P ERA WHIP	IP WLS BF H R ER SO BB IBB HBP BLK WP HR S P ERA WHIP	IP WLS BF H R ER SO BB IBB HBP BLK WP HR S P ERA WHIP	IP WLS BF H R ER SO BB IBB HBP BLK WP HR S P ERA WHIP	IP WLS BF H R ER SO BB IBB HBP BLK WP HR S P ERA WHIP	IP WLS BF H R ER SO BB IBB HBP BLK WP HR S P ERA WHIP	IP WLS BF H R ER SO BB IBB HBP BLK WP HR S P ERA WHIP	IP WLS BF H R ER SO BB IBB HBP BLK WP HR S P ERA WHIP	IP WLS BF H R ER SO BB IBB HBP BLK WP HR S P ERA WHIP	IP WLS BF H R ER SO BB IBB HBP BLK WP HR S P ERA WHIP	IP WLS BF H R ER SO BB IBB HBP BLK WP HR S P ERA WHIP	IP WLS BF H R ER SO BB IBB HBP BLK WP HR S P ERA WHIP	IP WLS BF H R ER SO BB IBB HBP BLK WP HR S P ERA WHIP	IP WLS BF H R ER SO BB IBB HBP BLK WP HR S P ERA WHIP	IP WLS BF H R ER SO BB IBB HBP BLK WP HR S P ERA WHIP	IP WLS BF H R ER SO BB IBB HBP BLK WP HR S P ERA WHIP	IP WLS BF H R ER SO BB IBB HBP BLK WP HR S P ERA WHIP

New York Yankees @ Detroit Tigers  
 Tiger Stadium, Detroit, MI  
 Mon Jun 09 1986, 7:05 PM EDT  
 Att. 29,265 - Unknown

AB	44
R	9
H	15
RBI	9
BB	6
SO	7
LOB	17



WP: 0	PA: 52
PB: 0	
SB: 1	
CS: 1	



Batter	1	2	3	4	5	6	7	8	9	10	11	AB R H RBI BB SO LOB	BOTTOM												
<b>Lou Whitaker, L</b> OBP: 0.336, SLG: 0.455 (1, 4)	F8	FC4-6			FC4-6							4 1 1 0 2 0 2	<b>New York Yankees @ Detroit Tigers</b> Tiger Stadium, Detroit, MI Mon Jun 09 1986, 7:05 PM EDT Att: 29,265 - Unknown												
<b>Alan Trammell, R</b> OBP: 0.292, SLG: 0.383 (1, 6)	E5 1B			K	F9							5 2 1 2 1 1 3													
<b>Kirk Gibson, L</b> OBP: 0.425, SLG: 0.468 (1, 9)				4-3								4 1 1 2 1 0 2													
<b>Lance Parrish, R</b> OBP: 0.333, SLG: 0.479 (1, 2)	K			F7								4 0 0 1 1 1 5													
<b>Darnell Coles, R</b> OBP: 0.350, SLG: 0.521 (1, 5)					F9							5 0 2 2 1 1 0													
<b>Larry Herndon, R</b> OBP: 0.277, SLG: 0.370 <b>Johnny Grubb, L</b> OBP: 0.407, SLG: 0.458 <b>Chet Lemon, R</b> OBP: 0.357, SLG: 0.454 (1, 7)	F8			F9								5 0 0 0 0 1 3													
<b>Dave Engle, R</b> OBP: 0.370, SLG: 0.318 (1, 3)				K								4 0 0 0 2 1 3													
<b>Tom Brookens, R</b> OBP: 0.366, SLG: 0.375 <b>Darrell Evans, L</b> OBP: 0.315, SLG: 0.411 (1, 10)				F3								3 1 1 0 1 0 2													
<b>Pat Sheridan, L</b> OBP: 0.234, SLG: 0.313 <b>Dave Collins, S</b> OBP: 0.383, SLG: 0.362 (10, 8)				K								3 1 1 0 0 1 2													
<b>Inning Stats</b>	R: 2 E: 1 K: 1 S: 7	H: 1 LOB: 1 BB: 1 P: 11	R: 0 E: 0 K: 1 S: 5	H: 0 LOB: 1 BB: 1 P: 9	R: 0 E: 0 K: 1 S: 5	H: 0 LOB: 0 BB: 0 P: 5	R: 0 E: 0 K: 1 S: 5	H: 0 LOB: 0 BB: 0 P: 5	R: 0 E: 0 K: 0 S: 3	H: 0 LOB: 0 BB: 0 P: 3	R: 2 E: 0 K: 0 S: 5	H: 2 LOB: 3 BB: 2 P: 14		R: 0 E: 0 K: 1 S: 5	H: 0 LOB: 1 BB: 1 P: 9	R: 3 E: 0 K: 1 S: 8	H: 3 LOB: 2 BB: 2 P: 16	R: 0 E: 0 K: 0 S: 3	H: 0 LOB: 2 BB: 2 P: 11	R: 0 E: 0 K: 0 S: 3	H: 1 LOB: 1 BB: 1 P: 7	1B: 8 2B: 1 3B: 0 HR: 0	SF: 1 SAC: 1 DP: 1 HBP: 1	WP: 0 PA: 52	
<b>PITCHER</b>	IP	WLS	BF	H	R	ER	SO	BB	IBB	HBP	BLK	WP		HR	S	P	ERA	WHIP							
<b>Dennis Rasmussen, L</b> ERA: 3.89 (1, 1)	6.2		28	3	4	2	4	4	0	0	0	0	0	32	48	2.70	1.050								
<b>Dave Righetti, L</b> ERA: 5.75 (7, 1)	2.1		15	4	3	3	2	2	1	1	0	0	0	15	28	11.57	2.571								
<b>Ed Whitson, R</b> ERA: 6.33 (10, 1)	1.0	W	7	1	0	0	0	2	1	0	0	0	0	4	16	0.00	3.000								
<b>Bob Shirley, L</b> ERA: 4.28 (11, 1)	1.0	S	2	0	0	0	0	0	0	0	0	0	0	2	2	0.00	0.000								

**New York Yankees @ Detroit Tigers**  
 Tiger Stadium, Detroit, MI  
 Mon Jun 09 1986, 7:05 PM EDT  
 Att: 29,265 - Unknown

<b>AB</b>	39
<b>R</b>	7
<b>H</b>	8
<b>RBI</b>	7
<b>BB</b>	10
<b>SO</b>	6
<b>LOB</b>	24



WP: 0	PA: 52
PB: 0	
SB: 4	
CS: 0	

Batter	1	2	3	4	5	6	7	8	9	AB R H RBI BB SO LOB	TOP											
Rickey Henderson, R OBP: 0.341, SLG: 0.454 (1, 8) X	0-0 F8		0-0 L6-4		0-0 F7	0-0 F4-6			0-0 6-3	5 0 0 0 0 0 4												
Don Mattingly, L OBP: 0.390, SLG: 0.544 (1, 3) X	0-0 G4-3 1B			0-0 HR	0-0 2B 1B		0-0 F8	4-0 IBB	4 2 3 1 1 0 0													
Dave Winfield, R OBP: 0.360, SLG: 0.480 (1, 9) X	0-0 G4-3 1-2f			4-0 2B BB	0-0 2B E 1B		0-0 F7	0-3 K	4 2 1 0 1 1 3													
Mike Easler, L OBP: 0.362, SLG: 0.483 (1, 10)		0-3 K		0-0 WP 2B	0-0 E 2B		0-3 K		4 1 2 2 0 2 0													
Ken Griffey, L OBP: 0.335, SLG: 0.437 (1, 7) X		0-0 F8		0-0 2B 4-3 1B	0-0 FC6 BB		0-0 4-3		4 1 1 0 0 0 1													
Ron Hassey, L OBP: 0.364, SLG: 0.410 (1, 2) X		0-0 F6		0-0 4-3 1-3 2B	0-0 G4-6-3 BB		0-0 4-3		3 0 1 0 1 0 0													
Mike Pagliarulo, L OBP: 0.332, SLG: 0.528 (1, 5) X			0-0 L6-4 2B	0-0 4-3	0-0 G4-6-3		0-3 K		4 0 1 1 0 1 4													
Willie Randolph, R OBP: 0.434, SLG: 0.358 (1, 4) X		4-0 BB	4-0 5-3		0-0 F4-6 2B		H 1-0 SH1-4 HBP		2 0 1 0 1 0 1													
Mike Fischlin, R OBP: 0.353, SLG: 0.394 (1, 6) X		0-0 F2	0-0 6-3		0-3 K2-3		X 0-0 SH1-4		3 0 0 0 0 1 4													
<b>Inning Stats</b>	R: 0 E: 0 K: 0 S: 3	H: 1 LOB: 0 BB: 0 P: 3	R: 0 E: 0 K: 1 S: 5	H: 0 LOB: 0 BB: 0 P: 5	R: 0 E: 0 K: 0 S: 3	H: 1 LOB: 1 BB: 1 P: 7	R: 4 E: 0 K: 0 S: 7	H: 4 LOB: 1 BB: 1 P: 11	R: 2 E: 1 K: 0 S: 6	H: 3 LOB: 2 BB: 1 P: 10	R: 0 E: 0 K: 1 S: 5	H: 1 LOB: 0 BB: 0 P: 5	R: 0 E: 0 K: 1 S: 5	H: 0 LOB: 0 BB: 0 P: 5	R: 0 E: 0 K: 1 S: 5	H: 0 LOB: 0 BB: 0 P: 5	R: 0 E: 0 K: 1 S: 5	H: 0 LOB: 2 BB: 1 P: 10	1B: 4 2B: 7 3B: 0 HR: 1	SF: 0 SAC: 1 DP: 4 HBP: 1	WP: 1 PB: 0 SB: 0 CS: 0	PA: 39
<b>PITCHER</b>	IP WLS BF H R ER SO BB IBB HBP BLK WP HR S P ERA WHIP																					
Walt Terrell, R ERA: 5.07 (1, 1)	4.1 L 22 9 6 5 1 2 0 0 0 1 1 22 30 10.38 2.538																					
Chuck Cary, L ERA: 3.45 (5, 1)	3.2 12 1 0 0 3 1 0 0 0 0 0 17 21 0.00 0.545																					
Randy O'Neal, R ERA: 5.61 (9, 1)	1.0 5 0 0 0 1 0 1 1 0 0 0 5 10 0.00 0.000																					

**New York Yankees @ Detroit Tigers**  
 Tiger Stadium, Detroit, MI  
 Tue Jun 10 1986, 7:05 PM EDT  
 Att. 26,141 - Unknown

[livebaseballscorecards.com](http://livebaseballscorecards.com)

<b>AB</b>	33
<b>R</b>	6
<b>H</b>	10
<b>RBI</b>	4
<b>BB</b>	4
<b>SO</b>	5
<b>LOB</b>	17



BOTTOM

New York Yankees @ Detroit Tigers  
Tiger Stadium, Detroit, MI  
Tue Jun 10 1986, 7:05 PM EDT  
Att. 26,141 - Unknown

livebaseballscorecards.com

AB	33
R	3
H	7
RBI	3
BB	9
SO	4
LOB	24



WP	0	PA	42
PB	1		
SB	0		
CS	0		

AB R H RBI BB SO LOB


3	1	1	0	2	0	0
5	0	1	0	0	1	4
2	0	0	0	3	0	1
3	0	1	1	2	0	2
5	0	1	1	0	1	6
5	0	1	0	0	1	4
2	0	0	0	2	0	1
4	0	0	0	0	0	4
4	2	2	1	0	1	2

1B	5	SF	0
2B	2	SAC	0
3B	0	DP	1
HR	1	HBP	0

Batter	1	2	3	4	5	6	7	8	9
Lou Whitaker, L (1, 4) OBP: 0.342, SLG: 0.453	0-0 F7 1B		4-0 4-3 BB		0-0 4-3		4-0 BB BB BB		0-0 BB PB G3 1B
Dave Collins, S (1, 7) OBP: 0.378, SLG: 0.357	0-0 9-3 1B		0-0 4-3		0-0 4-3		0-0 F8		0-3 K
Kirk Gibson, L (1, 9) OBP: 0.435, SLG: 0.453	0-0 9-3 1-2f		4-0 BB		0-0 F8		4-0 BB BB		4-0 G3 BB BB
Lance Parrish, R (1, 2) OBP: 0.339, SLG: 0.482		0-0 L7	0-0 F7			0-0 F8 2B	4-0 BB BB		4-0 G3 BB
Darrell Evans, L (1, 10) OBP: 0.312, SLG: 0.406		0-0 6-3		0-0 FC6-4 BB 1B		0-0 F8 2-3	0-3 K		4-0 G3 1-2 2-3 3-H
Darnell Coles, R (1, 5) OBP: 0.347, SLG: 0.513		0-0 1B		0-3 K		0-0 F4		0-0 F4	0-0 4-3
Dave Bergman, L (1, 3) OBP: 0.392, SLG: 0.333		0-0 F8		4-0 FC6-4 BB		4-0 FC6-4 BB		0-0 F6	
Alan Trammell, R (1, 6) OBP: 0.286, SLG: 0.375			0-0 F3	0-0 FC6-4 1-2f 2-3		0-0 FC6-4 1-2f		0-0 F8	
Pat Sheridan, L (1, 8) OBP: 0.243, SLG: 0.350			0-0 HR	0-0 4-3			0-3 K		0-0 PB BB 1B

Inning Stats	R: 0	H: 1	E: 0	LOB: 0	K: 0	BB: 0	S: 3	P: 3	R: 0	H: 1	E: 0	LOB: 1	K: 0	BB: 0	S: 4	P: 4	R: 1	H: 1	E: 0	LOB: 2	K: 0	BB: 2	S: 4	P: 12	R: 0	H: 1	E: 0	LOB: 2	K: 1	BB: 1	S: 6	P: 10	R: 0	H: 0	E: 0	LOB: 0	K: 0	BB: 0	S: 3	P: 3	R: 0	H: 1	E: 0	LOB: 2	K: 0	BB: 1	S: 4	P: 8	R: 0	H: 0	E: 0	LOB: 3	K: 2	BB: 3	S: 7	P: 19	R: 0	H: 0	E: 0	LOB: 0	K: 0	BB: 0	S: 3	P: 3	R: 2	H: 2	E: 0	LOB: 2	K: 1	BB: 2	S: 7	P: 15	1B: 5	SF: 0	2B: 2	SAC: 0	3B: 0	DP: 1	HR: 1	HBP: 0	WP: 0	PA: 42
--------------	------	------	------	--------	------	-------	------	------	------	------	------	--------	------	-------	------	------	------	------	------	--------	------	-------	------	-------	------	------	------	--------	------	-------	------	-------	------	------	------	--------	------	-------	------	------	------	------	------	--------	------	-------	------	------	------	------	------	--------	------	-------	------	-------	------	------	------	--------	------	-------	------	------	------	------	------	--------	------	-------	------	-------	-------	-------	-------	--------	-------	-------	-------	--------	-------	--------

PITCHER	IP	WLS	BF	H	R	ER	SO	BB	IBB	HBP	BLK	WP	HR	S	P	ERA	WHIP
Joe Niekro, R (1, 1) ERA: 3.06	6.2		30	5	1	1	2	6	0	0	0	0	1	28	52	1.35	1.650
Doug Drabek, R (7, 1) ERA: 9.39	0.0		1	0	0	0	0	1	0	0	0	0	0	0	4	∞	∞
Bob Shirley, L (7, 1) ERA: 4.25	0.1		1	0	0	0	1	0	0	0	0	0	0	3	3	0.00	0.000
Brian Fisher, R (8, 1) ERA: 5.7	1.1		8	2	2	2	1	2	0	0	0	0	0	8	16	13.50	3.000
Dave Righetti, L (9, 1) ERA: 3.71	0.2	S	2	0	0	0	0	0	0	0	0	0	0	2	2	0.00	0.000

Batter	1	2	3	4	5	6	7	8	9	AB R H RBI BB SO LOB	TOP														
Willie Randolph, R (1, 4) OBP: 0.431, SLG: 0.356	0-0 5-3			0-0 FC5 2B 1B	0-0 G5-4-3 1-2f		0-0 5-3			4 1 1 0 0 0 3	<p><b>New York Yankees @ Detroit Tigers</b>  Tiger Stadium, Detroit, MI  Wed Jun 11 1986, 7:05 PM EDT  Att. 26,256 - Unknown</p> <p>livebaseballscorecards.com</p> <table border="1"> <tr><td>AB</td><td>32</td></tr> <tr><td>R</td><td>3</td></tr> <tr><td>H</td><td>8</td></tr> <tr><td>RBI</td><td>3</td></tr> <tr><td>BB</td><td>2</td></tr> <tr><td>SO</td><td>6</td></tr> <tr><td>LOB</td><td>14</td></tr> </table> 	AB	32	R	3	H	8	RBI	3	BB	2	SO	6	LOB	14
AB	32																								
R	3																								
H	8																								
RBI	3																								
BB	2																								
SO	6																								
LOB	14																								
Don Mattingly, L (1, 3) OBP: 0.384, SLG: 0.535	0-0 F8			0-0 F7		0-0 F8	0-0 3-1			4 0 0 0 0 0 2															
Rickey Henderson, R (1, 8) OBP: 0.343, SLG: 0.456	0-3 K			0-0 FC5 1-3 2B		4-0 HR BB		0-0 F7		3 1 1 0 1 1 0															
Dave Winfield, R (1, 9) OBP: 0.363, SLG: 0.493		0-0 F8		4-0 FC5 IBB		0-0 HR		0-0 5-3		3 1 1 2 1 0 0															
Gary Roenicke, R (1, 7) OBP: 0.434, SLG: 0.407		0-0 F3		0-0 FC5 1-2 2-3f 3-H		0-3 K		0-0 6-3		4 0 0 1 0 1 2															
Dale Berra, R (1, 10) OBP: 0.383, SLG: 0.439		0-0 L7		0-0 F6		0-0 1B		H 1-0 G5-4-3 HBP		3 0 1 0 0 0 2															
Butch Wynegar, S (1, 2) OBP: 0.305, SLG: 0.339			0-0 6-3		0-0 1B 1B	0-3 K		X 0-0 G5-4-3 1-2f		4 0 1 0 0 1 2															
Mike Pagliarulo, L (1, 5) OBP: 0.340, SLG: 0.538		0-3 K		0-0 K G5-4-3 1B			X 0-0 SH1-4 1B	X 0-0 2B		4 0 3 0 0 1 0															
Bobby Meacham, S (1, 6) OBP: 0.301, SLG: 0.278		0-3 K		0-0 F4		X 0-0 SH1-4		S 0-3 K		3 0 0 0 0 2 3															
<b>Inning Stats</b>	R: 0 E: 0 K: 1 S: 5	H: 0 LOB: 0 BB: 0 P: 5	R: 0 E: 0 K: 0 S: 3	H: 0 LOB: 0 BB: 0 P: 3	R: 0 E: 0 K: 2 S: 7	H: 0 LOB: 0 BB: 0 P: 7	R: 1 E: 0 K: 0 S: 5	H: 2 LOB: 2 BB: 1 P: 9	R: 0 E: 0 K: 0 S: 4	H: 2 LOB: 1 BB: 0 P: 4	R: 2 E: 0 K: 2 S: 9	H: 2 LOB: 1 BB: 1 P: 13	R: 0 E: 0 K: 0 S: 4	H: 1 LOB: 1 BB: 0 P: 4	R: 0 E: 0 K: 0 S: 3	H: 0 LOB: 0 BB: 0 P: 3	R: 0 E: 0 K: 1 S: 5	H: 1 LOB: 1 BB: 0 P: 6	1B: 5 2B: 2 3B: 0 HR: 1	SF: 0 SAC: 1 DP: 2 HBP: 1	WP: 0 PB: 0 SB: 0 CS: 0	PA: 36			
<b>PITCHER</b>	IP WLS BF H R ER SO BB IBB HBP BLK WP HR S P ERA WHIP																								
Frank Tanana, L (1, 1) ERA: 4.92	7.0 W 29 7 3 3 5 1 1 0 0 0 1 37 45 3.86 1.143																								
Willie Hernandez, L (8, 1) ERA: 2.65	2.0 S 7 1 0 0 1 0 0 1 0 0 0 0 8 9 0.00 0.500																								

Batter	1	2	3	4	5	6	7	8	9
Lou Whitaker, L (1, 4) OBP: 0.348, SLG: 0.457	0-0 G6-4-3 1B		0-0 E S 1B	0-0 S 1B		0-0 L1		0-3 K	
Alan Trammell, R (1, 6) OBP: 0.284, SLG: 0.370	0-0 G6-4-3 1-2f		0-0 E6 1B	0-3 K			0-0 6-3	0-0 BB 2B 1B	
Kirk Gibson, L (1, 9) OBP: 0.444, SLG: 0.448	0-3 K		0-0 FC5-4 1B		0-0 4-3		4-0 BB 1B 5-3 BB	4-0 1-2 2B BB	
Lance Parrish, R (1, 2) OBP: 0.341, SLG: 0.482		0-0 6-3	0-0 FC5-4 1-2f		4-0 BB FC6-4 1B BB		0-0 5-3 1-2 2B	0-0 1-H 2-H 2B	
Darnell Coles, R (1, 5) OBP: 0.357, SLG: 0.520		0-0 1B		0-0 E 1B	0-0 1-2 FC6-4 1B		0-0 2-H 1B S	0-0 F4	
Larry Herndon, R (1, 7) OBP: 0.277, SLG: 0.366		0-0 F8		0-3 K	0-0 FC6-4 FC5-4 1-2f 2-3 1B		0-0 1-H 1B FC5-4		
Dave Engle, R (1, 3) OBP: 0.323, SLG: 0.269		0-0 F7		0-0 E3 BB 1B	0-0 FC5-4 1-2f		0-0 FC5-4 1-2f		
Tom Brookens, R (1, 10) OBP: 0.360, SLG: 0.358			0-0 F4 BB BB BB	4-0 1B S BB		0-0 F7	0-3 K		
Pat Sheridan, L (1, 8) OBP: 0.243, SLG: 0.355			0-0 F5	0-0 F7		0-3 K	0-0 1B 2B		

Inning Stats	R: 0 E: 0 K: 1 S: 5	H: 1 LOB: 0 BB: 0 P: 5	R: 0 E: 0 K: 0 S: 4	H: 1 LOB: 1 BB: 0 P: 4	R: 1 E: 1 K: 0 S: 6	H: 2 LOB: 2 BB: 0 P: 6	R: 3 E: 1 K: 2 S: 10	H: 2 LOB: 1 BB: 1 P: 14	R: 0 E: 0 K: 0 S: 4	H: 1 LOB: 2 BB: 1 P: 8	R: 0 E: 0 K: 1 S: 5	H: 0 LOB: 0 BB: 0 P: 5	R: 2 E: 0 K: 0 S: 5	H: 2 LOB: 1 BB: 1 P: 9	R: 3 E: 0 K: 2 S: 10	H: 3 LOB: 1 BB: 1 P: 14
1B: 10 2B: 2 3B: 0 HR: 0	SF: 0 SAC: 0 DP: 1 HBP: 0	WP: 0 PA: 41 ERA WHIP														

PITCHER	IP	WLS	BF	H	R	ER	SO	BB	IBB	HBP	BLK	WP	HR	S	P	ERA	WHIP
Ron Guidry, L (1, 1) ERA: 3.59	7.0	L	34	9	6	2	4	3	0	0	0	0	0	39	51	2.57	1.714
Ed Whitson, R (8, 1) ERA: 7.07	1.0		7	3	3	3	2	1	0	0	0	0	0	10	14	27.00	4.000

BOTTOM

New York Yankees @ Detroit Tigers  
 Tiger Stadium, Detroit, MI  
 Wed Jun 11 1986, 7:05 PM EDT  
 Att. 26,256 - Unknown

livebaseballscorecards.com

AB	37
R	9
H	12
RBI	8
BB	4
SO	6
LOB	20



Batter	1	2	3	4	5	6	7	8	9	AB R H RBI BB SO LOB	TOP																
Rickey Henderson, R OBP: 0.351, SLG: 0.463 (1, 8) BBB	4-0 HR BB	0-0 6-3 1-2		0-0 G4-6-3 1B 1-2 2-H 3-H		0-0 CS 1-2	0-0 2B 2B		4-0 S E 1B BB	3 3 2 2 2 0 1																	
Don Mattingly, L OBP: 0.384, SLG: 0.548 (1, 3) X	0-0 HR 1-H	0-3 K		0-0 G4-6-3 1-2f			0-0 SH1-3 2B 2-H		0-0 E4 1B 1-2	5 1 2 3 0 1 4																	
Dave Winfield, R OBP: 0.361, SLG: 0.488 (1, 9) SSS	0-3 K		0-0 5-3		0-3 K		0-0 SH1-3 2-3		0-0 4-3 1B 1-2 2-H	4 0 1 1 0 2 0																	
Mike Easler, L OBP: 0.352, SLG: 0.469 (1, 10) X	0-0 4-3		0-0 F9		0-0 E1		0-0 4-3		0-0 4-3 1-2f	5 0 0 0 0 0 3																	
Ken Griffey, L OBP: 0.337, SLG: 0.452 (1, 7) X	0-0 HR		0-0 4-3		0-3 K		4-0 BB		0-0 1-3	4 1 1 1 1 1 2																	
Mike Pagliarulo, L OBP: 0.338, SLG: 0.530 (1, 5) BBB	4-0 BB			0-0 G3	0-3 K		0-3 K			3 0 0 0 1 2 3																	
Ron Hassey, L OBP: 0.361, SLG: 0.398 (1, 2) X	0-0 F8			4-0 E 1B BB BB		0-0 F7		0-0 F7		3 1 0 0 1 0 1																	
Willie Randolph, R OBP: 0.432, SLG: 0.352 (1, 4) BBB		4-0 6-3 BB		4-0 E 1B BB 1-2		0-0 F9		0-0 F6		2 1 0 0 2 0 0																	
Mike Fischlin, R OBP: 0.368, SLG: 0.371 (1, 6) SSS		0-3 K		4-0 1B BB 1-2 2-3		4-0 CS BB		0-0 1-3		2 0 0 0 2 1 1																	
<b>Inning Stats</b>	R: 3 E: 0 K: 1 S: 7	H: 2 LOB: 1 BB: 2 P: 15	R: 0 E: 0 K: 2 S: 7	H: 0 LOB: 1 BB: 1 P: 11	R: 0 E: 0 K: 0 S: 3	H: 0 LOB: 0 BB: 0 P: 3	R: 2 E: 1 K: 0 S: 3	H: 1 LOB: 1 BB: 3 P: 15	R: 0 E: 1 K: 3 S: 10	H: 0 LOB: 1 BB: 0 P: 10	R: 0 E: 0 K: 0 S: 2	H: 0 LOB: 0 BB: 1 P: 6	R: 1 E: 0 K: 1 S: 7	H: 2 LOB: 2 BB: 1 P: 11	R: 0 E: 0 K: 0 S: 3	H: 0 LOB: 0 BB: 0 P: 3	R: 1 E: 1 K: 0 S: 4	H: 1 LOB: 1 BB: 1 P: 8	1B: 2 2B: 3 3B: 0 HR: 2	SF: 0 SAC: 1 DP: 2 HBP: 0	WP: 0 PB: 0 SB: 1 CS: 1	PA: 42					
<b>PITCHER</b>	IP WLS BF H R ER SO BB IBB HBP BLK WP HR S P ERA WHIP																										
Ken Dixon, R (1, 1) ERA: 4.84	0.2		6	2	3	3	1	2	0	0	0	0	2	6	14	40.50	6.000										
Brad Havens, L (1, 1) ERA: 5.93	2.2		12	0	2	2	2	4	0	0	0	0	0	12	28	6.75	1.500										
Tippy Martinez, L (4, 1) ERA: 8.1	2.2	L	11	3	1	1	3	1	0	0	0	0	0	16	20	3.38	1.500										
Rich Bordi, R (7, 1) ERA: 2.9	2.0		9	0	1	0	1	2	0	0	0	0	0	9	17	0.00	1.000										
Don Aase, R (9, 1) ERA: 0.85	1.0		3	1	0	0	0	0	0	0	0	0	0	3	3	0.00	1.000										

**New York Yankees @ Baltimore Orioles**  
**Memorial Stadium, Baltimore, MD**  
 Thu Jun 12 1986, 7:05 PM EDT  
 Att. 32,135 - Unknown

livebaseballscorecards.com

<b>AB</b>	<b>31</b>
<b>R</b>	<b>7</b>
<b>H</b>	<b>6</b>
<b>RBI</b>	<b>7</b>
<b>BB</b>	<b>9</b>
<b>SO</b>	<b>7</b>
<b>LOB</b>	<b>15</b>



Batter	1	2	3	4	5	6	7	8	9	AB	R	H	RBI	BB	SO	LOB
Alan Wiggins, S (1, 4) OBP: 0.340, SLG: 0.309	0-0 S 1B		0-0 5-3		0-0 S 1B	4-0 BBB 1-2 2-3 BB		0-0 1-2 1B		4	0	3	0	1	0	0
Lee Lacy, R (1, 9) OBP: 0.313, SLG: 0.409	0-3 K		0-3 K		0-0 F9	0-0 F9		0-0 L7		5	0	0	0	0	2	7
Cal Ripken Jr., R (1, 6) OBP: 0.359, SLG: 0.448	0-0 5-3 1-2			0-3 K		0-0 HR 2B		0-0 F8		5	1	2	0	0	1	1
Eddie Murray, S (1, 3) OBP: 0.381, SLG: 0.442	0-3 K			0-3 K		0-0 HR 2B	4-0 BB		0-0 F7	4	1	1	2	1	2	2
Juan Beniquez, R (1, 10) OBP: 0.384, SLG: 0.468		0-0 HR		0-0 HR		0-0 HR		0-0 F3		5	3	3	3	0	0	2
Mike Young, S (1, 7) OBP: 0.385, SLG: 0.400		0-0 F9		4-0 BB		0-3 K		0-0 4-3		4	0	0	0	1	1	2
John Shelby, S (1, 8) OBP: 0.250, SLG: 0.381		0-0 F7		0-0 L7		0-0 BB S 1B		0-0 F7		4	0	1	0	0	0	1
Floyd Rayford, R (1, 5) OBP: 0.192, SLG: 0.202		0-0 5-3		0-3 K		0-3 K		0-0 4-3		2	0	0	0	0	1	0
Tom O'Malley, L (6, PH) OBP: 0.350, SLG: 0.450										1	0	0	0	0	1	1
Juan Bonilla, R (8, PH) OBP: 0.378, SLG: 0.406						1-2 K				1	0	0	0	0	0	0
Rick Dempsey, R (1, 2) OBP: 0.286, SLG: 0.378			0-3 K		0-0 F4	4-0 BB BB		4-0 BB 1B		2	0	0	0	2	1	0

Inning Stats	R: 0	H: 1	E: 0	K: 2	S: 8	H: 1	LOB: 1	BB: 0	P: 8	R: 1	H: 1	E: 0	K: 0	S: 4	R: 0	H: 0	E: 0	K: 2	S: 7	R: 1	H: 1	E: 0	K: 2	S: 8	R: 0	H: 1	E: 0	K: 1	S: 6	R: 3	H: 4	E: 0	K: 2	S: 11	R: 0	H: 0	E: 0	K: 0	S: 3	R: 0	H: 1	E: 0	K: 0	S: 4	R: 0	H: 1	E: 0	K: 0	S: 4	R: 0	H: 1	E: 0	K: 0	S: 4	1B: 4	SF: 0	2B: 2	3B: 0	HR: 4	WP: 0	PA: 42
--------------	------	------	------	------	------	------	--------	-------	------	------	------	------	------	------	------	------	------	------	------	------	------	------	------	------	------	------	------	------	------	------	------	------	------	-------	------	------	------	------	------	------	------	------	------	------	------	------	------	------	------	------	------	------	------	------	-------	-------	-------	-------	-------	-------	--------

PITCHER	IP	WLS	BF	H	R	ER	SO	BB	IBB	HBP	BLK	WP	HR	S	P	ERA	WHIP
Alfonso Pulido, L (1, 1) ERA: 7.2	5.0		22	6	4	4	7	1	0	0	0	0	3	35	39	7.20	1.400
Brian Fisher, R (6, 1) ERA: 5.63	2.0	W	11	2	1	1	2	3	0	0	0	0	1	12	24	4.50	2.500
Dave Righetti, L (8, 1) ERA: 3.5	2.0	S	9	2	0	0	0	1	0	0	0	0	0	8	12	0.00	1.500

**BOTTOM**

**New York Yankees @ Baltimore Orioles**  
Memorial Stadium, Baltimore, MD

Thu Jun 12 1986, 7:05 PM EDT  
Att. 32,135 - Unknown

livebaseballscorecards.com

<b>AB</b>	<b>37</b>
<b>R</b>	<b>5</b>
<b>H</b>	<b>10</b>
<b>RBI</b>	<b>5</b>
<b>BB</b>	<b>5</b>
<b>SO</b>	<b>9</b>
<b>LOB</b>	<b>16</b>



Batter	1	2	3	4	5	6	7	8	9	AB R H RBI BB SO LOB	TOP		
Rickey Henderson, R OBP: 0.357, SLG: 0.463 (1, 8) X	0-0 5-3			4-0 CS BB	0-0 1-2 2-3 3-H 1B			4-0 F9 FC S BB		2 1 1 1 2 0 0			
Don Mattingly, L OBP: 0.379, SLG: 0.540 (1, 3) X	0-0 F8			0-0 F6	0-0 F9			0-0 F9 1-3		4 0 0 0 0 0 5			
Dave Winfield, R OBP: 0.359, SLG: 0.484 (1, 9) X	0-0 5-3			0-3 K 1-2		0-0 1B		0-0 FC 1B		4 0 1 1 0 1 1			
Mike Easler, L OBP: 0.355, SLG: 0.475 (1, 10) X		0-0 G4-1			0-0 F7 2B	0-0 5-3		0-0 G4-6-3 1B		4 1 2 0 0 0 0			
Ken Griffey, L OBP: 0.329, SLG: 0.440 (1, 7) X		0-0 4-3			0-0 F7 2-3	0-3 K		0-0 G4-6-3 1-2f		4 0 0 0 0 1 3			
Mike Pagliarulo, L OBP: 0.336, SLG: 0.529 (1, 5) X		0-0 L3			0-0 1B FC1-2 2B 3-H		0-0 G3		0-3 K	4 0 1 1 0 1 0			
Ron Hassey, L OBP: 0.365, SLG: 0.402 (1, 2) X			0-0 4-3		0-0 FC1-2 BB 1B 2-3		0-0 FC6-4 1B		0-0 F7	4 1 2 0 0 0 0			
Willie Randolph, R OBP: 0.430, SLG: 0.347 (1, 4) X			0-0 5-3		4-0 1B FC1-2 BB 1-2		0-0 FC6-4 FC6-4 1-2f		0-0 F9	3 0 0 0 1 0 1			
Mike Fischlin, R OBP: 0.341, SLG: 0.342 (1, 6) X			0-3 K		0-0 FC1-2 1B 1-2 2-3 3-H		0-0 FC6-4 1-2f			3 0 0 0 0 1 4			
<b>Inning Stats</b>	R: 0 E: 0 K: 0 S: 3 H: 0 LOB: 0 BB: 0 P: 3	R: 0 E: 0 K: 0 S: 3 H: 0 LOB: 0 BB: 0 P: 3	R: 0 E: 0 K: 1 S: 5 H: 0 LOB: 0 BB: 0 P: 5	R: 0 E: 0 K: 1 S: 4 H: 0 LOB: 0 BB: 1 P: 8	R: 2 E: 0 K: 0 S: 7 H: 4 LOB: 3 BB: 1 P: 11	R: 0 E: 0 K: 1 S: 5 H: 1 LOB: 0 BB: 0 P: 5	R: 0 E: 0 K: 0 S: 4 H: 1 LOB: 1 BB: 0 P: 4	R: 1 E: 0 K: 0 S: 4 H: 1 LOB: 1 BB: 1 P: 8	R: 0 E: 0 K: 1 S: 5 H: 0 LOB: 0 BB: 0 P: 5	1B: 5 2B: 2 3B: 0 HR: 0 SF: 0 SAC: 0 DP: 1 HBP: 0	WP: 0 PB: 0 SB: 1 CS: 1 PA: 35		
<b>PITCHER</b>	IP WLS BF H R ER SO BB IBB HBP BLK WP HR S P ERA WHIP											<b>PITCHER</b>	IP WLS BF H R ER SO BB IBB HBP BLK WP HR S P ERA WHIP
Storm Davis, R ERA: 3.38 (1, 1)	7.1 L 30 6 3 3 3 3 3 0 0 0 0 0 0 33 45 3.68 1.227												
Brad Havens, L ERA: 5.59 (8, 1)	1.2 5 1 0 0 1 0 0 0 0 0 0 0 0 7 7 0.00 0.600												

New York Yankees @ Baltimore Orioles  
Memorial Stadium, Baltimore, MD  
Fri Jun 13 1986, 7:05 PM EDT  
Att: 47,220 - Unknown

livebaseballscorecards.com

**AB** 32  
**R** 3  
**H** 7  
**RBI** 3  
**BB** 3  
**SO** 4  
**LOB** 14





BOTTOM

New York Yankees @ Baltimore Orioles  
Memorial Stadium, Baltimore, MD

Fri Jun 13 1986, 7:05 PM EDT  
Att. 47,220 - Unknown

livebaseballscorecards.com

AB	32
R	1
H	5
RBI	1
BB	3
SO	5
LOB	18



WP:	0	PA:	35
PB:	0	SB:	0
CS:	0		

AB R H RBI BB SO LOB

4 0 1 0 0 0 3

4 1 1 0 0 0 1

2 0 1 0 2 0 0

4 0 0 0 0 1 5

3 0 0 0 0 0 4  
1 0 0 0 0 1 1

4 0 1 1 0 0 0

3 0 0 0 0 0 2  
1 0 0 0 0 0 0

4 0 1 0 0 2 0

2 0 0 0 1 1 2

1B:	4	SF:	0
2B:	2	SAC:	0
3B:	0	DP:	1
HR:	0	HBP:	0

Batter	1	2	3	4	5	6	7	8	9
Alan Wiggins, S OBP: 0.338, SLG: 0.307 (1, 4)	0-0 FC4-6 6-3 1B	0-0 4-3			0-0 F7		0-0 L5-3		
Lee Lacy, R OBP: 0.312, SLG: 0.406 (1, 9)	0-0 6-3 1-2		0-0 F4			0-0 BB 1B 1B		0-0 6-3	
Cal Ripken Jr., R OBP: 0.365, SLG: 0.453 (1, 6)	4-0 FC4-6 BB		0-0 L6			4-0 1B BB		0-0 FC1-5 2B	
Eddie Murray, S OBP: 0.375, SLG: 0.433 (1, 3)	0-0 FC4-6 1-2 2-3		0-0 F7			0-3 K		0-0 FC1-5 2-3	
Larry Sheets, L OBP: 0.362, SLG: 0.577 (1, 10)	0-0 L9			0-0 F5		0-0 F2		0-3 K	
Mike Young, S OBP: 0.383, SLG: 0.398 (8, PH)									
Juan Beniquez, R OBP: 0.380, SLG: 0.461 (1, 7)		0-0 4-3		0-0 5-3		0-0 1B		0-0 F6	
Tom O'Malley, L OBP: 0.304, SLG: 0.391 (1, 5)		0-0 E4 1B FC5-2		0-0 G3		0-0 G3		0-0 6-3	
Juan Bonilla, R OBP: 0.373, SLG: 0.400 (9, PH)								0-3 K	
John Shelby, S OBP: 0.250, SLG: 0.377 (1, 8)		0-0 FC5-2 1-3 1B			0-3 K		0-0 6-3		0-3 K
Rick Dempsey, R OBP: 0.287, SLG: 0.372 (1, 2)		0-0 FC5-2 1-2 3-H			0-3 K		4-0 L5-3 BB		

Inning Stats	R: 0	H: 1	E: 0	LOB: 2	K: 0	BB: 1	S: 4	P: 8	R: 0	H: 1	E: 1	LOB: 2	K: 0	BB: 0	S: 5	P: 5	R: 0	H: 0	E: 0	LOB: 0	K: 0	BB: 0	S: 3	P: 3	R: 0	H: 0	E: 0	LOB: 0	K: 0	BB: 0	S: 3	P: 3	R: 0	H: 0	E: 0	LOB: 0	K: 2	BB: 0	S: 7	P: 7	R: 1	H: 2	E: 0	LOB: 2	K: 1	BB: 1	S: 7	P: 11	R: 0	H: 0	E: 0	LOB: 0	K: 0	BB: 1	S: 2	P: 6	R: 0	H: 1	E: 0	LOB: 1	K: 1	BB: 0	S: 6	P: 6	R: 0	H: 0	E: 0	LOB: 0	K: 1	BB: 0	S: 5	P: 5
--------------	------	------	------	--------	------	-------	------	------	------	------	------	--------	------	-------	------	------	------	------	------	--------	------	-------	------	------	------	------	------	--------	------	-------	------	------	------	------	------	--------	------	-------	------	------	------	------	------	--------	------	-------	------	-------	------	------	------	--------	------	-------	------	------	------	------	------	--------	------	-------	------	------	------	------	------	--------	------	-------	------	------

PITCHER	IP	WLS	BF	H	R	ER	SO	BB	IBB	HBP	BLK	WP	HR	S	P	ERA	WHIP
Bob Tewksbury, R ERA: 3.7 (1, 1)	6.0	W	25	4	1	1	3	2	0	0	0	0	0	29	37	1.50	1.000
Bob Shirley, L ERA: 4.09 (7, 1)	2.0		7	1	0	0	1	1	0	0	0	0	0	8	12	0.00	1.000
Dave Righetti, L ERA: 3.41 (9, 1)	1.0	S	3	0	0	0	1	0	0	0	0	0	0	5	5	0.00	0.000

PITCHER	IP	WLS	BF	H	R	ER	SO	BB	IBB	HBP	BLK	WP	HR	S	P	ERA	WHIP
---------	----	-----	----	---	---	----	----	----	-----	-----	-----	----	----	---	---	-----	------

Batter	1	2	3	4	5	6	7	8	9	AB R H RBI BB SO LOB	TOP	
Rickey Henderson, R OBP: 0.361, SLG: 0.476 (1, 8) X	0-0 S HR 1B	4-0 BB		0-0 F4			0-0 HR	0-0 5-3		4 2 2 1 1 0 2		
Willie Randolph, R OBP: 0.429, SLG: 0.343 (1, 4) B B B B	4-0 G1-6-3 1-3 BB		0-0 F9		0-0 F8		4-0 1B BB	0-0 F8		3 0 0 0 2 0 3		
Don Mattingly, L OBP: 0.379, SLG: 0.537 (1, 3) X	0-0 G1-6-3 1-2f		0-0 F3		0-0 G3		0-0 1-3 1B	0-0 FC4-6 1B		5 0 2 0 0 0 2		
Dave Winfield, R OBP: 0.360, SLG: 0.493 (1, 9) X	0-0 HR 3-H		4-0 1B BB		0-0 F8		0-0 F5	0-0 FC4-6 CS 1-2f		4 1 1 2 1 0 3		
Mike Easler, L OBP: 0.353, SLG: 0.486 (1, 10) X	0-0 F7		0-3 K		0-0 F8		0-0 HR	0-0 CS 1-2		4 1 1 1 0 1 1		
Gary Roenicke, R OBP: 0.430, SLG: 0.403 (1, 7)		0-0 4-3	0-0	0-0	0-0 F6		0-3 K			3 0 1 0 0 0 0		
Ken Griffey, L OBP: 0.327, SLG: 0.437 (8, PH) (8, 7)		1-3 1B			0-0 6-3					1 0 0 0 0 1 0		
Butch Wynegar, S OBP: 0.311, SLG: 0.345 (1, 2) X		0-0 5-3 BB 1B	0-0 F7		0-0		0-0 2B 1B			4 0 2 0 0 0 2		
Mike Pagliarulo, L OBP: 0.339, SLG: 0.531 (1, 5) B B B B		4-0 5-3 1-2 BB	0-3 K		0-3 K		0-0 1-2 2B			3 0 1 0 1 2 0		
Mike Fischlin, R OBP: 0.333, SLG: 0.317 (1, 6) X		0-0 5-3 1-2 2-3	0-0 F7		0-0 F8		0-0 BB BB BB BB 2B			3 0 0 0 1 0 2		
<b>Inning Stats</b>	R: 2 E: 0 K: 0 S: 4 H: 2 LOB: 0 BB: 1 P: 8	R: 0 E: 0 K: 0 S: 4 H: 1 LOB: 3 BB: 2 P: 12	R: 0 E: 0 K: 1 S: 6 H: 1 LOB: 2 BB: 1 P: 10	R: 0 E: 0 K: 1 S: 5 H: 0 LOB: 0 BB: 0 P: 5	R: 0 E: 0 K: 0 S: 3 H: 0 LOB: 0 BB: 0 P: 3	R: 0 E: 0 K: 0 S: 3 H: 0 LOB: 0 BB: 0 P: 3	R: 1 E: 0 K: 1 S: 7 H: 2 LOB: 2 BB: 1 P: 11	R: 1 E: 0 K: 1 S: 7 H: 3 LOB: 2 BB: 1 P: 11	R: 0 E: 0 K: 0 S: 3 H: 1 LOB: 0 BB: 0 P: 3	1B: 6 2B: 1 3B: 0 HR: 3 SF: 0 SAC: 0 DP: 1 HBP: 0	WP: 0 PB: 0 SB: 2 CS: 1 PA: 41	
<b>PITCHER</b>	IP WLS BF H R ER SO BB IBB HBP BLK WP HR S P ERA WHIP											
Scott McGregor, L ERA: 4.79 (1, 1)	6.2 L 30 6 3 3 3 5 0 0 0 0 0 2 31 51 4.05 1.650											
Nate Snell, R ERA: 2.01 (7, 1)	0.1 2 1 1 1 0 0 0 0 0 0 0 1 2 2 27.00 3.000											
Tippy Martinez, L ERA: 6.75 (8, 1)	2.0 8 3 0 0 1 1 0 0 0 0 0 0 9 13 0.00 2.000											

New York Yankees @ Baltimore Orioles  
Memorial Stadium, Baltimore, MD  
Sat Jun 14 1986, 3:33 AM EDT  
Att. 43,487 - Unknown

[livebaseballscorecards.com](http://livebaseballscorecards.com)

<b>AB</b>	34
<b>R</b>	4
<b>H</b>	10
<b>RBI</b>	4
<b>BB</b>	6
<b>SO</b>	4
<b>LOB</b>	15



Batter	1	2	3	4	5	6	7	8	9	AB R H RBI BB SO LOB
Juan Bonilla, R OBP: 0.354, SLG: 0.377 (1, 4) S S	0-3 K 1-2f	0-0 G4-6-3		0-0 F9			0-0 4-3			4 0 0 0 0 1 3
Lee Lacy, R OBP: 0.311, SLG: 0.400 (1, 9) B B B	4-0 1B BB		0-0 F8		0-0 F8		0-0 4-3			3 1 0 0 1 0 0
Juan Beniquez, R OBP: 0.376, SLG: 0.454 (1, 7) X	0-0 1B 1-2 SF8 1B		0-0 F9		0-0 L8			0-0 F2		4 1 1 0 0 0 0
Eddie Murray, S OBP: 0.381, SLG: 0.437 (1, 3) X	0-0 SF8 1-2 2-H 1B		0-0		0-3 K			4-0 BB		3 0 2 1 1 1 0
Cal Ripken Jr., R OBP: 0.368, SLG: 0.454 (1, 6) X	0-0 1-2 2-3 1B		0-0 F5			0-0 1B		0-0 F8		4 0 2 0 0 0 2
Mike Young, S OBP: 0.381, SLG: 0.393 (1, 10) X	0-0 SF8 2-3 3-H			4-0 FC1-5 1B BB		0-3 K		0-0 F4		2 0 0 1 1 1 2
Floyd Rayford, R OBP: 0.196, SLG: 0.206 (1, 5) X	0-0 F2			0-0 FC1-5 1-2 1B		0-0 F8		0-0 6-3		3 0 1 0 0 0 3
Jim Dwyer, L OBP: 0.328, SLG: 0.566 (9, PH)										0 0 0 0 0 0 0
Alan Wiggins, S OBP: 0.336, SLG: 0.306 (9, PH)										1 0 0 0 0 0 0
John Shelby, S OBP: 0.244, SLG: 0.368 (1, 8) X		0-0 B1		0-0 FC1-5 1-2 2-3f		0-0 F8		0-0 F7		4 0 0 0 0 0 3
Rick Dempsey, R OBP: 0.286, SLG: 0.369 (1, 2) X		0-0 G4-6-3 1B		0-0 F5			0-0 F5		0-3 K	4 0 1 0 0 1 2

Inning Stats	R: 2 E: 0 K: 1 S: 8	H: 3 LOB: 2 BB: 1 P: 12	R: 0 E: 0 K: 0 S: 3	H: 1 LOB: 0 BB: 0 P: 3	R: 0 E: 0 K: 0 S: 4	H: 1 LOB: 1 BB: 0 P: 4	R: 0 E: 0 K: 0 S: 4	H: 1 LOB: 2 BB: 1 P: 8	R: 0 E: 0 K: 1 S: 5	H: 0 LOB: 0 BB: 0 P: 5	R: 0 E: 0 K: 1 S: 6	H: 1 LOB: 1 BB: 0 P: 6	R: 0 E: 0 K: 0 S: 3	H: 0 LOB: 0 BB: 0 P: 3	R: 0 E: 0 K: 0 S: 3	H: 0 LOB: 1 BB: 1 P: 7	R: 0 E: 0 K: 1 S: 5	H: 0 LOB: 0 BB: 0 P: 5	1B: 7 2B: 0 3B: 0 HR: 0	SF: 1 SAC: 0 DP: 1 HBP: 0	WP: 0 PB: 0 SB: 0 CS: 0	PA: 36
PITCHER	IP	WLS	BF	H	R	ER	SO	BB	IBB	HBP	BLK	WP	HR	S	P	ERA	WHIP					
Dennis Rasmussen, L ERA: 3.78 (1, 1)	7.0	W	29	7	2	2	3	2	0	0	0	0	0	33	41	2.57	1.286					
Brian Fisher, R ERA: 5.45 (8, 1)	1.0		4	0	0	0	0	1	0	0	0	0	0	3	7	0.00	1.000					
Dave Righetti, L ERA: 3.32 (9, 1)	1.0	S	3	0	0	0	1	0	0	0	0	0	0	5	5	0.00	0.000					


**BOTTOM**

**New York Yankees @ Baltimore Orioles**  
Memorial Stadium, Baltimore, MD

Sat Jun 14 1986, 3:33 AM EDT  
Att. 43,487 - Unknown

livebaseballscorecards.com

<b>AB</b>	<b>32</b>
<b>R</b>	<b>2</b>
<b>H</b>	<b>7</b>
<b>RBI</b>	<b>2</b>
<b>BB</b>	<b>3</b>
<b>SO</b>	<b>4</b>
<b>LOB</b>	<b>15</b>



New York Yankees @ Baltimore Orioles  
 Memorial Stadium, Baltimore, MD

Sun Jun 15 1986, 3:33 AM EDT  
 Att. 43,910 - Unknown

livebaseballscorecards.com

AB	34
R	3
H	6
RBI	3
BB	2
SO	7
LOB	11



AB R H RBI BB SO LOB

4	1	2	2	0	1	0
4	0	1	0	0	0	2
4	0	0	0	0	1	1
4	0	0	0	0	0	1
3	1	1	1	1	0	1
4	0	0	0	0	2	1
4	0	1	0	0	0	1
0	0	0	0	0	0	0
2	1	0	0	1	1	1
1	0	0	0	0	1	1
2	0	0	0	0	1	1
1	0	1	0	0	0	0
1	0	0	0	0	0	1

Batter	1	2	3	4	5	6	7	8	9
Rickey Henderson, R (1, 8) OBP: 0.363, SLG: 0.488	0-3 K		0-0 2-3			0-0 HR	0-0 1B		
Ken Griffey, L (1, 7) OBP: 0.326, SLG: 0.432	0-0 4-3			0-0 F2		0-0 1B	0-0 F8		
Don Mattingly, L (1, 3) OBP: 0.374, SLG: 0.529	0-0 1-3			0-3 K		0-0 FC4-6		0-0 F5	
Mike Easler, L (1, 10) OBP: 0.346, SLG: 0.476		0-0 3-1		0-0 L4		0-0 F7		0-0 F7	
Dan Pasqua, L (1, 9) OBP: 0.456, SLG: 0.600		4-0 BB			0-0 HR	0-0 F8		0-0 F9	
Mike Pagliarulo, L (1, 5) OBP: 0.333, SLG: 0.520		0-0 F7		0-0 F7			0-3 K	0-3 K	
Ron Hassey, L (1, 2) OBP: 0.362, SLG: 0.396		0-0 6-3			0-0 E6		0-0 F8	0-0 1B	
Dale Berra, R (9, PR) OBP: 0.383, SLG: 0.439									
Ivan De Jesus, R (1, 6) OBP: 0.358, SLG: 0.491			0-3 K		0-0 L9		4-0 1B	0-3 K	
Dave Winfield, R (9, PH) OBP: 0.358, SLG: 0.491							BB		
Mike Fischlin, R (1, 4) OBP: 0.319, SLG: 0.302			0-3 K		0-0 4-3		0-0 1B	0-0 F7	
Gary Roenicke, R (7, PH) OBP: 0.438, SLG: 0.413									
Willie Randolph, R (7, 4) OBP: 0.428, SLG: 0.341							1-3 1B		

Inning Stats	R: 0 E: 0 K: 1 S: 5	H: 0 LOB: 0 BB: 0 P: 5	R: 0 E: 0 K: 0 S: 3	H: 0 LOB: 1 BB: 1 P: 7	R: 0 E: 0 K: 2 S: 7	H: 0 LOB: 0 BB: 0 P: 7	R: 0 E: 0 K: 1 S: 5	H: 0 LOB: 0 BB: 0 P: 5	R: 1 E: 1 K: 0 S: 5	H: 1 LOB: 1 BB: 0 P: 5	R: 1 E: 0 K: 0 S: 5	H: 2 LOB: 1 BB: 0 P: 5	R: 1 E: 0 K: 1 S: 7	H: 2 LOB: 2 BB: 1 P: 11	R: 0 E: 0 K: 0 S: 3	H: 0 LOB: 0 BB: 0 P: 3	R: 0 E: 0 K: 2 S: 8	H: 1 LOB: 1 BB: 0 P: 8	1B: 4 2B: 0 3B: 0 HR: 2	SF: 0 SAC: 0 DP: 0 HBP: 0	WP: 0 PB: 0 SB: 2 CS: 0	PA: 36
--------------	------------------------------	---------------------------------	------------------------------	---------------------------------	------------------------------	---------------------------------	------------------------------	---------------------------------	------------------------------	---------------------------------	------------------------------	---------------------------------	------------------------------	----------------------------------	------------------------------	---------------------------------	------------------------------	---------------------------------	----------------------------------	------------------------------------	----------------------------------	--------

PITCHER	IP	WLS	BF	H	R	ER	SO	BB	IBB	HBP	BLK	WP	HR	S	P	ERA	WHIP
Mike Boddicker, R (1, 1) ERA: 3.54	8.0	W	32	5	3	3	5	2	0	0	0	0	2	40	48	3.38	0.875
Don Aase, R (9, 1) ERA: 0.83	1.0	S	4	1	0	0	2	0	0	0	0	0	0	8	8	0.00	1.000

Batter	1	2	3	4	5	6	7	8	9	AB	R	H	RBI	BB	SO	LOB
Alan Wiggins, S (1, 4) OBP: 0.330, SLG: 0.299	0-0 G3		0-0 F8		0-0 F5		0-0 F5			4	0	0	0	0	0	4
Lee Lacy, R (1, 9) OBP: 0.314, SLG: 0.399	4-0 BB			0-0 6-3		0-3 K		0-0 2B		3	1	1	0	1	1	0
Cal Ripken Jr., R (1, 6) OBP: 0.370, SLG: 0.457	0-0 F6			0-0 F8		4-0 HR		0-0 1B		3	2	1	1	1	0	1
Eddie Murray, S (1, 3) OBP: 0.383, SLG: 0.449	0-3 K			0-0 F9		0-0 HR		4-0 1B		3	1	1	2	1	1	1
Larry Sheets, L (1, 10) OBP: 0.351, SLG: 0.559		0-0 F9			0-0 E6		0-0 3-1	0-0 F8		4	0	0	0	0	0	2
Tom O'Malley, L (1, 5) OBP: 0.296, SLG: 0.346		0-0 F8			4-0 1B		0-3 K	0-0 F6		3	0	0	0	1	1	2
Mike Young, S (1, 7) OBP: 0.378, SLG: 0.389		0-3 K			0-3 K			0-0 G3		4	0	1	1	0	2	2
John Shelby, S (1, 8) OBP: 0.244, SLG: 0.365			0-0 F4		0-0 1B		0-3 K	0-0 F8		4	0	1	0	0	1	2
Floyd Rayford, R (1, 2) OBP: 0.193, SLG: 0.202			0-0 F8		0-3 K		4-0 BB			2	0	0	0	0	1	3
Jim Dwyer, L (7, PH) OBP: 0.339, SLG: 0.566										0	0	0	0	1	0	0
Rick Dempsey, R (8, 2) OBP: 0.286, SLG: 0.369										0	0	0	0	0	0	0

Inning Stats	R: 0	H: 0	E: 0	K: 1	S: 5	R: 0	H: 0	E: 0	K: 1	S: 5	R: 0	H: 0	E: 0	K: 0	S: 3	R: 0	H: 1	E: 1	K: 2	S: 9	R: 2	H: 1	E: 0	K: 2	S: 8	R: 0	H: 0	E: 0	K: 1	S: 5	R: 2	H: 3	E: 0	K: 0	S: 6
	0	0	0	1	9	0	0	0	1	9	0	0	0	0	5	0	1	0	2	12	0	0	0	0	9	0	0	0	0	0	3	0	0	1	10


PITCHER	IP	WLS	BF	H	R	ER	SO	BB	IBB	HBP	BLK	WP	HR	S	P	ERA	WHIP
Doug Drabek, R (1, 1) ERA: 6.17	4.0		15	0	0	0	2	2	0	0	0	0	0	17	25	0.00	0.500
Bob Shirley, L (5, 1) ERA: 4.27	2.0		9	2	2	2	4	1	0	0	0	0	1	16	20	9.00	1.500
Brian Fisher, R (7, 1) ERA: 5.66	2.0	L	11	3	2	2	1	1	1	0	0	0	0	11	19	9.00	2.000

**BOTTOM**

**New York Yankees @ Baltimore Orioles**  
**Memorial Stadium, Baltimore, MD**  
 Sun Jun 15 1986, 3:33 AM EDT  
 Att. 43,910 - Unknown

livebaseballscorecards.com

AB	30
R	4
H	5
RBI	4
BB	5
SO	7
LOB	17



WP	HR	S	P	ERA	WHIP
0	0	0	35		

Batter	1	2	3	4	5	6	7	8	9	AB R H RBI BB SO LOB	TOP	
Marty Barrett, R (1, 4) OBP: 0.337, SLG: 0.383	0-0 4-3 BB 1B	0-0 5-3		0-0 2B	0-0 5-3		0-0 F9		0-0 E4 1-3 2-H	6 2 2 0 0 0 3		
Ed Romero, R (1, 5) OBP: 0.292, SLG: 0.262	4-0 4-3 1-2 1B BB	0-0 F7		0-0 F3	0-0 F9			0-0 G5-4-3 1B	0-0 5-3	5 1 1 0 1 0 4		
Bill Buckner, L (1, 3) OBP: 0.280, SLG: 0.379	0-0 4-3 1-2 2-3 1B		4-0 S 1B BB	0-0 2B		0-0 1-3		0-0 G5-4-3 1-2f		4 2 1 1 1 0 3		
Jim Rice, R (1, 7) OBP: 0.394, SLG: 0.486	0-0 1B 2-H 3-H 1B		0-0 1B 1-H 1B	0-0 FC5-4 2-H 1B		0-0 5-3		0-0 F8		5 1 3 4 0 0 0		
Don Baylor, R (1, 10) OBP: 0.353, SLG: 0.482	0-0 1B 1-2 1B		0-0 1B 1-3 1B	0-0 FC5-4 1-2f		0-0 1B			0-0 F8	5 1 3 0 0 0 1		
Dwight Evans, R (1, 9) OBP: 0.346, SLG: 0.382	0-0 F9		0-3 K	0-3 K		0-0 F8			0-0 4-3	5 0 0 0 0 2 5		
Tony Armas, R (1, 8) OBP: 0.300, SLG: 0.331	0-0 1-2 2-H 1B		0-0 FC5 BB 2-H 1B		0-0 3B 3B		0-0 L6		4-0 BB 1B BB	4 1 3 2 0 0 0 0 1 0 0 1 0 0		
Steve Lyons, L (7, 8) OBP: 0.316, SLG: 0.367												
Rich Gedman, L (1, 2) OBP: 0.325, SLG: 0.397	0-0 6-3		4-0 BB 1-2 BB		0-0 G3		0-0 4-3		4-0 1B 1-2 E BB	3 1 0 0 2 0 3		
Rey Quinones, R (1, 6) OBP: 0.361, SLG: 0.341		0-0 F7	0-0 FC5 2-3f		0-0 3B		0-0 1B		0-0 E 1-2 2-H 1B	5 0 3 2 0 0 2		
<b>Inning Stats</b>	R: 3 H: 4 E: 0 LOB: 2 K: 0 BB: 1 S: 7 P: 11	R: 0 H: 0 E: 0 LOB: 0 K: 0 BB: 0 S: 3 P: 3	R: 2 H: 3 E: 0 LOB: 2 K: 1 BB: 2 S: 7 P: 15	R: 2 H: 3 E: 0 LOB: 1 K: 1 BB: 0 S: 8 P: 8	R: 1 H: 2 E: 0 LOB: 1 K: 0 BB: 0 S: 5 P: 5	R: 0 H: 1 E: 0 LOB: 1 K: 0 BB: 0 S: 4 P: 4	R: 0 H: 1 E: 0 LOB: 1 K: 0 BB: 0 S: 4 P: 4	R: 0 H: 1 E: 0 LOB: 0 K: 0 BB: 0 S: 3 P: 3	R: 2 H: 1 E: 1 LOB: 2 K: 0 BB: 2 S: 5 P: 13	1B: 12 SF: 0 2B: 2 SAC: 0 3B: 2 DP: 1 HR: 0 HBP: 0	WP: 0 PA: 47 PB: 0 SB: 1 CS: 0	
<b>PITCHER</b>	IP WLS BF H R ER SO BB IBB HBP BLK WP HR S P ERA WHIP											
Ron Guidry, L (1, 1) ERA: 3.91	2.0 L 13 5 5 5 0 2 0 0 0 0 0 0 11 19 22.50 3.500											
Ed Whitson, R (3, 1) ERA: 6.94	7.0 34 11 5 4 2 3 0 0 0 0 0 0 35 47 5.14 2.000											

**Boston Red Sox @ New York Yankees**  
 Yankee Stadium, Bronx, NY  
 Mon Jun 16 1986, 7:05 PM EDT  
 Att: 45,576 - Unknown

AB	42
R	10
H	16
RBI	9
BB	5
SO	2
LOB	21



livebaseballscorecards.com

Batter	1	2	3	4	5	6	7	8	9	AB R H RBI BB SO LOB
Rickey Henderson, R (1, 8) OBP: 0.360, SLG: 0.482 Gary Roenicke, R (8, 8) OBP: 0.432, SLG: 0.406	0-3 K ①		0-0 F3 ②			0-0 F9 ②			0-0 6-3 ①	3 0 0 0 0 1 0 1 0 0 0 0 0 0
Don Mattingly, L (1, 3) OBP: 0.369, SLG: 0.521	0-0 3-1 ②		0-0 F9 ③			0-0 E1			0-0 F9 ②	4 0 0 0 0 0 0
Dave Winfield, R (1, 9) OBP: 0.353, SLG: 0.482	0-0 6-3 ③				0-3 K ①	0-0 F4 ③			0-0 F7 ③	4 0 0 0 0 1 1
Mike Easter, L (1, 10) OBP: 0.351, SLG: 0.479		0-0 G4-3 1B			0-0 G4-3 1B			0-0 3-1 ①		3 0 2 0 0 0 0
Ken Griffey, L (1, 7) OBP: 0.320, SLG: 0.424		0-0 G4-3 1-2f			0-0 G4-6-3 1-2f			0-0 3-1 ②		3 0 0 0 0 0 2
Mike Pagliarulo, L (1, 5) OBP: 0.333, SLG: 0.523		0-0 2B			0-0 1-3			0-0 F8 ③		3 1 1 0 0 0 0
Ron Hassey, L (1, 2) OBP: 0.361, SLG: 0.404		0-0 2B			0-0 4-3			0-0 F7		3 0 1 1 0 0 0
Willie Randolph, R (1, 4) OBP: 0.423, SLG: 0.336		0-0 F9			0-3 K ③			0-0 5-3 ②		3 0 0 0 0 1 1
Ivan De Jesus, R (1, 6) Dan Pasqua, L (8, PH) Dale Berra, R (9, 6) OBP: 0.449, SLG: 0.589 OBP: 0.383, SLG: 0.439			0-0 G3 ①			0-0 F9 ①		0-3 K ③		2 0 0 0 0 0 0 1 0 0 0 0 1 0 0 0 0 0 0 0 0

Inning Stats	R: 0	H: 0	E: 0	K: 1	S: 5	R: 1	H: 3	E: 0	K: 0	S: 5	R: 0	H: 1	E: 0	K: 1	S: 5	R: 0	H: 0	E: 0	K: 1	S: 5	R: 0	H: 0	E: 1	K: 0	S: 4	R: 0	H: 0	E: 0	K: 0	S: 3	R: 0	H: 0	E: 0	K: 1	S: 5	R: 0	H: 0	E: 0	K: 0	S: 3	R: 0	H: 0	E: 0	K: 0	S: 3	R: 0	H: 0	E: 0	K: 0	S: 3	1B: 2	SF: 0	2B: 2	SAC: 0	3B: 0	DP: 2	HR: 0	HBP: 0	WP: 0	PA: 30
--------------	------	------	------	------	------	------	------	------	------	------	------	------	------	------	------	------	------	------	------	------	------	------	------	------	------	------	------	------	------	------	------	------	------	------	------	------	------	------	------	------	------	------	------	------	------	------	------	------	------	------	-------	-------	-------	--------	-------	-------	-------	--------	-------	--------

PITCHER	IP	WLS	BF	H	R	ER	SO	BB	IBB	HBP	BLK	WP	HR	S	P	ERA	WHIP
Roger Clemens, R (1, 1) ERA: 2.17	9.0	W	30	4	1	1	4	0	0	0	0	0	0	38	38	1.00	0.444

**BOTTOM**

**Boston Red Sox @ New York Yankees**  
 Yankee Stadium, Bronx, NY

Mon Jun 16 1986, 7:05 PM EDT  
 Att. 45,576 - Unknown

livebaseballscorecards.com

AB	30
R	1
H	4
RBI	1
BB	0
SO	4
LOB	4



Batter	1	2	3	4	5	6	7	8	9	AB R H RBI BB SO LOB	TOP									
Marty Barrett, R OBP: 0.335, SLG: 0.377 (1, 4) X	0-0 F7 ① X	0-0 5-3 ① X	0-0 F9 ③			0-0 4-3 ② X			4-0 P4-6 SH1-4 BB	4 0 0 0 1 0 2										
Ed Romero, R OBP: 0.290, SLG: 0.261 (1, 5) X	0-0 HR 1B	0-0 6-3 ② X			0-0 F8 ① X	0-0 4-3 ③ X			0-0 SH1-4 1-2	4 1 1 0 0 0 0										
Bill Buckner, L OBP: 0.279, SLG: 0.387 (1, 3) X	0-0 HR 1-H	0-0 F7 ③ X			0-0 G3 ② X		0-0 F6 ① X		0-0 P4-6 2-3f	5 1 1 2 0 0 1										
Jim Rice, R OBP: 0.388, SLG: 0.478 (1, 7) X	0-0 F8 ② X		0-0 F9 ① X		0-0 G3 ③ X		0-0 F3 ② X			4 0 0 0 0 0 0										
Don Baylor, R OBP: 0.359, SLG: 0.485 (1, 10) X	0-0 HR 1B		0-0 HR 1B			4-0 BB	0-0 6-3 ③ X			3 2 2 0 1 0 0										
Dwight Evans, R OBP: 0.348, SLG: 0.412 (1, 9) X	0-0 HR 1-H		0-0 HR 1-H			0-3 K ① S		0-0 6-3 ① X		4 2 2 4 0 1 1										
Tony Armas, R OBP: 0.313, SLG: 0.333 (1, 8) B B B B	4-0 2B BB		4-0 1B BB			0-3 K ② S		0-0 1B BB		2 1 1 0 2 1 1										
Steve Lyons, L OBP: 0.316, SLG: 0.367 (8, 8) B B B B										0 0 0 0 0 0 0										
Rich Gedman, L OBP: 0.323, SLG: 0.399 (1, 2) X	0-0 2B 1-H		0-0 F6 ② X			0-0 1-3 ③ X		0-0 F7 ② X		4 0 1 1 0 0 3										
Rey Quinones, R OBP: 0.356, SLG: 0.337 (1, 6) X	0-0 6-3 ③ X		0-0 1B 1-2				0-0 F8 ① X		0-0 4-3 ③ X	4 0 1 0 0 0 2										
<b>Inning Stats</b>	R: 5 E: 0 K: 0 S: 8	H: 5 LOB: 1 BB: 1 P: 12	R: 0 E: 0 K: 0 S: 3	H: 0 LOB: 0 BB: 0 P: 3	R: 2 E: 0 K: 0 S: 6	H: 3 LOB: 2 BB: 1 P: 10	R: 0 E: 0 K: 0 S: 3	H: 0 LOB: 0 BB: 0 P: 3	R: 0 E: 0 K: 2 S: 7	H: 0 LOB: 1 BB: 1 P: 11	R: 0 E: 0 K: 0 S: 3	H: 0 LOB: 0 BB: 0 P: 3	R: 0 E: 0 K: 0 S: 4	H: 1 LOB: 1 BB: 0 P: 4	R: 0 E: 0 K: 0 S: 2	H: 0 LOB: 0 BB: 1 P: 6	1B: 5 2B: 2 3B: 0 HR: 3	SF: 0 SAC: 1 DP: 1 HBP: 0	WP: 0 PB: 0 SB: 0 CS: 0	PA: 39
<b>PITCHER</b>	IP WLS BF H R ER SO BB IBB HBP BLK WP HR S P ERA WHIP																			
Joe Niekro, R ERA: 3.72 (1, 1)	2.1 L 16 7 7 7 0 2 0 0 0 0 0 3 14 22 27.00 3.857																			
Alfonso Pulido, L ERA: 3.09 (3, 1)	6.2 23 2 0 0 2 2 0 0 0 0 0 0 25 33 0.00 0.600																			

**Boston Red Sox @ New York Yankees**  
 Yankee Stadium, Bronx, NY  
 Tue Jun 17 1986, 7:05 PM EDT  
 Att. 40,167 - Unknown

livebaseballscorecards.com

<b>AB</b>	34
<b>R</b>	7
<b>H</b>	9
<b>RBI</b>	7
<b>BB</b>	4
<b>SO</b>	2
<b>LOB</b>	10







Batter	1	2	3	4	5	6	7	8	9	AB R H RBI BB SO LOB	TOP																	
Marty Barrett, R OBP: 0.336, SLG: 0.382 (1, 4) X	0-0 6-3	0-0 G6-4-3		0-0 6-3			0-0 4-3		0-0 2B	5 1 2 0 0 0 3																		
Ed Romero, R OBP: 0.295, SLG: 0.276 (1, 5) X	0-0 1B SF8		0-0 5-3		0-0 5-3		0-0 4-3		0-0 2B	5 2 2 0 0 0 1																		
Bill Buckner, L OBP: 0.285, SLG: 0.395 (1, 3) X	0-0 1B HBP		0-0 FC6-4		0-0 2B		0-0 4-3		0-0 F2	5 0 3 0 0 0 3																		
Jim Rice, R OBP: 0.385, SLG: 0.472 (1, 7) X	0-0 SF8		0-3 K		0-3 K		0-0 F8		4-0 2B IBB	3 1 0 1 1 2 3																		
Don Baylor, R OBP: 0.363, SLG: 0.489 (1, 10) H	1-0 1B HBP		0-0 FC6-4		0-0 F7			0-0 1B SH3	0-0 2B	4 0 2 3 0 0 2																		
Dwight Evans, R OBP: 0.347, SLG: 0.406 (1, 9) X	0-0 L1		4-0 SH1-4		0-0 5-3			0-0 SH3	0-0 5-3	3 1 0 0 1 0 3																		
Tony Armas, R OBP: 0.331, SLG: 0.353 (1, 8)		0-0 1B SH1-3		0-0 SF8		0-0 FC6-4		0-0 1B	0-0 6-3	4 0 4 0 0 0 0																		
Steve Lyons, L OBP: 0.313, SLG: 0.364 (8, PR) (8, 8)			1-2 1B		1-2 1B			2-3 1B		1 0 0 0 0 0 1																		
Marc Sullivan, R OBP: 0.274, SLG: 0.232 (1, 2)		0-0 SH1-3		0-0 SH1-4		0-0 F4		0-3 K		1 0 0 0 0 0 1																		
Rich Gedman, L OBP: 0.322, SLG: 0.397 (8, PH) (8, 2)		1-2 2-3		1-2 2-3						1 0 0 0 0 1 2																		
Rey Quinones, R OBP: 0.352, SLG: 0.337 (1, 6)		0-0 SF8		0-0 SF8		0-0 FC6-4		0-0 F7		3 0 1 1 0 0 3																		
Inning Stats	R: 1 E: 0 K: 0 S: 5	H: 2 LOB: 2 BB: 0 P: 6	R: 0 E: 0 K: 0 S: 4	H: 2 LOB: 1 BB: 0 P: 4	R: 0 E: 0 K: 1 S: 6	H: 1 LOB: 1 BB: 0 P: 6	R: 1 E: 0 K: 0 S: 4	H: 1 LOB: 1 BB: 1 P: 8	R: 0 E: 0 K: 0 S: 4	H: 1 LOB: 1 BB: 0 P: 4	R: 0 E: 0 K: 0 S: 4	H: 1 LOB: 1 BB: 0 P: 4	R: 0 E: 0 K: 1 S: 7	H: 2 LOB: 2 BB: 0 P: 7	R: 3 E: 0 K: 0 S: 6	H: 3 LOB: 1 BB: 1 P: 10	1B: 10 2B: 4 3B: 0 HR: 0	SF: 2 SAC: 3 DP: 1 HBP: 1	WP: 0 PB: 0 SB: 0 CS: 0	PA: 43								
PITCHER	IP WLS BF H R ER SO BB IBB HBP BLK WP HR S P ERA WHIP																											
Bob Tewksbury, R ERA: 3.55 (1, 1)	7.1		34	11	2	2	2	1	0	1	0	0	0	36	41	2.46	1.636											
Bob Shirley, L ERA: 4.53 (8, 1)	1.0	L	5	2	2	2	1	0	0	0	0	0	0	7	7	18.00	2.000											
Brian Fisher, R ERA: 5.8 (9, 1)	0.2		4	1	1	1	0	0	1	0	0	0	0	3	7	13.50	1.500											

Boston Red Sox @ New York Yankees  
Yankee Stadium, Bronx, NY  
Wed Jun 18 1986, 7:05 PM EDT  
Att: 41,841 - Unknown

livebaseballscorecards.com

AB	35
R	5
H	14
RBI	5
BB	2
SO	3
LOB	22



Batter	1	2	3	4	5	6	7	8	9	AB	R	H	RBI	BB	SO	LOB
Rickey Henderson, R OBP: 0.368, SLG: 0.498 (1, 8)	0-0 CS 1B		0-0 SH1-3 2B		0-0 F4			0-0 G1-6-3 1B		4	0	3	0	0	0	0
Don Mattingly, L OBP: 0.361, SLG: 0.507 (1, 3)	0-0 1-3 1-2		0-0 SH1-3 2-3		0-0 F6			0-0 G1-6-3 1-2f		3	0	0	0	0	0	2
Dave Winfield, R OBP: 0.344, SLG: 0.466 (1, 9)	0-0 F5		0-0 F4					0-0 4-3		4	0	0	0	0	0	1
Mike Easter, L OBP: 0.364, SLG: 0.490 (1, 10)		0-0 2B 3-1 1B	0-3 K					0-0 1-4-3		4	1	2	0	0	1	1
Ken Griffey, L OBP: 0.324, SLG: 0.451 (1, 7)		0-0 3-1 1-3 2B		0-0 F5				0-0 HR		4	1	2	1	0	0	1
Mike Pagliarulo, L OBP: 0.325, SLG: 0.505 (1, 5)		0-0 3-1 2-3 3-H	0-3 K					0-0 4-3		4	0	0	1	0	1	2
Butch Wynegar, S OBP: 0.326, SLG: 0.360 (1, 2)		0-0 F9		0-0 K				0-0 1-3		4	0	1	0	0	0	2
Willie Randolph, R OBP: 0.418, SLG: 0.332 (1, 4)		4-0 BB	0-3 K					0-0 4-3		2	0	0	0	1	1	1
Mike Fischlin, R OBP: 0.314, SLG: 0.283 Dan Pasqua, L OBP: 0.444, SLG: 0.576 Ivan De Jesus, R (8, 6)		0-0 F8		0-0 L4				0-3 K		2	0	0	0	0	0	2
										1	0	0	0	0	1	0
										0	0	0	0	0	0	0

Inning Stats	R: 0	H: 1	E: 0	K: 0	S: 3	R: 1	H: 2	E: 0	K: 0	S: 5	R: 0	H: 1	E: 0	K: 1	S: 6	R: 0	H: 1	E: 0	K: 2	S: 8	R: 0	H: 0	E: 0	K: 0	S: 3	R: 1	H: 1	E: 0	K: 0	S: 4	R: 0	H: 0	E: 0	K: 1	S: 5	R: 0	H: 1	E: 0	K: 0	S: 3	R: 0	H: 1	E: 0	K: 0	S: 4	R: 0	H: 1	E: 0	K: 0	S: 4	R: 0	H: 1	E: 0	K: 0	S: 4
Oil Can Boyd, R ERA: 3.22 (1, 1)	IP	WLS	BF	H	R	ER	SO	BB	IBB	HBP	BLK	WP	HR	S	P	ERA	WHIP																																						
	9.0	W	34	8	2	2	4	1	0	0	0	0	1	41	45	2.00	1.000																																						

**BOTTOM**

**Boston Red Sox @ New York Yankees**  
 Yankee Stadium, Bronx, NY  
 Wed Jun 18 1986, 7:05 PM EDT  
 Att. 41,841 - Unknown

livebaseballscorecards.com

AB	32
R	2
H	8
RBI	2
BB	1
SO	4
LOB	12



WP: 0	PA: 34
PB: 0	
SB: 0	
CS: 1	

**New York Yankees @ Toronto Blue Jays**  
 Exhibition Stadium, Toronto, ON  
 Thu Jun 19 1986, 7:05 PM EDT  
 Att. 35,389 - Unknown

AB	45
R	9
H	18
RBI	8
BB	4
SO	8
LOB	23



AB R H RBI BB SO LOB

6	2	3	1	0	0	0
6	3	4	0	0	0	2
6	1	4	1	0	1	3
4	1	2	2	2	1	3
6	0	1	0	0	1	9
3	2	1	2	2	0	1
5	0	2	1	0	2	3
4	0	0	1	0	1	1
2	0	1	0	0	1	0
1	0	0	0	0	0	1
0	0	0	0	0	0	0
1	0	0	0	0	0	0
1	0	0	0	0	1	0

1B:	15	SF:	1
2B:	1	SAC:	0
3B:	0	DP:	2
HR:	2	HBP:	0

WP:	0	PA:	50
PB:	0		
SB:	1		
CS:	0		

Batter	1	2	3	4	5	6	7	8	9	10
Rickey Henderson, R OBP: 0.370, SLG: 0.509 (1, 8)	1-3	L7			6-3 1B		1B 1B	HR		6-3
Don Mattingly, L OBP: 0.367, SLG: 0.514 (1, 3)	4-3 1B 2B		1B G4-6-3 1B		6-3		1B 1B	1B		F9
Ken Griffey, L OBP: 0.335, SLG: 0.458 (1, 7)	4-3		1B G4-6-3		K		F9 1B	1B		S 1B
Mike Easler, L OBP: 0.372, SLG: 0.490 (1, 10)	BB 1B		G4-6-3		BB		G3 F9 1B	K		1B
Dan Pasqua, L OBP: 0.423, SLG: 0.538 (1, 9)	BB 1B		G3		L8		F9	L3		K
Mike Pagliarulo, L OBP: 0.331, SLG: 0.517 (1, 5)	BB 1B				3-1		1B SF9	HR		
Ron Hassey, L OBP: 0.367, SLG: 0.408 (1, 2)	K				4-3		G5-4-3 1B	K		K
Willie Randolph, R OBP: 0.411, SLG: 0.326 (1, 4)			6-3		K		SF9	L8		
Mike Fischlin, R OBP: 0.321, SLG: 0.292 (1, 6)							G5-4-3	F9		K
Dave Winfield, R OBP: 0.343, SLG: 0.464 (6, PH)										
Ivan De Jesus, R (6, 6)										
Butch Wynegar, S OBP: 0.324, SLG: 0.357 (8, PH)										
Dale Berra, R OBP: 0.380, SLG: 0.432 (8, 6)										

Inning Stats	R: 1	H: 3	R: 0	H: 0	R: 1	H: 2	R: 0	H: 0	R: 0	H: 2	R: 1	H: 5	R: 1	H: 3	R: 0	H: 1	R: 0	H: 1	R: 0	H: 1	R: 0	H: 1	1B: 15	SF: 1
	E: 0	LOB: 3	E: 0	LOB: 0	E: 0	LOB: 0	E: 0	LOB: 0	E: 0	LOB: 3	E: 0	LOB: 1	E: 0	LOB: 2	E: 0	LOB: 0	E: 0	LOB: 0	E: 0	LOB: 2	E: 0	LOB: 0	2B: 1	SAC: 0
	K: 1	BB: 1	K: 1	BB: 0	K: 0	BB: 0	K: 1	BB: 0	K: 0	BB: 1	K: 0	BB: 0	K: 1	BB: 0	K: 2	BB: 0	K: 1	BB: 0	K: 1	BB: 1	K: 1	BB: 1	3B: 0	DP: 2
	S: 8	P: 12	S: 5	P: 5	S: 4	P: 4	S: 5	P: 5	S: 7	P: 11	S: 3	P: 7	S: 8	P: 8	S: 8	P: 8	S: 8	P: 8	S: 6	P: 10	S: 6	P: 10	HR: 2	HBP: 0

PITCHER	IP	WLS	BF	H	R	ER	SO	BB	IBB	HBP	BLK	WP	HR	S	P	ERA	WHIP
Dave Stieb, R ERA: 5.67 (1, 1)	6.0		27	8	3	3	4	3	0	0	0	0	0	32	44	4.50	1.833
Don Gordon, R ERA: 6.43 (7, 1)	0.0		4	4	4	4	0	0	0	0	0	0	0	4	4	∞	∞
Jim Acker, R ERA: 3.94 (7, 1)	1.0		4	1	0	0	0	0	0	0	0	0	0	4	4	0.00	1.000
Tom Henke, R ERA: 4.79 (8, 1)	2.2		14	5	2	2	3	0	1	0	0	0	2	19	23	6.75	1.875
Bill Caudill, R ERA: 5.63 (10, 1)	0.1	W	1	0	0	0	1	0	0	0	0	0	0	3	3	0.00	0.000

BOTTOM

New York Yankees @ Toronto Blue Jays  
Exhibition Stadium, Toronto, ON  
Thu Jun 19 1986, 7:05 PM EDT  
Att. 35,389 - Unknown

livebaseballscorecards.com

AB 41  
R 10  
H 15  
RBI 10  
BB 2  
SO 5  
LOB 12



WP: 0 PA: 45  
PB: 0  
SB: 0  
CS: 0

AB R H RBI BB SO LOB

5 1 3 1 0 0 0

4 0 1 1 0 1 2

4 1 2 0 0 0 1

1 1 1 0 0 0 0

5 2 2 2 0 0 3

3 2 1 1 2 1 1

5 0 1 1 0 0 3

5 2 2 3 0 2 2

4 0 0 0 0 0 0  
0 0 0 0 0 0 0

1B: 9 SF: 1  
2B: 2 SAC: 1  
3B: 1 DP: 0  
HR: 3 HBP: 0

Batter	1	2	3	4	5	6	7	8	9	10
Tony Fernandez, S (1, 6) OBP: 0.335, SLG: 0.385	L9		5-3		FC1-4-6 1B		SF8 3B	1B		
Lloyd Moseby, L (1, 8) OBP: 0.379, SLG: 0.459	K		2B		FC1-4-6 1-2f		SF8	F4		
Cliff Johnson, R (1, 10) OBP: 0.383, SLG: 0.506 Ron Shepherd, R (7, PR) OBP: 0.400, SLG: 0.400	L5		F9			HR 1B	BB 1B		1B	
George Bell, R (1, 7) OBP: 0.358, SLG: 0.527		F8 HR BB 1B	F8			1-H HR	L6		F9 1B	
Jesse Barfield, R (1, 9) OBP: 0.361, SLG: 0.565		1-2 HR BB		K		HR	1B BB BB BB	1B BB	F8	
Garth Iorg, R (1, 5) OBP: 0.302, SLG: 0.312		F8	F8	6-3		F8	F8	1-3 2-H 1B	4-3	
Willie Upshaw, L (1, 3) OBP: 0.372, SLG: 0.365		1-H 3-H HR	F4	F4		K	K			SH 2B 1B
Buck Martinez, R (1, 2) OBP: 0.280, SLG: 0.318 Kelly Gruber, R (10, PR) OBP: 0.197, SLG: 0.349		6-3	6-3	6-3	6-3			F9		SH 2B
Damaso Garcia, R (1, 4) OBP: 0.289, SLG: 0.326		F4		K			3B 1B	F7		1-3 2-H 2B

Inning Stats	R: 0	H: 0	E: 0	K: 1	S: 5	H: 0	LOB: 0	BB: 0	P: 5	R: 3	H: 1	E: 0	K: 0	S: 4	H: 0	LOB: 0	BB: 0	P: 4	R: 0	H: 0	E: 0	K: 1	S: 5	H: 1	LOB: 1	BB: 0	P: 6	R: 3	H: 3	E: 0	K: 1	S: 8	H: 4	LOB: 2	BB: 1	P: 13	R: 0	H: 1	E: 0	K: 0	S: 4	H: 1	LOB: 1	BB: 0	P: 4	R: 0	H: 1	E: 0	K: 0	S: 4	H: 2	LOB: 3	BB: 0	P: 3	R: 1	H: 2	E: 0	K: 0	S: 3	H: 0	LOB: 0	BB: 0	P: 3	1B: 9	SF: 1	2B: 2	SAC: 1	3B: 1	DP: 0	HR: 3	HBP: 0	WP: 0	PA: 45
--------------	------	------	------	------	------	------	--------	-------	------	------	------	------	------	------	------	--------	-------	------	------	------	------	------	------	------	--------	-------	------	------	------	------	------	------	------	--------	-------	-------	------	------	------	------	------	------	--------	-------	------	------	------	------	------	------	------	--------	-------	------	------	------	------	------	------	------	--------	-------	------	-------	-------	-------	--------	-------	-------	-------	--------	-------	--------

PITCHER	IP	WLS	BF	H	R	ER	SO	BB	IBB	HBP	BLK	WP	HR	S	P	ERA	WHIP
Dennis Rasmussen, L (1, 1) ERA: 4.2	5.0		23	7	6	6	3	1	0	0	0	0	3	28	32	10.80	1.600
Bob Shirley, L (6, 1) ERA: 4.91	1.1		7	3	3	3	1	0	0	0	0	0	0	9	9	20.25	2.250
Alfonso Pulido, L (7, 1) ERA: 2.7	1.2		9	3	0	0	1	1	0	0	0	0	0	10	14	0.00	2.400
Dave Righetti, L (9, 1) ERA: 3.46	1.0	L	6	2	1	1	0	0	0	0	0	0	0	6	6	9.00	2.000

**New York Yankees @ Toronto Blue Jays**  
 Exhibition Stadium, Toronto, ON

Fri Jun 20 1986, 7:05 PM EDT  
 Att. 38,109 - Unknown

AB	43
R	10
H	16
RBI	8
BB	4
SO	9
LOB	21



Batter	1	2	3	4	5	6	7	8	9	10	AB	R	H	RBI	BB	SO	LOB
Rickey Henderson, R OBP: 0.373, SLG: 0.514 (1, 8)	4-0 CS S BB		x 0-0 F8		x 0-0 F8		x 0-0 SH5-3 WP 2B	0-3 K		x 0-0 E 1B 2B	5	2	2	1	1	1	1
Willie Randolph, R OBP: 0.414, SLG: 0.329 (1, 4)	0-3 K 1-3		x 0-0 F8		x 0-0 2B 1B		x 0-0 SH5-3		4-0 1B WP BB	x 0-0 1B 2B	4	1	2	2	1	1	1
Don Mattingly, L OBP: 0.373, SLG: 0.521 (1, 3)	0-0 FC6-4 1B			x 0-0 F7	x 0-0 1-3 2B		0-3 K		x 0-0 WP SF7 1B	x 0-0 1-3 1B	6	1	4	0	0	1	1
Dave Winfield, R OBP: 0.339, SLG: 0.454 (1, 9)	0-0 FC6-4 1-2f			x 0-0 F9	4-0 IBB		0-3 K 3-H		x 0-0 6-3	x 0-0 F8	5	0	0	0	1	1	4
Gary Roenicke, R OBP: 0.437, SLG: 0.418 Ken Griffey, L OBP: 0.337, SLG: 0.462 (8, PH) (8, 7)		x 0-0 2B		4-0 1B BB	0-0 4-3			x 0-0 G3 1B HR 1B	x 0-0 SF7		2	0	1	0	1	0	3
Mike Easler, L OBP: 0.373, SLG: 0.488 (1, 10)		0-3 K		x 0-0 FC5-4 1B		x 0-0 F7		x 0-0 G3 1B HR 1B	x 0-0 4-3		5	1	2	0	0	1	1
Butch Wynegar, S OBP: 0.320, SLG: 0.374 (1, 2)		x 0-0 F9		x 0-0 FC5-4 1-2f		x 0-0 HR		0-3 K		x 0-0 4-3	5	1	1	1	0	1	5
Mike Pagliarulo, L OBP: 0.332, SLG: 0.519 (1, 5)		0-3 K			x 0-0 1B 1B		0-3 K		x 0-0 G3	x 0-0 2B 2B	5	2	2	0	0	2	3
Dale Berra, R OBP: 0.358, SLG: 0.404 Ron Hassey, L OBP: 0.371, SLG: 0.438 Mike Fischlin, R OBP: 0.321, SLG: 0.292 Dan Pasqua, L OBP: 0.418, SLG: 0.530 Ivan De Jesus, R (10, 6)			x 0-0 F7		x 0-0 1-3		x 0-0 F9		x 0-0 HR	0-3 K	3	0	0	0	0	0	1

Inning Stats	R: 0	H: 1	R: 0	H: 1	R: 0	H: 1	R: 1	H: 3	R: 1	H: 1	R: 3	H: 3	R: 2	H: 1	R: 2	H: 4	1B: 9	SF: 1	WP: 3	PA: 49
	E: 0	LOB: 1	E: 0	LOB: 1	E: 0	LOB: 0	E: 0	LOB: 0	E: 0	LOB: 0	E: 0	LOB: 0	E: 0	LOB: 0	E: 1	LOB: 2	2B: 5 <td>SAC: 1 <td>PB: 0 <td></td> </td></td>	SAC: 1 <td>PB: 0 <td></td> </td>	PB: 0 <td></td>	
	K: 1	BB: 1	K: 2	BB: 0	K: 0	BB: 0	K: 1	BB: 0	K: 2	BB: 0	K: 2	BB: 0	K: 0	BB: 1	K: 1	BB: 0	3B: 0	DP: 0 <td>SB: 1</td> <td></td>	SB: 1	
	S: 5	P: 9	S: 8	P: 8	S: 3	P: 3	S: 4	P: 8	S: 8	P: 8	S: 10	P: 10	S: 4	P: 8	S: 9	P: 9	HR: 2	HBP: 0	CS: 1	

PITCHER	IP	WLS	BF	H	R	ER	SO	BB	IBB	HBP	BLK	WP	HR	S	P	ERA	WHIP
John Cerutti, L ERA: 5.09 (1, 1)	6.2		30	8	3	3	5	2	1	0	0	0	1	37	49	4.05	1.500
Jim Acker, R ERA: 4.69 (7, 1)	2.1		12	4	5	5	3	1	0	0	0	2	1	17	21	19.29	2.143
Don Gordon, R ERA: 7.06 (10, 1)	0.2	L	5	3	2	2	1	0	0	0	0	0	0	7	7	27.00	4.500
Bill Caudill, R ERA: 5.51 (10, 1)	0.1		2	1	0	0	0	0	0	0	0	0	0	2	2	0.00	3.000

BOTTOM

New York Yankees @ Toronto Blue Jays  
Exhibition Stadium, Toronto, ON

Fri Jun 20 1986, 7:05 PM EDT  
Att: 38,109 - Unknown

livebaseballscorecards.com



AB R H RBI BB SO LOB

5 1 2 1 0 0 1

3 1 2 1 1 0 0  
0 1 0 0 1 0 0

4 0 1 0 1 2 5

5 1 1 4 0 0 5

5 0 0 0 0 2 5

5 1 1 0 0 1 2

4 1 0 0 1 1 0

3 1 2 1 0 0 0  
1 0 0 0 0 1 2  
1 0 0 0 0 0 0

4 1 2 1 0 0 0

AB 40  
R 8  
H 11  
RBI 8  
BB 4  
SO 7  
LOB 20

WP: 0 PA: 44  
PB: 0  
SB: 0  
CS: 0

1B: 6 SF: 0  
2B: 2 SAC: 0  
3B: 0 DP: 0  
HR: 3 HBP: 0

Batter	1	2	3	4	5	6	7	8	9	10
Tony Fernandez, S OBP: 0.336, SLG: 0.385 (1, 6)	0-0 1B	0-0 L8			0-0 F8			0-0 6-3	0-0 BB HR 1B	
Rance Mulliniks, L OBP: 0.353, SLG: 0.416 (1, 5)	0-0 FC6-4 1B					4-0 2B BB		0-0 HR	4-0 HR BB	
Garth Iorg, R OBP: 0.308, SLG: 0.312 (9, PH) (10, 5)	1-2 1B					0-0 1-3 2B		4-0 FC5-4 BB	0-3 K	
Lloyd Moseby, L OBP: 0.379, SLG: 0.459 (1, 8)	0-3 K				0-0 F3	0-0 1-3 2B		0-0 FC5-4 BB	0-3 K	
George Bell, R OBP: 0.356, SLG: 0.532 (1, 7)	0-0 F3				0-0 6-3	0-0 F6		0-0 FC5-4 BB	0-0 HR	
Jesse Barfield, R OBP: 0.355, SLG: 0.553 (1, 9)	0-0 FC6-4 1-2f				0-0 F8	0-3 K		0-0 5-3	0-3 K	
Cliff Johnson, R OBP: 0.379, SLG: 0.497 (1, 10)		0-0 F7			0-0 F9	0-0 4-3		0-0 BB 1B	0-3 K	
Willie Upshaw, L OBP: 0.368, SLG: 0.358 (1, 3)		0-3 K			0-0 4-3		0-0 F8	4-0 BB 1B BB	0-0 F9	
Ernie Whitt, L OBP: 0.276, SLG: 0.367 (1, 2)		0-0			0-0		0-0 F8	0-3 BB K	0-0 F7	
Buck Martinez, R OBP: 0.276, SLG: 0.313 (9, PH) (10, 2)		0-0 HR			0-0 2B		0-0 F8	0-3 BB K	0-0 F7	
Rick Leach, L OBP: 0.325, SLG: 0.449 (10, PH)					0-0 2B		0-0 F8	0-3 BB K	0-0 F7	
Damaso Garcia, R OBP: 0.293, SLG: 0.330 (1, 4)		0-0 1B			0-0 5-3		0-0 4-3	0-0 BB HR 1B		

Inning Stats	R: 0	H: 2	E: 0	LOB: 2	K: 1	S: 7	P: 7	R: 1	H: 2	E: 0	LOB: 1	K: 1	S: 7	P: 7	R: 0	H: 0	E: 0	LOB: 0	K: 0	S: 3	P: 3	R: 0	H: 0	E: 0	LOB: 0	K: 0	S: 3	P: 3	R: 0	H: 1	E: 0	LOB: 0	K: 0	S: 3	P: 3	R: 0	H: 1	E: 0	LOB: 2	K: 1	S: 6	P: 10	R: 0	H: 0	E: 0	LOB: 0	K: 0	S: 3	P: 3	R: 1	H: 1	E: 0	LOB: 1	K: 0	S: 4	P: 8	R: 6	H: 4	E: 0	LOB: 0	K: 3	S: 13	P: 21	R: 0	H: 0	E: 0	LOB: 0	K: 1	S: 5	P: 5	1B: 6	SF: 0	2B: 2	SAC: 0	3B: 0	DP: 0	HR: 3	HBP: 0	WP: 0	PA: 44
--------------	------	------	------	--------	------	------	------	------	------	------	--------	------	------	------	------	------	------	--------	------	------	------	------	------	------	--------	------	------	------	------	------	------	--------	------	------	------	------	------	------	--------	------	------	-------	------	------	------	--------	------	------	------	------	------	------	--------	------	------	------	------	------	------	--------	------	-------	-------	------	------	------	--------	------	------	------	-------	-------	-------	--------	-------	-------	-------	--------	-------	--------

PITCHER	IP	WLS	BF	H	R	ER	SO	BB	IBB	HBP	BLK	WP	HR	S	P	ERA	WHIP
Doug Drabek, R ERA: 5.49 (1, 1)	8.0		34	8	4	4	3	3	0	0	0	0	2	37	49	4.50	1.375
Dave Righetti, L ERA: 4.31 (9, 1)	0.2		6	3	4	4	2	1	0	0	0	0	1	9	13	54.00	6.000
Brian Fisher, R ERA: 5.59 (9, 1)	1.1	W	4	0	0	0	2	0	0	0	0	0	0	8	8	0.00	0.000

PITCHER	IP	WLS	BF	H	R	ER	SO	BB	IBB	HBP	BLK	WP	HR	S	P	ERA	WHIP
Doug Drabek, R ERA: 5.49 (1, 1)	8.0		34	8	4	4	3	3	0	0	0	0	2	37	49	4.50	1.375
Dave Righetti, L ERA: 4.31 (9, 1)	0.2		6	3	4	4	2	1	0	0	0	0	1	9	13	54.00	6.000
Brian Fisher, R ERA: 5.59 (9, 1)	1.1	W	4	0	0	0	2	0	0	0	0	0	0	8	8	0.00	0.000

**TOP**

**New York Yankees @ Toronto Blue Jays**  
 Exhibition Stadium, Toronto, ON

Sat Jun 21 1986, 3:33 AM EDT  
 Att. 43,678 - Unknown

AB	40
R	4
H	11
RBI	4
BB	4
SO	8
LOB	19



AB R H RBI BB SO LOB

4	1	0	0	1	2	2	
4	2	2	1	1	1	2	
5	1	2	0	0	0	1	
4	0	3	3	1	1	0	
5	0	1	0	0	1	5	
5	0	0	0	0	1	4	
4	0	2	0	1	0	0	
5	0	0	0	0	2	4	
4	0	1	0	0	0	1	
1B: 6	SF: 0	2B: 5	SAC: 0	3B: 0	DP: 0	HR: 0	HBP: 0

Batter	1	2	3	4	5	6	7	8	9	10
Rickey Henderson, R OBP: 0.370, SLG: 0.507 (1, 8)	0-3 K	0-0 5-3			0-3 K		0-0 6-3			4-0 S 1B BB
Ken Griffey, L OBP: 0.344, SLG: 0.468 (1, 7)	4-0 1B BB	0-3 K			0-0 2B		0-0 F8			0-0 1B 1B
Don Mattingly, L OBP: 0.373, SLG: 0.519 (1, 3)	0-0 1B 1B				0-0 F8		0-0 F7		0-0 F4	0-0 1B 2B
Mike Easler, L OBP: 0.382, SLG: 0.502 (1, 10)	0-0 1B 1-2 2-H				0-0 2B		4-0 IBB		0-3 K	0-0 F9 1B 2B
Dan Pasqua, L OBP: 0.405, SLG: 0.521 (1, 9)	0-0 F8				0-0 2B		0-0 F9		0-0 4-3	0-3 K
Mike Pagliarulo, L OBP: 0.325, SLG: 0.507 (1, 5)	0-3 K				0-0 F9		0-0 1-3		0-0 6-3	0-0 F9 2-3
Ron Hassey, L OBP: 0.379, SLG: 0.440 (1, 2)					0-0 4-3		0-0 4-3		0-0 1B	4-0 BB
Willie Randolph, R OBP: 0.407, SLG: 0.322 (1, 4)					0-3 K		0-0 5-3		0-3 K	0-0 F3
Dale Berra, R OBP: 0.351, SLG: 0.412 (1, 6)					0-0 5-3		0-0 4-3		0-0 F3	

Inning Stats	R: 1 E: 0 K: 2 S: 9	H: 2 LOB: 2 BB: 1 P: 13	R: 0 E: 0 K: 1 S: 7	H: 2 LOB: 2 BB: 0 P: 7	R: 0 E: 0 K: 0 S: 4	H: 2 LOB: 1 BB: 0 P: 4	R: 0 E: 0 K: 1 S: 5	H: 0 LOB: 0 BB: 0 P: 5	R: 0 E: 0 K: 1 S: 6	H: 1 LOB: 2 BB: 1 P: 10	R: 0 E: 0 K: 0 S: 3	H: 0 LOB: 0 BB: 0 P: 3	R: 0 E: 0 K: 1 S: 5	H: 0 LOB: 0 BB: 0 P: 5	R: 0 E: 0 K: 1 S: 6	H: 1 LOB: 1 BB: 0 P: 6	R: 3 E: 0 K: 1 S: 8	H: 3 LOB: 2 BB: 2 P: 16	1B: 6 2B: 5 3B: 0 HR: 0	SF: 0 SAC: 0 DP: 0 HBP: 0	WP: 0 PB: 0 SB: 1 CS: 0	PA: 44
--------------	------------------------------	----------------------------------	------------------------------	---------------------------------	------------------------------	---------------------------------	------------------------------	---------------------------------	------------------------------	----------------------------------	------------------------------	---------------------------------	------------------------------	---------------------------------	------------------------------	---------------------------------	------------------------------	----------------------------------	----------------------------------	------------------------------------	----------------------------------	--------

PITCHER	IP	WLS	BF	H	R	ER	SO	BB	IBB	HBP	BLK	WP	HR	S	P	ERA	WHIP
Doyle Alexander, R ERA: 3.59 (1, 1)	9.0		36	8	1	1	7		1	0	0	0	0	48	56	1.00	1.000
Dennis Lamp, R ERA: 6.42 (10, 1)	0.0	L	3	2	3	3	0	1	0	0	0	0	0	2	6	∞	∞
Bill Caudill, R ERA: 5.19 (10, 1)	1.0		5	1	0	0	1	1	0	0	0	0	0	6	10	0.00	2.000



**BOTTOM**

**New York Yankees @ Toronto Blue Jays**  
 Exhibition Stadium, Toronto, ON  
 Sat Jun 21 1986, 3:33 AM EDT  
 Att: 43,678 - Unknown

[livebaseballscorecards.com](http://livebaseballscorecards.com)

<b>AB</b>	<b>38</b>
<b>R</b>	<b>2</b>
<b>H</b>	<b>9</b>
<b>RBI</b>	<b>2</b>
<b>BB</b>	<b>3</b>
<b>SO</b>	<b>2</b>
<b>LOB</b>	<b>12</b>



<b>WP</b>	<b>0</b>	<b>PA</b>	<b>41</b>
<b>PB</b>	<b>0</b>		
<b>SB</b>	<b>0</b>		
<b>CS</b>	<b>0</b>		

AB R H RBI BB SO LOB

5 0 2 0 0 0 3

5 0 0 0 0 0 2

4 1 1 1 1 0 1

5 0 1 0 0 0 2

4 0 1 0 1 1 0

4 1 1 0 0 0 1

4 0 2 1 0 1 0

4 0 1 0 0 0 1

2 0 0 0 1 0 0

0 0 0 0 0 0 0

1 0 0 0 0 0 2

1B: 7 SF: 0  
 2B: 1 SAC: 0  
 3B: 0 DP: 0  
 HR: 1 HBP: 0

Batter	1	2	3	4	5	6	7	8	9	10
<b>Tony Fernandez, S</b> (1, 6) OBP: 0.337, SLG: 0.385	0-0 1B 1B		0-0 5-3 1B		0-0 6-3		0-0 FC6-4 1-2f		0-0 FC3-6 1-2f	
<b>Lloyd Moseby, L</b> (1, 8) OBP: 0.373, SLG: 0.451	0-0 F4		0-0 5-3 1-2		0-0 F6			0-0 4-3		0-0 F8
<b>Cliff Johnson, R</b> (1, 10) OBP: 0.380, SLG: 0.508	0-0 F8		4-0 BB		0-0 6-3			0-0 F4		0-0 HR
<b>George Bell, R</b> (1, 7) OBP: 0.353, SLG: 0.526	0-0 1B 1-2 1B		0-0 F4		0-0 F8			0-0 6-3		0-0 L6
<b>Jesse Barfield, R</b> (1, 9) OBP: 0.355, SLG: 0.549	0-0 1-2 2-3 1B			0-3 K		4-0 BB			0-0 F8	0-0 1-3
<b>Damaso Garcia, R</b> (1, 4) OBP: 0.292, SLG: 0.333		0-0 F4		0-0 5-3		0-0 F9			0-0 1B 2B	
<b>Willie Upshaw, L</b> (1, 3) OBP: 0.370, SLG: 0.361		0-3 K		0-0 1B			0-0 F8		0-0 F9 1B 1B 2-H	
<b>Garth Iorg, R</b> (1, 5) OBP: 0.306, SLG: 0.310		0-0 L6		0-0 L6			0-0 F3		0-0 1-2 FC3-6 1B	
<b>Buck Martinez, R</b> (1, 2) OBP: 0.278, SLG: 0.304			0-0 5-3		0-0 5-3		4-0 FC6-4 BB		0-0 F9	
<b>Ron Shepherd, R</b> (7, PR) OBP: 0.400, SLG: 0.400										
<b>Ernie Whitt, L</b> (8, 2) OBP: 0.274, SLG: 0.364									2-3	

Inning Stats	R: 0	H: 3	E: 0	K: 0	S: 5	P: 5	R: 0	H: 0	E: 0	K: 1	S: 5	P: 5	R: 0	H: 1	E: 0	K: 0	S: 4	R: 0	H: 1	E: 0	K: 1	S: 6	P: 6	R: 0	H: 0	E: 0	K: 0	S: 3	R: 0	H: 0	E: 0	K: 0	S: 3	R: 0	H: 0	E: 0	K: 0	S: 3	R: 0	H: 0	E: 0	K: 0	S: 3	R: 1	H: 3	E: 0	K: 0	S: 6	R: 1	H: 1	E: 0	K: 0	S: 4	P: 4	1B: 7	SF: 0	2B: 1	SAC: 0	3B: 0	DP: 0	HR: 1	HBP: 0	WP: 0	PA: 41
--------------	------	------	------	------	------	------	------	------	------	------	------	------	------	------	------	------	------	------	------	------	------	------	------	------	------	------	------	------	------	------	------	------	------	------	------	------	------	------	------	------	------	------	------	------	------	------	------	------	------	------	------	------	------	------	-------	-------	-------	--------	-------	-------	-------	--------	-------	--------

PITCHER	IP	WLS	BF	H	R	ER	SO	BB	IBB	HBP	BLK	WP	HR	S	P	ERA	WHIP
<b>Ron Guidry, L</b> (1, 1) ERA: 3.62	7.1		29	5	0	0	2	3	0	0	0	0	0	30	42	0.00	1.091
<b>Brian Fisher, R</b> (8, 1) ERA: 5.68	1.0		4	1	1	1	0	0	0	0	0	0	0	4	4	9.00	1.000
<b>Dave Righetti, L</b> (9, 1) ERA: 4.24	0.2	W	4	2	0	0	0	0	0	0	0	0	0	4	4	0.00	3.000
<b>Alfonso Pulido, L</b> (10, 1) ERA: 3.14	1.0	S	4	1	1	1	0	0	0	0	0	0	1	4	4	9.00	1.000

Batter	1	2	3	4	5	6	7	8	9	AB R H RBI BB SO LOB	TOP	
Rickey Henderson, R (1, 8) OBP: 0.368, SLG: 0.504 Dan Pasqua, L (7, 7) OBP: 0.412, SLG: 0.528	0-3 K	0-0 F4			0-0 F6		0-0 1B		0-0 FC6 1B	4 0 1 0 0 1 1 1 0 1 0 0 0 0		
Willie Randolph, R (1, 4) OBP: 0.411, SLG: 0.346 Mike Fischlin, R (7, 4) OBP: 0.315, SLG: 0.286	0-0 HR		0-0 F8		0-0 2B		0-0 1B		0-0 F9	4 1 3 1 0 0 0 1 0 0 0 0 0 1		
Don Mattingly, L (1, 3) OBP: 0.373, SLG: 0.519	0-0 2B		0-0 F9		4-0 BB		0-0 FC6-4		0-0 FC6	4 0 1 0 1 0 3		
Dave Winfield, R (1, 9) OBP: 0.341, SLG: 0.452	0-0 1B		4-0 BB		0-0 G5-4-3				0-3 K	3 0 1 0 1 1 2		
Gary Roenicke, R (1, 7) OBP: 0.418, SLG: 0.394 (7, 8)	0-0 F6		0-0 F3			0-3 K		0-3 K		4 0 0 0 0 2 3		
Mike Easler, L (1, 10) OBP: 0.384, SLG: 0.502	0-3 K			0-0 1B		0-3 K		0-0 1B		4 0 2 0 0 2 2		
Butch Wynegar, S (1, 2) OBP: 0.318, SLG: 0.370		0-0 6-3		0-0 F7		0-0 F9		0-0 1B		4 0 1 0 0 0 1		
Mike Pagliarulo, L (1, 5) OBP: 0.320, SLG: 0.498 Ivan De Jesus, R (8, 6)		0-0 F8		0-3 K			0-0 F8	0-0 F5		4 0 0 0 0 1 3 0 0 0 0 0 0 0		
Dale Berra, R (1, 6) OBP: 0.344, SLG: 0.389 (8, 5)		4-0 BB		0-0 F8			0-0 L8		0-0 5-3	3 0 0 0 1 0 1		
<b>Inning Stats</b>	R: 1 H: 3 E: 0 LOB: 2 K: 2 BB: 0 S: 10 P: 10	R: 0 H: 0 E: 0 LOB: 1 K: 0 BB: 1 S: 3 P: 7	R: 0 H: 0 E: 0 LOB: 1 K: 0 BB: 1 S: 3 P: 7	R: 0 H: 1 E: 0 LOB: 1 K: 1 BB: 0 S: 6 P: 6	R: 0 H: 1 E: 0 LOB: 1 K: 0 BB: 1 S: 3 P: 7	R: 0 H: 0 E: 0 LOB: 0 K: 2 BB: 0 S: 7 P: 7	R: 0 H: 2 E: 0 LOB: 2 K: 0 BB: 0 S: 5 P: 5	R: 0 H: 2 E: 0 LOB: 2 K: 2 BB: 0 S: 9 P: 9	R: 0 H: 1 E: 0 LOB: 1 K: 0 BB: 0 S: 4 P: 4	1B: 7 SF: 0 2B: 2 SAC: 0 3B: 0 DP: 1 HR: 1 HBP: 0	WP: 0 PA: 39 PB: 0 SB: 1 CS: 0	
<b>PITCHER</b> Jimmy Key, L (1, 1) ERA: 4.67 Tom Henke, R (9, 1) ERA: 4.66	IP WLS BF H R ER SO BB IBB HBP BLK WP HR S P ERA WHIP	8.0 W 35 9 1 1 7 3 0 0 0 0 0 1 46 58 1.12 1.500	1.0 4 1 0 0 0 0 0 0 0 0 0 0 4 4 0.00 1.000	<b>PITCHER</b> IP WLS BF H R ER SO BB IBB HBP BLK WP HR S P ERA WHIP								

**New York Yankees @ Toronto Blue Jays**  
Exhibition Stadium, Toronto, ON  
Sun Jun 22 1986, 3:33 AM EDT  
Att. 40,101 - Unknown

AB	36
R	1
H	10
RBI	1
BB	3
SO	7
LOB	17



Batter	1	2	3	4	5	6	7	8	9
Tony Fernandez, S (1, 6) OBP: 0.340, SLG: 0.409	0-0 G3		0-0 3B		0-0 3-1	0-0 G3 SF7 2B	0-0 HR	0-0 4-3	
Rance Mulliniks, L (1, 5) OBP: 0.353, SLG: 0.411 Garth Iorg, R (6, PH) OBP: 0.301, SLG: 0.304	0-0 3-1		0-0 4-3		4-0 BB 1B BB	0-0 G3	0-0 6-3		
Lloyd Moseby, L (1, 8) OBP: 0.381, SLG: 0.455 Kelly Gruber, R (7, PH) OBP: 0.194, SLG: 0.344	4-0 S BB				0-0 S 1B	0-0 BB 1B	4-0 FC4-6 BB	0-3 K	
George Bell, R (1, 7) OBP: 0.354, SLG: 0.524 Ron Shepherd, R (8, PR) OBP: 0.400, SLG: 0.400	0-0 L3				0-0 L5	4-0 E 1B	0-0 SF7	0-0 1B 2B	
Willie Upshaw, L (1, 3) OBP: 0.375, SLG: 0.363		0-0 6-3			4-0 1B BB	0-0 E4 2B 1B	0-0 FC4-6	0-0 2B 1B	
Cliff Johnson, R (1, 10) OBP: 0.377, SLG: 0.508 Rick Leach, L (8, PH) OBP: 0.333, SLG: 0.468		0-0 6-3			0-3 K	0-0 2B		0-0 F7 2B 2B	
Jesse Barfield, R (1, 9) OBP: 0.356, SLG: 0.546		0-0 5-3			0-0 1B	0-0 5-3		0-0 HR 1B	
Ernie Whitt, L (1, 2) OBP: 0.284, SLG: 0.396			0-0 4-3		0-0 G3			4-0 2B BB	0-0 HR 2B
Damaso Garcia, R (1, 4) OBP: 0.294, SLG: 0.340			0-0 6-3		0-0 6-3			0-0 2B HR	0-3 K

AB R H RBI BB SO LOB

6	2	3	4	0	0	2
2	1	0	0	1	0	1
2	0	0	0	0	0	1
2	2	2	0	2	0	0
1	0	0	0	0	1	0
3	1	1	1	1	0	2
0	1	0	0	0	0	0
4	2	2	2	1	0	1
4	0	1	1	0	1	2
1	1	1	1	0	0	0
5	1	2	1	0	1	4
4	2	2	4	1	0	2
5	2	2	0	0	1	2

AB	39
R	15
H	16
RBI	14
BB	6
SO	4
LOB	17



1B: 8	SF: 1	WP: 0	PA: 46
2B: 5	SAC: 0	PB: 0	
3B: 1	DP: 0	SB: 2	
HR: 2	HBP: 0	CS: 0	

WP: 0 PA: 46  
PB: 0  
SB: 2  
CS: 0

**New York Yankees @ Toronto Blue Jays**  
Exhibition Stadium, Toronto, ON  
Sun Jun 22 1986, 3:33 AM EDT  
Att. 40,101 - Unknown

livebaseballscorecards.com

Inning Stats	R: 0	H: 0	E: 0	K: 0	S: 3	LOB: 1	BB: 1	P: 7									
R: 0 H: 0 E: 0 K: 0 S: 3	R: 0 H: 0 E: 0 K: 0 S: 3	R: 0 H: 1 E: 0 K: 0 S: 4	R: 1 H: 2 E: 0 K: 1 S: 7	R: 4 H: 3 E: 1 K: 0 S: 6	R: 3 H: 2 E: 0 K: 0 S: 5	R: 4 H: 4 E: 0 K: 1 S: 9	R: 3 H: 4 E: 0 K: 2 S: 11										
PITCHER	IP	WLS	BF	H	R	ER	SO	BB	IBB	HBP	BLK	WP	HR	S	P	ERA	WHIP
Joe Niekro, R (1, 1) ERA: 4.01	5.0	L	27	7	7	5	1	5	0	0	0	0	0	24	44	9.00	2.400
Bob Shirley, L (6, 1) ERA: 5.43	1.1		9	4	4	4	0	1	0	0	0	0	1	8	12	27.00	3.750
Ed Whitson, R (7, 1) ERA: 7.61	1.2		10	5	4	4	3	0	0	0	0	0	1	16	16	21.60	3.000

Batter	1	2	3	4	5	6	7	8	9	AB R H RBI BB SO LOB	TOP													
Rickey Henderson, R OBP: 0.374, SLG: 0.503 (1, 8)	0-0 F7 S 1B	4-0 1-2 BB		0-3 K	4-0 G1-2-3 IBB		0-0 3-1 1B 1B	0-0 F8		4 1 2 0 2 1 0														
Ken Griffey, L OBP: 0.343, SLG: 0.461 (1, 7)	4-0 1-2 G4-6-3 BB		0-3 K	0-0 F5	0-0 G1-2-3		0-0 1-2 1B 1B	0-0 5-3		5 1 1 0 1 1 5														
Don Mattingly, L OBP: 0.379, SLG: 0.520 (1, 3)	0-0 F7 2-3		0-0 1B 1B	0-0 1B 1B		4-0 2B WP BB	0-0 3-1		0-0 4-3 1B 1B	5 1 3 0 1 0 4														
Mike Easler, L OBP: 0.391, SLG: 0.505 (1, 10)	0-0 G4-6-3 1-2f		0-0 1B 1B	0-0 1B 1B		0-3 K	4-0 1B 2B IBB		0-0 1-2 4-3 1B	5 1 3 0 1 1 3														
Dave Winfield, R OBP: 0.348, SLG: 0.463 (1, 9)		0-0 HR 2B	0-0 F7		0-0 4-3 2B 2B	4-0 2B 1B IBB	0-0 2B SF7 1B		0-3 K	5 4 3 2 1 1 4														
Mike Pagliarulo, L OBP: 0.324, SLG: 0.519 (1, 5)		0-0 HR	0-0 F8		0-0 4-3	0-0 1B 2B	0-0 2B		0-0 4-3	6 2 3 3 0 0 5														
Ron Hassey, L OBP: 0.385, SLG: 0.453 (1, 2)		0-0 4-3	0-0 BB 1B		0-0 2B 2B	4-0 1B IBB	0-0 SF7		4-0 FC6-4 BB	3 1 2 2 0 0 0 0 0 0 1 2 0 0	AB 41 R 11 H 19 RBI 11 BB 11 SO 6 LOB 30													
Butch Wynegar, S OBP: 0.325, SLG: 0.370 (6, PH) (6, 2)		0-3 K	4-0 1-2 BB		4-0 2B BB	0-0 1-2 2-H 3-H 1B	0-3 K		0-0 FC6-4	4 0 1 2 2 2 4														
Willie Randolph, R OBP: 0.413, SLG: 0.344 (1, 4)		0-0 BB BB	0-0 1-3		0-0 1-3 2-H 2B	0-0 4-3		0-0 6-3		4 0 1 1 1 0 5														
Dale Berra, R OBP: 0.348, SLG: 0.397 (1, 6)																								
<b>Inning Stats</b>	R: 0 E: 0 K: 0 S: 3	H: 1 LOB: 1 BB: 1 P: 7	R: 2 E: 0 K: 2 S: 9	H: 2 LOB: 2 BB: 2 P: 17	R: 1 E: 0 K: 0 S: 6	H: 3 LOB: 3 BB: 1 P: 10	R: 0 E: 0 K: 1 S: 6	H: 2 LOB: 2 BB: 0 P: 6	R: 2 E: 0 K: 0 S: 5	H: 3 LOB: 2 BB: 2 P: 13	R: 2 E: 0 K: 1 S: 6	H: 2 LOB: 2 BB: 3 P: 18	R: 4 E: 0 K: 1 S: 9	H: 4 LOB: 1 BB: 1 P: 13	R: 0 E: 0 K: 0 S: 3	H: 0 LOB: 0 BB: 0 P: 3	R: 0 E: 0 K: 1 S: 7	H: 2 LOB: 3 BB: 1 P: 11	1B: 12 2B: 6 3B: 0 HR: 1	SF: 1 SAC: 0 DP: 2 HBP: 0	WP: 1 PB: 0 SB: 1 CS: 0	PA: 53		
<b>PITCHER</b>	IP WLS BF H R ER SO BB IBB HBP BLK WP HR S P ERA WHIP	Oil Can Boyd, R ERA: 3.5 (1, 1) Tim Lollar, L ERA: 5.25 (5, 1) Mike Trujillo, R ERA: 10.8 (6, 1) Steve Crawford, R ERA: 4.02 (7, 1)	IP WLS BF H R ER SO BB IBB HBP BLK WP HR S P ERA WHIP																					

**New York Yankees @ Boston Red Sox**  
 Fenway Park, Boston, MA  
 Mon Jun 23 1986, 7:05 PM EDT  
 Att: 35,355 - Unknown

[livebaseballscorecards.com](http://livebaseballscorecards.com)



Batter	1	2	3	4	5	6	7	8	9	AB R H RBI BB SO LOB
Marty Barrett, R OBP: 0.320, SLG: 0.361 (1, 4)	0-0 F8		0-0 5-3		0-0 2B 4-3 1B	0-0 F8			0-0 F9	5 1 1 0 0 0 1
Wade Boggs, L OBP: 0.491, SLG: 0.538 (1, 5)	0-0 4-3		0-0 1B		0-0 4-3 2B		0-3 K			4 1 2 0 0 1 0
Bill Buckner, L OBP: 0.263, SLG: 0.401 (1, 3)	0-0 4-3		0-0 F4		0-0 4-3		0-0 F8			4 0 0 1 0 0 2
Jim Rice, R OBP: 0.381, SLG: 0.467 (1, 7)		0-0 2B		0-0 1B 1B 1B	0-0 F4		0-3 K			4 1 2 0 0 1 1
Don Baylor, R OBP: 0.355, SLG: 0.472 (1, 10)		0-0 5-3		0-3 K	0-0 2B			0-0 F7		4 0 1 1 0 1 2
Dwight Evans, R OBP: 0.353, SLG: 0.429 (1, 9)		0-0 F9		0-0 1B 1B	0-0 1-3			0-3 K		4 0 1 0 0 1 2
Tony Armas, R OBP: 0.333, SLG: 0.351 (1, 8)		4-0 BB		0-0 1B 1B		0-0 1B		0-0 F9		3 0 2 0 1 0 0
Rich Gedman, L OBP: 0.318, SLG: 0.383 (1, 2)		0-0 4-3		0-0 FC6-4 1B		0-0 F9			0-0 F5	4 0 1 1 0 0 3
Rey Quinones, R OBP: 0.319, SLG: 0.300 (1, 6)			0-0 4-3	0-0 FC6-4 1B		0-0 F9			0-3 K	4 0 0 0 0 1 3

Inning Stats	R: 0 E: 0 K: 0 S: 3	H: 0 LOB: 0 BB: 0 P: 3	R: 0 E: 0 K: 0 S: 4	H: 1 LOB: 2 BB: 1 P: 8	R: 0 E: 0 K: 0 S: 4	H: 1 LOB: 1 BB: 0 P: 4	R: 1 E: 0 K: 1 S: 8	H: 4 LOB: 2 BB: 0 P: 8	R: 2 E: 0 K: 0 S: 6	H: 3 LOB: 1 BB: 0 P: 6	R: 0 E: 0 K: 0 S: 4	H: 1 LOB: 1 BB: 0 P: 4	R: 0 E: 0 K: 2 S: 7	H: 0 LOB: 0 BB: 0 P: 7	R: 0 E: 0 K: 1 S: 5	H: 0 LOB: 0 BB: 0 P: 5	R: 0 E: 0 K: 1 S: 5	H: 0 LOB: 0 BB: 0 P: 5	1B: 7 2B: 3 3B: 0 HR: 0	SF: 0 SAC: 0 DP: 0 HBP: 0	WP: 0 PB: 0 SB: 0 CS: 0	PA: 37
PITCHER	IP	WLS	BF	H	R	ER	SO	BB	IBB	HBP	BLK	WP	HR	S	P	ERA	WHIP					
Bob Tewksbury, R ERA: 3.71 (1, 1)	4.2		23	9	3	3	1	1	0	0	0	0	0	24	28	5.79	2.143					
Brian Fisher, R ERA: 5.23 (5, 1)	3.1	W	11	1	0	0	3	0	0	0	0	0	0	17	17	0.00	0.300					
Alfonso Pulido, L ERA: 2.93 (9, 1)	1.0		3	0	0	0	1	0	0	0	0	0	0	5	5	0.00	0.000					


**BOTTOM**

**New York Yankees @ Boston Red Sox**

Fenway Park, Boston, MA

Mon Jun 23 1986, 7:05 PM EDT  
Att. 35,355 - Unknown

<b>AB</b>	<b>36</b>
<b>R</b>	<b>3</b>
<b>H</b>	<b>10</b>
<b>RBI</b>	<b>3</b>
<b>BB</b>	<b>1</b>
<b>SO</b>	<b>5</b>
<b>LOB</b>	<b>14</b>



livebaseballscorecards.com

Batter	1	2	3	4	5	6	7	8	9	AB R H RBI BB SO LOB	TOP											
Rickey Henderson, R OBP: 0.371, SLG: 0.498 (1, 8)	0-3 K		0-0 F8		0-0 F9		0-0 1B		0-0 E5 1B SF8	5 1 1 0 0 1 2												
Ken Griffey, L OBP: 0.350, SLG: 0.464 (1, 7)	0-3 K			0-0 F5		0-0 1B E	0-0 1B		0-0 WP 1B	5 1 3 0 0 1 0												
Don Mattingly, L OBP: 0.376, SLG: 0.516 (1, 3)	0-0 F7			0-0 4-3		0-0 E WP 1B	0-0 F4		0-0 SF8	4 1 1 1 0 0 2												
Mike Easler, L OBP: 0.387, SLG: 0.498 (1, 10)		0-0 F8		0-0 3-1		0-0 E8 WP FC5-2 1B	0-3 K		0-3 K	5 0 1 1 0 2 3												
Dave Winfield, R OBP: 0.346, SLG: 0.456 (1, 9)		0-0 5-3			4-0 E 1B BB	0-3 K		0-0 6-3	0-3 K	4 1 0 0 1 2 2												
Mike Pagliarulo, L OBP: 0.323, SLG: 0.519 (1, 5)		0-0 F8			0-0 E6 1B 6-3	0-0 FC5-2 HR		0-0 1B 2B		4 2 1 0 0 0 2												
Ron Hassey, L OBP: 0.401, SLG: 0.500 (1, 2)			0-0 2B		0-0 PB 1B	0-0 HR		0-0 1B		4 1 4 3 0 0 0												
Willie Randolph, R OBP: 0.408, SLG: 0.339 (1, 4)			0-0 1-3		0-0 6-3	0-0 4-3		0-0 F3		4 0 0 1 0 0 3												
Dale Berra, R OBP: 0.343, SLG: 0.403 (1, 6)			0-0 F5		0-0 F9		0-0 F7		0-0 PB E 2B	4 1 1 0 0 0 2												
<b>Inning Stats</b>	R: 0 E: 0 K: 2 S: 7	H: 0 LOB: 0 BB: 0 P: 7	R: 0 E: 0 K: 0 S: 3	H: 0 LOB: 0 BB: 0 P: 3	R: 0 E: 0 K: 0 S: 4	H: 1 LOB: 1 BB: 0 P: 4	R: 0 E: 0 K: 0 S: 3	H: 0 LOB: 0 BB: 0 P: 3	R: 2 E: 1 K: 1 S: 5	H: 1 LOB: 1 BB: 1 P: 9	R: 4 E: 0 K: 1 S: 9	H: 4 LOB: 0 BB: 0 P: 9	R: 0 E: 0 K: 1 S: 7	H: 2 LOB: 2 BB: 0 P: 7	R: 0 E: 0 K: 0 S: 4	H: 2 LOB: 1 BB: 0 P: 4	R: 2 E: 1 K: 2 S: 10	H: 2 LOB: 1 BB: 0 P: 10	1B: 8 2B: 3 3B: 0 HR: 1	SF: 1 SAC: 0 DP: 0 HBP: 0	WP: 2 PB: 2 SB: 0 CS: 0	PA: 41
<b>PITCHER</b>	IP WLS BF H R ER SO BB IBB HBP BLK WP HR S P ERA WHIP																					
Bob Woodward, R ERA: 5.68 (1, 1)	5.2 L 25 6 6 5 3 1 0 0 0 1 1 30 34 7.94 1.235																					
Steve Crawford, R ERA: 3.94 (6, 1)	0.2 4 2 0 0 0 0 0 0 0 0 0 4 4 0.00 3.000																					
Joe Sambito, L ERA: 2.25 (7, 1)	1.1 5 2 0 0 1 0 0 0 0 0 0 7 7 0.00 1.500																					
Bob Stanley, R ERA: 4.37 (8, 1)	0.2 5 2 2 1 0 0 0 0 0 0 0 5 5 13.50 3.000																					
Mike Trujillo, R ERA: 9.53 (9, 1)	0.2 2 0 0 0 2 0 0 0 0 0 1 0 6 6 0.00 0.000																					

**New York Yankees @ Boston Red Sox**  
 Fenway Park, Boston, MA  
 Tue Jun 24 1986, 7:05 PM EDT  
 Att. 34,382 - Unknown

AB	39
R	8
H	12
RBI	6
BB	1
SO	6
LOB	16



Batter	1	2	3	4	5	6	7	8	9	AB R H RBI BB SO LOB
--------	---	---	---	---	---	---	---	---	---	----------------------

Marty Barrett, R OBP: 0.322, SLG: 0.361 (1, 4)	0-0 F9			0-0 4-3		4-0 BB E BB		0-0 1B 1B		3 0 1 0 1 0 0	
Wade Boggs, L OBP: 0.491, SLG: 0.537 (1, 5)	0-3 K			0-0 1B E 1B		0-0 F7		0-0 1-2 FC6-4 1B		4 1 2 0 0 1 1	
Bill Buckner, L OBP: 0.279, SLG: 0.396 (1, 3)	0-0 F6			0-3 K		0-0 E3 G6-4-3		0-0 1-2f FC6-4		4 0 0 0 0 1 4	
Jim Rice, R OBP: 0.380, SLG: 0.464 (1, 7)		0-0 F9		0-0 E 1-3 1B		0-0 G6-4-3 1-2f		0-0 5-3		4 0 1 0 0 0 2	
Don Baylor, R OBP: 0.360, SLG: 0.478 (1, 10)		0-0 F8		0-0 E6 1-3 3-H 1B		4-0 FC5-4 BB		0-0 2B		3 0 2 1 1 0 0	
Dwight Evans, R OBP: 0.348, SLG: 0.421 (1, 9)		0-3 K		0-0 F7		0-0 FC5-4 G5-4-3 1-2		0-0 6-3		4 0 0 0 0 1 4	
Tony Armas, R OBP: 0.325, SLG: 0.342 (1, 8)			0-0 5-3		0-0 F8		0-0 G5-4-3 1-2f		0-0 6-3		4 0 0 0 0 0 2
Rich Gedman, L OBP: 0.318, SLG: 0.382 (1, 2)			0-0 G5-4-3 1B		0-3 K		0-0 F6			3 0 1 0 0 1 0	
Rey Quinones, R OBP: 0.311, SLG: 0.291 (1, 6)			0-0 G5-4-3 1-2f		0-0 F8		0-0 6-3			3 0 0 0 0 0 1	

**BOTTOM**

**New York Yankees @ Boston Red Sox**  
**Fenway Park, Boston, MA**  
 Tue Jun 24 1986, 7:05 PM EDT  
 Att. 34,382 - Unknown


AB	32
R	1
H	7
RBI	1
BB	2
SO	4
LOB	14



Inning Stats	R: 0	H: 0	E: 0	LOB: 0	K: 1	S: 5	R: 0	H: 0	E: 0	LOB: 0	K: 1	S: 5	R: 0	H: 1	E: 0	LOB: 0	K: 0	S: 3	R: 1	H: 3	E: 1	LOB: 2	K: 1	S: 8	R: 0	H: 0	E: 0	LOB: 0	K: 1	S: 5	R: 0	H: 0	E: 1	LOB: 1	K: 0	S: 3	R: 0	H: 0	E: 0	LOB: 0	K: 0	S: 2	R: 0	H: 2	E: 0	LOB: 2	K: 0	S: 5	R: 0	H: 1	E: 0	LOB: 1	K: 0	S: 4	1B: 6	SF: 0	2B: 1	SAC: 0	3B: 0	DP: 3	HR: 0	HBP: 0	WP: 0	PA: 34
--------------	------	------	------	--------	------	------	------	------	------	--------	------	------	------	------	------	--------	------	------	------	------	------	--------	------	------	------	------	------	--------	------	------	------	------	------	--------	------	------	------	------	------	--------	------	------	------	------	------	--------	------	------	------	------	------	--------	------	------	-------	-------	-------	--------	-------	-------	-------	--------	-------	--------

PITCHER	IP	WLS	BF	H	R	ER	SO	BB	IBB	HBP	BLK	WP	HR	S	P	ERA	WHIP
Dennis Rasmussen, L ERA: 3.94 (1, 1)	7.2	W	29	6	1	1	4	2	0	0	0	0	0	35	43	1.17	1.043
Dave Righetti, L ERA: 4.1 (8, 1)	1.1		5	1	0	0	0	0	0	0	0	0	0	5	5	0.00	0.750

PITCHER	IP	WLS	BF	H	R	ER	SO	BB	IBB	HBP	BLK	WP	HR	S	P	ERA	WHIP
---------	----	-----	----	---	---	----	----	----	-----	-----	-----	----	----	---	---	-----	------

Batter	1	2	3	4	5	6	7	8	9	AB R H RBI BB SO LOB	TOP		
Rickey Henderson, R OBP: 0.372, SLG: 0.497 (1, 8)	0-0 1B 2B 1B	0-0 F7		0-0 E6 1B		0-0 F8			0-0 E6 CS	5 1 2 0 0 0 0	<b>New York Yankees @ Boston Red Sox</b> Fenway Park, Boston, MA Wed Jun 25 1986, 7:05 PM EDT Att: 35,015 - Unknown		
Ken Griffey, L OBP: 0.346, SLG: 0.457 (1, 7)	0-0 2B 1-2 3-1 1B	0-0 3-1		0-0 4-3			0-0 4-3		0-0 F8 1-2	5 1 1 0 0 0 2			
Don Mattingly, L OBP: 0.381, SLG: 0.526 (1, 3)	0-0 3-1 1-3 2-H 2B		0-0 1B 2B		0-3 K HBP		0-0 FC4-6 1B			4 1 3 1 0 1 0			
Mike Easler, L OBP: 0.385, SLG: 0.494 (1, 10)	0-0 3-1		0-0 G6-4-3 1B		0-0 F8		0-0 FC4-6			4 0 1 2 0 0 3			
Dave Winfield, R OBP: 0.348, SLG: 0.452 (1, 9)	4-0 3-1 BB		0-0 G6-4-3 1-2f		1-0 HBP		0-0 6-3			2 0 0 0 1 0 2			
Mike Pagliarulo, L OBP: 0.320, SLG: 0.513 (1, 5)	0-0 3-1		0-0 F6		0-0 F6		0-3 K			3 0 0 0 0 0 4			
Gary Roenicke, R OBP: 0.413, SLG: 0.389 (8, PH)							0-3 K			1 0 0 0 0 1 0			
Mike Fischlin, R OBP: 0.315, SLG: 0.286 (8, 6)	1-2						0-3 K			0 0 0 0 0 0 0			
Ron Hassey, L OBP: 0.406, SLG: 0.507 (1, 2)	4-0 FC6-4 IBB		0-0 6-3 SF7 2B		0-0 L7					2 1 1 0 1 0 2			
Butch Wynegar, S OBP: 0.323, SLG: 0.368 (8, 2)										1 0 0 0 0 1 0			
Willie Randolph, R OBP: 0.403, SLG: 0.333 (1, 4)	0-0 FC6-4 1-2f		0-0 6-3 2-3			0-0 3-1		0-3 K		4 0 0 0 0 1 4			
Dale Berra, R OBP: 0.324, SLG: 0.385 (1, 6)		0-0 5-3		0-0 SF7 3-H		0-3 K			0-0 5-3	3 0 0 1 0 1 0			
													
<b>Inning Stats</b>	R: 2 H: 3 E: 0 LOB: 3 K: 0 BB: 2 S: 6 P: 14	R: 0 H: 0 E: 0 LOB: 0 K: 0 BB: 0 S: 3 P: 3	R: 1 H: 2 E: 0 LOB: 0 K: 0 BB: 0 S: 4 P: 4	R: 1 H: 2 E: 1 LOB: 1 K: 0 BB: 0 S: 5 P: 5	R: 0 H: 0 E: 0 LOB: 2 K: 1 BB: 0 S: 6 P: 7	R: 0 H: 0 E: 0 LOB: 0 K: 1 BB: 0 S: 5 P: 5	R: 0 H: 1 E: 0 LOB: 1 K: 0 BB: 0 S: 4 P: 4	R: 0 H: 0 E: 0 LOB: 0 K: 3 BB: 0 S: 9 P: 9	R: 0 H: 0 E: 1 LOB: 0 K: 0 BB: 0 S: 3 P: 3	1B: 5 SF: 1 2B: 3 SAC: 0 3B: 0 DP: 1 HR: 0 HBP: 1		WP: 0 PA: 38 PB: 1 SB: 0 CS: 1	
<b>PITCHER</b>	IP WLS BF H R ER SO BB IBB HBP BLK WP HR S P ERA WHIP											<b>PITCHER</b>	IP WLS BF H R ER SO BB IBB HBP BLK WP HR S P ERA WHIP
Al Nipper, R ERA: 3.82 (1, 1)	7.0 W 32 8 4 4 2 1 1 1 0 0 0 33 42 5.14 1.286												
Joe Sambito, L ERA: 2.0 (8, 1)	2.0 S 6 0 0 0 3 0 0 0 0 0 0 12 12 0.00 0.000												



BOTTOM

New York Yankees @ Boston Red Sox  
Fenway Park, Boston, MA  
Wed Jun 25 1986, 7:05 PM EDT  
Att. 35,015 - Unknown

AB 28  
R 5  
H 6  
RBI 5  
BB 4  
SO 2  
LOB 9



WP: 0 PA: 33  
PB: 0  
SB: 1  
CS: 0

AB R H RBI BB SO LOB

4 1 2 0 0 0 0

3 1 0 0 1 0 1

4 1 1 1 0 0 1

3 0 1 0 1 1 2

3 1 1 1 1 0 2

3 1 0 0 1 0 2

3 0 1 2 0 0 0

0 0 0 0 0 0 0

2 0 0 1 0 1 0

3 0 0 0 0 0 1

1B: 4 SF: 1  
2B: 2 SAC: 0  
3B: 0 DP: 1  
HR: 0 HBP: 0

ERA WHIP

Doug Drabek, R (1, 1) IP 0.1 WLS L BF 7 H 4 R 5 ER 5 SO 1 BB 2 IBB 0 HBP 0 BLK 0 WP 0 HR 0 S 7 P 15 ERA 135.00 WHIP 18.000  
Alfonso Pulido, L (1, 1) 4.1 15 1 0 0 0 1 0 0 0 0 0 14 18 0.00 0.462  
Brian Fisher, R (5, 1) 2.1 7 0 0 0 1 0 0 0 0 0 0 9 9 0.00 0.000  
Dave Righetti, L (8, 1) 1.0 4 1 0 0 0 0 0 1 0 0 0 3 7 0.00 1.000

Table with 11 columns (Batter, 1-9) and 11 rows (Marty Barrett, Wade Boggs, Bill Buckner, Jim Rice, Don Baylor, Dwight Evans, Tony Armas/Steve Lyons, Rich Gedman, Ed Romero). Each cell contains a batter's name, stats, and a baseball diamond diagram with play details.

Inning Stats table with columns for R, H, E, K, S and rows for 1 through 9.

PITCHER table with columns for IP, WLS, BF, H, R, ER, SO, BB, IBB, HBP, BLK, WP, HR, S, P, ERA, WHIP and rows for Doug Drabek, Alfonso Pulido, Brian Fisher, and Dave Righetti.

Batter 1 2 3 4 5 6 7 8 9 AB R H RBI BB SO LOB TOP

<b>Tony Fernandez, S</b> (1, 6) OBP: 0.347, SLG: 0.425	0-0 3B 1B	0-3 K		0-0 F8		0-0 F8	0-0 L5	0-0 HR	6 2 2 2 0 1 3
---	-----------------	----------	--	-----------	--	-----------	-----------	-----------	---------------

<b>Damaso Garcia, R</b> (1, 4) OBP: 0.307, SLG: 0.369	0-3 K		0-0 1B 2B	0-0 F7		0-0 HR 2B	0-0 1B 2B	0-0 2B	6 3 4 1 0 1 1
--	----------	--	-----------------	-----------	--	-----------------	-----------------	-----------	---------------

<b>Lloyd Moseby, L</b> (1, 8) OBP: 0.379, SLG: 0.456	0-0 1B 3B		0-0 2B SF7 1B	0-0 F8		0-3 K	0-0 FC6-4 1B	0-0 F3	6 2 3 3 0 1 2
---	-----------------	--	------------------------	-----------	--	----------	--------------------	-----------	---------------

<b>George Bell, R</b> (1, 7) OBP: 0.361, SLG: 0.536	0-0 F6		0-0 G3 HR 2B	0-0 F6		0-0 E5 HR	0-0 FC6-4 1B		5 2 2 1 0 0 2
--	-----------	--	-----------------------	-----------	--	-----------------	--------------------	--	---------------

<b>Jesse Barfield, R</b> (1, 9) OBP: 0.355, SLG: 0.565	0-0 1B		0-0 SF7	0-0 F5		0-0 HR	0-0 FC6-4		4 1 2 5 0 0 2
---	-----------	--	------------	-----------	--	-----------	--------------	--	---------------

<b>Willie Upshaw, L</b> (1, 3) OBP: 0.373, SLG: 0.359	0-0 G3		0-0 G3	0-0 4-3		0-0 2B	0-3 K		5 0 1 0 0 1 4
--	-----------	--	-----------	------------	--	-----------	----------	--	---------------

<b>Garth Iorg, R</b> (1, 5) OBP: 0.300, SLG: 0.328		0-0 E5 5-3	0-0 HR	0-0 4-3		0-0 1B		0-3 K	2 1 1 2 0 0 0
---	--	------------------	-----------	------------	--	-----------	--	----------	---------------

<b>Buck Martinez, R</b> (1, 2) OBP: 0.279, SLG: 0.303		0-0 5-3	0-3 K	0-0 F8		0-0 1B 2B	0-0 1B 1B	0-0 3-1	2 0 0 0 0 1 1
--	--	------------	----------	-----------	--	-----------------	-----------------	------------	---------------

<b>Ernie Whitt, L</b> (6, PH) OBP: 0.358, SLG: 0.443		0-0 5-3	0-3 K	0-0 F4		0-0 1B	0-0 1B	0-0 HR	3 0 1 0 0 1 1
---	--	------------	----------	-----------	--	-----------	-----------	-----------	---------------


<b>Kelly Gruber, R</b> (1, 10) OBP: 0.191, SLG: 0.338		0-3 K	0-0 4-3						3 1 1 0 0 0 1
--	--	----------	------------	--	--	--	--	--	---------------

<b>Rick Leach, L</b> (4, PH) OBP: 0.337, SLG: 0.471		0-0 4-3							1 0 0 0 0 1 1
--	--	------------	--	--	--	--	--	--	---------------

<b>Inning Stats</b>	R: 2 E: 0 K: 1 S: 8	H: 3 LOB: 1 BB: 0 P: 8	R: 0 E: 1 K: 2 S: 8	H: 0 LOB: 1 BB: 0 P: 8	R: 4 E: 0 K: 1 S: 9	H: 4 LOB: 0 BB: 0 P: 9	R: 0 E: 0 K: 0 S: 3	H: 0 LOB: 0 BB: 0 P: 3	R: 0 E: 0 K: 0 S: 3	H: 0 LOB: 0 BB: 0 P: 3	R: 0 E: 0 K: 0 S: 4	H: 1 LOB: 1 BB: 0 P: 4	R: 3 E: 1 K: 1 S: 9	H: 3 LOB: 1 BB: 0 P: 9	R: 3 E: 0 K: 1 S: 10	H: 5 LOB: 2 BB: 0 P: 10	R: 2 E: 0 K: 1 S: 8	H: 3 LOB: 1 BB: 0 P: 8	1B: 9 2B: 6 3B: 1 HR: 3	SF: 1 SAC: 0 DP: 0 HBP: 0	WP: 0 PB: 0 SB: 0 CS: 0	PA: 48
---------------------	------------------------------	---------------------------------	------------------------------	---------------------------------	------------------------------	---------------------------------	------------------------------	---------------------------------	------------------------------	---------------------------------	------------------------------	---------------------------------	------------------------------	---------------------------------	-------------------------------	----------------------------------	------------------------------	---------------------------------	----------------------------------	------------------------------------	----------------------------------	--------

**Toronto Blue Jays @ New York Yankees**  
 Yankee Stadium, Bronx, NY  
 Fri Jun 27 1986, 7:05 PM EDT  
 Att: 30,815 - Unknown

<b>AB</b>	47
<b>R</b>	14
<b>H</b>	19
<b>RBI</b>	14
<b>BB</b>	0
<b>SO</b>	7
<b>LOB</b>	19



**BOTTOM**

**Toronto Blue Jays @ New York Yankees**  
 Yankee Stadium, Bronx, NY  
 Fri Jun 27 1986, 7:05 PM EDT  
 Att. 30,815 - Unknown

[livebaseballscorecards.com](http://livebaseballscorecards.com)

<b>AB</b>	<b>43</b>
<b>R</b>	<b>7</b>
<b>H</b>	<b>18</b>
<b>RBI</b>	<b>7</b>
<b>BB</b>	<b>2</b>
<b>SO</b>	<b>4</b>
<b>LOB</b>	<b>25</b>



WP:	0	PA:	46
PB:	0		
SB:	1		
CS:	0		

AB R H RBI BB SO LOB

6	1	2	4	0	0	8
5	0	0	0	0	2	2
5	1	3	1	0	1	2
5	0	2	0	0	0	3
5	1	2	1	0	0	2
2	0	0	0	0	0	2
3	1	1	0	0	0	2
5	1	4	0	0	0	0
4	1	2	0	1	0	2
2	1	2	1	0	0	0
0	0	0	0	1	0	0
1	0	0	0	0	1	2

Batter	1	2	3	4	5	6	7	8	9
Rickey Henderson, R OBP: 0.371, SLG: 0.503 (1, 8)	0-0 F7	0-0 1B		0-0 HR	0-0 G6-4-3		0-0 F8		0-0 L5-4
Dave Winfield, R OBP: 0.342, SLG: 0.444 (1, 9)	0-0 6-3	0-3 K		0-0 F7		0-3 K		0-0 F4	
Don Mattingly, L OBP: 0.384, SLG: 0.537 (1, 3)	0-0 HR	0-0 F6		0-3 K		0-0 G3-6-1 1B		0-0 FC6-4 1B	
Mike Easter, L OBP: 0.385, SLG: 0.492 (1, 10)	0-0 1B	0-0 F7		0-0 F6		0-0 G3-6-1		0-0 FC6-4 1B	
Ken Griffey, L OBP: 0.347, SLG: 0.472 (1, 7)	0-0 1B		0-0 HR		0-0 4-3		0-0 4-3	0-0 FC6-4	
Ron Hassey, L OBP: 0.401, SLG: 0.500 Butch Wynegar, S OBP: 0.323, SLG: 0.367 (1, 2) (5, PH) (6, 2)	0-0 4-3		0-0 4-3		0-0 E 1B 1B		0-0 F8	0-0 F9	
Mike Pagliarulo, L OBP: 0.328, SLG: 0.519 (1, 5)		0-0 SH S 1B		0-0 F8		0-0 1B E 1B		0-0 BB 1B	0-0 L5-4 1B
Willie Randolph, R OBP: 0.406, SLG: 0.336 (1, 4)		4-0 SH 1B BB		0-0 L6		0-0 E5 1B		0-0 BB 1B	0-0 1B
Dale Berra, R OBP: 0.342, SLG: 0.403 Dan Pasqua, L OBP: 0.419, SLG: 0.528 Mike Fischlin, R OBP: 0.309, SLG: 0.280 (1, 6) (7, PH) (8, 6)		0-0 SH 1B		0-0 HR 1B		0-0 G6-4-3 1B		4-0 BB	0-3 K

Inning Stats	R: 1	H: 3	E: 0	LOB: 2	K: 0	S: 6	P: 6	R: 2	H: 2	E: 1	LOB: 2	K: 1	S: 8	R: 1	H: 1	E: 0	LOB: 0	K: 0	S: 4	R: 2	H: 2	E: 0	LOB: 0	K: 1	S: 7	R: 1	H: 3	E: 1	LOB: 2	K: 0	S: 6	R: 0	H: 1	E: 0	LOB: 0	K: 1	S: 5	R: 0	H: 2	E: 0	LOB: 3	K: 0	S: 5	R: 0	H: 2	E: 0	LOB: 2	K: 0	S: 5	R: 0	H: 2	E: 0	LOB: 1	K: 1	S: 6	1B: 15	SF: 0	2B: 1	SAC: 1	3B: 0	DP: 3	HR: 3	HBP: 0	WP: 0	PA: 46
--------------	------	------	------	--------	------	------	------	------	------	------	--------	------	------	------	------	------	--------	------	------	------	------	------	--------	------	------	------	------	------	--------	------	------	------	------	------	--------	------	------	------	------	------	--------	------	------	------	------	------	--------	------	------	------	------	------	--------	------	------	--------	-------	-------	--------	-------	-------	-------	--------	-------	--------

PITCHER	IP	WLS	BF	H	R	ER	SO	BB	IBB	HBP	BLK	WP	HR	S	P	ERA	WHIP
Doyle Alexander, R ERA: 3.99 (1, 1)	3.0		19	8	6	6	1	1	0	0	0	0	3	20	24	18.00	3.000
John Cerutti, L ERA: 3.94 (4, 1)	1.1		8	3	1	0	1	0	0	0	0	0	0	10	10	0.00	2.250
Jim Acker, R ERA: 4.3 (5, 1)	2.1	W	8	3	0	0	1	0	0	0	0	0	0	10	10	0.00	1.286
Tom Henke, R ERA: 4.38 (7, 1)	2.1	S	11	4	0	0	1	1	0	0	0	0	0	12	16	0.00	2.143



Batter	1	2	3	4	5	6	7	8	9	AB	R	H	RBI	BB	SO	LOB
Rickey Henderson, R OBP: 0.372, SLG: 0.503 (1, 8)	0-0 F7 F8 1B		0-0 1B		0-0 F9		0-0 F8			4	0	2	0	0	0	1
Willie Randolph, R OBP: 0.404, SLG: 0.338 (1, 4)	0-0 F8 1-2		0-0 1-3			0-0 F7		0-0 1B 2B		4	1	1	0	0	0	2
Don Mattingly, L OBP: 0.384, SLG: 0.537 Dan Pasqua, L OBP: 0.409, SLG: 0.514 (1, 3) (6, 3)	0-0 F7 2-3			0-0 6-3 1B SF9 1B		0-3 K		0-3 K		2	1	1	0	0	0	1
Dave Winfield, R OBP: 0.344, SLG: 0.442 (1, 9)	0-0 6-3			0-0 SF9 6-3 1B		4-0 HR BB		0-0 F8		3	1	1	0	1	0	2
Gary Roenicke, R OBP: 0.417, SLG: 0.434 (1, 7)		0-0 F8		0-0 6-3		0-0 HR		0-0 1B		4	1	2	3	0	0	2
Mike Easler, L OBP: 0.379, SLG: 0.485 (1, 10)		0-3 K		0-0 SF9		0-0 4-3		0-0 4-3		3	0	0	1	0	1	1
Butch Wynegar, S OBP: 0.321, SLG: 0.359 (1, 2)		0-0 5-3		0-0 6-3			4-0 FC1-6 BB		0-0 F8	3	0	0	0	1	0	1
Mike Pagliarulo, L OBP: 0.324, SLG: 0.510 (1, 5)			0-0 4-3		0-3 K		0-0 FC1-6		0-0 3-1	4	0	0	0	0	1	1
Dale Berra, R OBP: 0.325, SLG: 0.380 (1, 6)			0-3 K		0-0 5-3		0-3 K		0-0 5-3	4	0	0	0	0	2	1

Inning Stats	R: 0	H: 1	E: 0	K: 0	S: 4	R: 0	H: 0	E: 0	K: 1	S: 5	R: 0	H: 1	E: 0	K: 1	S: 6	R: 1	H: 2	E: 0	K: 0	S: 5	R: 0	H: 0	E: 0	K: 1	S: 5	R: 2	H: 1	E: 0	K: 1	S: 6	R: 0	H: 0	E: 0	K: 1	S: 5	R: 1	H: 2	E: 0	K: 1	S: 7	R: 0	H: 0	E: 0	K: 0	S: 3	R: 0	H: 0	E: 0	K: 0	S: 3
	LOB: 1	BB: 0	P: 4			LOB: 0	BB: 0	P: 5			LOB: 1	BB: 0	P: 6			LOB: 0	BB: 1	P: 5			LOB: 0	BB: 0	P: 5			LOB: 0	BB: 1	P: 10			LOB: 1	BB: 1	P: 9			LOB: 1	BB: 0	P: 7			LOB: 0	BB: 0	P: 3							
	1B: 5	2B: 1	3B: 0	HR: 1	SF: 1	SAC: 0	DP: 0	HBP: 0	WP: 0	HR: 1	S: 6	PA: 36	ERA: 4.61	WHIP: 1.000																																				

**BOTTOM**

**Toronto Blue Jays @ New York Yankees**  
 Yankee Stadium, Bronx, NY

Sat Jun 28 1986, 3:33 AM EDT  
 Att. 43,187 - Unknown

livebaseballscores.com

AB	33
R	4
H	7
RBI	4
BB	2
SO	6
LOB	13



Batter	1	2	3	4	5	6	7	8	9	AB R H RBI BB SO LOB	TOP	
Tony Fernandez, S (1, 6) OBP: 0.345, SLG: 0.423	0-0 BLK E SF7 1B		0-0 4-3		0-0 E3		0-0 4-3		0-0 1-3 2-H 2B	5 1 2 1 0 0 2		
Rance Mulliniks, L (1, 5) OBP: 0.360, SLG: 0.440 Ron Shepherd, R (8, PR) OBP: 0.400, SLG: 0.400 Garth Iorg, R (8, 5) OBP: 0.293, SLG: 0.323	0-0 E4 1-2 1B		0-0 F9		0-0 F7			0-0 BB 1B	0-0 SF8 3-H	4 1 1 0 0 0 2 0 0 0 0 0 0 0 0 0 0 1 0 0 0		
Lloyd Moseby, L (1, 8) OBP: 0.383, SLG: 0.474	0-0 F9		0-0 F8		0-0 G6-3 1B			4-0 1-2 BB G6-4-3	0-0 F6	4 0 1 0 1 0 3		
George Bell, R (1, 7) OBP: 0.357, SLG: 0.532	0-0 SF7 1-2 2-H			0-0 L5		0-0 G6-3 1-2f		0-0 F7		3 0 0 1 0 0 3		
Jesse Barfield, R (1, 9) OBP: 0.354, SLG: 0.556	0-0 2-H 1B			0-0 5-3		0-0 5-3		0-0 G6-4-3 1-2f		4 0 1 1 0 0 2		
Willie Upshaw, L (1, 3) OBP: 0.365, SLG: 0.350	0-0 6-3			0-0 4-3			0-0 6-3		0-0 SH 1B 1B	4 1 1 0 0 0 1		
Damaso Garcia, R (1, 4) OBP: 0.310, SLG: 0.369		0-0 F9			0-0 F8		0-0 4-3 1B 1B		0-0 SH 1B 2B	3 1 1 0 0 0 0		
Ernie Whitt, L (1, 2) OBP: 0.298, SLG: 0.415 Buck Martinez, R (9, PH) OBP: 0.276, SLG: 0.299 (9, 2)		0-0 F8			0-0 HR		0-0 4-3 1B		0-0 F7	3 1 2 1 0 0 0 1 0 0 0 0 0 2		
Rick Leach, L (1, 10) OBP: 0.330, SLG: 0.457 Cliff Johnson, R (9, PH) OBP: 0.381, SLG: 0.507		0-0 4-3			0-0 4-3		0-0 4-3		0-0 2B 1-2 2-H SF8 1B	3 0 0 0 0 0 2 1 1 1 1 0 0 0		
Inning Stats	R: 2 E: 1 K: 0 S: 6 H: 2 LOB: 1 BB: 0 P: 6	R: 0 E: 0 K: 0 S: 3 H: 0 LOB: 0 BB: 0 P: 3	R: 0 E: 0 K: 0 S: 3 H: 0 LOB: 0 BB: 0 P: 3	R: 0 E: 0 K: 0 S: 3 H: 0 LOB: 0 BB: 0 P: 3	R: 1 E: 1 K: 0 S: 5 H: 1 LOB: 1 BB: 0 P: 5	R: 0 E: 0 K: 0 S: 3 H: 1 LOB: 0 BB: 0 P: 3	R: 0 E: 0 K: 0 S: 5 H: 2 LOB: 2 BB: 0 P: 5	R: 0 E: 0 K: 0 S: 3 H: 1 LOB: 2 BB: 1 P: 7	R: 3 E: 1 K: 0 S: 7 H: 3 LOB: 1 BB: 0 P: 7	1B: 8 2B: 1 3B: 0 HR: 1 SF: 2 SAC: 1 DP: 2 HBP: 0	WP: 0 PB: 0 SB: 0 CS: 0 PA: 39	
PITCHER Bob Tewksbury, R (1, 1) ERA: 3.48 Brian Fisher, R (8, 1) ERA: 5.0 Al Holland, L (9, 1) ERA: 3.78	IP WLS BF H R ER SO BB IBB HBP BLK WP HR S P ERA WHIP	PITCHER IP WLS BF H R ER SO BB IBB HBP BLK WP HR S P ERA WHIP										

Toronto Blue Jays @ New York Yankees  
Yankee Stadium, Bronx, NY  
Sun Jun 29 1986, 3:33 AM EDT  
Att. 35,437 - Unknown

livebaseballscorecards.com

AB 35  
R 6  
H 10  
RBI 6  
BB 1  
SO 0  
LOB 17



Batter	1	2	3	4	5	6	7	8	9	AB	R	H	RBI	BB	SO	LOB
Rickey Henderson, R (1, 8) Dan Pasqua, L (4, 7) OBP: 0.373, SLG: 0.502 OBP: 0.396, SLG: 0.494	1-0 2B SF7 HBP	0-0 F7		0-0 G4-1			0-0 G1-4-3		0-0 F8	1	1	0	0	0	0	1
Ken Griffey, L (1, 7) OBP: 0.349, SLG: 0.475	0-0 SF7 1B 2B		0-0 G3		0-0 F8		0-0 1B 1B		0-0 G3-6	5	1	2	0	0	0	2
Don Mattingly, L (1, 3) OBP: 0.386, SLG: 0.538	0-0 SF7		0-0 4-3 1B		0-0 F7		0-0 1B 1B			3	0	2	1	0	0	0
Mike Easter, L (1, 10) OBP: 0.377, SLG: 0.481	0-0 FC6-4 1B		0-0 4-3		0-0 F9		0-0 F7			4	0	1	1	0	0	3
Ron Hassey, L (1, 2) Butch Wynegar, S (8, PH) OBP: 0.400, SLG: 0.504 OBP: 0.319, SLG: 0.357	0-3 K		0-0 4-3			0-0 1B 2B		0-0 4-3		3	0	1	0	0	1	2
Dave Winfield, R (1, 9) OBP: 0.346, SLG: 0.441	0-0 FC6-4			4-0 1B G6-3 BB		0-0 2B 1B		0-3 K		3	1	1	0	1	1	1
Mike Pagliarulo, L (1, 5) OBP: 0.323, SLG: 0.506		0-3 K		0-0 1B G6-3 1B		0-3 K		0-0 F9		4	0	1	0	0	2	2
Willie Randolph, R (1, 4) OBP: 0.402, SLG: 0.335		0-0 F9		0-0 G6-3		0-0 L6		4-0 F8 BB BB		3	0	0	0	1	0	3
Mike Fischlin, R (1, 6) Gary Roenicke, R (9, PH) OBP: 0.328, SLG: 0.288 OBP: 0.423, SLG: 0.434		0-0 1B		4-0 BB		0-0 F8		4-0 G3-6 BB		2	0	1	0	1	0	0

BOTTOM																
															WP: 0	PA: 38
															PB: 0	
															SB: 0	
															CS: 0	

Toronto Blue Jays @ New York Yankees  
 Yankee Stadium, Bronx, NY  
 Sun Jun 29 1986, 3:33 AM EDT  
 Att. 35,437 - Unknown

AB	32
R	3
H	9
RBI	2
BB	4
SO	4
LOB	17



Inning Stats	R: 2	H: 2	E: 0	K: 1	S: 7	H: 2	LOB: 1	BB: 0	P: 8	R: 0	H: 1	E: 0	K: 1	S: 6	R: 0	H: 1	E: 0	K: 0	S: 4	R: 1	H: 1	E: 0	K: 0	S: 3	R: 0	H: 0	E: 0	K: 0	S: 3	R: 0	H: 2	E: 0	K: 1	S: 6	R: 0	H: 2	E: 0	K: 0	S: 5	R: 0	H: 0	E: 0	K: 1	S: 5	R: 0	H: 0	E: 0	K: 0	S: 2	1B: 7	2B: 3	3B: 0	HR: 0	SF: 1	SAC: 0	DP: 3	HBP: 1	WP: 0	PA: 38
PITCHER	IP	WLS	BF	H	R	ER	SO	BB	IBB	HBP	BLK	WP	HR	S	P	ERA	WHIP																																										
Dave Stieb, R (1, 1) ERA: 5.57	6.0		26	7	3	3	3	2	0	1	0	0	0	29	38	4.50	1.500																																										
John Cerutti, L (7, 1) ERA: 3.78	2.0	W	8	2	0	0	1	0	0	0	0	0	0	10	10	0.00	1.000																																										
Tom Henke, R (9, 1) ERA: 4.28	1.0	S	4	0	0	0	0	2	0	0	0	0	0	2	10	0.00	2.000																																										

Batter	1	2	3	4	5	6	7	8	9	AB R H RBI BB SO LOB	TOP	
Lou Whitaker, L (1, 4) OBP: 0.326, SLG: 0.448	0-0 G3-6-3 WP 1B		0-0 F8			0-0 4-3		0-0 4-3		4 0 1 0 0 0 0		
Alan Trammell, R (1, 6) OBP: 0.293, SLG: 0.372	4-0 G3-6-3 1-2 BB		0-3 K			0-0 F7		0-0 F4		3 0 0 0 1 1 0		
Kirk Gibson, L (1, 9) OBP: 0.422, SLG: 0.550	0-0 G3-6-3 1-2f 2-3			0-0 G3			0-0 F8		0-0 B1-3	4 0 0 0 0 0 2		
Lance Parrish, R (1, 2) OBP: 0.339, SLG: 0.481	0-0 F7			0-0 G5-4-3 1B			0-0 BB 1B SF8 1B		0-3 K	4 1 2 0 0 1 1		
Chet Lemon, R (1, 8) OBP: 0.311, SLG: 0.375		0-0 F9 2B		0-0 G5-4-3 1-2f			0-0 BB 1B		4-0 1B BB	3 1 2 0 1 0 1		
Darrell Evans, L (1, 10) Pat Sheridan, L (9, PR) OBP: 0.348, SLG: 0.445 OBP: 0.260, SLG: 0.356		0-0 F6			0-3 K		4-0 FC6-4 BB		0-0 1B 1B	3 0 1 0 1 1 1 0 0 0 0 0 0 0		
Tom Brookens, R (1, 5) OBP: 0.362, SLG: 0.408		0-0 F9 2-3			4-0 CS BB		0-0 SF8		0-0 1B	2 0 1 2 1 0 1		
Larry Herndon, R (1, 7) OBP: 0.285, SLG: 0.373		0-0 1-3			0-0 F9 1-2		0-0 FC6-4 1-2f		0-0 4-3	4 0 0 0 0 0 6		
Dave Engle, R (1, 3) OBP: 0.281, SLG: 0.246			0-0 5-3			0-0 5-3		0-0 F8		3 0 0 0 0 0 0		
<b>Inning Stats</b>	R: 0 H: 1 E: 0 LOB: 1 K: 0 BB: 1 S: 3 P: 7	R: 0 H: 1 E: 0 LOB: 1 K: 0 BB: 0 S: 4 P: 4	R: 0 H: 0 E: 0 LOB: 0 K: 1 BB: 0 S: 5 P: 5	R: 0 H: 1 E: 0 LOB: 0 K: 0 BB: 0 S: 3 P: 3	R: 0 H: 0 E: 0 LOB: 0 K: 1 BB: 1 S: 4 P: 8	R: 0 H: 0 E: 0 LOB: 0 K: 0 BB: 0 S: 3 P: 3	R: 1 H: 2 E: 0 LOB: 2 K: 0 BB: 1 S: 5 P: 9	R: 0 H: 0 E: 0 LOB: 0 K: 0 BB: 0 S: 3 P: 3	R: 1 H: 2 E: 0 LOB: 2 K: 1 BB: 1 S: 7 P: 11	1B: 6 SF: 1 2B: 1 SAC: 0 3B: 0 DP: 2 HR: 0 HBP: 0	WP: 1 PA: 35 PB: 0 SB: 0 CS: 1	
<b>PITCHER</b>	IP WLS BF H R ER SO BB IBB HBP BLK WP HR S P ERA WHIP											
Dennis Rasmussen, L (1, 1) ERA: 3.78	8.2 W 33 6 2 2 3 4 0 0 0 1 0 35 51 2.08 1.154											
Dave Righetti, L (9, 1) ERA: 3.98	0.1 S 2 1 0 0 0 0 0 0 0 0 0 0 2 2 0.00 3.000											

**Detroit Tigers @ New York Yankees**  
 Yankee Stadium, Bronx, NY  
 Mon Jun 30 1986, 7:05 PM EDT  
 Att. 20,207 - Unknown

AB	30
R	2
H	7
RBI	2
BB	4
SO	3
LOB	12



livebaseballscorecards.com



Batter	1	2	3	4	5	6	7	8	9	AB	R	H	RBI	BB	SO	LOB
Rickey Henderson, R OBP: 0.375, SLG: 0.510 (1, 8)	0-0 L5		4-0 BB			0-0 HR		0-0 F7		3	1	1	1	1	0	0
Claudell Washington, L OBP: 0.333, SLG: 0.454 (1, 7)	0-3 K		0-0 F8			0-0 F7		0-0 G4-1 2B 1B		4	1	1	0	0	1	1
Don Mattingly, L OBP: 0.381, SLG: 0.531 (1, 3)	0-0 F7				0-0 F8		0-0 F8		0-0 G4-1 1-2	4	0	0	0	0	0	1
Mike Easter, L OBP: 0.383, SLG: 0.482 (1, 10)		0-0 G5-3 1B 1B		0-0 4-3		4-0 BB		4-0 2B IBB		2	1	1	0	2	0	0
Ron Hassey, L OBP: 0.409, SLG: 0.517 (1, 2)		0-0 G5-3 1-2 1B		0-0 CS 1B		0-0 F9		0-0 1-H 2-H 2B		4	0	3	2	0	0	1
Dave Winfield, R OBP: 0.345, SLG: 0.438 (1, 9)		0-0 G5-3 1-2 2-3f		0-0 CS 1-2	0-0 F6		0-0 F9 SH2-3 1B	0-0 6-3		4	0	1	0	0	0	3
Willie Randolph, R OBP: 0.402, SLG: 0.333 (1, 4)		0-0 4-3		0-0 E BB	0-0 SH2-3		0-0 SH2-3			1	0	0	0	1	0	1
Dale Berra, R OBP: 0.313, SLG: 0.365 (1, 5)			0-3 K		0-0 E5 G6-3		0-0 F9			3	0	0	0	0	1	2
Paul Zuvella, R (1, 6)			0-0 F9		0-0 G6-3		0-0 F8			2	0	0	0	0	0	2
Dan Pasqua, L OBP: 0.391, SLG: 0.487 (7, PH)										1	0	0	0	0	0	1
Mike Fischlin, R OBP: 0.328, SLG: 0.288 (8, 6)										0	0	0	0	0	0	0
<b>Inning Stats</b>	R: 0 E: 0 K: 1 S: 5	H: 0 LOB: 0 BB: 0 P: 5	R: 0 E: 0 K: 0 S: 4	H: 2 LOB: 1 BB: 0 P: 4	R: 0 E: 0 K: 1 S: 5	H: 0 LOB: 1 BB: 1 P: 9	R: 0 E: 0 K: 0 S: 3	H: 1 LOB: 0 BB: 0 P: 3	R: 0 E: 1 K: 0 S: 3	H: 0 LOB: 1 BB: 1 P: 7	R: 1 E: 0 K: 0 S: 4	H: 1 LOB: 1 BB: 1 P: 8	R: 0 E: 0 K: 0 S: 4	H: 1 LOB: 1 BB: 0 P: 4	R: 2 E: 0 K: 0 S: 5	H: 2 LOB: 1 BB: 1 P: 9

**BOTTOM**

**Detroit Tigers @ New York Yankees**  
 Yankee Stadium, Bronx, NY  
 Mon Jun 30 1986, 7:05 PM EDT  
 Att. 20,207 - Unknown

[livebaseballscorecards.com](http://livebaseballscorecards.com)

<b>AB</b>	<b>28</b>
<b>R</b>	<b>3</b>
<b>H</b>	<b>7</b>
<b>RBI</b>	<b>3</b>
<b>BB</b>	<b>4</b>
<b>SO</b>	<b>2</b>
<b>LOB</b>	<b>12</b>



PITCHER	IP	WLS	BF	H	R	ER	SO	BB	IBB	HBP	BLK	WP	HR	S	P	ERA	WHIP
Walt Terrell, R ERA: 4.49 (1, 1)	8.0	L	33	7	3	3	2	3	1	0	0	0	1	33	49	3.38	1.250

WP: 0	PA: 34
PB: 0	
SB: 0	
CS: 1	

Batter	1	2	3	4	5	6	7	8	9	10	AB	R	H	RBI	BB	SO	LOB
Dave Collins, S (1, 7) OBP: 0.351, SLG: 0.343	0-0 1-3		0-0 F8			0-0 6-3		0-0 4-3		0-0 F8	5	0	0	0	0	0	0
Alan Trammell, R (1, 6) OBP: 0.295, SLG: 0.367	4-0 BB			0-0 F8		4-0 BB		0-3 K		0-3 K	3	0	0	0	2	2	0
Kirk Gibson, L (1, 10) OBP: 0.416, SLG: 0.535	0-0 F4			0-0 F7		0-0 F6			4-0 BB 1B BB	0-3 K	4	1	0	0	1	1	2
Lance Parrish, R (1, 2) OBP: 0.354, SLG: 0.473	0-0 5-3			0-0 F7		0-0 F9			0-0 F8		4	0	0	0	0	0	3
Darrell Evans, L (1, 3) OBP: 0.350, SLG: 0.457		0-3 K			0-0 3-1		0-0 HR		4-0 BB 1B BB		3	1	1	1	1	1	0
Pat Sheridan, L (9, PR) OBP: 0.260, SLG: 0.356			0-0 F7		0-0 HR		0-3 K		0-0 BB 1B 1B		3	1	1	1	0	1	0
Johnny Grubb, L (1, 9) OBP: 0.389, SLG: 0.594				0-0 F7					0-0 1B 2-H		1	0	1	1	0	0	0
Larry Herndon, R (9, PH) OBP: 0.289, SLG: 0.377									1-2 2-H		0	0	0	0	0	0	0
Dave Bergman, L (9, 3) OBP: 0.363, SLG: 0.391											4	0	0	0	0	2	2
Darnell Coles, R (1, 5) OBP: 0.340, SLG: 0.484		0-3 K			0-0 F9		0-0 6-3		0-3 K		4	0	0	0	0	2	2
Chet Lemon, R (1, 8) OBP: 0.315, SLG: 0.383			0-0 6-3		0-0 2B		0-0 F8		0-0 BB 1B		4	0	2	1	0	0	0
Tom Brookens, R (1, 4) OBP: 0.352, SLG: 0.395			0-0 6-3		0-0 4-3			0-3 K	0-0 F7		4	0	0	0	0	1	3

Detroit Tigers @ New York Yankees  
 Yankee Stadium, Bronx, NY  
 Tue Jul 01 1986, 7:05 PM EDT  
 Att. 20,570 - Unknown

AB	35
R	4
H	5
RBI	4
BB	4
SO	8
LOB	10



Inning Stats	R: 0	H: 0	E: 0	K: 0	S: 3	P: 7	R: 0	H: 0	E: 0	K: 2	S: 7	R: 0	H: 0	E: 0	K: 0	S: 3	R: 0	H: 0	E: 0	K: 0	S: 3	R: 0	H: 0	E: 0	K: 0	S: 3	R: 1	H: 2	E: 0	K: 0	S: 5	R: 0	H: 0	E: 0	K: 0	S: 3	R: 1	H: 1	E: 0	K: 1	S: 6	R: 0	H: 0	E: 0	K: 2	S: 7	R: 2	H: 2	E: 0	K: 1	S: 7	R: 0	H: 0	E: 0	K: 2	S: 7	R: 0	H: 0	E: 0	K: 2	S: 7	1B: 2	2B: 1	3B: 0	HR: 2	SF: 0	SAC: 0	DP: 0	HBP: 0	WP: 0	PA: 39
--------------	------	------	------	------	------	------	------	------	------	------	------	------	------	------	------	------	------	------	------	------	------	------	------	------	------	------	------	------	------	------	------	------	------	------	------	------	------	------	------	------	------	------	------	------	------	------	------	------	------	------	------	------	------	------	------	------	------	------	------	------	------	-------	-------	-------	-------	-------	--------	-------	--------	-------	--------

PITCHER	IP	WLS	BF	H	R	ER	SO	BB	IBB	HBP	BLK	WP	HR	S	P	ERA	WHIP
Doug Drabek, R (1, 1) ERA: 5.81	8.1		31	3	3	3	5	3	0	0	0	0	2	38	50	3.24	0.720
Dave Righetti, L (9, 1) ERA: 4.03	1.2	W	8	2	1	1	3	1	0	0	0	0	0	13	17	5.40	1.800

WP: 0 PA: 39  
PB: 0 SB: 0 CS: 0


Batter	1	2	3	4	5	6	7	8	9	10	AB	R	H	RBI	BB	SO	LOB
Rickey Henderson, R OBP: 0.372, SLG: 0.503 (1, 8)	0-0 6-3	4-0 S BB		0-0 F8		0-0 F4		0-0 6-3			4	0	0	0	1	0	1
Willie Randolph, R OBP: 0.399, SLG: 0.331 (1, 4)	0-0 2B 1B	0-0 6-3		0-0 FC5-4		0-0 F9		0-0 F7			5	1	1	0	0	0	2
Don Mattingly, L OBP: 0.387, SLG: 0.537 (1, 3)	0-0 1-3 1B 2B		0-0 G6-4-3 1B		4-0 BB E 1B BB	0-0 1B		0-0 4-3			4	2	3	0	1	0	0
Dave Winfield, R OBP: 0.343, SLG: 0.432 (1, 9)	4-0 1B IBB		0-0 G6-4-3 1-2f		0-3 K	0-3 K		0-0 6-3			4	0	0	0	1	2	3
Gary Roenicke, R OBP: 0.451, SLG: 0.463 (1, 7)	0-0 1-2 2-H 3-H 1B		4-0 1B BB		0-0 1-2 E 1B		0-0 G4-6-3 1B		0-0 1B		4	1	4	2	1	0	0
Mike Easler, L OBP: 0.380, SLG: 0.476 (1, 10)	0-0 F8		0-0 1-2 1B		0-0 F9		0-0 G4-6-3 1-2f		0-3 K		5	0	1	0	0	1	6
Butch Wynegar, S OBP: 0.322, SLG: 0.367 (1, 2)	0-3 K		0-0 F9		4-0 E 1-2 2-3 BB		0-0 3B		0-0 F4		4	0	1	0	1	1	4
Dale Berra, R OBP: 0.330, SLG: 0.418 (1, 5)		0-0 F3		0-0 FC5-4 1B		0-0 E8 1-3 2-H 3-H 1B		0-0 F9		0-0 HR	5	1	3	3	0	0	1
Paul Zuvella, R (1, 6)		0-0 6-3		0-0 F5		0-0 F2		0-0 F7			4	0	0	0	0	0	3

Inning Stats	R: 2	H: 3	E: 0	K: 1	S: 8	H: 3	LOB: 2	BB: 1	P: 12	R: 0	H: 0	E: 0	K: 0	S: 3	H: 0	LOB: 1	BB: 1	P: 7	R: 0	H: 2	E: 0	K: 0	S: 4	H: 2	LOB: 2	BB: 1	P: 8	R: 0	H: 1	E: 0	K: 0	S: 4	H: 1	LOB: 1	BB: 0	P: 4	R: 2	H: 2	E: 1	K: 1	S: 7	H: 2	LOB: 2	BB: 2	P: 15	R: 0	H: 1	E: 0	K: 1	S: 6	H: 1	LOB: 1	BB: 0	P: 6	R: 0	H: 2	E: 0	K: 0	S: 4	H: 0	LOB: 0	BB: 0	P: 3	R: 0	H: 1	E: 0	K: 1	S: 6	H: 1	LOB: 1	BB: 0	P: 6	R: 1	H: 1	E: 0	K: 0	S: 2	H: 1	LOB: 0	BB: 0	P: 2	R: 0	H: 0	E: 0	K: 0	S: 6	H: 1	LOB: 1	BB: 0	P: 6	R: 1	H: 1	E: 0	K: 0	S: 2	H: 1	LOB: 0	BB: 0	P: 2	1B: 10	SF: 0	2B: 1	3B: 1	HR: 1	SAC: 0	DP: 2	HBP: 0	WP: 0	PA: 44
PITCHER	IP	WLS	BF	H	R	ER	SO	BB	IBB	HBP	BLK	WP	HR	S	P	ERA	WHIP																																																																																												
Frank Tanana, L ERA: 4.11 Willie Hernandez, L ERA: 3.38	(1, 1)	8.0		38	11	4	3	4	1	0	0	0	0	39	59	4.50	1.875																																																																																												
	(9, 1)	1.1	L	6	2	1	1	1	0	0	0	0	0	1	8	6.75	1.500																																																																																												

**DETROIT TIGERS @ NEW YORK YANKEES**  
 Yankee Stadium, Bronx, NY  
 Tue Jul 01 1986, 7:05 PM EDT  
 Att. 20,570 - Unknown

livebaseballscorecards.com

AB	39
R	5
H	13
RBI	5
BB	5
SO	4
LOB	20



Batter	1	2	3	4	5	6	7	8	9	AB R H RBI BB SO LOB	TOP											
Tom Brookens, R (1, 4) OBP: 0.359, SLG: 0.397	0-0 F9		0-0 1B		0-0 SH3-4		0-0 SH1-4		4-0 SH 1B BB	2 1 1 0 1 0 0												
Alan Trammell, R (1, 6) OBP: 0.298, SLG: 0.377	0-0 3B		0-3 K		0-0 4-3		0-0 1B		0-0 SH 1B	4 1 2 2 0 1 2												
Kirk Gibson, L (1, 9) OBP: 0.410, SLG: 0.530	0-3 K			0-0 2B	0-0 F7		0-0 F6		0-3 K	5 1 1 0 0 2 5												
Lance Parrish, R (1, 2) OBP: 0.336, SLG: 0.472	0-0 F8			0-0 5-3		0-0 1B	0-0 1-3		0-0 1B 1B	5 1 2 1 0 0 3												
Chet Lemon, R (1, 8) OBP: 0.317, SLG: 0.384		0-0 6-3		0-0 F9		0-0 1B		0-0 6-3	0-0 1B 1B	5 1 2 1 0 0 1												
Darnell Coles, R (1, 5) OBP: 0.337, SLG: 0.482		0-3 K		0-0 2B		0-0 F8		0-0 F9	0-0 F4	5 0 1 1 0 1 4												
Darrell Evans, L (1, 3) OBP: 0.351, SLG: 0.469		0-0 F7		0-0 F8		0-0 F8		0-0 HR	0-0 1B 1B	5 1 2 2 0 0 3												
Larry Herndon, R (1, 7) OBP: 0.297, SLG: 0.384			0-0 5-3		0-0 SH3-4 1B	0-0 F9		0-0 1B	0-0 1B	5 1 3 1 0 0 2												
Dave Engle, R (1, 10) OBP: 0.294, SLG: 0.262			0-0 5-3		0-0 4-3 SH3-4		0-0 SH1-4		0-3 K	4 1 2 0 0 0 1												
Johnny Grubb, L (9, PH) OBP: 0.378, SLG: 0.576					1-2 1B					1 0 0 0 0 1 2												
<b>Inning Stats</b>	R: 0 E: 0 K: 1 S: 6	H: 1 LOB: 1 BB: 0 P: 6	R: 0 E: 0 K: 1 S: 5	H: 0 LOB: 0 BB: 0 P: 5	R: 0 E: 0 K: 1 S: 6	H: 1 LOB: 1 BB: 0 P: 6	R: 1 E: 0 K: 0 S: 5	H: 2 LOB: 1 BB: 0 P: 5	R: 1 E: 0 K: 0 S: 5	H: 2 LOB: 2 BB: 0 P: 5	R: 1 E: 0 K: 0 S: 5	H: 2 LOB: 1 BB: 0 P: 5	R: 1 E: 0 K: 0 S: 5	H: 2 LOB: 1 BB: 0 P: 5	R: 1 E: 0 K: 2 S: 12	H: 4 LOB: 2 BB: 1 P: 16	R: 4 E: 0 K: 2 S: 12	H: 4 LOB: 2 BB: 1 P: 16	1B: 12 2B: 2 3B: 1 HR: 1	SF: 0 SAC: 3 DP: 0 HBP: 0	WP: 0 PB: 0 SB: 2 CS: 0	PA: 45
<b>PITCHER</b>	IP WLS BF H R ER SO BB IBB HBP BLK WP HR S P ERA WHIP																					
Ron Guidry, L (1, 1) ERA: 4.05	7.0 L 31 10 3 3 3 0 0 0 0 0 0 0 37 37 3.86 1.429																					
Brian Fisher, R (8, 1) ERA: 5.48	1.0 7 2 3 3 0 1 0 0 0 0 0 1 6 10 27.00 3.000																					
Al Holland, L (9, 1) ERA: 4.67	0.2 6 4 2 2 1 0 0 0 0 0 0 0 8 8 27.00 6.000																					
Ed Whitson, R (9, 1) ERA: 7.54	0.1 1 0 0 0 0 1 0 0 0 0 0 0 3 3 0.00 0.000																					

Detroit Tigers @ New York Yankees  
 Yankee Stadium, Bronx, NY  
 Wed Jul 02 1986, 7:05 PM EDT  
 Att: 20,209 - Unknown

livebaseballscorecards.com

**AB** 41  
**R** 8  
**H** 16  
**RBI** 8  
**BB** 1  
**SO** 5  
**LOB** 23




Batter	1	2	3	4	5	6	7	8	9	AB	R	H	RBI	BB	SO	LOB
Rickey Henderson, R (1, 8) OBP: 0.375, SLG: 0.505	4-0 SH5-3 2B BB	0-0 1-H 2B			0-0 6-3	0-0 F9		4-0 1B BB		3	1	1	0	2	0	2
Willie Randolph, R (1, 4) OBP: 0.398, SLG: 0.330	0-0 SH5-3 1-2		0-0 F9		0-0 F8	0-0 FC6-4		0-0 1B BB		4	0	1	2	0	0	2
Don Mattingly, L (1, 3) OBP: 0.387, SLG: 0.533	0-3 K		4-0 FC6-5 WP BB		0-0 BB BB 1B		0-0 3-1	0-0 FC4-6 1B		4	0	1	0	1	1	3
Dave Winfield, R (1, 9) (9, 5) OBP: 0.343, SLG: 0.433	0-0 2B		0-0 FC6-5 1B		4-0 BB BB		0-3 K		0-0 F9	4	0	1	1	1	1	1
Gary Roenicke, R (1, 7) OBP: 0.467, SLG: 0.469	4-0 BB		0-0 1B		4-0 1-2 2-3 BB		0-0 F9		0-0 F7	1	0	1	0	2	0	0
Claudell Washington, L (7, PH) (8, 7) (9, 9) OBP: 0.329, SLG: 0.448			1-2 1B		1-2 2-3 BB					2	0	0	0	0	0	0
Mike Easler, L (1, 10) OBP: 0.376, SLG: 0.471	0-3 K		0-0 6-3		0-0 F8			0-3 K	0-0 1B	5	0	1	0	0	2	7
Butch Wynegar, S (1, 2) OBP: 0.330, SLG: 0.371		0-0 FC6-4 1B		0-0 6-3		4-0 FC4-6 BB		0-0 BB 1B 1B	0-0 F7	4	1	2	0	1	0	1
Dale Berra, R (1, 5) OBP: 0.322, SLG: 0.407		0-0 F4		0-0 F8		0-0 FC4-6 1B		0-0 BB 1B		2	0	0	0	0	0	1
Mike Pagliarulo, L (6, PH) (7, 5) (9, 6) OBP: 0.324, SLG: 0.506		0-0 FC6-4		0-0 F8		0-0 FC6-4 1B		0-0 1B 1B		2	1	1	0	0	0	1
Paul Zuvella, R (1, 8) OBP: 0.412, SLG: 0.521		0-0 FC6-4		0-0 F8		0-0 FC6-4 1B		0-0 F7		2	0	0	0	0	0	1
Ron Hassey, L (6, PH) OBP: 0.328, SLG: 0.288		1-2 2B								1	0	1	0	0	0	0
Mike Fischl, R (7, 6) OBP: 0.328, SLG: 0.288										0	0	0	0	0	0	0
Dan Pasqua, L (8, PH) (9, 7) OBP: 0.387, SLG: 0.481										1	0	0	0	0	0	2

Inning Stats	R: 1	H: 1	E: 0	K: 2	S: 8	LOB: 2	BB: 2	P: 16	R: 0	H: 2	E: 0	K: 0	S: 4	LOB: 2	BB: 0	P: 4	R: 0	H: 1	E: 0	K: 0	S: 4	LOB: 2	BB: 1	P: 8	R: 0	H: 0	E: 0	K: 0	S: 4	LOB: 3	BB: 2	P: 12	R: 0	H: 1	E: 0	K: 0	S: 4	LOB: 2	BB: 1	P: 8	R: 0	H: 0	E: 0	K: 1	S: 5	LOB: 0	BB: 0	P: 5	R: 2	H: 3	E: 0	K: 1	S: 8	LOB: 2	BB: 1	P: 12	R: 0	H: 1	E: 0	K: 0	S: 4	LOB: 1	BB: 0	P: 4	1B: 8	SF: 0	2B: 2	SAC: 1	3B: 0	DP: 0	HR: 0	HBP: 0	WP: 1	PA: 43	PB: 0	SB: 1	CS: 0
--------------	------	------	------	------	------	--------	-------	-------	------	------	------	------	------	--------	-------	------	------	------	------	------	------	--------	-------	------	------	------	------	------	------	--------	-------	-------	------	------	------	------	------	--------	-------	------	------	------	------	------	------	--------	-------	------	------	------	------	------	------	--------	-------	-------	------	------	------	------	------	--------	-------	------	-------	-------	-------	--------	-------	-------	-------	--------	-------	--------	-------	-------	-------

PITCHER	IP	WLS	BF	H	R	ER	SO	BB	IBB	HBP	BLK	WP	HR	S	P	ERA	WHIP
Dave LaPoint, L (1, 1) ERA: 5.57	5.0	W	24	5	1	1	2	5	0	0	0	1	0	23	43	1.80	2.000
Bill Campbell, R (6, 1) ERA: 3.38	2.2		14	4	2	2	2	2	0	0	0	0	0	16	24	6.75	2.250
Willie Hernandez, L (8, 1) ERA: 3.29	1.1	S	5	1	0	0	0	0	0	0	0	0	0	5	5	0.00	0.750

**DETROIT TIGERS @ NEW YORK YANKEES**  
**Yankee Stadium, Bronx, NY**  
 Wed Jul 02 1986, 7:05 PM EDT  
 Att. 20,209 - Unknown

<b>AB</b>	<b>35</b>
<b>R</b>	<b>3</b>
<b>H</b>	<b>10</b>
<b>RBI</b>	<b>3</b>
<b>BB</b>	<b>7</b>
<b>SO</b>	<b>4</b>
<b>LOB</b>	<b>21</b>



Batter	1	2	3	4	5	6	7	8	9	AB R H RBI BB SO LOB	TOP
<b>Tom Brookens, R</b> (1, 4) OBP: 0.358, SLG: 0.396 <b>Lou Whitaker, L</b> (6, PH) OBP: 0.324, SLG: 0.444 (6, 4)	0-0 		0-0 		0-0 	0-0 		0-0 	3 1 1 0 0 0 0 2 0 0 0 0 0 3		
<b>Alan Trammell, R</b> (1, 6) OBP: 0.299, SLG: 0.388	0-0 		0-0 		0-0 		0-0 	0-0 	5 1 2 1 0 0 1		
<b>Kirk Gibson, L</b> (1, 9) OBP: 0.410, SLG: 0.523	0-3 		4-0 		0-0 	0-0 		0-3 	4 0 1 0 1 2 1		
<b>Lance Parrish, R</b> (1, 2) OBP: 0.338, SLG: 0.470		0-0 	0-0 		0-0 		4-0 		3 0 1 1 1 0 2		
<b>Chet Lemon, R</b> (1, 8) OBP: 0.316, SLG: 0.381		0-0 	0-0 		0-0 		0-0 		4 1 1 0 0 0 6		
<b>Darnell Coles, R</b> (1, 5) OBP: 0.340, SLG: 0.487		0-0 		0-0 		0-0 	0-0 		4 1 2 1 0 0 1		
<b>Darrell Evans, L</b> (1, 3) OBP: 0.357, SLG: 0.485		0-0 		0-0 		4-0 		0-0 	3 1 2 2 1 0 0		
<b>Larry Herndon, R</b> (1, 7) OBP: 0.299, SLG: 0.385 <b>Johnny Grubb, L</b> (6, PH) OBP: 0.385, SLG: 0.571 (6, 7)	0-0 		0-0 		0-0 		0-0 		2 0 1 0 0 0 1 2 0 1 0 0 0 2		
<b>Dave Engle, R</b> (1, 10) OBP: 0.286, SLG: 0.254 <b>Dave Bergman, L</b> (6, PH) OBP: 0.390, SLG: 0.391 <b>Dave Collins, S</b> (8, PH) OBP: 0.350, SLG: 0.341	0-0 		0-0 		0-0 		0-0 		2 0 0 0 0 0 2 0 0 0 0 1 0 0 1 0 0 0 0 0 1		
<b>Inning Stats</b>	R: 0 H: 0 E: 0 LOB: 0 K: 1 BB: 0 S: 5 P: 5	R: 2 H: 3 E: 0 LOB: 1 K: 0 BB: 0 S: 6 P: 6	R: 0 H: 1 E: 0 LOB: 2 K: 0 BB: 1 S: 4 P: 8	R: 1 H: 2 E: 0 LOB: 0 K: 0 BB: 0 S: 4 P: 4	R: 1 H: 2 E: 1 LOB: 1 K: 0 BB: 0 S: 5 P: 5	R: 0 H: 1 E: 0 LOB: 2 K: 0 BB: 2 S: 3 P: 11	R: 1 H: 2 E: 0 LOB: 1 K: 0 BB: 1 S: 4 P: 8	R: 0 H: 1 E: 0 LOB: 0 K: 0 BB: 0 S: 3 P: 3	R: 0 H: 0 E: 0 LOB: 0 K: 1 BB: 0 S: 5 P: 5	1B: 9 SF: 0 2B: 1 SAC: 0 3B: 0 DP: 5 HR: 2 HBP: 0	WP: 0 PA: 39 PB: 0 SB: 0 CS: 0
<b>PITCHER</b> <b>Alfonso Pulido, L</b> (1, 1) ERA: 3.1 <b>Brian Fisher, R</b> (6, 1) ERA: 5.55 <b>Dave Righetti, L</b> (7, 1) ERA: 3.78	IP WLS BF H R ER SO BB IBB HBP BLK WP HR S P ERA WHIP 5.0 W 25 9 4 3 1 2 0 0 0 0 1 25 33 5.40 2.200 1.0 6 2 1 1 0 2 0 0 0 0 0 1 4 12 9.00 4.000 3.0 S 8 1 0 0 1 0 0 0 0 0 0 0 10 10 0.00 0.333	<b>PITCHER</b> IP WLS BF H R ER SO BB IBB HBP BLK WP HR S P ERA WHIP									

**Detroit Tigers @ New York Yankees**  
 Yankee Stadium, Bronx, NY  
 Thu Jul 03 1986, 3:33 AM EDT  
 Att: 43,227 - Unknown

[livebaseballscorecards.com](http://livebaseballscorecards.com)

<b>AB</b>	<b>35</b>
<b>R</b>	<b>5</b>
<b>H</b>	<b>12</b>
<b>RBI</b>	<b>5</b>
<b>BB</b>	<b>4</b>
<b>SO</b>	<b>2</b>
<b>LOB</b>	<b>20</b>



Batter	1	2	3	4	5	6	7	8	9	AB	R	H	RBI	BB	SO	LOB
Rickey Henderson, R OBP: 0.378, SLG: 0.506 (1, 8)	0-0 F9	0-0 1B 2B		4-0 1B SF7 BB	4-0 CS BB		0-0 5-3			3	2	1	2	2	0	1
Claudell Washington, L OBP: 0.337, SLG: 0.473 (1, 9)	0-0 HR	0-0 BB 1B		0-0 1B SF7 1B	0-0 3-1			0-0 F7		5	2	3	2	0	0	2
Don Mattingly, L OBP: 0.388, SLG: 0.536 (1, 3)	0-0 1B 2B	0-0 F8		0-0 SF7		0-0 F6		0-0 2B 1B		4	2	2	1	0	0	1
Mike Easter, L OBP: 0.384, SLG: 0.479 (1, 10)	0-0 G3-6-3 1B	4-0 1-2 BB		0-0 BLK 1B		0-3 K		0-0 F7 2B		4	0	3	2	1	1	0
Ron Hassey, L OBP: 0.406, SLG: 0.514 (1, 2)	0-0 G3-6-3 1-2f	0-0 4-3		0-0 SF7		0-0 1B		0-0 F7 2-3		4	0	1	1	0	0	4
Dan Pasqua, L OBP: 0.388, SLG: 0.506 (1, 7)		0-0 HR	0-0 F8	4-0 1-2 BB		0-3 K		0-3 K		4	1	1	1	1	2	2
Mike Pagliarulo, L OBP: 0.326, SLG: 0.506 (1, 5)		0-0 SH1-3 2B 1B	0-0 CS 1B	0-0 F9			0-0 F8			4	1	2	0	0	0	2
Willie Randolph, R OBP: 0.405, SLG: 0.330 (1, 4)		4-0 SH1-3 2B BB	4-0 FC6-4 BB	4-0 S SH1-4 BB		4-0 BB		4-0 BB		0	1	0	0	4	0	0
Paul Zuvella, R (1, 6)		0-0 SH1-3 1-2 2-3	0-0 FC6-4 1-2f	0-0 SH1-4 1-2		0-0 F7				2	0	0	0	0	0	2

Inning Stats	R: 2	H: 3	E: 0	K: 0	S: 5	LOB: 0	BB: 0	P: 5	R: 4	H: 4	E: 0	K: 0	S: 7	LOB: 2	BB: 2	P: 15	R: 0	H: 1	E: 0	K: 0	S: 3	LOB: 1	BB: 1	P: 7	R: 2	H: 2	E: 0	K: 0	S: 5	LOB: 2	BB: 2	P: 13	R: 0	H: 0	E: 0	K: 0	S: 2	LOB: 1	BB: 2	P: 10	R: 0	H: 1	E: 0	K: 2	S: 8	LOB: 1	BB: 0	P: 8	R: 0	H: 0	E: 0	K: 0	S: 3	LOB: 1	BB: 1	P: 7	R: 1	H: 2	E: 0	K: 1	S: 7	LOB: 1	BB: 0	P: 7
--------------	------	------	------	------	------	--------	-------	------	------	------	------	------	------	--------	-------	-------	------	------	------	------	------	--------	-------	------	------	------	------	------	------	--------	-------	-------	------	------	------	------	------	--------	-------	-------	------	------	------	------	------	--------	-------	------	------	------	------	------	------	--------	-------	------	------	------	------	------	------	--------	-------	------


PITCHER	IP	WLS	BF	H	R	ER	SO	BB	IBB	HBP	BLK	WP	HR	S	P	ERA	WHIP
Eric King, R ERA: 3.12 (1, 1)	1.1	L	10	6	6	6	0	1	0	0	0	0	2	9	13	40.50	5.250
John Pacella, R ERA: 2.45 (2, 1)	5.2		27	5	2	2	2	7	0	0	1	0	0	24	52	3.18	2.118
Willie Hernandez, L ERA: 3.4 (8, 1)	1.0		5	2	1	1	1	0	0	0	0	0	0	7	7	9.00	2.000

**BOTTOM**

**Detroit Tigers @ New York Yankees**  
 Yankee Stadium, Bronx, NY

Thu Jul 03 1986, 3:33 AM EDT  
 Att. 43,227 - Unknown

AB	30
R	9
H	13
RBI	9
BB	8
SO	3
LOB	14



WP	HR	S	P	ERA	WHIP
1B: 8	SF: 2	WP: 0	PA: 42		
2B: 3	SAC: 2	PB: 0			
3B: 0	DP: 1	SB: 1			
HR: 2	HBP: 0	CS: 2			

Batter	1	2	3	4	5	6	7	8	9	AB R H RBI BB SO LOB	TOP																								
Rickey Henderson, R OBP: 0.374, SLG: 0.500 (1, 8) X	0-0 5-3 ①		0-0 L3 ②			0-0 4-3 ①		0-0 1-3 ③		4 0 0 0 0 0 2																									
Claudell Washington, L OBP: 0.329, SLG: 0.461 (1, 9) S S S	0-3 K ②		0-0 1-3 ③			0-0 3-1 ②		0-0 F8 ①		4 0 0 0 0 1 1																									
Don Mattingly, L OBP: 0.383, SLG: 0.530 (1, 3) X	0-0 L4 ③			0-0 G3 ①		0-0 F7 ③		0-0 4-3 ②		4 0 0 0 0 0 0																									
Mike Easler, L OBP: 0.385, SLG: 0.479 (1, 10) X		0-0 G3 ①		0-0 G4-6-3 1B ②		0-0 6-3 ①		0-0 1B ②		4 0 2 0 0 0 0																									
Ron Hassey, L OBP: 0.397, SLG: 0.500 (1, 2) X		0-0 4-3 ②		0-0 G4-6-3 1-2f ② ③		0-0 F8 ②		0-0 G3 ③		4 0 0 0 0 0 2																									
Dan Pasqua, L OBP: 0.386, SLG: 0.500 (1, 7) X		0-0 2-3 ③			0-0 FC1-6 1B ①		0-0 F6 ③			3 0 1 0 0 0 0																									
Mike Pagliarulo, L OBP: 0.326, SLG: 0.515 (1, 5) X			0-0 HR ①		0-0 FC1-6 6-3 1-2f ①		0-0 F9 ①			3 1 1 1 0 0 1																									
Willie Randolph, R OBP: 0.404, SLG: 0.330 (1, 4) X			0-0 SH2-3 1B ②		0-0 6-3 1-2 ②		0-0 F9 ②			3 0 1 0 0 0 1																									
Paul Zuvella, R (1, 6) X			0-0 SH2-3 1-2 ①		0-0 6-3 ③		4-0 BB ③			1 0 0 0 1 0 1																									
<b>Inning Stats</b>	R: 0 E: 0 K: 1 S: 5 H: 0 LOB: 0 BB: 0 P: 5	R: 0 E: 0 K: 0 S: 3 H: 0 LOB: 0 BB: 0 P: 3	R: 1 E: 0 K: 0 S: 5 H: 2 LOB: 1 BB: 0 P: 5	R: 0 E: 0 K: 0 S: 3 H: 1 LOB: 0 BB: 0 P: 3	R: 0 E: 0 K: 0 S: 4 H: 1 LOB: 1 BB: 0 P: 4	R: 0 E: 0 K: 0 S: 3 H: 0 LOB: 0 BB: 0 P: 3	R: 0 E: 0 K: 0 S: 3 H: 0 LOB: 0 BB: 0 P: 3	R: 0 E: 0 K: 0 S: 3 H: 0 LOB: 1 BB: 1 P: 7	R: 0 E: 0 K: 0 S: 4 H: 1 LOB: 1 BB: 0 P: 4	1B: 4 2B: 0 3B: 0 HR: 1 SF: 0 SAC: 1 DP: 1 HBP: 0	WP: 0 PB: 0 SB: 0 CS: 0 PA: 32																								
<b>PITCHER</b> Richard Dotson, R ERA: 5.01 (1, 1)	IP 9.0	WLS W	BF 32	H 5	R 1	ER 1	SO 1	BB 1	IBB 0	HBP 0	BLK 0	WP 0	HR 1	S 33	P 37	ERA 1.00	WHIP 0.667	<b>PITCHER</b>	IP 9.0	WLS W	BF 32	H 5	R 1	ER 1	SO 1	BB 1	IBB 0	HBP 0	BLK 0	WP 0	HR 1	S 33	P 37	ERA 1.00	WHIP 0.667

**New York Yankees @ Chicago White Sox**  
 Comiskey Park, Chicago, IL  
 Fri Jul 04 1986, 4:33 AM EDT  
 Att: 31,971 - Unknown

AB	30
R	1
H	5
RBI	1
BB	1
SO	1
LOB	8





Batter	1	2	3	4	5	6	7	8	9	AB	R	H	RBI	BB	SO	LOB
--------	---	---	---	---	---	---	---	---	---	----	---	---	-----	----	----	-----

<b>John Cangelosi, S</b> <small>OBP: 0.379, SLG: 0.300</small> (1, 8) X	0-0 <b>G3</b> 		0-0 <b>4-3</b> 		0-0 <b>1-3</b> 			0-0 <b>SF8</b> <b>3B</b> 		4	1	1	0	0	0	0
<b>Ozzie Guillen, L</b> <small>OBP: 0.264, SLG: 0.332</small> (1, 6) X	0-0 <b>1B</b> <b>1B</b> 		0-0 <b>F8</b> 		0-0 <b>1-3</b> 			0-0 <b>SF8</b> 		3	1	1	1	0	0	0
<b>Harold Baines, L</b> <small>OBP: 0.356, SLG: 0.458</small> (1, 9) X	0-0 <b>1B</b> <b>1-3</b> <b>1B</b> 		4-0 			0-3 <b>K</b> 		0-0 <b>6-3</b> 		3	0	1	0	1	1	0
<b>Greg Walker, L</b> <small>OBP: 0.347, SLG: 0.495</small> (1, 3) X	0-0 <b>F5</b> 		0-0 <b>F4</b> 			0-0 <b>F7</b> 		0-0 <b>F8</b> 		4	0	0	0	0	0	3
<b>Ron Kittle, R</b> <small>OBP: 0.271, SLG: 0.416</small> (1, 10) X	0-0 					0-0 		0-0 		3	0	3	1	0	0	0
<b>Carlton Fisk, R</b> <small>OBP: 0.282, SLG: 0.323</small> (1, 2) X	0-0 <b>F6</b> 		0-0 <b>FC6-4</b> <b>FC3-6</b> 			0-0 <b>G3</b> 				3	0	0	0	0	0	4
<b>Bobby Bonilla, S</b> <small>OBP: 0.363, SLG: 0.352</small> (1, 7) X		0-0 <b>4-3</b> 		0-0 <b>F7</b> 			0-0 <b>F8</b> 			3	0	0	0	0	0	1
<b>Steve Lyons, L</b> <small>OBP: 0.304, SLG: 0.351</small> (1, 5) X		0-0 <b>4-3</b> 		0-0 <b>FC3-6</b> 			0-0 <b>3-1</b> 			3	0	0	0	0	0	1
<b>Julio Cruz, S</b> <small>OBP: 0.374, SLG: 0.254</small> (1, 4) X		0-3 <b>K</b> 				0-0 <b>4-3</b> 		0-0 <b>F7</b> 		3	0	0	0	0	1	0

Inning Stats	R: 1	H: 3	E: 0	LOB: 2	K: 0	S: 6	P: 6	R: 0	H: 0	E: 0	LOB: 0	K: 1	S: 5	R: 0	H: 0	E: 0	LOB: 1	K: 0	S: 3	R: 0	H: 1	E: 0	LOB: 1	K: 0	S: 4	R: 0	H: 0	E: 0	LOB: 0	K: 0	S: 3	R: 0	H: 1	E: 0	LOB: 1	K: 1	S: 6	R: 0	H: 0	E: 0	LOB: 0	K: 0	S: 3	R: 1	H: 1	E: 0	LOB: 0	K: 0	S: 4	R: 0	H: 0	E: 0	LOB: 0	K: 0	S: 3	R: 0	H: 0	E: 0	LOB: 0	K: 0	S: 4
--------------	------	------	------	--------	------	------	------	------	------	------	--------	------	------	------	------	------	--------	------	------	------	------	------	--------	------	------	------	------	------	--------	------	------	------	------	------	--------	------	------	------	------	------	--------	------	------	------	------	------	--------	------	------	------	------	------	--------	------	------	------	------	------	--------	------	------

PITCHER	IP	WLS	BF	H	R	ER	SO	BB	IBB	HBP	BLK	WP	HR	S	P	ERA	WHIP
<b>Bob Tewksbury, R</b> <small>ERA: 3.36</small> (1, 1)	8.0	L	31	6	2	2	2	1	0	0	0	0	0	34	38	2.25	0.875

**BOTTOM**

**New York Yankees @ Chicago White Sox**  
 Comiskey Park, Chicago, IL  
 Fri Jul 04 1986, 4:33 AM EDT  
 Att. 31,971 - Unknown

AB	29
R	2
H	6
RBI	2
BB	1
SO	2
LOB	9



WP	PA	ERA	WHIP
0	31		

Batter	1	2	3	4	5	6	7	8	9	AB R H RBI BB SO LOB	TOP	
Claudell Washington, L (1, 8) OBP: 0.337, SLG: 0.490	0-3 K		0-0 S E 1B		0-0 5-3			0-0 HR	0-0 3-1 2B	5 2 3 1 0 1 0		
Don Mattingly, L (1, 3) OBP: 0.384, SLG: 0.536	0-3 K		0-0 F7		0-0 3B			0-0 F9 1B 2B	0-0 3-1 2-3	5 1 2 0 0 1 2		
Mike Easler, L (1, 10) OBP: 0.382, SLG: 0.472	0-0 3-1		0-0 E1 1-H HR		0-0 3-1			4-0 1B 1B BB	0-0 G1-4-3	4 2 0 0 1 0 2		
Ron Hassey, L (1, 2) OBP: 0.393, SLG: 0.513		0-0 1-3	0-0 1-H HR			0-0 F7		0-0 F7		4 1 1 2 0 0 2		
Dave Winfield, R (1, 9) OBP: 0.339, SLG: 0.427		0-0 3-1	0-0 1-4-3			0-0 F7		0-0 F9		4 0 0 0 0 0 2		
Dan Pasqua, L (1, 7) OBP: 0.390, SLG: 0.533		0-0 HR		0-0 F7		0-3 K		0-0 1B 1-3 3-H 1B		4 1 2 2 0 1 0		
Mike Pagliarulo, L (1, 5) OBP: 0.329, SLG: 0.527		0-0 HR		0-0 4-3			0-0 F9	0-0 1-2 3-H 1B		4 1 2 2 0 0 0		
Willie Randolph, R (1, 4) OBP: 0.399, SLG: 0.325		0-0 5-3		0-0 L6			0-0 5-3	0-3 K		4 0 0 0 0 1 2		
Paul Zuvella, R (1, 6) OBP: 0.399, SLG: 0.325			0-0 F7		0-0 F7		0-3 K		0-0 5-3	4 0 0 0 0 1 0		
<b>Inning Stats</b>	R: 0 E: 0 K: 2 S: 7 H: 0 LOB: 0 BB: 0 P: 7	R: 2 E: 0 K: 0 S: 5 H: 2 LOB: 0 BB: 0 P: 5	R: 3 E: 1 K: 0 S: 6 H: 2 LOB: 0 BB: 0 P: 6	R: 0 E: 0 K: 0 S: 3 H: 0 LOB: 0 BB: 0 P: 3	R: 0 E: 0 K: 0 S: 4 H: 1 LOB: 1 BB: 0 P: 4	R: 0 E: 0 K: 1 S: 5 H: 0 LOB: 0 BB: 0 P: 5	R: 0 E: 0 K: 1 S: 5 H: 0 LOB: 0 BB: 0 P: 5	R: 3 E: 0 K: 1 S: 9 H: 4 LOB: 2 BB: 1 P: 13	R: 0 E: 0 K: 0 S: 4 H: 1 LOB: 1 BB: 0 P: 4	1B: 3 2B: 2 3B: 1 HR: 4 SF: 0 SAC: 0 DP: 0 HBP: 0	WP: 0 PB: 0 SB: 1 CS: 0 PA: 39	
<b>PITCHER</b>	IP WLS BF H R ER SO BB IBB HBP BLK WP HR S P ERA WHIP											
Joe Cowley, R (1, 1) ERA: 4.17	3.0 L 14 4 5 2 2 0 0 0 0 0 0 3 18 18 6.00 1.333											
Joel McKeon, L (4, 1) ERA: 3.16	4.0 13 1 0 0 2 0 0 0 0 0 0 0 17 17 0.00 0.250											
Gene Nelson, R (8, 1) ERA: 4.04	2.0 12 5 3 3 1 1 0 0 0 0 0 1 13 17 13.50 3.000											

**New York Yankees @ Chicago White Sox**  
 Comiskey Park, Chicago, IL  
 Sat Jul 05 1986, 4:33 AM EDT  
 Att. 21,759 - Unknown

AB	38
R	8
H	10
RBI	7
BB	1
SO	5
LOB	10



WP: 0	PA: 39
PB: 0	
SB: 1	
CS: 0	

ERA	WHIP
6.00	1.333
0.00	0.250
13.50	3.000



Batter	1	2	3	4	5	6	7	8	9	AB R H RBI BB SO LOB	TOP											
Rickey Henderson, R OBP: 0.373, SLG: 0.497 (1, 8)	0-0 5-3		0-0 S 1B			0-3 K		0-3 K		4 0 1 0 0 2 0												
Willie Randolph, R OBP: 0.398, SLG: 0.322 (1, 4)	0-0 F7		0-0 F9			4-0 BB		0-0 L9		3 0 0 0 1 0 1												
Don Mattingly, L OBP: 0.382, SLG: 0.533 (1, 10)	0-0 HR 1B		0-0 6-3 1-2			0-0 F9		0-0 1-3		4 1 1 0 0 0 2												
Dave Winfield, R OBP: 0.341, SLG: 0.442 (1, 9)	0-0 1-H HR		0-0 1-3			0-3 K		0-0 2B		4 1 2 2 0 1 1												
Gary Roenicke, R OBP: 0.467, SLG: 0.463 Dan Pasqua, L OBP: 0.383, SLG: 0.522 (1, 3) (7, PH) (7, 3)	0-0 5-3		4-0 G3-6-3 BB			0-0 G1-4-3		0-3 K		1 0 0 0 1 0 0 2 0 0 0 0 1 1												
Claudell Washington, L OBP: 0.331, SLG: 0.481 (1, 7)		0-3 K	0-0 G3-6-3 1-2f			0-0 F8		0-3 K		3 0 0 0 0 1 1												
Dale Berra, R OBP: 0.315, SLG: 0.398 Mike Pagliarulo, L OBP: 0.328, SLG: 0.525 (1, 5) (7, PH) (7, 5)		0-0 F3	0-3 K			0-3 K				2 0 0 0 0 1 0 1 0 0 0 0 1 0												
Butch Wynegar, S OBP: 0.326, SLG: 0.366 Mike Easler, L OBP: 0.381, SLG: 0.470 Mike Fischlin, R OBP: 0.328, SLG: 0.288 (1, 2) (8, PH) (8, 6)		0-0 5-3	0-0 6-3			0-3 K		0-0 L5		2 0 0 0 0 0 0 1 0 0 0 0 1 0 0 0 0 0 0 0 0												
Paul Zuvella, R Ron Hassey, L OBP: 0.391, SLG: 0.510 (1, 6) (8, PH) (8, 2)		0-0 5-3	0-0 5-3							2 0 0 0 0 0 0 1 0 0 0 0 0 0												
<b>Inning Stats</b>	R: 2 E: 0 K: 0 S: 5	H: 2 LOB: 0 BB: 0 P: 5	R: 0 E: 0 K: 1 S: 5	H: 0 LOB: 0 BB: 0 P: 5	R: 0 E: 0 K: 0 S: 4	H: 1 LOB: 1 BB: 0 P: 4	R: 0 E: 0 K: 0 S: 2	H: 0 LOB: 0 BB: 1 P: 6	R: 0 E: 0 K: 1 S: 5	H: 0 LOB: 0 BB: 0 P: 5	R: 0 E: 0 K: 2 S: 7	H: 0 LOB: 1 BB: 1 P: 11	R: 0 E: 0 K: 1 S: 5	H: 0 LOB: 0 BB: 0 P: 5	R: 0 E: 0 K: 2 S: 7	H: 0 LOB: 0 BB: 0 P: 7	R: 0 E: 0 K: 1 S: 6	H: 1 LOB: 1 BB: 0 P: 6	1B: 2 2B: 1 3B: 0 HR: 1	SF: 0 SAC: 0 DP: 1 HBP: 0	WP: 0 PB: 0 SB: 1 CS: 0	PA: 32
<b>PITCHER</b>	IP WLS BF H R ER SO BB IBB HBP BLK WP HR S P ERA WHIP																				<b>PITCHER</b>	IP WLS BF H R ER SO BB IBB HBP BLK WP HR S P ERA WHIP
Floyd Bannister, L ERA: 3.03 (1, 1)	5.2 W 21 3 2 2 3 2 0 0 0 0 1 25 33 3.18 0.882																					
Dave Schmidt, R ERA: 4.1 (6, 1)	1.1 S 4 0 0 0 2 0 0 0 0 0 0 8 8 0.00 0.000																					
Bob James, R ERA: 5.06 (8, 1)	2.0 S 7 1 0 0 3 0 0 0 0 0 0 13 13 0.00 0.500																					

**New York Yankees @ Chicago White Sox**  
Comiskey Park, Chicago, IL  
Sun Jul 06 1986, 4:33 AM EDT  
Att. 26,335 - Unknown

AB	30
R	2
H	4
RBI	2
BB	2
SO	8
LOB	6



WP: 0	PA: 32
PB: 0	
SB: 1	
CS: 0	

1B: 2	SF: 0
2B: 1	SAC: 0
3B: 0	DP: 1
HR: 1	HBP: 0

Batter	1	2	3	4	5	6	7	8	9	AB	R	H	RBI	BB	SO	LOB
John Cangelosi, S OBP: 0.379, SLG: 0.297 (1, 8)	0-0 F9	0-0 BB 1B		0-3 K			0-0 F8			4	0	1	1	0	1	0
Ozzie Guillen, L OBP: 0.267, SLG: 0.335 (1, 6)	0-0 6-3	4-0 BB 1-2		0-0 F8			0-0 1B			3	0	1	0	1	0	0
Harold Baines, L OBP: 0.350, SLG: 0.452 (1, 9)	0-0 2B	0-3 K			0-3 K		0-0 4-3			4	0	1	0	0	2	3
Greg Walker, L OBP: 0.341, SLG: 0.485 (1, 3)	0-0 F9		0-0 F5		0-0 1-3			0-0 F5		4	0	0	0	0	0	1
Jerry Hairston, S OBP: 0.382, SLG: 0.409 (1, 10)		0-0 WP 1B 2B	4-0 1B SF7 BB		0-0 6-3			0-0 1B 1B		3	3	2	0	1	0	0
Carlton Fisk, R OBP: 0.282, SLG: 0.322 (1, 2)		0-0 6-3	0-0 1-3 1B			0-0 F8		0-0 F9		4	0	1	0	0	0	2
Wayne Tolleson, S OBP: 0.335, SLG: 0.335 (1, 5)		0-0 F7	0-0 SF7			0-0 CS 1B		0-0 1B 1-2 1B		3	0	2	1	0	0	1
Steve Lyons, L OBP: 0.309, SLG: 0.350 (1, 7)		4-0 1B WP BB 2-3	0-3 K			0-0 F8 1-2		0-0 1-2 2-H 1B		3	1	1	1	1	1	2
Julio Cruz, S OBP: 0.371, SLG: 0.254 (1, 4)		0-0 WP 1B 1B 3-H		0-3 K			0-0 F8	0-0 4-3		4	1	1	1	0	1	2

Inning Stats	R: 0	H: 1	E: 0	K: 0	S: 4	L: 1	LOB: 1	BB: 0	P: 4	R: 3	H: 3	E: 0	K: 1	S: 8	L: 3	LOB: 2	BB: 2	P: 16	R: 1	H: 1	E: 0	K: 1	S: 6	R: 0	H: 0	E: 0	K: 2	S: 7	R: 0	H: 0	E: 0	K: 1	S: 5	R: 0	H: 1	E: 0	K: 0	S: 3	R: 0	H: 1	E: 0	K: 0	S: 4	R: 1	H: 3	E: 0	K: 0	S: 6	1B: 8	SF: 1	2B: 2	SAC: 0	3B: 0	DP: 0	HR: 0	HBP: 0	WP: 2	PA: 36
--------------	------	------	------	------	------	------	--------	-------	------	------	------	------	------	------	------	--------	-------	-------	------	------	------	------	------	------	------	------	------	------	------	------	------	------	------	------	------	------	------	------	------	------	------	------	------	------	------	------	------	------	-------	-------	-------	--------	-------	-------	-------	--------	-------	--------


PITCHER	IP	WLS	BF	H	R	ER	SO	BB	IBB	HBP	BLK	WP	HR	S	P	ERA	WHIP
Doug Drabek, R ERA: 6.34 (1, 1)	1.2		10	4	3	3	0	1	0	0	0	2	0	9	13	16.20	3.000
Bob Shirley, L ERA: 5.77 (2, 1)	5.2		22	4	2	2	5	2	0	0	0	0	0	30	38	3.18	1.059
Brian Fisher, R ERA: 5.48 (8, 1)	0.2		4	2	0	0	0	0	0	0	0	0	0	4	4	0.00	3.000

**BOTTOM**

**New York Yankees @ Chicago White Sox**  
 Comiskey Park, Chicago, IL  
 Sun Jul 06 1986, 4:33 AM EDT  
 Att. 26,335 - Unknown

livebaseballscorecards.com

<b>AB</b>	<b>32</b>
<b>R</b>	<b>5</b>
<b>H</b>	<b>10</b>
<b>RBI</b>	<b>4</b>
<b>BB</b>	<b>3</b>
<b>SO</b>	<b>5</b>
<b>LOB</b>	<b>11</b>



Batter	1	2	3	4	5	6	7	8	9	AB	R	H	RBI	BB	SO	LOB	TOP										
Rickey Henderson, R OBP: 0.379, SLG: 0.497 Gary Roenicke, R OBP: 0.472, SLG: 0.482	4-0 CS BB	0-0 F9	0-0 1B		4-0 3B BB	4-0 2B BB			0-0 2B	2	2	1	2	3	0	2											
Claudell Washington, L OBP: 0.333, SLG: 0.500 Dave Winfield, R OBP: 0.343, SLG: 0.453	0-3 K		0-3 HR		0-0 3B	0-0 2B			0-3 K	2	1	1	1	0	1	1											
Don Mattingly, L OBP: 0.381, SLG: 0.541	0-0 HR		0-3 K	0-0 P3	0-0 F7	0-0 P6			0-0 F9 2B	6	1	2	2	0	1	2											
Mike Easler, L OBP: 0.383, SLG: 0.474	0-3 K		0-0 PB WP FC6-4 1B	0-0 L1		0-0 1B 2B		0-0 G3-6-3 1B	0-0 F9 2B	6	2	3	0	0	1	1											
Ron Hassey, L OBP: 0.395, SLG: 0.500		4-0 1B E BB	4-0 FC6-4 BB	1-0 BB HBP		0-0 L5		0-0 G3-6-3 1-2f	0-0 F8	3	1	0	0	2	0	3											
Dan Pasqua, L OBP: 0.393, SLG: 0.521		0-0 FC3-6 1B	0-0 FC6-4 BB 1B	4-0 BB		0-0 1B 4-3 1B		0-0 4-3		4	2	2	1	1	0	1											
Mike Pagliarulo, L OBP: 0.329, SLG: 0.522		0-0 FC3-6	0-0 BB BB 1B 1B	0-0 F8		0-0 BB 4-3 2B 1B		0-0 4-3		5	2	2	1	0	0	3											
Willie Randolph, R OBP: 0.398, SLG: 0.318 Mike Fischlin, R OBP: 0.328, SLG: 0.288		4-0 BB	4-0 1B BB		0-0 F7	0-0 4-3		0-0 5-3		3	1	0	1	2	0	1											
Paul Zuvella, R		0-3 K	4-0 1B BB		0-0 F7	4-0 2B BB		0-0 5-3		0	0	0	0	0	0	0											
		0-3 K	4-0 1B BB		0-0 F7	4-0 2B BB		0-0 5-3		3	1	0	1	2	1	2											
<b>Inning Stats</b>	R: 1 E: 0 K: 2 S: 7	H: 1 LOB: 0 BB: 1 P: 11	R: 1 E: 1 K: 1 S: 6	H: 1 LOB: 2 BB: 2 P: 14	R: 5 E: 0 K: 1 S: 9	H: 4 LOB: 2 BB: 3 P: 21	R: 0 E: 0 K: 0 S: 3	H: 0 LOB: 2 BB: 1 P: 8	R: 1 E: 0 K: 0 S: 4	H: 1 LOB: 1 BB: 1 P: 8	R: 5 E: 0 K: 0 S: 7	H: 4 LOB: 1 BB: 2 P: 15	R: 0 E: 0 K: 0 S: 3	H: 1 LOB: 0 BB: 0 P: 3	R: 0 E: 0 K: 0 S: 3	H: 0 LOB: 0 BB: 0 P: 3	R: 1 E: 0 K: 1 S: 7	H: 2 LOB: 1 BB: 0 P: 7	1B: 7 2B: 4 3B: 1 HR: 2	SF: 0 SAC: 0 DP: 1 HBP: 1	WP: 1 PB: 1 SB: 0 CS: 1	PA: 50					
<b>PITCHER</b>	IP	WLS	BF	H	R	ER	SO	BB	IBB	HBP	BLK	WP	HR	S	P	ERA	WHIP										
Charlie Hough, R ERA: 3.08	(1, 1)	2.2	L	19	6	7	6	4	6	0	0	1	2	21	45	20.25	4.500										
Mickey Mahler, L ERA: 4.64	(3, 1)	2.2		15	4	4	4	0	2	0	1	0	0	12	21	13.50	2.250										
Jeff Russell, R ERA: 6.06	(6, 1)	0.2		5	1	2	2	0	2	0	0	0	0	3	11	27.00	4.500										
Dale Mohoric, R ERA: 1.74	(7, 1)	2.0		6	1	0	0	0	0	0	0	0	0	6	6	0.00	0.500										
Greg Harris, R ERA: 3.1	(9, 1)	1.0		5	2	1	1	1	0	0	0	0	0	7	7	9.00	2.000										

**New York Yankees @ Texas Rangers**  
Arlington Stadium, Arlington, TX

Mon Jul 07 1986, 8:05 PM EDT  
Att: 19,020 - Unknown

livebaseballscorecards.com

<b>AB</b>	39
<b>R</b>	14
<b>H</b>	14
<b>RBI</b>	13
<b>BB</b>	10
<b>SO</b>	5
<b>LOB</b>	19



Batter	1	2	3	4	5	6	7	8	9	AB	R	H	RBI	BB	SO	LOB
<b>Oddibe McDowell, L</b> (1, 8) OBP: 0.339, SLG: 0.462	0-0 6-3		0-0 HR	0-0 FC5			0-3 K		0-0 F5	5	1	1	1	0	1	3
<b>Scott Fletcher, R</b> (1, 6) OBP: 0.365, SLG: 0.412	0-0 4-3 1B 2B		0-0 5-3				0-0 6-3		0-0 FC1-6	5	1	1	0	0	0	1
<b>Pete O'Brien, L</b> (1, 3) OBP: 0.371, SLG: 0.469	0-0 4-3 2-3		0-0 6-3				0-0 P6 1B		0-0 3-1	5	0	1	0	0	0	2
<b>Pete Incaviglia, R</b> (1, 9) OBP: 0.337, SLG: 0.515	0-0 1B 3-H 1B		0-0 E 1B				0-0 L5 HR			4	1	3	2	0	0	1
<b>Gary Ward, R</b> (1, 7) OBP: 0.368, SLG: 0.414	0-0 1-2 1B		0-0 F9				0-0 FC6-4 1B		0-0 F7	3	0	2	0	0	0	1
<b>Ruben Sierra, S</b> (7, 7) OBP: 0.231, SLG: 0.374										1	0	0	0	0	0	0
<b>Larry Parrish, R</b> (1, 10) OBP: 0.321, SLG: 0.536	0-0 F3			0-0 FC5 2B			0-0 FC6-4		0-0 F9	4	0	1	0	0	0	3
<b>Don Slaught, R</b> (1, 2) OBP: 0.330, SLG: 0.549		0-0 F9		0-3 K			0-3 K		0-0 1B	3	0	0	0	0	2	1
<b>Orlando Mercado, R</b> (7, 2) OBP: 0.284, SLG: 0.253										1	0	1	0	0	0	0
<b>Steve Buechele, R</b> (1, 5) OBP: 0.321, SLG: 0.459		0-3 K		0-3 K			0-0 4-3		0-0 P6	2	0	0	0	0	2	1
<b>Geno Petralli, L</b> (6, PH) OBP: 0.263, SLG: 0.338										2	0	0	0	0	0	1
<b>Curtis Wilkerson, S</b> (1, 4) OBP: 0.273, SLG: 0.289		0-0 F7		4-0 BB			0-0 F8		0-0 E4 FC1-6	2	0	0	0	1	0	0
<b>Tom Paciorek, R</b> (9, PH) OBP: 0.315, SLG: 0.387										1	0	0	0	0	0	0

Inning Stats	R: 1	H: 3	E: 0	LOB: 2	K: 0	BB: 0	S: 6	P: 6	R: 0	H: 0	E: 0	LOB: 0	K: 1	BB: 0	S: 5	R: 1	H: 2	E: 1	LOB: 1	K: 0	BB: 0	S: 5	R: 0	H: 1	E: 0	LOB: 2	K: 2	BB: 1	S: 8	R: 1	H: 2	E: 0	LOB: 1	K: 0	BB: 0	S: 5	R: 0	H: 0	E: 0	LOB: 0	K: 1	BB: 0	S: 5	R: 0	H: 1	E: 0	LOB: 1	K: 1	BB: 0	S: 6	R: 0	H: 1	E: 0	LOB: 1	K: 0	BB: 0	S: 4	R: 0	H: 1	E: 1	LOB: 1	K: 0	BB: 0	S: 4	R: 0	H: 0	E: 1	LOB: 1	K: 0	BB: 0	S: 4	1B: 6	SF: 0	2B: 2	SAC: 0	3B: 0	DP: 0	HR: 2	HBP: 0	WP: 0	PA: 39
--------------	------	------	------	--------	------	-------	------	------	------	------	------	--------	------	-------	------	------	------	------	--------	------	-------	------	------	------	------	--------	------	-------	------	------	------	------	--------	------	-------	------	------	------	------	--------	------	-------	------	------	------	------	--------	------	-------	------	------	------	------	--------	------	-------	------	------	------	------	--------	------	-------	------	------	------	------	--------	------	-------	------	-------	-------	-------	--------	-------	-------	-------	--------	-------	--------

PITCHER	IP	WLS	BF	H	R	ER	SO	BB	IBB	HBP	BLK	WP	HR	S	P	ERA	WHIP
<b>Scott Nielsen, R</b> (1, 1) ERA: 3.86	7.0		31	9	3	3	5	1	0	0	0	0	0	40	44	3.86	1.429
<b>Al Holland, L</b> (8, 1) ERA: 4.42	1.0		4	1	0	0	0	0	0	0	0	0	0	4	4	0.00	1.000
<b>Dave Righetti, L</b> (9, 1) ERA: 3.7	1.0		4	0	0	0	0	0	0	0	0	0	0	4	4	0.00	0.000

**BOTTOM**

**New York Yankees @ Texas Rangers**  
Arlington Stadium, Arlington, TX  
Mon Jul 07 1986, 8:05 PM EDT  
Att. 19,020 - Unknown

livebaseballscores.com

<b>AB</b>	<b>38</b>
<b>R</b>	<b>3</b>
<b>H</b>	<b>10</b>
<b>RBI</b>	<b>3</b>
<b>BB</b>	<b>1</b>
<b>SO</b>	<b>5</b>
<b>LOB</b>	<b>14</b>



Batter	1	2	3	4	5	6	7	8	9	AB R H RBI BB SO LOB
Rickey Henderson, R OBP: 0.377, SLG: 0.500 (1, 8) X	0-0 F5 ①			X 0-0 E 3B	X 0-0 FC6-4 ③		X 0-0 F2 ③			4 1 1 0 0 0 4
Willie Randolph, R OBP: 0.396, SLG: 0.317 (1, 4) S S	0-3 K ②			X 0-0 E6 G4-3		X 0-0 1B		X 0-0 4-3 ①		4 0 1 0 0 1 0
Don Mattingly, L OBP: 0.378, SLG: 0.535 (1, 3) X	0-0 L8 ③			X 0-0 G4-3 ① ②		X 0-0 F5 ①		X 0-0 G3 ②		4 0 0 0 0 0 2
Dave Winfield, R OBP: 0.342, SLG: 0.450 (1, 9) X		X 0-0 5-3 ①		X 0-0 1B		X 0-0 F3 ②		X 0-0 F4 ③		4 0 1 0 0 0 1
Gary Roenicke, R OBP: 0.455, SLG: 0.460 (1, 7) X		X 0-0 L7 ②		X 0-0 F7 ③		X 0-3 K ③		X 0-0 F7 ①		4 0 0 0 0 1 2
Mike Easler, L OBP: 0.378, SLG: 0.468 (1, 10) S S		X 0-3 K ③			X 0-0 G3 ①		X 0-0 E4 F9 1B		X 0-0 F8 ②	4 0 0 0 0 1 0
Dale Berra, R OBP: 0.323, SLG: 0.402 (1, 5) X			X 0-0 F7 ①		X 0-0 BB 1B		X 0-0 1-2 1B		X 0-0 6-3 ③	4 0 2 0 0 0 0
Butch Wynegar, S OBP: 0.326, SLG: 0.361 (1, 2) X			X 0-0 F7 ②		X 4-0 BB FC6-4 BB		X 0-0 F9 ①			2 0 0 0 1 0 2
Paul Zuvella, R (1, 6) X			X 0-0 F8 ③		X 0-0 F4 ②		X 0-0 L9 ②			3 0 0 0 0 0 4

Inning Stats	R: 0	H: 0	R: 0	H: 0	R: 0	H: 0	R: 1	H: 2	R: 0	H: 1	R: 0	H: 1	R: 0	H: 0	R: 0	H: 0	R: 0	H: 0	R: 0	H: 0	1B: 4	SF: 0	WP: 0	PA: 34
E: 0	LOB: 0	E: 0	LOB: 0	E: 0	LOB: 0	E: 1	LOB: 1	E: 0	LOB: 2	E: 0	LOB: 1	E: 1	LOB: 2	E: 0	LOB: 0	E: 0	LOB: 0	E: 0	LOB: 0	E: 0	LOB: 0	2B: 0	SAC: 0	PB: 0
K: 1	BB: 0	K: 1	BB: 0	K: 0	BB: 0	K: 0	BB: 0	K: 0	BB: 1	K: 1	BB: 0	K: 0	BB: 0	K: 0	BB: 0	K: 0	BB: 0	K: 0	BB: 0	K: 0	BB: 0	3B: 1	DP: 1	SB: 0
S: 5	P: 5	S: 5	P: 5	S: 3	P: 3	S: 5	P: 5	S: 4	P: 8	S: 6	P: 6	S: 5	P: 5	S: 3	P: 3	S: 3	P: 3	S: 3	P: 3	S: 3	P: 3	HR: 0	HBP: 0	CS: 0

PITCHER	IP	WLS	BF	H	R	ER	SO	BB	IBB	HBP	BLK	WP	HR	S	P	ERA	WHIP	PITCHER	IP	WLS	BF	H	R	ER	SO	BB	IBB	HBP	BLK	WP	HR	S	P	ERA	WHIP	
Mike Mason, L ERA: 4.08 (1, 1)	9.0	W	34	5	1	1	3	1	0	0	0	0	0	39	43	1.00	0.667																			

**New York Yankees @ Texas Rangers**  
Arlington Stadium, Arlington, TX  
Tue Jul 08 1986, 8:05 PM EDT  
Att. 23,652 - Unknown

AB	33
R	1
H	5
RBI	0
BB	1
SO	3
LOB	15







Batter	1	2	3	4	5	6	7	8	9	AB	R	H	RBI	BB	SO	LOB	TOP								
Rickey Henderson, R OBP: 0.375, SLG: 0.494 (1, 8) BB	4-0 BB		6-3 1	F7 3		F9 2-3		K 2		4	0	0	0	1	1	3									
Claudell Washington, L OBP: 0.337, SLG: 0.500 Dave Winfield, R OBP: 0.344, SLG: 0.455 (1, 9) (8, PH) (8, 9) SS	0-3 K 1-2		0-0 S 1B		0-0 F7	0-0 1-3 1B		0-0 2B 1-H		4	0	2	1	0	1	1									
Don Mattingly, L OBP: 0.378, SLG: 0.533 (1, 3) X	0-0 BB 1B		0-3 K 1-2		0-0 FC4 1B	0-0 F7		0-0 F8		5	0	2	0	0	1	4									
Mike Easler, L OBP: 0.382, SLG: 0.466 (1, 10) BB	4-0 1-2 BB		0-3 K		0-0 FC4 1B 1-2f		4-0 SH1-3 BB		0-0 1B 1B	3	0	1	0	2	1	2									
Ron Hassey, L OBP: 0.397, SLG: 0.497 (1, 2) X	0-0 4-3			4-0 BB HR BB		0-0 1-2 1B		0-0 SH1-3		3	1	1	0	1	1	3									
Dan Pasqua, L OBP: 0.391, SLG: 0.510 Gary Roenicke, R OBP: 0.456, SLG: 0.461 (1, 7) (7, PH) (7, 7) SS		0-0 4-3		4-0 1-2 HR BB		0-3 K		0-0 F7		2	1	0	0	1	1	2									
Mike Pagliarulo, L OBP: 0.330, SLG: 0.529 (1, 5) SS		0-3 K		0-0 1-2 HR				0-0 F9		4	1	1	3	1	1	3									
Willie Randolph, R OBP: 0.397, SLG: 0.320 (1, 4) X		0-0 1B		0-0 1-3				0-0 F9 1B FC5-6		4	1	2	0	0	0	0									
Paul Zuvella, R (1, 6) X		0-0 6-3		0-3 K				0-0 FC5-6 1B 1-2 2-3f		3	1	0	0	1	1	3									
Inning Stats	R: 0 E: 0 K: 1 S: 5	H: 1 LOB: 2 BB: 2 P: 13	R: 0 E: 0 K: 1 S: 6	H: 1 LOB: 1 BB: 0 P: 6	R: 0 E: 0 K: 2 S: 8	H: 1 LOB: 1 BB: 0 P: 8	R: 3 E: 0 K: 1 S: 6	H: 1 LOB: 0 BB: 2 P: 14	R: 0 E: 0 K: 1 S: 7	H: 2 LOB: 2 BB: 0 P: 7	R: 1 E: 0 K: 0 S: 5	H: 2 LOB: 2 BB: 1 P: 9	R: 0 E: 0 K: 0 S: 3	H: 0 LOB: 1 BB: 1 P: 7	R: 1 E: 0 K: 1 S: 6	H: 1 LOB: 1 BB: 1 P: 10	R: 0 E: 0 K: 1 S: 6	H: 2 LOB: 1 BB: 0 P: 6	1B: 9 2B: 1 3B: 0 HR: 1	SF: 0 SAC: 1 DP: 1 HBP: 0	WP: 0 PB: 0 SB: 1 CS: 0	PA: 43			
PITCHER Jose Guzman, R ERA: 3.9 Mitch Williams, L ERA: 3.02 (1, 1) (6, 1)	IP 5.2 3.1	WLS L	BF 29 14	H 8 3	R 4 1	ER 4 1	SO 6 2	BB 5 2	IBB 0 0	HBP 0 0	BLK 0 0	WP 0 0	HR 1 0	S 36 16	P 56 24	ERA 6.35 2.70	WHIP 2.294 1.500								

**New York Yankees @ Texas Rangers**  
Arlington Stadium, Arlington, TX  
Wed Jul 09 1986, 8:05 PM EDT  
Att: 26,715 - Unknown

livebaseballscorecards.com

AB	35
R	5
H	11
RBI	5
BB	7
SO	8
LOB	22



Batter	1	2	3	4	5	6	7	8	9	AB	R	H	RBI	BB	SO	LOB
<b>Oddibe McDowell, L</b> (1, 8) OBP: 0.341, SLG: 0.477	0-0 F8	0-0 1-2 1B		0-0 1-2 1B		0-0 1-2 1B		0-3 K		5	0	2	0	0	1	1
<b>Gary Ward, R</b> (1, 7) OBP: 0.376, SLG: 0.419	1-0 1B E HBP	0-0 F9		0-0 1-3 1B		0-0 6-3			0-0 1B 2B	4	2	2	1	0	0	2
<b>Pete O'Brien, L</b> (1, 3) OBP: 0.372, SLG: 0.481	0-0 1-2 E5 1B		0-0 F9	0-0 1-3			0-0 FC5 2B		0-0 1-2 2B 1B	5	0	2	0	0	0	3
<b>Pete Incaviglia, R</b> (1, 10) OBP: 0.339, SLG: 0.513	0-0 F3		0-0 FC6-4 1B		0-0 1-3		4-0 BB		0-0 G1-2-3 2B	4	0	2	1	1	0	2
<b>Larry Parrish, R</b> (1, 5) OBP: 0.330, SLG: 0.530 <b>Steve Buechele, R</b> (9, PR) OBP: 0.316, SLG: 0.451	0-0 1-2 2-H 1B		0-0 FC6-4 1B		0-0 4-3		0-0 F8		4-0 G1-2-3 IBB	4	0	1	1	1	0	3
<b>Ruben Sierra, S</b> (1, 9) OBP: 0.232, SLG: 0.387 <b>Tom Paciorek, R</b> (9, PH) OBP: 0.318, SLG: 0.383	0-0 1-3		0-3 K		0-0 1B 3B		0-0 F8		0-0 G1-2-3 1-2 2-3 3-Hf	4	1	1	0	0	1	5
<b>Don Slaught, R</b> (1, 2) OBP: 0.339, SLG: 0.541		0-3 K		0-0 G5-4-3 1B		0-0 1B		0-0 FC5 2-3f	0-3 K	5	0	2	1	0	2	4
<b>Toby Harrah, R</b> (1, 4) OBP: 0.294, SLG: 0.306		0-0 4-3		0-0 G5-4-3 1-2f		0-0 1-3		0-3 K		4	0	0	0	0	1	2
<b>Scott Fletcher, R</b> (1, 6) OBP: 0.373, SLG: 0.414		4-0 1B BB		0-0 1B 1B		4-0 L4-3 BB		0-0 4-3		2	1	1	0	2	0	0

Inning Stats		R: 1	H: 1	R: 0	H: 1	R: 0	H: 1	R: 1	H: 4	R: 0	H: 0	R: 0	H: 1	R: 0	H: 0	R: 1	H: 3	1B: 10	SF: 0
		E: 1	LOB: 2	E: 0	LOB: 2	E: 0	LOB: 1	E: 0	LOB: 2	E: 0	LOB: 0	E: 0	LOB: 2	E: 0	LOB: 0	E: 0	LOB: 2	2B: 3	SAC: 0
		K: 0	BB: 0	K: 1	BB: 1	K: 1	BB: 0	K: 0	BB: 0	K: 0	BB: 1	K: 0	BB: 1	K: 2	BB: 0	K: 1	BB: 1	3B: 1	DP: 3
		S: 5	P: 6	S: 6	P: 10	S: 6	P: 6	S: 6	P: 6	S: 5	P: 5	S: 2	P: 6	S: 4	P: 8	S: 7	P: 7	HR: 0	HBP: 1

PITCHER		IP	WLS	BF	H	R	ER	SO	BB	IBB	HBP	BLK	WP	HR	S	P	ERA	WHIP
<b>Bob Tewksbury, R</b> (1, 1) ERA: 3.34	(1, 1)	6.0	W	29	9	3	2	2	2	2	0	0	0	0	30	39	3.00	1.833
<b>Dave Righetti, L</b> (7, 1) ERA: 3.66	(7, 1)	3.0	S	14	4	1	1	3	1	1	0	0	0	0	18	26	3.00	1.667

**BOTTOM**

**New York Yankees @ Texas Rangers**  
**Arlington Stadium, Arlington, TX**  
 Wed Jul 09 1986, 8:05 PM EDT  
 Att. 26,715 - Unknown

<b>AB</b>	<b>38</b>
<b>R</b>	<b>4</b>
<b>H</b>	<b>13</b>
<b>RBI</b>	<b>4</b>
<b>BB</b>	<b>4</b>
<b>SO</b>	<b>5</b>
<b>LOB</b>	<b>25</b>



<b>WP: 0</b>	<b>PA: 43</b>
<b>PB: 0</b>	
<b>SB: 0</b>	
<b>CS: 0</b>	

WP	HR	S	P	ERA	WHIP
0	0	0	0	3.00	1.833
0	0	0	0	3.00	1.667

Batter	1	2	3	4	5	6	7	8	9	AB R H RBI BB SO LOB	TOP	
Rickey Henderson, R (1, 8) OBP: 0.376, SLG: 0.493 Claudell Washington, L (7, PH) OBP: 0.335, SLG: 0.497	0-3 K		4-0 BB		0-3 K	0-0 G4-6-3 BB 1B	0-0 G3			3 1 1 2 1 2 0 1 0 0 0 0 0 2		
Willie Randolph, R (1, 4) OBP: 0.397, SLG: 0.319 Mike Fischlin, R (8, 4) OBP: 0.328, SLG: 0.288	0-0 F8		0-0 F8			0-0 1B		0-3 K		4 1 1 0 1 1 1 0 0 0 0 0 0 0		
Don Mattingly, L (1, 3) OBP: 0.376, SLG: 0.531	0-0 2B		0-0 F9			E3 1B	G4-6-3	0-0 F7		5 1 1 0 0 0 4		
Dave Winfield, R (1, 9) OBP: 0.345, SLG: 0.455	0-0 G3			0-0 5-3		0-0 1B		0-0 4-3		5 1 2 1 0 0 1		
Gary Roenicke, R (1, 7) OBP: 0.458, SLG: 0.462 Dan Pasqua, L (6, 7) OBP: 0.397, SLG: 0.515		0-0 5-3		0-3 K		0-0 1B			0-0 G3-6-1 1B	4 1 2 1 0 1 0 1 0 1 0 0 0 0		
Mike Easler, L (1, 10) OBP: 0.385, SLG: 0.477		0-0 HR		0-0 4-3		0-0 1B			0-3 K	4 2 2 2 1 1 1		
Butch Wynegar, S (1, 2) OBP: 0.328, SLG: 0.377		0-0 F7			0-0 HR	4-0 E 1B BB	0-0 L9		0-0 G3-6-1	4 2 1 2 1 0 2		
Mike Pagliarulo, L (1, 5) OBP: 0.332, SLG: 0.529	0-3 K				0-0 1B	0-0 E 1B	0-0 F6			4 1 2 1 0 1 1		
Dale Berra, R (1, 6) OBP: 0.320, SLG: 0.396			0-0 F4		0-3 K	0-0 E6 BB 1B G4-6-3	0-0 1B			4 1 1 1 0 1 2		
<b>Inning Stats</b>	R: 0 H: 1 E: 0 LOB: 1 K: 1 BB: 0 S: 6 P: 6	R: 1 H: 1 E: 0 LOB: 0 K: 1 BB: 0 S: 6 P: 6	R: 0 H: 0 E: 0 LOB: 1 K: 0 BB: 1 S: 3 P: 7	R: 0 H: 0 E: 0 LOB: 0 K: 1 BB: 0 S: 5 P: 5	R: 1 H: 2 E: 0 LOB: 0 K: 2 BB: 0 S: 8 P: 8	R: 9 H: 8 E: 2 LOB: 1 K: 0 BB: 2 S: 11 P: 19	R: 0 H: 1 E: 0 LOB: 2 K: 0 BB: 1 S: 4 P: 8	R: 0 H: 0 E: 0 LOB: 0 K: 1 BB: 0 S: 5 P: 5	R: 0 H: 1 E: 0 LOB: 0 K: 1 BB: 0 S: 5 P: 5	1B: 11 SF: 0 2B: 1 SAC: 0 3B: 0 DP: 2 HR: 2 HBP: 0	WP: 0 PA: 44 PB: 0 SB: 0 CS: 0	
<b>PITCHER</b>	IP WLS BF H R ER SO BB IBB HBP BLK WP HR S P ERA WHIP											
Frank Viola, L (1, 1) ERA: 5.05	5.0 L 25 8 8 7 5 2 0 0 0 0 0 2 33 41 12.60 2.000											
Frank Pastore, R (6, 1) ERA: 3.38	0.2 7 4 3 0 0 1 0 0 0 0 0 0 6 10 0.00 7.500											
Mark Portugal, R (6, 1) ERA: 5.58	3.1 11 2 0 0 2 1 0 0 0 0 0 0 14 18 0.00 0.900											

**New York Yankees @ Minnesota Twins**  
 Hubert H. Humphrey Metrodome, Minneapolis, MN  
 Thu Jul 10 1986, 8:05 PM EDT  
 Att. 21,759 - Unknown

[livebaseballscorecards.com](http://livebaseballscorecards.com)

**AB 39**  
**R 11**  
**H 14**  
**RBI 10**  
**BB 4**  
**SO 7**  
**LOB 14**





Batter	1	2	3	4	5	6	7	8	9	AB R H RBI BB SO LOB	TOP
Rickey Henderson, R OBP: 0.379, SLG: 0.500 (1, 8) X	0-0 5-3		0-0 2B 1B		0-0 5-3		0-0 1-H 2B		0-0 1-3 2B	5 2 3 1 0 0 0	<b>New York Yankees @ Minnesota Twins</b> Hubert H. Humphrey Metrodome, Minneapolis, MN Fri Jul 11 1986, 8:05 PM EDT Att. 25,020 - Unknown <a href="http://livebaseballscorecards.com">livebaseballscorecards.com</a>
Willie Randolph, R OBP: 0.395, SLG: 0.317 (1, 4) X	0-0 FC6-4 1B		0-0 1-2 6-3		0-0 5-3		0-0 6-3		0-0 1-3	5 0 1 0 0 0 3	
Don Mattingly, L OBP: 0.378, SLG: 0.540 (1, 3) X	0-0 F9		0-0 2-H 1B 2B		0-0 2B		0-0 6-3		0-0 HR 2B	5 2 3 2 0 0 2	
Dave Winfield, R OBP: 0.340, SLG: 0.447 (1, 10) X	0-0 FC6-4 1-2f		0-3 K		0-0 F3			0-3 K	0-0 F7	5 0 0 0 0 2 4	
Gary Roenicke, R OBP: 0.459, SLG: 0.464 (1, 9)		0-3 K	0-0 2-H 1B		0-3 K			0-0 G6-4-3 HR 1B	0-0 HR	4 1 2 1 0 2 0 1 1 1 2 0 0 0	
Dan Pasqua, L OBP: 0.402, SLG: 0.550 (9, PH) (9, 7)			0-3 K2-3							2 1 1 0 2 1 1 1 0 0 0 0 1 0	
Mike Easler, L OBP: 0.390, SLG: 0.477 (1, 7)		0-0 S 1B			4-0 G6-4-3 BB			4-0 G6-4-3 HR BB	0-3 K		
Claudell Washington, L OBP: 0.333, SLG: 0.494 (9, PH) (9, 9)											
Butch Wynegar, S OBP: 0.326, SLG: 0.370 (1, 2)		4-0 1-2 BB		0-3 K		0-0 G6-4-3 1-2f		0-0 G6-4-3 1-2 2-3		3 0 0 0 1 1 3	
Mike Pagliarulo, L OBP: 0.331, SLG: 0.535 (1, 5)		0-3 K		0-3 K			0-3 K	0-0 2-H 3-H HR		4 1 1 3 0 3 2	
Dale Berra, R OBP: 0.317, SLG: 0.383 (1, 6) X		0-0 F8		0-3 K			4-0 2B BB	0-3 K		3 1 0 0 1 2 2	
<b>Inning Stats</b>	R: 0 H: 1 E: 0 LOB: 1 K: 0 BB: 0 S: 4 P: 4	R: 0 H: 1 E: 0 LOB: 2 K: 2 BB: 1 S: 8 P: 12	R: 2 H: 3 E: 0 LOB: 1 K: 2 BB: 0 S: 10 P: 10	R: 0 H: 0 E: 0 LOB: 0 K: 3 BB: 0 S: 9 P: 9	R: 0 H: 1 E: 0 LOB: 1 K: 0 BB: 0 S: 4 P: 4	R: 0 H: 0 E: 0 LOB: 0 K: 1 BB: 1 S: 4 P: 8	R: 1 H: 1 E: 0 LOB: 1 K: 1 BB: 1 S: 6 P: 10	R: 3 H: 2 E: 0 LOB: 0 K: 2 BB: 1 S: 9 P: 13	R: 3 H: 3 E: 0 LOB: 0 K: 1 BB: 0 S: 8 P: 8	1B: 5 SF: 0 2B: 5 SAC: 0 3B: 0 DP: 1 HR: 2 HBP: 0	WP: 0 PA: 42 PB: 0 SB: 2 CS: 0
<b>PITCHER</b>	IP WLS BF H R ER SO BB IBB HBP BLK WP HR S P ERA WHIP										
Neal Heaton, L ERA: 3.94 (1, 1)	7.2 L 35 9 6 6 10 4 0 0 0 0 0 1 51 67 7.04 1.696										
Keith Atherton, R ERA: 3.69 (8, 1)	1.1 7 3 3 3 2 0 0 0 0 0 0 1 11 11 20.25 2.250										

**New York Yankees @ Minnesota Twins**  
 Hubert H. Humphrey Metrodome, Minneapolis, MN  
 Fri Jul 11 1986, 8:05 PM EDT  
 Att. 25,020 - Unknown

AB	38
R	9
H	12
RBI	9
BB	4
SO	12
LOB	17



Batter	1	2	3	4	5	6	7	8	9	AB	R	H	RBI	BB	SO	LOB
Kirby Puckett, R OBP: 0.372, SLG: 0.537 (1, 8)	0-0 G1-4-3 ①		0-0 FC2-6 ②			0-3 K ②		0-3 K ③		4	0	0	0	0	2	1
Randy Bush, L OBP: 0.336, SLG: 0.456 (1, 7)	0-3 K ②		0-0 4-3 ③			0-0 2B 1B			0-0 4-3 ①	4	2	2	0	0	1	1
Kent Hrbek, L OBP: 0.403, SLG: 0.580 (1, 3)	0-0 6-3 ③			0-0 6-3 ①		0-0 2B			0-0 4-3 ①	4	0	1	1	0	0	1
Tom Brunansky, R OBP: 0.325, SLG: 0.493 (1, 9)		0-0 6-3 ①		0-0 F8 ②		0-0 F3 ③			0-0 1B 1B ②	4	1	1	1	0	0	1
Roy Smalley, S OBP: 0.347, SLG: 0.516 (1, 10)		0-0 F4 ②		0-0 F8 ③			4-0 FC1-6 BB		0-0 1B 1B ②	3	0	1	0	1	0	0
Gary Gaetti, R OBP: 0.335, SLG: 0.502 (1, 5)		0-0 1B			0-0 F6 ①		0-0 FC1-6 G5-4-3 1-2f		0-0 1B ②	4	0	2	1	0	0	1
Steve Lombardozzi, R OBP: 0.347, SLG: 0.431 Tim Laudner, R OBP: 0.376, SLG: 0.528 (9, PH)		0-0 F7 ③			0-0 F9 ②		0-0 G5-4-3 1-2f		0-3 K ②	3	0	0	0	0	0	2
Mark Salas, L OBP: 0.297, SLG: 0.382 (1, 2)			4-0 FC2-6 BB		0-3 K ③			0-0 F5 ①	0-0 F5 ③	3	0	0	0	1	1	2
Greg Gagne, R OBP: 0.296, SLG: 0.361 Mickey Hatcher, R OBP: 0.265, SLG: 0.287 Alvaro Espinoza, R (9, 6)			0-0 F4 ①			0-0 F6 ①		0-3 K ②		2	0	0	0	0	0	1

Inning Stats	R: 0	H: 0	E: 0	K: 1	S: 5	R: 0	H: 1	E: 0	K: 0	S: 4	R: 0	H: 0	E: 0	K: 0	S: 3	R: 0	H: 0	E: 0	K: 1	S: 5	R: 1	H: 2	E: 0	K: 1	S: 7	R: 0	H: 0	E: 0	K: 0	S: 2	R: 0	H: 0	E: 0	K: 2	S: 7	R: 2	H: 4	E: 0	K: 1	S: 9
	LOB: 0	BB: 0	P: 5			LOB: 1	BB: 0	P: 4			LOB: 0	BB: 0	P: 3			LOB: 0	BB: 0	P: 5			LOB: 1	BB: 0	P: 7			LOB: 0	BB: 1	P: 6			LOB: 0	BB: 0	P: 7			LOB: 2	BB: 0	P: 9		

PITCHER	IP	WLS	BF	H	R	ER	SO	BB	IBB	HBP	BLK	WP	HR	S	P	ERA	WHIP
Doug Drabek, R ERA: 5.18 (1, 1)	6.0	W	23	3	1	1	3	2	0	0	0	0	0	27	35	1.50	0.833
Brian Fisher, R ERA: 5.2 (7, 1)	3.0	S	12	4	2	2	3	0	0	0	0	0	0	18	18	6.00	1.333


**BOTTOM**

**New York Yankees @ Minnesota Twins**  
 Hubert H. Humphrey Metrodome, Minneapolis, MN

livebaseballscorecards.com

<b>AB</b>	<b>33</b>
<b>R</b>	<b>3</b>
<b>H</b>	<b>7</b>
<b>RBI</b>	<b>3</b>
<b>BB</b>	<b>2</b>
<b>SO</b>	<b>6</b>
<b>LOB</b>	<b>12</b>

WP: 0 PA: 35  
 PB: 0  
 SB: 0  
 CS: 0



Fri Jul 11 1986, 8:05 PM EDT  
 Att. 25,020 - Unknown

**New York Yankees @ Minnesota Twins**  
 Hubert H. Humphrey Metrodome, Minneapolis, MN

Sat Jul 12 1986, 8:05 PM EDT  
 Att. 30,366 - Unknown

AB	41
R	8
H	15
RBI	7
BB	4
SO	4
LOB	19



Batter	1	2	3	4	5	6	7	8	9	AB R H RBI BB SO LOB
Rickey Henderson, R OBP: 0.381, SLG: 0.497 (1, 8) X	0-0 5-3		0-0 S 1B		0-0 L7	4-0 G3-6-2 1B BB		4-0 2B BB	0-0 F9	4 2 1 0 2 0 3
Claudell Washington, L OBP: 0.340, SLG: 0.500 (1, 9) X	0-0 3-1		0-0 S 1B		4-0 1B BB	0-0 G3-6-2		0-0 2B		4 2 2 1 1 0 2
Don Mattingly, L OBP: 0.381, SLG: 0.541 (1, 3) X	0-0 4-3		0-0 1B 1B		0-0 1B 1B	0-0 1B		0-0 F6		5 1 3 2 0 0 2
Mike Easler, L OBP: 0.390, SLG: 0.476 (1, 7)		0-3 K	0-0 1B		0-0 1B 1B	0-0 G3		0-3 K		5 0 2 1 0 2 3
Ron Hassey, L OBP: 0.387, SLG: 0.482 (1, 2)		0-0 L9	0-0 F8		0-0 F7		0-0 F7		0-0 F7	5 0 0 0 0 0 4
Dan Pasqua, L OBP: 0.418, SLG: 0.596 (1, 10) X		0-0 2B		0-3 K	0-0 1B		0-0 IHR		1-0 F8 1B HBP	4 1 3 2 0 1 0
Mike Pagliarulo, L OBP: 0.332, SLG: 0.544 (1, 5) X		0-0 F9		0-0 HR	0-0 F5		0-0 3-1		0-0 BB 1B	5 1 2 1 0 0 3
Willie Randolph, R OBP: 0.392, SLG: 0.315 (1, 4)			0-0 5-3	0-0 F3		0-0 BB PB 1B	0-0 1-3		0-0 F8	5 1 1 0 0 0 2
Paul Zuvella, R OBP: 0.171, SLG: 0.033 (1, 6) X			0-0 5-3	0-3 K		0-0 PB BB 1B		0-0 4-3	4-0 BB	4 0 1 0 1 1 0

Inning Stats	R: 0	H: 0	E: 0	K: 0	S: 3	P: 3	R: 0	H: 1	E: 0	K: 1	S: 6	P: 6	R: 2	H: 4	E: 0	K: 0	S: 7	R: 1	H: 1	E: 0	K: 2	S: 8	P: 8	R: 2	H: 3	E: 0	K: 0	S: 6	P: 10	R: 2	H: 3	E: 0	K: 0	S: 5	P: 9	R: 1	H: 1	E: 0	K: 0	S: 4	P: 4	R: 0	H: 1	E: 0	K: 1	S: 6	P: 10	R: 0	H: 1	E: 0	K: 0	S: 4	P: 9	1B: 11	SF: 0	2B: 3	SAC: 0	3B: 0	DP: 1	HR: 2	HBP: 1	WP: 0	PA: 46
--------------	------	------	------	------	------	------	------	------	------	------	------	------	------	------	------	------	------	------	------	------	------	------	------	------	------	------	------	------	-------	------	------	------	------	------	------	------	------	------	------	------	------	------	------	------	------	------	-------	------	------	------	------	------	------	--------	-------	-------	--------	-------	-------	-------	--------	-------	--------

PITCHER	IP	WLS	BF	H	R	ER	SO	BB	IBB	HBP	BLK	WP	HR	S	P	ERA	WHIP
Mike Smithson, R ERA: 4.88 (1, 1)	4.2	L	24	9	5	5	3	1	0	0	0	0	1	29	33	9.64	2.143
Allan Anderson, L ERA: 5.23 (5, 1)	3.1		16	5	3	3	1	2	0	0	0	0	0	16	24	8.10	2.100
Ron Davis, R ERA: 8.29 (9, 1)	1.0		6	1	0	0	0	1	0	1	0	0	0	4	9	0.00	2.000

PITCHER	IP	WLS	BF	H	R	ER	SO	BB	IBB	HBP	BLK	WP	HR	S	P	ERA	WHIP
---------	----	-----	----	---	---	----	----	----	-----	-----	-----	----	----	---	---	-----	------



Batter	1	2	3	4	5	6	7	8	9	AB	R	H	RBI	BB	SO	LOB
<b>Kirby Puckett, R</b> OBP: 0.373, SLG: 0.540 (1, 8) X	0-0 4-3		0-0 BB 2B		0-0 F9			0-0 1B 1B		4	0	2	0	0	0	0
<b>Randy Bush, L</b> OBP: 0.330, SLG: 0.447 (1, 7) SSS	0-3 K		0-0 4-3		0-0 6-3			0-3 K		4	0	0	0	0	2	2
<b>Kent Hrbek, L</b> OBP: 0.407, SLG: 0.579 (1, 3) BBB	4-0 BB BB		4-0 BB BB		0-0 F8			0-0 1-2 1B L4-6		2	0	1	0	2	0	0
<b>Tom Brunansky, R</b> OBP: 0.324, SLG: 0.488 (1, 9) X	0-0 L5		4-0 1-2 2-3 BB		0-0 6-3			0-0 1-2 L4-6		3	0	0	0	1	0	3
<b>Roy Smalley, S</b> OBP: 0.353, SLG: 0.518 (1, 10) BBB		4-0 BB	0-0 G3		0-0 G5-4-3 1B			0-0 FC5-4 1B		3	0	2	0	1	0	3
<b>Gary Gaetti, R</b> OBP: 0.331, SLG: 0.495 (1, 5) X		0-0 F7		0-0 5-3		0-0 G5-4-3 1-2f		0-0 FC5-4 G4-6-3		4	0	0	0	0	0	3
<b>Steve Lombardozzi, R</b> OBP: 0.347, SLG: 0.434 (1, 4) X		0-0 F6		0-0 6-3 2B				0-0 G4-6-3		3	0	1	0	0	0	1
<b>Mark Salas, L</b> OBP: 0.295, SLG: 0.380 (9, PH)										1	0	0	0	0	0	1
<b>Jeff Reed, L</b> OBP: 0.295, SLG: 0.329 (1, 2) X		0-0 4-3		0-0 6-3		0-0 2-3		0-0 F8		3	0	0	0	0	0	2
<b>Alvaro Espinoza, R</b> (1, 6) X			0-0 6-3		0-3 K			0-3 K		3	0	0	0	0	2	1

<b>Inning Stats</b>	R: 0 E: 0 K: 1 S: 5	H: 0 LOB: 1 BB: 1 P: 9	R: 0 E: 0 K: 0 S: 3	H: 0 LOB: 1 BB: 1 P: 7	R: 0 E: 0 K: 0 S: 4	H: 1 LOB: 3 BB: 2 P: 12	R: 0 E: 0 K: 1 S: 6	H: 1 LOB: 1 BB: 0 P: 6	R: 0 E: 0 K: 0 S: 3	H: 0 LOB: 0 BB: 0 P: 3	R: 0 E: 0 K: 1 S: 5	H: 0 LOB: 0 BB: 0 P: 5	R: 0 E: 0 K: 1 S: 6	H: 2 LOB: 1 BB: 0 P: 6	R: 0 E: 0 K: 0 S: 3	H: 1 LOB: 0 BB: 0 P: 3	1B: 4 2B: 3 3B: 0 HR: 0	SF: 0 SAC: 0 DP: 3 HBP: 0	WP: 0 PB: 0 SB: 0 CS: 0	PA: 34	
<b>PITCHER</b> <b>Scott Nielsen, R</b> ERA: 1.69 (1, 1)	IP 9.0	WLS W	BF 34	H 6	R 0	ER 0	SO 4	BB 4	IBB 0	HBP 0	BLK 0	WP 0	HR 0	S 38	P 54	ERA 0.00	WHIP 1.111				
<b>PITCHER</b>	IP	WLS	BF	H	R	ER	SO	BB	IBB	HBP	BLK	WP	HR	S	P	ERA	WHIP				


**BOTTOM**


**New York Yankees @ Minnesota Twins**  
**Hubert H. Humphrey Metrodome, Minneapolis, MN**

Sat Jul 12 1986, 8:05 PM EDT  
Att. 30,366 - Unknown

livebaseballscorecards.com

<b>AB</b>	<b>30</b>
<b>R</b>	<b>0</b>
<b>H</b>	<b>6</b>
<b>RBI</b>	<b>0</b>
<b>BB</b>	<b>4</b>
<b>SO</b>	<b>4</b>
<b>LOB</b>	<b>16</b>



Batter	1	2	3	4	5	6	7	8	9	AB R H RBI BB SO LOB	TOP														
Claudell Washington, L (1, 8) OBP: 0.333, SLG: 0.489	0-3 K		0-0 F9			0-0 F7			0-0 F6	4 0 0 0 0 1 1	<p><b>New York Yankees @ Minnesota Twins</b>  Hubert H. Humphrey Metrodome, Minneapolis, MN</p> <p>Sun Jul 13 1986, 4:33 AM EDT  Att: 26,722 - Unknown</p> <p>livebaseballscorecards.com</p> <table border="1"> <tr><td>AB</td><td>29</td></tr> <tr><td>R</td><td>0</td></tr> <tr><td>H</td><td>3</td></tr> <tr><td>RBI</td><td>0</td></tr> <tr><td>BB</td><td>1</td></tr> <tr><td>SO</td><td>8</td></tr> <tr><td>LOB</td><td>8</td></tr> </table> 	AB	29	R	0	H	3	RBI	0	BB	1	SO	8	LOB	8
AB	29																								
R	0																								
H	3																								
RBI	0																								
BB	1																								
SO	8																								
LOB	8																								
Willie Randolph, R (1, 4) OBP: 0.391, SLG: 0.312	0-0 5-3			0-0 5-3		0-0 L8		1-0 1B 1-2 HBP	3 0 0 0 0 0 0																
Don Mattingly, L (1, 3) OBP: 0.380, SLG: 0.538	0-3 K			0-0 F7			0-0 5-3	0-0 1B 1-2 2-3 G4-6-3	4 0 1 0 0 1 0																
Mike Easler, L (1, 10) OBP: 0.391, SLG: 0.475		4-0 BB FC3-6		0-0 1B		0-3 K		0-0 1B 1-2f G4-6-3	3 0 1 0 1 1 3																
Dan Pasqua, L (1, 9) OBP: 0.408, SLG: 0.579		0-0 FC3-6 1-2f		0-3 K		0-3 K			3 0 0 0 0 2 2																
Mike Pagliarulo, L (1, 5) OBP: 0.329, SLG: 0.538		0-0 F5 1-2			0-3 K		0-0 F1		3 0 0 0 0 1 1																
Gary Roenicke, R (1, 7) OBP: 0.448, SLG: 0.450		0-3 K			0-0 5-3		0-0 5-3		3 0 0 0 0 1 1																
Butch Wynegar, S (1, 2) OBP: 0.321, SLG: 0.364			0-3 K		0-0 G3		0-0 F9		3 0 0 0 0 1 0																
Paul Zuvella, R (1, 6) OBP: 0.162, SLG: 0.031 Ron Hassey, L (9, PH) OBP: 0.390, SLG: 0.485 Mike Fischlin, R (9, PR) OBP: 0.328, SLG: 0.288			0-0 F8			0-0 F7		0-0 1B HBP 1B	2 0 0 0 0 0 0 1 0 1 0 0 0 0 0 0 0 0 0 0 0																
<b>Inning Stats</b>	R: 0 E: 0 K: 2 S: 7	H: 0 LOB: 0 BB: 0 P: 7	R: 0 E: 0 K: 1 S: 5	H: 0 LOB: 1 BB: 1 P: 9	R: 0 E: 0 K: 1 S: 5	H: 0 LOB: 0 BB: 0 P: 5	R: 0 E: 0 K: 1 S: 6	H: 1 LOB: 1 BB: 0 P: 6	R: 0 E: 0 K: 1 S: 5	H: 0 LOB: 0 BB: 0 P: 5	R: 0 E: 0 K: 2 S: 7	H: 0 LOB: 0 BB: 0 P: 7	R: 0 E: 0 K: 0 S: 3	H: 0 LOB: 0 BB: 0 P: 3	R: 0 E: 0 K: 0 S: 3	H: 0 LOB: 0 BB: 0 P: 3	R: 0 E: 0 K: 0 S: 4	H: 2 LOB: 3 BB: 0 P: 5	1B: 3 2B: 0 3B: 0 HR: 0	SF: 0 SAC: 0 DP: 1 HBP: 1	WP: 0 PB: 0 SB: 1 CS: 0	PA: 31			
<b>PITCHER</b> Bert Blyleven, R (1, 1) ERA: 4.95	IP: 9.0 WLS: W BF: 31 H: 3 R: 0 ER: 0 SO: 8 BB: 1 IBB: 0 HBP: 1 BLK: 0 WP: 0 HR: 0 S: 45 P: 50 ERA: 0.00 WHIP: 0.444																								

Batter	1	2	3	4	5	6	7	8	9	AB	R	H	RBI	BB	SO	LOB
Kirby Puckett, R OBP: 0.372, SLG: 0.537 (1, 8)	0-0 F9		0-0 1B SF8	0-0 F8		0-0 CS	0-0 6-3			4	1	1	0	0	0	1
Roy Smalley, S OBP: 0.358, SLG: 0.533 (1, 10)	0-0 HR		0-0 1B		0-0 F8		0-0 1B			4	1	3	1	0	0	0
Kent Hrbek, L OBP: 0.403, SLG: 0.573 (1, 3)	0-0 4-3		0-0 SF8		0-0 3-1		0-0 F8			3	0	0	1	0	0	1
Tom Brunansky, R OBP: 0.321, SLG: 0.483 (1, 9)	0-3 K		0-3 K		0-0 F8		0-3 K			4	0	0	0	0	3	2
Randy Bush, L OBP: 0.335, SLG: 0.447 Mickey Hatcher, R OBP: 0.263, SLG: 0.285 (8, PH) (9, 7)		0-0 G3		4-0 3B BB		0-0 1B BB		0-0 6-3		2	2	1	0	1	0	0
Gary Gaetti, R OBP: 0.328, SLG: 0.489 (1, 5)	0-3 K		0-0 F3		0-0 F8		0-0 F2			4	0	0	0	0	1	2
Jeff Reed, L OBP: 0.305, SLG: 0.329 (1, 2)	0-0 FC6-4 1B		0-0 5-3		4-0 1B BB		0-3 K			3	0	1	0	1	1	1
Steve Lombardozzi, R OBP: 0.347, SLG: 0.430 (1, 4)	0-0 FC6-4		4-0 3B BB		0-0 F6					2	1	0	0	1	0	3
Greg Gagne, R OBP: 0.300, SLG: 0.372 (1, 6)	0-0 F9		0-0 3B		0-0 CS					3	0	2	3	0	0	0

Inning Stats	R: 1	H: 1	E: 0	K: 1	S: 6	LOB: 0	BB: 0	P: 6	R: 0	H: 1	E: 0	K: 1	S: 6	LOB: 1	BB: 0	P: 6	R: 1	H: 2	E: 0	K: 1	S: 7	LOB: 1	BB: 0	P: 7	R: 2	H: 1	E: 0	K: 0	S: 4	LOB: 1	BB: 2	P: 12	R: 0	H: 0	E: 0	K: 0	S: 3	LOB: 0	BB: 0	P: 3	R: 1	H: 2	E: 0	K: 1	S: 4	LOB: 1	BB: 1	P: 8	R: 0	H: 1	E: 0	K: 1	S: 6	LOB: 1	BB: 0	P: 6	R: 0	H: 0	E: 0	K: 1	S: 5	LOB: 0	BB: 0	P: 5
--------------	------	------	------	------	------	--------	-------	------	------	------	------	------	------	--------	-------	------	------	------	------	------	------	--------	-------	------	------	------	------	------	------	--------	-------	-------	------	------	------	------	------	--------	-------	------	------	------	------	------	------	--------	-------	------	------	------	------	------	------	--------	-------	------	------	------	------	------	------	--------	-------	------

PITCHER	IP	WLS	BF	H	R	ER	SO	BB	IBB	HBP	BLK	WP	HR	S	P	ERA	WHIP
Bob Tewksbury, R ERA: 3.59 (1, 1)	3.2	L	18	5	4	4	3	2	0	0	0	0	1	22	30	9.82	1.909
Tim Stoddard, R ERA: 3.58 (4, 1)	3.1		13	3	1	1	1	1	0	0	0	0	0	14	18	2.70	1.200
Al Holland, L ERA: 3.98 (8, 1)	1.0		3	0	0	0	1	0	0	0	0	0	0	5	5	0.00	0.000


**BOTTOM**

**New York Yankees @ Minnesota Twins**  
 Hubert H. Humphrey Metrodome, Minneapolis, MN

Sun Jul 13 1986, 4:33 AM EDT  
 Att. 26,722 - Unknown

livebaseballscores.com

<b>AB</b>	<b>30</b>
<b>R</b>	<b>5</b>
<b>H</b>	<b>8</b>
<b>RBI</b>	<b>5</b>
<b>BB</b>	<b>3</b>
<b>SO</b>	<b>5</b>
<b>LOB</b>	<b>10</b>



WP: 0	PA: 35
PB: 0	SB: 0
CS: 1	

Batter	1	2	3	4	5	6	7	8	9	AB R H RBI BB SO LOB	TOP											
<b>John Cangelosi, S</b> (1, 8) OBP: 0.380, SLG: 0.317	0-3 K	0-0 2B 1B		X 0-0 2B			0-3 K		X 0-0 6-3	5 0 2 0 0 2 0	<b>Chicago White Sox @ New York Yankees</b> Yankee Stadium, Bronx, NY Fri Jul 18 1986, 7:05 PM EDT Att. 30,124 - Unknown <a href="http://livebaseballscorecards.com">livebaseballscorecards.com</a>											
<b>Ozzie Guillen, L</b> (1, 6) OBP: 0.269, SLG: 0.336	0-0 FC 1B	0-0 1-3 2B		X 0-0 1-3			0-0 B1-3		X 0-0	4 0 2 0 0 0 1												
<b>Harold Baines, L</b> (1, 9) OBP: 0.363, SLG: 0.494	0-3 K	4-0 1BB		X 0-3 K			0-0 HR		X 0-0	3 1 1 1 1 2 2												
<b>Greg Walker, L</b> (1, 3) OBP: 0.342, SLG: 0.491	0-0 FC 1-2	0-0 F4		X 0-0 G6-3 1B			0-3 K		X 0-3	4 0 1 0 0 1 4												
<b>Jerry Hairston, S</b> (1, 10) OBP: 0.388, SLG: 0.429	0-0 4-3	0-0 F7		X 0-0 G6-3 1-2f			0-0 L8		X 0-0	4 0 0 0 0 0 6												
<b>Tim Hulett, R</b> (1, 5) OBP: 0.296, SLG: 0.427		0-0 4-3	X 0-0 L6		X 0-0 F2		0-3 K		X 0-3	4 0 0 0 0 1 0												
<b>Steve Lyons, L</b> (1, 7) OBP: 0.306, SLG: 0.338 <b>Bobby Bonilla, S</b> (8, PH) OBP: 0.365, SLG: 0.357		0-0 PB HR 1B	X 0-0 F6		X 0-0	X 0-3 K		0-0 1-3	X 0-0	3 1 1 0 0 1 0 1 0 0 0 0 0 0												
<b>Julio Cruz, S</b> (1, 4) OBP: 0.375, SLG: 0.259 <b>Wayne Tolleson, S</b> (9, PH) OBP: 0.331, SLG: 0.325		4-0 HR BB	X 0-0 1-3		X 0-0	X 0-0 F8		0-3 K	X 0-3	2 1 0 0 1 0 0 1 0 0 0 0 1 0												
<b>Joel Skinner, R</b> (1, 2) OBP: 0.231, SLG: 0.291 <b>Ron Kittle, R</b> (9, PH) OBP: 0.274, SLG: 0.392		0-0 HR	X 0-0 K		X 0-3 K		0-3 K		X 0-0 F8	0 1 0 0 0 0 0 0 0 0 0 0 0 0												
<b>Inning Stats</b>	R: 0 E: 0 K: 2 S: 9	H: 1 LOB: 2 BB: 0 P: 9	R: 3 E: 0 K: 0 S: 7	H: 4 LOB: 3 BB: 2 P: 15	R: 0 E: 0 K: 0 S: 3	H: 0 LOB: 0 BB: 0 P: 3	R: 0 E: 0 K: 2 S: 8	H: 1 LOB: 1 BB: 0 P: 8	R: 0 E: 0 K: 0 S: 3	H: 1 LOB: 0 BB: 0 P: 3		R: 0 E: 0 K: 2 S: 7	H: 0 LOB: 0 BB: 0 P: 7	R: 1 E: 0 K: 2 S: 8	H: 1 LOB: 0 BB: 0 P: 8	R: 0 E: 0 K: 1 S: 5	H: 0 LOB: 0 BB: 0 P: 5	R: 0 E: 0 K: 1 S: 5	H: 0 LOB: 0 BB: 0 P: 5	1B: 4 2B: 2 3B: 0 HR: 2	SF: 0 SAC: 0 DP: 1 HBP: 0	WP: 0 PB: 1 SB: 0 CS: 0
<b>PITCHER</b>	IP WLS BF H R ER SO BB IBB HBP BLK WP HR S P ERA WHIP																					
<b>Joe Niekro, R</b> (1, 1) ERA: 4.39	5.0 W 24 7 3 3 4 1 1 0 0 0 1 30 38 5.40 1.600																					
<b>Al Holland, L</b> (6, 1) ERA: 4.03	2.0 7 1 1 1 4 0 0 0 0 0 1 15 15 4.50 0.500																					
<b>Dave Righetti, L</b> (8, 1) ERA: 3.46	2.0 S 6 0 0 0 2 0 0 0 0 0 0 0 10 10 0.00 0.000																					

**Chicago White Sox @ New York Yankees**  
 Yankee Stadium, Bronx, NY  
 Fri Jul 18 1986, 7:05 PM EDT  
 Att. 30,124 - Unknown

AB	31
R	4
H	7
RBI	1
BB	2
SO	8
LOB	13



Batter	1	2	3	4	5	6	7	8	9	AB	R	H	RBI	BB	SO	LOB	BOTTOM			
Rickey Henderson, R OBP: 0.377, SLG: 0.493 (1, 8)	0-0 S 4-3 2B		0-0 F9 1	0-0 F3 3			0-0 5-3 2	0-0 9-2 3-HF 2		5	1	1	0	0	0	4	<b>Chicago White Sox @ New York Yankees</b> Yankee Stadium, Bronx, NY Fri Jul 18 1986, 7:05 PM EDT Att. 30,124 - Unknown  <b>AB 35</b> <b>R 8</b> <b>H 13</b> <b>RBI 7</b> <b>BB 1</b> <b>SO 2</b> <b>LOB 9</b>			
Willie Randolph, R OBP: 0.389, SLG: 0.312 (1, 4)	0-0 F8 1		0-0 6-3 2		0-0 6-3 1		0-0 1B 3-H			4	0	1	0	0	0	1				
Don Mattingly, L OBP: 0.380, SLG: 0.550 (1, 3)	0-0 4-3 2-H		0-0 HR		0-0 1-3 2		0-0 L3 3			4	1	1	2	0	0	1				
Dave Winfield, R OBP: 0.342, SLG: 0.445 (1, 9)	0-0 FC5-4 1B		0-0 F9 3		0-0 F7 3			0-0 2B 1B 1B		4	1	2	0	0	0	0				
Gary Roenicke, R OBP: 0.434, SLG: 0.433 Dan Pasqua, L OBP: 0.405, SLG: 0.574 (8, PH) (9, 7)	0-0 FC5-4 1-2f			0-0 5-3 1		0-0 F7 1		0-3 K S		3	0	0	0	0	0	1				
Mike Easler, L OBP: 0.391, SLG: 0.475 (1, 10)		0-0 F6 1		0-0 2B HR 1B		0-3 K S		0-0 1B 1B 2B		4	2	2	0	0	1	0				
Butch Wynegar, S OBP: 0.325, SLG: 0.373 (1, 2)		0-0 F3 2		0-0 1-3 HR 2B		0-0 F7 3		0-0 1B 1B 1B 2-3 3-H		4	1	2	1	0	0	0				
Mike Pagliarulo, L OBP: 0.340, SLG: 0.557 (1, 5)		4-0 BB		0-0 HR 2-H 3-H			0-0 SH2-3 WP 2B	0-0 1B 1B		3	2	3	4	1	0	0				
Dale Berra, R OBP: 0.311, SLG: 0.375 Paul Zuvella, R OBP: 0.200, SLG: 0.114 (8, PH) (9, 6)		0-0 F7 3		0-0 5-3 2			0-0 SH2-3 2-3	0-0 1-2 2-3 1B		2	0	0	0	0	0	1				
										1	0	1	0	0	0	0				
<b>Inning Stats</b>	R: 1 E: 0 K: 0 S: 5	H: 2 LOB: 1 BB: 0 P: 5	R: 0 E: 0 K: 0 S: 3	H: 0 LOB: 1 BB: 1 P: 7	R: 1 E: 0 K: 0 S: 4	H: 1 LOB: 0 BB: 0 P: 4	R: 3 E: 0 K: 0 S: 6	H: 3 LOB: 0 BB: 0 P: 6	R: 0 E: 0 K: 0 S: 3	H: 0 LOB: 0 BB: 0 P: 3	R: 0 E: 0 K: 1 S: 5	H: 0 LOB: 0 BB: 0 P: 5	R: 1 E: 0 K: 0 S: 5	H: 2 LOB: 1 BB: 0 P: 5	R: 2 E: 0 K: 1 S: 9	H: 5 LOB: 2 BB: 0 P: 9	1B: 7 2B: 5 3B: 0 HR: 2	SF: 0 SAC: 1 DP: 1 HBP: 0	WP: 1 PB: 0 SB: 1 CS: 0	PA: 37
<b>PITCHER</b>	IP WLS L	BF H R ER SO	BB IBB HBP BLK	WP HR S P	ERA WHIP	<b>PITCHER</b>	IP WLS L	BF H R ER SO	BB IBB HBP BLK	WP HR S P	ERA WHIP									
Floyd Bannister, L ERA: 3.64 (1, 1)	6.1	27	7	6	6	1	1	0	0	0	0	0	0	0	0	0	8.53	1.263		
Dave Schmidt, R ERA: 4.11 (7, 1)	1.0	9	6	2	2	1	0	0	0	0	1	0	11	11	18.00	6.000				
Bill Dawley, R ERA: 2.74 (8, 1)	0.2	1	0	0	0	0	0	0	0	0	0	0	1	1	0.00	0.000				



Batter	1	2	3	4	5	6	7	8	9	AB R H RBI BB SO LOB	TOP											
John Cangelosi, S (1, 8) OBP: 0.386, SLG: 0.323	0-0 S 1B	0-0 E4 1B		0-0 FC6-4 1B		0-0 F7			4-0 1B BB	4 1 3 1 1 0 0												
Ozzie Guillen, L (1, 6) OBP: 0.268, SLG: 0.333	0-0 B5	0-0 G3		0-0 FC6-4		0-0 L4			0-0 1B	5 0 1 0 0 0 4												
Harold Baines, L (1, 9) OBP: 0.361, SLG: 0.490	0-0 G1-6-3 1B		0-0 6-3		0-0 F6		0-3 K		0-0 F8	5 0 1 1 0 1 2												
Greg Walker, L (1, 3) OBP: 0.340, SLG: 0.498	0-0 G1-6-3		0-0 HR		0-0 4-3		0-0 G3		0-0 F8	5 1 1 1 0 0 3												
Jerry Hairston, S (1, 10) OBP: 0.383, SLG: 0.431		0-0 4-3 1B 2B	0-0 F9		0-0 F5		0-0 F9			4 1 1 0 0 0 0												
Tim Hulett, R (1, 4) OBP: 0.295, SLG: 0.424		0-3 K	0-0 F7			0-0 1-3 1B 1B		0-0 4-3		4 1 1 0 0 1 1												
Steve Lyons, L (1, 7) OBP: 0.299, SLG: 0.329		0-0 4-3		0-0 F7		0-0 1-3		0-3 K		4 0 0 0 0 1 2												
Wayne Tolleson, S (1, 5) OBP: 0.337, SLG: 0.332		0-0 2B 1B 1B		0-0		0-0 HR 1B		0-0 5-3		4 2 3 2 0 0 0												
Joel Skinner, R (1, 2) OBP: 0.245, SLG: 0.333		0-0 1-3 2B		0-0 1B		0-0 HR			0-0 6-3	0 2 0 0 0 0 0												
<b>Inning Stats</b>	R: 1 E: 0 K: 0 S: 4	H: 2 LOB: 0 BB: 0 P: 4	R: 3 E: 1 K: 1 S: 9	H: 4 LOB: 1 BB: 0 P: 9	R: 1 E: 0 K: 0 S: 4	H: 1 LOB: 0 BB: 0 P: 4	R: 0 E: 0 K: 0 S: 5	H: 3 LOB: 2 BB: 0 P: 5	R: 0 E: 0 K: 1 S: 3	H: 0 LOB: 0 BB: 0 P: 3	R: 3 E: 0 K: 0 S: 6	H: 3 LOB: 0 BB: 0 P: 6	R: 0 E: 0 K: 1 S: 5	H: 0 LOB: 0 BB: 0 P: 5	R: 0 E: 0 K: 1 S: 5	H: 0 LOB: 0 BB: 0 P: 5	R: 0 E: 0 K: 0 S: 4	H: 1 LOB: 2 BB: 1 P: 8	1B: 10 2B: 2 3B: 0 HR: 2	SF: 0 SAC: 0 DP: 1 HBP: 0	WP: 0 PB: 0 SB: 1 CS: 0	PA: 40
<b>PITCHER</b>	IP WLS BF H R ER SO BB IBB HBP BLK WP HR S P ERA WHIP																					
Scott Nielsen, R (1, 1) ERA: 4.22	5.1 L 27 13 8 7 1 0 0 0 0 0 0 2 29 29 11.81 2.438																					
Al Holland, L (6, 1) ERA: 3.75	1.2 5 0 0 0 1 0 0 0 0 0 0 0 7 7 0.00 0.000																					
Brian Fisher, R (8, 1) ERA: 5.01	2.0 8 1 0 0 1 1 0 0 0 0 0 0 9 13 0.00 1.000																					

Chicago White Sox @ New York Yankees  
 Yankee Stadium, Bronx, NY  
 Sat Jul 19 1986, 3:33 AM EDT  
 Att: 46,530 - Unknown

livebaseballscorecards.com

AB	35
R	8
H	11
RBI	5
BB	1
SO	3
LOB	12



Batter	1	2	3	4	5	6	7	8	9	AB	R	H	RBI	BB	SO	LOB									
Rickey Henderson, R OBP: 0.378, SLG: 0.489 (1, 8)	0-0 F6 ①		4-0 2B BB		4-0 1-2 BB		0-0 G5-4-3 ①②		0-0 F6 ②	3	1	0	0	2	0	2									
Don Mattingly, L OBP: 0.385, SLG: 0.555 (1, 3)	4-0 2B BB		0-0 1-H 2B		0-0 F7 ②		0-0 1B		0-0 2-3 1B	4	1	3	1	1	0	2									
Mike Easler, L OBP: 0.388, SLG: 0.474 (1, 10)	0-0 F8 1-H 2B		0-0 F9 ②		0-0 4-3 ③		0-0 4-3 ③		0-0 F7 ③	5	0	1	1	0	0	6									
Ron Hassey, L OBP: 0.384, SLG: 0.480 (1, 2)	0-0 F8 2-3		0-0 F7 ③		0-0 1B 2B		0-0 G3 ①		0-0 F7 ②	4	1	1	0	0	0	2									
Mike Pagliarulo, L OBP: 0.342, SLG: 0.557 (1, 5)	0-3 K		0-0 F7 ①		0-0 2B 5-3-2 1B		0-0 E9 F7 1B		0-0 F7 ②	4	0	2	0	0	1	1									
Dave Winfield, R OBP: 0.341, SLG: 0.446 (1, 9)	0-0 6-3 ①		0-3 K		0-0 1-3 3-H 2B		0-0 F7 ②		0-0 F7 ③	4	0	1	1	0	1	1									
Dan Pasqua, L OBP: 0.392, SLG: 0.554 (1, 7)	0-0 F7 ②		0-0 L9 ③		0-0 K		0-3 K		0-0 F7 ③	4	0	0	0	0	1	3									
Willie Randolph, R OBP: 0.385, SLG: 0.308 (1, 4)	0-3 K		0-0 F9 ①		0-0 5-3-2 ②③		0-0 F4 ①		0-0 F4 ①	4	0	0	0	0	1	2									
Paul Zuvella, R OBP: 0.214, SLG: 0.135 Claudell Washington, L OBP: 0.332, SLG: 0.480 Mike Fischlin, R OBP: 0.328, SLG: 0.288 Butch Wynegar, S OBP: 0.328, SLG: 0.382	0-0 5-3 ①		0-0 BB 1B		0-0 BB 1B		4-0 G5-4-3 BB		0-0 1B 2B	2	0	1	0	0	0	0									
	0-0 0-0 0-0 0-0		0-0 0-0 0-0 0-0		0-0 0-0 0-0 0-0		0-0 0-0 0-0 0-0		0-0 0-0 0-0 0-0	0	0	0	0	1	0	0									
	0-0 0-0 0-0 0-0		0-0 0-0 0-0 0-0		0-0 0-0 0-0 0-0		0-0 0-0 0-0 0-0		0-0 0-0 0-0 0-0	0	0	0	0	0	0	0									
	0-0 0-0 0-0 0-0		0-0 0-0 0-0 0-0		0-0 0-0 0-0 0-0		0-0 0-0 0-0 0-0		0-0 0-0 0-0 0-0	1	0	1	0	0	0	0									
Inning Stats	R: 1 E: 0 K: 1 S: 6	H: 1 LOB: 1 BB: 1 P: 10	R: 0 E: 0 K: 1 S: 5	H: 0 LOB: 0 BB: 0 P: 5	R: 1 E: 0 K: 0 S: 4	H: 1 LOB: 1 BB: 1 P: 8	R: 0 E: 0 K: 1 S: 5	H: 0 LOB: 0 BB: 0 P: 5	R: 0 E: 0 K: 0 S: 4	H: 1 LOB: 2 BB: 1 P: 8	R: 1 E: 0 K: 1 S: 7	H: 3 LOB: 1 BB: 0 P: 7	R: 0 E: 0 K: 0 S: 3	H: 1 LOB: 1 BB: 1 P: 7	R: 0 E: 1 K: 0 S: 4	H: 1 LOB: 1 BB: 0 P: 4	R: 0 E: 0 K: 0 S: 5	H: 2 LOB: 2 BB: 0 P: 5	1B: 5 2B: 6 3B: 0 HR: 0	SF: 0 SAC: 0 DP: 2 HBP: 0	WP: 0 PB: 0 SB: 1 CS: 0	PA: 39			
PITCHER	IP	WLS	BF	H	R	ER	SO	BB	IBB	HBP	BLK	WP	HR	S	P	ERA	WHIP								
Joe Cowley, R ERA: 4.16 Gene Nelson, R ERA: 3.58	(1, 1) 5.0	W 24	24	6	3	3	3	3	3	0	0	0	0	27	39	5.40	1.800								
	(6, 1) 4.0	S 15	15	4	0	0	1	1	0	0	0	0	0	16	20	0.00	1.250								

BOTTOM

Chicago White Sox @ New York Yankees  
Yankee Stadium, Bronx, NY  
Sat Jul 19 1986, 3:33 AM EDT  
Att. 46,530 - Unknown

livebaseballscorecards.com

AB	35
R	3
H	10
RBI	3
BB	4
SO	4
LOB	19



Batter	1	2	3	4	5	6	7	8	9	AB R H RBI BB SO LOB
<b>John Cangelosi, S</b> (1, 8) OBP: 0.383, SLG: 0.324	0-0 F7		0-0 1B 1B 2B	0-3 K		0-0 F8		0-0 6-3		5 1 1 0 0 1 1
<b>Ozzie Guillen, L</b> (1, 6) OBP: 0.270, SLG: 0.334	0-0 F6		0-0 1B 1B	0-0 2B 1B		0-3 K		0-0 F7		5 2 2 0 0 1 1
<b>Harold Baines, L</b> (1, 9) OBP: 0.361, SLG: 0.491	0-3 K		0-0 G6-4-3 1-2 3-H 1B 1B	0-0 1-H 2B		0-3 K		0-0 F7		5 1 2 2 0 2 0
<b>Ron Kittle, R</b> (1, 10) OBP: 0.279, SLG: 0.418		0-0 HR	0-0 1-2 2-H 1B	0-0 5-3		0-0 HR		0-3 K		0 2 0 0 0 0 0
<b>Tim Hulett, R</b> (1, 4) OBP: 0.293, SLG: 0.420		0-0 1B 1B	0-0 G6-4-3 1-2 2-3	0-3 K		0-0 6-3		0-0 F8		5 1 1 0 0 1 3
<b>Greg Walker, L</b> (1, 3) OBP: 0.342, SLG: 0.498		0-0 1B 1B	0-0 E4 1B 2B		0-0 1-3		0-0 1B			4 1 2 0 0 0 0
<b>Bobby Bonilla, S</b> (1, 7) OBP: 0.367, SLG: 0.359		0-0 1-3 1B	0-0 2B 1B		0-0 F6		0-0 F6			4 0 2 1 0 0 1
<b>Wayne Tolleson, S</b> (1, 5) OBP: 0.339, SLG: 0.339		0-0 1-3 1B	0-0 1-3 2-H 2B		0-0 F8		0-0 4-3 1B			4 0 2 1 0 0 2
<b>Joel Skinner, R</b> (1, 2) OBP: 0.238, SLG: 0.324	0-0 F4		0-3 K			0-0 F8		0-0 4-3		0 0 0 0 0 0 0

Inning Stats	R: 0 E: 0 K: 1 S: 5	H: 0 LOB: 0 BB: 0 P: 5	R: 2 E: 0 K: 0 S: 6	H: 4 LOB: 1 BB: 0 P: 6	R: 4 E: 1 K: 1 S: 11	H: 6 LOB: 2 BB: 0 P: 11	R: 1 E: 0 K: 2 S: 9	H: 2 LOB: 1 BB: 0 P: 9	R: 0 E: 0 K: 0 S: 3	H: 0 LOB: 0 BB: 0 P: 3	R: 0 E: 0 K: 1 S: 5	H: 0 LOB: 0 BB: 0 P: 5	R: 1 E: 0 K: 1 S: 7	H: 2 LOB: 1 BB: 0 P: 7	R: 0 E: 0 K: 0 S: 4	H: 1 LOB: 1 BB: 0 P: 4	R: 0 E: 0 K: 1 S: 5	H: 0 LOB: 0 BB: 0 P: 5	1B: 10 2B: 4 3B: 0 HR: 2	SF: 0 SAC: 0 DP: 2 HBP: 0	WP: 0 PB: 0 SB: 0 CS: 0	PA: 41
--------------	------------------------------	---------------------------------	------------------------------	---------------------------------	-------------------------------	----------------------------------	------------------------------	---------------------------------	------------------------------	---------------------------------	------------------------------	---------------------------------	------------------------------	---------------------------------	------------------------------	---------------------------------	------------------------------	---------------------------------	-----------------------------------	------------------------------------	----------------------------------	--------

PITCHER	IP	WLS	BF	H	R	ER	SO	BB	IBB	HBP	BLK	WP	HR	S	P	ERA	WHIP
<b>Bob Shirley, L</b> (1, 1) ERA: 6.14	2.0	L	12	7	5	4	1	0	0	0	0	0	1	14	14	18.00	3.500
<b>Tim Stoddard, R</b> (3, 1) ERA: 3.58	5.0		22	7	3	2	5	0	0	0	0	0	1	32	32	3.60	1.400
<b>Brian Fisher, R</b> (8, 1) ERA: 4.92	1.0		4	1	0	0	0	0	0	0	0	0	0	4	4	0.00	1.000
<b>Al Holland, L</b> (9, 1) ERA: 3.6	1.0		3	0	0	0	1	0	0	0	0	0	0	5	5	0.00	0.000

**TOP**

**Chicago White Sox @ New York Yankees**  
Yankee Stadium, Bronx, NY

Sun Jul 20 1986, 3:33 AM EDT  
Att: 31,158 - Unknown

<b>AB</b> 32 <b>R</b> 8 <b>H</b> 12 <b>RBI</b> 4 <b>BB</b> 0 <b>SO</b> 5 <b>LOB</b> 8	
---	---





Batter	1	2	3	4	5	6	7	8	9	AB R H RBI BB SO LOB	TOP											
<b>Oddibe McDowell, L</b> (1, 8) <small>OBP: 0.334, SLG: 0.451</small> <b>Tom Paciorek, R</b> (9, PH) <small>OBP: 0.312, SLG: 0.373</small>	0-0 4-3		0-0 BB 1B		0-0 2B 4-3 1B		0-0 F6		0-0 5-3 1B	4 1 2 0 0 0 0 1 0 1 0 0 0 0	<b>Texas Rangers @ New York Yankees</b> Yankee Stadium, Bronx, NY Mon Jul 21 1986, 7:05 PM EDT Att. 20,109 - Unknown  <a href="http://livebaseballscorecards.com">livebaseballscorecards.com</a>											
<b>Scott Fletcher, R</b> (1, 6) <small>OBP: 0.376, SLG: 0.444</small>	0-0 F2		0-0 F9		0-0 4-3 2B		4-0 BB	0-0 5-3	4 0 1 0 1 0 2													
<b>Pete O'Brien, L</b> (1, 3) <small>OBP: 0.372, SLG: 0.473</small> <b>Ruben Sierra, S</b> (9, PH) <small>OBP: 0.236, SLG: 0.399</small>	0-3 K		4-0 1-2 BB		0-0 4-3		0-0 F2	0-0 5-3	3 0 0 1 1 1 2 1 0 0 0 0 0 1													
<b>Pete Incaviglia, R</b> (1, 9) <small>OBP: 0.328, SLG: 0.477</small>		1-0 FC4-6 HBP	0-3 K		0-3 K		0-0 4-3		3 0 0 0 0 2 3													
<b>Gary Ward, R</b> (1, 7) <small>OBP: 0.368, SLG: 0.407</small>		0-0 FC4-6 2B		0-0 F9		0-0 6-3		0-0 1B 2B	4 1 1 0 0 0 2													
<b>Larry Parrish, R</b> (1, 10) <small>OBP: 0.341, SLG: 0.520</small>		0-0 1-H 2B		0-0 4-3		0-0 G4-6-3 1B		0-0 2-3 1B	4 0 3 1 0 0 0													
<b>Don Slaught, R</b> (1, 2) <small>OBP: 0.333, SLG: 0.564</small>		0-0 2B		0-0 HR		0-0 F8		0-3 K	4 1 2 1 0 1 3													
<b>Steve Buechele, R</b> (1, 5) <small>OBP: 0.306, SLG: 0.436</small>		0-0 6-3		0-0 HR		0-0 G4-6-3		0-3 K	4 1 1 1 0 1 4													
<b>Curtis Wilkerson, S</b> (1, 4) <small>OBP: 0.270, SLG: 0.285</small> <b>Toby Harrah, R</b> (9, PH) <small>OBP: 0.280, SLG: 0.294</small>			0-0 F7		0-0 6-3		0-3 K	0-0 F5	3 0 0 0 0 1 0 1 0 0 0 0 0 0													
<b>Inning Stats</b>	R: 0 E: 0 K: 1 S: 5	H: 0 LOB: 0 BB: 0 P: 5	R: 1 E: 0 K: 0 S: 4	H: 2 LOB: 1 BB: 0 P: 5	R: 0 E: 0 K: 1 S: 6	H: 1 LOB: 2 BB: 1 P: 10	R: 2 E: 0 K: 0 S: 5	H: 2 LOB: 0 BB: 0 P: 5	R: 1 E: 0 K: 1 S: 7	H: 2 LOB: 1 BB: 0 P: 7	R: 0 E: 0 K: 0 S: 3	H: 1 LOB: 0 BB: 0 P: 3	R: 0 E: 0 K: 1 S: 5	H: 0 LOB: 1 BB: 1 P: 9	R: 0 E: 0 K: 2 S: 9	H: 2 LOB: 2 BB: 0 P: 9	R: 0 E: 0 K: 0 S: 4	H: 1 LOB: 1 BB: 0 P: 4	1B: 5 2B: 4 3B: 0 HR: 2	SF: 0 SAC: 0 DP: 1 HBP: 1	WP: 0 PB: 0 SB: 0 CS: 0	PA: 39
<b>PITCHER</b>	IP WLS BF H R ER SO BB IBB HBP BLK WP HR S P ERA WHIP																					
<b>Doug Drabek, R</b> (1, 1) <small>ERA: 5.21</small> <b>Dave Righetti, L</b> (7, 1) <small>ERA: 3.32</small>	6.2 W 29 8 4 4 4 2 0 0 0 0 0 2 34 43 5.40 1.500																					



Batter	1	2	3	4	5	6	7	8	9
Rickey Henderson, R OBP: 0.379, SLG: 0.496 (1, 8)	0-0 HR	0-0 F4		0-0 F4		4-0 BB		4-0 BB	
Claudell Washington, L OBP: 0.328, SLG: 0.476 Gary Roenicke, R OBP: 0.431, SLG: 0.429 (1, 7) (8, PH) (9, 7)	0-0 HR 2B	0-0 1B		0-0 F7		0-0 6-3		0-0 G6-4-3	
Don Mattingly, L OBP: 0.378, SLG: 0.545 (1, 3)	0-3 K	0-0 F7		0-0 4-3		0-0 F8			
Mike Easter, L OBP: 0.392, SLG: 0.482 (1, 10)	4-0 HR 2-3 BB			4-0 F7-3 BB		0-0 E 1B SF7 1B		0-0 HR	
Dave Winfield, R OBP: 0.340, SLG: 0.442 (1, 9)	0-3 K			0-0 F7-3		0-0 E8 BB 1B 1B		0-0 5-3	
Mike Pagliarulo, L OBP: 0.344, SLG: 0.561 (1, 5)	0-0 HR			1-0 BB WP HBP		4-0 1B BB		0-0 G3	
Butch Wynegar, S OBP: 0.322, SLG: 0.371 (1, 2)	0-0 F4			4-0 BB 1-2 BB		0-0 SF7		0-0 F9	
Willie Randolph, R OBP: 0.388, SLG: 0.307 (1, 4)		4-0 S 1B BB		4-0 FC4-6 BB		0-0 1B		4-0 WP BB	
Dale Berra, R OBP: 0.300, SLG: 0.360 (1, 6)		0-3 K		0-0 FC4-6		0-0 F7		0-0 F6	

Inning Stats	R: 4	H: 3	E: 0	LOB: 0	K: 2	S: 10	P: 14	R: 1	H: 1	E: 0	LOB: 1	K: 1	S: 6	P: 10	R: 0	H: 0	E: 0	LOB: 3	K: 0	S: 2	P: 15	R: 0	H: 0	E: 0	LOB: 0	K: 0	S: 3	R: 2	H: 3	E: 1	LOB: 1	K: 0	S: 5	P: 9	R: 0	H: 0	E: 0	LOB: 0	K: 0	S: 2	P: 6	R: 1	H: 1	E: 0	LOB: 0	K: 0	S: 4	P: 4	R: 0	H: 0	E: 0	LOB: 1	K: 0	S: 2	P: 10
--------------	------	------	------	--------	------	-------	-------	------	------	------	--------	------	------	-------	------	------	------	--------	------	------	-------	------	------	------	--------	------	------	------	------	------	--------	------	------	------	------	------	------	--------	------	------	------	------	------	------	--------	------	------	------	------	------	------	--------	------	------	-------

PITCHER	IP	WLS	BF	H	R	ER	SO	BB	IBB	HBP	BLK	WP	HR	S	P	ERA	WHIP
Bobby Witt, R ERA: 6.68 (1, 1)	2.2	L	17	4	5	5	3	5	0	1	0	1	2	17	38	16.88	3.375
Jeff Russell, R ERA: 5.81 (3, 1)	1.1		6	2	2	2	0	0	0	0	0	0	0	6	6	13.50	1.500
Mickey Mahler, L ERA: 3.98 (5, 1)	1.0		5	1	0	0	0	2	0	0	0	0	0	3	11	0.00	3.000
Dale Mohorcic, R ERA: 2.45 (6, 1)	2.0		6	1	1	1	0	0	0	0	0	0	1	6	6	4.50	0.500
Mitch Williams, L ERA: 2.83 (8, 1)	1.0		4	0	0	0	0	2	0	0	0	1	0	2	10	0.00	2.000


**BOTTOM**

**Texas Rangers @ New York Yankees**  
 Yankee Stadium, Bronx, NY  
 Mon Jul 21 1986, 7:05 PM EDT  
 Att. 20,109 - Unknown

AB	27
R	8
H	8
RBI	8
BB	9
SO	3
LOB	15


livebaseballscores.com

1B:	4	SF:	1	WP:	2	PA:	38
2B:	2	SAC:	0	PB:	0		
3B:	0	DP:	2	SB:	2		
HR:	3	HBP:	1	CS:	1		



Batter	1	2	3	4	5	6	7	8	9	AB R H RBI BB SO LOB	TOP	
<b>Scott Fletcher, R</b> (1, 6) <small>OBP: 0.376, SLG: 0.443</small> <b>Curtis Wilkerson, S</b> (7, 6) <small>OBP: 0.268, SLG: 0.283</small>	0-0 F9		0-0 1B		0-0 F8			0-3 K		3 0 1 0 0 0 1 1 0 0 0 0 1 0	<b>Texas Rangers @ New York Yankees</b> Yankee Stadium, Bronx, NY Tue Jul 22 1986, 7:05 PM EDT Att. 26,099 - Unknown	
<b>Gary Ward, R</b> (1, 8) <small>OBP: 0.368, SLG: 0.406</small> <b>Oddibe McDowell, L</b> (7, 8) <small>OBP: 0.336, SLG: 0.452</small>	0-3 K		0-0 F8		0-0 1B		0-0 1B	0-0 G4-6-3		3 0 1 0 0 1 2 1 0 1 0 0 0 0		
<b>Pete O'Brien, L</b> (1, 3) <small>OBP: 0.368, SLG: 0.467</small>	0-0 F9		0-0 F7		0-0 F8		0-0 G4-6-3			4 0 0 0 0 0 4		
<b>Pete Incaviglia, R</b> (1, 9) <small>OBP: 0.325, SLG: 0.473</small> <b>Ruben Sierra, S</b> (8, 9) <small>OBP: 0.243, SLG: 0.403</small>		0-3 K		0-0 F8		0-3 K		0-0 1B		3 0 0 0 0 2 1 1 0 1 0 0 0 0		
<b>Larry Parrish, R</b> (1, 10) <small>OBP: 0.340, SLG: 0.513</small>		0-0 F8		0-0 F8		4-0 1B		0-0 G6-3		3 0 0 0 1 0 1		
<b>Don Slaught, R</b> (1, 2) <small>OBP: 0.327, SLG: 0.551</small> <b>Orlando Mercado, R</b> (8, 2) <small>OBP: 0.278, SLG: 0.261</small>		0-0 F8		0-3 K		0-3 K		0-3 K		3 0 0 0 0 2 2 1 0 0 0 0 1 0		
<b>Tom Paciorek, R</b> (1, 7) <small>OBP: 0.312, SLG: 0.394</small>			0-0 HR		0-0 F7		0-0 F3			3 1 1 1 0 0 0		
<b>Toby Harrah, R</b> (1, 4) <small>OBP: 0.276, SLG: 0.289</small>			0-0 5-3		0-3 K		0-0 1-3			3 0 0 0 0 1 0		
<b>Steve Buechele, R</b> (1, 5) <small>OBP: 0.310, SLG: 0.436</small> <b>Geno Petrali, L</b> (7, PH) <small>OBP: 0.268, SLG: 0.375</small>			4-0 1B		4-0 BB		0-0 F9			0 0 0 0 2 0 0 1 0 0 0 0 0 0		
<b>Inning Stats</b>	R: 0 H: 0 E: 0 LOB: 0 K: 1 BB: 0 S: 5 P: 5	R: 0 H: 0 E: 0 LOB: 0 K: 1 BB: 0 S: 5 P: 5	R: 1 H: 2 E: 0 LOB: 2 K: 0 BB: 1 S: 5 P: 9	R: 0 H: 0 E: 0 LOB: 0 K: 1 BB: 0 S: 5 P: 5	R: 0 H: 0 E: 0 LOB: 1 K: 1 BB: 1 S: 5 P: 9	R: 0 H: 1 E: 0 LOB: 2 K: 2 BB: 1 S: 8 P: 12	R: 0 H: 0 E: 0 LOB: 0 K: 0 BB: 0 S: 3 P: 3	R: 0 H: 1 E: 0 LOB: 0 K: 1 BB: 0 S: 5 P: 5	R: 0 H: 1 E: 0 LOB: 0 K: 1 BB: 0 S: 5 P: 5	1B: 4 SF: 0 2B: 0 SAC: 0 3B: 0 DP: 2 HR: 1 HBP: 0		WP: 0 PA: 33 PB: 0 SB: 1 CS: 0
<b>PITCHER</b> <b>Dennis Rasmussen, L</b> (1, 1) <small>ERA: 3.3</small> <b>Brian Fisher, R</b> (7, 1) <small>ERA: 4.73</small>	IP WLS BF H R ER SO BB IBB HBP BLK WP HR S P ERA WHIP 6.2 W 26 3 1 1 6 3 0 0 0 0 1 35 47 1.35 0.900											<b>PITCHER</b> IP WLS BF H R ER SO BB IBB HBP BLK WP HR S P ERA WHIP 2.1 7 2 0 0 2 0 0 0 0 0 0 0 11 11 0.00 0.857

**AB 30**  
**R 1**  
**H 5**  
**RBI 1**  
**BB 3**  
**SO 8**  
**LOB 11**



livebaseballscorecards.com

Batter	1	2	3	4	5	6	7	8	9
Rickey Henderson, R OBP: 0.382, SLG: 0.505	0-0 S E 1B	0-0 F8	0-0 F4			0-0 HR		0-0 2B 1B	
Claudell Washington, L OBP: 0.330, SLG: 0.495	0-3 K 1-2	0-3 K	0-0 4-3			0-0 HR		0-0 4-3 1-H 2B	
Don Mattingly, L OBP: 0.381, SLG: 0.556	0-0 2-H HR	0-0 1B 2B			0-3 K2-3	0-0 1B 1B		0-3 K	
Mike Easter, L OBP: 0.395, SLG: 0.481	4-0 HR BB	4-0 1B 2B BB			0-3 K	0-0 G3-6-3 1B		0-0 4-3 2-3	
Ron Hassey, L OBP: 0.385, SLG: 0.475	0-0 F8	0-0 2B FC1-2 1B			0-0 3-1	0-0 G3-6-3 1-2f		4-0 BB	
Dave Winfield, R OBP: 0.346, SLG: 0.458	0-0 1-H HR	0-0 1-3 3-H 2B			0-0 G1-6-3 1B		4-0 BB G3-6	0-3 K	
Mike Pagliarulo, L OBP: 0.346, SLG: 0.558	0-0 BB 1B	4-0 BB			0-0 G1-6-3 1-2f		0-0 G3-6 1-2f		
Willie Randolph, R OBP: 0.389, SLG: 0.310	4-0 FC5-4 1-2 BB	0-0 FC1-2			0-0 6-3		0-0 2B		
Dale Berra, R OBP: 0.289, SLG: 0.346	0-0 FC5-4 1-2f		0-0 5-3			0-3 K	0-0 F8		

Inning Stats	R: 4 E: 1 K: 1 S: 9	H: 4 LOB: 2 BB: 2 P: 17	R: 2 E: 0 K: 1 S: 8	H: 3 LOB: 3 BB: 2 P: 16	R: 0 E: 0 K: 0 S: 3	H: 0 LOB: 0 BB: 0 P: 3	R: 0 E: 0 K: 2 S: 7	H: 0 LOB: 0 BB: 0 P: 7	R: 0 E: 0 K: 0 S: 3	H: 1 LOB: 0 BB: 0 P: 3	R: 2 E: 0 K: 1 S: 8	H: 4 LOB: 1 BB: 0 P: 8	R: 0 E: 0 K: 0 S: 3	H: 1 LOB: 1 BB: 1 P: 7	R: 1 E: 0 K: 2 S: 9	H: 2 LOB: 2 BB: 1 P: 13
--------------	------------------------------	----------------------------------	------------------------------	----------------------------------	------------------------------	---------------------------------	------------------------------	---------------------------------	------------------------------	---------------------------------	------------------------------	---------------------------------	------------------------------	---------------------------------	------------------------------	----------------------------------

PITCHER	IP	WLS	BF	H	R	ER	SO	BB	IBB	HBP	BLK	WP	HR	S	P	ERA	WHIP
Ed Correa, R ERA: 4.24	1.2	L	15	7	6	6	2	3	0	0	0	0	2	16	28	32.40	6.000
Jeff Russell, R ERA: 5.7	3.2		15	4	2	2	3	1	0	0	0	0	2	20	24	4.91	1.364
Dale Mohorcic, R ERA: 2.39	0.2		2	1	0	0	0	0	0	0	0	0	0	2	2	0.00	1.500
Greg Harris, R ERA: 3.29	2.0		10	3	1	1	2	2	0	0	0	0	0	12	20	4.50	2.500

**BOTTOM**


**Texas Rangers @ New York Yankees**  
Yankee Stadium, Bronx, NY

Tue Jul 22 1986, 7:05 PM EDT  
Att. 26,099 - Unknown

AB	R	H	RBI	BB	SO	LOB
5	3	3	1	0	0	0
5	1	2	2	0	2	1
5	2	3	1	0	2	1
3	2	1	0	2	1	1
4	0	1	1	1	0	3
4	1	3	3	1	1	2
3	0	1	0	1	0	2
3	0	1	0	1	0	3
4	0	0	0	0	1	3

AB	36
R	9
H	15
RBI	8
BB	6
SO	7
LOB	16

WP: 0 PA: 42  
PB: 0  
SB: 1  
CS: 0



Batter	1	2	3	4	5	6	7	8	9	10	AB R H RBI BB SO LOB	TOP											
Oddibe McDowell, L (1, 8) OBP: 0.334, SLG: 0.449	0-0 F8		0-0 G3			0-0 1B	0-3 K			0-0 4-3	5 1 1 0 0 1 2												
Scott Fletcher, R (1, 6) OBP: 0.377, SLG: 0.444	0-0 1B		0-0 F6			0-0 1B		0-0 F7			4 1 2 1 0 0 0												
Pete O'Brien, L (1, 3) OBP: 0.367, SLG: 0.465	0-3 K			0-0 F7		0-0 1B		0-0 4-3			4 0 1 0 0 1 1												
Larry Parrish, R (1, 10) OBP: 0.338, SLG: 0.513	0-0 F9			0-0 5-3		0-0 1B		0-3 K			4 0 1 1 0 1 1												
Gary Ward, R (1, 7) OBP: 0.370, SLG: 0.405		0-0 1B		0-0 F9		0-0 IBB			0-0 6-3		3 0 1 0 1 0 0												
Don Slaughter, R (1, 2) OBP: 0.320, SLG: 0.540		0-0 SH5-3			0-0 F8	0-0 G5-4-3			0-0 F9		3 0 0 0 0 0 3												
Ruben Sierra, S (1, 9) OBP: 0.243, SLG: 0.399		0-0 FC1-6			0-0 4-3		0-0 1B		0-0 F6		4 0 1 0 0 0 1												
Geno Petralli, L (1, 5) OBP: 0.271, SLG: 0.373		0-0 F8			0-0 F7		0-0 1B		0-3 K		3 0 1 0 0 0 1												
Steve Buechele, R (7, PR) OBP: 0.309, SLG: 0.434										0-3 K	1 0 0 0 0 1 0												
Curtis Wilkerson, S (1, 4) OBP: 0.264, SLG: 0.279			0-0 4-3			0-0 6-3		0-0 FC2-5		0-0 F7	3 0 0 0 0 0 2												
Toby Harrah, R (10, PH) OBP: 0.274, SLG: 0.287											1 0 0 0 0 0 0												
<b>Inning Stats</b>	R: 0 E: 0 K: 1 S: 6	H: 1 LOB: 1 BB: 0 P: 6	R: 0 E: 0 K: 0 S: 4	H: 1 LOB: 1 BB: 0 P: 4	R: 0 E: 0 K: 0 S: 3	H: 0 LOB: 0 BB: 0 P: 3	R: 0 E: 0 K: 0 S: 3	H: 0 LOB: 0 BB: 0 P: 3	R: 2 E: 0 K: 0 S: 6	H: 4 LOB: 2 BB: 1 P: 10	R: 0 E: 0 K: 1 S: 6	H: 2 LOB: 2 BB: 0 P: 6	R: 0 E: 0 K: 1 S: 5	H: 0 LOB: 0 BB: 0 P: 5	R: 0 E: 0 K: 0 S: 3	H: 0 LOB: 0 BB: 0 P: 3	R: 0 E: 0 K: 1 S: 5	H: 0 LOB: 0 BB: 0 P: 5	1B: 7 2B: 1 3B: 0 HR: 0	SF: 0 SAC: 1 DP: 1 HBP: 0	WP: 0 PB: 0 SB: 2 CS: 2	PA: 37	
<b>PITCHER</b>	IP WLS BF H R ER SO BB IBB HBP BLK WP HR S P ERA WHIP																						
Joe Niekro, R (1, 1) ERA: 4.34	5.1																						
Tim Stoddard, R (6, 1) ERA: 3.51	1.0	5	2	0	0	0	0	1	0	0	0	0	0	4	8	0.00	2.000						
Al Holland, L (7, 1) ERA: 3.25	2.2	7	0	0	0	2	0	0	0	0	0	0	0	11	11	0.00	0.000						
Dave Righetti, L (10, 1) ERA: 3.26	1.0	W 3	0	0	0	1	0	0	0	0	0	0	0	5	5	0.00	0.000						

Texas Rangers @ New York Yankees  
 Yankee Stadium, Bronx, NY  
 Wed Jul 23 1986, 3:33 AM EDT  
 Att. 31,640 - Unknown

livebaseballscorecards.com

AB	35
R	2
H	8
RBI	2
BB	1
SO	4
LOB	11



Batter	1	2	3	4	5	6	7	8	9	10	AB	R	H	RBI	BB	SO	LOB	BOTTOM
--------	---	---	---	---	---	---	---	---	---	----	----	---	---	-----	----	----	-----	--------

<b>Claudell Washington, L</b> (1, 8) <small>OBP: 0.324, SLG: 0.485</small> <b>Gary Roenicke, R</b> (10, PH) <small>OBP: 0.427, SLG: 0.425</small>	0-0 G3	0-0 F9			0-0 F9			0-0 G3		0-0 F9	4 1	0 0	0 0	0 0	0 0	0 2	2 1	
--	-----------	-----------	--	--	-----------	--	--	-----------	--	-----------	--------	--------	--------	--------	--------	--------	--------	--

<b>Don Mattingly, L</b> (1, 3) <small>OBP: 0.383, SLG: 0.561</small>	4-0 G3 BB			0-0 HR	0-0 F9			0-0 L3		4-0 1B IBB	3	1	1	1	2	0	0	
---	-----------------	--	--	-----------	-----------	--	--	-----------	--	------------------	---	---	---	---	---	---	---	--

<b>Mike Easler, L</b> (1, 7) <small>OBP: 0.393, SLG: 0.476</small> <b>Dave Winfield, R</b> (10, PH) <small>OBP: 0.347, SLG: 0.458</small>	0-0 G3 1-2			4-0 CS BB	0-0 F8			0-3 K		4-0 1B IBB	3 0	0 0	0 0	0 0	1 1	1 0	1 0	
--	------------------	--	--	-----------------	-----------	--	--	----------	--	------------------	--------	--------	--------	--------	--------	--------	--------	--

<b>Ron Hassey, L</b> (1, 10) <small>OBP: 0.380, SLG: 0.468</small>	0-0 6-3			0-0 4-3 1-2	0-0 F8					0-0 F8	5	0	1	1	0	0	2	
---	------------	--	--	-------------------	-----------	--	--	--	--	-----------	---	---	---	---	---	---	---	--

<b>Dan Pasqua, L</b> (1, 9) <small>OBP: 0.393, SLG: 0.552</small>		0-0 WP SF7 2B		4-0 BB	0-0 F9					0-0 L3	3	1	1	0	1	0	0	
--	--	------------------------	--	-----------	-----------	--	--	--	--	-----------	---	---	---	---	---	---	---	--

<b>Mike Pagliarulo, L</b> (1, 5) <small>OBP: 0.345, SLG: 0.554</small>		0-0 F7		0-0 F7	0-3 K					0-0 1B	4	0	1	0	0	1	2	
---	--	-----------	--	-----------	----------	--	--	--	--	-----------	---	---	---	---	---	---	---	--

<b>Butch Wynegar, S</b> (1, 2) <small>OBP: 0.321, SLG: 0.365</small>		4-0 BB 2-3 BB		0-0 1-3	0-0 F7			0-0 4-3		0-3 K	3	0	0	0	1	1	1	
---	--	------------------------	--	------------	-----------	--	--	------------	--	----------	---	---	---	---	---	---	---	--

<b>Dale Berra, R</b> (1, 6) <small>OBP: 0.291, SLG: 0.340</small> <b>Rickey Henderson, R</b> (10, PH) <small>OBP: 0.381, SLG: 0.504</small>		4-0 1-2 BB		0-0 F7	0-0 F7			0-0 F7		0-0 F8	2 1	0 0	0 0	0 0	1 0	0 0	0 0	
--	--	------------------	--	-----------	-----------	--	--	-----------	--	-----------	--------	--------	--------	--------	--------	--------	--------	--

<b>Mike Fischlin, R</b> (1, 4) <small>OBP: 0.311, SLG: 0.278</small> <b>Willie Randolph, R</b> (10, PH) <small>OBP: 0.391, SLG: 0.318</small>		0-0 SF7 3-H		0-0 F8	0-0 F8			0-0 5-3		0-0 1B 3B	2 1	0 1	0 1	1 0	0 0	0 0	0 0	
--	--	-------------------	--	-----------	-----------	--	--	------------	--	-----------------	--------	--------	--------	--------	--------	--------	--------	--

<b>Inning Stats</b>	R: 0 E: 0 K: 0 S: 3	H: 0 LOB: 1 BB: 1 P: 7	R: 1 E: 0 K: 0 S: 4	H: 1 LOB: 2 BB: 2 P: 12	R: 1 E: 0 K: 0 S: 3	H: 1 LOB: 1 BB: 2 P: 11	R: 0 E: 0 K: 0 S: 3	H: 0 LOB: 0 BB: 0 P: 3	R: 0 E: 0 K: 1 S: 5	H: 0 LOB: 0 BB: 0 P: 5	R: 0 E: 0 K: 0 S: 3	H: 0 LOB: 0 BB: 0 P: 3	R: 0 E: 0 K: 1 S: 5	H: 0 LOB: 0 BB: 0 P: 5	R: 0 E: 0 K: 1 S: 6	H: 1 LOB: 1 BB: 0 P: 6	R: 1 E: 0 K: 0 S: 4	H: 2 LOB: 3 BB: 2 P: 12	1B: 2 2B: 1 3B: 1 HR: 1	SF: 1 SAC: 0 DP: 0 HBP: 0	WP: 1 PB: 0 SB: 0 CS: 1	PA: 40
---------------------	------------------------------	---------------------------------	------------------------------	----------------------------------	------------------------------	----------------------------------	------------------------------	---------------------------------	------------------------------	---------------------------------	------------------------------	---------------------------------	------------------------------	---------------------------------	------------------------------	---------------------------------	------------------------------	----------------------------------	----------------------------------	------------------------------------	----------------------------------	--------

<b>PITCHER</b>	IP	WLS	BF	H	R	ER	SO	BB	IBB	HBP	BLK	WP	HR	S	P	ERA	WHIP						
<b>Charlie Hough, R</b> (1, 1) <small>ERA: 3.31</small>	9.1	L	36	4	3	3	3	5	0	0	0	1	1	37	57	2.89	0.964						
<b>Mitch Williams, L</b> (10, 1) <small>ERA: 2.82</small>	0.1		4	1	0	0	0	0	2	0	0	0	0	2	10	0.00	3.000						

**Texas Rangers @ New York Yankees**  
 Yankee Stadium, Bronx, NY  
 Wed Jul 23 1986, 3:33 AM EDT  
 Att: 31,640 - Unknown

<b>AB</b>	<b>32</b>
<b>R</b>	<b>3</b>
<b>H</b>	<b>5</b>
<b>RBI</b>	<b>3</b>
<b>BB</b>	<b>7</b>
<b>SO</b>	<b>3</b>
<b>LOB</b>	<b>9</b>



Minnesota Twins @ New York Yankees  
 Yankee Stadium, Bronx, NY  
 Fri Jul 25 1986, 7:05 PM EDT  
 Att: 32,201 - Unknown

livebaseballscorecards.com

AB	40
R	9
H	13
RBI	9
BB	1
SO	7
LOB	9



WP:	0	PA:	42
PB:	0		
SB:	0		
CS:	0		

Batter	1	2	3	4	5	6	7	8	9	AB	R	H	RBI	BB	SO	LOB
Kirby Puckett, R (1, 8) OBP: 0.369, SLG: 0.546	0-0 F8	0-0 HR		0-0 1B		4-0 SF8 IBB		0-3 K2-3		4	1	2	2	1	1	0
Roy Smalley, S (1, 10) OBP: 0.348, SLG: 0.510	0-0 4-3	0-0 1B 1B		0-0 F8		0-0 SF8		0-0 4-3		4	1	1	1	0	0	1
Kent Hrbek, L (1, 3) OBP: 0.388, SLG: 0.553	0-0 F8	0-0 1B 1B		0-0 F3		0-3 K		0-0 F6		5	0	1	0	0	1	3
Tom Brunansky, R (1, 9) OBP: 0.317, SLG: 0.465		0-0 1B HR			0-0 F8		0-0 4-3		0-0 5-3	5	1	2	1	0	0	0
Randy Bush, L (1, 7) OBP: 0.337, SLG: 0.442 Mickey Hatcher, R (2, PH) OBP: 0.269, SLG: 0.284		0-0 HR 1B			0-0 4-3		0-0 HR 1B		0-0 F9	1	1	1	0	0	0	0
Gary Gaetti, R (1, 5) OBP: 0.332, SLG: 0.504		0-0 HR	0-3 K		0-0 5-3		0-0 HR		0-0 5-3	4	1	1	0	0	0	2
Tim Laudner, R (1, 2) OBP: 0.374, SLG: 0.510		0-3 K	0-3 K			0-0 2B SF8 1B	0-0 FC5-4 1B			4	1	2	0	0	2	0
Steve Lombardozzi, R (1, 4) OBP: 0.339, SLG: 0.410		0-0 F7	0-3 K			0-3 K	0-0 F9			4	0	0	0	0	2	2
Greg Gagne, R (1, 6) OBP: 0.293, SLG: 0.355		0-0 E6 HR		0-0 F7		0-0 SF8 2B	0-0 FC5-4			4	1	1	0	0	0	1

Inning Stats	R: 0	H: 0	E: 0	K: 0	S: 3	P: 3	R: 6	H: 7	E: 1	K: 1	S: 13	P: 13	R: 0	H: 0	E: 0	K: 3	S: 9	P: 9	R: 0	H: 1	E: 0	K: 0	S: 4	P: 4	R: 0	H: 0	E: 0	K: 0	S: 3	P: 3	R: 1	H: 2	E: 0	K: 2	S: 9	P: 13	R: 2	H: 3	E: 0	K: 0	S: 6	P: 6	R: 0	H: 0	E: 0	K: 1	S: 5	P: 5	R: 0	H: 0	E: 0	K: 0	S: 3	P: 3	1B: 9	2B: 1	3B: 0	HR: 3	SF: 1	SAC: 0	DP: 0	HBP: 0	WP: 0	PA: 42
--------------	------	------	------	------	------	------	------	------	------	------	-------	-------	------	------	------	------	------	------	------	------	------	------	------	------	------	------	------	------	------	------	------	------	------	------	------	-------	------	------	------	------	------	------	------	------	------	------	------	------	------	------	------	------	------	------	-------	-------	-------	-------	-------	--------	-------	--------	-------	--------

PITCHER	IP	WLS	BF	H	R	ER	SO	BB	IBB	HBP	BLK	WP	HR	S	P	ERA	WHIP
Scott Nielsen, R (1, 1) ERA: 5.09	1.2	L	11	5	6	3	1	0	0	0	0	0	2	13	13	16.20	3.000
Bob Shirley, L (2, 1) ERA: 6.11	4.2		23	8	3	3	5	0	1	0	0	0	1	32	36	5.79	1.714
Tim Stoddard, R (7, 1) ERA: 3.47	0.2		2	0	0	0	0	0	0	0	0	0	0	2	2	0.00	0.000
Rod Scurry, L (8, 1) ERA: 2.25	2.0		6	0	0	0	1	0	0	0	0	0	0	8	8	0.00	0.000

PITCHER	IP	WLS	BF	H	R	ER	SO	BB	IBB	HBP	BLK	WP	HR	S	P	ERA	WHIP
---------	----	-----	----	---	---	----	----	----	-----	-----	-----	----	----	---	---	-----	------




Batter	1	2	3	4	5	6	7	8	9	AB	R	H	RBI	BB	SO	LOB
Rickey Henderson, R (1, 8) OBP: 0.383, SLG: 0.501	4-0 4-3 S BB		0-0 4-3 2-3		0-0 F8		4-0 1B S 1B BB	4-0 1-2 BB		2	1	0	0	3	0	1
Willie Randolph, R (1, 4) OBP: 0.386, SLG: 0.314	0-0 F7		0-0 F6			0-0 F7	0-0 F7	0-0 F9		5	0	0	0	0	0	5
Don Mattingly, L (1, 3) OBP: 0.384, SLG: 0.567	0-0 4-3 1-3		0-0 3-1			0-0 HR	0-0 1B 1B	0-0 F9		5	2	2	1	0	0	4
Dave Winfield, R (1, 9) OBP: 0.353, SLG: 0.469	4-0 BB			0-0 F6		4-0 1B 1B BB	0-0 1B 1B		0-0 HR	3	2	2	2	2	0	0
Gary Roenicke, R (1, 7) OBP: 0.425, SLG: 0.417	0-0 F2			4-0 FC6-4 BB		0-0 F6	0-0 1B 1B	0-0 1B 1B	4-0 HR	2	0	0	0	1	0	3
Dan Pasqua, L (7, PH) (8, 7) OBP: 0.401, SLG: 0.556					0-0 FC6-4 BB	0-0 F6	0-0 1B 1B	0-0 1B 1B	4-0 BB	1	0	1	1	1	0	0
Mike Easler, L (1, 10) OBP: 0.391, SLG: 0.472		0-0 1-3		0-0 FC6-4 FC5-4	0-0 FC6-4 BB	0-0 F6	0-0 1B 1B	0-0 F7	0-3 K	5	0	1	0	0	1	4
Butch Wynegar, S (1, 2) OBP: 0.318, SLG: 0.361		0-0 F6		0-0 FC5-4	0-0 FC5-4	0-0 F6	0-0 1B 1B	0-0 4-3	0-0 F9	5	0	1	1	0	0	4
Mike Pagliarulo, L (1, 5) OBP: 0.343, SLG: 0.547		0-0 4-3			0-0 6-3	4-0 1-2 BB		0-0 1-3 1B	0-0 F2	4	0	0	0	1	0	1
Dale Berra, R (1, 6) OBP: 0.294, SLG: 0.352			0-0 4-3 2B		0-0 F8	0-0 1-3 BB		0-0 F9 BB		2	0	1	0	0	0	0
Ron Hassey, L (6, PH) OBP: 0.379, SLG: 0.465										1	0	0	0	0	0	3
Paul Zuvella, R (7, 6) OBP: 0.205, SLG: 0.128										0	0	0	0	0	0	0
Claudell Washington, L (8, PH) OBP: 0.327, SLG: 0.487										1	0	1	0	0	0	0
Mike Fischlin, R (9, 6) OBP: 0.311, SLG: 0.278										0	0	0	0	0	0	0

Inning Stats	R: 0	H: 0	E: 0	K: 0	S: 3	R: 0	H: 0	E: 0	K: 0	S: 3	R: 0	H: 1	E: 0	K: 0	S: 4	R: 0	H: 0	E: 0	K: 0	S: 3	R: 2	H: 3	E: 0	K: 0	S: 6	R: 2	H: 3	E: 0	K: 0	S: 6	R: 0	H: 1	E: 0	K: 0	S: 4	R: 1	H: 1	E: 0	K: 1	S: 6	1B: 6	SF: 0	2B: 1	SAC: 0	3B: 0	DP: 0	HR: 2	HBP: 0	WP: 0	PA: 44
--------------	------	------	------	------	------	------	------	------	------	------	------	------	------	------	------	------	------	------	------	------	------	------	------	------	------	------	------	------	------	------	------	------	------	------	------	------	------	------	------	------	-------	-------	-------	--------	-------	-------	-------	--------	-------	--------

PITCHER	IP	WLS	BF	H	R	ER	SO	BB	IBB	HBP	BLK	WP	HR	S	P	ERA	WHIP
Neal Heaton, L (1, 1) ERA: 3.71	5.2	W	25	4	2	2	0	4	0	0	0	0	1	21	37	3.18	1.412
Juan Agosto, L (6, 1) ERA: 9.13	0.0		1	0	0	0	0	1	0	0	0	0	0	0	4	∞	∞
Keith Atherton, R (6, 1) ERA: 3.74	3.1	S	18	5	3	3	1	3	0	0	0	0	1	17	29	8.10	2.400

**MINNESOTA TWINS @ NEW YORK YANKEES**  
**Yankee Stadium, Bronx, NY**  
 Fri Jul 25 1986, 7:05 PM EDT  
 Att. 32,201 - Unknown

AB	36
R	5
H	9
RBI	5
BB	8
SO	1
LOB	25



Batter	1	2	3	4	5	6	7	8	9	AB R H RBI BB SO LOB	TOP		
<b>Kirby Puckett, R</b> OBP: 0.369, SLG: 0.545 (1, 8) X	0-0 F9 FC3-2-5-2-6 2B	0-0 E6 1B 1B	0-0 F8		0-3 K		0-0 F9		0-0 1B	6 1 2 0 0 1 6			
<b>Roy Smalley, S</b> OBP: 0.344, SLG: 0.503 (1, 10) X	0-0 F9 2-3	0-0 SF7 2-3 3-H		0-0 4-3		4-0 2B BB	0-0 G3-6-3 1-2f		0-3 K	4 1 0 1 1 1 4			
<b>Kent Hrbek, L</b> OBP: 0.388, SLG: 0.560 (1, 3) X	0-0 FC3-2-5-2-6 3-H	0-0 1B 1-3 1B		0-0 F3		0-0 F8		0-0 HR		5 1 2 2 0 0 2			
<b>Tom Brunansky, R</b> OBP: 0.325, SLG: 0.472 (1, 9) B B B B	4-0 BB	0-0 1B 1-3 3-H		4-0 1B BB		0-0 FC5-4 1B 1-H 2B		0-0 L5-3 1B		3 1 3 2 2 0 0			
<b>Randy Bush, L</b> OBP: 0.339, SLG: 0.439 (1, 7) X	0-0 F8		0-0 F8		0-0 1B	4-0 FC5-4 BB		0-3 K		4 0 1 0 1 1 3			
<b>Gary Gaetti, R</b> OBP: 0.333, SLG: 0.506 (1, 5) X		0-0 1B 6-3 2B	0-0 1B 6-3	0-3 K		0-0 FC5-4 1B 1-2 2-3		0-0 L5-3 1-2		5 2 2 0 0 1 5			
<b>Tim Laudner, R</b> OBP: 0.383, SLG: 0.514 (1, 2) X		0-0 6-3 2-3	0-0 6-3 1-2		0-0 SH3 1B	0-0 FC6-4 1B 1-3 3-H		0-0 1B		5 0 3 1 0 0 2			
<b>Steve Lombardozzi, R</b> OBP: 0.338, SLG: 0.408 (1, 4) X		0-0 E3 SF7 1B	0-0 HBP 1B 2-H		0-0 SH3 1-2	0-0 FC6-4 1-2f		0-0 F3		4 1 1 1 0 0 4			
<b>Greg Gagne, R</b> OBP: 0.295, SLG: 0.354 (1, 6) X		0-0 SF7 1B 1-2 3-H	1-0 HBP		0-3 K		0-0 E5 G3-6-3		0-3 K	4 1 1 1 0 2 2			
<b>Inning Stats</b>	R: 0 E: 0 K: 0 S: 4 H: 1 LOB: 2 BB: 1 P: 8	R: 4 E: 2 K: 0 S: 8 H: 4 LOB: 2 BB: 0 P: 8	R: 1 E: 0 K: 0 S: 5 H: 2 LOB: 2 BB: 0 P: 6	R: 0 E: 0 K: 1 S: 6 H: 1 LOB: 2 BB: 1 P: 10	R: 0 E: 0 K: 2 S: 8 H: 1 LOB: 1 BB: 0 P: 8	R: 2 E: 0 K: 0 S: 5 H: 2 LOB: 2 BB: 2 P: 13	R: 0 E: 1 K: 0 S: 3 H: 0 LOB: 0 BB: 0 P: 3	R: 1 E: 0 K: 1 S: 6 H: 2 LOB: 0 BB: 0 P: 6	R: 0 E: 0 K: 2 S: 9 H: 2 LOB: 2 BB: 0 P: 9	1B: 11 2B: 4 3B: 0 HR: 1 SF: 1 SAC: 1 DP: 2 HBP: 1	WP: 0 PB: 0 SB: 0 CS: 0 PA: 47		
<b>PITCHER</b>	IP WLS BF H R ER SO BB IBB HBP BLK WP HR S P ERA WHIP											<b>PITCHER</b>	IP WLS BF H R ER SO BB IBB HBP BLK WP HR S P ERA WHIP
<b>Doug Drabek, R</b> ERA: 5.29 (1, 1)	2.2 L 18 7 5 2 0 1 0 1 0 0 0 0 16 21 6.75 3.000												
<b>Tim Stoddard, R</b> ERA: 3.62 (3, 1)	2.2 14 3 2 2 3 3 0 0 0 0 0 0 17 29 6.75 2.250												
<b>Brian Fisher, R</b> ERA: 4.67 (6, 1)	2.2 10 3 1 1 1 0 0 0 0 0 0 1 12 12 3.38 1.125												
<b>Al Holland, L</b> ERA: 3.14 (9, 1)	1.0 5 2 0 0 0 2 0 0 0 0 0 0 9 9 0.00 2.000												

Minnesota Twins @ New York Yankees  
 Yankee Stadium, Bronx, NY  
 Sat Jul 26 1986, 3:33 AM EDT  
 Att. 36,335 - Unknown

livebaseballscorecards.com

AB	40
R	8
H	15
RBI	8
BB	4
SO	6
LOB	28




Batter	1	2	3	4	5	6	7	8	9	AB	R	H	RBI	BB	SO	LOB
Rickey Henderson, R (1, 8) OBP: 0.382, SLG: 0.507	0-3 K			0-0 HR		0-0 F9		0-0 F8		4	1	1	1	0	1	0
Willie Randolph, R (1, 4) OBP: 0.387, SLG: 0.314	0-0 F7			4-0 BB		0-0 2B 1B		0-3 K		3	1	1	0	1	1	0
Don Mattingly, L (1, 3) OBP: 0.385, SLG: 0.571	0-0 F9			0-0 F8		0-0 1B 2B		0-0 1B 2B		4	2	2	1	0	0	1
Dave Winfield, R (1, 9) OBP: 0.355, SLG: 0.470		0-0 5-3		0-3 K		0-0 1B		0-0 BLK 1B		4	0	2	2	0	1	1
Mike Easler, L (1, 10) OBP: 0.386, SLG: 0.466		0-3 K		0-0 F7		0-0 F8		0-3 K		4	0	0	0	0	2	3
Mike Pagliarulo, L (1, 5) OBP: 0.339, SLG: 0.541		0-0 F5			0-3 K		0-0 F7		0-3 K	4	0	0	0	0	2	0
Gary Roenicke, R (1, 7) OBP: 0.428, SLG: 0.414			0-3 K		0-0 5-3		4-0 FC5-4 BB		0-0 1B	3	0	1	0	1	1	0
Butch Wynegar, S (1, 2) OBP: 0.312, SLG: 0.353			0-0 F9		0-3 K		0-0 FC5-4 1-2f		0-0 F8	4	0	0	0	0	1	2
Paul Zuvella, R (1, 6) OBP: 0.188, SLG: 0.116			0-0 F8			0-0 6-3	0-0 FC1-6-4 1-2f		0-0 6-3	4	0	0	0	0	0	2

Inning Stats	R: 0	H: 0	E: 0	K: 1	S: 5	LOB: 0	BB: 0	P: 5	R: 0	H: 0	E: 0	K: 1	S: 5	LOB: 0	BB: 0	P: 5	R: 1	H: 1	E: 0	K: 1	S: 6	LOB: 1	BB: 1	P: 10	R: 0	H: 0	E: 0	K: 2	S: 7	LOB: 0	BB: 0	P: 7	R: 2	H: 3	E: 0	K: 0	S: 6	LOB: 1	BB: 0	P: 6	R: 0	H: 0	E: 0	K: 0	S: 3	LOB: 1	BB: 1	P: 7	R: 1	H: 2	E: 0	K: 2	S: 9	LOB: 1	BB: 0	P: 9	R: 0	H: 1	E: 0	K: 1	S: 6	LOB: 1	BB: 0	P: 6	1B: 4	SF: 0	2B: 2	SAC: 0	3B: 0	DP: 0	HR: 1	HBP: 0	WP: 0	PA: 36	PB: 0	SB: 0	CS: 0
--------------	------	------	------	------	------	--------	-------	------	------	------	------	------	------	--------	-------	------	------	------	------	------	------	--------	-------	-------	------	------	------	------	------	--------	-------	------	------	------	------	------	------	--------	-------	------	------	------	------	------	------	--------	-------	------	------	------	------	------	------	--------	-------	------	------	------	------	------	------	--------	-------	------	-------	-------	-------	--------	-------	-------	-------	--------	-------	--------	-------	-------	-------

PITCHER	IP	WLS	BF	H	R	ER	SO	BB	IBB	HBP	BLK	WP	HR	S	P	ERA	WHIP
Frank Viola, L (1, 1) ERA: 4.83	4.0		14	1	1	1	4	1	0	0	0	0	1	21	25	2.25	0.500
Allan Anderson, L (5, 1) ERA: 5.67	5.0	W	22	6	3	3	5	1	0	0	1	0	0	31	35	5.40	1.400

**MINNESOTA TWINS @ NEW YORK YANKEES**  
**Yankee Stadium, Bronx, NY**  
 Sat Jul 26 1986, 3:33 AM EDT  
 Att. 36,335 - Unknown

AB	34
R	4
H	7
RBI	4
BB	2
SO	9
LOB	9



Batter	1	2	3	4	5	6	7	8	9	AB R H RBI BB SO LOB	TOP											
<b>Kirby Puckett, R</b> (1, 8) OBP: 0.367, SLG: 0.541	0-3 K		4-0 1B BB		0-0 CS	0-3 K		0-0 F8		3 0 0 0 1 2 0												
<b>Gary Gaetti, R</b> (1, 5) OBP: 0.334, SLG: 0.505	0-3 K		0-0 1B			0-0 FC6-4 1B			0-3 K	4 0 2 0 0 2 0												
<b>Kent Hrbek, L</b> (1, 3) OBP: 0.384, SLG: 0.553	0-3 K		0-0 G3			0-0 F9			0-0 4-3	4 0 0 0 0 1 3												
<b>Tom Brunansky, R</b> (1, 9) OBP: 0.322, SLG: 0.467		0-3 K		0-0 F7		0-0 FC6-4			0-0 F4	4 0 0 0 0 1 1												
<b>Tim Laudner, R</b> (1, 2) OBP: 0.374, SLG: 0.500		0-3 K		0-3 K			0-3 K2-3			3 0 0 0 0 3 0												
<b>Ron Washington, R</b> (1, 10) OBP: 0.278, SLG: 0.471		0-0 6-3		0-3 K			0-0 6-3			3 0 0 0 0 1 0												
<b>Mickey Hatcher, R</b> (1, 7) OBP: 0.275, SLG: 0.305			0-0 HR		0-0 FC1-6 1B		0-0 4-3			3 1 2 1 0 0 0												
<b>Steve Lombardozzi, R</b> (1, 4) OBP: 0.334, SLG: 0.404			0-0 F7		0-0 FC1-6 CS			0-0 6-3		3 0 0 0 0 0 1												
<b>Greg Gagne, R</b> (1, 6) OBP: 0.293, SLG: 0.351			0-3 K		0-3 K			0-3 K		2 0 0 0 0 2 1												
<b>Roy Smalley, S</b> (8, PH) OBP: 0.343, SLG: 0.502										1 0 0 0 0 1 0												
<b>Inning Stats</b>	R: 0 E: 0 K: 3 S: 9	H: 0 LOB: 0 BB: 0 P: 9	R: 0 E: 0 K: 2 S: 7	H: 0 LOB: 0 BB: 0 P: 7	R: 1 E: 0 K: 1 S: 7	H: 2 LOB: 2 BB: 1 P: 11	R: 0 E: 0 K: 2 S: 7	H: 0 LOB: 0 BB: 0 P: 7	R: 0 E: 0 K: 1 S: 5	H: 1 LOB: 0 BB: 0 P: 5	R: 0 E: 0 K: 1 S: 6	H: 1 LOB: 1 BB: 0 P: 6	R: 0 E: 0 K: 1 S: 5	H: 0 LOB: 0 BB: 0 P: 5	R: 0 E: 0 K: 1 S: 5	H: 0 LOB: 0 BB: 0 P: 5	R: 0 E: 0 K: 1 S: 5	H: 0 LOB: 0 BB: 0 P: 5	1B: 3 2B: 0 3B: 0 HR: 1	SF: 0 SAC: 0 DP: 0 HBP: 0	WP: 0 PB: 0 SB: 0 CS: 1	PA: 32
<b>PITCHER</b>	IP WLS BF H R ER SO BB IBB HBP BLK WP HR S P ERA WHIP																					
<b>Ron Guidry, L</b> (1, 1) ERA: 3.95	5.0 W 18 3 1 1 9 1 0 0 0 0 0 1 35 39 1.80 0.800																					
<b>Rod Scurry, L</b> (6, 1) ERA: 2.0	2.0 7 1 0 0 2 0 0 0 0 0 0 0 11 11 0.00 0.500																					
<b>Dave Righetti, L</b> (8, 1) ERA: 3.15	2.0 S 6 0 0 0 2 0 0 0 0 0 0 0 10 10 0.00 0.000																					

Minnesota Twins @ New York Yankees  
 Yankee Stadium, Bronx, NY  
 Sun Jul 27 1986, 3:33 AM EDT  
 Att: 30,312 - Unknown

livebaseballscorecards.com

AB	30
R	1
H	4
RBI	1
BB	1
SO	13
LOB	6



Batter	1	2	3	4	5	6	7	8	9
Rickey Henderson, R OBP: 0.383, SLG: 0.505 (1, 8)	4-0 F8 S BB		0-3 K		0-0 HR 1B		0-0 G5-4-3 1-2f		
Claudell Washington, L OBP: 0.326, SLG: 0.498 (1, 7)	0-3 K 1-2		0-3 K		0-0 HR			0-3 K	
Don Mattingly, L OBP: 0.381, SLG: 0.565 (1, 3)	0-0 F8 2-3		0-0 G3		0-0 4-3			0-0 3-1	
Mike Easter, L OBP: 0.388, SLG: 0.465 (1, 10)	4-0 BB			0-0 1B G4-6-3 1B		0-0 3-1		0-0 4-3	
Ron Hassey, L OBP: 0.378, SLG: 0.463 (1, 2)	0-0 F4			0-0 1B G4-6-3		0-0 G3			
Dave Winfield, R OBP: 0.354, SLG: 0.467 (1, 9)		1-0 HBP		0-0 G4-6-3 1-2f 3-H		0-0 4-3			
Mike Pagliarulo, L OBP: 0.336, SLG: 0.536 (1, 5)		0-0 G4-3 1-2f		0-0 F7			0-0 F5		
Willie Randolph, R OBP: 0.389, SLG: 0.313 (1, 4)		4-0 FC5-4 BB			0-0 6-3		4-0 1B BB		
Paul Zuvella, R OBP: 0.180, SLG: 0.111 Dan Pasqua, L OBP: 0.406, SLG: 0.559 Mike Fischlin, R OBP: 0.311, SLG: 0.278 (7, PH) (8, 6)		0-0 FC5-4 1-2f			0-0 4-3		0-0 G5-4-3 2-H 1B		

Inning Stats	R: 0	H: 0	E: 0	K: 1	S: 5	R: 0	H: 0	E: 0	K: 0	S: 2	R: 0	H: 0	E: 0	K: 2	S: 7	R: 1	H: 2	E: 0	K: 0	S: 4	R: 2	H: 2	E: 0	K: 0	S: 5	R: 0	H: 0	E: 0	K: 0	S: 3	R: 1	H: 1	E: 0	K: 0	S: 3	R: 0	H: 0	E: 0	K: 1	S: 5
	LOB: 2	BB: 2	P: 13	LOB: 1	BB: 1	P: 7	LOB: 0	BB: 0	P: 7	LOB: 0	BB: 0	P: 4	LOB: 0	BB: 0	P: 5	LOB: 0	BB: 0	P: 3	LOB: 0	BB: 0	P: 7	LOB: 0	BB: 1	P: 5	LOB: 0	BB: 0	P: 5	LOB: 0	BB: 0	P: 5	LOB: 0	BB: 0	P: 5	LOB: 0	BB: 0	P: 5	LOB: 0	BB: 0	P: 5	

PITCHER	IP	WLS	BF	H	R	ER	SO	BB	IBB	HBP	BLK	WP	HR	S	P	ERA	WHIP	
Bert Blyleven, R ERA: 4.7 (1, 1)	8.0	L	31	5	4	4	4	4	4	0	1	0	1	1	34	51	4.50	1.125

**BOTTOM**

**Minnesota Twins @ New York Yankees**  
Yankee Stadium, Bronx, NY

Sun Jul 27 1986, 3:33 AM EDT  
Att. 30,312 - Unknown

AB	26
R	4
H	5
RBI	3
BB	4
SO	4
LOB	8



1B	4	SF	0	WP	1	PA	31
2B	0	SAC	0	PB	0		
3B	0	DP	3	SB	2		
HR	1	HBP	1	CS	0		

**New York Yankees @ Milwaukee Brewers**  
 Milwaukee County Stadium, Milwaukee, WI

Mon Jul 28 1986, 8:05 PM EDT  
 Att: 37,488 - Unknown

AB	35
R	4
H	9
RBI	4
BB	2
SO	6
LOB	16



WP:	0	PA:	38
PB:	0		
SB:	1		
CS:	0		

Batter	1	2	3	4	5	6	7	8	9	AB	R	H	RBI	BB	SO	LOB				
Rickey Henderson, R OBP: 0.383, SLG: 0.503 (1, 8)	F5		5-3				E7		F9	4	0	1	1	1	0	0				
Willie Randolph, R OBP: 0.387, SLG: 0.312 (1, 4)				E6			SF9		F8	4	1	1	1	0	0	1				
Dave Winfield, R OBP: 0.353, SLG: 0.464 (1, 9)	F7			F4			5-3			4	0	1	0	0	0	3				
Don Mattingly, L OBP: 0.382, SLG: 0.565 (1, 3)	F8						G4-6-3			4	1	2	0	0	0	2				
Gary Roenicke, R OBP: 0.430, SLG: 0.426 (1, 7)									L4	4	0	2	2	0	1	1				
Mike Easler, L OBP: 0.386, SLG: 0.463 (1, 10)										4	0	1	0	0	1	2				
Butch Wynegar, S OBP: 0.311, SLG: 0.347 (1, 2)										3	1	0	0	1	1	3				
Mike Pagliarulo, L OBP: 0.335, SLG: 0.532 (1, 5)									F7	4	1	1	0	0	0	2				
Mike Fischlin, R OBP: 0.302, SLG: 0.268 (1, 6)										2	0	0	0	0	2	0				
Dan Pasqua, L OBP: 0.403, SLG: 0.555 (7, PH)									4-3	1	0	0	0	0	1	2				
Paul Zuvella, R OBP: 0.176, SLG: 0.109 (7, 6)										1	0	0	0	0	0	0				
<b>Inning Stats</b>	R: 0 E: 0 K: 0 S: 4	H: 1 LOB: 1 BB: 0 P: 4	R: 0 E: 0 K: 1 S: 5	H: 0 LOB: 0 BB: 0 P: 5	R: 0 E: 0 K: 1 S: 5	H: 0 LOB: 0 BB: 0 P: 5	R: 2 E: 1 K: 0 S: 6	H: 2 LOB: 1 BB: 0 P: 6	R: 0 E: 0 K: 1 S: 5	H: 0 LOB: 1 BB: 1 P: 9	R: 0 E: 0 K: 1 S: 6	H: 2 LOB: 1 BB: 0 P: 6	R: 2 E: 1 K: 1 S: 7	H: 2 LOB: 1 BB: 1 P: 11	R: 0 E: 0 K: 1 S: 7	H: 2 LOB: 2 BB: 0 P: 7	R: 0 E: 0 K: 0 S: 3	H: 0 LOB: 0 BB: 0 P: 3	1B: 8 2B: 1 3B: 0 HR: 0	SF: 1 SAC: 0 DP: 1 HBP: 0
<b>PITCHER</b>	IP WLS BF H R ER SO BB IBB HBP BLK WP HR S P ERA WHIP	IP WLS BF H R ER SO BB IBB HBP BLK WP HR S P ERA WHIP	IP WLS BF H R ER SO BB IBB HBP BLK WP HR S P ERA WHIP	IP WLS BF H R ER SO BB IBB HBP BLK WP HR S P ERA WHIP	IP WLS BF H R ER SO BB IBB HBP BLK WP HR S P ERA WHIP	IP WLS BF H R ER SO BB IBB HBP BLK WP HR S P ERA WHIP	IP WLS BF H R ER SO BB IBB HBP BLK WP HR S P ERA WHIP	IP WLS BF H R ER SO BB IBB HBP BLK WP HR S P ERA WHIP	IP WLS BF H R ER SO BB IBB HBP BLK WP HR S P ERA WHIP	IP WLS BF H R ER SO BB IBB HBP BLK WP HR S P ERA WHIP	IP WLS BF H R ER SO BB IBB HBP BLK WP HR S P ERA WHIP	IP WLS BF H R ER SO BB IBB HBP BLK WP HR S P ERA WHIP	IP WLS BF H R ER SO BB IBB HBP BLK WP HR S P ERA WHIP	IP WLS BF H R ER SO BB IBB HBP BLK WP HR S P ERA WHIP	IP WLS BF H R ER SO BB IBB HBP BLK WP HR S P ERA WHIP	IP WLS BF H R ER SO BB IBB HBP BLK WP HR S P ERA WHIP	IP WLS BF H R ER SO BB IBB HBP BLK WP HR S P ERA WHIP	IP WLS BF H R ER SO BB IBB HBP BLK WP HR S P ERA WHIP	IP WLS BF H R ER SO BB IBB HBP BLK WP HR S P ERA WHIP	

livebaseballscores.com

Batter	1	2	3	4	5	6	7	8	9	AB	R	H	RBI	BB	SO	LOB
Paul Molitor, R OBP: 0.364, SLG: 0.449 (1, 5)	0-0 3B 1B	0-0 1-2 3B 1B		0-3 K			0-0 F9			4	2	2	1	0	1	0
Robin Yount, R OBP: 0.407, SLG: 0.452 (1, 8)	0-0 1-H 4-3 3B 1B	0-0 1-H 2-H 3B 1B			4-0 1-3 F8 1B BB		0-0 F9			3	1	2	3	1	0	0
Cecil Cooper, L OBP: 0.316, SLG: 0.379 (1, 3)	0-0 PB 1B	0-0 1-3			0-0 F8 1-2		4-0 BB			3	0	1	0	1	0	2
Gorman Thomas, R OBP: 0.309, SLG: 0.386 (1, 10)	0-3 K		0-0 5-3		0-0 1-3		0-3 K			4	0	0	0	0	2	4
Ernest Riles, L OBP: 0.325, SLG: 0.351 (1, 6)	0-0 4-3 1-2 3-H		0-0 F4		0-0 1B		0-0 SH1-3 SH 1B			4	0	2	1	0	0	2
Rob Deer, R OBP: 0.321, SLG: 0.477 (1, 9)		0-3 K	0-0 1B		0-3 K		0-0 SH SH1-3			3	0	1	0	0	2	1
Glenn Braggs, R OBP: 0.243, SLG: 0.278 (1, 7)		0-3 K	0-0 F9			0-0 F9		0-0 SH1-3 1-2 2-3		3	0	0	0	0	1	1
Jim Gantner, L OBP: 0.329, SLG: 0.374 (1, 4)		0-0 1B 1B		0-0 B1-3		0-0 4-3		0-0 6-3-2-5 3-H		4	1	1	0	0	0	2
Rick Cerone, R OBP: 0.268, SLG: 0.333 (1, 2)		0-0 1B 3B 1B		0-0 F3		0-0 F4				3	1	1	0	0	0	0

Inning Stats	R: 1	H: 3	E: 0	K: 1	S: 7	LOB: 2	BB: 0	P: 7	R: 3	H: 4	E: 0	K: 2	S: 11	LOB: 1	BB: 0	P: 11	R: 0	H: 1	E: 0	K: 0	S: 4	LOB: 1	BB: 0	P: 4	R: 0	H: 0	E: 0	K: 1	S: 5	LOB: 0	BB: 0	P: 5	R: 1	H: 1	E: 0	K: 1	S: 6	LOB: 1	BB: 1	P: 10	R: 0	H: 0	E: 0	K: 0	S: 3	LOB: 0	BB: 0	P: 3	R: 0	H: 0	E: 0	K: 1	S: 5	LOB: 1	BB: 1	P: 9	R: 0	H: 1	E: 0	K: 0	S: 4	LOB: 1	BB: 0	P: 4
--------------	------	------	------	------	------	--------	-------	------	------	------	------	------	-------	--------	-------	-------	------	------	------	------	------	--------	-------	------	------	------	------	------	------	--------	-------	------	------	------	------	------	------	--------	-------	-------	------	------	------	------	------	--------	-------	------	------	------	------	------	------	--------	-------	------	------	------	------	------	------	--------	-------	------

PITCHER	IP	WLS	BF	H	R	ER	SO	BB	IBB	HBP	BLK	WP	HR	S	P	ERA	WHIP
Joe Niekro, R ERA: 4.62 (1, 1)	1.2	L	11	7	4	4	3	0	0	0	0	0	0	17	17	21.60	4.200
Bob Shirley, L ERA: 5.88 (2, 1)	4.1		16	2	1	1	2	1	0	0	0	0	0	19	23	2.08	0.692
Tim Stoddard, R ERA: 3.54 (7, 1)	1.1		7	1	0	0	1	1	0	0	0	0	0	8	12	0.00	1.500
Rod Scurry, L ERA: 1.93 (8, 1)	0.2		1	0	0	0	0	0	0	0	0	0	0	1	1	0.00	0.000


**BOTTOM**

**New York Yankees @ Milwaukee Brewers**  
**Milwaukee County Stadium, Milwaukee, WI**

Mon Jul 28 1986, 8:05 PM EDT  
 Att. 37,488 - Unknown

AB	31
R	5
H	10
RBI	5
BB	2
SO	6
LOB	12

livebaseballscores.com



WP	HR	S	P	ERA	WHIP
0	0	0	0	0.00	0.000

Batter	1	2	3	4	5	6	7	8	9	AB R H RBI BB SO LOB	TOP											
Rickey Henderson, R OBP: 0.379, SLG: 0.497 (1, 8) X	0-0 5-3 ①		0-3 K ②		0-0 F8 ①		0-0 SF8-6-4 ① ②		0-0 F9 ②	4 0 0 1 0 1 1	<b>New York Yankees @ Milwaukee Brewers</b> <b>Milwaukee County Stadium, Milwaukee, WI</b> Tue Jul 29 1986, 8:05 PM EDT Att. 25,630 - Unknown <a href="http://livebaseballscorecards.com">livebaseballscorecards.com</a>											
Claudell Washington, L OBP: 0.323, SLG: 0.490 (1, 7) X	0-0 F7 ②		0-0 BB 1B		0-0 4-3 ②		0-0 F6 ③		0-0 5-3 ③	5 0 1 0 0 0 1												
Don Mattingly, L OBP: 0.381, SLG: 0.561 (1, 3) X	0-0 G3 ③		4-0 1-2 BB		0-0 F6 ③			0-0 4-3 ①		3 0 0 0 1 0 0												
Mike Easler, L OBP: 0.385, SLG: 0.459 (1, 10)		0-3 K ①	0-0 F9 ③			0-0 6-3 ①		4-0 FC3-6 BB		3 0 0 0 1 1 2												
Mike Pagliarulo, L OBP: 0.334, SLG: 0.532 (1, 5)		0-0 F7 ②		0-0 4-3 1B 2B		0-0 F9 ②		0-0 FC3-6 1-2f HR		4 2 1 0 0 0 1												
Dave Winfield, R OBP: 0.357, SLG: 0.476 (1, 9)		0-0 1B 1B		0-3 K ①		0-0 1B		0-0 1-H HR		4 1 3 2 0 1 1												
Butch Wynegar, S OBP: 0.310, SLG: 0.345 (1, 2)		0-0 1-2 1B		0-0 4-3 ②		0-0 F7 ③		0-0 F7 ③		4 0 1 0 0 0 2												
Willie Randolph, R OBP: 0.388, SLG: 0.314 (1, 4)		0-0 F9 ③		0-0 FC4-6 1B		0-0 1B SF8-6-4 1B		0-0 F8 ①		4 1 2 1 0 0 2												
Paul Zuvella, R OBP: 0.170, SLG: 0.104 (1, 6)			0-0 F8 ①		0-0 FC4-6 ③		0-0 1-3 1B		0-0 1B	2 0 0 0 0 0 1												
Dan Pasqua, L (7, PH) OBP: 0.407, SLG: 0.558 Mike Fischlin, R (7, 6) OBP: 0.302, SLG: 0.268 Ron Hassey, L (9, PH) OBP: 0.381, SLG: 0.466										1 0 1 0 0 0 0 0 0 0 0 0 0 0 1 0 1 0 0 0 0												
<b>Inning Stats</b>	R: 0 E: 0 K: 0 S: 3	H: 0 LOB: 0 BB: 0 P: 3	R: 0 E: 0 K: 1 S: 7	H: 2 LOB: 2 BB: 0 P: 7	R: 0 E: 0 K: 1 S: 6	H: 1 LOB: 2 BB: 1 P: 10	R: 1 E: 0 K: 1 S: 7	H: 2 LOB: 1 BB: 0 P: 7	R: 0 E: 0 K: 0 S: 3	H: 0 LOB: 0 BB: 0 P: 3	R: 0 E: 0 K: 0 S: 4	H: 1 LOB: 1 BB: 0 P: 4	R: 1 E: 0 K: 0 S: 4	H: 2 LOB: 0 BB: 0 P: 4	R: 2 E: 0 K: 0 S: 4	H: 1 LOB: 0 BB: 1 P: 8	R: 0 E: 0 K: 0 S: 4	H: 1 LOB: 1 BB: 0 P: 4	1B: 8 2B: 2 3B: 0 HR: 1	SF: 1 SAC: 0 DP: 1 HBP: 0	WP: 0 PB: 0 SB: 0 CS: 0	PA: 38
<b>PITCHER</b>	IP WLS BF H R ER SO BB IBB HBP BLK WP HR S P ERA WHIP	IP WLS BF H R ER SO BB IBB HBP BLK WP HR S P ERA WHIP											IP WLS BF H R ER SO BB IBB HBP BLK WP HR S P ERA WHIP									
Danny Darwin, R (1, 1) ERA: 2.96	7.2 W 33 9 4 4 3 2 0 0 0 0 1 37 45 4.70 1.435	1.1 S 5 1 0 0 0 0 0 0 0 0 0 5 5 0.00 0.750																				





Batter	1	2	3	4	5	6	7	8	9
<b>Paul Molitor, R</b> OBP: 0.360, SLG: 0.442 (1, 5)									
<b>Robin Yount, R</b> OBP: 0.406, SLG: 0.449 (1, 8)									
<b>Cecil Cooper, L</b> OBP: 0.315, SLG: 0.378 (1, 3)									
<b>Gorman Thomas, R</b> OBP: 0.312, SLG: 0.400 (1, 10)									
<b>Ernest Riles, L</b> OBP: 0.327, SLG: 0.356 (1, 6)									
<b>Rob Deer, R</b> OBP: 0.327, SLG: 0.489 (1, 9)									
<b>Glenn Braggs, R</b> OBP: 0.293, SLG: 0.350 (1, 7)									
<b>Bill Schroeder, R</b> OBP: 0.252, SLG: 0.331 (1, 2)									
<b>Jim Gantner, L</b> OBP: 0.328, SLG: 0.373 (1, 4)									

Inning Stats	R: 5	H: 7	E: 0	LOB: 2	K: 2	BB: 1	S: 13	P: 17	R: 1	H: 1	E: 0	LOB: 0	K: 0	BB: 0	S: 4	P: 4	R: 0	H: 1	E: 0	LOB: 2	K: 1	BB: 1	S: 6	P: 10	R: 0	H: 0	E: 0	LOB: 0	K: 1	BB: 0	S: 5	P: 5	R: 0	H: 1	E: 0	LOB: 1	K: 1	BB: 0	S: 6	P: 6	R: 0	H: 0	E: 0	LOB: 0	K: 0	BB: 0	S: 3	P: 3	R: 0	H: 1	E: 0	LOB: 2	K: 1	BB: 1	S: 6	P: 10	R: 0	H: 0	E: 0	LOB: 0	K: 0	BB: 0	S: 3	P: 3
--------------	------	------	------	--------	------	-------	-------	-------	------	------	------	--------	------	-------	------	------	------	------	------	--------	------	-------	------	-------	------	------	------	--------	------	-------	------	------	------	------	------	--------	------	-------	------	------	------	------	------	--------	------	-------	------	------	------	------	------	--------	------	-------	------	-------	------	------	------	--------	------	-------	------	------

PITCHER	IP	WLS	BF	H	R	ER	SO	BB	IBB	HBP	BLK	WP	HR	S	P	ERA	WHIP
<b>Scott Nielsen, R</b> ERA: 6.94 (1, 1)	0.1	L	7	6	5	5	0	1	0	0	0	0	1	6	10	135.00	21.000
<b>Al Holland, L</b> ERA: 2.97 (1, 1)	4.2		19	4	1	1	5	1	0	0	0	0	1	28	32	1.93	1.071
<b>Brian Fisher, R</b> ERA: 4.45 (6, 1)	3.0		11	1	0	0	1	1	0	0	0	0	0	12	16	0.00	0.667

**BOTTOM**

**New York Yankees @ Milwaukee Brewers**  
Milwaukee County Stadium, Milwaukee, WI

Tue Jul 29 1986, 8:05 PM EDT  
Att. 25,630 - Unknown

AB	34
R	6
H	11
RBI	6
BB	3
SO	6
LOB	12

livebaseballscorecards.com

1B: 7	SF: 0	WP: 0	PA: 37
2B: 2	SAC: 0	PB: 0	
3B: 0	DP: 0	SB: 1	
HR: 2	HBP: 0	CS: 0	

Batter	1	2	3	4	5	6	7	8	9	AB R H RBI BB SO LOB	TOP																			
Rickey Henderson, R (1, 8) OBP: 0.376, SLG: 0.492 Claudell Washington, L (8, 8) OBP: 0.323, SLG: 0.490	0-0 F9		0-0 5-3			0-0 6-3		0-3 K		4 0 0 0 0 1 1 0 0 0 0 0 0 0																				
Willie Randolph, R (1, 4) OBP: 0.387, SLG: 0.314	0-3 K		0-0 1-3			0-0 F3			0-0 FC6-4 1B 1B	4 0 1 0 0 1 0																				
Don Mattingly, L (1, 3) OBP: 0.378, SLG: 0.556	0-0 4-3				0-0 5-3		0-0 F7		0-0 F7	4 0 0 0 0 0 1																				
Dave Winfield, R (1, 9) OBP: 0.356, SLG: 0.474		0-0 E5 FC5-4			0-0 6-3		0-0 F3		0-0 FC6-4 1-2 1B	4 0 1 0 0 0 0																				
Ron Kittle, R (1, 10) OBP: 0.262, SLG: 0.418		0-3 K		4-0 BB		0-3 K		0-3 K	0-3 K	3 0 0 0 1 3 3																				
Gary Roenicke, R (1, 7) OBP: 0.418, SLG: 0.412		0-0 FC5-4 1B 1-2 1B		0-0 F5		0-0 F7		0-0 FC6-4 1-2 2-3	0-0 FC6-4	4 0 0 0 0 0 4																				
Wayne Tolleson, S (1, 6) OBP: 0.345, SLG: 0.338		0-0 1B 1-2 1B			0-0 F9			0-0 CS 1B		3 0 2 0 0 0 0																				
Mike Pagliarulo, L (1, 5) OBP: 0.334, SLG: 0.530		0-0 1-3 2-H 1B			0-0 4-3		0-0 F8		0-0 F8	3 0 1 0 0 0 1																				
Joel Skinner, R (1, 2) OBP: 0.252, SLG: 0.329			0-0 6-3		0-3 K			0-0 1-2 1B		3 0 1 0 0 1 0																				
<b>Inning Stats</b>	R: 0 E: 0 K: 1 S: 5	H: 0 LOB: 0 BB: 0 P: 5	R: 0 E: 1 K: 1 S: 7	H: 2 LOB: 2 BB: 0 P: 7	R: 0 E: 0 K: 0 S: 3	H: 0 LOB: 0 BB: 0 P: 3	R: 0 E: 0 K: 0 S: 3	H: 0 LOB: 1 BB: 1 P: 7	R: 0 E: 0 K: 1 S: 5	H: 0 LOB: 0 BB: 0 P: 5	R: 0 E: 0 K: 1 S: 5	H: 0 LOB: 0 BB: 0 P: 5	R: 0 E: 0 K: 1 S: 6	H: 2 LOB: 1 BB: 0 P: 6	R: 0 E: 0 K: 1 S: 7	H: 2 LOB: 2 BB: 0 P: 7	1B: 6 2B: 0 3B: 0 HR: 0	SF: 0 SAC: 0 DP: 0 HBP: 0	WP: 0 PB: 0 SB: 0 CS: 1	PA: 33										
<b>PITCHER</b> Teddy Higuera, L (1, 1) ERA: 2.59	IP 9.0	WLS W	BF 33	H 6	R 0	ER 0	SO 6	BB 1	IBB 0	HBP 0	BLK 0	WP 0	HR 0	S 44	P 48	ERA 0.00	WHIP 0.778													
											<b>PITCHER</b>	IP	WLS	BF	H	R	ER	SO	BB	IBB	HBP	BLK	WP	HR	S	P	ERA	WHIP		

**New York Yankees @ Milwaukee Brewers**  
**Milwaukee County Stadium, Milwaukee, WI**  
 Wed Jul 30 1986, 8:05 PM EDT  
 Att: 30,599 - Unknown

<b>AB</b>	32
<b>R</b>	0
<b>H</b>	6
<b>RBI</b>	0
<b>BB</b>	1
<b>SO</b>	6
<b>LOB</b>	10



Batter	1	2	3	4	5	6	7	8	9	AB	R	H	RBI	BB	SO	LOB
Paul Molitor, R (1, 5) OBP: 0.358, SLG: 0.438	0-0 F9		0-0 E8		0-0 6-3		0-0 5-3			4	0	1	1	0	0	1
Robin Yount, R (1, 8) OBP: 0.401, SLG: 0.443	0-3 K		0-0 5-3		0-0 FC9-6		0-0 F8			4	0	0	0	0	1	2
Ben Oglivie, L (1, 7) Rick Manning, L (7, 7) OBP: 0.351, SLG: 0.404 OBP: 0.283, SLG: 0.333	0-0 5-3		0-3 K				0-0 F8		0-0 4-3	3	0	0	0	0	1	1
Gorman Thomas, R (1, 10) OBP: 0.315, SLG: 0.407		0-0 SH3 6-3 2B		0-0 F9		0-0 BB 2B 1B		0-3 K		4	2	2	0	0	1	0
Ernest Riles, L (1, 6) OBP: 0.324, SLG: 0.353		0-0 SH3 2-3		0-0 1-3		0-0 F8		0-3 K		3	0	0	0	0	1	1
Rob Deer, R (1, 3) OBP: 0.329, SLG: 0.487		0-0 6-3 3-H		0-0 1B		4-0 BB 1-2 2B BB		0-0 5-3		3	1	1	1	1	0	0
Glenn Braggs, R (1, 9) OBP: 0.295, SLG: 0.372		0-0 L1		0-0 F9		0-0 1-H 2-H 2B				3	0	1	2	0	0	1
Jim Gantner, L (1, 4) OBP: 0.334, SLG: 0.389			0-0 E 2B		0-0 HR		1-0 HBP			2	2	2	1	0	0	0
Charlie Moore, R (1, 2) OBP: 0.359, SLG: 0.425			0-0 F4		0-0 FC9-6 6-3 1B		0-0 L6			3	0	1	0	0	0	3

Inning Stats	R: 0	H: 0	E: 0	K: 1	S: 5	LOB: 0	BB: 0	P: 5	R: 1	H: 1	E: 0	K: 0	S: 4	LOB: 0	BB: 0	P: 4	R: 1	H: 2	E: 1	K: 1	S: 7	LOB: 1	BB: 0	P: 7	R: 0	H: 1	E: 0	K: 0	S: 4	LOB: 1	BB: 0	P: 4	R: 1	H: 2	E: 0	K: 0	S: 4	LOB: 0	BB: 0	P: 4	R: 2	H: 2	E: 0	K: 0	S: 5	LOB: 2	BB: 1	P: 10	R: 0	H: 0	E: 0	K: 0	S: 3	LOB: 0	BB: 0	P: 3	R: 0	H: 0	E: 0	K: 2	S: 7	LOB: 0	BB: 0	P: 7
1B: 4	SF: 0	2B: 4	SAC: 1	3B: 0	DP: 1	HR: 1	HBP: 1	WP: 0	PA: 33	PB: 0	SB: 0	CS: 0																																																				

PITCHER	IP	WLS	BF	H	R	ER	SO	BB	IBB	HBP	BLK	WP	HR	S	P	ERA	WHIP
Doug Drabek, R (1, 1) ERA: 5.56	5.2	L	25	8	5	5	2	1	0	0	0	0	1	28	32	7.94	1.588
Rod Scurrey, L (6, 1) ERA: 1.8	1.1		5	0	0	0	0	0	0	1	0	0	0	4	5	0.00	0.000
Dave Righetti, L (8, 1) ERA: 3.1	1.0		3	0	0	0	2	0	0	0	0	0	0	7	7	0.00	0.000

BOTTOM

New York Yankees @ Milwaukee Brewers  
Milwaukee County Stadium, Milwaukee, WI

Wed Jul 30 1986, 8:05 PM EDT  
Att. 30,599 - Unknown

livebaseballscorecards.com

AB	30
R	5
H	8
RBI	5
BB	1
SO	4
LOB	9



Batter	1	2	3	4	5	6	7	8	9	AB R H RBI BB SO LOB	TOP																	
Rickey Henderson, R OBP: 0.378, SLG: 0.494 (1, 8) X	0-0 SF4 1B	0-0 2B 1B		0-0 1B		0-0 6-3		0-0 F4		5 2 3 0 0 0 3																		
Don Mattingly, L OBP: 0.378, SLG: 0.556 (1, 3) X	0-0 F5	0-0 2B		0-0 1B		0-0 4-3		0-0 F8		5 0 2 2 0 0 1																		
Dave Winfield, R OBP: 0.354, SLG: 0.468 (1, 9) B B B	4-0 1B BB 1-2 BB	0-0 F6		0-0 G5-4-3 1B		0-0 F8		0-3 K		4 0 0 0 1 1 3																		
Ron Kittle, R OBP: 0.279, SLG: 0.415 (1, 10) X Mike Easler, L OBP: 0.385, SLG: 0.457 (7, PH)	0-0 SF4 2-H	0-0 F4		0-0 G5-4-3 1-2f		0-0 F5		4-0 BB		2 0 0 1 0 0 1 1 0 0 0 1 0 0																		
Gary Roenicke, R OBP: 0.416, SLG: 0.405 (1, 7) B B B Dan Pasqua, L OBP: 0.404, SLG: 0.554 (7, PH) (7, 7)	4-0 1B 1-2 BB		0-0 F8		0-0 4-3		0-0 4-3			2 0 0 0 1 0 0 1 0 0 0 0 0 1																		
Willie Randolph, R OBP: 0.388, SLG: 0.314 (1, 4) X	0-0 1B 1-2 2-3		0-0 F8		0-0 6-3		4-0 BB BB			3 0 1 0 1 0 0																		
Wayne Tolleson, S OBP: 0.347, SLG: 0.338 (1, 6) X	0-0 F7		4-0 BB		0-0 6-3 1B		0-3 K			3 0 1 0 1 1 4																		
Mike Pagliarulo, L OBP: 0.333, SLG: 0.525 (1, 5) X		0-0 F6		0-3 K		0-0 F9		4-0 BB 1-2 BB		3 0 0 0 1 1 2																		
Joel Skinner, R OBP: 0.253, SLG: 0.329 (1, 2) X Claudell Washington, L OBP: 0.321, SLG: 0.488 (8, PH) Juan Espino, R (8, 2)		0-0 2B 1B		0-3 K		0-0 6-3 1-2		0-3 K		3 1 1 0 0 1 1 1 0 0 0 0 1 2 0 0 0 0 0 0 0																		
<b>Inning Stats</b>	R: 1 H: 2 E: 0 LOB: 3 K: 0 BB: 2 S: 5 P: 13	R: 2 H: 3 E: 0 LOB: 1 K: 0 BB: 0 S: 6 P: 6	R: 0 H: 0 E: 0 LOB: 1 K: 1 BB: 1 S: 5 P: 9	R: 0 H: 2 E: 0 LOB: 1 K: 1 BB: 0 S: 6 P: 6	R: 0 H: 0 E: 0 LOB: 0 K: 0 BB: 0 S: 3 P: 3	R: 0 H: 1 E: 0 LOB: 1 K: 0 BB: 0 S: 4 P: 4	R: 0 H: 0 E: 0 LOB: 1 K: 0 BB: 1 S: 3 P: 7	R: 0 H: 0 E: 0 LOB: 2 K: 2 BB: 2 S: 7 P: 15	R: 0 H: 0 E: 0 LOB: 0 K: 1 BB: 0 S: 5 P: 5	1B: 7 SF: 1 2B: 1 SAC: 0 3B: 0 DP: 1 HR: 0 HBP: 0	WP: 0 PA: 40 PB: 0 SB: 2 CS: 0																	
<b>PITCHER</b>	IP WLS BF H R ER SO BB IBB HBP BLK WP HR S P ERA WHIP											<b>PITCHER</b>	IP WLS BF H R ER SO BB IBB HBP BLK WP HR S P ERA WHIP															
Bryan Oelkers, L ERA: 3.48 (1, 1)	5.2	WLS	27	8	3	3	2	3	0	0	0	0	0	28	40	4.76	1.941											
Phil Niekro, R ERA: 4.18 (6, 1)	2.1	W	10	0	0	0	2	3	0	0	0	0	0	11	23	0.00	1.286											
Ernie Camacho, R ERA: 3.63 (9, 1)	1.0	S	3	0	0	0	1	0	0	0	0	0	0	5	5	0.00	0.000											

**New York Yankees @ Cleveland Indians**  
 Cleveland Municipal Stadium, Cleveland, OH  
 Fri Aug 01 1986, 3:33 AM EDT  
 Unknown

[livebaseballscorecards.com](http://livebaseballscorecards.com)

<b>AB</b>	<b>33</b>
<b>R</b>	<b>3</b>
<b>H</b>	<b>8</b>
<b>RBI</b>	<b>3</b>
<b>BB</b>	<b>6</b>
<b>SO</b>	<b>5</b>
<b>LOB</b>	<b>18</b>



Batter	1	2	3	4	5	6	7	8	9	AB R H RBI BB SO LOB
Tony Bernazard, S (1, 4) OBP: 0.372, SLG: 0.449	0-0 F7	0-0 1B			0-0 F9		0-0 F8			4 0 1 1 0 0 0
Brett Butler, L (1, 8) OBP: 0.343, SLG: 0.354	0-3 K	0-3 K			0-0 4-3		0-0 6-3			4 0 0 0 0 2 2
Joe Carter, R (1, 7) OBP: 0.349, SLG: 0.511	0-0 HR				0-0 F8		0-0 3B			4 1 2 1 0 0 0
Andre Thornton, R (1, 10) OBP: 0.325, SLG: 0.391	0-0 F7				0-3 K		0-0 F7			4 0 0 0 0 1 0
Cory Snyder, R (1, 9) OBP: 0.294, SLG: 0.510		0-0 F8			0-3 K		0-0 6-3			4 0 0 0 0 2 0
Pat Tabler, R (1, 3) OBP: 0.320, SLG: 0.402		0-3 K			0-0 BB		0-0 2B			3 1 2 0 0 1 0
Mel Hall, L (8, PH) OBP: 0.353, SLG: 0.543					0-0 1B		0-0 1B			1 0 1 0 0 0 0
Otis Nixon, S (8, PR) OBP: 0.231, SLG: 0.184							0-0 S			0 0 0 0 0 0 0
Julio Franco, R (1, 6) OBP: 0.324, SLG: 0.380		0-0 2B			0-0 F4		0-0 2B			4 1 2 1 0 0 2
Brook Jacoby, R (1, 5) OBP: 0.336, SLG: 0.423		0-0 1B			4-0 G5-4-3		4-0 IBB			1 1 1 1 2 0 0
Andy Allanson, R (1, 2) OBP: 0.286, SLG: 0.314		0-0 2B			1-2 BB		0-0 F9			2 0 0 0 0 0 3
Chris Bando, S (6, 2) OBP: 0.331, SLG: 0.325		0-0 E5			0-0 G5-4-3					1 0 0 0 0 0 2

Inning Stats	R: 1	H: 1	E: 0	K: 1	S: 6	LOB: 0	BB: 0	P: 6
	R: 2	H: 3	E: 1	K: 2	S: 11	LOB: 2	BB: 0	P: 11
	R: 0	H: 0	E: 0	K: 1	S: 5	LOB: 0	BB: 0	P: 5
	R: 0	H: 1	E: 0	K: 0	S: 3	LOB: 1	BB: 1	P: 7
	R: 0	H: 0	E: 0	K: 0	S: 3	LOB: 0	BB: 0	P: 3
	R: 1	H: 2	E: 0	K: 2	S: 9	LOB: 2	BB: 1	P: 13
	R: 0	H: 1	E: 0	K: 0	S: 3	LOB: 1	BB: 0	P: 3
	R: 0	H: 1	E: 0	K: 0	S: 4	LOB: 2	BB: 0	P: 4


PITCHER	IP	WLS	BF	H	R	ER	SO	BB	IBB	HBP	BLK	WP	HR	S	P	ERA	WHIP
Ron Guidry, L (1, 1) ERA: 3.94	7.0	L	30	8	4	3	6	1	1	0	0	0	1	40	48	3.86	1.286
Brian Fisher, R (8, 1) ERA: 4.39	1.0		4	1	0	0	0	0	0	0	0	0	4	4	0.00	1.000	

**BOTTOM**


**New York Yankees @ Cleveland Indians**  
 Cleveland Municipal Stadium, Cleveland, OH

Fri Aug 01 1986, 3:33 AM EDT  
 Unknown

AB	32
R	4
H	9
RBI	4
BB	2
SO	6
LOB	9



WP	PA	ERA	WHIP
0	34		

Batter	1	2	3	4	5	6	7	8	9	AB R H RBI BB SO LOB	TOP											
Rickey Henderson, R OBP: 0.378, SLG: 0.490 (1, 10)	0-3 K		0-0 1-3		0-0 F7	4-0 FC3-6 BB			1-0 S HR HBP	3 1 0 0 1 1 0												
Claudell Washington, L OBP: 0.323, SLG: 0.486 (1, 8)	0-3 K		0-0 S 1B		0-0 1B E	0-0 FC3-6			0-3 K	5 1 2 0 0 2 3												
Don Mattingly, L OBP: 0.378, SLG: 0.561 (1, 3)	0-0 3-1		0-0 F9		0-0 BB E 1B	0-3 K			0-0 HR	5 1 2 2 0 1 3												
Mike Easler, L OBP: 0.388, SLG: 0.466 (1, 7)		0-0 HR	4-0 1-2 BB		0-0 E6 BB		0-0 6-3		0-0 1B	4 1 2 2 1 0 1												
Dan Pasqua, L OBP: 0.397, SLG: 0.540 (1, 9)		0-0 1B SF7 1B	0-3 K		0-0 F3		0-0 F5		0-0 F7	5 1 1 0 0 1 5												
Mike Pagliarulo, L OBP: 0.334, SLG: 0.522 (1, 5)		0-0 S 1B		0-0 3-1	4-0 1-2 2-3 BB		0-0 4-3		0-3 K	4 0 1 0 1 1 1												
Juan Espino, R (1, 2)		0-0 SF7		0-0 F8	0-0 5-3			4-0 BB G4-3		2 0 0 1 1 0 3	AB 36 R 5 H 10 RBI 5 BB 4 SO 6 LOB 20											
Mike Fischlin, R OBP: 0.299, SLG: 0.267 (1, 4)		0-0 F5		0-0 1B		0-0 G3		0-0 G4-3		4 0 1 0 0 0 2												
Wayne Tolleson, S (1, 6)		0-0 G3		0-0 F7		0-0 FC3-6 E 1B		0-0 4-3		4 0 1 0 0 0 2												
<b>Inning Stats</b>	R: 0 E: 0 K: 2 S: 7	H: 0 LOB: 0 BB: 0 P: 7	R: 2 E: 0 K: 0 S: 6	H: 3 LOB: 1 BB: 0 P: 6	R: 0 E: 0 K: 1 S: 6	H: 1 LOB: 2 BB: 1 P: 10	R: 0 E: 0 K: 0 S: 4	H: 1 LOB: 1 BB: 0 P: 4	R: 1 E: 1 K: 0 S: 6	H: 2 LOB: 3 BB: 1 P: 10	R: 0 E: 0 K: 1 S: 6	H: 1 LOB: 2 BB: 1 P: 10	R: 0 E: 0 K: 0 S: 3	H: 0 LOB: 0 BB: 0 P: 3	R: 0 E: 0 K: 0 S: 2	H: 0 LOB: 0 BB: 1 P: 6	R: 2 E: 0 K: 2 S: 9	H: 2 LOB: 1 BB: 0 P: 10	1B: 8 2B: 0 3B: 0 HR: 2	SF: 1 SAC: 0 DP: 1 HBP: 1	WP: 0 PB: 0 SB: 3 CS: 0	PA: 42
<b>PITCHER</b>	IP WLS BF H R ER SO BB IBB HBP BLK WP HR S P ERA WHIP											<b>PITCHER</b>	IP WLS BF H R ER SO BB IBB HBP BLK WP HR S P ERA WHIP									
Tom Candiotti, R ERA: 3.8 (1, 1)	8.1 L 39 9 5 5 5 4 0 1 0 0 2 44 61 5.40 1.560											Frank Wills, R ERA: 5.06 (9, 1)	0.2 3 1 0 0 1 0 0 0 0 0 0 0 5 5 0.00 1.500									

New York Yankees @ Cleveland Indians  
Cleveland Municipal Stadium, Cleveland, OH

Fri Aug 01 1986, 7:05 PM EDT  
Att: 64,934 - Unknown

livebaseballscorecards.com



**New York Yankees @ Cleveland Indians**  
**Cleveland Municipal Stadium, Cleveland, OH**

Sat Aug 02 1986, 3:33 AM EDT  
 Att. 42,201 - Unknown

AB	40
R	5
H	13
RBI	4
BB	3
SO	5
LOB	18



AB R H RBI BB SO LOB

5	1	2	1	0	0	0
5	1	4	0	0	1	2
4	0	1	1	1	0	3
4	0	2	0	0	0	2
3	0	0	0	0	0	3
0	0	0	0	0	0	0
1	0	0	0	1	0	1
5	0	1	0	0	0	2
4	3	2	2	1	0	1
4	0	0	0	0	3	1
1	0	0	0	0	1	3
3	0	0	0	0	0	0
1	0	1	0	0	0	0
0	0	0	0	0	0	0

1B	10	SF	0
2B	1	SAC	1
3B	0	DP	2
HR	2	HBP	0

WP	0	PA	44
PB	0		
SB	3		
CS	0		

Batter	1	2	3	4	5	6	7	8	9	10
Rickey Henderson, R OBP: 0.379, SLG: 0.489 (1, 8)	0-0 S 1B G3 1B		0-0 F9 1		0-0 F9 2		0-0 6-3 3		0-0 S 1B 1-3 2-H	
Wayne Tolleson, S OBP: 0.353, SLG: 0.345 (1, 6)	0-0 G3 S 1-2 1B		0-0 1B BLK 1B		0-0 1B		0-0 G3-6-3 1B		0-3 K 1-2	
Don Mattingly, L OBP: 0.379, SLG: 0.558 (1, 3)	0-0 G3 1-3 2-H		0-0 BLK 1B 1-3		0-0 F7 3		0-0 G3-6-3 1-2f		4-0 F8 SH1-4 BB	
Mike Easler, L OBP: 0.389, SLG: 0.470 (1, 10)	0-0 F8 2		0-0 F7 2		0-0 G4-6-3 1B		0-0 2B		0-0 SH1-4 1-2	
Claudell Washington, L OBP: 0.319, SLG: 0.479 (1, 7)	0-0 F8 3		0-0 F8 3		0-0 G4-6-3 1-2f		0-0 3-1 3		4-0 IBB IBB	
Ron Kittle, R OBP: 0.279, SLG: 0.415 (8, PH)										
Dan Pasqua, L OBP: 0.399, SLG: 0.535 (8, PH)										
Dave Winfield, R OBP: 0.353, SLG: 0.465 (1, 9)		0-0 F8 1		0-0 F6 1		0-0 G1 3		0-0 FC5-4 1B	0-0 F8 2	
Mike Pagliarulo, L OBP: 0.338, SLG: 0.539 (1, 5)		0-0 HR		0-0 F8 2		0-0 HR		0-0 FC5-4 1B 1-2f	4-0 IBB 1-2	
Joel Skinner, R OBP: 0.247, SLG: 0.321 (1, 2)		0-3 K		0-3 K		0-0 1-3 1		0-0 K	0-3 K 2	
Juan Espino, R (10, PH)									0-3 K 3	
Mike Fischlin, R OBP: 0.286, SLG: 0.254 (1, 4)		0-0 6-3 3		0-0 F8 1		0-0 F7 2		0-0 1B 1-2		
Gary Roenicke, R OBP: 0.420, SLG: 0.410 (9, PH)										
Willie Randolph, R OBP: 0.388, SLG: 0.314 (9, 4)										

Inning Stats	R: 1 E: 0 K: 0 S: 5	H: 2 LOB: 1 BB: 0 P: 5	R: 1 E: 0 K: 1 S: 6	H: 1 LOB: 0 BB: 0 P: 6	R: 1 E: 0 K: 0 S: 5	H: 2 LOB: 1 BB: 0 P: 5	R: 0 E: 0 K: 1 S: 5	H: 0 LOB: 0 BB: 0 P: 5	R: 0 E: 0 K: 0 S: 4	H: 1 LOB: 1 BB: 0 P: 4	R: 0 E: 0 K: 0 S: 3	H: 1 LOB: 0 BB: 0 P: 3	R: 1 E: 0 K: 0 S: 4	H: 1 LOB: 0 BB: 0 P: 4	R: 0 E: 0 K: 0 S: 4	H: 2 LOB: 1 BB: 0 P: 4	R: 1 E: 0 K: 2 S: 10	H: 3 LOB: 2 BB: 0 P: 10	R: 0 E: 0 K: 1 S: 5	H: 0 LOB: 3 BB: 3 P: 17	1B: 10 2B: 1 3B: 0 HR: 2	SF: 0 SAC: 1 DP: 2 HBP: 0
--------------	------------------------------	---------------------------------	------------------------------	---------------------------------	------------------------------	---------------------------------	------------------------------	---------------------------------	------------------------------	---------------------------------	------------------------------	---------------------------------	------------------------------	---------------------------------	------------------------------	---------------------------------	-------------------------------	----------------------------------	------------------------------	----------------------------------	-----------------------------------	------------------------------------

PITCHER	IP	WLS	BF	H	R	ER	SO	BB	IBB	HBP	BLK	WP	HR	S	P	ERA	WHIP
Ken Schrom, R ERA: 4.02 (1, 1)	7.0		29	9	4	4	4	0	0	0	1	0	2	33	33	5.14	1.286
Scott Bailes, L ERA: 4.29 (8, 1)	0.2		2	1	0	0	0	0	0	0	0	0	0	2	2	0.00	1.500
Ernie Camacho, R ERA: 3.75 (8, 1)	1.1	W	7	3	1	1	2	0	0	0	0	0	0	11	11	6.75	2.250
Dickie Noles, R ERA: 5.86 (10, 1)	1.0		6	0	0	0	1	1	2	0	0	0	0	5	17	0.00	1.000



BOTTOM

New York Yankees @ Cleveland Indians  
Cleveland Municipal Stadium, Cleveland, OH

Sat Aug 02 1986, 3:33 AM EDT  
Att: 42,201 - Unknown

livebaseballscorecards.com

AB	37
R	6
H	9
RBI	6
BB	3
SO	7
LOB	15



WP	0	PA	41
PB	0		
SB	2		
CS	0		

AB R H RBI BB SO LOB

5 0 1 0 0 0 2

3 2 1 0 2 1 3

4 2 2 3 0 0 2

5 0 1 1 0 0 5

5 1 2 2 0 1 1

4 0 0 0 0 2 0

4 0 1 0 0 1 0

3 1 0 0 1 2 1

4 0 1 0 0 0 1

1B	6	SF	0
2B	1	SAC	1
3B	0	DP	0
HR	2	HBP	0

Batter	1	2	3	4	5	6	7	8	9	10
Tony Bernazard, S OBP: 0.368, SLG: 0.443 (1.4)	0-0 2B		0-0 FC6-4 1B		0-0 G3		0-0 F8		0-0 6-3	
Brett Butler, L OBP: 0.346, SLG: 0.354 (1.8)	0-3 K		0-0 F7		4-0 1B BB		0-0 HR 1B		4-0 FC2-5 SH BB	
Joe Carter, R OBP: 0.347, SLG: 0.514 (1.7)	0-0 F2		0-0 FC5-4 1B		0-0 F8		0-0 HR		0-0 SH FC2-5 1B	
Andre Thornton, R OBP: 0.326, SLG: 0.390 (1.10)	0-0 F2		0-0 FC5-4		0-0 1B		0-0 F7		0-0 FC2-5 1B	
Cory Snyder, R OBP: 0.296, SLG: 0.524 (1.9)		0-0 F7		0-0 HR		0-3 K		0-0 6-3		0-0 1B
Julio Franco, R OBP: 0.321, SLG: 0.373 (1.6)		0-3 K		0-0 F8		0-0 F4		0-3 K2-3		
Pat Tabler, R OBP: 0.322, SLG: 0.399 (1.3)		0-0 6-3		0-0 FC5-4 1B		0-3 K		0-0 F9		
Brook Jacoby, R OBP: 0.336, SLG: 0.418 (1.5)			4-0 FC6-4 1B BB		0-0 FC5-4		0-3 K		0-3 K	
Andy Allanson, R OBP: 0.286, SLG: 0.313 (1.2)			0-0 FC6-4 1B		0-0 F7		0-0 F9		0-0 4-3	

Inning Stats	R: 0	H: 1	E: 0	K: 1	S: 6	P: 6	R: 0	H: 0	E: 0	K: 1	S: 5	P: 5	R: 1	H: 2	E: 0	K: 0	S: 5	R: 1	H: 2	E: 1	K: 0	S: 5	R: 1	H: 1	E: 0	K: 1	S: 6	R: 0	H: 0	E: 0	K: 2	S: 7	R: 2	H: 2	E: 0	K: 0	S: 5	R: 0	H: 0	E: 0	K: 1	S: 5	R: 0	H: 0	E: 0	K: 1	S: 5	R: 1	H: 1	E: 0	K: 0	S: 3	R: 0	H: 1	E: 0	K: 0	S: 7	R: 1	H: 1	E: 0	K: 0	S: 3	1B: 6	SF: 0	2B: 1	SAC: 1	3B: 0	DP: 0	HR: 2	HBP: 0	WP: 0	PA: 41
--------------	------	------	------	------	------	------	------	------	------	------	------	------	------	------	------	------	------	------	------	------	------	------	------	------	------	------	------	------	------	------	------	------	------	------	------	------	------	------	------	------	------	------	------	------	------	------	------	------	------	------	------	------	------	------	------	------	------	------	------	------	------	------	-------	-------	-------	--------	-------	-------	-------	--------	-------	--------

PITCHER	IP	WLS	BF	H	R	ER	SO	BB	IBB	HBP	BLK	WP	HR	S	P	ERA	WHIP
Bob Shirley, L ERA: 5.86 (1.1)	3.1		16	5	2	2	2	1	0	0	0	0	1	19	23	5.40	1.800
Tim Stoddard, R ERA: 3.7 (4.1)	4.2		18	3	3	3	4	1	0	0	0	0	1	25	29	5.79	0.857
Dave Righetti, L ERA: 3.13 (9.1)	1.1	L	7	1	1	1	1	1	0	0	0	0	0	8	12	6.75	1.500

**New York Yankees @ Cleveland Indians**  
**Cleveland Municipal Stadium, Cleveland, OH**

Sun Aug 03 1986, 3:33 AM EDT  
 Att: 45,356 - Unknown

AB	42
R	12
H	15
RBI	12
BB	8
SO	4
LOB	28



Batter	1	2	3	4	5	6	7	8	9	AB R H RBI BB SO LOB
<b>Rickey Henderson, R</b> OBP: 0.382, SLG: 0.500 (1, 8) BB	4-0 2B BB	0-0 F7		0-3 K	0-0 HR	0-0 2B		0-0 S 1B		5 2 3 3 1 1 3
<b>Wayne Tolleson, S</b> OBP: 0.356, SLG: 0.350 (1, 6) X	0-0 3-1 1B 2B		0-0 F9		SH 1B BB	0-0 6-3		0-0 5-3 1B		5 3 2 1 1 0 3
<b>Don Mattingly, L</b> OBP: 0.382, SLG: 0.559 (1, 3) X	0-0 3-1 2B		0-0 1B		SH 1B BB	4-0 BB		0-0 4-3		5 2 3 0 1 0 3
<b>Mike Easler, L</b> OBP: 0.386, SLG: 0.466 (1, 10) <b>Ron Kittle, R</b> OBP: 0.281, SLG: 0.414 (6, PH)	0-0 6-3		0-0 F4		SH 1B BB	0-3 K		4-0 1B BB		3 1 0 0 0 0 4 1 0 0 0 1 1 2
<b>Claudell Washington, L</b> OBP: 0.328, SLG: 0.479 (1, 7) X	0-0 FC6-4 1B		0-3 K		SH 1B BB		0-0 G3		0-0 FC6-4 1B	4 1 2 2 1 1 1
<b>Dave Winfield, R</b> OBP: 0.352, SLG: 0.461 (1, 9) X	0-0 FC6-4		0-0 F8		SH 1B BB		0-0 F5		0-0 F2	5 1 1 2 1 0 3
<b>Mike Pagliarulo, L</b> OBP: 0.338, SLG: 0.534 (1, 5) X		0-0 F9		0-0 F7		SH 1B BB		0-0 F7		5 1 1 3 1 0 2
<b>Willie Randolph, R</b> OBP: 0.389, SLG: 0.315 (1, 4) X		0-0 1B		0-0 1B		SH 1B BB		0-0 E6 1B 5-3		5 1 2 0 1 0 5
<b>Joel Skinner, R</b> OBP: 0.246, SLG: 0.319 (1, 2) X		0-0 F2		0-0 1B		SH 1B BB		0-0 5-3		4 0 1 1 0 1 2

Inning Stats	R: 2	H: 2	E: 0	LOB: 1	K: 0	BB: 1	S: 5	P: 9	R: 0	H: 1	E: 0	LOB: 1	K: 0	BB: 0	S: 4	P: 4	R: 0	H: 1	E: 0	LOB: 1	K: 1	BB: 0	S: 6	P: 6	R: 0	H: 2	E: 0	LOB: 2	K: 1	BB: 0	S: 7	P: 7	R: 10	H: 6	E: 1	LOB: 3	K: 0	BB: 5	S: 10	P: 31	R: 0	H: 1	E: 0	LOB: 2	K: 2	BB: 1	S: 8	P: 12	R: 0	H: 0	E: 0	LOB: 0	K: 0	BB: 0	S: 3	P: 3	R: 0	H: 1	E: 1	LOB: 2	K: 0	BB: 0	S: 5	P: 5	R: 0	H: 1	E: 0	LOB: 2	K: 0	BB: 1	S: 4	P: 8	1B: 12	SF: 1	2B: 2	SAC: 1	3B: 0	DP: 0	HR: 1	HBP: 1	WP: 0	PA: 53
--------------	------	------	------	--------	------	-------	------	------	------	------	------	--------	------	-------	------	------	------	------	------	--------	------	-------	------	------	------	------	------	--------	------	-------	------	------	-------	------	------	--------	------	-------	-------	-------	------	------	------	--------	------	-------	------	-------	------	------	------	--------	------	-------	------	------	------	------	------	--------	------	-------	------	------	------	------	------	--------	------	-------	------	------	--------	-------	-------	--------	-------	-------	-------	--------	-------	--------

PITCHER	IP	WLS	BF	H	R	ER	SO	BB	IBB	HBP	BLK	WP	HR	S	P	ERA	WHIP
<b>Phil Niekro, R</b> ERA: 4.44 (1, 1)	4.0	L	24	7	7	7	2	3	0	1	0	0	0	24	37	15.75	2.500
<b>Rich Yett, R</b> ERA: 5.51 (5, 1)	0.0		2	1	0	0	0	1	0	0	0	0	0	1	5	∞	∞
<b>Frank Wills, R</b> ERA: 9.0 (5, 1)	0.2		8	4	5	4	0	2	0	0	0	0	1	6	14	54.00	9.000
<b>Bryan Oelkers, L</b> ERA: 3.28 (5, 1)	2.2		12	2	0	0	2	1	0	0	0	0	0	15	19	0.00	1.125
<b>Scott Bailes, L</b> ERA: 4.24 (8, 1)	0.2		2	0	0	0	0	0	0	0	0	0	0	2	2	0.00	0.000

PITCHER	IP	WLS	BF	H	R	ER	SO	BB	IBB	HBP	BLK	WP	HR	S	P	ERA	WHIP
<b>Dickie Noles, R</b> ERA: 5.65 (9, 1)	1.0		5	1	0	0	0	1	0	0	0	0	0	4	8	0.00	2.000

Batter	1	2	3	4	5	6	7	8	9	AB R H RBI BB SO LOB
Tony Bernazard, S (1, 4) OBP: 0.368, SLG: 0.441	0-0 6-3		0-0 F9		0-3 K	4-0 2B BB		0-0 1B 1B		4 1 1 0 1 1 1
Brett Butler, L (1, 8) OBP: 0.347, SLG: 0.354	0-3 K		0-0 1B 1B		0-0 3B 1B	0-0 F7		0-0 F8		5 1 2 0 0 1 2
Joe Carter, R (1, 7) OBP: 0.350, SLG: 0.522	0-0 F4		0-0 F3		0-0 1B 3B	0-0 2B		0-0 6-4 1B		5 1 3 2 0 0 2
Andre Thornton, R (1, 10) OBP: 0.329, SLG: 0.391		4-0 1B BB	0-0 1B		0-0 HR 1B	0-0 6-3		0-0 6-4		4 1 2 2 1 0 3
Cory Snyder, R (1, 9) OBP: 0.293, SLG: 0.533		0-0 F7	0-0 F7		0-0 HR	0-0 5-3		0-0 F8		5 1 1 2 0 0 4
Julio Franco, R (1, 6) OBP: 0.324, SLG: 0.376		0-0 1B		0-0 F9 1B	0-0 HR 1B		0-0 6-3	0-0 F8		5 1 3 0 0 0 0
Pat Tabler, R (1, 3) OBP: 0.316, SLG: 0.392		0-0 F9		0-0 F3	0-0 F3		0-0 E4	0-0 6-3		5 0 0 0 0 0 4
Brook Jacoby, R (1, 5) OBP: 0.335, SLG: 0.425		0-0 6-3		0-0 F9	0-0 HR		0-0 E6			4 1 1 2 0 0 4
Chris Bando, S (1, 2) OBP: 0.333, SLG: 0.328			0-0 1B 1B	0-3 K	0-0 F8		0-0 G6-4-3			4 1 1 0 0 1 3

Inning Stats	R: 0	H: 0	E: 0	K: 1	S: 5	R: 0	H: 1	E: 0	K: 0	S: 4	R: 1	H: 3	E: 0	K: 0	S: 6	R: 0	H: 1	E: 0	K: 1	S: 6	R: 6	H: 6	E: 0	K: 1	S: 11	R: 1	H: 1	E: 2	K: 0	S: 4	R: 0	H: 2	E: 0	K: 0	S: 4	R: 0	H: 0	E: 0	K: 0	S: 3	1B: 10	SF: 0	2B: 2	SAC: 0	3B: 1	DP: 2	HR: 2	HBP: 0	WP: 0	PA: 43	
	0	0	0	1	5	0	1	0	0	4	0	3	0	0	6	0	1	0	0	1	6	1	6	0	1	11	0	1	2	0	4	0	2	0	0	4	0	0	0	3	10	0	2	1	2	0	0	0	0	0	43


PITCHER	IP	WLS	BF	H	R	ER	SO	BB	IBB	HBP	BLK	WP	HR	S	P	ERA	WHIP
Al Holland, L (1, 1) ERA: 4.26	4.2		26	11	7	7	3	1	0	0	0	0	2	31	35	13.50	2.571
Rod Scurry, L (5, 1) ERA: 1.99	2.2	W	13	3	1	1	0	1	0	0	0	0	0	12	16	3.38	1.500
Brian Fisher, R (8, 1) ERA: 4.08	1.2	S	4	0	0	0	0	0	0	0	0	0	0	4	4	0.00	0.000

**BOTTOM**

**New York Yankees @ Cleveland Indians**  
Cleveland Municipal Stadium, Cleveland, OH

Sun Aug 03 1986, 3:33 AM EDT  
Att. 45,356 - Unknown

AB	41
R	8
H	14
RBI	8
BB	2
SO	3
LOB	23



PITCHER	IP	WLS	BF	H	R	ER	SO	BB	IBB	HBP	BLK	WP	HR	S	P	ERA	WHIP
Al Holland, L (1, 1) ERA: 4.26	4.2		26	11	7	7	3	1	0	0	0	0	2	31	35	13.50	2.571
Rod Scurry, L (5, 1) ERA: 1.99	2.2	W	13	3	1	1	0	1	0	0	0	0	0	12	16	3.38	1.500
Brian Fisher, R (8, 1) ERA: 4.08	1.2	S	4	0	0	0	0	0	0	0	0	0	0	4	4	0.00	0.000

Batter	1	2	3	4	5	6	7	8	9	AB R H RBI BB SO LOB	TOP											
Paul Molitor, R (1, 5) OBP: 0.347, SLG: 0.412	0-0 5-3		0-0 F8		0-0 L6		0-0 F8		0-0 SH1-4 1B	5 0 1 0 0 0 2												
Jim Gantner, L (1, 4) OBP: 0.332, SLG: 0.398	0-0 F9			0-0 FC4-6 1B	0-0 F8			0-0 HR	0-0 SH1-4 1-2	4 1 2 1 0 0 2												
Cecil Cooper, L (1, 3) OBP: 0.312, SLG: 0.370	0-3 K			0-0 F6		0-0 F7		4-0 WP E BB	0-0 1B	4 1 1 0 1 1 1												
Ben Oglivie, L (1, 10) OBP: 0.350, SLG: 0.405 Robin Yount, R (9, PH) OBP: 0.391, SLG: 0.424		0-0 F7		0-3 K		0-0 1B		4-0 E 1B BB	0-3 K	3 1 1 0 1 1 1 1 0 0 0 0 1 2												
Ernest Riles, L (1, 6) OBP: 0.326, SLG: 0.359		0-3 K		0-0 FC4-6 1-2f		0-0 F7		0-0 F8	0-0 F8	5 0 0 0 0 1 6												
Rob Deer, R (1, 9) OBP: 0.338, SLG: 0.514		4-0 BB			0-0 4-3		0-3 K	0-0 E6 1B 1-3 2-H		3 0 0 0 1 1 2												
Glenn Braggs, R (1, 7) OBP: 0.344, SLG: 0.426		0-0 F8			0-0 1B 2B 1B		0-0 6-3	0-3 K		4 1 1 0 0 1 3												
Rick Manning, L (1, 8) OBP: 0.300, SLG: 0.379			0-0 4-3		0-0 2B 1B		0-0 HR	0-0 1B		4 1 3 2 0 0 0												
Charlie Moore, R (1, 2) OBP: 0.352, SLG: 0.417			0-3 K		0-0 1-3 2-H 2B		0-0 F4	0-3 K		4 0 1 1 0 2 2												
<b>Inning Stats</b>	R: 0 E: 0 K: 1 S: 5	H: 0 LOB: 0 BB: 0 P: 5	R: 0 E: 0 K: 1 S: 5	H: 0 LOB: 1 BB: 1 P: 9	R: 0 E: 0 K: 1 S: 5	H: 0 LOB: 0 BB: 0 P: 5	R: 0 E: 0 K: 1 S: 6	H: 1 LOB: 1 BB: 0 P: 6	R: 1 E: 0 K: 0 S: 6	H: 3 LOB: 2 BB: 0 P: 6	R: 0 E: 0 K: 1 S: 6	H: 1 LOB: 1 BB: 0 P: 6	R: 1 E: 0 K: 0 S: 4	H: 1 LOB: 0 BB: 0 P: 4	R: 3 E: 1 K: 2 S: 10	H: 2 LOB: 2 BB: 2 P: 18	R: 0 E: 0 K: 1 S: 7	H: 2 LOB: 2 BB: 0 P: 7	1B: 7 2B: 1 3B: 0 HR: 2	SF: 0 SAC: 1 DP: 0 HBP: 0	WP: 1 PB: 0 SB: 0 CS: 0	PA: 41
<b>PITCHER</b>	IP WLS BF H R ER SO BB IBB HBP BLK WP HR S P ERA WHIP																					
Doug Drabek, R (1, 1) ERA: 5.37	7.0 L 30 7 4 3 5 2 0 0 0 0 0 2 38 46 3.86 1.286																					
Rod Scurry, L (8, 1) ERA: 1.98	0.1 2 0 0 0 0 1 0 0 0 0 1 0 1 5 0.00 3.000																					
Brian Fisher, R (8, 1) ERA: 4.04	0.2 4 1 1 0 2 0 0 0 0 0 0 0 8 8 0.00 1.500																					
Bob Shirley, L (9, 1) ERA: 5.79	1.0 5 2 0 0 1 0 0 0 0 0 0 0 7 7 0.00 2.000																					

Milwaukee Brewers @ New York Yankees  
 Yankee Stadium, Bronx, NY  
 Mon Aug 04 1986, 7:05 PM EDT  
 Att: 21,869 - Unknown

livebaseballscorecards.com

AB	37
R	5
H	10
RBI	4
BB	3
SO	8
LOB	21



Batter	1	2	3	4	5	6	7	8	9	AB	R	H	RBI	BB	SO	LOB
Rickey Henderson, R OBP: 0.380, SLG: 0.502 (1, 8)	0-0 6-3	0-0 F8			0-0 5-3		0-0 SF7		0-0 G3 3B	4	1	1	2	0	0	1
Don Mattingly, L OBP: 0.382, SLG: 0.557 (1, 3)	0-0 BB 1B		0-0 1B		0-0 F3		0-0 F9		0-0 G3	5	0	2	1	0	0	0
Dave Winfield, R OBP: 0.353, SLG: 0.459 (1, 9)	4-0 1-2 BB		0-0 F4		0-0 F3		0-0 1B		0-3 K	4	0	1	0	1	1	1
Ron Kittle, R OBP: 0.280, SLG: 0.412 (1, 10)	0-3 K		0-0 F4		0-0 F9		0-0 FC1-4-6 1B		0-0 F9	4	0	1	0	0	1	4
Gary Roenicke, R OBP: 0.409, SLG: 0.397 (1, 7)	0-0 3-1		0-0 F5		0-0 F3		0-0 F2		0-0 F2	4	0	0	0	0	0	4
Willie Randolph, R OBP: 0.390, SLG: 0.317 (1, 4)		0-0 2B SF9 1B		0-0 6-3		0-0 FC1-4-6 1B		0-3 K	4	1	2	0	0	1	0	
Mike Pagliarulo, L OBP: 0.339, SLG: 0.540 (1, 5)		0-0 SF9 1-3 2B		0-0 2B		0-0 FC1-4-6 1-2 2-3		0-0 F2	4	0	2	0	0	0	2	
Joel Skinner, R OBP: 0.240, SLG: 0.311 (1, 2)		0-3 K		0-0 F4		0-3 K		0-0 F8	4	0	0	0	0	2	5	
Wayne Tolleson, S OBP: 0.358, SLG: 0.358 (1, 6)		0-0 SF9 2-3 3-H		0-0 F8		0-0 SF7 3B		4-0 3B BB	2	2	1	1	1	0	1	

**BOTTOM**

**Milwaukee Brewers @ New York Yankees**  
 Yankee Stadium, Bronx, NY  
 Mon Aug 04 1986, 7:05 PM EDT  
 Att. 21,869 - Unknown

[livebaseballscorecards.com](http://livebaseballscorecards.com)

<b>AB</b>	<b>35</b>
<b>R</b>	<b>4</b>
<b>H</b>	<b>10</b>
<b>RBI</b>	<b>4</b>
<b>BB</b>	<b>2</b>
<b>SO</b>	<b>5</b>
<b>LOB</b>	<b>18</b>



Inning Stats	R: 0	H: 1	E: 0	K: 1	S: 6	R: 1	H: 2	E: 0	K: 1	S: 7	R: 0	H: 1	E: 0	K: 0	S: 4	R: 0	H: 0	E: 0	K: 0	S: 3	R: 0	H: 2	E: 0	K: 1	S: 7	R: 1	H: 2	E: 0	K: 0	S: 5	R: 0	H: 0	E: 0	K: 1	S: 6	R: 2	H: 1	E: 0	K: 1	S: 6	1B: 6	SF: 2	2B: 2	3B: 2	HR: 0	SAC: 0	DP: 0	HBP: 0	WP: 0	PA: 39
--------------	------	------	------	------	------	------	------	------	------	------	------	------	------	------	------	------	------	------	------	------	------	------	------	------	------	------	------	------	------	------	------	------	------	------	------	------	------	------	------	------	-------	-------	-------	-------	-------	--------	-------	--------	-------	--------

PITCHER	IP	WLS	BF	H	R	ER	SO	BB	IBB	HBP	BLK	WP	HR	S	P	ERA	WHIP
Teddy Higuera, L ERA: 2.67 (1, 1)	8.1	W	37	10	4	4	4	2	0	0	0	0	0	43	51	4.32	1.440
Dan Plesac, L ERA: 3.44 (9, 1)	0.1		1	0	0	0	0	0	0	0	0	0	0	1	1	0.00	0.000
Mark Clear, R ERA: 1.84 (9, 1)	0.1	S	1	0	0	0	1	0	0	0	0	0	0	3	3	0.00	0.000

PITCHER	IP	WLS	BF	H	R	ER	SO	BB	IBB	HBP	BLK	WP	HR	S	P	ERA	WHIP
---------	----	-----	----	---	---	----	----	----	-----	-----	-----	----	----	---	---	-----	------

Batter	1	2	3	4	5	6	7	8	9	10	AB R H RBI BB SO LOB	TOP												
Paul Molitor, R (1, 5) OBP: 0.344, SLG: 0.412	0-0 5-3		0-3 K		0-0 F8			0-0 5-3		0-0 1B	5 1 1 0 0 1 2	<b>Milwaukee Brewers @ New York Yankees</b> Yankee Stadium, Bronx, NY Tue Aug 05 1986, 7:05 PM EDT Att. 22,014 - Unknown <a href="http://livebaseballscorecards.com">livebaseballscorecards.com</a>												
Robin Yount, R (1, 8) OBP: 0.391, SLG: 0.420	4-0 BB		0-0 F7			0-0 F4		0-0 4-3		4-0 1B IBB	3 0 0 0 2 0 1													
Cecil Cooper, L (1, 3) OBP: 0.311, SLG: 0.368	0-3 K			0-0 F8		0-0 G3		0-0 4-3		0-0 1B	5 0 1 1 0 1 1													
Gorman Thomas, R (1, 10) OBP: 0.327, SLG: 0.409	0-3 K			4-0 BB		0-0 HR			0-0 1B	0-0 1B	3 1 2 1 1 1 1													
Rick Manning, L (9, PR) OBP: 0.297, SLG: 0.375										FC4-6-3-2	1 0 0 0 0 0 2													
Rob Deer, R (1, 9) OBP: 0.340, SLG: 0.510		0-0 F3		0-3 K		4-0 BB		4-0 BB		4-0 1B	2 0 0 0 2 1 1													
Glenn Braggs, R (1, 7) OBP: 0.324, SLG: 0.400		0-0 F8		0-0 F7		0-0 F8			0-0 G1-4-3		4 0 0 0 0 0 4													
Steve Kiefer, R (1, 6) Charlie Moore, R (9, PH) Ernest Riles, L (9, 6) OBP: 0.326, SLG: 0.359		0-3 K			0-3 K		0-0 L4		4-0 IBB		3 0 0 0 0 2 0													
Jim Gantner, L (1, 4) OBP: 0.329, SLG: 0.393			0-0 3-1		0-0 4-3		0-3 K		0-0 F7		0 0 0 0 1 0 0													
Rick Cerone, R (1, 2) OBP: 0.274, SLG: 0.336			0-0 1B		0-0 1B		0-0 F2			0-0 6-3	4 0 0 0 0 1 2													
											4 0 2 0 0 0 0	<b>AB 34</b> <b>R 2</b> <b>H 6</b> <b>RBI 2</b> <b>BB 6</b> <b>SO 7</b> <b>LOB 14</b>												
<b>Inning Stats</b>	R: 0 E: 0 K: 2 S: 7	H: 0 LOB: 1 BB: 1 P: 11	R: 0 E: 0 K: 1 S: 5	H: 0 LOB: 0 BB: 0 P: 5	R: 0 E: 0 K: 1 S: 6	H: 1 LOB: 1 BB: 0 P: 6	R: 0 E: 0 K: 1 S: 5	H: 0 LOB: 1 BB: 1 P: 9	R: 0 E: 0 K: 1 S: 6	H: 1 LOB: 1 BB: 0 P: 6	R: 1 E: 0 K: 0 S: 4	H: 1 LOB: 1 BB: 1 P: 8	R: 0 E: 0 K: 1 S: 5	H: 0 LOB: 0 BB: 0 P: 5	R: 0 E: 0 K: 0 S: 3	H: 0 LOB: 0 BB: 0 P: 3	R: 0 E: 0 K: 0 S: 3	H: 1 LOB: 2 BB: 2 P: 11	R: 1 E: 0 K: 0 S: 4	H: 2 LOB: 1 BB: 1 P: 8	1B: 4 2B: 2 3B: 0 HR: 1	SF: 0 SAC: 0 DP: 2 HBP: 0	WP: 0 PB: 0 SB: 0 CS: 0	PA: 40
<b>PITCHER</b>	IP WLS BF H R ER SO BB IBB HBP BLK WP HR S P ERA WHIP																							
Dennis Rasmussen, L (1, 1) ERA: 3.22	6.0	24	3	1	1	6	3	0	0	0	0	0	0	0	1	33	45	1.50	1.000					
Dave Righetti, L (7, 1) ERA: 3.07	4.0	16	3	1	1	1	1	2	0	0	0	0	0	0	0	15	27	2.25	1.000					

**BOTTOM**

**Milwaukee Brewers @ New York Yankees**  
 Yankee Stadium, Bronx, NY  
 Tue Aug 05 1986, 7:05 PM EDT  
 Att: 22,014 - Unknown

[livebaseballscorecards.com](http://livebaseballscorecards.com)

<b>AB</b>	34
<b>R</b>	1
<b>H</b>	7
<b>RBI</b>	1
<b>BB</b>	4
<b>SO</b>	7
<b>LOB</b>	16



WP: 0	PA: 39
PB: 0	
SB: 0	
CS: 1	

AB	R	H	RBI	BB	SO	LOB
5	0	0	0	0	0	3

3	0	0	0	0	2	0
2	0	0	0	0	1	0

4	0	2	0	1	0	1
---	---	---	---	---	---	---

3	0	0	0	1	1	3
---	---	---	---	---	---	---

3	1	1	1	1	2	1
---	---	---	---	---	---	---

3	0	1	0	1	0	1
---	---	---	---	---	---	---

3	0	1	0	0	0	2
---	---	---	---	---	---	---

4	0	1	0	0	1	2
---	---	---	---	---	---	---

4	0	1	0	0	0	3
---	---	---	---	---	---	---

1B:	5	SF:	0
2B:	1	SAC:	1
3B:	0	DP:	2
HR:	1	HBP:	0

Batter	1	2	3	4	5	6	7	8	9	10
Rickey Henderson, R OBP: 0.377, SLG: 0.496 (1, 8)	0-0 5-3	0-0 F9			0-0 F8			0-0 F9		0-0 4-3
Claudell Washington, L OBP: 0.324, SLG: 0.473 Dave Winfield, R OBP: 0.351, SLG: 0.456 (8, PH) (9, 9)	0-3 K		0-0 F7			0-3 K		0-3 K		0-0 E6
Don Mattingly, L OBP: 0.384, SLG: 0.557 (1, 3)	0-0 1B		4-0 BB			0-0 F5		0-0 1B		0-0 F8
Mike Easler, L OBP: 0.385, SLG: 0.462 (1, 10)	0-0 4-3		0-0 G3-6-3			4-0 BB		0-3 K		
Dan Pasqua, L OBP: 0.401, SLG: 0.554 (1, 7)		0-0 HR		4-0 BB		0-3 K		0-3 K		
Mike Pagliarulo, L OBP: 0.341, SLG: 0.538 (1, 5)		0-0 1B		0-0 F6			4-0 SH3-4 BB	0-0 F7		
Willie Randolph, R OBP: 0.390, SLG: 0.317 (1, 4)		0-0 1B		0-0 G6-4-3			0-0 SH3-4	0-0 1B		
Joel Skinner, R OBP: 0.240, SLG: 0.316 (1, 2)		0-0 2B			0-0 F9		0-3 K2-3	0-0 F9		
Wayne Tolleson, S OBP: 0.356, SLG: 0.357 (1, 6)		0-0 1-3			0-0 1B		0-0 F7		0-0 4-3	

Inning Stats	R: 0	H: 1	E: 0	K: 1	S: 6	P: 6	R: 1	H: 3	E: 0	K: 0	S: 6	R: 0	H: 0	E: 0	K: 0	S: 2	R: 0	H: 0	E: 0	K: 0	S: 2	R: 0	H: 0	E: 0	K: 2	S: 7	R: 0	H: 0	E: 0	K: 1	S: 5	R: 0	H: 1	E: 0	K: 2	S: 8	R: 0	H: 1	E: 0	K: 1	S: 6	R: 0	H: 0	E: 1	K: 0	S: 4	1B: 5	2B: 1	3B: 0	HR: 1	SF: 0	SAC: 1	DP: 2	HBP: 0	WP: 0	PB: 0	SB: 0	CS: 1
--------------	------	------	------	------	------	------	------	------	------	------	------	------	------	------	------	------	------	------	------	------	------	------	------	------	------	------	------	------	------	------	------	------	------	------	------	------	------	------	------	------	------	------	------	------	------	------	-------	-------	-------	-------	-------	--------	-------	--------	-------	-------	-------	-------

PITCHER	IP	WLS	BF	H	R	ER	SO	BB	IBB	HBP	BLK	WP	HR	S	P	ERA	WHIP
Bill Wegman, R ERA: 4.93 (1, 1)	7.0		27	5	1	1	4	4	0	0	0	0	1	31	47	1.29	1.286
Dan Plesac, L ERA: 3.32 (8, 1)	2.0	W	8	2	0	0	3	0	0	0	0	0	0	14	14	0.00	1.000
Mark Clear, R ERA: 1.8 (10, 1)	1.0	S	4	0	0	0	0	0	0	0	0	0	0	4	4	0.00	0.000

Batter	1	2	3	4	5	6	7	8	9	AB R H RBI BB SO LOB	TOP		
Paul Molitor, R (1, 5) OBP: 0.339, SLG: 0.404	0-3 K		0-0 6-3			0-3 K		0-3 K2-3		4 0 0 0 0 3 0	<b>Milwaukee Brewers @ New York Yankees</b> Yankee Stadium, Bronx, NY Wed Aug 06 1986, 7:05 PM EDT Att: 21,395 - Unknown <a href="http://livebaseballscorecards.com">livebaseballscorecards.com</a>		
Robin Yount, R (1, 8) OBP: 0.392, SLG: 0.430	0-0 F3			0-0 5-3		0-0 WP 1B 5-3 1B		0-0 HR		4 2 2 1 0 0 0			
Cecil Cooper, L (1, 3) OBP: 0.313, SLG: 0.369	0-0 F9			0-0 F8		0-0 E WP 1-2 1B		0-0 2B F8 1B		4 1 2 0 0 0 0			
Gorman Thomas, R (1, 10) OBP: 0.326, SLG: 0.406		0-0 F3		0-0 1B		0-0 5-3		0-0 F8		4 0 1 1 0 0 2			
Rob Deer, R (1, 9) OBP: 0.339, SLG: 0.510		0-0 E5		0-3 K		0-0 E5 FC6-4		0-0 2B		4 0 1 1 0 1 2			
Glenn Braggs, R (1, 7) OBP: 0.306, SLG: 0.377		0-3 K			0-0 5-3	0-0 FC6-4		0-0 F9		4 0 0 0 0 1 4			
Steve Kiefer, R (1, 6) Ernest Riles, L (9, PH) OBP: 0.326, SLG: 0.358		0-3 K			0-0 5-3		0-3 K		0-3 K	3 0 0 0 0 2 1 1 0 0 0 0 1 0			
Jim Gantner, L (1, 4) OBP: 0.331, SLG: 0.395			0-0 F5		0-0 1B		0-0 F5		0-0 G6-4-3 1B	4 0 2 0 0 0 0			
Rick Cerone, R (1, 2) Ben Oglivie, L (9, PH) OBP: 0.269, SLG: 0.329 OBP: 0.349, SLG: 0.404			0-0 6-3		0-0 F5		0-0 5-3		0-0 G6-4-3	3 0 0 0 0 0 1 1 0 0 0 0 0 1			
<b>Inning Stats</b>	R: 0 H: 0 E: 0 LOB: 0 K: 1 BB: 0 S: 5 P: 5	R: 0 H: 0 E: 1 LOB: 1 K: 2 BB: 0 S: 8 P: 8	R: 0 H: 0 E: 0 LOB: 0 K: 0 BB: 0 S: 3 P: 3	R: 0 H: 1 E: 0 LOB: 1 K: 1 BB: 0 S: 6 P: 6	R: 0 H: 1 E: 0 LOB: 1 K: 0 BB: 0 S: 4 P: 4	R: 1 H: 2 E: 1 LOB: 2 K: 1 BB: 0 S: 8 P: 8	R: 0 H: 0 E: 0 LOB: 0 K: 1 BB: 0 S: 5 P: 5	R: 2 H: 3 E: 0 LOB: 1 K: 1 BB: 0 S: 8 P: 8	R: 0 H: 1 E: 0 LOB: 0 K: 1 BB: 0 S: 5 P: 5	1B: 6 SF: 0 2B: 1 SAC: 0 3B: 0 DP: 1 HR: 1 HBP: 0	WP: 1 PA: 36 PB: 0 SB: 0 CS: 0		
<b>PITCHER</b>	IP WLS BF H R ER SO BB IBB HBP BLK WP HR S P ERA WHIP											<b>PITCHER</b>	IP WLS BF H R ER SO BB IBB HBP BLK WP HR S P ERA WHIP
Ron Guidry, L (1, 1) ERA: 3.92	7.2 W 32 7 3 3 7 0 0 0 0 1 1 46 46 3.52 0.913												
Brian Fisher, R (8, 1) ERA: 3.96	1.1 S 4 1 0 0 1 0 0 0 0 0 0 6 6 0.00 0.750												



Batter	1	2	3	4	5	6	7	8	9
Rickey Henderson, R OBP: 0.373, SLG: 0.491 (1, 8)	0-0 F3 	0-0 F8 		0-0 F7 		0-3 K 		0-0 FC1-6 6-3 S 	
Willie Randolph, R OBP: 0.392, SLG: 0.321 (1, 4)	0-0 1B E 	0-0 1B 1-2 		0-0 6-3 1-2 		0-0 FC6-4 1B 		0-0 6-3 1-3 	
Don Mattingly, L OBP: 0.385, SLG: 0.558 (1, 3)	0-0 E5 1B 1-H 	0-0 F9 			0-0 1B 2B 	0-0 F7 			
Dave Winfield, R OBP: 0.355, SLG: 0.467 (1, 9)	0-0 1B 2-3 		0-0 HR 		0-0 FC3-6 1B 2-H 	0-0 FC6-4 1-2f 			
Ron Kittle, R OBP: 0.279, SLG: 0.409 Mike Easler, L OBP: 0.383, SLG: 0.459 (1, 10) (5, PH)	0-3 K 		0-0 F6 		0-0 FC3-6 1B 1-2 		0-0 F7 		
Mike Pagliarulo, L OBP: 0.340, SLG: 0.533 (1, 5)	0-0 4-3 		0-0 G3 		0-0 F4 		4-0 FC5-4 BB 		
Dan Pasqua, L OBP: 0.404, SLG: 0.552 (1, 7)		0-3 K 	0-0 1B 		0-0 1B 1-3 		0-3 K 		
Juan Espino, R OBP: 0.333, SLG: 0.429 (1, 2)		0-0 1B 2B 	0-3 K 		0-0 FC6-4 1B 1-3 3-H 		0-0 FC5-4 1-2 		
Wayne Tolleson, S OBP: 0.361, SLG: 0.360 (1, 6)		0-0 1B 2-H 		4-0 CS BB 		0-0 FC6-4 1-2f 		0-0 FC1-6 1B 	

Inning Stats	R: 1	H: 3	E: 1	LOB: 2	K: 1	BB: 0	S: 8	P: 8
	R: 1	H: 3	E: 0	LOB: 2	K: 1	BB: 0	S: 8	P: 8
	R: 1	H: 2	E: 0	LOB: 1	K: 1	BB: 0	S: 7	P: 7
	R: 0	H: 0	E: 0	LOB: 0	K: 0	BB: 1	S: 2	P: 6
	R: 2	H: 4	E: 0	LOB: 2	K: 0	BB: 0	S: 7	P: 7
	R: 0	H: 1	E: 0	LOB: 1	K: 1	BB: 0	S: 6	P: 6
	R: 0	H: 0	E: 0	LOB: 1	K: 1	BB: 1	S: 5	P: 9
	R: 0	H: 1	E: 0	LOB: 0	K: 0	BB: 0	S: 3	P: 3

PITCHER	IP	WLS	BF	H	R	ER	SO	BB	IBB	HBP	BLK	WP	HR	S	P	ERA	WHIP
Juan Nieves, L ERA: 4.26	(1, 1)	3.0	18	8	3	3	3	1	0	0	0	0	1	23	27	9.00	3.000
Bryan Clutterbuck, R ERA: 1.84	(4, 1)	2.0	9	4	2	2	0	0	0	0	0	0	0	9	9	9.00	2.000
Chris Bosio, R ERA: 1.5	(6, 1)	3.0	11	2	0	0	2	1	0	0	0	0	0	14	18	0.00	1.000

**BOTTOM**

**Milwaukee Brewers @ New York Yankees**  
 Yankee Stadium, Bronx, NY  
 Wed Aug 06 1986, 7:05 PM EDT  
 Att. 21,395 - Unknown

AB	R	H	RBI	BB	SO	LOB
5	0	0	0	0	1	3
5	1	3	0	0	0	2
4	1	2	0	0	0	3
4	1	3	2	0	0	1
2	0	0	0	0	1	2
2	1	0	0	0	0	1
3	0	0	0	1	0	3
4	0	2	0	0	2	1
4	1	2	1	0	1	2
3	0	2	1	1	0	2

AB	36
R	5
H	14
RBI	4
BB	2
SO	5
LOB	20

WP: 0 PA: 38  
 PB: 0  
 SB: 1  
 CS: 1

1B	2B	3B	HR	SF	SAC	DP	HBP
11	2	0	1	0	0	0	0

Batter	1	2	3	4	5	6	7	8	9	AB R H RBI BB SO LOB	TOP											
Paul Molitor, R (1, 5) OBP: 0.340, SLG: 0.404	0-0 6-3		0-0 6-3		0-0 1B HR 1B	0-0 1B		0-0 F8		5 1 2 1 0 0 0	<p>Milwaukee Brewers @ New York Yankees</p> <p>Yankee Stadium, Bronx, NY</p> <p>Thu Aug 07 1986, 7:05 PM EDT</p> <p>Att: 18,121 - Unknown</p> <p>livebaseballscorecards.com</p>											
Robin Yount, R (1, 8) OBP: 0.389, SLG: 0.427	0-0 F8		0-0 5-3		0-0 1-3 HR 1B	0-0 F9		0-0 F9		5 1 1 0 0 0 1												
Cecil Cooper, L (1, 3) OBP: 0.314, SLG: 0.378	0-0 1B			0-0 F6	0-0 1-H 3-H HR		0-0 F9	0-0 4-3		5 1 2 3 0 0 0												
Ben Oglivie, L (1, 10) OBP: 0.349, SLG: 0.399	0-0 4-3			4-0 2B 1B BB	0-0 6-3		4-0 F2 1B BB	0-3 K	3 2 0 0 2 1 1													
Ernest Riles, L (1, 6) OBP: 0.324, SLG: 0.358		0-3 K		0-0 1-3 1B 2B	0-0 F5		0-0 F2	0-3 K	5 1 1 0 0 2 1													
Rob Deer, R (1, 9) OBP: 0.340, SLG: 0.507		0-0 F7		0-0 1B 1B	0-0 F4		4-0 1B HR IBB	0-3 K	4 1 1 2 1 1 0													
Jim Gantner, L (1, 4) OBP: 0.336, SLG: 0.400		0-1 CI		0-0 1-3 1B		0-0 S 1B 1B	0-0 1-2 2-H HR 1B		3 2 3 1 0 0 0													
Rick Manning, L (1, 7) OBP: 0.304, SLG: 0.402		0-0 G3		4-0 G6-4-3 IBB		0-3 K	0-0 1-H 2-H HR		3 1 1 3 1 1 2													
Charlie Moore, R (1, 2) OBP: 0.348, SLG: 0.407		0-3 K	0-0 G6-4-3		0-0 F9	0-0 1-3			4 0 0 0 0 1 4													
<b>Inning Stats</b>	R: 0 E: 0 K: 0 S: 4	H: 1 LOB: 1 BB: 0 P: 4	R: 0 E: 1 K: 1 S: 6	H: 0 LOB: 1 BB: 0 P: 6	R: 0 E: 0 K: 1 S: 5	H: 0 LOB: 0 BB: 0 P: 5	R: 2 E: 0 K: 0 S: 5	H: 3 LOB: 2 BB: 2 P: 13	R: 3 E: 0 K: 0 S: 6	H: 3 LOB: 0 BB: 0 P: 6	R: 1 E: 0 K: 1 S: 7	H: 2 LOB: 1 BB: 0 P: 7	R: 4 E: 0 K: 0 S: 5	H: 2 LOB: 0 BB: 2 P: 13	R: 0 E: 0 K: 3 S: 9	H: 0 LOB: 0 BB: 0 P: 9	R: 0 E: 0 K: 3 S: 9	H: 0 LOB: 0 BB: 0 P: 9	1B: 8 2B: 1 3B: 0 HR: 2	SF: 0 SAC: 0 DP: 1 HBP: 0	WP: 0 PB: 0 SB: 1 CS: 0	PA: 42
<b>PITCHER</b>	IP WLS BF H R ER SO BB IBB HBP BLK WP HR S P ERA WHIP																					
Joe Niekro, R (1, 1) ERA: 4.82	4.0 L 20 6 4 4 2 1 1 0 0 0 0 22 30 9.00 1.750																					
Al Holland, L (5, 1) ERA: 5.09	2.2 14 4 5 5 1 1 1 0 0 0 1 14 22 16.88 1.875																					
Rod Scurry, L (7, 1) ERA: 2.13	2.1 8 1 1 1 3 0 0 0 0 0 1 14 14 3.86 0.429																					

AB	37
R	10
H	11
RBI	10
BB	4
SO	6
LOB	9



Batter	1	2	3	4	5	6	7	8	9	AB	R	H	RBI	BB	SO	LOB
Claudell Washington, L (1, 8) OBP: 0.321, SLG: 0.467	0-0 1-3		0-3 K		0-0 F7		0-0 F7		0-0 1B	5	0	1	0	0	1	3
Willie Randolph, R (1, 4) Mike Fischlin, R (8, 4) OBP: 0.391, SLG: 0.318 OBP: 0.282, SLG: 0.250	0-0 F8		0-0 F9		0-0 FC6-4		4-0 BB		0-0 4-3	3	0	0	0	1	0	2
Don Mattingly, L (1, 3) Gary Roenicke, R (8, 3) OBP: 0.362, SLG: 0.553 OBP: 0.409, SLG: 0.397	0-0 F8			0-0 L5		0-0 5-3		0-0 F8		4	0	0	0	0	0	2
Dave Winfield, R (1, 9) OBP: 0.358, SLG: 0.476		0-0 6-3 4-3 2B		0-0 1-3		0-0 BB 1B		0-0 1-3 2B		4	1	3	0	0	0	0
Dan Pasqua, L (1, 7) OBP: 0.400, SLG: 0.540		0-0 6-3 2-3		0-3 K		4-0 BB		0-0 1-3 2-3		3	0	0	0	1	1	2
Mike Easler, L (1, 10) Ron Kittle, R (6, PH) OBP: 0.383, SLG: 0.468 OBP: 0.277, SLG: 0.406		0-0 4-3 3-H			0-0 HR		0-3 K		0-3 K	2	1	1	2	0	0	0
Mike Pagliarulo, L (1, 5) OBP: 0.337, SLG: 0.527		0-0 E3			0-3 K		0-3 K		0-3 K	2	0	0	0	0	2	3
Juan Espino, R (1, 2) Joel Skinner, R (7, 2) OBP: 0.364, SLG: 0.444 OBP: 0.238, SLG: 0.312		0-3 K			0-0 1B 1B		0-0 4-3		0-0 L3	4	0	0	0	0	3	3
Wayne Tolleson, S (1, 6) OBP: 0.363, SLG: 0.362			0-3 K		0-0 FC6-4 1B		0-0 BB 1B		0-3 K	2	0	1	0	0	1	1

Inning Stats	R: 0	H: 0	E: 0	K: 0	S: 3	R: 1	H: 1	E: 1	K: 1	S: 7	R: 0	H: 0	E: 0	K: 2	S: 7	R: 0	H: 0	E: 0	K: 1	S: 5	R: 1	H: 3	E: 0	K: 1	S: 8	R: 0	H: 1	E: 0	K: 2	S: 8	R: 0	H: 1	E: 0	K: 2	S: 8	R: 0	H: 1	E: 0	K: 2	S: 8	R: 0	H: 1	E: 0	K: 1	S: 6	1B: 5	SF: 0	2B: 2	SAC: 0	3B: 0	DP: 0	HR: 1	HBP: 0	WP: 0	PA: 38
PITCHER	IP	WLS	BF	H	R	ER	SO	BB	IBB	HBP	BLK	WP	HR	S	P	ERA	WHIP																																						
Tim Leary, R (1, 1) ERA: 4.65	5.1	W	23	5	2	2	5	1	0	0	0	0	1	32	36	3.38	1.125																																						
John Henry Johnson, L (6, 1) ERA: 2.31	3.2	S	15	3	0	0	5	1	0	0	0	0	0	24	28	0.00	1.091																																						

BOTTOM

Milwaukee Brewers @ New York Yankees  
 Yankee Stadium, Bronx, NY  
 Thu Aug 07 1986, 7:05 PM EDT  
 Att. 18,121 - Unknown

livebaseballscorecards.com

AB	36
R	2
H	8
RBI	2
BB	2
SO	10
LOB	17



Batter	1	2	3	4	5	6	7	8	9	AB R H RBI BB SO LOB	TOP
<b>Lonnie Smith, R</b> (1, 7) <small>OBP: 0.340, SLG: 0.372</small>	0-0 6-3		0-3 K			0-0 E5 1B		0-0 3-1		4 0 0 0 0 1 0	<b>Kansas City Royals @ New York Yankees</b> Yankee Stadium, Bronx, NY Fri Aug 08 1986, 7:05 PM EDT Att: 32,086 - Unknown <a href="http://livebaseballscorecards.com">livebaseballscorecards.com</a>
<b>Willie Wilson, S</b> (1, 8) <small>OBP: 0.306, SLG: 0.345</small>	0-3 K		0-0 F8			0-0 F4		0-0 1B		4 0 1 0 0 1 1	
<b>George Brett, L</b> (1, 5) <small>OBP: 0.411, SLG: 0.463</small>	0-0 1-3				0-3 K		0-0 F8	0-3 K		4 0 0 0 0 2 2	
<b>Hal McRae, R</b> (1, 10) <small>OBP: 0.318, SLG: 0.407</small>		0-0 F3			0-0 5-3		4-0 1B BB	0-0 1B		3 0 1 0 1 0 0	
<b>Frank White, R</b> (1, 4) <small>OBP: 0.314, SLG: 0.436</small>		0-0 FC3-6 1B			0-0 F8		0-0 1B 1-2 2-H	0-3 K		4 0 2 0 0 1 1	
<b>Steve Balboni, R</b> (1, 3) <small>OBP: 0.294, SLG: 0.465</small>		0-0 FC3-6 1B			0-0 G3-4-3 1B		0-0 F9	0-3 K		4 0 2 0 0 1 1	
<b>Mike Kingery, L</b> (1, 9) <small>OBP: 0.298, SLG: 0.381</small> <b>Darryl Motley, R</b> (9, PH) <small>OBP: 0.215, SLG: 0.316</small>		0-0 FC3-6			0-0 G3-4-3		0-3 K	0-3 K		3 0 0 0 0 1 3 1 0 0 0 0 1 1	
<b>Jim Sundberg, R</b> (1, 2) <small>OBP: 0.303, SLG: 0.294</small>		0-0 1-3			0-0 5-3		0-0 6-3			3 0 0 0 0 0 3	
<b>Angel Salazar, R</b> (1, 6) <small>OBP: 0.269, SLG: 0.319</small>			0-0 6-3		0-3 K			0-0 4-3		3 0 0 0 0 1 1	
<b>Inning Stats</b>	R: 0 H: 0 E: 0 LOB: 0 K: 1 BB: 0 S: 5 P: 5	R: 0 H: 2 E: 0 LOB: 2 K: 0 BB: 0 S: 5 P: 5	R: 0 H: 0 E: 0 LOB: 0 K: 1 BB: 0 S: 5 P: 5	R: 0 H: 0 E: 0 LOB: 0 K: 1 BB: 0 S: 5 P: 5	R: 0 H: 1 E: 0 LOB: 1 K: 1 BB: 0 S: 6 P: 6	R: 0 H: 1 E: 1 LOB: 2 K: 0 BB: 1 S: 4 P: 8	R: 0 H: 0 E: 0 LOB: 0 K: 1 BB: 0 S: 5 P: 5	R: 0 H: 1 E: 0 LOB: 1 K: 3 BB: 0 S: 10 P: 10	R: 0 H: 1 E: 0 LOB: 1 K: 3 BB: 0 S: 10 P: 10	1B: 6 SF: 0 2B: 0 SAC: 0 3B: 0 DP: 0 HR: 0 HBP: 0	WP: 0 PA: 34 PB: 0 SB: 1 CS: 0
<b>PITCHER</b> <b>Tommy John, L</b> (1, 1) <small>ERA: 3.0</small> <b>Dave Righetti, L</b> (8, 1) <small>ERA: 3.01</small>	IP WLS BF H R ER SO BB IBB HBP BLK WP HR S P ERA WHIP 7.2 W 29 5 0 0 5 1 0 0 0 0 0 0 38 42 0.00 0.783 1.1 S 5 1 0 0 4 0 0 0 0 0 0 0 13 13 0.00 0.750										

Batter	1	2	3	4	5	6	7	8	9
Rickey Henderson, R OBP: 0.372, SLG: 0.488 (1, 8) X	0-0 F9		0-0 F4			0-0 6-3		0-0 E9	
Willie Randolph, R OBP: 0.392, SLG: 0.326 (1, 4) X	0-0 HR		0-0 F9			0-0 5-3		4-0 BB	
Don Mattingly, L OBP: 0.381, SLG: 0.550 (1, 3) H	1-0 1B 4-3 HBP		0-0 F5			0-0 F7		0-3 K	
Dave Winfield, R OBP: 0.358, SLG: 0.475 (1, 9) X	0-0 1-3 1B			0-0 6-3			0-0 6-3		
Dan Pasqua, L OBP: 0.393, SLG: 0.529 (1, 7) X	0-0 1-2 3-H			0-0 4-3			0-0 4-3		
Mike Easler, L OBP: 0.383, SLG: 0.467 (1, 10) X	0-0 1-3			0-3 K			0-0 1B		
Mike Pagliarulo, L OBP: 0.334, SLG: 0.523 (1, 5)		0-3 K			0-3 K		0-0 F8		
Joel Skinner, R OBP: 0.234, SLG: 0.307 (1, 2)		0-0 F4			0-3 K			0-0 G3	
Wayne Tolleson, S OBP: 0.360, SLG: 0.358 (1, 6)		0-0 F3			0-3 K			0-0 G3	

AB	R	H	RBI	BB	SO	LOB
4	0	1	0	0	0	0
3	1	1	1	1	0	0
3	1	0	0	0	1	2
3	0	1	0	0	0	0
3	0	0	1	0	0	1
3	0	1	0	0	1	1
3	0	0	0	0	2	1
3	0	0	0	0	1	0
3	0	0	0	0	1	0

**BOTTOM**

**Kansas City Royals @ New York Yankees**  
 Yankee Stadium, Bronx, NY  
 Fri Aug 08 1986, 7:05 PM EDT  
 Att. 32,086 - Unknown

AB	28
R	2
H	4
RBI	2
BB	1
SO	6
LOB	5



1B:	3	SF:	0
2B:	0	SAC:	0
3B:	0	DP:	0
HR:	1	HBP:	1

WP:	0	PA:	30
PB:	0		
SB:	0		
CS:	0		

Inning Stats	R	H	E	K	S	R	H	E	K	S	R	H	E	K	S	R	H	E	K	S	R	H	E	K	S
	2	2	0	0	6	0	0	0	1	5	0	0	0	0	3	0	0	0	0	3	0	0	0	0	3

PITCHER	IP	WLS	BF	H	R	ER	SO	BB	IBB	HBP	BLK	WP	HR	S	P	ERA	WHIP
Charlie Leibrandt, L ERA: 4.17 (1, 1)	8.0	L	30	4	2	2	6	1	0	1	0	0	1	40	45	2.25	0.625





Batter	1	2	3	4	5	6	7	8	9	AB R H RBI BB SO LOB	TOP											
<b>Lonnie Smith, R</b> (1, 7) <sup>x</sup> OBP: 0.332, SLG: 0.363 <b>Lynn Jones, R</b> (6, 7) OBP: 0.234, SLG: 0.171	0-0 5-3		0-0 F9	0-3 K		0-0 6-3		0-0 L6		4 0 0 0 0 1 1 1 0 0 0 0 0 0												
<b>Willie Wilson, S</b> (1, 8) <sup>x</sup> OBP: 0.313, SLG: 0.352	0-0 G4-6-3 1B		0-0 1B	0-0 G3		0-0 F8 BB 1B		0-0 F4		5 0 3 0 0 0 0												
<b>George Brett, L</b> (1, 5) <sup>x</sup> OBP: 0.411, SLG: 0.460 <b>Greg Pryor, R</b> (8, 5) OBP: 0.192, SLG: 0.208	0-0 G4-6-3 1-2f		0-0 L4		0-0 BB 1B	4-0 BB 1B		0-3 K		4 1 1 0 1 1 3 0 0 0 0 0 0 0												
<b>Hal McRae, R</b> (1, 10) OBP: 0.319, SLG: 0.402		0-0 F3		4-0 BB 2B	0-0 F3	0-0 F8		0-0 BB HR 1B		4 2 1 0 1 0 3												
<b>Frank White, R</b> (1, 4) OBP: 0.313, SLG: 0.430 <b>Buddy Biancalana, S</b> (6, 4) OBP: 0.318, SLG: 0.359		0-0 G3		4-0 2B HR BB	4-0 1B HR BB	0-3 K		4-0 BB HR BB		2 2 0 0 2 1 2 0 1 0 0 1 0 0												
<b>Steve Balboni, R</b> (1, 3) OBP: 0.299, SLG: 0.477		0-3 K		0-0 HR 2B	0-0 HR 1B		0-0 FC6-4 1B	0-0 HR		5 3 4 5 0 1 0												
<b>Jim Sundberg, R</b> (1, 2) OBP: 0.307, SLG: 0.317			0-0 HR	4-0 HR BB	0-0 HR	0-0 1-H 3-H HR	0-0 FC6-4 1-2	0-0 1-3		4 3 2 4 1 0 1												
<b>Darryl Motley, R</b> (1, 9) OBP: 0.220, SLG: 0.331			4-0 1B BB	0-0 HR	0-0 5-3		0-0 FC6-4 1-2	0-0 F3		4 1 1 4 1 0 1												
<b>Angel Salazar, R</b> (1, 6) OBP: 0.262, SLG: 0.310			0-0 F4	0-0 L6	0-0 4-3		0-0 F8	0-0 G1-6-3		5 0 0 0 0 0 2												
<b>Inning Stats</b>	R: 0 E: 0 K: 0 S: 3	H: 1 LOB: 0 BB: 0 P: 3	R: 0 E: 0 K: 1 S: 5	H: 0 LOB: 0 BB: 0 P: 5	R: 1 E: 0 K: 0 S: 5	H: 2 LOB: 2 BB: 1 P: 9	R: 5 E: 0 K: 1 S: 7	H: 2 LOB: 0 BB: 3 P: 19	R: 4 E: 0 K: 0 S: 6	H: 3 LOB: 0 BB: 1 P: 10	R: 0 E: 0 K: 1 S: 6	H: 1 LOB: 2 BB: 1 P: 10	R: 0 E: 0 K: 0 S: 4	H: 1 LOB: 1 BB: 0 P: 4	R: 0 E: 0 K: 1 S: 5	H: 0 LOB: 0 BB: 0 P: 5	R: 3 E: 0 K: 0 S: 5	H: 2 LOB: 0 BB: 1 P: 9	1B: 7 2B: 1 3B: 0 HR: 4	SF: 0 SAC: 0 DP: 1 HBP: 0	WP: 0 PB: 0 SB: 0 CS: 0	PA: 45
<b>PITCHER</b>	IP WLS BF H R ER SO BB IBB HBP BLK WP HR S P ERA WHIP																					
<b>Dennis Rasmussen, L</b> (1, 1) ERA: 3.54 <b>Tim Stoddard, R</b> (4, 1) ERA: 4.12 <b>Bob Shirley, L</b> (6, 1) ERA: 5.83	3.0 L 17 5 6 6 1 4 0 0 0 0 2 15 31 18.00 3.000																					
<b>PITCHER</b> IP WLS BF H R ER SO BB IBB HBP BLK WP HR S P ERA WHIP																						

**Kansas City Royals @ New York Yankees**  
 Yankee Stadium, Bronx, NY  
 Sun Aug 10 1986, 3:33 AM EDT  
 Att: 40,198 - Unknown

<b>AB</b>	38
<b>R</b>	13
<b>H</b>	12
<b>RBI</b>	13
<b>BB</b>	7
<b>SO</b>	4
<b>LOB</b>	13





Batter	1	2	3	4	5	6	7	8	9	AB	R	H	RBI	BB	SO	LOB
Rickey Henderson, R (1, 8) OBP: 0.371, SLG: 0.486	0-0 F8	0-0 1-2 1B		0-0 5-3		0-0 2B		0-0 F8		5	0	2	0	0	0	1
Willie Randolph, R (1, 4) OBP: 0.391, SLG: 0.323	4-0 BB BB BB	0-0 F7		0-0 4-3		0-0 5-3		0-0 FC6-4 1-2f		4	0	0	0	1	0	4
Don Mattingly, L (1, 3) OBP: 0.380, SLG: 0.544	4-0 1-2 BB BB		0-0 F4		0-0 F5		0-0 F7		0-0 3-1	4	0	0	0	1	0	0
Dave Winfield, R (1, 9) OBP: 0.365, SLG: 0.483	4-0 1-2 2-3 BB		0-0 2B 2B		0-0 2B		0-0 2B SF9 1B		0-0 1-3	3	2	3	0	1	0	0
Juan Espino, R (9, 2) OBP: 0.333, SLG: 0.400										1	0	0	0	0	0	0
Dan Pasqua, L (1, 7) OBP: 0.384, SLG: 0.537	0-0 F8		0-3 K		0-0 F6		0-0 1-3 2B		0-0 F7	5	0	1	0	0	1	5
Mike Easler, L (1, 10) OBP: 0.379, SLG: 0.464	0-3 K		0-0 E 2B		0-0 F7		0-0 SF9			3	0	1	2	0	1	4
Mike Pagliarulo, L (1, 5) OBP: 0.336, SLG: 0.534		0-0 F7	0-0 E6		0-0 6-3 3B		0-3 K			4	1	1	0	0	1	2
Joel Skinner, R (1, 2) OBP: 0.227, SLG: 0.297		0-0 E3 1B	0-3 K		0-0 6-3		0-0 4-3			3	0	0	1	0	1	2
Claudell Washington, L (8, PH) (9, 9) OBP: 0.320, SLG: 0.465										1	0	0	0	0	0	0
Wayne Tolleson, S (1, 6) OBP: 0.355, SLG: 0.353		0-0 F7		0-0 4-3		0-3 K		0-0 FC6-4 1B		4	0	1	0	0	1	1

Inning Stats	R: 0	H: 0	E: 0	K: 1	S: 5	LOB: 3	BB: 3	P: 17	R: 0	H: 1	E: 1	K: 0	S: 5	LOB: 2	BB: 0	P: 5	R: 1	H: 2	E: 1	K: 2	S: 10	LOB: 2	BB: 0	P: 10	R: 0	H: 0	E: 0	K: 0	S: 3	LOB: 0	BB: 0	P: 3	R: 0	H: 1	E: 0	K: 1	S: 4	LOB: 1	BB: 0	P: 4	R: 1	H: 2	E: 0	K: 1	S: 7	LOB: 1	BB: 0	P: 7	R: 1	H: 2	E: 0	K: 1	S: 7	LOB: 1	BB: 0	P: 7	R: 0	H: 1	E: 0	K: 0	S: 4	LOB: 1	BB: 0	P: 4	R: 0	H: 0	E: 0	K: 0	S: 3	LOB: 0	BB: 0	P: 3	1B: 3	2B: 5	3B: 1	HR: 0	SF: 1	SAC: 0	DP: 0	HBP: 0	WP: 0	PB: 0	SB: 0	CS: 0	PA: 41
--------------	------	------	------	------	------	--------	-------	-------	------	------	------	------	------	--------	-------	------	------	------	------	------	-------	--------	-------	-------	------	------	------	------	------	--------	-------	------	------	------	------	------	------	--------	-------	------	------	------	------	------	------	--------	-------	------	------	------	------	------	------	--------	-------	------	------	------	------	------	------	--------	-------	------	------	------	------	------	------	--------	-------	------	-------	-------	-------	-------	-------	--------	-------	--------	-------	-------	-------	-------	--------

PITCHER	IP	WLS	BF	H	R	ER	SO	BB	IBB	HBP	BLK	WP	HR	S	P	ERA	WHIP
Scott Bankhead, R (1, 1) ERA: 4.15	6.0	W	29	6	2	2	4	3	0	0	0	0	0	34	46	3.00	1.500
Dennis Leonard, R (7, 1) ERA: 4.19	2.0		9	3	1	1	1	0	0	0	0	0	0	11	11	4.50	1.500
Dan Quisenberry, R (9, 1) ERA: 2.73	1.0		3	0	0	0	0	0	0	0	0	0	0	3	3	0.00	0.000

**BOTTOM**

**Kansas City Royals @ New York Yankees**  
 Yankee Stadium, Bronx, NY

Sun Aug 10 1986, 3:33 AM EDT  
 Att. 40,198 - Unknown

livebaseballscorecards.com

AB	37
R	3
H	9
RBI	3
BB	3
SO	5
LOB	19



Batter	1	2	3	4	5	6	7	8	9	AB R H RBI BB SO LOB	TOP					
Tony Bernazard, S (1, 4) OBP: 0.376, SLG: 0.465	0-0 6-3		0-0 G6-4-3 1B		0-0 2-H HR		0-0 F8		0-0 F8	5 1 2 2 0 0 0						
Julio Franco, R (1, 6) OBP: 0.328, SLG: 0.394 Otis Nixon, S (9, PR) OBP: 0.258, SLG: 0.241 (9, 7)	0-0 6-3		0-0 G6-4-3 1-2f		0-0 F9		0-0 HR		0-0 S 1B	5 1 2 1 0 0 1 0 1 0 0 0 0 0						
Joe Carter, R (1, 7) OBP: 0.341, SLG: 0.502 (7, 3)	0-0 5-3				0-0 F8		0-0 6-3		0-0 F8 1B 1B	5 0 2 1 0 0 0						
Andre Thornton, R (1, 10) OBP: 0.333, SLG: 0.377		0-3 K		4-0 1B BB		0-3 K		0-0 1-2 1B	0-3 K	4 0 1 0 1 3 2						
Cory Snyder, R (1, 9) OBP: 0.300, SLG: 0.522 (9, 6)		0-0 F9		0-3 K		0-3 K		0-0 F8	0-0 4-3	5 0 0 0 0 2 5						
Pat Tabler, R (1, 3) OBP: 0.332, SLG: 0.399 Mel Hall, L (7, PH) OBP: 0.356, SLG: 0.538 (7, 7) (9, 9)		0-0 WP 1B		0-0 1-2 1B		4-0 BB 1B BB		0-0 G3		2 0 2 0 1 0 0 1 0 0 0 0 0 2						
Brett Butler, L (1, 8) OBP: 0.347, SLG: 0.355		0-0 F7		0-0 1-3		0-0 BB 1B		0-3 K		4 0 1 0 0 1 3						
Brook Jacoby, R (1, 5) OBP: 0.345, SLG: 0.438			0-0 HR		0-0 SH3-4 HR 1B		4-0 FC6-4 BB		0-3 K	3 2 2 1 1 1 0						
Chris Bando, S (1, 2) OBP: 0.317, SLG: 0.306			0-0 6-3		0-0 SH3-4		0-0 FC6-4		0-3 K	3 0 0 0 0 1 3						
<b>Inning Stats</b>	R: 0 H: 0 E: 0 LOB: 0 K: 0 BB: 0 S: 3 P: 3	R: 0 H: 1 E: 0 LOB: 1 K: 1 BB: 0 S: 6 P: 6	R: 1 H: 2 E: 0 LOB: 0 K: 0 BB: 0 S: 4 P: 4	R: 0 H: 1 E: 0 LOB: 2 K: 1 BB: 1 S: 6 P: 10	R: 2 H: 2 E: 0 LOB: 0 K: 0 BB: 0 S: 5 P: 5	R: 0 H: 1 E: 0 LOB: 3 K: 2 BB: 2 S: 8 P: 16	R: 1 H: 3 E: 0 LOB: 2 K: 0 BB: 0 S: 6 P: 6	R: 0 H: 0 E: 0 LOB: 0 K: 3 BB: 0 S: 9 P: 9	R: 1 H: 2 E: 0 LOB: 2 K: 1 BB: 0 S: 7 P: 7	1B: 9 SF: 0 2B: 0 SAC: 1 3B: 0 DP: 1 HR: 3 HBP: 0	WP: 1 PA: 41 PB: 0 SB: 1 CS: 0					
<b>PITCHER</b>	IP WLS BF H R ER SO BB IBB HBP BLK WP HR S P ERA WHIP															
Ron Guidry, L (1, 1) ERA: 4.0	6.1	30	9	4	4	4	3	0	0	0	1	3	35	47	5.68	1.895
Brian Fisher, R (7, 1) ERA: 3.86	2.2	11	3	1	1	4	0	0	0	0	0	0	19	19	3.38	1.125

Cleveland Indians @ New York Yankees  
 Yankee Stadium, Bronx, NY  
 Mon Aug 11 1986, 7:05 PM EDT  
 Att: 21,343 - Unknown

AB	37
R	5
H	12
RBI	5
BB	3
SO	8
LOB	16



WP: 1	PA: 41
PB: 0	
SB: 1	
CS: 0	

ERA	WHIP
-----	------

ERA	WHIP
-----	------

ERA	WHIP
-----	------

ERA	WHIP
-----	------

Batter	1	2	3	4	5	6	7	8	9	AB	R	H	RBI	BB	SO	LOB
Rickey Henderson, R (1, 8) OBP: 0.375, SLG: 0.494	0-0 4-3 S 1B	0-0 F7		0-0 F8			0-0 HR	4-0 WP SH1-4 BB	0-0 1B S 1B	5	1	3	1	1	0	4
Willie Randolph, R (1, 4) OBP: 0.392, SLG: 0.326 Mike Fischlin, R (7, 4) OBP: 0.301, SLG: 0.262	0-0 4-3 1-3 1B		4-0 G3 BB		0-0 9-1-4 2B		0-0 2B 1B	0-0 SH1-4 1-2	4-0 1B BB	2	0	1	0	1	0	1
Don Mattingly, L (1, 3) OBP: 0.362, SLG: 0.545	0-0 F4		0-0 G3		0-0 9-1-4 2-2f		0-0 1B 2B	4-0 WP IBB	0-0 1-2 2-3 3-H 1B	5	1	2	1	1	0	2
Dave Winfield, R (1, 9) OBP: 0.366, SLG: 0.482		0-0 1B SF8 1B		0-0 F4		0-0 1B	0-0 6-3	0-0 F8		5	1	2	0	0	0	5
Dan Pasqua, L (1, 7) OBP: 0.390, SLG: 0.533		0-0 BB 2B 1B		0-0 F7		0-0 F8	4-0 BB 1B IBB	4-0 1-2 2-3 BB		3	1	1	0	2	0	2
Mike Easler, L (1, 10) OBP: 0.379, SLG: 0.465		0-0 SF8 3-H		0-0 F8		0-0 1B	0-0 1-2 2-H 3-H 1B	0-0 F6		4	0	2	3	0	0	3
Mike Pagliarulo, L (1, 5) OBP: 0.334, SLG: 0.528		4-0 2B 1-2 BB		0-0 L3		0-0 F9	0-0 F6		0-0 6-3	4	0	0	0	1	0	3
Joel Skinner, R (1, 2) OBP: 0.228, SLG: 0.293 Gary Roenicke, R (7, PH) OBP: 0.413, SLG: 0.397 Juan Espino, R (8, 2) OBP: 0.308, SLG: 0.364		0-0 F6		4-0 BB BB		0-0 F7	4-0 FC6 1-2 2-3 BB		0-0 F7	2	0	0	0	1	0	3
Wayne Tolleson, S (1, 6) OBP: 0.359, SLG: 0.358		0-0 1-3 2-H 2B		4-0 BB		0-0 F9	0-0 FC6 1-2f		0-0 1B 1B	4	1	2	1	1	0	4

Inning Stats	R: 0	H: 1	E: 0	K: 0	S: 3	H: 1	LOB: 0	BB: 0	P: 3	R: 2	H: 3	E: 0	K: 0	S: 6	R: 0	H: 0	E: 0	K: 0	S: 3	R: 0	H: 0	E: 0	K: 0	S: 3	R: 0	H: 2	E: 0	K: 0	S: 4	R: 0	H: 1	E: 0	K: 0	S: 4	R: 3	H: 4	E: 0	K: 0	S: 7	R: 0	H: 0	E: 0	K: 0	S: 3	R: 1	H: 3	E: 0	K: 0	S: 5	1B: 10	SF: 1	2B: 4	3B: 0	HR: 1
--------------	------	------	------	------	------	------	--------	-------	------	------	------	------	------	------	------	------	------	------	------	------	------	------	------	------	------	------	------	------	------	------	------	------	------	------	------	------	------	------	------	------	------	------	------	------	------	------	------	------	------	--------	-------	-------	-------	-------

PITCHER	IP	WLS	BF	H	R	ER	SO	BB	IBB	HBP	BLK	WP	HR	S	P	ERA	WHIP
Phil Niekro, R (1, 1) ERA: 4.44	6.0		27	7	2	2	0	4	0	0	0	0	0	23	39	3.00	1.833
Rich Yett, R (7, 1) ERA: 6.06	0.0		3	3	3	3	0	0	0	0	0	0	1	3	3	∞	∞
Dickie Noles, R (7, 1) ERA: 5.08	0.1		2	0	0	0	0	0	1	0	0	0	0	1	5	0.00	0.000
Bryan Oelkers, L (7, 1) ERA: 3.78	0.1		3	1	0	0	0	1	0	0	0	0	0	2	6	0.00	6.000
Frank Wills, R (7, 1) ERA: 6.1	2.0	L	13	3	1	1	0	3	1	0	0	1	0	9	25	4.50	3.000

**BOTTOM**

**Cleveland Indians @ New York Yankees**

Yankee Stadium, Bronx, NY

Mon Aug 11 1986, 7:05 PM EDT  
Att. 21,343 - Unknown

<b>AB</b>	<b>36</b>
<b>R</b>	<b>6</b>
<b>H</b>	<b>14</b>
<b>RBI</b>	<b>6</b>
<b>BB</b>	<b>10</b>
<b>SO</b>	<b>0</b>
<b>LOB</b>	<b>27</b>

WP: 1 PA: 48  
PB: 0  
SB: 2  
CS: 0



PITCHER	IP	WLS	BF	H	R	ER	SO	BB	IBB	HBP	BLK	WP	HR	S	P	ERA	WHIP
---------	----	-----	----	---	---	----	----	----	-----	-----	-----	----	----	---	---	-----	------

Batter	1	2	3	4	5	6	7	8	9	AB R H RBI BB SO LOB	TOP																
Tony Bernazard, S (1, 4) OBP: 0.374, SLG: 0.461	0-0 2-3	4-0 BB E BB		0-0 F5		0-0 1-6-3		0-3 K		4 0 0 0 1 1 0																	
Julio Franco, R (1, 6) OBP: 0.328, SLG: 0.395	0-0 FC1-5 2B	0-0 E5 FC4-6		4-0 WP S BB		0-0 F4		0-0 F4		4 0 1 0 1 0 2																	
Joe Carter, R (1, 9) OBP: 0.338, SLG: 0.497	0-0 FC1-5 2-3	0-0 FC4-6 1-2f		0-3 K 1-3		0-0 5-3		0-0 6-3		5 0 0 0 0 1 5																	
Mel Hall, L (1, 7) Andre Thornton, R (9, PH) OBP: 0.355, SLG: 0.533 OBP: 0.333, SLG: 0.376	0-0 F8		4-0 PB WP 1B BB	0-3 K		0-0 G3		0-0 F4		3 1 0 0 1 1 2 1 0 0 0 0 0 0																	
Cory Snyder, R (1, 5) OBP: 0.304, SLG: 0.517		4-0 1B 1B BB	4-0 1B PB FC6-4 BB		0-3 K		0-0 6-3			2 2 0 0 2 1 0																	
Pat Tabler, R (1, 3) OBP: 0.340, SLG: 0.405		0-0 1B E 1B	0-0 FC6-4 1B		0-0 1B 1B		4-0 1B BB			3 1 3 1 1 0 0																	
Brett Butler, L (1, 8) OBP: 0.348, SLG: 0.357		0-0 E S 1B	0-0 FC6-4		0-0 1B 1B		0-0 F8			4 0 2 2 0 0 2																	
Carmen Castillo, R (1, 10) OBP: 0.288, SLG: 0.397		0-0 G3	0-0 F4		0-0 F9		0-0 F8			4 0 0 0 0 0 5																	
Andy Allanson, R (1, 2) OBP: 0.276, SLG: 0.297		0-3 K2-3	0-0 F9		0-0 F3		0-3 K			4 0 0 0 0 2 5																	
<b>Inning Stats</b>	R: 0 E: 0 K: 0 S: 4	H: 1 LOB: 1 BB: 0 P: 4	R: 2 E: 1 K: 1 S: 8	H: 2 LOB: 3 BB: 2 P: 16	R: 2 E: 0 K: 0 S: 4	H: 1 LOB: 1 BB: 2 P: 12	R: 0 E: 0 K: 2 S: 7	H: 0 LOB: 1 BB: 1 P: 11	R: 0 E: 0 K: 1 S: 7	H: 2 LOB: 2 BB: 0 P: 7	R: 0 E: 0 K: 0 S: 3	H: 0 LOB: 0 BB: 0 P: 3	R: 0 E: 0 K: 0 S: 3	H: 0 LOB: 1 BB: 1 P: 7	R: 0 E: 0 K: 2 S: 7	H: 0 LOB: 0 BB: 0 P: 7	R: 0 E: 0 K: 0 S: 3	H: 0 LOB: 0 BB: 0 P: 3	1B: 5 2B: 1 3B: 0 HR: 0	SF: 0 SAC: 0 DP: 0 HBP: 0	WP: 2 PB: 1 SB: 2 CS: 0	PA: 40					
<b>PITCHER</b>	IP WLS BF H R ER SO BB IBB HBP BLK WP HR S P ERA WHIP																										
Joe Niekro, R (1, 1) ERA: 4.89	2.0		15	4	4	2	1	4	0	0	0	1	0	13	29	9.00	4.000										
Tim Stoddard, R (3, 1) ERA: 3.86	4.2	W	18	2	0	0	3	2	0	0	0	1	0	22	30	0.00	0.857										
Dave Righetti, L (7, 1) ERA: 2.92	2.1	S	7	0	0	0	2	0	0	0	0	0	0	11	11	0.00	0.000										

Cleveland Indians @ New York Yankees  
 Yankee Stadium, Bronx, NY  
 Tue Aug 12 1986, 7:05 PM EDT  
 Att: 21,913 - Unknown

livebaseballscorecards.com

AB	34
R	4
H	6
RBI	3
BB	6
SO	6
LOB	21



Batter	1	2	3	4	5	6	7	8	9
Rickey Henderson, R OBP: 0.373, SLG: 0.498 (1, 8) X	0-0 HR	0-0 5-3		0-0 5-3		0-0 F8		0-3 K	
Wayne Tolleson, S OBP: 0.360, SLG: 0.363 (1, 6) X	0-0 F7	0-0 1B		0-0 WP 2B		0-0 FC6-4 1B			
Don Mattingly, L OBP: 0.383, SLG: 0.550 (1, 3) X	0-0 HR	0-0 L4		0-0 4-3 2B		0-0 1B			
Dave Winfield, R OBP: 0.365, SLG: 0.478 (1, 9) X	0-0 F9		4-0 BB 2B	0-0 6-3 3-H		0-0 L5			
Dan Pasqua, L OBP: 0.398, SLG: 0.542 (1, 7) X	0-0 2B 1B		0-0 1-3 2B		0-0 F8		4-0 BB G4-6-3		
Mike Easler, L OBP: 0.380, SLG: 0.476 (1, 10) X	0-0 1-H 2B		0-3 K		0-0 HR		0-0 G4-6-3 1-2f		
Mike Pagliarulo, L OBP: 0.333, SLG: 0.524 (1, 5) X		0-0 E6 1B	4-0 IBB		0-0 F7		0-0 4-3		
Juan Espino, R OBP: 0.294, SLG: 0.333 (1, 2) X		0-0 1B SH3-4 1B	0-3 K		0-0 6-3		0-0 F9		
Mike Fischlin, R OBP: 0.303, SLG: 0.265 (1, 4) X		0-0 SH3-4 1-2	0-0 F9			0-0 FC6-4 1B		0-3 K	

Inning Stats	R: 3 E: 0 K: 0 S: 6	H: 4 LOB: 1 BB: 0 P: 6	R: 1 E: 1 K: 0 S: 6	H: 2 LOB: 2 BB: 0 P: 6	R: 0 E: 0 K: 2 S: 8	H: 1 LOB: 3 BB: 2 P: 16	R: 1 E: 0 K: 0 S: 4	H: 1 LOB: 0 BB: 0 P: 4	R: 1 E: 0 K: 0 S: 4	H: 1 LOB: 0 BB: 0 P: 4	R: 0 E: 0 K: 0 S: 5	H: 2 LOB: 2 BB: 0 P: 5	R: 0 E: 0 K: 0 S: 2	H: 0 LOB: 0 BB: 1 P: 6	R: 0 E: 0 K: 2 S: 7	H: 0 LOB: 0 BB: 0 P: 7
1B: 5 2B: 3 3B: 0 HR: 3	SF: 0 SAC: 1 DP: 1 HBP: 0	WP: 1 PB: 0 SB: 0 CS: 0	PA: 37	ERA WHIP	ERA WHIP	ERA WHIP	ERA WHIP	ERA WHIP	ERA WHIP	ERA WHIP	ERA WHIP	ERA WHIP	ERA WHIP	ERA WHIP	ERA WHIP	ERA WHIP

PITCHER	IP	WLS	BF	H	R	ER	SO	BB	IBB	HBP	BLK	WP	HR	S	P	ERA	WHIP
Ken Schrom, R ERA: 4.28 (1, 1)	2.0		14	7	4	3	0	1	0	0	0	0	2	13	17	13.50	4.000
Rich Yett, R ERA: 5.95 (3, 1)	4.0	L	18	4	2	2	2	1	1	0	0	1	1	20	28	4.50	1.250
Dickie Noles, R ERA: 4.79 (7, 1)	2.0		5	0	0	0	2	0	0	0	0	0	0	9	9	0.00	0.000

BOTTOM

Cleveland Indians @ New York Yankees  
Yankee Stadium, Bronx, NY  
Tue Aug 12 1986, 7:05 PM EDT  
Att. 21,913 - Unknown

livebaseballscores.com

AB	33
R	6
H	11
RBI	5
BB	3
SO	4
LOB	17



Batter	1	2	3	4	5	6	7	8	9	AB R H RBI BB SO LOB	TOP											
Tony Bernazard, S (1, 4) OBP: 0.373, SLG: 0.457	0-3 K		0-0 G3			0-0 F7		4-0 BB		3 0 0 0 1 1 2	<b>Cleveland Indians @ New York Yankees</b> Yankee Stadium, Bronx, NY Wed Aug 13 1986, 7:05 PM EDT Att: 25,139 - Unknown											
Julio Franco, R (1, 6) OBP: 0.326, SLG: 0.391	0-0 5-3				0-0 F9	0-0 G5-4-3		0-3 K		4 0 0 0 0 1 4												
Joe Carter, R (1, 7) OBP: 0.335, SLG: 0.492	0-0 F9				0-0 6-3		0-0 6-3		0-0 F8	4 0 0 0 0 0 0												
Pat Tabler, R (1, 3) OBP: 0.339, SLG: 0.403		0-0 CS 1B			0-0 6-3		0-0 6-3		0-0 4-3	4 0 1 0 0 0 0												
Cory Snyder, R (1, 9) OBP: 0.303, SLG: 0.512		0-3 K			0-0 FC6-4 1B		0-0 L6		0-0 F3	4 0 1 0 0 1 1												
Brook Jacoby, R (1, 5) OBP: 0.343, SLG: 0.435		0-0 4-3			0-0 FC6-4 1B				0-0 6-3	3 0 0 0 0 0 1												
Brett Butler, L (1, 8) OBP: 0.348, SLG: 0.357			0-0 1-3		0-3 K				0-0 BB S 1B	3 0 1 0 0 1 1												
Carmen Castillo, R (1, 10) OBP: 0.295, SLG: 0.399			0-0 F9		0-0 1-3 1B				4-0 BB BB	2 0 1 0 1 0 0												
Chris Bando, S (1, 2) OBP: 0.323, SLG: 0.313			0-0 1B			0-0 G5-4-3 1B		0-0 F9		3 0 2 0 0 0 2												
<b>Inning Stats</b>	R: 0 E: 0 K: 1 S: 5	H: 0 LOB: 0 BB: 0 P: 5	R: 0 E: 0 K: 1 S: 5	H: 1 LOB: 0 BB: 0 P: 5	R: 0 E: 0 K: 0 S: 4	H: 1 LOB: 1 BB: 0 P: 4	R: 0 E: 0 K: 0 S: 3	H: 0 LOB: 0 BB: 0 P: 3	R: 0 E: 0 K: 1 S: 6	H: 2 LOB: 2 BB: 0 P: 6	R: 0 E: 0 K: 0 S: 3	H: 1 LOB: 0 BB: 0 P: 3	R: 0 E: 0 K: 0 S: 3	H: 0 LOB: 0 BB: 0 P: 3	R: 0 E: 0 K: 1 S: 6	H: 1 LOB: 3 BB: 2 P: 14	R: 0 E: 0 K: 0 S: 3	H: 0 LOB: 0 BB: 0 P: 3	1B: 6 2B: 0 3B: 0 HR: 0	SF: 0 SAC: 0 DP: 1 HBP: 0	WP: 0 PB: 0 SB: 1 CS: 1	PA: 32
<b>PITCHER</b>	IP WLS BF H R ER SO BB IBB HBP BLK WP HR S P ERA WHIP																					
Tommy John, L (1, 1) ERA: 2.58	7.1 W 26 6 0 0 3 1 0 0 0 0 0 0 31 35 0.00 0.955																					
Dave Righetti, L (8, 1) ERA: 2.85	1.2 S 6 0 0 0 1 1 0 0 0 0 0 0 7 11 0.00 0.600																					

livebaseballscorecards.com

<b>AB</b>	30
<b>R</b>	0
<b>H</b>	6
<b>RBI</b>	0
<b>BB</b>	2
<b>SO</b>	4
<b>LOB</b>	11



Batter	1	2	3	4	5	6	7	8	9
Rickey Henderson, R OBP: 0.370, SLG: 0.493 (1, 8)	0-0 F7	0-0 CS	0-0 3-1		0-0 5-3			0-0 F7	
Wayne Tolleson, S OBP: 0.356, SLG: 0.359 (1, 6)	0-0 4-3		0-0 G3			0-0 L5		0-0 5-3	
Don Mattingly, L OBP: 0.385, SLG: 0.557 (1, 3)	4-0 BB 1B BB		0-0 HR			0-0 F8		0-0 1B	
Dave Winfield, R OBP: 0.364, SLG: 0.474 (1, 9)	4-0 1B 1-2 BB		0-3 K			0-0 5-3		0-0 F6	
Dan Pasqua, L OBP: 0.402, SLG: 0.544 (1, 7)	0-0 1B			0-0 3-1			0-0 PB 2B 1B		
Mike Easler, L OBP: 0.380, SLG: 0.477 (1, 10)	0-0 F9			0-0 4-3			0-0 4-3 1-H WP 2B		
Mike Pagliarulo, L OBP: 0.331, SLG: 0.520 (1, 5)		0-0 F7			0-0 F8		0-0 4-3 2-3		
Joel Skinner, R OBP: 0.230, SLG: 0.294 (1, 2)			0-0 CS 1B		0-3 K		0-0 L3		
Mike Fischlin, R OBP: 0.291, SLG: 0.254 (1, 4)			0-0 F8		0-0 F8		0-0 1-3 3-H		

AB	R	H	RBI	BB	SO	LOB
4	0	0	0	0	0	0
4	0	0	0	0	0	0
3	2	2	1	1	0	0
3	0	0	0	1	1	1
3	1	2	1	0	0	0
3	1	1	1	0	0	2
3	0	0	0	0	0	1
3	0	1	0	0	1	1
3	0	0	0	0	0	1

**BOTTOM**

**Cleveland Indians @ New York Yankees**  
**Yankee Stadium, Bronx, NY**  
 Wed Aug 13 1986, 7:05 PM EDT  
 Att. 25,139 - Unknown


[livebaseballscorecards.com](http://livebaseballscorecards.com)

<b>AB</b>	<b>29</b>
<b>R</b>	<b>4</b>
<b>H</b>	<b>6</b>
<b>RBI</b>	<b>3</b>
<b>BB</b>	<b>2</b>
<b>SO</b>	<b>2</b>
<b>LOB</b>	<b>6</b>



Inning Stats	R: 1	H: 1	E: 0	LOB: 2	K: 0	P: 12	R: 0	H: 1	E: 0	LOB: 0	K: 0	P: 3	R: 1	H: 1	E: 0	LOB: 0	K: 1	P: 6	R: 0	H: 0	E: 0	LOB: 0	K: 0	P: 3	R: 0	H: 0	E: 0	LOB: 0	K: 1	P: 5	R: 0	H: 0	E: 0	LOB: 0	K: 0	P: 3	R: 2	H: 2	E: 0	LOB: 0	K: 0	P: 5	R: 0	H: 1	E: 0	LOB: 1	K: 0	P: 4				
<b>PITCHER</b> Tom Candiotti, R ERA: 3.65 (1, 1)	IP	WLS	BF	H	R	ER	SO	BB	IBB	HBP	BLK	WP	HR	S	P	ERA	WHIP	IP	WLS	BF	H	R	ER	SO	BB	IBB	HBP	BLK	WP	HR	S	P	ERA	WHIP	IP	WLS	BF	H	R	ER	SO	BB	IBB	HBP	BLK	WP	HR	S	P	ERA	WHIP	
	8.0	L	31	6	4	4	2	2	0	0	0	1	1	33	41	4.50	1.000																																			

1B: 4	SF: 0	WP: 1	PA: 32
2B: 1	SAC: 0	PB: 1	
3B: 0	DP: 0	SB: 0	
HR: 1	HBP: 0	CS: 1	

Batter	1	2	3	4	5	6	7	8	9	AB R H RBI BB SO LOB	TOP														
Rickey Henderson, R OBP: 0.367, SLG: 0.488 (1, 8)	0-0 F8		0-0 4-3	0-0 F9			0-0 FC5-6-4		0-0 6-3	5 0 0 0 0 0 2	<p><b>New York Yankees @ Kansas City Royals</b>  <b>Royals Stadium, Kansas City, MO</b>            Fri Aug 15 1986, 8:05 PM EDT            Att: 40,302 - Unknown</p> <p>livebaseballscorecards.com</p> <table border="1"> <tr><td>AB</td><td>36</td></tr> <tr><td>R</td><td>7</td></tr> <tr><td>H</td><td>10</td></tr> <tr><td>RBI</td><td>7</td></tr> <tr><td>BB</td><td>2</td></tr> <tr><td>SO</td><td>8</td></tr> <tr><td>LOB</td><td>11</td></tr> </table> 	AB	36	R	7	H	10	RBI	7	BB	2	SO	8	LOB	11
AB	36																								
R	7																								
H	10																								
RBI	7																								
BB	2																								
SO	8																								
LOB	11																								
Wayne Tolleson, S OBP: 0.354, SLG: 0.356 (1, 6)	0-0 1B		0-3 K		0-0 1-3		0-0 F9		0-3 K	5 0 1 0 0 2 1															
Don Mattingly, L OBP: 0.386, SLG: 0.558 (1, 3)	0-0 F7			0-0 1B BB 1B	0-3 K			0-0 1B SF8 2B	0-0 6-3	5 2 2 0 0 1 1															
Dave Winfield, R OBP: 0.365, SLG: 0.473 (1, 9)	0-0 F8			4-0 1B 1-2 1B BB	0-0 4-3			0-0 SF8 1B		3 2 1 0 1 0 1															
Dan Pasqua, L OBP: 0.399, SLG: 0.540 (1, 7)		0-3 K		0-0 1B 1-2 2-3 3B 1B		0-0 L3		0-0 SF8		3 1 1 1 0 1 0															
Mike Easler, L OBP: 0.381, SLG: 0.476 (1, 10)		0-0 4-3		0-0 1B 1-2 2-H 3-H 3B 1B		0-3 K		0-0 1B IBB		3 1 1 2 1 1 0															
Mike Pagliarulo, L OBP: 0.333, SLG: 0.525 (1, 5)		0-3 K		0-0 1B 1-H 2-H 3B		0-3 K		0-0 1B 1-2 2-H		4 0 2 3 0 2 0															
Joel Skinner, R OBP: 0.232, SLG: 0.311 (1, 2)			0-0 HR	0-0 6-3			0-0 F9	0-0 F5		3 1 1 1 0 0 1															
Claudell Washington, L OBP: 0.319, SLG: 0.463 (8, PH)										1 0 0 0 0 0 2															
Juan Espino, R OBP: 0.294, SLG: 0.333 (8, 2)										0 0 0 0 0 0 0															
Mike Fischlin, R OBP: 0.289, SLG: 0.253 (1, 4)			0-3 K	0-0 F3			0-0 FC5-6-4 1B	0-0 1-3		4 0 1 0 0 1 3															
<b>Inning Stats</b>	R: 0 E: 0 K: 0 S: 4	H: 1 LOB: 1 BB: 0 P: 4	R: 0 E: 0 K: 2 S: 7	H: 0 LOB: 0 BB: 0 P: 7	R: 1 E: 0 K: 2 S: 8	H: 1 LOB: 0 BB: 0 P: 8	R: 4 E: 0 K: 0 S: 7	H: 4 LOB: 1 BB: 1 P: 11	R: 0 E: 0 K: 1 S: 5	H: 0 LOB: 0 BB: 0 P: 5	R: 0 E: 0 K: 2 S: 7	H: 0 LOB: 0 BB: 0 P: 7	R: 0 E: 0 K: 0 S: 4	H: 1 LOB: 1 BB: 0 P: 4	R: 2 E: 0 K: 0 S: 6	H: 3 LOB: 2 BB: 1 P: 10	R: 0 E: 0 K: 1 S: 5	H: 0 LOB: 0 BB: 0 P: 5	1B: 7 2B: 1 3B: 1 HR: 1	SF: 1 SAC: 0 DP: 0 HBP: 0	WP: 0 PB: 0 SB: 1 CS: 0	PA: 39			
<b>PITCHER</b>	IP WLS BF H R ER SO BB IBB HBP BLK WP HR S P ERA WHIP																								
Scott Bankhead, R ERA: 4.52 (1, 1)	3.0 L 16 6 5 5 4 1 0 0 0 0 0 1 23 27 15.00 2.333																								
Charlie Leibrandt, L ERA: 4.36 (4, 1)	4.0 14 2 1 1 3 0 0 0 0 0 0 0 20 20 2.25 0.500																								
Dan Quisenberry, R ERA: 2.62 (8, 1)	2.0 9 2 1 1 1 0 1 0 0 0 0 0 10 14 4.50 1.000																								



Batter	1	2	3	4	5	6	7	8	9	AB	R	H	RBI	BB	SO	LOB
Lonnie Smith, R OBP: 0.333, SLG: 0.365 (1, 7)	0-0 FC6-4 1B 2B	0-3 K			0-0 F8		0-0 HR 1B	0-0 F3		5	2	2	0	0	1	4
Willie Wilson, S OBP: 0.319, SLG: 0.361 (1, 8)	0-0 FC6-4 2-3 1B		0-0 4-3		0-0 BB 1B		0-0 F2	0-0 F9		5	0	2	0	0	0	4
George Brett, L OBP: 0.412, SLG: 0.475 (1, 5)	0-0 F7		0-0 4-3		4-0 BB 1-2 2-3		0-0 HR		0-3 K	4	1	1	3	1	1	2
Jorge Orta, L OBP: 0.329, SLG: 0.434 (1, 10)	0-0 FC6-4 BB 1-2 3-H		0-0 F7		0-0 1-3		0-0 F8 2B	0-0 F7		5	0	1	1	0	0	4
Frank White, R OBP: 0.316, SLG: 0.429 (1, 4)	4-0 1-2 BB			0-0 F7		0-0 1B	0-0 F8	0-0 5-3		4	0	1	0	1	0	1
Steve Balboni, R OBP: 0.293, SLG: 0.462 (1, 3)	0-0 F3			0-0 F7		0-3 K	0-3 K			4	0	0	0	0	2	4
Mike Kingery, L OBP: 0.268, SLG: 0.330 (1, 9)		0-0 F7		0-0 F8		0-0 F7		0-0 1B 1B		3	0	0	0	0	0	1
Darryl Motley, R OBP: 0.230, SLG: 0.341 (8, PH)										1	0	1	0	0	0	0
Jim Sundberg, R OBP: 0.300, SLG: 0.304 (1, 2)		0-0 F9			0-3 K	0-0 F7		0-0 F9		4	0	0	0	0	1	2
Buddy Biancalana, S OBP: 0.340, SLG: 0.364 (1, 6)		0-0 E S 1B			4-0 BB 1B BB		0-3 K 1B HR	0-0 1B		2	1	1	0	1	1	0
Hal McRae, R OBP: 0.326, SLG: 0.402 (8, PH)										1	0	1	0	0	0	0
Angel Salazar, R OBP: 0.259, SLG: 0.307 (8, PR)										0	0	0	0	0	0	0

Inning Stats	R: 1	H: 2	E: 0	K: 0	S: 5	H: 2	LOB: 2	BB: 1	P: 9	R: 0	H: 1	E: 0	K: 1	S: 6	H: 0	LOB: 1	BB: 0	P: 6	R: 0	H: 0	E: 0	K: 0	S: 3	R: 0	H: 0	E: 0	K: 0	S: 3	R: 0	H: 1	E: 0	K: 1	S: 6	H: 1	LOB: 3	BB: 2	P: 14	R: 0	H: 1	E: 0	K: 1	S: 6	H: 1	LOB: 1	BB: 0	P: 6	R: 3	H: 3	E: 0	K: 2	S: 11	H: 3	LOB: 1	BB: 0	P: 11	R: 0	H: 2	E: 0	K: 0	S: 5	H: 2	LOB: 2	BB: 0	P: 5	R: 0	H: 0	E: 0	K: 1	S: 5	H: 0	LOB: 0	BB: 0	P: 5	1B: 7	2B: 2	3B: 0	HR: 1	SF: 0	SAC: 0	DP: 0	HBP: 0	WP: 1	PB: 0	SB: 1	CS: 0	PA: 41
--------------	------	------	------	------	------	------	--------	-------	------	------	------	------	------	------	------	--------	-------	------	------	------	------	------	------	------	------	------	------	------	------	------	------	------	------	------	--------	-------	-------	------	------	------	------	------	------	--------	-------	------	------	------	------	------	-------	------	--------	-------	-------	------	------	------	------	------	------	--------	-------	------	------	------	------	------	------	------	--------	-------	------	-------	-------	-------	-------	-------	--------	-------	--------	-------	-------	-------	-------	--------

PITCHER	IP	WLS	BF	H	R	ER	SO	BB	IBB	HBP	BLK	WP	HR	S	P	ERA	WHIP
Doug Drabek, R ERA: 4.81 (1, 1)	6.0	W	26	5	1	1	3	3	0	0	0	0	0	29	41	1.50	1.333
Brian Fisher, R ERA: 4.17 (7, 1)	0.2		6	3	3	3	1	0	0	0	0	1	1	8	8	40.50	4.500
Dave Righetti, L ERA: 2.76 (7, 1)	2.1	S	9	2	0	0	2	0	0	0	0	0	0	13	13	0.00	0.857

BOTTOM

New York Yankees @ Kansas City Royals  
Royals Stadium, Kansas City, MO

Fri Aug 15 1986, 8:05 PM EDT  
Att. 40,302 - Unknown

livebaseballscorecards.com

AB	38
R	4
H	10
RBI	4
BB	3
SO	6
LOB	22



Batter	1	2	3	4	5	6	7	8	9	AB R H RBI BB SO LOB	TOP	
Rickey Henderson, R OBP: 0.368, SLG: 0.486 (1, 8) BBB	4-0 CS BB		0-0 6-3		0-3 K			4-0 1-2 G6-3 BB		2 0 0 0 2 1 0	<b>New York Yankees @ Kansas City Royals</b> Royals Stadium, Kansas City, MO Sat Aug 16 1986, 4:33 AM EDT Att: 39,426 - Unknown <a href="http://livebaseballscorecards.com">livebaseballscorecards.com</a>	
Wayne Tolleson, S OBP: 0.350, SLG: 0.352 (1, 6) X	0-0 5-3 1-2		0-0 3-1			0-0 L4		0-0 F5		4 0 0 0 0 0 3		
Don Mattingly, L OBP: 0.383, SLG: 0.553 (1, 3) SSS	0-3 K			0-0 F7		0-0 F5		0-0 G6-3 1-2f		4 0 0 0 0 1 2		
Dave Winfield, R OBP: 0.364, SLG: 0.479 (1, 9) X		0-0 F8		0-0 HR		0-0 F3			0-0 F8	4 1 1 1 0 0 0		
Dan Pasqua, L OBP: 0.401, SLG: 0.545 (1, 7) X		0-0 BB 1B		0-0 G4-1 2B			0-3 K		0-0 L4	4 0 2 0 0 1 0		
Mike Easler, L OBP: 0.380, SLG: 0.479 (1, 10) SSS		0-3 K		0-0 G4-1 2-3			0-0 K 4-3 3B		0-3 K	4 1 1 0 0 2 2		
Mike Pagliarulo, L OBP: 0.333, SLG: 0.522 (1, 5) BBB		4-0 1-2 BB		0-0 6-3			0-0 4-3			2 0 0 1 1 0 1		
Juan Espino, R OBP: 0.250, SLG: 0.278 (1, 2) SSS		0-3 K			0-0 6-3		0-0 6-3 3-H			3 0 0 0 0 1 2		
Mike Fischlin, R OBP: 0.291, SLG: 0.256 (1, 4) SSS			0-3 K		0-3 K			0-0 BB 1B		3 0 1 0 0 2 0		
<b>Inning Stats</b>	R: 0 E: 0 K: 1 S: 4 H: 0 LOB: 0 BB: 1 P: 8	R: 0 E: 0 K: 2 S: 8 H: 1 LOB: 2 BB: 1 P: 12	R: 0 E: 0 K: 1 S: 5 H: 0 LOB: 0 BB: 0 P: 5	R: 1 E: 0 K: 0 S: 5 H: 2 LOB: 1 BB: 0 P: 5	R: 0 E: 0 K: 2 S: 7 H: 0 LOB: 0 BB: 0 P: 7	R: 0 E: 0 K: 0 S: 3 H: 0 LOB: 0 BB: 0 P: 3	R: 1 E: 0 K: 1 S: 6 H: 1 LOB: 0 BB: 0 P: 6	R: 0 E: 0 K: 0 S: 3 H: 1 LOB: 1 BB: 1 P: 7	R: 0 E: 0 K: 1 S: 5 H: 0 LOB: 0 BB: 0 P: 5	1B: 2 2B: 1 3B: 1 HR: 1 SF: 0 SAC: 0 DP: 1 HBP: 0	WP: 0 PB: 0 SB: 0 CS: 1 PA: 33	
<b>PITCHER</b>	IP WLS BF H R ER SO BB IBB HBP BLK WP HR S P ERA WHIP											
Danny Jackson, L ERA: 3.88 (1, 1)	7.0 W 28 5 2 2 7 3 0 0 0 0 0 1 39 51 2.57 1.143											
Bud Black, L ERA: 3.63 (8, 1)	2.0 S 5 0 0 0 1 0 0 0 0 0 0 0 7 7 0.00 0.000											





Batter	1	2	3	4	5	6	7	8	9	AB R H RBI BB SO LOB	TOP
Claudell Washington, L OBP: 0.313, SLG: 0.455 (1, 8) X	0-0 6-3		0-0 4-3			0-3 K		0-3 K		4 0 0 0 0 2 0	<b>New York Yankees @ Kansas City Royals</b> Royals Stadium, Kansas City, MO Sun Aug 17 1986, 4:33 AM EDT Att: 39,484 - Unknown <a href="http://livebaseballscorecards.com">livebaseballscorecards.com</a>
Wayne Tolleson, S OBP: 0.352, SLG: 0.354 (1, 6) X (8, 4)	0-0 L5			0-0 1B		0-0 4-3		0-0 1B	4 0 2 0 0 0 0		
Don Mattingly, L OBP: 0.384, SLG: 0.553 (1, 3) X	0-0 F7			0-0 1B		0-0 F5		0-0 1B	4 0 2 0 0 0 0		
Dave Winfield, R OBP: 0.361, SLG: 0.474 (1, 9)		0-3 K		0-0 F2		0-3 K		0-0 F8	4 0 0 0 0 2 4		
Dan Pasqua, L OBP: 0.398, SLG: 0.538 (1, 7)		0-0 F4		0-3 K		0-0 1B		0-3 K	4 0 1 0 0 2 4		
Mike Easler, L OBP: 0.379, SLG: 0.477 (1, 10) X		0-0 1B		0-0 F7		0-3 K		0-3 K	4 0 1 0 0 2 5		
Mike Pagliarulo, L OBP: 0.330, SLG: 0.518 (1, 5) X (8, 6)		0-3 K			0-0 6-3		0-0 F7		3 0 0 0 0 1 2		
Joel Skinner, R OBP: 0.229, SLG: 0.307 (1, 2) X Rickey Henderson, R OBP: 0.367, SLG: 0.485 (8, PH) Juan Espino, R OBP: 0.250, SLG: 0.278 (8, 2)			0-0 4-3		0-3 K			0-0 6-3	2 0 0 0 0 1 0 1 0 0 0 0 0 0 0 0 0 0 0 0 0		
Mike Fischlin, R OBP: 0.284, SLG: 0.250 (1, 4) X Gary Roenicke, R OBP: 0.410, SLG: 0.394 (8, PH) X (8, 5)			0-0 5-3		0-0 4-3			0-0 G2	2 0 0 0 0 0 0 1 0 0 0 0 0 0		
<b>Inning Stats</b>	R: 0 H: 0 E: 0 LOB: 0 K: 0 BB: 0 S: 3 P: 3	R: 0 H: 1 E: 0 LOB: 1 K: 2 BB: 0 S: 8 P: 8	R: 0 H: 0 E: 0 LOB: 0 K: 0 BB: 0 S: 3 P: 3	R: 0 H: 2 E: 0 LOB: 2 K: 1 BB: 0 S: 7 P: 7	R: 0 H: 0 E: 0 LOB: 0 K: 1 BB: 0 S: 5 P: 5	R: 0 H: 0 E: 0 LOB: 0 K: 1 BB: 0 S: 5 P: 5	R: 0 H: 1 E: 0 LOB: 1 K: 2 BB: 0 S: 8 P: 8	R: 0 H: 0 E: 0 LOB: 0 K: 1 BB: 0 S: 5 P: 5	R: 0 H: 2 E: 0 LOB: 2 K: 2 BB: 0 S: 9 P: 9	1B: 6 SF: 0 2B: 0 SAC: 0 3B: 0 DP: 0 HR: 0 HBP: 0	
<b>PITCHER</b> Mark Gubicza, R ERA: 4.08 (1, 1)	IP WLS BF H R ER SO BB IBB HBP BLK WP HR S P ERA WHIP										

**New York Yankees @ Kansas City Royals**  
 Royals Stadium, Kansas City, MO  
 Sun Aug 17 1986, 4:33 AM EDT  
 Att: 39,484 - Unknown

AB	33
R	0
H	6
RBI	0
BB	0
SO	10
LOB	15



Batter	1	2	3	4	5	6	7	8	9
<b>Lonnie Smith, R</b> (1, 7) OBP: 0.337, SLG: 0.371 <b>Lynn Jones, R</b> (8, 7) OBP: 0.234, SLG: 0.171	0-0 5-3	0-0 6-3			0-0 CS 1B		0-0 HR 1B		
<b>Willie Wilson, S</b> (1, 8) OBP: 0.316, SLG: 0.363	0-0 5-3		0-3 K		0-3 K		0-0 HR		
<b>George Brett, L</b> (1, 5) OBP: 0.414, SLG: 0.489	0-0 HR		0-0 4-3		0-0 3-1		0-0 F4		
<b>Hal McRae, R</b> (1, 10) OBP: 0.321, SLG: 0.398	0-0 6-3		0-0 F7		0-0 F7		0-0 F8		
<b>Frank White, R</b> (1, 4) OBP: 0.319, SLG: 0.438 <b>Buddy Biancalana, S</b> (8, PR) OBP: 0.340, SLG: 0.364 (9, 4)		4-0 SH 1B FC4-6 BB		0-0 HR		0-0 1B		0-0 WP 2B	
<b>Steve Balboni, R</b> (1, 3) OBP: 0.295, SLG: 0.469		0-0 FC4-6 SH 1B		0-0 1B		0-0 F9		0-3 K	
<b>Jim Sundberg, R</b> (1, 2) OBP: 0.295, SLG: 0.298		0-0 SH FC4-6		0-3 K		0-3 K		0-0 L6	
<b>Darryl Motley, R</b> (1, 9) OBP: 0.223, SLG: 0.330		0-3 K		0-0 L7		0-0 F7			
<b>Angel Salazar, R</b> (1, 6) OBP: 0.261, SLG: 0.315		0-0 FC4-6		0-0 L8		0-0 4-3			

Inning Stats	R: 1	H: 1	E: 0	LOB: 0	K: 0	BB: 0	S: 4	P: 4
	R: 1	H: 1	E: 0	LOB: 2	K: 1	BB: 1	S: 7	P: 11
	R: 0	H: 0	E: 0	LOB: 0	K: 1	BB: 0	S: 5	P: 5
	R: 1	H: 2	E: 0	LOB: 1	K: 1	BB: 0	S: 7	P: 7
	R: 0	H: 1	E: 0	LOB: 0	K: 1	BB: 0	S: 5	P: 5
	R: 0	H: 1	E: 0	LOB: 1	K: 1	BB: 0	S: 6	P: 6
	R: 2	H: 2	E: 0	LOB: 0	K: 0	BB: 0	S: 5	P: 5
	R: 0	H: 1	E: 0	LOB: 2	K: 1	BB: 0	S: 6	P: 6

PITCHER	IP	WLS	BF	H	R	ER	SO	BB	IBB	HBP	BLK	WP	HR	S	P	ERA	WHIP
<b>Ron Guidry, L</b> (1, 1) ERA: 4.12	7.0	L	30	8	5	5	5	1	0	0	0	0	3	39	43	6.43	1.286
<b>Tim Stoddard, R</b> (8, 1) ERA: 3.79	1.0		4	1	0	0	1	0	0	0	0	1	0	6	6	0.00	1.000

AB R H RBI BB SO LOB

4	1	2	0	0	0	2
0	0	0	0	0	0	0
4	1	1	2	0	2	1
4	1	1	1	0	0	1
4	0	0	0	0	0	0
3	2	3	1	1	0	0
0	0	0	0	0	0	0
4	0	2	0	0	1	2
3	0	0	0	0	2	4
3	0	0	0	0	1	4
3	0	0	1	0	0	3

AB	32
R	5
H	9
RBI	5
BB	1
SO	6
LOB	17



WP	HR	S	P	ERA	WHIP
1	3	6	6	0.00	1.000

**New York Yankees @ Kansas City Royals**  
 Royals Stadium, Kansas City, MO  
 Sun Aug 17 1986, 4:33 AM EDT  
 Att. 39,484 - Unknown

Seattle Mariners @ New York Yankees  
 Yankee Stadium, Bronx, NY  
 Tue Aug 19 1986, 7:05 PM EDT  
 Att: 23,169 - Unknown

livebaseballscorecards.com

AB	35
R	7
H	13
RBI	7
BB	1
SO	3
LOB	8



Batter	1	2	3	4	5	6	7	8	9	AB R H RBI BB SO LOB
Rey Quinones, R (1, 6) OBP: 0.317, SLG: 0.345	0-0 G6-4-3 1B		0-0 5-3		0-0 SF8		0-3 K		0-0 1B	4 0 2 2 0 1 0
Mickey Brantley, R (1, 8) OBP: 0.188, SLG: 0.300	0-0 G6-4-3 1-2f			0-3 K	0-0 BB HR 1B		0-0 CS 1B		0-0 F7	5 1 2 0 0 1 2
Phil Bradley, R (1, 7) OBP: 0.392, SLG: 0.435	0-0 5-3			0-0 HR	4-0 HR BB		0-0 CS	0-0 F9		3 2 1 1 1 0 0
Danny Tartabull, R (1, 9) OBP: 0.355, SLG: 0.537		0-0 F8		0-0 1B	0-0 HR			0-0 F8		4 1 2 3 0 0 0
Alvin Davis, L (1, 3) OBP: 0.393, SLG: 0.474		0-0 1B		0-0 L6	0-0 4-3			0-0 CS 1B		2 0 1 0 0 0 1
John Moses, S (4, 3) OBP: 0.329, SLG: 0.326										2 0 1 0 0 0 0
Jim Presley, R (1, 5) OBP: 0.303, SLG: 0.473		0-0 F9		0-0 E9 1B		0-0 5-3		0-0 CS	0-0 5-3	4 0 1 0 0 0 1
Ken Phelps, L (1, 10) OBP: 0.405, SLG: 0.514		0-0 4-3		0-0 F8		0-3 K				4 1 1 0 0 1 3
Bob Kearney, R (1, 2) OBP: 0.288, SLG: 0.377			0-0 5-3		0-0 SH4 SF8 2B	0-0 6-3			0-0 F8 1B 2B	4 2 2 1 0 0 0
Harold Reynolds, S (1, 4) OBP: 0.261, SLG: 0.253			0-0 5-3		0-0 SH4		0-0 4-3		0-0 F8	3 0 0 0 0 0 1

Inning Stats	R: 0	H: 1	E: 0	LOB: 0	K: 0	BB: 0	S: 3	P: 3	R: 0	H: 1	E: 0	LOB: 1	K: 0	BB: 0	S: 4	P: 4	R: 0	H: 0	E: 0	LOB: 0	K: 0	BB: 0	S: 3	P: 3	R: 1	H: 3	E: 1	LOB: 2	K: 1	BB: 0	S: 8	P: 8	R: 4	H: 3	E: 0	LOB: 0	K: 0	BB: 1	S: 6	P: 10	R: 0	H: 0	E: 0	LOB: 0	K: 1	BB: 0	S: 5	P: 5	R: 0	H: 1	E: 0	LOB: 0	K: 1	BB: 0	S: 5	P: 5	R: 0	H: 1	E: 0	LOB: 0	K: 0	BB: 0	S: 3	P: 3	R: 2	H: 3	E: 0	LOB: 1	K: 0	BB: 0	S: 6	P: 6	R: 0	H: 1	E: 0	LOB: 0	K: 0	BB: 0	S: 3	P: 3	R: 2	H: 3	E: 0	LOB: 1	K: 0	BB: 0	S: 6	P: 6	1B: 9	SF: 1	2B: 2	SAC: 1	3B: 0	DP: 1	HR: 2	HBP: 0	WP: 0	PA: 40
--------------	------	------	------	--------	------	-------	------	------	------	------	------	--------	------	-------	------	------	------	------	------	--------	------	-------	------	------	------	------	------	--------	------	-------	------	------	------	------	------	--------	------	-------	------	-------	------	------	------	--------	------	-------	------	------	------	------	------	--------	------	-------	------	------	------	------	------	--------	------	-------	------	------	------	------	------	--------	------	-------	------	------	------	------	------	--------	------	-------	------	------	------	------	------	--------	------	-------	------	------	-------	-------	-------	--------	-------	-------	-------	--------	-------	--------

PITCHER	IP	WLS	BF	H	R	ER	SO	BB	IBB	HBP	BLK	WP	HR	S	P	ERA	WHIP
Tommy John, L (1, 1) ERA: 3.0	4.2	L	21	7	4	4	1	1	0	0	0	0	1	22	26	7.71	1.714
Brian Fisher, R (5, 1) ERA: 4.23	3.2		14	5	3	3	2	0	0	0	0	0	1	18	18	7.36	1.364
Tim Stoddard, R (9, 1) ERA: 3.75	0.2		3	1	0	0	0	0	0	0	0	0	0	3	3	0.00	1.500



Batter	1	2	3	4	5	6	7	8	9	AB R H RBI BB SO LOB	TOP					
Rey Quinones, R OBP: 0.311, SLG: 0.338 (1, 6) X	0-0 F9		0-0 F8		0-0 F4		0-3 K			4 0 0 0 0 1 2						
John Moses, S OBP: 0.328, SLG: 0.325 (1, 3) X	0-0 F7			0-0 F8	0-0 1B		0-0 F8			4 0 1 0 0 0 1						
Phil Bradley, R OBP: 0.398, SLG: 0.438 (1, 7) B B B	4-0 S BB			0-0 HR 1B	4-0 BB			0-0 6-3 1B		2 1 2 0 2 0 0						
Danny Tartabull, R OBP: 0.354, SLG: 0.542 (1, 9) S S S	0-3 K 1-2			0-0 HR 1-H	0-3 K			0-3 K		4 1 1 2 0 3 5						
Jim Presley, R OBP: 0.302, SLG: 0.471 (1, 5) S S S		0-3 K		0-0 1B		0-0 6-3		0-0 6-3 1-2		4 0 1 0 0 1 1						
Ken Phelps, L OBP: 0.400, SLG: 0.506 (1, 10) S S S		0-3 K		0-3 K		0-0 F9		0-3 K		4 0 0 0 0 3 2						
Scott Bradley, L OBP: 0.352, SLG: 0.455 (1, 2) X		0-0 F8		0-0 F7		0-0 4-3			0-0 F9	4 0 0 0 0 0 1	AB 33 R 2 H 7 RBI 2 BB 3 SO 9 LOB 14					
Mickey Brantley, R OBP: 0.222, SLG: 0.303 (1, 8) X			0-0 L3 1B		0-0 F8		4-0 FC6-4 BB		0-0 6-3	3 0 1 0 1 0 0						
Harold Reynolds, S OBP: 0.261, SLG: 0.253 (1, 4) X			0-0 L3 1-2		0-0 1B		0-0 FC6-4 1-2		0-3 K	4 0 1 0 0 1 2	WP: 0 PA: 36 PB: 0 SB: 1 CS: 0					
<b>Inning Stats</b>	R: 0 H: 0 E: 0 LOB: 1 K: 1 BB: 1 S: 5 P: 9	R: 0 H: 0 E: 0 LOB: 0 K: 2 BB: 0 S: 7 P: 7	R: 0 H: 1 E: 0 LOB: 0 K: 0 BB: 0 S: 3 P: 3	R: 2 H: 3 E: 0 LOB: 1 K: 1 BB: 0 S: 8 P: 8	R: 0 H: 2 E: 0 LOB: 3 K: 1 BB: 1 S: 7 P: 11	R: 0 H: 0 E: 0 LOB: 0 K: 0 BB: 0 S: 3 P: 3	R: 0 H: 0 E: 0 LOB: 1 K: 1 BB: 1 S: 5 P: 9	R: 0 H: 1 E: 0 LOB: 1 K: 2 BB: 0 S: 8 P: 8	R: 0 H: 0 E: 0 LOB: 0 K: 1 BB: 0 S: 5 P: 5	1B: 6 SF: 0 2B: 1 SAC: 0 3B: 0 DP: 1 HR: 1 HBP: 0						
<b>PITCHER</b>	IP WLS BF H R ER SO BB IBB HBP BLK WP HR S P ERA WHIP															
Doug Drabek, R ERA: 4.76 (1, 1)	4.2	21	6	2	2	4	2	0	0	0	0	1	27	35	3.86	1.714
Tim Stoddard, R ERA: 3.64 (5, 1)	2.1	W	8	0	0	0	2	1	0	0	0	0	11	15	0.00	0.429
Dave Righetti, L ERA: 2.69 (8, 1)	2.0	S	7	1	0	0	3	0	0	0	0	0	13	13	0.00	0.500

Seattle Mariners @ New York Yankees  
 Yankee Stadium, Bronx, NY  
 Wed Aug 20 1986, 3:33 AM EDT  
 Att: 26,205 - Unknown

livebaseballscorecards.com







Batter	1	2	3	4	5	6	7	8	9	AB R H RBI BB SO LOB	TOP													
Alfredo Griffin, S (1, 6) OBP: 0.321, SLG: 0.347	0-3 K		0-0 L4		0-0 F4			0-0 1B		4 0 1 0 0 1 2	<b>Oakland Athletics @ New York Yankees</b> <b>Yankee Stadium, Bronx, NY</b> Fri Aug 22 1986, 7:05 PM EDT Att: 30,185 - Unknown <a href="http://livebaseballscorecards.com">livebaseballscorecards.com</a>													
Lenn Sakata, R (1, 4) OBP: 0.250, SLG: 0.250	0-0 F8			0-0 HR 1B		0-0 F7		0-3 K		4 1 1 0 0 1 1														
Carney Lansford, R (1, 3) OBP: 0.331, SLG: 0.405	0-0 F3			0-0 HR		0-0 F2			0-0 5-3	4 1 1 2 0 0 0														
Dave Kingman, R (1, 10) OBP: 0.258, SLG: 0.434		0-0 6-3		0-3 K		0-0 5-3			0-0 5-3	4 0 0 0 0 1 0														
Jose Canseco, R (1, 7) OBP: 0.324, SLG: 0.463		0-0 F4		0-0 F9			0-0 F9		0-0 F4	4 0 0 0 0 0 0														
Dusty Baker Jr., R (1, 9) OBP: 0.308, SLG: 0.320		0-0 F8		0-0 F9			0-0 G1-5-3			3 0 0 0 0 0 0														
Mark McGwire, R (1, 5)			0-0 6-3		0-0 F8		0-0 F8			3 0 0 0 0 0 0														
Dwayne Murphy, L (1, 8) OBP: 0.347, SLG: 0.356			0-0 1B		4-0 BB			0-0 F8		2 0 1 0 1 0 0														
Mickey Tettleton, S (1, 2) OBP: 0.313, SLG: 0.327 Rusty Tillman, R (8, PH) OBP: 0.250, SLG: 0.333 Jerry Willard, L (8, 2) OBP: 0.380, SLG: 0.393			0-3 K		0-0 F6			0-3 K		2 0 0 0 0 1 2 1 0 0 0 0 1 0 0 0 0 0 0 0 0														
<b>Inning Stats</b>	R: 0 E: 0 K: 1 S: 5	H: 0 LOB: 0 BB: 0 P: 5	R: 0 E: 0 K: 0 S: 3	H: 0 LOB: 0 BB: 0 P: 3	R: 0 E: 0 K: 1 S: 6	H: 1 LOB: 1 BB: 0 P: 6	R: 2 E: 0 K: 1 S: 7	H: 2 LOB: 0 BB: 0 P: 7	R: 0 E: 0 K: 0 S: 3	H: 0 LOB: 1 BB: 1 P: 7	R: 0 E: 0 K: 0 S: 3	H: 0 LOB: 0 BB: 0 P: 3	R: 0 E: 0 K: 0 S: 3	H: 0 LOB: 0 BB: 0 P: 3	R: 0 E: 0 K: 2 S: 8	H: 1 LOB: 1 BB: 0 P: 8	R: 0 E: 0 K: 0 S: 3	H: 0 LOB: 0 BB: 0 P: 3	R: 0 E: 0 K: 0 S: 3	H: 0 LOB: 0 BB: 0 P: 3	1B: 3 2B: 0 3B: 0 HR: 1	SF: 0 SAC: 0 DP: 0 HBP: 0	WP: 0 PB: 0 SB: 0 CS: 0	PA: 32
<b>PITCHER</b>	IP WLS BF H R ER SO BB IBB HBP BLK WP HR S P ERA WHIP												<b>PITCHER</b>	IP WLS BF H R ER SO BB IBB HBP BLK WP HR S P ERA WHIP										
Dennis Rasmussen, L (1, 1) ERA: 3.58	8.0 W 29 4 2 2 5 1 0 0 0 0 1 38 42 2.25 0.625																							
Dave Righetti, L (9, 1) ERA: 2.65	1.0 S 3 0 0 0 0 0 0 0 0 0 0 3 3 0.00 0.000																							



Batter	1	2	3	4	5	6	7	8	9
Rickey Henderson, R OBP: 0.366, SLG: 0.481 (1, 8)	0-3 K		0-0 F7		4-0 BB			0-0 E3 BLK S 1B	
Willie Randolph, R OBP: 0.389, SLG: 0.323 (1, 4)	0-3 K			0-0 6-3	0-0 F8			0-0 1B 1-H	
Don Mattingly, L OBP: 0.381, SLG: 0.553 (1, 3)	0-0 6-3			0-0 5-3		0-0 L4-6 2B		0-0 F7	
Dan Pasqua, L OBP: 0.399, SLG: 0.550 (1, 7)		0-3 K		0-0 1B 2B		0-0 L4-6 2-3		4-0 1B 1-2 BB	
Dave Winfield, R OBP: 0.362, SLG: 0.478 (1, 9)		0-0 5-3		0-0 1B		0-0 F6		0-3 K	
Mike Easler, L OBP: 0.369, SLG: 0.463 (1, 10)		0-0 F5		0-0 4-3			0-0 4-3	0-0 4-3	
Mike Pagliarulo, L OBP: 0.330, SLG: 0.519 (1, 5)			0-0 HR		4-0 9-5 BB		0-0 4-3		
Joel Skinner, R OBP: 0.235, SLG: 0.310 (1, 2)			0-0 F1		0-0 9-5 1-3f		0-0 1B		
Wayne Tolleson, S OBP: 0.346, SLG: 0.347 (1, 6)			0-0 F7		0-0 PB 1B		0-0 F8		

Inning Stats	R: 0	H: 0	E: 0	LOB: 0	K: 2	BB: 0	S: 7	P: 7
	R: 0	H: 0	E: 0	LOB: 0	K: 1	BB: 0	S: 5	P: 5
	R: 1	H: 1	E: 0	LOB: 0	K: 0	BB: 0	S: 4	P: 4
	R: 1	H: 2	E: 0	LOB: 1	K: 0	BB: 0	S: 5	P: 5
	R: 0	H: 1	E: 1	LOB: 2	K: 0	BB: 2	S: 3	P: 11
	R: 0	H: 1	E: 0	LOB: 0	K: 0	BB: 0	S: 3	P: 3
	R: 0	H: 1	E: 0	LOB: 1	K: 0	BB: 0	S: 4	P: 4
	R: 1	H: 1	E: 1	LOB: 2	K: 1	BB: 1	S: 7	P: 11

PITCHER	IP	WLS	BF	H	R	ER	SO	BB	IBB	HBP	BLK	WP	HR	S	P	ERA	WHIP
Joaquin Andujar, R ERA: 4.2 (1, 1)	8.0	L	33	7	3	2	4	3	0	0	1	0	1	38	50	2.25	1.250

**BOTTOM**

**Oakland Athletics @ New York Yankees**  
Yankee Stadium, Bronx, NY

Fri Aug 22 1986, 7:05 PM EDT  
Att. 30,185 - Unknown

AB	R	H	RBI	BB	SO	LOB
3	1	0	0	1	1	0
4	0	1	1	0	1	2
4	0	1	0	0	0	1
3	1	1	0	1	1	1
4	0	1	1	0	1	2
4	0	0	0	0	0	3
2	1	1	1	1	0	0
3	0	1	0	0	0	1
3	0	1	0	0	0	1

AB	30
R	3
H	7
RBI	3
BB	3
SO	4
LOB	11

WP: 0 PA: 33  
PB: 2  
SB: 1  
CS: 0



1B	2B	3B	HR	SF	SAC	DP	HBP	WP	HR	S	P	ERA	WHIP
4	4	0	1	0	0	2	0	0	1	11			

Batter	1	2	3	4	5	6	7	8	9	AB R H RBI BB SO LOB	TOP																									
Alfredo Griffin, S (1, 6) OBP: 0.320, SLG: 0.346	0-0 6-3		0-0 G3			0-0 4-3			0-0 SH3-4 2B	4 1 1 0 0 0 0																										
Carney Lansford, R (1, 3) OBP: 0.331, SLG: 0.412	0-3 K			0-0 F8		0-0 HR		0-0 SH3-4	0-0 SH3-4	3 1 1 1 0 1 0																										
Jose Canseco, R (1, 7) OBP: 0.324, SLG: 0.463	0-3 K			0-3 K		0-3 K		0-0 2B	0-0 2B	4 0 1 1 0 3 0																										
Dave Kingman, R (1, 10) OBP: 0.258, SLG: 0.431		4-0 BB		0-0 F3		0-0 F2		0-3 K	0-3 K	3 0 0 0 1 1 1																										
Dusty Baker Jr., R (1, 9) OBP: 0.303, SLG: 0.314		0-3 K			0-0 F7		0-0 5-3		0-0 1-3	4 0 0 0 0 1 2																										
Donnie Hill, S (1, 4) OBP: 0.329, SLG: 0.385		0-0 2B			0-0 F7			0-0 F3		3 0 1 0 0 0 0																										
Mark McGwire, R (1, 5) OBP: 0.308, SLG: 0.320		0-0 F7			0-3 K			0-3 K		3 0 0 0 0 2 1																										
Dwayne Murphy, L (1, 8) OBP: 0.347, SLG: 0.356			0-3 K			0-0 3-1		0-0 1B		3 0 1 0 0 1 0																										
Mickey Tettleton, S (1, 2) OBP: 0.308, SLG: 0.320			0-3 K			0-0 F9		0-0 1-3		3 0 0 0 0 1 1																										
<b>Inning Stats</b>	R: 0 E: 0 K: 2 S: 7	H: 0 LOB: 0 BB: 0 P: 7	R: 0 E: 0 K: 1 S: 5	H: 1 LOB: 1 BB: 1 P: 9	R: 0 E: 0 K: 2 S: 7	H: 0 LOB: 0 BB: 0 P: 7	R: 0 E: 0 K: 1 S: 5	H: 0 LOB: 0 BB: 0 P: 5	R: 0 E: 0 K: 0 S: 3	H: 0 LOB: 0 BB: 0 P: 3	R: 1 E: 0 K: 1 S: 6	H: 1 LOB: 0 BB: 0 P: 6	R: 0 E: 0 K: 1 S: 6	H: 1 LOB: 1 BB: 0 P: 6	R: 1 E: 0 K: 1 S: 7	H: 2 LOB: 1 BB: 0 P: 7	1B: 2 2B: 3 3B: 0 HR: 1	SF: 0 SAC: 1 DP: 1 HBP: 0	WP: 0 PB: 0 SB: 0 CS: 1	PA: 32																
<b>PITCHER</b>	IP WLS BF H R ER SO BB IBB HBP BLK WP HR S P ERA WHIP																																			
Ron Guidry, L (1, 1) ERA: 3.96	8.0	27	3	1	1	9	1	0	0	0	0	0	1	44	48	1.12	0.500																			
Dave Righetti, L (9, 1) ERA: 2.73	1.0	L	5	2	1	1	1	0	0	0	0	0	0	7	7	9.00	2.000																			


Oakland Athletics @ New York Yankees  
 Yankee Stadium, Bronx, NY  
 Sat Aug 23 1986, 7:05 PM EDT  
 Att: 40,179 - Unknown

livebaseballscorecards.com

AB	30
R	2
H	5
RBI	2
BB	1
SO	10
LOB	5





Batter	1	2	3	4	5	6	7	8	9	AB R H RBI BB SO LOB	TOP																
Alfredo Griffin, S (1, 6) OBP: 0.320, SLG: 0.351	0-0 WP 1B 1B		0-0 6-3		0-0 6-3	0-0 2-1 3-H	0-0 5-3	0-0 3B 1-H 2-H 3-H	0-0 6-3	6 0 2 3 0 0 1																	
Mike Davis, L (1, 9) OBP: 0.311, SLG: 0.446	0-0 1-2 1B		0-0 1B			0-0 4-3	0-3 K	0-3 K		5 0 2 0 0 2 1																	
Carney Lansford, R (1, 3) OBP: 0.332, SLG: 0.418	0-0 F9		0-0 F9			0-0 HR	0-0 1B	0-0 G3		5 1 2 1 0 0 4																	
Dave Kingman, R (1, 10) OBP: 0.259, SLG: 0.433	0-3 K 2-3			0-0 F1		0-0 WP 2B 1B	0-3 K		0-0 1B 2B	5 2 2 0 0 2 3																	
Rusty Tillman, R (1, 7) OBP: 0.176, SLG: 0.235	0-3 K			0-0 6-3		0-0 F7		0-3 K	0-3 K	5 0 0 0 0 3 4																	
Mark McGwire, R (1, 5) OBP: 0.273, SLG: 0.364		0-0 CS 1B		0-0 5-3		0-0 BB 1-H BB 2B		0-0 E BB 1B 1B	0-3 K 2B	5 2 3 1 0 1 1																	
Dwayne Murphy, L (1, 8) OBP: 0.351, SLG: 0.358		0-3 K 1-2			0-0 F8	4-0 BB 2-1 BB		0-0 BB E BB 3B 1B	0-0 1B HR 1B	4 2 2 1 1 1 1	AB 42 R 11 H 16 RBI 11 BB 4 SO 9 LOB 17																
Lenn Sakata, R (1, 4) OBP: 0.286, SLG: 0.167 Donnie Hill, S (8, PH) OBP: 0.330, SLG: 0.385		0-0 F8			0-0 1-3	4-0 BB 1-2 2-3 BB		0-0 E5 BB 1-2 2-3 3B	0-0 HR 1B	2 0 0 0 1 0 0 2 2 1 0 0 0 2																	
Jerry Willard, L (1, 2) OBP: 0.381, SLG: 0.395 Mickey Tettleton, S (6, PH) OBP: 0.319, SLG: 0.344			0-0 4-3		0-0 1B	4-0 BB 1-2 2-3 3-H BB		4-0 BB 1-2 2-3 3-H BB	0-0 HR	2 0 1 0 0 0 0 1 2 1 5 2 0 0																	
Inning Stats	R: 0 E: 0 K: 2 S: 9	H: 2 LOB: 2 BB: 0 P: 9	R: 0 E: 0 K: 1 S: 5	H: 1 LOB: 0 BB: 0 P: 5	R: 0 E: 0 K: 0 S: 4	H: 1 LOB: 1 BB: 0 P: 4	R: 0 E: 0 K: 0 S: 3	H: 0 LOB: 0 BB: 0 P: 3	R: 0 E: 0 K: 0 S: 4	H: 1 LOB: 1 BB: 0 P: 4	R: 3 E: 0 K: 0 S: 5	H: 3 LOB: 3 BB: 3 P: 17	R: 0 E: 0 K: 2 S: 8	H: 1 LOB: 1 BB: 0 P: 8	R: 4 E: 1 K: 2 S: 11	H: 3 LOB: 1 BB: 1 P: 15	R: 4 E: 0 K: 2 S: 11	H: 4 LOB: 0 BB: 0 P: 11	1B: 11 2B: 2 3B: 1 HR: 2	SF: 0 SAC: 0 DP: 0 HBP: 0	WP: 2 PB: 0 SB: 0 CS: 1	PA: 46					
PITCHER	IP WLS BF H R ER SO BB IBB HBP BLK WP HR S P ERA WHIP												PITCHER	IP WLS BF H R ER SO BB IBB HBP BLK WP HR S P ERA WHIP													
Tommy John, L (1, 1) ERA: 3.16	5.2		8	3	3	3	2	0	0	0	2	1	30	38	4.76	1.765											
Rod Scurry, L (6, 1) ERA: 2.57	1.2	L	9	3	2	3	1	0	0	0	0	0	13	17	10.80	2.400											
Brian Fisher, R (8, 1) ERA: 4.68	1.2		12	5	6	5	1	0	0	0	0	1	17	21	27.00	3.600											

Oakland Athletics @ New York Yankees  
 Yankee Stadium, Bronx, NY  
 Sun Aug 24 1986, 3:33 AM EDT  
 Att: 31,796 - Unknown

livebaseballscorecards.com



Batter	1	2	3	4	5	6	7	8	9	AB R H RBI BB SO LOB	TOP									
<b>Gary Pettis, S</b> (1, 8) OBP: 0.331, SLG: 0.325	0-3 K	0-3 K			0-0 F7	0-0 G3			0-3 K	5 0 0 0 0 3 2										
<b>Wally Joyner, L</b> (1, 3) OBP: 0.352, SLG: 0.493	0-0 F8		0-3 K		4-0 2B E BB		0-0 4-3 SH2-4 1B		0-0 F8	4 1 1 0 1 1 0										
<b>Brian Downing, R</b> (1, 7) OBP: 0.382, SLG: 0.426	4-0 BB		0-0 F4		0-0 1-3 2B		0-0 SH2-4		0-0 E5 BB	3 0 1 0 1 0 0										
<b>Reggie Jackson, L</b> (1, 10) OBP: 0.394, SLG: 0.396	0-0 L3		0-0 F8		0-3 K		0-0 4-3		4-0 1-2 BB	4 0 0 0 1 1 3										
<b>Doug DeCinces, R</b> (1, 5) OBP: 0.334, SLG: 0.475		0-0 HR		0-0 HR	0-0 F7		4-0 BB		0-0 6-3	4 2 2 2 1 0 3										
<b>George Hendrick, R</b> (1, 9) OBP: 0.340, SLG: 0.455		0-0 1B 1B		0-0 6-3		4-0 B1-3 SH2-4 1B BB		0-3 K		3 2 1 0 1 1 2										
<b>Bobby Grich, R</b> (1, 4) OBP: 0.361, SLG: 0.438		0-0 F8		0-0 2B		0-0 SH2-4		0-0 G5-4-3 1B		3 0 2 0 0 0 1										
<b>Dick Schofield, R</b> (1, 6) OBP: 0.316, SLG: 0.391		0-0 1B 1B		0-0 F7		0-0 B1-3		0-3 K		4 0 1 0 0 1 3										
<b>Bob Boone, R</b> (1, 2) OBP: 0.282, SLG: 0.315		0-0 1B		0-0 F4		0-0 1B		0-0 G5-4-3		4 0 2 2 0 0 2										
<b>Inning Stats</b>	R: 0 E: 0 K: 1 S: 5	H: 0 LOB: 1 BB: 1 P: 9	R: 2 E: 0 K: 1 S: 8	H: 4 LOB: 1 BB: 0 P: 8	R: 0 E: 0 K: 1 S: 5	H: 0 LOB: 0 BB: 0 P: 5	R: 1 E: 0 K: 0 S: 5	H: 2 LOB: 1 BB: 0 P: 5	R: 1 E: 0 K: 0 S: 4	H: 1 LOB: 1 BB: 1 P: 8	R: 0 E: 0 K: 1 S: 6	H: 1 LOB: 2 BB: 1 P: 10	R: 0 E: 0 K: 1 S: 5	H: 1 LOB: 0 BB: 0 P: 5	R: 0 E: 1 K: 1 S: 6	H: 0 LOB: 2 BB: 1 P: 10	1B: 6 2B: 2 3B: 0 HR: 2	SF: 0 SAC: 2 DP: 1 HBP: 0	WP: 0 PB: 0 SB: 0 CS: 0	PA: 41
<b>PITCHER</b>	IP WLS BF H R ER SO BB IBB HBP BLK WP HR S P ERA WHIP																			
<b>Joe Niekro, R</b> (1, 1) ERA: 4.94	4.1 L 21 7 4 3 3 2 0 0 0 0 0 2 25 33 6.23 2.077																			
<b>Bob Shirley, L</b> (5, 1) ERA: 5.81	0.1 1 0 0 0 1 0 0 0 0 0 0 0 3 3 0.00 0.000																			
<b>Tim Stoddard, R</b> (5, 1) ERA: 3.56	4.1 19 3 1 1 3 3 0 0 0 0 0 0 22 34 2.08 1.385																			

California Angels @ New York Yankees  
 Yankee Stadium, Bronx, NY  
 Mon Aug 25 1986, 7:05 PM EDT  
 Att: 30,941 - Unknown

[livebaseballscorecards.com](http://livebaseballscorecards.com)

AB	34
R	5
H	10
RBI	4
BB	5
SO	7
LOB	16





Batter	1	2	3	4	5	6	7	8	9	AB	R	H	RBI	BB	SO	LOB
Rickey Henderson, R (1, 8) OBP: 0.358, SLG: 0.468	0-0 4-3		0-0 E6 1B 2B		0-0 F8		0-0 F9			4	1	0	0	0	0	0
Willie Randolph, R (1, 4) OBP: 0.395, SLG: 0.336	0-0 6-3 1B		0-0 2B 6-3 1B		0-0 1B FC6-4 1B		4-0 FC4-6 BB			3	2	3	0	1	0	0
Don Mattingly, L (1, 3) OBP: 0.362, SLG: 0.551	0-0 6-3 1-2		0-0 6-3 1-3 2-H 2B		0-0 FC6-4 1B		0-0 FC4-6 1-2f			4	0	2	1	0	0	2
Dave Winfield, R (1, 9) OBP: 0.355, SLG: 0.467	0-0 F9		0-0 6-3		0-0 FC6-4 1-2f 3-H 0-3		0-3 K			4	0	0	2	0	1	3
Ron Kittle, R (1, 10) OBP: 0.277, SLG: 0.404 Mike Easler, L (8, PH) OBP: 0.366, SLG: 0.457		0-0 1B	0-0 K		0-3 K		4-0 G4-6-1 BB			3	0	1	0	0	2	2
Dan Pasqua, L (1, 7) OBP: 0.391, SLG: 0.526		0-3 K		0-0 F2		0-3 K		0-0 G4-6-1 1-2f		4	0	0	0	0	2	2
Joel Skinner, R (1, 2) OBP: 0.247, SLG: 0.319 Claudell Washington, L (9, PH) OBP: 0.312, SLG: 0.453		0-3 K		0-0 1B		0-0 F8		0-3 K		3	0	1	0	0	1	1
Wayne Tolleson, S (1, 5) OBP: 0.342, SLG: 0.342		0-3 K		0-0 F9		0-0 5-3		0-0 F8		4	0	0	0	0	1	2
Mike Fischlin, R (1, 6) OBP: 0.275, SLG: 0.241 Mike Pagliarulo, L (9, PH) OBP: 0.330, SLG: 0.528			0-0 F8		0-3 K		0-3 K		0-3 K	3	0	0	0	0	2	1

Inning Stats	R: 0	H: 1	E: 0	LOB: 1	K: 0	BB: 0	S: 4	R: 0	H: 1	E: 0	LOB: 1	K: 3	BB: 0	S: 10	R: 2	H: 2	E: 1	LOB: 1	K: 1	BB: 0	S: 8	R: 0	H: 1	E: 0	LOB: 1	K: 1	BB: 0	S: 6	R: 1	H: 2	E: 0	LOB: 1	K: 1	BB: 0	S: 7	R: 0	H: 0	E: 0	LOB: 0	K: 1	BB: 0	S: 5	R: 0	H: 0	E: 0	LOB: 1	K: 1	BB: 1	S: 5	R: 0	H: 0	E: 0	LOB: 0	K: 1	BB: 1	S: 4	R: 0	H: 0	E: 0	LOB: 0	K: 2	BB: 0	S: 7	R: 0	H: 0	E: 0	LOB: 0	K: 2	BB: 0	S: 7	R: 0	H: 0	E: 0	LOB: 0	K: 1	BB: 0	S: 7	R: 0	H: 0	E: 0	LOB: 0	K: 1	BB: 0	S: 7
	1B: 6	SF: 0	2B: 1	SAC: 0	3B: 0	DP: 1	HR: 0	1B: 6	SF: 0	2B: 1	SAC: 0	3B: 0	DP: 1	HR: 0	1B: 6	SF: 0	2B: 1	SAC: 0	3B: 0	DP: 1	HR: 0	1B: 6	SF: 0	2B: 1	SAC: 0	3B: 0	DP: 1	HR: 0	1B: 6	SF: 0	2B: 1	SAC: 0	3B: 0	DP: 1	HR: 0	1B: 6	SF: 0	2B: 1	SAC: 0	3B: 0	DP: 1	HR: 0	1B: 6	SF: 0	2B: 1	SAC: 0	3B: 0	DP: 1	HR: 0	1B: 6	SF: 0	2B: 1	SAC: 0	3B: 0	DP: 1	HR: 0																												

PITCHER	IP	WLS	BF	H	R	ER	SO	BB	IBB	HBP	BLK	WP	HR	S	P	ERA	WHIP
John Candelaria, L (1, 1) ERA: 2.9	5.1		24	7	3	1	7	0	0	0	0	0	0	38	38	1.69	1.312
Vern Ruhle, R (6, 1) ERA: 4.6	2.0		8	0	0	0	2	2	0	0	0	0	0	10	18	0.00	1.000
Gary Lucas, L (8, 1) ERA: 3.0	0.2		1	0	0	0	0	0	0	0	0	0	0	1	1	0.00	0.000
Donnie Moore, R (9, 1) ERA: 3.04	1.0	S	3	0	0	0	2	0	0	0	0	0	0	7	7	0.00	0.000

**BOTTOM**

**California Angels @ New York Yankees**  
 Yankee Stadium, Bronx, NY  
 Mon Aug 25 1986, 7:05 PM EDT  
 Att. 30,941 - Unknown

livebaseballscorecards.com

<b>AB</b>	<b>34</b>
<b>R</b>	<b>3</b>
<b>H</b>	<b>7</b>
<b>RBI</b>	<b>3</b>
<b>BB</b>	<b>2</b>
<b>SO</b>	<b>11</b>
<b>LOB</b>	<b>13</b>



<b>WP:</b> 0	<b>PA:</b> 36
<b>PB:</b> 0	
<b>SB:</b> 0	
<b>CS:</b> 0	

Batter	1	2	3	4	5	6	7	8	9	AB R H RBI BB SO LOB	TOP							
<b>Gary Pettis, S</b> (1, 8) OBP: 0.333, SLG: 0.325	0-3 K		0-3 K		0-0 1-2 1B			4-0 1B BB		3 0 1 0 1 2 0	<b>California Angels @ New York Yankees</b> Yankee Stadium, Bronx, NY Tue Aug 26 1986, 7:05 PM EDT Att: 28,060 - Unknown							
<b>Ruppert Jones, L</b> (1, 9) OBP: 0.334, SLG: 0.427	0-0 F4		0-0 F4		0-0 F6			0-0 F8		4 0 0 0 0 0 3								
<b>Wally Joyner, L</b> (1, 3) OBP: 0.351, SLG: 0.491	0-0 F7		0-0 F9				0-0 F8	0-0 FC5-4 1-3 1B		4 0 1 0 0 0 0								
<b>Reggie Jackson, L</b> (1, 10) OBP: 0.393, SLG: 0.394 <b>George Hendrick, R</b> (8, PH) OBP: 0.339, SLG: 0.452		4-0 5-3 2B BB		0-0 F7		0-3 K		0-0 F5		2 1 0 0 1 1 0 1 0 0 0 0 0 2								
<b>Doug DeCinces, R</b> (1, 5) OBP: 0.331, SLG: 0.470		0-0 5-3 1-2		0-0 F4		0-0 L6		0-0 FC5-4 1-2f		4 0 0 0 0 0 3								
<b>Jack Howell, L</b> (1, 7) OBP: 0.313, SLG: 0.455 <b>Brian Downing, R</b> (9, PH) OBP: 0.381, SLG: 0.425 (9, 7)		0-0 4-3 2-H 1B 2B		0-3 K			0-3 K			3 1 1 1 0 2 0 1 0 0 0 0 1 0								
<b>Rob Wilfong, L</b> (1, 4) OBP: 0.277, SLG: 0.325		0-0 4-3 2-3			0-0 F5		0-0 F5			4 0 0 0 0 1 1								
<b>Dick Schofield, R</b> (1, 6) OBP: 0.317, SLG: 0.398		0-0 FC6-4 3-H 1B			0-0 6-3		0-0 3B			4 0 2 1 0 1 0								
<b>Bob Boone, R</b> (1, 2) OBP: 0.282, SLG: 0.315		0-0 FC6-4 1-2f			0-0 1B 1B		0-3 K			3 0 1 0 0 1 2								
<b>Inning Stats</b>	R: 0 E: 0 K: 1 S: 5	H: 0 LOB: 0 BB: 0 P: 5	R: 2 E: 0 K: 0 S: 5	H: 2 LOB: 1 BB: 1 P: 9	R: 0 E: 0 K: 1 S: 5	H: 0 LOB: 0 BB: 0 P: 5	R: 0 E: 0 K: 1 S: 5	H: 2 LOB: 2 BB: 0 P: 5	R: 0 E: 0 K: 2 S: 8	H: 1 LOB: 1 BB: 0 P: 8	R: 0 E: 0 K: 3 S: 9	H: 1 LOB: 2 BB: 1 P: 8	R: 0 E: 0 K: 3 S: 9	H: 0 LOB: 0 BB: 0 P: 9	1B: 4 2B: 1 3B: 1 HR: 0	SF: 0 SAC: 0 DP: 0 HBP: 0	WP: 0 PB: 0 SB: 0 CS: 0	PA: 35
<b>PITCHER</b>	IP WLS BF H R ER SO BB IBB HBP BLK WP HR S P ERA WHIP																	
<b>Doug Drabek, R</b> (1, 1) ERA: 4.57	7.1 L 30 6 2 2 6 2 0 0 0 0 0 0 40 48 2.46 1.091																	
<b>Rod Scurry, L</b> (8, 1) ERA: 2.43	1.2 5 0 0 0 3 0 0 0 0 0 0 0 11 11 0.00 0.000																	

livebaseballscores.com

<b>AB</b>	33
<b>R</b>	2
<b>H</b>	6
<b>RBI</b>	2
<b>BB</b>	2
<b>SO</b>	9
<b>LOB</b>	11



Batter	1	2	3	4	5	6	7	8	9	AB	R	H	RBI	BB	SO	LOB
--------	---	---	---	---	---	---	---	---	---	----	---	---	-----	----	----	-----

Claudell Washington, L OBP: 0.307, SLG: 0.445 (1, 8)	0-0 F8			0-0 4-3	0-0 F7			0-0 G3		4	0	0	0	0	0	2
Willie Randolph, R OBP: 0.394, SLG: 0.335 (1, 4)	0-0 7-4 1B			0-0 4-3				0-0 F9	0-0 4-3	4	0	1	0	0	0	0
Don Mattingly, L OBP: 0.361, SLG: 0.549 (1, 3)	0-0 7-4 1-2f			0-0 FC6 1B				0-0 F7	0-0 F7	4	0	1	0	0	0	1
Dan Pasqua, L OBP: 0.388, SLG: 0.521 (1, 7) (9, 9)		0-0 G3		0-0 1-2 1B				0-0 5-3	0-0 4-3	4	0	1	0	0	0	0
Dave Winfield, R OBP: 0.353, SLG: 0.464 (1, 9) (9, 5)		0-3 K		0-0 FC6 2-3f				0-0 6-3		3	0	0	0	0	1	2
Mike Easler, L OBP: 0.366, SLG: 0.456 (1, 10)		0-0 4-3			0-0 FC1-6 1B			0-0 F8		3	0	1	0	0	0	0
Wayne Tolleson, S OBP: 0.339, SLG: 0.339 (1, 5) (9, 6)			0-3 K		0-0 FC1-6 G3 BB 1-2f			0-0 6-3		3	0	0	0	0	1	1
Joel Skinner, R OBP: 0.248, SLG: 0.316 (1, 2)			0-0 6-3		4-0 BB BB BB 1-2 G3 BB			0-3 K		2	0	0	0	1	1	0
Mike Fischlin, R OBP: 0.269, SLG: 0.235 Rickey Henderson, R OBP: 0.357, SLG: 0.467 (8, PH) (9, 7)			0-3 K		0-0 G3 1-2 2-3			0-3 K		2	0	0	0	0	1	2
										1	0	0	0	0	1	0

Inning Stats	R: 0	H: 1	R: 0	H: 0	R: 0	H: 0	R: 0	H: 2	R: 0	H: 1	R: 0	H: 0	R: 0	H: 0	R: 0	H: 0	R: 0	H: 0	1B: 4	SF: 0	WP: 0	PA: 31
	E: 0	LOB: 0	E: 0	LOB: 0	E: 0	LOB: 0	E: 0	LOB: 2	E: 0	LOB: 2	E: 0	LOB: 0	E: 0	LOB: 0	E: 0	LOB: 0	E: 0	LOB: 0	2B: 1 <td>SAC: 0 <td>PB: 0 <td></td> </td></td>	SAC: 0 <td>PB: 0 <td></td> </td>	PB: 0 <td></td>	
	K: 0	BB: 0	K: 1	BB: 0	K: 0	BB: 0	K: 0	BB: 0	K: 2	BB: 1	K: 0	BB: 0	K: 0	BB: 0	K: 2	BB: 0	K: 0	BB: 0	3B: 0	DP: 1 <td>SB: 0</td> <td></td>	SB: 0	
	S: 3	P: 3	S: 5	P: 5	S: 7	P: 7	S: 5	P: 5	S: 4	P: 8	S: 3	P: 3	S: 3	P: 3	S: 7	P: 7	S: 3	P: 3	HR: 0	HBP: 0 <td>CS: 0</td> <td></td>	CS: 0	

PITCHER	IP	WLS	BF	H	R	ER	SO	BB	IBB	HBP	BLK	WP	HR	S	P	ERA	WHIP	PITCHER	IP	WLS	BF	H	R	ER	SO	BB	IBB	HBP	BLK	WP	HR	S	P	ERA	WHIP		
Mike Witt, R ERA: 2.52 (1, 1)	9.0	W	31	4	0	0	5	1	0	0	0	0	0	40	44	0.00	0.556																				

**BOTTOM**

**California Angels @ New York Yankees**  
 Yankee Stadium, Bronx, NY  
 Tue Aug 26 1986, 7:05 PM EDT  
 Att. 28,060 - Unknown

[livebaseballscorecards.com](http://livebaseballscorecards.com)

<b>AB</b>	<b>30</b>
<b>R</b>	<b>0</b>
<b>H</b>	<b>4</b>
<b>RBI</b>	<b>0</b>
<b>BB</b>	<b>1</b>
<b>SO</b>	<b>5</b>
<b>LOB</b>	<b>8</b>



Batter	1	2	3	4	5	6	7	8	9	AB R H RBI BB SO LOB	TOP											
Rickey Henderson, R OBP: 0.358, SLG: 0.474 (1, 8) X	0-0 HR		0-0 F9		0-0 SF8 1B		0-0 5-3			4 2 2 1 0 0 0												
Willie Randolph, R OBP: 0.391, SLG: 0.332 (1, 4) X	0-0 6-3		0-0 L9		0-0 F9 1-3			0-0 6-3		4 0 0 0 0 0 1												
Don Mattingly, L OBP: 0.380, SLG: 0.550 (1, 3) X	0-0 4-3		0-0 1B 2B		0-0 SF8 3-H			0-0 4-3		3 1 1 1 0 0 0												
Dan Pasqua, L OBP: 0.390, SLG: 0.533 (1, 7) X	0-0 HR		4-0 1B IBB		0-3 K			0-0 F7		3 1 1 1 1 1 0												
Dave Winfield, R OBP: 0.354, SLG: 0.464 (1, 9) X	0-0 CS 1B		0-0 1-2 2-H 1B		0-0 5-3			0-3 K		4 0 2 1 0 1 0												
Mike Easler, L OBP: 0.365, SLG: 0.453 (1, 10) X	0-0 CS 1-2	0-0 4-3	0-3 K		4-0 G4-3 BB			0-0 3-1		3 0 0 0 1 1 2												
Wayne Tolleson, S OBP: 0.338, SLG: 0.338 (1, 5) X		0-0 1B		0-3 K	0-0 G4-3 1-2f			0-0 5-3		4 0 1 0 0 1 1												
Joel Skinner, R OBP: 0.245, SLG: 0.312 (1, 2) X		0-0 F8		0-3 K		0-3 K				3 0 0 0 0 2 1												
Mike Fischlin, R OBP: 0.260, SLG: 0.227 (1, 6) X		0-3 K		0-3 K		0-0 6-3				3 0 0 0 0 2 1												
<b>Inning Stats</b>	R: 2 E: 0 K: 0 S: 5	H: 3 LOB: 0 BB: 0 P: 5	R: 0 E: 0 K: 1 S: 6	H: 1 LOB: 1 BB: 0 P: 6	R: 1 E: 0 K: 1 S: 7	H: 2 LOB: 2 BB: 1 P: 11	R: 0 E: 0 K: 3 S: 9	H: 0 LOB: 0 BB: 0 P: 9	R: 1 E: 0 K: 1 S: 6	H: 1 LOB: 0 BB: 0 P: 6	R: 0 E: 0 K: 0 S: 2	H: 0 LOB: 0 BB: 1 P: 6	R: 0 E: 0 K: 1 S: 5	H: 0 LOB: 0 BB: 0 P: 5	R: 0 E: 0 K: 1 S: 5	H: 0 LOB: 0 BB: 0 P: 5	R: 0 E: 0 K: 1 S: 5	H: 0 LOB: 0 BB: 0 P: 5	1B: 4 2B: 1 3B: 0 HR: 2	SF: 1 SAC: 0 DP: 1 HBP: 0	WP: 0 PB: 0 SB: 1 CS: 1	PA: 35
<b>PITCHER</b> Mike Morgan, R ERA: 4.47 (1, 1)	IP: 9.0 WLS: L BF: 34 H: 7 R: 4 ER: 4 SO: 8 BB: 1 IBB: 1 HBP: 0 BLK: 0 WP: 0 HR: 2 S: 48 P: 56 ERA: 4.00 WHIP: 0.889											<b>PITCHER</b>	IP: WLS: BF: H: R: ER: SO: BB: IBB: HBP: BLK: WP: HR: S: P: ERA: WHIP									

**New York Yankees @ Seattle Mariners**  
 The Kingdom, Seattle, WA  
 Thu Aug 28 1986, 10:05 PM EDT  
 Att: 13,343 - Unknown

livebaseballscorecards.com

**AB** 31  
**R** 4  
**H** 7  
**RBI** 4  
**BB** 2  
**SO** 8  
**LOB** 6



BOTTOM

New York Yankees @ Seattle Mariners  
The Kingdome, Seattle, WA  
Thu Aug 28 1986, 10:05 PM EDT  
Att. 13,343 - Unknown

livebaseballscorecards.com

AB 36  
R 2  
H 10  
RBI 2  
BB 1  
SO 3  
LOB 17



WP: 0 PA: 37  
PB: 0  
SB: 0  
CS: 0

AB R H RBI BB SO LOB

5 1 2 0 0 0 3

4 1 1 2 0 0 1

4 0 2 0 0 0 1

3 0 1 0 1 0 2

4 0 0 0 0 2 4

4 0 1 0 0 0 1

4 0 1 0 0 0 1

4 0 1 0 0 0 1

1B: 6 SF: 0  
2B: 3 SAC: 0  
3B: 0 DP: 1  
HR: 1 HBP: 0

1B: 6 SF: 0  
2B: 3 SAC: 0  
3B: 0 DP: 1  
HR: 1 HBP: 0

1B: 6 SF: 0  
2B: 3 SAC: 0  
3B: 0 DP: 1  
HR: 1 HBP: 0

1B: 6 SF: 0  
2B: 3 SAC: 0  
3B: 0 DP: 1  
HR: 1 HBP: 0

Batter	1	2	3	4	5	6	7	8	9
John Moses, S (1, 3) OBP: 0.324, SLG: 0.324	0-0 4-3 ①		0-0 HR 2B		0-0 F8 ③			0-0 FC4 1B	0-0 4-3 ③
Mickey Brantley, R (1, 8) OBP: 0.273, SLG: 0.392	0-0 6-3 ②		0-0 HR 2-H			0-0 6-3 ①		0-0 F8 ①	
Phil Bradley, R (1, 7) OBP: 0.395, SLG: 0.438	0-0 1B		0-0 6-3 ③			0-0 2B		0-0 FC4 BB 1-2f	
Jim Presley, R (1, 5) OBP: 0.300, SLG: 0.465	0-0 L6 ③			0-0 G6-4-3 1B		0-0 4-3 ②		4-0 FC4 BB 1-2	
Danny Tartabull, R (1, 9) OBP: 0.343, SLG: 0.515		0-3 K ①		0-3 K ①		0-0 6-3 ③		0-0 FC4 1-2f	
Alvin Davis, L (1, 10) OBP: 0.392, SLG: 0.475		0-0 F8 ②		0-0 G6-4-3 1-2f ② ③			0-0 F8 ①		0-0 1B 1B
Bob Kearney, R (1, 2) OBP: 0.292, SLG: 0.383		0-3 K ③			0-0 F7 ①		0-0 2B		0-0 F4 ①
Rey Quinones, R (1, 6) OBP: 0.295, SLG: 0.315			0-0 F8 ①		0-0 F3 ②		0-0 6-3 ②		0-0 1B 1-2
Harold Reynolds, S (1, 4) Ken Phelps, L (9, PH) OBP: 0.264, SLG: 0.257 OBP: 0.396, SLG: 0.504			0-0 F6 ②		0-0 1B		0-0 F7 ③		0-0 F5 ②

Inning Stats	R: 0	H: 1	E: 0	LOB: 1	K: 0	BB: 0	S: 4	R: 0	H: 0	E: 0	LOB: 0	K: 2	BB: 0	S: 7	R: 2	H: 2	E: 0	LOB: 0	K: 0	BB: 0	S: 5	R: 0	H: 1	E: 0	LOB: 0	K: 1	BB: 0	S: 5	R: 0	H: 1	E: 0	LOB: 1	K: 0	BB: 0	S: 4	R: 0	H: 1	E: 0	LOB: 1	K: 0	BB: 0	S: 4	R: 0	H: 1	E: 0	LOB: 1	K: 0	BB: 1	S: 4	R: 0	H: 1	E: 0	LOB: 2	K: 0	BB: 1	S: 4	R: 0	H: 2	E: 0	LOB: 2	K: 0	BB: 0	S: 5	R: 0	H: 2	E: 0	LOB: 2	K: 0	BB: 0	S: 5
	0	1	0	1	0	0	4	0	0	0	0	2	0	7	2	2	0	0	0	0	5	0	1	0	0	0	1	0	5	0	1	0	1	0	4	0	1	0	1	0	4	0	1	0	1	0	4	0	1	0	1	0	8	0	2	0	4	0	1	0	2	0	5							

PITCHER	IP	WLS	BF	H	R	ER	SO	BB	IBB	HBP	BLK	WP	HR	S	P	ERA	WHIP
Dennis Rasmussen, L (1, 1) ERA: 3.55	6.1	W	25	7	2	2	3	0	0	0	0	0	1	31	31	2.84	1.105
Rod Scurry, L (7, 1) ERA: 2.37	0.2		3	1	0	0	0	0	0	0	0	0	0	3	3	0.00	1.500
Dave Righetti, L (8, 1) ERA: 2.67	2.0	S	9	2	0	0	0	1	0	0	0	0	0	8	12	0.00	1.500

Batter	1	2	3	4	5	6	7	8	9	AB R H RBI BB SO LOB	TOP																																				
Rickey Henderson, R OBP: 0.360, SLG: 0.486 (1, 8) BB BB BB	4-0 HR BB	0-0 HR			0-0 HR			0-0 F7		4 3 2 3 1 0 1																																					
Willie Randolph, R OBP: 0.389, SLG: 0.329 (1, 4) BB BB BB	4-0 HR BB	0-0 F8			0-0 5-3	0-0 4-3		0-0 F9		4 1 0 0 1 0 0																																					
Don Mattingly, L OBP: 0.380, SLG: 0.553 (1, 3) (5, 5)	0-0 HR	0-0 G3			4-0 2B BB	0-0 F5		0-0 4-3		4 2 1 3 1 0 0																																					
Dave Winfield, R OBP: 0.357, SLG: 0.467 (1, 9) SS SS	0-3 K		0-0 F1		4-0 2B 1B BB	0-0 2B		0-0 BB 2B		4 2 2 0 1 1 0																																					
Ron Kittle, R OBP: 0.279, SLG: 0.411 (1, 10) X	0-0 2B		0-0 6-3		0-0 1B 2B	0-3 K		0-0 F8		5 1 2 1 0 1 2																																					
Gary Roenicke, R OBP: 0.398, SLG: 0.379 (1, 7) SS SS	0-3 K		0-0 5-3		0-0 G4-1 E 1B		0-0 HR		4-0 2B BB	2 0 0 0 0 1 1 2 2 2 3 1 0 0																																					
Dan Pasqua, L OBP: 0.306, SLG: 0.444 (5, PH) (5, 3)					2-H 3-H				1-2 BB																																						
Wayne Tolleson, S OBP: 0.334, SLG: 0.333 (1, 5) (5, 6) X	0-0 F9		0-3 K		0-0 E1 G4-1 E		0-3 K		0-0 F7	5 1 0 0 0 2 4	AB 39 R 13 H 10 RBI 11 BB 6 SO 10 LOB 12																																				
Joel Skinner, R OBP: 0.242, SLG: 0.309 (1, 2) SS SS		0-3 K	0-3 K		0-0 G4-1		0-3 K		0-0 2B	2 0 0 0 0 2 0 1 0 0 0 0 0 2 2 0 1 1 0 1 0																																					
Claudell Washington, L OBP: 0.306, SLG: 0.444 (5, PH) (5, 2)					1-2 2-3				1-3 2-H																																						
Juan Espino, R OBP: 0.273, SLG: 0.350 (5, 2)									0-0 2B																																						
Mike Fischlin, R OBP: 0.265, SLG: 0.225 (1, 6) SS SS		4-0 HR BB	0-3 K		0-0 E8		0-3 K		0-0 G3	1 1 0 0 1 1 0 3 0 0 0 0 1 2																																					
Mike Easler, L OBP: 0.362, SLG: 0.449 (5, PH) (5, 7)					2-H 3-H																																										
Inning Stats	R: 3 E: 0 K: 2 S: 9	H: 2 LOB: 1 BB: 2 P: 17	R: 2 E: 0 K: 1 S: 6	H: 1 LOB: 0 BB: 1 P: 10	R: 0 E: 0 K: 0 S: 3	H: 0 LOB: 0 BB: 0 P: 3	R: 0 E: 0 K: 3 S: 9	H: 0 LOB: 0 BB: 0 P: 9	R: 6 E: 2 K: 0 S: 8	H: 3 LOB: 1 BB: 2 P: 16	R: 0 E: 0 K: 1 S: 6	H: 1 LOB: 1 BB: 0 P: 6	R: 1 E: 0 K: 3 S: 10	H: 1 LOB: 0 BB: 0 P: 10	R: 0 E: 0 K: 0 S: 3	H: 0 LOB: 0 BB: 0 P: 3	R: 1 E: 0 K: 0 S: 5	H: 2 LOB: 2 BB: 1 P: 9	1B: 2 2B: 4 3B: 0 HR: 4	SF: 0 SAC: 0 DP: 0 HBP: 0	WP: 0 PB: 0 SB: 0 CS: 0	PA: 45																									
PITCHER	IP	WLS	BF	H	R	ER	SO	BB	IBB	HBP	BLK	WP	HR	S	P	ERA	WHIP	PITCHER										IP	WLS	BF	H	R	ER	SO	BB	IBB	HBP	BLK	WP	HR	S	P	ERA	WHIP			
Mark Langston, L ERA: 5.1 (1, 1)	4.1		23	5	9	9	6	5	0	0	0	0	3	30	50	18.69	2.308																														
Mark Huismann, R ERA: 4.02 (5, 1)	0.2		5	1	2	0	0	0	0	0	0	0	0	5	5	0.00	1.500																														
Karl Best, R ERA: 4.04 (6, 1)	4.0	L	17	4	2	2	4	1	0	0	0	0	1	24	28	4.50	1.250																														

New York Yankees @ Seattle Mariners  
The Kingdome, Seattle, WA  
Fri Aug 29 1986, 10:05 PM EDT  
Att. 14,211 - Unknown

livebaseballscorecards.com



BOTTOM

New York Yankees @ Seattle Mariners  
The Kingdome, Seattle, WA  
Fri Aug 29 1986, 10:05 PM EDT  
Att. 14,211 - Unknown

livebaseballscorecards.com

AB 41  
R 12  
H 16  
RBI 12  
BB 4  
SO 3  
LOB 12



WP: 0 PA: 45  
PB: 0  
SB: 0  
CS: 1

AB R H RBI BB SO LOB

5 1 2 0 0 0 0

3 2 1 1 2 1 0

4 1 2 0 1 0 0

5 2 2 2 0 0 3

5 2 2 1 0 1 2

5 1 2 3 0 1 2

4 2 2 5 1 0 2

5 0 2 0 0 0 1

4 1 1 0 0 0 1

1 0 0 0 0 0 1

1B: 11 SF: 0  
2B: 3 SAC: 0  
3B: 0 DP: 1  
HR: 2 HBP: 0

Batter	1	2	3	4	5	6	7	8	9
John Moses, S (1, 10) OBP: 0.325, SLG: 0.326	0-0 6-3	0-0 1B 1B 1B	0-0 6-3		0-0 CS 1B		0-0 F7		
Mickey Brantley, R (1, 8) OBP: 0.300, SLG: 0.389	0-3 K	0-0 1B 1B FC4-6 1B		4-0 1B FC6-4 BB	4-0 1B BB		0-0 F8		
Phil Bradley, R (1, 7) OBP: 0.397, SLG: 0.439	0-0 5-3	4-0 FC4-6 1B 1B BB		0-0 1B FC6-4 1B	0-0 1B G5-4-3			0-0 5-3	
Jim Presley, R (1, 5) OBP: 0.301, SLG: 0.464		0-0 1B 1B		0-0 FC6-4 2B HR	0-0 G5-4-3 1-2f			0-0 5-3	
Danny Tartabull, R (1, 9) OBP: 0.344, SLG: 0.519		0-0 1B 2B FC4-6 1B		0-0 HR 2B		0-0 5-3		0-3 K	
Alvin Davis, L (1, 3) OBP: 0.392, SLG: 0.474		0-0 HR 1B		0-3 K		0-0 F7		0-0 5-3	
Bob Kearney, R (1, 2) OBP: 0.301, SLG: 0.421		0-0 HR F9		0-0 HR		4-0 BB		0-0 F7	
Rey Quinones, R (1, 6) OBP: 0.297, SLG: 0.321		0-0 1-3	0-0 5-3		0-0 2B		0-0 5-3		0-0 1B
Harold Reynolds, S (1, 4) Steve Yeager, R (9, PH) OBP: 0.264, SLG: 0.257 OBP: 0.273, SLG: 0.269		0-0 1B 1B	0-0 4-3		0-0 F9		0-0 F7		0-0 F9

Inning Stats	R: 0	H: 0	E: 0	K: 1	S: 5	H: 0	LOB: 0	BB: 0	P: 5	R: 8	H: 9	E: 0	K: 0	S: 12	R: 0	H: 0	E: 0	K: 0	S: 3	R: 4	H: 4	E: 0	K: 1	S: 9	R: 0	H: 2	E: 0	K: 0	S: 3	R: 0	H: 0	E: 0	K: 0	S: 3	R: 0	H: 0	E: 0	K: 0	S: 3	R: 0	H: 0	E: 0	K: 1	S: 5	R: 0	H: 1	E: 0	K: 0	S: 4
--------------	------	------	------	------	------	------	--------	-------	------	------	------	------	------	-------	------	------	------	------	------	------	------	------	------	------	------	------	------	------	------	------	------	------	------	------	------	------	------	------	------	------	------	------	------	------	------	------	------	------	------

PITCHER	IP	WLS	BF	H	R	ER	SO	BB	IBB	HBP	BLK	WP	HR	S	P	ERA	WHIP
Ron Guidry, L ERA: 4.23	1.1		9	5	5	5	1	0	0	0	0	0	1	11	11	33.75	3.750
Brian Fisher, R ERA: 4.96	0.2		7	4	3	3	0	1	0	0	0	0	0	6	10	40.50	7.500
Bob Shirley, L ERA: 6.09	2.0		12	5	4	4	1	1	0	0	0	0	1	13	17	18.00	3.000
Tim Stoddard, R ERA: 3.39	4.0	W	13	1	0	0	1	2	0	0	0	0	0	13	21	0.00	0.750
Dave Righetti, L ERA: 2.63	1.0	S	4	1	0	0	0	0	0	0	0	0	0	4	4	0.00	1.000

PITCHER	IP	WLS	BF	H	R	ER	SO	BB	IBB	HBP	BLK	WP	HR	S	P	ERA	WHIP
---------	----	-----	----	---	---	----	----	----	-----	-----	-----	----	----	---	---	-----	------

Batter	1	2	3	4	5	6	7	8	9	AB R H RBI BB SO LOB	TOP	
Rickey Henderson, R OBP: 0.358, SLG: 0.482 (1, 7) (6, 8)	0-0 6-3		0-0 E6			0-3 K		0-0 F4		4 0 0 0 0 1 1		
Claudell Washington, L OBP: 0.303, SLG: 0.438 Mike Fischlin, R OBP: 0.265, SLG: 0.225 Mike Pagliarulo, L OBP: 0.330, SLG: 0.527 (1, 8) (6, 6) (9, PH)	0-0 4-3		0-0 1-5-3			0-0 F5			0-3 K	3 0 0 0 0 0 1 0 0 0 0 0 0 0 1 0 0 0 0 1 0		
Don Mattingly, L OBP: 0.377, SLG: 0.549 (1, 5) (6, 3)	0-0 3-1			0-0 4-3		0-0 F7			0-0 4-3	4 0 0 0 0 0 0		
Dan Pasqua, L OBP: 0.400, SLG: 0.547 (1, 3) (6, 7)		4-0 G6-3 BB		0-0 F7		0-0 4-3			4-0 1B BB	2 0 0 0 2 0 0		
Dave Winfield, R OBP: 0.356, SLG: 0.465 (1, 9)		0-0 G6-3 1-2f		0-0 L6		0-0 F4			0-0 1B 1-2	4 0 1 0 0 0 1		
Mike Easler, L OBP: 0.362, SLG: 0.447 Ron Kittle, R OBP: 0.278, SLG: 0.409 (1, 10) (9, PH)		4-0 BB			0-3 K		0-3 K		0-0 L4	2 0 0 0 1 2 0 1 0 0 0 0 0 2		
Willie Randolph, R OBP: 0.388, SLG: 0.327 (1, 4)		0-3 K			4-0 BB			0-0 4-3		2 0 0 0 1 1 1		
Joel Skinner, R OBP: 0.239, SLG: 0.305 (1, 2)			0-3 K		0-3 K			0-0 5-3		3 0 0 0 0 2 1		
Wayne Tolleson, S OBP: 0.334, SLG: 0.333 (1, 6) (6, 5)			0-0 6-3		0-0 1-3			0-0 S 1B		3 0 1 0 0 0 1		
<b>Inning Stats</b>	R: 0 E: 0 K: 0 S: 3 H: 0 LOB: 0 BB: 0 P: 3	R: 0 E: 0 K: 1 S: 4 H: 0 LOB: 1 BB: 2 P: 12	R: 0 E: 1 K: 1 S: 6 H: 0 LOB: 1 BB: 0 P: 6	R: 0 E: 0 K: 0 S: 3 H: 0 LOB: 0 BB: 0 P: 3	R: 0 E: 0 K: 2 S: 7 H: 0 LOB: 1 BB: 1 P: 11	R: 0 E: 0 K: 1 S: 5 H: 0 LOB: 0 BB: 0 P: 5	R: 0 E: 0 K: 1 S: 5 H: 0 LOB: 0 BB: 0 P: 5	R: 0 E: 0 K: 0 S: 4 H: 1 LOB: 1 BB: 0 P: 4	R: 0 E: 0 K: 1 S: 6 H: 1 LOB: 2 BB: 1 P: 10	1B: 2 2B: 0 3B: 0 HR: 0 SF: 0 SAC: 0 DP: 1 HBP: 0	WP: 0 PB: 0 SB: 1 CS: 0 PA: 33	
<b>PITCHER</b> Bill Swift, R ERA: 5.42 Matt Young, L ERA: 3.63 (1, 1) (9, 1)	IP 8.2 WLS W BF 32 H 2 R 0 ER 0 SO 7 BB 4 IBB 0 HBP 0 BLK 0 WP 0 HR 0 S 42 P 58 ERA 0.00 WHIP 0.692											<b>PITCHER</b> IP 0.1 WLS S BF 1 H 0 R 0 ER 0 SO 0 BB 0 IBB 0 HBP 0 BLK 0 WP 0 HR 0 S 1 P 1 ERA 0.00 WHIP 0.000

**New York Yankees @ Seattle Mariners**  
The Kingdome, Seattle, WA  
Sat Aug 30 1986, 6:33 AM EDT  
Unknown

livebaseballscorecards.com

<b>AB</b>	29
<b>R</b>	0
<b>H</b>	2
<b>RBI</b>	0
<b>BB</b>	4
<b>SO</b>	7
<b>LOB</b>	8





Batter	1	2	3	4	5	6	7	8	9	AB	R	H	RBI	BB	SO	LOB
<b>John Moses, S</b> (1, 10) OBP: 0.324, SLG: 0.325	0-0 E5 G5-4-3		0-3 K		0-0 6-3			0-0 F9 SH3-4 1B		4	1	1	0	0	1	4
<b>Mickey Brantley, R</b> (1, 8) OBP: 0.286, SLG: 0.368	0-0 G5-4-3 1-2f		0-0 6-3			0-0 4-3		0-0 SH3-4 1-2		3	0	0	0	0	0	3
<b>Phil Bradley, R</b> (1, 7) OBP: 0.395, SLG: 0.437	0-3 K			0-0 6-3		0-0 1B 1B		0-0 F9 2-3		4	0	1	0	0	1	1
<b>Jim Presley, R</b> (1, 5) OBP: 0.303, SLG: 0.465		0-0 G3		0-3 K		0-0 1B 1B		0-0 1B		4	0	2	1	0	1	0
<b>Danny Tartabull, R</b> (1, 9) OBP: 0.343, SLG: 0.516		0-0 1B		0-0 6-3		0-0 G6-4-3 1-2f		0-3 K		4	0	1	0	0	1	3
<b>Alvin Davis, L</b> (1, 3) OBP: 0.394, SLG: 0.474		0-0 G4-6-3 1-2f			1-0 FC2-5 HBP			0-0 SH5-4 1B		2	0	1	0	0	0	1
<b>Bob Kearney, R</b> (1, 2) OBP: 0.308, SLG: 0.428			0-0 SH2-4 BB 1B		0-0 1-3 FC2-5 1-2			0-0 SH5-4 1-2		2	0	2	0	0	0	0
<b>Rey Quinones, R</b> (1, 6) OBP: 0.298, SLG: 0.319			4-0 SH2-4 BB 1-2		0-0 FC2-5 1-3 1-2 2-3f			0-0 6-3		2	0	0	0	1	0	3
<b>Harold Reynolds, S</b> (1, 4) OBP: 0.262, SLG: 0.256			0-0 SH2-4 1-2 2-3		0-0 1-3 1-2 2-3			0-0 1-3		2	0	0	0	0	0	3


Inning Stats	R: 0	H: 0	E: 1	LOB: 0	K: 1	S: 5	P: 5	R: 0	H: 1	E: 0	LOB: 0	K: 0	BB: 0	S: 3	P: 3	R: 0	H: 1	E: 0	LOB: 2	K: 1	BB: 1	S: 6	P: 10	R: 0	H: 0	E: 0	LOB: 0	K: 1	BB: 0	S: 5	P: 5	R: 0	H: 2	E: 0	LOB: 1	K: 0	BB: 0	S: 4	P: 4	R: 0	H: 1	E: 0	LOB: 1	K: 0	BB: 0	S: 4	P: 4	R: 1	H: 2	E: 0	LOB: 1	K: 1	BB: 0	S: 7	P: 7
--------------	------	------	------	--------	------	------	------	------	------	------	--------	------	-------	------	------	------	------	------	--------	------	-------	------	-------	------	------	------	--------	------	-------	------	------	------	------	------	--------	------	-------	------	------	------	------	------	--------	------	-------	------	------	------	------	------	--------	------	-------	------	------

PITCHER	IP	WLS	BF	H	R	ER	SO	BB	IBB	HBP	BLK	WP	HR	S	P	ERA	WHIP
<b>Tommy John, L</b> (1, 1) ERA: 2.93	8.0	L	32	8	1	1	4	1	0	1	0	0	0	38	43	1.12	1.125

**BOTTOM**

**New York Yankees @ Seattle Mariners**  
The Kingdome, Seattle, WA  
Sat Aug 30 1986, 6:33 AM EDT  
Unknown

<b>AB</b>	<b>27</b>
<b>R</b>	<b>1</b>
<b>H</b>	<b>8</b>
<b>RBI</b>	<b>1</b>
<b>BB</b>	<b>1</b>
<b>SO</b>	<b>4</b>
<b>LOB</b>	<b>18</b>



<b>1B:</b> 8	<b>SF:</b> 0	<b>WP:</b> 0	<b>PA:</b> 32
<b>2B:</b> 0	<b>SAC:</b> 3	<b>PB:</b> 0	
<b>3B:</b> 0	<b>DP:</b> 3	<b>SB:</b> 0	
<b>HR:</b> 0	<b>HBP:</b> 1	<b>CS:</b> 0	

PITCHER	IP	WLS	BF	H	R	ER	SO	BB	IBB	HBP	BLK	WP	HR	S	P	ERA	WHIP
---------	----	-----	----	---	---	----	----	----	-----	-----	-----	----	----	---	---	-----	------

Batter	1	2	3	4	5	6	7	8	9	AB R H RBI BB SO LOB	TOP	
Rickey Henderson, R OBP: 0.356, SLG: 0.478 (1, 7) X	0-0 L8		4-0 CS BB		0-3 K			0-0 F7	0-0 F5	4 0 0 0 1 1 2		
Willie Randolph, R OBP: 0.387, SLG: 0.326 (1, 4) X	0-0 6-3		0-0 CS	0-0 1-3		0-0 1B		0-0 F8		4 0 1 0 0 0 0		
Don Mattingly, L OBP: 0.376, SLG: 0.552 (1, 3) X	0-0 F8			0-0 HR		0-0 F7		0-3 K BB		4 1 1 1 0 1 1		
Dan Pasqua, L OBP: 0.406, SLG: 0.547 (1, 9) X		0-0 G4-6-3 BB 1B		4-0 WP BB		0-0 F7		4-0 BB		2 0 1 0 2 0 1		
Dave Winfield, R OBP: 0.355, SLG: 0.462 (1, 10) X		4-0 G4-6-3 BB		0-0 6-3		0-0 4-3		0-3 K		3 0 0 0 1 1 4		
Claudell Washington, L OBP: 0.306, SLG: 0.434 (1, 8) X		0-0 G4-6-3		0-0 F8		4-0 S 1-6-3 BB		4-0 E 4-3 FC6-4 BB		2 2 0 0 2 0 3		
Wayne Tolleson, S OBP: 0.333, SLG: 0.331 (1, 5) X		0-0 G1-6-3			4-0 BLK BB		0-0 1-6-3		0-0 4-3	3 0 0 0 1 0 3	AB 30 R 3 H 3 RBI 3 BB 7 SO 4 LOB 18	
Juan Espino, R OBP: 0.231, SLG: 0.292 (1, 2) X			0-0 5-3		0-0 F4		0-0 1-3		0-0 E9 FC6-4	4 0 0 1 0 0 2		
Mike Fischlin, R OBP: 0.255, SLG: 0.215 (1, 6) X			0-0 4-3		0-0 6-3		0-3 K		0-0 FC6-4	4 0 0 1 0 1 2		
Inning Stats	R: 0 H: 0 E: 0 LOB: 0 K: 0 BB: 0 S: 3 P: 3	R: 0 H: 1 E: 0 LOB: 1 K: 0 BB: 1 S: 3 P: 7	R: 0 H: 0 E: 0 LOB: 0 K: 0 BB: 1 S: 2 P: 6	R: 1 H: 1 E: 0 LOB: 1 K: 0 BB: 1 S: 4 P: 8	R: 0 H: 0 E: 0 LOB: 1 K: 1 BB: 1 S: 5 P: 9	R: 0 H: 1 E: 0 LOB: 1 K: 0 BB: 0 S: 4 P: 4	R: 1 H: 0 E: 0 LOB: 0 K: 1 BB: 1 S: 5 P: 9	R: 0 H: 0 E: 0 LOB: 2 K: 2 BB: 1 S: 8 P: 12	R: 1 H: 0 E: 1 LOB: 1 K: 0 BB: 1 S: 4 P: 8	1B: 2 SF: 0 2B: 0 SAC: 0 3B: 0 DP: 1 HR: 1 HBP: 0	WP: 2 PA: 38 PB: 0 SB: 2 CS: 1	
PITCHER Mike Brown, R (1, 1) ERA: 5.73 Pete Ladd, R (8, 1) ERA: 3.22	IP WLS BF H R ER SO BB IBB HBP BLK WP HR S P ERA WHIP											PITCHER IP WLS BF H R ER SO BB IBB HBP BLK WP HR S P ERA WHIP

New York Yankees @ Seattle Mariners  
The Kingdome, Seattle, WA  
Sat Aug 30 1986, 10:05 PM EDT  
Att: 26,065 - Unknown

livebaseballscorecards.com



Batter	1	2	3	4	5	6	7	8	9	AB R H RBI BB SO LOB
Mickey Brantley, R OBP: 0.284, SLG: 0.350 (1, 8)	4-0 G1-6-3 1B BB		0-0 6-3 1-2		0-0 G5-3 3-Hr			0-0 5-3		3 0 0 0 1 0 2
Phil Bradley, R OBP: 0.398, SLG: 0.440 (1, 7)	0-0 G1-6-3 1B		0-0 WP 2-H 1B			0-3 K		0-0 1B		4 0 3 0 0 1 0
Alvin Davis, L OBP: 0.390, SLG: 0.469 (1, 3)	0-0 G1-6-3 1-2f 2-3		0-0 G3 2-3			0-3 K		0-3 K		4 0 0 0 0 2 4
Jim Presley, R OBP: 0.304, SLG: 0.464 (1, 5)	4-0 BB			0-0 F8		0-0 P4			0-0 HBP 1B	3 0 1 0 1 0 0
Ken Phelps, L OBP: 0.397, SLG: 0.500 (1, 10)	0-3 K			4-0 BB			0-0 G3		1-0 HBP 1B	2 0 0 0 1 1 2
Danny Tartabull, R OBP: 0.342, SLG: 0.513 (1, 9)		4-0 G6-4-3 BB		0-3 K			0-0 6-3		0-3 K	3 0 0 0 1 2 3
Scott Bradley, L OBP: 0.346, SLG: 0.466 (1, 2)		0-0 F2		0-0 G3			0-0 FC6-4 1B		0-3 K	3 0 1 0 0 0 2 1 0 0 0 0 1 2
Bob Kearney, R OBP: 0.306, SLG: 0.425 (9, PH)										
Domingo Ramos, R OBP: 0.253, SLG: 0.214 (1, 6)		0-0 G6-4-3 1-2f			0-0 F9 G5-3 2B		0-0 FC6-4 1-2f		0-0 F8	3 0 1 0 0 0 2 1 0 0 0 0 0 2
Rey Quinones, R OBP: 0.296, SLG: 0.317 (8, 6)										
Harold Reynolds, S OBP: 0.263, SLG: 0.257 (1, 4)			0-0 S 1B 1B		0-0 F9 2-3			0-3 K		3 0 1 0 0 1 1

Inning Stats	R: 0 E: 0 K: 1 S: 5	H: 1 LOB: 2 BB: 2 P: 13	R: 0 E: 0 K: 0 S: 2	H: 0 LOB: 0 BB: 1 P: 6	R: 0 E: 0 K: 0 S: 4	H: 2 LOB: 1 BB: 0 P: 4	R: 0 E: 0 K: 1 S: 5	H: 0 LOB: 1 BB: 1 P: 9	R: 0 E: 0 K: 0 S: 3	H: 1 LOB: 0 BB: 0 P: 3	R: 0 E: 0 K: 2 S: 7	H: 0 LOB: 0 BB: 0 P: 7	R: 0 E: 0 K: 0 S: 4	H: 1 LOB: 1 BB: 0 P: 4	R: 0 E: 0 K: 2 S: 8	H: 1 LOB: 1 BB: 0 P: 8	R: 0 E: 0 K: 2 S: 8	H: 1 LOB: 2 BB: 0 P: 9	1B: 6 2B: 2 3B: 0 HR: 0	SF: 0 SAC: 0 DP: 3 HBP: 1	WP: 1 PB: 0 SB: 1 CS: 0	PA: 35
--------------	------------------------------	----------------------------------	------------------------------	---------------------------------	------------------------------	---------------------------------	------------------------------	---------------------------------	------------------------------	---------------------------------	------------------------------	---------------------------------	------------------------------	---------------------------------	------------------------------	---------------------------------	------------------------------	---------------------------------	----------------------------------	------------------------------------	----------------------------------	--------

PITCHER	IP	WLS	BF	H	R	ER	SO	BB	IBB	HBP	BLK	WP	HR	S	P	ERA	WHIP
Joe Niekro, R ERA: 4.74 (1, 1)	5.0	W	19	4	0	0	2	4	0	0	0	1	0	19	35	0.00	1.600
Rod Scurry, L ERA: 2.16 (6, 1)	3.0		12	3	0	0	4	0	0	0	0	0	0	20	20	0.00	1.000
Dave Righetti, L ERA: 2.6 (9, 1)	1.0	S	4	0	0	0	2	0	0	1	0	0	0	7	8	0.00	0.000


**BOTTOM**

**New York Yankees @ Seattle Mariners**  
The Kingdome, Seattle, WA

Sat Aug 30 1986, 10:05 PM EDT  
Att. 26,065 - Unknown

livebaseballscorecards.com

AB	30
R	0
H	7
RBI	0
BB	4
SO	8
LOB	20



Batter	1	2	3	4	5	6	7	8	9	AB R H RBI BB SO LOB	TOP
Rickey Henderson, R OBP: 0.355, SLG: 0.474 (1, 7) X	0-0 4-3		4-0 FC3-6 BB		0-3 K			0-3 K	0-0 G5-4-3	4 0 0 0 1 2 2	
Claudell Washington, L OBP: 0.305, SLG: 0.431 (1, 8) X	0-0 BLK 1B		0-0 FC3-6 E 1-2f 2-3		0-0 4-3			0-3 K		4 0 1 0 0 1 2	
Don Mattingly, L OBP: 0.377, SLG: 0.552 (1, 5) X	0-0 1-3		0-0 L4			0-0 FC4 1B		0-0 1B 1B		4 1 2 0 0 0 2	
Dan Pasqua, L OBP: 0.403, SLG: 0.541 (1, 3) S S	0-3 K		0-0 4-3			0-0 FC4 1-2f		0-0 1B 1B		4 0 1 0 0 1 3	
Dave Winfield, R OBP: 0.356, SLG: 0.462 (1, 9) X		0-0 CS 1B		0-0 E3 6-3 S		0-3 K		0-0 1-2 2-H 1B		4 0 2 1 0 1 1	
Mike Easler, L OBP: 0.359, SLG: 0.443 (1, 10) X		0-0 F8		0-0 L6		0-3 K		0-0 4-3		4 0 0 0 0 1 5	
Wayne Tolleson, S OBP: 0.333, SLG: 0.328 (1, 4) B B B		4-0 1-2 BB		0-0 6-3			0-3 K		0-0 4-3	3 0 0 0 1 1 1	
Juan Espino, R OBP: 0.233, SLG: 0.286 (1, 2) S S		0-3 K		0-0 6-3			0-0 4-3		0-0 1B 1B	4 0 1 0 0 1 2	
Mike Fischlin, R OBP: 0.257, SLG: 0.219 (1, 6) X			0-0 FC3-6 BB E 1B		0-3 K				0-0 1-2 1B	3 1 1 0 0 2 0	
Ron Kittle, R OBP: 0.280, SLG: 0.411 (9, PH) S S							0-3 K			1 0 1 0 0 0 0	
<b>Inning Stats</b>	R: 0 E: 0 K: 1 S: 6 H: 1 LOB: 1 BB: 0 P: 6	R: 0 E: 0 K: 1 S: 5 H: 1 LOB: 1 BB: 1 P: 9	R: 1 E: 1 K: 0 S: 4 H: 1 LOB: 1 BB: 1 P: 8	R: 0 E: 1 K: 0 S: 4 H: 0 LOB: 1 BB: 0 P: 4	R: 0 E: 0 K: 2 S: 7 H: 0 LOB: 0 BB: 0 P: 7	R: 0 E: 0 K: 2 S: 8 H: 1 LOB: 1 BB: 0 P: 8	R: 0 E: 0 K: 2 S: 7 H: 0 LOB: 0 BB: 0 P: 7	R: 1 E: 0 K: 2 S: 10 H: 3 LOB: 2 BB: 0 P: 10	R: 0 E: 0 K: 0 S: 4 H: 2 LOB: 1 BB: 0 P: 4	1B: 9 2B: 0 3B: 0 HR: 0 SF: 0 SAC: 0 DP: 1 HBP: 0	WP: 0 PB: 0 SB: 1 CS: 1 PA: 37
<b>PITCHER</b> Mike Moore, R (1, 1) ERA: 4.37	IP WLS BF H R ER SO BB IBB HBP BLK WP HR S P ERA WHIP										
	9.0 W 37 9 2 1 10 2 0 0 0 1 0 0 55 63 1.00 1.222										
<b>PITCHER</b>	IP WLS BF H R ER SO BB IBB HBP BLK WP HR S P ERA WHIP										

**New York Yankees @ Seattle Mariners**  
 The Kingdome, Seattle, WA  
 Sun Aug 31 1986, 10:05 PM EDT  
 Att: 11,944 - Unknown

livebaseballscorecards.com

<b>AB</b>	35
<b>R</b>	2
<b>H</b>	9
<b>RBI</b>	1
<b>BB</b>	2
<b>SO</b>	10
<b>LOB</b>	18



Batter	1	2	3	4	5	6	7	8	9
Mickey Brantley, R OBP: 0.264, SLG: 0.323 (1, 8)	0-0 1-5-3		0-0 F8	0-0 F9		0-0 FC5-4		0-3 K	
Phil Bradley, R OBP: 0.398, SLG: 0.438 (1, 7)	0-3 K		0-0 G6-4-3 1B		0-3 K		0-0 1-3	4-0 WP BB BB	
Alvin Davis, L OBP: 0.395, SLG: 0.476 (1, 3)	4-0 BB BB		0-0 G6-4-3 1-2f		0-0 3B 2B		0-0 1B 2B	4-0 1-2 2-3 WP BB	
Ken Phelps, L OBP: 0.403, SLG: 0.509 (1, 10)	4-0 1-2 BB			0-0 2B 1B	0-0 SF9 3B		4-0 1B BB	0-0 F8 1-2 2-3 3-H	
Jim Presley, R OBP: 0.306, SLG: 0.467 (1, 5)	0-0 F8			0-0 2B 2B	0-0 SF9		0-0 1-3 2-H 1B		
Danny Tartabull, R OBP: 0.339, SLG: 0.507 (1, 9)		0-0 5-3		0-3 K	0-3 K		0-3 K		
Scott Bradley, L OBP: 0.350, SLG: 0.464 (1, 2)		0-0 F8		4-0 2B IBB		0-0 FC5-4 1B	0-0 F8		
Rey Quinones, R OBP: 0.300, SLG: 0.320 (1, 6)		0-0 1B		0-3 K		0-0 F8		0-0 BB SH5-4 WP 1B	
Harold Reynolds, S OBP: 0.263, SLG: 0.260 (1, 4)		0-0 G3		0-0 1-3 2-H 3-H 2B		0-0 F8		0-0 SH5-4 1-2	

Inning Stats	R: 0	H: 0	E: 0	K: 1	S: 5	R: 0	H: 1	E: 0	K: 0	S: 4	R: 0	H: 1	E: 0	K: 0	S: 3	R: 2	H: 3	E: 0	K: 2	S: 10	R: 2	H: 2	E: 0	K: 2	S: 9	R: 0	H: 1	E: 0	K: 0	S: 4	R: 1	H: 2	E: 0	K: 1	S: 7	R: 1	H: 1	E: 0	K: 1	S: 6
	LOB: 2	BB: 2	P: 13	LOB: 1	BB: 0	P: 4	LOB: 0	BB: 0	P: 3	LOB: 2	BB: 1	P: 14	LOB: 0	BB: 0	P: 9	LOB: 1	BB: 0	P: 4	LOB: 2	BB: 1	P: 11	LOB: 2	BB: 2	P: 14	LOB: 0	BB: 0	LOB: 1	BB: 0	P: 4	LOB: 2	BB: 1	LOB: 2	BB: 2	P: 14	LOB: 0	BB: 2	LOB: 2	BB: 2	P: 14	

1B: 6	SF: 1	WP: 1	PA: 40
2B: 4	SAC: 1	PB: 0	
3B: 1	DP: 1	SB: 0	
HR: 0	HBP: 0	CS: 0	

PITCHER	IP	WLS	BF	H	R	ER	SO	BB	IBB	HBP	BLK	WP	HR	S	P	ERA	WHIP
Doug Drabek, R ERA: 4.78 (1, 1)	7.1	L	36	11	6	6	6	3	1	0	0	0	0	44	60	7.36	1.909
Brian Fisher, R ERA: 4.94 (8, 1)	0.1		2	0	0	0	1	1	0	0	0	0	0	3	7	0.00	3.000
Rod Scurry, L ERA: 2.14 (8, 1)	0.1		2	0	0	0	0	1	0	0	0	1	0	1	5	0.00	3.000

AB R H RBI BB SO LOB

5	0	0	0	0	1	4
4	0	1	0	1	2	0
3	2	2	0	2	0	1
3	2	2	1	2	0	2
3	1	2	2	0	0	2
4	0	0	0	0	3	4
3	0	1	0	1	0	2
4	1	2	0	0	1	4
3	0	1	2	0	0	2

AB	32
R	6
H	11
RBI	5
BB	6
SO	7
LOB	21



WP	PA	ERA	WHIP
1	40		
0			
0			

New York Yankees @ Seattle Mariners  
The Kingdome, Seattle, WA  
Sun Aug 31 1986, 10:05 PM EDT  
Att. 11,944 - Unknown

livebaseballscorecards.com

Batter	1	2	3	4	5	6	7	8	9	AB R H RBI BB SO LOB	TOP											
Rickey Henderson, R OBP: 0.357, SLG: 0.475 (1, 7) BB	4-0 FC4-6 BB 1B		x 0-0 L3-6 S 1B		x 0-0 G3		x 0-0 FC3-6 BB 1-2 3-H 1B	0-3 K		4 0 2 1 1 1 2												
Wayne Tolleson, S OBP: 0.333, SLG: 0.327 (1, 6) x	0-0 FC4-6 BB 1-2f 1B		x 0-0 L3-6 1-3		x 0-0 L9		x 4-0 FC3-6 BB 1-2 2-3		x 0-0 BB FC6-4 1B	4 2 1 0 1 0 2												
Don Mattingly, L OBP: 0.377, SLG: 0.551 (1, 3) S S S	0-3 K		x 0-0 4-3			x 0-0 G6-4-3 1B	x 0-0 FC3-6 FC6-4		x 0-0 BB E 1B	5 1 2 1 0 1 3												
Dave Winfield, R OBP: 0.357, SLG: 0.459 (1, 9) B B B	4-0 1B 1-2 BB			x 0-0 F8		x 0-0 G6-4-3 1-2f	x 0-0 FC6-4 1-2f		x 4-0 FC6-4 BB	3 0 0 0 2 0 3												
Ron Kittle, R OBP: 0.280, SLG: 0.410 (1, 10) Mike Easler, L OBP: 0.358, SLG: 0.442 (8, PH) Willie Randolph, R OBP: 0.387, SLG: 0.326 (9, PH)	0-0 FC6-4 1-3 2-H 1B			x 0-0 L4		x 0-0 5-3		S S S 0-3 K	x 0-0 FC6-4 1-2f 2-H 3-H	3 0 1 1 0 0 0 1 0 0 0 0 1 0 1 0 0 1 0 0 1												
Leo Hernandez, R OBP: 0.400, SLG: 1.200 (1, 5) (8, 4) x	0-0 FC6-4 1-2f			x 0-0 PB WP 2B			x 0-0 HR		x 0-0 F7	5 2 2 1 0 0 3												
Henry Cotto, R OBP: 0.213, SLG: 0.222 (1, 8) Claudell Washington, L OBP: 0.306, SLG: 0.432 (8, PH) (8, 8)		0-3 K		x 0-0 2-H 1B			x 0-0 1B S 1B		x 0-0 4-3	3 1 2 0 0 1 0 2 1 1 0 0 0 1												
Joel Skinner, R OBP: 0.236, SLG: 0.300 (1, 2) Dan Pasqua, L OBP: 0.406, SLG: 0.541 (8, PH) Juan Espino, R OBP: 0.233, SLG: 0.286 (8, 2)		0-0 6-3		x 0-0 F8			x 0-0 F8 1-2		x 4-0 2B BB	3 0 0 0 0 0 2 0 0 0 0 1 0 0 0 0 0 0 0 0 0												
Bryan Little, S OBP: 0.244, SLG: 0.189 (1, 4) Phil Lombardi, R OBP: 0.429, SLG: 0.333 (7, PH) Mike Fischlin, R OBP: 0.257, SLG: 0.219 (7, 4) Mike Pagliarulo, L OBP: 0.331, SLG: 0.530 (8, PH) Gary Roenicke, R OBP: 0.388, SLG: 0.379 (8, PR) (8, 5)		0-0 5-3		x 0-0 L4			x 0-0 BB FC3-6 1B 2-3		x 0-0 1-3 2-H 2B	2 0 0 0 0 0 0 1 1 1 0 0 0 0 0 0 0 0 0 0 0 1 0 1 1 0 0 0 0 0 0 0 0 0 0												
Inning Stats	R: 1 E: 0 K: 1 S: 6	H: 1 LOB: 2 BB: 2 P: 14	R: 0 E: 0 K: 1 S: 5	H: 0 LOB: 0 BB: 0 P: 5	R: 0 E: 0 K: 0 S: 3	H: 1 LOB: 1 BB: 0 P: 3	R: 1 E: 0 K: 0 S: 5	H: 2 LOB: 1 BB: 0 P: 5	R: 0 E: 0 K: 0 S: 3	H: 0 LOB: 0 BB: 0 P: 3	R: 0 E: 0 K: 0 S: 3	H: 1 LOB: 0 BB: 0 P: 3	R: 3 E: 0 K: 0 S: 7	H: 4 LOB: 2 BB: 1 P: 11	R: 1 E: 0 K: 2 S: 9	H: 2 LOB: 2 BB: 1 P: 13	R: 2 E: 1 K: 0 S: 5	H: 2 LOB: 1 BB: 1 P: 9	1B: 10 2B: 3 3B: 0 HR: 1	SF: 0 SAC: 0 DP: 2 HBP: 0	WP: 1 PB: 1 SB: 2 CS: 0	PA: 43
PITCHER	IP WLS BF H R ER SO BB IBB HBP BLK WP HR S P ERA WHIP																					
Bill Krueger, L ERA: 6.2 (1, 1)	6.1 W 27 8 5 5 2 2 0 0 0 1 1 29 37 7.11 1.579																					
Doug Bair, R ERA: 2.9 (7, 1)	0.0 2 1 0 0 0 1 0 0 0 0 0 1 5 ∞ ∞																					
Jay Howell, R ERA: 3.46 (7, 1)	1.2 11 4 3 3 2 2 0 0 0 0 0 13 21 16.20 3.600																					
Dave Vonohlen, L ERA: 1.64 (9, 1)	1.0 S 3 0 0 0 0 0 0 0 0 0 0 3 3 0.00 0.000																					

**New York Yankees @ Oakland Athletics**  
 Oakland-Alameda County Coliseum, Oakland, CA  
 Mon Sep 01 1986, 7:05 PM PDT  
 Att: 30,167 - Unknown

livebaseballscorecards.com

AB	38
R	8
H	13
RBI	6
BB	5
SO	4
LOB	17



Batter	1	2	3	4	5	6	7	8	9	AB	R	H	RBI	BB	SO	LOB
Alfredo Griffin, S OBP: 0.320, SLG: 0.349 (1, 6)	0-3 K	0-0 FC3-5-2 1B	0-3 K		0-0 F8		0-0 FC4-6 FC3-2			5	1	0	0	0	2	7
Dwayne Murphy, L OBP: 0.362, SLG: 0.369 (1, 8)	0-0 IHR	4-0 1B 1B IBB	0-0 F7			0-0 4-3	0-0 FC3-2			4	2	1	1	1	0	4
Carney Lansford, R OBP: 0.327, SLG: 0.426 (1, 5)	0-0 4-3	0-0 1B 1B 1B		0-0 4-3 1B		0-0 6-3 1B 2B	0-0 F3			5	1	3	2	0	0	2
Bruce Bochte, L OBP: 0.367, SLG: 0.358 (1, 3)	0-3 K	0-0 FC6-4 1B		0-0 4-3		0-0 6-3		0-0 G1		5	0	1	1	0	1	2
Dave Kingman, R OBP: 0.263, SLG: 0.442 (1, 10)		0-0 F6 FC6-4		0-0 L7		4-0 1B BB		0-0 5-3		4	0	0	0	1	0	3
Mike Davis, L OBP: 0.315, SLG: 0.468 (1, 9)		4-0 S HR BB	0-0 FC2-5 1B	0-0 F9		0-0 FC4-6 1B		0-0 HR		4	2	3	2	1	0	1
Jose Canseco, R OBP: 0.323, SLG: 0.471 (1, 7)		0-0 HR	0-0 FC2-5 2B 1B		0-0 SH3-4 2B	0-0 FC4-6		0-0 1B		5	2	4	2	0	0	2
Jerry Willard, L OBP: 0.362, SLG: 0.377 (1, 2)		0-0 1B 2B	0-0 FC2-5 2B		0-0 SH3-4		4-0 1B FC3-2 BB			2	0	1	0	0	0	2
Mickey Tettleton, S OBP: 0.327, SLG: 0.367 (7, PH) (8, 2)		0-0 FC3-5-2 2B	1-2 2-3f FC2-5 2B		2-3 SH3-4		BB BB BB			0	0	0	0	0	1	0
Lenn Sakata, R OBP: 0.480, SLG: 0.524 (1, 4)		0-0 FC3-5-2 1B 1B	0-0 FC2-5 2B		0-0 F7		0-0 FC4-6 1B			4	1	3	1	0	0	1

Inning Stats	R: 1	H: 1	E: 0	K: 2	S: 8	H: 1	LOB: 0	BB: 0	P: 8	R: 5	H: 5	E: 0	K: 0	S: 8	H: 3	LOB: 2	BB: 0	P: 8	R: 0	H: 1	E: 0	K: 0	S: 4	R: 0	H: 1	E: 0	K: 0	S: 4	R: 1	H: 2	E: 0	K: 0	S: 5	R: 0	H: 1	E: 0	K: 0	S: 4	R: 1	H: 2	E: 0	K: 0	S: 4	R: 1	H: 2	E: 0	K: 0	S: 4
--------------	------	------	------	------	------	------	--------	-------	------	------	------	------	------	------	------	--------	-------	------	------	------	------	------	------	------	------	------	------	------	------	------	------	------	------	------	------	------	------	------	------	------	------	------	------	------	------	------	------	------


PITCHER	IP	WLS	BF	H	R	ER	SO	BB	IBB	HBP	BLK	WP	HR	S	P	ERA	WHIP
Mike Armstrong, R ERA: 9.39 (1, 1)	1.2	L	12	5	6	6	2	1	1	0	0	0	1	14	22	32.40	3.600
Alfonso Pulido, L ERA: 4.7 (2, 1)	0.2		6	4	1	1	0	0	0	0	0	0	0	6	6	13.50	6.000
Bob Shirley, L ERA: 5.94 (3, 1)	3.2		16	4	1	1	1	1	0	0	0	0	0	17	21	2.46	1.364
Brian Fisher, R ERA: 4.93 (7, 1)	2.0		9	3	1	1	0	1	0	0	0	0	1	8	12	4.50	2.000

**BOTTOM**

**New York Yankees @ Oakland Athletics**  
Oakland-Alameda County Coliseum, Oakland, CA

Mon Sep 01 1986, 7:05 PM PDT  
Att. 30,167 - Unknown

AB	38
R	9
H	16
RBI	9
BB	4
SO	3
LOB	24



1B	2B	3B	HR	SF	SAC	DP	HBP	WP	PA
9	4	0	3	0	1	0	0	0	43

Batter	1	2	3	4	5	6	7	8	9	AB R H RBI BB SO LOB	TOP																
Rickey Henderson, R OBP: 0.357, SLG: 0.473 (1, 7) BB BB	4-0 F8 1B HR BB		0-0 F8 1B		0-0 F7 1B		0-0 E6 BLK SH1-3 4-3		0-0 SF8 BB 1B	4 3 1 0 1 0 0																	
Wayne Tolleson, S OBP: 0.337, SLG: 0.330 (1, 6) (9, 4)	0-0 1-2 HR 1B		0-0 1B 1B		0-0 F8 1B		0-0 SH1-3 1-2		4-0 1B FC5-2 BB	3 1 2 1 1 0 0																	
Don Mattingly, L OBP: 0.378, SLG: 0.550 (1, 3)	0-0 F8 2-3		0-0 1-2 1B		0-0 1B 1B		0-0 4-3 2-H		0-0 SF8 2-3 3-H	4 0 2 2 0 0 2																	
Dave Winfield, R OBP: 0.357, SLG: 0.465 (1, 9)	0-0 1-H 3-H HR		0-3 K 2		0-0 F9 1		0-0 6-3 3		0-0 FC5-2 1-3 3-H 1B	5 1 2 4 0 1 3																	
Ron Kittle, R OBP: 0.277, SLG: 0.405 Mike Easler, L OBP: 0.360, SLG: 0.442 (1, 10) (9, PH)	0-0 F8 2		0-3 K 3		0-0 F8 2		0-0 F4 1		4-0 FC5-2 IBB	4 0 0 0 0 1 3 0 0 0 0 1 0 0																	
Leo Hernandez, R OBP: 0.300, SLG: 0.700 (1, 5) SS	0-3 K 3		0-0 5-3 1		0-0 1-2 1B		0-3 K 2		0-0 FC5-2 1-2 2-3 3-H 2	5 0 1 0 0 2 3																	
Henry Cotto, R OBP: 0.196, SLG: 0.204 Claudell Washington, L OBP: 0.305, SLG: 0.430 (1, 8) (9, PH) (9, 8)		0-0 F8 1	0-3 K 2		0-0 F3 3		0-0 F7 3		0-0 G3 3	4 0 0 0 0 1 2 1 0 0 0 0 0 3																	
Joel Skinner, R OBP: 0.241, SLG: 0.305 (1, 2)		0-0 6-3 2	0-0 F9 3		0-0 HR 2B				4-0 1B BB BB	3 2 1 0 1 0 0																	
Bryan Little, S OBP: 0.233, SLG: 0.179 Phil Lombardi, R OBP: 0.500, SLG: 0.857 Mike Fischlin, R OBP: 0.257, SLG: 0.219 Gary Roenicke, R OBP: 0.398, SLG: 0.379 Dan Pasqua, L OBP: 0.408, SLG: 0.543 Bobby Meacham, S OBP: 0.301, SLG: 0.278 (1, 4) (7, PH) (7, 4) (9, PH) (9, PH) (9, 6)		0-0 L7 3		0-0 F7 1					0-0 BB 1B SF8 1B	2 0 0 0 0 0 0 1 1 1 2 0 0 0 0 0 0 0 0 0 0 0 0 0 0 0 0 0 1 1 1 0 0 0 0 0 0 0 0 0 0 0																	
Inning Stats	R: 3 E: 0 K: 1 S: 7	H: 2 LOB: 0 BB: 1 P: 11	R: 0 E: 0 K: 0 S: 3	H: 0 LOB: 0 BB: 0 P: 3	R: 0 E: 0 K: 2 S: 9	H: 2 LOB: 0 BB: 0 P: 9	R: 0 E: 0 K: 1 S: 5	H: 0 LOB: 0 BB: 0 P: 5	R: 0 E: 0 K: 0 S: 3	H: 0 LOB: 0 BB: 0 P: 3	R: 0 E: 0 K: 0 S: 5	H: 2 LOB: 2 BB: 0 P: 5	R: 3 E: 1 K: 0 S: 6	H: 2 LOB: 0 BB: 0 P: 6	R: 0 E: 0 K: 1 S: 5	H: 0 LOB: 0 BB: 0 P: 5	R: 3 E: 0 K: 0 S: 6	H: 3 LOB: 3 BB: 3 P: 18	1B: 8 2B: 1 3B: 0 HR: 2	SF: 1 SAC: 1 DP: 0 HBP: 0	WP: 0 PB: 0 SB: 0 CS: 0	PA: 43					
PITCHER	IP	WLS	BF	H	R	ER	SO	BB	IBB	HBP	BLK	WP	HR	S	P	ERA	WHIP										
Curt Young, L ERA: 3.57 (1, 1)	8.0		34	8	6	5	5	1	0	0	1	0	2	43	47	5.62	1.125										
Dave Vonohlen, L ERA: 2.45 (9, 1)	0.0		1	0	1	1	0	1	0	0	0	0	0	0	4	∞	∞										
Jay Howell, R ERA: 3.89 (9, 1)	0.0	L	3	2	0	0	0	1	0	0	0	0	0	2	6	∞	∞										
Dave Leiper, L ERA: 4.76 (9, 1)	0.1		1	0	1	1	0	0	0	0	0	0	0	1	1	27.00	0.000										
Bill Mooneyham, R ERA: 4.36 (9, 1)	0.2		4	1	1	1	0	0	1	0	0	0	0	3	7	13.50	1.500										

New York Yankees @ Oakland Athletics  
Oakland-Alameda County Coliseum, Oakland, CA

Tue Sep 02 1986, 7:05 PM PDT  
Att: 11,142 - Unknown

livebaseballscorecards.com

AB	37
R	9
H	11
RBI	9
BB	4
SO	5
LOB	16





Batter	1	2	3	4	5	6	7	8	9	AB R H RBI BB SO LOB
Alfredo Griffin, S (1, 6) OBP: 0.321, SLG: 0.350	0-0 F7		0-0 HR 1B	0-0 5-3			0-0 WP 1B	0-3 K		5 1 2 0 0 1 2
Carney Lansford, R (1, 3) OBP: 0.333, SLG: 0.429	0-0 1B		0-0 HR 1B			0-0 CS 1B	4-0 1-2 BB	4-0 2-3 BB		3 2 3 0 2 0 0
Jose Canseco, R (1, 7) OBP: 0.322, SLG: 0.474	0-0 F4		0-0 HR			0-0 L4	0-3 K	0-0 L5		5 1 1 3 0 1 6
Dave Kingman, R (1, 10) OBP: 0.262, SLG: 0.446	0-0 1B		0-0 HR			0-3 K	0-3 K		0-0 F6	5 1 1 1 0 2 4
Dusty Baker Jr., R (1, 9) OBP: 0.303, SLG: 0.310	0-0 1B		0-0 5-3			0-0 F6	0-0 F9		0-0 4-3	5 0 1 1 0 0 2
Mark McGwire, R (1, 5) OBP: 0.258, SLG: 0.429	0-0 F9		0-0 5-3			4-0 BB		0-0 1B	0-3 K	2 0 0 0 1 0 2
Bruce Bochte, L (8, PH) OBP: 0.368, SLG: 0.360								1B		1 0 1 0 0 0 0
Mike Gallego, R (8, PR) (9, 5)								1B		1 1 0 0 0 1 0
Dwayne Murphy, L (1, 8) OBP: 0.361, SLG: 0.365		0-0 B1-3	0-3 K			0-0 F4		4-0 1B		3 1 0 0 1 1 1
Lenn Sakata, R (1, 4) OBP: 0.448, SLG: 0.480		0-0 F8		0-3 K		0-0 F9		0-0 WP		4 0 1 1 0 1 1
Mickey Tettleton, S (1, 2) OBP: 0.325, SLG: 0.382		0-0 F6		0-3 K			0-0 HR	0-3 K		4 1 1 1 0 2 1

Inning Stats	R: 1	H: 2	E: 1	K: 0	S: 6	LOB: 2	BB: 0	P: 6	R: 0	H: 0	E: 0	K: 0	S: 3	LOB: 0	BB: 0	P: 3	R: 4	H: 4	E: 0	K: 1	S: 9	LOB: 0	BB: 0	P: 9	R: 0	H: 0	E: 0	K: 2	S: 7	LOB: 0	BB: 0	P: 7	R: 0	H: 1	E: 0	K: 1	S: 5	LOB: 1	BB: 0	P: 5	R: 0	H: 0	E: 0	K: 0	S: 3	LOB: 1	BB: 1	P: 7	R: 1	H: 2	E: 1	K: 2	S: 9	LOB: 2	BB: 1	P: 13	R: 2	H: 2	E: 0	K: 2	S: 9	LOB: 2	BB: 2	P: 17	R: 0	H: 0	E: 0	K: 1	S: 5	LOB: 0	BB: 0	P: 5	1B: 8	SF: 0	2B: 1	SAC: 0	3B: 0	DP: 1	HR: 3	HBP: 0	WP: 3	PA: 42
--------------	------	------	------	------	------	--------	-------	------	------	------	------	------	------	--------	-------	------	------	------	------	------	------	--------	-------	------	------	------	------	------	------	--------	-------	------	------	------	------	------	------	--------	-------	------	------	------	------	------	------	--------	-------	------	------	------	------	------	------	--------	-------	-------	------	------	------	------	------	--------	-------	-------	------	------	------	------	------	--------	-------	------	-------	-------	-------	--------	-------	-------	-------	--------	-------	--------

PITCHER	IP	WLS	BF	H	R	ER	SO	BB	IBB	HBP	BLK	WP	HR	S	P	ERA	WHIP
Dennis Rasmussen, L (1, 1) ERA: 3.69	6.0		27	8	6	5	4	1	0	0	0	0	3	34	38	7.50	1.500
Tim Stoddard, R (7, 1) ERA: 3.45	1.0		6	2	1	1	2	1	0	0	0	1	0	9	13	9.00	3.000
Rod Scurry, L (8, 1) ERA: 2.36	0.2		5	1	1	1	2	2	0	0	0	2	0	7	15	13.50	4.500
Brian Fisher, R (8, 1) ERA: 4.91	0.1	W	1	0	0	0	0	0	0	0	0	0	0	1	1	0.00	0.000
Dave Righetti, L (9, 1) ERA: 2.57	1.0	S	3	0	0	0	1	0	0	0	0	0	0	5	5	0.00	0.000


**BOTTOM**


**New York Yankees @ Oakland Athletics**  
Oakland-Alameda County Coliseum, Oakland, CA

Tue Sep 02 1986, 7:05 PM PDT  
Att. 11,142 - Unknown

livebaseballscorecards.com

<b>AB</b>	<b>38</b>
<b>R</b>	<b>8</b>
<b>H</b>	<b>11</b>
<b>RBI</b>	<b>7</b>
<b>BB</b>	<b>4</b>
<b>SO</b>	<b>9</b>
<b>LOB</b>	<b>19</b>



Batter	1	2	3	4	5	6	7	8	9	AB R H RBI BB SO LOB	TOP														
Rickey Henderson, R (1, 8) OBP: 0.358, SLG: 0.473 Wayne Tolleson, S (6, 6) OBP: 0.336, SLG: 0.329	0-0 3-1 S 1B	0-0 L7			0-0 1B S WP 1B	0-0 F9			0-0 4-3	4 2 2 0 0 0 3 1 0 0 0 0 0 0	<p><b>New York Yankees @ Oakland Athletics</b> Oakland-Alameda County Coliseum, Oakland, CA</p> <p>Wed Sep 03 1986, 3:33 AM PDT Att: 10,164 - Unknown</p> <p>livebaseballscorecards.com</p> <table border="1"> <tr><td>AB</td><td>34</td></tr> <tr><td>R</td><td>3</td></tr> <tr><td>H</td><td>9</td></tr> <tr><td>RBI</td><td>2</td></tr> <tr><td>BB</td><td>6</td></tr> <tr><td>SO</td><td>8</td></tr> <tr><td>LOB</td><td>21</td></tr> </table> 	AB	34	R	3	H	9	RBI	2	BB	6	SO	8	LOB	21
AB	34																								
R	3																								
H	9																								
RBI	2																								
BB	6																								
SO	8																								
LOB	21																								
Bryan Little, S (1, 4) OBP: 0.250, SLG: 0.186	0-0 F5	4-0 BB			0-0 G3 WP 1B		0-3 K	0-0 G3	4 0 1 0 1 1 1																
Don Mattingly, L (1, 3) OBP: 0.378, SLG: 0.549	0-0 3-1	0-0 F7			0-3 K		0-0 BB 1B	0-0 BB 1B	5 0 2 0 0 1 4																
Dan Pasqua, L (1, 7) OBP: 0.406, SLG: 0.538	0-0 BB 1B		0-0 F8		0-0 G3		0-3 K	4-0 BB	4 1 1 1 1 1 2																
Dave Winfield, R (1, 9) OBP: 0.359, SLG: 0.463	4-0 1B BB		4-0 G4-6-3 BB		0-3 K		4-0 BB	0-0 F4	2 0 0 0 3 1 3																
Mike Easler, L (1, 10) OBP: 0.361, SLG: 0.442	0-0 1B		0-0 G4-6-3		0-0 1B 1B		0-3 K		4 0 2 1 0 1 3																
Leo Hernandez, R (1, 5) OBP: 0.214, SLG: 0.500	0-0 L7			0-3 K	0-0 F7		0-3 K		4 0 0 0 0 2 3																
Joel Skinner, R (1, 2) OBP: 0.246, SLG: 0.307 Mike Pagliarulo, L (8, PH) OBP: 0.329, SLG: 0.526 Juan Espino, R (8, 2) OBP: 0.233, SLG: 0.286		4-0 WP SH1 BB		0-0 5-3	0-0 1B		0-0 F8		2 0 1 0 1 0 0 1 0 0 0 0 0 0 0 0 0 0 0 0 0																
Mike Fischlin, R (1, 6) OBP: 0.255, SLG: 0.216 Claudell Washington, L (6, PH) OBP: 0.303, SLG: 0.427		0-0 SH1		0-0 F8	0-3 K		0-0 G3		1 0 0 0 0 0 0 2 0 0 0 0 1 2																
<b>Inning Stats</b>	R: 2 E: 0 K: 0 S: 6	H: 3 LOB: 2 BB: 1 P: 10	R: 0 E: 0 K: 0 S: 3	H: 0 LOB: 2 BB: 2 P: 11	R: 0 E: 0 K: 0 S: 2	H: 0 LOB: 0 BB: 1 P: 6	R: 0 E: 0 K: 1 S: 5	H: 0 LOB: 0 BB: 0 P: 5	R: 1 E: 0 K: 2 S: 9	H: 2 LOB: 1 BB: 0 P: 9	R: 0 E: 0 K: 1 S: 7	H: 2 LOB: 2 BB: 0 P: 7	R: 0 E: 0 K: 3 S: 10	H: 1 LOB: 2 BB: 1 P: 14	R: 0 E: 0 K: 1 S: 5	H: 0 LOB: 0 BB: 0 P: 5	R: 0 E: 0 K: 0 S: 4	H: 1 LOB: 2 BB: 1 P: 8	1B: 9 2B: 0 3B: 0 HR: 0	SF: 0 SAC: 1 DP: 1 HBP: 0	WP: 2 PB: 0 SB: 2 CS: 0	PA: 41			
<b>PITCHER</b> Dave Stewart, R (1, 1) ERA: 3.69	IP: 9.0 WLS: W BF: 41 H: 9 R: 3 ER: 3 SO: 8 BB: 6 IBB: 0 HBP: 0 BLK: 0 WP: 2 HR: 0 S: 51 P: 75 ERA: 3.00 WHIP: 1.667											<b>PITCHER</b>	IP: WLS: BF: H: R: ER: SO: BB: IBB: HBP: BLK: WP: HR: S: P: ERA: WHIP:												



New York Yankees @ California Angels  
 Anaheim Stadium, Anaheim, CA

Fri Sep 05 1986, 10:05 PM EDT  
 Att: 44,701 - Unknown

AB	36
R	7
H	10
RBI	7
BB	3
SO	6
LOB	14



Batter	1	2	3	4	5	6	7	8	9	AB R H RBI BB SO LOB
Claudell Washington, L OBP: 0.305, SLG: 0.424 (1, 8) X	0-0 4-3		0-0 1B PO 1B		0-0 F8	0-3 K			4-0 FC6-4 BB	4 0 1 0 1 1 2
Willie Randolph, R OBP: 0.385, SLG: 0.324 (1, 4) X	0-0 F9		0-0 1B		0-0 F4			0-0 FC6-4 1B	5 0 1 1 0 0 2	
Don Mattingly, L OBP: 0.378, SLG: 0.548 (1, 3) X	0-0 4-3		0-0 PO	0-0 F8 BB 1B	0-0 F7		0-0 1-3	0-0 WP 1B	5 1 2 1 0 0 0	
Dan Pasqua, L OBP: 0.406, SLG: 0.530 (1, 7) X		0-0 L4		4-0 1-3 1B 1B BB		1-0 1B 1B 1B HBP	0-3 K	0-0 F8	3 2 0 0 1 1 2	
Dave Winfield, R OBP: 0.357, SLG: 0.459 (1, 9) X		0-0 6-3		0-0 F8		0-0 L9		0-3 K	4 0 0 0 0 1 3	
Mike Easler, L OBP: 0.362, SLG: 0.443 (1, 10) X		0-0 G1		0-0 1-2 1B 1B		0-0 1B 1B		0-0 F8	4 2 2 1 0 0 0	
Mike Pagliarulo, L OBP: 0.328, SLG: 0.523 (1, 5) X			0-3 K	0-0 1-3		0-0 1B		0-3 K	4 0 1 0 0 2 2	
Joel Skinner, R OBP: 0.250, SLG: 0.310 (1, 2) X			0-0 F7	0-0 1B		0-0 1B		0-0 5-3	4 0 2 4 0 0 0	
Wayne Tolleson, S OBP: 0.338, SLG: 0.329 (1, 6) X			4-0 1B BB	0-3 K		0-0 L8		0-0 FC6-4 WP 1B	3 2 1 0 1 1 3	

Inning Stats	R: 0	H: 0	E: 0	K: 0	S: 3	P: 3	R: 0	H: 0	E: 0	K: 0	S: 3	P: 3	R: 1	H: 2	E: 0	K: 1	S: 6	R: 3	H: 3	E: 0	K: 1	S: 8	P: 12	R: 0	H: 0	E: 0	K: 0	S: 3	P: 3	R: 2	H: 3	E: 0	K: 1	S: 8	P: 9	R: 0	H: 0	E: 0	K: 1	S: 5	P: 5	R: 0	H: 0	E: 0	K: 2	S: 7	P: 7	R: 1	H: 2	E: 0	K: 0	S: 5	P: 9	1B: 10	SF: 0	2B: 0	SAC: 0	3B: 0	DP: 0	HR: 0	HBP: 1	WP: 2	PA: 41
--------------	------	------	------	------	------	------	------	------	------	------	------	------	------	------	------	------	------	------	------	------	------	------	-------	------	------	------	------	------	------	------	------	------	------	------	------	------	------	------	------	------	------	------	------	------	------	------	------	------	------	------	------	------	------	--------	-------	-------	--------	-------	-------	-------	--------	-------	--------

PITCHER	IP	WLS	BF	H	R	ER	SO	BB	IBB	HBP	BLK	WP	HR	S	P	ERA	WHIP
Ray Chadwick, R ERA: 7.4 (1, 1)	3.2	L	17	5	4	4	1	2	0	0	0	0	0	17	25	9.82	1.909
Chuck Finley, L ERA: 3.68 (4, 1)	2.1		11	3	2	2	2	0	0	1	0	0	0	14	15	7.71	1.286
Gary Lucas, L ERA: 2.73 (7, 1)	3.0		12	2	1	1	3	1	0	0	0	2	0	17	21	3.00	1.000

PITCHER	IP	WLS	BF	H	R	ER	SO	BB	IBB	HBP	BLK	WP	HR	S	P	ERA	WHIP
---------	----	-----	----	---	---	----	----	----	-----	-----	-----	----	----	---	---	-----	------

Batter	1	2	3	4	5	6	7	8	9	AB	R	H	RBI	BB	SO	LOB
Devon White, S (1, 8) OBP: 0.375, SLG: 0.286	0-0 6-3		0-0 G3		0-0 F9		4-0 1B BB			3	0	0	0	1	0	1
Wally Joyner, L (1, 3) OBP: 0.352, SLG: 0.482	0-0 1-3		0-0 F7			4-0 HR BB	0-0 1-2 1B			3	1	1	0	1	0	0
Brian Downing, R (1, 7) OBP: 0.379, SLG: 0.433	0-0 F8			0-0 6-3		0-0 F3	0-3 K			4	0	0	0	0	1	3
Reggie Jackson, L (1, 10) OBP: 0.394, SLG: 0.409		0-0 G3 E 1B		0-0 HR		0-0 1-H HR		0-3 K		3	3	3	3	0	0	0
Rick Burleson, R (8, PH) OBP: 0.371, SLG: 0.421										1	0	0	0	0	1	0
Doug DeCinces, R (1, 5) OBP: 0.327, SLG: 0.459		0-0 G3 1-2		0-0 6-3		0-3 K		0-3 K		4	0	0	0	0	2	1
Ruppert Jones, L (1, 9) OBP: 0.344, SLG: 0.452		0-0 E9 2-H 1B		0-0 F5		4-0 BB		0-0 6-3		2	0	1	0	1	0	0
George Hendrick, R (8, PH) OBP: 0.335, SLG: 0.456										1	0	0	0	0	0	0
Rob Wilfong, L (1, 4) OBP: 0.279, SLG: 0.327		0-0 L8			0-0 4-3		0-3 K			3	0	0	0	0	1	2
Bobby Grich, R (9, PH) OBP: 0.366, SLG: 0.434										1	0	0	0	0	0	0
Dick Schofield, R (1, 6) OBP: 0.326, SLG: 0.419		0-0 1-3			0-0 E S 1B		0-0 F5		0-0 F5	4	0	1	0	0	0	1
Bob Boone, R (1, 2) OBP: 0.284, SLG: 0.310			0-0 1B		0-3 K		0-0 5-3		0-0 L9	4	0	1	0	0	1	1

Inning Stats	R: 0	H: 0	E: 0	K: 0	S: 3	R: 1	H: 2	E: 1	K: 0	S: 5	R: 0	H: 1	E: 0	K: 0	S: 3	R: 1	H: 1	E: 0	K: 0	S: 4	R: 0	H: 1	E: 1	K: 1	S: 6	R: 2	H: 1	E: 0	K: 2	S: 8	R: 0	H: 1	E: 0	K: 1	S: 6	R: 0	H: 0	E: 0	K: 2	S: 7	R: 0	H: 0	E: 0	K: 0	S: 3	R: 0	H: 0	E: 0	K: 0	S: 3	1B: 5	2B: 0	3B: 0	HR: 2	SF: 0	SAC: 0	DP: 0	HBP: 0	WP: 0	PB: 0	SB: 1	CS: 0	PA: 36
--------------	------	------	------	------	------	------	------	------	------	------	------	------	------	------	------	------	------	------	------	------	------	------	------	------	------	------	------	------	------	------	------	------	------	------	------	------	------	------	------	------	------	------	------	------	------	------	------	------	------	------	-------	-------	-------	-------	-------	--------	-------	--------	-------	-------	-------	-------	--------

PITCHER	IP	WLS	BF	H	R	ER	SO	BB	IBB	HBP	BLK	WP	HR	S	P	ERA	WHIP
Doug Drabek, R (1, 1) ERA: 4.88	5.1	W	22	6	4	4	1	1	0	0	0	0	2	23	27	6.75	1.312
Brian Fisher, R (6, 1) ERA: 4.73	1.1		6	0	0	0	2	2	0	0	0	0	0	8	16	0.00	1.500
Dave Righetti, L (7, 1) ERA: 2.5	2.1	S	8	1	0	0	3	0	0	0	0	0	0	14	14	0.00	0.429

BOTTOM

New York Yankees @ California Angels  
Anaheim Stadium, Anaheim, CA  
Fri Sep 05 1986, 10:05 PM EDT  
Att. 44,701 - Unknown

livebaseballscorecards.com

AB	33
R	4
H	7
RBI	3
BB	3
SO	6
LOB	9



Batter	1	2	3	4	5	6	7	8	9	AB R H RBI BB SO LOB	TOP									
Claudell Washington, L (1, 8) OBP: 0.304, SLG: 0.422 Henry Cotto, R (1, PH) OBP: 0.185, SLG: 0.192	0-3 K		0-0 4-3			0-3 K			0-0 F7	0 0 0 0 0 0 0 4 0 0 0 0 2 1										
Willie Randolph, R (1, 4) OBP: 0.386, SLG: 0.324	0-3 K			0-0 G3-6 1B		0-0 CS 1-2	4-0 3-1 BB		0-0 1-3	3 0 1 0 1 1 0										
Don Mattingly, L (1, 3) OBP: 0.379, SLG: 0.551	0-0 2B			0-0 L8			0-0 3-1 1-2		0-0 1B 2B	4 1 2 0 0 0 2										
Dan Pasqua, L (1, 7) OBP: 0.403, SLG: 0.525	0-3 K			0-0 G3-6 1-2f			0-3 K		0-0 2-H 1B	4 0 1 1 0 2 3										
Dave Winfield, R (1, 9) OBP: 0.354, SLG: 0.455		0-0 6-3			0-0 6-3		0-3 K		0-3 K	4 0 0 0 0 2 2										
Mike Easler, L (1, 10) OBP: 0.364, SLG: 0.451		0-0 4-3			0-0 G4-6-3 1B			0-0 HR		3 1 2 1 0 0 0										
Mike Pagliarulo, L (1, 5) OBP: 0.328, SLG: 0.522 Leo Hernandez, R (8, 5) OBP: 0.214, SLG: 0.500		0-3 K			0-0 G4-6-3 1-2f			0-0 FC4-6 1B		3 0 1 0 0 1 1 0 0 0 0 0 0 0	AB 30 R 2 H 7 RBI 2 BB 2 SO 8 LOB 12									
Joel Skinner, R (1, 2) OBP: 0.251, SLG: 0.308			0-0 F8			4-0 FC6-4 BB		0-0 FC4-6 G4-6-3 1-2f		2 0 0 0 1 0 1										
Wayne Tolleson, S (1, 6) OBP: 0.336, SLG: 0.326 Bobby Meacham, S (8, 6) OBP: 0.301, SLG: 0.278			0-0 1-3			0-0 FC6-4 CS 1-2f		0-0 G4-6-3 1-2f		3 0 0 0 0 0 2 0 0 0 0 0 0 0										
<b>Inning Stats</b>	R: 0 E: 0 K: 3 S: 10	H: 1 LOB: 1 BB: 0 P: 10	R: 0 E: 0 K: 1 S: 5	H: 0 LOB: 0 BB: 0 P: 5	R: 0 E: 0 K: 0 S: 3	H: 0 LOB: 0 BB: 0 P: 3	R: 0 E: 0 K: 0 S: 3	H: 1 LOB: 0 BB: 0 P: 3	R: 0 E: 0 K: 1 S: 4	H: 0 LOB: 0 BB: 1 P: 8	R: 0 E: 0 K: 2 S: 7	H: 0 LOB: 1 BB: 1 P: 11	R: 1 E: 0 K: 0 S: 4	H: 2 LOB: 0 BB: 0 P: 4	R: 1 E: 0 K: 1 S: 7	H: 2 LOB: 1 BB: 0 P: 7	1B: 4 2B: 2 3B: 0 HR: 1	SF: 0 SAC: 0 DP: 3 HBP: 0	WP: 0 PB: 0 SB: 0 CS: 1	PA: 33
<b>PITCHER</b> Mike Witt, R (1, 1) ERA: 2.66	IP 9.0 WLS W BF 32 H 7 R 2 ER 2 SO 8 BB 2 IBB 0 HBP 0 BLK 0 WP 0 HR 1 S 46 P 54 ERA 2.00 WHIP 1.000																			<b>PITCHER</b> IP WLS BF H R ER SO BB IBB HBP BLK WP HR S P ERA WHIP

New York Yankees @ California Angels  
Anaheim Stadium, Anaheim, CA  
Sat Sep 06 1986, 10:05 PM EDT  
Att: 51,182 - Unknown

livebaseballscorecards.com



Batter	1	2	3	4	5	6	7	8	9
<b>Gary Pettis, S</b> OBP: 0.335, SLG: 0.327 (1, 8) BB	4-0 S BB		X 0-0 E S 1B	4-0 HR BB		S 0-3 K		X 0-0 L7	
<b>Wally Joyner, L</b> OBP: 0.351, SLG: 0.479 (1, 3) X	0-0 6-3 1-2		X 0-0 F8	0-0 F7		X 0-0 BB 1B		X 0-0 L3	
<b>Brian Downing, R</b> OBP: 0.382, SLG: 0.440 <b>Devon White, S</b> OBP: 0.444, SLG: 0.375 (6, PR) (7, 7) X	0-0 F9		B B B B 0-0 1B PB E 1-3 BB	0-0 1-H HR		B B B B 4-0 1-2 BB		X 0-0 2B 1B	
<b>Reggie Jackson, L</b> OBP: 0.395, SLG: 0.410 (1, 10) X	0-0 F6		B B B B 4-0 E 1B 1-2 BB	0-3 K		X 0-0 F7		X 0-0 1-H 2B	
<b>Doug DeCinces, R</b> OBP: 0.329, SLG: 0.468 <b>Jack Howell, L</b> OBP: 0.314, SLG: 0.460 (6, 5) X		X 0-0 HR	X 0-0 E2 1B 1-3 2-H 3-H 1B		S 0-3 K		X 0-0 K	X 0-0 F8	
<b>George Hendrick, R</b> OBP: 0.341, SLG: 0.477 <b>Darrell Miller, R</b> OBP: 0.239, SLG: 0.256 (8, 9) X	0-0 F9		X 0-0 2-3 3-H 1B	0-0 E7 1B 2B		X 0-0 HR			
<b>Bobby Grich, R</b> OBP: 0.368, SLG: 0.435 (1, 4) X	0-0 1-3		X 0-0 L6	0-0 G5-4-3 1B		X 0-0 E7 1B			
<b>Dick Schofield, R</b> OBP: 0.325, SLG: 0.416 (1, 6) X	4-0 S BB		B B B B 0-0 F4	0-0 G5-4-3 1-2		X 0-3 K			
<b>Bob Boone, R</b> OBP: 0.281, SLG: 0.307 (1, 2) X	0-0 F8 1-2		X 0-0 F7	0-0 F7		X 0-0 L8		X 0-0 5-3	


Inning Stats	R: 0	H: 0	E: 0	K: 0	S: 3	LOB: 1	BB: 1	P: 7
	R: 1	H: 1	E: 0	K: 0	S: 4	LOB: 1	BB: 1	P: 8
	R: 3	H: 3	E: 1	K: 0	S: 6	LOB: 2	BB: 2	P: 14
	R: 2	H: 1	E: 0	K: 1	S: 6	LOB: 0	BB: 1	P: 10
	R: 1	H: 2	E: 1	K: 1	S: 6	LOB: 0	BB: 0	P: 6
	R: 0	H: 1	E: 0	K: 1	S: 6	LOB: 2	BB: 1	P: 10
	R: 1	H: 2	E: 1	K: 2	S: 9	LOB: 1	BB: 0	P: 9
	R: 1	H: 2	E: 0	K: 0	S: 5	LOB: 1	BB: 0	P: 5

PITCHER	IP	WLS	BF	H	R	ER	SO	BB	IBB	HBP	BLK	WP	HR	S	P	ERA	WHIP
<b>Joe Niekro, R</b> ERA: 4.87 (1, 1)	2.1	L	14	3	4	3	0	4	0	0	0	0	1	10	26	11.57	3.000
<b>Bob Tewksbury, R</b> ERA: 3.78 (3, 1)	2.2		12	4	3	3	2	1	0	0	0	0	1	15	19	10.12	1.875
<b>Brad Arnsberg, R</b> ERA: 6.0 (6, 1)	3.0		15	5	2	2	3	1	0	0	0	0	1	20	24	6.00	2.000

**BOTTOM**

AB	R	H	RBI	BB	SO	LOB
3	2	1	0	2	1	0
5	0	1	0	0	0	3
2	2	1	2	2	0	1
1	1	1	0	0	0	0
4	1	1	1	1	1	3
3	1	2	2	0	1	0
2	0	0	0	0	1	1
4	2	3	2	0	0	0
0	0	0	0	0	0	0
4	0	2	1	0	0	2
3	0	0	0	1	1	4
4	0	0	0	0	0	2

**AB 35**  
**R 9**  
**H 12**  
**RBI 8**  
**BB 6**  
**SO 5**  
**LOB 16**



**New York Yankees @ California Angels**  
**Anaheim Stadium, Anaheim, CA**  
 Sat Sep 06 1986, 10:05 PM EDT  
 Att. 51,182 - Unknown

WP: 0	PA: 41
PB: 1	CS: 0
SB: 3	
CS: 0	

livebaseballscorecards.com





Batter	1	2	3	4	5	6	7	8	9
<b>Gary Pettis, S</b> (1, 8) OBP: 0.336, SLG: 0.330	0-0 4-3 1B	0-3 K		0-0 1B 2B	0-0 F7			0-0 1-3 1B	
<b>Dick Schofield, R</b> (1, 6) OBP: 0.328, SLG: 0.415	4-0 HR BB	0-0 F8		0-0 1B FC6-4 1B		4-0 L4-3 BB		0-0 F3	
<b>Brian Downing, R</b> (1, 7) OBP: 0.384, SLG: 0.447 <b>Devon White, S</b> (9, 7) OBP: 0.444, SLG: 0.375	0-0 HR		4-0 BB	0-0 1B FC6-4 1B		0-0 L4-3		0-0 1-3	
<b>Doug DeCinces, R</b> (1, 5) OBP: 0.328, SLG: 0.465	0-0 1B		0-3 K	0-0 FC6-4 1B		0-0 1-3		0-0 F8	
<b>Bobby Grich, R</b> (1, 3) OBP: 0.370, SLG: 0.440	0-0 1B		0-0 F6	0-0 F7			0-0 2B		
<b>George Hendrick, R</b> (1, 9) OBP: 0.341, SLG: 0.488 <b>Jack Howell, L</b> (7, PH) OBP: 0.319, SLG: 0.460 <b>Darrell Miller, R</b> (8, 9) OBP: 0.239, SLG: 0.256	0-0 F6		0-0 F4		0-0 HR		4-0 BB		
<b>Rick Burleson, R</b> (1, 10) OBP: 0.371, SLG: 0.424 <b>Mark Ryal, L</b> (7, PH) OBP: 0.500, SLG: 2.000	0-0 F9			0-0 G3	0-0 2B		0-0 F9		
<b>Bob Boone, R</b> (1, 2) OBP: 0.281, SLG: 0.306		0-0 F4		0-0 1B 2B 1B		0-0 L9		0-0 F8	
<b>Gus Polidor, R</b> (1, 4) OBP: 0.500, SLG: 0.750		0-0 2B		0-0 2B 1B	0-0 F4		0-0 F3		

Inning Stats	R: 2	H: 3	E: 0	K: 0	S: 6	LOB: 2	BB: 1	P: 10	R: 0	H: 1	E: 0	K: 1	S: 6	LOB: 1	BB: 0	P: 6	R: 0	H: 0	E: 0	K: 1	S: 5	LOB: 1	BB: 1	P: 9	R: 4	H: 5	E: 0	K: 0	S: 8	LOB: 1	BB: 0	P: 8	R: 1	H: 2	E: 0	K: 0	S: 5	LOB: 1	BB: 0	P: 5	R: 0	H: 0	E: 0	K: 0	S: 2	LOB: 0	BB: 1	P: 6	R: 0	H: 1	E: 0	K: 0	S: 4	LOB: 2	BB: 1	P: 8	R: 0	H: 1	E: 0	K: 0	S: 4	LOB: 1	BB: 0	P: 4
--------------	------	------	------	------	------	--------	-------	-------	------	------	------	------	------	--------	-------	------	------	------	------	------	------	--------	-------	------	------	------	------	------	------	--------	-------	------	------	------	------	------	------	--------	-------	------	------	------	------	------	------	--------	-------	------	------	------	------	------	------	--------	-------	------	------	------	------	------	------	--------	-------	------

PITCHER	IP	WLS	BF	H	R	ER	SO	BB	IBB	HBP	BLK	WP	HR	S	P	ERA	WHIP
<b>Dennis Rasmussen, L</b> (1, 1) ERA: 3.94	3.1	L	21	9	6	6	2	2	0	0	0	0	1	23	31	16.20	3.300
<b>Tim Stoddard, R</b> (4, 1) ERA: 3.55	2.2		10	2	1	1	0	1	0	0	0	0	1	9	13	3.38	1.125
<b>Scott Nielsen, R</b> (7, 1) ERA: 6.39	2.0		9	2	0	0	0	1	0	0	0	0	0	8	12	0.00	1.500

**BOTTOM**

AB	R	H	RBI	BB	SO	LOB
5	1	2	2	0	1	2
3	2	1	0	2	0	2
4	1	2	3	1	0	2
0	0	0	0	0	0	0
5	0	1	1	0	1	3
4	0	2	0	0	0	2
3	1	1	1	0	0	3
0	0	0	0	1	0	0
0	0	0	0	0	0	0
3	0	1	0	0	0	2
1	0	0	0	0	0	2
4	1	1	0	0	0	3
4	1	2	0	0	0	3

<b>AB</b>	<b>36</b>
<b>R</b>	<b>7</b>
<b>H</b>	<b>13</b>
<b>RBI</b>	<b>7</b>
<b>BB</b>	<b>4</b>
<b>SO</b>	<b>2</b>
<b>LOB</b>	<b>24</b>



WP	PA
0	40

**New York Yankees @ California Angels**  
**Anaheim Stadium, Anaheim, CA**  
 Sun Sep 07 1986, 6:33 AM EDT  
 Att. 35,480 - Unknown

livebaseballscorecards.com

Batter	1	2	3	4	5	6	7	8	9	AB R H RBI BB SO LOB	TOP											
Rickey Henderson, R OBP: 0.362, SLG: 0.474 (1, 8) (8, 7)	0-0 G5-4-3 1B		0-0 S 1B 1B		0-0 F9-2 2-3 3-H		4-0 BB		4-0 S BLK SF9 BB	3 1 2 0 2 0 2												
Willie Randolph, R OBP: 0.384, SLG: 0.324 (1, 4)	0-0 G5-4-3 1-2f		0-0 1-H 1B		0-0 F6		0-3 K		0-0 SF9 1-H	4 0 1 1 0 1 5												
Don Mattingly, L OBP: 0.383, SLG: 0.554 (1, 3)	0-0 1B			0-0 E 3B		0-0 G3		0-0 FC4 1B BB		4 2 3 0 1 0 0												
Dan Pasqua, L OBP: 0.399, SLG: 0.516 (1, 10)	0-0 F8			0-0 F5		0-3 K		4-0 FC4 1-2 BB		4 0 0 0 1 2 3												
Dave Winfield, R OBP: 0.351, SLG: 0.450 (1, 9)		0-3 K		0-0 E5 3-H		0-0 4-3		0-0 FC4 1B 1-2f 2-3		4 0 0 0 0 1 2												
Mike Easter, L OBP: 0.384, SLG: 0.449 (1, 7)		0-0 F8		0-0 F7			4-0 FC1-4 BB		0-0 1-3 3-H 1B	3 0 1 1 1 0 1 0 0 0 0 0 0 0												
Henry Cotto, R OBP: 0.190, SLG: 0.196 (8, 8)																						
Mike Pagliarulo, L OBP: 0.325, SLG: 0.514 (1, 5)		0-0 G3		0-0 F7			0-0 L4		0-3 K	4 0 0 0 0 1 4												
Joel Skinner, R OBP: 0.256, SLG: 0.311 (1, 2)			0-0 G3		0-0 2B F9-2 1B		0-0 FC1-4 2B 1-2f		0-3 K	3 0 1 0 0 0 1 1 0 0 0 0 1 2 0 0 0 0 0 0 0												
Claudell Washington, L OBP: 0.302, SLG: 0.421 (8, PH)																						
Juan Espino, R OBP: 0.233, SLG: 0.286 (8, 2)																						
Wayne Tolleson, S OBP: 0.336, SLG: 0.331 (1, 6)			0-0 4-3		0-0 F9-2 1-3 2B		0-0 1-3 2B		0-0 4-3	4 0 2 0 0 0 0												
<b>Inning Stats</b>	R: 0 E: 0 K: 0 S: 4	H: 2 LOB: 1 BB: 0 P: 4	R: 0 E: 0 K: 1 S: 5	H: 0 LOB: 0 BB: 0 P: 5	R: 0 E: 0 K: 0 S: 4	H: 2 LOB: 2 BB: 0 P: 4	R: 1 E: 1 K: 0 S: 5	H: 1 LOB: 1 BB: 0 P: 5	R: 0 E: 0 K: 0 S: 4	H: 2 LOB: 1 BB: 0 P: 4	R: 0 E: 0 K: 1 S: 5	H: 0 LOB: 0 BB: 0 P: 5	R: 0 E: 0 K: 1 S: 6	H: 1 LOB: 3 BB: 2 P: 14	R: 1 E: 0 K: 2 S: 9	H: 2 LOB: 2 BB: 1 P: 13	R: 1 E: 0 K: 1 S: 5	H: 0 LOB: 1 BB: 2 P: 13	1B: 7 2B: 3 3B: 1 HR: 0	SF: 1 SAC: 0 DP: 2 HBP: 0	WP: 0 PB: 0 SB: 2 CS: 0	PA: 40
<b>PITCHER</b>	IP WLS BF H R ER SO BB IBB HBP BLK WP HR S P ERA WHIP												<b>PITCHER</b>	IP WLS BF H R ER SO BB IBB HBP BLK WP HR S P ERA WHIP								
Dave Stieb, R ERA: 4.98 (1, 1)	6.2 L 27 8 1 0 2 1 0 0 0 0 0 30 34 0.00 1.350																					
Mark Eichhorn, R ERA: 1.76 (7, 1)	0.2 L 6 2 1 1 1 2 0 0 0 0 0 6 14 13.50 6.000																					
Tom Henke, R ERA: 3.22 (8, 1)	1.2 L 7 0 1 1 3 2 0 0 1 0 0 11 19 5.40 1.200																					

**New York Yankees @ Toronto Blue Jays**  
Exhibition Stadium, Toronto, ON  
Tue Sep 09 1986, 7:05 PM EDT  
Att: 35,353 - Unknown

AB	34
R	3
H	10
RBI	2
BB	5
SO	6
LOB	20



BOTTOM

New York Yankees @ Toronto Blue Jays  
Exhibition Stadium, Toronto, ON

Tue Sep 09 1986, 7:05 PM EDT  
Att. 35,353 - Unknown

livebaseballscorecards.com

AB	30
R	1
H	5
RBI	1
BB	1
SO	5
LOB	9



WP:	0	PA:	31
PB:	0	SB:	0
CS:	0		

AB R H RBI BB SO LOB

4 0 1 0 0 0 2

4 0 1 0 0 0 1

4 0 1 1 0 1 1

4 0 1 0 0 1 2

3 0 0 0 0 1 2

3 0 0 0 0 0 0

3 0 0 0 0 2 0

2 0 0 0 1 0 0

0 0 0 0 0 0 0  
0 0 0 0 0 0 0

3 1 1 0 0 0 1

1B: 5 SF: 0  
2B: 1 SAC: 0  
3B: 0 DP: 2  
HR: 0 HBP: 0

Batter	1	2	3	4	5	6	7	8	9
Tony Fernandez, S (1, 6) OBP: 0.339, SLG: 0.429	0-0 F9			0-0 FC3-6 1B		0-0 F8		0-0 G3-6	
Garth Iorg, R (1, 5) OBP: 0.295, SLG: 0.329	0-0 F9			0-0 F7		0-0 L6-4 1B			0-0 F9
Lloyd Moseby, L (1, 8) OBP: 0.348, SLG: 0.443	0-3 K			0-0 FC3-6 1B		0-0 1-2 1B			0-0 F7
George Bell, R (1, 7) OBP: 0.372, SLG: 0.576		0-3 K		0-0 1-2 1B		0-0 L6-4			0-0 F4
Jesse Barfield, R (1, 9) OBP: 0.380, SLG: 0.548		0-0 F7		0-0 F8			0-3 K		
Cliff Johnson, R (1, 10) OBP: 0.366, SLG: 0.445		0-0 L7			0-0 6-3		0-0 6-3		
Willie Upshaw, L (1, 3) OBP: 0.337, SLG: 0.361			0-0 G3		0-3 K		0-3 K		
Buck Martinez, R (1, 2) OBP: 0.278, SLG: 0.287			0-0 6-3		0-0 F8			4-0 G3-6 BB	
Kelly Gruber, R (8, PR) OBP: 0.194, SLG: 0.314									
Ernie Whitt, L (9, 2) OBP: 0.310, SLG: 0.435									
Damaso Garcia, R (1, 4) OBP: 0.302, SLG: 0.371			0-0 5-3			0-0 1B 1B			0-0 F8

Inning Stats	R: 0	H: 0	E: 0	K: 1	S: 5	R: 0	H: 0	E: 0	K: 1	S: 5	R: 0	H: 0	E: 0	K: 0	S: 3	R: 0	H: 2	E: 0	K: 0	S: 5	R: 0	H: 0	E: 0	K: 1	S: 5	R: 1	H: 3	E: 0	K: 0	S: 5	R: 0	H: 0	E: 0	K: 2	S: 7	R: 0	H: 0	E: 0	K: 0	S: 2	R: 0	H: 0	E: 0	K: 0	S: 3	R: 0	H: 0	E: 0	K: 0	S: 3	1B: 5	SF: 0	2B: 1	SAC: 0	3B: 0	DP: 2	HR: 0	WP: 0	PA: 31
--------------	------	------	------	------	------	------	------	------	------	------	------	------	------	------	------	------	------	------	------	------	------	------	------	------	------	------	------	------	------	------	------	------	------	------	------	------	------	------	------	------	------	------	------	------	------	------	------	------	------	------	-------	-------	-------	--------	-------	-------	-------	-------	--------

PITCHER	IP	WLS	BF	H	R	ER	SO	BB	IBB	HBP	BLK	WP	HR	S	P	ERA	WHIP
Ron Guidry, L (1, 1) ERA: 4.13	7.0	W	25	5	1	1	5	0	0	0	0	0	0	35	35	1.29	0.714
Dave Righetti, L (8, 1) ERA: 2.45	2.0	S	6	0	0	0	0	1	0	0	0	0	0	5	9	0.00	0.500

PITCHER	IP	WLS	BF	H	R	ER	SO	BB	IBB	HBP	BLK	WP	HR	S	P	ERA	WHIP
---------	----	-----	----	---	---	----	----	----	-----	-----	-----	----	----	---	---	-----	------

Batter	1	2	3	4	5	6	7	8	9	AB R H RBI BB SO LOB	TOP										
Rickey Henderson, R OBP: 0.363, SLG: 0.472 (1, 7) BBB	4-0 SH1 BB		4-0 F9-6 BB		0-0 5-3		0-0 5-3			2 0 0 0 2 0 1											
Wayne Tolleson, S OBP: 0.334, SLG: 0.328 (1, 6) X	0-0 SH1 1-2		0-0 F9-6 1-2			0-3 K		0-0 6-3		3 0 0 0 0 1 2											
Don Mattingly, L OBP: 0.385, SLG: 0.555 (1, 3) X	0-0 F4			0-0 HR 1B		4-0 WP 2B BB		0-0 WP 1B		3 2 2 0 1 0 1											
Dave Winfield, R OBP: 0.350, SLG: 0.451 (1, 9) SSS	0-3 K			0-0 F7		0-0 F8 1-H 2B		0-0 F3 1-2		4 0 1 1 0 1 3											
Ron Kittle, R OBP: 0.262, SLG: 0.415 (1, 10) X		0-0 F4		0-0 HR 1-H		0-0 F8 2-3		4-0 IBB		3 1 1 2 1 0 1											
Henry Cotto, R OBP: 0.177, SLG: 0.183 (1, 8) X		0-0 F8		0-0 5-3		0-0 6-3		0-3 K		4 0 0 0 0 1 3											
Mike Pagliarulo, L OBP: 0.324, SLG: 0.512 (1, 5) X		0-0 F7		0-0 4-3			0-0 FC1-6 1B		0-0 5-3	4 0 1 0 0 0 0											
Joel Skinner, R OBP: 0.256, SLG: 0.310 (1, 2) X			0-0 6-3		0-0 CS 1B		0-0 FC1-6 1-2f FC5-4		0-0 F8	4 0 1 0 0 0 1											
Bryan Little, S OBP: 0.236, SLG: 0.200 (1, 4) X			0-0 2B		0-0 5-3 1-2		0-0 FC5-4 1-2f		0-3 K	4 0 1 0 0 1 2											
<b>Inning Stats</b>	R: 0 E: 0 K: 1 S: 5 H: 0 LOB: 1 BB: 1 P: 9	R: 0 E: 0 K: 0 S: 3 H: 0 LOB: 0 BB: 0 P: 3	R: 0 E: 0 K: 0 S: 3 H: 1 LOB: 1 BB: 1 P: 7	R: 2 E: 0 K: 0 S: 5 H: 2 LOB: 0 BB: 0 P: 5	R: 0 E: 0 K: 0 S: 3 H: 1 LOB: 0 BB: 0 P: 3	R: 1 E: 0 K: 1 S: 6 H: 1 LOB: 1 BB: 1 P: 10	R: 0 E: 0 K: 0 S: 4 H: 1 LOB: 1 BB: 0 P: 4	R: 0 E: 0 K: 1 S: 6 H: 1 LOB: 2 BB: 1 P: 10	R: 0 E: 0 K: 1 S: 5 H: 0 LOB: 0 BB: 0 P: 5	1B: 4 2B: 3 3B: 0 HR: 1 SF: 0 SAC: 1 DP: 1 HBP: 0	WP: 2 PB: 0 SB: 0 CS: 1 PA: 36										
<b>PITCHER</b> Jimmy Key, L ERA: 3.88 (1, 1)	IP: 9.0 WLS: L BF: 36 H: 7 R: 3 ER: 3 SO: 4 BB: 3 IBB: 1 HBP: 0 BLK: 0 WP: 2 HR: 1 S: 40 P: 56 ERA: 3.00 WHIP: 1.111																				
<b>PITCHER</b>	IP	WLS	BF	H	R	ER	SO	BB	IBB	HBP	BLK	WP	HR	S	P	ERA	WHIP				

**New York Yankees @ Toronto Blue Jays**  
 Exhibition Stadium, Toronto, ON  
 Thu Sep 11 1986, 3:33 AM EDT  
 Unknown

livebaseballscorecards.com

**AB** 31  
**R** 3  
**H** 7  
**RBI** 3  
**BB** 4  
**SO** 4  
**LOB** 14



Batter	1	2	3	4	5	6	7	8	9	AB R H RBI BB SO LOB
Tony Fernandez, S (1, 6) OBP: 0.342, SLG: 0.434	0-0 F7		0-0 1B			0-0 3B			0-0 SF8 1B	4 1 3 0 0 0 0
Willie Upshaw, L (1, 3) OBP: 0.336, SLG: 0.362	0-0 4-3			0-0 F7		0-0 F8			0-0 2B	4 0 1 0 0 0 1
Lloyd Moseby, L (1, 8) OBP: 0.346, SLG: 0.441	0-3 K			0-0 4-3			0-0 F6		0-0 SF8	3 0 0 1 0 1 0
George Bell, R (1, 7) OBP: 0.370, SLG: 0.572		0-0 1-3		0-0 F2			0-0 6-3		0-0 F6	4 0 0 0 0 0 1
Jesse Barfield, R (1, 9) OBP: 0.378, SLG: 0.544		0-3 K			0-3 K				0-0 4-3	4 0 0 0 0 2 1
Cliff Johnson, R (1, 10) OBP: 0.363, SLG: 0.441		0-0 F8			0-0 6-3			0-0 F9		3 0 0 0 0 0 0
Ernie Whitt, L (1, 2) OBP: 0.310, SLG: 0.434			0-0 F6		0-0 4-3			0-0 FC6-4 1B		3 0 1 0 0 0 0
Rance Mulliniks, L (1, 5) OBP: 0.340, SLG: 0.426			0-0 L6			0-0 CS 1B		0-0 F7		2 0 1 0 0 0 0
Garth Iorg, R (8, PH) OBP: 0.294, SLG: 0.327										1 0 0 0 0 0 1
Damaso Garcia, R (1, 4) OBP: 0.302, SLG: 0.373			0-0 1B 2B			0-3 K		0-0 FC6-4		3 0 1 0 0 1 2

Inning Stats	R: 0	H: 0	E: 0	K: 1	S: 5	LOB: 0	BB: 0	P: 5	R: 0	H: 0	E: 0	K: 1	S: 5	LOB: 0	BB: 0	P: 5	R: 0	H: 0	E: 0	K: 0	S: 3	LOB: 0	BB: 0	P: 3	R: 0	H: 2	E: 0	K: 1	S: 6	LOB: 1	BB: 0	P: 6	R: 0	H: 0	E: 0	K: 0	S: 3	LOB: 0	BB: 0	P: 3	R: 0	H: 1	E: 0	K: 0	S: 4	LOB: 1	BB: 0	P: 4	R: 1	H: 2	E: 0	K: 0	S: 5	LOB: 1	BB: 0	P: 5	1B: 4	2B: 3	3B: 1	HR: 0	SF: 1	SAC: 0	DP: 1	HBP: 0	WP: 0	PB: 0	SB: 0	CS: 1	PA: 32
--------------	------	------	------	------	------	--------	-------	------	------	------	------	------	------	--------	-------	------	------	------	------	------	------	--------	-------	------	------	------	------	------	------	--------	-------	------	------	------	------	------	------	--------	-------	------	------	------	------	------	------	--------	-------	------	------	------	------	------	------	--------	-------	------	-------	-------	-------	-------	-------	--------	-------	--------	-------	-------	-------	-------	--------

PITCHER	IP	WLS	BF	H	R	ER	SO	BB	IBB	HBP	BLK	WP	HR	S	P	ERA	WHIP
Doug Drabek, R (1, 1) ERA: 4.56	7.1	W	25	5	0	0	4	0	0	0	0	0	0	33	33	0.00	0.682
Dave Righetti, L (8, 1) ERA: 2.5	1.2	S	7	2	1	1	0	0	0	0	0	0	0	7	7	5.40	1.200

**BOTTOM**

**New York Yankees @ Toronto Blue Jays**  
 Exhibition Stadium, Toronto, ON  
 Thu Sep 11 1986, 3:33 AM EDT  
 Unknown

AB	31
R	1
H	7
RBI	1
BB	0
SO	4
LOB	6



PITCHER	IP	WLS	BF	H	R	ER	SO	BB	IBB	HBP	BLK	WP	HR	S	P	ERA	WHIP
---------	----	-----	----	---	---	----	----	----	-----	-----	-----	----	----	---	---	-----	------

# New York Yankees @ Toronto Blue Jays

## Exhibition Stadium, Toronto, ON

Thu Sep 11 1986, 7:05 PM EDT  
Att: 33,292 - Unknown

[livebaseballscorecards.com](http://livebaseballscorecards.com)

<b>AB</b>	<b>37</b>
<b>R</b>	<b>7</b>
<b>H</b>	<b>10</b>
<b>RBI</b>	<b>7</b>
<b>BB</b>	<b>0</b>
<b>SO</b>	<b>9</b>
<b>LOB</b>	<b>13</b>



Batter	1	2	3	4	5	6	7	8	9	AB R H RBI BB SO LOB
<b>Rickey Henderson, R</b> (1, 7) OBP: 0.362, SLG: 0.475	0-3 <b>K</b>		0-3 <b>K</b>			0-0 <b>E6</b>		0-0 <b>HR</b>	0-0 <b>FC5-4</b>	5 1 1 1 0 2 2
<b>Henry Cotto, R</b> (1, 8) OBP: 0.167, SLG: 0.172	0-0 <b>1-3</b>			0-0 <b>L8</b>		0-3 <b>K</b>		0-0 <b>F6</b>	0-0 <b>6-3</b>	4 0 0 0 0 1 1
<b>Claudell Washington, L</b> (9, PH) OBP: 0.301, SLG: 0.419										1 0 0 0 0 0 2
<b>Don Mattingly, L</b> (1, 3) OBP: 0.386, SLG: 0.558	0-0 <b>5-3</b>			0-0 <b>1B</b> <b>5-3</b> <b>2B</b>		0-0 <b>4-3</b>			0-0 <b>1B</b> <b>2B</b>	4 2 2 0 0 0 1
<b>Dave Winfield, R</b> (1, 9) OBP: 0.353, SLG: 0.455		0-0 <b>E9</b> <b>2B</b>		0-0 <b>2-3</b> <b>1B</b>		0-0 <b>F8</b>		0-0 <b>1B</b> <b>2B</b> <b>1B</b>	0-0 <b>2-3</b> <b>1B</b>	4 1 3 0 0 0 0
<b>Ron Kittle, R</b> (1, 10) OBP: 0.262, SLG: 0.423		0-0 <b>F6</b>		0-0 <b>5-3</b>		0-0 <b>HR</b>		0-0 <b>1B</b> <b>2B</b> <b>1B</b>	0-0 <b>1-2</b> <b>2B</b> <b>1B</b>	3 1 1 2 0 0 2
<b>Mike Easler, L</b> (9, PH) OBP: 0.365, SLG: 0.450				1-2 <b>3-H</b>				0-0 <b>3-H</b> <b>2B</b> <b>1B</b>	0-0 <b>1-2</b> <b>2-3</b> <b>1B</b>	1 1 1 1 0 0 0
<b>Leo Hernandez, R</b> (1, 5) OBP: 0.176, SLG: 0.412		0-3 <b>K</b>		0-3 <b>K2-3</b>		0-0 <b>F3</b>		0-0 <b>1-2</b> <b>2-3</b> <b>1B</b>	0-0 <b>1-2</b> <b>2-3</b> <b>1B</b>	3 0 0 0 0 2 2
<b>Mike Pagliarulo, L</b> (7, 5) OBP: 0.326, SLG: 0.513										1 1 1 0 0 0 0
<b>Juan Espino, R</b> (1, 2) OBP: 0.212, SLG: 0.258		0-3 <b>K</b>			0-0 <b>L7</b>		0-0 <b>1-3</b>		0-0 <b>FC5-4</b> <b>2B</b>	3 0 0 0 0 1 1
<b>Dan Pasqua, L</b> (9, PH) OBP: 0.402, SLG: 0.522								1-H 2-H 3-H		1 0 1 3 0 0 0
<b>Joel Skinner, R</b> (9, 2) OBP: 0.256, SLG: 0.310										0 0 0 0 0 0 0
<b>Wayne Tolleson, S</b> (1, 6) OBP: 0.333, SLG: 0.326			0-0 <b>F7</b>		0-0 <b>L1</b>		0-3 <b>K</b>	0-0 <b>FC5-4</b> <b>HBP</b>	1-0	3 0 0 0 0 1 0
<b>Bryan Little, S</b> (1, 4) OBP: 0.228, SLG: 0.192			0-3 <b>K</b>		0-0 <b>1-3</b>					2 0 0 0 0 1 0
<b>Phil Lombardi, R</b> (8, PH) OBP: 0.400, SLG: 0.667										1 0 0 0 0 0 0
<b>Mike Fischlin, R</b> (8, 4) OBP: 0.252, SLG: 0.214										1 0 0 0 0 1 2

Inning Stats	R: 0 E: 0 K: 1 S: 5	H: 0 LOB: 0 BB: 0 P: 5	R: 0 E: 1 K: 2 S: 8	H: 1 LOB: 1 BB: 0 P: 8	R: 0 E: 0 K: 2 S: 7	H: 0 LOB: 0 BB: 0 P: 7	R: 1 E: 0 K: 1 S: 7	H: 2 LOB: 1 BB: 0 P: 7	R: 0 E: 0 K: 0 S: 3	H: 0 LOB: 0 BB: 0 P: 3	R: 0 E: 1 K: 1 S: 5	H: 0 LOB: 0 BB: 0 P: 5	R: 1 E: 0 K: 0 S: 4	H: 1 LOB: 0 BB: 0 P: 4	R: 1 E: 0 K: 1 S: 6	H: 1 LOB: 0 BB: 0 P: 6	R: 4 E: 0 K: 1 S: 10	H: 5 LOB: 2 BB: 0 P: 11	1B: 4 2B: 4 3B: 0 HR: 2	SF: 0 SAC: 0 DP: 0 HBP: 1	WP: 0 PB: 0 SB: 1 CS: 1	PA: 38
--------------	------------------------------	---------------------------------	------------------------------	---------------------------------	------------------------------	---------------------------------	------------------------------	---------------------------------	------------------------------	---------------------------------	------------------------------	---------------------------------	------------------------------	---------------------------------	------------------------------	---------------------------------	-------------------------------	----------------------------------	----------------------------------	------------------------------------	----------------------------------	--------

PITCHER	IP	WLS	BF	H	R	ER	SO	BB	IBB	HBP	BLK	WP	HR	S	P	ERA	WHIP
<b>John Cerutti, L</b> (1, 1) ERA: 4.05	8.0		29	5	3	3	8	0	0	0	0	0	2	45	45	3.38	0.625
<b>Tom Henke, R</b> (9, 1) ERA: 3.68	0.0	L	4	4	4	4	0	0	0	0	0	0	0	4	4	∞	∞
<b>Mark Eichhorn, R</b> (9, 1) ERA: 1.74	1.0		5	1	0	0	1	0	0	1	0	0	0	6	7	0.00	1.000

PITCHER	IP	WLS	BF	H	R	ER	SO	BB	IBB	HBP	BLK	WP	HR	S	P	ERA	WHIP
---------	----	-----	----	---	---	----	----	----	-----	-----	-----	----	----	---	---	-----	------



Batter	1	2	3	4	5	6	7	8	9	AB R H RBI BB SO LOB	TOP											
Wade Boggs, L (1, 5) OBP: 0.450, SLG: 0.484	0-0 L6			0-0 HR		0-0 6-3		0-0 SH5-3	0-0 G3	4 1 1 0 0 0 1	<b>Boston Red Sox @ New York Yankees</b> Yankee Stadium, Bronx, NY Fri Sep 12 1986, 7:05 PM EDT Att. 42,024 - Unknown <a href="http://livebaseballscorecards.com">livebaseballscorecards.com</a>											
Marty Barrett, R (1, 4) OBP: 0.353, SLG: 0.397	0-0 F7			0-0 F8		0-0 5-3		0-0 1B		4 1 1 1 0 0 1												
Bill Buckner, L (1, 3) OBP: 0.315, SLG: 0.437	0-0 4-3			0-0 HR		0-0 HR		0-0 HR		4 3 3 4 0 0 0												
Jim Rice, R (1, 7) OBP: 0.386, SLG: 0.506		0-0 6-3		0-0 2B		0-0 6-3		0-0 HR		4 1 2 2 0 0 0												
Don Baylor, R (1, 10) OBP: 0.346, SLG: 0.442		0-0 F6		0-0 F7		0-3 K		0-3 K		4 0 0 0 0 2 1												
Dwight Evans, R (1, 9) OBP: 0.375, SLG: 0.472		0-0 6-3		0-3 K		1-0 HBP		0-3 K		3 0 0 0 0 2 1												
Kevin Romine, R (8, 9) OBP: 0.306, SLG: 0.303										0 0 0 0 0 0 0												
Tony Armas, R (1, 8) OBP: 0.320, SLG: 0.445			0-0 G6-4-3		0-0 F8		0-0 F9		0-0 F9	3 0 1 0 0 0 1												
Dave Henderson, R (7, 8) OBP: 0.344, SLG: 0.473			1B							1 0 0 0 0 0 0												
Rich Gedman, L (1, 2) OBP: 0.312, SLG: 0.413			0-0 G6-4-3		0-0 F2		0-0 4-3		0-0 FC3-6	4 0 1 0 0 0 2												
Spike Owen, S (1, 6) OBP: 0.299, SLG: 0.320			0-0 4-3		0-0 F7			4-0 SH5-3	0-0 FC3-6	3 1 0 0 1 0 1												
<b>Inning Stats</b>	R: 0 E: 0 K: 0 S: 3	H: 0 LOB: 0 BB: 0 P: 3	R: 0 E: 0 K: 0 S: 3	H: 0 LOB: 0 BB: 0 P: 3	R: 0 E: 0 K: 0 S: 3	H: 1 LOB: 0 BB: 0 P: 3	R: 2 E: 0 K: 1 S: 8	H: 3 LOB: 1 BB: 0 P: 8	R: 0 E: 0 K: 0 S: 3	H: 0 LOB: 0 BB: 0 P: 3	R: 1 E: 0 K: 0 S: 4	H: 1 LOB: 0 BB: 0 P: 4	R: 0 E: 0 K: 1 S: 5	H: 0 LOB: 1 BB: 0 P: 6	R: 4 E: 0 K: 2 S: 10	H: 3 LOB: 0 BB: 1 P: 14	R: 0 E: 0 K: 0 S: 4	H: 1 LOB: 1 BB: 0 P: 4	1B: 5 2B: 1 3B: 0 HR: 3	SF: 0 SAC: 1 DP: 1 HBP: 1	WP: 0 PB: 0 SB: 1 CS: 0	PA: 37
<b>PITCHER</b>	IP WLS BF H R ER SO BB IBB HBP BLK WP HR S P ERA WHIP																					
Scott Nielsen, R (1, 1) ERA: 5.85	7.0 L 26 5 3 3 2 0 0 1 0 0 0 2 29 30 3.86 0.714																					
Rod Scurry, L (8, 1) ERA: 3.57	0.1 4 2 3 3 0 1 0 0 0 0 0 0 3 7 81.00 9.000																					
Tim Stoddard, R (8, 1) ERA: 3.59	1.2 7 2 1 1 2 0 0 0 0 0 0 1 11 11 5.40 1.200																					





Batter	1	2	3	4	5	6	7	8	9	AB R H RBI BB SO LOB
Rickey Henderson, R OBP: 0.360, SLG: 0.473 (1, 7)	0-0 FC5-4 1B		0-0 L5	0-3 K		0-3 K			0-0 F7	5 0 1 0 0 2 4
Willie Randolph, R OBP: 0.384, SLG: 0.324 (1, 4)	0-0 FC5-4 1B 1-2f SF7		0-0 1B 1B	0-0 FC6-4 1-2f			0-0 6-3		0-0 G1-6-3 1B	5 2 2 0 0 0 3
Don Mattingly, L OBP: 0.388, SLG: 0.558 (1, 3)	0-0 SF7 1-3 1B		0-0 E 1B 1B		0-0 3-1		4-0 FC6-4 BB		0-0 G1-6-3 1-2f	4 0 2 0 1 0 2
Dave Winfield, R OBP: 0.352, SLG: 0.454 (1, 9)	0-0 SF7 1-2 3-H		0-0 E 1B		0-3 K		0-0 FC6-4 1-2f			3 0 1 2 0 1 1
Ron Kittle, R OBP: 0.282, SLG: 0.421 (1, 10)	0-3 K		0-0 E5 1-2 2-3		0-0 1B		0-0 1-3			4 0 1 0 0 1 4
Henry Cotto, R OBP: 0.171, SLG: 0.176 (1, 8)		0-0 L6	0-3 K		0-3 K			0-0 G6-4-3 1B		4 0 1 0 0 2 4
Mike Pagliarulo, L OBP: 0.323, SLG: 0.508 (1, 5)		0-0 3-1		0-0 3-1		0-0 F9		0-0 F7		4 0 0 0 0 0 1
Joel Skinner, R OBP: 0.256, SLG: 0.309 (1, 2)		0-0 G3		0-0 1B 1B		0-0 3-1		0-0 G6-4-3 1-2f		4 0 1 0 0 0 1
Wayne Tolleson, S OBP: 0.337, SLG: 0.328 (1, 6)			0-0 F7	0-0 FC6-4 1-2 1B		1-0 HBP		0-0 1B 1B		3 0 2 0 0 0 0

<b>Inning Stats</b>	R: 1 E: 0 K: 1 S: 7	H: 2 LOB: 1 BB: 0 P: 7	R: 0 E: 0 K: 0 S: 3	H: 0 LOB: 0 BB: 0 P: 3	R: 1 E: 1 K: 1 S: 9	H: 3 LOB: 3 BB: 0 P: 9	R: 0 E: 0 K: 1 S: 7	H: 2 LOB: 2 BB: 0 P: 7	R: 0 E: 0 K: 2 S: 8	H: 1 LOB: 1 BB: 0 P: 8	R: 0 E: 0 K: 1 S: 5	H: 0 LOB: 1 BB: 0 P: 6	R: 0 E: 0 K: 0 S: 3	H: 0 LOB: 1 BB: 1 P: 7	R: 0 E: 0 K: 0 S: 3	H: 1 LOB: 0 BB: 0 P: 3	R: 0 E: 0 K: 0 S: 4	H: 2 LOB: 1 BB: 0 P: 4	1B: 11 2B: 0 3B: 0 HR: 0	SF: 1 SAC: 0 DP: 2 HBP: 1	WP: 0 PB: 0 SB: 0 CS: 0	PA: 39
---------------------	------------------------------	---------------------------------	------------------------------	---------------------------------	------------------------------	---------------------------------	------------------------------	---------------------------------	------------------------------	---------------------------------	------------------------------	---------------------------------	------------------------------	---------------------------------	------------------------------	---------------------------------	------------------------------	---------------------------------	-----------------------------------	------------------------------------	----------------------------------	--------

<b>PITCHER</b> Bruce Hurst, L ERA: 3.15 (1, 1)	IP 9.0	WLS W	BF 39	H 11	R 2	ER 2	SO 6	BB 1	IBB 0	HBP 1	BLK 0	WP 0	HR 0	S 49	P 54	ERA 2.00	WHIP 1.333	<b>PITCHER</b>	IP 9.0	WLS W	BF 39	H 11	R 2	ER 2	SO 6	BB 1	IBB 0	HBP 1	BLK 0	WP 0	HR 0	S 49	P 54	ERA 2.00	WHIP 1.333
---	-----------	----------	----------	---------	--------	---------	---------	---------	----------	----------	----------	---------	---------	---------	---------	-------------	---------------	----------------	-----------	----------	----------	---------	--------	---------	---------	---------	----------	----------	----------	---------	---------	---------	---------	-------------	---------------


**BOTTOM**

**Boston Red Sox @ New York Yankees**  
Yankee Stadium, Bronx, NY

Fri Sep 12 1986, 7:05 PM EDT  
Att. 42,024 - Unknown

livebaseballscorecards.com

<b>AB</b>	<b>36</b>
<b>R</b>	<b>2</b>
<b>H</b>	<b>11</b>
<b>RBI</b>	<b>2</b>
<b>BB</b>	<b>1</b>
<b>SO</b>	<b>6</b>
<b>LOB</b>	<b>20</b>



Batter	1	2	3	4	5	6	7	8	9	AB R H RBI BB SO LOB	TOP											
Wade Boggs, L (1, 5) OBP: 0.450, SLG: 0.484	0-0 6-3			0-0 E 1B		0-0 PB 1B WP 1B			0-0 4-3	5 1 2 0 0 0 1	<b>Boston Red Sox @ New York Yankees</b> Yankee Stadium, Bronx, NY Sat Sep 13 1986, 3:33 AM EDT Att: 50,116 - Unknown <a href="http://livebaseballscorecards.com">livebaseballscorecards.com</a>											
Marty Barrett, R (1, 4) OBP: 0.354, SLG: 0.397	0-0 F7			0-0 F8		0-0 WP PB 1B 1-2 1B		0-0 F8	5 1 2 0 0 0 1													
Bill Buckner, L (1, 3) OBP: 0.315, SLG: 0.435	0-0 G3			0-0 F2		0-0 2B 1B 1-H 2-H HR		0-0 4-3	5 1 1 1 0 0 2													
Jim Rice, R (1, 7) OBP: 0.387, SLG: 0.507		0-0 4-3		0-0 E4 HBP 1-3		0-0 1-3 HR 2B		4-0 BB	3 1 1 0 1 0 1													
Don Baylor, R (1, 10) OBP: 0.347, SLG: 0.448		0-0 F4		1-0 1-2 HBP		0-0 2-H 3-H HR		0-0 5-3	3 1 1 3 0 0 1													
Dwight Evans, R (1, 9) OBP: 0.374, SLG: 0.470		0-3 K		0-3 K		0-0 E 1B SF7 1B		0-0 F9	4 1 1 0 0 2 3													
Tony Armas, R (1, 8) OBP: 0.320, SLG: 0.443			0-0 F2		0-3 K	0-0 E8 1-3 1B		0-0 F7	4 0 1 0 0 1 0													
Ed Romero, R (8, 6) OBP: 0.275, SLG: 0.279									0 0 0 0 0 0 0													
Marc Sullivan, R (1, 2) OBP: 0.252, SLG: 0.233			0-0 F3		0-0 F6	0-0 F5		0-0 G3	2 0 0 0 0 0 0													
Rich Gedman, L (6, PH) OBP: 0.311, SLG: 0.411									2 0 0 0 0 0 2													
Spike Owen, S (1, 6) OBP: 0.297, SLG: 0.319			0-0 4-3		0-0 L5	0-0 SF7 3-H		0-0 F8	2 0 0 1 0 0 0													
Dave Henderson, R (8, 8) OBP: 0.343, SLG: 0.472									1 0 0 0 0 0 0													
<b>Inning Stats</b>	R: 0 E: 0 K: 0 S: 3	H: 0 LOB: 0 BB: 0 P: 3	R: 0 E: 0 K: 1 S: 5	H: 0 LOB: 0 BB: 0 P: 5	R: 0 E: 0 K: 0 S: 3	H: 0 LOB: 0 BB: 0 P: 3	R: 0 E: 1 K: 1 S: 7	H: 1 LOB: 3 BB: 0 P: 8	R: 0 E: 0 K: 1 S: 5	H: 0 LOB: 0 BB: 0 P: 5	R: 6 E: 1 K: 0 S: 10	H: 7 LOB: 1 BB: 0 P: 10	R: 0 E: 0 K: 0 S: 3	H: 0 LOB: 1 BB: 1 P: 7	R: 0 E: 0 K: 0 S: 3	H: 0 LOB: 0 BB: 0 P: 3	R: 0 E: 0 K: 0 S: 4	H: 1 LOB: 1 BB: 0 P: 4	1B: 7 2B: 1 3B: 0 HR: 1	SF: 1 SAC: 0 DP: 0 HBP: 1	WP: 1 PB: 1 SB: 0 CS: 0	PA: 39
<b>PITCHER</b>	IP WLS BF H R ER SO BB IBB HBP BLK WP HR S P ERA WHIP																					
Dennis Rasmussen, L (1, 1) ERA: 4.09	5.0 W 23 6 5 5 3 0 0 1 0 1 1 28 29 9.00 1.200																					
Brian Fisher, R (6, 1) ERA: 4.82	0.0 2 2 0 0 0 0 0 0 0 0 0 0 2 2 ∞ ∞																					
Bob Shirley, L (6, 1) ERA: 5.69	4.0 S 14 1 1 0 0 1 0 0 0 0 0 0 13 17 0.00 0.500																					

AB	36
R	6
H	9
RBI	5
BB	1
SO	3
LOB	11



Batter	1	2	3	4	5	6	7	8	9
Rickey Henderson, R OBP: 0.359, SLG: 0.470 (1, 8)	0-0 E5 3-1 HR	0-0 1-2 2-H 1B		0-0 1-2 6-3	0-3 K		0-0 F9		
Don Mattingly, L OBP: 0.386, SLG: 0.555 (1, 3)	0-0 3-1	0-0 FC5 2-3f			0-0 2B 2B 1B	0-3 K	0-0 G4-6-3 1-2f		
Dan Pasqua, L OBP: 0.409, SLG: 0.544 (1, 7)	0-0 HR 3-H		0-0 G4-6-3 1B		0-0 2B HR 2B	4-0 FC3-6 BB		0-0 F7	
Mike Easter, L OBP: 0.364, SLG: 0.449 (1, 10)	0-0 5-3		0-0 G4-6-3 1-2f		0-0 HR 2B	0-0 FC3-6 1B	0-3 K		
Dave Winfield, R OBP: 0.351, SLG: 0.458 (1, 9)	0-0 F9		0-3 K		0-0 HR	0-0 E6 1B 1B	0-0 5-3		
Mike Pagliarulo, L OBP: 0.326, SLG: 0.510 (1, 5)		0-0 1B 1B		0-3 K	0-0 G6-3 1B 1B	0-0 1B 1B	0-0 1B 1B		
Willie Randolph, R OBP: 0.387, SLG: 0.328 Mike Fischlin, R OBP: 0.252, SLG: 0.214 (1, 4) (9, 4)		0-0 F9		0-0 G3 1B	0-0 G6-3 1B	0-0 1B 1B	0-0 1B 1B		
Joel Skinner, R OBP: 0.252, SLG: 0.304 (1, 2)		0-0 F9		0-0 G3 1-3	0-0 G6-3 1-2f 2-3	0-3 K			
Wayne Tolleson, S OBP: 0.343, SLG: 0.335 (1, 6)		0-0 FC5 1-2 1B		0-0 S 1B	0-0 S 1B		0-0 G4-6-3 1B		

Inning Stats	R: 2	H: 1	E: 1	K: 0	S: 5	LOB: 0	BB: 0	P: 5	R: 1	H: 3	E: 0	K: 0	S: 6	LOB: 2	BB: 0	P: 6	R: 0	H: 1	E: 0	K: 1	S: 5	LOB: 0	BB: 0	P: 5	R: 1	H: 2	E: 0	K: 1	S: 7	LOB: 1	BB: 0	P: 7	R: 5	H: 7	E: 0	K: 1	S: 11	LOB: 1	BB: 0	P: 11	R: 2	H: 2	E: 1	K: 2	S: 10	LOB: 2	BB: 1	P: 14	R: 0	H: 1	E: 0	K: 0	S: 3	LOB: 0	BB: 0	P: 3	R: 0	H: 0	E: 0	K: 1	S: 5	LOB: 0	BB: 0	P: 5
--------------	------	------	------	------	------	--------	-------	------	------	------	------	------	------	--------	-------	------	------	------	------	------	------	--------	-------	------	------	------	------	------	------	--------	-------	------	------	------	------	------	-------	--------	-------	-------	------	------	------	------	-------	--------	-------	-------	------	------	------	------	------	--------	-------	------	------	------	------	------	------	--------	-------	------

AB	R	H	RBI	BB	SO	LOB	
5	1	1	1	0	1	3	
5	1	1	0	0	1	4	
4	2	3	2	1	0	0	
5	2	1	1	0	1	2	
5	2	1	3	0	1	1	
4	2	3	1	0	1	0	
4	1	3	1	0	0	1	
0	0	0	0	0	0	0	
4	0	0	0	0	1	6	
4	0	4	2	0	0	0	
1B: 13	SF: 0	2B: 2	SAC: 0	3B: 0	DP: 3	HR: 2	HBP: 0


**BOTTOM**

**Boston Red Sox @ New York Yankees**  
 Yankee Stadium, Bronx, NY

Sat Sep 13 1986, 3:33 AM EDT  
 Att. 50,116 - Unknown

livebaseballscorecards.com

AB	40
R	11
H	17
RBI	11
BB	1
SO	6
LOB	17



WP: 0	PA: 41
PB: 0	
SB: 2	
CS: 0	

PITCHER	IP	WLS	BF	H	R	ER	SO	BB	IBB	HBP	BLK	WP	HR	S	P	ERA	WHIP
Tom Seaver, R ERA: 3.97 (1, 1)	4.0	L	21	9	6	5	2	0	0	0	0	0	1	25	25	11.25	2.250
Sammy Stewart, R ERA: 3.86 (5, 1)	1.0		7	5	3	3	1	0	0	0	0	0	1	9	9	27.00	5.000
Tim Lollar, L ERA: 6.52 (6, 1)	0.2		5	1	2	0	1	1	0	0	0	0	0	6	10	0.00	3.000
Steve Crawford, R ERA: 3.94 (6, 1)	1.1		5	2	0	0	1	0	0	0	0	0	0	7	7	0.00	1.500
Joe Sambito, L ERA: 4.58 (8, 1)	1.0		3	0	0	0	1	0	0	0	0	0	0	5	5	0.00	0.000

Batter	1	2	3	4	5	6	7	8	9	AB R H RBI BB SO LOB	TOP											
Wade Boggs, L (1, 5) OBP: 0.451, SLG: 0.486	0-0 G3 HR 2B	4-0 FC5-4 BB	0-0 4-3	0-0 4-3	0-0 F7	0-0 F7	0-0 FC6-4 1B	0-0 FC6-4 1B	0-0 G3	4 1 2 0 1 0 0												
Marty Barrett, R (1, 4) OBP: 0.354, SLG: 0.396	4-0 G3 HR BB	0-0 F9	0-0 E	0-0 E	0-3 K	0-3 K	0-0 FC6-4	0-0 FC6-4	0-0 G3	4 1 1 0 1 1 3												
Bill Buckner, L (1, 3) OBP: 0.314, SLG: 0.438	0-0 G3 1-2 2-3	0-0 F5	0-0 E6 G6-4-3	0-0 E6 G6-4-3	0-0 HR	0-0 HR	0-0 G3	0-0 G3	0-0 G3	5 1 1 1 0 0 5												
Jim Rice, R (1, 7) OBP: 0.387, SLG: 0.512	0-0 HR 2-H 3-H	0-0 FC5-4	0-0 G6-4-3	0-0 G6-4-3	0-0 F6	0-0 F6	0-0 1B	0-0 1B	0-0 1B	5 1 2 3 0 0 4												
Don Baylor, R (1, 10) OBP: 0.346, SLG: 0.445	0-0 BB 1B		0-3 K	0-3 K	0-0 F2	0-3 K	0-3 K	0-0 F6	0-0 F6	5 0 1 0 0 2 1												
Dwight Evans, R (1, 9) OBP: 0.374, SLG: 0.467	4-0 1-2 BB		0-0 F8	0-0 F8	4-0 FC6-4 BB	0-3 K	0-3 K	0-3 K	0-3 K	3 0 0 0 2 2 1												
Tony Armas, R (1, 8) OBP: 0.319, SLG: 0.441	0-0 F9		0-0 2B 1B	0-0 2B 1B	0-3 K	0-3 K	0-3 K	0-3 K	0-3 K	4 0 1 0 0 2 3												
Rich Gedman, L (1, 2) OBP: 0.310, SLG: 0.411	0-0 F8		0-0 1-3 2B	0-0 1-3 2B	0-0 FC6-4	0-0 FC6-4	0-0 1-3	0-0 1-3	0-0 1-3	4 0 1 0 0 0 3												
Ed Romero, R (1, 6) OBP: 0.276, SLG: 0.280		0-0 BB 1B	0-0 F7	0-0 F7	0-3 K	0-3 K	0-0 HR	0-0 HR	0-0 HR	3 0 1 0 0 1 2												
Pat Dodson, L (8, PH) OBP: 1.000, SLG: 2.500										1 1 1 1 0 0 0												
Glenn Hoffman, R (8, 6) OBP: 0.318, SLG: 0.368										0 0 0 0 0 0 0												
Inning Stats	R: 3 E: 0 K: 0 S: 6	H: 3 LOB: 2 BB: 2 P: 14	R: 0 E: 0 K: 0 S: 4	H: 1 LOB: 2 BB: 1 P: 8	R: 0 E: 0 K: 1 S: 7	H: 2 LOB: 2 BB: 0 P: 7	R: 0 E: 1 K: 0 S: 4	H: 1 LOB: 1 BB: 0 P: 4	R: 0 E: 0 K: 1 S: 5	H: 0 LOB: 1 BB: 1 P: 9	R: 0 E: 0 K: 2 S: 7	H: 0 LOB: 0 BB: 0 P: 7	R: 1 E: 0 K: 2 S: 8	H: 1 LOB: 0 BB: 0 P: 8	R: 1 E: 0 K: 1 S: 7	H: 2 LOB: 1 BB: 0 P: 7	R: 0 E: 0 K: 1 S: 6	H: 1 LOB: 1 BB: 0 P: 6	1B: 6 2B: 2 3B: 0 HR: 3	SF: 0 SAC: 0 DP: 1 HBP: 0	WP: 0 PB: 0 SB: 0 CS: 0	PA: 42
PITCHER	IP WLS BF H R ER SO BB IBB HBP BLK WP HR S P ERA WHIP																					
Ron Guidry, L (1, 1) ERA: 4.2	6.0 W 30 8 4 4 4 4 4 0 0 0 0 2 34 50 6.00 2.000																					
Tim Stoddard, R (7, 1) ERA: 3.62	1.2 6 1 1 1 3 0 0 0 0 0 1 12 12 5.40 0.600																					
Dave Righetti, L (8, 1) ERA: 2.44	1.1 S 6 2 0 0 1 0 0 0 0 0 0 8 8 0.00 1.500																					

Boston Red Sox @ New York Yankees  
 Yankee Stadium, Bronx, NY  
 Sun Sep 14 1986, 3:33 AM EDT  
 Att: 51,461 - Unknown

livebaseballscorecards.com

AB	38
R	5
H	11
RBI	5
BB	4
SO	8
LOB	22



Batter	1	2	3	4	5	6	7	8	9	AB	R	H	RBI	BB	SO	LOB
Rickey Henderson, R OBP: 0.358, SLG: 0.473 (1, 8)	0-0 F1	0-0 5-3		0-0 HR		0-0 F8	0-0 G5-4-3			5	1	1	1	0	0	2
Don Mattingly, L OBP: 0.388, SLG: 0.555 (1, 3)	0-0 F4	0-0 1B		0-3 K		0-0 2B		0-0 WP		5	3	3	1	0	1	0
Dan Pasqua, L OBP: 0.420, SLG: 0.565 (1, 7)	4-0 HR	4-0 1B		0-0 HR		0-0 5-3		4-0 WP		2	3	2	1	3	0	0
Mike Easter, L OBP: 0.366, SLG: 0.457 (1, 10)	0-0 HR	0-0 1B		0-3 K		4-0 5-3		0-0 5-3		4	1	2	3	1	1	2
Dave Winfield, R OBP: 0.351, SLG: 0.456 (1, 9)	0-0 1B	0-0 FC5-4		0-0 F9		0-0 5-3		4-0 E		4	1	1	1	1	0	4
Mike Pagliarulo, L OBP: 0.327, SLG: 0.507 (1, 5)	0-0 1-3		4-0 S		0-0 F9	4-0 FC6-4		0-3 K		3	0	0	0	2	1	4
Wayne Tolleson, S OBP: 0.343, SLG: 0.338 Mike Fischlin, R OBP: 0.252, SLG: 0.214 (8, PR) (9, 6)		0-0 2B	0-3 K		0-3 K	0-0 FC6-4		0-0 E7		5	1	2	3	0	2	4
Joel Skinner, R OBP: 0.255, SLG: 0.314 (1, 2)		0-0 1B	0-3 K		0-0 2B			0-3 K		0	0	0	0	0	0	0
Bryan Little, S OBP: 0.230, SLG: 0.196 (1, 4)		0-0 F6	0-0 4-3		0-0 4-3			0-3 K		5	1	2	1	0	2	2

Inning Stats	R: 2	H: 2	E: 0	K: 0	S: 5	LOB: 1	BB: 1	P: 9	R: 3	H: 4	E: 0	K: 0	S: 7	LOB: 2	BB: 1	P: 11	R: 0	H: 0	E: 0	K: 2	S: 7	LOB: 1	BB: 1	P: 11	R: 2	H: 2	E: 0	K: 2	S: 9	LOB: 0	BB: 0	P: 9	R: 0	H: 1	E: 0	K: 1	S: 6	LOB: 1	BB: 0	P: 6	R: 1	H: 2	E: 0	K: 0	S: 5	LOB: 3	BB: 2	P: 13	R: 0	H: 1	E: 0	K: 0	S: 3	LOB: 0	BB: 0	P: 3	R: 3	H: 2	E: 1	K: 2	S: 9	LOB: 1	BB: 2	P: 17
--------------	------	------	------	------	------	--------	-------	------	------	------	------	------	------	--------	-------	-------	------	------	------	------	------	--------	-------	-------	------	------	------	------	------	--------	-------	------	------	------	------	------	------	--------	-------	------	------	------	------	------	------	--------	-------	-------	------	------	------	------	------	--------	-------	------	------	------	------	------	------	--------	-------	-------

PITCHER	IP	WLS	BF	H	R	ER	SO	BB	IBB	HBP	BLK	WP	HR	S	P	ERA	WHIP
Al Nipper, R ERA: 5.44 (1, 1)	1.2	L	11	5	5	5	0	1	0	0	0	0	1	10	14	27.00	3.600
Sammy Stewart, R ERA: 3.95 (2, 1)	3.1		16	4	2	2	5	2	0	0	0	0	2	24	32	5.40	1.800
Steve Crawford, R ERA: 3.97 (6, 1)	2.0		10	3	1	1	0	0	2	0	0	0	0	8	16	4.50	1.500
Joe Sambito, L ERA: 5.18 (8, 1)	0.2		6	2	3	3	1	1	1	0	0	1	0	6	14	40.50	4.500
Bob Stanley, R ERA: 4.48 (8, 1)	0.1		1	0	0	0	1	0	0	0	0	0	0	3	3	0.00	0.000

**BOTTOM**

**Boston Red Sox @ New York Yankees**  
 Yankee Stadium, Bronx, NY


Sun Sep 14 1986, 3:33 AM EDT  
 Att. 51,461 - Unknown

AB	37
R	11
H	14
RBI	11
BB	7
SO	7
LOB	21

livebaseballscorecards.com



PITCHER	IP	WLS	BF	H	R	ER	SO	BB	IBB	HBP	BLK	WP	HR	S	P	ERA	WHIP
Al Nipper, R ERA: 5.44 (1, 1)	1.2	L	11	5	5	5	0	1	0	0	0	0	1	10	14	27.00	3.600
Sammy Stewart, R ERA: 3.95 (2, 1)	3.1		16	4	2	2	5	2	0	0	0	0	2	24	32	5.40	1.800
Steve Crawford, R ERA: 3.97 (6, 1)	2.0		10	3	1	1	0	0	2	0	0	0	0	8	16	4.50	1.500
Joe Sambito, L ERA: 5.18 (8, 1)	0.2		6	2	3	3	1	1	1	0	0	1	0	6	14	40.50	4.500
Bob Stanley, R ERA: 4.48 (8, 1)	0.1		1	0	0	0	1	0	0	0	0	0	0	3	3	0.00	0.000

Batter	1	2	3	4	5	6	7	8	9	AB R H RBI BB SO LOB	TOP																
Ken Gerhart, R (1, 8) OBP: 0.222, SLG: 0.444	0-0 4-3		0-0 FC5-4		0-0 FC 1-3 2B		0-0 1B 1B 2B	0-0 F6		5 1 2 0 0 0 3	<p><b>Baltimore Orioles @ New York Yankees</b>  <b>Yankee Stadium, Bronx, NY</b>            Mon Sep 15 1986, 7:05 PM EDT            Att: 17,377 - Unknown</p> <p>livebaseballscorecards.com</p> <table border="1"> <tr><td>AB</td><td>39</td></tr> <tr><td>R</td><td>3</td></tr> <tr><td>H</td><td>12</td></tr> <tr><td>RBI</td><td>3</td></tr> <tr><td>BB</td><td>1</td></tr> <tr><td>SO</td><td>5</td></tr> <tr><td>LOB</td><td>27</td></tr> </table> 	AB	39	R	3	H	12	RBI	3	BB	1	SO	5	LOB	27		
AB	39																										
R	3																										
H	12																										
RBI	3																										
BB	1																										
SO	5																										
LOB	27																										
Lee Lacy, R (1, 9) OBP: 0.335, SLG: 0.394	0-0 E4		0-0 F9		0-0 F5		0-0 5-3	0-3 K		5 0 0 0 0 1 6																	
Cal Ripken Jr., R (1, 6) OBP: 0.360, SLG: 0.457	0-0 F9		0-0 F3		0-0 FC G6-4-3		0-0 1B SF8 1B		0-0 6-3	5 1 1 1 0 0 3																	
Eddie Murray, S (1, 3) OBP: 0.392, SLG: 0.439	0-0 G3			0-0 4-3	0-0 G6-4-3		0-0 1-3 3-H 1B		0-0 F6	5 0 1 1 0 0 3																	
Juan Beniquez, R (1, 7) OBP: 0.369, SLG: 0.394		0-0 6-3		0-0 1B 1B		0-0 1B 1B	0-0 SF8		0-3 K	4 0 2 1 0 1 0																	
Mike Young, S (1, 10) OBP: 0.343, SLG: 0.384		0-0 F6		0-0 1-2 1B		0-0 1-2 1B	0-3 K			4 0 2 0 0 1 1																	
John Stefero, L (1, 2) OBP: 0.318, SLG: 0.312		0-0		0-0 F4		0-3 K		0-0 F7		3 0 1 0 0 1 4																	
Rick Dempsey, R (8, PH) OBP: 0.306, SLG: 0.366		0-0 FC6-4 1B		0-0 F3		0-0 F9		4-0 1B BB		1 0 0 0 0 0 0																	
Floyd Rayford, R (1, 5) OBP: 0.223, SLG: 0.268		0-0 FC6-4		0-0 F3		0-0 F9				3 0 0 0 1 0 5																	
Jackie Gutierrez, R (1, 4) OBP: 0.229, SLG: 0.229			0-0 FC5-4 1B		0-0 2B FC 1B		0-3 K		0-0 1-2 1B	4 1 3 0 0 1 2																	
<b>Inning Stats</b>	R: 0 E: 1 K: 0 S: 4	H: 0 LOB: 1 BB: 0 P: 4	R: 0 E: 0 K: 0 S: 4	H: 1 LOB: 1 BB: 0 P: 4	R: 0 E: 0 K: 0 S: 4	H: 1 LOB: 1 BB: 0 P: 4	R: 0 E: 0 K: 0 S: 5	H: 2 LOB: 2 BB: 0 P: 5	R: 1 E: 0 K: 0 S: 5	H: 2 LOB: 1 BB: 0 P: 5	R: 0 E: 0 K: 2 S: 9	H: 2 LOB: 2 BB: 0 P: 9	R: 2 E: 0 K: 1 S: 8	H: 3 LOB: 1 BB: 0 P: 8	R: 0 E: 0 K: 1 S: 6	H: 1 LOB: 2 BB: 1 P: 10	R: 0 E: 0 K: 1 S: 5	H: 0 LOB: 0 BB: 0 P: 5	1B: 10 2B: 2 3B: 0 HR: 0	SF: 1 SAC: 0 DP: 1 HBP: 0	WP: 0 PB: 0 SB: 0 CS: 0	PA: 41					
<b>PITCHER</b>	IP WLS BF H R ER SO BB IBB HBP BLK WP HR S P ERA WHIP																										
Brad Arnsberg, R (1, 1) ERA: 3.38	5.0		24	8	1	1	0	0	0	0	0	0	0	24	24	1.80	1.600										
Bob Shirley, L (6, 1) ERA: 5.63	1.0		3	0	0	0	2	0	0	0	0	0	0	7	7	0.00	0.000										
Tim Stoddard, R (7, 1) ERA: 3.77	1.0	W	6	3	2	2	1	0	0	0	0	0	0	8	8	18.00	3.000										
Dave Righetti, L (8, 1) ERA: 2.39	2.0	S	8	1	0	0	2	1	0	0	0	0	0	11	15	0.00	1.000										

Batter	1	2	3	4	5	6	7	8	9
Rickey Henderson, R (1, 8) OBP: 0.359, SLG: 0.474	0-0 BB S 1B		0-0 3-1 S 1B		0-3 K		0-0 F9 2-3		
Don Mattingly, L (1, 3) OBP: 0.390, SLG: 0.562	4-0 BB 1-2 BB		0-0 F9			0-0 1B 2B	0-0 1-H 3-H HR		
Dan Pasqua, L (1, 7) OBP: 0.417, SLG: 0.558	4-0 FC3-6 1-2 2-3 BB		0-0 3-1			0-3 K	0-0 3-1		
Mike Easter, L (1, 10) OBP: 0.365, SLG: 0.455	0-3 K		0-0 G3			0-0 2-H 1B	0-0 6-3		
Dave Winfield, R (1, 9) OBP: 0.351, SLG: 0.455	0-0 FC3-6 1-2f			0-0 CS 1B		0-0 F8	0-3 K		
Mike Pagliarulo, L (1, 5) OBP: 0.327, SLG: 0.503		0-3 K		0-0 F7		0-3 K	4-0 FC5-4 BB		
Wayne Tolleson, S (1, 6) OBP: 0.345, SLG: 0.342		0-0 WP 6-3 2B		0-3 K			0-0 F9 BB HR 1B	0-0 FC5-4 1-2f	
Joel Skinner, R (1, 2) OBP: 0.253, SLG: 0.312		0-0 6-3		0-0 CS	0-3 K		4-0 1-2 HR BB		
Claudell Washington, L (7, PH) OBP: 0.304, SLG: 0.419				1-2					
Juan Espino, R (8, 2) OBP: 0.212, SLG: 0.258									
Bryan Little, S (1, 4) OBP: 0.219, SLG: 0.186					0-3 K		0-3 K		

AB	R	H	RBI	BB	SO	LOB
4	0	2	0	0	1	2
3	2	2	3	1	0	1
3	0	0	0	1	1	2
4	0	1	1	0	1	3
4	0	1	0	0	1	3
3	0	0	0	1	2	2
4	2	2	0	0	1	2
2	0	0	1	0	1	0
0	1	0	0	1	0	0
0	0	0	0	0	0	0
3	0	0	0	0	3	2

AB	R	H	RBI	BB	SO	LOB
30	5	8	5	4	11	17

Inning	1	2	3	4	5	6	7	8	9
R: 0	R: 1	R: 0	R: 0	R: 0	R: 0	R: 1	R: 3	R: 0	R: 0
H: 1	H: 1	H: 0	H: 1	H: 0	H: 0	H: 2	H: 2	H: 0	H: 0
E: 0	E: 0	E: 0	E: 0	E: 0	E: 0	E: 0	E: 0	E: 0	E: 0
K: 1	K: 2	K: 1	K: 0	K: 1	K: 3	K: 2	K: 1	K: 1	K: 1
S: 5	S: 8	S: 5	S: 4	S: 5	S: 9	S: 9	S: 7	S: 5	S: 9
LOB: 2	LOB: 0	LOB: 0	LOB: 1	LOB: 0	LOB: 0	LOB: 1	LOB: 0	LOB: 1	LOB: 0
BB: 2	BB: 0	BB: 0	BB: 0	BB: 0	BB: 0	BB: 0	BB: 1	BB: 1	BB: 1
P: 13	P: 8	P: 4	P: 4	P: 5	P: 9	P: 9	P: 11	P: 9	P: 9

WP	HR	S	P	ERA	WHIP
1	1	6	10	0.00	0.750

PITCHER	IP	WLS	BF	H	R	ER	SO	BB	IBB	HBP	BLK	WP	HR	S	P	ERA	WHIP
Mike Boddicker, R (1, 1) ERA: 4.7	6.1	L	27	7	4	4	10	3	0	0	0	1	0	44	56	5.68	1.579
Don Aase, R (7, 1) ERA: 3.12	0.1		2	1	1	1	0	0	0	0	0	0	1	2	2	27.00	3.000
Mike Kinnunen, L (7, 1) ERA:	1.1		5	0	0	0	1	1	0	0	0	0	0	6	10	0.00	0.750

PITCHER	IP	WLS	BF	H	R	ER	SO	BB	IBB	HBP	BLK	WP	HR	S	P	ERA	WHIP


BOTTOM

Baltimore Orioles @ New York Yankees  
 Yankee Stadium, Bronx, NY  
 Mon Sep 15 1986, 7:05 PM EDT  
 Att. 17,377 - Unknown

livebaseballscores.com

AB	R	H	RBI	BB	SO	LOB
30	5	8	5	4	11	17



Batter	1	2	3	4	5	6	7	8	9	AB R H RBI BB SO LOB	TOP														
Ken Gerhart, R (1, 8) OBP: 0.308, SLG: 0.462	0-0 5-3		0-0 F6		0-0 1B		0-0 1B			4 0 2 0 0 0 1	<p><b>Baltimore Orioles @ New York Yankees</b>  Yankee Stadium, Bronx, NY  Tue Sep 16 1986, 7:05 PM EDT  Att: 18,747 - Unknown</p> <p>livebaseballscorecards.com</p> <table border="1"> <tr><td>AB</td><td>34</td></tr> <tr><td>R</td><td>1</td></tr> <tr><td>H</td><td>8</td></tr> <tr><td>RBI</td><td>1</td></tr> <tr><td>BB</td><td>1</td></tr> <tr><td>SO</td><td>4</td></tr> <tr><td>LOB</td><td>13</td></tr> </table> 	AB	34	R	1	H	8	RBI	1	BB	1	SO	4	LOB	13
AB	34																								
R	1																								
H	8																								
RBI	1																								
BB	1																								
SO	4																								
LOB	13																								
John Shelby, S (1, 9) OBP: 0.253, SLG: 0.349	0-3 K		0-0 FC4-6		0-0 1B		0-0 F7			4 0 1 1 0 1 2															
Cal Ripken Jr., R (1, 6) OBP: 0.358, SLG: 0.453	0-0 F3			0-0 F2		0-0 F8		0-0 5-3		4 0 0 0 0 0 2															
Eddie Murray, S (1, 3) OBP: 0.391, SLG: 0.436		0-0 L4		0-0 G3		4-0 G6-4-3 1B BB		0-0 5-3		3 0 0 0 1 0 0															
Jim Traber, L (1, 10) OBP: 0.329, SLG: 0.475	0-3 K			0-0 FC6-4 1B		0-0 G6-4-3 1B		0-3 K		4 0 2 0 0 2 0															
Mike Young, S (1, 7) OBP: 0.342, SLG: 0.383		0-0 1B		0-0 FC6-4		0-0 G6-4-3		0-0 F8		4 0 1 0 0 0 3															
John Stefero, L (1, 2) OBP: 0.321, SLG: 0.316 Rick Dempsey, R (6, PH) OBP: 0.304, SLG: 0.363	0-0 4-3				0-0 1B F8 1B		0-0 6-3		0-0 F7	2 1 1 0 0 0 1 2 0 0 0 0 0 1															
Floyd Rayford, R (1, 5) OBP: 0.223, SLG: 0.268			0-0 FC1-6 1B		0-0 F8		0-0 5-3		0-0 6-3	4 0 1 0 0 0 1															
Jackie Gutierrez, R (1, 4) OBP: 0.223, SLG: 0.222			0-0 FC1-6 FC4-6		0-3 K		0-0 F9			3 0 0 0 0 1 2															
<b>Inning Stats</b>	R: 0 H: 0 E: 0 LOB: 0 K: 1 BB: 0 S: 5 P: 5	R: 0 H: 1 E: 0 LOB: 1 K: 1 BB: 0 S: 6 P: 6	R: 0 H: 1 E: 0 LOB: 1 K: 0 BB: 0 S: 4 P: 4	R: 0 H: 1 E: 0 LOB: 1 K: 0 BB: 0 S: 4 P: 4	R: 1 H: 3 E: 0 LOB: 2 K: 1 BB: 0 S: 8 P: 8	R: 0 H: 1 E: 0 LOB: 1 K: 0 BB: 1 S: 3 P: 7	R: 0 H: 1 E: 0 LOB: 1 K: 0 BB: 0 S: 4 P: 4	R: 0 H: 0 E: 0 LOB: 0 K: 1 BB: 0 S: 5 P: 5	R: 0 H: 0 E: 0 LOB: 0 K: 0 BB: 0 S: 3 P: 3	1B: 8 SF: 0 2B: 0 SAC: 0 3B: 0 DP: 1 HR: 0 HBP: 0	WP: 0 PA: 35 PB: 0 SB: 0 CS: 0														
<b>PITCHER</b>	IP WLS BF H R ER SO BB IBB HBP BLK WP HR S P ERA WHIP											<b>PITCHER</b>	IP WLS BF H R ER SO BB IBB HBP BLK WP HR S P ERA WHIP												
Doug Drabek, R (1, 1) ERA: 4.43	5.0 W 23 7 1 1 3 1 0 0 0 0 0 0 28 32 1.80 1.600																								
Bob Shirley, L (6, 1) ERA: 5.4	4.0 S 12 1 0 0 1 0 0 0 0 0 0 0 14 14 0.00 0.250																								







Batter	1	2	3	4	5	6	7	8	9
Rickey Henderson, R (1, 8) Henry Cotto, R (3, 8) OBP: 0.358, SLG: 0.470 OBP: 0.164, SLG: 0.169	0-0 F6	0-0 F6			0-0 E5 G5-3 SH5-3		0-0 E5 1B		0-0 4-3
Wayne Tolleson, S (1, 6) OBP: 0.344, SLG: 0.341	0-0 G4-6-3 1B		0-0 F8		0-0 SH5-3 1-2		0-0 1B 1-2		
Don Mattingly, L (1, 3) OBP: 0.392, SLG: 0.568	0-0 G4-6-3 1-2f		0-0 6-3		4-0 BB		0-0 FC6 1-3 2-H 1B		
Dave Winfield, R (1, 9) OBP: 0.349, SLG: 0.458		0-0 BB 1B 2B	0-0 F4		0-0 G5-3 2-3f		0-0 FC6 1-2f		
Ron Kittle, R (1, 10) Mike Easler, L (8, PH) OBP: 0.282, SLG: 0.417 OBP: 0.364, SLG: 0.454		4-0 BB 1B BB		0-3 K		0-3 K		0-0 4-3	
Dan Pasqua, L (1, 7) OBP: 0.409, SLG: 0.542		0-3 K		0-0 3-1		0-0 4-3		0-0 F7	
Mike Pagliarulo, L (1, 5) OBP: 0.329, SLG: 0.500		4-0 BB 1B 1-2 2-3 BB		0-0 E 1B		0-3 K		0-3 K	
Joel Skinner, R (1, 2) Claudell Washington, L (9, PH) OBP: 0.261, SLG: 0.318 OBP: 0.303, SLG: 0.418		0-0 1-3 2-H 3-H 1B		0-0 E9 FC6-4 1-3		0-0 F7		0-3 K	
Bryan Little, S (1, 4) Gary Roenicke, R (7, PH) Mike Fischlin, R (8, 4) Phil Lombardi, R (9, PH) OBP: 0.232, SLG: 0.203 OBP: 0.388, SLG: 0.368 OBP: 0.252, SLG: 0.214 OBP: 0.364, SLG: 0.600		0-0 F5		0-0 FC6-4 1-2f		0-0 5-3		0-3 K	

AB	R	H	RBI	BB	SO	LOB
2	0	0	0	0	0	2
3	1	0	0	0	0	0
3	0	2	0	0	0	0
3	0	1	1	1	0	1
4	1	1	0	0	0	4
2	1	0	0	1	2	0
1	0	0	0	0	0	0
4	0	0	0	0	1	2
3	0	1	0	1	2	0
3	0	1	2	0	0	1
1	0	0	0	0	1	0
2	0	0	0	0	0	4
1	0	0	0	0	0	0
0	0	0	0	0	0	0
1	0	0	0	0	1	0

**BOTTOM**

**Baltimore Orioles @ New York Yankees**  
 Yankee Stadium, Bronx, NY  
 Wed Sep 17 1986, 7:05 PM EDT  
 Att. 18,056 - Unknown

[livebaseballscorecards.com](http://livebaseballscorecards.com)

<b>AB</b>	<b>33</b>
<b>R</b>	<b>3</b>
<b>H</b>	<b>6</b>
<b>RBI</b>	<b>3</b>
<b>BB</b>	<b>3</b>
<b>SO</b>	<b>7</b>
<b>LOB</b>	<b>14</b>



Inning	R	H	E	K	S	P	IP	WLS	BF	H	R	ER	SO	BB	IBB	HBP	BLK	WP	HR	S	P	ERA	WHIP
1	0	1	0	0	3		6.2	W	30	6	3	2	4	3	0	0	0	0	0	35	47	2.70	1.350
2	0	2	0	1	7		2.1	S	7	0	0	0	3	0	0	0	0	0	0	13	13	0.00	0.000

PITCHER	IP	WLS	BF	H	R	ER	SO	BB	IBB	HBP	BLK	WP	HR	S	P	ERA	WHIP
Eric Bell, L (1, 1) ERA: 2.7	6.2	W	30	6	3	2	4	3	0	0	0	0	0	35	47	2.70	1.350
Don Aase, R (7, 1) ERA: 3.03	2.1	S	7	0	0	0	3	0	0	0	0	0	0	13	13	0.00	0.000

WP	PA	3B	SF	SAC	DP	HBP
0	37	0	0	1	2	0
0		0	0	0	0	0

Batter	1	2	3	4	5	6	7	8	9	AB R H RBI BB SO LOB	TOP
Rickey Henderson, R OBP: 0.358, SLG: 0.470 (1, 8)	0-0 1B		0-0 6-3		0-0 1B			0-0 5-3	0-0 F9	5 0 2 0 0 0 0	
Don Mattingly, L OBP: 0.391, SLG: 0.566 (1, 3)	0-0 F8			0-0 F7	0-0 F7			0-0 HR 1B		4 1 1 1 0 0 0 2	
Dan Pasqua, L OBP: 0.407, SLG: 0.549 (1, 7)	0-3 K 1-2			0-0 HR		0-3 K		0-0 F9		4 1 1 1 0 2 2	
Mike Easler, L OBP: 0.365, SLG: 0.461 (1, 10)	0-3 K 2-3			0-0 2B 1B		0-0 F4		0-0 HR		4 1 2 2 0 1 1	
Dave Winfield, R OBP: 0.351, SLG: 0.462 (1, 9)		0-0 5-3		0-0 1-3 2B		4-0 BB		0-0 1B 1B		3 0 2 0 1 0 0	
Mike Pagliarulo, L OBP: 0.329, SLG: 0.498 (1, 5)		0-0 F8		0-3 K		0-0 G3		0-0 1-3 1B		4 0 1 0 0 1 3	
Wayne Tolleson, S OBP: 0.341, SLG: 0.338 (1, 6)		0-0 L4		0-0 3-1			0-0 4-3	0-0 F8		4 0 0 0 0 0 4	
Joel Skinner, R OBP: 0.258, SLG: 0.315 Claudell Washington, L (9, PH) OBP: 0.302, SLG: 0.416 (1, 2)			0-0 F3		0-0 5-3		0-0 3-1		0-0 4-3	3 0 0 0 0 0 0 1 0 0 0 0 0 0	
Bryan Little, S OBP: 0.222, SLG: 0.194 Phil Lombardi, R (9, PH) OBP: 0.333, SLG: 0.545 (1, 4)			0-0 B1-3		0-0 4-3		0-0 G3		0-0 6-3	3 0 0 0 0 0 0 1 0 0 0 0 0 0	
<b>Inning Stats</b>	R: 0 E: 0 K: 2 S: 8 H: 1 LOB: 1 BB: 0 P: 8	R: 0 E: 0 K: 0 S: 3 H: 0 LOB: 0 BB: 0 P: 3	R: 0 E: 0 K: 0 S: 3 H: 0 LOB: 0 BB: 0 P: 3	R: 1 E: 0 K: 1 S: 8 H: 3 LOB: 2 BB: 0 P: 8	R: 0 E: 0 K: 0 S: 4 H: 1 LOB: 1 BB: 0 P: 4	R: 0 E: 0 K: 1 S: 5 H: 0 LOB: 1 BB: 1 P: 9	R: 0 E: 0 K: 0 S: 3 H: 0 LOB: 0 BB: 0 P: 3	R: 2 E: 0 K: 0 S: 7 H: 4 LOB: 2 BB: 0 P: 7	R: 0 E: 0 K: 0 S: 3 H: 0 LOB: 0 BB: 0 P: 3	1B: 6 2B: 1 3B: 0 HR: 2 SF: 0 SAC: 0 DP: 0 HBP: 0	WP: 0 PB: 0 SB: 2 CS: 0 PA: 37
<b>PITCHER</b>	IP WLS BF H R ER SO BB IBB HBP BLK WP HR S P ERA WHIP										
Dan Petry, R (1, 1) ERA: 4.66	7.2 W 31 7 3 3 4 1 0 0 0 0 2 38 42 3.52 1.043										
Mark Thurmond, L (8, 1) ERA: 4.69	0.0 2 2 0 0 0 0 0 0 0 0 0 2 2 ∞ ∞										
Eric King, R (8, 1) ERA: 3.6	1.1 S 4 0 0 0 0 0 0 0 0 0 0 4 4 0.00 0.000										

**New York Yankees @ Detroit Tigers**  
**Tiger Stadium, Detroit, MI**  
 Fri Sep 19 1986, 7:05 PM EDT  
 Att. 23,572 - Unknown

livebaseballscorecards.com

<b>AB</b>	36
<b>R</b>	3
<b>H</b>	9
<b>RBI</b>	3
<b>BB</b>	1
<b>SO</b>	4
<b>LOB</b>	12



Batter	1	2	3	4	5	6	7	8	9
Lou Whitaker, L (1, 4) OBP: 0.339, SLG: 0.434	0-0 6-3		4-0 HR BB		4-0 SF7 BB	0-0 FC3-6		0-3 K	
Alan Trammell, R (1, 6) OBP: 0.347, SLG: 0.476	0-0 SF8 3B		0-0 HR		0-0 F7	0-0 5-3		4-0 WP S IBB	
Larry Herndon, R (1, 7) OBP: 0.306, SLG: 0.385 Bruce Fields, L (5, PH) OBP: 0.450, SLG: 0.647 (6, 7)	0-0 SF8		0-0 1-3		0-0 SF7		0-3 K	4-0 1-3 2-H BB	
Darrell Evans, L (1, 3) OBP: 0.367, SLG: 0.463	0-0 F4			0-0 4-3		4-0 IBB	0-0 1B 1B	0-0 F9	
Darnell Coles, R (1, 10) OBP: 0.335, SLG: 0.454		0-0 F8		0-0 CS 1B		0-3 K	0-0 1-2 1B		
Chet Lemon, R (1, 8) OBP: 0.330, SLG: 0.411		0-0 F7		0-0 HR		4-0 SH BB FC5-2 BB	0-3 K		
Tom Brookens, R (1, 5) OBP: 0.324, SLG: 0.362		0-0 3-1		0-0 4-3		4-0 FC5-2 SH 1-2 FC3-6 BB	0-0 6-3		
Tim Tolman, R (1, 9) OBP: 0.273, SLG: 0.222 Pat Sheridan, L (7, 9) OBP: 0.294, SLG: 0.364			0-0 F4		0-0 BB SF7 1B 1B	0-0 SH FC5-2 E		0-3 K	
Mike Heath, R (1, 2) OBP: 0.294, SLG: 0.346			0-0 F9		0-0 SF7 BB 1B	0-0 FC5-2 FC3-6		0-0 S WP 1B	

Inning Stats	R: 1	H: 1	E: 0	K: 0	S: 4	LOB: 0	BB: 0	P: 4	R: 0	H: 0	E: 0	K: 0	S: 3	LOB: 0	BB: 0	P: 3	R: 2	H: 1	E: 0	K: 0	S: 4	LOB: 0	BB: 1	P: 8	R: 1	H: 2	E: 0	K: 0	S: 4	LOB: 0	BB: 0	P: 4	R: 1	H: 2	E: 1	K: 0	S: 4	LOB: 1	BB: 2	P: 12	R: 0	H: 2	E: 0	K: 2	S: 9	LOB: 2	BB: 0	P: 9	R: 1	H: 1	E: 0	K: 2	S: 8	LOB: 2	BB: 2	P: 16
--------------	------	------	------	------	------	--------	-------	------	------	------	------	------	------	--------	-------	------	------	------	------	------	------	--------	-------	------	------	------	------	------	------	--------	-------	------	------	------	------	------	------	--------	-------	-------	------	------	------	------	------	--------	-------	------	------	------	------	------	------	--------	-------	-------

PITCHER	IP	WLS	BF	H	R	ER	SO	BB	IBB	HBP	BLK	WP	HR	S	P	ERA	WHIP
Dennis Rasmussen, L (1, 1) ERA: 4.25	4.0	L	19	6	5	5	0	2	0	0	0	0	0	17	25	11.25	2.000
Tim Stoddard, R (5, 1) ERA: 3.82	1.1		8	0	2	1	1	2	1	0	0	0	0	7	19	6.75	1.500
Rod Scurry, L (6, 1) ERA: 3.66	2.2		13	3	1	1	4	1	1	0	0	1	0	19	27	3.38	1.500

**BOTTOM**


**New York Yankees @ Detroit Tigers**  
Tiger Stadium, Detroit, MI  
Fri Sep 19 1986, 7:05 PM EDT  
Att. 23,572 - Unknown

AB	R	H	RBI	BB	SO	LOB
3	1	0	1	2	1	2
4	2	2	2	1	0	4
1	0	0	1	0	0	0
1	0	0	1	1	1	0
4	0	1	0	1	0	2
4	0	2	0	0	1	3
3	1	1	1	1	1	2
3	1	0	0	1	0	2
2	2	1	0	0	0	0
1	0	0	0	0	1	0
4	1	2	0	0	0	3

AB	30
R	8
H	9
RBI	6
BB	7
SO	5
LOB	18

livebaseballscorecards.com

**AB 30**  
**R 8**  
**H 9**  
**RBI 6**  
**BB 7**  
**SO 5**  
**LOB 18**



WP	PA
1	40
PB	0
SB	4
CS	1

**New York Yankees @ Detroit Tigers**  
**Tiger Stadium, Detroit, MI**  
 Sat Sep 20 1986, 3:33 AM EDT  
 Att: 31,157 - Unknown

livebaseballscorecards.com

<b>AB</b>	<b>38</b>
<b>R</b>	<b>5</b>
<b>H</b>	<b>13</b>
<b>RBI</b>	<b>5</b>
<b>BB</b>	<b>5</b>
<b>SO</b>	<b>5</b>
<b>LOB</b>	<b>23</b>



WP: 2	PA: 44
PB: 0	
SB: 2	
CS: 0	

Batter	1	2	3	4	5	6	7	8	9	AB	R	H	RBI	BB	SO	LOB
Rickey Henderson, R OBP: 0.360, SLG: 0.476 (1, 8)										5	1	3	1	0	0	2
Wayne Tolleson, S OBP: 0.340, SLG: 0.337 (1, 6)										4	1	1	0	0	1	1
Don Mattingly, L OBP: 0.391, SLG: 0.564 (1, 3)										4	0	1	0	1	0	1
Dave Winfield, R OBP: 0.350, SLG: 0.458 (1, 9)										4	1	0	0	1	1	4
Ron Kittle, R OBP: 0.289, SLG: 0.429 (1, 10)										4	1	3	3	1	0	1
Phil Lombardi, R OBP: 0.308, SLG: 0.500 (1, 7)										1	0	0	0	0	0	0
Dan Pasqua, L OBP: 0.408, SLG: 0.547 (3, PH) (3, 7)										3	0	1	0	1	1	2
Mike Pagliarulo, L OBP: 0.329, SLG: 0.498 (1, 5)										4	1	1	0	1	1	4
Joel Skinner, R OBP: 0.259, SLG: 0.315 (1, 2)										3	0	1	1	0	1	2
Mike Easler, L OBP: 0.365, SLG: 0.460 (7, PH)										1	0	0	0	0	0	3
Juan Espino, R OBP: 0.206, SLG: 0.250 (7, 2)										1	0	0	0	0	0	1
Mike Fischlin, R OBP: 0.261, SLG: 0.225 (1, 4)										4	0	2	0	0	0	2

Inning Stats	R: 5	H: 6	R: 0	H: 0	R: 0	H: 0	R: 0	H: 1	R: 0	H: 1	R: 0	H: 2	R: 0	H: 2	R: 0	H: 1	1B: 10	SF: 0
	E: 0	LOB: 2	E: 0	LOB: 0	E: 0	LOB: 2	E: 0	LOB: 1	E: 1	LOB: 3	E: 0	LOB: 2	E: 0	LOB: 2	E: 0	LOB: 1	2B: 1	SAC: 1
	K: 0	BB: 1	K: 1	BB: 0	K: 2	BB: 2	K: 2	BB: 0	K: 0	BB: 1	K: 0	BB: 1	K: 0	BB: 0	K: 0	BB: 0	3B: 0	DP: 1
	S: 9	P: 13	S: 5	P: 5	S: 7	P: 15	S: 3	P: 3	S: 8	P: 8	S: 4	P: 4	S: 5	P: 9	S: 4	P: 8	HR: 2	HBP: 0

PITCHER	IP	WLS	BF	H	R	ER	SO	BB	IBB	HBP	BLK	WP	HR	S	P	ERA	WHIP
Frank Tanana, L ERA: 4.23 (1, 1)	0.2	L	8	5	5	5	0	1	0	0	0	1	2	7	11	67.50	9.000
Randy O'Neal, R ERA: 4.46 (1, 1)	5.1		21	3	0	0	5	2	0	0	0	1	0	29	37	0.00	0.938
Jim Staton, R ERA: 4.87 (7, 1)	0.2		5	2	0	0	0	0	1	0	0	0	0	4	8	0.00	3.000
Mark Thurmond, L ERA: 4.68 (7, 1)	0.1		1	0	0	0	0	0	0	0	0	0	0	1	1	0.00	0.000
Bill Campbell, R ERA: 4.05 (8, 1)	2.0		9	3	0	0	0	0	1	0	0	0	0	8	12	0.00	1.500

Batter	1	2	3	4	5	6	7	8	9	AB R H RBI BB SO LOB
Tom Brookens, R OBP: 0.319, SLG: 0.357 (1, 4) X	0-0 G3		0-0 6-3		0-0 F2			0-3 K		4 0 0 0 0 1 1
Alan Trammell, R OBP: 0.348, SLG: 0.474 (1, 6) H	1-0 1B SF7 HBP		0-0 F3		0-3 K			4-0 1B BB		2 2 0 0 1 1 1
Larry Herndon, R OBP: 0.308, SLG: 0.384 (1, 7) X	0-0 BB 1-3 1B		4-0 BB		0-0 F9			0-3 K		3 0 1 0 1 1 1
Darrell Evans, L OBP: 0.368, SLG: 0.462 (1, 3) B B B	4-0 FC6-4 1-2 BB		0-3 K		0-0 F8			0-0 1B		3 0 1 1 1 1 1
Darnell Coles, R OBP: 0.332, SLG: 0.451 (1, 5) X	0-0 SF7			0-0 L7				0-0 4-3		3 0 0 1 0 0 1
Chet Lemon, R OBP: 0.329, SLG: 0.412 (1, 8) X	0-0 FC6-4 1-2f			0-0 F7				0-0 5-3		4 0 1 0 0 0 2
Tim Tolman, R OBP: 0.231, SLG: 0.182 (1, 9) X		0-0 6-3		0-3 K				0-0 5-3		4 0 0 0 0 1 1
Dave Collins, S OBP: 0.341, SLG: 0.331 (1, 10) X		0-0 F7			0-0 6-3			0-0 L3		4 0 0 0 0 0 1
Mike Heath, R OBP: 0.294, SLG: 0.346 (1, 2) X		0-0 F8			0-0 1B			0-0 5-3		3 0 1 0 0 0 1

Inning Stats	R: 1	H: 1	E: 0	K: 0	S: 4	LOB: 2	BB: 1	P: 9	R: 0	H: 0	E: 0	K: 0	S: 3	LOB: 0	BB: 0	P: 3	R: 0	H: 0	E: 0	K: 1	S: 5	LOB: 1	BB: 1	P: 9	R: 0	H: 0	E: 0	K: 1	S: 5	LOB: 0	BB: 0	P: 5	R: 0	H: 1	E: 0	K: 1	S: 6	LOB: 1	BB: 0	P: 6	R: 0	H: 0	E: 0	K: 0	S: 3	LOB: 0	BB: 0	P: 3	R: 0	H: 1	E: 0	K: 0	S: 4	LOB: 1	BB: 0	P: 4	R: 1	H: 1	E: 0	K: 2	S: 8	LOB: 1	BB: 1	P: 12	R: 0	H: 0	E: 0	K: 0	S: 3	LOB: 0	BB: 0	P: 3	1B: 3	SF: 1	2B: 1	SAC: 0	3B: 0	DP: 0	HR: 0	HBP: 1	WP: 0	PA: 35
PITCHER	IP	WLS	BF	H	R	ER	SO	BB	IBB	HBP	BLK	WP	HR	S	P	ERA	WHIP																																																																	
Ron Guidry, L ERA: 4.08 (1, 1)	7.0	W	27	3	1	1	3	2	0	1	0	0	0	30	39	1.29	0.714																																																																	
Dave Righetti, L ERA: 2.43 (8, 1)	2.0		8	1	1	1	2	1	0	0	0	0	0	11	15	4.50	1.000																																																																	

**BOTTOM**

**New York Yankees @ Detroit Tigers**

Tiger Stadium, Detroit, MI

Sat Sep 20 1986, 3:33 AM EDT  
Att. 31,157 - Unknown

AB	30
R	2
H	4
RBI	2
BB	3
SO	5
LOB	10

Batter	1	2	3	4	5	6	7	8	9	AB R H RBI BB SO LOB	TOP		
Rickey Henderson, R (1, 8) OBP: 0.358, SLG: 0.473	0-0 6-3			0-0 4-3		0-0 6-3		0-0 F8		4 0 0 0 0 0 0			
Don Mattingly, L (1, 3) OBP: 0.392, SLG: 0.568	0-0 5-3			0-0 HR		0-0 1B		0-0 F8		4 1 2 1 0 0 0			
Dan Pasqua, L (1, 9) Phil Lombardi, R (9, PH) OBP: 0.357, SLG: 0.615	0-0 F4			0-3 K		0-0 6-3		0-0 2B		3 0 0 0 0 1 1 1 0 1 0 0 0 0			
Mike Easler, L (1, 7) Ron Kittle, R (9, PH) OBP: 0.288, SLG: 0.428		0-0 F7		0-0 F9			0-0 3-1		0-0 F4	3 0 0 0 0 0 0 1 0 0 0 0 0 1			
Dave Winfield, R (1, 10) OBP: 0.349, SLG: 0.456		0-0 F9			0-0 F7		0-0 1-3 1B		0-0 F7	4 0 1 0 0 0 1			
Mike Pagliarulo, L (1, 5) OBP: 0.328, SLG: 0.495		0-0 4-3			0-0 F8		0-0 1-3			3 0 0 0 0 0 1			
Wayne Tolleson, S (1, 6) OBP: 0.342, SLG: 0.338			4-0 BB	4-0 G4-6-3 BB		0-0 1B	0-3 K			2 0 1 0 1 1 1			
Joel Skinner, R (1, 2) Claudell Washington, L (8, PH) Juan Espino, R (8, 2) OBP: 0.206, SLG: 0.250			0-0 F8	0-0 F8		0-0 5-3	0-3 K			2 0 0 0 0 0 2 1 0 0 0 0 1 0 0 0 0 0 0 0 0			
Bryan Little, S (1, 4) OBP: 0.213, SLG: 0.186			0-0 G4-6-3	0-0 G4-6-3		0-0 F9	0-0 4-1			3 0 0 0 0 0 1			
<b>Inning Stats</b>	R: 0 H: 0 E: 0 LOB: 0 K: 0 BB: 0 S: 3 P: 3	R: 0 H: 0 E: 0 LOB: 0 K: 0 BB: 0 S: 3 P: 3	R: 0 H: 0 E: 0 LOB: 0 K: 0 BB: 1 S: 2 P: 6	R: 1 H: 1 E: 0 LOB: 0 K: 1 BB: 0 S: 6 P: 6	R: 0 H: 1 E: 0 LOB: 1 K: 0 BB: 0 S: 4 P: 4	R: 0 H: 1 E: 0 LOB: 1 K: 0 BB: 0 S: 4 P: 4	R: 0 H: 1 E: 0 LOB: 1 K: 1 BB: 0 S: 6 P: 6	R: 0 H: 0 E: 0 LOB: 0 K: 1 BB: 0 S: 5 P: 5	R: 0 H: 1 E: 0 LOB: 1 K: 0 BB: 0 S: 4 P: 4	1B: 3 SF: 0 2B: 1 SAC: 0 3B: 0 DP: 1 HR: 1 HBP: 0	WP: 0 PA: 32 PB: 0 SB: 0 CS: 0		
<b>PITCHER</b>	IP WLS BF H R ER SO BB IBB HBP BLK WP HR S P ERA WHIP											<b>PITCHER</b>	IP WLS BF H R ER SO BB IBB HBP BLK WP HR S P ERA WHIP
Walt Terrell, R (1, 1) ERA: 4.67	8.0 W 28 4 1 1 3 1 0 0 0 0 1 33 37 1.12 0.625												
Willie Hernandez, L (9, 1) ERA: 3.38	1.0 S 4 1 0 0 0 0 0 0 0 0 0 4 4 0.00 1.000												

**New York Yankees @ Detroit Tigers**  
**Tiger Stadium, Detroit, MI**  
 Sun Sep 21 1986, 3:33 AM EDT  
 Att: 25,113 - Unknown

[livebaseballscorecards.com](http://livebaseballscorecards.com)

<b>AB</b>	31
<b>R</b>	1
<b>H</b>	5
<b>RBI</b>	1
<b>BB</b>	1
<b>SO</b>	3
<b>LOB</b>	8







Batter	1	2	3	4	5	6	7	8	9	AB R H RBI BB SO LOB	TOP											
Rickey Henderson, R OBP: 0.355, SLG: 0.469 (1, 8)	0-0 F8		0-0 4-3		0-0 FC5-4		0-0 F4		0-0 G1-4-3	5 0 0 0 0 0 2												
Willie Randolph, R OBP: 0.388, SLG: 0.339 (1, 4)	0-0 F9		0-0 6-3			0-0 G3 1B 1B		0-0 HR		4 2 2 1 0 0 0												
Don Mattingly, L OBP: 0.393, SLG: 0.569 (1, 3)	0-3 K			0-0 1B 2B		0-0 G3		0-0 1B 6-3 FC5-3 1B		4 0 2 0 0 1 1												
Dave Winfield, R OBP: 0.350, SLG: 0.456 (1, 9)		4-0 HR BB		0-0 F8		0-0 2-H 1B		0-0 6-3		3 1 1 1 1 0 2												
Ron Kittle, R OBP: 0.288, SLG: 0.427 (1, 10)		0-0 F7		0-0 G6-4-3 1B		0-3 K		0-0 FC5-3 1B		3 0 1 0 0 1 2												
Mike Easler, L OBP: 0.364, SLG: 0.458 (8, PH)				0-0 G6-4-3 1B				0-0 FC5-3 1B		1 0 1 0 0 0 0												
Phil Lombardi, R OBP: 0.333, SLG: 0.706 (1, 7)		0-0 HR		0-0 G6-4-3		0-0 F8		0-0 FC5-3		4 1 1 2 0 0 5												
Henry Cotto, R OBP: 0.164, SLG: 0.169 (8, 7)		1-H HR		1-2f				1-2 3-H		0 0 0 0 0 0 0												
Mike Pagliarulo, L OBP: 0.325, SLG: 0.490 (1, 5)		0-3 K			0-0 L3		0-3 K	0-0 4-3		4 0 0 0 0 2 2												
Joel Skinner, R OBP: 0.260, SLG: 0.315 (1, 2)		0-0 6-3			0-3 K		0-0 FC6-4 1B		0-0 CS 1B	4 0 2 0 0 1 0												
Wayne Tolleson, S OBP: 0.342, SLG: 0.337 (1, 6)		0-3 K		0-3 K	0-0 FC5-4 1B		0-0 FC6-4 S		0-0 6-3	4 0 1 0 0 1 2												
<b>Inning Stats</b>	R: 0 E: 0 K: 1 S: 5	H: 0 LOB: 0 BB: 0 P: 5	R: 2 E: 0 K: 1 S: 6	H: 1 LOB: 0 BB: 1 P: 10	R: 0 E: 0 K: 1 S: 5	H: 0 LOB: 0 BB: 0 P: 5	R: 0 E: 0 K: 0 S: 4	H: 2 LOB: 1 BB: 0 P: 4	R: 0 E: 0 K: 1 S: 6	H: 1 LOB: 1 BB: 0 P: 6	R: 1 E: 0 K: 1 S: 7	H: 2 LOB: 1 BB: 0 P: 7	R: 0 E: 0 K: 1 S: 6	H: 1 LOB: 1 BB: 0 P: 6	R: 1 E: 0 K: 0 S: 6	H: 3 LOB: 2 BB: 0 P: 6	R: 0 E: 0 K: 0 S: 3	H: 1 LOB: 0 BB: 0 P: 3	1B: 8 2B: 1 3B: 0 HR: 2	SF: 0 SAC: 0 DP: 1 HBP: 0	WP: 0 PB: 0 SB: 1 CS: 1	PA: 37
<b>PITCHER</b>	IP WLS BF H R ER SO BB IBB HBP BLK WP HR S P ERA WHIP																					
Scott McGregor, L ERA: 4.62 (1, 1)	7.0 L 30 9 4 4 6 1 0 0 0 0 0 2 41 45 5.14 1.429																					
Nate Snell, R ERA: 3.8 (8, 1)	0.1 1 0 0 0 0 0 0 0 0 0 0 0 1 1 0.00 0.000																					
Mike Kinnunen, L ERA: (8, 1)	1.2 6 2 0 0 0 0 0 0 0 0 0 0 6 6 0.00 1.200																					

**New York Yankees @ Baltimore Orioles**  
 Memorial Stadium, Baltimore, MD  
 Mon Sep 22 1986, 7:05 PM EDT  
 Att. 19,081 - Unknown

<b>AB</b>	36
<b>R</b>	4
<b>H</b>	11
<b>RBI</b>	4
<b>BB</b>	1
<b>SO</b>	6
<b>LOB</b>	16



WP: 0	PA: 37
-------	--------

ERA	WHIP
-----	------

livebaseballscorecards.com

BOTTOM

New York Yankees @ Baltimore Orioles  
Memorial Stadium, Baltimore, MD

Mon Sep 22 1986, 7:05 PM EDT  
Att. 19,081 - Unknown

livebaseballscores.com

AB	33
R	2
H	9
RBI	2
BB	4
SO	1
LOB	17



WP:	0	PA:	39
PB:	0	SB:	0
CS:	0		

AB R H RBI BB SO LOB

4	0	0	0	1	1	1
4	0	1	0	0	0	1
1	0	0	0	0	0	1
5	1	1	0	0	0	3
4	1	2	0	0	0	1
1	0	0	0	2	0	2
1	0	1	0	0	0	0
3	0	1	0	0	0	1
1	0	1	0	0	0	0
2	0	1	2	0	0	0
2	0	0	0	1	0	2
1	0	0	0	0	0	2
1	0	0	0	0	0	0
1	0	0	0	0	0	0
1	0	1	0	0	0	0
1	0	0	0	0	0	0
1	0	0	0	0	0	3
1	0	0	0	0	0	0
1	0	0	0	0	0	0
1	0	1	0	0	0	0

Batter	1	2	3	4	5	6	7	8	9
Juan Bonilla, R OBP: 0.308, SLG: 0.294 (1, 5)	4-0 FC3-6 BB BBB		0-0 F8 2		0-0 6-3 1		0-0 F8 2		0-3 K 1
Fred Lynn, L OBP: 0.369, SLG: 0.492 Mike Young, S OBP: 0.343, SLG: 0.376 (1, 8) (9, PH)	0-0 FC3-6 1B 1-2		0-0 G3 3		0-0 G6-4-3 1B		0-0 G3 3		0-0 F9 2
Cal Ripken Jr., R OBP: 0.356, SLG: 0.454 (1, 6)	0-0 F2 2			0-0 F6 1	0-0 G6-4-3 2 3			0-0 1B SF7 1B 1B	0-0 FC5-4 3
Eddie Murray, S OBP: 0.390, SLG: 0.437 (1, 3)	0-0 FC6 1B 1-2			0-0 1B SF8 2B		0-0 F3 1		0-0 F7 1	
Jim Traber, L OBP: 0.333, SLG: 0.474 Lee Lacy, R OBP: 0.337, SLG: 0.395 (1, 10) (8, PH)	0-0 FC6 1-2f			4-0 SF8 1B BB		4-0 1B BB		0-0 1B 1B 1-2	
Larry Sheets, L OBP: 0.323, SLG: 0.502 Juan Beniquez, R OBP: 0.378, SLG: 0.401 (1, 9) (8, PH) (9, 9)		0-0 4-3 1		0-0 BB 1B 1-2 2-3		0-0 F9 2		0-0 1B 1B 1-2 2-3	
Ken Gerhart, R OBP: 0.297, SLG: 0.441 (1, 7)		0-0 1-3 2		0-0 SF8 2 2-3 3-H		0-0 1B 1B 1-2		0-0 SF7 2 3-H	
John Stefero, L OBP: 0.316, SLG: 0.303 Rick Dempsey, R OBP: 0.310, SLG: 0.376 (1, 2) (8, PH) (9, 2)		0-0 G3 3		4-0 1-2 BB		0-0 4-3 3		0-0 F7 3	
Jackie Gutierrez, R OBP: 0.227, SLG: 0.219 Jim Dwyer, L OBP: 0.344, SLG: 0.510 Ricky Jones, R OBP: 0.286, SLG: 0.222 John Shelby, S OBP: 0.256, SLG: 0.350 (1, 4) (4, PH) (5, 4) (9, PH)			0-0 5-3 1	0-0 F8 3			0-0 5-3 1		0-0 FC5-4 1B

Inning Stats	R: 0	H: 1	E: 0	LOB: 2	K: 0	BB: 1	S: 4	P: 8
	R: 0	H: 0	E: 0	LOB: 0	K: 0	BB: 0	S: 3	P: 3
	R: 1	H: 2	E: 0	LOB: 3	K: 0	BB: 2	S: 5	P: 13
	R: 0	H: 1	E: 0	LOB: 0	K: 0	BB: 0	S: 3	P: 3
	R: 0	H: 1	E: 0	LOB: 2	K: 0	BB: 1	S: 4	P: 8
	R: 0	H: 0	E: 0	LOB: 0	K: 0	BB: 0	S: 3	P: 3
	R: 1	H: 3	E: 0	LOB: 2	K: 0	BB: 0	S: 6	P: 6
	R: 0	H: 1	E: 0	LOB: 1	K: 1	BB: 0	S: 6	P: 6

PITCHER	IP	WLS	BF	H	R	ER	SO	BB	IBB	HBP	BLK	WP	HR	S	P	ERA	WHIP
Bob Tewksbury, R ERA: 3.63 (1, 1)	7.0	W	29	5	1	1	0	4	0	0	0	0	0	25	41	1.29	1.286
Dave Righetti, L ERA: 2.47 (8, 1)	2.0	S	10	4	1	1	1	0	0	0	0	0	0	12	12	4.50	2.000

WP: 0 PA: 39

PB:	0
SB:	0
CS:	0
ERA	
WHIP	

**New York Yankees @ Baltimore Orioles**  
**Memorial Stadium, Baltimore, MD**

Tue Sep 23 1986, 7:05 PM EDT  
 Att. 19,728 - Unknown

AB	39
R	5
H	10
RBI	4
BB	7
SO	7
LOB	20



WP	2	PA	46
PB	0		
SB	1		
CS	0		

Batter	1	2	3	4	5	6	7	8	9	10	AB	R	H	RBI	BB	SO	LOB
Rickey Henderson, R OBP: 0.355, SLG: 0.466 (1, 8) X	0-0 F7 ①		4-0 G5-4-3 BB ① ②		0-0 4-3 ③		0-0 FC5-4 1B ③		0-0 5-3 ② X	0-0 3-1 ③	5	0	1	0	1	0	3
Willie Randolph, R OBP: 0.390, SLG: 0.339 (1, 4) B B B	4-0 BB 1B BB		0-0 G5-4-3 1-2f			4-0 BB 1B BB	0-0 FC5-4 1-2f		0-0 2-H 1B		3	1	1	1	2	0	2
Don Mattingly, L OBP: 0.391, SLG: 0.566 (1, 3) X	0-0 F9 ②		0-0 1B			0-0 F9 ①		0-0 G3 ① X	0-0 F7 ③		5	0	1	0	0	0	3
Dave Winfield, R OBP: 0.354, SLG: 0.464 (1, 9) X	0-0 BB 1-2 1B		0-3 K ③			4-0 1B 1-2 BB		0-0 HR		0-0 1B WP 1B	4	2	3	1	1	1	1
Ron Kittle, R OBP: 0.288, SLG: 0.423 Dan Pasqua, L OBP: 0.403, SLG: 0.538 (1, 10) B B B	4-0 1-2 2-3 BB			0-0 F5 ①		0-0 F7 ②		0-3 K ②		0-3 K ①	3	0	0	0	1	1	2
Phil Lombardi, R OBP: 0.364, SLG: 0.650 Henry Cotto, R OBP: 0.164, SLG: 0.169 Claudell Washington, L OBP: 0.303, SLG: 0.417 (1, 7) S S S	0-3 K ③			0-0 4-3 ②		0-0 1-3 2-H 1B		4-0 S BB		0-0 FC6-4 1-3 1B WP 1B	3	0	1	1	1	1	3
Mike Pagliarulo, L OBP: 0.324, SLG: 0.486 (1, 5) X		0-0 6-3 ①		0-0 4-3 ③		0-0 F7 ③		0-3 K ③		4-0 FC6-4 1-2 3-H IBB	4	0	0	0	1	1	3
Joel Skinner, R OBP: 0.258, SLG: 0.312 Mike Easler, L OBP: 0.363, SLG: 0.457 Juan Espino, R OBP: 0.200, SLG: 0.242 (1, 2) S S S		0-3 K ②			0-3 K ①		0-0 4-3 ①		0-0 F5 ① X	0-0 FC6-4 1B 1-2 2-3	3	0	0	0	0	2	0
Wayne Tolleson, S OBP: 0.342, SLG: 0.340 (1, 6) X		0-0 F9 ③			0-0 6-3 ②		0-0 F8 ②		0-0 WP 1B 2B	0-0 1-2 3-H 1B	5	1	2	1	0	0	0

Inning Stats	R: 0 E: 0 K: 1 S: 6	H: 1 LOB: 3 BB: 2 P: 14	R: 0 E: 0 K: 1 S: 5	H: 0 LOB: 0 BB: 0 P: 5	R: 0 E: 0 K: 1 S: 5	H: 1 LOB: 1 BB: 1 P: 9	R: 0 E: 0 K: 0 S: 3	H: 0 LOB: 0 BB: 0 P: 3	R: 0 E: 0 K: 1 S: 5	H: 0 LOB: 0 BB: 0 P: 5	R: 1 E: 0 K: 0 S: 4	H: 1 LOB: 2 BB: 2 P: 12	R: 0 E: 0 K: 0 S: 4	H: 1 LOB: 1 BB: 0 P: 4	R: 1 E: 0 K: 2 S: 8	H: 1 LOB: 2 BB: 1 P: 12	R: 1 E: 0 K: 0 S: 5	H: 2 LOB: 1 BB: 0 P: 5	R: 2 E: 0 K: 1 S: 8	H: 3 LOB: 2 BB: 1 P: 12	1B: 8 2B: 1 3B: 0 HR: 1	SF: 0 SAC: 0 DP: 1 HBP: 0	WP: 2 PB: 0 SB: 1 CS: 0	PA: 46
--------------	------------------------------	----------------------------------	------------------------------	---------------------------------	------------------------------	---------------------------------	------------------------------	---------------------------------	------------------------------	---------------------------------	------------------------------	----------------------------------	------------------------------	---------------------------------	------------------------------	----------------------------------	------------------------------	---------------------------------	------------------------------	----------------------------------	----------------------------------	------------------------------------	----------------------------------	--------

PITCHER	IP	WLS	BF	H	R	ER	SO	BB	IBB	HBP	BLK	WP	HR	S	P	ERA	WHIP
Eric Bell, L ERA: 2.45 (1, 1)	8.0		34	5	2	2	6	6	0	0	0	0	1	40	64	2.25	1.375
Don Aase, R ERA: 3.08 (9, 1)	0.2		4	2	1	1	0	0	0	0	0	1	0	4	4	13.50	3.000
Mike Kinnunen, L ERA: (9, 1)	0.1		1	0	0	0	0	0	0	0	0	0	0	1	1	0.00	0.000
Rich Bordi, R ERA: 4.3 (10, 1)	0.1	L	2	1	1	1	1	0	0	0	0	0	0	4	4	27.00	3.000
Brad Havens, L ERA: 4.56 (10, 1)	0.0		2	1	0	0	0	0	1	0	0	1	0	1	5	∞	∞

livebaseballscores.com

BOTTOM

New York Yankees @ Baltimore Orioles  
Memorial Stadium, Baltimore, MD

livebaseballscorecards.com

AB	37
R	3
H	10
RBI	3
BB	2
SO	2
LOB	14



WP:	0	PA:	40
PB:	0		
SB:	0		
CS:	1		

Tue Sep 23 1986, 7:05 PM EDT  
Att: 19,728 - Unknown

AB	2	R	0	H	0	RBI	0	BB	0	SO	0	LOB	2
	1		0		0		0		0		0		0
	1		0		1		0		0		0		0

AB	4	R	1	H	1	RBI	0	BB	0	SO	0	LOB	1
	1		0		1		0		0		0		0

AB	5	R	1	H	2	RBI	1	BB	0	SO	0	LOB	3
----	---	---	---	---	---	-----	---	----	---	----	---	-----	---

AB	5	R	0	H	2	RBI	1	BB	0	SO	0	LOB	3
----	---	---	---	---	---	-----	---	----	---	----	---	-----	---

AB	4	R	1	H	1	RBI	1	BB	0	SO	0	LOB	2
----	---	---	---	---	---	-----	---	----	---	----	---	-----	---

AB	3	R	0	H	0	RBI	0	BB	0	SO	1	LOB	1
	1		0		0		0		0		0		0

AB	4	R	0	H	0	RBI	0	BB	0	SO	1	LOB	0
----	---	---	---	---	---	-----	---	----	---	----	---	-----	---

AB	2	R	0	H	1	RBI	0	BB	0	SO	0	LOB	0
	0		0		0		0		1		0		0
	1		0		1		0		0		0		0

AB	2	R	0	H	0	RBI	0	BB	1	SO	0	LOB	1
	1		0		0		0		0		0		0
	0		0		0		0		0		0		0

1B:	7	SF:	0
2B:	1	SAC:	0
3B:	0	DP:	2
HR:	2	HBP:	1

Batter	1	2	3	4	5	6	7	8	9	10
Juan Bonilla, R (1, 5) OBP: 0.308, SLG: 0.292 Jim Dwyer, L (8, PH) OBP: 0.343, SLG: 0.506 Floyd Rayford, R (9, 5) OBP: 0.232, SLG: 0.286	1-0 G6-4-3 HBP		x 0-0 5-3 2-3			x 0-0 6-3		x 0-0 F4		x 0-0 FC3-5 1B
Jim Traber, L (1, 10) OBP: 0.332, SLG: 0.474 Lee Lacy, R (10, PH) OBP: 0.338, SLG: 0.396	x 0-0 G6-4-3 1-2f			x 0-0 F2		x 0-0 4-3 1B 2B		x 0-0 6-3		x 0-0 FC3-5 1B
Fred Lynn, L (1, 8) OBP: 0.369, SLG: 0.499	x 0-0 5-3			x 0-0 HR		x 0-0 4-3 2-3		x 0-0 1B		x 0-0 FC3-5 G6-4-3 1-2 2-3f
Eddie Murray, S (1, 3) OBP: 0.390, SLG: 0.436		x 0-0 6-3		x 0-0 1B		x 0-0 FC5-4 1B 3-H		x 0-0 F7		x 0-0 G6-4-3 1-2f
Cal Ripken Jr., R (1, 6) OBP: 0.355, SLG: 0.458		x 0-0 F8		x 0-0 F4		x 0-0 FC5-4 1-2f			x 0-0 HR	
Larry Sheets, L (1, 9) OBP: 0.320, SLG: 0.497 John Shelby, S (8, 9) OBP: 0.255, SLG: 0.349		x 0-0 F7		x 0-0 4-3			x 0-3 K		x 0-0 F8	
Ken Gerhart, R (1, 7) OBP: 0.268, SLG: 0.395			x 0-0 6-3		x 0-0 F8		x 0-0 F8		x 0-3 K	
John Stefero, L (1, 2) OBP: 0.319, SLG: 0.307 Mike Young, S (7, PH) OBP: 0.345, SLG: 0.376 Rick Dempsey, R (8, 2) OBP: 0.312, SLG: 0.378			x 0-0 CS BB 1B		x 0-0 F7		x 4-0 BB BB BB BB		x 0-0 1B	
Ricky Jones, R (1, 4) OBP: 0.292, SLG: 0.200 Juan Beniquez, R (9, PH) OBP: 0.377, SLG: 0.399 Jackie Gutierrez, R (10, 4) OBP: 0.227, SLG: 0.219			x 4-0 1-2 BB		x 0-0 F4		x 0-0 6-3		x 0-0 L6	

Inning Stats	R: 0	H: 0	E: 0	K: 0	S: 2	R: 0	H: 0	E: 0	K: 0	S: 3	R: 0	H: 1	E: 0	K: 0	S: 3	R: 1	H: 2	E: 0	K: 0	S: 5	R: 0	H: 0	E: 0	K: 0	S: 3	R: 1	H: 2	E: 0	K: 1	S: 5	R: 0	H: 0	E: 0	K: 1	S: 5	R: 0	H: 1	E: 0	K: 0	S: 4	R: 1	H: 2	E: 0	K: 1	S: 7	R: 0	H: 2	E: 0	K: 0	S: 4	1B: 7	SF: 0	2B: 1	SAC: 0	3B: 0	DP: 2	HR: 2	HBP: 1
--------------	------	------	------	------	------	------	------	------	------	------	------	------	------	------	------	------	------	------	------	------	------	------	------	------	------	------	------	------	------	------	------	------	------	------	------	------	------	------	------	------	------	------	------	------	------	------	------	------	------	------	-------	-------	-------	--------	-------	-------	-------	--------

PITCHER	IP	WLS	BF	H	R	ER	SO	BB	IBB	HBP	BLK	WP	HR	S	P	ERA	WHIP
Scott Nielsen, R (1, 1) ERA: 5.13	8.0		31	6	2	2	1	2	0	1	0	0	1	30	39	2.25	1.000
Dave Righetti, L (9, 1) ERA: 2.51	2.0	W	9	4	1	1	1	0	0	0	0	0	1	11	11	4.50	2.000

Batter	1	2	3	4	5	6	7	8	9	AB R H RBI BB SO LOB	TOP
Rickey Henderson, R (1, 8) Henry Cotto, R (9, 8) OBP: 0.356, SLG: 0.466 OBP: 0.164, SLG: 0.169	0-0 5-3	0-0 L6			4-0 SH5-3 1B BB		0-0 G6-4-3 1B			3 1 1 0 1 0 1 0 0 0 0 0 0 0	
Willie Randolph, R (1, 4) OBP: 0.388, SLG: 0.337	0-0 F8		0-0 5-3		0-0 SH5-3		0-0 G6-4-3			3 0 0 0 0 0 1	
Don Mattingly, L (1, 3) OBP: 0.392, SLG: 0.566	0-0 FC6-4 1B		0-0 G3		0-0 1B 1B		0-0 3-1			4 0 2 2 0 0 0	
Dave Winfield, R (1, 9) OBP: 0.354, SLG: 0.462	0-0 FC6-4 1-2f		0-3 K		0-0 1B		0-0 1-3			4 0 1 0 0 1 1	
Ron Kittle, R (1, 10) Mike Easler, L (5, PH) OBP: 0.286, SLG: 0.421 OBP: 0.362, SLG: 0.455		0-0 6-3		0-3 K	0-0 F7		0-0 4-3			2 0 0 0 0 1 0 2 0 0 0 0 0 2	
Phil Lombardi, R (1, 7) Dan Pasqua, L (7, 7) OBP: 0.400, SLG: 0.696 OBP: 0.401, SLG: 0.536		0-0 2B		0-0 1B	0-0 G3		0-3 K			3 1 2 0 0 0 2 1 0 0 0 0 1 0	
Mike Pagliarulo, L (1, 5) OBP: 0.323, SLG: 0.486		0-0 1B 2B		0-3 K		0-0 4-3		0-0 1-3		4 1 1 1 0 1 1	
Joel Skinner, R (1, 2) OBP: 0.261, SLG: 0.312		0-0 FC6-4 1B		0-3 K		4-0 G4-3-6 BB		0-0 3-1		3 0 1 1 1 1 1	
Wayne Tolleson, S (1, 6) OBP: 0.341, SLG: 0.339		0-0 FC6-4			0-0 SH5-3 1B BB		0-0 G4-3-6		0-3 K	4 1 1 0 0 1 2	
<b>Inning Stats</b>	R: 0 E: 0 K: 0 S: 4 H: 1 LOB: 1 BB: 0 P: 4	R: 2 E: 0 K: 0 S: 6 H: 3 LOB: 1 BB: 0 P: 6	R: 0 E: 0 K: 1 S: 5 H: 0 LOB: 0 BB: 0 P: 5	R: 0 E: 0 K: 3 S: 10 H: 1 LOB: 1 BB: 0 P: 10	R: 2 E: 0 K: 0 S: 6 H: 3 LOB: 2 BB: 1 P: 10	R: 0 E: 0 K: 0 S: 2 H: 0 LOB: 0 BB: 1 P: 6	R: 0 E: 0 K: 0 S: 3 H: 1 LOB: 0 BB: 0 P: 3	R: 0 E: 0 K: 1 S: 5 H: 0 LOB: 0 BB: 0 P: 5	R: 0 E: 0 K: 1 S: 5 H: 0 LOB: 0 BB: 0 P: 5	1B: 7 2B: 2 3B: 0 HR: 0 SF: 0 SAC: 1 DP: 2 HBP: 0	WP: 0 PB: 0 SB: 0 CS: 0 PA: 36
<b>PITCHER</b> Mike Flanagan, L (1, 1) Tony Arnold, R (5, 1) ERA: 4.24 ERA: 1.93	IP 4.1 WLS L BF 22 H 8 R 4 ER 4 SO 4 BB 1 IBB 0 HBP 0 BLK 0 WP 0 HR 0 S 29 P 33 ERA 8.31 WHIP 2.077	IP 4.2 WLS L BF 14 H 1 R 0 ER 0 SO 2 BB 1 IBB 0 HBP 0 BLK 0 WP 0 HR 0 S 17 P 21 ERA 0.00 WHIP 0.429	<b>PITCHER</b> IP WLS BF H R ER SO BB IBB HBP BLK WP HR S P ERA WHIP								ERA WHIP

**New York Yankees @ Baltimore Orioles**  
 Memorial Stadium, Baltimore, MD  
 Wed Sep 24 1986, 7:05 PM EDT  
 Att: 20,004 - Unknown

livebaseballscorecards.com

<b>AB</b>	<b>33</b>
<b>R</b>	<b>4</b>
<b>H</b>	<b>9</b>
<b>RBI</b>	<b>4</b>
<b>BB</b>	<b>2</b>
<b>SO</b>	<b>6</b>
<b>LOB</b>	<b>11</b>









Batter	1	2	3	4	5	6	7	8	9	AB	R	H	RBI	BB	SO	LOB
Rickey Henderson, R (1, 8) OBP: 0.355, SLG: 0.464	0-0 5-3		0-0 FC3			0-0 F8			0-0 HBP 1B	4	1	1	0	0	0	1
Willie Randolph, R (1, 4) OBP: 0.389, SLG: 0.335	4-0 BB		0-0 F9			0-0 1-3			1-0 1B HBP	2	0	0	0	1	0	1
Don Mattingly, L (1, 3) OBP: 0.391, SLG: 0.564	0-0 F8								0-0 F9	4	0	1	0	0	0	3
Mike Easter, L (1, 10) OBP: 0.359, SLG: 0.451	0-3 K								0-3 K	4	0	0	0	0	2	4
Dave Winfield, R (1, 9) OBP: 0.353, SLG: 0.460									0-0 FC6-4 1B	4	0	1	1	0	1	0
Dan Pasqua, L (1, 7) OBP: 0.401, SLG: 0.531									0-0 FC6-4	2	0	0	0	1	1	0
Phil Lombardi, R (9, PH) OBP: 0.385, SLG: 0.667									0-0 1-2f	1	0	0	0	0	0	2
Mike Pagliarulo, L (1, 5) OBP: 0.321, SLG: 0.483										3	0	0	0	0	1	1
Joel Skinner, R (1, 2) OBP: 0.262, SLG: 0.314										2	0	1	0	0	0	1
Claudell Washington, L (8, PH) OBP: 0.306, SLG: 0.430										1	1	1	1	0	0	0
Juan Espino, R (9, 2) OBP: 0.200, SLG: 0.242										0	0	0	0	0	0	0
Wayne Tolleson, S (1, 6) OBP: 0.339, SLG: 0.337										3	0	0	0	0	1	1

**BOTTOM**


**Detroit Tigers @ New York Yankees**  
**Yankee Stadium, Bronx, NY**  
 Fri Sep 26 1986, 7:05 PM EDT  
 Att. 21,902 - Unknown

livebaseballscores.com

<b>AB</b>	<b>30</b>
<b>R</b>	<b>2</b>
<b>H</b>	<b>5</b>
<b>RBI</b>	<b>2</b>
<b>BB</b>	<b>2</b>
<b>SO</b>	<b>6</b>
<b>LOB</b>	<b>14</b>



Inning Stats																	1B	2B	3B	HR	SF	SAC	DP	HBP	WP	HR	S	P	ERA	WHIP																																																				
R: 0	H: 0	R: 0	H: 0	R: 0	H: 1	R: 0	H: 1	R: 0	H: 0	R: 0	H: 0	R: 0	H: 0	R: 1	H: 1	R: 1	H: 2	1B: 4	SF: 0	WP: 0	PA: 33	E: 0	LOB: 1	E: 0	LOB: 0	E: 0	LOB: 0	E: 0	LOB: 0	E: 0	LOB: 0	E: 0	LOB: 0	E: 0	LOB: 0	E: 0	LOB: 2	2B: 0	SAC: 0	PB: 0	K: 1	BB: 1	K: 2	BB: 0	K: 0	BB: 1	K: 0	BB: 0	K: 0	BB: 0	K: 0	BB: 0	K: 0	BB: 0	K: 0	BB: 0	K: 1	BB: 0	3B: 0	DP: 2	SB: 0	S: 5	P: 9	S: 7	P: 7	S: 6	P: 6	S: 5	P: 5	S: 2	P: 6	S: 3	P: 3	S: 3	P: 3	S: 4	P: 4	S: 7	P: 8	HR: 1	HBP: 1	CS: 0
PITCHER																	PITCHER																																																																	
Walt Terrell, R (1, 1) ERA: 4.58	8.0	WLS	BF	H	R	ER	SO	BB	IBB	HBP	BLK	WP	HR	S	P	ERA	WHIP																																																																	
Willie Hernandez, L (9, 1) ERA: 3.65	0.2		2	0	0	0	1	0	0	0	0	0	0	4	4	0.00	0.000																																																																	
Eric King, R (9, 1) ERA: 3.65	0.0		1	1	0	0	0	0	0	0	0	0	0	1	1	∞	∞																																																																	
Mark Thurmond, L (9, 1) ERA: 4.6	0.1	S	1	0	0	0	0	0	0	0	0	0	0	1	1	0.00	0.000																																																																	

Batter	1	2	3	4	5	6	7	8	9	10	AB R H RBI BB SO LOB	TOP												
Lou Whitaker, L (1, 4) OBP: 0.336, SLG: 0.425	0-0 4-3		0-0 4-3		0-0 F7			0-0 E4		0-0 SH1-4 1B	5 1 1 0 0 0 4	<p><b>Detroit Tigers @ New York Yankees</b> Yankee Stadium, Bronx, NY</p> <p>Sat Sep 27 1986, 3:33 AM EDT Att. 25,778 - Unknown</p> <p>livebaseballscorecards.com</p> <p>AB 35 R 1 H 8 RBI 1 BB 3 SO 4 LOB 21</p> 												
Bruce Fields, L (1, 7) OBP: 0.316, SLG: 0.400	0-0 CS 1B		0-0 F7			0-0 4-3		0-0 F8		0-0 SH1-4	4 0 1 0 0 0 3													
Darrell Evans, L (1, 3) OBP: 0.365, SLG: 0.457	0-3 K			0-0 F7		0-0 F9		4-0 FC6-4 BB		0-0 L3	4 0 0 0 1 1 2													
Johnny Grubb, L (1, 10) OBP: 0.410, SLG: 0.609 Larry Herndon, R (8, PH) OBP: 0.309, SLG: 0.382		0-0 FC4-6 1B		0-0 F8		0-0 4-3		0-0 FC6-4		0-0 1B	3 0 1 0 0 0 0 2 0 1 1 0 0 3													
Darnell Coles, R (1, 5) OBP: 0.328, SLG: 0.448		0-0 F6		0-3 K			0-0 5-3		0-0 F9	0-3 K	5 0 0 0 0 2 2													
Pat Sheridan, L (1, 9) OBP: 0.304, SLG: 0.366 Tim Tolman, R (9, PH) OBP: 0.314, SLG: 0.214		0-0 FC4-6		0-0 F7			0-0 F7		4-0 WP 4-3 BB		3 0 0 0 0 0 1 0 0 0 0 1 0 0													
Chet Lemon, R (1, 8) OBP: 0.324, SLG: 0.408		0-3 K		0-0 E 1B			0-0 5-3		0-0 4-3		4 0 1 0 0 1 2													
Matt Nokes, L (1, 2) OBP: 0.455, SLG: 0.500			0-0 4-3 SH1-3 1B		0-0 E9 1-3 1B			0-0 E SH3-4 1B		4-0 WP IBB	3 0 3 0 1 0 0													
Doug Baker, S (1, 6) OBP: 0.238, SLG: 0.211 Dave Bergman, L (9, PH) OBP: 0.336, SLG: 0.323 Tom Brookens, R (9, PH) OBP: 0.316, SLG: 0.356			0-0 SH1-3		0-0 F7			0-0 SH3-4		0-0 L5	1 0 0 0 0 0 2 0 0 0 0 0 0 0 1 0 0 0 0 0 2													
<b>Inning Stats</b>	R: 0 E: 0 K: 1 S: 5	H: 1 LOB: 1 BB: 0 P: 5	R: 0 E: 0 K: 1 S: 6	H: 1 LOB: 1 BB: 0 P: 6	R: 0 E: 0 K: 0 S: 4	H: 1 LOB: 1 BB: 0 P: 4	R: 0 E: 0 K: 1 S: 5	H: 0 LOB: 0 BB: 0 P: 5	R: 0 E: 1 K: 0 S: 5	H: 2 LOB: 2 BB: 0 P: 5	R: 0 E: 0 K: 0 S: 3		H: 0 LOB: 0 BB: 0 P: 3	R: 0 E: 0 K: 0 S: 3	H: 0 LOB: 0 BB: 0 P: 3	R: 0 E: 1 K: 0 S: 5	H: 1 LOB: 3 BB: 1 P: 9	R: 0 E: 0 K: 0 S: 3	H: 0 LOB: 2 BB: 2 P: 11	R: 1 E: 0 K: 1 S: 7	H: 2 LOB: 1 BB: 0 P: 7	1B: 8 2B: 1 3B: 0 HR: 0	SF: 0 SAC: 3 DP: 1 HBP: 0	WP: 1 PB: 0 SB: 0 CS: 1
<b>PITCHER</b>	IP WLS BF H R ER SO BB IBB HBP BLK WP HR S P ERA WHIP												IP WLS BF H R ER SO BB IBB HBP BLK WP HR S P ERA WHIP											
Doug Drabek, R (1, 1) ERA: 4.31	7.2	30	6	0	0	0	3	1	0	0	0	0	0	0	0	0	0.00	0.913						
Bob Shirley, L (8, 1) ERA: 5.06	0.2	3	0	0	0	0	0	1	0	0	0	0	0	0	0	2	6	0.00	1.500					
Tim Stoddard, R (9, 1) ERA: 3.8	0.1	2	0	0	0	0	0	0	1	0	0	0	0	0	1	5	0.00	0.000						
Dave Righetti, L (9, 1) ERA: 2.56	1.1	L 6	2	1	1	1	1	0	0	0	0	0	1	0	8	8	6.75	1.500						

BOTTOM

Detroit Tigers @ New York Yankees  
Yankee Stadium, Bronx, NY  
Sat Sep 27 1986, 3:33 AM EDT  
Att: 25,778 - Unknown

livebaseballscorecards.com

AB 34  
R 0  
H 4  
RBI 0  
BB 2  
SO 8  
LOB 9



WP: 1 PA: 36  
PB: 0  
SB: 1  
CS: 0

AB R H RBI BB SO LOB

4 0 0 0 0 1 1

3 0 0 0 1 1 0

4 0 2 0 0 0 2

3 0 0 0 1 1 1

4 0 0 0 0 0 2

4 0 1 0 0 0 0

3 0 1 0 0 1 0

0 0 0 0 0 0 0

0 0 0 0 0 0 0

1 0 0 0 0 1 1

2 0 0 0 0 1 0

1 0 0 0 0 0 1

0 0 0 0 0 0 0

1 0 0 0 0 0 1

1 0 0 0 0 0 1

1B: 3 SF: 0

2B: 1 SAC: 0

3B: 0 DP: 1

HR: 0 HBP: 0

1B: 3 SF: 0

2B: 1 SAC: 0

3B: 0 DP: 1

HR: 0 HBP: 0

1B: 3 SF: 0

2B: 1 SAC: 0

3B: 0 DP: 1

HR: 0 HBP: 0

1B: 3 SF: 0

2B: 1 SAC: 0

3B: 0 DP: 1

HR: 0 HBP: 0

1B: 3 SF: 0

2B: 1 SAC: 0

3B: 0 DP: 1

HR: 0 HBP: 0

1B: 3 SF: 0

2B: 1 SAC: 0

3B: 0 DP: 1

HR: 0 HBP: 0

1B: 3 SF: 0

2B: 1 SAC: 0

3B: 0 DP: 1

HR: 0 HBP: 0

1B: 3 SF: 0

2B: 1 SAC: 0

3B: 0 DP: 1

HR: 0 HBP: 0

1B: 3 SF: 0

2B: 1 SAC: 0

3B: 0 DP: 1

HR: 0 HBP: 0

1B: 3 SF: 0

2B: 1 SAC: 0

3B: 0 DP: 1

HR: 0 HBP: 0

1B: 3 SF: 0

2B: 1 SAC: 0

3B: 0 DP: 1

HR: 0 HBP: 0

1B: 3 SF: 0

2B: 1 SAC: 0

3B: 0 DP: 1

HR: 0 HBP: 0

1B: 3 SF: 0

2B: 1 SAC: 0

3B: 0 DP: 1

HR: 0 HBP: 0

1B: 3 SF: 0

2B: 1 SAC: 0

3B: 0 DP: 1

HR: 0 HBP: 0

1B: 3 SF: 0

2B: 1 SAC: 0

3B: 0 DP: 1

HR: 0 HBP: 0

1B: 3 SF: 0

2B: 1 SAC: 0

3B: 0 DP: 1

HR: 0 HBP: 0

1B: 3 SF: 0

2B: 1 SAC: 0

3B: 0 DP: 1

HR: 0 HBP: 0

1B: 3 SF: 0

2B: 1 SAC: 0

3B: 0 DP: 1

HR: 0 HBP: 0

1B: 3 SF: 0

2B: 1 SAC: 0

3B: 0 DP: 1

HR: 0 HBP: 0

1B: 3 SF: 0

2B: 1 SAC: 0

3B: 0 DP: 1

HR: 0 HBP: 0

1B: 3 SF: 0

2B: 1 SAC: 0

3B: 0 DP: 1

HR: 0 HBP: 0

1B: 3 SF: 0

2B: 1 SAC: 0

3B: 0 DP: 1

HR: 0 HBP: 0

1B: 3 SF: 0

2B: 1 SAC: 0

3B: 0 DP: 1

HR: 0 HBP: 0

1B: 3 SF: 0

2B: 1 SAC: 0

3B: 0 DP: 1

HR: 0 HBP: 0

1B: 3 SF: 0

2B: 1 SAC: 0

3B: 0 DP: 1

HR: 0 HBP: 0

1B: 3 SF: 0

2B: 1 SAC: 0

3B: 0 DP: 1

HR: 0 HBP: 0

1B: 3 SF: 0

2B: 1 SAC: 0

3B: 0 DP: 1

HR: 0 HBP: 0

1B: 3 SF: 0

2B: 1 SAC: 0

3B: 0 DP: 1

HR: 0 HBP: 0

1B: 3 SF: 0

2B: 1 SAC: 0

3B: 0 DP: 1

HR: 0 HBP: 0

1B: 3 SF: 0

2B: 1 SAC: 0

3B: 0 DP: 1

HR: 0 HBP: 0

1B: 3 SF: 0

2B: 1 SAC: 0

3B: 0 DP: 1

HR: 0 HBP: 0

1B: 3 SF: 0

2B: 1 SAC: 0

3B: 0 DP: 1

HR: 0 HBP: 0

1B: 3 SF: 0

2B: 1 SAC: 0

3B: 0 DP: 1

HR: 0 HBP: 0

1B: 3 SF: 0

2B: 1 SAC: 0

3B: 0 DP: 1

HR: 0 HBP: 0

1B: 3 SF: 0

2B: 1 SAC: 0

3B: 0 DP: 1

HR: 0 HBP: 0

1B: 3 SF: 0

2B: 1 SAC: 0

3B: 0 DP: 1

HR: 0 HBP: 0

1B: 3 SF: 0

2B: 1 SAC: 0

3B: 0 DP: 1

HR: 0 HBP: 0

1B: 3 SF: 0

2B: 1 SAC: 0

3B: 0 DP: 1

HR: 0 HBP: 0

1B: 3 SF: 0

2B: 1 SAC: 0

3B: 0 DP: 1

HR: 0 HBP: 0

1B: 3 SF: 0

2B: 1 SAC: 0

3B: 0 DP: 1

HR: 0 HBP: 0

1B: 3 SF: 0

2B: 1 SAC: 0

3B: 0 DP: 1

HR: 0 HBP: 0

1B: 3 SF: 0

2B: 1 SAC: 0

3B: 0 DP: 1

HR: 0 HBP: 0

1B: 3 SF: 0

2B: 1 SAC: 0

3B: 0 DP: 1

HR: 0 HBP: 0

1B: 3 SF: 0

2B: 1 SAC: 0

3B: 0 DP: 1

HR: 0 HBP: 0

1B: 3 SF: 0

2B: 1 SAC: 0

3B: 0 DP: 1

HR: 0 HBP: 0

1B: 3 SF: 0

2B: 1 SAC: 0

3B: 0 DP: 1

HR: 0 HBP: 0

1B: 3 SF: 0

2B: 1 SAC: 0

3B: 0 DP: 1

HR: 0 HBP: 0

1B: 3 SF: 0

2B: 1 SAC: 0

3B: 0 DP: 1

HR: 0 HBP: 0

1B: 3 SF: 0

2B: 1 SAC: 0

3B: 0 DP: 1

HR: 0 HBP: 0

1B: 3 SF: 0

2B: 1 SAC: 0

3B: 0 DP: 1

HR: 0 HBP: 0

1B: 3 SF: 0

2B: 1 SAC: 0

3B: 0 DP: 1

HR: 0 HBP: 0

1B: 3 SF: 0

2B: 1 SAC: 0

3B: 0 DP: 1

HR: 0 HBP: 0

1B: 3 SF: 0

2B: 1 SAC: 0

3B: 0 DP: 1

HR: 0 HBP: 0

1B: 3 SF: 0

2B: 1 SAC: 0

3B: 0 DP: 1

HR: 0 HBP: 0

1B: 3 SF: 0

2B: 1 SAC: 0

3B: 0 DP: 1

HR: 0 HBP: 0

1B: 3 SF: 0

2B: 1 SAC: 0

3B: 0 DP: 1

HR: 0 HBP: 0

1B: 3 SF: 0

2B: 1 SAC: 0

3B: 0 DP: 1

HR: 0 HBP: 0

1B: 3 SF: 0

2B: 1 SAC: 0

3B: 0 DP: 1

HR: 0 HBP: 0

1B: 3 SF: 0

2B: 1 SAC: 0

3B: 0 DP: 1

HR: 0 HBP: 0

1B: 3 SF: 0

2B: 1 SAC: 0

3B: 0 DP: 1

HR: 0 HBP: 0

1B: 3 SF: 0

2B: 1 SAC: 0

3B: 0 DP: 1

HR: 0 HBP: 0

1B: 3 SF: 0

2B: 1 SAC: 0

3B: 0 DP: 1

HR: 0 HBP: 0

1B: 3 SF: 0

2B: 1 SAC: 0

3B: 0 DP: 1

Batter	1	2	3	4	5	6	7	8	9	AB R H RBI BB SO LOB	TOP											
Lou Whitaker, L (1, 4) OBP: 0.337, SLG: 0.431	0-0 1B 1B		0-0 HR		0-0 F7			0-3 K		4 1 2 1 0 1 0												
Bruce Fields, L (1, 7) OBP: 0.310, SLG: 0.385	0-0 1B 1-3 1B		0-0 4-3		0-3 K			0-0 6-3		4 0 1 0 0 1 0												
Johnny Grubb, L (1, 10) OBP: 0.407, SLG: 0.602	0-0 FC6-4 2-3 1B		0-0 3-1				0-0 4-3	0-0 4-3		4 0 1 0 0 0 0												
Darrell Evans, L (1, 3) OBP: 0.362, SLG: 0.453	0-3 K		0-0 F9				0-0 G3		0-0 4-3	4 0 0 0 0 1 2												
Darnell Coles, R (1, 5) OBP: 0.328, SLG: 0.447	0-0 FC6-4 1-2f			0-0 6-3			0-0 5-3		0-0 BB SF8 1B 1B	4 1 1 0 0 0 2												
Matt Nokes, L (1, 2) OBP: 0.467, SLG: 0.500		0-0 1B		0-0 L6			0-0 F8		0-0 BB 1-2 1B	4 0 2 0 0 0 0												
Chet Lemon, R (1, 8) OBP: 0.326, SLG: 0.406		0-0 F9		1-0 FC4-6 HBP			0-0 5-3		4-0 BB BB BB 1-2 2-3 BB	2 0 0 0 1 0 1												
Pat Sheridan, L (1, 9) OBP: 0.303, SLG: 0.366		0-0 L6		0-0 FC4-6 1-2f			0-0 1B		0-0 SF8	3 0 1 1 0 0 2												
Doug Baker, S (1, 6) OBP: 0.208, SLG: 0.182		0-3 K			0-0 F9			0-0 4-3	0-0 3-H 4-3	3 0 0 0 0 1 2												
Dave Bergman, L (9, PH) OBP: 0.333, SLG: 0.320										1 0 0 0 0 0 2												
<b>Inning Stats</b>	R: 0 E: 0 K: 1 S: 7	H: 3 LOB: 2 BB: 0 P: 7	R: 0 E: 0 K: 1 S: 6	H: 1 LOB: 1 BB: 0 P: 6	R: 1 E: 0 K: 0 S: 4	H: 1 LOB: 0 BB: 0 P: 4	R: 0 E: 0 K: 0 S: 3	H: 0 LOB: 1 BB: 0 P: 4	R: 0 E: 0 K: 1 S: 5	H: 0 LOB: 0 BB: 0 P: 5	R: 0 E: 0 K: 0 S: 3	H: 0 LOB: 0 BB: 0 P: 3	R: 0 E: 0 K: 0 S: 4	H: 1 LOB: 1 BB: 0 P: 4	R: 0 E: 0 K: 1 S: 5	H: 0 LOB: 0 BB: 0 P: 5	R: 1 E: 0 K: 0 S: 5	H: 2 LOB: 2 BB: 1 P: 9	1B: 7 2B: 0 3B: 0 HR: 1	SF: 1 SAC: 0 DP: 0 HBP: 1	WP: 0 PB: 0 SB: 0 CS: 0	PA: 36
<b>PITCHER</b> Bob Tewksbury, R (1, 1) ERA: 3.51	IP: 9.0 WLS: W BF: 36 H: 8 R: 2 ER: 2 SO: 4 BB: 1 IBB: 0 HBP: 1 BLK: 0 WP: 0 HR: 1 S: 42 P: 47 ERA: 2.00 WHIP: 1.000																				<b>PITCHER</b> IP: WLS: BF: H: R: ER: SO: BB: IBB: HBP: BLK: WP: HR: S: P: ERA: WHIP	

**Detroit Tigers @ New York Yankees**  
 Yankee Stadium, Bronx, NY  
 Sun Sep 28 1986, 3:33 AM EDT  
 Att: 30,022 - Unknown

AB	33
R	2
H	8
RBI	2
BB	1
SO	4
LOB	11



WP: 0	PA: 36
PB: 0	
SB: 0	
CS: 0	

Batter	1	2	3	4	5	6	7	8	9
Wayne Tolleson, S (1, 6) OBP: 0.339, SLG: 0.339	0-0 F7	0-0 2B		0-0 1B	0-3 K2-3			0-0 3-1	
Willie Randolph, R (1, 4) OBP: 0.390, SLG: 0.337	4-0 HR	0-0 F9		0-0 1B		0-0 6-3		0-0 2B 1B	
Mike Fischlin, R (9, 4) OBP: 0.261, SLG: 0.225				1-2 1B				3-H 1B	
Don Mattingly, L (1, 3) OBP: 0.392, SLG: 0.569	0-0 HR	0-0 2B		0-0 L4		0-0 L4		0-0 1B 2B	
Mike Easter, L (1, 10) OBP: 0.358, SLG: 0.445	4-0 FC3-6 1B	0-3 K		0-0 F9		0-0 F5		4-0 1B 3-1 IBB	
Dave Winfield, R (1, 9) OBP: 0.353, SLG: 0.464	0-0 FC3-6 1B			0-0 HR			0-3 K	0-0 3-1 WP 1B	
Dan Pasqua, L (1, 7) OBP: 0.395, SLG: 0.525	0-0 FC3-6			0-0 6-3		0-3 K	0-0 F8	0-0 3-1	
Mike Pagliarulo, L (1, 5) OBP: 0.318, SLG: 0.475	0-0 F8			0-0 F4		0-0 F5	4-0 BB	0-0 F4	
Joel Skinner, R (1, 2) OBP: 0.269, SLG: 0.320		0-0 1B		0-0 1B		0-0 1B	0-0 F7		
Henry Cotto, R (1, 8) OBP: 0.195, SLG: 0.213		0-0 2B 1B		0-3 K		0-0 1B		0-0 3-1 1B 2B	

Inning Stats	R: 2	H: 2	E: 0	K: 0	S: 5	LOB: 2	BB: 2	P: 13
	R: 2	H: 4	E: 0	K: 1	S: 8	LOB: 1	BB: 0	P: 8
	R: 1	H: 2	E: 0	K: 1	S: 7	LOB: 1	BB: 0	P: 7
	R: 0	H: 2	E: 0	K: 0	S: 5	LOB: 2	BB: 0	P: 5
	R: 0	H: 2	E: 0	K: 2	S: 9	LOB: 2	BB: 0	P: 9
	R: 0	H: 0	E: 0	K: 0	S: 3	LOB: 0	BB: 0	P: 3
	R: 0	H: 0	E: 0	K: 1	S: 5	LOB: 1	BB: 1	P: 9
	R: 5	H: 4	E: 0	K: 0	S: 7	LOB: 0	BB: 1	P: 11

PITCHER	IP	WLS	BF	H	R	ER	SO	BB	IBB	HBP	BLK	WP	HR	S	P	ERA	WHIP
Bryan Kelly, R (1, 1) ERA: 4.8	1.2	L	12	6	4	4	0	2	2	0	0	0	1	10	18	21.60	4.800
Mark Thurmond, L (2, 1) ERA: 4.6	2.0		10	4	1	1	2	0	0	0	0	0	1	14	14	4.50	2.000
Randy O'Neal, R (4, 1) ERA: 4.32	1.1		6	2	0	0	2	0	0	0	0	0	0	10	10	0.00	1.500
Bill Campbell, R (6, 1) ERA: 3.88	2.0		7	0	0	0	1	1	0	0	0	0	0	8	12	0.00	0.500
Jim Staton, R (8, 1) ERA: 5.08	0.1		6	4	5	5	0	0	1	0	0	0	0	5	9	135.00	12.000

**AB R H RBI BB SO LOB**

**5 1 2 1 0 1 3**

**4 2 2 1 1 0 1**

**0 0 0 0 0 0 0**

**5 2 3 3 0 0 2**

**3 1 0 0 2 1 3**

**5 2 3 3 0 1 2**

**5 0 0 1 0 1 3**

**4 0 0 0 1 0 2**

**4 0 3 0 0 0 1**

**4 2 3 0 0 1 1**

**AB 39**

**R 10**

**H 16**

**RBI 9**

**BB 4**

**SO 5**

**LOB 18**

**1B: 10 SF: 0**

**2B: 4 SAC: 0**

**3B: 0 DP: 0**

**HR: 2 HBP: 0**

**WP: 1 PA: 43**

**PB: 0**

**SB: 0**

**CS: 0**


**ERA 0.00 WHIP 0.000**

**DETROIT TIGERS @ NEW YORK YANKEES**

**Yankee Stadium, Bronx, NY**

Sun Sep 28 1986, 3:33 AM EDT

Att. 30,022 - Unknown



livebaseballscores.com

Batter	1	2	3	4	5	6	7	8	9	AB R H RBI BB SO LOB	TOP
<b>Tony Fernandez, S</b> (1, 6) <small>OBP: 0.343, SLG: 0.436</small> <b>Manuel Lee, S</b> (8, 6) <small>OBP: 0.250, SLG: 0.280</small>	0-0 5-3		4-0 BB BB		0-0 5-3			0-0 1-2 1B		3 0 1 0 1 0 0 0 0 0 0 0 0 0	<b>Toronto Blue Jays @ New York Yankees</b> Yankee Stadium, Bronx, NY Mon Sep 29 1986, 7:05 PM EDT Att: 15,770 - Unknown <a href="http://livebaseballscorecards.com">livebaseballscorecards.com</a>
<b>Lloyd Moseby, L</b> (1, 8) <small>OBP: 0.338, SLG: 0.431</small>	0-0 F8		0-0 F6		0-0 G5-4-3 1B		0-0 F8	0-0 F8		4 0 1 0 0 0 4	
<b>Cliff Johnson, R</b> (1, 10) <small>OBP: 0.355, SLG: 0.426</small>	0-3 K		4-0 1-2 2-3 BB		0-0 G5-4-3 1-2f		0-0 F8	0-0 F8		3 0 0 0 1 1 3	
<b>George Bell, R</b> (1, 7) <small>OBP: 0.353, SLG: 0.539</small> <b>Ron Shepherd, R</b> (8, 7) <small>OBP: 0.254, SLG: 0.367</small>		4-0 BB	0-0 F8		0-0 L5		0-0 4-3	0-0 4-3		3 0 0 0 1 0 5 0 0 0 0 0 0 0	
<b>Jesse Barfield, R</b> (1, 9) <small>OBP: 0.370, SLG: 0.547</small>		0-0 F9		0-0 F7		0-3 K		0-0 6-3		4 0 0 0 0 1 1	
<b>Willie Upshaw, L</b> (1, 3) <small>OBP: 0.345, SLG: 0.373</small>		0-0 F4		0-0 G4-6-3 1B		0-0 G3		0-0 HR		4 1 2 1 0 0 1	
<b>Kelly Gruber, R</b> (1, 5) <small>OBP: 0.228, SLG: 0.369</small>		0-3 K		0-0 G4-6-3 1-2f		0-0 1B		0-0 F8		4 0 1 0 0 1 2	
<b>Garth Iorg, R</b> (1, 4) <small>OBP: 0.298, SLG: 0.342</small>			0-0 BB 2B		0-0 F6		0-0 F8	0-0 3-1		4 0 1 0 0 0 1	
<b>Buck Martinez, R</b> (1, 2) <small>OBP: 0.273, SLG: 0.271</small>			0-0 F9		0-0 5-3		4-0 1B BB			2 0 0 0 1 0 1	
<b>Inning Stats</b>	R: 0 H: 0 E: 0 LOB: 0 K: 1 BB: 0 S: 5 P: 5	R: 0 H: 0 E: 0 LOB: 1 K: 1 BB: 1 S: 5 P: 9	R: 0 H: 1 E: 0 LOB: 3 K: 0 BB: 2 S: 4 P: 12	R: 0 H: 1 E: 0 LOB: 0 K: 0 BB: 0 S: 3 P: 3	R: 0 H: 0 E: 0 LOB: 0 K: 0 BB: 0 S: 3 P: 3	R: 0 H: 1 E: 0 LOB: 0 K: 0 BB: 0 S: 3 P: 3	R: 0 H: 1 E: 0 LOB: 1 K: 1 BB: 0 S: 6 P: 6	R: 0 H: 1 E: 0 LOB: 2 K: 0 BB: 1 S: 4 P: 8	R: 1 H: 1 E: 0 LOB: 0 K: 0 BB: 0 S: 4 P: 4	1B: 4 SF: 0 2B: 1 SAC: 0 3B: 0 DP: 2 HR: 1 HBP: 0	WP: 0 PA: 35 PB: 0 SB: 0 CS: 0
<b>PITCHER</b> <b>Dennis Rasmussen, L</b> (1, 1) <small>ERA: 3.96</small>	IP: 9.0 WLS: W BF: 35 H: 6 R: 1 ER: 1 SO: 3 BB: 4 IBB: 0 HBP: 0 BLK: 0 WP: 0 HR: 1 S: 37 P: 53 ERA: 1.00 WHIP: 1.111										

Toronto Blue Jays @ New York Yankees  
 Yankee Stadium, Bronx, NY  
 Mon Sep 29 1986, 7:05 PM EDT  
 Att: 15,770 - Unknown

AB	31
R	1
H	6
RBI	1
BB	4
SO	3
LOB	18





Batter	1	2	3	4	5	6	7	8	9	AB R H RBI BB SO LOB	TOP
Tony Fernandez, S (1, 6) OBP: 0.344, SLG: 0.437	0-0 B4-3		0-0 4-3 S 1B		0-0 4-3		0-0 1B			4 0 2 0 0 0 0	
Rance Mulliniks, L (1, 5) OBP: 0.340, SLG: 0.417 Kelly Gruber, R (7, PH) OBP: 0.226, SLG: 0.366 (7, 5)	0-0 1B 1B		0-0 4-3 1-3		0-0 1B		0-0 F8			3 0 2 0 0 0 1 1 0 0 0 0 0 1	
Lloyd Moseby, L (1, 8) OBP: 0.336, SLG: 0.428	0-3 K		0-0 F8		0-0 F8			0-3 K		4 0 0 0 0 2 3	
George Bell, R (1, 7) OBP: 0.352, SLG: 0.537	0-0 1-3 1B			0-0 F4		0-0 5-3		0-3 K		4 0 1 0 0 1 0	
Jesse Barfield, R (1, 9) OBP: 0.369, SLG: 0.551	0-3 K			0-0 HR		0-3 K		0-0 F7		4 1 1 1 0 2 2	
Willie Upshaw, L (1, 3) OBP: 0.344, SLG: 0.373		0-0 4-3		0-0 1B 1B		0-0 F2		0-0 F7		4 0 1 0 0 0 0	
Ernie Whitt, L (1, 2) OBP: 0.328, SLG: 0.452 Garth Iorg, R (9, PH) OBP: 0.297, SLG: 0.341 Cliff Johnson, R (9, PH) OBP: 0.355, SLG: 0.426		4-0 BB BB BB	0-0 G4-6-3 BB	0-0 1-2 1B		0-0 HR		0-3 K		2 1 2 1 1 0 0 0 0 0 0 0 0 0 1 0 0 0 0 1 0	AB 34 R 2 H 9 RBI 2 BB 1 SO 7 LOB 10
Rick Leach, L (1, 10) OBP: 0.332, SLG: 0.435 Cecil Fielder, R (9, PH) OBP: 0.238, SLG: 0.351		0-0 G4-6-3 1-2f	0-0 G1-6-3	0-0 G1-6-3		0-0 G3		0-3 K		3 0 0 0 0 0 3 1 0 0 0 0 1 0	
Manuel Lee, S (1, 4) OBP: 0.241, SLG: 0.269			0-0 4-3		0-0 4-3		0-0 G3			3 0 0 0 0 0 0	
<b>Inning Stats</b>	R: 0 H: 2 E: 0 LOB: 2 K: 2 BB: 0 S: 9 P: 9	R: 0 H: 0 E: 0 LOB: 0 K: 0 BB: 1 S: 2 P: 6	R: 0 H: 1 E: 0 LOB: 1 K: 0 BB: 0 S: 4 P: 4	R: 1 H: 3 E: 0 LOB: 1 K: 0 BB: 0 S: 5 P: 5	R: 0 H: 1 E: 0 LOB: 1 K: 0 BB: 0 S: 4 P: 4	R: 0 H: 0 E: 0 LOB: 0 K: 1 BB: 0 S: 5 P: 5	R: 1 H: 2 E: 0 LOB: 1 K: 0 BB: 0 S: 5 P: 5	R: 0 H: 0 E: 0 LOB: 0 K: 2 BB: 0 S: 7 P: 7	R: 0 H: 0 E: 0 LOB: 0 K: 2 BB: 0 S: 7 P: 7	1B: 7 SF: 0 2B: 0 SAC: 0 3B: 0 DP: 2 HR: 2 HBP: 0	WP: 0 PA: 35 PB: 0 SB: 1 CS: 0
<b>PITCHER</b> Scott Nielsen, R (1, 1) ERA: 4.79 Dave Righetti, L (7, 1) ERA: 2.5	IP WLS BF H R ER SO BB IBB HBP BLK WP HR S P ERA WHIP	6.2 W 28 9 2 2 3 1 0 0 0 0 2 33 37 2.70 1.500	2.1 S 7 0 0 0 4 0 0 0 0 0 0 0 15 15 0.00 0.000	<b>PITCHER</b> IP WLS BF H R ER SO BB IBB HBP BLK WP HR S P ERA WHIP							

Toronto Blue Jays @ New York Yankees  
Yankee Stadium, Bronx, NY  
Tue Sep 30 1986, 7:05 PM EDT  
Att: 15,166 - Unknown

livebaseballscorecards.com





Batter	1	2	3	4	5	6	7	8	9	AB	R	H	RBI	BB	SO	LOB
Rickey Henderson, R OBP: 0.355, SLG: 0.467 (1, 8)	0-0 HR	0-0 F9		4-0 1-2 BB			0-0 2B	0-0 FC6-4 1-2f		4	1	2	1	1	0	2
Willie Randolph, R OBP: 0.392, SLG: 0.339 (1, 4)	4-0 1B BB	0-0 1B		0-0 F8			0-0 1-3			3	1	1	0	1	0	3
Don Mattingly, L OBP: 0.391, SLG: 0.566 (1, 3)	0-0 1B 1-3 2B 1B	0-0 G3		0-0 F7			4-0 G4-6-3 IBB			3	1	1	0	1	0	3
Mike Easter, L OBP: 0.356, SLG: 0.442 (1, 10)	0-0 F9		0-3 K		0-0 F8		0-0 G4-6-3 1-2f			4	0	0	0	0	1	4
Dave Winfield, R OBP: 0.352, SLG: 0.462 (1, 9)	0-0 1-2 3-H 2B 1B		0-3 K		0-0 F4			0-0 3-1 1B 1B		4	2	2	1	0	1	0
Dan Pasqua, L OBP: 0.397, SLG: 0.526 (1, 7)	0-0 1B 1-H 2-H 2B		4-0 BB		0-3 K			0-0 3-1 1-2		3	0	1	2	1	1	1
Mike Pagliarulo, L OBP: 0.317, SLG: 0.470 (1, 5)	0-0 G6-3 2-3 1B		0-3 K		0-3 K		0-3 K	4-0 FC3-6 1B IBB		3	0	1	0	1	2	1
Joel Skinner, R OBP: 0.276, SLG: 0.323 Claudell Washington, L OBP: 0.307, SLG: 0.431 Juan Espino, R OBP: 0.200, SLG: 0.242 (1, 2) (8, PH) (9, 2)	0-0 G6-3 1-2f			4-0 FC3-6 BB		0-3 K		0-0 1-2 2-H 1B		2	0	0	0	1	1	2
Wayne Tolleson, S OBP: 0.338, SLG: 0.336 (1, 6)		0-0 F7		0-0 FC3-6 BB 1-2f		0-0 3-1		0-0 FC3-6 FC6-4 1-2f 2-3		1	0	1	1	0	0	0

Inning Stats	R: 4	H: 5	E: 0	LOB: 1	K: 0	BB: 1	S: 7	P: 11	R: 0	H: 1	E: 0	LOB: 1	K: 0	BB: 0	S: 4	P: 4	R: 0	H: 0	E: 0	LOB: 1	K: 3	BB: 1	S: 9	P: 13	R: 0	H: 0	E: 0	LOB: 0	K: 1	BB: 0	S: 5	P: 5	R: 0	H: 0	E: 0	LOB: 0	K: 2	BB: 0	S: 7	P: 7	R: 0	H: 1	E: 0	LOB: 1	K: 0	BB: 1	S: 5	P: 7	R: 1	H: 2	E: 0	LOB: 2	K: 0	BB: 1	S: 5	P: 9
--------------	------	------	------	--------	------	-------	------	-------	------	------	------	--------	------	-------	------	------	------	------	------	--------	------	-------	------	-------	------	------	------	--------	------	-------	------	------	------	------	------	--------	------	-------	------	------	------	------	------	--------	------	-------	------	------	------	------	------	--------	------	-------	------	------


PITCHER	IP	WLS	BF	H	R	ER	SO	BB	IBB	HBP	BLK	WP	HR	S	P	ERA	WHIP
Dave Stieb, R ERA: 4.82 (1, 1)	5.1	L	25	6	4	4	5	4	0	0	0	0	1	31	47	6.75	1.875
Mark Eichhorn, R ERA: 1.68 (6, 1)	2.2		12	3	1	1	1	0	2	0	0	0	0	12	20	3.38	1.125

**BOTTOM**

**Toronto Blue Jays @ New York Yankees**  
 Yankee Stadium, Bronx, NY  
 Tue Sep 30 1986, 7:05 PM EDT  
 Att. 15,166 - Unknown

AB	31
R	5
H	9
RBI	5
BB	6
SO	6
LOB	19

WP: 0 PA: 37  
 PB: 0  
 SB: 0  
 CS: 0



1B	SF	WP	PA
6	0	0	37
2	0	0	
0	0	0	
1	0	0	

Batter	1	2	3	4	5	6	7	8	9	AB R H RBI BB SO LOB	TOP									
Tony Fernandez, S (1, 6) OBP: 0.344, SLG: 0.436	0-0 F7	0-0 F9			0-0 6-3			0-0 L6-3 1B		4 0 1 0 0 0 1										
Garth Iorg, R (1, 4) OBP: 0.299, SLG: 0.343	0-0 F6		0-0 G4-6-3 1B			0-0 6-3 1B		0-0 L6-3 1-2		4 0 2 0 0 0 1										
Lloyd Moseby, L (1, 8) OBP: 0.334, SLG: 0.425	0-0 E7		0-0 G4-6-3 1-2f			0-0 6-3			0-0 F8	4 0 0 0 0 0 2										
George Bell, R (1, 10) OBP: 0.350, SLG: 0.534	0-0 F9		0-0 F8			0-0 F4			0-3 K	4 0 0 0 0 1 2										
Jesse Barfield, R (1, 9) OBP: 0.370, SLG: 0.561					0-0 F4		0-3 K		0-0 HR	4 2 2 2 0 1 1										
Kelly Gruber, R (1, 5) OBP: 0.220, SLG: 0.356		0-0 F7			0-0 F9				0-3 K	4 0 0 0 0 1 0										
Cecil Fielder, R (1, 3) OBP: 0.230, SLG: 0.338		0-0 F8			0-0 6-3					3 0 0 0 0 0 0										
Willie Upshaw, L (7, 3) OBP: 0.344, SLG: 0.373										0 0 0 0 0 0 0										
Ron Shepherd, R (1, 7) OBP: 0.258, SLG: 0.381		0-0 1B 2B				0-0 F4		0-0 F2		3 1 1 0 0 0 0										
Buck Martinez, R (1, 2) OBP: 0.274, SLG: 0.272		0-0 1B 2-H				0-0 F7		0-3 K		3 0 1 1 0 1 0										
<b>Inning Stats</b>	R: 0 E: 1 K: 0 S: 4	H: 0 LOB: 1 BB: 0 P: 4	R: 2 E: 0 K: 0 S: 6	H: 3 LOB: 1 BB: 0 P: 6	R: 0 E: 0 K: 0 S: 3	H: 1 LOB: 0 BB: 0 P: 3	R: 0 E: 0 K: 0 S: 3	H: 0 LOB: 0 BB: 0 P: 3	R: 0 E: 0 K: 1 S: 6	H: 1 LOB: 1 BB: 0 P: 6	R: 0 E: 0 K: 0 S: 3	H: 0 LOB: 0 BB: 0 P: 3	R: 0 E: 0 K: 1 S: 5	H: 1 LOB: 0 BB: 0 P: 5	R: 1 E: 0 K: 2 S: 8	H: 1 LOB: 0 BB: 0 P: 8	1B: 4 2B: 2 3B: 0 HR: 2	SF: 0 SAC: 0 DP: 2 HBP: 0	WP: 0 PB: 0 SB: 0 CS: 0	PA: 33
<b>PITCHER</b> Ron Guidry, L (1, 1) ERA: 3.98	IP: 9.0 WLS: L BF: 33 H: 7 R: 3 ER: 3 SO: 4 BB: 0 IBB: 0 HBP: 0 BLK: 0 WP: 0 HR: 2 S: 41 P: 41 ERA: 3.00 WHIP: 0.778																			

Toronto Blue Jays @ New York Yankees  
 Yankee Stadium, Bronx, NY  
 Wed Oct 01 1986, 7:05 PM EDT  
 Att: 17,876 - Unknown

AB	33
R	3
H	7
RBI	3
BB	0
SO	4
LOB	7





Batter	1	2	3	4	5	6	7	8	9	AB R H RBI BB SO LOB
Rickey Henderson, R OBP: 0.356, SLG: 0.469 (1, 8)	0-0 F7		4-0 1B BB		0-0 F7	0-0 G4-3		0-3 K		4 0 0 0 1 1 2
Willie Randolph, R OBP: 0.391, SLG: 0.337 (1, 4)	0-3 K		0-0 1B		0-0 1B	0-0 F7		0-0 G4-3		5 1 2 0 0 1 1
Don Mattingly, L OBP: 0.393, SLG: 0.566 (1, 3)	4-0 BB		0-0 L9		0-0 2B		0-0 1B		0-0 L8	4 2 2 0 1 0 1
Dave Winfield, R OBP: 0.352, SLG: 0.465 (1, 9)	0-0 F8		0-0 6-3		0-0 1B		0-0 3B		0-0 2B	5 2 3 2 0 0 2
Ron Kittle, R OBP: 0.285, SLG: 0.422 (1, 10)		4-0 1B BB		0-0 F3	0-3 K		0-0 SF8		0-0 6-3	3 0 0 1 1 1 3
Phil Lombardi, R OBP: 0.361, SLG: 0.563 (1, 7)		0-0 L7		0-0 1B	1-0 2B		0-3 K		0-3 K	2 1 1 0 0 0 1
Dan Pasqua, L OBP: 0.394, SLG: 0.522 (6, 7)				1-2 2B	1-2 HBP					2 0 0 0 0 2 1
Leo Hernandez, R OBP: 0.261, SLG: 0.455 (1, 5)		0-3 K		0-0 1B	0-0 2B		4-0 FC6-4 BB			3 0 2 3 0 1 1
Mike Pagliarulo, L OBP: 0.318, SLG: 0.470 (6, 5)				2-3 1B	1-1 2-1 3-1 2B					0 0 0 0 1 0 0
Joel Skinner, R OBP: 0.273, SLG: 0.319 (1, 2)		0-0 1B		0-0 F7	0-0 6-3		0-0 FC6-4			4 0 1 0 0 0 4
Wayne Tolleson, S OBP: 0.339, SLG: 0.338 (1, 6)		0-3 K		0-3 K		0-0 1B		0-0 1B		4 0 2 0 0 2 4

Inning Stats	R: 0 E: 0 K: 1 S: 5	H: 0 LOB: 1 BB: 1 P: 9	R: 0 E: 0 K: 2 S: 8	H: 1 LOB: 2 BB: 1 P: 12	R: 0 E: 0 K: 0 S: 3	H: 1 LOB: 1 BB: 1 P: 7	R: 0 E: 0 K: 1 S: 7	H: 2 LOB: 2 BB: 0 P: 7	R: 4 E: 0 K: 1 S: 9	H: 4 LOB: 1 BB: 0 P: 10	R: 0 E: 0 K: 0 S: 3	H: 1 LOB: 0 BB: 0 P: 3	R: 2 E: 0 K: 1 S: 7	H: 2 LOB: 1 BB: 1 P: 11	R: 0 E: 0 K: 1 S: 5	H: 1 LOB: 0 BB: 0 P: 5	R: 0 E: 0 K: 1 S: 6	H: 1 LOB: 1 BB: 0 P: 6	1B: 8 2B: 4 3B: 1 HR: 0	SF: 1 SAC: 0 DP: 2 HBP: 1	WP: 0 PB: 0 SB: 0 CS: 0	PA: 42
--------------	------------------------------	---------------------------------	------------------------------	----------------------------------	------------------------------	---------------------------------	------------------------------	---------------------------------	------------------------------	----------------------------------	------------------------------	---------------------------------	------------------------------	----------------------------------	------------------------------	---------------------------------	------------------------------	---------------------------------	----------------------------------	------------------------------------	----------------------------------	--------

PITCHER	IP	WLS	BF	H	R	ER	SO	BB	IBB	HBP	BLK	WP	HR	S	P	ERA	WHIP
Bruce Hurst, L ERA: 2.99 (1, 1)	5.0	L	26	8	4	4	5	3	0	1	0	0	0	32	45	7.20	2.200
Sammy Stewart, R ERA: 4.52 (6, 1)	1.1		6	3	2	2	0	0	0	0	0	0	0	6	6	13.50	2.250
Joe Sambito, L ERA: 4.85 (7, 1)	2.2		10	2	0	0	3	1	0	0	0	0	0	15	19	0.00	1.125

**TOP**

**New York Yankees @ Boston Red Sox**  
Fenway Park, Boston, MA

Thu Oct 02 1986, 7:05 PM EDT  
Att: 31,697 - Unknown

<b>AB</b>	<b>36</b>
<b>R</b>	<b>6</b>
<b>H</b>	<b>13</b>
<b>RBI</b>	<b>6</b>
<b>BB</b>	<b>4</b>
<b>SO</b>	<b>8</b>
<b>LOB</b>	<b>20</b>



livebaseballscorecards.com

Batter	1	2	3	4	5	6	7	8	9	AB	R	H	RBI	BB	SO	LOB
<b>Spike Owen, S</b> (1, 6) OBP: 0.300, SLG: 0.312	4-0 FC3-6 BB		0-0 1-H 3B			0-0 F8		0-0 F2		3	0	1	1	1	0	0
<b>Marty Barrett, R</b> (1, 4) OBP: 0.355, SLG: 0.384	0-0 FC3-6 1-2f L6-3		4-0 G3-6-3 BB			4-0 BB BB		0-3 K		2	0	0	0	2	1	1
<b>Bill Buckner, L</b> (1, 10) OBP: 0.312, SLG: 0.424	0-0 L6-3 1-2		0-0 G3-6-3 1-2f			0-0 F8		0-0 F8		4	0	0	0	0	0	4
<b>Jim Rice, R</b> (1, 7) OBP: 0.385, SLG: 0.492		0-3 K		0-3 K		4-0 1-2 BB		0-3 K		2	0	0	0	1	2	0
<b>Mike Greenwell, L</b> (6, PR) OBP: 0.395, SLG: 0.364										1	0	0	0	0	1	0
<b>Don Baylor, R</b> (1, 3) OBP: 0.344, SLG: 0.444		4-0 BB		0-0 F8		0-0 F5		0-0 BB 2B		2	0	0	0	1	0	2
<b>Pat Dodson, L</b> (8, 3) OBP: 0.500, SLG: 0.833										1	0	1	0	0	0	0
<b>Dwight Evans, R</b> (1, 9) OBP: 0.377, SLG: 0.481		0-0 L6		0-3 K		4-0 BB		0-0 BB 1B		2	0	0	0	1	1	1
<b>Dave Henderson, R</b> (7, PR) OBP: 0.337, SLG: 0.461										1	0	1	0	0	0	0
<b>Rich Gedman, L</b> (1, 2) OBP: 0.315, SLG: 0.424		0-0 F1		0-0 G3		0-0 G3		0-3 K		4	0	0	0	0	2	4
<b>Tony Armas, R</b> (1, 8) OBP: 0.307, SLG: 0.414			0-0 6-3		0-0 F4		0-0 F4		4-0 1-2 2-3 BB	3	0	0	0	1	0	1
<b>Ed Romero, R</b> (1, 5) OBP: 0.276, SLG: 0.295			4-0 3B BB		0-0 F2		0-0 5-3		0-0 F7	3	1	0	0	1	0	4

Inning Stats	R: 0	H: 0	E: 0	K: 0	S: 2	LOB: 0	BB: 1	P: 6	R: 0	H: 0	E: 0	K: 1	S: 5	LOB: 1	BB: 1	P: 9	R: 1	H: 1	E: 0	K: 0	S: 3	LOB: 1	BB: 2	P: 11	R: 0	H: 0	E: 0	K: 2	S: 7	LOB: 0	BB: 0	P: 7	R: 0	H: 0	E: 0	K: 0	S: 3	LOB: 0	BB: 0	P: 3	R: 0	H: 0	E: 0	K: 0	S: 3	LOB: 2	BB: 2	P: 11	R: 0	H: 0	E: 0	K: 1	S: 5	LOB: 1	BB: 1	P: 9	R: 0	H: 0	E: 0	K: 1	S: 5	LOB: 0	BB: 0	P: 5	R: 0	H: 2	E: 0	K: 2	S: 9	LOB: 3	BB: 13	1B: 1	2B: 2	3B: 1	HR: 0	SF: 0	SAC: 0	DP: 2	HBP: 0	WP: 0	PB: 0	SB: 0	CS: 0	PA: 36
--------------	------	------	------	------	------	--------	-------	------	------	------	------	------	------	--------	-------	------	------	------	------	------	------	--------	-------	-------	------	------	------	------	------	--------	-------	------	------	------	------	------	------	--------	-------	------	------	------	------	------	------	--------	-------	-------	------	------	------	------	------	--------	-------	------	------	------	------	------	------	--------	-------	------	------	------	------	------	------	--------	--------	-------	-------	-------	-------	-------	--------	-------	--------	-------	-------	-------	-------	--------

PITCHER	IP	WLS	BF	H	R	ER	SO	BB	IBB	HBP	BLK	WP	HR	S	P	ERA	WHIP
<b>Doug Drabek, R</b> (1, 1) ERA: 4.1	8.1	W	33	3	1	1	6	7	0	0	0	0	0	38	66	1.08	1.200
<b>Bob Shirley, L</b> (9, 1) ERA: 5.04	0.1		2	0	0	0	1	1	0	0	0	0	0	3	7	0.00	3.000
<b>Dave Righetti, L</b> (9, 1) ERA: 2.49	0.1	S	1	0	0	0	0	0	0	0	0	0	0	1	1	0.00	0.000

**BOTTOM**

**New York Yankees @ Boston Red Sox**  
**Fenway Park, Boston, MA**  
 Thu Oct 02 1986, 7:05 PM EDT  
 Att. 31,697 - Unknown

<b>AB</b>	<b>28</b>
<b>R</b>	<b>1</b>
<b>H</b>	<b>3</b>
<b>RBI</b>	<b>1</b>
<b>BB</b>	<b>8</b>
<b>SO</b>	<b>7</b>
<b>LOB</b>	<b>17</b>



WP	HR	S	P	ERA	WHIP
0	0	0	0	0.00	0.000



Batter	1	2	3	4	5	6	7	8	9	AB	R	H	RBI	BB	SO	LOB
<b>Spike Owen, S</b> OBP: 0.300, SLG: 0.312 (1, 6) X	0-0 L7 1B	0-0 1-2 2-H 3-H 1B			0-0 3-1 1B			0-0 F4 1B		4	0	1	2	0	0	0
<b>Marty Barrett, R</b> OBP: 0.354, SLG: 0.383 (1, 4) X	0-0 1-3 1B	0-0 6-3 1B			0-0 6-3 1B			4-0 BB BB BB G6-4-3 BB		3	0	0	0	1	0	2
<b>Bill Buckner, L</b> OBP: 0.312, SLG: 0.423 (1, 3) X	0-0 G1 1B				0-0 6-3 1B			0-0 BB BB BB G6-4-3 1-2f		4	0	1	0	0	0	1
<b>Jim Rice, R</b> OBP: 0.386, SLG: 0.493 (1, 7) X		0-0 1B E 1B			0-0 FC6-4 HBP 1-2f			0-0 6-3 1B		4	1	2	0	0	0	1
<b>Don Baylor, R</b> OBP: 0.347, SLG: 0.444 (1, 10) X		0-0 E 1B 1B			1-0 G4-3 HBP			0-0 F2 1B		2	1	1	0	1	0	0
<b>Dwight Evans, R</b> OBP: 0.375, SLG: 0.477 (1, 9) X		0-0 1-3 1B 1B			0-0 G4-3 1-2f			0-3 S S S K		4	0	0	0	0	1	6
<b>Rich Gedman, L</b> OBP: 0.315, SLG: 0.424 (1, 2) X		0-0 1-3 1B			0-0 5-3 1B			0-0 2-3 G6-4-3 1-2f		0	0	0	0	0	0	0
<b>Marc Sullivan, R</b> OBP: 0.258, SLG: 0.250 (2, 2) X										3	0	0	0	0	0	2
<b>Dave Henderson, R</b> OBP: 0.336, SLG: 0.460 (9, PH) X										1	0	0	0	0	0	2
<b>Tony Armas, R</b> OBP: 0.305, SLG: 0.411 (1, 8) X		0-0 E4 BB 1B			0-3 K			0-0 5-3 1B		3	1	0	0	0	1	1
<b>Ed Romero, R</b> OBP: 0.277, SLG: 0.292 (1, 5) X		4-0 BB BB BB 2-3 3-H 1B			0-0 5-3 1B			0-0 F9 1B		2	0	0	0	1	0	0

**BOTTOM**

**New York Yankees @ Boston Red Sox**  
Fenway Park, Boston, MA  
Sat Oct 04 1986, 3:33 AM EDT  
Unknown

[livebaseballscorecards.com](http://livebaseballscorecards.com)

<b>AB</b>	<b>30</b>
<b>R</b>	<b>3</b>
<b>H</b>	<b>5</b>
<b>RBI</b>	<b>2</b>
<b>BB</b>	<b>3</b>
<b>SO</b>	<b>2</b>
<b>LOB</b>	<b>15</b>



Inning Stats	R: 0	H: 0	E: 0	K: 0	S: 3	H: 0	LOB: 0	BB: 0	P: 3	R: 3	H: 3	E: 1	K: 0	S: 7	H: 1	LOB: 1	BB: 0	P: 4	R: 0	H: 0	E: 0	K: 1	S: 5	R: 0	H: 0	E: 0	K: 0	S: 3	R: 0	H: 0	E: 0	K: 1	S: 5	R: 0	H: 0	E: 0	K: 0	S: 3	R: 0	H: 0	E: 0	K: 0	S: 2	R: 0	H: 1	E: 0	K: 0	S: 3	1B: 4	SF: 0	2B: 1	SAC: 0	3B: 0	DP: 3	HR: 0	HBP: 1	WP: 0	PA: 34
--------------	------	------	------	------	------	------	--------	-------	------	------	------	------	------	------	------	--------	-------	------	------	------	------	------	------	------	------	------	------	------	------	------	------	------	------	------	------	------	------	------	------	------	------	------	------	------	------	------	------	------	-------	-------	-------	--------	-------	-------	-------	--------	-------	--------

PITCHER	IP	WLS	BF	H	R	ER	SO	BB	IBB	HBP	BLK	WP	HR	S	P	ERA	WHIP
<b>Bob Tewksbury, R</b> ERA: 3.31 (1, 1)	7.1	W	29	4	3	0	2	2	0	1	0	0	0	30	39	0.00	0.818
<b>Dave Righetti, L</b> ERA: 2.45 (8, 1)	1.2	S	5	1	0	0	0	1	0	0	0	0	0	4	8	0.00	1.200

Batter	1	2	3	4	5	6	7	8	9	AB R H RBI BB SO LOB	TOP											
Claudell Washington, L OBP: 0.311, SLG: 0.434 (1, 8) X	0-0 F9 1-H 2-H	0-0 2B 1-H 2-H			0-0 F8		0-0 CS 1B		1-0 7-4 1B HBP	4 0 2 1 0 0 0												
Willie Randolph, R OBP: 0.393, SLG: 0.346 (1, 4) X	0-0 HR		0-0 6-3		4-0 1B BB		0-0 F3 1-2		0-0 1B	4 1 2 1 1 0 1												
Don Mattingly, L OBP: 0.393, SLG: 0.568 (1, 3) X	0-0 F7		0-0 F8		0-0 F7			0-0 HR	0-0 7-4 2-3f	5 1 1 1 0 0 3												
Mike Easler, L OBP: 0.361, SLG: 0.448 (1, 10) X	0-0 1B		0-0 2B		0-0 FC6-4 1-3 1B			0-0 F8		4 0 3 0 0 0 0												
Dave Winfield, R OBP: 0.349, SLG: 0.462 (1, 9) S S S	0-3 K		0-0 F7		0-0 FC6-4 1-2f			0-3 K		4 0 0 0 0 2 4												
Dan Pasqua, L OBP: 0.400, SLG: 0.527 (1, 7) X		0-0 BB 2B 1B		0-0 FC6 1B		0-3 K		0-0 2B		4 1 3 0 0 1 0												
Mike Pagliarulo, L OBP: 0.315, SLG: 0.464 (1, 5) X		0-0 F7		0-0 F6		0-0 4-3		4-0 IBB		3 0 0 0 1 0 2												
Joel Skinner, R OBP: 0.269, SLG: 0.314 (1, 2) X		0-0 F7		0-3 K		0-3 K		0-0 F8		4 0 0 0 0 2 4												
Wayne Tolleson, S OBP: 0.338, SLG: 0.339 (1, 6) X		4-0 2B 1-2 BB		0-0 FC6 1-2f			0-0 G1		0-0 F6	3 0 0 0 1 0 1												
<b>Inning Stats</b>	R: 1 E: 0 K: 1 S: 7	H: 2 LOB: 1 BB: 0 P: 7	R: 1 E: 0 K: 0 S: 4	H: 2 LOB: 2 BB: 1 P: 8	R: 0 E: 0 K: 0 S: 4	H: 1 LOB: 1 BB: 0 P: 4	R: 0 E: 0 K: 1 S: 6	H: 1 LOB: 1 BB: 0 P: 6	R: 0 E: 0 K: 0 S: 4	H: 1 LOB: 2 BB: 1 P: 8	R: 0 E: 0 K: 2 S: 7	H: 0 LOB: 0 BB: 0 P: 7	R: 0 E: 0 K: 0 S: 3	H: 1 LOB: 0 BB: 0 P: 3	R: 1 E: 0 K: 1 S: 7	H: 2 LOB: 2 BB: 1 P: 11	R: 0 E: 0 K: 0 S: 3	H: 1 LOB: 1 BB: 0 P: 4	1B: 6 2B: 4 3B: 0 HR: 2	SF: 0 SAC: 0 DP: 1 HBP: 1	WP: 0 PB: 0 SB: 0 CS: 1	PA: 39
<b>PITCHER</b>	IP WLS BF H R ER SO BB IBB HBP BLK WP HR S P ERA WHIP																					
AI Nipper, R ERA: 5.38 (1, 1)	7.0 L 29 8 2 2 4 2 0 0 0 0 1 35 43 2.57 1.429																					
Calvin Schiraldi, R ERA: 1.41 (8, 1)	2.0 10 3 1 1 1 0 1 1 0 0 1 10 15 4.50 1.500																					

**New York Yankees @ Boston Red Sox**  
 Fenway Park, Boston, MA  
 Sat Oct 04 1986, 3:38 AM EDT  
 Att. 34,290 - Unknown

AB	35
R	3
H	11
RBI	3
BB	3
SO	5
LOB	15





Batter	1	2	3	4	5	6	7	8	9	AB	R	H	RBI	BB	SO	LOB
Spike Owen, S OBP: 0.301, SLG: 0.310 (1, 6)	F9		F9							2	0	0	0	2	0	0
Ed Romero, R OBP: 0.273, SLG: 0.287 (1, 5)	F7			F4	6-3					4	0	0	0	0	0	6
Dave Henderson, R OBP: 0.333, SLG: 0.455 (1, 8)	F7			L9		F7		K		4	0	0	0	0	1	0
Jim Rice, R OBP: 0.384, SLG: 0.491 (1, 7)		L5								3	0	0	0	0	1	0
Mike Greenwell, L OBP: 0.365, SLG: 0.353 (7, 7)				1-3			K			1	0	0	0	0	0	0
Don Baylor, R OBP: 0.345, SLG: 0.441 (1, 3)		F2				K		K		4	0	0	0	0	2	0
Dwight Evans, R OBP: 0.376, SLG: 0.476 (1, 10)										3	1	1	0	1	1	0
Tony Armas, R OBP: 0.306, SLG: 0.411 (1, 9)										2	0	1	0	0	0	1
Kevin Romine, R OBP: 0.316, SLG: 0.314 (5, PR) (6, 9)		FC5-4								2	0	1	0	0	0	0
Dave Sax, R OBP: 0.455, SLG: 0.818 (1, 2)										4	0	1	0	0	1	2
Dave Stapleton, R OBP: 0.175, SLG: 0.158 (1, 4)										3	0	1	1	0	0	2

Inning Stats	R: 0	H: 0	E: 0	K: 0	S: 3	R: 0	H: 1	E: 0	K: 0	S: 4	R: 0	H: 0	E: 0	K: 0	S: 3	R: 0	H: 0	E: 0	K: 0	S: 3	R: 1	H: 2	E: 1	K: 2	S: 9	R: 0	H: 0	E: 0	K: 2	S: 7	R: 0	H: 2	E: 0	K: 0	S: 5	R: 0	H: 0	E: 0	K: 1	S: 5	R: 0	H: 0	E: 0	K: 1	S: 5	R: 0	H: 0	E: 0	K: 1	S: 5	1B: 5	SF: 0	2B: 0	3B: 0	HR: 0	WP: 0	PB: 0	SB: 0	CS: 0	PA: 35
--------------	------	------	------	------	------	------	------	------	------	------	------	------	------	------	------	------	------	------	------	------	------	------	------	------	------	------	------	------	------	------	------	------	------	------	------	------	------	------	------	------	------	------	------	------	------	------	------	------	------	------	-------	-------	-------	-------	-------	-------	-------	-------	-------	--------


PITCHER	IP	WLS	BF	H	R	ER	SO	BB	IBB	HBP	BLK	WP	HR	S	P	ERA	WHIP
Dennis Rasmussen, L ERA: 3.88 (1, 1)	6.1	W	26	5	1	1	4	2	0	0	0	0	0	32	40	1.42	1.105
Brian Fisher, R ERA: 4.93 (7, 1)	2.1		8	0	0	0	2	1	0	0	0	0	0	11	15	0.00	0.429
Dave Righetti, L ERA: 2.45 (9, 1)	0.1	S	1	0	0	0	0	0	0	0	0	0	0	1	1	0.00	0.000

**BOTTOM**

**New York Yankees @ Boston Red Sox**  
 Fenway Park, Boston, MA  
 Sat Oct 04 1986, 3:38 AM EDT  
 Att. 34,290 - Unknown

livebaseballscorecards.com

<b>AB</b>	<b>32</b>
<b>R</b>	<b>1</b>
<b>H</b>	<b>5</b>
<b>RBI</b>	<b>1</b>
<b>BB</b>	<b>3</b>
<b>SO</b>	<b>6</b>
<b>LOB</b>	<b>11</b>



Batter	1	2	3	4	5	6	7	8	9	AB R H RBI BB SO LOB	TOP											
Don Mattingly, L (1, 3) OBP: 0.394, SLG: 0.573	0-0 HR	0-0 F7		0-0 2B		4-0 BB		0-3 K	0-0 L4	5 1 2 3 1 1 4												
Henry Cotto, R (1, 8) OBP: 0.229, SLG: 0.288	0-0 L4	0-0 HR		0-0 F2		4-0 BB		0-0 2B		4 2 2 2 1 0 1												
Dan Pasqua, L (1, 9) OBP: 0.397, SLG: 0.525	0-0 5-3	0-0 F8		0-0 1-3		0-3 K		0-0 2B		5 0 1 1 0 1 4												
Mike Easler, L (1, 10) OBP: 0.362, SLG: 0.449 Ron Kittle, R (3, PH) OBP: 0.284, SLG: 0.420	0-0 1B		0-0 F3		0-3 K		0-0 BB	0-0 5-3		1 1 1 0 0 0 0 4 0 1 0 0 1 1												
Mike Pagliarulo, L (1, 5) OBP: 0.314, SLG: 0.461	0-0 1B		0-3 K		0-0 L3		0-0 F6	0-0 F8		5 0 1 0 0 1 2												
Phil Lombardi, R (1, 7) OBP: 0.366, SLG: 0.528	0-0 1B		0-3 K		0-0 F7		4-0 BB		0-0 F8	4 0 1 1 1 1 0												
Juan Espino, R (1, 2) OBP: 0.200, SLG: 0.216	0-3 K			0-0 F9		0-0 F2			0-0 6-3	4 0 0 0 1 1 2												
Bobby Meacham, S (1, 6) OBP: 0.309, SLG: 0.280		4-0 CS		1-0 1B		0-0 1-3		0-3 K	0-0 1B	3 1 1 0 1 1 3												
Bryan Little, S (1, 4) OBP: 0.244, SLG: 0.211		0-0 CS		0-0 HR		4-0 BB		0-0 5-3	0-0 1B	4 2 3 0 1 0 3												
<b>Inning Stats</b>	R: 2 E: 0 K: 1 S: 9	H: 4 LOB: 2 BB: 0 P: 9	R: 2 E: 0 K: 0 S: 4	H: 2 LOB: 0 BB: 1 P: 8	R: 0 E: 0 K: 2 S: 7	H: 0 LOB: 0 BB: 0 P: 7	R: 2 E: 0 K: 0 S: 5	H: 2 LOB: 1 BB: 0 P: 6	R: 0 E: 0 K: 1 S: 5	H: 0 LOB: 0 BB: 0 P: 5	R: 0 E: 0 K: 1 S: 5	H: 0 LOB: 3 BB: 3 P: 17	R: 0 E: 0 K: 1 S: 6	H: 1 LOB: 3 BB: 2 P: 14	R: 1 E: 0 K: 1 S: 7	H: 2 LOB: 1 BB: 0 P: 7	R: 0 E: 0 K: 0 S: 5	H: 2 LOB: 2 BB: 0 P: 5	1B: 8 2B: 3 3B: 0 HR: 2	SF: 0 SAC: 0 DP: 0 HBP: 1	WP: 0 PB: 0 SB: 0 CS: 2	PA: 46
<b>PITCHER</b>	IP WLS BF H R ER SO BB IBB HBP BLK WP HR S P ERA WHIP																					
Jeff Sellers, R (1, 1) ERA: 4.94	4.0 L 21 8 6 6 3 1 0 1 0 0 0 2 25 30 13.50 2.250																					
Sammy Stewart, R (5, 1) ERA: 4.38	2.0 9 0 0 0 2 3 0 0 0 0 0 0 10 22 0.00 1.500																					
Tim Lollar, L (7, 1) ERA: 6.91	1.0 6 1 0 0 1 2 0 0 0 0 0 0 6 14 0.00 3.000																					
Joe Sambito, L (8, 1) ERA: 4.84	1.0 5 2 1 1 1 0 0 0 0 0 0 0 7 7 9.00 2.000																					
Bob Stanley, R (9, 1) ERA: 4.37	1.0 5 2 0 0 0 0 0 0 0 0 0 0 5 5 0.00 2.000																					

**New York Yankees @ Boston Red Sox**  
**Fenway Park, Boston, MA**  
 Sun Oct 05 1986, 3:33 AM EDT  
 Att: 32,735 - Unknown

livebaseballscorecards.com

<b>AB</b>	39
<b>R</b>	7
<b>H</b>	13
<b>RBI</b>	7
<b>BB</b>	6
<b>SO</b>	7
<b>LOB</b>	20



