

New York Yankees - 1986

Batter	1	2	3	4	5	6	7	8	9	AB	R	H	RBI	BB	SO	LOB	TOP								
Lonnie Smith, R (1,7)	L5		5-3			K		K		4	0	0	0	0	2	4	Kansas City Royals @ New York Yankees Yankee Stadium, Bronx, NY Tue Apr 08 1986, 3:33 AM EST Att: 55,602 - Unknown livebaseballscorecards.com								
Willie Wilson, S (1,8)	6-3			K		F9		FC6-4 HBP		4	0	0	0	0	1										
George Brett, L (1,5)	K			HR		3-1				2	1	0	0	2	1										
Hal McRae, R (1,10) OBP: 0.500, SLG: 1.250		6-3		HR				FC5		4	1	2	2	0	2										
Frank White, R (1,4) OBP: 0.250, SLG: 0.250		F7		K		1-3				4	0	1	0	0	1										
Steve Balboni, R (1,3)		4-3		F8						3	0	0	0	1	0										
Darryl Motley, R (1,9) OBP: 0.250, SLG: 0.500						K				4	0	1	0	0	2										
Jim Sundberg, R (1,2) OBP: 0.250, SLG: 0.250			6-3			G3				4	0	1	0	0	1										
Angel Salazar, R (1,6) Lynn Jones, R (8, PH) Buddy Biancalana, S (8, 6) Greg Pryor, R (9, PH)			5-3			K		1-3		2	0	0	0	0	1										
Inning Stats	R: 0 E: 0 K: 1 S: 5	H: 0 LOB: 0 BB: 0 P: 5	R: 0 E: 0 K: 0 S: 3	H: 0 LOB: 0 BB: 0 P: 3	R: 0 E: 0 K: 0 S: 4	H: 1 LOB: 1 BB: 0 P: 4	R: 2 E: 0 K: 2 S: 8	H: 1 LOB: 0 BB: 1 P: 12	R: 0 E: 0 K: 2 S: 7	H: 0 LOB: 0 BB: 0 P: 7	R: 0 E: 0 K: 1 S: 5	H: 0 LOB: 0 BB: 0 P: 5	R: 0 E: 0 K: 2 S: 8	H: 1 LOB: 2 BB: 1 P: 12	R: 0 E: 0 K: 0 S: 3	H: 0 LOB: 2 BB: 1 P: 8		R: 0 E: 1 K: 2 S: 10	H: 2 LOB: 3 BB: 0 P: 10	1B: 3 2B: 1 3B: 0 HR: 1	SF: 0 SAC: 0 DP: 0 HBP: 1	WP: 0 PB: 0 CS: 0	PA: 37		
PITCHER	IP	WLS	BF	H	R	ER	SO	BB	IBB	HBP	BLK	WP	HR	S	P	ERA	WHIP								
Ron Guidry, L (1,1) ERA: 3.6	5.0	W	18	2	2	2	5	1	0	0	0	0	1	27	31	3.60	0.600								
Rod Scurry, L (6,1) ERA:	2.1		10	1	0	0	3	1	0	1	0	0	0	14	19	0.00	0.857								
Dave Righetti, L (8,1) ERA:	1.2	S	9	2	0	0	2	1	0	0	0	0	0	12	16	0.00	1.800								


Batter	1	2	3	4	5	6	7	8	9	AB	R	H	RBI	BB	SO	LOB	BOTTOM								
Rickey Henderson, R (1,8)	5-3									3	0	0	0	1	1	2	Kansas City Royals @ New York Yankees Yankee Stadium, Bronx, NY Tue Apr 08 1986, 3:33 AM EST Att: 55,602 - Unknown livebaseballscorecards.com								
Willie Randolph, R (1,4) OBP: 0.500, SLG: 0.500	6-3		F8							4	0	2	1	0	0										
Don Mattingly, L (1,3) OBP: 0.250, SLG: 0.250	L3		6-3							4	0	1	0	0	0										
Dave Winfield, R (1,9)		HR	2-3							3	1	0	0	1	0										
Gary Roenicke, R (1,10) Mike Easter, L (8, PH)	K			4-3						3	0	0	0	0	1										
Henry Cotto, R (1,7) OBP: 0.333, SLG: 0.333		F9								3	0	1	0	0	0										
Dale Berra, R (1,5) Mike Pagliarulo, L (8, 5)			HR		E5					3	1	1	0	0	1										
Butch Wynegar, S (1,2) OBP: 0.333, SLG: 1.333					G6-4-3					3	1	1	3	0	0										
Bobby Meacham, S (1,6) OBP: 0.667, SLG: 0.667										3	1	2	0	0	0										
Inning Stats	R: 0 E: 0 K: 0 S: 3	H: 3 LOB: 1 BB: 1 P: 14	R: 0 E: 0 K: 0 S: 3	H: 0 LOB: 0 BB: 0 P: 3	R: 0 E: 1 K: 0 S: 4	H: 1 LOB: 1 BB: 0 P: 4	R: 1 E: 0 K: 0 S: 5	H: 2 LOB: 1 BB: 0 P: 5	R: 0 E: 0 K: 1 S: 5	H: 0 LOB: 0 BB: 0 P: 5	R: 0 E: 0 K: 0 S: 2	H: 0 LOB: 0 BB: 1 P: 6	R: 0 E: 0 K: 0 S: 4	H: 2 LOB: 1 BB: 0 P: 4	1B: 7 2B: 1 3B: 0 HR: 1	SF: 0 SAC: 0 DP: 2 HBP: 0		WP: 0 PB: 0 CS: 1	PA: 33						
PITCHER	IP	WLS	BF	H	R	ER	SO	BB	IBB	HBP	BLK	WP	HR	S	P	ERA	WHIP								
Bud Black, L (1,1) ERA: 5.14	7.0	L	28	6	4	4	3	2	0	0	0	0	0	32	40	5.14	1.143								
Dan Quisenberry, R (8,1) ERA:	1.0		4	2	0	0	0	0	0	0	0	0	0	4	4	0.00	2.000								

Batter	1	2	3	4	5	6	7	8	9	10	AB	R	H	RBI	BB	SO	LOB					
Lonnie Smith, R OBP: 0.400, SLG: 0.308 (1, 7)											5	1	2	0	0	0	2					
Willie Wilson, S (1, 8)											5	0	0	0	0	0	2					
George Brett, L OBP: 0.357, SLG: 0.727 (1, 5)											5	0	0	0	0	0	2					
Frank White, R OBP: 0.357, SLG: 0.500 (1, 4)											5	2	3	1	0	1	0					
Steve Balboni, R OBP: 0.357, SLG: 0.417 (1, 3)											4	1	1	0	1	1	1					
Rudy Law, L OBP: 0.556, SLG: 0.875 Hal McRae, R OBP: 0.400, SLG: 0.714 (1, 10) (10, PH)											3	1	2	1	1	0	0					
Darryl Motley, R OBP: 0.429, SLG: 0.714 Lynn Jones, R (7, 9)											3	0	2	3	0	0	1					
Jim Sundberg, R OBP: 0.308, SLG: 0.250 (1, 2)											5	0	0	0	0	1	7					
Angel Salazar, R OBP: 0.200, SLG: 0.200 (1, 6)											4	0	1	0	0	0	0					
Inning Stats	R: 2 E: 0 K: 0 S: 7	H: 4 LOB: 3 BB: 1 P: 11	R: 0 E: 0 K: 0 S: 3	H: 0 LOB: 0 BB: 0 P: 3	R: 0 E: 0 K: 1 S: 5	H: 0 LOB: 0 BB: 0 P: 5	R: 0 E: 0 K: 0 S: 5	H: 2 LOB: 2 BB: 0 P: 5	R: 3 E: 0 K: 0 S: 6	H: 3 LOB: 1 BB: 1 P: 10	R: 0 E: 0 K: 1 S: 3	H: 0 LOB: 0 BB: 0 P: 3	R: 0 E: 0 K: 0 S: 3	H: 0 LOB: 0 BB: 0 P: 3	R: 0 E: 0 K: 0 S: 4	H: 1 LOB: 1 BB: 0 P: 4	R: 0 E: 0 K: 1 S: 5	H: 1 LOB: 2 BB: 2 P: 13	1B: 7 2B: 4 3B: 0 HR: 0	SF: 0 SAC: 0 DP: 0 HBP: 0	WP: 0 PB: 0 SB: 1 CS: 2	PA: 44
PITCHER	IP	WLS	BF	H	R	ER	SO	BB	IBB	HBP	BLK	WP	HR	S	P	ERA	WHIP					
Joe Niekro, R ERA: 9.64 (1, 1)	4.2		25	9	5	5	1	2	0	0	0	0	0	25	33	9.64	2.357					
Brian Fisher, R ERA: (5, 1)	3.1		10	0	0	0	1	0	0	0	0	0	0	12	12	0.00	0.000					
Rod Scurry, L ERA: (9, 1)	1.0		5	2	0	0	0	0	0	0	0	0	0	5	5	0.00	2.000					
Dave Righetti, L ERA: (10, 1)	1.0	W	4	0	0	0	1	1	1	0	0	0	0	4	12	0.00	1.000					

Kansas City Royals @ New York Yankees
Yankee Stadium, Bronx, NY
Thu Apr 10 1986, 3:33 AM EST
Att: 13,052 - Unknown

livebaseballscorecards.com

AB	40
R	5
H	11
RBI	5
BB	4
SO	3
LOB	15




Batter	1	2	3	4	5	6	7	8	9	10	AB	R	H	RBI	BB	SO	LOB							
Rickey Henderson, R OBP: 0.357, SLG: 0.100 (1, 8)											4	0	0	0	1	0	1							
Willie Randolph, R OBP: 0.500, SLG: 0.455 (1, 4)											3	1	1	0	2	1	1							
Don Mattingly, L OBP: 0.429, SLG: 0.385 (1, 3)											4	0	1	1	1	1	2							
Dave Winfield, R OBP: 0.214, SLG: 0.250 (1, 9)											4	1	1	1	1	1	5							
Mike Easter, L OBP: 0.250, SLG: 0.375 (1, 10)											5	1	2	1	0	0	1							
Ken Griffey, L OBP: 0.286, SLG: 0.286 (1, 7)											5	1	1	0	0	0	2							
Mike Pagliarulo, L OBP: 0.429, SLG: 0.800 (1, 5)											3	1	1	2	2	2	1							
Butch Wynegar, S OBP: 0.250, SLG: 0.400 (1, 2)											4	0	0	0	1	1	2							
Bobby Meacham, S OBP: 0.222, SLG: 0.222 Ron Hassey, L OBP: 0.500, SLG: 0.500 Henry Cotto, R OBP: 0.400, SLG: 0.400 Mike Fischlin, R (10, 6) Dale Berra, R OBP: 0.500, SLG: 0.400 (10, PH)											3	0	0	0	0	1	0							
Inning Stats	R: 0 E: 0 K: 0 S: 3	H: 0 LOB: 1 BB: 1 P: 7	R: 0 E: 0 K: 1 S: 5	H: 0 LOB: 0 BB: 0 P: 5	R: 0 E: 0 K: 1 S: 5	H: 0 LOB: 0 BB: 0 P: 5	R: 0 E: 0 K: 0 S: 3	H: 0 LOB: 1 BB: 1 P: 7	R: 2 E: 0 K: 1 S: 7	H: 2 LOB: 0 BB: 0 P: 7	R: 2 E: 0 K: 1 S: 8	H: 3 LOB: 2 BB: 1 P: 12	R: 0 E: 0 K: 2 S: 7	H: 0 LOB: 2 BB: 2 P: 15	R: 0 E: 1 K: 1 S: 5	H: 0 LOB: 1 BB: 0 P: 5	R: 1 E: 0 K: 0 S: 5	H: 2 LOB: 2 BB: 1 P: 9	R: 1 E: 0 K: 0 S: 3	H: 2 LOB: 3 BB: 2 P: 11	1B: 6 2B: 2 3B: 1 HR: 1	SF: 0 SAC: 0 DP: 1 HBP: 0	WP: 1 PB: 0 SB: 1 CS: 1	PA: 45
PITCHER	IP	WLS	BF	H	R	ER	SO	BB	IBB	HBP	BLK	WP	HR	S	P	ERA	WHIP							
Bret Saberhagen, R ERA: 6.35 (1, 1)	5.2		25	4	4	4	4	3	0	0	0	0	1	30	42	6.35	1.412							
Mark Husmann, R ERA: 5.7 (8, 1)	3.1		15	2	1	1	3	3	0	0	0	1	0	18	30	2.70	1.500							
Alan Hargersheimer, R ERA: 27.0 (10, 1)	0.1	L	5	2	1	1	0	0	2	0	0	0	0	3	11	27.00	6.000							

Kansas City Royals @ New York Yankees
Yankee Stadium, Bronx, NY
Thu Apr 10 1986, 3:33 AM EST
Att: 13,052 - Unknown

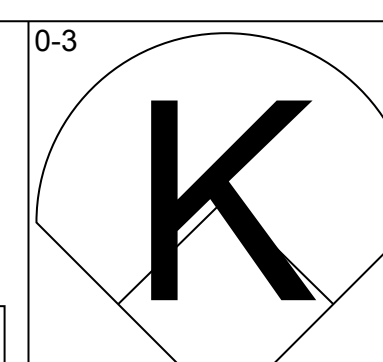
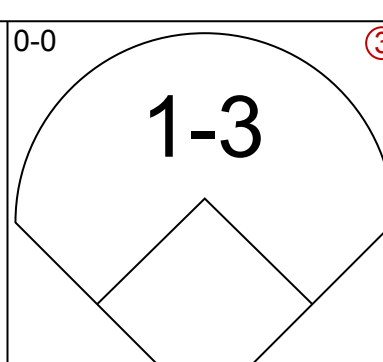
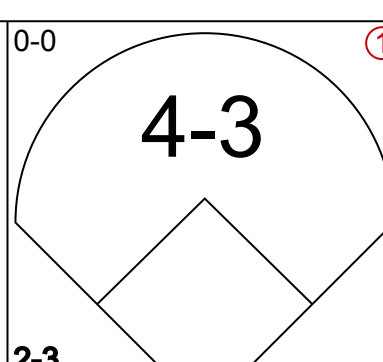
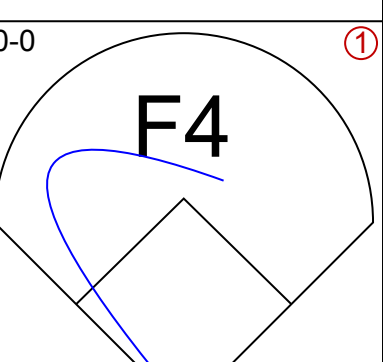
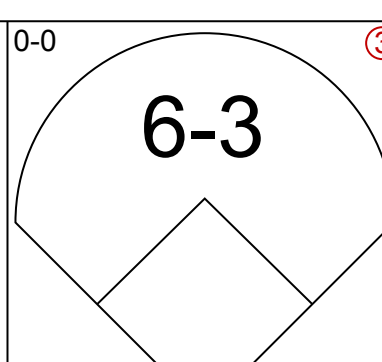
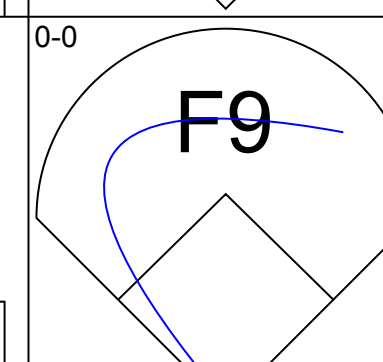
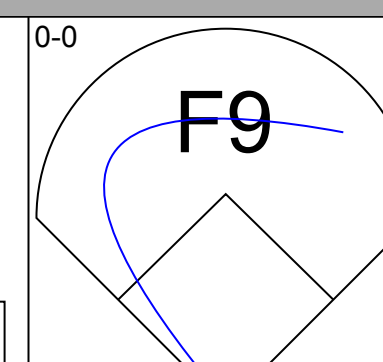
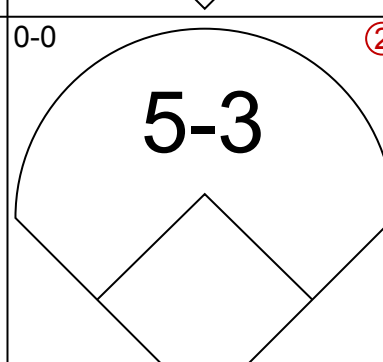
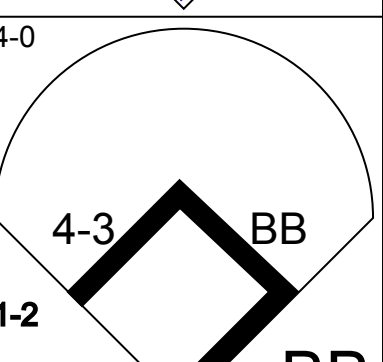
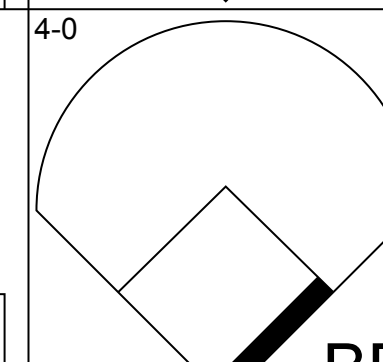
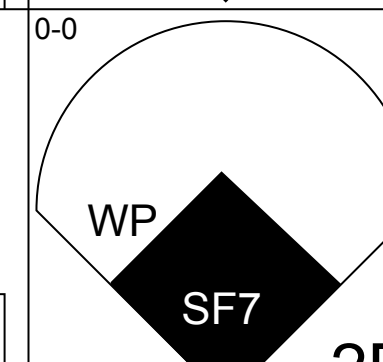
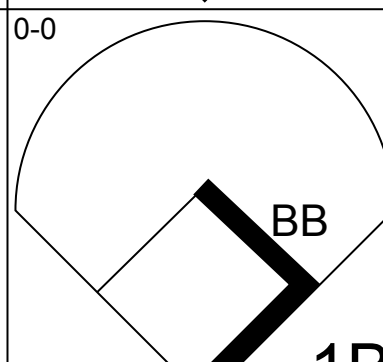
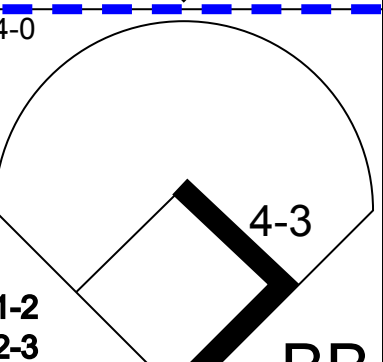
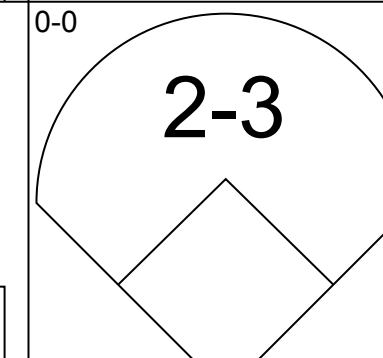
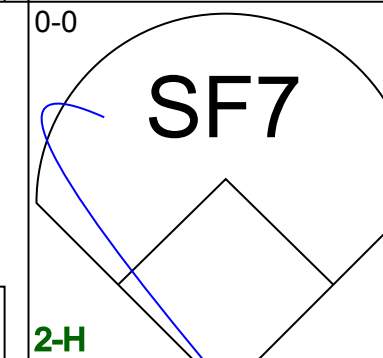
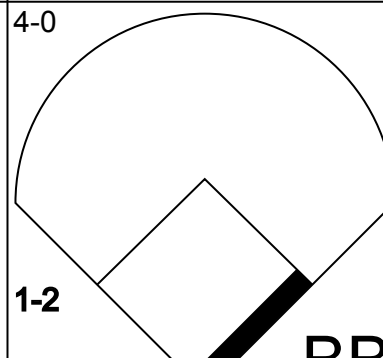
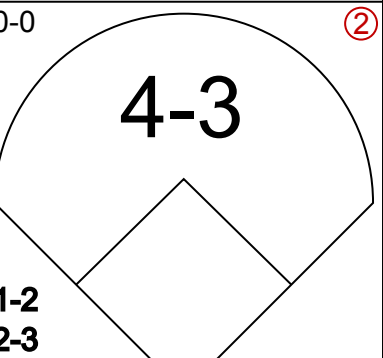
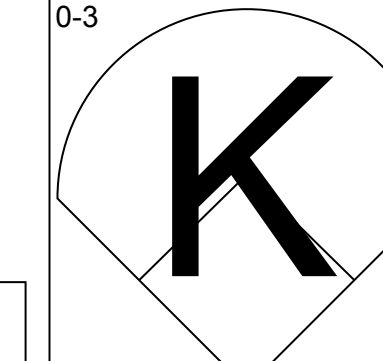
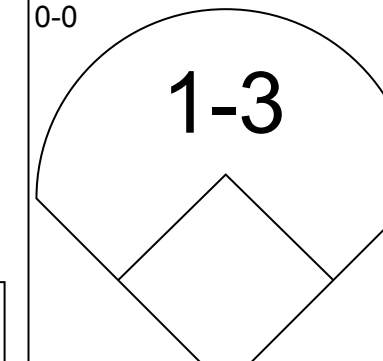
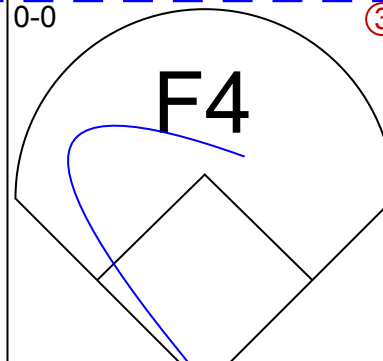
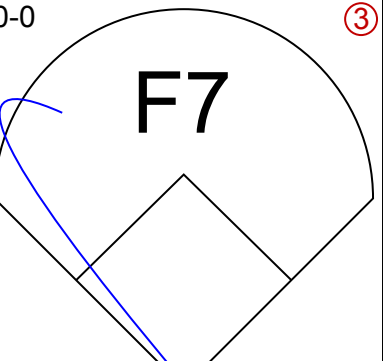
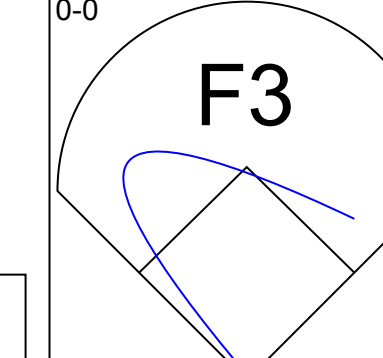
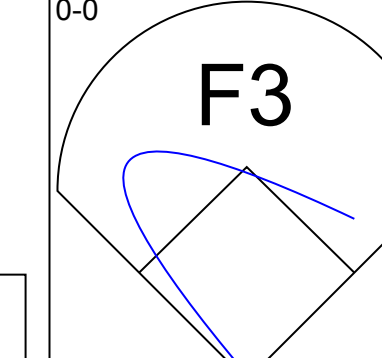
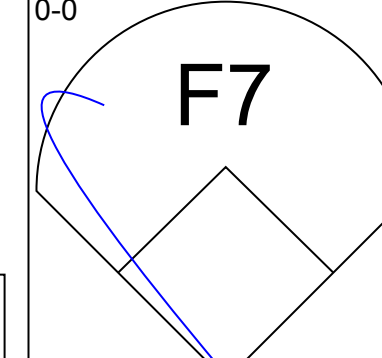
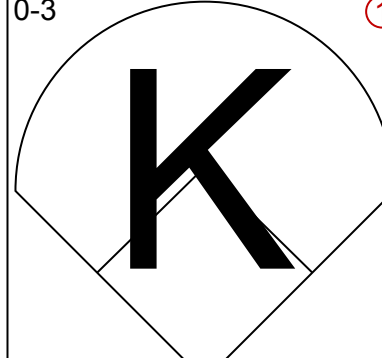
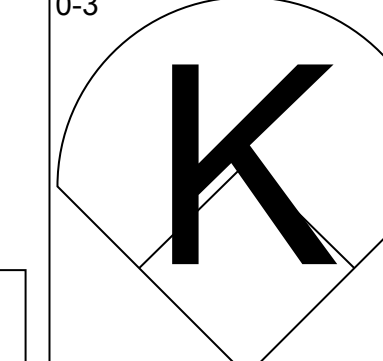
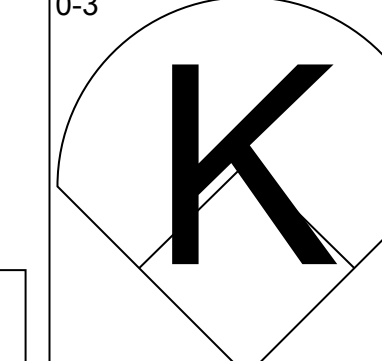
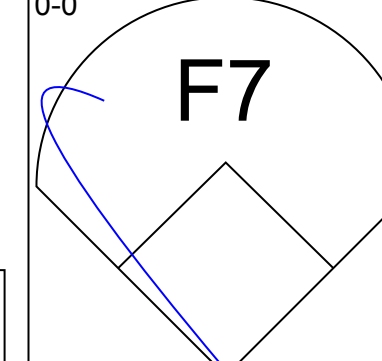
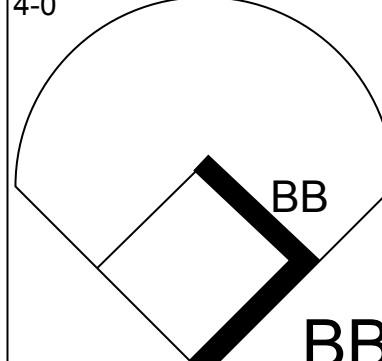
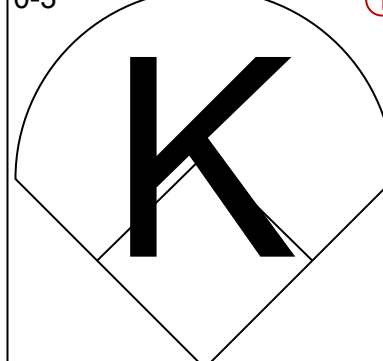
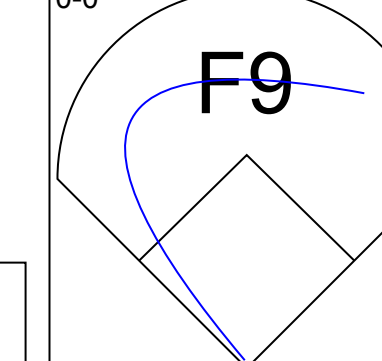
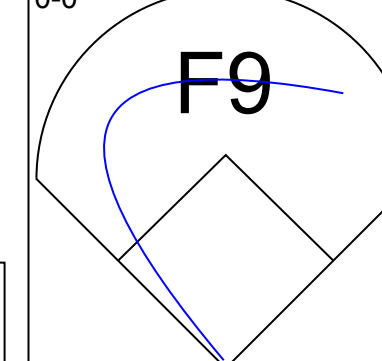

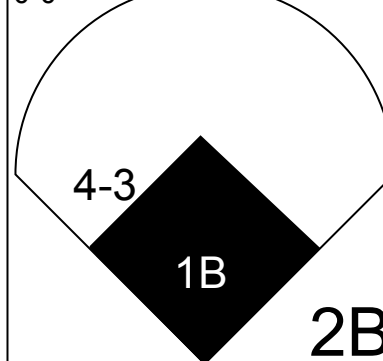
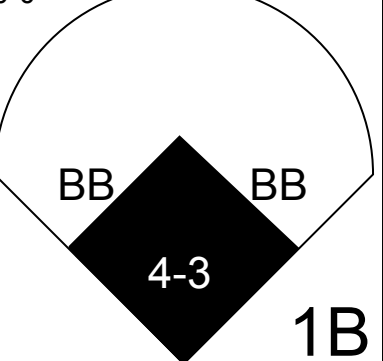
livebaseballscorecards.com

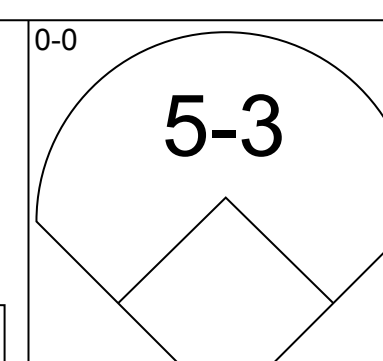
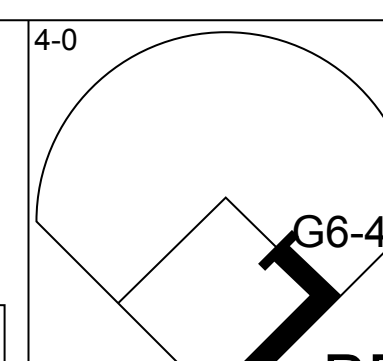
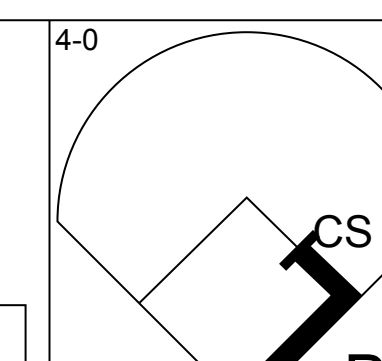
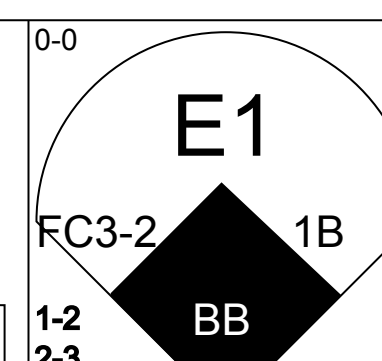
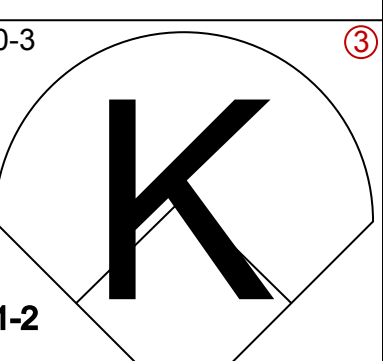
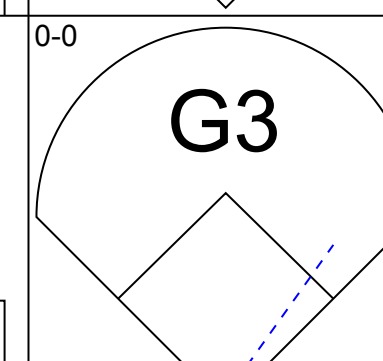
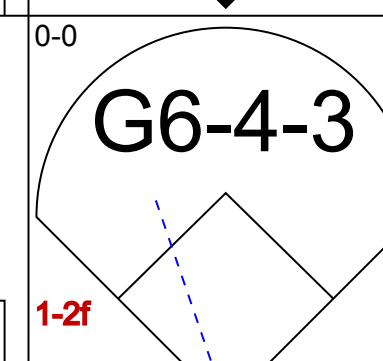
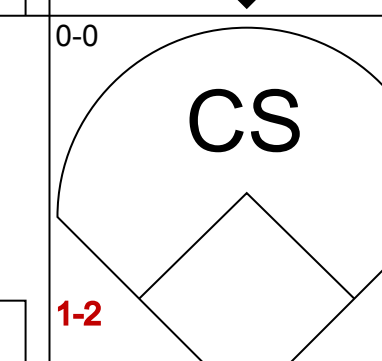
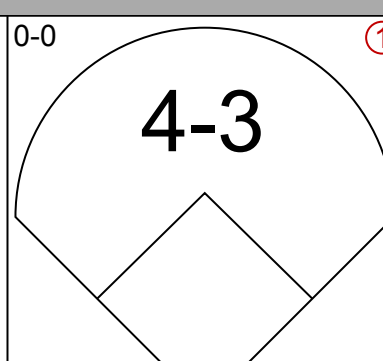
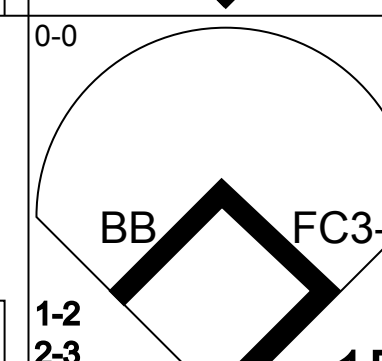
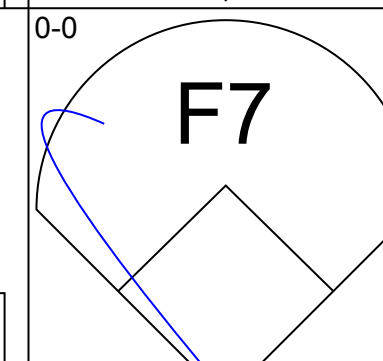
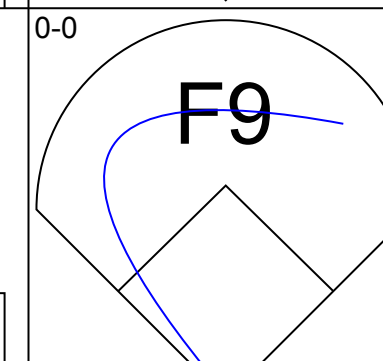
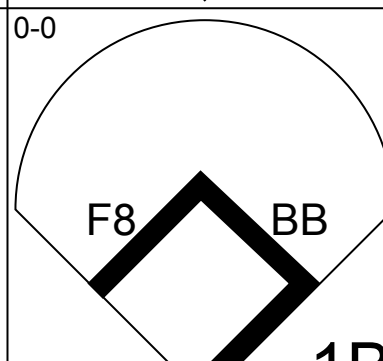
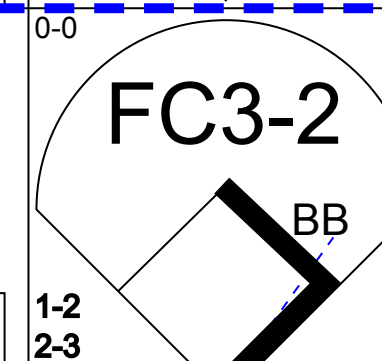
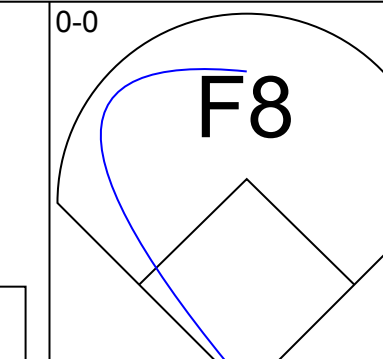
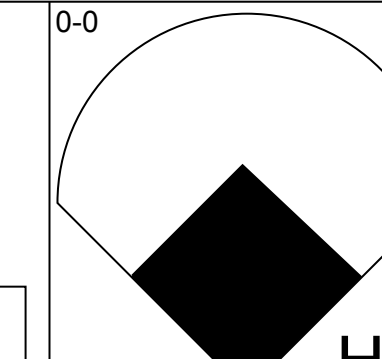
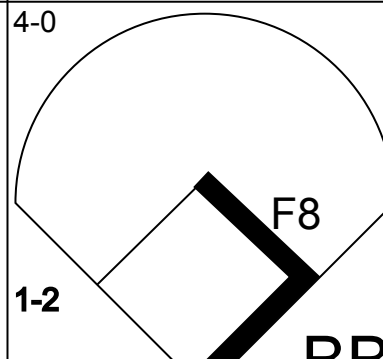
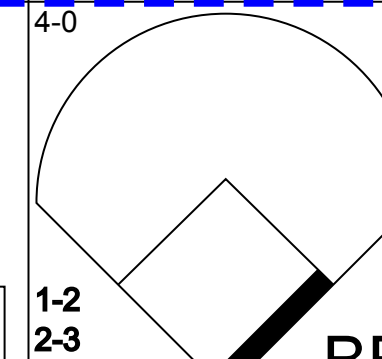

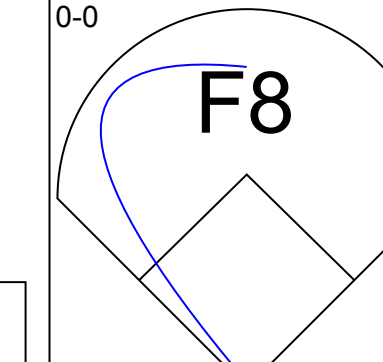
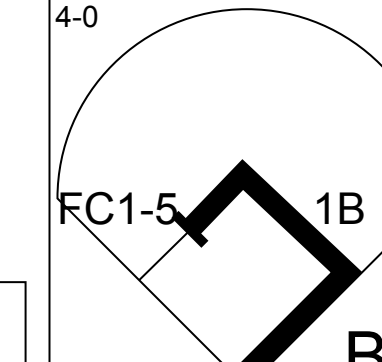
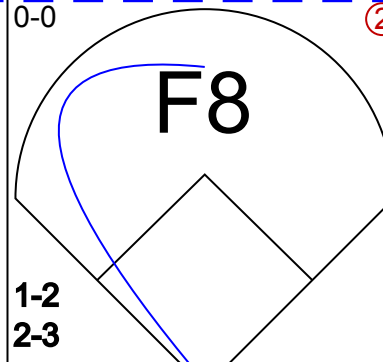
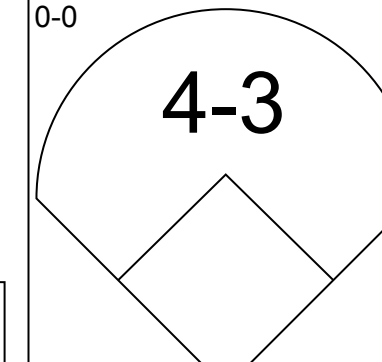
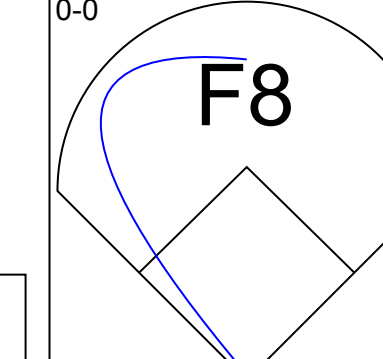
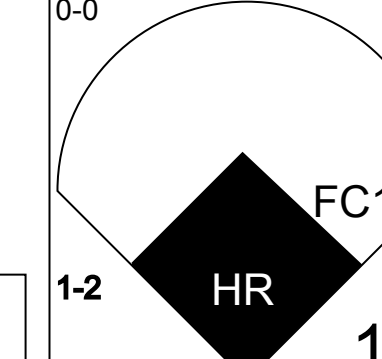
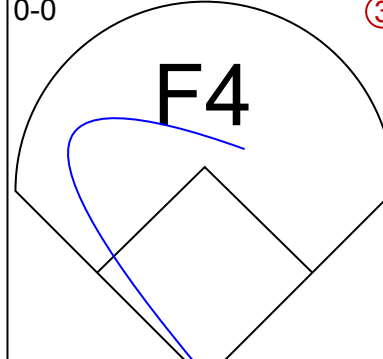


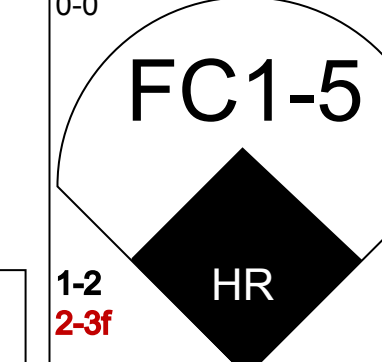

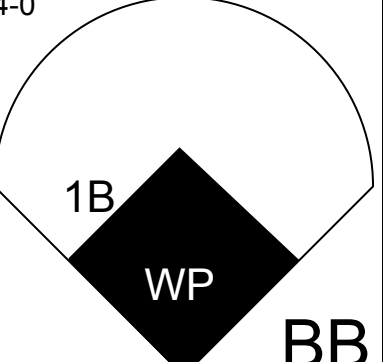
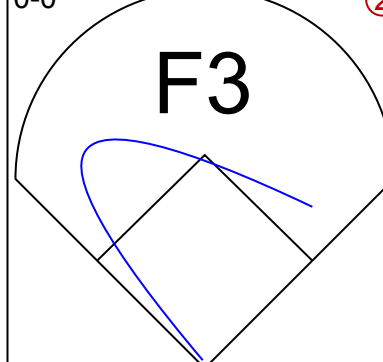
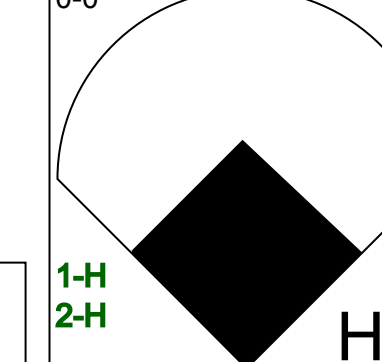
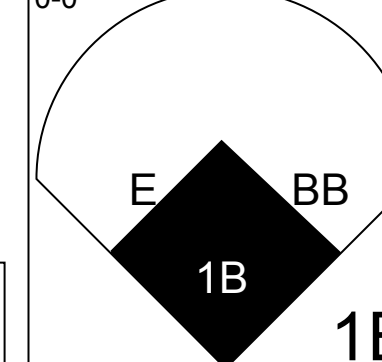
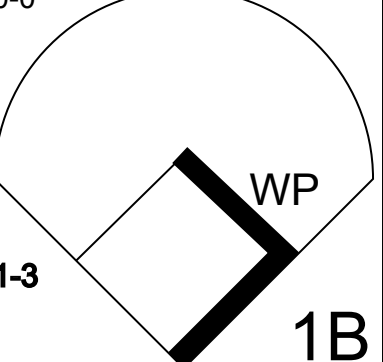
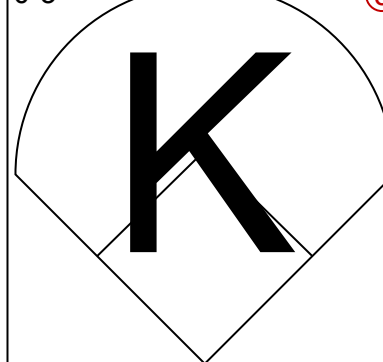
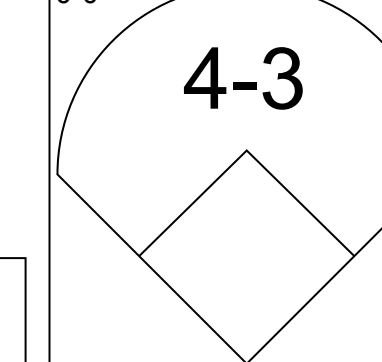
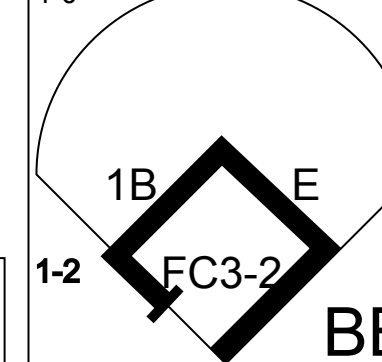
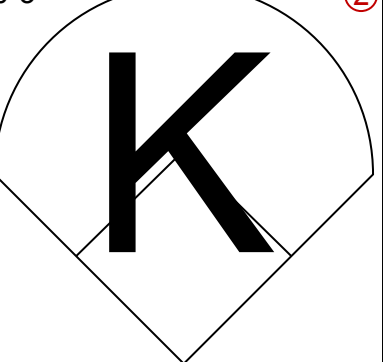
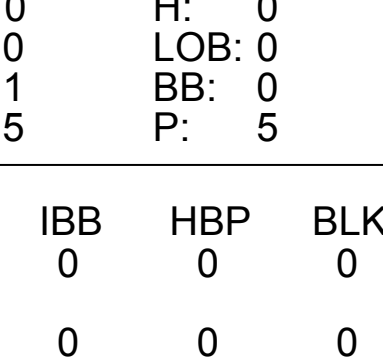
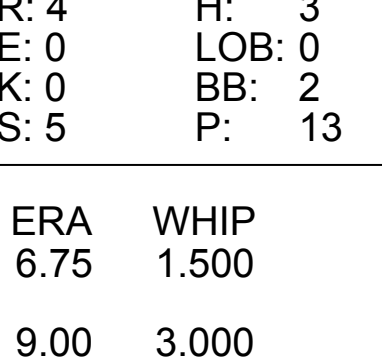
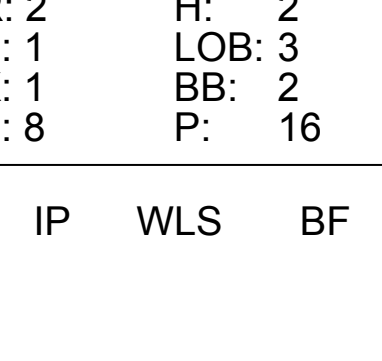
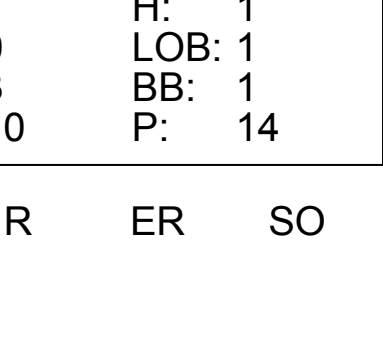

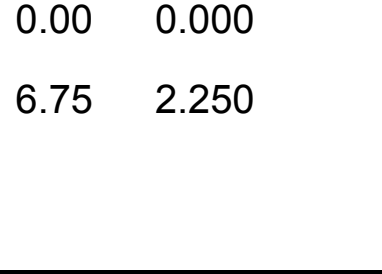


AB	37
R	6
H	9
RBI	6
BB	8
SO	7
LOB	15



Batter	1	2	3	4	5	6	7	8	9	AB	R	H	RBI	BB	SO	LOB	TOP					
Mike Felder, S OBP: 0.278, SLG: 0.444 (1, 7)	1-3		K		E8		1-3			4	1	1	0	0	1	1	Milwaukee Brewers @ New York Yankees Yankee Stadium, Bronx, NY Fri Apr 11 1986, 6:05 PM EST Att: 17,042 - Unknown livebaseballscores.com					
Robin Yount, R OBP: 0.611, SLG: 0.722 (1, 8)	6-3						F9			4	1	3	0	0	0	1						
Paul Molitor, R OBP: 0.389, SLG: 0.533 (1, 5)	6-3									3	0	1	0	1	0	1						
Billy Jo Robidoux, L OBP: 0.353, SLG: 0.267 (1, 3)										4	0	1	1	0	1	3						
Ben Oglivie, L OBP: 0.200, SLG: 0.200 (1, 10)										4	0	1	0	0	0	0						
Ernest Riles, L OBP: 0.353, SLG: 0.706 (1, 6)										4	0	1	0	0	1	1						
Jim Gantner, L OBP: 0.125, SLG: 0.067 (1, 4)										4	0	0	0	0	0	2						
Rick Manning, L OBP: 0.333, SLG: 0.333 (9, PH)										3	0	1	0	0	0	2						
Randy Ready, R										1	0	0	0	0	0	0						
Rick Cerone, R OBP: 0.167, SLG: 0.091 (1, 2)										3	0	0	0	0	1	1						
Inning Stats	R: 1 E: 0 K: 0 S: 4	H: 2 LOB: 1 BB: 0 P: 4	R: 0 E: 1 K: 0 S: 4	H: 1 LOB: 1 BB: 0 P: 4	R: 0 E: 0 K: 1 S: 6	H: 1 LOB: 2 BB: 1 P: 10	R: 0 E: 0 K: 0 S: 4	H: 1 LOB: 1 BB: 0 P: 4	R: 1 E: 1 K: 1 S: 7	H: 3 LOB: 1 BB: 0 P: 7	R: 0 E: 0 K: 0 S: 3	H: 0 LOB: 0 BB: 0 P: 3	R: 0 E: 0 K: 0 S: 4	H: 1 LOB: 1 BB: 0 P: 4	R: 0 E: 0 K: 1 S: 5	H: 0 LOB: 0 BB: 0 P: 5	R: 0 E: 0 K: 1 S: 5	H: 0 LOB: 0 BB: 0 P: 5	1B: 6 2B: 2 3B: 1 HR: 0	SF: 0 SAC: 0 DP: 0 HBP: 0	WP: 0 PB: 0 CS: 1	PA: 35
PITCHER	IP	WLS	BF	H	R	ER	SO	BB	IBB	HBP	BLK	WP	HR	S	P	ERA	WHIP					
Bob Tewksbury, R ERA: 2.45 (1, 1)	7.1	W	30	9	2	2	2	1	0	0	0	0	0	33	37	2.46	1.364					
Rod Scurray, L ERA: (8, 1)	1.2	S	5	0	0	0	2	0	0	0	0	0	0	9	9	0.00	0.000					

Batter	1	2	3	4	5	6	7	8	9	AB	R	H	RBI	BB	SO	LOB	BOTTOM					
Rickey Henderson, R OBP: 0.278, SLG: 0.071 (1, 8)	F9		F7		F7		F9			4	0	0	0	0	0	2	Milwaukee Brewers @ New York Yankees Yankee Stadium, Bronx, NY Fri Apr 11 1986, 6:05 PM EST Att: 17,042 - Unknown livebaseballscores.com					
Willie Randolph, R OBP: 0.444, SLG: 0.400 (1, 4)	F8		5-3		5-3		FC6			4	0	1	0	0	0	2						
Don Mattingly, L OBP: 0.333, SLG: 0.294 (1, 3)	F5		F7		F8		FC6			4	0	0	0	0	0	3						
Dave Winfield, R OBP: 0.167, SLG: 0.188 (1, 9)										4	0	0	0	0	0	0						
Mike Easter, L OBP: 0.333, SLG: 0.583 (1, 10)										4	1	2	0	0	0	0						
Ken Griffey, L OBP: 0.384, SLG: 0.300 (1, 7)										3	1	1	1	1	0	1						
Ron Hassey, L OBP: 0.400, SLG: 0.250 (1, 2)										2	0	0	0	1	0	2						
Mike Pagliarulo, L OBP: 0.500, SLG: 1.143 (1, 5)										2	1	1	2	1	1	2						
Bobby Meacham, S OBP: 0.250, SLG: 0.182 (1, 6)										2	0	0	0	1	0	0						
Inning Stats	R: 0 E: 0 K: 0 S: 3	H: 0 LOB: 0 BB: 0 P: 3	R: 0 E: 0 K: 0 S: 4	H: 1 LOB: 1 BB: 0 P: 4	R: 0 E: 0 K: 0 S: 3	H: 0 LOB: 2 BB: 2 P: 11	R: 3 E: 0 K: 0 S: 6	H: 3 LOB: 0 BB: 0 P: 6	R: 0 E: 0 K: 1 S: 5	H: 0 LOB: 2 BB: 2 P: 13	R: 0 E: 0 K: 0 S: 4	H: 1 LOB: 1 BB: 0 P: 4	R: 0 E: 0 K: 0 S: 3	H: 0 LOB: 0 BB: 0 P: 3	R: 0 E: 0 K: 1 S: 3	H: 0 LOB: 0 BB: 0 P: 3		1B: 2 2B: 2 3B: 0 HR: 1	SF: 0 SAC: 0 DP: 0 HBP: 0	WP: 0 PB: 1 CS: 0	PA: 33	
PITCHER	IP	WLS	BF	H	R	ER	SO	BB	IBB	HBP	BLK	WP	HR	S	P	ERA	WHIP					
Bill Wegman, R ERA: 4.76 (1, 1)	5.2	L	25	4	3	3	0	4	0	0	0	0	0	1	21	37	4.76	1.412				
Dan Plesac, L ERA: (6, 1)	2.1		8	1	0	0	1	0	0	0	0	0	0	10	10	0.00	0.429					

Batter	1	2	3	4	5	6	7	8	9	AB	R	H	RBI	BB	SO	LOB	TOP									
Mike Felder, S OBP: 0.217, SLG: 0.348										5	0	0	0	0	1	4	<p>Milwaukee Brewers @ New York Yankees Yankee Stadium, Bronx, NY Sat Apr 12 1986, 3:33 AM EST Att: 21,343 - Unknown</p> <p>livebaseballscores.com</p>									
Robin Yount, R OBP: 0.545, SLG: 0.619										3	0	0	0	1	0	1										
Paul Molitor, R OBP: 0.500, SLG: 0.647										2	1	2	1	2	0	0										
Billy Jo Robidoux, L OBP: 0.333, SLG: 0.235										2	0	0	2	1	0	3										
Randy Ready, R (1, 10)										4	0	0	0	0	1	4										
Rob Deer, R OBP: 0.235, SLG: 0.333										4	0	0	0	0	1	0										
Ernest Riles, L OBP: 0.333, SLG: 0.600										3	0	0	0	1	2	0										
Juan Castillo, S (1, 4)										3	0	0	0	1	1	0										
Rick Cerone, R OBP: 0.250, SLG: 0.267										4	2	2	0	0	1	2										
Inning Stats	R: 0 E: 0 K: 1 S: 5	H: 0 LOB: 1 BB: 1 P: 9	R: 0 E: 0 K: 2 S: 7	H: 0 LOB: 0 BB: 0 P: 7	R: 0 E: 0 K: 2 S: 7	H: 0 LOB: 0 BB: 0 P: 7	R: 1 E: 0 K: 0 S: 4	H: 1 LOB: 0 BB: 0 P: 4	R: 0 E: 0 K: 1 S: 5	H: 0 LOB: 0 BB: 0 P: 5	R: 1 E: 0 K: 0 S: 5	H: 2 LOB: 2 BB: 1 P: 9	R: 0 E: 0 K: 0 S: 3	H: 0 LOB: 0 BB: 0 P: 3	R: 1 E: 0 K: 0 S: 4	H: 1 LOB: 2 BB: 2 P: 12	R: 0 E: 0 K: 1 S: 5	H: 0 LOB: 2 BB: 2 P: 13	1B: 2 2B: 2 HR: 0	SF: 1 SAC: 0 HBP: 0	WP: 1 PB: 0 CS: 0	PA: 37				
PITCHER	IP	WLS	BF	H	R	ER	SO	BB	IBB	HBP	BLK	WP	HR	S	P	ERA	WHIP									
Dennis Rasmussen, L ERA: 3.18	(1, 1)	5.2	W	22	3	2	2	6	2	0	0	0	1	0	32	40	3.18	0.882								
Brian Fisher, R ERA: 1.8	(6, 1)	1.2		7	1	1	1	0	1	0	0	0	0	0	6	10	5.40	1.200								
John Montefusco, R ERA: 2.25	(8, 1)	1.0		6	0	0	1	3	0	0	0	0	0	5	17	0.00	3.000									
Dave Righetti, L ERA:	(9, 1)	0.2	S	2	0	0	0	0	0	0	0	0	0	2	2	0.00	0.000									

Batter	1	2	3	4	5	6	7	8	9	AB	R	H	RBI	BB	SO	LOB	BOTTOM									
Rickey Henderson, R OBP: 0.304, SLG: 0.059										3	1	0	0	2	1	3	<p>Milwaukee Brewers @ New York Yankees Yankee Stadium, Bronx, NY Sat Apr 12 1986, 3:33 AM EST Att: 21,343 - Unknown</p> <p>livebaseballscores.com</p>									
Willie Randolph, R OBP: 0.409, SLG: 0.368									4	0	1	1	0	0	1											
Don Mattingly, L OBP: 0.318, SLG: 0.286									4	0	1	0	0	0	3											
Dave Winfield, R OBP: 0.273, SLG: 0.389										2	1	1	2	2	0	0										
Gary Roenicke, R (1, 7)									1	0	0	0	1	0	0											
Ken Griffey, L OBP: 0.308, SLG: 0.250									2	0	0	0	0	0	5											
Henry Cotto, R OBP: 0.333, SLG: 0.333										4	1	1	0	0	1	2										
Dale Berra, R OBP: 0.375, SLG: 0.286										2	1	0	0	0	2											
Mike Pagliarulo, L OBP: 0.500, SLG: 1.000										1	1	0	0	1	1	0										
Butch Wynegar, S OBP: 0.375, SLG: 0.714									4	2	3	3	0	0	0											
Bobby Meacham, S OBP: 0.250, SLG: 0.143									3	0	0	0	1	2	2											
Inning Stats	R: 0 E: 0 K: 0 S: 3	H: 0 LOB: 0 BB: 0 P: 3	R: 0 E: 0 K: 0 S: 3	H: 0 LOB: 0 BB: 0 P: 3	R: 0 E: 0 K: 1 S: 5	H: 0 LOB: 0 BB: 0 P: 5	R: 0 E: 0 K: 0 S: 2	H: 0 LOB: 1 BB: 1 P: 6	R: 4 E: 0 K: 0 S: 5	H: 3 LOB: 2 BB: 2 P: 13	R: 0 E: 0 K: 0 S: 4	H: 1 LOB: 2 BB: 1 P: 8	R: 2 E: 1 K: 1 S: 8	H: 2 LOB: 3 BB: 2 P: 16	R: 1 E: 0 K: 3 S: 10	H: 1 LOB: 1 BB: 1 P: 14	1B: 5 2B: 0 3B: 0 HR: 2	SF: 0 SAC: 0 DP: 1 HBP: 0	WP: 1 PB: 0 CS: 1	PA: 38						
PITCHER	IP	WLS	BF	H	R	ER	SO	BB	IBB	HBP	BLK	WP	HR	S	P	ERA	WHIP									
Teddy Higuera, L ERA: 4.38	(1, 1)	5.1	L	22	4	4	4	1	4	0	0	0	0	20	36	6.75	1.500									
Danny Darwin, R ERA: 3.39	(6, 1)	1.0		7	2	2	1	1	1	0	0	0	0	8	12	9.00	3.000									
Bob McClure, L ERA:	(7, 1)	0.1		1	0	0	0	0	0	0	0	0	0	1	1	0.00	0.000									
Mark Clear, R ERA: 4.5	(7, 1)	1.1		7	1	1	1	3	2	0	0	0	1	0	11	19	6.75	2.250								

Batter	1	2	3	4	5	6	7	8	9	AB	R	H	RBI	BB	SO	LOB	TOP				
Mike Felder, S OBP: 0.259, SLG: 0.370	B1-3		4-3			S 1B		G6-4-3 1B		4	0	2	0	0	0	0					
Randy Ready, R (1,4)	6-3		1-3			K		G6-4-3		4	0	0	0	0	1	3					
Paul Molitor, R OBP: 0.462, SLG: 0.571	6-3					1-3		K		4	0	1	0	0	1	2					
Robin Yount, R OBP: 0.538, SLG: 0.720		CS 1B 1B				FC5-4 1B		F7		4	2	2	1	0	0	2					
Paul Householder, S OBP: 0.235, SLG: 0.353		CS 1B				G5-4-3				4	0	1	0	0	1	1					
Rob Deer, R OBP: 0.238, SLG: 0.316		1-2 1B				G5-4-3				4	0	1	0	0	2	2					
Billy Jo Robitoux, L OBP: 0.360, SLG: 0.333		1-2 2-H 1B				1B				4	0	2	1	0	2	1					
Juan Castillo, S OBP: 0.286, SLG: 0.167		1-3				1B				3	0	1	0	0	0	2					
Charlie Moore, R OBP: 0.333, SLG: 0.333			4-3			G4-3 1B				3	0	1	0	0	0	2					
						G4-3 1B		G6-4-3 1B													
Inning Stats	R: 0 E: 0 K: 0 S: 3	H: 0 LOB: 0 BB: 0 P: 3	R: 1 E: 0 K: 1 S: 7	H: 3 LOB: 1 BB: 0 P: 7	R: 0 E: 0 K: 0 S: 3	H: 0 LOB: 0 BB: 0 P: 3	R: 0 E: 0 K: 0 S: 3	H: 1 LOB: 0 BB: 0 P: 3	R: 0 E: 0 K: 1 S: 6	H: 2 LOB: 1 BB: 0 P: 6	R: 0 E: 0 K: 0 S: 4	H: 1 LOB: 1 BB: 0 P: 4	R: 0 E: 0 K: 1 S: 6	H: 2 LOB: 1 BB: 0 P: 6	R: 1 E: 0 K: 3 S: 10	H: 1 LOB: 0 BB: 0 P: 10	1B: 9 2B: 1 3B: 0 HR: 1	SF: 0 SAC: 0 DP: 3 HBP: 0	WP: 0 PB: 0 CS: 2	PA: 34	
PITCHER	IP	WLS	BF	H	R	ER	SO	BB	IBB	HBP	BLK	WP	HR	S	P	ERA	WHIP				
Ron Guidry, L ERA: 2.25	7.0	W	26	8	1	1	3	0	0	0	0	0	0	32	32	1.29	1.143				
Rod Scurry, L ERA:	0.0		1	1	0	0	0	0	0	0	0	0	0	1	1	∞	∞				
Bob Shirley, L ERA: 6.23	1.0		4	2	1	1	1	0	0	0	0	0	1	6	6	9.00	2.000				
Dave Righetti, L ERA:	1.0	S	3	0	0	0	3	0	0	0	0	0	0	9	9	0.00	0.000				

Milwaukee Brewers @ New York Yankees
Yankee Stadium, Bronx, NY
Sun Apr 13 1986, 3:33 AM EST
Att: 33,029 - Unknown

AB	34
R	2
H	11
RBI	2
BB	0
SO	7
LOB	15



Batter	1	2	3	4	5	6	7	8	9	AB	R	H	RBI	BB	SO	LOB	BOTTOM				
Rickey Henderson, R OBP: 0.333, SLG: 0.053	4-3		2B 1B BB			S BB		5-3		2	1	0	0	2	0	0					
Willie Randolph, R OBP: 0.385, SLG: 0.391	K		1-3 2-H 1B			6-3		E6		4	1	1	1	0	1	1					
Don Mattingly, L OBP: 0.346, SLG: 0.320	FC6-4 1B		G6-3 1B			F8		F9		4	0	2	2	0	0	2					
Dave Winfield, R OBP: 0.269, SLG: 0.333	FC6-4		G6-3			6-3		F8 1-3 BB		3	0	0	0	1	0	2					
Mike Easter, L OBP: 0.250, SLG: 0.438		G3	K			3-1		1-3		4	0	0	0	0	1	1					
Ken Griffey, L OBP: 0.353, SLG: 0.214		BB				F8		F8		2	0	0	0	2	0	1					
Mike Pagliarulo, L OBP: 0.500, SLG: 0.800		BB				BB		F8		2	0	0	0	2	1	2					
Butch Wynegar, S OBP: 0.316, SLG: 0.588		K				G4-6-3 BB		6-3		2	0	0	0	2	1	2					
Bobby Meacham, S OBP: 0.316, SLG: 0.133		4-3				G4-6-3		F6		3	0	0	0	0	0	4					
						1-2				1	1	0	0	2	1	0					
			WP 2B BB			CS BB		K													
Inning Stats	R: 0 E: 0 K: 1 S: 6	H: 1 LOB: 1 BB: 0 P: 6	R: 0 E: 0 K: 1 S: 5	H: 0 LOB: 1 BB: 1 P: 9	R: 3 E: 0 K: 1 S: 6	H: 2 LOB: 0 BB: 2 P: 14	R: 0 E: 0 K: 0 S: 2	H: 0 LOB: 0 BB: 1 P: 6	R: 0 E: 0 K: 0 S: 2	H: 0 LOB: 0 BB: 2 P: 10	R: 0 E: 0 K: 0 S: 3	H: 0 LOB: 2 BB: 2 P: 11	R: 0 E: 1 K: 1 S: 6	H: 0 LOB: 1 BB: 0 P: 6	R: 0 E: 0 K: 0 S: 3	H: 0 LOB: 1 BB: 1 P: 7	1B: 2 2B: 1 3B: 0 HR: 0	SF: 0 SAC: 0 DP: 2 HBP: 0	WP: 1 PB: 0 CS: 1	PA: 34	
PITCHER	IP	WLS	BF	H	R	ER	SO	BB	IBB	HBP	BLK	WP	HR	S	P	ERA	WHIP				
Jaime Coanower, R ERA: 3.86	7.0	L	31	3	3	3	4	9	0	0	0	0	0	30	66	3.86	1.714				
Ray Searge, L ERA: 4.15	1.0		3	0	0	0	0	0	0	0	0	0	0	3	3	0.00	0.000				

Milwaukee Brewers @ New York Yankees
Yankee Stadium, Bronx, NY
Sun Apr 13 1986, 3:33 AM EST
Att: 33,029 - Unknown

AB	25
R	3
H	3
RBI	3
BB	9
SO	4
LOB	13



Batter	1	2	3	4	5	6	7	8	9	AB	R	H	RBI	BB	SO	LOB	TOP						
Rickey Henderson, R OBP: 0.313, SLG: 0.083 (1, 8)	K2-3 			K 	F9 		S 1B 	5-3 		5	1	1	0	0	2	4							
Willie Randolph, R OBP: 0.397, SLG: 0.429 (1, 4)	K 			WP 1B 2B 		L3 	1B 1B 	6-3 		5	2	2	1	0	1	0							
Don Mattingly, L OBP: 0.387, SLG: 0.321 (1, 3)	F4 			F9 		1B 1B 	1B 1B 	2B 1B 		3	2	1	0	2	0	1							
Dave Winfield, R OBP: 0.355, SLG: 0.440 (1, 9)		K 		1B 1B 		1B 1B 	1B 1B 	1B 2B 		4	1	3	1	1	1	0							
Mike Easter, L OBP: 0.286, SLG: 0.429 (1, 10)	4-3 			1B BB 		F6 	3-1 	BB 1B 		5	0	2	3	0	0	4							
Ken Griffey, L OBP: 0.455, SLG: 0.333 (1, 7)	K 					FC3-6 1B 	1B 1B 	1B BB 		4	0	3	1	1	1	0							
Mike Pagliarulo, L OBP: 0.381, SLG: 0.533 (1, 5)			L9 		FC3-6 1B 	4-3 		K 	K 	5	0	0	0	0	2	6							
Butch Wynegar, S OBP: 0.292, SLG: 0.476 (1, 2)			F9 		1-3 BB 		F8 	L4 	F7 	4	0	0	0	1	0	3							
Bobby Meacham, S OBP: 0.304, SLG: 0.158 (1, 6)			K 		1-3 2-3 		K 	1B 		4	0	1	0	0	2	2							
Inning Stats	R: 0 H: 0 E: 0 K: 2 S: 7	H: 0 LOB: 0 BB: 0 P: 7	R: 0 H: 0 E: 0 K: 2 S: 7	H: 0 LOB: 0 BB: 0 P: 7	R: 0 H: 0 E: 0 K: 1 S: 5	H: 0 LOB: 0 BB: 0 P: 5	R: 1 H: 2 E: 0 K: 1 S: 6	H: 2 LOB: 2 BB: 1 P: 10	R: 0 H: 1 E: 0 K: 0 S: 4	H: 1 LOB: 2 BB: 1 P: 8	R: 1 H: 2 E: 0 K: 0 S: 5	H: 2 LOB: 2 BB: 1 P: 9	R: 2 H: 3 E: 0 K: 1 S: 8	H: 3 LOB: 2 BB: 1 P: 12	R: 0 H: 2 E: 0 K: 1 S: 7	H: 2 LOB: 2 BB: 0 P: 7	R: 2 H: 3 E: 0 K: 1 S: 8	H: 3 LOB: 2 BB: 1 P: 12	1B: 11 2B: 2 3B: 0 HR: 0	SF: 0 SAC: 0 DP: 0 HBP: 0	WP: 1 PB: 0 SB: 1 CS: 0	PA: 44	
PITCHER	IP WLS BF H R ER SO BB IBB HBP BLK WP HR S P ERA WHIP	IP WLS BF H R ER SO BB IBB HBP BLK WP HR S P ERA WHIP	Tom Candiotti, R ERA: 3.55 (1, 1)	6.2 L 29 7 4 4 7 3 0 0 0 1 0 40 52 5.40 1.500	Jamie Easterly, L ERA: 7.71 (7, 1)	0.1 4 2 0 0 0 1 0 0 0 0 0 3 7 0.00 9.000	Jim Kern, R ERA: 6.23 (8, 1)	2.0 11 4 2 2 2 1 0 0 0 0 0 14 18 9.00 2.500															

New York Yankees @ Cleveland Indians
Cleveland Municipal Stadium, Cleveland, OH
Tue Apr 15 1986, 6:05 PM EST
Att: 3,223 - Unknown

AB 39
R 6
H 13
RBI 6
BB 5
SO 9
LOB 20



Batter	1	2	3	4	5	6	7	8	9	AB	R	H	RBI	BB	SO	LOB	BOTTOM			
Brett Butler, L OBP: 0.300, SLG: 0.269 (1, 8)	F3 			6-3 1B 		G3 		FC3-6 BB 		4	0	1	0	0	0	1				
Julio Franco, R OBP: 0.233, SLG: 0.222 (1, 6)	F9 			6-3 			F9 	BB 		3	0	0	0	1	0	1				
Joe Carter, R OBP: 0.289, SLG: 0.538 (1, 9)	L8 			5-3 			1B 1B 	K 		4	1	1	0	0	1	3				
Andre Thornton, R OBP: 0.367, SLG: 0.500 (1, 10)		K 		G3 			1B 1B 	HR 		4	1	2	1	0	1	1				
Brook Jacoby, R OBP: 0.414, SLG: 0.480 (1, 5)		K 				1-3 		K 		4	0	1	1	0	2	0				
Pat Tabler, R OBP: 0.357, SLG: 0.500 (1, 3)		K 				6-3 		F9 		4	0	1	0	0	1	2				
Mel Hall, L OBP: 0.174, SLG: 0.190 (1, 7)			G3 		F2 		F7 	G4-6-3 1B 		4	0	0	0	0	0	3				
Tony Bernazard, S OBP: 0.423, SLG: 0.409 (1, 4)			K 				F7 	4-3 		3	0	0	0	0	1	0				
Andy Allanson, R OBP: 0.478, SLG: 0.455 (1, 2)			6-3 				F2 	FC3-6 BB 		2	0	0	0	1	0	0				
Inning Stats	R: 0 H: 0 E: 0 K: 0 S: 3	H: 0 LOB: 0 BB: 0 P: 3	R: 0 H: 0 E: 0 K: 3 S: 9	H: 0 LOB: 0 BB: 0 P: 9	R: 0 H: 0 E: 0 K: 1 S: 5	H: 0 LOB: 0 BB: 0 P: 5	R: 0 H: 1 E: 0 K: 0 S: 4	H: 1 LOB: 1 BB: 0 P: 4	R: 0 H: 0 E: 0 K: 0 S: 3	H: 0 LOB: 0 BB: 0 P: 3	R: 1 H: 3 E: 0 K: 0 S: 6	H: 3 LOB: 2 BB: 0 P: 6	R: 0 H: 0 E: 0 K: 1 S: 5	H: 0 LOB: 2 BB: 2 P: 13	R: 1 H: 2 E: 0 K: 1 S: 6	H: 2 LOB: 2 BB: 0 P: 6	1B: 5 2B: 0 3B: 0 HR: 1	SF: 0 SAC: 0 DP: 1 HBP: 0	WP: 0 PB: 0 SB: 0 CS: 0	PA: 34
PITCHER	IP WLS BF H R ER SO BB IBB HBP BLK WP HR S P ERA WHIP	IP WLS BF H R ER SO BB IBB HBP BLK WP HR S P ERA WHIP	Joe Niekro, R ERA: 4.5 (1, 1)	7.1 W 27 4 1 1 4 1 0 0 0 0 1 34 38 1.23 0.682	Brian Fisher, R ERA: 2.7 (8, 1)	1.2 S 7 2 1 1 2 1 0 0 0 0 1 10 14 5.40 1.800														

New York Yankees @ Cleveland Indians
Cleveland Municipal Stadium, Cleveland, OH
Tue Apr 15 1986, 6:05 PM EST
Att: 3,223 - Unknown

AB 32
R 2
H 6
RBI 2
BB 2
SO 6
LOB 11



Batter	1	2	3	4	5	6	7	8	9	AB	R	H	RBI	BB	SO	LOB	TOP
Rickey Henderson, R OBP: 0.297, SLG: 0.103	0-0 F7		0-0 5-3			0-0 F9		0-0 6-3	5 0 1 1 0 0 1								
Willie Randolph, R OBP: 0.389, SLG: 0.406	0-0 F6		0-0 5-3			4-0 BB		0-3 K	4 0 1 0 1 1 2								
Don Mattingly, L OBP: 0.361, SLG: 0.281	4-0 2B		0-0 4-3			0-3 K		0-0 F7	4 0 0 0 1 1 6								
Dave Winfield, R OBP: 0.343, SLG: 0.448	0-0 2B			0-0 4-3		0-0 F5		0-0 F7	4 0 1 0 0 0 3								
Mike Easter, L OBP: 0.320, SLG: 0.417	4-0 BB			0-0 1-3				0-0 1-3	3 1 1 0 1 0 0								
Ken Griffey, L OBP: 0.423, SLG: 0.318	0-0 1-3			0-0 F9				0-0 F6	4 1 1 0 0 0 3								
Mike Pagliarulo, L OBP: 0.400, SLG: 0.632						0-3 K			4 1 2 1 0 1 0								
Butch Wynegar, S OBP: 0.286, SLG: 0.417						0-0 F7		0-0 6-3	3 1 0 0 1 0 1								
Bobby Meacham, S OBP: 0.308, SLG: 0.182									3 0 1 0 0 0 0								
Ron Hassey, L OBP: 0.500, SLG: 0.600	0-0 3-1					0-0 4-3			1 0 1 2 0 0 0								
Mike Fischlin, R OBP: 0.386, SLG: 0.182								0-0 1B	0 0 0 0 0 0 0								
Inning Stats	R: 0 E: 0 K: 0 S: 4	H: 1 LOB: 3 BB: 2 P: 12	R: 0 E: 0 K: 0 S: 3	H: 0 LOB: 0 BB: 0 P: 3	R: 0 E: 0 K: 0 S: 3	H: 0 LOB: 0 BB: 0 P: 3	R: 0 E: 0 K: 1 S: 5	H: 0 LOB: 1 BB: 1 P: 9	R: 0 E: 0 K: 0 S: 4	H: 1 LOB: 1 BB: 0 P: 4	R: 0 E: 0 K: 1 S: 7	H: 2 LOB: 2 BB: 1 P: 7	R: 4 E: 0 K: 0 S: 7	H: 5 LOB: 2 BB: 1 P: 11	1B: 5 2B: 5 3B: 0 HR: 0	SF: 0 SAC: 0 DP: 1 HBP: 0	WP: 0 PA: 39 PB: 0 SB: 0 CS: 0
PITCHER	IP WLS BF H R ER SO BB IBB HBP BLK WP HR S P ERA WHIP																
Phil Niekro, R ERA: 0.69	(1, 1) 7.0 W 27 3 0 0 2 3 0 0 0 0 0 0 28 40 0.00 0.857																
Ernie Camacho, R ERA: 8.35	(8, 1) 1.1 11 6 4 4 1 1 0 0 0 0 0 0 12 16 27.00 5.250																
Scott Bailes, L ERA: 3.86	(9, 1) 0.2 S 1 0 0 0 0 0 0 0 0 0 0 0 1 1 0.00 0.000																

New York Yankees @ Cleveland Indians
 Cleveland Municipal Stadium, Cleveland, OH
 Thu Apr 17 1986, 6:05 PM EST
 Att: 5,602 - Unknown

AB	35
R	4
H	9
RBI	4
BB	4
SO	3
LOB	16



Batter	1	2	3	4	5	6	7	8	9	AB	R	H	RBI	BB	SO	LOB	BOTTOM
Brett Butler, L OBP: 0.294, SLG: 0.241	0-0 4-3	0-0 F7		0-0 6-3			0-0 SH3-4	4-0 FC5-4	3 0 0 0 1 0 1								
Julio Franco, R OBP: 0.286, SLG: 0.344	0-0 5-3		0-0 G6-4-3		0-0 6-3		0-0 F8	0-0 FC5-4	5 2 3 1 0 0 2								
Joe Carter, R OBP: 0.333, SLG: 0.536	4-0 5-3		0-0 G6-4-3		0-0 F3		4-0 F8		2 1 1 0 2 0 0								
Andre Thornton, R OBP: 0.324, SLG: 0.429	0-0 5-3		0-0 G6-4-3		0-0 6-3		0-0 F8		4 0 0 0 0 0 6								
Brook Jacoby, R OBP: 0.455, SLG: 0.621	0-3 K		0-0 1B			0-0 G3	0-0 FC4-6		4 1 3 3 0 1 2								
Pat Tabler, R OBP: 0.375, SLG: 0.533		0-0 4-3	0-0 1B			0-0 G3	0-0 FC4-6		4 1 2 1 0 0 2								
Mel Hall, L OBP: 0.148, SLG: 0.160		0-0 F5	0-0 3B			0-0 4-3		0-3 K	4 0 0 0 0 2 3								
Tony Bernazard, S OBP: 0.367, SLG: 0.346		0-0 4-3		0-0 G3		0-0 F9		0-0 4-3	4 0 0 0 0 0 2								
Chris Bando, S OBP: 0.571, SLG: 0.571		0-0 1B		0-0 6-3			0-0 SH3-4	0-0 BB	4 1 3 1 0 0 0								
Inning Stats	R: 0 E: 0 K: 1 S: 6	H: 1 LOB: 2 BB: 1 P: 10	R: 1 E: 0 K: 0 S: 5	H: 2 LOB: 1 BB: 0 P: 5	R: 2 E: 0 K: 1 S: 8	H: 4 LOB: 1 BB: 0 P: 8	R: 0 E: 0 K: 0 S: 3	H: 0 LOB: 0 BB: 0 P: 3	R: 0 E: 0 K: 0 S: 4	H: 1 LOB: 1 BB: 0 P: 4	R: 3 E: 0 K: 0 S: 6	H: 3 LOB: 1 BB: 1 P: 10	R: 0 E: 0 K: 1 S: 6	H: 1 LOB: 2 BB: 1 P: 10	1B: 7 2B: 4 3B: 1 HR: 0	SF: 0 SAC: 1 DP: 1 HBP: 0	WP: 0 PA: 38 PB: 0 SB: 0 CS: 0
PITCHER	IP WLS BF H R ER SO BB IBB HBP BLK WP HR S P ERA WHIP																
Bob Tewksbury, R ERA: 4.61	(1, 1) 6.1 L 29 10 5 5 2 1 0 0 0 0 0 0 9 32 7.11 1.737																
Ed Whitson, R ERA: 8.31	(7, 1) 1.2 9 2 1 1 1 2 0 0 0 0 0 0 9 17 5.40 2.400																

New York Yankees @ Cleveland Indians
 Cleveland Municipal Stadium, Cleveland, OH
 Thu Apr 17 1986, 6:05 PM EST
 Att: 5,602 - Unknown

AB	34
R	6
H	12
RBI	6
BB	3
SO	3
LOB	18



Batter	1	2	3	4	5	6	7	8	9	AB	R	H	RBI	BB	SO	LOB	TOP			
Rickey Henderson, R OBP: 0.317, SLG: 0.182	0-0 5-3 1B		0-0 3-H 2B		0-0 F4		0-3 K			4	0	2	1	0	1	1	New York Yankees @ Milwaukee Brewers Milwaukee County Stadium, Milwaukee, WI Fri Apr 18 1986, 7:05 PM EST Att: 9,862 - Unknown livebaseballscorecards.com			
Willie Randolph, R OBP: 0.375, SLG: 0.389	0-0 5-3		0-0 4-3		0-0 E 1B		0-0 F7			4	1	1	0	0	0	2				
Don Mattingly, L OBP: 0.325, SLG: 0.250	0-0 G3			0-0 F7	0-0 F8			0-0 F7		4	0	0	0	0	0	2				
Dave Winfield, R OBP: 0.359, SLG: 0.469		0-0 5-3		4-0 FC4-6 BB	0-0 E7 BLK 2B		0-3 K			3	1	1	2	1	1	0				
Mike Easter, L OBP: 0.286, SLG: 0.370 Gary Roenicke, R (8, PH)		0-0 L3		0-0 FC4-6 BB 1B	0-0 F8			0-0 F7		3	1	0	0	0	0	1				
Ken Griffey, L OBP: 0.400, SLG: 0.280		0-0 4-3		4-0 1B 1-2 BB		0-0 F8			0-0 4-3	3	0	0	0	1	0	0				
Ron Hassey, L OBP: 0.556, SLG: 0.750 Henry Cotto, R (9, PH)			0-0 4-3 2B	0-0 1-3 2-H 1B		0-3 K		0-0 F7		3	1	2	1	0	1	0				
Mike Pagliarulo, L OBP: 0.357, SLG: 0.545 Butch Wynegar, S (9, PH)			0-0 F3	0-0 G3		0-0 F9		0-3 K2-3		3	0	0	0	0	0	3				
Bobby Meacham, S OBP: 0.310, SLG: 0.200			0-0 4-3		0-0 2-3 1B E 1B		0-0 F5			3	1	1	0	0	0	1				
Inning Stats	R: 0 E: 0 K: 0 S: 3	H: 1 LOB: 0 BB: 0 P: 3	R: 0 E: 0 K: 0 S: 3	H: 0 LOB: 0 BB: 0 P: 3	R: 1 E: 0 K: 0 S: 5	H: 2 LOB: 1 BB: 0 P: 5	R: 1 E: 0 K: 0 S: 4	H: 1 LOB: 2 BB: 2 P: 12	R: 3 E: 1 K: 0 S: 6	H: 3 LOB: 0 BB: 0 P: 6	R: 0 E: 0 K: 1 S: 5	H: 0 LOB: 0 BB: 0 P: 5	R: 0 E: 0 K: 1 S: 5	H: 0 LOB: 0 BB: 0 P: 5	R: 0 E: 0 K: 1 S: 5	H: 0 LOB: 0 BB: 0 P: 5	1B: 4 2B: 3 3B: 0 HR: 0	SF: 0 SAC: 0 DP: 0 HBP: 0	WP: 0 PB: 0 SB: 0 CS: 0	PA: 35
PITCHER	IP WLS BF H R ER SO BB IBB HBP BLK WP HR S P ERA WHIP																ERA WHIP			
Bill Wegman, R ERA: 5.91	(1, 1) 5.0	23	7	5	4	0	0	2	0	0	0	0	0	0	0	21	29	7.20	1.800	
Dan Plesac, L ERA: 4.91	(6, 1) 4.0	W 12	0	0	0	4	0	0	0	0	0	0	0	0	20	20	0.00	0.000		

Batter	1	2	3	4	5	6	7	8	9	AB	R	H	RBI	BB	SO	LOB	BOTTOM			
Paul Molitor, R OBP: 0.436, SLG: 0.484	0-0 F5		0-3 K		0-0 1-3 1B		0-0 1-H 1B 2B			4	1	2	1	0	1	0	New York Yankees @ Milwaukee Brewers Milwaukee County Stadium, Milwaukee, WI Fri Apr 18 1986, 7:05 PM EST Att: 9,862 - Unknown livebaseballscorecards.com			
Randy Ready, R OBP: 0.154, SLG: 0.083	4-0 BB BB		0-0 F8		0-0 L4		0-0 2-H 1B			3	0	1	1	1	0	1				
Cecil Cooper, L (1, 10)	4-0 FC6-4 BB		0-3 K		0-0 F7		0-3 K			3	0	0	0	1	2	1				
Robin Yount, R OBP: 0.462, SLG: 0.556	0-3 K			0-0 F4		0-0 6-3		0-0 1B 1B		4	1	1	0	0	1	2				
Billy Jo Roidoux, L OBP: 0.447, SLG: 0.433	0-0 FC6-4			0-0 HR 1B		0-0 F6		0-0 1-3 1B		4	0	2	0	0	0	2				
Rob Deer, R OBP: 0.313, SLG: 0.407		0-0 E7 1B G4-6-3 1B		0-0 1-2 HR		4-0 E FC1-2 BB		0-0 F3		3	2	2	1	1	0	2				
Ernest Riles, L OBP: 0.333, SLG: 0.500		0-0 G4-6-3 1B		0-0 F7		0-0 E9 FC1-2 FC5-4 1B		0-0 1-2 FC4-6 1B		4	1	3	1	0	0	0				
Jim Gantner, L OBP: 0.167, SLG: 0.174		0-0 G4-6-3			0-0 F7		0-0 FC1-2 FC5-4		0-0 F7	4	0	0	0	0	0	5				
Rick Cerone, R OBP: 0.208, SLG: 0.217		0-0 F8			0-0 1B		0-0 FC5-4 2B		0-0 FC4-6	4	1	1	1	0	0	3				
Inning Stats	R: 0 E: 0 K: 1 S: 5	H: 0 LOB: 2 BB: 2 P: 13	R: 1 E: 1 K: 0 S: 4	H: 2 LOB: 0 BB: 0 P: 4	R: 0 E: 0 K: 2 S: 7	H: 0 LOB: 0 BB: 0 P: 7	R: 1 E: 0 K: 0 S: 4	H: 2 LOB: 0 BB: 0 P: 4	R: 0 E: 0 K: 0 S: 4	H: 2 LOB: 1 BB: 0 P: 4	R: 0 E: 0 K: 0 S: 3	H: 0 LOB: 0 BB: 0 P: 3	R: 3 E: 1 K: 1 S: 8	H: 3 LOB: 1 BB: 1 P: 12	R: 1 E: 0 K: 0 S: 6	H: 3 LOB: 2 BB: 0 P: 6	1B: 10 2B: 1 3B: 0 HR: 1	SF: 0 SAC: 0 DP: 1 HBP: 0	WP: 0 PB: 0 SB: 0 CS: 0	PA: 36
PITCHER	IP WLS BF H R ER SO BB IBB HBP BLK WP HR S P ERA WHIP																ERA WHIP			
Dennis Rasmussen, L ERA: 3.09	(1, 1) 6.0	24	6	3	2	3	0	0	0	0	0	0	0	0	0	27	39	3.00	1.500	
Rod Scurry, L ERA: 1.59	(7, 1) 0.2	3	1	0	0	0	0	0	0	0	0	0	0	0	3	3	0.00	1.500		
Brian Fisher, R ERA: 4.91	(7, 1) 0.2	L 6	4	3	3	1	0	0	0	0	0	0	0	8	8	40.50	6.000			
Bob Shirley, L ERA: 5.4	(8, 1) 0.2	3	1	0	0	0	0	0	0	0	0	0	0	3	3	0.00	1.500			

Batter	1	2	3	4	5	6	7	8	9	10	11	AB	R	H	RBI	BB	SO	LOB	TOP	
Rickey Henderson, R OBP: 0.319, SLG: 0.282	F9		HR	K			G3 1B		K		FC5-4	6	1	2	2	0	2	3		
Willie Randolph, R OBP: 0.366, SLG: 0.366	F4		6-3				G4-6-3 1B		K		K	5	0	1	0	0	2	2		
Don Mattingly, L OBP: 0.333, SLG: 0.268	FC6-4 1B		2B 1B				G4-6-3 1B		G3		6-3	5	0	2	1	0	0	2		
Dave Winfield, R OBP: 0.364, SLG: 0.472	FC6-4		2B				K		K		BB BB	4	0	1	0	1	2	2		
Gary Roenicke, R (1.10)		K	4-3						F6		F8	4	0	0	0	1	1	2		
Henry Cotto, R OBP: 0.267, SLG: 0.267		K					1B 1B		K		6-3	5	0	1	0	0	2	2		
Dale Berra, R OBP: 0.333, SLG: 0.200	F8						F7		F4			3	0	0	0	1	0	1	AB 42	
Mike Pagliarulo, L OBP: 0.379, SLG: 0.545												0	0	0	0	1	0	0	R 3	
Butch Wynegar, S OBP: 0.236, SLG: 0.333			5-3				F6		K		B2-6-3 BB	5	0	0	0	0	2	3	H 10	
Bobby Meacham, S OBP: 0.363, SLG: 0.267			E9 HR				1B		E5 1B G3		B5-3	5	2	3	0	0	0	0	RBI 3	
												1B: 8	SF: 0						WP: 0	
												2B: 1	SAC: 0						PA: 46	
												3B: 0	DP: 2						SB: 0	
												HR: 1	HBP: 0						CS: 0	
Inning Stats	R: 0 E: 0 K: 0 S: 4	H: 1 LOB: 1 BB: 0 P: 4	R: 0 E: 0 K: 2 S: 7	H: 0 LOB: 0 BB: 0 P: 7	R: 2 E: 1 K: 0 S: 7	H: 4 LOB: 2 BB: 0 P: 7	R: 0 E: 0 K: 1 S: 7	H: 2 LOB: 2 BB: 0 P: 7	R: 0 E: 0 K: 1 S: 5	H: 0 LOB: 0 BB: 1 P: 5	R: 1 E: 1 K: 2 S: 9	H: 1 LOB: 1 BB: 0 P: 9	R: 0 E: 0 K: 0 S: 3	H: 0 LOB: 0 BB: 0 P: 3	R: 0 E: 0 K: 1 S: 7	H: 0 LOB: 2 BB: 2 P: 7	R: 0 E: 0 K: 0 S: 3	H: 1 LOB: 1 BB: 1 P: 7		
PITCHER	Teddy Higuera, L ERA: 3.22	IP 10.0 WLS 10.0 BF 42 H 9 R 3 ER 2 SO 11 BB 3 IBB 0 HBP 0 BLK 0 WP 0 HR 1 S 61 P 73 ERA 1.80 WHIP 1.200	Bob McClure, L ERA:	(11.1) 1.0 W 4 1 0 0 0 1 0 0 0 0 0 0 3 7 0.00 2.000																

Batter	1	2	3	4	5	6	7	8	9	10	11	AB	R	H	RBI	BB	SO	LOB	BOTTOM					
Paul Molitor, R OBP: 0.386, SLG: 0.417	K	FC1-6-5					F9		K		G4-6-3	5	0	0	0	0	2	4						
Randy Ready, R OBP: 0.222, SLG: 0.125		6-3							G5-4-3		5-3	4	1	1	0	1	0	3						
Mike Felder, S OBP: 0.297, SLG: 0.333	1B E											0	0	0	0	0	0	0						
Cecil Cooper, L OBP: 0.333, SLG: 0.143	K						F7		F6			4	0	1	0	1	1	2						
Robin Yount, R OBP: 0.455, SLG: 0.537							6-3		E6		G6-4-3	5	0	2	0	0	0	1						
Billy Jo Robidoux, L OBP: 0.465, SLG: 0.424	1B E								K			3	1	1	0	2	2	1						
Rob Deer, R OBP: 0.297, SLG: 0.469							E6		5-3		K	5	1	1	2	0	1	5						
Ernest Riles, L OBP: 0.289, SLG: 0.432							3-1					5	0	0	0	0	1	4						
Jim Gantner, L OBP: 0.207, SLG: 0.185							F8		K		F7	4	1	1	0	1	0	0						
Charlie Moore, R OBP: 0.563, SLG: 0.800									4-3			4	0	3	1	1	0	0						
Inning Stats	R: 1 E: 2 K: 2 S: 10	H: 2 LOB: 3 BB: 1 P: 14	R: 0 E: 0 K: 0 S: 4	H: 1 LOB: 1 BB: 0 P: 4	R: 0 E: 0 K: 1 S: 5	H: 0 LOB: 0 BB: 0 P: 5	R: 0 E: 0 K: 1 S: 5	H: 0 LOB: 0 BB: 0 P: 5	R: 0 E: 0 K: 0 S: 3	H: 0 LOB: 1 BB: 1 P: 7	R: 2 E: 1 K: 2 S: 8	H: 2 LOB: 1 BB: 0 P: 6	R: 2 E: 0 K: 0 S: 5	H: 3 LOB: 0 BB: 0 P: 5	R: 0 E: 0 K: 0 S: 2	H: 0 LOB: 0 BB: 1 P: 6	R: 0 E: 0 K: 0 S: 3	H: 1 LOB: 2 BB: 2 P: 11	R: 1 E: 0 K: 0 S: 2	H: 1 LOB: 1 BB: 1 P: 6	1B: 7 2B: 1 3B: 1 HR: 1	SF: 0 SAC: 0 DP: 3 HBP: 0	WP: 0 PB: 0 SB: 0 CS: 1	PA: 45
PITCHER	Ron Guidry, L ERA: 1.42	IP 7.0 WLS 3.0 BF 29 H 4 R 2 ER 2 SO 7 BB 2 IBB 0 HBP 0 BLK 0 WP 0 HR 1 S 41 P 49 ERA 0.00 WHIP 1.000	Dave Righetti, L ERA: 2.45	(8.1) 3.0 L 3 1 1 1 0 1 0 0 0 0 0 1 10 22 6.00 2.333	Rod Scurry, L ERA: 3.0	(11.1) 0.1 L 3 1 1 1 0 1 0 0 0 0 0 2 6 27.00 6.000																		

AB	42
R	3
H	10
RBI	3
BB	4
SO	11
LOB	17



AB	39
R	4
H	10
RBI	3
BB	6
SO	7
LOB	20



Batter	1	2	3	4	5	6	7	8	9	10	AB	R	H	RBI	BB	SO	LOB	TOP				
Rickey Henderson, R OBP: 0.327, SLG: 0.279	F4		E1	K			1B		F9		4	1	1	1	1	1	1	New York Yankees @ Milwaukee Brewers Milwaukee County Stadium, Milwaukee, WI Sun Apr 20 1986, 4:33 AM EST Att. 10,423 - Unknown				
Willie Randolph, R OBP: 0.380, SLG: 0.391	F4		F4		5-3		1B		1B		5	0	3	1	0	0	2					
Don Mattingly, L OBP: 0.340, SLG: 0.267	G4-6-3				F8		1B		4-3		4	0	1	0	1	0	2					
Dave Winfield, R OBP: 0.347, SLG: 0.463		F3	K		5-3		F4			E	5	1	1	0	0	1	5					
Mike Easter, L OBP: 0.242, SLG: 0.313											5	0	0	0	0	1	0					
Henry Cotto, R OBP: 0.267, SLG: 0.267		K			3-1		F9		4-3	E3	0	0	0	0	0	0	0					
Ken Griffey, L OBP: 0.429, SLG: 0.433							4-3			K	5	1	3	1	0	1	1					
Mike Pagliarulo, L OBP: 0.353, SLG: 0.481							G3			K	5	1	1	0	0	2	2					
Butch Wynegar, S OBP: 0.278, SLG: 0.406											2	1	2	0	0	0	0					
Ron Hassey, L OBP: 0.500, SLG: 0.600										F8	2	0	0	0	1	0	2					
Bobby Meacham, S OBP: 0.342, SLG: 0.294											4	0	1	1	0	1	3					
Inning Stats	R: 0 E: 0 K: 0 S: 3	H: 1 LOB: 0 BB: 0 P: 3	R: 0 E: 0 K: 1 S: 5	H: 1 LOB: 0 BB: 0 P: 5	R: 1 E: 1 K: 1 S: 8	H: 3 LOB: 3 BB: 1 P: 12	R: 2 E: 0 K: 1 S: 8	H: 3 LOB: 1 BB: 0 P: 8	R: 0 E: 0 K: 0 S: 3	H: 0 LOB: 0 BB: 0 P: 3	R: 1 E: 0 K: 0 S: 4	H: 2 LOB: 2 BB: 2 P: 12	R: 0 E: 0 K: 1 S: 6	H: 1 LOB: 1 BB: 0 P: 6	R: 0 E: 0 K: 1 S: 6	H: 1 LOB: 1 BB: 0 P: 6	R: 1 E: 1 K: 2 S: 9	H: 1 LOB: 1 BB: 0 P: 9	1B: 9 2B: 3 3B: 0 HR: 1	SF: 0 SAC: 0 DP: 1 HBP: 0	WP: 0 PB: 0 SB: 2 CS: 2	PA: 45
PITCHER	IP WLS BF H R ER SO	IP WLS BF H R ER SO	IP WLS BF H R ER SO	IP WLS BF H R ER SO	IP WLS BF H R ER SO	IP WLS BF H R ER SO	IP WLS BF H R ER SO	IP WLS BF H R ER SO	IP WLS BF H R ER SO	IP WLS BF H R ER SO	IP WLS BF H R ER SO	IP WLS BF H R ER SO	IP WLS BF H R ER SO	IP WLS BF H R ER SO	IP WLS BF H R ER SO	IP WLS BF H R ER SO	IP WLS BF H R ER SO	IP WLS BF H R ER SO	ERA WHIP	ERA WHIP		
Tim Leary, R ERA: 5.0	6.2																			5.40	1.650	
Bob McClure, L ERA:	1.1																			0.00	1.500	
Mark Clear, R ERA: 2.08	2.0																			0.00	1.000	

Batter	1	2	3	4	5	6	7	8	9	10	AB	R	H	RBI	BB	SO	LOB	BOTTOM				
Paul Molitor, R OBP: 0.367, SLG: 0.390	K			4-3						FC6-5-4-6	5	0	1	1	0	1	1	New York Yankees @ Milwaukee Brewers Milwaukee County Stadium, Milwaukee, WI Sun Apr 20 1986, 4:33 AM EST Att. 10,423 - Unknown				
Randy Ready, R OBP: 0.227, SLG: 0.190				F7						F9	4	0	1	0	0	0	2					
Charlie Moore, R OBP: 0.538, SLG: 0.727											1	0	0	0	0	0	1					
Cecil Cooper, L OBP: 0.231, SLG: 0.091				5-3							4	0	0	0	0	1	1					
Robin Yount, R OBP: 0.417, SLG: 0.489											4	0	0	0	0	1	0					
Billy Jo Robidoux, L OBP: 0.468, SLG: 0.432											4	1	2	0	0	0	0					
Mike Felder, S OBP: 0.297, SLG: 0.333											0	1	0	0	0	0	0					
Ernest Riles, L OBP: 0.310, SLG: 0.439											4	1	2	1	0	0	0					
Rob Deer, R OBP: 0.268, SLG: 0.417											4	0	0	0	0	2	3					
Jim Gantner, L OBP: 0.273, SLG: 0.355											4	1	3	2	0	0	0					
Rick Cerone, R OBP: 0.162, SLG: 0.200											2	0	0	0	0	0	0					
Paul Householder, S OBP: 0.185, SLG: 0.231											1	0	0	0	0	0	2					
Inning Stats	R: 0 E: 0 K: 1 S: 5	H: 1 LOB: 0 BB: 0 P: 5	R: 0 E: 0 K: 0 S: 3	H: 0 LOB: 0 BB: 0 P: 3	R: 0 E: 0 K: 0 S: 3	H: 0 LOB: 0 BB: 0 P: 3	R: 0 E: 0 K: 0 S: 3	H: 0 LOB: 0 BB: 0 P: 3	R: 0 E: 0 K: 0 S: 3	H: 1 LOB: 0 BB: 0 P: 6	R: 0 E: 0 K: 0 S: 3	H: 0 LOB: 0 BB: 0 P: 3	R: 2 E: 0 K: 0 S: 7	H: 4 LOB: 2 BB: 0 P: 7	R: 1 E: 0 K: 3 S: 11	H: 2 LOB: 1 BB: 0 P: 11	R: 0 E: 0 K: 0 S: 4	H: 1 LOB: 1 BB: 0 P: 4	1B: 8 2B: 1 3B: 0 HR: 1	SF: 0 SAC: 1 DP: 1 HBP: 0	WP: 0 PB: 0 SB: 1 CS: 0	PA: 38
PITCHER	IP WLS BF H R ER SO	IP WLS BF H R ER SO	IP WLS BF H R ER SO	IP WLS BF H R ER SO	IP WLS BF H R ER SO	IP WLS BF H R ER SO	IP WLS BF H R ER SO	IP WLS BF H R ER SO	IP WLS BF H R ER SO	IP WLS BF H R ER SO	IP WLS BF H R ER SO	IP WLS BF H R ER SO	IP WLS BF H R ER SO	IP WLS BF H R ER SO	IP WLS BF H R ER SO	IP WLS BF H R ER SO	IP WLS BF H R ER SO	IP WLS BF H R ER SO	ERA WHIP	ERA WHIP		
Joe Niekro, R ERA: 4.19	7.1																			3.68	0.682	
Brian Fisher, R ERA: 4.5	0.2																			0.00	1.500	
Dave Righetti, L ERA: 2.89	2.0																			4.50	1.500	

Batter	1	2	3	4	5	6	7	8	9	AB	R	H	RBI	BB	SO	LOB	TOP					
Rickey Henderson, R OBP: 0.386, SLG: 0.348 (1, 8)	0-0 6-3 4-3 1B		0-0 2B S 2B 1B		0-0 FC1-4 2B	4-0 CS 1B BB		4-0 2B IBB		3	2	3	0	2	0	0	New York Yankees @ Kansas City Royals Royals Stadium, Kansas City, MO Mon Apr 21 1986, 7:05 PM EST Att: 30,569 - Unknown livebaseballscorecards.com					
Ken Griffey, L OBP: 0.425, SLG: 0.457 (1, 7)	0-0 4-3 1-2		0-0 2B 2B		0-0 FC1-6-5 2B	0-0 1-3		0-3 K		5	2	2	1	0	1	4						
Don Mattingly, L OBP: 0.364, SLG: 0.360 (1, 3)	0-0 6-3 2-3		0-0 4-3 2B		0-0 4-3 1B 2B	0-0 F8		0-0 2B		5	1	3	5	0	0	3						
Ron Hassey, L OBP: 0.412, SLG: 0.429 (1, 2)	0-0 L5		0-0 4-3		0-3 K			0-0 4-3		4	0	0	0	1	1	4						
Dave Winfield, R OBP: 0.370, SLG: 0.467 (1, 9)		4-0 PB 4-3 BB	0-0 6-3		0-0 2H E 1B			0-0 L3		4	1	2	1	1	0	2						
Mike Easter, L OBP: 0.263, SLG: 0.324 (1, 10)	0-0 4-3 1-2				0-0 S 1B			0-0 4-3		5	0	2	0	0	0	2						
Mike Pagliarulo, L OBP: 0.308, SLG: 0.406 (1, 5)					0-0 F4			0-0 4-3		5	0	0	0	0	1	5						
Willie Randolph, R OBP: 0.400, SLG: 0.388 (1, 4)		0-0 6-3			0-0 E5 S4-6-3			4-0 E S 1B 1B		3	2	1	0	2	0	2						
Bobby Meacham, S OBP: 0.310, SLG: 0.263 (1, 6)			0-3 K		0-0 G4-6-3			0-0 SH5-3		4	0	0	0	0	1	5						
Inning Stats	R: 0 E: 0 K: 0 S: 4	H: 1 LOB: 1 BB: 0 P: 4	R: 0 E: 0 K: 0 S: 3	H: 0 LOB: 1 BB: 1 P: 7	R: 2 E: 0 K: 1 S: 8	H: 3 LOB: 1 BB: 0 P: 8	R: 0 E: 1 K: 0 S: 4	H: 1 LOB: 1 BB: 0 P: 4	R: 3 E: 1 K: 2 S: 11	H: 3 LOB: 1 BB: 0 P: 11	R: 1 E: 0 K: 0 S: 4	H: 2 LOB: 1 BB: 1 P: 8	R: 0 E: 0 K: 0 S: 3	H: 0 LOB: 1 BB: 1 P: 7	R: 2 E: 0 K: 1 S: 6	H: 1 LOB: 1 BB: 2 P: 14	R: 0 E: 0 K: 0 S: 4	H: 2 LOB: 2 BB: 1 P: 8	1B: 8 2B: 5 3B: 0 HR: 0	SF: 0 SAC: 1 DP: 1 HBP: 0	WP: 0 PB: 2 SB: 4 CS: 1	PA: 45
PITCHER	IP WLS BF H R ER SO BB IBB HBP BLK WP HR S P ERA WHIP	PITCHER																				
Bret Saberhagen, R ERA: 3.72 (1, 1)	4.2 L 23 8 5 4 2 1 0 0 0 0 0 26 30 7.71 1.929																					
Steve Farr, R ERA: 1.59 (5, 1)	2.1 11 2 1 0 1 2 0 0 0 0 0 11 19 0.00 1.714																					
Danny Jackson, L ERA: 9.0 (8, 1)	2.0 11 3 2 2 1 2 1 0 0 0 0 10 22 9.00 2.500																					

Batter	1	2	3	4	5	6	7	8	9	AB	R	H	RBI	BB	SO	LOB	BOTTOM			
Rudy Law, L OBP: 0.417, SLG: 0.537 (1, 7)	0-0 5-3		4-0 4-3 SH1-3 BB		0-0 5-3			4-0 1-2 2-3 BB		3	0	0	0	2	0	0	New York Yankees @ Kansas City Royals Royals Stadium, Kansas City, MO Mon Apr 21 1986, 7:05 PM EST Att: 30,569 - Unknown livebaseballscorecards.com			
Willie Wilson, S OBP: 0.211, SLG: 0.273 (1, 8)	0-0 3B 1B		0-0 SH1-3				0-0 L3		0-3 F3		4	1	1	0	0	1		3		
George Brett, L OBP: 0.561, SLG: 0.686 (1, 5)	0-0 1H SF8 3B		0-0 4-3				0-0 1B		4-0 1B BB		3	2	2	1	1	0		1		
Frank White, R OBP: 0.281, SLG: 0.429 (1, 4)	0-0 SF8		0-0 F8				0-3 K		0-0 2B 1B		3	1	1	1	0	1		2		
Steve Balboni, R OBP: 0.327, SLG: 0.510 (1, 3)	4-0 BB		0-0 F4				0-0 6-3		0-3 K		3	0	0	0	1	1		3		
Hal McRae, R OBP: 0.244, SLG: 0.325 (1, 10)	0-0 F9		0-3 K				0-0 K		0-0 BB 1B 1B 2B		4	0	2	2	0	1		1		
Darryl Motley, R OBP: 0.209, SLG: 0.326 (1, 9)			0-0 F4		0-0 F9			0-0 F4		4	0	0	0	0	0	2				
Jim Sundberg, R OBP: 0.229, SLG: 0.178 (1, 2)			0-0 5-3				0-0 F9		0-0 6-3		4	0	0	0	0	2				
Buddy Biancalana, S OBP: 0.167, SLG: 0.167 (1, 6)			0-3 K				0-0 4-3		0-3 K		2	0	0	0	0	1		0		
Jorge Orta, L OBP: 0.375, SLG: 0.429 (7, PH)										1	0	1	0	0	0	0	0			
Angel Salazar, R OBP: 0.212, SLG: 0.194 (8, 6)										0	0	0	0	0	0	0	0			
Jamie Quirk, L OBP: 0.143, SLG: 0.167 (9, PH)										1	0	0	0	0	1	0	0			
Inning Stats	R: 2 E: 0 K: 0 S: 5	H: 2 LOB: 1 BB: 1 P: 9	R: 0 E: 0 K: 1 S: 5	H: 0 LOB: 0 BB: 0 P: 5	R: 0 E: 0 K: 1 S: 5	H: 0 LOB: 0 BB: 1 P: 7	R: 0 E: 0 K: 1 S: 5	H: 0 LOB: 0 BB: 0 P: 5	R: 0 E: 0 K: 1 S: 6	H: 1 LOB: 1 BB: 0 P: 6	R: 0 E: 0 K: 0 S: 5	H: 2 LOB: 2 BB: 1 P: 9	R: 2 E: 0 K: 1 S: 7	H: 2 LOB: 1 BB: 1 P: 11	R: 0 E: 0 K: 2 S: 7	H: 0 LOB: 0 BB: 0 P: 7	1B: 5 2B: 1 3B: 1 HR: 0	SF: 1 SAC: 1 DP: 0 HBP: 0	WP: 0 PB: 0 SB: 0 CS: 0	PA: 38
PITCHER	IP WLS BF H R ER SO BB IBB HBP BLK WP HR S P ERA WHIP	PITCHER																		
Ed Whitson, R ERA: 4.91 (7, 1)	6.2 W 28 5 2 2 3 1 0 0 0 0 6 10 27.00 4.500																			
Rod Seery, L ERA: 5.4 (8, 1)	0.2 5 2 2 2 1 1 0 0 0 0 0 6 10 27.00 4.500																			
Brian Fisher, R ERA: 3.72 (8, 1)	1.2 5 0 0 0 2 0 0 0 0 0 0 9 9 0.00 0.000																			

Batter	1	2	3	4	5	6	7	8	9	AB	R	H	RBI	BB	SO	LOB	TOP				
Rickey Henderson, R OBP: 0.387, SLG: 0.392 (1, 8)	0-0 4-3 S 1B		0-0 6-3		0-0 SF8 3B		0-0 4-3		0-0 6-3	5	2	2	0	0	0	1					
Ken Griffey, L OBP: 0.378, SLG: 0.410 (1, 7)	0-0 4-3		0-0 F7		0-0 SF8		0-0 G3		0-0 1-3	4	0	0	1	0	0	2					
Don Mattingly, L OBP: 0.390, SLG: 0.377 (1, 3)	0-0 FC4-6 1B		0-0 G3		0-0 G4-6-3 BB				0-0 1B 1B	3	1	2	1	1	0	0					
Ron Hassey, L OBP: 0.381, SLG: 0.353 (1, 2)	0-0 FC4-6 1-2			4-0 BB 1B BB		0-0 G4-6-3 1-2			0-0 F8	3	1	0	0	1	0	3					
Dave Winfield, R OBP: 0.362, SLG: 0.449 (1, 9)	0-3 K 1-2			0-3 K		0-0 6-3			0-0 1B SF8 1B	4	1	1	0	0	2	2					
Mike Easter, L OBP: 0.288, SLG: 0.308 (1, 10)		0-0 G3		4-0 1B 1-2 BB		0-0 4-3			0-0 1B 1B	2	0	0	0	1	0	0					
Gary Roenicke, R OBP: 0.286, SLG: 0.091 (8, FH)									1-3 3-H	1	0	1	1	0	0	0					
Mike Pagliarulo, L OBP: 0.302, SLG: 0.429 (1, 5)					0-0 F6				0-0 SF8	3	0	1	1	0	0	2					
Willie Randolph, R OBP: 0.407, SLG: 0.396 (1, 4)									3-H 0-0 F8	4	0	2	1	0	0	2					
Bobby Meacham, S OBP: 0.283, SLG: 0.238 (1, 6)					0-0 F7				0-3 K	4	0	0	0	0	2	4					
Inning Stats	R: 1 E: 0 K: 1 S: 7	H: 2 LOB: 1 BB: 0 P: 7	R: 0 E: 0 K: 0 S: 4	H: 1 LOB: 1 BB: 0 P: 4	R: 0 E: 0 K: 0 S: 3	H: 0 LOB: 0 BB: 2 P: 3	R: 1 E: 0 K: 1 S: 6	H: 1 LOB: 0 BB: 1 P: 7	R: 0 E: 0 K: 0 S: 3	H: 0 LOB: 0 BB: 0 P: 3	R: 0 E: 0 K: 1 S: 6	H: 1 LOB: 1 BB: 0 P: 6	R: 2 E: 0 K: 0 S: 6	H: 3 LOB: 1 BB: 0 P: 6	R: 0 E: 0 K: 1 S: 5	H: 0 LOB: 0 BB: 0 P: 5	1B: 7 2B: 1 3B: 1 HR: 0	SF: 2 SAC: 0 DP: 1 HBP: 0	WP: 0 PB: 0 SB: 3 CS: 0	PA: 38	
PITCHER	IP	WLS	BF	H	R	ER	SO	BB	IBB	HBP	BLK	WP	HR	S	P	ERA	WHIP				
Mark Gubicza, R ERA: 6.75 (1, 1)	7.1	L	32	8	5	5	3	3	0	0	0	0	0	35	47	6.14	1.500				
Bud Black, L ERA: 8.14 (8, 1)	0.2		3	1	0	0	0	0	0	0	0	0	0	3	3	0.00	1.500				
Mark Huisman, R ERA: 2.61 (9, 1)	1.0		3	0	0	0	1	0	0	0	0	0	0	5	5	0.00	0.000				

New York Yankees @ Kansas City Royals
Royals Stadium, Kansas City, MO
Tue Apr 22 1986, 7:05 PM EST
Att: 21,875 - Unknown

AB 33
R 5
H 9
RBI 5
BB 3
SO 4
LOB 16



Batter	1	2	3	4	5	6	7	8	9	AB	R	H	RBI	BB	SO	LOB	BOTTOM					
Rudy Law, L OBP: 0.385, SLG: 0.489 (1, 7)	0-0 1-3		0-0 1-3			0-0 F7		0-0 F3		4	0	0	0	0	0	1						
Willie Wilson, S OBP: 0.230, SLG: 0.263 (1, 8)	4-0 BB		0-0 F9			0-3 K		1-0 FC6-4 HBP		2	0	0	0	1	1	0						
Dwight Taylor, L (8, 9)										0	0	0	0	0	0	0						
George Brett, L OBP: 0.525, SLG: 0.615 (1, 5)	0-0 F8			0-3 K		0-0 G3		0-3 K		4	0	0	0	0	2	3						
Frank White, R OBP: 0.279, SLG: 0.433 (1, 4)	0-0 6-3			0-0 5-3				0-0 2B		4	0	1	0	0	0	3						
Steve Balboni, R OBP: 0.339, SLG: 0.500 (1, 3)		0-0 1B		0-0 F5				0-0 F8		3	0	1	0	1	0	1						
Hal McRae, R OBP: 0.224, SLG: 0.295 (1, 10)		0-3 K			0-0 1-3			0-0 6-3		4	0	0	0	0	1	3						
Darryl Motley, R OBP: 0.234, SLG: 0.348 (1, 9)		0-0 L6			0-0 2B			0-0 6-3		3	0	1	0	1	0	2						
Jim Sundberg, R OBP: 0.231, SLG: 0.184 (1, 2)		0-0 4-3			0-0 6-3			0-0 BB		4	1	1	0	0	0	3						
Buddy Biancalana, S OBP: 0.125, SLG: 0.125 (1, 6)								0-0 3B 1B		2	0	0	0	0	0	1						
Jorge Orta, L OBP: 0.444, SLG: 0.750 (8, FH)								1-H		1	0	1	1	0	0	0						
Angel Salazar, R OBP: 0.212, SLG: 0.194 (9, 6)										0	0	0	0	0	0	0						
Inning Stats	R: 0 E: 0 K: 0 S: 3	H: 0 LOB: 1 BB: 1 P: 7	R: 0 E: 0 K: 1 S: 6	H: 1 LOB: 0 BB: 0 P: 6	R: 0 E: 0 K: 0 S: 3	H: 0 LOB: 0 BB: 0 P: 3	R: 0 E: 0 K: 1 S: 5	H: 0 LOB: 0 BB: 0 P: 5	R: 0 E: 0 K: 1 S: 4	H: 1 LOB: 1 BB: 0 P: 4	R: 0 E: 0 K: 0 S: 5	H: 0 LOB: 0 BB: 0 P: 5	R: 0 E: 0 K: 0 S: 4	H: 1 LOB: 1 BB: 0 P: 4	R: 1 E: 0 K: 1 S: 7	H: 2 LOB: 2 BB: 0 P: 8	R: 0 E: 0 K: 0 S: 2	H: 0 LOB: 1 BB: 2 P: 10	1B: 2 2B: 2 3B: 1 HR: 0	SF: 0 SAC: 0 DP: 1 HBP: 1	WP: 0 PB: 0 SB: 0 CS: 0	PA: 35
PITCHER	IP	WLS	BF	H	R	ER	SO	BB	IBB	HBP	BLK	WP	HR	S	P	ERA	WHIP					
Bob Tewksbury, R ERA: 3.43 (1, 1)	7.1	W	29	5	1	1	3	1	0	1	0	0	0	33	38	1.23	0.818					
Dave Righetti, L ERA: 2.45 (8, 1)	1.2	S	6	0	0	0	1	2	0	0	0	0	0	6	14	0.00	1.200					

New York Yankees @ Kansas City Royals
Royals Stadium, Kansas City, MO
Tue Apr 22 1986, 7:05 PM EST
Att: 21,875 - Unknown

AB 31
R 1
H 5
RBI 1
BB 3
SO 4
LOB 17



Batter	1	2	3	4	5	6	7	8	9	AB	R	H	RBI	BB	SO	LOB	TOP						
Rickey Henderson, R OBP: 0.388, SLG: 0.382 (1, 8)	4-3	5-3		G4-6-3 1-2 1B		1-3		E S BB		4	0	1	0	1	0	4							
Ken Griffey, L OBP: 0.400, SLG: 0.432 (1, 7)	4-3 1B		E 1B	G4-6-3 1-2			BB 1B	4-3		5	1	3	0	0	0	3							
Don Mattingly, L OBP: 0.375, SLG: 0.362 (1, 3)	4-3		E1 1B		4-3		BB 1B	4-3		5	1	1	0	0	0	1							
Ron Hassey, L OBP: 0.385, SLG: 0.333 (1, 2)	BB		1B		F7		F2	F7		4	0	1	1	1	0	2							
Dave Winfield, R OBP: 0.349, SLG: 0.426 (1, 9)	K		L7		F7		K	BB 1B		5	0	1	0	0	2	5							
Mike Easter, L OBP: 0.273, SLG: 0.310 Gary Roenicke, R OBP: 0.375, SLG: 0.091 (7, PH)		1B CS 1B	F8		6-3		1-2 2-3 BB	1-2 BB		3	0	1	0	0	0	1							
Mike Pagliarulo, L OBP: 0.292, SLG: 0.400 (1, 5)		E CS 1B	K		G3		F7	F5		5	0	1	0	0	1	6							
Willie Randolph, R OBP: 0.397, SLG: 0.386 (1, 4)		K		L8		1B 1B		4-3		4	0	1	0	0	1	2							
Bobby Meacham, S OBP: 0.320, SLG: 0.267 (1, 6)		E1 1B		1B BB		1-2 1B		5-3		3	0	2	0	1	0	0							
Inning Stats	R: 0 E: 0 K: 1 S: 6	H: 1 LOB: 2 BB: 1 P: 10	R: 0 E: 1 K: 1 S: 7	H: 3 LOB: 2 BB: 0 P: 7	R: 2 E: 1 K: 1 S: 8	H: 2 LOB: 1 BB: 0 P: 8	R: 0 E: 0 K: 0 S: 3	H: 1 LOB: 0 BB: 1 P: 7	R: 0 E: 0 K: 0 S: 5	H: 0 LOB: 0 BB: 0 P: 3	R: 0 E: 0 K: 0 S: 5	H: 2 LOB: 3 BB: 1 P: 5	R: 0 E: 0 K: 1 S: 7	H: 2 LOB: 3 BB: 1 P: 11	R: 0 E: 0 K: 0 S: 3	H: 0 LOB: 1 BB: 1 P: 7	R: 0 E: 0 K: 0 S: 4	H: 1 LOB: 2 BB: 1 P: 8	1B: 12 2B: 0 3B: 0 HR: 0	SF: 0 SAC: 0 DP: 1 HBP: 0	WP: 0 PB: 0 CS: 1	PA: 43	
PITCHER	IP WLS BF H R ER SO BB IBB HBP BLK WP HR S P ERA WHIP	Dennis Leonard, R ERA: 0.82 Danny Jackson, L ERA: 3.6	(1, 1) (7, 1)	6.0 L 30 11 2 1 3 2 0 0 0 0 0 0 34 42 1.50 2.167	3.0 S 13 1 0 0 1 3 0 0 0 0 0 0 12 24 0.00 1.333	PITCHER	IP WLS BF H R ER SO BB IBB HBP BLK WP HR S P ERA WHIP																

New York Yankees @ Kansas City Royals
 Royals Stadium, Kansas City, MO
 Wed Apr 23 1986, 7:05 PM EST
 Att: 25,861 - Unknown

AB 38
 R 2
 H 12
 RBI 1
 BB 5
 SO 4
 LOB 24



Batter	1	2	3	4	5	6	7	8	9	AB	R	H	RBI	BB	SO	LOB	BOTTOM						
Rudy Law, L OBP: 0.375, SLG: 0.469 (1, 7)	F6		F5			4-3			4-3 SH1-4 1B	4	0	1	0	0	0	0							
Willie Wilson, S OBP: 0.234, SLG: 0.267 (1, 8)	K			G6-4-3 1B		K			SH1-4	3	0	1	0	0	2	0							
George Brett, L OBP: 0.508, SLG: 0.605 (1, 5)				K			F9		4-3	4	0	1	0	0	1	2							
Frank White, R OBP: 0.262, SLG: 0.406 (1, 4)	F8		G6-4-3 1-2			F2			F8	4	0	0	0	0	0	3							
Steve Balboni, R OBP: 0.323, SLG: 0.474 (1, 3)			F9		F3		6-3			3	0	0	0	0	0	0							
Hal McRae, R OBP: 0.231, SLG: 0.283 Dwight Taylor, L (8, FR)		L7			F8			SH3-4 BB		2	0	0	0	1	0	0							
Darryl Motley, R OBP: 0.245, SLG: 0.417 (1, 9)		L8			HR			SH3-4		2	1	1	1	0	0	0							
Jim Sundberg, R OBP: 0.218, SLG: 0.173 (1, 2)			F8		K			F6		3	0	0	0	0	1	2							
Angel Salazar, R OBP: 0.200, SLG: 0.182 Jorge Orta, L OBP: 0.400, SLG: 0.667 Buddy Biancalana, S OBP: 0.125, SLG: 0.125 (8, PH) (9, 6)			F8			F8		F7		2	0	0	0	0	0	0							
Inning Stats	R: 0 E: 0 K: 1 S: 6	H: 1 LOB: 1 BB: 0 P: 6	R: 0 E: 0 K: 0 S: 3	H: 0 LOB: 0 BB: 0 P: 3	R: 0 E: 0 K: 0 S: 3	H: 0 LOB: 0 BB: 0 P: 3	R: 0 E: 0 K: 1 S: 5	H: 1 LOB: 0 BB: 0 P: 5	R: 1 E: 0 K: 1 S: 6	H: 1 LOB: 0 BB: 0 P: 6	R: 0 E: 0 K: 1 S: 5	H: 0 LOB: 0 BB: 0 P: 5	R: 0 E: 0 K: 0 S: 3	H: 0 LOB: 0 BB: 0 P: 3	R: 0 E: 0 K: 0 S: 3	H: 0 LOB: 2 BB: 1 P: 7	R: 0 E: 0 K: 0 S: 4	H: 1 LOB: 1 BB: 0 P: 4	1B: 2 2B: 1 3B: 0 HR: 1	SF: 0 SAC: 2 DP: 1 HBP: 0	WP: 0 PB: 0 CS: 0	PA: 31	
PITCHER	IP WLS BF H R ER SO BB IBB HBP BLK WP HR S P ERA WHIP	Dennis Rasmussen, L ERA: 2.41 Brian Fisher, R ERA: 3.09	(1, 1) (8, 1)	7.0 W 24 3 1 1 4 1 0 0 0 0 0 0 31 35 1.29 0.571	2.0 S 7 1 0 0 0 0 0 0 0 0 0 0 7 7 0.00 0.500	PITCHER	IP WLS BF H R ER SO BB IBB HBP BLK WP HR S P ERA WHIP																

New York Yankees @ Kansas City Royals
 Royals Stadium, Kansas City, MO
 Wed Apr 23 1986, 7:05 PM EST
 Att: 25,861 - Unknown

AB 28
 R 1
 H 4
 RBI 1
 BB 1
 SO 4
 LOB 9



Batter	1	2	3	4	5	6	7	8	9	AB	R	H	RBI	BB	SO	LOB	TOP					
Brett Butler , L (1.8) OBP: 0.309, SLG: 0.271	0-0 4-3 S 1B		0-0 5-3		0-0 1B			0-0 F7		4	1	2	0	0	0	0	Cleveland Indians @ New York Yankees Yankee Stadium, Bronx, NY Thu Apr 24 1986, 6:05 PM EST Att: 17,299 - Unknown					
Julio Franco , R (1.6) OBP: 0.300, SLG: 0.418	0-3 K		0-0 5-3		0-0 1B			0-0 F9		4	0	1	0	0	1	1						
Joe Carter , R (1.7) OBP: 0.273, SLG: 0.365	0-0 4-3		0-3 K		0-3 K			0-0 FC5-4 1B		4	0	1	0	0	2	3						
Andre Thornton , R (1.10) OBP: 0.237, SLG: 0.288	0-0 1B 1B			0-0 6-3				0-0 FC5-4 1B		4	0	2	1	0	0	1						
Brook Jacoby , R (1.5) OBP: 0.439, SLG: 0.596	0-0 1B 1B			0-0 F8				0-0 F7		4	0	1	0	0	0	1						
Pat Tabler , R (1.3) OBP: 0.411, SLG: 0.558	0-0 1B			0-0 FC6-4 1B				0-0 G6-4-3 1-2		4	0	2	0	0	0	1						
Carmen Castillo , R (1.9) OBP: 0.263, SLG: 0.474		0-3 K		0-0 FC6-4 1-2				0-0 5-3		4	0	1	0	0	1	1						
Tony Bernazard , S (1.4) OBP: 0.314, SLG: 0.391		0-0 F9			0-0 L3			0-0 F8		4	0	0	0	0	0	1						
Andy Allanson , R (1.2) OBP: 0.425, SLG: 0.474		0-0 6-3			0-0 6-3			0-0 F8		3	0	0	0	0	0	0						
Inning Stats	R: 1 E: 0 K: 1 S: 8	H: 4 LOB: 3 BB: 0 P: 8	R: 0 E: 0 K: 1 S: 5	H: 0 LOB: 0 BB: 0 P: 5	R: 0 E: 0 K: 1 S: 5	H: 0 LOB: 1 BB: 0 P: 4	R: 0 E: 0 K: 0 S: 4	H: 1 LOB: 1 BB: 0 P: 4	R: 0 E: 0 K: 1 S: 7	H: 2 LOB: 2 BB: 0 P: 7	R: 0 E: 0 K: 0 S: 3	H: 0 LOB: 0 BB: 0 P: 3	R: 0 E: 0 K: 0 S: 3	H: 0 LOB: 1 BB: 0 P: 3	R: 0 E: 0 K: 0 S: 4	H: 1 LOB: 1 BB: 0 P: 4	R: 0 E: 0 K: 0 S: 4	H: 1 LOB: 1 BB: 0 P: 4	1B: 10 2B: 0 3B: 0 HR: 0	SF: 0 SAC: 0 DP: 1 HBP: 0	WP: 0 PB: 0 SB: 1 CS: 0	PA: 35
PITCHER Ron Guidry , L (1.1) ERA: 1.29	IP: 9.0 WLS: W BF: 35 H: 10 R: 1 ER: 1 SO: 4 BB: 0 IBB: 0 HBP: 0 BLK: 0 WP: 0 HR: 0 S: 43 P: 43 ERA: 1.00 WHIP: 1.11															PITCHER						

Batter	1	2	3	4	5	6	7	8	9	AB	R	H	RBI	BB	SO	LOB	BOTTOM			
Rickey Henderson , R (1.10) OBP: 0.394, SLG: 0.390	0-0 F8 S 1B		0-0 F9		0-3 K			0-0 S 1B		4	1	2	0	0	1	2	Cleveland Indians @ New York Yankees Yankee Stadium, Bronx, NY Thu Apr 24 1986, 6:05 PM EST Att: 17,299 - Unknown			
Willie Randolph , R (1.4) OBP: 0.386, SLG: 0.377	0-0 F8			0-0 FC3-6 1B				0-0 F8		4	0	1	0	0	0	3				
Don Mattingly , L (1.3) OBP: 0.368, SLG: 0.355	0-0 BB 1B			0-0 FC3-6 F6 1-2				0-0 E3		4	0	1	1	0	0	1				
Dave Winfield , R (1.9) OBP: 0.343, SLG: 0.404	0-0 1B BB			0-0 F6				0-0 F5		3	0	0	0	1	1	2				
Gary Roenicke , R (1.7) OBP: 0.400, SLG: 0.143	0-3 K			0-0 F4				0-0 S 1B		3	0	1	0	1	1	3				
Henry Cotto , R (1.8) OBP: 0.211, SLG: 0.211	0-0 F7			0-0 E6 G3-6				0-0 K		4	0	0	0	0	1	4				
Dale Berra , R (1.5) OBP: 0.333, SLG: 0.200		0-3 K		0-0 G3-6 1-2				0-0 F7		0	0	0	0	0	0	0				
Mike Pagliarulo , L (2.5) OBP: 0.275, SLG: 0.372					0-0 G5-4-3 BB			0-0 S 1B		3	0	0	0	0	1	1				
Ron Hassey , L (1.2) OBP: 0.345, SLG: 0.292		0-0 E3		0-0 F5				0-0 4-3		3	0	0	0	0	0	0				
Bobby Meacham , S (1.6) OBP: 0.321, SLG: 0.255		0-3 K			0-0 E BB			0-0 5-3		2	1	0	0	1	1	1				
Inning Stats	R: 1 E: 0 K: 1 S: 7	H: 2 LOB: 2 BB: 1 P: 11	R: 0 E: 1 K: 2 S: 8	H: 0 LOB: 1 BB: 0 P: 8	R: 0 E: 0 K: 0 S: 4	H: 1 LOB: 1 BB: 0 P: 4	R: 0 E: 1 K: 0 S: 3	H: 0 LOB: 0 BB: 0 P: 3	R: 1 E: 1 K: 1 S: 6	H: 0 LOB: 1 BB: 1 P: 10	R: 0 E: 0 K: 0 S: 2	H: 0 LOB: 0 BB: 1 P: 6	R: 0 E: 0 K: 0 S: 4	H: 1 LOB: 1 BB: 0 P: 4	R: 0 E: 0 K: 2 S: 8	H: 1 LOB: 1 BB: 0 P: 8	1B: 5 2B: 0 3B: 0 HR: 0	SF: 0 SAC: 0 DP: 2 HBP: 0	WP: 0 PB: 0 SB: 4 CS: 0	PA: 33
PITCHER Neal Heaton , L (1.1) ERA: 3.63	IP: 7.0 WLS: L BF: 29 H: 4 R: 2 ER: 1 SO: 4 BB: 3 IBB: 0 HBP: 0 BLK: 0 WP: 0 HR: 0 S: 34 P: 46 ERA: 1.29 WHIP: 1.000															PITCHER				
Ernie Camacho , R (8.1) ERA: 4.5	IP: 1.0 WLS: L BF: 4 H: 1 R: 0 ER: 0 SO: 2 BB: 0 IBB: 0 HBP: 0 BLK: 0 WP: 0 HR: 0 S: 8 P: 8 ERA: 0.00 WHIP: 1.000															PITCHER				

Batter	1	2	3	4	5	6	7	8	9	AB	R	H	RBI	BB	SO	LOB	TOP					
Brett Butler, L OBP: 0.317, SLG: 0.255 (1, 8)										3	1	0	0	2	0	2	Cleveland Indians @ New York Yankees Yankee Stadium, Bronx, NY Fri Apr 25 1986, 6:05 PM EST Att: 20,030 - Unknown					
Julio Franco, R OBP: 0.292, SLG: 0.390 (1, 6)										4	0	0	0	1	1	6						
Mel Hall, L OBP: 0.205, SLG: 0.333 (8, 9)										3	0	0	0	1	0	0						
Eddie Williams, R (8, FH)										1	0	0	0	0	0	0						
Andre Thornton, R OBP: 0.281, SLG: 0.339 (1, 10)										4	1	3	0	1	1	2						
Brook Jacoby, R OBP: 0.419, SLG: 0.554 (1, 5)										4	0	0	0	1	2	3						
Pat Tabler, R OBP: 0.417, SLG: 0.554 (8, PR)										4	0	2	0	0	0	3						
Otis Nixon, S OBP: 0.222, SLG: 0.222 (8, 7)										1	0	0	0	0	0	1						
Joe Carter, R OBP: 0.271, SLG: 0.345 (8, 3)										3	0	0	0	1	2	3						
Tony Bernazard, S OBP: 0.345, SLG: 0.408 (1, 4)										3	1	2	0	1	0	1						
Andy Allanson, R OBP: 0.395, SLG: 0.439 (8, PH)										3	0	0	0	0	0	3						
Dan Rohn, L (8, PH)										0	0	0	0	0	0	0						
Carmen Castillo, R OBP: 0.250, SLG: 0.450 (8, PH)										1	0	0	0	0	1	2						
Chris Bando, S OBP: 0.400, SLG: 0.400 (8, 2)										0	0	0	0	0	0	0						
Inning Stats	R: 0 E: 1 K: 0 S: 3	H: 0 LOB: 0 BB: 0 P: 3	R: 1 E: 0 K: 2 S: 9	H: 2 LOB: 1 BB: 0 P: 9	R: 0 E: 0 K: 1 S: 5	H: 0 LOB: 2 BB: 2 P: 13	R: 0 E: 0 K: 1 S: 5	H: 0 LOB: 0 BB: 0 P: 5	R: 2 E: 1 K: 1 S: 7	H: 1 LOB: 3 BB: 3 P: 19	R: 0 E: 0 K: 0 S: 3	H: 1 LOB: 1 BB: 1 P: 7	R: 0 E: 0 K: 0 S: 4	H: 1 LOB: 1 BB: 0 P: 4	R: 0 E: 0 K: 2 S: 8	H: 1 LOB: 2 BB: 2 P: 16	R: 0 E: 0 K: 0 S: 4	H: 1 LOB: 1 BB: 0 P: 4	1B: 6 2B: 1 3B: 0 HR: 0	SF: 0 SAC: 0 DP: 2 HBP: 0	WP: 2 PB: 2 SB: 2 CS: 0	PA: 42
PITCHER	IP	WLS	BF	H	R	ER	SO	BB	IBB	HBP	BLK	WP	HR	S	P	ERA	WHIP					
Joe Niekro, R ERA: 3.2 (1, 1)	6.0	W	28	4	3	0	5	6	0	0	0	2	0	32	56	0.00	1.667					
Brian Fisher, R ERA: 2.77 (7, 1)	1.1		7	2	0	0	1	1	0	0	0	0	0	8	12	0.00	2.250					
Dave Righetti, L ERA: 2.13 (8, 1)	1.2	S	7	1	0	0	1	1	0	0	0	0	0	8	12	0.00	1.200					

Batter	1	2	3	4	5	6	7	8	9	AB	R	H	RBI	BB	SO	LOB	BOTTOM				
Rickey Henderson, R OBP: 0.382, SLG: 0.391 (1, 8)										5	1	1	1	0	1	3	Cleveland Indians @ New York Yankees Yankee Stadium, Bronx, NY Fri Apr 25 1986, 6:05 PM EST Att: 20,030 - Unknown				
Ken Griffey, L OBP: 0.382, SLG: 0.408 (1, 7)										5	0	1	2	0	0	1					
Don Mattingly, L OBP: 0.342, SLG: 0.328 (1, 3)										5	1	0	0	0	0	2					
Ron Hassey, L OBP: 0.412, SLG: 0.370 (1, 2)										3	1	2	0	2	0	0					
Dave Winfield, R OBP: 0.375, SLG: 0.407 (1, 9)										2	2	1	0	3	0	1					
Mike Easler, L OBP: 0.285, SLG: 0.319 (1, 10)										5	1	1	3	0	1	6					
Mike Pagliarulo, L OBP: 0.309, SLG: 0.378 (1, 5)										2	2	1	0	2	0	0					
Willie Randolph, R OBP: 0.408, SLG: 0.371 (1, 4)										1	1	0	0	3	0	1					
Bobby Meacham, S OBP: 0.351, SLG: 0.280 (1, 6)										3	1	2	3	1	0	1					
Inning Stats	R: 0 E: 0 K: 1 S: 6	H: 0 LOB: 3 BB: 2 P: 14	R: 0 E: 0 K: 0 S: 2	H: 0 LOB: 0 BB: 1 P: 6	R: 0 E: 0 K: 0 S: 3	H: 0 LOB: 0 BB: 0 P: 3	R: 2 E: 0 K: 1 S: 7	H: 2 LOB: 2 BB: 2 P: 15	R: 0 E: 1 K: 0 S: 3	H: 0 LOB: 0 BB: 0 P: 3	R: 2 E: 1 K: 0 S: 3	H: 1 LOB: 1 BB: 3 P: 15	R: 0 E: 0 K: 0 S: 4	H: 1 LOB: 2 BB: 1 P: 8	R: 6 E: 0 K: 0 S: 7	H: 5 LOB: 1 BB: 2 P: 15		1B: 6 2B: 3 3B: 0 HR: 0	SF: 0 SAC: 0 DP: 2 HBP: 0	WP: 1 PB: 2 SB: 1 CS: 0	PA: 42
PITCHER	IP	WLS	BF	H	R	ER	SO	BB	IBB	HBP	BLK	WP	HR	S	P	ERA	WHIP				
Tom Candiotti, R ERA: 2.33 (1, 1)	5.1	L	26	2	2	2	2	8	0	0	0	1	0	22	54	3.38	1.875				
Jim Kern, R ERA: 4.82 (6, 1)	2.0		10	2	2	2	0	3	0	0	0	0	0	7	19	9.00	2.500				
Scott Bailes, L ERA: 5.27 (8, 1)	0.1		4	3	1	1	0	0	0	0	0	0	0	4	4	27.00	9.000				
Rich Yett, R ERA: 27.0 (8, 1)	0.1		2	2	3	3	0	0	0	0	0	0	0	2	2	81.00	6.000				

Batter	1	2	3	4	5	6	7	8	9	AB	R	H	RBI	BB	SO	LOB	TOP					
Brett Butler, L OBP: 0.344, SLG: 0.283 (1, 8)										2	1	1	0	2	0	0	Cleveland Indians @ New York Yankees Yankee Stadium, Bronx, NY Sat Apr 26 1986, 3:33 AM EST Att: 20,195 - Unknown					
Julio Franco, R OBP: 0.286, SLG: 0.375 (1, 6)										5	0	1	1	0	0	3						
Joe Carter, R OBP: 0.281, SLG: 0.339 (1, 7) (8, 9)										4	1	1	0	1	1	1						
Andre Thornton, R OBP: 0.304, SLG: 0.339 (1, 10)										3	1	1	0	1	0	0						
Brook Jacoby, R OBP: 0.403, SLG: 0.517 (1, 5)										4	0	0	0	1	2	4						
Pat Tabler, R OBP: 0.438, SLG: 0.593 (1, 3)										3	0	2	2	1	0	0						
Carmen Castillo, R OBP: 0.250, SLG: 0.417 Otis Nixon, S OBP: 0.222, SLG: 0.222 (1, 9) (8, 7)										4	0	1	0	0	0	3						
Tony Bernazard, S OBP: 0.339, SLG: 0.396 (1, 4)										4	0	1	0	0	1	5						
Andy Allanson, R OBP: 0.383, SLG: 0.422 (1, 2)										4	0	1	0	0	0	1						
Inning Stats	R: 3 E: 1 K: 0 S: 6	H: 4 LOB: 2 BB: 1 P: 11	R: 0 E: 0 K: 0 S: 3	H: 0 LOB: 0 BB: 0 P: 3	R: 0 E: 0 K: 0 S: 3	H: 0 LOB: 0 BB: 0 P: 3	R: 0 E: 0 K: 0 S: 4	H: 1 LOB: 1 BB: 0 P: 4	R: 0 E: 0 K: 0 S: 2	H: 0 LOB: 0 BB: 1 P: 6	R: 0 E: 0 K: 0 S: 4	H: 1 LOB: 1 BB: 0 P: 4	R: 0 E: 0 K: 1 S: 5	H: 0 LOB: 1 BB: 1 P: 9	R: 0 E: 0 K: 2 S: 9	H: 2 LOB: 3 BB: 1 P: 13		R: 0 E: 0 K: 1 S: 6	H: 1 LOB: 3 BB: 2 P: 14	1B: 6 2B: 4 3B: 0 HR: 0	SF: 0 SAC: 1 DP: 1 HBP: 1	WP: 0 PB: 0 SB: 2 CS: 1
PITCHER	IP	WLS	BF	H	R	ER	SO	BB	IBB	HBP	BLK	WP	HR	S	P	ERA	WHIP					
Bob Shirley, L ERA: 10.13 (1, 1)	0.1	L	6	4	3	3	0	1	0	1	0	0	0	4	9	81.00	15.000					
John Montefusco, R ERA: 9.53 (1, 1)	5.2		19	2	0	0	0	1	0	0	0	0	0	18	22	0.00	0.529					
Rod Scurrey, L ERA: 4.0 (7, 1)	2.1		12	3	0	0	3	2	0	0	0	0	0	16	24	0.00	2.143					
Brian Fisher, R ERA: 2.63 (9, 1)	0.2		4	0	0	0	1	2	0	0	0	0	0	4	12	0.00	3.000					

AB	33
R	3
H	9
RBI	3
BB	6
SO	4
LOB	17



Batter	1	2	3	4	5	6	7	8	9	AB	R	H	RBI	BB	SO	LOB	BOTTOM				
Rickey Henderson, R OBP: 0.375, SLG: 0.373 (1, 8)										3	0	0	0	1	2	1	Cleveland Indians @ New York Yankees Yankee Stadium, Bronx, NY Sat Apr 26 1986, 3:33 AM EST Att: 20,195 - Unknown				
Ken Griffey, L OBP: 0.390, SLG: 0.423 (1, 7)										3	1	1	0	1	0	1					
Don Mattingly, L OBP: 0.338, SLG: 0.324 (1, 3)										4	0	1	1	0	0	2					
Ron Hassey, L OBP: 0.389, SLG: 0.345 Phil Lombardi, R (5, 2)										2	0	0	0	0	1	2					
Dave Winfield, R OBP: 0.395, SLG: 0.419 (1, 9)										3	0	2	0	1	0	0					
Mike Easter, L OBP: 0.283, SLG: 0.320 (1, 10)										3	1	1	0	1	0	2					
Mike Pagliarulo, L OBP: 0.305, SLG: 0.367 (1, 5)										4	0	1	0	0	2	3					
Willie Randolph, R OBP: 0.427, SLG: 0.365 (1, 4)										1	0	0	0	3	0	1					
Bobby Meacham, S OBP: 0.333, SLG: 0.264 Henry Cotto, R OBP: 0.200, SLG: 0.200 (8, PH)										3	0	0	1	0	1	3					
Inning Stats	R: 0 E: 0 K: 0 S: 2	H: 0 LOB: 1 BB: 2 P: 10	R: 0 E: 0 K: 0 S: 4	H: 2 LOB: 1 BB: 1 P: 8	R: 0 E: 0 K: 0 S: 3	H: 0 LOB: 0 BB: 0 P: 3	R: 0 E: 0 K: 1 S: 6	H: 1 LOB: 1 BB: 0 P: 6	R: 0 E: 0 K: 1 S: 5	H: 1 LOB: 1 BB: 0 P: 5	R: 0 E: 0 K: 1 S: 4	H: 0 LOB: 0 BB: 1 P: 8	R: 1 E: 0 K: 2 S: 9	H: 2 LOB: 1 BB: 0 P: 9	R: 0 E: 0 K: 2 S: 7	H: 0 LOB: 2 BB: 2 P: 15		1B: 5 2B: 1 3B: 0 HR: 0	SF: 0 SAC: 0 DP: 2 HBP: 0	WP: 0 PB: 0 SB: 1 CS: 1	PA: 37
PITCHER	IP	WLS	BF	H	R	ER	SO	BB	IBB	HBP	BLK	WP	HR	S	P	ERA	WHIP				
Don Schulze, R ERA: 2.79 (1, 1)	6.0	W	24	4	1	1	3	5	0	0	0	0	0	25	45	1.50	1.500				
Scott Bailes, L ERA: 5.29 (7, 1)	1.2		6	2	1	1	3	0	0	0	0	0	0	12	12	5.40	1.200				
Ernie Camacho, R ERA: 3.86 (8, 1)	1.1	S	6	0	0	0	2	2	0	0	0	0	0	8	16	0.00	1.500				

AB	29
R	2
H	6
RBI	2
BB	7
SO	8
LOB	18



Batter	1	2	3	4	5	6	7	8	9	AB	R	H	RBI	BB	SO	LOB	TOP										
Brett Butler, L OBP: 0.348, SLG: 0.362 (1,8)	G3		1-3			HR	F9	2B		5	1	2	3	0	0	3	Cleveland Indians @ New York Yankees Yankee Stadium, Bronx, NY Sun Apr 27 1986, 3:33 AM EDT Att: 46,607 - Unknown										
Tony Bernazard, S OBP: 0.313, SLG: 0.362 (1,4)	F8		4-3			F8	K	F8		5	0	0	0	0	1	3											
Julio Franco, R OBP: 0.267, SLG: 0.348 (1,6)	3-1			5-3		K	6-3		6-3	5	0	0	0	0	1	2											
Andre Thornton, R OBP: 0.284, SLG: 0.313 (1,10)		F8		K		6-3		F3	F8	5	0	0	0	0	1	0											
Brook Jacoby, R OBP: 0.417, SLG: 0.538 (1,5)		2B		F8			BB 1B	F9	FC6-4	5	1	3	0	0	0	0											
Pat Tabler, R OBP: 0.435, SLG: 0.571 (1,3)		1-3			F7		BB 1B		FC6-4	4	2	1	0	1	0	2											
Mel Hall, L OBP: 0.238, SLG: 0.324 (1,7)							BB 1B			1	1	0	0	2	1	0											
Carmen Castillo, R OBP: 0.280, SLG: 0.440 (8,9)							BB 1B			1	1	1	0	0	0	0											
Otis Nixon, S OBP: 0.222, SLG: 0.222 (9,7)		BB					WP 1B	1B		0	0	0	0	0	0	0											
Joe Carter, R OBP: 0.309, SLG: 0.413 (8,7)							WP 1B	1B		4	2	3	4	0	0	2											
Chris Bando, S OBP: 0.429, SLG: 0.429 (1,2)			F8				1-2 2-3	1B	2B 1B	4	1	2	1	0	0	0											
Inning Stats	R: 0 E: 0 K: 0 S: 3	H: 0 LOB: 0 BB: 0 P: 3	R: 0 E: 0 K: 0 S: 4	H: 1 LOB: 2 BB: 1 P: 8	R: 0 E: 0 K: 0 S: 3	H: 0 LOB: 0 BB: 0 P: 3	R: 0 E: 0 K: 1 S: 5	H: 0 LOB: 0 BB: 0 P: 5	R: 1 E: 0 K: 1 S: 6	H: 1 LOB: 0 BB: 0 P: 6	R: 1 E: 0 K: 1 S: 6	H: 1 LOB: 0 BB: 0 P: 6	R: 3 E: 0 K: 1 S: 8	H: 3 LOB: 2 BB: 2 P: 16	R: 4 E: 0 K: 0 S: 8	H: 5 LOB: 1 BB: 0 P: 8	R: 0 E: 0 K: 0 S: 4	H: 1 LOB: 1 BB: 0 P: 4	1B: 8 2B: 2 3B: 0 HR: 2	SF: 0 SAC: 0 DP: 0 HBP: 0	WP: 1 PB: 0 CS: 0	PA: 42					
PITCHER	IP	WLS	BF	H	R	ER	SO	BB	IBB	HBP	BLK	WP	HR	S	P	ERA	WHIP										
Bob Tewksbury, R ERA: 3.33 (1,1)	6.0		22	3	2	2	3	1	0	0	0	0	2	27	31	3.00	0.667										
Brian Fisher, R ERA: 4.51 (7,1)	0.0		4	2	3	3	0	2	0	0	0	0	0	2	10	∞	∞										
Bob Shirley, L ERA: 8.53 (7,1)	1.0		4	1	0	0	1	0	0	0	0	1	0	6	6	0.00	1.000										
Dave Righetti, L ERA: 4.61 (8,1)	1.0	L	8	5	4	4	0	0	0	0	0	0	0	8	8	36.00	5.000										
Ed Whitson, R ERA: 4.5 (9,1)	1.0		4	1	0	0	0	0	0	0	0	0	0	4	4	0.00	1.000										

Batter	1	2	3	4	5	6	7	8	9	AB	R	H	RBI	BB	SO	LOB	BOTTOM										
Rickey Henderson, R OBP: 0.372, SLG: 0.352 (1,8)	E5 F9 2B	F8		4-3 S BB	F7		BB		F7	4	1	0	1	2	0	5	Cleveland Indians @ New York Yankees Yankee Stadium, Bronx, NY Sun Apr 27 1986, 3:33 AM EDT Att: 46,607 - Unknown										
Ken Griffey, L OBP: 0.369, SLG: 0.386 (1,7)	F9			4-3		F9	K		F7	5	0	0	0	1	1	6											
Don Mattingly, L OBP: 0.354, SLG: 0.338 (1,3)	1B	4-3				F3				3	1	1	2	2	0	2											
Ron Hassey, L OBP: 0.366, SLG: 0.412 (1,2)	F6			HR	F3		4-3			5	1	1	1	0	1	6											
Dave Winfield, R OBP: 0.407, SLG: 0.433 (1,9)	S 1B			K2-3				F6		5	2	3	1	0	1	0											
Mike Easter, L OBP: 0.276, SLG: 0.309 (1,10)					1-3			F6		5	0	1	1	0	1	2											
Mike Pagliarulo, L OBP: 0.313, SLG: 0.370 (1,5)					1-3			F8	F9	5	1	2	0	0	1	2											
Willie Randolph, R OBP: 0.438, SLG: 0.354 (1,4)				FC4-6						2	1	0	0	3	0	1											
Bobby Meacham, S OBP: 0.359, SLG: 0.286 (1,6)		SH5-4			4-3					3	0	2	1	1	0	0											
Inning Stats	R: 3 E: 1 K: 0 S: 7	H: 3 LOB: 1 BB: 0 P: 7	R: 0 E: 0 K: 0 S: 3	H: 0 LOB: 2 BB: 2 P: 11	R: 1 E: 0 K: 2 S: 9	H: 2 LOB: 1 BB: 0 P: 9	R: 0 E: 0 K: 0 S: 3	H: 0 LOB: 2 BB: 2 P: 11	R: 0 E: 0 K: 0 S: 4	H: 1 LOB: 3 BB: 2 P: 12	R: 0 E: 0 K: 1 S: 5	H: 0 LOB: 0 BB: 0 P: 5	R: 3 E: 0 K: 1 S: 8	H: 3 LOB: 3 BB: 3 P: 20	R: 0 E: 0 K: 1 S: 5	H: 0 LOB: 0 BB: 0 P: 5		R: 0 E: 0 K: 0 S: 4	H: 1 LOB: 1 BB: 0 P: 4	1B: 8 2B: 1 3B: 0 HR: 1	SF: 0 SAC: 1 DP: 0 HBP: 0	WP: 0 PB: 0 CS: 0	PA: 47				
PITCHER	IP	WLS	BF	H	R	ER	SO	BB	IBB	HBP	BLK	WP	HR	S	P	ERA	WHIP										
Phil Niekro, R ERA: 2.57 (1,1)	6.1		36	9	7	4	3	7	0	0	0	0	1	35	63	5.68	2.526										
Jim Kern, R ERA: 4.82 (7,1)	0.0		1	0	0	0	0	1	0	0	0	0	0	4	∞	∞											
Scott Bailes, L ERA: 5.06 (7,1)	0.2	W	3	0	0	0	1	1	0	0	0	0	0	4	8	0.00	1.500										
Rich Yett, R ERA: 3.86 (8,1)	2.0	S	7	1	0	0	1	0	0	0	0	0	0	9	9	0.00	0.500										

Batter	1	2	3	4	5	6	7	8	9	AB	R	H	RBI	BB	SO	LOB	TOP										
Kirby Puckett, R OBP: 0.413, SLG: 0.698 (1, 8)	F9	F8		F8		S 1B		WP 1B	HR 2B	6	2	3	1	0	0	1	Minnesota Twins @ New York Yankees Yankee Stadium, Bronx, NY Tue Apr 29 1986, 7:05 PM EDT Att: 13,213 - Unknown										
Billy Beane, R OBP: 0.667, SLG: 1.000 (1, 7)	E7 1B		1B	1B		BB		2B 1B	HR	5	2	5	4	1	0	0											
Kent Hrbek, L OBP: 0.420, SLG: 0.444 (1, 3)	F3		1B E	1-3		K		2B	F5	6	1	2	0	0	1	4											
Tom Brunansky, R OBP: 0.310, SLG: 0.451 (1, 9)	4-3		F7			S 2B		1-3	FC5-4 1B	5	1	1	0	1	0	7											
Roy Smalley, S OBP: 0.366, SLG: 0.500 (1, 5)		6-3	F3			F8		F7	FC5-4 1B	6	0	0	0	0	0	8											
Alejandro Sanchez, R OBP: 0.100, SLG: 0.100 (1, 10)	F8		E8 1B			K		F8		5	0	1	1	0	1	3											
Tim Laudner, R OBP: 0.667, SLG: 1.500 (9, PH)										2	2	2	2	2	0	0											
Mark Salas, L OBP: 0.274, SLG: 0.456 (9, PH)		HR	BB			2B		BB	WP 2B BB	0	1	0	0	1	0	0											
Steve Lombardozzi, R OBP: 0.260, SLG: 0.340 (9, PH)									F5	4	1	2	2	0	2	3											
Randy Bush, L OBP: 0.365, SLG: 0.419 (9, PH)			K							1	0	0	0	0	0	1											
Greg Gagne, R OBP: 0.262, SLG: 0.349 (1, 6)										4	0	1	0	0	1	2											
Gary Gaetti, R OBP: 0.333, SLG: 0.473 (9, PH)									2B HR BB	0	1	0	0	1	0	0											
Inning Stats	R: 0 E: 1 K: 0 S: 4	H: 1 LOB: 1 BB: 0 P: 4	R: 2 E: 0 K: 0 S: 6	H: 3 LOB: 1 BB: 0 P: 6	R: 2 E: 1 K: 1 S: 8	H: 3 LOB: 2 BB: 1 P: 12	R: 0 E: 0 K: 0 S: 4	H: 1 LOB: 1 BB: 0 P: 4	R: 2 E: 0 K: 1 S: 7	H: 2 LOB: 1 BB: 1 P: 11	R: 0 E: 0 K: 1 S: 6	H: 1 LOB: 2 BB: 1 P: 10	R: 0 E: 0 K: 2 S: 7	H: 0 LOB: 1 BB: 1 P: 11	R: 1 E: 0 K: 0 S: 6	H: 3 LOB: 2 BB: 0 P: 6	R: 4 E: 0 K: 0 S: 6	H: 3 LOB: 1 BB: 2 P: 14	1B: 9 2B: 5 3B: 0 HR: 3	SF: 0 SAC: 0 DP: 0 HBP: 0	WP: 2 PB: 0 CS: 0	PA: 50					
PITCHER	IP	WLS	BF	H	R	ER	SO	BB	IBB	HBP	BLK	WP	HR	S	P	ERA	WHIP										
Ron Guidry, L ERA: 2.45 (1, 1)	5.0		27	10	6	5	2	2	0	0	0	0	2	29	37	9.00	2.400										
Ed Whitson, R ERA: 6.46 (6, 1)	3.1	W	20	6	5	5	3	4	0	0	0	2	1	22	38	13.50	3.000										
Bob Shirley, L ERA: 7.71 (9, 1)	0.2		3	1	0	0	0	0	0	0	0	0	0	3	3	0.00	1.500										

Batter	1	2	3	4	5	6	7	8	9	AB	R	H	RBI	BB	SO	LOB	BOTTOM										
Rickey Henderson, R OBP: 0.385, SLG: 0.421 (1, 8)	6-3		1B		G6-4-3		HR			5	3	3	4	0	0	1	Minnesota Twins @ New York Yankees Yankee Stadium, Bronx, NY Tue Apr 29 1986, 7:05 PM EDT Att: 13,213 - Unknown										
Ken Griffey, L OBP: 0.377, SLG: 0.443 (1, 7)			2B				HR			4	2	2	2	0	0	0											
Henry Cotto, R OBP: 0.200, SLG: 0.200 (8, 7)	4-3		1-3				4-3			0	0	0	0	0	0	0											
Don Mattingly, L OBP: 0.345, SLG: 0.321 (1, 3)	F7		1-3		G3			F7		4	1	0	1	1	0	1											
Mike Easler, L OBP: 0.302, SLG: 0.373 (1, 10)		F8	K							4	2	2	2	1	1	1											
Dave Winfield, R OBP: 0.407, SLG: 0.414 (1, 9)		K				HR		1B		3	1	0	1	2	1	1											
Ron Hassey, L OBP: 0.348, SLG: 0.385 (1, 2)		4-3			F8					5	1	1	2	0	0	2											
Mike Pagliarulo, L OBP: 0.324, SLG: 0.448 (1, 5)			HR		F8					4	1	2	1	0	1	3											
Willie Randolph, R OBP: 0.440, SLG: 0.362 (1, 4)										4	2	2	1	0	0	2											
Mike Fischlin, R ERA: 5.4 (8, 4)			6-3 2B		F8					0	0	0	0	0	0	0											
Bobby Meacham, S OBP: 0.368, SLG: 0.300 (1, 6)			6-3							4	1	2	0	0	0	3											
Inning Stats	R: 0 E: 0 K: 0 S: 3	H: 0 LOB: 0 BB: 0 P: 3	R: 0 E: 0 K: 1 S: 5	H: 0 LOB: 0 BB: 0 P: 5	R: 3 E: 0 K: 1 S: 9	H: 4 LOB: 1 BB: 0 P: 9	R: 0 E: 0 K: 0 S: 3	H: 0 LOB: 1 BB: 1 P: 7	R: 1 E: 0 K: 0 S: 4	H: 2 LOB: 0 BB: 0 P: 4	R: 1 E: 0 K: 0 S: 5	H: 2 LOB: 1 BB: 0 P: 5	R: 9 E: 1 K: 1 S: 11	H: 5 LOB: 3 BB: 3 P: 23	R: 0 E: 0 K: 0 S: 4	H: 1 LOB: 1 BB: 0 P: 4	1B: 8 2B: 2 3B: 0 HR: 4	SF: 0 SAC: 1 DP: 1 HBP: 0	WP: 0 PB: 0 CS: 0	PA: 42							
PITCHER	IP	WLS	BF	H	R	ER	SO	BB	IBB	HBP	BLK	WP	HR	S	P	ERA	WHIP										
John Butcher, R ERA: 4.79 (1, 1)	5.2		25	8	5	5	2	1	0	0	0	0	0	3	32	7.94	1.588										
Mark Portugal, R ERA: 23.14 (6, 1)	0.1	L	3	2	2	2	0	0	0	0	0	0	0	3	3	54.00	6.000										
Bill Latham, L ERA: 5.0 (7, 1)	0.0		3	0	0	0	0	2	0	0	0	0	0	1	9	∞	∞										
Ron Davis, R ERA: 15.43 (7, 1)	0.1		4	2	4	3	1	1	0	0	0	0	0	5	9	81.00	9.000										
Frank Pastore, R ERA: 5.4 (7, 1)	1.2		7	2	3	3	0	0	0	0	0	1	7	7	16.20	1.200											

AB	44
R	11
H	17
RBI	10
BB	6
SO	5
LOB	29



Batter	1	2	3	4	5	6	7	8	9	AB	R	H	RBI	BB	SO	LOB	TOP					
Kirby Puckett, R OBP: 0.433, SLG: 0.747 (1, 8)	0-0 6-3		0-0 HR		0-0 2B		0-0 1B		0-0 1B	5	1	4	1	0	0	0	Minnesota Twins @ New York Yankees Yankee Stadium, Bronx, NY Wed Apr 30 1986, 7:05 PM EDT Att: 18,774 - Unknown AB 35 R 2 H 10 RBI 2 BB 3 SO 7 LOB 20					
Billy Beane, R OBP: 0.500, SLG: 0.667 (1, 7)	4-0 1B		0-3 K		0-0 2-3		0-0 F5		0-0 G6-4-3	4	0	0	0	1	1	3						
Randy Bush, L OBP: 0.375, SLG: 0.426 (1, 9)	0-0 F6		0-0 1B		0-3 K		0-0 1-3			4	0	2	0	0	1	2						
Kent Hrbek, L OBP: 0.424, SLG: 0.447 (1, 3)	0-0 1-3		0-0 F4		0-0 BB		0-3 K			4	1	2	0	0	1	3						
Gary Gaetti, R OBP: 0.317, SLG: 0.449 (1, 5)	0-3 K		0-0 F7		0-0 F3		0-0 L6			4	0	0	0	0	1	6						
Mark Salas, L OBP: 0.286, SLG: 0.443 (1, 2)		0-0 F9		0-0 4-3		4-0 1B		4-0 BB		2	0	0	0	2	0	0						
Mickey Hatcher, R OBP: 0.070, SLG: 0.098 (1, 10)	0-0 6-3		0-0 F7		0-0 F7		0-0 G5-4-3			4	0	0	0	0	0	3						
Steve Lombardozzi, R OBP: 0.269, SLG: 0.347 Roy Smalley, S OBP: 0.369, SLG: 0.500 (6, PH) (6, 6)	0-0 BLK		0-0 L6		0-0 L6		0-3 K			2	0	1	0	0	0	0						
Greg Gagne, R OBP: 0.246, SLG: 0.328 (6, 4)	0-3 K		0-0 F7		0-0 F7		0-3 K			4	0	0	0	0	2	3						
Inning Stats	R: 0 E: 0 K: 1 S: 6	H: 1 LOB: 2 BB: 1 P: 10	R: 0 E: 0 K: 1 S: 6	H: 1 LOB: 1 BB: 0 P: 6	R: 1 E: 0 K: 1 S: 7	H: 2 LOB: 1 BB: 0 P: 7	R: 0 E: 0 K: 0 S: 3	H: 0 LOB: 0 BB: 0 P: 3	R: 0 E: 0 K: 1 S: 6	H: 1 LOB: 1 BB: 0 P: 6	R: 1 E: 0 K: 0 S: 5	H: 2 LOB: 2 BB: 1 P: 9	R: 0 E: 0 K: 1 S: 7	H: 2 LOB: 0 BB: 0 P: 7	R: 0 E: 0 K: 1 S: 4	H: 0 LOB: 0 BB: 1 P: 8		R: 0 E: 0 K: 1 S: 5	H: 1 LOB: 0 BB: 0 P: 5	1B: 8 2B: 1 3B: 0 HR: 1	SF: 0 SAC: 0 DP: 2 HBP: 0	WP: 0 PB: 0 CS: 1
PITCHER	IP WLS BF H R ER SO BB IBB HBP BLK WP HR S P ERA WHIP	IP WLS BF H R ER SO BB IBB HBP BLK WP HR S P ERA WHIP																				
Joe Niekro, R ERA: 3.16 Brian Fisher, R ERA: 3.75 (1, 1) (7, 1)	6.0 W 27 7 2 2 4	3.0 S 11 3 0 0 3	2 0 0 1 0 0 0	0 0 0 0 0 0 0	0 0 16 20 0.00 1.333																	

Batter	1	2	3	4	5	6	7	8	9	AB	R	H	RBI	BB	SO	LOB	BOTTOM			
Rickey Henderson, R OBP: 0.379, SLG: 0.413 (1, 8)	0-0 F9		0-3 K		0-0 HR		0-0 5-3			4	1	1	0	0	1	1	Minnesota Twins @ New York Yankees Yankee Stadium, Bronx, NY Wed Apr 30 1986, 7:05 PM EDT Att: 18,774 - Unknown AB 31 R 3 H 8 RBI 3 BB 2 SO 6 LOB 18			
Ken Griffey, L OBP: 0.384, SLG: 0.446 (1, 7)	0-0 1B		0-0 L4-3		0-0 F8		0-0 F7			4	0	2	0	0	0	2				
Don Mattingly, L OBP: 0.341, SLG: 0.354 (1, 3)	0-0 F7		0-0 L4-3		0-0 HR		0-0 F7			4	1	1	3	0	0	2				
Mike Easler, L OBP: 0.299, SLG: 0.365 (1, 10)	0-0 F8				0-0 F5		0-0 4-3			4	0	1	0	0	0	1				
Dave Winfield, R OBP: 0.411, SLG: 0.425 (1, 9)		4-0 S		0-0 G3		0-0 F6		0-3 K		3	0	1	0	1	1	1				
Ron Hassey, L OBP: 0.340, SLG: 0.357 (1, 2)		0-3 K		1-0 G3		0-0 G3		0-0 4-3		3	0	0	0	0	1	2				
Mike Pagliarulo, L OBP: 0.319, SLG: 0.426 (1, 5)		4-0 BB		0-0 G3		0-0 4-3		0-0 F8		3	0	0	0	1	0	2				
Willie Randolph, R OBP: 0.437, SLG: 0.361 (1, 4)		0-3 K		0-0 6-3		0-0 S				3	0	1	0	0	1	4				
Bobby Meacham, S OBP: 0.366, SLG: 0.317 (1, 6)		0-3 K		0-0 HR		0-3 K				3	1	1	0	0	2	3				
Inning Stats	R: 0 E: 0 K: 0 S: 4	H: 1 LOB: 1 BB: 0 P: 4	R: 0 E: 0 K: 3 S: 9	H: 0 LOB: 2 BB: 2 P: 17	R: 0 E: 0 K: 1 S: 5	H: 1 LOB: 0 BB: 0 P: 5	R: 0 E: 0 K: 0 S: 4	H: 1 LOB: 2 BB: 0 P: 5	R: 3 E: 0 K: 0 S: 7	H: 4 LOB: 1 BB: 0 P: 7	R: 0 E: 0 K: 1 S: 6	H: 1 LOB: 1 BB: 0 P: 6	R: 0 E: 0 K: 0 S: 3	H: 0 LOB: 0 BB: 0 P: 3	R: 0 E: 0 K: 1 S: 5	H: 0 LOB: 0 BB: 0 P: 5		1B: 5 2B: 3 3B: 0 HR: 1	SF: 0 SAC: 0 DP: 1 HBP: 1	WP: 0 PB: 0 CS: 0
PITCHER	IP WLS BF H R ER SO BB IBB HBP BLK WP HR S P ERA WHIP	IP WLS BF H R ER SO BB IBB HBP BLK WP HR S P ERA WHIP																		
Bert Blyleven, R ERA: 3.57 (1, 1)	8.0 L 34 8 3 3 6																			

Batter	1	2	3	4	5	6	7	8	9	AB	R	H	RBI	BB	SO	LOB	TOP					
Kirby Puckett, R OBP: 0.431, SLG: 0.758 (1, 8)	L4		HR		6-3		B2-3		BB	4	1	1	3	1	0	0	Minnesota Twins @ New York Yankees Yankee Stadium, Bronx, NY Thu May 01 1986, 7:05 PM EDT Att: 15,081 - Unknown					
Billy Beane, R OBP: 0.388, SLG: 0.471 (1, 7)	K		G3		5-3		L5		F8	5	0	0	0	0	1							
Kent Hrbek, L OBP: 0.433, SLG: 0.481 (1, 3)	BB		4-3			BB			F3	3	2	1	1	2	0	1						
Tom Brunansky, R OBP: 0.297, SLG: 0.430 (1, 9)	F5		F9			F3			F8	4	0	0	0	0	2							
Alejandro Sanchez, R OBP: 0.154, SLG: 0.063 Randy Bush, L OBP: 0.369, SLG: 0.417 (8, PH)	K				K2-3	BB			F4	2	1	0	0	1	2	0						
Gary Gaetti, R OBP: 0.314, SLG: 0.476 (1, 5)	F8				F7	K			HR	4	1	1	1	0	1	2						
Steve Lombardozzi, R OBP: 0.289, SLG: 0.346 (1, 4)	1-3					1B			6-3	3	0	1	1	1	0	0						
Tim Laudner, R OBP: 0.600, SLG: 1.000 (1, 2)			HR		F8				L6	3	1	1	1	1	0	1						
Greg Gagne, R OBP: 0.247, SLG: 0.324 (1, 6)			HR			F7			F6	4	1	1	0	0	1	2						
Inning Stats	R: 0 E: 0 K: 1 S: 5	H: 0 LOB: 1 BB: 1 P: 9	R: 0 E: 0 K: 1 S: 5	H: 0 LOB: 0 BB: 0 P: 5	R: 3 E: 0 K: 0 S: 5	H: 2 LOB: 0 BB: 1 P: 9	R: 0 E: 0 K: 1 S: 5	H: 0 LOB: 1 BB: 1 P: 9	R: 0 E: 0 K: 1 S: 5	H: 0 LOB: 0 BB: 0 P: 5	R: 2 E: 0 K: 1 S: 7	H: 2 LOB: 2 BB: 2 P: 15	R: 1 E: 0 K: 0 S: 4	H: 1 LOB: 0 BB: 0 P: 4	R: 1 E: 0 K: 0 S: 4	H: 1 LOB: 0 BB: 0 P: 4		R: 0 E: 0 K: 0 S: 3	H: 0 LOB: 1 BB: 1 P: 7	1B: 3 2B: 0 3B: 0 HR: 3	SF: 0 SAC: 0 DP: 0 HBP: 0	WP: 0 PB: 0 CS: 0
PITCHER	IP	WLS	BF	H	R	ER	SO	BB	IBB	HBP	BLK	WP	HR	S	P	ERA	WHIP					
Dennis Rasmussen, L ERA: 3.75	5.1	L	23	2	5	5	4	5	0	0	0	0	1	26	46	8.44	1.312					
John Montefusco, R ERA: 2.19	2.2		12	4	2	2	1	0	0	0	0	0	2	14	14	6.75	1.500					
Rod Scurrey, L ERA: 3.6	1.0		4	0	0	0	0	1	0	0	0	0	0	3	7	0.00	1.000					

Batter	1	2	3	4	5	6	7	8	9	AB	R	H	RBI	BB	SO	LOB	BOTTOM					
Rickey Henderson, R OBP: 0.364, SLG: 0.393 (1, 8)	L3		K		6-3		6-3			4	0	0	0	0	1	0	Minnesota Twins @ New York Yankees Yankee Stadium, Bronx, NY Thu May 01 1986, 7:05 PM EDT Att: 15,081 - Unknown					
Willie Randolph, R OBP: 0.451, SLG: 0.365 (1, 4)	FC1-6			WP	1B		F9			2	1	1	0	2	0	0						
Don Mattingly, L OBP: 0.347, SLG: 0.372 (1, 3)	FC1-6			WP	HR	2B	G4-6-3		K	4	1	2	0	0	1	1						
Dave Winfield, R OBP: 0.404, SLG: 0.455 (1, 9)	F5			HR	G4-6-3		5-3			4	1	1	2	0	0	3						
Gary Roenicke, R OBP: 0.417, SLG: 0.222 (1, 10)		CS		K		6-3			1B	4	0	2	0	0	1	0						
Henry Cotto, R OBP: 0.208, SLG: 0.250 (1, 7)	F9			1B	2B		5-3		6-3	4	1	1	0	0	0	2						
Dale Berra, R OBP: 0.436, SLG: 0.429 (1, 5)	L1			BB	1B					4	0	3	1	0	0	0						
Phil Lombardi, R OBP: 0.333, SLG: 0.200 (1, 2)			G5-4-3	G6-4-3		6-3			G5-4-3	3	0	1	0	1	0	2						
Bobby Meacham, S OBP: 0.347, SLG: 0.299 (1, 6)	G5-4-3		G6-4-3				B1		F8	4	0	0	0	0	0	3						
Inning Stats	R: 0 E: 0 K: 0 S: 4	H: 1 LOB: 1 BB: 0 P: 4	R: 0 E: 0 K: 0 S: 3	H: 1 LOB: 0 BB: 0 P: 3	R: 0 E: 0 K: 1 S: 5	H: 1 LOB: 0 BB: 0 P: 5	R: 4 E: 0 K: 1 S: 8	H: 4 LOB: 1 BB: 2 P: 16	R: 0 E: 0 K: 0 S: 3	H: 1 LOB: 1 BB: 1 P: 7	R: 0 E: 0 K: 0 S: 4	H: 1 LOB: 0 BB: 0 P: 4	R: 0 E: 0 K: 0 S: 3	H: 0 LOB: 0 BB: 0 P: 3	R: 0 E: 0 K: 1 S: 6	H: 1 LOB: 1 BB: 0 P: 6		R: 0 E: 0 K: 0 S: 3	H: 1 LOB: 0 BB: 0 P: 3	1B: 7 2B: 3 3B: 0 HR: 1	SF: 0 SAC: 0 DP: 4 HBP: 0	WP: 1 PB: 0 CS: 1
PITCHER	IP	WLS	BF	H	R	ER	SO	BB	IBB	HBP	BLK	WP	HR	S	P	ERA	WHIP					
Frank Viola, L ERA: 3.59	3.1		17	7	4	4	2	2	0	0	0	0	1	19	27	10.80	2.700					
Juan Agosto, L ERA: 3.49	5.2	W	19	4	0	0	1	1	0	0	0	0	0	20	24	0.00	0.882					

AB	33
R	7
H	6
RBI	7
BB	6
SO	5
LOB	9

AB	33
R	4
H	11
RBI	3
BB	3
SO	3
LOB	11

Batter	1	2	3	4	5	6	7	8	9	AB	R	H	RBI	BB	SO	LOB	TOP										
Toby Harrah, R OBP: 0.294, SLG: 0.318 (1, 4)	4-0 CS BB	4-0 1-2 2B BB	0-0 F8			0-0 F9	4-0 BB		0-0 L5	3	1	0	0	3	0	5											
Scott Fletcher, R OBP: 0.359, SLG: 0.386 (1, 6)	0-3 K	0-0 1-H 2-H 2B		0-0 F8		0-0 1B 2B	4-3		0-0 FC6-4	6	1	2	3	0	1	5											
Pete O'Brien, L OBP: 0.468, SLG: 0.739 Tom Paciorek, R OBP: 0.333, SLG: 0.400 (1, 3) (7, 3)	4-0 BB 1B BB	3-1		0-3 K		0-0 BB 1B			0-0 L6	3	0	1	1	1	1	1											
Pete Incaviglia, R OBP: 0.250, SLG: 0.343 (1, 9)	0-0 BB 1B		0-0 F2	0-0 F3		4-0 BB 1B			0-0 1-3	4	0	1	0	1	0	0											
Gary Ward, R OBP: 0.373, SLG: 0.354 (1, 7)	4-0 BB		4-0 BB 1B BB		0-0 F8	0-0 F9			4-0 BB	2	1	0	0	3	0	2											
Larry Parrish, R OBP: 0.313, SLG: 0.443 (1, 10)	0-3 K		4-0 1B 1B BB		0-0 4-3		0-0 F8	0-3 K		4	1	0	0	1	2	4											
Don Slaught, R OBP: 0.419, SLG: 0.764 (1, 2)		4-0 FC3-6 BB	0-0 1B 1B 1B		0-0 F8		0-0 HR		0-3 K2-3	4	1	2	2	1	1	0											
George Wright, S OBP: 0.321, SLG: 0.429 (1, 8)	0-3 K	0-3 K		0-0 5-3		0-0 F9			0-0 1B 1B	5	0	1	0	0	2	3											
Steve Buechele, R OBP: 0.358, SLG: 0.517 (1, 5)		0-0 FC3-6 BB 2B	0-0 1B		4-0 S 2B BB	4-0 BB			0-0 FC6-4 1B	3	2	2	1	2	0	1											
Inning Stats	R: 0 E: 0 K: 2 S: 7	H: 1 LOB: 3 BB: 3 P: 19	R: 2 E: 0 K: 1 S: 6	H: 1 LOB: 1 BB: 2 P: 14	R: 2 E: 0 K: 1 S: 7	H: 2 LOB: 2 BB: 2 P: 15	R: 0 E: 0 K: 1 S: 5	H: 0 LOB: 0 BB: 0 P: 5	R: 0 E: 0 K: 0 S: 3	H: 0 LOB: 0 BB: 0 P: 3	R: 2 E: 0 K: 0 S: 5	H: 2 LOB: 2 BB: 2 P: 13	R: 1 E: 0 K: 0 S: 4	H: 1 LOB: 2 BB: 2 P: 12	R: 0 E: 0 K: 1 S: 5	H: 0 LOB: 1 BB: 1 P: 9	R: 0 E: 0 K: 1 S: 7	H: 2 LOB: 2 BB: 0 P: 7	1B: 6 2B: 3 3B: 0 HR: 1	SF: 0 SAC: 0 DP: 1 HBP: 0	WP: 0 PB: 0 SB: 1 CS: 1	PA: 47					
PITCHER	IP	WLS	BF	H	R	ER	SO	BB	IBB	HBP	BLK	WP	HR	S	P	ERA	WHIP										
Bob Shirley, L ERA: 8.53 (1, 1)	5.2	L	31	6	6	6	5	9	0	0	0	0	0	32	68	9.53	2.647										
Tommy John, L ERA: 3.86 (6, 1)	2.1		11	1	1	1	1	3	0	0	0	0	1	10	22	3.86	1.714										
Dave Righetti, L ERA: 4.3 (9, 1)	1.0		5	2	0	0	1	0	0	0	0	0	0	7	7	0.00	2.000										

Texas Rangers @ New York Yankees
Yankee Stadium, Bronx, NY
Fri May 02 1986, 7:05 PM EDT
Att: 18,455 - Unknown


AB 35
R 7
H 9
RBI 7
BB 12
SO 7
LOB 21



Batter	1	2	3	4	5	6	7	8	9	AB	R	H	RBI	BB	SO	LOB	BOTTOM										
Rickey Henderson, R OBP: 0.359, SLG: 0.386 (1, 8)	0-0 6-3		0-0 F7		0-3 K			0-0 6-3 1B		4	0	1	0	0	1	0											
Ken Griffey, L OBP: 0.377, SLG: 0.426 (1, 7)	4-0 BLK BB		0-3 K		0-0 G3			0-0 F7		3	0	0	0	1	1	1											
Don Mattingly, L OBP: 0.333, SLG: 0.356 (1, 3)	0-0 F7		0-0 G3		0-3 K			0-0 6-3		4	0	0	0	0	1	2											
Dave Winfield, R OBP: 0.398, SLG: 0.438 (1, 9)	0-3 K		0-0 6-3		4-0 BB			0-3 K		3	0	0	0	1	2	2											
Mike Easter, L OBP: 0.296, SLG: 0.373 (1, 10)		0-0 G3		0-0 G3		0-0 F7		0-0 G3 2B		4	0	1	0	0	0	1											
Ron Hassey, L OBP: 0.333, SLG: 0.333 (1, 2)	0-3 K		4-0 2B BB		0-0 F7			0-3 K		3	0	0	0	1	2	2											
Mike Pagliarulo, L OBP: 0.316, SLG: 0.431 (1, 5)		0-0 E9		0-0 2B		0-3 K		0-0 G3		4	0	1	0	0	1	1											
Willie Randolph, R OBP: 0.453, SLG: 0.355 (1, 4)	4-0 BB		0-0 F9		0-0 F7			4-0 BB		2	0	0	0	2	0	2											
Bobby Meacham, S OBP: 0.329, SLG: 0.282 (1, 6)	0-0 F5		0-0 F2		0-0 F2		0-3 G3		0-3 K	4	0	0	0	0	1	4											
Inning Stats	R: 0 E: 0 K: 1 S: 5	H: 0 LOB: 1 BB: 1 P: 9	R: 0 E: 1 K: 1 S: 6	H: 0 LOB: 2 BB: 1 P: 10	R: 0 E: 0 K: 1 S: 5	H: 0 LOB: 0 BB: 0 P: 5	R: 0 E: 0 K: 0 S: 4	H: 1 LOB: 2 BB: 1 P: 8	R: 0 E: 0 K: 1 S: 5	H: 0 LOB: 0 BB: 0 P: 5	R: 0 E: 0 K: 1 S: 5	H: 0 LOB: 1 BB: 1 P: 9	R: 0 E: 0 K: 1 S: 6	H: 1 LOB: 1 BB: 0 P: 6	R: 0 E: 0 K: 2 S: 8	H: 1 LOB: 2 BB: 1 P: 12	1B: 1 2B: 2 3B: 0 HR: 0	SF: 0 SAC: 0 DP: 0 HBP: 0	WP: 0 PB: 0 SB: 0 CS: 0	PA: 36							
PITCHER	IP	WLS	BF	H	R	ER	SO	BB	IBB	HBP	BLK	WP	HR	S	P	ERA	WHIP										
Ed Correa, R ERA: 3.41 (1, 1)	9.0	W	36	3	0	0	9	5	0	0	0	0	0	49	69	0.00	0.889										

Texas Rangers @ New York Yankees
Yankee Stadium, Bronx, NY
Fri May 02 1986, 7:05 PM EDT
Att: 18,455 - Unknown


AB 31
R 0
H 3
RBI 0
BB 5
SO 9
LOB 15



Batter	1	2	3	4	5	6	7	8	9	AB	R	H	RBI	BB	SO	LOB	TOP				
Oddibe McDowell, L (1, 8) OBP: 0.398, SLG: 0.486										4	0	2	1	1	1	0	Texas Rangers @ New York Yankees Yankee Stadium, Bronx, NY Sat May 03 1986, 3:33 AM EDT Att: 16,847 - Unknown				
Scott Fletcher, R (1, 4) OBP: 0.391, SLG: 0.410										4	1	3	0	1	0	1					
Pete O'Brien, L (1, 3) OBP: 0.476, SLG: 0.730										5	1	3	0	0	0	3					
Darrell Porter, L (1, 2) OBP: 0.280, SLG: 0.542 Don Staight, R (7, PH) OBP: 0.422, SLG: 0.754 (7, 2)										3	0	1	1	0	0	3					
Gary Ward, R (1, 7) OBP: 0.359, SLG: 0.338 Tom Paciorek, R (5, 7) OBP: 0.318, SLG: 0.381										3	0	0	0	0	1	4					
Larry Parrish, R (1, 10) OBP: 0.310, SLG: 0.446										4	0	1	0	0	2	1					
George Wright, S (1, 9) OBP: 0.313, SLG: 0.438										4	1	1	0	0	0	2					
Geno Petralli, L (1, 5) OBP: 0.250, SLG: 0.364 Steve Buechele, R (8, PH) OBP: 0.353, SLG: 0.508 (8, 5)										3	0	1	0	0	0	1					
Curtis Wilkerson, S (1, 6) OBP: 0.226, SLG: 0.200										4	1	1	1	0	1	2					
Inning Stats	R: 0 E: 0 K: 0 S: 5	H: 3 LOB: 2 BB: 0 P: 5	R: 2 E: 0 K: 1 S: 9	H: 4 LOB: 2 BB: 0 P: 9	R: 0 E: 0 K: 2 S: 8	H: 1 LOB: 1 BB: 0 P: 8	R: 0 E: 0 K: 0 S: 3	H: 0 LOB: 0 BB: 0 P: 3	R: 2 E: 1 K: 0 S: 5	H: 2 LOB: 0 BB: 0 P: 5	R: 0 E: 0 K: 1 S: 6	H: 1 LOB: 2 BB: 1 P: 10	R: 0 E: 0 K: 1 S: 6	H: 1 LOB: 1 BB: 0 P: 6	R: 0 E: 0 K: 0 S: 3	H: 1 LOB: 1 BB: 0 P: 7		1B: 11 2B: 3 3B: 1 HR: 0	SF: 0 SAC: 0 DP: 3 HBP: 0	WP: 0 PB: 0 SB: 0 CS: 0	PA: 40
PITCHER	IP	WLS	BF	H	R	ER	SO	BB	IBB	HBP	BLK	WP	HR	S	P	ERA	WHIP				
Bob Tewksbury, R (1, 1) ERA: 3.82	6.0	W	27	11	4	4	3	0	0	0	0	0	0	33	33	6.00	1.833				
Rod Seay, L (7, 1) ERA: 2.77	3.0	S	13	3	0	0	2	2	0	0	0	0	0	15	23	0.00	1.667				

Batter	1	2	3	4	5	6	7	8	9	AB	R	H	RBI	BB	SO	LOB	BOTTOM				
Rickey Henderson, R (1, 8) OBP: 0.380, SLG: 0.389										2	4	1	0	3	1	0	Texas Rangers @ New York Yankees Yankee Stadium, Bronx, NY Sat May 03 1986, 3:33 AM EDT Att: 16,847 - Unknown				
Willie Randolph, R (1, 4) OBP: 0.470, SLG: 0.367										3	1	2	2	2	0	0					
Don Mattingly, L (1, 3) OBP: 0.317, SLG: 0.348										2	0	0	3	0	0	1					
Mike Easler, L (1, 10) OBP: 0.301, SLG: 0.368 Gary Roenicke, R (4, PH) OBP: 0.407, SLG: 0.200										1	0	0	0	1	1	1					
Dave Winfield, R (1, 9) OBP: 0.408, SLG: 0.464										4	0	2	2	1	1	2					
Ken Griffey, L (1, 7) OBP: 0.366, SLG: 0.403										4	1	0	0	1	2	6					
Ron Hassey, L (1, 2) OBP: 0.362, SLG: 0.354										3	1	2	0	1	0	0					
Mike Pagliarulo, L (1, 5) OBP: 0.313, SLG: 0.412										3	1	0	0	1	1	4					
Bobby Meacham, S (1, 6) OBP: 0.325, SLG: 0.293										4	1	1	0	0	1	4					
Inning Stats	R: 1 E: 0 K: 2 S: 8	H: 1 LOB: 1 BB: 1 P: 12	R: 4 E: 1 K: 1 S: 6	H: 1 LOB: 3 BB: 6 P: 30	R: 0 E: 0 K: 0 S: 3	H: 1 LOB: 0 BB: 0 P: 3	R: 1 E: 0 K: 1 S: 6	H: 1 LOB: 1 BB: 1 P: 10	R: 0 E: 0 K: 1 S: 5	H: 0 LOB: 0 BB: 0 P: 5	R: 3 E: 1 K: 1 S: 8	H: 3 LOB: 3 BB: 3 P: 20	R: 0 E: 0 K: 1 S: 5	H: 0 LOB: 0 BB: 0 P: 5	R: 0 E: 0 K: 2 S: 8	H: 1 LOB: 1 BB: 0 P: 8		1B: 5 2B: 3 3B: 0 HR: 0	SF: 3 SAC: 0 DP: 1 HBP: 0	WP: 0 PB: 0 SB: 4 CS: 0	PA: 42
PITCHER	IP	WLS	BF	H	R	ER	SO	BB	IBB	HBP	BLK	WP	HR	S	P	ERA	WHIP				
Bobby Witt, R (1, 1) ERA: 5.48	1.2	L	13	2	5	5	3	6	0	0	1	0	0	13	37	27.00	4.800				
Ricky Wright, L (2, 1) ERA: 5.02	3.1		13	2	1	1	2	2	0	0	0	0	0	15	23	2.70	1.200				
Mickey Mahler, L (6, 1) ERA: 4.24	0.1		4	2	3	3	0	1	0	0	0	0	0	3	7	81.00	9.000				
Dwayne Henry, R (6, 1) ERA: 5.87	0.0		2	1	0	0	0	1	0	0	0	0	0	1	5	∞	∞				
Mitch Williams, L (6, 1) ERA: 4.15	1.2		6	0	0	0	2	1	0	0	0	0	0	9	13	0.00	0.600				

AB 38
R 4
H 14
RBI 3
BB 2
SO 5
LOB 21



AB 28
R 9
H 8
RBI 7
BB 11
SO 9
LOB 19



Batter	1	2	3	4	5	6	7	8	9	AB	R	H	RBI	BB	SO	LOB	TOP										
Oddibe McDowell, L OBP: 0.376, SLG: 0.456 (1, 8)										5	0	0	0	0	0	0											
Scott Fletcher, R OBP: 0.397, SLG: 0.415 (1, 6)										4	1	2	0	0	1	0											
Pete O'Brien, L OBP: 0.477, SLG: 0.718 (1, 3)										4	2	2	1	0	0	0											
Pete Incaviglia, R OBP: 0.275, SLG: 0.394 (1, 9)										4	1	3	1	0	1	0											
Toby Harrah, R OBP: 0.291, SLG: 0.298 (1, 4)										3	0	0	0	1	0	3											
Larry Parrish, R OBP: 0.318, SLG: 0.449 (1, 10)										4	0	2	2	0	0	0											
Don Slaught, R OBP: 0.397, SLG: 0.705 (1, 2)										4	0	0	0	0	1	4											
Tom Paciorek, R OBP: 0.320, SLG: 0.375 George Wright, S OBP: 0.305, SLG: 0.424 (1, 7) (7, 7)										3	0	1	0	0	0	0											
Steve Buechele, R OBP: 0.333, SLG: 0.477 (1, 5)										4	0	0	0	0	3	1											
Inning Stats	R: 1 E: 0 K: 0 S: 5	H: 3 LOB: 1 BB: 0 P: 5	R: 0 E: 0 K: 2 S: 8	H: 1 LOB: 1 BB: 0 P: 8	R: 0 E: 0 K: 1 S: 5	H: 0 LOB: 0 BB: 0 P: 5	R: 0 E: 0 K: 1 S: 5	H: 0 LOB: 0 BB: 0 P: 5	R: 2 E: 0 K: 0 S: 7	H: 4 LOB: 2 BB: 0 P: 7	R: 0 E: 0 K: 1 S: 5	H: 0 LOB: 0 BB: 0 P: 5	R: 1 E: 0 K: 0 S: 5	H: 2 LOB: 2 BB: 1 P: 9	R: 0 E: 0 K: 2 S: 7	H: 0 LOB: 0 BB: 0 P: 7	1B: 9 2B: 0 3B: 1 HR: 0	SF: 0 SAC: 0 DP: 0 HBP: 0	WP: 0 PB: 1 SB: 0 CS: 1	PA: 37							
PITCHER	IP	WLS	BF	H	R	ER	SO	BB	IBB	HBP	BLK	WP	HR	S	P	ERA	WHIP										
Ron Guidry, L ERA: 2.85 Dave Righetti, L ERA: 4.02 (1, 1) (9, 1)	8.0	L	34	10	4	4	5	1	0	0	0	0	0	43	47	4.50	1.375										

Texas Rangers @ New York Yankees
Yankee Stadium, Bronx, NY
Sun May 04 1986, 3:33 AM EDT
Att: 50,118 - Unknown


AB 36
R 4
H 10
RBI 4
BB 1
SO 7
LOB 8



Batter	1	2	3	4	5	6	7	8	9	AB	R	H	RBI	BB	SO	LOB	BOTTOM										
Rickey Henderson, R OBP: 0.372, SLG: 0.372 (1, 10)										4	1	0	0	1	0	4											
Willie Randolph, R OBP: 0.373, SLG: 0.386 (1, 4)										4	1	1	0	1	0	2											
Don Mattingly, L OBP: 0.330, SLG: 0.385 (1, 3)										4	1	2	3	1	0	1											
Dave Winfield, R OBP: 0.417, SLG: 0.460 (1, 9)										3	0	1	0	2	0	2											
Gary Roenicke, R OBP: 0.419, SLG: 0.182 Mike Easter, L OBP: 0.297, SLG: 0.362 (1, 7) (9, PH)										2	0	0	0	2	1	3											
Henry Cotto, R OBP: 0.176, SLG: 0.214 Mike Pagliarulo, L OBP: 0.309, SLG: 0.406 (1, 8) (9, PH)										4	0	0	0	0	0	6											
Dale Berra, R OBP: 0.350, SLG: 0.333 (1, 5)										4	0	0	0	0	2												
Ron Hassey, L OBP: 0.361, SLG: 0.340 Bobby Meacham, S OBP: 0.333, SLG: 0.293 (1, 2) (9, PH)										2	0	0	0	1	0	0											
Mike Fischlin, R Ken Griffey, L OBP: 0.333, SLG: 0.200 (1, 6) (8, PH)										2	0	0	0	1	1	2											
Phil Lombardi, R OBP: 0.333, SLG: 0.200 (9, 2)										0	0	0	0	0	0	0											
Inning Stats	R: 1 E: 0 K: 0 S: 4	H: 1 LOB: 2 BB: 2 P: 12	R: 0 E: 0 K: 1 S: 5	H: 0 LOB: 1 BB: 1 P: 9	R: 0 E: 0 K: 1 S: 6	H: 1 LOB: 1 BB: 1 P: 10	R: 0 E: 0 K: 0 S: 3	H: 0 LOB: 1 BB: 1 P: 7	R: 0 E: 0 K: 0 S: 4	H: 1 LOB: 1 BB: 0 P: 4	R: 2 E: 1 K: 0 S: 4	H: 1 LOB: 2 BB: 3 P: 16	R: 0 E: 0 K: 0 S: 3	H: 1 LOB: 1 BB: 1 P: 7	R: 0 E: 0 K: 0 S: 3	H: 0 LOB: 1 BB: 1 P: 7	1B: 3 2B: 0 3B: 1 HR: 1	SF: 0 SAC: 0 DP: 1 HBP: 0	WP: 1 PB: 0 SB: 1 CS: 0	PA: 42							
PITCHER	IP	WLS	BF	H	R	ER	SO	BB	IBB	HBP	BLK	WP	HR	S	P	ERA	WHIP										
Mike Mason, L ERA: 4.4 Mitch Williams, L ERA: 3.89 Greg Harris, R ERA: 5.12 (1, 1) (7, 1) (8, 1)	6.1	W	5	0	0	0	0	3	0	0	0	0	0	2	14	0.00	4.500										

Texas Rangers @ New York Yankees
Yankee Stadium, Bronx, NY
Sun May 04 1986, 3:33 AM EDT
Att: 50,118 - Unknown


AB 32
R 3
H 5
RBI 3
BB 10
SO 2
LOB 24



Batter	1	2	3	4	5	6	7	8	9	AB	R	H	RBI	BB	SO	LOB	TOP								
Rickey Henderson, R OBP: 0.373, SLG: 0.404 (1,8)	0-0 4-3		0-0 5-3		0-0 1-3 1B		0-0 HR		0-0 FC5-4 1B	5	2	2	1	0	0	3									
Willie Randolph, R OBP: 0.473, SLG: 0.391 (1,4)	4-0 BB		0-0 4-3		0-0 1-2		0-0 1B		0-0 1B	4	0	2	2	1	0	3									
Don Mattingly, L OBP: 0.325, SLG: 0.376 (1,3)	0-3 K			0-0 FC3-6 1B	0-0 F8		0-0 1-3		0-0 F7	5	0	1	0	0	1	5									
Dave Winfield, R OBP: 0.411, SLG: 0.444 (1,9)	0-0 L4			0-3 K		4-0 F8 4-3 BB		0-3 K		3	0	0	0	1	2	2									
Mike Easter, L OBP: 0.282, SLG: 0.342 (1,10)		0-0 F7		0-0 FC3-6 FC6-4		0-0 4-3		0-0 3-1		4	0	0	0	0	0	2									
Ken Griffey, L OBP: 0.356, SLG: 0.390 (1,7)		0-0 G3		0-0 FC6-4		0-0 F8		0-0 F8		4	0	0	0	0	0	2									
Ron Hassey, L OBP: 0.338, SLG: 0.315 (1,2)		0-0 L7			0-0 F9		0-0 F7		0-3 K	4	0	0	0	0	1	1									
Mike Pagliarulo, L OBP: 0.318, SLG: 0.444 (1,5)			0-0 F7		0-0 HR		0-0 F8		4-0 FC5-4 BB 1B	3	2	1	1	1	0	0									
Bobby Meacham, S OBP: 0.352, SLG: 0.299 (1,6)			0-0 WP 5-3 1B		4-0 1B BB		0-0 F7		4-0 FC5-4 BB	2	0	1	0	2	0	0									
Inning Stats	R: 0 E: 0 K: 1 S: 5	H: 0 LOB: 1 BB: 1 P: 9	R: 0 E: 0 K: 0 S: 3	H: 0 LOB: 0 BB: 0 P: 3	R: 0 E: 0 K: 0 S: 4	H: 1 LOB: 1 BB: 0 P: 4	R: 0 E: 0 K: 1 S: 6	H: 1 LOB: 1 BB: 0 P: 6	R: 1 E: 0 K: 0 S: 5	H: 2 LOB: 2 BB: 1 P: 9	R: 0 E: 0 K: 0 S: 3	H: 0 LOB: 1 BB: 1 P: 7	R: 1 E: 0 K: 0 S: 5	H: 2 LOB: 1 BB: 0 P: 5	R: 0 E: 0 K: 1 S: 5	H: 0 LOB: 0 BB: 0 P: 5	R: 2 E: 0 K: 1 S: 6	H: 1 LOB: 1 BB: 2 P: 14	1B: 5 2B: 0 3B: 0 HR: 2	SF: 0 SAC: 0 DP: 0 HBP: 0	WP: 1 PB: 0 CS: 2	PA: 39			
PITCHER	IP	WLS	BF	H	R	ER	SO	BB	IBB	HBP	BLK	WP	HR	S	P	ERA	WHIP								
Richard Dotson, R ERA: 6.62 (1,1)	7.0	L	30	6	2	2	2	3	0	0	0	1	2	31	43	2.57	1.286								
Gene Nelson, R ERA: 4.15 (8,1)	2.0		9	1	2	2	2	2	0	0	0	0	0	11	19	9.00	1.500								

New York Yankees @ Chicago White Sox
 Comiskey Park, Chicago, IL
 Mon May 05 1986, 8:05 PM EDT
 Att: 17,347 - Unknown


AB	34
R	4
H	7
RBI	4
BB	5
SO	4
LOB	18

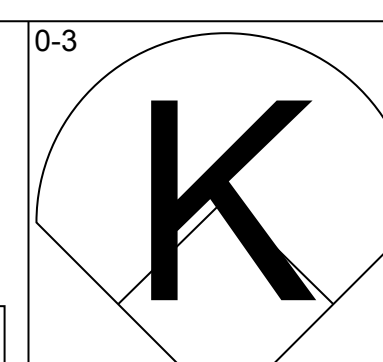
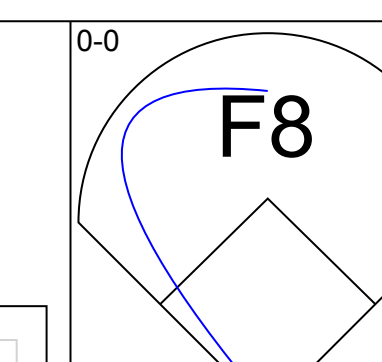
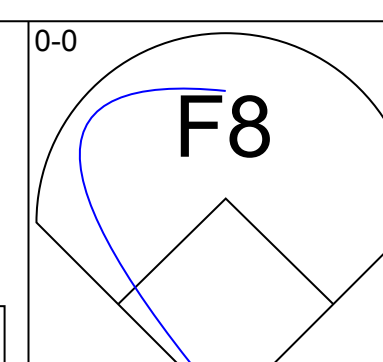
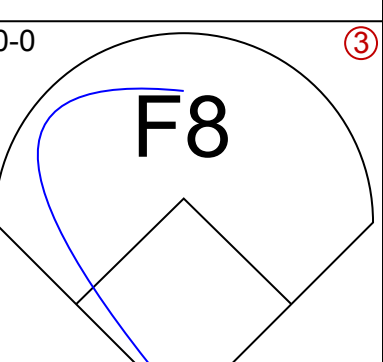
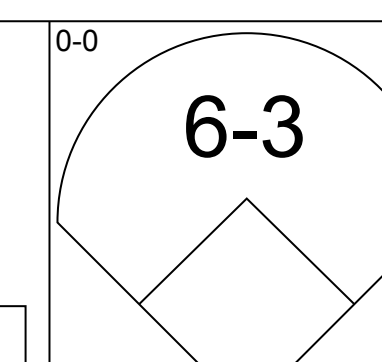
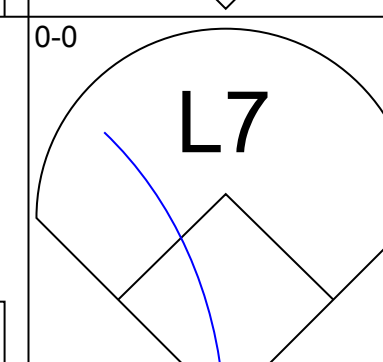
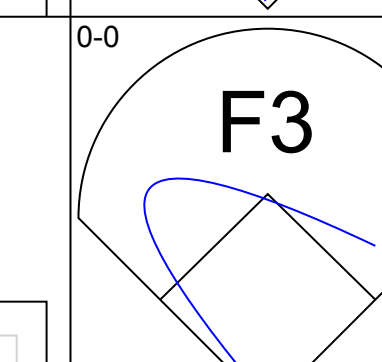
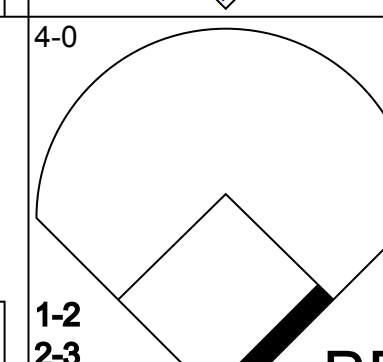
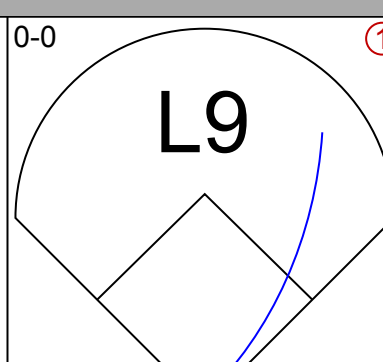
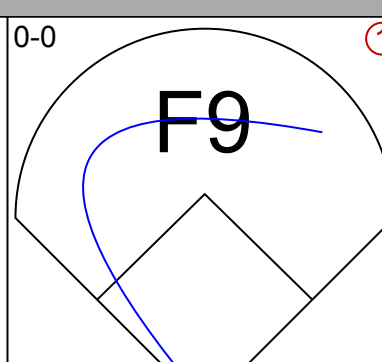
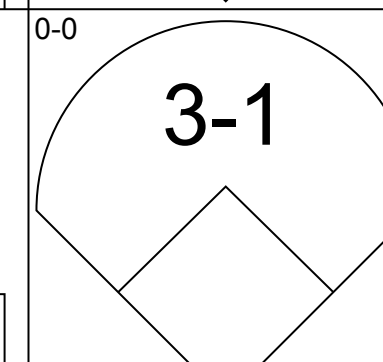
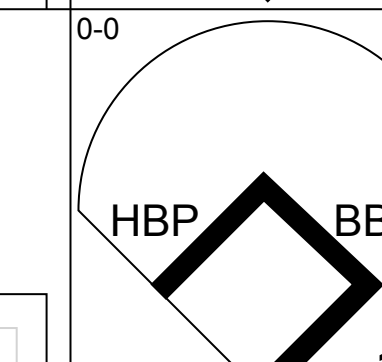
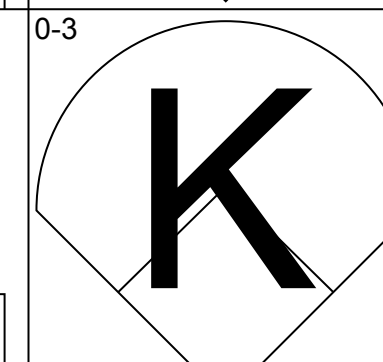
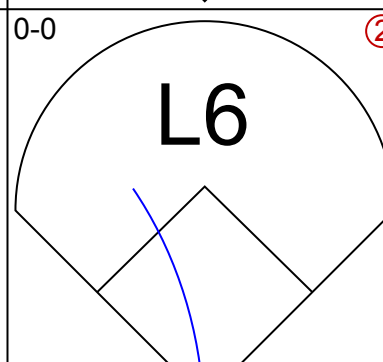
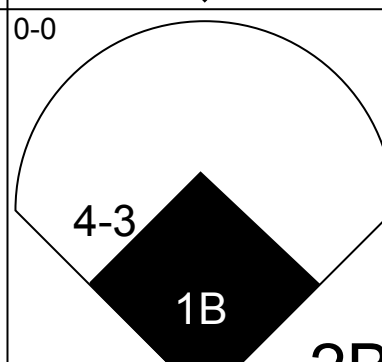
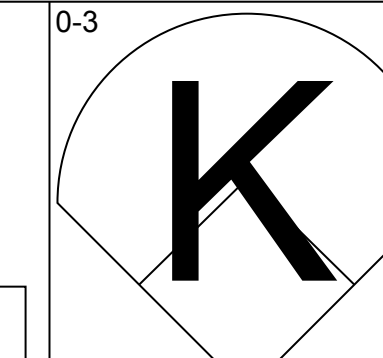
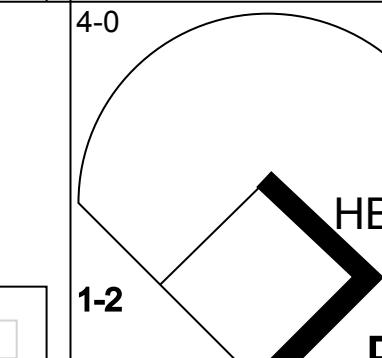
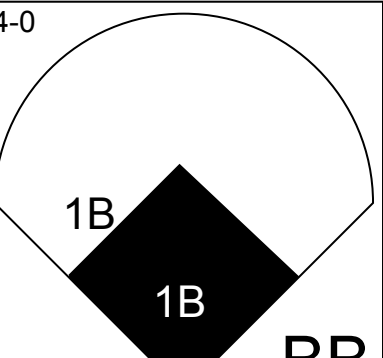
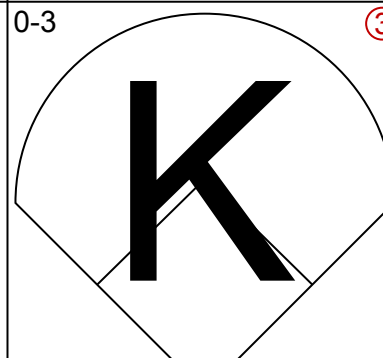
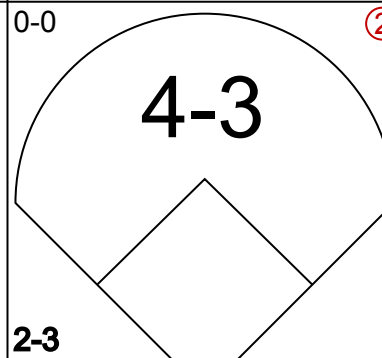
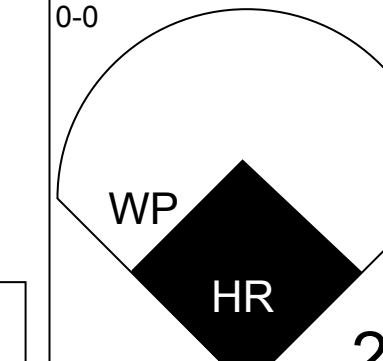
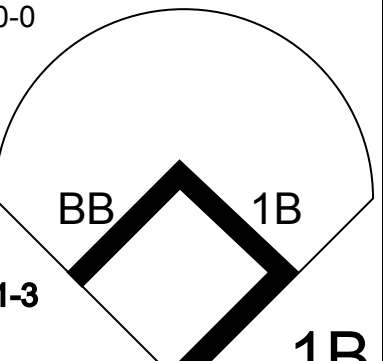
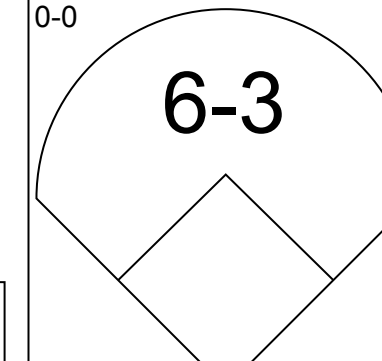
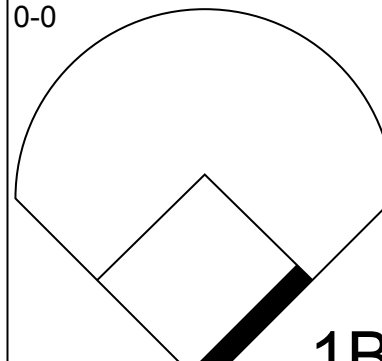
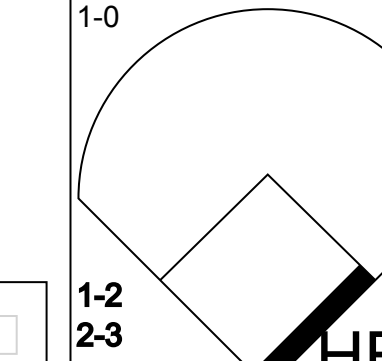
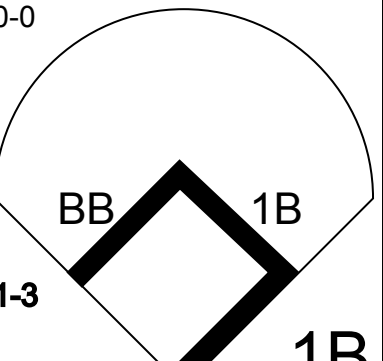
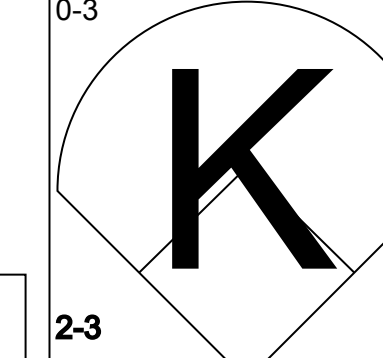
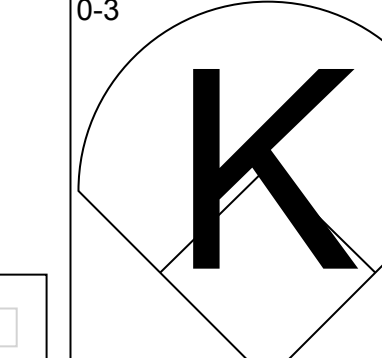
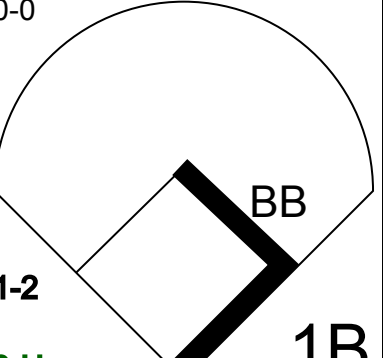
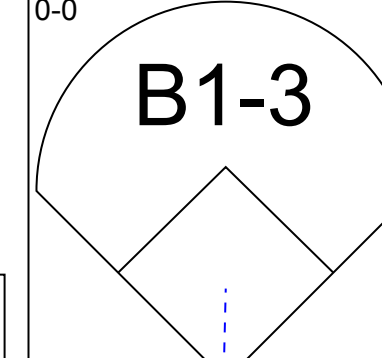
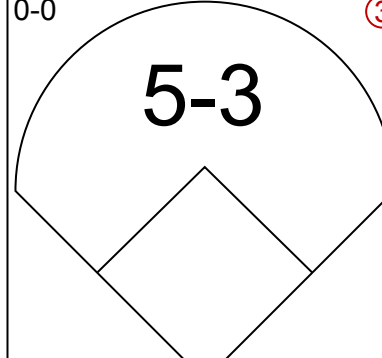
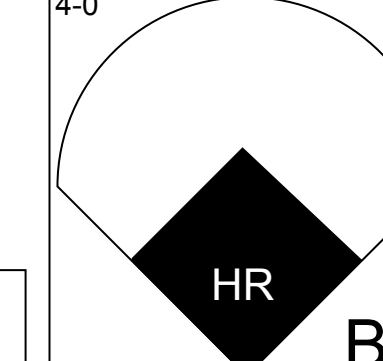
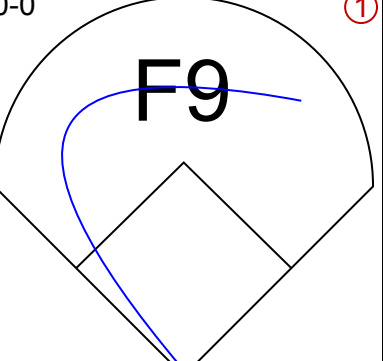
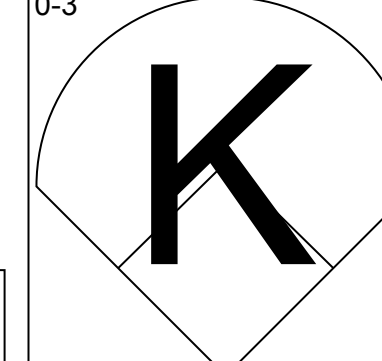
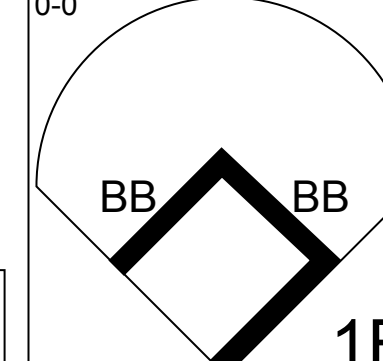
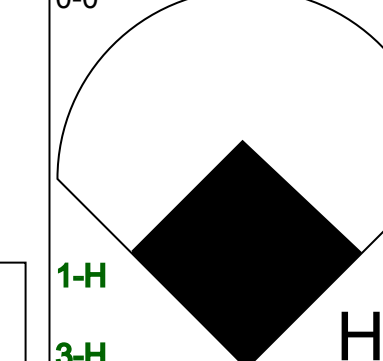
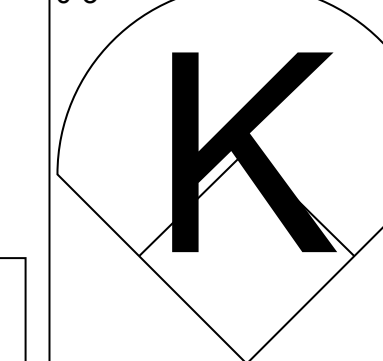
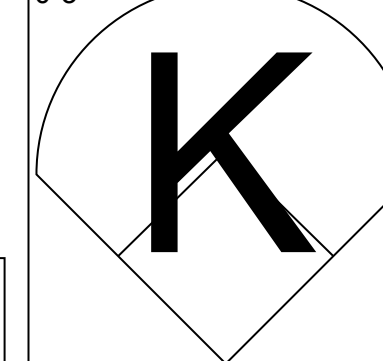
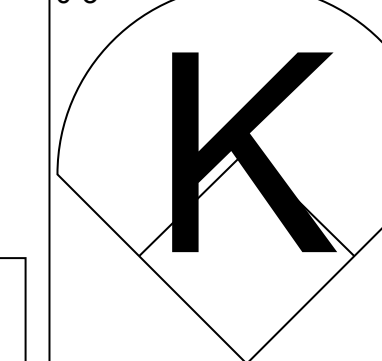


Batter	1	2	3	4	5	6	7	8	9	AB	R	H	RBI	BB	SO	LOB	BOTTOM								
John Cangelosi, S OBP: 0.413, SLG: 0.324 (1,8)	0-0 4-3		0-0 4-3			0-0 S S 1B		0-0 F8		4	0	1	0	0	0	1									
Wayne Tolleson, S OBP: 0.347, SLG: 0.378 (1,5)	0-0 E4 2B		0-0 4-3			0-3 K		0-0 E5 K		4	1	0	0	0	1	1									
Harold Baines, L OBP: 0.299, SLG: 0.484 (1,9)	0-0 F9			0-0 F3		0-0 F8		0-3 K		4	0	0	0	0	1	3									
Jerry Hairston, S OBP: 0.367, SLG: 0.607 (1,10)	0-0 1-H 2B			0-0 G5-4-3 1B		0-0 F9		0-0 F8		4	0	2	1	0	0	1									
Carlton Fisk, R OBP: 0.258, SLG: 0.310 (1,7)	0-0 5-3			0-0 G5-4-3		0-0 5-3		0-3 K		4	0	0	0	0	1	3									
Bobby Bonilla, S OBP: 0.386, SLG: 0.414 (1,3)		0-3 K			0-0 F8		0-3 K			3	0	0	0	0	2	0									
Tim Lueck, R OBP: 0.327, SLG: 0.370 (1,4)		0-0 5-3			0-0 F4		0-0 F7			3	0	0	0	0	0	0									
Ozzie Guillen, L OBP: 0.258, SLG: 0.297 (1,6)		0-0 F8			0-0 F4		0-0 F9			3	0	0	0	0	0	0									
Joel Skinner, R OBP: 0.231, SLG: 0.213 (1,2)			0-3 K		0-0 F7		0-0 F7			2	0	0	0	0	1	0									
Rod Craig, S OBP: 0.333, SLG: 0.200 (8,PH)								0-0 1B		1	0	1	0	0	0	0									
Marc Hill, R OBP: 0.294, SLG: 0.200 (9,2)										0	0	0	0	0	0	0									
Inning Stats	R: 1 E: 1 K: 0 S: 5	H: 1 LOB: 1 BB: 0 P: 5	R: 0 E: 0 K: 1 S: 5	H: 0 LOB: 0 BB: 0 P: 5	R: 0 E: 0 K: 1 S: 5	H: 0 LOB: 0 BB: 0 P: 5	R: 0 E: 0 K: 0 S: 3	H: 1 LOB: 0 BB: 0 P: 3	R: 0 E: 0 K: 1 S: 6	H: 1 LOB: 1 BB: 0 P: 6	R: 0 E: 0 K: 1 S: 5	H: 0 LOB: 0 BB: 0 P: 5	R: 0 E: 0 K: 0 S: 4	H: 0 LOB: 0 BB: 0 P: 4	R: 0 E: 1 K: 2 S: 8	H: 0 LOB: 1 BB: 0 P: 8	1B: 3 2B: 1 3B: 0 HR: 0	SF: 0 SAC: 0 DP: 1 HBP: 0	WP: 0 PB: 0 CS: 0	PA: 32					
PITCHER	IP	WLS	BF	H	R	ER	SO	BB	IBB	HBP	BLK	WP	HR	S	P	ERA	WHIP								
Joe Niekro, R ERA: 2.54 (1,1)	7.2	W	27	4	1	0	4	0	0	0	0	0	0	35	35	0.00	0.522								
Dave Righetti, L ERA: 3.71 (8,1)	1.1	S	5	0	0	0	2	0	0	0	0	0	0	9	9	0.00	0.000								

New York Yankees @ Chicago White Sox
 Comiskey Park, Chicago, IL
 Mon May 05 1986, 8:05 PM EDT
 Att: 17,347 - Unknown

AB	32
R	1
H	4
RBI	1
BB	0
SO	6
LOB	9

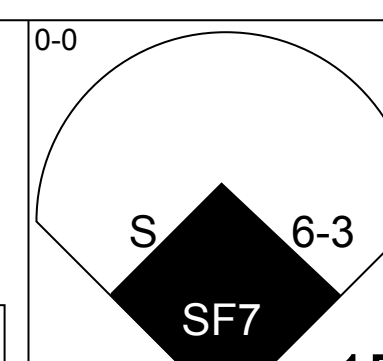
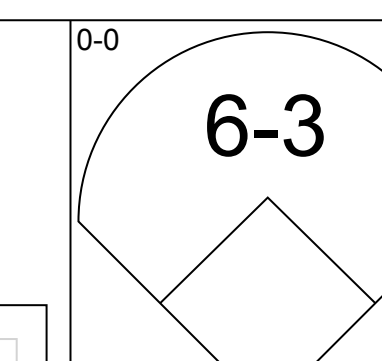
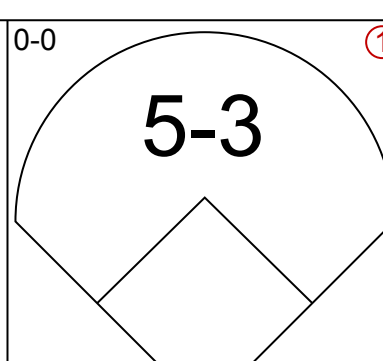
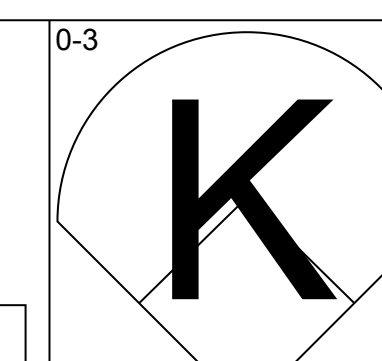
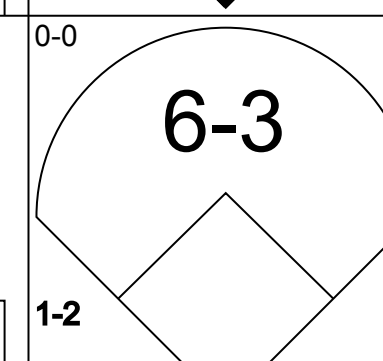
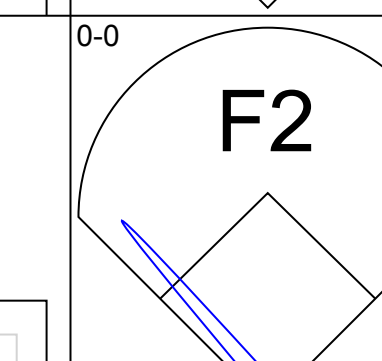
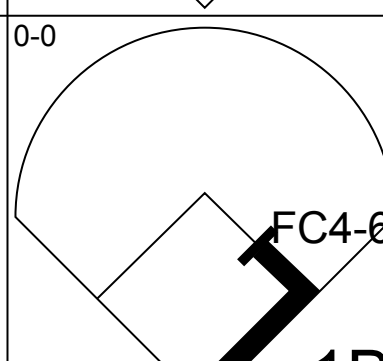
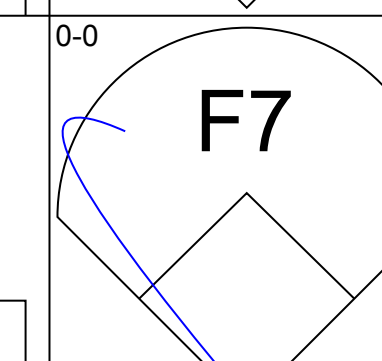
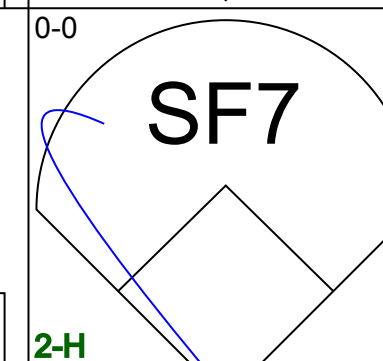
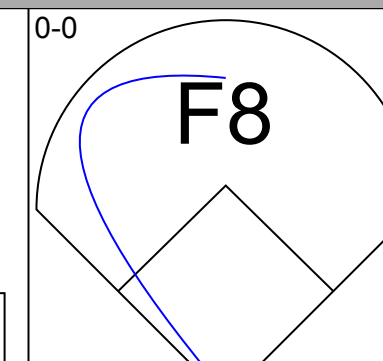
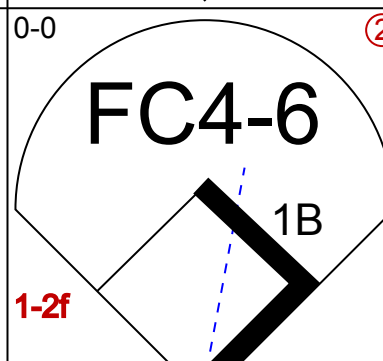
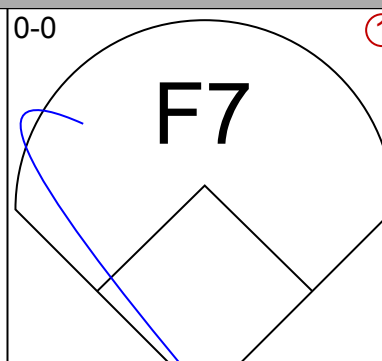
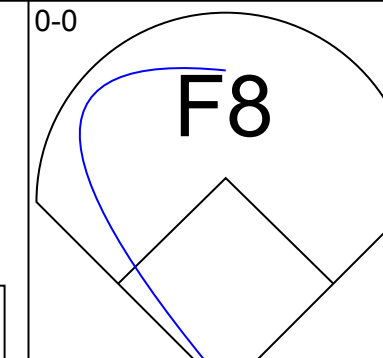
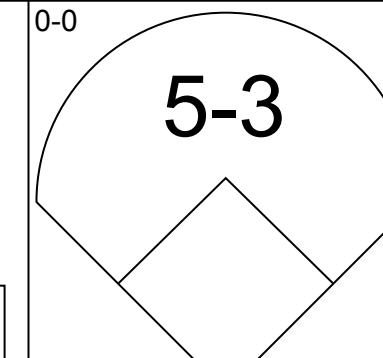
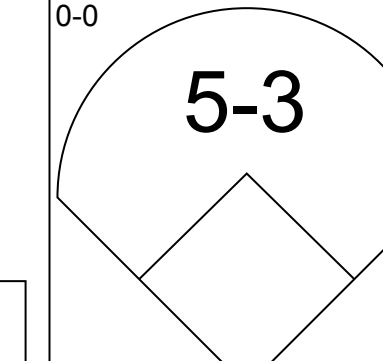
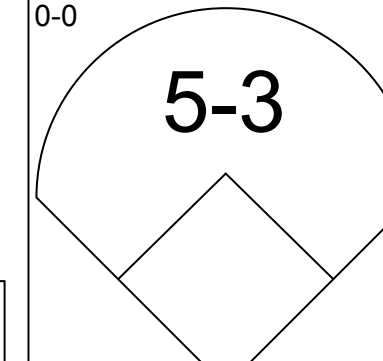
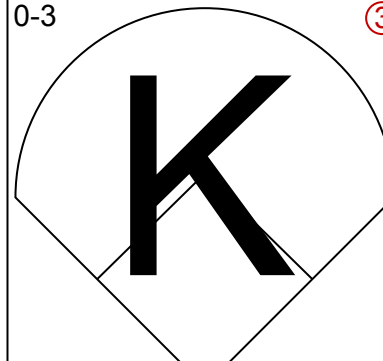
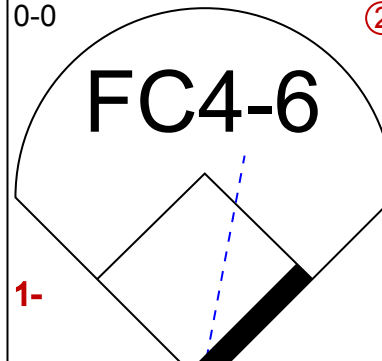
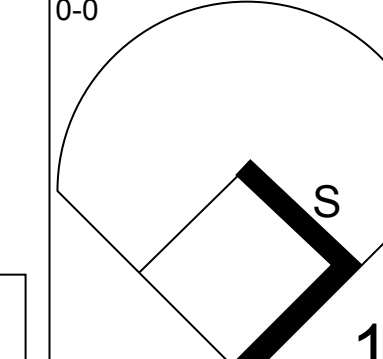
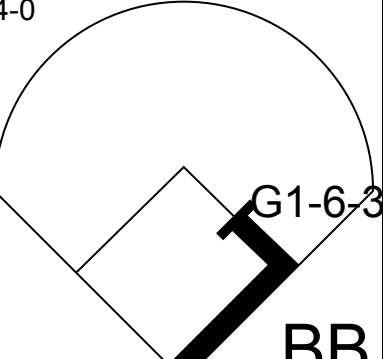
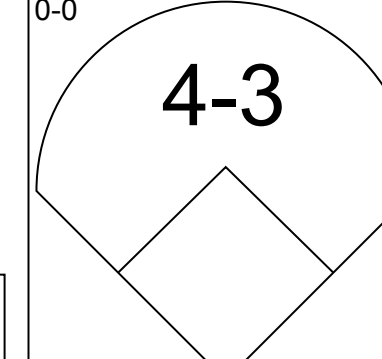
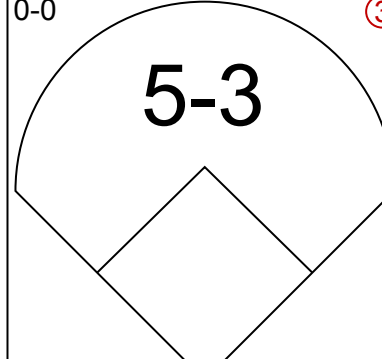
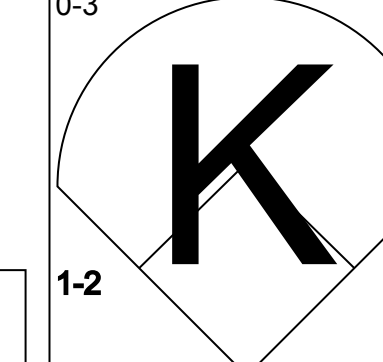
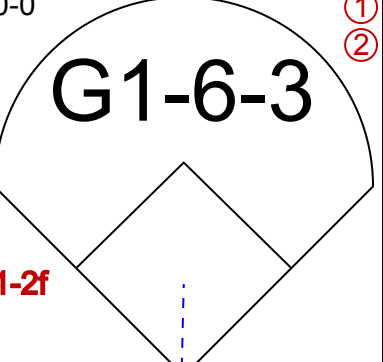
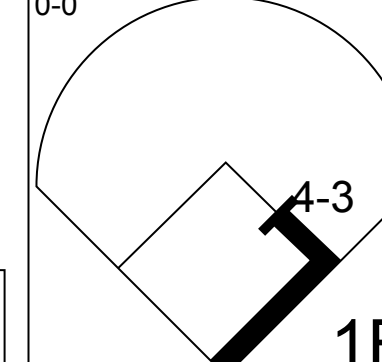
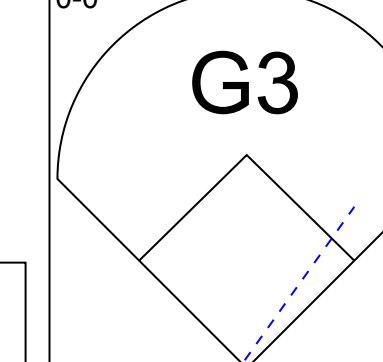
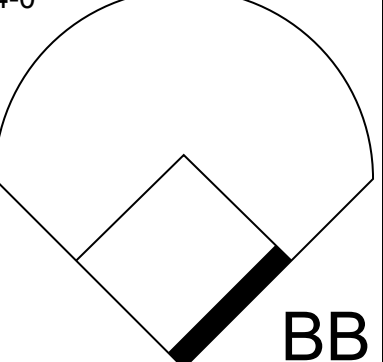
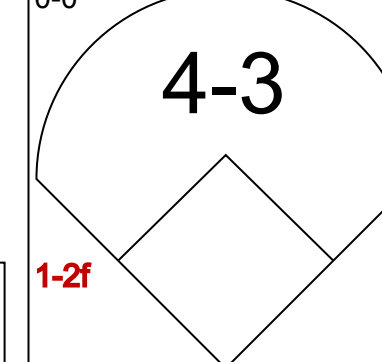
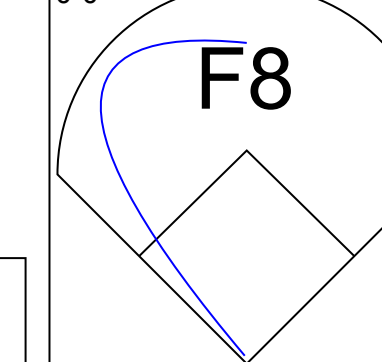


Batter	1	2	3	4	5	6	7	8	9	AB	R	H	RBI	BB	SO	LOB	TOP					
Rickey Henderson, R OBP: 0.372, SLG: 0.422 (1,8)										5	0	0	0	0	1	5						
Willie Randolph, R OBP: 0.455, SLG: 0.371 (1,4)										4	0	0	0	1	0	0						
Don Mattingly, L OBP: 0.352, SLG: 0.423 (1,3)										5	1	2	0	0	1	3						
Dave Winfield, R OBP: 0.415, SLG: 0.432 (1,9)											3	1	0	0	2	2	1					
Gary Roenicke, R OBP: 0.457, SLG: 0.280 (1,10)											3	1	2	0	0	0	0					
Mike Easter, L OBP: 0.298, SLG: 0.346 (9, PH)										1	0	1	1	0	0	0						
Henry Cotto, R OBP: 0.182, SLG: 0.212 (1,7)											5	0	1	1	0	2	5					
Dale Berra, R OBP: 0.409, SLG: 0.368 (1,5)											1	1	1	0	1	0	0					
Mike Pagliarulo, L OBP: 0.315, SLG: 0.416 (5, PH)										2	0	0	0	0	1	2						
Butch Wynegar, S OBP: 0.356, SLG: 0.486 (1,2)										2	1	1	3	2	0	0						
Bobby Meacham, S OBP: 0.340, SLG: 0.282 (1,6)											4	0	0	0	0	3	5					
Inning Stats	R: 0 E: 0 K: 1 S: 5	H: 0 LOB: 0 BB: 0 P: 5	R: 3 E: 0 K: 3 S: 11	H: 2 LOB: 0 BB: 1 P: 15	R: 0 E: 0 K: 1 S: 6	H: 1 LOB: 3 BB: 1 P: 11	R: 0 E: 0 K: 2 S: 8	H: 1 LOB: 0 BB: 2 P: 16	R: 1 E: 0 K: 0 S: 5	H: 2 LOB: 3 BB: 2 P: 13	R: 0 E: 0 K: 1 S: 5	H: 0 LOB: 0 BB: 0 P: 5	R: 0 E: 0 K: 1 S: 5	H: 0 LOB: 0 BB: 0 P: 5	R: 0 E: 0 K: 1 S: 5	H: 0 LOB: 1 BB: 0 P: 5	R: 1 E: 0 K: 0 S: 5	H: 2 LOB: 1 BB: 0 P: 5	1B: 5 2B: 2 3B: 0 HR: 1	SF: 0 SAC: 0 DP: 0 HBP: 1	WP: 1 PB: 0 CS: 0	PA: 42
PITCHER	IP	WLS	BF	H	R	ER	SO	BB	IBB	HBP	BLK	WP	HR	S	P	ERA	WHIP					
Floyd Bannister, L ERA: 3.55 (1,1)	4.0	L	24	6	4	4	7	5	0	1	0	1	1	32	53	9.00	2.750					
Bill Dawley, R ERA: 2.65 (5,1)	5.0		18	2	1	1	3	1	0	0	0	0	0	23	27	1.80	0.600					

New York Yankees @ Chicago White Sox
Comiskey Park, Chicago, IL
Wed May 07 1986, 8:05 PM EDT
Att: 15,626 - Unknown

AB 35
R 5
H 8
RBI 5
BB 6
SO 10
LOB 21





Batter	1	2	3	4	5	6	7	8	9	AB	R	H	RBI	BB	SO	LOB	BOTTOM					
Wayne Tolleson, S OBP: 0.337, SLG: 0.364 (1,5)										4	1	1	0	0	1	0						
Carlton Fisk, R OBP: 0.255, SLG: 0.305 (1,7)										4	0	1	0	0	0	1						
Harold Baines, L OBP: 0.283, SLG: 0.449 (1,9)										3	0	0	1	0	0	1						
Ron Kittle, R OBP: 0.247, SLG: 0.494 (1,10)										3	0	1	0	1	0	0						
Reid Nichols, R OBP: 0.250, SLG: 0.259 (1,8)										4	0	0	0	0	1	3						
Bobby Bonilla, S OBP: 0.397, SLG: 0.415 (1,3)											3	0	1	0	1	0	1					
Tim Hulett, R OBP: 0.305, SLG: 0.340 (1,4)											3	0	1	0	0	1	2					
Ozzie Guillen, L OBP: 0.260, SLG: 0.300 (1,6)											2	0	0	0	1	0	2					
Marc Hill, R OBP: 0.263, SLG: 0.176 (1,2)										2	0	0	0	0	0	1						
John Cangelosi, S OBP: 0.429, SLG: 0.324 (8, PH)											1	0	0	0	0	0	0					
Joel Skinner, R OBP: 0.222, SLG: 0.204 (9,2)										0	0	0	0	0	0	0	0					
Inning Stats	R: 1 E: 0 K: 0 S: 4	H: 1 LOB: 0 BB: 0 P: 4	R: 0 E: 0 K: 1 S: 6	H: 1 LOB: 1 BB: 0 P: 6	R: 0 E: 0 K: 0 S: 3	H: 0 LOB: 0 BB: 0 P: 3	R: 0 E: 0 K: 0 S: 3	H: 0 LOB: 0 BB: 0 P: 3	R: 0 E: 0 K: 1 S: 7	H: 2 LOB: 2 BB: 0 P: 7	R: 0 E: 0 K: 0 S: 3	H: 1 LOB: 0 BB: 0 P: 3	R: 0 E: 0 K: 1 S: 5	H: 0 LOB: 0 BB: 0 P: 5	R: 0 E: 0 K: 0 S: 3	H: 0 LOB: 1 BB: 1 P: 7	R: 0 E: 0 K: 0 S: 3	H: 0 LOB: 1 BB: 1 P: 7	1B: 5 2B: 1 3B: 0 HR: 0	SF: 1 SAC: 0 DP: 2 HBP: 0	WP: 0 PB: 0 CS: 0	PA: 33
PITCHER	IP	WLS	BF	H	R	ER	SO	BB	IBB	HBP	BLK	WP	HR	S	P	ERA	WHIP					
Tommy John, L ERA: 1.93 (1,1)	7.0	W	26	5	1	1	2	2	0	0	0	0	0	28	36	1.29	1.000					
Dave Righetti, L ERA: 3.32 (8,1)	2.0	S	7	0	0	0	1	1	0	0	0	0	0	8	12	0.00	0.500					

New York Yankees @ Chicago White Sox
Comiskey Park, Chicago, IL
Wed May 07 1986, 8:05 PM EDT
Att: 15,626 - Unknown

AB 29
R 1
H 5
RBI 1
BB 3
SO 3
LOB 11



Batter	1	2	3	4	5	6	7	8	9	AB	R	H	RBI	BB	SO	LOB	TOP										
Rickey Henderson, R (1, 8) OBP: 0.358, SLG: 0.404	0-3 K		0-0 6-3	0-0 6-3			0-0 L5	0-3 K		5	0	0	0	0	2	4	<p>New York Yankees @ Texas Rangers Arlington Stadium, Arlington, TX Sat May 10 1986, 8:05 PM EDT Att: 37,373 - Unknown</p> <p>livebaseballscores.com</p> <p>AB 36 R 4 H 8 RBI 4 BB 6 SO 7 LOB 23</p> 										
Willie Randolph, R (1, 4) OBP: 0.460, SLG: 0.386	0-0 6-3 2B		0-0 6-3				0-0 WP S 1B	4-0 BB		4	0	2	0	1	0	0											
Don Mattingly, L (1, 3) OBP: 0.354, SLG: 0.426	0-0 6-3		0-0 2B				4-0 1-3 BB	0-0 6-3		4	0	1	0	1	0	4											
Dave Winfield, R (1, 9) OBP: 0.398, SLG: 0.410	0-0 P4		0-0 6-3				0-0 F8		0-0 L4	5	0	0	0	0	0	4											
Mike Easter, L (1, 10) OBP: 0.302, SLG: 0.342 Gary Roenicke, R (6, PH) OBP: 0.447, SLG: 0.259		0-0 E1 1B		4-0 F9 BB 1B BB			0-0 F7	4-0 FC5-6 BB	0-3 K	1	2	0	0	1	0	0											
Ken Griffey, L (1, 7) OBP: 0.351, SLG: 0.376		0-0 G3-6-3 2H 1B		4-0 1B 1-2 BB			0-0 1B	0-0 FC5-6 1-2 1B E	0-3 K	4	1	2	1	1	1	1											
Mike Pagliarulo, L (1, 5) OBP: 0.313, SLG: 0.400		4-0 G3-6-3 1-2 BB		0-0 F8			0-3 K	0-0 E3 1B 1-2 1B		3	1	0	0	1	1	4											
Butch Wynegar, S (1, 2) OBP: 0.347, SLG: 0.463		0-0 G3-6-3 1-2 2-3		0-0 F9			0-0 P5	0-0 1B 1-2 2H 1B		4	0	1	1	0	0	5											
Bobby Meacham, S (1, 6) OBP: 0.347, SLG: 0.292	0-3 K		0-0 1B				0-3 K	0-0 1B 1-3 2H		4	0	2	2	0	2	1											
Inning Stats	R: 0 E: 0 K: 1 S: 6	H: 1 LOB: 1 BB: 0 P: 6	R: 1 E: 1 K: 1 S: 6	H: 1 LOB: 1 BB: 1 P: 10	R: 0 E: 0 K: 0 S: 4	H: 1 LOB: 2 BB: 0 P: 4	R: 1 E: 0 K: 0 S: 4	H: 1 LOB: 2 BB: 2 P: 12	R: 0 E: 0 K: 1 S: 3	H: 0 LOB: 0 BB: 0 P: 3	R: 0 E: 0 K: 1 S: 6	H: 1 LOB: 1 BB: 0 P: 6	R: 0 E: 0 K: 1 S: 6	H: 1 LOB: 2 BB: 1 P: 10	R: 2 E: 1 K: 1 S: 8	H: 2 LOB: 3 BB: 2 P: 16	R: 0 E: 0 K: 2 S: 7	H: 0 LOB: 0 BB: 0 P: 7	1B: 6 2B: 2 3B: 0 HR: 0	SF: 0 SAC: 0 DP: 1 HBP: 0	WP: 1 PB: 0 SB: 1 CS: 0	PA: 42					
PITCHER	IP	WLS	BF	H	R	ER	SO	BB	IBB	HBP	BLK	WP	HR	S	P	ERA	WHIP										
Bobby Witt, R (1, 1) ERA: 4.82	5.0		22	4	2	1	2	3	0	0	0	0	0	23	35	1.80	1.400										
Mickey Mahler, L (6, 1) ERA: 3.54	1.2		8	2	0	0	2	1	0	0	0	1	0	11	15	0.00	1.800										
Greg Harris, R (7, 1) ERA: 4.7	0.2	L	6	2	2	1	0	1	0	0	0	0	0	5	9	13.50	4.500										
Dwayne Henry, R (8, 1) ERA: 5.84	0.1		2	0	0	0	1	1	0	0	0	0	0	3	7	0.00	3.000										
Mitch Williams, L (8, 1) ERA: 3.39	1.1		4	0	0	0	2	0	0	0	0	0	0	8	8	0.00	0.000										

Batter	1	2	3	4	5	6	7	8	9	AB	R	H	RBI	BB	SO	LOB	BOTTOM										
Oddibe McDowell, L (1, 8) OBP: 0.349, SLG: 0.407 Tom Paciorek, R (9, PH) OBP: 0.286, SLG: 0.333	0-3 K	0-3 K							0-0 6-3	3	0	0	0	1	3	2	<p>New York Yankees @ Texas Rangers Arlington Stadium, Arlington, TX Sat May 10 1986, 8:05 PM EDT Att: 37,373 - Unknown</p> <p>livebaseballscores.com</p> <p>AB 34 R 3 H 8 RBI 3 BB 2 SO 14 LOB 17</p> 										
Toby Harrah, R (1, 4) OBP: 0.296, SLG: 0.306	0-0 S 1B		0-3 K				0-0 F8	4-0 FC5-4 BB 1-2		4	0	1	0	0	1	2											
Pete O'Brien, L (1, 3) OBP: 0.413, SLG: 0.602	0-3 K		0-3 K				0-0 6-1		0-3 K	4	0	0	0	0	3	2											
Pete Incaviglia, R (1, 9) OBP: 0.295, SLG: 0.452	0-3 K		0-3 K						0-3 K	4	0	1	0	0	3	1											
Gary Ward, R (1, 7) OBP: 0.344, SLG: 0.317		0-0 HR 1B		0-0 6-3			0-0 P4	0-3 K		4	1	1	0	0	1	1											
Larry Parrish, R (1, 10) OBP: 0.330, SLG: 0.517		0-0 HR		4-0 6-3 BB			0-3 K		0-0 HR	3	2	2	3	1	1	1											
Don Slaught, R (1, 2) OBP: 0.379, SLG: 0.644 Curtis Wilkerson, S (9, PR) OBP: 0.214, SLG: 0.189		0-0 S 1B		0-0 6-3			0-0 F7		0-0 HR	4	0	2	0	0	0	2											
Steve Buechele, R (1, 5) OBP: 0.325, SLG: 0.487		0-3 K		0-0 6-3					0-0 SH 1B	3	0	0	0	0	1	2											
Scott Fletcher, R (1, 6) OBP: 0.422, SLG: 0.466		0-3 K			0-0 2B		0-0 F9		0-0 6-3	4	0	1	0	0	1	3											
Inning Stats	R: 0 E: 0 K: 3 S: 10	H: 1 LOB: 1 BB: 0 P: 10	R: 2 E: 0 K: 3 S: 12	H: 3 LOB: 1 BB: 0 P: 12	R: 0 E: 0 K: 3 S: 9	H: 0 LOB: 0 BB: 1 P: 9	R: 0 E: 0 K: 0 S: 3	H: 0 LOB: 1 BB: 1 P: 7	R: 0 E: 0 K: 1 S: 6	H: 1 LOB: 1 BB: 0 P: 6	R: 0 E: 0 K: 1 S: 6	H: 1 LOB: 1 BB: 0 P: 6	R: 0 E: 0 K: 3 S: 9	H: 0 LOB: 0 BB: 1 P: 9	R: 0 E: 0 K: 3 S: 9	H: 0 LOB: 0 BB: 0 P: 9	R: 1 E: 0 K: 0 S: 5	H: 2 LOB: 1 BB: 0 P: 5	1B: 5 2B: 1 3B: 0 HR: 2	SF: 0 SAC: 1 DP: 0 HBP: 0	WP: 0 PB: 0 SB: 2 CS: 1	PA: 37					
PITCHER	IP	WLS	BF	H	R	ER	SO	BB	IBB	HBP	BLK	WP	HR	S	P	ERA	WHIP										
Ron Guidry, L (1, 1) ERA: 2.81	7.0		29	6	2	2	11	2	0	0	0	0	0	49	57	2.57	1.143										
Brian Fisher, R (8, 1) ERA: 5.23	1.0		6	2	1	1	3	0	0	0	0	0	1	12	12	9.00	2.000										
Dave Righetti, L (9, 1) ERA: 3.15	1.0	S	2	0	0	0	0	0	0	0	0	0	0	2	2	0.00	0.000										

Batter	1	2	3	4	5	6	7	8	9	AB	R	H	RBI	BB	SO	LOB	TOP					
Rickey Henderson, R OBP: 0.348, SLG: 0.390 (1, 10)	5-3		K		6-3		F8			4	0	0	0	0	1	1	<p>New York Yankees @ Texas Rangers Arlington Stadium, Arlington, TX Sun May 11 1986, 4:33 AM EDT Unknown</p>					
Willie Randolph, R OBP: 0.446, SLG: 0.371 (1, 4)	6-3		K		F8		K			4	0	0	0	0	2	1						
Don Mattingly, L OBP: 0.351, SLG: 0.420 (1, 3)	4-3				F9		F3		G4-6-3 1B	4	0	1	0	0	0	0						
Dave Winfield, R OBP: 0.394, SLG: 0.398 (1, 9)		FC5-4 BB		6-3		F9		K		3	0	0	0	1	1	1						
Gary Roenicke, R OBP: 0.439, SLG: 0.267 Mike Easter, L OBP: 0.299, SLG: 0.338 (8, PH) (8, 7)	FC5-4 2B			1B 1B		5-3		G4-6-3		3 1	2 0	1 0	0 0	0 0	0 1	1						
Henry Cotto, R OBP: 0.222, SLG: 0.229 Ken Griffey, L OBP: 0.347, SLG: 0.372 (1, 8) (9, PH)	F2			1B 1B			BB		G3	2 1	1 0	0 0	0 0	0 0	0 0	1						
Dale Berra, R OBP: 0.222, SLG: 0.455 Mike Pagliarulo, L OBP: 0.309, SLG: 0.395 (1, 5) (9, PH)	1-H 2B			1B		F8			F7	3 1	0 0	2 0	3 0	0 0	0 0	1						
Butch Wynegar, S OBP: 0.340, SLG: 0.432 (1, 2)	5-3						L5		G3	3 0	0 0	0 0	1 1	0 1	0 1	1						
Mike Fischlin, R OBP: 0.333, SLG: 0.200 (1, 6)			K2-3		L5					3 0	1 0	0 0	1 1	0 2								
Inning Stats	R: 0 E: 0 K: 0 S: 3	H: 0 LOB: 0 BB: 0 P: 3	R: 1 E: 0 K: 0 S: 4	H: 1 LOB: 1 BB: 1 P: 8	R: 0 E: 0 K: 3 S: 9	H: 0 LOB: 0 BB: 0 P: 9	R: 2 E: 0 K: 0 S: 6	H: 3 LOB: 2 BB: 1 P: 10	R: 0 E: 0 K: 0 S: 3	H: 0 LOB: 1 BB: 0 P: 7	R: 0 E: 0 K: 1 S: 6	H: 1 LOB: 0 BB: 0 P: 6	R: 0 E: 0 K: 1 S: 5	H: 1 LOB: 0 BB: 0 P: 5	R: 0 E: 0 K: 0 S: 3	H: 0 LOB: 0 BB: 0 P: 3	1B: 5 2B: 1 3B: 0 HR: 0	SF: 0 SAC: 0 DP: 1 HBP: 0	WP: 0 PB: 0 CS: 0	PA: 35		
PITCHER	IP WLS BF H R ER SO BB IBB HBP BLK WP HR S P ERA WHIP	IP WLS BF H R ER SO BB IBB HBP BLK WP HR S P ERA WHIP	IP WLS BF H R ER SO BB IBB HBP BLK WP HR S P ERA WHIP	IP WLS BF H R ER SO BB IBB HBP BLK WP HR S P ERA WHIP	IP WLS BF H R ER SO BB IBB HBP BLK WP HR S P ERA WHIP	IP WLS BF H R ER SO BB IBB HBP BLK WP HR S P ERA WHIP	IP WLS BF H R ER SO BB IBB HBP BLK WP HR S P ERA WHIP	IP WLS BF H R ER SO BB IBB HBP BLK WP HR S P ERA WHIP	IP WLS BF H R ER SO BB IBB HBP BLK WP HR S P ERA WHIP	IP WLS BF H R ER SO BB IBB HBP BLK WP HR S P ERA WHIP	IP WLS BF H R ER SO BB IBB HBP BLK WP HR S P ERA WHIP	IP WLS BF H R ER SO BB IBB HBP BLK WP HR S P ERA WHIP	IP WLS BF H R ER SO BB IBB HBP BLK WP HR S P ERA WHIP	IP WLS BF H R ER SO BB IBB HBP BLK WP HR S P ERA WHIP	IP WLS BF H R ER SO BB IBB HBP BLK WP HR S P ERA WHIP	IP WLS BF H R ER SO BB IBB HBP BLK WP HR S P ERA WHIP	IP WLS BF H R ER SO BB IBB HBP BLK WP HR S P ERA WHIP					
Mike Mason, L ERA: 4.38 Greg Harris, R ERA: 4.21 (1, 1) (7, 1)	6.1 W 27	5 3 3 3	5 3 3 3	3 3 3 3	3 3 3 3	3 3 3 3	3 3 3 3	3 3 3 3	3 3 3 3	3 3 3 3	3 3 3 3	3 3 3 3	3 3 3 3	3 3 3 3	3 3 3 3	3 3 3 3	3 3 3 3	3 3 3 3	3 3 3 3	3 3 3 3	3 3 3 3	3 3 3 3

AB	32
R	3
H	6
RBI	3
BB	3
SO	5
LOB	10



Batter	1	2	3	4	5	6	7	8	9	AB	R	H	RBI	BB	SO	LOB	BOTTOM					
Oddibe McDowell, L OBP: 0.355, SLG: 0.436 (1, 8)	G3		G3				S PB G4-3 BB			3	2	1	2	1	0	0	<p>New York Yankees @ Texas Rangers Arlington Stadium, Arlington, TX Sun May 11 1986, 4:33 AM EDT Unknown</p>					
Toby Harrah, R OBP: 0.293, SLG: 0.292 (1, 4)	K		4-3		6-3		G4-3 BB			3	0	0	0	1	1	0						
Pete O'Brien, L OBP: 0.407, SLG: 0.598 (1, 3)	F8				G3		G4-3			4	1	1	0	0	0	1						
Pete Incaviglia, R OBP: 0.306, SLG: 0.460 George Wright, S OBP: 0.270, SLG: 0.378 (1, 9) (7, 9)		G6-4-3 1B		1B E 1B	G3		F2			3 1	2 0	0 0	0 0	0 0	0 0	0						
Gary Ward, R OBP: 0.361, SLG: 0.329 (1, 7)		G6-4-3 1B		S 1B		1-3 3-H 1B		5-3 CS BB		3 0	2 0	1 1	1 0	0 0	0	0						
Larry Parrish, R OBP: 0.317, SLG: 0.495 (1, 10)	G6-4-3			K		F8		F8		4	0	0	0	0	1	4						
Don Slaught, R OBP: 0.357, SLG: 0.610 (1, 2)	F3			F3		E6 1B		5-3		4	0	0	0	0	0	3						
Steve Buechele, R OBP: 0.322, SLG: 0.475 (1, 5)			K		F8			K		4	0	1	0	0	2	2						
Scott Fletcher, R OBP: 0.430, SLG: 0.500 (1, 6)			E4 3B			HR 1B		F6		3	2	2	0	0	0	2						
Inning Stats	R: 0 E: 0 K: 1 S: 5	H: 0 LOB: 0 BB: 0 P: 5	R: 0 E: 0 K: 0 S: 4	H: 2 LOB: 1 BB: 0 P: 4	R: 1 E: 1 K: 1 S: 6	H: 1 LOB: 0 BB: 0 P: 6	R: 2 E: 0 K: 1 S: 8	H: 3 LOB: 1 BB: 0 P: 8	R: 2 E: 0 K: 0 S: 5	H: 2 LOB: 0 BB: 0 P: 5	R: 0 E: 1 K: 0 S: 5	H: 1 LOB: 2 BB: 0 P: 5	R: 1 E: 0 K: 0 S: 2	H: 0 LOB: 0 BB: 2 P: 10	R: 0 E: 0 K: 1 S: 5	H: 0 LOB: 1 BB: 1 P: 9	1B: 6 2B: 1 3B: 1 HR: 1	SF: 0 SAC: 0 DP: 2 HBP: 0	WP: 0 PB: 1 CS: 1	PA: 35		
PITCHER	IP WLS BF H R ER SO BB IBB HBP BLK WP HR S P ERA WHIP	IP WLS BF H R ER SO BB IBB HBP BLK WP HR S P ERA WHIP	IP WLS BF H R ER SO BB IBB HBP BLK WP HR S P ERA WHIP	IP WLS BF H R ER SO BB IBB HBP BLK WP HR S P ERA WHIP	IP WLS BF H R ER SO BB IBB HBP BLK WP HR S P ERA WHIP	IP WLS BF H R ER SO BB IBB HBP BLK WP HR S P ERA WHIP	IP WLS BF H R ER SO BB IBB HBP BLK WP HR S P ERA WHIP	IP WLS BF H R ER SO BB IBB HBP BLK WP HR S P ERA WHIP	IP WLS BF H R ER SO BB IBB HBP BLK WP HR S P ERA WHIP	IP WLS BF H R ER SO BB IBB HBP BLK WP HR S P ERA WHIP	IP WLS BF H R ER SO BB IBB HBP BLK WP HR S P ERA WHIP	IP WLS BF H R ER SO BB IBB HBP BLK WP HR S P ERA WHIP	IP WLS BF H R ER SO BB IBB HBP BLK WP HR S P ERA WHIP	IP WLS BF H R ER SO BB IBB HBP BLK WP HR S P ERA WHIP	IP WLS BF H R ER SO BB IBB HBP BLK WP HR S P ERA WHIP	IP WLS BF H R ER SO BB IBB HBP BLK WP HR S P ERA WHIP	IP WLS BF H R ER SO BB IBB HBP BLK WP HR S P ERA WHIP					
Joe Niekro, R ERA: 2.8 Rod Seery, L ERA: 2.57 Mike Armstrong, R ERA: (1, 1) (7, 1) (8, 1)	6.0 L 27	9 5 3 3	9 5 3 3	3 3 3 3	3 3 3 3	3 3 3 3	3 3 3 3	3 3 3 3	3 3 3 3	3 3 3 3	3 3 3 3	3 3 3 3	3 3 3 3	3 3 3 3	3 3 3 3	3 3 3 3	3 3 3 3	3 3 3 3	3 3 3 3	3 3 3 3	3 3 3 3	3 3 3 3



Batter	1	2	3	4	5	6	7	8	9	AB	R	H	RBI	BB	SO	LOB	TOP										
Rickey Henderson, R OBP: 0.338, SLG: 0.377 Henry Cotto, R OBP: 0.222, SLG: 0.229	0-0 6-3		0-0 6-3		0-3 K		0-0 FC3-6			4	0	0	0	0	1	3											
Willie Randolph, R OBP: 0.436, SLG: 0.361 Mike Fischlin, R OBP: 0.286, SLG: 0.167	0-3 K		0-0 P6		0-3 K		0-3 K			3	0	0	0	0	2	0											
Don Mattingly, L OBP: 0.355, SLG: 0.423	0-0 1B			0-0 FC5-4 1B		0-0 F8		0-0 4-3		4	0	2	0	0	0	0											
Dave Winfield, R OBP: 0.390, SLG: 0.393	0-0 P3			0-0 FC5-4 BB 1-2		0-0 1B		0-0 4-3		4	0	1	0	0	0	2											
Mike Easter, L OBP: 0.308, SLG: 0.373		0-0 HR		4-0 G4-6-3 BB 1-2		0-0 4-3		0-0 4-3		3	1	1	1	1	0	1											
Ken Griffey, L OBP: 0.343, SLG: 0.378	0-0 F7			0-0 G4-6-3 BB 1-2		0-0 4-3		0-0 2B		4	0	1	0	0	0	2											
Ron Hassey, L OBP: 0.402, SLG: 0.316 Butch Wynegar, S OBP: 0.333, SLG: 0.422	0-0 F7				0-0 L5		0-0 1B 1B		0-3 K	3	0	1	0	0	0	0											
Mike Pagliarulo, L OBP: 0.320, SLG: 0.405 Dale Berra, R OBP: 0.425, SLG: 0.435	0-3 K				0-0 1B		0-0 1B FC3-6 1-2		0-0 G3	3	0	2	0	0	1	0											
Bobby Meacham, S OBP: 0.337, SLG: 0.283			0-3 K		0-0 F8		0-3 K			3	0	0	0	0	2	3											
Inning Stats	R: 0 E: 0 K: 1 S: 6	H: 1 LOB: 1 BB: 0 P: 6	R: 1 E: 0 K: 1 S: 6	H: 1 LOB: 0 BB: 0 P: 6	R: 0 E: 0 K: 1 S: 5	H: 0 LOB: 0 BB: 0 P: 5	R: 0 E: 0 K: 0 S: 3	H: 1 LOB: 1 BB: 1 P: 7	R: 0 E: 0 K: 1 S: 6	H: 1 LOB: 1 BB: 0 P: 6	R: 0 E: 0 K: 1 S: 7	H: 2 LOB: 2 BB: 0 P: 7	R: 0 E: 0 K: 1 S: 5	H: 0 LOB: 0 BB: 0 P: 5	R: 0 E: 0 K: 1 S: 6	H: 1 LOB: 1 BB: 0 P: 6	1B: 6 2B: 1 3B: 0 HR: 1	SF: 0 SAC: 0 DP: 1 HBP: 0	WP: 0 PB: 0 CS: 0	PA: 35							
PITCHER	IP	WLS	BF	H	R	ER	SO	BB	IBB	HBP	BLK	WP	HR	S	P	ERA	WHIP										
Jose Guzman, R ERA: 4.93	7.0	W	28	7	1	1	6	1	0	0	0	0	1	39	43	1.29	1.143										
Ricky Wright, L ERA: 3.47	1.0		3	0	0	0	1	0	0	0	0	0	0	5	5	0.00	0.000										
Mitch Williams, L ERA: 3.09	1.0		4	1	0	0	1	0	0	0	0	0	0	6	6	0.00	1.000										

New York Yankees @ Texas Rangers
Arlington Stadium, Arlington, TX
Sun May 11 1986, 4:38 AM EDT
Att: 25,423 - Unknown

AB 34
R 1
H 8
RBI 1
BB 1
SO 8
LOB 13



Batter	1	2	3	4	5	6	7	8	9	AB	R	H	RBI	BB	SO	LOB	BOTTOM										
Oddibe McDowell, L OBP: 0.357, SLG: 0.434	0-0 1-3		0-0 CS BLK 1B	0-0 SH1-3 2B 1B		0-0 F7		0-0 P5		5	1	2	1	0	0	2											
Scott Fletcher, R OBP: 0.411, SLG: 0.475	0-0 6-3		0-0 6-3	0-0 SH1-3		0-0 F8		0-3 K		4	0	0	1	0	1	3											
Pete O'Brien, L OBP: 0.402, SLG: 0.594 Geno Petralli, L OBP: 0.250, SLG: 0.364	0-0 3-1		0-0 1-3	0-0 2B 2B		0-0 F8				4	1	1	1	0	0	0											
Pete Incaviglia, R OBP: 0.314, SLG: 0.484		0-0 5-3		0-0 2B 2B		0-3 K				4	1	2	1	0	1	0											
George Wright, S OBP: 0.244, SLG: 0.341		0-0 4-3		0-0 4-3 K		0-0 F2				4	0	0	0	0	1	2											
Larry Parrish, R OBP: 0.333, SLG: 0.531		4-0 1B 1B BB		0-0 1B E 1B HR		0-0 F8				3	3	2	2	1	0	0											
Darrell Porter, L OBP: 0.364, SLG: 0.548		0-0 1B		0-0 1B S 1B BB		0-0 3-1				3	1	2	0	1	0	0											
Tom Paciorek, R OBP: 0.344, SLG: 0.419		0-0 1B		0-0 1B 1B		0-0 G6-3		0-0 2B		4	1	3	1	0	0	1											
Curtis Wilkerson, S OBP: 0.233, SLG: 0.196		0-0 G3		0-0 1B SH1-3 1B		0-0 F3		4-0 BB		3	1	1	1	1	0	2											
Inning Stats	R: 0 E: 0 K: 0 S: 3	H: 0 LOB: 0 BB: 0 P: 3	R: 1 E: 0 K: 0 S: 5	H: 2 LOB: 2 BB: 1 P: 9	R: 0 E: 0 K: 0 S: 3	H: 1 LOB: 0 BB: 0 P: 3	R: 7 E: 0 K: 1 S: 13	H: 8 LOB: 1 BB: 0 P: 13	R: 1 E: 0 K: 0 S: 3	H: 1 LOB: 0 BB: 1 P: 7	R: 0 E: 0 K: 0 S: 3	H: 0 LOB: 0 BB: 0 P: 3	R: 0 E: 0 K: 1 S: 5	H: 0 LOB: 0 BB: 0 P: 5	R: 0 E: 0 K: 1 S: 6	H: 1 LOB: 2 BB: 1 P: 10	1B: 8 2B: 4 3B: 0 HR: 1	SF: 0 SAC: 1 DP: 1 HBP: 0	WP: 0 PB: 0 CS: 1	PA: 38							
PITCHER	IP	WLS	BF	H	R	ER	SO	BB	IBB	HBP	BLK	WP	HR	S	P	ERA	WHIP										
Bob Tewksbury, R ERA: 4.95	3.1	L	18	8	6	6	0	1	0	0	0	0	1	17	21	16.20	2.700										
Bob Shirley, L ERA: 8.27	3.2		15	4	3	3	2	1	0	0	0	0	1	18	22	7.36	1.364										
Mike Armstrong, R ERA:	1.0		5	1	0	0	1	1	0	0	0	0	0	6	10	0.00	2.000										

New York Yankees @ Texas Rangers
Arlington Stadium, Arlington, TX
Sun May 11 1986, 4:38 AM EDT
Att: 25,423 - Unknown

AB 34
R 9
H 13
RBI 8
BB 3
SO 3
LOB 10



Batter	1	2	3	4	5	6	7	8	9	AB	R	H	RBI	BB	SO	LOB	TOP								
Rickey Henderson, R OBP: 0.354, SLG: 0.421 (1,8)	0-0 PB 6-3 2B		0-0 F8		0-0 2H HR		0-0 CS 1B	4-0 S BB E BB		4	3	3	2	1	0	2									
Willie Randolph, R OBP: 0.442, SLG: 0.360 (1,4)	0-0 6-3 2H		4-0 BB		0-0 F8		0-0 1B	4-0 S E BB		3	1	1	1	2	0	0									
Don Mattingly, L OBP: 0.357, SLG: 0.433 (1,3)	0-0 G5-3 2B		0-0 SF8		0-0 L3		0-0 1B	0-0 E3		4	0	2	1	0	0	0									
Dave Winfield, R OBP: 0.383, SLG: 0.378 (1,9)	0-0 G5-3 2-3f		0-0 K		0-0 1B BB	4-0	0-0 F6	0-0 F6		4	0	0	0	1	1	6									
Mike Easter, L OBP: 0.313, SLG: 0.368 (1,10)		0-0 F8		0-0 5-3		0-0 1B		0-3 K	4-0 L3-6 1B BB	4	0	1	0	1	1	0									
Ken Griffey, L OBP: 0.346, SLG: 0.379 (1,7)		0-0 F7		0-0 L5		0-3 K		0-0 1B HR	0-0 1-2 1B	5	1	2	0	0	1	2									
Mike Pagliarulo, L OBP: 0.314, SLG: 0.393 (1,5)		0-3 K		0-0 F7		0-0 F9		0-0 1B HR	0-0 L3-6 2-3	5	1	1	0	0	1	4									
Butch Wynegar, S OBP: 0.356, SLG: 0.479 (1,2)			4-0 F8 SF8 BB		4-0 HR BB	0-3 K		0-0 1B HR	0-0 5-3	3	3	1	3	2	1	3									
Bobby Meacham, S OBP: 0.333, SLG: 0.274 (1,6)			4-0 1-2 BB		0-0 4-3		0-0 5-3	0-3 K		3	0	0	0	1	1	1									
Inning Stats	R: 1 E: 0 K: 0 S: 4	H: 2 LOB: 0 BB: 0 P: 4	R: 0 E: 0 K: 1 S: 5	H: 0 LOB: 0 BB: 0 P: 5	R: 1 E: 0 K: 1 S: 5	H: 0 LOB: 2 BB: 3 P: 17	R: 0 E: 0 K: 0 S: 3	H: 0 LOB: 0 BB: 0 P: 3	R: 2 E: 0 K: 2 S: 4	H: 1 LOB: 0 BB: 1 P: 8	R: 0 E: 0 K: 2 S: 8	H: 1 LOB: 2 BB: 1 P: 12	R: 0 E: 0 K: 0 S: 5	H: 3 LOB: 2 BB: 0 P: 5	R: 5 E: 1 K: 2 S: 11	H: 3 LOB: 1 BB: 2 P: 19	R: 0 E: 0 K: 0 S: 3	H: 1 LOB: 1 BB: 1 P: 7	1B: 7 2B: 4 3B: 0 HR: 2	SF: 1 SAC: 0 DP: 2 HBP: 0	WP: 0 PB: 1 CS: 2	PA: 44			
PITCHER	IP	WLS	BF	H	R	ER	SO	BB	IBB	HBP	BLK	WP	HR	S	P	ERA	WHIP	PITCHER							
Mark Portugal, R ERA: 12.27 (1,1)	5.0	L	21	3	4	4	2	4	0	0	0	0	1	21	37	7.20	1.400								
Juan Agosto, L ERA: 4.0 (6,1)	2.2		18	7	5	3	4	3	0	0	0	0	1	23	35	10.12	3.750								
Frank Pastore, R ERA: 1.42 (8,1)	1.1		5	1	0	0	0	1	0	0	0	0	0	4	8	0.00	1.500								

New York Yankees @ Minnesota Twins
Hubert H. Humphrey Metrodome, Minneapolis, MN
Mon May 12 1986, 8:05 PM EDT
Att: 14,666 - Unknown

AB 35
R 9
H 11
RBI 7
BB 8
SO 6
LOB 18



Batter	1	2	3	4	5	6	7	8	9	AB	R	H	RBI	BB	SO	LOB	BOTTOM								
Ron Washington, R OBP: 0.250, SLG: 0.250 (1,10)	0-0 6-3		0-3 K			0-3 K		0-3 K	0-0 HR 1B	4	0	0	0	0	3	1									
Al Woods, L OBP: 0.500, SLG: 0.333 (9,PH)									1-2 2H HR 1B	1	1	1	2	0	0	0									
Kirby Puckett, R OBP: 0.441, SLG: 0.740 (1,8)	0-0 F8		0-0 CS 1B			0-0 F4		0-0 1B	0-0 HR	5	1	3	3	0	0	0									
Kent Hrbek, L OBP: 0.416, SLG: 0.514 (1,3)	0-0 2B 1B		0-0 F9			0-3 K		0-3 K	0-0 4-3	5	1	1	0	0	2	3									
Tom Brunansky, R OBP: 0.333, SLG: 0.496 (1,9)	0-0 1H 2B		0-0 CS	0-0 F4		0-0 1B		0-0 5-3		4	0	2	1	0	0	0									
Gary Gaetti, R OBP: 0.344, SLG: 0.518 (1,5)	0-0 F4			4-0 CS BB		0-3 K		4-0 1B BB		2	1	0	0	2	1	2									
Mickey Hatcher, R OBP: 0.152, SLG: 0.177 (1,7)		0-0 1-3		0-0 F9		0-0 F4		0-0 1B 1B	0-0 1B 1B	4	1	1	0	0	0	2									
Steve Lombardozzi, R OBP: 0.341, SLG: 0.500 (1,4)		0-0 L5			0-0 F8		0-0 F5		0-3 K	4	0	0	0	0	1	3									
Tim Laudner, R OBP: 0.571, SLG: 0.789 (1,2)		0-0 HR			0-0 F9			4-0 1B BB	0-0 1B 1B	3	2	2	2	1	0	0									
Greg Gagne, R OBP: 0.267, SLG: 0.378 (1,6)			0-3 K			0-0 F8		0-3 K	4-0 HR BB	2	0	0	0	0	1	0									
Billy Beane, R OBP: 0.273, SLG: 0.300 (8,PH)									1-2 HR BB	1	0	0	0	0	1	1									
Roy Smalley, S OBP: 0.346, SLG: 0.413 (9,6)									1-2 HR BB	0	1	0	0	1	0	0									
Inning Stats	R: 1 E: 0 K: 0 S: 5	H: 2 LOB: 1 BB: 0 P: 5	R: 1 E: 0 K: 1 S: 6	H: 1 LOB: 0 BB: 0 P: 6	R: 0 E: 0 K: 0 S: 2	H: 0 LOB: 0 BB: 1 P: 6	R: 0 E: 0 K: 2 S: 7	H: 0 LOB: 0 BB: 0 P: 7	R: 0 E: 0 K: 1 S: 6	H: 1 LOB: 1 BB: 0 P: 6	R: 0 E: 0 K: 3 S: 10	H: 1 LOB: 2 BB: 1 P: 14	R: 6 E: 0 K: 1 S: 9	H: 4 LOB: 0 BB: 2 P: 17	1B: 7 2B: 1 3B: 0 HR: 2	SF: 0 SAC: 0 DP: 0 HBP: 0	WP: 0 PB: 0 CS: 2	PA: 40							
PITCHER	IP	WLS	BF	H	R	ER	SO	BB	IBB	HBP	BLK	WP	HR	S	P	ERA	WHIP	PITCHER							
Dennis Rasmussen, L ERA: 4.19 (1,1)	8.2	W	36	8	6	6	9	4	0	0	0	0	1	50	66	6.23	1.385								
Mike Armstrong, R ERA: 9.0 (9,1)	0.0		2	2	2	2	0	0	0	0	0	0	1	2	2	-	-								
Dave Righetti, L ERA: 3.1 (9,1)	0.1	S	1	0	0	0	0	0	0	0	0	0	0	1	1	0.00	0.000								

New York Yankees @ Minnesota Twins
Hubert H. Humphrey Metrodome, Minneapolis, MN
Mon May 12 1986, 8:05 PM EDT
Att: 14,666 - Unknown

AB 35
R 8
H 10
RBI 8
BB 4
SO 9
LOB 12



Batter	1	2	3	4	5	6	7	8	9	AB	R	H	RBI	BB	SO	LOB	TOP		
Rickey Henderson, R OBP: 0.362, SLG: 0.458 (1, 8)	F4		1B						F9	5	1	3	2	0	0	1			
Bobby Meacham, S OBP: 0.321, SLG: 0.263 (1, 6)	G3		G3						SH5-3	4	0	0	0	0	1	3			
Don Mattingly, L OBP: 0.358, SLG: 0.450 (1, 3)	F9								1B	4	1	1	1	1	0	0			
Mike Easter, L OBP: 0.307, SLG: 0.359 (1, 10)		F7							1B	5	0	1	1	0	0	0			
Dave Winfield, R OBP: 0.384, SLG: 0.405 (1, 9)		1B							K	5	2	2	1	0	1	2			
Ken Griffey, L OBP: 0.351, SLG: 0.394 (1, 7)	L7								2B	4	0	2	1	0	0	1			
Mike Pagliarulo, L OBP: 0.312, SLG: 0.387 (1, 5)	F8								1B	4	0	1	0	0	0	2			
Butch Wynegar, S OBP: 0.333, SLG: 0.442 (1, 2)			F9						K	4	0	0	0	0	1	2			
Mike Fischlin, R OBP: 0.364, SLG: 0.300 (1, 4)			4-3						SH5-3	4	2	2	0	0	0	1			
Inning Stats	R: 0 E: 0 K: 0 S: 3	H: 0 LOB: 0 BB: 0 P: 3	R: 0 E: 0 K: 0 S: 4	H: 1 LOB: 1 BB: 0 P: 4	R: 0 E: 0 K: 0 S: 4	H: 1 LOB: 1 BB: 0 P: 4	R: 1 E: 0 K: 0 S: 4	H: 1 LOB: 0 BB: 0 P: 4	R: 0 E: 1 K: 1 S: 7	H: 1 LOB: 2 BB: 0 P: 7	R: 1 E: 0 K: 0 S: 5	H: 2 LOB: 1 BB: 0 P: 5	R: 2 E: 0 K: 0 S: 5	H: 2 LOB: 0 BB: 0 P: 5	R: 1 E: 1 K: 1 S: 7	H: 2 LOB: 1 BB: 1 P: 11	1B: 7 2B: 2 3B: 0 HR: 3	SF: 0 SAC: 1 DP: 0 HBP: 0	WP: 0 PA: 41 CS: 0
PITCHER	IP	WLS	BF	H	R	ER	SO	BB	IBB	HBP	BLK	WP	HR	S	P	ERA	WHIP		
Bert Blyleven, R ERA: 4.67 (1, 1)	8.0	L	36	11	6	5	2	0	0	0	0	0	3	40	40	5.62	1.375		
Ron Davis, R ERA: 10.45 (9, 1)	1.0	S	5	1	0	0	1	0	1	0	0	0	0	6	10	0.00	1.000		

New York Yankees @ Minnesota Twins
Hubert H. Humphrey Metrodome, Minneapolis, MN
Tue May 13 1986, 4:33 AM EDT
Att: 13,824 - Unknown

AB 39
R 6
H 12
RBI 6
BB 1
SO 3
LOB 12



Batter	1	2	3	4	5	6	7	8	9	AB	R	H	RBI	BB	SO	LOB	BOTTOM		
Ron Washington, R OBP: 0.417, SLG: 0.667 (1, 10)	G4-6-3		HR						6-3	4	1	3	1	0	0	0			
Kirby Puckett, R OBP: 0.435, SLG: 0.733 (1, 8)	G4-6-3		4-3						2B	4	0	1	0	0	0	2			
Kent Hrbek, L OBP: 0.411, SLG: 0.500 (1, 3)	FC6-4								K	3	0	0	0	1	1	2			
Tom Brunansky, R OBP: 0.323, SLG: 0.480 (1, 9)	FC6-4								K	4	1	0	0	0	1	2			
Tim Laudner, R OBP: 0.563, SLG: 0.727 Al Woods, L OBP: 0.500, SLG: 0.333 (9, PR)	G5-4-3								E6	3	1	1	0	0	0	0			
Gary Gaetti, R OBP: 0.341, SLG: 0.508 (1, 5)	G5-4-3								1B	4	0	1	0	0	0	3			
Steve Lombardozzi, R OBP: 0.337, SLG: 0.525 (1, 4)	5-3								K	4	1	1	3	0	1	2			
Billy Beane, R OBP: 0.243, SLG: 0.265 (1, 7)			4-3						G6-3	4	0	0	0	0	0	2			
Greg Gagne, R OBP: 0.259, SLG: 0.366 (1, 6)			K						1B	3	0	0	0	0	1	0			
Inning Stats	R: 0 E: 0 K: 0 S: 3	H: 1 LOB: 1 BB: 1 P: 7	R: 0 E: 0 K: 0 S: 2	H: 0 LOB: 0 BB: 0 P: 3	R: 1 E: 0 K: 1 S: 6	H: 1 LOB: 0 BB: 0 P: 6	R: 0 E: 0 K: 0 S: 3	H: 0 LOB: 0 BB: 0 P: 3	R: 0 E: 0 K: 0 S: 4	H: 1 LOB: 1 BB: 0 P: 4	R: 3 E: 1 K: 0 S: 6	H: 2 LOB: 0 BB: 0 P: 6	R: 0 E: 0 K: 2 S: 8	H: 1 LOB: 1 BB: 0 P: 8	R: 0 E: 1 K: 1 S: 6	H: 1 LOB: 1 BB: 0 P: 6	1B: 4 2B: 1 3B: 0 HR: 2	SF: 0 SAC: 0 DP: 3 HBP: 1	WP: 0 PA: 35 CS: 0
PITCHER	IP	WLS	BF	H	R	ER	SO	BB	IBB	HBP	BLK	WP	HR	S	P	ERA	WHIP		
Tommy John, L ERA: 2.76 (1, 1)	7.0	W	27	5	4	3	1	1	0	1	0	0	2	27	32	3.86	0.857		
Dave Righetti, L ERA: 2.62 (8, 1)	2.0	S	8	2	0	0	3	0	0	0	0	0	0	14	14	0.00	1.000		

New York Yankees @ Minnesota Twins
Hubert H. Humphrey Metrodome, Minneapolis, MN
Tue May 13 1986, 4:33 AM EDT
Att: 13,824 - Unknown

AB 33
R 4
H 7
RBI 4
BB 1
SO 4
LOB 13



Batter	1	2	3	4	5	6	7	8	9	AB	R	H	RBI	BB	SO	LOB	TOP				
John Cangelosi, S OBP: 0.397, SLG: 0.310	0-0 5-3	4-0 BB			0-0 6-3			0-0 F2	0-0 4-3	4	0	0	0	1	0	1	Chicago White Sox @ New York Yankees Yankee Stadium, Bronx, NY Wed May 14 1986, 7:05 PM EDT Att: 20,188 - Unknown livebaseballscorecards.com				
Wayne Tolleson, S OBP: 0.357, SLG: 0.414	0-0 BB	0-3 K			0-0 L4			0-3 K		4	0	1	0	0	2	3					
Harold Baines, L OBP: 0.293, SLG: 0.451	0-3 K		0-3 K		0-0 4-3			0-0 F9		4	0	0	0	0	2	1					
Carlton Fisk, R OBP: 0.273, SLG: 0.291	4-0 FC3-6 BB				0-0 F9			0-0 F8		3	1	1	0	1	0	0					
Bobby Bonilla, S OBP: 0.379, SLG: 0.400	0-0 FC3-6				0-0 5-3			0-0 F9		4	1	1	0	0	0	2					
Ron Kittle, R OBP: 0.250, SLG: 0.455		0-3 K			0-0 F8			0-0 F8		0	0	0	0	0	0	0					
Jerry Hairston, S OBP: 0.356, SLG: 0.462								0-0 F5		1	0	0	0	0	0	2					
Greg Walker, L OBP: 0.467, SLG: 0.760		1-0 BB 1B HBP			0-0 4-3			0-0 K		3	1	1	1	0	1	0					
Tim Lulett, R OBP: 0.316, SLG: 0.342		0-0 BB 1B			0-0 K			0-0 F4		4	0	2	0	0	0	2					
Ozzie Guillen, L OBP: 0.269, SLG: 0.322		0-0 F9			0-0 F9			0-3 K		4	0	1	2	0	1	3					
Inning Stats	R: 0 E: 0 K: 6 S: 6	H: 1 LOB: 2 BB: 1 P: 10	R: 0 E: 0 K: 2 S: 8	H: 1 LOB: 3 BB: 1 P: 13	R: 0 E: 0 K: 1 S: 5	H: 0 LOB: 0 BB: 0 P: 5	R: 0 E: 0 K: 0 S: 4	H: 1 LOB: 1 BB: 0 P: 4	R: 0 E: 0 K: 0 S: 3	H: 0 LOB: 0 BB: 0 P: 3	R: 0 E: 0 K: 2 S: 7	H: 0 LOB: 0 BB: 0 P: 7	R: 0 E: 0 K: 1 S: 5	H: 0 LOB: 0 BB: 0 P: 5	R: 3 E: 0 K: 0 S: 7	H: 4 LOB: 1 BB: 0 P: 7	1B: 6 2B: 0 3B: 1 HR: 0	SF: 0 SAC: 0 DP: 0 HBP: 1	WP: 0 PB: 0 CS: 0	PA: 37	
PITCHER	IP	WLS	BF	H	R	ER	SO	BB	IBB	HBP	BLK	WP	HR	S	P	ERA	WHIP				
Bob Shirley, L ERA: 6.29	8.0		32	5	2	2	7	2	0	1	0	0	0	43	52	2.25	0.875				
Brian Fisher, R ERA: 5.4	1.0	L	5	2	1	1	0	0	0	0	0	0	0	5	5	9.00	2.000				

Batter	1	2	3	4	5	6	7	8	9	AB	R	H	RBI	BB	SO	LOB	BOTTOM					
Rickey Henderson, R OBP: 0.357, SLG: 0.456	0-0 4-3		0-0 F8		0-0 F2			0-0 S 2H 2B	0-3 K	5	0	1	1	0	1	1	Chicago White Sox @ New York Yankees Yankee Stadium, Bronx, NY Wed May 14 1986, 7:05 PM EDT Att: 20,188 - Unknown livebaseballscorecards.com					
Willie Randolph, R OBP: 0.446, SLG: 0.365	0-0 G3 1B		4-0 BB 1B		0-0 1B			0-0 1-3	0-0 L6	4	0	2	0	1	0	2						
Don Mattingly, L OBP: 0.362, SLG: 0.452	0-0 G3 1B		0-0 1-2 1B		0-0 F9			0-0 2-3		4	0	2	0	0	0	2						
Mike Easter, L OBP: 0.305, SLG: 0.354	0-0 G3		0-0 F9		0-0 1-3 1B			0-3 K		4	0	1	0	0	1	5						
Dave Winfield, R OBP: 0.373, SLG: 0.392	0-0 6-3				0-0 5-3			0-0 F7		4	0	0	0	0	0	4						
Ken Griffey, L OBP: 0.338, SLG: 0.379		0-0 F7			0-0 G3			0-0 3-1	0-3 K	4	0	0	0	0	1	0						
Mike Pagliarulo, L OBP: 0.310, SLG: 0.412		0-0 F7			0-0 HR			0-0 F7	0-3 K	4	1	1	1	0	1	0						
Butch Wynegar, S OBP: 0.328, SLG: 0.418		0-0 3-1			4-0 BB			0-0 F9		3	0	0	0	1	0	0						
Bobby Meacham, S OBP: 0.322, SLG: 0.275			0-3 K		0-3 K			0-0 2B	4-0 BB	3	1	1	0	0	2	1						
Gary Roenicke, R OBP: 0.452, SLG: 0.267										0	0	0	0	1	0	0						
Henry Cotto, R OBP: 0.222, SLG: 0.229										0	0	0	0	0	0	0						
Inning Stats	R: 0 E: 0 K: 0 S: 5	H: 2 LOB: 0 BB: 0 P: 5	R: 0 E: 0 K: 0 S: 3	H: 0 LOB: 0 BB: 0 P: 3	R: 0 E: 0 K: 1 S: 6	H: 1 LOB: 2 BB: 1 P: 10	R: 1 E: 0 K: 1 S: 6	H: 1 LOB: 1 BB: 1 P: 10	R: 0 E: 0 K: 0 S: 5	H: 2 LOB: 0 BB: 0 P: 5	R: 0 E: 0 K: 0 S: 3	H: 0 LOB: 0 BB: 0 P: 3	R: 1 E: 0 K: 1 S: 7	H: 2 LOB: 1 BB: 0 P: 7	R: 0 E: 0 K: 2 S: 7	H: 0 LOB: 0 BB: 0 P: 7	R: 0 E: 0 K: 1 S: 5	H: 0 LOB: 1 BB: 1 P: 9	1B: 5 2B: 2 3B: 0 HR: 1	SF: 0 SAC: 0 DP: 0 HBP: 0	WP: 0 PB: 0 CS: 0	PA: 38
PITCHER	IP	WLS	BF	H	R	ER	SO	BB	IBB	HBP	BLK	WP	HR	S	P	ERA	WHIP					
Joel Davis, R ERA: 3.69	6.1		29	8	2	2	2	2	0	0	0	0	0	31	39	2.84	1.579					
Joel McKeon, L ERA:	2.0	W	7	0	0	0	3	1	0	0	0	0	0	12	16	0.00	0.500					
Bob James, R ERA: 6.65	0.2	S	2	0	0	0	1	0	0	0	0	0	0	4	4	0.00	0.000					

Batter	1	2	3	4	5	6	7	8	9	AB	R	H	RBI	BB	SO	LOB	TOP																					
Harold Reynolds, S OBP: 0.300, SLG: 0.333	E4 1B																5 2 2 0 0 0 0																					
Spike Owen, S OBP: 0.296, SLG: 0.333																	5 1 2 1 0 0 2																					
Alvin Davis, L OBP: 0.447, SLG: 0.607	L1-3																2 1 0 0 3 0 2																					
Gorman Thomas, R OBP: 0.305, SLG: 0.412																	4 1 1 0 1 0 5																					
Ivan Calderon, R OBP: 0.282, SLG: 0.325																	3 1 1 1 1 0 2																					
Jim Prestley, R OBP: 0.266, SLG: 0.383																	4 1 2 4 0 1 2																					
Barry Bonnell, R OBP: 0.154, SLG: 0.184																	4 0 0 0 0 0 2																					
Dave Henderson, R OBP: 0.282, SLG: 0.383																	4 0 0 0 1 0 1																					
Steve Yeager, R OBP: 0.242, SLG: 0.271																	4 0 0 0 0 2 1																					
Inning Stats	R: 1 E: 1 K: 0 S: 5	H: 2 LOB: 2 BB: 1 P: 9	R: 0 E: 0 K: 0 S: 3	H: 0 LOB: 0 BB: 0 P: 3	R: 3 E: 0 K: 0 S: 6	H: 3 LOB: 1 BB: 1 P: 10	R: 0 E: 0 K: 1 S: 6	H: 1 LOB: 3 BB: 2 P: 14	R: 0 E: 0 K: 1 S: 5	H: 0 LOB: 0 BB: 0 P: 5	R: 0 E: 0 K: 0 S: 3	H: 0 LOB: 0 BB: 0 P: 3	R: 3 E: 1 K: 0 S: 4	H: 2 LOB: 2 BB: 2 P: 12	R: 0 E: 0 K: 1 S: 5	H: 0 LOB: 0 BB: 0 P: 5	R: 0 E: 0 K: 0 S: 3	H: 0 LOB: 0 BB: 0 P: 3	1B: 6 2B: 3 3B: 0 HR: 0	SF: 0 SAC: 0 DP: 1 HBP: 0	WP: 1 PB: 2 CS: 2	PA: 41																
PITCHER	IP	WLS	BF	H	R	ER	SO	BB	IBB	HBP	BLK	WP	HR	S	P	ERA	WHIP	PITCHER				IP	WLS	BF	H	R	ER	SO	BB	IBB	HBP	BLK	WP	HR	S	P	ERA	WHIP
Joe Niekro, R ERA: 2.96	(1, 1)	6.2	L	33	8	7	3	2	5	1	0	0	0	0	31	55	4.05	1.950																				
Brian Fisher, R ERA: 5.09	(7, 1)	1.1		5	0	0	0	1	0	0	0	0	1	0	6	6	0.00	0.000																				
Mike Armstrong, R ERA: 3.0	(9, 1)	1.0		3	0	0	0	0	0	0	0	0	0	0	3	3	0.00	0.000																				

Seattle Mariners @ New York Yankees
Yankee Stadium, Bronx, NY
Fri May 16 1986, 7:05 PM EDT
Att: 18,321 - Unknown

AB 35
R 7
H 8
RBI 6
BB 6
SO 3
LOB 17



Batter	1	2	3	4	5	6	7	8	9	AB	R	H	RBI	BB	SO	LOB	BOTTOM																					
Rickey Henderson, R OBP: 0.343, SLG: 0.434	K																5 0 1 0 0 1 1																					
Willie Randolph, R OBP: 0.441, SLG: 0.352																	4 0 1 1 1 1 2																					
Don Mattingly, L OBP: 0.366, SLG: 0.472																	5 1 3 0 0 0 3																					
Dave Winfield, R OBP: 0.358, SLG: 0.391																	5 1 1 1 1 0 1 6																					
Gary Roenicke, R OBP: 0.457, SLG: 0.294																	4 0 2 0 0 2 1																					
Henry Cotto, R OBP: 0.200, SLG: 0.211																	3 0 0 1 0 0 2																					
Dale Berra, R OBP: 0.433, SLG: 0.462																	3 0 1 0 1 0 1																					
Butch Wynegar, S OBP: 0.324, SLG: 0.397																	3 0 0 0 1 0 2																					
Bobby Meacham, S OBP: 0.328, SLG: 0.296																	3 1 1 0 1 0 2																					
Inning Stats	R: 0 E: 0 K: 2 S: 7	H: 0 LOB: 1 BB: 1 P: 11	R: 0 E: 0 K: 0 S: 4	H: 1 LOB: 0 BB: 0 P: 4	R: 0 E: 0 K: 0 S: 4	H: 1 LOB: 2 BB: 1 P: 8	R: 0 E: 0 K: 1 S: 6	H: 1 LOB: 2 BB: 1 P: 10	R: 0 E: 0 K: 0 S: 3	H: 1 LOB: 1 BB: 1 P: 7	R: 0 E: 0 K: 0 S: 3	H: 0 LOB: 0 BB: 0 P: 3	R: 2 E: 0 K: 1 S: 7	H: 2 LOB: 2 BB: 0 P: 7	R: 1 E: 0 K: 0 S: 6	H: 3 LOB: 3 BB: 0 P: 6	1B: 5 2B: 4 3B: 1 HR: 0	SF: 1 SAC: 0 DP: 1 HBP: 0	WP: 0 PB: 0 CS: 0	PA: 40																		
PITCHER	IP	WLS	BF	H	R	ER	SO	BB	IBB	HBP	BLK	WP	HR	S	P	ERA	WHIP	PITCHER				IP	WLS	BF	H	R	ER	SO	BB	IBB	HBP	BLK	WP	HR	S	P	ERA	WHIP
Mark Langston, L ERA: 5.29	(1, 1)	8.2	W	39	10	3	3	5	4	0	0	0	0	45	61	3.12	1.615																					
Pete Ladd, R ERA: 3.04	(9, 1)	0.1	S	1	0	0	0	0	0	0	0	0	0	1	1	0.00	0.000																					

Seattle Mariners @ New York Yankees
Yankee Stadium, Bronx, NY
Fri May 16 1986, 7:05 PM EDT
Att: 18,321 - Unknown

AB 35
R 3
H 10
RBI 3
BB 4
SO 5
LOB 20



Batter	1	2	3	4	5	6	7	8	9	AB	R	H	RBI	BB	SO	LOB	TOP				
Harold Reynolds, S OBP: 0.280, SLG: 0.214 (1, 4)	G3	F4			F8		G3		F9	5	0	0	0	0	0	2					
Spike Owen, S OBP: 0.310, SLG: 0.333 (1, 6)	BB 1B		G1-6-3 BB		4-3			BB 2B BB	F7	3	1	1	0	2	0	0					
Phil Bradley, R OBP: 0.360, SLG: 0.372 (1, 7)	BB 1-2		G1-6-3 1-2					BB 1B BB	1B	3	1	1	0	2	1	2					
Alvin Davis, L OBP: 0.453, SLG: 0.613 (1, 3)	F7				F8			BB 2B BB	1B	4	1	2	0	1	0	3					
Gorman Thomas, R OBP: 0.309, SLG: 0.420 (1, 10)	K				F8			BB 2B BB	1B	5	1	2	2	0	1	4					
Ivan Calderon, R OBP: 0.279, SLG: 0.328 (1, 9)		K			4-3			BB 2B BB	F3	5	1	1	2	0	2	3					
Jim Prestley, R OBP: 0.266, SLG: 0.380 (1, 5)		6-3			6-3			BB 2B BB	1B	4	0	1	1	0	0	0					
Dave Henderson, R OBP: 0.272, SLG: 0.367 (1, 8)		E1 1B			F8			BB 2B BB	F9	4	1	0	0	0	1	1					
Bob Kearney, R OBP: 0.212, SLG: 0.224 (1, 2)		2H 1B			6-3			BB 2B BB	F9	4	0	2	1	0	0	1					
Inning Stats	R: 0 E: 0 K: 1 S: 6	H: 1 LOB: 2 BB: 1 P: 10	R: 1 E: 1 K: 1 S: 7	H: 1 LOB: 0 BB: 0 P: 7	R: 0 E: 0 K: 0 S: 3	H: 1 LOB: 1 BB: 1 P: 7	R: 0 E: 0 K: 0 S: 3	H: 0 LOB: 0 BB: 0 P: 3	R: 0 E: 0 K: 1 S: 6	H: 1 LOB: 1 BB: 0 P: 6	R: 0 E: 0 K: 1 S: 6	H: 1 LOB: 1 BB: 0 P: 6	R: 4 E: 0 K: 1 S: 8	H: 3 LOB: 1 BB: 2 P: 16	R: 1 E: 0 K: 0 S: 5	H: 2 LOB: 2 BB: 1 P: 9	1B: 7 2B: 3 3B: 0 HR: 0	SF: 0 SAC: 0 DP: 1 HBP: 0	WP: 0 PB: 0 CS: 0	PA: 42	
PITCHER	IP	WLS	BF	H	R	ER	SO	BB	IBB	HBP	BLK	WP	HR	S	P	ERA	WHIP				
Bob Tewksbury, R ERA: 4.15 (1, 1)	7.0	W	28	5	1	0	4	2	0	0	0	0	0	34	42	0.00	1.000				
Al Holland, L ERA: 19.29 (8, 1)	0.1		5	2	4	4	1	2	0	0	0	0	0	5	13	108.00	12.000				
Brian Fisher, R ERA: 5.11 (8, 1)	1.2		9	3	1	1	0	1	0	0	0	0	0	8	12	5.40	2.400				

Seattle Mariners @ New York Yankees
Yankee Stadium, Bronx, NY
Sat May 17 1986, 3:33 AM EDT
Att: 18,324 - Unknown

AB	37
R	6
H	10
RBI	6
BB	5
SO	5
LOB	16



Batter	1	2	3	4	5	6	7	8	9	AB	R	H	RBI	BB	SO	LOB	BOTTOM				
Rickey Henderson, R OBP: 0.347, SLG: 0.432 (1, 8)	F3			G6-4-3						3	2	1	0	1	0	1					
Ken Griffey, L OBP: 0.350, SLG: 0.417 (8, 7)		HR BB		1-2 2-3				HR		1	1	1	1	0	0	0					
Don Mattingly, L OBP: 0.380, SLG: 0.517 (1, 3)	2B	E3 HR						HR		5	3	4	1	0	0	2					
Dave Winfield, R OBP: 0.366, SLG: 0.429 (1, 9)	1B 2B	HR		1-3				F7		5	2	3	6	0	0	1					
Gary Roenicke, R OBP: 0.480, SLG: 0.421 (1, 10)	1B 2B	HR						F8		4	1	3	2	0	0	2					
Henry Cotto, R OBP: 0.182, SLG: 0.190 (1, 7) (8, 8)	G4-6-3	5-3						K		4	0	0	0	0	2	2					
Willie Randolph, R OBP: 0.436, SLG: 0.344 (1, 4)				4-3				F8		3	1	0	0	1	0	1					
Mike Fischlin, R OBP: 0.364, SLG: 0.300 (8, 4)		BB E BB						F9		0	0	0	0	0	0	0					
Butch Wynegar, S OBP: 0.307, SLG: 0.371 (1, 2)		6-3						F8		4	0	0	0	0	0	2					
Mike Pagliarulo, L OBP: 0.298, SLG: 0.385 (1, 5)		E HR BB						F8		3	1	0	0	1	1	0					
Bobby Meacham, S OBP: 0.325, SLG: 0.295 (1, 6)	F4							F7		4	0	1	0	0	0	2					
Inning Stats	R: 2 E: 0 K: 0 S: 5	H: 3 LOB: 0 BB: 0 P: 5	R: 6 E: 1 K: 0 S: 6	H: 2 LOB: 3 BB: 3 P: 18	R: 0 E: 0 K: 1 S: 5	H: 0 LOB: 0 BB: 0 P: 5	R: 0 E: 0 K: 0 S: 4	H: 2 LOB: 1 BB: 0 P: 4	R: 0 E: 0 K: 1 S: 6	H: 1 LOB: 1 BB: 0 P: 6	R: 1 E: 0 K: 0 S: 6	H: 3 LOB: 2 BB: 0 P: 6	R: 0 E: 0 K: 1 S: 5	H: 0 LOB: 0 BB: 0 P: 5	R: 2 E: 0 K: 0 S: 5	H: 2 LOB: 0 BB: 0 P: 5	1B: 6 2B: 3 3B: 0 HR: 4	SF: 0 SAC: 0 DP: 2 HBP: 0	WP: 0 PB: 0 CS: 0	PA: 39	
PITCHER	IP	WLS	BF	H	R	ER	SO	BB	IBB	HBP	BLK	WP	HR	S	P	ERA	WHIP				
Matt Young, L ERA: 5.17 (1, 1)	1.2	L	13	6	1	1	2	0	0	0	0	0	0	22	22	2.08	1.385				
Bill Swift, R ERA: 5.75 (2, 1)	4.1		18	6	1	1	2	0	0	0	0	0	0	22	22	2.08	1.385				
Ed Nunez, R ERA: 15.43 (7, 1)	2.0		8	2	2	2	1	0	0	0	0	0	2	10	10	9.00	1.000				

Seattle Mariners @ New York Yankees
Yankee Stadium, Bronx, NY
Sat May 17 1986, 3:33 AM EDT
Att: 18,324 - Unknown

AB	36
R	11
H	13
RBI	10
BB	3
SO	3
LOB	13



Batter	1	2	3	4	5	6	7	8	9	AB	R	H	RBI	BB	SO	LOB	TOP										
Harold Reynolds, S (1, 4) OBP: 0.263, SLG: 0.278										4	1	2	1	0	0	2	Seattle Mariners @ New York Yankees Yankee Stadium, Bronx, NY Sun May 18 1986, 3:33 AM EDT Att: 40,182 - Unknown										
Spike Owen, S (1, 6) OBP: 0.308, SLG: 0.331										4	0	1	0	0	2	2											
Phil Bradley, R (1, 7) OBP: 0.357, SLG: 0.364										3	0	0	1	1	1	1											
Avin Davis, L (1, 3) OBP: 0.440, SLG: 0.591										4	0	0	0	0	2	2											
Gorman Thomas, R (1, 10) OBP: 0.300, SLG: 0.407										4	0	0	0	0	1	2											
Ivan Calderon, R (1, 9) OBP: 0.271, SLG: 0.317										4	0	0	0	0	2	1											
Jim Presley, R (1, 5) OBP: 0.267, SLG: 0.397										4	1	1	1	0	1	1											
Dave Henderson, R (1, 8) OBP: 0.280, SLG: 0.373										4	1	2	0	0	0	0											
Steve Yeager, R (1, 2) OBP: 0.271, SLG: 0.317										4	0	3	0	0	0	0											
Inning Stats	R: 1 E: 0 K: 1 S: 7	H: 2 LOB: 1 BB: 0 P: 7	R: 1 E: 0 K: 2 S: 10	H: 3 LOB: 2 BB: 0 P: 10	R: 0 E: 0 K: 2 S: 7	H: 0 LOB: 0 BB: 0 P: 7	R: 0 E: 1 K: 0 S: 5	H: 2 LOB: 2 BB: 0 P: 5	R: 0 E: 0 K: 0 S: 3	H: 0 LOB: 0 BB: 0 P: 3	R: 1 E: 0 K: 1 S: 6	H: 1 LOB: 0 BB: 0 P: 6	R: 0 E: 0 K: 1 S: 5	H: 0 LOB: 1 BB: 0 P: 5	R: 0 E: 0 K: 2 S: 7	H: 0 LOB: 1 BB: 1 P: 11		1B: 7 2B: 1 3B: 0 HR: 1	SF: 0 SAC: 0 DP: 1 HBP: 0	WP: 0 PB: 0 CS: 0	PA: 36						
PITCHER	IP	WLS	BF	H	R	ER	SO	BB	IBB	HBP	BLK	WP	HR	S	P	ERA	WHIP										
Dennis Rasmussen, L (1, 1) ERA: 4.14	7.0	W	29	8	3	3	7	0	0	0	0	0	1	43	43	3.86	1.143										
Dave Righetti, L (8, 1) ERA: 2.7	1.0		4	0	0	0	2	1	0	0	0	0	0	7	11	0.00	1.000										
Tommy John, L (9, 1) ERA: 2.6	1.0		3	1	0	0	0	0	0	0	0	0	0	3	3	0.00	1.000										

Batter	1	2	3	4	5	6	7	8	9	AB	R	H	RBI	BB	SO	LOB	BOTTOM										
Rickey Henderson, R (1, 8) OBP: 0.343, SLG: 0.425										5	1	1	2	0	2	4	Seattle Mariners @ New York Yankees Yankee Stadium, Bronx, NY Sun May 18 1986, 3:33 AM EDT Att: 40,182 - Unknown										
Willie Randolph, R (1, 4) OBP: 0.447, SLG: 0.357										4	0	3	1	1	0	0											
Don Mattingly, L (1, 3) OBP: 0.386, SLG: 0.523										4	1	2	1	1	0	3											
Dave Winfield, R (1, 9) OBP: 0.373, SLG: 0.431										4	1	2	0	1	1	3											
Ken Griffey, L (1, 7) OBP: 0.336, SLG: 0.398										5	1	0	0	0	1	7											
Mike Easter, L (1, 10) OBP: 0.333, SLG: 0.386										2	2	2	0	0	0	0											
Gary Roenicke, R (5, FH) OBP: 0.490, SLG: 0.513										1	1	1	2	0	0	0											
Ron Hassey, L (7, FH) OBP: 0.324, SLG: 0.302										2	1	1	1	0	0	0											
Mike Pagliarulo, L (1, 5) OBP: 0.294, SLG: 0.370										4	0	0	0	1	2	2											
Butch Wynegar, S (1, 2) OBP: 0.313, SLG: 0.364										4	1	1	2	1	0	2											
Bobby Meacham, S (1, 6) OBP: 0.338, SLG: 0.319										4	2	3	2	0	0	0											
Inning Stats	R: 0 E: 0 K: 1 S: 5	H: 1 LOB: 1 BB: 1 P: 9	R: 1 E: 0 K: 2 S: 10	H: 3 LOB: 2 BB: 0 P: 10	R: 0 E: 0 K: 1 S: 6	H: 1 LOB: 1 BB: 0 P: 6	R: 2 E: 0 K: 0 S: 6	H: 2 LOB: 2 BB: 1 P: 10	R: 2 E: 0 K: 1 S: 7	H: 2 LOB: 0 BB: 0 P: 7	R: 0 E: 0 K: 0 S: 3	H: 0 LOB: 0 BB: 0 P: 3	R: 6 E: 0 K: 1 S: 11	H: 6 LOB: 3 BB: 3 P: 23	R: 0 E: 0 K: 0 S: 3	H: 0 LOB: 0 BB: 0 P: 3	1B: 12 2B: 3 3B: 0 HR: 1	SF: 0 SAC: 0 DP: 1 HBP: 0	WP: 1 PB: 1 CS: 0	PA: 44							
PITCHER	IP	WLS	BF	H	R	ER	SO	BB	IBB	HBP	BLK	WP	HR	S	P	ERA	WHIP										
Mike Morgan, R (1, 1) ERA: 3.85	3.1	L	18	7	3	3	4	2	0	0	0	0	0	24	32	8.10	2.700										
Ed Nunez, R (4, 1) ERA: 13.5	0.1		2	1	0	0	0	0	0	0	0	0	0	2	2	0.00	3.000										
Lee Guetterman, L (4, 1) ERA: 5.63	2.2		12	4	4	4	2	0	0	0	0	0	1	16	16	13.50	1.500										
Karl Best, R (7, 1) ERA: 6.3	0.1		6	3	3	3	0	2	0	0	0	0	0	4	12	81.00	15.000										
Matt Young, L (7, 1) ERA: 4.99	1.1		6	1	1	1	0	0	1	0	0	0	0	5	9	6.75	0.750										

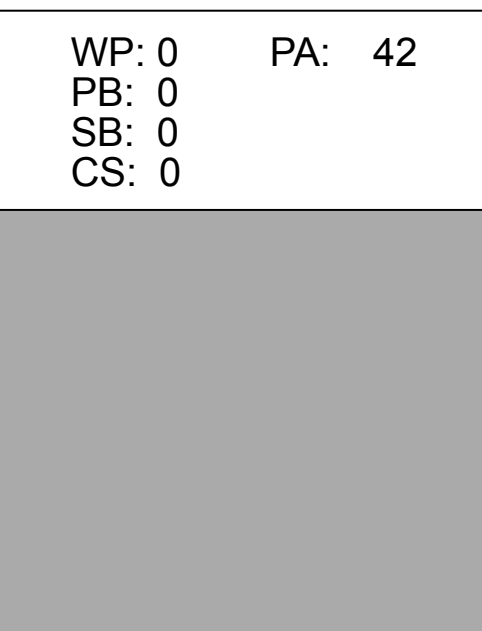
Batter	1	2	3	4	5	6	7	8	9	AB	R	H	RBI	BB	SO	LOB	TOP					
Tony Phillips, S OBP: 0.452, SLG: 0.453 (1, 5)										2	0	1	0	2	0	0	<p>Oakland Athletics @ New York Yankees Yankee Stadium, Bronx, NY Tue May 20 1986, 7:05 PM EDT Att: 17,895 - Unknown</p> <p>livebaseballscores.com</p> <p>AB 32 R 2 H 5 RBI 1 BB 3 SO 7 LOB 13</p>					
Donnie Hill, S OBP: 0.347, SLG: 0.433 (1, 4)										4	0	0	0	0	0	3						
Jose Canseco, R OBP: 0.401, SLG: 0.556 (1, 7)										4	1	1	0	0	2	1						
Dave Kingman, R OBP: 0.265, SLG: 0.425 (1, 10)										4	0	0	0	0	2	2						
Carney Lansford, R OBP: 0.347, SLG: 0.435 (1, 3)										3	0	0	0	1	1	0						
Bill Bathe, R OBP: 0.211, SLG: 0.393 Dusty Baker Jr., R (9, PH) Rick Peters, S (9, PR) Jerry Willard, L (9, 2)										3	1	1	1	0	1	0						
Mike Davis, L OBP: 0.280, SLG: 0.389 (1, 9)										4	0	1	0	0	1	2						
Alfredo Griffin, S OBP: 0.351, SLG: 0.367 (1, 6)										4	0	0	0	0	0	3						
Stan Javier, S (1, 8)										3	0	0	0	0	0	2						
Inning Stats	R: 0 E: 0 K: 1 S: 5	H: 1 LOB: 0 BB: 0 P: 5	R: 1 E: 1 K: 1 S: 8	H: 2 LOB: 2 BB: 0 P: 8	R: 0 E: 0 K: 1 S: 5	H: 0 LOB: 0 BB: 1 P: 9	R: 0 E: 0 K: 2 S: 7	H: 0 LOB: 0 BB: 0 P: 7	R: 0 E: 0 K: 0 S: 3	H: 0 LOB: 0 BB: 0 P: 3	R: 0 E: 0 K: 0 S: 3	H: 0 LOB: 1 BB: 1 P: 7	R: 1 E: 1 K: 0 S: 5	H: 2 LOB: 2 BB: 1 P: 9	1B: 4 2B: 0 3B: 0 HR: 1	SF: 0 SAC: 0 DP: 1 HBP: 0		WP: 0 PB: 0 SB: 2 CS: 0	PA: 35			
PITCHER Ron Guidry, L ERA: 3.25 (1, 1)	IP: 9.0 WLS: L BF: 35	H: 5 R: 2 ER: 1 SO: 7	BB: 2 IBB: 1 HBP: 0 BLK: 0	WP: 0 HR: 1 S: 46 P: 58	ERA: 1.00 WHIP: 0.778	PITCHER												IP: 9.0 WLS: L BF: 35	H: 5 R: 2 ER: 1 SO: 7	BB: 2 IBB: 1 HBP: 0 BLK: 0	WP: 0 HR: 1 S: 46 P: 58	ERA: 1.00 WHIP: 0.778

Batter	1	2	3	4	5	6	7	8	9	AB	R	H	RBI	BB	SO	LOB	BOTTOM					
Rickey Henderson, R OBP: 0.341, SLG: 0.439 (1, 8)										4	1	1	1	0	0	1	<p>Oakland Athletics @ New York Yankees Yankee Stadium, Bronx, NY Tue May 20 1986, 7:05 PM EDT Att: 17,895 - Unknown</p> <p>livebaseballscores.com</p> <p>AB 30 R 1 H 4 RBI 1 BB 1 SO 3 LOB 7</p>					
Willie Randolph, R OBP: 0.442, SLG: 0.353 (1, 4)										4	0	1	0	0	0	0						
Don Mattingly, L OBP: 0.377, SLG: 0.510 (1, 3)										4	0	0	0	0	0	1						
Dave Winfield, R OBP: 0.370, SLG: 0.433 (1, 9)										4	0	1	0	0	0	1						
Gary Roenicke, R OBP: 0.481, SLG: 0.488 Dan Pasqua, L (9, PH)										2	0	0	0	1	1	1						
Dale Berra, R OBP: 0.394, SLG: 0.414 (1, 10)										3	0	0	0	0	0	1						
Butch Wynegar, S OBP: 0.313, SLG: 0.362 (1, 2)										3	0	1	0	0	0	0						
Mike Pagliarulo, L OBP: 0.289, SLG: 0.364 (1, 5)										2	0	0	0	0	1	0						
Bobby Meacham, S OBP: 0.331, SLG: 0.311 (1, 6)										3	0	0	0	0	1	1						
Inning Stats	R: 1 E: 0 K: 1 S: 7	H: 2 LOB: 1 BB: 0 P: 7	R: 0 E: 0 K: 1 S: 5	H: 0 LOB: 0 BB: 0 P: 5	R: 0 E: 0 K: 0 S: 3	H: 0 LOB: 0 BB: 0 P: 3	R: 0 E: 0 K: 0 S: 3	H: 0 LOB: 0 BB: 0 P: 3	R: 0 E: 0 K: 0 S: 3	H: 0 LOB: 1 BB: 1 P: 7	R: 0 E: 0 K: 1 S: 6	H: 1 LOB: 1 BB: 0 P: 6	R: 0 E: 0 K: 0 S: 4	H: 1 LOB: 1 BB: 0 P: 4	1B: 2 2B: 1 3B: 0 HR: 1	SF: 0 SAC: 1 DP: 0 HBP: 0		WP: 0 PB: 0 SB: 0 CS: 0	PA: 32			
PITCHER Curt Young, L ERA: 2.49 Jay Howell, R ERA: 4.6 (1, 1)	IP: 8.1 WLS: W BF: 30	H: 4 R: 1 ER: 1 SO: 3	BB: 1 IBB: 0 HBP: 0 BLK: 0	WP: 0 HR: 1 S: 35 P: 39	ERA: 1.08 WHIP: 0.600	PITCHER												IP: 0.2 WLS: S BF: 2	H: 0 R: 0 ER: 0 SO: 0	BB: 0 IBB: 0 HBP: 0 BLK: 0	WP: 0 HR: 0 S: 2 P: 2	ERA: 0.00 WHIP: 0.000

Batter	1	2	3	4	5	6	7	8	9	10	11	AB	R	H	RBI	BB	SO	LOB	TOP															
Tony Phillips, S OBP: 0.435, SLG: 0.433 (1, 5)												5	1	1	0	0	1	0																
Donnie Hill, S OBP: 0.372, SLG: 0.452 (1, 4)												5	1	3	0	0	0	0																
Jose Canseco, R OBP: 0.398, SLG: 0.586 (1, 9)												4	1	1	3	0	1	2																
Dave Kingman, R OBP: 0.255, SLG: 0.400 (1, 10)												4	0	0	0	0	1	1																
Carney Lansford, R OBP: 0.333, SLG: 0.422 (1, 3)												5	0	0	0	0	1	1																
Dusty Baker Jr., R OBP: 0.284, SLG: 0.274 Rick Peters, S OBP: 0.333, SLG: 0.276 (6, PR) (6, 7)												2	0	0	0	1	0	1																
Alfredo Griffin, S OBP: 0.348, SLG: 0.363 (1, 6)												4	0	1	0	0	0	1																
Bill Bathe, R OBP: 0.190, SLG: 0.355 (1, 2)												4	0	0	0	0	0	2																
Stan Javier, S OBP: 0.100, SLG: 0.200 (1, 8)												4	0	1	0	0	1	0																
Inning Stats	R: 1 E: 0 K: 0 S: 4	H: 2 LOB: 0 BB: 0 P: 4	R: 0 E: 0 K: 0 S: 3	H: 0 LOB: 0 BB: 0 P: 3	R: 0 E: 1 K: 0 S: 5	H: 2 LOB: 2 BB: 0 P: 5	R: 0 E: 0 K: 0 S: 3	H: 0 LOB: 1 BB: 0 P: 4	R: 0 E: 0 K: 2 S: 7	H: 0 LOB: 0 BB: 0 P: 7	R: 2 E: 0 K: 1 S: 8	H: 3 LOB: 2 BB: 1 P: 12	R: 0 E: 0 K: 0 S: 3	H: 0 LOB: 0 BB: 0 P: 3	R: 0 E: 1 K: 0 S: 4	H: 0 LOB: 1 BB: 0 P: 4	R: 0 E: 0 K: 0 S: 3	H: 0 LOB: 0 BB: 0 P: 3	R: 0 E: 0 K: 1 S: 5	H: 0 LOB: 0 BB: 0 P: 5	R: 0 E: 0 K: 1 S: 5	H: 0 LOB: 0 BB: 0 P: 5	R: 0 E: 0 K: 1 S: 5	H: 0 LOB: 0 BB: 0 P: 5	1B: 5 2B: 1 3B: 0 HR: 1	SF: 1 SAC: 0 DP: 1 HBP: 1	WP: 0 PB: 0 SB: 0 CS: 0	PA: 42						
PITCHER Bob Shirley, L ERA: 5.4 Dave Righetti, L ERA: 2.49 (1, 1) (10, 1)	IP 9.0	WLS 6	BF 36	H 7	R 3	ER 3	SO 3	BB 1	IBB 0	HBP 1	BLK 0	WP 0	HR 0	S 40	P 45	ERA 3.00	WHIP 0.889																	

Oakland Athletics @ New York Yankees
Yankee Stadium, Bronx, NY
Thu May 22 1986, 7:05 PM EDT
Att: 20,396 - Unknown

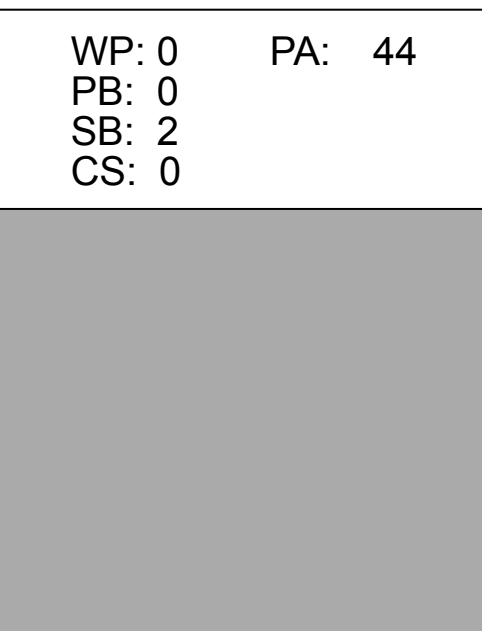
AB 39
R 3
H 7
RBI 3
BB 1
SO 5
LOB 9



Batter	1	2	3	4	5	6	7	8	9	10	11	AB	R	H	RBI	BB	SO	LOB	BOTTOM														
Rickey Henderson, R OBP: 0.349, SLG: 0.442 (1, 8)												5	0	2	0	0	1	1															
Willie Randolph, R OBP: 0.440, SLG: 0.348 (1, 4)												4	0	1	0	1	0	1															
Don Mattingly, L OBP: 0.373, SLG: 0.497 (1, 3)												5	0	0	0	0	0	3															
Dan Pasqua, L OBP: 0.636, SLG: 1.750 (1, 7)												4	2	2	2	1	0	0															
Dave Winfield, R OBP: 0.371, SLG: 0.459 (1, 9)												5	2	2	1	0	1	2															
Mike Easter, L OBP: 0.339, SLG: 0.413 (1, 10)												4	0	2	0	1	0	0															
Butch Wynegar, S OBP: 0.326, SLG: 0.395 (1, 2)												3	0	0	0	2	1	2															
Mike Pagliarulo, L OBP: 0.285, SLG: 0.361 (1, 5)												5	0	1	1	0	0	2															
Bobby Meacham, S OBP: 0.331, SLG: 0.306 Ron Hassey, L OBP: 0.320, SLG: 0.297 Mike Fischlin, R OBP: 0.354, SLG: 0.300 Ken Griffey, L OBP: 0.326, SLG: 0.385 Dale Berra, R OBP: 0.384, SLG: 0.414 (1, 6) (7, PH) (8, 6) (10, PH) (11, 6)												2	0	0	0	0	0	1															
Inning Stats	R: 0 E: 0 K: 0 S: 3	H: 0 LOB: 0 BB: 0 P: 3	R: 1 E: 0 K: 0 S: 4	H: 1 LOB: 0 BB: 0 P: 4	R: 0 E: 0 K: 0 S: 4	H: 1 LOB: 1 BB: 0 P: 4	R: 1 E: 0 K: 0 S: 4	H: 1 LOB: 0 BB: 0 P: 4	R: 0 E: 0 K: 0 S: 3	H: 0 LOB: 0 BB: 0 P: 3	R: 1 E: 0 K: 1 S: 6	H: 2 LOB: 0 BB: 0 P: 6	R: 0 E: 0 K: 0 S: 4	H: 1 LOB: 2 BB: 1 P: 8	R: 1 E: 0 K: 0 S: 3	H: 2 LOB: 3 BB: 2 P: 11	1B: 5 2B: 2 3B: 0 HR: 3	SF: 0 SAC: 0 DP: 2 HBP: 0	WP: 0 PB: 0 SB: 2 CS: 0	PA: 44													
PITCHER Joaquin Andujar, R ERA: 3.95 Steve Ontiveros, R ERA: 5.16 Jay Howell, R ERA: 4.96 (1, 1) (7, 1) (10, 1)	IP 6.0	WLS 3	BF 23	H 4	R 2	ER 2	SO 1	BB 2	IBB 0	HBP 0	BLK 0	WP 0	HR 2	S 23	P 31	ERA 3.00	WHIP 1.000																

Oakland Athletics @ New York Yankees
Yankee Stadium, Bronx, NY
Thu May 22 1986, 7:05 PM EDT
Att: 20,396 - Unknown

AB 39
R 4
H 10
RBI 4
BB 5
SO 4
LOB 13



Batter	1	2	3	4	5	6	7	8	9	AB	R	H	RBI	BB	SO	LOB	TOP																
Gary Pettis, S OBP: 0.270, SLG: 0.318 (1, 8)	 CS SH5-3 1B		 1-3 2-H 3-H WP 2B	 0-3			 4-3			4	1	2	2	0	1	1	California Angels @ New York Yankees Yankee Stadium, Bronx, NY Fri May 23 1986, 7:05 PM EDT Att: 26,491 - Unknown livebaseballscores.com																
Wally Joyner, L OBP: 0.381, SLG: 0.625 (1, 3)	 SH5-3 1-2		 SF7 3-H		 0-3		 6-3			2	0	0	1	0	1	0																	
Brian Downing, R OBP: 0.410, SLG: 0.524 (1, 7)	 5-3 2-3		 0-3 3-H		 0-3		 5-3			4	0	0	0	0	2	2																	
Doug DeCinces, R OBP: 0.301, SLG: 0.368 (1, 5)		 F9 2-H	 FC5-4 BB		 1-3		 6-3			3	0	0	0	1	0	0																	
George Hendrick, R OBP: 0.287, SLG: 0.468 (1, 9)		 0-3	 FC5-4 1-2			 0-3		 0-3		4	0	0	0	0	3	1																	
Reggie Jackson, L OBP: 0.421, SLG: 0.561 (1, 10)	 0-3			 1B SF9 1B		 0-3		 6-3		4	1	1	0	0	2	0																	
Bobby Grich, R OBP: 0.348, SLG: 0.413 (1, 4)			 2B BB 1B	 SF9 1-3		 0-3		 5-3		4	1	2	0	0	1	0																	
Dick Schofield, R OBP: 0.340, SLG: 0.452 (1, 6)			 2B BB 1B	 SF9 1-2			 G4-6-3 1B			1	1	1	1	1	0	0																	
Bob Boone, R OBP: 0.302, SLG: 0.283 (7, PH)			 2B SF7 1-2 2-3	 F3			 G4-6-3 1-2			1	1	0	0	1	0	1																	
Jerry Narron, L OBP: 0.350, SLG: 0.353 (7, 2)			 2B SF7 1-2 2-3	 F3			 G4-6-3 1-2			1	0	0	0	0	0	1																	
Inning Stats	R: 0 E: 0 K: 0 S: 3	H: 1 LOB: 0 BB: 0 P: 3	R: 0 E: 0 K: 2 S: 7	H: 0 LOB: 0 BB: 0 P: 7	R: 4 E: 0 K: 1 S: 7	H: 2 LOB: 1 BB: 3 P: 19	R: 1 E: 0 K: 1 S: 7	H: 2 LOB: 1 BB: 0 P: 7	R: 0 E: 0 K: 3 S: 9	H: 0 LOB: 0 BB: 0 P: 9	R: 0 E: 0 K: 0 S: 3	H: 1 LOB: 0 BB: 0 P: 3	R: 0 E: 0 K: 0 S: 3	H: 0 LOB: 0 BB: 0 P: 3	R: 0 E: 0 K: 1 S: 5	H: 0 LOB: 0 BB: 0 P: 5	1B: 5 2B: 1 3B: 0 HR: 0	SF: 2 SAC: 1 DP: 1 HBP: 0	WP: 2 PB: 0 SB: 0 CS: 1	PA: 34													
PITCHER	IP WLS BF H R ER SO BB IBB HBP BLK WP HR S P ERA WHIP																																
Dennis Rasmussen, L ERA: 4.88 (1, 1)	2.2		13	3	4	4	3	3	0	0	0	0	1	0	16	28	13.50	2.250															
Ed Whitson, R ERA: 5.23 (3, 1)	5.1	W	18	3	1	1	6	0	0	0	0	0	0	0	30	30	1.69	0.562															
Brian Fisher, R ERA: 4.88 (9, 1)	1.0		3	0	0	0	1	0	0	0	0	0	0	0	5	5	0.00	0.000															

Batter	1	2	3	4	5	6	7	8	9	AB	R	H	RBI	BB	SO	LOB	BOTTOM																
Rickey Henderson, R OBP: 0.356, SLG: 0.485 (1, 8)	 SH 1B	 1B 2B	 1B 3B		 F4			 0-3		5	3	3	1	0	1	1	California Angels @ New York Yankees Yankee Stadium, Bronx, NY Fri May 23 1986, 7:05 PM EDT Att: 26,491 - Unknown livebaseballscores.com																
Willie Randolph, R OBP: 0.441, SLG: 0.352 (1, 4)	 SH 1-2	 BB 1B	 1B		 0-3 1-2		 F9			4	2	2	2	0	1	1																	
Don Mattingly, L OBP: 0.368, SLG: 0.506 (1, 3)	 SH 1-2	 F8	 F7			 L3		 F9		5	1	1	3	0	0	2																	
Dan Pasqua, L OBP: 0.600, SLG: 1.400 (1, 7)	 3-1	 BB 1B	 0-3			 FC6-4 BB		 6-3		2	1	0	0	2	1	1																	
Dave Winfield, R OBP: 0.374, SLG: 0.456 (1, 9)	 1B	 BB 1B		 6-3		 FC6-4 2B		 6-3		3	0	1	0	1	0	1																	
Mike Easter, L OBP: 0.352, SLG: 0.434 (1, 10)	 1B	 BB 1B	 0-3	 0-3		 1B		 6-3		4	0	3	2	0	1	0																	
Ron Hassey, L OBP: 0.316, SLG: 0.284 (1, 2)	 0-3	 G3	 F7			 G3-6-1 BB		 6-3		3	0	0	0	1	1	3																	
Mike Pagliarulo, L OBP: 0.291, SLG: 0.415 (1, 5)		 HR	 0-3		 HR	 G3-6-1 1-2		 6-3		4	2	2	2	0	1	1																	
Bobby Meacham, S OBP: 0.336, SLG: 0.302 (1, 6)		 F7	 BB 3B	 CS HBP		 0-3		 6-3		2	1	0	0	1	1	0																	
Inning Stats	R: 3 E: 1 K: 1 S: 9	H: 4 LOB: 1 BB: 0 P: 9	R: 4 E: 0 K: 0 S: 7	H: 4 LOB: 2 BB: 2 P: 15	R: 2 E: 0 K: 2 S: 9	H: 2 LOB: 1 BB: 1 P: 13	R: 0 E: 0 K: 1 S: 5	H: 0 LOB: 0 BB: 0 P: 5	R: 1 E: 0 K: 1 S: 5	H: 1 LOB: 1 BB: 0 P: 6	R: 0 E: 0 K: 0 S: 3	H: 1 LOB: 2 BB: 1 P: 7	R: 0 E: 0 K: 1 S: 4	H: 0 LOB: 0 BB: 1 P: 8	R: 0 E: 0 K: 1 S: 5	H: 0 LOB: 0 BB: 0 P: 5		1B: 6 2B: 3 3B: 1 HR: 3	SF: 0 SAC: 1 DP: 2 HBP: 1	WP: 0 PB: 0 SB: 0 CS: 1	PA: 39												
PITCHER	IP WLS BF H R ER SO BB IBB HBP BLK WP HR S P ERA WHIP																																
Don Sutton, R ERA: 7.38 (2, 1)	4.2		22	5	4	4	4	4	0	1	0	0	0	1	25	42	7.71	1.929															
Ken Forsch, R ERA: 9.53 (7, 1)	2.0		6	0	0	0	2	1	0	0	0	0	0	0	9	13	0.00	0.500															

Batter	1	2	3	4	5	6	7	8	9	AB	R	H	RBI	BB	SO	LOB	TOP									
Gary Pettis, S (1.8) OBP: 0.288, SLG: 0.313	0-0 4-3		0-0 5-3		0-0 S 1B	0-0 E5		0-0 FC5-4		5	0	1	0	0	0	3	California Angels @ New York Yankees Yankee Stadium, Bronx, NY Sat May 24 1986, 3:33 AM EDT Att: 25,114 - Unknown									
Wally Joyner, L (1.3) OBP: 0.356, SLG: 0.610	0-0 4-3		4-0 2B BB		0-0 FC1-6-5-4-6 E1	0-3 K		0-0 6-3		4	0	0	0	1	1	4										
Ruppert Jones, L (1.7) OBP: 0.362, SLG: 0.430 Doug DeCinces, R (9, PH) OBP: 0.299, SLG: 0.365 (9, 5)	0-0 2B		0-0 1-3 3-H 2B		0-0 E1 1B		0-0 E4 1B		0-3 K	4	1	2	1	0	0	1										
Brian Downing, R (1, 10) OBP: 0.404, SLG: 0.514	0-0 1-3		0-0 K		0-0 1-2 1B		0-3 K		0-0 L4	5	0	1	0	0	2	4										
Bobby Grich, R (1, 4) OBP: 0.351, SLG: 0.403		0-0 FC5-4 1B		0-0 F9		0-0 L4		0-0 F9		4	1	1	0	1	0	5										
George Hendrick, R (1, 9) OBP: 0.315, SLG: 0.500		0-0 FC5-4		0-0 4-3 SF8 2B		0-0 SH3 1B		0-0 1B		5	3	4	1	0	0	1										
Rick Burleson, R (1, 5) OBP: 0.366, SLG: 0.400 Darrell Miller, R (9, 7) OBP: 0.222, SLG: 0.214		0-0 F9		0-0 4-3		0-0 SH3		0-0 F9		4	0	1	1	0	0	3										
Bob Boone, R (1, 2) OBP: 0.298, SLG: 0.282		0-0 1-3		0-0 SF8		0-0 E 1B		0-0 K		4	0	1	2	0	1	2										
Dick Schofield, R (1, 6) OBP: 0.342, SLG: 0.449			0-0 E1 2B 1B		0-0 4-3		0-0 K		0-0 FC5-4 1B	5	1	2	0	0	1	3										
Inning Stats	R: 0 E: 0 K: 0 S: 4	H: 1 LOB: 1 BB: 0 P: 4	R: 0 E: 0 K: 0 S: 4	H: 1 LOB: 1 BB: 0 P: 4	R: 1 E: 1 K: 1 S: 7	H: 2 LOB: 2 BB: 1 P: 11	R: 1 E: 0 K: 0 S: 4	H: 1 LOB: 0 BB: 0 P: 4	R: 0 E: 0 K: 0 S: 5	H: 2 LOB: 2 BB: 0 P: 5	R: 1 E: 1 K: 2 S: 10	H: 2 LOB: 2 BB: 0 P: 10	R: 1 E: 1 K: 1 S: 7	H: 1 LOB: 1 BB: 0 P: 7	R: 0 E: 0 K: 1 S: 6	H: 1 LOB: 1 BB: 0 P: 6		R: 2 E: 1 K: 1 S: 8	H: 2 LOB: 2 BB: 1 P: 12	1B: 10 2B: 3 HR: 0	SF: 1 SAC: 1 DP: 0 HBP: 0	WP: 0 PB: 0 SB: 1 CS: 0	PA: 45			
PITCHER	IP	WLS	BF	H	R	ER	SO	BB	IBB	HBP	BLK	WP	HR	S	P	ERA		WHIP	PITCHER							
Tommy John, L (1, 1) ERA: 2.82	5.0		23	7	2	2	1	1	0	0	0	0	0	24	28	3.60		1.600								
Al Holland, L (6, 1) ERA: 10.38	2.0		11	3	2	0	3	0	0	0	0	0	0	17	17	0.00		1.500								
Dave Righetti, L (8, 1) ERA: 2.63	2.0	W	11	3	2	1	2	1	0	0	0	0	0	14	18	4.50		2.000								


Batter	1	2	3	4	5	6	7	8	9	AB	R	H	RBI	BB	SO	LOB	BOTTOM									
Rickey Henderson, R (1, 8) OBP: 0.352, SLG: 0.457	0-0 CS 1B		0-0 6-3		0-0 1-3	0-0 FC5-4		0-0 F7		5	0	1	0	0	0	2	California Angels @ New York Yankees Yankee Stadium, Bronx, NY Sat May 24 1986, 3:33 AM EDT Att: 25,114 - Unknown									
Willie Randolph, R (1, 4) OBP: 0.451, SLG: 0.365	4-0 BB BB FC5-4 BB		0-0 1B 2B		4-0 FC6-4 BB		0-3 K		0-0 1B	3	2	2	0	2	1	0										
Don Mattingly, L (1, 3) OBP: 0.374, SLG: 0.506	4-0 FC5-4 BB		0-0 FC6-4 1B		0-0 F5		0-0 HR 1B		0-0 G3	4	1	2	1	1	0	2										
Dan Pasqua, L (1, 7) OBP: 0.556, SLG: 1.167 Gary Roenicke, R (7, PH) OBP: 0.492, SLG: 0.476 Ken Griffey, L (7, PH) OBP: 0.336, SLG: 0.420 (8, 7)	4-0 FC5-4 BB		0-0 F3		0-0 FC6-4		0-0 HR		0-0 F9 SH5-3 1B	2	0	0	0	1	0	2										
Dave Winfield, R (1, 9) OBP: 0.376, SLG: 0.474	0-0 FC5-4		0-0 FC6-4		0-0 FC6-4		4-0 1B FC4-6 BB		0-0 SH5-3	3	2	1	2	1	0	3										
Mike Easter, L (1, 10) OBP: 0.354, SLG: 0.427	0-3 K		0-3 K		0-3 K		0-0 FC4-6 1B		4-0 1B IBB	4	0	1	0	1	3	2										
Butch Wynegar, S (1, 2) OBP: 0.320, SLG: 0.375		0-0 3-1		0-0 F8		0-0 FC4-6 FC3-6 BB		4-0 BB		4	0	0	1	1	0	3										
Mike Pagliarulo, L (1, 5) OBP: 0.301, SLG: 0.413		0-0 3-1		4-0 BB		4-0 FC3-6 BB		0-0 F8		3	0	1	1	2	0	1										
Bobby Meacham, S (1, 6) OBP: 0.327, SLG: 0.292		0-0 4-3		0-0 F9		0-0 FC3-6 FC5-4		0-0 F8		4	0	0	0	0	0	3										
Inning Stats	R: 1 E: 0 K: 1 S: 5	H: 1 LOB: 2 BB: 3 P: 17	R: 0 E: 0 K: 0 S: 3	H: 0 LOB: 0 BB: 0 P: 3	R: 1 E: 0 K: 0 S: 5	H: 2 LOB: 1 BB: 0 P: 5	R: 0 E: 0 K: 1 S: 5	H: 0 LOB: 1 BB: 1 P: 9	R: 0 E: 0 K: 0 S: 3	H: 0 LOB: 1 BB: 1 P: 7	R: 1 E: 0 K: 0 S: 4	H: 1 LOB: 2 BB: 2 P: 12	R: 3 E: 0 K: 2 S: 10	H: 3 LOB: 1 BB: 1 P: 14	R: 0 E: 0 K: 0 S: 4	H: 1 LOB: 1 BB: 0 P: 4		R: 1 E: 0 K: 0 S: 4	H: 2 LOB: 2 BB: 1 P: 8	1B: 7 2B: 1 3B: 0 HR: 2	SF: 0 SAC: 1 DP: 0 HBP: 0	WP: 0 PB: 0 SB: 0 CS: 1	PA: 44			
PITCHER	IP	WLS	BF	H	R	ER	SO	BB	IBB	HBP	BLK	WP	HR	S	P	ERA		WHIP	PITCHER							
Ron Romanick, R (1, 1) ERA: 4.65			29	4	3	3	3	7	0	0	0	0	0	28	56	4.26		1.737								
Terry Forster, L (7, 1) ERA: 4.99	0.0		1	1	0	0	0	0	0	0	0	0	0	1	1	∞		∞								
Donnie Moore, R (7, 1) ERA: 5.21	2.1	L	14	5	4	4	1	1	1	0	0	0	2	14	22	15.43		2.571								

Batter	1	2	3	4	5	6	7	8	9	AB	R	H	RBI	BB	SO	LOB	TOP						
Gary Pettis, S OBP: 0.258, SLG: 0.305 Rick Burleson, R OBP: 0.368, SLG: 0.396 Mike Witt, R Terry Forster, L	0-0 5-3		0-0 FC6-4						0-0 6-3	4	1	1	0	0	0	3							
Ruppert Jones, L OBP: 0.381, SLG: 0.422 Brian Downing, R OBP: 0.405, SLG: 0.506	0-0 F9		0-0 3-1			4-0 2B BB	0-3 K		0-0 HR	2	1	0	0	1	0	1							
Wally Joyner, L OBP: 0.359, SLG: 0.613	0-0 F9			0-0 L6-4 BB		0-0 F8	0-0 4-3		0-0 HR	5	1	2	2	0	0	2							
Reggie Jackson, L OBP: 0.418, SLG: 0.540 Darrell Miller, R OBP: 0.239, SLG: 0.256		0-0 G3		4-0 BB		4-0 2B BB	0-0 4-3		0-0 HR	2	1	0	0	2	0	0							
George Hendrick, R OBP: 0.314, SLG: 0.521		0-0 HR		0-0 L6-4		0-0 2B BB	0-0 4-3		0-0 F9	5	2	2	3	0	0	3							
Doug DeCinces, R OBP: 0.301, SLG: 0.366		0-0 6-3		0-0 L1		0-0 1B SF7		0-0 F8		4	1	1	2	0	0	1							
Rob Wilfong, L OBP: 0.375, SLG: 0.410 Bobby Grich, R OBP: 0.375, SLG: 0.425	0-0 F9				0-0 4-3	0-0 1B		0-0 1B		2	0	0	0	0	0	0							
Dick Schofield, R OBP: 0.336, SLG: 0.438			0-0 FC6-4 1B		0-0 4-3	0-0 SF7		0-0 F3		3	0	1	1	0	0	1							
Bob Boone, R OBP: 0.299, SLG: 0.285			0-0 F7		0-0 F8	0-0 1B		0-0 F9		4	0	1	0	0	0	1							
Inning Stats	R: 0 E: 0 K: 0 S: 3	H: 0 LOB: 0 BB: 0 P: 3	R: 1 E: 0 K: 0 S: 4	H: 1 LOB: 0 BB: 0 P: 4	R: 0 E: 0 K: 0 S: 4	H: 1 LOB: 1 BB: 0 P: 4	R: 0 E: 0 K: 0 S: 3	H: 1 LOB: 0 BB: 0 P: 7	R: 0 E: 0 K: 0 S: 3	H: 0 LOB: 0 BB: 0 P: 3	R: 5 E: 0 K: 0 S: 8	H: 5 LOB: 2 BB: 2 P: 16	R: 0 E: 0 K: 1 S: 5	H: 0 LOB: 0 BB: 0 P: 5	R: 0 E: 0 K: 0 S: 4	H: 1 LOB: 1 BB: 0 P: 4	R: 2 E: 0 K: 0 S: 6	H: 3 LOB: 1 BB: 0 P: 6	1B: 7 2B: 4 3B: 0 HR: 2	SF: 1 SAC: 0 DP: 1 HBP: 0	WP: 0 PB: 0 SB: 2 CS: 0	PA: 41	
PITCHER	IP WLS BF H R ER SO BB IBB HBP BLK WP HR S P ERA WHIP	5.1 21 4 3 3 0 2 0 0 0 0 1 19 27 5.06 1.125	0.0 1 0 0 0 0 1 0 0 0 0 0 0 4 ∞ ∞	0.0 2 2 2 0 0 0 0 0 0 0 0 2 2 ∞ ∞	2.2 11 3 1 1 1 0 0 0 0 0 0 13 13 3.38 1.125	1.0 L 6 3 2 2 0 0 0 0 0 0 1 6 6 18.00 3.000																	

California Angels @ New York Yankees
Yankee Stadium, Bronx, NY
Mon May 26 1986, 3:33 AM EDT
Att: 30,475 - Unknown

livebaseballscorecards.com

AB 37
R 8
H 12
RBI 8
BB 3
SO 1
LOB 12





Batter	1	2	3	4	5	6	7	8	9	AB	R	H	RBI	BB	SO	LOB	BOTTOM					
Ken Griffey, L OBP: 0.329, SLG: 0.402	0-0 F7	0-0 G3		0-0 BB 1B		0-0 FC4-5-6		0-0 4-3		5	0	1	0	0	0	3						
Willie Randolph, R OBP: 0.494, SLG: 0.377	0-0 HR 1B		4-0 SH5-3 BB FC	4-0 BB	4-0 1-2 BB	0-3 K		4-0 1B BB		2	2	1	0	3	1	1						
Don Mattingly, L OBP: 0.380, SLG: 0.497	4-0 1-2 HR BB		4-0 FC SH5-3 BB	0-0 F7		0-0 3-1		0-0 1-3 2-H 1B		3	1	1	1	2	0	2						
Dan Pasqua, L OBP: 0.481, SLG: 0.842	0-3 K		0-0 SH5-3	0-3 K		0-0 F9		0-3 K		4	0	0	0	0	3	4						
Mike Easter, L OBP: 0.370, SLG: 0.460 Rickey Henderson, R OBP: 0.356, SLG: 0.472	0-0 1-H 2-H HR		4-0 FC IBB		0-0 G4-6-3 1B		0-0 HR 1B		0-0 FC6-4 1B		3	2	3	3	1	0	0					
Ron Hassey, L OBP: 0.321, SLG: 0.333 Dave Winfield, R OBP: 0.372, SLG: 0.468	0-0 3-1		0-0 FC	0-0 G4-6-3		0-0 1-2 2-3 3-H F5		0-0 1-H HR		4	1	1	3	0	0	3						
Mike Pagliarulo, L OBP: 0.299, SLG: 0.433 Gary Roenicke, R OBP: 0.500, SLG: 0.488		0-0 3-1	0-0 K		0-0 F5		0-3 K		0-0 1-3 1B		4	0	0	0	2	3						
Butch Wynegar, S OBP: 0.311, SLG: 0.360		0-0 FC3-6 1B	0-0 F3		0-0 F8		0-3 K		0-0 F7		5	0	1	0	0	1	5					
Bobby Meacham, S OBP: 0.331, SLG: 0.309		0-0 FC3-6		0-3 K		0-0 FC4-5 WP 1B		1-0 4-3 1B HBP		3	1	1	0	0	1	1						
Inning Stats	R: 3 E: 0 K: 1 S: 7	H: 2 LOB: 0 BB: 1 P: 11	R: 0 E: 0 K: 0 S: 4	H: 1 LOB: 1 BB: 0 P: 4	R: 1 E: 0 K: 1 S: 6	H: 0 LOB: 3 BB: 3 P: 18	R: 0 E: 0 K: 2 S: 8	H: 1 LOB: 2 BB: 1 P: 12	R: 0 E: 0 K: 0 S: 3	H: 1 LOB: 0 BB: 0 P: 3	R: 0 E: 0 K: 1 S: 6	H: 1 LOB: 1 BB: 0 P: 6	R: 2 E: 0 K: 1 S: 7	H: 2 LOB: 0 BB: 0 P: 7	R: 1 E: 0 K: 1 S: 5	H: 1 LOB: 2 BB: 1 P: 10	R: 0 E: 0 K: 1 S: 7	H: 2 LOB: 2 BB: 0 P: 7	1B: 9 2B: 0 3B: 0 HR: 2	SF: 0 SAC: 1 DP: 1 HBP: 1	WP: 1 PB: 0 SB: 0 CS: 0	PA: 44
PITCHER	IP WLS BF H R ER SO BB IBB HBP BLK WP HR S P ERA WHIP	8.1 41 10 7 7 8 5 1 1 0 1 2 50 75 7.56 1.800	0.2 S 3 1 0 0 0 0 0 0 0 0 3 3 0.00 1.500																			


California Angels @ New York Yankees
Yankee Stadium, Bronx, NY
Mon May 26 1986, 3:33 AM EDT
Att: 30,475 - Unknown

livebaseballscorecards.com

AB 36
R 7
H 11
RBI 7
BB 6
SO 8
LOB 23



Batter	1	2	3	4	5	6	7	8	9	AB	R	H	RBI	BB	SO	LOB	TOP												
Rickey Henderson, R OBP: 0.352, SLG: 0.484 (1, 8)	0-0 HR F7	0-0 F7		0-0 6-3		0-0 6-3			0-0 F7	5	1	1	1	0	0	0	<p>New York Yankees @ Seattle Mariners The Kingdome, Seattle, WA Wed May 28 1986, 10:05 PM EDT Att: 12,890 - Unknown</p> <p>livebaseballscores.com</p> <p>AB 37 R 6 H 11 RBI 6 BB 3 SO 7 LOB 13</p> 												
Wille Randolph, R OBP: 0.457, SLG: 0.367 (1, 4)	4-0 HR F8 BB	0-0 6-3		0-3 K					0-0 F9	4	1	0	0	1	1	0													
Don Mattingly, L OBP: 0.386, SLG: 0.532 (1, 3)	0-0 F8 1-2			0-0 HR					0-0 1B	5	2	3	2	0	0	1													
Mike Easter, L OBP: 0.371, SLG: 0.481 (1, 10)	0-0 HR 2H	0-0 G3		0-3 K					0-3 K FC6-4 1B	5	1	2	2	0	2	1													
Dave Winfield, R OBP: 0.370, SLG: 0.459 (1, 9)	4-0 1B 1B BB			0-3 K					0-0 FC6-4 1-2	3	1	0	0	1	1	1													
Dan Pasqua, L OBP: 0.516, SLG: 0.826 (1, 7)	0-0 1B 1-3			0-0 BB 1B					0-3 K K2-3-2 1B	4	0	3	0	0	1	0													
Mike Pagliarulo, L OBP: 0.304, SLG: 0.435 (1, 5)	0-0 1B 1-2 3H			0-3 K					0-0 G3 1B	4	0	2	1	0	2	2													
Butch Wynegar, S OBP: 0.309, SLG: 0.348 (1, 2)	0-0 F8			4-0 BB 1-2					0-0 G3 1-2	3	0	0	0	1	0	3													
Bobby Meacham, S OBP: 0.325, SLG: 0.302 Ken Griffey, L OBP: 0.326, SLG: 0.398 Mike Fischlin, R OBP: 0.364, SLG: 0.300 (8, PH) (6, 6)	0-0 G3			0-0 1-3					0-0 3-1	3	0	0	0	0	0	4													
Inning Stats	R: 4 E: 0 K: 0 S: 7	H: 4 LOB: 2 BB: 2 P: 15	R: 1 E: 0 K: 0 S: 4	H: 1 LOB: 0 BB: 0 P: 4	R: 0 E: 0 K: 2 S: 8	H: 1 LOB: 2 BB: 1 P: 12	R: 1 E: 0 K: 2 S: 8	H: 1 LOB: 0 BB: 0 P: 8	R: 0 E: 0 K: 1 S: 5	H: 1 LOB: 1 BB: 0 P: 5	R: 0 E: 0 K: 0 S: 3	H: 0 LOB: 0 BB: 0 P: 3	R: 0 E: 0 K: 0 S: 4	H: 1 LOB: 1 BB: 0 P: 4	R: 0 E: 0 K: 1 S: 6	H: 1 LOB: 1 BB: 0 P: 6	R: 0 E: 0 K: 1 S: 6	H: 1 LOB: 1 BB: 0 P: 6	1B: 7 2B: 1 3B: 0 HR: 4	SF: 0 SAC: 0 DP: 1 HBP: 0	WP: 0 SB: 0 CS: 0	PA: 40							
PITCHER	IP	WLS	BF	H	R	ER	SO	BB	IBB	HBP	BLK	WP	HR	S	P	ERA	WHIP	PITCHER										ERA	WHIP
Mike Morgan, R ERA: 4.45 (1, 1)	0.1	L	5	2	4	4	0	2	0	0	0	0	2	3	11	108.00	12.000												
Mark Huismann, R ERA: 3.95 (1, 1)	3.2		17	5	2	2	4	1	0	0	0	0	2	24	28	4.91	1.636												
Bill Swift, R ERA: 5.44 (5, 1)	5.0		18	4	0	0	3	0	0	0	0	0	0	24	24	0.00	0.800												

Batter	1	2	3	4	5	6	7	8	9	AB	R	H	RBI	BB	SO	LOB	BOTTOM												
Harold Reynolds, S OBP: 0.245, SLG: 0.294 (1, 4)	0-3 K			0-0 1B 2B		0-0 F7			0-0 F9	5	1	1	0	0	1	2	<p>New York Yankees @ Seattle Mariners The Kingdome, Seattle, WA Wed May 28 1986, 10:05 PM EDT Att: 12,890 - Unknown</p> <p>livebaseballscores.com</p> <p>AB 36 R 5 H 9 RBI 4 BB 5 SO 7 LOB 17</p> 												
John Moses, S OBP: 0.222, SLG: 0.375 (1, 8)	0-0 E4 4-3 WP			0-0 F9		0-0 4-3			0-0 FC6-4 1-2	4	1	0	0	1	0	2													
Alvin Davis, L OBP: 0.417, SLG: 0.527 (1, 3)	0-0 4-3 1-3			0-0 BB 2H 1B		0-0 HR 1B			0-3 K	4	1	2	1	1	1	1													
Ken Phelps, L OBP: 0.429, SLG: 0.735 Gorman Thomas, R OBP: 0.307, SLG: 0.443 (6, PH) (6, 6)	0-0 HR 3H			4-0 BB 1-2		0-0 HR 1H			0-0 F3	2	2	2	3	1	0	0													
Dave Henderson, R OBP: 0.311, SLG: 0.397 (1, 9)	0-0 1B			0-0 F9		0-3 K			0-0 F8	5	0	1	0	0	1	2													
Jim Prestley, R OBP: 0.266, SLG: 0.405 (1, 5)	0-0 6-3			0-3 K		4-0 BB BB			0-0 F3	3	0	0	0	1	1	3													
Spike Owen, S OBP: 0.307, SLG: 0.340 (1, 6)				0-0 F9 G4-6-3 1B		4-0 BB 1-2			0-0 F7	3	0	1	0	1	0	0													
Barry Bonnell, R OBP: 0.163, SLG: 0.214 (1, 7)				0-3 K		0-3 K			0-0 F8	4	0	1	0	0	2	3													
Bob Kearney, R OBP: 0.206, SLG: 0.203 (1, 2)				0-0 G4-6-3 1-2		0-3 K			0-0 L5 FC6-4 1B	4	0	1	0	0	1	2													
Inning Stats	R: 2 E: 1 K: 1 S: 8	H: 2 LOB: 1 BB: 0 P: 8	R: 0 E: 0 K: 1 S: 5	H: 1 LOB: 0 BB: 0 P: 5	R: 1 E: 0 K: 1 S: 7	H: 2 LOB: 2 BB: 1 P: 11	R: 0 E: 0 K: 1 S: 6	H: 1 LOB: 1 BB: 0 P: 6	R: 2 E: 0 K: 2 S: 9	H: 2 LOB: 2 BB: 2 P: 17	R: 0 E: 0 K: 0 S: 3	H: 0 LOB: 2 BB: 2 P: 11	R: 0 E: 0 K: 0 S: 3	H: 0 LOB: 0 BB: 0 P: 3	R: 0 E: 0 K: 0 S: 4	H: 1 LOB: 1 BB: 0 P: 4	R: 0 E: 0 K: 1 S: 5	H: 0 LOB: 0 BB: 0 P: 5	1B: 5 2B: 2 3B: 0 HR: 2	SF: 0 SAC: 0 DP: 1 HBP: 0	WP: 2 SB: 0 CS: 0	PA: 41							
PITCHER	IP	WLS	BF	H	R	ER	SO	BB	IBB	HBP	BLK	WP	HR	S	P	ERA	WHIP	PITCHER										ERA	WHIP
Bob Tewksbury, R ERA: 4.14 (1, 1)	2.1		12	5	3	1	2	0	0	0	0	0	1	16	16	3.86	2.143												
Ed Whitson, R ERA: 5.25 (3, 1)	3.1	W	18	3	2	2	4	5	0	0	0	0	1	21	41	5.40	2.400												
Al Holland, L ERA: 6.23 (6, 1)	2.1		8	1	0	0	0	0	0	0	0	0	0	8	8	0.00	0.429												
Dave Righetti, L ERA: 3.07 (9, 1)	1.0	S	3	0	0	0	1	0	0	0	0	0	0	5	5	0.00	0.000												

Batter	1	2	3	4	5	6	7	8	9	AB	R	H	RBI	BB	SO	LOB	TOP			
Rickey Henderson, R OBP: 0.350, SLG: 0.476 (1, 8)										3	0	0	0	1	0	0	New York Yankees @ Seattle Mariners The Kingdome, Seattle, WA Thu May 29 1986, 10:05 PM EDT Att: 13,889 - Unknown			
Willie Randolph, R OBP: 0.446, SLG: 0.358 (1, 4)										4	0	0	0	0	1					
Don Mattingly, L OBP: 0.393, SLG: 0.534 (1, 3)										3	0	2	0	1	0	0				
Mike Easter, L OBP: 0.367, SLG: 0.474 (1, 10)										4	0	1	0	0	1	3				
Dave Winfield, R OBP: 0.367, SLG: 0.450 (1, 9)										3	0	0	0	1	0	2				
Dan Pasqua, L OBP: 0.500, SLG: 0.769 (8, PH) Gary Roenicke, R OBP: 0.492, SLG: 0.477 (8, 7)										3	0	1	0	0	1	0				
Ron Hassey, L OBP: 0.330, SLG: 0.333 (1, 2)										3	1	1	0	1	1	0				
Mike Pagliarulo, L OBP: 0.315, SLG: 0.472 (1, 5)										4	1	3	2	0	0	1				
Bobby Meacham, S OBP: 0.317, SLG: 0.294 (1, 6)										4	0	0	0	0	1	2				
Inning Stats	R: 0 E: 0 K: 1 S: 6	H: 1 LOB: 1 P: 6	R: 1 E: 0 K: 0 S: 4	H: 2 LOB: 1 BB: 1 P: 8	R: 0 E: 0 K: 0 S: 5	H: 2 LOB: 2 BB: 0 P: 5	R: 0 E: 0 K: 1 S: 5	H: 1 LOB: 0 BB: 2 P: 5	R: 0 E: 0 K: 0 S: 3	H: 0 LOB: 0 BB: 0 P: 3	R: 1 E: 0 K: 0 S: 4	H: 1 LOB: 0 BB: 0 P: 4	R: 0 E: 0 K: 0 S: 5	H: 0 LOB: 1 BB: 1 P: 9	R: 0 E: 0 K: 1 S: 5	H: 1 LOB: 0 BB: 0 P: 5		1B: 6 2B: 1 3B: 0 HR: 1	SF: 0 SAC: 0 DP: 2 HBP: 0	WP: 0 PB: 1 CS: 2
PITCHER	IP WLS BF H R ER SO BB IBB HBP BLK WP HR S P ERA WHIP	IP WLS BF H R ER SO BB IBB HBP BLK WP HR S P ERA WHIP	IP WLS BF H R ER SO BB IBB HBP BLK WP HR S P ERA WHIP	IP WLS BF H R ER SO BB IBB HBP BLK WP HR S P ERA WHIP	IP WLS BF H R ER SO BB IBB HBP BLK WP HR S P ERA WHIP	IP WLS BF H R ER SO BB IBB HBP BLK WP HR S P ERA WHIP	IP WLS BF H R ER SO BB IBB HBP BLK WP HR S P ERA WHIP	IP WLS BF H R ER SO BB IBB HBP BLK WP HR S P ERA WHIP	IP WLS BF H R ER SO BB IBB HBP BLK WP HR S P ERA WHIP	IP WLS BF H R ER SO BB IBB HBP BLK WP HR S P ERA WHIP	IP WLS BF H R ER SO BB IBB HBP BLK WP HR S P ERA WHIP	IP WLS BF H R ER SO BB IBB HBP BLK WP HR S P ERA WHIP	IP WLS BF H R ER SO BB IBB HBP BLK WP HR S P ERA WHIP	IP WLS BF H R ER SO BB IBB HBP BLK WP HR S P ERA WHIP	IP WLS BF H R ER SO BB IBB HBP BLK WP HR S P ERA WHIP	IP WLS BF H R ER SO BB IBB HBP BLK WP HR S P ERA WHIP	IP WLS BF H R ER SO BB IBB HBP BLK WP HR S P ERA WHIP	IP WLS BF H R ER SO BB IBB HBP BLK WP HR S P ERA WHIP	IP WLS BF H R ER SO BB IBB HBP BLK WP HR S P ERA WHIP	IP WLS BF H R ER SO BB IBB HBP BLK WP HR S P ERA WHIP

AB	32
R	2
H	8
RBI	2
BB	4
SO	5
LOB	10




Batter	1	2	3	4	5	6	7	8	9	AB	R	H	RBI	BB	SO	LOB	BOTTOM			
Harold Reynolds, S OBP: 0.246, SLG: 0.278 (1, 4)										3	0	0	0	1	0	0	New York Yankees @ Seattle Mariners The Kingdome, Seattle, WA Thu May 29 1986, 10:05 PM EDT Att: 13,889 - Unknown			
John Moses, S OBP: 0.154, SLG: 0.250 (1, 8)										4	0	0	0	0	1	1				
Alvin Davis, L OBP: 0.419, SLG: 0.523 (1, 3)										3	0	1	0	1	0	0				
Gorman Thomas, R OBP: 0.305, SLG: 0.437 (1, 10)										4	0	1	0	0	0	2				
Dave Henderson, R OBP: 0.305, SLG: 0.388 (1, 9)										3	0	0	0	0	1	2				
Jim Prestley, R OBP: 0.264, SLG: 0.398 (1, 5)										3	0	0	0	0	1	2				
Al Cowens, R OBP: 0.225, SLG: 0.250 (1, 7)										3	0	1	0	0	0	0				
Spike Owen, S OBP: 0.301, SLG: 0.333 (1, 6)										3	0	0	0	0	1	2				
Steve Yeager, R OBP: 0.284, SLG: 0.280 (1, 2)										3	0	0	0	0	1	0				
Inning Stats	R: 0 E: 0 K: 0 S: 3	H: 0 LOB: 0 P: 3	R: 0 E: 0 K: 3 S: 11	H: 2 LOB: 2 BB: 0 P: 11	R: 0 E: 0 K: 1 S: 5	H: 0 LOB: 0 BB: 0 P: 5	R: 0 E: 0 K: 0 S: 4	H: 1 LOB: 1 BB: 0 P: 4	R: 0 E: 0 K: 0 S: 3	H: 0 LOB: 0 BB: 0 P: 3	R: 0 E: 0 K: 0 S: 2	H: 0 LOB: 0 BB: 1 P: 6	R: 0 E: 0 K: 0 S: 3	H: 0 LOB: 0 BB: 0 P: 3	R: 0 E: 0 K: 1 S: 5	H: 0 LOB: 1 BB: 1 P: 9		1B: 3 2B: 0 3B: 0 HR: 0	SF: 0 SAC: 0 DP: 0 HBP: 0	WP: 0 PB: 0 CS: 1
PITCHER	IP WLS BF H R ER SO BB IBB HBP BLK WP HR S P ERA WHIP	IP WLS BF H R ER SO BB IBB HBP BLK WP HR S P ERA WHIP	IP WLS BF H R ER SO BB IBB HBP BLK WP HR S P ERA WHIP	IP WLS BF H R ER SO BB IBB HBP BLK WP HR S P ERA WHIP	IP WLS BF H R ER SO BB IBB HBP BLK WP HR S P ERA WHIP	IP WLS BF H R ER SO BB IBB HBP BLK WP HR S P ERA WHIP	IP WLS BF H R ER SO BB IBB HBP BLK WP HR S P ERA WHIP	IP WLS BF H R ER SO BB IBB HBP BLK WP HR S P ERA WHIP	IP WLS BF H R ER SO BB IBB HBP BLK WP HR S P ERA WHIP	IP WLS BF H R ER SO BB IBB HBP BLK WP HR S P ERA WHIP	IP WLS BF H R ER SO BB IBB HBP BLK WP HR S P ERA WHIP	IP WLS BF H R ER SO BB IBB HBP BLK WP HR S P ERA WHIP	IP WLS BF H R ER SO BB IBB HBP BLK WP HR S P ERA WHIP	IP WLS BF H R ER SO BB IBB HBP BLK WP HR S P ERA WHIP	IP WLS BF H R ER SO BB IBB HBP BLK WP HR S P ERA WHIP	IP WLS BF H R ER SO BB IBB HBP BLK WP HR S P ERA WHIP	IP WLS BF H R ER SO BB IBB HBP BLK WP HR S P ERA WHIP	IP WLS BF H R ER SO BB IBB HBP BLK WP HR S P ERA WHIP	IP WLS BF H R ER SO BB IBB HBP BLK WP HR S P ERA WHIP	IP WLS BF H R ER SO BB IBB HBP BLK WP HR S P ERA WHIP




Batter	1	2	3	4	5	6	7	8	9	AB	R	H	RBI	BB	SO	LOB	TOP	
Rickey Henderson, R (1, 8) OBP: 0.353, SLG: 0.482										4	2	2	0	0	0	3	<p>New York Yankees @ Oakland Athletics Oakland-Alameda County Coliseum, Oakland, CA</p> <p>Fri May 30 1986, 7:05 PM PDT Att: 37,449 - Unknown</p> <p>livebaseballscores.com</p>	
Willie Randolph, R (1, 4) OBP: 0.444, SLG: 0.361										4	0	1	1	0	0	4		
Don Mattingly, L (1, 3) OBP: 0.390, SLG: 0.528										4	0	1	1	0	0	1		
Dave Winfield, R (1, 9) OBP: 0.360, SLG: 0.439										4	1	0	0	0	1	2		
Gary Roenicke, R (1, 7) (7, 5) OBP: 0.476, SLG: 0.479										4	0	1	1	0	0	0		
Dale Berra, R (1, 10) Ken Griffey, L (9, PH) OBP: 0.381, SLG: 0.375 OBP: 0.324, SLG: 0.395										3	0	0	0	0	0	1		
Butch Wynegar, S (1, 2) OBP: 0.316, SLG: 0.365										4	0	2	0	0	0	0		
Mike Pagliarulo, L (1, 5) Bobby Meacham, S (7, PR) (7, 6) OBP: 0.317, SLG: 0.294										2	0	0	0	0	1	1		
Mike Easter, L (9, PH) OBP: 0.365, SLG: 0.470										0	0	0	0	0	0	0		
Mike Fischlin, R (1, 6) Dan Pasqua, L (7, PH) (7, 7) OBP: 0.385, SLG: 0.417 OBP: 0.486, SLG: 0.741										2	0	1	0	0	0	1		
Inning Stats	R: 1 E: 1 K: 0 S: 4	H: 2 LOB: 0 BB: 0 P: 4	R: 0 E: 0 K: 0 S: 3	H: 0 LOB: 1 BB: 0 P: 3	R: 0 E: 0 K: 1 S: 5	H: 0 LOB: 1 BB: 0 P: 4	R: 0 E: 0 K: 1 S: 6	H: 3 LOB: 3 BB: 0 P: 6	R: 0 E: 0 K: 0 S: 3	H: 0 LOB: 0 BB: 0 P: 3	R: 0 E: 0 K: 1 S: 5	H: 0 LOB: 0 BB: 0 P: 5	R: 0 E: 0 K: 1 S: 5	H: 0 LOB: 0 BB: 0 P: 5	1B: 3 2B: 5 3B: 0 HR: 0	SF: 0 SAC: 0 DP: 0 HBP: 1		WP: 0 PA: 36 FB: 0 SB: 2 CS: 1
PITCHER	PITCHER																	
Curt Young, L (1, 1) ERA: 2.6	IP: 6.0 WLS: W BF: 26 HR: 8 ER: 3 SO: 3 BB: 2 LOB: 0	IP: 3.0 WLS: S BF: 9 HR: 0 ER: 0 SO: 1 BB: 0 LOB: 0	IP: 3.0 WLS: S BF: 9 HR: 0 ER: 0 SO: 1 BB: 0 LOB: 0	IP: 3.0 WLS: S BF: 9 HR: 0 ER: 0 SO: 1 BB: 0 LOB: 0	IP: 3.0 WLS: S BF: 9 HR: 0 ER: 0 SO: 1 BB: 0 LOB: 0	IP: 3.0 WLS: S BF: 9 HR: 0 ER: 0 SO: 1 BB: 0 LOB: 0	IP: 3.0 WLS: S BF: 9 HR: 0 ER: 0 SO: 1 BB: 0 LOB: 0	IP: 3.0 WLS: S BF: 9 HR: 0 ER: 0 SO: 1 BB: 0 LOB: 0	IP: 3.0 WLS: S BF: 9 HR: 0 ER: 0 SO: 1 BB: 0 LOB: 0	IP: 3.0 WLS: S BF: 9 HR: 0 ER: 0 SO: 1 BB: 0 LOB: 0	IP: 3.0 WLS: S BF: 9 HR: 0 ER: 0 SO: 1 BB: 0 LOB: 0	IP: 3.0 WLS: S BF: 9 HR: 0 ER: 0 SO: 1 BB: 0 LOB: 0	IP: 3.0 WLS: S BF: 9 HR: 0 ER: 0 SO: 1 BB: 0 LOB: 0	IP: 3.0 WLS: S BF: 9 HR: 0 ER: 0 SO: 1 BB: 0 LOB: 0	IP: 3.0 WLS: S BF: 9 HR: 0 ER: 0 SO: 1 BB: 0 LOB: 0	IP: 3.0 WLS: S BF: 9 HR: 0 ER: 0 SO: 1 BB: 0 LOB: 0		ERA: 4.50 WHIP: 1.333
Bill Mooneyham, R (7, 1) ERA: 2.63	IP: 6.0 WLS: W BF: 26 HR: 8 ER: 3 SO: 3 BB: 2 LOB: 0	IP: 3.0 WLS: S BF: 9 HR: 0 ER: 0 SO: 1 BB: 0 LOB: 0	IP: 3.0 WLS: S BF: 9 HR: 0 ER: 0 SO: 1 BB: 0 LOB: 0	IP: 3.0 WLS: S BF: 9 HR: 0 ER: 0 SO: 1 BB: 0 LOB: 0	IP: 3.0 WLS: S BF: 9 HR: 0 ER: 0 SO: 1 BB: 0 LOB: 0	IP: 3.0 WLS: S BF: 9 HR: 0 ER: 0 SO: 1 BB: 0 LOB: 0	IP: 3.0 WLS: S BF: 9 HR: 0 ER: 0 SO: 1 BB: 0 LOB: 0	IP: 3.0 WLS: S BF: 9 HR: 0 ER: 0 SO: 1 BB: 0 LOB: 0	IP: 3.0 WLS: S BF: 9 HR: 0 ER: 0 SO: 1 BB: 0 LOB: 0	IP: 3.0 WLS: S BF: 9 HR: 0 ER: 0 SO: 1 BB: 0 LOB: 0	IP: 3.0 WLS: S BF: 9 HR: 0 ER: 0 SO: 1 BB: 0 LOB: 0	IP: 3.0 WLS: S BF: 9 HR: 0 ER: 0 SO: 1 BB: 0 LOB: 0	IP: 3.0 WLS: S BF: 9 HR: 0 ER: 0 SO: 1 BB: 0 LOB: 0	IP: 3.0 WLS: S BF: 9 HR: 0 ER: 0 SO: 1 BB: 0 LOB: 0	IP: 3.0 WLS: S BF: 9 HR: 0 ER: 0 SO: 1 BB: 0 LOB: 0	IP: 3.0 WLS: S BF: 9 HR: 0 ER: 0 SO: 1 BB: 0 LOB: 0	ERA: 0.00 WHIP: 0.000	ERA: 0.00 WHIP: 0.000

Batter	1	2	3	4	5	6	7	8	9	AB	R	H	RBI	BB	SO	LOB	BOTTOM			
Tony Phillips, S (1, 4) OBP: 0.406, SLG: 0.396										5	0	3	3	0	0	0	<p>New York Yankees @ Oakland Athletics Oakland-Alameda County Coliseum, Oakland, CA</p> <p>Fri May 30 1986, 7:05 PM PDT Att: 37,449 - Unknown</p> <p>livebaseballscores.com</p>			
Bruce Bochte, L (1, 3) OBP: 0.341, SLG: 0.368										2	1	0	0	2	0	3				
Carney Lansford, R (1, 5) OBP: 0.332, SLG: 0.420										4	0	1	0	0	1	3				
Jose Canseco, R (1, 7) (8, 9) OBP: 0.379, SLG: 0.567										4	1	1	2	0	2	4				
Dave Kingman, R (1, 10) OBP: 0.249, SLG: 0.405										4	1	1	1	0	3	0				
Mike Davis, L (1, 9) Rick Peters, S (8, 7) OBP: 0.292, SLG: 0.394 OBP: 0.333, SLG: 0.258										4	0	1	0	0	1	0				
Alfredo Griffin, S (1, 6) OBP: 0.350, SLG: 0.361										2	1	0	0	1	0	1				
Jerry Willard, L (1, 2) OBP: 0.273, SLG: 0.158										3	0	0	0	1	1	0				
Stan Javier, S (1, 8) OBP: 0.229, SLG: 0.250										3	2	1	0	1	0	2				
Inning Stats	R: 2 E: 0 K: 2 S: 8	H: 1 LOB: 1 BB: 1 P: 12	R: 1 E: 0 K: 0 S: 4	H: 1 LOB: 2 BB: 1 P: 9	R: 1 E: 0 K: 1 S: 7	H: 2 LOB: 1 BB: 0 P: 7	R: 1 E: 0 K: 1 S: 8	H: 3 LOB: 2 BB: 0 P: 8	R: 0 E: 0 K: 2 S: 7	H: 0 LOB: 0 BB: 0 P: 7	R: 1 E: 0 K: 1 S: 6	H: 1 LOB: 2 BB: 2 P: 14	R: 0 E: 0 K: 1 S: 4	H: 0 LOB: 0 BB: 1 P: 8	R: 0 E: 0 K: 0 S: 3	H: 0 LOB: 0 BB: 0 P: 3		1B: 3 2B: 3 3B: 0 HR: 2	SF: 0 SAC: 0 DP: 0 HBP: 1	WP: 2 PA: 38 FB: 0 SB: 1 CS: 1
PITCHER	PITCHER																			
Joe Niekro, R (1, 1) ERA: 3.59	IP: 3.2 WLS: L BF: 21 HR: 7 ER: 5 SO: 4 BB: 2 LOB: 2	IP: 1.1 WLS: 1 BF: 5 HR: 1 ER: 1 SO: 4 BB: 1 LOB: 1	IP: 1.1 WLS: 1 BF: 5 HR: 1 ER: 1 SO: 4 BB: 1 LOB: 1	IP: 1.1 WLS: 1 BF: 5 HR: 1 ER: 1 SO: 4 BB: 1 LOB: 1	IP: 1.1 WLS: 1 BF: 5 HR: 1 ER: 1 SO: 4 BB: 1 LOB: 1	IP: 1.1 WLS: 1 BF: 5 HR: 1 ER: 1 SO: 4 BB: 1 LOB: 1	IP: 1.1 WLS: 1 BF: 5 HR: 1 ER: 1 SO: 4 BB: 1 LOB: 1	IP: 1.1 WLS: 1 BF: 5 HR: 1 ER: 1 SO: 4 BB: 1 LOB: 1	IP: 1.1 WLS: 1 BF: 5 HR: 1 ER: 1 SO: 4 BB: 1 LOB: 1	IP: 1.1 WLS: 1 BF: 5 HR: 1 ER: 1 SO: 4 BB: 1 LOB: 1	IP: 1.1 WLS: 1 BF: 5 HR: 1 ER: 1 SO: 4 BB: 1 LOB: 1	IP: 1.1 WLS: 1 BF: 5 HR: 1 ER: 1 SO: 4 BB: 1 LOB: 1	IP: 1.1 WLS: 1 BF: 5 HR: 1 ER: 1 SO: 4 BB: 1 LOB: 1	IP: 1.1 WLS: 1 BF: 5 HR: 1 ER: 1 SO: 4 BB: 1 LOB: 1	IP: 1.1 WLS: 1 BF: 5 HR: 1 ER: 1 SO: 4 BB: 1 LOB: 1	IP: 1.1 WLS: 1 BF: 5 HR: 1 ER: 1 SO: 4 BB: 1 LOB: 1		ERA: 12.27 WHIP: 2.455	ERA: 2.08 WHIP: 0.923	
Doug Drabek, R (4, 1) ERA: 2.09	IP: 4.1 WLS: 1 BF: 16 HR: 1 ER: 1 SO: 4 BB: 3 LOB: 4	IP: 4.1 WLS: 1 BF: 16 HR: 1 ER: 1 SO: 4 BB: 3 LOB: 4	IP: 4.1 WLS: 1 BF: 16 HR: 1 ER: 1 SO: 4 BB: 3 LOB: 4	IP: 4.1 WLS: 1 BF: 16 HR: 1 ER: 1 SO: 4 BB: 3 LOB: 4	IP: 4.1 WLS: 1 BF: 16 HR: 1 ER: 1 SO: 4 BB: 3 LOB: 4	IP: 4.1 WLS: 1 BF: 16 HR: 1 ER: 1 SO: 4 BB: 3 LOB: 4	IP: 4.1 WLS: 1 BF: 16 HR: 1 ER: 1 SO: 4 BB: 3 LOB: 4	IP: 4.1 WLS: 1 BF: 16 HR: 1 ER: 1 SO: 4 BB: 3 LOB: 4	IP: 4.1 WLS: 1 BF: 16 HR: 1 ER: 1 SO: 4 BB: 3 LOB: 4	IP: 4.1 WLS: 1 BF: 16 HR: 1 ER: 1 SO: 4 BB: 3 LOB: 4	IP: 4.1 WLS: 1 BF: 16 HR: 1 ER: 1 SO: 4 BB: 3 LOB: 4	IP: 4.1 WLS: 1 BF: 16 HR: 1 ER: 1 SO: 4 BB: 3 LOB: 4	IP: 4.1 WLS: 1 BF: 16 HR: 1 ER: 1 SO: 4 BB: 3 LOB: 4	IP: 4.1 WLS: 1 BF: 16 HR: 1 ER: 1 SO: 4 BB: 3 LOB: 4	IP: 4.1 WLS: 1 BF: 16 HR: 1 ER: 1 SO: 4 BB: 3 LOB: 4	IP: 4.1 WLS: 1 BF: 16 HR: 1 ER: 1 SO: 4 BB: 3 LOB: 4		ERA: 2.08 WHIP: 0.923	ERA: 2.08 WHIP: 0.923	



Batter	1	2	3	4	5	6	7	8	9	AB	R	H	RBI	BB	SO	LOB	TOP										
Rickey Henderson, R OBP: 0.351, SLG: 0.474	0-3 K		4-0 BB		0-3 K		0-0 F3			3	0	0	0	1	2	0	<p>New York Yankees @ Oakland Athletics Oakland-Alameda County Coliseum, Oakland, CA</p> <p>Sat May 31 1986, 3:33 AM PDT Att: 35,234 - Unknown</p> <p>livebaseballscores.com</p> <p>AB 30 R 3 H 5 RBI 2 BB 5 SO 11 LOB 14</p> 										
Wille Randolph, R OBP: 0.450, SLG: 0.363	4-0 BLK BB		0-0 G4-6-3 BB		4-0 FC6-4 BB			0-0 1B		2	0	1	0	2	0	2											
Don Mattingly, L OBP: 0.383, SLG: 0.518	0-0 F7		0-0 F5		0-0 FC6-4			0-0 F4		4	0	0	0	0	0	4											
Mike Easter, L OBP: 0.362, SLG: 0.464	0-3 K			0-0 HR 1B		0-0 F9		0-3 K		4	1	1	0	0	2	3											
Dan Pasqua, L OBP: 0.462, SLG: 0.667		4-0 G6-4-3 BB		0-3 K		0-3 K		0-3 K		3	0	0	0	1	3	2											
Dave Winfield, R OBP: 0.358, SLG: 0.452		0-0 G6-4-3		0-0 HR		0-3 K			0-3 K	4	1	1	2	0	2	1											
Ron Hassey, L OBP: 0.326, SLG: 0.321		0-0 4-3		4-0 BB		0-0 F7			0-0 4-3	3	0	0	0	1	0	0											
Dale Berra, R OBP: 0.350, SLG: 0.361			0-0 BB C4-6-3 1B	0-0 F4			0-0 F2		0-3 K	4	1	1	0	0	1	1											
Bobby Meacham, S OBP: 0.317, SLG: 0.295			0-0 C4-6-3 BB 1-2 1B	0-3 K			0-0 4-3			3	0	1	0	0	1	1											
Inning Stats	R: 0 E: 0 K: 2 S: 7	H: 0 LOB: 1 BB: 1 P: 11	R: 0 E: 0 K: 0 S: 2	H: 0 LOB: 0 BB: 1 P: 6	R: 1 E: 0 K: 0 S: 4	H: 2 LOB: 1 BB: 1 P: 8	R: 2 E: 0 K: 2 S: 9	H: 2 LOB: 1 BB: 1 P: 13	R: 0 E: 0 K: 1 S: 5	H: 0 LOB: 0 BB: 1 P: 9	R: 0 E: 0 K: 2 S: 7	H: 0 LOB: 0 BB: 0 P: 7	R: 0 E: 0 K: 0 S: 3	H: 0 LOB: 0 BB: 0 P: 3	R: 0 E: 0 K: 2 S: 8	H: 1 LOB: 1 BB: 0 P: 8		R: 0 E: 0 K: 2 S: 7	H: 0 LOB: 0 BB: 0 P: 7	1B: 4 2B: 0 3B: 0 HR: 1	SF: 0 SAC: 0 DP: 2 HBP: 0	WP: 0 PB: 0 SB: 0 CS: 0	PA: 35				
PITCHER	IP	WLS	BF	H	R	ER	SO	BB	IBB	HBP	BLK	WP	HR	S	P	ERA	WHIP										
Eric Plunk, R ERA: 4.76	7.0		28	4	3	3	7	5	0	0	1	0	1	37	57	3.86	1.286										
Steve Ontiveros, R ERA: 5.3	2.0	W	7	1	0	0	4	0	0	0	0	0	0	15	15	0.00	0.500										

Batter	1	2	3	4	5	6	7	8	9	AB	R	H	RBI	BB	SO	LOB	BOTTOM										
Tony Phillips, S OBP: 0.399, SLG: 0.387	0-0 F8		0-0 1-3		0-3 K			0-3 K		4	0	0	0	0	2	1	<p>New York Yankees @ Oakland Athletics Oakland-Alameda County Coliseum, Oakland, CA</p> <p>Sat May 31 1986, 3:33 AM PDT Att: 35,234 - Unknown</p> <p>livebaseballscores.com</p> <p>AB 31 R 4 H 5 RBI 4 BB 1 SO 8 LOB 6</p> 										
Donnie Hill, S OBP: 0.361, SLG: 0.429	0-0 F8		0-0 S 1B		0-0 4-3			0-0 2B		4	0	2	1	0	0	0											
Carney Lansford, R OBP: 0.325, SLG: 0.410	0-0 4-3		0-0 6-3		0-0 F5			0-0 6-3		4	0	0	0	0	0	2											
Jose Canseco, R OBP: 0.372, SLG: 0.554		0-0 E6		0-0 4-3		0-3 K		0-3 K		4	0	0	0	0	2	0											
Dave Kingman, R OBP: 0.249, SLG: 0.420		0-0 F5		0-0 F8		0-0 5-3			0-0 HR	4	1	1	1	0	0	1											
Mike Davis, L OBP: 0.293, SLG: 0.415		0-3 K		0-0 HR			0-3 K			3	1	1	1	0	2	1											
Alfredo Griffin, S OBP: 0.344, SLG: 0.355		0-0 6-3		0-3 K			0-0 F3			3	0	0	0	0	1	1											
Bill Bathe, R OBP: 0.175, SLG: 0.342			0-0 F1		0-0 HR		0-0 G3			3	1	1	1	0	0	0											
Stan Javier, S OBP: 0.237, SLG: 0.235			4-0 S 1B BB		0-0 F8			0-3 K		2	1	0	0	1	1	0											
Inning Stats	R: 0 E: 0 K: 0 S: 3	H: 0 LOB: 0 BB: 0 P: 3	R: 0 E: 1 K: 1 S: 6	H: 0 LOB: 0 BB: 0 P: 6	R: 1 E: 0 K: 0 S: 4	H: 1 LOB: 1 BB: 1 P: 8	R: 1 E: 0 K: 1 S: 6	H: 1 LOB: 0 BB: 0 P: 6	R: 1 E: 0 K: 1 S: 6	H: 1 LOB: 0 BB: 0 P: 6	R: 0 E: 0 K: 1 S: 5	H: 0 LOB: 0 BB: 0 P: 5	R: 0 E: 0 K: 1 S: 5	H: 0 LOB: 0 BB: 0 P: 5	R: 0 E: 0 K: 2 S: 8	H: 1 LOB: 1 BB: 0 P: 8		R: 1 E: 0 K: 1 S: 4	H: 1 LOB: 0 BB: 0 P: 4	1B: 1 2B: 1 3B: 0 HR: 3	SF: 0 SAC: 0 DP: 0 HBP: 0	WP: 0 PB: 0 SB: 2 CS: 0	PA: 32				
PITCHER	IP	WLS	BF	H	R	ER	SO	BB	IBB	HBP	BLK	WP	HR	S	P	ERA	WHIP										
Ron Guidry, L ERA: 3.46	8.1	L	32	5	4	4	8	1	0	0	0	0	3	47	51	4.32	0.720										

Batter	1	2	3	4	5	6	7	8	9	AB	R	H	RBI	BB	SO	LOB	TOP								
Rickey Henderson, R OBP: 0.352, SLG: 0.475 (1, 8)	F8		S 1B 2B		K		BLK S 1B BB	K		4	2	1	0	1	2	0									
Willie Randolph, R OBP: 0.444, SLG: 0.358 (1, 4)	K		2H 1B		L9		FC 1B E	6-3		5	1	1	1	0	1	1									
Don Mattingly, L OBP: 0.379, SLG: 0.510 (1, 3)	6-3		F7		4-3		E5 SF9 1B	F9		5	1	1	1	0	0	1									
Mike Easter, L OBP: 0.369, SLG: 0.476 (1, 10)		BB 2B	1-2 1B		G3		6-3	1B		5	0	3	0	0	0	1									
Dan Pasqua, L OBP: 0.439, SLG: 0.625 Gary Roenicke, R OBP: 0.484, SLG: 0.490 (6, PH) (6, 7)	F5		K		HR 1B		SF9	F8		2	0	0	0	0	1	3									
Ken Griffey, L OBP: 0.319, SLG: 0.392 (7, PH) (7, 7)										1	0	0	1	0	0	1									
Dave Winfield, R OBP: 0.361, SLG: 0.471 (1, 9)	BB 1B		K		HR 1B		K			4	1	2	2	0	2	2									
Mike Pagliarulo, L OBP: 0.325, SLG: 0.490 (1, 5)	K			8-6 S BB		4-3 1B		HR		3	1	2	1	1	1	2									
Butch Wynegar, S OBP: 0.314, SLG: 0.354 (1, 2)		1-2 2-3 BB		K		4-3		3-1		3	0	0	0	1	1	2									
Bobby Meacham, S OBP: 0.310, SLG: 0.287 (1, 6)	F5			8-6 2-3		4-3		F7		4	0	0	0	0	0	5									
Inning Stats	R: 0 E: 0 K: 1 S: 5	H: 0 LOB: 0 BB: 0 P: 5	R: 0 E: 0 K: 1 S: 7	H: 2 LOB: 3 BB: 1 P: 11	R: 1 E: 0 K: 2 S: 10	H: 3 LOB: 2 BB: 0 P: 10	R: 0 E: 0 K: 1 S: 4	H: 0 LOB: 0 BB: 1 P: 8	R: 0 E: 0 K: 1 S: 5	H: 0 LOB: 0 BB: 0 P: 5	R: 2 E: 0 K: 0 S: 6	H: 3 LOB: 1 BB: 0 P: 6	R: 3 E: 1 K: 1 S: 7	H: 1 LOB: 0 BB: 1 P: 11	R: 1 E: 0 K: 1 S: 6	H: 1 LOB: 0 BB: 0 P: 6	R: 0 E: 0 K: 0 S: 4	H: 1 LOB: 1 BB: 0 P: 4	1B: 7 2B: 3 3B: 0 HR: 2	SF: 1 SAC: 0 DP: 1 HBP: 0	WP: 0 PB: 0 SB: 3 CS: 0	PA: 41			
PITCHER	IP	WLS	BF	H	R	ER	SO	BB	IBB	HBP	BLK	WP	HR	S	P	ERA	WHIP	PITCHER							
Dave Stewart, R ERA: 4.87 (1, 1)	5.0		21	5	1	1	6	2	0	0	0	0	0	31	39	1.80	1.400								
Dave Leiper, L ERA: 18.0 (6, 1)	1.0	L	6	3	2	2	0	0	0	0	0	0	1	6	6	18.00	3.000								
Tom Dozier, R ERA: 5.68 (7, 1)	3.0		14	3	4	2	2	1	0	0	1	0	1	17	21	6.00	1.333								

New York Yankees @ Oakland Athletics
Oakland-Alameda County Coliseum, Oakland, CA
Sun Jun 01 1986, 3:33 AM PDT
Att: 43,197 - Unknown

AB 37
R 7
H 11
RBI 6
BB 3
SO 8
LOB 18



Batter	1	2	3	4	5	6	7	8	9	AB	R	H	RBI	BB	SO	LOB	BOTTOM								
Tony Phillips, S OBP: 0.396, SLG: 0.385 (1, 5)	K		G4-6-3 1B		FC1-6 1-2 2-3		K			4	0	1	0	0	2	2									
Donnie Hill, S OBP: 0.356, SLG: 0.421 (1, 4)	4-3		K		K			FC4-6 1B		4	0	1	0	0	2	3									
Carney Lansford, R OBP: 0.323, SLG: 0.407 (1, 3)	2B 1B		G4-6-3 1-2		FC5 2-3			FC4-6 FC6-4 1-2		4	1	1	0	0	0	4									
Jose Canseco, R OBP: 0.374, SLG: 0.559 (1, 7)	1H 2B			FC3-6 CS 1B		6-3		FC6-4 1-2		4	0	2	1	0	0	1									
Dave Kingman, R OBP: 0.249, SLG: 0.412 (1, 10)	IBB			K		5-3		K		3	0	0	0	1	2	2									
Mike Davis, L OBP: 0.298, SLG: 0.424 (1, 9)	F9			FC3-6 1-2 1B		2B				4	0	2	0	0	1	2									
Alfredo Griffin, S OBP: 0.342, SLG: 0.352 (1, 6)			CS SH2-3 1B		FC3-6 1-2 2-3		K			4	0	1	0	0	1	3									
Bill Bathe, R OBP: 0.181, SLG: 0.341 (1, 2)	SH2-3			CS			6-3			3	0	1	0	0	1	0									
Stan Javier, S OBP: 0.220, SLG: 0.216 (1, 8)	6-3			3H	FC1-6 FC 1B		5-3			3	0	0	0	0	0	2									
Inning Stats	R: 1 E: 0 K: 1 S: 7	H: 2 LOB: 2 BB: 1 P: 11	R: 0 E: 0 K: 0 S: 3	H: 1 LOB: 0 BB: 0 P: 3	R: 0 E: 0 K: 1 S: 5	H: 1 LOB: 0 BB: 0 P: 5	R: 0 E: 0 K: 1 S: 6	H: 2 LOB: 1 BB: 0 P: 6	R: 0 E: 0 K: 1 S: 7	H: 1 LOB: 2 BB: 0 P: 7	R: 0 E: 0 K: 1 S: 6	H: 1 LOB: 0 BB: 0 P: 6	R: 0 E: 0 K: 1 S: 5	H: 0 LOB: 0 BB: 0 P: 5	R: 0 E: 0 K: 1 S: 6	H: 1 LOB: 1 BB: 0 P: 6	R: 0 E: 0 K: 2 S: 7	H: 0 LOB: 0 BB: 0 P: 7	1B: 7 2B: 2 3B: 0 HR: 0	SF: 0 SAC: 1 DP: 1 HBP: 0	WP: 0 PB: 0 SB: 0 CS: 2	PA: 36			
PITCHER	IP	WLS	BF	H	R	ER	SO	BB	IBB	HBP	BLK	WP	HR	S	P	ERA	WHIP	PITCHER							
Tommy John, L ERA: 2.37 (1, 1)	8.0	W	32	9	1	1	7	0	1	0	0	0	0	45	49	1.12	1.125								
Al Holland, L ERA: 5.99 (9, 1)	1.0		3	0	0	0	2	0	0	0	0	0	0	7	7	0.00	0.000								

New York Yankees @ Oakland Athletics
Oakland-Alameda County Coliseum, Oakland, CA
Sun Jun 01 1986, 3:33 AM PDT
Att: 43,197 - Unknown

AB 33
R 1
H 9
RBI 1
BB 1
SO 9
LOB 19




Batter	1	2	3	4	5	6	7	8	9	AB	R	H	RBI	BB	SO	LOB	TOP										
Rickey Henderson, R OBP: 0.358, SLG: 0.488 (1, 8)										5	2	3	1	0	1	0	New York Yankees @ California Angels Anaheim Stadium, Anaheim, CA Mon Jun 02 1986, 10:05 PM EDT Att: 32,746 - Unknown livebaseballscorecards.com										
Wille Randolph, R OBP: 0.439, SLG: 0.360 (1, 4)										5	0	1	0	0	0	3											
Don Mattingly, L OBP: 0.379, SLG: 0.502 (1, 3)										3	1	0	0	2	0	2											
Mike Easter, L OBP: 0.366, SLG: 0.479 (1, 10)										3	0	1	2	0	0	0											
Dave Winfield, R OBP: 0.358, SLG: 0.469 (1, 9)										3	1	1	1	0	0	1											
Dan Pasqua, L OBP: 0.422, SLG: 0.583 Mike Fischlin, R OBP: 0.385, SLG: 0.417 (8, 6)										4	0	1	0	0	2	1											
Mike Pagliarulo, L OBP: 0.329, SLG: 0.510 (8, 6)										2	1	1	2	1	0	0											
Butch Wynegar, S OBP: 0.303, SLG: 0.340 (1, 2)										4	0	0	0	0	0	2											
Bobby Meacham, S OBP: 0.306, SLG: 0.283 Ken Griffey, L OBP: 0.329, SLG: 0.424 (8, PH) (8, 7)										2	0	0	0	0	0	0											
Inning Stats	R: 1 E: 1 K: 0 S: 4	H: 1 LOB: 1 BB: 1 P: 8	R: 0 E: 0 K: 1 S: 4	H: 0 LOB: 0 BB: 1 P: 8	R: 0 E: 0 K: 0 S: 3	H: 0 LOB: 0 BB: 0 P: 3	R: 0 E: 0 K: 0 S: 3	H: 0 LOB: 0 BB: 0 P: 3	R: 0 E: 0 K: 1 S: 6	H: 1 LOB: 1 BB: 0 P: 6	R: 1 E: 0 K: 0 S: 5	H: 2 LOB: 1 BB: 0 P: 5	R: 3 E: 0 K: 1 S: 8	H: 3 LOB: 1 BB: 1 P: 12	R: 2 E: 0 K: 0 S: 6	H: 3 LOB: 1 BB: 0 P: 6		1B: 4 2B: 5 3B: 0 HR: 2	SF: 3 SAC: 0 DP: 1 HBP: 0	WP: 1 PB: 0 SB: 0 CS: 0	PA: 39						
PITCHER	IP	WLS	BF	H	R	ER	SO	BB	IBB	HBP	BLK	WP	HR	S	P	ERA	WHIP										
Jim Slaton, R ERA: 4.54 (1, 1)	7.0		28	6	4	3	2	2	0	0	0	0	1	30	38	3.86	1.143										
T.R. Bryden, R ERA: 5.65 (8, 1)	1.1		8	3	3	3	1	1	0	0	0	0	1	9	13	20.25	3.000										
Doug Corbett, R ERA: 3.42 (9, 1)	0.1		2	1	0	0	0	0	0	0	0	0	0	2	2	0.00	3.000										
Chuck Finley, L ERA: 13.5 (9, 1)	0.1	W	1	0	0	0	0	0	0	0	0	0	0	1	1	0.00	0.000										


Batter	1	2	3	4	5	6	7	8	9	AB	R	H	RBI	BB	SO	LOB	BOTTOM										
Gary Pettis, S OBP: 0.272, SLG: 0.304 George Hendrick, R OBP: 0.333, SLG: 0.548 (9, PH) (8, PH)										3	1	1	1	1	0	0	New York Yankees @ California Angels Anaheim Stadium, Anaheim, CA Mon Jun 02 1986, 10:05 PM EDT Att: 32,746 - Unknown livebaseballscorecards.com										
Ruppert Jones, L OBP: 0.370, SLG: 0.398 Rick Burleson, R OBP: 0.367, SLG: 0.390 (9, PH) (9, PH)										3	0	0	1	0	1	1											
Wally Joyner, L OBP: 0.348, SLG: 0.583 (1, 3)										3	0	0	1	1	0	1											
Brian Downing, R OBP: 0.417, SLG: 0.491 (1, 7)										4	1	2	1	1	0	1											
Reggie Jackson, L OBP: 0.416, SLG: 0.516 (1, 10)										4	1	2	0	0	0	2											
Rob Wilong, L OBP: 0.313, SLG: 0.393 Bobby Grich, R OBP: 0.347, SLG: 0.389 (3, PH) (4, 4)										1	0	0	0	0	1	2											
Jack Howell, L OBP: 0.200, SLG: 0.222 (1, 5)										3	1	0	0	1	0	0											
Dick Schofield, R OBP: 0.333, SLG: 0.435 (1, 6)										3	2	1	2	1	0	0											
Bob Boone, R OBP: 0.274, SLG: 0.248 Doug DeCinces, R OBP: 0.296, SLG: 0.352 (9, PR) (9, PR)										4	1	0	0	0	0	3											
Inning Stats	R: 0 E: 0 K: 0 S: 3	H: 0 LOB: 0 BB: 0 P: 3	R: 6 E: 2 K: 1 S: 10	H: 3 LOB: 2 BB: 3 P: 22	R: 0 E: 0 K: 0 S: 3	H: 0 LOB: 0 BB: 0 P: 3	R: 0 E: 0 K: 1 S: 5	H: 0 LOB: 0 BB: 0 P: 5	R: 0 E: 0 K: 0 S: 4	H: 1 LOB: 1 BB: 0 P: 4	R: 0 E: 0 K: 0 S: 4	H: 1 LOB: 1 BB: 0 P: 4	R: 0 E: 0 K: 0 S: 3	H: 0 LOB: 0 BB: 0 P: 3	R: 2 E: 1 K: 0 S: 3	H: 1 LOB: 3 BB: 3 P: 15		1B: 6 2B: 0 3B: 0 HR: 0	SF: 2 SAC: 1 DP: 0 HBP: 0	WP: 0 PB: 0 SB: 0 CS: 0	PA: 40						
PITCHER	IP	WLS	BF	H	R	ER	SO	BB	IBB	HBP	BLK	WP	HR	S	P	ERA	WHIP										
Ed Whitson, R ERA: 5.68 (1, 1)	1.1		11	3	6	2	1	2	0	0	0	0	0	11	19	13.50	3.750										
Bob Shirley, L ERA: 4.22 (2, 1)	6.2		23	2	0	0	1	1	0	0	0	0	0	24	28	0.00	0.450										
Dave Righetti, L ERA: 3.3 (9, 1)	0.1	L	6	1	2	1	0	2	1	0	0	0	0	3	15	27.00	9.000										

Batter	1	2	3	4	5	6	7	8	9	AB	R	H	RBI	BB	SO	LOB	TOP																			
Rickey Henderson, R OBP: 0.360, SLG: 0.488 (1, 8)	L5		K			CS 1B		1-2 1B		4	0	2	0	0	1	1	New York Yankees @ California Angels Anaheim Stadium, Anaheim, CA Tue Jun 03 1986, 10:05 PM EDT Att: 33,309 - Unknown																			
Willie Randolph, R OBP: 0.431, SLG: 0.352 (1, 4)	6-3		5-3			1-2 K		2-3 F8		4	0	0	0	0	1	4																				
Don Mattingly, L OBP: 0.373, SLG: 0.493 (1, 3)	L7			F7		L8		F7		4	0	0	0	0	0	2																				
Mike Easter, L OBP: 0.364, SLG: 0.473 (1, 10)		BB 1B		3-1				3-1		4	0	1	0	0	0	0																				
Dave Winfield, R OBP: 0.352, SLG: 0.458 (1, 9)	F8			K				6-3		4	0	0	0	0	1	1																				
Dan Pasqua, L OBP: 0.417, SLG: 0.553 Gary Roenicke, R OBP: 0.492, SLG: 0.490 (9, PH)	G3-6-1 BB				F8			F4		2	0	0	0	1	0	0																				
Mike Pagliarulo, L OBP: 0.333, SLG: 0.526 (1, 5)	G3-6-1 1-2				HR			1B FC4-6 BB		3	2	1	1	1	1	3																				
Ron Hassey, L OBP: 0.337, SLG: 0.346 (1, 2)					F7			FC4-6 1B		3	0	2	0	0	0	0																				
Mike Fischlin, R OBP: 0.333, SLG: 0.357 Ken Griffey, L OBP: 0.327, SLG: 0.421 Bobby Meacham, S OBP: 0.306, SLG: 0.283 (8, PH)			K		K2-3			FC4-6 F8 1B 1-2 3-H		2	0	0	0	0	2	1																				
Inning Stats	R: 0 E: 0 K: 0 S: 3	H: 0 LOB: 0 BB: 0 P: 3	R: 0 E: 0 K: 0 S: 3	H: 1 LOB: 1 BB: 1 P: 7	R: 0 E: 0 K: 2 S: 8	H: 1 LOB: 1 BB: 0 P: 8	R: 0 E: 0 K: 1 S: 5	H: 0 LOB: 0 BB: 0 P: 5	R: 1 E: 0 K: 1 S: 6	H: 1 LOB: 0 BB: 0 P: 6	R: 0 E: 0 K: 0 S: 3	H: 0 LOB: 0 BB: 0 P: 3	R: 1 E: 0 K: 0 S: 5	H: 2 LOB: 2 BB: 1 P: 9	R: 0 E: 0 K: 1 S: 5	H: 0 LOB: 1 BB: 1 P: 9		1B: 4 2B: 1 3B: 0 HR: 1	SF: 0 SAC: 0 DP: 1 HBP: 0	WP: 0 PB: 0 SB: 0 CS: 1	PA: 34															
PITCHER	IP	WLS	BF	H	R	ER	SO	BB	IBB	HBP	BLK	WP	HR	S	P	ERA	WHIP	PITCHER		IP	WLS	BF	H	R	ER	SO	BB	IBB	HBP	BLK	WP	HR	S	P	ERA	WHIP
Don Sutton, R ERA: 6.32 (1, 1)	8.0	W	30	6	2	2	5	2	0	0	0	0	1	38	46	2.25	1.000																			
Terry Forster, L ERA: 4.66 (9, 1)	1.0	S	4	0	0	0	1	1	0	0	0	0	0	5	9	0.00	1.000																			

AB	31
R	2
H	6
RBI	2
BB	3
SO	6
LOB	13



Batter	1	2	3	4	5	6	7	8	9	AB	R	H	RBI	BB	SO	LOB	BOTTOM																			
Gary Pettis, S OBP: 0.277, SLG: 0.305 (1, 8)	CS 1B		1-2 BB			K		5-3		3	0	1	0	1	1	0	New York Yankees @ California Angels Anaheim Stadium, Anaheim, CA Tue Jun 03 1986, 10:05 PM EDT Att: 33,309 - Unknown																			
Wally Joyner, L OBP: 0.342, SLG: 0.572 (1, 3)	4-3		F3			6-3		F9		4	0	0	0	0	3																					
Brian Downing, R OBP: 0.414, SLG: 0.483 (1, 7)	F8			6-3		K		FC5-4 BB		3	0	0	0	1	1	0																				
George Hendrick, R OBP: 0.322, SLG: 0.528 (1, 9)		6-3		6-3			F7	FC5-4 1-2		4	0	0	0	0	0	1																				
Bobby Grich, R OBP: 0.347, SLG: 0.419 (1, 4)	F7			HR			F8			3	1	1	1	0	0	0																				
Dick Schofield, R OBP: 0.333, SLG: 0.429 (1, 6)	K			F9			E 1B HR BB			2	1	0	0	1	1	0																				
Rick Burleson, R OBP: 0.366, SLG: 0.389 (1, 10)			F8		K		E5 HR 1B			3	1	1	0	0	1	0																				
Bob Boone, R OBP: 0.281, SLG: 0.273 (1, 2)			BB BB		L8		1-H 3-H HR			2	1	1	3	1	0	0																				
Jack Howell, L OBP: 0.154, SLG: 0.167 (1, 5)			F7		F7		5-3			3	0	0	0	0	0	1																				
Inning Stats	R: 0 E: 0 K: 0 S: 3	H: 1 LOB: 0 BB: 0 P: 3	R: 0 E: 0 K: 1 S: 5	H: 0 LOB: 0 BB: 0 P: 5	R: 0 E: 0 K: 0 S: 3	H: 0 LOB: 2 BB: 2 P: 11	R: 1 E: 0 K: 0 S: 4	H: 1 LOB: 0 BB: 0 P: 4	R: 0 E: 0 K: 1 S: 5	H: 0 LOB: 0 BB: 0 P: 5	R: 0 E: 0 K: 2 S: 7	H: 0 LOB: 0 BB: 0 P: 7	R: 3 E: 1 K: 0 S: 5	H: 2 LOB: 0 BB: 1 P: 9	R: 0 E: 0 K: 0 S: 3	H: 0 LOB: 1 BB: 1 P: 7		1B: 2 2B: 0 3B: 0 HR: 2	SF: 0 SAC: 0 DP: 0 HBP: 0	WP: 0 PB: 0 SB: 0 CS: 1	PA: 31															
PITCHER	IP	WLS	BF	H	R	ER	SO	BB	IBB	HBP	BLK	WP	HR	S	P	ERA	WHIP	PITCHER		IP	WLS	BF	H	R	ER	SO	BB	IBB	HBP	BLK	WP	HR	S	P	ERA	WHIP
Dennis Rasmussen, L ERA: 4.02 (1, 1)	8.0	L	31	4	4	4	4	4	0	0	0	0	2	35	51	4.50	1.000																			



Batter	1	2	3	4	5	6	7	8	9	AB	R	H	RBI	BB	SO	LOB	TOP					
Rickey Henderson, R OBP: 0.355, SLG: 0.479	6-3		L4	FC4		F3	G6-3		FC5 1B	6	0	1	0	0	0	4	New York Yankees @ California Angels Anaheim Stadium, Anaheim, CA Wed Jun 04 1986, 10:05 PM EDT Att: 39,676 - Unknown					
Don Mattingly, L OBP: 0.376, SLG: 0.493	L8		HR	4-3		F8			1B	6	2	3	2	0	0	2						
Dave Winfield, R OBP: 0.356, SLG: 0.489	HR		HR			L8			FC5	5	2	2	3	1	0	3						
Mike Easter, L OBP: 0.365, SLG: 0.490	K		1B	1B					HR	5	1	2	2	0	1	3						
Ron Hassey, L OBP: 0.350, SLG: 0.365		3-1	F7							4	2	2	0	1	0	1						
Dan Pasqua, L OBP: 0.434, SLG: 0.581	E4		1B						G3-6-3	5	1	3	1	0	0	1						
Mike Pagliarulo, L OBP: 0.330, SLG: 0.513	L8		F6						F7	4	1	0	0	1	0	4						
Willie Randolph, R OBP: 0.435, SLG: 0.358	L9			FC4					K	5	0	3	1	0	1	1						
Mike Fischlin, R OBP: 0.350, SLG: 0.368			E8	B1					1B	5	2	2	1	0	0	3						
Inning Stats	R: 1 E: 0 K: 1 S: 6	H: 1 LOB: 0 BB: 0 P: 6	R: 0 E: 1 K: 0 S: 4	H: 0 LOB: 1 BB: 0 P: 4	R: 3 E: 1 K: 0 S: 8	H: 4 LOB: 2 BB: 0 P: 8	R: 0 E: 0 K: 0 S: 5	H: 1 LOB: 3 BB: 1 P: 9	R: 1 E: 1 K: 0 S: 5	H: 3 LOB: 1 BB: 0 P: 5	R: 0 E: 0 K: 0 S: 3	H: 0 LOB: 0 BB: 0 P: 3	R: 3 E: 0 K: 0 S: 6	H: 4 LOB: 1 BB: 1 P: 10	R: 2 E: 0 K: 0 S: 4	H: 2 LOB: 0 BB: 1 P: 8	R: 1 E: 0 K: 1 S: 8	H: 3 LOB: 2 BB: 0 P: 8	1B: 13 2B: 2 3B: 0 HR: 3	SF: 0 SAC: 0 DP: 3 HBP: 0	WP: 0 PB: 0 CS: 0	PA: 48
PITCHER	IP	WLS	BF	H	R	ER	SO	BB	IBB	HBP	BLK	WP	HR	S	P	ERA	WHIP					
Ron Romanick, R ERA: 4.55	2.2	L	15	5	4	3	1	0	0	0	0	0	2	17	17	10.12	1.875					
Chuck Finley, L ERA: 9.0	1.2		11	4	1	1	0	0	1	0	0	0	0	10	14	5.40	2.400					
Todd Fischer, R ERA: 7.2	2.2		11	4	3	3	0	0	1	0	0	0	0	10	14	10.12	1.500					
T.R. Bryden, R ERA: 6.16	2.0		11	5	3	3	1	1	0	0	0	0	1	12	16	13.50	3.000					

Batter	1	2	3	4	5	6	7	8	9	AB	R	H	RBI	BB	SO	LOB	BOTTOM				
Gary Pettis, S OBP: 0.282, SLG: 0.311	K			K						3	0	1	0	1	2	0	New York Yankees @ California Angels Anaheim Stadium, Anaheim, CA Wed Jun 04 1986, 10:05 PM EDT Att: 39,676 - Unknown				
Wally Joyner, L OBP: 0.336, SLG: 0.561	E4			F9					F9	4	0	0	0	0	0	3					
Brian Downing, R OBP: 0.406, SLG: 0.472	L9-3			6-3					F3	4	0	0	0	0	0	3					
Reggie Jackson, L OBP: 0.418, SLG: 0.508		L9							K	2	0	0	0	2	1	0					
Ruppert Jones, L OBP: 0.359, SLG: 0.385	K			FC4					F8	4	0	0	0	0	1	2					
Jack Howell, L OBP: 0.125, SLG: 0.133	4-3									3	0	0	0	0	1	2					
Rob Wilfong, L OBP: 0.305, SLG: 0.382			G3						F8	3	0	0	0	0	1	2					
Dick Schofield, R OBP: 0.327, SLG: 0.419			F2						6-3	3	0	0	0	0	0	0					
Bob Boone, R OBP: 0.278, SLG: 0.269			F9						F8	2	0	0	0	0	0	1					
Jerry Narron, L OBP: 0.364, SLG: 0.368										1	0	0	0	0	0	0					
Inning Stats	R: 0 E: 1 K: 1 S: 5	H: 0 LOB: 0 BB: 0 P: 5	R: 0 E: 0 K: 1 S: 5	H: 0 LOB: 0 BB: 0 P: 5	R: 0 E: 0 K: 0 S: 3	H: 0 LOB: 0 BB: 0 P: 3	R: 0 E: 0 K: 1 S: 5	H: 0 LOB: 0 BB: 0 P: 5	R: 0 E: 1 K: 0 S: 4	H: 0 LOB: 2 BB: 1 P: 8	R: 0 E: 0 K: 1 S: 5	H: 0 LOB: 1 BB: 1 P: 9	R: 0 E: 0 K: 0 S: 4	H: 1 LOB: 1 BB: 0 P: 4	R: 0 E: 0 K: 1 S: 5	H: 0 LOB: 0 BB: 0 P: 5	1B: 0 2B: 2 3B: 0 HR: 0	SF: 0 SAC: 0 DP: 1 HBP: 0	WP: 0 PB: 1 CS: 0	PA: 32	
PITCHER	IP	WLS	BF	H	R	ER	SO	BB	IBB	HBP	BLK	WP	HR	S	P	ERA	WHIP				
Joe Niekro, R ERA: 3.21	8.0	W	29	1	0	0	5	3	0	0	0	0	0	5	5	0.00	0.500				
Al Holland, L ERA: 5.00	1.0		3	0	0	0	1	0	0	0	0	0	0	5	5	0.00	0.000				

Batter	1	2	3	4	5	6	7	8	9	AB	R	H	RBI	BB	SO	LOB	TOP																			
Alan Wiggins, S OBP: 0.335, SLG: 0.308 Rex Hudler, R (9, 4)										5	0	1	0	0	2	0	<p>Baltimore Orioles @ New York Yankees Yankee Stadium, Bronx, NY Fri Jun 06 1986, 7:05 PM EDT Att: 36,511 - Unknown</p> <p>livebaseballscores.com</p> <p>AB 35 R 5 H 11 RBI 5 BB 2 SO 5 LOB 12</p>																			
Lee Lacy, R OBP: 0.310, SLG: 0.368 (1, 9)										4	1	0	0	1	0	1																				
Cal Ripken Jr., R OBP: 0.358, SLG: 0.441 (1, 6)										4	1	3	1	0	0	0																				
Eddie Murray, S OBP: 0.382, SLG: 0.443 (1, 3)										3	0	0	1	0	0	1																				
Mike Young, S OBP: 0.396, SLG: 0.403 (1, 7)										3	1	2	0	1	0	0																				
Juan Beniquez, R OBP: 0.371, SLG: 0.363 Larry Sheets, L OBP: 0.377, SLG: 0.602 Juan Bonilla, R OBP: 0.379, SLG: 0.431 (8, PH)										3	0	1	0	0	0	3																				
Floyd Rayford, R OBP: 0.187, SLG: 0.198 (1, 5)										4	1	2	0	0	0	2																				
John Shelby, S OBP: 0.232, SLG: 0.355 (1, 8)										4	1	1	3	0	2	3																				
Rick Dempsey, R OBP: 0.287, SLG: 0.383 (1, 2)										4	0	0	0	0	1	2																				
Inning Stats	R: 1 E: 0 K: 1 S: 6	H: 1 LOB: 0 BB: 0 P: 6	R: 2 E: 0 K: 0 S: 5	H: 3 LOB: 3 BB: 0 P: 5	R: 1 E: 0 K: 1 S: 7	H: 2 LOB: 2 BB: 1 P: 11	R: 0 E: 0 K: 1 S: 5	H: 0 LOB: 0 BB: 0 P: 5	R: 0 E: 0 K: 0 S: 4	H: 2 LOB: 1 BB: 0 P: 4	R: 0 E: 0 K: 0 S: 3	H: 0 LOB: 0 BB: 0 P: 3	R: 1 E: 0 K: 0 S: 4	H: 1 LOB: 2 BB: 1 P: 8	R: 0 E: 0 K: 1 S: 5	H: 0 LOB: 0 BB: 0 P: 5		1B: 7 2B: 2 3B: 0 HR: 2	SF: 1 SAC: 0 DP: 0 HBP: 0	WP: 0 PB: 0 SB: 1 CS: 0	PA: 38															
PITCHER	IP WLS BF H R ER SO BB IBB HBP BLK WP HR S P ERA WHIP																																			
Ron Guidry, L ERA: 3.68 Bob Tewksbury, R ERA: 4.15 Bob Shirley, L ERA: 4.22 Doug Drabek, R ERA: 1.5	(1, 1)	5.1	L	25	10	4	4	3	1	0	0	0	0	0	0	2	30	34	6.75	2.062																

Batter	1	2	3	4	5	6	7	8	9	AB	R	H	RBI	BB	SO	LOB	BOTTOM																				
Rickey Henderson, R OBP: 0.354, SLG: 0.472 (1, 8)										3	1	0	0	1	0	3	<p>Baltimore Orioles @ New York Yankees Yankee Stadium, Bronx, NY Fri Jun 06 1986, 7:05 PM EDT Att: 36,511 - Unknown</p> <p>livebaseballscores.com</p> <p>AB 30 R 2 H 7 RBI 2 BB 4 SO 5 LOB 16</p>																				
Don Mattingly, L OBP: 0.376, SLG: 0.491 (1, 3)										3	0	1	0	1	0	1																					
Dave Winfield, R OBP: 0.354, SLG: 0.487 (1, 9)										3	0	1	1	0	1	3																					
Gary Roenicke, R OBP: 0.471, SLG: 0.462 Ken Griffey, L OBP: 0.324, SLG: 0.418 (8, PH)										3	0	0	0	0	0	1																					
Dale Berra, R OBP: 0.372, SLG: 0.447 Mike Easter, L OBP: 0.363, SLG: 0.487 (8, PH)										2	1	1	1	1	1	0																					
Willie Randolph, R OBP: 0.432, SLG: 0.353 (1, 4)										3	0	0	0	1	0	2																					
Butch Wynegar, S OBP: 0.302, SLG: 0.336 (1, 2)										4	0	1	0	0	0	1																					
Mike Pagliarulo, L OBP: 0.333, SLG: 0.513 (1, 5)										4	0	2	0	0	2	1																					
Mike Fischlin, R OBP: 0.364, SLG: 0.429 Dan Pasqua, L OBP: 0.426, SLG: 0.568 (8, PH)										2	0	1	0	0	0	1																					
Inning Stats	R: 1 E: 0 K: 0 S: 4	H: 1 LOB: 2 BB: 2 P: 12	R: 0 E: 0 K: 1 S: 7	H: 2 LOB: 3 BB: 1 P: 11	R: 0 E: 0 K: 1 S: 5	H: 0 LOB: 0 BB: 0 P: 5	R: 0 E: 0 K: 0 S: 3	H: 1 LOB: 0 BB: 0 P: 3	R: 0 E: 0 K: 0 S: 3	H: 0 LOB: 0 BB: 0 P: 3	R: 1 E: 0 K: 0 S: 4	H: 1 LOB: 1 BB: 0 P: 4	R: 0 E: 1 K: 1 S: 6	H: 1 LOB: 1 BB: 0 P: 6	R: 0 E: 0 K: 0 S: 3	H: 1 LOB: 0 BB: 0 P: 3		R: 0 E: 0 K: 2 S: 7	H: 0 LOB: 1 BB: 1 P: 11	1B: 5 2B: 1 3B: 0 HR: 1	SF: 1 SAC: 1 DP: 2 HBP: 0	WP: 1 PB: 0 SB: 0 CS: 0	PA: 36														
PITCHER	IP WLS BF H R ER SO BB IBB HBP BLK WP HR S P ERA WHIP																																				
Scott McGregor, L ERA: 4.54 Don Aase, R ERA: 0.96	(1, 1)	7.0	W	29	6	2	2	3	3	0	0	0	0	0	0	1	1	32	44	2.57	1.286																

Batter	1	2	3	4	5	6	7	8	9	AB	R	H	RBI	BB	SO	LOB	TOP										
Alan Wiggins, S (1,4) Rex Hudler, R (9,4)										5	1	1	0	0	0	2											
Lee Lacy, R (1,9) OBP: 0.309, SLG: 0.365										4	1	1	0	0	0	3											
Fred Lynn, L (1,8) Juan Beniquez, R (9,7) OBP: 0.400, SLG: 0.516 OBP: 0.371, SLG: 0.363										4	1	1	4	0	1	3											
Eddie Murray, S (1,3) OBP: 0.376, SLG: 0.433										4	0	0	0	0	2	2											
Cal Ripken Jr., R (1,6) OBP: 0.356, SLG: 0.437										4	1	1	0	0	0	0											
Mike Young, S (1,10) OBP: 0.399, SLG: 0.401										3	1	1	0	1	1	0											
John Shelby, S (1,7) OBP: 0.233, SLG: 0.376 (9,8)										4	1	1	2	0	0	1											
Rick Dempsey, R (1,2) OBP: 0.279, SLG: 0.371										4	0	0	0	0	1	1											
Floyd Rayford, R (1,5) OBP: 0.200, SLG: 0.211										4	1	2	0	0	0	0											
Inning Stats	R: 1 E: 0 K: 0 S: 4	H: 1 LOB: 0 BB: 0 P: 4	R: 0 E: 0 K: 0 S: 3	H: 0 LOB: 0 BB: 0 P: 3	R: 3 E: 1 K: 0 S: 6	H: 2 LOB: 0 BB: 0 P: 6	R: 2 E: 0 K: 0 S: 4	H: 1 LOB: 0 BB: 1 P: 8	R: 0 E: 1 K: 0 S: 3	H: 0 LOB: 0 BB: 0 P: 3	R: 1 E: 0 K: 1 S: 7	H: 2 LOB: 1 BB: 0 P: 7	R: 0 E: 0 K: 2 S: 9	H: 2 LOB: 2 BB: 0 P: 9	R: 0 E: 0 K: 1 S: 5	H: 0 LOB: 0 BB: 0 P: 5	R: 0 E: 0 K: 1 S: 5	H: 0 LOB: 0 BB: 0 P: 5	1B: 6 2B: 0 3B: 0 HR: 2	SF: 0 SAC: 0 DP: 1 HBP: 0	WP: 0 PB: 1 CS: 1	PA: 37					
PITCHER	IP	WLS	BF	H	R	ER	SO	BB	IBB	HBP	BLK	WP	HR	S	P	ERA	WHIP										
Tommy John, L (1,1) ERA: 2.88	4.0	L	18	4	6	3	0	1	0	0	0	0	2	13	21	6.75	1.250										
Bob Tewksbury, R (5,1) ERA: 3.96	2.1		11	4	1	0	1	0	0	0	0	0	0	6	6	0.00	1.714										
Al Holland, L (7,1) ERA: 4.76	0.2		2	0	0	0	2	0	0	0	0	0	0	6	6	0.00	0.000										
Bob Shirley, L (8,1) ERA: 4.12	1.0		3	0	0	0	1	0	0	0	0	0	0	5	5	0.00	0.000										
Dave Righetti, L (9,1) ERA: 5.19	1.0		3	0	0	0	1	0	0	0	0	0	0	5	5	0.00	0.000										

Baltimore Orioles @ New York Yankees
Yankee Stadium, Bronx, NY
Sat Jun 07 1986, 3:33 AM EDT
Att: 26,868 - Unknown

AB 36
R 7
H 8
RBI 6
BB 1
SO 5
LOB 12



Batter	1	2	3	4	5	6	7	8	9	AB	R	H	RBI	BB	SO	LOB	BOTTOM										
Rickey Henderson, R (1,8) OBP: 0.352, SLG: 0.473										4	0	1	0	0	1	2											
Don Mattingly, L (1,3) OBP: 0.380, SLG: 0.504										4	1	2	2	0	0	1											
Dave Winfield, R (1,9) OBP: 0.352, SLG: 0.479										3	0	0	0	1	1	2											
Mike Easter, L (1,10) OBP: 0.360, SLG: 0.481										4	1	1	0	0	0	1											
Ron Hassey, L (1,2) OBP: 0.346, SLG: 0.352										3	0	0	0	1	1	1											
Dan Pasqua, L (1,7) OBP: 0.431, SLG: 0.563										4	1	2	0	0	0	1											
Mike Pagliarulo, L (1,5) OBP: 0.332, SLG: 0.524										4	1	1	3	0	0	1											
Willie Randolph, R (1,4) OBP: 0.429, SLG: 0.351										4	1	1	0	0	2	0											
Bobby Meacham, S (1,6) Ken Griffey, L (9,PH) OBP: 0.306, SLG: 0.284 OBP: 0.322, SLG: 0.415										3	0	1	0	0	1	1											
Inning Stats	R: 0 E: 0 K: 0 S: 3	H: 1 LOB: 1 BB: 1 P: 7	R: 0 E: 0 K: 0 S: 2	H: 0 LOB: 0 BB: 1 P: 6	R: 0 E: 0 K: 1 S: 5	H: 0 LOB: 0 BB: 0 P: 5	R: 0 E: 0 K: 0 S: 3	H: 0 LOB: 0 BB: 0 P: 3	R: 0 E: 0 K: 2 S: 9	H: 2 LOB: 2 BB: 0 P: 9	R: 0 E: 0 K: 0 S: 4	H: 1 LOB: 1 BB: 0 P: 4	R: 2 E: 0 K: 1 S: 7	H: 2 LOB: 0 BB: 0 P: 7	R: 3 E: 0 K: 3 S: 12	H: 3 LOB: 0 BB: 0 P: 12	1B: 6 2B: 2 3B: 0 HR: 2	SF: 0 SAC: 0 DP: 2 HBP: 0	WP: 0 PB: 0 CS: 0	PA: 36							
PITCHER	IP	WLS	BF	H	R	ER	SO	BB	IBB	HBP	BLK	WP	HR	S	P	ERA	WHIP										
Mike Boddicker, R (1,1) ERA: 3.52	8.1	W	34	9	5	5	5	2	0	0	0	0	2	42	50	5.40	1.320										
Don Aase, R (9,1) ERA: 0.94	0.2	S	2	0	0	0	2	0	0	0	0	0	0	6	6	0.00	0.000										

Baltimore Orioles @ New York Yankees
Yankee Stadium, Bronx, NY
Sat Jun 07 1986, 3:33 AM EDT
Att: 26,868 - Unknown

AB 34
R 5
H 9
RBI 5
BB 2
SO 7
LOB 10



Batter	1	2	3	4	5	6	7	8	9	AB	R	H	RBI	BB	SO	LOB	TOP									
John Shelby, S OBP: 0.250, SLG: 0.397 (1, 7) 	3-1 	4-0 		0-0 	0-0 		0-0 	0-0 	0-0 	6	2	3	3	1	0	3										
Lee Lacy, R OBP: 0.320, SLG: 0.424 (1, 9) 	0-0 	0-0 		0-0 		0-0 	0-0 	0-0 		6	4	4	6	0	0	3										
Fred Lynn, L OBP: 0.405, SLG: 0.512 Rick Dempsey, R OBP: 0.284, SLG: 0.376 (7, PR) (7, 2) 	0-0 		0-0 	0-3 	0-3 	0-0 	0-0 	0-0 	0-0 	3	2	1	0	2	2	0										
Eddie Murray, S OBP: 0.374, SLG: 0.427 (1, 3) 	0-0 		0-0 	4-0 		0-0 	0-0 	0-0 		5	1	1	0	1	0	4										
Cal Ripken Jr., R OBP: 0.360, SLG: 0.436 (1, 6) 	0-0 		4-0 	0-0 		0-0 	0-0 		0-0 	5	1	2	0	1	0	5										
Larry Sheets, L OBP: 0.392, SLG: 0.628 (1, 10) 	0-0 		0-3 	0-0 	0-0 		0-0 		0-0 	5	2	3	4	1	1	4										
Tom O'Malley, L OBP: 0.500, SLG: 0.583 (1, 5) 	0-0 		0-0 		0-0 		0-0 		0-0 	5	1	3	2	0	0	3										
Juan Bonilla, R OBP: 0.377, SLG: 0.417 Jim Dwyer, L OBP: 0.352, SLG: 0.612 Alan Wiggins, S OBP: 0.338, SLG: 0.313 (7, PR) (7, 4) 	0-0 		0-0 	4-0 		0-0 	0-0 	0-0 	0-0 	2	0	0	0	1	0	4										
Floyd Rayford, R OBP: 0.194, SLG: 0.204 Mike Young, S OBP: 0.403, SLG: 0.407 (7, PH) (7, 7) 		0-3 		0-0 	0-0 	0-0 	0-0 	0-0 	0-0 	3	0	0	0	0	1	2										
Inning Stats	R: 3 E: 0 K: 0 S: 8	H: 5 LOB: 2 BB: 0 P: 8	R: 0 E: 0 K: 1 S: 4	H: 0 LOB: 0 BB: 1 P: 8	R: 1 E: 0 K: 1 S: 6	H: 1 LOB: 2 BB: 2 P: 14	R: 2 E: 0 K: 1 S: 7	H: 3 LOB: 1 BB: 1 P: 11	R: 0 E: 0 K: 0 S: 4	H: 1 LOB: 2 BB: 1 P: 8	R: 1 E: 0 K: 1 S: 6	H: 1 LOB: 0 BB: 0 P: 6	R: 7 E: 1 K: 0 S: 8	H: 4 LOB: 3 BB: 3 P: 20	R: 2 E: 0 K: 0 S: 6	H: 4 LOB: 1 BB: 0 P: 6	R: 2 E: 0 K: 0 S: 6	H: 3 LOB: 1 BB: 0 P: 6	1B: 16 2B: 2 3B: 0 HR: 4	SF: 0 SAC: 1 DP: 1 HBP: 0	WP: 0 PB: 0 SB: 0 CS: 2	PA: 56				
PITCHER	IP	WLS	BF	H	R	ER	SO	BB	IBB	HBP	BLK	WP	HR	S	P	ERA	WHIP									
Ed Whitson, R ERA: 6.58	0.2	L	7	5	3	3	3	0	0	0	0	0	1	7	7	40.50	7.500									
Bob Shirley, L ERA: 4.37	3.2		19	5	3	3	3	5	0	0	0	0	1	20	40	7.36	2.727									
Doug Drabek, R ERA: 9.39	1.2		12	5	7	7	1	2	0	0	0	0	1	12	20	37.80	4.200									
Al Holland, L ERA: 4.76	0.0		1	0	0	0	0	1	0	0	0	0	0	0	4	∞	∞									
Tommy John, L ERA: 5.62	3.0		16	7	5	4	0	0	0	0	0	0	1	16	16	12.00	2.333									

Baltimore Orioles @ New York Yankees
Yankee Stadium, Bronx, NY
Sun Jun 08 1986, 3:33 AM EDT
Att: 52,021 - Unknown

AB	46
R	18
H	22
RBI	17
BB	8
SO	4
LOB	29



Batter	1	2	3	4	5	6	7	8	9	AB	R	H	RBI	BB	SO	LOB	BOTTOM									
Rickey Henderson, R OBP: 0.352, SLG: 0.474 (1, 8) 	0-3 		0-0 		0-0 	0-0 	0-0 		0-0 	6	2	2	2	0	1	2										
Don Mattingly, L OBP: 0.375, SLG: 0.500 (1, 3) 	0-0 		0-0 		0-0 	0-0 		0-0 	0-0 	6	1	1	0	0	0	4										
Dave Winfield, R OBP: 0.364, SLG: 0.497 (1, 9) 	0-3 		0-0 		4-0 	4-0 		0-0 	4-0 	3	1	2	1	3	1	0										
Mike Easter, L OBP: 0.360, SLG: 0.475 Gary Roenicke, R OBP: 0.465, SLG: 0.444 (6, PH) (7, 4) 	0-0 		0-0 		0-0 	4-0 		0-3 	0-0 	2	0	0	0	1	0	2										
Dan Pasqua, L OBP: 0.444, SLG: 0.558 (1, 7) 		0-0 	0-0 			0-0 		0-0 		4	1	2	2	1	0	2										
Mike Pagliaro, L OBP: 0.333, SLG: 0.536 (1, 5) 	0-0 			4-0 		0-0 		0-0 		4	1	1	2	1	1	4										
Ron Hassey, L OBP: 0.349, SLG: 0.359 (1, 2) 		0-0 		0-0 		4-0 	0-0 	0-0 		4	0	1	0	1	0	2										
Willie Randolph, R OBP: 0.432, SLG: 0.357 (1, 4) 	0-0 			0-0 		0-0 	0-0 		0-0 	5	2	3	0	0	0	2										
Mike Fischlin, R OBP: 0.370, SLG: 0.423 (1, 6) 			0-0 	0-0 		0-0 	0-0 		0-0 	5	1	2	0	0	0	2										
Inning Stats	R: 0 E: 0 K: 2 S: 8	H: 0 LOB: 1 BB: 0 P: 8	R: 0 E: 0 K: 0 S: 4	H: 1 LOB: 1 BB: 0 P: 4	R: 1 E: 0 K: 0 S: 5	H: 2 LOB: 2 BB: 1 P: 9	R: 0 E: 0 K: 0 S: 3	H: 1 LOB: 1 BB: 1 P: 7	R: 0 E: 0 K: 0 S: 3	H: 0 LOB: 1 BB: 1 P: 7	R: 5 E: 0 K: 1 S: 9	H: 4 LOB: 3 BB: 4 P: 25	R: 0 E: 0 K: 0 S: 4	H: 1 LOB: 1 BB: 0 P: 4	R: 2 E: 0 K: 1 S: 8	H: 3 LOB: 1 BB: 0 P: 8	R: 1 E: 0 K: 0 S: 5	H: 2 LOB: 2 BB: 1 P: 9	1B: 8 2B: 4 3B: 1 HR: 1	SF: 0 SAC: 0 DP: 1 HBP: 0	WP: 2 PB: 0 SB: 1 CS: 0	PA: 49				
PITCHER	IP	WLS	BF	H	R	ER	SO	BB	IBB	HBP	BLK	WP	HR	S	P	ERA	WHIP									
Ken Dixon, R ERA: 4.48	5.0	W	25	6	4	4	2	4	0	0	0	0	0	3	3	0.00	6.000									
Rich Bordi, R ERA: 3.09	0.1		3	2	0	0	0	0	0	0	0	0	0	3	3	0.00	6.000									
Brad Havens, L ERA: 5.84	0.1		4	0	2	2	0	3	0	0	0	0	0	1	13	54.00	9.000									
Tippy Martinez, L ERA: 9.82	3.1	S	17	6	3	3	2	1	0	0	0	0	0	20	24	8.10	2.100									

Baltimore Orioles @ New York Yankees
Yankee Stadium, Bronx, NY
Sun Jun 08 1986, 3:33 AM EDT
Att: 52,021 - Unknown

AB	41
R	9
H	14
RBI	8
BB	8
SO	4
LOB	23



Batter	1	2	3	4	5	6	7	8	9	10	11	AB	R	H	RBI	BB	SO	LOB	TOP							
Rickey Henderson, R OBP: 0.347, SLG: 0.464 (1, 8)	F9	F9		G4-3			F9	CS 1B BB			F8	5	0	0	0	1	0	2								
Don Mattingly, L OBP: 0.362, SLG: 0.528 (1, 3)	HR		HR		F7		FC6-4 BB	1B 1-2 2-H 3-H			F9	5	2	3	4	1	0	0								
Dave Winfield, R OBP: 0.380, SLG: 0.485 (1, 9)	K		6-3		6-3		FC6-4 1B	F7			BB 1B	5	2	0	0	1	1	3								
Mike Easter, L OBP: 0.359, SLG: 0.470 (1, 10)	F7		4-3		F6		1B				BB 1B	6	1	2	0	0	1	0								
Ken Griffey, L OBP: 0.307, SLG: 0.442 (1, 7)		HR	1B BB			F8		1B			1B BB	3	1	2	2	1	0	0								
Dan Pasqua, L OBP: 0.463, SLG: 0.558 (9, PR)								1-2 2-H 3-H			1B BB	0	0	0	0	1	0	0								
Ron Hassey, L OBP: 0.360, SLG: 0.402 (1, 2)		HR					1B				1-2 2-3	1	0	1	2	0	0	0								
Butch Wynegar, S OBP: 0.307, SLG: 0.343 (11, PH)		HR	1-3 1B				1B				1-3 2-3 3-H	5	1	3	1	0	0	3								
Mike Pagliarulo, L OBP: 0.333, SLG: 0.529 (1, 5)	F5		K				1B				F9-3	1	0	1	2	0	0	0								
Willie Randolph, R OBP: 0.429, SLG: 0.351 (1, 4)					F9		K				F9	3	0	0	0	1	1	2								
Mike Fischlin, R OBP: 0.433, SLG: 0.433 (1, 6)											1-3 2-3 3-H	4	1	2	0	0	2	3								
Gary Roenicke, R OBP: 0.458, SLG: 0.436 (10, PH)	K						K				K	1	0	0	0	0	1	0								
Bobby Meacham, S OBP: 0.355, SLG: 0.284 (10, 6)					G4-3 1B			2-3 1B			K	0	0	0	0	0	0	0								
Inning Stats	R: 1 E: 0 K: 1 S: 6	H: 1 LOB: 0 BB: 0 P: 6	R: 2 E: 0 K: 1 S: 7	H: 2 LOB: 1 BB: 1 P: 11	R: 1 E: 0 K: 1 S: 7	H: 2 LOB: 2 BB: 1 P: 11	R: 0 E: 0 K: 0 S: 3	H: 1 LOB: 0 BB: 0 P: 3	R: 0 E: 0 K: 0 S: 9	H: 2 LOB: 2 BB: 0 P: 9	R: 1 E: 0 K: 0 S: 5	H: 2 LOB: 2 BB: 1 P: 9	R: 2 E: 0 K: 0 S: 5	H: 3 LOB: 1 BB: 1 P: 9	R: 0 E: 0 K: 1 S: 4	H: 0 LOB: 1 BB: 0 P: 5	R: 0 E: 0 K: 1 S: 5	H: 0 LOB: 0 BB: 0 P: 5	R: 0 E: 0 K: 0 S: 5	H: 0 LOB: 2 BB: 0 P: 13	1B: 11 2B: 1 3B: 0 HR: 4	SF: 0 SAC: 1 DP: 2 HBP: 1	WP: 0 PB: 0 SB: 1 CS: 1	PA: 52		
PITCHER	IP 7.1	WLS 2.2	BF 8	H 1	R 0	ER 0	SO 2	BB 0	IBB 0	HBP 1	BLK 0	WP 0	HR 0	S 43	P 59	ERA 0.00	WHIP 0.375									
Jack Morris, R ERA: 4.98 (1, 1)	1.0	L	7	2	2	2	0	2	0	0	0	0	0	0	5	13	18.00	4.000								
Willie Hernandez, L ERA: 2.9 (8, 1)																										
Bill Scherrer, L ERA: 6.48 (11, 1)																										

New York Yankees @ Detroit Tigers
Tiger Stadium, Detroit, MI
Mon Jun 09 1986, 7:05 PM EDT
Att: 29,265 - Unknown

AB 44
R 9
H 15
RBI 9
BB 6
SO 7
LOB 17



Batter	1	2	3	4	5	6	7	8	9	10	11	AB	R	H	RBI	BB	SO	LOB	BOTTOM							
Lou Whitaker, L OBP: 0.336, SLG: 0.455 (1, 4)	F8	FC4-6			FC4-6		HBP 1B BB				BB 1B	4	1	1	0	2	0	2								
Alan Trammell, R OBP: 0.292, SLG: 0.383 (1, 6)	E5 BB 1B				F9		HBP 1B				1B SF8 BB	5	2	1	2	1	1	3								
Kirk Gibson, L OBP: 0.425, SLG: 0.468 (1, 9)				4-3			F2				1B SF8 BB	4	1	1	2	1	0	2								
Lance Parrish, R OBP: 0.333, SLG: 0.479 (1, 2)	K			F7			F8				SF8	4	0	0	1	1	1	5								
Damell Coles, R OBP: 0.350, SLG: 0.521 (1, 5)				F9			F8				S 1B BB	5	0	2	2	1	1	0								
Larry Hemdon, R OBP: 0.277, SLG: 0.370 (1, 7)	F8						1-3				F9-3-6 BB	5	0	0	0	0	1	3								
Johnny Grubb, L OBP: 0.407, SLG: 0.458 (11, PH)					F9						F9-3-6	0	0	0	0	0	0	0								
Chet Lemon, R OBP: 0.357, SLG: 0.454 (11, PH)							1-3				F9-3-6	1	0	0	0	0	0	2								
Dave Engle, R OBP: 0.370, SLG: 0.318 (1, 3)					K		F7				1-3	4	0	0	0	2	1	3								
Tom Brookens, R OBP: 0.366, SLG: 0.375 (1, 10)											FC4-6 BB	3	1	1	0	1	0	2								
Darrell Evans, L OBP: 0.315, SLG: 0.411 (10, PH)	F3				FC4-6 1B		BB 1B BB				F3	0	0	0	0	1	0	0								
Pat Sheridan, L OBP: 0.294, SLG: 0.313 (1, 8)											SH1-4 BB	3	1	1	0	0	1	2								
Dave Collins, S OBP: 0.383, SLG: 0.362 (10, 8)	K				F8		1-2 1B 1B				BB 1B 1B	1	1	1	1	0	0	0								
Inning Stats	R: 2 E: 1 K: 1 S: 7	H: 1 LOB: 1 BB: 1 P: 11	R: 0 E: 0 K: 1 S: 5	H: 0 LOB: 1 BB: 1 P: 9	R: 0 E: 0 K: 1 S: 5	H: 0 LOB: 0 BB: 0 P: 5	R: 0 E: 0 K: 1 S: 5	H: 0 LOB: 0 BB: 0 P: 5	R: 0 E: 0 K: 0 S: 4	H: 0 LOB: 1 BB: 1 P: 4	R: 0 E: 0 K: 0 S: 3	H: 2 LOB: 3 BB: 2 P: 14	R: 0 E: 0 K: 1 S: 5	H: 0 LOB: 1 BB: 1 P: 9	R: 3 E: 0 K: 1 S: 8	H: 3 LOB: 2 BB: 2 P: 16	R: 0 E: 0 K: 0 S: 3	H: 0 LOB: 2 BB: 2 P: 11	R: 0 E: 0 K: 0 S: 3	H: 1 LOB: 1 BB: 1 P: 7	1B: 8 2B: 1 3B: 0 HR: 0	SF: 1 SAC: 1 DP: 1 HBP: 1	WP: 0 PB: 0 SB: 4 CS: 0	PA: 52		
PITCHER	IP 6.2	WLS 2.1	BF 15	H 3	R 4	ER 3	SO 2	BB 4	IBB 0	HBP 1	BLK 0	WP 0	HR 0	S 32	P 48	ERA 2.70	WHIP 1.050									
Dennis Rasmussen, L ERA: 3.89 (7, 1)	1.0	W	7	1	0	0	0	2	1	0	0	0	0	4	16	0.00	3.000									
Dave Righetti, L ERA: 3.78 (10, 1)	1.0	S	2	0	0	0	0	0	0	0	0	0	0	2	2	0.00	0.000									
Ed Whitson, R ERA: 6.33 (11, 1)																										
Bob Shirley, L ERA: 4.28 (11, 1)																										

New York Yankees @ Detroit Tigers
Tiger Stadium, Detroit, MI
Mon Jun 09 1986, 7:05 PM EDT
Att: 29,265 - Unknown

AB 39
R 7
H 8
RBI 7
BB 10
SO 6
LOB 24



Batter	1	2	3	4	5	6	7	8	9	AB	R	H	RBI	BB	SO	LOB	TOP		
Rickey Henderson, R OBP: 0.341, SLG: 0.454	F8		L6-4		F7	F4-6			6-3	5	0	0	0	0	0	4			
Don Mattingly, L OBP: 0.390, SLG: 0.544	G4-3 1B			HR	1B 2B		F8		IBB	4	2	3	1	1	0	0			
Dave Winfield, R OBP: 0.360, SLG: 0.480	G4-3			2B BB	2B E 1B		F7		K	4	2	1	0	1	1	3			
Mike Easter, L OBP: 0.362, SLG: 0.483		K		1H 2B	2B		K			4	1	2	2	0	2	0			
Ken Griffey, L OBP: 0.335, SLG: 0.437	F8			2B 4-3 1B	FC6 BB			4-3		4	1	1	0	0	0	1			
Ron Hassey, L OBP: 0.364, SLG: 0.410	F6			3H 4-3 2B	2-3 3H 4-0			4-3		3	0	1	0	1	0	0			
Mike Pagliarulo, L OBP: 0.332, SLG: 0.528			L6-4 2B	4-3	G4-6-3			K		4	0	1	1	0	1	4			
Willie Randolph, R OBP: 0.434, SLG: 0.358				5-3		F4-6 2B			SH1-4 HBP	2	0	1	0	1	0	1			
Mike Fischlin, R OBP: 0.353, SLG: 0.394			F2	6-3		K2-3			SH1-4	3	0	0	0	0	1	4			
Inning Stats	R: 0 E: 0 K: 0 S: 3	H: 1 LOB: 0 BB: 0 P: 3	R: 0 E: 0 K: 1 S: 5	H: 0 LOB: 0 BB: 0 P: 5	R: 0 E: 0 K: 0 S: 3	H: 1 LOB: 1 BB: 1 P: 7	R: 4 E: 0 K: 0 S: 7	H: 4 LOB: 1 BB: 1 P: 11	R: 2 E: 1 K: 0 S: 6	H: 3 LOB: 2 BB: 1 P: 10	R: 0 E: 0 K: 1 S: 5	H: 0 LOB: 0 BB: 0 P: 5	R: 0 E: 0 K: 1 S: 5	H: 0 LOB: 0 BB: 0 P: 5	R: 0 E: 0 K: 1 S: 5	H: 0 LOB: 2 BB: 1 P: 10	1B: 4 2B: 7 3B: 0 HR: 1	SF: 0 SAC: 1 DP: 4 HBP: 1	WP: 1 PA: 39 PB: 0 SB: 0 CS: 0
PITCHER	IP WLS BF H R ER SO	IP WLS BF H R ER SO	IP WLS BF H R ER SO	IP WLS BF H R ER SO	IP WLS BF H R ER SO	IP WLS BF H R ER SO	IP WLS BF H R ER SO	IP WLS BF H R ER SO	IP WLS BF H R ER SO	IP WLS BF H R ER SO	IP WLS BF H R ER SO	IP WLS BF H R ER SO	IP WLS BF H R ER SO	IP WLS BF H R ER SO	IP WLS BF H R ER SO	IP WLS BF H R ER SO	ERA WHIP	ERA WHIP	
Walt Terrell, R ERA: 5.07	4.1 L 22 9 6 5 1																	10.38 2.538	
Chuck Cary, L ERA: 3.45	3.2	12	1	0	0	3	1	0	0	0	0	0	0	17	21			0.00 0.545	
Randy O'Neal, R ERA: 5.61	1.0	5	0	0	0	1	0	1	1	0	0	0	0	5	10			0.00 0.000	

New York Yankees @ Detroit Tigers
Tiger Stadium, Detroit, MI
Tue Jun 10 1986, 7:05 PM EDT
Att: 26,141 - Unknown

AB	33
R	6
H	10
RBI	4
BB	4
SO	5
LOB	17





Batter	1	2	3	4	5	6	7	8	9	AB	R	H	RBI	BB	SO	LOB	BOTTOM		
Lou Whitaker, L OBP: 0.342, SLG: 0.453	F7		4-3 BB		4-3		BB BB BB		BB PB G3 1B	3	1	1	0	2	0	0			
Dave Collins, S OBP: 0.376, SLG: 0.357	G3 1B		4-3		4-3		F8		K	5	0	1	0	0	1	4			
Kirk Gibson, L OBP: 0.435, SLG: 0.453	9-3				F8		BB BB		G3 BB 1-2 2-3	2	0	0	0	3	0	1			
Lance Parrish, R OBP: 0.339, SLG: 0.482		L7	F7			F8 2B	1-2 2-3 BB		G3 BB	3	0	1	1	2	0	2			
Darrell Evans, L OBP: 0.312, SLG: 0.406		6-3		FC6-4 BB 1B		F8	K		G3	5	0	1	1	0	1	6			
Darnell Coles, R OBP: 0.347, SLG: 0.513				K		F4			4-3	5	0	1	0	0	1	4			
Dave Bergman, L OBP: 0.392, SLG: 0.333		F8		FC6-4 BB		FC6-4 BB			F6	2	0	0	0	2	0	1			
Alan Trammell, R OBP: 0.286, SLG: 0.375			F3	FC6-4		FC6-4			F8	4	0	0	0	0	4				
Pat Sheridan, L OBP: 0.243, SLG: 0.350				HR	4-3		K		PB BB 1B	4	2	2	1	0	1	2			
Inning Stats	R: 0 E: 0 K: 0 S: 3	H: 1 LOB: 0 BB: 0 P: 3	R: 0 E: 0 K: 0 S: 4	H: 1 LOB: 1 BB: 0 P: 4	R: 1 E: 0 K: 0 S: 4	H: 1 LOB: 2 BB: 2 P: 12	R: 0 E: 0 K: 1 S: 6	H: 1 LOB: 2 BB: 1 P: 10	R: 0 E: 0 K: 0 S: 3	H: 0 LOB: 0 BB: 0 P: 3	R: 0 E: 0 K: 2 S: 4	H: 0 LOB: 3 BB: 3 P: 19	R: 0 E: 0 K: 0 S: 3	H: 0 LOB: 0 BB: 0 P: 3	R: 2 E: 0 K: 1 S: 7	H: 2 LOB: 2 BB: 2 P: 15	1B: 5 2B: 2 3B: 0 HR: 1	SF: 0 SAC: 0 DP: 1 HBP: 0	WP: 0 PA: 42 PB: 1 SB: 0 CS: 0
PITCHER	IP WLS BF H R ER SO	IP WLS BF H R ER SO	IP WLS BF H R ER SO	IP WLS BF H R ER SO	IP WLS BF H R ER SO	IP WLS BF H R ER SO	IP WLS BF H R ER SO	IP WLS BF H R ER SO	IP WLS BF H R ER SO	IP WLS BF H R ER SO	IP WLS BF H R ER SO	IP WLS BF H R ER SO	IP WLS BF H R ER SO	IP WLS BF H R ER SO	IP WLS BF H R ER SO	IP WLS BF H R ER SO	ERA WHIP	ERA WHIP	
Joe Niekro, R ERA: 3.06	6.2	30	5	1	1	2	6	0	0	0	0	0	0	0	4			1.35 1.650	
Doug Drabek, R ERA: 9.39	0.0	1	0	0	0	0	1	0	0	0	0	0	0	0	0			∞ ∞	
Bob Shirley, L ERA: 4.25	0.1	1	0	0	0	1	0	0	0	0	0	0	0	3	3			0.00 0.000	
Brian Fisher, R ERA: 5.7	1.1	8	2	2	2	1	2	0	0	0	0	0	0	8	16			13.50 3.000	
Dave Righetti, L ERA: 3.71	0.2	S	2	0	0	0	0	0	0	0	0	0	0	2	2			0.00 0.000	

New York Yankees @ Detroit Tigers
Tiger Stadium, Detroit, MI
Tue Jun 10 1986, 7:05 PM EDT
Att: 26,141 - Unknown

AB	33
R	3
H	7
RBI	3
BB	9
SO	4
LOB	24




Batter	1	2	3	4	5	6	7	8	9	AB	R	H	RBI	BB	SO	LOB	TOP																			
Willie Randolph, R (1, 4) OBP: 0.431, SLG: 0.356	5-3			FC5 2B	G5-4-3		5-3			4	1	1	0	0	0	3	New York Yankees @ Detroit Tigers Tiger Stadium, Detroit, MI Wed Jun 11 1986, 7:05 PM EDT Att: 26,256 - Unknown																			
Don Mattingly, L (1, 3) OBP: 0.384, SLG: 0.535	F8			F7		F8	3-1			4	0	0	0	0	0	2																				
Rickey Henderson, R (1, 8) OBP: 0.343, SLG: 0.456	K			FC5 1-3		HR BB		F7		3	1	1	0	1	1	0																				
Dave Winfield, R (1, 9) OBP: 0.363, SLG: 0.493		F8		FC5 IBB		HR 1-H		5-3		3	1	1	2	1	0	0																				
Gary Roenicke, R (1, 7) OBP: 0.434, SLG: 0.407	F3			FC5		K		6-3		4	0	0	1	0	1	2																				
Dale Berra, R (1, 10) OBP: 0.383, SLG: 0.439	L7			1-2 2-3 3-H	F6					3	0	1	0	0	0	2																				
Butch Wynegar, S (1, 2) OBP: 0.305, SLG: 0.339			6-3			1B		G5-4-3 HBP		4	0	1	0	0	1	2																				
Mike Pagliarulo, L (1, 5) OBP: 0.340, SLG: 0.538			K			1B				4	0	3	0	0	1	0																				
Bobby Meacham, S (1, 6) OBP: 0.301, SLG: 0.278			K			F4		K		3	0	0	0	0	2	3																				
Inning Stats	R: 0 E: 0 K: 1 S: 5	H: 0 LOB: 0 BB: 0 P: 5	R: 0 E: 0 K: 0 S: 3	H: 0 LOB: 0 BB: 0 P: 3	R: 0 E: 0 K: 2 S: 7	H: 0 LOB: 0 BB: 0 P: 7	R: 1 E: 0 K: 0 S: 5	H: 2 LOB: 2 BB: 1 P: 9	R: 0 E: 0 K: 0 S: 4	H: 2 LOB: 1 BB: 0 P: 4	R: 2 E: 0 K: 2 S: 9	H: 2 LOB: 1 BB: 1 P: 13	R: 0 E: 0 K: 0 S: 4	H: 1 LOB: 0 BB: 0 P: 4	R: 0 E: 0 K: 0 S: 3	H: 0 LOB: 0 BB: 0 P: 3		R: 0 E: 0 K: 1 S: 5	H: 1 LOB: 1 BB: 0 P: 6	1B: 5 2B: 2 3B: 0 HR: 1	SF: 0 SAC: 1 DP: 2 HBP: 1	WP: 0 PB: 0 SB: 0 CS: 0	PA: 36													
PITCHER	IP	WLS	BF	H	R	ER	SO	BB	IBB	HBP	BLK	WP	HR	S	P	ERA	WHIP	PITCHER		IP	WLS	BF	H	R	ER	SO	BB	IBB	HBP	BLK	WP	HR	S	P	ERA	WHIP
Frank Tanana, L (1, 1) ERA: 4.92	7.0	W	29	7	3	3	5	1	1	0	0	0	1	37	45	3.86	1.143			7.0	W	29	7	3	3	5	1	1	0	0	0	1	37	45	3.86	1.143
Willie Hernandez, L (8, 1) ERA: 2.65	2.0	S	7	1	0	0	1	0	0	1	0	0	0	8	9	0.00	0.500			2.0	S	7	1	0	0	1	0	0	1	0	0	8	9	0.00	0.500	

Batter	1	2	3	4	5	6	7	8	9	AB	R	H	RBI	BB	SO	LOB	BOTTOM																			
Lou Whitaker, L (1, 4) OBP: 0.348, SLG: 0.457	G6-4-3 1B		E 1B	S 1B	1-3 2-H 3-H	1B		L1		5	1	3	2	0	1	1	New York Yankees @ Detroit Tigers Tiger Stadium, Detroit, MI Wed Jun 11 1986, 7:05 PM EDT Att: 26,256 - Unknown																			
Alan Trammell, R (1, 6) OBP: 0.284, SLG: 0.370	G6-4-3 1-2		E6 1B	K	1-2 3-H			6-3		5	1	1	1	0	1	3																				
Kirk Gibson, L (1, 9) OBP: 0.444, SLG: 0.448	K		FC5-4 1-3 3-H	1B		4-3				3	2	1	1	2	1	0																				
Lance Parrish, R (1, 2) OBP: 0.341, SLG: 0.482		6-3	FC5-4 1-2			FC6-4 1B	BB	5-3 1B	BB	4	0	1	2	1	0	3																				
Darnell Coles, R (1, 5) OBP: 0.357, SLG: 0.520				E 1B	1B	1-2	FC6-4 1B	5-3 1B	1B	5	2	4	1	0	0	1																				
Larry Hemdon, R (1, 7) OBP: 0.277, SLG: 0.366	F8			K		FC6-4 1-2	FC5-4 1-2 2-3	FC6-4 1B		4	0	1	1	0	1	4																				
Dave Engle, R (1, 3) OBP: 0.323, SLG: 0.269	F7			E3 1B	BB	1-3	FC5-4 1-2	FC5-4 1-2		4	1	0	0	0	0	5																				
Tom Brookens, R (1, 10) OBP: 0.360, SLG: 0.358			F4	1B	S BB	1-2		F7		3	1	0	0	1	1	0																				
Pat Sheridan, L (1, 8) OBP: 0.243, SLG: 0.355			F5		F7			K		4	1	1	0	0	1	3																				
Inning Stats	R: 0 E: 0 K: 1 S: 5	H: 1 LOB: 0 BB: 0 P: 5	R: 0 E: 0 K: 0 S: 4	H: 1 LOB: 1 BB: 0 P: 4	R: 1 E: 1 K: 0 S: 6	H: 2 LOB: 2 BB: 0 P: 6	R: 3 E: 1 K: 2 S: 10	H: 2 LOB: 1 BB: 1 P: 14	R: 0 E: 0 K: 1 S: 5	H: 0 LOB: 0 BB: 0 P: 5	R: 2 E: 0 K: 0 S: 5	H: 2 LOB: 1 BB: 1 P: 9	R: 3 E: 0 K: 2 S: 10	H: 3 LOB: 1 BB: 1 P: 14	R: 0 E: 0 K: 0 S: 5	H: 0 LOB: 0 BB: 0 P: 5		1B: 10 2B: 2 3B: 0 HR: 0	SF: 0 SAC: 0 DP: 1 HBP: 0	WP: 0 PB: 0 SB: 4 CS: 0	PA: 41															
PITCHER	IP	WLS	BF	H	R	ER	SO	BB	IBB	HBP	BLK	WP	HR	S	P	ERA	WHIP	PITCHER		IP	WLS	BF	H	R	ER	SO	BB	IBB	HBP	BLK	WP	HR	S	P	ERA	WHIP
Ron Guidry, L (1, 1) ERA: 3.59	7.0	L	34	9	6	2	4	3	0	0	0	0	0	39	51	2.57	1.714			7.0	L	34	9	6	2	4	3	0	0	0	0	39	51	2.57	1.714	
Ed Whitson, R (8, 1) ERA: 7.07	1.0		7	3	3	3	2	1	0	0	0	0	0	10	14	27.00	4.000			1.0		7	3	3	3	2	1	0	0	0	10	14	27.00	4.000		

Batter	1	2	3	4	5	6	7	8	9	AB	R	H	RBI	BB	SO	LOB	TOP									
Rickey Henderson, R OBP: 0.351, SLG: 0.463 BB	4-0 1-2	0-0 1-2		4-0 1-2 2-H 3-H 1B		0-0 1-2	0-0 2B		4-0 1B BB	3	3	2	2	2	0	1										
Don Mattingly, L OBP: 0.394, SLG: 0.548 1-H	0-0 1-H	0-3 3		0-0 1-2		0-0 2B	0-0 2B		0-0 1B 1-2	5	1	2	3	0	1	4										
Dave Winfield, R OBP: 0.361, SLG: 0.488 S	0-3 S		0-0 1		0-3 1		0-0 2-3		0-0 1B 1-2 2-H	4	0	1	1	0	2	0										
Mike Easter, L OBP: 0.352, SLG: 0.469 S	0-0 S		0-0 S		0-0 S		0-0 S		0-0 1-2	5	0	0	0	0	0	3										
Ken Griffey, L OBP: 0.337, SLG: 0.452 S	0-0 S		0-0 S		0-3 S		4-0 S		0-0 S	4	1	1	1	1	1	2										
Mike Pagliarulo, L OBP: 0.338, SLG: 0.530 S	4-0 S		0-0 S		0-3 S		0-3 S			3	0	0	0	1	2	3										
Ron Hassey, L OBP: 0.361, SLG: 0.398 S	0-0 S		4-0 1B BB		0-0 S		0-0 S			3	1	0	0	1	0	1										
Willie Randolph, R OBP: 0.432, SLG: 0.352 S		4-0 6-3 BB		4-0 1-2 E 1B BB		0-0 S		0-0 S		2	1	0	0	2	0	0										
Mike Fischlin, R OBP: 0.368, SLG: 0.371 S	0-3 S		4-0 1-2 2-3 BB		0-0 CS BB		0-0 S			2	0	0	0	2	1	1										
Inning Stats	R: 3 E: 0 K: 1 S: 7	H: 2 LOB: 1 BB: 2 P: 15	R: 0 E: 0 K: 2 S: 7	H: 0 LOB: 1 BB: 1 P: 11	R: 0 E: 0 K: 0 S: 3	H: 0 LOB: 0 BB: 0 P: 3	R: 2 E: 1 K: 0 S: 3	H: 1 LOB: 1 BB: 3 P: 15	R: 0 E: 1 K: 3 S: 10	H: 0 LOB: 1 BB: 0 P: 10	R: 0 E: 0 K: 0 S: 2	H: 0 LOB: 0 BB: 1 P: 6	R: 1 E: 0 K: 1 S: 7	H: 2 LOB: 2 BB: 1 P: 11	R: 0 E: 0 K: 0 S: 3	H: 0 LOB: 0 BB: 0 P: 3	R: 1 E: 1 K: 0 S: 4	H: 1 LOB: 1 BB: 1 P: 8	1B: 2 2B: 3 3B: 0 HR: 2	SF: 0 SAC: 1 DP: 2 HBP: 0	WP: 0 PB: 0 SB: 1 CS: 1	PA: 42				
PITCHER	IP	WLS	BF	H	R	ER	SO	BB	IBB	HBP	BLK	WP	HR	S	P	ERA	WHIP									
Ken Dixon, R ERA: 4.84	0.2		6	2	3	3	1	2	0	0	0	0	0	2	6	14	40.50	6.000								
Brad Havens, L ERA: 5.93	2.2	12	12	0	2	2	2	4	0	0	0	0	0	0	12	28	6.75	1.500								
Tippy Martinez, L ERA: 8.1	2.2	L	11	3	1	1	3	1	0	0	0	0	0	0	16	20	3.38	1.500								
Rich Bordi, R ERA: 2.9	2.0		9	0	1	0	1	2	0	0	0	0	0	9	17	0.00	1.000									
Don Aase, R ERA: 0.65	1.0		3	1	0	0	0	0	0	0	0	0	0	3	3	0.00	1.000									

New York Yankees @ Baltimore Orioles
Memorial Stadium, Baltimore, MD
Thu Jun 12 1986, 7:05 PM EDT
Att: 32,135 - Unknown


AB 31
R 7
H 6
RBI 7
BB 9
SO 7
LOB 15



Batter	1	2	3	4	5	6	7	8	9	AB	R	H	RBI	BB	SO	LOB	BOTTOM									
Alan Wiggins, S OBP: 0.340, SLG: 0.309 S	0-0 S		0-0 S		0-0 S	4-0 1-2 2-3 BB		0-0 1-2 BB		4	0	3	0	1	0	0										
Lee Lacy, R OBP: 0.313, SLG: 0.409 S	0-3 S		0-3 S		0-0 1-2	0-0 S		0-0 S		5	0	0	0	0	2	7										
Cal Ripken Jr., R OBP: 0.359, SLG: 0.448 1-2	0-0 1-2		0-3 S		0-0 HR 2B	0-0 S		0-0 S		5	1	2	0	0	1	1										
Eddie Murray, S OBP: 0.381, SLG: 0.442 S	0-3 S		0-3 S		0-0 HR	0-0 HR BB		0-0 S		4	1	1	2	1	2	2										
Juan Beniquez, R OBP: 0.384, SLG: 0.468 S		0-0 HR		0-0 HR		0-0 S		0-0 S		5	3	3	3	0	0	2										
Mike Young, S OBP: 0.385, SLG: 0.400 S	0-0 S		4-0 BB		0-0 S	0-0 S		0-0 S		4	0	0	0	1	1	2										
John Shelby, S OBP: 0.250, SLG: 0.381 S	0-0 S		0-0 S		0-0 BB S 1B	0-0 S		0-0 S		4	0	1	0	0	0	1										
Floyd Rayford, R OBP: 0.192, SLG: 0.202 Tom O'Malley, L OBP: 0.350, SLG: 0.450	0-0 S		0-3 S		0-3 S	0-0 S		0-0 S		2	0	0	0	0	1	0										
Juan Bonilla, R OBP: 0.378, SLG: 0.406	0-0 S		0-3 S		0-0 S	4-0 BB BB		4-0 1B BB		1	0	0	0	0	0	0										
Rick Dempsey, R OBP: 0.286, SLG: 0.378 S			0-3 S		0-0 S	4-0 BB BB		4-0 1B BB		2	0	0	0	2	1	0										
Inning Stats	R: 0 E: 0 K: 2 S: 8	H: 1 LOB: 0 BB: 0 P: 8	R: 1 E: 0 K: 0 S: 4	H: 1 LOB: 0 BB: 0 P: 4	R: 0 E: 0 K: 2 S: 7	H: 0 LOB: 0 BB: 0 P: 7	R: 1 E: 0 K: 2 S: 8	H: 1 LOB: 1 BB: 1 P: 12	R: 0 E: 0 K: 1 S: 6	H: 1 LOB: 1 BB: 0 P: 6	R: 3 E: 0 K: 2 S: 11	H: 4 LOB: 3 BB: 2 P: 19	R: 0 E: 0 K: 0 S: 3	H: 0 LOB: 1 BB: 1 P: 7	R: 0 E: 0 K: 0 S: 4	H: 1 LOB: 2 BB: 1 P: 8	R: 0 E: 0 K: 0 S: 4	H: 1 LOB: 1 BB: 0 P: 4	1B: 4 2B: 2 3B: 0 HR: 4	SF: 0 SAC: 0 DP: 0 HBP: 0	WP: 0 PB: 0 SB: 3 CS: 0	PA: 42				
PITCHER	IP	WLS	BF	H	R	ER	SO	BB	IBB	HBP	BLK	WP	HR	S	P	ERA	WHIP									
Alfonso Pulido, L ERA: 7.2	5.0		22	6	4	4	7	1	0	0	0	0	0	3	35	39	7.20	1.400								
Brian Fisher, R ERA: 5.63	2.0	W	11	2	1	1	2	3	0	0	0	0	0	1	12	24	4.50	2.500								
Dave Righetti, L ERA: 3.5	2.0	S	9	2	0	0	0	1	0	0	0	0	0	8	12	0.00	1.500									

New York Yankees @ Baltimore Orioles
Memorial Stadium, Baltimore, MD
Thu Jun 12 1986, 7:05 PM EDT
Att: 32,135 - Unknown

AB 37
R 5
H 10
RBI 5
BB 5
SO 9
LOB 16



Batter	1	2	3	4	5	6	7	8	9	AB	R	H	RBI	BB	SO	LOB	TOP								
Rickey Henderson, R OBP: 0.357, SLG: 0.463	5-3			CS BB	1-2 2-3 3-H			F9 S FC BB		2	1	1	1	2	0	0									
Don Mattingly, L OBP: 0.376, SLG: 0.540	F8			F6	F9			F9		4	0	0	0	0	0	5									
Dave Winfield, R OBP: 0.359, SLG: 0.484	5-3			K				FC 1B		4	0	1	1	0	1	1									
Mike Easter, L OBP: 0.355, SLG: 0.475		G4-1			F7 2B			G4-6-3 1B		4	1	2	0	0	0	0									
Ken Griffey, L OBP: 0.329, SLG: 0.440	4-3				F7			G4-6-3 1B		4	0	0	0	0	1	3									
Mike Pagliarulo, L OBP: 0.336, SLG: 0.529	L3				1B FC1-2 2B			G3		4	0	1	1	0	1	0									
Ron Hassey, L OBP: 0.365, SLG: 0.402				4-3	FC1-2 BB 1B			F7		4	1	2	0	0	0	0									
Willie Randolph, R OBP: 0.430, SLG: 0.347				5-3	1B FC1-2 BB			FC6-4 FC6-4		3	0	0	0	1	0	1									
Mike Fischlin, R OBP: 0.341, SLG: 0.342				K	FC1-2 1B			FC6-4		3	0	0	0	0	1	4									
Inning Stats	R: 0 E: 0 K: 0 S: 3	H: 0 LOB: 0 BB: 0 P: 3	R: 0 E: 0 K: 0 S: 3	H: 0 LOB: 0 BB: 0 P: 3	R: 0 E: 0 K: 1 S: 5	H: 0 LOB: 0 BB: 0 P: 5	R: 0 E: 0 K: 1 S: 4	H: 0 LOB: 0 BB: 1 P: 8	R: 2 E: 0 K: 0 S: 7	H: 4 LOB: 3 BB: 1 P: 11	R: 0 E: 0 K: 1 S: 5	H: 1 LOB: 1 BB: 0 P: 5	R: 0 E: 0 K: 0 S: 4	H: 1 LOB: 1 BB: 0 P: 4	R: 1 E: 0 K: 0 S: 4	H: 1 LOB: 1 BB: 1 P: 8	R: 0 E: 0 K: 1 S: 5	H: 0 LOB: 0 BB: 0 P: 5	1B: 5 2B: 2 3B: 0 HR: 0	SF: 0 SAC: 0 DP: 1 HBP: 0	WP: 0 PB: 0 SB: 1 CS: 1	PA: 35			
PITCHER	IP WLS BF H R ER SO BB IBB HBP BLK WP HR S P ERA WHIP	7.1 L 30 6 3 3 3 3 0 0 0 0 0 0 33 45 3.68 1.227	1.2 5 1 0 0 1 0 0 0 0 0 0 0 0 7 7 0.00 0.600											PITCHER	IP WLS BF H R ER SO BB IBB HBP BLK WP HR S P ERA WHIP										
Storm Davis, R ERA: 3.38																									
Brad Havens, L ERA: 5.99																									

New York Yankees @ Baltimore Orioles
Memorial Stadium, Baltimore, MD
Fri Jun 13 1986, 7:05 PM EDT
Att: 47,220 - Unknown

AB 32
R 3
H 7
RBI 3
BB 3
SO 4
LOB 14



Batter	1	2	3	4	5	6	7	8	9	AB	R	H	RBI	BB	SO	LOB	BOTTOM									
Alan Wiggins, S OBP: 0.338, SLG: 0.307	FC4-6 6-3 1B	4-3			F7			L5-3		4	0	1	0	0	0	3										
Lee Lacy, R OBP: 0.312, SLG: 0.406	6-3				F4			6-3		4	1	1	0	0	0	1										
Cal Ripken Jr., R OBP: 0.365, SLG: 0.453	FC4-6 BB				L6			FC1-5 2B		2	0	1	0	2	0	0										
Eddie Murray, S OBP: 0.375, SLG: 0.433	FC4-6 1-2 2-3				F7			FC1-5		4	0	0	0	0	1	5										
Larry Sheets, L OBP: 0.362, SLG: 0.577	L9				F5			K		3	0	0	0	0	0	4										
Mike Young, S OBP: 0.383, SLG: 0.398					F2			K		1	0	0	0	0	1	1										
Juan Beniquez, R OBP: 0.380, SLG: 0.461		4-3			5-3			1-2 2-H 1B		4	0	1	1	0	0	0										
Tom O'Malley, L OBP: 0.304, SLG: 0.391					G3			G3		3	0	0	0	0	0	2										
Juan Bonilla, R OBP: 0.373, SLG: 0.400		E4 1B FC5-2						6-3		1	0	0	0	0	0	0										
John Shelby, S OBP: 0.250, SLG: 0.377					K			K		4	0	1	0	0	2	0										
Rick Dempsey, R OBP: 0.287, SLG: 0.372		FC5-2			K			L5-3 BB		2	0	0	0	1	1	2										
Inning Stats	R: 0 E: 0 K: 0 S: 4	H: 1 LOB: 2 BB: 1 P: 8	R: 0 E: 1 K: 0 S: 5	H: 1 LOB: 2 BB: 0 P: 5	R: 0 E: 0 K: 0 S: 3	H: 0 LOB: 0 BB: 0 P: 3	R: 0 E: 0 K: 0 S: 3	H: 0 LOB: 0 BB: 0 P: 3	R: 0 E: 0 K: 2 S: 7	H: 0 LOB: 0 BB: 0 P: 7	R: 1 E: 0 K: 1 S: 7	H: 2 LOB: 2 BB: 1 P: 11	R: 0 E: 0 K: 0 S: 2	H: 0 LOB: 0 BB: 1 P: 6	R: 0 E: 0 K: 1 S: 6	H: 1 LOB: 1 BB: 0 P: 6	R: 0 E: 0 K: 1 S: 5	H: 0 LOB: 0 BB: 0 P: 5	1B: 4 2B: 2 3B: 0 HR: 0	SF: 0 SAC: 0 DP: 1 HBP: 0	WP: 0 PB: 0 SB: 0 CS: 0	PA: 35				
PITCHER	IP WLS BF H R ER SO BB IBB HBP BLK WP HR S P ERA WHIP	6.0 W 25 4 1 1 3 1 0 0 0 0 0 8 12 0.00 1.000	2.0 7 1 0 0 1 1 0 0 0 0 0 0 8 12 0.00 1.000	1.0 S 3 0 0 0 1 0 0 0 0 0 0 5 5 0.00 0.000											PITCHER	IP WLS BF H R ER SO BB IBB HBP BLK WP HR S P ERA WHIP										
Bob Tewksbury, R ERA: 3.7																										
Bob Shirley, L ERA: 4.09																										
Dave Righetti, L ERA: 3.41																										

New York Yankees @ Baltimore Orioles
Memorial Stadium, Baltimore, MD
Fri Jun 13 1986, 7:05 PM EDT
Att: 47,220 - Unknown

AB 32
R 1
H 5
RBI 1
BB 3
SO 5
LOB 18



Batter	1	2	3	4	5	6	7	8	9	AB	R	H	RBI	BB	SO	LOB	TOP								
Rickey Henderson, R OBP: 0.361, SLG: 0.476 (1, 8)										4	2	2	1	1	0	2									
Willie Randolph, R OBP: 0.429, SLG: 0.343 (1, 4)										3	0	0	0	2	0	3									
Don Mattingly, L OBP: 0.379, SLG: 0.537 (1, 3)										5	0	2	0	0	0	2									
Dave Winfield, R OBP: 0.360, SLG: 0.493 (1, 9)										4	1	1	2	1	0	3									
Mike Easter, L OBP: 0.353, SLG: 0.486 (1, 10)										4	1	1	1	0	1	1									
Gary Roenicke, R OBP: 0.430, SLG: 0.403 Ken Griffey, L OBP: 0.327, SLG: 0.437 (8, PH) (8, 7)										3	0	1	0	0	0	0									
Butch Wynegar, S OBP: 0.311, SLG: 0.345 (1, 2)										4	0	2	0	0	0	2									
Mike Pagliarulo, L OBP: 0.339, SLG: 0.531 (1, 5)										3	0	1	0	1	2	0									
Mike Fischlin, R OBP: 0.333, SLG: 0.317 (1, 6)										3	0	0	0	1	0	2									
Inning Stats	R: 2 E: 0 K: 0 S: 4	H: 2 LOB: 0 BB: 1 P: 8	R: 0 E: 0 K: 0 S: 4	H: 1 LOB: 3 BB: 2 P: 12	R: 0 E: 0 K: 1 S: 6	H: 1 LOB: 2 BB: 1 P: 10	R: 0 E: 0 K: 1 S: 5	H: 0 LOB: 0 BB: 0 P: 5	R: 0 E: 0 K: 0 S: 3	H: 0 LOB: 0 BB: 0 P: 3	R: 0 E: 0 K: 0 S: 3	H: 0 LOB: 0 BB: 0 P: 3	R: 1 E: 0 K: 1 S: 7	H: 2 LOB: 1 BB: 1 P: 11	R: 1 E: 0 K: 1 S: 7	H: 3 LOB: 2 BB: 1 P: 11	R: 0 E: 0 K: 0 S: 3	H: 1 LOB: 0 BB: 0 P: 3	1B: 6 2B: 1 3B: 0 HR: 3	SF: 0 SAC: 0 DP: 1 HBP: 0	WP: 0 PB: 0 SB: 2 CS: 1	PA: 41			
PITCHER	IP	WLS	BF	H	R	ER	SO	BB	IBB	HBP	BLK	WP	HR	S	P	ERA	WHIP								
Scott McGregor, L ERA: 4.79 (1, 1)	6.2	L	30	6	3	3	3	5	0	0	0	0	2	31	51	4.05	1.650								
Nate Snell, R ERA: 2.01 (7, 1)	0.1		2	1	1	1	0	0	0	0	0	0	1	2	2	27.00	3.000								
Tippy Martinez, L ERA: 6.75 (8, 1)	2.0		8	3	0	0	1	1	0	0	0	0	0	9	13	0.00	2.000								

New York Yankees @ Baltimore Orioles
Memorial Stadium, Baltimore, MD
Sat Jun 14 1986, 3:33 AM EDT
Att: 43,487 - Unknown

AB 34
R 4
H 10
RBI 4
BB 6
SO 4
LOB 15



Batter	1	2	3	4	5	6	7	8	9	AB	R	H	RBI	BB	SO	LOB	BOTTOM								
Juan Bonilla, R OBP: 0.354, SLG: 0.377 (1, 4)										4	0	0	0	0	1	3									
Lee Lacy, R OBP: 0.311, SLG: 0.400 (1, 9)										3	1	0	0	1	0	0									
Juan Beniquez, R OBP: 0.376, SLG: 0.454 (1, 7)										4	1	1	0	0	0	0									
Eddie Murray, S OBP: 0.381, SLG: 0.437 (1, 3)										3	0	2	1	1	1	0									
Cal Ripken Jr., R OBP: 0.368, SLG: 0.454 (1, 6)										4	0	2	0	0	0	2									
Mike Young, S OBP: 0.381, SLG: 0.393 (1, 10)										2	0	0	1	1	1	2									
Floyd Rayford, R OBP: 0.196, SLG: 0.206 Jim Dwyer, L OBP: 0.328, SLG: 0.566 Alan Wiggins, S OBP: 0.336, SLG: 0.306 (9, PH) (9, PH)										3	0	1	0	0	0	3									
John Shelby, S OBP: 0.244, SLG: 0.368 (1, 8)										4	0	0	0	0	0	3									
Rick Dempsey, R OBP: 0.286, SLG: 0.369 (1, 2)										4	0	1	0	0	1	2									
Inning Stats	R: 2 E: 0 K: 1 S: 8	H: 3 LOB: 2 BB: 1 P: 12	R: 0 E: 0 K: 0 S: 3	H: 1 LOB: 0 BB: 0 P: 3	R: 0 E: 0 K: 0 S: 4	H: 1 LOB: 1 BB: 0 P: 4	R: 0 E: 0 K: 0 S: 4	H: 1 LOB: 2 BB: 1 P: 8	R: 0 E: 0 K: 1 S: 5	H: 0 LOB: 0 BB: 0 P: 5	R: 0 E: 0 K: 1 S: 6	H: 1 LOB: 1 BB: 0 P: 6	R: 0 E: 0 K: 0 S: 3	H: 0 LOB: 0 BB: 0 P: 3	R: 0 E: 0 K: 0 S: 3	H: 0 LOB: 1 BB: 1 P: 7	R: 0 E: 0 K: 1 S: 5	H: 0 LOB: 0 BB: 0 P: 5	1B: 7 2B: 0 3B: 0 HR: 0	SF: 1 SAC: 0 DP: 1 HBP: 0	WP: 0 PB: 0 SB: 0 CS: 0	PA: 36			
PITCHER	IP	WLS	BF	H	R	ER	SO	BB	IBB	HBP	BLK	WP	HR	S	P	ERA	WHIP								
Dennis Rasmussen, L ERA: 3.78 (1, 1)	7.0	W	29	7	2	2	3	2	0	0	0	0	0	33	41	2.57	1.286								
Brian Fisher, R ERA: 5.45 (8, 1)	1.0		4	0	0	0	0	1	0	0	0	0	0	3	7	0.00	1.000								
Dave Righetti, L ERA: 3.32 (9, 1)	1.0	S	3	0	0	0	1	0	0	0	0	0	0	5	5	0.00	0.000								

New York Yankees @ Baltimore Orioles
Memorial Stadium, Baltimore, MD
Sat Jun 14 1986, 3:33 AM EDT
Att: 43,487 - Unknown

AB 32
R 2
H 7
RBI 2
BB 3
SO 4
LOB 15



Batter	1	2	3	4	5	6	7	8	9	AB	R	H	RBI	BB	SO	LOB	TOP								
Rickey Henderson, R (1, 8) OBP: 0.363, SLG: 0.488	0-3 K		0-0 2-3			0-0 HR	0-0 S 1B			4	1	2	2	0	1	0	New York Yankees @ Baltimore Orioles Memorial Stadium, Baltimore, MD Sun Jun 15 1986, 3:33 AM EDT Att: 43,910 - Unknown								
Ken Griffey, L (1, 7) OBP: 0.326, SLG: 0.432	0-0 4-3			0-0 F2		0-0 FC4-6 1B	0-0 F8			4	0	1	0	0	0	2									
Don Mattingly, L (1, 3) OBP: 0.374, SLG: 0.529	0-0 1-3			0-3 K		0-0 FC4-6 1-2		0-0 F5		4	0	0	0	0	1	1									
Mike Easter, L (1, 10) OBP: 0.346, SLG: 0.476		0-0 3-1		0-0 L4		0-0 F7		0-0 F7		4	0	0	0	0	0	1									
Dan Pasqua, L (1, 9) OBP: 0.456, SLG: 0.600		4-0 S BB			0-0 HR	0-0 F8		0-0 F9		3	1	1	1	1	0	1									
Mike Pagliarulo, L (1, 5) OBP: 0.333, SLG: 0.520	0-0 F7 1-2			0-0 F7			0-3 K		0-3 K	4	0	0	0	0	2	1									
Ron Hassey, L (1, 2) Dale Berra, R (9, PR) OBP: 0.398, SLG: 0.439	0-0 6-3			0-0 E6		0-0 F8				4	0	1	0	0	0	1									
Ivan De Jesus, R (1, 6) Dave Winfield, R (9, PH) OBP: 0.358, SLG: 0.491			0-3 K		0-0 L9		4-0 1B 1B BB		0-3 K	2	1	0	0	1	1	1									
Mike Fischlin, R (1, 4) Gary Roenicke, R (7, PH) Willie Randolph, R (7, 4) OBP: 0.319, SLG: 0.302 OBP: 0.438, SLG: 0.413 OBP: 0.428, SLG: 0.341			0-3 K		0-0 4-3		0-0 1B 1-3 1B		0-0 F7	2	0	0	0	0	1	1									
Inning Stats	R: 0 E: 0 K: 1 S: 5	H: 0 LOB: 0 BB: 0 P: 5	R: 0 E: 0 K: 0 S: 3	H: 0 LOB: 1 BB: 1 P: 7	R: 0 E: 0 K: 2 S: 7	H: 0 LOB: 0 BB: 0 P: 7	R: 0 E: 0 K: 1 S: 5	H: 0 LOB: 0 BB: 0 P: 5	R: 1 E: 1 K: 0 S: 5	H: 1 LOB: 1 BB: 0 P: 5	R: 1 E: 0 K: 0 S: 5	H: 2 LOB: 1 BB: 0 P: 5	R: 1 E: 0 K: 1 S: 7	H: 2 LOB: 2 BB: 1 P: 11	R: 0 E: 0 K: 2 S: 3	H: 0 LOB: 0 BB: 0 P: 3		R: 0 E: 0 K: 2 S: 8	H: 1 LOB: 1 BB: 0 P: 8	1B: 4 2B: 0 3B: 0 HR: 2	SF: 0 SAC: 0 DP: 0 HBP: 0	WP: 0 PB: 0 SB: 2 CS: 0	PA: 36		
PITCHER	IP	WLS	BF	H	R	ER	SO	BB	IBB	HBP	BLK	WP	HR	S	P	ERA	WHIP								
Mike Boddicker, R (1, 1) ERA: 3.54	8.0	W	32	5	3	3	5	2	0	0	0	0	2	40	48	3.38	0.875								
Don Aase, R (9, 1) ERA: 0.83	1.0	S	4	1	0	0	2	0	0	0	0	0	0	8	8	0.00	1.000								

Batter	1	2	3	4	5	6	7	8	9	AB	R	H	RBI	BB	SO	LOB	BOTTOM								
Alan Wiggins, S (1, 4) OBP: 0.330, SLG: 0.299	0-0 G3		0-0 F8		0-0 F5		0-0 F5			4	0	0	0	0	0	4	New York Yankees @ Baltimore Orioles Memorial Stadium, Baltimore, MD Sun Jun 15 1986, 3:33 AM EDT Att: 43,910 - Unknown								
Lee Lacy, R (1, 9) OBP: 0.314, SLG: 0.399	4-0 BB			0-0 6-3		0-3 K		0-0 2B 1B		3	1	1	0	1	1	0									
Cal Ripken Jr., R (1, 6) OBP: 0.370, SLG: 0.457	0-0 F6			0-0 F8		4-0 HR BB		0-0 1B 2B		3	2	1	1	1	0	1									
Eddie Murray, S (1, 3) OBP: 0.383, SLG: 0.449	0-3 K			0-0 F9		0-0 1H HR		4-0 1B IBB		3	1	1	2	1	1	1									
Larry Sheets, L (1, 10) OBP: 0.351, SLG: 0.559		0-0 F9			0-0 E6 1B	0-0 3-1		0-0 F8		4	0	0	0	0	0	2									
Tom O'Malley, L (1, 5) OBP: 0.296, SLG: 0.346		0-0 F8			4-0 1B BB	0-3 K		0-0 F6		3	0	0	0	1	1	2									
Mike Young, S (1, 7) OBP: 0.378, SLG: 0.389		0-3 K			0-3 K		0-0 G3	0-0 1-3 2-H 1B		4	0	1	1	0	2	2									
John Shelby, S (1, 8) OBP: 0.244, SLG: 0.365			0-0 F4		0-0 1-2 2-3 1B		0-3 K	0-0 F8		4	0	1	0	0	1	2									
Floyd Rayford, R (1, 2) OBP: 0.193, SLG: 0.202			0-0 F8				4-0 BB			2	0	0	0	0	1	3									
Jim Dwyer, L (7, PH) OBP: 0.339, SLG: 0.566										0	0	0	0	1	0	0									
Rick Dempsey, R (8, 2) OBP: 0.286, SLG: 0.369										0	0	0	0	0	0	0									
Inning Stats	R: 0 E: 0 K: 1 S: 5	H: 0 LOB: 1 BB: 1 P: 9	R: 0 E: 0 K: 1 S: 5	H: 0 LOB: 0 BB: 0 P: 5	R: 0 E: 0 K: 0 S: 3	H: 0 LOB: 0 BB: 0 P: 3	R: 0 E: 0 K: 0 S: 3	H: 0 LOB: 0 BB: 0 P: 3	R: 0 E: 0 K: 2 S: 9	H: 1 LOB: 3 BB: 1 P: 13	R: 2 E: 0 K: 2 S: 8	H: 1 LOB: 0 BB: 1 P: 12	R: 0 E: 0 K: 1 S: 5	H: 0 LOB: 1 BB: 1 P: 9	R: 2 E: 0 K: 0 S: 6	H: 3 LOB: 2 BB: 1 P: 10	1B: 3 2B: 1 3B: 0 HR: 1	SF: 0 SAC: 0 DP: 0 HBP: 0	WP: 0 PB: 0 SB: 0 CS: 0	PA: 35					
PITCHER	IP	WLS	BF	H	R	ER	SO	BB	IBB	HBP	BLK	WP	HR	S	P	ERA	WHIP								
Doug Drabek, R (1, 1) ERA: 6.17	4.0		15	0	0	0	2	2	0	0	0	0	1	17	25	0.00	0.500								
Bob Shirley, L (5, 1) ERA: 4.27	2.0	9	2	2	2	4	1	0	0	0	0	0	1	16	20	9.00	1.500								
Brian Fisher, R (7, 1) ERA: 5.66	2.0	L	11	3	2	2	1	1	1	0	0	0	0	11	19	9.00	2.000								

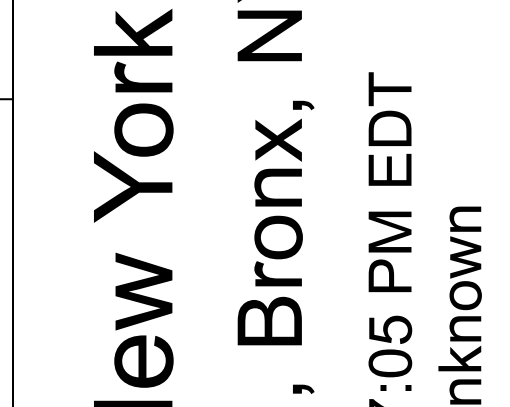


Batter	1	2	3	4	5	6	7	8	9	AB R H RBI BB SO LOB	TOP											
Marty Barrett, R (1,4) OBP: 0.337, SLG: 0.383	0-0 4-3 BB 1B	0-0 5-3		0-0 2B	0-0 5-3		0-0 F9		0-0 E4	6 2 2 0 0 0 3	Boston Red Sox @ New York Yankees Yankee Stadium, Bronx, NY Mon Jun 16 1986, 7:05 PM EDT Att: 45,576 - Unknown											
Ed Romero, R (1,5) OBP: 0.292, SLG: 0.262	4-0 1-2 1B	0-0 F7		0-0 F3	0-0 F9			0-0 G5-4-3 1B	0-0 5-3	5 1 1 0 1 0 4												
Bill Buckner, L (1,3) OBP: 0.280, SLG: 0.379	0-0 1-2 2-3		4-0 1B	0-0 1B		0-0 1-3		0-0 G5-4-3 1-2		4 2 1 1 1 0 3												
Jim Rice, R (1,7) OBP: 0.394, SLG: 0.486	0-0 1B		0-0 1B	0-0 FC5-4 1B		0-0 5-3		0-0 F8		5 1 3 4 0 0 0												
Don Baylor, R (1,10) OBP: 0.353, SLG: 0.482	0-0 1B		0-0 1B	0-0 FC5-4 1B		0-0 1B		0-0 F8		5 1 3 0 0 0 1												
Dwight Evans, R (1,9) OBP: 0.346, SLG: 0.382	0-0 F9		0-3 K	0-3 K		0-0 F8		0-0 4-3		5 0 0 0 0 2 5												
Tony Armas, R (1,8) OBP: 0.300, SLG: 0.331	0-0		0-0 FC5 BB		0-0 3B		0-0 L6	4-0 BB	4-0 BB	4 1 3 2 0 0 0 0 1 0 0 1 0 0												
Steve Lyons, L (7,8) OBP: 0.316, SLG: 0.367	1-2 2-H		2-H 1B																			
Rich Gedman, L (1,2) OBP: 0.325, SLG: 0.397	0-0 6-3		4-0 1-2 BB		0-0 G3		0-0 4-3	4-0 1B	4-0 E BB	3 1 0 0 2 0 3												
Rey Quinones, R (1,6) OBP: 0.361, SLG: 0.341			0-0 F7	0-0 FC5		0-0 3B		0-0 E 1-2 2-H 1B	0-0 E 1-2 2-H 1B	5 0 3 2 0 0 2												
Inning Stats	R: 3 E: 0 K: 0 S: 7	H: 4 LOB: 2 BB: 1 P: 11	R: 0 E: 0 K: 0 S: 3	H: 0 LOB: 0 BB: 0 P: 3	R: 2 E: 0 K: 1 S: 7	H: 3 LOB: 2 BB: 2 P: 15	R: 2 E: 0 K: 1 S: 8	H: 3 LOB: 1 BB: 0 P: 8	R: 1 E: 0 K: 0 S: 5	H: 2 LOB: 1 BB: 0 P: 5	R: 0 E: 0 K: 0 S: 4	H: 1 LOB: 1 BB: 0 P: 4	R: 0 E: 0 K: 0 S: 4	H: 1 LOB: 1 BB: 0 P: 4	R: 0 E: 0 K: 0 S: 3	H: 1 LOB: 0 BB: 0 P: 3	R: 2 E: 1 K: 0 S: 5	H: 1 LOB: 2 BB: 2 P: 13	1B: 12 2B: 2 3B: 2 HR: 0	SF: 0 SAC: 0 DP: 1 HBP: 0	WP: 0 PB: 0 SB: 1 CS: 0	PA: 47
PITCHER	IP WLS BF H R ER SO BB IBB HBP BLK WP HR S P ERA WHIP																					
Ron Guidry, L (1,1) ERA: 3.91	2.0 L 13 5 5 5 0 2 0 0 0 0 0 0 11 19 22.50 3.500																					
Ed Whitsun, R (3,1) ERA: 6.94	7.0 34 11 5 4 2 3 0 0 0 0 0 0 35 47 5.14 2.000																					
Batter	1	2	3	4	5	6	7	8	9	AB R H RBI BB SO LOB	BOTTOM											
Rickey Henderson, R (1,8) OBP: 0.360, SLG: 0.482	0-3 K		0-0 F3			0-0 F9			0-0 6-3	3 0 0 0 0 1 0 1 0 0 0 0 0 0	Boston Red Sox @ New York Yankees Yankee Stadium, Bronx, NY Mon Jun 16 1986, 7:05 PM EDT Att: 45,576 - Unknown											
Gary Roenicke, R (8,8) OBP: 0.432, SLG: 0.406			0-0 F9			0-0 E1			0-0 F9	4 0 0 0 0 0 0												
Don Mattingly, L (1,3) OBP: 0.388, SLG: 0.521	0-0 3-1		0-0 F9			0-0 E1			0-0 F9	4 0 0 0 0 0 0												
Dave Winfield, R (1,9) OBP: 0.353, SLG: 0.482	0-0 6-3			0-3 K		0-0 F4			0-0 F7	4 0 0 0 0 1 1												
Mike Easter, L (1,10) OBP: 0.351, SLG: 0.479										3 0 2 0 0 0 0												
Ken Griffey, L (1,7) OBP: 0.320, SLG: 0.424										3 0 0 0 0 0 2												
Mike Pagliarulo, L (1,5) OBP: 0.333, SLG: 0.523										3 1 1 0 0 0 0												
Ron Hassey, L (1,2) OBP: 0.361, SLG: 0.404										3 0 1 1 0 0 0												
Willie Randolph, R (1,4) OBP: 0.423, SLG: 0.336										3 0 0 0 0 1 1												
Ivan De Jesus, R (1,6) OBP: 0.383, SLG: 0.439										2 0 0 0 0 0 0 1 0 0 0 0 1 0 0 0 0 0 0 0 0												
Inning Stats	R: 0 E: 0 K: 1 S: 5	H: 0 LOB: 0 BB: 0 P: 5	R: 1 E: 0 K: 0 S: 5	H: 3 LOB: 1 BB: 0 P: 5	R: 0 E: 0 K: 1 S: 3	H: 0 LOB: 0 BB: 0 P: 3	R: 0 E: 0 K: 1 S: 5	H: 1 LOB: 0 BB: 0 P: 5	R: 0 E: 0 K: 0 S: 4	H: 0 LOB: 1 BB: 0 P: 4	R: 0 E: 0 K: 0 S: 3	H: 0 LOB: 0 BB: 0 P: 3	R: 0 E: 0 K: 1 S: 5	H: 0 LOB: 0 BB: 0 P: 5	R: 0 E: 0 K: 1 S: 3	H: 0 LOB: 0 BB: 0 P: 3	R: 0 E: 0 K: 0 S: 3	H: 0 LOB: 0 BB: 0 P: 3	1B: 2 2B: 2 3B: 0 HR: 0	SF: 0 SAC: 0 DP: 2 HBP: 0	WP: 0 PB: 0 SB: 0 CS: 0	PA: 30
PITCHER	IP WLS BF H R ER SO BB IBB HBP BLK WP HR S P ERA WHIP																					
Roger Clemens, R (1,1) ERA: 2.17	9.0 W 30 4 1 1 4 0 0 0 0 0 0 0 38 38 1.00 0.444																					

AB	42
R	10
H	16
RBI	9
BB	5
SO	2
LOB	21



AB	30
R	1
H	4
RBI	1
BB	0
SO	4
LOB	4



Batter	1	2	3	4	5	6	7	8	9	AB	R	H	RBI	BB	SO	LOB	TOP										
Marty Barrett, R OBP: 0.335, SLG: 0.377 (1, 4)	F7	5-3	F9			4-3			P4-6 SH1-4 BB	4	0	0	0	1	0	2											
Ed Romero, R OBP: 0.290, SLG: 0.261 (1, 5)	HR	6-3		F8		4-3			SH1-4	4	1	1	0	0	0	0											
Bill Buckner, L OBP: 0.279, SLG: 0.387 (1, 3)	HR	F7		G3			F6		P4-6	5	1	1	2	0	0	1											
Jim Rice, R OBP: 0.388, SLG: 0.478 (1, 7)	F8		F9	G3			F3			4	0	0	0	0	0	0											
Don Baylor, R OBP: 0.359, SLG: 0.485 (1, 10)	HR		HR				6-3			3	2	2	0	1	0	0											
Dwight Evans, R OBP: 0.348, SLG: 0.412 (1, 9)	HR		HR						6-3	4	2	2	4	0	1	1											
Tony Armas, R OBP: 0.313, SLG: 0.333 Steve Lyons, L OBP: 0.316, SLG: 0.367 (1, 8)	2B		1B							2	1	1	0	2	1	1											
Rich Gedman, L OBP: 0.323, SLG: 0.399 (1, 2)	2B		F6			1-3			F7	4	0	1	1	0	0	3											
Rey Quinones, R OBP: 0.356, SLG: 0.337 (1, 6)	6-3						F8		4-3	4	0	1	0	0	0	2											
Inning Stats	R: 5 E: 0 K: 0 S: 8	H: 5 LOB: 1 BB: 1 P: 12	R: 0 E: 0 K: 0 S: 3	H: 0 LOB: 0 BB: 0 P: 3	R: 2 E: 0 K: 0 S: 6	H: 3 LOB: 2 BB: 1 P: 10	R: 0 E: 0 K: 0 S: 3	H: 0 LOB: 0 BB: 0 P: 3	R: 0 E: 0 K: 2 S: 7	H: 0 LOB: 1 BB: 1 P: 11	R: 0 E: 0 K: 0 S: 3	H: 0 LOB: 0 BB: 0 P: 3	R: 0 E: 0 K: 0 S: 4	H: 1 LOB: 1 BB: 0 P: 4	R: 0 E: 0 K: 0 S: 2	H: 0 LOB: 0 BB: 1 P: 6	1B: 5 2B: 2 3B: 0 HR: 3	SF: 0 SAC: 1 DP: 1 HBP: 0	WP: 0 PB: 0 SB: 0 CS: 0	PA: 39							
PITCHER	IP	WLS	BF	H	R	ER	SO	BB	IBB	HBP	BLK	WP	HR	S	P	ERA	WHIP										
Joe Niekro, R ERA: 3.72 (1, 1)	2.1	L	16	7	7	7	0	2	0	0	0	0	3	14	22	27.00	3.857										
Alfonso Pulido, L ERA: 3.09 (3, 1)	6.2		23	2	0	0	2	2	0	0	0	0	0	25	33	0.00	0.600										

Boston Red Sox @ New York Yankees
Yankee Stadium, Bronx, NY
Tue Jun 17 1986, 7:05 PM EDT
Att: 40,167 - Unknown

AB	34
R	7
H	9
RBI	7
BB	4
SO	2
LOB	10



Batter	1	2	3	4	5	6	7	8	9	AB	R	H	RBI	BB	SO	LOB	BOTTOM										
Rickey Henderson, R OBP: 0.362, SLG: 0.490 (1, 8)	HR			G4-3		F3		5-3		4	1	1	1	2	0	3											
Don Mattingly, L OBP: 0.365, SLG: 0.513 (1, 3)	4-3	F9				F7	F8		F9	6	0	1	0	0	0	6											
Dave Winfield, R OBP: 0.349, SLG: 0.474 (1, 9)	K		5-3			E6		F6	5-3	6	2	1	0	0	1	4											
Mike Easter, L OBP: 0.362, SLG: 0.490 (1, 10)	2B		4-3			S		E		4	1	3	0	1	0	0											
Dan Pasqua, L OBP: 0.451, SLG: 0.586 Gary Roenicke, R OBP: 0.429, SLG: 0.400 (5, PH)	K					SF8		K		2	0	1	0	0	1	1											
Mike Pagliaro, L OBP: 0.330, SLG: 0.515 (1, 5)		1B	FC3-6			F7		K	K	5	1	1	0	0	2	7											
Butch Wynegar, S OBP: 0.329, SLG: 0.364 (1, 2)		6-3						K		5	0	4	1	0	1	0											
Willie Randolph, R OBP: 0.419, SLG: 0.335 (1, 4)		SF9				F9		E5	E4	4	1	1	1	0	0	2											
Mike Fischlin, R OBP: 0.327, SLG: 0.295 Ron Fisk, R OBP: 0.268, SLG: 0.409 Ivan Loe, R OBP: 0.255, SLG: 0.442 (5, PH)	6-3							E7	G3	1	0	0	0	1	0	1											
Dale Barra, R OBP: 0.358, SLG: 0.442 (7, PH)										2	0	1	0	0	0	2											
Inning Stats	R: 1 E: 0 K: 2 S: 9	H: 2 LOB: 1 BB: 0 P: 9	R: 1 E: 0 K: 0 S: 5	H: 2 LOB: 2 BB: 1 P: 9	R: 0 E: 0 K: 0 S: 4	H: 1 LOB: 1 BB: 0 P: 4	R: 0 E: 0 K: 0 S: 3	H: 1 LOB: 1 BB: 1 P: 7	R: 1 E: 1 K: 1 S: 5	H: 1 LOB: 1 BB: 0 P: 5	R: 1 E: 2 K: 1 S: 7	H: 2 LOB: 2 BB: 1 P: 7	R: 2 E: 1 K: 2 S: 10	H: 2 LOB: 3 BB: 1 P: 14	R: 0 E: 0 K: 1 S: 7	H: 2 LOB: 3 BB: 1 P: 11	R: 0 E: 0 K: 0 S: 5	H: 3 LOB: 3 BB: 1 P: 9	1B: 13 2B: 1 3B: 0 HR: 1	SF: 2 SAC: 0 DP: 1 HBP: 0	WP: 0 PB: 0 SB: 1 CS: 0	PA: 48					
PITCHER	IP	WLS	BF	H	R	ER	SO	BB	IBB	HBP	BLK	WP	HR	S	P	ERA	WHIP										
Bob Woodward, R ERA: 4.44 (1, 1)	4.1		22	7	3	2	2	2	0	0	0	0	0	2	2	0.00	0.000										
Tim Lollar, L ERA: 4.15 (5, 1)	0.2		2	0	0	0	0	0	0	0	0	0	0	2	2	0.00	0.000										
Steve Crawford, R ERA: 3.81 (6, 1)	1.0	W	7	2	3	1	1	1	0	0	0	0	0	8	12	9.00	3.000										
Bob Stanley, R ERA: 3.27 (7, 1)	1.2		10	3	0	0	2	1	0	0	0	0	0	13	17	0.00	2.400										
Joe Sambito, L ERA: 2.7 (8, 1)	1.1	S	7	3	0	0	1	1	0	0	0	0	0	8	12	0.00	3.000										

Boston Red Sox @ New York Yankees
Yankee Stadium, Bronx, NY
Tue Jun 17 1986, 7:05 PM EDT
Att: 40,167 - Unknown

AB	41
R	6
H	15
RBI	4
BB	5
SO	6
LOB	28



Batter	1	2	3	4	5	6	7	8	9	AB	R	H	RBI	BB	SO	LOB	TOP		
Marty Barrett, R (1,4) OBP: 0.336, SLG: 0.382	0-0 6-3	0-0 G6-4-3		0-0 6-3			0-0 4-3 2B		0-0 2B 1B	5	1	2	0	0	0	3	Boston Red Sox @ New York Yankees Yankee Stadium, Bronx, NY Wed Jun 18 1986, 7:05 PM EDT Att: 41,841 - Unknown livebaseballscorecards.com		
Ed Romero, R (1,5) OBP: 0.295, SLG: 0.276	0-0 1B SF8 1B		0-0 5-3		0-0 5-3		0-0 4-3		0-0 2B 2B	5	2	2	0	0	0	1			
Bill Buckner, L (1,3) OBP: 0.285, SLG: 0.395	0-0 HBP 1-3 1B		0-0 FC6-4 1B		0-0 2B		0-0 4-3		0-0 F2	5	0	3	0	0	0	3			
Jim Rice, R (1,7) OBP: 0.385, SLG: 0.472	0-0 SF8		0-3 K		0-3 K		0-0 F8		4-0 2B IBB	3	1	0	1	1	2	3			
Don Baylor, R (1,10) OBP: 0.363, SLG: 0.489	1-0 HBP 1-2		0-0 FC6-4		0-0 F7				0-0 1B SH3 1B	4	0	2	3	0	0	2			
Dwight Evans, R (1,9) OBP: 0.347, SLG: 0.406	0-0 L1			4-0 SH1-4 1B SF8 BB		0-0 5-3			0-0 SH3 1-2 2B	3	1	0	0	1	0	3			
Tony Armas, R (1,8) OBP: 0.331, SLG: 0.353									0-0 6-3	4	0	4	0	0	0	0			
Steve Lyons, L (8, PR) OBP: 0.313, SLG: 0.364		0-0 1B SH1-3 1B		0-0 SF8 SH1-4 1-2 1B		0-0 FC6-4 1B			0-0 2-3 1B	1	0	0	0	0	0	1			
Marc Sullivan, R (1,2) OBP: 0.274, SLG: 0.232		0-0 SH1-3		0-0 SH1-4		0-0 F4			0-3 K	1	0	0	0	0	0	1			
Rich Gedman, L (8, PH) OBP: 0.322, SLG: 0.397		1-2 SH1-3		1-2 2-3		0-0 F7			0-0 K	1	0	0	0	0	1	2			
Rey Quinones, R (1,6) OBP: 0.352, SLG: 0.337		0-0 2-3 1B		0-0 SF8		0-0 FC6-4			0-0 F7	3	0	1	1	0	0	3			
Inning Stats	R: 1 E: 0 K: 0 S: 5	H: 2 LOB: 2 BB: 0 P: 6	R: 0 E: 0 K: 0 S: 4	H: 2 LOB: 1 BB: 0 P: 4	R: 0 E: 0 K: 1 S: 6	H: 1 LOB: 1 BB: 0 P: 6	R: 0 E: 0 K: 0 S: 4	H: 1 LOB: 1 BB: 0 P: 4	R: 0 E: 0 K: 0 S: 7	H: 2 LOB: 2 BB: 1 P: 7	R: 3 E: 0 K: 0 S: 6	H: 3 LOB: 1 BB: 1 P: 10	1B: 10 2B: 4 3B: 0 HR: 0	SF: 2 SAC: 3 DP: 1 HBP: 1	WP: 0 PB: 0 SB: 0 CS: 0	PA: 43			
PITCHER	IP WLS BF H R ER SO BB IBB HBP BLK WP HR S P ERA WHIP																		
Bob Tewksbury, R (1,1) ERA: 3.55	7.1	34	11	2	2	2	2	1	0	0	1	0	0	0	0	36	41	2.46	1.636
Bob Shirley, L (8,1) ERA: 4.53	1.0	L	5	2	2	2	1	0	0	0	0	0	0	0	7	7	18.00	2.000	
Brian Fisher, R (9,1) ERA: 5.8	0.2		4	1	1	1	0	0	1	0	0	0	0	0	3	7	13.50	1.500	

Batter	1	2	3	4	5	6	7	8	9	AB	R	H	RBI	BB	SO	LOB	BOTTOM					
Rickey Henderson, R (1,8) OBP: 0.368, SLG: 0.498	0-0 CS 1B		0-0 SH1-3 2B		0-0 F4			0-0 G1-6-3 1B		4	0	3	0	0	0	0	Boston Red Sox @ New York Yankees Yankee Stadium, Bronx, NY Wed Jun 18 1986, 7:05 PM EDT Att: 41,841 - Unknown livebaseballscorecards.com					
Don Mattingly, L (1,3) OBP: 0.361, SLG: 0.507	0-0 1-3 1-2		0-0 SH1-3 2-3		0-0 F6			0-0 G1-6-3 1-2		3	0	0	0	0	0	2						
Dave Winfield, R (1,9) OBP: 0.344, SLG: 0.466	0-0 F5		0-0 F4		0-0 F8			0-0 4-3		4	0	0	0	0	0	1						
Mike Easter, L (1,10) OBP: 0.364, SLG: 0.490		0-0 2B 3-1 1B	0-3 K		0-0 1-4-3			0-0 1B		4	1	2	0	0	1	1						
Ken Griffey, L (1,7) OBP: 0.324, SLG: 0.451		0-0 3-1 1-3 2B		0-0 F5		0-0 HR		0-0 F7		4	1	2	1	0	0	1						
Mike Pagliaro, L (1,5) OBP: 0.325, SLG: 0.505		0-0 3-1		0-3 K		0-0 4-3		0-0 F6		4	0	0	1	0	1	2						
Butch Wynegar, S (1,2) OBP: 0.326, SLG: 0.360		2-3 3-H 0-0		0-0 F9				0-0 F3		4	0	1	0	0	0	2						
Willie Randolph, R (1,4) OBP: 0.418, SLG: 0.332		4-0 BB		0-3 K				0-0 4-3		2	0	0	0	1	1	1						
Mike Fischlin, R (1,6) OBP: 0.314, SLG: 0.283		0-0 F8			0-0 L4			0-3 K		2	0	0	0	0	0	2						
Dan Pasqua, L (7, PH) OBP: 0.444, SLG: 0.576										1	0	0	0	0	1	0						
Ivan De Jesus, R (8,6)										0	0	0	0	0	0	0						
Inning Stats	R: 0 E: 0 K: 0 S: 3	H: 1 LOB: 0 BB: 0 P: 3	R: 1 E: 0 K: 0 S: 5	H: 2 LOB: 2 BB: 1 P: 9	R: 0 E: 0 K: 1 S: 6	H: 1 LOB: 1 BB: 0 P: 6	R: 0 E: 0 K: 2 S: 8	H: 1 LOB: 1 BB: 0 P: 8	R: 0 E: 0 K: 0 S: 3	H: 0 LOB: 0 BB: 0 P: 3	R: 1 E: 0 K: 0 S: 4	H: 1 LOB: 0 BB: 0 P: 4	R: 0 E: 0 K: 1 S: 5	H: 0 LOB: 0 BB: 0 P: 5	R: 0 E: 0 K: 0 S: 3	H: 1 LOB: 0 BB: 0 P: 3	R: 0 E: 0 K: 0 S: 4	H: 1 LOB: 1 BB: 0 P: 4	1B: 5 2B: 2 3B: 0 HR: 1	SF: 0 SAC: 1 DP: 1 HBP: 0	WP: 0 PB: 0 SB: 0 CS: 1	PA: 34
PITCHER	IP WLS BF H R ER SO BB IBB HBP BLK WP HR S P ERA WHIP																					
Oil Can Boyd, R (1,1) ERA: 3.22	9.0	W	34	8	2	2	4	1	0	0	0	0	0	0	1	41	45	2.00	1.000			

Batter	1	2	3	4	5	6	7	8	9	10	AB	R	H	RBI	BB	SO	LOB	TOP							
Rickey Henderson, R OBP: 0.370, SLG: 0.509	1-3	L7					6-3 1B	1B 1B		6-3	6	2	3	1	0	0	0								
Don Mattingly, L OBP: 0.367, SLG: 0.514	4-3 2B		1B G4-6-3		6-3		1B 1B	1B 1B		F9	6	3	4	0	0	0	2								
Ken Griffey, L OBP: 0.335, SLG: 0.458	4-3		1B G4-6-3		K		F9 1B	1B 1B		1B	6	1	4	1	0	1	3								
Mike Easter, L OBP: 0.372, SLG: 0.490	BB 1B		G4-6-3		BB		G3 1B	1B 1B		K	4	1	2	2	2	1	3								
Dan Pasqua, L OBP: 0.423, SLG: 0.538	BB 1B		G3		L8		F9	L3		K	6	0	1	0	0	1	9								
Mike Pagliarulo, L OBP: 0.331, SLG: 0.517	BB				3-1		G3			HR	3	2	1	2	2	0	1								
Ron Hassey, L OBP: 0.367, SLG: 0.408	K				4-3		1B G5-4-3	1B		K	5	0	2	1	0	2	3								
Willie Randolph, R OBP: 0.411, SLG: 0.326		6-3			K		SF9	4-3		L8	4	0	0	1	0	1	1								
Mike Fischlin, R OBP: 0.321, SLG: 0.292		K					G5-4-3			K	2	0	1	0	0	1	0								
Dave Winfield, R OBP: 0.343, SLG: 0.464					6-3 1B		1-2f			F9	1	0	0	0	0	0	1								
Ivan De Jesus, R OBP: 0.324, SLG: 0.357					1B		1-2f			K	0	0	0	0	0	0	0								
Butch Wynegar, S OBP: 0.380, SLG: 0.432										K	1	0	0	0	0	0	0								
Dale Berra, R OBP: 0.380, SLG: 0.432										K	1	0	0	0	0	0	0								
Inning Stats	R: 1 E: 0 K: 1 S: 8	H: 3 LOB: 3 BB: 1 P: 12	R: 0 E: 0 K: 1 S: 5	H: 0 LOB: 0 BB: 0 P: 5	R: 1 E: 0 K: 1 S: 4	H: 2 LOB: 0 BB: 0 P: 4	R: 0 E: 0 K: 1 S: 5	H: 0 LOB: 0 BB: 0 P: 5	R: 0 E: 0 K: 1 S: 7	H: 1 LOB: 3 BB: 1 P: 11	R: 4 E: 0 K: 1 S: 8	H: 5 LOB: 1 BB: 0 P: 8	R: 1 E: 0 K: 2 S: 8	H: 3 LOB: 2 BB: 0 P: 8	R: 1 E: 0 K: 1 S: 6	H: 1 LOB: 0 BB: 1 P: 10	R: 0 E: 0 K: 1 S: 6	H: 1 LOB: 2 BB: 1 P: 10	1B: 15 2B: 1 3B: 0 HR: 2	SF: 1 SAC: 0 DP: 2 HBP: 0	WP: 0 PB: 0 SB: 1 CS: 0	PA: 50			
PITCHER	IP WLS BF H R ER SO ERA WHIP	IP WLS BF H R ER SO ERA WHIP	IP WLS BF H R ER SO ERA WHIP	IP WLS BF H R ER SO ERA WHIP	IP WLS BF H R ER SO ERA WHIP	IP WLS BF H R ER SO ERA WHIP	IP WLS BF H R ER SO ERA WHIP	IP WLS BF H R ER SO ERA WHIP	IP WLS BF H R ER SO ERA WHIP	IP WLS BF H R ER SO ERA WHIP	IP WLS BF H R ER SO ERA WHIP	IP WLS BF H R ER SO ERA WHIP	IP WLS BF H R ER SO ERA WHIP	IP WLS BF H R ER SO ERA WHIP	IP WLS BF H R ER SO ERA WHIP	IP WLS BF H R ER SO ERA WHIP	IP WLS BF H R ER SO ERA WHIP	IP WLS BF H R ER SO ERA WHIP	IP WLS BF H R ER SO ERA WHIP	IP WLS BF H R ER SO ERA WHIP	IP WLS BF H R ER SO ERA WHIP	IP WLS BF H R ER SO ERA WHIP	IP WLS BF H R ER SO ERA WHIP	IP WLS BF H R ER SO ERA WHIP	
Dave Stieb, R ERA: 5.67	6.0	0.0	4.0	3.0	4.0	3.0	4.0	3.0	4.0	3.0	4.0	3.0	4.0	3.0	4.0	3.0	4.0	3.0	4.0	3.0	4.0	3.0	4.0	3.0	4.0
Don Gordon, R ERA: 6.43	7.1	0.0	4.0	4.0	4.0	0.0	0.0	0.0	0.0	0.0	4.0	4.0	∞	∞	∞	∞	∞	∞	∞	∞	∞	∞	∞	∞	∞
Jim Acker, R ERA: 3.94	7.1	1.0	4.0	1.0	0.0	0.0	0.0	0.0	0.0	0.0	4.0	4.0	0.00	1.000											
Tom Henke, R ERA: 4.79	8.1	2.2	14.0	5.0	2.0	3.0	0.0	1.0	0.0	2.0	19.0	23.0	6.75	1.875											
Bill Caudill, R ERA: 5.63	10.1	0.1	W	1.0	0.0	0.0	1.0	0.0	0.0	0.0	3.0	3.0	0.00	0.000											

New York Yankees @ Toronto Blue Jays
Exhibition Stadium, Toronto, ON
Thu Jun 19 1986, 7:05 PM EDT
Att: 35,389 - Unknown

AB	45
R	9
H	18
RBI	8
BB	4
SO	8
LOB	23



Batter	1	2	3	4	5	6	7	8	9	10	AB	R	H	RBI	BB	SO	LOB	BOTTOM					
Tony Fernandez, S OBP: 0.335, SLG: 0.385	L9		5-3								5	1	3	1	0	0	0						
Lloyd Moseby, L OBP: 0.379, SLG: 0.459	K		2B		FC1-4-6		SF8	F4			4	0	1	1	0	1	2						
Cliff Johnson, R OBP: 0.363, SLG: 0.506	L5		F9				HR 1B	1B 1B			4	1	2	0	0	0	1						
Ron Shepherd, R OBP: 0.400, SLG: 0.400			F8				HR 1B	L6			1	1	1	0	0	0	0						
George Bell, R OBP: 0.358, SLG: 0.527		F8 HR 1B	F8				HR 1B	L6			5	2	2	2	0	0	3						
Jesse Barfield, R OBP: 0.361, SLG: 0.565		HR BB			K		HR	1B BB			3	2	1	1	2	1	1						
Garth Iorg, R OBP: 0.302, SLG: 0.312		F8			6-3		F8	1B			5	0	1	1	0	0	3						
Willie Upshaw, L OBP: 0.372, SLG: 0.365		HR			F4		K	K			5	2	2	3	0	2	2						
Buck Martinez, R OBP: 0.280, SLG: 0.318		6-3																					
Kelly Gruber, R OBP: 0.197, SLG: 0.349		6-3			6-3		6-3																
Damaso Garcia, R OBP: 0.289, SLG: 0.326		F4			K		3B 1B	F7			5	1	2	1	0	1	0						
Inning Stats	R: 0 E: 0 K: 1 S: 5	H: 0 LOB: 0 BB: 0 P: 5	R: 3 E: 0 K: 0 S: 5	H: 2 LOB: 0 BB: 1 P: 9	R: 0 E: 0 K: 0 S: 4	H: 1 LOB: 1 BB: 0 P: 4	R: 0 E: 0 K: 1 S: 5	H: 0 LOB: 0 BB: 0 P: 5	R: 0 E: 0 K: 1 S: 6	H: 1 LOB: 1 BB: 0 P: 6	R: 3 E: 0 K: 1 S: 9	H: 4 LOB: 2 BB: 1 P: 13	R: 0 E: 0 K: 0 S: 4	H: 1 LOB: 1 BB: 0 P: 4	R: 1 E: 0 K: 0 S: 3	H: 2 LOB: 3 BB: 0 P: 3	R: 9 E: 0 K: 0 S: 3	SF: 1 SAC: 1 DP: 0 HBP: 0	WP: 0 PB: 0 SB: 0 CS: 0	PA: 45			
PITCHER	IP WLS BF H R ER SO ERA WHIP	IP WLS BF H R ER SO ERA WHIP	IP WLS BF H R ER SO ERA WHIP	IP WLS BF H R ER SO ERA WHIP	IP WLS BF H R ER SO ERA WHIP	IP WLS BF H R ER SO ERA WHIP	IP WLS BF H R ER SO ERA WHIP	IP WLS BF H R ER SO ERA WHIP	IP WLS BF H R ER SO ERA WHIP	IP WLS BF H R ER SO ERA WHIP	IP WLS BF H R ER SO ERA WHIP	IP WLS BF H R ER SO ERA WHIP	IP WLS BF H R ER SO ERA WHIP	IP WLS BF H R ER SO ERA WHIP	IP WLS BF H R ER SO ERA WHIP	IP WLS BF H R ER SO ERA WHIP	IP WLS BF H R ER SO ERA WHIP	IP WLS BF H R ER SO ERA WHIP	IP WLS BF H R ER SO ERA WHIP	IP WLS BF H R ER SO ERA WHIP	IP WLS BF H R ER SO ERA WHIP	IP WLS BF H R ER SO ERA WHIP	IP WLS BF H R ER SO ERA WHIP
Dennis Rasmussen, L ERA: 4.2	5.0	2.0	7.0	6.0	3.0	1.0	0.0	0.0	0.0	0.0	28.0	32.0	10.80	1.600									
Bob Shively, L ERA: 4.91	8.1	1.1	7.0	3.0	3.0	1.0	0.0	0.0	0.0	0.0	9.0	9.0	20.25	2.250									
Alfonso Pulido, L ERA: 3.7	7.1	1.2	9.0	3.0	0.0	1.0	1.0	0.0	0.0	0.0	10.0	14.0	0.00	2.400									
Dave Righetti, L ERA: 3.46	8.1	1.0	L	6.0	2.0	1.0	1.0	0.0	0.0	0.0	6.0	6.0	9.00	2.000									

New York Yankees @ Toronto Blue Jays
Exhibition Stadium, Toronto, ON
Thu Jun 19 1986, 7:05 PM EDT
Att: 35,389 - Unknown

AB	41
R	10
H	15
RBI	10
BB	2
SO	5
LOB	12



Batter	1	2	3	4	5	6	7	8	9	10	AB	R	H	RBI	BB	SO	LOB	TOP								
Rickey Henderson, R OBP: 0.373, SLG: 0.514	(1, 8) BB 4-0 CS		X 0-0 F8		X 0-0 F8		X 0-0 SH5-3 WP 2B	0-3 K		X 0-0 E 1B 2B	5	2	2	1	1	1	1									
Willie Randolph, R OBP: 0.414, SLG: 0.329	(1, 4) S 0-3 K		X 0-0 F8		X 0-0 2B 1B		X 0-0 SH5-3 2-3		X 4-0 WP BB 1B	X 0-0 2H 1B 1B	4	1	2	2	1	1	1									
Don Mattingly, L OBP: 0.373, SLG: 0.521	(1, 3) X 0-0 FC6-4 1B			X 0-0 F7	X 0-0 2B		X 0-0 K		X 0-0 WP SF7 1B	X 0-0 1-3 1B	6	1	4	0	0	1	1									
Dave Winfield, R OBP: 0.339, SLG: 0.454	(1, 9) X 0-0 FC6-4			X 0-0 F9	X 4-0 IBB		X 0-0 K		X 0-0 6-3	X 0-0 1-3 2H F8	5	0	0	0	1	1	4									
Gary Roenicke, R OBP: 0.437, SLG: 0.418	(1, 7)	X 0-0		X 4-0 1B BB	X 0-0 4-3		X 0-0 G3 1B HR		X 0-0 SF7		2	0	1	0	1	0	3									
Ken Griffey, L OBP: 0.337, SLG: 0.462	(8, PH) (8, 7)			X 0-0 2B	X 0-0 BB		X 0-0 1B HR		X 0-0 3H 4-3		1	1	1	1	0	0	0									
Mike Easter, L OBP: 0.373, SLG: 0.488	(1, 10)	X 0-0 K		X 0-0 FC5-4 1B	X 0-0 F7		X 0-0 F7		X 0-0 G3 1B	X 0-0 4-3	5	1	2	0	0	1	1									
Butch Wynegar, S OBP: 0.320, SLG: 0.374	(1, 2)	X 0-0 F9		X 0-0 FC5-4 1-2	X 0-0 HR		X 0-0 K		X 0-0 K	X 0-0 4-3	5	1	1	1	0	1	5									
Mike Pagliarulo, L OBP: 0.332, SLG: 0.519	(1, 5)	X 0-0 K		X 0-0 1-3 1B	X 0-0 K		X 0-0 G3		X 0-0 G3	X 0-0 2B 2B	5	2	2	0	0	2	3									
Dale Berra, R OBP: 0.358, SLG: 0.404	(1, 6)		X 0-0 F7		X 0-0 1-3 1B		X 0-0 F9		X 0-0 2H 3H HR	X 0-0 K	3	0	0	0	0	0	1									
Ron Hassey, L OBP: 0.371, SLG: 0.438	(8, PH)				X 1-3 1B		X 0-0 F9				1	1	1	3	0	0	0									
Mike Fischlin, R OBP: 0.321, SLG: 0.292	(8, 6)				X 1-2						0	0	0	0	0	0	0									
Dan Pasqua, L OBP: 0.418, SLG: 0.530	(10, PH)										1	0	0	0	0	1	1									
Ivan De Jesus, R OBP: 0.337, SLG: 0.514	(10, 6)										0	0	0	0	0	0	0									
Inning Stats	R: 0 E: 0 K: 1 S: 5	H: 1 LOB: 1 BB: 1 P: 9	R: 0 E: 0 K: 2 S: 8	H: 1 LOB: 1 BB: 0 P: 8	R: 0 E: 0 K: 0 S: 3	H: 0 LOB: 0 BB: 0 P: 3	R: 0 E: 0 K: 0 S: 4	H: 1 LOB: 2 BB: 1 P: 8	R: 1 E: 0 K: 0 S: 6	H: 3 LOB: 3 BB: 1 P: 10	R: 1 E: 0 K: 2 S: 8	H: 1 LOB: 0 BB: 0 P: 8	R: 3 E: 0 K: 2 S: 10	H: 3 LOB: 0 BB: 0 P: 10	R: 2 E: 0 K: 0 S: 4	H: 1 LOB: 0 BB: 1 P: 8	R: 2 E: 1 K: 1 S: 9	H: 4 LOB: 2 BB: 0 P: 9	1B: 9 2B: 5 3B: 0 HR: 2	SF: 1 SAC: 1 DP: 0 HBP: 0	WP: 3 PB: 0 SB: 1 CS: 1	PA: 49				
PITCHER	IP 6.2	WLS 30	BF 8	H 3	R 3	ER 3	SO 5	BB 2	IBB 0	HBP 0	BLK 0	WP 0	HR 1	S 37	P 49	ERA 4.05	WHIP 1.500									
John Cerutti, L ERA: 5.09	(1, 1)																									
Jim Acker, R ERA: 4.69	(7, 1)	2.1	12	4	5	5	3	1	0	0	0	2	1	17	21	19.29	2.143									
Don Gordon, R ERA: 7.06	(10, 1)	0.2	L	5	3	2	2	1	0	0	0	0	0	7	7	27.00	4.500									
Bill Caudill, R ERA: 5.51	(10, 1)	0.1	2	1	0	0	0	0	0	0	0	0	0	2	2	0.00	3.000									
PITCHER	IP 8.0	WLS 34	BF 8	H 4	R 4	ER 4	SO 3	BB 3	IBB 0	HBP 0	BLK 0	WP 0	HR 2	S 37	P 49	ERA 4.50	WHIP 1.375									
Doug Drabek, R ERA: 5.49	(1, 1)																									
Dave Righetti, L ERA: 4.31	(9, 1)	0.2	6	3	4	4	2	1	0	0	0	0	1	9	13	54.00	6.000									
Brian Fisher, R ERA: 5.59	(9, 1)	1.1	W	4	0	0	0	2	0	0	0	0	0	8	8	0.00	0.000									
Batter	1	2	3	4	5	6	7	8	9	10	AB	R	H	RBI	BB	SO	LOB	BOTTOM								
Tony Fernandez, S OBP: 0.336, SLG: 0.385	(1, 6) X 0-0 1B 1B	X 0-0 L8		X 0-0 F8				X 0-0 6-3	X 0-0 BB HR 1B		5	1	2	1	0	0	1									
Rance Mulliniks, L OBP: 0.353, SLG: 0.416	(1, 5) X 0-0 FC6-4 1B		X 0-0 F9		X 4-0 2B BB		X 0-0 HR		X 4-0 1-2 3H HR 1B		3	1	2	1	1	0	0									
Garth Iorg, R OBP: 0.308, SLG: 0.312	(9, PH) (10, 5)	X 1-2 1B		X 0-0 F3		X 0-0 2B		X 4-0 FC5-4 BB	X 0-0 1-2 2-3 HR BB		0	1	0	0	1	0	0									
Lloyd Moseby, L OBP: 0.379, SLG: 0.459	(1, 8) S 0-3 K		X 0-0 F3		X 0-0 2B		X 0-0 FC5-4 BB		X 0-0 K		4	0	1	0	1	2	5									
George Bell, R OBP: 0.356, SLG: 0.532	(1, 7) X 0-0 F3		X 0-0 6-3		X 0-0 F6		X 0-0 FC5-4 BB		X 0-0 1-2 1-3 2H 3H HR		5	1	1	4	0	0	5									
Jesse Barfield, R OBP: 0.355, SLG: 0.553	(1, 9) X 0-0 FC6-4		X 0-0 F8		X 0-0 K		X 0-0 5-3		X 0-0 K		5	0	0	0	0	2	5									
Cliff Johnson, R OBP: 0.379, SLG: 0.497	(1, 10)	X 0-0 F7		X 0-0 F9		X 0-0 4-3		X 0-0 BB 1B	X 0-0 K		5	1	1	0	0	1	2									
Willie Upshaw, L OBP: 0.368, SLG: 0.358	(1, 3)	X 0-0 K		X 0-0 4-3		X 0-0 F8		X 4-0 1B BB	X 0-0 F9		4	1	0	0	1	1	0									
Ernie Whitt, L OBP: 0.276, SLG: 0.367	(1, 2)	X 0-0		X 0-0 2B		X 0-0 F8		X 0-0 1B BB	X 0-0 F7		3	1	2	1	0	0	0									
Buck Martinez, R OBP: 0.276, SLG: 0.313	(9, PH) (10, 2)	X 0-0 HR		X 0-0 2B		X 0-0 F8		X 0-0 K	X 0-0 F7		1	0	0	0	0	1	2									
Rick Leach, L OBP: 0.325, SLG: 0.449	(10, PH)	X 0-0		X 0-0 5-3		X 0-0 4-3		X 0-0 1-3 2H HR 1B			1	0	0	0	0	0	0									
Damaso Garcia, R OBP: 0.293, SLG: 0.330	(1, 4)	X 0-0 1B									4	1	2	1	0	0	0									
Inning Stats	R: 0 E: 0 K: 1 S: 7	H: 2 LOB: 2 BB: 0 P: 7	R: 1 E: 0 K: 1 S: 7	H: 2 LOB: 1 BB: 0 P: 7	R: 0 E: 0 K: 0 S: 3	H: 0 LOB: 0 BB: 0 P: 3	R: 0 E: 0 K: 0 S: 3	H: 0 LOB: 0 BB: 0 P: 3	R: 0 E: 0 K: 1 S: 6	H: 1 LOB: 2 BB: 1 P: 10	R: 0 E: 0 K: 0 S: 3	H: 0 LOB: 0 BB: 0 P: 3	R: 1 E: 0 K: 0 S: 4	H: 1 LOB: 1 BB: 1 P: 8	R: 6 E: 0 K: 3 S: 13	H: 4 LOB: 0 BB: 2 P: 21	R: 0 E: 0 K: 1 S: 5	H: 0 LOB: 0 BB: 0 P: 5	1B: 6 2B: 2 3B: 0 HR: 3	SF: 0 SAC: 0 DP: 0 HBP: 0	WP: 0 PB: 0 SB: 0 CS: 0	PA: 44				
PITCHER	IP 8.0	WLS 34	BF 8	H 4	R 4	ER 4	SO 3	BB 3	IBB 0	HBP 0	BLK 0	WP 0	HR 2	S 37	P 49	ERA 4.50	WHIP 1.375									
Doug Drabek, R ERA: 5.49	(1, 1)																									
Dave Righetti, L ERA: 4.31	(9, 1)	0.2	6	3	4	4	2	1	0	0	0	0	1	9	13	54.00	6.000									
Brian Fisher, R ERA: 5.59	(9, 1)	1.1	W	4	0	0	0	2	0	0	0	0	0	8	8	0.00	0.000									

New York Yankees @ Toronto Blue Jays
Exhibition Stadium, Toronto, ON
Fri Jun 20 1986, 7:05 PM EDT
Att: 38,109 - Unknown

AB 43
R 10
H 16
RBI 8
BB 4
SO 9
LOB 21



New York Yankees @ Toronto Blue Jays
Exhibition Stadium, Toronto, ON
Fri Jun 20 1986, 7:05 PM EDT
Att: 38,109 - Unknown

AB 40
R 8
H 11
RBI 8
BB 4
SO 7
LOB 20



Batter	1	2	3	4	5	6	7	8	9	10	AB	R	H	RBI	BB	SO	LOB	TOP									
Rickey Henderson, R OBP: 0.370, SLG: 0.507	(1, 8) 0-3 K	(1, 8) 0-0 5-3			(1, 8) 0-3 K		(1, 8) 0-0 6-3			(1, 8) 4-0 1B BB	4	1	0	0	1	2	2										
Ken Griffey, L OBP: 0.344, SLG: 0.468	(1, 7) 4-0 1B BB	(1, 7) 0-3 K			(1, 7) 0-0 2B		(1, 7) 0-0 F8			(1, 7) 0-0 1B BB	4	2	2	1	1	1	2										
Don Mattingly, L OBP: 0.373, SLG: 0.519	(1, 3) 0-0 1B				(1, 3) 0-0 F8		(1, 3) 0-0 F7		(1, 3) 0-0 F4	(1, 3) 0-0 1B BB	5	1	2	0	0	0	1										
Mike Easter, L OBP: 0.362, SLG: 0.502	(1, 10) 0-0 1B				(1, 10) 0-0 2B		(1, 10) 4-0 1B		(1, 10) 0-3 K	(1, 10) 0-0 1B BB	4	0	3	3	1	1	0										
Dan Pasqua, L OBP: 0.405, SLG: 0.521	(1, 9) 0-0 F8				(1, 9) 0-0 2B		(1, 9) 0-0 F9		(1, 9) 0-0 4-3	(1, 9) 0-3 K	5	0	1	0	0	1	5										
Mike Pagliarulo, L OBP: 0.325, SLG: 0.507	(1, 5) 0-3 K				(1, 5) 0-0 F9		(1, 5) 0-0 1-3		(1, 5) 0-0 6-3	(1, 5) 0-0 F9	5	0	0	0	0	1	4										
Ron Hassey, L OBP: 0.379, SLG: 0.440					(1, 2) 0-0 2B 1B		(1, 2) 0-0 4-3		(1, 2) 0-0 4-3	(1, 2) 0-0 1B BB	4	0	2	0	1	0	0										
Willie Randolph, R OBP: 0.407, SLG: 0.322	(1, 4) 0-0 F3				(1, 4) 0-3 K		(1, 4) 0-0 5-3		(1, 4) 0-3 K	(1, 4) 0-0 F3	5	0	0	0	0	2	4										
Dale Berra, R OBP: 0.351, SLG: 0.412	(1, 6) 0-0 1-3 2B				(1, 6) 0-0 5-3		(1, 6) 0-0 4-3		(1, 6) 0-0 F3		4	0	1	0	0	0	1										
Inning Stats	R: 1 E: 0 K: 2 S: 9	H: 2 LOB: 2 BB: 1 P: 13	R: 0 E: 0 K: 1 S: 7	H: 2 LOB: 2 BB: 0 P: 7	R: 0 E: 0 K: 0 S: 4	H: 2 LOB: 1 BB: 0 P: 4	R: 0 E: 0 K: 1 S: 5	H: 0 LOB: 0 BB: 0 P: 5	R: 0 E: 0 K: 0 S: 3	H: 0 LOB: 0 BB: 0 P: 3	R: 0 E: 0 K: 1 S: 5	H: 1 LOB: 1 BB: 0 P: 6	R: 0 E: 0 K: 0 S: 6	H: 0 LOB: 0 BB: 0 P: 10	R: 0 E: 0 K: 0 S: 3	H: 0 LOB: 0 BB: 0 P: 3	R: 0 E: 0 K: 1 S: 6	H: 1 LOB: 1 BB: 0 P: 6	R: 3 E: 0 K: 1 S: 8	H: 3 LOB: 2 BB: 2 P: 16	1B: 6 2B: 5 3B: 0 HR: 0	SF: 0 SAC: 0 DP: 0 HBP: 0	WP: 0 PB: 0 SB: 1 CS: 0	PA: 44			
PITCHER	IP WLS BF H R ER SO BB IBB HBP BLK WP HR S P ERA WHIP	9.0 L 3 2 3 3 0 1 0 0 0 0 0 2 6 ∞ ∞	1.0 S 5 1 0 0 1 1 0 0 0 0 0 6 10 0.00 2.000																								

New York Yankees @ Toronto Blue Jays
Exhibition Stadium, Toronto, ON
Sat Jun 21 1986, 3:33 AM EDT
Att: 43,678 - Unknown

AB	40
R	4
H	11
RBI	4
BB	4
SO	8
LOB	19



Batter	1	2	3	4	5	6	7	8	9	10	AB	R	H	RBI	BB	SO	LOB	BOTTOM		
Tony Fernandez, S OBP: 0.337, SLG: 0.385	(1, 6) 0-0 1B 1B				(1, 6) 0-0 6-3		(1, 6) 0-0 FC6-4		(1, 6) 0-0 FC3-6		5	0	2	0	0	0	3			
Lloyd Moseby, L OBP: 0.373, SLG: 0.451	(1, 8) 0-0 F4				(1, 8) 0-0 5-3		(1, 8) 0-0 F6		(1, 8) 0-0 4-3	(1, 8) 0-0 F8	5	0	0	0	0	0	2			
Cliff Johnson, R OBP: 0.380, SLG: 0.508	(1, 10) 0-0 F8				(1, 10) 4-0 BB		(1, 10) 0-0 6-3		(1, 10) 0-0 F4	(1, 10) 0-0 HR	4	1	1	1	1	0	1			
George Bell, R OBP: 0.353, SLG: 0.526	(1, 7) 0-0 1B				(1, 7) 0-0 F4		(1, 7) 0-0 F8		(1, 7) 0-0 6-3	(1, 7) 0-0 L6	5	0	1	0	0	0	2			
Jesse Barfield, R OBP: 0.355, SLG: 0.549	(1, 9) 0-0 1-2 2-3 1B				(1, 9) 0-3 K		(1, 9) 4-0 BB		(1, 9) 0-0 F8	(1, 9) 0-0 1-3	4	0	1	0	1	1	0			
Damaso Garcia, R OBP: 0.292, SLG: 0.333	(1, 4) 0-0 F4				(1, 4) 0-0 5-3		(1, 4) 0-0 F9		(1, 4) 0-0 1B 2B		4	1	1	0	0	0	1			
Willie Upshaw, L OBP: 0.370, SLG: 0.361	(1, 3) 0-3 K				(1, 3) 0-0 1B		(1, 3) 0-0 F8		(1, 3) 0-0 F9 1B		4	0	2	1	0	1	0			
Garth Iorg, R OBP: 0.306, SLG: 0.310	(1, 5) 0-0 L6				(1, 5) 0-0 L6		(1, 5) 0-0 F3		(1, 5) 0-0 FC3-6 1B		4	0	1	0	0	0	1			
Buck Martinez, R OBP: 0.278, SLG: 0.394	(1, 2) 0-0 5-3				(1, 2) 0-0 5-3		(1, 2) 0-0 FC6-4 BB		(1, 2) 0-0 F9		2	0	0	0	1	0	0			
Ron Shepherd, R OBP: 0.400, SLG: 0.400	(7, PR) 0-0 5-3										0	0	0	0	0	0	0			
Ernie Whitt, L OBP: 0.274, SLG: 0.384	(8, 2) 0-0 5-3										1	0	0	0	0	0	2			
Inning Stats	R: 0 E: 0 K: 0 S: 5	H: 3 LOB: 2 BB: 0 P: 5	R: 0 E: 0 K: 1 S: 5	H: 0 LOB: 0 BB: 0 P: 5	R: 0 E: 0 K: 0 S: 4	H: 1 LOB: 2 BB: 1 P: 8	R: 0 E: 0 K: 1 S: 6	H: 1 LOB: 1 BB: 0 P: 6	R: 0 E: 0 K: 0 S: 3	H: 0 LOB: 1 BB: 1 P: 7	R: 0 E: 0 K: 0 S: 3	H: 0 LOB: 0 BB: 0 P: 3	R: 1 E: 0 K: 0 S: 6	H: 3 LOB: 2 BB: 0 P: 6	R: 1 E: 0 K: 0 S: 4	H: 1 LOB: 0 BB: 0 P: 4	1B: 7 2B: 1 3B: 0 HR: 1	SF: 0 SAC: 0 DP: 0 HBP: 0	WP: 0 PB: 0 SB: 0 CS: 0	PA: 41
PITCHER	IP WLS BF H R ER SO BB IBB HBP BLK WP HR S P ERA WHIP	7.1 1.0 4 1 1 1 0 0 0 0 0 0 0 4 4 9.00 1.000	0.2 W 4 2 0 0 0 0 0 0 0 0 0 4 4 0.00 3.000	1.0 S 4 1 1 1 0 0 0 0 0 0 1 4 4 9.00 1.000																

New York Yankees @ Toronto Blue Jays
Exhibition Stadium, Toronto, ON
Sat Jun 21 1986, 3:33 AM EDT
Att: 43,678 - Unknown

AB	38
R	2
H	9
RBI	2
BB	3
SO	2
LOB	12




Batter	1	2	3	4	5	6	7	8	9	AB	R	H	RBI	BB	SO	LOB	TOP	
Rickey Henderson, R OBP: 0.368, SLG: 0.504 Dan Pasqua, L OBP: 0.412, SLG: 0.528	(1,8) 0-3 K	(1,8) 0-0 F4			(1,8) 0-0 F6		(1,8) 0-0 1B		(1,8) 0-0 FC6	4	0	1	0	0	1	1	New York Yankees @ Toronto Blue Jays Exhibition Stadium, Toronto, ON Sun Jun 22 1986, 3:33 AM EDT Att: 40,101 - Unknown	
Willie Randolph, R OBP: 0.411, SLG: 0.346 Mike Fischlin, R OBP: 0.315, SLG: 0.286	(1,4) 0-0 HR		(1,4) 0-0 F8		(1,4) 0-0 2B		(1,4) 0-0 FC6-4		(1,4) 0-0 F9	4	1	3	1	0	0	0		
Don Mattingly, L OBP: 0.373, SLG: 0.519	(1,3) 0-0 2B		(1,3) 0-0 F9		(1,3) 4-0 BB		(1,3) 0-0 FC6-4		(1,3) 0-0 FC6	4	0	1	0	1	0	3		
Dave Winfield, R OBP: 0.341, SLG: 0.452	(1,9) 0-0 2B				(1,9) 4-0 BB					3	0	1	0	1	1	2		
Gary Roenicke, R OBP: 0.418, SLG: 0.394	(1,7) 0-0 F6		(1,7) 0-0 F3							4	0	0	0	0	2	3		
Mike Easter, L OBP: 0.384, SLG: 0.502	(1,10) 0-3 K				(1,10) 0-0 1B		(1,10) 0-3 K		(1,10) 0-0 1B	4	0	2	0	0	2	2		
Butch Wynegar, S OBP: 0.318, SLG: 0.370		(1,2) 0-0 6-3		(1,2) 0-0 F7		(1,2) 0-0 F9		(1,2) 0-0 1B		4	0	1	0	0	0	1		
Mike Pagliarulo, L OBP: 0.320, SLG: 0.498 Ivan De Jesus, R (8,6)	(1,5) 0-0 F8		(1,5) 0-0 F8		(1,5) 0-3 K		(1,5) 0-0 F8		(1,5) 0-0 F5	4	0	0	0	0	1	3		
Dale Berra, R OBP: 0.344, SLG: 0.389	(1,6) 4-0 BB		(1,6) 4-0 BB		(1,6) 0-0 F8		(1,6) 0-0 L8		(1,6) 0-0 5-3	3	0	0	0	1	0	1		
Inning Stats	R: 1 E: 0 K: 2 S: 10	H: 3 LOB: 2 BB: 0 P: 10	R: 0 E: 0 K: 0 S: 3	H: 0 LOB: 1 BB: 1 P: 7	R: 0 E: 0 K: 1 S: 6	H: 1 LOB: 1 BB: 0 P: 6	R: 0 E: 0 K: 2 S: 7	H: 0 LOB: 0 BB: 0 P: 7	R: 0 E: 0 K: 0 S: 5	H: 2 LOB: 2 BB: 0 P: 5	R: 0 E: 0 K: 2 S: 9	H: 2 LOB: 2 BB: 0 P: 9	R: 0 E: 0 K: 0 S: 4	H: 1 LOB: 1 BB: 0 P: 4	1B: 7 2B: 2 3B: 0 HR: 1	SF: 0 SAC: 0 DP: 1 HBP: 0		WP: 0 PB: 0 SB: 1 CS: 0
PITCHER	IP WLS BF H R ER SO BB IBB HBP BLK WP HR S P ERA WHIP																	
Jimmy Key, L ERA: 4.67 Tom Henke, R ERA: 4.66	(1,1) 8.0 W 35 9 1 1 7 3 0 0 0 0 0 1 46 58 1.12 1.500																	

Batter	1	2	3	4	5	6	7	8	9	AB	R	H	RBI	BB	SO	LOB	BOTTOM			
Tony Fernandez, S OBP: 0.340, SLG: 0.409	(1,6) 0-0 G3		(1,6) 0-0 3B		(1,6) 0-0 3-1	(1,6) 0-0 SF7	(1,6) 0-0 HR	(1,6) 0-0 4-3		6	2	3	4	0	0	2	New York Yankees @ Toronto Blue Jays Exhibition Stadium, Toronto, ON Sun Jun 22 1986, 3:33 AM EDT Att: 40,101 - Unknown			
Rance Mulliniks, L OBP: 0.353, SLG: 0.411 Garth Iorg, R OBP: 0.301, SLG: 0.304	(1,5) 0-0 3-1		(1,5) 0-0 4-3		(1,5) 4-0 BB	(1,5) 0-0 G3	(1,5) 0-0 6-3		(1,5) 0-0 6-3	2	1	0	0	1	0	1				
Lloyd Moseby, L OBP: 0.351, SLG: 0.455 Kelly Gruber, R OBP: 0.194, SLG: 0.344	(1,8) 4-0 BB				(1,8) 0-0 1B	(1,8) 0-0 BB	(1,8) 0-0 FC4-6	(1,8) 0-3 K		2	2	2	0	2	0	0				
George Bell, R OBP: 0.354, SLG: 0.524 Ron Shepherd, R OBP: 0.400, SLG: 0.400	(1,7) 0-0 L3				(1,7) 0-0 L5	(1,7) 0-0 SF7		(1,7) 0-0 1B		3	1	1	1	1	0	2				
Willie Upshaw, L OBP: 0.375, SLG: 0.363		(1,3) 0-0 6-3		(1,3) 4-0 BB	(1,3) 0-0 E4	(1,3) 0-0 FC4-6		(1,3) 0-0 2B		4	2	2	2	1	0	1				
Cliff Johnson, R OBP: 0.377, SLG: 0.508 Rick Leach, L OBP: 0.333, SLG: 0.468	(1,10) 0-0 6-3		(1,10) 0-0 6-3		(1,10) 0-3 K	(1,10) 0-0 2B	(1,10) 0-0 F7	(1,10) 0-0 2B		4	0	1	1	0	1	2				
Jesse Barfield, R OBP: 0.356, SLG: 0.546	(1,9) 0-0 5-3		(1,9) 0-0 1B		(1,9) 0-0 5-3		(1,9) 0-0 HR	(1,9) 0-3 K		5	1	2	1	0	1	4				
Ernie Whitt, L OBP: 0.284, SLG: 0.396	(1,2) 0-0 4-3		(1,2) 0-0 G3			(1,2) 4-0 BB	(1,2) 0-0 HR	(1,2) 0-0 2B		4	2	2	4	1	0	2				
Damaso Garcia, R OBP: 0.294, SLG: 0.340	(1,4) 0-0 6-3		(1,4) 0-0 6-3		(1,4) 0-0 2B	(1,4) 0-0 HR	(1,4) 0-3 K			5	2	2	0	0	1	2				
Inning Stats	R: 0 E: 0 K: 0 S: 3	H: 0 LOB: 0 BB: 1 P: 7	R: 0 E: 0 K: 0 S: 3	H: 0 LOB: 0 BB: 0 P: 3	R: 0 E: 0 K: 0 S: 4	H: 1 LOB: 0 BB: 0 P: 4	R: 1 E: 0 K: 1 S: 7	H: 2 LOB: 2 BB: 1 P: 11	R: 4 E: 1 K: 0 S: 6	H: 3 LOB: 1 BB: 2 P: 14	R: 3 E: 0 K: 0 S: 5	H: 2 LOB: 1 BB: 2 P: 13	R: 4 E: 0 K: 1 S: 9	H: 4 LOB: 0 BB: 0 P: 9	R: 3 E: 0 K: 2 S: 11	H: 4 LOB: 2 BB: 0 P: 11		1B: 8 2B: 5 3B: 1 HR: 2	SF: 1 SAC: 0 DP: 0 HBP: 0	WP: 0 PB: 0 SB: 2 CS: 0
PITCHER	IP WLS BF H R ER SO BB IBB HBP BLK WP HR S P ERA WHIP																			
Joe Niekro, R ERA: 4.01 Bob Shirley, L ERA: 5.43 Ed Whitson, R ERA: 7.61	(1,1) 5.0 L 27 7 7 5 1 1 0 0 0 0 0 1 8 12 27.00 3.750																			


Batter	1	2	3	4	5	6	7	8	9	AB R H RBI BB SO LOB	TOP												
Rickey Henderson, R OBP: 0.374, SLG: 0.503 (1, 8)										4 1 2 0 2 1 0	New York Yankees @ Boston Red Sox Fenway Park, Boston, MA Mon Jun 23 1986, 7:05 PM EDT Att: 35,355 - Unknown												
Ken Griffey, L OBP: 0.343, SLG: 0.461 (1, 7)										5 1 1 0 1 1 5													
Don Mattingly, L OBP: 0.379, SLG: 0.520 (1, 3)										5 1 3 0 1 0 4													
Mike Easter, L OBP: 0.391, SLG: 0.505 (1, 10)										5 1 3 0 1 1 3													
Dave Winfield, R OBP: 0.348, SLG: 0.463 (1, 9)										5 4 3 2 1 1 4													
Mike Pagliarulo, L OBP: 0.324, SLG: 0.519 (1, 5)										6 2 3 3 0 0 5													
Ron Hassey, L OBP: 0.385, SLG: 0.453 Butch Wynegar, S OBP: 0.325, SLG: 0.370 (6, PH) (6, 2)										3 1 2 2 0 0 0 0 0 0 1 2 0 0													
Willie Randolph, R OBP: 0.413, SLG: 0.344 (1, 4)										4 0 1 2 2 2 4													
Dale Berra, R OBP: 0.348, SLG: 0.397 (1, 6)										4 0 1 1 1 0 5													
Inning Stats	R: 0 E: 0 K: 0 S: 3	H: 1 LOB: 1 BB: 1 P: 7	R: 2 E: 0 K: 2 S: 9	H: 2 LOB: 2 BB: 2 P: 17	R: 1 E: 0 K: 0 S: 6	H: 3 LOB: 3 BB: 1 P: 10	R: 0 E: 0 K: 1 S: 6	H: 2 LOB: 2 BB: 0 P: 6	R: 2 E: 0 K: 0 S: 5	H: 3 LOB: 2 BB: 2 P: 13		R: 2 E: 0 K: 1 S: 6	H: 2 LOB: 2 BB: 3 P: 18	R: 4 E: 0 K: 1 S: 9	H: 4 LOB: 1 BB: 1 P: 13	R: 0 E: 0 K: 0 S: 3	H: 0 LOB: 0 BB: 0 P: 3	R: 0 E: 0 K: 1 S: 7	H: 2 LOB: 3 BB: 1 P: 11	1B: 12 2B: 6 3B: 0 HR: 1	SF: 1 SAC: 0 DP: 2 HBP: 0	WP: 1 PB: 0 SB: 1 CS: 0	PA: 53
PITCHER	IP WLS BF H R ER SO BB IBB HBP BLK WP HR S P ERA WHIP											PITCHER	IP WLS BF H R ER SO BB IBB HBP BLK WP HR S P ERA WHIP										
Oil Can Boyd, R ERA: 3.5 (1, 1)	4.1 L 27 11 5 5 3 5 0 0 0 0 1 28 48 10.38 3.692																						
Tim Lollar, L ERA: 5.25 (5, 1)	1.1 6 1 2 2 1 1 2 0 0 0 0 5 17 13.50 1.500																						
Mike Trujillo, R ERA: 10.8 (6, 1)	0.2 7 3 3 3 0 0 2 0 0 0 0 5 13 40.50 4.500																						
Steve Crawford, R ERA: 4.02 (7, 1)	2.2 13 4 1 1 2 1 0 0 0 0 0 16 20 3.38 1.875																						

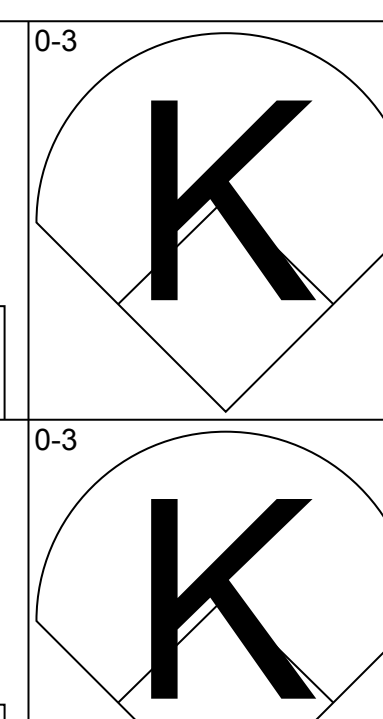
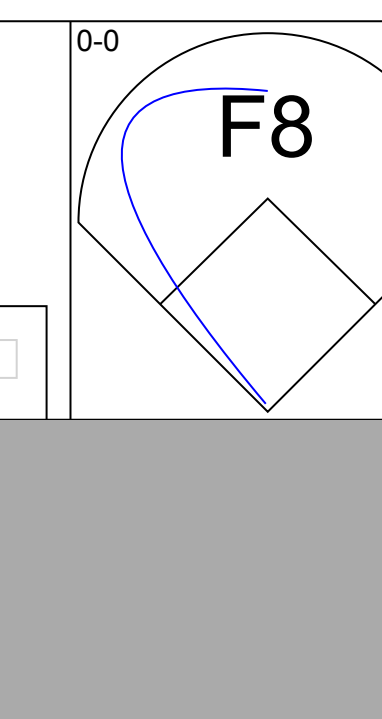
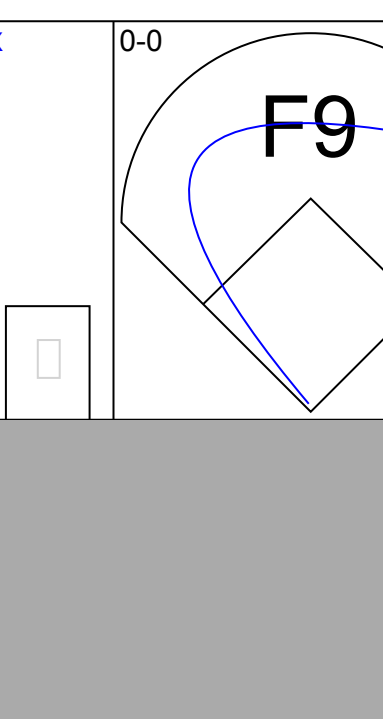
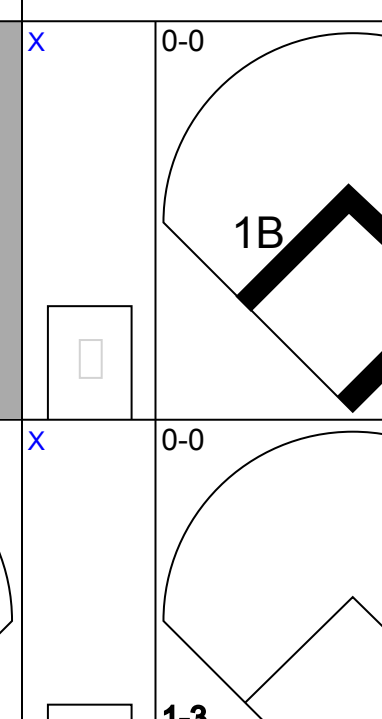
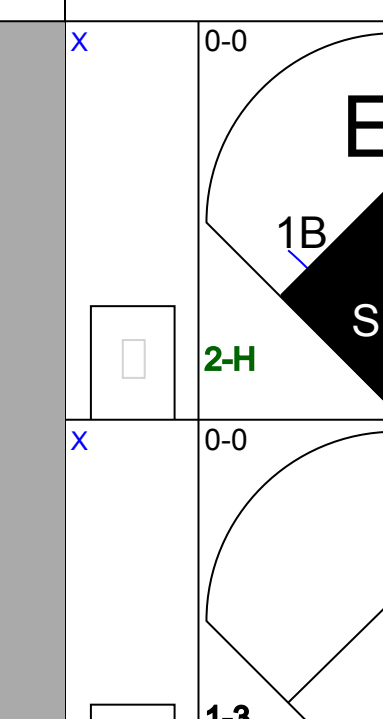
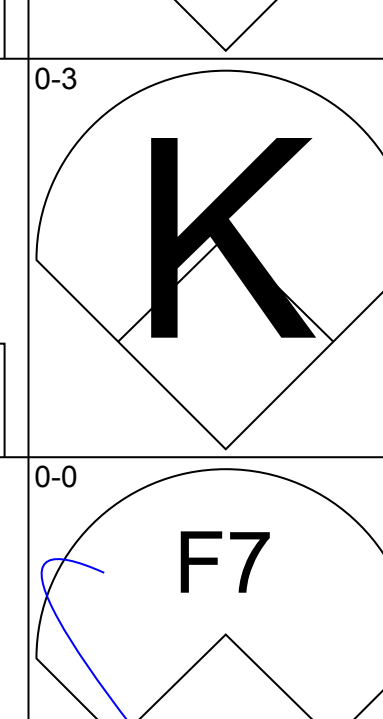
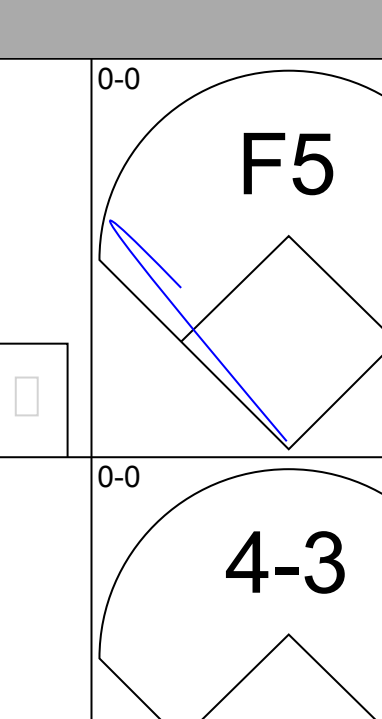
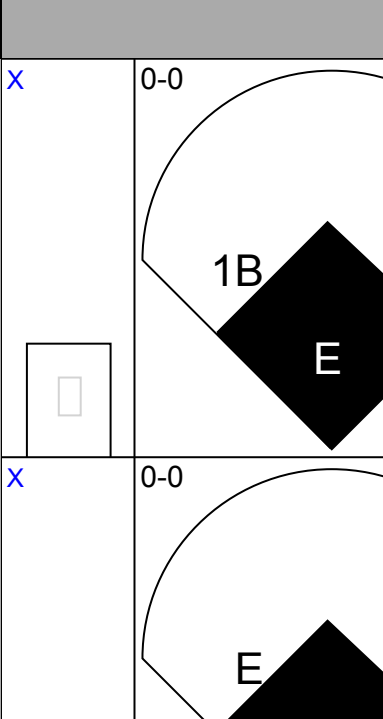
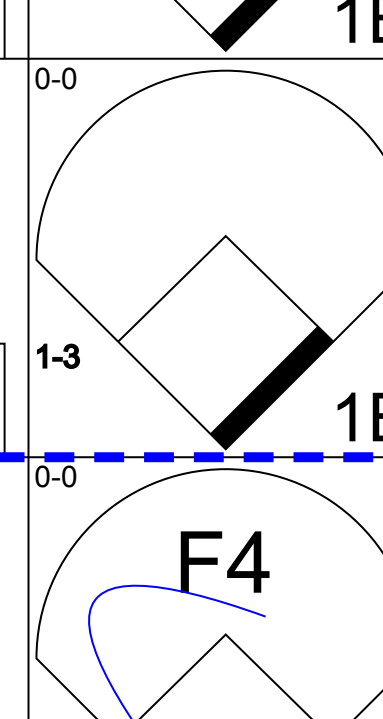
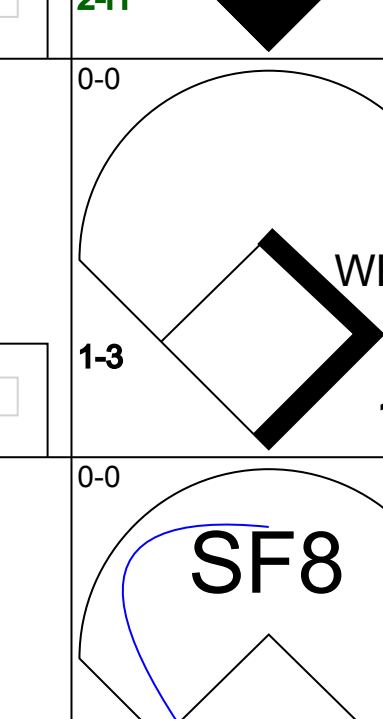
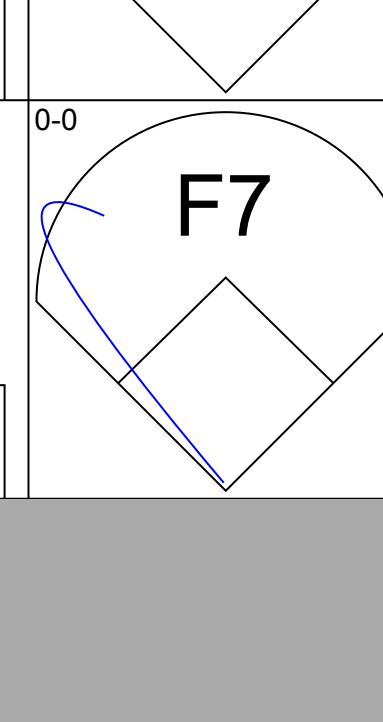
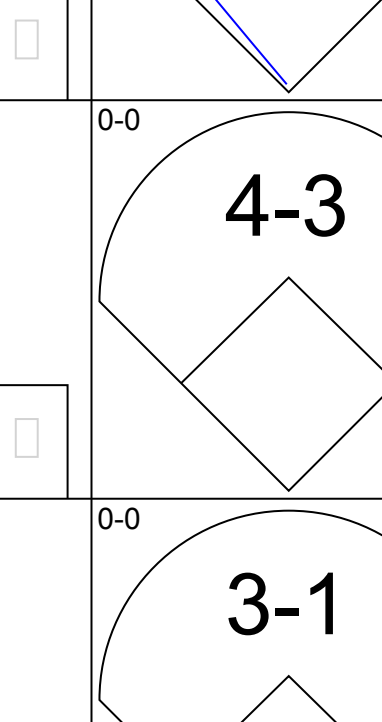
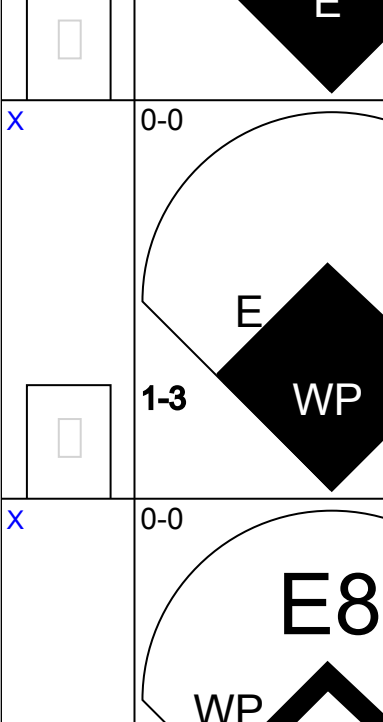
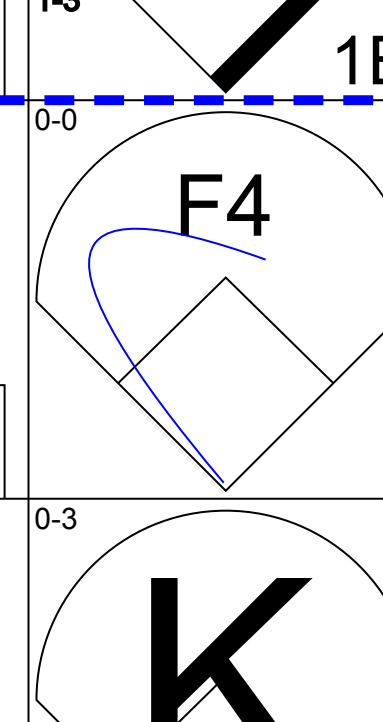
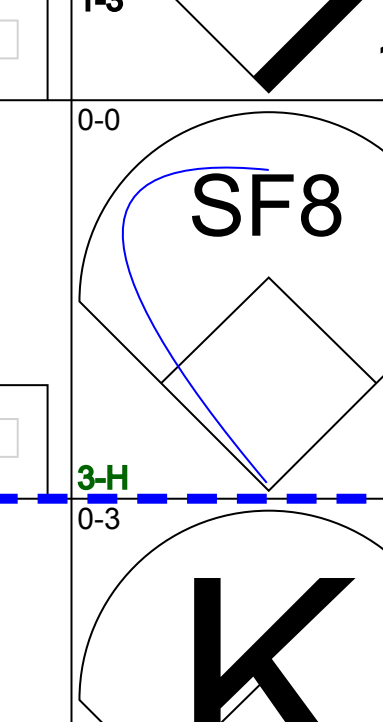
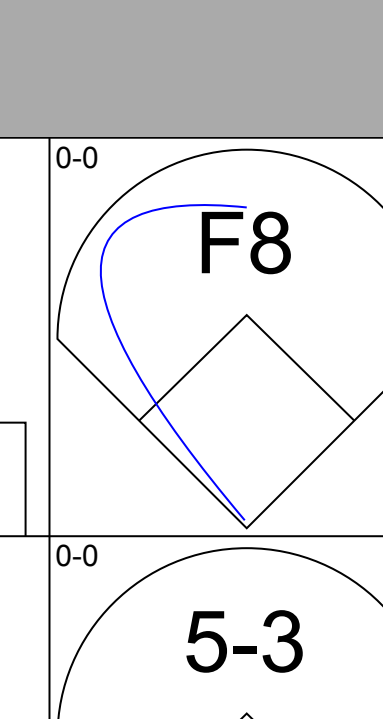
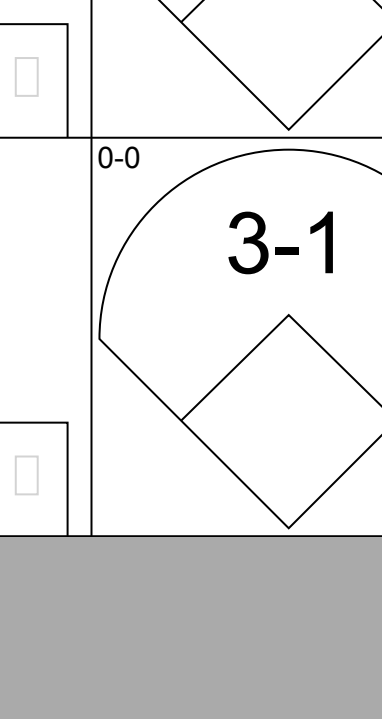
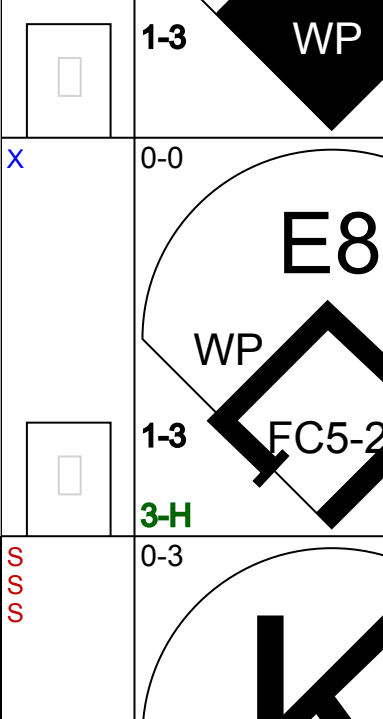
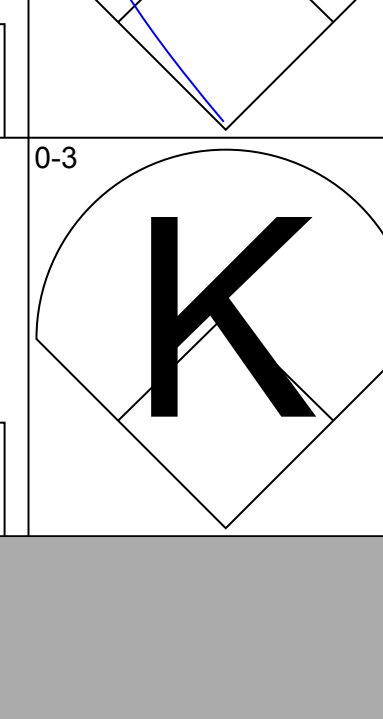
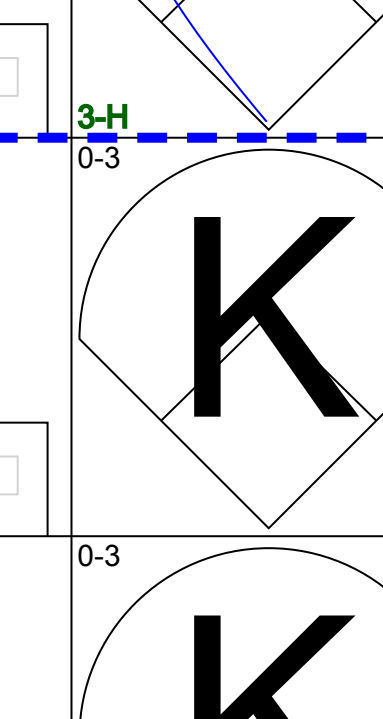
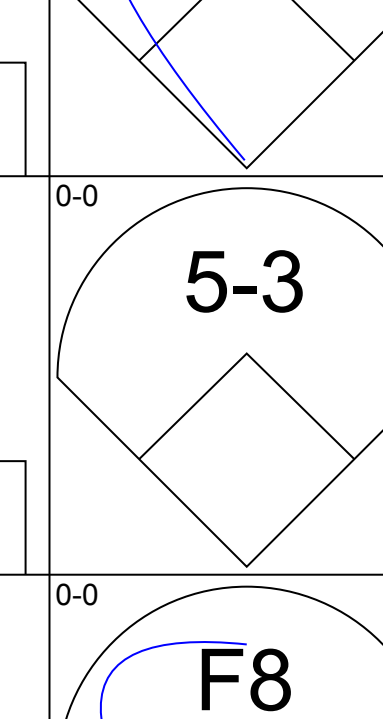
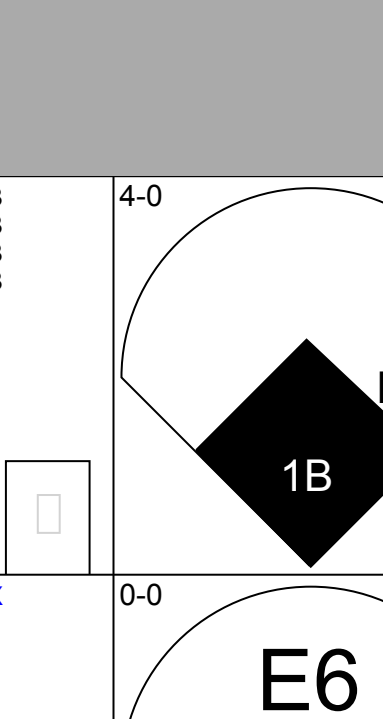
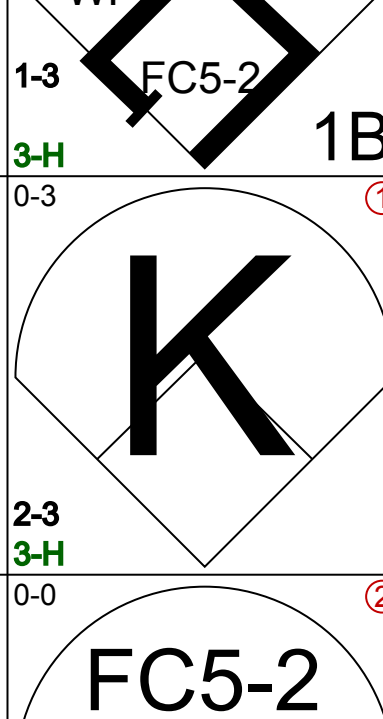
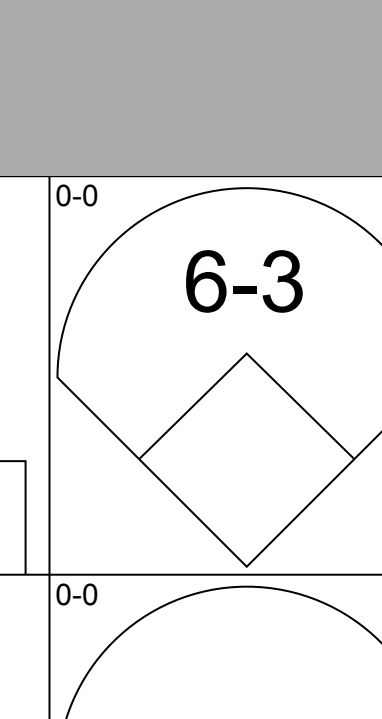
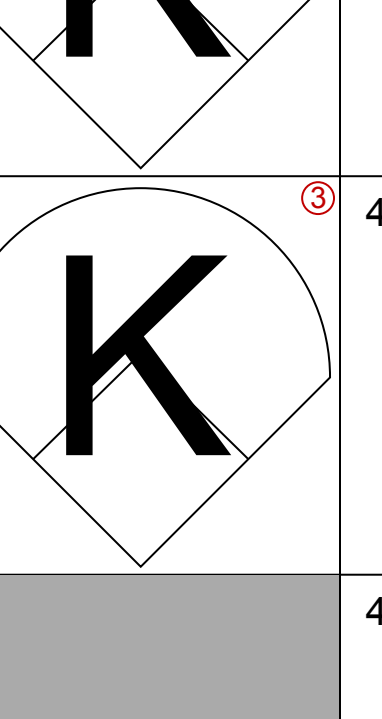
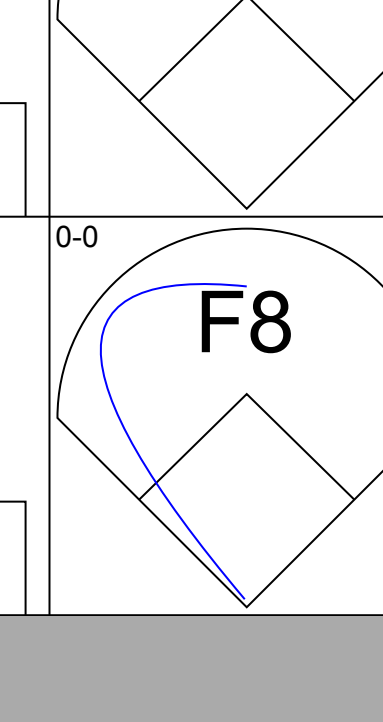
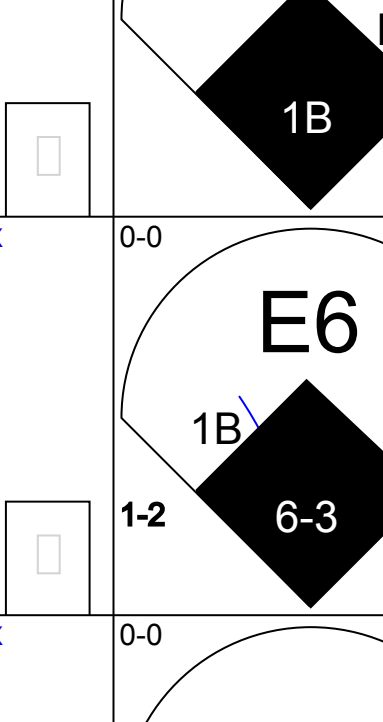
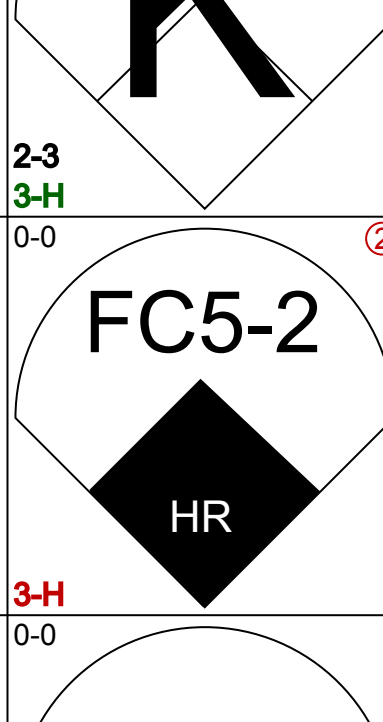
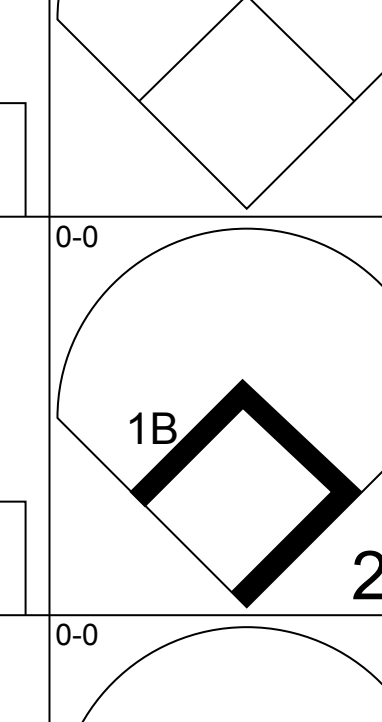
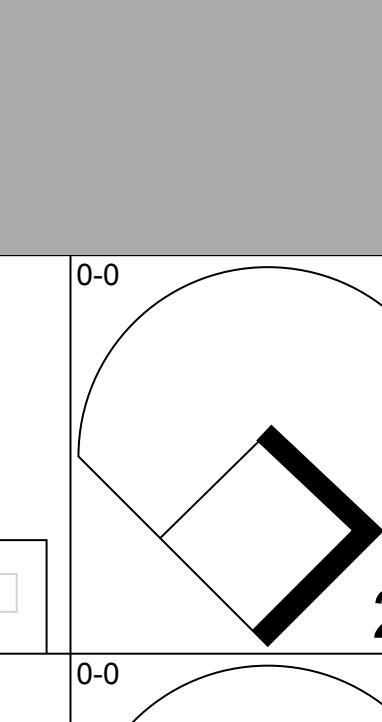
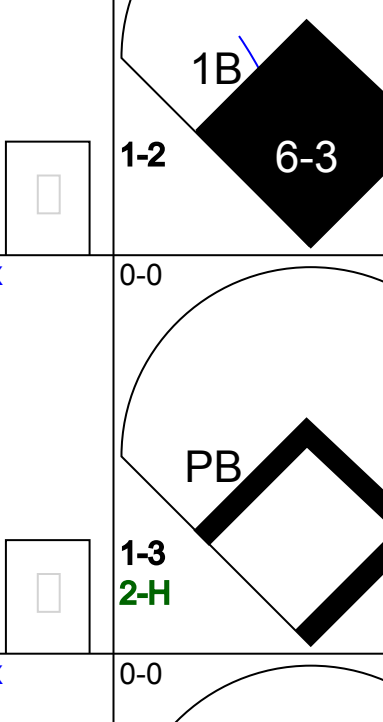
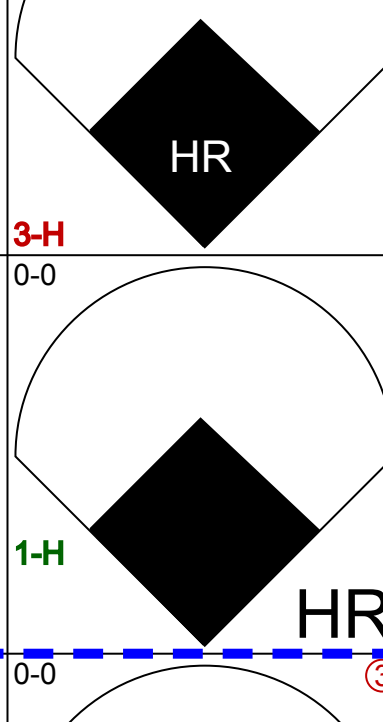
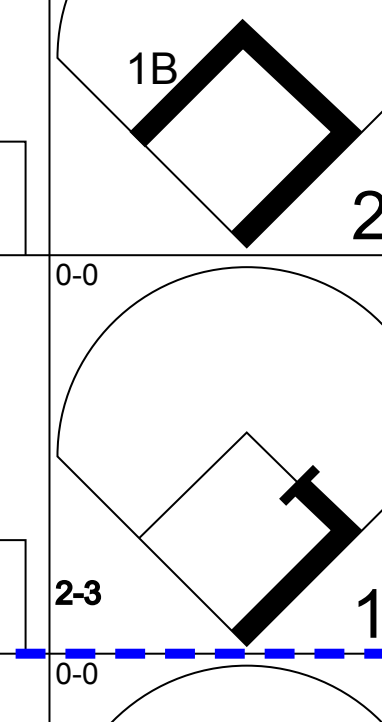
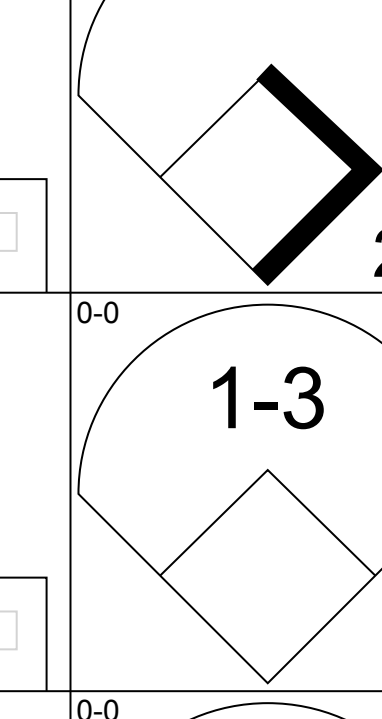
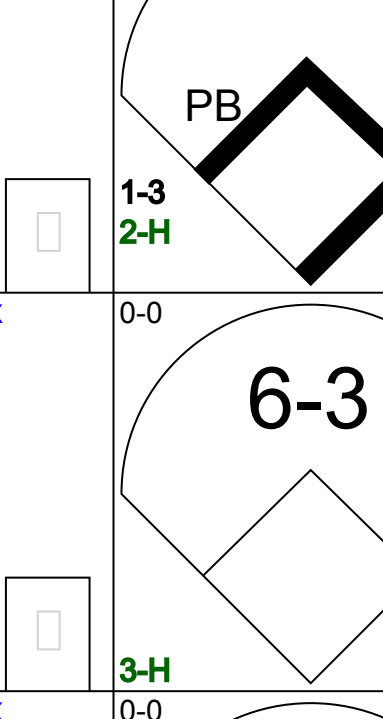
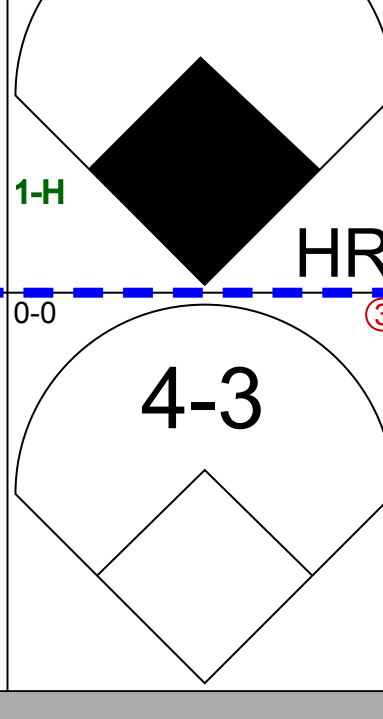
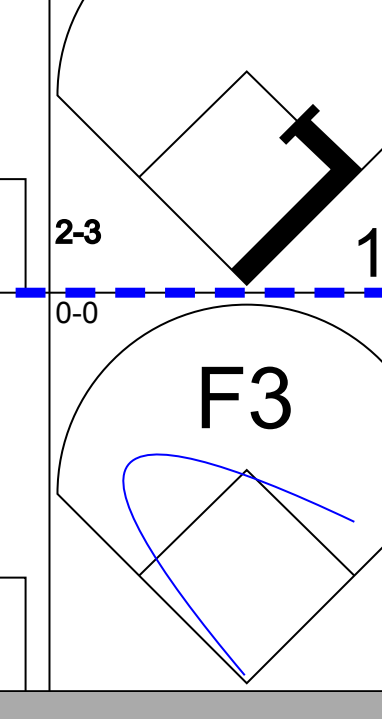
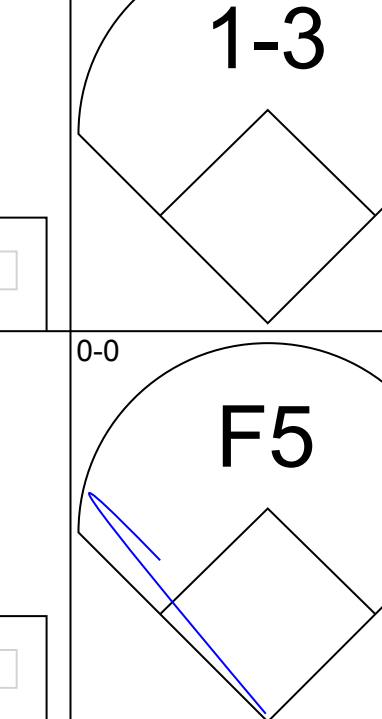
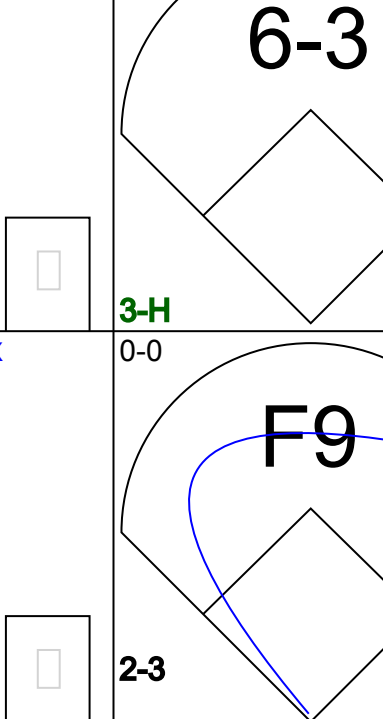
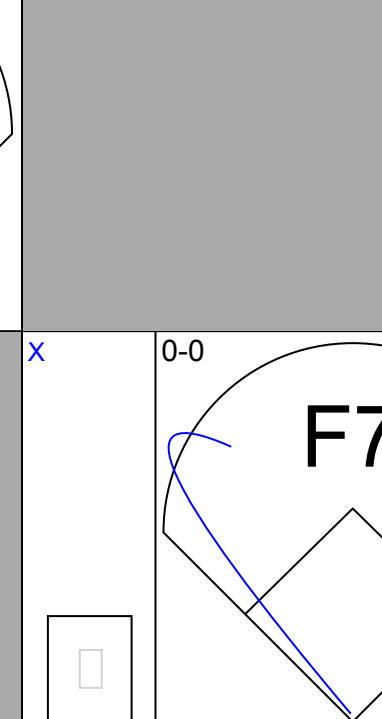
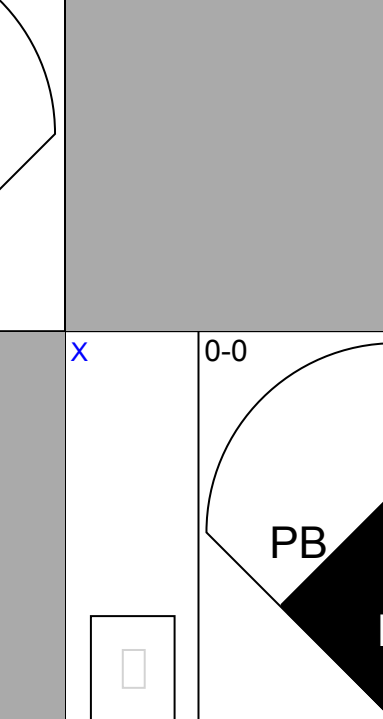
Batter	1	2	3	4	5	6	7	8	9	AB R H RBI BB SO LOB	BOTTOM												
Marty Barrett, R OBP: 0.320, SLG: 0.361 (1, 4)										5 1 1 0 0 0 1	New York Yankees @ Boston Red Sox Fenway Park, Boston, MA Mon Jun 23 1986, 7:05 PM EDT Att: 35,355 - Unknown												
Wade Boggs, L OBP: 0.491, SLG: 0.538 (1, 5)										4 1 2 0 0 1 0													
Bill Buckner, L OBP: 0.283, SLG: 0.401 (1, 3)										4 0 0 1 0 0 2													
Jim Rice, R OBP: 0.381, SLG: 0.467 (1, 7)										4 1 2 0 0 1 1													
Don Baylor, R OBP: 0.355, SLG: 0.472 (1, 10)										4 0 1 1 0 1 2													
Dwight Evans, R OBP: 0.383, SLG: 0.429 (1, 9)										4 0 1 0 0 1 2													
Tony Armas, R OBP: 0.333, SLG: 0.351 (1, 8)										3 0 2 0 1 0 0													
Rich Gedman, L OBP: 0.318, SLG: 0.383 (1, 2)										4 0 1 1 0 0 3													
Rey Quinones, R OBP: 0.319, SLG: 0.300 (1, 6)										4 0 0 0 0 1 3													
Inning Stats	R: 0 E: 0 K: 0 S: 3	H: 0 LOB: 0 BB: 0 P: 3	R: 0 E: 0 K: 0 S: 4	H: 1 LOB: 2 BB: 1 P: 8	R: 0 E: 0 K: 0 S: 4	H: 1 LOB: 1 BB: 0 P: 4	R: 1 E: 0 K: 1 S: 8	H: 4 LOB: 2 BB: 0 P: 8	R: 2 E: 0 K: 0 S: 6	H: 3 LOB: 1 BB: 0 P: 6		R: 0 E: 0 K: 2 S: 7	H: 1 LOB: 1 BB: 0 P: 4	R: 0 E: 0 K: 2 S: 7	H: 0 LOB: 0 BB: 0 P: 7	R: 0 E: 0 K: 1 S: 5	H: 0 LOB: 0 BB: 0 P: 5	R: 0 E: 0 K: 1 S: 5	H: 0 LOB: 0 BB: 0 P: 5	1B: 7 2B: 3 3B: 0 HR: 0	SF: 0 SAC: 0 DP: 0 HBP: 0	WP: 0 PB: 0 SB: 0 CS: 0	PA: 37
PITCHER	IP WLS BF H R ER SO BB IBB HBP BLK WP HR S P ERA WHIP											PITCHER	IP WLS BF H R ER SO BB IBB HBP BLK WP HR S P ERA WHIP										
Bob Tewksbury, R ERA: 3.71 (1, 1)	4.2 W 23 1 0 0 3 0 0 0 0 0 0 17 17 0.00 0.300																						
Brian Fisher, R ERA: 5.23 (5, 1)	3.1 11 1 0 0 3 0 0 0 0 0 0 17 17 0.00 0.300																						
Alfonso Pulido, L ERA: 2.93 (9, 1)	1.0 3 0 0 0 1 0 0 0 0 0 0 5 5 0.00 0.000																						

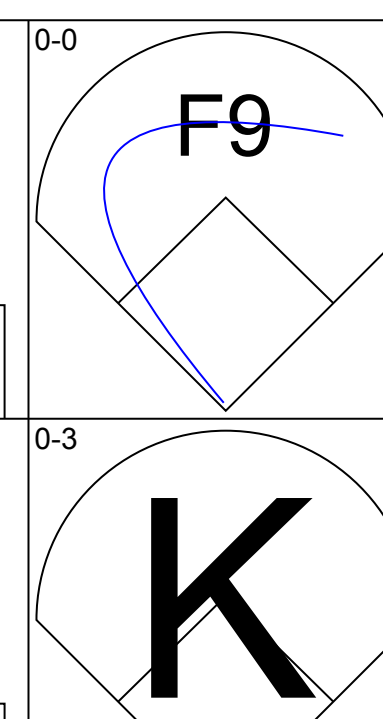
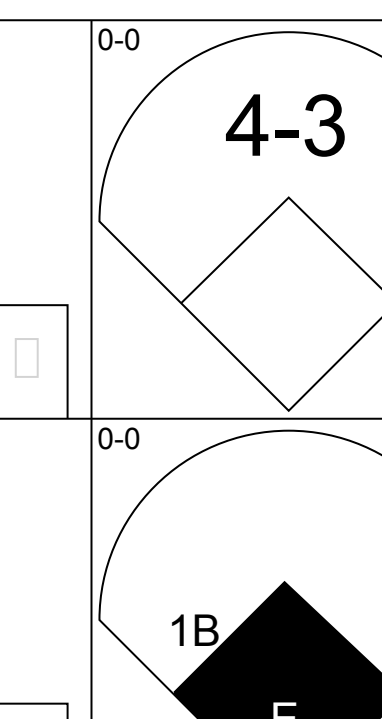
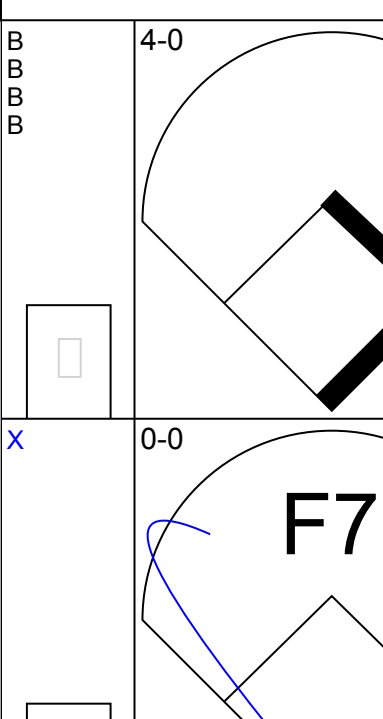
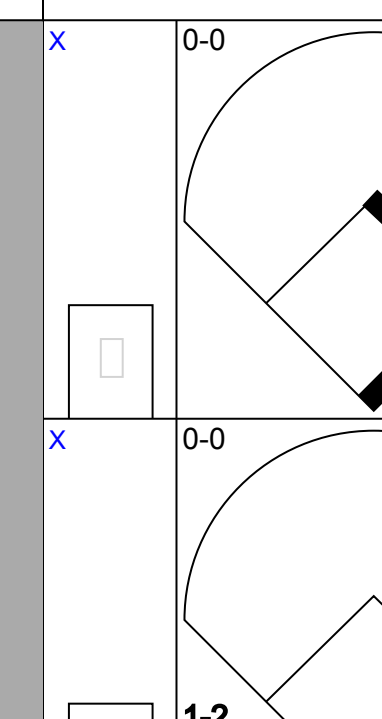
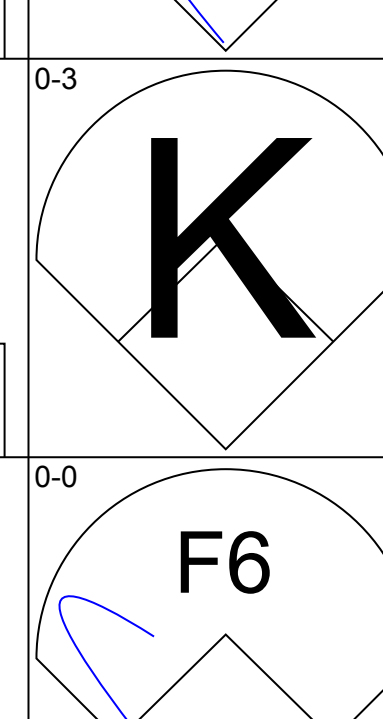
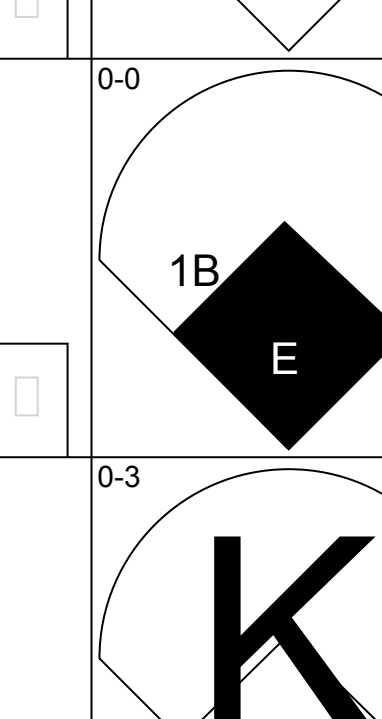
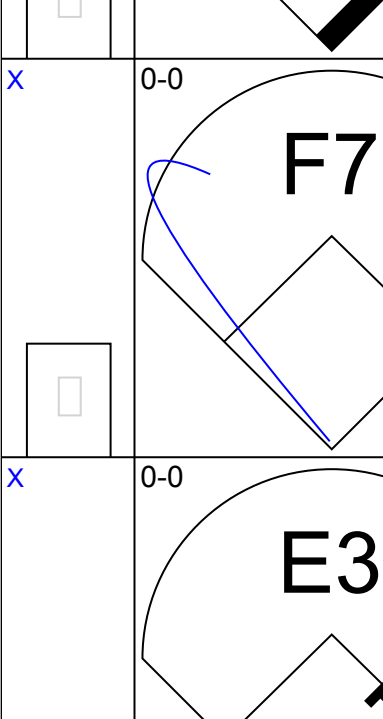
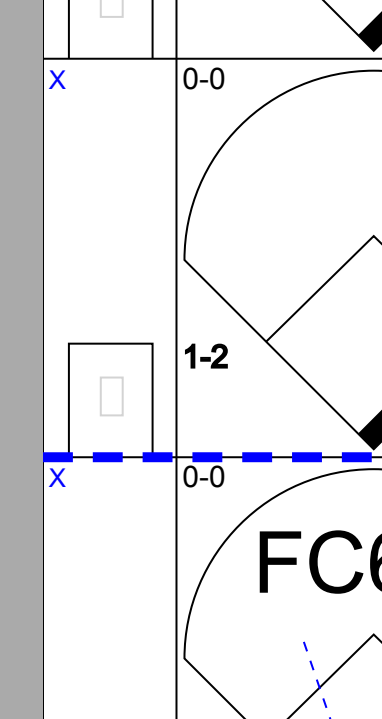
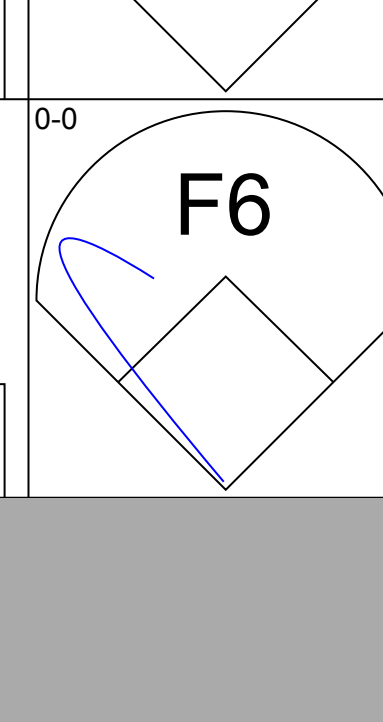
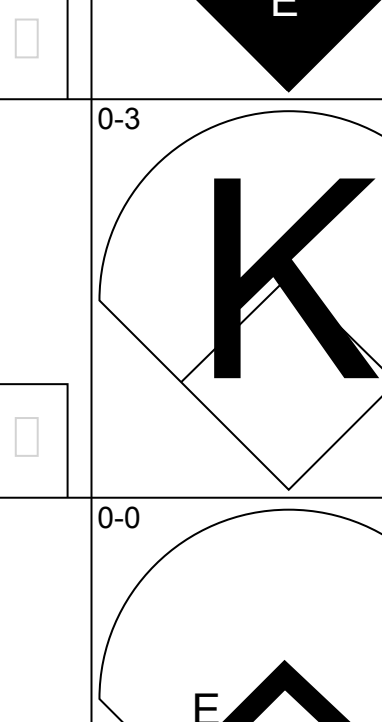
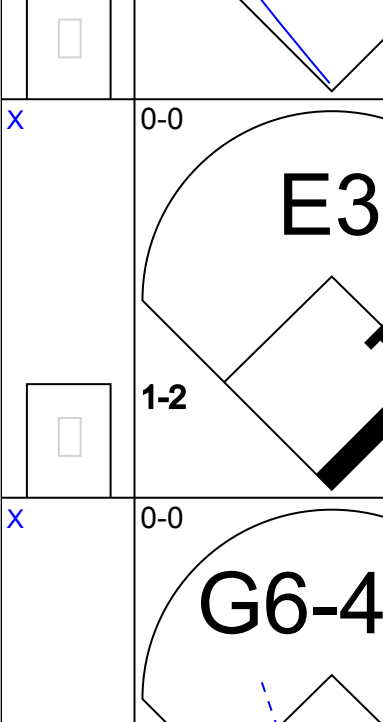
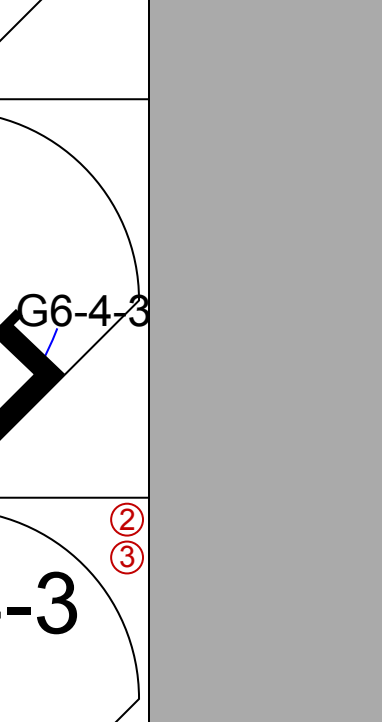
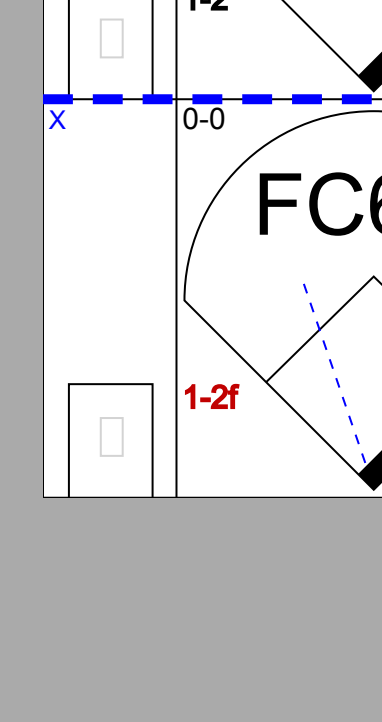
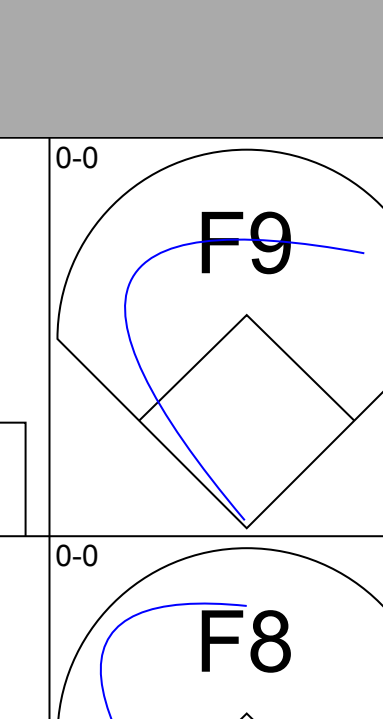
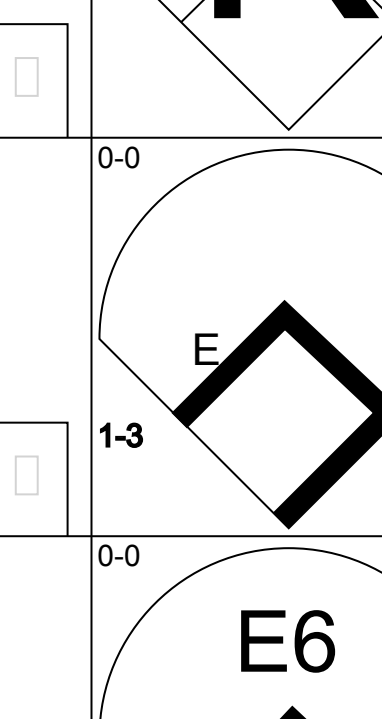
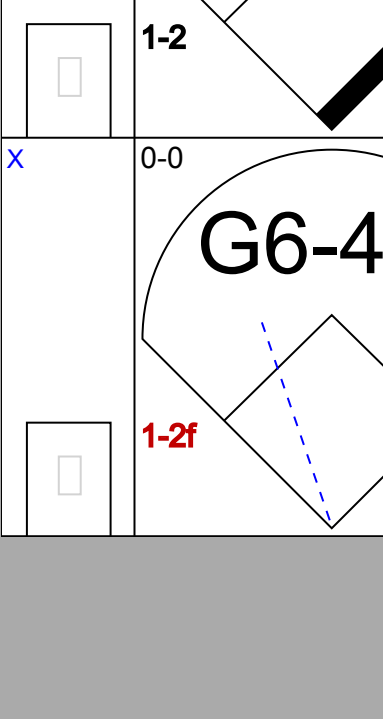

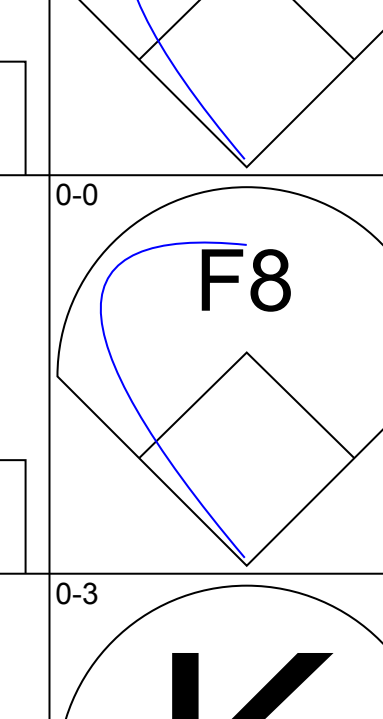
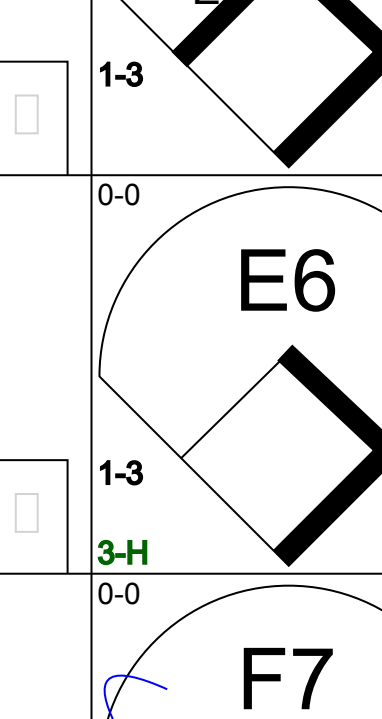

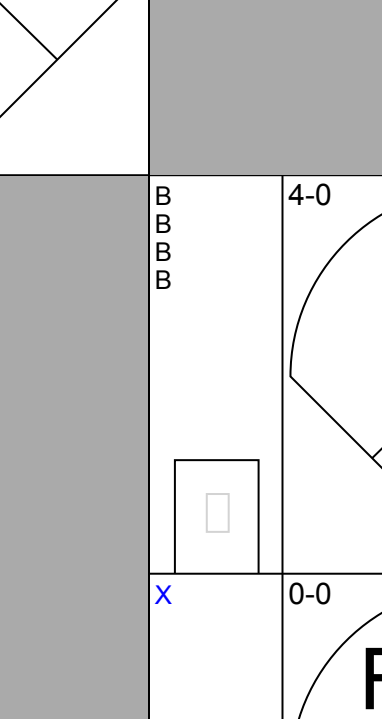


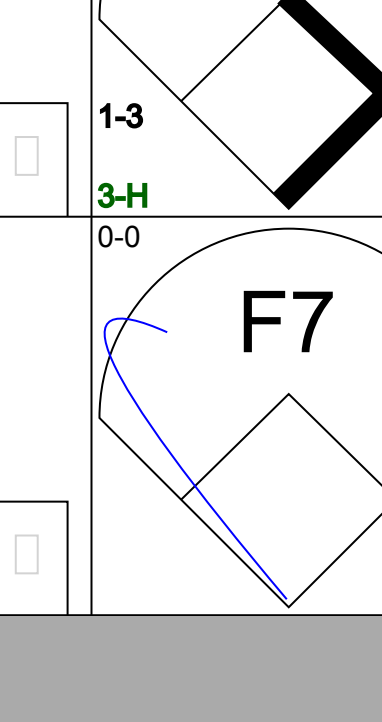

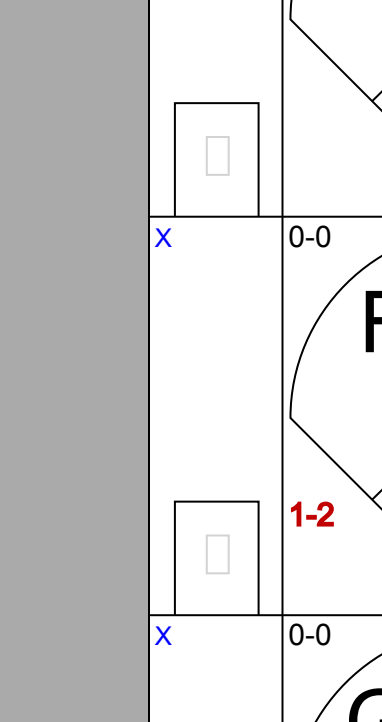
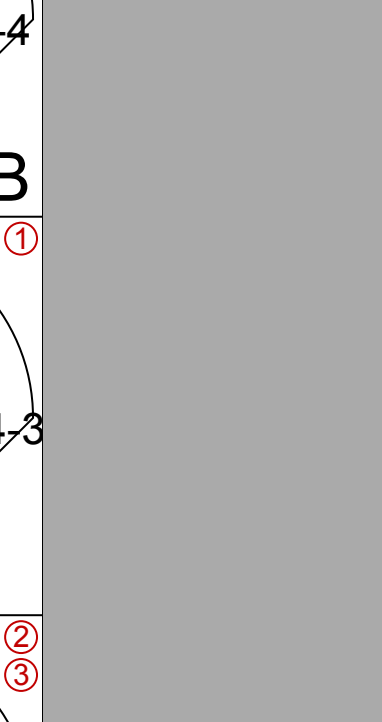
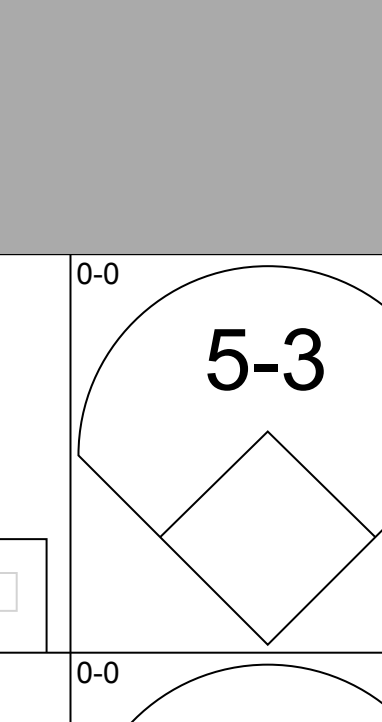
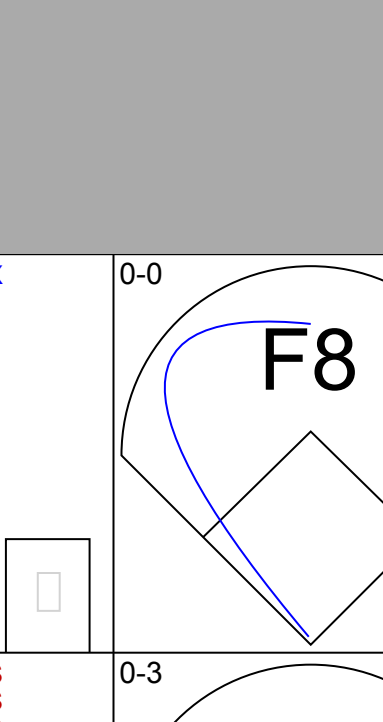
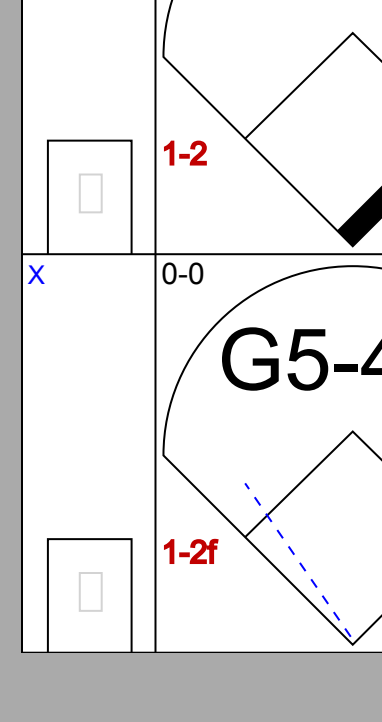
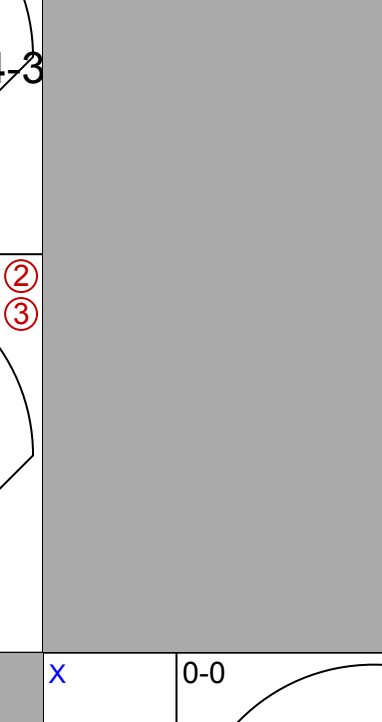
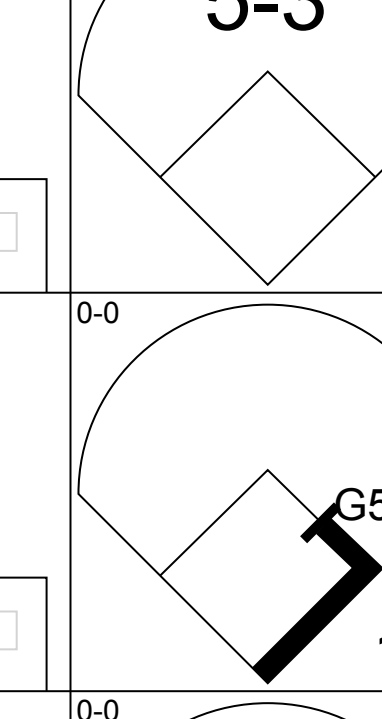
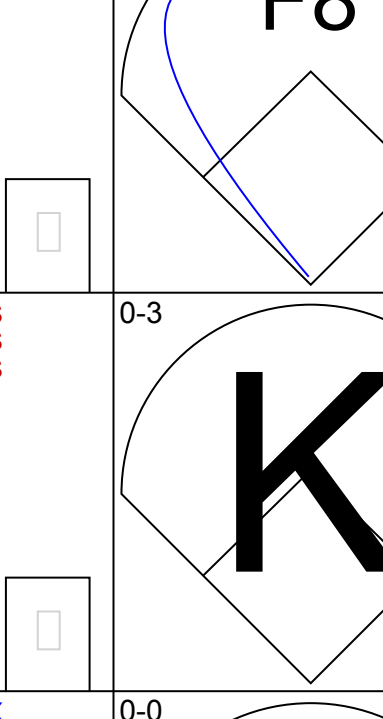
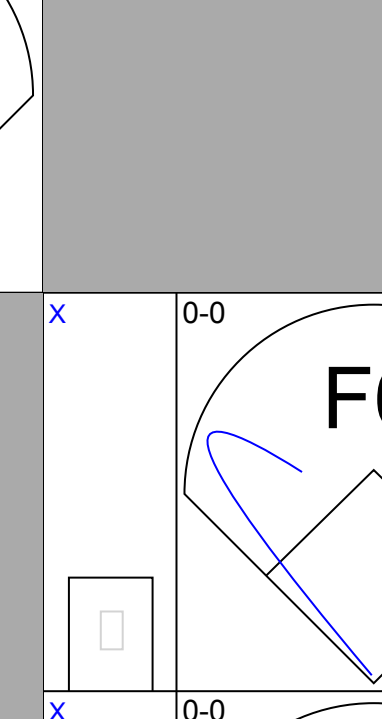
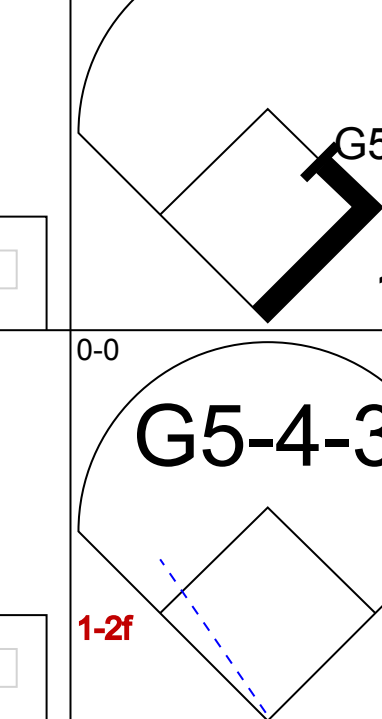
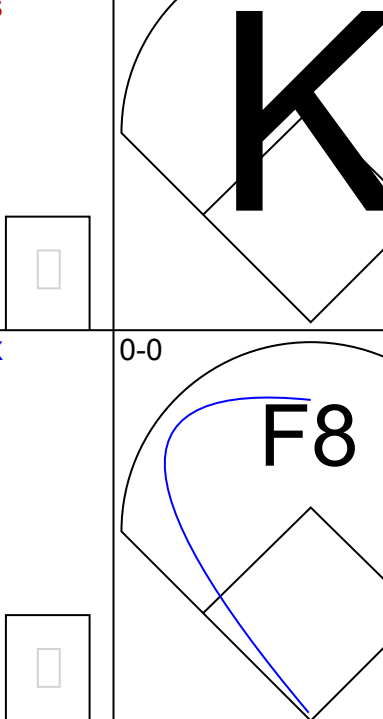
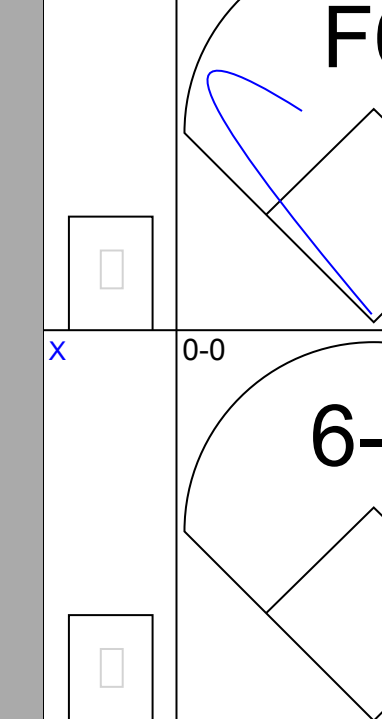
AB	41
R	11
H	19
RBI	11
BB	11
SO	6
LOB	30



AB	36
R	3
H	10
RBI	3
BB	1
SO	5
LOB	14



Batter	1	2	3	4	5	6	7	8	9	AB	R	H	RBI	BB	SO	LOB	TOP			
Rickey Henderson, R OBP: 0.371, SLG: 0.498 (1, 8)										5	1	1	0	0	1	2	New York Yankees @ Boston Red Sox Fenway Park, Boston, MA Tue Jun 24 1986, 7:05 PM EDT Att: 34,382 - Unknown			
Ken Griffey, L OBP: 0.350, SLG: 0.464 (1, 7)										5	1	3	0	0	1	0				
Don Mattingly, L OBP: 0.376, SLG: 0.516 (1, 3)										4	1	1	1	0	0	2				
Mike Easter, L OBP: 0.387, SLG: 0.498 (1, 10)										5	0	1	1	0	2	3				
Dave Winfield, R OBP: 0.346, SLG: 0.456 (1, 9)										4	1	0	0	1	2	2				
Mike Pagliarulo, L OBP: 0.323, SLG: 0.519 (1, 5)										4	2	1	0	0	0	2				
Ron Hassey, L OBP: 0.401, SLG: 0.500 (1, 2)										4	1	4	3	0	0	0				
Willie Randolph, R OBP: 0.408, SLG: 0.339 (1, 4)										4	0	0	1	0	0	3				
Dale Berra, R OBP: 0.343, SLG: 0.403 (1, 6)										4	1	1	0	0	0	2				
Inning Stats	R: 0 E: 0 K: 2 S: 7	H: 0 LOB: 0 BB: 0 P: 7	R: 0 E: 0 K: 0 S: 3	H: 0 LOB: 0 BB: 0 P: 3	R: 0 E: 0 K: 0 S: 4	H: 1 LOB: 1 BB: 0 P: 4	R: 0 E: 0 K: 0 S: 3	H: 0 LOB: 0 BB: 0 P: 3	R: 2 E: 1 K: 0 S: 5	H: 1 LOB: 1 BB: 1 P: 9	R: 4 E: 0 K: 1 S: 9	H: 4 LOB: 2 BB: 0 P: 7	R: 0 E: 0 K: 0 S: 4	H: 2 LOB: 1 BB: 0 P: 4	R: 2 E: 1 K: 2 S: 10	H: 2 LOB: 1 BB: 0 P: 10	1B: 8 2B: 3 3B: 0 HR: 1	SF: 1 SAC: 0 DP: 0 HBP: 0	WP: 2 PB: 2 CS: 0	PA: 41
PITCHER	IP	WLS	BF	H	R	ER	SO	BB	IBB	HBP	BLK	WP	HR	S	P	ERA	WHIP			
Bob Woodward, R ERA: 5.68 (1, 1)	5.2	L	25	6	6	5	3	1	0	0	0	1	1	30	34	7.94	1.235			
Steve Crawford, R ERA: 3.94 (6, 1)	0.2		4	2	0	0	0	0	0	0	0	0	0	4	4	0.00	3.000			
Joe Sambito, L ERA: 2.25 (7, 1)	1.1		5	2	0	0	1	0	0	0	0	0	0	7	7	0.00	1.500			
Bob Stanley, R ERA: 4.37 (8, 1)	0.2		5	2	2	1	0	0	0	0	0	0	0	5	5	13.50	3.000			
Mike Trujillo, R ERA: 9.53 (9, 1)	0.2		2	0	0	0	2	0	0	0	0	1	0	6	6	0.00	0.000			

Batter	1	2	3	4	5	6	7	8	9	AB	R	H	RBI	BB	SO	LOB	BOTTOM					
Marty Barrett, R OBP: 0.322, SLG: 0.361 (1, 4)										3	0	1	0	1	0	0	New York Yankees @ Boston Red Sox Fenway Park, Boston, MA Tue Jun 24 1986, 7:05 PM EDT Att: 34,382 - Unknown					
Wade Boggs, L OBP: 0.491, SLG: 0.537 (1, 5)										4	1	2	0	0	1	1						
Bill Buckner, L OBP: 0.279, SLG: 0.396 (1, 3)										4	0	0	0	0	1	4						
Jim Rice, R OBP: 0.380, SLG: 0.464 (1, 7)										4	0	1	0	0	0	2						
Don Baylor, R OBP: 0.360, SLG: 0.478 (1, 10)										3	0	2	1	1	0	0						
Dwight Evans, R OBP: 0.348, SLG: 0.421 (1, 9)										4	0	0	0	0	1	4						
Tony Armas, R OBP: 0.325, SLG: 0.342 (1, 8)										4	0	0	0	0	0	2						
Rich Gedman, L OBP: 0.318, SLG: 0.382 (1, 2)										3	0	1	0	0	1	0						
Rey Quinones, R OBP: 0.311, SLG: 0.291 (1, 6)										3	0	0	0	0	0	1						
Inning Stats	R: 0 E: 0 K: 1 S: 5	H: 0 LOB: 0 BB: 0 P: 5	R: 0 E: 0 K: 1 S: 5	H: 0 LOB: 0 BB: 0 P: 5	R: 0 E: 0 K: 0 S: 3	H: 1 LOB: 0 BB: 0 P: 3	R: 1 E: 1 K: 1 S: 8	H: 3 LOB: 2 BB: 0 P: 8	R: 0 E: 0 K: 0 S: 5	H: 0 LOB: 0 BB: 0 P: 5	R: 0 E: 0 K: 0 S: 3	H: 0 LOB: 1 BB: 1 P: 7	R: 0 E: 0 K: 0 S: 2	H: 0 LOB: 0 BB: 1 P: 6	R: 0 E: 0 K: 0 S: 5	H: 2 LOB: 2 BB: 0 P: 5	R: 0 E: 0 K: 0 S: 4	H: 1 LOB: 1 BB: 0 P: 4	1B: 6 2B: 1 3B: 0 HR: 0	SF: 0 SAC: 0 DP: 3 HBP: 0	WP: 0 PB: 0 CS: 0	PA: 34
PITCHER	IP	WLS	BF	H	R	ER	SO	BB	IBB	HBP	BLK	WP	HR	S	P	ERA	WHIP					
Dennis Rasmussen, L ERA: 3.98 (1, 1)	7.2	W	29	6	1	1	4	2	0	0	0	0	0	35	43	1.17	1.043					
Dave Righetti, L ERA: 4.1 (8, 1)	1.1		5	1	0	0	0	0	0	0	0	0	0	5	5	0.00	0.750					

Batter	1	2	3	4	5	6	7	8	9	AB	R	H	RBI	BB	SO	LOB	TOP																						
Rickey Henderson, R OBP: 0.372, SLG: 0.497	(1, 8) X 0-0 1B 2B 1B	X 0-0 F7	X 0-0 E6 1B	X 0-0 F8 E6	X 0-0 E6 1B	X 0-0 F8 E6	X 0-0 F8 E6	X 0-0 E6 CS	X 0-0 E6 CS	5	1	2	0	0	0	0																							
Ken Griffey, L OBP: 0.346, SLG: 0.457	(1, 7) X 0-0 2B 3-1 1B	X 0-0 3-1	X 0-0 3-1 4-3	X 0-0 4-3	X 0-0 4-3	X 0-0 4-3	X 0-0 4-3	X 0-0 F8 CS	X 0-0 F8 CS	5	1	1	0	0	0	2																							
Don Mattingly, L OBP: 0.361, SLG: 0.526	(1, 3) X 0-0 3-1 2B 1-3 2-H	X 0-0 2B	X 0-0 1B 2B	X 0-0 1B 2B	X 0-3 K HBP	X 0-0 FC4-6 1B	X 0-0 FC4-6 1B	X 0-0 FC4-6 1B	X 0-0 FC4-6 1B	4	1	3	1	0	1	0																							
Mike Easter, L OBP: 0.385, SLG: 0.494	(1, 10) X 0-0 3-1	X 0-0 3-1	X 0-0 G6-4-3 1B	X 0-0 G6-4-3 1B	X 0-0 F8	X 0-0 F8	X 0-0 FC4-6	X 0-0 FC4-6	X 0-0 FC4-6	4	0	1	2	0	0	3																							
Dave Winfield, R OBP: 0.348, SLG: 0.452	(1, 9) X 0-0 3-1 BB	X 0-0 BB	X 0-0 G6-4-3 1B	X 0-0 G6-4-3 1B	X 0-0 HBP	X 0-0 HBP	X 0-0 6-3	X 0-0 6-3	X 0-0 6-3	2	0	0	0	1	0	2																							
Mike Pagliarulo, L OBP: 0.320, SLG: 0.513	(1, 5) X 0-0 3-1	X 0-0 3-1	X 0-0 F6	X 0-0 F6	X 0-0 F6	X 0-0 F6	X 0-0 K	X 0-0 K	X 0-0 K	3	0	0	0	0	0	4																							
Gary Roenicke, R OBP: 0.413, SLG: 0.389	(8, PH)	(8, PH)	(8, PH)	(8, PH)	(8, PH)	(8, PH)	(8, PH)	(8, PH)	(8, PH)	1	0	0	0	0	1	0																							
Mike Fischlin, R OBP: 0.315, SLG: 0.286	(8, 6)	(8, 6)	(8, 6)	(8, 6)	(8, 6)	(8, 6)	(8, 6)	(8, 6)	(8, 6)	0	0	0	0	0	0	0																							
Ron Hassey, L OBP: 0.406, SLG: 0.507	(1, 2) X 0-0 FC6-4 IBB	X 0-0 FC6-4 IBB	X 0-0 6-3 2B	X 0-0 6-3 2B	X 0-0 L7	X 0-0 L7	X 0-3 K	X 0-3 K	X 0-3 K	2	1	1	0	1	0	2	AB 34																						
Butch Wynegar, S OBP: 0.323, SLG: 0.368	(8, 2) X 0-0 FC6-4 IBB	X 0-0 FC6-4 IBB	X 0-0 6-3 2B	X 0-0 6-3 2B	X 0-0 L7	X 0-0 L7	X 0-3 K	X 0-3 K	X 0-3 K	1	0	0	0	0	1	0	R 4																						
Willie Randolph, R OBP: 0.403, SLG: 0.333	(1, 4) X 0-0 FC6-4	X 0-0 FC6-4	X 0-0 6-3	X 0-0 6-3	X 0-0 3-1	X 0-0 3-1	X 0-3 K	X 0-3 K	X 0-3 K	4	0	0	0	0	1	4	H 8																						
Dale Berra, R OBP: 0.324, SLG: 0.385	(1, 6) X 0-0 5-3	X 0-0 5-3	X 0-0 SF7	X 0-0 SF7	X 0-3 K	X 0-3 K	X 0-0 5-3	X 0-0 5-3	X 0-0 5-3	3	0	0	1	0	1	0	RBI 4																						
Inning Stats																	WP: 0 PA: 38																						
PITCHER		IP	WLS	BF	H	R	ER	SO	BB	IBB	HBP	BLK	WP	HR	S	P	ERA	WHIP	PITCHER		IP	WLS	BF	H	R	ER	SO	BB	IBB	HBP	BLK	WP	HR	S	P	ERA	WHIP	WP: 0 PA: 38 FB: 1 SB: 0 CS: 1	
Al Nipper, R ERA: 3.82		(1, 1) 7.0	W	32	8	4	4	2	1	1	1	0	0	0	33	42	5.14	1.286	Al Nipper, R ERA: 3.82		(1, 1) 7.0	W	32	8	4	4	2	1	1	1	0	0	0	33	42	5.14	1.286		
Joe Sambito, L ERA: 2.0		(8, 1) 2.0	S	6	0	0	0	3	0	0	0	0	0	0	12	12	0.00	0.000	Joe Sambito, L ERA: 2.0		(8, 1) 2.0	S	6	0	0	0	3	0	0	0	0	0	12	12	0.00	0.000			

New York Yankees @ Boston Red Sox
Fenway Park, Boston, MA
Wed Jun 25 1986, 7:05 PM EDT
Att: 35,015 - Unknown



Batter	1	2	3	4	5	6	7	8	9	AB	R	H	RBI	BB	SO	LOB	BOTTOM																						
Marty Barrett, R OBP: 0.324, SLG: 0.363	(1, 4) X 0-0 BB 1B 1B	X 0-0 F9	X 0-0 F9	X 0-0 F9	X 0-0 S 1B	X 0-0 S 1B	X 0-0 F8 S	X 0-0 F8 S	X 0-0 F8 S	4	1	2	0	0	0	0																							
Wade Boggs, L OBP: 0.486, SLG: 0.530	(1, 5) X 0-0 1B 2B BB	X 0-0 3-1	X 0-0 3-1	X 0-0 3-1	X 0-0 L7	X 0-0 L7	X 0-0 5-3	X 0-0 5-3	X 0-0 5-3	3	1	0	0	1	0	1																							
Bill Buckner, L OBP: 0.279, SLG: 0.394	(1, 3) X 0-0 2B 1-3 2-H 1B	X 0-0 L8	X 0-0 L8	X 0-0 L8	X 0-0 F7	X 0-0 F7	X 0-0 F7	X 0-0 F7	X 0-0 F7	4	1	1	1	0	0	1																							
Jim Rice, R OBP: 0.381, SLG: 0.466	(1, 7) X 0-3 K	X 0-0 K	X 0-0 F7	X 0-0 F7	X 0-0 F7	X 0-0 F7	X 0-0 F7	X 0-0 F7	X 0-0 F7	3	0	1	0	1	1	2																							
Don Baylor, R OBP: 0.362, SLG: 0.480	(1, 10) X 0-0 1B 3-1 2B	X 0-0 1B 2B	X 0-0 4-3	X 0-0 4-3	X 0-0 5-3 BB	X 0-0 5-3 BB	X 0-0 5-3	X 0-0 5-3	X 0-0 5-3	3	1	1	1	1	0	2																							
Dwight Evans, R OBP: 0.347, SLG: 0.416	(1, 9) X 0-0 1B SF9 BB	X 0-0 SF9 BB	X 0-0 6-3	X 0-0 6-3	X 0-0 6-3	X 0-0 6-3	X 0-0 F4	X 0-0 F4	X 0-0 G6-4-3 IBB	3	1	0	0	1	0	2																							
Tony Armas, R OBP: 0.325, SLG: 0.342	(1, 8) X 0-0 1B	X 0-0 1B	X 0-0 F9	X 0-0 F9	X 0-0 F9	X 0-0 F9	X 0-0 6-3	X 0-0 6-3	X 0-0 6-3	3	0	1	2	0	0	0																							
Steve Lyons, L OBP: 0.309, SLG: 0.361	(8, 8) X 0-0 1-3 2-H 3-H 1B	X 0-0 1B	X 0-0 F7	X 0-0 F7	X 0-0 F7	X 0-0 F7	X 0-3 K	X 0-3 K	X 0-3 K	0	0	0	0	0	0	0	AB 28																						
Rich Gedman, L OBP: 0.314, SLG: 0.378	(1, 2) X 0-0 SF9	X 0-0 SF9	X 0-0 F7	X 0-0 F7	X 0-0 F7	X 0-0 F7	X 0-0 K	X 0-0 K	X 0-0 K	2	0	0	1	0	1	0	R 5																						
Ed Romero, R OBP: 0.280, SLG: 0.256	(1, 6) X 0-0 F7	X 0-0 F7	X 0-0 5-3	X 0-0 5-3	X 0-0 5-3	X 0-0 5-3	X 0-0 6-3	X 0-0 6-3	X 0-0 6-3	3	0	0	0	0	0	1	H 6																						
Inning Stats																	WP: 0 PA: 33 FB: 0 SB: 0 CS: 0																						
PITCHER		IP	WLS	BF	H	R	ER	SO	BB	IBB	HBP	BLK	WP	HR	S	P	ERA	WHIP	PITCHER		IP	WLS	BF	H	R	ER	SO	BB	IBB	HBP	BLK	WP	HR	S	P	ERA	WHIP	RBI 5	
Doug Drabek, R ERA: 7.65		(1, 1) 0.1	L	7	4	5	5	1	2	0	0	0	0	0	7	15	135.00	18.000	Doug Drabek, R ERA: 7.65		(1, 1) 0.1	L	7	4	5	5	1	2	0	0	0	7	15	135.00	18.000	BB 4			
Alfonso Pulido, L ERA: 2.29		(1, 1) 4.1		15	1	0	0	0	1	0	0	0	0	0	14	18	0.00	0.462	Alfonso Pulido, L ERA: 2.29		(1, 1) 4.1		15	1	0	0	0	1	0	0	0	14	18	0.00	0.462	SO 2			
Brian Fisher, R ERA: 4.95		(5, 1) 2.1		7	0	0	0	1	0	0	0	0	0	0	9	9	0.00	0.000	Brian Fisher, R ERA: 4.95		(5, 1) 2.1		7	0	0	0	1	0	0	0	9	9	0.00	0.000	LOB 9				
Dave Righetti, L ERA: 4.01		(8, 1) 1.0		4	1	0	0	0	0	1	0	0	0	0	3	7	0.00	1.000	Dave Righetti, L ERA: 4.01		(8, 1) 1.0		4	1	0	0	0	0	1	0	0	3	7	0.00	1.000				

New York Yankees @ Boston Red Sox
Fenway Park, Boston, MA
Wed Jun 25 1986, 7:05 PM EDT
Att: 35,015 - Unknown



Batter	1	2	3	4	5	6	7	8	9	AB	R	H	RBI	BB	SO	LOB	TOP						
Tony Fernandez, S (1,6) OBP: 0.347, SLG: 0.425										6	2	2	2	0	1	3	<p>Toronto Blue Jays @ New York Yankees Yankee Stadium, Bronx, NY Fri Jun 27 1986, 7:05 PM EDT Att: 30,815 - Unknown</p> <p>livebaseballscores.com</p> <p>AB 47 R 14 H 19 RBI 14 BB 0 SO 7 LOB 19</p>						
Damaso Garcia, R (1,4) OBP: 0.307, SLG: 0.369										6	3	4	1	0	1	1							
Lloyd Moseby, L (1,8) OBP: 0.379, SLG: 0.456										6	2	3	3	0	1	2							
George Bell, R (1,7) OBP: 0.361, SLG: 0.536										5	2	2	1	0	0	2							
Jesse Barfield, R (1,9) OBP: 0.355, SLG: 0.565										4	1	2	5	0	0	2							
Willie Upshaw, L (1,3) OBP: 0.373, SLG: 0.359										5	0	1	0	0	1	4							
Garth Iorg, R (1,5) OBP: 0.300, SLG: 0.328										2	1	1	2	0	0	0							
Rance Mulliniks, L (6, PH) OBP: 0.358, SLG: 0.443										2	0	0	0	0	1	1							
Buck Martinez, R (1,2) OBP: 0.279, SLG: 0.303										3	1	1	0	0	0	1							
Ernie Whitt, L (6, PH) OBP: 0.291, SLG: 0.382										2	0	0	0	0	1	1							
Kelly Gruber, R (1,10) OBP: 0.191, SLG: 0.338										1	0	0	0	0	1	1							
Rick Leach, L (4, PH) OBP: 0.337, SLG: 0.471										4	2	2	0	0	0	1							
Inning Stats	R: 2 E: 0 K: 1 S: 8	H: 3 LOB: 1 BB: 0 P: 8	R: 0 E: 1 K: 2 S: 8	H: 0 LOB: 1 BB: 0 P: 8	R: 4 E: 0 K: 1 S: 9	H: 4 LOB: 0 BB: 0 P: 9	R: 0 E: 0 K: 0 S: 3	H: 0 LOB: 0 BB: 0 P: 3	R: 0 E: 0 K: 0 S: 4	H: 1 LOB: 1 BB: 0 P: 4	R: 3 E: 1 K: 1 S: 9	H: 3 LOB: 1 BB: 0 P: 9	R: 3 E: 0 K: 1 S: 10	H: 5 LOB: 2 BB: 0 P: 10	R: 2 E: 0 K: 1 S: 8	H: 3 LOB: 1 BB: 0 P: 8	1B: 9 2B: 6 3B: 1 HR: 3	SF: 1 SAC: 0 DP: 0 HBP: 0	WP: 0 PB: 0 SB: 0 CS: 0	PA: 48			
PITCHER	IP	WLS	BF	H	R	ER	SO	BB	IBB	HBP	BLK	WP	HR	S	P	ERA	WHIP	PITCHER					
Ron Guidry, L (1,1) ERA: 4.06	2.2		16	7	6	6	3	0	0	0	0	0	1	22	22	20.25	2.625						
Doug Drabek, R (3,1) ERA: 6.75	2.2		9	1	0	0	1	0	0	0	0	0	0	11	11	0.00	0.375						
Al Holland, L (6,1) ERA: 4.26	1.1	L	5	1	1	0	1	0	0	0	0	0	0	7	7	0.00	0.750						
Brian Fisher, R (7,1) ERA: 4.91	0.1		4	2	2	0	0	0	0	0	0	1	4	4	0.00	6.000							
Bob Shirley, L (8,1) ERA: 6.02	2.0		14	8	5	5	2	0	0	0	0	0	1	18	18	22.50	4.000						

Batter	1	2	3	4	5	6	7	8	9	AB	R	H	RBI	BB	SO	LOB	BOTTOM						
Rickey Henderson, R (1,8) OBP: 0.371, SLG: 0.503										6	1	2	4	0	0	8	<p>Toronto Blue Jays @ New York Yankees Yankee Stadium, Bronx, NY Fri Jun 27 1986, 7:05 PM EDT Att: 30,815 - Unknown</p> <p>livebaseballscores.com</p> <p>AB 43 R 7 H 18 RBI 7 BB 2 SO 4 LOB 25</p>						
Dave Winfield, R (1,9) OBP: 0.342, SLG: 0.444										5	0	0	0	0	2	2							
Don Mattingly, L (1,3) OBP: 0.384, SLG: 0.537										5	1	3	1	0	1	2							
Mike Easter, L (1,10) OBP: 0.385, SLG: 0.492										5	0	2	0	0	0	3							
Ken Griffey, L (1,7) OBP: 0.347, SLG: 0.472										5	1	2	1	0	0	2							
Ron Hassey, L (1,2) OBP: 0.401, SLG: 0.500										2	0	0	0	0	0	2							
Butch Wynegar, S (5, PH) OBP: 0.323, SLG: 0.367										3	1	1	0	0	0	2							
Mike Pagliarulo, L (1,5) OBP: 0.328, SLG: 0.519										5	1	4	0	0	0	0							
Willie Randolph, R (1,4) OBP: 0.406, SLG: 0.336										4	1	2	0	1	0	2							
Dale Berra, R (1,6) OBP: 0.342, SLG: 0.403										2	1	2	1	0	0	0							
Dan Pasqua, L (7, PH) OBP: 0.419, SLG: 0.528										0	0	0	0	1	0	0							
Mike Fischlin, R (8,6) OBP: 0.309, SLG: 0.280										1	0	0	0	0	1	2							
Inning Stats	R: 1 E: 0 K: 0 S: 6	H: 3 LOB: 2 BB: 0 P: 6	R: 2 E: 1 K: 1 S: 8	H: 2 LOB: 1 BB: 1 P: 12	R: 1 E: 0 K: 0 S: 4	H: 1 LOB: 0 BB: 0 P: 4	R: 2 E: 0 K: 1 S: 7	H: 2 LOB: 0 BB: 0 P: 7	R: 1 E: 1 K: 0 S: 6	H: 3 LOB: 2 BB: 0 P: 6	R: 0 E: 0 K: 1 S: 5	H: 1 LOB: 0 BB: 0 P: 5	R: 0 E: 0 K: 0 S: 5	H: 2 LOB: 2 BB: 1 P: 9	R: 0 E: 0 K: 0 S: 5	H: 2 LOB: 2 BB: 0 P: 5	R: 0 E: 0 K: 1 S: 6	H: 2 LOB: 1 BB: 0 P: 6	1B: 15 2B: 1 3B: 0 HR: 3	SF: 0 SAC: 1 DP: 3 HBP: 0	WP: 0 PB: 0 SB: 1 CS: 0	PA: 46	
PITCHER	IP	WLS	BF	H	R	ER	SO	BB	IBB	HBP	BLK	WP	HR	S	P	ERA	WHIP	PITCHER					
Doyle Alexander, R (1,1) ERA: 3.99	3.0		19	8	6	6	1	0	0	0	0	0	0	10	10	0.00	2.250						
John Cerutti, L (4,1) ERA: 3.94	1.1		8	3	1	0	1	0	0	0	0	0	0	10	10	0.00	1.286						
Jim Acker, R (5,1) ERA: 4.3	2.1	W	8	3	0	0	1	0	0	0	0	0	0	10	10	0.00	2.143						
Tom Henke, R (7,1) ERA: 4.38	2.1	S	11	4	0	0	1	1	0	0	0	0	0	12	16	0.00	2.143						

Batter	1	2	3	4	5	6	7	8	9	AB	R	H	RBI	BB	SO	LOB	TOP										
Tony Fernandez, S (1, 6) OBP: 0.345, SLG: 0.420	L5	BB WP BB		F4		F8		F9		4	0	0	0	1	0	3	Toronto Blue Jays @ New York Yankees Yankee Stadium, Bronx, NY Sat Jun 28 1986, 3:33 AM EDT Att: 43,187 - Unknown										
Rance Mulliniks, L (1, 5) OBP: 0.382, SLG: 0.444				5-3		G6-4-3		E1		2	1	1	0	1	0	0											
Garth Iorg, R (6, PH) (6, 5) OBP: 0.295, SLG: 0.323	HR	BB								2	0	0	0	0	0	2											
Lloyd Moseby, L (1, 8) OBP: 0.383, SLG: 0.478	HR	BB						F3		4	2	2	4	1	0	2											
George Bell, R (1, 7) OBP: 0.362, SLG: 0.537	F3	FC6-4						F9		5	1	2	0	0	0	3											
Willie Upshaw, L (1, 3) OBP: 0.367, SLG: 0.352	K			4-3		F4		F8		5	0	0	0	0	1	2											
Damaso Garcia, R (1, 4) OBP: 0.309, SLG: 0.369		5-3		F8		1B		F6		5	0	2	0	0	0	1											
Jesse Barfield, R (1, 9) OBP: 0.356, SLG: 0.560	F7					1B		K		4	0	1	1	1	1	1											
Rick Leach, L (1, 10) OBP: 0.340, SLG: 0.472						G1-4-3																					
Cliff Johnson, R (5, PH) OBP: 0.378, SLG: 0.505		1B		F5						2	1	1	0	0	0	1											
Ron Shepherd, R (8, PH) OBP: 0.400, SLG: 0.400		WP BB				G1-4-3		1B		2	0	1	0	0	0	2											
Ernie Whitt, L (1, 2) OBP: 0.291, SLG: 0.391		WP BB		4-3						0	1	0	0	0	0	0											
Inning Stats	R: 2 E: 0 K: 1 S: 7	H: 2 LOB: 0 BB: 0 P: 7	R: 2 E: 0 K: 0 S: 5	H: 2 LOB: 3 BB: 3 P: 17	R: 0 E: 0 K: 0 S: 3	H: 0 LOB: 1 BB: 1 P: 7	R: 0 E: 0 K: 0 S: 3	H: 0 LOB: 0 BB: 0 P: 3	R: 2 E: 0 K: 0 S: 6	H: 4 LOB: 1 BB: 0 P: 6	R: 0 E: 0 K: 0 S: 3	H: 1 LOB: 1 BB: 0 P: 3	R: 0 E: 0 K: 0 S: 4	H: 1 LOB: 1 BB: 0 P: 4	R: 1 E: 1 K: 1 S: 8	H: 2 LOB: 2 BB: 0 P: 8		R: 0 E: 0 K: 0 S: 4	H: 1 LOB: 1 BB: 0 P: 4	1B: 10 2B: 1 3B: 0 HR: 2	SF: 0 SAC: 0 DP: 2 HBP: 0	WP: 1 PB: 0 CS: 0	PA: 43				
PITCHER	IP	WLS	BF	H	R	ER	SO	BB	IBB	HBP	BLK	WP	HR	S	P	ERA	WHIP	PITCHER									
Joe Niekro, R (1, 1) ERA: 4.34	1.2	L	12	4	4	4	1	3	0	0	0	1	1	11	23	21.60	4.200										
Alfonso Pulido, L (2, 1) ERA: 2.63	4.1		17	5	2	2	0	1	0	0	0	0	1	16	20	4.15	1.385										
Al Holland, L (7, 1) ERA: 3.45	3.0		14	4	1	0	1	0	0	0	0	0	0	16	16	0.00	1.333										

Batter	1	2	3	4	5	6	7	8	9	AB	R	H	RBI	BB	SO	LOB	BOTTOM											
Rickey Henderson, R (1, 8) OBP: 0.372, SLG: 0.503	F7 F8					F9		F8		4	0	2	0	0	0	1	Toronto Blue Jays @ New York Yankees Yankee Stadium, Bronx, NY Sat Jun 28 1986, 3:33 AM EDT Att: 43,187 - Unknown											
Willie Randolph, R (1, 4) OBP: 0.404, SLG: 0.338	F8			1-3		F7		1B		4	1	1	0	0	0	2												
Don Mattingly, L (1, 3) OBP: 0.384, SLG: 0.537	F7					K		2B		2	1	1	0	0	0	1												
Dan Pasqua, L (6, 3) OBP: 0.408, SLG: 0.514				6-3				K		2	0	0	0	0	2	1												
Dave Winfield, R (1, 9) OBP: 0.344, SLG: 0.442	6-3			SF9				F8		3	1	1	0	1	0	2												
Gary Roenicke, R (1, 7) OBP: 0.417, SLG: 0.434	F8			6-3				F8		4	1	2	3	0	0	2												
Mike Easter, L (1, 10) OBP: 0.379, SLG: 0.485	K			SF9				4-3		3	0	0	1	0	1	1												
Butch Wynegar, S (1, 2) OBP: 0.321, SLG: 0.359	5-3			6-3				FC1-6		3	0	0	0	1	0	1												
Mike Pagliarulo, L (1, 5) OBP: 0.324, SLG: 0.510				4-3				FC1-6		4	0	0	0	0	1	1												
Dale Berra, R (1, 6) OBP: 0.325, SLG: 0.380				K				5-3		4	0	0	0	0	2	1												
Inning Stats	R: 0 E: 0 K: 0 S: 4	H: 1 LOB: 1 BB: 0 P: 4	R: 0 E: 0 K: 1 S: 5	H: 0 LOB: 0 BB: 0 P: 5	R: 0 E: 0 K: 1 S: 6	H: 1 LOB: 1 BB: 0 P: 6	R: 1 E: 0 K: 0 S: 5	H: 2 LOB: 1 BB: 0 P: 5	R: 0 E: 0 K: 1 S: 5	H: 0 LOB: 0 BB: 0 P: 5	R: 2 E: 0 K: 1 S: 6	H: 1 LOB: 1 BB: 1 P: 10	R: 0 E: 0 K: 1 S: 5	H: 0 LOB: 1 BB: 1 P: 9	R: 1 E: 0 K: 1 S: 7	H: 2 LOB: 1 BB: 0 P: 7		R: 0 E: 0 K: 0 S: 3	H: 0 LOB: 0 BB: 0 P: 3	1B: 5 2B: 1 3B: 0 HR: 1	SF: 1 SAC: 0 DP: 0 HBP: 0	WP: 0 PB: 0 CS: 0	PA: 36					
PITCHER	IP	WLS	BF	H	R	ER	SO	BB	IBB	HBP	BLK	WP	HR	S	P	ERA		WHIP	PITCHER									
Jimmy Key, L (1, 1) ERA: 4.61	9.0	W	36	7	4	4	6	2	0	0	0	0	1	46	54	4.00		1.000										

Batter	1	2	3	4	5	6	7	8	9	AB	R	H	RBI	BB	SO	LOB	TOP
Lou Whitaker, L (1, 4) OBP: 0.326, SLG: 0.448	G3-6-3 WP 1B		F8			4-3		4-3		4	0	1	0	0	0	0	<p>Detroit Tigers @ New York Yankees Yankee Stadium, Bronx, NY Mon Jun 30 1986, 7:05 PM EDT Att: 20,207 - Unknown</p> <p>livebaseballscores.com</p>
Alan Trammell, R (1, 6) OBP: 0.293, SLG: 0.372	1-2 BB		K			F7		F4		3	0	0	0	1	1	0	
Kirk Gibson, L (1, 9) OBP: 0.422, SLG: 0.550	G3-6-3 1-2 2-3			G3			F8		B1-3	4	0	0	0	0	2	2	
Lance Parrish, R (1, 2) OBP: 0.339, SLG: 0.481	F7			G5-4-3 1B			BB SF8 1B		K	4	1	2	0	0	1	1	
Chet Lemon, R (1, 8) OBP: 0.311, SLG: 0.375				G5-4-3 1-2			BB 1B		BB 1B	3	1	2	0	1	0	1	
Darrell Evans, L (1, 10) OBP: 0.348, SLG: 0.445 Pat Sheridan, L (9, PR) OBP: 0.260, SLG: 0.356	F6				K		FC6-4 BB		BB 1B	3	0	1	0	1	1	1	
Tom Brookens, R (1, 5) OBP: 0.362, SLG: 0.408	F9 2-3						BB CS		BB 1B	2	0	1	2	1	0	1	
Larry Hemdon, R (1, 7) OBP: 0.285, SLG: 0.373	1-3					F9 1-2		FC6-4 BB		4	0	0	0	0	0	6	
Dave Engle, R (1, 3) OBP: 0.281, SLG: 0.246			5-3							3	0	0	0	0	0	0	
Inning Stats	R: 0 H: 1 E: 0 LOB: 1 K: 0 BB: 1 S: 3 P: 7	R: 0 H: 1 E: 0 LOB: 1 K: 0 BB: 0 S: 4 P: 4	R: 0 H: 0 E: 0 LOB: 0 K: 1 BB: 0 S: 5 P: 5	R: 0 H: 1 E: 0 LOB: 0 K: 0 BB: 0 S: 3 P: 3	R: 0 H: 0 E: 0 LOB: 0 K: 1 BB: 1 S: 4 P: 8	R: 0 H: 0 E: 0 LOB: 0 K: 0 BB: 0 S: 3 P: 3	R: 1 H: 2 E: 0 LOB: 2 K: 0 BB: 1 S: 5 P: 9	R: 0 H: 0 E: 0 LOB: 0 K: 0 BB: 0 S: 3 P: 3	R: 1 H: 2 E: 0 LOB: 2 K: 1 BB: 1 S: 7 P: 11	1B: 6 SF: 1 2B: 1 SAC: 0 3B: 0 DP: 2 HR: 0 HBP: 0	WP: 1 PA: 35 PB: 0 SB: 0 CS: 1						
PITCHER	IP WLS BF H R ER SO BB IBB HBP BLK WP HR S P ERA WHIP	IP WLS BF H R ER SO BB IBB HBP BLK WP HR S P ERA WHIP	IP WLS BF H R ER SO BB IBB HBP BLK WP HR S P ERA WHIP	IP WLS BF H R ER SO BB IBB HBP BLK WP HR S P ERA WHIP	IP WLS BF H R ER SO BB IBB HBP BLK WP HR S P ERA WHIP	IP WLS BF H R ER SO BB IBB HBP BLK WP HR S P ERA WHIP	IP WLS BF H R ER SO BB IBB HBP BLK WP HR S P ERA WHIP	IP WLS BF H R ER SO BB IBB HBP BLK WP HR S P ERA WHIP	IP WLS BF H R ER SO BB IBB HBP BLK WP HR S P ERA WHIP	IP WLS BF H R ER SO BB IBB HBP BLK WP HR S P ERA WHIP	IP WLS BF H R ER SO BB IBB HBP BLK WP HR S P ERA WHIP						
Dennis Rasmussen, L (1, 1) ERA: 3.78	8.2 W 33 6 2 2 3 4 0 0 0 1 0 35 51 2.08 1.154																
Dave Righetti, L (9, 1) ERA: 3.98	0.1 S 2 1 0 0 0 0 0 0 0 0 0 2 2 0.00 3.000																

DETROIT TIGERS

Batter	1	2	3	4	5	6	7	8	9	AB	R	H	RBI	BB	SO	LOB	BOTTOM
Rickey Henderson, R (1, 8) OBP: 0.375, SLG: 0.510	L5		BB			HR		F7		3	1	1	1	1	0	0	<p>Detroit Tigers @ New York Yankees Yankee Stadium, Bronx, NY Mon Jun 30 1986, 7:05 PM EDT Att: 20,207 - Unknown</p> <p>livebaseballscores.com</p>
Claudell Washington, L (1, 7) OBP: 0.333, SLG: 0.454	K		F8			F7		G4-1 2B		4	1	1	0	0	1	1	
Don Mattingly, L (1, 3) OBP: 0.381, SLG: 0.531	F7				F8		F8	G4-1 1-2		4	0	0	0	0	0	1	
Mike Easter, L (1, 10) OBP: 0.383, SLG: 0.482		G5-3 1B			4-3		BB	2B		2	1	1	0	2	0	0	
Ron Hassey, L (1, 2) OBP: 0.409, SLG: 0.517		G5-3 1-2 1B			CS 1B		F9	1-1 2-H 2B		4	0	3	2	0	0	1	
Dave Winfield, R (1, 9) OBP: 0.345, SLG: 0.438		G5-3 1-2 2-3		CS			F6	F9 SH2-3 1B		4	0	1	0	0	0	3	
Willie Randolph, R (1, 4) OBP: 0.402, SLG: 0.333		4-3					E BB	SH2-3		1	0	0	0	1	0	1	
Dale Berra, R (1, 5) OBP: 0.313, SLG: 0.365			K				E5 G6-3	F9		3	0	0	0	0	1	2	
Paul Zuvella, R (1, 6) Dan Pasqua, L (7, PH) Mike Fischlin, R (8, 6) OBP: 0.328, SLG: 0.288							G6-3 1-2	F8		2	0	0	0	0	0	2	
										1	0	0	0	0	0	1	
										0	0	0	0	0	0	0	
Inning Stats	R: 0 H: 0 E: 0 LOB: 0 K: 1 BB: 0 S: 5 P: 5	R: 0 H: 2 E: 0 LOB: 1 K: 0 BB: 0 S: 4 P: 4	R: 0 H: 0 E: 0 LOB: 1 K: 1 BB: 1 S: 5 P: 9	R: 0 H: 1 E: 0 LOB: 0 K: 0 BB: 0 S: 3 P: 3	R: 0 H: 0 E: 1 LOB: 1 K: 0 BB: 1 S: 3 P: 7	R: 0 H: 1 E: 0 LOB: 1 K: 0 BB: 1 S: 4 P: 8	R: 0 H: 1 E: 0 LOB: 1 K: 0 BB: 0 S: 4 P: 4	R: 2 H: 2 E: 0 LOB: 1 K: 0 BB: 1 S: 5 P: 9	1B: 5 SF: 0 2B: 1 SAC: 1 3B: 0 DP: 2 HR: 1 HBP: 0	WP: 0 PA: 34 PB: 0 SB: 0 CS: 1							
PITCHER	IP WLS BF H R ER SO BB IBB HBP BLK WP HR S P ERA WHIP	IP WLS BF H R ER SO BB IBB HBP BLK WP HR S P ERA WHIP	IP WLS BF H R ER SO BB IBB HBP BLK WP HR S P ERA WHIP	IP WLS BF H R ER SO BB IBB HBP BLK WP HR S P ERA WHIP	IP WLS BF H R ER SO BB IBB HBP BLK WP HR S P ERA WHIP	IP WLS BF H R ER SO BB IBB HBP BLK WP HR S P ERA WHIP	IP WLS BF H R ER SO BB IBB HBP BLK WP HR S P ERA WHIP	IP WLS BF H R ER SO BB IBB HBP BLK WP HR S P ERA WHIP	IP WLS BF H R ER SO BB IBB HBP BLK WP HR S P ERA WHIP	IP WLS BF H R ER SO BB IBB HBP BLK WP HR S P ERA WHIP	IP WLS BF H R ER SO BB IBB HBP BLK WP HR S P ERA WHIP						
Walt Terrell, R (1, 1) ERA: 4.49	8.0 L 33 7 3 3 2 3 3 1 0 0 0 1 33 49 3.38 1.250																



Batter	1	2	3	4	5	6	7	8	9	10	AB	R	H	RBI	BB	SO	LOB	TOP	
Dave Collins, S OBP: 0.351, SLG: 0.343 (1, 7)	1-3 0-0 1		F8 0-0 3		6-3 0-0 1		4-3 0-0 2		F8 0-0 1		5	0	0	0	0	0	0		
Alan Trammell, R OBP: 0.295, SLG: 0.367 (1, 8)	BB 4-0 6		F8 0-0 1		BB 4-0 6		K 0-3 3		K 0-3 3		3	0	0	0	2	2	0		
Kirk Gibson, L OBP: 0.416, SLG: 0.535 (1, 10)	F4 0-0 2		F7 0-0 2		F6 0-0 2		BB 4-0 6		BB 0-0 1		4	1	0	0	1	1	2		
Lance Parrish, R OBP: 0.334, SLG: 0.473 (1, 2)	5-3 0-0 3		F7 0-0 3		F9 0-0 3		F8 0-0 1		F8 0-0 1		4	0	0	0	0	0	3		
Darrell Evans, L OBP: 0.350, SLG: 0.457 (1, 3)		K 0-3 1				3-1 0-0 1				K 4-0 1	3	1	1	1	1	1	0		
Pat Sheridan, L OBP: 0.260, SLG: 0.356 (9, 9)										BB 1-2 1B BB 0-3 1	0	1	0	0	0	0	0		
Johnny Grubb, L OBP: 0.389, SLG: 0.594 (1, 9)		F7 0-0 2					HR 0-0 1				3	1	1	1	0	1	0		
Larry Herndon, R OBP: 0.289, SLG: 0.377 (9, PH)						HR 0-0 1					1	0	1	1	0	0	0		
Dave Bergman, L OBP: 0.353, SLG: 0.391 (9, 3)										1B 1-2 2-H 1B 0-3 2	0	0	0	0	0	0	0		
Darnell Coles, R OBP: 0.340, SLG: 0.484 (1, 5)						F9 0-0 2		6-3 0-0 2		K 0-3 2	4	0	0	0	0	2	2		
Chet Lemon, R OBP: 0.315, SLG: 0.383 (1, 8)				6-3 0-0 1				F8 0-0 3			4	0	2	1	0	0	0		
Tom Brookens, R OBP: 0.352, SLG: 0.395 (1, 4)				6-3 0-0 2		4-3 0-0 3				1-3 2-H 1B 0-0 3	4	0	0	0	0	1	3		
Inning Stats	R: 0 E: 0 K: 0 S: 3	H: 0 LOB: 1 BB: 1 P: 7	R: 0 E: 0 K: 2 S: 7	H: 0 LOB: 0 BB: 0 P: 7	R: 0 E: 0 K: 0 S: 3	H: 0 LOB: 0 BB: 0 P: 3	R: 0 E: 0 K: 0 S: 3	H: 0 LOB: 1 BB: 1 P: 7	R: 1 E: 0 K: 1 S: 6	H: 1 LOB: 0 BB: 0 P: 6	R: 0 E: 0 K: 2 S: 7	H: 0 LOB: 0 BB: 0 P: 7	R: 2 E: 0 K: 1 S: 7	H: 2 LOB: 2 BB: 2 P: 15	R: 0 E: 0 K: 2 S: 7	H: 0 LOB: 0 BB: 0 P: 7	1B: 2 2B: 1 3B: 0 HR: 2	SF: 0 SAC: 0 DP: 0 HBP: 0	WP: 0 PA: 39
PITCHER	IP	WLS	BF	H	R	ER	SO	BB	IBB	HBP	BLK	WP	HR	S	P	ERA	WHIP		
Doug Drabek, R ERA: 5.81	(1, 1)	8.1	31	3	3	3	5	3	0	0	0	0	2	38	50	3.24	0.720		
Dave Righetti, L ERA: 4.03	(9, 1)	1.2	8	2	1	1	3	1	0	0	0	0	0	13	17	5.40	1.800		

Batter	1	2	3	4	5	6	7	8	9	10	AB	R	H	RBI	BB	SO	LOB	BOTTOM					
Rickey Henderson, R OBP: 0.372, SLG: 0.503 (1, 8)	6-3 0-0 1			F8 0-0 2		F4 0-0 1		6-3 0-0 2			4	0	0	0	1	0	1						
Willie Randolph, R OBP: 0.399, SLG: 0.331 (1, 4)	2B 1B 0-0 3		6-3 0-0 3	FC5-4 0-0 3		F9 0-0 2		F7 0-0 3			5	1	1	0	0	0	2						
Don Mattingly, L OBP: 0.387, SLG: 0.537 (1, 3)	1B 2B 0-0 1			G6-4-3 0-0 1		BB 1B E BB 4-0 6		1B 0-0 3		4-3 0-0 1	4	2	3	0	1	0	0						
Dave Winfield, R OBP: 0.343, SLG: 0.432 (1, 9)	1B IBB 4-0 1		G6-4-3 0-0 2		K 0-3 1		K 0-3 1		6-3 0-0 2		4	0	0	0	1	2	3						
Gary Roenicke, R OBP: 0.451, SLG: 0.463 (1, 7)	1-2 2-H 3-H 1B 0-0 2			1B BB 4-0 6		BB 1B E 1B 1-2 2		G4-6-3 0-0 1		1B 0-0 3	4	1	4	2	1	0	0						
Mike Easter, L OBP: 0.380, SLG: 0.476 (1, 10)	F8 0-0 2			1-2 1B 0-0 3		F9 0-0 2		G4-6-3 0-0 1		K 0-3 3	5	0	1	0	0	1	6						
Butch Wynegar, S OBP: 0.322, SLG: 0.367 (1, 2)	K 0-3 3			F9 0-0 3		E BB 4-0 6		BB 3B 1-2 2-3 0-0 3		F4 0-0 1	4	0	1	0	1	4							
Dale Berra, R OBP: 0.330, SLG: 0.418 (1, 5)		F3 0-0 1				FC5-4 1B 1-3 2-H 3-H 1B 0-0 1		F9 0-0 3			5	1	3	3	0	0	1						
Paul Zuvella, R (1, 6)		6-3 0-0 2				F5 0-0 1		F2 0-0 3		F7 0-0 1	4	0	0	0	0	0	3						
Inning Stats	R: 2 E: 0 K: 1 S: 8	H: 3 LOB: 2 BB: 1 P: 12	R: 0 E: 0 K: 0 S: 3	H: 0 LOB: 1 BB: 1 P: 7	R: 0 E: 0 K: 0 S: 4	H: 2 LOB: 2 BB: 1 P: 8	R: 0 E: 0 K: 0 S: 4	H: 1 LOB: 1 BB: 0 P: 4	R: 2 E: 1 K: 1 S: 7	H: 2 LOB: 2 BB: 2 P: 15	R: 0 E: 0 K: 1 S: 6	H: 1 LOB: 1 BB: 0 P: 6	R: 0 E: 0 K: 0 S: 4	H: 2 LOB: 1 BB: 0 P: 4	R: 0 E: 0 K: 0 S: 3	H: 0 LOB: 0 BB: 0 P: 3	R: 0 E: 0 K: 1 S: 6	H: 1 LOB: 1 BB: 0 P: 6	R: 1 E: 0 K: 0 S: 2	H: 1 LOB: 0 BB: 0 P: 2	1B: 10 2B: 1 3B: 1 HR: 1	SF: 0 SAC: 0 DP: 2 HBP: 0	WP: 0 PA: 44
PITCHER	IP	WLS	BF	H	R	ER	SO	BB	IBB	HBP	BLK	WP	HR	S	P	ERA	WHIP						
Frank Tanana, L ERA: 4.11	(1, 1)	8.0	38	11	4	4	3	4	1	0	0	0	0	39	59	4.50	1.875						
Willie Hernandez, L ERA: 3.28	(9, 1)	1.1	6	2	1	1	1	0	0	0	0	0	1	8	8	6.75	1.500						

Detroit Tigers @ New York Yankees
Yankee Stadium, Bronx, NY

Tue Jul 01 1986, 7:05 PM EDT
Att: 20,570 - Unknown

AB 35
R 4
H 5
RBI 4
BB 4
SO 8
LOB 10



Detroit Tigers @ New York Yankees
Yankee Stadium, Bronx, NY

Tue Jul 01 1986, 7:05 PM EDT
Att: 20,570 - Unknown

AB 39
R 5
H 13
RBI 5
BB 5
SO 4
LOB 20



Batter	1	2	3	4	5	6	7	8	9	AB R H RBI BB SO LOB	TOP									
Tom Brookens, R (1, 4) OBP: 0.359, SLG: 0.397	F9		1B		SH3-4		SH1-4		SH 1B	2 1 1 0 1 0 0	<p>Detroit Tigers @ New York Yankees Yankee Stadium, Bronx, NY</p> <p>Wed Jul 02 1986, 7:05 PM EDT Att: 20,209 - Unknown</p>									
Alan Trammell, R (1, 6) OBP: 0.298, SLG: 0.377			K		4-3				SH 1B	4 1 2 2 0 1 2										
Kirk Gibson, L (1, 9) OBP: 0.410, SLG: 0.530	K			2B	F7		F6		K	5 1 1 0 0 2 5										
Lance Parrish, R (1, 2) OBP: 0.336, SLG: 0.472	F8			5-3		1B	1-3		1B	5 1 2 1 0 0 3										
Chet Lemon, R (1, 8) OBP: 0.317, SLG: 0.384		6-3		F9		1B		6-3	1B	5 1 2 1 0 0 1										
Darnell Coles, R (1, 5) OBP: 0.337, SLG: 0.482		K				F8		F9	F4	5 0 1 1 0 1 4										
Darrell Evans, L (1, 3) OBP: 0.351, SLG: 0.469				F7	F8	F8			1B	5 1 2 2 0 0 3										
Larry Hemdon, R (1, 7) OBP: 0.297, SLG: 0.384			5-3		SH3-4	F9			1B	5 1 3 1 0 0 2										
Dave Engle, R (1, 10) OBP: 0.294, SLG: 0.262			5-3		4-3			F7	K	4 1 2 0 0 0 1										
Johnny Grubb, L (9, PH) OBP: 0.378, SLG: 0.576					1-2		SH1-4			1 0 0 0 0 1 2										
Inning Stats	R: 0 E: 0 K: 1 S: 6	H: 1 LOB: 1 BB: 0 P: 6	R: 0 E: 0 K: 1 S: 5	H: 0 LOB: 0 BB: 0 P: 5	R: 0 E: 0 K: 1 S: 6	H: 1 LOB: 1 BB: 0 P: 6	R: 1 E: 0 K: 0 S: 5	H: 2 LOB: 1 BB: 0 P: 5	R: 1 E: 0 K: 0 S: 5	H: 2 LOB: 1 BB: 0 P: 5	R: 1 E: 0 K: 0 S: 5	H: 2 LOB: 1 BB: 0 P: 5	R: 1 E: 0 K: 0 S: 5	H: 2 LOB: 1 BB: 0 P: 5	R: 4 E: 0 K: 2 S: 12	H: 4 LOB: 2 BB: 1 P: 16	1B: 12 2B: 2 3B: 1 HR: 1	SF: 0 SAC: 3 DP: 0 HBP: 0	WP: 0 PB: 0 SB: 2 CS: 0	PA: 45
PITCHER	IP WLS BF H R ER SO BB IBB HBP BLK WP HR S P ERA WHIP											IP WLS BF H R ER SO BB IBB HBP BLK WP HR S P ERA WHIP								
Ron Guidry, L (1, 1) ERA: 4.05	7.0 L 31 10 3 3 3 0 0 0 0 0 0 0 37 37 3.86 1.429																			
Brian Fisher, R (8, 1) ERA: 5.45	1.0 7 2 3 3 0 1 0 0 0 0 1 6 10 27.00 3.000																			
Al Holland, L (9, 1) ERA: 4.67	0.2 6 4 2 2 1 0 0 0 0 0 0 8 8 27.00 6.000																			
Ed Whitson, R (9, 1) ERA: 7.54	0.1 1 0 0 0 1 0 0 0 0 0 0 3 3 0.00 0.000																			

Batter	1	2	3	4	5	6	7	8	9	AB R H RBI BB SO LOB	BOTTOM									
Rickey Henderson, R (1, 8) OBP: 0.375, SLG: 0.505	S 2B				6-3	F9		1B		3 1 1 0 2 0 2	<p>Detroit Tigers @ New York Yankees Yankee Stadium, Bronx, NY</p> <p>Wed Jul 02 1986, 7:05 PM EDT Att: 20,209 - Unknown</p>									
Willie Randolph, R (1, 4) OBP: 0.398, SLG: 0.330	SH5-3		F9		F8	FC6-4		FC4-6		4 0 1 2 0 0 2										
Don Mattingly, L (1, 3) OBP: 0.387, SLG: 0.533	K		FC6-5	WP	BB	BB	3-1	FC4-6		4 0 1 0 1 1 3										
Dave Winfield, R (1, 9) OBP: 0.343, SLG: 0.433			FC6-5		FC6-5	BB	K	F9		4 0 1 1 1 1 1										
Gary Roenicke, R (1, 7) OBP: 0.487, SLG: 0.469	4-0						F9		F7	1 0 1 0 2 0 0										
Claudell Washington, L (7, PH) OBP: 0.329, SLG: 0.449								F7		2 0 0 0 0 0 0										
Mike Easter, L (1, 10) OBP: 0.376, SLG: 0.471	K		6-3		F8			K		5 0 1 0 0 2 7										
Butch Wynegar, S (1, 2) OBP: 0.330, SLG: 0.371				6-3		FC4-6		BB	F7	4 1 2 0 1 0 1										
Dale Berra, R (1, 5) OBP: 0.322, SLG: 0.407					F8	FC4-6				2 0 0 0 0 0 1										
Mike Pagan, L (6, PH) OBP: 0.324, SLG: 0.506	F4					FC4-6				2 1 1 0 0 0 1										
Paul Zuvella, R (1, 6) OBP: 0.407, SLG: 0.521										2 0 0 0 0 0 1										
Ron Hasse, L (5, PH) OBP: 0.407, SLG: 0.521										1 0 1 0 0 0 0										
Mike Eassey, R (6, PH) OBP: 0.328, SLG: 0.288										0 0 0 0 0 0 0										
Dan Pasqua, L (5, PH) OBP: 0.387, SLG: 0.481										1 0 0 0 0 0 2										
Inning Stats	R: 1 E: 0 K: 2 S: 8	H: 1 LOB: 2 BB: 2 P: 16	R: 0 E: 0 K: 0 S: 4	H: 2 LOB: 2 BB: 0 P: 4	R: 0 E: 0 K: 0 S: 4	H: 1 LOB: 2 BB: 1 P: 8	R: 0 E: 0 K: 0 S: 3	H: 0 LOB: 0 BB: 0 P: 3	R: 0 E: 0 K: 0 S: 4	H: 1 LOB: 3 BB: 2 P: 12	R: 0 E: 0 K: 1 S: 5	H: 0 LOB: 0 BB: 0 P: 5	R: 2 E: 0 K: 1 S: 8	H: 3 LOB: 2 BB: 1 P: 12	R: 0 E: 0 K: 0 S: 4	H: 1 LOB: 1 BB: 0 P: 4	1B: 8 2B: 2 3B: 0 HR: 0	SF: 0 SAC: 1 DP: 0 HBP: 0	WP: 1 PB: 0 SB: 1 CS: 0	PA: 43
PITCHER	IP WLS BF H R ER SO BB IBB HBP BLK WP HR S P ERA WHIP											IP WLS BF H R ER SO BB IBB HBP BLK WP HR S P ERA WHIP								
Dave LaPoint, L (1, 1) ERA: 5.97	5.0 W 24 4 2 2 2 2 0 0 0 0 0 0 23 43 1.80 2.000																			
Bill Campbell, R (6, 1) ERA: 3.38	2.2 14 4 2 2 2 2 0 0 0 0 0 16 24 6.75 2.250																			
Willie Hernandez, L (8, 1) ERA: 3.28	1.1 S 5 1 0 0 0 0 0 0 0 0 0 5 5 0.00 0.750																			

Batter	1	2	3	4	5	6	7	8	9	AB	R	H	RBI	BB	SO	LOB	TOP			
Rickey Henderson, R OBP: 0.374, SLG: 0.500	0-0 5-3		0-0 L3			0-0 4-3		0-0 1-3		4	0	0	0	0	0	2				
Claudell Washington, L OBP: 0.329, SLG: 0.461	0-3 K		0-0 1-3			0-0 3-1		0-0 F8		4	0	0	0	0	1	1				
Don Mattingly, L OBP: 0.383, SLG: 0.530	0-0 L4			0-0 G3		0-0 F7		0-0 4-3		4	0	0	0	0	0	0				
Mike Easter, L OBP: 0.385, SLG: 0.479		0-0 G3		0-0 G4-6-3 1B		0-0 6-3		0-0 1B		4	0	2	0	0	0	0				
Ron Hassey, L OBP: 0.397, SLG: 0.500		0-0 4-3		0-0 G4-6-3 1-2		0-0 F8		0-0 G3		4	0	0	0	0	0	2				
Dan Pasqua, L OBP: 0.386, SLG: 0.500		0-0 2-3			0-0 FC1-6 1B		0-0 F6			3	0	1	0	0	0	0				
Mike Pagliarulo, L OBP: 0.326, SLG: 0.515			0-0 HR		0-0 FC1-6 1-2		0-0 F9			3	1	1	1	0	0	1				
Willie Randolph, R OBP: 0.404, SLG: 0.330			0-0 SH2-3 1B		0-0 6-3 1-2		0-0 F9			3	0	1	0	0	0	1				
Paul Zuvella, R (1, 6)			0-0 SH2-3 1-2		0-0 6-3		0-0 BB			1	0	0	0	1	0	1				
Inning Stats	R: 0 E: 0 K: 1 S: 5	H: 0 LOB: 0 BB: 0 P: 5	R: 0 E: 0 K: 0 S: 3	H: 0 LOB: 0 BB: 0 P: 3	R: 1 E: 0 K: 0 S: 5	H: 2 LOB: 1 BB: 0 P: 5	R: 0 E: 0 K: 0 S: 3	H: 1 LOB: 0 BB: 0 P: 3	R: 0 E: 0 K: 0 S: 4	H: 1 LOB: 1 BB: 0 P: 4	R: 0 E: 0 K: 0 S: 3	H: 0 LOB: 0 BB: 0 P: 3	R: 0 E: 0 K: 0 S: 3	H: 0 LOB: 1 BB: 1 P: 7	R: 0 E: 0 K: 0 S: 4	H: 1 LOB: 1 BB: 0 P: 4	1B: 4 2B: 0 3B: 0 HR: 1	SF: 0 SAC: 1 DP: 1 HBP: 0	WP: 0 PB: 0 CS: 0	PA: 32
PITCHER Richard Dotson, R ERA: 5.01	IP: 9.0 WLS: W BF: 32 H: 5 R: 1 ER: 1 SO: 1 BB: 1 IBB: 0 HBP: 0 BLK: 0 WP: 0 HR: 1 S: 33 P: 37 ERA: 1.00 WHIP: 0.667																			

New York Yankees @ Chicago White Sox
Comiskey Park, Chicago, IL
Fri Jul 04 1986, 4:33 AM EDT
Att: 31,971 - Unknown

AB 30
R 1
H 5
RBI 1
BB 1
SO 1
LOB 8





Batter	1	2	3	4	5	6	7	8	9	AB	R	H	RBI	BB	SO	LOB	BOTTOM			
John Cangelosi, S OBP: 0.379, SLG: 0.300	0-0 G3		0-0 4-3		0-0 1-3			0-0 SF8 3B		4	1	1	0	0	0	0				
Ozzie Guillen, L OBP: 0.284, SLG: 0.332	0-0 1B 1B		0-0 F8		0-0 1-3			0-0 SF8 3H		3	1	1	1	0	0	0				
Harold Baines, L OBP: 0.356, SLG: 0.458	0-0 1B 1-3		0-0 BB			0-3 K		0-0 6-3		3	0	1	0	1	1	0				
Greg Walker, L OBP: 0.347, SLG: 0.495	0-0 F5		0-0 F4			0-0 F7		0-0 F8		4	0	0	0	0	0	3				
Ron Kittle, R OBP: 0.271, SLG: 0.416	0-0 1-3 3H			0-0 1B		0-0 1B				3	0	3	1	0	0	0				
Carlton Fisk, R OBP: 0.282, SLG: 0.323	0-0 F6			0-0 FC6-4 FC3-6 1-		0-0 G3				3	0	0	0	0	0	4				
Bobby Bonilla, S OBP: 0.363, SLG: 0.352		0-0 4-3		0-0 F7			0-0 F8			3	0	0	0	0	0	1				
Steve Lyons, L OBP: 0.304, SLG: 0.351		0-0 4-3		0-0 FC3-6 1-2			0-0 3-1			3	0	0	0	0	0	1				
Julio Cruz, S OBP: 0.374, SLG: 0.254		0-3 K			0-0 4-3		0-0 F7			3	0	0	0	0	1	0				
Inning Stats	R: 1 E: 0 K: 0 S: 6	H: 3 LOB: 2 BB: 0 P: 6	R: 0 E: 0 K: 1 S: 5	H: 0 LOB: 0 BB: 0 P: 5	R: 0 E: 0 K: 0 S: 3	H: 0 LOB: 1 BB: 1 P: 7	R: 0 E: 0 K: 0 S: 4	H: 1 LOB: 1 BB: 0 P: 4	R: 0 E: 0 K: 1 S: 6	H: 1 LOB: 1 BB: 0 P: 6	R: 0 E: 0 K: 0 S: 3	H: 0 LOB: 0 BB: 0 P: 3	R: 0 E: 0 K: 0 S: 4	H: 1 LOB: 0 BB: 0 P: 4	R: 1 E: 0 K: 0 S: 4	H: 1 LOB: 0 BB: 0 P: 4	1B: 5 2B: 0 3B: 1 HR: 0	SF: 1 SAC: 0 DP: 0 HBP: 0	WP: 0 PB: 0 CS: 0	PA: 31
PITCHER Bob Tewksbury, R ERA: 3.36	IP: 8.0 WLS: L BF: 31 H: 6 R: 2 ER: 2 SO: 2 BB: 1 IBB: 0 HBP: 0 BLK: 0 WP: 0 HR: 0 S: 34 P: 38 ERA: 2.25 WHIP: 0.875																			

New York Yankees @ Chicago White Sox
Comiskey Park, Chicago, IL
Fri Jul 04 1986, 4:33 AM EDT
Att: 31,971 - Unknown

AB 29
R 2
H 6
RBI 2
BB 1
SO 2
LOB 9



Batter	1	2	3	4	5	6	7	8	9	AB	R	H	RBI	BB	SO	LOB	TOP										
Claudell Washington, L (1, 8) OBP: 0.337, SLG: 0.490	0-3 K		0-0 E 1B		0-0 5-3			0-0 HR	0-0 3-1 2B	5	2	3	1	0	1	0	New York Yankees @ Chicago White Sox Comiskey Park, Chicago, IL Sat Jul 05 1986, 4:33 AM EDT Att: 21,759 - Unknown livebaseballscorecards.com										
Don Mattingly, L (1, 3) OBP: 0.394, SLG: 0.536	0-3 K		0-0 F7		0-0 3B			0-0 F9 1B 2B	0-0 3-1	5	1	2	0	0	1	2											
Mike Easler, L (1, 10) OBP: 0.382, SLG: 0.472	0-0 3-1		0-0 E1 HR		0-0 3-1			4-0 1B BB	0-0 G1-4-3	4	2	0	0	1	0	2											
Ron Hassey, L (1, 2) OBP: 0.393, SLG: 0.513		0-0 1-3	0-0 HR		0-0 F7			0-0 F7		4	1	1	2	0	0	2											
Dave Winfield, R (1, 9) OBP: 0.339, SLG: 0.427		0-0 3-1	0-0 1-4-3		0-0 F7			0-0 F9		4	0	0	0	0	0	2											
Dan Pasqua, L (1, 7) OBP: 0.390, SLG: 0.533		0-0 HR		0-0 F7		0-3 K		0-0 1B 1B		4	1	2	2	0	1	0											
Mike Pagliarulo, L (1, 5) OBP: 0.329, SLG: 0.527		0-0 HR		0-0 4-3			0-0 F9	0-0 1-2 3-H 1B		4	1	2	2	0	0	0											
Willie Randolph, R (1, 4) OBP: 0.399, SLG: 0.325		0-0 5-3		0-0 L6			0-0 5-3	0-3 K		4	0	0	0	0	1	2											
Paul Zuvella, R (1, 6) OBP: 0.399, SLG: 0.325			0-0 F7		0-0 F7		0-3 K		0-0 5-3	4	0	0	0	0	1	0											
Inning Stats	R: 0 E: 0 K: 2 S: 7	H: 0 LOB: 0 BB: 0 P: 7	R: 2 E: 0 K: 0 S: 5	H: 2 LOB: 0 BB: 0 P: 5	R: 3 E: 1 K: 0 S: 6	H: 2 LOB: 0 BB: 0 P: 6	R: 0 E: 0 K: 0 S: 3	H: 0 LOB: 0 BB: 0 P: 3	R: 0 E: 0 K: 1 S: 5	H: 0 LOB: 1 BB: 0 P: 4	R: 0 E: 0 K: 1 S: 5	H: 0 LOB: 0 BB: 0 P: 5	R: 0 E: 0 K: 1 S: 9	H: 0 LOB: 2 BB: 0 P: 13	R: 0 E: 0 K: 0 S: 4	H: 1 LOB: 1 BB: 0 P: 4		1B: 3 2B: 2 3B: 1 HR: 4	SF: 0 SAC: 0 DP: 0 HBP: 0	WP: 0 PB: 0 CS: 1	PA: 39						
PITCHER	IP	WLS	BF	H	R	ER	SO	BB	IBB	HBP	BLK	WP	HR	S	P	ERA	WHIP										
Joe Cowley, R (1, 1) ERA: 4.17	3.0	L	14	4	5	2	2	0	0	0	0	0	3	18	18	6.00	1.333										
Joel McKeon, L (4, 1) ERA: 3.16	4.0		13	1	0	0	2	0	0	0	0	0	0	17	17	0.00	0.250										
Gene Nelson, R (8, 1) ERA: 4.04	2.0		12	5	3	3	1	1	0	0	0	0	1	13	17	13.50	3.000										


Batter	1	2	3	4	5	6	7	8	9	AB	R	H	RBI	BB	SO	LOB	BOTTOM										
John Cangelosi, S (1, 8) OBP: 0.380, SLG: 0.298	0-0 F8		0-0 FC5-4 1-2			4-0 BB		1-0 HBP		2	0	0	0	1	0	1	New York Yankees @ Chicago White Sox Comiskey Park, Chicago, IL Sat Jul 05 1986, 4:33 AM EDT Att: 21,759 - Unknown livebaseballscorecards.com										
Steve Lyons, L (9, 8) OBP: 0.304, SLG: 0.351										0	0	0	0	0	0	0											
Ozzie Guillen, L (1, 6) OBP: 0.284, SLG: 0.335	0-0 7-4 2B			0-0 F8		0-0 F3		0-0 F9		4	0	1	0	0	0	2											
Harold Baines, L (1, 9) OBP: 0.351, SLG: 0.452	0-0 7-4 2-3f			0-0 F3		0-3 K		0-3 K		4	0	0	0	0	2	3											
Ron Kittle, R (1, 10) OBP: 0.270, SLG: 0.411		4-0 BB		0-3 K		0-3 K			0-3 K	3	0	0	0	1	3	1											
Bobby Bonilla, S (1, 3) OBP: 0.357, SLG: 0.346		0-0 F3			0-0 4-3			0-0 F5		4	0	0	0	0	0	1											
Tim Lincecum, R (1, 4) OBP: 0.304, SLG: 0.412		0-0 G6-4-3			4-0 BB BB			0-0 F4		3	0	0	0	1	0	1											
Reid Nichols, R (1, 7) OBP: 0.232, SLG: 0.226			0-0 F7		0-3 K			0-0 1B		3	0	1	0	0	1	1											
Wayne Tolleson, S (1, 5) OBP: 0.332, SLG: 0.330			0-0 FC5-4 1B		4-0 1-2 BB			0-0 F9		2	0	1	0	1	0	1											
Joel Skinner, R (1, 2) OBP: 0.241, SLG: 0.269			0-3 K		0-0 4-3			0-0 F8		3	0	0	0	0	1	3											
Inning Stats	R: 0 E: 0 K: 0 S: 3	H: 1 LOB: 0 BB: 0 P: 3	R: 0 E: 0 K: 0 S: 2	H: 0 LOB: 0 BB: 1 P: 6	R: 0 E: 0 K: 1 S: 6	H: 1 LOB: 1 BB: 0 P: 6	R: 0 E: 0 K: 1 S: 5	H: 0 LOB: 0 BB: 0 P: 5	R: 0 E: 0 K: 1 S: 7	H: 0 LOB: 1 BB: 1 P: 11	R: 0 E: 0 K: 2 S: 4	H: 1 LOB: 1 BB: 0 P: 4	R: 0 E: 0 K: 1 S: 5	H: 0 LOB: 0 BB: 0 P: 6	R: 0 E: 0 K: 1 S: 5	H: 0 LOB: 0 BB: 0 P: 5		1B: 2 2B: 2 3B: 0 HR: 0	SF: 0 SAC: 0 DP: 2 HBP: 1	WP: 0 PB: 0 CS: 0	PA: 33						
PITCHER	IP	WLS	BF	H	R	ER	SO	BB	IBB	HBP	BLK	WP	HR	S	P	ERA	WHIP										
Dennis Rasmussen, L (1, 1) ERA: 3.47	9.0	W	33	3	0	0	7	4	0	1	0	0	0	42	59	0.00	0.778										

Batter	1	2	3	4	5	6	7	8	9	AB	R	H	RBI	BB	SO	LOB	TOP									
Rickey Henderson, R OBP: 0.373, SLG: 0.497 (1, 8)	5-3		K			K		K		4	0	1	0	0	2	0	New York Yankees @ Chicago White Sox Comiskey Park, Chicago, IL Sun Jul 06 1986, 4:33 AM EDT Att: 26,335 - Unknown livebaseballscorecards.com									
Willie Randolph, R OBP: 0.396, SLG: 0.322 (1, 4)	F7		F9			BB		L9		3	0	0	0	1	0	1										
Don Mattingly, L OBP: 0.382, SLG: 0.533 (1, 10)	HR		6-3			F9		1-3		4	1	1	0	0	2	2										
Dave Winfield, R OBP: 0.341, SLG: 0.442 (1, 9)	HR					K		2B		4	1	2	2	0	1	1										
Gary Roenicke, R OBP: 0.467, SLG: 0.463 Dan Pasqua, L OBP: 0.383, SLG: 0.522 (7, PH) (7, 3)	5-3					G3-6-3		G1-4-3		1	0	0	0	1	0	0										
Claudell Washington, L OBP: 0.331, SLG: 0.481 (1, 7)			K			G3-6-3		F8		3	0	0	0	0	1	1										
Dale Berra, R OBP: 0.326, SLG: 0.398 Mike Pagliarulo, L OBP: 0.328, SLG: 0.525 (7, PH) (7, 5)	F3					K		K		2	0	0	0	0	1	0										
Butch Wynegar, S OBP: 0.326, SLG: 0.366 Mike Easter, L OBP: 0.381, SLG: 0.470 Mike Fischlin, R OBP: 0.328, SLG: 0.288 (8, PH) (8, 6)	5-3					6-3		K		2	0	0	0	0	0	0										
Paul Zuvella, R OBP: 0.391, SLG: 0.510 Ron Hassey, L OBP: 0.391, SLG: 0.510 (8, PH) (8, 2)	5-3		5-3			5-3		L5		2	0	0	0	0	0	0										
Inning Stats	R: 2 E: 0 K: 0 S: 5	H: 2 LOB: 0 BB: 0 P: 5	R: 0 E: 0 K: 1 S: 5	H: 0 LOB: 0 BB: 0 P: 5	R: 0 E: 0 K: 0 S: 4	H: 1 LOB: 1 BB: 0 P: 4	R: 0 E: 0 K: 0 S: 2	H: 0 LOB: 0 BB: 1 P: 6	R: 0 E: 0 K: 1 S: 5	H: 0 LOB: 0 BB: 0 P: 5	R: 0 E: 0 K: 2 S: 7	H: 0 LOB: 1 BB: 1 P: 11	R: 0 E: 0 K: 1 S: 5	H: 0 LOB: 0 BB: 0 P: 5	R: 0 E: 0 K: 2 S: 7	H: 0 LOB: 0 BB: 0 P: 7		R: 0 E: 0 K: 1 S: 6	H: 1 LOB: 1 BB: 0 P: 6	1B: 2 2B: 1 3B: 0 HR: 1	SF: 0 SAC: 0 DP: 1 HBP: 0	WP: 0 PB: 0 SB: 1 CS: 0	PA: 32			
PITCHER	IP	WLS	BF	H	R	ER	SO	BB	IBB	HBP	BLK	WP	HR	S	P	ERA		WHIP								
Floyd Bannister, L ERA: 3.03 (1, 1)	5.2	W	21	3	2	2	3	2	0	0	0	0	1	25	33	3.18		0.882								
Dave Schmidt, R ERA: 4.1 (6, 1)	1.1		4	0	0	0	2	0	0	0	0	0	0	8	8	0.00		0.000								
Bob James, R ERA: 5.06 (8, 1)	2.0	S	7	1	0	0	3	0	0	0	0	0	0	13	13	0.00	0.500									

Batter	1	2	3	4	5	6	7	8	9	AB	R	H	RBI	BB	SO	LOB	BOTTOM									
John Cangelosi, S OBP: 0.379, SLG: 0.297 (1, 8)	F9					K		F8		4	0	1	1	0	1	0	New York Yankees @ Chicago White Sox Comiskey Park, Chicago, IL Sun Jul 06 1986, 4:33 AM EDT Att: 26,335 - Unknown livebaseballscorecards.com									
Ozzie Guillen, L OBP: 0.287, SLG: 0.335 (1, 6)	6-3					F8		1B		3	0	1	0	1	0	0										
Harold Baines, L OBP: 0.350, SLG: 0.452 (1, 9)	2B		K			K		4-3		4	0	1	0	0	2	3										
Greg Walker, L OBP: 0.341, SLG: 0.485 (1, 3)	F9					1-3		F5		4	0	0	0	0	0	1										
Jerry Hairston, S OBP: 0.382, SLG: 0.409 (1, 10)						6-3		1B		3	3	2	0	1	0	0										
Carlton Fisk, R OBP: 0.282, SLG: 0.322 (1, 2)	6-3					1B		F9		4	0	1	0	0	0	2										
Wayne Tolleson, S OBP: 0.335, SLG: 0.335 (1, 5)	F7					CS		1B		3	0	2	1	0	0	1										
Steve Lyons, L OBP: 0.309, SLG: 0.350 (1, 7)	1B					K		F8		3	1	1	1	1	1	2										
Julio Cruz, S OBP: 0.371, SLG: 0.254 (1, 4)	1B					K		F8		4	1	1	1	0	1	2										
Inning Stats	R: 0 E: 0 K: 0 S: 4	H: 1 LOB: 1 BB: 0 P: 4	R: 3 E: 0 K: 1 S: 8	H: 3 LOB: 2 BB: 2 P: 16	R: 1 E: 0 K: 1 S: 6	H: 1 LOB: 1 BB: 1 P: 10	R: 0 E: 0 K: 2 S: 7	H: 0 LOB: 0 BB: 0 P: 7	R: 0 E: 0 K: 1 S: 5	H: 0 LOB: 0 BB: 0 P: 5	R: 0 E: 0 K: 0 S: 3	H: 1 LOB: 0 BB: 0 P: 3	R: 0 E: 0 K: 0 S: 4	H: 1 LOB: 1 BB: 0 P: 4	R: 1 E: 0 K: 0 S: 6	H: 3 LOB: 2 BB: 0 P: 6		1B: 8 2B: 2 3B: 0 HR: 0	SF: 1 SAC: 0 DP: 0 HBP: 0	WP: 2 PB: 0 SB: 0 CS: 1	PA: 36					
PITCHER	IP	WLS	BF	H	R	ER	SO	BB	IBB	HBP	BLK	WP	HR	S	P	ERA		WHIP								
Doug Drabek, R ERA: 6.34 (1, 1)	1.2	L	10	4	3	3	0	1	0	0	0	0	0	9	13	16.20		3.000								
Bob Shirley, L ERA: 5.77 (2, 1)	5.2		22	4	2	2	5	2	0	0	0	0	0	30	38	3.18		1.059								
Brian Fisher, R ERA: 5.48 (8, 1)	0.2		4	2	0	0	0	0	0	0	0	0	0	4	4	0.00	3.000									

Batter	1	2	3	4	5	6	7	8	9	AB	R	H	RBI	BB	SO	LOB	TOP					
Rickey Henderson, R OBP: 0.377, SLG: 0.500	F5			E	FC6-4		F2			4	1	1	0	0	0	4	New York Yankees @ Texas Rangers Arlington Stadium, Arlington, TX Tue Jul 08 1986, 8:05 PM EDT Att: 23,652 - Unknown					
Willie Randolph, R OBP: 0.396, SLG: 0.317	K			E6			1B		4-3	4	0	1	0	0	1	0						
Don Mattingly, L OBP: 0.378, SLG: 0.535	L8			G4-3			F5		G3	4	0	0	0	0	0	2						
Dave Winfield, R OBP: 0.342, SLG: 0.450		5-3					F3		F4	4	0	1	0	0	0	1						
Gary Roenicke, R OBP: 0.455, SLG: 0.460		L7					K		F7	4	0	0	0	0	1	2						
Mike Easler, L OBP: 0.378, SLG: 0.468		K					G3		F8	4	0	0	0	0	1	0						
Dale Berra, R OBP: 0.323, SLG: 0.402				F7					6-3	4	0	2	0	0	0	0						
Butch Wynegar, S OBP: 0.326, SLG: 0.361				F7			F9			2	0	0	0	1	0	2						
Paul Zuvella, R OBP: 0.378, SLG: 0.361				F8			F4		L9	3	0	0	0	0	0	4						
Inning Stats	R: 0 E: 0 K: 1 S: 5	H: 0 LOB: 0 BB: 0 P: 5	R: 0 E: 0 K: 1 S: 5	H: 0 LOB: 0 BB: 0 P: 5	R: 0 E: 0 K: 0 S: 3	H: 0 LOB: 0 BB: 0 P: 3	R: 1 E: 1 K: 0 S: 5	H: 2 LOB: 1 BB: 0 P: 5	R: 0 E: 0 K: 0 S: 4	H: 1 LOB: 2 BB: 1 P: 8	R: 0 E: 0 K: 1 S: 6	H: 1 LOB: 1 BB: 0 P: 6	R: 0 E: 1 K: 0 S: 5	H: 1 LOB: 2 BB: 0 P: 5	R: 0 E: 0 K: 0 S: 3	H: 0 LOB: 0 BB: 0 P: 3	R: 0 E: 0 K: 0 S: 3	H: 0 LOB: 0 BB: 0 P: 3	1B: 4 2B: 0 3B: 1 HR: 0	SF: 0 SAC: 0 DP: 1 HBP: 0	WP: 0 PB: 0 CS: 0	PA: 34
PITCHER Mike Mason, L ERA: 4.08	IP: 9.0 WLS: W BF: 34 H: 5 R: 1 ER: 1 SO: 3 BB: 1 IBB: 0 HBP: 0 BLK: 0 WP: 0 HR: 0 S: 39 P: 43 ERA: 1.00 WHIP: 0.667																					

AB	33
R	1
H	5
RBI	0
BB	1
SO	3
LOB	15




Batter	1	2	3	4	5	6	7	8	9	AB	R	H	RBI	BB	SO	LOB	BOTTOM			
Oddibe McDowell, L OBP: 0.340, SLG: 0.478	4-3			F7			F8			5	1	2	2	0	0	1	New York Yankees @ Texas Rangers Arlington Stadium, Arlington, TX Tue Jul 08 1986, 8:05 PM EDT Att: 23,652 - Unknown			
Gary Ward, R OBP: 0.372, SLG: 0.418		HR					F9		4-3	5	1	3	0	0	0	2				
Pete O'Brien, L OBP: 0.371, SLG: 0.478				F8					6-3	5	1	2	2	0	0	3				
Pete Incaviglia, R OBP: 0.334, SLG: 0.509		K		G6-4-3			E6		K	5	0	1	0	0	2	4				
Larry Parrish, R OBP: 0.329, SLG: 0.536							K			2	1	1	1	1	1	1				
Tom Paciorek, R OBP: 0.321, SLG: 0.386							F9		F9	3	0	1	0	1	0	4				
Curtis Wilkerson, S OBP: 0.273, SLG: 0.289										0	0	0	0	0	0	0				
Don Slaught, R OBP: 0.336, SLG: 0.547				G5-4-3					K	4	0	2	1	0	1	2				
Steve Buechele, R OBP: 0.316, SLG: 0.451				5-3			F8		6-3	4	0	0	0	0	0	5				
Scott Fletcher, R OBP: 0.367, SLG: 0.414				E5			F9		5-3	4	2	2	0	0	0	0				
Inning Stats	R: 3 E: 0 K: 1 S: 9	H: 4 LOB: 2 BB: 1 P: 13	R: 2 E: 1 K: 0 S: 5	H: 3 LOB: 0 BB: 0 P: 5	R: 0 E: 0 K: 0 S: 3	H: 1 LOB: 1 BB: 0 P: 4	R: 0 E: 0 K: 0 S: 4	H: 1 LOB: 1 BB: 0 P: 4	R: 0 E: 0 K: 1 S: 7	H: 2 LOB: 2 BB: 0 P: 7	R: 1 E: 1 K: 0 S: 6	H: 2 LOB: 3 BB: 1 P: 10	R: 0 E: 0 K: 1 S: 5	H: 0 LOB: 0 BB: 0 P: 5	R: 0 E: 0 K: 1 S: 6	H: 1 LOB: 1 BB: 0 P: 6	1B: 11 2B: 0 3B: 1 HR: 2	SF: 0 SAC: 0 DP: 2 HBP: 1	WP: 1 PB: 0 CS: 0	PA: 40
PITCHER Alfonso Pulido, L ERA: 4.5	IP: 1.0 WLS: L BF: 11 H: 7 R: 5 ER: 5 SO: 1 BB: 1 IBB: 0 HBP: 0 BLK: 0 WP: 1 HR: 2 S: 12 P: 16 ERA: 45.00 WHIP: 8.000																			
PITCHER Doug Drabek, R ERA: 5.8	IP: 3.0 WLS: L BF: 10 H: 2 R: 0 ER: 0 SO: 0 BB: 0 IBB: 0 HBP: 1 BLK: 0 WP: 0 HR: 0 S: 9 P: 10 ERA: 0.00 WHIP: 0.667																			
PITCHER Brian Fisher, R ERA: 5.15	IP: 3.0 WLS: L BF: 15 H: 4 R: 1 ER: 0 SO: 2 BB: 1 IBB: 0 HBP: 0 BLK: 0 WP: 0 HR: 0 S: 18 P: 22 ERA: 0.00 WHIP: 1.667																			
PITCHER Al Holland, L ERA: 4.19	IP: 1.0 WLS: L BF: 4 H: 1 R: 0 ER: 0 SO: 1 BB: 0 IBB: 0 HBP: 0 BLK: 0 WP: 0 HR: 0 S: 6 P: 6 ERA: 0.00 WHIP: 1.000																			

AB	37
R	6
H	14
RBI	6
BB	2
SO	4
LOB	22



Batter	1	2	3	4	5	6	7	8	9	AB	R	H	RBI	BB	SO	LOB	TOP								
Rickey Henderson, R OBP: 0.375, SLG: 0.484	4-0 BB		6-3	F7		F9		K		4	0	0	0	1	1	3	<p>New York Yankees @ Texas Rangers Arlington Stadium, Arlington, TX Wed Jul 09 1986, 8:05 PM EDT Att: 26,715 - Unknown</p>								
Claudell Washington, L OBP: 0.337, SLG: 0.560 Dave Winfield, R OBP: 0.344, SLG: 0.455	0-3 K		1B		F7		2B		4	0	2	1	0	1	1	1									
Don Mattingly, L OBP: 0.378, SLG: 0.533	0-0 1B		K		FC4		F7		5	0	2	0	0	1	4										
Mike Easter, L OBP: 0.382, SLG: 0.466	4-0 1B		K		FC4		SH1-3		3	0	1	0	2	1	2										
Ron Hassey, L OBP: 0.397, SLG: 0.497	0-0 4-3			BB		SH1-3		K	3	1	1	0	1	1	3										
Dan Pasqua, L OBP: 0.391, SLG: 0.510 Gary Roenicke, R OBP: 0.456, SLG: 0.461		4-3		BB		K		G4-6-3	2	1	0	0	1	1	2										
Mike Pagliarulo, L OBP: 0.330, SLG: 0.529		K		HR		FC5-6		1B	2	0	1	0	0	0	1										
Willie Randolph, R OBP: 0.397, SLG: 0.320		1B		1-3		F9		F7	4	1	2	0	0	0	0										
Paul Zuvella, R OBP: 0.397, SLG: 0.320		6-3		K		FC5-6		2B	3	1	0	0	1	1	3										
Inning Stats	R: 0 E: 0 K: 1 S: 5	H: 1 LOB: 2 BB: 2 P: 13	R: 0 E: 0 K: 1 S: 6	H: 1 LOB: 1 BB: 0 P: 6	R: 0 E: 0 K: 2 S: 8	H: 1 LOB: 1 BB: 2 P: 8	R: 3 E: 0 K: 1 S: 6	H: 1 LOB: 0 BB: 0 P: 14	R: 0 E: 0 K: 0 S: 7	H: 2 LOB: 2 BB: 0 P: 7	R: 1 E: 0 K: 0 S: 5	H: 2 LOB: 1 BB: 1 P: 9	R: 0 E: 0 K: 0 S: 3	H: 0 LOB: 1 BB: 1 P: 7	R: 1 E: 0 K: 1 S: 6	H: 1 LOB: 1 BB: 1 P: 10	R: 0 E: 0 K: 1 S: 6	H: 2 LOB: 0 BB: 0 P: 6	1B: 9 2B: 1 3B: 0 HR: 1	SF: 0 SAC: 1 DP: 1 HBP: 0	WP: 0 PB: 0 SB: 1 CS: 0	PA: 43			
PITCHER	IP	WLS	BF	H	R	ER	SO	BB	IBB	HBP	BLK	WP	HR	S	P	ERA	WHIP	PITCHER							
Jose Guzman, R ERA: 3.9	5.2	L	29	8	4	4	6	5	0	0	0	0	1	36	56	6.35	2.294								
Mitch Williams, L ERA: 3.02	3.1		14	3	1	1	2	2	0	0	0	0	0	16	24	2.70	1.500								

AB	35
R	5
H	11
RBI	5
BB	7
SO	8
LOB	22



Batter	1	2	3	4	5	6	7	8	9	AB	R	H	RBI	BB	SO	LOB	BOTTOM								
Oddibe McDowell, L OBP: 0.341, SLG: 0.477	0-0 F8			1B		L4-3		K		5	0	2	0	0	1	1	<p>New York Yankees @ Texas Rangers Arlington Stadium, Arlington, TX Wed Jul 09 1986, 8:05 PM EDT Att: 26,715 - Unknown</p>								
Gary Ward, R OBP: 0.376, SLG: 0.419	1-0 E			1B		6-3		2B		4	2	2	1	0	0	2									
Pete O'Brien, L OBP: 0.372, SLG: 0.481	0-0 E5			1B		1-3		FC5		5	0	2	0	0	0	3									
Pete Incaviglia, R OBP: 0.339, SLG: 0.513	0-0 F3			FC6-4		1-3		2B		4	0	2	1	1	0	2									
Larry Parrish, R OBP: 0.330, SLG: 0.530 Steve Buechele, R OBP: 0.316, SLG: 0.451	0-0 1B			FC6-4		4-3		F8		4	0	1	1	1	0	3									
Ruben Sierra, S OBP: 0.232, SLG: 0.387 Tom Paciorek, R OBP: 0.318, SLG: 0.383	0-0 1-3			1-2		K		F8		4	1	1	0	0	1	5									
Don Slaught, R OBP: 0.339, SLG: 0.541		0-3 K		G5-4-3		1B		FC5		5	0	2	1	0	2	4									
Toby Harrah, R OBP: 0.294, SLG: 0.306		4-3		G5-4-3		1-3		K		4	0	0	0	0	1	2									
Scott Fletcher, R OBP: 0.373, SLG: 0.414		1B		1B		L4-3		4-3		2	1	1	0	2	0	0									
Inning Stats	R: 1 E: 1 K: 0 S: 5	H: 1 LOB: 2 BB: 0 P: 6	R: 0 E: 0 K: 1 S: 6	H: 1 LOB: 2 BB: 1 P: 10	R: 0 E: 0 K: 1 S: 6	H: 1 LOB: 1 BB: 0 P: 6	R: 1 E: 0 K: 0 S: 5	H: 4 LOB: 2 BB: 0 P: 6	R: 1 E: 0 K: 0 S: 2	H: 2 LOB: 1 BB: 0 P: 5	R: 0 E: 0 K: 0 S: 4	H: 0 LOB: 2 BB: 1 P: 6	R: 0 E: 0 K: 2 S: 7	H: 0 LOB: 0 BB: 0 P: 7	R: 1 E: 0 K: 1 S: 7	H: 3 LOB: 2 BB: 1 P: 11	1B: 10 2B: 3 3B: 1 HR: 0	SF: 0 SAC: 0 DP: 3 HBP: 1	WP: 0 PB: 0 SB: 0 CS: 0	PA: 43					
PITCHER	IP	WLS	BF	H	R	ER	SO	BB	IBB	HBP	BLK	WP	HR	S	P	ERA	WHIP	PITCHER							
Bob Tewksbury, R ERA: 3.34	6.0	W	29	9	3	2	2	2	0	1	0	0	0	30	39	3.00	1.833								
Dave Righetti, L ERA: 3.66	3.0	S	14	4	1	1	3	1	1	0	0	0	0	18	26	3.00	1.667								



Batter	1	2	3	4	5	6	7	8	9	AB	R	H	RBI	BB	SO	LOB	TOP																										
Rickey Henderson, R OBP: 0.376, SLG: 0.493 Claudell Washington, L OBP: 0.335, SLG: 0.497	(1, 8) 0-3 K		(1, 8) 4-0 BB		(1, 8) 0-3 K	(1, 8) 0-0 G4-6-3 1B 1B	(1, 8) 0-0 G3			3	1	1	2	1	2	0																											
Willie Randolph, R OBP: 0.397, SLG: 0.319 Mike Fischlin, R OBP: 0.328, SLG: 0.288	(1, 4) 0-0 F8		(1, 4) 0-0 F8		(1, 4) 0-0 F8	(1, 4) 0-0 1B	(1, 4) 0-0 G4-6-3 BB	(1, 4) 0-3 K		4	1	1	0	1	1	1																											
Don Mattingly, L OBP: 0.376, SLG: 0.531	(1, 3) 0-0 2B		(1, 3) 0-0 F9		(1, 3) 0-0 F9	(1, 3) 0-0 E3 1B	(1, 3) 0-0 G4-6-3 BB	(1, 3) 0-0 F7		5	1	1	0	0	0	4																											
Dave Winfield, R OBP: 0.345, SLG: 0.455	(1, 9) 0-0 G3			(1, 9) 0-0 5-3		(1, 9) 0-0 1B	(1, 9) 0-0 1B	(1, 9) 0-0 4-3		5	1	2	1	0	0	1																											
Gary Roenicke, R OBP: 0.458, SLG: 0.462 Dan Pasqua, L OBP: 0.397, SLG: 0.515	(1, 7) 0-0 5-3		(1, 7) 0-0 5-3		(1, 7) 0-3 K	(1, 7) 0-0 1B	(1, 7) 0-0 1B	(1, 7) 0-0 G3-6-1 1B		4	1	2	1	0	1	0																											
Mike Easter, L OBP: 0.385, SLG: 0.477	(1, 10) 0-0 HR		(1, 10) 0-0 4-3		(1, 10) 0-0 4-3	(1, 10) 0-0 1B	(1, 10) 0-0 PO	(1, 10) 0-3 K		4	2	2	2	1	1	1																											
Butch Wynegar, S OBP: 0.328, SLG: 0.377	(1, 2) 0-0 F7		(1, 2) 0-0 F7		(1, 2) 0-0 HR	(1, 2) 0-0 HR	(1, 2) 0-0 E 1B BB	(1, 2) 0-0 L9		4	2	1	2	1	0	2																											
Mike Pagliarulo, L OBP: 0.332, SLG: 0.529	(1, 5) 0-3 K		(1, 5) 0-3 K		(1, 5) 0-0 1B	(1, 5) 0-0 1B	(1, 5) 0-0 E 1B	(1, 5) 0-0 F6		4	1	2	1	0	1	1																											
Dale Berra, R OBP: 0.320, SLG: 0.396	(1, 6) 0-0 F4		(1, 6) 0-0 F4		(1, 6) 0-3 K	(1, 6) 0-0 E6 BB 1B	(1, 6) 0-0 G4-6-3 1B	(1, 6) 0-0 1B		4	1	1	1	0	1	2																											
Inning Stats	R: 0 E: 0 K: 1 S: 6	H: 1 LOB: 1 BB: 0 P: 6	R: 1 E: 0 K: 1 S: 6	H: 1 LOB: 0 BB: 0 P: 6	R: 0 E: 0 K: 0 S: 3	H: 0 LOB: 1 BB: 1 P: 7	R: 0 E: 0 K: 1 S: 5	H: 0 LOB: 0 BB: 0 P: 5	R: 1 E: 0 K: 2 S: 8	H: 2 LOB: 0 BB: 0 P: 8	R: 9 E: 2 K: 0 S: 11	H: 8 LOB: 1 BB: 2 P: 19	R: 0 E: 0 K: 0 S: 4	H: 1 LOB: 2 BB: 1 P: 8	R: 0 E: 0 K: 1 S: 5	H: 0 LOB: 0 BB: 0 P: 5	R: 0 E: 0 K: 1 S: 5	H: 1 LOB: 0 BB: 0 P: 5	1B: 11 2B: 1 3B: 0 HR: 2	SF: 0 SAC: 0 DP: 2 HBP: 0	WP: 0 PB: 0 CS: 0	PA: 44																					
PITCHER	IP	WLS	BF	H	R	ER	SO	BB	IBB	HBP	BLK	WP	HR	S	P	ERA	WHIP	PITCHER								IP	WLS	BF	H	R	ER	SO	BB	IBB	HBP	BLK	WP	HR	S	P	ERA	WHIP	
Frank Viola, L ERA: 5.05	(1, 1)	5.0	L	25	8	8	7	5	2	0	0	0	0	2	33	41	12.60	2.000																									
Frank Pastore, R ERA: 3.39	(6, 1)	0.2		7	4	3	0	0	1	0	0	0	0	0	6	10	0.00	7.500																									
Mark Portugal, R ERA: 5.58	(6, 1)	3.1		11	2	0	0	2	1	0	0	0	0	0	14	18	0.00	0.900																									

New York Yankees @ Minnesota Twins
Hubert H. Humphrey Metrodome, Minneapolis, MN
Thu Jul 10 1986, 8:05 PM EDT
Att: 21,759 - Unknown

AB 39
R 11
H 14
RBI 10
BB 4
SO 7
LOB 14



Batter	1	2	3	4	5	6	7	8	9	AB	R	H	RBI	BB	SO	LOB	BOTTOM																												
Kirby Puckett, R OBP: 0.376, SLG: 0.543 Mark Davidson, R OBP: 0.120, SLG: 0.043	(1, 8) 0-3 K		(1, 8) 0-3 K		(1, 8) 0-3 K	(1, 8) 0-3 K		(1, 8) 0-0 BB 1B		4	0	1	0	0	3	1																													
Mickey Hatcher, R OBP: 0.286, SLG: 0.288	(1, 7) 0-0 F7		(1, 7) 0-0 F8		(1, 7) 0-0 F8	(1, 7) 0-0 F8		(1, 7) 0-0 L1-3 BB		3	0	0	0	1	0	1																													
Kent Hrbek, L OBP: 0.405, SLG: 0.581	(1, 3) 0-0 F3		(1, 3) 0-0 F3		(1, 3) 0-0 4-3	(1, 3) 0-0 F5		(1, 3) 0-0 L1-3 BB		4	0	0	0	0	0	3																													
Tom Brunansky, R OBP: 0.326, SLG: 0.496 Randy Bush, L OBP: 0.333, SLG: 0.455	(1, 9) 0-0 HR		(1, 9) 0-0 HR		(1, 9) 0-0 F9	(1, 9) 0-0 F9		(1, 9) 0-0 F7		3	1	1	1	0	0	0																													
Tim Laudner, R OBP: 0.380, SLG: 0.534 Jeff Reed, L OBP: 0.307, SLG: 0.343	(1, 2) 0-0 F3		(1, 2) 0-0 F3		(1, 2) 0-3 K	(1, 2) 0-0 BB		(1, 2) 0-0 F9		2	0	0	0	1	1	0																													
Gary Gaetti, R OBP: 0.333, SLG: 0.502	(1, 5) 0-0 F7		(1, 5) 0-0 F7		(1, 5) 0-0 F3	(1, 5) 0-0 F5		(1, 5) 0-0 1B		4	0	1	0	0	0	1																													
Steve Lombardozzi, R OBP: 0.351, SLG: 0.436 Mark Salas, L OBP: 0.298, SLG: 0.390	(1, 4) 0-0 F9		(1, 4) 0-0 F9		(1, 4) 4-0 G3 BB	(1, 4) 0-0 F9		(1, 4) 0-0 F9		2	0	0	0	1	0	1																													
Roy Smalley, S OBP: 0.345, SLG: 0.518	(1, 10) 0-0 K		(1, 10) 0-3 K		(1, 10) 0-0 G3	(1, 10) 0-0 G3		(1, 10) 0-0 BB 1B		3	0	1	0	0	1	1																													
Greg Gagne, R OBP: 0.298, SLG: 0.364 Ron Washington, R OBP: 0.304, SLG: 0.523	(1, 6) 0-0 2B		(1, 6) 0-0 2B		(1, 6) 0-0 K	(1, 6) 0-3 K		(1, 6) 0-0 F8		2	0	1	0	0	1	1																													
Inning Stats	R: 0 E: 0 K: 1 S: 5	H: 0 LOB: 0 BB: 0 P: 5	R: 1 E: 0 K: 0 S: 4	H: 1 LOB: 0 BB: 0 P: 4	R: 0 E: 0 K: 2 S: 8	H: 1 LOB: 1 BB: 0 P: 8	R: 0 E: 0 K: 1 S: 5	H: 0 LOB: 0 BB: 0 P: 5	R: 0 E: 0 K: 1 S: 3	H: 0 LOB: 1 BB: 1 P: 7	R: 0 E: 0 K: 0 S: 4	H: 2 LOB: 3 BB: 1 P: 8	R: 0 E: 0 K: 0 S: 4	H: 1 LOB: 1 BB: 0 P: 4	R: 0 E: 0 K: 0 S: 4	H: 1 LOB: 0 BB: 0 P: 4	1B: 3 2B: 2 3B: 0 HR: 1	SF: 0 SAC: 0 DP: 1 HBP: 0	WP: 0 PB: 0 CS: 0	PA: 34																									
PITCHER	IP	WLS	BF	H	R	ER	SO	BB	IBB	HBP	BLK	WP	HR	S	P	ERA	WHIP	PITCHER								IP	WLS	BF	H	R	ER	SO	BB	IBB	HBP	BLK	WP	HR	S	P	ERA	WHIP			
Dennis Rasmussen, L ERA: 3.33	(1, 1)	7.1	W	29	4	1	1	6	3	0	0	0	0	0	0	0	1.23	0.955																											
Tim Stockard, R ERA: 3.64	(8, 1)	1.2		5	1	0	0	0	0	0	0	0	0	0	5	5	0.00	0.600																											


New York Yankees @ Minnesota Twins
Hubert H. Humphrey Metrodome, Minneapolis, MN
Thu Jul 10 1986, 8:05 PM EDT
Att: 21,759 - Unknown

AB 31
R 1
H 5
RBI 1
BB 3
SO 6
LOB 11



Batter	1	2	3	4	5	6	7	8	9	AB R H RBI BB SO LOB	TOP									
Rickey Henderson, R OBP: 0.379, SLG: 0.500 (1, 8)	5-3		2B 1B		5-3		1-H 2B		1-3 2B	5 2 3 1 0 0 0	New York Yankees @ Minnesota Twins Hubert H. Humphrey Metrodome, Minneapolis, MN Fri Jul 11 1986, 8:05 PM EDT Att: 25,020 - Unknown									
Willie Randolph, R OBP: 0.395, SLG: 0.317 (1, 4)	FC6-4 1B		6-3 1-2		5-3		6-3		1-3	5 0 1 0 0 0 3										
Don Mattingly, L OBP: 0.378, SLG: 0.540 (1, 3)	F9		1B 2B				6-3		HR 2B	5 2 3 2 0 0 2										
Dave Winfield, R OBP: 0.340, SLG: 0.447 (1, 10)	FC6-4 1-2		K		F3			K	F7	5 0 0 0 0 2 4										
Gary Roenicke, R OBP: 0.459, SLG: 0.464 Dan Pasqua, L OBP: 0.402, SLG: 0.550 (9, PH) (9, 7)		K	1B		K			G6-4-3 HR 1B	HR	4 1 2 1 0 2 0 1 1 1 2 0 0 0										
Mike Easler, L OBP: 0.350, SLG: 0.477 Claudell Washington, L OBP: 0.333, SLG: 0.494 (9, PH) (9, 9)			K2-3		G6-4-3 BB			G6-4-3 HR BB	K	2 1 1 0 2 1 1 1 0 0 0 0 1 0										
Butch Wynegar, S OBP: 0.326, SLG: 0.370 (1, 2)		1-2 BB			G6-4-3 1-2			G6-4-3 1-2 2-3		3 0 0 0 1 1 3										
Mike Pagliarulo, L OBP: 0.331, SLG: 0.535 (1, 5)		K					K		HR	4 1 1 3 0 3 2										
Dale Berra, R OBP: 0.317, SLG: 0.383 (1, 6)	F8						2B BB		K	3 1 0 0 1 2 2										
Inning Stats	R: 0 E: 0 K: 0 S: 4	H: 1 LOB: 1 BB: 0 P: 4	R: 0 E: 0 K: 2 S: 8	H: 1 LOB: 2 BB: 1 P: 12	R: 2 E: 0 K: 2 S: 10	H: 3 LOB: 1 BB: 0 P: 10	R: 0 E: 0 K: 3 S: 9	H: 0 LOB: 0 BB: 0 P: 9	R: 0 E: 0 K: 1 S: 4	H: 1 LOB: 1 BB: 1 P: 8		R: 1 E: 0 K: 1 S: 6	H: 1 LOB: 1 BB: 1 P: 10	R: 3 E: 0 K: 2 S: 9	H: 2 LOB: 0 BB: 1 P: 13	R: 3 E: 0 K: 1 S: 8	H: 3 LOB: 0 BB: 0 P: 8	1B: 5 2B: 5 3B: 0 HR: 2	SF: 0 SAC: 0 DP: 1 HBP: 0	WP: 0 PB: 0 CS: 0
PITCHER	IP WLS BF H R ER SO BB IBB HBP BLK WP HR S P ERA WHIP											IP WLS BF H R ER SO BB IBB HBP BLK WP HR S P ERA WHIP								
Neal Heaton, L ERA: 3.94 Keith Atherton, R ERA: 3.69	(1, 1) (8, 1)	7.2 1.1	L 7	35 3	9 3	6 3	6 3	10 2	4 0	0 0	0 0	0 0	0 0	1 11	51 11	67 11	7.04 20.25	1.696 2.250		

AB	38
R	9
H	12
RBI	9
BB	4
SO	12
LOB	17



Batter	1	2	3	4	5	6	7	8	9	AB R H RBI BB SO LOB	BOTTOM											
Kirby Puckett, R OBP: 0.372, SLG: 0.537 (1, 8)	G1-4-3		FC2-6 1-2			K		K		4 0 0 0 0 2 1	New York Yankees @ Minnesota Twins Hubert H. Humphrey Metrodome, Minneapolis, MN Fri Jul 11 1986, 8:05 PM EDT Att: 25,020 - Unknown											
Randy Bush, L OBP: 0.336, SLG: 0.456 (1, 7)	K		4-3			2B 1B			4-3 1B	4 2 2 0 0 1 1												
Kent Hrbek, L OBP: 0.403, SLG: 0.580 (1, 3)	6-3				6-3		1-H 2B		4-3 1B	4 0 1 1 0 0 1												
Tom Brunansky, R OBP: 0.325, SLG: 0.493 (1, 9)		6-3			F8		F3		1B 1B	4 1 1 1 0 0 1												
Roy Smalley, S OBP: 0.347, SLG: 0.516 (1, 10)		F4			F8		FC1-6 BB		1B 1B	3 0 1 0 1 0 0												
Gary Gaetti, R OBP: 0.335, SLG: 0.502 (1, 5)					F6		FC1-6 G5-4-3		1B 1B	4 0 2 1 0 0 1												
Steve Lombardozzi, R OBP: 0.347, SLG: 0.431 Tim Laudner, R OBP: 0.376, SLG: 0.528 (9, PH) (9, 6)					F7		G5-4-3 1-2		1-3 2-H 1B	3 0 0 0 0 0 2 1 0 0 0 0 1 2												
Mark Salas, L OBP: 0.297, SLG: 0.382 (1, 2)			FC2-6 BB			K		F5	F5	3 0 0 0 1 1 2												
Greg Gagne, R OBP: 0.296, SLG: 0.361 Mickey Hatcher, R OBP: 0.265, SLG: 0.287 Alvaro Espinoza, R (9, 6)			F4			F6		K		2 0 0 0 0 0 1 1 0 0 0 0 1 0 0 0 0 0 0 0 0												
Inning Stats	R: 0 E: 0 K: 1 S: 5	H: 0 LOB: 0 BB: 0 P: 5	R: 0 E: 0 K: 0 S: 4	H: 1 LOB: 1 BB: 0 P: 4	R: 0 E: 0 K: 0 S: 3	H: 0 LOB: 1 BB: 1 P: 7	R: 0 E: 0 K: 0 S: 3	H: 0 LOB: 0 BB: 0 P: 3	R: 0 E: 0 K: 1 S: 5	H: 0 LOB: 0 BB: 0 P: 5		R: 1 E: 0 K: 1 S: 7	H: 2 LOB: 1 BB: 0 P: 7	R: 0 E: 0 K: 2 S: 2	H: 0 LOB: 0 BB: 1 P: 6	R: 0 E: 0 K: 2 S: 7	H: 0 LOB: 0 BB: 0 P: 7	R: 2 E: 0 K: 1 S: 9	H: 4 LOB: 2 BB: 0 P: 9	1B: 6 2B: 1 3B: 0 HR: 0	SF: 0 SAC: 0 DP: 1 HBP: 0	WP: 0 PB: 0 CS: 0
PITCHER	IP WLS BF H R ER SO BB IBB HBP BLK WP HR S P ERA WHIP											IP WLS BF H R ER SO BB IBB HBP BLK WP HR S P ERA WHIP										
Doug Drabek, R ERA: 5.18 Brian Fisher, R ERA: 5.2	(1, 1) (7, 1)	6.0 3.0	W S	23 12	4 4	2 2	2 2	3 3	0 0	0 0	0 0	0 0	0 18	27 18	35 18	1.50 6.00	0.833 1.333					



Batter	1	2	3	4	5	6	7	8	9	AB	R	H	RBI	BB	SO	LOB	TOP				
Rickey Henderson, R OBP: 0.381, SLG: 0.497 (1.8)	5-3		1B			L7		2B	F9	4	2	1	0	2	0	3	New York Yankees @ Minnesota Twins Hubert H. Humphrey Metrodome, Minneapolis, MN Sat Jul 12 1986, 8:05 PM EDT Att: 30,366 - Unknown livebaseballscorecards.com				
Claudell Washington, L OBP: 0.340, SLG: 0.550 (1.9)	3-1		1B			1B		BB		4	2	2	1	1	0	2					
Don Mattingly, L OBP: 0.381, SLG: 0.541 (1.3)	4-3		1B			1B		BB	F6	5	1	3	2	0	0	2					
Mike Easter, L OBP: 0.390, SLG: 0.476 (1.7)		K	1B			1B			K	5	0	2	1	0	2	3					
Ron Hassey, L OBP: 0.387, SLG: 0.482 (1.2)	L9		F8			F7			F7	5	0	0	0	0	0	4					
Dan Pasqua, L OBP: 0.418, SLG: 0.596 (1.10)									F8 1B HBP	4	1	3	2	0	1	0					
Mike Pagliarulo, L OBP: 0.332, SLG: 0.544 (1.5)	F9					F5			BB 1-2	5	1	2	1	0	0	3					
Willie Randolph, R OBP: 0.392, SLG: 0.315 (1.4)			5-3			F3			F8	5	1	1	0	0	0	2					
Paul Zuvella, R OBP: 0.171, SLG: 0.033 (1.6)	5-3								BB 1-2	4	0	1	0	1	1	0					
Inning Stats	R: 0 E: 0 K: 0 S: 3	H: 0 LOB: 0 BB: 0 P: 3	R: 0 E: 0 K: 1 S: 6	H: 1 LOB: 1 BB: 0 P: 6	R: 2 E: 0 K: 0 S: 7	H: 4 LOB: 2 BB: 0 P: 7	R: 1 E: 0 K: 2 S: 8	H: 1 LOB: 0 BB: 0 P: 8	R: 2 E: 0 K: 0 S: 5	H: 3 LOB: 2 BB: 1 P: 9	R: 1 E: 0 K: 0 S: 4	H: 1 LOB: 0 BB: 0 P: 4	R: 0 E: 0 K: 1 S: 6	H: 1 LOB: 2 BB: 1 P: 10	R: 0 E: 0 K: 0 S: 4	H: 1 LOB: 3 BB: 1 P: 9		1B: 11 2B: 3 3B: 0 HR: 2	SF: 0 SAC: 0 DP: 1 HBP: 1	WP: 0 PB: 1 CS: 2	PA: 46
PITCHER	IP	WLS	BF	H	R	ER	SO	BB	IBB	HBP	BLK	WP	HR	S	P	ERA	WHIP				
Mike Smithson, R ERA: 4.88 (1.1)	4.2	L	24	9	5	5	3	1	0	0	0	0	1	29	33	9.64	2.143				
Allan Anderson, L ERA: 5.23 (5.1)	3.1		16	5	3	3	1	2	0	0	0	0	0	16	24	8.10	2.100				
Ron Davis, R ERA: 8.29 (9.1)	1.0		6	1	0	0	0	1	0	1	0	0	0	4	9	0.00	2.000				

Batter	1	2	3	4	5	6	7	8	9	AB	R	H	RBI	BB	SO	LOB	BOTTOM				
Kirby Puckett, R OBP: 0.373, SLG: 0.540 (1.8)	4-3		BB 2B			F9		1B		4	0	2	0	0	0	0	New York Yankees @ Minnesota Twins Hubert H. Humphrey Metrodome, Minneapolis, MN Sat Jul 12 1986, 8:05 PM EDT Att: 30,366 - Unknown livebaseballscorecards.com				
Randy Bush, L OBP: 0.330, SLG: 0.447 (1.7)	K		4-3			6-3		K		4	0	0	0	0	2	2					
Kent Hrbek, L OBP: 0.407, SLG: 0.579 (1.3)			BB			F8		1-4-6 1B		2	0	1	0	2	0	0					
Tom Brunansky, R OBP: 0.324, SLG: 0.488 (1.9)	L5		BB			6-3		L4-6		3	0	0	0	1	0	3					
Roy Smalley, S OBP: 0.353, SLG: 0.518 (1.10)			G3			G5-4-3 1B		FC5-4 1B		3	0	2	0	1	0	3					
Gary Gaetti, R OBP: 0.331, SLG: 0.495 (1.5)	F7					G5-4-3		FC5-4 G4-6-3		4	0	0	0	0	0	3					
Steve Lombardozzi, R OBP: 0.347, SLG: 0.434 (1.4)	F6							F7		3	0	1	0	0	0	1					
Mark Salas, L OBP: 0.295, SLG: 0.380 (9. PH)								G4-6-3		1	0	0	0	0	0	1					
Jeff Reed, L OBP: 0.295, SLG: 0.329 (1.2)	4-3							F8		3	0	0	0	0	0	2					
Alvaro Espinoza, R (1.6)			6-3					K		3	0	0	0	0	2	1					
Inning Stats	R: 0 E: 0 K: 1 S: 5	H: 0 LOB: 1 BB: 1 P: 9	R: 0 E: 0 K: 0 S: 3	H: 0 LOB: 1 BB: 1 P: 7	R: 0 E: 0 K: 0 S: 4	H: 1 LOB: 3 BB: 2 P: 12	R: 0 E: 0 K: 1 S: 6	H: 1 LOB: 0 BB: 0 P: 6	R: 0 E: 0 K: 0 S: 3	H: 0 LOB: 0 BB: 0 P: 3	R: 0 E: 0 K: 1 S: 5	H: 0 LOB: 0 BB: 0 P: 5	R: 0 E: 0 K: 1 S: 6	H: 2 LOB: 1 BB: 0 P: 6	R: 0 E: 0 K: 0 S: 3	H: 1 LOB: 0 BB: 0 P: 3	1B: 4 2B: 3 3B: 0 HR: 0	SF: 0 SAC: 0 DP: 3 HBP: 0	WP: 0 PB: 0 CS: 0	PA: 34	
PITCHER	IP	WLS	BF	H	R	ER	SO	BB	IBB	HBP	BLK	WP	HR	S	P	ERA	WHIP				
Scott Nielsen, R ERA: 1.69 (1.1)	9.0	W	34	6	0	0	4	4	0	0	0	0	0	38	54	0.00	1.111				


Batter	1	2	3	4	5	6	7	8	9	AB	R	H	RBI	BB	SO	LOB	TOP			
Claudell Washington, L (1, 8) OBP: 0.333, SLG: 0.489	0-3 K		0-0 F9			0-0 F7			0-0 F6	4	0	0	0	0	1	1	New York Yankees @ Minnesota Twins Hubert H. Humphrey Metrodome, Minneapolis, MN Sun Jul 13 1986, 4:33 AM EDT Att: 26,722 - Unknown livebaseballscores.com			
Wille Randolph, R (1, 4) OBP: 0.391, SLG: 0.312	0-0 5-3			0-0 5-3		0-0 L8			1-0 HBP	3	0	0	0	0	0	0				
Don Mattingly, L (1, 3) OBP: 0.380, SLG: 0.538	0-3 K			0-0 F7			0-0 5-3		0-0 HBP	4	0	1	0	0	1	0				
Mike Easter, L (1, 10) OBP: 0.391, SLG: 0.475		4-0 FC3-6 BB		0-0 1B			0-3 K		0-0 G4-6-3 1B	3	0	1	0	1	1	3				
Dan Pasqua, L (1, 9) OBP: 0.408, SLG: 0.579		0-0 FC3-6 S 1-2		0-3 K			0-3 K			3	0	0	0	0	2	2				
Mike Pagliarulo, L (1, 5) OBP: 0.329, SLG: 0.538		0-0 F5 1-2			0-3 K				0-0 F1	3	0	0	0	0	1	1				
Gary Roenicke, R (1, 7) OBP: 0.448, SLG: 0.450		0-3 K			0-0 5-3				0-0 5-3	3	0	0	0	0	1	1				
Butch Wynegar, S (1, 2) OBP: 0.321, SLG: 0.364			0-3 K		0-0 G3				0-0 F9	3	0	0	0	0	1	0				
Paul Zuvella, R (1, 6) OBP: 0.162, SLG: 0.031			0-0 F8			0-0 F7			0-0 HBP 1B	2	0	0	0	0	0	0				
Ron Hassey, L (9, PH) OBP: 0.390, SLG: 0.485										1	0	1	0	0	0	0				
Mike Fischlin, R (9, PR) OBP: 0.328, SLG: 0.288										0	0	0	0	0	0	0				
Inning Stats	R: 0 E: 0 K: 2 S: 7	H: 0 LOB: 0 BB: 0 P: 7	R: 0 E: 0 K: 1 S: 5	H: 0 LOB: 1 BB: 1 P: 9	R: 0 E: 0 K: 1 S: 5	H: 0 LOB: 1 BB: 0 P: 5	R: 0 E: 0 K: 1 S: 6	H: 1 LOB: 1 BB: 0 P: 6	R: 0 E: 0 K: 0 S: 5	H: 0 LOB: 0 BB: 0 P: 5	R: 0 E: 0 K: 2 S: 7	H: 0 LOB: 0 BB: 0 P: 7	R: 0 E: 0 K: 0 S: 3	H: 0 LOB: 0 BB: 0 P: 3	R: 0 E: 0 K: 0 S: 4	H: 2 LOB: 2 BB: 0 P: 5	1B: 3 2B: 0 3B: 0 HR: 0	SF: 0 SAC: 0 DP: 1 HBP: 1	WP: 0 PB: 0 CS: 1	PA: 31
PITCHER Bert Blyleven, R (1, 1) ERA: 4.95	IP: 9.0 WLS: W BF: 31 H: 3 R: 0 ER: 0 SO: 8 BB: 1 IBB: 0 HBP: 1 BLK: 0 WP: 0 HR: 0 S: 45 P: 50 ERA: 0.00 WHIP: 0.444																			

Batter	1	2	3	4	5	6	7	8	9	AB	R	H	RBI	BB	SO	LOB	BOTTOM			
Kirby Puckett, R (1, 8) OBP: 0.372, SLG: 0.537	0-0 F9		0-0 1B SF8 1B	0-0 F8		0-0 CS	0-0 6-3			4	1	1	0	0	0	1	New York Yankees @ Minnesota Twins Hubert H. Humphrey Metrodome, Minneapolis, MN Sun Jul 13 1986, 4:33 AM EDT Att: 26,722 - Unknown livebaseballscores.com			
Roy Smalley, S (1, 10) OBP: 0.356, SLG: 0.533	0-0 HR		0-0 1B 1-3		0-0 F8		0-0 1B			4	1	3	1	0	0	0				
Kent Hrbek, L (1, 3) OBP: 0.403, SLG: 0.573	0-0 4-3		0-0 SF8 3-H		0-0 3-1		0-0 F8 1B			3	0	0	1	0	0	1				
Tom Brunansky, R (1, 9) OBP: 0.321, SLG: 0.483	0-3 K		0-3 K		0-0 F8		0-3 K			4	0	0	0	0	3	2				
Randy Bush, L (1, 7) OBP: 0.335, SLG: 0.447		0-0 G3		4-0 5-3 3B BB		0-0 BB 1B		0-0 6-3		2	2	1	0	1	0	0				
Mickey Hatcher, R (8, PH) OBP: 0.263, SLG: 0.285								0-0 6-3		1	0	0	0	0	0	0				
Gary Gaetti, R (1, 5) OBP: 0.326, SLG: 0.489		0-3 K		0-0 F3		0-0 F8 1B		0-0 F2		4	0	0	0	0	1	2				
Jeff Reed, L (1, 2) OBP: 0.305, SLG: 0.329		0-0 FC6-4 1B		0-0 5-3 1-2		4-0 1B BB		0-3 K		3	0	1	0	1	1	1				
Steve Lombardozzi, R (1, 4) OBP: 0.347, SLG: 0.430		0-0 FC6-4 1-2		4-0 3B BB		0-0 F6				2	1	0	0	1	0	3				
Greg Gagne, R (1, 6) OBP: 0.300, SLG: 0.372			0-0 F9	0-0 1-H 2-H 3B		0-0 CS 1B				3	0	2	3	0	0	0				
Inning Stats	R: 1 E: 0 K: 1 S: 6	H: 1 LOB: 0 BB: 0 P: 6	R: 0 E: 0 K: 1 S: 6	H: 1 LOB: 0 BB: 0 P: 6	R: 1 E: 0 K: 1 S: 7	H: 2 LOB: 1 BB: 0 P: 7	R: 2 E: 0 K: 0 S: 4	H: 1 LOB: 1 BB: 2 P: 12	R: 0 E: 0 K: 0 S: 3	H: 0 LOB: 0 BB: 0 P: 3	R: 1 E: 0 K: 0 S: 4	H: 2 LOB: 1 BB: 1 P: 8	R: 0 E: 0 K: 1 S: 6	H: 1 LOB: 1 BB: 0 P: 6	R: 0 E: 0 K: 1 S: 5	H: 0 LOB: 0 BB: 0 P: 5	1B: 6 2B: 0 3B: 1 HR: 1	SF: 1 SAC: 0 DP: 0 HBP: 0	WP: 0 PB: 0 CS: 1	PA: 35
PITCHER Bob Tewksbury, R (1, 1) ERA: 3.59	IP: 3.2 WLS: L BF: 18 H: 5 R: 4 ER: 4 SO: 3 BB: 2 IBB: 0 HBP: 0 BLK: 0 WP: 0 HR: 1 S: 22 P: 30 ERA: 9.82 WHIP: 1.909																			
Tim Stoddard, R (4, 1) ERA: 3.58	IP: 3.1 WLS: L BF: 13 H: 3 R: 1 ER: 1 SO: 1 BB: 1 IBB: 0 HBP: 0 BLK: 0 WP: 0 HR: 0 S: 14 P: 18 ERA: 2.70 WHIP: 1.200																			
Al Holland, L (8, 1) ERA: 3.98	IP: 1.0 WLS: L BF: 3 H: 0 R: 0 ER: 0 SO: 1 BB: 0 IBB: 0 HBP: 0 BLK: 0 WP: 0 HR: 0 S: 5 P: 5 ERA: 0.00 WHIP: 0.000																			

Batter	1	2	3	4	5	6	7	8	9	AB	R	H	RBI	BB	SO	LOB	TOP				
John Cangelosi, S OBP: 0.380, SLG: 0.317 (1, 8)	0-3 K	0-0 2B		0-0 2B		0-3 K		0-0 6-3		5	0	2	0	0	2	0					
Ozzie Guillen, L OBP: 0.289, SLG: 0.336 (1, 6)	0-0 FC	0-0 1B		0-0 1-3		0-0 B1-3				4	0	2	0	0	0	1					
Harold Baines, L OBP: 0.363, SLG: 0.494 (1, 9)	0-3 K	4-0 1B		0-3 K			0-0 HR			3	1	1	1	1	2	2					
Greg Walker, L OBP: 0.342, SLG: 0.491 (1, 3)	0-0 FC	0-0 F4			0-0 G6-3		0-3 K			4	0	1	0	0	1	4					
Jerry Hairston, S OBP: 0.388, SLG: 0.429 (1, 10)	0-0 4-3	0-0 F7			0-0 G6-3			0-0 L8		4	0	0	0	0	0	6					
Tim Hulett, R OBP: 0.296, SLG: 0.427 (1, 5)		0-0 4-3	0-0 L6		0-0 F2			0-3 K		4	0	0	0	0	1	0					
Steve Lyons, L OBP: 0.306, SLG: 0.338 Bobby Bonilla, S OBP: 0.365, SLG: 0.357 (8, PH) (8, 7)		0-0 PB	0-0 F6			0-3 K		0-0 1-3		3	1	1	0	0	1	0					
Julio Cruz, S OBP: 0.375, SLG: 0.259 Wayne Tolleson, S OBP: 0.331, SLG: 0.325 (9, PH)		4-0 HR	0-0 1-3			0-0 F8		0-3 K		2	1	0	0	1	0	0					
Joel Skinner, R OBP: 0.231, SLG: 0.291 Ron Kittle, R OBP: 0.274, SLG: 0.392 (9, PH)		0-0 HR			0-3 K			0-0 F8		0	1	0	0	0	0	0					
Inning Stats	R: 0 E: 0 K: 2 S: 9	H: 1 LOB: 2 BB: 0 P: 9	R: 3 E: 0 K: 0 S: 7	H: 4 LOB: 3 BB: 2 P: 15	R: 0 E: 0 K: 0 S: 3	H: 0 LOB: 0 BB: 0 P: 3	R: 0 E: 0 K: 2 S: 8	H: 1 LOB: 1 BB: 0 P: 8	R: 0 E: 0 K: 0 S: 3	H: 0 LOB: 0 BB: 0 P: 7	R: 1 E: 0 K: 2 S: 8	H: 1 LOB: 0 BB: 0 P: 8	R: 0 E: 0 K: 1 S: 5	H: 0 LOB: 0 BB: 0 P: 5	R: 0 E: 0 K: 1 S: 5	H: 0 LOB: 0 BB: 0 P: 5	1B: 4 2B: 2 3B: 0 HR: 2	SF: 0 SAC: 0 DP: 1 HBP: 0	WP: 0 PB: 1 SB: 0 CS: 0	PA: 37	
PITCHER	IP	WLS	BF	H	R	ER	SO	BB	IBB	HBP	BLK	WP	HR	S	P	ERA	WHIP				
Joe Niekro, R ERA: 4.39 (1, 1)	5.0	W	24	7	3	3	4	1	1	0	0	0	1	30	38	5.40	1.600				
Al Holland, L ERA: 4.03 (8, 1)	2.0		7	1	1	1	4	0	0	0	0	0	1	15	15	4.50	0.500				
Dave Righetti, L ERA: 3.46 (8, 1)	2.0	S	6	0	0	0	2	0	0	0	0	0	0	10	10	0.00	0.000				

Chicago White Sox @ New York Yankees
Yankee Stadium, Bronx, NY
Fri Jul 18, 1986, 7:05 PM EDT
Att: 30,124 - Unknown


AB	31
R	4
H	7
RBI	1
BB	2
SO	8
LOB	13



Batter	1	2	3	4	5	6	7	8	9	AB	R	H	RBI	BB	SO	LOB	BOTTOM				
Rickey Henderson, R OBP: 0.377, SLG: 0.493 (1, 8)	0-0 S		0-0 F9	0-0 F3			0-0 5-3	0-0 9-2		5	1	1	0	0	0	4					
Willie Randolph, R OBP: 0.389, SLG: 0.312 (1, 4)	0-0 F8		0-0 6-3		0-0 6-3		0-0 1B	3-H		4	0	1	0	0	0	1					
Don Mattingly, L OBP: 0.380, SLG: 0.550 (1, 3)	0-0 4-3		0-0 HR		0-0 1-3		0-0 L3			4	1	1	2	0	0	1					
Dave Winfield, R OBP: 0.342, SLG: 0.445 (1, 9)	0-0 FC5-4		0-0 F9		0-0 F7			0-0 2B	0-0 1B	4	1	2	0	0	0	0					
Gary Roenicke, R OBP: 0.434, SLG: 0.433 Dan Pasqua, L OBP: 0.405, SLG: 0.574 (8, PH) (9, 7)	0-0 FC5-4			0-0 5-3		0-0 F7		0-3 K		3	0	0	0	0	0	1					
Mike Easter, L OBP: 0.391, SLG: 0.475 (1, 10)		0-0 F6		0-0 2B	0-0 HR	0-3 K		0-0 1B	0-0 1B	4	2	2	0	0	1	0					
Butch Wynegar, S OBP: 0.325, SLG: 0.373 (1, 2)		0-0 F3		0-0 HR	0-0 2B	0-0 F7		0-0 1B	0-0 1B	4	1	2	1	0	0	0					
Mike Pagliarulo, L OBP: 0.340, SLG: 0.557 (1, 5)		0-0 BB		0-0 HR	0-0 HR		0-0 SH2-3	0-0 1B	0-0 1B	3	2	3	4	1	0	0					
Dale Berra, R OBP: 0.311, SLG: 0.375 Paul Zuvella, R OBP: 0.200, SLG: 0.114 (8, PH) (9, 6)		0-0 F7		0-0 5-3			0-0 SH2-3	0-0 1B	0-0 1B	2	0	0	0	0	0	1					
Inning Stats	R: 1 E: 0 K: 0 S: 5	H: 2 LOB: 1 BB: 0 P: 5	R: 0 E: 0 K: 0 S: 3	H: 0 LOB: 1 BB: 1 P: 7	R: 1 E: 0 K: 0 S: 4	H: 1 LOB: 0 BB: 0 P: 4	R: 3 E: 0 K: 0 S: 6	H: 3 LOB: 0 BB: 0 P: 6	R: 0 E: 0 K: 1 S: 5	H: 0 LOB: 0 BB: 0 P: 5	R: 1 E: 0 K: 0 S: 5	H: 2 LOB: 1 BB: 0 P: 5	R: 2 E: 0 K: 1 S: 9	H: 5 LOB: 2 BB: 0 P: 9	1B: 7 2B: 5 3B: 0 HR: 2	SF: 0 SAC: 1 DP: 1 HBP: 0	WP: 1 PB: 0 SB: 1 CS: 0	PA: 37			
PITCHER	IP	WLS	BF	H	R	ER	SO	BB	IBB	HBP	BLK	WP	HR	S	P	ERA	WHIP				
Floyd Bannister, L ERA: 3.64 (1, 1)	6.1	L	27	7	6	6	1	1	0	0	0	0	2	28	32	8.53	1.263				
Dave Schmidt, R ERA: 4.11 (7, 1)	1.0		9	6	2	2	1	0	0	0	0	1	0	11	11	18.00	6.000				
Bill Dawley, R ERA: 2.74 (8, 1)	0.2		1	0	0	0	0	0	0	0	0	0	0	1	1	0.00	0.000				

Chicago White Sox @ New York Yankees
Yankee Stadium, Bronx, NY
Fri Jul 18, 1986, 7:05 PM EDT
Att: 30,124 - Unknown

AB	35
R	8
H	13
RBI	7
BB	1
SO	2
LOB	9



Batter	1	2	3	4	5	6	7	8	9	AB R H RBI BB SO LOB	TOP													
John Cangelosi, S (1.8) OBP: 0.386, SLG: 0.323										4 1 3 1 1 0 0	Chicago White Sox @ New York Yankees Yankee Stadium, Bronx, NY Sat Jul 19 1986, 3:33 AM EDT Att: 46,530 - Unknown livebaseballscores.com													
Ozzie Guillen, L (1.6) OBP: 0.288, SLG: 0.333										5 0 1 0 0 0 4														
Harold Baines, L (1.9) OBP: 0.361, SLG: 0.490										5 0 1 1 0 1 2														
Greg Walker, L (1.3) OBP: 0.340, SLG: 0.498										5 1 1 1 0 0 3														
Jerry Hairston, S (1.10) OBP: 0.393, SLG: 0.431										4 1 1 0 0 0 0														
Tim Lincecum, R (1.4) OBP: 0.295, SLG: 0.424										4 1 1 0 0 1 1														
Steve Lyons, L (1.7) OBP: 0.299, SLG: 0.329										4 0 0 0 0 1 2														
Wayne Tolleson, S (1.5) OBP: 0.337, SLG: 0.332										4 2 3 2 0 0 0														
Joel Skinner, R (1.2) OBP: 0.245, SLG: 0.333										0 2 0 0 0 0 0														
Inning Stats	R: 1 E: 0 K: 0 S: 4	H: 2 LOB: 0 BB: 0 P: 4	R: 3 E: 1 K: 1 S: 9	H: 4 LOB: 1 BB: 0 P: 9	R: 1 E: 0 K: 0 S: 4	H: 1 LOB: 2 BB: 0 P: 4	R: 0 E: 0 K: 0 S: 5	H: 3 LOB: 2 BB: 0 P: 5	R: 0 E: 0 K: 0 S: 3	H: 0 LOB: 0 BB: 0 P: 3	R: 3 E: 0 K: 0 S: 6	H: 3 LOB: 0 BB: 0 P: 6	R: 0 E: 0 K: 1 S: 5	H: 0 LOB: 0 BB: 0 P: 5	R: 0 E: 0 K: 1 S: 5	H: 0 LOB: 0 BB: 0 P: 5	R: 0 E: 0 K: 0 S: 4	H: 1 LOB: 2 BB: 1 P: 8	1B: 10 2B: 2 3B: 0 HR: 2	SF: 0 SAC: 0 DP: 1 HBP: 0	WP: 0 PB: 0 SB: 1 CS: 0	PA: 40		
PITCHER	IP WLS BF H R ER SO BB IBB HBP BLK WP HR S P ERA WHIP	IP WLS BF H R ER SO BB IBB HBP BLK WP HR S P ERA WHIP																						
Scott Nielsen, R (1.1) ERA: 4.22	5.1 L 27 13 8 7 1 0 0 0 0 0 2 29 29 11.81 2.438																							
Al Holland, L (6.1) ERA: 3.75	1.2 5 0 0 0 1 0 0 0 0 0 0 7 7 0.00 0.000																							
Brian Fisher, R (8.1) ERA: 5.01	2.0 8 1 0 0 1 1 0 0 0 0 0 9 13 0.00 1.000																							


Batter	1	2	3	4	5	6	7	8	9	AB R H RBI BB SO LOB	BOTTOM												
Rickey Henderson, R (1.8) OBP: 0.378, SLG: 0.489										3 1 0 0 2 0 2	Chicago White Sox @ New York Yankees Yankee Stadium, Bronx, NY Sat Jul 19 1986, 3:33 AM EDT Att: 46,530 - Unknown livebaseballscores.com												
Don Mattingly, L (1.3) OBP: 0.385, SLG: 0.555										4 1 3 1 1 0 2													
Mike Easler, L (1.10) OBP: 0.388, SLG: 0.474										5 0 1 1 0 0 6													
Ron Hassey, L (1.2) OBP: 0.384, SLG: 0.480										4 1 1 0 0 0 2													
Mike Pagliarulo, L (1.5) OBP: 0.342, SLG: 0.557										4 0 2 0 0 1 1													
Dave Winfield, R (1.9) OBP: 0.341, SLG: 0.446										4 0 1 1 0 1 1													
Dan Pasqua, L (1.7) OBP: 0.392, SLG: 0.554										4 0 0 0 0 1 3													
Willie Randolph, R (1.4) OBP: 0.385, SLG: 0.308										4 0 0 0 0 1 2													
Paul Zuvella, R (1.6) OBP: 0.214, SLG: 0.135										2 0 1 0 0 0 0													
Claudet Washington, L (7. PH) OBP: 0.332, SLG: 0.450										0 0 0 0 1 0 0													
Mike Fischlin, R (8.6) OBP: 0.339, SLG: 0.288										0 0 0 0 0 0 0													
Butch Wynegar, S (9. PH) OBP: 0.328, SLG: 0.382										1 0 1 0 0 0 0													
Inning Stats	R: 1 E: 0 K: 1 S: 6	H: 1 LOB: 1 BB: 1 P: 10	R: 0 E: 0 K: 1 S: 5	H: 0 LOB: 0 BB: 0 P: 5	R: 1 E: 0 K: 0 S: 4	H: 1 LOB: 1 BB: 1 P: 8	R: 0 E: 0 K: 1 S: 5	H: 0 LOB: 0 BB: 0 P: 5	R: 0 E: 0 K: 0 S: 4	H: 1 LOB: 2 BB: 0 P: 4	R: 0 E: 0 K: 0 S: 5	H: 2 LOB: 2 BB: 0 P: 5	R: 0 E: 0 K: 0 S: 4	H: 1 LOB: 1 BB: 0 P: 4	R: 0 E: 0 K: 0 S: 5	H: 2 LOB: 2 BB: 0 P: 5	1B: 5 2B: 6 3B: 0 HR: 0	SF: 0 SAC: 0 DP: 2 HBP: 0	WP: 0 PB: 0 SB: 1 CS: 0	PA: 39			
PITCHER	IP WLS BF H R ER SO BB IBB HBP BLK WP HR S P ERA WHIP	IP WLS BF H R ER SO BB IBB HBP BLK WP HR S P ERA WHIP																					
Joe Cowley, R (1.1) ERA: 4.16	5.0 W 24 6 3 3 3 3 0 0 0 0 0 27 39 5.40 1.800																						
Gene Nelson, R (6.1) ERA: 3.59	4.0 S 15 4 0 0 1 1 0 0 0 0 0 16 20 0.00 1.250																						



Batter	1	2	3	4	5	6	7	8	9	AB	R	H	RBI	BB	SO	LOB	TOP					
John Cangelosi, S (1, 8) OBP: 0.383, SLG: 0.324	F7		K	K		F8		6-3		5	1	1	0	0	1	1						
Ozzie Guillen, L (1, 6) OBP: 0.270, SLG: 0.334	F6		K	K		K		F7		5	2	2	0	0	1	1						
Harold Baines, L (1, 9) OBP: 0.361, SLG: 0.491	K		K	K				F7		5	1	2	2	0	2	0						
Ron Kittle, R (1, 10) OBP: 0.279, SLG: 0.418				5-3				K		0	2	0	0	0	0	0						
Tim Lincecum, R (1, 4) OBP: 0.293, SLG: 0.420				K				F8		5	1	1	0	0	1	3						
Greg Walker, L (1, 3) OBP: 0.342, SLG: 0.498										4	1	2	0	0	0	0						
Bobby Bonilla, S (1, 7) OBP: 0.367, SLG: 0.359								F6		4	0	2	1	0	0	1						
Wayne Tolleson, S (1, 5) OBP: 0.339, SLG: 0.339								F8		4	0	2	1	0	0	2						
Joel Skinner, R (1, 2) OBP: 0.238, SLG: 0.324								F8		0	0	0	0	0	0	0						
Inning Stats	R: 0 E: 0 K: 1 S: 5	H: 0 LOB: 0 BB: 0 P: 5	R: 2 E: 0 K: 0 S: 6	H: 4 LOB: 1 BB: 0 P: 6	R: 4 E: 1 K: 1 S: 11	H: 6 LOB: 2 BB: 0 P: 11	R: 1 E: 0 K: 2 S: 9	H: 2 LOB: 1 BB: 0 P: 9	R: 0 E: 0 K: 0 S: 3	H: 0 LOB: 0 BB: 0 P: 3	R: 0 E: 0 K: 1 S: 5	H: 0 LOB: 0 BB: 0 P: 5	R: 1 E: 0 K: 1 S: 7	H: 2 LOB: 1 BB: 0 P: 7	R: 0 E: 0 K: 0 S: 4	H: 1 LOB: 1 BB: 0 P: 4	R: 0 E: 0 K: 1 S: 5	H: 0 LOB: 0 BB: 0 P: 5	1B: 10 2B: 4 3B: 0 HR: 2	SF: 0 SAC: 0 DP: 2 HBP: 0	WP: 0 PB: 0 SB: 0 CS: 0	PA: 41
PITCHER	IP	WLS	BF	H	R	ER	SO	BB	IBB	HBP	BLK	WP	HR	S	P	ERA	WHIP					
Bob Shirley, L (1, 1) ERA: 6.14	2.0	L	12	7	5	4	1	0	0	0	0	0	1	14	14	18.00	3.500					
Tim Stoddard, R (3, 1) ERA: 3.59	5.0		22	7	3	2	5	0	0	0	0	0	1	32	32	3.60	1.400					
Brian Fisher, R (8, 1) ERA: 4.92	1.0		4	1	0	0	0	0	0	0	0	0	0	4	4	0.00	1.000					
Al Holland, L (9, 1) ERA: 3.6	1.0		3	0	0	0	1	0	0	0	0	0	0	5	5	0.00	0.000					

Chicago White Sox @ New York Yankees
Yankee Stadium, Bronx, NY
Sun Jul 20 1986, 3:33 AM EDT
Att: 31,158 - Unknown


AB	32
R	8
H	12
RBI	4
BB	0
SO	5
LOB	8



Batter	1	2	3	4	5	6	7	8	9	AB	R	H	RBI	BB	SO	LOB	BOTTOM				
Rickey Henderson, R (1, 8) OBP: 0.376, SLG: 0.489	6-3			G3					F6	4	0	1	0	0	0	0					
Claudell Washington, L (1, 7) OBP: 0.325, SLG: 0.470	5-3			L4					4-3	4	0	0	0	0	0	1					
Don Mattingly, L (1, 3) OBP: 0.382, SLG: 0.551	F7			F7						3	0	0	0	0	0	0					
Mike Easler, L (1, 10) OBP: 0.385, SLG: 0.469										3	0	0	0	0	0	0					
Mike Pagliarulo, L (1, 5) OBP: 0.339, SLG: 0.551										3	0	0	0	0	0	0					
Dave Winfield, R (1, 9) OBP: 0.340, SLG: 0.444										3	0	1	0	0	0	0					
Butch Wynegar, S (1, 2) OBP: 0.323, SLG: 0.376										3	0	0	0	0	0	1					
Willie Randolph, R (1, 4) OBP: 0.382, SLG: 0.305										3	0	0	0	0	0	0					
Paul Zuvella, R (1, 6) OBP: 0.205, SLG: 0.128										2	0	0	0	0	0	0					
Dan Pasqua, L (9, PH) OBP: 0.389, SLG: 0.549										1	0	0	0	0	0	0					
Inning Stats	R: 0 E: 0 K: 0 S: 3	H: 0 LOB: 0 BB: 0 P: 3	R: 0 E: 0 K: 0 S: 3	H: 0 LOB: 0 BB: 0 P: 3	R: 0 E: 0 K: 0 S: 3	H: 0 LOB: 0 BB: 0 P: 3	R: 0 E: 0 K: 0 S: 3	H: 0 LOB: 0 BB: 0 P: 3	R: 0 E: 0 K: 0 S: 4	H: 1 LOB: 1 BB: 0 P: 4	R: 0 E: 0 K: 0 S: 3	H: 0 LOB: 0 BB: 0 P: 3	R: 0 E: 0 K: 0 S: 3	H: 0 LOB: 0 BB: 0 P: 3	R: 0 E: 0 K: 0 S: 3	H: 0 LOB: 0 BB: 0 P: 3	1B: 1 2B: 1 3B: 0 HR: 0	SF: 0 SAC: 0 DP: 0 HBP: 0	WP: 0 PB: 0 SB: 0 CS: 0	PA: 29	
PITCHER	IP	WLS	BF	H	R	ER	SO	BB	IBB	HBP	BLK	WP	HR	S	P	ERA	WHIP				
Neil Allen, R (1, 1) ERA: 3.97	9.0	W	29	2	0	0	0	0	0	0	0	0	0	29	29	0.00	0.222				

Chicago White Sox @ New York Yankees
Yankee Stadium, Bronx, NY
Sun Jul 20 1986, 3:33 AM EDT
Att: 31,158 - Unknown


AB	29
R	0
H	2
RBI	0
BB	0
SO	0
LOB	2



Batter	1	2	3	4	5	6	7	8	9	AB	R	H	RBI	BB	SO	LOB	TOP
Oddibe McDowell, L (1, 8) OBP: 0.334, SLG: 0.451 Tom Paciorek, R (9, PH) OBP: 0.312, SLG: 0.373										4	1	2	0	0	0	0	Texas Rangers @ New York Yankees Yankee Stadium, Bronx, NY Mon Jul 21 1986, 7:05 PM EDT Att: 20,109 - Unknown
Scott Fletcher, R (1, 6) OBP: 0.376, SLG: 0.444										4	0	1	0	1	0	2	
Pete O'Brien, L (1, 3) OBP: 0.372, SLG: 0.473 Ruben Sierra, S (9, PH) OBP: 0.238, SLG: 0.399										3	0	0	1	1	1	2	
Pete Incaviglia, R (1, 9) OBP: 0.328, SLG: 0.477										3	0	0	0	0	2	3	
Gary Ward, R (1, 7) OBP: 0.368, SLG: 0.407										4	1	1	0	0	0	2	
Larry Parrish, R (1, 10) OBP: 0.341, SLG: 0.520										4	0	3	1	0	0	0	
Don Slaught, R (1, 2) OBP: 0.333, SLG: 0.564										4	1	2	1	0	1	3	
Steve Buechele, R (1, 5) OBP: 0.306, SLG: 0.436										4	1	1	1	0	1	4	
Curtis Wilkerson, S (1, 4) OBP: 0.270, SLG: 0.285 Toby Harrah, R (9, PH) OBP: 0.250, SLG: 0.294										3	0	0	0	0	1	0	
Inning Stats	R: 0 H: 0 E: 0 LOB: 0 K: 1 BB: 0 S: 5 P: 5	R: 1 H: 2 E: 0 LOB: 1 K: 0 BB: 0 S: 4 P: 5	R: 0 H: 1 E: 0 LOB: 2 K: 1 BB: 1 S: 6 P: 10	R: 2 H: 2 E: 0 LOB: 0 K: 0 BB: 0 S: 5 P: 5	R: 1 H: 2 E: 0 LOB: 1 K: 1 BB: 0 S: 7 P: 7	R: 0 H: 1 E: 0 LOB: 0 K: 0 BB: 0 S: 3 P: 3	R: 0 H: 0 E: 0 LOB: 1 K: 1 BB: 1 S: 5 P: 9	R: 0 H: 2 E: 0 LOB: 2 K: 2 BB: 0 S: 9 P: 9	R: 0 H: 1 E: 0 LOB: 1 K: 0 BB: 0 S: 4 P: 4	1B: 5 SF: 0 2B: 4 SAC: 0 3B: 0 DP: 1 HR: 2 HBP: 1	WP: 0 PA: 39 FB: 0 SB: 0 CS: 0						
PITCHER	IP WLS BF H R ER SO BB IBB HBP BLK WP HR S P ERA WHIP										PITCHER	IP WLS BF H R ER SO BB IBB HBP BLK WP HR S P ERA WHIP					
Doug Drabek, R (1, 1) ERA: 5.21	6.2 W 29 8 4 4 4 2 0 0 1 0 0 2 34 43 5.40 1.500																
Dave Righetti, L (7, 1) ERA: 3.32	2.1 S 10 3 0 0 2 0 0 0 0 0 0 0 14 14 0.00 1.286																

Batter	1	2	3	4	5	6	7	8	9	AB	R	H	RBI	BB	SO	LOB	BOTTOM
Rickey Henderson, R (1, 8) OBP: 0.379, SLG: 0.496										3	1	1	1	2	0	1	Texas Rangers @ New York Yankees Yankee Stadium, Bronx, NY Mon Jul 21 1986, 7:05 PM EDT Att: 20,109 - Unknown
Claudell Washington, L (1, 7) OBP: 0.328, SLG: 0.476 Gary Roenicke, R (8, PH) OBP: 0.431, SLG: 0.429										4	1	2	1	0	0	1	
Don Mattingly, L (1, 3) OBP: 0.378, SLG: 0.545										4	0	0	0	0	1	2	
Mike Easter, L (1, 10) OBP: 0.392, SLG: 0.482										2	3	2	1	2	0	0	
Dave Winfield, R (1, 9) OBP: 0.340, SLG: 0.442										4	1	1	0	0	1	3	
Mike Pagliarulo, L (1, 5) OBP: 0.344, SLG: 0.561										2	1	1	3	1	0	0	
Butch Wynegar, S (1, 2) OBP: 0.322, SLG: 0.371										2	0	0	1	1	0	0	
Willie Randolph, R (1, 4) OBP: 0.388, SLG: 0.307										1	1	1	1	3	0	0	
Dale Berra, R (1, 6) OBP: 0.300, SLG: 0.360										4	0	0	0	1	6		
Inning Stats	R: 4 H: 3 E: 0 LOB: 0 K: 2 BB: 1 S: 10 P: 14	R: 1 H: 1 E: 0 LOB: 1 K: 1 BB: 1 S: 6 P: 10	R: 0 H: 0 E: 0 LOB: 3 K: 0 BB: 3 S: 2 P: 15	R: 0 H: 0 E: 0 LOB: 0 K: 0 BB: 0 S: 3 P: 3	R: 2 H: 3 E: 1 LOB: 1 K: 0 BB: 1 S: 5 P: 9	R: 0 H: 0 E: 0 LOB: 0 K: 0 BB: 1 S: 2 P: 6	R: 1 H: 1 E: 0 LOB: 0 K: 0 BB: 0 S: 4 P: 4	R: 0 H: 0 E: 0 LOB: 1 K: 0 BB: 2 S: 2 P: 10	1B: 4 SF: 1 2B: 2 SAC: 0 3B: 0 DP: 2 HR: 3 HBP: 1	WP: 2 PA: 38 FB: 0 SB: 0 CS: 1							
PITCHER	IP WLS BF H R ER SO BB IBB HBP BLK WP HR S P ERA WHIP										PITCHER	IP WLS BF H R ER SO BB IBB HBP BLK WP HR S P ERA WHIP					
Bobby Witt, R (1, 1) ERA: 6.88	2.2 L 17 4 5 5 3 0 0 0 0 0 0 0 6 6 13.50 1.500																
Jeff Russell, R (3, 1) ERA: 5.61	1.1 6 2 2 2 0 0 0 0 0 0 0 0 6 6 13.50 1.500																
Mickey Mahler, L (5, 1) ERA: 3.98	1.0 5 1 0 0 0 2 0 0 0 0 0 0 3 11 0.00 3.000																
Dale Mohorcic, R (6, 1) ERA: 2.45	2.0 6 1 1 1 0 0 0 0 0 0 0 1 6 6 4.50 0.500																
Mitch Williams, L (8, 1) ERA: 2.53	1.0 4 0 0 0 0 2 0 0 0 0 1 0 2 10 0.00 2.000																

AB	36
R	4
H	11
RBI	4
BB	2
SO	6
LOB	17



Batter	1	2	3	4	5	6	7	8	9	AB	R	H	RBI	BB	SO	LOB	TOP			
Scott Fletcher, R (1, 6) OBP: 0.376, SLG: 0.443 Curtis Wilkerson, S (7, 6) OBP: 0.269, SLG: 0.283	F9				F8			K		3	0	1	0	0	0	1	Texas Rangers @ New York Yankees Yankee Stadium, Bronx, NY Tue Jul 22 1986, 7:05 PM EDT Att: 26,099 - Unknown			
Gary Ward, R (1, 8) OBP: 0.368, SLG: 0.406 Oddibe McDowell, L (7, 8) OBP: 0.336, SLG: 0.452	K				F8					3	0	1	0	0	1	2				
Pete O'Brien, L (1, 3) OBP: 0.368, SLG: 0.467	F9				F7			G4-6-3		4	0	0	0	0	0	4				
Pete Incaviglia, R (1, 9) OBP: 0.325, SLG: 0.473 Ruben Sierra, S (8, 9) OBP: 0.243, SLG: 0.403		K			F8					3	0	0	0	0	2	1				
Larry Parrish, R (1, 10) OBP: 0.340, SLG: 0.513		F8			F8					3	0	0	0	1	0	1				
Don Slaught, R (1, 2) OBP: 0.327, SLG: 0.551 Orlando Mercado, R (8, 2) OBP: 0.278, SLG: 0.261		F8			K					3	0	0	0	0	2	2				
Tom Paciorek, R (1, 7) OBP: 0.312, SLG: 0.394										3	1	1	1	0	0	0				
Toby Harrah, R (1, 4) OBP: 0.276, SLG: 0.289										3	0	0	0	0	1	0				
Steve Buechele, R (1, 5) OBP: 0.310, SLG: 0.436 Geno Petralli, L (7, PH) OBP: 0.288, SLG: 0.375										0	0	0	0	2	0	0				
Inning Stats	R: 0 E: 0 K: 1 S: 5	H: 0 LOB: 0 BB: 0 P: 5	R: 0 E: 0 K: 1 S: 5	H: 0 LOB: 0 BB: 0 P: 5	R: 1 E: 0 K: 0 S: 5	H: 2 LOB: 2 BB: 1 P: 9	R: 0 E: 0 K: 1 S: 5	H: 0 LOB: 0 BB: 0 P: 5	R: 0 E: 0 K: 2 S: 8	H: 1 LOB: 2 BB: 1 P: 12	R: 0 E: 0 K: 0 S: 3	H: 0 LOB: 0 BB: 0 P: 3	R: 0 E: 0 K: 1 S: 5	H: 1 LOB: 0 BB: 0 P: 5	R: 0 E: 0 K: 1 S: 5	H: 1 LOB: 0 BB: 0 P: 5		1B: 4 2B: 0 3B: 0 HR: 1	SF: 0 SAC: 0 DP: 2 HBP: 0	WP: 0 PB: 0 SB: 1 CS: 0
PITCHER	IP	WLS	BF	H	R	ER	SO	BB	IBB	HBP	BLK	WP	HR	S	P	ERA	WHIP			
Dennis Rasmussen, L (1, 1) ERA: 3.3	6.2	W	26	3	1	1	6	3	0	0	0	0	1	35	47	1.35	0.900			
Brian Fisher, R (7, 1) ERA: 4.73	2.1		7	2	0	0	2	0	0	0	0	0	0	11	11	0.00	0.857			

Texas Rangers @ New York Yankees
 Yankee Stadium, Bronx, NY
 Tue Jul 22 1986, 7:05 PM EDT
 Att: 26,099 - Unknown

AB	30
R	1
H	5
RBI	1
BB	3
SO	8
LOB	11



Batter	1	2	3	4	5	6	7	8	9	AB	R	H	RBI	BB	SO	LOB	BOTTOM			
Rickey Henderson, R (1, 8) OBP: 0.382, SLG: 0.505										5	3	3	1	0	0	0	Texas Rangers @ New York Yankees Yankee Stadium, Bronx, NY Tue Jul 22 1986, 7:05 PM EDT Att: 26,099 - Unknown			
Claudell Washington, L (1, 7) OBP: 0.330, SLG: 0.465										5	1	2	2	0	2	1				
Don Mattingly, L (1, 3) OBP: 0.361, SLG: 0.556										5	2	3	1	0	2	1				
Mike Easter, L (1, 10) OBP: 0.395, SLG: 0.481										3	2	1	0	2	1	1				
Ron Hassey, L (1, 2) OBP: 0.385, SLG: 0.475										4	0	1	1	1	0	3				
Dave Winfield, R (1, 9) OBP: 0.346, SLG: 0.458										4	1	3	3	1	1	2				
Mike Pagliarulo, L (1, 5) OBP: 0.346, SLG: 0.558										3	0	1	0	1	0	2				
Willie Randolph, R (1, 4) OBP: 0.389, SLG: 0.310										3	0	1	0	1	0	3				
Dale Berra, R (1, 6) OBP: 0.289, SLG: 0.346										4	0	0	0	0	1	3				
Inning Stats	R: 4 E: 1 K: 1 S: 9	H: 4 LOB: 2 BB: 2 P: 17	R: 2 E: 0 K: 1 S: 8	H: 3 LOB: 3 BB: 2 P: 16	R: 0 E: 0 K: 0 S: 3	H: 0 LOB: 0 BB: 0 P: 3	R: 0 E: 0 K: 2 S: 7	H: 0 LOB: 0 BB: 0 P: 7	R: 0 E: 0 K: 0 S: 3	H: 1 LOB: 0 BB: 0 P: 3	R: 2 E: 0 K: 1 S: 8	H: 4 LOB: 1 BB: 0 P: 8	R: 0 E: 0 K: 0 S: 3	H: 1 LOB: 1 BB: 1 P: 7	R: 1 E: 0 K: 2 S: 9	H: 2 LOB: 2 BB: 1 P: 13		1B: 7 2B: 4 3B: 0 HR: 4	SF: 0 SAC: 0 DP: 3 HBP: 0	WP: 0 PB: 0 SB: 1 CS: 0
PITCHER	IP	WLS	BF	H	R	ER	SO	BB	IBB	HBP	BLK	WP	HR	S	P	ERA	WHIP			
Ed Correa, R (1, 1) ERA: 4.24	1.2	L	15	7	6	6	2	3	0	0	0	0	2	16	28	32.40	6.000			
Jeff Russell, R (2, 1) ERA: 5.7	3.2		15	4	2	2	3	1	0	0	0	0	2	20	24	4.91	1.364			
Dale Mohorcic, R (6, 1) ERA: 2.39	0.2		2	1	0	0	0	0	0	0	0	0	0	2	2	0.00	1.500			
Greg Harris, R (7, 1) ERA: 3.29	2.0		10	3	1	1	2	2	0	0	0	0	0	12	20	4.50	2.500			

Texas Rangers @ New York Yankees
 Yankee Stadium, Bronx, NY
 Tue Jul 22 1986, 7:05 PM EDT
 Att: 26,099 - Unknown

AB	36
R	9
H	15
RBI	8
BB	6
SO	7
LOB	16



Batter	1	2	3	4	5	6	7	8	9	10	AB	R	H	RBI	BB	SO	LOB	TOP				
Oddibe McDowell, L OBP: 0.334, SLG: 0.449 (1, 8)	F8 1B		G3			1B 1B	K 1-2 2-3			4-3	5	1	1	0	0	1	2					
Scott Fletcher, R OBP: 0.377, SLG: 0.444 (1, 6)	1B 1B		F6			1B 1B		F7			4	1	2	1	0	0	0					
Pete O'Brien, L OBP: 0.367, SLG: 0.465 (1, 3)	K			F7		2B 1B		4-3			4	0	1	0	0	1	1					
Larry Parrish, R OBP: 0.338, SLG: 0.513 (1, 10)	F9			5-3		1B 1B		K			4	0	1	1	0	1	1					
Gary Ward, R OBP: 0.370, SLG: 0.405 (1, 7)		FC1-6 SH5-3 1B			F9	G5-4-3 1B			6-3		3	0	1	0	1	0	0					
Don Slaught, R OBP: 0.320, SLG: 0.540 (1, 2)		SH5-3 1-2			F8	G5-4-3			F9		3	0	0	0	0	0	3					
Ruben Sierra, S OBP: 0.243, SLG: 0.399 (1, 9)		FC1-6 2-3			4-3			FC2-5 1B		F6	4	0	1	0	0	0	1					
Geno Petralli, L OBP: 0.271, SLG: 0.373 (1, 5)					F7			CS FC2-5 1B			3	0	1	0	0	0	1					
Steve Buechele, R OBP: 0.309, SLG: 0.434 (7, PR) (7, 5)								1-2 1B		K	1	0	0	0	0	1	0					
Curtis Wilkerson, S OBP: 0.264, SLG: 0.279 (10, PH) (10, 4)					4-3			6-3		FC2-5 CS	3	0	0	0	0	0	2					
Toby Harrah, R OBP: 0.274, SLG: 0.287 (10, PH) (10, 4)								1-2 2-3		F7	1	0	0	0	0	0	0					
Inning Stats	R: 0 E: 0 K: 1 S: 6	H: 1 LOB: 1 BB: 0 P: 6	R: 0 E: 0 K: 0 S: 4	H: 1 LOB: 1 BB: 0 P: 4	R: 0 E: 0 K: 0 S: 3	H: 0 LOB: 0 BB: 0 P: 3	R: 0 E: 0 K: 0 S: 3	H: 0 LOB: 0 BB: 0 P: 3	R: 2 E: 0 K: 0 S: 6	H: 4 LOB: 2 BB: 1 P: 10	R: 0 E: 0 K: 1 S: 6	H: 2 LOB: 2 BB: 0 P: 6	R: 0 E: 0 K: 1 S: 5	H: 0 LOB: 0 BB: 0 P: 5	R: 0 E: 0 K: 0 S: 3	H: 0 LOB: 0 BB: 0 P: 3	R: 0 E: 0 K: 1 S: 5	H: 0 LOB: 0 BB: 0 P: 5	1B: 7 2B: 1 3B: 0 HR: 0	SF: 0 SAC: 1 DP: 1 HBP: 0	WP: 0 PA: 37	
PITCHER	IP	WLS	BF	H	R	ER	SO	BB	IBB	HBP	BLK	WP	HR	S	P	ERA	WHIP					
Joe Niekro, R ERA: 4.34 (1, 1)	5.1		22	6	2	2	1	0	0	0	0	0	0	0	24	24	3.38	1.125				
Tim Stoddard, R ERA: 3.51 (6, 1)	1.0		5	2	0	0	0	0	1	0	0	0	0	4	8	0.00	2.000					
Al Holland, L ERA: 3.25 (7, 1)	2.2		7	0	0	0	2	0	0	0	0	0	0	11	11	0.00	0.000					
Dave Righetti, L ERA: 3.26 (10, 1)	1.0	W	3	0	0	0	1	0	0	0	0	0	0	5	5	0.00	0.000					

Texas Rangers @ New York Yankees
Yankee Stadium, Bronx, NY
Wed Jul 23 1986, 3:33 AM EDT
Att: 31,640 - Unknown

AB 35
R 2
H 8
RBI 2
BB 1
SO 4
LOB 11



Batter	1	2	3	4	5	6	7	8	9	10	AB	R	H	RBI	BB	SO	LOB	BOTTOM			
Claudell Washington, L OBP: 0.324, SLG: 0.485 (1, 8)	G3				F9			G3		F9	4	0	0	0	0	0	2				
Gary Roenicke, R OBP: 0.427, SLG: 0.425 (10, PH)		F9									1	0	0	0	0	0	1				
Don Mattingly, L OBP: 0.383, SLG: 0.561 (1, 3)	G3 BB			HR				L3		1B IBB	3	1	1	1	2	0	0				
Mike Easter, L OBP: 0.383, SLG: 0.476 (1, 7)										1B IBB	3	0	0	0	1	1	1				
Dave Winfield, R OBP: 0.347, SLG: 0.458 (10, PH)	G3 1-2			CS BB				K		1B IBB	0	0	0	0	1	0	0				
Ron Hassey, L OBP: 0.360, SLG: 0.468 (1, 10)	6-3			4-3				F8			5	0	1	1	0	0	2				
Dan Pasqua, L OBP: 0.393, SLG: 0.552 (1, 9)		WP SF7 2B						F9		L3	3	1	1	0	1	0	0				
Mike Pagliarulo, L OBP: 0.345, SLG: 0.554 (1, 5)					F7			K			4	0	1	0	0	1	2				
Butch Wynegar, S OBP: 0.321, SLG: 0.365 (1, 2)		BB BB								1B	3	0	0	0	1	1	1				
Dale Berra, R OBP: 0.291, SLG: 0.340 (1, 6)		BB BB									2	0	0	0	1	0	0				
Rickey Henderson, R OBP: 0.361, SLG: 0.594 (10, PH)		BB BB									1	0	0	0	0	0	0				
Mike Fischlin, R OBP: 0.311, SLG: 0.278 (1, 4)		BB									2	0	0	1	0	0	0				
Willie Randolph, R OBP: 0.391, SLG: 0.318 (10, PH)		BB BB									1	1	1	0	0	0	0				
Inning Stats	R: 0 E: 0 K: 0 S: 3	H: 1 LOB: 1 BB: 7 P: 7	R: 1 E: 0 K: 0 S: 4	H: 1 LOB: 2 BB: 2 P: 12	R: 1 E: 0 K: 0 S: 3	H: 1 LOB: 1 BB: 2 P: 11	R: 0 E: 0 K: 0 S: 3	H: 0 LOB: 0 BB: 0 P: 3	R: 0 E: 0 K: 1 S: 5	H: 0 LOB: 0 BB: 0 P: 5	R: 0 E: 0 K: 1 S: 5	H: 0 LOB: 0 BB: 0 P: 5	R: 0 E: 0 K: 1 S: 6	H: 1 LOB: 1 BB: 6 P: 6	R: 1 E: 0 K: 0 S: 4	H: 2 LOB: 3 BB: 2 P: 12	1B: 2 2B: 1 3B: 1 HR: 1	SF: 1 SAC: 0 DP: 0 HBP: 0	WP: 1 PA: 40		
PITCHER	IP	WLS	BF	H	R	ER	SO	BB	IBB	HBP	BLK	WP	HR	S	P	ERA	WHIP				
Charlie Hough, R ERA: 3.31 (1, 1)	9.1	L	36	4	3	3	3	5	0	0	0	1	1	37	57	2.89	0.964				
Mitch Williams, L ERA: 2.82 (10, 1)	0.1		4	1	0	0	0	0	2	0	0	0	0	2	10	0.00	3.000				

Texas Rangers @ New York Yankees
Yankee Stadium, Bronx, NY
Wed Jul 23 1986, 3:33 AM EDT
Att: 31,640 - Unknown

AB 32
R 3
H 5
RBI 3
BB 7
SO 3
LOB 9



Batter	1	2	3	4	5	6	7	8	9	AB	R	H	RBI	BB	SO	LOB	TOP					
Kirby Puckett, R OBP: 0.369, SLG: 0.546 (1, 8)	F8	HR		1B		SF8 IBB		K2-3		4	1	2	2	1	1	0	Minnesota Twins @ New York Yankees Yankee Stadium, Bronx, NY Fri Jul 25 1986, 7:05 PM EDT Att: 32,201 - Unknown					
Roy Smalley, S OBP: 0.346, SLG: 0.510 (1, 10)	4-3	1B		F8		SF8		4-3		4	1	1	1	0	0	1						
Kent Hrbek, L OBP: 0.388, SLG: 0.553 (1, 3)	F8	1B		F3		K		F6		5	0	1	0	0	1	3						
Tom Brunansky, R OBP: 0.317, SLG: 0.465 (1, 9)		1B			F8			4-3		5	1	2	1	0	0	0						
Randy Bush, L OBP: 0.337, SLG: 0.442 Mickey Hatcher, R OBP: 0.269, SLG: 0.284 (2, PH) (2, 7)		1B			4-3			HR		1	1	1	0	0	0	0						
Gary Gaetti, R OBP: 0.332, SLG: 0.504 (1, 5)					5-3			HR		5	2	2	5	0	1	0						
Tim Laudner, R OBP: 0.374, SLG: 0.510 (1, 2)										4	1	2	0	0	2	0						
Steve Lombardozzi, R OBP: 0.339, SLG: 0.410 (1, 4)										4	0	0	0	0	2	2						
Greg Gagne, R OBP: 0.293, SLG: 0.355 (1, 6)										4	1	1	0	0	0	1						
Inning Stats	R: 0 E: 0 K: 0 S: 3	H: 0 LOB: 0 BB: 0 P: 3	R: 6 E: 1 K: 1 S: 13	H: 7 LOB: 2 BB: 0 P: 13	R: 0 E: 0 K: 3 S: 9	H: 0 LOB: 0 BB: 0 P: 9	R: 0 E: 0 K: 0 S: 4	H: 1 LOB: 1 BB: 0 P: 4	R: 0 E: 0 K: 0 S: 3	H: 0 LOB: 0 BB: 0 P: 3	R: 1 E: 0 K: 2 S: 9	H: 2 LOB: 1 BB: 1 P: 13	R: 2 E: 0 K: 0 S: 6	H: 3 LOB: 1 BB: 0 P: 6	R: 0 E: 0 K: 1 S: 5	H: 0 LOB: 0 BB: 0 P: 5		R: 0 E: 0 K: 0 S: 3	H: 0 LOB: 0 BB: 0 P: 3	1B: 9 2B: 1 3B: 0 HR: 3	SF: 1 SAC: 0 DP: 0 HBP: 0	WP: 0 PB: 0 CS: 0
PITCHER	IP	WLS	BF	H	R	ER	SO	BB	IBB	HBP	BLK	WP	HR	S	P	ERA	WHIP					
Scott Nielsen, R ERA: 5.09 (1, 1)	1.2	L	11	5	6	3	1	0	0	0	0	0	2	13	13	16.20	3.000					
Bob Shirley, L ERA: 5.11 (2, 1)	4.2		23	8	3	3	5	0	1	0	0	0	1	32	36	5.79	1.714					
Tim Stoddard, R ERA: 3.47 (7, 1)	0.2		2	0	0	0	0	0	0	0	0	0	0	2	2	0.00	0.000					
Rod Scurry, L ERA: 2.25 (8, 1)	2.0		6	0	0	0	1	0	0	0	0	0	0	8	8	0.00	0.000					

Batter	1	2	3	4	5	6	7	8	9	AB	R	H	RBI	BB	SO	LOB	BOTTOM					
Rickey Henderson, R OBP: 0.383, SLG: 0.501 (1, 8)	4-3 S BB		4-3		F8		1B S BB	1-2 BB		2	1	0	0	3	0	1	Minnesota Twins @ New York Yankees Yankee Stadium, Bronx, NY Fri Jul 25 1986, 7:05 PM EDT Att: 32,201 - Unknown					
Willie Randolph, R OBP: 0.386, SLG: 0.314 (1, 4)	F7		F6			F7	F7	F9		5	0	0	0	0	5							
Don Mattingly, L OBP: 0.384, SLG: 0.567 (1, 3)	4-3 1-3		3-1			HR	1B 1B	F9		5	2	2	1	0	0	4						
Dave Winfield, R OBP: 0.353, SLG: 0.469 (1, 9)					F6	1B 1B BB	1B 1B	HR		3	2	2	2	2	0	0						
Gary Roenicke, R OBP: 0.425, SLG: 0.417 Dan Pasqua, L OBP: 0.401, SLG: 0.556 (7, PH) (8, 7)	F2				FC6-4 BB	F6	F6	1-2 3-H 1B		2	0	0	0	1	0	3						
Mike Easter, L OBP: 0.391, SLG: 0.472 (1, 10)			1-3		FC6-4 FC5-4	1B 1B	F7	K		5	0	1	0	0	1	4						
Butch Wynegar, S OBP: 0.318, SLG: 0.361 (1, 2)			F6		FC5-4	1B 1B	4-3	F9		5	0	1	1	0	0	4						
Mike Pagliarulo, L OBP: 0.343, SLG: 0.547 (1, 5)			4-3			6-3	1-2 BB	1-3 BB		4	0	0	0	1	0	1						
Dale Berra, R OBP: 0.294, SLG: 0.352 Ron Hassey, L OBP: 0.379, SLG: 0.465 Paul Zuvella, R OBP: 0.295, SLG: 0.128 Claudell Washington, L OBP: 0.327, SLG: 0.487 Mike Fischlin, R OBP: 0.311, SLG: 0.278 (6, PH) (7, 6) (8, PH) (9, 6)						F8	1-3	F9 BB 1B		2	0	1	0	0	0	0						
Inning Stats	R: 0 E: 0 K: 0 S: 3	H: 0 LOB: 2 BB: 2 P: 11	R: 0 E: 0 K: 0 S: 3	H: 0 LOB: 0 BB: 0 P: 3	R: 0 E: 0 K: 0 S: 4	H: 1 LOB: 1 BB: 0 P: 4	R: 0 E: 0 K: 0 S: 3	H: 0 LOB: 1 BB: 1 P: 7	R: 0 E: 0 K: 0 S: 3	H: 0 LOB: 0 BB: 0 P: 3	R: 2 E: 0 K: 0 S: 6	H: 3 LOB: 3 BB: 2 P: 14	R: 2 E: 0 K: 0 S: 6	H: 3 LOB: 2 BB: 1 P: 10	R: 0 E: 0 K: 0 S: 4	H: 1 LOB: 2 BB: 1 P: 8		R: 1 E: 0 K: 1 S: 6	H: 1 LOB: 1 BB: 1 P: 10	1B: 6 2B: 1 3B: 0 HR: 2	SF: 0 SAC: 0 DP: 0 HBP: 0	WP: 0 PB: 0 CS: 0
PITCHER	IP	WLS	BF	H	R	ER	SO	BB	IBB	HBP	BLK	WP	HR	S	P	ERA	WHIP					
Neal Heaton, L ERA: 3.71 (1, 1)	5.2	W	25	4	2	2	0	4	0	0	0	0	1	21	37	3.18	1.412					
Juan Agosto, L ERA: 9.13 (6, 1)	0.0		1	0	0	0	0	1	0	0	0	0	0	0	4	∞	∞					
Keith Atherton, R ERA: 3.74 (6, 1)	3.1	S	18	5	3	3	1	3	0	0	0	0	1	17	29	8.10	2.400					

Batter	1	2	3	4	5	6	7	8	9	AB	R	H	RBI	BB	SO	LOB	TOP					
Kirby Puckett, R OBP: 0.369, SLG: 0.545	F9 2B	E6 1B	F8		K		F9			6	1	2	0	0	1	6	Minnesota Twins @ New York Yankees Yankee Stadium, Bronx, NY Sat Jul 26 1986, 3:33 AM EDT Att: 36,335 - Unknown livebaseballscorecards.com					
Roy Smalley, S OBP: 0.344, SLG: 0.503	F9	SF7		4-3		2B BB	G3-6-3		K	4	1	0	1	1	1	4						
Kent Hrbek, L OBP: 0.388, SLG: 0.560	FC3-2-5-2-6	1B		F3		F8			HR	5	1	2	2	0	0	2						
Tom Brunansky, R OBP: 0.325, SLG: 0.472		1B		1B		FC5-4 1B	2B		L5-3 1B	3	1	3	2	2	0	0						
Randy Bush, L OBP: 0.339, SLG: 0.439	F8		F8		1B	FC5-4 BB		K		4	0	1	0	1	1	3						
Gary Gaetti, R OBP: 0.333, SLG: 0.506		6-3 1B	6-3 1B	K		FC5-4 1B		L5-3		5	2	2	0	0	1	5						
Tim Laudner, R OBP: 0.383, SLG: 0.514		6-3	6-3		SH3 1B	FC6-4 1B		1B		5	0	3	1	0	0	2						
Steve Lombardozi, R OBP: 0.338, SLG: 0.408		E3 1B	HBP 1B		SH3	FC6-4		F3		4	1	1	1	0	0	4						
Greg Gagne, R OBP: 0.295, SLG: 0.354		SF7 1B	E 1B		K		E5		K	4	1	1	1	0	2	2						
Inning Stats	R: 0 E: 0 K: 0 S: 4	H: 1 LOB: 2 BB: 1 P: 8	R: 4 E: 2 K: 0 S: 8	H: 4 LOB: 2 BB: 0 P: 8	R: 1 E: 0 K: 0 S: 5	H: 2 LOB: 2 BB: 0 P: 6	R: 0 E: 0 K: 1 S: 6	H: 1 LOB: 1 BB: 0 P: 10	R: 0 E: 0 K: 2 S: 8	H: 1 LOB: 1 BB: 0 P: 8	R: 2 E: 0 K: 0 S: 5	H: 2 LOB: 2 BB: 2 P: 13	R: 0 E: 1 K: 0 S: 3	H: 0 LOB: 0 BB: 0 P: 3	R: 1 E: 0 K: 1 S: 6	H: 2 LOB: 2 BB: 0 P: 6	R: 0 E: 0 K: 2 S: 9	H: 2 LOB: 2 BB: 0 P: 9	1B: 11 2B: 4 3B: 0 HR: 1	SF: 1 SAC: 1 DP: 2 HBP: 1	WP: 0 PB: 0 CS: 0	PA: 47
PITCHER	IP	WLS	BF	H	R	ER	SO	BB	IBB	HBP	BLK	WP	HR	S	P	ERA	WHIP					
Doug Drabek, R ERA: 5.29	(1, 1)	2.2	L	18	7	5	2	3	0	0	0	0	0	16	21	6.75	3.000					
Tim Stoddard, R ERA: 3.62	(3, 1)	2.2		14	3	2	2	3	3	0	0	0	0	17	29	6.75	2.250					
Brian Fisher, R ERA: 4.67	(6, 1)	2.2		10	3	1	1	1	0	0	0	0	1	12	12	3.38	1.125					
Al Holland, L ERA: 3.14	(9, 1)	1.0		5	2	0	0	2	0	0	0	0	0	9	9	0.00	2.000					

Batter	1	2	3	4	5	6	7	8	9	AB	R	H	RBI	BB	SO	LOB	BOTTOM					
Rickey Henderson, R OBP: 0.382, SLG: 0.507	K			HR		F9		F8		4	1	1	1	0	1	0	Minnesota Twins @ New York Yankees Yankee Stadium, Bronx, NY Sat Jul 26 1986, 3:33 AM EDT Att: 36,335 - Unknown livebaseballscorecards.com					
Willie Randolph, R OBP: 0.387, SLG: 0.314	F7			BB		2B 1B		K		3	1	1	0	1	1	0						
Don Mattingly, L OBP: 0.385, SLG: 0.571	F9			F8		1B 2B		1B 2B		4	2	2	1	0	0	1						
Dave Winfield, R OBP: 0.355, SLG: 0.470		5-3		K		1B		BLK 1B		4	0	2	2	0	1	1						
Mike Easter, L OBP: 0.386, SLG: 0.466		K		F7		F8		K		4	0	0	0	0	2	3						
Mike Pagliarulo, L OBP: 0.339, SLG: 0.541	F5				K		F7		K	4	0	0	0	0	2	0						
Gary Roenicke, R OBP: 0.428, SLG: 0.414			K		5-3		FC5-4 BB		1B	3	0	1	0	1	1	0						
Butch Wynegar, S OBP: 0.312, SLG: 0.353			F9		K		FC5-4		F8	4	0	0	0	0	1	2						
Paul Zuvella, R OBP: 0.188, SLG: 0.116			F8			6-3	FC1-6-4		6-3	4	0	0	0	0	0	2						
Inning Stats	R: 0 E: 0 K: 1 S: 5	H: 0 LOB: 0 BB: 0 P: 5	R: 0 E: 0 K: 1 S: 5	H: 0 LOB: 0 BB: 0 P: 5	R: 0 E: 0 K: 1 S: 5	H: 0 LOB: 0 BB: 0 P: 5	R: 1 E: 0 K: 1 S: 6	H: 1 LOB: 1 BB: 1 P: 10	R: 0 E: 0 K: 2 S: 7	H: 0 LOB: 0 BB: 0 P: 7	R: 2 E: 0 K: 0 S: 6	H: 3 LOB: 1 BB: 0 P: 6	R: 0 E: 0 K: 0 S: 3	H: 0 LOB: 1 BB: 1 P: 7	R: 1 E: 0 K: 2 S: 9	H: 2 LOB: 1 BB: 0 P: 9	R: 0 E: 0 K: 1 S: 6	H: 1 LOB: 1 BB: 0 P: 6	1B: 4 2B: 2 3B: 0 HR: 1	SF: 0 SAC: 0 DP: 0 HBP: 0	WP: 0 PB: 0 CS: 0	PA: 36
PITCHER	IP	WLS	BF	H	R	ER	SO	BB	IBB	HBP	BLK	WP	HR	S	P	ERA	WHIP					
Frank Viola, L ERA: 4.83	(1, 1)	4.0		14	1	1	1	1	1	0	0	0	0	21	25	2.25	0.500					
Allan Anderson, L ERA: 5.67	(5, 1)	5.0	W	22	6	3	3	5	1	0	0	1	0	31	35	5.40	1.400					

Batter	1	2	3	4	5	6	7	8	9	AB	R	H	RBI	BB	SO	LOB	TOP										
Kirby Puckett, R (1, 8) OBP: 0.367, SLG: 0.541	0-3 K		4-0 1B BB		0-0 CS	0-3 K		0-0 F8		3	0	0	0	1	2	0											
Gary Gaetti, R (1, 5) OBP: 0.334, SLG: 0.505	0-3 K		0-0 1B			0-0 FC6-4 1B			0-3 K	4	0	2	0	0	2	0											
Kent Hrbek, L (1, 3) OBP: 0.384, SLG: 0.553	0-3 K		0-0 G3			0-0 F9			0-0 4-3	4	0	0	0	0	1	3											
Tom Brunansky, R (1, 9) OBP: 0.322, SLG: 0.467		0-3 K		0-0 F7		0-0 FC6-4			0-0 F4	4	0	0	0	0	1	1											
Tim Laudner, R (1, 2) OBP: 0.374, SLG: 0.500	0-3 K			0-3 K			0-3 K2-3			3	0	0	0	0	3	0											
Ron Washington, R (1, 10) OBP: 0.276, SLG: 0.471	0-0 6-3			0-3 K			0-0 6-3			3	0	0	0	0	1	0											
Mickey Hatcher, R (1, 7) OBP: 0.275, SLG: 0.305			0-0 HR		0-0 FC1-6 1B		0-0 4-3			3	1	2	1	0	0	0											
Steve Lombardozi, R (1, 4) OBP: 0.334, SLG: 0.404			0-0 F7		0-0 FC1-6 CS			0-0 6-3		3	0	0	0	0	0	1											
Greg Gagne, R (1, 6) OBP: 0.293, SLG: 0.351			0-3 K		0-3 K			0-3 K		2	0	0	0	0	2	1											
Roy Smalley, S (8, PH) OBP: 0.343, SLG: 0.502										1	0	0	0	0	1	0											
Inning Stats	R: 0 E: 0 K: 3 S: 9	H: 0 LOB: 0 BB: 0 P: 9	R: 0 E: 0 K: 2 S: 7	H: 0 LOB: 0 BB: 0 P: 7	R: 1 E: 0 K: 1 S: 7	H: 2 LOB: 2 BB: 1 P: 11	R: 0 E: 0 K: 2 S: 7	H: 0 LOB: 0 BB: 0 P: 7	R: 0 E: 0 K: 1 S: 5	H: 1 LOB: 0 BB: 0 P: 5	R: 0 E: 0 K: 1 S: 6	H: 0 LOB: 0 BB: 0 P: 6	R: 0 E: 0 K: 1 S: 5	H: 0 LOB: 0 BB: 0 P: 5	R: 0 E: 0 K: 1 S: 5	H: 0 LOB: 0 BB: 0 P: 5	1B: 3 2B: 0 3B: 0 HR: 1	SF: 0 SAC: 0 DP: 0 HBP: 0	WP: 0 PB: 0 CS: 1	PA: 32							
PITCHER	IP	WLS	BF	H	R	ER	SO	BB	IBB	HBP	BLK	WP	HR	S	P	ERA	WHIP										
Ron Guidry, L (1, 1) ERA: 3.95	5.0	W	18	3	1	1	9	1	0	0	0	0	1	35	39	1.80	0.800										
Rod Scurry, L (6, 1) ERA: 2.0	2.0		7	1	0	0	2	0	0	0	0	0	0	11	11	0.00	0.500										
Dave Righetti, L (8, 1) ERA: 3.15	2.0	S	6	0	0	0	2	0	0	0	0	0	0	10	10	0.00	0.000										

Minnesota Twins @ New York Yankees
Yankee Stadium, Bronx, NY
Sun Jul 27 1986, 3:33 AM EDT
Att: 30,312 - Unknown

AB	30
R	1
H	4
RBI	1
BB	1
SO	13
LOB	6



Batter	1	2	3	4	5	6	7	8	9	AB	R	H	RBI	BB	SO	LOB	BOTTOM										
Rickey Henderson, R (1, 8) OBP: 0.383, SLG: 0.505	4-0 F8 S BB		0-3 K		0-0 S HR 1B		0-0 G5-4-3			3	1	1	0	1	1	1											
Claudell Washington, L (1, 7) OBP: 0.326, SLG: 0.498	0-3 K		0-3 K		0-0 HR			0-3 K		4	1	1	2	0	3	1											
Don Mattingly, L (1, 3) OBP: 0.381, SLG: 0.565	0-0 F8		0-0 G3		0-0 4-3			0-0 3-1		4	0	0	0	0	0	1											
Mike Easter, L (1, 10) OBP: 0.388, SLG: 0.465	4-0 BB			0-0 1B G4-6-3 1B		0-0 3-1		0-0 4-3		3	1	1	0	1	0	0											
Ron Hassey, L (1, 2) OBP: 0.376, SLG: 0.463	0-0 F4			0-0 G4-6-3 1B		0-0 G3		0-0 4-3		3	0	1	0	0	0	2											
Dave Winfield, R (1, 9) OBP: 0.354, SLG: 0.467		1-0 G4-3 HBP		0-0 G4-6-3		0-0 4-3				2	0	0	0	0	0	1											
Mike Pagliarulo, L (1, 5) OBP: 0.336, SLG: 0.536		0-0 G4-3		0-0 F7			0-0 F5			3	0	0	0	0	0	1											
Willie Randolph, R (1, 4) OBP: 0.389, SLG: 0.313		4-0 FC5-4 BB		0-0 6-3		4-0 1B BB				1	1	0	0	2	0	0											
Paul Zuvella, R (1, 6) OBP: 0.180, SLG: 0.111		0-0 FC5-4		0-0 4-3			0-0 G5-4-3 1B			2	0	0	0	0	0	1											
Dan Pasqua, L (7, PH) OBP: 0.406, SLG: 0.559										1	0	1	1	0	0	0											
Mike Fischlin, R (8, 6) OBP: 0.311, SLG: 0.278										0	0	0	0	0	0	0											
Inning Stats	R: 0 E: 0 K: 1 S: 5	H: 0 LOB: 2 BB: 2 P: 13	R: 0 E: 0 K: 0 S: 2	H: 0 LOB: 1 BB: 1 P: 7	R: 0 E: 0 K: 2 S: 7	H: 0 LOB: 0 BB: 0 P: 7	R: 1 E: 0 K: 0 S: 4	H: 2 LOB: 0 BB: 0 P: 4	R: 2 E: 0 K: 0 S: 5	H: 2 LOB: 0 BB: 0 P: 5	R: 0 E: 0 K: 0 S: 3	H: 0 LOB: 0 BB: 0 P: 3	R: 1 E: 0 K: 0 S: 3	H: 1 LOB: 0 BB: 1 P: 7	R: 0 E: 0 K: 1 S: 5	H: 0 LOB: 0 BB: 0 P: 5	1B: 4 2B: 0 3B: 0 HR: 1	SF: 0 SAC: 0 DP: 3 HBP: 1	WP: 1 PB: 0 CS: 0	PA: 31							
PITCHER	IP	WLS	BF	H	R	ER	SO	BB	IBB	HBP	BLK	WP	HR	S	P	ERA	WHIP										
Bert Blyleven, R (1, 1) ERA: 4.7	8.0	L	31	5	4	4	4	4	0	1	0	1	1	34	51	4.50	1.125										

Minnesota Twins @ New York Yankees
Yankee Stadium, Bronx, NY
Sun Jul 27 1986, 3:33 AM EDT
Att: 30,312 - Unknown

AB	26
R	4
H	5
RBI	3
BB	4
SO	4
LOB	8



Batter	1	2	3	4	5	6	7	8	9	AB	R	H	RBI	BB	SO	LOB	TOP					
Rickey Henderson, R OBP: 0.383, SLG: 0.503	F5		5-3				E7		F9	4	0	1	1	1	1	0						
Willie Randolph, R OBP: 0.397, SLG: 0.312	1B			E6	F9		SF9		F8	4	1	1	1	1	0	0						
Dave Winfield, R OBP: 0.353, SLG: 0.464	F7			F4			5-3			4	0	1	0	0	0	3						
Don Mattingly, L OBP: 0.382, SLG: 0.565	F8			2B	1B		G4-6-3			4	1	2	0	0	0	2						
Gary Roenicke, R OBP: 0.430, SLG: 0.426		K		G3					L4	4	0	2	2	0	1	1						
Mike Easter, L OBP: 0.386, SLG: 0.463	F5			G3			K			4	0	1	0	0	1	2						
Butch Wynegar, S OBP: 0.311, SLG: 0.347	F6			5-3					K	3	1	0	0	1	1	3						
Mike Pagliarulo, L OBP: 0.335, SLG: 0.532			F5		L5				F7	4	1	1	0	0	0	2						
Mike Fischlin, R OBP: 0.302, SLG: 0.268			K		K				4-3	2	0	0	0	0	2	0						
Dan Pasqua, L OBP: 0.403, SLG: 0.555										1	0	0	0	0	1	2						
Paul Zuvella, R OBP: 0.176, SLG: 0.109										1	0	0	0	0	0	0						
Inning Stats	R: 0 E: 0 K: 0 S: 4	H: 1 LOB: 1 BB: 0 P: 4	R: 0 E: 0 K: 1 S: 5	H: 0 LOB: 0 BB: 0 P: 5	R: 0 E: 0 K: 1 S: 5	H: 0 LOB: 0 BB: 0 P: 5	R: 2 E: 1 K: 0 S: 6	H: 2 LOB: 1 BB: 0 P: 6	R: 0 E: 0 K: 1 S: 5	H: 0 LOB: 1 BB: 1 P: 9	R: 0 E: 0 K: 1 S: 6	H: 2 LOB: 1 BB: 0 P: 6	R: 2 E: 1 K: 1 S: 7	H: 2 LOB: 1 BB: 1 P: 11	R: 0 E: 0 K: 1 S: 7	H: 2 LOB: 2 BB: 0 P: 7	R: 0 E: 0 K: 0 S: 3	H: 0 LOB: 0 BB: 0 P: 3	1B: 8 2B: 1 3B: 0 HR: 0	SF: 1 SAC: 0 DP: 1 HBP: 0	WP: 0 PB: 0 CS: 1	PA: 38
PITCHER	IP	WLS	BF	H	R	ER	SO	BB	IBB	HBP	BLK	WP	HR	S	P	ERA	WHIP					
Juan Nieves, L ERA: 3.96	(1, 1)	6.1	W	28	7	4	2	5	2	0	0	0	0	36	44	2.84	1.421					
Dan Plesac, L ERA: 3.31	(7, 1)	2.2	S	10	2	0	0	1	0	0	0	0	0	12	12	0.00	0.750					

New York Yankees @ Milwaukee Brewers
 Milwaukee County Stadium, Milwaukee, WI
 Mon Jul 28 1986, 8:05 PM EDT
 Att: 37,488 - Unknown

AB	35
R	4
H	9
RBI	4
BB	2
SO	6
LOB	16



Batter	1	2	3	4	5	6	7	8	9	AB	R	H	RBI	BB	SO	LOB	BOTTOM					
Paul Molitor, R OBP: 0.364, SLG: 0.449	3B	1B		K			F9			4	2	2	1	0	1	0						
Robin Yount, R OBP: 0.407, SLG: 0.452	4-3	3B					F9			3	1	2	3	1	0	0						
Cecil Cooper, L OBP: 0.316, SLG: 0.379	1B	1-3					F8			3	0	1	0	1	0	2						
Gorman Thomas, R OBP: 0.309, SLG: 0.386	K			5-3			1-3			4	0	0	0	0	2	4						
Ernest Riles, L OBP: 0.325, SLG: 0.351	4-3			F4						4	0	2	1	0	0	2						
Rob Deer, R OBP: 0.321, SLG: 0.477		K					K			3	0	1	0	0	2	1						
Glenn Braggs, R OBP: 0.243, SLG: 0.278		K		F9						3	0	0	0	0	1	1						
Jim Gantner, L OBP: 0.329, SLG: 0.374		1B		B1-3			4-3			4	1	1	0	0	0	2						
Rick Cerone, R OBP: 0.268, SLG: 0.333		1B		F3			F4			3	1	1	0	0	0	0						
Inning Stats	R: 1 E: 0 K: 1 S: 7	H: 3 LOB: 2 BB: 0 P: 7	R: 3 E: 0 K: 2 S: 11	H: 4 LOB: 1 BB: 0 P: 11	R: 0 E: 0 K: 1 S: 4	H: 1 LOB: 1 BB: 0 P: 4	R: 0 E: 0 K: 1 S: 5	H: 0 LOB: 0 BB: 0 P: 5	R: 1 E: 0 K: 1 S: 6	H: 1 LOB: 1 BB: 1 P: 10	R: 0 E: 0 K: 0 S: 3	H: 0 LOB: 0 BB: 0 P: 3	R: 0 E: 0 K: 1 S: 5	H: 0 LOB: 1 BB: 1 P: 9	R: 0 E: 0 K: 0 S: 4	H: 1 LOB: 1 BB: 0 P: 4	1B: 8 2B: 1 3B: 2 HR: 0	SF: 0 SAC: 2 DP: 1 HBP: 0	WP: 0 PB: 1 CS: 0	PA: 35		
PITCHER	IP	WLS	BF	H	R	ER	SO	BB	IBB	HBP	BLK	WP	HR	S	P	ERA	WHIP					
Joe Niekro, R ERA: 4.62	(1, 1)	1.2	L	11	7	4	4	3	0	0	0	0	0	17	17	21.60	4.200					
Bob Shirley, L ERA: 5.66	(2, 1)	4.1		16	2	1	1	2	1	0	0	0	0	19	23	2.08	0.692					
Tim Stoddard, R ERA: 3.54	(7, 1)	1.1		7	1	0	0	1	1	0	0	0	0	8	12	0.00	1.500					
Rod Scurry, L ERA: 1.93	(8, 1)	0.2		1	0	0	0	0	0	0	0	0	0	1	1	0.00	0.000					

New York Yankees @ Milwaukee Brewers
 Milwaukee County Stadium, Milwaukee, WI
 Mon Jul 28 1986, 8:05 PM EDT
 Att: 37,488 - Unknown

AB	31
R	5
H	10
RBI	5
BB	2
SO	6
LOB	12



Batter	1	2	3	4	5	6	7	8	9	AB	R	H	RBI	BB	SO	LOB	TOP			
Rickey Henderson, R OBP: 0.379, SLG: 0.497 (1, 8)	5-3		K		F8		SF8-6-4		F9	4	0	0	1	0	1	1	New York Yankees @ Milwaukee Brewers Milwaukee County Stadium, Milwaukee, WI Tue Jul 29 1986, 8:05 PM EDT Att: 25,630 - Unknown livebaseballscorecards.com			
Claudell Washington, L OBP: 0.323, SLG: 0.450 (1, 7)	F7		BB 1B		4-3		F6		5-3	5	0	1	0	0	0	1				
Don Mattingly, L OBP: 0.381, SLG: 0.561 (1, 3)	G3		1-2 BB		F6				4-3	3	0	0	0	1	0	0				
Mike Easter, L OBP: 0.385, SLG: 0.459 (1, 10)		K	F9							3	0	0	0	1	1	2				
Mike Pagliarulo, L OBP: 0.334, SLG: 0.532 (1, 5)	F7				F9				FC3-6 BB	4	2	1	0	0	0	1				
Dave Winfield, R OBP: 0.357, SLG: 0.476 (1, 9)	1B				K					4	1	3	2	0	1	1				
Butch Wynegar, S OBP: 0.310, SLG: 0.345 (1, 2)	1B				4-3					4	0	1	0	0	0	2				
Willie Randolph, R OBP: 0.388, SLG: 0.314 (1, 4)	F9				2-3					4	1	2	1	0	0	2				
Paul Zuvella, R OBP: 0.170, SLG: 0.104 (1, 6)					F8					2	0	0	0	0	0	1				
Dan Pasqua, L OBP: 0.407, SLG: 0.558 (7, PH)					FC4-6					1	0	1	0	0	0	0				
Mike Fischlin, R OBP: 0.302, SLG: 0.268 (7, 6)										0	0	0	0	0	0	0				
Ron Hassey, L OBP: 0.381, SLG: 0.466 (9, PH)										1	0	1	0	0	0	0				
Inning Stats	R: 0 E: 0 K: 0 S: 3	H: 0 LOB: 0 BB: 0 P: 3	R: 0 E: 0 K: 1 S: 7	H: 2 LOB: 2 BB: 0 P: 7	R: 0 E: 0 K: 1 S: 6	H: 1 LOB: 2 BB: 1 P: 10	R: 1 E: 0 K: 1 S: 7	H: 2 LOB: 1 BB: 0 P: 7	R: 0 E: 0 K: 0 S: 4	H: 1 LOB: 0 BB: 0 P: 4	R: 1 E: 0 K: 0 S: 4	H: 2 LOB: 0 BB: 0 P: 4	R: 2 E: 0 K: 0 S: 4	H: 1 LOB: 1 BB: 1 P: 8	R: 0 E: 0 K: 0 S: 4	H: 1 LOB: 1 BB: 0 P: 4	1B: 8 2B: 2 3B: 0 HR: 1	SF: 1 SAC: 0 DP: 1 HBP: 0	WP: 0 PB: 0 SB: 0 CS: 0	PA: 38
PITCHER	IP WLS BF H R ER SO BB IBB HBP BLK WP HR S P ERA WHIP	IP WLS BF H R ER SO BB IBB HBP BLK WP HR S P ERA WHIP																		
Danny Darwin, R ERA: 2.96 (1, 1)	7.2 W 33 9 4 4 3 2 0 0 0 0 1 37 45 4.70 1.435	1.1 S 5 1 0 0 0 0 0 0 0 0 0 5 5 0.00 0.750																		

Batter	1	2	3	4	5	6	7	8	9	AB	R	H	RBI	BB	SO	LOB	BOTTOM			
Paul Molitor, R OBP: 0.360, SLG: 0.442 (1, 5)	1B		6-3			F8		6-3		5	1	1	0	0	1	4	New York Yankees @ Milwaukee Brewers Milwaukee County Stadium, Milwaukee, WI Tue Jul 29 1986, 8:05 PM EDT Att: 25,630 - Unknown livebaseballscorecards.com			
Robin Yount, R OBP: 0.406, SLG: 0.449 (1, 8)	BB 1B 1-3 1B	5-3			K		4-3			4	1	1	0	0	1	0				
Cecil Cooper, L OBP: 0.315, SLG: 0.378 (1, 3)	1B BB 1-2 3-H 1B	F8			6-3		L6			4	1	1	1	0	0	0				
Gorman Thomas, R OBP: 0.312, SLG: 0.400 (1, 10)	1B HR 1-2 2-3 BB				5-3		K			3	2	1	1	1	1	0				
Ernest Riles, L OBP: 0.327, SLG: 0.356 (1, 6)	1-3 2-H 3-H 1B	1-3			4-3		2B			4	0	2	2	0	0	0				
Rob Deer, R OBP: 0.327, SLG: 0.489 (1, 9)	HR				1B BB FC3-5-2-3		K			2	1	1	2	2	1	0				
Glenn Braggs, R OBP: 0.295, SLG: 0.350 (1, 7)	1B 1B						BB			4	0	3	0	0	0	2				
Bill Schroeder, R OBP: 0.252, SLG: 0.331 (1, 2)	K				K					4	0	0	0	0	2	4				
Jim Gantner, L OBP: 0.328, SLG: 0.373 (1, 4)	1B				FC3-5-2-3-2					4	0	1	0	0	0	2				
Inning Stats	R: 5 E: 0 K: 2 S: 13	H: 7 LOB: 2 BB: 1 P: 17	R: 1 E: 0 K: 0 S: 4	H: 1 LOB: 0 BB: 0 P: 4	R: 0 E: 0 K: 1 S: 6	H: 1 LOB: 2 BB: 1 P: 10	R: 0 E: 0 K: 1 S: 5	H: 0 LOB: 0 BB: 0 P: 5	R: 0 E: 0 K: 1 S: 6	H: 1 LOB: 1 BB: 0 P: 6	R: 0 E: 0 K: 0 S: 3	H: 0 LOB: 0 BB: 0 P: 3	R: 0 E: 0 K: 1 S: 6	H: 1 LOB: 2 BB: 1 P: 10	R: 0 E: 0 K: 0 S: 3	H: 0 LOB: 0 BB: 0 P: 3		1B: 7 2B: 2 3B: 0 HR: 2	SF: 0 SAC: 0 DP: 0 HBP: 0	WP: 0 PB: 0 SB: 1 CS: 0
PITCHER	IP WLS BF H R ER SO BB IBB HBP BLK WP HR S P ERA WHIP	IP WLS BF H R ER SO BB IBB HBP BLK WP HR S P ERA WHIP																		
Scott Nielsen, R ERA: 6.94 (1, 1)	0.1 L 19 4 1 1 5 1 0 0 0 0 1 28 32 1.93 1.071	4.2 S 11 1 0 0 1 1 0 0 0 0 0 12 16 0.00 0.667																		

Batter	1	2	3	4	5	6	7	8	9	AB	R	H	RBI	BB	SO	LOB	TOP
Rickey Henderson, R OBP: 0.376, SLG: 0.492 Caudell Washington, L OBP: 0.353, SLG: 0.490	(1, 8) X F9		(2) X 5-3			(1) X 6-3		(3) X K		4	0	0	0	0	1	1	
Willie Randolph, R OBP: 0.397, SLG: 0.314	(1, 4) S K		(3) X 1-3			(2) X F3			(1) X FC6-4 1B	4	0	1	0	0	1	0	
Don Mattingly, L OBP: 0.378, SLG: 0.556	(1, 3) X 4-3			(1) X 5-3		(3) X F7			(1) X F7	4	0	0	0	0	0	1	
Dave Winfield, R OBP: 0.356, SLG: 0.474		(1, 9) X E5 FC5-4		(2) X 6-3			(1) X F3		(1) X FC6-4 1B	4	0	1	0	0	0	0	
Ron Kittle, R OBP: 0.282, SLG: 0.418	(1, 10) X K			(1) X BB		(2) X K			(2) X K	3	0	0	0	1	3	3	
Gary Roenicke, R OBP: 0.416, SLG: 0.412	(1, 7) X FC5-4 1B		(2) X F5			(3) X F7			(3) X FC6-4	4	0	0	0	0	0	4	
Wayne Tolleson, S OBP: 0.345, SLG: 0.338	(1, 6) X 1B				(1) X F9				(1) X CS 1B	3	0	2	0	0	0	0	
Mike Pagliarulo, L OBP: 0.334, SLG: 0.530	(1, 5) X 1B		(3) X 4-3		(2) X 4-3			(1) X F8		3	0	1	0	0	0	1	
Joel Skinner, R OBP: 0.252, SLG: 0.329	(1, 2) X 1B		(1) X 6-3		(3) X K			(2) X 1B		3	0	1	0	0	1	0	
Inning Stats	R: 0 E: 0 K: 1 S: 5	H: 0 LOB: 0 BB: 0 P: 5	R: 0 E: 1 K: 1 S: 7	H: 2 LOB: 2 BB: 0 P: 7	R: 0 E: 0 K: 0 S: 3	H: 0 LOB: 1 BB: 1 P: 7	R: 0 E: 0 K: 0 S: 3	H: 0 LOB: 0 BB: 0 P: 3	R: 0 E: 0 K: 1 S: 5	H: 2 LOB: 1 BB: 0 P: 6	R: 0 E: 0 K: 1 S: 7	H: 2 LOB: 2 BB: 0 P: 7	1B: 6 2B: 0 3B: 0 HR: 0	SF: 0 SAC: 0 DP: 0 HBP: 0	WP: 0 PB: 0 SB: 0 CS: 1	PA: 33	
PITCHER Teddy Higuera, L ERA: 2.59	(1, 1)	IP: 9.0 WLS: W BF: 33 H: 6 R: 0 ER: 0 SO: 6 BB: 1 IBB: 0 HBP: 0 BLK: 0 WP: 0 HR: 0 S: 44 P: 48 ERA: 0.00 WHIP: 0.778															

New York Yankees @ Milwaukee Brewers
Milwaukee County Stadium, Milwaukee, WI

AB 32
R 0
H 6
RBI 0
BB 1
SO 6
LOB 10



Wed Jul 30 1986, 8:05 PM EDT
Att: 30,599 - Unknown

Batter	1	2	3	4	5	6	7	8	9	AB	R	H	RBI	BB	SO	LOB	BOTTOM
Paul Molitor, R OBP: 0.358, SLG: 0.438	(1, 5) X F9		(1) X E8 2H 1B		(1) X 6-3		(1) X 5-3			4	0	1	1	0	0	1	
Robin Yount, R OBP: 0.401, SLG: 0.443	(1, 8) S K		(2) X 5-3		(2) X FC9-6		(2) X F8			4	0	0	0	0	1	2	
Ben Oglivie, L OBP: 0.351, SLG: 0.404 Rick Manning, L OBP: 0.283, SLG: 0.333	(1, 7) X (7, 7) X 5-3		(3) X K			(1) X F8		(3) X 4-3		3	0	0	0	0	1	1	
Gorman Thomas, R OBP: 0.315, SLG: 0.407	(1, 10) X SH3 6-3 2B			(1) X F9		(1) X BB 2B 1B		(1) X K		4	2	2	0	0	1	0	
Ernest Riles, L OBP: 0.324, SLG: 0.353	(1, 6) X SH3		(1) X 1-3		(2) X F8		(2) X K			3	0	0	0	0	1	1	
Rob Deer, R OBP: 0.329, SLG: 0.487	(1, 3) X 6-3			(2) X 1B		(1) X BB 2B BB		(3) X 5-3		3	1	1	1	1	0	0	
Glenn Braggs, R OBP: 0.295, SLG: 0.372	(1, 9) X L1		(3) X F9			(1) X 1H 2H 2B				3	0	1	2	0	0	1	
Jim Gantner, L OBP: 0.334, SLG: 0.389	(1, 4) X E 2B				(1) X HR					2	2	2	1	0	0	0	
Charlie Moore, R OBP: 0.359, SLG: 0.425	(1, 2) X F4		(1) X FC9-6 6-3 1B			(3) X L6				3	0	1	0	0	0	3	
Inning Stats	R: 0 E: 0 K: 1 S: 5	H: 1 LOB: 0 BB: 0 P: 4	R: 1 E: 0 K: 0 S: 4	H: 1 LOB: 0 BB: 0 P: 4	R: 0 E: 0 K: 0 S: 4	H: 1 LOB: 1 BB: 0 P: 4	R: 1 E: 0 K: 0 S: 4	H: 2 LOB: 0 BB: 0 P: 4	R: 2 E: 0 K: 2 S: 7	H: 2 LOB: 2 BB: 1 P: 10	R: 0 E: 0 K: 2 S: 7	H: 0 LOB: 0 BB: 0 P: 7	1B: 4 2B: 4 3B: 0 HR: 1	SF: 0 SAC: 1 DP: 1 HBP: 1	WP: 0 PB: 0 SB: 0 CS: 0	PA: 33	
PITCHER Doug Drabek, R ERA: 5.56 Rod Seery, L ERA: 1.5 Dave Righetti, L ERA: 3.1	(1, 1) (6, 1) (8, 1)	IP: 5.2 WLS: L BF: 25 H: 8 R: 5 ER: 5 SO: 2 BB: 1 IBB: 0 HBP: 0 BLK: 0 WP: 0 HR: 1 S: 28 P: 32 ERA: 7.94 WHIP: 1.588															

New York Yankees @ Milwaukee Brewers
Milwaukee County Stadium, Milwaukee, WI

AB 30
R 5
H 8
RBI 5
BB 1
SO 4
LOB 9




Wed Jul 30 1986, 8:05 PM EDT
Att: 30,599 - Unknown

Batter	1	2	3	4	5	6	7	8	9	AB	R	H	RBI	BB	SO	LOB	TOP					
Rickey Henderson, R OBP: 0.378, SLG: 0.494										5	2	3	0	0	0	3	New York Yankees @ Cleveland Indians Cleveland Municipal Stadium, Cleveland, OH Fri Aug 01 1986, 3:33 AM EDT Unknown					
Don Mattingly, L OBP: 0.376, SLG: 0.556										5	0	2	2	0	0	1						
Dave Winfield, R OBP: 0.354, SLG: 0.468										4	0	0	0	1	1	3						
Ron Kittle, R OBP: 0.279, SLG: 0.415 Mike Easter, L OBP: 0.395, SLG: 0.457										2	0	0	1	0	0	1						
Gary Roenicke, R OBP: 0.416, SLG: 0.405 Dan Pasqua, L OBP: 0.404, SLG: 0.554										2	0	0	0	1	0	0						
Willie Randolph, R OBP: 0.386, SLG: 0.314										3	0	1	0	1	0	0						
Wayne Tolleson, S OBP: 0.347, SLG: 0.338										3	0	1	0	1	1	4						
Mike Pagliarulo, L OBP: 0.333, SLG: 0.525										3	0	0	0	1	1	2						
Joel Skinner, R OBP: 0.253, SLG: 0.329 Claudell Washington, L OBP: 0.351, SLG: 0.458 Juan Espino, R OBP: 0.231, SLG: 0.184										3	1	1	0	0	1	1						
Inning Stats	R: 1 E: 0 K: 0 S: 5	H: 2 LOB: 3 BB: 2 P: 13	R: 2 E: 0 K: 0 S: 6	H: 3 LOB: 1 BB: 0 P: 6	R: 0 E: 0 K: 1 S: 5	H: 0 LOB: 1 BB: 1 P: 9	R: 0 E: 0 K: 0 S: 6	H: 2 LOB: 1 BB: 0 P: 6	R: 0 E: 0 K: 0 S: 3	H: 0 LOB: 0 BB: 0 P: 3	R: 0 E: 0 K: 0 S: 4	H: 1 LOB: 1 BB: 0 P: 4	R: 0 E: 0 K: 0 S: 3	H: 0 LOB: 1 BB: 1 P: 7	R: 0 E: 0 K: 2 S: 7	H: 0 LOB: 2 BB: 2 P: 15		R: 0 E: 0 K: 1 S: 5	H: 0 LOB: 0 BB: 0 P: 5	1B: 7 2B: 1 3B: 0 HR: 0	SF: 1 SAC: 0 DP: 1 HBP: 0	WP: 0 PB: 0 SB: 2 CS: 0
PITCHER	IP	WLS	BF	H	R	ER	SO	BB	IBB	HBP	BLK	WP	HR	S	P	ERA	WHIP					
Bryan Oelkers, L ERA: 3.48	(1, 1)	5.2	27	8	3	3	2	3	0	0	0	0	0	28	40	4.76	1.941					
Phil Niekro, R ERA: 4.18	(6, 1)	2.1	W	10	0	0	2	3	0	0	0	0	0	11	23	0.00	1.286					
Ernie Camacho, R ERA: 3.63	(9, 1)	1.0	S	3	0	0	1	0	0	0	0	0	0	5	5	0.00	0.000					

Batter	1	2	3	4	5	6	7	8	9	AB	R	H	RBI	BB	SO	LOB	BOTTOM				
Tony Bernazard, S OBP: 0.372, SLG: 0.449										4	0	1	1	0	0	0	New York Yankees @ Cleveland Indians Cleveland Municipal Stadium, Cleveland, OH Fri Aug 01 1986, 3:33 AM EDT Unknown				
Brett Butler, L OBP: 0.343, SLG: 0.354										4	0	0	0	0	2	2					
Joe Carter, R OBP: 0.349, SLG: 0.511										4	1	2	1	0	0	0					
Andre Thornton, R OBP: 0.325, SLG: 0.391										4	0	0	0	0	1	0					
Cory Snyder, R OBP: 0.294, SLG: 0.510										4	0	0	0	0	2	0					
Pat Tabler, R OBP: 0.320, SLG: 0.402 Mel Hall, L OBP: 0.353, SLG: 0.543 Otis Nixon, S OBP: 0.231, SLG: 0.184										3	1	2	0	0	1	0					
Julio Franco, R OBP: 0.324, SLG: 0.380										4	1	2	1	0	0	2					
Brook Jacoby, R OBP: 0.336, SLG: 0.423										1	1	1	1	2	0	0					
Andy Allanson, R OBP: 0.286, SLG: 0.314 Chris Bando, S OBP: 0.331, SLG: 0.325										2	0	0	0	0	0	3					
Inning Stats	R: 1 E: 0 K: 1 S: 6	H: 1 LOB: 0 BB: 0 P: 6	R: 2 E: 1 K: 2 S: 11	H: 3 LOB: 2 BB: 0 P: 11	R: 0 E: 0 K: 1 S: 5	H: 0 LOB: 0 BB: 0 P: 5	R: 0 E: 0 K: 0 S: 3	H: 1 LOB: 1 BB: 1 P: 7	R: 0 E: 0 K: 0 S: 3	H: 0 LOB: 0 BB: 0 P: 3	R: 1 E: 0 K: 2 S: 9	H: 2 LOB: 2 BB: 1 P: 13	R: 0 E: 0 K: 0 S: 3	H: 1 LOB: 1 BB: 0 P: 3	R: 0 E: 0 K: 0 S: 4	H: 1 LOB: 2 BB: 0 P: 4		1B: 4 2B: 3 3B: 1 HR: 1	SF: 0 SAC: 0 DP: 1 HBP: 0	WP: 0 PB: 0 SB: 1 CS: 0	PA: 34
PITCHER	IP	WLS	BF	H	R	ER	SO	BB	IBB	HBP	BLK	WP	HR	S	P	ERA	WHIP				
Ron Guidry, L ERA: 3.94	(1, 1)	7.0	L	30	8	4	3	6	1	0	0	0	0	40	48	3.86	1.286				
Brian Fisher, R ERA: 4.39	(8, 1)	1.0		4	1	0	0	0	0	0	0	0	0	4	4	0.00	1.000				



Batter	1	2	3	4	5	6	7	8	9	AB	R	H	RBI	BB	SO	LOB	TOP														
Rickey Henderson, R (1, 10) OBP: 0.378, SLG: 0.490	0-3 K		0-0 1-3		0-0 F7	4-0 FC3-6 BB			1-0 S HR HBP	3	1	0	0	1	1	0															
Claudell Washington, L (1, 8) OBP: 0.323, SLG: 0.459	0-3 K		0-0 S 1B		0-0 1B E	0-0 1B	1-2 2-3		0-3 K	5	1	2	0	0	2	3															
Don Mattingly, L (1, 3) OBP: 0.378, SLG: 0.561	0-0 3-1		0-0 F9		0-0 BB E 1B	0-3 K			0-0 HR	5	1	2	2	0	1	3															
Mike Easter, L (1, 7) OBP: 0.388, SLG: 0.466		0-0 HR	4-0 1-2 BB		0-0 E6 BB				0-0 1B	4	1	2	2	1	0	1															
Dan Pasqua, L (1, 9) OBP: 0.397, SLG: 0.540		0-0 1B SF7 1B	0-3 K		0-0 F3				0-0 F7	5	1	1	0	0	1	5															
Mike Pagliarulo, L (1, 5) OBP: 0.334, SLG: 0.522		0-0 S 1B		0-0 3-1	4-0 1-2 2-3 BB				0-3 K	4	0	1	0	1	1	1															
Juan Espino, R (1, 2)		0-0 SF7		0-0 F8	0-0 5-3				4-0 G4-3 BB	2	0	0	1	1	0	3	AB 36 R 5 H 10 RBI 5 BB 4 SO 6 LOB 20														
Mike Fischlin, R (1, 4) OBP: 0.299, SLG: 0.267		0-0 F5		0-0 1B		0-0 G3			0-0 G4-3	4	0	1	0	0	0	2															
Wayne Tolleson, S (1, 6) OBP: 0.346, SLG: 0.337		0-0 G3		0-0 F7		0-0 FC3-6 E 1B			0-0 4-3	4	0	1	0	0	0	2															
Inning Stats	R: 0 H: 0 E: 0 K: 2 S: 7	H: 0 LOB: 0 BB: 7	R: 2 H: 3 E: 0 K: 0 S: 6	H: 3 LOB: 1 BB: 0 P: 6	R: 0 H: 1 E: 0 K: 1 S: 6	H: 1 LOB: 1 BB: 0 P: 10	R: 0 H: 1 E: 0 K: 0 S: 4	H: 1 LOB: 1 BB: 0 P: 4	R: 1 H: 2 E: 1 K: 0 S: 6	H: 2 LOB: 3 BB: 1 P: 10	R: 0 H: 1 E: 1 K: 1 S: 6	H: 1 LOB: 2 BB: 1 P: 10	R: 0 H: 0 E: 0 K: 0 S: 3	H: 0 LOB: 0 BB: 0 P: 3	R: 0 H: 0 E: 0 K: 2 S: 2	H: 0 LOB: 0 BB: 1 P: 6	R: 2 H: 2 E: 0 K: 2 S: 9	H: 2 LOB: 1 BB: 0 P: 10	1B: 8 2B: 0 3B: 0 HR: 2	SF: 1 SAC: 0 DP: 1 HBP: 1	WP: 0 PB: 0 SB: 3 CS: 0	PA: 42									
PITCHER	IP WLS BF H R ER SO BB IBB HBP BLK WP HR S P ERA WHIP	8.1 L 39 9 5 5 5 4 0 1 0 0 2 44 61 5.40 1.560	0.2 3 1 0 0 1 0 0 0 0 0 0 5 5 0.00 1.500															IP WLS BF H R ER SO BB IBB HBP BLK WP HR S P ERA WHIP													
Tom Candiotti, R (1, 1) ERA: 3.8															8.1	L	39	9	5	5	5	4	0	1	0	0	2	44	61	5.40	1.560
Frank Willis, R (9, 1) ERA: 5.06															0.2	3	1	0	0	1	0	0	0	0	0	0	5	5	0.00	1.500	

New York Yankees @ Cleveland Indians
Cleveland Municipal Stadium, Cleveland, OH

AB	36
R	5
H	10
RBI	5
BB	4
SO	6
LOB	20



WP: 0 PA: 42

PITCHER	IP	WLS	BF	H	R	ER	SO	BB	IBB	HBP	BLK	WP	HR	S	P	ERA	WHIP
----------------	----	-----	----	---	---	----	----	----	-----	-----	-----	----	----	---	---	-----	------

Batter	1	2	3	4	5	6	7	8	9	AB	R	H	RBI	BB	SO	LOB	BOTTOM													
Tony Bernazard, S (1, 4) OBP: 0.370, SLG: 0.444	0-0 3-1		0-3 K		4-0 WP BB BB				0-0 F9	4	0	0	0	1	2	2														
Julio Franco, R (1, 6) OBP: 0.324, SLG: 0.377	0-0 4-3		0-0 6-3		4-0 WP BB				0-0 F9	3	0	0	0	1	0	0														
Joe Carter, R (1, 9) (6, 7) OBP: 0.346, SLG: 0.506	0-0 4-3			0-0 F6	0-0 F4				0-3 K	4	0	0	0	0	1	3														
Mel Hall, L (1, 7) OBP: 0.357, SLG: 0.546		0-0 PB S 1B		0-0 E WP 1B	4-0 1-2 2-3 3-H				0-3 K	2	1	2	0	0	0	0														
Brook Jacoby, R (6, PH) (6, 5) OBP: 0.337, SLG: 0.422		0-0 1B		0-0 E WP 1B	4-0 1-2 2-3 3-H				0-3 K	1	0	0	0	1	1	0														
Cory Snyder, R (1, 5) (6, 9) OBP: 0.293, SLG: 0.509	0-0 F7		0-0 E 1B	0-0 E 1B	0-0 K				0-0 F8	4	1	1	1	0	1	4														
Pat Tabler, R (1, 3) OBP: 0.323, SLG: 0.402		4-0 F4 BB		0-0 G4-6-3 1B		0-0 F4			0-0 F6	3	0	1	1	1	0	0														
Carmen Castillo, R (1, 10) OBP: 0.306, SLG: 0.407		0-0 F4		0-0 G4-6-3 1B		0-0 F4			0-0 5-3	4	0	1	0	0	0	3	AB 33 R 3 H 8 RBI 2 BB 4 SO 5 LOB 16													
Chris Bando, S (1, 2) OBP: 0.336, SLG: 0.331		0-0 1-3			0-0 FC6-4 1B				0-0 1B	4	0	2	0	0	0	3														
Andy Allanson, R (9, PR) (9, PR) OBP: 0.286, SLG: 0.314					0-0 FC6-4 1B				0-0 1B	0	0	0	0	0	0	0														
Otis Nixon, S (1, 8) OBP: 0.218, SLG: 0.173			0-0 4-3		0-0 FC6-4 BB S WP				0-0 1B	3	1	0	0	0	0	1														
Andre Thornton, R (9, PH) (9, PH) OBP: 0.327, SLG: 0.393					0-0 FC6-4 BB S WP				0-0 1B	1	0	1	0	0	0	0														
Brett Butler, L (9, PR) (9, PR) OBP: 0.343, SLG: 0.354					0-0 FC6-4 BB S WP				0-0 1B	0	0	0	0	0	0	0														
Inning Stats	R: 0 H: 0 E: 0 K: 0 S: 3	H: 0 LOB: 0 BB: 0 P: 3	R: 0 H: 1 E: 0 K: 0 S: 4	H: 1 LOB: 2 BB: 1 P: 8	R: 0 H: 0 E: 0 K: 1 S: 5	H: 0 LOB: 0 BB: 0 P: 5	R: 2 H: 3 E: 1 K: 0 S: 5	H: 3 LOB: 0 BB: 0 P: 5	R: 1 H: 1 E: 0 K: 1 S: 6	H: 1 LOB: 3 BB: 3 P: 18	R: 0 H: 1 E: 0 K: 0 S: 3	H: 1 LOB: 0 BB: 0 P: 3	R: 0 H: 0 E: 0 K: 1 S: 5	H: 0 LOB: 0 BB: 0 P: 5	R: 0 H: 0 E: 0 K: 2 S: 7	H: 0 LOB: 0 BB: 0 P: 7	R: 0 H: 2 E: 0 K: 0 S: 5	H: 2 LOB: 2 BB: 0 P: 5	1B: 7 2B: 1 3B: 0 HR: 0	SF: 0 SAC: 0 DP: 2 HBP: 0	WP: 2 PB: 1 SB: 2 CS: 0	PA: 37								
PITCHER	IP WLS BF H R ER SO BB IBB HBP BLK WP HR S P ERA WHIP	4.2 W 10 1 0 0 4 0 0 0 0 0 0 18 18 0.00 0.300	1.0 S 5 2 0 0 0 0 0 0 0 0 0 0 5 5 0.00 2.000															IP WLS BF H R ER SO BB IBB HBP BLK WP HR S P ERA WHIP												
Joe Niekro, R (1, 1) ERA: 4.67															4.2	W	10	1	0	0	4	0	0	0	0	0	18	18	0.00	0.300
Brian Fisher, R (5, 1) ERA: 4.17															3.1		10	1	0	0	4	0	0	0	0	0	18	18	0.00	0.300
Dave Righetti, L (9, 1) ERA: 3.05															1.0	S	5	2	0	0	0	0	0	0	0	0	5	5	0.00	2.000

New York Yankees @ Cleveland Indians
Cleveland Municipal Stadium, Cleveland, OH

AB	33
R	3
H	8
RBI	2
BB	4
SO	5
LOB	16



WP: 2 PA: 37

PITCHER	IP	WLS	BF	H	R	ER	SO	BB	IBB	HBP	BLK	WP	HR	S	P	ERA	WHIP
----------------	----	-----	----	---	---	----	----	----	-----	-----	-----	----	----	---	---	-----	------

Batter	1	2	3	4	5	6	7	8	9	10	AB	R	H	RBI	BB	SO	LOB								
Rickey Henderson, R OBP: 0.379, SLG: 0.489	(1, 8) X 0-0 S 1B G3 1B		(1, 0) X 0-0 F9		(1, 0) X 0-0 F9		(1, 0) X 0-0 6-3		(1, 0) X 0-0 1-3 2-H S 1B		5	1	2	1	0	0	0								
Wayne Tolleson, S OBP: 0.353, SLG: 0.345	(1, 6) X 0-0 G3 S 1B		(1, 0) X 0-0 1B BLK 1B		(1, 0) X 0-0 1B			(1, 0) X 0-0 G3-6-3 1B	(1, 2) X 0-3 K		5	1	4	0	0	1	2								
Don Mattingly, L OBP: 0.379, SLG: 0.558	(1, 3) X 0-0 G3		(1, 0) X 0-0 BLK 1B		(1, 0) X 0-0 F7			(1, 0) X 0-0 G3-6-3 1-2f		(1, 0) X 4-0 F8 SH1-4 BB	4	0	1	1	1	0	3								
Mike Easter, L OBP: 0.399, SLG: 0.470	(1, 10) X 0-0 F8		(1, 0) X 0-0 F7			(1, 0) X 0-0 G4-6-3 1B		(1, 0) X 0-0 2B		(1, 0) X 0-0 SH1-4	4	0	2	0	0	0	2								
Claudell Washington, L OBP: 0.319, SLG: 0.479	(1, 7) X 0-0 F8		(1, 0) X 3-4 F8			(1, 0) X 0-0 G4-6-3 1-2f		(1, 0) X 0-0 3-1		(1, 0) X 4-0 IBB IBB	3	0	0	0	0	0	3								
Ron Kittle, R OBP: 0.278, SLG: 0.415											0	0	0	0	0	0	0								
Dan Pasqua, L OBP: 0.399, SLG: 0.535											1	0	0	0	1	0	1								
Dave Winfield, R OBP: 0.353, SLG: 0.465		(1, 9) X 0-0 F8		(1, 0) X 0-0 F6		(1, 0) X 0-0 G1			(1, 0) X 0-0 FC5-4 1B	(1, 0) X 0-0 F8	5	0	1	0	0	0	2								
Mike Pagliarulo, L OBP: 0.338, SLG: 0.539	(1, 5) X 0-0 HR		(1, 0) X 0-0 F8		(1, 0) X 0-0 F8		(1, 0) X 0-0 HR		(1, 0) X 0-0 FC5-4 1B	(1, 0) X 4-0 1-2f	4	3	2	2	1	0	1								
Joel Skinner, R OBP: 0.247, SLG: 0.321		(1, 2) X 0-3 HR		(1, 0) X 0-3 K			(1, 0) X 0-0 1-3		(1, 0) X 0-3 K	(1, 0) X 0-3 K	4	0	0	0	0	3	1								
Juan Espino, R OBP: 0.311, SLG: 0.410		(10, 2) X 0-0 K									1	0	0	0	0	1	3								
Mike Fischlin, R OBP: 0.288, SLG: 0.254	(1, 4) X 0-0 6-3						(1, 0) X 0-0 F7		(1, 0) X 0-0 1B		3	0	0	0	0	0	0								
Gary Roenicke, R OBP: 0.420, SLG: 0.410											1	0	1	0	0	0	0								
Willie Randolph, R OBP: 0.388, SLG: 0.314									(1, 2) X 0-0 1B		0	0	0	0	0	0	0								
Inning Stats	R: 1 E: 0 K: 0 S: 5	H: 2 LOB: 1 BB: 0 P: 5	R: 1 E: 0 K: 1 S: 6	H: 1 LOB: 0 BB: 0 P: 6	R: 1 E: 0 K: 0 S: 5	H: 2 LOB: 1 BB: 0 P: 5	R: 0 E: 0 K: 1 S: 5	H: 0 LOB: 0 BB: 0 P: 5	R: 0 E: 0 K: 0 S: 4	H: 1 LOB: 1 BB: 0 P: 4	R: 0 E: 0 K: 0 S: 3	H: 1 LOB: 0 BB: 0 P: 3	R: 1 E: 0 K: 0 S: 4	H: 1 LOB: 0 BB: 0 P: 4	R: 0 E: 0 K: 0 S: 4	H: 2 LOB: 1 BB: 0 P: 4	R: 0 E: 0 K: 2 S: 10	H: 3 LOB: 2 BB: 0 P: 10	R: 0 E: 0 K: 1 S: 5	H: 0 LOB: 3 BB: 3 P: 17	1B: 10 2B: 1 3B: 0 HR: 2	SF: 0 SAC: 1 DP: 2 HBP: 0	WP: 0 PB: 0 SB: 3 CS: 0	PA: 44	
PITCHER	IP	WLS	BF	H	R	ER	SO	BB	IBB	HBP	BLK	WP	HR	S	P	ERA	WHIP								
Ken Schrom, R ERA: 4.02	(1, 1) 7.0		29	9	4	4	2	0	0	0	1	0	2	33	33	5.14	1.286								
Scott Bailes, L ERA: 4.29	(8, 1) 0.2		2	1	0	0	0	0	0	0	0	0	0	2	2	0.00	1.500								
Ernie Camacho, R ERA: 3.75	(8, 1) 1.1		7	3	1	1	2	0	0	0	0	0	0	11	11	6.75	2.250								
Dickie Noles, R ERA: 5.86	(10, 1) 1.0	W	6	0	0	0	1	1	2	0	0	0	0	5	17	0.00	1.000								

New York Yankees @ Cleveland Indians
Cleveland Municipal Stadium, Cleveland, OH

AB	40
R	5
H	13
RBI	4
BB	3
SO	5
LOB	18

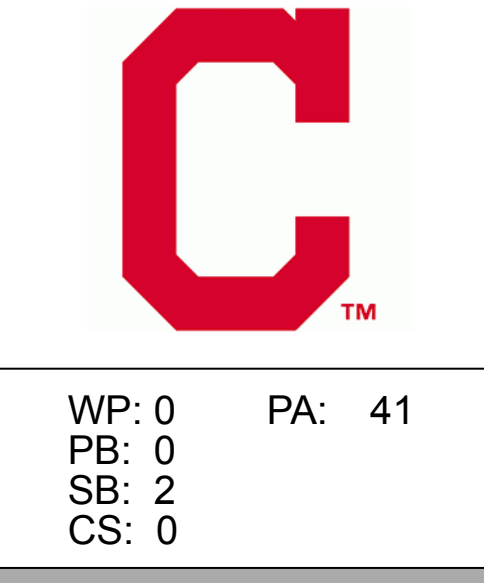
WP	0
PA	44



Batter	1	2	3	4	5	6	7	8	9	10	AB	R	H	RBI	BB	SO	LOB								
Tony Bernazard, S OBP: 0.368, SLG: 0.443	(1, 4) X 0-0 2B		(1, 0) X 0-0 FC6-4 1B 1-2f 2-3		(1, 0) X 0-0 G3		(1, 0) X 0-0 F8		(1, 0) X 0-0 6-3		5	0	1	0	0	0	2								
Brett Butler, L OBP: 0.348, SLG: 0.354	(1, 8) X 0-3 K		(1, 0) X 0-0 F7		(1, 0) X 4-0 S 1B BB		(1, 0) X 0-0 HR 1B		(1, 0) X 4-0 FC2-5 SH BB		3	2	1	0	2	1	3								
Joe Carter, R OBP: 0.347, SLG: 0.514	(1, 7) X 0-0 F2		(1, 0) X 0-0 FC5-4 1B 1-2		(1, 0) X 0-0 F8		(1, 0) X 0-0 HR		(1, 0) X 0-0 SH FC2-5 1B		4	2	2	3	0	0	2								
Andre Thornton, R OBP: 0.328, SLG: 0.390	(1, 10) X 0-0 F2		(1, 0) X 3-4 FC5-4 1B 1-2f		(1, 0) X 0-0 1B		(1, 0) X 1-4 1B		(1, 0) X 0-0 FC2-5 1B		5	0	1	1	0	0	5								
Cory Snyder, R OBP: 0.296, SLG: 0.524	(1, 9) X 0-0 F7			(1, 0) X 0-0 HR	(1, 0) X 0-3 K				(1, 0) X 0-0 6-3		5	1	2	2	0	1	1								
Julio Franco, R OBP: 0.321, SLG: 0.373	(1, 6) X 0-3 K			(1, 0) X 0-0 F8		(1, 0) X 0-0 F4		(1, 0) X 0-3 K2-3			4	0	0	0	0	2	0								
Pat Tabler, R OBP: 0.322, SLG: 0.399	(1, 3) X 0-0 6-3			(1, 0) X 0-0 FC5-4 1B		(1, 0) X 0-3 K		(1, 0) X 0-0 F9			4	0	1	0	0	1	0								
Brook Jacoby, R OBP: 0.336, SLG: 0.418	(1, 5) X 4-0 FC6-4 1B BB		(1, 0) X 0-0 FC5-4 1B 1-2f		(1, 0) X 0-3 K				(1, 0) X 0-3 K		3	1	0	0	1	2	1								
Andy Allanson, R OBP: 0.288, SLG: 0.313	(1, 2) X 0-0 FC6-4 1B		(1, 0) X 1-2 FC6-4 1B		(1, 0) X 0-0 F7		(1, 0) X 0-0 F9		(1, 0) X 0-0 4-3		4	0	1	0	0	0	1								
Inning Stats	R: 0 E: 0 K: 1 S: 6	H: 1 LOB: 1 BB: 0 P: 6	R: 0 E: 0 K: 1 S: 5	H: 0 LOB: 0 BB: 0 P: 5	R: 1 E: 0 K: 0 S: 5	H: 2 LOB: 2 BB: 1 P: 9	R: 1 E: 1 K: 0 S: 5	H: 2 LOB: 1 BB: 0 P: 5	R: 1 E: 0 K: 1 S: 6	H: 1 LOB: 1 BB: 1 P: 10	R: 0 E: 0 K: 2 S: 7	H: 0 LOB: 0 BB: 0 P: 7	R: 2 E: 0 K: 0 S: 5	H: 2 LOB: 0 BB: 0 P: 5	R: 0 E: 0 K: 1 S: 5	H: 0 LOB: 0 BB: 0 P: 5	R: 0 E: 0 K: 1 S: 5	H: 0 LOB: 0 BB: 0 P: 5	R: 1 E: 0 K: 0 S: 3	H: 1 LOB: 2 BB: 1 P: 7	1B: 6 2B: 1 3B: 0 HR: 2	SF: 0 SAC: 1 DP: 0 HBP: 0	WP: 0 PB: 0 SB: 2 CS: 0	PA: 41	
PITCHER	IP	WLS	BF	H	R	ER	SO	BB	IBB	HBP	BLK	WP	HR	S	P	ERA	WHIP								
Bob Shirley, L ERA: 5.86	(1, 1) 3.1		16	5	2	2	2	1	0	0	0	0	1	29	23	5.40	1.800								
Tim Stoddard, R ERA: 3.7	(4, 1) 4.2		18	3	3	3	4	1	0	0	0	0	1	25	29	5.79	0.857								
Dave Righetti, L ERA: 3.13	(9, 1) 1.1	L	7	1	1	1	1	1	0	0	0	0	0	8	12	6.75	1.500								

New York Yankees @ Cleveland Indians
Cleveland Municipal Stadium, Cleveland, OH

AB	37
R	6
H	9
RBI	6
BB	3
SO	7
LOB	15



Batter	1	2	3	4	5	6	7	8	9	AB	R	H	RBI	BB	SO	LOB	TOP								
Rickey Henderson, R OBP: 0.382, SLG: 0.500	4-0 2B BB	0-0 F7		0-3 K	0-0 HR	0-0 2B		0-0 2-3 1B		5	2	3	3	1	1	3									
Wayne Tolleson, S OBP: 0.356, SLG: 0.350	0-0 3-1 1B 2B		0-0 F9			0-0 6-3		0-0 5-3		5	3	2	1	1	0	3									
Don Mattingly, L OBP: 0.382, SLG: 0.559	0-0 3-1		0-0			4-0 BB		0-0 4-3		5	2	3	0	1	0	3									
Mike Easter, L OBP: 0.386, SLG: 0.466 Ron Kittle, R OBP: 0.291, SLG: 0.414	0-0 6-3		0-0 F4		0-3 K			0-0 1B BB		3	1	0	0	0	0	4									
Claudell Washington, L OBP: 0.329, SLG: 0.479	0-0 FC6-4 1B		0-3 K				0-0 G3		0-0 FC6-4 1B	4	1	2	2	1	1	1									
Dave Winfield, R OBP: 0.352, SLG: 0.461	0-0 FC6-4		0-0 F8			0-0 F5		0-0 F2		5	1	1	2	1	0	3									
Mike Pagliarulo, L OBP: 0.338, SLG: 0.534		0-0 F9		0-0 F7		0-0 F7		0-0 F7		5	1	1	3	1	0	2									
Willie Randolph, R OBP: 0.389, SLG: 0.315		0-0		0-0 1B				0-0 E6 1B 5-3	0-0 FC6-4	5	1	2	0	1	0	5									
Joel Skinner, R OBP: 0.246, SLG: 0.319	0-0 F2		0-0 1B		0-0 SF9	0-3 K		0-0 5-3		4	0	1	1	0	1	2									
Inning Stats	R: 2 E: 0 K: 0 S: 5	H: 2 LOB: 1 BB: 1 P: 9	R: 0 E: 0 K: 0 S: 4	H: 1 LOB: 1 BB: 0 P: 4	R: 0 E: 0 K: 1 S: 6	H: 1 LOB: 2 BB: 0 P: 6	R: 0 E: 0 K: 1 S: 7	H: 2 LOB: 2 BB: 0 P: 7	R: 10 E: 1 K: 0 S: 10	H: 6 LOB: 3 BB: 5 P: 31	R: 0 E: 0 K: 2 S: 8	H: 1 LOB: 2 BB: 1 P: 12	R: 0 E: 0 K: 0 S: 3	H: 0 LOB: 0 BB: 0 P: 3	R: 0 E: 1 K: 0 S: 5	H: 1 LOB: 2 BB: 1 P: 8	R: 0 E: 0 K: 0 S: 4	H: 1 LOB: 2 BB: 1 P: 8	1B: 12 2B: 2 3B: 0 HR: 1	SF: 1 SAC: 1 DP: 0 HBP: 1	WP: 0 PB: 0 SB: 1 CS: 0	PA: 53			
PITCHER	IP	WLS	BF	H	R	ER	SO	BB	IBB	HBP	BLK	WP	HR	S	P	ERA	WHIP								
Phil Niekro, R ERA: 4.44	4.0	L	24	7	7	7	2	3	0	1	0	0	0	24	37	15.75	2.500								
Rich Yett, R ERA: 5.51	0.0		2	1	0	0	0	1	0	0	0	0	0	1	5	∞	∞								
Frank Willis, R ERA: 9.0	0.2		8	4	5	4	0	2	0	0	0	0	1	6	14	54.00	9.000								
Bryan Oelkers, L ERA: 3.28	2.2		12	2	0	0	2	1	0	0	0	0	0	15	19	0.00	1.125								
Scott Bailes, L ERA: 4.24	0.2		2	0	0	0	0	0	0	0	0	0	0	2	2	0.00	0.000								
PITCHER	IP	WLS	BF	H	R	ER	SO	BB	IBB	HBP	BLK	WP	HR	S	P	ERA	WHIP								
Dickie Noles, R ERA: 5.65	1.0		5	1	0	0	0	1	0	0	0	0	0	4	8	0.00	2.000								

Batter	1	2	3	4	5	6	7	8	9	AB	R	H	RBI	BB	SO	LOB	BOTTOM								
Tony Bernazard, S OBP: 0.368, SLG: 0.441	0-0 6-3		0-0 F9		0-3 K	4-0 2B BB		0-0 1B 1B		4	1	1	0	1	1	1									
Brett Butler, L OBP: 0.347, SLG: 0.354	0-3 K		0-0 1B 1-2 1B		0-0 3B 1B	0-0 F7		0-0 F8		5	1	2	0	0	1	2									
Joe Carter, R OBP: 0.350, SLG: 0.522	0-0 F4		0-0 F3		0-0 1B 3B	0-0 2B		0-0 6-4 1B		5	1	3	2	0	0	2									
Andre Thornton, R OBP: 0.329, SLG: 0.391		4-0 1B BB	0-0	0-0 1B	0-0 HR 1B	0-0 6-3		0-0 6-4		4	1	2	2	1	0	3									
Cory Snyder, R OBP: 0.293, SLG: 0.533		0-0 F7	0-0 F7		0-0 HR	0-0 5-3		0-0 F8		5	1	1	2	0	0	4									
Julio Franco, R OBP: 0.324, SLG: 0.376		0-0 1B		0-0 F9 1B	0-0 HR 1B		0-0 6-3	0-0 F8		5	1	3	0	0	0	0									
Pat Tabler, R OBP: 0.316, SLG: 0.392		0-0 F9		0-0 F3	0-0 F3		0-0 E4	0-0 6-3		5	0	0	0	0	0	4									
Brook Jacoby, R OBP: 0.335, SLG: 0.425		0-0 6-3		0-0 F9	0-0 HR		0-0 E6			4	1	1	2	0	0	4									
Chris Bando, S OBP: 0.333, SLG: 0.328			0-0 1B 1B		0-3 K	0-0 F8		0-0 G6-4-3		4	1	1	0	0	1	3									
Inning Stats	R: 0 E: 0 K: 1 S: 5	H: 0 LOB: 0 BB: 0 P: 5	R: 0 E: 0 K: 0 S: 4	H: 1 LOB: 2 BB: 1 P: 8	R: 1 E: 0 K: 0 S: 6	H: 3 LOB: 0 BB: 0 P: 6	R: 0 E: 0 K: 1 S: 6	H: 1 LOB: 1 BB: 0 P: 6	R: 6 E: 0 K: 1 S: 11	H: 6 LOB: 0 BB: 0 P: 11	R: 1 E: 0 K: 0 S: 4	H: 1 LOB: 1 BB: 1 P: 8	R: 0 E: 2 K: 0 S: 4	H: 0 LOB: 1 BB: 0 P: 4	R: 0 E: 0 K: 0 S: 4	H: 2 LOB: 1 BB: 0 P: 4	R: 0 E: 0 K: 0 S: 3	H: 0 LOB: 0 BB: 0 P: 3	1B: 10 2B: 2 3B: 1 HR: 2	SF: 0 SAC: 0 DP: 2 HBP: 0	WP: 0 PB: 0 SB: 0 CS: 0	PA: 43			
PITCHER	IP	WLS	BF	H	R	ER	SO	BB	IBB	HBP	BLK	WP	HR	S	P	ERA	WHIP								
Al Holland, L ERA: 4.26	4.2		26	11	7	7	3	1	0	0	0	0	0	12	16	3.38	1.500								
Rod Seery, L ERA: 1.99	2.2	W	13	3	1	1	0	1	0	0	0	0	0	4	4	0.00	0.000								
Brian Fisher, R ERA: 4.08	1.2	S	4	0	0	0	0	0	0	0	0	0	0	4	4	0.00	0.000								

New York Yankees @ Cleveland Indians
Cleveland Municipal Stadium, Cleveland, OH
Sun Aug 03 1986, 3:33 AM EDT
Att: 45,356 - Unknown

AB 42
R 12
H 15
RBI 12
BB 8
SO 4
LOB 28



New York Yankees @ Cleveland Indians
Cleveland Municipal Stadium, Cleveland, OH
Sun Aug 03 1986, 3:33 AM EDT
Att: 45,356 - Unknown

AB 41
R 8
H 14
RBI 8
BB 2
SO 3
LOB 23

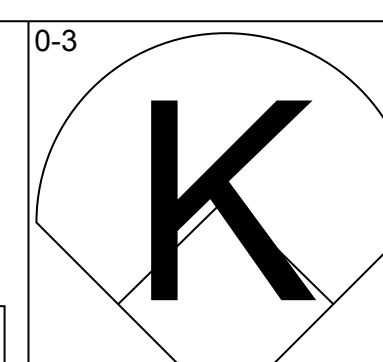
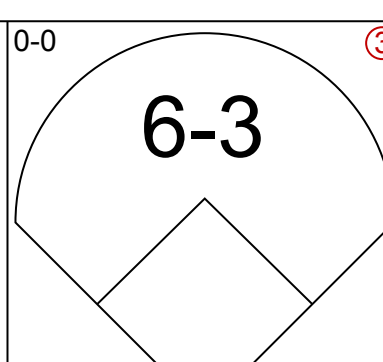
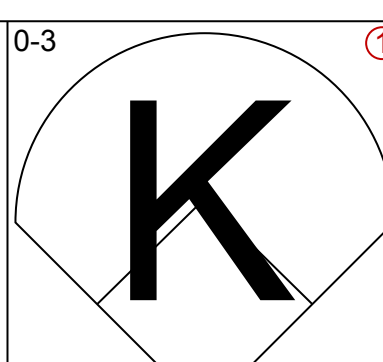
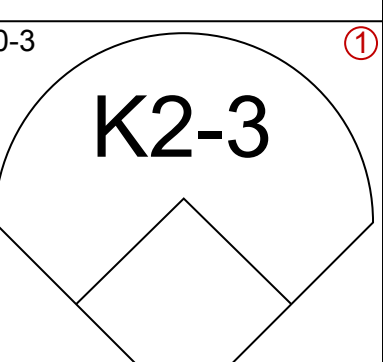
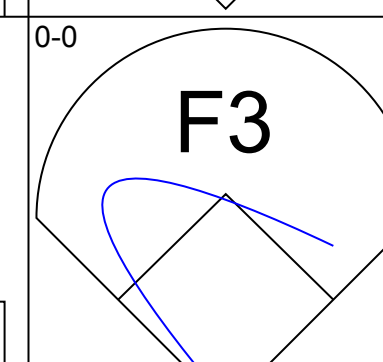
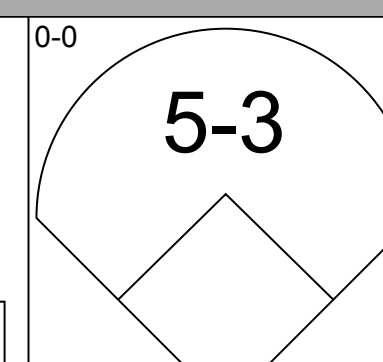
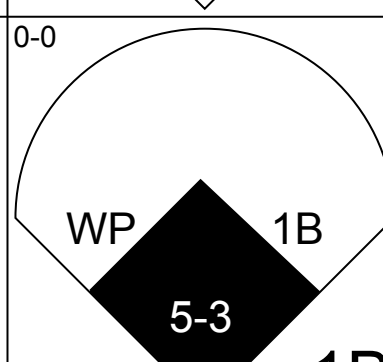
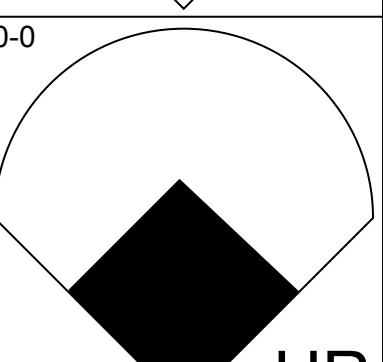
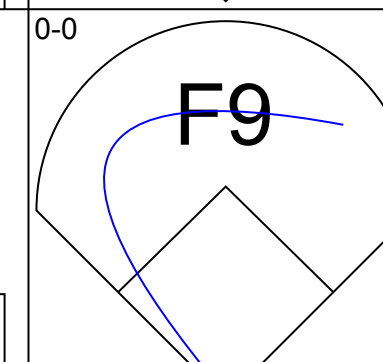
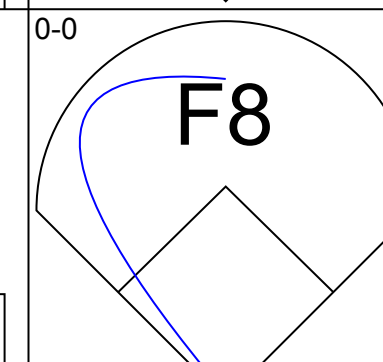
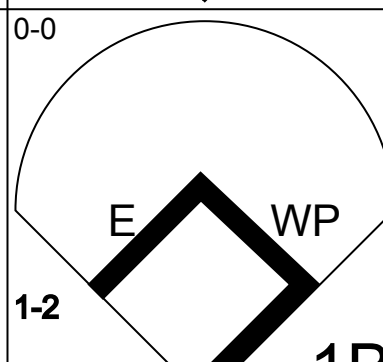
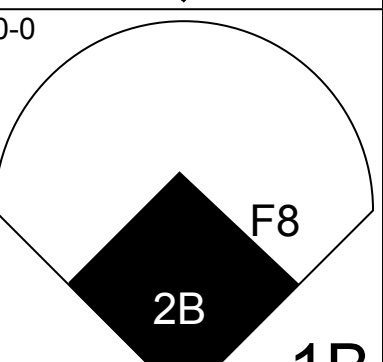
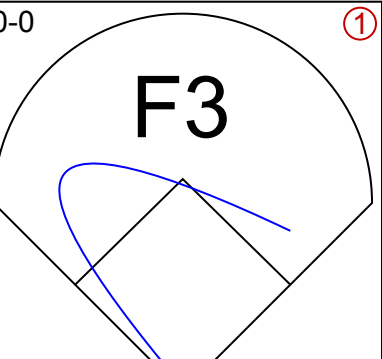
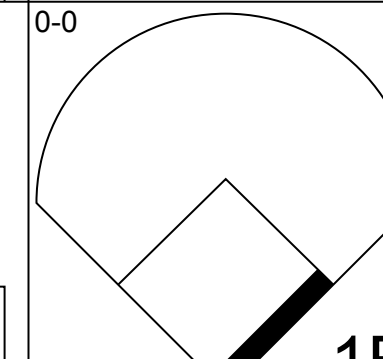
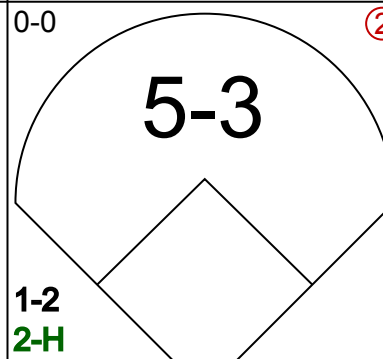
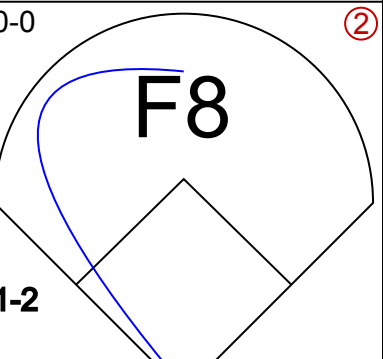
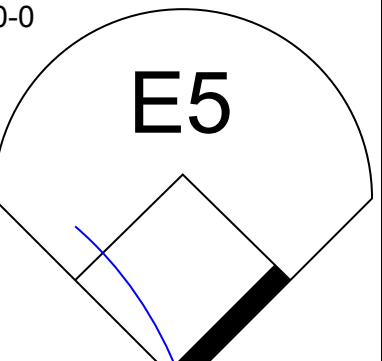
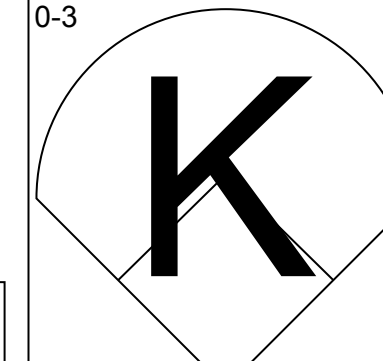
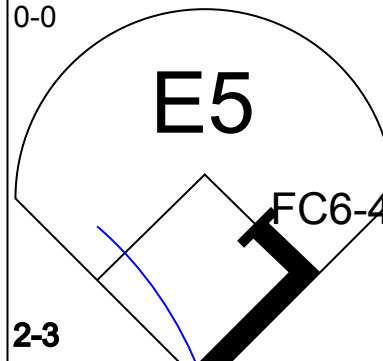
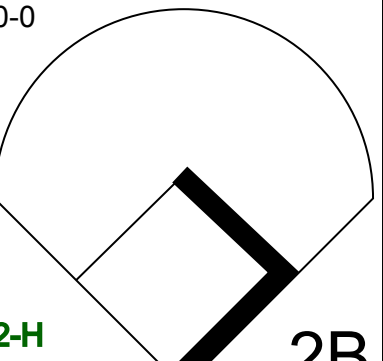

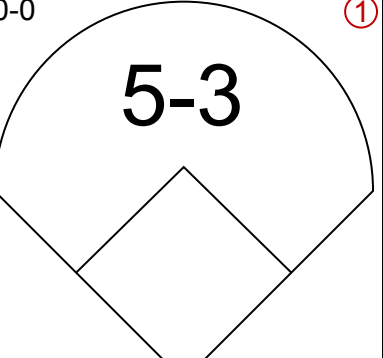
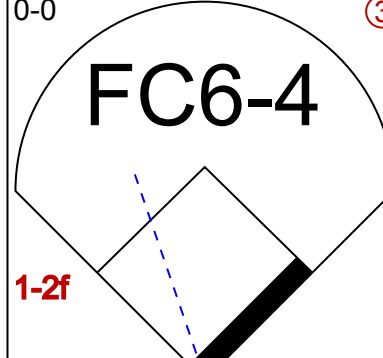
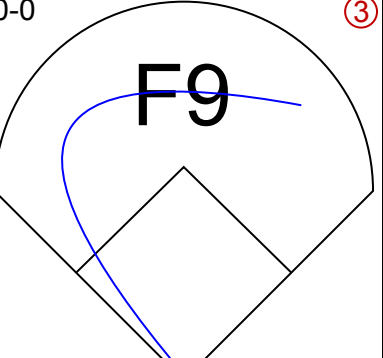
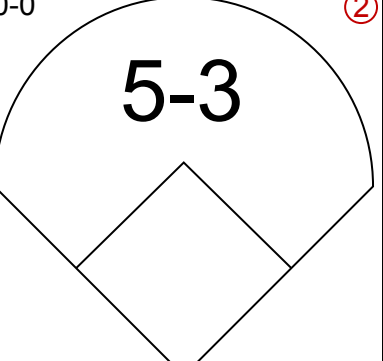
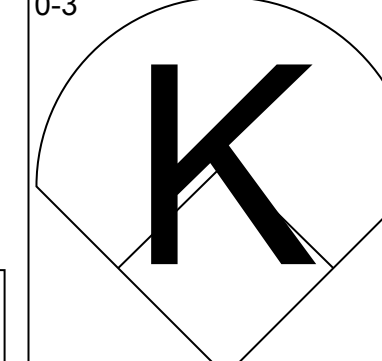
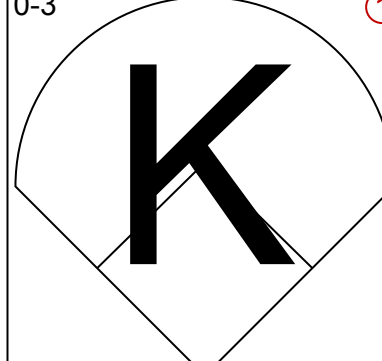

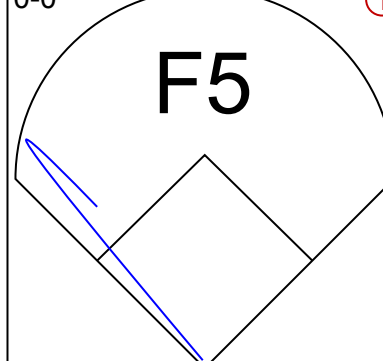
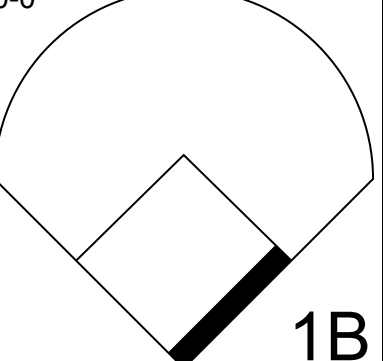
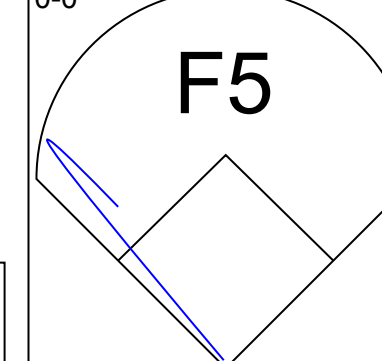
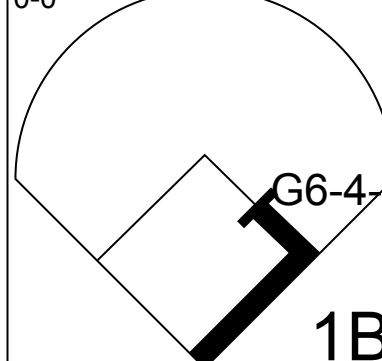
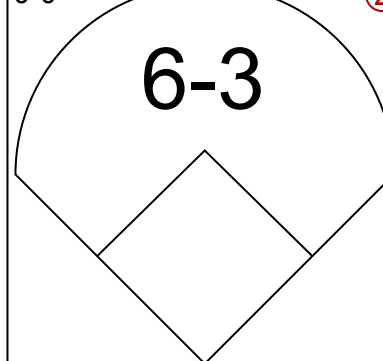
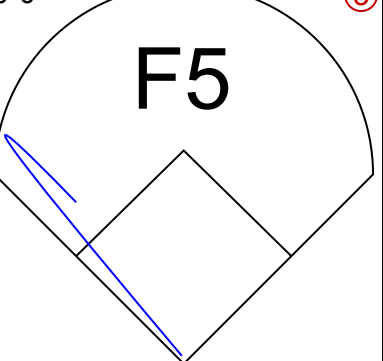
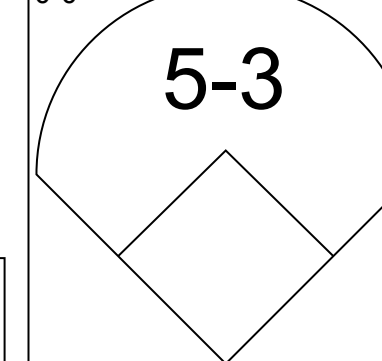
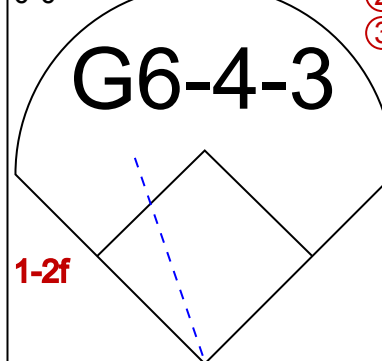


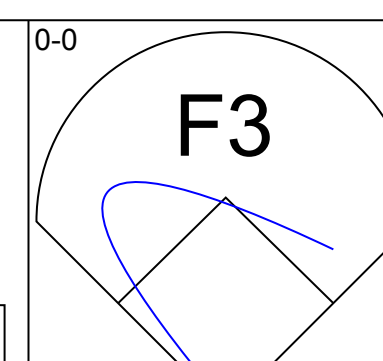
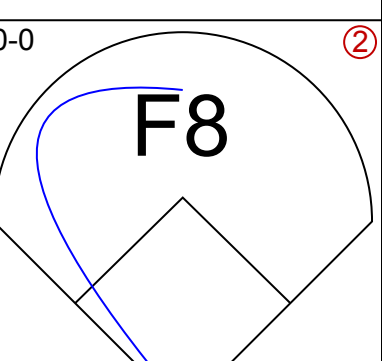
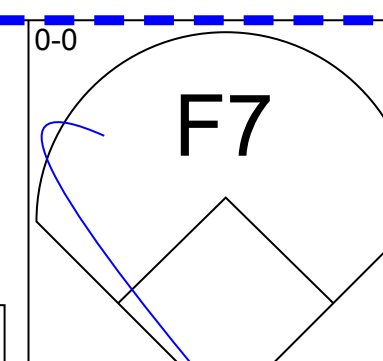
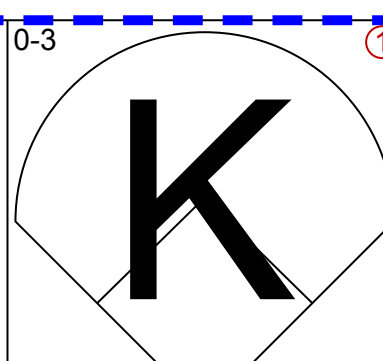
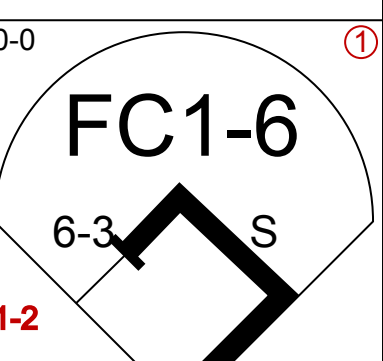
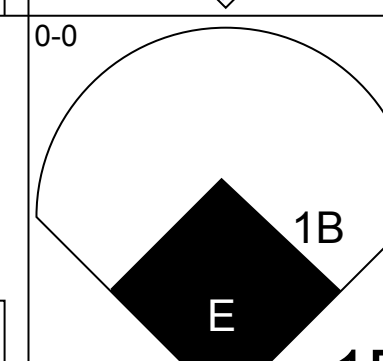
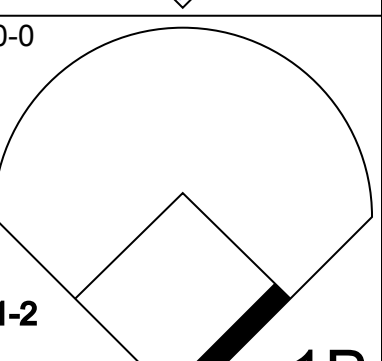
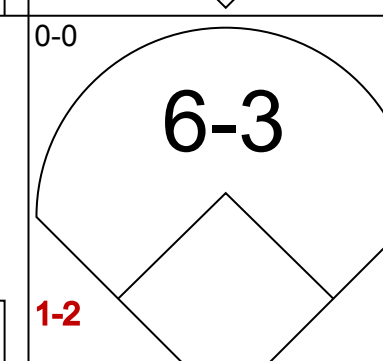
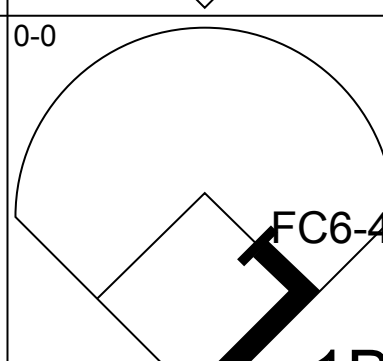
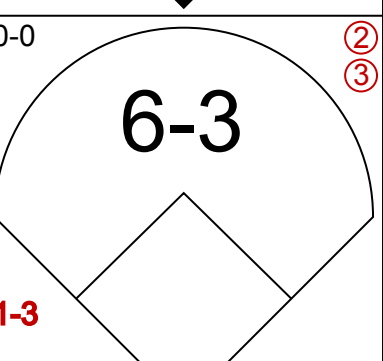
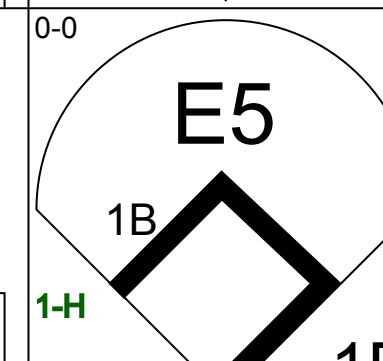
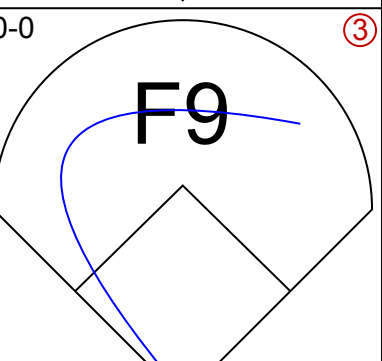
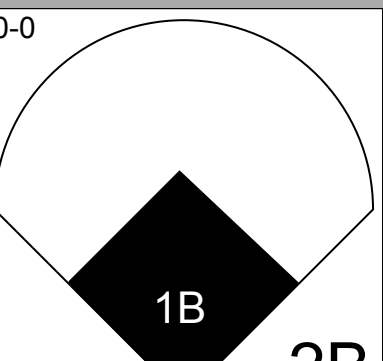
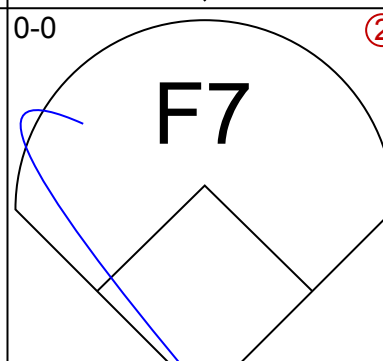
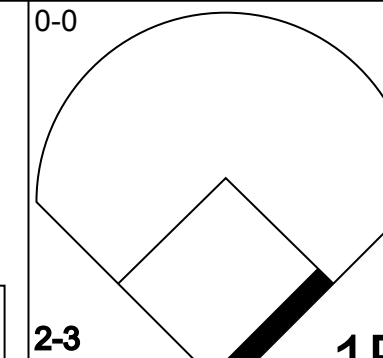
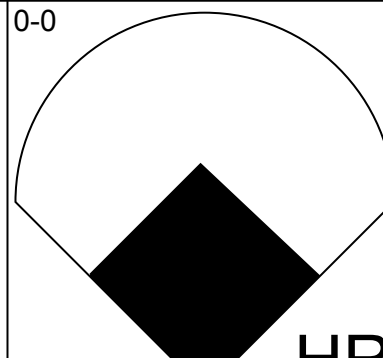
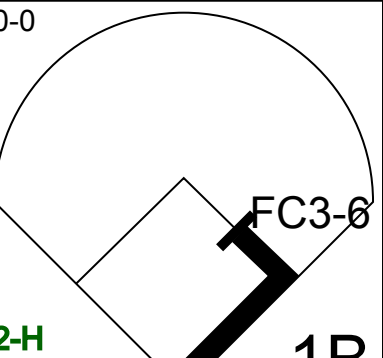
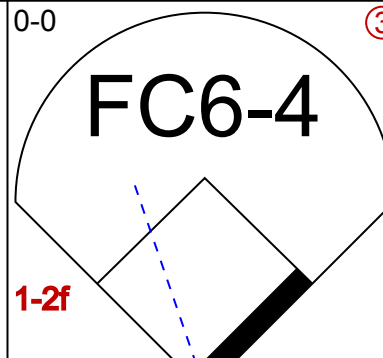
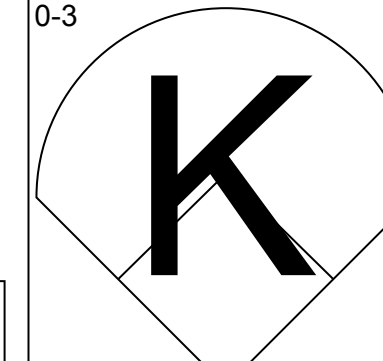
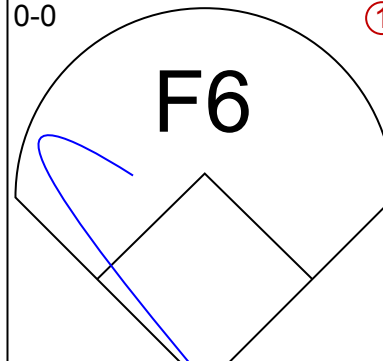
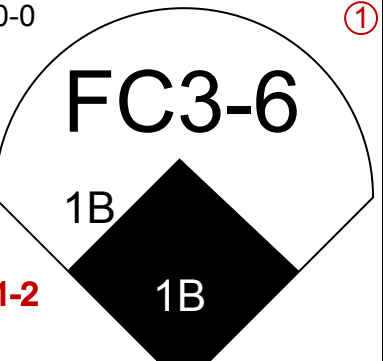
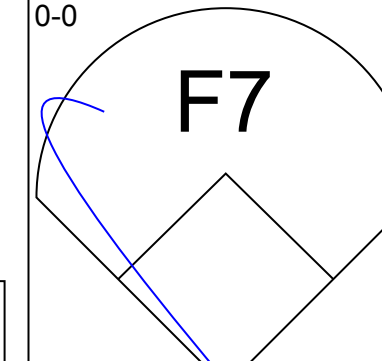
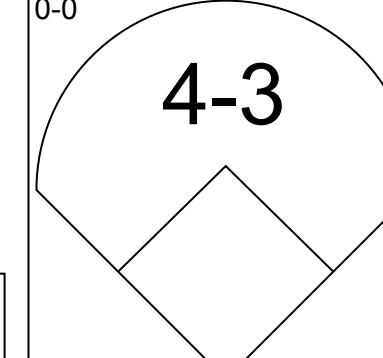
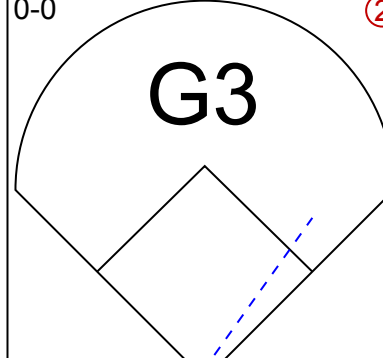
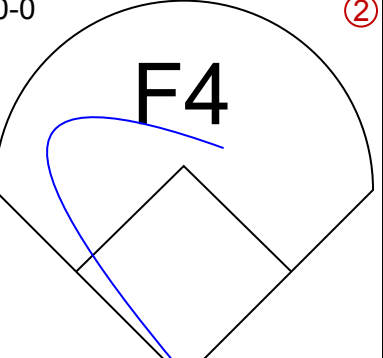
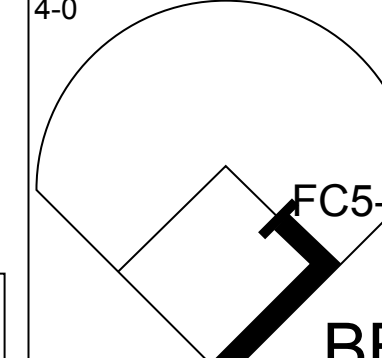
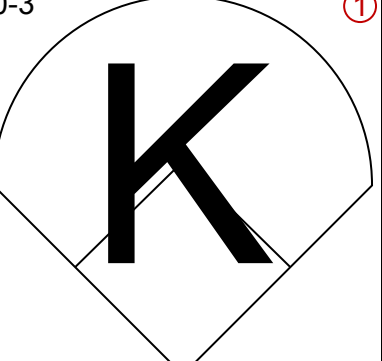

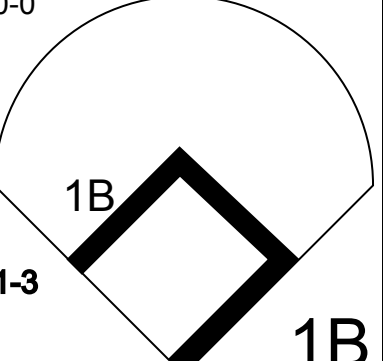
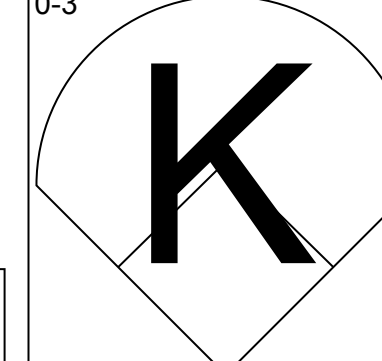
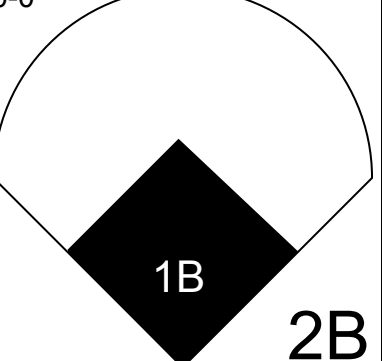
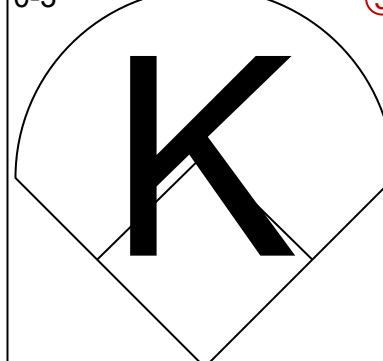
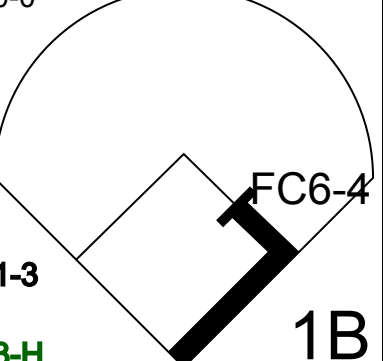
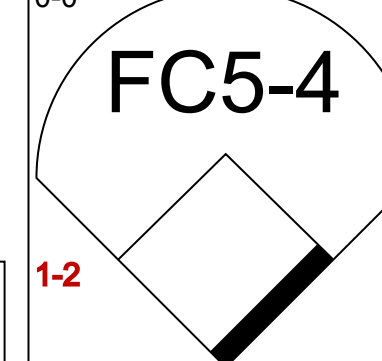
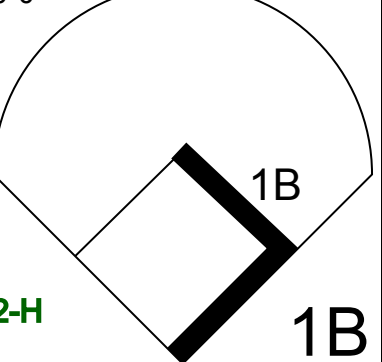
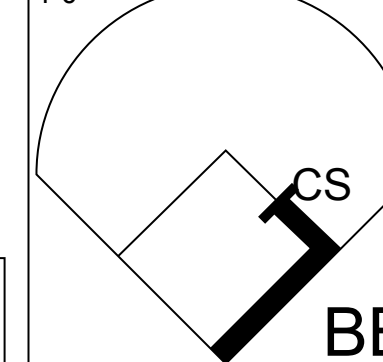
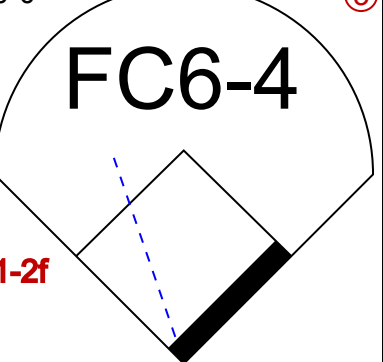
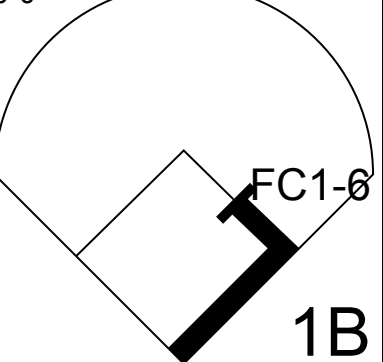
Batter	1	2	3	4	5	6	7	8	9	AB	R	H	RBI	BB	SO	LOB	TOP				
Paul Moltis, R OBP: 0.347, SLG: 0.412 (1, 5)	5-3		F8		L6		F8		SH1-4 1B	5	0	1	0	0	0	2	Milwaukee Brewers @ New York Yankees Yankee Stadium, Bronx, NY Mon Aug 04 1986, 7:05 PM EDT Att: 21,869 - Unknown livebaseballscorecards.com				
Jim Gantner, L OBP: 0.332, SLG: 0.398 (1, 4)	F9			FC4-6 1B	F8			HR	SH1-4 1-2	4	1	2	1	0	0	2					
Cecil Cooper, L OBP: 0.312, SLG: 0.370 (1, 3)	K			F6		F7		WP E BB		4	1	1	0	1	1	1					
Ben Oglivie, L OBP: 0.350, SLG: 0.405 (9, PH) Robin Yount, R OBP: 0.391, SLG: 0.424		F7		K				E 1-2 1B BB	K	3	1	1	0	1	1	1					
Ernest Riles, L OBP: 0.326, SLG: 0.359 (1, 6)	K			FC4-6 1-2		F7		F8	F8	5	0	0	0	0	1	6					
Rob Deer, R OBP: 0.338, SLG: 0.514 (1, 9)					4-3		K	E6 1B 1-3 2-H		3	0	0	0	1	1	2					
Glenn Braggs, R OBP: 0.344, SLG: 0.426 (1, 7)	F8					1B 2B		6-3	K	4	1	1	0	0	1	3					
Rick Manning, L OBP: 0.300, SLG: 0.379 (1, 8)			4-3			2B 1B				4	1	3	2	0	0	0					
Charlie Moore, R OBP: 0.352, SLG: 0.417 (1, 2)			K					F4	K	4	0	1	1	0	2	2					
Inning Stats	R: 0 E: 0 K: 1 S: 5	H: 0 LOB: 0 BB: 0 P: 5	R: 0 E: 0 K: 1 S: 5	H: 0 LOB: 1 BB: 1 P: 9	R: 0 E: 0 K: 1 S: 5	H: 0 LOB: 0 BB: 0 P: 5	R: 0 E: 0 K: 1 S: 6	H: 1 LOB: 1 BB: 0 P: 6	R: 1 E: 0 K: 0 S: 6	H: 3 LOB: 2 BB: 0 P: 6	R: 0 E: 0 K: 1 S: 6	H: 1 LOB: 1 BB: 0 P: 6	R: 1 E: 0 K: 0 S: 4	H: 1 LOB: 0 BB: 0 P: 4	R: 3 E: 1 K: 2 S: 10	H: 2 LOB: 2 BB: 2 P: 18	R: 0 E: 0 K: 1 S: 7	H: 2 LOB: 2 BB: 0 P: 7	1B: 7 2B: 1 3B: 0 HR: 2	SF: 0 SAC: 1 DP: 0 HBP: 0	WP: 1 PA: 41 CS: 0
PITCHER	IP	WLS	BF	H	R	ER	SO	BB	IBB	HBP	BLK	WP	HR	S	P	ERA	WHIP				
Doug Drabek, R ERA: 5.37 (1, 1)	7.0	L	30	7	4	3	5	2	0	0	0	0	2	38	46	3.86	1.286				
Rod Scumry, L ERA: 1.95 (8, 1)	0.1		2	0	0	0	0	1	0	0	0	1	0	1	5	0.00	3.000				
Brian Fisher, R ERA: 4.04 (8, 1)	0.2		4	1	1	0	2	0	0	0	0	0	0	8	8	0.00	1.500				
Bob Shirley, L ERA: 5.79 (9, 1)	1.0		5	2	0	0	1	0	0	0	0	0	0	7	7	0.00	2.000				

Batter	1	2	3	4	5	6	7	8	9	AB	R	H	RBI	BB	SO	LOB	BOTTOM				
Rickey Henderson, R OBP: 0.380, SLG: 0.502 (1, 8)	6-3	F8			5-3		SF7		G3 3B	4	1	1	2	0	0	1	Milwaukee Brewers @ New York Yankees Yankee Stadium, Bronx, NY Mon Aug 04 1986, 7:05 PM EDT Att: 21,869 - Unknown livebaseballscorecards.com				
Don Mattingly, L OBP: 0.382, SLG: 0.557 (1, 3)					F3		F9		G3	5	0	2	1	0	0	0					
Dave Winfield, R OBP: 0.353, SLG: 0.459 (1, 9)					F4		F3		K	4	0	1	0	1	1	1					
Ron Kittle, R OBP: 0.280, SLG: 0.412 (1, 10)	K				F4		F9			4	0	1	0	0	1	4					
Gary Roenicke, R OBP: 0.409, SLG: 0.397 (1, 7)	3-1				F5		F3		F2	4	0	0	0	0	0	4					
Willie Randolph, R OBP: 0.390, SLG: 0.317 (1, 4)					6-3				K	4	1	2	0	0	1	0					
Mike Pagliarulo, L OBP: 0.339, SLG: 0.540 (1, 5)							FC1-4-6		F2	4	0	2	0	0	0	2					
Joel Skinner, R OBP: 0.240, SLG: 0.311 (1, 2)					F4		K		F8	4	0	0	0	0	2	5					
Wayne Tolleson, S OBP: 0.358, SLG: 0.358 (1, 6)					F8				SF7 3B	2	2	1	1	1	0	1					
Inning Stats	R: 0 E: 0 K: 1 S: 6	H: 1 LOB: 2 BB: 1 P: 10	R: 1 E: 0 K: 1 S: 7	H: 2 LOB: 0 BB: 0 P: 7	R: 0 E: 0 K: 0 S: 4	H: 1 LOB: 1 BB: 0 P: 4	R: 0 E: 0 K: 0 S: 4	H: 1 LOB: 0 BB: 0 P: 4	R: 0 E: 0 K: 1 S: 7	H: 2 LOB: 2 BB: 0 P: 7	R: 1 E: 0 K: 0 S: 5	H: 2 LOB: 1 BB: 0 P: 5	R: 0 E: 0 K: 1 S: 5	H: 0 LOB: 0 BB: 0 P: 5	R: 2 E: 0 K: 1 S: 6	H: 1 LOB: 0 BB: 1 P: 10	1B: 6 2B: 2 3B: 2 HR: 0	SF: 2 SAC: 0 DP: 0 HBP: 0	WP: 0 PA: 39 CS: 0		
PITCHER	IP	WLS	BF	H	R	ER	SO	BB	IBB	HBP	BLK	WP	HR	S	P	ERA	WHIP				
Teddy Higuera, L ERA: 2.67 (1, 1)	8.1	W	37	10	4	4	4	2	0	0	0	0	0	43	51	4.32	1.440				
Dan Plesac, L ERA: 3.44 (9, 1)	0.1		1	0	0	0	0	0	0	0	0	0	0	1	1	0.00	0.000				
Mark Clear, R ERA: 1.84 (9, 1)	0.1	S	1	0	0	0	1	0	0	0	0	0	0	3	3	0.00	0.000				

Batter	1	2	3	4	5	6	7	8	9	10	AB	R	H	RBI	BB	SO	LOB	TOP					
Paul Molitor, R OBP: 0.344, SLG: 0.412 (1, 5)	5-3		K		F8			5-3		1B	5	1	1	0	0	1	2	Milwaukee Brewers @ New York Yankees Yankee Stadium, Bronx, NY Tue Aug 05 1986, 7:05 PM EDT Att: 22,014 - Unknown livebaseballscorecards.com					
Robin Yount, R OBP: 0.391, SLG: 0.420 (1, 8)	BB		F7		F4			4-3		1B IBB	3	0	0	0	2	0	1						
Cecil Cooper, L OBP: 0.311, SLG: 0.368 (1, 3)	K				F8			4-3		1B	5	0	1	1	0	1	1						
Gorman Thomas, R OBP: 0.327, SLG: 0.409 Rick Manning, L OBP: 0.297, SLG: 0.375 (1, 10) (9, PR)	K				BB			HR		FC4-6-3-2 1B	3	1	2	1	1	1	1						
Rob Deer, R OBP: 0.340, SLG: 0.510 (1, 9)		F3			K			BB		G1-4-3 1B	2	0	0	0	2	1	1						
Glenn Braggs, R OBP: 0.324, SLG: 0.400 (1, 7)		F8			F7			F8		G1-4-3 BB	4	0	0	0	0	0	4						
Steve Kiefer, R Charlie Moore, R OBP: 0.355, SLG: 0.417 Ernest Riles, L OBP: 0.326, SLG: 0.359 (1, 6) (9, PH)	K				K			L4		1B IBB	3	0	0	0	0	2	0						
Jim Gantner, L OBP: 0.329, SLG: 0.393 (1, 4)			3-1		4-3			K		F7	4	0	0	0	0	1	2						
Rick Cerone, R OBP: 0.274, SLG: 0.336 (1, 2)								F2		6-3	4	0	2	0	0	0	0						
Inning Stats	R: 0 E: 0 K: 2 S: 7	H: 0 LOB: 1 BB: 1 P: 11	R: 0 E: 0 K: 1 S: 5	H: 0 LOB: 0 BB: 0 P: 5	R: 0 E: 0 K: 1 S: 6	H: 1 LOB: 1 BB: 0 P: 6	R: 0 E: 0 K: 1 S: 5	H: 0 LOB: 1 BB: 1 P: 9	R: 0 E: 0 K: 1 S: 6	H: 1 LOB: 1 BB: 0 P: 6	R: 1 E: 0 K: 0 S: 4	H: 1 LOB: 0 BB: 0 P: 8	R: 0 E: 0 K: 1 S: 5	H: 0 LOB: 0 BB: 0 P: 5	R: 0 E: 0 K: 0 S: 3	H: 0 LOB: 0 BB: 0 P: 3	R: 0 E: 0 K: 0 S: 3		H: 1 LOB: 2 BB: 2 P: 11	R: 1 E: 0 K: 0 S: 4	H: 2 LOB: 1 BB: 1 P: 8	1B: 4 2B: 2 3B: 0 HR: 1	SF: 0 SAC: 0 DP: 2 HBP: 0
PITCHER	IP 6.0	WLS 24	BF 3	H 1	R 1	ER 1	SO 6	BB 3	IBB 0	HBP 0	BLK 0	WP 0	HR 1	S 33	P 45	ERA 1.50	WHIP 1.000						
Dennis Rasmussen, L ERA: 3.22 Dave Righetti, L ERA: 3.07 (7, 1)	4.0	L	16	3	1	1	1	2	0	0	0	0	0	15	27	2.25	1.000						


Batter	1	2	3	4	5	6	7	8	9	10	AB	R	H	RBI	BB	SO	LOB	BOTTOM			
Rickey Henderson, R OBP: 0.377, SLG: 0.496 (1, 8)	5-3	F9			F8			F9		4-3	5	0	0	0	0	0	3	Milwaukee Brewers @ New York Yankees Yankee Stadium, Bronx, NY Tue Aug 05 1986, 7:05 PM EDT Att: 22,014 - Unknown livebaseballscorecards.com			
Claudell Washington, L OBP: 0.324, SLG: 0.473 Dave Winfield, R OBP: 0.351, SLG: 0.456 (1, 9) (9, PH)	K				F7			K		E6	3	0	0	0	0	2	0				
Don Mattingly, L OBP: 0.364, SLG: 0.557 (1, 3)	1B				G3-6-3 BB			F5		F8	4	0	2	0	1	0	1				
Mike Easter, L OBP: 0.385, SLG: 0.462 (1, 10)	4-3				G3-6-3 1-2			BB		K	3	0	0	0	1	1	3				
Dan Pasqua, L OBP: 0.401, SLG: 0.554 (1, 7)					HR			K		K	3	1	1	1	1	2	1				
Mike Pagliarulo, L OBP: 0.341, SLG: 0.538 (1, 5)					F6			SH3-4 BB		F7	3	0	1	0	1	0	1				
Willie Randolph, R OBP: 0.390, SLG: 0.317 (1, 4)					FC6-4 1B			SH3-4		SH3-4	3	0	1	0	0	0	2				
Joel Skinner, R OBP: 0.240, SLG: 0.316 (1, 2)					G6-4-3 BB			SH3-4 1-2		1B	4	0	1	0	0	1	2				
Wayne Tolleson, S OBP: 0.356, SLG: 0.357 (1, 6)					F9			K2-3		F9	4	0	1	0	0	1	2				
Inning Stats	R: 0 E: 0 K: 1 S: 6	H: 1 LOB: 1 BB: 0 P: 6	R: 1 E: 0 K: 0 S: 6	H: 3 LOB: 2 BB: 0 P: 6	R: 0 E: 0 K: 0 S: 2	H: 0 LOB: 0 BB: 1 P: 6	R: 0 E: 0 K: 0 S: 2	H: 0 LOB: 0 BB: 1 P: 6	R: 0 E: 0 K: 2 S: 7	H: 0 LOB: 1 BB: 1 P: 11	R: 0 E: 0 K: 1 S: 5	H: 0 LOB: 1 BB: 0 P: 9	R: 0 E: 0 K: 2 S: 8	H: 1 LOB: 1 BB: 0 P: 8	R: 0 E: 0 K: 1 S: 6	H: 1 LOB: 1 BB: 0 P: 6	R: 0 E: 1 K: 0 S: 4		H: 0 LOB: 1 BB: 0 P: 4	1B: 5 2B: 1 3B: 0 HR: 1	SF: 0 SAC: 1 DP: 2 HBP: 0
PITCHER	IP 7.0	WLS 8	BF 2	H 0	R 0	ER 0	SO 3	BB 4	IBB 0	HBP 0	BLK 0	WP 0	HR 1	S 31	P 47	ERA 1.29	WHIP 1.286				
Bill Wegman, R ERA: 4.93 Dan Plesac, L ERA: 3.32 Mark Clear, R ERA: 1.8 (8, 1) (10, 1)	2.0	W	8	2	0	0	3	0	0	0	0	0	0	14	14	0.00	1.000				
1.0	S	4	0	0	0	0	0	0	0	0	0	0	0	4	4	0.00	0.000				

Batter	1	2	3	4	5	6	7	8	9	AB	R	H	RBI	BB	SO	LOB	TOP									
Paul Molitor, R OBP: 0.339, SLG: 0.404 (1, 5)										4	0	0	0	0	3	0	Milwaukee Brewers @ New York Yankees Yankee Stadium, Bronx, NY Wed Aug 06 1986, 7:05 PM EDT Att: 21,395 - Unknown									
Robin Yount, R OBP: 0.392, SLG: 0.430 (1, 8)										4	2	2	1	0	0	0										
Cecil Cooper, L OBP: 0.313, SLG: 0.369 (1, 3)										4	1	2	0	0	0	0										
Gorman Thomas, R OBP: 0.326, SLG: 0.406 (1, 10)										4	0	1	1	0	0	2										
Rob Deer, R OBP: 0.339, SLG: 0.510 (1, 9)										4	0	1	1	0	1	2										
Glenn Braggs, R OBP: 0.305, SLG: 0.377 (1, 7)										4	0	0	0	0	1	4										
Steve Kiefer, R (1, 6)										3	0	0	0	0	2	1										
Ernest Riles, L OBP: 0.326, SLG: 0.358 (9, PH)										1	0	0	0	0	1	0										
Jim Gantner, L OBP: 0.331, SLG: 0.395 (1, 4)										4	0	2	0	0	0	0										
Rick Cerone, R OBP: 0.269, SLG: 0.329 Ben Oglivie, L OBP: 0.349, SLG: 0.404 (9, PH)										3	0	0	0	0	0	1										
Inning Stats	R: 0 E: 0 K: 1 S: 5	H: 0 LOB: 0 BB: 0 P: 5	R: 0 E: 1 K: 2 S: 8	H: 0 LOB: 1 BB: 0 P: 8	R: 0 E: 0 K: 0 S: 3	H: 0 LOB: 0 BB: 0 P: 3	R: 0 E: 0 K: 1 S: 6	H: 1 LOB: 1 BB: 0 P: 6	R: 0 E: 0 K: 0 S: 4	H: 1 LOB: 1 BB: 0 P: 4	R: 1 E: 1 K: 1 S: 8	H: 2 LOB: 2 BB: 0 P: 8	R: 0 E: 0 K: 1 S: 5	H: 0 LOB: 0 BB: 0 P: 5	R: 2 E: 0 K: 1 S: 8	H: 3 LOB: 1 BB: 0 P: 8	R: 0 E: 0 K: 1 S: 5	H: 1 LOB: 0 BB: 0 P: 5	1B: 6 2B: 1 3B: 0 HR: 1	SF: 0 SAC: 0 DP: 1 HBP: 0	WP: 1 PB: 0 SB: 0 CS: 0	PA: 36				
PITCHER	IP	WLS	BF	H	R	ER	SO	BB	IBB	HBP	BLK	WP	HR	S	P	ERA	WHIP									
Ron Guidry, L ERA: 3.92 Brian Fisher, R ERA: 3.95	(1, 1)	7.2	W	32	7	3	3	7	0	0	0	0	1	1	46	46	3.52	0.913								
(8, 1)	1.1	S	4	1	0	0	1	0	0	0	0	0	0	6	6	0.00	0.750									

Batter	1	2	3	4	5	6	7	8	9	AB	R	H	RBI	BB	SO	LOB	BOTTOM									
Rickey Henderson, R OBP: 0.373, SLG: 0.491 (1, 8)										5	0	0	0	0	1	3	Milwaukee Brewers @ New York Yankees Yankee Stadium, Bronx, NY Wed Aug 06 1986, 7:05 PM EDT Att: 21,395 - Unknown									
Willie Randolph, R OBP: 0.392, SLG: 0.321 (1, 4)										5	1	3	0	0	0	2										
Don Mattingly, L OBP: 0.385, SLG: 0.558 (1, 3)										4	1	2	0	0	0	3										
Dave Winfield, R OBP: 0.355, SLG: 0.467 (1, 9)										4	1	3	2	0	0	1										
Ron Kittle, R OBP: 0.279, SLG: 0.409 Mike Easter, L OBP: 0.383, SLG: 0.459 (1, 10)										2	0	0	0	0	1	2										
Mike Pagliaro, L OBP: 0.340, SLG: 0.533 (1, 5)										2	1	0	0	0	0	1										
Dan Pasqua, L OBP: 0.404, SLG: 0.552 (1, 7)										4	0	2	0	0	2	1										
Juan Espino, R OBP: 0.333, SLG: 0.429 (1, 2)										4	1	2	1	0	1	2										
Wayne Tolleson, S OBP: 0.361, SLG: 0.360 (1, 6)										3	0	2	1	1	0	2										
Inning Stats	R: 1 E: 1 K: 1 S: 8	H: 3 LOB: 2 BB: 0 P: 8	R: 1 E: 0 K: 1 S: 8	H: 3 LOB: 2 BB: 0 P: 8	R: 1 E: 0 K: 1 S: 7	H: 2 LOB: 1 BB: 0 P: 7	R: 0 E: 0 K: 0 S: 2	H: 0 LOB: 0 BB: 1 P: 6	R: 2 E: 0 K: 0 S: 7	H: 4 LOB: 2 BB: 0 P: 7	R: 0 E: 0 K: 1 S: 6	H: 1 LOB: 1 BB: 0 P: 6	R: 0 E: 0 K: 1 S: 5	H: 0 LOB: 1 BB: 1 P: 9	R: 0 E: 0 K: 0 S: 3	H: 1 LOB: 0 BB: 0 P: 3	1B: 11 2B: 2 3B: 0 HR: 1	SF: 0 SAC: 0 DP: 0 HBP: 0	WP: 0 PB: 0 SB: 1 CS: 1	PA: 38						
PITCHER	IP	WLS	BF	H	R	ER	SO	BB	IBB	HBP	BLK	WP	HR	S	P	ERA	WHIP									
Juan Nieves, L ERA: 4.28 Bryan Clutterback, R ERA: 1.84 Chris Bosio, R ERA: 1.5	(1, 1)	3.0	L	18	8	3	3	3	1	0	0	0	0	0	0	0	9.00	3.000								
(4, 1)	2.0		9	4	2	2	0	0	0	0	0	0	0	9	9	9.00	2.000									
(6, 1)	3.0		11	2	0	0	2	1	0	0	0	0	0	14	18	0.00	1.000									

Batter	1	2	3	4	5	6	7	8	9	AB	R	H	RBI	BB	SO	LOB				
Paul Mollitor, R OBP: 0.340, SLG: 0.404 (1,5) X	0-0 6-3		0-0 6-3		0-0 1B HR	0-0 1B 1-H		0-0 F8		5	1	2	1	0	0	0				
Robin Yount, R OBP: 0.389, SLG: 0.427 (1,8) X	0-0 F8		0-0 5-3		0-0 1-3 HR	0-0 1B		0-0 F9		5	1	1	0	0	0	1				
Cecil Cooper, L OBP: 0.314, SLG: 0.378 (1,3) X	0-0 1B			0-0 F6	0-0 1-H HR			0-0 F9	0-0 4-3	5	1	2	3	0	0	0				
Ben Oglivie, L OBP: 0.349, SLG: 0.399 (1,10) X	0-0 4-3			4-0 2B 1B BB	0-0 6-3			4-0 F2 1B BB		3	2	0	0	2	1	1				
Ernest Riles, L OBP: 0.324, SLG: 0.358 (1,6) S		0-3 K		0-0 1-3 1B 2B	0-0 F5			0-0 F2	0-3 K	5	1	1	0	0	2	1				
Rob Deer, R OBP: 0.340, SLG: 0.507 (1,9) X	0-0 F7			0-0 1B 2-H 3-H	0-0 F4			4-0 1B HR		4	1	1	2	1	1	0				
Jim Gantner, L OBP: 0.336, SLG: 0.400 (1,4) S		0-1 CI		0-0 1-3 1B				0-0 1B S	0-0 1-2 HR	3	2	3	1	0	0	0				
Rick Manning, L OBP: 0.304, SLG: 0.402 (1,7) X	0-0 G3			4-0 S6-4-3 IBB				0-3 K	0-0 1-H HR	3	1	1	3	1	1	2				
Charlie Moore, R OBP: 0.348, SLG: 0.407 (1,2) S			0-3 K	0-0 G6-4-3 IBB				0-0 F9	0-0 1-3	4	0	0	0	0	1	4				
Inning Stats	R: 0 E: 0 K: 0 S: 4	H: 1 LOB: 1 BB: 0 P: 4	R: 0 E: 1 K: 1 S: 6	H: 0 LOB: 1 BB: 0 P: 6	R: 0 E: 0 K: 1 S: 5	H: 3 LOB: 2 BB: 2 P: 13	R: 3 E: 0 K: 0 S: 6	H: 3 LOB: 0 BB: 0 P: 6	R: 1 E: 0 K: 1 S: 7	H: 2 LOB: 1 BB: 0 P: 7	R: 4 E: 0 K: 0 S: 5	H: 2 LOB: 0 BB: 2 P: 13	R: 0 E: 0 K: 3 S: 3	H: 0 LOB: 0 BB: 0 P: 9	R: 0 E: 0 K: 3 S: 9	H: 0 LOB: 0 BB: 0 P: 9	1B: 8 2B: 1 3B: 0 HR: 2	SF: 0 SAC: 0 DP: 1 HBP: 0	WP: 0 PB: 0 CS: 1	PA: 42
PITCHER	IP WLS BF H R ER SO BB IBB HBP BLK WP HR S P ERA WHIP																			
Joe Niekro, R ERA: 4.82 (1,1)	4.0 L 20 6 4 4 2 1 1 0 0 0 0 1 14 22 9.00 1.750																			
Al Holland, L ERA: 5.09 (5,1)	2.2 14 4 5 5 1 1 1 0 0 0 1 14 22 16.88 1.875																			
Rod Scurry, L ERA: 2.13 (7,1)	2.1 8 1 1 1 3 0 0 0 0 0 0 1 14 14 3.86 0.429																			


Milwaukee Brewers @ New York Yankees
Yankee Stadium, Bronx, NY
Thu Aug 07 1986, 7:05 PM EDT
Att: 18,121 - Unknown




AB	37
R	10
H	11
RBI	10
BB	4
SO	6
LOB	9


Batter	1	2	3	4	5	6	7	8	9	AB	R	H	RBI	BB	SO	LOB						
Claudell Washington, L OBP: 0.321, SLG: 0.467 (1,8) X	0-0 1-3		0-3 K		0-0 F7		0-0 F7		0-0 1B	5	0	1	0	0	1	3						
Willie Randolph, R OBP: 0.391, SLG: 0.318 (1,4) X	0-0 F8				0-0 FC6-4		4-0 1-2 BB		0-0 4-3	3	0	0	0	1	0	2						
Mike Fischlin, R OBP: 0.282, SLG: 0.250 (8,4) X			0-0 F9		1-2					1	0	0	0	0	0	1						
Don Mattingly, L OBP: 0.362, SLG: 0.553 (1,3) X	0-0 F8			0-0 L5		0-0 5-3		0-0 F8		4	0	0	0	0	0	2						
Gary Roenicke, R OBP: 0.409, SLG: 0.397 (8,3) X										0	0	0	0	0	0	0						
Dave Winfield, R OBP: 0.358, SLG: 0.476 (1,9) X		0-0 6-3 4-3 2B		0-0 1-3		0-0 BB 1B		0-0 1-3 2B		4	1	3	0	0	0	0						
Dan Pasqua, L OBP: 0.400, SLG: 0.540 (1,7) X		0-0 6-3 2-3		0-3 K		4-0 1-2 BB		0-0 1-3		3	0	0	0	1	1	2						
Mike Easler, L OBP: 0.383, SLG: 0.468 (1,10) X		0-0 4-3			0-0 HR		0-3 K		0-3 K	2	1	1	2	0	0	0						
Ron Kittle, R OBP: 0.277, SLG: 0.406 (6, FH) X		3-H			0-0 K		0-3 K		0-3 K	2	0	0	0	0	2	3						
Mike Pagliarulo, L OBP: 0.337, SLG: 0.527 (1,5) X	0-0 E3				0-3 K		0-3 K		0-3 K	4	0	0	0	0	3	3						
Juan Espino, R OBP: 0.364, SLG: 0.444 (1,2) X		0-3 K			0-0 1B		0-0 4-3		0-0 L3	2	0	1	0	0	1	1						
Joel Skinner, R OBP: 0.238, SLG: 0.312 (7,2) X					0-0 1B					2	0	0	0	0	0	0						
Wayne Tolleson, S OBP: 0.363, SLG: 0.362 (1,6) X			0-3 K		0-0 1-2 FC6-4 1B		0-0 BB 1B		0-3 K	4	0	2	0	0	2	0						
Inning Stats	R: 0 E: 0 K: 0 S: 3	H: 0 LOB: 0 BB: 0 P: 3	R: 1 E: 1 K: 1 S: 7	H: 1 LOB: 1 BB: 0 P: 7	R: 0 E: 0 K: 2 S: 7	H: 0 LOB: 0 BB: 0 P: 7	R: 0 E: 0 K: 1 S: 5	H: 0 LOB: 0 BB: 0 P: 5	R: 1 E: 0 K: 1 S: 8	H: 3 LOB: 2 BB: 0 P: 8	R: 0 E: 0 K: 2 S: 8	H: 1 LOB: 2 BB: 1 P: 12	R: 0 E: 0 K: 0 S: 4	H: 1 LOB: 1 BB: 1 P: 8	R: 0 E: 0 K: 2 S: 8	H: 1 LOB: 1 BB: 0 P: 8	R: 0 E: 0 K: 1 S: 6	H: 1 LOB: 1 BB: 0 P: 6	1B: 5 2B: 2 3B: 0 HR: 1	SF: 0 SAC: 0 DP: 0 HBP: 0	WP: 0 PB: 0 CS: 0	PA: 38
PITCHER	IP WLS BF H R ER SO BB IBB HBP BLK WP HR S P ERA WHIP																					
Tim Leary, R ERA: 4.65 (1,1)	5.1 W 23 5 2 2 2 5 1 0 0 0 0 0 1 32 36 3.38 1.125																					
John Henry Johnson, L ERA: 2.31 (6,1)	3.2 S 15 3 0 0 5 1 0 0 0 0 0 0 0 24 28 0.00 1.091																					

Milwaukee Brewers @ New York Yankees
Yankee Stadium, Bronx, NY
Thu Aug 07 1986, 7:05 PM EDT
Att: 18,121 - Unknown



AB	36
R	2
H	8
RBI	2
BB	2
SO	10
LOB	17

Batter	1	2	3	4	5	6	7	8	9	AB	R	H	RBI	BB	SO	LOB	TOP										
Lonnie Smith, R OBP: 0.340, SLG: 0.372 (1, 7)	0-0 6-3		0-3 K			0-0 E5 1B		0-0 3-1		4	0	0	0	0	1	0	Kansas City Royals @ New York Yankees Yankee Stadium, Bronx, NY Fri Aug 08 1986, 7:05 PM EDT Att: 32,086 - Unknown livebaseballscorecards.com										
Willie Wilson, S OBP: 0.305, SLG: 0.345 (1, 8)	0-3 K		0-0 F8			0-0 F4		0-0 1B		4	0	1	0	0	1	1											
George Brett, L OBP: 0.411, SLG: 0.463 (1, 5)	0-0 1-3			0-3 K		0-0 F8		0-3 K		4	0	0	0	0	2	2											
Hal McRae, R OBP: 0.318, SLG: 0.407 (1, 10)		0-0 F3		0-0 5-3		4-0 1B BB		0-0 1B		3	0	1	0	1	0	0											
Frank White, R OBP: 0.314, SLG: 0.436 (1, 4)		0-0 FC3-6 1B		0-0 F8		0-0 1B		0-3 K		4	0	2	0	0	1	1											
Steve Balboni, R OBP: 0.294, SLG: 0.465 (1, 3)		0-0 FC3-6 1B			0-0 G3-4-3 1B		0-0 F9		0-3 K		4	0	2	0	0	1		1									
Mike Kingery, L OBP: 0.295, SLG: 0.381 (1, 9) Darryl Motley, R OBP: 0.215, SLG: 0.316 (9, PH)		0-0 FC3-6			0-0 G3-4-3		0-3 K		0-3 K		3	0	0	0	0	1		3									
Jim Sundberg, R OBP: 0.303, SLG: 0.294 (1, 2)		0-0 1-3			0-0 5-3		0-0 6-3				3	0	0	0	0	0		3									
Angel Salazar, R OBP: 0.269, SLG: 0.319 (1, 6)			0-0 6-3		0-3 K			0-0 4-3		3	0	0	0	0	1	1											
Inning Stats	R: 0 E: 0 K: 1 S: 5	H: 0 LOB: 0 BB: 0 P: 5	R: 0 E: 0 K: 0 S: 5	H: 2 LOB: 2 BB: 0 P: 5	R: 0 E: 0 K: 1 S: 5	H: 0 LOB: 0 BB: 0 P: 5	R: 0 E: 0 K: 1 S: 5	H: 0 LOB: 0 BB: 0 P: 5	R: 0 E: 0 K: 1 S: 4	H: 1 LOB: 2 BB: 1 P: 8	R: 0 E: 0 K: 1 S: 5	H: 0 LOB: 0 BB: 0 P: 5	R: 0 E: 0 K: 1 S: 6	H: 1 LOB: 1 BB: 0 P: 6	R: 0 E: 0 K: 3 S: 10	H: 1 LOB: 1 BB: 0 P: 10		1B: 6 2B: 0 3B: 0 HR: 0	SF: 0 SAC: 0 DP: 0 HBP: 0	WP: 0 PB: 0 CS: 1	PA: 34						
PITCHER	IP	WLS	BF	H	R	ER	SO	BB	IBB	HBP	BLK	WP	HR	S	P	ERA	WHIP										
Tommy John, L ERA: 3.0 (1, 1)	7.2	W	29	5	0	0	5	1	0	0	0	0	0	38	42	0.00	0.783										
Dave Righetti, L ERA: 3.01 (8, 1)	1.1	S	5	1	0	0	4	0	0	0	0	0	0	13	13	0.00	0.750										

Batter	1	2	3	4	5	6	7	8	9	AB	R	H	RBI	BB	SO	LOB	BOTTOM										
Rickey Henderson, R OBP: 0.372, SLG: 0.488 (1, 8)	0-0 F9		0-0 F4			0-0 6-3		0-0 E9 1B		4	0	1	0	0	0	0	Kansas City Royals @ New York Yankees Yankee Stadium, Bronx, NY Fri Aug 08 1986, 7:05 PM EDT Att: 32,086 - Unknown livebaseballscorecards.com										
Willie Randolph, R OBP: 0.392, SLG: 0.326 (1, 4)	0-0 HR		0-0 F9			0-0 5-3		4-0 1B BB		3	1	1	1	1	0	0											
Don Mattingly, L OBP: 0.381, SLG: 0.550 (1, 3)	1-0 1B 4-3 HBP		0-0 F5			0-0 F7		0-3 K		3	1	0	0	0	1	2											
Dave Winfield, R OBP: 0.358, SLG: 0.475 (1, 9)	0-0 4-3 1B			0-0 6-3		0-0 6-3		0-0 6-3		3	0	1	0	0	0	0											
Dan Pasqua, L OBP: 0.393, SLG: 0.529 (1, 7)	0-0 4-3			0-0 4-3		0-0 4-3		0-0 4-3		3	0	0	1	0	0	1											
Mike Easter, L OBP: 0.383, SLG: 0.467 (1, 10)	0-0 1-3			0-3 K		0-0 1B		0-0 1B		3	0	1	0	0	1	1											
Mike Pagliarulo, L OBP: 0.334, SLG: 0.523 (1, 5)		0-3 K			0-3 K		0-0 F8			3	0	0	0	0	2	1											
Joel Skinner, R OBP: 0.234, SLG: 0.307 (1, 2)		0-0 F4			0-3 K			0-0 G3		3	0	0	0	0	1	0											
Wayne Tolleson, S OBP: 0.360, SLG: 0.358 (1, 6)		0-0 F3			0-3 K			0-0 G3		3	0	0	0	0	1	0											
Inning Stats	R: 2 E: 0 K: 0 S: 5	H: 2 LOB: 1 BB: 0 P: 6	R: 0 E: 0 K: 1 S: 5	H: 0 LOB: 0 BB: 0 P: 5	R: 0 E: 0 K: 0 S: 3	H: 0 LOB: 0 BB: 0 P: 3	R: 0 E: 0 K: 1 S: 5	H: 0 LOB: 0 BB: 0 P: 5	R: 0 E: 0 K: 3 S: 9	H: 0 LOB: 0 BB: 0 P: 9	R: 0 E: 0 K: 0 S: 3	H: 0 LOB: 0 BB: 0 P: 3	R: 0 E: 0 K: 0 S: 4	H: 1 LOB: 1 BB: 0 P: 4	R: 0 E: 1 K: 1 S: 6	H: 1 LOB: 2 BB: 1 P: 10		1B: 3 2B: 0 3B: 0 HR: 1	SF: 0 SAC: 0 DP: 0 HBP: 1	WP: 0 PB: 0 CS: 0	PA: 30						
PITCHER	IP	WLS	BF	H	R	ER	SO	BB	IBB	HBP	BLK	WP	HR	S	P	ERA	WHIP										
Charlie Leibrandt, L ERA: 4.17 (1, 1)	8.0	L	30	4	2	2	6	1	0	1	0	0	1	40	45	2.25	0.625										

Batter	1	2	3	4	5	6	7	8	9	AB	R	H	RBI	BB	SO	LOB	TOP						
Lonnie Smith, R (1,7) X OBP: 0.332, SLG: 0.363 Lynn Jones, R (6,7) OBP: 0.234, SLG: 0.171	0-0 5-3		0-0 F9	0-3 K		0-0 6-3		0-0 L6		4	0	0	0	0	1	1							
Willie Wilson, S (1,8) X OBP: 0.313, SLG: 0.352	0-0 G4-6-3 1B		0-0 1B	0-0 G3		0-0 F8 BB 1B		0-0 F4		5	0	3	0	0	0	0							
George Brett, L (1,5) X OBP: 0.411, SLG: 0.460 Greg Pryor, R (6,5) OBP: 0.192, SLG: 0.208	0-0 G4-6-3 1-2		0-0 L4		0-0 BB 1B	4-0 BB 1B		0-3 K		4	1	1	0	1	1	3							
Hal McRae, R (1,10) OBP: 0.319, SLG: 0.402		0-0 F3		4-0 BB 2B	0-0 F3	0-0 F8			0-0 BB HR 1B	4	2	1	0	1	0	3							
Frank White, R (1,4) OBP: 0.313, SLG: 0.430 Buddy Biancalana, S (6,4) OBP: 0.319, SLG: 0.339		0-0 G3		4-0 2B HR BB	4-0 1B HR BB	0-3 K			4-0 1-2 HR BB	2	2	0	0	2	1	2							
Steve Balboni, R (1,3) OBP: 0.299, SLG: 0.477		0-3 K		0-0 HR 2B	0-0 HR 1B				0-0 1-3 2-H HR	5	3	4	5	0	1	0							
Jim Sundberg, R (1,2) OBP: 0.307, SLG: 0.317			0-0 HR	4-0 HR BB	0-0 HR HR	0-0 FC6-4 1B			0-0 FC6-4 1-2 HR	4	3	2	4	1	0	1							
Darryl Motley, R (1,9) OBP: 0.220, SLG: 0.331			4-0 1B BB	0-0 HR	0-0 5-3	0-0 FC6-4			0-0 FC6-4 1-2	4	1	1	4	1	0	1							
Angel Salazar, R (1,6) OBP: 0.262, SLG: 0.310			0-0 F4	0-0 L6	0-0 4-3	0-0 F8			0-0 G1-6-3	5	0	0	0	0	0	2							
Inning Stats	R: 0 E: 0 K: 0 S: 3	H: 1 LOB: 0 BB: 0 P: 3	R: 0 E: 0 K: 1 S: 5	H: 0 LOB: 0 BB: 0 P: 5	R: 1 E: 0 K: 0 S: 5	H: 2 LOB: 2 BB: 1 P: 9	R: 5 E: 0 K: 1 S: 7	H: 2 LOB: 0 BB: 3 P: 19	R: 4 E: 0 K: 0 S: 6	H: 3 LOB: 0 BB: 1 P: 10	R: 0 E: 0 K: 1 S: 4	H: 1 LOB: 1 BB: 0 P: 4	R: 0 E: 0 K: 1 S: 5	H: 0 LOB: 0 BB: 0 P: 5	R: 3 E: 0 K: 0 S: 5	H: 2 LOB: 0 BB: 1 P: 9	1B: 7 2B: 1 3B: 0 HR: 4	SF: 0 SAC: 0 DP: 1 HBP: 0	WP: 0 PB: 0 SB: 0 CS: 0	PA: 45			
PITCHER	IP WLS BF H R ER SO	IP WLS BF H R ER SO	IP WLS BF H R ER SO	IP WLS BF H R ER SO	IP WLS BF H R ER SO	IP WLS BF H R ER SO	IP WLS BF H R ER SO	IP WLS BF H R ER SO	IP WLS BF H R ER SO	IP WLS BF H R ER SO	IP WLS BF H R ER SO	IP WLS BF H R ER SO	IP WLS BF H R ER SO	IP WLS BF H R ER SO	IP WLS BF H R ER SO	IP WLS BF H R ER SO	ERA WHIP	ERA WHIP					
Dennis Rasmussen, L (1,1) ERA: 3.34	3.0 L	17 5 6 6 1	5 6 6 1	4 0 0 0	0 0 0 0	0 2 15 31	18.00 3.000																
Tim Stockford, R (4,1) ERA: 4.12	2.0	10 3 4 4 1	1 0 0 0	0 0 0 0	0 0 0 0	0 1 11 15	18.00 2.000																
Bob Shirley, L (6,1) ERA: 5.63	4.0	18 4 3 3 2	2 0 0 0	0 0 0 0	0 0 1 20	28 6.75 1.500																	

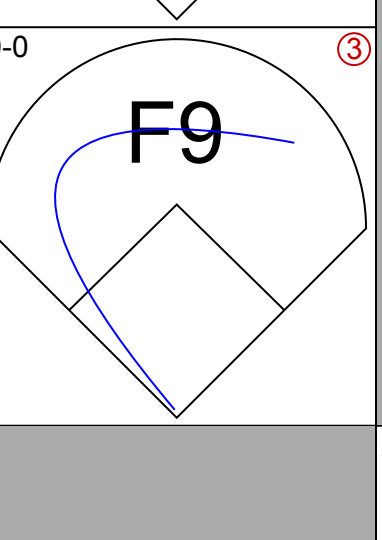





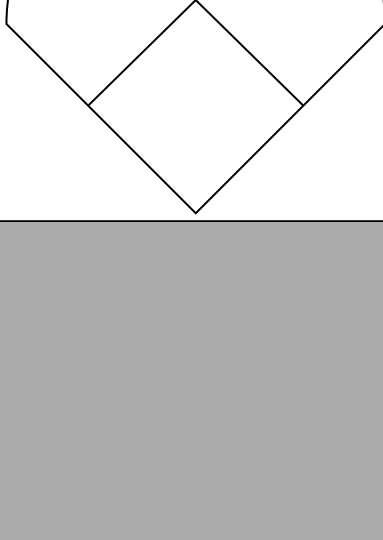

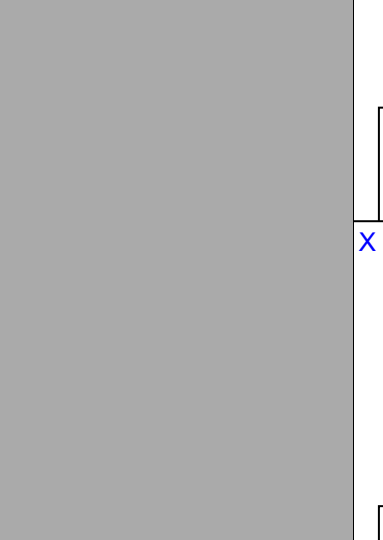




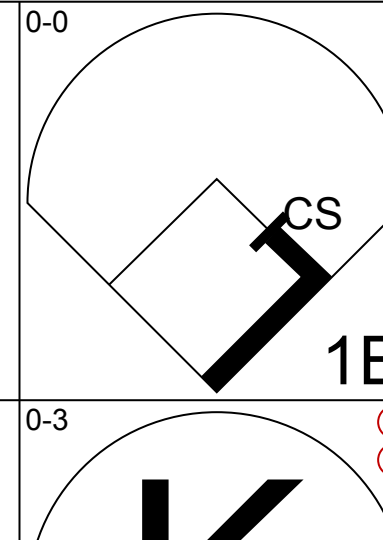
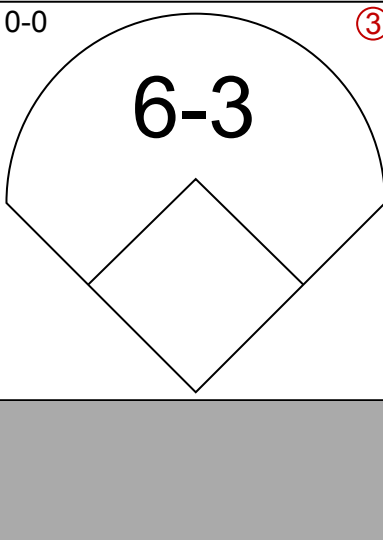
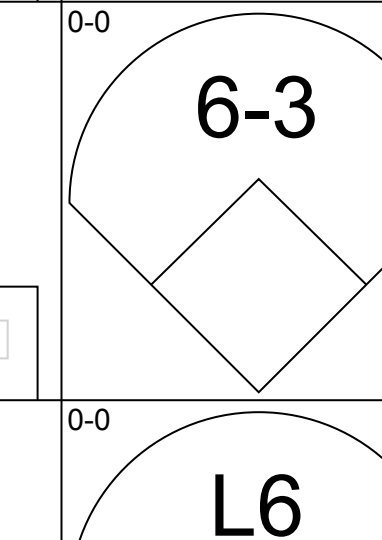
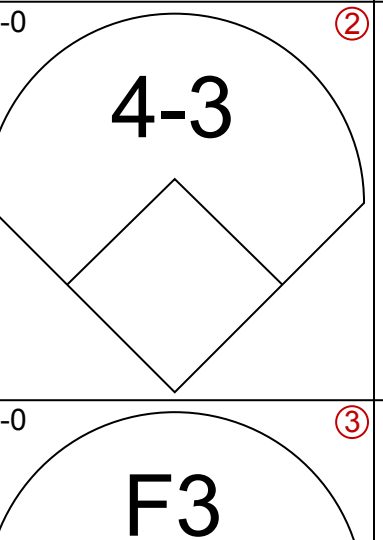

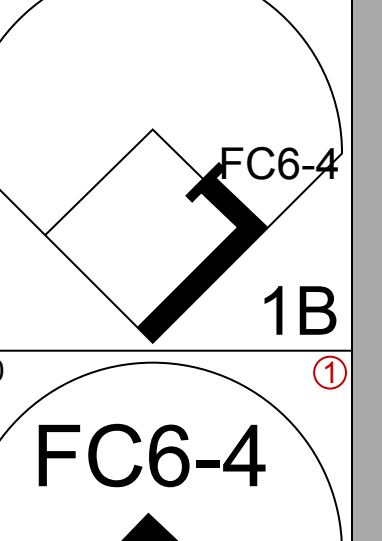
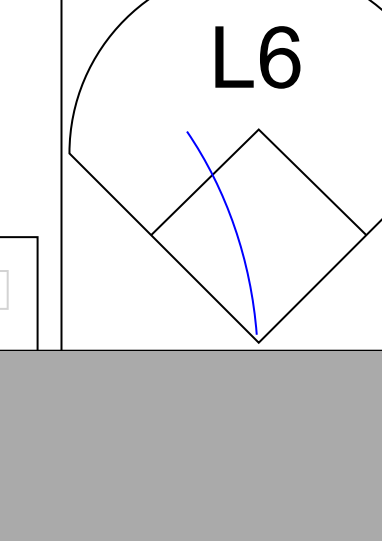
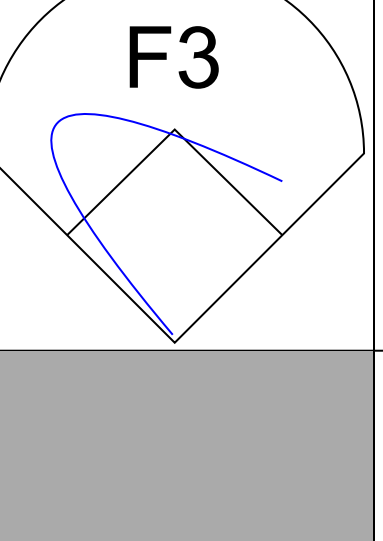

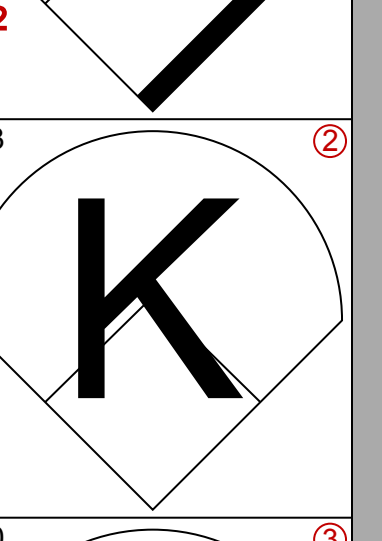
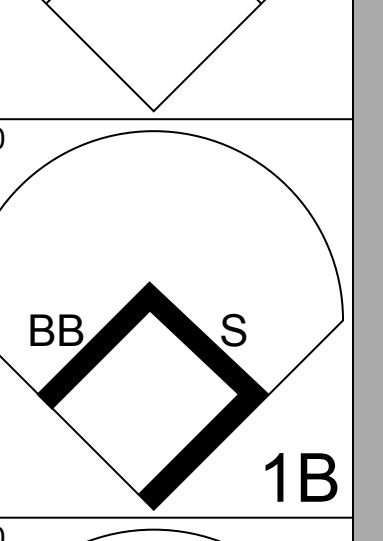
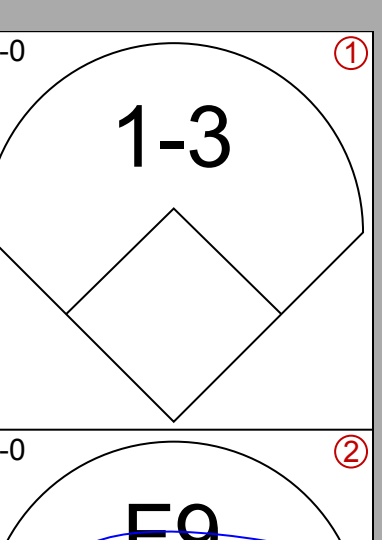
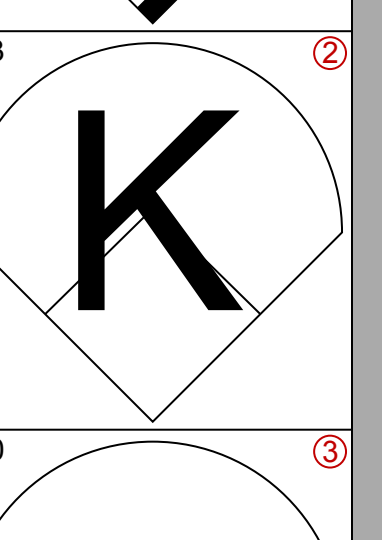
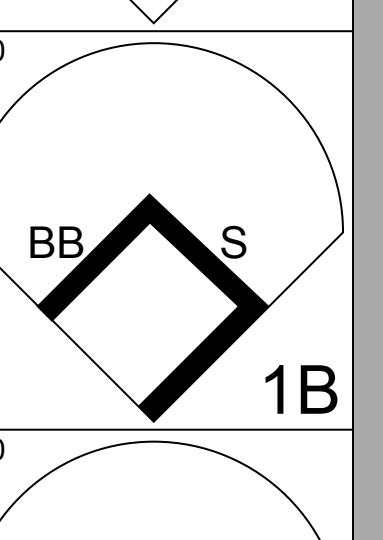
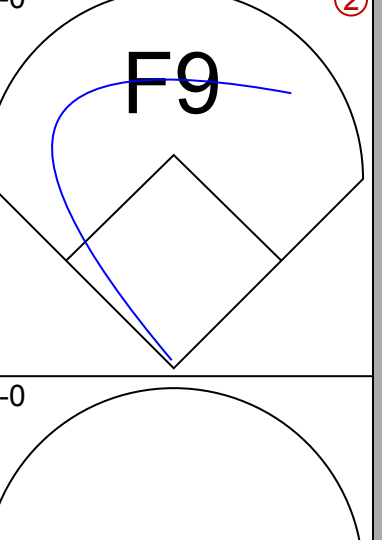
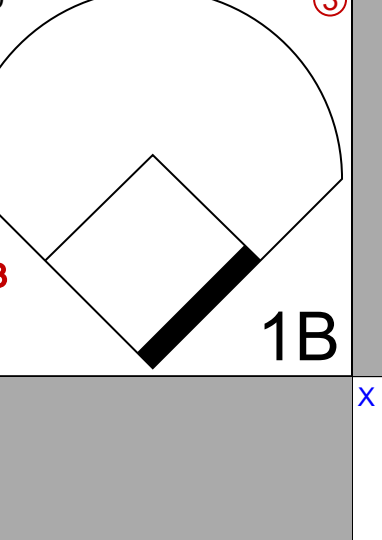
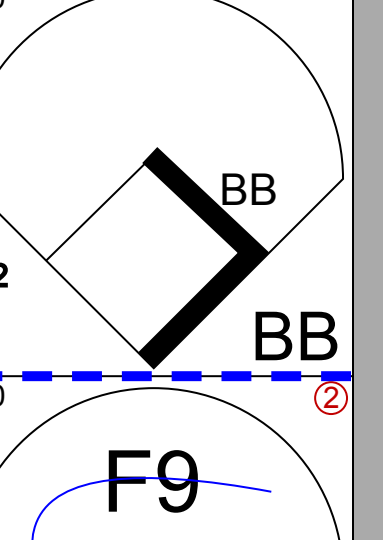
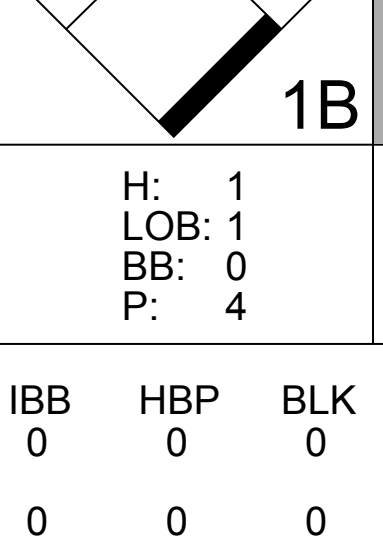
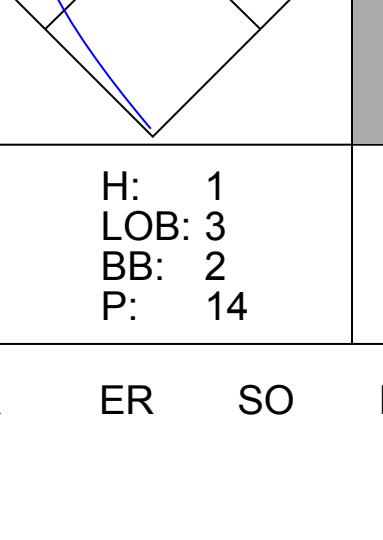
Kansas City Royals @ New York Yankees
Yankee Stadium, Bronx, NY
Sun Aug 10 1986, 3:33 AM EDT
Att: 40,198 - Unknown

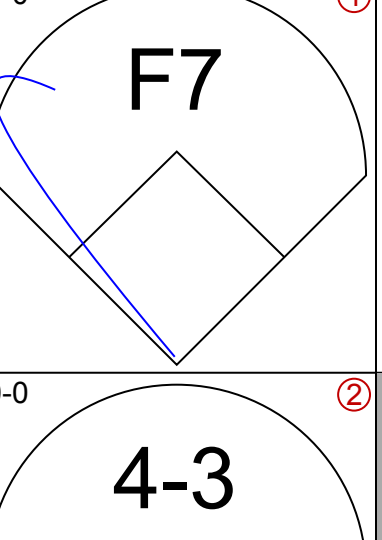
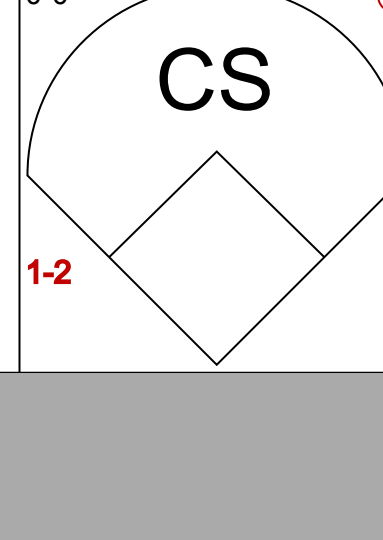
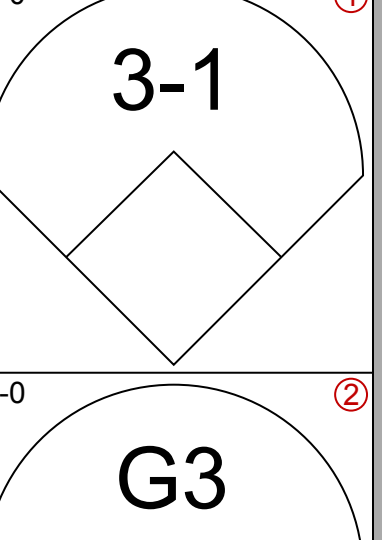
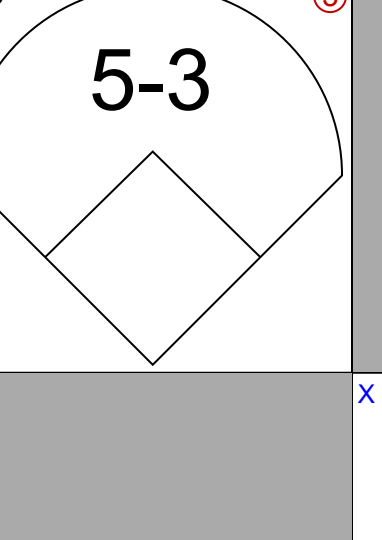
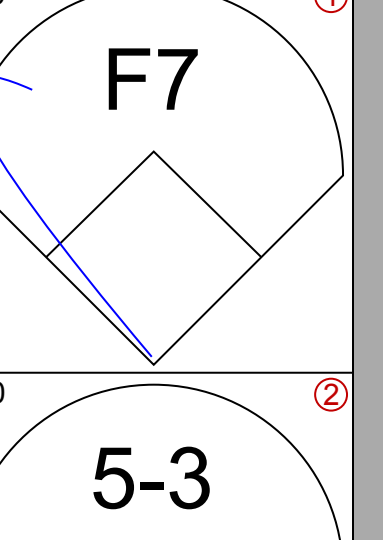

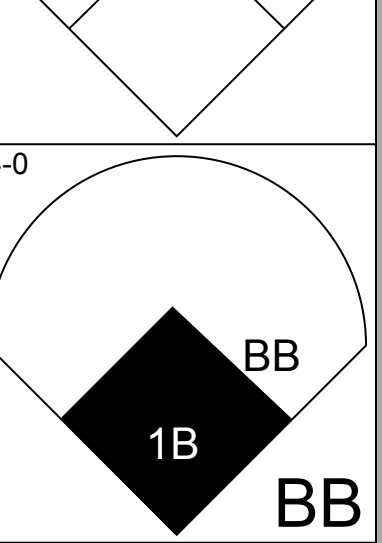
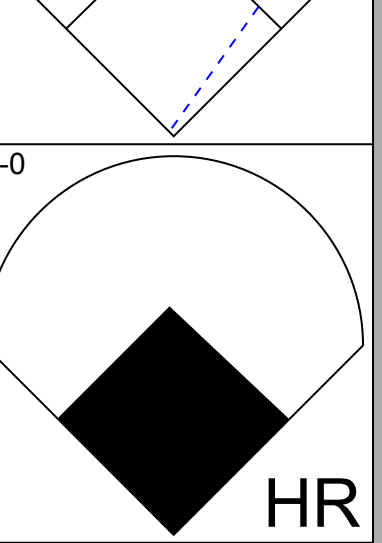
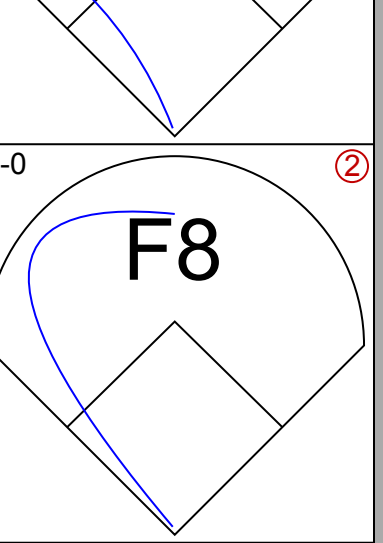
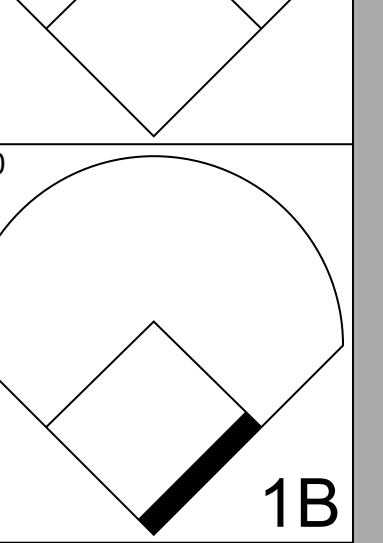
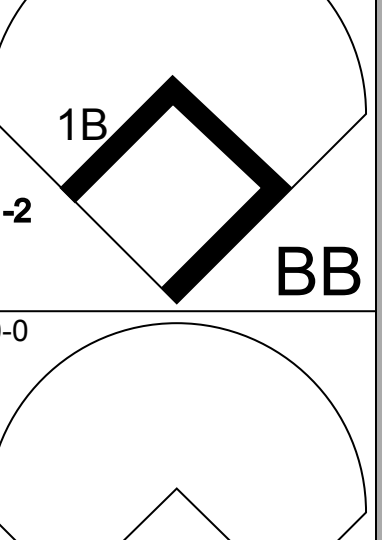

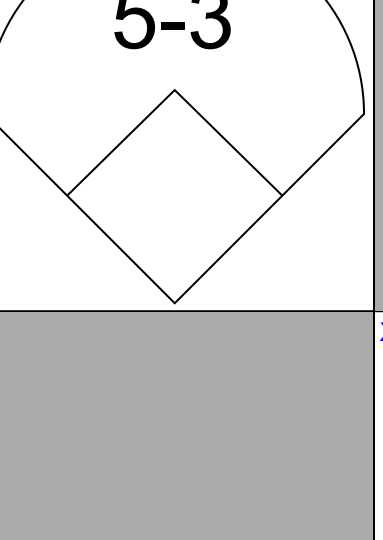
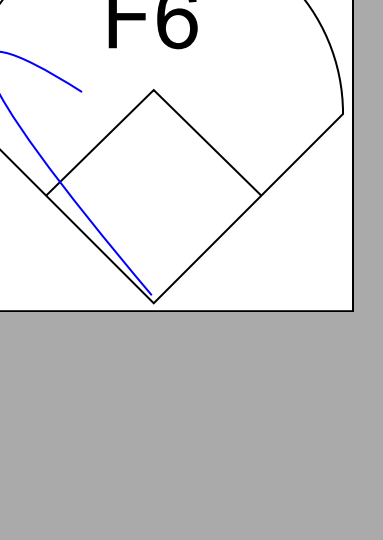
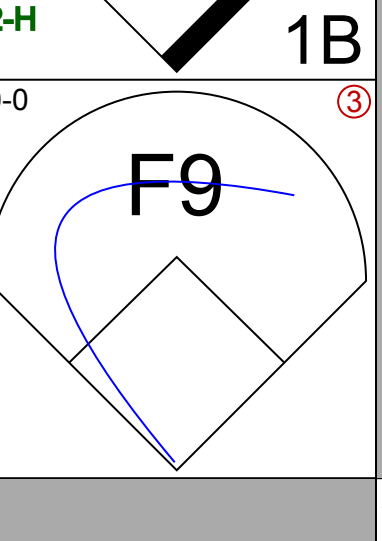




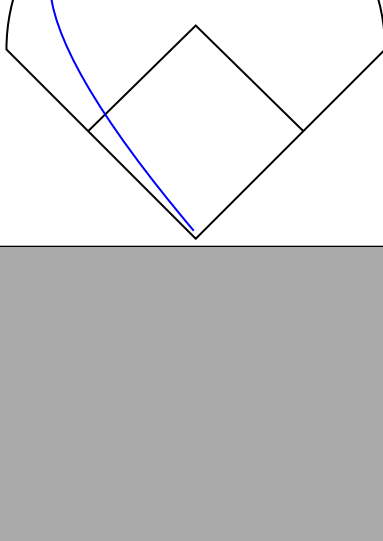




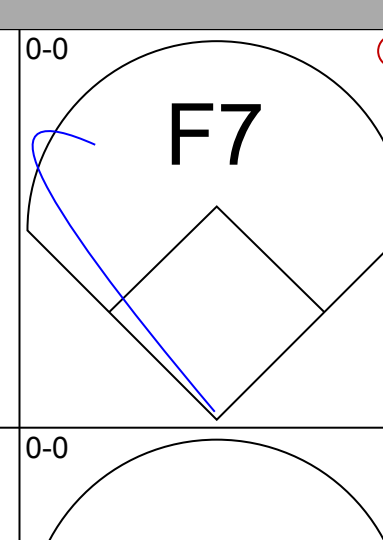
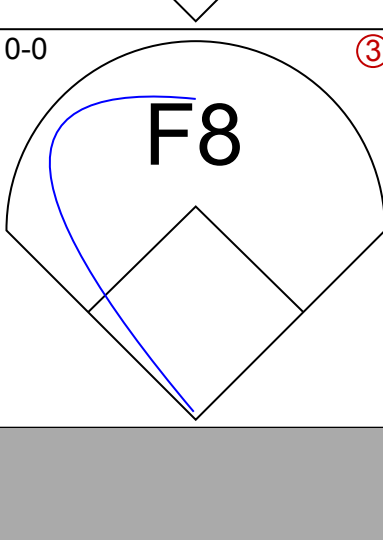

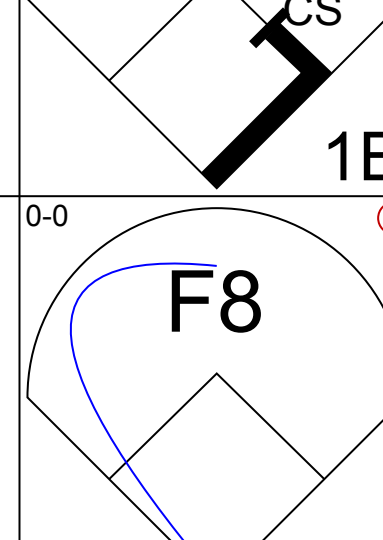
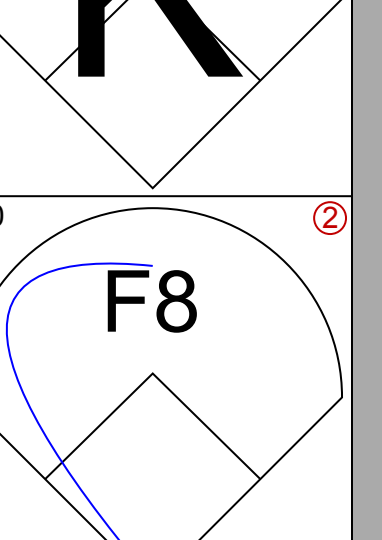
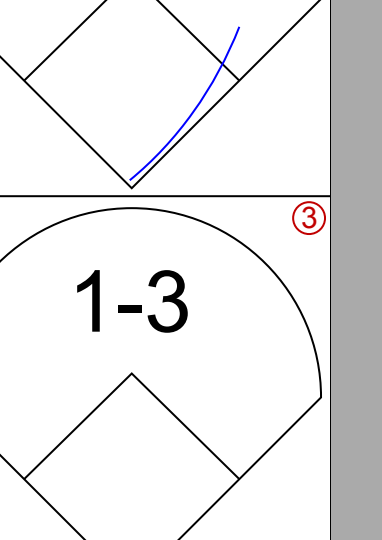
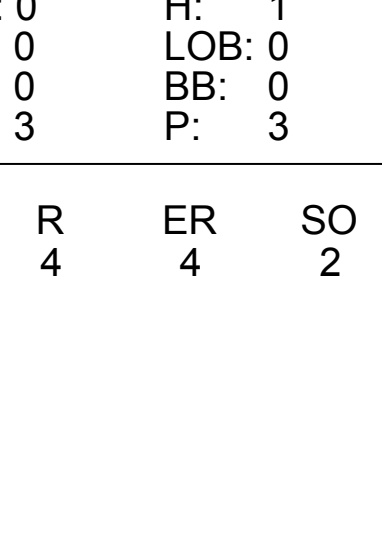
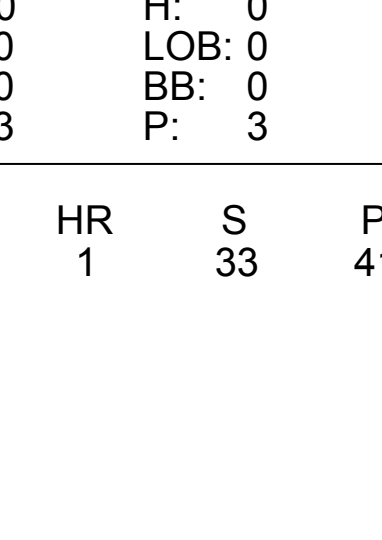
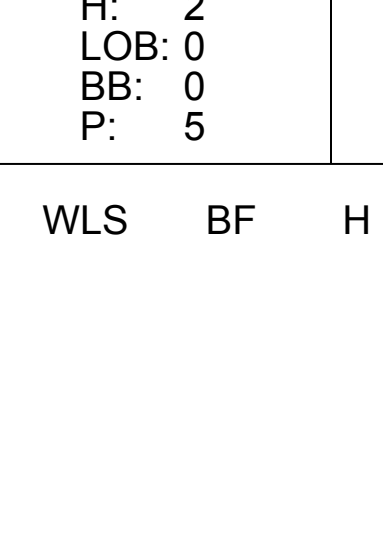
AB 38
R 13
H 12
RBI 13
BB 7
SO 4
LOB 13

Batter	1	2	3	4	5	6	7	8	9	AB	R	H	RBI	BB	SO	LOB	BOTTOM						
Rickey Henderson, R (1,8) X OBP: 0.371, SLG: 0.486	0-0 F8			0-0 5-3		0-0 2B		0-0 F8		5	0	2	0	0	0	1							
Willie Randolph, R (1,4) B OBP: 0.391, SLG: 0.323	4-0 BB BB BB		0-0 F7	0-0 4-3		0-0 5-3		0-0 FC6-4 1-2		4	0	0	0	1	0	4							
Don Mattingly, L (1,3) B OBP: 0.380, SLG: 0.544	4-0 1-2 BB BB		0-0 F4		0-0 F5		0-0 F7		0-0 3-1	4	0	0	0	1	0	0							
Dave Winfield, R (1,9) B OBP: 0.365, SLG: 0.483 Juan Espino, R (9,2) OBP: 0.333, SLG: 0.400	4-0 1-2 2-3 BB		0-0 2B	0-0 2B		0-0 2B		0-0 2B SF9 1B		3	2	3	0	1	0	0							
Dan Pasqua, L (1,7) X OBP: 0.384, SLG: 0.537	0-0 F8		0-3 K	0-0 F6		0-0 F6		0-0 F7		5	0	1	0	0	1	5							
Mike Easler, L (1,10) S OBP: 0.375, SLG: 0.464	0-3 K		0-0 2B	0-0 F7		0-0 SF9				3	0	1	2	0	1	4							
Mike Pagliarulo, L (1,5) OBP: 0.336, SLG: 0.534		0-0 F7	0-0 E6		0-0 6-3 3B		0-0 K			4	1	1	0	0	1	2							
Joel Skinner, R (1,2) OBP: 0.227, SLG: 0.297 Claude Washington, L (6,PH) OBP: 0.320, SLG: 0.465		0-0 E3 1B	0-3 K		0-0 6-3		0-0 4-3			3	0	0	1	0	1	2							
Wayne Tolleson, S (1,6) OBP: 0.355, SLG: 0.353		0-0 F7		0-0 4-3		0-0 K		0-0 FC6-4 1B		4	0	1	0	0	1	1							
Inning Stats	R: 0 E: 0 K: 1 S: 5	H: 0 LOB: 3 BB: 3 P: 17	R: 0 E: 1 K: 0 S: 5	H: 1 LOB: 2 BB: 0 P: 5	R: 1 E: 1 K: 2 S: 10	H: 2 LOB: 0 BB: 0 P: 10	R: 0 E: 0 K: 0 S: 3	H: 0 LOB: 0 BB: 0 P: 3	R: 0 E: 0 K: 1 S: 4	H: 1 LOB: 1 BB: 0 P: 4	R: 1 E: 0 K: 1 S: 7	H: 2 LOB: 1 BB: 0 P: 7	R: 1 E: 0 K: 1 S: 7	H: 2 LOB: 1 BB: 0 P: 7	R: 0 E: 0 K: 0 S: 4	H: 1 LOB: 0 BB: 0 P: 4	R: 0 E: 0 K: 0 S: 3	H: 0 LOB: 0 BB: 0 P: 3	1B: 3 2B: 5 3B: 1 HR: 0	SF: 1 SAC: 0 DP: 0 HBP: 0	WP: 0 PB: 0 SB: 0 CS: 0	PA: 41	
PITCHER	IP WLS BF H R ER SO	IP WLS BF H R ER SO	IP WLS BF H R ER SO	IP WLS BF H R ER SO	IP WLS BF H R ER SO	IP WLS BF H R ER SO	IP WLS BF H R ER SO	IP WLS BF H R ER SO	IP WLS BF H R ER SO	IP WLS BF H R ER SO	IP WLS BF H R ER SO	IP WLS BF H R ER SO	IP WLS BF H R ER SO	IP WLS BF H R ER SO	IP WLS BF H R ER SO	IP WLS BF H R ER SO	ERA WHIP	ERA WHIP					
Scott Bankhead, R (1,1) ERA: 4.15	6.0	29 6 2 2 4	2 2 4	1 1 1	0 0 0	0 0 0	0 0 11 11	4.50 1.500															
Dennis Leonard, R (7,1) ERA: 4.19	2.0	9 3 1 1 1	0 0 0	0 0 0	0 0 0	0 0 3 3	0.00 0.000																
Dan Quisenberry, R (9,1) ERA: 2.73	1.0	3 0 0 0 0	0 0 0	0 0 0	0 0 0	0 0 3 3	0.00 0.000																

Kansas City Royals @ New York Yankees
Yankee Stadium, Bronx, NY
Sun Aug 10 1986, 3:33 AM EDT
Att: 40,198 - Unknown

AB 37
R 3
H 9
RBI 3
BB 3
SO 5
LOB 19

Batter	1	2	3	4	5	6	7	8	9	AB	R	H	RBI	BB	SO	LOB	TOP														
Tony Bernazard, S (1.4) OBP: 0.373, SLG: 0.457	0-3 		0-0 			0-0 		4-0 		3	0	0	0	1	1	2	<p>Cleveland Indians @ New York Yankees Yankee Stadium, Bronx, NY Wed Aug 13 1986, 7:05 PM EDT Att: 25,139 - Unknown</p> <p>livebaseballscorecards.com</p> <table><tr><td>AB</td><td>30</td></tr><tr><td>R</td><td>0</td></tr><tr><td>H</td><td>6</td></tr><tr><td>RBI</td><td>0</td></tr><tr><td>BB</td><td>2</td></tr><tr><td>SO</td><td>4</td></tr><tr><td>LOB</td><td>11</td></tr></table> 	AB	30	R	0	H	6	RBI	0	BB	2	SO	4	LOB	11
AB	30																														
R	0																														
H	6																														
RBI	0																														
BB	2																														
SO	4																														
LOB	11																														
Julio Franco, R (1.6) OBP: 0.326, SLG: 0.391	0-0 			0-0 		0-0 		0-3 		4	0	0	0	0	1	4															
Joe Carter, R (1.7) OBP: 0.335, SLG: 0.492	0-0 			0-0 			0-0 		0-0 		4	0	0	0	0	0															
Pat Tabler, R (1.3) OBP: 0.339, SLG: 0.403		0-0 		0-0 			0-0 		0-0 		4	0	1	0	0	0															
Cory Snyder, R (1.9) OBP: 0.303, SLG: 0.512	0-3 				0-0 		0-0 		0-0 		4	0	1	0	0	1															
Brook Jacoby, R (1.5) OBP: 0.343, SLG: 0.435	0-0 				0-0 			0-0 		3	0	0	0	0	0	1															
Brett Butler, L (1.8) OBP: 0.348, SLG: 0.357			0-0 		0-3 			0-0 		3	0	1	0	0	1	1															
Carmen Castillo, R (1.10) OBP: 0.295, SLG: 0.399			0-0 		0-0 			4-0 		2	0	1	0	1	0	0															
Chris Bando, S (1.2) OBP: 0.323, SLG: 0.313					0-0 			0-0 		3	0	2	0	0	0	2															
Inning Stats	R: 0 E: 0 K: 1 S: 5	H: 0 LOB: 0 BB: 0 P: 5	R: 0 E: 0 K: 1 S: 5	H: 1 LOB: 0 BB: 0 P: 5	R: 0 E: 0 K: 0 S: 4	H: 1 LOB: 1 BB: 0 P: 4	R: 0 E: 0 K: 0 S: 3	H: 0 LOB: 0 BB: 0 P: 3	R: 0 E: 0 K: 1 S: 6	H: 2 LOB: 2 BB: 0 P: 6	R: 0 E: 0 K: 0 S: 3	H: 1 LOB: 0 BB: 0 P: 3	R: 0 E: 0 K: 1 S: 6	H: 0 LOB: 0 BB: 2 P: 14	R: 0 E: 0 K: 0 S: 3	H: 0 LOB: 0 BB: 0 P: 3	1B: 6 2B: 0 3B: 0 HR: 0	SF: 0 SAC: 0 DP: 1 HBP: 0	WP: 0 PB: 0 SB: 1 CS: 1	PA: 32											
PITCHER	IP	WLS	BF	H	R	ER	SO	BB	IBB	HBP	BLK	WP	HR	S	P	ERA	WHIP														
Tommy John, L (1.1) ERA: 2.58	7.1	W	26	6	0	0	3	1	0	0	0	0	0	31	35	0.00	0.955														
Dave Righetti, L (8.1) ERA: 2.65	1.2	S	6	0	0	0	1	1	0	0	0	0	0	7	11	0.00	0.600														


Batter	1	2	3	4	5	6	7	8	9	AB	R	H	RBI	BB	SO	LOB	BOTTOM														
Rickey Henderson, R (1.8) OBP: 0.370, SLG: 0.493	0-0 	0-0 	0-0 		0-0 			0-0 		4	0	0	0	0	0	0	<p>Cleveland Indians @ New York Yankees Yankee Stadium, Bronx, NY Wed Aug 13 1986, 7:05 PM EDT Att: 25,139 - Unknown</p> <p>livebaseballscorecards.com</p> <table><tr><td>AB</td><td>29</td></tr><tr><td>R</td><td>4</td></tr><tr><td>H</td><td>6</td></tr><tr><td>RBI</td><td>3</td></tr><tr><td>BB</td><td>2</td></tr><tr><td>SO</td><td>2</td></tr><tr><td>LOB</td><td>6</td></tr></table> 	AB	29	R	4	H	6	RBI	3	BB	2	SO	2	LOB	6
AB	29																														
R	4																														
H	6																														
RBI	3																														
BB	2																														
SO	2																														
LOB	6																														
Wayne Tolleson, S (1.6) OBP: 0.356, SLG: 0.359	0-0 		0-0 			0-0 		0-0 		4	0	0	0	0	0	0															
Don Mattingly, L (1.3) OBP: 0.385, SLG: 0.557	4-0 		0-0 			0-0 		0-0 		3	2	2	1	1	0	0															
Dave Winfield, R (1.9) OBP: 0.364, SLG: 0.474	4-0 		0-3 			0-0 		0-0 		3	0	0	0	1	1	1															
Dan Pasqua, L (1.7) OBP: 0.402, SLG: 0.544	0-0 			0-0 				0-0 		3	1	2	1	0	0	0															
Mike Easler, L (1.10) OBP: 0.380, SLG: 0.477	0-0 			0-0 				0-0 		3	1	1	1	0	0	2															
Mike Pagliarulo, L (1.5) OBP: 0.331, SLG: 0.520		0-0 		0-0 				0-0 		3	0	0	0	0	0	1															
Joel Skinner, R (1.2) OBP: 0.230, SLG: 0.294		0-0 		0-3 				0-0 		3	0	1	0	0	1	1															
Mike Fischlin, R (1.4) OBP: 0.291, SLG: 0.254		0-0 			0-0 			0-0 		3	0	0	0	0	0	1															
Inning Stats	R: 1 E: 0 K: 0 S: 4	H: 1 LOB: 2 BB: 2 P: 12	R: 0 E: 0 K: 0 S: 3	H: 1 LOB: 0 BB: 0 P: 3	R: 1 E: 0 K: 1 S: 6	H: 1 LOB: 0 BB: 0 P: 6	R: 0 E: 0 K: 0 S: 3	H: 0 LOB: 0 BB: 0 P: 3	R: 0 E: 0 K: 1 S: 5	H: 0 LOB: 0 BB: 0 P: 5	R: 0 E: 0 K: 0 S: 3	H: 0 LOB: 0 BB: 0 P: 3	R: 2 E: 0 K: 0 S: 5	H: 2 LOB: 2 BB: 0 P: 5	R: 0 E: 0 K: 0 S: 4	H: 1 LOB: 1 BB: 0 P: 4	1B: 4 2B: 1 3B: 0 HR: 1	SF: 0 SAC: 0 DP: 0 HBP: 0	WP: 1 PB: 1 SB: 0 CS: 1	PA: 32											
PITCHER	IP	WLS	BF	H	R	ER	SO	BB	IBB	HBP	BLK	WP	HR	S	P	ERA	WHIP														
Tom Candiotti, R (1.1) ERA: 3.85	8.0	L	31	6	4	4	2	2	0	0	0	1	1	33	41	4.50	1.000														

Batter	1	2	3	4	5	6	7	8	9	AB	R	H	RBI	BB	SO	LOB	TOP																							
Rickey Henderson, R (1, 8) OBP: 0.368, SLG: 0.486			6-3		K					2	0	0	0	2	1	0																								
Wayne Tolleson, S (1, 6) OBP: 0.350, SLG: 0.352	5-3		3-1			L4		F5		4	0	0	0	0	0	3																								
Don Mattingly, L (1, 3) OBP: 0.383, SLG: 0.553	K				F7		F5	G6-3		4	0	0	0	0	1	2																								
Dave Winfield, R (1, 9) OBP: 0.364, SLG: 0.479		F8			HR		F3		F8	4	1	1	1	0	0	0																								
Dan Pasqua, L (1, 7) OBP: 0.401, SLG: 0.545		BB		G4-1	2B		K	L4		4	0	2	0	0	1	0																								
Mike Easter, L (1, 10) OBP: 0.380, SLG: 0.479	K			G4-1	3B		K	K		4	1	1	0	0	2	2																								
Mike Pagliarulo, L (1, 5) OBP: 0.333, SLG: 0.522				6-3			4-3			2	0	0	1	1	0	1																								
Juan Espino, R (1, 2) OBP: 0.250, SLG: 0.278					6-3			6-3		3	0	0	0	0	1	2																								
Mike Fischlin, R (1, 4) OBP: 0.291, SLG: 0.256			K					BB		3	0	1	0	0	2	0																								
Inning Stats	R: 0 E: 0 K: 1 S: 4	H: 0 LOB: 0 BB: 1 P: 8	R: 0 E: 0 K: 2 S: 8	H: 1 LOB: 2 BB: 1 P: 12	R: 0 E: 0 K: 1 S: 5	H: 0 LOB: 0 BB: 0 P: 5	R: 1 E: 0 K: 0 S: 5	H: 2 LOB: 1 BB: 0 P: 5	R: 0 E: 0 K: 2 S: 7	H: 0 LOB: 0 BB: 0 P: 7	R: 0 E: 0 K: 0 S: 3	H: 0 LOB: 0 BB: 0 P: 3	R: 1 E: 0 K: 1 S: 6	H: 1 LOB: 0 BB: 0 P: 6	R: 0 E: 0 K: 0 S: 3	H: 1 LOB: 0 BB: 0 P: 7	R: 0 E: 0 K: 1 S: 5	H: 0 LOB: 0 BB: 0 P: 5	1B: 2 2B: 1 3B: 1 HR: 1	SF: 0 SAC: 0 DP: 1 HBP: 0	WP: 0 PB: 0 CS: 1	PA: 33																		
PITCHER	IP	WLS	BF	H	R	ER	SO	BB	IBB	HBP	BLK	WP	HR	S	P	ERA	WHIP	PITCHER						IP	WLS	BF	H	R	ER	SO	BB	IBB	HBP	BLK	WP	HR	S	P	ERA	WHIP
Danny Jackson, L (1, 1) ERA: 3.88	7.0	W	28	5	2	2	7	3	0	0	0	0	1	39	51	2.57	1.143																							
Bud Black, L (8, 1) ERA: 3.63	2.0	S	5	0	0	0	1	0	0	0	0	0	0	7	7	0.00	0.000																							

New York Yankees @ Kansas City Royals
Royals Stadium, Kansas City, MO

Sat Aug 16 1986, 4:33 AM EDT
Att: 39,426 - Unknown

AB	30
R	2
H	5
RBI	2
BB	3
SO	8
LOB	10






Batter	1	2	3	4	5	6	7	8	9	AB	R	H	RBI	BB	SO	LOB	BOTTOM																								
Lonnie Smith, R (1, 7) OBP: 0.335, SLG: 0.369				K				K		4	1	2	0	0	2	1																									
Lynn Jones, R (8, 7) OBP: 0.234, SLG: 0.171										0	0	0	0	0	0	0																									
Willie Wilson, S (1, 8) OBP: 0.316, SLG: 0.358	L3-6-5			F8		FC6-5		6-3		4	1	0	0	0	0	3																									
George Brett, L (1, 5) OBP: 0.415, SLG: 0.484	K									4	1	3	1	0	1	0																									
Hal McRae, R (1, 10) OBP: 0.326, SLG: 0.406			K		F9					3	0	1	2	0	1	1																									
Jorge Orta, L (6, PR) OBP: 0.327, SLG: 0.432								K		1	0	0	0	0	1	1																									
Frank White, R (1, 4) OBP: 0.313, SLG: 0.425		L6			F2			6-3		4	0	0	0	0	0	2																									
Steve Balboni, R (1, 3) OBP: 0.293, SLG: 0.469										3	1	1	1	0	1	1																									
Jim Sundberg, R (1, 2) OBP: 0.298, SLG: 0.301				F4				5-3		3	0	0	0	0	1	0																									
Darryl Motley, R (1, 9) OBP: 0.226, SLG: 0.335					F8					3	0	0	0	0	0	0																									
Angel Salazar, R (1, 6) OBP: 0.264, SLG: 0.318				K						3	0	2	0	0	1	0																									
Inning Stats	R: 0 E: 0 K: 1 S: 5	H: 1 LOB: 0 BB: 0 P: 5	R: 0 E: 0 K: 1 S: 5	H: 0 LOB: 0 BB: 0 P: 5	R: 0 E: 0 K: 1 S: 5	H: 0 LOB: 0 BB: 0 P: 5	R: 0 E: 0 K: 1 S: 6	H: 1 LOB: 0 BB: 0 P: 6	R: 1 E: 0 K: 1 S: 6	H: 1 LOB: 0 BB: 0 P: 6	R: 3 E: 0 K: 1 S: 9	H: 4 LOB: 1 BB: 0 P: 9	R: 0 E: 0 K: 1 S: 6	H: 1 LOB: 1 BB: 0 P: 6	R: 0 E: 0 K: 1 S: 6	H: 1 LOB: 0 BB: 0 P: 6	R: 0 E: 0 K: 1 S: 5	H: 0 LOB: 0 BB: 0 P: 5	1B: 4 2B: 3 3B: 2 HR: 1	SF: 0 SAC: 0 DP: 1 HBP: 0	WP: 1 PB: 0 CS: 0	PA: 32																			
PITCHER	IP	WLS	BF	H	R	ER	SO	BB	IBB	HBP	BLK	WP	HR	S	P	ERA	WHIP	PITCHER						IP	WLS	BF	H	R	ER	SO	BB	IBB	HBP	BLK	WP	HR	S	P	ERA	WHIP	
Dennis Rasmussen, L (1, 1) ERA: 3.85	5.1	L	22	7	4	4	5	0	0	0	0	0	1	32	32	6.75	1.312																								
Brian Fisher, R (6, 1) ERA: 4.08	1.2		6	1	0	0	2	0	0	0	0	0	0	10	10	0.00	0.600																								
Rod Scurry, L (8, 1) ERA: 2.65	0.2		3	1	0	0	1	0	0	0	0	0	0	5	5	0.00	1.500																								
Tim Stoddard, R (8, 1) ERA: 3.84	0.1		1	0	0	0	0	0	0	0	0	0	0	1	1	0.00	0.000																								


New York Yankees @ Kansas City Royals
Royals Stadium, Kansas City, MO

Sat Aug 16 1986, 4:33 AM EDT
Att: 39,426 - Unknown

AB	32
R	4
H	9
RBI	4
BB	0
SO	8
LOB	9



Batter	1	2	3	4	5	6	7	8	9	AB	R	H	RBI	BB	SO	LOB	TOP											
Claudell Washington, L (1, 8) OBP: 0.313, SLG: 0.455	0-0 6-3		0-0 4-3			0-3 K		0-3 K		4	0	0	0	0	2	0	New York Yankees @ Kansas City Royals Royals Stadium, Kansas City, MO Sun Aug 17 1986, 4:33 AM EDT Att: 39,484 - Unknown 											
Wayne Tolleson, S (1, 6) (8, 4) OBP: 0.352, SLG: 0.354	0-0 L5			0-0 1B		0-0 4-3		0-0 1B	4	0	2	0	0	0	0	livebaseballscores.com												
Don Mattingly, L (1, 3) OBP: 0.384, SLG: 0.553	0-0 F7			0-0 1B		0-0 F5		0-0 1B	4	0	2	0	0	0	0													
Dave Winfield, R (1, 9) OBP: 0.361, SLG: 0.474		0-3 K		0-0 F2			0-3 K		0-0 F8	4	0	0	0	0	2	4												
Dan Pasqua, L (1, 7) OBP: 0.398, SLG: 0.538		0-0 F4		0-3 K			0-0 1B		0-3 K	4	0	1	0	0	2	4												
Mike Easter, L (1, 10) OBP: 0.375, SLG: 0.477		0-0 1B		0-0 F7			0-3 K		0-3 K	4	0	1	0	0	2	5												
Mike Pagliarulo, L (1, 5) (8, 6) OBP: 0.330, SLG: 0.518		0-3 K			0-0 6-3			0-0 F7	3	0	0	0	0	1	2													
Joel Skinner, R (1, 2) (8, PH) OBP: 0.229, SLG: 0.307			0-0 4-3			0-3 K		0-0 6-3	2	0	0	0	0	1	0	AB 33 R 0 H 6 RBI 0 BB 0 SO 10 LOB 15												
Rickey Henderson, R (8, PH) OBP: 0.367, SLG: 0.485									1	0	0	0	0	0	0													
Juan Espino, R (8, 2) OBP: 0.250, SLG: 0.278									0	0	0	0	0	0	0													
Mike Fischlin, R (1, 4) (8, PH) OBP: 0.284, SLG: 0.250			0-0 5-3			0-0 4-3			2	0	0	0	0	0	0													
Gary Roenicke, R (8, 5) OBP: 0.410, SLG: 0.394								0-0 G2	1	0	0	0	0	0	0													
Inning Stats	R: 0 E: 0 X: 0 S: 3	H: 0 LOB: 0 BB: 0 P: 3	R: 0 E: 0 X: 2 S: 8	H: 1 LOB: 1 BB: 0 P: 8	R: 0 E: 0 X: 0 S: 3	H: 0 LOB: 0 BB: 0 P: 3	R: 0 E: 0 X: 1 S: 7	H: 2 LOB: 2 BB: 0 P: 7	R: 0 E: 0 X: 1 S: 5	H: 0 LOB: 0 BB: 0 P: 5	R: 0 E: 0 X: 2 S: 8	H: 1 LOB: 1 BB: 0 P: 8	R: 0 E: 0 X: 1 S: 5	H: 0 LOB: 0 BB: 0 P: 5	R: 0 E: 0 X: 2 S: 9	H: 2 LOB: 2 BB: 0 P: 9	1B: 6 2B: 0 3B: 0 HR: 0	SF: 0 SAC: 0 DP: 0 HBP: 0	WP: 0 PB: 0 SB: 0 CS: 0	PA: 33								
PITCHER Mark Gubicza, R (1, 1) ERA: 4.08	IP 9.0	WLS W	BF 33	H 6	R 0	ER 0	SO 10	BB 0	IBB 0	HBP 0	BLK 0	WP 0	HR 0	S 53	P 53	ERA 0.00	WHIP 0.667	PITCHER IP WLS BF H R ER SO BB IBB HBP BLK WP HR S P ERA WHIP										

Batter	1	2	3	4	5	6	7	8	9	AB	R	H	RBI	BB	SO	LOB	BOTTOM											
Lonnie Smith, R (1, 7) OBP: 0.337, SLG: 0.371	0-0 5-3		0-0 6-3							4	1	2	0	0	0	2	New York Yankees @ Kansas City Royals Royals Stadium, Kansas City, MO Sun Aug 17 1986, 4:33 AM EDT Att: 39,484 - Unknown 											
Lynn Jones, R (8, 7) OBP: 0.234, SLG: 0.171										0	0	0	0	0	0	0		livebaseballscores.com										
Willie Wilson, S (1, 8) OBP: 0.316, SLG: 0.363	0-0 5-3		0-3 K		0-3 K		0-0 1B		0-0 1B	4	1	1	2	0	2	1												
George Brett, L (1, 5) OBP: 0.414, SLG: 0.489	0-0 HR		0-0 4-3		0-0 3-1		0-0 F4			4	1	1	1	0	0	1												
Hal McRae, R (1, 10) OBP: 0.321, SLG: 0.398	0-0 6-3		0-0 F7			0-0 F7		0-0 F8	4	0	0	0	0	0	0													
Frank White, R (1, 4) OBP: 0.319, SLG: 0.438		4-0 SH FC4-6 BB			0-0 HR				3	2	3	1	1	0	0	AB 32 R 5 H 9 RBI 5 BB 1 SO 6 LOB 17												
Buddy Biancalana, S (8, PR) OBP: 0.340, SLG: 0.364						0-0 1B		0-0 2B	0	0	0	0	0	0	0													
Steve Balboni, R (1, 3) OBP: 0.295, SLG: 0.469		0-0 FC4-6 SH 1B		0-0 1B		0-0 F9		0-3 K	4	0	2	0	0	1	2													
Jim Sundberg, R (1, 2) OBP: 0.295, SLG: 0.298		0-0 SH FC4-6		0-3 K		0-3 K		0-0 L6	3	0	0	0	0	2	4	livebaseballscores.com												
Darryl Motley, R (1, 9) OBP: 0.223, SLG: 0.330		0-3 K		0-0 L7			0-0 F7		0-0 F7	3	0	0	0	1	4													
Angel Salazar, R (1, 6) OBP: 0.261, SLG: 0.315		0-0 FC4-6		0-0 L8			0-0 4-3			3	0	0	1	0	3													
Inning Stats	R: 1 E: 0 X: 0 S: 4	H: 1 LOB: 0 BB: 0 P: 4	R: 1 E: 0 X: 1 S: 7	H: 1 LOB: 2 BB: 1 P: 11	R: 0 E: 0 X: 1 S: 5	H: 0 LOB: 0 BB: 0 P: 5	R: 1 E: 0 X: 1 S: 7	H: 2 LOB: 1 BB: 0 P: 7	R: 0 E: 0 X: 1 S: 6	H: 1 LOB: 1 BB: 0 P: 6	R: 2 E: 0 X: 0 S: 5	H: 2 LOB: 0 BB: 0 P: 5	R: 0 E: 0 X: 1 S: 6	H: 1 LOB: 2 BB: 0 P: 6	R: 0 E: 0 X: 1 S: 6	H: 1 LOB: 2 BB: 0 P: 6	1B: 5 2B: 1 3B: 0 HR: 3	SF: 0 SAC: 1 DP: 0 HBP: 0	WP: 1 PB: 0 SB: 0 CS: 1	PA: 34								
PITCHER Ron Guidry, L (1, 1) ERA: 4.12	IP 7.0	WLS L	BF 30	H 8	R 5	ER 5	SO 5	BB 1	IBB 0	HBP 0	BLK 0	WP 1	HR 3	S 39	P 43	ERA 6.43	WHIP 1.286	PITCHER IP WLS BF H R ER SO BB IBB HBP BLK WP HR S P ERA WHIP										
Tim Stoddard, R (8, 1) ERA: 3.79	IP 1.0	WLS L	BF 4	H 1	R 0	ER 0	SO 1	BB 0	IBB 0	HBP 0	BLK 0	WP 1	HR 0	S 6	P 6	ERA 0.00	WHIP 1.000											

Batter	1		2		3		4		5		6		7		8		9		AB R H RBI BB SO LOB	TOP	
Rey Quinones, R OBP: 0.317, SLG: 0.345 (1, 6)	 G6-4-3 1B				5-3				SF8				K				 1B		4 0 2 2 0 1 0	Seattle Mariners @ New York Yankees Yankee Stadium, Bronx, NY Tue Aug 19 1986, 7:05 PM EDT Att: 23,169 - Unknown	
Mickey Brantley, R OBP: 0.198, SLG: 0.300 (1, 8)	 G6-4-3 1-2						K		BB HR 1B				 CS 1B		 F7		5 1 2 0 0 1 2				
Phil Bradley, R OBP: 0.392, SLG: 0.435 (1, 7)	5-3						HR		HR BB				 CS		 F9		3 2 1 1 1 0 0				
Danny Tartabull, R OBP: 0.355, SLG: 0.537 (1, 9)			 F8				 1B		 HR				 F8				4 1 2 3 0 0 0				
Alvin Davis, L OBP: 0.393, SLG: 0.474 (1, 3)			 1B				 L6		 4-3				 CS 1B				2 0 1 0 0 0 1				
John Moses, S OBP: 0.329, SLG: 0.326 (4, 3)			 1B				 E9 1-3						 CS 1B				2 0 1 0 0 0 0				
Jim Prestey, R OBP: 0.303, SLG: 0.473 (1, 5)	 F9						 E9 1-3				 5-3		 CS		 5-3		4 0 1 0 0 0 1				
Ken Phelps, L OBP: 0.405, SLG: 0.514 (1, 10)	 4-3				 F8				 K						 2B 1B		4 1 1 0 0 1 3				
Bob Kearney, R OBP: 0.288, SLG: 0.377 (1, 2)					5-3				SH4 SF8 2B		 6-3				 F8 1-4 1B 2B		4 2 2 1 0 0 0				
Harold Reynolds, S OBP: 0.281, SLG: 0.253 (1, 4)					5-3				SH4		 4-3				 F8		3 0 0 0 0 0 1				
Inning Stats	R: 0 E: 0 K: 0 S: 3	H: 1 LOB: 0 BB: 0 P: 3	R: 0 E: 0 K: 0 S: 4	H: 1 LOB: 1 BB: 0 P: 4	R: 0 E: 0 K: 0 S: 3	H: 0 LOB: 0 BB: 0 P: 3	R: 1 E: 1 K: 1 S: 8	H: 3 LOB: 2 BB: 0 P: 8	R: 4 E: 0 K: 0 S: 6	H: 3 LOB: 0 BB: 1 P: 10	R: 0 E: 0 K: 1 S: 5	H: 0 LOB: 0 BB: 0 P: 5	R: 0 E: 0 K: 1 S: 5	H: 1 LOB: 0 BB: 0 P: 5	R: 0 E: 0 K: 0 S: 3	H: 1 LOB: 1 BB: 0 P: 3	R: 2 E: 0 K: 0 S: 6	H: 3 LOB: 1 BB: 0 P: 6	1B: 9 2B: 2 3B: 0 HR: 2	SF: 1 SAC: 1 DP: 1 HBP: 0	WP: 0 PA: 40
PITCHER	IP	WLS	BF	H	R	ER	SO	BB	IBB	HBP	BLK	WP	HR	S	P	ERA	WHIP			ERA	WHIP
Tommy John, L ERA: 3.0 (1, 1)	4.2	L	21	7	4	4	1	1	0	0	0	0	1	22	26	7.71	1.714				
Brian Fisher, R ERA: 4.23 (5, 1)	3.2		14	5	3	3	2	0	0	0	0	0	1	18	18	7.36	1.364				
Tim Stoddard, R ERA: 3.75 (9, 1)	0.2		3	1	0	0	0	0	0	0	0	0	0	3	3	0.00	1.500				
Inning Stats	R: 3 E: 0 K: 1 S: 6	H: 1 LOB: 0 BB: 2 P: 14	R: 0 E: 0 K: 3 S: 9	H: 0 LOB: 0 BB: 0 P: 9	R: 0 E: 0 K: 1 S: 5	H: 0 LOB: 0 BB: 0 P: 5	R: 0 E: 0 K: 3 S: 9	H: 0 LOB: 0 BB: 0 P: 9	R: 0 E: 0 K: 2 S: 7	H: 0 LOB: 0 BB: 0 P: 7	R: 0 E: 0 K: 1 S: 6	H: 1 LOB: 1 BB: 0 P: 6	R: 0 E: 0 K: 2 S: 8	H: 1 LOB: 0 BB: 0 P: 8	R: 0 E: 0 K: 0 S: 5	H: 2 LOB: 2 BB: 0 P: 5	R: 0 E: 0 K: 1 S: 5	H: 0 LOB: 0 BB: 0 P: 5	1B: 4 2B: 0 3B: 0 HR: 1	SF: 0 SAC: 0 DP: 0 HBP: 0	WP: 0 PA: 34
PITCHER	IP	WLS	BF	H	R	ER	SO	BB	IBB	HBP	BLK	WP	HR	S	P	ERA	WHIP			ERA	WHIP
Mark Langston, L ERA: 4.97 (1, 1)	9.0	W	34	5	3	3	14	2	0	0	0	0	1	60	68	3.00	0.778				
Batter	1		2		3		4		5		6		7		8		9		AB R H RBI BB SO LOB	BOTTOM	
Rickey Henderson, R OBP: 0.386, SLG: 0.483 (1, 8)	 6-3				 5-3						 F8				 FC6-4 1B				4 0 1 0 0 0 0	Seattle Mariners @ New York Yankees Yankee Stadium, Bronx, NY Tue Aug 19 1986, 7:05 PM EDT Att: 23,169 - Unknown	
Willie Randolph, R OBP: 0.393, SLG: 0.327 (1, 4)	 G3 HR BB				 K						 K				 FC6-4 1B		 FC6-4 1B		3 1 1 0 1 2 0		
Don Mattingly, L OBP: 0.383, SLG: 0.550 (1, 3)	 G3 1-2				 G3						 1B				 FC6-4		 1-2 2-3		4 0 1 0 0 0 3		
Dave Winfield, R OBP: 0.360, SLG: 0.470 (1, 9)	 HR BB						 K				 F2				 6-3				3 1 0 0 1 1 3		
Dan Pasqua, L OBP: 0.395, SLG: 0.549 (1, 7)	 1-4 HR						 K						 K				 F9		4 1 1 3 0 2 0		
Mike Easler, L OBP: 0.375, SLG: 0.472 (1, 10)	 K						 K						 1-3				 K		4 0 0 0 0 3 0		
Mike Pagliarulo, L OBP: 0.330, SLG: 0.515 (1, 5)			 K						 K				 1B				 6-3		4 0 1 0 0 2 0		
Joel Skinner, R OBP: 0.227, SLG: 0.304 (1, 2)			 K						 5-3				 K						2 0 0 0 0 1 0		
Ron Kittle, R OBP: 0.276, SLG: 0.405 (7, PH)			 K						 K				 K						1 0 0 0 0 1 1		
Juan Espino, R OBP: 0.250, SLG: 0.278 (8, 2)			 K						 K										0 0 0 0 0 0 0		
Wayne Tolleson, S OBP: 0.349, SLG: 0.350 (1, 6)			 K						 K				 5-3						3 0 0 0 0 2 0		
Inning Stats	R: 3 E: 0 K: 1 S: 6	H: 1 LOB: 0 BB: 2 P: 14	R: 0 E: 0 K: 3 S: 9	H: 0 LOB: 0 BB: 0 P: 9	R: 0 E: 0 K: 1 S: 5	H: 0 LOB: 0 BB: 0 P: 5	R: 0 E: 0 K: 3 S: 9	H: 0 LOB: 0 BB: 0 P: 9	R: 0 E: 0 K: 2 S: 7	H: 0 LOB: 0 BB: 0 P: 7	R: 0 E: 0 K: 1 S: 6	H: 1 LOB: 1 BB: 0 P: 6	R: 0 E: 0 K: 2 S: 8	H: 1 LOB: 0 BB: 0 P: 8	R: 0 E: 0 K: 0 S: 5	H: 2 LOB: 2 BB: 0 P: 5	R: 0 E: 0 K: 1 S: 5	H: 0 LOB: 0 BB: 0 P: 5	1B: 4 2B: 0 3B: 0 HR: 1	SF: 0 SAC: 0 DP: 0 HBP: 0	WP: 0 PA: 34
PITCHER	IP	WLS	BF	H	R	ER	SO	BB	IBB	HBP	BLK	WP	HR	S	P	ERA	WHIP			ERA	WHIP
Mark Langston, L ERA: 4.97 (1, 1)	9.0	W	34	5	3	3	14	2	0	0	0	0	1	60	68	3.00	0.778				

AB 35
R 7
H 13
RBI 7
BB 1
SO 3
LOB 8





AB 32
R 3
H 5
RBI 3
BB 2
SO 14
LOB 7



Batter	1	2	3	4	5	6	7	8	9	AB	R	H	RBI	BB	SO	LOB	TOP									
Rey Quinones, R <small>OBP: 0.311, SLG: 0.338</small> 										4	0	0	0	0	1	2	Seattle Mariners @ New York Yankees Yankee Stadium, Bronx, NY Wed Aug 20 1986, 3:33 AM EDT Att: 26,205 - Unknown livebaseballscorecards.com									
John Moses, S <small>OBP: 0.328, SLG: 0.325</small> 										4	0	1	0	0	0	1										
Phil Bradley, R <small>OBP: 0.398, SLG: 0.438</small> 										2	1	2	0	2	0	0										
Danny Tartabull, R <small>OBP: 0.354, SLG: 0.542</small> 										4	1	1	2	0	3	5										
Jim Prestley, R <small>OBP: 0.302, SLG: 0.471</small> 										4	0	1	0	0	1	1										
Ken Phelps, L <small>OBP: 0.400, SLG: 0.506</small> 										4	0	0	0	0	3	2										
Scott Bradley, L <small>OBP: 0.352, SLG: 0.455</small> 										4	0	0	0	0	0	1										
Mickey Brantley, R <small>OBP: 0.222, SLG: 0.303</small> 										3	0	1	0	1	0	0										
Harold Reynolds, S <small>OBP: 0.281, SLG: 0.253</small> 										4	0	1	0	0	1	2										
Inning Stats	R: 0 E: 0 K: 1 S: 5	H: 0 LOB: 1 BB: 1 P: 9	R: 0 E: 0 K: 2 S: 7	H: 0 LOB: 0 BB: 0 P: 7	R: 0 E: 0 K: 0 S: 3	H: 1 LOB: 0 BB: 0 P: 3	R: 2 E: 0 K: 1 S: 8	H: 3 LOB: 1 BB: 0 P: 8	R: 0 E: 0 K: 1 S: 7	H: 2 LOB: 3 BB: 1 P: 11	R: 0 E: 0 K: 0 S: 3	H: 0 LOB: 0 BB: 0 P: 3	R: 0 E: 0 K: 1 S: 5	H: 0 LOB: 1 BB: 1 P: 9	R: 0 E: 0 K: 2 S: 8	H: 1 LOB: 1 BB: 0 P: 8	R: 0 E: 0 K: 1 S: 5	H: 0 LOB: 0 BB: 0 P: 5	1B: 6 2B: 1 3B: 0 HR: 1	SF: 0 SAC: 0 DP: 1 HBP: 0	WP: 0 PB: 0 SB: 1 CS: 0	PA: 36				
PITCHER	IP	WLS	BF	H	R	ER	SO	BB	IBB	HBP	BLK	WP	HR	S	P	ERA	WHIP									
Doug Drabek, R	(1, 1)	4.2		21	6	2	2	4	2	0	0	0	0	1	27	35	3.86	1.714								
Tim Stoddard, R	(5, 1)	2.1	W	8	0	0	0	2	1	0	0	0	0	0	11	15	0.00	0.429								
Dave Righetti, L	(8, 1)	2.0	S	7	1	0	0	3	0	0	0	0	0	0	13	13	0.00	0.500								

Batter	1	2	3	4	5	6	7	8	9	AB	R	H	RBI	BB	SO	LOB	BOTTOM									
Rickey Henderson, R <small>OBP: 0.367, SLG: 0.484</small> 										3	1	1	0	1	0	0	Seattle Mariners @ New York Yankees Yankee Stadium, Bronx, NY Wed Aug 20 1986, 3:33 AM EDT Att: 26,205 - Unknown livebaseballscorecards.com									
Willie Randolph, R <small>OBP: 0.390, SLG: 0.323</small> 										4	0	0	0	0	1	2										
Don Mattingly, L <small>OBP: 0.382, SLG: 0.554</small> 										4	1	1	2	0	0	0										
Dan Pasqua, L <small>OBP: 0.397, SLG: 0.548</small> 										4	2	2	0	0	1	0										
Dave Winfield, R <small>OBP: 0.363, SLG: 0.480</small> 										4	1	3	2	0	0	0										
Mike Easter, L <small>OBP: 0.372, SLG: 0.467</small> 										4	0	0	1	0	0	2										
Mike Pagliarulo, L <small>OBP: 0.327, SLG: 0.511</small> 										3	0	0	0	0	1	2										
Joel Skinner, R <small>OBP: 0.233, SLG: 0.310</small> 										3	0	2	0	0	1	2										
Wayne Tolleson, S <small>OBP: 0.346, SLG: 0.347</small> 										3	0	0	0	0	1	4										
Inning Stats	R: 0 E: 0 K: 0 S: 3	H: 0 LOB: 0 BB: 0 P: 3	R: 2 E: 0 K: 0 S: 6	H: 3 LOB: 1 BB: 0 P: 6	R: 2 E: 0 K: 0 S: 5	H: 2 LOB: 0 BB: 0 P: 5	R: 0 E: 0 K: 1 S: 6	H: 1 LOB: 1 BB: 0 P: 6	R: 0 E: 0 K: 1 S: 5	H: 0 LOB: 0 BB: 0 P: 5	R: 1 E: 1 K: 2 S: 10	H: 2 LOB: 2 BB: 0 P: 10	R: 0 E: 0 K: 0 S: 2	H: 0 LOB: 0 BB: 1 P: 6	R: 0 E: 0 K: 1 S: 5	H: 1 LOB: 0 BB: 0 P: 5	1B: 6 2B: 1 3B: 0 HR: 2	SF: 0 SAC: 0 DP: 1 HBP: 0	WP: 0 PB: 0 SB: 0 CS: 1	PA: 33						
PITCHER	IP	WLS	BF	H	R	ER	SO	BB	IBB	HBP	BLK	WP	HR	S	P	ERA	WHIP									
Mike Moore, R	(1, 1)	5.0	L	23	8	5	5	2	0	0	0	0	0	2	27	27	9.00	1.600								
Lee Guetterman, L	(6, 1)	3.0		10	1	0	0	3	1	0	0	0	0	0	15	19	0.00	0.667								

Batter	1	2	3	4	5	6	7	8	9	AB	R	H	RBI	BB	SO	LOB	TOP										
Alfredo Griffin, S OBP: 0.321, SLG: 0.347 (1, 6)	0-3 K ①		0-0 L4 ③		0-0 F4 ③			0-0 1B ③		4	0	1	0	0	1	2	<p>Oakland Athletics @ New York Yankees Yankee Stadium, Bronx, NY Fri Aug 22 1986, 7:05 PM EDT Att: 30,185 - Unknown</p> <p>livebaseballscores.com</p> <p>AB 31 R 2 H 4 RBI 2 BB 1 SO 5 LOB 5</p> 										
Lenn Sakata, R OBP: 0.250, SLG: 0.250 (1, 4)	0-0 F8 ②			0-0 HR 1B ①		0-0 F7 ①		0-3 K ③		4	1	1	0	0	1	1											
Carney Lansford, R OBP: 0.331, SLG: 0.495 (1, 3)	0-0 F3 ③			0-0 HR ①		0-0 F2 ②			0-0 5-3 ①	4	1	1	2	0	0	0											
Dave Kingman, R OBP: 0.258, SLG: 0.434 (1, 10)		0-0 6-3 ①		0-3 K ①		0-0 5-3 ③			0-0 5-3 ②	4	0	0	0	0	1	0											
Jose Canseco, R OBP: 0.324, SLG: 0.463 (1, 7)		0-0 F4 ②		0-0 F9 ②			0-0 F9 ①		0-0 F4 ③	4	0	0	0	0	0	0											
Dusty Baker Jr., R OBP: 0.308, SLG: 0.320 (1, 9)		0-0 F8 ③		0-0 F9 ③			0-0 G1-5-3 ②			3	0	0	0	0	0	0											
Mark McGwire, R (1, 5)			0-0 6-3 ①		0-0 F8 ①		0-0 F8 ③			3	0	0	0	0	0	0											
Dwayne Murphy, L OBP: 0.347, SLG: 0.356 (1, 8)								0-0 F8 ①		2	0	1	0	1	0	0											
Mickey Tettleton, S OBP: 0.313, SLG: 0.327 ERA: 3.38 Rusty Tillman, R OBP: 0.250, SLG: 0.333 (8, PH) Jerry Willard, L OBP: 0.380, SLG: 0.393 (8, 2)			0-3 K ②		0-0 F6 ②			0-3 K ②		2	0	0	0	0	1	2											
Inning Stats	R: 0 E: 0 K: 1 S: 5	H: 0 LOB: 0 BB: 0 P: 5	R: 0 E: 0 K: 0 S: 3	H: 0 LOB: 0 BB: 0 P: 3	R: 0 E: 0 K: 1 S: 6	H: 1 LOB: 1 BB: 0 P: 6	R: 2 E: 0 K: 1 S: 7	H: 2 LOB: 0 BB: 0 P: 7	R: 0 E: 0 K: 0 S: 3	H: 0 LOB: 1 BB: 1 P: 7	R: 0 E: 0 K: 0 S: 3	H: 0 LOB: 0 BB: 0 P: 3	R: 0 E: 0 K: 0 S: 3	H: 0 LOB: 0 BB: 0 P: 3	R: 0 E: 0 K: 2 S: 8	H: 1 LOB: 1 BB: 0 P: 8	R: 0 E: 0 K: 0 S: 3	H: 0 LOB: 0 BB: 0 P: 3	1B: 3 2B: 0 3B: 0 HR: 1	SF: 0 SAC: 0 DP: 0 HBP: 0	WP: 0 PB: 0 SB: 0 CS: 0	PA: 32					
PITCHER	IP	WLS	BF	H	R	ER	SO	BB	IBB	HBP	BLK	WP	HR	S	P	ERA	WHIP										
Dennis Rasmussen, L ERA: 3.38 Dave Righetti, L ERA: 2.65	(1, 1) (9, 1)	8.0 S	29 3	4 0	2 0	2 0	5 0	1 0	0 0	0 0	0 0	0 0	1 0	38 3	42 3	2.25 0.00	0.625 0.000										

Batter	1	2	3	4	5	6	7	8	9	AB	R	H	RBI	BB	SO	LOB	BOTTOM										
Rickey Henderson, R OBP: 0.386, SLG: 0.481 (1, 8)	0-3 K ①		0-0 F7 ③		4-0 BB ①			0-0 E3 BLK S 1B ③		3	1	0	0	1	1	0	<p>Oakland Athletics @ New York Yankees Yankee Stadium, Bronx, NY Fri Aug 22 1986, 7:05 PM EDT Att: 30,185 - Unknown</p> <p>livebaseballscores.com</p> <p>AB 30 R 3 H 7 RBI 3 BB 3 SO 4 LOB 11</p> 										
Willie Randolph, R OBP: 0.385, SLG: 0.323 (1, 4)	0-3 K ②			0-0 6-3 ①	0-0 F8 ③			0-0 BB 1B ①		4	0	1	1	0	1	2											
Don Mattingly, L OBP: 0.381, SLG: 0.553 (1, 3)	0-0 6-3 ③			0-0 5-3 ②		0-0 L4-6 2B ②		0-0 F7 ①		4	0	1	0	0	0	1											
Dan Pasqua, L OBP: 0.399, SLG: 0.550 (1, 7)		0-3 K ①		0-0 1B 2B ②		0-0 L4-6 2-3 ③		4-0 1-2 BB ②		3	1	1	0	1	1	1											
Dave Winfield, R OBP: 0.362, SLG: 0.478 (1, 9)		0-0 5-3 ②		0-0 2H 1B ③		0-0 F6 ③		0-3 K ②		4	0	1	1	0	1	2											
Mike Easter, L OBP: 0.365, SLG: 0.463 (1, 10)		0-0 F5 ③		0-0 4-3 ③			0-0 4-3 ①	0-0 4-3 ③		4	0	0	0	0	0	3											
Mike Pagliarulo, L OBP: 0.330, SLG: 0.519 (1, 5)			0-0 HR ①		4-0 9-5 E BB ②		0-0 4-3 ②			2	1	1	1	1	0	0											
Joel Skinner, R OBP: 0.235, SLG: 0.310 (1, 2)			0-0 F1 ①		0-0 9-5 1-3 ②		0-0 1B ③			3	0	1	0	0	0	1											
Wayne Tolleson, S OBP: 0.346, SLG: 0.347 (1, 6)			0-0 F7 ②		0-0 PB 1B ②		0-0 F8 ③			3	0	1	0	0	0	1											
Inning Stats	R: 0 E: 0 K: 2 S: 7	H: 0 LOB: 0 BB: 0 P: 7	R: 0 E: 0 K: 1 S: 5	H: 0 LOB: 0 BB: 0 P: 5	R: 1 E: 0 K: 0 S: 4	H: 1 LOB: 0 BB: 0 P: 4	R: 1 E: 0 K: 0 S: 5	H: 2 LOB: 1 BB: 0 P: 5	R: 0 E: 1 K: 0 S: 3	H: 1 LOB: 2 BB: 2 P: 11	R: 0 E: 0 K: 0 S: 3	H: 1 LOB: 0 BB: 0 P: 3	R: 0 E: 0 K: 0 S: 4	H: 1 LOB: 1 BB: 0 P: 4	R: 1 E: 1 K: 1 S: 7	H: 1 LOB: 2 BB: 1 P: 11	R: 0 E: 0 K: 1 S: 7	H: 0 LOB: 0 BB: 0 P: 3	1B: 4 2B: 4 3B: 0 HR: 1	SF: 0 SAC: 0 DP: 2 HBP: 0	WP: 0 PB: 2 SB: 1 CS: 0	PA: 33					
PITCHER	IP	WLS	BF	H	R	ER	SO	BB	IBB	HBP	BLK	WP	HR	S	P	ERA	WHIP										
Joaquin Andujar, R ERA: 4.2	(1, 1)	8.0 L	33	7	3	2	4	3	0	0	0	0	1	38	50	2.25	1.250										

Batter	1	2	3	4	5	6	7	8	9	AB	R	H	RBI	BB	SO	LOB	TOP			
Alfredo Griffin, S OBP: 0.320, SLG: 0.346	6-3		G3			4-3			SH3-4 2B 1B	4	1	1	0	0	0	0				
Carney Lansford, R OBP: 0.331, SLG: 0.412	K			F8			HR		SH3-4 1-2	3	1	1	1	0	1	0				
Jose Canseco, R OBP: 0.324, SLG: 0.463	K			K						4	0	1	1	0	3	0				
Dave Kingman, R OBP: 0.258, SLG: 0.431		CS BB		F3					2B	3	0	0	0	1	1	1				
Dusty Baker Jr., R OBP: 0.303, SLG: 0.314	K	1-2			F7				1-3	4	0	0	0	0	1	2				
Donnie Hill, S OBP: 0.329, SLG: 0.385		2B			F7				F3	3	0	1	0	0	0	0				
Mark McGwire, R OBP: 0.329, SLG: 0.385				F7					K	3	0	0	0	0	2	1				
Dwayne Murphy, L OBP: 0.347, SLG: 0.356			K			3-1				3	0	1	0	0	1	0				
Mickey Tettleton, S OBP: 0.308, SLG: 0.320			K						1B	3	0	0	0	0	1	1				
									1-3											
Inning Stats	R: 0 E: 0 K: 2 S: 7	H: 0 LOB: 0 BB: 0 P: 7	R: 0 E: 0 K: 1 S: 5	H: 1 LOB: 1 BB: 1 P: 9	R: 0 E: 0 K: 2 S: 7	H: 0 LOB: 0 BB: 0 P: 7	R: 0 E: 0 K: 1 S: 5	H: 0 LOB: 0 BB: 0 P: 5	R: 0 E: 0 K: 1 S: 5	H: 0 LOB: 0 BB: 0 P: 5	R: 1 E: 0 K: 1 S: 6	H: 1 LOB: 0 BB: 0 P: 6	R: 0 E: 0 K: 1 S: 6	H: 1 LOB: 1 BB: 0 P: 6	R: 1 E: 0 K: 1 S: 7	H: 2 LOB: 1 BB: 0 P: 7	1B: 2 2B: 3 3B: 0 HR: 1	SF: 0 SAC: 1 DP: 1 HBP: 0	WP: 0 PB: 0 SB: 0 CS: 1	PA: 32
PITCHER	IP	WLS	BF	H	R	ER	SO	BB	IBB	HBP	BLK	WP	HR	S	P	ERA	WHIP			
Ron Guidry, L ERA: 3.96	8.0		27	3	1	1	9	1	0	0	0	0	1	44	48	1.12	0.500			
Dave Righetti, L ERA: 2.73	1.0	L	5	2	1	1	1	0	0	0	0	0	0	7	7	9.00	2.000			

Oakland Athletics @ New York Yankees
Yankee Stadium, Bronx, NY
Sat Aug 23 1986, 7:05 PM EDT
Att: 40,179 - Unknown

AB	30
R	2
H	5
RBI	2
BB	1
SO	10
LOB	5



Batter	1	2	3	4	5	6	7	8	9	AB	R	H	RBI	BB	SO	LOB	BOTTOM			
Rickey Henderson, R OBP: 0.363, SLG: 0.477	F8		L5		L4					4	0	0	0	0	0	3				
Willie Randolph, R OBP: 0.390, SLG: 0.332			K			HR		F8		4	1	2	1	0	1	2				
Don Mattingly, L OBP: 0.382, SLG: 0.553	G3-6-3 1B			F8 BLK 1B		1-3 G1 1B		F9		4	0	2	0	0	0	1				
Dave Winfield, R OBP: 0.359, SLG: 0.474		F9		F8		G1			K	4	0	0	0	0	1	2				
Dan Pasqua, L OBP: 0.396, SLG: 0.543		K		K		1-3				4	0	1	0	0	2	2				
Gary Roenicke, R OBP: 0.403, SLG: 0.385									G6-3 1B	3	0	0	0	0	0	2				
Mike Easter, L OBP: 0.368, SLG: 0.461	5-3			F8		6-3			G6-3 1-2	1	0	0	0	0	0	1				
Mike Pagliarulo, L OBP: 0.327, SLG: 0.515			K							3	0	0	0	0	2	0				
Joel Skinner, R OBP: 0.241, SLG: 0.315			1B		CS 1B					3	0	2	0	0	1	0				
Wayne Tolleson, S OBP: 0.349, SLG: 0.350			1-2 1B		1-2 1B			F9		3	0	2	0	0	0	0				
Inning Stats	R: 0 E: 0 K: 0 S: 3	H: 1 LOB: 0 BB: 0 P: 3	R: 0 E: 0 K: 2 S: 9	H: 0 LOB: 2 BB: 0 P: 9	R: 0 E: 0 K: 1 S: 6	H: 1 LOB: 1 BB: 0 P: 6	R: 0 E: 0 K: 0 S: 4	H: 2 LOB: 1 BB: 0 P: 4	R: 1 E: 0 K: 0 S: 5	H: 2 LOB: 1 BB: 0 P: 5	R: 0 E: 0 K: 2 S: 7	H: 0 LOB: 0 BB: 0 P: 7	R: 0 E: 0 K: 0 S: 3	H: 0 LOB: 0 BB: 0 P: 3	R: 0 E: 0 K: 1 S: 5	H: 1 LOB: 0 BB: 0 P: 5	1B: 8 2B: 0 3B: 0 HR: 1	SF: 0 SAC: 0 DP: 2 HBP: 0	WP: 0 PB: 0 SB: 0 CS: 1	PA: 33
PITCHER	IP	WLS	BF	H	R	ER	SO	BB	IBB	HBP	BLK	WP	HR	S	P	ERA	WHIP			
Curt Young, L ERA: 3.46	8.0	W	30	8	1	1	6	0	0	0	1	0	0	5	5	0.00	1.000			
Jay Howell, R ERA: 3.0	1.0	S	3	1	0	0	1	0	0	0	0	0	0	5	5	0.00	1.000			

Oakland Athletics @ New York Yankees
Yankee Stadium, Bronx, NY
Sat Aug 23 1986, 7:05 PM EDT
Att: 40,179 - Unknown

AB	33
R	1
H	9
RBI	1
BB	0
SO	7
LOB	13



Batter	1	2	3	4	5	6	7	8	9	AB	R	H	RBI	BB	SO	LOB	TOP															
Alfredo Griffin, S OBP: 0.320, SLG: 0.351 (1, 6)										6	0	2	3	0	0	1	<p>Oakland Athletics @ New York Yankees Yankee Stadium, Bronx, NY Sun Aug 24 1986, 3:33 AM EDT Att: 31,796 - Unknown</p> <p>livebaseballscores.com</p> <p>AB 42 R 11 H 16 RBI 11 BB 4 SO 9 LOB 17</p>															
Mike Davis, L OBP: 0.311, SLG: 0.446 (1, 9)										5	0	2	0	0	2	1																
Carney Lansford, R OBP: 0.332, SLG: 0.418 (1, 3)										5	1	2	1	0	0	4																
Dave Kingman, R OBP: 0.259, SLG: 0.433 (1, 10)										5	2	2	0	0	2	3																
Rusty Tillman, R OBP: 0.176, SLG: 0.235 (1, 7)										5	0	0	0	0	3	4																
Mark McGwire, R OBP: 0.273, SLG: 0.364 (1, 5)										5	2	3	1	0	1	1																
Dwayne Murphy, L OBP: 0.351, SLG: 0.358 (1, 8)										4	2	2	1	1	1	1																
Lenn Sakata, R OBP: 0.286, SLG: 0.167 (8, PH)										2	0	0	0	1	0	0																
Donnie Hill, S OBP: 0.330, SLG: 0.385 (8, 4)										2	2	1	0	0	0	2																
Jerry Willard, L OBP: 0.381, SLG: 0.395 (6, PH)										2	0	1	0	0	0	0																
Mickey Tettleton, S OBP: 0.319, SLG: 0.344 (6, 2)										1	2	1	5	2	0	0																
Inning Stats	R: 0 E: 0 K: 2 S: 9	H: 2 LOB: 2 BB: 0 P: 9	R: 0 E: 0 K: 1 S: 5	H: 1 LOB: 0 BB: 0 P: 5	R: 0 E: 0 K: 0 S: 4	H: 1 LOB: 1 BB: 0 P: 4	R: 0 E: 0 K: 0 S: 3	H: 0 LOB: 0 BB: 0 P: 3	R: 0 E: 0 K: 0 S: 4	H: 1 LOB: 1 BB: 0 P: 4	R: 3 E: 0 K: 0 S: 5	H: 3 LOB: 3 BB: 3 P: 17	R: 0 E: 0 K: 2 S: 8	H: 1 LOB: 1 BB: 0 P: 8	R: 4 E: 1 K: 2 S: 11	H: 3 LOB: 1 BB: 1 P: 15	R: 4 E: 0 K: 2 S: 11	H: 4 LOB: 0 BB: 0 P: 11	1B: 11 2B: 2 3B: 1 HR: 2	SF: 0 SAC: 0 DP: 0 HBP: 0	WP: 2 PB: 0 SB: 0 CS: 1	PA: 46										
PITCHER	IP WLS BF H R ER SO BB IBB HBP BLK WP HR S P ERA WHIP																															
Tommy John, L ERA: 3.16 (1, 1)	5.2	26	8	3	3	3	2	0	0	0	2	1	30	38	4.76	1.765																
Rod Scurry, L ERA: 2.57 (6, 1)	1.2	9	3	2	2	3	1	0	0	0	0	0	13	17	10.80	2.400																
Brian Fisher, R ERA: 4.68 (8, 1)	1.2	12	5	6	5	3	1	0	0	0	0	1	17	21	27.00	3.600																

Batter	1	2	3	4	5	6	7	8	9	AB	R	H	RBI	BB	SO	LOB	BOTTOM															
Rickey Henderson, R OBP: 0.360, SLG: 0.472 (1, 8)										5	0	0	0	0	1	1	<p>Oakland Athletics @ New York Yankees Yankee Stadium, Bronx, NY Sun Aug 24 1986, 3:33 AM EDT Att: 31,796 - Unknown</p> <p>livebaseballscores.com</p> <p>AB 34 R 4 H 7 RBI 3 BB 4 SO 4 LOB 12</p>															
Willie Randolph, R OBP: 0.390, SLG: 0.331 (1, 4)										4	2	1	0	1	0	1																
Don Mattingly, L OBP: 0.361, SLG: 0.550 (1, 3)										3	0	0	0	1	0	2																
Dan Pasqua, L OBP: 0.398, SLG: 0.538 (1, 7)										2	0	0	0	2	0	1																
Dave Winfield, R OBP: 0.358, SLG: 0.472 (1, 9)										4	0	1	1	0	1	1																
Mike Easter, L OBP: 0.364, SLG: 0.457 (1, 10)										4	0	0	0	0	1	2																
Mike Pagliarulo, L OBP: 0.331, SLG: 0.529 (1, 5)										4	2	3	1	0	0	0																
Mike Fischlin, R OBP: 0.284, SLG: 0.250 (9, 6)										0	0	0	0	0	0	0																
Joel Skinner, R OBP: 0.245, SLG: 0.319 (1, 2)										4	0	2	1	0	1	1																
Wayne Tolleson, S OBP: 0.345, SLG: 0.346 (9, 5)										4	0	0	0	0	0	3																
Inning Stats	R: 1 E: 0 K: 1 S: 7	H: 2 LOB: 2 BB: 1 P: 11	R: 1 E: 0 K: 0 S: 5	H: 2 LOB: 1 BB: 0 P: 5	R: 0 E: 0 K: 0 S: 3	H: 0 LOB: 0 BB: 0 P: 3	R: 0 E: 0 K: 0 S: 4	H: 1 LOB: 1 BB: 0 P: 4	R: 0 E: 0 K: 0 S: 3	H: 0 LOB: 1 BB: 1 P: 7	R: 1 E: 0 K: 1 S: 7	H: 2 LOB: 1 BB: 0 P: 7	R: 1 E: 0 K: 1 S: 5	H: 0 LOB: 2 BB: 2 P: 13	R: 0 E: 0 K: 1 S: 5	H: 0 LOB: 0 BB: 0 P: 5	R: 0 E: 0 K: 0 S: 3	H: 0 LOB: 0 BB: 0 P: 3	1B: 5 2B: 0 3B: 1 HR: 1	SF: 0 SAC: 0 DP: 0 HBP: 0	WP: 1 PB: 0 SB: 2 CS: 0	PA: 38										
PITCHER	IP WLS BF H R ER SO BB IBB HBP BLK WP HR S P ERA WHIP																															
Dave Stewart, R ERA: 4.04 (1, 1)	9.0	38	7	4	4	4	4	0	0	0	1	1	42	58	4.00	1.222																

Batter	1	2	3	4	5	6	7	8	9	AB	R	H	RBI	BB	SO	LOB	TOP				
Gary Pettis, S OBP: 0.331, SLG: 0.325 (1, 8)	0-3 K	0-3 K			0-0 F7	0-0 G3		0-3 K	5	0	0	0	0	3	2						
Wally Joyner, L OBP: 0.352, SLG: 0.493 (1, 3)	0-0 F8		0-3 K		4-0 2B E		0-0 SH2-4 1B	0-0 F8	4	1	1	0	1	1	0						
Brian Downing, R OBP: 0.382, SLG: 0.426 (1, 7)	4-0 BB		0-0 F4		0-0 1-3 2B		0-0 SH2-4	0-0 E5 BB	3	0	1	0	1	0	0						
Reggie Jackson, L OBP: 0.394, SLG: 0.396 (1, 10)	0-0 L3		0-0 F8		0-3 K		0-0 4-3	4-0 BB	4	0	0	0	1	1	3						
Doug DeCinces, R OBP: 0.334, SLG: 0.475 (1, 5)		0-0 HR		0-0 HR	0-0 F7		4-0 BB	0-0 6-3	4	2	2	2	1	0	3						
George Hendrick, R OBP: 0.340, SLG: 0.455 (1, 9)		0-0 1B		0-0 6-3		4-0 B1-3 SH2-4 1B	0-3 K		3	2	1	0	1	1	2						
Bobby Grich, R OBP: 0.361, SLG: 0.438 (1, 4)		0-0 1B		0-0 F8		0-0 SH2-4		0-0 G5-4-3 1B	3	0	2	0	0	0	1						
Dick Schofield, R OBP: 0.316, SLG: 0.391 (1, 6)		0-0 1B		0-0 F7		0-0 B1-3	0-3 K		4	0	1	0	0	1	3						
Bob Boone, R OBP: 0.282, SLG: 0.315 (1, 2)		0-0 1B		0-0 F4		0-0 1B	0-0 G5-4-3	1-2	4	0	2	2	0	0	2						
Inning Stats	R: 0 E: 0 K: 1 S: 5	H: 0 LOB: 1 BB: 1 P: 9	R: 2 E: 0 K: 1 S: 8	H: 4 LOB: 1 BB: 0 P: 8	R: 0 E: 0 K: 1 S: 5	H: 0 LOB: 0 BB: 0 P: 5	R: 1 E: 0 K: 0 S: 5	H: 2 LOB: 1 BB: 0 P: 5	R: 1 E: 1 K: 1 S: 6	H: 1 LOB: 1 BB: 1 P: 10	R: 0 E: 0 K: 1 S: 6	H: 1 LOB: 2 BB: 1 P: 10	R: 0 E: 0 K: 1 S: 5	H: 1 LOB: 0 BB: 0 P: 5	R: 0 E: 1 K: 1 S: 6	H: 0 LOB: 2 BB: 1 P: 10	1B: 6 2B: 2 3B: 0 HR: 2	SF: 0 SAC: 2 DP: 1 HBP: 0	WP: 0 PB: 0 SB: 0 CS: 0	PA: 41	
PITCHER	IP	WLS	BF	H	R	ER	SO	BB	IBB	HBP	BLK	WP	HR	S	P	ERA	WHIP				
Joe Niekro, R ERA: 4.94 (1, 1)	4.1	L	21	7	4	3	3	2	0	0	0	0	2	25	33	6.23	2.077				
Bob Shirley, L ERA: 5.81 (5, 1)	0.1		1	0	0	0	1	0	0	0	0	0	0	3	3	0.00	0.000				
Tim Stoddard, R ERA: 3.56 (5, 1)	4.1		19	3	1	1	3	3	0	0	0	0	0	22	34	2.08	1.385				

California Angels @ New York Yankees
Yankee Stadium, Bronx, NY
Mon Aug 25 1986, 7:05 PM EDT
Att: 30,941 - Unknown

AB 34
R 5
H 10
RBI 4
BB 5
SO 7
LOB 16



Batter	1	2	3	4	5	6	7	8	9	AB	R	H	RBI	BB	SO	LOB	BOTTOM					
Rickey Henderson, R OBP: 0.358, SLG: 0.468 (1, 8)	0-0 4-3		0-0 E6 1B 2B		0-0 F8		0-0 F9		4	1	0	0	0	0	0							
Willie Randolph, R OBP: 0.395, SLG: 0.336 (1, 4)	0-0 6-3 1B		0-0 2B 6-3 1B		0-0 1B FC6-4 1B		4-0 FC4-6 BB		3	2	3	0	1	0	0							
Don Mattingly, L OBP: 0.382, SLG: 0.551 (1, 3)	0-0 6-3 1-2		0-0 6-3 1-3 2-H		0-0 FC6-4 1B		0-0 FC4-6		4	0	2	1	0	0	2							
Dave Winfield, R OBP: 0.355, SLG: 0.467 (1, 9)	0-0 F9		0-0 6-3		0-0 FC6-4		0-3 K		4	0	0	2	0	1	3							
Ron Kittle, R OBP: 0.277, SLG: 0.404 Mike Easter, L OBP: 0.366, SLG: 0.457 (8, PH)		0-0 1B	0-3 K		0-3 K		4-0 G4-6-1 BB		3	0	1	0	0	2	2							
Dan Pasqua, L OBP: 0.391, SLG: 0.526 (1, 7)	0-3 K		0-0 F2		0-3 K		0-0 G4-6-1		4	0	0	0	0	2	2							
Joel Skinner, R OBP: 0.247, SLG: 0.319 Claudell Washington, L OBP: 0.312, SLG: 0.453 (9, PH)		0-3 K		0-0 1B		0-0 F8		0-3 K	3	0	1	0	0	1	1							
Wayne Tolleson, S OBP: 0.342, SLG: 0.342 (1, 5)	0-3 K		0-0 F9		0-0 5-3		0-0 F8		4	0	0	0	0	1	2							
Mike Fischlin, R OBP: 0.275, SLG: 0.241 Mike Pagliarulo, L OBP: 0.330, SLG: 0.528 (9, PH)		0-0 F8		0-3 K		0-3 K		0-3 K	3	0	0	0	0	2	1							
Inning Stats	R: 0 E: 0 K: 0 S: 4	H: 1 LOB: 1 BB: 0 P: 4	R: 0 E: 0 K: 3 S: 10	H: 1 LOB: 0 BB: 0 P: 10	R: 2 E: 1 K: 1 S: 8	H: 2 LOB: 1 BB: 0 P: 8	R: 0 E: 0 K: 1 S: 6	H: 1 LOB: 1 BB: 0 P: 6	R: 1 E: 0 K: 1 S: 7	H: 2 LOB: 1 BB: 0 P: 7	R: 0 E: 0 K: 1 S: 5	H: 0 LOB: 0 BB: 0 P: 5	R: 0 E: 0 K: 1 S: 5	H: 0 LOB: 1 BB: 1 P: 9	R: 0 E: 0 K: 1 S: 4	H: 0 LOB: 0 BB: 1 P: 8	R: 0 E: 0 K: 2 S: 7	H: 0 LOB: 0 BB: 0 P: 7	1B: 6 2B: 1 3B: 0 HR: 0	SF: 0 SAC: 0 DP: 1 HBP: 0	WP: 0 PB: 0 SB: 0 CS: 0	PA: 36
PITCHER	IP	WLS	BF	H	R	ER	SO	BB	IBB	HBP	BLK	WP	HR	S	P	ERA	WHIP					
John Candelaria, L ERA: 2.9 (1, 1)	5.1	W	24	7	3	1	7	0	0	0	0	0	0	10	18	0.00	1.000					
Vern Ruhle, R ERA: 4.5 (6, 1)	2.0		8	0	0	0	2	2	0	0	0	0	0	1	1	0.00	0.000					
Gary Lucas, L ERA: 3.0 (8, 1)	0.2		1	0	0	0	0	0	0	0	0	0	0	1	1	0.00	0.000					
Donnie Moore, R ERA: 3.04 (9, 1)	1.0	S	3	0	0	0	2	0	0	0	0	0	0	7	7	0.00	0.000					

California Angels @ New York Yankees
Yankee Stadium, Bronx, NY
Mon Aug 25 1986, 7:05 PM EDT
Att: 30,941 - Unknown

AB 34
R 3
H 7
RBI 3
BB 2
SO 11
LOB 13




Batter	1	2	3	4	5	6	7	8	9	AB	R	H	RBI	BB	SO	LOB	TOP
Gary Pettis, S (1, 8) OBP: 0.333, SLG: 0.325	0-3 K		0-3 K		X 0-0 1-2 1B			4-0 1B BB		3	0	1	0	1	2	0	California Angels @ New York Yankees Yankee Stadium, Bronx, NY Tue Aug 26 1986, 7:05 PM EDT Att: 28,060 - Unknown
Ruppert Jones, L (1, 9) OBP: 0.334, SLG: 0.427	0-0 F4		0-0 F4		X 0-0 F6			0-0 F8		4	0	0	0	0	3		
Wally Joyner, L (1, 3) OBP: 0.351, SLG: 0.491	0-0 F7		0-0 F9		X 0-0 F8			0-0 FC5-4 1-3 1B		4	0	1	0	0	0		
Reggie Jackson, L (1, 10) OBP: 0.393, SLG: 0.394 George Hendrick, R (8, PH) OBP: 0.339, SLG: 0.452		4-0 5-3 2B BB		X 0-0 F7		0-3 K		0-0 F5		2	1	0	0	1	1	0	
Doug DeCinces, R (1, 5) OBP: 0.331, SLG: 0.470		0-0 5-3		X 0-0 F4		X 0-0 L6		0-0 FC5-4 1-2		4	0	0	0	0	3		
Jack Howell, L (1, 7) OBP: 0.313, SLG: 0.455 Brian Downing, R (9, PH) OBP: 0.381, SLG: 0.425		0-0 4-3 1B 2H		0-3 K		0-3 K		0-3 K		3	1	1	1	0	2	0	
Rob Wilfong, L (1, 4) OBP: 0.277, SLG: 0.325		0-0 4-3		X 0-0 F5		X 0-0 F5		0-3 K		4	0	0	0	0	1	1	
Dick Schofield, R (1, 6) OBP: 0.317, SLG: 0.398		0-0 FC6-4 1B 3H		X 0-0 6-3		X 0-0 K		0-3 K		4	0	2	1	0	1	0	
Bob Boone, R (1, 2) OBP: 0.282, SLG: 0.315		0-0 FC6-4 1-2		X 0-0 1B		0-3 K				3	0	1	0	0	1	2	
Inning Stats	R: 0 E: 0 K: 1 S: 5	H: 0 LOB: 0 BB: 0 P: 5	R: 2 E: 0 K: 0 S: 5	H: 2 LOB: 1 BB: 1 P: 9	R: 0 E: 0 K: 1 S: 5	H: 0 LOB: 0 BB: 0 P: 5	R: 0 E: 0 K: 0 S: 5	H: 2 LOB: 2 BB: 0 P: 5	R: 0 E: 0 K: 2 S: 8	H: 1 LOB: 1 BB: 0 P: 8	R: 0 E: 0 K: 0 S: 4	H: 1 LOB: 2 BB: 1 P: 8	R: 0 E: 0 K: 3 S: 9	H: 0 LOB: 0 BB: 0 P: 9	1B: 4 2B: 1 3B: 1 HR: 0	SF: 0 SAC: 0 DP: 0 HBP: 0	WP: 0 PA: 35 SB: 0 CS: 0
PITCHER	IP WLS BF H R ER SO BB IBB HBP BLK WP HR S P ERA WHIP	IP WLS BF H R ER SO BB IBB HBP BLK WP HR S P ERA WHIP															
Doug Drabek, R (1, 1) ERA: 4.57	7.1 L 30 6 2 2 6	1.2 5 0 0 0 3															
Rod Scumey, L (8, 1) ERA: 2.43																	

Batter	1	2	3	4	5	6	7	8	9	AB	R	H	RBI	BB	SO	LOB	BOTTOM				
Claudell Washington, L (1, 8) OBP: 0.307, SLG: 0.445	0-0 F8			X 0-0 4-3	X 0-0 F7			X 0-0 G3		4	0	0	0	0	2	California Angels @ New York Yankees Yankee Stadium, Bronx, NY Tue Aug 26 1986, 7:05 PM EDT Att: 28,060 - Unknown					
Willie Randolph, R (1, 4) OBP: 0.394, SLG: 0.335	0-0 7-4 1B			X 0-0 4-3		X 0-0 F9		X 0-0 4-3		4	0	1	0	0	0						
Don Mattingly, L (1, 3) OBP: 0.381, SLG: 0.549	0-0 7-4 1-2			X 0-0 FC6 1B	X 0-0 F7			X 0-0 F7		4	0	1	0	0	1						
Dan Pasqua, L (1, 7) OBP: 0.388, SLG: 0.521		X 0-0 G3		X 0-0 F7	X 0-0 5-3			X 0-0 4-3		4	0	1	0	0	0						
Dave Winfield, R (1, 9) OBP: 0.353, SLG: 0.464		0-3 K		X 0-0 FC6 2-3	X 0-0 6-3			X 0-0 6-3		3	0	0	0	0	1		2				
Mike Easter, L (1, 10) OBP: 0.396, SLG: 0.456		0-0 4-3		X 0-0 FC1-6 1B	X 0-0 F8			X 0-0 F8		3	0	1	0	0	0						
Wayne Tolleson, S (1, 5) OBP: 0.339, SLG: 0.339			0-3 K	X 0-0 FC1-6 G3 BB 1-2	X 0-0 6-3			X 0-0 6-3		3	0	0	0	0	1						
Joel Skinner, R (1, 2) OBP: 0.248, SLG: 0.316			X 0-0 6-3	X 0-0 G3 BB	X 0-0 K			X 0-3 K		2	0	0	0	1	1		0				
Mike Fischlin, R (1, 6) OBP: 0.289, SLG: 0.235 Rickey Henderson, R (8, PH) OBP: 0.357, SLG: 0.467			0-3 K	X 0-0 G3	X 0-0 G3			X 0-3 K		2	0	0	0	0	1	2					
Inning Stats	R: 0 E: 0 K: 0 S: 3	H: 1 LOB: 0 BB: 0 P: 3	R: 0 E: 0 K: 1 S: 5	H: 0 LOB: 0 BB: 0 P: 5	R: 0 E: 0 K: 2 S: 7	H: 0 LOB: 0 BB: 0 P: 7	R: 0 E: 0 K: 0 S: 5	H: 2 LOB: 2 BB: 0 P: 5	R: 0 E: 0 K: 0 S: 4	H: 1 LOB: 2 BB: 1 P: 8	R: 0 E: 0 K: 0 S: 3	H: 0 LOB: 0 BB: 0 P: 3	R: 0 E: 0 K: 0 S: 3	H: 0 LOB: 0 BB: 0 P: 3	R: 0 E: 0 K: 2 S: 7	H: 0 LOB: 0 BB: 0 P: 7	R: 0 E: 0 K: 0 S: 3	H: 0 LOB: 0 BB: 0 P: 3	1B: 4 2B: 1 3B: 0 HR: 0	SF: 0 SAC: 0 DP: 1 HBP: 0	WP: 0 PA: 31 SB: 0 CS: 0
PITCHER	IP WLS BF H R ER SO BB IBB HBP BLK WP HR S P ERA WHIP	IP WLS BF H R ER SO BB IBB HBP BLK WP HR S P ERA WHIP																			
Mike Witt, R (1, 1) ERA: 2.52	9.0 W 31 4 0 0 5																				

Batter	1	2	3	4	5	6	7	8	9	AB	R	H	RBI	BB	SO	LOB	TOP					
Rickey Henderson, R OBP: 0.358, SLG: 0.474	0-0 HR		0-0 F9		0-0 SF8 1B		0-0 5-3			4	2	2	1	0	0	0	New York Yankees @ Seattle Mariners The Kingdome, Seattle, WA Thu Aug 28 1986, 10:05 PM EDT Att: 13,343 - Unknown					
Willie Randolph, R OBP: 0.391, SLG: 0.332	0-0 6-3		0-0 L9		0-0 F9			0-0 6-3		4	0	0	0	0	0	1						
Don Mattingly, L OBP: 0.380, SLG: 0.550	0-0 4-3		0-0 1B 2B		0-0 SF8			0-0 4-3		3	1	1	1	0	0	0						
Dan Pasqua, L OBP: 0.390, SLG: 0.533	0-0 HR		4-0 1B IBB		3-H 0-3 K			0-0 F7		3	1	1	1	1	1	0						
Dave Winfield, R OBP: 0.354, SLG: 0.464	0-0 CS 1B		0-0 1-2 2-H 1B		0-0 5-3			0-3 K		4	0	2	1	0	1	0						
Mike Easler, L OBP: 0.365, SLG: 0.453	0-0 CS	0-0 4-3	0-3 K		4-0 G4-3 BB			0-0 3-1		3	0	0	0	1	1	2						
Wayne Tolleson, S OBP: 0.338, SLG: 0.338		0-0 1B		0-3 K		0-0 G4-3		0-0 5-3		4	0	1	0	0	1	1						
Joel Skinner, R OBP: 0.245, SLG: 0.312		0-0 F8		0-3 K			0-3 K			3	0	0	0	0	2	1						
Mike Fischlin, R OBP: 0.260, SLG: 0.227		0-3 K		0-3 K			0-0 6-3			3	0	0	0	0	2	1						
Inning Stats	R: 2 E: 0 K: 0 S: 5	H: 3 LOB: 0 BB: 0 P: 5	R: 0 E: 0 K: 1 S: 6	H: 1 LOB: 1 BB: 0 P: 6	R: 1 E: 0 K: 1 S: 7	H: 2 LOB: 2 BB: 1 P: 11	R: 0 E: 0 K: 3 S: 9	H: 0 LOB: 0 BB: 0 P: 9	R: 1 E: 0 K: 1 S: 6	H: 1 LOB: 0 BB: 0 P: 6	R: 0 E: 0 K: 0 S: 2	H: 0 LOB: 0 BB: 0 P: 6	R: 0 E: 0 K: 1 S: 5	H: 0 LOB: 0 BB: 0 P: 5	R: 0 E: 0 K: 0 S: 3	H: 0 LOB: 0 BB: 0 P: 3	R: 0 E: 0 K: 1 S: 5	H: 0 LOB: 0 BB: 0 P: 5	1B: 4 2B: 1 3B: 0 HR: 2	SF: 1 SAC: 0 DP: 1 HBP: 0	WP: 0 PB: 0 SB: 1 CS: 1	PA: 35
PITCHER Mike Morgan, R ERA: 4.47	IP: 9.0 WLS: L BF: 34	H: 7 R: 4 ER: 4 SO: 8	BB: 1 IBB: 1 HBP: 0 BLK: 0	WP: 0 HR: 2 S: 48 P: 56	ERA: 4.00 WHIP: 0.889											ERA: 4.00 WHIP: 0.889						

AB	31
R	4
H	7
RBI	4
BB	2
SO	8
LOB	6



Batter	1	2	3	4	5	6	7	8	9	AB	R	H	RBI	BB	SO	LOB	BOTTOM			
John Moses, S OBP: 0.324, SLG: 0.324	0-0 4-3		0-0 HR 2B		0-0 F8			0-0 FC4 1B	0-0 4-3	5	1	2	0	0	0	3	New York Yankees @ Seattle Mariners The Kingdome, Seattle, WA Thu Aug 28 1986, 10:05 PM EDT Att: 13,343 - Unknown			
Mickey Brantley, R OBP: 0.273, SLG: 0.392	0-0 6-3		0-0 2-H HR			0-0 6-3		0-0 F8		4	1	1	2	0	0	1				
Phil Bradley, R OBP: 0.395, SLG: 0.438	0-0 1B		0-0 6-3			0-0 2B		0-0 FC4 BB		4	0	2	0	0	0	1				
Jim Presley, R OBP: 0.300, SLG: 0.465	0-0 L6			0-0 G6-4-3 1B		0-0 4-3		4-0 FC4 BB		3	0	1	0	1	0	2				
Danny Tartabull, R OBP: 0.343, SLG: 0.515		0-3 K		0-3 K		0-0 6-3		0-0 FC4		4	0	0	0	0	2	4				
Alvin Davis, L OBP: 0.392, SLG: 0.475		0-0 F8		0-0 G6-4-3			0-0 F8		0-0 1B 1B	4	0	1	0	0	0	1				
Bob Kearney, R OBP: 0.292, SLG: 0.383		0-3 K			0-0 F7			0-0 F4		4	0	1	0	0	1	1				
Rey Quinones, R OBP: 0.295, SLG: 0.315			0-0 F8		0-0 F3		0-0 6-3		0-0 1B	4	0	1	0	0	0	1				
Harold Reynolds, S OBP: 0.284, SLG: 0.257 Ken Phelps, L OBP: 0.396, SLG: 0.504			0-0 F6			0-0 1B		0-0 F5		3	0	1	0	0	0	1				
Inning Stats	R: 0 E: 0 K: 0 S: 4	H: 1 LOB: 1 BB: 0 P: 4	R: 0 E: 0 K: 2 S: 7	H: 0 LOB: 0 BB: 0 P: 7	R: 2 E: 0 K: 0 S: 5	H: 2 LOB: 0 BB: 0 P: 5	R: 0 E: 0 K: 1 S: 5	H: 1 LOB: 0 BB: 0 P: 5	R: 0 E: 0 K: 0 S: 4	H: 1 LOB: 1 BB: 0 P: 4	R: 0 E: 0 K: 0 S: 4	H: 1 LOB: 1 BB: 0 P: 4	R: 0 E: 0 K: 0 S: 4	H: 1 LOB: 2 BB: 1 P: 8	R: 0 E: 0 K: 0 S: 5	H: 2 LOB: 2 BB: 0 P: 5	1B: 6 2B: 3 3B: 0 HR: 1	SF: 0 SAC: 0 DP: 1 HBP: 0	WP: 0 PB: 0 SB: 0 CS: 0	PA: 37
PITCHER Dennis Rasmussen, L ERA: 3.55 Rod Scurry, L ERA: 2.37 Dave Righetti, L ERA: 2.67	IP: 6.1 WLS: W BF: 25	H: 7 R: 2 ER: 2 SO: 3	BB: 0 IBB: 0 HBP: 0 BLK: 0	WP: 0 HR: 1 S: 31 P: 31	ERA: 2.84 WHIP: 1.105	IP: 0.2 WLS: S BF: 3	H: 1 R: 0 ER: 0 SO: 0	BB: 0 IBB: 0 HBP: 0 BLK: 0	WP: 0 HR: 0 S: 3 P: 3	ERA: 0.00 WHIP: 1.500	IP: 2.0 WLS: S BF: 9	H: 2 R: 0 ER: 0 SO: 0	BB: 0 IBB: 0 HBP: 0 BLK: 0	WP: 0 HR: 0 S: 8 P: 12	ERA: 0.00 WHIP: 1.500					



Batter	1	2	3	4	5	6	7	8	9	AB	R	H	RBI	BB	SO	LOB	TOP								
Rickey Henderson, R OBP: 0.360, SLG: 0.486 (1, 8)	4-0 BB HR BB	0-0 1-H HR			0-0 5-3			0-0 F7		4	3	2	3	1	0	1	New York Yankees @ Seattle Mariners The Kingdome, Seattle, WA Fri Aug 29 1986, 10:05 PM EDT Att. 14,211 - Unknown								
Willa Randolph, R OBP: 0.369, SLG: 0.329 (1, 4)	4-0 1-2 HR BB	0-0 F8			0-0 5-3	0-0 4-3		0-0 F9		4	1	0	0	1	0	0									
Don Mattingly, L OBP: 0.380, SLG: 0.553 (1, 3) (5, 5)	0-0 1-H 2-H HR	0-0 G3			4-0 2B BB	0-0 F5		0-0 4-3		4	2	1	3	1	0	0									
Dave Winfield, R OBP: 0.357, SLG: 0.467 (1, 9)	0-3 K			0-0 F1	4-0 2B 1-2 1B BB	0-0 2B		0-0 2B 1B		4	2	2	0	1	1	0									
Ron Kittle, R OBP: 0.279, SLG: 0.411 (1, 10)	0-0 2B			0-0 6-3	0-0 1-3 2-H 2B	0-0 K		0-0 F8		5	1	2	1	0	1	2									
Gary Roenicke, R OBP: 0.396, SLG: 0.379 (1, 7) Dan Pasqua, L OBP: 0.398, SLG: 0.553 (5, PH) (5, 3)	0-3 K			0-0 5-3	0-0 G4-1 E 2-H 3-H 1B			4-0 2B 1-2 BB		2	0	0	0	0	1	1									
Wayne Tolleson, S OBP: 0.334, SLG: 0.333 (1, 5) (5, 6)	0-0 F9				0-0 E1 G4-1 E			0-0 F7		5	1	0	0	0	2	4									
Joel Skinner, R OBP: 0.242, SLG: 0.309 (1, 2) Claudell Washington, L OBP: 0.306, SLG: 0.444 (5, PH) Juan Espino, R OBP: 0.273, SLG: 0.350 (5, 2)		0-3 K			0-0 G4-1			0-0 2B		2	0	0	0	0	2	0									
Mike Fischlin, R OBP: 0.265, SLG: 0.225 (1, 6) Mike Easter, L OBP: 0.362, SLG: 0.449 (5, PH) (5, 7)		4-0 HR BB			0-0 E8			0-0 G3		1	1	0	0	1	1	0									
Inning Stats	R: 3 E: 0 K: 2 S: 9	H: 2 LOB: 1 BB: 2 P: 17	R: 2 E: 0 K: 1 S: 6	H: 1 LOB: 0 BB: 1 P: 10	R: 0 E: 0 K: 0 S: 3	H: 0 LOB: 0 BB: 0 P: 3	R: 6 E: 2 K: 0 S: 8	H: 3 LOB: 1 BB: 2 P: 16	R: 0 E: 0 K: 1 S: 6	H: 1 LOB: 1 BB: 0 P: 6	R: 1 E: 0 K: 3 S: 10	H: 1 LOB: 0 BB: 0 P: 10	R: 0 E: 0 K: 0 S: 3	H: 0 LOB: 0 BB: 0 P: 3	R: 1 E: 0 K: 0 S: 5	H: 2 LOB: 2 BB: 1 P: 9		1B: 2 2B: 4 3B: 0 HR: 4	SF: 0 SAC: 0 DP: 0 HBP: 0	WP: 0 PB: 0 SB: 0 CS: 0	PA: 45				
PITCHER	IP	WLS	BF	H	R	ER	SO	BB	IBB	HBP	BLK	WP	HR	S	P	ERA	WHIP								
Mark Langston, L ERA: 5.1 (1, 1)	4.1		23	5	9	9	6	5	0	0	0	0	3	30	50	18.69	2.308								
Mark Huisman, R ERA: 4.02 (5, 1)	0.2		5	1	2	0	0	0	0	0	0	0	0	5	5	0.00	1.500								
Karl Best, R ERA: 4.04 (6, 1)	4.0	L	17	4	2	2	4	1	0	0	0	0	1	24	28	4.50	1.250								

Batter	1	2	3	4	5	6	7	8	9	AB	R	H	RBI	BB	SO	LOB	BOTTOM								
John Moses, S OBP: 0.325, SLG: 0.326 (1, 10)	0-0 6-3	0-0 BB 1B 1-2 1B	0-0 6-3		0-0 CS 1B			0-0 F7		5	1	2	0	0	0	0	New York Yankees @ Seattle Mariners The Kingdome, Seattle, WA Fri Aug 29 1986, 10:05 PM EDT Att. 14,211 - Unknown								
Mickey Brantley, R OBP: 0.300, SLG: 0.389 (1, 8)	0-3 K	0-0 1B BB 1-2 2-H 1B		4-0 1B FC6-4 BB	4-0 1-2 BB			0-0 F8		3	2	1	1	2	1	0									
Phil Bradley, R OBP: 0.397, SLG: 0.439 (1, 7)	0-0 5-3	4-0 FC4-6 1B 1-2 2-3 BB		0-0 FC6-4 1B	0-0 G5-4-3 1B			0-0 5-3		4	1	2	0	1	0	0									
Jim Presley, R OBP: 0.301, SLG: 0.464 (1, 5)		0-0 1B 1B		0-0 FC6-4 2B 1-2 HR	0-0 G5-4-3 1-2			0-0 5-3		5	2	2	2	0	0	3									
Danny Tartabull, R OBP: 0.344, SLG: 0.519 (1, 9)		0-0 1B 2B FC4-6		0-0 HR 2B				0-0 K		5	2	2	1	0	1	2									
Alvin Davis, L OBP: 0.382, SLG: 0.474 (1, 3)		0-0 1B 1B		0-3 K				0-0 F7		5	1	2	3	0	1	2									
Bob Kearney, R OBP: 0.301, SLG: 0.421 (1, 2)		0-0 HR F9		0-0 HR				4-0 BB		4	2	2	5	1	0	2									
Rey Quinones, R OBP: 0.297, SLG: 0.321 (1, 6)		0-0 1-3	0-0 5-3		0-0 2B			0-0 5-3		5	0	2	0	0	0	1									
Harold Reynolds, S OBP: 0.284, SLG: 0.257 (1, 4) Steve Yeager, R OBP: 0.273, SLG: 0.269 (9, PH)		0-0 1B 1B		0-0 4-3	0-0 F9			0-0 F7		4	1	1	0	0	0	1									
Inning Stats	R: 0 E: 0 K: 1 S: 5	H: 0 LOB: 0 BB: 0 P: 5	R: 8 E: 0 K: 0 S: 12	H: 9 LOB: 2 BB: 1 P: 16	R: 0 E: 0 K: 0 S: 3	H: 0 LOB: 0 BB: 0 P: 3	R: 4 E: 0 K: 1 S: 9	H: 4 LOB: 1 BB: 1 P: 13	R: 0 E: 0 K: 0 S: 3	H: 0 LOB: 1 BB: 1 P: 7	R: 0 E: 0 K: 0 S: 3	H: 0 LOB: 0 BB: 0 P: 3	R: 0 E: 0 K: 1 S: 5	H: 0 LOB: 0 BB: 0 P: 5	R: 0 E: 0 K: 0 S: 4	H: 1 LOB: 1 BB: 0 P: 4		1B: 11 2B: 3 3B: 0 HR: 2	SF: 0 SAC: 0 DP: 1 HBP: 0	WP: 0 PB: 0 SB: 0 CS: 1	PA: 45				
PITCHER	IP	WLS	BF	H	R	ER	SO	BB	IBB	HBP	BLK	WP	HR	S	P	ERA	WHIP								
Ron Guidry, L ERA: 4.23 (1, 1)	1.1		9	5	5	5	1	0	0	0	0	0	0	6	10	40.50	7.500								
Brian Fisher, R ERA: 4.96 (2, 1)	0.2		7	4	3	3	0	1	0	0	0	0	0	6	10	40.50	7.500								
Bob Shirley, L ERA: 6.09 (3, 1)	2.0		12	5	4	4	1	1	0	0	0	0	1	13	17	18.00	3.000								
Tim Stoddard, R ERA: 3.39 (5, 1)	4.0	W	13	1	0	0	1	2	0	0	0	0	0	13	21	0.00	0.750								
Dave Righetti, L ERA: 2.83 (9, 1)	1.0	S	4	1	0	0	0	0	0	0	0	0	0	4	4	0.00	1.000								

Batter	1	2	3	4	5	6	7	8	9	AB	R	H	RBI	BB	SO	LOB	TOP																			
Rickey Henderson, R OBP: 0.359, SLG: 0.478 (1, 7)	L8		CS BB		K			F7	F5	4	0	0	0	1	1	2	New York Yankees @ Seattle Mariners The Kingdome, Seattle, WA Sat Aug 30 1986, 10:05 PM EDT Att: 26,065 - Unknown																			
Wille Randolph, R OBP: 0.397, SLG: 0.326 (1, 4)	6-3		CS	1-3		1B		F8		4	0	1	0	0	0	0																				
Don Mattingly, L OBP: 0.376, SLG: 0.552 (1, 3)	F8			HR		F7		K BB		4	1	1	1	0	1	1																				
Dan Pasqua, L OBP: 0.406, SLG: 0.547 (1, 9)		G4-6-3 BB 1B		WP BB		F7			1-2 BB	2	0	1	0	2	0	1																				
Dave Winfield, R OBP: 0.355, SLG: 0.462 (1, 10)		1-2 BB		6-3		4-3		K		3	0	0	0	1	1	4																				
Claudell Washington, L OBP: 0.308, SLG: 0.434 (1, 8)		G4-6-3 1-2 2-3		F8			S 1-6-3 1-3 BB		E 4-3 FC6-4 BB	2	2	0	0	2	0	3																				
Wayne Tolleson, S OBP: 0.333, SLG: 0.331 (1, 5)		G1-6-3			BLK BB		1-6-3		4-3	3	0	0	0	1	0	3																				
Juan Espino, R OBP: 0.231, SLG: 0.292 (1, 2)			5-3		F4		1-3		E9 FC6-4	4	0	0	1	0	0	2																				
Mike Fischlin, R OBP: 0.255, SLG: 0.215 (1, 6)			4-3		6-3		K		FC6-4 1-2 3-H	4	0	0	1	0	1	2																				
Inning Stats	R: 0 E: 0 K: 0 S: 3	H: 0 LOB: 0 BB: 0 P: 3	R: 0 E: 0 K: 0 S: 3	H: 1 LOB: 1 BB: 1 P: 7	R: 0 E: 0 K: 0 S: 2	H: 0 LOB: 0 BB: 0 P: 6	R: 1 E: 0 K: 0 S: 4	H: 1 LOB: 1 BB: 1 P: 8	R: 0 E: 0 K: 0 S: 5	H: 0 LOB: 0 BB: 0 P: 4	R: 1 E: 0 K: 1 S: 5	H: 0 LOB: 0 BB: 1 P: 9	R: 0 E: 0 K: 2 S: 8	H: 0 LOB: 2 BB: 1 P: 12	R: 1 E: 1 K: 0 S: 4	H: 0 LOB: 1 BB: 1 P: 8	1B: 2 2B: 0 3B: 0 HR: 1	SF: 0 SAC: 0 DP: 1 HBP: 0	WP: 2 PB: 0 CS: 1	PA: 38																
PITCHER	IP	WLS	BF	H	R	ER	SO	BB	IBB	HBP	BLK	WP	HR	S	P	ERA	WHIP	PITCHER		IP	WLS	BF	H	R	ER	SO	BB	IBB	HBP	BLK	WP	HR	S	P	ERA	WHIP
Mike Brown, R ERA: 5.73 (1, 1)	7.0	L	27	3	2	2	2	5	0	0	1	1	1	26	46	2.57	1.143																			
Pete Ladd, R ERA: 3.22 (8, 1)	2.0		10	0	1	0	2	2	0	0	0	1	0	12	20	0.00	1.000																			

Batter	1	2	3	4	5	6	7	8	9	AB	R	H	RBI	BB	SO	LOB	BOTTOM																			
Mickey Brantley, R OBP: 0.284, SLG: 0.350 (1, 8)	G1-6-3 BB 1B		6-3		G5-3 3-H			5-3		3	0	0	0	1	0	2	New York Yankees @ Seattle Mariners The Kingdome, Seattle, WA Sat Aug 30 1986, 10:05 PM EDT Att: 26,065 - Unknown																			
Phil Bradley, R OBP: 0.398, SLG: 0.440 (1, 7)	1-2 BB		WP 1B 2-H			K				4	0	3	0	0	1	0																				
Alvin Davis, L OBP: 0.390, SLG: 0.469 (1, 3)	G1-6-3 1-2 2-3		G3			K		K		4	0	0	0	0	2	4																				
Jim Presley, R OBP: 0.304, SLG: 0.464 (1, 5)	4-0 BB		F8		P4				HBP 1B	3	0	1	0	1	0	0																				
Ken Phelps, L OBP: 0.397, SLG: 0.500 (1, 10)	K			BB		G3			1-2 HBP	2	0	0	0	1	1	2																				
Danny Tartabull, R OBP: 0.342, SLG: 0.513 (1, 9)		G6-4-3 BB		K		6-3		K		3	0	0	0	1	2	3																				
Scott Bradley, L ERA: 4.74 (1, 2)		F2		G3			FC6-4 1B		K	3	0	1	0	0	0	2																				
Bob Kearney, R OBP: 0.306, SLG: 0.425 (9, PH)									K	1	0	0	0	0	1	2																				
Domingo Ramos, R OBP: 0.253, SLG: 0.214 (1, 6)		G6-4-3 1-2			F9 G5-3 2B		FC6-4		F8	3	0	1	0	0	0	2																				
Rey Quinones, R OBP: 0.236, SLG: 0.317 (8, 6)							1-2			1	0	0	0	0	0	2																				
Harold Reynolds, S OBP: 0.283, SLG: 0.257 (1, 4)			S 1B 1B		F9 2-3			K		3	0	1	0	0	1	1																				
Inning Stats	R: 0 E: 0 K: 1 S: 5	H: 1 LOB: 2 BB: 2 P: 13	R: 0 E: 0 K: 0 S: 2	H: 0 LOB: 0 BB: 1 P: 6	R: 0 E: 0 K: 0 S: 4	H: 2 LOB: 1 BB: 0 P: 4	R: 0 E: 0 K: 1 S: 5	H: 0 LOB: 1 BB: 1 P: 9	R: 0 E: 0 K: 0 S: 3	H: 1 LOB: 0 BB: 0 P: 3	R: 0 E: 0 K: 2 S: 7	H: 0 LOB: 0 BB: 0 P: 7	R: 0 E: 0 K: 0 S: 4	H: 1 LOB: 1 BB: 0 P: 4	R: 0 E: 0 K: 2 S: 8	H: 1 LOB: 2 BB: 0 P: 8	R: 0 E: 0 K: 2 S: 8	H: 1 LOB: 2 BB: 0 P: 9	1B: 6 2B: 2 3B: 0 HR: 0	SF: 0 SAC: 0 DP: 3 HBP: 1	WP: 1 PB: 0 CS: 0	PA: 35														
PITCHER	IP	WLS	BF	H	R	ER	SO	BB	IBB	HBP	BLK	WP	HR	S	P	ERA	WHIP	PITCHER		IP	WLS	BF	H	R	ER	SO	BB	IBB	HBP	BLK	WP	HR	S	P	ERA	WHIP
Joe Niekro, R ERA: 4.74 (1, 1)	5.0	W	19	4	0	0	2	4	0	0	0	0	0	19	35	0.00	1.600																			
Rod Seay, L ERA: 2.16 (6, 1)	3.0		12	3	0	0	4	0	0	0	0	0	0	20	20	0.00	1.000																			
Dave Righetti, L ERA: 2.6 (9, 1)	1.0	S	4	0	0	0	2	0	0	1	0	0	0	7	8	0.00	0.000																			



Batter	1	2	3	4	5	6	7	8	9	AB	R	H	RBI	BB	SO	LOB	TOP		
Rickey Henderson, R OBP: 0.355, SLG: 0.474	4-3		FC3-6 BB		K			K	G5-4-3	4	0	0	0	1	2	2	New York Yankees @ Seattle Mariners The Kingdome, Seattle, WA Sun Aug 31 1986, 10:05 PM EDT Att: 11,944 - Unknown		
Claudell Washington, L OBP: 0.306, SLG: 0.431	BLK 1B		FC3-6 E		4-3			K		4	0	1	0	0	1	2			
Don Mattingly, L OBP: 0.377, SLG: 0.552	1-3		L4					1B 1B		4	1	2	0	0	0	2			
Dan Pasqua, L OBP: 0.403, SLG: 0.541	K		4-3					1B 1B		4	0	1	0	0	1	3			
Dave Winfield, R OBP: 0.356, SLG: 0.462					E3			1B 1B		4	0	2	1	0	1	1			
Mike Easter, L OBP: 0.359, SLG: 0.443	F8				L6			4-3		4	0	0	0	0	1	5			
Wayne Tolleson, S OBP: 0.333, SLG: 0.328					6-3					3	0	0	0	1	1				
Juan Espino, R OBP: 0.233, SLG: 0.286					6-3			1B 1B		4	0	1	0	0	1	2			
Mike Fischlin, R OBP: 0.257, SLG: 0.219										3	1	1	0	0	2	0			
Ron Kittle, R OBP: 0.280, SLG: 0.411			FC3-6 BB E							1	0	1	0	0	0	0			
Inning Stats	R: 0 E: 0 K: 1 S: 6	H: 1 LOB: 1 BB: 0 P: 6	R: 0 E: 0 K: 1 S: 5	H: 1 LOB: 1 BB: 1 P: 9	R: 1 E: 1 K: 0 S: 4	H: 1 LOB: 1 BB: 1 P: 8	R: 0 E: 1 K: 0 S: 4	H: 0 LOB: 1 BB: 0 P: 4	R: 0 E: 0 K: 2 S: 7	H: 1 LOB: 1 BB: 0 P: 8	R: 0 E: 0 K: 2 S: 7	H: 0 LOB: 0 BB: 0 P: 7	R: 1 E: 0 K: 2 S: 10	H: 3 LOB: 2 BB: 0 P: 10	R: 0 E: 0 K: 0 S: 4	H: 2 LOB: 1 BB: 0 P: 4	1B: 9 2B: 0 3B: 0 HR: 0	SF: 0 SAC: 0 DP: 1 HBP: 0	WP: 0 PA: 37 CS: 1
PITCHER Mike Moore, R ERA: 4.37	IP: 9.0 WLS: W BF: 37	H: 9 R: 2 ER: 1 SO: 10	BB: 2 IBB: 0 HBP: 0 BLK: 1	WP: 0 HR: 0 S: 55 P: 63	ERA: 1.00 WHIP: 1.222	PITCHER										ERA: 1.00 WHIP: 1.222			

Batter	1	2	3	4	5	6	7	8	9	AB	R	H	RBI	BB	SO	LOB	BOTTOM		
Mickey Brantley, R OBP: 0.264, SLG: 0.323	1-5-3		F8	F9		FC5-4		K		5	0	0	0	0	1	4	New York Yankees @ Seattle Mariners The Kingdome, Seattle, WA Sun Aug 31 1986, 10:05 PM EDT Att: 11,944 - Unknown		
Phil Bradley, R OBP: 0.398, SLG: 0.438	K		G6-4-3 1B		K		1-3	WP BB BB		4	0	1	0	1	2	0			
Alvin Davis, L OBP: 0.395, SLG: 0.476			G6-4-3					WP BB		3	2	2	0	2	0	1			
Ken Phelps, L OBP: 0.403, SLG: 0.509					2B 1B			1B 2B		3	2	2	1	2	0	2			
Jim Prestley, R OBP: 0.306, SLG: 0.467	F8				SF9 3B			1B BB		3	1	2	2	0	0	2			
Danny Tartabull, R OBP: 0.338, SLG: 0.507					2B 2B			1B		4	0	0	0	0	3	4			
Scott Bradley, L OBP: 0.350, SLG: 0.464					2B IBB			FC5-4 1B		3	0	1	0	1	0	2			
Rey Quinones, R OBP: 0.300, SLG: 0.320					K			F8		4	1	2	0	0	1	4			
Harold Reynolds, S OBP: 0.263, SLG: 0.260								BB SH5-4 WP 1B		3	0	1	2	0	0	2			
Inning Stats	R: 0 E: 0 K: 1 S: 5	H: 0 LOB: 2 BB: 2 P: 13	R: 0 E: 0 K: 0 S: 4	H: 1 LOB: 1 BB: 0 P: 4	R: 0 E: 0 K: 0 S: 3	H: 1 LOB: 0 BB: 0 P: 3	R: 2 E: 0 K: 2 S: 10	H: 3 LOB: 2 BB: 1 P: 14	R: 2 E: 0 K: 2 S: 9	H: 2 LOB: 0 BB: 0 P: 9	R: 0 E: 0 K: 0 S: 4	H: 1 LOB: 1 BB: 0 P: 4	R: 1 E: 0 K: 1 S: 7	H: 2 LOB: 2 BB: 1 P: 11	R: 1 E: 0 K: 1 S: 6	H: 1 LOB: 2 BB: 2 P: 14	1B: 6 2B: 4 3B: 1 HR: 0	SF: 1 SAC: 1 DP: 1 HBP: 0	WP: 1 PA: 40 CS: 0
PITCHER Doug Drabek, R ERA: 4.78	IP: 7.1 WLS: L BF: 36	H: 11 R: 6 ER: 6 SO: 6	BB: 3 IBB: 0 HBP: 0 BLK: 0	WP: 0 HR: 0 S: 44 P: 60	ERA: 7.36 WHIP: 1.909	PITCHER										ERA: 7.36 WHIP: 1.909			
Brian Fisher, R ERA: 4.94	(8, 1)	0.1	2	0	0	0	1	1	0	0	0	0	0	0	3	7	0.00	3.000	
Rod Scurry, L ERA: 2.14	(8, 1)	0.1	2	0	0	0	0	1	0	1	5	0.00	3.000						

Batter	1	2	3	4	5	6	7	8	9	AB	R	H	RBI	BB	SO	LOB	TOP											
Rickey Henderson, R OBP: 0.377, SLG: 0.475	4-0 FC4-6 BB		0-0 L3-6 S 1B		0-0 G3		0-0 FC3-6 BB 1B	0-3 K		4	0	2	1	1	1	2												
Wayne Tolleson, S OBP: 0.333, SLG: 0.327	0-0 FC4-6 BB 1B		0-0 L3-6		0-0 L9		4-0 FC3-6 BB		0-0 BB FC6-4 1B	4	2	1	0	1	0	2												
Don Mattingly, L OBP: 0.377, SLG: 0.551	0-3 K		0-0 4-3			0-0 G6-4-3 1B	0-0 FC3-6 FC6-4		0-0 BB E 1B	5	1	2	1	0	1	3												
Dave Winfield, R OBP: 0.357, SLG: 0.459	4-0 1B BB				0-0 F8		0-0 G6-4-3 1B	0-0 FC6-4		4-0 FC6-4 BB	3	0	0	0	2	0	3											
Ron Kittle, R OBP: 0.280, SLG: 0.410	0-0				0-0 L4		0-0 5-3		0-0 FC6-4	3	0	1	1	0	0	0												
Mike Easter, L OBP: 0.358, SLG: 0.442									0-0 FC6-4	1	0	0	0	0	1	0												
Willie Randolph, R OBP: 0.387, SLG: 0.326	1-3 2-H 1B								1-2 2-3 3-H	1	0	0	1	0	0	1												
Leo Hernandez, R OBP: 0.400, SLG: 1.200	0-0 FC6-4				0-0 PB WP 2B				0-0 F7	5	2	2	1	0	0	3												
Henry Cotto, R OBP: 0.244, SLG: 0.222		0-3 K							0-0 4-3	3	1	2	0	0	1	0												
Claudell Washington, L OBP: 0.306, SLG: 0.432					0-0 1B				0-0 1B S 1B	2	1	1	0	0	0	1												
Joel Skinner, R OBP: 0.236, SLG: 0.300					0-0 F8				0-0 2B BB 1B	3	0	0	0	0	0	2												
Dan Pasqua, L OBP: 0.406, SLG: 0.541		6-3							0-0 2B BB	0	0	0	0	1	0	0												
Juan Espino, R OBP: 0.233, SLG: 0.286									1-2 BB 1B	0	0	0	0	0	0	0												
Bryan Little, S OBP: 0.244, SLG: 0.189					0-0 L4				0-0 2B	2	0	0	0	0	0	0												
Phil Combs, R OBP: 0.429, SLG: 0.333									0-0 BB FC3-6 1B	0	0	0	0	0	0	0												
Mike Easter, L OBP: 0.327, SLG: 0.219									1-3 2-H	0	0	0	0	0	0	0												
Mike Pelfrey, R OBP: 0.302, SLG: 0.300									0-0 1B	1	0	1	1	0	0	0												
Gary Rosencke, R OBP: 0.396, SLG: 0.379									0-0 2B	0	0	0	0	0	0	0												
Inning Stats	R: 1 E: 0 K: 1 S: 6	H: 1 LOB: 2 BB: 2 P: 14	R: 0 E: 0 K: 1 S: 5	H: 0 LOB: 0 BB: 0 P: 5	R: 0 E: 0 K: 0 S: 3	H: 1 LOB: 1 BB: 0 P: 3	R: 1 E: 0 K: 0 S: 5	H: 2 LOB: 1 BB: 0 P: 5	R: 0 E: 0 K: 0 S: 3	H: 0 LOB: 0 BB: 0 P: 3	R: 0 E: 0 K: 0 S: 3	H: 1 LOB: 2 BB: 1 P: 3	R: 3 E: 0 K: 0 S: 7	H: 4 LOB: 2 BB: 1 P: 11	R: 1 E: 0 K: 2 S: 9	H: 2 LOB: 2 BB: 1 P: 13	R: 2 E: 1 K: 0 S: 5	H: 2 LOB: 1 BB: 1 P: 9	1B: 10 2B: 3 3B: 0 HR: 1	SF: 0 SAC: 0 DP: 2 HBP: 0	WP: 1 PB: 1 SB: 2 CS: 0	PA: 43						
PITCHER	IP WLS BF H R ER SO BB IBB HBP BLK WP HR S P ERA WHIP	6.1 W 27 8 5 5 2 2 0 0 0 0 1 1 29 37 7.11 1.579	0.0 2 1 0 0 0 1 0 0 0 0 0 0 0 1 5 ∞ ∞	1.2 11 4 3 3 2 2 0 0 0 0 0 0 13 21 16.20 3.600	1.0 S 3 0 0 0 0 0 0 0 0 0 0 3 3 0.00 0.000	PITCHER										IP WLS BF H R ER SO BB IBB HBP BLK WP HR S P ERA WHIP												
Bill Krueger, L ERA: 6.2											6.1	W	27	8	5	5	2	2	0	0	0	0	1	1	29	37	7.11	1.579
Doug Bair, R ERA: 2.9											0.0	2	1	0	0	0	1	0	0	0	0	0	0	0	1	5	∞	∞
Jay Howell, R ERA: 3.46											1.2	11	4	3	3	2	2	0	0	0	0	0	0	13	21	16.20	3.600	
Dave Vonohlen, L ERA: 1.64											1.0	S	3	0	0	0	0	0	0	0	0	0	0	3	3	0.00	0.000	

New York Yankees @ Oakland Athletics
Oakland-Alameda County Coliseum, Oakland, CA
Mon Sep 01 1986, 7:05 PM PDT
Att: 30,167 - Unknown

AB	38
R	8
H	13
RBI	6
BB	5
SO	4
LOB	17



Batter	1	2	3	4	5	6	7	8	9	AB	R	H	RBI	BB	SO	LOB	BOTTOM									
Alfredo Griffin, S OBP: 0.320, SLG: 0.349	0-3 K	0-0 FC3-5-2 1B	0-3 K		0-0 F8		0-0 FC4-6 FC3-2			5	1	0	0	0	2	7										
Dwayne Murphy, L OBP: 0.382, SLG: 0.369	0-0 IHR	4-0 1B IBB	0-0 F7			0-0 4-3	0-0 FC3-2			4	2	1	1	1	0	4										
Carney Lansford, R OBP: 0.327, SLG: 0.426	0-0 4-3	0-0 1B 1B		0-0 4-3 1B		0-0 6-3 2B	0-0 F3			5	1	3	2	0	0	2										
Bruce Bochte, L OBP: 0.367, SLG: 0.358	0-3 K	0-0 FC6-4 1B		0-0 4-3		0-0 6-3		0-0 G1		5	0	1	1	0	1	2										
Dave Kingman, R OBP: 0.263, SLG: 0.442		0-0 F6		0-0 L7		4-0 1B BB		0-0 5-3		4	0	0	0	1	0	3										
Mike Davis, L OBP: 0.315, SLG: 0.468		4-0 HR BB	0-0 FC2-5 1B	0-0 F9		0-0 FC4-6 1B		0-0 HR		4	2	3	2	1	0	1										
Jose Canseco, R OBP: 0.323, SLG: 0.471		0-0 HR	0-0 FC2-5 1B		0-0 SH3-4 2B	0-0 FC4-6		0-0 1B		5	2	4	2	0	0	2										
Jerry Willard, L OBP: 0.362, SLG: 0.377		0-0 1B	0-0 FC2-5 2B		0-0 SH3-4		4-0 FC3-2 BB			2	0	1	0	0	0	2										
Mickey Tettleton, S OBP: 0.327, SLG: 0.367		0-0 1B	0-0 FC2-5 2B		0-0 F7					0	0	0	0	1	0	0										
Lenn Sakata, R OBP: 0.480, SLG: 0.524		0-0 FC3-5-2 1B	0-0 1B	0-0 1B		0-0 F7		0-0 FC4-6		4	1	3	1	0	0	1										
Inning Stats	R: 1 E: 0 K: 2 S: 8	H: 1 LOB: 0 BB: 0 P: 8	R: 5 E: 0 K: 0 S: 8	H: 5 LOB: 2 BB: 2 P: 16	R: 1 E: 0 K: 1 S: 8	H: 3 LOB: 0 BB: 0 P: 8	R: 0 E: 0 K: 0 S: 4	H: 1 LOB: 1 BB: 0 P: 4	R: 0 E: 0 K: 0 S: 4	H: 1 LOB: 1 BB: 0 P: 4	R: 1 E: 0 K: 0 S: 5	H: 2 LOB: 2 BB: 1 P: 9	R: 0 E: 0 K: 0 S: 4	H: 1 LOB: 2 BB: 1 P: 8	R: 1 E: 0 K: 0 S: 4	H: 2 LOB: 1 BB: 0 P: 4	1B: 9 2B: 4 3B: 0 HR: 3	SF: 0 SAC: 1 DP: 0 HBP: 0	WP: 0 PB: 0 SB: 1 CS: 0	PA: 43						
PITCHER	IP WLS BF H R ER SO BB IBB HBP BLK WP HR S P ERA WHIP	1.2 L 12 6 6 6 2 1 1 0 0 0 0 6 6 13.50 6.000	0.2 6 4 1 1 0 0 0 0 0 0 0 0 6 6 13.50 6.000	3.2 16 4 1 1 1 1 0 0 0 0 0 17 21 2.46 1.364	2.0 9 3 1 1 0 1 0 0 0 0 1 8 12 4.50 2.000	PITCHER										IP WLS BF H R ER SO BB IBB HBP BLK WP HR S P ERA WHIP										
Mike Armstrong, R ERA: 9.39											1.2	L	12	6	6	2	1	1	0	0	0	0	6	6	13.50	6.000
Alfonso Pulido, L ERA: 4.7											0.2	6	4	1	1	0	0	0	0	0	0	0	6	6	13.50	6.000
Bob Shirley, L ERA: 5.94											3.2	16	4	1	1	1	1	0	0	0	0	17	21	2.46	1.364	
Brian Fisher, R ERA: 4.93											2.0	9	3	1	1	0	1	0	0	0	0	1	8	12	4.50	2.000

New York Yankees @ Oakland Athletics
Oakland-Alameda County Coliseum, Oakland, CA
Mon Sep 01 1986, 7:05 PM PDT
Att: 30,167 - Unknown


AB	38
R	9
H	16
RBI	9
BB	4
SO	3
LOB	24



Batter	1	2	3	4	5	6	7	8	9	AB	R	H	RBI	BB	SO	LOB	TOP										
Rickey Henderson, R OBP: 0.357, SLG: 0.473	F8 1B HR BB		F8		F7		E6 BLK SH1-3 4-3		SF8 1B BB	4	3	1	0	1	0	0											
Wayne Tolleson, S OBP: 0.337, SLG: 0.330					F8		SH1-3		1B FC5-2 BB	3	1	2	1	1	0	0											
Don Mattingly, L OBP: 0.378, SLG: 0.550	F8						4-3		SF8	4	0	2	2	0	0	2											
Dave Winfield, R OBP: 0.357, SLG: 0.465					F9		6-3		FC5-2 1B	5	1	2	4	0	1	3											
Ron Kittle, R OBP: 0.277, SLG: 0.405	F8						F8		F4	4	0	0	0	0	1	3											
Mike Easter, L OBP: 0.360, SLG: 0.442									FC5-2 IBB	0	0	0	0	1	0	0											
Leo Hernandez, R OBP: 0.300, SLG: 0.700	K				5-3				FC5-2	5	0	1	0	0	2	3											
Henry Cotto, R OBP: 0.233, SLG: 0.204									G3	4	0	0	0	0	1	2											
Claudeil Washington, L OBP: 0.305, SLG: 0.430	F8				K		F3			1	0	0	0	0	0	3											
Joel Skinner, R OBP: 0.241, SLG: 0.305					F9				1B BB BB	3	2	1	0	1	0	0											
Bryan Little, S OBP: 0.233, SLG: 0.179							F7		BB 1B	2	0	0	0	0	0	0											
Phil Combs, R OBP: 0.200, SLG: 0.857									SF8 1B	1	1	1	2	0	0	0											
Mike Fasching, R OBP: 0.227, SLG: 0.276										0	0	0	0	0	0	0											
Gary Rodriguez, S OBP: 0.245, SLG: 0.339										0	0	0	0	0	0	0											
Dan Pasqua, L OBP: 0.245, SLG: 0.349										1	1	1	0	0	0	0											
Bobby Meacham, S OBP: 0.201, SLG: 0.278										0	0	0	0	0	0	0											
Inning Stats	R: 3 E: 0 K: 1 S: 7	H: 2 LOB: 0 BB: 1 P: 11	R: 0 E: 0 K: 0 S: 3	H: 0 LOB: 0 BB: 0 P: 3	R: 0 E: 0 K: 2 S: 9	H: 2 LOB: 2 BB: 0 P: 9	R: 0 E: 0 K: 1 S: 5	H: 0 LOB: 0 BB: 0 P: 5	R: 0 E: 0 K: 0 S: 3	H: 2 LOB: 2 BB: 0 P: 3	R: 0 E: 0 K: 0 S: 5	H: 2 LOB: 0 BB: 0 P: 6	R: 0 E: 0 K: 1 S: 5	H: 0 LOB: 0 BB: 0 P: 5	R: 0 E: 0 K: 0 S: 6	H: 3 LOB: 3 BB: 3 P: 18	1B: 8 2B: 1 3B: 0 HR: 2	SF: 1 SAC: 1 DP: 0 HBP: 0	WP: 0 PA: 43								
PITCHER	IP	WLS	BF	H	R	ER	SO	BB	IBB	HBP	BLK	WP	HR	S	P	ERA	WHIP										
Curt Young, L ERA: 3.57	8.0		34	8	6	5	5	1	0	0	1	0	2	43	47	5.62	1.125										
Dave Vonohien, L ERA: 2.45	0.0		1	0	1	1	0	1	0	0	0	0	0	0	4	∞	∞										
Jay Howell, R ERA: 3.89	0.0	L	3	2	0	0	0	1	0	0	0	0	0	2	6	∞	∞										
Dave Leiper, L ERA: 4.76	0.1		1	0	1	1	0	0	0	0	0	0	0	1	1	27.00	0.000										
Bill Mooneyham, R ERA: 4.36	0.2		4	1	1	1	0	0	1	0	0	0	0	3	7	13.50	1.500										
Batter	1	2	3	4	5	6	7	8	9	AB	R	H	RBI	BB	SO	LOB	BOTTOM										
Alfredo Griffin, S OBP: 0.321, SLG: 0.350	F7		1B S HR 1B	5-3			E WP 1B		K	5	1	2	0	0	1	2											
Camey Lansford, R OBP: 0.333, SLG: 0.429							E CS 1B		1B BB	3	2	3	0	2	0	0											
Jose Canseco, R OBP: 0.322, SLG: 0.474	F4						L4		K L5	5	1	1	3	0	1	6											
Dave Kingman, R OBP: 0.262, SLG: 0.446	E6 1B						K		K F6	5	1	1	1	0	2	4											
Dusty Baker Jr., R OBP: 0.303, SLG: 0.310							5-3		F6 F9	5	0	1	1	0	0	2											
Mark McGwire, R OBP: 0.258, SLG: 0.429							5-3			2	0	0	0	1	0	2											
Bruce Bochte, L OBP: 0.368, SLG: 0.360	F9								BB 1B	1	0	1	0	0	0	0											
Mike Gallego, R									BB 1B	1	1	0	0	0	1	0											
Dwayne Murphy, L OBP: 0.361, SLG: 0.365										3	1	0	0	1	1	1											
Lenn Sakata, R OBP: 0.448, SLG: 0.480	F8								WP WP 1B	4	0	1	1	0	1	1											
Mickey Tettleton, S OBP: 0.325, SLG: 0.382	F6								K	4	1	1	1	0	2	1											
Inning Stats	R: 1 E: 1 K: 0 S: 6	H: 2 LOB: 2 BB: 0 P: 6	R: 0 E: 0 K: 0 S: 3	H: 0 LOB: 0 BB: 0 P: 3	R: 4 E: 0 K: 1 S: 9	H: 4 LOB: 0 BB: 0 P: 9	R: 0 E: 0 K: 2 S: 7	H: 0 LOB: 0 BB: 0 P: 7	R: 0 E: 0 K: 1 S: 5	H: 1 LOB: 1 BB: 0 P: 5	R: 0 E: 0 K: 0 S: 3	H: 0 LOB: 1 BB: 1 P: 7	R: 1 E: 1 K: 2 S: 9	H: 2 LOB: 2 BB: 1 P: 13	R: 2 E: 0 K: 2 S: 9	H: 2 LOB: 2 BB: 2 P: 17	R: 0 E: 0 K: 1 S: 5	H: 0 LOB: 0 BB: 0 P: 5	1B: 8 2B: 1 3B: 0 HR: 3	SF: 0 SAC: 0 DP: 1 HBP: 0	WP: 3 PA: 42						
PITCHER	IP	WLS	BF	H	R	ER	SO	BB	IBB	HBP	BLK	WP	HR	S	P	ERA	WHIP										
Dennis Rasmussen, L ERA: 3.89	6.0		27	8	6	5	4	1	0	0	0	1	0	9	38	7.50	1.500										
Tim Stoddard, R ERA: 3.45	1.0		6	2	1	1	2	1	0	0	0	1	0	9	13	9.00	3.000										
Rod Scurry, L ERA: 2.96	0.2		5	1	1	1	2	2	0	0	0	2	0	7	15	13.50	4.500										
Brian Fisher, R ERA: 4.91	0.1	W	1	0	0	0	0	0	0	0	0	0	0	1	1	0.00	0.000										
Dave Righetti, L ERA: 2.57	1.0	S	3	0	0	0	1	0	0	0	0	0	0	5	5	0.00	0.000										

New York Yankees @ Oakland Athletics
Oakland-Alameda County Coliseum, Oakland, CA
Tue Sep 02 1986, 7:05 PM PDT
Att: 11,142 - Unknown

AB 37
R 9
H 11
RBI 9
BB 4
SO 5
LOB 16



livebaseballscores.com

New York Yankees @ Oakland Athletics
Oakland-Alameda County Coliseum, Oakland, CA
Tue Sep 02 1986, 7:05 PM PDT
Att: 11,142 - Unknown

AB 38
R 8
H 11
RBI 7
BB 4
SO 9
LOB 19



livebaseballscores.com

Batter	1	2	3	4	5	6	7	8	9	AB	R	H	RBI	BB	SO	LOB	TOP					
Rickey Henderson, R OBP: 0.358, SLG: 0.473 Wayne Tolleson, S OBP: 0.336, SLG: 0.329	0-0 3-1 S 1B	0-0 L7			0-0 1B WP	0-0 F9			0-0 4-3	4	2	2	0	0	0	3						
Bryan Little, S OBP: 0.250, SLG: 0.186	0-0 F5	4-0 BB			G3 WP 1B		0-3 K		0-0 G3	4	0	1	0	1	1	1						
Don Mattingly, L OBP: 0.378, SLG: 0.549	0-0 3-1	0-0 F7			0-0 K		0-0 BB 1B		0-0 BB 1B	5	0	2	0	0	1	4						
Dan Pasqua, L OBP: 0.406, SLG: 0.538	0-0 BB 1B				0-0 F8		0-3 K		4-0 BB 1B	4	1	1	1	1	1	2						
Dave Winfield, R OBP: 0.359, SLG: 0.463	4-0 1B BB				4-0 G4-6-3 BB		0-3 K		0-0 F4	2	0	0	0	3	1	3						
Mike Easter, L OBP: 0.361, SLG: 0.442	0-0 1B				0-0 G4-6-3		0-0 1B			4	0	2	1	0	1	3						
Leo Hernandez, R OBP: 0.214, SLG: 0.500	0-0 L7				0-3 K		0-0 F7		0-3 K	4	0	0	0	0	2	3						
Joel Skinner, R OBP: 0.246, SLG: 0.307 Mike Pagliarulo, L OBP: 0.329, SLG: 0.526 Juan Espino, R OBP: 0.233, SLG: 0.286		4-0 WP SH1 BB			0-0 5-3		0-0 1B		0-0 F8	2	0	1	0	1	0	0						
Mike Fischlin, R OBP: 0.255, SLG: 0.216 Claudell Washington, L OBP: 0.360, SLG: 0.427		0-0 SH1			0-0 F8		0-3 K		0-0 G3	1	0	0	0	0	0	0						
		1-2								2	0	0	0	0	1	2						
Inning Stats	R: 2 E: 0 K: 0 S: 6	H: 3 LOB: 2 BB: 1 P: 10	R: 0 E: 0 K: 0 S: 3	H: 0 LOB: 2 BB: 2 P: 11	R: 0 E: 0 K: 0 S: 2	H: 0 LOB: 0 BB: 1 P: 6	R: 0 E: 0 K: 1 S: 5	H: 0 LOB: 0 BB: 0 P: 5	R: 1 E: 0 K: 2 S: 9	H: 2 LOB: 1 BB: 0 P: 9	R: 0 E: 0 K: 1 S: 7	H: 2 LOB: 2 BB: 0 P: 7	R: 0 E: 0 K: 3 S: 10	H: 1 LOB: 2 BB: 1 P: 14	R: 0 E: 0 K: 1 S: 5	H: 0 LOB: 0 BB: 0 P: 5	R: 0 E: 0 K: 0 S: 4	H: 1 LOB: 2 BB: 1 P: 8	1B: 9 2B: 0 3B: 0 HR: 0	SF: 0 SAC: 1 DP: 1 HBP: 0	WP: 2 PB: 0 SB: 2 CS: 0	PA: 41
PITCHER Dave Stewart, R ERA: 3.69	IP: 9.0 WLS: W BF: 41 H: 9 R: 3 ER: 3 SO: 8 BB: 6 IBB: 0 HBP: 0 BLK: 0 WP: 2 HR: 0 S: 51 P: 75 ERA: 3.00 WHIP: 1.667											PITCHER	IP: 9.0 WLS: W BF: 41 H: 9 R: 3 ER: 3 SO: 8 BB: 6 IBB: 0 HBP: 0 BLK: 0 WP: 2 HR: 0 S: 51 P: 75 ERA: 3.00 WHIP: 1.667									

New York Yankees @ Oakland Athletics
Oakland-Alameda County Coliseum, Oakland, CA
Wed Sep 03 1986, 3:33 AM PDT
Att: 10,164 - Unknown

AB	34
R	3
H	9
RBI	2
BB	6
SO	8
LOB	21




Batter	1	2	3	4	5	6	7	8	9	AB	R	H	RBI	BB	SO	LOB	BOTTOM			
Alfredo Griffin, S OBP: 0.322, SLG: 0.351	0-0 S 1B				0-0 5-3				0-0 1-3	4	0	2	0	0	0	2				
Camey Lansford, R OBP: 0.331, SLG: 0.426	0-0 L9				0-0 F8				0-0 5-3	4	0	0	0	0	0	3				
Jose Canseco, R OBP: 0.322, SLG: 0.471	0-3 K				0-0 F9				0-0 F9	3	0	0	0	0	1	1				
Dave Kingman, R OBP: 0.262, SLG: 0.446	0-0 F7				0-0 L6				0-0 K	4	1	1	0	0	1	2				
Dusty Baker Jr., R OBP: 0.302, SLG: 0.314 Dwayne Murphy, L OBP: 0.361, SLG: 0.365		0-0 5-3			0-0 E6				0-0 6-3	4	1	1	1	0	0	0				
Mark McGwire, R OBP: 0.242, SLG: 0.400 Bruce Bochte, L OBP: 0.369, SLG: 0.359		0-3 K			0-0 F7				0-0 F5	2	0	0	0	0	1	1				
Mike Davis, L OBP: 0.319, SLG: 0.480		0-3 K							4-0 BB	3	2	2	2	1	1	0				
Lenn Sakata, R OBP: 0.455, SLG: 0.483					0-0 G3 1B				0-0 F9	4	0	2	2	0	0	1				
Mickey Tettleton, S OBP: 0.321, SLG: 0.375					0-0 G3					3	0	0	0	0	2	3				
Inning Stats	R: 0 E: 0 K: 1 S: 6	H: 1 LOB: 0 BB: 0 P: 6	R: 0 E: 0 K: 2 S: 7	H: 0 LOB: 0 BB: 0 P: 7	R: 0 E: 0 K: 0 S: 4	H: 1 LOB: 1 BB: 0 P: 4	R: 0 E: 1 K: 0 S: 4	H: 0 LOB: 1 BB: 0 P: 4	R: 1 E: 1 K: 1 S: 7	H: 2 LOB: 1 BB: 0 P: 7	R: 4 E: 0 K: 1 S: 9	H: 4 LOB: 1 BB: 1 P: 13	R: 0 E: 0 K: 1 S: 4	H: 0 LOB: 0 BB: 0 P: 5	R: 0 E: 0 K: 0 S: 3	H: 0 LOB: 1 BB: 1 P: 7	1B: 4 2B: 2 3B: 2 HR: 0	SF: 0 SAC: 0 DP: 0 HBP: 1	WP: 0 PB: 0 SB: 0 CS: 2	PA: 35
PITCHER Ron Guidry, L ERA: 4.26 Tim Stoddard, R ERA: 3.56 Rod Scurry, L ERA: 2.57 Brian Fisher, R ERA: 4.8	IP: 5.1 WLS: L BF: 23 H: 6 R: 3 ER: 3 SO: 4 BB: 1 IBB: 0 HBP: 0 BLK: 0 WP: 0 HR: 0 S: 31 P: 31 ERA: 5.06 WHIP: 1.125											PITCHER	IP: 5.1 WLS: L BF: 23 H: 6 R: 3 ER: 3 SO: 4 BB: 1 IBB: 0 HBP: 0 BLK: 0 WP: 0 HR: 0 S: 31 P: 31 ERA: 5.06 WHIP: 1.125							

New York Yankees @ Oakland Athletics
Oakland-Alameda County Coliseum, Oakland, CA
Wed Sep 03 1986, 3:33 AM PDT
Att: 10,164 - Unknown

AB	32
R	5
H	8
RBI	5
BB	2
SO	6
LOB	13



Batter	1	2	3	4	5	6	7	8	9	AB	R	H	RBI	BB	SO	LOB	TOP		
Claudell Washington, L (1,8) OBP: 0.305, SLG: 0.424	0-0 4-3		0-0 PO 1B		0-0 F8	0-3 K			4-0 FC6-4 BB	4	0	1	0	1	1	2			
Wille Randolph, R (1,4) OBP: 0.365, SLG: 0.324	0-0 F9		0-0 1B		0-0 F4			0-0 FC6-4 WP 1B	5	0	1	1	0	0	2				
Don Mattingly, L (1,3) OBP: 0.378, SLG: 0.548	0-0 4-3		0-0 PO	0-0 F8 BB 1B	0-0 F7		0-0 1-3	0-0 WP 1B	5	1	2	1	0	0	0				
Dan Pasqua, L (1,7) OBP: 0.406, SLG: 0.530		0-0 L4		4-0 1-3 1B 1B BB		1-0 1B 1B HBP	0-3 K	0-0 F8	3	2	0	0	1	1	2				
Dave Winfield, R (1,9) OBP: 0.357, SLG: 0.459		0-0 6-3		0-0 F8		0-0 L9		0-3 K	4	0	0	0	0	1	3				
Mike Easter, L (1,10) OBP: 0.362, SLG: 0.443		0-0 G1		0-0 1-3 1B		0-0 1B		0-0 F8	4	2	2	1	0	0	0				
Mike Pagliarulo, L (1,5) OBP: 0.328, SLG: 0.523			0-3 K	0-0 1-3		0-0 1B		0-3 K	4	0	1	0	0	2	2				
Joel Skinner, R (1,2) OBP: 0.250, SLG: 0.310			0-0 F7	0-0 1B		0-0 1B		0-0 5-3	4	0	2	4	0	0	0				
Wayne Tolleson, S (1,6) OBP: 0.338, SLG: 0.329			4-0 1B BB	0-3 K		0-0 L8		0-0 FC6-4 WP 1B	3	2	1	0	1	1	3				
Inning Stats	R: 0 E: 0 K: 0 S: 3	H: 0 LOB: 0 BB: 0 P: 3	R: 1 E: 0 K: 1 S: 6	H: 2 LOB: 1 BB: 1 P: 10	R: 3 E: 0 K: 1 S: 8	H: 3 LOB: 1 BB: 1 P: 12	R: 0 E: 0 K: 1 S: 3	H: 0 LOB: 0 BB: 0 P: 3	R: 2 E: 0 K: 1 S: 8	H: 3 LOB: 2 BB: 0 P: 9	R: 0 E: 0 K: 2 S: 5	H: 0 LOB: 0 BB: 0 P: 5	R: 0 E: 0 K: 2 S: 7	H: 0 LOB: 0 BB: 0 P: 7	R: 1 E: 0 K: 0 S: 5	H: 2 LOB: 2 BB: 1 P: 9	1B: 10 2B: 0 3B: 0 HR: 0	SF: 0 SAC: 0 DP: 0 HBP: 1	WP: 2 PA: 41 CS: 0
PITCHER	IP WLS BF H R ER SO BB IBB HBP BLK WP HR S P ERA WHIP	3.2 L 17 5 4 4 1 2 0 0 0 0 0 17 25 9.82 1.909	2.1 11 3 2 2 2 0 0 0 1 0 0 0 14 15 7.71 1.286	3.0 12 2 1 1 3 1 0 0 0 2 0 17 21 3.00 1.000	PITCHER	IP WLS BF H R ER SO BB IBB HBP BLK WP HR S P ERA WHIP	3.2 L 17 5 4 4 1 2 0 0 0 0 0 17 25 9.82 1.909	2.1 11 3 2 2 2 0 0 0 1 0 0 0 14 15 7.71 1.286	3.0 12 2 1 1 3 1 0 0 0 2 0 17 21 3.00 1.000										

New York Yankees @ California Angels
Anaheim Stadium, Anaheim, CA
Fri Sep 05 1986, 10:05 PM EDT
Att: 44,701 - Unknown

AB 36
R 7
H 10
RBI 7
BB 3
SO 6
LOB 14



Batter	1	2	3	4	5	6	7	8	9	AB	R	H	RBI	BB	SO	LOB	BOTTOM		
Devon White, S (1,8) OBP: 0.375, SLG: 0.286	0-0 6-3		0-0 G3		0-0 F9		4-0 1B BB			3	0	0	0	1	0	1			
Wally Joyner, L (1,3) OBP: 0.352, SLG: 0.482	0-0 1-3		0-0 F7			4-0 HR BB	0-0 1B			3	1	1	0	1	0	0			
Brian Downing, R (1,7) OBP: 0.379, SLG: 0.433	0-0 F8			0-0 6-3		0-0 F3	0-3 K			4	0	0	0	0	1	3			
Reggie Jackson, L (1,10) OBP: 0.394, SLG: 0.409		0-0 G3 E 1B		0-0 HR		0-0 1B HR		0-3 K	3	3	3	3	0	0	0				
Rick Burleson, R (8, PH) OBP: 0.371, SLG: 0.421						1-0 HR		0-3 K	1	0	0	0	0	1	0				
Doug DeCinces, R (1,5) OBP: 0.327, SLG: 0.459		0-0 G3		0-0 6-3		0-3 K		0-3 K	4	0	0	0	0	2	1				
Ruppert Jones, L (1,9) OBP: 0.344, SLG: 0.452		0-0 E9		0-0 F5		4-0 BB		0-0 6-3	2	0	1	0	1	0	0				
George Hendrick, R (8, PH) OBP: 0.335, SLG: 0.456		2-0 1B							1	0	0	0	0	0	0				
Rob Wilfong, L (1,4) OBP: 0.279, SLG: 0.327		0-0 L8			0-0 4-3	0-3 K			3	0	0	0	0	1	2				
Bobby Grich, R (9, PH) OBP: 0.366, SLG: 0.434									1	0	0	0	0	0	0				
Dick Schofield, R (1,6) OBP: 0.326, SLG: 0.419		0-0 1-3			0-0 E S 1B		0-0 F5		0-0 F5	4	0	1	0	0	0	1			
Bob Boone, R (1,2) OBP: 0.284, SLG: 0.310			0-0 1B		0-3 K		0-0 5-3		0-0 L9	4	0	1	0	0	1	1			
Inning Stats	R: 0 E: 0 K: 0 S: 3	H: 2 LOB: 1 BB: 0 P: 5	R: 1 E: 1 K: 0 S: 5	H: 2 LOB: 1 BB: 0 P: 5	R: 0 E: 0 K: 0 S: 4	H: 1 LOB: 0 BB: 0 P: 4	R: 1 E: 1 K: 1 S: 6	H: 1 LOB: 1 BB: 0 P: 6	R: 2 E: 0 K: 2 S: 8	H: 1 LOB: 1 BB: 2 P: 16	R: 0 E: 0 K: 1 S: 6	H: 1 LOB: 2 BB: 1 P: 10	R: 0 E: 0 K: 2 S: 7	H: 0 LOB: 0 BB: 0 P: 7	R: 0 E: 0 K: 0 S: 3	H: 0 LOB: 0 BB: 0 P: 3	1B: 5 2B: 0 3B: 0 HR: 2	SF: 0 SAC: 0 DP: 0 HBP: 0	WP: 0 PA: 36 CS: 0
PITCHER	IP WLS BF H R ER SO BB IBB HBP BLK WP HR S P ERA WHIP	5.1 W 22 6 4 4 4 1 0 0 0 0 2 23 27 6.75 1.312	6.1 6 0 0 0 2 2 0 0 0 0 0 8 16 0.00 1.500	2.1 S 8 1 0 0 3 0 0 0 0 0 14 14 0.00 0.429	PITCHER	IP WLS BF H R ER SO BB IBB HBP BLK WP HR S P ERA WHIP	5.1 W 22 6 4 4 4 1 0 0 0 0 2 23 27 6.75 1.312	6.1 6 0 0 0 2 2 0 0 0 0 0 8 16 0.00 1.500	2.1 S 8 1 0 0 3 0 0 0 0 0 14 14 0.00 0.429										

New York Yankees @ California Angels
Anaheim Stadium, Anaheim, CA
Fri Sep 05 1986, 10:05 PM EDT
Att: 44,701 - Unknown

AB 33
R 4
H 7
RBI 3
BB 3
SO 6
LOB 9



Batter	1	2	3	4	5	6	7	8	9	AB	R	H	RBI	BB	SO	LOB	TOP			
Claudell Washington, L (1, 8) OBP: 0.304, SLG: 0.422 Henry Cotto, R (1, PH) OBP: 0.185, SLG: 0.192 (1, 8)	0-3 K		0-0 4-3			0-3 K			0-0 F7	0 0 0 0 0 0 0 4 0 0 0 0 0 2 1										
Willie Randolph, R (1, 4) OBP: 0.395, SLG: 0.324	0-3 K			0-0 G3-6 1B		0-0 CS	4-0 3-1 BB		0-0 1-3	3 0 1 0 1 1 0										
Don Mattingly, L (1, 3) OBP: 0.379, SLG: 0.551	0-0 2B			0-0 L8			0-0 3-1		0-0 1B 2B	4 1 2 0 0 0 2										
Dan Pasqua, L (1, 7) OBP: 0.403, SLG: 0.525	0-3 K			0-0 G3-6			0-3 K		0-0 2B 1B	4 0 1 1 0 2 3										
Dave Winfield, R (1, 9) OBP: 0.354, SLG: 0.455		0-0 6-3					0-3 K		0-3 K	4 0 0 0 0 2 2										
Mike Easter, L (1, 10) OBP: 0.394, SLG: 0.451		0-0 4-3					0-0 G4-6-3 1B			3 1 2 1 0 0 0										
Mike Pagliarulo, L (1, 5) Leo Hernandez, R (8, 5) OBP: 0.214, SLG: 0.500		0-3 K					0-0 G4-6-3		0-0 FC4-6 1B	3 0 1 0 0 1 1 0 0 0 0 0 0 0 0										
Joel Skinner, R (1, 2) OBP: 0.251, SLG: 0.308				0-0 F8			4-0 FC6-4 BB		0-0 FC4-6 G4-6-3	2 0 0 0 1 0 1										
Wayne Tolleson, S (1, 6) Bobby Meacham, S (8, 6) OBP: 0.301, SLG: 0.278				0-0 1-3			0-0 FC6-4 CS		0-0 G4-6-3	3 0 0 0 0 0 2 0 0 0 0 0 0 0 0										
Inning Stats	R: 0 E: 0 K: 3 S: 10	H: 1 LOB: 1 BB: 0 P: 10	R: 0 E: 0 K: 1 S: 5	H: 0 LOB: 0 BB: 0 P: 5	R: 0 E: 0 K: 0 S: 3	H: 0 LOB: 0 BB: 0 P: 3	R: 0 E: 0 K: 0 S: 3	H: 1 LOB: 0 BB: 0 P: 3	R: 0 E: 0 K: 1 S: 4	H: 0 LOB: 0 BB: 1 P: 8	R: 0 E: 0 K: 2 S: 7	H: 0 LOB: 1 BB: 1 P: 11	R: 1 E: 0 K: 0 S: 4	H: 2 LOB: 2 BB: 0 P: 4	R: 1 E: 0 K: 1 S: 7	H: 2 LOB: 1 BB: 0 P: 7	1B: 4 2B: 2 3B: 0 HR: 1	SF: 0 SAC: 0 DP: 3 HBP: 0	WP: 0 PB: 0 CS: 1	PA: 33
PITCHER Mike Witt, R (1, 1) ERA: 2.66	IP: 9.0 WLS: W BF: 32 H: 7 R: 2 ER: 2 SO: 8 BB: 2 IBB: 0 HBP: 0 BLK: 0 WP: 0 HR: 1 S: 46 P: 54 ERA: 2.00 WHIP: 1.000															PITCHER	IP: 9.0 WLS: W BF: 32 H: 7 R: 2 ER: 2 SO: 8 BB: 2 IBB: 0 HBP: 0 BLK: 0 WP: 0 HR: 1 S: 46 P: 54 ERA: 2.00 WHIP: 1.000			

New York Yankees @ California Angels
Anaheim Stadium, Anaheim, CA
Sat Sep 06 1986, 10:05 PM EDT
Att: 51,182 - Unknown

AB 30
R 2
H 7
RBI 2
BB 2
SO 8
LOB 12



Batter	1	2	3	4	5	6	7	8	9	AB	R	H	RBI	BB	SO	LOB	BOTTOM			
Gary Pettis, S (1, 8) OBP: 0.335, SLG: 0.327	4-0 S BB		0-0 E S 1B	4-0 HR BB		0-3 K		0-0 L7		3 2 1 0 2 1 0										
Wally Joyner, L (1, 3) OBP: 0.351, SLG: 0.479	0-0 6-3 1-2		0-0 F8	0-0 F7		0-0 BB 1B		0-0 L3		5 0 1 0 0 0 3										
Brian Downing, R (1, 7) Devon White, S (6, PR) OBP: 0.444, SLG: 0.375 (7, 7)	0-0 F9		4-0 1B PB E BB	0-0 1-H HR		4-0 1-2 BB		0-0 2B 1B		2 2 1 2 2 0 1 1 1 1 0 0 0 0 0										
Reggie Jackson, L (1, 10) OBP: 0.395, SLG: 0.410	0-0 F6		4-0 E 1B BB	0-3 K		0-0 F7		0-0 1-H 2B		4 1 1 1 1 1 3										
Doug DeCinces, R (1, 5) Jack Howell, L (6, 5) OBP: 0.314, SLG: 0.460		0-0 HR	0-0 E2 1B 1B		0-3 K		0-3 K	0-0 F8		3 1 2 2 0 1 0 2 0 0 0 0 1 1										
George Hendrick, R (1, 9) Darrell Miller, R (8, 9) OBP: 0.239, SLG: 0.256		0-0 F9	0-0 2-3 3-H 1B		0-0 E7 1B 2B		0-0 HR			4 2 3 2 0 0 0 0 0 0 0 0 0 0 0										
Bobby Grich, R (1, 4) OBP: 0.368, SLG: 0.435	0-0 1-3		0-0 L6		0-0 G5-4-3 1B		0-0 E7 1B			4 0 2 1 0 0 2										
Dick Schofield, R (1, 6) OBP: 0.325, SLG: 0.416	4-0 S BB		0-0 F4		0-0 G5-4-3		0-3 K			3 0 0 0 1 1 4										
Bob Boone, R (1, 2) OBP: 0.281, SLG: 0.307	0-0 F8 1-2			0-0 F7		0-0 L8		0-0 5-3		4 0 0 0 0 0 2										
Inning Stats	R: 0 E: 0 K: 0 S: 3	H: 0 LOB: 1 BB: 1 P: 7	R: 1 E: 0 K: 0 S: 4	H: 1 LOB: 1 BB: 1 P: 8	R: 3 E: 1 K: 0 S: 6	H: 3 LOB: 2 BB: 2 P: 14	R: 2 E: 0 K: 1 S: 6	H: 1 LOB: 0 BB: 1 P: 10	R: 1 E: 1 K: 1 S: 6	H: 2 LOB: 0 BB: 0 P: 6	R: 0 E: 0 K: 1 S: 6	H: 1 LOB: 2 BB: 1 P: 10	R: 1 E: 1 K: 2 S: 9	H: 2 LOB: 1 BB: 0 P: 9	R: 1 E: 0 K: 0 S: 5	H: 2 LOB: 1 BB: 0 P: 5	1B: 7 2B: 2 3B: 0 HR: 3	SF: 0 SAC: 0 DP: 1 HBP: 0	WP: 0 PB: 1 CS: 0	PA: 41
PITCHER Joe Niekro, R (1, 1) ERA: 4.87 Bob Tewksbury, R (3, 1) ERA: 3.79 Brad Arnsberg, R (6, 1) ERA: 6.0	IP: 2.1 WLS: L BF: 14 H: 3 R: 4 ER: 3 SO: 3 BB: 4 IBB: 0 HBP: 0 BLK: 0 WP: 0 HR: 1 S: 10 P: 26 ERA: 11.57 WHIP: 3.000															PITCHER	IP: 2.1 WLS: L BF: 14 H: 3 R: 4 ER: 3 SO: 3 BB: 4 IBB: 0 HBP: 0 BLK: 0 WP: 0 HR: 1 S: 10 P: 26 ERA: 11.57 WHIP: 3.000			

New York Yankees @ California Angels
Anaheim Stadium, Anaheim, CA
Sat Sep 06 1986, 10:05 PM EDT
Att: 51,182 - Unknown

AB 35
R 9
H 12
RBI 8
BB 6
SO 5
LOB 16



Batter	1	2	3	4	5	6	7	8	9	AB	R	H	RBI	BB	SO	LOB	TOP
Wayne Tolleson, S (1, 6) OBP: 0.335, SLG: 0.324	0-0 4-3		0-0 F5		4-0 G4-6-3 BB		0-0 5-3			3	0	0	0	1	0	0	New York Yankees @ California Angels Anaheim Stadium, Anaheim, CA Sun Sep 07 1986, 6:33 AM EDT Att: 35,480 - Unknown
Mike Pagliarulo, L (1, 5) OBP: 0.328, SLG: 0.519	0-0 G3		0-0 G3		0-0 L9		0-0 1B			4	0	1	0	0	0	1	
Don Mattingly, L (1, 3) OBP: 0.380, SLG: 0.550	4-0 BB		0-0 1B		0-0 G4-6-3 1-2		0-0 F8			3	0	1	0	1	0	2	
Mike Easter, L (1, 10) OBP: 0.363, SLG: 0.450	0-3 K		0-0 F7		0-0 FC6-4 1B		0-0 F7			4	0	1	0	0	1	3	
Dave Winfield, R (1, 9) OBP: 0.353, SLG: 0.454 Gary Roenicke, R (2, 9) OBP: 0.390, SLG: 0.370		0-3 K		0-3 K		0-0 F7		0-0 F7		1	0	0	0	0	1	0	
Ron Kittle, R (1, 7) OBP: 0.280, SLG: 0.407		0-0 1B E		0-0 1B		0-0 FC6-4 1-2		0-0 F4		4	1	2	0	0	0	1	
Henry Cotto, R (1, 8) OBP: 0.190, SLG: 0.196		0-0 E7 1-H 1B		0-0 F7		0-0 F7		0-0 F7		4	1	1	0	0	0	2	
Joel Skinner, R (1, 2) OBP: 0.255, SLG: 0.311		0-0 F9		0-0 1-2 1B		0-0 6-3		0-0 1B		4	0	2	0	0	0	0	
Bryan Little, S (1, 4) OBP: 0.235, SLG: 0.174 Phil Lombardi, R (9, PH) OBP: 0.444, SLG: 0.750		0-0 G3		0-0 L6		0-0 6-3		0-0 5-3		3	0	0	0	0	0	2	
Inning Stats	R: 0 E: 0 K: 1 S: 5	H: 0 LOB: 1 BB: 1 P: 9	R: 2 E: 1 K: 1 S: 7	H: 2 LOB: 0 BB: 0 P: 7	R: 0 E: 0 K: 1 S: 4	H: 1 LOB: 1 BB: 0 P: 4	R: 0 E: 0 K: 0 S: 2	H: 0 LOB: 0 BB: 1 P: 6	R: 0 E: 0 K: 0 S: 3	H: 0 LOB: 0 BB: 0 P: 3	R: 0 E: 0 K: 0 S: 4	H: 1 LOB: 1 BB: 0 P: 4	R: 0 E: 0 K: 0 S: 4	H: 1 LOB: 1 BB: 0 P: 4	1B: 8 2B: 0 3B: 0 HR: 0	SF: 0 SAC: 0 DP: 1 HBP: 0	
PITCHER	IP WLS BF H R ER SO BB IBB HBP BLK WP HR S P ERA WHIP	IP WLS BF H R ER SO BB IBB HBP BLK WP HR S P ERA WHIP	PITCHER														
Don Sutton, R (1, 1) ERA: 3.85	6.0 W 25 6 2 0 3 2 0 0 0 0 0 29 37 0.00 1.333	3.0 S 11 2 0 0 0 0 0 0 0 0 0 0 11 11 0.00 0.667															
Gary Lucas, L (7, 1) ERA: 2.48																	

Batter	1	2	3	4	5	6	7	8	9	AB	R	H	RBI	BB	SO	LOB	BOTTOM		
Gary Pettis, S (1, 8) OBP: 0.336, SLG: 0.330	0-0 4-3	0-3 K		0-0 1B 1-H 2-H 2B	0-0 F7			0-0 1-3 1B		5	1	2	2	0	1	2	New York Yankees @ California Angels Anaheim Stadium, Anaheim, CA Sun Sep 07 1986, 6:33 AM EDT Att: 35,480 - Unknown		
Dick Schofield, R (1, 6) OBP: 0.328, SLG: 0.415	4-0 HR BB	0-0 F8		0-0 1B FC6-4 2-3 1B		4-0 L4-3 BB		0-0 F3		3	2	1	0	2	0	2			
Brian Downing, R (1, 7) OBP: 0.384, SLG: 0.447 Devon White, S (9, 7) OBP: 0.444, SLG: 0.375	0-0 1-H HR		4-0 BB	0-0 FC6-4 1-3 3-H 1B		0-0 L4-3 1-2		0-0 1-3		4	1	2	3	1	0	2			
Doug DeCinces, R (1, 5) OBP: 0.328, SLG: 0.465	0-0 1B		0-3 K	0-0 FC6-4 1-2 3-H 1B		0-0 1-3		0-0 F8		5	0	1	1	0	1	3			
Bobby Grich, R (1, 3) OBP: 0.370, SLG: 0.440	0-0 1-3 1B		0-0 F6	0-0 F7		0-0 2B				4	0	2	0	0	0	2			
George Hendrick, R (1, 9) OBP: 0.341, SLG: 0.488 Jack Howell, L (7, PH) OBP: 0.319, SLG: 0.460 Darrell Miller, R (8, 9) OBP: 0.239, SLG: 0.256	0-0 F6		0-0 F4		0-0 HR		4-0 BB			3	1	1	1	0	0	3			
Rick Burleson, R (1, 10) OBP: 0.371, SLG: 0.424 Mark Ryal, L (7, PH) OBP: 0.500, SLG: 2.000	0-0 F9			0-0 G3		0-0 2B		0-0 F9		3	0	1	0	0	0	2			
Bob Boone, R (1, 2) OBP: 0.281, SLG: 0.306		0-0 F4		0-0 1B 2B 1B		0-0 L9		0-0 F8		4	1	1	0	0	0	3			
Gus Polidor, R (1, 4) OBP: 0.500, SLG: 0.750				0-0 1-2 2B 1B		0-0 F4		0-0 F3		4	1	2	0	0	0	3			
Inning Stats	R: 2 E: 0 K: 0 S: 6	H: 3 LOB: 2 BB: 1 P: 10	R: 0 E: 0 K: 1 S: 6	H: 1 LOB: 1 BB: 0 P: 6	R: 0 E: 0 K: 1 S: 5	H: 0 LOB: 1 BB: 1 P: 9	R: 4 E: 0 K: 0 S: 8	H: 5 LOB: 1 BB: 0 P: 8	R: 1 E: 0 K: 0 S: 5	H: 2 LOB: 1 BB: 0 P: 5	R: 0 E: 0 K: 0 S: 2	H: 0 LOB: 0 BB: 1 P: 6	R: 0 E: 0 K: 0 S: 4	H: 1 LOB: 2 BB: 1 P: 8	R: 0 E: 0 K: 0 S: 4	H: 1 LOB: 1 BB: 0 P: 4		1B: 7 2B: 5 3B: 0 HR: 2	SF: 0 SAC: 0 DP: 1 HBP: 0
PITCHER	IP WLS BF H R ER SO BB IBB HBP BLK WP HR S P ERA WHIP	IP WLS BF H R ER SO BB IBB HBP BLK WP HR S P ERA WHIP	PITCHER																
Dennis Rasmussen, L (1, 1) ERA: 3.98	3.1 L 21 9 6 6 2 2 0 0 0 0 0 1 23 31 3.38 1.125	2.2 10 2 1 1 0 1 0 0 0 0 1 9 13 3.38 1.125																	
Tim Stoddard, R (4, 1) ERA: 3.55																			
Scott Nielsen, R (7, 1) ERA: 6.38																			

Batter	1	2	3	4	5	6	7	8	9	AB	R	H	RBI	BB	SO	LOB	TOP			
Rickey Henderson, R OBP: 0.362, SLG: 0.474 (1, 8)										3	1	2	0	2	0	2	<p>New York Yankees @ Toronto Blue Jays Exhibition Stadium, Toronto, ON Tue Sep 09 1986, 7:05 PM EDT Att: 35,353 - Unknown</p> <p>livebaseballscores.com</p> <p>AB 34 R 3 H 10 RBI 2 BB 5 SO 6 LOB 20</p>			
Willie Randolph, R OBP: 0.394, SLG: 0.324 (1, 4)										4	0	1	1	0	1	5				
Don Mattingly, L OBP: 0.383, SLG: 0.554 (1, 3)										4	2	3	0	1	0	0				
Dan Pasqua, L OBP: 0.399, SLG: 0.516 (1, 10)										4	0	0	0	1	2	3				
Dave Winfield, R OBP: 0.351, SLG: 0.450 (1, 9)										4	0	0	0	0	1	2				
Mike Easter, L OBP: 0.364, SLG: 0.449 Henry Cotto, R OBP: 0.190, SLG: 0.196 (8, 8)										3	0	1	1	1	0	1				
Mike Pagliarulo, L OBP: 0.325, SLG: 0.514 (1, 5)										4	0	0	0	0	1	4				
Joel Skinner, R OBP: 0.256, SLG: 0.311 Claudell Washington, L OBP: 0.302, SLG: 0.421 Juan Espino, R OBP: 0.233, SLG: 0.286 (8, 2)										3	0	1	0	0	0	1				
Wayne Tolleson, S OBP: 0.336, SLG: 0.331 (1, 6)										4	0	2	0	0	0	0				
Inning Stats	R: 0 E: 0 K: 0 S: 4	H: 2 LOB: 1 BB: 0 P: 4	R: 0 E: 0 K: 1 S: 5	H: 0 LOB: 0 BB: 0 P: 5	R: 0 E: 0 K: 0 S: 4	H: 2 LOB: 2 BB: 0 P: 4	R: 1 E: 1 K: 0 S: 5	H: 1 LOB: 1 BB: 0 P: 5	R: 0 E: 0 K: 0 S: 4	H: 0 LOB: 0 BB: 0 P: 5	R: 0 E: 0 K: 1 S: 6	H: 1 LOB: 3 BB: 2 P: 14	R: 1 E: 0 K: 2 S: 9	H: 2 LOB: 2 BB: 1 P: 13	R: 1 E: 0 K: 1 S: 5	H: 0 LOB: 1 BB: 2 P: 13		1B: 7 2B: 3 3B: 1 HR: 0	SF: 1 SAC: 0 DP: 2 HBP: 0	WP: 0 PB: 0 SB: 2 CS: 0
PITCHER	IP WLS BF H R ER SO BB IBB HBP BLK WP HR S P ERA WHIP	6.2 L 6 2 1 1 1 2 0 0 0 0 0 0 6 14 0.00 1.350	0.2 L 6 2 1 1 1 2 0 0 0 0 0 0 6 14 13.50 6.000	1.2 S 7 0 1 1 3 2 0 0 1 0 0 0 11 19 5.40 1.200																

Batter	1	2	3	4	5	6	7	8	9	AB	R	H	RBI	BB	SO	LOB	BOTTOM					
Tony Fernandez, S OBP: 0.339, SLG: 0.429 (1, 6)										4	0	1	0	0	0	2	<p>New York Yankees @ Toronto Blue Jays Exhibition Stadium, Toronto, ON Tue Sep 09 1986, 7:05 PM EDT Att: 35,353 - Unknown</p> <p>livebaseballscores.com</p> <p>AB 30 R 1 H 5 RBI 1 BB 1 SO 5 LOB 9</p>					
Garth Iorg, R OBP: 0.295, SLG: 0.329 (1, 5)										4	0	1	0	0	0	1						
Lloyd Moseby, L OBP: 0.348, SLG: 0.443 (1, 8)										4	0	1	1	0	1	1						
George Bell, R OBP: 0.372, SLG: 0.576 (1, 7)										4	0	1	0	0	1	2						
Jesse Barfield, R OBP: 0.380, SLG: 0.548 (1, 9)										3	0	0	0	0	1	2						
Cliff Johnson, R OBP: 0.366, SLG: 0.445 (1, 10)										3	0	0	0	0	0	0						
Willie Upshaw, L OBP: 0.337, SLG: 0.361 (1, 3)										3	0	0	0	0	2	0						
Buck Martinez, R OBP: 0.278, SLG: 0.287 Kelly Gruber, R OBP: 0.194, SLG: 0.314 Ernie Whitt, L OBP: 0.310, SLG: 0.435 (8, 2)										2	0	0	0	1	0	0						
Damaso Garcia, R OBP: 0.302, SLG: 0.371 (1, 4)										3	1	1	0	0	0	1						
Inning Stats	R: 0 E: 0 K: 1 S: 5	H: 0 LOB: 0 BB: 0 P: 5	R: 0 E: 0 K: 1 S: 5	H: 0 LOB: 0 BB: 0 P: 5	R: 0 E: 0 K: 0 S: 3	H: 0 LOB: 0 BB: 0 P: 3	R: 0 E: 0 K: 0 S: 5	H: 2 LOB: 2 BB: 0 P: 5	R: 0 E: 0 K: 0 S: 5	H: 0 LOB: 0 BB: 0 P: 5	R: 1 E: 0 K: 0 S: 5	H: 3 LOB: 1 BB: 0 P: 5	R: 0 E: 0 K: 2 S: 7	H: 0 LOB: 0 BB: 0 P: 7	R: 0 E: 0 K: 0 S: 2	H: 0 LOB: 1 BB: 1 P: 6		R: 0 E: 0 K: 0 S: 3	H: 0 LOB: 0 BB: 0 P: 3	1B: 5 2B: 1 3B: 0 HR: 0	SF: 0 SAC: 0 DP: 2 HBP: 0	WP: 0 PB: 0 SB: 0 CS: 0
PITCHER	IP WLS BF H R ER SO BB IBB HBP BLK WP HR S P ERA WHIP	7.0 W 25 5 1 1 5 0 0 0 0 0 0 0 35 35 0.00 0.714	2.0 S 6 0 0 0 0 1 0 0 0 0 0 0 5 9 0.00 0.500																			

Batter	1	2	3	4	5	6	7	8	9	AB	R	H	RBI	BB	SO	LOB	TOP			
Rickey Henderson, R OBP: 0.363, SLG: 0.472	4-0 SH1 BB		4-0 F9-6 BB		0-0 5-3		0-0 5-3			2	0	0	0	2	0	1				
Wayne Tolleson, S OBP: 0.334, SLG: 0.328	0-0 SH1		0-0 F9-6			0-3 K		0-0 6-3		3	0	0	0	0	1	2				
Don Mattingly, L OBP: 0.385, SLG: 0.555	0-0 F4			0-0 HR 1B		4-0 WP 2B BB		0-0 WP 1B		3	2	2	0	1	0	1				
Dave Winfield, R OBP: 0.350, SLG: 0.451	0-3 K			0-0 F7		0-0 F8 2B		0-0 F3		4	0	1	1	0	1	3				
Ron Kittle, R OBP: 0.282, SLG: 0.415		0-0 F4		0-0 HR		0-0 F8		4-0 IBB		3	1	1	2	1	0	1				
Henry Cotto, R OBP: 0.177, SLG: 0.183		0-0 F8		0-0 5-3		0-0 6-3		0-3 K		4	0	0	0	0	1	3				
Mike Pagliarulo, L OBP: 0.324, SLG: 0.512		0-0 F7		0-0 4-3			0-0 FC1-6 1B		0-0 5-3	4	0	1	0	0	0	0				
Joel Skinner, R OBP: 0.256, SLG: 0.310			0-0 6-3		0-0 CS 1B		0-0 FC1-6 FC5-4		0-0 F8	4	0	1	0	0	0	1				
Bryan Little, S OBP: 0.236, SLG: 0.200			0-0 2B		0-0 5-3		0-0 FC5-4		0-3 K	4	0	1	0	0	1	2				
Inning Stats	R: 0 E: 0 K: 1 S: 5	H: 0 LOB: 1 BB: 1 P: 9	R: 0 E: 0 K: 0 S: 3	H: 0 LOB: 0 BB: 0 P: 3	R: 0 E: 0 K: 0 S: 3	H: 1 LOB: 1 BB: 1 P: 7	R: 2 E: 0 K: 0 S: 5	H: 2 LOB: 0 BB: 0 P: 5	R: 0 E: 0 K: 1 S: 6	H: 1 LOB: 1 BB: 1 P: 10	R: 0 E: 0 K: 0 S: 4	H: 1 LOB: 2 BB: 1 P: 10	R: 0 E: 0 K: 1 S: 6	H: 0 LOB: 0 BB: 0 P: 5	R: 0 E: 0 K: 1 S: 5	H: 0 LOB: 0 BB: 0 P: 5	1B: 4 2B: 3 3B: 0 HR: 1	SF: 0 SAC: 1 DP: 1 HBP: 0	WP: 2 PB: 2 SB: 0 CS: 1	PA: 36
PITCHER Jimmy Key, L ERA: 3.88	IP: 9.0 WLS: L BF: 36 H: 7 R: 3 ER: 3 SO: 4 BB: 3 IBB: 1 HBP: 0 BLK: 0 WP: 2 HR: 1 S: 40 P: 56 ERA: 3.00 WHIP: 1.111															PITCHER				

New York Yankees @ Toronto Blue Jays
Exhibition Stadium, Toronto, ON
Thu Sep 11 1986, 3:33 AM EDT
Unknown

AB	31
R	3
H	7
RBI	3
BB	4
SO	4
LOB	14





Batter	1	2	3	4	5	6	7	8	9	AB	R	H	RBI	BB	SO	LOB	BOTTOM			
Tony Fernandez, S OBP: 0.342, SLG: 0.434	0-0 F7		0-0 2H 1B			0-0 3B			0-0 2B SF8 1B	4	1	3	0	0	0	0				
Willie Upshaw, L OBP: 0.336, SLG: 0.362	0-0 4-3			0-0 F7		0-0 F8			0-0 2B	4	0	1	0	0	0	1				
Lloyd Moseby, L OBP: 0.346, SLG: 0.441	0-3 K			0-0 4-3			0-0 F6		0-0 SF8	3	0	0	1	0	1	0				
George Bell, R OBP: 0.370, SLG: 0.572		0-0 1-3		0-0 F2			0-0 6-3		0-0 F6	4	0	0	0	0	0	1				
Jesse Barfield, R OBP: 0.378, SLG: 0.544		0-3 K			0-3 K		0-0 F7		0-0 4-3	4	0	0	0	0	2	1				
Cliff Johnson, R OBP: 0.363, SLG: 0.441		0-0 F8			0-0 6-3			0-0 F9		3	0	0	0	0	0	0				
Ernie Whitt, L OBP: 0.310, SLG: 0.434			0-0 F6		0-0 4-3			0-0 FC6-4 1B		3	0	1	0	0	0	0				
Rance Mulliniks, L OBP: 0.340, SLG: 0.426								0-0 F7		2	0	1	0	0	0	0				
Garth Iorg, R OBP: 0.294, SLG: 0.327								0-0 CS 1B		1	0	0	0	0	0	1				
Damaso Garcia, R OBP: 0.302, SLG: 0.373						0-3 K		0-0 FC6-4		3	0	1	0	0	1	2				
Inning Stats	R: 0 E: 0 K: 1 S: 5	H: 0 LOB: 0 BB: 0 P: 5	R: 0 E: 0 K: 1 S: 5	H: 0 LOB: 0 BB: 0 P: 5	R: 0 E: 0 K: 0 S: 4	H: 2 LOB: 2 BB: 0 P: 4	R: 0 E: 0 K: 0 S: 3	H: 0 LOB: 0 BB: 0 P: 3	R: 0 E: 0 K: 1 S: 6	H: 2 LOB: 1 BB: 0 P: 6	R: 0 E: 0 K: 0 S: 3	H: 0 LOB: 0 BB: 0 P: 3	R: 0 E: 0 K: 0 S: 4	H: 1 LOB: 1 BB: 0 P: 4	R: 1 E: 0 K: 0 S: 5	H: 2 LOB: 1 BB: 0 P: 5	1B: 4 2B: 3 3B: 1 HR: 0	SF: 1 SAC: 0 DP: 1 HBP: 0	WP: 0 PB: 0 SB: 0 CS: 1	PA: 32
PITCHER Doug Drabek, R ERA: 4.56	IP: 7.1 WLS: W BF: 25 H: 5 R: 0 ER: 0 SO: 4 BB: 0 IBB: 0 HBP: 0 BLK: 0 WP: 0 HR: 0 S: 33 P: 33 ERA: 0.00 WHIP: 0.682															PITCHER				
Dave Righetti, L ERA: 2.5	IP: 1.2 WLS: S BF: 7 H: 2 R: 1 ER: 1 SO: 0 BB: 0 IBB: 0 HBP: 0 BLK: 0 WP: 0 HR: 0 S: 7 P: 7 ERA: 5.40 WHIP: 1.200															PITCHER				


New York Yankees @ Toronto Blue Jays
Exhibition Stadium, Toronto, ON
Thu Sep 11 1986, 3:33 AM EDT
Unknown


AB	31
R	1
H	7
RBI	1
BB	0
SO	4
LOB	6



Batter	1	2	3	4	5	6	7	8	9	AB	R	H	RBI	BB	SO	LOB	TOP									
Rickey Henderson, R OBP: 0.362, SLG: 0.475	0-3 K		0-3 K					0-0 E6	0-0 FC5-4	5	1	1	1	0	2	2	<p>New York Yankees @ Toronto Blue Jays Exhibition Stadium, Toronto, ON Thu Sep 11 1986, 7:05 PM EDT Att: 33,292 - Unknown</p> <p>AB 37 R 7 H 10 RBI 7 BB 0 SO 9 LOB 13</p> 									
Henry Cotto, R OBP: 0.197, SLG: 0.172 Claudell Washington, L OBP: 0.301, SLG: 0.419	0-0 1-3			0-0 L8			0-3 K	0-0 F6	0-0 6-3	4	0	0	0	0	1	1										
Don Mattingly, L OBP: 0.386, SLG: 0.558	0-0 5-3			0-0 1B 5-3 2B			0-0 4-3		0-0 1B 2B	4	2	2	0	0	0	1										
Dave Winfield, R OBP: 0.353, SLG: 0.455		0-0 E9 2B		0-0 5-3 1B				0-0 F8	0-0 1B 2B 1B	4	1	3	0	0	0	0										
Ron Kittle, R OBP: 0.282, SLG: 0.423 Mike Easter, L OBP: 0.365, SLG: 0.450	0-0 F6			0-0 5-3				0-0 HR	0-0 1B 2B 1B	3	1	1	2	0	0	2										
Leo Hernandez, R OBP: 0.176, SLG: 0.412 Mike Pagliarulo, L OBP: 0.326, SLG: 0.513	0-3 K			0-3 K2-3				0-0 F3	0-0 1B 2B 1B	3	0	0	0	0	2	2										
Juan Espino, R OBP: 0.212, SLG: 0.258 Dan Pasqua, L OBP: 0.402, SLG: 0.522 Joel Skinner, R OBP: 0.256, SLG: 0.310	0-3 K				0-0 L7			0-0 1-3	0-0 FC5-4 2B	3	0	0	0	0	1	1										
Wayne Tolleson, S OBP: 0.333, SLG: 0.326			0-0 F7		0-0 L1			0-3 K	0-0 FC5-4 HBP	3	0	0	0	0	1	0										
Bryan Little, S OBP: 0.228, SLG: 0.192 Phil Lombardi, R OBP: 0.400, SLG: 0.667 Mike Fischlin, R OBP: 0.252, SLG: 0.214			0-3 K		0-0 1-3			0-0 F3	0-3 K	2	0	0	0	0	1	0										
Inning Stats	R: 0 E: 0 K: 1 S: 5	H: 0 LOB: 0 BB: 0 P: 5	R: 0 E: 1 K: 2 S: 8	H: 1 LOB: 1 BB: 0 P: 8	R: 0 E: 0 K: 2 S: 7	H: 0 LOB: 0 BB: 0 P: 7	R: 1 E: 0 K: 1 S: 7	H: 2 LOB: 1 BB: 0 P: 7	R: 0 E: 0 K: 0 S: 3	H: 0 LOB: 0 BB: 0 P: 3	R: 0 E: 1 K: 1 S: 5	H: 0 LOB: 0 BB: 0 P: 5	R: 1 E: 0 K: 0 S: 4	H: 1 LOB: 0 BB: 0 P: 4	R: 1 E: 0 K: 1 S: 6	H: 1 LOB: 0 BB: 0 P: 6		R: 4 E: 0 K: 1 S: 10	H: 5 LOB: 2 BB: 0 P: 11	1B: 4 2B: 4 3B: 0 HR: 2	SF: 0 SAC: 0 DP: 0 HBP: 1	WP: 0 PB: 0 SB: 1 CS: 1	PA: 38			
PITCHER	IP	WLS	BF	H	R	ER	SO	BB	IBB	HBP	BLK	WP	HR	S	P	ERA		WHIP								
John Cerutti, L ERA: 4.05	8.0		29	5	3	3	8	0	0	0	0	0	2	45	45	3.38		0.625								
Tom Henke, R ERA: 3.69	0.0	L	4	4	4	4	0	0	0	0	0	0	0	4	4	∞		∞								
Mark Eichhorn, R ERA: 1.74	1.0		5	1	0	0	1	0	0	1	0	0	0	6	7	0.00		1.000								

Batter	1	2	3	4	5	6	7	8	9	AB	R	H	RBI	BB	SO	LOB	BOTTOM									
Tony Fernandez, S OBP: 0.342, SLG: 0.434	0-0 4-3		0-0 L8		0-3 K				0-0 FC5 BB 1B	5	0	2	0	0	1	0	<p>New York Yankees @ Toronto Blue Jays Exhibition Stadium, Toronto, ON Thu Sep 11 1986, 7:05 PM EDT Att: 33,292 - Unknown</p> <p>AB 38 R 5 H 12 RBI 5 BB 1 SO 5 LOB 11</p> 									
Willie Upshaw, L OBP: 0.335, SLG: 0.360	0-3 K		0-0 4-3			0-0 1-3	0-0 F3		0-0 BB	4	0	0	0	1	1	1										
Rance Mulliniks, L OBP: 0.342, SLG: 0.427 Ron Shepherd, R OBP: 0.341, SLG: 0.526	0-0 1B 1B		0-0 1B			0-0 G3		0-0 F7	0-0 FC5	4	1	2	0	0	0	0										
George Bell, R OBP: 0.369, SLG: 0.570	0-0 1B 1-3 1B		0-0 F9			0-0 5-3		0-0 6-3		4	0	1	0	0	0	1										
Jesse Barfield, R OBP: 0.380, SLG: 0.552	0-0 1B 3-H 1B			0-3 K			0-0 FC1-5 1B	0-0 HR		4	1	3	2	0	1	0										
Ernie Whitt, L OBP: 0.310, SLG: 0.433 Kelly Gruber, R OBP: 0.194, SLG: 0.314 Buck Martinez, R OBP: 0.292, SLG: 0.292	0-0 F9		0-0 F9		0-0 F9		0-0 FC1-5 HR 1B	0-0 1B		3	0	1	0	0	0	2										
Cliff Johnson, R OBP: 0.359, SLG: 0.436		0-3 K		0-3 K			0-0 FC1-5 HR	0-0 F4		4	1	0	0	0	2	3										
Rick Leach, L OBP: 0.338, SLG: 0.457 Garth Iorg, R OBP: 0.253, SLG: 0.326	0-0 S6-3 1B				0-0 5-3			0-0 HR	0-0 F7	3	1	2	3	0	0	0										
Manuel Lee, S OBP: 0.289, SLG: 0.395	0-0 G6-3				0-0 6-3			0-0 F9		4	0	0	0	0	2	2										
Inning Stats	R: 1 E: 0 K: 1 S: 8	H: 3 LOB: 2 BB: 0 P: 8	R: 0 E: 0 K: 1 S: 5	H: 1 LOB: 0 BB: 0 P: 5	R: 0 E: 0 K: 2 S: 4	H: 0 LOB: 0 BB: 0 P: 4	R: 0 E: 0 K: 2 S: 7	H: 0 LOB: 0 BB: 0 P: 7	R: 0 E: 0 K: 1 S: 5	H: 0 LOB: 0 BB: 0 P: 5	R: 3 E: 0 K: 0 S: 7	H: 4 LOB: 1 BB: 0 P: 7	R: 1 E: 0 K: 0 S: 5	H: 2 LOB: 1 BB: 0 P: 5	R: 0 E: 0 K: 0 S: 4	H: 1 LOB: 2 BB: 1 P: 8		1B: 10 2B: 0 3B: 0 HR: 2	SF: 0 SAC: 0 DP: 1 HBP: 0	WP: 0 PB: 0 SB: 0 CS: 0	PA: 39					
PITCHER	IP	WLS	BF	H	R	ER	SO	BB	IBB	HBP	BLK	WP	HR	S	P	ERA		WHIP								
Bob Tewksbury, R ERA: 3.73	6.0		23	6	2	2	5	0	0	0	0	0	0	1	1	∞		∞								
Rod Seery, L ERA: 2.53	0.0		1	1	0	0	0	0	0	0	0	0	0	1	1	∞		∞								
Brian Fisher, R ERA: 4.82	2.0	W	10	4	3	3	0	0	0	0	0	0	2	10	10	13.50		2.000								
Dave Righetti, L ERA: 2.47	1.0	S	5	1	0	0	0	1	0	0	0	0	0	4	8	0.00	2.000									


Batter	1	2	3	4	5	6	7	8	9	AB R H RBI BB SO LOB	TOP											
Wade Boggs, L (1.5) OBP: 0.350, SLG: 0.484	L6			HR		6-3		SH5-3	G3	4 1 1 0 0 0 1	Boston Red Sox @ New York Yankees Yankee Stadium, Bronx, NY Fri Sep 12 1986, 7:05 PM EDT Att: 42,024 - Unknown AB 34 R 7 H 9 RBI 7 BB 1 SO 4 LOB 8 											
Marty Barrett, R (1.4) OBP: 0.353, SLG: 0.397	F7			F8		5-3		1B		4 1 1 1 0 0 1												
Bill Buckner, L (1.3) OBP: 0.315, SLG: 0.437	4-3			HR		HR		HR		4 3 3 4 0 0 0												
Jim Rice, R (1.7) OBP: 0.386, SLG: 0.506		6-3				6-3		HR		4 1 2 2 0 0 0												
Don Baylor, R (1.10) OBP: 0.346, SLG: 0.442	F6			F7			K	K		4 0 0 0 0 2 1												
Dwight Evans, R (1.9) OBP: 0.375, SLG: 0.472										3 0 0 0 0 2 1												
Kevin Romine, R (8.9) OBP: 0.306, SLG: 0.303	6-3			K			HBP	K		0 0 0 0 0 0 0												
Tony Armas, R (1.8) OBP: 0.320, SLG: 0.445					F8				F9	3 0 1 0 0 0 1												
Dave Henderson, R (7.8) OBP: 0.344, SLG: 0.473				G6-4-3					F9	1 0 0 0 0 0 0												
Rich Gedman, L (1.2) OBP: 0.312, SLG: 0.413				G6-4-3		F2			FC3-6	4 0 1 0 0 0 2												
Spike Owen, S (1.6) OBP: 0.299, SLG: 0.320	4-3					F7		SH5-3	FC3-6	3 1 0 0 1 0 1												
Inning Stats	R: 0 E: 0 K: 0 S: 3	H: 0 LOB: 0 BB: 0 P: 3	R: 0 E: 0 K: 0 S: 3	H: 0 LOB: 0 BB: 0 P: 3	R: 0 E: 0 K: 0 S: 3	H: 1 LOB: 0 BB: 0 P: 3	R: 2 E: 0 K: 1 S: 8	H: 3 LOB: 1 BB: 0 P: 8	R: 0 E: 0 K: 0 S: 3	H: 0 LOB: 0 BB: 0 P: 3	R: 1 E: 0 K: 0 S: 4	H: 1 LOB: 0 BB: 0 P: 4	R: 0 E: 0 K: 1 S: 5	H: 0 LOB: 1 BB: 0 P: 6	R: 4 E: 0 K: 2 S: 10	H: 3 LOB: 0 BB: 1 P: 14	R: 0 E: 0 K: 0 S: 4	H: 1 LOB: 1 BB: 0 P: 4	1B: 5 2B: 1 3B: 0 HR: 3	SF: 0 SAC: 1 DP: 1 HBP: 1	WP: 0 PB: 0 SB: 1 CS: 0	PA: 37
PITCHER	IP WLS BF H R ER SO BB IBB HBP BLK WP HR S P ERA WHIP											IP WLS BF H R ER SO BB IBB HBP BLK WP HR S P ERA WHIP										
Scott Nielsen, R (1.1) ERA: 5.85	7.0 L 26 5 3 3 2 0 0 0 1 0 0 2 29 30 3.86 0.714																					
Rod Scully, L (8.1) ERA: 3.57	0.1 4 2 3 3 0 1 0 0 0 0 0 0 3 7 81.00 9.000																					
Tim Stoddard, R (8.1) ERA: 3.59	1.2 7 2 1 1 2 0 0 0 0 0 0 1 11 11 5.40 1.200																					


Batter	1	2	3	4	5	6	7	8	9	AB R H RBI BB SO LOB	BOTTOM											
Rickey Henderson, R (1.7) OBP: 0.360, SLG: 0.473	FC5-4		L5	K		K			F7	5 0 1 0 0 2 4	Boston Red Sox @ New York Yankees Yankee Stadium, Bronx, NY Fri Sep 12 1986, 7:05 PM EDT Att: 42,024 - Unknown AB 36 R 2 H 11 RBI 2 BB 1 SO 6 LOB 20 											
Willie Randolph, R (1.4) OBP: 0.394, SLG: 0.324	FC5-4		1B	FC6-4				6-3	G1-6-3	5 2 2 0 0 0 3												
Don Mattingly, L (1.3) OBP: 0.388, SLG: 0.558	SF7		1B	1B		3-1		FC6-4	G1-6-3	4 0 2 0 1 0 2												
Dave Winfield, R (1.9) OBP: 0.352, SLG: 0.454	SF7		1B	E		K		FC6-4		3 0 1 2 0 1 1												
Ron Kittle, R (1.10) OBP: 0.282, SLG: 0.421	K		E5					1-3		4 0 1 0 0 1 4												
Henry Cotto, R (1.8) OBP: 0.171, SLG: 0.176		L6	K			K			G6-4-3	4 0 1 0 0 2 4												
Mike Pagliarulo, L (1.5) OBP: 0.323, SLG: 0.508	3-1			3-1				F9	F7	4 0 0 0 0 0 1												
Joel Skinner, R (1.2) OBP: 0.256, SLG: 0.309	G3			1B		3-1			G6-4-3	4 0 1 0 0 0 1												
Wayne Tolleson, S (1.6) OBP: 0.337, SLG: 0.328			F7	FC6-4					1B	3 0 2 0 0 0 0												
Inning Stats	R: 1 E: 0 K: 1 S: 7	H: 2 LOB: 1 BB: 0 P: 7	R: 0 E: 0 K: 0 S: 3	H: 0 LOB: 0 BB: 0 P: 3	R: 1 E: 1 K: 1 S: 9	H: 3 LOB: 3 BB: 0 P: 9	R: 0 E: 0 K: 1 S: 7	H: 2 LOB: 2 BB: 0 P: 7	R: 0 E: 0 K: 2 S: 8	H: 1 LOB: 1 BB: 0 P: 8		R: 0 E: 0 K: 1 S: 5	H: 0 LOB: 1 BB: 0 P: 6	R: 0 E: 0 K: 0 S: 3	H: 0 LOB: 1 BB: 1 P: 7	R: 0 E: 0 K: 0 S: 3	H: 1 LOB: 0 BB: 0 P: 3	R: 0 E: 0 K: 0 S: 4	H: 2 LOB: 1 BB: 0 P: 4	1B: 11 2B: 0 3B: 0 HR: 0	SF: 1 SAC: 0 DP: 2 HBP: 1	WP: 0 PB: 0 SB: 0 CS: 0
PITCHER	IP WLS BF H R ER SO BB IBB HBP BLK WP HR S P ERA WHIP											IP WLS BF H R ER SO BB IBB HBP BLK WP HR S P ERA WHIP										
Bruce Hurst, L (1.1) ERA: 3.15	9.0 W 39 11 2 2 6 1 0 1 0 0 0 0 49 54 2.00 1.333																					

Batter	1	2	3	4	5	6	7	8	9	AB	R	H	RBI	BB	SO	LOB	TOP										
Wade Boggs, L (1, 5) OBP: 0.350, SLG: 0.484	6-3			E		WP 1B			4-3	5	1	2	0	0	0	1	Boston Red Sox @ New York Yankees Yankee Stadium, Bronx, NY Sat Sep 13 1986, 3:33 AM EDT Att: 50,116 - Unknown livebaseballscorecards.com										
Marty Barrett, R (1, 4) OBP: 0.354, SLG: 0.397	F7			F8		WP 1B	F8		1B	5	1	2	0	0	0	1											
Bill Buckner, L (1, 3) OBP: 0.315, SLG: 0.435	G3			F2		2B HR	4-3		4-3	5	1	1	1	0	0	2											
Jim Rice, R (1, 7) OBP: 0.387, SLG: 0.507		4-3		E4 HBP		HR				3	1	1	0	1	0	1											
Don Baylor, R (1, 10) OBP: 0.347, SLG: 0.448		F4		1-2 HBP		HR			5-3	3	1	1	3	0	0	1											
Dwight Evans, R (1, 9) OBP: 0.374, SLG: 0.470		K		K		HR			F9	4	1	1	0	0	2	3											
Tony Armas, R (1, 8) Ed Romero, R (8, 6) OBP: 0.320, SLG: 0.443 OBP: 0.275, SLG: 0.279			F2		K		E8		F7	4	0	1	0	0	1	0											
Marc Sullivan, R (1, 2) Rich Gedman, L (6, PH) OBP: 0.252, SLG: 0.233 OBP: 0.311, SLG: 0.411			F3		F6		F5		G3	2	0	0	0	0	0	0											
Spike Owen, S (1, 6) Dave Henderson, R (8, 8) OBP: 0.297, SLG: 0.319 OBP: 0.343, SLG: 0.472			4-3		L5		SF7		F8	2	0	0	1	0	0	0											
Inning Stats	R: 0 E: 0 K: 0 S: 3	H: 0 LOB: 0 BB: 0 P: 3	R: 0 E: 0 K: 1 S: 5	H: 0 LOB: 0 BB: 0 P: 5	R: 0 E: 0 K: 0 S: 3	H: 0 LOB: 0 BB: 0 P: 3	R: 0 E: 1 K: 1 S: 7	H: 1 LOB: 3 BB: 0 P: 8	R: 0 E: 0 K: 1 S: 5	H: 0 LOB: 0 BB: 0 P: 5	R: 6 E: 1 K: 0 S: 10	H: 7 LOB: 1 BB: 0 P: 10	R: 0 E: 0 K: 0 S: 3	H: 0 LOB: 0 BB: 1 P: 7	R: 0 E: 0 K: 0 S: 3	H: 0 LOB: 0 BB: 0 P: 3		R: 0 E: 0 K: 0 S: 4	H: 1 LOB: 1 BB: 0 P: 4	1B: 7 2B: 1 3B: 0 HR: 1	SF: 1 SAC: 0 DP: 0 HBP: 1	WP: 1 PB: 1 CS: 0	PA: 39				
PITCHER	IP	WLS	BF	H	R	ER	SO	BB	IBB	HBP	BLK	WP	HR	S	P	ERA	WHIP										
Dennis Rasmussen, L (1, 1) ERA: 4.08	5.0	W	23	6	5	5	3	0	0	1	0	1	1	28	29	9.00	1.200										
Brian Fisher, R (6, 1) ERA: 4.82	0.0		2	2	0	0	0	0	0	0	0	0	0	2	2												
Bob Shirley, L (6, 1) ERA: 5.69	4.0	S	14	1	1	0	0	1	0	0	0	0	0	13	17	0.00	0.500										

Batter	1	2	3	4	5	6	7	8	9	AB	R	H	RBI	BB	SO	LOB	BOTTOM											
Rickey Henderson, R (1, 8) OBP: 0.359, SLG: 0.470	E5 HR			6-3					F9	5	1	1	1	0	1	3	Boston Red Sox @ New York Yankees Yankee Stadium, Bronx, NY Sat Sep 13 1986, 3:33 AM EDT Att: 50,116 - Unknown livebaseballscorecards.com											
Don Mattingly, L (1, 3) OBP: 0.386, SLG: 0.555	3-1	FC5			2B				G4-6-3	5	1	1	0	0	1	4												
Dan Pasqua, L (1, 7) OBP: 0.409, SLG: 0.544				G4-6-3		2B HR			F7	4	2	3	2	1	0	0												
Mike Easter, L (1, 10) OBP: 0.364, SLG: 0.449	5-3		G4-6-3		HR		FC3-6		K	5	2	1	1	0	1	2												
Dave Winfield, R (1, 9) OBP: 0.351, SLG: 0.458	F9		K		HR		E6		5-3	5	2	1	3	0	1	1												
Mike Pagliaro, L (1, 5) OBP: 0.326, SLG: 0.510		1B		K		G6-3			1B	4	2	3	1	0	1	0												
Willie Randolph, R (1, 4) Mike Fischlin, R (9, 4) OBP: 0.387, SLG: 0.328 OBP: 0.252, SLG: 0.214		F9		G3		G6-3			1B	4	1	3	1	0	0	1												
Joel Skinner, R (1, 2) OBP: 0.252, SLG: 0.304		F9		G3		G6-3			K	4	0	0	0	0	1	6												
Wayne Tolleson, S (1, 6) OBP: 0.343, SLG: 0.335		FC5		S					G4-6-3	4	0	4	2	0	0	0												
Inning Stats	R: 2 E: 1 K: 0 S: 5	H: 1 LOB: 0 BB: 0 P: 5	R: 1 E: 0 K: 0 S: 6	H: 3 LOB: 2 BB: 0 P: 6	R: 0 E: 0 K: 1 S: 5	H: 1 LOB: 0 BB: 0 P: 5	R: 0 E: 0 K: 1 S: 7	H: 1 LOB: 1 BB: 0 P: 7	R: 5 E: 0 K: 1 S: 11	H: 7 LOB: 1 BB: 0 P: 11	R: 2 E: 1 K: 2 S: 10	H: 2 LOB: 2 BB: 1 P: 14	R: 0 E: 0 K: 1 S: 5	H: 1 LOB: 0 BB: 0 P: 3	R: 0 E: 0 K: 1 S: 5	H: 0 LOB: 0 BB: 0 P: 5		1B: 13 2B: 2 3B: 0 HR: 2	SF: 0 SAC: 0 DP: 3 HBP: 0	WP: 0 PB: 0 SB: 2 CS: 0	PA: 41							
PITCHER	IP	WLS	BF	H	R	ER	SO	BB	IBB	HBP	BLK	WP	HR	S	P	ERA	WHIP											
Tom Seaver, R (1, 1) ERA: 3.97	4.0	L	21	9	6	5	2	0	0	0	0	0	1	9	9	27.00	5.000											
Sammy Stewart, R (5, 1) ERA: 3.86	1.0		7	5	3	3	1	0	0	0	0	0	0	1	9	9	27.00	5.000										
Tim Lollar, L (6, 1) ERA: 6.52	0.2		5	1	2	0	1	1	0	0	0	0	0	6	10	0.00	3.000											
Steve Crawford, R (6, 1) ERA: 3.84	1.1		5	2	0	0	1	0	0	0	0	0	0	7	7	0.00	1.500											
Joe Sambito, L (8, 1) ERA: 4.58	1.0		3	0	0	0	1	0	0	0	0	0	0	5	5	0.00	0.000											

Batter	1	2	3	4	5	6	7	8	9	AB	R	H	RBI	BB	SO	LOB	TOP					
Wade Boggs, L (1,5) OBP: 0.351, SLG: 0.486										4	1	2	0	1	0	0	Boston Red Sox @ New York Yankees Yankee Stadium, Bronx, NY Sun Sep 14 1986, 3:33 AM EDT Att: 51,461 - Unknown					
Marty Barrett, R (1,4) OBP: 0.354, SLG: 0.396										4	1	1	0	1	1	3						
Bill Buckner, L (1,3) OBP: 0.314, SLG: 0.438										5	1	1	1	0	0	5						
Jim Rice, R (1,7) OBP: 0.387, SLG: 0.512										5	1	2	3	0	0	4						
Don Baylor, R (1,10) OBP: 0.346, SLG: 0.445										5	0	1	0	0	2	1						
Dwight Evans, R (1,9) OBP: 0.374, SLG: 0.467										3	0	0	0	2	2	1						
Tony Armas, R (1,8) OBP: 0.319, SLG: 0.441										4	0	1	0	0	2	3						
Rich Gedman, L (1,2) OBP: 0.310, SLG: 0.411										4	0	1	0	0	0	3						
Ed Romero, R (1,6) OBP: 0.276, SLG: 0.280										3	0	1	0	0	1	2						
Pat Dodson, L (8, PH) OBP: 1.000, SLG: 2.500										1	1	1	1	0	0	0						
Glenn Hoffman, R (8, 6) OBP: 0.318, SLG: 0.368										0	0	0	0	0	0	0						
Inning Stats	R: 3 E: 0 K: 0 S: 6	H: 3 LOB: 2 BB: 2 P: 14	R: 0 E: 0 K: 0 S: 4	H: 1 LOB: 2 BB: 1 P: 8	R: 0 E: 0 K: 1 S: 7	H: 2 LOB: 2 BB: 0 P: 7	R: 0 E: 1 K: 0 S: 4	H: 1 LOB: 1 BB: 0 P: 4	R: 0 E: 0 K: 1 S: 5	H: 0 LOB: 1 BB: 1 P: 9	R: 0 E: 0 K: 2 S: 7	H: 0 LOB: 0 BB: 0 P: 7	R: 1 E: 0 K: 2 S: 8	H: 1 LOB: 0 BB: 0 P: 8	R: 1 E: 0 K: 1 S: 7	H: 2 LOB: 1 BB: 0 P: 7	R: 0 E: 0 K: 1 S: 6	H: 1 LOB: 1 BB: 0 P: 6	1B: 6 2B: 2 3B: 0 HR: 3	SF: 0 SAC: 0 DP: 1 HBP: 0	WP: 0 PB: 0 SB: 0 CS: 0	PA: 42
PITCHER	IP WLS BF H R ER SO BB IBB HBP BLK WP HR S P ERA WHIP																					
Ron Guidry, L (1,1) ERA: 4.2	6.0 W 30 8 4 4 4 4 4 0 0 0 0 0 2 34 50 6.00 2.000																					
Tim Stoddard, R (7,1) ERA: 3.62	1.2 6 1 1 1 3 0 0 0 0 0 0 1 12 12 5.40 0.600																					
Dave Righetti, L (8,1) ERA: 2.44	1.1 S 6 2 0 0 1 0 0 0 0 0 0 0 8 8 0.00 1.500																					
Batter	1	2	3	4	5	6	7	8	9	AB	R	H	RBI	BB	SO	LOB	BOTTOM					
Rickey Henderson, R (1,8) OBP: 0.358, SLG: 0.473										5	1	1	1	0	0	2	Boston Red Sox @ New York Yankees Yankee Stadium, Bronx, NY Sun Sep 14 1986, 3:33 AM EDT Att: 51,461 - Unknown					
Don Mattingly, L (1,3) OBP: 0.388, SLG: 0.555										5	3	3	1	0	1	0						
Dan Pasqua, L (1,7) OBP: 0.420, SLG: 0.565										2	3	2	1	3	0	0						
Mike Easter, L (1,10) OBP: 0.366, SLG: 0.457										4	1	2	3	1	1	2						
Dave Winfield, R (1,9) OBP: 0.351, SLG: 0.456										4	1	1	1	1	0	4						
Mike Pagliaro, L (1,5) OBP: 0.327, SLG: 0.507										3	0	0	0	2	1	4						
Wayne Tolleson, S (1,6) OBP: 0.343, SLG: 0.338										5	1	2	3	0	2	4						
Mike Fischlin, R (8, PR) OBP: 0.252, SLG: 0.214										0	0	0	0	0	0	0						
Joel Skinner, R (1,2) OBP: 0.252, SLG: 0.314										5	1	2	1	0	2	2						
Bryan Little, S (1,4) OBP: 0.230, SLG: 0.196										4	0	1	0	0	0	3						
Inning Stats	R: 2 E: 0 K: 0 S: 5	H: 2 LOB: 1 BB: 1 P: 9	R: 3 E: 0 K: 0 S: 7	H: 4 LOB: 2 BB: 1 P: 11	R: 0 E: 0 K: 2 S: 7	H: 0 LOB: 1 BB: 1 P: 11	R: 0 E: 0 K: 2 S: 9	H: 2 LOB: 0 BB: 0 P: 9	R: 0 E: 0 K: 1 S: 6	H: 1 LOB: 1 BB: 0 P: 6	R: 1 E: 0 K: 0 S: 5	H: 2 LOB: 3 BB: 2 P: 13	R: 0 E: 0 K: 0 S: 3	H: 1 LOB: 0 BB: 0 P: 3	R: 3 E: 1 K: 2 S: 9	H: 2 LOB: 1 BB: 2 P: 17	R: 0 E: 0 K: 2 S: 9	H: 2 LOB: 1 BB: 2 P: 17	1B: 7 2B: 4 3B: 0 HR: 3	SF: 0 SAC: 0 DP: 1 HBP: 0	WP: 1 PB: 0 SB: 1 CS: 0	PA: 44
PITCHER	IP WLS BF H R ER SO BB IBB HBP BLK WP HR S P ERA WHIP																					
Al Nipper, R (1,1) ERA: 5.44	1.2 L 11 5 5 0 0 0 0 0 0 0 0 2 24 32 5.40 1.800																					
Sammy Stewart, R (2,1) ERA: 3.95	3.1 16 4 2 2 5 2 0 0 0 0 0 2 24 32 5.40 1.800																					
Steve Crawford, R (6,1) ERA: 3.97	2.0 10 3 1 1 0 0 2 0 0 0 0 0 8 16 4.50 1.500																					
Joe Sambito, L (8,1) ERA: 5.18	0.2 6 2 3 3 1 1 1 0 0 1 0 6 14 40.50 4.500																					
Bob Stanley, R (8,1) ERA: 4.49	0.1 1 0 0 0 1 0 0 0 0 0 0 0 3 3 0.00 0.000																					

Batter	1	2	3	4	5	6	7	8	9	AB	R	H	RBI	BB	SO	LOB	TOP			
Ken Gerhart, R OBP: 0.308, SLG: 0.462	5-3		F6		1B		1B			4	0	2	0	0	0	1	<p>Baltimore Orioles @ New York Yankees Yankee Stadium, Bronx, NY Tue Sep 16 1986, 7:05 PM EDT Att: 18,747 - Unknown</p> <p>livebaseballscorecards.com</p> <p>AB 34 R 1 H 8 RBI 1 BB 1 SO 4 LOB 13</p> 			
John Shelby, S OBP: 0.253, SLG: 0.349	K		FC4-6		1B		F7			4	0	1	1	0	1	2				
Cal Ripken Jr., R OBP: 0.358, SLG: 0.453	F3			F2	F8			5-3		4	0	0	0	0	0	2				
Eddie Murray, S OBP: 0.391, SLG: 0.436		L4		G3		G6-4-3	1B	5-3		3	0	0	0	1	0	0				
Jim Traber, L OBP: 0.329, SLG: 0.475	K			FC6-4	1B	G6-4-3	1B	K		4	0	2	0	0	2	0				
Mike Young, S OBP: 0.342, SLG: 0.383				FC6-4	1B	G6-4-3	1B		F8	4	0	1	0	0	0	3				
John Stefero, L OBP: 0.321, SLG: 0.316									F7	2	1	1	0	0	0	1				
Rick Dempsey, R OBP: 0.304, SLG: 0.363	4-3				1B	F8	1B		F7	2	0	0	0	0	0	1				
Floyd Rayford, R OBP: 0.223, SLG: 0.268						F8			6-3	4	0	1	0	0	0	1				
Jackie Gutierrez, R OBP: 0.223, SLG: 0.222			FC1-6			K			F9	3	0	0	0	0	1	2				
Inning Stats	R: 0 E: 0 K: 1 S: 5	H: 0 LOB: 0 BB: 0 P: 5	R: 0 E: 0 K: 1 S: 6	H: 1 LOB: 1 BB: 0 P: 6	R: 0 E: 0 K: 0 S: 4	H: 1 LOB: 1 BB: 0 P: 4	R: 0 E: 0 K: 0 S: 4	H: 1 LOB: 1 BB: 0 P: 4	R: 1 E: 0 K: 1 S: 8	H: 3 LOB: 2 BB: 0 P: 8	R: 0 E: 0 K: 0 S: 3	H: 1 LOB: 1 BB: 1 P: 7	R: 0 E: 0 K: 0 S: 4	H: 1 LOB: 0 BB: 0 P: 4	R: 0 E: 0 K: 0 S: 3	H: 0 LOB: 0 BB: 0 P: 3	1B: 8 2B: 0 3B: 0 HR: 0	SF: 0 SAC: 0 DP: 1 HBP: 0	WP: 0 PB: 0 SB: 0 CS: 0	PA: 35
PITCHER	IP WLS BF H R ER SO BB IBB HBP BLK WP HR S P ERA WHIP																			
Doug Drabek, R ERA: 4.43	(1, 1) 5.0 W 23 7 1 1 3 1 0 0 0 0 0 0 28 32 1.80 1.600																			
Bob Shirley, L ERA: 5.4	(6, 1) 4.0 S 12 1 0 0 1 0 0 0 0 0 0 0 14 14 0.00 0.250																			

Batter	1	2	3	4	5	6	7	8	9	AB	R	H	RBI	BB	SO	LOB	BOTTOM			
Rickey Henderson, R OBP: 0.359, SLG: 0.472	2B	6-3			F7	F7		1B		4	2	1	0	1	0	2	<p>Baltimore Orioles @ New York Yankees Yankee Stadium, Bronx, NY Tue Sep 16 1986, 7:05 PM EDT Att: 18,747 - Unknown</p> <p>livebaseballscorecards.com</p> <p>AB 36 R 8 H 12 RBI 8 BB 3 SO 6 LOB 15</p> 			
Henry Cotto, R OBP: 0.171, SLG: 0.176								FC4-6	1B	0	0	0	0	0	0	0				
Willie Randolph, R OBP: 0.387, SLG: 0.331			6-3							2	1	1	1	0	0	0				
Bryan Little, S OBP: 0.239, SLG: 0.210	HR							FC4-6	1B	3	1	2	0	0	0	0				
Don Mattingly, L OBP: 0.392, SLG: 0.569	HR				F7		HR	FC4-6	1B	5	2	3	3	0	0	2				
Dave Winfield, R OBP: 0.349, SLG: 0.458	K		F8		G3		HR	G5-4-3		5	1	1	3	0	1	3				
Ron Kittle, R OBP: 0.282, SLG: 0.419	S		5-3			F7	K			4	0	1	0	0	1	1				
Dan Pasqua, L OBP: 0.415, SLG: 0.551	K			F6		HBP	K			3	1	0	0	1	2	1				
Mike Pagliarulo, L OBP: 0.328, SLG: 0.501	4-1				K		FC5-4	1B		2	0	0	0	1	1	1				
Joel Skinner, R OBP: 0.260, SLG: 0.318		G3			FC4-6	1B				4	0	3	1	0	0	0				
Wayne Tolleson, S OBP: 0.342, SLG: 0.339		K			FC4-6		FC5-4	F8		4	0	0	0	0	1	5				
Inning Stats	R: 3 E: 0 K: 2 S: 10	H: 3 LOB: 1 BB: 1 P: 14	R: 0 E: 0 K: 1 S: 5	H: 0 LOB: 0 BB: 0 P: 5	R: 0 E: 0 K: 0 S: 4	H: 1 LOB: 1 BB: 0 P: 4	R: 0 E: 0 K: 1 S: 6	H: 1 LOB: 1 BB: 0 P: 6	R: 0 E: 0 K: 0 S: 4	H: 1 LOB: 1 BB: 0 P: 4	R: 1 E: 0 K: 0 S: 4	H: 1 LOB: 2 BB: 1 P: 9	R: 3 E: 1 K: 2 S: 11	H: 3 LOB: 2 BB: 1 P: 15	R: 1 E: 0 K: 0 S: 4	H: 2 LOB: 0 BB: 0 P: 4	1B: 8 2B: 2 3B: 0 HR: 2	SF: 0 SAC: 0 DP: 1 HBP: 1	WP: 0 PB: 0 SB: 1 CS: 0	PA: 40
PITCHER	IP WLS BF H R ER SO BB IBB HBP BLK WP HR S P ERA WHIP																			
Scott McGregor, L ERA: 4.6	(1, 1) 6.0 L 30 8 6 2 1 2 1 0 0 0 0 0 1 35 44 9.00 1.667																			
Nate Snell, R ERA: 3.82	(7, 1) 1.0 8 4 2 1 2 1 0 0 0 0 0 1 11 15 9.00 5.000																			
Mike Kinnunen, L ERA:	(8, 1) 1.0 2 0 0 0 0 0 0 0 0 0 0 0 2 2 0.00 0.000																			

Batter	1	2	3	4	5	6	7	8	9	AB	R	H	RBI	BB	SO	LOB	TOP								
Rickey Henderson, R OBP: 0.360, SLG: 0.476 (1, 8)										5	1	3	1	0	0	2	New York Yankees @ Detroit Tigers Tiger Stadium, Detroit, MI Sat Sep 20 1986, 3:33 AM EDT Att: 31,157 - Unknown								
Wayne Tolleson, S OBP: 0.340, SLG: 0.337 (1, 6)										4	1	1	0	0	1	1									
Don Mattingly, L OBP: 0.391, SLG: 0.564 (1, 3)										4	0	1	0	1	0	1									
Dave Winfield, R OBP: 0.350, SLG: 0.458 (1, 9)										4	1	0	0	1	1	4									
Ron Kittle, R OBP: 0.289, SLG: 0.429 (1, 10)										4	1	3	3	1	0	1									
Phil Lombardi, R OBP: 0.308, SLG: 0.500 Dan Pasqua, L OBP: 0.305, SLG: 0.500 (3, PH) (3, 7)										1	0	0	0	0	0	0									
Mike Pagliarulo, L OBP: 0.329, SLG: 0.498 (1, 5)										4	1	1	0	1	1	4									
Joel Skinner, R OBP: 0.259, SLG: 0.315 Mike Easter, L OBP: 0.305, SLG: 0.460 Juan Espino, R OBP: 0.206, SLG: 0.250 (7, PH) (7, 2)										3	0	1	1	0	1	2									
Mike Fischlin, R OBP: 0.261, SLG: 0.225 (1, 4)										1	0	0	0	0	0	3									
Inning Stats	R: 5 E: 0 K: 0 S: 9	H: 6 LOB: 2 BB: 1 P: 13	R: 0 E: 0 K: 1 S: 5	H: 0 LOB: 0 BB: 0 P: 5	R: 0 E: 0 K: 2 S: 7	H: 0 LOB: 0 BB: 2 P: 15	R: 0 E: 0 K: 0 S: 3	H: 0 LOB: 0 BB: 0 P: 3	R: 0 E: 0 K: 2 S: 8	H: 1 LOB: 1 BB: 0 P: 8	R: 0 E: 0 K: 0 S: 4	H: 1 LOB: 1 BB: 0 P: 4	R: 0 E: 1 K: 0 S: 5	H: 2 LOB: 3 BB: 1 P: 9	R: 0 E: 0 K: 0 S: 4	H: 2 LOB: 2 BB: 1 P: 8		R: 0 E: 0 K: 0 S: 4	H: 1 LOB: 1 BB: 0 P: 4	1B: 10 2B: 1 3B: 0 HR: 2	SF: 0 SAC: 1 DP: 1 HBP: 0	WP: 2 PB: 0 SB: 2 CS: 0	PA: 44		
PITCHER	IP	WLS	BF	H	R	ER	SO	BB	IBB	HBP	BLK	WP	HR	S	P	ERA	WHIP								
Frank Tanana, L ERA: 4.23 (1, 1)	0.2	L	8	5	5	5	0	1	0	0	0	1	2	7	11	67.50	9.000								
Randy O'Neal, R ERA: 4.46 (7, 1)	5.1		21	3	0	0	5	2	0	0	0	1	0	29	37	0.00	0.938								
Jim Slaton, R ERA: 4.87 (7, 1)	0.2		5	2	0	0	0	0	1	0	0	0	0	4	8	0.00	3.000								
Mark Thurmond, L ERA: 4.68 (8, 1)	0.1		1	0	0	0	0	0	0	0	0	0	0	1	1	0.00	0.000								
Bill Campbell, R ERA: 4.05 (8, 1)	2.0		9	3	0	0	0	0	1	0	0	0	0	8	12	0.00	1.500								


Batter	1	2	3	4	5	6	7	8	9	AB	R	H	RBI	BB	SO	LOB	BOTTOM								
Tom Brookens, R OBP: 0.319, SLG: 0.357 (1, 4)										4	0	0	0	0	1	1	New York Yankees @ Detroit Tigers Tiger Stadium, Detroit, MI Sat Sep 20 1986, 3:33 AM EDT Att: 31,157 - Unknown								
Alan Trammell, R OBP: 0.348, SLG: 0.474 (1, 6)										2	2	0	0	1	1	1									
Larry Hemdon, R OBP: 0.308, SLG: 0.384 (1, 7)										3	0	1	0	1	1	1									
Darrell Evans, L OBP: 0.368, SLG: 0.462 (1, 3)										3	0	1	1	1	1	1									
Darnell Coles, R OBP: 0.332, SLG: 0.451 (1, 5)										3	0	0	1	0	0	1									
Chet Lemon, R OBP: 0.329, SLG: 0.412 (1, 8)										4	0	1	0	0	0	2									
Tim Tolman, R OBP: 0.231, SLG: 0.182 (1, 9)										4	0	0	0	0	1	1									
Dave Collins, S OBP: 0.341, SLG: 0.331 (1, 10)										4	0	0	0	0	0	1									
Mike Heath, R OBP: 0.294, SLG: 0.346 (1, 2)										3	0	1	0	0	0	1									
Inning Stats	R: 1 E: 0 K: 0 S: 4	H: 1 LOB: 2 BB: 1 P: 9	R: 0 E: 0 K: 0 S: 3	H: 0 LOB: 0 BB: 0 P: 3	R: 0 E: 0 K: 1 S: 5	H: 0 LOB: 1 BB: 1 P: 9	R: 0 E: 0 K: 1 S: 5	H: 0 LOB: 0 BB: 0 P: 5	R: 0 E: 0 K: 1 S: 6	H: 1 LOB: 1 BB: 0 P: 6	R: 0 E: 0 K: 0 S: 3	H: 0 LOB: 0 BB: 0 P: 3	R: 0 E: 0 K: 0 S: 4	H: 1 LOB: 1 BB: 0 P: 4	R: 1 E: 0 K: 2 S: 8	H: 1 LOB: 1 BB: 1 P: 12		R: 0 E: 0 K: 0 S: 3	H: 0 LOB: 0 BB: 0 P: 3	1B: 3 2B: 1 3B: 0 HR: 0	SF: 1 SAC: 0 DP: 0 HBP: 1	WP: 0 PB: 0 SB: 1 CS: 0	PA: 35		
PITCHER	IP	WLS	BF	H	R	ER	SO	BB	IBB	HBP	BLK	WP	HR	S	P	ERA	WHIP								
Ron Guidry, L ERA: 4.08 (1, 1)	7.0	W	27	3	1	1	3	2	0	1	0	0	0	30	39	1.29	0.714								
Dave Righetti, L ERA: 2.43 (8, 1)	2.0		8	1	1	1	2	1	0	0	0	0	0	11	15	4.50	1.000								



Batter	1	2	3	4	5	6	7	8	9	AB	R	H	RBI	BB	SO	LOB	TOP		
Rickey Henderson, R OBP: 0.358, SLG: 0.473 (1, 8)	0-0 6-3			0-0 4-3		0-0 6-3		0-0 F8		4	0	0	0	0	0	0			
Don Mattingly, L OBP: 0.392, SLG: 0.568 (1, 3)	0-0 5-3			0-0 HR		0-0 1B		0-0 F8	0-0 F8	4	1	2	1	0	0	0			
Dan Pasqua, L OBP: 0.404, SLG: 0.540 Phil Lombardi, R OBP: 0.357, SLG: 0.615 (9, PH)	0-0 F4			0-3 K		0-0 6-3		0-0 2B	0-0 2B	3	0	0	0	0	1	1			
Mike Easter, L OBP: 0.363, SLG: 0.457 Ron Kittle, R OBP: 0.298, SLG: 0.428 (9, PH)		0-0 F7		0-0 F9			0-0 3-1		0-0 F4	0-0 F4	3	0	0	0	0	0			
Dave Winfield, R OBP: 0.349, SLG: 0.456 (1, 10)		0-0 F9			0-0 F7		0-0 1-3 1B		0-0 F7	0-0 F7	4	0	1	0	0	0	1		
Mike Pagliarulo, L OBP: 0.328, SLG: 0.495 (1, 5)		0-0 4-3			0-0 F8		0-0 1-3			0-0 1-2	3	0	0	0	0	0	1		
Wayne Tolleson, S OBP: 0.342, SLG: 0.338 (1, 6)				4-0 G4-6-3 BB		0-0 1B		0-3 K		2	0	1	0	1	1	1			
Joel Skinner, R OBP: 0.257, SLG: 0.313 Claudell Washington, L OBP: 0.301, SLG: 0.414 Juan Espino, R OBP: 0.226, SLG: 0.250 (8, 2)				0-0 F8		0-0 5-3		0-3 K		2	0	0	0	0	0	2			
Bryan Little, S OBP: 0.213, SLG: 0.186 (1, 4)				0-0 G4-6-3 1-2		0-0 F9		0-0 4-1		3	0	0	0	0	0	1			
Inning Stats	R: 0 E: 0 K: 0 S: 3	H: 0 LOB: 0 BB: 0 P: 3	R: 0 E: 0 K: 0 S: 3	H: 0 LOB: 0 BB: 0 P: 3	R: 0 E: 0 K: 0 S: 2	H: 0 LOB: 0 BB: 1 P: 6	R: 1 E: 0 K: 1 S: 6	H: 1 LOB: 0 BB: 0 P: 6	R: 0 E: 0 K: 0 S: 4	H: 1 LOB: 1 BB: 0 P: 4	R: 0 E: 0 K: 1 S: 6	H: 1 LOB: 1 BB: 0 P: 6	R: 0 E: 0 K: 1 S: 5	H: 0 LOB: 0 BB: 0 P: 5	R: 0 E: 0 K: 0 S: 4	H: 1 LOB: 1 BB: 0 P: 4	1B: 3 2B: 1 3B: 0 HR: 1	SF: 0 SAC: 0 DP: 1 HBP: 0	WP: 0 PA: 32 PB: 0 SB: 0 CS: 0
PITCHER	IP WLS BF H R ER SO BB IBB HBP BLK WP HR S P ERA WHIP	8.0 W 28 4 1 1 3 1 0 0 0 0 1 33 37 1.12 0.625	1.0 S 4 1 0 0 0 0 0 0 0 0 0 4 4 0.00 1.000																

New York Yankees @ Detroit Tigers
Tiger Stadium, Detroit, MI
Sun Sep 21 1986, 3:33 AM EDT
Att: 25,113 - Unknown

AB	31
R	1
H	5
RBI	1
BB	1
SO	3
LOB	8



Batter	1	2	3	4	5	6	7	8	9	AB	R	H	RBI	BB	SO	LOB	BOTTOM		
Lou Whitaker, L OBP: 0.337, SLG: 0.431 (1, 4)	0-0 4-3				0-0 B1-3			0-0 G3		4	0	0	0	0	1	1			
Alan Trammell, R OBP: 0.347, SLG: 0.472 (1, 6)	0-0 F7			0-0 G3-6-3 1B		0-0 6-3		0-0 4-3		4	0	1	0	0	0	0			
Kirk Gibson, L OBP: 0.374, SLG: 0.484 (1, 9)	0-3 K			0-0 G3-6-3 1-2		0-3 K		0-0 F4		4	0	0	0	0	2	1			
Johnny Grubb, L OBP: 0.414, SLG: 0.624 Tim Tolman, R OBP: 0.259, SLG: 0.182 (6, PH)		4-0 FC3-5 BB		0-0 F8		4-0 BB		0-0 BB		1	0	0	0	1	0	0			
Darrell Evans, L OBP: 0.368, SLG: 0.460 (1, 3)		4-0 FC3-5 1-2 1B BB		0-3 K		0-0 F7		0-0 F7		2	1	0	0	1	1	1			
Darnell Coles, R OBP: 0.332, SLG: 0.449 (1, 5)		0-0 FC3-5 1-2 2-3F 1B		4-0 FC4-6 BB		0-0 1-4-3		0-0 1-4-3		2	1	0	0	1	0	3			
Bruce Fields, L OBP: 0.455, SLG: 0.632 Larry Herndon, R OBP: 0.307, SLG: 0.383 (7, PH)		0-0 1-3 2-H 1B		0-0 FC4-6 1-2		0-0 F8		0-0 F8		2	1	1	1	0	0	1			
Pat Sheridan, L OBP: 0.296, SLG: 0.365 Chet Lemon, R OBP: 0.329, SLG: 0.411 (7, PH)		0-0 PB 4-3 1B		0-0 1-3		0-0 F8		0-0 F8		2	0	1	1	0	0	1			
Dwight Lowry, L OBP: 0.392, SLG: 0.393 (1, 2)		0-0 3-H 4-3		0-0 1-2 3-H		0-3 K		0-0 F9		3	0	0	1	0	1	1			
Inning Stats	R: 0 E: 0 K: 1 S: 5	H: 0 LOB: 0 BB: 0 P: 5	R: 3 E: 0 K: 1 S: 7	H: 2 LOB: 1 BB: 2 P: 15	R: 0 E: 0 K: 0 S: 3	H: 1 LOB: 0 BB: 0 P: 3	R: 0 E: 0 K: 1 S: 5	H: 0 LOB: 0 BB: 1 P: 9	R: 0 E: 0 K: 1 S: 5	H: 0 LOB: 1 BB: 1 P: 9	R: 0 E: 0 K: 0 S: 3	H: 0 LOB: 0 BB: 0 P: 3	R: 0 E: 0 K: 0 S: 3	H: 0 LOB: 0 BB: 0 P: 3	R: 0 E: 0 K: 0 S: 3	H: 0 LOB: 0 BB: 0 P: 3	1B: 3 2B: 0 3B: 0 HR: 0	SF: 0 SAC: 0 DP: 1 HBP: 0	WP: 0 PA: 30 PB: 1 SB: 0 CS: 0
PITCHER	IP WLS BF H R ER SO BB IBB HBP BLK WP HR S P ERA WHIP	2.0 L 11 3 3 3 2 2 0 0 0 0 0 13 21 13.50 2.500	6.0 0 0 0 0 3 2 0 0 0 0 0 0 23 31 0.00 0.333																

New York Yankees @ Detroit Tigers
Tiger Stadium, Detroit, MI
Sun Sep 21 1986, 3:33 AM EDT
Att: 25,113 - Unknown

AB	26
R	3
H	3
RBI	3
BB	4
SO	5
LOB	9



Batter	1	2	3	4	5	6	7	8	9	AB	R	H	RBI	BB	SO	LOB	TOP								
Rickey Henderson, R OBP: 0.355, SLG: 0.469 (1, 8)	F8		4-3		FC5-4		F4		G1-4-3	5	0	0	0	0	0	2									
Wille Randolph, R OBP: 0.398, SLG: 0.339 (1, 4)	F9		6-3			G3 1B				4	2	2	1	0	0	0									
Don Mattingly, L OBP: 0.393, SLG: 0.569 (1, 3)	K			1B 2B		G3		1B FC5-3 1B		4	0	2	0	0	1	1									
Dave Winfield, R OBP: 0.350, SLG: 0.456 (1, 9)		HR BB		F8			2H 1B	6-3		3	1	1	1	1	0	2									
Ron Kittle, R OBP: 0.288, SLG: 0.427 Mike Easter, L OBP: 0.364, SLG: 0.458 (8, PH)	F7			G6-4-3 1B		K		FC5-3 1B		3	0	1	0	0	1	2									
Phil Lombardi, R OBP: 0.333, SLG: 0.706 Henry Cotto, R OBP: 0.164, SLG: 0.169 (8, 7)		HR		G6-4-3		F8		FC5-3		4	1	1	2	0	0	5									
Mike Pagliarulo, L OBP: 0.325, SLG: 0.490 (1, 5)	K				L3		K	4-3		4	0	0	0	0	2	2									
Joel Skinner, R OBP: 0.260, SLG: 0.315 (1, 2)	6-3				K		FC6-4 1B		CS 1B	4	0	2	0	0	1	0									
Wayne Tolleson, S OBP: 0.342, SLG: 0.337 (1, 6)			K			FC5-4 1B		FC6-4 S	6-3	4	0	1	0	0	1	2									
Inning Stats	R: 0 E: 0 K: 1 S: 5	H: 0 LOB: 0 BB: 0 P: 5	R: 2 E: 0 K: 1 S: 6	H: 1 LOB: 0 BB: 1 P: 10	R: 0 E: 0 K: 1 S: 5	H: 0 LOB: 0 BB: 0 P: 5	R: 0 E: 0 K: 0 S: 4	H: 2 LOB: 1 BB: 0 P: 4	R: 0 E: 0 K: 1 S: 6	H: 1 LOB: 1 BB: 0 P: 6	R: 1 E: 0 K: 1 S: 7	H: 2 LOB: 1 BB: 0 P: 7	R: 0 E: 0 K: 1 S: 6	H: 1 LOB: 1 BB: 0 P: 6	R: 1 E: 0 K: 0 S: 6	H: 3 LOB: 2 BB: 0 P: 6	R: 0 E: 0 K: 0 S: 3	H: 1 LOB: 0 BB: 0 P: 3	1B: 8 2B: 1 HR: 2	SF: 0 SAC: 0 DP: 1 HBP: 0	WP: 0 PB: 0 SB: 1 CS: 1	PA: 37			
PITCHER	IP	WLS	BF	H	R	ER	SO	BB	IBB	HBP	BLK	WP	HR	S	P	ERA	WHIP								
Scott McGregor, L ERA: 4.62 (1, 1)	7.0	L	30	9	4	4	6	1	0	0	0	0	2	41	45	5.14	1.429								
Nate Snell, R ERA: 3.8 (8, 1)	0.1		1	0	0	0	0	0	0	0	0	0	0	1	1	0.00	0.000								
Mike Kinnunen, L ERA: (8, 1)	1.2		6	2	0	0	0	0	0	0	0	0	0	6	6	0.00	1.200								

New York Yankees @ Baltimore Orioles
Memorial Stadium, Baltimore, MD
Mon Sep 22 1986, 7:05 PM EDT
Att: 19,081 - Unknown

AB	36
R	4
H	11
RBI	4
BB	1
SO	6
LOB	16



Batter	1	2	3	4	5	6	7	8	9	AB	R	H	RBI	BB	SO	LOB	BOTTOM								
Juan Bonilla, R OBP: 0.308, SLG: 0.294 (1, 5)	FC3-6 BB		F8		6-3		F8		K	4	0	0	0	1	1	1									
Fred Lynn, L OBP: 0.369, SLG: 0.492 Mike Young, S OBP: 0.343, SLG: 0.376 (8, PH)	FC3-6 1B		G3		G6-4-3 1B		G3		F9	4	0	1	0	0	0	1									
Cal Ripken Jr., R OBP: 0.356, SLG: 0.454 (1, 6)	F2			F6	G6-4-3			1B SF7 1B	FC5-4	5	1	1	0	0	0	3									
Eddie Murray, S OBP: 0.390, SLG: 0.437 (1, 3)		FC6 1B		1B SF8 2B		F3		F7		4	1	2	0	0	0	1									
Jim Traber, L OBP: 0.333, SLG: 0.474 Lee Lacy, R OBP: 0.337, SLG: 0.395 (8, PH)	FC6			SF8 1B BB			1B BB	1B		1	0	0	0	2	0	2									
Larry Sheets, L OBP: 0.323, SLG: 0.502 Juan Beniquez, R OBP: 0.378, SLG: 0.401 (8, PH)		4-3		1-2 2-3 1B		F9		1-2 2-3 1B		3	0	1	0	0	0	1									
Ken Gerhart, R OBP: 0.297, SLG: 0.441 (1, 7)		1-3		SF8			1-2 1B	SF7		2	0	1	2	0	0	0									
John Stefero, L OBP: 0.316, SLG: 0.303 Rick Dempsey, R OBP: 0.310, SLG: 0.376 (8, PH)		G3		2-3 3-H 4-0 1B		4-3		F7		2	0	0	0	1	0	2									
Jackie Gutierrez, R OBP: 0.227, SLG: 0.219 Jim Dwyer, L OBP: 0.344, SLG: 0.510 Ricky Jones, R OBP: 0.286, SLG: 0.222 John Shelby, S OBP: 0.258, SLG: 0.350 (8, PH)			5-3		F8				FC5-4 1B	1	0	0	0	0	0	0									
Inning Stats	R: 0 E: 0 K: 0 S: 4	H: 1 LOB: 2 BB: 1 P: 8	R: 0 E: 0 K: 0 S: 3	H: 0 LOB: 0 BB: 0 P: 3	R: 0 E: 0 K: 0 S: 3	H: 0 LOB: 0 BB: 0 P: 3	R: 1 E: 0 K: 0 S: 5	H: 2 LOB: 2 BB: 2 P: 13	R: 0 E: 0 K: 0 S: 3	H: 1 LOB: 0 BB: 0 P: 3	R: 0 E: 0 K: 0 S: 4	H: 1 LOB: 2 BB: 1 P: 8	R: 0 E: 0 K: 0 S: 3	H: 0 LOB: 0 BB: 0 P: 3	R: 1 E: 0 K: 0 S: 6	H: 3 LOB: 3 BB: 0 P: 6	R: 0 E: 0 K: 1 S: 6	H: 1 LOB: 1 BB: 0 P: 6	1B: 8 2B: 1 3B: 0 HR: 0	SF: 2 SAC: 0 DP: 1 HBP: 0	WP: 0 PB: 0 SB: 0 CS: 0	PA: 39			
PITCHER	IP	WLS	BF	H	R	ER	SO	BB	IBB	HBP	BLK	WP	HR	S	P	ERA	WHIP								
Bob Tewksbury, R ERA: 3.63 (1, 1)	7.0	W	29	5	1	1	0	4	0	0	0	0	0	25	41	1.29	1.286								
Dave Righetti, L ERA: 2.47 (8, 1)	2.0	S	10	4	1	1	1	0	0	0	0	0	0	12	12	4.50	2.000								

New York Yankees @ Baltimore Orioles
Memorial Stadium, Baltimore, MD
Mon Sep 22 1986, 7:05 PM EDT
Att: 19,081 - Unknown

AB	33
R	2
H	9
RBI	2
BB	4
SO	1
LOB	17



Batter	1	2	3	4	5	6	7	8	9	AB	R	H	RBI	BB	SO	LOB	TOP					
Rickey Henderson, R OBP: 0.356, SLG: 0.466 Henry Cotto, R OBP: 0.164, SLG: 0.169	5-3	L6															3 1 1 0 1 0 1 0 0 0 0 0 0 0					
Wille Randolph, R OBP: 0.336, SLG: 0.337	F8		5-3														3 0 0 0 0 0 1					
Don Mattingly, L OBP: 0.392, SLG: 0.566			G3														4 0 2 2 0 0 0					
Dave Winfield, R OBP: 0.354, SLG: 0.462	FC6-4		K														4 0 1 0 0 1 1					
Ron Kittle, R OBP: 0.286, SLG: 0.421 Mike Easter, L OBP: 0.362, SLG: 0.455		6-3		K													2 0 0 0 0 1 0 2 0 0 0 0 0 2					
Phil Lombardi, R OBP: 0.400, SLG: 0.696 Dan Pasqua, L OBP: 0.401, SLG: 0.536		2B															3 1 2 0 0 0 2 1 0 0 0 0 1 0					
Mike Pagliarulo, L OBP: 0.323, SLG: 0.486		2B		K													4 1 1 1 0 1 1					
Joel Skinner, R OBP: 0.261, SLG: 0.312				K													3 0 1 1 1 1 1					
Wayne Tolleson, S OBP: 0.341, SLG: 0.339	FC6-4																4 1 1 0 0 1 2					
Inning Stats	R: 0 E: 0 K: 0 S: 4	H: 1 LOB: 1 BB: 0 P: 4	R: 2 E: 0 K: 0 S: 6	H: 3 LOB: 1 BB: 0 P: 6	R: 0 E: 0 K: 1 S: 5	H: 0 LOB: 0 BB: 0 P: 5	R: 0 E: 0 K: 3 S: 10	H: 1 LOB: 1 BB: 0 P: 10	R: 2 E: 0 K: 0 S: 6	H: 3 LOB: 2 BB: 1 P: 10	R: 0 E: 0 K: 0 S: 2	H: 0 LOB: 0 BB: 1 P: 6	R: 0 E: 0 K: 0 S: 3	H: 1 LOB: 0 BB: 0 P: 3	R: 0 E: 0 K: 1 S: 5	H: 0 LOB: 0 BB: 0 P: 5	R: 0 E: 0 K: 1 S: 5	H: 0 LOB: 0 BB: 0 P: 5	1B: 7 2B: 2 3B: 0 HR: 0	SF: 0 SAC: 1 DP: 2 HBP: 0	WP: 0 PB: 0 SB: 0 CS: 0	PA: 36
PITCHER	IP	WLS	BF	H	R	ER	SO	BB	IBB	HBP	BLK	WP	HR	S	P	ERA	WHIP					
Mike Flanagan, L ERA: 4.24 Tony Arnold, R ERA: 1.93	4.1	L	22	8	4	4	4	1	0	0	0	0	0	29	33	8.31	2.077					
5.1	4.2		14	1	0	0	2	1	0	0	0	0	0	17	21	0.00	0.429					

New York Yankees @ Baltimore Orioles
Memorial Stadium, Baltimore, MD
Wed Sep 24 1986, 7:05 PM EDT
Att: 20,004 - Unknown

AB 33
R 4
H 9
RBI 4
BB 2
SO 6
LOB 11



Batter	1	2	3	4	5	6	7	8	9	AB	R	H	RBI	BB	SO	LOB	BOTTOM					
Ken Gerhart, R OBP: 0.244, SLG: 0.357	F8		F7														4 0 0 0 0 0 1					
Lee Lacy, R OBP: 0.335, SLG: 0.393	F8		F3														4 0 0 0 0 0 0					
Cal Ripken Jr., R OBP: 0.353, SLG: 0.455	F8																4 0 0 0 0 0 0					
Eddie Murray, S OBP: 0.389, SLG: 0.433		6-3															3 0 0 0 1 0 0					
Juan Beniquez, R OBP: 0.376, SLG: 0.398		F9															4 0 1 0 0 0 0					
Mike Young, S OBP: 0.346, SLG: 0.384																	4 0 3 0 0 0 2					
Rick Dempsey, R OBP: 0.310, SLG: 0.374																	3 0 0 0 0 1 3					
Floyd Rayford, R OBP: 0.233, SLG: 0.303																	3 1 1 1 0 0 1					
Jackie Gutierrez, R OBP: 0.230, SLG: 0.222																	3 0 1 0 0 1 1					
Inning Stats	R: 0 E: 0 K: 0 S: 3	H: 0 LOB: 0 BB: 0 P: 3	R: 0 E: 0 K: 1 S: 6	H: 1 LOB: 0 BB: 0 P: 6	R: 1 E: 0 K: 0 S: 4	H: 2 LOB: 0 BB: 0 P: 4	R: 0 E: 0 K: 0 S: 3	H: 0 LOB: 0 BB: 0 P: 3	R: 0 E: 0 K: 0 S: 4	H: 1 LOB: 1 BB: 0 P: 4	R: 0 E: 0 K: 0 S: 3	H: 0 LOB: 0 BB: 0 P: 3	R: 0 E: 0 K: 0 S: 4	H: 1 LOB: 1 BB: 0 P: 4	R: 0 E: 0 K: 1 S: 5	H: 0 LOB: 0 BB: 0 P: 5	R: 0 E: 0 K: 0 S: 4	H: 1 LOB: 2 BB: 1 P: 8	1B: 4 2B: 1 3B: 0 HR: 1	SF: 0 SAC: 0 DP: 0 HBP: 0	WP: 0 PB: 0 SB: 0 CS: 0	PA: 33
PITCHER	IP	WLS	BF	H	R	ER	SO	BB	IBB	HBP	BLK	WP	HR	S	P	ERA	WHIP					
Dennis Rasmussen, L ERA: 4.1 Dave Righetti, L ERA: 2.5	8.2	W	32	6	1	1	2	1	0	0	0	0	0	35	39	1.04	0.808					
0.1	S	1	0	0	0	0	0	0	0	0	0	0	0	1	1	0.00	0.000					

New York Yankees @ Baltimore Orioles
Memorial Stadium, Baltimore, MD
Wed Sep 24 1986, 7:05 PM EDT
Att: 20,004 - Unknown

AB 32
R 1
H 6
RBI 1
BB 1
SO 2
LOB 8



Batter	1	2	3	4	5	6	7	8	9	AB	R	H	RBI	BB	SO	LOB	TOP			
Dave Collins, S OBP: 0.339, SLG: 0.329 (1, 10)										4	0	1	1	0	0	0	Detroit Tigers @ New York Yankees Yankee Stadium, Bronx, NY Fri Sep 26 1986, 7:05 PM EDT Att: 21,902 - Unknown			
Tom Brookens, R OBP: 0.317, SLG: 0.357 (1, 4)										4	0	1	0	0	0	2				
Larry Hemdon, R OBP: 0.308, SLG: 0.381 (1, 7)										4	1	2	0	0	0	1				
Darnell Coles, R OBP: 0.332, SLG: 0.453 (1, 5)										4	0	1	1	0	0	1				
Darrell Evans, L OBP: 0.366, SLG: 0.460 (1, 3)										3	0	0	0	1	2	0				
Chet Lemon, R OBP: 0.325, SLG: 0.410 (1, 8)										4	1	1	1	0	0	2				
Tim Tolman, R OBP: 0.294, SLG: 0.214 Pat Sheridan, L OBP: 0.307, SLG: 0.371 (9, 9)										4	1	2	0	0	1	0				
Mike Heath, R OBP: 0.291, SLG: 0.341 (1, 2)										4	0	1	0	0	0	1				
Doug Baker, S OBP: 0.250, SLG: 0.222 (1, 6)										2	0	0	0	0	0	1				
Inning Stats	R: 1 E: 0 K: 0 S: 5	H: 2 LOB: 2 BB: 1 P: 9	R: 1 E: 0 K: 0 S: 5	H: 3 LOB: 1 BB: 0 P: 5	R: 0 E: 0 K: 1 S: 5	H: 0 LOB: 0 BB: 0 P: 5	R: 0 E: 0 K: 0 S: 4	H: 1 LOB: 1 BB: 0 P: 4	R: 0 E: 0 K: 0 S: 3	H: 0 LOB: 0 BB: 0 P: 3	R: 0 E: 0 K: 0 S: 5	H: 0 LOB: 0 BB: 0 P: 5	R: 0 E: 0 K: 0 S: 4	H: 1 LOB: 1 BB: 0 P: 4	R: 1 E: 0 K: 1 S: 6	H: 1 LOB: 0 BB: 0 P: 6	1B: 7 2B: 2 3B: 0 HR: 1	SF: 0 SAC: 1 DP: 1 HBP: 0	WP: 0 PB: 0 SB: 0 CS: 1	PA: 35
PITCHER Ron Guidry, L ERA: 4.03 (1, 1)	IP: 9.0 WLS: L BF: 35 H: 9 R: 3 ER: 3 SO: 3 BB: 1 IBB: 0 HBP: 0 BLK: 0 WP: 0 HR: 1 S: 40 P: 44 ERA: 3.00 WHIP: 1.111															PITCHER				

Batter	1	2	3	4	5	6	7	8	9	AB	R	H	RBI	BB	SO	LOB	BOTTOM												
Rickey Henderson, R OBP: 0.355, SLG: 0.464 (1, 8)										4	1	1	0	0	0	1	Detroit Tigers @ New York Yankees Yankee Stadium, Bronx, NY Fri Sep 26 1986, 7:05 PM EDT Att: 21,902 - Unknown												
Willie Randolph, R OBP: 0.385, SLG: 0.335 (1, 4)										2	0	0	0	1	0	1													
Don Mattingly, L OBP: 0.391, SLG: 0.564 (1, 3)										4	0	1	0	0	0	3													
Mike Easter, L OBP: 0.359, SLG: 0.451 (1, 10)										4	0	0	0	0	2	4													
Dave Winfield, R OBP: 0.353, SLG: 0.460 (1, 9)										4	0	1	1	0	1	0													
Dan Pasqua, L OBP: 0.401, SLG: 0.531 Phil Lombardi, R OBP: 0.385, SLG: 0.667 (9, FH)										2	0	0	0	1	1	0													
Mike Pagliarulo, L OBP: 0.321, SLG: 0.483 (1, 5)										1	0	0	0	0	0	2													
Joel Skinner, R OBP: 0.262, SLG: 0.314 Claude Washington, L OBP: 0.306, SLG: 0.430 Juan Espino, R OBP: 0.200, SLG: 0.242 (9, 2)										2	0	1	0	0	0	1													
Wayne Tolleson, S OBP: 0.339, SLG: 0.337 (1, 6)										3	0	0	0	0	1	1													
Inning Stats	R: 0 E: 0 K: 1 S: 5	H: 0 LOB: 1 BB: 1 P: 9	R: 0 E: 0 K: 2 S: 7	H: 0 LOB: 0 BB: 0 P: 7	R: 0 E: 0 K: 1 S: 6	H: 1 LOB: 0 BB: 0 P: 6	R: 0 E: 0 K: 1 S: 5	H: 1 LOB: 0 BB: 0 P: 5	R: 0 E: 0 K: 0 S: 2	H: 0 LOB: 0 BB: 1 P: 6	R: 0 E: 0 K: 0 S: 3	H: 0 LOB: 0 BB: 0 P: 3	R: 0 E: 0 K: 0 S: 3	H: 0 LOB: 0 BB: 0 P: 3	R: 1 E: 0 K: 0 S: 4	H: 1 LOB: 0 BB: 0 P: 4	R: 1 E: 0 K: 1 S: 7	H: 2 LOB: 2 BB: 0 P: 8	1B: 4 2B: 0 3B: 0 HR: 1	SF: 0 SAC: 0 DP: 2 HBP: 1	WP: 0 PB: 0 SB: 0 CS: 0	PA: 33							
PITCHER Walt Terrell, R ERA: 4.56 (1, 1)	IP: 8.0 WLS: W BF: 29 H: 4 R: 2 ER: 2 SO: 5 BB: 2 IBB: 0 HBP: 0 BLK: 0 WP: 0 HR: 1 S: 36 P: 45 ERA: 2.25 WHIP: 0.750															PITCHER													
Willie Hernandez, L ERA: 3.65 (9, 1)	0.2	2	0	0	0	1	0	0	0	0	0	4	4	0.00	0.000														
Eric King, R ERA: 3.65 (9, 1)	0.0	1	1	0	0	0	0	0	0	0	0	1	1	∞	∞														
Mark Thurmond, L ERA: 4.6 (9, 1)	0.1	S	1	0	0	0	0	0	0	0	0	1	1	0.00	0.000														

Batter	1	2	3	4	5	6	7	8	9	AB	R	H	RBI	BB	SO	LOB	TOP			
Lou Whitaker, L (1.4) OBP: 0.337, SLG: 0.431	0-0 1B		0-0 HR		0-0 F7			0-3 K		4	1	2	1	0	1	0	Detroit Tigers @ New York Yankees Yankee Stadium, Bronx, NY Sun Sep 28 1986, 3:33 AM EDT Att: 30,022 - Unknown			
Bruce Fields, L (1.7) OBP: 0.310, SLG: 0.385	0-0 1B		0-0 4-3		0-3 K			0-0 6-3		4	0	1	0	0	1	0				
Johnny Grubb, L (1.10) OBP: 0.407, SLG: 0.602	0-0 FC6-4		0-0 3-1		0-0 4-3			0-0 4-3		4	0	1	0	0	0	0				
Darrell Evans, L (1.3) OBP: 0.362, SLG: 0.453	0-3 K		0-0 F9		0-0 G3			0-0 4-3		4	0	0	0	0	1	2				
Darnell Coles, R (1.5) OBP: 0.328, SLG: 0.447	0-0 FC6-4		0-0 6-3		0-0 5-3			0-0 BB 1B SF8		4	1	1	0	0	0	2				
Matt Nokes, L (1.2) OBP: 0.467, SLG: 0.500		0-0 1B		0-0 L6			0-0 F8	0-0 BB 1B		4	0	2	0	0	0	0				
Chet Lemon, R (1.8) OBP: 0.326, SLG: 0.406		0-0 F9		1-0 FC4-6 HBP			0-0 5-3	4-0 1-2 2-3 BB		2	0	0	0	1	0	1				
Pat Sheridan, L (1.9) OBP: 0.303, SLG: 0.366		0-0 L6		0-0 FC4-6			0-0 1B	0-0 SF8		3	0	1	1	0	0	2				
Doug Baker, S (1.6) OBP: 0.208, SLG: 0.182		0-3 K			0-0 F9			0-0 4-3	0-0 3-H 4-3	3	0	0	0	0	1	2				
Dave Bergman, L (9, PH) OBP: 0.333, SLG: 0.320									0-0 4-3	1	0	0	0	0	0	2				
Inning Stats	R: 0 E: 0 K: 1 S: 7	H: 3 LOB: 2 BB: 0 P: 7	R: 0 E: 0 K: 1 S: 6	H: 1 LOB: 1 BB: 0 P: 6	R: 1 E: 0 K: 0 S: 4	H: 1 LOB: 0 BB: 0 P: 4	R: 0 E: 0 K: 0 S: 3	H: 0 LOB: 1 BB: 0 P: 4	R: 0 E: 0 K: 1 S: 5	H: 0 LOB: 0 BB: 0 P: 5	R: 0 E: 0 K: 0 S: 3	H: 1 LOB: 1 BB: 0 P: 4	R: 0 E: 0 K: 1 S: 5	H: 0 LOB: 0 BB: 0 P: 5	R: 1 E: 0 K: 0 S: 5	H: 2 LOB: 2 BB: 1 P: 9	1B: 7 2B: 0 3B: 0 HR: 1	SF: 1 SAC: 0 DP: 0 HBP: 1	WP: 0 PB: 0 SB: 0 CS: 0	PA: 36
PITCHER Bob Tewksbury, R (1.1) ERA: 3.51	IP: 9.0 WLS: W BF: 36 H: 8 R: 2 ER: 2 SO: 4 BB: 1 IBB: 0 HBP: 1 BLK: 0 WP: 0 HR: 1 S: 42 P: 47 ERA: 2.00 WHIP: 1.000															PITCHER Willie Hernandez, L (8.1) ERA: 3.62	IP: 0.2 WLS: L BF: 2 H: 0 R: 0 ER: 0 SO: 0 BB: 0 IBB: 0 HBP: 0 BLK: 0 WP: 1 HR: 0 S: 2 P: 2 ERA: 0.00 WHIP: 0.000			

Batter	1	2	3	4	5	6	7	8	9	AB	R	H	RBI	BB	SO	LOB	BOTTOM			
Wayne Tolleson, S (1.6) OBP: 0.339, SLG: 0.339	0-0 F7	0-0 2B		0-0 1B	0-3 K2-3			0-0 3-1		5	1	2	1	0	1	3	Detroit Tigers @ New York Yankees Yankee Stadium, Bronx, NY Sun Sep 28 1986, 3:33 AM EDT Att: 30,022 - Unknown			
Willie Randolph, R (1.4) OBP: 0.390, SLG: 0.337	4-0 HR	0-0 F9		0-0 1B		0-0 6-3		0-0 2B		4	2	2	1	1	0	1				
Mike Fischlin, R (9.4) OBP: 0.261, SLG: 0.225				1-2 1B				0-0 BB		0	0	0	0	0	0	0				
Don Mattingly, L (1.3) OBP: 0.392, SLG: 0.569	0-0 HR	0-0 2B		0-0 L4		0-0 L4		0-0 1B		5	2	3	3	0	0	2				
Mike Easter, L (1.10) OBP: 0.358, SLG: 0.445	4-0 FC3-6	0-3 K		0-0 F9		0-0 F5		4-0 1B		3	1	0	0	2	1	3				
Dave Winfield, R (1.9) OBP: 0.353, SLG: 0.464	0-0 FC3-6		0-0 HR	0-0 G3		0-3 K		0-0 3-1		5	2	3	3	0	1	2				
Dan Pasqua, L (1.7) OBP: 0.395, SLG: 0.525	0-0 FC3-6		0-0 6-3		0-3 K		0-0 F8	0-0 3-1		5	0	0	1	0	1	3				
Mike Pagliarulo, L (1.5) OBP: 0.318, SLG: 0.475	0-0 F8		0-0 F4		0-0 F5		4-0 BB	0-0 F4		4	0	0	0	1	0	2				
Joel Skinner, R (1.2) OBP: 0.269, SLG: 0.320		0-0 1B		0-0 1B		0-0 1B		0-0 F7		4	0	3	0	0	0	1				
Henry Cotto, R (1.8) OBP: 0.195, SLG: 0.213		0-0 2B		0-3 K		0-0 1B		0-0 3-1		4	2	3	0	0	1	1				
Inning Stats	R: 2 E: 0 K: 0 S: 5	H: 2 LOB: 2 BB: 2 P: 13	R: 2 E: 0 K: 1 S: 8	H: 4 LOB: 1 BB: 0 P: 8	R: 1 E: 0 K: 1 S: 7	H: 2 LOB: 1 BB: 0 P: 7	R: 0 E: 0 K: 0 S: 5	H: 2 LOB: 2 BB: 0 P: 5	R: 0 E: 0 K: 2 S: 9	H: 2 LOB: 2 BB: 0 P: 9	R: 0 E: 0 K: 0 S: 3	H: 0 LOB: 0 BB: 1 P: 3	R: 0 E: 0 K: 1 S: 5	H: 0 LOB: 1 BB: 1 P: 9	R: 5 E: 0 K: 0 S: 7	H: 4 LOB: 0 BB: 1 P: 11	1B: 10 2B: 4 3B: 0 HR: 2	SF: 0 SAC: 0 DP: 0 HBP: 0	WP: 1 PB: 0 SB: 0 CS: 0	PA: 43
PITCHER Bryan Kelly, R (1.1) ERA: 4.8	IP: 1.2 WLS: L BF: 12 H: 6 R: 4 ER: 4 SO: 4 BB: 2 IBB: 0 HBP: 0 BLK: 0 WP: 0 HR: 1 S: 14 P: 18 ERA: 21.60 WHIP: 4.800															PITCHER Mark Thurmond, L (2.1) ERA: 4.5	IP: 2.0 WLS: L BF: 10 H: 4 R: 1 ER: 1 SO: 2 BB: 0 IBB: 0 HBP: 0 BLK: 0 WP: 0 HR: 1 S: 14 P: 14 ERA: 4.50 WHIP: 2.000			
PITCHER Randy O'Neal, R (4.1) ERA: 4.32	IP: 1.1 WLS: L BF: 6 H: 2 R: 0 ER: 0 SO: 2 BB: 0 IBB: 0 HBP: 0 BLK: 0 WP: 0 HR: 0 S: 10 P: 10 ERA: 0.00 WHIP: 1.500															PITCHER Bill Campbell, R (6.1) ERA: 3.88	IP: 2.0 WLS: L BF: 7 H: 0 R: 0 ER: 0 SO: 1 BB: 1 IBB: 0 HBP: 0 BLK: 0 WP: 0 HR: 0 S: 8 P: 12 ERA: 0.00 WHIP: 0.500			
PITCHER Jim Slaton, R (8.1) ERA: 5.08	IP: 0.1 WLS: L BF: 6 H: 4 R: 5 ER: 5 SO: 0 BB: 1 IBB: 0 HBP: 0 BLK: 0 WP: 0 HR: 0 S: 5 P: 9 ERA: 135.00 WHIP: 12.000															PITCHER Willie Hernandez, L (8.1) ERA: 3.62	IP: 0.2 WLS: L BF: 2 H: 0 R: 0 ER: 0 SO: 0 BB: 0 IBB: 0 HBP: 0 BLK: 0 WP: 1 HR: 0 S: 2 P: 2 ERA: 0.00 WHIP: 0.000			

Batter	1	2	3	4	5	6	7	8	9	AB	R	H	RBI	BB	SO	LOB	TOP	
Tony Fernandez, S (1.6) Manuel Lee, S (8.6) OBP: 0.343, SLG: 0.436 OBP: 0.250, SLG: 0.280	5-3		BB		5-3			1-2		3	0	1	0	1	0	0	<p>Toronto Blue Jays @ New York Yankees</p> <p>Yankee Stadium, Bronx, NY</p> <p>Mon Sep 29 1986, 7:05 PM EDT</p> <p>Att: 15,770 - Unknown</p>	
Lloyd Moseby, L (1.8) OBP: 0.336, SLG: 0.431	F8		F6			G5-4-3		F8		4	0	1	0	0	0	4		
Cliff Johnson, R (1.10) OBP: 0.355, SLG: 0.426	K					G5-4-3		F8		3	0	0	0	1	1	3		
George Bell, R (1.7) Ron Shepherd, R (8.7) OBP: 0.353, SLG: 0.539 OBP: 0.254, SLG: 0.367			F8			L5		4-3		3	0	0	0	1	0	5		
Jesse Barfield, R (1.9) OBP: 0.370, SLG: 0.547										4	0	0	0	0	1	1		
Willie Upshaw, L (1.3) OBP: 0.345, SLG: 0.373										4	1	2	1	0	0	1		
Kelly Gruber, R (1.5) OBP: 0.228, SLG: 0.369										4	0	1	0	0	1	2		
Garth Iorg, R (1.4) OBP: 0.298, SLG: 0.342										4	0	1	0	0	0	1		
Buck Martinez, R (1.2) OBP: 0.273, SLG: 0.271										2	0	0	0	1	0	1		
Inning Stats	R: 0 E: 0 K: 1 S: 5	H: 0 LOB: 0 BB: 0 P: 5	R: 0 E: 0 K: 1 S: 5	H: 0 LOB: 1 BB: 1 P: 9	R: 0 E: 0 K: 0 S: 4	H: 1 LOB: 3 BB: 2 P: 12	R: 0 E: 0 K: 0 S: 3	H: 1 LOB: 0 BB: 0 P: 3	R: 0 E: 0 K: 1 S: 6	H: 1 LOB: 1 BB: 0 P: 6	R: 0 E: 0 K: 0 S: 4	H: 1 LOB: 2 BB: 1 P: 8	R: 1 E: 0 K: 0 S: 4	H: 1 LOB: 0 BB: 0 P: 4	1B: 4 2B: 1 3B: 0 HR: 1	SF: 0 SAC: 0 DP: 2 HBP: 0		WP: 0 PB: 0 SB: 0 CS: 0
PITCHER Dennis Rasmussen, L (1.1) ERA: 3.96	IP: 9.0 WLS: W BF: 35 H: 6 R: 1 ER: 1 SO: 3 BB: 4 IBB: 0 HBP: 0 BLK: 0 WP: 0 HR: 1 S: 37 P: 53 ERA: 1.00 WHIP: 1.111											PITCHER	IP: 9.0 WLS: W BF: 35 H: 6 R: 1 ER: 1 SO: 3 BB: 4 IBB: 0 HBP: 0 BLK: 0 WP: 0 HR: 1 S: 37 P: 53 ERA: 1.00 WHIP: 1.111					

Toronto Blue Jays @ New York Yankees
Yankee Stadium, Bronx, NY
Mon Sep 29 1986, 7:05 PM EDT
Att: 15,770 - Unknown

AB 31
R 1
H 6
RBI 1
BB 4
SO 3
LOB 18



Batter	1	2	3	4	5	6	7	8	9	AB	R	H	RBI	BB	SO	LOB	BOTTOM	
Rickey Henderson, R (1.8) OBP: 0.353, SLG: 0.460	2B		F9	K			BLK	K		4	2	1	0	1	2	2	<p>Toronto Blue Jays @ New York Yankees</p> <p>Yankee Stadium, Bronx, NY</p> <p>Mon Sep 29 1986, 7:05 PM EDT</p> <p>Att: 15,770 - Unknown</p>	
Willie Randolph, R (1.4) Mike Fischlin, R (9.4) OBP: 0.391, SLG: 0.339 OBP: 0.261, SLG: 0.225	6-3		6-3				SH5-3	5-3		3	0	1	0	1	0	0		
Don Mattingly, L (1.3) OBP: 0.390, SLG: 0.567	SF7		F7				BLK	E6		3	1	0	1	1	0	1		
Dave Winfield, R (1.9) OBP: 0.351, SLG: 0.461	6-3			4-3			BLK	FC5-4		5	1	1	2	0	1	3		
Ron Kittle, R (1.10) OBP: 0.288, SLG: 0.429	6-3			HR			BLK	FC5-4		4	2	2	1	0	0	1		
Phil Lombardi, R (1.7) Henry Cotto, R (7.7) OBP: 0.387, SLG: 0.593 OBP: 0.205, SLG: 0.224			6-3	1B			E5	1B		2	1	0	0	1	0	0		
Mike Pagliarulo, L (1.5) OBP: 0.316, SLG: 0.471			K	1B			K	1B		4	0	0	0	0	4	4		
Joel Skinner, R (1.2) OBP: 0.275, SLG: 0.326				1B			F5	FC6		4	0	3	1	0	0	1		
Wayne Tolleson, S (1.6) OBP: 0.340, SLG: 0.339			F7					FC6		3	1	1	1	1	0	3		
Inning Stats	R: 1 E: 0 K: 0 S: 5	H: 2 LOB: 1 BB: 0 P: 5	R: 0 E: 0 K: 1 S: 6	H: 1 LOB: 0 BB: 0 P: 6	R: 0 E: 0 K: 0 S: 3	H: 0 LOB: 0 BB: 0 P: 3	R: 2 E: 0 K: 2 S: 10	H: 3 LOB: 2 BB: 1 P: 14	R: 0 E: 0 K: 1 S: 4	H: 0 LOB: 1 BB: 1 P: 8	R: 5 E: 1 K: 1 S: 9	H: 4 LOB: 2 BB: 3 P: 21	R: 0 E: 1 K: 1 S: 6	H: 0 LOB: 1 BB: 0 P: 6	1B: 8 2B: 2 3B: 0 HR: 1	SF: 1 SAC: 1 DP: 1 HBP: 0		WP: 0 PB: 0 SB: 0 CS: 1
PITCHER John Cerutti, L (1.1) ERA: 4.15 Bill Caudill, R (7.1) ERA: 8.19 Jeff Musselman, L (7.1) ERA: 10.13 Dennis Lamp, R (8.1) ERA: 5.05	IP: 6.0 WLS: L BF: 28 H: 6 R: 5 ER: 5 SO: 5 BB: 4 IBB: 0 HBP: 0 BLK: 0 WP: 0 HR: 1 S: 34 P: 50 ERA: 7.50 WHIP: 1.667											PITCHER	IP: 6.0 WLS: L BF: 28 H: 6 R: 5 ER: 5 SO: 5 BB: 4 IBB: 0 HBP: 0 BLK: 0 WP: 0 HR: 1 S: 34 P: 50 ERA: 7.50 WHIP: 1.667					

Toronto Blue Jays @ New York Yankees
Yankee Stadium, Bronx, NY
Mon Sep 29 1986, 7:05 PM EDT
Att: 15,770 - Unknown

AB 33
R 8
H 10
RBI 7
BB 5
SO 7
LOB 15



Batter	1	2	3	4	5	6	7	8	9	AB	R	H	RBI	BB	SO	LOB	TOP			
Tony Fernandez, S (1, 6) OBP: 0.344, SLG: 0.436	F7	F9			6-3			L6-3 1B		4	0	1	0	0	0	1				
Garth Iorg, R (1, 4) OBP: 0.299, SLG: 0.343	F6		G4-6-3 1B			6-3 1B		L6-3 1-2		4	0	2	0	0	0	1				
Lloyd Moseby, L (1, 8) OBP: 0.334, SLG: 0.425	E7		G4-6-3 1-2			6-3 1-2			F8	4	0	0	0	0	0	2				
George Bell, R (1, 10) OBP: 0.350, SLG: 0.534	F9		F8			F4			K	4	0	0	0	0	1	2				
Jesse Barfield, R (1, 9) OBP: 0.370, SLG: 0.561		HR			F4	K			HR	4	2	2	2	0	1	1				
Kelly Gruber, R (1, 5) OBP: 0.220, SLG: 0.356		F7			F9				K	4	0	0	0	0	1	0				
Cecil Fielder, R (1, 3) OBP: 0.230, SLG: 0.338		F8								3	0	0	0	0	0	0				
Willie Upshaw, L (7, 3) OBP: 0.344, SLG: 0.373					6-3			F8		0	0	0	0	0	0	0				
Ron Shepherd, R (1, 7) OBP: 0.258, SLG: 0.381						F4				3	1	1	0	0	0	0				
Buck Martinez, R (1, 2) OBP: 0.274, SLG: 0.272						F7			K	3	0	1	1	0	1	0				
Inning Stats	R: 0 E: 1 K: 0 S: 4	H: 0 LOB: 1 BB: 0 P: 4	R: 2 E: 0 K: 0 S: 6	H: 3 LOB: 1 BB: 0 P: 6	R: 0 E: 0 K: 0 S: 3	H: 1 LOB: 0 BB: 0 P: 3	R: 0 E: 0 K: 0 S: 3	H: 0 LOB: 0 BB: 0 P: 3	R: 0 E: 0 K: 1 S: 6	H: 1 LOB: 1 BB: 0 P: 6	R: 0 E: 0 K: 0 S: 3	H: 0 LOB: 0 BB: 0 P: 3	R: 0 E: 0 K: 1 S: 5	H: 1 LOB: 0 BB: 0 P: 5	R: 1 E: 0 K: 2 S: 8	H: 1 LOB: 0 BB: 0 P: 8	1B: 4 2B: 2 3B: 0 HR: 2	SF: 0 SAC: 0 DP: 2 HBP: 0	WP: 0 PB: 0 CS: 0	PA: 33
PITCHER Ron Guidry, L (1, 1) ERA: 3.98	IP: 9.0 WLS: L BF: 33 H: 7 R: 3 ER: 3 SO: 4 BB: 0 IBB: 0 HBP: 0 BLK: 0 WP: 0 HR: 2 S: 41 P: 41 ERA: 3.00 WHIP: 0.778															PITCHER				

Toronto Blue Jays @ New York Yankees
Yankee Stadium, Bronx, NY
Wed Oct 01 1986, 7:05 PM EDT
Att: 17,876 - Unknown

AB 33
R 3
H 7
RBI 3
BB 0
SO 4
LOB 7



Batter	1	2	3	4	5	6	7	8	9	AB	R	H	RBI	BB	SO	LOB	BOTTOM					
Rickey Henderson, R (1, 8) OBP: 0.357, SLG: 0.473	5-3		G4-6-3 BB							3	0	2	0	1	0	0						
Willie Randolph, R (1, 4) OBP: 0.391, SLG: 0.337	F7		G4-6-3 1-2			G1-6-3 BB		F9		3	0	0	0	1	0	3						
Don Mattingly, L (1, 3) OBP: 0.392, SLG: 0.565						G1-6-3 1-2			F9	4	0	2	0	0	0	2						
Dave Winfield, R (1, 9) OBP: 0.350, SLG: 0.458					1B				K	4	0	0	0	0	1	1						
Ron Kittle, R (1, 10) OBP: 0.286, SLG: 0.425										3	0	0	0	0	0	0						
Mike Easter, L (9, PH) OBP: 0.357, SLG: 0.443					6-3					1	0	1	0	0	0	0						
Phil Lombardi, R (1, 7) OBP: 0.333, SLG: 0.533						K				3	0	0	0	0	3	0						
Claudell Washington, L (9, PH) OBP: 0.306, SLG: 0.429									K	1	0	0	0	0	1	1						
Leo Hernandez, R (1, 5) OBP: 0.200, SLG: 0.368										2	0	0	0	1	1	0						
Joel Skinner, R (1, 2) OBP: 0.273, SLG: 0.320										3	0	0	0	0	0	1						
Wayne Tolleson, S (1, 6) OBP: 0.338, SLG: 0.336										3	0	1	0	0	0	0						
Inning Stats	R: 0 E: 0 K: 0 S: 4	H: 1 LOB: 1 BB: 0 P: 4	R: 0 E: 0 K: 1 S: 5	H: 0 LOB: 1 BB: 1 P: 9	R: 0 E: 0 K: 0 S: 2	H: 0 LOB: 0 BB: 1 P: 6	R: 0 E: 0 K: 0 S: 3	H: 1 LOB: 0 BB: 0 P: 3	R: 0 E: 0 K: 2 S: 7	H: 0 LOB: 0 BB: 0 P: 7	R: 0 E: 0 K: 0 S: 3	H: 1 LOB: 1 BB: 1 P: 7	R: 0 E: 0 K: 1 S: 5	H: 0 LOB: 0 BB: 0 P: 5	R: 0 E: 0 K: 0 S: 5	H: 2 LOB: 2 BB: 0 P: 5	R: 0 E: 0 K: 2 S: 8	H: 1 LOB: 1 BB: 0 P: 8	1B: 4 2B: 1 3B: 1 HR: 0	SF: 0 SAC: 0 DP: 2 HBP: 0	WP: 0 PB: 0 CS: 0	PA: 33
PITCHER Jimmy Key, L (1, 1) ERA: 3.57	IP: 7.2 WLS: W BF: 28 H: 5 R: 0 ER: 0 SO: 4 BB: 3 IBB: 0 HBP: 0 BLK: 0 WP: 0 HR: 0 S: 33 P: 45 ERA: 0.00 WHIP: 1.043															PITCHER						
Tom Henke, R (8, 1) ERA: 3.31	IP: 1.1 WLS: S BF: 5 H: 1 R: 0 ER: 0 SO: 2 BB: 0 IBB: 0 HBP: 0 BLK: 0 WP: 0 HR: 0 S: 9 P: 9 ERA: 0.00 WHIP: 0.750															PITCHER						

Toronto Blue Jays @ New York Yankees
Yankee Stadium, Bronx, NY
Wed Oct 01 1986, 7:05 PM EDT
Att: 17,876 - Unknown

AB 30
R 0
H 6
RBI 0
BB 3
SO 6
LOB 8



Batter	1	2	3	4	5	6	7	8	9	AB	R	H	RBI	BB	SO	LOB	TOP										
Rickey Henderson, R OBP: 0.358, SLG: 0.469										3	1	1	0	2	0	1	New York Yankees @ Boston Red Sox Fenway Park, Boston, MA Sat Oct 04 1986, 3:33 AM EDT Unknown										
Wille Randolph, R OBP: 0.391, SLG: 0.338										5	1	2	1	0	0	1											
Don Mattingly, L OBP: 0.395, SLG: 0.567										5	1	3	0	0	0	1											
Mike Easter, L OBP: 0.358, SLG: 0.443										4	0	2	2	0	0	2											
Dave Winfield, R OBP: 0.351, SLG: 0.465										4	1	1	0	0	1	3											
Dan Pasqua, L OBP: 0.398, SLG: 0.520										3	0	1	0	0	0	1											
Mike Pagliarulo, L OBP: 0.316, SLG: 0.467										4	0	0	0	0	2	4											
Joel Skinner, R OBP: 0.273, SLG: 0.318										4	1	1	1	0	1	1											
Wayne Tolleson, S OBP: 0.338, SLG: 0.341										4	0	1	1	0	1	1											
Inning Stats	R: 0 E: 0 K: 0 S: 4	H: 2 LOB: 1 BB: 0 P: 4	R: 0 E: 0 K: 1 S: 5	H: 0 LOB: 0 BB: 0 P: 5	R: 0 E: 0 K: 0 S: 3	H: 0 LOB: 0 BB: 0 P: 3	R: 0 E: 0 K: 0 S: 3	H: 0 LOB: 0 BB: 0 P: 3	R: 2 E: 0 K: 0 S: 6	H: 3 LOB: 1 BB: 0 P: 6	R: 1 E: 0 K: 1 S: 8	H: 3 LOB: 2 BB: 0 P: 8	R: 2 E: 0 K: 2 S: 10	H: 3 LOB: 2 BB: 1 P: 14	R: 0 E: 0 K: 1 S: 5	H: 0 LOB: 1 BB: 0 P: 6	1B: 10 2B: 1 3B: 1 HR: 0	SF: 0 SAC: 0 DP: 2 HBP: 1	WP: 2 PB: 1 SB: 1 CS: 0	PA: 39							
PITCHER	IP	WLS	BF	H	R	ER	SO	BB	IBB	HBP	BLK	WP	HR	S	P	ERA	WHIP										
Oil Can Boyd, R ERA: 3.78	5.0		19	5	2	2	1	0	0	0	0	1	0	21	21	3.60	1.000										
Steve Crawford, R ERA: 3.92	1.2	L	12	6	3	3	3	1	0	0	0	1	0	17	21	16.20	4.200										
Bob Woodward, R ERA: 5.3	0.1		1	0	0	0	0	0	0	0	0	0	0	1	1	0.00	0.000										
Joe Sambito, L ERA: 4.74	1.0		4	0	0	0	1	0	0	1	0	0	0	5	6	0.00	0.000										
Bob Stanley, R ERA: 4.43	1.0		3	1	0	0	0	1	0	0	0	0	0	2	6	0.00	2.000										

Batter	1	2	3	4	5	6	7	8	9	AB	R	H	RBI	BB	SO	LOB	BOTTOM										
Spike Owen, S OBP: 0.300, SLG: 0.312										4	0	1	2	0	0	0	New York Yankees @ Boston Red Sox Fenway Park, Boston, MA Sat Oct 04 1986, 3:33 AM EDT Unknown										
Marty Barrett, R OBP: 0.354, SLG: 0.383										3	0	0	0	1	0	2											
Bill Buckner, L OBP: 0.312, SLG: 0.423										4	0	1	0	0	0	1											
Jim Rice, R OBP: 0.386, SLG: 0.493										4	1	2	0	0	0	1											
Don Baylor, R OBP: 0.347, SLG: 0.444										2	1	1	0	1	0	0											
Dwight Evans, R OBP: 0.375, SLG: 0.477										4	0	0	0	0	1	6											
Rich Gedman, L OBP: 0.315, SLG: 0.424										0	0	0	0	0	0	0											
Marc Sullivan, R OBP: 0.258, SLG: 0.250										3	0	0	0	0	0	2											
Dave Henderson, R (9, PH) OBP: 0.336, SLG: 0.460										1	0	0	0	0	0	2											
Tony Armas, R OBP: 0.305, SLG: 0.411										3	1	0	0	0	1	1											
Ed Romero, R OBP: 0.277, SLG: 0.292										2	0	0	0	1	0	0											
Inning Stats	R: 0 E: 0 K: 0 S: 3	H: 0 LOB: 0 BB: 0 P: 3	R: 3 E: 1 K: 0 S: 7	H: 3 LOB: 2 BB: 1 P: 11	R: 0 E: 0 K: 0 S: 3	H: 1 LOB: 1 BB: 0 P: 4	R: 0 E: 0 K: 1 S: 5	H: 0 LOB: 0 BB: 0 P: 5	R: 0 E: 0 K: 0 S: 3	H: 0 LOB: 0 BB: 0 P: 3	R: 0 E: 0 K: 1 S: 5	H: 0 LOB: 0 BB: 0 P: 5	R: 0 E: 0 K: 0 S: 2	H: 0 LOB: 0 BB: 1 P: 6	R: 0 E: 0 K: 0 S: 3	H: 1 LOB: 1 BB: 1 P: 7	1B: 4 2B: 1 3B: 0 HR: 0	SF: 0 SAC: 0 DP: 3 HBP: 1	WP: 0 PB: 0 SB: 0 CS: 0	PA: 34							
PITCHER	IP	WLS	BF	H	R	ER	SO	BB	IBB	HBP	BLK	WP	HR	S	P	ERA	WHIP										
Bob Tewksbury, R ERA: 3.31	7.1	W	29	4	3	0	2	2	0	1	0	0	0	30	39	0.00	0.818										
Dave Righetti, L ERA: 2.45	1.2	S	5	1	0	0	0	1	0	0	0	0	0	4	8	0.00	1.200										

AB	36
R	5
H	12
RBI	5
BB	2
SO	5
LOB	15




Batter	1	2	3	4	5	6	7	8	9	AB	R	H	RBI	BB	SO	LOB	TOP			
Claudel Washington, L OBP: 0.311, SLG: 0.434 (1, 8)	F9	2B			F8		CS 1B		7-4 1B HBP	4	0	2	1	0	0	0	New York Yankees @ Boston Red Sox Fenway Park, Boston, MA Sat Oct 04 1986, 3:38 AM EDT Att: 34,290 - Unknown			
Willie Randolph, R OBP: 0.393, SLG: 0.346 (1, 4)	HR		6-3		1B BB		F3		1B	4	1	2	1	1	0	1				
Don Mattingly, L OBP: 0.393, SLG: 0.568 (1, 3)	F7		F8		F7				7-4	5	1	1	1	0	0	3				
Mike Easter, L OBP: 0.361, SLG: 0.448 (1, 10)	1B				FC6-4 1B			F8		4	0	3	0	0	0	0				
Dave Winfield, R OBP: 0.349, SLG: 0.462 (1, 9)	K		F7		FC6-4 1B			K		4	0	0	0	0	2	4				
Dan Pasqua, L OBP: 0.300, SLG: 0.527 (1, 7)		BB 2B			FC6 1B		K		2B	4	1	3	0	0	1	0				
Mike Pagliarulo, L OBP: 0.315, SLG: 0.464 (1, 5)	F7		F6		4-3			IBB		3	0	0	0	1	0	2				
Joel Skinner, R OBP: 0.269, SLG: 0.314 (1, 2)	F7		K		K			F8		4	0	0	0	0	2	4				
Wayne Tolleson, S OBP: 0.338, SLG: 0.339 (1, 6)	2B BB		FC6		G1			F6		3	0	0	0	1	0	1				
Inning Stats	R: 1 E: 0 K: 1 S: 7	H: 2 LOB: 1 BB: 0 P: 7	R: 1 E: 0 K: 0 S: 4	H: 2 LOB: 2 BB: 1 P: 8	R: 0 E: 0 K: 0 S: 4	H: 1 LOB: 1 BB: 0 P: 4	R: 0 E: 0 K: 1 S: 6	H: 1 LOB: 1 BB: 0 P: 6	R: 0 E: 0 K: 0 S: 4	H: 0 LOB: 0 BB: 0 P: 7	R: 0 E: 0 K: 0 S: 3	H: 1 LOB: 0 BB: 0 P: 3	R: 1 E: 0 K: 1 S: 7	H: 2 LOB: 2 BB: 1 P: 11	R: 0 E: 0 K: 0 S: 3	H: 1 LOB: 1 BB: 0 P: 4	1B: 6 2B: 4 3B: 0 HR: 2	SF: 0 SAC: 0 DP: 1 HBP: 1	WP: 0 PB: 0 SB: 0 CS: 1	PA: 39
PITCHER	IP WLS BF H R ER SO	IP WLS BF H R ER SO	IP WLS BF H R ER SO	IP WLS BF H R ER SO	IP WLS BF H R ER SO	IP WLS BF H R ER SO	IP WLS BF H R ER SO	IP WLS BF H R ER SO	IP WLS BF H R ER SO	IP WLS BF H R ER SO	IP WLS BF H R ER SO	IP WLS BF H R ER SO	IP WLS BF H R ER SO	IP WLS BF H R ER SO	IP WLS BF H R ER SO	IP WLS BF H R ER SO	ERA WHIP	ERA WHIP		
Al Nipper, R ERA: 5.38 (1, 1)	7.0	L	29	8	2	2	4	2	0	0	0	0	0	0	0	0	0	2.57	1.429	
Calvin Schiraldi, R ERA: 1.41 (8, 1)	2.0		10	3	1	1	1	0	1	1	0	0	0	0	0	0	0	4.50	1.500	

Batter	1	2	3	4	5	6	7	8	9	AB	R	H	RBI	BB	SO	LOB	BOTTOM					
Spike Owen, S OBP: 0.301, SLG: 0.310 (1, 6)	F9		F9		1-2 BB		1-2 2-3 BB			2	0	0	0	2	0	0	New York Yankees @ Boston Red Sox Fenway Park, Boston, MA Sat Oct 04 1986, 3:38 AM EDT Att: 34,290 - Unknown					
Ed Romero, R OBP: 0.273, SLG: 0.287 (1, 5)	F7			F4	6-3		F8			4	0	0	0	0	0	6						
Dave Henderson, R OBP: 0.333, SLG: 0.455 (1, 8)	F7			L9		F7		K		4	0	0	0	0	1	0						
Jim Rice, R OBP: 0.384, SLG: 0.491 (1, 7)		L5		1-3		K		3-1		3	0	0	0	0	1	0						
Mike Greenwell, L OBP: 0.365, SLG: 0.353 (7, 7)						K				1	0	0	0	0	0	0						
Don Baylor, R OBP: 0.345, SLG: 0.441 (1, 3)	F2				K	K		6-3		4	0	0	0	0	2	0						
Dwight Evans, R OBP: 0.376, SLG: 0.476 (1, 10)					1B BB		6-3		K	3	1	1	0	1	1	0						
Tony Armas, R ERA: 3.88 OBP: 0.306, SLG: 0.411 (1, 9)					1B BB					2	0	1	0	0	0	1						
Kevin Romine, R OBP: 0.316, SLG: 0.314 (5, PR) (6, 9)	FC5-4				E 1B		BB 1B		4-3	2	0	1	0	0	0	0						
Dave Sax, R OBP: 0.455, SLG: 0.818 (1, 2)					1B		BB 1B		F4	4	0	1	0	0	1	2						
Dave Stapleton, R OBP: 0.175, SLG: 0.158 (1, 4)	F7				E8 BB		F7			3	0	1	1	0	0	2						
Inning Stats	R: 0 E: 0 K: 0 S: 3	H: 0 LOB: 0 BB: 0 P: 3	R: 0 E: 0 K: 0 S: 4	H: 1 LOB: 1 BB: 0 P: 4	R: 0 E: 0 K: 0 S: 3	H: 0 LOB: 0 BB: 0 P: 3	R: 0 E: 0 K: 0 S: 3	H: 0 LOB: 0 BB: 0 P: 3	R: 1 E: 1 K: 2 S: 9	H: 2 LOB: 3 BB: 2 P: 17	R: 0 E: 0 K: 2 S: 7	H: 0 LOB: 0 BB: 0 P: 7	R: 0 E: 0 K: 0 S: 5	H: 2 LOB: 3 BB: 1 P: 9	R: 1 E: 0 K: 1 S: 5	H: 0 LOB: 0 BB: 0 P: 5	R: 0 E: 0 K: 1 S: 5	H: 0 LOB: 0 BB: 0 P: 5	1B: 5 2B: 0 3B: 0 HR: 0	SF: 0 SAC: 0 DP: 0 HBP: 0	WP: 0 PB: 0 SB: 0 CS: 0	PA: 35
PITCHER	IP WLS BF H R ER SO	IP WLS BF H R ER SO	IP WLS BF H R ER SO	IP WLS BF H R ER SO	IP WLS BF H R ER SO	IP WLS BF H R ER SO	IP WLS BF H R ER SO	IP WLS BF H R ER SO	IP WLS BF H R ER SO	IP WLS BF H R ER SO	IP WLS BF H R ER SO	IP WLS BF H R ER SO	IP WLS BF H R ER SO	IP WLS BF H R ER SO	IP WLS BF H R ER SO	IP WLS BF H R ER SO	ERA WHIP	ERA WHIP				
Dennis Rasmussen, L ERA: 4.93 (1, 1)	6.1	W	26	5	1	1	4	2	0	0	0	0	0	0	0	0	0	1.42	1.105			
Brian Fisher, R ERA: 4.93 (7, 1)	2.1		8	0	0	0	2	1	0	0	0	0	0	0	0	0	0	0.00	0.429			
Dave Righetti, L ERA: 2.45 (8, 1)	0.1	S	1	0	0	0	0	0	0	0	0	0	0	0	0	0	0	0.00	0.000			

Batter	1	2	3	4	5	6	7	8	9	AB	R	H	RBI	BB	SO	LOB	TOP										
Don Mattingly, L OBP: 0.394, SLG: 0.573 (1, 3)										5	1	2	3	1	1	4											
Henry Cotto, R OBP: 0.229, SLG: 0.288 (1, 8)										4	2	2	2	1	0	1											
Dan Pasqua, L OBP: 0.397, SLG: 0.525 (1, 9)										5	0	1	1	0	1	4											
Mike Easter, L OBP: 0.362, SLG: 0.449 (3, PH)										1	1	1	0	0	0	0											
Ron Kittle, R OBP: 0.294, SLG: 0.420 (3, PH)										4	0	1	0	0	1	1											
Mike Pagliarulo, L OBP: 0.314, SLG: 0.461 (1, 5)										5	0	1	0	0	1	2											
Phil Lombardi, R OBP: 0.386, SLG: 0.528 (1, 7)										4	0	1	1	1	1	0											
Juan Espino, R OBP: 0.200, SLG: 0.216 (1, 2)										4	0	0	0	1	1	2											
Bobby Meacham, S OBP: 0.309, SLG: 0.280 (1, 6)										3	1	1	0	1	1	3											
Bryan Little, S OBP: 0.244, SLG: 0.211 (1, 4)										4	2	3	0	1	0	3											
Inning Stats	R: 2 E: 0 K: 1 S: 9	H: 4 LOB: 2 BB: 0 P: 9	R: 2 E: 0 K: 0 S: 4	H: 2 LOB: 0 BB: 1 P: 8	R: 0 E: 0 K: 2 S: 7	H: 0 LOB: 0 BB: 0 P: 7	R: 2 E: 0 K: 0 S: 5	H: 2 LOB: 1 BB: 0 P: 6	R: 0 E: 0 K: 1 S: 5	H: 0 LOB: 3 BB: 3 P: 17	R: 0 E: 0 K: 1 S: 6	H: 1 LOB: 3 BB: 2 P: 14	R: 1 E: 0 K: 1 S: 7	H: 2 LOB: 1 BB: 0 P: 7	R: 0 E: 0 K: 0 S: 5	H: 2 LOB: 2 BB: 0 P: 5	1B: 8 2B: 3 3B: 0 HR: 2	SF: 0 SAC: 0 DP: 0 HBP: 1	WP: 0 PB: 0 CS: 2	PA: 46							
PITCHER	IP	WLS	BF	H	R	ER	SO	BB	IBB	HBP	BLK	WP	HR	S	P	ERA	WHIP										
Jeff Sellers, R ERA: 4.94 (1, 1)	4.0	L	21	8	6	6	3	1	0	1	0	0	2	25	30	13.50	2.250										
Sammy Stewart, R ERA: 4.35 (5, 1)	2.0		9	0	0	0	2	3	0	0	0	0	0	10	22	0.00	1.500										
Tim Lollar, L ERA: 6.91 (7, 1)	1.0		6	1	0	0	1	2	0	0	0	0	0	6	14	0.00	3.000										
Joe Sambito, L ERA: 4.84 (8, 1)	1.0		5	2	1	1	1	0	0	0	0	0	0	7	7	9.00	2.000										
Bob Stanley, R ERA: 4.37 (9, 1)	1.0		5	2	0	0	0	0	0	0	0	0	0	5	5	0.00	2.000										

New York Yankees @ Boston Red Sox
Fenway Park, Boston, MA
Sun Oct 05 1986, 3:33 AM EDT
Att: 32,735 - Unknown

AB 39
R 7
H 13
RBI 7
BB 6
SO 7
LOB 20



Batter	1	2	3	4	5	6	7	8	9	AB	R	H	RBI	BB	SO	LOB	BOTTOM										
Spike Owen, S OBP: 0.300, SLG: 0.309 (1, 6)										3	0	0	0	0	1	0											
Glenn Hoffman, R OBP: 0.269, SLG: 0.304 (7, 6)										1	0	0	0	0	0	2											
Marty Barrett, R OBP: 0.353, SLG: 0.381 (1, 4)										3	0	0	0	0	0	0											
Dave Stapleton, R OBP: 0.171, SLG: 0.154 (8, 4)										1	0	0	0	0	0	0											
Bill Buckner, L OBP: 0.311, SLG: 0.421 (1, 10)										3	0	0	0	1	0	0											
Jim Rice, R OBP: 0.394, SLG: 0.490 (1, 7)										3	0	1	0	0	0	1											
La Schelle Tanver, L OBP: 0.154, SLG: 0.120 (7, PR)										1	0	0	0	0	0	0											
Don Baylor, R OBP: 0.344, SLG: 0.439 (1, 3)										2	0	0	0	0	2	0											
Pat Dodson, L OBP: 0.533, SLG: 0.833 (6, 3)										0	0	0	0	1	0	0											
Dwight Evans, R OBP: 0.376, SLG: 0.476 (1, 9)										2	0	1	0	0	0	0											
Mike Greenwell, L OBP: 0.400, SLG: 0.371 (5, PR)										1	0	1	0	0	0	0											
Tony Armas, R OBP: 0.305, SLG: 0.409 (1, 8)										2	0	0	0	0	0	1											
Dave Henderson, R OBP: 0.335, SLG: 0.459 (6, 8)										1	0	1	0	0	0	0											
Ed Romero, R OBP: 0.270, SLG: 0.283 (1, 5)										3	0	0	0	0	0	1											
Marc Sullivan, R OBP: 0.260, SLG: 0.252 (1, 2)										3	0	1	0	0	0	0											
Inning Stats	R: 0 E: 0 K: 0 S: 3	H: 0 LOB: 1 BB: 1 P: 7	R: 0 E: 0 K: 1 S: 5	H: 0 LOB: 0 BB: 0 P: 5	R: 0 E: 0 K: 0 S: 3	H: 0 LOB: 0 BB: 0 P: 3	R: 0 E: 0 K: 0 S: 3	H: 0 LOB: 0 BB: 0 P: 3	R: 0 E: 0 K: 1 S: 5	H: 1 LOB: 1 BB: 0 P: 5	R: 0 E: 0 K: 1 S: 4	H: 2 LOB: 3 BB: 1 P: 8	R: 0 E: 0 K: 0 S: 4	H: 2 LOB: 1 BB: 0 P: 4	R: 0 E: 0 K: 0 S: 3	H: 0 LOB: 0 BB: 0 P: 3	1B: 4 2B: 1 3B: 0 HR: 0	SF: 0 SAC: 0 DP: 2 HBP: 0	WP: 0 PB: 0 CS: 0	PA: 31							
PITCHER	IP	WLS	BF	H	R	ER	SO	BB	IBB	HBP	BLK	WP	HR	S	P	ERA	WHIP										
Scott Nielsen, R ERA: 4.02 (1, 1)	9.0	W	31	5	0	0	3	2	0	0	0	0	0	35	43	0.00	0.778										

New York Yankees @ Boston Red Sox
Fenway Park, Boston, MA
Sun Oct 05 1986, 3:33 AM EDT
Att: 32,735 - Unknown

AB 29
R 0
H 5
RBI 0
BB 2
SO 3
LOB 5

