

New York Yankees - 1987

Batter	1	2	3	4	5	6	7	8	9	10	AB R H RBI BB SO LOB	TOP
Rickey Henderson, R OBP: 0.600, SLG: 0.750 (1, 8) BB	4-0 S BB		0-0 5-3		0-3 K			0-0 L8-4-3 1B		0-0 1-3 3-H 2B	4 0 2 1 1 1 2	New York Yankees @ Detroit Tigers Tiger Stadium, Detroit, MI Mon Apr 06 1987, 3:33 AM EDT Att. 51,315 - Unknown
Willie Randolph, R (1, 4) X	0-0 F7			0-0 F9	0-0 F3			0-0 L8-4-3 1-2		4-0 BB	4 0 0 0 1 0 4	
Don Mattingly, L (1, 3) X	0-0 4-3 1-3			0-0 6-3			0-0 F8		0-0 L4	0-0 F8	5 0 0 0 0 0 4	
Gary Ward, R OBP: 0.250, SLG: 0.250 (1, 10) X	0-0 6-3			0-0 1B E 1B			0-0 F6		0-0 6-3		4 1 1 0 0 0 1	
Dave Winfield, R OBP: 0.250, SLG: 0.250 (1, 9) X		0-0 5-3		0-0 E5 1-H 1B			0-0 6-3		0-0 F7		4 0 1 0 0 0 0	
Dan Pasqua, L OBP: 0.250, SLG: 0.250 (1, 7) S		0-3 K		0-0 F5			0-0 G6-4-3 1B		0-0 F6		4 0 1 0 0 1 1	
Mike Pagliarulo, L OBP: 0.250, SLG: 0.250 (1, 5) X		0-0 F4			0-0 1B SH1-4 1B		0-0 G6-4-3 1-2f		0-0 3-1		4 0 1 0 0 0 1	
Joel Skinner, R Claudell Washington, L (10, PH) Rick Cerone, R (10, 2) OBP: 1.000, SLG: 1.000		0-3 K		0-0 SH1-4 1-2			0-3 K		0-0 1B 2B 1B		2 0 0 0 0 2 0 1 1 1 0 0 0 0 0 0 0 0 0 0 0	
Wayne Tolleson, S OBP: 0.500, SLG: 0.500 (1, 6) X		0-0 6-3		0-0 6-3 2-3 1B			0-0 4-3		0-0 2B 1-3 1B		4 0 2 0 0 0 0	
Inning Stats	R: 0 H: 0 E: 0 LOB: 1 K: 0 BB: 1 S: 3 P: 7	R: 0 H: 0 E: 0 LOB: 0 K: 1 BB: 0 S: 5 P: 5	R: 0 H: 0 E: 0 LOB: 0 K: 1 BB: 0 S: 5 P: 5	R: 1 H: 2 E: 1 LOB: 1 K: 0 BB: 0 S: 5 P: 5	R: 0 H: 2 E: 0 LOB: 2 K: 1 BB: 0 S: 7 P: 7	R: 0 H: 0 E: 0 LOB: 0 K: 0 BB: 0 S: 3 P: 3	R: 0 H: 1 E: 0 LOB: 0 K: 1 BB: 0 S: 5 P: 5	R: 0 H: 1 E: 0 LOB: 0 K: 0 BB: 0 S: 3 P: 3	R: 0 H: 0 E: 0 LOB: 0 K: 0 BB: 0 S: 3 P: 3	R: 1 H: 3 E: 0 LOB: 3 K: 0 BB: 1 S: 6 P: 10	1B: 8 SF: 0 2B: 2 SAC: 1 3B: 0 DP: 2 HR: 0 HBP: 0	
PITCHER	IP WLS BF H R ER SO BB IBB HBP BLK WP HR S P ERA WHIP											
Jack Morris, R ERA: 0.93 (1, 1)	9.2 L 38 9 2 1 4 2 0 0 0 0 0 0 44 52 0.93 1.138											
Willie Hernandez, L ERA: (10, 1)	0.1 1 0 0 0 0 0 0 0 0 0 0 0 1 1 0.00 0.000											

livebaseballscores.com

AB	36
R	2
H	9
RBI	1
BB	2
SO	4
LOB	13



Batter	1	2	3	4	5	6	7	8	9	AB R H RBI BB SO LOB	TOP																	
Rickey Henderson, R OBP: 0.600, SLG: 0.714 (1, 8) X	0-0 P3			0-0 1-3		4-0 FC4-6 BB		0-0 4-3 2B	4-0 1B	3 1 1 1 2 0 0																		
Willie Randolph, R OBP: 0.200, SLG: 0.111 (1, 4) X	0-0 4-3			0-0 F3		0-0 FC4-6 HR		0-0 4-3	0-0 1B	5 1 1 1 0 0 2																		
Don Mattingly, L OBP: 0.100, SLG: 0.200 (1, 3) X	0-0 4-3			0-0 2B		0-0 F8		0-0 1-3	0-3 K2-3	5 0 1 0 0 1 4																		
Gary Ward, R OBP: 0.375, SLG: 0.875 (1, 10) X		0-0 F9		0-0 L1		0-0 HR		0-0 2B		4 1 2 3 0 0 1																		
Dave Winfield, R OBP: 0.250, SLG: 0.250 (1, 9) X		0-0 1-3			0-0 1-3	0-0 1B		0-0 6-3		4 0 1 0 0 0 1																		
Dan Pasqua, L OBP: 0.125, SLG: 0.125 (1, 7) X		0-3 K			0-3 K		0-3 K		0-0 F8	4 0 0 0 0 3 0																		
Mike Pagliarulo, L OBP: 0.250, SLG: 0.143 (1, 5) X			0-0 3-1		4-0 1B BB		0-0 F6		0-0 6-3	3 0 0 0 1 0 0																		
Joel Skinner, R OBP: 0.200, SLG: 0.200 (1, 2) X			0-0 6-3		0-0 1B		0-3 K		4-0 E 1B WP BB	3 0 1 0 0 1 0 0 0 0 0 1 0 0 0 1 0 0 0 0 0 0 0 0 0 0 0 0																		
Ron Kittle, R (9, PH)					1-3 1B																							
Claudell Washington, L OBP: 1.000, SLG: 1.000 (9, PR)					0-0 1B																							
Rick Cerone, R (9, 2)																												
Wayne Tolleson, S OBP: 0.625, SLG: 0.625 (1, 6) X			0-0 1B		0-0 G3			0-0 2B 1B	0-0 E5 1B	4 2 3 0 0 0 2																		
Inning Stats	R: 0 H: 0 E: 0 LOB: 0 K: 0 BB: 0 S: 3 P: 3	R: 0 H: 0 E: 0 LOB: 0 K: 1 BB: 0 S: 5 P: 5	R: 0 H: 1 E: 0 LOB: 1 K: 0 BB: 0 S: 3 P: 3	R: 0 H: 1 E: 0 LOB: 1 K: 0 BB: 0 S: 4 P: 4	R: 0 H: 1 E: 0 LOB: 2 K: 1 BB: 1 S: 6 P: 10	R: 2 H: 2 E: 0 LOB: 1 K: 0 BB: 1 S: 4 P: 8	R: 0 H: 0 E: 0 LOB: 0 K: 2 BB: 0 S: 7 P: 7	R: 2 H: 3 E: 0 LOB: 1 K: 0 BB: 0 S: 6 P: 6	R: 2 H: 2 E: 1 LOB: 2 K: 1 BB: 2 S: 7 P: 15	1B: 6 SF: 0 2B: 3 SAC: 0 3B: 0 DP: 0 HR: 1 HBP: 0	WP: 1 PA: 39 PB: 0 SB: 0 CS: 0																	
PITCHER	IP WLS BF H R ER SO BB IBB HBP BLK WP HR S P ERA WHIP											PITCHER	IP WLS BF H R ER SO BB IBB HBP BLK WP HR S P ERA WHIP															
Dan Petry, R ERA: 3.86 (1, 1)	7.0		27	6	3	3	4	2	0	0	0	0	1	33	41	3.86	1.143											
Eric King, R ERA: 9.0 (8, 1)	1.0		5	2	1	1	0	0	0	0	0	0	0	5	5	9.00	2.000											
Willie Hernandez, L ERA: 18.0 (9, 1)	0.2	L	6	2	2	2	0	1	1	0	0	1	0	4	12	27.00	4.500											
Mark Thurmond, L ERA: (9, 1)	0.1		1	0	0	0	1	0	0	0	0	0	0	3	3	0.00	0.000											

New York Yankees @ Detroit Tigers
Tiger Stadium, Detroit, MI
 Wed Apr 08 1987, 3:33 AM EDT
 Att: 12,271 - Unknown

livebaseballscorecards.com

AB	35
R	6
H	10
RBI	5
BB	4
SO	5
LOB	10



Batter	1	2	3	4	5	6	7	8	9	AB R H RBI BB SO LOB
Lou Whitaker, L (1, 4) OBP: 0.250, SLG: 0.250	0-0 S S 1B		0-0 SH5-3 1-2	0-0 F8			0-3 K		0-0 4-3	4 1 1 0 0 1 2
Larry Herndon, R (1, 7) OBP: 0.444, SLG: 1.000	0-3 K		0-0 1B 1B	0-0 F9			0-3 K			4 1 1 0 0 2 1
Chet Lemon, R (1, 8) OBP: 0.222, SLG: 0.125	4-0 1B 2-3 BB		0-0 1B FC4 1B		0-0 F8			0-0 F8		3 1 1 0 1 0 0
Alan Trammell, R (1, 6) OBP: 0.250, SLG: 0.250	0-0 G6-4-3 1-2 3-H 1B		0-0 FC4 WP 1-3 2-H 3-H 1B		0-0 F4		0-3 K			4 0 2 3 0 1 0
Darnell Coles, R (1, 5) OBP: 0.375, SLG: 0.333	0-0 G6-4-3 1-2f		0-0 FC4 1-2 BB		0-0 F6		0-0 F3			3 0 0 0 1 0 2
Terry Harper, R (1, 10) Matt Nokes, L (6, PH)		0-0 5-3	0-0 FC4 1-2f 2-3 3-H		0-0 F9		0-3 K			2 0 0 1 0 0 2 2 0 0 0 0 1 0
Darrell Evans, L (1, 3) Tom Brookens, R (9, PR)		0-0 F8	0-0 4-3		0-0 6-3		0-0 BB 1B			4 0 1 0 0 0 2 0 0 0 0 0 0 0
Mike Heath, R (1, 9) Pat Sheridan, L (9, 9)		0-0 6-3		0-0 HR		0-0 F9		0-0 F6		3 1 1 1 0 0 0 1 0 0 0 0 0 1
Orlando Mercado, R (1, 2) OBP: 0.429, SLG: 0.333			0-0 1B SH5-3 1B	0-0 6-3		0-0 F3		4-0 BB BB BB 1-2 BB		3 1 1 0 1 0 0

BOTTOM

New York Yankees @ Detroit Tigers
Tiger Stadium, Detroit, MI
 Wed Apr 08 1987, 3:33 AM EDT
 Att. 12,271 - Unknown

livebaseballscorecards.com

AB	33
R	5
H	8
RBI	5
BB	3
SO	5
LOB	10



Inning Stats	R: 1	H: 2	E: 0	K: 1	S: 6	P: 10	R: 0	H: 0	E: 0	K: 0	S: 3	P: 3	R: 3	H: 4	E: 0	K: 0	S: 7	P: 11	R: 1	H: 1	E: 0	K: 0	S: 4	P: 4	R: 0	H: 0	E: 0	K: 0	S: 3	P: 3	R: 0	H: 0	E: 0	K: 2	S: 7	P: 7	R: 0	H: 0	E: 0	K: 1	S: 5	P: 5	R: 0	H: 1	E: 0	K: 1	S: 6	P: 10	1B: 7	2B: 0	3B: 0	HR: 1	SF: 0	SAC: 1	DP: 1	HBP: 0	WP: 1	PB: 0	SB: 2	CS: 0	PA: 37
--------------	------	------	------	------	------	-------	------	------	------	------	------	------	------	------	------	------	------	-------	------	------	------	------	------	------	------	------	------	------	------	------	------	------	------	------	------	------	------	------	------	------	------	------	------	------	------	------	------	-------	-------	-------	-------	-------	-------	--------	-------	--------	-------	-------	-------	-------	--------

PITCHER	IP	WLS	BF	H	R	ER	SO	BB	IBB	HBP	BLK	WP	HR	S	P	ERA	WHIP
Tommy John, L (1, 1) ERA: 12.27	3.2		19	7	5	5	1	2	0	0	0	1	1	19	27	12.27	2.455
Charles Hudson, R (4, 1) ERA:	4.1	W	13	0	0	0	3	0	0	0	0	0	0	19	19	0.00	0.000
Dave Righetti, L (9, 1) ERA:	1.0	S	5	1	0	0	1	1	0	0	0	0	0	6	10	0.00	2.000

Batter	1	2	3	4	5	6	7	8	9	AB R H RBI BB SO LOB	TOP		
Rickey Henderson, R OBP: 0.600, SLG: 0.667 (1, 8)	0-0 E1 4-3 SF8 1B		0-0 1B 1B		0-0 FC3-6 2B 1B		0-0 F5		0-0 1-3	5 2 3 0 0 0 0			
Willie Randolph, R OBP: 0.267, SLG: 0.154 (1, 4)	0-0 4-3		0-0 1-3 1B		4-0 FC3-6 1-2 BB		0-0 4-3		0-3 K	4 0 1 0 1 1 1			
Don Mattingly, L OBP: 0.071, SLG: 0.154 (1, 3)	0-0 SF8		0-0 4-3		0-0 FC3-6 2B 1-2f 2-3		0-0 F6			3 0 0 1 0 0 4			
Gary Ward, R OBP: 0.333, SLG: 0.750 (1, 10)	0-0 6-3			0-0 6-3		0-0 1-3 3-H 2B		0-3 K		4 0 1 1 0 1 0			
Dave Winfield, R OBP: 0.333, SLG: 0.333 (1, 9)		0-0 5-3		0-0 1B BB 1B		0-0 4-3		0-0 2B 1B		4 1 2 0 0 0 2			
Dan Pasqua, L OBP: 0.167, SLG: 0.091 (1, 7)		0-0 F8		4-0 1B BB		0-3 K		0-0 P3		3 0 0 0 1 1 1			
Mike Pagliarulo, L OBP: 0.333, SLG: 0.364 (1, 5)		0-0 4-3		0-0 1-2 2-3 G6-4-3 1B		0-3 K		0-0 1-H 2B		4 0 2 1 0 1 0			
Joel Skinner, R OBP: 0.250, SLG: 0.250 (1, 2)			0-0 F9		0-0 G6-4-3 1-2f		0-0 1B		0-3 K	3 0 1 0 0 0 3			
Claudell Washington, L OBP: 0.500, SLG: 0.500 (8, PH)										1 0 0 0 0 1 1			
Rick Cerone, R (8, 2)										0 0 0 0 0 0 0			
Wayne Tolleson, S OBP: 0.417, SLG: 0.417 (1, 6)		0-3 K			0-0 4-3		0-0 G3		0-0 F8	4 0 0 0 0 1 1			
Inning Stats	R: 1 E: 1 K: 0 S: 4 H: 1 LOB: 0 BB: 0 P: 4	R: 0 E: 0 K: 0 S: 3 H: 0 LOB: 0 BB: 0 P: 3	R: 0 E: 0 K: 1 S: 7 H: 2 LOB: 2 BB: 0 P: 7	R: 0 E: 0 K: 0 S: 4 H: 2 LOB: 2 BB: 1 P: 8	R: 1 E: 0 K: 0 S: 5 H: 2 LOB: 2 BB: 1 P: 9	R: 0 E: 0 K: 2 S: 8 H: 1 LOB: 1 BB: 0 P: 8	R: 0 E: 0 K: 0 S: 3 H: 0 LOB: 0 BB: 0 P: 3	R: 1 E: 0 K: 2 S: 9 H: 2 LOB: 1 BB: 0 P: 9	R: 0 E: 0 K: 1 S: 5 H: 0 LOB: 0 BB: 0 P: 5	1B: 8 2B: 2 3B: 0 HR: 0 SF: 1 SAC: 0 DP: 1 HBP: 0	WP: 0 PB: 0 SB: 0 CS: 0 PA: 38		
PITCHER	IP WLS BF H R ER SO BB IBB HBP BLK WP HR S P ERA WHIP											PITCHER	IP WLS BF H R ER SO BB IBB HBP BLK WP HR S P ERA WHIP
Walt Terrell, R ERA: 2.25 (1, 1)	8.0 W 35 10 3 2 5 2 0 0 0 0 0 0 43 51 2.25 1.500												
Eric King, R ERA: 4.5 (9, 1)	1.0 3 0 0 0 1 0 0 0 0 0 0 0 5 5 0.00 0.000												

New York Yankees @ Detroit Tigers
Tiger Stadium, Detroit, MI
 Thu Apr 09 1987, 3:33 AM EDT
 Att. 12,228 - Unknown

AB	35
R	3
H	10
RBI	3
BB	2
SO	6
LOB	13



Batter	1	2	3	4	5	6	7	8	9
Lou Whitaker, L (1, 4) OBP: 0.385, SLG: 0.333	0-0 G3		0-0 1B		0-0 1-2 1B			4-0 4-3 WP SF8 BB	
Pat Sheridan, L (1, 9) OBP: 0.333, SLG: 0.333	0-0 2B 1B		0-0 1-3 1B BB	0-0 F5	0-0 F5			0-0 4-3	
Matt Nokes, L (1, 10) OBP: 0.333, SLG: 0.667 Terry Harper, R (3, PH) Dave Bergman, L (8, PH)	0-0 1-H 2B		4-0 BB 1B 1-2 SF8 BB	4-0 F9 1B BB				0-0 SF8	
Alan Trammell, R (1, 6) OBP: 0.308, SLG: 0.308	0-0 F8		0-0 1-2 2-H 3-H 1B BB	0-0 1-2 1B				0-0 F8	
Johnny Grubb, L (1, 7) Larry Herndon, R (3, PH) (4, 7)	0-0 F8		4-0 1-2 2-3 1B BB	0-0 F9				0-0 1B	
Darrell Evans, L (1, 3) OBP: 0.083, SLG: 0.091			0-0 3-H SF8	0-0 F8				0-0 F5	
Darnell Coles, R (1, 5) OBP: 0.333, SLG: 0.300			0-0 1-2 2-H 2B FC1-5-2 1B					0-3 6-3 K	
Chet Lemon, R (1, 8) OBP: 0.385, SLG: 0.636			0-0 1-3 2-H HR E 2B					0-0 L4	
Dwight Lowry, L (1, 2)			0-0 2-H 3-H FC1-5-2					0-0 F5	

Inning Stats	R: 1	H: 2	E: 0	K: 0	S: 5	LOB: 1	BB: 0	P: 5	R: 1	H: 1	E: 0	K: 0	S: 4	LOB: 0	BB: 0	P: 4	R: 6	H: 5	E: 1	K: 0	S: 8	LOB: 1	BB: 2	P: 16	R: 0	H: 1	E: 0	K: 0	S: 4	LOB: 2	BB: 1	P: 8	R: 0	H: 1	E: 0	K: 0	S: 4	LOB: 2	BB: 1	P: 8	R: 0	H: 0	E: 0	K: 1	S: 5	LOB: 0	BB: 0	P: 5	R: 1	H: 0	E: 0	K: 0	S: 3	LOB: 0	BB: 1	P: 7
1B: 8	SF: 2	WP: 1	PA: 40																																																					
2B: 2	SAC: 0	PB: 0																																																						
3B: 0	DP: 0	SB: 0																																																						
HR: 1	HBP: 0	CS: 0																																																						

PITCHER	IP	WLS	BF	H	R	ER	SO	BB	IBB	HBP	BLK	WP	HR	S	P	ERA	WHIP
Bob Tewksbury, R (1, 1) ERA: 18.0	2.0	L	11	5	4	4	0	0	0	0	0	0	0	11	11	18.00	2.500
Bob Shirley, L (3, 1) ERA: 6.75	4.0		22	6	4	3	0	4	0	0	0	0	0	18	34	6.75	2.500
Cecilio Guante, R (7, 1) ERA: 4.5	2.0		7	0	1	1	1	1	0	0	0	1	0	8	12	4.50	0.500

BOTTOM

New York Yankees @ Detroit Tigers
Tiger Stadium, Detroit, MI
 Thu Apr 09 1987, 3:33 AM EDT
 Att. 12,228 - Unknown

livebaseballscorecards.com

AB	33
R	9
H	11
RBI	8
BB	5
SO	1
LOB	13



Batter	1	2	3	4	5	6	7	8	9	AB R H RBI BB SO LOB	TOP																				
Rickey Henderson, R OBP: 0.526, SLG: 0.533 (1, 8) X	0-0 3-1			0-3 K			X 0-0 6-3		BB 4-0 1-2 FC6-4 BB	3 0 0 0 1 1 0																					
Willie Randolph, R OBP: 0.222, SLG: 0.125 (1, 4) X	0-0 1-3		X 0-0 4-3			X 0-0 5-3		X 0-0 FC6-4	3 0 0 0 0 0 0 1 0 0 0 0 0 2																						
Lenn Sakata, R (7, 4)								1-2 2-3																							
Don Mattingly, L OBP: 0.056, SLG: 0.125 (1, 3) X	0-0 F7		X 0-0 6-3			X 0-0 E6		X 0-0 SF9	3 0 0 1 0 0 0																						
Gary Ward, R OBP: 0.250, SLG: 0.563 (1, 10) X				0-0 F8		X 0-0 F3		X 0-0 4-3	4 0 0 0 0 0 2																						
Dave Winfield, R OBP: 0.267, SLG: 0.267 (1, 9) X								X 0-3 K	3 0 0 0 0 1 0																						
Dan Pasqua, L OBP: 0.200, SLG: 0.214 (1, 7) X								X 0-0 K	3 0 1 0 0 0 0																						
Mike Pagliarulo, L OBP: 0.333, SLG: 0.308 (1, 5) X								X 0-0 4-3 2B	2 0 0 0 1 0 1																						
Joel Skinner, R OBP: 0.200, SLG: 0.200 (1, 2) X								X 0-0 4-3	2 0 0 0 0 1 1																						
Claudell Washington, L OBP: 0.333, SLG: 0.333 (8, PH)								X 0-3 K	1 0 0 0 0 1 1																						
Rick Cerone, R (8, 2)								X 0-3 K	0 0 0 0 0 0 0																						
Wayne Tolleson, S OBP: 0.400, SLG: 0.400 (1, 6) X								X 0-0 F8	3 1 1 0 0 0 0																						
								X 0-0 FC6-4 BB SF9 1B																							
Inning Stats	R: 0 E: 0 K: 0 S: 3	H: 0 LOB: 0 BB: 0 P: 3	R: 0 E: 0 K: 0 S: 3	H: 0 LOB: 0 BB: 0 P: 3	R: 0 E: 0 K: 0 S: 2	H: 0 LOB: 0 BB: 1 P: 6	R: 0 E: 0 K: 1 S: 5	H: 0 LOB: 0 BB: 0 P: 5	R: 0 E: 0 K: 0 S: 3	H: 0 LOB: 0 BB: 0 P: 3	R: 0 E: 1 K: 0 S: 5	H: 0 LOB: 0 BB: 0 P: 5	R: 0 E: 1 K: 0 S: 4	H: 0 LOB: 1 BB: 0 P: 4	R: 0 E: 0 K: 2 S: 8	H: 1 LOB: 1 BB: 0 P: 8	R: 1 E: 0 K: 0 S: 4	H: 1 LOB: 1 BB: 1 P: 8	1B: 1 2B: 1 3B: 0 HR: 0	SF: 1 SAC: 0 DP: 1 HBP: 0	WP: 0 PB: 0 SB: 0 CS: 0	PA: 31									
PITCHER Bret Saberhagen, R ERA: 1.0 (1, 1)	IP 9.0	WLS W	BF 31	H 2	R 1	ER 1	SO 4	BB 2	IBB 0	HBP 0	BLK 0	WP 0	HR 0	S 37	P 45	ERA 1.00	WHIP 0.444														
											PITCHER	IP	WLS	BF	H	R	ER	SO	BB	IBB	HBP	BLK	WP	HR	S	P	ERA	WHIP			

New York Yankees @ Kansas City Royals
 Royals Stadium, Kansas City, MO
 Fri Apr 10 1987, 8:05 PM EDT
 Att. 28,632 - Unknown

AB	28
R	1
H	2
RBI	1
BB	2
SO	4
LOB	7



WP: 0	PA: 31
-------	--------

Batter	1	2	3	4	5	6	7	8	9	AB	R	H	RBI	BB	SO	LOB
Willie Wilson, S OBP: 0.316, SLG: 0.421 (1, 8)	0-0 S 1B	0-0 FC3-6 1-2f		0-0 SF8 1B	0-0 BB 1B	0-0 G3		0-0 1-3		6	2	3	1	0	0	2
Kevin Seitzer, R OBP: 0.600, SLG: 0.824 (1, 3)	0-3 K		0-0 FC3-6 1B	0-0 1B 4-3 1B	4-0 BB 1B		0-0 BB 1B G6-4-3	0-0 6-3		5	3	3	0	1	1	1
Danny Tartabull, R OBP: 0.400, SLG: 0.353 (1, 9)	0-0 5-3 1-2		0-0 FC3-6 1B	0-0 SF8 3-H	0-3 K		0-0 G6-4-3 1B	0-3 K		5	1	2	1	0	2	3
George Brett, L OBP: 0.529, SLG: 0.583 (1, 5)	4-0 FC6-4 BB		0-0 FC3-6 1B	0-0 4-3	4-0 1B BB		4-0 G6-4-3 BB			2	2	0	0	3	0	3
Frank White, R OBP: 0.278, SLG: 0.200 (1, 4)	0-0 FC6-4 1-2f		0-0 2B 2B	4-0 1B BB	0-0 1B		0-0 G6-4-3			4	1	2	3	1	0	4
Bo Jackson, R OBP: 0.353, SLG: 0.412 (1, 7)		0-3 K	0-0 2B 1B	0-0 1B 2-3	0-0 1B		0-0 2B 1B			5	2	4	3	0	1	0
Steve Balboni, R OBP: 0.438, SLG: 0.615 (1, 10)		0-0 F4	0-3 K	0-0 5-3	0-0 F7		0-0 2B 2B			5	1	1	1	0	1	7
Jamie Quirk, L OBP: 0.800, SLG: 1.333 (1, 2)		4-0 1B BB	0-0 1H 2H 2B		4-0 SH1-3 2B BB	0-0 G3	0-0 2H 2B			3	1	2	3	2	0	0
Buddy Biancalana, S OBP: 0.250, SLG: 0.455 (1, 6)		0-0 FC3-6 1B	0-0 F9		0-0 SH1-3	0-0 G3	0-0 4-3			4	0	1	0	0	0	2


Inning Stats	R: 0	H: 1	E: 0	K: 1	S: 6	R: 0	H: 1	E: 0	K: 1	S: 6	R: 4	H: 5	E: 0	K: 1	S: 10	R: 1	H: 3	E: 0	K: 0	S: 6	R: 4	H: 3	E: 0	K: 1	S: 8	R: 0	H: 0	E: 0	K: 0	S: 3	R: 4	H: 5	E: 0	K: 0	S: 7	R: 0	H: 0	E: 0	K: 1	S: 5
	LOB: 2	BB: 1	P: 10	LOB: 2	BB: 1	P: 10	LOB: 1	BB: 0	P: 10	LOB: 3	BB: 1	P: 10	LOB: 2	BB: 3	P: 20	LOB: 0	BB: 0	P: 3	LOB: 1	BB: 1	P: 11	LOB: 0	BB: 0	P: 5	1B: 13	SF: 1	2B: 5	SAC: 1	3B: 0	DP: 1	HR: 0	WP: 0	PB: 0	SB: 1	CS: 0					

PITCHER	IP	WLS	BF	H	R	ER	SO	BB	IBB	HBP	BLK	WP	HR	S	P	ERA	WHIP
Rick Rhoden, R ERA: 13.5 (1, 1)	3.1	L	21	9	5	5	3	2	0	0	0	0	0	25	33	13.50	3.300
Pat Clements, L ERA: 27.0 (4, 1)	1.1		10	2	4	4	1	4	0	0	0	0	0	8	24	27.00	4.500
Bob Tewksbury, R ERA: 16.62 (5, 1)	2.1		14	7	4	4	0	1	0	0	0	0	0	13	17	15.43	3.429
Cecilio Guante, R ERA: 3.0 (8, 1)	1.0		3	0	0	0	1	0	0	0	0	0	0	5	5	0.00	0.000

BOTTOM

New York Yankees @ Kansas City Royals
Royals Stadium, Kansas City, MO
 Fri Apr 10 1987, 8:05 PM EDT
 Att. 28,632 - Unknown

AB	39
R	13
H	18
RBI	12
BB	7
SO	5
LOB	22



Batter	1	2	3	4	5	6	7	8	9	AB R H RBI BB SO LOB	TOP
--------	---	---	---	---	---	---	---	---	---	----------------------	-----

Rickey Henderson, R (1, 8)
 OBP: 0.500, SLG: 0.500
 Claudell Washington, L (8, 8)
 OBP: 0.250, SLG: 0.250

Don Mattingly, L (1, 3)
 OBP: 0.167, SLG: 0.364

Dave Winfield, R (1, 9)
 OBP: 0.429, SLG: 0.333
 Dan Pasqua, L (9, 9)
 OBP: 0.200, SLG: 0.214

Gary Ward, R (1, 7)
 OBP: 0.364, SLG: 0.667

Ron Kittle, R (1, 10)
 OBP: 0.714, SLG: 0.800

Lenn Sakata, R (1, 4)

Mike Pagliarulo, L (1, 5)
 OBP: 0.350, SLG: 0.333

Rick Cerone, R (1, 2)

Wayne Tolleson, S (1, 6)
 OBP: 0.421, SLG: 0.421
 Paul Zuvella, R (8, PH)
 (8, 6)

Inning Stats	R: 1	H: 1	E: 0	K: 0	S: 4	P: 12
--------------	------	------	------	------	------	-------

6-3

F7

BB
1B
BB

1B
1-2
BB

1-2
2-H
1B

4-3

K

6-3

1-3

6-3

F7

BB
1B
BB

5-3

4-3
1B
2B

4-3
2-3

3-H
1B

F8
1-2

4-3

F9

F8

FC1-6
1B

FC1-6
FC6-4
1-2f

L6

FC6-4
1-2f

3-1

1B
1B
BB

1-2
1B
2B
1B

0-0
1-2
2-3
1B

1-H
2-H
3-H
1B
2B

BB
1B

1-H
2-H
1B

BB
1B
BB

K
F3

4-3

1B
1B
BB

1-2
1B
2B
1B

5	2	2	1	0	0	0
1	0	0	0	0	0	0

6	3	3	5	0	0	0
---	---	---	---	---	---	---

3	2	2	1	3	0	1
0	0	0	0	0	0	0

5	1	3	2	1	0	2
---	---	---	---	---	---	---

5	2	3	2	1	1	2
---	---	---	---	---	---	---

5	0	0	0	0	1	8
---	---	---	---	---	---	---

5	1	2	1	0	1	0
---	---	---	---	---	---	---

3	2	0	0	2	1	1
---	---	---	---	---	---	---

4	2	2	2	0	0	0
1	0	0	0	0	0	0

New York Yankees @ Kansas City Royals
 Royals Stadium, Kansas City, MO
 Sat Apr 11 1987, 4:33 AM EDT
 Att: 31,303 - Unknown

AB	43
R	15
H	17
RBI	14
BB	7
SO	4
LOB	14



PITCHER	IP	WLS	BF	H	R	ER	SO	BB	IBB	HBP	BLK	WP	HR	S	P	ERA	WHIP
Danny Jackson, L (1, 1) ERA: 6.39	6.1	L	29	7	6	6	1	4	0	0	0	0	0	27	43	8.53	1.737
Steve Farr, R (7, 1) ERA: 18.0	0.1		7	4	4	4	1	2	0	0	0	0	0	7	15	108.00	18.000
Dave Gumpert, R (7, 1) ERA: 8.31	2.1		14	6	5	5	2	1	0	0	0	1	0	17	21	19.29	3.000

Batter	1	2	3	4	5	6	7	8	9	AB R H RBI BB SO LOB	TOP											
Rickey Henderson, R OBP: 0.483, SLG: 0.480 (1, 8)	0-0 F9			0-0 1B	0-0 5-3		0-0 FC6-4 3-1 1-2f		0-0 FC1-6 1B	5 1 2 0 0 0 2	New York Yankees @ Kansas City Royals Royals Stadium, Kansas City, MO Sun Apr 12 1987, 4:33 AM EDT Att: 28,154 - Unknown livebaseballscorecards.com											
Willie Randolph, R OBP: 0.304, SLG: 0.200 (1, 4)	0-0 F3			0-0 1B	4-0 BB		0-0 1B	0-0 FC1-6 FC6 1-2f	4 1 2 0 1 0 1													
Don Mattingly, L OBP: 0.172, SLG: 0.333 (1, 3)	0-0 L3			0-0 1B	0-0 F4		0-0 3-1	0-0 FC6 1-2f	5 0 1 1 0 0 5													
Gary Ward, R OBP: 0.308, SLG: 0.560 (1, 7)		0-0 L6		0-3 K		0-0 6-3	0-0 F9			4 0 0 0 0 1 4												
Dave Winfield, R OBP: 0.440, SLG: 0.364 (1, 9)		0-3 K		0-0 F6		0-0 1B		0-0 G3-6-1 1B		4 0 2 0 0 1 2												
Ron Kittle, R OBP: 0.600, SLG: 0.625 (1, 10)		0-0 6-3		0-0 1B		0-0 F3		0-0 G3-6-1 1-2f		3 0 1 1 0 0 1												
Dan Pasqua, L OBP: 0.188, SLG: 0.200 (8, PH)				1-2 2-H 1B						1 0 0 0 0 0 1												
Mike Pagliarulo, L OBP: 0.375, SLG: 0.333 (1, 5)			0-3 K	0-0 F7		0-0 FC6-4 1B		4-0 FC4-6 BB		3 0 1 0 1 1 2												
Joel Skinner, R OBP: 0.154, SLG: 0.154 (1, 2)			0-0 F9		0-0 6-3	0-0 FC6-4 1-2f		0-0 FC4-6 1-2f		3 0 0 0 0 0 2												
Claudell Washington, L OBP: 0.200, SLG: 0.200 (8, PH)										1 0 0 0 0 0 1												
Rick Cerone, R (8, 2)										0 0 0 0 0 0 0												
Wayne Tolleson, S OBP: 0.435, SLG: 0.455 (1, 6)			0-3 K		0-0 2B		4-0 FC6-4 BB		0-0 4-3	3 0 1 0 1 1 0												
Inning Stats	R: 0 E: 0 K: 0 S: 3	H: 0 LOB: 0 BB: 0 P: 3	R: 0 E: 0 K: 2 S: 5	H: 0 LOB: 0 BB: 0 P: 5	R: 0 E: 0 K: 2 S: 7	H: 0 LOB: 0 BB: 0 P: 7	R: 2 E: 0 K: 1 S: 9	H: 4 LOB: 2 BB: 0 P: 9	R: 0 E: 0 K: 0 S: 4	H: 1 LOB: 2 BB: 1 P: 8	R: 0 E: 0 K: 0 S: 5	H: 2 LOB: 2 BB: 0 P: 5	R: 0 E: 0 K: 0 S: 4	H: 1 LOB: 2 BB: 1 P: 8	R: 0 E: 0 K: 0 S: 3	H: 1 LOB: 1 BB: 1 P: 7	R: 0 E: 0 K: 0 S: 4	H: 1 LOB: 1 BB: 0 P: 4	1B: 9 2B: 1 3B: 0 HR: 0	SF: 0 SAC: 0 DP: 1 HBP: 0	WP: 0 PB: 0 SB: 0 CS: 0	PA: 39
PITCHER	IP WLS BF H R ER SO BB IBB HBP BLK WP HR S P ERA WHIP																					
Charlie Leibrandt, L ERA: 1.93 (1, 1)	7.0 W 31 8 2 2 4 2 0 0 0 0 0 0 37 45 2.57 1.429																					
Dan Quisenberry, R ERA: (8, 1)	2.0 8 2 0 0 0 1 0 0 0 0 0 0 7 11 0.00 1.500																					

New York Yankees @ Kansas City Royals
 Royals Stadium, Kansas City, MO
 Sun Apr 12 1987, 4:33 AM EDT
 Att: 28,154 - Unknown

AB	36
R	2
H	10
RBI	2
BB	3
SO	4
LOB	21



Batter	1	2	3	4	5	6	7	8	9
Willie Wilson, S OBP: 0.286, SLG: 0.333 (1, 8)	0-3 K		0-0 G6-4-3 1-2 1B		0-0 SH1-4 1B HBP		0-0 4-3		
Kevin Seitzer, R OBP: 0.536, SLG: 0.652 (1, 3)	0-0 6-3		4-0 G6-4-3 1-2 2-3 BB		0-0 SH1-4	4-0 1B BB	0-0 1-3		
Danny Tartabull, R OBP: 0.345, SLG: 0.280 (1, 9)	0-0 5-3		0-0 G6-4-3 1-2f 2-3 3-H		0-0 E 1B	0-3 K		0-0 F9	
Frank White, R OBP: 0.370, SLG: 0.273 (1, 4)		0-0 F4	4-0 FC6 BB		0-0 E5 1B 1B	0-0 F8 1B		0-0 BB 1B	
Juan Beniquez, R OBP: 0.417, SLG: 0.455 (1, 5)		0-3 K	0-0 FC6 1-2		0-0 1B 1B SF7	0-0 WP 1B		0-0 F8	
Bo Jackson, R OBP: 0.462, SLG: 0.625 (1, 7)		0-0 1B 1B		0-0 1-3	0-0 1B 1B	0-0 F8		4-0 FC6-4 BB	
Steve Balboni, R OBP: 0.400, SLG: 0.476 (1, 10)		0-0 1-2 1B		0-0 F2	0-0 1-2 2-3 3-H 1B 1B	4-0 BB BB BB 1-2 BB		0-0 FC6-4	
Jamie Quirk, L OBP: 0.444, SLG: 0.667 (1, 2)		0-0 F8		0-0 F5	0-0 SF7	0-0 F4			
Angel Salazar, R OBP: 0.500, SLG: 0.500 (1, 6)			0-0 S G6-4-3 1B		0-0 SH1-4 1B HBP		0-0 6-3		

Inning Stats	R: 0 E: 0 K: 1 S: 5	H: 0 LOB: 0 BB: 0 P: 5	R: 0 E: 0 K: 1 S: 7	H: 2 LOB: 2 BB: 0 P: 7	R: 1 E: 0 K: 0 S: 4	H: 2 LOB: 2 BB: 2 P: 12	R: 0 E: 0 K: 0 S: 3	H: 0 LOB: 0 BB: 0 P: 3	R: 6 E: 1 K: 0 S: 10	H: 6 LOB: 2 BB: 0 P: 11	R: 1 E: 0 K: 1 S: 7	H: 2 LOB: 3 BB: 2 P: 15	R: 0 E: 0 K: 0 S: 3	H: 0 LOB: 0 BB: 0 P: 3	R: 0 E: 0 K: 0 S: 4	H: 1 LOB: 2 BB: 1 P: 8
1B: 13 2B: 0 3B: 0 HR: 0	SF: 1 SAC: 1 DP: 1 HBP: 1	WP: 1 PB: 0 SB: 2 CS: 0	PA: 43													

PITCHER	IP	WLS	BF	H	R	ER	SO	BB	IBB	HBP	BLK	WP	HR	S	P	ERA	WHIP
Joe Niekro, R ERA: 10.38 (1, 1)	4.1	L	23	7	6	6	2	2	0	1	0	0	0	24	33	12.46	2.077
Cecilio Guante, R ERA: 5.79 (5, 1)	1.2		12	5	2	1	1	2	0	0	0	1	0	12	20	5.40	4.200
Bob Shirley, L ERA: 4.5 (7, 1)	2.0		8	1	0	0	0	1	0	0	0	0	0	7	11	0.00	1.000

BOTTOM

New York Yankees @ Kansas City Royals
Royals Stadium, Kansas City, MO

livebaseballscorecards.com

AB	35
R	8
H	13
RBI	7
BB	5
SO	3
LOB	19



WP: 1 PA: 43
 PB: 0
 SB: 2
 CS: 0

Sun Apr 12 1987, 4:33 AM EDT
 Att. 28,154 - Unknown

Batter	1	2	3	4	5	6	7	8	9	AB R H RBI BB SO LOB	TOP
Tony Bernazard, S (1, 4) OBP: 0.206, SLG: 0.353	0-0 4-3		0-0 F5			0-0 G1		0-3 K		4 0 0 0 0 1 2	
Otis Nixon, S (1, 8) Carmen Castillo, R (9, PH)	0-0 B5-3			0-3 K		0-0 6-3		0-0 F7	3 0 0 0 0 1 1 1 0 0 0 0 0 0		
Julio Franco, R (1, 6) OBP: 0.333, SLG: 0.467	0-0 F4			0-0 6-3		0-0 G1-6-3		0-3 K	4 0 0 0 0 1 1		
Joe Carter, R (1, 3) OBP: 0.344, SLG: 0.552		0-0 F6		0-3 K			0-0 5-3	0-0 HR	4 1 1 1 0 1 0		
Mel Hall, L (1, 7) OBP: 0.300, SLG: 0.389		0-0 HR			0-0 3-1		0-3 K	0-0 5-3	4 1 1 1 0 1 0		
Pat Tabler, R (1, 10) OBP: 0.414, SLG: 0.654		0-3 K			0-3 K		0-0 F9		3 0 0 0 0 2 0		
Brook Jacoby, R (1, 5) OBP: 0.286, SLG: 0.375		0-3 K			0-0 HR			0-0 F7	3 1 1 1 0 1 0		
Cory Snyder, R (1, 9) OBP: 0.310, SLG: 0.538			0-3 K		0-0 6-3			0-0 F7	3 0 0 0 0 1 0		
Rick Dempsey, R (1, 2) OBP: 0.500, SLG: 0.600			0-3 K			4-0 G1 BB		4-0 BB	1 0 0 0 2 1 0		
Inning Stats	R: 0 E: 0 K: 0 S: 3 H: 0 LOB: 0 BB: 0 P: 3	R: 1 E: 0 K: 2 S: 8 H: 1 LOB: 0 BB: 0 P: 8	R: 0 E: 0 K: 2 S: 7 H: 0 LOB: 0 BB: 0 P: 7	R: 0 E: 0 K: 2 S: 7 H: 0 LOB: 0 BB: 0 P: 7	R: 1 E: 0 K: 1 S: 6 H: 1 LOB: 0 BB: 0 P: 6	R: 0 E: 0 K: 0 S: 3 H: 0 LOB: 1 BB: 1 P: 7	R: 0 E: 0 K: 1 S: 5 H: 0 LOB: 0 BB: 0 P: 5	R: 0 E: 0 K: 1 S: 5 H: 0 LOB: 1 BB: 1 P: 9	R: 1 E: 0 K: 1 S: 6 H: 1 LOB: 0 BB: 0 P: 6	1B: 0 2B: 0 3B: 0 HR: 3 SF: 0 SAC: 0 DP: 0 HBP: 0	WP: 0 PB: 0 SB: 0 CS: 0 PA: 32
PITCHER Charles Hudson, R (1, 1) ERA: 2.03	IP: 9.0 WLS: W BF: 32 H: 3 R: 3 ER: 3 SO: 10 BB: 2 IBB: 0 HBP: 0 BLK: 0 WP: 0 HR: 3 S: 50 P: 58 ERA: 3.00 WHIP: 0.556										

Cleveland Indians @ New York Yankees
 Yankee Stadium, Bronx, NY
 Mon Apr 13 1987, 3:33 AM EDT
 Att: 55,612 - Unknown

AB	30
R	3
H	3
RBI	3
BB	2
SO	10
LOB	4



Batter	1	2	3	4	5	6	7	8	9
Rickey Henderson, R OBP: 0.500, SLG: 0.464 (1, 8)	4-0 BB 1B BB 1B	0-0 F7		0-0 2B 1B	4-0 2B 1B BB		0-0 F7		
Willie Randolph, R OBP: 0.393, SLG: 0.400 (1, 4)	0-0 1B BB	0-0 E9 1B		0-0 S 2B	0-0 1B 2B		0-0 F7		
Don Mattingly, L OBP: 0.176, SLG: 0.313 (1, 3)	0-3 K	0-0 F7		0-3 K	0-0 FC5 1B		0-3 K		
Dave Winfield, R OBP: 0.500, SLG: 0.560 (1, 9)	4-0 1B BB		0-0 HR	0-0 F5	4-0 BB		0-0 1B 2B		
Gary Ward, R OBP: 0.323, SLG: 0.533 (1, 7)	0-3 K		0-0 G6-4-3 1B	0-3 K	0-0 FC5		0-0 6-3 1B		
Ron Kittle, R OBP: 0.467, SLG: 0.500 (1, 10)	0-0 1B		0-0 F9		0-3 K	0-3 K	0-0 SF7		
Mike Pagliarulo, L OBP: 0.345, SLG: 0.308 (1, 5)	0-0 F8		0-0 G6-4-3		0-0 4-3	0-0 4-3 1B	0-0 6-3		
Joel Skinner, R OBP: 0.143, SLG: 0.143 Rick Cerone, R OBP: 0.444, SLG: 0.167 (1, 2) (3, 2)		0-0 4-3		0-0 1B 1B 2B 1B	1-0 BB WP 2B HBP	0-0 4-3	0-0 L6		
Wayne Tolleson, S OBP: 0.481, SLG: 0.480 (1, 6)		0-0 E 1B		0-0 1B 2B 1B	4-0 BB 2B BB	0-0 1-3			

Inning Stats	R: 2	H: 2	E: 0	K: 2	S: 9	LOB: 2	BB: 2	P: 17	R: 0	H: 2	E: 1	K: 0	S: 5	LOB: 2	BB: 0	P: 5	R: 1	H: 2	E: 0	K: 0	S: 4	LOB: 0	BB: 0	P: 4	R: 3	H: 4	E: 0	K: 2	S: 11	LOB: 1	BB: 0	P: 11	R: 4	H: 2	E: 0	K: 1	S: 7	LOB: 2	BB: 3	P: 20	R: 0	H: 1	E: 0	K: 1	S: 6	LOB: 1	BB: 0	P: 6	R: 0	H: 0	E: 0	K: 1	S: 5	LOB: 0	BB: 0	P: 5	R: 1	H: 2	E: 0	K: 0	S: 5	LOB: 1	BB: 0	P: 5
--------------	------	------	------	------	------	--------	-------	-------	------	------	------	------	------	--------	-------	------	------	------	------	------	------	--------	-------	------	------	------	------	------	-------	--------	-------	-------	------	------	------	------	------	--------	-------	-------	------	------	------	------	------	--------	-------	------	------	------	------	------	------	--------	-------	------	------	------	------	------	------	--------	-------	------

PITCHER	IP	WLS	BF	H	R	ER	SO	BB	IBB	HBP	BLK	WP	HR	S	P	ERA	WHIP
Greg Swindell, L ERA: 10.0 (1, 1)	3.0	L	18	8	5	5	2	2	0	0	0	0	1	20	28	15.00	3.333
Tom Waddell, R ERA: 14.54 (4, 1)	1.2		11	3	5	5	3	2	0	1	0	1	0	14	23	27.00	3.000
Doug Jones, R ERA: 6.43 (5, 1)	2.1		10	2	0	0	2	1	0	0	0	0	0	13	17	0.00	1.286
Ed Vande Berg, L ERA: 4.5 (8, 1)	1.0		5	2	1	1	0	0	0	0	0	0	0	5	5	9.00	2.000


BOTTOM

Cleveland Indians @ New York Yankees
Yankee Stadium, Bronx, NY

Mon Apr 13 1987, 3:33 AM EDT
Att. 55,612 - Unknown

AB	37
R	11
H	15
RBI	11
BB	5
SO	7
LOB	21

WP: 1 PA: 44
PB: 0
SB: 1
CS: 0



PITCHER	IP	WLS	BF	H	R	ER	SO	BB	IBB	HBP	BLK	WP	HR	S	P	ERA	WHIP
---------	----	-----	----	---	---	----	----	----	-----	-----	-----	----	----	---	---	-----	------

Batter 1 2 3 4 5 6 7 8 9 AB R H RBI BB SO LOB TOP

Tony Bernazard, S (1, 4) <small>OBP: 0.256, SLG: 0.395</small>	0-0 		0-0 		0-0 	0-0 		4-0 	4 1 2 0 1 0 1
Julio Franco, R (1, 6) <small>OBP: 0.342, SLG: 0.441</small>	4-0 		0-0 		0-0 		0-0 	0-0 	4 1 1 1 1 0 3
Joe Carter, R (1, 3) <small>OBP: 0.405, SLG: 0.706</small>	0-0 			0-0 	0-3 		0-0 	0-0 	5 1 4 4 0 1 2
Andre Thornton, R (1, 10) <small>OBP: 0.167, SLG: 0.235</small>	0-3 			0-0 	0-0 		0-0 	0-0 	5 0 0 0 0 1 6
Mel Hall, L (1, 7) <small>OBP: 0.292, SLG: 0.333</small> Pat Tabler, R (9, PH) <small>OBP: 0.400, SLG: 0.630</small>	0-0 			0-0 	4-0 		0-3 		3 0 0 0 1 1 2 1 0 0 0 0 0 0
Cory Snyder, R (1, 9) <small>OBP: 0.324, SLG: 0.516</small>		0-0 		0-0 	0-0 		0-0 		5 1 2 0 0 0 4
Brook Jacoby, R (1, 5) <small>OBP: 0.333, SLG: 0.448</small>		0-0 		0-0 		0-0 	0-0 	0-0 	5 1 3 0 0 0 1
Chris Bando, S (1, 2) <small>OBP: 0.250, SLG: 0.375</small>		0-0 		0-0 	0-3 		0-0 		4 0 1 1 0 1 2
Dave Gallagher, R (1, 8) Rick Dempsey, R (8, PH) <small>OBP: 0.533, SLG: 0.727</small> Otis Nixon, S (8, 8)			0-0 	0-0 	0-0 		0-0 		3 0 0 0 0 0 3 1 1 1 0 0 0 0 0 0 0 0 0 0 0

Inning Stats	R: 1	H: 2	R: 0	H: 1	R: 0	H: 0	R: 2	H: 4	R: 0	H: 1	R: 0	H: 1	R: 1	H: 2	R: 2	H: 3	R: 0	H: 0	1B: 9	SF: 0	WP: 0	PA: 43
	E: 0	LOB: 1	E: 0	LOB: 0	E: 0	LOB: 0	E: 0	LOB: 2	E: 1	LOB: 3	E: 0	LOB: 1	E: 0	LOB: 2	E: 0	LOB: 2	E: 0	LOB: 0	2B: 4	SAC: 0	PB: 0	
	K: 1	BB: 1	K: 0	BB: 0	K: 0	BB: 0	K: 0	BB: 0	K: 1	BB: 1	K: 1	BB: 0	K: 1	BB: 0	K: 0	BB: 1	K: 0	BB: 0	3B: 0	DP: 1	SB: 1	
	S: 6	P: 10	S: 3	P: 3	S: 3	P: 3	S: 7	P: 7	S: 7	P: 11	S: 6	P: 6	S: 7	P: 7	S: 6	P: 10	S: 3	P: 3	HR: 1	HBP: 0	CS: 0	

PITCHER	IP	WLS	BF	H	R	ER	SO	BB	IBB	HBP	BLK	WP	HR	S	P	ERA	WHIP														
Bob Tewksbury, R (1, 1) <small>ERA: 12.38</small>	3.2		17	7	3	3	1	1	0	0	0	0	1	18	22	7.36	2.182														
Cecilio Guante, R (4, 1) <small>ERA: 4.5</small>	3.1	W	16	4	1	1	3	1	0	0	0	0	0	21	25	2.70	1.500														
Dave Righetti, L (8, 1) <small>ERA: 3.0</small>	2.0		10	3	2	2	0	1	0	0	0	0	0	9	13	9.00	2.000														

Cleveland Indians @ New York Yankees
 Yankee Stadium, Bronx, NY
 Tue Apr 14 1987, 7:05 PM EDT
 Att. 20,129 - Unknown

AB	40
R	6
H	14
RBI	6
BB	3
SO	4
LOB	24



Batter	1	2	3	4	5	6	7	8	9	AB R H RBI BB SO LOB	TOP	
Tony Bernazard, S (1, 4) OBP: 0.302, SLG: 0.415	4-0 CS BB		x 0-0 1-2 2B 1B		x 0-0 1B			0-3 K		3 1 2 0 1 1 0		
Julio Franco, R (1, 6) OBP: 0.333, SLG: 0.447	x 0-0 F9 1-2		x 0-0 1-H 2-H 2B		x 0-0 F8			x 0-0 1-3		4 0 1 2 0 0 2		
Joe Carter, R (1, 10) OBP: 0.366, SLG: 0.632	x 0-0 F7		x 0-0 F6		x 0-0 F8			x 0-0 5-3		4 0 0 0 0 0 1		
Mel Hall, L (1, 7) OBP: 0.296, SLG: 0.458 Andre Thornton, R (9, PH) OBP: 0.158, SLG: 0.222		x 0-0 5-3		x 0-0 HR		x 0-0 F4		x 0-3 K	0-3 K	3 1 1 1 0 0 0 1 0 0 0 0 1 0		
Pat Tabler, R (1, 3) OBP: 0.353, SLG: 0.548		0-3 K		0-3 K		x 0-0 4-3		x 0-0 4-3		4 0 0 0 0 2 0		
Cory Snyder, R (1, 9) OBP: 0.316, SLG: 0.486		x 0-0 F8		x 0-0 F8		x 0-0 5-3		x 0-0 BB BB 1B		4 0 1 0 0 0 0		
Brook Jacoby, R (1, 5) OBP: 0.351, SLG: 0.438 Dave Gallagher, R (9, PR)			x 0-0 1-3	x 0-0 5-3		x 0-0 6-3 1B		BB BB BB BB 4-0 BB BB		3 0 1 0 1 0 0 0 0 0 0 0 0 0		
Rick Dempsey, R (1, 2) OBP: 0.526, SLG: 0.643			x 0-0 1B 2B 1B		x 0-0 F7		x 0-0 6-3	BB BB BB BB 4-0 1-2 2-3 BB		3 1 1 0 1 0 1		
Otis Nixon, S (1, 8) Carmen Castillo, R (9, PH)			x 0-0 F5		x 0-0 F8		x 0-0 5-3	x 0-0 L5		3 0 0 0 0 0 2 1 0 0 0 0 0 3		
Inning Stats	R: 0 H: 0 E: 0 LOB: 0 K: 0 BB: 1 S: 2 P: 6	R: 0 H: 0 E: 0 LOB: 0 K: 1 BB: 0 S: 5 P: 5	R: 2 H: 3 E: 0 LOB: 1 K: 0 BB: 0 S: 6 P: 6	R: 1 H: 1 E: 0 LOB: 0 K: 1 BB: 0 S: 6 P: 6	R: 0 H: 1 E: 0 LOB: 1 K: 0 BB: 0 S: 4 P: 4	R: 0 H: 0 E: 0 LOB: 0 K: 0 BB: 0 S: 3 P: 3	R: 0 H: 1 E: 0 LOB: 1 K: 0 BB: 0 S: 4 P: 4	R: 0 H: 0 E: 0 LOB: 0 K: 1 BB: 0 S: 5 P: 5	R: 0 H: 1 E: 0 LOB: 3 K: 1 BB: 2 S: 6 P: 14	1B: 5 SF: 0 2B: 1 SAC: 0 3B: 0 DP: 0 HR: 1 HBP: 0	WP: 0 PA: 36 PB: 0 SB: 0 CS: 1	
PITCHER	IP WLS BF H R ER SO BB IBB HBP BLK WP HR S P ERA WHIP											
Rick Rhoden, R (1, 1) ERA: 6.97	7.0 W 27 6 3 3 2 1 0 0 0 0 0 1 30 34 3.86 1.000											
Dave Righetti, L (8, 1) ERA: 2.25	2.0 S 9 1 0 0 2 2 0 0 0 0 0 0 11 19 0.00 1.500											

Cleveland Indians @ New York Yankees
 Yankee Stadium, Bronx, NY
 Wed Apr 15 1987, 7:05 PM EDT
 Att: 20,051 - Unknown

livebaseballscorecards.com

AB 33
 R 3
 H 7
 RBI 3
 BB 3
 SO 4
 LOB 9



Batter	1	2	3	4	5	6	7	8	9	AB	R	H	RBI	BB	SO	LOB
Rickey Henderson, R OBP: 0.558, SLG: 0.714 (1, 8)	0-0 3B		0-3 K							3	1	2	0	1	1	0
Willie Randolph, R OBP: 0.444, SLG: 0.379 (1, 4)	0-0 F4			4-0 FC1-6 BB						3	1	1	0	1	0	2
Don Mattingly, L OBP: 0.163, SLG: 0.275 (1, 3)	0-0 L3			0-0 FC1-6 BB 1-2						4	0	0	0	0	0	4
Dave Winfield, R OBP: 0.513, SLG: 0.516 (1, 9)	0-0 F6			0-0 BB 1-2						3	1	2	2	1	0	1
Gary Ward, R OBP: 0.371, SLG: 0.576 Dan Pasqua, L OBP: 0.182, SLG: 0.150 (7, PH) (8, 7)		0-0 4-3		4-0 BB 1-2 2-3						2	0	1	0	1	0	0
Ron Kittle, R OBP: 0.389, SLG: 0.429 Claudell Washington, L OBP: 0.300, SLG: 0.300 (1, 10) (8, PH)		0-0 F9		0-0 F9						2	0	0	1	0	0	3
Mike Pagliarulo, L OBP: 0.324, SLG: 0.303 (1, 5)		0-0 F4		0-0 4-3						4	0	0	0	0	0	4
Joel Skinner, R OBP: 0.182, SLG: 0.286 (1, 2)			0-0 6-3							3	1	0	0	1	1	0
Wayne Tolleson, S OBP: 0.441, SLG: 0.469 (1, 6)			0-0 5-3							3	0	0	0	0	0	1

Inning Stats	R: 0	H: 1	E: 0	K: 0	S: 4	LOB: 1	BB: 0	P: 4	R: 0	H: 0	E: 0	K: 0	S: 3	LOB: 0	BB: 0	P: 3	R: 0	H: 0	E: 0	K: 1	S: 5	LOB: 0	BB: 0	P: 5	R: 0	H: 1	E: 0	K: 0	S: 4	LOB: 3	BB: 2	P: 12	R: 0	H: 1	E: 0	K: 0	S: 4	LOB: 1	BB: 0	P: 4	R: 1	H: 1	E: 0	K: 0	S: 4	LOB: 1	BB: 1	P: 8	R: 3	H: 2	E: 1	K: 1	S: 7	LOB: 1	BB: 2	P: 15	R: 0	H: 0	E: 0	K: 2	S: 7	LOB: 0	BB: 0	P: 7
1B: 4	2B: 1	3B: 1	HR: 0	SF: 1	SAC: 0	DP: 0	HBP: 0	WP: 0	PB: 0	SB: 1	CS: 0	PA: 35																																																				

PITCHER	IP	WLS	BF	H	R	ER	SO	BB	IBB	HBP	BLK	WP	HR	S	P	ERA	WHIP
Scott Bailes, L ERA: 2.7 (1, 1)	6.1		28	4	3	3	1	5	0	0	0	0	0	25	45	4.26	1.421
Tom Waddell, R ERA: 14.54 (7, 1)	0.0	L	1	1	0	0	0	0	0	0	0	0	0	1	1	∞	∞
Greg Swindell, L ERA: 9.64 (7, 1)	0.1		1	0	0	0	0	0	0	0	0	0	0	1	1	0.00	0.000
Ernie Camacho, R ERA: 2.08 (7, 1)	1.1		5	1	1	0	3	0	0	0	0	0	0	11	11	0.00	0.750


BOTTOM

Cleveland Indians @ New York Yankees
Yankee Stadium, Bronx, NY

Wed Apr 15 1987, 7:05 PM EDT
Att. 20,051 - Unknown

livebaseballscorecards.com

AB	29
R	4
H	6
RBI	3
BB	5
SO	4
LOB	16



Batter	1	2	3	4	5	6	7	8	9	AB	R	H	RBI	BB	SO	LOB
Rickey Henderson, R (1, 8) OBP: 0.542, SLG: 0.658	0-3 K		4-0 BB G6-3	4-0 BB 1-2		0-3 K		0-0 F4		3	0	0	0	2	2	2
Willie Randolph, R (1, 4) OBP: 0.439, SLG: 0.394	4-0 E 1B BB		0-0 G6-3 1-2f	0-0 F9 2-3			0-0 HR 2B	0-0 6-3		4	2	1	0	1	0	4
Don Mattingly, L (1, 3) OBP: 0.188, SLG: 0.356	0-0 F7		0-0 2B 1B	0-0 L4			0-0 2-H HR	0-0 G3		5	2	2	2	0	0	3
Dave Winfield, R (1, 9) OBP: 0.477, SLG: 0.500	0-0 E6 1B 1-2		0-0 1B 2B		0-0 P1		0-0 F7	0-0 E6 1B BB		5	2	1	0	0	0	1
Gary Ward, R (1, 7) OBP: 0.425, SLG: 0.595	0-0 1-2 2-H 1B		0-0 2B 1B		0-0 F8		4-0 S BB	0-0 BB 1B 1-3		4	1	3	3	1	0	0
Ron Kittle, R (1, 10) OBP: 0.364, SLG: 0.444	0-3 K		0-0 2B		0-0 F8		0-3 K 1-2	4-0 BB IBB		4	0	1	1	0	2	3
Dan Pasqua, L (9, PH) OBP: 0.217, SLG: 0.150			0-0 2B		0-0 F8					0	0	0	0	1	0	0
Mike Pagliarulo, L (1, 5) OBP: 0.333, SLG: 0.297		0-0 G4-6-3 1B	0-3 K		0-0 F8		0-0 F8	4-0 BB 1-2 2-3 3-H BB		4	0	1	1	1	1	2
Joel Skinner, R (1, 2) OBP: 0.192, SLG: 0.320		0-0 G4-6-3 1-2f		0-0 G3		0-0 4-3 2B		0-0 6-3		4	0	1	0	0	0	1
Wayne Tolleson, S (1, 6) OBP: 0.447, SLG: 0.500		0-0 F9		0-0 F9 BB 1B		0-0 4-3 2-3		0-0 2B		4	0	2	0	0	0	1

Inning Stats	R: 1	H: 1	E: 1	K: 2	S: 9	LOB: 2	BB: 1	P: 13	R: 0	H: 1	E: 0	K: 0	S: 3	LOB: 0	BB: 0	P: 3	R: 3	H: 4	E: 0	K: 1	S: 8	LOB: 1	BB: 1	P: 12	R: 0	H: 1	E: 0	K: 0	S: 4	LOB: 0	BB: 0	P: 3	R: 0	H: 1	E: 0	K: 1	S: 6	LOB: 1	BB: 0	P: 6	R: 2	H: 2	E: 0	K: 1	S: 7	LOB: 1	BB: 1	P: 11	R: 0	H: 1	E: 0	K: 0	S: 4	LOB: 1	BB: 0	P: 4	R: 1	H: 1	E: 1	K: 0	S: 3	LOB: 3	BB: 2	P: 11	1B: 6	SF: 0	2B: 5	SAC: 0	3B: 0	DP: 2	HR: 1	HBP: 0	WP: 0	PA: 43	PB: 0	SB: 1	CS: 0
--------------	------	------	------	------	------	--------	-------	-------	------	------	------	------	------	--------	-------	------	------	------	------	------	------	--------	-------	-------	------	------	------	------	------	--------	-------	------	------	------	------	------	------	--------	-------	------	------	------	------	------	------	--------	-------	-------	------	------	------	------	------	--------	-------	------	------	------	------	------	------	--------	-------	-------	-------	-------	-------	--------	-------	-------	-------	--------	-------	--------	-------	-------	-------

PITCHER	IP	WLS	BF	H	R	ER	SO	BB	IBB	HBP	BLK	WP	HR	S	P	ERA	WHIP
Danny Jackson, L ERA: 6.75	3.1		19	7	4	3	3	3	0	0	0	0	0	22	34	8.10	3.000
Rick Anderson, R ERA:	2.2		9	1	0	0	1	0	0	0	0	0	0	11	11	0.00	0.375
Steve Farr, R ERA: 13.5	2.1	L	13	4	3	2	1	1	0	0	0	0	1	14	18	7.71	2.143
Bud Black, L ERA:	0.0		2	0	0	0	0	1	1	0	0	0	0	0	8	∞	∞

BOTTOM

Kansas City Royals @ New York Yankees
 Yankee Stadium, Bronx, NY

Sat Apr 18 1987, 3:33 AM EDT
 Att. 22,053 - Unknown

livebaseballscores.com

AB	37
R	7
H	12
RBI	7
BB	6
SO	5
LOB	17



Batter	1	2	3	4	5	6	7	8	9	AB	R	H	RBI	BB	SO	LOB
Rickey Henderson, R OBP: 0.547, SLG: 0.667 (1, 8)	4-0 FC2-6 BB	0-0 1B 2B	0-0 F8		0-0 F7			0-0 1B		4	1	2	0	1	0	3
Willie Randolph, R OBP: 0.435, SLG: 0.395 (1, 4)	0-0 FC2-6 1B E 1-2f	0-0 BB 1B 2-H		0-0 6-3		0-0 G1-6-3 1B		0-0 F3		5	1	2	1	0	0	2
Don Mattingly, L OBP: 0.226, SLG: 0.388 (1, 3)	0-0 E 1B 1-3	4-0 FC6-4 BB 1-2		0-0 1B 2B		0-0 G1-6-3 1-2f		0-0 F7		4	2	2	0	1	0	2
Dave Winfield, R OBP: 0.500, SLG: 0.525 (1, 9)	0-0 E5 1B 1-3	0-0 FC6-4 BB 1-2f		0-0 BB 1B 2-H		0-0 CS 1B				4	1	3	2	0	0	2
Gary Ward, R OBP: 0.409, SLG: 0.561 (1, 7)	0-0 1B 2-H 3-H		0-0 F8	0-3 K		0-0 CS 1-2	0-0 F9			4	0	1	2	0	1	1
Ron Kittle, R OBP: 0.333, SLG: 0.400 Dan Pasqua, L OBP: 0.280, SLG: 0.150 (1, 10) (4, PH)	0-3 K		0-0 F9	4-0 BB 1-2			4-0 BB			2	0	0	0	0	1	1
Lenn Sakata, R OBP: 0.125, SLG: 0.125 Mike Pagliaruto, L OBP: 0.318, SLG: 0.282 (1, 5) (4, 5)	0-0 F8		0-0 BB 1B 1B	0-0 6-3			0-3 K			2	0	1	0	0	0	1
Rick Cerone, R OBP: 0.385, SLG: 0.200 (1, 2)		0-0 6-3	0-0 BB 1B 1-2		0-3 K		0-0 F8			4	0	1	0	0	1	1
Wayne Tolleson, S OBP: 0.429, SLG: 0.462 (1, 6)		0-3 K	4-0 BB 1-2 2-3		0-3 K			0-0 3-1		3	0	0	0	1	2	0

Inning Stats	R: 3	H: 3	E: 1	LOB: 1	K: 1	P: 12	R: 1	H: 2	E: 0	LOB: 2	K: 1	P: 11	R: 0	H: 2	E: 0	LOB: 3	K: 0	P: 9	R: 1	H: 2	E: 0	LOB: 2	K: 1	P: 11	R: 0	H: 0	E: 0	LOB: 0	K: 2	P: 7	R: 0	H: 2	E: 0	LOB: 0	K: 0	P: 3	R: 0	H: 0	E: 0	LOB: 1	K: 1	P: 9	R: 0	H: 1	E: 0	LOB: 1	K: 0	P: 4
--------------	------	------	------	--------	------	-------	------	------	------	--------	------	-------	------	------	------	--------	------	------	------	------	------	--------	------	-------	------	------	------	--------	------	------	------	------	------	--------	------	------	------	------	------	--------	------	------	------	------	------	--------	------	------

PITCHER	IP	WLS	BF	H	R	ER	SO	BB	IBB	HBP	BLK	WP	HR	S	P	ERA	WHIP
Charlie Leibrandt, L ERA: 3.24 (1, 1)	2.2	L	18	7	4	3	2	3	0	0	0	0	0	19	31	10.12	3.750
Dave Gumpert, R ERA: 5.87 (3, 1)	3.1		13	4	1	1	3	1	0	0	0	0	0	18	22	2.70	1.500
Bud Black, L ERA: (7, 1)	1.0		4	0	0	0	1	1	0	0	0	0	0	5	9	0.00	1.000
Steve Farr, R ERA: 11.37 (8, 1)	1.0		4	1	0	0	0	0	0	0	0	0	0	4	4	0.00	1.000

BOTTOM

Kansas City Royals @ New York Yankees
 Yankee Stadium, Bronx, NY
 Sun Apr 19 1987, 3:33 AM EDT
 Unknown

livebaseballscorecards.com

AB	34
R	5
H	12
RBI	5
BB	5
SO	6
LOB	16



WP	PA	1B	SF	PB	SAC	SB	DP	CS	HR	HBP
0	40	10	0	0	0	0	1	1	0	0

Batter	1	2	3	4	5	6	7	8	9	AB R H RBI BB SO LOB	TOP																										
Willie Wilson, S (1, 8) OBP: 0.280, SLG: 0.306	0-0 F9		0-0 S 1B			0-0 SH5-4 1B		0-0 FC1-6 FC6-4 1-2		4 0 2 0 0 0 1	Kansas City Royals @ New York Yankees Yankee Stadium, Bronx, NY Sun Apr 19 1987, 3:38 AM EDT Att: 40,939 - Unknown livebaseballscorecards.com																										
Kevin Seitzer, R (1, 3) OBP: 0.540, SLG: 0.738	0-0 3-1		4-0 FC6-4 BB			0-0 SH5-4 1B		0-0 FC6-4 CS 1-2		3 0 1 0 1 0 1																											
Juan Beniquez, R (1, 5) OBP: 0.333, SLG: 0.353	0-0 5-3		0-0 FC6-4 1-2f			0-0 SH5-4		0-0 CS 1-2	0-3 K	3 0 0 0 0 1 2																											
Frank White, R (1, 4) OBP: 0.306, SLG: 0.214		0-0 1B		0-0 F8		4-0 G5-4-3 IBB			0-0 F4	3 0 1 0 1 0 0																											
Danny Tartabull, R (1, 9) OBP: 0.314, SLG: 0.304		0-0 F9		0-3 K		0-0 G5-4-3 1-2f			0-0 6-3	4 0 0 0 0 1 4																											
Bo Jackson, R (1, 7) OBP: 0.378, SLG: 0.605		0-3 K		0-0 6-3			0-0 5-3			3 0 0 0 0 1 1																											
Steve Balboni, R (1, 10) OBP: 0.318, SLG: 0.410		0-0 5-3			0-0 5-3		0-0 F7			3 0 0 0 0 0 1																											
Angel Salazar, R (1, 6) OBP: 0.381, SLG: 0.476			0-0 6-3		0-0 1-3		0-0 4-3			3 0 0 0 0 0 0																											
Larry Owen, R (1, 2) OBP: 0.250, SLG: 0.143			0-0 F9		0-0 L4			0-0 FC1-6 1B		3 0 1 0 0 0 0																											
Inning Stats	R: 0 E: 0 K: 0 S: 3	H: 0 LOB: 0 BB: 0 P: 3	R: 0 E: 0 K: 1 S: 6	H: 1 LOB: 1 BB: 0 P: 6	R: 0 E: 0 K: 0 S: 4	H: 1 LOB: 2 BB: 1 P: 8	R: 0 E: 0 K: 1 S: 5	H: 0 LOB: 0 BB: 0 P: 5	R: 0 E: 0 K: 0 S: 3	H: 0 LOB: 0 BB: 0 P: 3	R: 0 E: 0 K: 0 S: 4	H: 2 LOB: 2 BB: 1 P: 8	R: 0 E: 0 K: 0 S: 3	H: 0 LOB: 0 BB: 0 P: 3	R: 0 E: 0 K: 0 S: 3	H: 1 LOB: 0 BB: 0 P: 3	R: 0 E: 0 K: 1 S: 5	H: 0 LOB: 0 BB: 0 P: 5	1B: 5 2B: 0 3B: 0 HR: 0	SF: 0 SAC: 1 DP: 1 HBP: 0	WP: 0 PB: 0 SB: 1 CS: 1	PA: 33															
PITCHER	IP WLS BF H R ER SO BB IBB HBP BLK WP HR S P ERA WHIP																																				
Tommy John, L (1, 1) ERA: 4.22	7.0	26	4	0	0	2	1	1	0	0	0	0	0	28	36	0.00	0.714																				
Pat Clements, L (8, 1) ERA: 12.0	1.0	W	3	1	0	0	0	0	0	0	0	0	0	3	3	0.00	1.000																				
Dave Righetti, L (9, 1) ERA: 3.6	1.0	S	3	0	0	0	1	0	0	0	0	0	0	5	5	0.00	0.000																				

Kansas City Royals @ New York Yankees
 Yankee Stadium, Bronx, NY

Sun Apr 19 1987, 3:38 AM EDT
 Att: 40,939 - Unknown

livebaseballscorecards.com

AB	29
R	0
H	5
RBI	0
BB	2
SO	3
LOB	10



Batter	1	2	3	4	5	6	7	8	9
Claudell Washington, L (1, 8) OBP: 0.286, SLG: 0.286	0-0 G1-6-3		0-0 3-1 1B			0-0 5-3		0-0 6-3	
Willie Randolph, R (1, 4) OBP: 0.420, SLG: 0.381	0-3 K		0-0 3-1 1-2			0-0 F9		0-0 1B SF8 1B	
Don Mattingly, L (1, 3) OBP: 0.263, SLG: 0.442	0-0 3B		0-0 F7			4-0 BB 1B BB		0-0 SF8 BB 1B	
Dave Winfield, R (1, 9) OBP: 0.500, SLG: 0.512	0-0 F9			0-0 1-3		0-0 BB 1-2 1B		4-0 BB 1-2 BB	
Dan Pasqua, L (1, 7) OBP: 0.276, SLG: 0.136		0-3 K		0-3 K		4-0 BB 1-2 2-3 BB		0-0 SF8	
Gary Ward, R (1, 10) OBP: 0.375, SLG: 0.511		0-0 F8		0-0 4-3		0-0 F8		0-0 2-3 3-H 1-3	
Mike Pagliarulo, L (1, 5) OBP: 0.298, SLG: 0.262		0-0 E4			0-0 4-3		0-0 4-3		
Joel Skinner, R (1, 2) OBP: 0.172, SLG: 0.286		0-3 K			0-3 K		0-3 K		
Paul Zuvella, R (1, 6) OBP: 0.172, SLG: 0.286			0-0 6-3			0-0 4-3		0-0 6-3	

Inning Stats	R: 0	H: 1	E: 0	LOB: 1	K: 1	P: 6	R: 0	H: 0	E: 1	LOB: 1	K: 2	P: 8	R: 0	H: 1	E: 0	LOB: 1	K: 0	P: 4	R: 0	H: 0	E: 0	LOB: 0	K: 1	P: 5	R: 0	H: 0	E: 0	LOB: 0	K: 1	P: 5	R: 0	H: 1	E: 0	LOB: 3	K: 0	P: 12	R: 0	H: 0	E: 0	LOB: 0	K: 1	P: 5	R: 1	H: 2	E: 0	LOB: 2	K: 0	P: 9
	0	1	0	1	1	6	0	0	1	1	2	8	0	1	0	0	1	0	4	0	0	0	0	5	0	0	0	0	0	0	0	0	3	12	0	0	0	0	0	0	0	0	0	0	2	9		

PITCHER	IP	WLS	BF	H	R	ER	SO	BB	IBB	HBP	BLK	WP	HR	S	P	ERA	WHIP
Mark Gubicza, R (1, 1) ERA: 2.57	7.2	L	32	5	1	1	6	3	0	0	0	0	0	41	53	1.17	1.043
Dan Quisenberry, R (8, 1) ERA:	0.1		1	0	0	0	0	0	0	0	0	0	0	1	1	0.00	0.000

BOTTOM

Kansas City Royals @ New York Yankees
 Yankee Stadium, Bronx, NY

Sun Apr 19 1987, 3:38 AM EDT
 Att. 40,939 - Unknown

AB	R	H	RBI	BB	SO	LOB
4	0	1	0	0	0	0
4	1	1	0	0	1	1
3	0	2	0	1	0	1
3	0	1	0	1	0	1
2	0	0	1	1	2	0
4	0	0	0	0	0	5
3	0	0	0	0	0	0
3	0	0	0	0	3	1
3	0	0	0	0	0	0

AB	29
R	1
H	5
RBI	1
BB	3
SO	6
LOB	9

WP: 0 PA: 33
 PB: 0
 SB: 0
 CS: 0



Batter	1	2	3	4	5	6	7	8	9	AB R H RBI BB SO LOB	TOP									
Lou Whitaker, L (1, 4) OBP: 0.352, SLG: 0.396	0-0 F8		0-3 K		4-0 BB		0-0 1-3		0-0 G4-3 1B	4 0 1 1 1 1 2										
Pat Sheridan, L (1, 9) OBP: 0.375, SLG: 0.378 Larry Herndon, R (8, PH) OBP: 0.444, SLG: 0.727 (8, 7)	0-0 CS 1B		0-3 K		0-0 F7			4-0 E BB	0-0 G4-3 1B	3 0 1 0 0 1 2 1 0 0 0 1 0 2										
Matt Nokes, L (1, 10) OBP: 0.371, SLG: 0.545 Terry Harper, R (8, PH)	0-0 6-3 1-2		0-0 F9		0-3 K			0-0 E6 1-2		3 0 0 0 0 1 1 1 0 0 0 0 0 1										
Darrell Evans, L (1, 3) OBP: 0.360, SLG: 0.429 Alan Trammell, R (8, PH) OBP: 0.409, SLG: 0.476 (8, 6)		0-0 F8		4-0 WP 1B BB		4-0 CS 1B BB		0-0 F9		1 1 0 0 2 0 0 1 0 0 0 0 0 2										
Johnny Grubb, L (1, 7) OBP: 0.240, SLG: 0.100 Mike Heath, R (8, PH) OBP: 0.417, SLG: 0.700 (8, 9)		0-0 4-3		0-0 FC6-4 1B 1-H		0-0 1-2 1B		0-0 F7		3 0 2 1 0 0 0 1 0 0 0 0 0 2										
Darnell Coles, R (1, 5) OBP: 0.229, SLG: 0.273 (8, 3)		0-3 K		0-0 FC6-4 1-2f		0-3 K 2-3		0-0 F9		4 0 0 0 0 2 5										
Chet Lemon, R (1, 8) OBP: 0.340, SLG: 0.415			0-0 F7				0-0 F9		0-0 1-3	4 0 1 0 0 0 0										
Dwight Lowry, L (1, 2) OBP: 0.182, SLG: 0.273 Orlando Mercado, R (8, 2) OBP: 0.364, SLG: 0.222			0-0 1B				0-0 G4-1 1B		4-0 2B 1B BB	3 0 1 0 0 0 1 0 1 0 0 1 0 0										
Tom Brookens, R (1, 6) OBP: 0.414, SLG: 0.577 (8, 5)			0-0 F8				0-0 1-3 BB		0-0 1B 2B 1-3	3 0 1 0 1 0 2										
Inning Stats	R: 0 E: 0 K: 0 S: 3	H: 1 LOB: 0 BB: 0 P: 3	R: 0 E: 0 K: 1 S: 5	H: 0 LOB: 0 BB: 0 P: 5	R: 0 E: 0 K: 1 S: 6	H: 1 LOB: 1 BB: 0 P: 6	R: 1 E: 0 K: 1 S: 6	H: 1 LOB: 1 BB: 1 P: 10	R: 0 E: 0 K: 0 S: 4	H: 1 LOB: 2 BB: 1 P: 8	R: 0 E: 0 K: 0 S: 3	H: 0 LOB: 1 BB: 1 P: 7	R: 0 E: 1 K: 0 S: 4	H: 0 LOB: 2 BB: 1 P: 8	R: 1 E: 0 K: 0 S: 4	H: 2 LOB: 1 BB: 1 P: 8	1B: 6 2B: 2 3B: 0 HR: 0	SF: 0 SAC: 0 DP: 2 HBP: 0	WP: 1 PB: 0 SB: 0 CS: 2	PA: 38
PITCHER	IP WLS BF H R ER SO BB IBB HBP BLK WP HR S P ERA WHIP																			
Rick Rhoden, R (1, 1) ERA: 4.76	6.2 W 27 5 1 1 5 4 0 0 0 1 0 33 49 1.35 1.350																			
Pat Clements, L (7, 1) ERA: 10.8	0.1 2 0 0 0 0 1 0 0 0 0 0 1 5 0.00 3.000																			
Dave Righetti, L (8, 1) ERA: 3.0	2.0 S 9 2 1 0 0 1 0 0 0 0 0 8 12 0.00 1.500																			

Detroit Tigers @ New York Yankees
 Yankee Stadium, Bronx, NY
 Mon Apr 20 1987, 7:05 PM EDT
 Att. 20,111 - Unknown

livebaseballscorecards.com

AB	32
R	2
H	7
RBI	2
BB	6
SO	5
LOB	20



Batter	1	2	3	4	5	6	7	8	9
Claudell Washington, L (1, 8) OBP: 0.421, SLG: 0.588	4-0 S HR BB		0-0 F8		0-0 FC1-6 2B	4-0 IBB		0-0 1-H HR	
Willie Randolph, R (1, 4) OBP: 0.418, SLG: 0.383	0-0 1-3 1-2		0-0 6-3		0-0 FC1-6 1B	0-0 F4		0-0 BB 1B	
Don Mattingly, L (1, 3) OBP: 0.290, SLG: 0.491	0-0 2-H HR		4-0 WP BB		0-0 FC1-6 1-2f 2-3	0-0 F8		4-0 1B 1-2 BB	
Dave Winfield, R (1, 9) OBP: 0.509, SLG: 0.511	0-0 E5 1B		4-0 1-2 BB		0-3 K		0-0 4-3 1B	0-0 1-3 2-H 1B	
Dan Pasqua, L (1, 7) OBP: 0.265, SLG: 0.148	0-0 G6-4-3 1B		0-0 F7			0-0 F7	0-0 F9	0-0 F7	
Gary Ward, R (1, 10) OBP: 0.377, SLG: 0.500	0-0 G6-4-3 1-2f			0-0 6-3		0-0 HR 1B	0-0 4-3 1-2	0-0 1-2 3-H 1B	
Mike Pagliarulo, L (1, 5) OBP: 0.288, SLG: 0.319		0-0 F9		0-0 G3		0-0 1-H HR	0-0 3-1	0-3 K	
Joel Skinner, R (1, 2) OBP: 0.182, SLG: 0.258		0-0 5-3		0-3 K		4-0 1B BB		0-0 3-1	
Wayne Tolleson, S (1, 6) OBP: 0.435, SLG: 0.452		0-0 6-3			0-0 6-3	0-0 1-3 1B		4-0 HR BB	

Inning Stats	R: 2	H: 2	E: 1	K: 0	S: 5	LOB: 1	BB: 1	P: 9	R: 0	H: 0	E: 0	K: 0	S: 3	LOB: 0	BB: 0	P: 3	R: 0	H: 0	E: 0	K: 1	S: 5	LOB: 0	BB: 0	P: 5	R: 0	H: 2	E: 0	K: 1	S: 7	LOB: 2	BB: 0	P: 7	R: 2	H: 3	E: 0	K: 0	S: 6	LOB: 3	BB: 2	P: 14	R: 0	H: 1	E: 0	K: 0	S: 4	LOB: 1	BB: 0	P: 4	R: 4	H: 4	E: 0	K: 1	S: 9	LOB: 2	BB: 2	P: 17
--------------	------	------	------	------	------	--------	-------	------	------	------	------	------	------	--------	-------	------	------	------	------	------	------	--------	-------	------	------	------	------	------	------	--------	-------	------	------	------	------	------	------	--------	-------	-------	------	------	------	------	------	--------	-------	------	------	------	------	------	------	--------	-------	-------

AB	R	H	RBI	BB	SO	LOB	WP	HR	S	P	ERA	WHIP
3	2	2	2	2	0	0						
5	1	2	0	0	0	4						
3	2	1	2	2	0	5						
4	0	2	1	1	1	2						
5	0	1	0	0	0	5						
5	1	2	1	0	0	3						
5	1	1	2	0	1	3						
3	0	0	0	1	1	0						
3	1	1	0	1	0	0						


PITCHER	IP	WLS	BF	H	R	ER	SO	BB	IBB	HBP	BLK	WP	HR	S	P	ERA	WHIP
Jack Morris, R (1, 1) ERA: 3.46	7.1	L	39	10	8	8	2	6	1	0	0	1	3	36	64	9.82	2.182
Mark Thurmond, L (8, 1) ERA:	0.2		4	2	0	0	1	0	0	0	0	0	0	6	6	0.00	3.000

BOTTOM

Detroit Tigers @ New York Yankees
 Yankee Stadium, Bronx, NY
 Mon Apr 20 1987, 7:05 PM EDT
 Att. 20,111 - Unknown

livebaseballscorecards.com

AB	36
R	8
H	12
RBI	8
BB	7
SO	3
LOB	22



WP: 1	PA: 43
PB: 0	CS: 0
SB: 1	

Batter	1	2	3	4	5	6	7	8	9	AB R H RBI BB SO LOB	TOP	
Lou Whitaker, L (1, 4) OBP: 0.362, SLG: 0.392	4-0 FC4-6 BB			x 0-0 FC6-4 1B		x 0-0 4-3		0-3 K		3 0 1 0 1 1 1		
Pat Sheridan, L (1, 9) OBP: 0.341, SLG: 0.341	0-0 FC4-6 G3-6 1-2f			x 0-0 FC6-4 PB SF8 1-2f		x 0-0 F8		0-0 F8		4 1 0 0 0 0 3		
Matt Nokes, L (1, 10) OBP: 0.359, SLG: 0.514	0-0 G3-6 1-2f			x 0-0 SF8 1-H		BBB 4-0 BB		0-3 K		2 0 0 1 1 1 2		
Darrell Evans, L (1, 3) OBP: 0.352, SLG: 0.400		x 0-0 G3		BBB 4-0 BB		SSS 0-3 K		x 0-0 G3		3 0 0 0 1 1 1		
Johnny Grubb, L (1, 7) OBP: 0.241, SLG: 0.125		x 0-0 F4		x 0-0 G3		x 0-0 FC5-4 1B		x 0-0 F9		4 0 1 0 0 0 1		
Darnell Coles, R (1, 5) OBP: 0.212, SLG: 0.250		x 0-0 F3		x 0-0 F5		x 0-0 F9		SSS 0-3 K		4 0 0 0 0 1 1		
Chet Lemon, R (1, 8) OBP: 0.340, SLG: 0.395			SSS 0-3 K	BBB 4-0 BB		x 0-0 F7				2 0 0 0 1 1 1		
Tom Brookens, R (1, 6) OBP: 0.375, SLG: 0.517			x 0-0 F4	x 0-0 F7		x 0-0 FC5-4 1-2f				3 0 0 0 0 0 2		
Orlando Mercado, R (1, 2) OBP: 0.308, SLG: 0.182			x 0-0 F3	x 0-0 F9			BBB 4-0 BB			2 0 0 0 0 0 1		
Dave Bergman, L (8, PH) OBP: 0.400, SLG: 0.545										0 0 0 0 1 0 0		
Dwight Lowry, L (8, 2) OBP: 0.182, SLG: 0.273										0 0 0 0 0 0 0		
Inning Stats	R: 0 E: 0 K: 0 S: 2 H: 0 LOB: 0 BB: 1 P: 6	R: 0 E: 0 K: 0 S: 3 H: 0 LOB: 0 BB: 0 P: 3	R: 0 E: 0 K: 1 S: 5 H: 0 LOB: 0 BB: 0 P: 5	R: 1 E: 0 K: 0 S: 4 H: 1 LOB: 1 BB: 1 P: 8	R: 0 E: 0 K: 1 S: 3 H: 0 LOB: 1 BB: 1 P: 7	R: 0 E: 0 K: 1 S: 5 H: 0 LOB: 1 BB: 1 P: 9	R: 0 E: 0 K: 0 S: 4 H: 1 LOB: 1 BB: 0 P: 4	R: 0 E: 0 K: 2 S: 7 H: 0 LOB: 1 BB: 1 P: 11	R: 0 E: 0 K: 1 S: 5 H: 0 LOB: 0 BB: 0 P: 5	1B: 2 2B: 0 3B: 0 HR: 0 SF: 1 SAC: 0 DP: 1 HBP: 0	WP: 0 PB: 2 SB: 0 CS: 0 PA: 33	
PITCHER	IP WLS BF H R ER SO BB IBB HBP BLK WP HR S P ERA WHIP											
Joe Niekro, R (1, 1) ERA: 4.35	6.0 W 23 2 1 0 2 4 0 0 0 0 0 0 23 39 0.00 1.000											
Cecilio Guante, R (7, 1) ERA: 4.26	3.0 S 10 0 0 0 3 1 0 0 0 0 0 0 15 19 0.00 0.333											

Detroit Tigers @ New York Yankees
 Yankee Stadium, Bronx, NY
 Tue Apr 21 1987, 7:05 PM EDT
 Att. 25,148 - Unknown

livebaseballscorecards.com

AB	27
R	1
H	2
RBI	1
BB	5
SO	5
LOB	13



Batter	1	2	3	4	5	6	7	8	9
Claudell Washington, L (1, 8) OBP: 0.391, SLG: 0.524	0-0 F7		0-3 K		0-0 5-3		0-0 1B		
Willie Randolph, R (1, 4) OBP: 0.407, SLG: 0.392	0-0 F9			0-0 5-3		0-0 1B G6-4-3 2B		0-0 1-3	
Don Mattingly, L (1, 3) OBP: 0.288, SLG: 0.475	0-0 6-3			0-3 K		0-0 1B G6-4-3 2B		0-0 F8	
Dave Winfield, R (1, 9) OBP: 0.508, SLG: 0.500		0-0 1B 1B		0-0 F8		0-0 G6-4-3 1-2f 3-H		4-0 BB	
Dan Pasqua, L (1, 7) OBP: 0.289, SLG: 0.290		0-3 K			0-0 HR	0-0 1B 1B		0-0 F7	
Gary Ward, R (1, 10) OBP: 0.411, SLG: 0.547		0-0 G6-3 1B			0-0 E G4-6-3 2B	0-0 1B 1B			
Mike Pagliarulo, L (1, 5) OBP: 0.291, SLG: 0.306		0-0 G6-3 1-2f			4-0 G4-6-3 BB	0-0 3-1			
Joel Skinner, R (1, 2) OBP: 0.167, SLG: 0.235			0-0 L5		0-0 E1 G4-6-3 1-2 2-3		0-3 K		
Wayne Tolleson, S (1, 6) OBP: 0.408, SLG: 0.422			0-0 1-3		0-0 G4-6-3 1-2f 2-3 3-H		0-3 K		

Inning Stats	R: 0	H: 0	R: 0	H: 2	R: 0	H: 0	R: 0	H: 0	R: 2	H: 2	R: 1	H: 4	R: 0	H: 1	R: 0	H: 0
	E: 0	LOB: 0	E: 0	LOB: 1	E: 0	LOB: 0	E: 0	LOB: 0	E: 1	LOB: 1	E: 0	LOB: 2	E: 0	LOB: 1	E: 0	LOB: 1
	K: 0	BB: 0	K: 1	BB: 0	K: 1	BB: 0	K: 1	BB: 0	K: 0	BB: 1	K: 0	BB: 0	K: 2	BB: 0	K: 0	BB: 1
	S: 3	P: 3	S: 6	P: 6	S: 5	P: 5	S: 5	P: 5	S: 5	P: 9	S: 6	P: 6	S: 7	P: 7	S: 3	P: 7

PITCHER	IP	WLS	BF	H	R	ER	SO	BB	IBB	HBP	BLK	WP	HR	S	P	ERA	WHIP
Walt Terrell, R (1, 1) ERA: 2.31	8.0	L	32	9	3	2	5	2	0	0	0	0	1	40	48	2.25	1.375

BOTTOM

AB	R	H	RBI	BB	SO	LOB
4	0	1	0	0	1	1
4	1	1	0	0	0	0
4	0	1	0	0	1	0
3	0	1	0	1	0	1
4	1	2	1	0	1	2
3	1	3	0	0	0	0
2	0	0	0	1	0	4
3	0	0	0	0	1	2
3	0	0	0	0	1	2

AB	30
R	3
H	9
RBI	1
BB	2
SO	5
LOB	12



1B	SF	WP	PA
6	0	0	32
2B	SAC	PB	
2	0	0	
3B	DP	SB	
0	3	0	
HR	HBP	CS	
1	0	0	

Detroit Tigers @ New York Yankees
Yankee Stadium, Bronx, NY
 Tue Apr 21 1987, 7:05 PM EDT
 Att. 25,148 - Unknown

livebaseballscorecards.com

Batter	1	2	3	4	5	6	7	8	9	AB R H RBI BB SO LOB	TOP		
Lou Whitaker, L (1, 4) OBP: 0.339, SLG: 0.364	0-0 3-1		0-3 K		0-0 4-3		0-0 4-3			4 0 0 0 0 1 0			
Tom Brookens, R (1, 6) OBP: 0.343, SLG: 0.469 Pat Sheridan, L (8, PH) OBP: 0.333, SLG: 0.333 (8, 9)	0-0 F9		0-0 6-3		0-0 F8			0-3 K		3 0 0 0 0 0 0 1 0 0 0 0 1 0			
Larry Herndon, R (1, 7) OBP: 0.467, SLG: 0.708 Johnny Grubb, L (8, PH) OBP: 0.267, SLG: 0.160 (8, 7)	4-0 BB 1B BB		0-0 6-3		0-0 1B 1B			0-0 BB 1B		2 0 1 0 1 0 0 1 0 1 0 0 0 0			
Terry Harper, R (1, 10) OBP: 0.222, SLG: 0.313 Dave Bergman, L (8, PH) OBP: 0.438, SLG: 0.545	0-0 BB 1B			0-0 HR		0-0 F9		4-0 G6-4-3 BB		3 1 2 1 0 0 1 0 0 0 0 1 0 0			
Mike Heath, R (1, 9) OBP: 0.438, SLG: 0.615 (8, 6)	4-0 1-2 2-3 BB			0-0 4-3		0-0 1-3 1B		0-0 G6-4-3		3 0 1 0 1 0 2			
Darnell Coles, R (1, 5) OBP: 0.214, SLG: 0.235	0-0 F8			0-0 F4		0-0 F8		1-0 HBP		3 0 0 0 0 0 5			
Chet Lemon, R (1, 8) OBP: 0.333, SLG: 0.370		0-0 5-3		4-0 BB		0-0 F2		0-3 K		3 0 0 0 1 1 3			
Darrell Evans, L (1, 3) OBP: 0.328, SLG: 0.367		0-0 F7		0-0 G3			0-0 3-1		0-0 F4	4 0 0 0 0 0 2			
Orlando Mercado, R (1, 2) OBP: 0.267, SLG: 0.154 Matt Nokes, L (7, PH) OBP: 0.350, SLG: 0.500 (7, 2) Alan Trammell, R (9, PH) OBP: 0.391, SLG: 0.455		0-0 4-3			0-0 F2		0-0 F5		0-0 1-3	2 0 0 0 0 0 0 1 0 0 0 0 0 0 1 0 0 0 0 0 1			
Inning Stats	R: 0 H: 1 E: 0 LOB: 3 K: 0 BB: 2 S: 4 P: 12	R: 0 H: 0 E: 0 LOB: 0 K: 0 BB: 0 S: 3 P: 3	R: 0 H: 0 E: 0 LOB: 0 K: 1 BB: 0 S: 5 P: 5	R: 1 H: 1 E: 0 LOB: 1 K: 0 BB: 1 S: 4 P: 8	R: 0 H: 0 E: 0 LOB: 0 K: 0 BB: 0 S: 3 P: 3	R: 0 H: 2 E: 0 LOB: 2 K: 0 BB: 0 S: 5 P: 5	R: 0 H: 0 E: 0 LOB: 0 K: 0 BB: 0 S: 3 P: 3	R: 0 H: 1 E: 0 LOB: 1 K: 1 BB: 1 S: 5 P: 9	R: 0 H: 0 E: 0 LOB: 1 K: 1 BB: 0 S: 5 P: 6	1B: 4 SF: 0 2B: 0 SAC: 0 3B: 0 DP: 1 HR: 1 HBP: 1	WP: 0 PA: 36 PB: 0 SB: 0 CS: 0		
PITCHER	IP WLS BF H R ER SO BB IBB HBP BLK WP HR S P ERA WHIP											PITCHER	IP WLS BF H R ER SO BB IBB HBP BLK WP HR S P ERA WHIP
Bob Shirley, L (1, 1) ERA: 3.18	5.1 W 23 4 1 1 1 3 0 0 0 0 0 1 22 34 1.69 1.312												
Tim Stoddard, R (6, 1) ERA:	2.2 9 1 0 0 1 1 0 0 0 0 0 0 10 14 0.00 0.750												
Dave Righetti, L (9, 1) ERA: 2.77	1.0 S 4 0 0 0 1 0 0 1 0 0 0 0 5 6 0.00 0.000												

Detroit Tigers @ New York Yankees
 Yankee Stadium, Bronx, NY
 Wed Apr 22 1987, 7:05 PM EDT
 Att: 21,091 - Unknown

livebaseballscorecards.com

AB 31
R 1
H 5
RBI 1
BB 4
SO 3
LOB 14



Batter	1	2	3	4	5	6	7	8	9
Rickey Henderson, R OBP: 0.544, SLG: 0.711 (1, 8)	0-0 F8		0-0 HR		0-0 F9			4-0 BB	
Willie Randolph, R OBP: 0.397, SLG: 0.382 (1, 4)	0-0 F4		0-0 1-3		0-0 5-3			0-0 E WP 1B	
Don Mattingly, L OBP: 0.286, SLG: 0.452 (1, 3)	0-3 K2-3		0-0 G3					4-0 E 1B	
Dave Winfield, R OBP: 0.508, SLG: 0.481 (1, 9)		4-0 FC6-4 BB		4-0 HR BB				0-0 E5	
Gary Ward, R OBP: 0.383, SLG: 0.509 (1, 7)		0-0 FC6-4 1-2		0-0 F8				0-0 1-2 2-3 K	
Ron Kittle, R OBP: 0.333, SLG: 0.522 (1, 10)		0-0 F8		0-0 HR				0-0 F8	
Mike Pagliarulo, L OBP: 0.293, SLG: 0.294 (1, 5)		0-3 K		4-0 G6-4-3 BB				0-3 K	
Joel Skinner, R OBP: 0.154, SLG: 0.216 (1, 2)			0-3 K		0-0 G6-4-3			0-3 K	
Wayne Tolleson, S OBP: 0.404, SLG: 0.404 (1, 6)			4-0 HR BB		0-0 5-3			0-0 F7	

Inning Stats	R: 0	H: 0	E: 0	K: 1	S: 5	LOB: 0	BB: 0	P: 5
	R: 0	H: 0	E: 0	K: 1	S: 5	LOB: 0	BB: 0	P: 5
	R: 0	H: 0	E: 0	K: 1	S: 5	LOB: 1	BB: 1	P: 9
	R: 2	H: 1	E: 0	K: 1	S: 6	LOB: 0	BB: 1	P: 10
	R: 2	H: 1	E: 0	K: 0	S: 3	LOB: 0	BB: 2	P: 11
	R: 0	H: 0	E: 0	K: 0	S: 3	LOB: 0	BB: 0	P: 3
	R: 0	H: 0	E: 0	K: 2	S: 7	LOB: 0	BB: 0	P: 7
	R: 0	H: 1	E: 1	K: 1	S: 6	LOB: 3	BB: 2	P: 14

PITCHER	IP	WLS	BF	H	R	ER	SO	BB	IBB	HBP	BLK	WP	HR	S	P	ERA	WHIP
Frank Tanana, L ERA: 2.57 (1, 1)	6.1	L	24	2	4	4	3	4	0	0	0	0	2	26	42	5.68	0.947
Eric King, R ERA: 0.93 (7, 1)	1.2		8	1	0	0	3	1	1	0	0	1	0	12	20	0.00	1.200

AB R H RBI BB SO LOB

3	1	1	2	1	0	0
4	0	1	0	0	0	0
3	0	0	0	1	1	0
2	1	0	0	2	0	2
4	0	0	0	0	1	5
3	1	1	2	0	0	1
2	0	0	0	1	2	1
3	0	0	0	0	2	1
2	1	0	0	1	0	0

AB	26
R	4
H	3
RBI	4
BB	6
SO	6
LOB	10



Detroit Tigers @ New York Yankees
 Yankee Stadium, Bronx, NY
 Wed Apr 22 1987, 7:05 PM EDT
 Att. 21,091 - Unknown

livebaseballscorecards.com

AB	26
R	4
H	3
RBI	4
BB	6
SO	6
LOB	10

WP	PA
1	32
PB	0
SB	0
CS	0

New York Yankees @ Cleveland Indians
Cleveland Municipal Stadium, Cleveland, OH

Thu Apr 23 1987, 7:05 PM EDT
 Att. 8,157 - Unknown

livebaseballscorecards.com

AB	29
R	5
H	4
RBI	5
BB	3
SO	6
LOB	3



Batter	1	2	3	4	5	6	7	8	9	AB R H RBI BB SO LOB	TOP									
Rickey Henderson, R (1, 8) OBP: 0.541, SLG: 0.750	0-0 HR		0-0 F9			0-0 6-3			4-0 HR BB	3 2 1 1 1 0 0										
Willie Randolph, R (1, 4) OBP: 0.373, SLG: 0.356	0-0 F8		0-0 5-3			0-3 K			0-0 F7	4 0 0 0 0 1 1										
Don Mattingly, L (1, 3) OBP: 0.311, SLG: 0.453	0-0 F8			0-0 G6-4-3 1B		4-0 G5-4-3 BB			4-0 HR BB	2 1 1 0 2 0 0										
Dave Winfield, R (1, 9) OBP: 0.507, SLG: 0.589	0-0 HR		0-0 G6-4-3 1-2f		0-0 G5-4-3 1-2f			0-0 HR 1-H 2-H	0-0 HR	4 2 2 4 0 0 2										
Gary Ward, R (1, 7) OBP: 0.359, SLG: 0.475	0-0 F7		0-0 P3		0-3 K			0-0 6-3	0-0 6-3	4 0 0 0 0 1 0										
Ron Kittle, R (1, 10) OBP: 0.300, SLG: 0.462		0-3 K		0-0 F8		0-0 4-3			0-0 4-3	3 0 0 0 0 1 0										
Mike Pagliarulo, L (1, 5) OBP: 0.279, SLG: 0.278		0-0 4-3		0-3 K2-3		0-0 4-3			0-0 4-3	3 0 0 0 0 1 0										
Rick Cerone, R (1, 2) OBP: 0.313, SLG: 0.154		0-0 F8		0-0 F7		0-0 F8			0-0 F8	3 0 0 0 0 0 0										
Wayne Tolleson, S (1, 6) OBP: 0.382, SLG: 0.380			0-3 K		0-3 K			0-0 F9	0-0 F9	3 0 0 0 0 2 0										
Inning Stats	R: 2 E: 0 K: 0 S: 5	H: 2 LOB: 0 BB: 0 P: 5	R: 0 E: 0 K: 1 S: 5	H: 0 LOB: 0 BB: 0 P: 5	R: 0 E: 0 K: 1 S: 5	H: 1 LOB: 0 BB: 0 P: 3	R: 0 E: 0 K: 1 S: 5	H: 0 LOB: 0 BB: 0 P: 5	R: 0 E: 0 K: 2 S: 7	H: 0 LOB: 0 BB: 0 P: 7	R: 0 E: 0 K: 1 S: 4	H: 0 LOB: 0 BB: 1 P: 8	R: 0 E: 0 K: 0 S: 3	H: 0 LOB: 0 BB: 0 P: 3	R: 3 E: 0 K: 0 S: 4	H: 1 LOB: 0 BB: 2 P: 12	1B: 1 2B: 0 3B: 0 HR: 3	SF: 0 SAC: 0 DP: 2 HBP: 0	WP: 0 PB: 0 SB: 1 CS: 0	PA: 32
PITCHER	IP WLS BF H R ER SO BB IBB HBP BLK WP HR S P ERA WHIP																			
Greg Swindell, L (1, 1) ERA: 5.0	8.2 L 31 4 5 5 6 3 0 0 0 0 0 3 40 52 5.19 0.808																			
Ernie Camacho, R (9, 1) ERA: 9.45	0.1 1 0 0 0 0 0 0 0 0 0 0 0 1 1 0.00 0.000																			

Batter	1	2	3	4	5	6	7	8	9	AB	R	H	RBI	BB	SO	LOB
Tony Bernazard, S (1, 4) OBP: 0.291, SLG: 0.453	0-0 F7 ①		0-0 HR X		0-0 6-3 X		0-0 G4-3 X ② ③ 1-2f			4	1	1	1	0	0	1
Julio Franco, R (1, 6) OBP: 0.380, SLG: 0.479	0-3 K S S		0-0 2B X		0-0 HR X			0-0 F3 X ①		4	1	2	1	0	1	0
Joe Carter, R (1, 7) OBP: 0.299, SLG: 0.569	0-0 F2 X		0-3 K S S ②		0-3 K S S ③			0-0 6-3 X ②		4	0	0	0	0	2	1
Andre Thornton, R (1, 10) OBP: 0.229, SLG: 0.186 Otis Nixon, S (8, PR) OBP: 0.200, SLG: 0.059		0-0 F7 X	0-0 5-3 X ③		0-0 F6 X ①			4-0 CS BB		3	0	0	0	1	0	1
Cory Snyder, R (1, 9) OBP: 0.352, SLG: 0.627		0-0 1B X		0-3 K S S ①		0-0 1-3 X ②		0-0 CS 1-2	0-3 K S S ①	4	0	1	0	0	2	0
Pat Tabler, R (1, 3) OBP: 0.391, SLG: 0.548		0-0 1B X		0-0 2B X		0-0 E5 X		0-0 F8 X ②		4	0	2	0	0	0	0
Brook Jacoby, R (1, 5) OBP: 0.329, SLG: 0.443		0-0 F4 X ②		0-0 F9 X ②		0-3 K S S ③		0-0 K X	0-0 HR X	4	1	1	1	0	1	4
Dave Gallagher, R (1, 8) OBP: 0.167, SLG: 0.261 Carmen Castillo, R (9, PH) OBP: 0.143, SLG: 0.357		0-3 K S S ③		0-0 6-3 X ③		0-0 F6 X ①		0-0 HR X	0-0 HR X	3	0	0	0	0	1	3
Rick Dempsey, R (1, 2) OBP: 0.385, SLG: 0.345			0-0 F4 X ①		0-0 6-3 X ①		4-0 G4-3 BB	0-0 P3 X ③		3	0	0	0	1	0	0

BOTTOM	
<p align="center">New York Yankees @ Cleveland Indians Cleveland Municipal Stadium, Cleveland, OH</p> <p align="center">Thu Apr 23 1987, 7:05 PM EDT Att. 8,157 - Unknown</p>	
AB 34 R 4 H 8 RBI 4 BB 2 SO 7 LOB 10	WP: 0 PA: 37 PB: 0 SB: 0 CS: 1

Inning Stats																																			
R: 0		H: 0		R: 0		H: 2		R: 1		H: 2		R: 0		H: 1		R: 1		H: 1		R: 0		H: 0		R: 0		H: 0		R: 2		H: 2					
E: 0		LOB: 0		E: 0		LOB: 2		E: 0		LOB: 1		E: 0		LOB: 1		E: 0		LOB: 0		E: 1		LOB: 1		E: 0		LOB: 0		E: 0		LOB: 0					
K: 1		BB: 0		K: 1		BB: 0		K: 1		BB: 0		K: 1		BB: 0		K: 0		BB: 1		K: 0		BB: 0		K: 0		BB: 1		K: 1		BB: 0					
S: 5		P: 5		S: 7		P: 7		S: 7		P: 7		S: 6		P: 6		S: 6		P: 6		S: 6		P: 6		S: 2		P: 6		S: 2		P: 6					
PITCHER		IP	WLS	BF	H	R	ER	SO	BB	IBB	HBP	BLK	WP	HR	S	P	ERA	WHIP																	
Dennis Rasmussen, L (1, 1) ERA: 2.67	8.2	W	35	8	4	4	4	7	2	0	0	0	0	4	47	55	4.15	1.154																	
Dave Righetti, L (9, 1) ERA: 2.7	0.1	S	1	0	0	0	0	0	0	0	0	0	0	0	1	1	0.00	0.000																	

WP: 0		PA: 37															
PB: 0		SB: 0															
CS: 1																	
PITCHER	IP	WLS	BF	H	R	ER	SO	BB	IBB	HBP	BLK	WP	HR	S	P	ERA	WHIP



Batter	1	2	3	4	5	6	7	8	9	AB R H RBI BB SO LOB	TOP	
Rickey Henderson, R OBP: 0.545, SLG: 0.846 (1, 7) B B B (8, 8)	4-0 S 2B BB	0-0 FC4-6 1-2f			0-0 F7			0-0 HR	0-0 HR 1-H	4 3 2 3 1 0 2		
Claudell Washington, L OBP: 0.346, SLG: 0.458 Gary Ward, R OBP: 0.364, SLG: 0.468 (1, 8) X (8, PH) (8, 7)	0-0 F6 1-2		0-0 F8			0-0 4-3		4-0 3B BB	0-0 1-3	3 0 0 0 0 0 1 1 1 0 0 1 0 0		
Don Mattingly, L OBP: 0.333, SLG: 0.507 (1, 3) X	0-0 2B 2-H		0-0 L4			4-0 BB		0-0 3B 1-H		3 0 2 2 1 0 0		
Dave Winfield, R OBP: 0.493, SLG: 0.559 (1, 9) X	0-0 F7		0-0 6-3			0-0 F8		4-0 BB G4-6-3		3 0 0 0 1 0 2		
Dan Pasqua, L OBP: 0.262, SLG: 0.257 (1, 10) S S S	0-3 K			0-0 4-3		0-0 4-3		0-0 F5		4 0 0 0 0 1 4		
Mike Pagliarulo, L OBP: 0.277, SLG: 0.263 (1, 5) B B B B		4-0 BB FC6-4		0-0 3-1		0-0 3-1		0-0 G4-6-3 1-2f		3 0 0 0 1 0 2		
Willie Randolph, R OBP: 0.366, SLG: 0.339 (1, 4) X		0-0 FC6-4 1B 1-2f		0-0 5-3		4-0 BB		0-0 F4		3 0 0 0 1 0 1		
Rick Cerone, R OBP: 0.263, SLG: 0.125 Ron Kittle, R OBP: 0.290, SLG: 0.444 Joel Skinner, R OBP: 0.154, SLG: 0.216 (1, 2) X (9, PH) (9, 2)		0-0 3-1		0-0 F8		0-0 F9		0-0 F9		3 0 0 0 0 0 2 1 0 0 0 0 0 0 0 0 0 0 0 0 0		
Wayne Tolleson, S OBP: 0.390, SLG: 0.389 (1, 6) X		0-0 FC4-6 1B 2-3		0-0 F9		0-0 F8		0-0 HR 1B		4 1 2 0 0 0 1		
Inning Stats	R: 1 H: 1 E: 0 LOB: 1 K: 1 BB: 1 S: 6 P: 10	R: 0 H: 1 E: 0 LOB: 2 K: 0 BB: 1 S: 4 P: 8	R: 0 H: 0 E: 0 LOB: 0 K: 0 BB: 0 S: 3 P: 3	R: 0 H: 0 E: 0 LOB: 0 K: 0 BB: 0 S: 3 P: 3	R: 0 H: 0 E: 0 LOB: 0 K: 0 BB: 0 S: 3 P: 3	R: 0 H: 0 E: 0 LOB: 1 K: 0 BB: 1 S: 3 P: 7	R: 0 H: 0 E: 0 LOB: 1 K: 0 BB: 1 S: 3 P: 7	R: 2 H: 2 E: 0 LOB: 1 K: 0 BB: 2 S: 4 P: 12	R: 2 H: 2 E: 0 LOB: 0 K: 0 BB: 0 S: 5 P: 5	1B: 2 SF: 0 2B: 1 SAC: 0 3B: 1 DP: 1 HR: 2 HBP: 0	WP: 0 PA: 38 PB: 0 SB: 1 CS: 0	
PITCHER Phil Niekro, R ERA: 6.5 Steve Carlton, L ERA: 5.09 (1, 1) (8, 1)	IP WLS BF H R ER SO BB IBB HBP BLK WP HR S P ERA WHIP	7.0 28 3 2 2 1 4 0 0 0 0 1 26 42 2.57 1.000	2.0 10 3 3 3 0 2 0 0 0 0 0 1 8 16 13.50 2.500	PITCHER IP WLS BF H R ER SO BB IBB HBP BLK WP HR S P ERA WHIP								

New York Yankees @ Cleveland Indians
Cleveland Municipal Stadium, Cleveland, OH

Fri Apr 24 1987, 7:05 PM EDT
Att. 14,336 - Unknown

livebaseballscorecards.com

AB 32
R 5
H 6
RBI 5
BB 6
SO 1
LOB 15



Batter	1	2	3	4	5	6	7	8	9	AB	R	H	RBI	BB	SO	LOB
Tony Bernazard, S OBP: 0.283, SLG: 0.431 (1, 4)	0-0 F7		0-0 4-3	0-0 G6-4-3 1-3 2-H 1B			0-0 F8	0-0 F9		5	0	1	1	0	0	0
Pat Tabler, R OBP: 0.405, SLG: 0.561 (1, 10)	0-0 E5		0-0 4-3 1B	0-0 G6-4-3 1-2f			4-0 1B 1B BB		0-0 1B BB SF7 1B	4	3	2	0	1	0	2
Julio Franco, R OBP: 0.393, SLG: 0.480 (1, 6)	0-0 F8		0-0 4-3		0-0 8-6 1B		0-0 1B 1-2 1B		4-0 1B 1B BB	4	2	2	0	1	0	2
Joe Carter, R OBP: 0.317, SLG: 0.571 (1, 3)	0-0 F6		0-0 E 1B		0-0 P3		0-0 PB 1B 1B		0-0 1B 1B	5	0	3	2	0	0	2
Mel Hall, L OBP: 0.255, SLG: 0.383 (1, 7)		0-3 K	0-0 E3		0-0 8-6		0-0 PB 1B		0-0 SF7	3	0	0	0	0	1	2
Carmen Castillo, R OBP: 0.200, SLG: 0.400 (7, PH)			1-2		1-2f		1-2 3-H 1B		3-H 1B	1	0	1	1	0	0	0
Otis Nixon, S OBP: 0.200, SLG: 0.059 (7, PR)										0	0	0	0	0	0	0
Andre Thornton, R OBP: 0.224, SLG: 0.186 (9, PH)										0	0	0	1	0	0	0
Cory Snyder, R OBP: 0.355, SLG: 0.625 (1, 9)		0-0 2B	0-0 F8				0-0 F6		0-0 K	5	0	2	1	0	1	4
Brook Jacoby, R OBP: 0.351, SLG: 0.453 (1, 5)		4-0 BB		0-0 FC1-5 1B			0-0 CS 1B		0-0 F9	3	0	2	0	1	0	3
Chris Bando, S OBP: 0.276, SLG: 0.269 (1, 2)		0-3 K	0-0 FC1-5 1B				4-0 BB		0-3 K	3	1	1	0	1	2	2
Dave Gallagher, R OBP: 0.143, SLG: 0.222 (1, 8)		0-0 G3	0-0 FC1-5 1B				0-3 K2-3		0-0 L5	4	0	0	0	0	1	5

Inning Stats	R: 0	H: 0	E: 1	K: 0	S: 4	H: 0	LOB: 1	BB: 0	P: 4	R: 0	H: 1	E: 0	K: 2	S: 8	H: 1	LOB: 2	BB: 1	P: 12	R: 1	H: 2	E: 1	K: 0	S: 6	H: 3	LOB: 1	BB: 0	P: 5	R: 0	H: 1	E: 0	K: 0	S: 3	R: 0	H: 1	E: 0	K: 1	S: 5	R: 2	H: 3	E: 0	K: 1	S: 8	R: 0	H: 0	E: 0	K: 1	S: 5	R: 0	H: 3	E: 0	K: 0	S: 4	R: 2	H: 3	E: 0	K: 0	S: 4	1B: 12	2B: 3	3B: 0	HR: 0	SF: 1	SAC: 0	DP: 2	HBP: 0	WP: 0	PB: 1	SB: 0	CS: 1	PA: 42
--------------	------	------	------	------	------	------	--------	-------	------	------	------	------	------	------	------	--------	-------	-------	------	------	------	------	------	------	--------	-------	------	------	------	------	------	------	------	------	------	------	------	------	------	------	------	------	------	------	------	------	------	------	------	------	------	------	------	------	------	------	------	--------	-------	-------	-------	-------	--------	-------	--------	-------	-------	-------	-------	--------

PITCHER	IP	WLS	BF	H	R	ER	SO	BB	IBB	HBP	BLK	WP	HR	S	P	ERA	WHIP
Charles Hudson, R ERA: 2.2 (1, 1)	6.1		31	10	4	4	3	3	0	0	0	0	0	34	46	5.68	2.053
Pat Clements, L ERA: 10.8 (7, 1)	0.0		1	1	0	0	0	0	0	0	0	0	0	1	1	∞	∞
Cecilio Guante, R ERA: 4.4 (7, 1)	1.2		6	1	1	1	2	0	0	0	0	0	0	10	10	5.40	0.600
Dave Righetti, L ERA: 3.29 (9, 1)	0.1	L	4	2	1	1	0	1	0	0	0	0	0	3	7	27.00	9.000

BOTTOM

New York Yankees @ Cleveland Indians
Cleveland Municipal Stadium, Cleveland, OH

Fri Apr 24 1987, 7:05 PM EDT
Att. 14,336 - Unknown

livebaseballscorecards.com

AB	37
R	6
H	14
RBI	6
BB	4
SO	5
LOB	22



Batter	1	2	3	4	5	6	7	8	9	AB R H RBI BB SO LOB	TOP	
Rickey Henderson, R OBP: 0.535, SLG: 0.804 (1, 8) X	0-0 FC5-4 1B		0-0 F9		4-0 L4-3 BB		0-0 5-3		0-3 K	4 0 1 0 1 1 1		
Willie Randolph, R OBP: 0.368, SLG: 0.323 (1, 4) X	0-0 FC5-4 FC4-6 1-2f		4-0 BB		0-0 L4-3		0-0 L8		4-0 BB 1-2 BB	3 0 0 0 2 0 3		
Don Mattingly, L OBP: 0.337, SLG: 0.486 (1, 3) X	0-0 FC4-6 BB 1-2f		0-3 K		1-0 BB HBP		0-0 F9		4-0 BB 1-2 2-3 BB	3 0 0 0 1 1 2		
Dave Winfield, R OBP: 0.487, SLG: 0.532 (1, 9) B B B B	4-0 1-2 BB		0-3 K		4-0 1-2 2-3 BB				0-3 K	3 0 0 0 2 3 4		
Gary Ward, R OBP: 0.343, SLG: 0.439 (1, 7) S S S	0-3 K				0-0 6-3		0-0 F9		0-0 F3	4 0 0 0 0 1 5		
Ron Kittle, R OBP: 0.343, SLG: 0.516 (1, 10) X			0-0 F7		0-0 1B 1B		0-0 2B		0-0 1B	4 0 3 0 0 0 0		
Lenn Sakata, R OBP: 0.250, SLG: 0.500 (1, 5) X			0-0 HR		0-0 G5-4-3 1-2 1B		0-0 5-3		0-0 F7	4 1 2 1 0 0 2		
Joel Skinner, R OBP: 0.140, SLG: 0.195 (1, 2) S S S			0-3 K		0-0 G5-4-3 1-2f		0-0 5-3		0-0 6-3	4 0 0 0 0 1 3		
Wayne Tolleson, S OBP: 0.397, SLG: 0.397 (1, 6) X			0-0 G3		0-0 BB BB 1B		0-3 K		0-0 BB BB 1B	4 0 2 0 0 1 1		
Inning Stats	R: 0 H: 1 E: 0 LOB: 2 K: 1 BB: 1 S: 6 P: 10	R: 1 H: 1 E: 0 LOB: 0 K: 1 BB: 0 S: 6 P: 6	R: 0 H: 0 E: 0 LOB: 1 K: 2 BB: 1 S: 7 P: 11	R: 0 H: 2 E: 0 LOB: 1 K: 0 BB: 0 S: 4 P: 4	R: 0 H: 1 E: 0 LOB: 3 K: 0 BB: 2 S: 3 P: 12	R: 0 H: 1 E: 0 LOB: 1 K: 1 BB: 0 S: 6 P: 6	R: 0 H: 0 E: 0 LOB: 0 K: 0 BB: 0 S: 3 P: 3	R: 0 H: 1 E: 0 LOB: 1 K: 1 BB: 0 S: 6 P: 6	R: 0 H: 1 E: 0 LOB: 1 K: 1 BB: 0 S: 6 P: 6	R: 0 H: 1 E: 0 LOB: 3 K: 2 BB: 2 S: 8 P: 16	1B: 6 SF: 0 2B: 2 SAC: 0 3B: 0 DP: 2 HR: 1 HBP: 1	WP: 0 PA: 40 PB: 0 SB: 0 CS: 0
PITCHER	IP WLS BF H R ER SO BB IBB HBP BLK WP HR S P ERA WHIP											
Scott Bailes, L ERA: 2.22 (1, 1)	8.1 W 36 8 1 1 6 4 0 1 0 0 1 43 60 1.08 1.440											
Frank Wills, R ERA: (9, 1)	0.2 S 4 0 0 0 2 2 0 0 0 0 0 0 6 14 0.00 3.000											

New York Yankees @ Cleveland Indians
Cleveland Municipal Stadium, Cleveland, OH
 Sat Apr 25 1987, 3:33 AM EDT
 Att: 17,207 - Unknown

AB	33
R	1
H	8
RBI	1
BB	6
SO	8
LOB	21



WP: 0	PA: 40
PB: 0	
SB: 0	
CS: 0	

Batter	1	2	3	4	5	6	7	8	9	AB	R	H	RBI	BB	SO	LOB
Tony Bernazard, S (1, 4) OBP: 0.266, SLG: 0.403	0-0 F7		0-3 K		0-0 1-3			0-0 FC3		4	0	0	0	0	1	2
Pat Tabler, R (1, 10) OBP: 0.397, SLG: 0.536	0-0 1-3			4-0 1B BB		0-0 5-3		0-3 K		3	1	0	0	1	1	1
Julio Franco, R (1, 6) OBP: 0.398, SLG: 0.474	0-0 6-3			0-0 1B E 1B		4-0 CS BB		0-0 F3		3	1	1	0	1	0	1
Joe Carter, R (1, 3) OBP: 0.306, SLG: 0.550		0-0 6-3		0-0 F8		0-3 K				3	0	0	0	0	1	3
Mel Hall, L (1, 7) OBP: 0.259, SLG: 0.380		0-0 6-3		0-0 S 1B			0-0 4-3			3	0	1	1	0	0	0
Otis Nixon, S (9, 7) OBP: 0.200, SLG: 0.059				1-3 2-H 1B						0	0	0	0	0	0	0
Cory Snyder, R (1, 9) OBP: 0.342, SLG: 0.600		0-3 K		0-3 K			0-0 F4			3	0	0	0	0	2	1
Brook Jacoby, R (1, 5) OBP: 0.351, SLG: 0.448			0-0 5-3	0-0 F9			0-0 1B			3	0	1	0	0	0	1
Dave Gallagher, R (1, 8) OBP: 0.161, SLG: 0.233			0-0 S 1B		0-0 F4		0-0 F3			3	0	1	0	0	0	1
Rick Dempsey, R (1, 2) OBP: 0.357, SLG: 0.313			0-0 F7		0-3 K			0-0 E4 FC3		3	0	0	0	0	1	1

Inning Stats	R: 0	H: 0	E: 0	LOB: 0	K: 0	BB: 0	S: 3	P: 3	R: 0	H: 0	E: 0	LOB: 0	K: 1	BB: 0	S: 5	P: 5	R: 0	H: 1	E: 0	LOB: 1	K: 1	BB: 0	S: 6	P: 6	R: 2	H: 2	E: 0	LOB: 1	K: 1	BB: 1	S: 7	P: 11	R: 0	H: 0	E: 0	LOB: 0	K: 1	BB: 0	S: 5	P: 5	R: 0	H: 0	E: 0	LOB: 1	K: 1	BB: 1	S: 4	P: 8	R: 0	H: 1	E: 0	LOB: 1	K: 0	BB: 0	S: 4	P: 4	R: 0	H: 0	E: 1	LOB: 1	K: 1	BB: 0	S: 6	P: 6
PITCHER Rick Rhoden, R (1, 1) ERA: 3.6	IP	WLS	BF	H	R	ER	SO	BB	IBB	HBP	BLK	WP	HR	S	P	ERA	WHIP	IP	WLS	BF	H	R	ER	SO	BB	IBB	HBP	BLK	WP	HR	S	P	ERA	WHIP	IP	WLS	BF	H	R	ER	SO	BB	IBB	HBP	BLK	WP	HR	S	P	ERA	WHIP													


BOTTOM

New York Yankees @ Cleveland Indians
Cleveland Municipal Stadium, Cleveland, OH

Sat Apr 25 1987, 3:33 AM EDT
Att. 17,207 - Unknown

livebaseballscorecards.com

AB	28
R	2
H	4
RBI	1
BB	2
SO	6
LOB	11



WP: 0	PA: 30
PB: 0	
SB: 2	
CS: 1	

Batter	1	2	3	4	5	6	7	8	9	AB R H RBI BB SO LOB	TOP											
Rickey Henderson, R OBP: 0.519, SLG: 0.806 (1, 8)	0-0 HR	0-0 1-3	0-0 FC6-4			0-0 FC6 1B	0-0 5-3		0-0 FC5-4 1B	6 2 2 1 0 0 3												
Willie Randolph, R OBP: 0.378, SLG: 0.319 (1, 4)	0-0 1B	0-0 F8		0-0 1-3		4-0 1B G3	4-0 FC4-6 BB		0-0 FC5-4	4 2 1 1 2 0 2												
Don Mattingly, L OBP: 0.337, SLG: 0.493 (1, 3)	0-0 1B	0-0 HR		0-0 1-3		0-0 SF7	0-0 FC4-6		0-0 4-3	5 2 2 1 0 0 3												
Dave Winfield, R OBP: 0.494, SLG: 0.582 (1, 9)	0-0 2B	0-0 HR		0-0 G3		0-0 G3	0-3 K			5 3 3 4 0 1 1												
Dan Pasqua, L OBP: 0.234, SLG: 0.225 (1, 7)	0-3 K	0-0 F8			0-3 K	0-0 G3		0-0 F9		5 0 0 1 0 2 3												
Gary Ward, R OBP: 0.360, SLG: 0.479 (1, 10)	0-0 1B		0-0 FC4-6 1B		0-3 K	0-0 E 1B		0-0 6-3		5 2 3 3 0 1 0												
Mike Pagliarulo, L OBP: 0.271, SLG: 0.258 (1, 5)	0-0 E 1B		0-0 FC4-6 1B		0-0 4-3	0-0 E1 1B		0-0 4-3		5 1 1 1 0 0 2												
Joel Skinner, R OBP: 0.167, SLG: 0.200 (1, 2)	0-0 E1		0-0 1-3			0-0 FC6 1B			0-3 K	4 1 1 1 1 1 2												
Wayne Tolleson, S OBP: 0.409, SLG: 0.410 (1, 6)	0-0 G6-4-3		0-0 FC6-4 1B						0-0 FC5-4 1B	3 1 2 1 0 0 2												
Paul Zuvella, R OBP: 0.167, SLG: 0.167 (6, PH)	0-0 G6-4-3									2 0 1 0 0 0 2												
Inning Stats	R: 5 E: 1 K: 1 S: 11	H: 6 LOB: 1 BB: 0 P: 11	R: 2 E: 0 K: 0 S: 5	H: 2 LOB: 0 BB: 0 P: 5	R: 1 E: 0 K: 0 S: 5	H: 2 LOB: 1 BB: 0 P: 5	R: 0 E: 0 K: 0 S: 3	H: 0 LOB: 0 BB: 0 P: 3	R: 0 E: 0 K: 2 S: 7	H: 0 LOB: 0 BB: 0 P: 7	R: 6 E: 2 K: 0 S: 9	H: 4 LOB: 2 BB: 2 P: 17	R: 0 E: 0 K: 1 S: 5	H: 0 LOB: 1 BB: 1 P: 9	R: 0 E: 0 K: 0 S: 3	H: 0 LOB: 0 BB: 0 P: 3	R: 0 E: 0 K: 1 S: 7	H: 2 LOB: 2 BB: 0 P: 7	1B: 11 2B: 3 3B: 0 HR: 2	SF: 1 SAC: 0 DP: 1 HBP: 0	WP: 1 PB: 0 SB: 0 CS: 0	PA: 48
PITCHER	IP WLS BF H R ER SO BB IBB HBP BLK WP HR S P ERA WHIP																					
Tom Candiotti, R ERA: 6.75 (1, 1)	0.0 L 4 4 4 4 0 0 0 0 0 0 0 1 4 4 ∞ ∞																					
Ed Vande Berg, L ERA: 9.39 (1, 1)	3.0 15 6 4 4 1 0 0 0 0 0 1 1 17 17 12.00 2.000																					
Doug Jones, R ERA: 5.79 (4, 1)	2.2 16 4 6 2 2 2 0 0 0 0 0 0 18 26 6.75 2.250																					
Rich Yett, R ERA: 3.24 (6, 1)	2.1 8 0 0 0 1 1 0 0 0 0 0 0 9 13 0.00 0.429																					
Ernie Camacho, R ERA: 8.22 (9, 1)	1.0 5 2 0 0 1 0 0 0 0 0 0 0 7 7 0.00 2.000																					

New York Yankees @ Cleveland Indians
Cleveland Municipal Stadium, Cleveland, OH

AB	44
R	14
H	16
RBI	14
BB	3
SO	5
LOB	20



Sun Apr 26 1987, 3:33 AM EDT
Att: 25,108 - Unknown

livebaseballscorecards.com

Batter	1	2	3	4	5	6	7	8	9	AB R H RBI BB SO LOB
Tony Bernazard, S (1, 4) OBP: 0.265, SLG: 0.409	0-0 E6 5-3		0-0 B2		0-0 5-3			0-0 1B 2B		4 1 1 1 0 0 2
Pat Tabler, R (1, 3) OBP: 0.390, SLG: 0.521	0-3 K		0-0 6-3		0-3 K			0-0 1B 5-3		4 0 1 1 0 2 3
Julio Franco, R (1, 6) OBP: 0.391, SLG: 0.463	0-0 5-3 1-2		0-0 1B 2-3		0-0 5-3			0-0 5-3 1-2		4 0 1 0 0 0 2
Joe Carter, R (1, 7) OBP: 0.303, SLG: 0.530	1-0 FC5-4 HBP		0-0 F6		0-0 5-3			0-3 K		3 0 0 0 0 1 3
Andre Thornton, R (1, 10) OBP: 0.208, SLG: 0.170	0-0 FC5-4 1-2f		0-0 5-3		0-0 F8			0-3 K		4 0 0 0 0 1 3
Cory Snyder, R (1, 9) OBP: 0.325, SLG: 0.570		0-3 K		0-0 5-3				0-3 K		4 0 0 0 0 3 0
Brook Jacoby, R (1, 5) OBP: 0.333, SLG: 0.423		0-0 6-3		0-0 6-3				0-0 F9		4 0 0 0 0 0 0
Dave Gallagher, R (1, 8) OBP: 0.176, SLG: 0.219 Carmen Castillo, R (9, PH) OBP: 0.188, SLG: 0.375		0-0 4-3			4-0 BB			0-0 K		2 0 0 0 1 0 0 1 0 0 0 0 1 0
Chris Bando, S (1, 2) OBP: 0.281, SLG: 0.276			0-0 E6 1B		0-0 4-3 1-2			0-0 2B 1B		3 1 1 0 0 0 1

Inning Stats	R: 0 E: 1 K: 1 S: 6	H: 0 LOB: 2 BB: 0 P: 7	R: 0 E: 0 K: 1 S: 5	H: 0 LOB: 0 BB: 0 P: 5	R: 0 E: 1 K: 0 S: 5	H: 1 LOB: 2 BB: 0 P: 5	R: 0 E: 0 K: 0 S: 3	H: 0 LOB: 0 BB: 0 P: 3	R: 0 E: 0 K: 1 S: 5	H: 0 LOB: 1 BB: 1 P: 9	R: 0 E: 0 K: 0 S: 3	H: 0 LOB: 0 BB: 0 P: 3	R: 0 E: 0 K: 1 S: 5	H: 0 LOB: 0 BB: 0 P: 5	R: 2 E: 0 K: 2 S: 10	H: 3 LOB: 1 BB: 0 P: 10	R: 0 E: 0 K: 2 S: 7	H: 0 LOB: 0 BB: 0 P: 7	1B: 3 2B: 1 3B: 0 HR: 0	SF: 0 SAC: 0 DP: 0 HBP: 1	WP: 0 PB: 0 SB: 0 CS: 0	PA: 35	
PITCHER	IP	WLS	BF	H	R	ER	SO	BB	IBB	HBP	BLK	WP	HR	S	P	ERA	WHIP						
Tommy John, L (1, 1) ERA: 2.55	7.0	W	26	1	0	0	4	1	0	1	0	0	0	32	37	0.00	0.286						
Pat Clements, L (8, 1) ERA: 12.46	1.0		6	3	2	2	2	0	0	0	0	0	0	10	10	18.00	3.000						
Tim Stoddard, R (9, 1) ERA:	1.0		3	0	0	0	2	0	0	0	0	0	0	7	7	0.00	0.000						

BOTTOM

New York Yankees @ Cleveland Indians
Cleveland Municipal Stadium, Cleveland, OH

Sun Apr 26 1987, 3:33 AM EDT
Att. 25,108 - Unknown

livebaseballscorecards.com

AB	33
R	2
H	4
RBI	2
BB	1
SO	8
LOB	14



Batter	1	2	3	4	5	6	7	8	9	AB R H RBI BB SO LOB	TOP
Rickey Henderson, R OBP: 0.506, SLG: 0.769 (1, 8) X	0-0 5-3		4-0 S S 1-2 BB			0-0 5-3		0-0 F8		3 0 0 0 1 0 0	<p>New York Yankees @ Texas Rangers Arlington Stadium, Arlington, TX</p> <p>Tue Apr 28 1987, 8:05 PM EDT Att. 21,201 - Unknown</p>
Willie Randolph, R OBP: 0.384, SLG: 0.319 (1, 4) X	0-0 L9		0-0 6-3			4-0 BB BB BB		0-0 2B 1B		3 0 1 1 1 0 1	
Don Mattingly, L OBP: 0.344, SLG: 0.500 (1, 3) X	0-0 F7		0-3 K			4-0 1-2 BB BB		0-0 1-H 2B		3 0 1 0 1 1 1	
Dave Winfield, R OBP: 0.483, SLG: 0.557 (1, 9)		4-0 F9 S BB		0-3 K		0-0 F9		0-0 6-3		3 0 0 0 1 1 3	
Dan Pasqua, L OBP: 0.235, SLG: 0.209 (1, 7) X		0-0 P4		0-3 K		4-0 1-2 2-3 BB		0-3 K		3 0 0 0 1 2 1	
Gary Ward, R OBP: 0.342, SLG: 0.453 (1, 10) X		0-0 F9		0-3 K		0-0 5-3		0-0 5-3		4 0 0 0 0 1 4	
Mike Pagliarulo, L OBP: 0.257, SLG: 0.242 (1, 5) S S S		0-3 K			0-0 4-3		0-0 F5		0-3 K	4 0 0 0 0 2 1	
Joel Skinner, R OBP: 0.157, SLG: 0.188 (1, 2) X			0-0 5-3		0-3 K		0-0 F9			3 0 0 0 0 1 0	
Wayne Tolleson, S OBP: 0.397, SLG: 0.397 (1, 6) S			0-1 S BB 6-3		0-0 G3		0-3 K			2 1 0 0 0 1 0	
Inning Stats	R: 0 H: 0 E: 0 LOB: 0 K: 0 BB: 0 S: 3 P: 3	R: 0 H: 0 E: 0 LOB: 1 K: 1 BB: 1 S: 5 P: 9	R: 1 H: 0 E: 1 LOB: 1 K: 1 BB: 1 S: 6 P: 10	R: 0 H: 0 E: 0 LOB: 0 K: 3 BB: 0 S: 9 P: 9	R: 0 H: 0 E: 0 LOB: 0 K: 1 BB: 0 S: 5 P: 5	R: 0 H: 0 E: 0 LOB: 3 K: 0 BB: 3 S: 3 P: 15	R: 0 H: 0 E: 0 LOB: 0 K: 1 BB: 0 S: 5 P: 5	R: 0 H: 2 E: 0 LOB: 1 K: 0 BB: 0 S: 4 P: 4	R: 0 H: 0 E: 0 LOB: 0 K: 2 BB: 0 S: 7 P: 7	1B: 1 SF: 0 2B: 1 SAC: 0 3B: 0 DP: 0 HR: 0 HBP: 0	WP: 0 PA: 34 PB: 0 SB: 4 CS: 0
PITCHER	IP WLS BF H R ER SO BB IBB HBP BLK WP HR S P ERA WHIP										
Ed Correa, R ERA: 3.24 (1, 1)	7.2 W 30 2 1 0 7 5 0 0 0 0 0 0 39 59 0.00 0.913										
Dale Mohorcic, R ERA: 2.25 (8, 1)	1.1 S 4 0 0 0 2 0 0 0 0 0 0 0 8 8 0.00 0.000										

livebaseballscorecards.com

AB	28
R	1
H	2
RBI	1
BB	5
SO	9
LOB	11



Batter	1	2	3	4	5	6	7	8	9
Bob Brower, R OBP: 0.372, SLG: 0.432 (1, 8) X	0-0 HR		0-3 K		0-0 F9			0-0 F8	
Scott Fletcher, R OBP: 0.408, SLG: 0.479 (1, 6) X	0-0 CS 1B		0-0 CS	0-0 4-3		0-0 6-3		0-0 F7	
Pete O'Brien, L OBP: 0.264, SLG: 0.354 (1, 3) S S	0-3 K			0-0 F8		0-3 K		0-3 K	
Pete Incaviglia, R OBP: 0.377, SLG: 0.634 (1, 7) X	0-0 5-3			0-3 K		0-0 F9			
Ruben Sierra, S OBP: 0.254, SLG: 0.409 (1, 9) X		0-0 P5			0-0 HR		4-0 1B BB		
Larry Parrish, R OBP: 0.286, SLG: 0.439 (1, 10) X		0-0 1-3			0-0 HR		0-0 1-3 1B		
Don Slaught, R OBP: 0.333, SLG: 0.463 (1, 2) S S		0-3 K			0-0 1B		0-0 P3		
Steve Buechele, R OBP: 0.286, SLG: 0.368 (1, 5) S S			0-3 K		0-0 P3		0-0 F5		
Jerry Browne, S OBP: 0.373, SLG: 0.380 (1, 4) X			0-0 CS 1B		0-0 L9		0-0 L4		

Inning Stats	R: 1	H: 2	E: 0	K: 1	S: 6	LOB: 0	BB: 0	P: 6
	R: 0	H: 0	E: 0	K: 1	S: 5	LOB: 0	BB: 0	P: 5
	R: 0	H: 1	E: 0	K: 2	S: 7	LOB: 0	BB: 0	P: 7
	R: 0	H: 0	E: 0	K: 1	S: 5	LOB: 0	BB: 0	P: 5
	R: 2	H: 3	E: 0	K: 0	S: 6	LOB: 1	BB: 0	P: 6
	R: 0	H: 0	E: 0	K: 1	S: 5	LOB: 0	BB: 0	P: 5
	R: 0	H: 1	E: 0	K: 0	S: 4	LOB: 2	BB: 1	P: 8
	R: 0	H: 0	E: 0	K: 1	S: 5	LOB: 0	BB: 0	P: 5

PITCHER	IP	WLS	BF	H	R	ER	SO	BB	IBB	HBP	BLK	WP	HR	S	P	ERA	WHIP
Dennis Rasmussen, L ERA: 2.82 (1, 1)	8.0	L	30	7	3	3	7	1	0	0	0	0	3	43	47	3.38	1.000

AB R H RBI BB SO LOB

4	1	1	1	0	1	2
4	0	1	0	0	0	0
4	0	0	0	0	3	1
3	0	0	0	0	1	1
2	1	1	1	1	0	0
3	1	2	1	0	0	0
3	0	1	0	0	1	2
3	0	0	0	0	1	3
3	0	1	0	0	0	3

AB	29
R	3
H	7
RBI	3
BB	1
SO	7
LOB	12



New York Yankees @ Texas Rangers
 Arlington Stadium, Arlington, TX
 Tue Apr 28 1987, 8:05 PM EDT
 Att. 21,201 - Unknown

livebaseballscorecards.com

WP	PA	31
PB	0	
SB	0	
CS	2	

New York Yankees @ Texas Rangers
 Arlington Stadium, Arlington, TX

Wed Apr 29 1987, 8:05 PM EDT
 Att: 19,562 - Unknown

livebaseballscorecards.com

AB	32
R	7
H	8
RBI	4
BB	9
SO	8
LOB	18



Batter	1	2	3	4	5	6	7	8	9	AB	R	H	RBI	BB	SO	LOB	TOP								
Rickey Henderson, R OBP: 0.512, SLG: 0.750 (1, 8) (7, 7)	0-0 G6-4-3 1B		4-0 S E BB		0-0 5-3	0-0 G4-3 1-2f	4-0 BB 1-2 2-3 3-H			3	2	1	1	2	0	2									
Willie Randolph, R OBP: 0.407, SLG: 0.333 (1, 4) (7, 7)	0-0 G6-4-3 1B		1-0 L1-3 HBP 1-H		0-0 BB 1B		BB F7			3	2	0	0	1	0	3									
Don Mattingly, L OBP: 0.337, SLG: 0.494 (1, 3) (7, 7)	0-0 G6-4-3 1-2f 3-H		0-0 L1-3		0-0 P4		0-0 WP 1B 2B	0-0 F7		5	1	1	0	0	0	3									
Dave Winfield, R OBP: 0.478, SLG: 0.534 (1, 9) (7, 7)	0-0 L5			4-0 FC5-4 BB	4-0 1B BB		0-0 B1-3	0-3 K		3	0	0	0	2	1	2									
Gary Ward, R OBP: 0.341, SLG: 0.449 Claudell Washington, L OBP: 0.357, SLG: 0.440 (7, PH) (7, 8)		0-0 L5		0-0 P4	0-0 1B 1-2 2-H		4-0 1B SF7 IBB 2-3 3-H	0-3 K		3	0	1	1	0	0	1									
Ron Kittle, R OBP: 0.324, SLG: 0.485 Dan Pasqua, L OBP: 0.241, SLG: 0.217 (1, 10) (5, PH)		0-0 F9		0-0 FC5-4 HBP BB 1-2f	0-3 K		0-0 BB BB 1B 1-3 3-H	0-3 K		2	0	0	0	0	0	1									
Lenn Sakata, R OBP: 0.357, SLG: 0.538 Mike Pagliarulo, L OBP: 0.260, SLG: 0.235 (1, 5) (6, PH) (6, 5)		0-0 1B		4-0 HBP BB 1-2		0-0 G3	4-0 BB BB BB 1-2	0-3 K		1	0	1	0	1	0	0									
Rick Cerone, R OBP: 0.250, SLG: 0.105 (1, 2) (7, 7)		0-0 F9		1-0 HBP BB 1-2 2-3		0-3 K 1B	0-0 SF7	0-0 P4		3	0	0	1	0	1	1									
Wayne Tolleson, S OBP: 0.403, SLG: 0.394 (1, 6) (7, 7)			0-3 K	0-3 K		0-0 G4-3 1B	4-0 BB BB 1-2 2-3			3	0	1	0	1	2	3									
Inning Stats	R: 1 E: 0 K: 0 S: 4	H: 2 LOB: 0 BB: 0 P: 4	R: 0 E: 0 K: 0 S: 4	H: 1 LOB: 1 BB: 0 P: 4	R: 1 E: 0 K: 1 S: 4	H: 0 LOB: 0 BB: 1 P: 9	R: 0 E: 0 K: 1 S: 5	H: 0 LOB: 3 BB: 2 P: 14	R: 1 E: 0 K: 1 S: 7	H: 2 LOB: 2 BB: 1 P: 11	R: 0 E: 0 K: 1 S: 6	H: 1 LOB: 1 BB: 0 P: 6	R: 4 E: 0 K: 0 S: 5	H: 2 LOB: 3 BB: 5 P: 25	R: 0 E: 0 K: 2 S: 7	H: 0 LOB: 0 BB: 0 P: 7	R: 0 E: 0 K: 2 S: 7	H: 0 LOB: 0 BB: 0 P: 7	1B: 7 2B: 2 3B: 0 HR: 0	SF: 1 SAC: 0 DP: 3 HBP: 2	WP: 2 PB: 0 SB: 1 CS: 0	PA: 44			
PITCHER	IP	WLS	BF	H	R	ER	SO	BB	IBB	HBP	BLK	WP	HR	S	P	ERA	WHIP								
Mike Mason, L ERA: 6.48 (1, 1)	4.2		23	5	3	2	2	4	0	2	0	0	0	21	39	3.86	1.929								
Scott Anderson, R ERA: 9.53 (5, 1)	1.1		7	2	2	2	2	1	0	0	0	1	0	10	14	13.50	2.250								
Dale Mohorcic, R ERA: 3.31 (7, 1)	0.1		3	1	0	0	0	0	1	0	0	1	0	2	6	0.00	3.000								
Mitch Williams, L ERA: 4.38 (7, 1)	2.2	W	11	0	2	2	4	3	0	0	0	0	0	16	28	6.75	1.125								

Batter	1	2	3	4	5	6	7	8	9	AB R H RBI BB SO LOB
Rickey Henderson, R OBP: 0.500, SLG: 0.722 (1, 7) X	0-0 L5 S 1B		0-3 K			0-0 F8		0-0 1-3 1-2 2-3		4 0 1 0 0 1 2
Willie Randolph, R OBP: 0.400, SLG: 0.329 (1, 4) X	0-0 1-3 1-2			0-0 F9		0-0 G4-6-3 1B		0-0 6-3 3-H		4 0 1 1 0 0 2
Don Mattingly, L OBP: 0.343, SLG: 0.523 (1, 3) B B	4-0 IBB			0-0 HR		0-0 G4-6-3 1-2f		0-3 K		3 1 1 1 1 1 2
Dave Winfield, R OBP: 0.469, SLG: 0.513 (1, 9) X	0-0 L5 2-3			0-3 K			0-3 K		4-0 HR BB	3 1 0 0 1 2 2
Dan Pasqua, L OBP: 0.241, SLG: 0.280 (1, 10)			0-3 K		0-3 K		0-3 K		0-0 HR 1-H	4 1 1 2 0 3 0
Claudell Washington, L OBP: 0.344, SLG: 0.414 (1, 8) X			0-0 4-3		0-0 F8		0-0 1B		0-3 K	4 0 1 0 0 1 0
Mike Pagliarulo, L OBP: 0.247, SLG: 0.222 (1, 5)			0-3 K		0-0 F8		0-0 4-3		0-0 F7	4 0 0 0 0 1 1
Joel Skinner, R OBP: 0.185, SLG: 0.216 (1, 2)			0-3 K		0-0 1B			0-0 1-3 6-3 1B		3 1 2 0 0 1 0 0 0 0 0 1 0 0
Gary Ward, R OBP: 0.349, SLG: 0.449 (9, PH)										
Wayne Tolleson, S OBP: 0.395, SLG: 0.386 (1, 6)			0-3 K		0-0 F7			0-0 1-3 1-2 1B	0-0 1-3	4 0 1 0 0 1 2

TOP

New York Yankees @ Minnesota Twins
 Hubert H. Humphrey Metrodome, Minneapolis, MN

Fri May 01 1987, 8:05 PM EDT
 Att: 23,531 - Unknown

livebaseballscorecards.com

AB	33
R	4
H	8
RBI	4
BB	3
SO	11
LOB	11



Inning Stats	R: 0 E: 0 K: 0 S: 3	H: 1 LOB: 1 BB: 1 P: 7	R: 0 E: 0 K: 2 S: 7	H: 0 LOB: 0 BB: 0 P: 7	R: 0 E: 0 K: 3 S: 9	H: 0 LOB: 0 BB: 0 P: 9	R: 1 E: 0 K: 2 S: 8	H: 1 LOB: 0 BB: 0 P: 8	R: 0 E: 0 K: 0 S: 4	H: 1 LOB: 1 BB: 0 P: 4	R: 0 E: 0 K: 0 S: 3	H: 1 LOB: 0 BB: 0 P: 3	R: 0 E: 0 K: 2 S: 8	H: 1 LOB: 1 BB: 0 P: 8	R: 1 E: 0 K: 1 S: 7	H: 2 LOB: 1 BB: 0 P: 7	R: 2 E: 0 K: 1 S: 6	H: 1 LOB: 1 BB: 2 P: 14	1B: 6 2B: 1 3B: 0 HR: 2	SF: 0 SAC: 0 DP: 2 HBP: 0	WP: 0 PB: 0 SB: 1 CS: 0	PA: 36
--------------	------------------------------	---------------------------------	------------------------------	---------------------------------	------------------------------	---------------------------------	------------------------------	---------------------------------	------------------------------	---------------------------------	------------------------------	---------------------------------	------------------------------	---------------------------------	------------------------------	---------------------------------	------------------------------	----------------------------------	----------------------------------	------------------------------------	----------------------------------	--------

PITCHER	IP	WLS	BF	H	R	ER	SO	BB	IBB	HBP	BLK	WP	HR	S	P	ERA	WHIP
Bert Blyleven, R ERA: 4.29 (1, 1)	8.0	W	32	8	4	4	10	1	1	0	0	0	2	50	58	4.50	1.125
Jeff Reardon, R ERA: 6.52 (9, 1)	1.0	S	4	0	0	0	1	1	0	0	0	0	0	5	9	0.00	1.000

PITCHER	IP	WLS	BF	H	R	ER	SO	BB	IBB	HBP	BLK	WP	HR	S	P	ERA	WHIP
---------	----	-----	----	---	---	----	----	----	-----	-----	-----	----	----	---	---	-----	------

Batter	1	2	3	4	5	6	7	8	9
Steve Lombardozzi, R (1, 4) OBP: 0.381, SLG: 0.472	0-0 HR		0-0 6-3	4-0 1B E BB		0-0 HR		0-0 4-3	
Randy Bush, L (1, 9) Mark Davidson, R (8, PH) OBP: 0.303, SLG: 0.397 OBP: 0.263, SLG: 0.263	0-0 F8		0-0 4-3	0-0 1B E8 1B		0-0 F4		0-0 5-3	
Kirby Puckett, R (1, 8) OBP: 0.411, SLG: 0.612	0-0 6-3		4-0 BB	0-0 BB 1B		0-0 F9			
Kent Hrbek, L (1, 3) OBP: 0.367, SLG: 0.355	4-0 WP BB		0-0 G3	4-0 BB 1B		0-0 1-3			
Gary Gaetti, R (1, 5) OBP: 0.264, SLG: 0.518	0-3 K			0-0 HR				0-0 5-3	
Roy Smalley, S (1, 10) OBP: 0.310, SLG: 0.500		0-0 4-3		0-0 4-3	0-0 P3		0-0 FC5-4 1B		
Tom Brunansky, R (1, 7) Dan Gladden, R (5, PH) OBP: 0.338, SLG: 0.348 OBP: 0.318, SLG: 0.366		0-0 S 1B		0-0 G4-6 1B	4-0 1B BB		0-0 FC5-4 1-2f		
Mark Salas, L (1, 2) OBP: 0.421, SLG: 0.333		0-3 K		0-0 G4-6 1-2f	0-0 1-2 1B		0-0 F9		
Greg Gagne, R (1, 6) OBP: 0.310, SLG: 0.500		0-0 F9		0-0 1B BB 1B	0-0 7-6-3		0-0 F9		

Inning Stats	R: 1	H: 1	E: 0	LOB: 1	K: 1	S: 6	R: 0	H: 1	E: 0	LOB: 1	K: 1	S: 6	R: 0	H: 0	E: 0	LOB: 1	K: 0	S: 3	R: 5	H: 5	E: 1	LOB: 2	K: 0	S: 8	R: 0	H: 1	E: 0	LOB: 1	K: 0	S: 3	R: 1	H: 1	E: 0	LOB: 0	K: 0	S: 4	R: 0	H: 1	E: 0	LOB: 1	K: 0	S: 4	R: 0	H: 0	E: 0	LOB: 0	K: 0	S: 3	

PITCHER	IP	WLS	BF	H	R	ER	SO	BB	IBB	HBP	BLK	WP	HR	S	P	ERA	WHIP
Rick Rhoden, R (1, 1) ERA: 4.71	3.2	L	21	7	6	5	2	3	0	0	0	1	2	22	34	12.27	2.727
Bob Shirley, L (4, 1) ERA: 3.07	3.1		14	3	1	1	0	2	0	0	0	0	1	12	20	2.70	1.500
Pat Clements, L (8, 1) ERA: 10.13	1.0		3	0	0	0	0	0	0	0	0	0	0	3	3	0.00	0.000

BOTTOM

AB	R	H	RBI	BB	SO	LOB
4	3	2	2	1	0	0
4	1	1	2	0	0	0
1	0	0	0	0	0	0
3	0	1	1	1	0	0
2	0	0	0	2	0	1
4	1	1	1	0	1	3
4	0	1	0	0	0	0
2	0	2	0	0	0	0
1	0	0	0	1	0	1
4	0	1	0	0	1	3
4	1	1	0	0	0	3

AB	33
R	6
H	10
RBI	6
BB	5
SO	2
LOB	11



WP	PA	3B	SF	SAC	DP	HBP	CS
1	38	0	0	0	1	0	0

New York Yankees @ Minnesota Twins
Hubert H. Humphrey Metrodome, Minneapolis, MN
 Fri May 01 1987, 8:05 PM EDT
 Att. 23,531 - Unknown

livebaseballscorecards.com

Batter	1	2	3	4	5	6	7	8	9	AB R H RBI BB SO LOB	TOP		
Rickey Henderson, R OBP: 0.516, SLG: 0.720 (1, 8) X	0-0 F8		0-0 FC5-4 1B	4-0 BB		4-0 S 1B BB		0-0 1B		3 1 2 0 2 0 0			
Don Mattingly, L OBP: 0.336, SLG: 0.505 (1, 3) X	0-0 FC6-4 1B		0-0 F7	0-0 3-1		0-0 F7 1-2		0-0 F8		5 0 1 0 0 0 4			
Dave Winfield, R OBP: 0.465, SLG: 0.543 (1, 9) S S S	0-3 K		0-0 FC5-4 1-2f		0-0 HR	0-0 2-H 1B		0-0 L7		5 1 2 2 0 1 2			
Gary Ward, R OBP: 0.341, SLG: 0.427 (1, 7) X	0-0 FC6-4 1-2f		0-0 1-3		0-0 1-3	0-0 L3		4-0 1B 1B BB		4 1 0 0 1 0 3			
Ron Kittle, R OBP: 0.333, SLG: 0.579 (1, 10) S S S		0-3 K		0-0 HR	0-0 2B		0-0 6-3	0-3 K		5 1 2 1 0 2 1			
Lenn Sakata, R OBP: 0.375, SLG: 0.533 (1, 5) X	0-0 F8		0-0 HR 1B		0-3 K		0-3 K	0-0 1B 1B		2 1 1 0 0 0 0 3 0 1 0 0 2 1			
Mike Pagliarulo, L OBP: 0.250, SLG: 0.227 (5, PH) (5, 5)								1-2 1B					
Willie Randolph, R OBP: 0.420, SLG: 0.386 (1, 4) X	0-0 2B 1B		0-0 HR 1-H		4-0 BB		0-0 2-3	0-0 FC6-4 1B		4 1 3 3 1 0 0			
Joel Skinner, R OBP: 0.186, SLG: 0.232 (1, 2) X	0-0 1-3 2B		0-0 6-3		0-0 F9			0-0 L5 1-2f	0-0 FC6-4	5 0 1 0 0 0 4			
Wayne Tolleson, S OBP: 0.375, SLG: 0.365 (1, 6) X	0-0 F8		0-0 6-3			0-0 F7		0-0 4-3		4 0 0 0 0 0 2			
Inning Stats	R: 0 H: 1 E: 0 LOB: 1 K: 1 BB: 0 S: 6 P: 6	R: 0 H: 2 E: 0 LOB: 2 K: 1 BB: 0 S: 7 P: 7	R: 0 H: 1 E: 0 LOB: 1 K: 0 BB: 0 S: 4 P: 4	R: 3 H: 3 E: 0 LOB: 1 K: 0 BB: 1 S: 6 P: 10	R: 1 H: 2 E: 0 LOB: 2 K: 1 BB: 1 S: 7 P: 11	R: 1 H: 1 E: 0 LOB: 1 K: 0 BB: 1 S: 4 P: 8	R: 0 H: 0 E: 0 LOB: 0 K: 1 BB: 0 S: 5 P: 5	R: 0 H: 1 E: 0 LOB: 1 K: 0 BB: 0 S: 4 P: 4	R: 1 H: 2 E: 0 LOB: 2 K: 1 BB: 1 S: 7 P: 11	1B: 8 SF: 0 2B: 2 SAC: 0 3B: 0 DP: 0 HR: 3 HBP: 0	WP: 0 PA: 44 PB: 0 SB: 1 CS: 0		
PITCHER	IP WLS BF H R ER SO BB IBB HBP BLK WP HR S P ERA WHIP											PITCHER	IP WLS BF H R ER SO BB IBB HBP BLK WP HR S P ERA WHIP
Frank Viola, L ERA: 4.1 (1, 1)	4.1 L 23 9 4 4 2 1 0 0 0 0 0 3 26 30 8.31 2.308												
Juan Berenguer, R ERA: 2.65 (5, 1)	4.0 17 2 2 2 2 3 0 0 0 0 0 0 18 30 4.50 1.250												
George Frazier, R ERA: 3.65 (9, 1)	0.2 4 2 0 0 0 1 0 0 0 0 0 0 6 6 0.00 3.000												

New York Yankees @ Minnesota Twins
 Hubert H. Humphrey Metrodome, Minneapolis, MN
 Sat May 02 1987, 8:05 PM EDT
 Att: 33,173 - Unknown

livebaseballscorecards.com

AB 40
R 6
H 13
RBI 6
BB 4
SO 5
LOB 17



Batter	1	2	3	4	5	6	7	8	9	AB R H RBI BB SO LOB
Dan Gladden, R (1, 7) OBP: 0.319, SLG: 0.364 Randy Bush, L (7, PH) OBP: 0.313, SLG: 0.397 Tim Laudner, R (9, PH) OBP: 0.154, SLG: 0.333	0-0 G5-4-3 1B		0-0 FC6-4 1-2f 3-H		0-0 F8		4-0 BB		0-3 K	3 0 1 1 0 0 1 0 0 0 0 1 0 0 1 0 0 0 0 1 0
Steve Lombardozi, R (1, 4) OBP: 0.364, SLG: 0.446 Roy Smalley, S (7, PH) OBP: 0.306, SLG: 0.493	0-0 G5-4-3 1-2f		0-0 G4-6-3 1-2f		0-0 F4		0-3 K			3 0 0 0 0 0 2 1 0 0 0 0 1 3
Kirby Puckett, R (1, 8) OBP: 0.404, SLG: 0.596	0-0 6-3			0-0 5-3		0-0 5-3		0-0 HR 1B		4 1 1 0 0 0 0
Gary Gaetti, R (1, 5) OBP: 0.263, SLG: 0.506		0-0 5-3		0-0 4-3 WP 1B 1B		0-3 K		0-3 K		4 1 1 0 0 2 1
Kent Hrbek, L (1, 3) OBP: 0.362, SLG: 0.388		0-3 K		0-0 4-3 1-3		0-0 6-3		0-0 HR		4 1 1 2 0 1 1
Tom Brunansky, R (1, 10) OBP: 0.346, SLG: 0.361		0-0 2B		4-0 1B BB		0-0 6-3		0-0 F8		3 0 1 0 1 0 0
Mark Davidson, R (1, 9) OBP: 0.261, SLG: 0.261		0-0 6-3		0-0 1-2 3-H 1B		0-0 F8		0-3 K		4 0 1 1 0 1 1
Al Newman, S (1, 6) OBP: 0.323, SLG: 0.345			0-0 1B FC6-4 1B		0-0 5-3		0-0 2B 1B		0-3 K	4 1 2 0 0 1 2
Tom Nieto, R (1, 2) OBP: 0.305, SLG: 0.352			0-0 1-3 1B FC6-4		0-0 5-3		0-0 1-3 2B		0-3 K	4 0 2 0 0 1 0

Inning Stats	R: 0	H: 1	E: 0	LOB: 0	K: 0	S: 3	P: 3	R: 0	H: 1	E: 0	LOB: 1	K: 1	S: 6	P: 6	R: 1	H: 2	E: 0	LOB: 0	K: 0	S: 4	P: 4	R: 1	H: 2	E: 0	LOB: 2	K: 0	S: 5	P: 9	R: 0	H: 0	E: 0	LOB: 0	K: 1	S: 3	P: 3	R: 0	H: 0	E: 0	LOB: 0	K: 1	S: 5	P: 5	R: 0	H: 2	E: 0	LOB: 3	K: 1	S: 7	P: 11	R: 2	H: 2	E: 0	LOB: 0	K: 2	S: 9	P: 9	R: 0	H: 0	E: 0	LOB: 0	K: 3	S: 9	P: 9	1B: 7	SF: 0	2B: 2	SAC: 0	3B: 0	DP: 2	HR: 1	HBP: 0	WP: 1	PA: 37
--------------	------	------	------	--------	------	------	------	------	------	------	--------	------	------	------	------	------	------	--------	------	------	------	------	------	------	--------	------	------	------	------	------	------	--------	------	------	------	------	------	------	--------	------	------	------	------	------	------	--------	------	------	-------	------	------	------	--------	------	------	------	------	------	------	--------	------	------	------	-------	-------	-------	--------	-------	-------	-------	--------	-------	--------

PITCHER	IP	WLS	BF	H	R	ER	SO	BB	IBB	HBP	BLK	WP	HR	S	P	ERA	WHIP
Tommy John, L (1, 1) ERA: 2.59	6.2	W	27	8	2	2	2	1	0	0	0	1	0	30	34	2.70	1.350
Cecilio Guante, R (7, 1) ERA: 4.8	0.0		1	0	0	0	0	1	0	0	0	0	0	4	4	∞	∞
Dave Righetti, L (7, 1) ERA: 5.19	2.1	S	9	2	2	2	6	0	0	0	0	0	1	21	21	7.71	0.857

BOTTOM

New York Yankees @ Minnesota Twins
 Hubert H. Humphrey Metrodome, Minneapolis, MN
 Sat May 02 1987, 8:05 PM EDT
 Att. 33,173 - Unknown

AB	35
R	4
H	10
RBI	4
BB	2
SO	8
LOB	11



PITCHER	IP	WLS	BF	H	R	ER	SO	BB	IBB	HBP	BLK	WP	HR	S	P	ERA	WHIP
---------	----	-----	----	---	---	----	----	----	-----	-----	-----	----	----	---	---	-----	------

Batter	1	2	3	4	5	6	7	8	9	AB R H RBI BB SO LOB	TOP																									
Rickey Henderson, R OBP: 0.530, SLG: 0.722 (1, 8) X	0-0 1B		4-0 BB	0-0 6-3		0-0 1B			0-0 1B	4 0 3 0 1 0 0																										
Don Mattingly, L OBP: 0.339, SLG: 0.495 (1, 3) X	0-0 F7		4-0 IBB		0-0 1B	0-0 F7			0-0 G4-6-3	4 0 1 0 1 0 4																										
Dave Winfield, R OBP: 0.443, SLG: 0.512 (1, 9) X	0-0 F3		0-3 K		0-0 F3				0-0 F2	5 0 0 0 0 1 4																										
Dan Pasqua, L OBP: 0.242, SLG: 0.264 (1, 7) X	0-0 4-3		0-3 K		4-0 BB				0-0 G3	3 0 0 0 1 1 3																										
Gary Ward, R OBP: 0.348, SLG: 0.424 (1, 10) X		0-0 4-3		0-0 1B	0-0 F3				4-0 BB	3 1 1 0 1 0 2																										
Mike Pagliarulo, L OBP: 0.250, SLG: 0.241 (1, 5) X		0-0 G3		0-0 2B	0-0 FC4-6				0-3 K	4 1 1 0 0 1 3																										
Willie Randolph, R OBP: 0.423, SLG: 0.391 (1, 4) X		0-0 1B		0-0 1B		0-0 6-3			0-0 4-3	4 1 2 1 0 0 0																										
Joel Skinner, R OBP: 0.194, SLG: 0.254 (1, 2)		0-0 P3		0-0 2B		0-0 6-3			0-3 K	3 0 1 2 0 0 1																										
Claudell Washington, L OBP: 0.333, SLG: 0.400 (8, PH)				1-H 3-H 2B						1 0 0 0 0 1 0																										
Rick Cerone, R OBP: 0.250, SLG: 0.105 (8, 2)										0 0 0 0 0 0 0																										
Wayne Tolleson, S OBP: 0.369, SLG: 0.359 (1, 6) X			0-0 6-3	0-0 4-3		0-0 1B			0-0 4-3	4 0 1 0 0 0 0																										
Inning Stats	R: 0 E: 0 K: 0 S: 4	H: 1 LOB: 1 BB: 0 P: 4	R: 0 E: 0 K: 0 S: 4	H: 1 LOB: 1 BB: 0 P: 4	R: 0 E: 0 K: 2 S: 7	H: 0 LOB: 2 BB: 2 P: 15	R: 3 E: 0 K: 0 S: 6	H: 4 LOB: 0 BB: 0 P: 6	R: 0 E: 0 K: 0 S: 5	H: 2 LOB: 2 BB: 0 P: 5	R: 0 E: 0 K: 1 S: 5	H: 0 LOB: 1 BB: 1 P: 9	R: 0 E: 0 K: 1 S: 5	H: 0 LOB: 0 BB: 0 P: 5	R: 0 E: 0 K: 0 S: 3	H: 1 LOB: 0 BB: 0 P: 3	1B: 8 2B: 2 3B: 0 HR: 0	SF: 0 SAC: 0 DP: 1 HBP: 0	WP: 0 PB: 0 SB: 4 CS: 0	PA: 39																
PITCHER	IP WLS BF H R ER SO BB IBB HBP BLK WP HR S P ERA WHIP																																			
Mark Portugal, R ERA: 7.36 (1, 1)	4.1		22	7	3	3	2	2	1	0	0	0	0	23	35	6.23	2.077																			
Keith Atherton, R ERA: 2.4 (5, 1)	2.2		11	2	0	0	1	1	0	0	0	0	0	12	16	0.00	1.125																			
George Frazier, R ERA: 3.38 (8, 1)	1.0	W	3	0	0	0	1	0	0	0	0	0	0	5	5	0.00	0.000																			
Jeff Reardon, R ERA: 5.91 (9, 1)	1.0	S	3	1	0	0	0	0	0	0	0	0	0	3	3	0.00	1.000																			

New York Yankees @ Minnesota Twins
 Hubert H. Humphrey Metrodome, Minneapolis, MN
 Sun May 03 1987, 4:33 AM EDT
 Att. 23,798 - Unknown

AB	35
R	3
H	10
RBI	3
BB	4
SO	4
LOB	17



Batter	1	2	3	4	5	6	7	8	9
Dan Gladden, R OBP: 0.333, SLG: 0.426 (1, 7) BB BB (8, 9)	4-0 CS BB		0-0 P3		0-0 HR		0-3 K		
Steve Lombardozzi, R OBP: 0.357, SLG: 0.424 (1, 4) X	0-0 F7		0-0 F8		4-0 BB G4-6-3			0-0 F7	
Kirby Puckett, R OBP: 0.408, SLG: 0.624 (1, 8) C X	0-1 BB 1B 1-2 1B		0-0 F4		0-0 G4-6-3 1-2f			0-0 HR	
Gary Gaetti, R OBP: 0.273, SLG: 0.538 (1, 5) X	0-0 BB 1-2 1B			0-0 HR		0-0 6-3		0-0 F5	
Kent Hrbek, L OBP: 0.378, SLG: 0.390 (1, 3) B B B B	4-0 BB 1-2 2-3 BB			0-0 1B		0-3 K		4-0 BB S	
Tom Brunansky, R OBP: 0.341, SLG: 0.395 (1, 10) S S S S	0-3 K			0-0 F4		0-0 HR		0-3 K 1-2	
Tim Laudner, R OBP: 0.125, SLG: 0.267 (1, 2)		0-0 F7		0-3 K		0-0 F8			
Mark Davidson, R OBP: 0.240, SLG: 0.240 (1, 9) Al Newman, S OBP: 0.317, SLG: 0.339 (7, PH) (8, 7)		0-0 F8		0-0 F7			0-0 4-3		
Greg Gagne, R OBP: 0.295, SLG: 0.474 (1, 6)		0-0 F3			0-0 F8		0-0 F4		

AB	R	H	RBI	BB	SO	LOB
3	1	1	1	1	1	0
3	0	0	0	1	0	1
4	1	2	1	0	0	1
4	1	2	1	0	0	0
2	0	1	0	2	1	0
4	1	1	1	0	2	5
3	0	0	0	0	1	1
2	0	0	0	0	0	1
1	0	0	0	0	0	0
3	0	0	0	0	0	0

BOTTOM

New York Yankees @ Minnesota Twins
Hubert H. Humphrey Metrodome, Minneapolis, MN
 Sun May 03 1987, 4:33 AM EDT
 Att. 23,798 - Unknown

AB	29
R	4
H	7
RBI	4
BB	4
SO	5
LOB	9



1B: 3	SF: 0	WP: 0	PA: 33
2B: 0	SAC: 0	PB: 0	
3B: 0	DP: 1	SB: 1	
HR: 4	HBP: 0	CS: 1	

Inning Stats																
R: 0		H: 2		R: 0		H: 0		R: 0		H: 0		R: 1		H: 2		
E: 0		LOB: 3		E: 0		LOB: 0		E: 0		LOB: 0		E: 0		LOB: 1		
K: 1		BB: 2		K: 0		BB: 0		K: 1		BB: 0		K: 1		BB: 0		
S: 7		P: 15		S: 3		P: 3		S: 3		P: 3		S: 7		P: 7		
PITCHER																
IP	WLS	BF	H	R	ER	SO	BB	IBB	HBP	BLK	WP	HR	S	P	ERA	WHIP
Dennis Rasmussen, L (1, 1)	5.2	24	6	3	3	3	3	0	0	0	0	3	28	40	4.76	1.588
Tim Stoddard, R (6, 1)	2.0	L 7	1	1	1	1	0	0	0	0	0	1	9	9	4.50	0.500
Pat Clements, L (8, 1)	0.0	1	0	0	0	0	1	0	0	0	0	0	0	4	∞	∞
Cecilio Guante, R (8, 1)	0.1	1	0	0	0	1	0	0	0	0	0	0	3	3	0.00	0.000

Batter	1	2	3	4	5	6	7	8	9	AB R H RBI BB SO LOB	TOP											
Rickey Henderson, R OBP: 0.510, SLG: 0.687 (1, 8) X	0-0 G3 ①		0-0 6-3 ③			0-0 G6-4-3 ① ② 1-2f		0-3 K ②		4 0 0 0 0 1 4												
Claudell Washington, L OBP: 0.351, SLG: 0.441 (1, 10) X	0-0 L9 ②			0-0 4-3 3-1 2B		0-0 F6 ③		0-0 E1 BB 1B		4 2 2 2 0 0 0												
Don Mattingly, L OBP: 0.345, SLG: 0.490 (1, 3) X	0-0 F9 ③			0-0 4-3 2-3			0-0 G4-6-3 1B	4-0 BB BB IBB		3 0 1 0 1 0 1												
Dan Pasqua, L OBP: 0.242, SLG: 0.250 (1, 7)		0-0 4-3 ①		0-0 3-1 ②		0-0 G4-6-3 ① ② 1-2f		4-0 BB BB		3 0 0 1 1 0 1												
Dave Winfield, R OBP: 0.445, SLG: 0.528 (1, 9)		0-0 G3 3B		0-0 F2 ③		0-0 5-3 ③		4-0 BB BB		3 1 1 1 1 0 0												
Mike Pagliarulo, L OBP: 0.250, SLG: 0.241 (1, 5)		0-0 G3 ②			0-0 G1-6-3 1B			4-0 4-3 F5		4 0 1 1 0 0 3												
Willie Randolph, R OBP: 0.417, SLG: 0.378 (1, 4)		0-0 4-3 ③			0-0 G1-6-3 ① ② 1-2f			4-0 BB BB 1B BB	0-0 1-3 ①	3 1 0 0 1 0 1												
Joel Skinner, R OBP: 0.197, SLG: 0.254 (1, 2)			0-0 1-3 ①		0-0 6-3 ③			0-0 BB BB 1B 1B	0-0 F9 ②	4 1 1 0 0 0 0												
Wayne Tolleson, S OBP: 0.375, SLG: 0.350 (1, 6)			0-0 1-3 ②			4-0 G6-4-3 BB		4-0 BB BB E BB	0-0 1-3 ③	2 1 0 0 2 0 0												
Inning Stats	R: 0 E: 0 K: 0 S: 3	H: 0 LOB: 0 BB: 0 P: 3	R: 1 E: 0 K: 0 S: 4	H: 1 LOB: 0 BB: 0 P: 4	R: 0 E: 0 K: 0 S: 3	H: 0 LOB: 0 BB: 0 P: 3	R: 1 E: 0 K: 0 S: 4	H: 1 LOB: 0 BB: 0 P: 4	R: 0 E: 0 K: 0 S: 3	H: 1 LOB: 0 BB: 0 P: 3	R: 0 E: 0 K: 0 S: 2	H: 0 LOB: 0 BB: 1 P: 6	R: 0 E: 0 K: 0 S: 3	H: 1 LOB: 0 BB: 0 P: 3	R: 4 E: 1 K: 1 S: 7	H: 2 LOB: 3 BB: 5 P: 27	R: 0 E: 0 K: 0 S: 3	H: 0 LOB: 0 BB: 0 P: 3	1B: 4 2B: 1 3B: 1 HR: 0	SF: 0 SAC: 0 DP: 3 HBP: 0	WP: 0 PB: 0 SB: 0 CS: 0	PA: 36
PITCHER	IP WLS BF H R ER SO BB IBB HBP BLK WP HR S P ERA WHIP																					
Richard Dotson, R ERA: 5.21 (1, 1)	7.1 L 27 5 5 5 0 3 0 0 0 0 0 0 24 36 6.14 1.091																					
Jim Winn, R ERA: 4.5 (8, 1)	0.1 5 1 1 1 1 2 1 0 0 0 0 4 16 27.00 9.000																					
Ray Searage, L ERA: (8, 1)	0.1 1 0 0 0 0 0 0 0 0 0 0 1 1 0.00 0.000																					
Bob James, R ERA: 8.44 (9, 1)	1.0 3 0 0 0 0 0 0 0 0 0 0 3 3 0.00 0.000																					

New York Yankees @ Chicago White Sox
 Comiskey Park, Chicago, IL
 Mon May 04 1987, 8:05 PM EDT
 Att. 13,467 - Unknown

livebaseballscorecards.com

AB 30
R 6
H 6
RBI 5
BB 6
SO 1
LOB 10



Batter	1	2	3	4	5	6	7	8	9	AB	R	H	RBI	BB	SO	LOB
Daryl Boston, L OBP: 0.288, SLG: 0.383 (1, 8)	0-0 CS 1B	0-0 F8			0-0 6-3			0-0 F7		4	0	1	0	0	0	2
Gary Redus, R OBP: 0.292, SLG: 0.275 (1, 7)	0-0 F8		0-0 6-3			0-0 F8		0-0 FC4-6 1B 1-2f		4	0	0	0	0	0	2
Greg Walker, L OBP: 0.247, SLG: 0.361 (1, 3)	4-0 FC BB 1-2		4-0 G6-4-3 BB			0-0 4-3		0-0 1B 1-2		2	0	1	0	2	0	0
Ron Hassey, L OBP: 0.255, SLG: 0.271 (1, 10)	0-0 FC 1-2		0-0 G6-4-3 1-2f			0-0 F8		0-0 4-3		4	0	0	0	0	0	4
Carlton Fisk, R OBP: 0.346, SLG: 0.343 (1, 2)	0-0 F8			0-3 K			0-0 1B		0-0 F5	4	0	1	0	0	1	2
Ivan Calderon, R OBP: 0.375, SLG: 0.543 (1, 9)		0-0 F9 1B 2B		0-0 6-3		0-0 L9		0-0 1B 1B		4	1	2	0	0	0	1
Donnie Hill, S OBP: 0.275, SLG: 0.371 (1, 4)		0-0 F9		0-0 4-3		0-0 F5		0-0 F9	1	0	0	0	0	0	0	1
Fred Manrique, R OBP: 0.385, SLG: 0.417 (4, 4)		2-3							2	0	0	0	0	0	0	1
Jerry Hairston, S OBP: 0.167, SLG: 0.091 (9, PH)									1	0	0	0	0	0	0	1
Tim Hulett, R OBP: 0.299, SLG: 0.440 (1, 5)		0-0 L4			0-0 F3		0-0 L4		0-0 1B	4	0	1	0	0	0	2
Ozzie Guillen, L OBP: 0.357, SLG: 0.377 (1, 6)		0-0 1B 3-H			0-0 4-3			0-0 FC4-6 1B	0-0 F8	4	0	2	1	0	0	2

BOTTOM

New York Yankees @ Chicago White Sox
Comiskey Park, Chicago, IL
 Mon May 04 1987, 8:05 PM EDT
 Att. 13,467 - Unknown

livebaseballscorecards.com

AB	34
R	1
H	8
RBI	1
BB	2
SO	1
LOB	18



Inning Stats	R: 0	H: 1	E: 0	LOB: 2	K: 0	BB: 1	S: 4	P: 8	R: 1	H: 2	E: 0	LOB: 1	K: 0	BB: 0	S: 5	P: 5	R: 0	H: 0	E: 0	LOB: 0	K: 0	BB: 1	S: 2	P: 6	R: 0	H: 0	E: 0	LOB: 0	K: 1	BB: 0	S: 5	P: 5	R: 0	H: 0	E: 0	LOB: 0	K: 0	BB: 0	S: 3	P: 3	R: 0	H: 1	E: 0	LOB: 1	K: 0	BB: 0	S: 4	P: 4	R: 0	H: 2	E: 0	LOB: 2	K: 0	BB: 0	S: 5	P: 5	R: 0	H: 2	E: 0	LOB: 2	K: 0	BB: 0	S: 5	P: 5	1B: 7	SF: 0	2B: 1	SAC: 0	3B: 0	DP: 1	HR: 0	HBP: 0	WP: 0	PA: 36
--------------	------	------	------	--------	------	-------	------	------	------	------	------	--------	------	-------	------	------	------	------	------	--------	------	-------	------	------	------	------	------	--------	------	-------	------	------	------	------	------	--------	------	-------	------	------	------	------	------	--------	------	-------	------	------	------	------	------	--------	------	-------	------	------	------	------	------	--------	------	-------	------	------	-------	-------	-------	--------	-------	-------	-------	--------	-------	--------


PITCHER	IP	WLS	BF	H	R	ER	SO	BB	IBB	HBP	BLK	WP	HR	S	P	ERA	WHIP
Charles Hudson, R ERA: 2.09 (1, 1)	9.0	W	36	8	1	1	1	2	0	0	0	0	0	36	44	1.00	1.111

Batter	1	2	3	4	5	6	7	8	9	AB R H RBI BB SO LOB	TOP										
Rickey Henderson, R OBP: 0.491, SLG: 0.655 (1, 8) X	0-0 6-3 ①		0-0 6-3 ③			0-0 L7 ③			0-0 F9 ②	4 0 0 0 0 0 0											
Claudell Washington, L OBP: 0.317, SLG: 0.395 (1, 10) X	0-0 G3 ②			0-0 4-3 ①			0-0 F7 ①		0-0 F8 ③	4 0 0 0 0 0 0											
Don Mattingly, L OBP: 0.336, SLG: 0.475 (1, 3) X	0-0 G3 ③			0-0 F8 ②			0-0 L5 ②			3 0 0 0 0 0 0											
Dan Pasqua, L OBP: 0.261, SLG: 0.271 (1, 7) X		0-0 E7 1B		0-0 F8 ③			0-0 1B			3 0 2 0 0 0 0											
Dave Winfield, R OBP: 0.434, SLG: 0.511 (1, 9) X		0-0 F3 ①			0-0 6-3 ①		0-3 K ③			3 0 0 0 0 1 2											
Mike Pagliarulo, L OBP: 0.242, SLG: 0.233 (1, 5) X		0-0 F5 ②			0-0 F6 ②			0-0 F4 ①		3 0 0 0 0 0 1											
Willie Randolph, R OBP: 0.405, SLG: 0.366 (1, 4) X		0-0 6-3 ③			0-3 K ③			0-0 F9 ②		3 0 0 0 0 1 1											
Joel Skinner, R OBP: 0.191, SLG: 0.246 (1, 2) X			0-0 6-3 ①			0-3 K ①		0-3 K ③		2 0 0 0 0 1 0											
Gary Ward, R OBP: 0.344, SLG: 0.419 (8, PH)										1 0 0 0 0 1 0											
Rick Cerone, R OBP: 0.250, SLG: 0.105 (8, 2)										0 0 0 0 0 0 0											
Wayne Tolleson, S OBP: 0.363, SLG: 0.337 (1, 6) X			0-0 L6 ②			0-0 3-1 ②			0-3 K2-3 ①	3 0 0 0 0 1 0											
Inning Stats	R: 0 E: 0 K: 0 S: 3	H: 0 LOB: 0 BB: 0 P: 3	R: 0 E: 1 K: 0 S: 4	H: 1 LOB: 1 BB: 0 P: 4	R: 0 E: 0 K: 0 S: 3	H: 0 LOB: 0 BB: 0 P: 3	R: 0 E: 0 K: 0 S: 3	H: 0 LOB: 0 BB: 0 P: 3	R: 0 E: 0 K: 1 S: 5	H: 0 LOB: 0 BB: 0 P: 5	R: 0 E: 0 K: 1 S: 6	H: 1 LOB: 1 BB: 0 P: 6	R: 0 E: 0 K: 1 S: 5	H: 0 LOB: 0 BB: 0 P: 5	R: 0 E: 0 K: 1 S: 5	H: 0 LOB: 0 BB: 0 P: 5	1B: 2 2B: 0 3B: 0 HR: 0	SF: 0 SAC: 0 DP: 0 HBP: 0	WP: 0 PB: 0 SB: 0 CS: 0	PA: 29	
PITCHER Bill Long, R ERA: (1, 1)	IP 9.0	WLS W	BF 29	H 2	R 0	ER 0	SO 5	BB 0	IBB 0	HBP 0	BLK 0	WP 0	HR 0	S 39	P 39	ERA 0.00	WHIP 0.222				
PITCHER	IP	WLS	BF	H	R	ER	SO	BB	IBB	HBP	BLK	WP	HR	S	P	ERA	WHIP				

New York Yankees @ Chicago White Sox
 Comiskey Park, Chicago, IL
 Tue May 05 1987, 8:05 PM EDT
 Att. 16,341 - Unknown

AB	29
R	0
H	2
RBI	0
BB	0
SO	5
LOB	4



Batter	1	2	3	4	5	6	7	8	9	AB R H RBI BB SO LOB	TOP	
Rickey Henderson, R OBP: 0.478, SLG: 0.641 (1, 8) X	0-0 4-3		0-0 1B 2B	0-3 K			0-0 F9		0-0 F3	5 1 1 0 0 1 2		
Don Mattingly, L OBP: 0.341, SLG: 0.471 (1, 3) B B B	4-0 2B 6-3 BB		0-0 1B 1B	0-0 5-3			0-0 FC6-4		0-0 FC6-4	3 2 1 1 1 0 1		
Dave Winfield, R OBP: 0.436, SLG: 0.521 (1, 9) X	0-0 1-3 2B		0-0 1B 1B				0-0 FC6-4			4 1 2 0 0 0 1		
Gary Ward, R OBP: 0.340, SLG: 0.411 (1, 7) X	0-0 6-3		0-0 1B 1B				0-0 6-3		0-3 K	4 0 1 2 0 1 1		
Ron Kittle, R OBP: 0.304, SLG: 0.524 (1, 10) X	0-0 5-3		0-0 F6				0-0 L8		0-3 K	4 0 0 0 0 1 3		
Lenn Sakata, R OBP: 0.350, SLG: 0.474 (1, 5) X		0-0 5-3	0-0 1B BB				0-0 4-3		0-0 F7	4 0 1 1 0 0 0		
Willie Randolph, R OBP: 0.409, SLG: 0.358 (1, 4) X		0-0 5-3	4-0 1B BB				0-0 F9		4-0 SH3-4 BB	2 0 0 0 2 0 0	AB 33 R 4 H 7 RBI 4 BB 3 SO 6 LOB 12	
Joel Skinner, R OBP: 0.183, SLG: 0.235 (1, 2) S S S		0-3 K	0-3 K				0-0 6-3		0-0 SH3-4	3 0 0 0 0 2 3		
Wayne Tolleson, S OBP: 0.358, SLG: 0.333 (1, 6) X			0-0 6-3	0-0 1-3			0-0 FC6-4 1B		0-3 K	4 0 1 0 0 1 1		
Inning Stats	R: 1 H: 1 E: 0 LOB: 1 K: 0 BB: 1 S: 4 P: 8	R: 0 H: 0 E: 0 LOB: 0 K: 1 BB: 0 S: 5 P: 5	R: 3 H: 5 E: 0 LOB: 3 K: 1 BB: 1 S: 10 P: 14	R: 0 H: 0 E: 0 LOB: 0 K: 1 BB: 0 S: 5 P: 5	R: 0 H: 0 E: 0 LOB: 0 K: 0 BB: 0 S: 3 P: 3	R: 0 H: 0 E: 0 LOB: 0 K: 0 BB: 0 S: 3 P: 3	R: 0 H: 1 E: 0 LOB: 1 K: 0 BB: 0 S: 4 P: 4	R: 0 H: 0 E: 0 LOB: 0 K: 2 BB: 0 S: 7 P: 7	R: 0 H: 0 E: 0 LOB: 1 K: 1 BB: 1 S: 5 P: 9	1B: 5 SF: 0 2B: 2 SAC: 1 3B: 0 DP: 0 HR: 0 HBP: 0	WP: 0 PA: 37 PB: 0 SB: 0 CS: 0	
PITCHER	IP WLS BF H R ER SO BB IBB HBP BLK WP HR S P ERA WHIP											
Floyd Bannister, L ERA: 4.46 (1, 1)	2.2 L 15 6 4 4 1 1 0 0 0 0 0 0 16 20 13.50 2.625											
Bob James, R ERA: 5.19 (3, 1)	3.1 11 0 0 0 2 1 0 0 0 0 0 0 14 18 0.00 0.300											
Bobby Thigpen, R ERA: 3.04 (7, 1)	3.0 11 1 0 0 3 1 0 0 0 0 0 0 16 20 0.00 0.667											

New York Yankees @ Chicago White Sox
 Comiskey Park, Chicago, IL
 Wed May 06 1987, 8:05 PM EDT
 Att. 13,737 - Unknown

livebaseballscorecards.com

Batter	1	2	3	4	5	6	7	8	9	AB R H RBI BB SO LOB
Daryl Boston, L (1, 8) OBP: 0.257, SLG: 0.338	0-0 F7		0-0 G6-4-3			0-0 F7			0-3 K	4 0 0 0 0 1 1
Gary Redus, R (1, 7) OBP: 0.289, SLG: 0.265	0-3 K			4-0 SF8 BB		0-0 5-3			0-0 F3	3 1 0 0 1 1 0
Greg Walker, L (1, 3) OBP: 0.248, SLG: 0.341	0-0 4-3			0-0 SF8 1-H		0-0 F6			0-0 4-3	3 0 0 1 0 0 0
Ron Hassey, L (1, 10) OBP: 0.258, SLG: 0.273		0-0 F7		0-0 1B			0-3 K			3 0 1 0 0 1 0
Ivan Calderon, R (1, 9) OBP: 0.372, SLG: 0.518		4-0 2-3 BB		0-0 F8		4-0 G6-4-3 BB				1 0 0 0 2 0 1
Tim Hulett, R (1, 5) OBP: 0.280, SLG: 0.411		0-0 2-3 1-2		0-0 L9		0-0 G6-4-3 1-2				3 0 0 0 0 0 3
Fred Manrique, R (1, 4) OBP: 0.323, SLG: 0.345 Steve Lyons, L (8, PH) (9, 4)		0-0 F9		0-3 K		0-3 K		0-0 L7		2 0 0 0 0 1 1 1 0 0 0 0 0 0
Ozzie Guillen, L (1, 6) OBP: 0.344, SLG: 0.354			0-3 K		0-0 5-3		0-0 4-3			3 0 0 0 0 1 0
Ron Karkovice, R (1, 2) OBP: 0.209, SLG: 0.081			0-0 G6-4-3 1B		0-0 F8		0-3 K			3 0 1 0 0 1 0


Inning Stats	R: 0 E: 0 K: 1 S: 5	H: 0 LOB: 0 BB: 0 P: 5	R: 0 E: 0 K: 0 S: 3	H: 0 LOB: 1 BB: 1 P: 7	R: 0 E: 0 K: 1 S: 5	H: 1 LOB: 0 BB: 0 P: 5	R: 1 E: 0 K: 0 S: 4	H: 1 LOB: 1 BB: 1 P: 8	R: 0 E: 0 K: 1 S: 5	H: 0 LOB: 0 BB: 0 P: 5	R: 0 E: 0 K: 0 S: 3	H: 0 LOB: 0 BB: 0 P: 3	R: 0 E: 0 K: 1 S: 5	H: 0 LOB: 0 BB: 0 P: 5	R: 0 E: 0 K: 1 S: 5	H: 0 LOB: 0 BB: 0 P: 5	R: 0 E: 0 K: 1 S: 5	H: 0 LOB: 0 BB: 0 P: 5	1B: 2 2B: 0 3B: 0 HR: 0	SF: 1 SAC: 0 DP: 2 HBP: 0	WP: 0 PB: 0 SB: 1 CS: 0	PA: 30
PITCHER Rick Rhoden, R (1, 1) ERA: 3.82	IP 9.0 WLS W BF 30 H 2 R 1 ER 1 SO 6 BB 3 IBB 0 HBP 0 BLK 0 WP 0 HR 0 S 39 P 51 ERA 1.00 WHIP 0.556																					
PITCHER	IP WLS BF H R ER SO BB IBB HBP BLK WP HR S P ERA WHIP																					

BOTTOM

New York Yankees @ Chicago White Sox
Comiskey Park, Chicago, IL
Wed May 06 1987, 8:05 PM EDT
Att. 13,737 - Unknown

livebaseballscorecards.com

AB	26
R	1
H	2
RBI	1
BB	3
SO	6
LOB	6



Batter	1	2	3	4	5	6	7	8	9	AB R H RBI BB SO LOB	TOP	
Al Newman, S (1, 6) <small>OBP: 0.301, SLG: 0.324</small>	0-3 	0-0 6-3 		0-0 P6-4 			0-0 B1 	0-0 F8 		5 0 0 0 0 1 5		
Dan Gladden, R (1, 7) <small>OBP: 0.353, SLG: 0.426</small>	0-0 1B 	0-0 		0-3 K 		0-0 6-3 		0-3 K 	0-3 K 	5 1 2 1 0 2 0		
Kirby Puckett, R (1, 8) <small>OBP: 0.392, SLG: 0.600</small>	0-0 	0-3 		0-0 		0-0 	0-0 	0-3 	0-3 	5 1 3 0 0 2 1		
Gary Gaetti, R (1, 5) <small>OBP: 0.284, SLG: 0.505</small>	0-0 		0-0 F9 		0-3 K 		0-0 F8 	0-3 	0-3 	5 1 1 1 0 2 2		
Kent Hrbek, L (1, 3) <small>OBP: 0.368, SLG: 0.365</small>	0-0 G3 		0-0 		0-0 F6 		4-0 			3 1 1 1 1 0 2		
Tom Brunansky, R (1, 10) <small>OBP: 0.330, SLG: 0.393</small>	0-0 E8 		0-0 		0-0 CS 	0-0 F7 		4-0 		3 1 2 3 1 0 0		
Tim Laudner, R (1, 2) <small>OBP: 0.077, SLG: 0.160</small>	0-0 4-3 		0-0 F6 		0-3 K 		0-0 E1 			4 0 0 0 0 1 3		
Steve Lombardozzi, R (1, 4) <small>OBP: 0.349, SLG: 0.392</small>		0-0 	0-0 		0-0 6-3 		0-3 			4 1 2 0 0 1 3		
Mark Davidson, R (1, 9) <small>OBP: 0.265, SLG: 0.353</small> Roy Smalley, S (8, PH) <small>OBP: 0.297, SLG: 0.478</small> Randy Bush, L (8, 9) <small>OBP: 0.324, SLG: 0.397</small>		0-0 SH2-3 	0-0 CS 	0-0 		0-0 	0-0 	0-3 		2 1 2 1 0 0 0		
Inning Stats	R: 3 H: 4 E: 1 LOB: 1 K: 1 BB: 0 S: 9 P: 9	R: 1 H: 2 E: 0 LOB: 1 K: 1 BB: 0 S: 7 P: 7	R: 2 H: 3 E: 0 LOB: 0 K: 0 BB: 0 S: 5 P: 5	R: 0 H: 1 E: 0 LOB: 0 K: 1 BB: 0 S: 5 P: 5	R: 0 H: 1 E: 0 LOB: 0 K: 1 BB: 0 S: 5 P: 5	R: 0 H: 0 E: 0 LOB: 0 K: 1 BB: 0 S: 5 P: 5	R: 1 H: 2 E: 0 LOB: 1 K: 0 BB: 0 S: 5 P: 5	R: 0 H: 0 E: 1 LOB: 3 K: 2 BB: 2 S: 8 P: 16	R: 0 H: 0 E: 0 LOB: 0 K: 3 BB: 0 S: 9 P: 9	1B: 10 SF: 0 2B: 2 SAC: 1 3B: 0 DP: 1 HR: 2 HBP: 0	WP: 0 PA: 42 PB: 0 SB: 2 CS: 2	
PITCHER Tommy John, L (1, 1) <small>ERA: 3.81</small> Tim Stoddard, R (2, 1) <small>ERA: 4.38</small> Cecilio Cuante, R (8, 1) <small>ERA: 4.15</small>	IP WLS BF H R ER SO BB IBB HBP BLK WP HR S P ERA WHIP											PITCHER IP WLS BF H R ER SO BB IBB HBP BLK WP HR S P ERA WHIP

Minnesota Twins @ New York Yankees
 Yankee Stadium, Bronx, NY
 Fri May 08 1987, 7:05 PM EDT
 Att: 25,921 - Unknown

AB	37
R	7
H	13
RBI	7
BB	2
SO	10
LOB	19



BOTTOM

Minnesota Twins @ New York Yankees

Yankee Stadium, Bronx, NY

Fri May 08 1987, 7:05 PM EDT

Att. 25,921 - Unknown

livebaseballscores.com

AB	36
R	11
H	11
RBI	11
BB	7
SO	4
LOB	15



WP:	0	PA:	43
PB:	0	SB:	2
CS:	0		

Batter	1	2	3	4	5	6	7	8	9	AB	R	H	RBI	BB	SO	LOB
Rickey Henderson, R OBP: 0.483, SLG: 0.677 (1, 8)	0-0 F8 BBB 1-2 BB	4-0 BB			0-0 F4 BB		0-0 2B		0-0 1-H HR	4	1	2	2	1	0	0
Willie Randolph, R OBP: 0.400, SLG: 0.343 (1, 4)	0-0 5-3	0-0 F7 BB			0-0 G1-6-3		0-0 1-3		4-0 E S HR BB	4	1	0	0	1	0	3
Don Mattingly, L OBP: 0.328, SLG: 0.450 (1, 3)	0-3 K		0-0 4-3			0-0 F7		0-0 F7	0-0 F7 1-3	5	0	0	0	0	1	1
Dan Pasqua, L OBP: 0.297, SLG: 0.290 (1, 7)		0-0 2B HR 1B	0-0 3-1			4-0 G5-4-3 BB		0-0 BB E 1B	4-0 HR IBB BB	3	2	2	0	2	0	0
Dave Winfield, R OBP: 0.434, SLG: 0.520 (1, 9)		0-0 HR 2B	0-0 4-3			0-0 G5-4-3 1-2f		0-0 F9	4-0 1-2 HR IBB	4	2	1	0	1	0	2
Gary Ward, R OBP: 0.353, SLG: 0.484 (1, 10)		0-0 HR		0-0 G4-6-3 1B			0-0 HR	0-0 E4 BB 1-2	0-3 K	5	2	3	4	0	1	4
Mike Pagliarulo, L OBP: 0.260, SLG: 0.311 (1, 5)		0-3 K		0-0 F9			0-0 HR	4-0 1-2 2-3 BB	0-0 1-H 2-H 3-H HR	4	2	2	5	1	1	1
Joel Skinner, R OBP: 0.178, SLG: 0.229 Claudell Washington, L OBP: 0.310, SLG: 0.385 Rick Cerone, R OBP: 0.240, SLG: 0.100 (1, 2) (7, PH) (8, 2)		0-0 6-3		0-0 G4-6-3 1-2f			0-0 F7	0-3 K		2	0	0	0	0	0	1
Wayne Tolleson, S OBP: 0.364, SLG: 0.333 (1, 6)		0-0 S 1B		0-0 F8			0-0 6-3		4-0 BB HR BB	3	1	1	0	1	0	0

Inning Stats	R: 0	H: 0	E: 0	K: 1	S: 5	H: 0	LOB: 0	BB: 0	P: 5	R: 3	H: 4	E: 0	K: 1	S: 9	H: 0	LOB: 0	BB: 0	P: 13	R: 0	H: 1	E: 0	K: 0	S: 3	H: 0	LOB: 0	BB: 0	P: 3	R: 0	H: 0	E: 0	K: 0	S: 3	R: 0	H: 0	E: 0	K: 0	S: 3	R: 2	H: 3	E: 1	K: 1	S: 7	H: 1	LOB: 3	BB: 1	P: 11	R: 6	H: 2	E: 0	K: 1	S: 6	H: 2	LOB: 0	BB: 4	P: 22	1B: 4	2B: 2	3B: 0	HR: 5	SF: 0	SAC: 0	DP: 2	HBP: 0	WP: 0	PA: 43
--------------	------	------	------	------	------	------	--------	-------	------	------	------	------	------	------	------	--------	-------	-------	------	------	------	------	------	------	--------	-------	------	------	------	------	------	------	------	------	------	------	------	------	------	------	------	------	------	--------	-------	-------	------	------	------	------	------	------	--------	-------	-------	-------	-------	-------	-------	-------	--------	-------	--------	-------	--------

PITCHER	IP	WLS	BF	H	R	ER	SO	BB	IBB	HBP	BLK	WP	HR	S	P	ERA	WHIP
Mark Portugal, R ERA: 7.39 (1, 1)	6.0		25	7	5	5	2	2	0	0	0	0	3	27	35	7.50	1.500
Keith Atherton, R ERA: 2.08 (7, 1)	1.2		9	2	0	0	0	1	0	0	0	0	0	8	12	0.00	1.800
Jeff Reardon, R ERA: 9.24 (8, 1)	1.0	L	9	2	6	6	2	3	1	0	0	0	2	9	25	54.00	5.000

Batter	1	2	3	4	5	6	7	8	9	AB R H RBI BB SO LOB	TOP											
Al Newman, S (1, 6) OBP: 0.316, SLG: 0.380	0-0 E 2B		0-0 SH1-3		0-0 3B			0-0 4-3		3 0 2 2 0 0 0	Minnesota Twins @ New York Yankees Yankee Stadium, Bronx, NY Sat May 09 1987, 7:05 PM EDT Att: 27,220 - Unknown											
Dan Gladden, R (1, 7) OBP: 0.333, SLG: 0.400	0-0 P3		0-0 3-H F8		0-0 3-H F7			0-0 F8		4 0 0 0 0 0 2												
Kirby Puckett, R (1, 8) OBP: 0.395, SLG: 0.596	0-0 E6 G5-4-3 2-3			0-0 FC5-4 1B			0-0 F4		0-0 1B	4 0 2 0 0 0 1												
Gary Gaetti, R (1, 5) OBP: 0.275, SLG: 0.487	0-0 G5-4-3 1-2f			0-0 F8			0-0 5-3		0-0 F7	4 0 0 0 0 0 4												
Kent Hrbek, L (1, 3) OBP: 0.356, SLG: 0.350		0-0 4-3		0-0 F8		0-3 K		0-0 F9		4 0 0 0 0 1 2												
Tom Brunansky, R (1, 10) OBP: 0.317, SLG: 0.376		0-0 F8		0-0 FC5-4 1-2f			0-0 F8		0-0 6-3	4 0 0 0 0 0 2												
Mark Davidson, R (1, 9) OBP: 0.270, SLG: 0.378		0-3 K			0-0 SH2-3 3B 2B		0-0 F9			3 1 1 0 0 1 0												
Steve Lombardozzi, R (1, 4) OBP: 0.352, SLG: 0.408			0-0 G3 SH1-3 2B		0-0 SH2-3 2-3		0-0 4-3			2 1 1 0 0 0 0												
Tom Nieto, R (1, 2) OBP: 0.309, SLG: 0.349			0-0 G3 2-3		0-0 B1			0-0 F9		3 0 0 0 0 0 2												
Inning Stats	R: 0 E: 1 K: 0 S: 4	H: 1 LOB: 1 BB: 0 P: 4	R: 0 E: 0 K: 1 S: 5	H: 0 LOB: 0 BB: 0 P: 5	R: 1 E: 0 K: 0 S: 4	H: 1 LOB: 0 BB: 0 P: 4	R: 0 E: 0 K: 0 S: 4	H: 1 LOB: 1 BB: 0 P: 4	R: 1 E: 0 K: 0 S: 5	H: 2 LOB: 1 BB: 0 P: 5	R: 0 E: 0 K: 1 S: 5	H: 0 LOB: 0 BB: 0 P: 5	R: 0 E: 0 K: 0 S: 3	H: 0 LOB: 0 BB: 0 P: 3	R: 0 E: 0 K: 0 S: 3	H: 0 LOB: 0 BB: 0 P: 3	R: 0 E: 0 K: 0 S: 4	H: 1 LOB: 1 BB: 0 P: 4	1B: 2 2B: 3 3B: 1 HR: 0	SF: 0 SAC: 2 DP: 1 HBP: 0	WP: 0 PB: 0 SB: 0 CS: 0	PA: 33
PITCHER Dennis Rasmussen, L (1, 1) ERA: 2.89	IP: 9.0 WLS: L BF: 33 H: 6 R: 2 ER: 2 SO: 2 BB: 0 IBB: 0 HBP: 0 BLK: 0 WP: 0 HR: 0 S: 37 P: 37 ERA: 2.00 WHIP: 0.667											PITCHER	IP: 9.0 WLS: L BF: 33 H: 6 R: 2 ER: 2 SO: 2 BB: 0 IBB: 0 HBP: 0 BLK: 0 WP: 0 HR: 0 S: 37 P: 37 ERA: 2.00 WHIP: 0.667									

AB	31
R	2
H	6
RBI	2
BB	0
SO	2
LOB	13



livebaseballscores.com

Batter	1	2	3	4	5	6	7	8	9	AB R H RBI BB SO LOB	TOP		
Daryl Boston, L (1, 8) OBP: 0.281, SLG: 0.341	0-0 F8 1B 1B		0-0 FC4-6 1B		0-0 F8			0-0 4-3		4 1 1 0 0 0 2			
Gary Redus, R (1, 7) OBP: 0.318, SLG: 0.301	0-0 FC6-4 1B		0-3 K		0-0 CS	0-0 1B 2B		0-0 F9		4 1 2 0 0 1 1			
Harold Baines, L (1, 10) OBP: 0.455, SLG: 0.571 Fred Manrique, R (8, PR) OBP: 0.266, SLG: 0.289	0-3 K		0-0 1B		0-0 F4			0-0 2B		4 0 2 1 0 1 3 0 0 0 0 0 0 0			
Ron Hassey, L (1, 2) OBP: 0.258, SLG: 0.271 Carlton Fisk, R (8, PH) OBP: 0.337, SLG: 0.305	0-0 F8 2-3		0-0 F8		0-0 1B	0-0 2-H 1B		0-3 K		3 0 1 1 0 0 3 1 0 0 0 0 1 1			
Greg Walker, L (1, 3) OBP: 0.236, SLG: 0.320	0-0 FC6-4 1-2f				0-0 F9	0-3 K		0-0 1B		4 0 1 0 0 1 3			
Ivan Calderon, R (1, 9) OBP: 0.378, SLG: 0.525		H 1-0 4-3 HBP			0-0 F9	0-0 1-3		0-3 K		3 0 0 0 0 1 2			
Donnie Hill, S (1, 4) OBP: 0.260, SLG: 0.348		X 0-0 4-3 1-2			0-0 G3		X 0-0 F7	X 0-0 F8		4 0 0 0 0 0 2			
Tim Hulett, R (1, 5) OBP: 0.264, SLG: 0.406		X 0-0 5-3			0-3 K		X 0-0 F8	X 0-0 F8		4 0 0 0 0 1 1			
Ozzie Guillen, L (1, 6) OBP: 0.362, SLG: 0.385			X 0-0 FC4-6 1B		X 0-0 CS 1B		X 0-0 L9			3 0 2 0 0 0 0			
Inning Stats	R: 0 H: 2 E: 0 LOB: 2 K: 1 BB: 0 S: 7 P: 7	R: 0 H: 0 E: 0 LOB: 0 K: 0 BB: 0 S: 2 P: 3	R: 1 H: 2 E: 0 LOB: 1 K: 1 BB: 0 S: 7 P: 7	R: 0 H: 0 E: 0 LOB: 0 K: 0 BB: 0 S: 3 P: 3	R: 0 H: 1 E: 0 LOB: 0 K: 1 BB: 0 S: 5 P: 5	R: 1 H: 2 E: 0 LOB: 1 K: 1 BB: 0 S: 7 P: 7	R: 0 H: 0 E: 0 LOB: 0 K: 0 BB: 0 S: 3 P: 3	R: 0 H: 1 E: 0 LOB: 1 K: 1 BB: 0 S: 6 P: 6	R: 0 H: 1 E: 0 LOB: 1 K: 1 BB: 0 S: 6 P: 6	1B: 7 SF: 0 2B: 2 SAC: 0 3B: 0 DP: 0 HR: 0 HBP: 1	WP: 0 PA: 36 PB: 0 SB: 1 CS: 1		
PITCHER	IP WLS BF H R ER SO BB IBB HBP BLK WP HR S P ERA WHIP											PITCHER	IP WLS BF H R ER SO BB IBB HBP BLK WP HR S P ERA WHIP
Rick Rhoden, R (1, 1) ERA: 3.57	7.2 W 30 8 2 2 4 0 0 1 0 0 0 0 37 38 2.35 1.043												
Dave Righetti, L (8, 1) ERA: 4.82	1.1 S 5 1 0 0 2 0 0 0 0 0 0 0 9 9 0.00 0.750												

Chicago White Sox @ New York Yankees
 Yankee Stadium, Bronx, NY
 Mon May 11 1987, 7:05 PM EDT
 Att: 20,236 - Unknown

livebaseballscorecards.com

AB	34
R	2
H	9
RBI	2
BB	0
SO	6
LOB	18



Batter	1	2	3	4	5	6	7	8	9
Rickey Henderson, R OBP: 0.473, SLG: 0.648 (1, 8)	0-3 K		0-0 F4		0-0 F7		0-0 S 2B		
Don Mattingly, L OBP: 0.326, SLG: 0.433 (1, 3)	0-0 WP 1B		0-0 F8		0-0 5-3		4-0 2-3 BB		
Dave Winfield, R OBP: 0.423, SLG: 0.528 (1, 9)	0-0 F7			0-0 F8		0-0 HR	0-0 F7		
Gary Ward, R OBP: 0.339, SLG: 0.449 (1, 7)	0-0 F8 1-2			0-0 F8		0-0 L6		0-0 F6	
Ron Kittle, R OBP: 0.306, SLG: 0.511 Dan Pasqua, L OBP: 0.333, SLG: 0.273 (1, 10) (8, PH)		0-3 K		0-0 1B		0-0 F9		0-0 G1	
Lenn Sakata, R OBP: 0.375, SLG: 0.591 (1, 5)		0-3 K		0-0 F9		0-0 HR		4-0 1B BB	
Willie Randolph, R OBP: 0.398, SLG: 0.355 (1, 4)		0-0 L9			0-0 E5 2B	0-0 6-3		0-0 S 1B	
Wayne Tolleson, S OBP: 0.364, SLG: 0.309 (1, 6)			0-3 K		0-0 F9		0-0 6-3	4-0 1-2 FC4-6 BB	
Rick Cerone, R OBP: 0.281, SLG: 0.222 Claudell Washington, L OBP: 0.313, SLG: 0.400 Joel Skinner, R OBP: 0.173, SLG: 0.222 (1, 2) (8, PH) (9, 2)			0-0 1B		0-0 2B		0-0 5-3	0-0 1-2 FC4-6	

Inning Stats	R: 0 E: 0 K: 1 S: 6	H: 1 LOB: 1 BB: 0 P: 6	R: 0 E: 0 K: 2 S: 7	H: 0 LOB: 0 BB: 0 P: 7	R: 0 E: 0 K: 1 S: 6	H: 1 LOB: 1 BB: 0 P: 6	R: 0 E: 0 K: 0 S: 4	H: 1 LOB: 1 BB: 0 P: 4	R: 1 E: 1 K: 0 S: 5	H: 1 LOB: 1 BB: 0 P: 5	R: 2 E: 0 K: 0 S: 5	H: 2 LOB: 0 BB: 0 P: 5	R: 0 E: 0 K: 0 S: 4	H: 1 LOB: 2 BB: 1 P: 8	R: 0 E: 0 K: 0 S: 4	H: 1 LOB: 3 BB: 2 P: 12
1B: 4 2B: 2 3B: 0 HR: 2	SF: 0 SAC: 0 DP: 0 HBP: 0	WP: 1 PB: 0 SB: 2 CS: 0	PA: 36													

PITCHER	IP	WLS	BF	H	R	ER	SO	BB	IBB	HBP	BLK	WP	HR	S	P	ERA	WHIP
Floyd Bannister, L ERA: 4.19 Jim Winn, R ERA: 4.32	(1, 1) (7, 1)	6.2 1.1	29 7	7 1	3 0	2 0	4 0	1 2	0 0	0 0	0 0	1 0	2 0	36 5	40 13	2.70 0.00	1.200 2.250

BOTTOM

Chicago White Sox @ New York Yankees
Yankee Stadium, Bronx, NY

Mon May 11 1987, 7:05 PM EDT
Att. 20,236 - Unknown

livebaseballscorecards.com

AB	33
R	3
H	8
RBI	3
BB	3
SO	4
LOB	13



Batter	1	2	3	4	5	6	7	8	9	10	11	12	13	AB R H RBI BB SO LOB	TOP														
Daryl Boston, L (1, 8) OBP: 0.295, SLG: 0.356	0-0 1B S	4-0 BB			0-0 L8			0-0 HR 2B	0-3 K			0-0 F9		5 2 2 0 1 1 2															
Gary Redus, R (1, 7) OBP: 0.333, SLG: 0.361	0-0 F8	0-0 F6			0-0 L3-5 3B			0-0 HR		0-0 E 1B SF7 1B		0-0 S 1B		6 2 4 2 0 0 3															
Harold Baines, L (1, 10) OBP: 0.444, SLG: 0.538	0-0 1B				0-0 L3-5			0-0 4-3		0-0 E4 CS 1B		0-0 F8		5 0 2 0 0 1 1 0 0 0 0 0 0 0 1 0 0 0 0 0 1															
Fred Manrique, R (10, PR) OBP: 0.268, SLG: 0.289	2-3 1B				0-0 L3-5 3-H			0-0 4-3		0-3 CS 1B		1-2 F8		6 0 1 1 0 1 2															
Ron Hassey, L (12, PH) OBP: 0.254, SLG: 0.267	0-0 1B				0-0 5-3			0-0 F9		0-3 K				5 0 1 1 0 2 2															
Ivan Calderon, R (1, 9) OBP: 0.368, SLG: 0.505	0-0 1B				0-0 5-3			0-0 F8		0-0 SF7				5 0 0 0 1 0 3															
Greg Walker, L (1, 3) OBP: 0.233, SLG: 0.314	0-3 K				0-0 PB 1B			0-0 4-3		0-0 SF7				5 0 0 0 1 0 3															
Donnie Hill, S (1, 4) OBP: 0.253, SLG: 0.324	0-0 G3				0-0 F7			0-0 L7		4-0 SH3-4 BB		0-0 F8		4 0 0 0 0 1 0															
Tim Hulett, R (1, 5) OBP: 0.254, SLG: 0.391					0-0 6-3			0-0 6-3		0-0 SH3-4		0-0 F9		4 0 0 0 0 0 1															
Ozzie Guillen, L (1, 6) OBP: 0.355, SLG: 0.370					0-0 3-1			0-0 4-3		0-0 F7		1-0 CS HBP		2 0 0 0 0 1 0 0 0 0 0 1 0 0 1 0 0 0 0 0 0															
Ron Karkovice, R (1, 2) OBP: 0.231, SLG: 0.159					0-0 F7			0-3 K		4-0 IBB		0-0 CS		2 0 0 0 0 1 0 0 0 0 0 1 0 0 1 0 0 0 0 0 0															
Jerry Hairston, S (9, PH) OBP: 0.313, SLG: 0.214												1-2 F7																	
Carlton Fisk, R (9, 2) OBP: 0.333, SLG: 0.301																													
Inning Stats	R: 1 E: 0 K: 1 S: 8	H: 3 LOB: 2 BB: 0 P: 8	R: 0 E: 0 K: 1 S: 5	H: 0 LOB: 2 BB: 1 P: 10	R: 0 E: 0 K: 1 S: 6	H: 1 LOB: 1 BB: 0 P: 6	R: 0 E: 0 K: 0 S: 3	H: 0 LOB: 0 BB: 0 P: 3	R: 0 E: 0 K: 0 S: 3	H: 0 LOB: 0 BB: 0 P: 3	R: 0 E: 0 K: 1 S: 5	H: 0 LOB: 2 BB: 2 P: 13	R: 1 E: 1 K: 1 S: 6	H: 2 LOB: 1 BB: 0 P: 6	R: 0 E: 0 K: 0 S: 2	H: 0 LOB: 0 BB: 0 P: 3	R: 0 E: 0 K: 0 S: 4	H: 1 LOB: 1 BB: 0 P: 4	R: 0 E: 0 K: 1 S: 5	H: 0 LOB: 0 BB: 0 P: 5	1B: 7 2B: 2 3B: 1 HR: 1	SF: 1 SAC: 1 DP: 1 HBP: 2	WP: 0 PB: 1 SB: 2 CS: 2	PA: 53					
PITCHER	IP WLS BF H R ER SO BB IBB HBP BLK WP HR S P ERA WHIP																												
Joe Niekro, R (1, 1) ERA: 3.2	7.0																												
Dave Righetti, L (8, 1) ERA: 4.57	3.0		13	3	2	1	2	1	1	0	0	0	1	15	23	3.00	1.333												
Cecilio Guante, R (11, 1) ERA: 3.54	3.0	W	10	1	0	0	1	0	0	1	0	0	0	11	12	0.00	0.333												

Chicago White Sox @ New York Yankees
Yankee Stadium, Bronx, NY
Tue May 12 1987, 7:05 PM EDT
Att. 20,634 - Unknown

AB	44
R	4
H	10
RBI	4
BB	3
SO	7
LOB	15




Batter	1	2	3	4	5	6	7	8	9	10	11	12	13	AB R H RBI BB SO LOB
Rickey Henderson, R OBP: 0.460, SLG: 0.632 (1, 8)	0-0 F9		0-0 6-3		0-0 F8			0-0 6-3 2B		0-3 K			0-0 6-3	6 0 1 0 0 1 2
Willie Randolph, R OBP: 0.396, SLG: 0.353 (1, 4)	0-0 5-3		0-0 B1			0-0 BB 1B		0-0 6-3			0-0 F8		0-0 1B	6 0 2 1 0 0 1
Don Mattingly, L OBP: 0.315, SLG: 0.416 (1, 3)	0-0 6-3			0-0 F7		0-0 L7		0-0 6-3			0-0 F6			5 0 0 0 0 0 1
Dan Pasqua, L OBP: 0.322, SLG: 0.261 Ron Kittle, R OBP: 0.300, SLG: 0.500 Henry Cotto, R (10, 7)		0-0 F7		0-0 4-3		0-0 F5			0-0 F2		0-0 F8			3 0 0 0 0 0 1 1 0 0 0 0 0 0 1 0 0 0 0 0 0
Dave Winfield, R OBP: 0.422, SLG: 0.518 (1, 9)		0-0 HR 1B		0-0 G3		4-0 BB 1-2		0-0 5-3				0-0 F2		4 1 1 0 1 0 0
Gary Ward, R OBP: 0.333, SLG: 0.464 (1, 10)		0-0 HR			0-0 4-3	0-0 F2		0-0 6-3				0-0 6-3		5 1 1 2 0 0 2
Mike Pagliarulo, L OBP: 0.274, SLG: 0.360 (1, 5)		0-0 F8			0-0 HR		0-0 G3			0-0 HR		0-3 K		5 2 2 2 0 1 0
Wayne Tolleson, S OBP: 0.365, SLG: 0.314 (1, 6)		0-0 4-3			0-0 1B		0-0 G3			0-0 1-3			0-0 SH1-4 1B	5 1 2 0 0 0 0
Rick Cerone, R OBP: 0.257, SLG: 0.200 Claudell Washington, L OBP: 0.306, SLG: 0.391 Joel Skinner, R OBP: 0.173, SLG: 0.222 (11, 2)			0-0 F8		0-0 L9		0-3 K			0-3 K			0-0 SH1-4	3 0 0 0 0 0 1 1 1 0 0 0 0 0 1 0 0 0 0 0 0 0 0 0

Inning Stats	R: 0	H: 0	R: 2	H: 2	R: 0	H: 0	R: 0	H: 0	R: 1	H: 2	R: 0	H: 1	R: 0	H: 0	R: 1	H: 1	R: 0	H: 0	R: 0	H: 0	R: 1	H: 2	R: 0	H: 0	R: 1	H: 2	1B: 5	SF: 0	WP: 0	PA: 47
	E: 0	LOB: 0	E: 0	LOB: 0	E: 0	LOB: 0	E: 0	LOB: 0	E: 0	LOB: 1	E: 0	LOB: 0	E: 0	LOB: 0	E: 0	LOB: 0	E: 0	LOB: 0	E: 0	LOB: 0	E: 0	LOB: 0	E: 0	LOB: 0	E: 0	LOB: 1	2B: 1 <td>SAC: 1 <td>PB: 0 </td></td>	SAC: 1 <td>PB: 0 </td>	PB: 0	
	K: 0	BB: 0	K: 0	BB: 0	K: 0	BB: 0	K: 0	BB: 0	K: 1	BB: 0	K: 0	BB: 0	K: 2	BB: 0	K: 0	BB: 0	K: 0	BB: 0	K: 0	BB: 0	K: 2	BB: 0	K: 1	BB: 0	K: 0	BB: 0	3B: 0	DP: 0 <td>SB: 0 </td>	SB: 0	
	S: 3	P: 3	S: 5	P: 5	S: 3	P: 3	S: 3	P: 3	S: 5	P: 5	S: 4	P: 8	S: 3	P: 3	S: 8	P: 8	S: 3	P: 3	S: 3	P: 3	S: 8	P: 8	S: 5	P: 5	S: 4	P: 4	HR: 3	HBP: 0	CS: 0	

PITCHER	IP	WLS	BF	H	R	ER	SO	BB	IBB	HBP	BLK	WP	HR	S	P	ERA	WHIP
Bill Long, R ERA: 1.62 (1, 1)	7.2		29	6	3	3	1	1	0	0	0	0	2	30	34	3.52	0.913
Ray Searage, L ERA: 1.15 (8, 1)	0.1		1	0	0	0	0	0	0	0	0	0	1	1	0.00	0.000	
Bob James, R ERA: 5.4 (9, 1)	3.2		12	1	1	1	2	0	0	0	0	1	16	16	2.46	0.273	
Joel McKeon, L ERA: 8.68 (12, 1)	0.1		1	0	0	0	1	0	0	0	0	0	3	3	0.00	0.000	
Bobby Thigpen, R ERA: 3.42 (13, 1)	0.2	L	4	2	1	1	0	0	0	0	0	0	4	4	13.50	3.000	

Chicago White Sox @ New York Yankees
Yankee Stadium, Bronx, NY
 Tue May 12 1987, 7:05 PM EDT
 Att: 20,634 - Unknown

AB	R	H	RBI	BB	SO	LOB
45	5	9	5	1	4	8



AB	R	H	RBI	BB	SO	LOB
45	5	9	5	1	4	8

Batter	1	2	3	4	5	6	7	8	9	AB R H RBI BB SO LOB	TOP											
Jerry Browne, S (1, 4) OBP: 0.360, SLG: 0.376	0-0 4-3		0-0 6-3		0-0 F8		0-0 4-3		4-0 SH2-3 BB	4 0 0 0 1 0 1												
Scott Fletcher, R (1, 6) OBP: 0.366, SLG: 0.419	0-0 G6-4-3 1B			0-0 6-3 BB 4-3 1B	0-3 K		0-0 5-3		0-0 SH2-3	4 1 2 0 0 1 0												
Ruben Sierra, S (1, 9) OBP: 0.301, SLG: 0.402	0-0 G6-4-3 1-2f			4-0 4-3 6-3 1-2 1B BB		0-0 5-3		0-0 1B SF7 2B	4-0 IBB	3 2 1 0 2 0 1												
Pete Incaviglia, R (1, 7) OBP: 0.414, SLG: 0.652		0-0 4-3		0-0 6-3		0-0 1B 2B		0-0 1B	0-0 SF8	4 1 2 1 0 0 2												
Pete O'Brien, L (1, 3) OBP: 0.308, SLG: 0.415		0-0 F7		0-0 4-3		0-0 2B 1B		0-0 L3	0-3 K	5 0 1 1 0 1 5												
Larry Parrish, R (1, 10) OBP: 0.352, SLG: 0.610		0-0 L3		0-0 HR 1B		0-0 2B		0-0 SF7		3 1 2 3 0 0 0												
Don Slaught, R (1, 2) OBP: 0.319, SLG: 0.452			0-0 4-3 2B		0-0 HR 1B		0-3 K		0-0 F8	4 1 2 2 0 1 3												
Steve Buechele, R (1, 5) OBP: 0.283, SLG: 0.364			0-0 4-3		0-0 1B		0-3 K		0-0 HR	4 1 2 1 0 1 3												
Bob Brower, R (1, 8) OBP: 0.359, SLG: 0.364			0-0 F9		0-0 4-3		0-0 5-3		0-0 SH2-3 SF8 1B	4 1 1 0 0 0 1												
Inning Stats	R: 0 E: 0 K: 0 S: 3	H: 1 LOB: 0 BB: 0 P: 3	R: 0 E: 0 K: 0 S: 3	H: 0 LOB: 0 BB: 0 P: 3	R: 0 E: 0 K: 0 S: 4	H: 1 LOB: 1 BB: 0 P: 4	R: 4 E: 0 K: 0 S: 6	H: 4 LOB: 1 BB: 1 P: 10	R: 0 E: 0 K: 1 S: 5	H: 0 LOB: 0 BB: 0 P: 5	R: 1 E: 0 K: 2 S: 10	H: 3 LOB: 2 BB: 0 P: 10	R: 0 E: 0 K: 0 S: 3	H: 0 LOB: 0 BB: 0 P: 3	R: 1 E: 0 K: 0 S: 5	H: 2 LOB: 1 BB: 0 P: 5	R: 2 E: 0 K: 1 S: 7	H: 2 LOB: 2 BB: 2 P: 15	1B: 7 2B: 4 3B: 0 HR: 2	SF: 2 SAC: 1 DP: 1 HBP: 0	WP: 0 PB: 0 SB: 1 CS: 0	PA: 41
PITCHER	IP WLS BF H R ER SO BB IBB HBP BLK WP HR S P ERA WHIP																					
Tommy John, L (1, 1) ERA: 4.6	5.1 L 23 8 5 5 1 1 0 0 0 0 0 1 24 28 8.44 1.688																					
Tim Stoddard, R (6, 1) ERA: 4.5	1.2 8 3 1 1 2 0 0 0 0 0 0 0 12 12 5.40 1.800																					
Bob Shirley, L (8, 1) ERA: 4.02	1.0 6 2 2 2 0 1 0 0 0 0 0 1 5 9 18.00 3.000																					
Pat Clements, L (9, 1) ERA: 8.53	1.0 4 0 0 0 0 1 0 1 0 0 0 0 5 9 0.00 0.000																					

Texas Rangers @ New York Yankees
 Yankee Stadium, Bronx, NY
 Wed May 13 1987, 7:05 PM EDT
 Att: 22,040 - Unknown

livebaseballscorecards.com

AB 35
 R 8
 H 13
 RBI 8
 BB 3
 SO 4
 LOB 16



Batter	1	2	3	4	5	6	7	8	9	AB R H RBI BB SO LOB	TOP											
Bob Brower, R (1, 8) OBP: 0.362, SLG: 0.345	0-3 K		0-0 F4		0-0 F8		4-0 BB		4-0 FC6-4 BB	3 0 0 0 2 1 1												
Scott Fletcher, R (1, 6) OBP: 0.365, SLG: 0.417 Curtis Wilkerson, S (5, 6) OBP: 0.333, SLG: 0.333	0-0 1-3			0-0 1B 1B	0-0 F2		0-0 F7		0-0 FC6-4	3 1 1 0 0 0 1 2 0 0 0 0 0 3												
Ruben Sierra, S (1, 9) OBP: 0.307, SLG: 0.400	4-0 BB			0-0 1B 1-2 1B	0-0 4-3			0-0 F7		3 0 1 0 1 0 1												
Pete Incaviglia, R (1, 7) OBP: 0.409, SLG: 0.635	0-3 K			0-3 K		0-0 F5		4-0 BB		3 0 0 0 1 2 3												
Pete O'Brien, L (1, 3) OBP: 0.309, SLG: 0.413 Darrell Porter, L (7, 3) OBP: 0.313, SLG: 0.154		0-0 F9		0-0 BB 1B		0-0 F7		0-3 K		3 0 1 1 0 0 0 1 0 0 0 0 1 1												
Larry Parrish, R (1, 10) OBP: 0.357, SLG: 0.598		0-0 F7		4-0 1-2 BB		0-0 F7		4-0 1-2 BB		2 0 0 0 2 0 0												
Don Slaught, R (1, 2) OBP: 0.305, SLG: 0.432		0-3 K		0-3 K			0-0 6-3	0-3 K		4 0 0 0 0 3 5												
Steve Buechele, R (1, 5) OBP: 0.282, SLG: 0.359			0-3 K	0-0 P3			0-0 BB 1B		0-0 F8	4 0 1 0 0 1 3												
Jeff Kunkel, R (1, 4) OBP: 0.154, SLG: 0.154			0-3 K		0-0 1B		0-3 K		0-3 K	4 0 1 0 0 3 1												
Inning Stats	R: 0 E: 0 K: 2 S: 7	H: 0 LOB: 1 BB: 1 P: 11	R: 0 E: 0 K: 1 S: 5	H: 0 LOB: 0 BB: 0 P: 5	R: 0 E: 0 K: 2 S: 7	H: 0 LOB: 0 BB: 0 P: 7	R: 1 E: 0 K: 2 S: 10	H: 3 LOB: 3 BB: 1 P: 14	R: 0 E: 0 K: 0 S: 4	H: 1 LOB: 1 BB: 0 P: 4	R: 0 E: 0 K: 0 S: 3	H: 0 LOB: 0 BB: 0 P: 3	R: 0 E: 0 K: 1 S: 6	H: 1 LOB: 2 BB: 1 P: 10	R: 0 E: 0 K: 2 S: 7	H: 0 LOB: 2 BB: 2 P: 15	R: 0 E: 0 K: 1 S: 5	H: 0 LOB: 1 BB: 1 P: 9	1B: 5 2B: 0 3B: 0 HR: 0	SF: 0 SAC: 0 DP: 0 HBP: 0	WP: 0 PB: 0 SB: 1 CS: 0	PA: 38
PITCHER	IP WLS BF H R ER SO BB IBB HBP BLK WP HR S P ERA WHIP																					
Dennis Rasmussen, L (1, 1) ERA: 2.67	7.2 W 32 5 1 1 9 4 0 0 0 0 0 0 46 62 1.17 1.174																					
Cecilio Guante, R (8, 1) ERA: 3.48	0.1 2 0 0 0 1 1 0 0 0 0 0 0 3 7 0.00 3.000																					
Pat Clements, L (9, 1) ERA: 7.36	1.0 4 0 0 0 1 1 0 0 0 0 0 0 5 9 0.00 1.000																					

Texas Rangers @ New York Yankees
 Yankee Stadium, Bronx, NY
 Thu May 14 1987, 3:33 AM EDT
 Att. 22,635 - Unknown

livebaseballscorecards.com

AB	32
R	1
H	5
RBI	1
BB	6
SO	11
LOB	19



BOTTOM

Texas Rangers @ New York Yankees
Yankee Stadium, Bronx, NY
Thu May 14 1987, 3:33 AM EDT
Att. 22,635 - Unknown

livebaseballscorecards.com

AB	32
R	9
H	11
RBI	9
BB	9
SO	6
LOB	21



WP:	2	PA:	43
PB:	0		
SB:	2		
CS:	1		

AB	R	H	RBI	BB	SO	LOB
2	3	1	1	1	1	2
1	0	0	0	0	0	2

3	3	2	1	2	0	2
---	---	---	---	---	---	---

5	1	2	4	0	0	3
---	---	---	---	---	---	---

5	1	3	3	0	0	0
---	---	---	---	---	---	---

3	0	1	0	2	1	3
---	---	---	---	---	---	---

4	0	1	0	1	0	3
---	---	---	---	---	---	---

4	0	0	0	0	3	5
---	---	---	---	---	---	---

3	0	0	0	1	0	1
---	---	---	---	---	---	---

2	1	1	0	2	1	0
---	---	---	---	---	---	---

1B:	6	SF:	0
2B:	1	SAC:	0
3B:	1	DP:	2
HR:	3	HBP:	2

Batter	1	2	3	4	5	6	7	8	9
Rickey Henderson, R Henry Cotto, R	0-0 HR	1-0 3B HBP		4-0 HR BB	0-3 K		0-0 G6-4-3		
Willie Randolph, R	4-0 WP G3 BB	0-0 3B		4-0 HR BB	0-0 FC6-4			0-0 G1 1B 2B	
Don Mattingly, L	0-0 1-3	0-0 6-3		0-0 HR				0-0 G1 1B	
Claudell Washington, L	0-0 G3		0-0 HR	0-0 G3				0-0 1B 1B	
Dave Winfield, R	4-0 S BB		0-0 CS 1B	4-0 BB			0-0 G6-4-3	0-3 K	
Gary Ward, R	4-0 BB		0-0 F9	0-0 5-3			0-0 5-3	0-0 1B	
Mike Pagliarulo, L	0-0 G3		0-3 K		1-0 WP HBP		0-3 K	0-3 K	
Wayne Tolleson, S		0-0 6-3		0-0 F4	0-0 F7		4-0 BB BB		
Joel Skinner, R		0-3 K		0-0 BB BB HR 1B	4-0 FC6-4 BB		4-0 G6-4-3 BB		

Inning Stats	R: 2	H: 1	E: 1	K: 0	S: 4	LOB: 2	BB: 3	P: 16	R: 1	H: 1	E: 0	K: 1	S: 6	LOB: 1	BB: 0	P: 7	R: 1	H: 2	E: 0	K: 1	S: 6	LOB: 0	BB: 0	P: 6	R: 4	H: 2	E: 0	K: 0	S: 5	LOB: 1	BB: 3	P: 17	R: 0	H: 0	E: 0	K: 1	S: 5	LOB: 2	BB: 1	P: 10	R: 0	H: 2	E: 0	K: 0	S: 4	LOB: 1	BB: 0	P: 4	R: 0	H: 0	E: 0	K: 1	S: 4	LOB: 1	BB: 2	P: 12	R: 1	H: 3	E: 0	K: 2	S: 10	LOB: 2	BB: 0	P: 10
--------------	------	------	------	------	------	--------	-------	-------	------	------	------	------	------	--------	-------	------	------	------	------	------	------	--------	-------	------	------	------	------	------	------	--------	-------	-------	------	------	------	------	------	--------	-------	-------	------	------	------	------	------	--------	-------	------	------	------	------	------	------	--------	-------	-------	------	------	------	------	-------	--------	-------	-------

PITCHER	IP	WLS	BF	H	R	ER	SO	BB	IBB	HBP	BLK	WP	HR	S	P	ERA	WHIP
Ed Correa, R	3.1		20	5	7	6	2	5	0	1	0	1	2	18	39	16.20	3.000
Mike Mason, L	2.2		13	3	1	1	1	2	0	1	0	1	1	12	21	3.38	1.875
Mitch Williams, L	1.0		4	0	0	0	1	2	0	0	0	0	0	4	12	0.00	2.000
Greg Harris, R	1.0		6	3	1	1	2	0	0	0	0	0	0	10	10	9.00	3.000

Batter	1	2	3	4	5	6	7	8	9	AB R H RBI BB SO LOB	TOP									
Rickey Henderson, R OBP: 0.457, SLG: 0.624 (1, 7)	0-0 5-3		0-0 4-3 S E 1B		0-0 5-3		4-0 S S 2B BB		0-0 5-3 1-2	4 2 1 0 1 0 1										
Willie Randolph, R OBP: 0.416, SLG: 0.381 (1, 4)	0-0 S E 1B 1B		0-0 4-3 1-3		0-0 6-3 S 1B		0-3 K 1-2		4-0 HR BB	4 2 2 0 1 1 2										
Don Mattingly, L OBP: 0.329, SLG: 0.468 (1, 3)	0-0 E 1-2 1B		0-0 E4 FC6-4		0-0 6-3 1-3		0-0 2-H 2B		0-0 1-H 2-H HR	5 1 3 5 0 0 1										
Claudell Washington, L OBP: 0.344, SLG: 0.508 (1, 8)	0-3 K		0-0 F7 3-H		0-0 6-3		0-0 4-3		0-0 1B	5 0 1 0 0 1 5										
Dave Winfield, R OBP: 0.420, SLG: 0.520 (1, 9)	0-0 E9 1-3 2-H 1B		0-0 FC6-4 1-2f		0-0 4-3		0-0 6-3		0-3 K	5 0 1 1 0 1 1										
Dan Pasqua, L OBP: 0.319, SLG: 0.260 (1, 10)	0-3 K			0-0 E7 G1 FC4-2 1B		0-0 F8		0-0 5-3		3 0 1 0 0 1 2										
Ron Kittle, R OBP: 0.294, SLG: 0.489 (8, PH)										1 0 0 0 0 0 0										
Mike Pagliarulo, L OBP: 0.270, SLG: 0.327 (1, 5)		0-0 4-3		0-0 G1 2-3		0-3 K		4-0 BB		3 0 0 0 1 1 1										
Joel Skinner, R OBP: 0.193, SLG: 0.218 (1, 2)		0-3 K		0-0 FC4-2 FC6-4			0-3 K	0-3 K		4 0 0 0 0 3 2										
Wayne Tolleson, S OBP: 0.370, SLG: 0.333 (1, 6)		0-0 F5		0-0 FC6-4 1-2f			0-0 HR		4-0 5-3 HR BB	3 2 1 1 1 0 1										
Inning Stats	R: 1 E: 1 K: 2 S: 10	H: 3 LOB: 2 BB: 0 P: 10	R: 0 E: 0 K: 1 S: 5	H: 0 LOB: 0 BB: 0 P: 5	R: 1 E: 1 K: 0 S: 5	H: 1 LOB: 1 BB: 0 P: 5	R: 0 E: 1 K: 0 S: 4	H: 1 LOB: 1 BB: 0 P: 4	R: 0 E: 0 K: 1 S: 5	H: 0 LOB: 0 BB: 0 P: 5	R: 2 E: 0 K: 2 S: 9	H: 2 LOB: 1 BB: 1 P: 13	R: 0 E: 0 K: 1 S: 5	H: 0 LOB: 1 BB: 1 P: 9	R: 3 E: 0 K: 1 S: 6	H: 2 LOB: 0 BB: 2 P: 14	1B: 7 2B: 1 3B: 0 HR: 2	SF: 0 SAC: 0 DP: 0 HBP: 0	WP: 0 PB: 0 SB: 5 CS: 0	PA: 41
PITCHER	IP WLS BF H R ER SO BB IBB HBP BLK WP HR S P ERA WHIP																			
Mike Morgan, R ERA: 5.19 (1, 1)	6.2 L 29 7 4 4 6 1 0 0 0 0 0 1 40 44 5.40 1.200																			
Bill Wilkinson, L ERA: 3.29 (7, 1)	1.1 7 1 1 1 1 2 0 0 0 0 0 0 7 15 6.75 2.250																			
Ed Nunez, R ERA: 4.3 (9, 1)	0.1 2 0 0 0 0 1 0 0 0 0 0 0 1 5 0.00 3.000																			
Stan Clarke, L ERA: 1.8 (9, 1)	0.2 3 2 2 2 1 0 0 0 0 0 0 1 5 5 27.00 3.000																			

New York Yankees @ Seattle Mariners
The Kingdome, Seattle, WA
Fri May 15 1987, 10:05 PM EDT
Att: 27,923 - Unknown

livebaseballscorecards.com

AB	37
R	7
H	10
RBI	7
BB	4
SO	8
LOB	16



Batter	1	2	3	4	5	6	7	8	9	AB R H RBI BB SO LOB
John Moses, S (1, 8) OBP: 0.319, SLG: 0.349	4-0 G6-4-3 BB		0-0 S 1B		0-0 F9		0-0 1-3		0-0 2B 1-2 1B	4 0 2 0 1 0 1
Phil Bradley, R (1, 7) OBP: 0.327, SLG: 0.260	0-0 G6-4-3 1-2f		0-3 K 1-2		0-0 6-3		0-0 6-3		0-3 K	5 0 0 0 0 2 5
Scott Bradley, L (1, 2) OBP: 0.386, SLG: 0.500	0-0 F8				0-0 F8		0-0 F7		0-0 2B 1-3 2-H	5 0 1 1 0 0 1
Ken Phelps, L (1, 10) OBP: 0.427, SLG: 0.667		0-3 K		0-0 BB 1B 1B		0-0 F8		4-0 FC6 5-3 BB	0-0 L6	4 0 1 0 1 1 2
Jim Presley, R (1, 5) OBP: 0.331, SLG: 0.470		0-0 F8		0-3 K		0-0 HR		0-0 5-3 1-2		4 1 1 1 0 1 2
Alvin Davis, L (1, 3) OBP: 0.369, SLG: 0.405		4-0 BB BB BB BB		0-0 BB 1-2 1B		0-0 3B 1B		0-0 FC6 FC6-4 2-3		3 1 2 0 1 0 1
Mike Kingery, L (1, 9) OBP: 0.311, SLG: 0.440 John Christensen, R (8, PH) OBP: 0.324, SLG: 0.371 (9, 9)		0-0 F4		4-0 BB 1-2 2-3 BB		0-0 3B		0-0 FC6-4 1-2f		2 0 1 1 1 0 1 1 0 0 0 0 0 1
Rey Quinones, R (1, 6) OBP: 0.328, SLG: 0.437			0-0 F7		0-0 F9		0-0 F8		0-3 K	4 0 0 0 0 1 4
Harold Reynolds, S (1, 4) OBP: 0.346, SLG: 0.393			0-0 F7		0-0 F8		0-0 1-3 1B		4-0 2B 1B BB	3 1 1 0 1 0 0

Inning Stats	R: 0 E: 0 K: 0 S: 2	H: 0 LOB: 0 BB: 1 P: 6	R: 0 E: 0 K: 1 S: 5	H: 0 LOB: 1 BB: 1 P: 9	R: 0 E: 0 K: 1 S: 6	H: 1 LOB: 1 BB: 0 P: 6	R: 0 E: 0 K: 1 S: 7	H: 2 LOB: 3 BB: 1 P: 11	R: 0 E: 0 K: 0 S: 3	H: 0 LOB: 0 BB: 0 P: 3	R: 2 E: 0 K: 0 S: 6	H: 3 LOB: 1 BB: 0 P: 6	R: 0 E: 0 K: 0 S: 4	H: 1 LOB: 1 BB: 0 P: 4	R: 0 E: 0 K: 0 S: 3	H: 0 LOB: 1 BB: 1 P: 7	R: 1 E: 0 K: 2 S: 9	H: 2 LOB: 2 BB: 1 P: 13	1B: 6 2B: 1 3B: 1 HR: 1	SF: 0 SAC: 0 DP: 1 HBP: 0	WP: 0 PB: 0 SB: 1 CS: 0	PA: 40
--------------	------------------------------	---------------------------------	------------------------------	---------------------------------	------------------------------	---------------------------------	------------------------------	----------------------------------	------------------------------	---------------------------------	------------------------------	---------------------------------	------------------------------	---------------------------------	------------------------------	---------------------------------	------------------------------	----------------------------------	----------------------------------	------------------------------------	----------------------------------	--------


PITCHER	IP	WLS	BF	H	R	ER	SO	BB	IBB	HBP	BLK	WP	HR	S	P	ERA	WHIP
Charles Hudson, R (1, 1) ERA: 2.02	6.0	W	27	7	2	2	3	3	0	0	0	0	1	30	42	3.00	1.667
Cecilio Guante, R (7, 1) ERA: 3.27	1.1		5	0	0	0	0	1	0	0	0	0	0	4	8	0.00	0.750
Dave Righetti, L (8, 1) ERA: 4.63	1.2	S	8	2	1	1	2	1	0	0	0	0	0	11	15	5.40	1.800

BOTTOM

New York Yankees @ Seattle Mariners
The Kingdome, Seattle, WA

Fri May 15 1987, 10:05 PM EDT
Att. 27,923 - Unknown

AB 35
R 3
H 9
RBI 3
BB 5
SO 5
LOB 18



PITCHER	IP	WLS	BF	H	R	ER	SO	BB	IBB	HBP	BLK	WP	HR	S	P	ERA	WHIP
---------	----	-----	----	---	---	----	----	----	-----	-----	-----	----	----	---	---	-----	------

New York Yankees @ Seattle Mariners
 The Kingdome, Seattle, WA
 Sat May 16 1987, 10:05 PM EDT
 Att. 42,570 - Unknown

AB	40
R	8
H	12
RBI	7
BB	4
SO	6
LOB	16



AB R H RBI BB SO LOB

4	2	2	0	1	0	3
4	1	1	1	1	0	1
5	1	2	1	0	0	2
2	0	1	0	1	0	0
2	1	1	2	0	0	0
3	0	0	0	0	1	3
2	0	0	0	0	1	1
5	2	3	1	0	0	2
5	0	0	1	0	1	1
4	0	1	0	0	1	1
1	0	0	0	0	1	1
3	1	1	1	1	1	1

Batter	1	2	3	4	5	6	7	8	9
Rickey Henderson, R OBP: 0.462, SLG: 0.636 (1, 7)	0-0 S 1B 2B	0-0 F9		4-0 E S BB			0-0 1B 2B F9		
Willie Randolph, R OBP: 0.415, SLG: 0.377 (1, 4)	0-0 F4		0-0 6-3	4-0 1-3 BB			0-0 1B 2B 1B	0-0 5-3	
Don Mattingly, L OBP: 0.331, SLG: 0.465 (1, 3)	0-0 2-H 1B 1B		0-0 3-1	0-0 F8			0-0 1-2 2B 1B	0-0 F7	
Claudell Washington, L OBP: 0.358, SLG: 0.508 Dave Winfield, R OBP: 0.421, SLG: 0.528 (1, 8) (7, PH) (7, 9)	0-0 1-2 1B		4-0 BB		0-0 F9		0-0 1B E 2B	0-0 F7	
Dan Pasqua, L OBP: 0.309, SLG: 0.250 Henry Cotto, R (1, 9) (7, PH) (7, 8)	0-0 F9		0-3 K		0-0 G3		0-3 K		0-0 6-3
Gary Ward, R OBP: 0.343, SLG: 0.496 (1, 10)	0-0 F9			0-0 HR	0-0 6-3		0-0 2-3 S E 1B		0-0 2B
Mike Pagliarulo, L OBP: 0.260, SLG: 0.313 (1, 5)		0-0 4-3		0-3 K		0-0 F7	0-0 1-H E2 G3		0-0 F7
Wayne Tolleson, S OBP: 0.366, SLG: 0.330 Ron Kittle, R OBP: 0.288, SLG: 0.479 (1, 6) (9, PH)		0-0 1B		0-3 K		0-0 5-3	0-0 2-3 G3		0-3 K
Joel Skinner, R OBP: 0.207, SLG: 0.259 (1, 2)		0-3 K		0-0 HR		0-0 5-3	4-0 BB		

Inning Stats	R: 1	H: 3	R: 0	H: 1	R: 0	H: 0	R: 2	H: 2	R: 0	H: 0	R: 0	H: 0	R: 5	H: 5	R: 0	H: 0	R: 0	H: 1	
E: 0	LOB: 2	E: 0	LOB: 1	E: 0	LOB: 1	E: 0	LOB: 2	E: 0	LOB: 0	E: 0	LOB: 0	E: 0	LOB: 2	E: 0	LOB: 0	E: 0	LOB: 0	E: 0	LOB: 1
K: 0	BB: 0	K: 1	BB: 0	K: 1	BB: 1	K: 2	BB: 2	K: 0	BB: 0	K: 1	BB: 0	K: 0	BB: 1	K: 1	BB: 1	K: 0	BB: 0	K: 1	BB: 0
S: 6	P: 6	S: 6	P: 6	S: 5	P: 9	S: 9	P: 17	S: 3	P: 3	S: 11	P: 15	S: 3	P: 3	S: 6	P: 6	S: 6	P: 6	S: 6	P: 6

PITCHER	IP	WLS	BF	H	R	ER	SO	BB	IBB	HBP	BLK	WP	HR	S	P	ERA	WHIP
Scott Bankhead, R ERA: 4.35 (1, 1)	6.0		29	8	5	5	4	3	0	0	0	0	2	34	46	7.50	1.833
Bill Wilkinson, L ERA: 4.61 (7, 1)	0.0		2	2	1	1	0	0	0	0	0	0	0	2	2	∞	∞
Steve Shields, R ERA: 1.23 (7, 1)	3.0	W	13	2	2	1	2	1	0	0	0	0	0	16	20	3.00	1.000

PITCHER	IP	WLS	BF	H	R	ER	SO	BB	IBB	HBP	BLK	WP	HR	S	P	ERA	WHIP

WP: 0	PA: 44
PB: 0	
SB: 3	
CS: 0	

Batter	1	2	3	4	5	6	7	8	9	AB	R	H	RBI	BB	SO	LOB
John Moses, S OBP: 0.321, SLG: 0.351 (1, 8)	0-0 F9 1B	0-0 6-3			0-0 F8		0-0 F8 1B HR	0-0 F8		5	2	2	0	0	0	1
Phil Bradley, R OBP: 0.325, SLG: 0.260 (1, 7)	0-0 F9 1-3	0-3 K			0-0 6-3		0-0 1-2 HR 1B			4	1	1	0	0	1	1
Scott Bradley, L OBP: 0.380, SLG: 0.488 (1, 2)	0-0 HR 1B				0-0 L5		0-0 4-3	0-0 F8 2-3		4	1	1	1	0	0	2
Bob Kearney, R OBP: 0.250, SLG: 0.391 (8, 2)										0	0	0	0	0	0	0
Ken Phelps, L OBP: 0.439, SLG: 0.745 (1, 10)	0-0 1-H HR				0-0 4-3		0-0 1B 2B	0-0 1-H 3-H HR		4	3	3	5	0	0	0
Jim Presley, R OBP: 0.336, SLG: 0.493 (1, 5)	0-0 5-3				0-0 6-3		0-0 1B 1B	0-0 HR		4	2	2	1	0	0	0
Alvin Davis, L OBP: 0.372, SLG: 0.403 (1, 3)	4-0 2B BB				0-0 F5		0-0 1B 1B	0-0 F9		3	1	1	1	1	0	0
Mike Kingery, L OBP: 0.315, SLG: 0.453 (1, 9)	0-0 1-H 2B				0-0 1-3		0-0 F6			2	0	1	1	0	0	0
John Christensen, R OBP: 0.308, SLG: 0.351 (6, PH)										2	0	0	0	0	1	2
Rey Quinones, R OBP: 0.333, SLG: 0.438 (1, 6)	0-3 K				0-0 4-3		0-0 1B			4	0	2	1	0	1	1
Harold Reynolds, S OBP: 0.336, SLG: 0.380 (1, 4)					0-0 6-3		0-0 4-3			4	0	0	0	0	0	1

Inning Stats	R: 4	H: 4	E: 0	K: 1	S: 9	LOB: 1	BB: 1	P: 13	R: 0	H: 0	E: 0	K: 1	S: 5	LOB: 0	BB: 0	P: 5	R: 0	H: 0	E: 0	K: 0	S: 3	LOB: 0	BB: 0	P: 3	R: 0	H: 0	E: 0	K: 0	S: 3	LOB: 0	BB: 0	P: 3	R: 2	H: 4	E: 0	K: 0	S: 6	LOB: 2	BB: 0	P: 6	R: 4	H: 4	E: 0	K: 0	S: 7	LOB: 0	BB: 0	P: 7	R: 0	H: 1	E: 0	K: 1	S: 6	LOB: 1	BB: 0	P: 6
--------------	------	------	------	------	------	--------	-------	-------	------	------	------	------	------	--------	-------	------	------	------	------	------	------	--------	-------	------	------	------	------	------	------	--------	-------	------	------	------	------	------	------	--------	-------	------	------	------	------	------	------	--------	-------	------	------	------	------	------	------	--------	-------	------

PITCHER	IP	WLS	BF	H	R	ER	SO	BB	IBB	HBP	BLK	WP	HR	S	P	ERA	WHIP
Rick Rhoden, R ERA: 4.26 (1, 1)	5.1		24	7	6	6	2	1	0	0	0	0	1	27	31	10.12	1.500
Pat Clements, L ERA: 6.75 (6, 1)	0.2		2	1	0	0	0	0	0	0	0	0	0	2	2	0.00	1.500
Cecilio Guante, R ERA: 4.76 (7, 1)	0.2	L	6	4	4	4	0	0	0	0	0	0	2	6	6	54.00	6.000
Bob Shirley, L ERA: 3.71 (7, 1)	1.1		5	1	0	0	1	0	0	0	0	0	0	7	7	0.00	0.750

BOTTOM

New York Yankees @ Seattle Mariners
 The Kingdome, Seattle, WA
 Sat May 16 1987, 10:05 PM EDT
 Att. 42,570 - Unknown

AB	36
R	10
H	13
RBI	10
BB	1
SO	3
LOB	8



1B:	8	SF:	0	WP:	0	PA:	37
2B:	2	SAC:	0	PB:	0		
3B:	0	DP:	0	SB:	1		
HR:	3	HBP:	0	CS:	0		

livebaseballscores.com

Batter	1	2	3	4	5	6	7	8	9	AB R H RBI BB SO LOB	TOP	
Claudell Washington, L (1, 8) Henry Cotto, R (9, 8) OBP: 0.384, SLG: 0.551	0-0 L9	0-0 1B 2B 2-H			0-0 SH1-3 HR 2B	0-0 BB 1B		0-0 F7	0-0 2B 1B	6 1 4 2 0 0 0 0 0 0 0 0 0 0		
Willie Randolph, R (1, 4) OBP: 0.427, SLG: 0.391	4-0 1B 1B BB	0-0 2-3 1B			0-0 SH1-3 2-3	0-0 F9 2-3		4-0 1B BB	0-0 2B 1-H 2-H	3 1 2 1 2 0 2		
Don Mattingly, L (1, 3) OBP: 0.345, SLG: 0.469	0-0 1B 1B	0-0 F9			4-0 HR BB	4-0 BB 1B		0-0 BB 1B		3 2 2 0 2 0 2		
Dan Pasqua, L (1, 7) OBP: 0.323, SLG: 0.300	0-0 1B 1B 1-2 2-3				0-0 G3	0-0 HR 1-H 3-H		4-0 BB		4 1 2 3 1 1 3		
Dave Winfield, R (1, 9) OBP: 0.414, SLG: 0.515	0-0 G6-4-3 1B 1-2 2-H 3-H				0-3 K			0-0 F4		5 0 1 2 0 3 3		
Gary Ward, R (1, 10) OBP: 0.345, SLG: 0.500	0-0 G6-4-3 1-2f				0-3 K					5 0 2 0 0 1 2		
Mike Pagliarulo, L (1, 5) OBP: 0.265, SLG: 0.325		0-0 2B 2B			0-0 4-3	0-0 FC6 1B 1-2f		0-3 K		5 2 2 0 0 1 2		
Rick Cerone, R (1, 2) OBP: 0.279, SLG: 0.243		0-0 1-3			0-0 6-3	4-0 F9 1B BB		0-0 F9		4 1 1 0 1 0 2		
Wayne Tolleson, S (1, 6) OBP: 0.353, SLG: 0.317		0-3 K			0-0 L6	0-0 F8		0-0 F7	0-3 K	5 0 0 0 0 2 4		
Inning Stats	R: 2 E: 0 K: 0 S: 5 H: 3 LOB: 1 BB: 1 P: 9	R: 1 E: 0 K: 1 S: 8 H: 3 LOB: 2 BB: 0 P: 8	R: 0 E: 0 K: 2 S: 7 H: 0 LOB: 0 BB: 0 P: 7	R: 0 E: 0 K: 0 S: 3 H: 0 LOB: 0 BB: 0 P: 3	R: 3 E: 0 K: 1 S: 8 H: 3 LOB: 1 BB: 1 P: 12	R: 0 E: 0 K: 1 S: 6 H: 1 LOB: 3 BB: 2 P: 14	R: 0 E: 0 K: 2 S: 8 H: 1 LOB: 1 BB: 0 P: 8	R: 0 E: 0 K: 0 S: 4 H: 1 LOB: 3 BB: 2 P: 12	R: 2 E: 0 K: 1 S: 8 H: 4 LOB: 2 BB: 0 P: 8	1B: 10 2B: 5 3B: 0 HR: 1 SF: 0 SAC: 1 DP: 1 HBP: 0	WP: 0 PB: 0 SB: 0 CS: 0 PA: 47	
PITCHER	IP WLS BF H R ER SO BB IBB HBP BLK WP HR S P ERA WHIP											
Mike Moore, R (1, 1) ERA: 5.02	5.0 L 26 9 6 6 4 3 0 0 0 0 0 1 31 43 10.80 2.400											
Stan Clarke, L (6, 1) ERA: 1.5	1.0 5 1 0 0 1 1 0 0 0 0 0 6 10 0.00 2.000											
Jerry Reed, R (7, 1) ERA: 4.26	3.0 16 6 2 2 3 2 0 0 0 0 0 20 28 6.00 2.667											

New York Yankees @ Seattle Mariners
 The Kingdome, Seattle, WA
 Sun May 17 1987, 6:33 AM EDT
 Att. 32,832 - Unknown

AB	40
R	8
H	16
RBI	8
BB	6
SO	8
LOB	20



WP: 0	PA: 47
PB: 0	
SB: 0	
CS: 0	

livebaseballscores.com

Batter	1	2	3	4	5	6	7	8	9	AB R H RBI BB SO LOB
John Moses, S OBP: 0.317, SLG: 0.346 (1, 8) X	0-0 F7 ① X	0-0 CS 1B		0-3 K ②			0-0 F8 ② X		0-0 L4 ③ X	5 0 1 0 0 1 0
Phil Bradley, R OBP: 0.323, SLG: 0.260 (1, 7) X	0-0 PB S 1B	0-3 K ② ③		0-3 K ③			0-3 K ③			4 1 1 0 0 3 1
Mike Kingery, L OBP: 0.302, SLG: 0.433 (1, 9) S S	0-3 K ②		0-0 F7 ①		0-0 4-3 ①			0-0 F8 ①		4 0 0 0 0 1 1
Ken Phelps, L OBP: 0.449, SLG: 0.737 (1, 10) B B B B	4-0 BB 1B 2B BB		4-0 1B PB BB		0-0 G3 ②			4-0 BB BB		1 1 0 0 3 0 0
Jim Presley, R OBP: 0.340, SLG: 0.489 (1, 5) X	0-0 BB 2B 1B		4-0 1B BB		0-3 K ③			0-3 K ②		3 1 1 1 1 2 1
Alvin Davis, L OBP: 0.383, SLG: 0.405 (1, 3) B B B B	4-0 2B BB		0-0 1B BB			0-0 F7 ①		4-0 BB		2 0 1 0 2 0 0
Dave Valle, R OBP: 0.259, SLG: 0.490 (1, 2) X	0-0 1B 2B		0-3 K ②			0-0 F6 ②		0-0 5-3 ③		4 0 1 2 0 1 5
Rey Quinones, R OBP: 0.324, SLG: 0.425 (1, 6) X	0-0 5-3 ③		0-0 F3 ③			0-0 5-3 ③			0-0 6-3 ①	4 0 0 0 0 0 5
Harold Reynolds, S OBP: 0.326, SLG: 0.368 (1, 4) X		0-0 L3 ①		0-0 G3 ①			0-0 F3 ①		0-0 6-3 ②	4 0 0 0 0 0 0

Inning Stats	R: 3	H: 3	E: 0	K: 1	S: 8	LOB: 2	BB: 2	P: 16	R: 0	H: 1	E: 0	K: 1	S: 5	LOB: 0	BB: 0	P: 5	R: 0	H: 1	E: 0	K: 1	S: 6	LOB: 3	BB: 2	P: 14	R: 0	H: 0	E: 0	K: 2	S: 7	LOB: 0	BB: 0	P: 7	R: 0	H: 0	E: 0	K: 1	S: 5	LOB: 0	BB: 0	P: 5	R: 0	H: 0	E: 0	K: 0	S: 3	LOB: 0	BB: 0	P: 3	R: 0	H: 0	E: 0	K: 1	S: 5	LOB: 0	BB: 0	P: 5	R: 0	H: 0	E: 0	K: 1	S: 5	LOB: 2	BB: 2	P: 13	R: 0	H: 0	E: 0	K: 0	S: 3	LOB: 0	BB: 0	P: 3	1B: 4	SF: 0	2B: 1	SAC: 0	3B: 0	DP: 0	HR: 0	HBP: 0	WP: 0	PA: 37
PITCHER	IP	WLS	BF	H	R	ER	SO	BB	IBB	HBP	BLK	WP	HR	S	P	ERA	WHIP																																																																	
Joe Niekro, R ERA: 3.27 (1, 1)	7.2	W	33	5	3	3	8	6	0	0	0	0	0	43	67	3.52	1.435																																																																	
Dave Righetti, L ERA: 4.38 (8, 1)	1.1	S	4	0	0	0	0	0	0	0	0	0	0	4	4	0.00	0.000																																																																	

BOTTOM

New York Yankees @ Seattle Mariners

The Kingdome, Seattle, WA

Sun May 17 1987, 6:33 AM EDT
Att. 32,832 - Unknown

livebaseballscorecards.com

AB	31
R	3
H	5
RBI	3
BB	6
SO	8
LOB	13



Batter	1	2	3	4	5	6	7	8	9	AB R H RBI BB SO LOB	TOP
Rickey Henderson, R OBP: 0.469, SLG: 0.636 (1, 8) X	0-0 PC SH3 1B		0-3 K			0-0 BB 1B		4-0 CS BB		3 0 2 0 1 1 0	
Willie Randolph, R OBP: 0.431, SLG: 0.388 (1, 4) X	0-0 SH3 1-2			4-0 G5-4-3 BB		4-0 G5-4-3 BB		0-0 CS 1-2	0-3 K	1 0 0 0 2 1 0	
Don Mattingly, L OBP: 0.337, SLG: 0.457 (1, 3) X	0-0 F6			0-0 G5-4-3 1-2f		0-0 G5-4-3 1-2f			0-0 L8	4 0 0 0 0 0 4	
Dave Winfield, R OBP: 0.416, SLG: 0.559 (1, 9) X	0-0 PO 2-3	0-0 HR		0-3 K			0-0 HR		0-0 6-3	4 2 2 2 0 1 0	
Gary Ward, R OBP: 0.345, SLG: 0.496 (1, 7) X			0-0 5-3		0-0 1B		0-3 K			3 0 1 0 0 1 0	
Ron Kittle, R OBP: 0.273, SLG: 0.451 (1, 10) X			0-0 F7		0-0 F9		0-0 F9			3 0 0 0 0 0 1	
Lenn Sakata, R OBP: 0.333, SLG: 0.520 (1, 5) X			0-0 F9		0-0 P1		0-0 L8			3 0 0 0 0 0 1	
Joel Skinner, R OBP: 0.200, SLG: 0.250 (1, 2) X			0-0 4-3		0-0 F8			0-0 F6		3 0 0 0 0 0 1	
Wayne Tolleson, S OBP: 0.345, SLG: 0.309 (1, 6) X			0-0 L7		0-3 K			0-0 L5		3 0 0 0 0 1 0	
Inning Stats	R: 0 E: 0 K: 0 S: 3 H: 1 LOB: 0 BB: 0 P: 3	R: 1 E: 0 K: 0 S: 4 H: 1 LOB: 0 BB: 0 P: 4	R: 0 E: 0 K: 1 S: 5 H: 0 LOB: 0 BB: 0 P: 5	R: 0 E: 0 K: 1 S: 4 H: 0 LOB: 0 BB: 1 P: 8	R: 0 E: 0 K: 0 S: 4 H: 1 LOB: 1 BB: 0 P: 4	R: 0 E: 0 K: 1 S: 5 H: 1 LOB: 1 BB: 1 P: 9	R: 1 E: 0 K: 1 S: 6 H: 1 LOB: 0 BB: 0 P: 6	R: 0 E: 0 K: 0 S: 2 H: 0 LOB: 0 BB: 1 P: 6	R: 0 E: 0 K: 1 S: 5 H: 0 LOB: 0 BB: 0 P: 5	1B: 3 2B: 0 3B: 0 HR: 2 SF: 0 SAC: 1 DP: 2 HBP: 0	WP: 0 PB: 0 SB: 0 CS: 1 PA: 33
PITCHER Curt Young, L ERA: 2.28 (1, 1)	IP: 9.0 WLS: L BF: 31 H: 5 R: 2 ER: 2 SO: 5 BB: 3 IBB: 0 HBP: 0 BLK: 0 WP: 0 HR: 2 S: 38 P: 50 ERA: 2.00 WHIP: 0.889										

New York Yankees @ Oakland Athletics
Oakland-Alameda County Coliseum, Oakland, CA

AB	27
R	2
H	5
RBI	2
BB	3
SO	5
LOB	7



Mon May 18 1987, 7:05 PM PDT
Att. 20,529 - Unknown

WP: 0	PA: 33
PB: 0	
SB: 0	
CS: 1	

Batter	1	2	3	4	5	6	7	8	9	AB	R	H	RBI	BB	SO	LOB
Alfredo Griffin, S OBP: 0.298, SLG: 0.350 (1, 6)	0-0 6-3		0-0 CS	0-0 F7		0-0 4-3		0-0 B1-3		4	0	0	0	0	0	0
Carney Lansford, R OBP: 0.356, SLG: 0.373 (1, 5)	0-0 F8			0-0 1B		0-0 2B			0-0 6-3	4	0	2	0	0	0	0
Jose Canseco, R OBP: 0.290, SLG: 0.399 (1, 7)	0-0 P3			0-0 1B		0-3 K			0-0 F3	4	0	1	0	0	1	1
Mark McGwire, R OBP: 0.363, SLG: 0.632 (1, 3)		0-0 6-3		0-0 6-3			0-0 HR		0-3 K	4	1	1	1	0	1	1
Ron Cey, R OBP: 0.479, SLG: 0.429 (1, 10)					4-0 BB		0-0 3-1			1	0	1	0	1	0	0
Reggie Jackson, L OBP: 0.281, SLG: 0.361 (7, PH)										1	0	0	0	0	0	0
Mike Davis, L OBP: 0.341, SLG: 0.605 (1, 9)		0-0 G4-6-3			0-0 G3-6		0-0 5-3			3	0	0	0	0	0	2
Terry Steinbach, R OBP: 0.341, SLG: 0.429 (1, 2)			0-3 K		0-0 FC6-4		0-0 6-3			3	0	1	0	0	1	0
Stan Javier, S OBP: 0.361, SLG: 0.355 (1, 8)			0-0 CS		0-0 FC6-4		0-3 K			3	0	1	0	0	1	1
Mike Gallego, R OBP: 0.340, SLG: 0.381 (1, 4)			0-0 5-3					0-0 6-3		2	0	0	0	0	0	1
Tony Phillips, S OBP: 0.345, SLG: 0.362 (8, PH)									0-0 6-3	1	0	0	0	0	0	0

Inning Stats	R: 0	H: 0	E: 0	K: 0	S: 3	P: 3	R: 0	H: 1	E: 0	K: 0	S: 3	R: 0	H: 1	E: 0	K: 1	S: 5	R: 0	H: 2	E: 0	K: 0	S: 4	R: 0	H: 1	E: 0	K: 0	S: 3	R: 1	H: 1	E: 0	K: 0	S: 4	R: 0	H: 0	E: 0	K: 1	S: 5	R: 0	H: 0	E: 0	K: 1	S: 5			
	LOB: 0	BB: 0		BB: 0			LOB: 0	BB: 0		LOB: 1	BB: 0	LOB: 1	BB: 1		LOB: 0	BB: 0	LOB: 1	BB: 0		LOB: 1	BB: 1	LOB: 0	BB: 0	LOB: 1	BB: 0		LOB: 0	BB: 0		LOB: 0	BB: 0	LOB: 0	BB: 0	LOB: 0	BB: 0	LOB: 0	BB: 0	LOB: 0	BB: 0	LOB: 0	BB: 0	LOB: 0	BB: 0	LOB: 0

PITCHER	IP	WLS	BF	H	R	ER	SO	BB	IBB	HBP	BLK	WP	HR	S	P	ERA	WHIP
Tommy John, L ERA: 3.86 (1, 1)	6.0	W	21	6	0	0	2	1	0	0	0	0	0	24	28	0.00	1.167
Tim Stoddard, R ERA: 4.24 (7, 1)	3.0	S	10	1	1	1	2	0	0	0	0	0	1	14	14	3.00	0.333


BOTTOM

New York Yankees @ Oakland Athletics
Oakland-Alameda County Coliseum, Oakland, CA


Mon May 18 1987, 7:05 PM PDT
Att. 20,529 - Unknown

livebaseballscorecards.com

AB	30
R	1
H	7
RBI	1
BB	1
SO	4
LOB	6



WP	HR	S	P	ERA	WHIP
0	1	2	2	3.00	0.333

Batter	1	2	3	4	5	6	7	8	9	AB R H RBI BB SO LOB	TOP														
Rickey Henderson, R OBP: 0.455, SLG: 0.613 (1, 8)	0-3 K		0-0 F9		0-0 F8		0-3 K		0-0 L7	5 0 0 0 0 2 2	<p>New York Yankees @ Oakland Athletics Oakland-Alameda County Coliseum, Oakland, CA</p> <p>Tue May 19 1987, 7:05 PM PDT Att. 16,103 - Unknown</p> <p>livebaseballscorecards.com</p> <table border="0"> <tr><td>AB</td><td>36</td></tr> <tr><td>R</td><td>2</td></tr> <tr><td>H</td><td>9</td></tr> <tr><td>RBI</td><td>2</td></tr> <tr><td>BB</td><td>2</td></tr> <tr><td>SO</td><td>9</td></tr> <tr><td>LOB</td><td>21</td></tr> </table> 	AB	36	R	2	H	9	RBI	2	BB	2	SO	9	LOB	21
AB	36																								
R	2																								
H	9																								
RBI	2																								
BB	2																								
SO	9																								
LOB	21																								
Willie Randolph, R OBP: 0.424, SLG: 0.381 (1, 4)	0-0 4-3 1B		0-0 F9		0-0 L4			0-0 F8	0-0 FC6-4	5 0 1 0 0 0 2															
Don Mattingly, L OBP: 0.346, SLG: 0.468 (1, 3)	0-0 4-3 1-2			0-0 BB FC4-6 1B		4-0 1B BB		0-0 2B		3 1 2 0 1 0 1															
Dave Winfield, R OBP: 0.412, SLG: 0.550 (1, 9)	0-0 F9			0-0 FC4-6 1-2 1B		0-3 K		0-0 F6		4 0 1 0 0 1 3															
Dan Pasqua, L OBP: 0.320, SLG: 0.298 (1, 10)		0-0 4-3		0-0 F8		0-0 1-3 1B		0-0 F7		4 0 1 0 0 0 3															
Gary Ward, R OBP: 0.349, SLG: 0.515 (1, 7)		0-0 4-3		4-0 FC4-6 1-2 2-3 BB		0-3 K			0-0 HR	3 1 1 1 1 1 2															
Mike Pagliarulo, L OBP: 0.271, SLG: 0.331 (1, 5)			0-0 1B	0-0 FC4-6 1-2f 2-3 3-H		0-0 3-1			0-0 1B 1B	4 0 2 1 0 0 4															
Joel Skinner, R OBP: 0.194, SLG: 0.241 (1, 2)		0-3 K		0-0 4-3			0-3 K		0-0 L7	3 0 0 0 0 2 3 1 0 0 0 0 0 1															
Keith Hughes, L (9, PH)																									
Wayne Tolleson, S OBP: 0.338, SLG: 0.302 (1, 6)		0-3 K		0-3 K			0-3 K		0-0 FC6-4 1B	3 0 0 0 0 3 0 1 0 1 0 0 0 0 0 0 0 0 0 0 0															
Ron Kittle, R OBP: 0.286, SLG: 0.462 (9, PH)																									
Lenn Sakata, R OBP: 0.333, SLG: 0.520 (9, PR)																									
Inning Stats	R: 0 E: 0 K: 1 S: 6	H: 1 LOB: 1 BB: 0 P: 6	R: 0 E: 0 K: 1 S: 6	H: 1 LOB: 1 BB: 0 P: 6	R: 0 E: 0 K: 1 S: 5	H: 0 LOB: 0 BB: 0 P: 5	R: 1 E: 0 K: 0 S: 5	H: 2 LOB: 2 BB: 1 P: 9	R: 0 E: 0 K: 1 S: 5	H: 0 LOB: 0 BB: 0 P: 5	R: 0 E: 0 K: 2 S: 8	H: 1 LOB: 2 BB: 1 P: 12	R: 0 E: 0 K: 3 S: 9	H: 0 LOB: 0 BB: 0 P: 9	R: 0 E: 0 K: 0 S: 4	H: 1 LOB: 1 BB: 0 P: 4	R: 1 E: 0 K: 0 S: 6	H: 3 LOB: 2 BB: 0 P: 6	1B: 7 2B: 1 3B: 0 HR: 1	SF: 0 SAC: 0 DP: 0 HBP: 0	WP: 0 PB: 0 SB: 0 CS: 0	PA: 38			
PITCHER	IP WLS BF H R ER SO BB IBB HBP BLK WP HR S P ERA WHIP																								
Steve Ontiveros, R ERA: 3.57 (1, 1)	3.1		15	4	1	1	3	1	0	0	0	0	0	20	24	2.70	1.500								
Dennis Eckersley, R ERA: 2.25 (4, 1)	4.2	W	17	2	0	0	6	1	0	0	0	0	0	28	32	0.00	0.643								
Jay Howell, R ERA: 5.71 (9, 1)	1.0	S	6	3	1	1	0	0	0	0	0	0	1	6	6	9.00	3.000								

Batter	1	2	3	4	5	6	7	8	9	AB	R	H	RBI	BB	SO	LOB
Alfredo Griffin, S OBP: 0.304, SLG: 0.349 (1, 6)	4-0 CS BB	0-0 F9		0-0 1-3 1B		0-0 F4				3	1	1	0	1	0	2
Carney Lansford, R OBP: 0.347, SLG: 0.362 (1, 5)	0-0 5-3 1-2	0-3 K		0-0 1-3			0-0 4-3			4	0	0	0	0	1	4
Jose Canseco, R OBP: 0.295, SLG: 0.423 (1, 7)	0-0 HR		0-0 5-3	0-0 FC4-6 2-H 1B			0-0 G3			4	1	2	2	0	0	0
Mark McGwire, R OBP: 0.375, SLG: 0.657 (1, 3)	4-0 BB		0-0 HR	0-0 FC4-6 1-2f			4-0 BB			2	1	1	1	2	0	1
Ron Cey, R OBP: 0.481, SLG: 0.405 (1, 10)	0-3 K		4-0 FC4-6 BB		4-0 G6-4-3 BB		0-0 F8			2	0	0	0	2	1	2
Reggie Jackson, L OBP: 0.280, SLG: 0.366 (1, 9)		0-0 2B 2B	0-0 FC4-6 1B 1-2f		0-3 K		0-3 K			4	1	1	0	0	2	2
Tony Phillips, S OBP: 0.355, SLG: 0.369 (1, 4)		4-0 2B BB	0-0 1-2 1B		0-0 G6-4-3 1-2f		0-0 G5-4-3 1B			3	0	2	0	1	0	1
Mickey Tettleton, S OBP: 0.234, SLG: 0.193 (1, 2)		0-0 F6	0-3 K			0-0 F9		0-0 G5-4-3 1-2f		4	0	0	0	0	1	5
Luis Polonia, L OBP: 0.328, SLG: 0.431 (1, 8)		0-0 1-3 2-H 2B		0-3 K		0-0 4-3				3	0	1	1	0	1	0

Inning Stats	R: 1	H: 1	E: 0	K: 1	S: 5	LOB: 1	BB: 2	P: 13	R: 1	H: 2	E: 0	K: 1	S: 7	LOB: 2	BB: 1	P: 11	R: 1	H: 2	E: 0	K: 1	S: 7	LOB: 1	BB: 0	P: 7	R: 0	H: 0	E: 0	K: 1	S: 4	LOB: 0	BB: 1	P: 8	R: 0	H: 0	E: 0	K: 0	S: 3	LOB: 0	BB: 0	P: 3	R: 0	H: 0	E: 0	K: 0	S: 3	LOB: 1	BB: 1	P: 7	R: 0	H: 1	E: 0	K: 1	S: 5	LOB: 0	BB: 0	P: 5
1B: 4	SF: 0	2B: 2	SAC: 0	3B: 0	DP: 2	HR: 2	HBP: 0	WP: 0	PA: 35																																															

PITCHER	IP	WLS	BF	H	R	ER	SO	BB	IBB	HBP	BLK	WP	HR	S	P	ERA	WHIP
Dennis Rasmussen, L ERA: 3.0 (1, 1)	2.1	L	14	4	3	3	2	4	0	0	0	0	2	14	30	11.57	3.429
Pat Clements, L ERA: 4.61 (3, 1)	5.2		21	4	1	1	4	2	0	0	0	0	0	27	35	1.59	1.059

BOTTOM

New York Yankees @ Oakland Athletics
Oakland-Alameda County Coliseum, Oakland, CA
 Tue May 19 1987, 7:05 PM PDT
 Att. 16,103 - Unknown

livebaseballscorecards.com

AB	29
R	4
H	8
RBI	4
BB	6
SO	6
LOB	17



WP	HR	S	P	ERA	WHIP
0	0	0	0	0	0

Batter	1	2	3	4	5	6	7	8	9	AB R H RBI BB SO LOB	TOP																
Rickey Henderson, R OBP: 0.465, SLG: 0.612 (1, 8) BBB	4-0 CS BB		4-0 BB CI 1-2 2-3 BB	4-0 BB 1-2		0-0 FC6 1-2f			0-0 HR 1B	2 1 1 0 3 0 1																	
Willie Randolph, R OBP: 0.418, SLG: 0.399 (1, 4) SS	0-3 K 1-2		0-0 SF8 2-3 3-H	0-3 K			0-0 6-3		0-0 HR 1B	4 1 1 4 0 2 3																	
Don Mattingly, L OBP: 0.355, SLG: 0.471 (1, 3) X	0-0 1B		0-1 CI 1-2 BB		4-0 BB		0-0 G4-6-3 1B		0-0 4-3	3 0 2 0 1 0 0																	
Dave Winfield, R OBP: 0.406, SLG: 0.535 (1, 9) SS	0-3 K		4-0 BB 1-2 2-3 3-H		0-3 K		0-0 G4-6-3 1-2f		0-0 4-3	4 0 0 1 1 2 3																	
Dan Pasqua, L OBP: 0.306, SLG: 0.281 (1, 10) X		0-0 F8	0-3 K		0-3 K			0-3 K	0-0 G3	5 0 0 0 0 3 4																	
Gary Ward, R OBP: 0.340, SLG: 0.500 (1, 7) SS		0-3 K	0-0 5-3		0-3 K			0-0 5-3		4 0 0 0 0 2 4																	
Mike Pagliarulo, L OBP: 0.278, SLG: 0.367 (1, 5) X		0-0 F9		0-3 K		0-0 FC3-2 3B		0-0 3B		4 0 2 0 0 1 0																	
Rick Cerone, R OBP: 0.283, SLG: 0.250 (1, 2) Keith Hughes, L (8, PH)			0-0 BB SF8 1B	0-0 1-3		0-0 FC3-2 FC6		0-0 4-3		3 1 1 0 0 0 1 1 0 0 0 0 0 1 0 0 0 0 0 0 0																	
Joel Skinner, R OBP: 0.194, SLG: 0.241 (8, 2)			0-0 SF8 BB 1B		4-0 BB BB		0-0 F8		4-0 HR 1B BB	2 2 1 0 2 0 1																	
Wayne Tolleson, S OBP: 0.349, SLG: 0.305 (1, 6) X																											
Inning Stats	R: 0 E: 0 K: 2 S: 7	H: 1 LOB: 1 BB: 1 P: 11	R: 0 E: 0 K: 1 S: 5	H: 0 LOB: 0 BB: 0 P: 5	R: 2 E: 1 K: 1 S: 8	H: 2 LOB: 3 BB: 2 P: 16	R: 0 E: 0 K: 2 S: 7	H: 0 LOB: 2 BB: 2 P: 15	R: 0 E: 0 K: 3 S: 9	H: 0 LOB: 1 BB: 1 P: 13	R: 0 E: 0 K: 0 S: 4	H: 1 LOB: 1 BB: 0 P: 4	R: 0 E: 0 K: 0 S: 3	H: 1 LOB: 0 BB: 0 P: 3	R: 0 E: 0 K: 1 S: 6	H: 1 LOB: 1 BB: 0 P: 6	R: 3 E: 0 K: 0 S: 5	H: 2 LOB: 0 BB: 1 P: 9	1B: 5 2B: 0 3B: 2 HR: 1	SF: 1 SAC: 0 DP: 1 HBP: 0	WP: 0 PB: 0 SB: 0 CS: 1	PA: 41					
PITCHER	IP WLS BF H R ER SO BB IBB HBP BLK WP HR S P ERA WHIP																										
Eric Plunk, R ERA: 4.34 (1, 1)	2.1		13	3	2	1	3	3	0	0	0	0	0	16	28	3.86	2.571										
Gene Nelson, R ERA: 4.23 (3, 1)	5.2	W	22	3	0	0	7	3	0	0	0	0	0	33	45	0.00	1.059										
Jay Howell, R ERA: 6.87 (9, 1)	1.0		6	2	3	3	0	1	0	0	0	0	1	5	9	27.00	3.000										

New York Yankees @ Oakland Athletics
Oakland-Alameda County Coliseum, Oakland, CA
 Wed May 20 1987, 7:05 PM PDT
 Att: 16,083 - Unknown

livebaseballscorecards.com

AB	32
R	5
H	8
RBI	5
BB	7
SO	10
LOB	18



Batter	1	2	3	4	5	6	7	8	9	AB	R	H	RBI	BB	SO	LOB
Luis Polonia, L OBP: 0.364, SLG: 0.475 (1, 8)	4-0 WP E BB	0-0 S 2B 1B		0-0 SF9 3B		4-0 FC6-4 BB		0-0 G3		3	3	2	1	2	0	1
Mike Davis, L OBP: 0.336, SLG: 0.602 (1, 10)	0-0 F7 1-H	0-0 2B		0-0 SF9		0-0 F9		0-3 K		4	0	1	2	0	1	2
Jose Canseco, R OBP: 0.288, SLG: 0.411 (1, 7)	0-0 F9	0-0 F6		0-0 6-3		0-0 FC6-4 1-2f				4	0	0	0	0	0	2
Ron Cey, R OBP: 0.455, SLG: 0.375 (1, 5)	0-0 L8		0-0 5-3		0-0 F8		0-0 5-3			3	0	0	0	0	0	0
Mike Gallego, R OBP: 0.333, SLG: 0.372 (6, 5)										1	0	0	0	0	0	0
Reggie Jackson, L OBP: 0.287, SLG: 0.365 (1, 9)		0-0 HR 1B	4-0 F8 BB BB		0-3 K		0-0 F6			3	1	1	0	1	1	0
Stan Javier, S OBP: 0.361, SLG: 0.355 (8, 9)										0	0	0	0	0	0	0
Mark McGwire, R OBP: 0.386, SLG: 0.682 (1, 3)		0-0 HR 1B	4-0 1-2 BB BB		4-0 BB BB		0-0 F3			2	1	1	2	2	0	0
Tony Phillips, S OBP: 0.359, SLG: 0.368 (1, 4)		0-3 K	0-0 F8 2-3		4-0 1-2 BB BB					3	1	1	0	1	1	2
Terry Steinbach, R OBP: 0.337, SLG: 0.432 (1, 2)		0-0 F9	0-0 5-3		0-0 F9					4	0	1	1	0	0	4
Alfredo Griffin, S OBP: 0.302, SLG: 0.362 (1, 6)		0-0 1B 3B		0-0 F4		0-0 5-3				4	1	1	0	0	0	1

Inning Stats	R: 1	H: 0	E: 1	LOB: 0	K: 0	BB: 1	S: 3	R: 4	H: 5	E: 0	LOB: 1	K: 1	BB: 0	S: 10	R: 0	H: 0	E: 0	LOB: 2	K: 0	BB: 2	S: 3	R: 1	H: 1	E: 0	LOB: 0	K: 0	BB: 0	S: 4	R: 0	H: 0	E: 0	LOB: 2	K: 1	BB: 2	S: 5	R: 0	H: 0	E: 0	LOB: 1	K: 0	BB: 1	S: 3	R: 0	H: 0	E: 0	LOB: 0	K: 0	BB: 0	S: 3	R: 1	H: 2	E: 0	LOB: 1	K: 1	BB: 0	S: 7	R: 0	H: 2	E: 0	LOB: 1	K: 1	BB: 0	S: 7
	1B: 3	2B: 2	3B: 2	HR: 1	SF: 1	SAC: 0	DP: 0	HBP: 0	WP: 2	PB: 0	SB: 1	CS: 0	PA: 38																																																		

PITCHER	IP	WLS	BF	H	R	ER	SO	BB	IBB	HBP	BLK	WP	HR	S	P	ERA	WHIP
Charles Hudson, R ERA: 2.69 (1, 1)	2.1	L	15	5	5	5	1	3	0	0	0	1	1	14	26	19.29	3.429
Bob Shirley, L ERA: 3.57 (3, 1)	5.2		23	3	2	2	2	3	0	0	0	0	0	24	36	3.18	1.059

BOTTOM

New York Yankees @ Oakland Athletics
Oakland-Alameda County Coliseum, Oakland, CA

Wed May 20 1987, 7:05 PM PDT
Att. 16,083 - Unknown

AB	31
R	7
H	8
RBI	6
BB	6
SO	3
LOB	12

Batter	1	2	3	4	5	6	7	8	9	AB R H RBI BB SO LOB	TOP											
Rickey Henderson, R (1, 8) OBP: 0.463, SLG: 0.611	0-3 K		0-0 E 2B	0-0 F9		0-0 1-3			0-0 G6-4-3 1B	5 1 2 0 0 1 1												
Willie Randolph, R (1, 4) OBP: 0.412, SLG: 0.392	0-0 5-3		0-0 E8 HR 1B	0-0 6-3			0-0 1-3		0-0 G6-4-3 1-2f 1B	5 1 1 1 0 0 1												
Don Mattingly, L (1, 3) OBP: 0.362, SLG: 0.500	0-3 K		0-0 2-H HR	0-0 3-1			0-0 WP 1B 1B		0-0 2B	5 1 3 2 0 1 0												
Gary Ward, R (1, 7) OBP: 0.342, SLG: 0.493		0-0 F9	4-0 HR BB		0-0 F9		0-0 WP 1B		0-0 F9	4 1 1 0 1 0 1												
Dave Winfield, R (1, 9) OBP: 0.397, SLG: 0.520	0-3 K		0-0 F9		0-0 E6 CS		0-3 K			4 0 0 0 0 2 3												
Dan Pasqua, L (1, 10) OBP: 0.313, SLG: 0.323		0-0 BB 2B 1B	0-0 1-H HR		0-3 K		0-3 K			4 2 2 2 0 2 3												
Mike Pagliarulo, L (1, 5) OBP: 0.291, SLG: 0.382		4-0 BB BB BB 2B 1-2 BB	0-0 2B			0-0 E 1-3 1B		0-0 P3		3 1 2 0 1 0 0												
Rick Cerone, R (1, 2) OBP: 0.280, SLG: 0.273		0-0 1-3 2-H 2B	0-0 F9			0-0 1-3		0-0 5-3		4 0 1 1 0 0 2												
Wayne Tolleson, S (1, 6) OBP: 0.347, SLG: 0.303		0-0 1-3	0-0 5-3			0-0 E4 CS 1B		0-0 F8		4 0 1 1 0 0 3												
Inning Stats	R: 0 E: 0 K: 2 S: 7	H: 0 LOB: 0 BB: 0 P: 7	R: 1 E: 0 K: 1 S: 7	H: 2 LOB: 2 BB: 1 P: 11	R: 5 E: 1 K: 0 S: 8	H: 5 LOB: 1 BB: 1 P: 12	R: 0 E: 0 K: 0 S: 3	H: 0 LOB: 0 BB: 0 P: 3	R: 0 E: 1 K: 1 S: 5	H: 0 LOB: 1 BB: 0 P: 5	R: 1 E: 1 K: 0 S: 4	H: 2 LOB: 0 BB: 0 P: 4	R: 0 E: 0 K: 2 S: 9	H: 2 LOB: 2 BB: 0 P: 9	R: 0 E: 0 K: 0 S: 3	H: 0 LOB: 0 BB: 0 P: 3	R: 0 E: 0 K: 0 S: 4	H: 2 LOB: 1 BB: 0 P: 4	1B: 7 2B: 5 3B: 0 HR: 2	SF: 0 SAC: 0 DP: 2 HBP: 0	WP: 1 PB: 0 SB: 0 CS: 2	PA: 40
PITCHER	IP WLS BF H R ER SO BB IBB HBP BLK WP HR S P ERA WHIP																					
Mike Witt, R (1, 1) ERA: 4.43	3.0 L 18 7 6 6 3 2 0 0 0 0 0 2 22 30 18.00 3.000																					
Mike Cook, R (4, 1) ERA: 5.28	6.0 22 6 1 1 3 0 0 0 0 1 0 28 28 1.50 1.000																					

New York Yankees @ California Angels
 Anaheim Stadium, Anaheim, CA
 Fri May 22 1987, 10:05 PM EDT
 Att: 50,110 - Unknown

AB	38
R	7
H	13
RBI	7
BB	2
SO	6
LOB	14



WP: 1	PA: 40
PB: 0	
SB: 0	
CS: 2	

ERA	WHIP

livebaseballscorecards.com


Batter	1	2	3	4	5	6	7	8	9	AB	R	H	RBI	BB	SO	LOB
Brian Downing, R <small>OBP: 0.429, SLG: 0.605</small> (1, 10) X	0-0 4-3 1B		0-0 2B		0-0 5-3		0-0 F8 2-3		0-0 F2	5	1	2	0	0	0	2
Wally Joyner, L <small>OBP: 0.354, SLG: 0.517</small> (1, 3) X	0-0 4-3 1-2		0-0 2B 2-H		4-0 BB		4-0 BB			2	1	1	1	2	0	1
Devon White, S <small>OBP: 0.316, SLG: 0.500</small> (1, 9) S S	0-3 K		0-0 1B 2-H		0-0 F9		0-0 P4			4	0	1	1	0	1	4
Jack Howell, L <small>OBP: 0.363, SLG: 0.557</small> (1, 7) X	0-0 5-3		4-0 1B BB		0-0 4-3			0-0 4-3		3	0	0	0	1	0	2
Doug DeCinces, R <small>OBP: 0.367, SLG: 0.385</small> (1, 5)		0-3 K	0-0 F5		0-3 K		4-0 BB G6-4-3			3	0	0	0	1	2	2
Gary Pettis, S <small>OBP: 0.301, SLG: 0.299</small> (1, 8) X	0-0 1B	0-0 K	0-3 K		0-3 K		0-0 BB G6-4-3 1-2f			4	0	1	0	0	2	3
Mark McLemore, S <small>OBP: 0.346, SLG: 0.314</small> (1, 4)		0-3 K		0-0 6-3		0-0 6-3		0-0 6-3		4	0	0	0	0	1	1
Bob Boone, R <small>OBP: 0.395, SLG: 0.368</small> (1, 2) X	0-0 F8		0-3 K		0-3 K		0-0 F3		0-0 1-3	4	0	0	0	0	1	1
Dick Schofield, R <small>OBP: 0.276, SLG: 0.318</small> (1, 6) X			0-0 4-3		0-0 L1		0-0 F8 2B		0-0 1B	4	0	2	0	0	0	0

Inning Stats		R: 0	H: 1	R: 0	H: 1	R: 2	H: 3	R: 0	H: 0	R: 0	H: 0	R: 0	H: 1	R: 0	H: 0	R: 0	H: 1	1B: 4	SF: 0	WP: 0	PA: 37		
		E: 0	LOB: 1	E: 0	LOB: 1	E: 0	LOB: 2	E: 0	LOB: 0	E: 0	LOB: 0	E: 0	LOB: 2	E: 0	LOB: 1	E: 0	LOB: 1	2B: 3	SAC: 0	PB: 0			
		K: 1	BB: 0	K: 2	BB: 0	K: 1	BB: 1	K: 1	BB: 0	K: 2	BB: 0	K: 0	BB: 1	K: 0	BB: 1	K: 0	BB: 0	3B: 0	DP: 1	SB: 1			
		S: 6	P: 6	S: 8	P: 8	S: 8	P: 12	S: 5	P: 5	S: 3	P: 7	S: 7	P: 7	S: 4	P: 8	S: 2	P: 6	HR: 0	HBP: 0	CS: 0			
PITCHER	IP	WLS	BF	H	R	ER	SO	BB	IBB	HBP	BLK	WP	HR	S	P	ERA	WHIP					ERA	WHIP
Rick Rhoden, R <small>ERA: 4.08</small> (1, 1)	6.2	W	29	6	2	2	7	3	0	0	0	0	0	40	52	2.70	1.350						
Pat Clements, L <small>ERA: 3.94</small> (7, 1)	2.1		8	1	0	0	0	1	0	0	0	0	0	7	11	0.00	0.857						

NEW YORK YANKEES @ CALIFORNIA ANGELS
Anaheim Stadium, Anaheim, CA

Fri May 22 1987, 10:05 PM EDT
Att. 50,110 - Unknown

AB 33
R 2
H 7
RBI 2
BB 4
SO 7
LOB 16



WP	PA	ERA	WHIP
0	37		

Batter	1	2	3	4	5	6	7	8	9	AB R H RBI BB SO LOB	TOP
Rickey Henderson, R OBP: 0.467, SLG: 0.605 (1, 8) X	0-0 L6	4-0 BB		0-3 K		4-0 BB			0-0 FC4-6 1B	3 0 1 1 2 1 0	
Willie Randolph, R OBP: 0.406, SLG: 0.388 (1, 4) X	0-0 6-3	0-0 SF9		0-0 F9		0-0 F8			0-0 FC4-6 1B	4 0 1 1 0 0 2	
Don Mattingly, L OBP: 0.363, SLG: 0.494 (1, 3) B B B	4-0 FC6-4 BB	0-0 F9			0-0 G3			0-0 G4-6-3 1B	0-0 FC4-6 FC6-4	4 0 1 0 1 0 4	
Gary Ward, R OBP: 0.338, SLG: 0.483 (1, 7) X	0-0 FC6-4 1-2f		0-0 5-3		0-0 1B			0-0 G4-6-3 1-2f	0-0 FC6-4 1-2	5 0 1 0 0 0 4	
Dave Winfield, R OBP: 0.388, SLG: 0.507 (1, 9) X		0-0 F8	0-0 F8		0-0 F9			0-0 F9		4 0 0 0 0 0 1	
Dan Pasqua, L OBP: 0.319, SLG: 0.316 (1, 10) B B B B		4-0 1B BB 1B BB	4-0 1B BB		0-0 F7			0-0 F8		2 1 0 0 2 0 1	
Mike Pagliarulo, L OBP: 0.296, SLG: 0.381 (1, 5) B B B B		4-0 1B BB 1B BB	0-0 FC5-4 1B			0-0 F8		0-0 F8		3 1 1 0 1 0 0	
Rick Cerone, R OBP: 0.296, SLG: 0.292 (1, 2) X		0-0 BB SF9 1B	0-0 FC5-4 1-2f			0-0 BB 1B		0-0 F7		4 1 2 0 0 0 2	
Wayne Tolleson, S OBP: 0.344, SLG: 0.301 (1, 6) X		0-0 SF9 BB 1-2 2-3 3-H		0-0 F8		0-3 K			0-0 6-3	4 0 1 1 0 1 1	
Inning Stats	R: 0 H: 0 E: 0 LOB: 1 K: 0 BB: 1 S: 3 P: 7	R: 3 H: 2 E: 0 LOB: 2 K: 0 BB: 3 S: 5 P: 17	R: 0 H: 1 E: 0 LOB: 2 K: 0 BB: 1 S: 4 P: 8	R: 0 H: 0 E: 0 LOB: 0 K: 1 BB: 0 S: 5 P: 5	R: 0 H: 1 E: 0 LOB: 1 K: 0 BB: 0 S: 4 P: 4	R: 0 H: 1 E: 0 LOB: 2 K: 1 BB: 1 S: 6 P: 10	R: 0 H: 1 E: 0 LOB: 0 K: 0 BB: 0 S: 3 P: 3	R: 0 H: 0 E: 0 LOB: 0 K: 0 BB: 0 S: 3 P: 3	R: 0 H: 2 E: 0 LOB: 2 K: 0 BB: 0 S: 5 P: 5	1B: 8 SF: 1 2B: 0 SAC: 0 3B: 0 DP: 1 HR: 0 HBP: 0	WP: 0 PA: 40 PB: 0 SB: 0 CS: 0
PITCHER Willie Fraser, R (1, 1) ERA: 2.51 DeWayne Buice, R (9, 1) ERA: 3.33	IP WLS BF H R ER SO BB IBB HBP BLK WP HR S P ERA WHIP										
	8.1 L 38 8 3 3 2 6 0 0 0 0 0 0 36 60 3.24 1.680										
	0.2 2 0 0 0 0 0 0 0 0 0 0 0 2 2 0.00 0.000										

New York Yankees @ California Angels
 Anaheim Stadium, Anaheim, CA
 Sat May 23 1987, 10:05 PM EDT
 Att: 43,781 - Unknown

AB	33
R	3
H	8
RBI	3
BB	6
SO	2
LOB	15



livebaseballscorecards.com

Batter	1	2	3	4	5	6	7	8	9	AB	R	H	RBI	BB	SO	LOB
Brian Downing, R OBP: 0.420, SLG: 0.590 (1, 10) X	0-0 1-3 ①			0-3 K ①		0-0 F2 ①		0-0 F3 ②		4	0	0	0	0	1	1
Wally Joyner, L OBP: 0.357, SLG: 0.517 (1, 3) X	0-0 4-3 ②			0-0 FC3-6 1B ②		0-0 1B ②		0-0 4-3 ③		4	0	2	0	0	0	1
Devon White, S OBP: 0.309, SLG: 0.488 (1, 9) S S	0-3 K ③			0-0 FC3-6 1B 1-2f ②		0-0 F8 ②			0-0 G2 ①	4	0	0	0	0	1	2
Doug DeCinces, R OBP: 0.371, SLG: 0.389 (1, 5)		0-0 F3 ①		0-0 1B 1-3 ①		0-0 F7 ③			0-0 1B ②	4	0	2	0	0	0	1
Jack Howell, L OBP: 0.352, SLG: 0.536 (1, 7)		0-0 6-3 ②		0-0 G4-1 ③			0-3 K ①		0-0 F8 ②	4	0	0	0	0	1	3
Dick Schofield, R OBP: 0.269, SLG: 0.310 (1, 6)		0-3 K ③			0-0 L4 ①		0-0 L5 ②		0-0 P6 ③	4	0	0	0	0	1	1
Bob Boone, R OBP: 0.370, SLG: 0.341 (1, 2)			0-0 6-3 ①		0-0 F9 ②		0-0 F7 ③			3	0	0	0	0	0	0
Gary Pettis, S OBP: 0.301, SLG: 0.307 (1, 8) S S		0-3 K ②			0-0 2B ②			0-0 1-3 ①		3	0	1	0	0	1	0
Mark McLemore, S OBP: 0.346, SLG: 0.314 (1, 4) X			0-0 4-3 ③		0-0 4-3 ③			0-0 1B ③		3	0	1	0	0	0	1

Inning Stats	R: 0	H: 0	E: 0	LOB: 0	K: 1	S: 5	R: 0	H: 0	E: 0	LOB: 0	K: 1	S: 5	R: 0	H: 0	E: 0	LOB: 0	K: 1	S: 5	R: 0	H: 1	E: 0	LOB: 1	K: 0	S: 4	R: 0	H: 1	E: 0	LOB: 1	K: 0	S: 4	R: 0	H: 0	E: 0	LOB: 0	K: 1	S: 5	R: 0	H: 1	E: 0	LOB: 1	K: 0	S: 4	R: 0	H: 1	E: 0	LOB: 1	K: 0	S: 4	1B: 5	SF: 0	2B: 1	SAC: 0	3B: 0	DP: 0	HR: 0	HBP: 0	WP: 0	PA: 33
--------------	------	------	------	--------	------	------	------	------	------	--------	------	------	------	------	------	--------	------	------	------	------	------	--------	------	------	------	------	------	--------	------	------	------	------	------	--------	------	------	------	------	------	--------	------	------	------	------	------	--------	------	------	-------	-------	-------	--------	-------	-------	-------	--------	-------	--------

PITCHER	IP	WLS	BF	H	R	ER	SO	BB	IBB	HBP	BLK	WP	HR	S	P	ERA	WHIP
Joe Niekro, R ERA: 2.66 (1, 1)	7.2	W	28	5	0	0	5	0	0	0	0	0	0	38	38	0.00	0.652
Dave Righetti, L ERA: 4.15 (8, 1)	1.1	S	5	1	0	0	0	0	0	0	0	0	0	5	5	0.00	0.750

BOTTOM

New York Yankees @ California Angels
Anaheim Stadium, Anaheim, CA
 Sat May 23 1987, 10:05 PM EDT
 Att. 43,781 - Unknown

livebaseballscorecards.com

AB	33
R	0
H	6
RBI	0
BB	0
SO	5
LOB	10



Batter	1	2	3	4	5	6	7	8	9	10	AB	R	H	RBI	BB	SO	LOB	TOP				
Rickey Henderson, R OBP: 0.462, SLG: 0.592 (1, 10)	0-3 K	0-0 1B	0-0 F9				0-0 G1-4-3			0-0 G3	5	0	1	0	1	1	3					
Willie Randolph, R OBP: 0.404, SLG: 0.386 (1, 4)	0-0 F8	0-0 G5-4-3		0-0 1B	0-0 F8				0-0 F7	0-0 1B	6	1	2	1	0	0	4					
Don Mattingly, L OBP: 0.367, SLG: 0.491 (1, 3)	0-0 1B		0-0 1B	0-0 F7		0-0 F8			0-0 F8	4-0 1B	5	1	2	0	1	0	1					
Gary Ward, R OBP: 0.343, SLG: 0.484 (1, 8) (9, 7)	0-3 K		0-0 1B	0-0 1B	0-0 1B		0-3 K		0-3 K	0-0 1B	6	1	3	1	0	3	1					
Dave Winfield, R OBP: 0.391, SLG: 0.503 (1, 9)		0-0 E9 HR	0-0 1B	0-0 P4		4-0 HR			0-0 E4 G3	0-0 P6	5	3	2	1	1	0	4					
Dan Pasqua, L OBP: 0.322, SLG: 0.343 Henry Cotto, R (1, 7) (9, 8)		0-0 P6	4-0 1B	0-0 F9		0-0 HR			0-3 K	0-0 F7	4	1	1	2	1	1	4					
Mike Pagliarulo, L OBP: 0.293, SLG: 0.396 (1, 5)		0-0 HR	0-0 P6		4-3		0-0 G3		0-0 G3		5	1	1	2	0	0	4					
Joel Skinner, R OBP: 0.206, SLG: 0.281 Keith Hughes, L Rick Cerone, R OBP: 0.296, SLG: 0.292 (1, 2) (9, PH) (9, 2)		4-0 1B	0-0 SF7				0-0 HR		0-0 L6	0-3 K	2	1	1	2	1	0	0					
Wayne Tolleson, S OBP: 0.352, SLG: 0.307 (1, 6)		0-0 1B	0-0 1B	0-0 4-3			0-0 F9			4-0 1B	4	1	2	1	1	0	0					
Inning Stats	R: 0 E: 0 K: 2 S: 8	H: 1 LOB: 1 BB: 0 P: 8	R: 2 E: 1 K: 0 S: 6	H: 4 LOB: 2 BB: 1 P: 10	R: 3 E: 0 K: 0 S: 7	H: 4 LOB: 2 BB: 1 P: 11	R: 0 E: 0 K: 0 S: 5	H: 2 LOB: 2 BB: 0 P: 5	R: 1 E: 0 K: 0 S: 4	H: 1 LOB: 1 BB: 1 P: 8	R: 2 E: 0 K: 1 S: 6	H: 1 LOB: 0 BB: 1 P: 10	R: 0 E: 0 K: 1 S: 5	H: 0 LOB: 0 BB: 0 P: 5	R: 0 E: 0 K: 2 S: 8	H: 0 LOB: 1 BB: 0 P: 8	R: 2 E: 0 K: 0 S: 5	H: 2 LOB: 2 BB: 2 P: 13	1B: 12 2B: 0 3B: 0 HR: 3	SF: 1 SAC: 0 DP: 1 HBP: 0	WP: 0 PB: 0 SB: 0 CS: 0	PA: 51
PITCHER	IP	WLS	BF	H	R	ER	SO	BB	IBB	HBP	BLK	WP	HR	S	P	ERA	WHIP					
Don Sutton, R ERA: 5.06 (1, 1)	2.2		18	9	5	5	2	2	0	0	0	0	1	20	28	16.88	4.125					
Urbano Lugo, R ERA: 9.32 (3, 1)	3.1		16	4	3	3	1	2	0	0	0	0	2	16	24	8.10	1.800					
DeWayne Buice, R ERA: 2.96 (7, 1)	3.0		10	0	0	0	3	0	0	0	0	0	0	16	16	0.00	0.000					
Donnie Moore, R ERA: 2.91 (10, 1)	1.0	L	7	2	2	2	0	1	1	0	0	0	0	5	13	18.00	3.000					

New York Yankees @ California Angels
 Anaheim Stadium, Anaheim, CA
 Sun May 24 1987, 6:33 AM EDT
 Att. 40,949 - Unknown

livebaseballscorecards.com

AB	44
R	10
H	15
RBI	10
BB	6
SO	6
LOB	24



New York Yankees @ California Angels
 Anaheim Stadium, Anaheim, CA

Sun May 24 1987, 6:33 AM EDT
 Att: 40,949 - Unknown

livebaseballscorecards.com

AB	40
R	8
H	11
RBI	8
BB	4
SO	7
LOB	15



WP	0	PA	44
PB	0		
SB	0		
CS	0		

Batter	1	2	3	4	5	6	7	8	9	10	AB	R	H	RBI	BB	SO	LOB
Gary Pettis, S OBP: 0.298, SLG: 0.310 (1, 8)	1-3		F9		6-3		F8		1B 2B		5	1	1	0	0	0	0
Wally Joyner, L OBP: 0.364, SLG: 0.546 (1, 3)	F9		HR		5-3		1B 2B		G6-4-3 BB 2-H 1B		5	2	3	2	0	0	0
Brian Downing, R OBP: 0.425, SLG: 0.585 (1, 10)	F7		F3			4-0 BB HR BB	2-H 1B		4-0 BB 1-2 G6-4-3 BB		3	1	1	1	2	0	0
Doug DeCinces, R OBP: 0.372, SLG: 0.380 (1, 5)		4-0 BB 2B BB			6-3	4-0 BB 1-2 HR BB	P6		4-0 BB G6-4-3 1-2f 2-3		3	1	0	0	2	0	3
Devon White, S OBP: 0.312, SLG: 0.497 (1, 9)		1-3 2B			E4 1B 2B	0-3 K		0-3 K	0-3 K		5	1	2	0	0	3	3
Dick Schofield, R OBP: 0.267, SLG: 0.325 (1, 6)		0-3 K			F9	0-0 HR		0-0 F7		0-0 5-3	5	1	1	3	0	1	3
Jack Howell, L OBP: 0.353, SLG: 0.557 (1, 7)		0-3 K			1B	0-3 K		0-0 HR		0-3 K	5	1	2	2	0	3	2
Bob Boone, R OBP: 0.347, SLG: 0.318 (1, 2)		0-0 6-3			P6	0-0 F9		0-0 FC4 1B		0-0 P4	3	0	0	0	0	0	3
Ruppert Jones, L OBP: 0.316, SLG: 0.313 (8, PH)											0	0	0	0	0	0	0
Darrell Miller, R OBP: 0.236, SLG: 0.292 (8, PH)											2	0	1	0	0	0	0
Mark McLemore, S OBP: 0.337, SLG: 0.306 (1, 4)			5-3		P6		F8		1-2f FC4 1B		4	0	0	0	0	0	1

Inning Stats	R: 0	H: 0	E: 0	K: 0	S: 3	P: 3	R: 0	H: 1	E: 0	K: 2	S: 8	P: 12	R: 1	H: 1	E: 0	K: 0	S: 4	R: 1	H: 2	E: 1	K: 0	S: 5	P: 5	R: 0	H: 0	E: 0	K: 0	S: 3	P: 3	R: 3	H: 1	E: 0	K: 2	S: 8	P: 16	R: 1	H: 2	E: 0	K: 0	S: 5	P: 5	R: 1	H: 2	E: 0	K: 1	S: 7	P: 7	R: 1	H: 2	E: 0	K: 1	S: 6	P: 10	R: 0	H: 0	E: 0	K: 1	S: 5	P: 5	1B: 4	2B: 4	3B: 0	HR: 3	SF: 0	SAC: 0	DP: 1	HBP: 0	WP: 0	PA: 44
--------------	------	------	------	------	------	------	------	------	------	------	------	-------	------	------	------	------	------	------	------	------	------	------	------	------	------	------	------	------	------	------	------	------	------	------	-------	------	------	------	------	------	------	------	------	------	------	------	------	------	------	------	------	------	-------	------	------	------	------	------	------	-------	-------	-------	-------	-------	--------	-------	--------	-------	--------

PITCHER	IP	WLS	BF	H	R	ER	SO	BB	IBB	HBP	BLK	WP	HR	S	P	ERA	WHIP
Dennis Rasmussen, L ERA: 3.42	5.1		24	5	5	5	3	3	0	0	0	0	2	27	39	8.44	1.500
Ron Guidry, L ERA: 6.75	1.1		6	2	1	1	1	0	0	0	0	0	0	8	8	6.75	1.500
Cecilio Guante, R ERA: 4.94	1.0		4	1	1	1	1	0	0	0	0	0	1	6	6	9.00	1.000
Dave Righetti, L ERA: 4.13	2.1	W	10	3	1	1	2	1	0	0	0	0	0	13	17	3.86	1.714

Batter	1	2	3	4	5	6	7	8	9	AB R H RBI BB SO LOB	TOP											
Rickey Henderson, R OBP: 0.461, SLG: 0.603 (1, 10) X	0-0 HR	0-0 F8			4-0 1B FC5 BB	0-0 P4			0-0 F3	4 2 1 1 1 0 3												
Willie Randolph, R OBP: 0.404, SLG: 0.387 (1, 4) X	0-0 5-3		0-0 L3		0-0 1B FC5		0-0 5-3		0-0 1B G3-6-1	5 1 2 0 0 0 0												
Don Mattingly, L OBP: 0.373, SLG: 0.489 (1, 3) B B B	4-0 BB CS		0-0 1B		4-0 1B E		0-0 F7		0-0 1B G3-6-1	3 1 1 0 2 0 3												
Gary Ward, R OBP: 0.341, SLG: 0.475 (1, 8) B B B	4-0 BB 1-2		0-0 F9		0-0 1B FC5		0-0 5-3			3 0 0 1 1 0 3												
Dave Winfield, R OBP: 0.388, SLG: 0.497 (1, 9) S S S	0-3 K 2-3		0-3 K		0-0 1B 1-2 2-3 3-H			0-0 P6		4 0 1 2 0 2 3												
Dan Pasqua, L OBP: 0.328, SLG: 0.373 (1, 7)		0-0 HR		4-0 BB L4-3	0-0 F9		0-0 F8			3 1 1 1 1 0 2												
Mike Pagliarulo, L OBP: 0.292, SLG: 0.387 (1, 5)		4-0 BB		0-0 L4-3 1-2	0-0 F8		0-0 F8			3 0 0 0 1 0 3												
Joel Skinner, R OBP: 0.208, SLG: 0.290 Henry Cotto, R (9, PR)		0-3 K		0-0 P3		0-3 K			0-0 1B 2B	4 0 1 0 0 2 1 0 1 0 0 0 0 0 0 0 0 0 0 0 0												
Rick Cerone, R OBP: 0.296, SLG: 0.292 (9, 2)																						
Wayne Tolleson, S OBP: 0.350, SLG: 0.306 (1, 6)		0-3 K			0-0 6-3	0-0 F7			0-0 1B 2-H	4 0 1 1 0 1 1												
Inning Stats	R: 1 E: 0 K: 1 S: 5	H: 1 LOB: 2 BB: 2 P: 13	R: 1 E: 0 K: 2 S: 8	H: 1 LOB: 1 BB: 1 P: 12	R: 0 E: 0 K: 1 S: 6	H: 1 LOB: 1 BB: 0 P: 6	R: 0 E: 0 K: 0 S: 2	H: 0 LOB: 0 BB: 1 P: 6	R: 3 E: 1 K: 0 S: 6	H: 2 LOB: 2 BB: 2 P: 14	R: 0 E: 0 K: 1 S: 5	H: 0 LOB: 0 BB: 0 P: 5	R: 0 E: 0 K: 0 S: 3	H: 0 LOB: 0 BB: 0 P: 3	R: 0 E: 0 K: 0 S: 3	H: 0 LOB: 0 BB: 0 P: 3	R: 1 E: 0 K: 0 S: 5	H: 3 LOB: 2 BB: 0 P: 5	1B: 5 2B: 3 3B: 0 HR: 2	SF: 0 SAC: 0 DP: 3 HBP: 0	WP: 0 PB: 0 SB: 0 CS: 1	PA: 39
PITCHER	IP WLS BF H R ER SO BB IBB HBP BLK WP HR S P ERA WHIP																					
Jack Lazorko, R ERA: 3.86 (1, 1)	8.0 L 35 6 6 5 5 5 1 0 0 0 2 39 63 5.62 1.375																					
Mike Cook, R ERA: 5.22 (9, 1)	0.1 3 2 0 0 0 0 0 0 0 0 0 3 3 0.00 6.000																					
Gary Lucas, L ERA: 10.47 (9, 1)	0.2 1 0 0 0 0 0 0 0 0 0 0 1 1 0.00 0.000																					

New York Yankees @ California Angels
 Anaheim Stadium, Anaheim, CA
 Mon May 25 1987, 6:33 AM EDT
 Att: 34,762 - Unknown

livebaseballscorecards.com

AB	33
R	6
H	8
RBI	6
BB	6
SO	5
LOB	19



Batter	1	2	3	4	5	6	7	8	9	AB R H RBI BB SO LOB	TOP														
John Moses, S (1, 8) OBP: 0.319, SLG: 0.327	0-0 G3		0-0 F7		0-0 FC3-6 SF8 1B	0-0 6-3		0-0 1B		5 1 2 1 0 0 2															
Phil Bradley, R (1, 7) OBP: 0.355, SLG: 0.368	0-0 6-3		0-0 WP SF8 2B		1-0 FC3-6 HBP		0-0 SH3-4 1B	4-0 BB		3 2 2 0 1 0 0															
Scott Bradley, L (1, 2) OBP: 0.342, SLG: 0.430	0-0 1B		0-0 SF8		0-0 FC3-6		0-0 SH3-4	0-0 F7		3 0 1 1 0 0 4															
Ken Phelps, L (1, 10) OBP: 0.425, SLG: 0.658 Dave Valle, R (5, PH) OBP: 0.296, SLG: 0.515	0-0 F7		0-3 K		0-0 SF8		0-0 F8 1B		0-0 1B FC5-2 1B	2 0 0 0 0 1 1 2 0 2 2 0 0 0															
Alvin Davis, L (1, 3) OBP: 0.387, SLG: 0.448		0-0 1B 2B		0-0 1B 1B		0-3 K		0-0 F8	0-0 FC5-2 1B	5 1 3 0 0 1 2															
Jim Presley, R (1, 5) OBP: 0.310, SLG: 0.448		0-0 1B		0-3 K		0-0 6-3	0-0 5-3		0-0 FC5-2 G5-4-3	5 1 1 1 0 1 4															
Mike Kingery, L (1, 9) OBP: 0.296, SLG: 0.435 John Christensen, R (6, PH) (6, 9)		0-0 G6-3 1B		0-0 F6		0-0 FC5-4 1B		0-0 F8	0-0 G5-4-3	2 0 1 1 0 0 1 3 0 1 0 0 0 2															
Rey Quinones, R (1, 6) OBP: 0.315, SLG: 0.414		0-0 G6-3		0-0 1B		0-0 FC5-4 2B		0-0 5-3		4 0 1 0 0 0 2															
Harold Reynolds, S (1, 4) OBP: 0.327, SLG: 0.367		0-0 4-3		0-0 4-3		0-0 2B		4-0 S 1B BB		3 1 1 0 1 0 2															
Inning Stats	R: 0 E: 0 K: 0 S: 4	H: 1 LOB: 1 BB: 0 P: 4	R: 2 E: 0 K: 0 S: 5	H: 3 LOB: 0 BB: 0 P: 5	R: 1 E: 0 K: 1 S: 6	H: 1 LOB: 0 BB: 0 P: 6	R: 0 E: 0 K: 1 S: 7	H: 2 LOB: 2 BB: 0 P: 7	R: 1 E: 0 K: 1 S: 6	H: 1 LOB: 1 BB: 0 P: 7	R: 0 E: 0 K: 0 S: 5	H: 2 LOB: 2 BB: 0 P: 5	R: 1 E: 0 K: 0 S: 5	H: 2 LOB: 1 BB: 0 P: 5	R: 1 E: 0 K: 0 S: 4	H: 1 LOB: 2 BB: 2 P: 12	R: 0 E: 0 K: 0 S: 4	H: 2 LOB: 1 BB: 0 P: 4	1B: 11 2B: 4 3B: 0 HR: 0	SF: 2 SAC: 1 DP: 2 HBP: 1	WP: 1 PB: 0 SB: 1 CS: 0	PA: 43			
PITCHER	IP	WLS	BF	H	R	ER	SO	BB	IBB	HBP	BLK	WP	HR	S	P	ERA	WHIP								
Charles Hudson, R (1, 1) ERA: 3.08	4.0		20	8	4	4	2	0	0	1	0	1	0	23	24	9.00	2.000								
Ron Guidry, L (5, 1) ERA: 4.5	2.2	L	12	4	1	1	1	0	0	0	0	0	0	14	14	3.38	1.500								
Tim Stoddard, R (7, 1) ERA: 3.98	1.0		6	1	1	1	0	2	0	0	0	0	0	4	12	9.00	3.000								
Bob Shirley, L (8, 1) ERA: 3.33	1.1		5	2	0	0	0	0	0	0	0	0	0	5	5	0.00	1.500								

Seattle Mariners @ New York Yankees
 Yankee Stadium, Bronx, NY
 Wed May 27 1987, 7:05 PM EDT
 Att: 26,741 - Unknown

livebaseballscorecards.com

AB	37
R	6
H	15
RBI	6
BB	2
SO	3
LOB	20



Batter	1	2	3	4	5	6	7	8	9	AB	R	H	RBI	BB	SO	LOB
Rickey Henderson, R (1, 10) OBP: 0.454, SLG: 0.588	0-0 F4	4-0 BB		0-0 L5			0-0 6-3		0-0 5-3	4	0	0	0	1	0	1
Willie Randolph, R (1, 4) OBP: 0.399, SLG: 0.381	0-0 6-3	0-0 5-3			0-0 F9		0-0 6-3		0-0 BB 1B	5	0	1	0	0	0	2
Don Mattingly, L (1, 3) OBP: 0.378, SLG: 0.492	0-0 1B 2B		0-0 F8		0-0 F7			4-0 1B G6-4-3 BB	4-0 BB	3	2	1	0	2	0	0
Gary Ward, R (1, 8) (9, 7) OBP: 0.354, SLG: 0.481	0-0 1B		4-0 HR BB		0-0 1B			0-0 1-3 1B G6-4-3	0-0 F9	4	1	3	1	1	0	3
Dave Winfield, R (1, 9) OBP: 0.385, SLG: 0.509	0-0 6-3		0-0 1-H HR		0-0 F3			0-0 1-2f 3-H 4-0 G6-4-3		4	1	1	2	0	0	3
Dan Pasqua, L (1, 7) OBP: 0.328, SLG: 0.371		0-0 5-3 2B	0-3 K		0-3 K		0-3 K	4-0 BB		3	1	1	0	0	2	0
Ron Kittle, R (8, PH) OBP: 0.298, SLG: 0.462		0-0 1B								0	0	0	0	1	0	0
Henry Cotto, R (8, PR) (9, 8)										0	0	0	0	0	0	0
Mike Pagliarulo, L (1, 5) OBP: 0.285, SLG: 0.377		0-0 F7	0-0 F8		0-0 5-3		0-0 6-3		0-3 K	4	0	0	0	0	1	2
Joel Skinner, R (1, 2) OBP: 0.202, SLG: 0.281		0-0 5-3	0-3 K		0-0 6-3				0-3 K	3	0	0	0	0	1	1
Keith Hughes, L (9, PH)		1-2								1	0	0	0	0	1	0
Wayne Tolleson, S (1, 6) OBP: 0.353, SLG: 0.318		0-0 2-H 2B	0-0 G3		0-3 K				0-0 1B 5-3 1B	4	0	2	1	0	1	0

BOTTOM

Seattle Mariners @ New York Yankees
 Yankee Stadium, Bronx, NY
 Wed May 27 1987, 7:05 PM EDT
 Att. 26,741 - Unknown

livebaseballscorecards.com

AB	35
R	5
H	9
RBI	4
BB	5
SO	6
LOB	12



Inning Stats	R: 1	H: 2	E: 0	K: 5	S: 5	H: 2	LOB: 1	BB: 0	P: 5	R: 1	H: 2	E: 0	K: 0	S: 5	H: 2	LOB: 2	BB: 1	P: 9	R: 2	H: 1	E: 0	K: 1	S: 6	H: 0	LOB: 0	BB: 1	P: 10	R: 0	H: 0	E: 0	K: 1	S: 5	H: 0	LOB: 0	BB: 0	P: 5	R: 0	H: 1	E: 0	K: 0	S: 4	H: 0	LOB: 1	BB: 0	P: 4	R: 0	H: 0	E: 0	K: 1	S: 5	H: 0	LOB: 0	BB: 0	P: 5	R: 0	H: 0	E: 0	K: 1	S: 5	H: 1	LOB: 1	BB: 2	P: 13	R: 1	H: 1	E: 0	K: 1	S: 5	H: 2	LOB: 3	BB: 1	P: 11	R: 0	H: 2	E: 0	K: 1	S: 7	H: 2	LOB: 3	BB: 1	P: 11	1B: 6	SF: 0	2B: 2	SAC: 0	3B: 0	DP: 1	HR: 1	HBP: 0	WP: 0	PA: 40	PB: 0	SB: 0	CS: 0
--------------	------	------	------	------	------	------	--------	-------	------	------	------	------	------	------	------	--------	-------	------	------	------	------	------	------	------	--------	-------	-------	------	------	------	------	------	------	--------	-------	------	------	------	------	------	------	------	--------	-------	------	------	------	------	------	------	------	--------	-------	------	------	------	------	------	------	------	--------	-------	-------	------	------	------	------	------	------	--------	-------	-------	------	------	------	------	------	------	--------	-------	-------	-------	-------	-------	--------	-------	-------	-------	--------	-------	--------	-------	-------	-------

PITCHER	IP	WLS	BF	H	R	ER	SO	BB	IBB	HBP	BLK	WP	HR	S	P	ERA	WHIP
Scott Bankhead, R (1, 1) ERA: 4.86	5.0		23	6	4	4	2	2	0	0	0	0	1	25	33	7.20	1.600
Lee Guetterman, L (6, 1) ERA: 4.5	2.0	W	7	0	1	1	2	1	0	0	0	0	0	10	14	4.50	0.500
Jerry Reed, R (8, 1) ERA: 3.86	0.2		2	1	0	0	0	0	0	0	0	0	0	2	2	0.00	1.500
Bill Wilkinson, L (8, 1) ERA: 6.0	0.1		2	0	0	0	1	1	0	0	0	0	0	3	7	0.00	3.000
Steve Shields, R (9, 1) ERA: 3.18	0.2		4	2	0	0	1	0	0	0	0	0	0	6	6	0.00	3.000
PITCHER	IP	WLS	BF	H	R	ER	SO	BB	IBB	HBP	BLK	WP	HR	S	P	ERA	WHIP
Stan Clarke, L (9, 1) ERA: 4.32	0.0		1	0	0	0	0	1	0	0	0	0	0	0	0	0.00	0.000
Mike Trujillo, R (9, 1) ERA: 7.79	0.1	S	1	0	0	0	0	0	0	0	0	0	0	1	1	0.00	0.000

Batter	1	2	3	4	5	6	7	8	9	AB R H RBI BB SO LOB	TOP																						
John Moses, S (1, 8) OBP: 0.328, SLG: 0.333	0-0 F7		4-0 CS BB			0-0 FC1-6 WP 1-2 1B		0-0 G4-6-3 1B		3 0 2 0 1 0 0	<p>Seattle Mariners @ New York Yankees Yankee Stadium, Bronx, NY</p> <p>Thu May 28 1987, 7:05 PM EDT Att. 20,105 - Unknown</p>																						
Phil Bradley, R (1, 7) OBP: 0.348, SLG: 0.359	0-0 4-3		0-3 K			0-0 FC1-6 1B		0-0 G4-6-3 1-2f		4 0 0 0 0 1 3																							
Scott Bradley, L (1, 2) OBP: 0.356, SLG: 0.441	0-0 1B				0-0 G3		0-0 1-2 1B		0-0 HR 1B	4 1 3 0 0 0 0																							
Ken Phelps, L (1, 10) OBP: 0.420, SLG: 0.669	0-0 4-3				0-3 K		0-3 K		0-0 HR 1-H	4 1 1 2 0 2 3																							
Alvin Davis, L (1, 3) OBP: 0.384, SLG: 0.443					0-0 F7				0-3 K	4 0 1 0 0 1 0																							
Jim Presley, R (1, 5) OBP: 0.303, SLG: 0.438					0-0 F7				0-0 5-3	4 0 0 0 0 1 1																							
Mike Kingery, L (1, 9) OBP: 0.297, SLG: 0.432 John Christensen, R (9, PH) OBP: 0.294, SLG: 0.327					0-0 F9				0-0 1-3	3 0 1 0 0 0 1 1 0 0 0 0 0 0																							
Rey Quinones, R (1, 6) OBP: 0.315, SLG: 0.413					0-0 F8				0-0 F8	3 0 1 0 0 0 1																							
Harold Reynolds, S (1, 4) OBP: 0.327, SLG: 0.367					0-0 6-3				0-0 F5	3 0 1 0 0 0 0																							
Inning Stats	R: 0 E: 0 K: 0 S: 4	H: 1 LOB: 1 BB: 0 P: 4	R: 0 E: 0 K: 1 S: 6	H: 2 LOB: 2 BB: 0 P: 6	R: 0 E: 0 K: 1 S: 4	H: 0 LOB: 1 BB: 1 P: 8	R: 0 E: 0 K: 1 S: 5	H: 0 LOB: 0 BB: 0 P: 5	R: 0 E: 0 K: 0 S: 3	H: 0 LOB: 0 BB: 0 P: 3		R: 0 E: 0 K: 1 S: 7	H: 3 LOB: 2 BB: 0 P: 7	R: 0 E: 0 K: 0 S: 4	H: 1 LOB: 1 BB: 0 P: 4	R: 0 E: 0 K: 0 S: 3	H: 1 LOB: 0 BB: 0 P: 3	R: 2 E: 0 K: 1 S: 7	H: 2 LOB: 0 BB: 0 P: 7	1B: 9 2B: 1 3B: 0 HR: 1	SF: 0 SAC: 0 DP: 2 HBP: 0	WP: 1 PB: 0 SB: 0 CS: 1	PA: 34										
PITCHER Rick Rhoden, R (1, 1) ERA: 3.86 Dave Righetti, L (9, 1) ERA: 3.99	IP 8.0	WLS W	BF 31	H 10	R 2	ER 2	SO 4	BB 1	IBB 0	HBP 0	BLK 0	WP 1	HR 1	S 38	P 42	ERA 2.25	WHIP 1.375																
											PITCHER	IP	WLS	BF	H	R	ER	SO	BB	IBB	HBP	BLK	WP	HR	S	P	ERA	WHIP					

livebaseballscorecards.com

AB	33
R	2
H	10
RBI	2
BB	1
SO	5
LOB	9



Batter	1	2	3	4	5	6	7	8	9	AB R H RBI BB SO LOB	TOP									
Tony Phillips, S (1, 4) OBP: 0.359, SLG: 0.386	0-0 HR 1B	0-3 K		0-0 PB FC1 1B	0-0 F9	0-0 1B 1B			0-3 K	6 2 3 1 0 2 3										
Alfredo Griffin, S (1, 6) OBP: 0.318, SLG: 0.375	0-0 F8	0-0 F9		0-0 FC1 PB SF8 1B	0-0 1B 2B	0-0 1B 1B			0-0 6-3	6 1 3 4 0 0 2										
Jose Canseco, R (1, 7) OBP: 0.292, SLG: 0.417	0-0 HR 1B	0-0 1B		0-0 FC1 SF8 SF9	0-0 5-3	0-3 K2-3			0-0 6-3	6 2 2 2 0 1 4										
Mark McGwire, R (1, 3) OBP: 0.387, SLG: 0.689	0-3 K	0-0 F9		0-0 SF8		0-0 F7			0-0 F8	4 0 0 1 0 1 2										
Ron Cey, R (1, 10) OBP: 0.417, SLG: 0.358 Reggie Jackson, L (7, PH) OBP: 0.277, SLG: 0.338	0-0 3B 2B		0-3 K	0-0 SF9		0-3 K			0-0 F8	3 1 1 1 0 2 0 1 0 0 0 0 0 0										
Carney Lansford, R (1, 5) OBP: 0.344, SLG: 0.355 Mike Gallego, R (7, 5) OBP: 0.320, SLG: 0.356	4-0 3B IBB		0-0 1B 1B	0-0 F8		4-0 S 1B BB			0-0 F7	3 2 1 0 2 0 0 0 0 0 0 0 0 0										
Mike Davis, L (1, 9) OBP: 0.344, SLG: 0.605	0-0 1B 3B		0-3 K		0-0 F8	4-0 BB 1B BB			0-0 3-1	4 1 1 2 1 1 1										
Terry Steinbach, R (1, 2) OBP: 0.356, SLG: 0.472	0-0 F7		0-0 1B		0-0 1B 2B 1B	0-0 1B BB 1B			0-0 6-3	5 2 3 1 0 0 1										
Luis Polonia, L (1, 8) OBP: 0.395, SLG: 0.551 Stan Javier, S (6, 8) OBP: 0.353, SLG: 0.329		0-0 1B 1B	0-3 K		0-0 2B 1B	4-0 1B BB 1B			0-0 4-3	3 2 2 0 1 1 2 1 0 0 0 0 0 0										
Inning Stats	R: 4 E: 0 K: 1 S: 9	H: 4 LOB: 1 BB: 1 P: 13	R: 0 E: 0 K: 1 S: 7	H: 2 LOB: 2 BB: 0 P: 7	R: 0 E: 0 K: 3 S: 11	H: 2 LOB: 2 BB: 0 P: 11	R: 3 E: 1 K: 0 S: 6	H: 2 LOB: 0 BB: 0 P: 6	R: 2 E: 0 K: 0 S: 6	H: 3 LOB: 1 BB: 0 P: 6	R: 4 E: 0 K: 2 S: 10	H: 3 LOB: 2 BB: 3 P: 22	R: 0 E: 0 K: 0 S: 3	H: 0 LOB: 0 BB: 0 P: 3	R: 0 E: 0 K: 1 S: 5	H: 0 LOB: 0 BB: 0 P: 5	1B: 12 2B: 2 3B: 1 HR: 1	SF: 2 SAC: 0 DP: 0 HBP: 0	WP: 0 PA: 48 PB: 1 SB: 1 CS: 0	
PITCHER	IP WLS BF H R ER SO BB IBB HBP BLK WP HR S P ERA WHIP																			
Dennis Rasmussen, L (1, 1) ERA: 3.86	1.2 L 12 6 4 4 2 0 1 0 0 0 0 1 15 19 21.60 3.600																			
Bob Shirley, L (2, 1) ERA: 3.9	3.1 18 7 5 3 3 0 0 0 0 0 0 0 24 24 8.10 2.100																			
Rich Bordi, R (6, 1) ERA: 9.0	4.0 18 3 4 4 3 3 0 0 0 0 0 0 21 33 9.00 1.500																			

Oakland Athletics @ New York Yankees
Yankee Stadium, Bronx, NY
Fri May 29 1987, 7:05 PM EDT
Att: 30,270 - Unknown

livebaseballscorecards.com

AB	42
R	13
H	16
RBI	12
BB	4
SO	8
LOB	15



Batter	1	2	3	4	5	6	7	8	9
Rickey Henderson, R (1, 8) Henry Cotto, R (7, 8)	0-0 L5		0-0 F7		0-0 FC6-4 2B		0-3 K		0-0 F7
Willie Randolph, R (1, 4) Mike Pagliarulo, L (7, 5)	0-0 6-3			0-0 P4	0-0 F8 2B		0-3 K		
Don Mattingly, L (1, 3)	0-0 6-3			0-0 2B	0-0 F8 2-3		0-0 E6 2B		
Dave Winfield, R (1, 9) Dan Pasqua, L (7, 9)		0-0 6-3		0-0 G6-4-3 1B	0-0 L6		0-3 K		
Gary Ward, R (1, 7)		0-0 F7		0-0 G6-4-3 1-2		0-0 F8		0-0 2B	
Ron Kittle, R (1, 10)		0-0 2B			4-0 1B 1B BB	0-0 HR		0-3 K	
Lenn Sakata, R (1, 5) (7, 4)		0-0 P4			0-0 1B 1-2 1B	0-0 4-3		0-0 6-3	
Rick Cerone, R (1, 2)			0-0 F8		0-0 FC6-4 1B 1-2 2-3 1B	0-0 5-3		0-0 6-3	
Wayne Tolleson, S (1, 6) Bobby Meacham, S (7, 6)			0-3 K		0-0 FC6-4 1B 1-2 2-H 3-H		0-0 6-3		0-0 6-3

Inning Stats	R: 0 E: 0 K: 0 S: 3	H: 0 LOB: 0 BB: 0 P: 3	R: 0 E: 0 K: 0 S: 4	H: 1 LOB: 1 BB: 0 P: 4	R: 0 E: 0 K: 1 S: 5	H: 0 LOB: 0 BB: 0 P: 5	R: 0 E: 0 K: 0 S: 4	H: 2 LOB: 1 BB: 0 P: 4	R: 4 E: 0 K: 0 S: 7	H: 4 LOB: 1 BB: 1 P: 11	R: 1 E: 0 K: 0 S: 4	H: 1 LOB: 0 BB: 0 P: 4	R: 0 E: 0 K: 2 S: 7	H: 0 LOB: 0 BB: 0 P: 7	R: 0 E: 1 K: 2 S: 9	H: 1 LOB: 2 BB: 0 P: 9	R: 0 E: 0 K: 0 S: 3	H: 0 LOB: 0 BB: 0 P: 3	1B: 4 2B: 4 3B: 0 HR: 1	SF: 0 SAC: 0 DP: 1 HBP: 0
--------------	------------------------------	---------------------------------	------------------------------	---------------------------------	------------------------------	---------------------------------	------------------------------	---------------------------------	------------------------------	----------------------------------	------------------------------	---------------------------------	------------------------------	---------------------------------	------------------------------	---------------------------------	------------------------------	---------------------------------	----------------------------------	------------------------------------

PITCHER	IP	WLS	BF	H	R	ER	SO	BB	IBB	HBP	BLK	WP	HR	S	P	ERA	WHIP
Curt Young, L (1, 1) ERA: 2.65	5.0		22	7	4	4	1	1	0	0	0	0	0	23	27	7.20	1.600
Steve Ontiveros, R (6, 1) ERA: 4.63	1.0		4	1	1	1	0	0	0	0	0	0	1	4	4	9.00	1.000
Gene Nelson, R (7, 1) ERA: 4.08	1.0		3	0	0	0	2	0	0	0	0	0	0	7	7	0.00	0.000
Dennis Lamp, R (8, 1) ERA: 3.6	1.0		5	1	0	0	2	0	0	0	0	0	0	9	9	0.00	1.000
Eric Plunk, R (9, 1) ERA: 4.14	1.0		3	0	0	0	0	0	0	0	0	0	0	3	3	0.00	0.000

BOTTOM

AB	R	H	RBI	BB	SO	LOB
3	1	0	0	0	0	2
2	0	0	0	0	1	0

AB	R	H	RBI	BB	SO	LOB
3	0	1	2	0	0	0
1	0	0	0	0	1	0

AB	R	H	RBI	BB	SO	LOB
4	0	1	0	0	0	1

AB	R	H	RBI	BB	SO	LOB
3	0	1	0	0	0	1
1	0	0	0	0	1	1

AB	R	H	RBI	BB	SO	LOB
4	0	1	0	0	0	2

AB	R	H	RBI	BB	SO	LOB
3	2	2	1	1	1	2

AB	R	H	RBI	BB	SO	LOB
4	1	1	0	0	0	3

AB	R	H	RBI	BB	SO	LOB
4	1	1	0	0	0	0

AB	R	H	RBI	BB	SO	LOB
2	0	1	2	0	1	0
2	0	0	0	0	0	0

WP	PA	ERA	WHIP
0	37		
0			
0			

Oakland Athletics @ New York Yankees
 Yankee Stadium, Bronx, NY
 Fri May 29 1987, 7:05 PM EDT
 Att. 30,270 - Unknown

livebaseballscorecards.com

AB 36
R 5
H 9
RBI 5
BB 1
SO 5
LOB 12



Batter	1	2	3	4	5	6	7	8	9	AB R H RBI BB SO LOB	TOP		
Luis Polonia, L (1, 8) OBP: 0.407, SLG: 0.554	0-3 K		0-0 1B		0-0 6-3		0-0 G5-4-3 BB 1B		0-0 S 1B	5 0 3 0 0 1 1	Oakland Athletics @ New York Yankees Yankee Stadium, Bronx, NY Sat May 30 1987, 3:33 AM EDT Att: 28,790 - Unknown		
Mike Davis, L (1, 9) OBP: 0.345, SLG: 0.616	0-0 F8		0-0 F5			0-0 HR	4-0 G5-4-3 BB		0-0 F7	4 1 1 1 1 0 2			
Jose Canseco, R (1, 7) OBP: 0.284, SLG: 0.406	0-0 6-3		0-0 6-3			0-0 F5	0-0 G5-4-3 1-2f 2-3		0-0 F7	5 0 0 0 0 0 4			
Mark McGwire, R (1, 3) OBP: 0.377, SLG: 0.669		0-0 5-3		0-3 K		0-0 F5	0-0 F7			4 0 0 0 0 1 1			
Reggie Jackson, L (1, 10) OBP: 0.283, SLG: 0.333		4-0 1B BB		0-0 F8		4-0 1B 2B BB		0-0 G3		2 1 0 0 2 0 0			
Terry Steinbach, R (1, 2) OBP: 0.381, SLG: 0.527		0-0 FC6-4 1B		0-0 HR		0-0 2B 1B		0-0 BB 1B		4 2 4 1 0 0 0			
Tony Phillips, S (1, 4) OBP: 0.362, SLG: 0.391		0-0 F8		0-0 G3		0-0 2B		4-0 G6-4-3 BB		3 0 1 2 1 0 2			
Mike Gallego, R (1, 5) OBP: 0.315, SLG: 0.333		0-0 FC6-4			0-0 F8	4-0 BB		0-0 G6-4-3		3 0 0 0 1 0 4			
Alfredo Griffin, S (1, 6) OBP: 0.316, SLG: 0.372			0-0 4-3		0-0 6-3 1B		0-0 3-1		0-3 K	4 0 1 0 0 1 2			
Inning Stats	R: 0 E: 0 K: 1 S: 5 H: 0 LOB: 0 BB: 0 P: 5	R: 0 E: 0 K: 0 S: 4 H: 1 LOB: 2 BB: 1 P: 8	R: 0 E: 0 K: 0 S: 4 H: 1 LOB: 1 BB: 0 P: 4	R: 1 E: 0 K: 1 S: 6 H: 1 LOB: 0 BB: 0 P: 6	R: 0 E: 0 K: 0 S: 3 H: 1 LOB: 0 BB: 0 P: 3	R: 3 E: 0 K: 0 S: 6 H: 3 LOB: 2 BB: 2 P: 14	R: 0 E: 0 K: 0 S: 3 H: 1 LOB: 1 BB: 1 P: 7	R: 0 E: 0 K: 0 S: 3 H: 1 LOB: 1 BB: 1 P: 7	R: 0 E: 0 K: 1 S: 6 H: 1 LOB: 1 BB: 0 P: 6	1B: 7 2B: 1 3B: 0 HR: 2 SF: 0 SAC: 0 DP: 2 HBP: 0	WP: 0 PB: 0 SB: 1 CS: 0 PA: 39		
PITCHER	IP WLS BF H R ER SO BB IBB HBP BLK WP HR S P ERA WHIP											PITCHER	IP WLS BF H R ER SO BB IBB HBP BLK WP HR S P ERA WHIP
Joe Niekro, R (1, 1) ERA: 3.11	5.2 L 25 7 4 4 2 2 0 0 0 0 0 2 27 35 6.35 1.588												
Tim Stoddard, R (6, 1) ERA: 3.57	2.1 10 2 0 0 0 3 0 0 0 0 0 0 7 19 0.00 2.143												
Ron Guidry, L (9, 1) ERA: 3.6	1.0 4 1 0 0 1 0 0 0 0 0 0 0 6 6 0.00 1.000												

livebaseballscorecards.com

AB	34
R	4
H	10
RBI	4
BB	5
SO	3
LOB	16



BOTTOM

Oakland Athletics @ New York Yankees
 Yankee Stadium, Bronx, NY
 Sat May 30 1987, 3:33 AM EDT
 Att. 28,790 - Unknown

livebaseballscorecards.com

AB	31
R	3
H	7
RBI	2
BB	4
SO	6
LOB	15



WP: 0	PA: 35
PB: 1	SB: 0
CS: 0	

AB R H RBI BB SO LOB

3 1 1 0 1 0 3

4 1 1 0 0 0 3

3 1 2 0 1 1 0

3 0 1 2 1 0 2

4 0 0 0 0 2 3

4 0 0 0 0 0 1

4 0 1 0 0 0 0

2 0 1 0 1 1 0
1 0 0 0 0 0 0

1B: 7 SF: 0
2B: 1 SAC: 0
3B: 0 DP: 3
HR: 0 HBP: 0

Batter	1	2	3	4	5	6	7	8	9
Willie Randolph, R OBP: 0.393, SLG: 0.376 (1, 4)	4-0 E 1B 1B BB	0-0 F9			0-0 L3 1B		0-0 FC6-4 1-2f		
Don Mattingly, L OBP: 0.376, SLG: 0.484 (1, 3)	0-0 1-2 1B BB	0-0 F7 1-2 2-3			0-0 L3 1-2			0-0 3-1	
Dan Pasqua, L OBP: 0.343, SLG: 0.375 (1, 7)	4-0 1-2 2-3 1B BB G6-4-3		0-0 G6-4-3 1B		0-0 FC5-4 1B			0-3 K	
Gary Ward, R OBP: 0.353, SLG: 0.491 (1, 8)	0-0 1-3 2-H 3-H 1B G6-4-3		0-0 G6-4-3 1-2f		0-0 FC5-4 1-2			4-0 FC6-4 BB	
Dave Winfield, R OBP: 0.389, SLG: 0.514 (1, 9)	0-0 1-2f 3-H G6-4-3		0-3 K		0-3 K			0-0 FC6-4 1-2f	
Mike Pagliarulo, L OBP: 0.282, SLG: 0.368 (1, 5)	0-0 4-3			0-0 G3		0-0 5-3		0-0 4-3	
Ron Kittle, R OBP: 0.323, SLG: 0.525 (1, 10)		0-0 PB 1B 1B		0-0 F9		0-0 6-3		0-0 6-3	
Rick Cerone, R OBP: 0.308, SLG: 0.281 Rickey Henderson, R OBP: 0.446, SLG: 0.589 (9, PH)		0-0 1-2 PB 1B K		0-3 K		4-0 FC6-4 BB		0-0 F8	
Wayne Tolleson, S OBP: 0.343, SLG: 0.308 (1, 6)		0-0 F5			0-3 K		0-3 K		

Inning Stats	R: 3 H: 2 E: 1 K: 4 S: 4	H: 2 LOB: 0 BB: 2 P: 12	R: 0 H: 2 E: 0 K: 0 S: 5	H: 2 LOB: 2 BB: 0 P: 5	R: 0 H: 1 E: 0 K: 1 S: 5	H: 1 LOB: 0 BB: 0 P: 5	R: 0 H: 0 E: 0 K: 1 S: 5	H: 0 LOB: 0 BB: 0 P: 5	R: 0 H: 1 E: 0 K: 1 S: 5	H: 1 LOB: 0 BB: 0 P: 5	R: 0 H: 1 E: 0 K: 1 S: 6	H: 1 LOB: 1 BB: 0 P: 6	R: 0 H: 0 E: 0 K: 1 S: 5	H: 0 LOB: 1 BB: 1 P: 9	R: 0 H: 0 E: 0 K: 1 S: 5	H: 0 LOB: 1 BB: 1 P: 9	R: 0 H: 0 E: 0 K: 0 S: 3	H: 0 LOB: 0 BB: 0 P: 3
--------------	--------------------------	-------------------------	--------------------------	------------------------	--------------------------	------------------------	--------------------------	------------------------	--------------------------	------------------------	--------------------------	------------------------	--------------------------	------------------------	--------------------------	------------------------	--------------------------	------------------------

PITCHER	IP	WLS	BF	H	R	ER	SO	BB	IBB	HBP	BLK	WP	HR	S	P	ERA	WHIP
Joaquin Andujar, R ERA: 3.6 (1, 1)	5.0	W	20	6	3	3	3	2	0	0	0	0	0	24	32	5.40	1.600
Gene Nelson, R ERA: 3.82 (6, 1)	2.0		8	1	0	0	2	1	0	0	0	0	0	11	15	0.00	1.000
Dave Leiper, L ERA: 1.32 (8, 1)	0.2		2	0	0	0	1	0	0	0	0	0	0	4	4	0.00	0.000
Jay Howell, R ERA: 6.2 (8, 1)	1.1	S	5	0	0	0	0	1	0	0	0	0	0	4	8	0.00	0.750

WP: 0	PA: 35
PB: 1	SB: 0
CS: 0	

Batter	1	2	3	4	5	6	7	8	9	AB R H RBI BB SO LOB	TOP									
Tony Phillips, S OBP: 0.359, SLG: 0.384 (1, 4) X	0-0 F9 ①		0-0 G4-6-3 ② ③			4-0 BB 1B		0-0 F9 ①		3 0 0 0 1 0 2										
Alfredo Griffin, S OBP: 0.315, SLG: 0.369 (1, 6) X	0-0 F8 ②			0-0 F7 ①		0-0 1B		0-0 E5		4 0 1 0 0 0 0										
Jose Canseco, R OBP: 0.278, SLG: 0.397 (1, 7) X	0-0 F7 ③			0-0 F8 ②		0-0 F6 ③		0-3 K ②		4 0 0 0 0 1 3										
Mark McGwire, R OBP: 0.380, SLG: 0.706 (1, 3) X		0-0 HR		0-0 5-3 ③			0-0 HR	0-3 K ③		4 2 2 2 0 1 1										
Ron Cey, R OBP: 0.421, SLG: 0.421 (1, 5) X		0-0 F7 ①			0-0 5-3 ①		0-0 G5-4-3 1B		0-0 HR	4 1 2 1 0 0 0										
Terry Steinbach, R OBP: 0.385, SLG: 0.521 (1, 10) H		1-0 HBP			0-0 6-3 ②		0-0 G5-4-3 ① ②		0-0 1B	3 0 1 0 0 0 1										
Mike Davis, L OBP: 0.343, SLG: 0.626 (1, 9) X		0-0 G6-3 ② ③			0-0 F7 ③		0-0 HR		0-0 F8 ①	4 1 1 1 0 0 2										
Mickey Tettleton, S OBP: 0.279, SLG: 0.227 (1, 2) X			0-0 FC6-4 1B			0-0 6-3 ① ② ③		0-3 K ③		4 0 1 0 0 1 1										
Stan Javier, S OBP: 0.348, SLG: 0.316 (1, 8) X			0-0 FC6-4 G4-6-3 ①			0-0 F8 ②		4-0 F9 WP BB		3 1 0 0 1 1 2										
Inning Stats	R: 0 E: 0 K: 0 S: 3	H: 0 LOB: 0 BB: 0 P: 3	R: 1 E: 0 K: 0 S: 3	H: 1 LOB: 0 BB: 0 P: 4	R: 0 E: 0 K: 0 S: 3	H: 1 LOB: 0 BB: 0 P: 3	R: 0 E: 0 K: 0 S: 3	H: 0 LOB: 0 BB: 0 P: 3	R: 0 E: 0 K: 0 S: 4	H: 1 LOB: 2 BB: 1 P: 8	R: 2 E: 0 K: 1 S: 7	H: 3 LOB: 0 BB: 0 P: 7	R: 1 E: 1 K: 2 S: 8	H: 0 LOB: 1 BB: 1 P: 12	R: 1 E: 0 K: 1 S: 7	H: 2 LOB: 1 BB: 0 P: 7	1B: 4 2B: 0 3B: 0 HR: 4	SF: 0 SAC: 0 DP: 3 HBP: 1	WP: 1 PB: 0 SB: 1 CS: 0	PA: 36
PITCHER	IP WLS BF H R ER SO BB IBB HBP BLK WP HR S P ERA WHIP																			
Tommy John, L ERA: 3.62 (1, 1)	6.0 W 23 5 3 3 0 1 0 1 0 0 2 21 26 4.50 1.000																			
Rich Bardi, R ERA: 9.64 (7, 1)	0.2 2 1 0 0 0 0 0 0 0 0 0 1 2 2 0.00 1.500																			
Ron Guidry, L ERA: 2.84 (7, 1)	1.1 6 0 1 0 3 1 0 0 0 1 0 11 15 0.00 0.750																			
Dave Righetti, L ERA: 4.15 (9, 1)	1.0 5 2 1 1 1 0 0 0 0 0 1 7 7 9.00 2.000																			

Oakland Athletics @ New York Yankees
Yankee Stadium, Bronx, NY
Sun May 31 1987, 3:33 AM EDT
Att: 55,034 - Unknown

livebaseballscorecards.com

AB	33
R	5
H	8
RBI	4
BB	2
SO	4
LOB	12



Batter	1	2	3	4	5	6	7	8	9
Henry Cotto, R OBP: 0.167, SLG: 0.500 (1, 8)	0-0 HR	0-0 6-3			0-0 F9		0-0 2B	0-0 F8-6	
Willie Randolph, R OBP: 0.394, SLG: 0.401 (1, 4)	0-0 F9	0-0 HR			0-0 1-3		0-0 1B		
Don Mattingly, L OBP: 0.378, SLG: 0.484 (1, 3)	0-0 1B	0-0 G3			0-0 4-3		0-0 FC6-4		
Gary Ward, R OBP: 0.351, SLG: 0.486 (1, 10)	0-3 K		0-3 K			0-0 2B	0-3 K		
Dan Pasqua, L OBP: 0.333, SLG: 0.362 (1, 7)	0-3 K		0-0 F7			0-3 K	0-0 F7		
Dave Winfield, R OBP: 0.391, SLG: 0.520 (1, 9)		0-0 2B FC4-6	0-0 F6			0-0 2B	0-0 FC6-4		
Mike Pagliarulo, L OBP: 0.292, SLG: 0.380 (1, 5)		0-0 FC4-6 6-3		0-3 K		4-0 G6-4-3 IBB		0-0 F8-6 BB	
Joel Skinner, R OBP: 0.204, SLG: 0.273 (1, 2)		1-0 FC4-6 HBP		0-3 K		0-0 G6-4-3		0-0 F7	
Bobby Meacham, S OBP: 0.333, SLG: 0.400 (1, 6)		0-0 FC4-6 6-3 HR		0-0 F8			0-0 E9 2B	4-0 BB BB 1-2	

Inning Stats	R: 1	H: 2	E: 0	K: 2	S: 9	LOB: 1	BB: 0	P: 9
	R: 4	H: 3	E: 0	K: 0	S: 6	LOB: 0	BB: 0	P: 7
	R: 0	H: 0	E: 0	K: 1	S: 5	LOB: 0	BB: 0	P: 5
	R: 0	H: 0	E: 0	K: 2	S: 7	LOB: 0	BB: 0	P: 7
	R: 0	H: 0	E: 0	K: 0	S: 3	LOB: 0	BB: 0	P: 3
	R: 1	H: 2	E: 0	K: 1	S: 6	LOB: 1	BB: 1	P: 10
	R: 3	H: 4	E: 1	K: 1	S: 9	LOB: 1	BB: 0	P: 9
	R: 0	H: 1	E: 0	K: 0	S: 3	LOB: 1	BB: 1	P: 7

PITCHER	IP	WLS	BF	H	R	ER	SO	BB	IBB	HBP	BLK	WP	HR	S	P	ERA	WHIP
Dennis Eckersley, R ERA: 3.77 (1, 1)	5.1	L	25	7	6	6	6	0	0	1	0	0	2	35	40	10.12	1.312
Dennis Lamp, R ERA: 7.94 (6, 1)	0.2		4	3	3	3	0	0	0	0	0	0	0	4	4	40.50	4.500
Eric Plunk, R ERA: 3.98 (7, 1)	2.0		8	2	0	0	1	1	0	0	0	0	0	9	13	0.00	1.500

AB R H RBI BB SO LOB

5	2	2	3	0	0	3
4	2	2	3	0	0	0
4	0	2	1	0	0	0
4	1	1	0	0	3	2
4	0	0	0	0	2	3
4	1	2	1	0	0	1
3	1	2	0	1	1	0
3	0	0	0	0	1	3
3	2	1	1	1	0	2

1B: 5	SF: 0	WP: 0	PA: 37
2B: 6	SAC: 0	PB: 0	
3B: 0	DP: 2	SB: 1	
HR: 2	HBP: 1	CS: 0	

PITCHER	IP	WLS	BF	H	R	ER	SO	BB	IBB	HBP	BLK	WP	HR	S	P	ERA	WHIP
---------	----	-----	----	---	---	----	----	----	-----	-----	-----	----	----	---	---	-----	------

--	--	--	--	--	--	--	--	--	--	--	--	--	--	--	--	--	--

Oakland Athletics @ New York Yankees
 Yankee Stadium, Bronx, NY
 Sun May 31 1987, 3:33 AM EDT
 Att. 55,034 - Unknown

livebaseballscores.com

AB	34
R	9
H	12
RBI	9
BB	2
SO	7
LOB	14



Batter	1	2	3	4	5	6	7	8	9	AB R H RBI BB SO LOB
Gary Pettis, S (1, 8) OBP: 0.304, SLG: 0.306	0-3 K		0-3 K		4-0 BB BB		0-0 2B SF9 1B		0-0 F8	4 1 1 0 1 2 1
Devon White, S (1, 9) OBP: 0.307, SLG: 0.481	0-3 K		0-0 F7		0-0 SF8		0-0 SF9 2B 2B		0-0 HR 3B	4 2 2 2 0 1 1
Wally Joyner, L (1, 3) OBP: 0.353, SLG: 0.534	0-0 F7			4-0 CS BB	4-0 BB		0-0 SF9		0-0 HR	2 1 1 3 2 0 0
Brian Downing, R (1, 10) OBP: 0.414, SLG: 0.596		0-0 6-3 3B		0-3 K 1-2	0-0 F7		4-0 2B BB		0-0 F7	4 2 1 0 1 1 4
Jack Howell, L (1, 7) OBP: 0.333, SLG: 0.542		0-0 6-3		0-0 F6		0-3 K	0-0 2B		0-0 G3	5 0 1 3 0 1 0
Doug DeCinces, R (1, 5) OBP: 0.344, SLG: 0.401		0-0 F3			0-0 HR	0-3 K	0-3 K			4 1 1 1 0 2 1
Dick Schofield, R (1, 6) OBP: 0.264, SLG: 0.319		0-0 4-3			0-0 4-3	0-0 F9		0-0 G5-4-3 1B		4 0 1 0 0 0 0
Bob Boone, R (1, 2) OBP: 0.324, SLG: 0.309			0-0 1-3		0-0 E4 1B SF8		0-0 4-3	0-0 F9		4 1 0 0 0 0 1
Mark McLemore, S (1, 4) OBP: 0.328, SLG: 0.298			0-0 1B		0-0 SF8 1B		0-0 2B 1B	0-0 G5-4-3 1-2f		4 1 3 0 0 0 1

Inning Stats	R: 0	H: 0	E: 0	K: 2	S: 7	P: 7	R: 1	H: 1	E: 0	K: 0	S: 4	P: 4	R: 0	H: 1	E: 0	K: 1	S: 6	P: 6	R: 0	H: 0	E: 0	K: 1	S: 4	P: 8	R: 2	H: 2	E: 1	K: 0	S: 6	P: 14	R: 0	H: 0	E: 0	K: 2	S: 7	P: 7	R: 4	H: 4	E: 0	K: 1	S: 9	P: 13	R: 0	H: 1	E: 0	K: 0	S: 3	P: 3	R: 2	H: 2	E: 0	K: 0	S: 5	P: 5	1B: 5	SF: 2	2B: 3	SAC: 0	3B: 2	DP: 2	HR: 2	HBP: 0	WP: 0	PA: 41
--------------	------	------	------	------	------	------	------	------	------	------	------	------	------	------	------	------	------	------	------	------	------	------	------	------	------	------	------	------	------	-------	------	------	------	------	------	------	------	------	------	------	------	-------	------	------	------	------	------	------	------	------	------	------	------	------	-------	-------	-------	--------	-------	-------	-------	--------	-------	--------


PITCHER	IP	WLS	BF	H	R	ER	SO	BB	IBB	HBP	BLK	WP	HR	S	P	ERA	WHIP
Charles Hudson, R (1, 1) ERA: 3.44	6.1	L	29	7	6	5	6	3	0	0	0	0	1	38	50	7.11	1.579
Bob Shirley, L (7, 1) ERA: 4.45	2.2		12	4	3	3	1	1	0	0	0	0	1	13	17	10.12	1.875

TOP

California Angels @ New York Yankees
Yankee Stadium, Bronx, NY

Mon Jun 01 1987, 7:05 PM EDT
Att: 21,154 - Unknown

AB	35
R	9
H	11
RBI	9
BB	4
SO	7
LOB	9



livebaseballscores.com

Batter	1	2	3	4	5	6	7	8	9	AB R H RBI BB SO LOB
Willie Randolph, R (1, 4) OBP: 0.392, SLG: 0.409	0-0 6-3 3B		0-0 6-3			0-3 K		0-0 F7		4 1 1 0 0 1 0
Don Mattingly, L (1, 3) OBP: 0.384, SLG: 0.487	0-0 6-3			0-0 CS 1B		0-0 BB 1B		4-0 BB		3 0 2 1 1 0 0
Dave Winfield, R (1, 9) OBP: 0.369, SLG: 0.511	0-0 1-3 3-H			0-3 K 1-2		4-0 BB		0-3 K		3 0 0 0 1 2 2
Dan Pasqua, L (1, 10) OBP: 0.324, SLG: 0.350	0-3 K			0-3 K		0-3 K		0-0 G3		4 0 0 0 0 3 3
Gary Ward, R (1, 7) OBP: 0.344, SLG: 0.475		0-0 F9			0-0 E4 2B FC4-5-6	4-3			0-3 K	4 1 0 0 0 1 2
Mike Pagliarulo, L (1, 5) OBP: 0.291, SLG: 0.383		0-0 4-3			0-0 FC4-5-6 1-3 2B		0-0 F8		0-3 K	4 0 1 0 0 1 0
Rick Cerone, R (1, 2) OBP: 0.290, SLG: 0.262		0-0 5-3			0-0 FC4-5-6 FC4-6 2-3 3-H		0-0 P3		0-0 F9	4 0 0 1 0 0 1
Henry Cotto, R (1, 8) OBP: 0.200, SLG: 0.467			0-3 K		0-3 K		0-0 1B			3 0 1 0 0 2 1
Wayne Tolleson, S (1, 6) OBP: 0.337, SLG: 0.302			0-3 K		0-0 FC4-6 1-2f		0-0 F7			3 0 0 0 0 1 2

Inning Stats	R: 1 E: 0 K: 1 S: 6	H: 1 LOB: 0 BB: 0 P: 6	R: 0 E: 0 K: 0 S: 3	H: 0 LOB: 0 BB: 0 P: 3	R: 0 E: 0 K: 2 S: 7	H: 0 LOB: 0 BB: 0 P: 7	R: 0 E: 0 K: 2 S: 7	H: 1 LOB: 0 BB: 0 P: 7	R: 1 E: 1 K: 1 S: 7	H: 1 LOB: 1 BB: 0 P: 7	R: 0 E: 0 K: 2 S: 8	H: 1 LOB: 2 BB: 1 P: 12	R: 0 E: 0 K: 0 S: 4	H: 1 LOB: 1 BB: 0 P: 4	R: 0 E: 0 K: 1 S: 5	H: 0 LOB: 1 BB: 1 P: 9	R: 0 E: 0 K: 2 S: 7	H: 0 LOB: 0 BB: 0 P: 7	1B: 3 2B: 2 3B: 1 HR: 0	SF: 0 SAC: 0 DP: 1 HBP: 0	WP: 0 PB: 0 SB: 0 CS: 1	PA: 34
--------------	------------------------------	---------------------------------	------------------------------	---------------------------------	------------------------------	---------------------------------	------------------------------	---------------------------------	------------------------------	---------------------------------	------------------------------	----------------------------------	------------------------------	---------------------------------	------------------------------	---------------------------------	------------------------------	---------------------------------	----------------------------------	------------------------------------	----------------------------------	--------

PITCHER	IP	WLS	BF	H	R	ER	SO	BB	IBB	HBP	BLK	WP	HR	S	P	ERA	WHIP	PITCHER	IP	WLS	BF	H	R	ER	SO	BB	IBB	HBP	BLK	WP	HR	S	P	ERA	WHIP		
Mike Witt, R (1, 1) ERA: 4.12	9.0	W	34	5	2	1	11	2	0	0	0	0	0	54	62	1.00	0.778																				

BOTTOM

California Angels @ New York Yankees
 Yankee Stadium, Bronx, NY
 Mon Jun 01 1987, 7:05 PM EDT
 Att. 21,154 - Unknown

livebaseballscorecards.com

AB	32
R	2
H	5
RBI	2
BB	2
SO	11
LOB	11



Batter	1	2	3	4	5	6	7	8	9	AB R H RBI BB SO LOB	TOP														
Gary Pettis, S (1, 8) OBP: 0.303, SLG: 0.305	0-0 4-3		0-0 G3			0-0 L5-4 SH5-3 1B		0-0 F7		4 0 1 0 0 0 2	California Angels @ New York Yankees Yankee Stadium, Bronx, NY Tue Jun 02 1987, 7:05 PM EDT Att. 23,552 - Unknown														
Devon White, S (1, 9) OBP: 0.308, SLG: 0.493	0-3 K		0-0 6-3			0-0 SH5-3		0-0 HR		3 1 1 1 0 1 1															
Wally Joyner, L (1, 3) OBP: 0.356, SLG: 0.528	4-0 S BB					4-0 IBB		0-0 P2		2 0 0 0 2 0 0															
Brian Downing, R (1, 10) OBP: 0.407, SLG: 0.583	0-3 K					0-0 L5-4				4 0 0 0 0 2 3															
Jack Howell, L (1, 7) OBP: 0.331, SLG: 0.531																									
Doug DeCinces, R (1, 5) OBP: 0.339, SLG: 0.394																									
Dick Schofield, R (1, 6) OBP: 0.265, SLG: 0.335																									
Bob Boone, R (1, 2) OBP: 0.325, SLG: 0.310																									
Mark McLemore, S (1, 4) OBP: 0.330, SLG: 0.301																									
Inning Stats	R: 0 E: 0 K: 2 S: 7	H: 0 LOB: 1 BB: 1 P: 11	R: 0 E: 0 K: 0 S: 3	H: 0 LOB: 0 BB: 0 P: 3	R: 0 E: 0 K: 0 S: 4	H: 1 LOB: 1 BB: 0 P: 4	R: 0 E: 0 K: 0 S: 3	H: 0 LOB: 0 BB: 0 P: 3	R: 1 E: 0 K: 2 S: 8	H: 1 LOB: 0 BB: 0 P: 8	R: 0 E: 0 K: 0 S: 3	H: 1 LOB: 1 BB: 1 P: 7	R: 0 E: 0 K: 0 S: 3	H: 0 LOB: 1 BB: 1 P: 7	R: 1 E: 0 K: 0 S: 4	H: 2 LOB: 0 BB: 0 P: 4	R: 0 E: 0 K: 2 S: 7	H: 0 LOB: 0 BB: 0 P: 7	1B: 3 2B: 1 3B: 0 HR: 2	SF: 0 SAC: 3 DP: 1 HBP: 0	WP: 0 PB: 0 SB: 1 CS: 1	PA: 33			
PITCHER	IP WLS BF H R ER SO BB IBB HBP BLK WP HR S P ERA WHIP																								
Rick Rhoden, R (1, 1) ERA: 3.7	7.2	29	5	2	2	4	2	1	0	0	0	0	2	34	46	2.35	0.913								
Dave Righetti, L (8, 1) ERA: 3.98	1.1	4	0	0	0	2	0	0	0	0	0	0	0	8	8	0.00	0.000								

livebaseballscores.com

AB	27
R	2
H	5
RBI	2
BB	3
SO	6
LOB	8



Batter	1	2	3	4	5	6	7	8	9
Claudell Washington, L (1, 8) OBP: 0.364, SLG: 0.521	0-0 F7		0-0 F8		0-0 4-3		0-0 F8		
Willie Randolph, R (1, 4) OBP: 0.394, SLG: 0.426	0-0 HR		0-0 1-3		0-0 1-3		0-0 BB 1-H 1B		
Don Mattingly, L (1, 3) OBP: 0.386, SLG: 0.485	0-0 F9		0-0 P6		0-0 1B		4-0 BB 1-2 BB		
Gary Ward, R (1, 7) OBP: 0.337, SLG: 0.465	0-0 F7			0-0 L4	0-3 K		0-0 F9		
Dave Winfield, R (1, 9) OBP: 0.381, SLG: 0.500		0-0 4-3		0-0 6-3		0-0 P4		0-0 6-3	
Mike Pagliarulo, L (1, 5) OBP: 0.301, SLG: 0.406		4-0 FC5 BB BB		0-0 BB 1B 1B		0-0 P5		0-0 HR	
Dan Pasqua, L (1, 10) OBP: 0.336, SLG: 0.358		4-0 FC5 1-2 BB		0-0 BB 1B		0-3 K		0-0 1-3 1B	
Rick Cerone, R (1, 2) OBP: 0.288, SLG: 0.250		0-0 FC5 1-2 2-3		4-0 BB 1-2 2-3 BB		0-0 6-3	0-0 1-3		
Wayne Tolleson, S (1, 6) OBP: 0.335, SLG: 0.301		0-0 F8		0-0 1-3		0-0 1B S 1B	0-0 4-3		

Inning Stats	R: 1 E: 0 K: 0 S: 4	H: 1 LOB: 0 BB: 0 P: 4	R: 0 E: 0 K: 0 S: 3	H: 0 LOB: 2 BB: 2 P: 11	R: 0 E: 0 K: 0 S: 3	H: 0 LOB: 0 BB: 0 P: 3	R: 0 E: 0 K: 0 S: 5	H: 2 LOB: 3 BB: 1 P: 9	R: 0 E: 0 K: 1 S: 6	H: 1 LOB: 1 BB: 0 P: 6	R: 0 E: 0 K: 1 S: 5	H: 0 LOB: 0 BB: 0 P: 5	R: 1 E: 0 K: 0 S: 5	H: 2 LOB: 2 BB: 1 P: 9	R: 1 E: 0 K: 0 S: 5	H: 2 LOB: 1 BB: 0 P: 5
1B: 6 2B: 0 3B: 0 HR: 2	SF: 0 SAC: 0 DP: 0 HBP: 0	WP: 0 PB: 0 SB: 1 CS: 0														

PITCHER	IP	WLS	BF	H	R	ER	SO	BB	IBB	HBP	BLK	WP	HR	S	P	ERA	WHIP
Willie Fraser, R (1, 1) ERA: 3.26	7.1	L	34	8	3	3	2	4	0	0	0	0	2	34	50	3.68	1.636
Greg Minton, R (8, 1) ERA: 3.38	0.2		2	0	0	0	0	0	0	0	0	0	0	2	2	0.00	0.000


BOTTOM

California Angels @ New York Yankees
Yankee Stadium, Bronx, NY

Tue Jun 02 1987, 7:05 PM EDT
Att. 23,552 - Unknown

livebaseballscorecards.com

AB	32
R	3
H	8
RBI	3
BB	4
SO	2
LOB	13



1B: 6	SF: 0	WP: 0	PA: 36
2B: 0	SAC: 0	PB: 0	
3B: 0	DP: 0	SB: 1	
HR: 2	HBP: 0	CS: 0	

Batter	1	2	3	4	5	6	7	8	9	AB R H RBI BB SO LOB	TOP																
Gary Pettis, S (1, 8) OBP: 0.310, SLG: 0.306	4-0 WP 1B BB	0-0 CS 1-2	4-0 BB BB		X 0-0 E4		X 0-0 1B 1B		0-3 K	3 1 1 0 2 1 0																	
Wally Joyner, L (1, 3) OBP: 0.367, SLG: 0.533	0-0 WP 1-2 1B		4-0 BB BB		X 0-0 F8		X 0-0 1-3 1B		0-0 1B	4 1 3 0 1 0 1																	
Brian Downing, R (1, 10) OBP: 0.398, SLG: 0.568	0-3 K 1-3 2-H		0-0 F7		X 0-0 F8		X 0-0 F9		0-0 F8	5 0 0 0 0 1 7																	
Doug DeCinces, R (1, 5) OBP: 0.332, SLG: 0.384	0-0 F2		0-0 P4		S 0-3 K		X 0-0 F9			4 0 0 0 0 1 3																	
Devon White, S (1, 9) OBP: 0.311, SLG: 0.505	0-0 HR 3-H		0-0 F8		X 0-0 G3		B 4-0 BB BB		4-0 BB BB	3 1 1 2 1 0 2																	
Dick Schofield, R (1, 6) OBP: 0.264, SLG: 0.330	0-3 K			S 0-3 K		B 4-0 BB BB		X 0-0 F9		3 0 0 0 1 2 1																	
Jack Howell, L (1, 7) OBP: 0.341, SLG: 0.530		B 4-0 BB BB		X 0-0 G6-4-3 1B		X 0-0 G3		B 4-0 BB BB		2 0 1 0 2 0 1																	
Darrell Miller, R (1, 2) OBP: 0.235, SLG: 0.284		0-3 K		X 0-0 G6-4-3		X 0-0 G3		0-3 K		2 0 0 0 0 1 2																	
Mark Ryal, L (7, PH) OBP: 0.275, SLG: 0.474				1-2						1 0 0 0 0 0 0																	
Jack Fimple, R (7, 2)										1 0 0 0 0 1 2																	
Gus Polidor, R (1, 4) OBP: 0.077, SLG: 0.077		0-3 K			X 0-0 5-3		X 0-0 4-3		0-0 F8	1 0 0 0 0 1 1																	
Mark McLemore, S (5, PH) OBP: 0.325, SLG: 0.295										3 0 0 0 0 0 0																	
Inning Stats	R: 3 E: 0 K: 2 S: 9	H: 2 LOB: 0 BB: 1 P: 13	R: 0 E: 0 K: 2 S: 6	H: 0 LOB: 0 BB: 1 P: 10	R: 0 E: 0 K: 1 S: 3	H: 1 LOB: 0 BB: 0 P: 5	R: 0 E: 1 K: 0 S: 4	H: 0 LOB: 1 BB: 0 P: 4	R: 0 E: 0 K: 0 S: 5	H: 2 LOB: 2 BB: 0 P: 5	R: 0 E: 0 K: 1 S: 5	H: 0 LOB: 2 BB: 2 P: 13	R: 0 E: 0 K: 1 S: 6	H: 1 LOB: 1 BB: 0 P: 6	1B: 5 2B: 0 3B: 0 HR: 1	SF: 0 SAC: 0 DP: 1 HBP: 0	WP: 3 PB: 0 SB: 0 CS: 1	PA: 40									
PITCHER	IP WLS BF H R ER SO BB IBB HBP BLK WP HR S P ERA WHIP																										
Dennis Rasmussen, L (1, 1) ERA: 4.13	2.0		11	2	3	3	4	4	0	0	0	1	1	15	31	13.50	3.000										
Rich Bardi, R (3, 1) ERA: 4.82	4.2	W	18	3	0	0	2	1	0	0	0	0	0	21	25	0.00	0.857										
Tim Stoddard, R (7, 1) ERA: 3.38	1.1		6	0	0	0	1	2	0	0	0	0	0	6	14	0.00	1.500										
Ron Guidry, L (9, 1) ERA: 2.45	1.0		4	1	0	0	1	0	0	0	0	0	0	6	6	0.00	1.000										

California Angels @ New York Yankees
 Yankee Stadium, Bronx, NY
 Wed Jun 03 1987, 7:05 PM EDT
 Att: 18,244 - Unknown

AB	32
R	3
H	6
RBI	2
BB	7
SO	8
LOB	20



Batter	1	2	3	4	5	6	7	8	9
Claudell Washington, L (1, 8) OBP: 0.354, SLG: 0.500	0-0 1B		0-0 F9		0-3 K		0-0 FC4		
Willie Randolph, R (1, 4) OBP: 0.403, SLG: 0.433	0-0 1B		0-0 1B	4-0 E	0-0 1B			0-0 F9	
Don Mattingly, L (1, 3) OBP: 0.387, SLG: 0.483	0-0 F6		0-0 1B	0-0 E	0-0 F9			0-0 F7	
Gary Ward, R (1, 7) OBP: 0.333, SLG: 0.458	0-0 F9		0-0 1B	0-0 E3		0-0 F8		0-0 6-3	
Dave Winfield, R (1, 9) OBP: 0.384, SLG: 0.497		0-0 F7	0-0 1B	0-0 4-3		0-0 G3-6			
Mike Pagliarulo, L (1, 5) OBP: 0.305, SLG: 0.429		0-0 HR	0-0 1B	0-0 SF9		0-0 G3-6			
Dan Pasqua, L (1, 10) OBP: 0.338, SLG: 0.360		0-0 G4-6-3	0-3 K	4-0 IBB			0-0 5-3		
Ron Kittle, R (4, PH) OBP: 0.328, SLG: 0.517			0-0 K						
Rick Cerone, R (1, 2) OBP: 0.286, SLG: 0.250		0-0 G4-6-3	0-0 BB	0-3 K			0-0 5-3		
Wayne Tolleson, S (1, 6) OBP: 0.344, SLG: 0.303			0-0 1B		0-3 K		0-0 FC4		

Inning Stats	R: 0	H: 2	E: 0	K: 0	S: 4	R: 1	H: 2	E: 0	K: 0	S: 4	R: 6	H: 6	E: 0	K: 1	S: 11	R: 2	H: 1	E: 1	K: 1	S: 7	R: 0	H: 1	E: 0	K: 2	S: 8	R: 0	H: 1	E: 0	K: 0	S: 3	R: 0	H: 0	E: 0	K: 0	S: 3	R: 0	H: 0	E: 0	K: 0	S: 3
	LOB: 1	BB: 0	P: 4			LOB: 0	BB: 0	P: 4			LOB: 2	BB: 2	P: 19			LOB: 2	BB: 2	P: 15			LOB: 1	BB: 0	P: 8			LOB: 1	BB: 1	P: 7			LOB: 0	BB: 0	P: 3			LOB: 1	BB: 1	P: 3		

PITCHER	IP	WLS	BF	H	R	ER	SO	BB	IBB	HBP	BLK	WP	HR	S	P	ERA	WHIP
Don Sutton, R (1, 1) ERA: 5.37	2.1	L	13	8	5	5	0	0	0	0	0	0	1	13	13	19.29	3.429
Mike Cook, R (3, 1) ERA: 5.5	0.1		5	2	2	2	1	2	0	0	0	0	0	5	13	54.00	12.000
Chuck Finley, L (3, 1) ERA: 4.23	4.1		19	3	2	0	3	2	1	0	0	0	0	22	34	0.00	1.154
DeWayne Buice, R (8, 1) ERA: 3.45	1.0		3	0	0	0	0	0	0	0	0	0	0	3	3	0.00	0.000

BOTTOM

California Angels @ New York Yankees
 Yankee Stadium, Bronx, NY

Wed Jun 03 1987, 7:05 PM EDT
 Att. 18,244 - Unknown

AB	34
R	9
H	13
RBI	8
BB	5
SO	4
LOB	16

livebaseballscorecards.com



Inning Stats	R: 0	H: 2	E: 0	K: 0	S: 4	R: 1	H: 2	E: 0	K: 0	S: 4	R: 6	H: 6	E: 0	K: 1	S: 11	R: 2	H: 1	E: 1	K: 1	S: 7	R: 0	H: 1	E: 0	K: 2	S: 8	R: 0	H: 1	E: 0	K: 0	S: 3	R: 0	H: 0	E: 0	K: 0	S: 3			
	LOB: 1	BB: 0	P: 4			LOB: 0	BB: 0	P: 4			LOB: 2	BB: 2	P: 19			LOB: 2	BB: 2	P: 15			LOB: 1	BB: 0	P: 8			LOB: 1	BB: 1	P: 7			LOB: 0	BB: 0	P: 3			LOB: 1	BB: 1	P: 3

PITCHER	IP	WLS	BF	H	R	ER	SO	BB	IBB	HBP	BLK	WP	HR	S	P	ERA	WHIP
Don Sutton, R (1, 1) ERA: 5.37	2.1	L	13	8	5	5	0	0	0	0	0	0	1	13	13	19.29	3.429
Mike Cook, R (3, 1) ERA: 5.5	0.1		5	2	2	2	1	2	0	0	0	0	0	5	13	54.00	12.000
Chuck Finley, L (3, 1) ERA: 4.23	4.1		19	3	2	0	3	2	1	0	0	0	0	22	34	0.00	1.154
DeWayne Buice, R (8, 1) ERA: 3.45	1.0		3	0	0	0	0	0	0	0	0	0	0	3	3	0.00	0.000

Batter	1	2	3	4	5	6	7	8	9	AB R H RBI BB SO LOB	TOP
Rickey Henderson, R (1, 7) OBP: 0.447, SLG: 0.582 Claudell Washington, L (8, PR) OBP: 0.354, SLG: 0.500	4-0 BB G4-6-3			0-0 6-3		0-0 4-3		4-0 BB 1-3		2 0 0 0 2 0 1 0 0 0 0 0 0 0	
Willie Randolph, R (1, 4) OBP: 0.404, SLG: 0.437	0-0 F3			4-0 1B BB		0-0 1B 2B		0-0 F9		3 1 1 1 1 0 2	
Don Mattingly, L (1, 3) OBP: 0.390, SLG: 0.485 Dan Pasqua, L (6, 3) OBP: 0.336, SLG: 0.357	0-0 G4-6-3 1-2f			0-0 1B G6-4-3		0-0 1B FC6-4		0-0 1-3 1-2		3 0 2 1 0 0 1 1 0 0 0 0 0 1	
Dave Winfield, R (1, 9) OBP: 0.377, SLG: 0.487				0-0 G6-4-3 1-2f		0-0 FC6-4 1-2f		0-0 G1-4-3		4 0 0 0 0 0 5	
Gary Ward, R (1, 8) OBP: 0.327, SLG: 0.448											
Ron Kittle, R (1, 10) OBP: 0.338, SLG: 0.516											
Lenn Sakata, R (1, 5) OBP: 0.294, SLG: 0.438 Mike Pagliarulo, L (9, PH) OBP: 0.304, SLG: 0.426											
Rick Cerone, R (1, 2) OBP: 0.313, SLG: 0.271											
Bobby Meacham, S (1, 6) OBP: 0.222, SLG: 0.250											
Inning Stats	R: 0 H: 0 E: 0 LOB: 0 K: 0 BB: 1 S: 2 P: 6	R: 0 H: 0 E: 0 LOB: 0 K: 2 BB: 0 S: 7 P: 7	R: 0 H: 0 E: 0 LOB: 0 K: 0 BB: 1 S: 2 P: 6	R: 0 H: 1 E: 0 LOB: 1 K: 0 BB: 1 S: 3 P: 7	R: 0 H: 1 E: 0 LOB: 0 K: 0 BB: 0 S: 3 P: 3	R: 2 H: 3 E: 1 LOB: 1 K: 1 BB: 0 S: 8 P: 8	R: 1 H: 2 E: 0 LOB: 1 K: 1 BB: 0 S: 7 P: 7	R: 0 H: 0 E: 0 LOB: 2 K: 0 BB: 1 S: 3 P: 7	R: 0 H: 0 E: 0 LOB: 0 K: 2 BB: 0 S: 7 P: 7	1B: 6 SF: 0 2B: 1 SAC: 0 3B: 0 DP: 4 HR: 0 HBP: 0	WP: 0 PA: 34 PB: 0 SB: 0 CS: 0
PITCHER	IP WLS BF H R ER SO BB IBB HBP BLK WP HR S P ERA WHIP										
Teddy Higuera, L (1, 1) ERA: 4.87	8.0 W 31 7 3 3 4 4 0 0 0 0 0 0 35 51 3.38 1.375										
Mark Clear, R (9, 1) ERA: 2.84	1.0 3 0 0 0 2 0 0 0 0 0 0 0 7 7 0.00 0.000										

New York Yankees @ Milwaukee Brewers
Milwaukee County Stadium, Milwaukee, WI

Thu Jun 04 1987, 8:05 PM EDT
Att: 23,093 - Unknown

AB	30
R	3
H	7
RBI	3
BB	4
SO	6
LOB	15



Batter	1	2	3	4	5	6	7	8	9
Paul Molitor, R (1, 5) <small>OBP: 0.425, SLG: 0.549</small> Juan Castillo, S (5, PR) <small>OBP: 0.358, SLG: 0.411</small> (6, 4)	0-0 1-3		0-0 F8		0-0 E 1B 2B	0-0 F9			
Robin Yount, R (1, 8) <small>OBP: 0.372, SLG: 0.456</small>	0-0 F9			0-0 F3	0-0 E1 1B 2B		0-3 K		
Cecil Cooper, L (1, 10) <small>OBP: 0.263, SLG: 0.409</small>	0-0 G3			0-0 2-3	0-0 2B 1B		0-3 K		
Rob Deer, R (1, 7) <small>OBP: 0.409, SLG: 0.664</small> Mike Felder, S (8, 7) <small>OBP: 0.174, SLG: 0.174</small>		0-0 HR		0-0 HR	0-3 K		0-0 4-3		
Greg Brock, L (1, 3) <small>OBP: 0.330, SLG: 0.436</small>		0-0 G3		0-0 4-3	1-H 2-H 1B 2B		0-0 4-3		
Glenn Braggs, R (1, 9) <small>OBP: 0.343, SLG: 0.437</small> Rick Manning, L (6, 9) <small>OBP: 0.333, SLG: 0.357</small>		0-0 F7			K		0-0 4-3		
B.J. Surhoff, L (1, 2) <small>OBP: 0.294, SLG: 0.350</small>		0-0 CS 1B			E 2B BB		0-0 4-3		
Jim Gantner, L (1, 4) <small>OBP: 0.352, SLG: 0.406</small> (6, 5)		0-0 CS	0-0 CS 1B		0-0 E9 2B	0-0 4-3			
Dale Sveum, S (1, 6) <small>OBP: 0.286, SLG: 0.396</small>			0-3 K		0-0 1-H 2-H 2B 2B	0-3 K			

AB	R	H	RBI	BB	SO	LOB
3	0	1	1	0	0	0
1	1	0	0	0	0	0
4	1	0	0	0	1	1
4	1	1	1	0	1	0
4	2	2	2	0	1	2
0	0	0	0	0	0	0
4	1	1	2	0	0	0
3	0	1	1	0	1	0
1	0	0	0	0	0	0
3	1	1	0	1	0	2
3	1	1	0	0	0	1
3	1	1	2	0	2	1

BOTTOM

New York Yankees @ Milwaukee Brewers
 Milwaukee County Stadium, Milwaukee, WI
 Thu Jun 04 1987, 8:05 PM EDT
 Att. 23,093 - Unknown

livebaseballscorecards.com

AB	33
R	9
H	9
RBI	9
BB	1
SO	6
LOB	7



Inning Stats	R: 0	H: 0	E: 0	K: 0	S: 3	LOB: 0	BB: 0	P: 3
	R: 1	H: 2	E: 0	K: 0	S: 4	LOB: 0	BB: 0	P: 4
	R: 0	H: 1	E: 0	K: 1	S: 5	LOB: 0	BB: 0	P: 5
	R: 1	H: 1	E: 0	K: 0	S: 4	LOB: 0	BB: 0	P: 4
	R: 7	H: 5	E: 2	K: 2	S: 14	LOB: 2	BB: 1	P: 18
	R: 0	H: 0	E: 0	K: 1	S: 5	LOB: 0	BB: 0	P: 5
	R: 0	H: 0	E: 0	K: 2	S: 7	LOB: 0	BB: 0	P: 7
	R: 0	H: 0	E: 0	K: 0	S: 3	LOB: 0	BB: 0	P: 3

PITCHER	IP	WLS	BF	H	R	ER	SO	BB	IBB	HBP	BLK	WP	HR	S	P	ERA	WHIP
Joe Niekro, R (1, 1) <small>ERA: 3.55</small>	4.1	L	20	6	8	6	2	1	0	0	0	0	0	23	27	12.46	1.615
Bob Shirley, L (5, 1) <small>ERA: 4.5</small>	3.2		14	3	1	0	4	0	0	0	0	0	0	22	22	0.00	0.818

WP	PA	3B	SF	SAC	DP	HBP
0	35	0	0	0	0	0

Batter	1	2	3	4	5	6	7	8	9	AB R H RBI BB SO LOB	TOP											
Claudell Washington, L OBP: 0.341, SLG: 0.470 (1, 8)	0-0 4-3	4-0 1B BB		0-0 F8	0-0 E4 1B	0-0 4-3		0-3 K		5 1 0 1 1 1 1												
Willie Randolph, R OBP: 0.414, SLG: 0.442 Bobby Meacham, S OBP: 0.273, SLG: 0.300 (6, PH)	4-0 1B BB	0-0 1B		4-0 1B BB	0-0 2B 1B	0-0 FC6-4 1B		0-3 K		2 3 2 2 2 0 0 2 0 1 0 0 1 0												
Gary Ward, R OBP: 0.329, SLG: 0.452 Henry Cotto, R OBP: 0.188, SLG: 0.438 (1, 7)	0-0 F7	0-3 K		0-0 1B 2B 1B	0-0 1B BB 2B	0-0 FC6-4		0-0 F8		5 2 2 1 0 1 5 1 0 0 0 0 0 0												
Ron Kittle, R OBP: 0.338, SLG: 0.500 (1, 10)	0-0 2B 1-2 1B			0-0 F9	0-0 2B 1-3 1B 1B	0-3 K		0-0 F8		6 1 2 1 0 1 2												
Dave Winfield, R OBP: 0.384, SLG: 0.515 (1, 9)	0-0 1-3 2-H 2B			0-0 4-3	0-0 E 1-3 2B	4-0 BB 1B SF8 IBB		0-0 HR		5 3 3 3 1 1 0												
Mike Pagliarulo, L OBP: 0.311, SLG: 0.428 (1, 5)	0-0 1-3			0-0 BB	0-0 E6 1-2 2-3 1B	0-0 SF8 BB 1-2 2-3 1B		0-0 F9		4 0 2 1 1 0 2												
Dan Pasqua, L OBP: 0.331, SLG: 0.346 (1, 3)				0-3 K	0-3 K	0-3 K		0-0 3-1		4 0 0 1 1 3 2												
Rick Cerone, R OBP: 0.318, SLG: 0.324 (1, 2)				0-0 F5		0-0 HR		0-0 6-3		4 2 2 2 0 0 0												
Wayne Tolleson, S OBP: 0.346, SLG: 0.302 (1, 6)				4-0 1B BB BB	0-3 K	0-0 K		0-3 K		4 1 1 0 1 3 2												
Inning Stats	R: 1 E: 0 K: 0 S: 5	H: 2 LOB: 2 BB: 1 P: 9	R: 0 E: 0 K: 2 S: 8	H: 1 LOB: 3 BB: 2 P: 16	R: 0 E: 0 K: 1 S: 5	H: 0 LOB: 1 BB: 1 P: 9	R: 5 E: 1 K: 2 S: 12	H: 5 LOB: 1 BB: 1 P: 16	R: 6 E: 1 K: 2 S: 13	H: 5 LOB: 2 BB: 2 P: 21	R: 0 E: 0 K: 0 S: 4	H: 1 LOB: 1 BB: 0 P: 4	R: 1 E: 0 K: 0 S: 4	H: 1 LOB: 0 BB: 0 P: 4	R: 0 E: 0 K: 3 S: 9	H: 0 LOB: 0 BB: 0 P: 9	R: 0 E: 0 K: 1 S: 5	H: 0 LOB: 0 BB: 0 P: 5	1B: 10 2B: 3 3B: 0 HR: 2	SF: 1 SAC: 0 DP: 0 HBP: 0	WP: 0 PB: 0 SB: 0 CS: 0	PA: 50
PITCHER	IP WLS BF H R ER SO BB IBB HBP BLK WP HR S P ERA WHIP																					
Juan Nieves, L ERA: 4.64 (1, 1)	3.2 L 22 6 5 5 4 5 0 0 0 0 1 25 45 12.27 3.000																					
John Henry Johnson, L ERA: 11.91 (4, 1)	0.2 12 7 7 5 2 1 1 0 0 0 0 14 22 67.50 12.000																					
Jay Aldrich, R ERA: 3.38 (5, 1)	2.2 10 2 1 1 1 0 0 0 0 0 1 12 12 3.38 0.750																					
Chris Bosio, R ERA: 4.93 (8, 1)	2.0 6 0 0 0 0 4 0 0 0 0 0 14 14 0.00 0.000																					

New York Yankees @ Milwaukee Brewers
Milwaukee County Stadium, Milwaukee, WI
 Fri Jun 05 1987, 8:05 PM EDT
 Att: 36,951 - Unknown

AB	42
R	13
H	15
RBI	12
BB	7
SO	11
LOB	14



WP: 0	PA: 50
-------	--------

ERA	WHIP
-----	------

Batter	1	2	3	4	5	6	7	8	9	AB	R	H	RBI	BB	SO	LOB
Paul Molitor, R (1, 5) B.J. Surhoff, L (9, 5) OBP: 0.412, SLG: 0.530 OBP: 0.294, SLG: 0.350	0-0 6-3		0-0 1-3		0-0 FC5-4			0-0 4-3		4	0	0	0	0	0	1
Robin Yount, R (1, 8) OBP: 0.369, SLG: 0.457	0-0 4-3		0-0 6-3			0-0 G3 6-3 2B		0-0 F7		4	1	1	0	0	0	0
Cecil Cooper, L (1, 10) OBP: 0.262, SLG: 0.404	0-0 1B		0-0 F8			0-0 G3 2-3		0-0 F8		4	0	1	0	0	0	1
Rob Deer, R (1, 7) OBP: 0.400, SLG: 0.647	0-3 K			0-0 1-3		0-0 6-3			0-3 K	4	0	0	1	0	2	1
Greg Brock, L (1, 3) Jim Pacionek, R (7, 3) OBP: 0.324, SLG: 0.429 OBP: 0.350, SLG: 0.441		0-0 4-3		0-0 6-3		0-0 4-3			0-0 6-3	3	0	0	0	0	0	0
Glenn Braggs, R (1, 9) OBP: 0.342, SLG: 0.433		0-0 1B FC1-2-5-2 1B		0-0 5-3			0-0 5-3		0-0 L3	4	0	1	0	0	0	0
Bill Schroeder, R (1, 2) OBP: 0.299, SLG: 0.419		0-0 1B FC1-2-5-2 1-3 1B			0-0 F7		0-0 1B			3	0	2	0	0	0	0
Jim Gantner, L (1, 4) OBP: 0.346, SLG: 0.399		0-0 FC1-2-5-2 1-3 3-H		0-0 4-3		0-0 4-3	0-3 K			3	0	0	0	0	1	3
Dale Sveum, S (1, 6) Juan Castillo, S (6, 6) OBP: 0.288, SLG: 0.398 OBP: 0.355, SLG: 0.406		0-0 4-3			0-0 FC5-4 1B		0-0 F8			2	0	1	0	0	0	2
										1	0	0	0	0	0	1

Inning Stats		R: 0	H: 1	R: 0	H: 2	R: 0	H: 0	R: 0	H: 0	R: 0	H: 1	R: 1	H: 1	R: 0	H: 1	R: 0	H: 0	R: 0	H: 0	R: 0	H: 0	1B: 5	SF: 0	WP: 0	PA: 33		
		E: 0	LOB: 1	E: 0	LOB: 2	E: 0	LOB: 0	E: 0	LOB: 0	E: 0	LOB: 1	E: 0	LOB: 0	E: 0	LOB: 1	E: 0	LOB: 0	E: 0	LOB: 0	E: 0	LOB: 0	2B: 1	SAC: 0	PB: 0			
		K: 1	BB: 0	K: 0	BB: 0	K: 0	BB: 0	K: 0	BB: 0	K: 1	BB: 0	K: 0	BB: 0	K: 1	BB: 0	K: 0	BB: 0	K: 1	BB: 0	K: 1	BB: 0	3B: 0	DP: 0	SB: 0			
		S: 6	P: 6	S: 5	P: 5	S: 3	P: 3	S: 3	P: 3	S: 4	P: 4	S: 4	P: 4	S: 6	P: 6	S: 3	P: 3	S: 5	P: 5	S: 5	P: 5	HR: 0	HBP: 0	CS: 0			
PITCHER	IP	WLS	BF	H	R	ER	SO	BB	IBB	HBP	BLK	WP	HR	S	P	ERA	WHIP										
Tommy John, L (1, 1) ERA: 3.34	7.0	W	27	6	1	1	2	0	0	0	0	0	0	31	31	1.29	0.857										
Pat Clements, L (8, 1) ERA: 3.5	2.0		6	0	0	0	1	0	0	0	0	0	0	8	8	0.00	0.000										

NEW YORK YANKEES @ MILWAUKEE BREWERS

Milwaukee County Stadium, Milwaukee, WI

Fri Jun 05 1987, 8:05 PM EDT
Att. 36,951 - Unknown

AB 33
R 1
H 6
RBI 1
BB 0
SO 3
LOB 9

Batter	1	2	3	4	5	6	7	8	9	AB R H RBI BB SO LOB	TOP	
Claudell Washington, L OBP: 0.337, SLG: 0.453 (1, 8) BB	4-0 SH1-3 BB		0-0 F8		0-0 3-1			0-0 F9		3 0 0 0 1 0 1		
Willie Randolph, R OBP: 0.413, SLG: 0.446 (1, 4) X	0-0 SH1-3 1-2		0-0 F6			0-0 L4		0-0 1B 2B		3 1 1 0 0 0 0		
Dan Pasqua, L OBP: 0.331, SLG: 0.341 Henry Cotto, R OBP: 0.176, SLG: 0.412 (1, 3) (8, PH) (8, 7) X	0-0 F5		4-0 BB			0-0 F7		0-0 F2		2 0 0 0 1 0 1 1 0 0 0 0 0 2		
Gary Ward, R OBP: 0.327, SLG: 0.448 (1, 7) (8, 3) X	0-0 4-3		0-3 K			0-0 6-3		0-0 HR 1B		4 1 1 2 0 1 2		
Dave Winfield, R OBP: 0.386, SLG: 0.530 (1, 9) X		0-0 HR 1B		0-0 6-3			0-0 F7	0-0 HR 1B		4 2 2 2 0 0 0		
Mike Pagliarulo, L OBP: 0.305, SLG: 0.418 (1, 5) SS		0-3 K		0-3 K			0-0 4-3	0-3 K		4 0 0 0 0 3 1		
Ron Kittle, R OBP: 0.358, SLG: 0.554 Bobby Meacham, S OBP: 0.273, SLG: 0.300 (1, 10) (9, PR) X		0-0 HR		0-0 G3			0-0 1B		0-0 CS WP 1B	4 1 3 2 0 0 0 0 0 0 0 0 0 0	AB 33 R 6 H 8 RBI 6 BB 2 SO 5 LOB 11	
Rick Cerone, R OBP: 0.303, SLG: 0.308 (1, 2) X		0-0 F9			0-0 F4		0-0 F8		0-0 1-3	4 0 0 0 0 0 2		
Wayne Tolleson, S OBP: 0.344, SLG: 0.301 (1, 6) X		0-0 1-3			0-0 4-3			0-0 2B 1B 1B	0-3 K 2-3	4 1 1 0 0 1 2		
Inning Stats	R: 0 H: 0 E: 0 LOB: 1 K: 0 BB: 1 S: 3 P: 7	R: 2 H: 2 E: 0 LOB: 0 K: 1 BB: 0 S: 7 P: 7	R: 0 H: 0 E: 0 LOB: 1 K: 1 BB: 1 S: 5 P: 9	R: 0 H: 0 E: 0 LOB: 0 K: 1 BB: 0 S: 5 P: 5	R: 0 H: 0 E: 0 LOB: 0 K: 0 BB: 0 S: 3 P: 3	R: 0 H: 0 E: 0 LOB: 0 K: 0 BB: 0 S: 3 P: 3	R: 0 H: 1 E: 0 LOB: 1 K: 0 BB: 0 S: 4 P: 4	R: 4 H: 4 E: 0 LOB: 0 K: 1 BB: 0 S: 9 P: 9	R: 0 H: 1 E: 0 LOB: 1 K: 1 BB: 0 S: 5 P: 5	1B: 5 SF: 0 2B: 1 SAC: 1 3B: 0 DP: 0 HR: 2 HBP: 0	WP: 1 PA: 36 PB: 0 SB: 0 CS: 1	
PITCHER Bill Wegman, R ERA: 4.15 Dan Plesac, L ERA: 1.32	IP WLS BF H R ER SO BB IBB HBP BLK WP HR S P ERA WHIP	7.1 0 29 5 4 4 3 2 0 0 0 0 1 33 41 4.91 0.955	(8, 1) 1.2 W 7 3 2 2 2 0 0 0 0 1 1 11 11 10.80 1.800	PITCHER IP WLS BF H R ER SO BB IBB HBP BLK WP HR S P ERA WHIP								

New York Yankees @ Milwaukee Brewers
 Milwaukee County Stadium, Milwaukee, WI
 Sat Jun 06 1987, 8:05 PM EDT
 Att: 52,366 - Unknown

livebaseballscorecards.com



Batter	1	2	3	4	5	6	7	8	9	AB	R	H	RBI	BB	SO	LOB
Paul Molitor, R OBP: 0.412, SLG: 0.545 (1, 5)	0-0 HR		0-3 K		4-0 1B 1B BB		0-0 F9	0-0 F8		4	2	1	1	1	1	1
Robin Yount, R OBP: 0.370, SLG: 0.455 (1, 8)	0-3 K		0-0 L4		0-0 WP 1B 1B		0-0 FC4-6 1B		0-3 K	5	0	2	0	0	2	0
Cecil Cooper, L OBP: 0.274, SLG: 0.411 (1, 10)	0-0 2B 1B		0-0 F7		0-0 FC6 WP 1B		0-0 FC4-6		0-0 1-3 1B 1B	5	1	3	2	0	0	1
Rob Deer, R OBP: 0.397, SLG: 0.635 (1, 7)	0-0 F5			4-0 2B BB	0-0 FC6 S		0-3 K		0-0 1B 1-3 1B	3	1	0	0	1	1	4
Mike Felder, S OBP: 0.208, SLG: 0.208 (8, 7)					1-3 2-3					1	0	1	0	0	0	0
Greg Brock, L OBP: 0.326, SLG: 0.434 (1, 3)	0-0 1-3 2B			0-0 F9	0-0 F5			0-0 2B SF8 1B	0-0 1-3	5	1	2	0	0	0	5
Glenn Braggs, R OBP: 0.343, SLG: 0.434 (1, 9)	0-0 L4		0-3 K	0-3 K	0-3 K			0-0 1B 2B	4-0 1B IBB	4	1	1	0	1	2	5
B.J. Surhoff, L OBP: 0.298, SLG: 0.365 (1, 2)		0-0 4-3		0-0 1-H 2B		0-0 L3		0-0 SF8	0-0 1-2 2-3 3-H	4	0	2	3	0	0	0
Jim Gantner, L OBP: 0.339, SLG: 0.389 (1, 4)		0-0 4-3		0-0 F7		0-0 F9		0-3 K		4	0	0	0	0	1	2
Dale Sveum, S OBP: 0.293, SLG: 0.397 (1, 6)		0-0 3-1			4-0 1B 1B BB	0-3 K		0-0 2-H 1B		3	1	1	1	1	1	0

Inning Stats	R: 1	H: 3	E: 0	K: 1	S: 8	H: 3	LOB: 2	BB: 0	P: 8	R: 0	H: 0	E: 0	K: 0	S: 3	R: 0	H: 0	E: 0	K: 1	S: 5	R: 1	H: 1	E: 0	K: 1	S: 6	R: 2	H: 2	E: 0	K: 1	S: 7	R: 0	H: 0	E: 0	K: 1	S: 5	R: 0	H: 1	E: 0	K: 1	S: 6	R: 2	H: 3	E: 0	K: 1	S: 8	R: 1	H: 3	E: 0	K: 1	S: 7	1B: 9	2B: 3	3B: 0	HR: 1	SF: 1	SAC: 0	DP: 0	HBP: 0
--------------	------	------	------	------	------	------	--------	-------	------	------	------	------	------	------	------	------	------	------	------	------	------	------	------	------	------	------	------	------	------	------	------	------	------	------	------	------	------	------	------	------	------	------	------	------	------	------	------	------	------	-------	-------	-------	-------	-------	--------	-------	--------

PITCHER	IP	WLS	BF	H	R	ER	SO	BB	IBB	HBP	BLK	WP	HR	S	P	ERA	WHIP
Charles Hudson, R ERA: 3.74 (1, 1)	4.0		21	6	4	4	3	3	0	0	0	0	1	24	36	9.00	2.250
Tim Stoddard, R ERA: 3.0 (5, 1)	3.0		10	1	0	0	3	0	0	0	0	1	0	16	16	0.00	0.333
Dave Righetti, L ERA: 4.59 (8, 1)	1.2	L	12	6	3	3	2	0	1	0	0	0	0	15	19	16.20	3.600

BOTTOM

New York Yankees @ Milwaukee Brewers
Milwaukee County Stadium, Milwaukee, WI

Sat Jun 06 1987, 8:05 PM EDT
 Att. 52,366 - Unknown

AB	38
R	7
H	13
RBI	7
BB	4
SO	8
LOB	18

livebaseballscorecards.com



New York Yankees @ Milwaukee Brewers
 Milwaukee County Stadium, Milwaukee, WI

Sun Jun 07 1987, 4:33 AM EDT
 Att: 52,770 - Unknown

AB	36
R	5
H	11
RBI	4
BB	3
SO	9
LOB	16



Batter	1	2	3	4	5	6	7	8	9	AB R H RBI BB SO LOB
Claudell Washington, L (1, 8) OBP: 0.340, SLG: 0.462	0-0 4-3		0-0 F8		0-0 E9 6-3 2B	0-0 1B			0-3 K 1-2	5 1 2 2 0 1 1
Willie Randolph, R (1, 4) OBP: 0.417, SLG: 0.444	0-0 G6-4-3 1B		4-0 G4-3 BB		0-0 6-3	0-3 K			4-0 CS BB	3 0 1 1 2 1 2
Dave Winfield, R (1, 9) OBP: 0.378, SLG: 0.517	0-0 G6-4-3 1-2f		0-0 G4-3 1-2f		0-0 E6				0-3 K 1-2 2-3	5 0 0 0 0 1 4
Gary Ward, R (1, 7) OBP: 0.321, SLG: 0.440		0-0 L6		0-3 K	0-0 F8				0-0 F6	4 0 0 0 0 1 1
Ron Kittle, R (1, 10) OBP: 0.353, SLG: 0.538		0-0 1B 1B		0-0 4-3		0-0 5-3			0-3 K	4 1 1 0 0 1 0
Mike Pagliarulo, L (1, 5) OBP: 0.314, SLG: 0.425		0-0 1B 1B		0-0 FC4-6 1B		0-0 2B 1B			0-0 G3	4 1 3 0 0 0 0
Dan Pasqua, L (1, 3) OBP: 0.335, SLG: 0.353		0-0 1B		0-0 FC4-6 1-2f		0-0 1B 2B			0-3 K	4 1 2 1 0 1 1
Joel Skinner, R (1, 2) OBP: 0.205, SLG: 0.265		0-3 K			0-0 F9	4-0 1B BB			0-3 K	3 0 0 0 1 2 2
Wayne Tolleson, S (1, 6) OBP: 0.347, SLG: 0.305		0-0 F7			0-0 2B E 1B	0-3 K			0-0 CS S 1B	4 1 2 0 0 1 5

Inning Stats	R: 0	H: 1	E: 0	K: 0	S: 3	P: 3	R: 1	H: 3	E: 0	K: 1	S: 8	P: 8	R: 0	H: 0	E: 0	K: 0	S: 2	P: 6	R: 2	H: 2	E: 2	K: 0	S: 6	P: 6	R: 2	H: 3	E: 0	K: 2	S: 10	P: 14	R: 0	H: 0	E: 0	K: 1	S: 5	P: 5	R: 0	H: 0	E: 0	K: 2	S: 7	P: 7	R: 0	H: 1	E: 0	K: 2	S: 7	P: 11	1B: 9	2B: 2	3B: 0	HR: 0	SF: 0	SAC: 0	DP: 2	HBP: 0	WP: 0	PA: 39
--------------	------	------	------	------	------	------	------	------	------	------	------	------	------	------	------	------	------	------	------	------	------	------	------	------	------	------	------	------	-------	-------	------	------	------	------	------	------	------	------	------	------	------	------	------	------	------	------	------	-------	-------	-------	-------	-------	-------	--------	-------	--------	-------	--------

PITCHER	IP	WLS	BF	H	R	ER	SO	BB	IBB	HBP	BLK	WP	HR	S	P	ERA	WHIP
Chuck Crim, R (1, 1) ERA: 3.59	5.1	L	25	9	5	4	2	1	0	0	0	0	0	28	32	6.75	1.875
Chris Bosio, R (6, 1) ERA: 4.58	2.2		10	1	0	0	5	1	0	0	0	0	0	19	23	0.00	0.750
Mark Clear, R (9, 1) ERA: 2.73	1.0		4	1	0	0	2	1	0	0	0	0	0	7	11	0.00	2.000

PITCHER	IP	WLS	BF	H	R	ER	SO	BB	IBB	HBP	BLK	WP	HR	S	P	ERA	WHIP
---------	----	-----	----	---	---	----	----	----	-----	-----	-----	----	----	---	---	-----	------

BOTTOM

New York Yankees @ Milwaukee Brewers
 Milwaukee County Stadium, Milwaukee, WI

Sun Jun 07 1987, 4:33 AM EDT
 Att. 52,770 - Unknown

AB	31
R	3
H	9
RBI	3
BB	2
SO	3
LOB	14



WP:	1	PA:	35
PB:	0		
SB:	2		
CS:	1		

AB R H RBI BB SO LOB

4	2	2	0	0	0	2
3	1	2	1	0	0	1
4	0	2	1	0	0	2
3	0	0	0	1	1	3
2	0	1	1	0	1	1
1	0	0	0	0	0	1
3	0	0	0	0	1	3
1	0	0	0	0	0	0
4	0	1	0	0	0	0
4	0	1	0	0	0	0
2	0	0	0	1	0	1

3	0	0	0	0	1	3
1	0	0	0	0	0	0

4	0	1	0	0	0	0
4	0	1	0	0	0	0

4	0	1	0	0	0	0
2	0	0	0	1	0	1

1B:	8	SF:	2
2B:	1	SAC:	0
3B:	1	DP:	2
HR:	0	HBP:	0

1B:	8	SF:	2
2B:	1	SAC:	0
3B:	1	DP:	2
HR:	0	HBP:	0

WP:	1	PA:	35
PB:	0		
SB:	2		
CS:	1		

Batter	1	2	3	4	5	6	7	8	9
Juan Castillo, S OBP: 0.360, SLG: 0.430 (1, 4)	0-0 FC3-6 1B	0-0 6-3			0-0 SF9 3B		0-0 FC4-6 L6-4 1-2f		
Robin Yount, R OBP: 0.372, SLG: 0.459 (1, 8)	0-0 FC3-6 1B		0-0 S WP SF9 1B		0-0 SF9 3-H		0-0 L6-4 2-3		
Cecil Cooper, L OBP: 0.280, SLG: 0.414 (1, 10)	0-0 FC3-6 1B 1-2f 3-H		0-0 F7		0-0 1B		0-0 G4-3 1B		
Rob Deer, R OBP: 0.394, SLG: 0.623 (1, 7)	0-0 F8		4-0 SF9 S 1-2 BB		0-0 F8		0-3 K		
Jim Paciorek, R OBP: 0.349, SLG: 0.444 (1, 5)	0-0 1B		0-0 SF9		0-3 K		0-0 G4-3 1-2f		
Jim Gantner, L OBP: 0.337, SLG: 0.387 (8, PH) (9, 5)	0-0 1B		1-3 2-H						
Greg Brock, L OBP: 0.321, SLG: 0.426 (1, 3)	0-3 K		0-0 F8			0-0 F8			
Mike Felder, S OBP: 0.200, SLG: 0.200 (9, PH)								0-0 5-3	
Glenn Braggs, R OBP: 0.341, SLG: 0.430 (1, 9)		0-0 CS 1B		0-0 F9		0-0 F8		0-0 6-3	
B.J. Surhoff, L OBP: 0.297, SLG: 0.361 (1, 2)		0-0 FC1-4 1B 1-2		0-0 G3		0-0 4-3		0-0 3-1	
Dale Sveum, S OBP: 0.293, SLG: 0.392 (1, 6)		0-0 FC1-4 1-2f		0-0 F7			4-0 FC4-6 BB		

Inning Stats	R: 1	H: 3	E: 0	K: 1	S: 8	H: 3	LOB: 2	BB: 0	P: 8	R: 0	H: 2	E: 0	K: 0	S: 4	R: 0	H: 1	E: 0	K: 0	S: 4	R: 0	H: 0	E: 0	K: 0	S: 3	R: 1	H: 2	E: 0	K: 1	S: 7	R: 0	H: 0	E: 0	K: 0	S: 3	R: 0	H: 0	E: 1	K: 0	S: 2	R: 0	H: 1	E: 0	K: 1	S: 5	R: 0	H: 0	E: 0	K: 0	S: 3	R: 0	H: 0	E: 0	K: 0	S: 3	1B: 8	SF: 2	2B: 1	3B: 1	HR: 0
PITCHER	IP	WLS	BF	H	R	ER	SO	BB	IBB	HBP	BLK	WP	HR	S	P	ERA	WHIP																																										
Dennis Rasmussen, L ERA: 4.24 (1, 1)	4.1		21	8	3	3	1	1	0	0	0	1	0	22	26	6.23	2.077																																										
Rich Bordi, R ERA: 3.65 (5, 1)	3.0	W	10	1	0	0	2	1	0	0	0	0	0	13	17	0.00	0.667																																										
Pat Clements, L ERA: 3.2 (8, 1)	1.2	S	4	0	0	0	0	0	0	0	0	0	0	4	4	0.00	0.000																																										

Batter	1	2	3	4	5	6	7	8	9	AB R H RBI BB SO LOB	TOP
Tony Fernandez, S (1, 6) <small>OBP: 0.371, SLG: 0.408</small> Manuel Lee, S (4, 6) <small>OBP: 0.250, SLG: 0.190</small>	0-0 F8			0-0 6-3	0-0 HR 2B	0-0 4-3		0-0 F7		2 0 0 0 0 0 0 3 1 1 0 0 0 2	Toronto Blue Jays @ New York Yankees Yankee Stadium, Bronx, NY Mon Jun 08 1987, 7:05 PM EDT Att. 25,526 - Unknown
Lloyd Moseby, L (1, 8) <small>OBP: 0.291, SLG: 0.419</small>	0-0 5-3			0-0 4-3 3B	4-0 HR IBB	0-0 4-3		0-0 4-3		4 2 1 0 1 0 2	
Jesse Barfield, R (1, 9) <small>OBP: 0.367, SLG: 0.543</small>	0-0 3-1			0-0 4-3	0-0 SF7		0-3 K		0-0 5-3	4 0 0 2 0 1 0	
George Bell, R (1, 7) <small>OBP: 0.324, SLG: 0.654</small>		0-0 F7		0-0 1B	0-0 HR		0-0 F4		0-0 HR	5 2 3 4 0 0 0	
Rance Mulliniks, L (1, 5) <small>OBP: 0.339, SLG: 0.376</small>		0-3 K		0-0 6-3	0-0 2B 1B		0-3 K		0-0 6-3	5 1 1 0 0 2 1	
Willie Upshaw, L (1, 3) <small>OBP: 0.349, SLG: 0.458</small>		0-0 4-3		0-0 F8	0-0 2B			0-0 HR 1B	0-0 2B	5 1 3 1 0 0 0	
Ernie Whitt, L (1, 2) <small>OBP: 0.341, SLG: 0.447</small>			0-3 K	0-0 HR 1B	0-0 4-3			0-0 HR 1B	0-0 F9	5 2 2 2 0 1 2	
Fred McGriff, L (1, 10) <small>OBP: 0.368, SLG: 0.412</small>			4-0 G5-4-3 BB	0-0 HR	0-3 K			0-0 1B		3 1 2 2 1 1 0	
Garth Iorg, R (1, 4) <small>OBP: 0.228, SLG: 0.167</small>			0-0 G5-4-3	0-0 2B SF7 1B	0-0 E5			0-0 F5		4 1 1 0 0 0 2	
Inning Stats	R: 0 H: 0 E: 0 LOB: 0 K: 0 BB: 0 S: 3 P: 3	R: 0 H: 0 E: 0 LOB: 0 K: 1 BB: 0 S: 5 P: 5	R: 0 H: 0 E: 0 LOB: 0 K: 1 BB: 1 S: 4 P: 8	R: 1 H: 2 E: 0 LOB: 1 K: 0 BB: 0 S: 5 P: 5	R: 7 H: 7 E: 0 LOB: 1 K: 0 BB: 1 S: 10 P: 14	R: 0 H: 0 E: 1 LOB: 1 K: 1 BB: 0 S: 6 P: 6	R: 0 H: 0 E: 0 LOB: 0 K: 2 BB: 0 S: 7 P: 7	R: 2 H: 3 E: 0 LOB: 1 K: 0 BB: 0 S: 6 P: 6	R: 1 H: 2 E: 0 LOB: 1 K: 0 BB: 0 S: 5 P: 5	1B: 6 SF: 1 2B: 3 SAC: 0 3B: 1 DP: 1 HR: 4 HBP: 0	WP: 0 PA: 43 PB: 0 SB: 0 CS: 0
PITCHER Rick Rhoden, R (1, 1) <small>ERA: 4.29</small> Pat Clements, L (5, 1) <small>ERA: 3.43</small> Tim Stoddard, R (7, 1) <small>ERA: 3.41</small> Rich Bordi, R (9, 1) <small>ERA: 4.05</small>	IP WLS BF H R ER SO BB IBB HBP BLK WP HR S P ERA WHIP 4.2 L 22 7 7 7 2 1 1 0 0 0 0 2 24 32 13.50 1.714 1.1 7 2 1 1 1 0 0 0 0 0 0 0 9 9 6.75 1.500 2.0 9 3 2 2 2 0 0 0 0 0 0 1 13 13 9.00 1.500 1.0 5 2 1 1 0 0 0 0 0 0 0 1 5 5 9.00 2.000	PITCHER IP WLS BF H R ER SO BB IBB HBP BLK WP HR S P ERA WHIP									

livebaseballscorecards.com



Batter	1	2	3	4	5	6	7	8	9	AB R H RBI BB SO LOB	TOP											
Tony Fernandez, S (1, 6) OBP: 0.371, SLG: 0.405	0-0 F9		0-0 WP 1B	0-0 5-3		4-0 PB 2B BB		0-0 L4-3		4 1 1 0 1 0 2												
Lloyd Moseby, L (1, 8) OBP: 0.289, SLG: 0.411	0-0 P6		0-3 K	0-0 G3		4-0 2B BB		0-0 P6		4 0 0 0 1 1 3												
Jesse Barfield, R (1, 9) OBP: 0.368, SLG: 0.557	0-0 HR		0-0 6-3		0-0 PB S PB 1B	0-0 SF8			0-3 K	4 2 2 3 0 1 1												
George Bell, R (1, 7) OBP: 0.335, SLG: 0.665	0-0 2B		4-0 IBB		0-3 K PB	0-0 3-H 2B			0-0 E 1B	4 0 3 1 1 1 1												
Cecil Fielder, R (1, 10) OBP: 0.403, SLG: 0.636 Fred McGriff, L (9, PH) OBP: 0.364, SLG: 0.408	0-0 1-3		0-0 F5		0-3 K	0-0 5-3			0-3 K	4 0 0 0 0 1 7 1 0 0 0 0 1 1												
Charlie Moore, R (1, 2) OBP: 0.250, SLG: 0.750		0-0 6-3		0-0 F3	0-0 P4		0-0 F7		0-0 E5	5 0 0 0 0 0 3												
Garth Iorg, R (1, 5) OBP: 0.227, SLG: 0.169		0-0 5-3		0-0 HBP 3B 1B	0-3 K		0-0 F2		0-0 4-3	5 1 1 0 0 1 3												
Willie Upshaw, L (1, 3) OBP: 0.352, SLG: 0.453		0-0 5-3		1-0 3B HBP		4-0 PB BB SF8 BB	0-0 F7			2 2 0 0 1 0 0												
Manuel Lee, S (1, 4) OBP: 0.321, SLG: 0.360			0-0 WP 6-3 1B	0-0 1-H 2-H 3B		0-0 F5		0-0 L4-3 1B		4 1 3 2 0 0 1												
Inning Stats	R: 1 E: 0 K: 0 S: 5	H: 2 LOB: 1 BB: 0 P: 5	R: 0 E: 0 K: 0 S: 3	H: 0 LOB: 0 BB: 0 P: 3	R: 1 E: 0 K: 1 S: 7	H: 2 LOB: 2 BB: 1 P: 11	R: 2 E: 0 K: 0 S: 5	H: 2 LOB: 1 BB: 0 P: 6	R: 1 E: 0 K: 3 S: 11	H: 1 LOB: 1 BB: 0 P: 11	R: 2 E: 0 K: 0 S: 4	H: 1 LOB: 2 BB: 3 P: 16	R: 0 E: 0 K: 0 S: 3	H: 0 LOB: 0 BB: 0 P: 3	R: 0 E: 0 K: 0 S: 3	H: 1 LOB: 0 BB: 0 P: 3	R: 0 E: 1 K: 2 S: 9	H: 1 LOB: 2 BB: 0 P: 9	1B: 6 2B: 3 3B: 1 HR: 1	SF: 1 SAC: 0 DP: 1 HBP: 1	WP: 1 PB: 3 SB: 1 CS: 0	PA: 43
PITCHER	IP WLS BF H R ER SO BB IBB HBP BLK WP HR S P ERA WHIP																					
Ron Guidry, L (1, 1) ERA: 4.76	4.0 L 20 6 4 4 1 0 1 1 0 0 1 1 20 25 9.00 1.500																					
Cecilio Guante, R (5, 1) ERA: 5.26	2.0 12 2 3 2 3 3 0 0 0 0 0 0 15 27 9.00 2.500																					
Rich Bardi, R (7, 1) ERA: 3.77	1.0 3 0 0 0 0 0 0 0 0 0 0 0 3 3 0.00 0.000																					
Charles Hudson, R (8, 1) ERA: 3.64	2.0 8 2 0 0 2 0 0 0 0 0 0 0 12 12 0.00 1.000																					

Toronto Blue Jays @ New York Yankees
 Yankee Stadium, Bronx, NY
 Tue Jun 09 1987, 7:05 PM EDT
 Att: 29,765 - Unknown

livebaseballscorecards.com

AB	37
R	7
H	10
RBI	6
BB	4
SO	6
LOB	22



Batter	1	2	3	4	5	6	7	8	9	AB	R	H	RBI	BB	SO	LOB	BOTTOM
Claudell Washington, L (1, 8) OBP: 0.324, SLG: 0.434	0-0 4-3			0-0 F8		0-0 BB 1B		0-3 K		4	0	1	0	0	1	0	Toronto Blue Jays @ New York Yankees Yankee Stadium, Bronx, NY Tue Jun 09 1987, 7:05 PM EDT Att. 29,765 - Unknown
Willie Randolph, R (1, 4) OBP: 0.420, SLG: 0.438	0-0 3-1			0-0 1-3		4-0 BB FC6-4 1-2		0-3 K		3	0	0	0	1	1	0	
Dave Winfield, R (1, 9) OBP: 0.374, SLG: 0.502	0-0 F7			0-0 6-3		0-0 FC6-4 1-2f		4-0 FC1-4 BB		3	0	0	0	1	0	2	
Gary Ward, R (1, 3) OBP: 0.323, SLG: 0.437		0-0 G4-3 1B			0-0 FC6-4 1B		0-0 6-3	0-0 FC1-4 1-2f		4	0	2	0	0	0	1	
Ron Kittle, R (1, 10) OBP: 0.360, SLG: 0.568		0-0 G4-3 1-2f		0-0 F8		0-0 HR		4-0 BB BB		3	1	1	1	1	0	2	
Henry Cotto, R (1, 7) OBP: 0.238, SLG: 0.550		0-0 L5		0-0 FC6-4 1-2		0-0 HR		4-0 1-2 BB		3	1	1	1	1	0	1	
Mike Pagliarulo, L (1, 5) OBP: 0.307, SLG: 0.410			0-0 1-3		0-3 K		4-0 BB	0-3 K		3	0	0	0	1	2	3	
Rick Cerone, R (1, 2) OBP: 0.302, SLG: 0.298			0-0 L6			0-0 F7		0-0 F5		3	0	0	0	0	1	1	
Mark Salas, L (9, PH) OBP: 0.411, SLG: 0.571								0-0 F5		1	0	0	0	0	0	2	
Wayne Tolleson, S (1, 6) OBP: 0.341, SLG: 0.297			0-3 K			0-0 G1-6-3		0-3 K		3	0	0	0	0	2	1	
Dan Pasqua, L (9, PH) OBP: 0.331, SLG: 0.343								0-3 K		1	0	0	0	0	1	2	

Inning Stats	R: 0	H: 0	E: 0	K: 0	S: 3	R: 0	H: 1	E: 0	K: 0	S: 3	R: 0	H: 0	E: 0	K: 1	S: 5	R: 0	H: 0	E: 0	K: 0	S: 3	R: 0	H: 1	E: 0	K: 1	S: 6	R: 0	H: 1	E: 0	K: 0	S: 4	R: 2	H: 2	E: 0	K: 2	S: 9	R: 0	H: 0	E: 0	K: 2	S: 7	R: 0	H: 0	E: 0	K: 2	S: 7	R: 0	H: 0	E: 0	K: 2	S: 7	1B: 3	2B: 0	3B: 0	HR: 2	SF: 0	SAC: 0	DP: 1	HBP: 0	WP: 0	PB: 0	SB: 0	CS: 0	PA: 36
--------------	------	------	------	------	------	------	------	------	------	------	------	------	------	------	------	------	------	------	------	------	------	------	------	------	------	------	------	------	------	------	------	------	------	------	------	------	------	------	------	------	------	------	------	------	------	------	------	------	------	------	-------	-------	-------	-------	-------	--------	-------	--------	-------	-------	-------	-------	--------

PITCHER	IP	WLS	BF	H	R	ER	SO	BB	IBB	HBP	BLK	WP	HR	S	P	ERA	WHIP
John Cerutti, L (1, 1) ERA: 3.94	5.2		20	3	0	0	2	1	0	0	0	0	0	23	27	0.00	0.706
Mark Eichhorn, R (6, 1) ERA: 2.32	0.2		4	2	2	2	0	0	0	0	0	0	2	4	4	27.00	3.000
Jeff Musselman, L (7, 1) ERA: 2.29	1.2		9	0	0	0	4	4	0	0	0	0	0	13	29	0.00	2.400
Tom Henke, R (9, 1) ERA: 0.87	1.0		3	0	0	0	2	0	0	0	0	0	0	7	7	0.00	0.000

livebaseballscorecards.com

AB	31
R	2
H	5
RBI	2
BB	5
SO	8
LOB	15



Batter	1	2	3	4	5	6	7	8	9	AB R H RBI BB SO LOB
--------	---	---	---	---	---	---	---	---	---	----------------------

Tony Fernandez, S (1, 6) <small>OBP: 0.364, SLG: 0.395</small>	0-0 5-3		0-3 K	0-0 5-3			0-0 F8		0-0 5-3	5 0 0 0 0 1 1
Lloyd Moseby, L (1, 8) <small>OBP: 0.292, SLG: 0.408</small>	4-0 F9 1B BB		0-0 S HR 1B		0-0 E4 WP 1B		0-0 P6		0-0 F8	4 1 1 0 1 0 1
Jesse Barfield, R (1, 9) <small>OBP: 0.369, SLG: 0.553</small>	0-0 1-2 1B		0-0 E5 HR		0-0 WP 1B		0-3 K		0-3 K	5 1 2 0 0 2 1
George Bell, R (1, 7) <small>OBP: 0.333, SLG: 0.671</small>	0-0 F9 2-3		0-0 1-H 2-H HR		0-0 1-3		0-0 F3			4 1 1 3 0 0 4
Cecil Fielder, R (1, 10) <small>OBP: 0.408, SLG: 0.621</small>	0-0 6-3		0-0 6-3		4-0 L3 IBB		0-0 BB 1B			3 0 1 0 1 0 2
Garth Iorg, R (1, 5) <small>OBP: 0.228, SLG: 0.163</small>		0-0 4-3	4-0 BB		0-0 L3		0-0 F9			3 0 0 0 1 0 4
Willie Upshaw, L (1, 3) <small>OBP: 0.355, SLG: 0.451</small>		0-0 6-3 1B	0-0 1-3		0-3 K		4-0 BB 1B			3 0 1 0 1 1 1
Charlie Moore, R (1, 2) <small>OBP: 0.167, SLG: 0.500</small>		0-0 6-3		0-0 L5		0-0 F7		0-3 K		4 0 0 0 0 1 3
Manuel Lee, S (1, 4) <small>OBP: 0.313, SLG: 0.345</small>		0-0 6-3		0-0 5-3		0-0 4-3		0-0 F8 BLK PB 1B		4 1 1 0 0 0 1

TOP

Toronto Blue Jays @ New York Yankees
 Yankee Stadium, Bronx, NY
 Wed Jun 10 1987, 7:05 PM EDT
 Att: 26,806 - Unknown

livebaseballscores.com

AB	35
R	4
H	7
RBI	3
BB	4
SO	5
LOB	18



Inning Stats	R: 0	H: 1	E: 0	K: 0	S: 4	P: 8	R: 0	H: 1	E: 0	K: 0	S: 4	P: 4	R: 3	H: 2	E: 1	K: 1	S: 8	P: 12	R: 0	H: 0	E: 0	K: 0	S: 3	P: 3	R: 0	H: 1	E: 1	K: 0	S: 4	P: 8	R: 0	H: 0	E: 0	K: 1	S: 5	P: 5	R: 0	H: 0	E: 0	K: 1	S: 5	P: 5	R: 0	H: 0	E: 0	K: 1	S: 5	P: 5	R: 0	H: 1	E: 0	K: 1	S: 6	P: 10	R: 1	H: 1	E: 0	K: 1	S: 6	P: 6	1B: 6	2B: 1	3B: 0	HR: 1	SF: 0	SAC: 0	DP: 1	HBP: 0	WP: 1	PB: 1	SB: 1	CS: 0	PA: 39
--------------	------	------	------	------	------	------	------	------	------	------	------	------	------	------	------	------	------	-------	------	------	------	------	------	------	------	------	------	------	------	------	------	------	------	------	------	------	------	------	------	------	------	------	------	------	------	------	------	------	------	------	------	------	------	-------	------	------	------	------	------	------	-------	-------	-------	-------	-------	--------	-------	--------	-------	-------	-------	-------	--------

PITCHER	IP	WLS	BF	H	R	ER	SO	BB	IBB	HBP	BLK	WP	HR	S	P	ERA	WHIP
Tommy John, L (1, 1) ERA: 3.22	7.2	L	34	6	3	2	3	3	1	0	0	1	1	36	52	2.35	1.174
Dave Righetti, L (8, 1) ERA: 4.41	1.1		5	1	1	0	2	0	0	0	1	0	0	9	9	0.00	0.750

WP: 1 PA: 39
 PB: 1
 SB: 1
 CS: 0

Batter	1	2	3	4	5	6	7	8	9	AB	R	H	RBI	BB	SO	LOB
Claudell Washington, L (1, 7) OBP: 0.343, SLG: 0.461 Dan Pasqua, L (6, PR) OBP: 0.329, SLG: 0.340 (7, 3)	0-0 G4-3 1B			0-0 G5-4-3 1B		0-0 2B		0-3 K 1-2		3	0	3	0	0	0	0
Willie Randolph, R (1, 4) OBP: 0.413, SLG: 0.430	0-0 F3			0-0 G5-4-3 1-2f		0-0 4-3		0-0 F8		4	0	0	0	0	0	4
Dave Winfield, R (1, 9) OBP: 0.372, SLG: 0.498	0-0 G4-3 1-2f			0-0 5-3			0-0 F9 1B		0-0 P4	4	0	1	0	0	0	1
Gary Ward, R (1, 3) OBP: 0.326, SLG: 0.438 (7, 7)		0-3 K			0-0 E4 6-3		0-0 FC4-6 1B		0-0 1B 1B	4	1	2	0	0	1	0
Ron Kittle, R (1, 10) OBP: 0.344, SLG: 0.541		0-0 F8			0-3 K 1-3		0-0 F7		0-3 K	4	0	0	0	0	2	4
Henry Cotto, R (1, 8) OBP: 0.208, SLG: 0.478 Mike Easler, L (9, PH) OBP: 0.322, SLG: 0.351		0-3 K			0-0 6-3		0-0 F9		0-0 1B 1-3	3	0	0	1	0	1	2
Lenn Sakata, R (1, 5) OBP: 0.270, SLG: 0.400 Mike Pagliaruto, L (9, PH) OBP: 0.305, SLG: 0.407			0-0 4-3		0-0 5-3		0-0 FC4-6 1-2f		0-0 3-1	3	0	0	0	0	0	2
Rick Cerone, R (1, 2) OBP: 0.303, SLG: 0.291			0-0 5-3			0-0 1-3		4-0 FC6-4 BB		2	0	0	0	1	0	0
Wayne Tolleson, S (1, 6) OBP: 0.337, SLG: 0.292			0-0 F7			0-0 5-3		0-0 FC6-4 WP 1-2		3	0	0	0	0	0	1

Inning Stats	R: 0	H: 1	E: 0	LOB: 0	K: 0	BB: 0	S: 3	P: 3	R: 0	H: 0	E: 0	LOB: 0	K: 2	BB: 0	S: 7	P: 7	R: 0	H: 0	E: 0	LOB: 0	K: 0	BB: 0	S: 3	P: 3	R: 1	H: 0	E: 1	LOB: 0	K: 1	BB: 0	S: 6	P: 6	R: 0	H: 1	E: 0	LOB: 1	K: 0	BB: 0	S: 4	P: 4	R: 0	H: 2	E: 0	LOB: 2	K: 0	BB: 0	S: 5	P: 5	R: 0	H: 0	E: 0	LOB: 1	K: 1	BB: 1	S: 5	P: 9	R: 0	H: 2	E: 0	LOB: 2	K: 1	BB: 0	S: 7	P: 7	1B: 6	SF: 0	2B: 1	SAC: 0	3B: 0	DP: 2	HR: 0	HBP: 0	WP: 1	PA: 34
PITCHER	IP	WLS	BF	H	R	ER	SO	BB	IBB	HBP	BLK	WP	HR	S	P	ERA	WHIP																			IP	WLS	BF	H	R	ER	SO	BB	IBB	HBP	BLK	WP	HR	S	P	ERA	WHIP																						
Jimmy Key, L (1, 1) ERA: 3.15	7.2	W	28	5	1	0	4	1	0	0	0	1	0	35	39	0.00	0.783																																																									
Tom Henke, R (8, 1) ERA: 0.84	1.1	S	6	2	0	0	1	0	0	0	0	0	0	8	8	0.00	1.500																																																									

BOTTOM

Toronto Blue Jays @ New York Yankees
 Yankee Stadium, Bronx, NY
 Wed Jun 10 1987, 7:05 PM EDT
 Att. 26,806 - Unknown

livebaseballscorecards.com

AB	33
R	1
H	7
RBI	1
BB	1
SO	5
LOB	17



Batter	1	2	3	4	5	6	7	8	9	AB R H RBI BB SO LOB	TOP							
Mike Felder, S (1, 8) OBP: 0.306, SLG: 0.343	0-0 6-3			0-0 F4		0-0 F9		4-0 FC6-4 BB		3 0 0 0 1 0 0	Milwaukee Brewers @ New York Yankees Yankee Stadium, Bronx, NY Fri Jun 12 1987, 7:05 PM EDT Att: 31,789 - Unknown							
Juan Castillo, S (1, 4) OBP: 0.347, SLG: 0.411	0-0 F9			0-3 K		0-0 5-3		0-0 FC6-4 1B		4 0 0 1 0 1 2								
Cecil Cooper, L (1, 10) OBP: 0.284, SLG: 0.410	0-3 K			0-0 3-1			4-0 G5-4-3 BB	0-0 1-3 3-H 1B		3 0 1 1 1 1 0								
Glenn Braggs, R (1, 9) OBP: 0.341, SLG: 0.426		0-0 F9			1-0 F8 5-3 HBP		0-0 G5-4-3 1-2f	0-0 F3		3 0 0 0 0 0 3								
Jim Paciorek, R (1, 5) OBP: 0.375, SLG: 0.435		0-0 4-3			0-0 5-3 1-2		0-0 1B		0-3 K	4 0 1 0 0 1 1								
B.J. Surhoff, L (1, 2) OBP: 0.313, SLG: 0.408		0-0 F7			0-0 F8 2-3		0-0 F9		4-0 4-3 1B BB	3 1 0 0 1 0 2								
Bill Schroeder, R (1, 3) OBP: 0.306, SLG: 0.400 Billy Jo Robidoux, L (9, PH) OBP: 0.265, SLG: 0.182			0-3 K		1-0 HBP			0-0 F7	0-0 4-3 1-2	2 0 0 0 0 1 0 1 0 0 0 0 0 1								
Rick Manning, L (1, 7) OBP: 0.386, SLG: 0.378			0-3 K		0-0 6-3			0-0 1B FC6-4 1B	0-0 2-H 1B	4 1 2 1 0 1 2								
Dale Sveum, S (1, 6) OBP: 0.285, SLG: 0.372			0-0 F2		0-3 K			0-0 FC6-4 1B 1B	0-0 1-3	4 1 1 0 0 1 1								
Inning Stats	R: 0 E: 0 K: 1 S: 5	H: 0 LOB: 0 BB: 0 P: 5	R: 0 E: 0 K: 0 S: 3	H: 0 LOB: 0 BB: 0 P: 3	R: 0 E: 0 K: 2 S: 7	H: 0 LOB: 0 BB: 0 P: 7	R: 0 E: 0 K: 1 S: 5	H: 0 LOB: 0 BB: 0 P: 5	R: 0 E: 0 K: 0 S: 3	H: 1 LOB: 1 BB: 1 P: 7	R: 2 E: 0 K: 0 S: 6	H: 3 LOB: 2 BB: 1 P: 10	R: 1 E: 0 K: 1 S: 6	H: 1 LOB: 1 BB: 1 P: 10	1B: 5 2B: 0 3B: 0 HR: 0	SF: 0 SAC: 0 DP: 1 HBP: 2	WP: 0 PB: 0 SB: 0 CS: 0	PA: 36
PITCHER	IP WLS BF H R ER SO BB IBB HBP BLK WP HR S P ERA WHIP																	
Dennis Rasmussen, L (1, 1) ERA: 4.09	7.1 W 28 3 2 2 5 2 0 2 0 0 0 0 34 44 2.46 0.682																	
Pat Clements, L (8, 1) ERA: 3.38	0.1 2 1 0 0 0 0 0 0 0 0 0 0 2 2 0.00 3.000																	
Tim Stoddard, R (8, 1) ERA: 3.56	1.1 6 1 1 1 1 1 0 0 0 0 0 0 7 11 6.75 1.500																	

livebaseballscores.com

AB	31
R	3
H	5
RBI	3
BB	3
SO	6
LOB	12



Batter	1	2	3	4	5	6	7	8	9
Willie Randolph, R OBP: 0.413, SLG: 0.427 (1, 4)	0-3 K		0-0 CS	0-0 FC4-6 1B	4-0 1B BB	0-0 FC5-4		0-0 FC6-4 1B	
Gary Ward, R OBP: 0.324, SLG: 0.433 (1, 3)	0-3 K			0-0 FC4-6 1B BB	0-0 BB 1B	0-0 6-3		0-3 K	
Mike Easler, L OBP: 0.333, SLG: 0.351 (1, 7)	0-0 4-3			4-0 1B SF9 BB	4-0 BB		0-0 6-3	0-0 1B	
Dave Winfield, R OBP: 0.369, SLG: 0.491 (1, 9)		0-0 F7		0-0 BB 1B	0-0 G5-4-3		0-0 F4	0-0 F9	
Ron Kittle, R OBP: 0.340, SLG: 0.568 (1, 10)		0-0 F9		0-0 SF9		0-0 F2			
Mike Pagliarulo, L OBP: 0.313, SLG: 0.408 (1, 5)		0-3 K		4-0 FC6-4 BB		0-0 HR 1B	4-0 BB		
Mark Salas, L OBP: 0.417, SLG: 0.615 (1, 2)			1-0 HBP	0-0 FC6-4		0-0 HR	0-0 F8		
Henry Cotto, R OBP: 0.286, SLG: 0.654 (1, 8)			0-0 G6-4-3		0-0 HR	0-0 1B FC5-4 2B		4-0 E BB FC6-4 BB	
Wayne Tolleson, S OBP: 0.344, SLG: 0.294 (1, 6)			4-0 CS BB		0-0 F4	0-0 FC5-4 1B		4-0 E2 FC6-4 BB	


Inning Stats	R: 0 E: 0 K: 2 S: 7	H: 0 LOB: 0 BB: 0 P: 7	R: 0 E: 0 K: 1 S: 5	H: 0 LOB: 0 BB: 0 P: 5	R: 0 E: 0 K: 0 S: 1	H: 0 LOB: 0 BB: 1 P: 6	R: 2 E: 0 K: 0 S: 5	H: 2 LOB: 2 BB: 2 P: 13	R: 1 E: 0 K: 0 S: 4	H: 2 LOB: 2 BB: 2 P: 12	R: 3 E: 0 K: 0 S: 7	H: 4 LOB: 1 BB: 0 P: 7	R: 1 E: 0 K: 0 S: 4	H: 1 LOB: 1 BB: 1 P: 8	R: 1 E: 1 K: 1 S: 6	H: 1 LOB: 2 BB: 2 P: 14
1B: 6 2B: 1 3B: 0 HR: 3	SF: 1 SAC: 0 DP: 2 HBP: 1	WP: 0 PB: 0 SB: 0 CS: 1														

PITCHER	IP	WLS	BF	H	R	ER	SO	BB	IBB	HBP	BLK	WP	HR	S	P	ERA	WHIP
Chuck Crim, R ERA: 3.81 (1, 1)	4.1	L	20	4	3	3	3	4	0	1	0	0	1	21	38	6.23	1.846
Jay Aldrich, R ERA: 8.1 (5, 1)	2.2		14	5	4	4	0	2	0	0	0	0	2	12	20	13.50	2.625
Mark Clear, R ERA: 3.41 (8, 1)	1.0		6	1	1	1	1	2	0	0	0	0	0	6	14	9.00	3.000

BOTTOM

Milwaukee Brewers @ New York Yankees
 Yankee Stadium, Bronx, NY
 Fri Jun 12 1987, 7:05 PM EDT
 Att. 31,789 - Unknown

AB	30
R	8
H	10
RBI	8
BB	8
SO	4
LOB	14



WP	HR	S	P	ERA	WHIP
0	0	2	0	0	0

Batter	1	2	3	4	5	6	7	8	9	AB R H RBI BB SO LOB	TOP							
Mike Felder, S (1, 7) OBP: 0.300, SLG: 0.385	0-0 F6		0-0 F8			0-0 1B 3B	0-0 F6			4 1 1 0 0 0 1	Milwaukee Brewers @ New York Yankees Yankee Stadium, Bronx, NY Sat Jun 13 1987, 7:05 PM EDT Att: 30,231 - Unknown livebaseballscorecards.com							
Robin Yount, R (1, 8) OBP: 0.366, SLG: 0.444	0-3 K		0-0 F7			0-0 FC4-6 1B		0-0 E4		4 0 1 1 0 1 0								
Cecil Cooper, L (1, 10) OBP: 0.283, SLG: 0.406	0-0 5-3				0-0 G6-4-3 1B	0-3 K		0-0 F9		4 0 1 0 0 1 2								
B.J. Surhoff, L (1, 2) OBP: 0.304, SLG: 0.395		0-0 F7		0-0 G6-4-3 1-2f	0-0 FC4-6 1B			0-0 G4-6-3 1-2f		4 0 0 0 0 0 3								
Billy Jo Robidoux, L (1, 3) OBP: 0.269, SLG: 0.191		0-0 4-3		0-3 K		0-0 BB 1B			0-0 5-3	3 0 1 0 0 1 0 1 0 0 0 0 0 0								
Jim Paciorek, R (9, PH) OBP: 0.368, SLG: 0.426																		
Rick Manning, L (1, 9) OBP: 0.404, SLG: 0.410		0-0 2B		0-3 K	0-0 K	4-0 BB 1B		0-3 K		2 0 1 0 1 1 0 1 0 0 0 0 1 0								
Glenn Braggs, R (9, PH) OBP: 0.339, SLG: 0.424																		
Jim Gantner, L (1, 5) OBP: 0.333, SLG: 0.372		4-0 BB		0-0 F7	0-0 F7	0-0 1-3		0-0 4-3		3 0 0 0 1 0 3								
Juan Castillo, S (1, 4) OBP: 0.355, SLG: 0.413		0-0 4-3			4-0 BB		0-0 CS 1B			2 0 1 0 1 0 2								
Dale Sveum, S (1, 6) OBP: 0.281, SLG: 0.366			0-3 K		0-0 F7		0-0 F9			3 0 0 0 0 1 2								
Inning Stats	R: 0 E: 0 K: 1 S: 5	H: 0 LOB: 0 BB: 0 P: 5	R: 0 E: 0 K: 0 S: 4	H: 1 LOB: 2 BB: 1 P: 8	R: 0 E: 0 K: 1 S: 5	H: 0 LOB: 0 BB: 0 P: 5	R: 0 E: 0 K: 1 S: 5	H: 1 LOB: 0 BB: 0 P: 5	R: 0 E: 0 K: 0 S: 3	H: 1 LOB: 0 BB: 0 P: 3	R: 0 E: 1 K: 0 S: 3	H: 0 LOB: 0 BB: 0 P: 3	R: 0 E: 0 K: 1 S: 5	H: 0 LOB: 0 BB: 0 P: 5	1B: 4 2B: 1 3B: 1 HR: 0	SF: 0 SAC: 0 DP: 2 HBP: 0	WP: 0 PB: 0 SB: 0 CS: 1	PA: 34
PITCHER	IP WLS BF H R ER SO BB IBB HBP BLK WP HR S P ERA WHIP																	
Rick Rhoden, R (1, 1) ERA: 4.04	7.0 W 28 6 1 1 5 3 0 0 0 0 0 0 35 47 1.29 1.286																	
Dave Righetti, L (8, 1) ERA: 4.17	2.0 S 6 0 0 0 1 0 0 0 0 0 0 0 8 8 0.00 0.000																	



Batter	1	2	3	4	5	6	7	8	9	AB	R	H	RBI	BB	SO	LOB
Willie Randolph, R (1, 4) OBP: 0.410, SLG: 0.423	0-0 HR 1B	0-0 F3		0-0 F8			0-0 B1-3			4	1	1	0	0	0	2
Henry Cotto, R (1, 8) OBP: 0.281, SLG: 0.600	0-3 K		0-0 F8 1B SF8 1B		0-0 F8		0-0 1-3			4	1	1	0	0	1	1
Gary Ward, R (1, 3) OBP: 0.326, SLG: 0.447	0-0 1-H HR		0-0 1-2 BB 1B		0-0 F6			0-0 4-3		4	1	2	2	0	0	0
Ron Kittle, R (1, 10) OBP: 0.347, SLG: 0.593	4-0 CS BB		0-0 F8		0-0 HR			0-0 F6		3	1	1	1	1	0	2
Mike Easter, L (1, 7) OBP: 0.323, SLG: 0.342	0-3 K		0-0 SF8		0-3 K			0-0 F7		3	0	0	1	0	2	1
Dan Pasqua, L (1, 9) OBP: 0.329, SLG: 0.336	0-0 CS 1-2	0-3 K	4-0 BB BB BB	0-0 1-2 BB		0-0 1-3				2	0	0	0	1	1	0
Rick Cerone, R (1, 2) OBP: 0.294, SLG: 0.281		0-0 6-3	0-0 F5			0-3 K				3	0	0	0	0	1	2
Mike Pagliarulo, L (1, 5) OBP: 0.314, SLG: 0.404		4-0 BB BB		0-0 4-3		0-3 K				2	0	0	0	1	1	0
Wayne Tolleson, S (1, 6) OBP: 0.344, SLG: 0.291		4-0 BB BB		0-0 F9			0-0 6-3			2	0	0	0	1	0	0

Inning Stats	R: 2	H: 2	E: 0	LOB: 0	K: 2	P: 12	R: 0	H: 0	E: 0	LOB: 2	K: 1	P: 13	R: 1	H: 2	E: 0	LOB: 2	K: 0	P: 9	R: 0	H: 0	E: 0	LOB: 0	K: 0	P: 3	R: 1	H: 1	E: 0	LOB: 0	K: 1	P: 6	R: 0	H: 0	E: 0	LOB: 0	K: 2	P: 7	R: 0	H: 0	E: 0	LOB: 0	K: 0	P: 3	R: 0	H: 0	E: 0	LOB: 0	K: 0	P: 3
--------------	------	------	------	--------	------	-------	------	------	------	--------	------	-------	------	------	------	--------	------	------	------	------	------	--------	------	------	------	------	------	--------	------	------	------	------	------	--------	------	------	------	------	------	--------	------	------	------	------	------	--------	------	------

PITCHER	IP	WLS	BF	H	R	ER	SO	BB	IBB	HBP	BLK	WP	HR	S	P	ERA	WHIP
Juan Nieves, L (1, 1) ERA: 4.65	6.0	L	26	5	4	4	6	4	0	0	0	0	2	34	50	6.00	1.500
Chris Bosio, R (7, 1) ERA: 4.22	2.0		6	0	0	0	0	0	0	0	0	0	0	6	6	0.00	0.000

BOTTOM

Milwaukee Brewers @ New York Yankees
 Yankee Stadium, Bronx, NY
 Sat Jun 13 1987, 7:05 PM EDT
 Att. 30,231 - Unknown

AB	27
R	4
H	5
RBI	4
BB	4
SO	6
LOB	8



WP	PA	3B	DP	CS
0	33	0	0	1

WP	HR	S	P	ERA	WHIP
0	0	0	0	0.00	0.000

Batter	1	2	3	4	5	6	7	8	9	AB R H RBI BB SO LOB	TOP																				
Mike Felder, S (1, 7) OBP: 0.267, SLG: 0.341	0-0 F9		0-0 F7			0-3 K		0-0 G3	0-0 F8	5 0 0 0 0 1 2																					
Robin Yount, R (1, 8) OBP: 0.360, SLG: 0.436	0-0 F9			0-3 K		0-0 F9		0-0 6-3		4 0 0 0 0 1 1																					
Cecil Cooper, L (1, 10) OBP: 0.277, SLG: 0.396	0-0 G3			0-0 L3			0-0 F7	0-3 K		4 0 0 0 0 1 1																					
Rob Deer, R (1, 3) OBP: 0.387, SLG: 0.590 Billy Jo Robidoux, L (9, 3) OBP: 0.269, SLG: 0.191		0-0 F8 1B 1B		0-3 K			0-0 FC6-4 1B		0-3 K	4 0 2 0 0 2 0 0 0 0 0 0 0 0																					
Jim Pacione, R (1, 5) OBP: 0.367, SLG: 0.420 Dale Sveum, S (7, 6) OBP: 0.284, SLG: 0.385		0-0 F8 2B 1B			0-0 6-3		0-3 K		0-0 HR	3 1 1 0 0 1 1 1 1 1 1 0 0 0																					
Glenn Bragg, R (1, 9) OBP: 0.336, SLG: 0.421 Rick Manning, L (9, 9) OBP: 0.404, SLG: 0.410		0-0 F8 1-3 2-3			0-3 K		0-0 FC6-4 1-2f		0-0 HR 1B	4 1 1 0 0 1 3 0 0 0 0 0 0 0																					
Bill Schroeder, R (1, 2) OBP: 0.337, SLG: 0.476		0-0 PO 2B			0-0 1B			0-0 HR 1B	0-0 HR	4 2 4 3 0 0 0																					
Jim Gantner, L (1, 4) OBP: 0.337, SLG: 0.396		0-0 PO 2-3	0-0 4-3		0-0 F2			0-0 HR 1B	0-0 6-3 2B	4 1 2 2 0 0 1																					
Juan Castillo, S (1, 6) OBP: 0.352, SLG: 0.425			0-3 K			0-3 K		0-0 3B	0-0 6-3 2-3	4 0 1 0 0 2 1																					
Inning Stats	R: 0 E: 0 K: 0 S: 3	H: 0 LOB: 0 BB: 0 P: 3	R: 1 E: 0 K: 0 S: 4	H: 3 LOB: 0 BB: 0 P: 4	R: 0 E: 0 K: 1 S: 5	H: 0 LOB: 0 BB: 0 P: 5	R: 0 E: 0 K: 2 S: 7	H: 0 LOB: 0 BB: 0 P: 7	R: 0 E: 0 K: 1 S: 6	H: 1 LOB: 1 BB: 0 P: 6	R: 0 E: 0 K: 2 S: 7	H: 0 LOB: 0 BB: 0 P: 7	R: 0 E: 0 K: 1 S: 6	H: 1 LOB: 1 BB: 0 P: 6	R: 2 E: 0 K: 1 S: 8	H: 3 LOB: 1 BB: 0 P: 8	R: 3 E: 0 K: 1 S: 9	H: 4 LOB: 1 BB: 0 P: 9	1B: 6 2B: 2 3B: 1 HR: 3	SF: 0 SAC: 0 DP: 0 HBP: 0	WP: 0 PA: 38 PB: 0 SB: 0 CS: 0										
PITCHER	IP WLS BF H R ER SO BB IBB HBP BLK WP HR S P ERA WHIP																														
Ron Guidry, L (1, 1) ERA: 3.63	6.0		20	4	1	1	6	0	0	0	0	0	0	32	32	1.50	0.667														
Tim Stoddard, R (7, 1) ERA: 3.94	1.2		9	4	2	2	1	0	0	0	0	0	1	11	11	10.80	2.400														
Pat Clements, L (8, 1) ERA: 3.32	0.1		1	0	0	0	1	0	0	0	0	0	0	3	3	0.00	0.000														
Dave Righetti, L (9, 1) ERA: 4.78	1.0	L	7	4	3	3	1	0	0	0	0	0	2	9	9	27.00	4.000														

Milwaukee Brewers @ New York Yankees
 Yankee Stadium, Bronx, NY
 Sun Jun 14 1987, 3:33 AM EDT
 Att: 50,351 - Unknown

AB	37
R	6
H	12
RBI	6
BB	0
SO	9
LOB	10



Batter	1	2	3	4	5	6	7	8	9	AB	R	H	RBI	BB	SO	LOB
Willie Randolph, R OBP: 0.410, SLG: 0.420 (1, 4)	0-3 K		0-0 6-3			0-0 F9		4-0 SF9 HBP HBP BB	0-0 1B	4	1	1	0	1	1	0
Henry Cotto, R OBP: 0.257, SLG: 0.545 Mark Salas, L OBP: 0.419, SLG: 0.604 (8, PH) (9, 7)	0-0 5-3		0-0 E5 G6-4-3			0-0 5-3		1-0 HBP BB 1B HBP	0-0 F5	3	0	0	0	0	0	0
Gary Ward, R OBP: 0.324, SLG: 0.444 (1, 3) (9, 8)	0-0 1B		0-0 G6-4-3 1-2f			0-3 K		0-0 SF9 2-3 3-H	0-0 F9	4	0	1	1	0	1	2
Ron Kittle, R OBP: 0.343, SLG: 0.579 (1, 10)	0-0 F8			0-0 G1-6-3 1B			0-3 K	0-0 L4		4	0	1	0	0	1	3
Mike Easler, L OBP: 0.331, SLG: 0.345 Dave Winfield, R OBP: 0.371, SLG: 0.491 (8, PH) (9, 9)		0-0 2B 1B		0-0 G1-6-3 1-2f			4-0 1B BB	4-0 HBP 1B BB		2	0	1	0	1	0	1
Dan Pasqua, L OBP: 0.330, SLG: 0.336 Lenn Sakata, R OBP: 0.289, SLG: 0.400 Bobby Meacham, S OBP: 0.250, SLG: 0.273 (8, PR) (9, 6)		0-0 F7		0-3 K			0-0 1B	1-0 1B 1-2 2-3 3-H		3	0	1	0	0	1	1
Rick Cerone, R OBP: 0.292, SLG: 0.280 (1, 2)		0-3 K					0-0 L5	0-0 1B		4	0	1	2	0	1	3
Mike Pagliarulo, L OBP: 0.313, SLG: 0.406 (1, 5) (9, 3)		0-0 2B					0-3 K	0-3 K		4	0	1	0	0	2	4
Wayne Tolleson, S OBP: 0.342, SLG: 0.286 (1, 6) (9, 5)		0-0 F4					0-0 P1	4-0 HBP BB SF9 BB	0-3 K	3	1	0	0	1	1	2

Inning Stats	R: 0	H: 1	E: 0	LOB: 1	K: 1	S: 6	P: 6	R: 0	H: 2	E: 0	LOB: 2	K: 1	S: 7	P: 7	R: 0	H: 0	E: 1	LOB: 0	K: 0	S: 3	R: 0	H: 1	E: 0	LOB: 0	K: 1	S: 5	P: 5	R: 0	H: 0	E: 0	LOB: 0	K: 0	S: 3	R: 0	H: 0	E: 0	LOB: 0	K: 0	S: 5	R: 0	H: 1	E: 0	LOB: 2	K: 2	S: 8	P: 12	R: 4	H: 1	E: 0	LOB: 2	K: 1	S: 6	P: 20	R: 0	H: 1	E: 0	LOB: 1	K: 1	S: 6	P: 6	1B: 6	SF: 1	2B: 1	SAC: 0	3B: 0	DP: 2	HR: 0	HBP: 2	WP: 0	PA: 39
--------------	------	------	------	--------	------	------	------	------	------	------	--------	------	------	------	------	------	------	--------	------	------	------	------	------	--------	------	------	------	------	------	------	--------	------	------	------	------	------	--------	------	------	------	------	------	--------	------	------	-------	------	------	------	--------	------	------	-------	------	------	------	--------	------	------	------	-------	-------	-------	--------	-------	-------	-------	--------	-------	--------

PITCHER	IP	WLS	BF	H	R	ER	SO	BB	IBB	HBP	BLK	WP	HR	S	P	ERA	WHIP
Teddy Higuera, L ERA: 4.92 (1, 1)	7.0		28	5	2	2	6	3	0	0	0	0	0	37	49	2.57	1.143
Mark Clear, R ERA: 3.64 (8, 1)	0.2		3	0	0	0	0	0	0	1	0	0	0	2	3	0.00	0.000
Dan Plesac, L ERA: 1.71 (8, 1)	1.1	W	8	2	2	2	2	1	0	1	0	0	0	10	15	13.50	2.250


BOTTOM

Milwaukee Brewers @ New York Yankees
Yankee Stadium, Bronx, NY
Sun Jun 14 1987, 3:33 AM EDT
Att. 50,351 - Unknown

AB	32
R	4
H	7
RBI	4
BB	4
SO	8
LOB	17



WP	PA
0	39

Batter	1	2	3	4	5	6	7	8	9	AB R H RBI BB SO LOB	TOP														
Alan Wiggins, S (1, 4) OBP: 0.326, SLG: 0.329	0-0 6-3		0-0 G6-4-3		0-0 6-3		0-0 6-3			4 0 0 0 0 0 1	<p>Baltimore Orioles @ New York Yankees Yankee Stadium, Bronx, NY Mon Jun 15 1987, 7:05 PM EDT Att. 20,313 - Unknown</p> <p>livebaseballscorecards.com</p> <table border="0"> <tr><td>AB</td><td>34</td></tr> <tr><td>R</td><td>2</td></tr> <tr><td>H</td><td>9</td></tr> <tr><td>RBI</td><td>1</td></tr> <tr><td>BB</td><td>1</td></tr> <tr><td>SO</td><td>2</td></tr> <tr><td>LOB</td><td>14</td></tr> </table> 	AB	34	R	2	H	9	RBI	1	BB	1	SO	2	LOB	14
AB	34																								
R	2																								
H	9																								
RBI	1																								
BB	1																								
SO	2																								
LOB	14																								
Lee Lacy, R (1, 9) OBP: 0.359, SLG: 0.387	0-0 5-3		0-0 F8		0-0 6-3			0-0 F8		4 0 0 0 0 0 0															
Cal Ripken Jr., R (1, 6) OBP: 0.352, SLG: 0.531	0-0 F9			0-0 F3		0-0 1B		0-3 K		4 0 1 0 0 1 0															
Eddie Murray, S (1, 3) OBP: 0.328, SLG: 0.477		0-0 1B		4-0 1B		0-0 F9		0-0 2B		3 1 2 0 1 0 1															
Ray Knight, R (1, 5) OBP: 0.362, SLG: 0.453		0-0 1B		0-0 FC1-6		0-0 1B		0-0 5-3		4 1 3 0 0 0 1															
Fred Lynn, L (1, 8) OBP: 0.329, SLG: 0.425		0-0 F9		0-0 1B		0-0 1B		0-3 K		4 0 2 1 0 1 2															
Terry Kennedy, L (1, 2) OBP: 0.324, SLG: 0.467		0-0 F6		0-0 FC1-6		0-0 4-3		0-0 G3		4 0 0 0 0 0 6															
Mike Young, S (1, 10) OBP: 0.337, SLG: 0.500		0-0 6-3		0-0 5-3			0-0 6-3		0-0 6-3	4 0 0 0 0 0 3															
Ken Gerhart, R (1, 7) OBP: 0.273, SLG: 0.410			0-0 1B		0-0 F8		0-0 6-3			3 0 1 0 0 0 0															
Inning Stats	R: 0 H: 0 E: 0 LOB: 0 K: 0 BB: 0 S: 3 P: 3	R: 0 H: 2 E: 0 LOB: 2 K: 0 BB: 0 S: 5 P: 5	R: 0 H: 1 E: 0 LOB: 0 K: 0 BB: 0 S: 3 P: 3	R: 2 H: 2 E: 0 LOB: 1 K: 0 BB: 1 S: 5 P: 9	R: 0 H: 0 E: 0 LOB: 0 K: 0 BB: 0 S: 3 P: 3	R: 0 H: 3 E: 0 LOB: 2 K: 0 BB: 0 S: 5 P: 5	R: 0 H: 0 E: 0 LOB: 0 K: 0 BB: 0 S: 3 P: 3	R: 0 H: 1 E: 0 LOB: 1 K: 1 BB: 0 S: 6 P: 6	R: 0 H: 0 E: 0 LOB: 0 K: 1 BB: 0 S: 5 P: 5	1B: 8 SF: 0 2B: 1 SAC: 0 3B: 0 DP: 1 HR: 0 HBP: 0	WP: 1 PA: 35 PB: 0 SB: 0 CS: 0														
PITCHER	IP WLS BF H R ER SO BB IBB HBP BLK WP HR S P ERA WHIP																								
Tommy John, L (1, 1) ERA: 3.23	5.1 W 23 7 2 2 0 1 0 0 0 1 0 22 26 3.38 1.500																								
Pat Clements, L (6, 1) ERA: 2.84	3.2 S 12 2 0 0 2 0 0 0 0 0 0 16 16 0.00 0.545																								

Batter	1	2	3	4	5	6	7	8	9	AB	R	H	RBI	BB	SO	LOB
Willie Randolph, R (1, 4) OBP: 0.414, SLG: 0.426	0-0 4-3 BB	4-0 1-2 BB		0-0 1-H 2B	0-0 F9		0-0 G6-4-3 1B			4	1	2	1	1	0	2
Henry Cotto, R (1, 8) OBP: 0.250, SLG: 0.526	0-3 K	0-0 F8		0-0 G3		0-0 1B 2B	0-0 G6-4-3 1-2f			5	1	1	0	0	1	5
Gary Ward, R (1, 3) OBP: 0.329, SLG: 0.451	0-0 6-3		0-0 1B 1B	0-0 2B		0-3 K	0-0 FC5-4 1B			5	1	3	1	0	1	1
Dave Winfield, R (1, 9) OBP: 0.375, SLG: 0.491		0-0 1B BB 1B	0-0 F9	0-0 3-H 2B		0-0 FC6-4 1B	0-0 FC5-4 1-2f			4	1	2	1	1	0	2
Ron Kittle, R (1, 10) OBP: 0.345, SLG: 0.566		4-0 BB 1B 3-1 BB	0-0 1B 1B	0-3 K		0-0 FC6-4 BB 1B 2B		0-0 E5 3-1		4	2	1	0	1	1	3
Mike Easler, L (1, 7) OBP: 0.348, SLG: 0.363		0-0 3-1 BB FC5-2 1B	0-0 1-3 2-H 1B		0-0 WP SH1-3 1B	0-0 2B 1B	0-0 F5			5	1	4	1	0	0	1
Rick Cerone, R (1, 2) OBP: 0.300, SLG: 0.274		4-0 FC5-2 3-1 BB	0-0 F4		0-0 SH1-3	4-0 2B BB	0-0 3-1			2	1	0	1	2	0	2
Mike Pagliarulo, L (1, 5) OBP: 0.319, SLG: 0.413		0-0 3-1		0-0 2B 1B	4-0 IBB	0-0 2B	0-3 K			4	1	2	4	1	1	3
Wayne Tolleson, S (1, 6) OBP: 0.336, SLG: 0.281		0-0 FC5-2 BB		0-3 K	0-0 L5	0-3 K				4	0	0	0	0	2	6

Inning Stats	R: 0	H: 0	E: 0	K: 1	S: 5	R: 2	H: 2	E: 0	K: 0	S: 5	R: 1	H: 3	E: 0	K: 0	S: 5	R: 2	H: 3	E: 0	K: 2	S: 10	R: 0	H: 1	E: 0	K: 0	S: 4	R: 4	H: 4	E: 0	K: 2	S: 11	R: 0	H: 2	E: 1	K: 1	S: 6	R: 0	H: 0	E: 1	K: 1	S: 6	1B: 11	SF: 0	2B: 4	SAC: 1	3B: 0	DP: 1	HR: 0	HBP: 0	WP: 1	PA: 44
--------------	------	------	------	------	------	------	------	------	------	------	------	------	------	------	------	------	------	------	------	-------	------	------	------	------	------	------	------	------	------	-------	------	------	------	------	------	------	------	------	------	------	--------	-------	-------	--------	-------	-------	-------	--------	-------	--------

PITCHER	IP	WLS	BF	H	R	ER	SO	BB	IBB	HBP	BLK	WP	HR	S	P	ERA	WHIP
Eric Bell, L (1, 1) ERA: 5.93	3.2	L	21	8	5	5	2	3	0	0	0	0	0	22	34	12.27	3.000
John Habyan, R (4, 1) ERA: 6.41	2.0		13	4	4	4	2	2	1	0	0	1	0	14	26	18.00	3.000
Tony Arnold, R (6, 1) ERA: 5.16	2.1		10	3	0	0	2	0	0	0	0	0	0	14	14	0.00	1.286

BOTTOM

Baltimore Orioles @ New York Yankees
 Yankee Stadium, Bronx, NY
 Mon Jun 15 1987, 7:05 PM EDT
 Att. 20,313 - Unknown

livebaseballscores.com

AB	37
R	9
H	15
RBI	9
BB	6
SO	6
LOB	25



Batter	1	2	3	4	5	6	7	8	9	AB R H RBI BB SO LOB	TOP											
Alan Wiggins, S (1, 4) <small>OBP: 0.333, SLG: 0.337</small>	0-0 	0-0 F9 		0-0 F5 		0-0 1B 		0-0 G3 		5 1 3 0 0 0 2	Baltimore Orioles @ New York Yankees Yankee Stadium, Bronx, NY Tue Jun 16 1987, 7:05 PM EDT Att. 28,292 - Unknown											
Jim Dwyer, L (1, 9) <small>OBP: 0.383, SLG: 0.568</small>	0-0 F8 	0-3 K 		4-0 		0-3 K 		0-0 F8 		3 0 0 0 1 2 6												
Ken Gerhart, R (8, PH) <small>OBP: 0.271, SLG: 0.407</small>										1 0 0 0 0 0 1												
Cal Ripken Jr., R (1, 6) <small>OBP: 0.356, SLG: 0.537</small>	0-0 		0-0 	0-0 F2 		0-0 		0-0 G3 		5 1 3 2 0 0 2												
Eddie Murray, S (1, 3) <small>OBP: 0.330, SLG: 0.474</small>	4-0 		0-0 4-3 		0-0 F5 	0-3 K 		0-0 		4 0 1 1 1 1 3												
Fred Lynn, L (1, 8) <small>OBP: 0.335, SLG: 0.441</small>	0-3 K 		0-0 		4-0 		0-0 	0-0 6-3 		4 1 2 2 1 1 4												
Ray Knight, R (1, 5) <small>OBP: 0.363, SLG: 0.457</small>	0-0 FC3-2 		0-0 		0-0 F4 		0-0 		0-0 6-3 			5 0 2 0 0 0 4										
Terry Kennedy, L (1, 2) <small>OBP: 0.321, SLG: 0.461</small>		0-0 	0-3 K 		0-0 CS 	0-0 3-1 	0-0 FC1-5 	0-0 		5 0 1 0 0 1 3												
Larry Sheets, L (1, 7) <small>OBP: 0.372, SLG: 0.611</small>		0-3 K 	0-0 F7 			0-0 	0-3 K 	0-0 		3 1 1 0 0 1 2												
Lee Lacy, R (7, PH) <small>OBP: 0.353, SLG: 0.381</small>				0-0 F7 						2 0 0 0 0 1 2												
Mike Young, S (1, 10) <small>OBP: 0.343, SLG: 0.489</small>		4-0 		0-3 K 		4-0 	0-3 K 			2 1 0 0 2 2 2												
Inning Stats	R: 0 E: 0 K: 1 S: 7	H: 2 LOB: 3 BB: 1 P: 11	R: 0 E: 0 K: 2 S: 8	H: 1 LOB: 2 BB: 1 P: 12	R: 2 E: 0 K: 1 S: 8	H: 3 LOB: 1 BB: 0 P: 8	R: 0 E: 0 K: 1 S: 5	H: 0 LOB: 1 BB: 1 P: 9	R: 0 E: 0 K: 0 S: 2	H: 0 LOB: 0 BB: 1 P: 6	R: 2 E: 0 K: 2 S: 10	H: 3 LOB: 2 BB: 1 P: 14	R: 0 E: 0 K: 2 S: 9	H: 2 LOB: 2 BB: 0 P: 9	R: 1 E: 0 K: 0 S: 5	H: 2 LOB: 1 BB: 0 P: 5	R: 0 E: 0 K: 0 S: 3	H: 0 LOB: 0 BB: 0 P: 3	1B: 10 2B: 2 3B: 0 HR: 1	SF: 0 SAC: 0 DP: 0 HBP: 0	WP: 0 PB: 0 SB: 1 CS: 1	PA: 45
PITCHER Charles Hudson, R (1, 1) <small>ERA: 3.76</small>	IP	WLS	BF	H	R	ER	SO	BB	IBB	HBP	BLK	WP	HR	S	P	ERA	WHIP					
Rich Bardi, R (3, 1) <small>ERA: 4.0</small>	3.2	W	16	3	2	2	4	3	0	0	0	0	0	21	33	4.91	1.636					
Dave Righetti, L (7, 1) <small>ERA: 4.65</small>	3.0	S	13	4	1	1	2	0	0	0	1	0	0	17	17	3.00	1.333					

livebaseballscorecards.com

AB	39
R	5
H	13
RBI	5
BB	5
SO	9
LOB	31



Batter	1	2	3	4	5	6	7	8	9
Willie Randolph, R OBP: 0.415, SLG: 0.427 (1, 4)	0-0 F8		0-0 FC6-4 1B		0-0 F7	0-0 FC5-4 1B			
Gary Ward, R OBP: 0.324, SLG: 0.444 (1, 3)	0-0 F9		0-0 FC6-4 1-2f		0-0 5-3	0-0 FC5-4 1-2f			
Mike Easler, L OBP: 0.345, SLG: 0.367 (1, 10)	0-0 3-1			0-0 HR 2B		0-0 F7	0-0 4-3		
Dave Winfield, R OBP: 0.381, SLG: 0.522 (1, 9)		0-0 E7 1B		0-0 HR		0-0 HR	0-0 F6		
Dan Pasqua, L OBP: 0.328, SLG: 0.353 (1, 7)		0-3 K		0-0 F8		0-0 HR	0-3 K		
Mike Pagliarulo, L OBP: 0.322, SLG: 0.420 (1, 5)		0-3 K		0-0 F9 2B		0-0 1B 1B 1B	0-3 K		
Mark Salas, L OBP: 0.424, SLG: 0.596 (1, 2)		0-0 F6		0-0 F9 2-3		0-0 1B 1B	0-0 G4-3 1B		
Henry Cotto, R OBP: 0.227, SLG: 0.476 (1, 8)			0-0 5-3	0-0 4-3		0-3 K	0-0 G4-3		
Wayne Tolleson, S OBP: 0.336, SLG: 0.281 (1, 6)			0-0 F8		0-0 3-1	0-0 1B 1B			

Inning Stats	R: 0 E: 0 K: 0 S: 3	H: 0 LOB: 0 BB: 0 P: 3	R: 0 E: 1 K: 2 S: 8	H: 1 LOB: 1 BB: 0 P: 8	R: 0 E: 0 K: 0 S: 4	H: 1 LOB: 1 BB: 0 P: 4	R: 2 E: 0 K: 0 S: 6	H: 3 LOB: 1 BB: 0 P: 6	R: 0 E: 0 K: 0 S: 3	H: 0 LOB: 0 BB: 0 P: 3	R: 4 E: 0 K: 1 S: 11	H: 6 LOB: 2 BB: 0 P: 11	R: 0 E: 0 K: 1 S: 5	H: 0 LOB: 0 BB: 0 P: 5	R: 0 E: 0 K: 1 S: 5	H: 1 LOB: 0 BB: 0 P: 5
1B: 7 2B: 2 3B: 0 HR: 3	SF: 0 SAC: 0 DP: 1 HBP: 0	WP: 0 PB: 0 SB: 0 CS: 0														

PITCHER	IP	WLS	BF	H	R	ER	SO	BB	IBB	HBP	BLK	WP	HR	S	P	ERA	WHIP
Ken Dixon, R ERA: 6.71 (1, 1)	5.1		23	7	4	4	2	0	0	0	0	0	3	27	27	6.75	1.312
Mark Williamson, R ERA: 4.13 (6, 1)	2.2	L	12	5	2	2	3	0	0	0	0	0	0	18	18	6.75	1.875

BOTTOM

Baltimore Orioles @ New York Yankees
Yankee Stadium, Bronx, NY
Tue Jun 16 1987, 7:05 PM EDT
Att. 28,292 - Unknown

livebaseballscores.com

AB	35
R	6
H	12
RBI	6
BB	0
SO	5
LOB	11



Batter	1	2	3	4	5	6	7	8	9	AB R H RBI BB SO LOB	TOP											
Alan Wiggins, S (1, 4) OBP: 0.332, SLG: 0.335	0-0 6-3		0-0 1B			0-0 6-3		0-0 F2		4 0 1 0 0 0 0												
Mike Young, S (1, 10) OBP: 0.349, SLG: 0.521	0-3 K		0-0 6-3			0-0 HR		0-0 2B SF8 1B		4 2 2 1 0 1 1												
Cal Ripken Jr., R (1, 6) OBP: 0.351, SLG: 0.529	0-0 F8				0-0 F8	0-0 F9		0-3 K		4 0 0 0 0 1 1												
Eddie Murray, S (1, 3) OBP: 0.329, SLG: 0.474		0-0 P3			0-0 F8	0-0 5-3		0-0 WP 1-3 2B		4 0 1 0 0 0 0												
Ray Knight, R (1, 5) OBP: 0.361, SLG: 0.453		0-0 F8			4-0 BB		0-0 6-3	0-0 SF8		2 0 0 1 1 0 0												
Fred Lynn, L (1, 8) OBP: 0.329, SLG: 0.433		0-0 F3			0-0 F9		0-0 F9	0-3 K 2-3		4 0 0 0 0 1 2												
Terry Kennedy, L (1, 2) OBP: 0.317, SLG: 0.455			0-0 F7			0-3 K	0-3 K			3 0 0 0 0 2 0												
Lee Lacy, R (1, 9) OBP: 0.346, SLG: 0.371			0-0 F7			0-0 5-3		0-0 F4		3 0 0 0 0 0 0												
Ken Gerhart, R (1, 7) OBP: 0.275, SLG: 0.431 Larry Sheets, L (8, PH) OBP: 0.370, SLG: 0.608 (8, 7)			0-0 HR			0-0 F9		0-0 3-1		2 1 1 1 0 0 0 1 0 0 0 0 0 0												
Inning Stats	R: 0 E: 0 K: 1 S: 5	H: 0 LOB: 0 BB: 0 P: 5	R: 0 E: 0 K: 0 S: 3	H: 0 LOB: 0 BB: 0 P: 3	R: 1 E: 0 K: 0 S: 5	H: 2 LOB: 1 BB: 0 P: 5	R: 0 E: 0 K: 0 S: 3	H: 0 LOB: 1 BB: 1 P: 7	R: 0 E: 0 K: 1 S: 5	H: 0 LOB: 0 BB: 0 P: 5	R: 1 E: 0 K: 0 S: 4	H: 1 LOB: 0 BB: 0 P: 4	R: 0 E: 0 K: 1 S: 5	H: 0 LOB: 0 BB: 0 P: 5	R: 0 E: 0 K: 0 S: 3	H: 0 LOB: 0 BB: 0 P: 3	R: 1 E: 0 K: 2 S: 9	H: 2 LOB: 1 BB: 0 P: 9	1B: 2 2B: 1 3B: 0 HR: 2	SF: 1 SAC: 0 DP: 0 HBP: 0	WP: 1 PB: 0 SB: 0 CS: 0	PA: 33
PITCHER	IP WLS BF H R ER SO BB IBB HBP BLK WP HR S P ERA WHIP																					
Dennis Rasmussen, L (1, 1) ERA: 3.97	7.0 W 25 3 2 2 3 1 0 0 0 0 2 30 34 2.57 0.571																					
Tim Stoddard, R (8, 1) ERA: 4.05	1.1 5 1 1 1 1 0 0 0 0 0 0 7 7 6.75 0.750																					
Pat Clements, L (9, 1) ERA: 2.77	0.2 S 3 1 0 0 1 0 0 0 0 1 0 5 5 0.00 1.500																					

Baltimore Orioles @ New York Yankees
 Yankee Stadium, Bronx, NY
 Wed Jun 17 1987, 7:05 PM EDT
 Att. 30,267 - Unknown

AB	31
R	3
H	5
RBI	3
BB	1
SO	5
LOB	4



WP: 1	PA: 33
PB: 0	
SB: 0	
CS: 0	

ERA	WHIP

Batter	1	2	3	4	5	6	7	8	9	AB R H RBI BB SO LOB	TOP																
Mike Young, S (1, 10) OBP: 0.345, SLG: 0.510	0-0 3-1			0-0 FC6-4 1B		0-0 F8		0-0 F7		4 0 1 0 0 0 1																	
Fred Lynn, L (1, 8) OBP: 0.324, SLG: 0.425	0-0 F8			0-0 FC6-4 1B 1-2		0-3 K		0-0 F7		4 0 0 0 0 1 1																	
Cal Ripken Jr., R (1, 6) OBP: 0.353, SLG: 0.528	0-3 K			0-0 1-2 1B		0-3 K		0-0 2B 1B 1B		4 1 2 0 0 2 0																	
Eddie Murray, S (1, 3) OBP: 0.331, SLG: 0.478		0-0 4-3		0-3 K		0-0 G4-6-3 1B		0-0 1-3 1B 2B		4 1 2 0 0 1 2																	
Larry Sheets, L (1, 7) OBP: 0.367, SLG: 0.599		0-0 6-3		0-3 K		0-0 G4-6-3 1-2f		0-0 2-H 3-H 1B 1B		4 1 1 2 0 1 3																	
Ray Knight, R (1, 5) OBP: 0.355, SLG: 0.445		0-0 6-3		0-0 5-3		0-0 F5		0-3 K		4 0 0 0 0 1 1																	
Terry Kennedy, L (1, 2) OBP: 0.313, SLG: 0.450			0-0 6-3		0-0 4-3		0-3 K		0-0 1B 1-2 1B	3 0 0 0 0 1 0																	
Dave Vangorder, R (8, 2) OBP: 0.167, SLG: 0.364										0 0 0 0 0 0 0																	
Alan Wiggins, S (9, PH) OBP: 0.335, SLG: 0.339										1 0 1 0 0 0 0																	
Jim Dwyer, L (1, 9) OBP: 0.382, SLG: 0.561			0-0 G1-6-3 1B		0-0 E1		0-0 5-3		0-0 1-3 2-H 1B	3 0 1 0 0 0 0																	
Lee Lacy, R (9, PH) OBP: 0.350, SLG: 0.376										1 0 1 1 0 0 0																	
Rick Burleson, R (1, 4) OBP: 0.277, SLG: 0.310			0-0 G1-6-3		0-0 6-3		0-0 1B		0-3 K	4 0 1 0 0 1 4																	
Inning Stats	R: 0 E: 0 K: 1 S: 5	H: 0 LOB: 0 BB: 0 P: 5	R: 0 E: 0 K: 0 S: 3	H: 0 LOB: 0 BB: 0 P: 3	R: 0 E: 0 K: 0 S: 3	H: 1 LOB: 0 BB: 0 P: 3	R: 0 E: 0 K: 2 S: 9	H: 2 LOB: 2 BB: 0 P: 9	R: 0 E: 1 K: 0 S: 4	H: 0 LOB: 1 BB: 0 P: 4	R: 0 E: 0 K: 2 S: 7	H: 0 LOB: 0 BB: 0 P: 7	R: 0 E: 0 K: 0 S: 3	H: 1 LOB: 0 BB: 0 P: 3	R: 0 E: 0 K: 1 S: 6	H: 1 LOB: 1 BB: 0 P: 6	R: 3 E: 0 K: 2 S: 12	H: 5 LOB: 2 BB: 0 P: 12	1B: 9 2B: 1 3B: 0 HR: 0	SF: 0 SAC: 0 DP: 2 HBP: 0	WP: 0 PB: 0 SB: 0 CS: 0	PA: 36					
PITCHER	IP	WLS	BF	H	R	ER	SO	BB	IBB	HBP	BLK	WP	HR	S	P	ERA	WHIP										
Rick Rhoden, R (1, 1) ERA: 3.81	5.0	W	18	3	0	0	3	0	0	0	0	0	0	24	24	0.00	0.600										
Cecilio Guante, R (6, 1) ERA: 5.52	3.2		16	6	3	3	4	0	0	0	0	0	0	24	24	7.36	1.636										
Pat Clements, L (9, 1) ERA: 2.77	0.0		1	1	0	0	0	0	0	0	0	0	0	1	1	∞	∞										
Tim Stoddard, R (9, 1) ERA: 4.01	0.1	S	1	0	0	0	1	0	0	0	0	0	0	3	3	0.00	0.000										

Baltimore Orioles @ New York Yankees
 Yankee Stadium, Bronx, NY
 Thu Jun 18 1987, 7:05 PM EDT
 Att. 23,225 - Unknown

livebaseballscorecards.com

AB	36
R	3
H	10
RBI	3
BB	0
SO	8
LOB	12



Batter	1	2	3	4	5	6	7	8	9	AB R H RBI BB SO LOB
Willie Randolph, R (1, 4) OBP: 0.415, SLG: 0.429	4-0 S WP 1B BB	0-0 2B		0-0 F8		0-0 1B				3 2 2 0 1 0 1
Henry Cotto, R (1, 8) OBP: 0.250, SLG: 0.540	0-0 P6 1-2	0-0 2B		0-0 1-H HR		0-3 K				4 1 2 3 0 1 2
Gary Ward, R (1, 3) OBP: 0.318, SLG: 0.435	0-0 1B 2-H	0-0 F8		0-0 5-3			0-0 6-3			4 1 1 1 0 0 1
Dave Winfield, R (1, 9) OBP: 0.388, SLG: 0.532	0-0 F9 1B 1-3		4-0 1B G6-3 BB		0-0 5-3		0-0 2B			3 1 2 0 1 0 0
Ron Kittle, R (1, 10) OBP: 0.360, SLG: 0.573	0-0 1-2 3-H 1B		0-0 1-3 G6-3 1B		0-0 1-3 1B		0-0 5-3			4 0 3 1 0 0 1
Lenn Sakata, R (1, 5) OBP: 0.262, SLG: 0.359	0-0 F9 2-3		0-0 G6-3 1-2 3-H		0-0 1-3		0-0 6-3			4 0 0 0 0 0 5
Mike Easler, L (1, 7) OBP: 0.340, SLG: 0.356	0-3 K		0-0 F5		0-0 F7			0-0 P4		4 0 0 0 0 1 3
Rick Cerone, R (1, 2) OBP: 0.289, SLG: 0.263		0-0 6-3		0-0 F8		0-0 4-3		0-0 L6		4 0 0 0 0 0 0
Wayne Tolleson, S (1, 6) OBP: 0.339, SLG: 0.283		0-0 F9		0-0 HR 1B		0-0 3-1		0-0 3-1		4 1 1 0 0 0 0

Inning Stats	R: 2 E: 0 K: 1 S: 8	H: 3 LOB: 2 BB: 1 P: 12	R: 1 E: 0 K: 0 S: 5	H: 2 LOB: 1 BB: 0 P: 5	R: 1 E: 0 K: 0 S: 3	H: 1 LOB: 0 BB: 1 P: 7	R: 2 E: 0 K: 0 S: 5	H: 2 LOB: 0 BB: 0 P: 5	R: 0 E: 0 K: 0 S: 4	H: 1 LOB: 1 BB: 0 P: 4	R: 0 E: 0 K: 1 S: 6	H: 1 LOB: 1 BB: 0 P: 6	R: 0 E: 0 K: 0 S: 4	H: 1 LOB: 1 BB: 0 P: 4	R: 0 E: 0 K: 0 S: 3	H: 0 LOB: 0 BB: 0 P: 3
1B: 7 2B: 3 3B: 0 HR: 1	SF: 0 SAC: 0 DP: 1 HBP: 0	WP: 1 PB: 0 SB: 1 CS: 0	PA: 36	ERA	WHIP											

PITCHER	IP	WLS	BF	H	R	ER	SO	BB	IBB	HBP	BLK	WP	HR	S	P	ERA	WHIP
Scott McGregor, L (1, 1) ERA: 6.06	3.2	L	20	8	6	6	1	2	0	0	0	1	1	20	28	14.73	2.727
Tony Arnold, R (4, 1) ERA: 4.64	3.1		13	3	0	0	1	0	0	0	0	0	0	15	15	0.00	0.900
Tom Niedenfuer, R (8, 1) ERA: 4.45	1.0		3	0	0	0	0	0	0	0	0	0	0	3	3	0.00	0.000

BOTTOM

Baltimore Orioles @ New York Yankees
 Yankee Stadium, Bronx, NY
 Thu Jun 18 1987, 7:05 PM EDT
 Att. 23,225 - Unknown

livebaseballscores.com

AB	34
R	6
H	11
RBI	5
BB	2
SO	2
LOB	13



Batter	1	2	3	4	5	6	7	8	9	10	11	12	13	AB R H RBI BB SO LOB	TOP																		
Willie Randolph, R (1, 10) OBP: 0.426, SLG: 0.441	0-0 1B		0-0 G5-4-3 1-2f			4-0 E 1B 6-3 BB	0-0 FC5-4 1B		0-0 HR 2B		0-0 1B		4-0 2B 1-2 1B BB	5 3 4 0 2 0 1	New York Yankees @ Boston Red Sox Fenway Park, Boston, MA Fri Jun 19 1987, 7:05 PM EDT Att. 33,835 - Unknown																		
Henry Cotto, R (1, 8) OBP: 0.250, SLG: 0.519 Dan Pasqua, L (9, PH) OBP: 0.337, SLG: 0.385	0-3 K			0-0 6-3		0-0 E 1B 1-2 1B	0-0 FC5-4 1-2f		0-0 HR 2-H		0-3 K		0-0 1B 2B	4 1 1 0 0 1 2 3 2 2 4 0 1 1																			
Gary Ward, R (1, 3) OBP: 0.317, SLG: 0.443	0-3 K			0-3 K		0-0 B1		0-0 HR	0-3 K		0-3 K		0-0 1B BB 1B	7 1 2 3 0 4 3																			
Dave Winfield, R (1, 9) OBP: 0.393, SLG: 0.529	0-3 K			0-0 FC6-4 1B		0-0 6-3 1-2 2-H		4-0 BB BB	0-0 1B		0-3 K		4-0 1B BB	5 0 2 1 2 2 2																			
Ron Kittle, R (1, 7) OBP: 0.359, SLG: 0.566 Mike Easter, L (8, PH) OBP: 0.338, SLG: 0.348		0-0 6-3		0-0 FC6-4 1-2f		0-0 1B 2-H 1B		4-0 1-2 BB		0-3 K		0-0 L6	0-3 K	3 0 1 1 0 0 1 3 0 0 0 1 2 2																			
Lenn Sakata, R (1, 5) OBP: 0.289, SLG: 0.381 Mike Pagliarulo, L (8, PH) OBP: 0.324, SLG: 0.429		0-0 CS 1B			0-3 K	0-0 1B		0-0 L8		0-0 4-3			HR 1B	3 0 2 0 0 1 0 4 1 2 1 0 0 2																			
Rick Cerone, R (1, 2) OBP: 0.291, SLG: 0.265 Mark Salas, L (8, PH) OBP: 0.392, SLG: 0.531		0-3 K 1-2			0-0 3-1 1B	0-0 F9		0-0 F5		0-0 F9			F9 F9	3 0 1 0 0 1 3 4 0 0 0 0 0 5																			
Bobby Meacham, S (1, 4) OBP: 0.278, SLG: 0.294			0-0 G5-4-3 1B		0-0 3-1		0-0 5-3	0-3 K			0-3 K		0-0 PB WP 2B 1B	6 1 2 0 0 2 3																			
Wayne Tolleson, S (1, 6) OBP: 0.335, SLG: 0.276			0-0 F8		0-0 F9		0-0 F3		0-0 F8		0-0 6-3		4-0 2B BB BB	5 1 0 0 1 0 2																			
Inning Stats	R: 0 E: 0 K: 3 S: 10	H: 1 LOB: 1 BB: 0 P: 10	R: 0 E: 0 K: 1 S: 5	H: 1 LOB: 0 BB: 0 P: 5	R: 0 E: 0 K: 0 S: 3	H: 1 LOB: 0 BB: 0 P: 3	R: 0 E: 0 K: 1 S: 6	H: 1 LOB: 1 BB: 0 P: 6	R: 0 E: 0 K: 0 S: 6	H: 1 LOB: 1 BB: 0 P: 6	R: 0 E: 0 K: 1 S: 4	H: 1 LOB: 0 BB: 0 P: 4	R: 1 E: 0 K: 1 S: 6	H: 1 LOB: 2 BB: 2 P: 14		R: 2 E: 1 K: 1 S: 6	H: 3 LOB: 2 BB: 1 P: 10	R: 0 E: 0 K: 1 S: 7	H: 3 LOB: 1 BB: 0 P: 7	R: 0 E: 0 K: 1 S: 5	H: 0 LOB: 0 BB: 0 P: 5	R: 0 E: 0 K: 2 S: 7	H: 1 LOB: 1 BB: 0 P: 7	R: 0 E: 0 K: 1 S: 7	H: 0 LOB: 0 BB: 0 P: 7	R: 5 E: 0 K: 1 S: 10	H: 5 LOB: 3 BB: 3 P: 22	1B: 14 2B: 2 3B: 0 HR: 3	SF: 0 SAC: 0 DP: 1 HBP: 0	WP: 1 PB: 1 SB: 0 CS: 1	PA: 61		
PITCHER	IP WLS BF H R ER SO BB IBB HBP BLK WP HR S P ERA WHIP																																
Bruce Hurst, L (1, 1) ERA: 3.12	7.0	31	10	3	3	3	6	2	0	0	0	0	0	1		41	49	3.86	1.714														
Calvin Schiraldi, R (8, 1) ERA: 4.31	2.0		9	3	2	2	2	1	0	0	0	0	0	1		12	16	9.00	2.000														
Joe Sambito, L (10, 1) ERA: 3.74	3.1	L	14	3	3	3	5	1	0	0	0	0	1	1	23	27	8.10	1.200															
Wes Gardner, R (13, 1) ERA: 6.75	0.0		1	0	0	0	0	1	0	0	0	0	0	0	4																		
Tom Bolton, L (13, 1) ERA: 3.8	0.2		6	3	2	2	1	1	0	0	0	0	0	0	7	11	27.00	6.000															

livebaseballscores.com

AB	55
R	10
H	19
RBI	10
BB	6
SO	14
LOB	27




Batter	1	2	3	4	5	6	7	8	9	10	11	12	13	AB R H RBI BB SO LOB
Ellis Burks, R OBP: 0.288, SLG: 0.500 (1, 8)	0-0 6-3	0-0 2B			0-0 6-3		0-0 9-6 1B		0-0 F8 SH3 1B		0-0 1-3			6 0 3 2 0 0 0
Marty Barrett, R OBP: 0.317, SLG: 0.299 (1, 4)	4-0 PB 1B BB	0-0 F8			0-0 F8		0-0 9-6 1-3f		0-0 SH3		0-0 4-3			4 0 0 0 1 0 2
Wade Boggs, L OBP: 0.459, SLG: 0.582 (1, 5)	0-0 1-2 PB 1B				0-0 4-3		0-0 1B 1B		0-0 FC6-4 1B		4-0 BB		0-0 4-3	5 0 3 0 1 0 0
Jim Rice, R OBP: 0.348, SLG: 0.371 (1, 7)	4-0 1-2 2-3 BB				0-0 F9		0-0 1-2 1B		0-0 FC6-4 1B		0-0 F8		0-0 6-3	5 1 1 0 1 0 3
Don Baylor, R OBP: 0.352, SLG: 0.425 (1, 10)	0-3 K				0-0 5-3		0-0 F3		0-0 FC1-6 1B 1B		0-0 5-3		0-0 1B	6 1 2 0 0 1 7
Dwight Evans, R OBP: 0.393, SLG: 0.491 (1, 3) (9, 9)	0-0 F9				0-0 5-3		0-3 K		0-0 FC1-6 1-2 1B		0-0 6-3		0-3 K	6 0 1 1 0 2 6
Dave Henderson, R OBP: 0.313, SLG: 0.422 (1, 9)		0-3 K			0-0 5-3		0-0 K		0-0 FC1-6 1-2 3-H 1B		0-0 4-1		0-0 F8	2 0 1 0 0 1 0
Mike Greenwell, L OBP: 0.336, SLG: 0.556 (6, PH) (7, 9)					0-0 1B		0-0 4-3		0-0 FC1-6 1-2f 2-3 1B		0-0 6-3		0-0 F6	2 1 0 0 0 0 4
Rich Gedman, L OBP: 0.230, SLG: 0.212 (9, 2)					0-0 1B		0-0 4-3		0-0 FC1-6 1-2f 2-3 1B		0-0 6-3		0-0 F6	2 0 0 0 0 0 0
Spike Owen, S OBP: 0.344, SLG: 0.356 (1, 6)		0-0 S 2B 1B			0-0 L7		0-0 SH3-4 1B		4-0 1B 1-2 BB		0-0 6-3		0-0 F6	5 2 2 0 1 0 0
Marc Sullivan, R OBP: 0.205, SLG: 0.230 (1, 2)		0-3 K			0-3 K		0-0 SH3-4		0-0 1-3 2-H 3-H 1B		0-0 1-3		0-0 F8	2 0 0 0 0 2 1
Ed Romero, R OBP: 0.366, SLG: 0.311 (8, PH) (9, 3)		0-3 K			0-3 K		0-0 SH3-4		0-0 1-3 2-H 3-H 1B		0-0 1-3		0-0 F8	3 0 1 2 0 0 0

Inning Stats	R: 0	H: 1	E: 0	LOB: 3	K: 1	S: 6	R: 1	H: 2	E: 0	LOB: 1	K: 2	S: 9	R: 0	H: 0	E: 0	LOB: 0	K: 0	S: 3	R: 0	H: 1	E: 0	LOB: 0	K: 0	S: 3	R: 0	H: 0	E: 0	LOB: 2	K: 1	S: 7	R: 1	H: 2	E: 1	LOB: 0	K: 0	S: 4	R: 3	H: 4	E: 0	LOB: 2	K: 0	S: 6	R: 0	H: 1	E: 0	LOB: 2	K: 0	S: 4	R: 0	H: 0	E: 0	LOB: 0	K: 0	S: 3	R: 0	H: 1	E: 0	LOB: 1	K: 1	S: 6	R: 0	H: 0	E: 0	LOB: 0	K: 0	S: 3	R: 0	H: 0	E: 0	LOB: 0	K: 0	S: 3	R: 0	H: 0	E: 0	LOB: 0	K: 0	S: 3	R: 0	H: 0	E: 0	LOB: 0	K: 0	S: 3	R: 0	H: 0	E: 0	LOB: 0	K: 0	S: 3	R: 0	H: 0	E: 0	LOB: 0	K: 0	S: 3	R: 0	H: 0	E: 0	LOB: 0	K: 0	S: 3
--------------	------	------	------	--------	------	------	------	------	------	--------	------	------	------	------	------	--------	------	------	------	------	------	--------	------	------	------	------	------	--------	------	------	------	------	------	--------	------	------	------	------	------	--------	------	------	------	------	------	--------	------	------	------	------	------	--------	------	------	------	------	------	--------	------	------	------	------	------	--------	------	------	------	------	------	--------	------	------	------	------	------	--------	------	------	------	------	------	--------	------	------	------	------	------	--------	------	------	------	------	------	--------	------	------	------	------	------	--------	------	------

PITCHER	IP	WLS	BF	H	R	ER	SO	BB	IBB	HBP	BLK	WP	HR	S	P	ERA	WHIP
Ron Guidry, L ERA: 3.22 (1, 1)	5.0		21	5	1	1	4	2	0	0	0	0	0	27	35	1.80	1.400
Tim Stoddard, R ERA: 3.93 (6, 1)	0.2		3	1	0	0	1	0	0	0	0	0	0	5	5	0.00	1.500
Pat Clements, L ERA: 2.73 (6, 1)	0.1		1	0	0	0	0	0	0	0	0	0	0	1	1	0.00	0.000
Rich Bardi, R ERA: 4.26 (7, 1)	1.0		4	2	1	1	0	0	0	0	0	0	0	4	4	9.00	2.000
Dave Righetti, L ERA: 4.95 (8, 1)	3.0		15	5	3	3	0	2	0	0	0	0	0	13	21	9.00	2.333

BOTTOM	
AB	48
R	5
H	14
RBI	5
BB	4
SO	6
LOB	23

New York Yankees @ Boston Red Sox
 Fenway Park, Boston, MA
 Fri Jun 19 1987, 7:05 PM EDT
 Att: 33,835 - Unknown



livebaseballscorecards.com

Batter	1	2	3	4	5	6	7	8	9	AB R H RBI BB SO LOB	TOP											
Claudell Washington, L OBP: 0.336, SLG: 0.443 (1, 8)	4-0 2B 6-3 BB	0-0 5-3		0-0 F8			0-3 K2-3		0-0 F9	4 1 0 0 1 1 1												
Willie Randolph, R OBP: 0.423, SLG: 0.442 (1, 4)	0-0 BB 1-3 1B 2B	0-0 L4			0-3 K		0-0 F9			4 1 1 0 0 1 0												
Mike Easler, L OBP: 0.329, SLG: 0.338 (1, 10)	0-0 6-3		0-0 5-3		0-0 G3			0-0 F7		4 0 0 1 0 0 1												
Dave Winfield, R OBP: 0.398, SLG: 0.533 (1, 9)	4-0 3-H 1B BB SF8 BB		0-0 4-3 2B		4-0 BB		0-0 F8			2 1 1 0 2 0 0												
Dan Pasqua, L OBP: 0.335, SLG: 0.377 (1, 7)	4-0 SF8 1B 1-2 2-3 BB		0-0 4-3 2-3		0-0 G3		0-3 K		0-3 K	3 0 0 0 1 1 2												
Gary Ward, R OBP: 0.320, SLG: 0.442 (1, 3)	0-0 1-2 2-3 3-H 1B		4-0 BB		0-3 K			0-0 F8		3 0 1 1 1 1 0												
Mike Pagliarulo, L OBP: 0.322, SLG: 0.442 (1, 5)	0-0 SF8 2-3 3-H		0-0 5-3		0-0 F9			0-0 HR		3 1 1 2 0 0 2												
Mark Salas, L OBP: 0.385, SLG: 0.515 (1, 2)	0-0 P6		0-3 K		0-0 G3			0-0 FC4-6 1B		4 0 1 0 0 1 2												
Wayne Tolleson, S OBP: 0.329, SLG: 0.271 (1, 6)		0-0 6-3		0-0 1-3			0-0 6-3		0-0 FC4-6 1-2f	4 0 0 0 0 0 1												
Inning Stats	R: 3 E: 0 K: 0 S: 5	H: 2 LOB: 2 BB: 3 P: 17	R: 0 E: 0 K: 0 S: 3	H: 0 LOB: 0 BB: 0 P: 3	R: 0 E: 0 K: 0 S: 4	H: 1 LOB: 2 BB: 1 P: 8	R: 0 E: 0 K: 1 S: 5	H: 0 LOB: 0 BB: 0 P: 5	R: 0 E: 0 K: 1 S: 5	H: 0 LOB: 0 BB: 0 P: 5	R: 0 E: 0 K: 1 S: 5	H: 0 LOB: 0 BB: 0 P: 5	R: 0 E: 0 K: 1 S: 5	H: 0 LOB: 0 BB: 0 P: 5	R: 0 E: 0 K: 1 S: 5	H: 0 LOB: 0 BB: 0 P: 5	R: 1 E: 0 K: 0 S: 5	H: 2 LOB: 1 BB: 0 P: 5	1B: 2 2B: 2 3B: 0 HR: 1	SF: 1 SAC: 0 DP: 0 HBP: 0	WP: 0 PB: 0 SB: 0 CS: 0	PA: 37
PITCHER Al Nipper, R ERA: 5.29 (1, 1)	IP: 9.0 WLS: W BF: 37 H: 5 R: 4 ER: 4 SO: 5 BB: 5 IBB: 0 HBP: 0 BLK: 0 WP: 0 HR: 1 S: 42 P: 62 ERA: 4.00 WHIP: 1.111											PITCHER	IP: 9.0 WLS: W BF: 37 H: 5 R: 4 ER: 4 SO: 5 BB: 5 IBB: 0 HBP: 0 BLK: 0 WP: 0 HR: 1 S: 42 P: 62 ERA: 4.00 WHIP: 1.111									

New York Yankees @ Boston Red Sox
 Fenway Park, Boston, MA
 Sat Jun 20 1987, 3:33 AM EDT
 Att. 33,134 - Unknown

AB	31
R	4
H	5
RBI	4
BB	5
SO	5
LOB	9



Batter	1	2	3	4	5	6	7	8	9
Ellis Burks, R OBP: 0.291, SLG: 0.497 (1, 8) X	0-0 F9 ①		0-0 5-3 ②		0-0 1B S 2B 1B	0-0 2B 1B		0-3 K ①	
Marty Barrett, R OBP: 0.323, SLG: 0.312 (1, 4) X	0-0 6-3 ②		0-0 1B S 1B		0-0 2B 1B 1B	0-0 1-H 2B		0-0 4-3 ②	
Wade Boggs, L OBP: 0.458, SLG: 0.582 (1, 5) X	0-0 4-3 ③		0-0 1-H 1B		0-0 1B 2B	0-0 4-3 ③		0-0 5-3 ③	
Jim Rice, R OBP: 0.351, SLG: 0.373 (1, 7) X		0-0 FC1-4 1B	0-0 L9 ③		0-0 2-H 3-H 1B 1B		0-3 K ①		
Don Baylor, R OBP: 0.358, SLG: 0.431 (1, 10) X		0-0 FC1-4 1B 1-2f		0-0 G6-4-3 1B	0-0 2-H 1B		0-0 HR 1B		
Dwight Evans, R OBP: 0.398, SLG: 0.509 (1, 3) X		0-0 FC4 1B 2-H		0-0 G6-4-3 1-2f ① ②	0-0 1-2 1B		0-0 HR		
Dave Henderson, R OBP: 0.305, SLG: 0.409 (1, 9) X		0-0 FC4 1-2f ②		0-3 K ③	0-0 F7 ③		0-0 F8 ②		
Spike Owen, S OBP: 0.342, SLG: 0.353 (1, 6) X		0-0 1-3 ③			0-0 F8 ① X	0-0 4-3 ① X	0-0 1B		
Marc Sullivan, R OBP: 0.195, SLG: 0.218 (1, 2) X			0-0 F9 ①		0-0 F9 ② X	0-0 1-3 ② S S S	0-3 K ③		

Inning Stats	R: 0	H: 0	E: 0	K: 0	S: 3	R: 1	H: 2	E: 1	K: 0	S: 5	R: 1	H: 2	E: 0	K: 0	S: 5	R: 0	H: 1	E: 0	K: 1	S: 5	R: 4	H: 6	E: 0	K: 0	S: 9	R: 1	H: 2	E: 0	K: 0	S: 5	R: 2	H: 3	E: 0	K: 2	S: 10	R: 0	H: 0	E: 0	K: 1	S: 5
	LOB: 0	BB: 0	P: 3	LOB: 1	BB: 0	P: 5	LOB: 1	BB: 0	P: 5	LOB: 0	BB: 0	P: 5	LOB: 2	BB: 0	P: 9	LOB: 1	BB: 0	P: 5	LOB: 1	BB: 0	P: 5	LOB: 1	BB: 0	P: 10	LOB: 0	BB: 0	P: 5	LOB: 0	BB: 0	P: 5	LOB: 0	SAC: 0	DP: 1	HBP: 0	WP: 0	PA: 39				

PITCHER	IP	WLS	BF	H	R	ER	SO	BB	IBB	HBP	BLK	WP	HR	S	P	ERA	WHIP
Tommy John, L ERA: 3.75 (1, 1)	4.2	L	23	10	6	6	1	0	0	0	0	0	0	25	25	11.57	2.143
Rich Bordi, R ERA: 4.84 (5, 1)	3.1		16	6	3	3	3	0	0	0	0	0	1	22	22	8.10	1.800


BOTTOM

New York Yankees @ Boston Red Sox
Fenway Park, Boston, MA
Sat Jun 20 1987, 3:33 AM EDT
Att. 33,134 - Unknown

AB	R	H	RBI	BB	SO	LOB
5	2	2	0	0	1	0
5	2	3	1	0	0	0
5	1	2	2	0	0	1
4	1	2	2	0	1	1
4	2	3	1	0	0	1
4	1	3	3	0	0	1
4	0	0	0	0	1	3
4	0	1	0	0	0	1
4	0	0	0	0	1	1

livebaseballscorecards.com

AB	39
R	9
H	16
RBI	9
BB	0
SO	4
LOB	9



Batter	1	2	3	4	5	6	7	8	9	AB R H RBI BB SO LOB	TOP											
Willie Randolph, R (1, 4) OBP: 0.418, SLG: 0.435	0-0 4-3		0-0 G5-4-3 1-2f		0-0 6-3		0-0 F9			4 0 0 0 0 0 5	New York Yankees @ Boston Red Sox Fenway Park, Boston, MA Sun Jun 21 1987, 3:33 AM EDT Att: 33,012 - Unknown livebaseballscorecards.com											
Gary Ward, R (1, 7) OBP: 0.319, SLG: 0.437	0-3 K			4-0 2B BB		0-0 6-3		0-3 K		3 1 0 0 1 2 0												
Dave Winfield, R (1, 9) OBP: 0.396, SLG: 0.533	0-0 F8			0-0 G3 1-H 2B		0-0 6-3		0-0 6-3		4 0 1 1 0 0 0												
Mike Easler, L (1, 10) OBP: 0.327, SLG: 0.336		0-0 6-3		0-3 K		0-0 L7		0-0 1B		4 0 1 0 0 1 1												
Mike Pagliarulo, L (1, 5) OBP: 0.317, SLG: 0.434	0-3 K			0-0 G3 2-3		0-0 G3		0-0 F8		4 0 0 0 0 1 1												
Dan Pasqua, L (1, 3) OBP: 0.333, SLG: 0.370	0-0 4-3			0-0 F8		4-0 1B 4-3 BB		0-3 K		3 1 0 0 1 1 1												
Mark Salas, L (1, 2) OBP: 0.378, SLG: 0.500			0-0 4-3		0-0 1-3		0-0 4-3 1-2		0-0 1B			4 0 1 0 0 0 1										
Henry Cotto, R (1, 8) OBP: 0.283, SLG: 0.544			0-0 1B S 1B		0-0 2B		4-0 1B BB		0-0 1-3			3 0 2 0 1 0 1										
Bobby Meacham, S (1, 6) OBP: 0.300, SLG: 0.316 Claudell Washington, L (7, PH) OBP: 0.342, SLG: 0.449 Wayne Tolleson, S (7, PR) OBP: 0.329, SLG: 0.271 (7, 6)			0-0 G5-4-3 1-3 1B		0-0 F8		0-0 F8 1-3 2-H 1B			2 0 1 0 0 0 1 1 0 1 1 0 0 0 0 0 0 0 0 0 0												
Inning Stats	R: 0 E: 0 K: 1 S: 5	H: 0 LOB: 0 BB: 0 P: 5	R: 0 E: 0 K: 1 S: 5	H: 0 LOB: 0 BB: 0 P: 5	R: 0 E: 0 K: 0 S: 4	H: 2 LOB: 1 BB: 0 P: 4	R: 1 E: 0 K: 1 S: 6	H: 1 LOB: 1 BB: 1 P: 10	R: 0 E: 0 K: 0 S: 4	H: 1 LOB: 1 BB: 0 P: 4	R: 0 E: 0 K: 0 S: 3	H: 0 LOB: 0 BB: 0 P: 3	R: 1 E: 0 K: 0 S: 4	H: 1 LOB: 2 BB: 2 P: 12	R: 0 E: 0 K: 1 S: 5	H: 1 LOB: 1 BB: 0 P: 5	R: 0 E: 0 K: 1 S: 6	H: 1 LOB: 1 BB: 0 P: 6	1B: 5 2B: 2 3B: 0 HR: 0	SF: 0 SAC: 0 DP: 1 HBP: 0	WP: 0 PB: 0 SB: 1 CS: 0	PA: 35
PITCHER Roger Clemens, R (1, 1) ERA: 3.13	IP: 9.0 WLS: W BF: 35 H: 7 R: 2 ER: 2 SO: 5 BB: 3 IBB: 0 HBP: 0 BLK: 0 WP: 0 HR: 0 S: 42 P: 54 ERA: 2.00 WHIP: 1.111											PITCHER	IP: 9.0 WLS: W BF: 35 H: 7 R: 2 ER: 2 SO: 5 BB: 3 IBB: 0 HBP: 0 BLK: 0 WP: 0 HR: 0 S: 42 P: 54 ERA: 2.00 WHIP: 1.111									




Batter	1	2	3	4	5	6	7	8	9
Ellis Burks, R (1, 8) OBP: 0.290, SLG: 0.508	0-0 5-3		0-0 P4			0-0 P2		0-0 1-H HR	
Marty Barrett, R (1, 4) OBP: 0.317, SLG: 0.305	0-0 6-3			0-0 F8		0-0 4-3		0-0 F9	
Wade Boggs, L (1, 5) OBP: 0.462, SLG: 0.589	0-0 F8			0-0 2B			0-0 HR 1B	0-0 FC5-4 1B	
Jim Rice, R (1, 7) OBP: 0.345, SLG: 0.366		0-0 F9		0-0 L1			0-0 L6	0-0 FC5-4 1-2f	
Don Baylor, R (1, 10) OBP: 0.354, SLG: 0.425		0-0 F8		0-0 L5			0-3 K		
Dwight Evans, R (1, 3) OBP: 0.402, SLG: 0.530 (9, 9)		0-0 2B			0-0 F9		0-0 1-H HR		
Mike Greenwell, L (1, 9) OBP: 0.328, SLG: 0.543		0-0 4-3			0-0 5-3		0-0 G3		
Ed Romero, R (9, 3) OBP: 0.366, SLG: 0.311									
Spike Owen, S (1, 6) OBP: 0.335, SLG: 0.345			0-0 F8		0-0 F7			0-0 F8	
Marc Sullivan, R (1, 2) OBP: 0.190, SLG: 0.213			0-0 5-3			0-0 F8		4-0 BB BB BB HR BB	
Todd Benzinger, S (8, PH)									
Rich Gedman, L (9, 2) OBP: 0.230, SLG: 0.212									

AB	R	H	RBI	BB	SO	LOB
4	1	1	2	0	0	0
4	0	0	0	0	0	0
4	1	3	0	0	0	0
4	0	0	0	0	0	3
3	0	0	0	0	1	2
3	1	2	2	0	0	0
3	0	0	0	0	0	1
0	0	0	0	0	0	0
3	0	0	0	0	0	0
2	0	0	0	0	0	0
0	1	0	0	1	0	0
0	0	0	0	0	0	0

BOTTOM

New York Yankees @ Boston Red Sox
 Fenway Park, Boston, MA
 Sun Jun 21 1987, 3:33 AM EDT
 Att. 33,012 - Unknown

AB	30
R	4
H	6
RBI	4
BB	1
SO	1
LOB	6



Inning Stats		R: 0	H: 0	E: 0	K: 0	S: 3	R: 0	H: 1	E: 0	K: 0	S: 4	R: 0	H: 0	E: 0	K: 0	S: 3	R: 0	H: 1	E: 0	K: 0	S: 4	R: 0	H: 0	E: 0	K: 0	S: 3	R: 2	H: 2	E: 0	K: 1	S: 7	R: 2	H: 2	E: 0	K: 0	S: 5	
Pitcher		7.2	WLS: L	BF: 30	H: 6	R: 4	ER: 4	SO: 1	BB: 1	IBB: 0	HBP: 0	BLK: 0	WP: 0	HR: 2	S: 31	P: 35	ERA: 4.70	WHIP: 0.913	Pitcher		0.1	WLS: L	BF: 1	H: 0	R: 0	ER: 0	SO: 0	BB: 0	IBB: 0	HBP: 0	BLK: 0	WP: 0	HR: 0	S: 1	P: 1	ERA: 0.00	WHIP: 0.000

WP	HR	S	P	ERA	WHIP
0	0	0	0	0	0

New York Yankees @ Baltimore Orioles
 Memorial Stadium, Baltimore, MD

Mon Jun 22 1987, 7:05 PM EDT
 Att. 26,331 - Unknown

livebaseballscorecards.com

AB	35
R	7
H	8
RBI	7
BB	3
SO	8
LOB	9



AB R H RBI BB SO LOB

5	2	2	2	0	1	0
3	1	1	2	0	0	0
1	0	0	0	1	0	0
3	0	0	0	0	0	0
2	0	0	0	0	1	3
4	0	1	2	0	2	1
4	0	0	0	0	0	2
3	1	0	0	1	2	0
3	1	2	0	1	0	0
3	1	1	0	0	2	1
4	1	1	1	0	0	2

Batter	1	2	3	4	5	6	7	8	9
Willie Randolph, R (1, 4) OBP: 0.417, SLG: 0.438	0-3 K		0-0 F9			0-0 HR	0-0 1B		0-0 4-3
Claudell Washington, L (1, 7) OBP: 0.342, SLG: 0.473 Gary Ward, R (7, PH) OBP: 0.320, SLG: 0.435	0-0 4-3			0-0 3-1		0-0 HR	4-0 1B		0-0 F9
Mike Easler, L (1, 10) OBP: 0.321, SLG: 0.329 Ron Kittle, R (7, PH) OBP: 0.353, SLG: 0.556	0-0 E5			0-0 4-3		0-0 F6	0-3 K		0-0 5-3
Dave Winfield, R (1, 9) OBP: 0.394, SLG: 0.528	0-3 K			0-0 1-3		0-3 K	0-0 1B		
Mike Pagliarulo, L (1, 5) OBP: 0.312, SLG: 0.426		0-0 F4			0-0 6-3		0-0 G3		
Dan Pasqua, L (1, 3) OBP: 0.332, SLG: 0.364		0-3 K			0-3 K		4-0 HBP 1B		0-0 1-3
Mark Salas, L (1, 2) OBP: 0.395, SLG: 0.507		0-0 F9			0-0 1B		4-0 1B 2B		0-0 1B
Henry Cotto, R (1, 8) OBP: 0.297, SLG: 0.533			0-3 K		0-3 K		1-0 2B 1B		0-0 G6-4-3 1B
Wayne Tolleson, S (1, 6) OBP: 0.328, SLG: 0.271			0-0 F9			0-0 L9	0-0 2B 1B		0-0 G6-4-3

Inning Stats	R: 0	H: 0	E: 1	K: 2	S: 8	R: 0	H: 0	E: 0	K: 1	S: 5	R: 0	H: 0	E: 0	K: 1	S: 5	R: 0	H: 0	E: 0	K: 0	S: 3	R: 0	H: 1	E: 0	K: 2	S: 8	R: 2	H: 2	E: 0	K: 1	S: 7	R: 5	H: 3	E: 0	K: 1	S: 8	R: 0	H: 2	E: 0	K: 0	S: 4	R: 0	H: 0	E: 0	K: 0	S: 3	1B: 6	2B: 1	3B: 0	HR: 1	SF: 0	SAC: 0	DP: 1	HBP: 1	WP: 0	PA: 39
	0	0	1	2	8	0	0	0	1	5	0	0	0	1	5	0	0	0	0	3	0	1	0	0	8	2	2	0	1	7	5	3	0	1	8	0	2	0	0	4	0	0	0	0	3	6	1	0	1	0	0	1	1	0	39

PITCHER	IP	WLS	BF	H	R	ER	SO	BB	IBB	HBP	BLK	WP	HR	S	P	ERA	WHIP
Mike Boddicker, R (1, 1) ERA: 2.9	6.1		24	3	3	3	7	1	0	0	0	0	1	37	41	4.26	0.632
Luis DeLeon, R (7, 1) ERA: 12.27	0.0	L	5	2	2	2	0	2	0	1	0	0	0	2	11	∞	∞
Eric Bell, L (7, 1) ERA: 5.72	0.2		3	1	2	2	1	0	0	0	0	0	0	5	5	27.00	1.500
Tony Arnold, R (8, 1) ERA: 4.71	2.0		7	2	0	0	0	0	0	0	0	0	0	7	7	0.00	1.000

Batter	1	2	3	4	5	6	7	8	9	AB R H RBI BB SO LOB
Ken Gerhart, R OBP: 0.282, SLG: 0.456 (1, 8)	0-0 F2	0-0 F4			0-0 SH3		0-3 K		0-3 K	4 0 0 0 0 2 3
Alan Wiggins, S OBP: 0.327, SLG: 0.330 (1, 4)	0-0 F8		0-0 F7		0-0 F8		0-0 F8			4 0 0 0 0 0 2
Cal Ripken Jr., R OBP: 0.353, SLG: 0.516 (1, 6)	0-0 BB 1B		0-0 5-3		0-0 5-3			0-0 G3		4 0 1 0 0 0 1
Eddie Murray, S OBP: 0.326, SLG: 0.470 (1, 3)	4-0 1-2 BB		0-3 K			0-0 HR		0-0 F6		3 1 1 1 1 1 0
Ray Knight, R OBP: 0.343, SLG: 0.425 (1, 5)	0-0 F9			0-0 5-3		0-0 4-3		0-3 K		4 0 0 0 0 1 2
Mike Young, S OBP: 0.346, SLG: 0.473 (1, 7)		H 1-0 HR HBP		0-0 F6		0-0 F4		0-0 BB 1B		3 1 1 0 0 0 0
Terry Kennedy, L OBP: 0.311, SLG: 0.448 (1, 2)		X 0-0 HR		0-0 1B		0-0 F5		0-0 F7		4 1 2 2 0 0 1
Lee Lacy, R OBP: 0.342, SLG: 0.384 (1, 9)		X 0-0 F8		0-3 K			0-0 F8		0-3 K	4 0 0 0 0 2 2
Rick Burleson, R OBP: 0.289, SLG: 0.320 (1, 10)		X 0-0 5-3			0-0 SH3 2B		4-0 BB		4-0 BB	2 0 1 0 1 0 0
Jim Dwyer, L (9, PH) OBP: 0.393, SLG: 0.557									1-2 BB	0 0 0 0 1 0 0

Inning Stats		R: 0	H: 1	R: 2	H: 1	R: 0	H: 0	R: 0	H: 1	R: 1	H: 1	R: 0	H: 0	R: 0	H: 0	R: 0	H: 1	1B: 3	SF: 0
		E: 0	LOB: 2	E: 0	LOB: 0	E: 0	LOB: 0	E: 0	LOB: 1	E: 0	LOB: 0	E: 0	LOB: 1	E: 0	LOB: 0	E: 0	LOB: 2	2B: 1	SAC: 1
		K: 0	BB: 1	K: 0	BB: 0	K: 1	BB: 0	K: 1	BB: 0	K: 1	BB: 0	K: 1	BB: 1	K: 1	BB: 0	K: 2	BB: 1	3B: 0	DP: 0
		S: 4	P: 8	S: 4	P: 5	S: 5	P: 5	S: 6	P: 6	S: 4	P: 4	S: 5	P: 9	S: 5	P: 5	S: 8	P: 12	HR: 2	HBP: 1

PITCHER	IP	WLS	BF	H	R	ER	SO	BB	IBB	HBP	BLK	WP	HR	S	P	ERA	WHIP
Dennis Rasmussen, L (1, 1) ERA: 3.99	6.1	W	27	5	3	3	2	2	0	1	0	0	2	28	37	4.26	1.105
Cecilio Guante, R (7, 1) ERA: 5.06	2.2		10	1	0	0	4	1	0	0	0	0	0	17	21	0.00	0.750

PITCHER	IP	WLS	BF	H	R	ER	SO	BB	IBB	HBP	BLK	WP	HR	S	P	ERA	WHIP

BOTTOM

New York Yankees @ Baltimore Orioles
Memorial Stadium, Baltimore, MD
 Mon Jun 22 1987, 7:05 PM EDT
 Att. 26,331 - Unknown

AB	32
R	3
H	6
RBI	3
BB	3
SO	6
LOB	11



WP: 0	PA: 37
PB: 1	
SB: 0	
CS: 0	

Batter	1	2	3	4	5	6	7	8	9	AB R H RBI BB SO LOB	TOP
Willie Randolph, R (1, 4) OBP: 0.419, SLG: 0.437	4-0 G6-3 1B BB		0-0 1B		0-0 5-3			0-0 6-3		3 1 1 0 1 0 1	
Claudell Washington, L (1, 10) OBP: 0.355, SLG: 0.478	0-0 1-2 G6-3 1B		0-0 1-H 1B			4-0 G4-3 BB		0-0 4-3		3 0 2 1 1 0 0	
Gary Ward, R (1, 3) OBP: 0.319, SLG: 0.444	0-0 G6-3 1-2f 2-3		0-0 4-3			0-0 G4-3 1-2f		0-0 HR		4 1 1 1 0 0 4	
Dave Winfield, R (1, 9) OBP: 0.395, SLG: 0.526	0-0 6-3			0-0 FC3-6 1B		0-0 4-3		4-0 S BB		3 0 1 0 1 0 1	
Mike Pagliarulo, L (1, 5) OBP: 0.307, SLG: 0.419		0-0 5-3		0-0 FC3-6 CS 1-2f			0-0 F8	0-3 K 1-2		4 0 0 0 0 1 2	
Dan Pasqua, L (1, 7) OBP: 0.330, SLG: 0.361		0-3 K		0-3 K 1-2			0-0 1B 1B		0-0 4-3	4 0 1 0 0 2 1	
Mark Salas, L (1, 2) OBP: 0.378, SLG: 0.481		0-0 F6			0-0 4-3		0-0 L8		0-0 4-3	4 0 0 0 0 0 1	
Henry Cotto, R (1, 8) OBP: 0.309, SLG: 0.531			0-3 K		0-0 6-3 S 1B		0-0 1-3 FC6-4 1B		0-0 1-3	4 0 2 0 0 1 0	
Wayne Tolleson, S (1, 6) OBP: 0.324, SLG: 0.267			0-0 5-3		0-0 6-3 1-3		0-0 FC6-4 1-2f			3 0 0 0 0 0 3	
Inning Stats	R: 0 H: 1 E: 0 LOB: 1 K: 0 BB: 1 S: 3 P: 7	R: 0 H: 0 E: 0 LOB: 0 K: 1 BB: 0 S: 5 P: 5	R: 1 H: 2 E: 0 LOB: 1 K: 1 BB: 0 S: 7 P: 7	R: 0 H: 1 E: 0 LOB: 1 K: 1 BB: 0 S: 5 P: 5	R: 0 H: 1 E: 0 LOB: 1 K: 0 BB: 0 S: 4 P: 4	R: 0 H: 0 E: 0 LOB: 0 K: 0 BB: 1 S: 2 P: 6	R: 0 H: 2 E: 0 LOB: 2 K: 0 BB: 0 S: 5 P: 5	R: 1 H: 1 E: 0 LOB: 1 K: 1 BB: 1 S: 6 P: 10	R: 0 H: 0 E: 0 LOB: 0 K: 0 BB: 0 S: 3 P: 3	1B: 7 SF: 0 2B: 1 SAC: 0 3B: 0 DP: 3 HR: 1 HBP: 0	WP: 0 PA: 35 PB: 0 SB: 3 CS: 1
PITCHER Mark Williamson, R (1, 1) ERA: 3.98 Doug Corbett, R (8, 1) ERA: 4.5	IP WLS BF H R ER SO BB IBB HBP BLK WP HR S P ERA WHIP										
	7.0 0 27 7 1 1 3 2 0 0 0 0 0 0 31 39 1.29 1.286										
	2.0 L 8 1 1 1 1 1 0 0 0 0 0 1 9 13 4.50 1.000										

New York Yankees @ Baltimore Orioles
Memorial Stadium, Baltimore, MD

livebaseballscores.com

AB	32
R	2
H	8
RBI	2
BB	3
SO	4
LOB	13



Tue Jun 23 1987, 7:05 PM EDT
Att: 27,187 - Unknown

Batter	1	2	3	4	5	6	7	8	9
Alan Wiggins, S (1, 4) <small>OBP: 0.325, SLG: 0.328</small>	0-0 F7			0-0 G3		0-0 FC4-6 BLK		0-0 1B	
Jim Dwyer, L (1, 9) <small>OBP: 0.391, SLG: 0.547</small> Lee Lacy, R (8, PH) <small>OBP: 0.340, SLG: 0.381</small> (9, 9)	0-3 K			0-0 F8		4-0 1-2 BB		0-3 K	
Cal Ripken Jr., R (1, 6) <small>OBP: 0.349, SLG: 0.509</small>	0-0 F8			0-0 G3		0-0 4-3		0-3 K	
Eddie Murray, S (1, 3) <small>OBP: 0.325, SLG: 0.465</small>		0-3 K			0-0 3-1		0-0 F9	4-0 G3 BB	
Larry Sheets, L (1, 7) <small>OBP: 0.368, SLG: 0.591</small>		0-0 F5			0-0 6-3		0-3 K	0-0 G3	
Ray Knight, R (1, 5) <small>OBP: 0.342, SLG: 0.422</small>		0-0 L4			0-0 1-3		0-0 1B	0-3 K	
Terry Kennedy, L (1, 2) <small>OBP: 0.311, SLG: 0.459</small>			0-0 F8			0-0 HR	0-0 F7		
Ken Gerhart, R (1, 8) <small>OBP: 0.283, SLG: 0.454</small>			0-0 5-3			0-0 FC4-6 1B		0-0 F6	
Mike Young, S (1, 10) <small>OBP: 0.338, SLG: 0.461</small>			0-0 F9			0-0 F9		0-0 6-3	

AB	R	H	RBI	BB	SO	LOB
4	0	1	0	0	0	1
2	0	0	0	1	1	0
1	0	0	0	0	1	1
4	0	0	0	0	1	2
3	0	0	0	1	1	0
4	0	0	0	0	1	1
4	0	1	0	0	1	1
3	1	1	1	0	0	1
3	0	1	0	0	0	0
3	0	0	0	0	0	1

BOTTOM

New York Yankees @ Baltimore Orioles
Memorial Stadium, Baltimore, MD

Tue Jun 23 1987, 7:05 PM EDT
 Att. 27,187 - Unknown

AB	31
R	1
H	4
RBI	1
BB	2
SO	6
LOB	8



1B:	3	SF:	0
2B:	0	SAC:	0
3B:	0	DP:	0
HR:	1	HBP:	0

WP:	0	PA:	33
PB:	0		
SB:	0		
CS:	0		

Inning Stats	R: 0	H: 0	E: 0	K: 1	S: 5	R: 0	H: 0	E: 0	K: 1	S: 5	R: 0	H: 0	E: 0	K: 0	S: 3	R: 0	H: 0	E: 0	K: 0	S: 3	R: 0	H: 0	E: 0	K: 0	S: 3	R: 1	H: 2	E: 0	K: 0	S: 5	R: 0	H: 1	E: 0	K: 1	S: 6	R: 0	H: 1	E: 0	K: 1	S: 6	R: 0	H: 0	E: 0	K: 2	S: 7	R: 0	H: 0	E: 0	K: 1	S: 7
	LOB: 0	BB: 0	P: 5	LOB: 0	BB: 0	P: 5	LOB: 0	BB: 0	P: 5	LOB: 0	BB: 0	P: 5	LOB: 0	BB: 0	P: 3	LOB: 0	BB: 0	P: 3	LOB: 0	BB: 0	P: 3	LOB: 2	BB: 1	P: 9	LOB: 1	BB: 0	P: 6	LOB: 1	BB: 0	P: 6	LOB: 1	BB: 0	P: 6	LOB: 1	BB: 1	P: 11	LOB: 1	BB: 1	P: 11	LOB: 1	BB: 1	P: 11								

PITCHER	IP	WLS	BF	H	R	ER	SO	BB	IBB	HBP	BLK	WP	HR	S	P	ERA	WHIP
Rick Rhoden, R (1, 1) <small>ERA: 3.63</small>	7.0	W	25	3	1	1	3	1	0	0	1	0	1	30	34	1.29	0.571
Dave Righetti, L (8, 1) <small>ERA: 4.73</small>	2.0	S	8	1	0	0	3	1	0	0	0	0	0	13	17	0.00	1.000

PITCHER	IP	WLS	BF	H	R	ER	SO	BB	IBB	HBP	BLK	WP	HR	S	P	ERA	WHIP

livebaseballscorecards.com

Batter	1	2	3	4	5	6	7	8	9	AB R H RBI BB SO LOB	TOP
Willie Randolph, R (1, 4) OBP: 0.416, SLG: 0.438	0-0 2B		0-0 F8			0-0 G6-4-3 1-2f			0-3 K	4 0 1 0 0 1 1	
Gary Ward, R (1, 7) OBP: 0.315, SLG: 0.437	0-0 4-3			0-0 4-3			0-0 6-3		0-0 5-3	4 0 0 0 0 0 1	
Don Mattingly, L (1, 3) OBP: 0.385, SLG: 0.478	0-0 1-3			0-0 G3			0-0 F9			3 0 0 0 0 0 1	
Dave Winfield, R (1, 9) OBP: 0.395, SLG: 0.523	0-3 K			0-0 G1-4-3			0-0 1B			3 0 1 0 0 1 1	
Mike Easler, L (1, 10) OBP: 0.315, SLG: 0.322		0-0 F6			0-0 F7		0-0 4-3			3 0 0 0 0 0 1	
Mike Pagliarulo, L (1, 5) OBP: 0.304, SLG: 0.413		0-0 G3			0-0 F4			0-3 K		3 0 0 0 0 1 0	
Mark Salas, L (1, 2) OBP: 0.366, SLG: 0.463		0-3 K			0-0 F8			0-0 3-1		3 0 0 0 0 1 0	
Henry Cotto, R (1, 8) OBP: 0.296, SLG: 0.507			0-3 K			0-0 5-3		0-3 K		3 0 0 0 0 2 0	
Wayne Tolleson, S (1, 6) OBP: 0.325, SLG: 0.269			0-0 4-3						0-0 3-1	2 0 1 0 0 0 0	
Claudell Washington, L (9, PH) OBP: 0.352, SLG: 0.474						0-0 G6-4-3 1B				1 0 0 0 0 0 0	
Inning Stats	R: 0 E: 0 K: 1 S: 6 H: 1 LOB: 1 BB: 0 P: 6	R: 0 E: 0 K: 1 S: 5 H: 0 LOB: 0 BB: 0 P: 5	R: 0 E: 0 K: 1 S: 5 H: 0 LOB: 0 BB: 0 P: 5	R: 0 E: 0 K: 0 S: 3 H: 0 LOB: 0 BB: 0 P: 3	R: 0 E: 0 K: 0 S: 3 H: 0 LOB: 0 BB: 0 P: 3	R: 0 E: 0 K: 0 S: 3 H: 1 LOB: 0 BB: 0 P: 3	R: 0 E: 0 K: 0 S: 4 H: 1 LOB: 1 BB: 0 P: 4	R: 0 E: 0 K: 2 S: 7 H: 0 LOB: 0 BB: 0 P: 7	R: 0 E: 0 K: 1 S: 5 H: 0 LOB: 0 BB: 0 P: 5	1B: 2 2B: 1 3B: 0 HR: 0 SF: 0 SAC: 0 DP: 1 HBP: 0	WP: 0 PB: 0 SB: 0 CS: 0 PA: 29
PITCHER Dave Schmidt, R (1, 1) ERA: 2.24	IP: 9.0 WLS: W BF: 29 H: 3 R: 0 ER: 0 SO: 6 BB: 0 IBB: 0 HBP: 0 BLK: 0 WP: 0 HR: 0 S: 41 P: 41 ERA: 0.00 WHIP: 0.333										

New York Yankees @ Baltimore Orioles
 Memorial Stadium, Baltimore, MD
 Wed Jun 24 1987, 7:05 PM EDT
 Att: 31,070 - Unknown

livebaseballscores.com

AB	29
R	0
H	3
RBI	0
BB	0
SO	6
LOB	5



Batter	1	2	3	4	5	6	7	8	9	AB	R	H	RBI	BB	SO	LOB				
Alan Wiggins, S OBP: 0.319, SLG: 0.321 (1, 4)	0-0 F9	0-3 K		0-0 G5-4-3		0-0 F5				4	0	0	0	0	1	3				
Rick Burleson, R OBP: 0.283, SLG: 0.314 (1, 10)	0-0 F8	0-0 F9			0-0 F8					4	0	0	0	0	1	1				
Cal Ripken Jr., R OBP: 0.351, SLG: 0.517 (1, 6)	0-0 HR		0-0 F8		0-0 F4			4-0 BB		3	1	1	1	1	0	0				
Eddie Murray, S OBP: 0.327, SLG: 0.480 (1, 3)	0-0 HR		0-0 F7		0-0 1B 2B			0-0 F8		4	1	2	1	0	0	1				
Mike Young, S OBP: 0.350, SLG: 0.462 (1, 7)	4-0 HR BB		4-0 1B BB		0-0 1B			0-3 K		2	1	1	0	2	1	1				
Ray Knight, R OBP: 0.344, SLG: 0.435 (1, 5)	0-0 HR		0-0 1B		0-0 4-3			0-0 1-3		4	1	2	2	0	0	2				
Terry Kennedy, L OBP: 0.310, SLG: 0.453 (1, 2)	0-3 K		0-3 K		0-0 F7			4-0 BB		3	0	0	0	1	2	2				
Lee Lacy, R OBP: 0.331, SLG: 0.369 (1, 9)		0-0 4-3		0-0 6-3		0-0 6-3		0-3 K		4	0	0	0	0	1	1				
Ken Gerhart, R OBP: 0.294, SLG: 0.465 (1, 8)		0-0 2B		4-0 G5-4-3 BB		0-0 S 1B		0-3 K		3	0	2	0	1	1	1				
Inning Stats	R: 4 E: 0 K: 1 S: 8	H: 3 LOB: 0 BB: 1 P: 12	R: 0 E: 0 K: 1 S: 6	H: 1 LOB: 1 BB: 0 P: 6	R: 0 E: 0 K: 1 S: 6	H: 1 LOB: 2 BB: 1 P: 10	R: 0 E: 0 K: 0 S: 2	H: 0 LOB: 0 BB: 1 P: 6	R: 0 E: 0 K: 0 S: 5	H: 2 LOB: 2 BB: 0 P: 5	R: 0 E: 0 K: 0 S: 4	H: 1 LOB: 1 BB: 0 P: 4	R: 0 E: 0 K: 2 S: 7	H: 0 LOB: 1 BB: 1 P: 11	R: 0 E: 0 K: 2 S: 7	H: 0 LOB: 1 BB: 1 P: 11	1B: 3 2B: 2 3B: 0 HR: 3	SF: 0 SAC: 0 DP: 1 HBP: 0	WP: 0 PB: 0 SB: 2 CS: 0	PA: 36

BOTTOM

New York Yankees @ Baltimore Orioles
Memorial Stadium, Baltimore, MD


Wed Jun 24 1987, 7:05 PM EDT
 Att. 31,070 - Unknown

livebaseballscorecards.com

AB	31
R	4
H	8
RBI	4
BB	5
SO	7
LOB	12



PITCHER	IP	WLS	BF	H	R	ER	SO	BB	IBB	HBP	BLK	WP	HR	S	P	ERA	WHIP
Ron Guidry, L ERA: 3.81 (1, 1)	6.0	L	28	8	4	4	3	3	0	0	0	0	3	31	43	6.00	1.833
Tim Stoddard, R ERA: 3.68 (7, 1)	2.0		8	0	0	0	4	2	0	0	0	0	0	14	22	0.00	1.000

Batter	1	2	3	4	5	6	7	8	9	10	AB R H RBI BB SO LOB	TOP														
Ellis Burks, R (1, 8) OBP: 0.301, SLG: 0.500	0-0 5-3	0-0 FC4 HR	0-3 K		4-0 S BB		0-3 K			0-0 F9	5 1 0 0 1 2 2	<p>Boston Red Sox @ New York Yankees Yankee Stadium, Bronx, NY</p> <p>Fri Jun 26 1987, 7:05 PM EDT Att. 45,123 - Unknown</p> <p>livebaseballscorecards.com</p> <table border="1"> <tr><td>AB</td><td>44</td></tr> <tr><td>R</td><td>11</td></tr> <tr><td>H</td><td>15</td></tr> <tr><td>RBI</td><td>11</td></tr> <tr><td>BB</td><td>5</td></tr> <tr><td>SO</td><td>6</td></tr> <tr><td>LOB</td><td>15</td></tr> </table> 	AB	44	R	11	H	15	RBI	11	BB	5	SO	6	LOB	15
AB	44																									
R	11																									
H	15																									
RBI	11																									
BB	5																									
SO	6																									
LOB	15																									
Marty Barrett, R (1, 4) Ed Romero, R (4, 4) OBP: 0.309, SLG: 0.301 OBP: 0.372, SLG: 0.320	0-0 F8	0-0 E5 HR 1B	0-0 F7		0-0 F5			0-0 G6-3 1B		0-0 BLK 1B	3 1 1 0 0 0 1 3 0 2 0 0 0 1															
Wade Boggs, L (1, 5) OBP: 0.473, SLG: 0.592	4-0 1B BB	4-0 HR IBB		0-0 6-3	0-0 F8 1-2			0-0 G6-3 1-2f		4-0 1-2 IBB	3 2 0 0 3 0 2															
Jim Rice, R (1, 7) OBP: 0.353, SLG: 0.381	0-0 1B HR 1B	0-0 HR		0-0 F8	0-0 6-3			0-0 1-3		0-3 K	6 2 2 4 0 1 3															
Don Baylor, R (1, 10) OBP: 0.362, SLG: 0.447	0-0 HR 1B	4-0 BB		0-0 2B 1B		0-0 F7			0-0 5-3		4 2 2 1 1 0 0															
Dwight Evans, R (1, 3) OBP: 0.409, SLG: 0.551	0-0 HR	0-3 K		0-0 1B 2B		0-3 K			0-0 4-3		5 2 2 3 0 2 1															
Todd Benzinger, S (1, 9) OBP: 0.556, SLG: 0.429	0-0 L6	0-0 6-3		0-0 1B 1B		0-0 4-3			0-0 FC6-4 1B		5 0 2 2 0 0 1															
Spike Owen, S (1, 6) OBP: 0.337, SLG: 0.357		0-0 1B 2B		0-0 2B 1B		0-0 F8			0-0 FC6-4 1-2f		5 1 3 0 0 0 1															
Rich Gedman, L (1, 2) Dave Henderson, R (10, PH) Marc Sullivan, R (10, 2) OBP: 0.236, SLG: 0.229 OBP: 0.303, SLG: 0.406 OBP: 0.204, SLG: 0.227		0-0 FC4 1B		0-0 F7		0-3 K		0-0 F4		0-0 F9	4 0 1 1 0 1 3 1 0 0 0 0 0 0 0 0 0 0 0 0 0															
Inning Stats	R: 4 E: 0 K: 0 S: 6	H: 3 LOB: 0 BB: 1 P: 10	R: 5 E: 1 K: 1 S: 9	H: 4 LOB: 1 BB: 2 P: 17	R: 0 E: 0 K: 1 S: 6	H: 1 LOB: 1 BB: 0 P: 6	R: 2 E: 0 K: 1 S: 9	H: 4 LOB: 2 BB: 0 P: 9	R: 0 E: 0 K: 0 S: 3	H: 0 LOB: 0 BB: 0 P: 5	R: 0 E: 0 K: 1 S: 5	H: 0 LOB: 0 BB: 0 P: 5	R: 0 E: 0 K: 0 S: 3	H: 1 LOB: 0 BB: 0 P: 3	R: 0 E: 0 K: 0 S: 4	H: 1 LOB: 1 BB: 0 P: 4	R: 0 E: 0 K: 1 S: 6	H: 1 LOB: 2 BB: 1 P: 10	1B: 10 2B: 3 3B: 0 HR: 2	SF: 0 DP: 1 HBP: 0	WP: 0 PB: 0 SB: 1 CS: 0	PA: 49				
PITCHER	IP WLS BF H R ER SO BB IBB HBP BLK WP HR S P ERA WHIP																									
Tommy John, L (1, 1) ERA: 4.64	1.1	12	6	3	3	2	1	0	0	0	0	1	17	21	11.57	3.000										
Rich Bordi, R (2, 1) ERA: 5.47	2.1	14	6	3	3	2	1	0	0	0	0	1	17	21	11.57	3.000										
Cecilio Guante, R (4, 1) ERA: 4.58	3.1	12	1	0	0	3	1	0	0	0	0	0	17	21	0.00	0.600										
Pat Clements, L (8, 1) ERA: 2.48	2.2	10	2	0	0	0	0	1	0	1	0	0	9	13	0.00	0.750										
Tim Stoddard, R (10, 1) ERA: 3.65	0.1	W	1	0	0	0	1	0	0	0	0	0	3	3	0.00	0.000										

BOTTOM

Boston Red Sox @ New York Yankees
Yankee Stadium, Bronx, NY
Fri Jun 26 1987, 7:05 PM EDT
Att: 45,123 - Unknown

livebaseballscorecards.com

AB 43
R 12
H 18
RBI 11
BB 9
SO 7
LOB 31



WP: 1 PA: 54
PB: 1
SB: 1
CS: 0

AB R H RBI BB SO LOB

4 2 3 0 2 0 2

6 0 1 2 0 1 8

6 2 4 1 0 1 3

6 2 2 4 0 0 3

1 1 0 0 2 0 2

3 0 1 0 0 1 1

3 1 2 0 0 0 1

2 0 0 0 0 0 1

4 2 2 1 2 2 3

1 1 0 0 1 0 1

2 0 1 0 1 0 2

5 1 2 3 1 2 4

1B: 14 SF: 0
2B: 3 SAC: 1
3B: 0 DP: 1
HR: 1 HBP: 0

Batter	1	2	3	4	5	6	7	8	9	10
Willie Randolph, R OBP: 0.424, SLG: 0.442 (1, 4)	0-0 1B S 1B		0-0 1B HR 1B	0-0 FC5-4 FC6-4		0-0 1-2 1B		4-0 G1-4-3 BB		
Gary Ward, R OBP: 0.312, SLG: 0.431 (1, 8) (6, 7)	0-3 K		0-0 F9	0-0 FC6-4		0-0 F8		0-0 G1-4-3		
Don Mattingly, L OBP: 0.392, SLG: 0.488 (1, 3)	0-0 1B		0-0 1B HR		0-0 5-3 1B		0-0 F8	0-3 K		
Dave Winfield, R OBP: 0.393, SLG: 0.531 (1, 9)	0-0 F4		0-0 1B HR		0-0 5-3		0-0 5-3	0-0 F9		
Claudell Washington, L OBP: 0.360, SLG: 0.470 (1, 10) Ron Kittle, R OBP: 0.352, SLG: 0.550 (5, PH)	0-0 F8		0-0 1B BB		0-0 F8		0-0 1-3 1B	0-3 K		
Mike Easler, L OBP: 0.321, SLG: 0.342 (1, 7) Henry Cotto, R OBP: 0.288, SLG: 0.493 (5, PH) (6, 8)		0-0 G3 2B	0-0 1B E 2B		0-1 CI		0-0 1-3	0-0 F3		
Mike Pagliarulo, L OBP: 0.312, SLG: 0.415 (1, 5)	0-3 K	0-0 K	0-0 BB E 1B	0-0 FC5-4 1B	0-3 K		4-0 IBB	4-0 SH1-4 BB		
Mark Salas, L OBP: 0.368, SLG: 0.458 (1, 2) Rick Cerone, R OBP: 0.300, SLG: 0.269 (4, PH) (5, 2)	0-0 G3	0-0 G3	4-0 E 1B BB	0-0 FC5-4 1B		4-0 1B BB	0-0 2-3	0-0 SH1-4		
Wayne Tolleson, S OBP: 0.329, SLG: 0.272 (1, 6)	0-3 K	0-3 K	0-0 E7 1B	0-0 F7		0-3 K		4-0 G1-4-3 BB		

Inning Stats	R: 0	H: 2	E: 0	LOB: 2	K: 1	S: 7	P: 7	R: 0	H: 1	E: 0	LOB: 1	K: 2	S: 8	P: 8	R: 11	H: 9	E: 1	LOB: 2	K: 0	S: 11	R: 0	H: 2	E: 0	LOB: 2	K: 0	S: 5	P: 5	R: 0	H: 1	E: 0	LOB: 2	K: 1	S: 7	P: 7	R: 0	H: 1	E: 0	LOB: 2	K: 1	S: 6	R: 0	H: 1	E: 0	LOB: 2	K: 0	S: 4	P: 8	R: 0	H: 0	E: 0	LOB: 1	K: 1	S: 4	P: 12	R: 0	H: 0	E: 0	LOB: 0	K: 1	S: 5	P: 5	R: 1	H: 1	E: 0	LOB: 1	K: 0	S: 2	P: 6	1B: 14	SF: 0	2B: 3	SAC: 1	3B: 0	DP: 1	HR: 1	HBP: 0	WP: 1	PA: 54
--------------	------	------	------	--------	------	------	------	------	------	------	--------	------	------	------	-------	------	------	--------	------	-------	------	------	------	--------	------	------	------	------	------	------	--------	------	------	------	------	------	------	--------	------	------	------	------	------	--------	------	------	------	------	------	------	--------	------	------	-------	------	------	------	--------	------	------	------	------	------	------	--------	------	------	------	--------	-------	-------	--------	-------	-------	-------	--------	-------	--------

PITCHER	IP	WLS	BF	H	R	ER	SO	BB	IBB	HBP	BLK	WP	HR	S	P	ERA	WHIP
Roger Clemens, R ERA: 3.66 (1, 1)	2.1		18	9	8	8	3	2	0	0	0	0	1	22	30	30.86	4.714
Steve Crawford, R ERA: 6.87 (3, 1)	0.1		4	3	2	0	1	0	0	0	0	0	0	3	7	54.00	12.000
Tom Bolton, L ERA: 3.28 (3, 1)	2.1		12	3	1	0	1	1	0	0	0	1	0	13	17	0.00	1.714
Bob Stanley, R ERA: 4.87 (6, 1)	2.2		13	2	0	0	1	3	1	0	0	0	0	11	27	0.00	1.875
Joe Sambito, L ERA: 3.68 (8, 1)	0.1		1	0	0	0	1	0	0	0	0	0	0	3	3	0.00	0.000

PITCHER	IP	WLS	BF	H	R	ER	SO	BB	IBB	HBP	BLK	WP	HR	S	P	ERA	WHIP
Calvin Schiraldi, R ERA: 4.08 (9, 1)	1.1	L	6	1	1	1	1	1	0	0	0	0	0	7	11	6.75	1.500

Batter	1	2	3	4	5	6	7	8	9	AB R H RBI BB SO LOB	TOP											
Ellis Burks, R (1, 8) OBP: 0.294, SLG: 0.487	0-3 K	0-0 FC6-4			0-0 6-3		0-0 5-3		0-3 K	5 0 0 0 0 2 2												
Marty Barrett, R (1, 4) OBP: 0.310, SLG: 0.304	0-0 1B		0-0 6-3		0-0 F4			0-0 1B BB	0-0 6-3	5 1 2 0 0 0 1												
Wade Boggs, L (1, 5) OBP: 0.474, SLG: 0.590	0-0 F7		0-0 G5-4-3			0-0 4-3		4-0 1B BB		3 0 1 0 1 0 1												
Jim Rice, R (1, 7) OBP: 0.351, SLG: 0.379	0-0 1B		0-0 G5-4-3		0-3 K		0-0 F7			4 0 1 0 0 1 3												
Don Baylor, R (1, 10) OBP: 0.367, SLG: 0.449	0-0 FC5-4			0-0 F8		1-0 1B HBP		0-0 1B		3 0 2 1 0 0 0												
Dwight Evans, R (1, 3) OBP: 0.411, SLG: 0.549	0-0 FC5-4		4-0 4-3		0-0 1B		0-3 K			3 0 1 0 1 1 5												
Todd Benzinger, S (1, 9) OBP: 0.455, SLG: 0.333		0-3 K		0-0 4-3		0-0 1-3		0-0 F8		4 0 0 0 0 1 6												
Spike Owen, S (1, 6) OBP: 0.335, SLG: 0.350		0-0 G3		0-0 6-3			0-0 3-1		4-0 BB	3 0 0 0 1 0 1												
Rich Gedman, L (1, 2) Dave Henderson, R (9, PH) OBP: 0.301, SLG: 0.403		0-0 FC6-4		0-0 4-3			0-0 1-3		0-0 F9	3 0 1 0 0 0 0 1 0 0 0 0 0 1												
Inning Stats	R: 1 E: 0 K: 1 S: 8	H: 3 LOB: 2 BB: 0 P: 8	R: 0 E: 0 K: 1 S: 6	H: 1 LOB: 1 BB: 0 P: 6	R: 0 E: 0 K: 0 S: 3	H: 1 LOB: 0 BB: 0 P: 3	R: 0 E: 0 K: 0 S: 3	H: 0 LOB: 1 BB: 1 P: 7	R: 0 E: 0 K: 0 S: 3	H: 0 LOB: 0 BB: 0 P: 3	R: 0 E: 0 K: 1 S: 6	H: 1 LOB: 2 BB: 0 P: 7	R: 0 E: 0 K: 0 S: 3	H: 0 LOB: 0 BB: 0 P: 3	R: 0 E: 0 K: 1 S: 7	H: 2 LOB: 3 BB: 1 P: 11	R: 0 E: 0 K: 1 S: 5	H: 0 LOB: 1 BB: 1 P: 9	1B: 8 2B: 0 3B: 0 HR: 0	SF: 0 SAC: 0 DP: 1 HBP: 1	WP: 0 PB: 0 SB: 0 CS: 0	PA: 38
PITCHER	IP WLS BF H R ER SO BB IBB HBP BLK WP HR S P ERA WHIP																					
Bob Tewksbury, R (1, 1) ERA: 6.35	7.0 W 28 6 1 1 3 1 0 1 0 0 0 0 32 37 1.29 1.000																					
Tim Stoddard, R (8, 1) ERA: 3.55	1.0 6 2 0 0 1 1 0 0 0 0 0 0 7 11 0.00 3.000																					
Dave Righetti, L (9, 1) ERA: 4.63	1.0 4 0 0 0 1 1 0 0 0 0 0 0 5 9 0.00 1.000																					

Boston Red Sox @ New York Yankees
 Yankee Stadium, Bronx, NY
 Sat Jun 27 1987, 7:05 PM EDT
 Att. 47,829 - Unknown

livebaseballscorecards.com

AB	34
R	1
H	8
RBI	1
BB	3
SO	5
LOB	20



Batter	1	2	3	4	5	6	7	8	9
Willie Randolph, R (1, 4) OBP: 0.425, SLG: 0.439 Lenn Sakata, R (7, 4) OBP: 0.283, SLG: 0.372	4-0 SH HR BB	0-0 F7	0-0 6-3			4-0 FC6-4 BB	0-3 K		
Gary Ward, R (1, 8) OBP: 0.308, SLG: 0.425	0-0 SH HR	0-3 K		0-0 5-3		0-0 FC6-4 9-2-6	0-0 F9		
Don Mattingly, L (1, 3) OBP: 0.392, SLG: 0.500	0-0 HR 1-H 2-H	0-0 1B 1B		0-0 F7		0-0 9-2-6		0-0 F8	
Dave Winfield, R (1, 9) OBP: 0.394, SLG: 0.528	0-0 BB 2B 1B	0-0 1B 1-2 1B		0-0 6-3			0-0 G3	0-0 G3	
Claudell Washington, L (1, 10) OBP: 0.369, SLG: 0.471	4-0 2B BB	0-0 1-3 2-H 1B			0-0 F7		0-0 1B 2B 1B	0-0 F5	
Mike Easler, L (1, 7) OBP: 0.316, SLG: 0.335 Henry Cotto, R (6, 8) OBP: 0.297, SLG: 0.500	0-0 F8	0-0 F7			0-0 4-3		0-0 2B 1-2 1B 1B		
Mike Pagliarulo, L (1, 5) OBP: 0.315, SLG: 0.433	0-3 K		0-0 F8		0-0 HR		0-0 1B 1-3 2-H 2B		
Mark Salas, L (1, 2) OBP: 0.374, SLG: 0.471	0-0 2B 1-3 2-H		0-0 G4-1		0-3 K		0-0 1B 2-3 3-H 1B		
Wayne Tolleson, S (1, 6) OBP: 0.336, SLG: 0.280 Bobby Meacham, S (8, 6) OBP: 0.300, SLG: 0.316	0-3 K		0-0 BLK 1B			0-0 FC6-4 BB 1B	0-0 1-2 1B		

Inning Stats	R: 4 E: 1 K: 2 S: 11	H: 3 LOB: 2 BB: 2 P: 19	R: 1 E: 0 K: 1 S: 8	H: 3 LOB: 2 BB: 0 P: 8	R: 0 E: 0 K: 0 S: 4	H: 1 LOB: 1 BB: 0 P: 4	R: 0 E: 0 K: 0 S: 3	H: 0 LOB: 0 BB: 0 P: 3	R: 1 E: 0 K: 1 S: 6	H: 1 LOB: 0 BB: 0 P: 6	R: 0 E: 0 K: 0 S: 3	H: 1 LOB: 1 BB: 1 P: 7	R: 3 E: 0 K: 1 S: 10	H: 5 LOB: 2 BB: 0 P: 10	R: 0 E: 0 K: 0 S: 3	H: 0 LOB: 0 BB: 0 P: 3
--------------	-------------------------------	----------------------------------	------------------------------	---------------------------------	------------------------------	---------------------------------	------------------------------	---------------------------------	------------------------------	---------------------------------	------------------------------	---------------------------------	-------------------------------	----------------------------------	------------------------------	---------------------------------

PITCHER	IP	WLS	BF	H	R	ER	SO	BB	IBB	HBP	BLK	WP	HR	S	P	ERA	WHIP
Oil Can Boyd, R (1, 1) ERA: 4.5	5.0	L	28	9	6	4	4	3	0	0	1	0	2	33	45	7.20	2.400
Tom Bolton, L (6, 1) ERA: 4.15	1.1		7	4	3	3	0	0	0	0	0	0	0	7	7	20.25	3.000
Bob Stanley, R (7, 1) ERA: 4.83	0.2		3	1	0	0	1	0	0	0	0	0	0	5	5	0.00	1.500
Joe Sambito, L (8, 1) ERA: 3.52	1.0		3	0	0	0	0	0	0	0	0	0	0	3	3	0.00	0.000

BOTTOM

Boston Red Sox @ New York Yankees
Yankee Stadium, Bronx, NY

Sat Jun 27 1987, 7:05 PM EDT
Att. 47,829 - Unknown

AB	R	H	RBI	BB	SO	LOB
2	1	0	0	2	0	1
1	0	0	0	0	1	2
4	1	0	0	0	1	4
5	2	2	3	0	0	2
5	1	2	0	0	0	0
4	1	2	1	1	0	0
3	0	0	0	0	0	4
1	1	1	0	0	0	0
4	2	2	2	0	1	2
4	0	2	2	0	1	0
4	0	3	1	0	1	2
0	0	0	0	0	0	0

AB	37
R	9
H	14
RBI	9
BB	3
SO	5
LOB	17

livebaseballscorecards.com



WP: 0	PA: 41
PB: 0	SB: 0
CS: 0	

Batter	1	2	3	4	5	6	7	8	9	AB R H RBI BB SO LOB	TOP
Marty Barrett, R (1, 4) OBP: 0.308, SLG: 0.298	0-0 F9			0-0 1-3	0-3 K		0-0 5-3		4-0 CS BB	4 0 0 0 1 1 0	
Todd Benzinger, S (1, 8) Ellis Burks, R (7, 8) OBP: 0.462, SLG: 0.381 OBP: 0.294, SLG: 0.487	0-0 G3			0-0 1B 2B	4-0 CS BB		0-0 G3		0-0 CS 1-2	3 1 1 0 1 0 0 0 0 0 0 0 0 0	
Wade Boggs, L (1, 5) OBP: 0.477, SLG: 0.590	0-0 F7			4-0 BB 1B SF8 BB	0-0 CS 1-2	0-0 2B 1B	0-0 1B			3 2 2 0 1 0 0	
Jim Rice, R (1, 7) OBP: 0.354, SLG: 0.385			0-3 K	0-0 1B BB 1-2 2-H		0-0 WP E 2B 1-H	0-0 F7			4 2 2 2 0 1 1	
Don Baylor, R (1, 10) OBP: 0.369, SLG: 0.446			0-0 F7	4-0 1B BB 1-2 2-3		1-0 E WP FC3-6 HBP		0-0 F8		2 1 0 0 1 0 0	
Dwight Evans, R (1, 9) OBP: 0.405, SLG: 0.542			0-0 6-3	0-0 SF8		0-0 5-3		0-3 K		3 0 0 1 0 1 2	
Bill Buckner, L (1, 3) OBP: 0.279, SLG: 0.315			0-0 FC3-6 1B	0-0 1B 1-2 2-H		0-0 E4 FC3-6		0-0 F4		4 0 2 1 0 0 1	
Spike Owen, S (1, 6) OBP: 0.328, SLG: 0.342			0-0 FC3-6 G3-6-3 1-2f	0-0 3-1		0-0 FC3-6 WP 1-2f 3-H		0-3 K		4 0 0 1 0 1 4	
Rich Gedman, L (1, 2) OBP: 0.231, SLG: 0.224			0-0 G3-6-3 1-2f		0-0 4-3	0-3 K		0-3 K		4 0 0 0 0 2 2	
Inning Stats	R: 0 E: 0 K: 0 S: 3 H: 0 LOB: 0 BB: 0 P: 3	R: 0 E: 0 K: 1 S: 5 H: 0 LOB: 0 BB: 0 P: 5	R: 0 E: 0 K: 0 S: 3 H: 1 LOB: 0 BB: 0 P: 3	R: 3 E: 0 K: 0 S: 6 H: 3 LOB: 2 BB: 2 P: 14	R: 0 E: 0 K: 1 S: 4 H: 0 LOB: 0 BB: 1 P: 8	R: 3 E: 1 K: 1 S: 8 H: 2 LOB: 1 BB: 0 P: 9	R: 0 E: 0 K: 0 S: 4 H: 1 LOB: 1 BB: 0 P: 4	R: 0 E: 0 K: 1 S: 5 H: 0 LOB: 0 BB: 0 P: 5	R: 0 E: 0 K: 2 S: 6 H: 0 LOB: 0 BB: 1 P: 10	1B: 5 2B: 2 3B: 0 HR: 0 SF: 1 SAC: 0 DP: 1 HBP: 1	WP: 2 PB: 0 SB: 0 CS: 2 PA: 39
PITCHER	IP WLS BF H R ER SO BB IBB HBP BLK WP HR S P ERA WHIP	IP WLS BF H R ER SO BB IBB HBP BLK WP HR S P ERA WHIP	IP WLS BF H R ER SO BB IBB HBP BLK WP HR S P ERA WHIP	IP WLS BF H R ER SO BB IBB HBP BLK WP HR S P ERA WHIP	IP WLS BF H R ER SO BB IBB HBP BLK WP HR S P ERA WHIP	IP WLS BF H R ER SO BB IBB HBP BLK WP HR S P ERA WHIP	IP WLS BF H R ER SO BB IBB HBP BLK WP HR S P ERA WHIP	IP WLS BF H R ER SO BB IBB HBP BLK WP HR S P ERA WHIP	IP WLS BF H R ER SO BB IBB HBP BLK WP HR S P ERA WHIP	IP WLS BF H R ER SO BB IBB HBP BLK WP HR S P ERA WHIP	IP WLS BF H R ER SO BB IBB HBP BLK WP HR S P ERA WHIP
Rick Rhoden, R (1, 1) ERA: 3.79	5.1 L										
Pat Clements, L (6, 1) ERA: 2.43	0.2										
Rich Bordi, R (7, 1) ERA: 4.88	3.0										

Boston Red Sox @ New York Yankees
 Yankee Stadium, Bronx, NY
 Sun Jun 28 1987, 3:33 AM EDT
 Att. 54,172 - Unknown

livebaseballscorecards.com

AB	31
R	6
H	7
RBI	5
BB	4
SO	6
LOB	10



Batter	1	2	3	4	5	6	7	8	9	AB	R	H	RBI	BB	SO	LOB	BOTTOM
--------	---	---	---	---	---	---	---	---	---	----	---	---	-----	----	----	-----	--------

Henry Cotto, R <small>(1, 8) OBP: 0.295, SLG: 0.500</small>	0-3 1 		0-0 2B		0-3 2 		0-0 2 			4	0	1	1	0	2	2	Boston Red Sox @ New York Yankees Yankee Stadium, Bronx, NY Sun Jun 28 1987, 3:33 AM EDT Att. 54,172 - Unknown
Claudell Washington, L <small>(1, 10) OBP: 0.358, SLG: 0.455</small>	0-3 2 		0-0 2 		0-0 3 		0-0 3 			4	0	0	0	0	1	3	
Don Mattingly, L <small>(1, 3) OBP: 0.390, SLG: 0.493</small>	0-0 3 		0-3 3 				0-0 1 		4-0 	3	0	0	0	1	1	1	
Dave Winfield, R <small>(1, 9) OBP: 0.392, SLG: 0.522</small>		0-0 1 		0-0 1 		4-0 BB		0-0 1 		3	0	0	0	1	0	1	
Mike Easler, L <small>(1, 7) OBP: 0.320, SLG: 0.340</small>		0-0 2 		0-0 		0-0 		0-3 2 		4	0	2	0	0	1	1	
Mike Pagliarulo, L <small>(1, 5) OBP: 0.310, SLG: 0.426</small>		0-3 3 		0-0 2 		0-0 2 		0-0 3 		4	0	0	0	0	1	4	
Mark Salas, L <small>(1, 2) OBP: 0.359, SLG: 0.451</small>			0-0 1 	0-3 3 		0-0 3 			0-0 1 	4	0	0	0	0	1	3	
Lenn Sakata, R <small>(1, 4) OBP: 0.313, SLG: 0.444</small> Bobby Meacham, S <small>(5, PR) OBP: 0.318, SLG: 0.300</small> <small>(6, 4)</small>			0-0 3B		0-0 1B		1-0 		0-3 2 	2	1	2	0	0	0	0	
Wayne Tolleson, S <small>(1, 6) OBP: 0.332, SLG: 0.277</small>		0-0 2B		0-0 1B		0-0 1 		0-0 3 		3	1	0	1	0	0	1	

Inning Stats	R: 0	H: 0	R: 0	H: 0	R: 2	H: 2	R: 0	H: 1	R: 0	H: 1	R: 0	H: 0	R: 0	H: 0	R: 0	H: 0	1B: 3	SF: 0	WP: 0	PA: 36	
	E: 0	LOB: 0	E: 0	LOB: 0	E: 1	LOB: 1	E: 0	LOB: 1	E: 0	LOB: 2	E: 0	LOB: 1	E: 0	LOB: 1	E: 0	LOB: 0	2B: 1	SAC: 1	PB: 0		
	K: 2	BB: 0	K: 1	BB: 0	K: 1	BB: 0	K: 1	BB: 0	K: 0	BB: 1	K: 0	BB: 0	K: 1	BB: 1	K: 1	BB: 0	3B: 1	DP: 0	SB: 0		
	S: 7	P: 7	S: 5	P: 5	S: 8	P: 8	S: 6	P: 6	S: 4	P: 8	S: 3	P: 4	S: 5	P: 9	S: 5	P: 5	HR: 0	HBP: 1	CS: 0		
PITCHER Al Nipper, R <small>(1, 1) ERA: 4.92</small>	IP	WLS	BF	H	R	ER	SO	BB	IBB	HBP	BLK	WP	HR	S	P	ERA	WHIP				
	9.0	W	36	5	2	1	8	2	0	1	0	0	0	49	58	1.00	0.778				

livebaseballscorecards.com



TOP

New York Yankees @ Toronto Blue Jays
 Exhibition Stadium, Toronto, ON

Mon Jun 29 1987, 7:05 PM EDT
 Att: 42,179 - Unknown

AB	38
R	15
H	11
RBI	15
BB	6
SO	9
LOB	10



Batter	1	2	3	4	5	6	7	8	9	AB R H RBI BB SO LOB
Rickey Henderson, R OBP: 0.441, SLG: 0.571 (1, 7) X	0-0 L8	0-0 F6		X 0-0 5-3		X 0-3 K		X 0-0 HR BB 1B		5 1 1 0 0 1 3
Willie Randolph, R OBP: 0.428, SLG: 0.440 (1, 4) X	0-0 HR 1B	4-0 HR BB		X 0-0 F7		X 0-0 1B 1B		X 0-3 K		4 2 2 0 1 1 2
Don Mattingly, L OBP: 0.394, SLG: 0.507 (1, 3) X	0-0 F7	0-0 HR			X 0-0 6-3	X 0-0 1B		X 4-0 HR BB		4 2 2 5 1 0 1
Dave Winfield, R OBP: 0.392, SLG: 0.542 (1, 9) X	0-0 HR	0-3 K			X 0-3 K	X 0-3 K		X 0-0 HR		5 2 2 6 0 3 2
Gary Ward, R OBP: 0.306, SLG: 0.419 (1, 8) B B B	4-0 IHR BB	0-0 F9			X 0-0 L9		X 0-0 F7	X 0-3 K		4 1 0 0 1 1 0
Ron Kittle, R OBP: 0.352, SLG: 0.570 (1, 10) X	0-0 IHR		X 0-3 K			X 0-0 5-3	X 0-0 4-3	X 0-0 F7		3 1 1 2 0 1 0
Claudell Washington, L OBP: 0.353, SLG: 0.448 (7, PH)										2 0 0 0 0 0 0
Rick Cerone, R OBP: 0.304, SLG: 0.269 (1, 2) X	0-0 1-3		X 0-0 F8			X 4-0 HR BB	X 0-0 5-3	X 0-0 CS 1B		4 1 1 0 1 0 0
Mike Pagliarulo, L OBP: 0.315, SLG: 0.439 (1, 5)		X 0-0 HR BB 1B	X 0-3 K			X 0-0 HR		X 4-0 FC4-6 BB	X 0-3 K	4 2 2 2 1 2 1
Wayne Tolleson, S OBP: 0.331, SLG: 0.273 (1, 6)		X 4-0 HR BB		X 0-0 4-3		X 0-0 E5 1B		X 0-0 FC4-6 HR		3 3 0 0 1 0 1

Inning Stats	R: 4	H: 3	E: 0	K: 0	S: 6	P: 10	R: 4	H: 2	E: 0	K: 1	S: 7	P: 15	R: 0	H: 0	E: 0	K: 2	S: 7	P: 7	R: 0	H: 0	E: 0	K: 1	S: 5	P: 5	R: 3	H: 3	E: 1	K: 2	S: 11	P: 15	R: 0	H: 0	E: 0	K: 0	S: 3	P: 3	R: 4	H: 2	E: 0	K: 2	S: 9	P: 17	R: 0	H: 1	E: 0	K: 1	S: 5	P: 5	1B: 6	2B: 1	3B: 0	HR: 5	SF: 0	SAC: 0	DP: 1	HBP: 0	WP: 0	PB: 0	SB: 0	CS: 1	PA: 44
--------------	------	------	------	------	------	-------	------	------	------	------	------	-------	------	------	------	------	------	------	------	------	------	------	------	------	------	------	------	------	-------	-------	------	------	------	------	------	------	------	------	------	------	------	-------	------	------	------	------	------	------	-------	-------	-------	-------	-------	--------	-------	--------	-------	-------	-------	-------	--------

PITCHER	IP	WLS	BF	H	R	ER	SO	BB	IBB	HBP	BLK	WP	HR	S	P	ERA	WHIP
John Cerutti, L ERA: 5.03 (1, 1)	1.1		12	5	8	8	0	3	0	0	0	0	2	9	21	54.00	6.000
Jose Antonio Nunez, R ERA: 3.51 (2, 1)	4.1		18	3	3	2	5	1	0	0	0	0	1	27	31	4.15	0.923
Mark Eichhorn, R ERA: 3.59 (6, 1)	1.1		4	0	0	0	1	0	0	0	0	0	0	6	6	0.00	0.000
Jeff Musselman, L ERA: 3.08 (8, 1)	0.1		3	1	2	2	0	1	0	0	0	0	0	2	6	54.00	6.000
Tom Henke, R ERA: 3.02 (8, 1)	1.2	L	7	2	2	2	3	1	0	0	0	0	1	12	16	10.80	1.800

PITCHER	IP	WLS	BF	H	R	ER	SO	BB	IBB	HBP	BLK	WP	HR	S	P	ERA	WHIP
---------	----	-----	----	---	---	----	----	----	-----	-----	-----	----	----	---	---	-----	------

BOTTOM

New York Yankees @ Toronto Blue Jays
Exhibition Stadium, Toronto, ON
Mon Jun 29 1987, 7:05 PM EDT
Att. 42,179 - Unknown

livebaseballscores.com

AB 44
R 14
H 16
RBI 13
BB 4
SO 6
LOB 20



WP: 2 PA: 48
PB: 0
SB: 1
CS: 0

AB R H RBI BB SO LOB

5	2	2	2	1	0	3
6	2	2	3	0	1	4
6	0	1	2	0	2	3
4	2	3	0	1	1	0
3	2	2	2	0	0	2
1	1	0	0	1	1	2
4	0	0	0	1	0	1
5	2	2	3	0	0	2
2	0	0	0	0	0	1
3	2	1	1	0	0	1
2	0	1	0	0	0	1
1	0	1	0	0	0	0
2	1	1	0	0	1	0

Batter	1	2	3	4	5	6	7	8	9
Tony Fernandez, S OBP: 0.397, SLG: 0.458 (1, 6)	0-0 F8	0-0 4-3			0-0 E S 1B	0-0 FC4-6 HR	0-0 1-3 2-H 3-H 1B 2B		4-0 BB
Lloyd Moseby, L OBP: 0.332, SLG: 0.459 (1, 8)	0-0 1B WP 1B		0-0 4-3		0-0 L7	0-0 1-H 3-H HR	0-0 F7		0-3 K
Jesse Barfield, R OBP: 0.358, SLG: 0.536 (1, 9)	0-3 K		0-0 F4		0-3 K	0-0 6-3	0-0 E 1B		0-0 F7
George Bell, R OBP: 0.329, SLG: 0.638 (1, 7)	0-0 1-3 WP HR 1B		0-3 K		4-0 BB		0-0 BB FC4 1B		0-0 E5 1B
Cecil Fielder, R OBP: 0.378, SLG: 0.627 Fred McGriff, L OBP: 0.383, SLG: 0.465 (1, 10) (7, PH)	0-0 1-H 3-H HR			0-0 WP 2B	0-0 F7		0-0 FC4 BB K		
Kelly Gruber, R OBP: 0.332, SLG: 0.449 (1, 5) (7, 4) (8, 5)	0-0 F6			0-0 F7		0-0 F2	4-0 1-2 2-3 BB	0-0 F8	
Willie Upshaw, L OBP: 0.333, SLG: 0.469 (1, 3)		0-0 4-3		0-0 2-H 2B		0-0 HR	0-0 1-2 2-3 3-H 1B 2B	0-0 4-3	
Charlie Moore, R OBP: 0.250, SLG: 0.324 Ernie Whitt, L OBP: 0.318, SLG: 0.396 (1, 2) (6, PH) (7, 2)		0-0 F9		0-0 6-3		0-0 FC4-6 1B HR 1B	0-0 E4 1B 2B	0-0 4-3	
Garth Iorg, R OBP: 0.253, SLG: 0.211 Rance Mulliniks, L OBP: 0.340, SLG: 0.407 (1, 4) (6, PH) (7, 5)		0-0 1B		0-0 5-3		0-0 FC4-6 1B	0-0 1-2 2-3 1B 1B		0-3 K
Manuel Lee, S OBP: 0.317, SLG: 0.327 (7, PH) (8, 4)									

Inning Stats	R: 3	H: 3	LOB: 0	BB: 0	S: 8	R: 0	H: 1	LOB: 1	BB: 0	S: 4	R: 0	H: 0	LOB: 0	BB: 0	S: 5	R: 1	H: 2	LOB: 1	BB: 0	S: 5	R: 0	H: 1	LOB: 2	BB: 1	S: 6	R: 4	H: 4	LOB: 0	BB: 0	S: 7	R: 6	H: 5	LOB: 2	BB: 2	S: 11	R: 0	H: 0	LOB: 0	BB: 0	S: 3	R: 0	H: 0	LOB: 1	BB: 1	S: 7	1B: 10	2B: 3	3B: 0	HR: 3	SF: 0	SAC: 0	DP: 0	HBP: 0
--------------	------	------	--------	-------	------	------	------	--------	-------	------	------	------	--------	-------	------	------	------	--------	-------	------	------	------	--------	-------	------	------	------	--------	-------	------	------	------	--------	-------	-------	------	------	--------	-------	------	------	------	--------	-------	------	--------	-------	-------	-------	-------	--------	-------	--------

PITCHER	IP	WLS	BF	H	R	ER	SO	BB	IBB	HBP	BLK	WP	HR	S	P	ERA	WHIP
Dennis Rasmussen, L ERA: 4.15 (1, 1)	5.0		23	7	4	4	3	1	0	0	0	2	1	28	32	7.20	1.600
Cecilio Guante, R ERA: 5.5 (6, 1)	0.2		6	4	4	4	0	0	0	0	0	0	2	6	6	54.00	6.000
Tim Stoddard, R ERA: 3.76 (6, 1)	0.1		2	1	1	1	0	0	0	0	0	0	0	2	2	27.00	3.000
Pat Clements, L ERA: 3.03 (7, 1)	0.0		2	0	0	0	0	2	0	0	0	0	0	0	8	∞	∞
Dave Righetti, L ERA: 4.35 (7, 1)	3.0	W	15	4	5	2	3	1	0	0	0	0	0	20	24	6.00	1.667

Batter	1	2	3	4	5	6	7	8	9	AB R H RBI BB SO LOB	TOP	
Rickey Henderson, R OBP: 0.440, SLG: 0.564 (1, 7) X	0-0 CS 1B	0-3 K		4-0 FC6-4 BB		0-3 K			0-0 G6-3 1-2f	4 0 1 0 1 2 3		
Willie Randolph, R OBP: 0.427, SLG: 0.441 (1, 4) B B B	4-0 FC3-6 1-2 BB	0-0 1-H 3-H 2B		0-0 FC6-4 1-2f			0-0 4-3		0-0 F4	4 0 1 2 1 0 2		
Don Mattingly, L OBP: 0.392, SLG: 0.502 (1, 3) X	0-0 FC3-6 1B 1-2f 1B	0-3 K			0-0 1B WP 1B		0-0 F8			4 2 1 0 0 1 2		
Dave Winfield, R OBP: 0.393, SLG: 0.541 (1, 9) X	0-0 1B 1-3 1B		0-0 5-3		0-0 FC3-6 1-3 1B		0-3 K			4 0 2 0 0 1 0		
Gary Ward, R OBP: 0.308, SLG: 0.420 (1, 8) X	0-0 1-2 3-H 1B		0-0 G3		0-0 FC3-6 1-2 3-H 1B			0-0 P3		4 0 2 2 0 0 0		
Ron Kittle, R OBP: 0.348, SLG: 0.560 (1, 10) X Claudell Washington, L OBP: 0.355, SLG: 0.444 (5, PH)	0-0 5-3		0-3 K		0-0 FC3-6 1-2f 2-3 G6-3			4-0 BB		2 0 0 0 0 1 2 1 0 0 0 1 0 2		
Rick Cerone, R OBP: 0.302, SLG: 0.277 (1, 2)		0-3 K		0-0 6-3 2B		0-0 G6-3 1-2f		0-0 F9		4 0 1 0 0 1 3		
Mike Pagliarulo, L OBP: 0.314, SLG: 0.436 (1, 5)		0-0 1B WP 2B 1B		0-0 6-3 2-3		0-3 K		0-3 K		4 1 1 0 0 2 2		
Wayne Tolleson, S OBP: 0.331, SLG: 0.274 (1, 6) Paul Zuvella, R OBP: 0.286, SLG: 0.286 (8, 6)		0-0 1-3 2B 1B		0-0 6-3		0-0 4-3		0-0 G6-3 1B		3 1 1 0 0 0 1 1 0 1 0 0 0 0		
Inning Stats	R: 1 H: 3 E: 0 LOB: 2 K: 0 BB: 1 S: 5 P: 9	R: 2 H: 3 E: 0 LOB: 1 K: 3 BB: 0 S: 12 P: 12	R: 0 H: 0 E: 0 LOB: 0 K: 1 BB: 0 S: 5 P: 5	R: 0 H: 1 E: 0 LOB: 2 K: 0 BB: 1 S: 4 P: 8	R: 1 H: 3 E: 0 LOB: 1 K: 0 BB: 0 S: 5 P: 5	R: 0 H: 0 E: 0 LOB: 0 K: 2 BB: 0 S: 7 P: 7	R: 0 H: 0 E: 0 LOB: 0 K: 1 BB: 0 S: 5 P: 5	R: 0 H: 0 E: 0 LOB: 1 K: 1 BB: 1 S: 5 P: 9	R: 0 H: 1 E: 0 LOB: 0 K: 0 BB: 0 S: 3 P: 3	1B: 9 SF: 0 2B: 2 SAC: 0 3B: 0 DP: 2 HR: 0 HBP: 0	WP: 3 PA: 38 PB: 0 SB: 0 CS: 1	
PITCHER	IP WLS BF H R ER SO BB IBB HBP BLK WP HR S P ERA WHIP											
David Wells, L ERA: 9.0 (1, 1)	4.0 L 22 9 4 4 4 2 0 0 0 3 0 28 36 9.00 2.750											
Mark Eichhorn, R ERA: 3.44 (5, 1)	3.0 9 1 0 0 3 0 0 0 0 0 0 15 15 0.00 0.333											
Gary Lavelle, L ERA: 3.86 (8, 1)	2.0 7 1 0 0 1 1 0 0 0 0 0 8 12 0.00 1.000											

New York Yankees @ Toronto Blue Jays
Exhibition Stadium, Toronto, ON
Tue Jun 30 1987, 7:05 PM EDT
Att: 45,297 - Unknown

AB	35
R	4
H	11
RBI	4
BB	3
SO	8
LOB	17

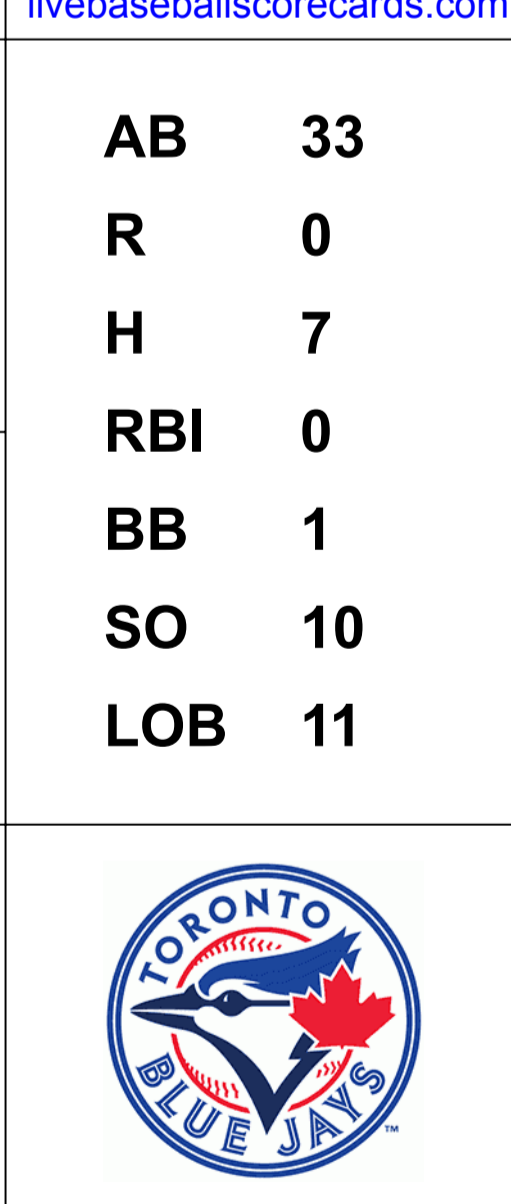


livebaseballscorecards.com

Batter	1	2	3	4	5	6	7	8	9	AB R H RBI BB SO LOB
Tony Fernandez, S (1, 6) OBP: 0.392, SLG: 0.452	0-0 1-3 		0-0 6-3 		0-0 F4 			0-0 F7 		4 0 0 0 0 0 1
Lloyd Moseby, L (1, 8) OBP: 0.334, SLG: 0.457	0-0 FC6-4 1B 		0-3 K 			0-3 K 		4-0 2B BB 		3 0 1 0 1 2 0
Jesse Barfield, R (1, 9) OBP: 0.357, SLG: 0.536	0-0 FC6-4 1-2 			0-3 K 		0-3 K 		0-0 1-3 2B 		4 0 1 0 0 2 1
George Bell, R (1, 7) OBP: 0.328, SLG: 0.633	0-3 K 			0-0 F3 		0-0 1B 		0-0 F3 		4 0 1 0 0 1 3
Cecil Fielder, R (1, 10) OBP: 0.396, SLG: 0.628		0-0 G5-4-3 1B 			0-0 1B 		0-3 K 		0-0 F8 	3 0 2 0 0 1 1 1 0 0 0 0 0 0
Rance Mulliniks, L (9, PH) OBP: 0.338, SLG: 0.404										
Kelly Gruber, R (1, 5) OBP: 0.326, SLG: 0.442		0-0 G5-4-3 1-2f 		0-3 K 			0-3 K 		0-0 6-3 	3 0 0 0 0 2 2 1 0 0 0 0 0 0
Rick Leach, L (9, PH) OBP: 0.392, SLG: 0.393										
Garth Iorg, R (1, 4) OBP: 0.262, SLG: 0.221		0-0 1B 			0-0 FC4-6 1B 		0-0 F7 		0-3 K 	3 0 2 0 0 0 0 1 0 0 0 0 1 0
Ernie Whitt, L (9, PH) OBP: 0.317, SLG: 0.394										
Willie Upshaw, L (1, 3) OBP: 0.330, SLG: 0.464		0-3 K 			0-0 FC4-6 1-2f 		0-0 F4 			3 0 0 0 0 1 2
Charlie Moore, R (1, 2) OBP: 0.233, SLG: 0.300			0-0 5-3 		0-0 F8 			0-0 F4 		3 0 0 0 0 0 1

BOTTOM	
AB 33	R 0
H 7	RBI 0
BB 1	SO 10
LOB 11	
WP: 0 PA: 34	
PB: 0	
SB: 0	
CS: 0	

New York Yankees @ Toronto Blue Jays
Exhibition Stadium, Toronto, ON
Tue Jun 30 1987, 7:05 PM EDT
Att. 45,297 - Unknown



Inning Stats		R: 0	H: 1	E: 0	K: 1	S: 6	H: 2	LOB: 1	BB: 0	P: 6	R: 0	H: 0	E: 0	K: 1	S: 5	H: 0	LOB: 0	BB: 0	P: 5	R: 0	H: 1	E: 0	K: 2	S: 8	H: 1	LOB: 1	BB: 0	P: 8	R: 0	H: 0	E: 0	K: 0	S: 4	H: 1	LOB: 1	BB: 0	P: 4	R: 0	H: 1	E: 0	K: 3	S: 10	H: 0	LOB: 0	BB: 0	P: 5	R: 0	H: 1	E: 0	K: 0	S: 4	H: 0	LOB: 2	BB: 1	P: 8	R: 0	H: 0	E: 0	K: 1	S: 5	H: 0	LOB: 0	BB: 0	P: 5	R: 0	H: 0	E: 0	K: 1	S: 5	H: 0	LOB: 0	BB: 0	P: 5	R: 0	H: 0	E: 0	K: 1	S: 5	H: 0	LOB: 0	BB: 0	P: 5	1B: 6	SF: 0	2B: 1	SAC: 0	3B: 0	DP: 1	HR: 0	HBP: 0	WP: 0	PA: 34	ERA	WHIP
PITCHER	IP	WLS	BF	H	R	ER	SO	BB	IBB	HBP	BLK	WP	HR	S	P	ERA	WHIP																																																																													
Ron Guidry, L (1, 1) ERA: 3.0	7.2	W	29	6	0	0	9	1	0	0	0	0	0	46	50	0.00	0.913																																																																													
Tim Stoddard, R (8, 1) ERA: 3.63	1.1		5	1	0	0	1	0	0	0	0	0	0	7	7	0.00	0.750																																																																													

Batter 1 2 3 4 5 6 7 8 9 10 11 12 AB R H RBI BB SO LOB TOP

Rickey Henderson, R OBP: 0.438, SLG: 0.554 (1, 10) X 0-0 F8 1		X 0-0 F8 1				X 0-3 K 1		X 0-0 1B SH2-3 1B 1-2		X 0-3 K 2		B B B B 4-0 BB 1B 1-2	5 0 1 0 1 2 1
Bobby Meacham, S OBP: 0.333, SLG: 0.286 Mike Pagliarulo, L OBP: 0.315, SLG: 0.433 (1, 6) X 0-0 6-3 2		B B B B 4-0 PO BB 1-2				X 0-3 K 2		X 0-0 SH2-3 1-2 2-3		X 0-0 1-3 3		B B B B 4-0 BB 1B BB E 1-2 2-3 3-H	1 0 0 0 1 0 0 2 1 0 1 1 1 0
Don Mattingly, L OBP: 0.398, SLG: 0.504 (1, 3) X 0-0 1B 3		X 0-0 PO 1-2		X 0-0 1-3 1		X 0-0 FC6-4 1B 3		X 0-0 1B IBB				B B B B 0-0 BB E 1B 1-2 2-H 3-H	5 1 3 1 1 1 0
Dave Winfield, R OBP: 0.392, SLG: 0.635 (1, 9) S 0-3 K 3				X 0-0 6-3 2		X 0-0 FC6-4 1-2f		X 0-0 G4-6-3 1B 1-2 2-3 3-H				B B B B 4-0 E BB 1B 1-2 2-3	5 0 1 1 1 2 2
Gary Ward, R OBP: 0.306, SLG: 0.413 (1, 7) S 0-3 K 1				B B B B 4-0 BB 3		X 0-0 5-3 1		X 0-0 G4-6-3 1-2f				B B B B 0-0 E FC6-4 1-3 2-H 3-H	5 0 0 0 1 1 4
Claudell Washington, L OBP: 0.354, SLG: 0.447 (1, 8) X 0-0 2B 2				X 0-0 4-3 3		X 0-3 K 2				X 0-3 K 1		S H 1-4 SH 1B 1B FC6-4 1-2	6 1 2 0 0 2 3
Rick Cerone, R OBP: 0.303, SLG: 0.278 Mark Salas, L OBP: 0.356, SLG: 0.446 (1, 2) (9, PH) K 2				S 0-3 K 2		X 0-0 K 1		X 0-0 BLK 1B		X 0-0 F9 2		X 0-0 SH 1B SH1-4 BB 1-2	3 0 1 0 0 2 1 1 1 0 0 0 0 0
Paul Zuvella, R OBP: 0.182, SLG: 0.182 (1, 4) X 0-0 F9 3				X 0-0 4-3 2		X 0-0 F8 1-2		X 0-0 5-3 3				X 0-0 SH1-4 1-2 2-3	4 0 0 0 0 0 2
Wayne Tolleson, S OBP: 0.336, SLG: 0.280 (1, 5) (3, 6) X 0-0 BB 1B				X 0-0 F9 3		X 0-0 F9 3		X 0-0 SH2-3 1B 1B		X 0-3 K 1		X 0-0 BB BB 1B 1B 2-3 3-H	5 2 3 1 0 1 0

TOP

New York Yankees @ Toronto Blue Jays
Exhibition Stadium, Toronto, ON
Wed Jul 01 1987, 3:33 AM EDT
Att. 47,828 - Unknown

livebaseballscorecards.com

AB	42
R	6
H	11
RBI	4
BB	6
SO	12
LOB	13



Inning Stats	R: 0 E: 0 K: 1 S: 6	H: 1 LOB: 1 BB: 0 P: 6	R: 0 E: 0 K: 2 S: 8	H: 1 LOB: 1 BB: 0 P: 8	R: 0 E: 0 K: 0 S: 2	H: 1 LOB: 0 BB: 1 P: 6	R: 0 E: 0 K: 0 S: 3	H: 0 LOB: 1 BB: 1 P: 7	R: 0 E: 0 K: 1 S: 5	H: 0 LOB: 0 BB: 0 P: 5	R: 0 E: 0 K: 2 S: 8	H: 1 LOB: 1 BB: 0 P: 8	R: 0 E: 0 K: 1 S: 6	H: 1 LOB: 1 BB: 0 P: 6	R: 1 E: 0 K: 0 S: 5	H: 3 LOB: 2 BB: 1 P: 9	R: 0 E: 0 K: 1 S: 5	H: 0 LOB: 0 BB: 0 P: 5	R: 0 E: 0 K: 2 S: 7	H: 0 LOB: 0 BB: 0 P: 7	R: 0 E: 0 K: 2 S: 7	H: 0 LOB: 0 BB: 0 P: 7	R: 0 E: 0 K: 2 S: 7	H: 0 LOB: 0 BB: 0 P: 7	R: 5 E: 1 K: 0 S: 7	H: 3 LOB: 2 BB: 3 P: 19	1B: 10 2B: 1 3B: 0 HR: 0	SF: 0 SAC: 3 DP: 1 HBP: 0	WP: 0 PB: 0 SB: 0 CS: 0	PA: 52
---------------------	------------------------------	---------------------------------	------------------------------	---------------------------------	------------------------------	---------------------------------	------------------------------	---------------------------------	------------------------------	---------------------------------	------------------------------	---------------------------------	------------------------------	---------------------------------	------------------------------	---------------------------------	------------------------------	---------------------------------	------------------------------	---------------------------------	------------------------------	---------------------------------	------------------------------	---------------------------------	------------------------------	----------------------------------	-----------------------------------	------------------------------------	----------------------------------	--------

PITCHER	IP	WLS	BF	H	R	ER	SO	BB	IBB	HBP	BLK	WP	HR	S	P	ERA	WHIP
Jimmy Key, L ERA: 2.81 (1, 1)	7.1		31	8	1	1	7	2	1	0	1	0	0	42	54	1.23	1.364
Tom Henke, R ERA: 2.78 (8, 1)	3.2		10	0	0	0	5	0	0	0	0	0	0	20	20	0.00	0.000
Jeff Musselman, L ERA: 3.6 (12, 1)	0.1	L	4	2	3	3	0	0	0	0	0	0	0	4	4	81.00	6.000
Jose Antonio Nunez, R ERA: 3.51 (12, 1)	0.0		2	0	0	0	0	2	0	0	0	0	0	0	8	∞	∞
Gary Lavelle, L ERA: 3.65 (12, 1)	0.2		4	1	2	0	0	1	0	0	0	0	0	3	7	0.00	3.000

Batter	1	2	3	4	5	6	7	8	9	10	11	12	AB	R	H	RBI	BB	SO	LOB
Tony Fernandez, S OBP: 0.388, SLG: 0.446 (1, 6)	0-0 6-3	0-0 FC5-4			0-0 4-3		0-0 L5		0-0 1B		0-0 FC3-6		6	0	1	0	0	0	2
Lloyd Moseby, L OBP: 0.334, SLG: 0.453 (1, 8)	0-0 5-3 1B				4-0 FC6-4 BB		0-0 F5		0-0 F7		0-0 CS	0-0 F8	5	0	1	0	1	0	1
Jesse Barfield, R OBP: 0.363, SLG: 0.535 (1, 9)	0-0 5-3 1B				0-0 FC6-4		0-0 5-3			4-0 1B FC6-2 BB		4-0 BB	4	0	2	0	2	0	1
George Bell, R OBP: 0.328, SLG: 0.630 (1, 7)	0-0 5-3				0-0 FC4-6		0-0 6-3		0-0 WP SF8 2B	0-0 FC3-6 1B		0-3 K	6	1	2	0	0	1	4
Cecil Fielder, R OBP: 0.385, SLG: 0.614 Rance Mulliniks, L OBP: 0.333, SLG: 0.399 Manuel Lee, S OBP: 0.317, SLG: 0.327 Fred McGriff, L OBP: 0.391, SLG: 0.461 (1, 10)	1-0 HBP				0-0 5-3		0-0 6-3		0-0 G3	0-0 FC3-6 FC6-2		0-0 F6	2	0	0	0	0	0	1
Kelly Gruber, R OBP: 0.323, SLG: 0.438 (1, 5)	0-0 1-3				0-0 F6		0-0 E BB 1B		0-0 SF8	0-0 FC6-2		0-0 K	4	0	1	1	0	0	5
Willie Upshaw, L OBP: 0.328, SLG: 0.457 (1, 3)					0-0 L8		0-0 G3		0-3 K	0-3 K			4	0	0	0	1	2	2
Charlie Moore, R OBP: 0.250, SLG: 0.318 (1, 2)					4-0 FC6-4 BB		0-0 5-3		4-0 E6 FC5-4	0-0 F9		0-0 FC3-5 2B	4	0	1	0	1	0	2
Garth Iorg, R OBP: 0.253, SLG: 0.213 (1, 4)					0-0 FC6-4 FC5-4		0-0 6-3		0-0 FC5-4	0-0 4-3		0-0 FC3-5	5	0	0	0	0	0	5

Inning Stats	R: 0	H: 2	E: 0	LOB: 3	K: 0	P: 6	R: 0	H: 0	E: 0	LOB: 1	K: 0	P: 7	R: 0	H: 1	E: 0	LOB: 1	K: 0	P: 4	R: 0	H: 0	E: 0	LOB: 0	K: 0	P: 3	R: 0	H: 0	E: 0	LOB: 3	K: 0	P: 9	R: 0	H: 0	E: 0	LOB: 0	K: 0	P: 3	R: 1	H: 1	E: 0	LOB: 0	K: 1	P: 6	R: 0	H: 1	E: 0	LOB: 1	K: 0	P: 4	R: 0	H: 1	E: 0	LOB: 2	K: 1	P: 10	R: 0	H: 1	E: 0	LOB: 0	K: 0	P: 3	R: 0	H: 0	E: 0	LOB: 1	K: 1	P: 9	1B: 6	SF: 1	2B: 2	SAC: 0	3B: 0	DP: 0	HR: 0	HBP: 1	WP: 1	PA: 51
--------------	------	------	------	--------	------	------	------	------	------	--------	------	------	------	------	------	--------	------	------	------	------	------	--------	------	------	------	------	------	--------	------	------	------	------	------	--------	------	------	------	------	------	--------	------	------	------	------	------	--------	------	------	------	------	------	--------	------	-------	------	------	------	--------	------	------	------	------	------	--------	------	------	-------	-------	-------	--------	-------	-------	-------	--------	-------	--------

PITCHER	IP	WLS	BF	H	R	ER	SO	BB	IBB	HBP	BLK	WP	HR	S	P	ERA	WHIP
Tommy John, L ERA: 4.25 (1, 1)	7.0		30	4	0	0	0	3	0	1	0	0	0	26	39	0.00	1.000
Rich Bardi, R ERA: 5.2 (8, 1)	0.0		1	1	1	1	0	0	0	0	0	0	0	1	1	∞	∞
Pat Clements, L ERA: 2.67 (8, 1)	4.0	W	15	3	0	0	2	1	0	0	0	1	0	18	22	0.00	1.000
Tim Stoddard, R ERA: 3.54 (12, 1)	1.0		4	0	0	0	1	1	0	0	0	0	0	5	9	0.00	1.000


BOTTOM

New York Yankees @ Toronto Blue Jays
Exhibition Stadium, Toronto, ON

Wed Jul 01 1987, 3:33 AM EDT
Att: 47,828 - Unknown

livebaseballscorecards.com

AB	43
R	1
H	8
RBI	1
BB	5
SO	3
LOB	27



Batter	1	2	3	4	5	6	7	8	9	AB R H RBI BB SO LOB	TOP	
Jerry Browne, S (1, 4) OBP: 0.355, SLG: 0.332	0-0 F7			0-0 4-3 SH1-3 1B	4-0 1-2 2-3 1B BB	0-0 6-3		0-0 F7		4 0 1 0 1 0 1		
Scott Fletcher, R (1, 6) OBP: 0.370, SLG: 0.429 Curtis Wilkerson, S (8, 6) OBP: 0.304, SLG: 0.407	0-0 6-3			0-0 SH1-3	0-0		4-0 WP HR BB		0-3 K	2 1 1 2 1 0 0 1 0 0 0 0 1 0		
Ruben Sierra, S (1, 9) OBP: 0.318, SLG: 0.430	0-3 K			0-0 4-3	0-0 F7		0-3 K		0-0 F4	5 0 0 0 0 2 4		
Pete O'Brien, L (1, 3) OBP: 0.343, SLG: 0.514			0-0 F8	0-0 6-3		0-0 BB E HR 1B		0-0 F8		5 1 1 0 0 0 2		
Larry Parrish, R (1, 5) OBP: 0.347, SLG: 0.560 Steve Buechele, R (7, 5) OBP: 0.263, SLG: 0.383			0-3 K		0-0 BB 1B	0-3 K		0-0 2-H HR		4 2 2 2 0 2 1 0 0 0 0 0 0 0		
Pete Incaviglia, R (1, 7) OBP: 0.324, SLG: 0.502			0-3 K		0-3 K	0-0 E5 BB HR		0-0 F7		4 1 0 0 0 2 2		
Darrell Porter, L (1, 10) OBP: 0.338, SLG: 0.349			0-0 G1-6-3 1B		0-0 F7	4-0 HR BB		0-0 F7		3 1 1 0 1 0 1		
Mike Stanley, R (1, 2) OBP: 0.402, SLG: 0.452			0-0 G1-6-3		4-0 BB 1B	0-0 1-H 2-H 3-H HR		4-0 BB		2 2 1 4 2 0 1		
Bob Brower, R (1, 8) OBP: 0.360, SLG: 0.429			0-0 6-3		0-0 1-2 2-H 1B	0-3 BB K		0-0 F7		4 1 1 1 0 1 1		
Inning Stats	R: 0 E: 0 K: 1 S: 5 H: 0 LOB: 0 BB: 0 P: 5	R: 0 E: 0 K: 2 S: 7 H: 0 LOB: 0 BB: 0 P: 7	R: 0 E: 0 K: 0 S: 3 H: 1 LOB: 0 BB: 0 P: 3	R: 0 E: 0 K: 0 S: 4 H: 1 LOB: 1 BB: 0 P: 4	R: 3 E: 0 K: 1 S: 8 H: 3 LOB: 2 BB: 2 P: 16	R: 4 E: 1 K: 2 S: 10 H: 2 LOB: 0 BB: 1 P: 14	R: 2 E: 0 K: 1 S: 6 H: 1 LOB: 0 BB: 1 P: 10	R: 0 E: 0 K: 0 S: 3 H: 0 LOB: 1 BB: 1 P: 7	R: 0 E: 0 K: 1 S: 5 H: 0 LOB: 0 BB: 0 P: 5	1B: 6 2B: 0 3B: 0 HR: 2 SF: 0 SAC: 1 DP: 1 HBP: 0	WP: 1 PB: 0 SB: 0 CS: 0 PA: 40	
PITCHER	IP WLS BF H R ER SO BB IBB HBP BLK WP HR S P ERA WHIP											
Bob Tewksbury, R (1, 1) ERA: 6.43	5.1 L 24 6 5 5 5 2 0 0 0 0 0 0 32 40 8.44 1.500											
Cecilio Guante, R (6, 1) ERA: 5.9	3.2 16 2 4 3 3 3 0 0 0 1 2 19 31 7.36 1.364											

Texas Rangers @ New York Yankees
Yankee Stadium, Bronx, NY
Fri Jul 03 1987, 7:05 PM EDT
Unknown

livebaseballscorecards.com

AB	34
R	9
H	8
RBI	9
BB	5
SO	8
LOB	13



Batter	1	2	3	4	5	6	7	8	9	AB	R	H	RBI	BB	SO	LOB
Rickey Henderson, R (1, 7) OBP: 0.441, SLG: 0.556 (8, 8)	0-0 FC5 2B		0-3 K		4-0 WP BB		4-0 1B BB		0-0 G3 1-2	3	0	1	0	2	1	1
Gary Ward, R (1, 9) OBP: 0.304, SLG: 0.407	0-3 K		0-3 K		4-0 1-2 BB		0-3 K		0-0 F6	4	0	0	0	1	3	3
Don Mattingly, L (1, 3) OBP: 0.399, SLG: 0.508 Rick Cerone, R (8, 3) OBP: 0.308, SLG: 0.278	0-0 F7		0-0 2B		0-0 F8		0-0 1-2 1B		1-0 HBP	4	0	2	0	0	0	3
Claudell Washington, L (1, 8) OBP: 0.351, SLG: 0.437 Ron Kittle, R (8, 7) OBP: 0.344, SLG: 0.556	4-0 BB		0-0 F7		0-0 F8		0-0 F7		0-0 F8	3	0	0	0	1	0	3
Mike Easler, L (1, 10) OBP: 0.324, SLG: 0.339	0-0 FC5 2-3f			0-0 4-3		0-0 BB BB 1B		4-0 BB BB		3	0	1	0	1	0	2
Mike Pagliarulo, L (1, 5) OBP: 0.314, SLG: 0.427		0-0 4-3		0-0 4-3		4-0 1-2 BB BB		0-0 F7		3	0	0	0	1	0	1
Mark Salas, L (1, 2) OBP: 0.352, SLG: 0.432		0-0 E4		0-0 F8		4-0 1-2 2-3 BB G6-4-3		0-3 K		3	0	0	0	1	1	1
Paul Zuvella, R (1, 4) OBP: 0.133, SLG: 0.133		0-0 F9		0-0 F8		0-0 G6-4-3		0-0 F9		4	0	0	0	0	0	5
Wayne Tolleson, S (1, 6) OBP: 0.332, SLG: 0.277 Jeff Moronko, R (8, 6) OBP: 1.000, SLG: 1.000		0-0 F8		0-0 4-3		0-0 4-3		0-0 1-6-3		3	0	0	0	0	0	1
									0-0 G3 1B	1	0	1	0	0	0	0

BOTTOM

Texas Rangers @ New York Yankees
 Yankee Stadium, Bronx, NY
 Fri Jul 03 1987, 7:05 PM EDT
 Unknown

livebaseballscorecards.com

AB	32
R	0
H	5
RBI	0
BB	7
SO	5
LOB	22



Inning Stats	R: 0	H: 1	E: 0	K: 1	S: 6	H: 0	LOB: 2	BB: 1	P: 10	R: 0	H: 0	E: 1	K: 0	S: 4	H: 0	LOB: 1	BB: 0	P: 4	R: 0	H: 1	E: 0	K: 2	S: 8	H: 0	LOB: 0	BB: 0	P: 8	R: 0	H: 0	E: 0	K: 0	S: 3	R: 0	H: 1	E: 0	K: 0	S: 11	R: 0	H: 1	E: 0	K: 1	S: 6	R: 0	H: 0	E: 0	K: 1	S: 5	R: 0	H: 0	E: 0	K: 0	S: 4	R: 0	H: 1	E: 0	K: 0	S: 5	1B: 3	SF: 0	2B: 2	SAC: 0	3B: 0	DP: 1	HR: 0	HBP: 1	WP: 1	PA: 40
--------------	------	------	------	------	------	------	--------	-------	-------	------	------	------	------	------	------	--------	-------	------	------	------	------	------	------	------	--------	-------	------	------	------	------	------	------	------	------	------	------	-------	------	------	------	------	------	------	------	------	------	------	------	------	------	------	------	------	------	------	------	------	-------	-------	-------	--------	-------	-------	-------	--------	-------	--------

PITCHER	IP	WLS	BF	H	R	ER	SO	BB	IBB	HBP	BLK	WP	HR	S	P	ERA	WHIP
Bobby Witt, R ERA: 4.01	(1, 1)	5.1	25	3	0	0	3	5	0	0	0	1	0	26	46	0.00	1.500
Jeff Russell, R ERA: 2.75	(6, 1)	1.2	6	1	0	0	1	1	0	0	0	0	0	7	11	0.00	1.200
Paul Kilgus, L ERA: 1.38	(8, 1)	2.0	9	1	0	0	1	1	0	1	0	0	0	9	14	0.00	1.000

Batter	1	2	3	4	5	6	7	8	9	AB R H RBI BB SO LOB	TOP											
Jerry Browne, S (1, 4) OBP: 0.353, SLG: 0.330	0-0 4-3		0-0 CS 1B		0-0 6-3			0-0 4-3		4 0 1 0 0 0 1												
Scott Fletcher, R (1, 6) OBP: 0.365, SLG: 0.423	0-0 F4		0-0 CS 1-2	0-3 K		0-0 6-3		0-0 4-3	4 0 0 0 0 1 0													
Ruben Sierra, S (1, 9) OBP: 0.318, SLG: 0.428	0-0 1B			0-0 F8		0-0 G3		0-0 F8	4 0 1 0 0 0 0													
Pete O'Brien, L (1, 3) OBP: 0.345, SLG: 0.514	0-0 F7			0-0 1B		0-0 F8		0-0 1B	4 0 2 0 0 0 1													
Larry Parrish, R (1, 10) OBP: 0.342, SLG: 0.552		0-0 F7		0-3 K		0-0 6-3		0-3 K	4 0 0 0 0 2 2													
Pete Incaviglia, R (1, 7) OBP: 0.321, SLG: 0.496		0-3 K			0-3 K		0-3 K		3 0 0 0 0 3 0													
Geno Petrali, L (1, 2) OBP: 0.412, SLG: 0.453		0-0 F4			0-0 SH1-3 1B 1B		0-0 3-1		3 1 1 0 0 0 0													
Steve Buechele, R (1, 5) OBP: 0.262, SLG: 0.382			0-0 F3		0-0 SH1-3		0-0 L1		1 0 0 0 0 0 0													
Darrell Porter, L (8, PH) OBP: 0.333, SLG: 0.344					1-2				1 0 0 0 0 0 0													
Curtis Wilkerson, S (8, 5) OBP: 0.304, SLG: 0.407									0 0 0 0 0 0 0													
Bob Brower, R (1, 8) OBP: 0.359, SLG: 0.426			0-0 F9		0-0 2-H 1B		0-0 F2		3 0 1 1 0 0 0													
Inning Stats	R: 0 E: 0 K: 0 S: 4	H: 1 LOB: 1 BB: 0 P: 4	R: 0 E: 0 K: 1 S: 5	H: 0 LOB: 0 BB: 0 P: 5	R: 0 E: 0 K: 0 S: 3	H: 1 LOB: 0 BB: 0 P: 3	R: 0 E: 0 K: 2 S: 8	H: 1 LOB: 1 BB: 0 P: 8	R: 1 E: 0 K: 1 S: 7	H: 2 LOB: 1 BB: 0 P: 7	R: 0 E: 0 K: 0 S: 3	H: 0 LOB: 0 BB: 0 P: 3	R: 0 E: 0 K: 1 S: 5	H: 0 LOB: 0 BB: 0 P: 5	R: 0 E: 0 K: 0 S: 3	H: 0 LOB: 0 BB: 0 P: 3	R: 0 E: 0 K: 1 S: 6	H: 1 LOB: 1 BB: 0 P: 6	1B: 6 2B: 0 3B: 0 HR: 0	SF: 0 SAC: 1 DP: 0 HBP: 0	WP: 0 PB: 0 SB: 0 CS: 1	PA: 33
PITCHER	IP WLS BF H R ER SO BB IBB HBP BLK WP HR S P ERA WHIP												PITCHER	IP WLS BF H R ER SO BB IBB HBP BLK WP HR S P ERA WHIP								
Rick Rhoden, R (1, 1) ERA: 3.6	8.0 W 28 5 1 1 5 0 0 0 0 0 0 0 38 38 1.12 0.625																					
Dave Righetti, L (9, 1) ERA: 4.26	1.0 S 4 1 0 0 1 0 0 0 0 0 0 0 6 6 0.00 1.000																					

Texas Rangers @ New York Yankees
 Yankee Stadium, Bronx, NY
 Fri Jul 03 1987, 7:05 PM EDT
 Att: 43,856 - Unknown

livebaseballscorecards.com

AB	31
R	1
H	6
RBI	1
BB	0
SO	6
LOB	4



Batter	1	2	3	4	5	6	7	8	9	AB	R	H	RBI	BB	SO	LOB
Rickey Henderson, R OBP: 0.438, SLG: 0.547 (1, 7)	0-0 1-3	0-0 F9			0-0 5-3			4-0 L6-3 BB		3	0	0	0	1	0	1
Willie Randolph, R OBP: 0.422, SLG: 0.435 (1, 4)	0-0 4-3		0-0 F8			0-0 1-3		0-0 L6-3 1-2		4	0	0	0	0	0	1
Don Mattingly, L OBP: 0.395, SLG: 0.502 (1, 3)	0-0 F7		0-0 F8			0-0 F7				3	0	0	0	0	0	0
Dave Winfield, R OBP: 0.395, SLG: 0.533 (1, 10)		4-0 F9 BLK 1B BB	0-0 4-3			4-0 BB BB BB				1	1	0	0	2	0	0
Claudell Washington, L OBP: 0.344, SLG: 0.428 (1, 8)		0-0 F9 1-3		0-0 F7		0-0 F8				3	0	0	0	0	0	2
Mike Easler, L OBP: 0.324, SLG: 0.339 (1, 9)		0-0 HR 1B		0-0 6-3		0-0 F9				3	1	1	1	0	0	0
Mike Pagliarulo, L OBP: 0.314, SLG: 0.438 (1, 5)		0-0 HR 1-H		0-3 K		0-3 K				3	1	1	2	0	2	0
Rick Cerone, R OBP: 0.301, SLG: 0.271 (1, 2)		0-0 5-3		0-3 K		0-0 F9				3	0	0	0	0	1	0
Wayne Tolleson, S OBP: 0.332, SLG: 0.278 (1, 6)		0-0 1B		0-0 G3		0-0 F7				3	0	1	0	0	0	0

BOTTOM

Texas Rangers @ New York Yankees

Yankee Stadium, Bronx, NY

Fri Jul 03 1987, 7:05 PM EDT

Att. 43,856 - Unknown

livebaseballscorecards.com

AB	26
R	3
H	3
RBI	3
BB	3
SO	3
LOB	4



Inning Stats	R: 0	H: 0	E: 0	K: 0	S: 3	R: 3	H: 3	E: 0	K: 0	S: 6	R: 0	H: 0	E: 0	K: 0	S: 3	R: 0	H: 0	E: 0	K: 1	S: 5	R: 0	H: 0	E: 0	K: 1	S: 5	R: 0	H: 0	E: 0	K: 0	S: 5	R: 0	H: 0	E: 0	K: 1	S: 5	R: 0	H: 0	E: 0	K: 0	S: 2	R: 0	H: 0	E: 0	K: 0	S: 6	
	0	0	0	0	3	0	0	0	0	3	0	0	0	0	3	0	0	0	1	5	0	0	0	0	0	5	0	0	0	1	7	0	0	0	1	5	0	0	0	1	6	0	0	0	0	0

PITCHER	IP	WLS	BF	H	R	ER	SO	BB	IBB	HBP	BLK	WP	HR	S	P	ERA	WHIP
Jose Guzman, R ERA: 4.97 (1, 1)	8.0	L	29	3	3	3	3	3	0	0	1	0	1	32	44	3.38	0.750

WP	PA	ERA	WHIP
0	29		

Batter	1	2	3	4	5	6	7	8	9	AB R H RBI BB SO LOB	TOP											
Jerry Browne, S OBP: 0.352, SLG: 0.326 (1, 4) X	0-0 F9		4-0 FC5 BB		0-0 SH5-3		0-3 K		0-0 FC6 1B	3 0 0 0 1 1 2												
Scott Fletcher, R OBP: 0.372, SLG: 0.427 (1, 6) X	0-0 WP SF8 1B		4-0 BB		0-0 F7		0-0 1B		0-0 G6-4-3 1B	4 1 3 1 1 0 1												
Ruben Sierra, S OBP: 0.316, SLG: 0.424 (1, 9) X	0-0 SF8		0-0 F9		4-0 2B BB		0-3 K		0-0 G6-4-3	3 0 0 1 1 1 5												
Pete Incaviglia, R OBP: 0.323, SLG: 0.500 (1, 7) X	0-0 CS 1B		0-0 FC5		0-0 2B		0-0 4-3			4 0 2 1 0 0 3												
Pete O'Brien, L OBP: 0.344, SLG: 0.510 (1, 3) X	0-0 CS 1-2	0-0 6-3		0-0 4-3	0-3 K			0-0 L4 4-3 1B		4 0 1 0 0 1 2												
Larry Parrish, R OBP: 0.338, SLG: 0.544 (1, 10) X		0-0 E3		0-3 K		0-0 5-3		0-0 4-3		4 0 0 0 0 1 1												
Mike Stanley, R OBP: 0.395, SLG: 0.434 (1, 2) X		0-0 F9		4-0 BB		0-0 6-3		0-0 L4		3 0 0 0 1 0 2												
Steve Buechele, R OBP: 0.266, SLG: 0.381 (1, 5) X		0-0 F8		0-0 4-3		0-0 1B			4-0 FC6 BB 1B BB	3 1 1 0 1 0 2												
Bob Brower, R OBP: 0.364, SLG: 0.418 (1, 8) X			0-0 6-3		4-0 S SH5-3 2B BB		0-0 F9		4-0 FC6 BB	2 1 0 0 2 0 1												
Inning Stats	R: 1 E: 0 K: 0 S: 4	H: 2 LOB: 0 BB: 0 P: 4	R: 0 E: 1 K: 0 S: 4	H: 0 LOB: 1 BB: 0 P: 4	R: 0 E: 0 K: 0 S: 3	H: 0 LOB: 2 BB: 2 P: 11	R: 0 E: 0 K: 1 S: 5	H: 0 LOB: 1 BB: 1 P: 9	R: 1 E: 0 K: 1 S: 6	H: 1 LOB: 2 BB: 2 P: 14	R: 0 E: 0 K: 0 S: 4	H: 1 LOB: 1 BB: 0 P: 4	R: 0 E: 0 K: 2 S: 8	H: 1 LOB: 1 BB: 0 P: 8	R: 0 E: 0 K: 0 S: 3	H: 1 LOB: 0 BB: 0 P: 3	R: 1 E: 0 K: 0 S: 3	H: 1 LOB: 1 BB: 2 P: 11	1B: 6 2B: 2 3B: 0 HR: 0	SF: 1 SAC: 1 DP: 2 HBP: 0	WP: 1 PB: 0 SB: 1 CS: 1	PA: 40
PITCHER	IP WLS BF H R ER SO BB IBB HBP BLK WP HR S P ERA WHIP																					
Dennis Rasmussen, L ERA: 4.12 (1, 1)	5.0 W 23 3 2 2 2 5 0 0 0 1 0 22 42 3.60 1.600																					
Tim Stoddard, R ERA: 3.43 (6, 1)	1.1 6 2 0 0 1 0 0 0 0 0 0 8 8 0.00 1.500																					
Pat Clements, L ERA: 2.8 (7, 1)	1.2 6 1 1 1 1 1 0 0 0 0 0 7 11 5.40 1.200																					
Dave Righetti, L ERA: 4.18 (9, 1)	1.0 S 4 1 0 0 0 1 0 0 0 0 0 3 7 0.00 2.000																					

Texas Rangers @ New York Yankees
Yankee Stadium, Bronx, NY

livebaseballscorecards.com

AB	30
R	3
H	7
RBI	3
BB	7
SO	4
LOB	19



Sat Jul 04 1987, 3:33 AM EDT
Att: 33,214 - Unknown

BOTTOM

Texas Rangers @ New York Yankees
Yankee Stadium, Bronx, NY
Sat Jul 04 1987, 3:33 AM EDT
Att. 33,214 - Unknown

livebaseballscorecards.com

AB 32
R 4
H 10
RBI 4
BB 6
SO 5
LOB 19



WP: 0 PA: 39
PB: 0
SB: 0
CS: 0

AB R H RBI BB SO LOB

4 0 1 0 1 0 1

5 2 3 1 0 0 2

5 1 2 0 0 0 5

2 0 0 1 1 0 1

3 0 2 1 1 1 0

2 0 0 0 0 0 5

2 0 2 1 0 0 0

4 0 0 0 0 2 3

2 0 0 0 2 1 0

3 1 0 0 1 1 2

1B: 9 SF: 1
2B: 2 SAC: 0
3B: 0 DP: 2
HR: 0 HBP: 0

WP: 0 PA: 39
PB: 0
SB: 0
CS: 0

Batter	1	2	3	4	5	6	7	8	9
Rickey Henderson, R OBP: 0.437, SLG: 0.541 (1, 7)	0-0 L4	0-0 5-3			0-0 F8	0-0 1B		4-0 F9-6 1B BB	
Willie Randolph, R OBP: 0.425, SLG: 0.438 (1, 4)	0-0 BB 1B		0-0 1-3		0-0 1B SF8 1B	0-0 F8		0-0 1-2 2-H 1B	
Don Mattingly, L OBP: 0.395, SLG: 0.504 (1, 3)	0-0 F7		0-0 BB 2B		0-0 1-3 1B 1B	0-0 L6		0-0 F9-6 2-3	
Dave Winfield, R OBP: 0.393, SLG: 0.530 (1, 9)	4-0 1B 1-2 BB		0-0 FC1 BB		0-0 SF8		0-0 5-3		
Claudell Washington, L OBP: 0.355, SLG: 0.433 (1, 8)	0-0 1-3 2-H 1B		4-0 G4-6-3 BB		0-0 3-H 1-2 1B 1B		0-3 K		
Mike Easler, L OBP: 0.321, SLG: 0.335 Gary Ward, R OBP: 0.308, SLG: 0.411 (1, 10) (5, PH)	0-0 4-3		0-0 G4-6-3 1-2f		0-0 1-2 2-H 1B		0-0 1B		
Mike Pagliarulo, L OBP: 0.310, SLG: 0.431 (1, 5)		0-0 F6		0-0 F6	0-3 K		0-3 K		
Rick Cerone, R OBP: 0.307, SLG: 0.267 (1, 2)		4-0 1-3 BB		0-3 K		4-0 1B BB		0-0 G3	
Wayne Tolleson, S OBP: 0.331, SLG: 0.275 (1, 6)		0-0 1-3		0-0 4-3		0-3 K		4-0 BB 1B BB	

Inning Stats	R: 1 E: 0 K: 0 S: 5	H: 2 LOB: 2 BB: 1 P: 9	R: 0 E: 0 K: 0 S: 3	H: 0 LOB: 1 BB: 1 P: 7	R: 0 E: 0 K: 0 S: 4	H: 1 LOB: 2 BB: 1 P: 8	R: 0 E: 0 K: 1 S: 5	H: 0 LOB: 0 BB: 0 P: 5	R: 2 E: 0 K: 1 S: 9	H: 4 LOB: 2 BB: 0 P: 9	R: 0 E: 0 K: 1 S: 6	H: 1 LOB: 2 BB: 1 P: 10	R: 0 E: 0 K: 2 S: 8	H: 1 LOB: 1 BB: 0 P: 8	R: 1 E: 0 K: 0 S: 3	H: 1 LOB: 1 BB: 2 P: 11
--------------	------------------------------	---------------------------------	------------------------------	---------------------------------	------------------------------	---------------------------------	------------------------------	---------------------------------	------------------------------	---------------------------------	------------------------------	----------------------------------	------------------------------	---------------------------------	------------------------------	----------------------------------

PITCHER	IP	WLS	BF	H	R	ER	SO	BB	IBB	HBP	BLK	WP	HR	S	P	ERA	WHIP
Greg Harris, R ERA: 5.6 (1, 1)	4.2	L	23	6	3	3	1	3	0	0	0	0	0	22	34	5.79	1.929
Paul Kilgus, L ERA: 1.35 (5, 1)	0.1		2	1	0	0	1	0	0	0	0	0	0	4	4	0.00	3.000
Jeff Russell, R ERA: 2.7 (6, 1)	0.2		4	1	0	0	1	1	0	0	0	0	0	5	9	0.00	3.000
Mitch Williams, L ERA: 3.99 (6, 1)	1.2		8	1	1	1	2	2	0	0	0	0	0	10	18	5.40	1.800
Dale Mohorcic, R ERA: 2.34 (8, 1)	0.2		2	1	0	0	0	0	0	0	0	0	0	2	2	0.00	1.500

PITCHER	IP	WLS	BF	H	R	ER	SO	BB	IBB	HBP	BLK	WP	HR	S	P	ERA	WHIP
---------	----	-----	----	---	---	----	----	----	-----	-----	-----	----	----	---	---	-----	------

Batter	1	2	3	4	5	6	7	8	9	AB R H RBI BB SO LOB	TOP											
Jerry Browne, S (1, 4) OBP: 0.351, SLG: 0.326 Curtis Wilkerson, S (6, PH) OBP: 0.310, SLG: 0.429	0-0 F9		0-0 F8	0-0 1B SF8 1B		0-0 2B		0-0 F2		3 1 1 1 0 0 1 2 0 1 0 0 0 0	Texas Rangers @ New York Yankees Yankee Stadium, Bronx, NY Sun Jul 05 1987, 3:33 AM EDT Att: 34,080 - Unknown											
Scott Fletcher, R (1, 6) OBP: 0.375, SLG: 0.433	0-0 F7		0-0 1B	0-0 CS 1B		0-3 K		0-0 1B 2B		5 1 3 1 0 1 1												
Pete O'Brien, L (1, 3) OBP: 0.342, SLG: 0.505	0-0 4-3		0-0 F8	0-0 SF8		0-0 P6		4-0 1B BB		3 0 0 1 1 0 2												
Pete Incaviglia, R (1, 7) OBP: 0.324, SLG: 0.497		0-0 E6		0-0 F7 CS	4-0 1B BB	0-3 K		0-0 FC6-4 1B		4 1 1 1 1 1 1												
Ruben Sierra, S (1, 9) OBP: 0.317, SLG: 0.424		0-3 K		0-0 HR 1B	0-0 1B E 1B		0-0 F7	0-0 FC6-4		5 2 2 0 0 1 3												
Larry Parrish, R (1, 5) OBP: 0.337, SLG: 0.550 Steve Buechele, R (8, 5) OBP: 0.265, SLG: 0.379		0-0 F8		0-0 HR	0-0 F7		0-0 2-3		0-0 F8	4 1 1 2 0 0 3 1 0 0 0 0 0 0												
Darrell Porter, L (1, 10) OBP: 0.361, SLG: 0.358		0-0 F8		0-0 HR 1B	0-0 E9 1B		4-0 BB		4-0 G4-6-3 BB	3 1 2 1 2 0 1												
Mike Stanley, R (1, 2) OBP: 0.389, SLG: 0.463 Geno Petrali, L (9, PH) OBP: 0.408, SLG: 0.448			0-0 6-3	0-0 HR	0-3 K		0-3 K		0-0 G4-6-3	4 1 1 2 0 2 2 1 0 0 0 0 0 1												
Bob Brower, R (1, 8) OBP: 0.368, SLG: 0.439			0-0 BLK 1B	0-0 1B 3B	0-3 K			0-0 F3		4 2 2 0 0 1 1												
Inning Stats	R: 0 E: 0 K: 0 S: 3	H: 0 LOB: 0 BB: 0 P: 3	R: 0 E: 1 K: 1 S: 6	H: 0 LOB: 1 BB: 0 P: 6	R: 1 E: 0 K: 0 S: 5	H: 2 LOB: 1 BB: 0 P: 5	R: 6 E: 0 K: 0 S: 9	H: 7 LOB: 0 BB: 0 P: 9	R: 2 E: 1 K: 2 S: 9	H: 2 LOB: 1 BB: 1 P: 13		R: 0 E: 0 K: 2 S: 8	H: 1 LOB: 1 BB: 0 P: 8	R: 0 E: 0 K: 1 S: 5	H: 0 LOB: 1 BB: 1 P: 9	R: 1 E: 0 K: 0 S: 5	H: 2 LOB: 2 BB: 1 P: 9	R: 0 E: 0 K: 0 S: 2	H: 0 LOB: 0 BB: 1 P: 6	1B: 9 2B: 2 3B: 1 HR: 2	SF: 1 SAC: 0 DP: 1 HBP: 0	WP: 0 PB: 0 SB: 0 CS: 1
PITCHER	IP WLS BF H R ER SO BB IBB HBP BLK WP HR S P ERA WHIP																				PITCHER	IP WLS BF H R ER SO BB IBB HBP BLK WP HR S P ERA WHIP
Rich Bardi, R (1, 1) ERA: 6.68	3.1 L 19 8 7 7 1 0 0 0 0 0 2 21 21 18.90 2.400																					
Cecilio Guante, R (4, 1) ERA: 5.73	4.1 19 5 3 2 5 2 0 0 0 0 0 0 27 35 4.15 1.615																					
Pat Clements, L (8, 1) ERA: 2.78	0.1 3 1 0 0 0 0 1 0 0 0 0 0 2 6 0.00 6.000																					
Bob Tewksbury, R (9, 1) ERA: 6.21	1.0 3 0 0 0 0 0 1 0 0 0 0 0 2 6 0.00 1.000																					

livebaseballscorecards.com

AB	39
R	10
H	14
RBI	9
BB	4
SO	6
LOB	16



BOTTOM

Texas Rangers @ New York Yankees
Yankee Stadium, Bronx, NY
Sun Jul 05 1987, 3:33 AM EDT
Att. 34,080 - Unknown

livebaseballscorecards.com

AB 32
R 4
H 7
RBI 4
BB 7
SO 2
LOB 15



WP: 1 PA: 39
PB: 0
SB: 2
CS: 0

AB R H RBI BB SO LOB

3 1 0 0 1 0 4
1 0 0 0 0 0 0

5 1 2 0 0 0 1

4 1 1 1 1 0 1

4 1 2 3 0 0 1

3 0 0 0 0 1 1
0 0 0 0 1 0 0

3 0 2 0 0 0 0
1 0 0 0 0 0 3

1 0 0 0 2 1 0
1 0 0 0 0 0 0

3 0 0 0 0 0 4
1 0 0 0 0 0 0

2 0 0 0 2 0 0

1B: 5 SF: 0
2B: 1 SAC: 0
3B: 0 DP: 2
HR: 1 HBP: 0

Batter	1	2	3	4	5	6	7	8	9
Rickey Henderson, R (1, 7) Jeff Moronko, R (8, 7)	0-0 F8		4-0 2B BB	0-0 G6-4-3			0-0 G5-4-3		0-0 5-3
Willie Randolph, R (1, 4)	0-0 1-3		0-0 F7		0-0 FC6-4 1B		0-0 BB 1B		0-0 P5
Don Mattingly, L (1, 3)	0-0 4-3		0-0 HR 2B		0-0 F7		4-0 BB 1B BB		0-0 F9
Dave Winfield, R (1, 9)		0-0 6-3	0-0 HR		0-0 FC6-4		0-0 BB 1B		
Claudell Washington, L (1, 8) Gary Ward, R (7, PH)		0-0 P6	0-3 K		0-0 F8		4-0 BB 1B		
Mike Easler, L (1, 10) Ron Kittle, R (7, PH)		0-0 S 1B		0-0 BB WP 1B		0-0 F9	0-0 P4		
Mike Pagliarulo, L (1, 5) Paul Zuvella, R (8, PH)		4-0 BB 1B		4-0 BB BB		0-3 K		0-0 F9	
Mark Salas, L (1, 2) Rick Cerone, R (8, PH)		0-0 F8		0-0 P5		0-0 G3		0-0 F7	
Wayne Tolleson, S (1, 6)			0-0 4-3	4-0 G6-4-3 BB			4-0 G5-4-3 BB	0-0 F7	

Inning Stats	R: 0	H: 0	E: 0	K: 0	S: 3	H: 1	LOB: 0	BB: 0	P: 3	R: 0	H: 1	E: 0	K: 1	S: 7	H: 2	LOB: 0	BB: 1	P: 11	R: 0	H: 1	E: 0	K: 0	S: 3	H: 1	LOB: 2	BB: 0	P: 11	R: 0	H: 0	E: 0	K: 1	S: 5	H: 0	LOB: 0	BB: 0	P: 5	R: 1	H: 2	E: 0	K: 0	S: 4	H: 2	LOB: 3	BB: 3	P: 16	R: 0	H: 0	E: 0	K: 0	S: 3	H: 0	LOB: 0	BB: 0	P: 3	R: 0	H: 0	E: 0	K: 0	S: 3	H: 0	LOB: 0	BB: 0	P: 3	1B: 5	SF: 0	2B: 1	SAC: 0	3B: 0	DP: 2	HR: 1	HBP: 0	WP: 1	PA: 39
--------------	------	------	------	------	------	------	--------	-------	------	------	------	------	------	------	------	--------	-------	-------	------	------	------	------	------	------	--------	-------	-------	------	------	------	------	------	------	--------	-------	------	------	------	------	------	------	------	--------	-------	-------	------	------	------	------	------	------	--------	-------	------	------	------	------	------	------	------	--------	-------	------	-------	-------	-------	--------	-------	-------	-------	--------	-------	--------


PITCHER	IP	WLS	BF	H	R	ER	SO	BB	IBB	HBP	BLK	WP	HR	S	P	ERA	WHIP
Ed Correa, R (1, 1)	3.1		18	4	3	3	1	4	0	0	0	1	1	16	32	8.10	2.400
Jeff Russell, R (4, 1)	3.1	W	13	3	1	1	1	2	0	0	0	0	0	13	21	2.70	1.500
Mitch Williams, L (7, 1)	1.1		5	0	0	0	0	1	0	0	0	0	0	4	8	0.00	0.750
Dale Mohorcic, R (9, 1)	1.0		3	0	0	0	0	0	0	0	0	0	0	3	3	0.00	0.000

Batter	1	2	3	4	5	6	7	8	9	AB R H RBI BB SO LOB	TOP																			
Dan Gladden, R (1, 7) OBP: 0.333, SLG: 0.390	0-0 F7		0-0 F7			0-0 F7			0-0 6-3	4 0 0 0 0 0 1	Minnesota Twins @ New York Yankees Yankee Stadium, Bronx, NY Mon Jul 06 1987, 7:05 PM EDT Att: 20,141 - Unknown livebaseballscorecards.com																			
Kirby Puckett, R (1, 8) OBP: 0.383, SLG: 0.543	0-0 F8		0-0 F8			0-0 5-3			0-0 5-3	4 0 0 0 0 0 1																				
Tom Brunansky, R (1, 9) OBP: 0.361, SLG: 0.500	0-0 HR								0-0 1B	4 1 2 1 0 0 0																				
Gary Gaetti, R (1, 5) OBP: 0.310, SLG: 0.467	0-0 5-3			4-0 BB					0-0 1-3	3 0 0 0 1 1 1																				
Kent Hrbek, L (1, 3) OBP: 0.370, SLG: 0.563		0-0 F8		4-0 BB					0-0 HR	3 1 1 1 0 0 1																				
Gene Larkin, S (1, 10) OBP: 0.343, SLG: 0.396		0-0 F4		4-0 BB					0-0 4-3	2 0 0 0 1 0 0																				
Tim Laudner, R (1, 2) OBP: 0.234, SLG: 0.418		0-3 K		0-3 K					0-0 F7	3 0 0 0 0 2 1																				
Steve Lombardozzi, R (1, 4) OBP: 0.292, SLG: 0.309		4-0 SH1-3 BB		0-0 5-3					0-3 K	2 0 0 0 1 1 0																				
Greg Gagne, R (1, 6) OBP: 0.300, SLG: 0.420		0-0 SH1-3		0-0 F7					0-3 K	2 0 0 0 0 1 0																				
Inning Stats	R: 1 E: 0 K: 0 S: 4	H: 1 LOB: 0 BB: 0 P: 4	R: 0 E: 0 K: 1 S: 5	H: 0 LOB: 0 BB: 0 P: 5	R: 0 E: 0 K: 0 S: 3	H: 0 LOB: 1 BB: 1 P: 7	R: 0 E: 0 K: 1 S: 2	H: 0 LOB: 0 BB: 1 P: 6	R: 0 E: 0 K: 1 S: 4	H: 0 LOB: 0 BB: 1 P: 8	R: 1 E: 0 K: 1 S: 6	H: 1 LOB: 0 BB: 0 P: 6	R: 0 E: 0 K: 2 S: 7	H: 0 LOB: 0 BB: 0 P: 7	R: 0 E: 0 K: 0 S: 4	H: 1 LOB: 1 BB: 0 P: 4	1B: 1 2B: 1 3B: 0 HR: 2	SF: 0 SAC: 1 DP: 2 HBP: 0	WP: 0 PB: 0 SB: 1 CS: 1	PA: 31										
PITCHER Ron Guidry, L (1, 1) ERA: 2.8	IP 9.0	WLS L	BF 31	H 3	R 2	ER 2	SO 5	BB 3	IBB 0	HBP 0	BLK 0	WP 0	HR 2	S 38	P 50	ERA 2.00	WHIP 0.667													
											PITCHER	IP	WLS	BF	H	R	ER	SO	BB	IBB	HBP	BLK	WP	HR	S	P	ERA	WHIP		

AB	27
R	2
H	3
RBI	2
BB	3
SO	5
LOB	5



Batter	1	2	3	4	5	6	7	8	9	AB	R	H	RBI	BB	SO	LOB
Rickey Henderson, R OBP: 0.439, SLG: 0.535 (1, 7)	0-0 F7		0-0 BB BB 1B		4-0 CS BB			0-0 1B		3	0	2	0	1	0	0
Willie Randolph, R OBP: 0.425, SLG: 0.434 (1, 4)	4-0 BB		4-0 BB 1-2		0-0 CS 1-2	0-0 F8		0-3 K		2	0	0	0	2	1	1
Don Mattingly, L OBP: 0.393, SLG: 0.498 (1, 3)	0-0 F7		4-0 BB 1-2 2-3		0-0 F6			0-0 1-3		3	0	0	0	1	0	2
Dave Winfield, R OBP: 0.392, SLG: 0.536 (1, 9)	0-0 4-3		0-0 F9		0-3 K	0-3 K		0-0 FC6-4 1B		4	0	1	0	0	1	4
Gary Ward, R OBP: 0.307, SLG: 0.406 (1, 8)		0-3 K		0-3 K		0-0 5-3		0-0 FC6-4 1-2f		4	0	0	0	0	2	1
Claudell Washington, L OBP: 0.352, SLG: 0.432 (1, 10)		0-3 K		0-0 CS 2B		0-0 FC6-4 1B		0-3 K		4	0	2	0	0	2	1
Jeff Moronko, R OBP: 0.167, SLG: 0.167 (1, 5)		0-0 F9		0-0 F5 2-3		0-0 FC6-4 1-2f		0-0 1-3		4	0	0	0	0	0	3
Rick Cerone, R OBP: 0.299, SLG: 0.258 (1, 2)			0-0 F8		0-0 F9		0-3 K			3	0	0	0	0	1	1
Wayne Tolleson, S OBP: 0.330, SLG: 0.269 (1, 6)			0-0 5-3		0-0 F4			0-0 F9		3	0	0	0	0	0	0

BOTTOM	
Minnesota Twins @ New York Yankees Yankee Stadium, Bronx, NY Mon Jul 06 1987, 7:05 PM EDT Att. 20,141 - Unknown	
AB 30 R 0 H 5 RBI 0 BB 4 SO 7 LOB 13	

Inning Stats	R: 0	H: 0	E: 0	K: 0	S: 3	R: 0	H: 0	E: 0	K: 2	S: 7	R: 0	H: 1	E: 0	K: 0	S: 4	R: 0	H: 1	E: 0	K: 1	S: 5	R: 0	H: 0	E: 0	K: 0	S: 2	R: 0	H: 0	E: 0	K: 1	S: 5	R: 0	H: 1	E: 0	K: 1	S: 6	R: 0	H: 1	E: 0	K: 1	S: 6	R: 0	H: 1	E: 0	K: 1	S: 6	R: 0	H: 1	E: 0	K: 1	S: 6
	LOB: 1	BB: 1	P: 7	LOB: 0	BB: 0	P: 7	LOB: 3	BB: 2	P: 12	LOB: 0	BB: 0	P: 5	LOB: 0	BB: 1	P: 6	LOB: 0	BB: 0	P: 5	LOB: 1	BB: 0	P: 6	LOB: 1	BB: 0	P: 6	LOB: 0	BB: 0	P: 6	LOB: 1	BB: 0	P: 6	LOB: 1	BB: 0	P: 6	LOB: 1	BB: 0	P: 6	LOB: 1	BB: 0	P: 6	LOB: 1	BB: 0	P: 6	LOB: 1	BB: 0	P: 6	LOB: 1	BB: 0	P: 6		
PITCHER Frank Viola, L ERA: 3.09 (1, 1)	IP	WLS	BF	H	R	ER	SO	BB	IBB	HBP	BLK	WP	HR	S	P	ERA	WHIP																																	
	9.0	W	34	5	0	0	7	4	0	0	0	0	0	44	60	0.00	1.000																																	

WP: 0	PA: 35
PB: 0	CS: 2
SB: 0	
CS: 2	
1B: 4	SF: 0
2B: 1	SAC: 0
3B: 0	DP: 0
HR: 0	HBP: 0
1B: 4	SF: 0
2B: 1	SAC: 0
3B: 0	DP: 0
HR: 0	HBP: 0

Minnesota Twins @ New York Yankees
 Yankee Stadium, Bronx, NY
 Tue Jul 07 1987, 7:05 PM EDT
 Att. 27,697 - Unknown

AB	34
R	7
H	9
RBI	7
BB	1
SO	3
LOB	8



Batter	1	2	3	4	5	6	7	8	9	AB R H RBI BB SO LOB
Dan Gladden, R (1, 7) OBP: 0.338, SLG: 0.394	0-0 E G3 1B		0-0 6-3		0-0 6-3		0-0 SF9 S 1B		0-0 1B	5 2 3 1 0 0 1
Mark Davidson, R (1, 8) OBP: 0.348, SLG: 0.358 Gene Larkin, S (9, PH) OBP: 0.340, SLG: 0.391	0-0 E6 G3 1-3		0-0 F8		0-0 FC6 1B		0-0 SF9		0-0 6-3	3 1 1 2 0 0 1 1 0 0 0 0 0 1
Kirby Puckett, R (1, 10) OBP: 0.382, SLG: 0.540	0-0 G3		0-0 6-3		0-0 FC6 1-2f 1B		0-0 1B			4 0 1 2 0 0 2
Gary Gaetti, R (1, 5) OBP: 0.306, SLG: 0.460	0-0 1-3				0-0 F9		0-0 F8		0-0 F8	4 0 0 1 0 0 1
Tom Brunansky, R (1, 9) OBP: 0.357, SLG: 0.493	0-0 5-3				0-3 K		0-0 4-3		0-0 F7	4 0 0 0 0 1 0
Kent Hrbek, L (1, 3) OBP: 0.368, SLG: 0.558			0-3 K		0-0 G3		0-0 1B		0-0 P4	4 0 1 0 0 1 0
Tim Laudner, R (1, 2) OBP: 0.242, SLG: 0.438									0-3 K	3 2 1 1 1 1 0
Steve Lombardozzi, R (1, 4) OBP: 0.297, SLG: 0.314									0-0 F8	3 2 2 0 0 0 0
Greg Gagne, R (1, 6) OBP: 0.295, SLG: 0.414									0-0 F8	3 0 0 0 0 0 2

Inning Stats	R: 2	H: 1	E: 1	K: 0	S: 5	P: 5	R: 0	H: 1	E: 0	K: 1	S: 6	P: 6	R: 0	H: 0	E: 0	K: 0	S: 3	P: 3	R: 2	H: 3	E: 0	K: 0	S: 6	P: 6	R: 0	H: 1	E: 0	K: 0	S: 3	P: 3	R: 3	H: 2	E: 1	K: 0	S: 6	P: 10	R: 0	H: 0	E: 0	K: 1	S: 5	P: 5	R: 0	H: 1	E: 0	K: 0	S: 4	P: 4	1B: 8	SF: 1	2B: 0	3B: 0	HR: 1	SAC: 2	DP: 0	HBP: 0	WP: 0	PB: 0	SB: 1	CS: 0	PA: 38
--------------	------	------	------	------	------	------	------	------	------	------	------	------	------	------	------	------	------	------	------	------	------	------	------	------	------	------	------	------	------	------	------	------	------	------	------	-------	------	------	------	------	------	------	------	------	------	------	------	------	-------	-------	-------	-------	-------	--------	-------	--------	-------	-------	-------	-------	--------

PITCHER	IP	WLS	BF	H	R	ER	SO	BB	IBB	HBP	BLK	WP	HR	S	P	ERA	WHIP
Tommy John, L (1, 1) ERA: 4.25	6.1		27	6	6	4	2	1	0	0	0	0	1	30	34	5.68	1.105
Charles Hudson, R (7, 1) ERA: 3.7	0.2		4	2	1	0	0	0	0	0	0	0	0	4	4	0.00	3.000
Tim Stoddard, R (8, 1) ERA: 3.27	2.0	W	7	1	0	0	1	0	0	0	0	0	0	9	9	0.00	0.500

PITCHER	IP	WLS	BF	H	R	ER	SO	BB	IBB	HBP	BLK	WP	HR	S	P	ERA	WHIP
---------	----	-----	----	---	---	----	----	----	-----	-----	-----	----	----	---	---	-----	------

Batter	1	2	3	4	5	6	7	8	9
Rickey Henderson, R (1, 7) OBP: 0.442, SLG: 0.547	4-0 2B BB		0-0 6-3		0-0 F8		0-0 1-H HR	4-0 WP 1B BB	
Willie Randolph, R (1, 4) OBP: 0.428, SLG: 0.433	0-0 F9		0-0 5-3			0-0 FC5-4 1B	4-0 1B 1B BB	4-0 1B HR BB	
Don Mattingly, L (1, 3) OBP: 0.397, SLG: 0.504	0-0 1-3 2B		0-0 F8			0-0 FC5-4 1-2f	0-0 1B 1B	0-0 1-2 HR 1B	
Dave Winfield, R (1, 9) OBP: 0.390, SLG: 0.530	0-0 F9			0-0 F7		0-0 F8	0-0 1B 1B	0-0 P6	
Claudell Washington, L (1, 8) OBP: 0.353, SLG: 0.451	0-0 3-1			0-3 K		0-3 K	0-0 1-3 2-H 1B 1B	0-0 1-H 2-H HR	
Mike Easler, L (1, 10) OBP: 0.326, SLG: 0.341 Gary Ward, R (7, PH) OBP: 0.308, SLG: 0.407		0-0 FC6-4 1B		0-0 L6			0-0 F8	0-3 K	
Mike Pagliarulo, L (1, 5) OBP: 0.316, SLG: 0.446		0-0 F8			0-0 4-3 2B		0-0 HR	0-0 F9	
Mark Salas, L (1, 2) OBP: 0.336, SLG: 0.410 Rick Cerone, R (7, PH) OBP: 0.301, SLG: 0.256 (8, 2)		0-0 F7			0-0 F5		0-0 E4 HR	4-0 SH1-4 WP BB	
Wayne Tolleson, S (1, 6) OBP: 0.327, SLG: 0.266		0-0 FC6-4 1-2f			0-0 4-3 2-3		0-3 K	0-0 SH1-4	

Inning Stats	R: 0 E: 0 K: 0 S: 4	H: 1 LOB: 2 BB: 1 P: 8	R: 0 E: 0 K: 0 S: 4	H: 1 LOB: 1 BB: 0 P: 4	R: 0 E: 0 K: 0 S: 3	H: 0 LOB: 0 BB: 0 P: 3	R: 0 E: 0 K: 1 S: 5	H: 0 LOB: 0 BB: 0 P: 5	R: 0 E: 0 K: 0 S: 4	H: 1 LOB: 1 BB: 0 P: 4	R: 0 E: 0 K: 1 S: 6	H: 1 LOB: 1 BB: 0 P: 6	R: 7 E: 1 K: 1 S: 12	H: 6 LOB: 1 BB: 1 P: 16	R: 5 E: 0 K: 1 S: 7	H: 2 LOB: 0 BB: 3 P: 19
--------------	------------------------------	---------------------------------	------------------------------	---------------------------------	------------------------------	---------------------------------	------------------------------	---------------------------------	------------------------------	---------------------------------	------------------------------	---------------------------------	-------------------------------	----------------------------------	------------------------------	----------------------------------


PITCHER	IP	WLS	BF	H	R	ER	SO	BB	IBB	HBP	BLK	WP	HR	S	P	ERA	WHIP
Joe Niekro, R (1, 1) ERA: 3.87	6.1		25	5	1	1	2	1	0	0	0	0	1	28	32	1.42	0.947
Dan Schatzeder, L (7, 1) ERA: 5.11	0.1		7	4	4	0	1	1	0	0	0	0	1	8	12	0.00	15.000
Keith Atherton, R (7, 1) ERA: 4.26	0.2	L	5	1	4	2	0	2	0	0	0	0	0	3	11	27.00	4.500
Juan Berenguer, R (8, 1) ERA: 3.2	0.2		5	2	3	3	1	1	0	0	0	1	1	6	10	40.50	4.500

MINNESOTA TWINS @ NEW YORK YANKEES
Yankee Stadium, Bronx, NY
 Tue Jul 07 1987, 7:05 PM EDT
 Att. 27,697 - Unknown

AB	R	H	RBI	BB	SO	LOB
3	2	1	2	2	0	1
3	2	1	0	2	0	1
5	2	3	1	0	0	1
5	1	1	1	0	0	5
5	2	2	4	0	2	3
3	0	1	0	0	0	0
2	0	1	2	0	1	0
4	1	2	1	0	0	2
2	0	0	0	0	0	2
1	2	0	0	1	0	0
3	0	0	0	0	1	3

AB	36
R	12
H	12
RBI	11
BB	5
SO	4
LOB	18

WP: 2 PA: 42
 PB: 0
 SB: 0
 CS: 0



Batter	1	2	3	4	5	6	7	8	9	AB R H RBI BB SO LOB	TOP		
Dan Gladden, R OBP: 0.346, SLG: 0.416 (1, 7) X	0-0 6-3 1B 2B	0-0 HR			4-0 1B 1B BB	0-0 G6-4-3 1-2f		0-0 1B		4 3 3 1 1 0 1			
Al Newman, S OBP: 0.280, SLG: 0.306 (1, 6) X (7, 5)	0-0 F8	0-0 4-3			0-0 1B 1B	0-0 BB 1B		0-0 5-3		5 1 2 0 0 0 2			
Kirby Puckett, R OBP: 0.382, SLG: 0.536 (1, 8) X	0-0 6-3 2-3		0-0 F8		0-3 K BB	4-0 BB 1B		0-0 FC5-4 1B		4 0 1 0 1 1 3			
Kent Hrbek, L OBP: 0.370, SLG: 0.554 Gene Larkin, S OBP: 0.337, SLG: 0.387 (1, 3) B (7, 3) B	4-0 FC 1B BB		0-0 1-3		4-0 1B 1B IBB	0-0 F4		0-0 FC5-4 BB 1-2f		2 0 0 0 2 0 2 1 0 0 0 0 0 1			
Gary Gaetti, R OBP: 0.308, SLG: 0.461 Mark Davidson, R OBP: 0.355, SLG: 0.358 (1, 5) X (7, 9)	0-0 FC 1B		0-0 F8		0-0 P3		0-0 G5-4-3 1B		4-0 BB	4 0 2 1 0 0 3 0 0 0 0 1 0 0			
Roy Smalley, S OBP: 0.382, SLG: 0.480 (1, 10) X	0-0 FC 1-2 2-3		0-0 F9		0-0 BB 1B		0-0 G5-4-3 1-2f		0-0 F8	5 0 1 2 0 0 5			
Tom Brunansky, R OBP: 0.358, SLG: 0.489 Greg Gagne, R OBP: 0.294, SLG: 0.412 (1, 9) S (7, 6) S	0-3 K		4-0 BB		4-0 BB 1B		0-0 4-3		0-0 F4	2 0 0 0 2 1 3 1 0 0 0 0 0 2			
Steve Lombardozzi, R OBP: 0.296, SLG: 0.313 (1, 4) X		0-0 G6-4-3 1B		0-0 F8		0-0 F2		0-0 5-3		4 0 1 0 0 0 4			
Sal Butera, R OBP: 0.222, SLG: 0.350 (1, 2) X		0-0 G6-4-3 1-2f		0-0 F3		0-0 G6-4-3 1B		0-0 F9		4 0 1 0 0 0 2			
Inning Stats	R: 1 E: 0 K: 1 S: 8 H: 2 LOB: 3 BB: 1 P: 12	R: 1 E: 0 K: 0 S: 4 H: 2 LOB: 0 BB: 0 P: 4	R: 0 E: 0 K: 0 S: 3 H: 0 LOB: 0 BB: 0 P: 3	R: 0 E: 0 K: 0 S: 3 H: 0 LOB: 1 BB: 1 P: 7	R: 2 E: 0 K: 1 S: 7 H: 2 LOB: 3 BB: 3 P: 19	R: 0 E: 0 K: 0 S: 4 H: 2 LOB: 2 BB: 1 P: 8	R: 0 E: 0 K: 0 S: 3 H: 1 LOB: 0 BB: 0 P: 3	R: 0 E: 0 K: 0 S: 4 H: 1 LOB: 1 BB: 0 P: 4	R: 0 E: 0 K: 0 S: 4 H: 1 LOB: 2 BB: 1 P: 8	1B: 9 2B: 1 3B: 0 HR: 1 SF: 0 SAC: 0 DP: 3 HBP: 0	WP: 0 PB: 0 SB: 1 CS: 0 PA: 43		
PITCHER Rick Rhoden, R ERA: 3.76 Pat Clements, L ERA: 2.5 (1, 1) (6, 1)	IP WLS BF H R ER SO BB IBB HBP BLK WP HR S P ERA WHIP	5.0 W 26 6 4 4 2 4 1 0 0 0 1 25 45 7.20 2.000	4.0 S 17 5 0 0 0 2 0 0 0 0 0 0 15 23 0.00 1.750	PITCHER IP WLS BF H R ER SO BB IBB HBP BLK WP HR S P ERA WHIP									

Minnesota Twins @ New York Yankees
Yankee Stadium, Bronx, NY
Wed Jul 08 1987, 3:33 AM EDT
Att: 38,168 - Unknown

livebaseballscorecards.com

AB	36
R	4
H	11
RBI	4
BB	7
SO	2
LOB	28



Batter	1	2	3	4	5	6	7	8	9
Rickey Henderson, R OBP: 0.447, SLG: 0.555 (1, 7)	0-0 1B HR 1B	0-0 F8		0-0 1-2 1B	0-0 1-3 2B	0-0 E2 1-3 2-H 3-H 1B		0-0 5-3	
Gary Ward, R OBP: 0.309, SLG: 0.408 (1, 9)	0-0 1-2 HR 1B	0-0 1B		0-0 1-3	0-0 F9	0-0 SF9 3-H			
Don Mattingly, L OBP: 0.400, SLG: 0.527 (1, 3)	0-0 1-H 2-H HR	0-0 F9			4-0 2B BB	HR F2			
Claudell Washington, L OBP: 0.357, SLG: 0.455 (1, 8)	0-0 F9		0-0 F6		0-0 4-3 1-H HR 2B	4-0 F8 S HR BB	0-0 5-3		
Henry Cotto, R OBP: 0.291, SLG: 0.493 (7, 8)									
Mike Easler, L OBP: 0.326, SLG: 0.339 (1, 10)	0-0 HBP 1B		0-3 K		0-0 4-3	0-0 F8	1-0 FC3-6 HBP		
Mike Pagliarulo, L OBP: 0.317, SLG: 0.454 (1, 5)	0-3 K		0-3 K		4-0 HR IBB	0-0 HR 3-H	0-0 FC3-6 1-2f		
Jeff Moronko, R OBP: 0.250, SLG: 0.143 (1, 6)	1-0 FC5-4 HBP			0-3 K	0-0 1-H 3-H HR	0-0 1B E 1B	0-3 K		
Mark Salas, L OBP: 0.342, SLG: 0.446 (5, PH)									
Wayne Tolleson, S OBP: 0.328, SLG: 0.268 (6, 6)									
Rick Cerone, R OBP: 0.291, SLG: 0.246 (1, 2)	0-0 FC5-4 1-2f			0-0 F8	0-0 F9	0-0 E1 1-2 1B 1B		0-0 F2	
Paul Zuvella, R OBP: 0.238, SLG: 0.238 (1, 4)		0-0 6-3		0-0 1B	0-0 2B 1B	0-0 E 1B SF9 1B		0-0 F8	

Inning Stats	R: 3 E: 0 K: 1 S: 9	H: 4 LOB: 2 BB: 0 P: 10	R: 0 E: 0 K: 0 S: 4	H: 1 LOB: 1 BB: 0 P: 4	R: 0 E: 0 K: 2 S: 7	H: 0 LOB: 0 BB: 0 P: 7	R: 0 E: 0 K: 1 S: 7	H: 2 LOB: 2 BB: 0 P: 7	R: 4 E: 0 K: 0 S: 7	H: 4 LOB: 2 BB: 2 P: 15	R: 6 E: 2 K: 0 S: 9	H: 5 LOB: 1 BB: 1 P: 13	R: 0 E: 0 K: 1 S: 5	H: 0 LOB: 1 BB: 0 P: 6	R: 0 E: 0 K: 0 S: 3	H: 0 LOB: 0 BB: 0 P: 3
1B: 10 2B: 2 3B: 0 HR: 4	SF: 1 SAC: 0 DP: 0 HBP: 2	WP: 0 PB: 0 SB: 1 CS: 0	1B: 10 2B: 2 3B: 0 HR: 4	SF: 1 SAC: 0 DP: 0 HBP: 2	WP: 0 PB: 0 SB: 1 CS: 0	1B: 10 2B: 2 3B: 0 HR: 4	SF: 1 SAC: 0 DP: 0 HBP: 2	WP: 0 PB: 0 SB: 1 CS: 0	1B: 10 2B: 2 3B: 0 HR: 4	SF: 1 SAC: 0 DP: 0 HBP: 2	WP: 0 PB: 0 SB: 1 CS: 0	1B: 10 2B: 2 3B: 0 HR: 4	SF: 1 SAC: 0 DP: 0 HBP: 2	WP: 0 PB: 0 SB: 1 CS: 0	1B: 10 2B: 2 3B: 0 HR: 4	

PITCHER	IP	WLS	BF	H	R	ER	SO	BB	IBB	HBP	BLK	WP	HR	S	P	ERA	WHIP
Mike Smithson, R ERA: 5.59 (1, 1)	4.0	L	22	8	5	5	4	1	0	1	0	0	1	28	33	11.25	2.250
Juan Berenguer, R ERA: 3.71 (5, 1)	1.1		11	5	5	5	0	1	1	0	0	0	3	9	17	33.75	4.500
George Frazier, R ERA: 6.02 (6, 1)	0.2		6	3	3	1	0	0	0	0	0	0	0	6	6	13.50	4.500
Dan Schatzeder, L ERA: 5.0 (7, 1)	1.0		4	0	0	0	1	0	0	1	0	0	0	5	6	0.00	0.000
Jeff Reardon, R ERA: 5.53 (8, 1)	1.0		3	0	0	0	0	0	0	0	0	0	0	3	3	0.00	0.000

BOTTOM

Minnesota Twins @ New York Yankees
 Yankee Stadium, Bronx, NY
 Wed Jul 08 1987, 3:33 AM EDT
 Att. 38,168 - Unknown

AB	40
R	12
H	16
RBI	13
BB	3
SO	5
LOB	14



Batter	1	2	3	4	5	6	7	8	9	AB	R	H	RBI	BB	SO	LOB	BOTTOM			
Rickey Henderson, R (1, 7) OBP: 0.454, SLG: 0.555	4-0 SH5-3 2B BB		0-3 K			4-0 G6-3 BB	0-0 1B		4-0 BB	2	1	1	0	3	1	0	Chicago White Sox @ New York Yankees Yankee Stadium, Bronx, NY Thu Jul 09 1987, 7:05 PM EDT Att. 26,255 - Unknown livebaseballscorecards.com			
Willie Randolph, R (1, 4) OBP: 0.423, SLG: 0.427	0-0 SH5-3 1-2		0-0 1-3			0-0 G6-3 1-2f	0-0 6-3		0-0 FC5 2-3f	4	0	0	0	0	0	5				
Don Mattingly, L (1, 3) OBP: 0.401, SLG: 0.541	0-0 2-H 2B				0-0 3-1	0-0 HR		0-0 4-3		4	1	2	2	0	0	0				
Dave Winfield, R (1, 9) OBP: 0.388, SLG: 0.530	0-3 K				0-0 F7	0-0 2B		0-0 F2		4	1	1	0	0	1	1				
Claudell Washington, L (1, 8) OBP: 0.354, SLG: 0.456	0-0 4-3				0-0 G3	0-0 2B 2-H		0-3 K		4	0	1	1	0	1	1				
Mike Easler, L (1, 10) OBP: 0.332, SLG: 0.335		0-0 4-3			4-0 BB	4-0 BB			0-0 L8	2	0	0	0	2	0	0				
Mike Pagliarulo, L (1, 5) OBP: 0.316, SLG: 0.449		0-0 G3			0-0 F8	0-0 F8			4-0 2B BB	3	0	0	0	1	0	3				
Mark Salas, L (1, 2) OBP: 0.331, SLG: 0.429		0-0 F7			0-0 F6			0-0 4-3	0-0 F7	4	0	0	0	0	0	2				
Wayne Tolleson, S (1, 6) OBP: 0.325, SLG: 0.265			0-0 F8						0-0 FC5 1-3 2B	3	0	0	0	0	0	1				
Gary Ward, R (9, PH) OBP: 0.311, SLG: 0.413					0-0 1-3					1	0	1	0	0	0	0				
Inning Stats	R: 1 E: 0 K: 1 S: 6	H: 1 LOB: 1 BB: 1 P: 10	R: 0 E: 0 K: 0 S: 3	H: 0 LOB: 0 BB: 0 P: 3	R: 0 E: 0 K: 1 S: 5	H: 0 LOB: 0 BB: 0 P: 5	R: 0 E: 0 K: 0 S: 3	H: 0 LOB: 1 BB: 1 P: 7	R: 2 E: 0 K: 0 S: 5	H: 3 LOB: 2 BB: 2 P: 13	R: 0 E: 0 K: 0 S: 4	H: 1 LOB: 1 BB: 0 P: 4	R: 0 E: 0 K: 1 S: 5	H: 0 LOB: 0 BB: 0 P: 5	R: 0 E: 0 K: 0 S: 4	H: 1 LOB: 3 BB: 2 P: 12	1B: 1 2B: 4 3B: 0 HR: 1	SF: 0 SAC: 1 DP: 1 HBP: 0	WP: 0 PB: 0 SB: 0 CS: 0	PA: 38
PITCHER Richard Dotson, R ERA: 3.98	(1, 1) 8.2 WLS W	37 BF	6 H	3 R	3 ER	3 SO	6 BB	0 IBB	0 HBP	0 BLK	0 WP	1 HR	37 S	61 P	3.12 ERA	1.385 WHIP				
Bob James, R ERA: 3.66	(9, 1) 0.1 S	1 BF	0 H	0 R	0 ER	0 SO	0 BB	0 IBB	0 HBP	0 BLK	0 WP	0 HR	1 S	1 P	0.00 ERA	0.000 WHIP				

Chicago White Sox @ New York Yankees
 Yankee Stadium, Bronx, NY
 Thu Jul 09 1987, 7:05 PM EDT
 Att. 26,255 - Unknown

AB	31
R	3
H	6
RBI	3
BB	6
SO	3
LOB	13



Batter	1	2	3	4	5	6	7	8	9	AB R H RBI BB SO LOB	TOP
Jerry Royster, R (1, 5) OBP: 0.360, SLG: 0.458	4-0 BB BB		0-0 1B		0-0 HR 1B		0-0 F9 ^②			3 1 2 0 1 0 0	
Gary Redus, R (1, 7) OBP: 0.315, SLG: 0.360	4-0 2B 1B 1-2		0-3 K ^①		0-0 L4 ^②		0-0 F9 ^③			3 1 0 0 1 1 2	
Harold Baines, L (1, 10) OBP: 0.376, SLG: 0.515	0-0 1B 2B 1-3		0-0 F7 ^②		0-0 HR 1-H			0-0 G3 ^①		4 2 2 2 0 0 1	
Ivan Calderon, R (1, 9) OBP: 0.369, SLG: 0.513	0-0 G6-4-3 1B 2-H 3-H		0-0 F4 ^③		0-0 1B			0-0 HR		4 1 3 3 0 0 1	
Greg Walker, L (1, 3) OBP: 0.331, SLG: 0.490	0-0 G6-4-3 1-2f		0-3 K ^①		0-0 F9 ^③			0-3 K ^②		4 0 0 0 0 2 2	
Carlton Fisk, R (1, 2) OBP: 0.303, SLG: 0.412		0-0 F8 ^①		0-0 1B		0-0 6-3 ^①		0-0 F4 ^③		4 0 1 0 0 0 0	
Kenny Williams, R (1, 8) OBP: 0.312, SLG: 0.429 Daryl Boston, L (9, PH) OBP: 0.294, SLG: 0.403		0-0 F7 ^②		0-3 K ^②		0-3 K ^②		0-0 F8 ^①		3 0 0 0 0 2 1 1 0 0 0 0 0 0	
Fred Manrique, R (1, 4) OBP: 0.236, SLG: 0.292 Jerry Hairston, S (9, PH) OBP: 0.321, SLG: 0.468		0-0 2B		0-3 K ^③		0-3 K ^③		0-0 G3 ^②		3 0 1 0 0 2 1 1 0 0 0 0 0 0	
Ozzie Guillen, L (1, 6) OBP: 0.328, SLG: 0.379		0-0 1-3 ^③			0-0 F8 ^①		0-0 1-4-3 ^①		0-3 K ^③	4 0 0 0 0 1 1	

Inning Stats	R: 2 E: 0 K: 0 S: 3	H: 2 LOB: 0 BB: 2 P: 11	R: 0 E: 0 K: 0 S: 4	H: 1 LOB: 1 BB: 0 P: 4	R: 0 E: 0 K: 1 S: 6	H: 1 LOB: 1 BB: 0 P: 6	R: 0 E: 0 K: 3 S: 10	H: 1 LOB: 1 BB: 0 P: 10	R: 2 E: 0 K: 0 S: 6	H: 3 LOB: 1 BB: 0 P: 6	R: 0 E: 0 K: 2 S: 7	H: 0 LOB: 0 BB: 0 P: 7	R: 0 E: 0 K: 0 S: 3	H: 0 LOB: 0 BB: 0 P: 3	R: 1 E: 0 K: 1 S: 6	H: 1 LOB: 0 BB: 0 P: 6	R: 0 E: 0 K: 1 S: 5	H: 0 LOB: 0 BB: 0 P: 5	1B: 5 2B: 2 3B: 0 HR: 2	SF: 0 SAC: 0 DP: 1 HBP: 0	WP: 0 PB: 0 SB: 0 CS: 0	PA: 36
--------------	------------------------------	----------------------------------	------------------------------	---------------------------------	------------------------------	---------------------------------	-------------------------------	----------------------------------	------------------------------	---------------------------------	------------------------------	---------------------------------	------------------------------	---------------------------------	------------------------------	---------------------------------	------------------------------	---------------------------------	----------------------------------	------------------------------------	----------------------------------	--------

PITCHER	IP	WLS	BF	H	R	ER	SO	BB	IBB	HBP	BLK	WP	HR	S	P	ERA	WHIP
Dennis Rasmussen, L (1, 1) ERA: 4.24	7.2	W	32	9	5	5	7	2	0	0	0	0	2	44	52	5.87	1.435
Tim Stoddard, R (8, 1) ERA: 3.18	1.1		4	0	0	0	1	0	0	0	0	0	0	6	6	0.00	0.000

Chicago White Sox @ New York Yankees
 Yankee Stadium, Bronx, NY
 Fri Jul 10 1987, 7:05 PM EDT
 Att: 27,123 - Unknown

AB	34
R	5
H	9
RBI	5
BB	2
SO	8
LOB	9



WP	0
PB	0
SB	0
CS	0

Batter	1	2	3	4	5	6	7	8	9	AB	R	H	RBI	BB	SO	LOB
Rickey Henderson, R OBP: 0.449, SLG: 0.546 (1, 7)	0-0 L5	0-0 HR BB 1B	0-0 F8		0-3 K		0-0 6-3			5	1	1	1	0	1	2
Willie Randolph, R OBP: 0.423, SLG: 0.425 (1, 4)	0-0 F7	4-0 HR BB 1B		0-0 BB 1B	0-0 G6-3			0-0 4-3		4	1	1	0	1	0	2
Don Mattingly, L OBP: 0.404, SLG: 0.553 (1, 3)	0-0 1B 1B	0-0 HR		0-0 F9		0-0 5-3 1B		0-0 F8		5	1	3	4	0	0	1
Dave Winfield, R OBP: 0.391, SLG: 0.539 (1, 9)	0-0 1-2 1B	0-0 HR		4-0 1-2 BB	4-0 G4-6-3 BB		0-0 5-3	0-3 K		4	1	2	1	1	1	1
Claudell Washington, L OBP: 0.358, SLG: 0.451 (1, 8)	0-0 4-3	4-0 BB		0-0 G4-6-3		4-0 BB				2	0	0	0	2	0	4
Gary Ward, R OBP: 0.314, SLG: 0.412 (1, 10)		0-0 1B			4-0 HR BB	0-3 K				3	2	1	0	1	1	3
Mike Pagliarulo, L OBP: 0.319, SLG: 0.460 (1, 5)		0-0 1B 1B			0-0 HR	0-0 F9				4	2	2	2	0	0	3
Rick Cerone, R OBP: 0.297, SLG: 0.254 (1, 2)		0-0 BB 1B HR 1B	0-3 K		0-0 1B 1B		0-0 6-3			4	1	2	1	0	1	0
Wayne Tolleson, S OBP: 0.324, SLG: 0.265 (1, 6)		0-3 K	0-3 K		0-0 G6-3 1B		0-3 K			4	0	1	0	0	3	2

Inning Stats	R: 0	H: 2	E: 0	K: 0	S: 5	LOB: 2	BB: 0	P: 5	R: 7	H: 6	E: 0	K: 1	S: 11	LOB: 1	BB: 2	P: 19	R: 0	H: 0	E: 0	K: 2	S: 7	LOB: 0	BB: 0	P: 7	R: 0	H: 1	E: 0	K: 0	S: 3	LOB: 1	BB: 1	P: 7	R: 2	H: 3	E: 0	K: 1	S: 7	LOB: 1	BB: 1	P: 11	R: 0	H: 1	E: 0	K: 1	S: 6	LOB: 2	BB: 1	P: 10	R: 0	H: 0	E: 0	K: 1	S: 5	LOB: 0	BB: 0	P: 5	R: 0	H: 0	E: 0	K: 1	S: 5	LOB: 0	BB: 0	P: 5
PITCHER	IP	WLS	BF	H	R	ER	SO	BB	IBB	HBP	BLK	WP	HR	S	P	ERA	WHIP																																															
Scott Nielsen, R ERA: 4.64 (1, 1)	1.1	L	11	6	5	5	1	1	0	0	0	0	0	12	16	33.75	5.250																																															
Joel McKeon, L ERA: 9.43 (2, 1)	2.2		14	4	4	4	2	3	0	0	0	0	3	15	27	13.50	2.625																																															
Ralph Citarella, R ERA: 7.36 (5, 1)	4.0		15	3	0	0	4	1	0	0	0	0	0	22	26	0.00	1.000																																															

Chicago White Sox @ New York Yankees
 Yankee Stadium, Bronx, NY
 Fri Jul 10 1987, 7:05 PM EDT
 Att. 27,123 - Unknown

AB	35
R	9
H	13
RBI	9
BB	5
SO	7
LOB	18



1B: 10	SF: 0	WP: 0	PA: 40
2B: 0	SAC: 0	PB: 0	
3B: 0	DP: 2	SB: 1	
HR: 3	HBP: 0	CS: 0	

livebaseballscorecards.com

Batter	1	2	3	4	5	6	7	8	9	10	11	12	13	14	15	AB	R	H	RBI	BB	SO	LOB	TOP										
Jerry Royster, R OBP: 0.355, SLG: 0.476 (1, 5)	0-3 K		0-0 HR		0-3 K		0-0 L7		0-3 K		0-0 G5-4-3		0-0 2B			7	1	2	1	0	3	4	Chicago White Sox @ New York Yankees Yankee Stadium, Bronx, NY Sat Jul 11 1987, 3:33 AM EDT Att: 45,528 - Unknown										
Gary Redus, R OBP: 0.318, SLG: 0.363 (1, 7) (8, 8)	0-3 K		4-0 1B		0-3 K		0-0 BB		0-3 K			0-0 F4		0-0 2B		6	0	2	0	1	3	2											
Harold Baines, L OBP: 0.379, SLG: 0.511 (1, 10)	0-3 K		0-0		0-0 4-3		4-0 1B			0-3 K		4-0 BB		0-0 F4		4	0	1	0	2	2	1											
Steve Lyons, L OBP: 0.327, SLG: 0.319 (12, PR)	0-3 K		0-0		0-0 4-3		4-0 1B					4-0 BB		0-0 F4		0	0	0	0	0	0	0											
Greg Walker, L OBP: 0.330, SLG: 0.488 (14, PH)	0-3 K		1-3 1B		2-3		1-2 BB					0-0 BB		0-0 BB		1	0	0	0	0	0	2											
Ivan Calderon, R OBP: 0.370, SLG: 0.509 (1, 9)		0-0 F3	0-3 K			0-0 1B	0-0 4-3			4-0 BB		0-0 BB		0-0 BB		6	1	2	0	1	1	6											
Jerry Hairston, S OBP: 0.305, SLG: 0.423 (1, 3)	0-3 K			4-0 BB		0-3 K		0-0 F7		0-0 F8			0-0 F8		0-0 SH3-4	5	0	0	0	1	2	2											
Kenny Williams, R OBP: 0.306, SLG: 0.420 (1, 8)	0-3 K			0-3 K		0-3 K		0-0 F4		4-0 BB			0-3 K		0-0 6-3	3	0	0	0	0	3	2											
Daryl Boston, L OBP: 0.293, SLG: 0.398 (8, PH) (8, 7)	0-3 K			0-3 K		0-3 K		0-0 F4		1-2 BB			0-0 K		2-3	3	0	0	0	1	1	1											
Donnie Hill, S OBP: 0.259, SLG: 0.306 (1, 4)			0-0 HR		0-3 K		0-0 F7		0-0 3-1		0-0 5-3		0-0 6-3		0-0 HR	7	2	2	2	0	1	4											
Ron Karkovics, R OBP: 0.160, SLG: 0.141 (1, 2)			0-3 K		0-3 K				0-0 F7					0-0 1-3	2	0	0	0	0	2	1												
Carlton Fisk, R OBP: 0.301, SLG: 0.420 (7, PH) (7, 2)			0-3 K		0-3 K				0-0 F7					0-0 1-3	5	1	1	2	0	1	0												
Ozzie Guillen, L OBP: 0.333, SLG: 0.383 (1, 6)			0-0 1-3		0-0 1B				0-0 1B					0-0 1-3	7	0	4	0	0	0	0												
Inning Stats	R: 0 E: 0 K: 3 S: 9	H: 0 LOB: 0 BB: 0 P: 9	R: 0 E: 0 K: 2 S: 7	H: 0 LOB: 0 BB: 0 P: 7	R: 2 E: 0 K: 2 S: 10	H: 3 LOB: 2 BB: 1 P: 14	R: 0 E: 0 K: 3 S: 9	H: 0 LOB: 1 BB: 1 P: 13	R: 0 E: 0 K: 2 S: 8	H: 1 LOB: 1 BB: 0 P: 8	R: 0 E: 0 K: 2 S: 5	H: 2 LOB: 3 BB: 1 P: 9	R: 0 E: 0 K: 0 S: 3	H: 0 LOB: 0 BB: 0 P: 3	R: 0 E: 0 K: 1 S: 10	H: 1 LOB: 1 BB: 0 P: 10	R: 0 E: 0 K: 3 S: 10	H: 1 LOB: 1 BB: 0 P: 10	R: 0 E: 0 K: 0 S: 5	H: 0 LOB: 2 BB: 2 P: 13	R: 0 E: 0 K: 0 S: 3	H: 0 LOB: 1 BB: 1 P: 6		R: 0 E: 0 K: 1 S: 5	H: 0 LOB: 0 BB: 0 P: 5	R: 0 E: 0 K: 0 S: 5	H: 2 LOB: 2 BB: 0 P: 5	R: 3 E: 0 K: 0 S: 6	H: 3 LOB: 0 BB: 0 P: 6	1B: 10 2B: 1 3B: 0 HR: 3	SF: 0 SAC: 1 DP: 2 HBP: 0	WP: 0 PB: 0 SB: 4 CS: 0	PA: 63
PITCHER	IP WLS BF H R ER SO BB IBB HBP BLK WP HR S P ERA WHIP	IP WLS BF H R ER SO BB IBB HBP BLK WP HR S P ERA WHIP	IP WLS BF H R ER SO BB IBB HBP BLK WP HR S P ERA WHIP	IP WLS BF H R ER SO BB IBB HBP BLK WP HR S P ERA WHIP	IP WLS BF H R ER SO BB IBB HBP BLK WP HR S P ERA WHIP	IP WLS BF H R ER SO BB IBB HBP BLK WP HR S P ERA WHIP	IP WLS BF H R ER SO BB IBB HBP BLK WP HR S P ERA WHIP	IP WLS BF H R ER SO BB IBB HBP BLK WP HR S P ERA WHIP	IP WLS BF H R ER SO BB IBB HBP BLK WP HR S P ERA WHIP	IP WLS BF H R ER SO BB IBB HBP BLK WP HR S P ERA WHIP	IP WLS BF H R ER SO BB IBB HBP BLK WP HR S P ERA WHIP	IP WLS BF H R ER SO BB IBB HBP BLK WP HR S P ERA WHIP	IP WLS BF H R ER SO BB IBB HBP BLK WP HR S P ERA WHIP	IP WLS BF H R ER SO BB IBB HBP BLK WP HR S P ERA WHIP	IP WLS BF H R ER SO BB IBB HBP BLK WP HR S P ERA WHIP	IP WLS BF H R ER SO BB IBB HBP BLK WP HR S P ERA WHIP	IP WLS BF H R ER SO BB IBB HBP BLK WP HR S P ERA WHIP	IP WLS BF H R ER SO BB IBB HBP BLK WP HR S P ERA WHIP	IP WLS BF H R ER SO BB IBB HBP BLK WP HR S P ERA WHIP	IP WLS BF H R ER SO BB IBB HBP BLK WP HR S P ERA WHIP	IP WLS BF H R ER SO BB IBB HBP BLK WP HR S P ERA WHIP	IP WLS BF H R ER SO BB IBB HBP BLK WP HR S P ERA WHIP		IP WLS BF H R ER SO BB IBB HBP BLK WP HR S P ERA WHIP	IP WLS BF H R ER SO BB IBB HBP BLK WP HR S P ERA WHIP	IP WLS BF H R ER SO BB IBB HBP BLK WP HR S P ERA WHIP	IP WLS BF H R ER SO BB IBB HBP BLK WP HR S P ERA WHIP	IP WLS BF H R ER SO BB IBB HBP BLK WP HR S P ERA WHIP					
Ron Guidry, L ERA: 2.79 (1, 1)	6.2																																
Tim Stoddard, R ERA: 3.02 (7, 1)	2.1	8	1	0	0	3	0	0	0	0	0	0	0	0	0	0	0	0	0	0	0	0	0										
Dave Righetti, L ERA: 3.86 (10, 1)	3.0	11	1	0	0	1	3	0	0	0	0	0	0	0	0	0	0	0	0	0	0	0	0										
Pat Clements, L ERA: 2.95 (13, 1)	3.0	L 14	5	3	3	1	0	0	0	0	0	0	0	0	0	0	0	0	0	0	0	0	0										

AB	56
R	5
H	14
RBI	5
BB	6
SO	19
LOB	25



Batter	1	2	3	4	5	6	7	8	9	10	11	12	13	14	15	AB	R	H	RBI	BB	SO	LOB	BOTTOM					
Rickey Henderson, R OBP: 0.445, SLG: 0.536 (1, 10)	E4		F9	FC6-4 BB		G3		1B			K			6-3		6	0	1	0	1	1	0						
Willie Randolph, R OBP: 0.418, SLG: 0.419 (1, 4)	5-3		F8	FC6-4 1-2f		G3		6-3			6-3			L7-3 1B		7	0	1	0	0	0	5						
Don Mattingly, L OBP: 0.405, SLG: 0.561 (1, 3)	K		HR			1-3 1B		1B 1B			3-1			F7		7	1	3	1	0	1	2						
Dave Winfield, R OBP: 0.389, SLG: 0.533 (1, 9)	F6		K			1-3 1B		1B 1B			6-3			4-3		7	0	2	0	0	1	1						
Claudell Washington, L OBP: 0.348, SLG: 0.438 (1, 8)			F2			F4		F9			G3			F7		7	0	1	0	0	0	2						
Gary Ward, R OBP: 0.310, SLG: 0.406 (1, 7)			G3			F8 BB 1B		1-3			K			K		7	1	1	0	0	3	5						
Mike Pagliarulo, L OBP: 0.325, SLG: 0.462 Henry Cotto, R OBP: 0.288, SLG: 0.487 Jeff Moronko, R OBP: 0.250, SLG: 0.143 Mike Easler, L OBP: 0.330, SLG: 0.333 Paul Zuvella, R OBP: 0.227, SLG: 0.227 (1, 5)			1B			BB 1B		G5-4-3			6-3			F7		1	0	1	0	2	0	0						
Rick Cerone, R OBP: 0.304, SLG: 0.259 (1, 2)			1B			BB		1-2f			F8			1B		1	0	0	0	0	0	0						
Wayne Tolleson, S OBP: 0.322, SLG: 0.264 (11, 5)			FC4			BB 1B		SH1-4 BB			SH1-4			L6		5	0	1	1	0	0	3						
Inning Stats	R: 0 E: 1 K: 1 S: 6	H: 0 LOB: 1 BB: 0 P: 6	R: 0 E: 0 K: 0 S: 5	H: 2 LOB: 2 BB: 0 P: 5	R: 1 E: 0 K: 1 S: 6	H: 1 LOB: 0 BB: 0 P: 6	R: 1 E: 0 K: 0 S: 5	H: 2 LOB: 3 BB: 2 P: 13	R: 0 E: 0 K: 0 S: 3	H: 0 LOB: 0 BB: 0 P: 3	R: 0 E: 0 K: 1 S: 7	H: 3 LOB: 2 BB: 0 P: 7	R: 0 E: 0 K: 1 S: 5	H: 0 LOB: 0 BB: 0 P: 5	R: 0 E: 0 K: 1 S: 6	H: 1 LOB: 1 BB: 0 P: 6	R: 0 E: 0 K: 0 S: 3	H: 0 LOB: 0 BB: 0 P: 3	R: 0 E: 0 K: 0 S: 3	H: 0 LOB: 0 BB: 0 P: 3	R: 0 E: 0 K: 0 S: 3	H: 0 LOB: 0 BB: 0 P: 3	R: 0 E: 0 K: 0 S: 3	H: 0 LOB: 0 BB: 0 P: 3	1B: 12 2B: 1 3B: 0 HR: 1	SF: 0 SAC: 1 DP: 2 HBP: 0	WP: 0 PB: 0 SB: 1 CS: 0	PA: 60

Chicago White Sox @ New York Yankees
 Yankee Stadium, Bronx, NY
 Sat Jul 11 1987, 3:33 AM EDT
 Att: 45,528 - Unknown

AB	55
R	2
H	13
RBI	2
BB	4
SO	6
LOB	26



PITCHER	IP	WLS	BF	H	R	ER	SO	BB	IBB	HBP	BLK	WP	HR	S	P	ERA	WHIP
Jose DeLeon, R ERA: 3.91	6.0		29	7	2	2	2	2	2	0	0	0	1	30	42	3.00	1.500
Jim Winn, R ERA: 3.9	(7, 1)	0.1	4	3	0	0	1	0	0	0	0	0	0	6	6	0.00	9.000
Bryan Clark, L ERA: 2.41	(7, 1)	1.0	3	0	0	0	0	1	0	0	0	0	0	2	6	0.00	1.000
Bob James, R ERA: 3.63	(8, 1)	0.1	1	1	0	0	0	0	0	0	0	0	0	1	1	0.00	3.000
Bill Long, R ERA: 3.74	(8, 1)	7.1	W 23	2	0	0	3	0	0	0	0	0	0	29	29	0.00	0.273

Batter	1	2	3	4	5	6	7	8	9	AB R H RBI BB SO LOB	TOP									
Jerry Royster, R (1, 5) OBP: 0.360, SLG: 0.500	0-0 HR		0-0 6-3		0-0 5-3			4-0 BB		3 1 1 1 1 0 0										
Gary Redus, R (1, 7) OBP: 0.314, SLG: 0.357	0-0 6-3		0-0 F8		0-0 F8			0-3 K		4 0 0 0 0 1 1										
Harold Baines, L (1, 10) OBP: 0.377, SLG: 0.510	0-0 4-3		0-0 2B		0-0 4-3			0-0 F7		4 0 1 0 0 0 1										
Ivan Calderon, R (1, 9) OBP: 0.368, SLG: 0.509	0-0 2B		0-0 6-3		0-3 K			0-3 K		4 0 1 0 0 2 2										
Greg Walker, L (1, 3) OBP: 0.327, SLG: 0.482	0-3 K			0-3 K				0-3 K		4 0 0 0 0 4 1										
Carlton Fisk, R (1, 2) OBP: 0.297, SLG: 0.413		0-0 F7		0-0 F7				0-0 1-3		4 0 0 0 0 0 0										
Donnie Hill, S (1, 4) OBP: 0.263, SLG: 0.310		0-0 L5		0-3 K				0-0 E7 1B		4 1 2 0 0 1 0										
Kenny Williams, R (1, 8) OBP: 0.317, SLG: 0.438		0-0 1B			0-0 F7			4-0 BB		3 0 2 1 1 0 0										
Ozzie Guillen, L (1, 6) OBP: 0.329, SLG: 0.378		0-0 4-3			0-0 4-3			0-0 F9		4 0 0 0 0 0 4										
Inning Stats	R: 1 E: 0 K: 1 S: 7	H: 2 LOB: 1 BB: 0 P: 7	R: 0 E: 0 K: 0 S: 4	H: 1 LOB: 1 BB: 0 P: 4	R: 0 E: 0 K: 0 S: 4	H: 1 LOB: 1 BB: 0 P: 4	R: 0 E: 0 K: 2 S: 7	H: 0 LOB: 0 BB: 0 P: 7	R: 0 E: 0 K: 1 S: 5	H: 0 LOB: 0 BB: 0 P: 5	R: 1 E: 0 K: 1 S: 7	H: 2 LOB: 1 BB: 0 P: 7	R: 0 E: 0 K: 2 S: 7	H: 0 LOB: 1 BB: 1 P: 11	R: 0 E: 1 K: 1 S: 6	H: 1 LOB: 2 BB: 1 P: 10	1B: 3 2B: 2 3B: 1 HR: 1	SF: 0 SAC: 0 DP: 0 HBP: 0	WP: 0 PB: 0 SB: 0 CS: 0	PA: 36
PITCHER	IP WLS BF H R ER SO BB IBB HBP BLK WP HR S P ERA WHIP																			
Tommy John, L (1, 1) ERA: 4.13	7.0 W 27 6 2 2 5 0 0 0 0 0 0 1 37 37 2.57 0.857																			
Rick Rhoden, R (8, 1) ERA: 3.69	2.0 9 1 0 0 3 2 0 0 0 0 0 0 13 21 0.00 1.500																			

Chicago White Sox @ New York Yankees
 Yankee Stadium, Bronx, NY
 Sun Jul 12 1987, 3:33 AM EDT
 Att: 33,723 - Unknown

AB	34
R	2
H	7
RBI	2
BB	2
SO	8
LOB	9



Batter	1	2	3	4	5	6	7	8	9
Rickey Henderson, R OBP: 0.442, SLG: 0.531 (1, 7)	0-0 6-3 ①		0-0 FC5-4 1B		0-0 5-3 ②		0-0 6-3 ①		
Willie Randolph, R OBP: 0.416, SLG: 0.420 (1, 4)	0-0 L6 ②		0-0 FC5-4 BB 1-2f		0-0 2B		0-0 G3 ②		
Don Mattingly, L OBP: 0.406, SLG: 0.569 (1, 3)	0-0 F6 ③		4-0 G6-4-3 BB 1-2		0-3 K ③		0-0 HR		
Dave Winfield, R OBP: 0.388, SLG: 0.530 (1, 10)		0-0 5-3 ①	0-0 G6-4-3 ② ③ 1-2f		0-0 E 2B 1B		0-0 4-3 ③		
Gary Ward, R OBP: 0.312, SLG: 0.406 (1, 9)		0-0 HR 1B		0-0 F9 ①		0-0 E5 2B 1-3		4-0 G6-4-3 BB	
Henry Cotto, R OBP: 0.310, SLG: 0.563 (1, 8)		0-0 HR		0-0 S 2B		0-0 SH5-3 2B 1-H 3-H		0-0 G6-4-3 ① ② 1-2f	
Jeff Moronko, R OBP: 0.167, SLG: 0.091 (1, 5)		0-0 6-3 ②		0-3 K ② 2-3		0-0 P3 ①		0-0 F8 ③	
Rick Cerone, R OBP: 0.307, SLG: 0.270 (1, 2)		0-0 2B		0-0 5-3 ③		0-0 SH5-3 ②			
Wayne Tolleson, S OBP: 0.318, SLG: 0.261 (1, 6)		0-3 K ③			0-3 K ①	0-0 F8 ③			

Inning Stats	R: 0	H: 0	E: 0	K: 0	S: 3	LOB: 0	BB: 0	P: 3
	R: 2	H: 3	E: 0	K: 1	S: 8	LOB: 1	BB: 0	P: 8
	R: 0	H: 1	E: 0	K: 0	S: 3	LOB: 1	BB: 1	P: 7
	R: 0	H: 1	E: 0	K: 1	S: 6	LOB: 1	BB: 0	P: 6
	R: 0	H: 1	E: 0	K: 2	S: 8	LOB: 1	BB: 0	P: 8
	R: 3	H: 2	E: 1	K: 0	S: 6	LOB: 0	BB: 0	P: 6
	R: 1	H: 1	E: 0	K: 0	S: 4	LOB: 0	BB: 0	P: 4
	R: 0	H: 0	E: 0	K: 0	S: 2	LOB: 0	BB: 1	P: 6

PITCHER	IP	WLS	BF	H	R	ER	SO	BB	IBB	HBP	BLK	WP	HR	S	P	ERA	WHIP
Floyd Bannister, L ERA: 4.58 (1, 1)	6.0	L	27	8	5	3	4	1	0	0	0	0	1	34	38	4.50	1.500
Jim Winn, R ERA: 3.92 (7, 1)	2.0		7	1	1	1	0	1	0	0	0	0	1	6	10	4.50	1.000

BOTTOM


Chicago White Sox @ New York Yankees
Yankee Stadium, Bronx, NY

Sun Jul 12 1987, 3:33 AM EDT
Att. 33,723 - Unknown

AB	R	H	RBI	BB	SO	LOB
4	0	1	0	0	0	0
4	0	1	0	0	0	1
3	1	1	1	1	1	1
4	1	1	0	0	0	2
3	2	1	0	1	0	1
4	2	3	4	0	0	1
4	0	0	0	0	1	2
2	0	1	1	0	0	1
3	0	0	0	0	2	1

AB	31
R	6
H	9
RBI	6
BB	2
SO	4
LOB	10

WP: 0 PA: 34
PB: 0 SB: 1
CS: 0



New York Yankees @ Texas Rangers
 Arlington Stadium, Arlington, TX
 Thu Jul 16 1987, 8:05 PM EDT
 Att. 24,459 - Unknown

livebaseballscorecards.com

AB	38
R	12
H	10
RBI	11
BB	8
SO	10
LOB	23



WP: 0	PA: 46
PB: 5	
SB: 1	
CS: 0	

AB R H RBI BB SO LOB

6	1	1	0	0	1	5
3	4	2	1	2	0	1
0	0	0	0	0	0	0
5	2	2	7	0	0	2
2	1	0	0	3	2	1
4	0	0	0	1	1	2
5	2	2	0	0	2	4
2	1	1	0	1	1	0
2	0	2	3	0	0	0
5	0	0	0	0	2	6
4	1	0	0	1	1	2
1B: 7	SF: 0					
2B: 1	SAC: 0					
3B: 0	DP: 0					
HR: 2	HBP: 0					

Batter	1	2	3	4	5	6	7	8	9
Rickey Henderson, R OBP: 0.437, SLG: 0.522 (1, 10)	0-0 PB PB 4-3 1B	0-0 F4		0-0 F6		0-0 F5		0-3 K	0-0 3-1
Claudell Washington, L OBP: 0.361, SLG: 0.442 Henry Cotto, R OBP: 0.310, SLG: 0.563 (1, 8) (8, 8)	0-0 6-3 1-2	4-0 HR BB			0-0 PB PB 4-3 1B		0-0 E S 1B	4-0 HR BB	
Don Mattingly, L OBP: 0.406, SLG: 0.587 (1, 3)	0-0 4-3 2-H	0-0 HR			0-0 4-3 1-2		0-0 F7	0-0 HR	
Dave Winfield, R OBP: 0.390, SLG: 0.526 (1, 9)	4-0 BB	0-3 K			0-3 K 2-3		4-0 BB 1B IBB	4-0 FC6-4 BB	
Gary Ward, R OBP: 0.311, SLG: 0.401 (1, 7)	0-0 F8		0-0 F6		0-3 K 3-H		4-0 1B BB	0-0 FC6-4 1-2f	
Mike Pagliarulo, L OBP: 0.326, SLG: 0.465 (1, 5)		0-0 BB BB BB 1B	0-0 G3		0-3 K		0-3 K	0-0 1B 2B	
Mark Salas, L OBP: 0.339, SLG: 0.430 Rick Cerone, R OBP: 0.315, SLG: 0.280 (7, PH) (7, 2)		4-0 BB BB HR BB	0-3 K			0-0 F3 PB 1B	0-0 FC4-6 1B	0-0 2-H 1B	
Paul Zuvella, R OBP: 0.185, SLG: 0.185 (1, 4)		0-3 K		0-3 K		0-0 F3 1-3	0-0 FC4-6 1-2f	0-0 F4	
Wayne Tolleson, S OBP: 0.317, SLG: 0.257 (1, 6)		4-0 BB HR BB		0-3 K		0-0 L4		0-0 F9	0-0 L5

Inning Stats	R: 1	H: 1	E: 0	K: 0	S: 4	P: 8	R: 5	H: 2	E: 0	K: 2	S: 9	P: 21	R: 0	H: 0	E: 0	K: 1	S: 5	P: 5	R: 0	H: 0	E: 0	K: 2	S: 7	P: 7	R: 1	H: 1	E: 0	K: 3	S: 11	P: 11	R: 0	H: 1	E: 0	K: 0	S: 4	P: 4	R: 2	H: 2	E: 0	K: 1	S: 7	P: 15	R: 2	H: 1	E: 0	K: 1	S: 6	P: 14	R: 1	H: 2	E: 0	K: 0	S: 5	P: 5
--------------	------	------	------	------	------	------	------	------	------	------	------	-------	------	------	------	------	------	------	------	------	------	------	------	------	------	------	------	------	-------	-------	------	------	------	------	------	------	------	------	------	------	------	-------	------	------	------	------	------	-------	------	------	------	------	------	------

PITCHER	IP	WLS	BF	H	R	ER	SO	BB	IBB	HBP	BLK	WP	HR	S	P	ERA	WHIP
Charlie Hough, R ERA: 3.86 (1, 1)	6.0	L	28	5	7	5	8	4	0	0	0	0	1	40	56	7.50	1.500
Paul Kilgus, L ERA: 2.4 (7, 1)	0.1		2	1	1	1	0	0	0	0	0	0	0	2	2	27.00	3.000
Jeff Russell, R ERA: 3.04 (7, 1)	0.0		2	0	0	0	0	1	1	0	0	0	0	0	8	∞	∞
Mitch Williams, L ERA: 4.08 (7, 1)	1.2		9	2	3	3	2	2	0	0	0	0	1	11	19	16.20	2.400
Dale Mohorcic, R ERA: 2.64 (9, 1)	1.0		5	2	1	1	0	0	0	0	0	0	0	5	5	9.00	2.000

PITCHER	IP	WLS	BF	H	R	ER	SO	BB	IBB	HBP	BLK	WP	HR	S	P	ERA	WHIP
---------	----	-----	----	---	---	----	----	----	-----	-----	-----	----	----	---	---	-----	------

BOTTOM

New York Yankees @ Texas Rangers
Arlington Stadium, Arlington, TX
Thu Jul 16 1987, 8:05 PM EDT
Att. 24,459 - Unknown

AB 38
R 3
H 10
RBI 3
BB 6
SO 7
LOB 29



WP: 1 PA: 44
PB: 0
SB: 0
CS: 0

ERA WHIP

AB R H RBI BB SO LOB

4 0 0 0 1 1 2

4 0 2 1 1 1 2

5 1 2 0 0 0 3

4 0 1 0 1 0 3

4 0 0 0 1 2 6

4 0 2 0 1 1 3

5 1 1 1 0 2 2

5 1 1 0 0 0 5

3 0 1 1 1 0 3

1B: 9 SF: 0
2B: 1 SAC: 0
3B: 0 DP: 0
HR: 0 HBP: 0

1B: 9 SF: 0
2B: 1 SAC: 0
3B: 0 DP: 0
HR: 0 HBP: 0

WP: 1 PA: 44
PB: 0
SB: 0
CS: 0

ERA WHIP

Batter	1	2	3	4	5	6	7	8	9
Jerry Browne, S OBP: 0.349, SLG: 0.321 (1, 4)	0-0 6-3		0-3 K		0-0 F9	4-0 BB		0-0 4-3	
Scott Fletcher, R OBP: 0.367, SLG: 0.412 (1, 6)	4-0 WP 1B BB		0-0 2B		0-0 1B 1-2 2-H	0-3 K		0-0 6-3	
Ruben Sierra, S OBP: 0.322, SLG: 0.453 (1, 9)	0-0 WP 1-2 1B		0-0 F7		0-0 F9		0-0 E3 1B BB 1B	0-0 E9 1B	
Larry Parrish, R OBP: 0.337, SLG: 0.521 (1, 10)	4-0 1-2 2-3 IBB		0-0 F4		0-0 1B 1-2 2-3		0-0 F9	0-0 F7	
Pete Incaviglia, R OBP: 0.331, SLG: 0.498 (1, 7)	0-0 F9			0-0 F7	0-3 K		4-0 1B 1B 1-2 BB		0-3 K
Pete O'Brien, L OBP: 0.338, SLG: 0.497 (1, 3)	0-0 F7		0-3 K			0-0 FC5-4 1B	0-0 1B 1-2 2-3	4-0 BB	
Mike Stanley, R OBP: 0.410, SLG: 0.460 (1, 2)		0-3 K		0-0 5-3		0-0 FC5-4 1B 1-2f	0-0 1B 1-2 2-3 3-H	0-3 K	
Oddibe McDowell, L OBP: 0.367, SLG: 0.500 (1, 8)		0-0 F9			0-0 BB 1B	0-0 G1 1-2	0-0 F7	0-0 F8	
Steve Buechele, R OBP: 0.273, SLG: 0.379 (1, 5)		0-0 F9			4-0 1B 1B 1-2 BB	0-0 BB 1B 2-H	0-0 F9		

Inning Stats

PITCHER	IP	WLS	BF	H	R	ER	SO	BB	IBB	HBP	BLK	WP	HR	S	P	ERA	WHIP
Ron Guidry, L ERA: 2.83 (1, 1)	5.2		28	7	2	2	4	3	1	0	0	1	0	32	48	3.18	1.765
Tim Stoddard, R ERA: 2.98 (6, 1)	0.2		6	2	1	0	1	1	0	0	0	0	0	7	11	0.00	4.500
Pat Clements, L ERA: 2.86 (7, 1)	1.1		5	1	0	0	0	0	0	0	0	0	0	5	5	0.00	0.750
Rich Bardi, R ERA: 6.4 (8, 1)	1.1		5	0	0	0	2	1	0	0	0	0	0	8	12	0.00	0.750

New York Yankees @ Texas Rangers
 Arlington Stadium, Arlington, TX

Fri Jul 17 1987, 8:05 PM EDT
 Att: 33,977 - Unknown

AB 34
R 8
H 10
RBI 8
BB 6
SO 7
LOB 16



Batter	1	2	3	4	5	6	7	8	9	AB R H RBI BB SO LOB	TOP								
Rickey Henderson, R OBP: 0.433, SLG: 0.515 (1, 7)	0-0 P3	0-0 1B	0-0 FC5-4			0-0 F8		0-0 5-3		5 0 1 2 0 0 2									
Claudell Washington, L OBP: 0.372, SLG: 0.449 (1, 8)	4-0 2B	0-0 1B	0-0 1B			0-3 K		0-0 1B		4 0 3 2 1 1 0									
Don Mattingly, L OBP: 0.406, SLG: 0.597 (1, 3)	0-0 2B	0-0 F9	0-0 4-3			0-0 HR		0-0 F8		5 1 2 1 0 0 5									
Dave Winfield, R OBP: 0.385, SLG: 0.518 (1, 9)	0-3 K	0-0 F9				0-3 K			0-3 K	5 0 0 0 0 4 4									
Gary Ward, R OBP: 0.309, SLG: 0.396 (1, 10)	0-3 K		4-0 HR			0-0 F8		0-0 6-3	0-0 6-3	4 1 0 0 1 1 2									
Mike Pagliarulo, L OBP: 0.330, SLG: 0.474 (1, 5)		4-0 1B	0-0 HR			0-0 G3		4-0 G3-6-3	0-3 K	3 2 1 2 2 1 0									
Mark Salas, L OBP: 0.344, SLG: 0.436 (1, 2)		0-0 1B	4-0 SH3-4			0-0 G3		0-0 G3-6-3		3 2 1 0 1 0 1									
Paul Zuvella, R OBP: 0.200, SLG: 0.200 (1, 4)		0-0 P6	0-0 SH3-4			0-0 4-3		0-0 WP		3 1 1 0 0 0 2									
Wayne Tolleson, S OBP: 0.320, SLG: 0.259 (1, 6)		4-0 1B	0-0 FC5-4			0-0 F8		0-0 SH1-4		2 1 1 1 1 0 0									
Inning Stats	R: 0 H: 1 E: 0 K: 2 S: 8	H: 3 LOB: 2 BB: 1 P: 12	R: 3 H: 3 E: 0 K: 0 S: 6	H: 3 LOB: 2 BB: 2 P: 14	R: 0 H: 0 E: 0 K: 1 S: 5	H: 0 LOB: 0 BB: 0 P: 5	R: 0 H: 0 E: 0 K: 0 S: 3	H: 0 LOB: 0 BB: 0 P: 3	R: 1 H: 1 E: 0 K: 2 S: 8	H: 1 LOB: 0 BB: 0 P: 8	R: 0 H: 0 E: 0 K: 0 S: 2	H: 0 LOB: 0 BB: 1 P: 6	R: 1 H: 2 E: 0 K: 0 S: 5	H: 2 LOB: 1 BB: 0 P: 5	R: 0 H: 0 E: 0 K: 2 S: 7	H: 0 LOB: 0 BB: 0 P: 7	1B: 6 SF: 0 2B: 2 SAC: 2 3B: 0 DP: 1 HR: 2 HBP: 0	WP: 1 PA: 42 PB: 0 SB: 0 CS: 0	
PITCHER	IP WLS BF H R ER SO BB IBB HBP BLK WP HR S P ERA WHIP																		
Bobby Witt, R ERA: 4.65 (1, 1)	2.0 L 15 5 5 5 2 4 0 0 0 0 1 15 31 22.50 4.500																		
Paul Kilgus, L ERA: 2.7 (3, 1)	5.0 19 3 2 2 3 2 0 0 0 0 1 23 31 3.60 1.000																		
Dale Mohorcic, R ERA: 2.7 (8, 1)	1.2 7 2 1 1 1 0 0 0 0 1 0 9 9 5.40 1.200																		
Mitch Williams, L ERA: 4.05 (9, 1)	0.1 1 0 0 0 0 1 0 0 0 0 0 0 3 3 0.00 0.000																		

livebaseballscorecards.com

BOTTOM

New York Yankees @ Texas Rangers
Arlington Stadium, Arlington, TX
Fri Jul 17 1987, 8:05 PM EDT
Att. 33,977 - Unknown

livebaseballscorecards.com

AB	37
R	4
H	12
RBI	3
BB	4
SO	5
LOB	21



WP:	1	PA:	42
PB:	0	SB:	0
CS:	0		

AB	R	H	RBI	BB	SO	LOB
5	0	1	0	0	1	2

4	0	2	1	0	0	0
---	---	---	---	---	---	---

5	1	1	0	0	1	4
---	---	---	---	---	---	---

5	2	3	0	0	0	1
---	---	---	---	---	---	---

5	0	3	1	0	0	1
---	---	---	---	---	---	---

3	0	0	0	2	1	3
---	---	---	---	---	---	---

4	0	1	1	0	1	4
---	---	---	---	---	---	---

1	0	0	0	1	1	1
---	---	---	---	---	---	---

0	1	0	0	1	0	0
---	---	---	---	---	---	---

1	0	1	0	0	0	0
---	---	---	---	---	---	---

0	0	0	0	0	0	0
---	---	---	---	---	---	---

2	0	0	0	0	0	2
---	---	---	---	---	---	---

1	0	0	0	0	0	1
---	---	---	---	---	---	---

1	0	0	0	0	0	2
---	---	---	---	---	---	---

1B:	7	SF:	0
2B:	5	SAC:	1
3B:	0	DP:	2
HR:	0	HBP:	0

Batter	1	2	3	4	5	6	7	8	9
Jerry Browne, S (1, 4) OBP: 0.346, SLG: 0.323	0-0 SH4-3 2B		0-0 F8		0-3 K		0-0 FC6-4 1B		0-0 1-3
Scott Fletcher, R (1, 6) OBP: 0.368, SLG: 0.416	0-0 SH4-3 2-3		0-0		0-0 6-3		0-0 G6-4-3 1B		0-0 4-3
Ruben Sierra, S (1, 9) OBP: 0.320, SLG: 0.449	0-3 K		0-0 L8		0-0 G3		0-0 G6-4-3 1-2f		0-0 1B 1B
Pete O'Brien, L (1, 3) OBP: 0.342, SLG: 0.505	0-0 5-3			0-0 1B G5-4-3 2B		0-0 4-3		0-0 WP FC4-6 2B	0-0 1B 1B
Larry Parrish, R (1, 10) OBP: 0.341, SLG: 0.526		0-0 F2		0-0 G5-4-3 BB 1B		0-0 2B		0-0 6-3	0-0 1-2 3-H 1B
Pete Incaviglia, R (1, 7) OBP: 0.331, SLG: 0.494		0-0 F3		4-0 G5-4-3 BB		0-0 6-3		4-0 FC4-6 BB	0-3 K
Oddibe McDowell, L (1, 8) OBP: 0.365, SLG: 0.496		0-0 1B		0-0 G5-4-3 1-2f 2-3 3-H		0-3 K		0-0 FC4-6 1B 1-2f 3-H	
Mike Stanley, R (1, 2) OBP: 0.412, SLG: 0.455		0-3 K		4-0 BB			4-0 FC6-4 E 1B BB	0-0 1-2 1B	
Geno Petralli, L (7, PH) OBP: 0.404, SLG: 0.451									
Bob Brower, R (8, PH) OBP: 0.365, SLG: 0.452									
Curtis Wilkerson, S (9, 5) OBP: 0.286, SLG: 0.413									
Steve Buechele, R (1, 5) OBP: 0.271, SLG: 0.376			0-0 F3		0-0 F9		0-0 E8 FC6-4 1-2		0-0 L7
Darrell Porter, L (7, PH) OBP: 0.348, SLG: 0.384									
Don Slaught, R (8, PH) OBP: 0.284, SLG: 0.390									

Inning Stats	R: 0	H: 1	E: 0	LOB: 1	K: 1	P: 6	R: 0	H: 1	E: 0	LOB: 1	K: 1	P: 6	R: 0	H: 1	E: 0	LOB: 0	K: 1	P: 5	R: 0	H: 1	E: 0	LOB: 1	K: 1	P: 6	R: 1	H: 1	E: 1	LOB: 1	K: 0	P: 8	R: 1	H: 2	E: 0	LOB: 2	K: 0	P: 9	R: 1	H: 3	E: 0	LOB: 2	K: 1	P: 8
--------------	------	------	------	--------	------	------	------	------	------	--------	------	------	------	------	------	--------	------	------	------	------	------	--------	------	------	------	------	------	--------	------	------	------	------	------	--------	------	------	------	------	------	--------	------	------

PITCHER	IP	WLS	BF	H	R	ER	SO	BB	IBB	HBP	BLK	WP	HR	S	P	ERA	WHIP
Rick Rhoden, R (1, 1) ERA: 3.58	6.1	W	29	7	2	1	4	3	0	0	0	0	0	34	46	1.42	1.579
Pat Clements, L (7, 1) ERA: 3.0	1.0		4	1	1	1	0	1	0	0	0	1	0	3	7	9.00	2.000
Dave Righetti, L (8, 1) ERA: 3.9	1.2		9	4	1	1	1	0	0	0	0	0	0	11	11	5.40	2.400

New York Yankees @ Texas Rangers
 Arlington Stadium, Arlington, TX

Sat Jul 18 1987, 8:05 PM EDT
 Att: 41,871 - Unknown

livebaseballscorecards.com



AB	32
R	2
H	8
RBI	2
BB	3
SO	4
LOB	16

WP:	0	PA:	35
PB:	0		
SB:	0		
CS:	0		

AB R H RBI BB SO LOB

3	0	1	0	1	0	1
4	0	0	0	0	0	3
4	1	2	1	0	0	1
3	1	1	1	0	1	1
0	0	0	0	1	0	0
3	0	1	0	1	0	0
4	0	1	0	0	0	3
4	0	0	0	0	1	4
3	0	0	0	0	2	1
1	0	0	0	0	0	2
3	0	2	0	0	0	0

Batter	1	2	3	4	5	6	7	8	9
Rickey Henderson, R OBP: 0.433, SLG: 0.513 (1, 7) X	0-0 5-3 ①		4-0 FC6-4 BB 1-2		0-0 G6-4-3 1-2f ② ③			0-0 1B	
Gary Ward, R OBP: 0.306, SLG: 0.391 (1, 9) X	0-0 F8 ②		0-0 FC6-4 1-2f ③			0-0 F9 ①		0-0 F8 ②	
Don Mattingly, L OBP: 0.407, SLG: 0.606 (1, 3) X	0-0 G3 ③			0-0 HR		0-0 G3-6-3 1B ② ③		0-0 F9 ③	
Claudell Washington, L OBP: 0.372, SLG: 0.464 Henry Cotto, R OBP: 0.316, SLG: 0.563 (9, PH)		0-3 K ①		0-0 HR		0-0 G3-6-3 1-2f ② ③		4-0 G3 BB BB BB BB	
Mike Easler, L OBP: 0.333, SLG: 0.333 (1, 10)		0-0 1-3 ②		0-0 1-3 ①			0-0 FC4-6 1B ①	4-0 G3 BB 1-2	
Mike Pagliarulo, L OBP: 0.329, SLG: 0.474 (1, 5)		0-0 3-1 ③		0-0 L3-6 2B			0-0 FC4-6 1-2f ①	0-0 G3 1-2 2-3	
Mark Salas, L OBP: 0.333, SLG: 0.421 (1, 2)			0-0 G3 ①	0-0 L3-6 2-3 ② ③			0-0 F8 ②	0-3 K ②	
Paul Zuvella, R OBP: 0.182, SLG: 0.182 Dave Winfield, R OBP: 0.384, SLG: 0.517 (9, PH)			0-0 6-3 ②		0-3 K ①		0-3 K ③	0-0 F8 ③	
Wayne Tolleson, S OBP: 0.323, SLG: 0.263 (1, 6)			0-0 BB 1B		0-0 G6-4-3 1B			0-0 F7 ①	

Inning Stats	R: 0	H: 0	E: 0	K: 0	S: 3	P: 3	R: 0	H: 0	E: 0	K: 1	S: 5	P: 5	R: 0	H: 1	E: 0	K: 0	S: 4	P: 8	R: 2	H: 3	E: 0	K: 0	S: 5	P: 5	R: 0	H: 1	E: 0	K: 1	S: 5	P: 5	R: 0	H: 1	E: 0	K: 0	S: 3	P: 3	R: 0	H: 1	E: 0	K: 1	S: 6	P: 6	R: 0	H: 1	E: 0	K: 0	S: 4	P: 4	R: 0	H: 0	E: 0	K: 1	S: 5	P: 13	1B: 5	SF: 0	2B: 2	SAC: 0	3B: 0	DP: 3	HR: 2	HBP: 0	WP: 0	PA: 35
--------------	------	------	------	------	------	------	------	------	------	------	------	------	------	------	------	------	------	------	------	------	------	------	------	------	------	------	------	------	------	------	------	------	------	------	------	------	------	------	------	------	------	------	------	------	------	------	------	------	------	------	------	------	------	-------	-------	-------	-------	--------	-------	-------	-------	--------	-------	--------

PITCHER	IP	WLS	BF	H	R	ER	SO	BB	IBB	HBP	BLK	WP	HR	S	P	ERA	WHIP
Jose Guzman, R ERA: 4.89 (1, 1)	7.2	W	29	8	2	2	3	1	0	0	0	0	2	34	38	2.35	1.174
Mitch Williams, L ERA: 4.02 (8, 1)	0.1		3	0	0	0	0	2	0	0	0	0	0	1	9	0.00	6.000
Dale Mohorcic, R ERA: 2.66 (9, 1)	1.0		3	0	0	0	1	0	0	0	0	0	0	5	5	0.00	0.000

PITCHER	IP	WLS	BF	H	R	ER	SO	BB	IBB	HBP	BLK	WP	HR	S	P	ERA	WHIP
---------	----	-----	----	---	---	----	----	----	-----	-----	-----	----	----	---	---	-----	------

Batter	1	2	3	4	5	6	7	8	9
Bob Brower, R (1, 8) OBP: 0.368, SLG: 0.454	0-0 F8		0-0 2B 1B		0-0 HR 1B		0-3 K		
Scott Fletcher, R (1, 6) OBP: 0.369, SLG: 0.419	4-0 BB		0-0 CS 1-H 2B		0-3 K		0-0 F8		
Ruben Sierra, S (1, 9) OBP: 0.322, SLG: 0.464	0-3 K		0-0 2-3 3B		0-0 1-H 3-H HR		0-3 K		
Larry Parrish, R (1, 10) OBP: 0.337, SLG: 0.519	0-3 K		0-0 5-3		0-3 K		0-3 K		
Pete O'Brien, L (1, 3) OBP: 0.341, SLG: 0.505		0-0 G3	0-0 4-3		0-0 F9		0-0 1B 2B		
Pete Incaviglia, R (1, 7) OBP: 0.333, SLG: 0.492	4-0 BB			0-0 F9		0-3 K	0-0 2-H 1B 1B		
Mike Stanley, R (1, 2) OBP: 0.407, SLG: 0.448	0-0 F3			0-0 F7		0-3 K	0-0 1B 1-2 1B		
Steve Buechele, R (1, 5) OBP: 0.271, SLG: 0.373	0-0 F7			0-3 K		0-0 4-3	0-0 1-3 2-H 1B		
Jerry Browne, S (1, 4) OBP: 0.348, SLG: 0.327			0-0 S 1B 2B		4-0 1B HR BB		0-0 F7	0-3 K	

Inning Stats	R: 0	H: 0	E: 0	K: 2	S: 7	R: 0	H: 0	E: 0	K: 0	S: 3	R: 2	H: 4	E: 0	K: 1	S: 6	R: 0	H: 0	E: 0	K: 1	S: 5	R: 3	H: 2	E: 0	K: 2	S: 9	R: 0	H: 0	E: 0	K: 2	S: 7	R: 0	H: 0	E: 0	K: 1	S: 5	R: 2	H: 4	E: 0	K: 3	S: 13	R: 0	H: 0	E: 0	K: 1	S: 5	R: 3	H: 2	E: 0	K: 2	S: 9	R: 0	H: 0	E: 0	K: 1	S: 5	R: 2	H: 4	E: 0	K: 3	S: 13	1B: 5	2B: 3	3B: 1	HR: 1	SF: 0	SAC: 0	DP: 0	HBP: 0	WP: 0	PB: 0	SB: 1	CS: 1	PA: 36
--------------	------	------	------	------	------	------	------	------	------	------	------	------	------	------	------	------	------	------	------	------	------	------	------	------	------	------	------	------	------	------	------	------	------	------	------	------	------	------	------	-------	------	------	------	------	------	------	------	------	------	------	------	------	------	------	------	------	------	------	------	-------	-------	-------	-------	-------	-------	--------	-------	--------	-------	-------	-------	-------	--------

PITCHER	IP	WLS	BF	H	R	ER	SO	BB	IBB	HBP	BLK	WP	HR	S	P	ERA	WHIP
Dennis Rasmussen, L (1, 1) ERA: 4.31	2.1		12	4	2	2	2	2	0	0	0	0	0	14	22	7.71	2.571
Charles Hudson, R (3, 1) ERA: 3.94	5.1	L	22	5	5	5	8	1	0	0	0	0	1	37	41	8.44	1.125
Rich Bordi, R (8, 1) ERA: 6.34	0.1		2	1	0	0	1	0	0	0	0	0	0	4	4	0.00	3.000


BOTTOM

New York Yankees @ Texas Rangers
Arlington Stadium, Arlington, TX

Sat Jul 18 1987, 8:05 PM EDT
Att. 41,871 - Unknown

livebaseballscorecards.com

AB	33
R	7
H	10
RBI	7
BB	3
SO	11
LOB	10



Batter	1	2	3	4	5	6	7	8	9	AB R H RBI BB SO LOB	TOP									
Claudell Washington, L (1, 8) OBP: 0.365, SLG: 0.454 Henry Cotto, R (8, 8) OBP: 0.314, SLG: 0.556	0-0 4-3		0-0 P6		0-3 K			0-0 4-3	0-3 K	4 0 0 0 0 1 0 1 0 0 0 0 1 2										
Gary Ward, R (1, 9) OBP: 0.302, SLG: 0.386 Jeff Moronko, R (8, 9) OBP: 0.167, SLG: 0.091	0-0 4-3		0-0 6-3		0-0 4-3			0-3 K		4 0 0 0 0 1 0 0 0 0 0 0 0 0										
Don Mattingly, L (1, 3) OBP: 0.408, SLG: 0.608	0-0 3-1		0-0 BB 1B		0-0 L3			0-0 2B		4 1 2 0 0 0 0										
Dave Winfield, R (1, 10) OBP: 0.385, SLG: 0.518 Mark Salas, L (8, 2) OBP: 0.333, SLG: 0.421		0-0 1-3	4-0 BB 1-2 BB		0-3 K			0-0 2B		3 0 1 1 1 1 0 0 0 0 0 0 0 0										
Mike Easler, L (1, 7) OBP: 0.332, SLG: 0.347		0-0 HR	0-3 K		0-0 G3			0-0 F8		4 1 1 1 0 1 3										
Mike Pagliarulo, L (1, 5) OBP: 0.328, SLG: 0.475		0-0 4-3 1B 2B		0-0 G3			0-0 L9		0-0 4-3	4 1 1 0 0 0 0										
Rick Cerone, R (1, 2) OBP: 0.315, SLG: 0.281 Dan Pasqua, L (9, PH) OBP: 0.328, SLG: 0.359		0-0 4-3 2-3		0-0 1B			0-0 F9		0-0 E7	3 0 1 0 0 0 1 1 0 0 0 0 0 0	AB 36 R 3 H 7 RBI 3 BB 1 SO 6 LOB 12									
Bobby Meacham, S (1, 4) OBP: 0.321, SLG: 0.280		0-0 1B		0-0 L9			0-0 6-3		0-0 E6	4 0 1 1 0 0 2										
Wayne Tolleson, S (1, 6) OBP: 0.320, SLG: 0.260 Paul Zuvella, R (7, 6) OBP: 0.176, SLG: 0.176		0-3 K		0-0 5-3			0-0 1-3		0-0 P4	3 0 0 0 0 1 2 1 0 0 0 0 0 2										
Inning Stats	R: 0 E: 0 K: 0 S: 3	H: 0 LOB: 0 BB: 0 P: 3	R: 2 E: 0 K: 1 S: 8	H: 3 LOB: 1 BB: 0 P: 8	R: 0 E: 0 K: 1 S: 6	H: 1 LOB: 2 BB: 1 P: 10	R: 0 E: 0 K: 0 S: 4	H: 1 LOB: 1 BB: 0 P: 4	R: 0 E: 0 K: 1 S: 5	H: 0 LOB: 0 BB: 0 P: 5	R: 0 E: 0 K: 0 S: 3	H: 0 LOB: 0 BB: 0 P: 3	R: 1 E: 0 K: 1 S: 7	H: 2 LOB: 1 BB: 0 P: 7	R: 0 E: 2 K: 1 S: 7	H: 0 LOB: 2 BB: 0 P: 7	1B: 3 2B: 3 3B: 0 HR: 1	SF: 0 SAC: 0 DP: 0 HBP: 0	WP: 0 PB: 0 SB: 0 CS: 0	PA: 37
PITCHER	IP WLS BF H R ER SO BB IBB HBP BLK WP HR S P ERA WHIP																			
Greg Harris, R (1, 1) ERA: 4.94	7.0 W 27 5 2 2 4 1 0 0 0 0 1 34 38 2.57 0.857																			
Jeff Russell, R (8, 1) ERA: 3.17	1.0 5 2 1 1 1 0 0 0 0 0 0 7 7 9.00 2.000																			
Keith Creel, R (9, 1) ERA: 5.4	1.0 5 0 0 0 0 1 0 0 0 0 0 7 7 0.00 0.000																			

New York Yankees @ Texas Rangers
Arlington Stadium, Arlington, TX
Sun Jul 19 1987, 8:05 PM EDT
Att: 30,875 - Unknown

livebaseballscorecards.com



Batter	1	2	3	4	5	6	7	8	9
Bob Brower, R OBP: 0.367, SLG: 0.459 (1, 8)	0-3 K		0-0 FC6-4		0-0 L9	0-0 2B 3B	0-3 K	4-0 FC3-6 BB	
Scott Fletcher, R OBP: 0.371, SLG: 0.418 (1, 6) Curtis Wilkerson, S OBP: 0.291, SLG: 0.416 (7, PH) (8, 6)	0-0 6-3		0-0 5-3		0-0 FC6-4 1B	4-0 2B 1B BB	0-0 HR 1B	0-0 F7	
Ruben Sierra, S OBP: 0.325, SLG: 0.475 (1, 9)	0-0 1-3			0-0 2B 1B	0-0 FC6-4	0-0 1B 2B	0-0 HR	0-0 FC3-6 BLK	
Pete Incaviglia, R OBP: 0.337, SLG: 0.497 (1, 7) Bobby Witt, R (8, PH) Geno Petralli, L OBP: 0.404, SLG: 0.451 (9, 7)		0-0 G6-4-3 1B		0-0 F8 1B 2B		0-0 2B 1B	0-0 5-3	0-3 K	
Pete O'Brien, L OBP: 0.340, SLG: 0.503 (1, 3) Mike Stanley, R OBP: 0.417, SLG: 0.468 (3, 3)		0-0 G6-4-3		0-0 F8		0-0 2B		0-0 2B 1B	
Larry Parrish, R OBP: 0.341, SLG: 0.524 (1, 10)		0-0 1-3		0-0 G5-4-3 1B		0-0 HR 1B		0-0 2B 2B	
Don Slaught, R OBP: 0.282, SLG: 0.390 (1, 2)			0-0 F9	0-0 G5-4-3		0-0 F3	0-3 K	0-0 2B 2B	
Steve Buechele, R OBP: 0.281, SLG: 0.402 (1, 5)			0-0 HR		0-0 4-3	0-0 HR	4-0 1B 1B BB	4-0 BB 1B FC3-6 BB	
Jerry Browne, S OBP: 0.359, SLG: 0.337 (1, 4)			0-0 FC6-4 1B		4-0 1B BB	0-0 3B 1B	0-0 HR 1B	0-0 FC3-6 BB BLK 1B	

Inning Stats	R: 0 E: 0 K: 1 S: 5	H: 0 LOB: 0 BB: 0 P: 5	R: 0 E: 0 K: 0 S: 3	H: 1 LOB: 0 BB: 0 P: 3	R: 1 E: 0 K: 0 S: 5	H: 2 LOB: 1 BB: 0 P: 5	R: 2 E: 0 K: 0 S: 5	H: 3 LOB: 0 BB: 0 P: 5	R: 0 E: 0 K: 0 S: 4	H: 1 LOB: 2 BB: 1 P: 8	R: 8 E: 0 K: 0 S: 11	H: 8 LOB: 1 BB: 1 P: 15	R: 4 E: 0 K: 2 S: 10	H: 3 LOB: 0 BB: 1 P: 14	R: 5 E: 0 K: 1 S: 9	H: 4 LOB: 1 BB: 2 P: 17
1B: 13 2B: 5 3B: 1 HR: 3	SF: 0 SAC: 0 DP: 2 HBP: 0	WP: 0 PA: 49														

PITCHER	IP	WLS	BF	H	R	ER	SO	BB	IBB	HBP	BLK	WP	HR	S	P	ERA	WHIP
Steve Trout, L ERA: 3.38 (1, 1)	5.0	L	23	9	5	5	1	1	0	0	0	0	1	24	28	9.00	2.000
Rich Bardi, R ERA: 7.64 (6, 1)	0.1		6	4	3	3	0	1	0	0	0	0	1	5	9	81.00	15.000
Tim Stoddard, R ERA: 3.81 (6, 1)	1.1		10	5	7	7	2	1	0	0	0	0	1	13	17	47.25	4.500
Pat Clements, L ERA: 3.97 (7, 1)	0.1		7	4	5	5	0	2	0	0	0	0	0	5	13	135.00	18.000
Rick Cerone, R ERA: (8, 1)	1.0		3	0	0	0	1	0	0	0	1	0	0	5	5	0.00	0.000

BOTTOM

New York Yankees @ Texas Rangers
Arlington Stadium, Arlington, TX
Sun Jul 19 1987, 8:05 PM EDT
Att. 30,875 - Unknown

livebaseballscorecards.com

AB	44
R	20
H	22
RBI	19
BB	5
SO	4
LOB	20



Batter	1	2	3	4	5	6	7	8	9	AB R H RBI BB SO LOB	TOP											
Rickey Henderson, R OBP: 0.430, SLG: 0.504 (1, 7) X	0-0 F4			0-0 F9		0-0 6-3		4-0 1B BB	0-0 L5	4 1 0 0 1 0 1												
Claudell Washington, L OBP: 0.362, SLG: 0.449 (1, 8) X	0-0 6-3			0-3 K		0-3 K		0-0 1-H 1B		4 0 1 1 0 2 0												
Don Mattingly, L OBP: 0.403, SLG: 0.600 (1, 3) X	0-0 F5			0-0 1-3		0-0 L3		0-3 1-2 K		4 0 0 0 0 1 1												
Dave Winfield, R OBP: 0.381, SLG: 0.512 (1, 9) X		0-0 G1-4-3			0-0 6-3		0-0 6-3	0-0 5-3		4 0 0 0 0 0 1												
Dan Pasqua, L OBP: 0.332, SLG: 0.379 (1, 10) X		0-3 K			0-0 HR		0-0 HR	0-3 K		4 2 2 0 0 2 1												
Mike Pagliarulo, L OBP: 0.333, SLG: 0.485 (1, 5) X		0-0 F5			0-0 HR		4-0 HR	4-0 F3 1B BB		2 3 1 2 2 0 0												
Mark Salas, L OBP: 0.346, SLG: 0.458 (1, 2) X			0-0 1B		0-0 4-3		0-0 1-H 3-H HR	0-0 1-2 1B		0 1 0 0 0 0 0												
Bobby Meacham, S OBP: 0.313, SLG: 0.250 (1, 4) X			0-0 G6-4-3		4-0 BB		0-0 F9	0-0 F3		3 0 0 0 1 0 3												
Wayne Tolleson, S OBP: 0.316, SLG: 0.257 (1, 6) X			0-3 K		0-0 6-3		0-0 4-3	0-0 5-3		4 0 0 1 0 1 2												
Inning Stats	R: 0 E: 0 K: 0 S: 3	H: 0 LOB: 0 BB: 0 P: 3	R: 0 E: 0 K: 1 S: 5	H: 0 LOB: 0 BB: 0 P: 5	R: 0 E: 0 K: 1 S: 5	H: 1 LOB: 0 BB: 0 P: 5	R: 0 E: 0 K: 1 S: 5	H: 0 LOB: 0 BB: 0 P: 5	R: 2 E: 0 K: 0 S: 5	H: 2 LOB: 1 BB: 1 P: 9	R: 0 E: 0 K: 1 S: 5	H: 0 LOB: 0 BB: 0 P: 5	R: 3 E: 0 K: 0 S: 5	H: 2 LOB: 0 BB: 1 P: 9	R: 1 E: 0 K: 2 S: 8	H: 1 LOB: 1 BB: 1 P: 12	R: 1 E: 0 K: 0 S: 4	H: 1 LOB: 1 BB: 1 P: 8	1B: 3 2B: 1 3B: 1 HR: 2	SF: 0 SAC: 0 DP: 1 HBP: 0	WP: 0 PB: 0 SB: 3 CS: 0	PA: 37
PITCHER	IP WLS BF H R ER SO BB IBB HBP BLK WP HR S P ERA WHIP																					
Les Straker, R ERA: 3.86 (1, 1)	7.0 L 29 6 6 6 4 2 1 0 0 0 0 2 34 46 7.71 1.143																					
George Frazier, R ERA: 5.67 (8, 1)	2.0 8 1 1 1 2 1 0 0 0 0 0 0 11 15 4.50 1.000																					

New York Yankees @ Minnesota Twins
 Hubert H. Humphrey Metrodome, Minneapolis, MN
 Mon Jul 20 1987, 8:05 PM EDT
 Att: 34,966 - Unknown

AB	29
R	7
H	4
RBI	4
BB	4
SO	6
LOB	9



Batter	1	2	3	4	5	6	7	8	9	AB	R	H	RBI	BB	SO	LOB
--------	---	---	---	---	---	---	---	---	---	----	---	---	-----	----	----	-----

BOTTOM

Dan Gladden, R <small>OBP: 0.345, SLG: 0.401</small> (1, 7) X 										4	0	2	0	0	0	2
Greg Gagne, R <small>OBP: 0.303, SLG: 0.414</small> (1, 6) X 										4	0	2	0	0	0	2
Kirby Puckett, R <small>OBP: 0.369, SLG: 0.507</small> (1, 8) X 										4	0	0	0	0	0	5
Gary Gaetti, R <small>OBP: 0.297, SLG: 0.459</small> (1, 5) X 										4	0	0	0	0	0	2
Kent Hrbek, L <small>OBP: 0.369, SLG: 0.525</small> (1, 3) X 										3	0	0	0	1	0	1
Tom Brunansky, R <small>OBP: 0.362, SLG: 0.500</small> (1, 10) X 										4	0	0	0	0	0	1
Tim Laudner, R <small>OBP: 0.254, SLG: 0.453</small> (1, 2) X 										4	1	1	0	0	1	1
Mark Davidson, R <small>OBP: 0.324, SLG: 0.333</small> (1, 9) X 										4	0	0	1	0	0	1
Steve Lombardozzi, R <small>OBP: 0.300, SLG: 0.333</small> (1, 4) X 										3	0	2	0	0	0	0

Inning Stats	R: 0	H: 1	E: 0	LOB: 1	K: 0	BB: 0	S: 4	P: 4	R: 0	H: 0	E: 0	LOB: 0	K: 1	BB: 1	S: 5	P: 9	R: 0	H: 1	E: 0	LOB: 1	K: 0	BB: 0	S: 4	P: 4	R: 0	H: 0	E: 0	LOB: 0	K: 0	BB: 0	S: 3	P: 3	R: 1	H: 3	E: 0	LOB: 2	K: 0	BB: 0	S: 6	P: 6	R: 0	H: 0	E: 0	LOB: 0	K: 0	BB: 0	S: 3	P: 3	R: 0	H: 1	E: 0	LOB: 1	K: 0	BB: 0	S: 4	P: 4	R: 0	H: 1	E: 0	LOB: 1	K: 0	BB: 0	S: 4	P: 4	R: 0	H: 0	E: 0	LOB: 0	K: 0	BB: 0	S: 3	P: 3	R: 0	H: 0	E: 0	LOB: 0	K: 0	BB: 0	S: 3	P: 3	R: 0	H: 1	E: 0	LOB: 1	K: 0	BB: 0	S: 4	P: 4	R: 0	H: 0	E: 0	LOB: 0	K: 0	BB: 0	S: 3	P: 3	1B: 4	SF: 0	2B: 2	SAC: 0	3B: 1	DP: 0	HR: 0	HBP: 0	WP: 1	PA: 35
--------------	------	------	------	--------	------	-------	------	------	------	------	------	--------	------	-------	------	------	------	------	------	--------	------	-------	------	------	------	------	------	--------	------	-------	------	------	------	------	------	--------	------	-------	------	------	------	------	------	--------	------	-------	------	------	------	------	------	--------	------	-------	------	------	------	------	------	--------	------	-------	------	------	------	------	------	--------	------	-------	------	------	------	------	------	--------	------	-------	------	------	------	------	------	--------	------	-------	------	------	------	------	------	--------	------	-------	------	------	-------	-------	-------	--------	-------	-------	-------	--------	-------	--------

PITCHER	IP	WLS	BF	H	R	ER	SO	BB	IBB	HBP	BLK	WP	HR	S	P	ERA	WHIP
Tommy John, L <small>ERA: 3.86</small>	9.0	W	35	7	1	1	1	1	1	0	0	1	0	36	40	1.00	0.889

New York Yankees @ Minnesota Twins
 Hubert H. Humphrey Metrodome, Minneapolis, MN
 Mon Jul 20 1987, 8:05 PM EDT
 Att. 34,966 - Unknown

livebaseballscorecards.com

AB	34
R	1
H	7
RBI	1
BB	1
SO	1
LOB	15



Batter	1	2	3	4	5	6	7	8	9	AB R H RBI BB SO LOB	TOP
Rickey Henderson, R OBP: 0.427, SLG: 0.498 (1, 7) X	0-0 F9	4-0 BB		0-3 K			0-0 F8			3 0 0 0 1 1 2	
Claudell Washington, L OBP: 0.360, SLG: 0.450 (1, 8) X	0-0 4-3 1B 2B	0-3 K			0-3 K			0-0 F7		4 1 1 0 0 2 2	
Dan Pasqua, L OBP: 0.325, SLG: 0.371 (1, 3) X	0-0 4-3 2-3		0-0 G3		0-3 K			0-0 1-3		4 0 0 0 0 1 1	
Dave Winfield, R OBP: 0.380, SLG: 0.509 (1, 9) X	0-0 BB 1B		0-0 6-3		0-0 5-3			0-0 F4		4 0 1 1 0 0 0	
Mike Easler, L OBP: 0.335, SLG: 0.347 (1, 10) B B B	4-0 1-2 BB		0-0 4-3			0-0 G6-3 1B		0-0 F5		3 0 1 0 1 0 0	
Mike Pagliarulo, L OBP: 0.329, SLG: 0.478 (1, 5) S S S	0-3 K			0-0 F6		0-0 G6-3 1-2f		0-0 F8		4 0 0 0 0 1 3	
Mark Salas, L OBP: 0.350, SLG: 0.463 (1, 2) X		0-0 4-3		4-0 BB		0-0 G3		0-0 2B		0 0 0 0 0 0 0	
Bobby Meacham, S OBP: 0.314, SLG: 0.258 (1, 4) X		0-0 CS 1B		0-3 K			0-3 K	0-0 2B	0-0 1B	3 0 1 0 0 2 1	
Gary Ward, R OBP: 0.304, SLG: 0.388 (9, PH)										1 0 1 0 0 0 0	
Paul Zuvella, R OBP: 0.176, SLG: 0.176 (9, 4)									2-H 1B	0 0 0 0 0 0 0	
Wayne Tolleson, S OBP: 0.319, SLG: 0.258 (1, 6) B B B		4-0 CS BB		0-0 1-3 1B			0-3 K			2 0 1 0 1 1 0	
Inning Stats	R: 1 H: 2 E: 0 LOB: 2 K: 1 BB: 1 S: 7 P: 11	R: 0 H: 1 E: 0 LOB: 2 K: 1 BB: 2 S: 5 P: 13	R: 0 H: 0 E: 0 LOB: 0 K: 0 BB: 0 S: 3 P: 3	R: 0 H: 1 E: 0 LOB: 2 K: 2 BB: 1 S: 8 P: 12	R: 0 H: 0 E: 0 LOB: 0 K: 2 BB: 0 S: 7 P: 7	R: 0 H: 1 E: 0 LOB: 0 K: 0 BB: 0 S: 3 P: 3	R: 0 H: 0 E: 0 LOB: 0 K: 2 BB: 0 S: 7 P: 7	R: 0 H: 0 E: 0 LOB: 0 K: 0 BB: 0 S: 3 P: 3	R: 0 H: 2 E: 0 LOB: 2 K: 0 BB: 0 S: 4 P: 4	1B: 5 SF: 0 2B: 2 SAC: 0 3B: 0 DP: 1 HR: 0 HBP: 0	WP: 0 PA: 35 PB: 0 SB: 1 CS: 2
PITCHER Bert Blyleven, R ERA: 4.28 (1, 1)	IP WLS BF H R ER SO BB IBB HBP BLK WP HR S P ERA WHIP										
	9.0 W 35 7 1 1 8 4 0 0 0 0 0 0 47 63 1.00 1.222										

New York Yankees @ Minnesota Twins
 Hubert H. Humphrey Metrodome, Minneapolis, MN
 Tue Jul 21 1987, 8:05 PM EDT
 Att. 37,391 - Unknown

livebaseballscorecards.com

AB	28
R	1
H	6
RBI	1
BB	3
SO	8
LOB	9



Batter	1	2	3	4	5	6	7	8	9
Al Newman, S (1, 10) OBP: 0.283, SLG: 0.318 Gene Larkin, S (8, PH) OBP: 0.348, SLG: 0.416 Mark Davidson, R (8, PR) OBP: 0.324, SLG: 0.333	0-0 2B		0-0 F7		0-3 K			0-0 3B	
Kirby Puckett, R (1, 8) OBP: 0.365, SLG: 0.501	0-0 F7		0-0 3-1			0-0 F9		0-0 L6	
Dan Gladden, R (1, 7) OBP: 0.341, SLG: 0.395	0-0 F9			0-0 F8		0-0 F4		0-0 L7	
Gary Gaetti, R (1, 5) OBP: 0.296, SLG: 0.460	0-0 F8			0-0 F2		0-3 K		0-0 1B 2B	
Tom Brunansky, R (1, 9) OBP: 0.363, SLG: 0.508		0-0 P3		0-0 HR		0-0 F9		4-0 1B IBB	
Kent Hrbek, L (1, 3) OBP: 0.370, SLG: 0.525		0-0 F7		0-0 F2		0-0 1B		0-0 1B	
Tim Laudner, R (1, 2) OBP: 0.256, SLG: 0.451		0-0 1B			0-3 K	0-3 K			
Steve Lombardozzi, R (1, 4) OBP: 0.296, SLG: 0.329		0-0 L1			0-0 5-3	0-0 P3			
Greg Gagne, R (1, 6) OBP: 0.304, SLG: 0.417			0-0 P3		0-0 2B			0-0 6-3	

AB	R	H	RBI	BB	SO	LOB
3	0	1	0	0	1	1
1	0	1	0	0	0	0
0	0	0	0	0	0	0

4	0	0	0	0	0	2
---	---	---	---	---	---	---

4	0	0	0	0	0	2
---	---	---	---	---	---	---

4	1	1	0	0	1	1
---	---	---	---	---	---	---

3	1	1	1	1	0	0
---	---	---	---	---	---	---

4	0	2	1	0	0	0
---	---	---	---	---	---	---

3	0	1	0	0	2	1
---	---	---	---	---	---	---

3	0	0	0	0	0	2
---	---	---	---	---	---	---

3	0	1	0	0	0	0
---	---	---	---	---	---	---

BOTTOM

New York Yankees @ Minnesota Twins
 Hubert H. Humphrey Metrodome, Minneapolis, MN

Tue Jul 21 1987, 8:05 PM EDT
 Att. 37,391 - Unknown

AB	32
R	2
H	8
RBI	2
BB	1
SO	4
LOB	9




1B	3	SF	0
2B	3	SAC	0
3B	1	DP	0
HR	1	HBP	0

WP	0	PA	33
PB	0	SB	1
CS	0		

Inning Stats	R	H	E	K	S	P	IP	WLS	BF	H	R	ER	SO	BB	IBB	HBP	BLK	WP	HR	S	P	ERA	WHIP
Ron Guidry, L (1, 1) ERA: 2.62	0	1	0	0	4	0	8.0		30	6	1	1	4	0	0	0	0	0	1	38	38	1.12	0.750
Tim Stoddard, R (9, 1) ERA: 3.99	0	0	0	0	0	0	0.0	L	2	1	1	0	0	0	0	0	0	0	0	1	5	∞	∞
Pat Clements, L (9, 1) ERA: 3.97	0	0	0	0	0	0	0.0		1	1	0	0	0	0	0	0	0	0	0	1	1	∞	∞

PITCHER	IP	WLS	BF	H	R	ER	SO	BB	IBB	HBP	BLK	WP	HR	S	P	ERA	WHIP
Ron Guidry, L	8.0		30	6	1	1	4	0	0	0	0	0	1	38	38	1.12	0.750
Tim Stoddard, R	0.0	L	2	1	1	0	0	0	0	0	0	0	0	1	5	∞	∞
Pat Clements, L	0.0		1	1	0	0	0	0	0	0	0	0	0	1	1	∞	∞

Batter	1	2	3	4	5	6	7	8	9	AB R H RBI BB SO LOB	TOP														
Henry Cotto, R OBP: 0.300, SLG: 0.529 (1, 8) X	0-0 F9 ①		0-0 F4 ③			0-0 G1-6-3 ①		0-0 F8 ①		4 0 0 0 0 0 1	<p>New York Yankees @ Minnesota Twins Hubert H. Humphrey Metrodome, Minneapolis, MN</p> <p>Wed Jul 22 1987, 8:05 PM EDT Att: 40,054 - Unknown</p> <p>livebaseballscorecards.com</p> <table border="1"> <tr><td>AB</td><td>31</td></tr> <tr><td>R</td><td>1</td></tr> <tr><td>H</td><td>5</td></tr> <tr><td>RBI</td><td>1</td></tr> <tr><td>BB</td><td>2</td></tr> <tr><td>SO</td><td>6</td></tr> <tr><td>LOB</td><td>6</td></tr> </table> 	AB	31	R	1	H	5	RBI	1	BB	2	SO	6	LOB	6
AB	31																								
R	1																								
H	5																								
RBI	1																								
BB	2																								
SO	6																								
LOB	6																								
Claudell Washington, L OBP: 0.358, SLG: 0.462 (1, 10) X	0-0 F7 ②			0-3 K ①		0-0 HR ②		0-0 4-3 ②		4 1 1 1 0 1 0															
Rickey Henderson, R OBP: 0.422, SLG: 0.490 (1, 7) X	0-0 F3 ③			0-3 K ②		0-0 F8 ②		0-0 F6 ③		4 0 0 0 0 1 0															
Dave Winfield, R OBP: 0.379, SLG: 0.506 (1, 9)		0-3 K ①		0-0 1B ③		0-0 6-3 ③		0-0 4-3 ①		4 0 1 0 0 1 0															
Gary Ward, R OBP: 0.304, SLG: 0.387 (1, 3)		0-0 F7 ②		0-0 F8 ③		0-0 6-3 ①		0-0 1B ③		4 0 1 0 0 0 1															
Mike Pagliarulo, L OBP: 0.326, SLG: 0.472 (1, 5)		0-3 K ③		0-3 K ①		0-0 F6 ②		0-0 L3 ③		4 0 0 0 0 2 1															
Rick Cerone, R OBP: 0.316, SLG: 0.289 (1, 2)			0-0 L4 ①		0-0 F9 ②		0-0 2B ②			3 0 1 0 0 0 0															
Bobby Meacham, S OBP: 0.342, SLG: 0.273 (1, 4)			0-0 B3 ②		0-0 FC6-4 ③		4-0 BB ③			2 0 1 0 1 0 0															
Wayne Tolleson, S OBP: 0.320, SLG: 0.257 (1, 6)			4-0 BB ③		0-0 FC6-4 ③		0-3 K ③			2 0 0 0 1 1 3															
Inning Stats	R: 0 H: 0 E: 0 LOB: 0 K: 0 BB: 0 S: 3 P: 3	R: 0 H: 0 E: 0 LOB: 0 K: 2 BB: 0 S: 7 P: 7	R: 0 H: 0 E: 0 LOB: 1 K: 0 BB: 1 S: 3 P: 7	R: 0 H: 1 E: 0 LOB: 1 K: 2 BB: 0 S: 8 P: 8	R: 0 H: 1 E: 0 LOB: 1 K: 1 BB: 0 S: 6 P: 6	R: 1 H: 1 E: 0 LOB: 0 K: 0 BB: 0 S: 4 P: 4	R: 0 H: 1 E: 0 LOB: 2 K: 1 BB: 1 S: 6 P: 10	R: 0 H: 0 E: 0 LOB: 0 K: 0 BB: 0 S: 3 P: 3	R: 0 H: 1 E: 0 LOB: 0 K: 0 BB: 0 S: 3 P: 3	1B: 3 SF: 0 2B: 2 SAC: 0 3B: 0 DP: 1 HR: 1 HBP: 0	WP: 0 PA: 33 PB: 0 SB: 0 CS: 0														
PITCHER	IP WLS BF H R ER SO BB IBB HBP BLK WP HR S P ERA WHIP											PITCHER	IP WLS BF H R ER SO BB IBB HBP BLK WP HR S P ERA WHIP												
Frank Viola, L ERA: 2.85 (1, 1)	8.0 W 30 4 1 1 6 2 0 0 0 0 0 1 40 48 1.12 0.750																								
Jeff Reardon, R ERA: 5.17 (9, 1)	1.0 S 3 1 0 0 0 0 0 0 0 0 0 0 3 3 0.00 1.000																								

Batter	1	2	3	4	5	6	7	8	9	AB	R	H	RBI	BB	SO	LOB
Dan Gladden, R OBP: 0.342, SLG: 0.393 (1, 7)	0-0 HR 1B		0-0 F3		0-0 F8	0-0 F8		4-0 BB		4	1	1	0	1	0	1
Greg Gagne, R OBP: 0.302, SLG: 0.417 (1, 6)	0-3 K 1-2		0-0 2B		0-3 K		0-0 F4	0-0 F3		5	0	1	0	0	2	4
Kirby Puckett, R OBP: 0.366, SLG: 0.510 (1, 8)	0-3 K		0-0 F3		0-0 HR		0-0 BB 1B			4	1	2	1	0	1	2
Kent Hrbek, L OBP: 0.377, SLG: 0.536 (1, 3)	0-0 HR 2-H		4-0 IBB		4-0 WP BB		4-0 G6-3 BB			1	1	1	2	3	0	0
Gary Gaetti, R OBP: 0.296, SLG: 0.456 (1, 5)	0-0 E6		0-0 F9		4-0 BB		0-0 G6-3 1-2f			3	0	0	0	1	0	4
Roy Smalley, S OBP: 0.359, SLG: 0.438 (1, 10)	0-3 K			0-0 6-3	0-0 4-3			0-0 F6		4	0	0	0	0	1	3
Tom Brunansky, R OBP: 0.367, SLG: 0.510 (1, 9)		0-3 K		0-0 CS 1B		0-0 G4-6-3 1B		4-0 BB 1B BB		3	0	2	0	1	1	0
Tim Laudner, R OBP: 0.261, SLG: 0.452 (1, 2)		0-0 6-3		0-0 FC6-4 1B		0-0 G4-6-3 1-2f		0-0 BB 1B		4	0	2	0	0	0	1
Steve Lombardozzi, R OBP: 0.296, SLG: 0.328 (1, 4)		0-0 F6		0-0 FC6-4 1-2f		0-0 1B		0-0 F9		4	0	1	0	0	0	3

Inning Stats	R: 2	H: 2	E: 1	K: 3	S: 12	LOB: 1	BB: 0	P: 12	R: 0	H: 0	E: 0	K: 1	S: 5	LOB: 0	BB: 0	P: 5	R: 0	H: 1	E: 0	K: 0	S: 4	LOB: 2	BB: 1	P: 8	R: 0	H: 2	E: 0	K: 0	S: 4	LOB: 1	BB: 0	P: 4	R: 1	H: 1	E: 0	K: 1	S: 6	LOB: 2	BB: 2	P: 14	R: 0	H: 2	E: 0	K: 0	S: 4	LOB: 1	BB: 0	P: 4	R: 0	H: 1	E: 0	K: 0	S: 3	LOB: 1	BB: 1	P: 7	R: 0	H: 1	E: 0	K: 0	S: 4	LOB: 3	BB: 2	P: 12
--------------	------	------	------	------	-------	--------	-------	-------	------	------	------	------	------	--------	-------	------	------	------	------	------	------	--------	-------	------	------	------	------	------	------	--------	-------	------	------	------	------	------	------	--------	-------	-------	------	------	------	------	------	--------	-------	------	------	------	------	------	------	--------	-------	------	------	------	------	------	------	--------	-------	-------

PITCHER	IP	WLS	BF	H	R	ER	SO	BB	IBB	HBP	BLK	WP	HR	S	P	ERA	WHIP
Rick Rhoden, R ERA: 3.61 (1, 1)	6.1	L	31	9	3	3	5	3	1	0	0	1	2	37	53	4.26	1.895
Tim Stoddard, R ERA: 3.91 (7, 1)	1.0		4	1	0	0	0	1	0	0	0	0	0	3	7	0.00	2.000
Dave Righetti, L ERA: 3.86 (8, 1)	0.2		3	0	0	0	0	1	0	0	0	0	0	2	6	0.00	1.500

BOTTOM

New York Yankees @ Minnesota Twins
 Hubert H. Humphrey Metrodome, Minneapolis, MN
 Wed Jul 22 1987, 8:05 PM EDT
 Att. 40,054 - Unknown

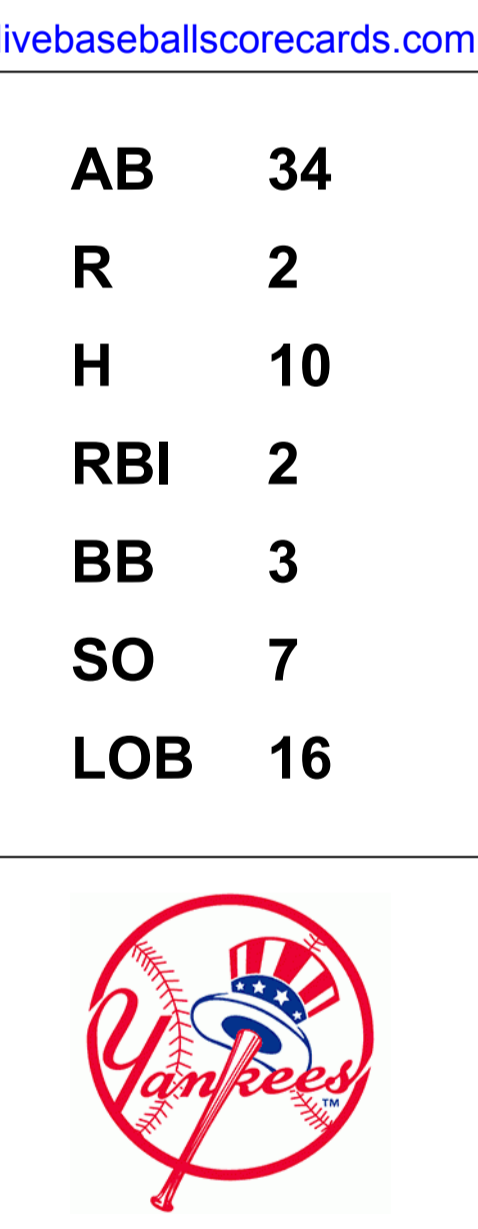
AB	32
R	3
H	10
RBI	3
BB	6
SO	5
LOB	18



WP	HR	S	P	ERA	WHIP
1	0	2	1	3.86	1.500

Batter	1	2	3	4	5	6	7	8	9	AB R H RBI BB SO LOB	TOP															
Rickey Henderson, R OBP: 0.421, SLG: 0.486 (1, 7) X	0-0 G5-4-3 1B		4-0 1B BB		0-0 F6		0-0 F8		0-3 K	4 0 1 0 1 1 2																
Henry Cotto, R OBP: 0.298, SLG: 0.517 (1, 8) X	0-0 G5-4-3 1-2f		0-0 BB 1B 1-3 2-H		0-3 K		0-0 F8			4 0 1 1 0 1 2																
Dave Winfield, R OBP: 0.380, SLG: 0.504 (1, 9) X	0-0 5-3		4-0 1-2 BB		0-0 1B 1B		0-0 F8			3 0 1 0 1 0 0																
Gary Ward, R OBP: 0.306, SLG: 0.388 (1, 10)		0-0 G6-4-3 1B	0-0 G1-6-3		0-0 1B 1B		0-3 K			4 0 2 0 0 1 3																
Dan Pasqua, L OBP: 0.324, SLG: 0.374 (1, 3)		0-0 G6-4-3 1-2f		0-0 L4		0-3 K		0-0 2B		4 0 1 0 0 1 3																
Juan Bonilla, R (1, 4)		0-0 6-3		0-0 5-3		0-0 F3		0-0 1-3		3 0 0 0 0 0 2																
Mike Easler, L OBP: 0.333, SLG: 0.345 (8, PH)										1 0 0 0 0 0 1																
Bobby Meacham, S OBP: 0.342, SLG: 0.273 (8, 4)										0 0 0 0 0 0 0																
Mike Pagliarulo, L OBP: 0.331, SLG: 0.484 (1, 5)			0-0 6-3	0-0 HR		0-0 1B 1-2 2-H			4-0 FC5-4 BB	3 1 2 1 1 0 0	AB 34 R 2 H 10 RBI 2 BB 3 SO 7 LOB 16															
Rick Cerone, R OBP: 0.316, SLG: 0.296 (1, 2)			0-0 1B 2B	0-3 K			0-0 F7		0-3 K	3 1 1 0 0 1 0 1 0 0 0 0 1 1																
Claudell Washington, L OBP: 0.356, SLG: 0.459 (9, PH)																										
Wayne Tolleson, S OBP: 0.320, SLG: 0.257 (1, 6)			0-3 K		0-0 F8		0-0 1B		0-0 FC5-4 1-2f	3 0 1 0 0 1 1 1 0 0 0 0 0 1																
Don Mattingly, L OBP: 0.402, SLG: 0.598 (9, PH)																										
Inning Stats	R: 0 E: 0 K: 0 S: 3	H: 1 LOB: 0 BB: 0 P: 3	R: 0 E: 0 K: 0 S: 3	H: 1 LOB: 0 BB: 0 P: 3	R: 1 E: 0 K: 1 S: 7	H: 2 LOB: 3 BB: 2 P: 15	R: 1 E: 0 K: 1 S: 6	H: 1 LOB: 0 BB: 0 P: 6	R: 0 E: 0 K: 1 S: 5	H: 0 LOB: 0 BB: 0 P: 5	R: 0 E: 0 K: 1 S: 7	H: 3 LOB: 2 BB: 0 P: 7	R: 0 E: 0 K: 0 S: 4	H: 1 LOB: 1 BB: 0 P: 4	R: 0 E: 0 K: 1 S: 6	H: 1 LOB: 1 BB: 0 P: 6	R: 0 E: 0 K: 2 S: 7	H: 0 LOB: 1 BB: 1 P: 11	1B: 7 2B: 2 3B: 0 HR: 1	SF: 0 SAC: 0 DP: 2 HBP: 0	WP: 0 PB: 0 SB: 0 CS: 0	PA: 37				
PITCHER Floyd Bannister, L ERA: 4.42 Jim Winn, R ERA: 4.05	IP 7.0 2.0	WLS W S	BF 29 8	H 9 1	R 2 0	ER 2 0	SO 4 3	BB 2 1	IBB 0 0	HBP 0 0	BLK 0 0	WP 0 0	HR 1 0	S 35 13	P 43 17	ERA 2.57 0.00	WHIP 1.571 1.000									

New York Yankees @ Chicago White Sox
Comiskey Park, Chicago, IL
Fri Jul 24 1987, 8:05 PM EDT
Att: 27,441 - Unknown



livebaseballscorecards.com

Batter	1	2	3	4	5	6	7	8	9	AB	R	H	RBI	BB	SO	LOB
Gary Redus, R OBP: 0.317, SLG: 0.355 (1, 7) X	0-0 3-1 S 1B		4-0 1-2 HR BB		0-0 5-3 S 1B		0-3 K			3	2	2	0	1	1	1
Donnie Hill, S OBP: 0.248, SLG: 0.307 (1, 5) X	0-0 3-1		0-3 K		0-0 5-3		0-0 F7			4	0	0	0	0	1	5
Harold Baines, L OBP: 0.389, SLG: 0.554 (1, 10) X	0-0 1-3		0-0 1-H 2-H HR		0-3 K		0-0 1B			4	1	2	3	0	1	2
Ivan Calderon, R OBP: 0.356, SLG: 0.508 (1, 9) X	0-0 1B		0-3 K		0-0 F3		0-0 L9			4	0	1	1	0	1	2
Greg Walker, L OBP: 0.332, SLG: 0.481 (1, 3) X	0-0 F6		0-0 3-1		0-0 F7		0-0 F5			4	0	0	0	0	0	2
Carlton Fisk, R OBP: 0.300, SLG: 0.412 (1, 2) X		0-0 F8		0-0 HR		0-0 4-3		0-3 K		4	1	1	1	0	1	1
Kenny Williams, R OBP: 0.318, SLG: 0.444 (1, 8) X		0-0 4-3		0-0 L6		0-0 F5				3	0	0	0	0	0	0
Ozzie Guillen, L OBP: 0.324, SLG: 0.366 (1, 6) X		0-0 1-3		0-0 4-3		4-0 S BB				2	0	0	0	1	0	0
Fred Manrique, R OBP: 0.243, SLG: 0.284 (1, 4) X			4-0 HR BB BB		0-0 5-3		0-3 K 1-2			2	1	0	0	1	1	1

Inning Stats	R: 1	H: 2	E: 0	K: 5	S: 5	LOB: 1	BB: 0	P: 5	R: 0	H: 0	E: 0	K: 3	S: 3	LOB: 0	BB: 0	P: 3	R: 3	H: 1	E: 0	K: 2	S: 8	LOB: 0	BB: 2	P: 16	R: 1	H: 1	E: 0	K: 0	S: 4	LOB: 0	BB: 0	P: 4	R: 0	H: 1	E: 0	K: 1	S: 6	LOB: 1	BB: 0	P: 6	R: 0	H: 0	E: 0	K: 3	S: 3	LOB: 0	BB: 0	P: 3	R: 0	H: 0	E: 0	K: 2	S: 7	LOB: 1	BB: 1	P: 11	R: 0	H: 1	E: 0	K: 1	S: 6	LOB: 1	BB: 0	P: 6
--------------	------	------	------	------	------	--------	-------	------	------	------	------	------	------	--------	-------	------	------	------	------	------	------	--------	-------	-------	------	------	------	------	------	--------	-------	------	------	------	------	------	------	--------	-------	------	------	------	------	------	------	--------	-------	------	------	------	------	------	------	--------	-------	-------	------	------	------	------	------	--------	-------	------


PITCHER	IP	WLS	BF	H	R	ER	SO	BB	IBB	HBP	BLK	WP	HR	S	P	ERA	WHIP
Steve Trout, L ERA: 3.66 (1, 1)	6.0	L	26	5	5	5	3	3	0	0	0	0	2	29	41	7.50	1.333
Charles Hudson, R ERA: 3.86 (7, 1)	2.0		7	1	0	0	3	0	0	0	0	0	0	13	13	0.00	0.500

BOTTOM

New York Yankees @ Chicago White Sox
Comiskey Park, Chicago, IL

Fri Jul 24 1987, 8:05 PM EDT
Att. 27,441 - Unknown

AB	30
R	5
H	6
RBI	5
BB	3
SO	6
LOB	14



WP	HR	S	P	ERA	WHIP
0	0	0	0	0	0

Batter	1	2	3	4	5	6	7	8	9	AB R H RBI BB SO LOB	TOP		
Rickey Henderson, R OBP: 0.425, SLG: 0.488 Henry Cotto, R OBP: 0.295, SLG: 0.511	0-0 1B 1B 1B		1-0 1B 1B HBP	0-0 G6-4-3 1-2f			0-0 1B		0-0 5-3	3 1 2 0 0 0 3 1 0 0 0 0 0 0			
Claudell Washington, L OBP: 0.353, SLG: 0.453	0-0 F6		0-0 F4		0-0 6-3		0-3 K		0-0 1B	5 0 1 0 0 1 3			
Don Mattingly, L OBP: 0.405, SLG: 0.598	0-0 1B 1-2 1B		0-0 1B 1-2 1B		0-0 G6-4-3 1B		0-0 F5		0-0 F7	5 0 3 0 0 0 2			
Dave Winfield, R OBP: 0.381, SLG: 0.504	0-0 1-2 2-H 1B		0-0 1-2 2-3 1B		0-0 G6-4-3 1-2f			0-0 F4		4 0 2 1 0 0 1			
Dan Pasqua, L OBP: 0.318, SLG: 0.366	0-0 F9		0-0 F7		0-0 4-3			0-0 6-3-2		4 0 0 0 0 0 4			
Mike Pagliarulo, L OBP: 0.335, SLG: 0.486	0-0 F8			4-0 1B 1B BB		0-0 1B		0-0 E7 1B 1B		3 1 2 0 1 0 2			
Mark Salas, L OBP: 0.355, SLG: 0.464		0-3 K		0-0 1B 1-2 1B		0-0 F2		0-0 1B		4 0 2 1 0 1 1			
Bobby Meacham, S OBP: 0.341, SLG: 0.278 Mike Easler, L OBP: 0.332, SLG: 0.344 Juan Bonilla, R (8, 4)		0-0 F3		0-0 G6-4-3 1-2 2-3 1B		0-0 F6		0-0 F7 3-H		3 0 1 0 0 0 1 1 0 0 0 0 0 1 0 0 0 0 0 0 0			
Wayne Tolleson, S OBP: 0.317, SLG: 0.255 Gary Ward, R OBP: 0.305, SLG: 0.387		0-0 6-3		0-0 F5			0-0 F9		0-0 F9	3 0 0 0 0 0 3 1 0 0 0 0 0 0			
Inning Stats	R: 1 H: 3 E: 0 LOB: 2 K: 0 BB: 0 S: 6 P: 6	R: 0 H: 0 E: 0 LOB: 0 K: 1 BB: 0 S: 5 P: 5	R: 0 H: 2 E: 0 LOB: 2 K: 0 BB: 0 S: 4 P: 5	R: 0 H: 2 E: 0 LOB: 2 K: 0 BB: 1 S: 4 P: 8	R: 0 H: 1 E: 0 LOB: 0 K: 0 BB: 0 S: 3 P: 3	R: 0 H: 1 E: 0 LOB: 1 K: 0 BB: 0 S: 4 P: 4	R: 0 H: 1 E: 0 LOB: 1 K: 1 BB: 0 S: 6 P: 6	R: 1 H: 2 E: 1 LOB: 1 K: 0 BB: 0 S: 5 P: 5	R: 0 H: 1 E: 0 LOB: 1 K: 0 BB: 0 S: 4 P: 4	1B: 13 SF: 0 2B: 0 SAC: 0 3B: 0 DP: 2 HR: 0 HBP: 1	WP: 0 PA: 39 PB: 0 SB: 0 CS: 0		
PITCHER	IP WLS BF H R ER SO BB IBB HBP BLK WP HR S P ERA WHIP											PITCHER	IP WLS BF H R ER SO BB IBB HBP BLK WP HR S P ERA WHIP
Neil Allen, R ERA: 7.33	(1, 1) 6.0												
Bobby Thigpen, R ERA: 3.23	(7, 1) 1.2												
Ray Searage, L ERA: 4.33	(8, 1) 0.1 W												
Jim Winn, R ERA: 3.99	(9, 1) 1.0 S												

New York Yankees @ Chicago White Sox
Comiskey Park, Chicago, IL
Sat Jul 25 1987, 4:33 AM EDT
Att: 26,433 - Unknown

AB	37
R	2
H	13
RBI	2
BB	1
SO	2
LOB	21



Batter	1	2	3	4	5	6	7	8	9	AB	R	H	RBI	BB	SO	LOB
Gary Redus, R OBP: 0.319, SLG: 0.357 (1, 7) X	0-0 S 1B	0-0 S 1B		0-3 K			0-0 E6 L3			4	0	2	1	0	1	2
Donnie Hill, S OBP: 0.248, SLG: 0.306 (1, 5) X	0-0 F8	0-0 F7 3-H 1-2				0-0 S 1B	0-0 L3 1-2			4	0	1	0	0	0	3
Harold Baines, L OBP: 0.384, SLG: 0.546 (1, 10) S S	0-3 K 1-2		0-0 E6 G6-4-3		0-3 K 1-2		0-0 6-3			4	0	0	0	0	2	2
Ivan Calderon, R OBP: 0.358, SLG: 0.510 (1, 9) S	4-0 IBB		0-0 G6-4-3 1-2f		0-0 F7			0-0 SH SF8 2B		3	1	1	0	1	0	2
Greg Walker, L OBP: 0.329, SLG: 0.477 (1, 3) X	0-0 F7		0-0 G3		0-3 K			0-0 SH 2-3		3	0	0	0	0	1	3
Carlton Fisk, R OBP: 0.299, SLG: 0.410 (1, 2) S S		0-0 6-3		0-3 K		0-0 4-3 SH5-4 1B		0-0 F2		4	0	1	0	0	1	2
Kenny Williams, R OBP: 0.319, SLG: 0.444 (1, 8) X		0-0 S 4-3 1B 1B		0-0 F8		0-0 SH5-4 1-2		0-0 SF8 3-H		2	1	1	1	0	0	0
Ozzie Guillen, L OBP: 0.326, SLG: 0.368 (1, 6) X		0-0 4-3 S 1-2 1B 1B		0-0 BB 1B		0-0 4-3 2-3		0-0 4-3		4	1	2	0	0	0	2
Fred Manrique, R OBP: 0.246, SLG: 0.279 (1, 4) X		0-0 4-3 1-3 2-H		4-0 BB 1-2 BB		0-0 6-3				2	0	0	1	1	0	2

Inning Stats	R: 0	H: 1	E: 0	K: 1	S: 6	R: 2	H: 3	E: 0	K: 0	S: 6	R: 0	H: 0	E: 1	K: 0	S: 3	R: 0	H: 1	E: 0	K: 2	S: 8	R: 0	H: 1	E: 0	K: 2	S: 8	R: 0	H: 0	E: 1	K: 0	S: 3	R: 1	H: 1	E: 0	K: 0	S: 5
	LOB: 2	BB: 1	P: 10			LOB: 1	BB: 0	P: 6			LOB: 2	BB: 1	P: 12			LOB: 1	BB: 0	P: 4			LOB: 0	BB: 0	P: 5												


PITCHER	IP	WLS	BF	H	R	ER	SO	BB	IBB	HBP	BLK	WP	HR	S	P	ERA	WHIP
Tommy John, L ERA: 3.83 (1, 1)	5.1		25	7	2	2	5	1	1	0	0	0	0	33	41	3.38	1.500
Pat Clements, L ERA: 4.02 (6, 1)	1.2	L	7	1	1	1	0	0	0	0	0	0	0	7	7	5.40	0.600
Dave Righetti, L ERA: 3.79 (8, 1)	1.0		3	0	0	0	0	0	0	0	0	0	0	3	3	0.00	0.000

BOTTOM

New York Yankees @ Chicago White Sox
Comiskey Park, Chicago, IL

Sat Jul 25 1987, 4:33 AM EDT
Att. 26,433 - Unknown

AB	30
R	3
H	8
RBI	3
BB	2
SO	5
LOB	18



WP	HR	S	P	ERA	WHIP
0	0	0	0	0	0

Batter	1	2	3	4	5	6	7	8	9	AB R H RBI BB SO LOB	TOP	
Claudell Washington, L (1, 8) OBP: 0.347, SLG: 0.444 Rick Cerone, R (9, 2) OBP: 0.316, SLG: 0.296	0-3 K			0-0 F8			0-0 4-3		0-0 F5	4 0 0 0 0 1 0 0 0 0 0 0 0 0		
Gary Ward, R (1, 7) OBP: 0.304, SLG: 0.394	0-0 L7			0-3 K			0-0 F9		0-0 HR	4 1 1 1 0 1 0		
Don Mattingly, L (1, 3) OBP: 0.401, SLG: 0.590	0-0 G3			0-0 6-3			0-0 3-1		0-0 F7	4 0 0 0 0 0 0		
Dave Winfield, R (1, 9) OBP: 0.380, SLG: 0.510				0-0 6-3			0-0 4-3		0-3 K	4 1 1 1 0 1 0		
Mike Pagliarulo, L (1, 5) OBP: 0.337, SLG: 0.486				0-0 4-3			0-0 L3		0-0 2B HR	4 1 2 0 0 0 0		
Mike Easler, L (1, 10) OBP: 0.335, SLG: 0.348				0-0 L3			0-3 K		0-0 1B HR	3 1 1 0 1 1 0		
Mark Salas, L (1, 2) OBP: 0.347, SLG: 0.453 Henry Cotto, R (9, PH) OBP: 0.292, SLG: 0.505				0-0 L8			0-0 F6		0-3 K	3 0 0 0 0 1 2 1 0 0 0 0 1 2		
Juan Bonilla, R (1, 4) Dan Pasqua, L (8, PH) Wayne Tolleson, S (8, 6) OBP: 0.321, SLG: 0.385 OBP: 0.317, SLG: 0.255				0-0 L6			0-0 F7		0-0 2B HR	2 0 0 0 0 0 0 1 1 1 3 0 0 0 0 0 0 0 0 0 0		
Bobby Meacham, S (1, 6) OBP: 0.318, SLG: 0.256				0-0 6-3			0-0 6-3		0-0 F9	3 0 0 0 0 0 0		
Inning Stats	R: 0 H: 0 E: 0 LOB: 0 K: 1 BB: 0 S: 5 P: 5	R: 0 H: 0 E: 0 LOB: 0 K: 0 BB: 0 S: 3 P: 3	R: 0 H: 0 E: 0 LOB: 0 K: 0 BB: 0 S: 3 P: 3	R: 0 H: 0 E: 0 LOB: 0 K: 1 BB: 0 S: 5 P: 5	R: 0 H: 0 E: 0 LOB: 0 K: 1 BB: 0 S: 5 P: 5	R: 0 H: 0 E: 0 LOB: 0 K: 0 BB: 0 S: 3 P: 3	R: 0 H: 0 E: 0 LOB: 0 K: 0 BB: 0 S: 3 P: 3	R: 3 H: 3 E: 0 LOB: 0 K: 2 BB: 0 S: 10 P: 10	R: 2 H: 3 E: 0 LOB: 2 K: 1 BB: 1 S: 8 P: 12	1B: 2 SF: 0 2B: 1 SAC: 0 3B: 0 DP: 0 HR: 3 HBP: 0	WP: 0 PA: 34 PB: 0 SB: 0 CS: 0	
PITCHER Richard Dotson, R (1, 1) ERA: 4.23 Ray Searge, L (9, 1) ERA: 4.33 Bobby Thigpen, R (9, 1) ERA: 3.2	IP WLS BF H R ER SO BB IBB HBP BLK WP HR S P ERA WHIP											
	8.2 L 31 5 5 5 5 0 0 0 0 0 0 3 41 41 5.19 0.577											
	0.0 2 1 0 0 0 1 0 0 0 0 0 0 1 5 ∞ ∞											
	0.1 1 0 0 0 0 1 0 0 0 0 0 0 3 3 0.00 0.000											

New York Yankees @ Chicago White Sox
Comiskey Park, Chicago, IL
Sun Jul 26 1987, 4:33 AM EDT
Att. 22,762 - Unknown

AB	33
R	5
H	6
RBI	5
BB	1
SO	6
LOB	4



livebaseballscorecards.com

Batter	1	2	3	4	5	6	7	8	9	AB	R	H	RBI	BB	SO	LOB
--------	---	---	---	---	---	---	---	---	---	----	---	---	-----	----	----	-----

Gary Redus, R <small>OBP: 0.320, SLG: 0.375</small> (1, 7) X	0-0 HR		X 0-0 SF8 3B		X 0-0 4-3 2-3			X 0-0 F7	X 0-0 F3	5	2	2	1	0	0	4				
Donnie Hill, S <small>OBP: 0.248, SLG: 0.306</small> (1, 5) X	0-0 F9		X 0-0 SF8 3-H		X 0-0 F6			X 0-0 WP 1B		3	0	1	1	0	0	1				
Harold Baines, L <small>OBP: 0.379, SLG: 0.538</small> (1, 10) X	0-0 F7		S S 0-3 K		X 0-0 F8			X 0-0 F4		4	0	0	0	0	1	1				
Ivan Calderon, R <small>OBP: 0.357, SLG: 0.505</small> (1, 9) B B B	4-0 2B BB		X 0-0 F8		X 0-0 5-3			S S 0-3 K 1-2		3	0	0	0	1	1	1				
Greg Walker, L <small>OBP: 0.333, SLG: 0.482</small> (1, 3) X	0-0 1-3 2B		S S 0-3 K		X 0-0 1B			B B B 4-0 1B FC1-2 BB		3	0	2	0	1	1	0				
Kenny Williams, R <small>OBP: 0.312, SLG: 0.434</small> (1, 8) S S	0-3 K		X 0-0 F7		X 0-0 F8			X 0-0 F4		4	0	0	0	0	1	4				
Ozzie Guillen, L <small>OBP: 0.323, SLG: 0.365</small> Jerry Hairston, S <small>OBP: 0.302, SLG: 0.407</small> (1, 6) (9, PH)		X 0-0 F6	S S 0-3 K		X 0-0 6-3			B B B 4-0 FC1-2 1B 1-2 BB		3	0	0	0	0	1	0				
Fred Manrique, R <small>OBP: 0.256, SLG: 0.289</small> Carlton Fisk, R <small>OBP: 0.302, SLG: 0.412</small> (1, 4) (9, PH)		X 0-0 5-3			X 0-0 4-3 SH1-3 1B			X 0-0 G6-3 1B		3	0	2	0	0	0	0				
Bill Lindsey, R <small>OBP: 0.167, SLG: 0.167</small> Jerry Royster, R <small>OBP: 0.353, SLG: 0.478</small> (1, 2) (9, PH)		X 0-0 5-3			X 0-0 SH1-3 1-2			X 0-0 G6-3 1-2f		2	0	0	0	0	0	1				
Inning Stats	R: 1 E: 0 K: 1 S: 7	H: 2 LOB: 2 BB: 1 P: 11	R: 0 E: 0 K: 0 S: 3	H: 0 LOB: 0 BB: 0 P: 3	R: 1 E: 0 K: 1 S: 6	H: 1 LOB: 0 BB: 0 P: 6	R: 0 E: 0 K: 2 S: 7	H: 0 LOB: 0 BB: 0 P: 7	R: 0 E: 0 K: 0 S: 4	H: 1 LOB: 1 BB: 0 P: 4	R: 0 E: 0 K: 0 S: 3	H: 1 LOB: 0 BB: 0 P: 3	R: 0 E: 0 K: 1 S: 6	H: 1 LOB: 1 BB: 0 P: 6	R: 0 E: 0 K: 0 S: 4	H: 1 LOB: 3 BB: 2 P: 12	1B: 5 2B: 1 3B: 1 HR: 1	SF: 1 SAC: 1 DP: 1 HBP: 0	WP: 1 PB: 0 SB: 0 CS: 0	PA: 37

BOTTOM

New York Yankees @ Chicago White Sox
 Comiskey Park, Chicago, IL
 Sun Jul 26 1987, 4:33 AM EDT
 Att. 22,762 - Unknown

AB	32
R	2
H	8
RBI	2
BB	3
SO	5
LOB	15



PITCHER	IP	WLS	BF	H	R	ER	SO	BB	IBB	HBP	BLK	WP	HR	S	P	ERA	WHIP
Ron Guidry, L <small>ERA: 2.6</small>	(1, 1)	7.1	W	29	7	2	2	4	1	0	0	0	1	36	40	2.46	1.091
Dave Righetti, L <small>ERA: 3.69</small>	(8, 1)	1.2	S	8	1	0	1	2	0	0	0	1	0	8	16	0.00	1.800

Batter	1	2	3	4	5	6	7	8	9	AB R H RBI BB SO LOB	TOP
Willie Wilson, S (1, 8) OBP: 0.319, SLG: 0.400	0-0 5-3		0-0 SF7 5-3 1-2 1B		0-0 3B		0-0 F4			4 0 2 0 0 0 1	Kansas City Royals @ New York Yankees Yankee Stadium, Bronx, NY Tue Jul 28 1987, 7:05 PM EDT Att: 36,813 - Unknown livebaseballscorecards.com
Kevin Seitzer, R (1, 5) OBP: 0.386, SLG: 0.441	0-0 B2		0-0 5-3 1-2 2-3		0-3 K		0-0 6-3			4 0 0 0 0 1 4	
George Brett, L (1, 3) OBP: 0.391, SLG: 0.462	0-0 FC4 1B		4-0 IBB		0-0 F9		0-0 6-3			3 0 1 0 1 0 1	
Jim Eisenreich, L (1, 10) OBP: 0.257, SLG: 0.441	0-0 FC4 1-2f		0-0 SF7 2-3 3-H		0-0 4-3		0-0 6-3			3 0 0 1 0 0 2	
Frank White, R (1, 4) OBP: 0.306, SLG: 0.362		0-0 1B 1B	0-0 F8		0-0 F8		0-0 F8			4 0 1 0 0 0 2	
Danny Tartabull, R (1, 9) OBP: 0.368, SLG: 0.463		0-0 L3 1-2 1B		0-0 5-3		0-0 G3		0-3 K		4 0 1 0 0 1 0	
Bo Jackson, R (1, 7) OBP: 0.313, SLG: 0.487		0-0 L3 1-2		0-0 1B		0-0 CS 1B		0-0 1-3		4 0 2 0 0 0 2	
Mike Macfarlane, R (1, 2) OBP: 0.364, SLG: 0.222		0-0 F4		0-3 K		0-0 CS 1-2	4-0 SH1-4 BB		0-0 6-3	2 0 0 0 1 1 2 1 0 0 0 0 0 0	
Thad Bosley, L (9, PH) OBP: 0.314, SLG: 0.368											
Angel Salazar, R (1, 6) OBP: 0.220, SLG: 0.248			0-0 5-3 SF7 1B 1B		0-0 5-3		0-0 SH1-4 1-2			2 1 1 0 0 0 1	
Inning Stats	R: 0 H: 1 E: 0 LOB: 1 K: 0 BB: 0 S: 4 P: 4	R: 0 H: 2 E: 0 LOB: 1 K: 0 BB: 0 S: 4 P: 4	R: 1 H: 2 E: 0 LOB: 2 K: 0 BB: 1 S: 5 P: 9	R: 0 H: 1 E: 0 LOB: 1 K: 1 BB: 0 S: 6 P: 6	R: 0 H: 1 E: 0 LOB: 1 K: 1 BB: 0 S: 6 P: 6	R: 0 H: 1 E: 0 LOB: 0 K: 0 BB: 0 S: 3 P: 3	R: 0 H: 0 E: 0 LOB: 1 K: 0 BB: 1 S: 3 P: 7	R: 0 H: 0 E: 0 LOB: 0 K: 1 BB: 0 S: 5 P: 5	R: 0 H: 0 E: 0 LOB: 0 K: 1 BB: 0 S: 5 P: 5	1B: 7 SF: 1 2B: 1 SAC: 1 3B: 1 DP: 1 HR: 0 HBP: 0	WP: 0 PA: 36 PB: 0 SB: 0 CS: 1
PITCHER Rick Rhoden, R (1, 1) ERA: 3.44	IP WLS BF H R ER SO BB IBB HBP BLK WP HR S P ERA WHIP										

Kansas City Royals @ New York Yankees
 Yankee Stadium, Bronx, NY
 Tue Jul 28 1987, 7:05 PM EDT
 Att: 36,813 - Unknown

AB	31
R	1
H	8
RBI	1
BB	2
SO	3
LOB	15



Batter	1	2	3	4	5	6	7	8	9	AB R H RBI BB SO LOB	TOP																
Willie Wilson, S (1, 8) OBP: 0.317, SLG: 0.397	0-3 K			0-0 6-3		0-3 K	0-0 1-3		0-0 1-2 1B	5 0 1 0 0 2 2	Kansas City Royals @ New York Yankees Yankee Stadium, Bronx, NY Wed Jul 29 1987, 3:33 AM EDT Att: 45,131 - Unknown livebaseballscorecards.com																
Lonnie Smith, R (1, 10) OBP: 0.303, SLG: 0.355	0-0 F8			0-0 1B		4-0 S BB		0-0 5-3	0-3 K	4 0 1 0 1 1 2																	
Kevin Seitzer, R (1, 5) OBP: 0.385, SLG: 0.440	0-3 K			0-0 F9		0-0 6-3		0-0 1B 1B		1 0 0 0 0 1 0																	
Bill Pecota, R (2, 5) OBP: 0.429, SLG: 0.576										3 0 1 0 0 0 2																	
George Brett, L (1, 3) OBP: 0.392, SLG: 0.460		0-0 4-3		0-0 4-3		4-0 BB		0-0 1-2 1B		3 0 1 0 1 0 1																	
Frank White, R (1, 4) OBP: 0.303, SLG: 0.357		0-0 F9			0-0 5-3	0-0 F8		0-0 L6		4 0 0 0 0 0 4																	
Danny Tartabull, R (1, 9) OBP: 0.367, SLG: 0.459		0-3 K			4-0 1B 1B BB		0-3 K	0-0 5-3		3 0 0 0 1 2 2																	
Bo Jackson, R (1, 7) OBP: 0.316, SLG: 0.488			0-0 5-3		0-0 1-2 1B 1B		4-0 S BB		4-0 1B BB	2 0 1 0 2 0 0																	
Angel Salazar, R (1, 6) OBP: 0.221, SLG: 0.248			0-3 K		0-0 1-2 2-3 1B		0-0 F9		0-0 F9	4 0 1 0 0 1 2																	
Larry Owen, R (1, 2) OBP: 0.281, SLG: 0.330			0-3 K		0-0 G6-3		4-0 1-2 BB		0-3 K	2 0 0 0 1 1 3																	
Steve Balboni, R (9, PH) OBP: 0.273, SLG: 0.383					1-2f					1 0 0 0 0 1 1																	
Inning Stats	R: 0 E: 0 K: 2 S: 7	H: 0 LOB: 0 BB: 0 P: 7	R: 0 E: 0 K: 1 S: 5	H: 0 LOB: 0 BB: 0 P: 5	R: 0 E: 0 K: 2 S: 7	H: 0 LOB: 0 BB: 0 P: 7	R: 0 E: 0 K: 0 S: 4	H: 1 LOB: 1 BB: 0 P: 4	R: 0 E: 0 K: 0 S: 4	H: 2 LOB: 2 BB: 1 P: 8	R: 0 E: 0 K: 1 S: 5	H: 0 LOB: 2 BB: 2 P: 13	R: 0 E: 0 K: 1 S: 5	H: 0 LOB: 2 BB: 2 P: 13	R: 0 E: 0 K: 0 S: 5	H: 2 LOB: 2 BB: 0 P: 5	R: 0 E: 0 K: 2 S: 8	H: 1 LOB: 2 BB: 1 P: 12	1B: 6 2B: 0 3B: 0 HR: 0	SF: 0 SAC: 0 DP: 1 HBP: 0	WP: 0 PB: 0 SB: 2 CS: 0	PA: 38					
PITCHER	IP WLS BF H R ER SO BB IBB HBP BLK WP HR S P ERA WHIP																										
Steve Trout, L (1, 1) ERA: 3.42	6.0		23	3	0	0	6	3	0	0	0	0	0	32	44	0.00	1.000										
Tim Stoddard, R (7, 1) ERA: 3.81	1.1	W	7	1	0	0	1	2	0	0	0	0	0	7	15	0.00	2.250										
Dave Righetti, L (8, 1) ERA: 3.59	1.2	S	8	2	0	0	2	1	0	0	0	0	0	11	15	0.00	1.800										

Kansas City Royals @ New York Yankees
 Yankee Stadium, Bronx, NY
 Wed Jul 29 1987, 3:33 AM EDT
 Att: 45,131 - Unknown

AB	32
R	0
H	6
RBI	0
BB	6
SO	9
LOB	19



Batter	1	2	3	4	5	6	7	8	9	AB	R	H	RBI	BB	SO	LOB
Roberto Kelly, R (1, 8) SS	0-3 K			x 0-0 F9		BBB 4-0 S BB		x 0-0 E5 F7 S 2B		3	1	0	0	1	1	0
Henry Cotto, R (1, 7) OBP: 0.293, SLG: 0.500 Dan Pasqua, L (8, PH) OBP: 0.316, SLG: 0.377 (9, 7)	0-3 K			x 0-0 CS 1B		SSS 0-3 K		x 0-0 F7		3	0	1	0	0	2	1
Don Mattingly, L (1, 3) OBP: 0.400, SLG: 0.584	0-0 6-3			x 0-0 F9			x 0-0 BB 1B SF7 1B		4-0 BB 2B	3	2	1	0	1	0	1
Dave Winfield, R (1, 9) OBP: 0.380, SLG: 0.506		SSS 0-3 K		0-0 CS 1-2	x 0-0 5-3		x 0-0 BB 1B		4-0 BB 2B	3	1	1	0	1	1	0
Gary Ward, R (1, 10) OBP: 0.304, SLG: 0.390 Mike Easler, L (8, PH) OBP: 0.338, SLG: 0.356		x 0-0 F7			x 0-0 5-3		SSS 0-3 K		0-0 1-H 2-H 3-H 2B	3	0	0	0	0	1	2
Juan Bonilla, R (1, 4) OBP: 0.333, SLG: 0.273		x 0-0 6-3			x 0-0 1B		BBB 4-0 1-2 2-3 BB		0-0 4-3	3	0	1	0	1	0	1
Mike Pagliarulo, L (1, 5) OBP: 0.332, SLG: 0.478			x 0-0 G3		SSS 0-3 K		x 0-0 SF7			2	0	0	1	0	1	1
Rick Cerone, R (1, 2) OBP: 0.311, SLG: 0.290			x 0-0 6-3			x 0-0 4-3		x 0-0 L4		3	0	0	0	0	0	2
Wayne Tolleson, S (1, 6) OBP: 0.315, SLG: 0.254			x 0-0 F7			SSS 0-3 K		SSS 0-3 K		3	0	0	0	0	2	0

BOTTOM

Kansas City Royals @ New York Yankees
 Yankee Stadium, Bronx, NY
 Wed Jul 29 1987, 3:33 AM EDT
 Att. 45,131 - Unknown

livebaseballscorecards.com

AB	28
R	4
H	5
RBI	4
BB	4
SO	8
LOB	9



Inning Stats	R: 0	H: 0	E: 0	K: 2	S: 7	LOB: 0	BB: 0	P: 7	R: 0	H: 0	E: 0	K: 1	S: 5	LOB: 0	BB: 0	P: 5	R: 0	H: 1	E: 0	K: 0	S: 3	LOB: 0	BB: 0	P: 3	R: 0	H: 1	E: 0	K: 1	S: 6	LOB: 1	BB: 0	P: 6	R: 1	H: 2	E: 0	K: 1	S: 7	LOB: 2	BB: 1	P: 11	R: 3	H: 1	E: 1	K: 1	S: 7	LOB: 1	BB: 2	P: 15	1B: 4	SF: 1	2B: 1	3B: 0	HR: 0	SAC: 0	DP: 0	HBP: 0	WP: 0	PB: 0	SB: 2	CS: 1	PA: 34
--------------	------	------	------	------	------	--------	-------	------	------	------	------	------	------	--------	-------	------	------	------	------	------	------	--------	-------	------	------	------	------	------	------	--------	-------	------	------	------	------	------	------	--------	-------	-------	------	------	------	------	------	--------	-------	-------	-------	-------	-------	-------	-------	--------	-------	--------	-------	-------	-------	-------	--------

PITCHER	IP	WLS	BF	H	R	ER	SO	BB	IBB	HBP	BLK	WP	HR	S	P	ERA	WHIP
Danny Jackson, L (1, 1) ERA: 4.11	7.1	L	28	4	2	2	8	2	0	0	0	0	0	42	50	2.46	0.818
John Davis, R (8, 1) ERA: 13.5	0.1		3	0	0	0	0	1	1	0	0	0	0	1	9	0.00	3.000
Dan Quisenberry, R (8, 1) ERA: 2.11	0.1		2	1	2	1	0	0	0	0	0	0	0	2	2	27.00	3.000

Batter	1	2	3	4	5	6	7	8	9	AB R H RBI BB SO LOB	TOP	
Willie Wilson, S OBP: 0.314, SLG: 0.393 (1, 8) X	0-0 6-3	0-0 5-3			0-3 K		0-0 F8			4 0 0 0 0 1 1	Kansas City Royals @ New York Yankees Yankee Stadium, Bronx, NY Thu Jul 30 1987, 7:05 PM EDT Att: 33,117 - Unknown livebaseballscorecards.com	
Lonnie Smith, R OBP: 0.324, SLG: 0.353 (1, 10) B B B	4-0 2B BB		0-0 6-3		0-0 G4-3 1B		0-3 K			3 1 1 0 1 1 0		
Kevin Seitzer, R OBP: 0.388, SLG: 0.448 (1, 5) X	0-0 3-1 2B		0-0 BB 1B		0-0 G4-3 1-2f		0-0 2B			4 1 3 1 0 0 1		
George Brett, L OBP: 0.390, SLG: 0.456 (1, 3) X	0-0 3-1 2-3		0-0 F8		0-0 G5-4-3 1B		0-0 F6			4 0 1 0 0 0 3		
Frank White, R OBP: 0.305, SLG: 0.360 (1, 4) X	0-0 2B		4-0 FC6-4 BB		0-0 G5-4-3 1-2f		0-0 F5			3 0 1 1 1 0 2		
Danny Tartabull, R OBP: 0.363, SLG: 0.454 (1, 9) X	0-0 6-3		0-0 FC6-4 1-2f		0-0 4-3		0-0 F7			4 0 0 0 0 0 3		
Bo Jackson, R OBP: 0.320, SLG: 0.495 (1, 7) B B B B		4-0 F7 S BB		0-0 5-3		0-0 HR		0-3 K		3 1 1 1 1 1 0		
Mike Macfarlane, R OBP: 0.308, SLG: 0.182 Jim Eisenreich, L OBP: 0.253, SLG: 0.435 Larry Owen, R OBP: 0.279, SLG: 0.328 (1, 2) (7, PH) (7, 2)		0-0 F7 1-3		0-0 F9		0-0 L8		0-3 K		2 0 0 0 0 0 1 1 0 0 0 0 0 0 1 0 0 0 0 1 0		
Angel Salazar, R OBP: 0.219, SLG: 0.247 Bill Pecota, R OBP: 0.417, SLG: 0.559 (1, 6) (7, PH) (7, 6)		0-3 K		0-0 5-3		0-3 K				2 0 0 0 0 1 1 1 0 0 0 0 1 0		
Inning Stats	R: 2 H: 2 E: 0 LOB: 1 K: 0 BB: 1 S: 5 P: 9	R: 0 H: 0 E: 0 LOB: 1 K: 1 BB: 1 S: 5 P: 9	R: 0 H: 1 E: 0 LOB: 2 K: 0 BB: 1 S: 4 P: 8	R: 0 H: 0 E: 0 LOB: 0 K: 0 BB: 0 S: 3 P: 3	R: 0 H: 1 E: 0 LOB: 0 K: 1 BB: 0 S: 5 P: 5	R: 0 H: 1 E: 0 LOB: 0 K: 0 BB: 0 S: 3 P: 3	R: 1 H: 1 E: 0 LOB: 0 K: 1 BB: 0 S: 6 P: 6	R: 0 H: 1 E: 0 LOB: 1 K: 1 BB: 0 S: 6 P: 6	R: 0 H: 0 E: 0 LOB: 0 K: 2 BB: 0 S: 7 P: 7	1B: 3 SF: 0 2B: 3 SAC: 0 3B: 0 DP: 2 HR: 1 HBP: 0	WP: 0 PA: 35 PB: 0 SB: 1 CS: 0	
PITCHER	IP WLS BF H R ER SO BB IBB HBP BLK WP HR S P ERA WHIP											
Tommy John, L ERA: 3.87 Tim Stoddard, R ERA: 3.6 (1, 1) (7, 1)	6.0 W 25 6 3 3 2 3 0 0 0 0 0 1 26 38 4.50 1.500											

Kansas City Royals @ New York Yankees
 Yankee Stadium, Bronx, NY
 Thu Jul 30 1987, 7:05 PM EDT
 Att: 33,117 - Unknown

AB	32
R	3
H	7
RBI	3
BB	3
SO	6
LOB	12



Batter	1	2	3	4	5	6	7	8	9
Roberto Kelly, R OBP: 0.375, SLG: 0.333 (1, 8) X	0-0 1-3 2B		4-0 1B 1-2 BB		0-0 1B 1-2f WP	0-0 SH3-4		0-0 F8	
Henry Cotto, R OBP: 0.308, SLG: 0.505 (1, 7) X	0-0 5-3		0-0 1-3 2-H 1B		0-0 WP 1-2 FC6 1B	0-0 6-3		0-0 CS 1B	
Don Mattingly, L OBP: 0.400, SLG: 0.580 (1, 3) X	0-0 1-3		0-0 F5		0-0 WP 1-2 2-3 1B	4-0 IBB		0-3 K	
Dave Winfield, R OBP: 0.376, SLG: 0.500 (1, 9) X	0-0 6-3		0-0 F2		0-0 FC6	0-0 F3			
Gary Ward, R OBP: 0.304, SLG: 0.387 (1, 10) X		0-0 F4		0-0 1-3	4-0 1B BB				
Juan Bonilla, R OBP: 0.438, SLG: 0.467 (1, 4) X		0-0 6-3		0-0 1B 2B	1-2 2-H 1B				
Mike Pagliarulo, L OBP: 0.331, SLG: 0.475 (1, 5) X		0-0 F8		0-0 G6-4-3 2-H 1B	0-0 4-3				
Rick Cerone, R OBP: 0.320, SLG: 0.316 (1, 2) X			4-0 BB 1B BB	0-0 G6-4-3 1-2f		0-0 HR		0-0 1-3 1B	
Wayne Tolleson, S OBP: 0.317, SLG: 0.257 (1, 6) X			0-0 P3		0-0 FC1-4 1B	0-0 SH3-4 1B		0-0 G3	

Inning Stats	R: 0 E: 0 K: 0 S: 4	H: 1 LOB: 1 BB: 0 P: 4	R: 0 E: 0 K: 0 S: 3	H: 0 LOB: 0 BB: 0 P: 3	R: 1 E: 0 K: 0 S: 4	H: 1 LOB: 2 BB: 2 P: 12	R: 1 E: 0 K: 0 S: 4	H: 2 LOB: 0 BB: 0 P: 4	R: 3 E: 0 K: 0 S: 7	H: 4 LOB: 2 BB: 1 P: 11	R: 1 E: 0 K: 0 S: 5	H: 2 LOB: 2 BB: 1 P: 9	R: 0 E: 0 K: 0 S: 5	H: 2 LOB: 2 BB: 0 P: 5	R: 0 E: 0 K: 1 S: 5	H: 1 LOB: 0 BB: 0 P: 5
1B: 10 2B: 2 3B: 0 HR: 1	SF: 0 SAC: 1 DP: 1 HBP: 0	WP: 1 PB: 0 SB: 0 CS: 1	PA: 39													

PITCHER	IP	WLS	BF	H	R	ER	SO	BB	IBB	HBP	BLK	WP	HR	S	P	ERA	WHIP
Bud Black, L ERA: 3.15 (1, 1)	5.0	L	25	8	5	5	0	3	0	0	0	1	0	22	34	9.00	2.200
Bob Stoddard, R ERA: 4.56 (6, 1)	2.0		11	4	1	1	0	0	1	0	0	0	1	10	14	4.50	2.000
Jerry Don Gleaton, L ERA: 4.7 (8, 1)	1.0		3	1	0	0	1	0	0	0	0	0	0	5	5	0.00	1.000

BOTTOM

Kansas City Royals @ New York Yankees
Yankee Stadium, Bronx, NY
Thu Jul 30 1987, 7:05 PM EDT
Att. 33,117 - Unknown

livebaseballscorecards.com

AB	34
R	6
H	13
RBI	4
BB	4
SO	1
LOB	20



Detroit Tigers @ New York Yankees
 Yankee Stadium, Bronx, NY

Fri Jul 31 1987, 7:05 PM EDT
 Att: 50,214 - Unknown

livebaseballscorecards.com

AB	39
R	5
H	14
RBI	5
BB	2
SO	6
LOB	19




WP: 0	PA: 41
PB: 2	
SB: 0	
CS: 1	

Batter	1	2	3	4	5	6	7	8	9	AB	R	H	RBI	BB	SO	LOB
Lou Whitaker, L (1, 4) OBP: 0.338, SLG: 0.411	0-0 CS PB 1B		0-3 K		0-0 4-3		0-0 FC3-6 1B	0-0 E4		5	1	1	0	0	1	2
Bill Madlock, R (1, 10) OBP: 0.345, SLG: 0.471	4-0 1-3 BB		0-0 F7		0-3 K2-3		0-0 1-2 1B	0-3 K		4	0	1	0	1	2	2
Kirk Gibson, L (1, 7) OBP: 0.355, SLG: 0.489	0-0 F4			0-0 PB 1B		0-0 HR	0-3 K		0-0 G5-4-3 1B	5	2	3	1	0	1	3
Alan Trammell, R (1, 6) OBP: 0.378, SLG: 0.510	0-0 F4			0-3 1-2 K		0-0 6-3	0-0 1-2 2-H 1B		0-0 G5-4-3	5	0	1	1	0	1	3
Larry Herndon, R (1, 9) OBP: 0.364, SLG: 0.503		0-0 F4		0-0 2-H 1B		0-0 1B 1B	0-0 5-3		0-0 F8	4	0	2	1	0	0	2
Pat Sheridan, L (8, 9) OBP: 0.337, SLG: 0.362										1	0	0	0	0	0	0
Darrell Evans, L (1, 3) OBP: 0.376, SLG: 0.517		0-0 1B		0-0 F8		0-0 F8		0-0 F4		4	0	1	0	0	0	2
Chet Lemon, R (1, 8) OBP: 0.375, SLG: 0.475		0-3 K		0-0 F4		0-0 1B 1B		0-0 G3 HR BB		3	1	1	0	1	1	2
Mike Heath, R (1, 2) OBP: 0.346, SLG: 0.473		0-0 F8			0-0 2B		0-0 1-3 2-3 1B		0-0 G3	2	0	1	0	0	0	1
Matt Nokes, L (6, PH) OBP: 0.359, SLG: 0.576										2	0	1	0	0	0	1
Tom Brookens, R (1, 5) OBP: 0.297, SLG: 0.379			0-0 F8		0-0 6-3		0-0 FC3-6 1B	0-0 2-H HR		4	1	2	2	0	0	1

Batter	1	2	3	4	5	6	7	8	9	
Inning Stats	R: 0 E: 0 K: 0 S: 3 H: 1 LOB: 1 BB: 1 P: 7	R: 0 E: 0 K: 1 S: 6 H: 1 LOB: 1 BB: 0 P: 6	R: 0 E: 0 K: 1 S: 5 H: 0 LOB: 0 BB: 0 P: 5	R: 1 E: 0 K: 1 S: 7 H: 2 LOB: 1 BB: 0 P: 7	R: 0 E: 0 K: 1 S: 6 H: 1 LOB: 1 BB: 0 P: 6	R: 1 E: 0 K: 0 S: 6 H: 4 LOB: 3 BB: 0 P: 6	R: 1 E: 0 K: 1 S: 8 H: 3 LOB: 2 BB: 0 P: 8	R: 2 E: 1 K: 1 S: 7 H: 1 LOB: 1 BB: 1 P: 11	R: 0 E: 0 K: 0 S: 3 H: 1 LOB: 0 BB: 0 P: 3	1B: 11 2B: 1 3B: 0 HR: 2 SF: 0 SAC: 0 DP: 1 HBP: 0

PITCHER	IP	WLS	BF	H	R	ER	SO	BB	IBB	HBP	BLK	WP	HR	S	P	ERA	WHIP
Ron Guidry, L (1, 1) ERA: 2.64	5.2		24	7	2	2	4	1	0	0	0	0	1	31	35	3.18	1.412
Charles Hudson, R (6, 1) ERA: 3.86	0.0		1	1	0	0	0	0	0	0	0	0	0	1	1	∞	∞
Pat Clements, L (6, 1) ERA: 4.13	1.0		6	4	1	1	1	0	0	0	0	0	0	8	8	9.00	4.000
Dave Righetti, L (7, 1) ERA: 3.74	2.1	W	10	2	2	2	1	1	0	0	0	0	1	11	15	7.71	1.286

Batter	1	2	3	4	5	6	7	8	9	AB	R	H	RBI	BB	SO	LOB	BOTTOM		
Claudell Washington, L (1, 8) OBP: 0.349, SLG: 0.459	0-0 4-3			0-0 HR	0-0 F9			0-0 1B		4	1	2	1	0	0	0	Detroit Tigers @ New York Yankees Yankee Stadium, Bronx, NY Fri Jul 31 1987, 7:05 PM EDT Att. 50,214 - Unknown		
Don Mattingly, L (1, 3) OBP: 0.398, SLG: 0.579	0-0 F7			0-0 WP 2B	0-0 3-1			0-0 F8		4	1	1	0	0	0	1			
Dave Winfield, R (1, 9) OBP: 0.375, SLG: 0.500	0-0 4-3			0-0 2-H HR 2B				0-0 5-3		4	1	1	1	0	0	1			
Dan Pasqua, L (1, 7) OBP: 0.311, SLG: 0.371 Henry Cotto, R (9, PH) OBP: 0.314, SLG: 0.505		0-0 L3		0-3 K				4-0 SH2-4 HR BB		3	0	0	0	0	2	1			
Mike Pagliarulo, L (1, 5) OBP: 0.331, SLG: 0.483		0-0 F8		0-0 2-H HR				0-0 SH2-4 1-2		3	1	1	2	0	0	0			
Gary Ward, R (1, 10) OBP: 0.303, SLG: 0.393		0-0 3-1		0-0 F8				0-0 2-H HR		4	1	1	2	0	0	0			
Mark Salas, L (1, 2) OBP: 0.347, SLG: 0.444 Roberto Kelly, R (7, PR) OBP: 0.375, SLG: 0.333 Rick Cerone, R (8, 2) OBP: 0.320, SLG: 0.316			0-0 6-3	4-0 BB BB BB				0-0 G4-6-3 1B		2	0	1	0	1	0	0			
Juan Bonilla, R (1, 4) OBP: 0.368, SLG: 0.389			0-0 4-3	0-3 K				0-0 G4-6-3 1-2f		3	0	0	0	0	1	2			
Wayne Tolleson, S (1, 6) OBP: 0.315, SLG: 0.256 Mike Easler, L (8, PH) OBP: 0.336, SLG: 0.355 Bobby Meacham, S (9, 6) OBP: 0.318, SLG: 0.256			0-0 5-3		0-0 6-3			0-3 K		2	0	0	0	0	0	0			
Wayne Tolleson, S (1, 6) OBP: 0.315, SLG: 0.256 Mike Easler, L (8, PH) OBP: 0.336, SLG: 0.355 Bobby Meacham, S (9, 6) OBP: 0.318, SLG: 0.256			0-0 5-3		0-0 6-3			0-3 K		2	0	0	0	0	0	0			
Walt Terrell, R (1, 1) ERA: 4.11	IP: 7.0	WLS: 26	BF: 5	H: 4	R: 4	ER: 4	SO: 3	BB: 1	IBB: 0	HBP: 0	BLK: 0	WP: 1	HR: 2	S: 31	P: 35	ERA: 5.14	WHIP: 0.857	WP: 1	PA: 33
Willie Hernandez, L (8, 1) ERA: 3.23	IP: 1.1	WLS: 6	BF: 1	H: 1	R: 1	ER: 1	SO: 1	BB: 1	IBB: 0	HBP: 0	BLK: 0	WP: 0	HR: 0	S: 7	P: 11	ERA: 6.75	WHIP: 1.500	PB: 0	CS: 0
Mike Henneman, R (9, 1) ERA: 2.38	IP: 0.0	WLS: L	BF: 1	H: 1	R: 1	ER: 1	SO: 0	BB: 0	IBB: 0	HBP: 0	BLK: 0	WP: 0	HR: 1	S: 1	P: 1	ERA: ∞	WHIP: ∞	SB: 0	
Inning Stats R: 0 H: 0 E: 0 K: 0 S: 3 LOB: 0 BB: 0 P: 3 R: 0 H: 0 E: 0 K: 0 S: 3 LOB: 0 BB: 0 P: 3 R: 0 H: 0 E: 0 K: 0 S: 3 LOB: 0 BB: 0 P: 3 R: 4 H: 4 E: 0 K: 2 S: 11 LOB: 1 BB: 1 P: 15 R: 0 H: 0 E: 0 K: 0 S: 3 LOB: 0 BB: 0 P: 3 R: 0 H: 0 E: 0 K: 1 S: 5 LOB: 0 BB: 0 P: 5 R: 0 H: 1 E: 0 K: 0 S: 3 LOB: 1 BB: 0 P: 3 R: 0 H: 1 E: 0 K: 1 S: 6 LOB: 1 BB: 0 P: 6 R: 2 H: 1 E: 0 K: 0 S: 2 LOB: 0 BB: 1 P: 6											1B: 2 SF: 0 2B: 2 SAC: 1 3B: 0 DP: 1 HR: 3 HBP: 0	AB: 30 R: 6 H: 7 RBI: 6 BB: 2 SO: 4 LOB: 5							

Batter	1	2	3	4	5	6	7	8	9	AB R H RBI BB SO LOB	TOP											
Lou Whitaker, L (1, 4) OBP: 0.345, SLG: 0.419	0-0 1B 2B		4-0 G3 2B BB		0-0 WP BB 1B	0-0 E3 FC3 SH1-3 1-2 SF8 3-H	0-0 1B		0-0 1B	5 4 4 1 1 0 1												
Bill Madlock, R (1, 10) OBP: 0.340, SLG: 0.464 Dave Bergman, L (7, PH) OBP: 0.432, SLG: 0.511 (9, 3)	0-0 5-3		0-0 F8		0-0 F4	0-0 SH1-3	0-0 F9		0-0 L6	3 0 0 0 0 0 3 2 0 0 0 0 0 3												
Kirk Gibson, L (1, 7) OBP: 0.356, SLG: 0.486	0-0 CS 1B		0-0 G3		4-0 WP BB	0-0 FC3		0-3 K		4 1 1 2 1 1 2												
Alan Trammell, R (1, 6) OBP: 0.378, SLG: 0.511	0-0 F7		0-0 2B		4-0 WP 1B IBB	0-0 SF8		0-0 F9		3 1 1 2 1 0 1												
Larry Herndon, R (1, 9) OBP: 0.366, SLG: 0.503 Pat Sheridan, L (5, PH) OBP: 0.337, SLG: 0.365 (5, 9)	0-0 CS 1-2	0-0 BB 1B	0-0 4-3		0-3 K	0-3 K		0-0 2B		2 0 1 0 0 0 1 3 0 1 0 0 2 4												
Darrell Evans, L (1, 3) OBP: 0.380, SLG: 0.528 Mark Thurmond, L (9, 1)					0-0 1B 1B	0-0 FC6-4 1B		0-0 HR	0-0 F8	5 1 3 2 0 1 2 0 0 0 0 0 0 0												
Chet Lemon, R (1, 8) OBP: 0.376, SLG: 0.485					0-0 G6-4-3 1B	0-0 FC6-4		0-0 HR	0-3 K	5 1 2 1 0 1 2												
Mike Heath, R (1, 2) OBP: 0.348, SLG: 0.469					0-3 K			0-3 K	0-0 6-3	4 1 1 0 1 2 2												
Tom Brookens, R (1, 5) OBP: 0.298, SLG: 0.379 Jim Walewander, S (7, PH) OBP: 0.282, SLG: 0.314 (7, 5)					0-0 G6-4-3	0-0 SH1-3 FC3 1B		0-0 F7	0-0 1B	3 1 1 0 0 0 4 2 0 1 0 0 0 0												
Inning Stats	R: 1 E: 0 K: 0 S: 4	H: 2 LOB: 0 BB: 0 P: 4	R: 0 E: 0 K: 1 S: 6	H: 1 LOB: 2 BB: 1 P: 10	R: 1 E: 0 K: 0 S: 4	H: 1 LOB: 1 BB: 1 P: 8	R: 0 E: 0 K: 1 S: 6	H: 2 LOB: 1 BB: 0 P: 6	R: 3 E: 0 K: 1 S: 7	H: 2 LOB: 1 BB: 2 P: 15	R: 3 E: 0 K: 1 S: 9	H: 2 LOB: 1 BB: 0 P: 9	R: 2 E: 0 K: 1 S: 8	H: 3 LOB: 1 BB: 0 P: 8	R: 0 E: 0 K: 1 S: 6	H: 1 LOB: 1 BB: 0 P: 6	R: 0 E: 0 K: 1 S: 7	H: 2 LOB: 2 BB: 0 P: 7	1B: 11 2B: 3 3B: 0 HR: 2	SF: 1 SAC: 1 DP: 1 HBP: 0	WP: 5 PB: 0 SB: 0 CS: 1	PA: 48
PITCHER	IP WLS BF H R ER SO BB IBB HBP BLK WP HR S P ERA WHIP											PITCHER	IP WLS BF H R ER SO BB IBB HBP BLK WP HR S P ERA WHIP									
Dennis Rasmussen, L (1, 1) ERA: 4.45	4.1 L 21 7 4 4 2 3 0 0 0 1 0 22 34 8.31 2.308																					
Brad Arnsberg, R (5, 1) ERA:	0.0 1 0 0 0 0 0 0 1 0 0 1 0 0 4 ∞ ∞																					
Pat Clements, L (5, 1) ERA: 4.35	1.2 10 3 4 3 2 0 0 0 0 0 1 0 14 14 16.20 1.800																					
Charles Hudson, R (7, 1) ERA: 4.05	0.0 2 2 2 2 0 0 0 0 0 0 0 2 2 2 ∞ ∞																					
Tim Stoddard, R (7, 1) ERA: 3.41	3.0 13 4 0 0 0 3 0 0 0 0 0 0 19 19 0.00 1.333																					

Detroit Tigers @ New York Yankees
 Yankee Stadium, Bronx, NY
 Sat Aug 01 1987, 3:33 AM EDT
 Att: 55,103 - Unknown

livebaseballscorecards.com

AB 41
R 10
H 16
RBI 8
BB 4
SO 7
LOB 25



Batter	1	2	3	4	5	6	7	8	9	AB	R	H	RBI	BB	SO	LOB
Roberto Kelly, R (1, 8) OBP: 0.462, SLG: 0.400	0-3 K			0-0 F8		4-0 BB BB		0-0 1B 1B	0-0 1B	4	0	2	1	1	1	0
Henry Cotto, R (1, 7) OBP: 0.300, SLG: 0.481	0-3 K			0-0 5-3		0-0 F8		0-3 K	0-0 4-3	5	0	0	0	0	2	4
Don Mattingly, L (1, 3) OBP: 0.402, SLG: 0.580	0-0 3-1			0-0 1B		4-0 FC6-4 BB		0-0 1B		3	0	2	1	1	0	0
Dave Winfield, R (1, 9) OBP: 0.372, SLG: 0.496		0-0 4-3		0-0 F4		0-0 FC6-4		0-3 K		3	0	0	0	0	0	3
Dan Pasqua, L (8, 9) OBP: 0.310, SLG: 0.369										1	0	0	0	0	1	2
Gary Ward, R (1, 10) OBP: 0.300, SLG: 0.389		0-0 F9			0-3 K			0-0 F8		4	0	0	0	0	1	2
Juan Bonilla, R (1, 4) OBP: 0.348, SLG: 0.500		0-3 K			0-0 HR			0-0 F8		4	2	1	1	0	1	0
Mike Pagliarulo, L (1, 5) OBP: 0.327, SLG: 0.477			0-3 K		0-0 4-3			0-0 F9		4	0	0	0	0	1	1
Rick Cerone, R (1, 2) OBP: 0.319, SLG: 0.315			0-0 F9		0-0 F9			0-0 1B 1B	0-3 K	4	1	1	0	0	1	1
Bobby Meacham, S (1, 6) OBP: 0.333, SLG: 0.349			0-0 F8			0-0 F8		0-0 1B 1B	0-0 HR	4	2	2	2	0	0	0

BOTTOM

Detroit Tigers @ New York Yankees
 Yankee Stadium, Bronx, NY
 Sat Aug 01 1987, 3:33 AM EDT
 Att. 55,103 - Unknown

livebaseballscorecards.com

AB	36
R	5
H	8
RBI	5
BB	2
SO	8
LOB	13



Inning Stats	R: 0	H: 0	E: 0	K: 2	S: 7	LOB: 0	BB: 0	P: 7	R: 0	H: 0	E: 0	K: 1	S: 5	LOB: 0	BB: 0	P: 5	R: 0	H: 1	E: 0	K: 0	S: 4	LOB: 1	BB: 0	P: 4	R: 1	H: 1	E: 0	K: 1	S: 6	LOB: 0	BB: 0	P: 6	R: 0	H: 0	E: 0	K: 0	S: 3	LOB: 2	BB: 2	P: 11	R: 0	H: 0	E: 0	K: 0	S: 3	LOB: 0	BB: 0	P: 3	R: 2	H: 4	E: 0	K: 2	S: 11	LOB: 2	BB: 0	P: 11	R: 2	H: 2	E: 1	K: 1	S: 8	LOB: 1	BB: 0	P: 8	1B: 6	SF: 0	2B: 0	SAC: 0	3B: 0	DP: 0	HR: 2	HBP: 0	WP: 0	PA: 38	PB: 0	SB: 0	CS: 0
--------------	------	------	------	------	------	--------	-------	------	------	------	------	------	------	--------	-------	------	------	------	------	------	------	--------	-------	------	------	------	------	------	------	--------	-------	------	------	------	------	------	------	--------	-------	-------	------	------	------	------	------	--------	-------	------	------	------	------	------	-------	--------	-------	-------	------	------	------	------	------	--------	-------	------	-------	-------	-------	--------	-------	-------	-------	--------	-------	--------	-------	-------	-------

PITCHER	IP	WLS	BF	H	R	ER	SO	BB	IBB	HBP	BLK	WP	HR	S	P	ERA	WHIP
Frank Tanana, L (1, 1) ERA: 3.49	8.0	W	32	6	3	3	7	2	0	0	0	0	1	44	52	3.38	1.000
Mark Thurmond, L (9, 1) ERA: 4.17	1.0		6	2	2	0	1	0	0	0	0	0	1	8	8	0.00	2.000
Mark Thurmond, L (9, 1) ERA: 4.17	1.0		6	2	2	0	1	0	0	0	0	0	1	8	8	0.00	2.000

PITCHER	IP	WLS	BF	H	R	ER	SO	BB	IBB	HBP	BLK	WP	HR	S	P	ERA	WHIP
---------	----	-----	----	---	---	----	----	----	-----	-----	-----	----	----	---	---	-----	------

Batter	1	2	3	4	5	6	7	8	9	AB R H RBI BB SO LOB	TOP	
Lou Whitaker, L (1, 4) X OBP: 0.349, SLG: 0.431	0-0 WP FC3-2 2B		4-0 BB FC4-6 BB		0-0 2-3 4-3		0-3 0-3 K		0-0 1-H HR	4 1 2 2 1 1 1		
Darrell Evans, L (1, 10) X OBP: 0.374, SLG: 0.520	0-0 5-3		0-0 1-2 FC4-6 1B		0-0 3-H G3-4-1		0-0 F9		0-0 F5	5 0 0 1 0 0 2		
Kirk Gibson, L (1, 7) X OBP: 0.359, SLG: 0.502	0-0 2-H FC3-2 1B		0-0 1-2 3-1 1B		0-0 HR F8		0-0 2B		0-3 K	5 1 3 1 0 1 1		
Alan Trammell, R (1, 6) X OBP: 0.376, SLG: 0.507	0-0 1-2 1B		0-0 1-2 2-3 3-1		0-0 F8		0-0 5-3		0-0 L6	5 0 1 0 0 0 3		
Matt Nokes, L (1, 2) X OBP: 0.354, SLG: 0.568	0-0 6-3		0-0 4-3		0-0 G3				0-0 F9	4 0 0 0 0 0 4		
Dave Bergman, L (1, 3) X OBP: 0.434, SLG: 0.505		0-0 3-1		4-0 BB G4-6-3 BB		0-0 2B 1B		0-0 4-3		3 0 1 0 1 0 0		
Chet Lemon, R (1, 8) X OBP: 0.377, SLG: 0.489		0-0 F9		0-0 1-2 G4-6-3		0-0 1-3 2B		0-0 1B		4 0 2 0 0 0 1		
Pat Sheridan, L (1, 9) X OBP: 0.336, SLG: 0.373		0-0 HR		0-0 4-3		0-3 K		0-3 K		4 1 1 1 0 2 3		
Jim Walewander, S (1, 5) X OBP: 0.293, SLG: 0.351 Larry Herndon, R (6, PH) OBP: 0.364, SLG: 0.500 Darnell Coles, R (6, 5) OBP: 0.264, SLG: 0.317		0-0 F7		0-0 4-3 G3-4-1 2B		0-3 K		0-0 HR 1B		2 1 1 0 0 0 0 1 0 0 0 0 1 2 1 1 1 0 0 0 0		
Inning Stats	R: 0 H: 2 E: 0 LOB: 2 K: 0 BB: 0 S: 5 P: 5	R: 1 H: 1 E: 0 LOB: 0 K: 0 BB: 0 S: 4 P: 4	R: 0 H: 1 E: 0 LOB: 2 K: 0 BB: 1 S: 4 P: 8	R: 0 H: 0 E: 0 LOB: 0 K: 0 BB: 1 S: 2 P: 6	R: 2 H: 2 E: 0 LOB: 0 K: 0 BB: 0 S: 5 P: 5	R: 0 H: 2 E: 0 LOB: 2 K: 2 BB: 0 S: 9 P: 9	R: 0 H: 1 E: 0 LOB: 1 K: 1 BB: 0 S: 6 P: 6	R: 0 H: 1 E: 0 LOB: 1 K: 1 BB: 0 S: 6 P: 6	R: 2 H: 2 E: 0 LOB: 0 K: 1 BB: 0 S: 7 P: 7	1B: 5 SF: 0 2B: 4 SAC: 0 3B: 0 DP: 1 HR: 3 HBP: 0	WP: 1 PA: 40 PB: 0 SB: 0 CS: 0	
PITCHER Rick Rhoden, R (1, 1) ERA: 3.56 Dave Righetti, L (9, 1) ERA: 3.68	IP WLS BF H R ER SO BB IBB HBP BLK WP HR S P ERA WHIP											PITCHER IP WLS BF H R ER SO BB IBB HBP BLK WP HR S P ERA WHIP

Detroit Tigers @ New York Yankees
Yankee Stadium, Bronx, NY
Sun Aug 02 1987, 3:33 AM EDT
Att: 46,212 - Unknown

AB	38
R	5
H	12
RBI	5
BB	2
SO	5
LOB	17



Batter	1	2	3	4	5	6	7	8	9
Claudell Washington, L (1, 8) OBP: 0.350, SLG: 0.455	0-0 E1 G4-6-3		0-0 1B 1B	0-0 1B 1-2		4-0 2B BB	0-0 G3		
Don Mattingly, L (1, 3) OBP: 0.405, SLG: 0.583	0-0 G4-6-3 1-2f		0-0 1B 1B	0-0 1B		0-0 2B 1-H		0-0 F8	
Dave Winfield, R (1, 9) OBP: 0.377, SLG: 0.499	0-0 1B		0-0 2B 1B 1-2 2-H	0-0 F7		4-0 2B FC5-2 IBB		0-0 1B 1B	
Mike Easter, L (1, 10) OBP: 0.341, SLG: 0.364 Gary Ward, R (6, PH) OBP: 0.301, SLG: 0.392	0-0 F9		0-0 1B 2B 1-3 2-H		0-0 HR 1B	0-0 FC5-2 1-3 2-H		0-0 F9	
Mike Pagliarulo, L (1, 5) OBP: 0.331, SLG: 0.487		0-0 G3	4-0 1B IBB		0-0 HR	0-0 FC5-2		0-0 1B	
Dan Pasqua, L (1, 7) OBP: 0.318, SLG: 0.377 Henry Cotto, R (8, PH) OBP: 0.297, SLG: 0.476 (9, 7)		0-0 1B	0-0 1B 1-3 2-H 3-H	0-0 1B G4-6-3		0-0 F4		0-0 F8	
Mark Salas, L (1, 2) OBP: 0.342, SLG: 0.437 Rick Cerone, R (5, PH) OBP: 0.321, SLG: 0.317 (6, 2)		0-0 F8	0-0 F8		0-0 G6-4-3				
Juan Bonilla, R (1, 4) OBP: 0.308, SLG: 0.440		0-3 K		0-0 G3	0-0 1-3			0-0 SH1-4	
Bobby Meacham, S (1, 6) OBP: 0.327, SLG: 0.340			0-0 5-3	0-0 FC6-4 1B		0-3 K		0-0 6-3	


Inning Stats	R: 0	H: 1	E: 1	LOB: 1	K: 0	BB: 0	S: 4	P: 4
	R: 0	H: 1	E: 0	LOB: 1	K: 1	BB: 0	S: 6	P: 6
	R: 4	H: 5	E: 0	LOB: 1	K: 0	BB: 1	S: 7	P: 11
	R: 0	H: 2	E: 0	LOB: 2	K: 0	BB: 0	S: 5	P: 5
	R: 2	H: 3	E: 0	LOB: 0	K: 0	BB: 0	S: 5	P: 5
	R: 2	H: 2	E: 0	LOB: 2	K: 1	BB: 2	S: 7	P: 15
	R: 0	H: 1	E: 0	LOB: 1	K: 0	BB: 0	S: 4	P: 4
	R: 0	H: 2	E: 0	LOB: 2	K: 0	BB: 0	S: 5	P: 5

PITCHER	IP	WLS	BF	H	R	ER	SO	BB	IBB	HBP	BLK	WP	HR	S	P	ERA	WHIP
Jeff Robinson, R (1, 1) ERA: 5.15	2.2	L	15	7	4	4	1	0	0	0	0	0	0	16	20	13.50	2.625
Eric King, R (3, 1) ERA: 3.96	1.1		9	5	2	2	0	0	0	0	0	0	1	9	9	13.50	3.750
Mark Thurmond, L (5, 1) ERA: 4.4	2.0		9	2	2	2	1	1	1	0	0	0	0	9	17	9.00	1.500
Mike Henneman, R (7, 1) ERA: 2.33	1.0		4	1	0	0	0	0	0	0	0	0	0	4	4	0.00	1.000
Willie Hernandez, L (8, 1) ERA: 3.13	1.0		5	2	0	0	0	0	0	0	0	0	0	5	5	0.00	2.000

AB	R	H	RBI	BB	SO	LOB
4	2	1	0	1	0	2
5	2	3	1	0	0	1
4	1	3	1	1	0	2
3	2	2	1	0	0	1
2	0	1	1	0	0	1
4	1	2	2	1	0	2
4	0	3	2	0	0	2
1	0	0	0	0	0	2
2	0	0	0	0	0	2
2	0	1	0	0	0	1
3	0	0	0	0	1	1
4	0	1	0	0	1	1

AB	38
R	8
H	17
RBI	8
BB	3
SO	2
LOB	18

WP: 0	PA: 42
PB: 0	
SB: 0	
CS: 0	



Detroit Tigers @ New York Yankees
 Yankee Stadium, Bronx, NY
 Sun Aug 02 1987, 3:33 AM EDT
 Att. 46,212 - Unknown

Batter	1	2	3	4	5	6	7	8	9	AB R H RBI BB SO LOB	TOP								
Claudell Washington, L (1, 8) OBP: 0.345, SLG: 0.447	0-0 4-3		0-0 F4			0-0 4-3			0-0 4-3	4 0 0 0 0 0 0									
Gary Ward, R (1, 7) OBP: 0.298, SLG: 0.388	0-3 K			0-3 K2-3		0-0 6-3			0-3 K	4 0 0 0 0 3 0									
Don Mattingly, L (1, 3) OBP: 0.402, SLG: 0.578	0-0 4-3			0-0 2-3		0-0 4-3			0-0 4-3	3 0 0 0 0 0 0									
Dave Winfield, R (1, 9) OBP: 0.377, SLG: 0.496		4-0 F8 BB		0-0 6-3		0-0 F6				2 0 0 0 1 0 0									
Mike Easler, L (1, 10) OBP: 0.341, SLG: 0.364		0-0 F8 1-2		0-0 F9		0-0 FC4-6 1B				3 0 1 0 0 0 1									
Mike Pagliarulo, L (1, 5) OBP: 0.328, SLG: 0.482		0-0 F7		0-0 1-3		0-0 FC4-6 FC3-6 1-2f				3 0 0 0 0 0 2									
Mark Salas, L (1, 2) OBP: 0.335, SLG: 0.428		0-0 3-1		0-0 4-3		0-0 FC3-6 1-2f				3 0 0 0 0 0 2									
Juan Bonilla, R (1, 4) OBP: 0.286, SLG: 0.407			0-0 F8			0-0 F4			0-0 4-3	2 0 0 0 0 0 0									
Dan Pasqua, L (8, PH) OBP: 0.316, SLG: 0.375										1 0 0 0 0 0 1									
Wayne Tolleson, S (8, 6) OBP: 0.315, SLG: 0.256										0 0 0 0 0 0 0									
Bobby Meacham, S (1, 6) OBP: 0.315, SLG: 0.327			0-0 5-3			0-3 K			0-3 K	2 0 0 0 0 1 0									
Henry Cotto, R (9, PH) OBP: 0.295, SLG: 0.472										1 0 0 0 0 1 0									
Inning Stats	R: 0 E: 0 K: 1 S: 5	H: 0 LOB: 0 BB: 0 P: 5	R: 0 E: 0 K: 0 S: 3	H: 0 LOB: 1 BB: 1 P: 7	R: 0 E: 0 K: 0 S: 3	H: 0 LOB: 0 BB: 0 P: 3	R: 0 E: 0 K: 1 S: 5	H: 0 LOB: 0 BB: 0 P: 5	R: 0 E: 0 K: 0 S: 3	H: 0 LOB: 0 BB: 0 P: 3	R: 0 E: 0 K: 0 S: 4	H: 1 LOB: 1 BB: 0 P: 4	R: 0 E: 0 K: 2 S: 7	H: 0 LOB: 0 BB: 0 P: 7	1B: 1 2B: 0 3B: 0 HR: 0	SF: 0 SAC: 0 DP: 0 HBP: 0	WP: 0 PB: 0 SB: 0 CS: 0	PA: 29	
PITCHER Tom Candiotti, R (1, 1) ERA: 4.93	IP: 9.0 WLS: W BF: 29 H: 1 R: 0 ER: 0 SO: 5 BB: 1 IBB: 0 HBP: 0 BLK: 0 WP: 0 HR: 0 S: 38 P: 42 ERA: 0.00 WHIP: 0.222																		
PITCHER	IP	WLS	BF	H	R	ER	SO	BB	IBB	HBP	BLK	WP	HR	S	P	ERA	WHIP		

New York Yankees @ Cleveland Indians
Cleveland Municipal Stadium, Cleveland, OH

Mon Aug 03 1987, 7:05 PM EDT
Att: 14,587 - Unknown

livebaseballscorecards.com

AB	28
R	0
H	1
RBI	0
BB	1
SO	5
LOB	6



Batter	1	2	3	4	5	6	7	8	9
Brett Butler, L (1, 8) OBP: 0.389, SLG: 0.387	0-0 CS 1B	4-0 PB BB 1-2		0-0 G3 1-2		0-3 K		4-0 BB 1-2	
Tommy Hinzo, S (1, 4) OBP: 0.284, SLG: 0.265	4-0 S 1B 1-2	4-0 PB BB 1-2 2-3		0-3 K 2-3		0-3 K		0-0 F8	
Pat Tabler, R (1, 3) OBP: 0.385, SLG: 0.460	0-0 WP BB 1B 1-H	0-0 6-3			0-3 K		0-0 4-3		
Brook Jacoby, R (1, 5) OBP: 0.360, SLG: 0.511	4-0 WP BB 1-2		0-0 4-3		0-0 5-3		0-0 WP 1B		
Carmen Castillo, R (1, 9) OBP: 0.301, SLG: 0.496	0-0 F8		0-0		0-0 F7		0-3 K		
Mel Hall, L (9, 7) OBP: 0.284, SLG: 0.391				0-0 1B					
Cory Snyder, R (1, 7) OBP: 0.276, SLG: 0.475	0-3 K 1-2 2-3		0-3 K			0-3 K		0-3 K 1-2	
Andre Thornton, R (1, 10) OBP: 0.221, SLG: 0.160		0-0 E6 BB WP PB	0-0 F7			4-0 1B BB BB		0-0 S 1B	
Joe Carter, R (8, PR) OBP: 0.295, SLG: 0.486									
Jay Bell, R (1, 6) OBP: 0.302, SLG: 0.351		0-3 K		0-0 6-3		4-0 1B BB		0-0 F4	
Andy Allanson, R (1, 2) OBP: 0.161, SLG: 0.148		0-0 F8		4-0 WP G3 BB		0-0 1B 1-2 2-3		0-0 F9	

Inning Stats	R: 1	H: 2	E: 0	K: 1	S: 6	R: 1	H: 0	E: 1	K: 1	S: 6	R: 0	H: 1	E: 0	K: 1	S: 6	R: 0	H: 0	E: 0	K: 1	S: 5	R: 0	H: 1	E: 0	K: 3	S: 10	R: 0	H: 1	E: 0	K: 2	S: 8	R: 0	H: 1	E: 0	K: 0	S: 4	
	LOB: 2	BB: 2	P: 14	LOB: 2	BB: 2	P: 14	LOB: 1	BB: 0	P: 6	LOB: 1	BB: 1	P: 9	LOB: 3	BB: 2	P: 18	LOB: 1	BB: 0	P: 8	LOB: 2	BB: 1	P: 8	LOB: 0	BB: 0	P: 5	LOB: 1	BB: 1	P: 18	LOB: 1	BB: 0	P: 8	LOB: 2	BB: 1	P: 8	LOB: 0	BB: 0	P: 0

AB	R	H	RBI	BB	SO	LOB
3	0	1	0	2	1	4
3	1	0	0	2	2	6
4	0	1	1	0	1	2
3	0	1	0	1	0	0
4	0	1	0	0	1	3
0	0	0	0	0	0	0
4	0	0	0	0	4	4
3	1	1	0	1	0	1
0	0	0	0	0	0	0
3	0	0	0	1	1	2
3	0	1	0	1	0	2

PITCHER	IP	WLS	BF	H	R	ER	SO	BB	IBB	HBP	BLK	WP	HR	S	P	ERA	WHIP
Steve Trout, L (1, 1) ERA: 3.39	3.2	L	19	3	2	1	3	5	0	0	0	2	0	20	40	2.46	2.182
Charles Hudson, R (4, 1) ERA: 3.87	4.1		19	3	0	0	7	3	0	0	0	2	0	30	42	0.00	1.385

BOTTOM

New York Yankees @ Cleveland Indians
Cleveland Municipal Stadium, Cleveland, OH

Mon Aug 03 1987, 7:05 PM EDT
Att. 14,587 - Unknown

AB	30
R	2
H	6
RBI	1
BB	8
SO	10
LOB	24



WP: 4	PA: 38
PB: 1	
SB: 2	
CS: 1	

livebaseballscorecards.com

Batter	1	2	3	4	5	6	7	8	9	AB R H RBI BB SO LOB	TOP											
Claudell Washington, L (1, 8) OBP: 0.340, SLG: 0.441 Roberto Kelly, R (6, 8) OBP: 0.429, SLG: 0.364	0-0 4-3		0-0 F8			0-0 6-3	0-3 K			3 0 0 0 0 0 0 1 0 0 0 0 1 2												
Don Mattingly, L (1, 3) OBP: 0.404, SLG: 0.581 Rick Cerone, R (6, 3) OBP: 0.319, SLG: 0.315	0-0 1B			0-0 4-3		0-0 HR 2B		0-0 4-3		3 1 2 0 0 0 0 1 0 0 0 0 0 0												
Dave Winfield, R (1, 9) OBP: 0.379, SLG: 0.505 Henry Cotto, R (6, 9) OBP: 0.292, SLG: 0.467	0-3 K			0-0 WP 1B		0-0 HR		0-0 4-3		3 1 2 2 0 1 1 1 0 0 0 0 0 0												
Mike Easler, L (1, 10) OBP: 0.335, SLG: 0.357	0-3 K			0-0 F8		0-0 4-3		0-0 4-3		4 0 0 0 0 1 2												
Mike Pagliarulo, L (1, 5) OBP: 0.327, SLG: 0.480		0-0 F8		0-0 F8			0-0 1B E 1B		0-0 G1	4 1 1 0 0 0 1												
Dan Pasqua, L (1, 7) OBP: 0.315, SLG: 0.373		0-0 F3			0-0 4-3		0-3 K		0-0 4-3 1B	4 0 1 0 0 1 1												
Mark Salas, L (1, 2) OBP: 0.333, SLG: 0.423		0-0 F6			0-0 F6		0-0 E 1B		0-0 4-3	4 0 1 0 0 0 1												
Juan Bonilla, R (1, 4) OBP: 0.250, SLG: 0.355			0-0 L4		0-0 6-3		0-0 F9		0-0 4-3	4 0 0 0 0 0 3												
Wayne Tolleson, S (1, 6) OBP: 0.314, SLG: 0.254 Bobby Meacham, S (6, 6) OBP: 0.309, SLG: 0.320			0-3 K			0-3 K	0-0 E5			2 0 0 0 0 2 0 1 0 0 0 0 0 1												
Inning Stats	R: 0 E: 0 K: 2 S: 8	H: 1 LOB: 1 BB: 0 P: 8	R: 0 E: 0 K: 0 S: 3	H: 0 LOB: 0 BB: 0 P: 3	R: 0 E: 0 K: 1 S: 5	H: 0 LOB: 0 BB: 0 P: 5	R: 0 E: 0 K: 0 S: 4	H: 1 LOB: 1 BB: 0 P: 4	R: 0 E: 0 K: 0 S: 3	H: 0 LOB: 0 BB: 0 P: 3	R: 2 E: 0 K: 1 S: 7	H: 2 LOB: 0 BB: 0 P: 7	R: 1 E: 1 K: 2 S: 10	H: 2 LOB: 2 BB: 0 P: 10	R: 0 E: 0 K: 0 S: 3	H: 0 LOB: 0 BB: 0 P: 3	R: 0 E: 0 K: 0 S: 4	H: 1 LOB: 1 BB: 0 P: 4	1B: 5 2B: 1 3B: 0 HR: 1	SF: 0 SAC: 0 DP: 0 HBP: 0	WP: 1 PB: 0 SB: 1 CS: 0	PA: 35
PITCHER	IP WLS BF H R ER SO BB IBB HBP BLK WP HR S P ERA WHIP																					
Ken Schrom, R (1, 1) ERA: 5.75	7.0 W 28 6 3 2 6 0 0 0 0 0 1 1 40 40 2.57 0.857																					
Reggie Ritter, R (8, 1) ERA: 4.5	1.0 3 0 0 0 0 0 0 0 0 0 0 0 3 3 0.00 0.000																					
Ed Vande Berg, L (9, 1) ERA: 5.48	1.0 4 1 0 0 0 0 0 0 0 0 0 0 4 4 0.00 1.000																					

New York Yankees @ Cleveland Indians
Cleveland Municipal Stadium, Cleveland, OH
 Tue Aug 04 1987, 7:05 PM EDT
 Att: 15,283 - Unknown

AB	35
R	3
H	7
RBI	2
BB	0
SO	6
LOB	12



New York Yankees @ Cleveland Indians
Cleveland Municipal Stadium, Cleveland, OH

Tue Aug 04 1987, 7:05 PM EDT
 Att. 15,283 - Unknown

livebaseballscorecards.com

AB 36
R 15
H 13
RBI 13
BB 8
SO 4
LOB 17



WP: 1 PA: 46
 PB: 3
 SB: 0
 CS: 0

Batter	1	2	3	4	5	6	7	8	9
Brett Butler, L (1, 8) OBP: 0.391, SLG: 0.396	0-0 4-3		0-0 K		4-0 1B 2B BB	0-0 HR		0-0 F8	
Tommy Hinzo, S (1, 4) OBP: 0.304, SLG: 0.292	1-0 G6-4-3 HBP		0-0 1B 2B	0-3 K	0-0 1B 2B	0-3 K			
Pat Tabler, R (1, 3) OBP: 0.388, SLG: 0.463	0-0 G6-4-3 1-2f		0-0 2B 1B	4-0 2B BB	0-0 PB SF3 2B	0-0 6-3			
Brook Jacoby, R (1, 5) OBP: 0.363, SLG: 0.513		0-0 6-3	0-0 PB FC6-5 2B	0-0 2B 1B	4-0 2B BB		0-0 5-3		
Carmen Castillo, R (1, 9) OBP: 0.318, SLG: 0.507		0-0 WP E 1B	4-0 FC6-5 PB BB	0-0 2B	4-0 2B BB		0-3 K		
Cory Snyder, R (1, 7) OBP: 0.277, SLG: 0.482		0-0 F7	4-0 1B IBB	0-0 6-3	0-0 SF8		0-0 HR		
Andre Thornton, R (1, 10) OBP: 0.220, SLG: 0.152		4-0 E BB	0-0 FC6-5 1B	0-0 5-3	0-0 F4		0-0 F7		
Jay Bell, R (1, 6) OBP: 0.309, SLG: 0.371		0-0 E7	0-0 1B				0-0 1-3		
Andy Allanson, R (1, 2) OBP: 0.167, SLG: 0.129		0-0 L8	0-0 F8		4-0 1B PB BB	0-0 F2	0-0 F8		

AB	R	H	RBI	BB	SO	LOB
5	3	2	1	1	1	2
4	2	2	2	0	2	0
4	3	2	4	1	0	1
4	1	2	1	1	0	0
3	1	2	1	2	1	0
3	2	1	2	1	0	3
4	1	0	1	1	0	6
5	1	2	1	0	0	2
4	1	0	0	1	0	3

Inning	R	H	E	K	S	P
1	0	0	0	0	3	3
2	2	1	1	0	9	9
3	5	5	1	1	18	18
4	1	2	0	1	11	11
5	5	3	0	6	22	22
6	1	1	0	6	6	6
7	1	1	0	6	6	6
8	0	0	0	3	3	3
9	0	0	0	0	0	0

PITCHER	IP	WLS	BF	H	R	ER	SO	BB	IBB	HBP	BLK	WP	HR	S	P	ERA	WHIP
Tommy John, L (1, 1) ERA: 4.17	2.1	L	17	6	7	5	0	2	1	1	0	1	0	13	26	19.29	3.429
Al Holland, L (3, 1) ERA: 32.4	1.2		15	5	6	6	2	5	0	0	0	0	0	14	34	32.40	6.000
Dennis Rasmussen, L (5, 1) ERA: 4.49	3.0		11	2	2	2	2	0	0	0	0	0	2	15	15	6.00	0.667
Tim Stoddard, R (8, 1) ERA: 3.36	1.0		3	0	0	0	0	0	0	0	0	0	0	3	3	0.00	0.000

1B	2B	3B	HR	SF	SAC	DP	HBP
6	5	0	2	1	0	1	1

Batter	1	2	3	4	5	6	7	8	9	AB R H RBI BB SO LOB
Claudell Washington, L (1, 8) OBP: 0.341, SLG: 0.444	0-0 3-1		0-0 5-3 1-2 1B		0-0 1B 2B		0-0 FC3-2 1-2 2-3 3-H	0-0 F7		5 1 2 0 0 0 6
Gary Ward, R (1, 7) OBP: 0.297, SLG: 0.387	0-0 6-3		0-0 5-3 1-2 2-3		0-0 1B		0-0 SF8 3-H		0-3 K	4 0 1 2 0 1 2
Don Mattingly, L (1, 3) OBP: 0.398, SLG: 0.573	0-0 4-3		0-0 F7		0-0 G3		0-0 F7		0-0 5-3	5 0 0 0 0 0 5
Dave Winfield, R (1, 9) OBP: 0.375, SLG: 0.499		0-0 F9		0-0 F6		0-0 P3		0-3 K	0-0 4-3	5 0 0 0 0 1 0
Mike Pagliarulo, L (1, 5) OBP: 0.329, SLG: 0.497		0-0 4-3		0-0 HR		0-0 F9		0-0 HR		4 2 2 2 0 0 0
Mike Easter, L (1, 10) OBP: 0.338, SLG: 0.359		0-0 1B		0-0 F4		0-0 F4		0-0 2B 1B		4 0 2 0 0 0 0 0 1 0 0 0 0 0
Roberto Kelly, R (8, PR) OBP: 0.429, SLG: 0.364		0-3 K		0-0 5-3						
Rick Cerone, R (1, 2) OBP: 0.323, SLG: 0.321							0-0 1B FC3-2 2B	4-0 2B 1-2 BB		3 0 1 0 1 1 1
Juan Bonilla, R (1, 4) OBP: 0.278, SLG: 0.382			0-0 F8		0-3 K		4-0 FC3-2 SF8 1B BB	0-0 2B 1-3 2-H		3 1 1 1 1 1 0
Wayne Tolleson, S (1, 6) OBP: 0.316, SLG: 0.257			0-0 5-3 1B 1B		0-0 4-3		0-0 FC3-2 1-2 2-3 1B	0-0 G3		4 0 2 0 0 0 3

Inning Stats	R: 0 E: 0 K: 0 S: 3	H: 0 LOB: 0 BB: 0 P: 3	R: 0 E: 0 K: 1 S: 6	H: 1 LOB: 1 BB: 0 P: 6	R: 0 E: 0 K: 0 S: 5	H: 2 LOB: 2 BB: 0 P: 5	R: 1 E: 0 K: 0 S: 4	H: 1 LOB: 0 BB: 0 P: 4	R: 1 E: 0 K: 1 S: 7	H: 2 LOB: 1 BB: 0 P: 7	R: 0 E: 0 K: 0 S: 3	H: 0 LOB: 0 BB: 0 P: 3	R: 1 E: 0 K: 0 S: 5	H: 2 LOB: 2 BB: 1 P: 9	R: 2 E: 0 K: 1 S: 8	H: 3 LOB: 3 BB: 1 P: 12	R: 0 E: 0 K: 1 S: 5	H: 0 LOB: 0 BB: 0 P: 5	1B: 6 2B: 3 3B: 0 HR: 2	SF: 1 SAC: 0 DP: 0 HBP: 0	WP: 0 PB: 0 SB: 1 CS: 0	PA: 40
--------------	------------------------------	---------------------------------	------------------------------	---------------------------------	------------------------------	---------------------------------	------------------------------	---------------------------------	------------------------------	---------------------------------	------------------------------	---------------------------------	------------------------------	---------------------------------	------------------------------	----------------------------------	------------------------------	---------------------------------	----------------------------------	------------------------------------	----------------------------------	--------

PITCHER	IP	WLS	BF	H	R	ER	SO	BB	IBB	HBP	BLK	WP	HR	S	P	ERA	WHIP
Phil Niekro, R (1, 1) ERA: 5.89	7.1	L	35	11	5	5	3	2	0	0	0	0	2	39	47	6.14	1.773
Doug Jones, R (8, 1) ERA: 3.8	1.2		5	0	0	0	1	0	0	0	0	0	0	7	7	0.00	0.000

New York Yankees @ Cleveland Indians
Cleveland Municipal Stadium, Cleveland, OH
 Wed Aug 05 1987, 7:05 PM EDT
 Att: 17,670 - Unknown

AB	37
R	5
H	11
RBI	5
BB	2
SO	4
LOB	17



Batter	1	2	3	4	5	6	7	8	9	AB R H RBI BB SO LOB
Brett Butler, L (1, 8) OBP: 0.388, SLG: 0.393	0-0 FC6-4 1B		0-0 4-3 1-2		0-0 F4		0-3 K		0-0 E4 1B	5 1 1 0 0 1 1
Tommy Hinzo, S (1, 4) OBP: 0.310, SLG: 0.312	0-0 FC6-4 CS 1-2f		0-0 2B		0-0 1B		0-0 4-3		0-0 G1 1-2	5 0 2 0 0 0 2
Pat Tabler, R (1, 3) OBP: 0.388, SLG: 0.467	0-3 K		0-0 F4		0-0 E5		0-0 3B		0-0 1B 1B 2-H	5 0 2 1 0 1 2
Brook Jacoby, R (1, 5) OBP: 0.365, SLG: 0.516	0-0 CS 1-2	0-0 FC6-5 2B		4-0 2B BB	0-0 1-3		0-3 K		0-0 1B 1-2	4 0 2 0 1 1 2
Mel Hall, L (1, 7) OBP: 0.284, SLG: 0.389		0-0 FC6-5 BB 2-3		0-0 F7		0-0 FC6-4 1B		0-0 F6	0-3 K	4 0 1 0 0 0 2 1 0 0 0 0 1 2
Andre Thornton, R (9, PH) OBP: 0.217, SLG: 0.150										
Carmen Castillo, R (1, 10) OBP: 0.323, SLG: 0.511		4-0 BB 1-2 BB		0-0 1-3 2B		0-0 FC6-4 BB 1-2f		0-0 G3		3 0 1 0 1 0 1
Cory Snyder, R (1, 9) OBP: 0.280, SLG: 0.479		0-3 K		4-0 IBB		4-0 BB 1-2		0-0 F8		2 0 0 0 2 1 2
Jay Bell, R (1, 6) OBP: 0.292, SLG: 0.348		0-0 F7		0-0 F2		0-0 F7		0-0 F8		4 0 0 0 0 0 7
Andy Allanson, R (1, 2) OBP: 0.200, SLG: 0.257			0-0 4-3 1B		0-0 F4		0-0 1-3		0-0 HR	4 1 2 1 0 0 5

Inning Stats	R: 0 E: 0 K: 1 S: 5	H: 1 LOB: 0 BB: 0 P: 5	R: 0 E: 0 K: 1 S: 6	H: 1 LOB: 2 BB: 1 P: 10	R: 0 E: 0 K: 0 S: 4	H: 2 LOB: 1 BB: 0 P: 4	R: 0 E: 0 K: 0 S: 4	H: 1 LOB: 3 BB: 1 P: 12	R: 0 E: 1 K: 0 S: 4	H: 1 LOB: 1 BB: 0 P: 4	R: 0 E: 0 K: 2 S: 8	H: 1 LOB: 2 BB: 1 P: 8	R: 0 E: 0 K: 2 S: 8	H: 1 LOB: 1 BB: 0 P: 8	R: 0 E: 0 K: 0 S: 3	H: 0 LOB: 0 BB: 0 P: 3	R: 2 E: 1 K: 1 S: 9	H: 3 LOB: 2 BB: 0 P: 9	1B: 6 2B: 3 3B: 1 HR: 1	SF: 0 SAC: 0 DP: 0 HBP: 0	WP: 0 PB: 0 SB: 0 CS: 1	PA: 42
--------------	------------------------------	---------------------------------	------------------------------	----------------------------------	------------------------------	---------------------------------	------------------------------	----------------------------------	------------------------------	---------------------------------	------------------------------	---------------------------------	------------------------------	---------------------------------	------------------------------	---------------------------------	------------------------------	---------------------------------	----------------------------------	------------------------------------	----------------------------------	--------

PITCHER	IP	WLS	BF	H	R	ER	SO	BB	IBB	HBP	BLK	WP	HR	S	P	ERA	WHIP
Brad Arnsberg, R (1, 1) ERA: 1.5	6.0	W	27	7	0	0	2	3	1	0	0	0	0	27	43	0.00	1.667
Tim Stoddard, R (7, 1) ERA: 3.36	2.2		12	3	2	1	2	0	0	0	0	0	1	16	16	3.38	1.125
Dave Righetti, L (9, 1) ERA: 3.66	0.1	S	2	1	0	0	1	0	0	0	0	0	0	4	4	0.00	3.000


BOTTOM

New York Yankees @ Cleveland Indians
Cleveland Municipal Stadium, Cleveland, OH

Wed Aug 05 1987, 7:05 PM EDT
Att. 17,670 - Unknown

livebaseballscorecards.com

AB	37
R	2
H	11
RBI	2
BB	4
SO	5
LOB	26



Batter	1	2	3	4	5	6	7	8	9	AB R H RBI BB SO LOB	TOP	
Claudell Washington, L (1, 8) OBP: 0.335, SLG: 0.435	0-3 K		0-0 L9			0-0 F4		0-0 E1 HR	0-3 K	5 1 0 0 0 2 2		
Henry Cotto, R (1, 7) OBP: 0.297, SLG: 0.464	0-3 K		0-0 F6			0-0 F4 G6-4-3 1B		0-0 P3	0-0 1B	5 0 2 0 0 1 3		
Don Mattingly, L (1, 3) OBP: 0.395, SLG: 0.568 Dan Pasqua, L (6, 3) OBP: 0.313, SLG: 0.369	0-0 F7				0-0 F7	0-0 G6-4-3 1-2f		0-0 F5	0-0 4-3	3 0 0 0 0 0 1 2 0 0 0 0 0 3		
Dave Winfield, R (1, 9) OBP: 0.377, SLG: 0.499 Roberto Kelly, R (7, 9) OBP: 0.467, SLG: 0.667		0-0 F4		4-0 G6-4-3 BB		0-0 E 1B		0-0 HR 1-H 2-H		2 0 1 0 1 0 0 1 1 1 3 0 0 0		
Gary Ward, R (1, 10) OBP: 0.299, SLG: 0.396		0-0 HR		0-0 G6-4-3 1-2f		0-0 FC5 1-2		0-0 1B 1B		4 2 2 1 0 0 2		
Juan Bonilla, R (1, 4) OBP: 0.275, SLG: 0.368	0-3 K				0-0 F8	0-3 K		0-0 1B 1B		4 0 1 0 0 2 2		
Mike Pagliarulo, L (1, 5) OBP: 0.329, SLG: 0.496 Bobby Meacham, S (7, 4) OBP: 0.321, SLG: 0.333	0-3 K				0-0 1B	0-3 K		0-0 1B 1-2 3-H		3 0 1 0 0 2 2 1 0 1 1 0 0 0		
Rick Cerone, R (1, 2) OBP: 0.323, SLG: 0.322 Mark Salas, L (7, 2) OBP: 0.331, SLG: 0.420			0-0 1B		0-0 F8	0-0 L7		0-0 F3		3 0 1 0 0 0 3 1 0 0 0 0 0 2		
Wayne Tolleson, S (1, 6) OBP: 0.315, SLG: 0.255			0-3 K		0-0 L5			4-0 HR BB	0-0 F7	3 1 0 0 1 1 2		
Inning Stats	R: 0 E: 0 K: 2 S: 7 H: 0 LOB: 0 BB: 0 P: 7	R: 1 E: 0 K: 2 S: 8 H: 1 LOB: 0 BB: 0 P: 8	R: 0 E: 0 K: 1 S: 6 H: 1 LOB: 1 BB: 0 P: 6	R: 0 E: 0 K: 0 S: 2 H: 0 LOB: 0 BB: 1 P: 6	R: 0 E: 0 K: 0 S: 4 H: 1 LOB: 1 BB: 0 P: 4	R: 0 E: 0 K: 0 S: 3 H: 1 LOB: 0 BB: 0 P: 3	R: 0 E: 1 K: 2 S: 9 H: 1 LOB: 2 BB: 0 P: 9	R: 4 E: 1 K: 0 S: 8 H: 4 LOB: 2 BB: 1 P: 12	R: 0 E: 0 K: 1 S: 6 H: 1 LOB: 1 BB: 0 P: 6	1B: 8 2B: 0 3B: 0 HR: 2 SF: 0 SAC: 0 DP: 2 HBP: 0	WP: 0 PB: 0 SB: 0 CS: 0 PA: 39	
PITCHER	IP WLS BF H R ER SO BB IBB HBP BLK WP HR S P ERA WHIP											
Frank Tanana, L (1, 1) ERA: 3.4	7.0 W 26 5 1 1 7 1 0 0 0 0 1 39 43 1.29 0.857											
Willie Hernandez, L (8, 1) ERA: 3.06	0.2 8 4 4 0 0 1 0 0 0 0 0 1 7 11 0.00 7.500											
Mike Henneman, R (8, 1) ERA: 2.1	1.1 5 1 0 0 1 0 0 0 0 0 0 0 7 7 0.00 0.750											

New York Yankees @ Detroit Tigers
Tiger Stadium, Detroit, MI
 Thu Aug 06 1987, 7:05 PM EDT
 Att: 41,875 - Unknown

livebaseballscorecards.com

AB	37
R	5
H	10
RBI	5
BB	2
SO	8
LOB	22



Batter	1	2	3	4	5	6	7	8	9	AB	R	H	RBI	BB	SO	LOB	BOTTOM	
Lou Whitaker, L OBP: 0.347, SLG: 0.430 (1, 4)	4-0 BB 1B	4-0	0-0 F5		4-0 FC5 BB		0-0 F8			2	1	0	0	3	0	3		
Bill Madlock, R OBP: 0.340, SLG: 0.466 Tim Tolman, R (5, PH)	0-0 L5	0-3 K	0-0 1B 2B		4-0 1-2 BB		0-0 5-3			3	1	1	2	0	1	2		
Kirk Gibson, L OBP: 0.362, SLG: 0.510 Matt Nokes, L OBP: 0.357, SLG: 0.566 (7, PH) (8, 2)	4-0 1B 2B BB	0-3 K	0-0 FC5 1B		0-3 K		0-3 K			3	1	1	2	1	2	3		
Alan Trammell, R OBP: 0.376, SLG: 0.508 (1, 6)	0-0 1-2 2B 1B		0-0 F2 1B		0-0 FC5 2-3f		0-0 F9			5	1	2	1	0	0	2		
Larry Herndon, R OBP: 0.366, SLG: 0.510 Pat Sheridan, L OBP: 0.336, SLG: 0.382 (1, 9) (5, 9)	0-3 K		0-0 1B 2B FC5		0-3 K		0-3 K			3	1	1	0	0	1	4		
Darrell Evans, L OBP: 0.377, SLG: 0.516 Dave Bergman, L OBP: 0.425, SLG: 0.490 (1, 3) (7, 3)	0-0 1-H 2-H 2B		0-0 BB 1B WP 1B		0-0 F4		0-0 F6			4	2	2	2	0	0	0		
Chet Lemon, R OBP: 0.373, SLG: 0.476 (1, 8)	0-0 2-H 2B		0-0 WP BB 2B 1B		0-0 F9		4-0 HR BB			3	2	2	2	1	0	0		
Mike Heath, R OBP: 0.344, SLG: 0.470 (1, 2) (8, 7)	0-0 F7		4-0 1-2 2-3 2B BB		0-0 5-3		0-0 1-H HR			3	2	1	2	1	0	1		
Jim Walewander, S OBP: 0.298, SLG: 0.357 (1, 5)		0-0 6-3	4-0 1-2 2-3 3-H 2B 1B BB		0-0 F3		0-0 1-3			3	1	0	0	1	0	0		
Inning Stats	R: 4 E: 0 K: 1 S: 8	H: 3 LOB: 1 BB: 2 P: 16	R: 0 E: 0 K: 2 S: 7	H: 0 LOB: 1 BB: 1 P: 11	R: 6 E: 0 K: 0 S: 9	H: 6 LOB: 2 BB: 2 P: 17	R: 0 E: 0 K: 0 S: 3	H: 0 LOB: 0 BB: 0 P: 3	R: 0 E: 0 K: 1 S: 5	H: 0 LOB: 2 BB: 2 P: 13	R: 2 E: 0 K: 1 S: 6	H: 1 LOB: 0 BB: 1 P: 10	R: 0 E: 0 K: 1 S: 5	H: 0 LOB: 0 BB: 0 P: 5	R: 0 E: 0 K: 1 S: 5	H: 0 LOB: 0 BB: 0 P: 5		
PITCHER	IP WLS L	WLS L	IP WLS L	IP WLS L	IP WLS L	IP WLS L	IP WLS L	IP WLS L	IP WLS L	IP WLS L	IP WLS L	IP WLS L	IP WLS L	IP WLS L	IP WLS L	IP WLS L		
Ron Guidry, L ERA: 3.35 (1, 1)	2.1		2.1		2.1		2.1		2.1		2.1		2.1		2.1			
Steve Trout, L ERA: 3.57 (3, 1)	0.0		0.0		0.0		0.0		0.0		0.0		0.0		0.0			
Al Holland, L ERA: 12.79 (3, 1)	4.2		4.2		4.2		4.2		4.2		4.2		4.2		4.2			
Charles Hudson, R ERA: 3.83 (8, 1)	1.0		1.0		1.0		1.0		1.0		1.0		1.0		1.0			
	ERA	WHIP	ERA	WHIP	ERA	WHIP	ERA	WHIP	ERA	WHIP	ERA	WHIP	ERA	WHIP	ERA	WHIP		
	27.00	3.857	27.00	3.857	27.00	3.857	27.00	3.857	27.00	3.857	27.00	3.857	27.00	3.857	27.00	3.857		
	9.64	1.500	9.64	1.500	9.64	1.500	9.64	1.500	9.64	1.500	9.64	1.500	9.64	1.500	9.64	1.500		
	0.00	0.000	0.00	0.000	0.00	0.000	0.00	0.000	0.00	0.000	0.00	0.000	0.00	0.000	0.00	0.000		
	WP: 1	PA: 42	WP: 1	PA: 42	WP: 1	PA: 42	WP: 1	PA: 42	WP: 1	PA: 42	WP: 1	PA: 42	WP: 1	PA: 42	WP: 1	PA: 42		
	PB: 0	CS: 0	PB: 0	CS: 0	PB: 0	CS: 0	PB: 0	CS: 0	PB: 0	CS: 0	PB: 0	CS: 0	PB: 0	CS: 0	PB: 0	CS: 0		
	SF: 0	SAC: 0	SF: 0	SAC: 0	SF: 0	SAC: 0	SF: 0	SAC: 0	SF: 0	SAC: 0	SF: 0	SAC: 0	SF: 0	SAC: 0	SF: 0	SAC: 0		
	DP: 0	HBP: 0	DP: 0	HBP: 0	DP: 0	HBP: 0	DP: 0	HBP: 0	DP: 0	HBP: 0	DP: 0	HBP: 0	DP: 0	HBP: 0	DP: 0	HBP: 0		
	HR: 1		HR: 1		HR: 1		HR: 1		HR: 1		HR: 1		HR: 1		HR: 1			

New York Yankees @ Detroit Tigers

Tiger Stadium, Detroit, MI

Thu Aug 06 1987, 7:05 PM EDT

Att. 41,875 - Unknown

livebaseballscorecards.com

AB	34
R	12
H	10
RBI	11
BB	8
SO	7
LOB	15




Batter	1	2	3	4	5	6	7	8	9	AB R H RBI BB SO LOB	TOP
Claudell Washington, L OBP: 0.329, SLG: 0.427 (1, 8) X	0-0 4-3	0-3 K			0-0 F9			0-0 F8		4 0 0 0 0 1 2	
Don Mattingly, L OBP: 0.394, SLG: 0.565 (1, 3) X	0-0 1B	0-0 FC6-4			0-0 L8			0-0 3-1		4 0 1 0 0 0 2	
Dave Winfield, R OBP: 0.376, SLG: 0.496 (1, 9) X	0-0 1B				0-0 K			0-0 F9		4 0 1 0 0 1 0	
Mike Easler, L OBP: 0.336, SLG: 0.357 (1, 10) X	0-0 1B				0-0 K			0-3 K		4 0 1 0 0 2 0	
Mike Pagliarulo, L OBP: 0.326, SLG: 0.490 (1, 5) S S S	0-3 K				0-0 6-3			0-0 F7		4 0 0 0 0 2 3	
Gary Ward, R OBP: 0.297, SLG: 0.393 (1, 7) S S S	0-3 K				0-0 4-3			0-0 F6		3 0 0 0 0 1 3	
Rick Cerone, R OBP: 0.323, SLG: 0.322 (1, 2) X		0-0 FC1-5			0-0 L4			0-0 L4		3 0 1 0 0 0 0	
Bobby Meacham, S OBP: 0.322, SLG: 0.333 (1, 4) X		0-0 FC1-5			0-0 3-1			0-0 L6		3 0 1 0 0 0 0	
Wayne Tolleson, S OBP: 0.313, SLG: 0.252 (1, 6) X		0-0 FC1-5			0-3 K			0-3 K2-3		3 0 0 0 0 2 2	
Inning Stats	R: 0 E: 0 K: 2 S: 10 H: 3 LOB: 3 BB: 0 P: 10	R: 0 E: 0 K: 1 S: 7 H: 2 LOB: 2 BB: 0 P: 7	R: 0 E: 0 K: 2 S: 7 H: 0 LOB: 0 BB: 0 P: 7	R: 0 E: 0 K: 0 S: 3 H: 0 LOB: 0 BB: 0 P: 3	R: 0 E: 0 K: 1 S: 5 H: 0 LOB: 0 BB: 0 P: 5	R: 0 E: 0 K: 0 S: 3 H: 0 LOB: 0 BB: 0 P: 3	R: 0 E: 0 K: 0 S: 3 H: 0 LOB: 0 BB: 0 P: 3	R: 0 E: 0 K: 1 S: 5 H: 0 LOB: 0 BB: 0 P: 5	R: 0 E: 0 K: 2 S: 7 H: 0 LOB: 0 BB: 0 P: 7	1B: 5 2B: 0 3B: 0 HR: 0 SF: 0 SAC: 0 DP: 0 HBP: 0	WP: 0 PB: 0 SB: 0 CS: 0 PA: 32
PITCHER Jeff Robinson, R (1, 1) ERA: 4.73	IP 9.0 WLS W BF 32 H 5 R 0 ER 0 SO 9 BB 0 IBB 0 HBP 0 BLK 0 WP 0 HR 0 S 50 P 50 ERA 0.00 WHIP 0.556										

New York Yankees @ Detroit Tigers
Tiger Stadium, Detroit, MI
 Fri Aug 07 1987, 7:05 PM EDT
 Att: 48,262 - Unknown

AB	32
R	0
H	5
RBI	0
BB	0
SO	9
LOB	12



Batter	1	2	3	4	5	6	7	8	9	AB R H RBI BB SO LOB	TOP											
Henry Cotto, R (1, 8) OBP: 0.293, SLG: 0.462	0-0 5-3	0-0 FC4			0-0 5-3		0-0 6-3		0-0 E 2B	5 0 1 2 0 0 1												
Gary Ward, R (1, 7) OBP: 0.296, SLG: 0.398	0-3 K		0-0 HR		0-3 K		0-0 5-3		0-0 F4	5 1 1 1 0 2 1												
Don Mattingly, L (1, 3) OBP: 0.394, SLG: 0.569	0-0 4-3		0-0 F6		0-0 HR			4-0 5-3 BB	0-0 E5	4 1 1 1 1 0 1												
Dave Winfield, R (1, 10) OBP: 0.374, SLG: 0.491		0-3 K	0-0 F4		4-0 BB			0-0 5-3	0-0 F6	4 0 0 0 1 1 3												
Mike Pagliarulo, L (1, 5) OBP: 0.325, SLG: 0.490		0-0 HR 2B	0-0 F6		0-0 6-3			0-0 F4		4 1 1 0 0 0 2												
Dan Pasqua, L (1, 9) OBP: 0.311, SLG: 0.381		0-0 HR		0-0 F7		0-0 2-3		0-0 G3		4 1 1 2 0 0 1												
Rick Cerone, R (1, 2) OBP: 0.327, SLG: 0.343		0-0 HR		0-0 F7		0-0 5-3			0-0 E 1B 2B 1B	4 2 2 1 0 0 0	AB 35 R 7 H 8 RBI 7 BB 4 SO 3 LOB 12											
Bobby Meacham, S (1, 4) OBP: 0.349, SLG: 0.339		1-0 CS HBP		4-0 BB		0-0 F8			0-0 E5 2B 1B	2 1 1 0 1 0 0												
Wayne Tolleson, S (1, 6) OBP: 0.312, SLG: 0.250		4-0 FC4 BB		0-0 4-3		0-0 F9			0-0 4-3	3 0 0 0 1 0 3												
Inning Stats	R: 0 E: 0 K: 1 S: 5	H: 0 LOB: 0 BB: 0 P: 5	R: 3 E: 0 K: 1 S: 7	H: 3 LOB: 1 BB: 1 P: 12	R: 1 E: 0 K: 0 S: 4	H: 1 LOB: 0 BB: 0 P: 4	R: 0 E: 0 K: 0 S: 3	H: 0 LOB: 1 BB: 1 P: 7	R: 1 E: 0 K: 1 S: 6	H: 1 LOB: 1 BB: 1 P: 10	R: 0 E: 0 K: 0 S: 3	H: 0 LOB: 0 BB: 0 P: 3	R: 0 E: 0 K: 0 S: 3	H: 0 LOB: 0 BB: 0 P: 3	R: 0 E: 0 K: 0 S: 3	H: 0 LOB: 1 BB: 1 P: 7	R: 2 E: 2 K: 0 S: 7	H: 3 LOB: 2 BB: 0 P: 7	1B: 2 2B: 2 3B: 0 HR: 4	SF: 0 SAC: 0 DP: 0 HBP: 1	WP: 0 PB: 0 SB: 0 CS: 1	PA: 40
PITCHER	IP WLS BF H R ER SO BB IBB HBP BLK WP HR S P ERA WHIP												PITCHER	IP WLS BF H R ER SO BB IBB HBP BLK WP HR S P ERA WHIP								
Eric King, R (1, 1) ERA: 4.26	4.2 L 22 5 5 5 3 3 0 1 0 0 0 4 24 37 9.64 1.714																					
Mark Thurmond, L (5, 1) ERA: 4.18	4.1 18 3 2 1 0 1 0 0 0 0 0 0 17 21 2.08 0.923																					

New York Yankees @ Detroit Tigers
Tiger Stadium, Detroit, MI
 Sat Aug 08 1987, 3:33 AM EDT
 Att: 45,812 - Unknown

livebaseballscorecards.com

Batter	1	2	3	4	5	6	7	8	9	AB R H RBI BB SO LOB
Lou Whitaker, L (1, 4) OBP: 0.345, SLG: 0.422	1-0 G3-6-3 HBP			x 0-0 G3		x 0-0 F4		x 0-0 4-3	3 0 0 0 0 0 0	
Bill Madlock, R (1, 10) OBP: 0.335, SLG: 0.458	0-0 P3		x 0-0 5-3		x 0-0 5-3		x 0-0 6-3	4 0 0 0 0 0 1		
Kirk Gibson, L (1, 7) OBP: 0.358, SLG: 0.500	0-0 G3-6-3 1-2f		0-3 K		0-3 K			3 0 0 0 0 2 1		
Alan Trammell, R (1, 6) OBP: 0.375, SLG: 0.503		x 0-0 6-3		4-0 1B BB		x 0-0 F8		2 0 0 0 1 0 0		
Larry Herndon, R (1, 9) OBP: 0.365, SLG: 0.506		x 0-0 6-3		0-0 1B		x 0-0 F3		3 0 1 0 0 0 0		
Jim Morrison, R (1, 5) OBP: 0.317, SLG: 0.420		x 0-0 5-3		0-0 1B		0-3 K		3 0 1 0 0 1 0		
Darrell Evans, L (1, 3) OBP: 0.370, SLG: 0.505			x 0-0 4-3		x 0-0 L3		x 0-0 4-3	3 0 0 0 0 0 3		
Chet Lemon, R (1, 8) OBP: 0.377, SLG: 0.476			x 0-0 6-3		x 0-0 G5-4-3		x 0-0 L5	3 0 0 0 0 0 3		
Matt Nokes, L (1, 2) OBP: 0.355, SLG: 0.559			x 0-0 4-3		x 0-0 1-3		x 0-0 G3	3 0 0 0 0 0 0		

BOTTOM

New York Yankees @ Detroit Tigers
Tiger Stadium, Detroit, MI
 Sat Aug 08 1987, 3:33 AM EDT
 Att. 45,812 - Unknown

livebaseballscorecards.com

AB	27
R	0
H	2
RBI	0
BB	1
SO	3
LOB	8



Inning Stats	R: 0	H: 0	E: 0	LOB: 0	K: 0	S: 2	P: 3	R: 0	H: 0	E: 0	LOB: 0	K: 0	S: 3	R: 0	H: 0	E: 0	LOB: 0	K: 1	S: 5	R: 0	H: 2	E: 0	LOB: 2	K: 0	S: 4	R: 0	H: 0	E: 0	LOB: 0	K: 1	S: 5	R: 0	H: 0	E: 0	LOB: 0	K: 1	S: 5	R: 0	H: 0	E: 0	LOB: 0	K: 1	S: 5	R: 0	H: 0	E: 0	LOB: 0	K: 0	S: 3	1B: 2	SF: 0	2B: 0	SAC: 0	3B: 0	DP: 2	HR: 0	HBP: 1	WP: 0	PA: 29
--------------	------	------	------	--------	------	------	------	------	------	------	--------	------	------	------	------	------	--------	------	------	------	------	------	--------	------	------	------	------	------	--------	------	------	------	------	------	--------	------	------	------	------	------	--------	------	------	------	------	------	--------	------	------	-------	-------	-------	--------	-------	-------	-------	--------	-------	--------

PITCHER	IP	WLS	BF	H	R	ER	SO	BB	IBB	HBP	BLK	WP	HR	S	P	ERA	WHIP
Tommy John, L (1, 1) ERA: 3.88	9.0	W	29	2	0	0	3	1	0	1	0	0	0	33	38	0.00	0.333

Batter	1	2	3	4	5	6	7	8	9	AB R H RBI BB SO LOB	TOP	
Henry Cotto, R OBP: 0.297, SLG: 0.467 (1, 8) (5, 7)	0-0 E 2B 1B		0-0 G3		0-0 2B		0-0 F7		0-0 F9	5 1 2 0 0 0 0		
Gary Ward, R OBP: 0.296, SLG: 0.397 Roberto Kelly, R OBP: 0.438, SLG: 0.615 (1, 7) (5, 8)	0-0 5-3 1-2		0-0 S 1B 1B		0-3 K		0-0 L1			3 1 1 0 0 1 2 1 0 0 0 0 0 0		
Don Mattingly, L OBP: 0.393, SLG: 0.569 (1, 3)	0-0 2B 2-H		0-0 F8		0-0 G3		0-0 4-3			4 0 1 1 0 0 2		
Dave Winfield, R OBP: 0.373, SLG: 0.489 Mark Salas, L OBP: 0.331, SLG: 0.420 (1, 10) (8, 2)	0-0 6-3		0-0 1-H 1B		0-0 E6 HR		0-0 F6			4 1 1 1 0 0 1 0 0 0 0 0 0 0		
Mike Pagliarulo, L OBP: 0.324, SLG: 0.496 (1, 5)	0-0 F7		0-3 K		0-0 1-H HR		0-0 F8			4 1 1 2 0 1 2		
Dan Pasqua, L OBP: 0.315, SLG: 0.383 (1, 9)		0-0 CS 4-3 1B		0-3 K		0-0 G3		0-0 1B		4 0 2 0 0 1 0		
Rick Cerone, R OBP: 0.325, SLG: 0.341 (1, 2) (8, 1)		0-0 4-3 1-2		0-0 5-3		0-0 1B		0-0 F2		4 0 1 0 0 0 2		
Bobby Meacham, S OBP: 0.343, SLG: 0.322 (1, 4) (6, 6)		4-0 BB 2-3		0-0 1-3		0-0 F4		0-0 F6		3 0 0 0 1 0 1		
Wayne Tolleson, S OBP: 0.309, SLG: 0.248 Juan Bonilla, R OBP: 0.268, SLG: 0.359 (1, 6) (6, 4)		0-0 F7		0-0 F7		0-0 5-3		0-0 F8		3 0 0 0 0 0 2 1 0 0 0 0 0 0		
Inning Stats	R: 1 E: 1 K: 0 S: 5 H: 2 LOB: 1 BB: 0 P: 5	R: 0 E: 0 K: 0 S: 3 H: 1 LOB: 1 BB: 1 P: 7	R: 1 E: 0 K: 1 S: 7 H: 2 LOB: 1 BB: 0 P: 7	R: 0 E: 0 K: 1 S: 5 H: 0 LOB: 0 BB: 0 P: 5	R: 0 E: 0 K: 1 S: 6 H: 1 LOB: 1 BB: 0 P: 6	R: 2 E: 1 K: 0 S: 6 H: 2 LOB: 1 BB: 0 P: 6	R: 0 E: 0 K: 0 S: 3 H: 0 LOB: 0 BB: 0 P: 3	R: 0 E: 0 K: 0 S: 4 H: 1 LOB: 1 BB: 0 P: 4	R: 0 E: 0 K: 0 S: 3 H: 0 LOB: 0 BB: 0 P: 3	1B: 6 2B: 2 3B: 0 HR: 1 SF: 0 SAC: 0 DP: 0 HBP: 0	WP: 0 PB: 0 SB: 1 CS: 1 PA: 37	
PITCHER Dan Petry, R ERA: 5.96 Willie Hernandez, L ERA: 2.97 (1, 1) (9, 1)	IP 8.0 WLS W BF 34 H 9 R 4 ER 3 SO 3 BB 1 IBB 0 HBP 0 BLK 0 WP 0 HR 1 S 39 P 43 ERA 3.38 WHIP 1.250	IP 1.0 WLS 3 BF 0 H 0 R 0 ER 0 SO 0 BB 0 IBB 0 HBP 0 BLK 0 WP 0 HR 0 S 3 P 3 ERA 0.00 WHIP 0.000	PITCHER IP WLS BF H R ER SO BB IBB HBP BLK WP HR S P ERA WHIP									

New York Yankees @ Detroit Tigers
 Tiger Stadium, Detroit, MI
 Sun Aug 09 1987, 3:33 AM EDT
 Att: 44,673 - Unknown

livebaseballscorecards.com

AB	36
R	4
H	9
RBI	4
BB	1
SO	3
LOB	12



Batter	1	2	3	4	5	6	7	8	9	AB	R	H	RBI	BB	SO	LOB	BOTTOM
Lou Whitaker, L (1, 4) OBP: 0.344, SLG: 0.420 Jim Walewander, S (7, PH) OBP: 0.292, SLG: 0.349 (8, 4)	0-3 K		0-0 F7	0-0 WP BB 1B	0-3 K		0-0 G5-4-3			4	1	1	1	0	2	1	New York Yankees @ Detroit Tigers Tiger Stadium, Detroit, MI Sun Aug 09 1987, 3:33 AM EDT Att. 44,673 - Unknown
Bill Madlock, R (1, 10) OBP: 0.339, SLG: 0.472 Dave Bergman, L (5, PH) OBP: 0.429, SLG: 0.519	0-0 5-3		0-0 HR	4-0 BB WP 2B BB	0-0 1B		0-0 4-3			2	2	1	2	1	0	0	
Kirk Gibson, L (1, 7) OBP: 0.359, SLG: 0.498 Tim Tolman, R (6, 7)	0-0 F8		0-0 1B 2B 1B	4-0 1-2 2-3 3-H 2B BB	0-3 K		4-0 G3 BB			3	2	1	0	1	1	1	
Alan Trammell, R (1, 6) OBP: 0.378, SLG: 0.510		0-0 HR	0-0 1-2 2B 1B	4-0 1-2 2-3 3-H 2B WP BB	0-0 P3		0-0 F9			4	3	2	2	1	0	2	
Larry Herndon, R (1, 9) OBP: 0.367, SLG: 0.513 Pat Sheridan, L (4, PH) OBP: 0.338, SLG: 0.388 (5, 9) (6, 8)	0-0 5-3		0-0 1-H 2-H 2B	0-0 1-3 2-H 3-H WP SF9 2B		0-0 F7		0-0 G3		2	0	1	2	0	0	0	
Jim Morrison, R (1, 5) OBP: 0.313, SLG: 0.415	0-3 K		0-3 K	0-0 2-H 3-H SF9		0-0 3-1		0-0 6-3		4	0	0	1	0	2	2	
Darrell Evans, L (1, 3) OBP: 0.372, SLG: 0.512	0-0 3-1					0-0 F8				3	2	1	1	1	0	0	
Chet Lemon, R (1, 8) OBP: 0.380, SLG: 0.481 Matt Nokes, L (6, 2) OBP: 0.357, SLG: 0.570			0-0 HR 1B				0-0 HR			3	2	2	0	0	1	0	
Mike Heath, R (1, 2) OBP: 0.347, SLG: 0.471 (6, 9)			0-0 F7				0-0 G5-4-3 1B			1	1	1	1	0	0	0	
Inning Stats	R: 0 H: 0 E: 0 LOB: 0 K: 1 BB: 0 S: 5 P: 5	R: 1 H: 1 E: 0 LOB: 0 K: 1 BB: 0 S: 6 P: 6	R: 4 H: 5 E: 0 LOB: 1 K: 1 BB: 0 S: 10 P: 10	R: 9 H: 5 E: 0 LOB: 0 K: 2 BB: 4 S: 12 P: 28	R: 0 H: 1 E: 0 LOB: 1 K: 2 BB: 0 S: 8 P: 8	R: 0 H: 0 E: 0 LOB: 0 K: 0 BB: 0 S: 3 P: 3	R: 1 H: 2 E: 0 LOB: 0 K: 0 BB: 0 S: 4 P: 4	R: 0 H: 0 E: 0 LOB: 1 K: 0 BB: 1 S: 3 P: 7	1B: 7 SF: 1 2B: 3 SAC: 0 3B: 0 DP: 1 HR: 4 HBP: 0	WP: 3 PA: 42 PB: 0 SB: 0 CS: 0							
PITCHER	IP WLS BF H R ER SO BB IBB HBP BLK WP HR S P ERA WHIP	Dennis Rasmussen, L (1, 1) 3.0 WLS L 18 BF 8 H 8 R 8 ER 3 SO 1 IBB 0 HBP 0 BLK 0 WP 0 HR 2 S 23 P 27 ERA 24.00 WHIP 3.000 Steve Trout, L (4, 1) 0.0 2 1 0 0 0 0 1 0 0 0 0 1 0 1 5 ∞ ∞ Al Holland, L (4, 1) 0.0 1 0 0 0 0 0 1 0 0 0 0 1 0 0 4 ∞ ∞ Tim Stoddard, R (4, 1) 1.0 6 2 6 6 2 1 0 0 0 0 1 1 9 13 54.00 3.000 Charles Hudson, R (5, 1) 1.0 4 1 0 0 0 2 0 0 0 0 0 0 0 8 8 0.00 1.000															
PITCHER	IP WLS BF H R ER SO BB IBB HBP BLK WP HR S P ERA WHIP	Dave Righetti, L (6, 1) 2.0 WLS 7 BF 2 H 1 R 1 ER 0 SO 0 BB 0 IBB 0 HBP 0 BLK 0 WP 0 HR 1 S 7 P 7 ERA 4.50 WHIP 1.000 Rick Cerone, R (8, 1) 1.0 WLS 4 BF 0 H 0 R 0 ER 0 SO 1 BB 0 IBB 0 HBP 0 BLK 0 WP 0 HR 3 S 7 P 7 ERA 0.00 WHIP 1.000															

livebaseballscorecards.com

AB 36
R 15
H 14
RBI 13
BB 5
SO 7
LOB 9



Batter	1	2	3	4	5	6	7	8	9	AB R H RBI BB SO LOB	TOP													
Roberto Kelly, R OBP: 0.400, SLG: 0.500 (1, 8) BB BB	4-0 G3 1B 6-3 BB	0-0 FC6-4 1-2f		0-3 K			0-0 5-3			3 1 0 0 1 1 5														
Henry Cotto, R OBP: 0.295, SLG: 0.460 (1, 7) X	0-0 G3 1B 1-2		0-0 5-3		0-0 5-3		0-0 6-3			4 0 1 0 0 0 0														
Don Mattingly, L OBP: 0.389, SLG: 0.563 (1, 3) X	0-0 G3 1-2 2-3		0-0 F7		0-0 F5			0-0 F8		4 0 0 0 0 0 2														
Dave Winfield, R OBP: 0.371, SLG: 0.486 (1, 9) X	0-0 6-3 3-H		0-0 F3		0-0 6-3			0-0 G6-4-3 1B		4 0 1 1 0 0 1														
Gary Ward, R OBP: 0.293, SLG: 0.393 (1, 10) S S	0-3 K			0-0 F9		0-3 K		0-0 G6-4-3 1-2f		4 0 0 0 0 2 2														
Rick Cerone, R OBP: 0.329, SLG: 0.344 (1, 2) X		0-0 BB 1B		0-0 2B 1B		0-3 K		0-0 F4		4 0 2 0 0 1 0														
Mike Pagliarulo, L OBP: 0.326, SLG: 0.499 (1, 5) BB BB		0-3 K		0-0 1-3 2B		0-0 1B		0-0 L3		4 0 2 0 0 1 1														
Bobby Meacham, S OBP: 0.338, SLG: 0.306 (1, 4) BB BB		4-0 FC6-4 1-2 BB		0-0 F4		0-0 F8		0-0 F9		3 0 0 0 1 0 3														
Wayne Tolleson, S OBP: 0.310, SLG: 0.246 (1, 6) X		0-0 F9		4-0 BB			0-0 F8			2 0 0 0 1 0 2														
Inning Stats	R: 1 E: 0 K: 1 S: 6	H: 1 LOB: 1 BB: 1 P: 10	R: 0 E: 0 K: 1 S: 6	H: 1 LOB: 2 BB: 1 P: 10	R: 0 E: 0 K: 0 S: 3	H: 0 LOB: 0 BB: 0 P: 3	R: 0 E: 0 K: 1 S: 7	H: 2 LOB: 3 BB: 1 P: 11	R: 0 E: 0 K: 0 S: 3	H: 0 LOB: 0 BB: 0 P: 3	R: 0 E: 0 K: 2 S: 8	H: 1 LOB: 1 BB: 0 P: 8	R: 0 E: 0 K: 0 S: 3	H: 0 LOB: 0 BB: 0 P: 3	R: 0 E: 0 K: 0 S: 3	H: 0 LOB: 0 BB: 0 P: 3	R: 0 E: 0 K: 0 S: 3	H: 1 LOB: 0 BB: 0 P: 3	R: 0 E: 0 K: 0 S: 3	H: 0 LOB: 0 BB: 0 P: 3	1B: 5 2B: 1 3B: 0 HR: 0	SF: 0 SAC: 0 DP: 1 HBP: 0	WP: 0 PB: 0 SB: 0 CS: 0	PA: 35
PITCHER Danny Jackson, L ERA: 3.87 (1, 1)	IP: 9.0 WLS: W BF: 35 H: 6 R: 1 ER: 1 SO: 5 BB: 3 IBB: 0 HBP: 0 BLK: 0 WP: 0 HR: 0 S: 42 P: 54 ERA: 1.00 WHIP: 1.000																				PITCHER IP: WLS: BF: H: R: ER: SO: BB: IBB: HBP: BLK: WP: HR: S: P: ERA: WHIP			

New York Yankees @ Kansas City Royals
Royals Stadium, Kansas City, MO
 Mon Aug 10 1987, 8:05 PM EDT
 Att: 40,729 - Unknown

livebaseballscorecards.com

AB	32
R	1
H	6
RBI	1
BB	3
SO	5
LOB	16



Batter	1	2	3	4	5	6	7	8	9	AB R H RBI BB SO LOB
Willie Wilson, S OBP: 0.313, SLG: 0.387 (1, 8) BBB	4-0 S BB		X 0-0 HR 1B	X 0-0 S HR 1B		X 0-0 3-1 S 1B	X 0-0 G3 1-2 3-H			4 2 3 1 1 0 1
Kevin Seitzer, R OBP: 0.400, SLG: 0.489 (1, 5) X	0-0 F9		X 0-0 1-H HR	X 0-0 1-2 F3		X 0-0 F9	X 0-0 4-3			5 1 1 2 0 0 4
George Brett, L OBP: 0.404, SLG: 0.508 (1, 3) SSS	0-3 K2-3 1-2		X 0-0 HR	X 4-0 HR IBB		X 0-0 3-1 1-3		X 0-0 HR		4 3 2 2 1 1 2
Danny Tartabull, R OBP: 0.369, SLG: 0.461 (1, 9) X	0-0 6-3		X 0-0 6-3	X 0-0 1-H 2-H HR		BBB X 4-0 FC6-4 BB		X 0-0 6-3		4 1 1 3 1 0 1
Lonnie Smith, R OBP: 0.338, SLG: 0.371 (1, 7)		X 0-0 CS 1B	BBB X 4-0 2B BB	SSS X 0-3 K		X 0-0 FC6-4 1-2f		BBB X 4-0 BB		3 0 1 0 2 1 2
Frank White, R OBP: 0.310, SLG: 0.378 (1, 4)		BBB X 4-0 1B SF8 BB 1-2	X 0-0 1-3 2B		X 0-0 5-3		X 0-0 BLK WP 2B	X 0-0 F8		4 2 2 0 1 0 1
Steve Balboni, R OBP: 0.295, SLG: 0.426 (1, 10)		X 0-0 1-3 1B	SSS X 0-3 K	SSS X 0-3 K		BBB X 4-0 1B WP G3 BB 2-3	X 0-0 F8			4 1 1 0 1 2 3
Jamie Quirk, L OBP: 0.306, SLG: 0.331 (1, 2)		X 0-0 SF8	X 0-0 4-3		BBB X 4-0 BB		SSS X 0-3 K			2 0 0 1 1 1 3
Ross Jones, R OBP: 0.306, SLG: 0.290 (1, 6)		X 0-0 F8		X 0-0 F8	X 0-0 5-3		X 0-0 G3 1-2 3-H 2-3 1B			4 0 1 0 0 0 2

Inning Stats	R: 0	H: 0	E: 0	K: 1	S: 5	R: 1	H: 2	E: 0	K: 0	S: 4	R: 3	H: 4	E: 0	K: 1	S: 9	R: 3	H: 2	E: 0	K: 1	S: 7	R: 0	H: 0	E: 0	K: 1	S: 5	R: 0	H: 1	E: 0	K: 0	S: 4	R: 2	H: 2	E: 0	K: 1	S: 7	R: 1	H: 1	E: 0	K: 0	S: 4
	LOB: 1	BB: 1	P: 9	LOB: 1	BB: 1	P: 8	LOB: 2	BB: 1	P: 13	LOB: 0	BB: 1	P: 11	LOB: 1	BB: 1	P: 9	LOB: 2	BB: 1	P: 8	LOB: 1	BB: 1	P: 11	LOB: 1	BB: 1	P: 11	LOB: 1	BB: 1	P: 8	LOB: 1	BB: 1	P: 8	LOB: 1	BB: 1	P: 8	LOB: 1	BB: 1	P: 8	LOB: 1	BB: 1	P: 8	

PITCHER	IP	WLS	BF	H	R	ER	SO	BB	IBB	HBP	BLK	WP	HR	S	P	ERA	WHIP
Brad Arnsberg, R ERA: 6.0 (1, 1)	6.0	L	32	9	7	7	4	5	1	0	0	0	3	34	58	10.50	2.333
Pat Clements, L ERA: 4.7 (7, 1)	2.0		11	3	3	3	1	2	0	0	1	1	1	11	19	13.50	2.500

BOTTOM

New York Yankees @ Kansas City Royals
Royals Stadium, Kansas City, MO
 Mon Aug 10 1987, 8:05 PM EDT
 Att. 40,729 - Unknown

livebaseballscorecards.com

AB	34
R	10
H	12
RBI	9
BB	8
SO	5
LOB	19

WP: 1 PA: 43
 PB: 0
 SB: 3
 CS: 1



Batter	1	2	3	4	5	6	7	8	9	AB R H RBI BB SO LOB	TOP
Claudell Washington, L (1, 8) OBP: 0.332, SLG: 0.433 Henry Cotto, R (9, PH) OBP: 0.293, SLG: 0.457	0-0 4-3		0-0 4-3		0-0 6-3 2B	0-0 FC5-4 1B		0-3 K	4 0 2 0 0 0 0 1 0 0 0 0 1 0		
Gary Ward, R (1, 10) OBP: 0.290, SLG: 0.389	0-0 F9		0-0 L9		0-0 6-3 2-3	0-0 FC5-4 1-2f		0-0 F8	5 0 0 0 0 0 3		
Don Mattingly, L (1, 3) OBP: 0.389, SLG: 0.566	0-0 2B		0-0 1B 2B		0-0 F7		0-0 F8	5 1 2 0 0 0 1			
Dave Winfield, R (1, 9) OBP: 0.373, SLG: 0.486	0-0 6-3		0-0 1B 2-H		0-0 4-3		0-0 1B	4 0 2 1 0 0 2			
Mike Pagliarulo, L (1, 5) OBP: 0.328, SLG: 0.501		0-3 K	0-0 1-3 1B		0-0 HR 2B	0-0 F8		4 1 2 0 0 1 1			
Dan Pasqua, L (1, 7) OBP: 0.313, SLG: 0.394		0-3 K	0-0 L4		0-0 HR 2-H	0-3 K		4 1 1 2 0 2 3			
Rick Cerone, R (1, 2) OBP: 0.327, SLG: 0.342		0-0 HR 1B		0-0 6-3	0-0 F7		0-0 6-3	4 1 1 0 0 0 0			
Bobby Meacham, S (1, 4) OBP: 0.333, SLG: 0.348 (8, 6)		0-0 HR		0-0 F8	0-3 K		0-3 K	4 1 1 2 0 2 0			
Wayne Tolleson, S (1, 6) OBP: 0.310, SLG: 0.245 Juan Bonilla, R (8, PH) OBP: 0.286, SLG: 0.375 (8, 4)		0-3 K		0-0 5-3	4-0 1B BB		0-0 1B	2 0 0 0 1 1 0 1 0 1 0 0 0 0			
Inning Stats	R: 0 H: 1 E: 0 LOB: 1 K: 0 BB: 0 S: 4 P: 4	R: 2 H: 2 E: 0 LOB: 0 K: 3 BB: 0 S: 11 P: 11	R: 1 H: 3 E: 0 LOB: 2 K: 0 BB: 0 S: 6 P: 6	R: 0 H: 0 E: 0 LOB: 0 K: 0 BB: 0 S: 3 P: 3	R: 0 H: 1 E: 0 LOB: 1 K: 0 BB: 0 S: 4 P: 4	R: 2 H: 3 E: 0 LOB: 2 K: 1 BB: 1 S: 8 P: 12	R: 0 H: 1 E: 0 LOB: 1 K: 1 BB: 0 S: 6 P: 6	R: 0 H: 1 E: 0 LOB: 1 K: 1 BB: 0 S: 5 P: 5	R: 0 H: 0 E: 0 LOB: 0 K: 1 BB: 0 S: 5 P: 5	1B: 6 SF: 0 2B: 4 SAC: 0 3B: 0 DP: 0 HR: 2 HBP: 0	WP: 0 PA: 39 PB: 0 SB: 0 CS: 0
PITCHER	IP WLS BF H R ER SO BB IBB HBP BLK WP HR S P ERA WHIP										
Bret Saberhagen, R (1, 1) ERA: 3.14	6.0 W 29 10 5 5 4 1 0 0 0 0 2 36 40 7.50 1.833										
Jerry Don Gleaton, L (7, 1) ERA: 4.1	3.0 S 10 2 0 0 3 0 0 0 0 0 0 0 16 16 0.00 0.667										

New York Yankees @ Kansas City Royals
 Royals Stadium, Kansas City, MO
 Tue Aug 11 1987, 8:05 PM EDT
 Att: 35,651 - Unknown

AB	38
R	5
H	12
RBI	5
BB	1
SO	7
LOB	10



Batter	1	2	3	4	5	6	7	8	9	AB R H RBI BB SO LOB
--------	---	---	---	---	---	---	---	---	---	----------------------

Willie Wilson, S <small>OBP: 0.312, SLG: 0.384</small> (1, 8)										3 0 0 0 1 2 1
Lonnie Smith, R <small>OBP: 0.346, SLG: 0.384</small> (1, 7)										3 1 1 0 1 0 1
Kevin Seitzer, R <small>OBP: 0.399, SLG: 0.486</small> (1, 5)										4 1 1 1 0 1 1
George Brett, L <small>OBP: 0.412, SLG: 0.527</small> (1, 3)										3 2 3 1 1 0 0
Danny Tartabull, R <small>OBP: 0.367, SLG: 0.466</small> (1, 9)										4 1 1 1 0 2 4
Frank White, R <small>OBP: 0.309, SLG: 0.376</small> (1, 4)										4 1 1 1 0 0 1
Steve Balboni, R <small>OBP: 0.294, SLG: 0.421</small> (1, 10)										3 1 0 0 1 2 0
Ross Jones, R <small>OBP: 0.300, SLG: 0.286</small> (1, 6)										4 1 1 2 0 1 0
Larry Owen, R <small>OBP: 0.259, SLG: 0.308</small> (1, 2)										3 0 1 2 0 1 0

Inning Stats	R: 6	H: 6	E: 0	LOB: 1	K: 2	P: 17	R: 0	H: 0	E: 0	LOB: 1	K: 1	P: 9	R: 0	H: 0	E: 0	LOB: 0	K: 1	P: 5	R: 0	H: 1	E: 0	LOB: 1	K: 2	P: 8	R: 0	H: 0	E: 0	LOB: 0	K: 0	P: 3	R: 0	H: 2	E: 0	LOB: 0	K: 2	P: 9	R: 2	H: 2	E: 0	LOB: 0	K: 2	P: 9	1B: 5	SF: 0	2B: 2	SAC: 0	3B: 0	DP: 1	HR: 2	HBP: 0	WP: 0	PA: 36
--------------	------	------	------	--------	------	-------	------	------	------	--------	------	------	------	------	------	--------	------	------	------	------	------	--------	------	------	------	------	------	--------	------	------	------	------	------	--------	------	------	------	------	------	--------	------	------	-------	-------	-------	--------	-------	-------	-------	--------	-------	--------

PITCHER	IP	WLS	BF	H	R	ER	SO	BB	IBB	HBP	BLK	WP	HR	S	P	ERA	WHIP
Ron Guidry, L <small>ERA: 3.8</small>	(1, 1)	7.0	L	31	8	7	7	7	3	1	0	0	1	41	57	9.00	1.571
Tim Stoddard, R <small>ERA: 3.82</small>	(8, 1)	1.0		4	1	1	2	0	0	0	0	0	1	8	8	9.00	1.000

BOTTOM

New York Yankees @ Kansas City Royals
 Royals Stadium, Kansas City, MO
 Tue Aug 11 1987, 8:05 PM EDT
 Att. 35,651 - Unknown

livebaseballscorecards.com

AB	31
R	8
H	9
RBI	8
BB	4
SO	9
LOB	8



Batter	1	2	3	4	5	6	7	8	9	AB R H RBI BB SO LOB	TOP											
Roberto Kelly, R OBP: 0.400, SLG: 0.600 (1, 8) X	0-0 4-3 2B		0-0 6-3		0-0 SF8		0-0 F4		0-0 1-H 2B	4 0 2 1 0 0 1												
Henry Cotto, R OBP: 0.285, SLG: 0.443 (1, 7) X	0-0 6-3		0-3 K		0-0 5-3		0-0 F7			4 0 0 0 0 1 2												
Don Mattingly, L OBP: 0.388, SLG: 0.562 (1, 3) X	0-0 4-3 2-3		0-0 4-3			0-0 1-3 1B		0-0 F7		4 0 1 0 0 0 1												
Dave Winfield, R OBP: 0.372, SLG: 0.487 (1, 9) X	0-0 6-3			0-0 P1		0-0 F6		0-0 F9 2B		4 0 1 0 0 0 2												
Gary Ward, R OBP: 0.289, SLG: 0.387 (1, 10) X		0-0 4-3 BLK 1B		0-0 5-3		0-0 1-3 1-2		0-0 F9 2-3		4 0 1 0 0 0 2												
Rick Cerone, R OBP: 0.330, SLG: 0.342 (1, 2) SSS		0-3 K		0-0 1-2 1B		4-0 BB		0-0 F9		3 0 1 0 1 1 2												
Mike Pagliarulo, L OBP: 0.325, SLG: 0.496 (1, 5) X		0-0 4-3 2-3		0-3 K		0-3 K			0-0 5-3	4 0 0 0 0 2 4												
Juan Bonilla, R OBP: 0.326, SLG: 0.405 (1, 4) BBB		4-0 BB			0-0 SH1-4 SF8 2B		0-0 5-3		4-0 2B BB	2 1 1 0 2 0 0 0 0 0 0 0 0 0												
Wayne Tolleson, S OBP: 0.310, SLG: 0.245 (9, PR) BBB																						
Bobby Meacham, S OBP: 0.333, SLG: 0.362 (1, 6) SSS		0-3 K		0-0 SH1-4		0-0 2-3		0-0 2B	0-3 K	3 0 1 0 0 2 3												
Inning Stats	R: 0 E: 0 K: 0 S: 4	H: 1 LOB: 1 BB: 0 P: 4	R: 0 E: 0 K: 2 S: 8	H: 1 LOB: 2 BB: 1 P: 12	R: 0 E: 0 K: 1 S: 5	H: 0 LOB: 0 BB: 0 P: 5	R: 0 E: 0 K: 1 S: 6	H: 1 LOB: 1 BB: 0 P: 6	R: 1 E: 0 K: 0 S: 4	H: 1 LOB: 0 BB: 0 P: 4	R: 0 E: 0 K: 0 S: 6	H: 1 LOB: 1 BB: 1 P: 10	R: 0 E: 0 K: 0 S: 4	H: 1 LOB: 1 BB: 0 P: 4	R: 0 E: 0 K: 0 S: 4	H: 1 LOB: 1 BB: 0 P: 4	R: 0 E: 0 K: 1 S: 5	H: 1 LOB: 3 BB: 1 P: 9	1B: 3 2B: 5 3B: 0 HR: 0	SF: 1 SAC: 1 DP: 0 HBP: 0	WP: 0 PB: 0 SB: 0 CS: 0	PA: 37
PITCHER Charlie Leibrandt, L ERA: 2.61 (1, 1)	IP 9.0	WLS W	BF 37	H 8	R 1	ER 1	SO 6	BB 3	IBB 0	HBP 0	BLK 1	WP 0	HR 0	S 46	P 58	ERA 1.00	WHIP 1.222					
					PITCHER	IP	WLS	BF	H	R	ER	SO	BB	IBB	HBP	BLK	WP	HR	S	P	ERA	WHIP

New York Yankees @ Kansas City Royals
Royals Stadium, Kansas City, MO
 Wed Aug 12 1987, 8:05 PM EDT
 Att: 34,395 - Unknown

AB	32
R	1
H	8
RBI	1
BB	3
SO	6
LOB	17



Batter	1	2	3	4	5	6	7	8	9	AB	R	H	RBI	BB	SO	LOB	BOTTOM			
Willie Wilson, S OBP: 0.309, SLG: 0.380 (1, 8)	0-0 4-3	0-0 6-3			0-0 F7		0-0 G3			4	0	0	0	0	0	2				
Kevin Seitzer, R OBP: 0.402, SLG: 0.489 (1, 5)	0-0 F9		0-0 G4-6-3 1B		0-0 1B 1-2		0-0 1B			4	0	3	0	0	0	0				
George Brett, L OBP: 0.414, SLG: 0.524 (1, 3)	4-0 BB 1B BB		0-0 G4-6-3 1-2f		0-0 1B 1-3 2-H		0-3 K			3	0	1	1	1	1	2				
Danny Tartabull, R OBP: 0.366, SLG: 0.464 (1, 9)	0-0 1-2 BB 1B		0-0 F8		0-0 F8		0-3 K			4	0	1	0	0	1	3				
Lonnie Smith, R OBP: 0.341, SLG: 0.368 (1, 7)	4-0 1-2 2-3 BB			0-0 F8		0-3 K		0-0 5-3		3	0	0	0	1	1	0				
Frank White, R OBP: 0.309, SLG: 0.375 (1, 4)	0-0 F4			0-3 K		0-0 2B 1B		0-3 K		4	0	1	0	0	2	3				
Steve Balboni, R OBP: 0.294, SLG: 0.430 (1, 10)		0-0 E6 G6-4-3 1B		0-3 K		0-0 F9		0-0 HR		4	1	1	1	0	1	1				
Jamie Quirk, L OBP: 0.315, SLG: 0.352 (1, 2)		0-0 G6-4-3 1B 1-2			0-0 4-3		0-0 2B		0-0 WP 2B	4	0	3	0	0	0	0				
Ross Jones, R OBP: 0.295, SLG: 0.282 (1, 6)		0-0 G6-4-3 1-2f 2-3			0-0 1B 1B		0-3 K		0-0 5-3 2-3	4	1	1	0	0	1	5				
Inning Stats	R: 0 E: 0 K: 0 S: 4	H: 1 LOB: 3 BB: 2 P: 12	R: 0 E: 1 K: 0 S: 4	H: 1 LOB: 1 BB: 0 P: 4	R: 0 E: 0 K: 0 S: 3	H: 1 LOB: 0 BB: 0 P: 3	R: 0 E: 0 K: 2 S: 7	H: 0 LOB: 0 BB: 0 P: 7	R: 1 E: 0 K: 0 S: 6	H: 3 LOB: 2 BB: 0 P: 6	R: 0 E: 0 K: 2 S: 9	H: 2 LOB: 2 BB: 0 P: 9	R: 0 E: 0 K: 2 S: 8	H: 1 LOB: 1 BB: 0 P: 8	R: 1 E: 0 K: 1 S: 7	H: 2 LOB: 1 BB: 0 P: 7	1B: 8 2B: 2 3B: 0 HR: 1	SF: 0 SAC: 0 DP: 2 HBP: 0	WP: 1 PB: 0 SB: 0 CS: 0	PA: 36
PITCHER Rick Rhoden, R ERA: 3.77 (1, 1)	IP 8.0	WLS L	BF 36	H 11	R 2	ER 2	SO 7	BB 2	IBB 0	HBP 0	BLK 0	WP 1	HR 1	S 48	P 56	ERA 2.25	WHIP 1.625			
PITCHER	IP	WLS	BF	H	R	ER	SO	BB	IBB	HBP	BLK	WP	HR	S	P	ERA	WHIP			

New York Yankees @ Kansas City Royals
Royals Stadium, Kansas City, MO

Wed Aug 12 1987, 8:05 PM EDT
Att. 34,395 - Unknown

AB	34
R	2
H	11
RBI	2
BB	2
SO	7
LOB	16



Batter	1	2	3	4	5	6	7	8	9	AB R H RBI BB SO LOB	TOP														
Brett Butler, L (1, 8) OBP: 0.397, SLG: 0.411	0-0 CS 1B	0-0 FC6-4 1B		0-0 2-H 3-H 1B		0-0 4-3			0-0 B5-3	5 0 3 2 0 0 0	Cleveland Indians @ New York Yankees Yankee Stadium, Bronx, NY Fri Aug 14 1987, 7:05 PM EDT Att: 35,201 - Unknown livebaseballscorecards.com														
Tommy Hinzo, S (1, 4) OBP: 0.288, SLG: 0.315	0-0 G4-6-3 1B	0-0 FC6-4		0-0 F8			0-0 4-3		0-0 1B 1B	5 0 2 0 0 0 4															
Julio Franco, R (1, 6) OBP: 0.391, SLG: 0.431	0-0 G4-6-3 1-2f		4-0 BB BB	0-3 K			0-0 E6		0-0 1-3 1B	4 0 1 0 1 1 2															
Joe Carter, R (1, 7) OBP: 0.298, SLG: 0.492		0-0 F8	0-0 F8		0-3 K		0-0 F4		0-0 L5	5 0 0 0 0 1 4															
Pat Tabler, R (1, 3) OBP: 0.382, SLG: 0.454		0-0 BB 1B 1B	0-0 F8		0-0 P3		0-3 K		0-3 K	5 1 1 0 0 2 4															
Carmen Castillo, R (1, 10) OBP: 0.305, SLG: 0.481 Mel Hall, L (8, PH) OBP: 0.286, SLG: 0.388		0-3 K	0-0 F8		0-0 4-3			0-0 F9		3 0 0 0 0 1 2 1 0 0 0 0 0 0															
Cory Snyder, R (1, 9) OBP: 0.294, SLG: 0.514		0-0 BB 1B 1B		0-3 K		0-0 F4		0-3 K		4 1 1 0 0 2 0															
Brook Jacoby, R (1, 5) OBP: 0.373, SLG: 0.530		4-0 BB BB BB		0-0 2B 1B 1B		0-0 HR		0-0 HR		3 3 3 2 1 0 0															
Andy Allanson, R (1, 2) OBP: 0.235, SLG: 0.279		0-0 1B		0-0 1B 2B		0-3 K		0-3 K		4 1 2 2 0 2 0															
Inning Stats	R: 0 E: 0 K: 0 S: 3	H: 2 LOB: 0 BB: 0 P: 3	R: 2 E: 0 K: 1 S: 9	H: 4 LOB: 3 BB: 1 P: 13	R: 0 E: 0 K: 0 S: 3	H: 0 LOB: 1 BB: 1 P: 7	R: 2 E: 0 K: 2 S: 10	H: 3 LOB: 1 BB: 0 P: 10	R: 0 E: 0 K: 1 S: 5	H: 0 LOB: 0 BB: 0 P: 5		R: 1 E: 0 K: 1 S: 6	H: 1 LOB: 0 BB: 0 P: 6	R: 0 E: 1 K: 1 S: 6	H: 0 LOB: 1 BB: 0 P: 6	R: 1 E: 0 K: 2 S: 8	H: 1 LOB: 0 BB: 0 P: 8	R: 0 E: 0 K: 1 S: 7	H: 2 LOB: 2 BB: 0 P: 7	1B: 10 2B: 1 3B: 0 HR: 2	SF: 0 SAC: 0 DP: 1 HBP: 0	WP: 0 PB: 0 SB: 1 CS: 1	PA: 41		
PITCHER	IP WLS BF H R ER SO BB IBB HBP BLK WP HR S P ERA WHIP																								
Tommy John, L (1, 1) ERA: 4.05	3.1		19	9	4	4	2	2	0	0	0	0	0	21	29	10.80	3.300								
Brad Arnsberg, R (4, 1) ERA: 5.4	4.2	L	17	2	2	2	6	0	0	0	0	0	2	29	29	3.86	0.429								
Pat Clements, L (9, 1) ERA: 4.67	0.1		2	1	0	0	0	0	0	0	0	0	0	2	2	0.00	3.000								
Tim Stoddard, R (9, 1) ERA: 3.78	0.2		3	1	0	0	1	0	0	0	0	0	0	5	5	0.00	1.500								



Batter	1	2	3	4	5	6	7	8	9
Willie Randolph, R OBP: 0.417, SLG: 0.421 (1, 4)	0-0 HR 1B		0-0 5-3		0-0 1B 1-3 1B			0-0 5-3	
Don Mattingly, L OBP: 0.391, SLG: 0.571 (1, 3)	0-0 1-H HR		0-0 F7		0-0 1-3 3-H 1B G6-4-3			4-0 BB BB BB	
Dave Winfield, R OBP: 0.368, SLG: 0.482 (1, 9)	0-0 F9		0-0 6-3		0-0 1-2f G6-4-3			0-3 1-2 K	
Mike Pagliarulo, L OBP: 0.322, SLG: 0.491 (1, 5)	0-0 F7			0-0 5-3				0-0 F5	
Mike Easter, L OBP: 0.336, SLG: 0.357 (1, 10)	0-3 K			0-0 L4				0-0 4-3	
Juan Bonilla, R OBP: 0.326, SLG: 0.405 (9, PH)					0-0 1B G6-4-3				
Claudell Washington, L OBP: 0.331, SLG: 0.431 (9, PH)									
Gary Ward, R OBP: 0.291, SLG: 0.391 (1, 8)		0-0 SH1-3 SF9 2B		0-0 1B				0-3 K	
Dan Pasqua, L OBP: 0.314, SLG: 0.407 (1, 7)		0-0 SH1-3 2-3			0-0 HR			0-3 K	
Joel Skinner, R OBP: 0.200, SLG: 0.260 (1, 2)		0-0 SF9			0-0 6-3			0-0 5-3	
Bobby Meacham, S OBP: 0.333, SLG: 0.361 (1, 6)		0-3 K			0-0 1B 1B 1B			0-0 F6	

AB	R	H	RBI	BB	SO	LOB
4	1	2	0	0	0	0
3	1	2	3	1	0	0
4	0	0	0	0	1	3
4	0	0	0	0	0	1
3	0	1	0	0	1	0
0	0	0	0	0	0	0
1	0	0	0	0	0	0
4	1	2	0	0	1	1
3	1	1	1	0	1	0
2	0	0	1	0	0	0
3	1	1	0	0	1	0

BOTTOM

Cleveland Indians @ New York Yankees
Yankee Stadium, Bronx, NY
 Fri Aug 14 1987, 7:05 PM EDT
 Att. 35,201 - Unknown

AB	31
R	5
H	9
RBI	5
BB	1
SO	5
LOB	5



Inning Stats	R: 2	H: 2	E: 0	K: 1	S: 7	H: 2	LOB: 0	BB: 0	P: 7	R: 1	H: 1	E: 0	K: 1	S: 6	R: 0	H: 0	E: 0	K: 0	S: 3	R: 0	H: 1	E: 0	K: 0	S: 3	R: 2	H: 4	E: 0	K: 0	S: 6	R: 0	H: 1	E: 0	K: 0	S: 3	R: 0	H: 0	E: 0	K: 1	S: 5	R: 0	H: 0	E: 0	K: 2	S: 7	R: 0	H: 0	E: 0	K: 2	S: 7	1B: 6	SF: 1	2B: 1	3B: 0	HR: 2	SAC: 1	DP: 2	HBP: 0	WP: 0	PB: 0	SB: 1	CS: 0	PA: 34
--------------	------	------	------	------	------	------	--------	-------	------	------	------	------	------	------	------	------	------	------	------	------	------	------	------	------	------	------	------	------	------	------	------	------	------	------	------	------	------	------	------	------	------	------	------	------	------	------	------	------	------	-------	-------	-------	-------	-------	--------	-------	--------	-------	-------	-------	-------	--------

PITCHER	IP	WLS	BF	H	R	ER	SO	BB	IBB	HBP	BLK	WP	HR	S	P	ERA	WHIP
Tom Candiotti, R ERA: 4.74 (1, 1)	7.2	W	30	9	5	5	3	1	0	0	0	0	2	35	39	5.87	1.304
Ed Vande Berg, L ERA: 5.26 (8, 1)	0.1		1	0	0	0	0	0	0	0	0	0	0	1	1	0.00	0.000
Doug Jones, R ERA: 3.46 (9, 1)	1.0	S	3	0	0	0	2	0	0	0	0	0	0	7	7	0.00	0.000

Batter	1	2	3	4	5	6	7	8	9	AB R H RBI BB SO LOB	TOP											
Brett Butler, L (1, 8) OBP: 0.397, SLG: 0.409	0-0 F8	0-0 1B		0-0 3-1		0-0 F2		4-0 FC5-4 BB		4 0 1 1 1 0 2												
Tommy Hinzo, S (1, 4) OBP: 0.285, SLG: 0.304	4-0 BB 1B BB	0-0 F7		0-0 4-3		0-0 F6		0-0 FC5-4		4 1 0 0 1 0 4												
Julio Franco, R (1, 6) OBP: 0.389, SLG: 0.429 Junior Noboa, R (8, 6) OBP: 0.172, SLG: 0.143	0-3 K			0-0 F9		0-0 5-3		0-0 FC6-4 1B	0-3 K	4 0 1 0 0 1 1 1 0 0 0 0 1 0												
Joe Carter, R (1, 7) OBP: 0.301, SLG: 0.493 Mel Hall, L (3, 7) OBP: 0.287, SLG: 0.388	0-0 1B BB 1-2 1B			4-0 BB		0-3 K		0-0 FC6-4 BB 1-2	0-0 4-3 1B	1 0 1 0 1 0 0 3 0 1 0 0 1 1												
Brook Jacoby, R (1, 5) OBP: 0.376, SLG: 0.528 Doug Frobel, L (9, PH) OBP: 0.138, SLG: 0.222	4-0 1B BB 1-2 2-3 BB			0-0 F7		4-0 2B BB		4-0 1-2 BB	0-0 4-3	1 0 0 0 3 0 1 1 0 0 0 0 0 1												
Pat Tabler, R (1, 3) OBP: 0.383, SLG: 0.457 Chris Bando, S (9, PH) OBP: 0.252, SLG: 0.325	0-0 1-2 2-3 3-H 1B			0-0 F4		0-0 2B		0-0 F8	0-0 4-3	4 0 2 1 0 0 3 1 0 0 0 0 0 1												
Cory Snyder, R (1, 9) OBP: 0.291, SLG: 0.509	0-3 K			0-0 5-3		0-0 F9		0-3 K		4 0 0 0 0 2 7												
Carmen Castillo, R (1, 10) OBP: 0.303, SLG: 0.476		0-3 K		0-0 2B 3-1 1B		0-0 F4		0-0 5-3		4 1 1 0 0 1 0												
Andy Allanson, R (1, 2) OBP: 0.250, SLG: 0.308		0-0 F7		0-0 3-1 2B		0-0 1B		0-3 K		4 0 2 0 0 1 0												
Inning Stats	R: 1 E: 0 K: 2 S: 9	H: 2 LOB: 3 BB: 2 P: 17	R: 0 E: 0 K: 1 S: 6	H: 1 LOB: 1 BB: 0 P: 6	R: 0 E: 0 K: 0 S: 3	H: 0 LOB: 1 BB: 1 P: 7	R: 1 E: 0 K: 0 S: 5	H: 2 LOB: 1 BB: 0 P: 5	R: 0 E: 0 K: 1 S: 6	H: 1 LOB: 2 BB: 1 P: 10	R: 0 E: 0 K: 0 S: 4	H: 1 LOB: 1 BB: 0 P: 4	R: 0 E: 0 K: 1 S: 6	H: 1 LOB: 2 BB: 1 P: 10	R: 0 E: 0 K: 1 S: 5	H: 0 LOB: 1 BB: 1 P: 9	R: 0 E: 0 K: 1 S: 6	H: 1 LOB: 1 BB: 0 P: 6	1B: 7 2B: 2 3B: 0 HR: 0	SF: 0 SAC: 0 DP: 0 HBP: 0	WP: 0 PB: 0 SB: 1 CS: 0	PA: 42
PITCHER	IP WLS BF H R ER SO BB IBB HBP BLK WP HR S P ERA WHIP																					
Dennis Rasmussen, L (1, 1) ERA: 4.85	6.1 W 31 8 2 2 4 4 0 0 0 0 0 0 35 51 2.84 1.895																					
Tim Stoddard, R (7, 1) ERA: 3.63	2.2 S 11 1 0 0 3 2 0 0 0 0 0 0 15 23 0.00 1.125																					

Cleveland Indians @ New York Yankees
Yankee Stadium, Bronx, NY
 Sat Aug 15 1987, 7:05 PM EDT
 Att: 38,930 - Unknown

AB	36
R	2
H	9
RBI	2
BB	6
SO	7
LOB	21



livebaseballscorecards.com

Batter	1	2	3	4	5	6	7	8	9	AB	R	H	RBI	BB	SO	LOB
Willie Randolph, R (1, 4) OBP: 0.415, SLG: 0.418 Juan Bonilla, R (8, 4) OBP: 0.340, SLG: 0.419	0-0 6-3	0-0 F6		0-0 P3			0-0 2B 1-2 2B 1B	0-0 G6-4-3 1B		4	1	1	0	0	0	2
Don Mattingly, L (1, 3) OBP: 0.391, SLG: 0.579	0-0 F5		0-0 HR		0-0 F7		0-0 2B 1-3 2-H	0-0 G6-4-3 1-2f 1B		5	2	2	2	0	0	1
Dave Winfield, R (1, 9) OBP: 0.369, SLG: 0.483 Henry Cotto, R (9, 9) OBP: 0.285, SLG: 0.443	0-0 F8		0-0 HR 1B		0-0 L5		0-0 1B 2B 2-H 3-H	0-0 F9		5	2	2	2	0	0	0
Mike Pagliarulo, L (1, 5) OBP: 0.323, SLG: 0.499		0-0 F8	0-0 HR	0-0 K	0-3 K		0-0 1B WP 1B 2-H			4	2	2	3	0	1	0
Mike Easter, L (1, 10) OBP: 0.335, SLG: 0.352		4-0 BB 1B BB	0-3 K		0-3 K		0-0 F5			3	1	0	0	1	2	1
Gary Ward, R (1, 8) OBP: 0.293, SLG: 0.390		4-0 1B 1-2 1B BB	0-0 6-3		0-0 F9		0-0 1B 1B 1-H			3	2	1	1	1	0	0
Dan Pasqua, L (1, 7) OBP: 0.317, SLG: 0.409		0-0 1B 1-3 2-H 1B	0-0 G3		0-0 F8		0-0 WP 1B 1B 1-3			4	0	2	1	0	0	0
Joel Skinner, R (1, 2) OBP: 0.210, SLG: 0.269		0-0 1-2 3-H 1B		0-0 4-3			0-0 K 1B 1B			4	0	2	2	0	1	0
Bobby Meacham, S (1, 6) OBP: 0.329, SLG: 0.347		0-0 F3		0-0 1-3			0-0 1B 2B HBP K			3	1	0	0	0	1	4

Inning Stats	R: 0	H: 0	E: 0	K: 0	S: 3	H: 0	LOB: 0	BB: 0	P: 3	R: 2	H: 2	E: 0	K: 0	S: 5	H: 3	LOB: 0	BB: 2	P: 13	R: 3	H: 3	E: 0	K: 1	S: 8	H: 0	LOB: 0	BB: 0	P: 8	R: 0	H: 0	E: 0	K: 0	S: 3	H: 0	LOB: 0	BB: 0	P: 3	R: 0	H: 0	E: 0	K: 1	S: 5	H: 0	LOB: 0	BB: 0	P: 5	R: 0	H: 0	E: 0	K: 1	S: 5	H: 6	LOB: 7	BB: 2	P: 15	R: 0	H: 1	E: 0	K: 0	S: 3	H: 1	LOB: 0	BB: 0	P: 3	1B: 9	SF: 0	3B: 0	HR: 2	WP: 2	PA: 39
--------------	------	------	------	------	------	------	--------	-------	------	------	------	------	------	------	------	--------	-------	-------	------	------	------	------	------	------	--------	-------	------	------	------	------	------	------	------	--------	-------	------	------	------	------	------	------	------	--------	-------	------	------	------	------	------	------	------	--------	-------	-------	------	------	------	------	------	------	--------	-------	------	-------	-------	-------	-------	-------	--------

PITCHER	IP	WLS	BF	H	R	ER	SO	BB	IBB	HBP	BLK	WP	HR	S	P	ERA	WHIP
Ken Schrom, R (1, 1) ERA: 6.1	2.0	L	13	5	5	5	0	2	0	0	0	0	2	11	19	22.50	3.500
Jamie Easterly, L (3, 1) ERA: 1.35	4.0		12	0	0	0	3	0	0	0	0	0	0	18	18	0.00	0.000
Don Gordon, R (7, 1) ERA: 7.71	0.1		5	3	4	4	1	0	0	1	0	0	0	6	7	108.00	9.000
Ed Vande Berg, L (7, 1) ERA: 5.43	1.2		9	5	2	2	1	0	0	0	0	2	0	11	11	10.80	3.000

BOTTOM

Cleveland Indians @ New York Yankees
 Yankee Stadium, Bronx, NY
 Sat Aug 15 1987, 7:05 PM EDT
 Att. 38,930 - Unknown

livebaseballscorecards.com

AB	36
R	11
H	13
RBI	11
BB	2
SO	5
LOB	8



Batter	1	2	3	4	5	6	7	8	9	AB R H RBI BB SO LOB	TOP
Brett Butler, L (1, 8) OBP: 0.395, SLG: 0.406	0-0 F7	0-0 E7 1-3 1B			0-0 F7		0-3 K		0-0 F8	5 0 1 0 0 1 1	Cleveland Indians @ New York Yankees Yankee Stadium, Bronx, NY Sun Aug 16 1987, 3:33 AM EDT Att: 38,807 - Unknown
Junior Noboa, R (1, 4) OBP: 0.176, SLG: 0.152	0-0 F8	0-0 F7			0-3 K		0-0 1-2 1B		0-0 6-3	5 0 1 0 0 1 2	
Julio Franco, R (1, 6) OBP: 0.388, SLG: 0.427	0-0 2B 1B			0-0 6-3	0-0 F9		0-0 F9			4 0 1 0 0 0 2	
Brook Jacoby, R (1, 5) OBP: 0.377, SLG: 0.533	0-0 1-3 2B			0-0 P3		0-0 4-3 2B		0-0 E6 FC1-6		4 0 2 0 0 0 0	
Pat Tabler, R (1, 3) OBP: 0.384, SLG: 0.459	4-0 BB			0-0 2B		0-0 F9		0-0 FC1-6 1-2f 2B		3 1 1 0 1 0 2	
Andre Thornton, R (1, 10) OBP: 0.208, SLG: 0.143	0-3 K			0-3 K		0-0 4-3 2-3		0-0 F2 1-2		4 0 0 0 0 2 6	
Cory Snyder, R (1, 7) OBP: 0.291, SLG: 0.509 (8, 9)		0-0 F8		0-0 G3		0-0 F7		0-0 2B 2-H		4 0 1 1 0 0 1	
Carmen Castillo, R (1, 9) OBP: 0.302, SLG: 0.467 Mel Hall, L (8, 7) OBP: 0.287, SLG: 0.388		4-0 BB FC5-4		0-0 5-3		0-0 F4		0-0 1-3		3 0 0 0 1 0 1 0 0 0 0 0 0 0	
Andy Allanson, R (1, 2) OBP: 0.250, SLG: 0.304		0-0 FC5-4 E 1-2f		0-0 F7		0-0 1B 1B		0-3 K		4 0 1 0 0 1 1	
Inning Stats	R: 0 E: 0 K: 1 S: 7 H: 2 LOB: 3 BB: 1 P: 11	R: 0 E: 1 K: 0 S: 4 H: 1 LOB: 2 BB: 1 P: 8	R: 0 E: 0 K: 1 S: 6 H: 1 LOB: 1 BB: 0 P: 6	R: 0 E: 0 K: 0 S: 3 H: 0 LOB: 0 BB: 0 P: 3	R: 0 E: 0 K: 1 S: 5 H: 0 LOB: 0 BB: 0 P: 5	R: 0 E: 0 K: 0 S: 4 H: 1 LOB: 1 BB: 0 P: 4	R: 0 E: 0 K: 1 S: 7 H: 2 LOB: 2 BB: 0 P: 7	R: 1 E: 1 K: 0 S: 5 H: 1 LOB: 1 BB: 0 P: 5	R: 0 E: 0 K: 1 S: 5 H: 0 LOB: 0 BB: 0 P: 5	1B: 4 2B: 4 3B: 0 HR: 0 SF: 0 SAC: 0 DP: 0 HBP: 0	
PITCHER	IP WLS BF H R ER SO BB IBB HBP BLK WP HR S P ERA WHIP										
Ron Guidry, L (1, 1) ERA: 3.48	8.0 L 35 8 1 0 4 2 0 0 0 0 0 0 41 49 0.00 1.250										
Dave Righetti, L (9, 1) ERA: 3.63	1.0 3 0 0 0 1 0 0 0 0 0 0 0 5 5 0.00 0.000										

AB	36
R	1
H	8
RBI	1
BB	2
SO	5
LOB	16



livebaseballscorecards.com

Batter	1	2	3	4	5	6	7	8	9	AB	R	H	RBI	BB	SO	LOB	BOTTOM			
Gary Ward, R (1, 8) OBP: 0.293, SLG: 0.389	0-0 5-3			0-0 G5-4-3 1B		0-0 5-3		0-3 K		4	0	1	0	0	1	3	Cleveland Indians @ New York Yankees Yankee Stadium, Bronx, NY Sun Aug 16 1987, 3:33 AM EDT Att. 38,807 - Unknown			
Don Mattingly, L (1, 3) OBP: 0.390, SLG: 0.576	0-0 3-1			0-0 G5-4-3 1-2f			0-0 1B	0-0 F7		4	0	1	0	0	0	4				
Dave Winfield, R (1, 9) OBP: 0.366, SLG: 0.479	0-0 F9			0-0 F9			0-0 F7		0-0 G3	4	0	0	0	0	0	1				
Mike Pagliarulo, L (1, 5) OBP: 0.320, SLG: 0.494		0-0 4-3			0-0 3-1		0-3 K		0-0 F5	4	0	0	0	0	1	1				
Dan Pasqua, L (1, 7) OBP: 0.316, SLG: 0.406		0-3 K			0-0 1B		0-0 4-3		0-0 4-3	4	0	1	0	0	1	1				
Ron Kittle, R (1, 10) OBP: 0.341, SLG: 0.545		0-0 5-3			0-3 K			0-0 BB SH3-4 1B		3	0	1	0	0	1	1				
Juan Bonilla, R (1, 4) OBP: 0.327, SLG: 0.400			0-0 G3		0-0 4-3			0-0 SH3-4		2	0	0	0	0	0	1				
Rick Cerone, R (1, 2) OBP: 0.327, SLG: 0.338 Claudell Washington, L (8, PH) OBP: 0.333, SLG: 0.431 Joel Skinner, R (9, 2) OBP: 0.210, SLG: 0.269			0-0 5-3			0-0 F7		4-0 BB BB		2	0	0	0	0	0	0				
Bobby Meacham, S (1, 6) OBP: 0.322, SLG: 0.338 Mike Easler, L (8, PH) OBP: 0.337, SLG: 0.352 Wayne Tolleson, S (9, 6) OBP: 0.310, SLG: 0.245			0-0 5-3			0-0 F8		4-0 BB BB		0	0	0	0	1	0	0				
								1-2 2-3 BB		0	0	0	0	0	0	0				
Inning Stats	R: 0 E: 0 K: 0 S: 3	H: 0 LOB: 0 BB: 0 P: 3	R: 0 E: 0 K: 1 S: 5	H: 0 LOB: 0 BB: 0 P: 5	R: 0 E: 0 K: 0 S: 3	H: 1 LOB: 0 BB: 0 P: 3	R: 0 E: 0 K: 1 S: 6	H: 1 LOB: 1 BB: 0 P: 6	R: 0 E: 0 K: 0 S: 3	H: 0 LOB: 0 BB: 0 P: 3	R: 0 E: 0 K: 1 S: 6	H: 1 LOB: 1 BB: 0 P: 6	R: 0 E: 0 K: 1 S: 6	H: 1 LOB: 3 BB: 2 P: 14	R: 0 E: 0 K: 0 S: 3	H: 0 LOB: 0 BB: 0 P: 3	1B: 4 2B: 0 3B: 0 HR: 0	SF: 0 SAC: 1 DP: 1 HBP: 0	WP: 0 PB: 0 SB: 0 CS: 0	PA: 32
PITCHER	IP WLS BF H R ER SO	WLS W 27 4 0 0 3	WLS S 5 0 0 0 1	WLS P 5 0 0 0 0	WLS P 3 0 0 0 0	WLS P 3 0 0 0 0	WLS P 6 0 0 0 0	WLS P 6 0 0 0 0	WLS P 6 0 0 0 0	WLS P 6 0 0 0 0	WLS P 6 0 0 0 0	WLS P 6 0 0 0 0	WLS P 14 0 0 0 0	WLS P 3 0 0 0 0	WLS P 3 0 0 0 0	WP HR S P	ERA WHIP	ERA WHIP		
Rich Yett, R (1, 1) ERA: 4.84 Doug Jones, R (8, 1) ERA: 3.36	7.1 W 27 4 0 0 3	S 5 0 0 0 0 1	P 5 0 0 0 0 0	P 3 0 0 0 0 0	P 3 0 0 0 0 0	P 3 0 0 0 0 0	P 6 0 0 0 0 0	P 6 0 0 0 0 0	P 6 0 0 0 0 0	P 6 0 0 0 0 0	P 6 0 0 0 0 0	P 6 0 0 0 0 0	P 14 0 0 0 0 0	P 3 0 0 0 0 0	P 3 0 0 0 0 0	WP: 0 HR: 0 S: 7 P: 7	ERA: 0.00 WHIP: 0.818	ERA: 0.00 WHIP: 0.000		

livebaseballscorecards.com

AB	29
R	0
H	4
RBI	0
BB	2
SO	4
LOB	12



Batter	1	2	3	4	5	6	7	8	9	AB R H RBI BB SO LOB	TOP																
Bobby Meacham, S (1, 6) OBP: 0.330, SLG: 0.375 Mike Easler, L (9, PH) OBP: 0.336, SLG: 0.351 Joel Skinner, R (9, 2) OBP: 0.210, SLG: 0.269	0-0 HR		0-0 P4		0-0 F9		4-0 BB		0-3 K	3 1 1 1 1 0 1 1 0 0 0 0 1 2 0 0 0 0 0 0 0																	
Don Mattingly, L (1, 3) OBP: 0.392, SLG: 0.579	0-0 2B		0-0 4-3		0-0 1B		0-0 F8		0-0 1B	5 0 3 2 0 0 2																	
Dave Winfield, R (1, 9) OBP: 0.364, SLG: 0.474	0-0 F3		4-0 BB		0-0 G3			0-0 6-3	0-0 5-3	4 0 0 0 1 0 4																	
Ron Kittle, R (1, 10) OBP: 0.331, SLG: 0.528	0-0 F8		0-0 F9			0-3 K		0-0 5-3		4 0 0 0 0 1 2																	
Gary Ward, R (1, 8) OBP: 0.290, SLG: 0.385	0-0 L4			0-0 6-3		0-0 F9		0-3 K		4 0 0 0 0 1 1																	
Mike Pagliarulo, L (1, 5) OBP: 0.320, SLG: 0.499		0-0 P6		0-3 K		0-3 K			0-0 HR	4 1 1 1 0 2 0																	
Dan Pasqua, L (1, 7) OBP: 0.318, SLG: 0.405		4-0 1B BB		0-0 F8			0-0 SH1-4 1B		0-0 F6	3 0 1 0 1 0 0																	
Rick Cerone, R (1, 2) OBP: 0.332, SLG: 0.340 Wayne Tolleson, S (9, PR) OBP: 0.310, SLG: 0.245 (9, 6)		0-0 F9			0-0 SH3-4 1B 1B		0-0 SH1-4		4-0 1B BB	2 1 1 0 1 0 1 0 1 0 0 0 0 0																	
Juan Bonilla, R (1, 4) OBP: 0.346, SLG: 0.417		0-0 1B			0-0 SH3-4		0-0 F7		0-0 1B 1B	3 0 2 0 0 0 1																	
Inning Stats	R: 1 E: 0 K: 0 S: 5	H: 2 LOB: 1 BB: 0 P: 5	R: 0 E: 0 K: 0 S: 3	H: 1 LOB: 2 BB: 1 P: 7	R: 0 E: 0 K: 1 S: 3	H: 0 LOB: 1 BB: 1 P: 7	R: 0 E: 0 K: 1 S: 5	H: 0 LOB: 0 BB: 0 P: 5	R: 1 E: 0 K: 0 S: 5	H: 2 LOB: 1 BB: 0 P: 5	R: 0 E: 0 K: 2 S: 7	H: 0 LOB: 0 BB: 0 P: 7	R: 0 E: 0 K: 0 S: 4	H: 1 LOB: 2 BB: 1 P: 8	R: 0 E: 0 K: 1 S: 5	H: 0 LOB: 0 BB: 0 P: 5	R: 2 E: 0 K: 1 S: 8	H: 3 LOB: 2 BB: 1 P: 12	1B: 6 2B: 1 3B: 0 HR: 2	SF: 0 SAC: 2 DP: 0 HBP: 0	WP: 0 PB: 0 SB: 0 CS: 0	PA: 39					
PITCHER	IP	WLS	BF	H	R	ER	SO	BB	IBB	HBP	BLK	WP	HR	S	P	ERA	WHIP										
Dennis Powell, L (1, 1) ERA: 2.08	6.2		28	6	2	2	3	3	0	0	0	0	1	31	43	2.70	1.350										
Bill Wilkinson, L (7, 1) ERA: 3.76	1.2	L	8	2	2	2	1	1	0	0	0	0	1	9	13	10.80	1.800										
Ed Nunez, R (9, 1) ERA: 4.0	0.2		3	1	0	0	1	0	0	0	0	0	0	5	5	0.00	1.500										

New York Yankees @ Seattle Mariners
 The Kingdome, Seattle, WA
 Tue Aug 18 1987, 10:05 PM EDT
 Att: 20,039 - Unknown

livebaseballscorecards.com

AB	33
R	4
H	9
RBI	4
BB	4
SO	5
LOB	14



Batter	1	2	3	4	5	6	7	8	9	AB	R	H	RBI	BB	SO	LOB
Mickey Brantley, R (1, 8) OBP: 0.307, SLG: 0.412	0-0 6-3		0-0 1-3	0-0 F9		0-0 BB 2B 1B		0-0 F5		5	1	1	0	0	0	4
Phil Bradley, R (1, 7) OBP: 0.380, SLG: 0.466	0-0 5-3		0-0 F8		BB BB BB 4-0 BB S BB	4-0 BB 2B BB		0-0 G3		3	1	0	0	2	0	1
Alvin Davis, L (1, 3) OBP: 0.398, SLG: 0.534	0-0 WP 1B		4-0 BB		X BB BB BB 0-0 G3	0-0 1-H 2-H 2B		0-3 K		4	0	2	2	1	1	1
Ken Phelps, L (1, 10) OBP: 0.403, SLG: 0.539	0-0 1-2 F5		0-0 P4		H 1-0 BB HBP	4-0 BB BB			0-0 4-3	3	0	0	0	1	0	3
Jim Presley, R (1, 5) OBP: 0.295, SLG: 0.446		0-0 G3 2B		0-0 1-3	4-0 1-2 2-3 BB FC6-4	0-3 K			0-0 5-3	4	0	1	0	1	1	2
Mike Kingery, L (1, 9) OBP: 0.323, SLG: 0.450 Gary Matthews, R (9, PH) OBP: 0.346, SLG: 0.410 Domingo Ramos, R (9, PR) OBP: 0.308, SLG: 0.400		0-0 P5		0-0 P4	0-0 F9		0-0 F9		4-0 BB BB BB 1B BB	4	0	0	0	0	0	4
Dave Valle, R (1, 2) OBP: 0.308, SLG: 0.512 John Moses, S (9, PR) OBP: 0.298, SLG: 0.330		0-0 G3		0-0 1B 1B	0-0 FC6-4		0-0 F2		0-0 1B 1B	5	0	2	0	0	0	4
Rey Quinones, R (1, 6) OBP: 0.313, SLG: 0.395		0-0 F9		0-0 BB 1B		0-0 G1-4-3 1B	0-0 1B		0-0 1B	5	0	4	1	0	0	1
Harold Reynolds, S (1, 4) OBP: 0.332, SLG: 0.379			0-0 S 1B	4-0 1-2 BB		0-0 G1-4-3 1-2f	0-0 P4		0-0 F4	4	0	1	0	1	0	4

Inning Stats	R: 0	H: 1	E: 0	LOB: 1	K: 0	BB: 0	S: 4	P: 4	R: 0	H: 1	E: 0	LOB: 1	K: 0	BB: 0	S: 4	P: 4	R: 0	H: 2	E: 0	LOB: 3	K: 0	BB: 1	S: 5	P: 9	R: 0	H: 0	E: 0	LOB: 3	K: 0	BB: 2	S: 3	P: 12	R: 2	H: 3	E: 0	LOB: 2	K: 1	BB: 2	S: 7	P: 15	R: 0	H: 1	E: 0	LOB: 1	K: 0	BB: 0	S: 4	P: 4	R: 0	H: 0	E: 0	LOB: 0	K: 1	BB: 0	S: 5	P: 5	R: 1	H: 2	E: 0	LOB: 2	K: 0	BB: 1	S: 5	P: 9	1B: 9	SF: 0	2B: 2	SAC: 0	3B: 0	DP: 1	HR: 0	HBP: 1	WP: 1	PA: 45
--------------	------	------	------	--------	------	-------	------	------	------	------	------	--------	------	-------	------	------	------	------	------	--------	------	-------	------	------	------	------	------	--------	------	-------	------	-------	------	------	------	--------	------	-------	------	-------	------	------	------	--------	------	-------	------	------	------	------	------	--------	------	-------	------	------	------	------	------	--------	------	-------	------	------	-------	-------	-------	--------	-------	-------	-------	--------	-------	--------


PITCHER	IP	WLS	BF	H	R	ER	SO	BB	IBB	HBP	BLK	WP	HR	S	P	ERA	WHIP
Rick Rhoden, R (1, 1) ERA: 3.75	5.2		29	7	2	2	0	5	0	1	0	1	0	23	44	3.18	2.118
Pat Clements, L (6, 1) ERA: 4.67	0.0		2	1	0	0	0	1	0	0	0	0	0	1	5	∞	∞
Tim Stoddard, R (6, 1) ERA: 3.5	2.1	W	8	1	0	0	2	0	0	0	0	0	0	12	12	0.00	0.429
Dave Righetti, L (9, 1) ERA: 3.71	1.0	S	6	2	1	1	0	1	0	0	0	0	0	5	9	9.00	3.000

BOTTOM

New York Yankees @ Seattle Mariners
The Kingdome, Seattle, WA

Tue Aug 18 1987, 10:05 PM EDT
Att. 20,039 - Unknown

AB 37
R 3
H 11
RBI 3
BB 7
SO 2
LOB 24



PITCHER	IP	WLS	BF	H	R	ER	SO	BB	IBB	HBP	BLK	WP	HR	S	P	ERA	WHIP
---------	----	-----	----	---	---	----	----	----	-----	-----	-----	----	----	---	---	-----	------

Batter	1	2	3	4	5	6	7	8	9	AB R H RBI BB SO LOB	TOP	
Claudell Washington, L OBP: 0.335, SLG: 0.430 (1, 8) X	0-0 2B 2B 1B	0-0 1B		0-0 1-3			0-0 4-3		0-0 5-3	5 1 2 0 0 0 1		
Don Mattingly, L OBP: 0.395, SLG: 0.589 (1, 3) X	0-0 2B 1-3	0-0 1B			0-0 3-1		0-0 L9		0-0 HR	5 2 3 1 0 0 0		
Dan Pasqua, L OBP: 0.320, SLG: 0.415 (1, 9) B B B	4-0 2B FC3 BB	0-3 K			0-3 K		0-0 HR		0-0 4-3	4 2 1 1 1 2 2		
Mike Pagliarulo, L OBP: 0.321, SLG: 0.504 (1, 5) X	0-0 FC3 1-3 2-H 3-H G6-4-3 2B		0-0 F9		0-0 E 2B		0-0 F7			4 2 2 2 0 0 0		
Mike Easler, L OBP: 0.331, SLG: 0.345 (1, 7) X	0-0 FC3 2-3 3-H G6-4-3		0-0 6-3		0-0 E3 WP		0-0 F8			4 0 0 1 0 0 1		
Ron Kittle, R OBP: 0.329, SLG: 0.543 (1, 10) X	0-0 G6-4-3 1-2f 3-H		0-0 6-3		0-0 5-3			0-0 HR		4 1 1 1 0 0 2		
Juan Bonilla, R OBP: 0.339, SLG: 0.392 (1, 4) X	0-0 1-3			4-0 FC2-6 BB		0-0 5-3		0-0 6-3		3 0 0 0 1 0 0		
Joel Skinner, R OBP: 0.203, SLG: 0.259 (1, 2) S S S		0-3 K		0-0 FC2-6 1-2f FC6-4		0-0 6-3		0-0 6-3		4 0 0 0 0 1 1		
Bobby Meacham, S OBP: 0.316, SLG: 0.357 (1, 6) X		0-3 K		0-0 FC6-4 1-2f		0-0 5-3			0-3 K	4 0 0 0 0 2 1		
Inning Stats	R: 4 E: 0 K: 0 S: 6 H: 3 LOB: 0 BB: 1 P: 10	R: 0 E: 0 K: 3 S: 11 H: 2 LOB: 2 BB: 0 P: 11	R: 0 E: 0 K: 0 S: 3 H: 0 LOB: 0 BB: 0 P: 3	R: 0 E: 0 K: 0 S: 3 H: 0 LOB: 1 BB: 1 P: 7	R: 1 E: 1 K: 1 S: 7 H: 1 LOB: 1 BB: 0 P: 7	R: 0 E: 0 K: 0 S: 3 H: 0 LOB: 0 BB: 0 P: 3	R: 1 E: 0 K: 0 S: 4 H: 1 LOB: 0 BB: 0 P: 4	R: 1 E: 0 K: 0 S: 4 H: 1 LOB: 0 BB: 0 P: 4	R: 1 E: 0 K: 1 S: 6 H: 1 LOB: 0 BB: 0 P: 6	1B: 3 2B: 3 3B: 0 HR: 3 SF: 0 SAC: 0 DP: 1 HBP: 0	WP: 1 PB: 0 SB: 0 CS: 0 PA: 39	
PITCHER	IP WLS BF H R ER SO BB IBB HBP BLK WP HR S P ERA WHIP											
Mike Morgan, R ERA: 4.61 (1, 1)	7.0 L 31 7 6 5 4 2 0 0 0 0 1 1 37 45 6.43 1.286											
Mike Trujillo, R ERA: 7.08 (8, 1)	1.0 4 1 1 1 0 0 0 0 0 0 0 1 4 4 9.00 1.000											
Ed Nunez, R ERA: 4.14 (9, 1)	1.0 4 1 1 1 1 0 0 0 0 0 0 1 6 6 9.00 1.000											

New York Yankees @ Seattle Mariners
The Kingdom, Seattle, WA
Wed Aug 19 1987, 10:05 PM EDT
Att: 16,226 - Unknown

livebaseballscorecards.com

AB	37
R	8
H	9
RBI	6
BB	2
SO	5
LOB	8



Batter	1	2	3	4	5	6	7	8	9	AB	R	H	RBI	BB	SO	LOB
John Moses, S OBP: 0.297, SLG: 0.327 (1, 8) BBB	4-0 G3 S BB		0-0 L8		0-0 FC3-6 G6-3 1-2f 2-3			0-0 F8		3	0	0	0	1	0	2
Phil Bradley, R OBP: 0.381, SLG: 0.468 (1, 7) X	0-0 6-3 1-2		4-0 S BB		0-0 G6-3 1-2f			0-0 2B		3	0	1	0	1	0	3
Alvin Davis, L OBP: 0.395, SLG: 0.529 (1, 3) X	0-0 G3 2-3		0-0 F4				0-0 G3		0-0 L9		4	0	0	0	0	3
Gary Matthews, R OBP: 0.342, SLG: 0.398 (1, 10) BBB	4-0 BB		0-3 K				0-0 F8		0-0 F8		3	0	0	0	1	1
Jim Presley, R OBP: 0.295, SLG: 0.444 (1, 5) X	0-0 6-3			0-0 5-3			0-0 6-3		0-0 1B 1B		4	0	1	0	0	2
Dave Valle, R OBP: 0.307, SLG: 0.507 (1, 2) X		0-0 F3		0-3 K			0-0 6-3		0-0 1B FC6-4		4	0	1	0	0	1
Mickey Brantley, R OBP: 0.301, SLG: 0.404 (1, 9) BBB		0-3 K		0-0 1-3			0-0 F7		0-0 F9		4	0	0	0	0	1
Rey Quinones, R OBP: 0.315, SLG: 0.395 (1, 6) X		0-0 1B			4-0 FC3-6 1B BB		0-0 6-3		0-0 FC6-4 1-2f		3	0	1	0	1	2
Harold Reynolds, S OBP: 0.332, SLG: 0.378 (1, 4) X		0-0 F8			0-0 FC3-6 1B			0-0 G3		3	0	1	0	0	0	1

Inning Stats	R: 0	H: 0	E: 0	K: 3	S: 3	R: 0	H: 1	E: 0	K: 1	S: 6	R: 0	H: 0	E: 0	K: 1	S: 5	R: 0	H: 0	E: 0	K: 1	S: 5	R: 0	H: 1	E: 0	K: 0	S: 3	R: 0	H: 0	E: 0	K: 0	S: 3	R: 0	H: 1	E: 0	K: 0	S: 4	R: 0	H: 2	E: 0	K: 0	S: 5	1B: 4	SF: 0	2B: 1	SAC: 0	3B: 0	DP: 1	HR: 0	HBP: 0	WP: 0	PA: 35
	0	0	0	3	3	0	1	0	1	6	0	0	0	1	5	0	0	0	0	1	5	0	1	0	0	3	0	0	0	3	0	1	0	0	4	2	0	2	0	5	4	0	1	0	0	0	0	35		


PITCHER	IP	WLS	BF	H	R	ER	SO	BB	IBB	HBP	BLK	WP	HR	S	P	ERA	WHIP
Tommy John, L ERA: 4.02 (1, 1)	1.0		5	0	0	0	0	2	0	0	0	0	0	3	11	0.00	2.000
Charles Hudson, R ERA: 3.43 (2, 1)	8.0	W	30	5	0	0	3	2	0	0	0	0	0	34	42	0.00	0.875

BOTTOM

New York Yankees @ Seattle Mariners
The Kingdome, Seattle, WA
Wed Aug 19 1987, 10:05 PM EDT
Att. 16,226 - Unknown

livebaseballscorecards.com

AB	31
R	0
H	5
RBI	0
BB	4
SO	3
LOB	16



Batter	1	2	3	4	5	6	7	8	9	10	11	12	AB R H RBI BB SO LOB	TOP				
Claudell Washington, L (1, 8) OBP: 0.331, SLG: 0.424	0-0 4-3		0-3 K		0-0 4-3		0-0 F8		0-0 6-3			0-0 1B	6 0 1 0 0 1 4					
Don Mattingly, L (1, 3) OBP: 0.396, SLG: 0.585	4-0 G4-6-3 BB		4-0 IBB		4-0 IBB		0-0 FC5-4		0-0 G3			0-0 F6	3 0 0 0 3 0 2					
Dan Pasqua, L (1, 7) OBP: 0.315, SLG: 0.408	0-0 G4-6-3		0-3 K		0-0 F6		0-0 5-3		0-0 4-3				4 0 0 0 0 1 6					
Gary Ward, R (10, PH) OBP: 0.289, SLG: 0.384	1-2f												1 0 0 0 0 0 0					
Mike Pagliarulo, L (1, 5) OBP: 0.322, SLG: 0.518		0-0 HR		0-0 3-1		0-0 HR		0-0 4-3		0-0 6-3			5 2 2 2 0 0 2					
Dave Winfield, R (1, 9) OBP: 0.362, SLG: 0.470		4-0 BB		0-0 L7		0-0 F7		0-0 1-3		0-0 6-3			4 0 0 0 1 0 0					
Ron Kittle, R (1, 10) OBP: 0.324, SLG: 0.552		0-0 F4		0-0 G3		0-0 HR		0-3 K		0-0 F4			5 1 1 1 0 1 1					
Randy Velarde, R (1, 6) OBP: 0.324, SLG: 0.552		0-0 F8		0-0 F7		0-3 K		0-3 K		0-3 K			5 0 0 0 0 3 1					
Joel Skinner, R (1, 2) OBP: 0.205, SLG: 0.259		0-3 K		0-0 E5		0-3 K		0-3 K		0-3 K		0-3 K	4 0 1 0 0 3 1					
Mike Easter, L (12, PH) OBP: 0.329, SLG: 0.343				4-3 1B									1 0 0 0 0 1 0					
Rick Cerone, R (12, 2) OBP: 0.332, SLG: 0.340													0 0 0 0 0 0 0					
Bobby Meacham, S (1, 4) OBP: 0.330, SLG: 0.375				0-0 2B		0-0 B1		4-0 FC5-4 BB		0-0 1B		0-0 F8	4 0 2 0 1 0 1					
Inning Stats	R: 0 H: 0 E: 0 LOB: 0 K: 0 BB: 1 S: 2 P: 6	R: 1 H: 1 E: 0 LOB: 1 K: 1 BB: 1 S: 6 P: 10	R: 0 H: 1 E: 0 LOB: 2 K: 2 BB: 1 S: 8 P: 12	R: 0 H: 0 E: 0 LOB: 0 K: 0 BB: 0 S: 3 P: 3	R: 0 H: 1 E: 1 LOB: 2 K: 0 BB: 1 S: 4 P: 8	R: 2 H: 2 E: 0 LOB: 0 K: 2 BB: 0 S: 9 P: 9	R: 0 H: 0 E: 0 LOB: 1 K: 0 BB: 1 S: 3 P: 7	R: 0 H: 0 E: 0 LOB: 0 K: 1 BB: 0 S: 5 P: 5	R: 0 H: 1 E: 0 LOB: 1 K: 2 BB: 0 S: 8 P: 8	R: 0 H: 0 E: 0 LOB: 0 K: 0 BB: 0 S: 3 P: 3	R: 0 H: 0 E: 0 LOB: 0 K: 1 BB: 0 S: 5 P: 5	R: 0 H: 1 E: 0 LOB: 1 K: 1 BB: 0 S: 6 P: 6	1B: 3 SF: 0 2B: 1 SAC: 0 3B: 0 DP: 1 HR: 3 HBP: 0	WP: 0 PA: 47 PB: 0 SB: 0 CS: 0				
PITCHER	IP WLS BF H R ER SO BB IBB HBP BLK WP HR S P ERA WHIP																	
Mike Campbell, R (1, 1) ERA: 11.12	6.0	27	5	3	3	5	3	2	0	0	0	0	0	0	0	0	4.50	1.333
Bill Wilkinson, L (7, 1) ERA: 3.49	4.0	13	1	0	0	3	0	0	0	0	0	0	0	0	0	0	0.00	0.250
Jerry Reed, R (11, 1) ERA: 3.53	2.0	7	1	0	0	2	0	0	0	0	0	0	0	0	0	0	0.00	0.500

New York Yankees @ Seattle Mariners
 The Kingdome, Seattle, WA
 Thu Aug 20 1987, 10:05 PM EDT
 Att. 18,095 - Unknown

livebaseballscorecards.com



Batter	1	2	3	4	5	6	7	8	9	10	11	12
John Moses, S OBP: 0.298, SLG: 0.326 Ken Phelps, L OBP: 0.404, SLG: 0.539 Mike Kingery, L OBP: 0.322, SLG: 0.448	4-0 CS BB		0-0 F9		0-3 K		4-0 1-2 BB		0-0 F8		0-0 SH3-4	
Phil Bradley, R OBP: 0.379, SLG: 0.462	0-0 6-3		0-0 3-1			0-0 4-3	0-0 4-3		4-0 2B BB		0-0 5-3	
Alvin Davis, L OBP: 0.402, SLG: 0.542	0-0 1B			0-0 HR		4-0 1B BB		4-0 1B BB	0-0 2B		4-0 1B IBB	
Gary Matthews, R OBP: 0.348, SLG: 0.402 Domingo Ramos, R OBP: 0.325, SLG: 0.408	0-0 F8			0-0 4-3		0-0 1-2 1B		0-0 1-2 1B	4-0 BB		0-0 1-2 2-H 1B	
Jim Presley, R OBP: 0.291, SLG: 0.438		0-0 F3		0-0 6-3		0-0 F8		0-0 B1	0-0 F9			0-3 K
Dave Valle, R OBP: 0.303, SLG: 0.498		0-0 F6		0-0 F3		0-3 K		0-0 F6		0-0 6-3		0-0 1B BB SF8 1B
Mickey Brantley, R OBP: 0.306, SLG: 0.418		0-0 S 1B			0-0 HR		0-0 5-3	0-0 F9		0-3 K		4-0 1B BB
Rey Quinones, R OBP: 0.316, SLG: 0.394		0-0 4-3		0-0 F8		0-0 F8			0-0 F8		0-0 F8	0-0 1-2 2-3 1B
Harold Reynolds, S OBP: 0.333, SLG: 0.378			0-0 1-3		0-0 F5		0-0 BB 1B		0-0 SH3		4-0 SH3-4 1B BB	0-0 SF8


AB	R	H	RBI	BB	SO	LOB
2	0	0	0	1	1	0
0	0	0	0	1	0	0
1	0	0	0	0	0	1
5	0	0	0	1	0	4
3	1	3	2	3	0	0
4	0	2	0	0	0	1
1	0	1	0	1	0	0
6	0	0	0	0	1	7
6	1	1	0	0	1	4
5	1	2	1	1	1	2
6	1	2	0	0	0	1
3	0	1	1	1	0	0

BOTTOM

New York Yankees @ Seattle Mariners
The Kingdom, Seattle, WA
 Thu Aug 20 1987, 10:05 PM EDT
 Att: 18,095 - Unknown

livebaseballscorecards.com

AB	42
R	4
H	12
RBI	4
BB	9
SO	4
LOB	20



WP:	0	PA:	54
PB:	0		
SB:	1		
CS:	1		

Inning Stats	R: 0	H: 1	E: 0	K: 0	S: 3	R: 0	H: 1	E: 0	K: 0	S: 4	R: 0	H: 0	E: 0	K: 0	S: 3	R: 1	H: 1	E: 0	K: 1	S: 6	R: 0	H: 1	E: 0	K: 1	S: 6	R: 0	H: 1	E: 0	K: 0	S: 4	R: 0	H: 1	E: 0	K: 0	S: 4	R: 1	H: 2	E: 0	K: 0	S: 5	R: 0	H: 0	E: 0	K: 1	S: 5	R: 0	H: 1	E: 0	K: 0	S: 3	R: 1	H: 2	E: 0	K: 1	S: 6
	LOB: 1	BB: 1	P: 7	LOB: 1	BB: 0	P: 4	LOB: 0	BB: 0	P: 3	LOB: 0	BB: 0	P: 4	LOB: 0	BB: 0	P: 3	LOB: 0	BB: 0	P: 4	LOB: 2	BB: 1	P: 10	LOB: 2	BB: 1	P: 8	LOB: 2	BB: 1	P: 8	LOB: 3	BB: 2	P: 13	LOB: 0	BB: 0	P: 5	LOB: 2	BB: 2	P: 11	LOB: 2	BB: 1	P: 10	LOB: 2	SAC: 2	DP: 0	HBP: 0												
PITCHER	IP	WLS	BF	H	R	ER	SO	BB	IBB	HBP	BLK	WP	HR	S	P	ERA	WHIP																																						
Dennis Rasmussen, L ERA: 4.79	(1, 1)	5.1	22	5	2	2	1	2	0	0	0	0	2	22	30	3.38	1.312																																						
Tim Stoddard, R ERA: 3.44	(6, 1)	1.1	5	1	0	0	1	0	0	0	0	0	0	7	7	0.00	0.750																																						
Dave Righetti, L ERA: 3.62	(7, 1)	4.1	22	4	1	1	1	5	1	0	0	0	0	18	42	2.08	2.077																																						
Brad Arnsberg, R ERA: 5.71	(12, 1)	0.2	L	5	2	1	1	1	0	0	0	0	0	6	10	13.50	4.500																																						

Batter	1	2	3	4	5	6	7	8	9	AB R H RBI BB SO LOB	TOP									
Claudell Washington, L OBP: 0.326, SLG: 0.417 (1, 8)	0-3 K		0-0 4-3		0-0 F8			0-0 G6-3		4 0 0 0 0 1 3										
Willie Randolph, R OBP: 0.416, SLG: 0.420 (1, 4)	0-0 G3-6-3 1B			0-0 4-3		0-0 HR		0-0 6-3		1 0 1 0 0 0 0										
Bobby Meacham, S OBP: 0.330, SLG: 0.407 (2, 4)										3 1 1 1 0 0 0										
Don Mattingly, L OBP: 0.395, SLG: 0.589 (1, 3)	0-0 G3-6-3 1-2f			0-0 HR		0-0 3-1			0-0 F7	4 1 1 1 0 0 1										
Mike Pagliarulo, L OBP: 0.322, SLG: 0.522 (1, 5)		0-3 K		0-3 K		0-3 K			0-0 HR	4 1 1 1 0 3 0										
Dave Winfield, R OBP: 0.359, SLG: 0.466 (1, 9)		0-0 5-3		0-0 4-3		0-0 6-3			0-0 5-3	4 0 0 0 0 0 0										
Dan Pasqua, L OBP: 0.314, SLG: 0.403 (1, 7)		0-3 K			0-3 K		0-3 K		4-0 FC6-4 BB	3 0 0 0 1 3 0										
Ron Kittle, R OBP: 0.322, SLG: 0.543 (1, 10)			0-3 K		0-0 2B 6-3 1B		0-0 F6		0-0 FC6-4	4 1 1 0 0 1 1										
Rick Cerone, R OBP: 0.332, SLG: 0.345 (1, 2)			0-0 F8		0-0 2B		0-0 5-3			3 0 1 0 0 0 0										
Randy Velarde, R OBP: 0.250, SLG: 0.250 (1, 6)			0-0 1B		0-0 6-3 3-H			0-0 G6-3 1B		3 0 2 1 0 0 1										
Inning Stats	R: 0 E: 0 K: 1 S: 5	H: 1 LOB: 0 BB: 0 P: 5	R: 0 E: 0 K: 2 S: 7	H: 0 LOB: 0 BB: 0 P: 7	R: 0 E: 0 K: 1 S: 6	H: 1 LOB: 1 BB: 0 P: 6	R: 1 E: 0 K: 1 S: 6	H: 1 LOB: 0 BB: 0 P: 6	R: 1 E: 0 K: 1 S: 6	H: 1 LOB: 0 BB: 0 P: 6	R: 0 E: 0 K: 1 S: 5	H: 0 LOB: 0 BB: 0 P: 5	R: 0 E: 0 K: 0 S: 3	H: 1 LOB: 0 BB: 0 P: 3	R: 1 E: 0 K: 0 S: 4	H: 1 LOB: 1 BB: 1 P: 8	1B: 4 2B: 1 3B: 0 HR: 3	SF: 0 SAC: 0 DP: 2 HBP: 0	WP: 0 PB: 0 SB: 0 CS: 0	PA: 34
PITCHER Steve Ontiveros, R ERA: 3.82 (1, 1)	IP: 8.2 WLS: W BF: 33 H: 8 R: 4 ER: 4 SO: 8 BB: 1 IBB: 0 HBP: 0 BLK: 0 WP: 0 HR: 3 S: 48 P: 52 ERA: 4.15 WHIP: 1.038																			
Jay Howell, R ERA: 5.65 (9, 1)	IP: 0.1 WLS: S BF: 1 H: 0 R: 0 ER: 0 SO: 0 BB: 0 IBB: 0 HBP: 0 BLK: 0 WP: 0 HR: 0 S: 1 P: 1 ERA: 0.00 WHIP: 0.000																			

New York Yankees @ Oakland Athletics
Oakland-Alameda County Coliseum, Oakland, CA

Fri Aug 21 1987, 7:05 PM PDT
Att: 35,359 - Unknown

livebaseballscorecards.com

AB	33
R	4
H	8
RBI	4
BB	1
SO	8
LOB	6



Batter	1	2	3	4	5	6	7	8	9
Tony Bernazard, S OBP: 0.342, SLG: 0.441 (1, 4) BBB	4-0 CS S BB		4-0 1B E BB	0-0 6-3 2-3			0-0 S 3B 1B		
Steve Henderson, R OBP: 0.418, SLG: 0.525 (1, 9) SSS	0-3 K 1-2		0-0 E 1B			0-0 F9	0-3 K		
Jose Canseco, R OBP: 0.323, SLG: 0.512 (1, 10) SSS	0-3 K 2-3		0-0 F8			0-3 K	0-0 1-H 3B		
Mark McGwire, R OBP: 0.360, SLG: 0.608 (1, 3) SSS		0-0 F9	0-0 E6 2B 2B			0-0 E6	0-3 K		
Carney Lansford, R OBP: 0.370, SLG: 0.442 (1, 5) SSS		0-0 F8	0-0 2B 2B			0-0 F7	0-0 6-3		
Terry Steinbach, R OBP: 0.346, SLG: 0.467 (1, 2) SSS		0-0 5-3	0-0 6-3			0-0 P3	0-0 F3		
Dwayne Murphy, L OBP: 0.411, SLG: 0.336 (1, 8) SSS			4-0 HR BB	0-0 6-3		0-3 K	0-0 F8		
Alfredo Griffin, S OBP: 0.322, SLG: 0.359 (1, 6) SSS			0-0 HR	0-0 S 4-3 1B		0-0 F7			
Luis Polonia, L OBP: 0.329, SLG: 0.407 (1, 7) SSS			0-3 K	0-0 4-3 1-2			0-0 4-3		

Inning Stats	R: 0	H: 0	E: 0	LOB: 0	K: 2	BB: 1	S: 6	P: 10
	R: 0	H: 0	E: 0	LOB: 0	K: 0	BB: 0	S: 3	P: 3
	R: 5	H: 4	E: 1	LOB: 1	K: 1	BB: 2	S: 9	P: 17
	R: 0	H: 1	E: 0	LOB: 1	K: 0	BB: 0	S: 4	P: 4
	R: 0	H: 0	E: 1	LOB: 1	K: 1	BB: 0	S: 6	P: 6
	R: 0	H: 0	E: 0	LOB: 0	K: 1	BB: 0	S: 5	P: 5
	R: 1	H: 2	E: 0	LOB: 1	K: 2	BB: 0	S: 9	P: 9
	R: 0	H: 0	E: 0	LOB: 0	K: 0	BB: 0	S: 3	P: 3

PITCHER	IP	WLS	BF	H	R	ER	SO	BB	IBB	HBP	BLK	WP	HR	S	P	ERA	WHIP
Ron Guidry, L ERA: 3.73 (1, 1)	8.0	L	34	7	6	6	7	3	0	0	0	0	1	45	57	6.75	1.250

AB R H RBI BB SO LOB

2	2	1	0	2	0	1
4	1	1	0	0	2	2
4	0	1	1	0	2	3
4	1	1	2	0	1	1
4	0	1	1	0	0	1
4	0	0	0	0	0	1
3	1	0	0	1	1	0
3	1	2	2	0	0	0
3	0	0	0	0	1	1


AB	31
R	6
H	7
RBI	6
BB	3
SO	7
LOB	10



New York Yankees @ Oakland Athletics
Oakland-Alameda County Coliseum, Oakland, CA
Fri Aug 21 1987, 7:05 PM PDT
Att. 35,359 - Unknown

livebaseballscores.com

WP: 0	PA: 34
PB: 0	
SB: 3	
CS: 1	

Batter	1	2	3	4	5	6	7	8	9	AB R H RBI BB SO LOB	TOP														
Claudell Washington, L OBP: 0.325, SLG: 0.415 (1, 8)	0-0 F7		0-3 K			0-3 K		0-0 G6-4-3 1B		4 0 1 0 0 2 1	<p>New York Yankees @ Oakland Athletics Oakland-Alameda County Coliseum, Oakland, CA</p> <p>Sat Aug 22 1987, 3:33 AM PDT Att: 40,116 - Unknown</p> <p>livebaseballscorecards.com</p> <table border="1"> <tr><td>AB</td><td>33</td></tr> <tr><td>R</td><td>0</td></tr> <tr><td>H</td><td>8</td></tr> <tr><td>RBI</td><td>0</td></tr> <tr><td>BB</td><td>0</td></tr> <tr><td>SO</td><td>6</td></tr> <tr><td>LOB</td><td>16</td></tr> </table> 	AB	33	R	0	H	8	RBI	0	BB	0	SO	6	LOB	16
AB	33																								
R	0																								
H	8																								
RBI	0																								
BB	0																								
SO	6																								
LOB	16																								
Gary Ward, R OBP: 0.287, SLG: 0.381 (1, 7)	0-3 K2-3			0-0 F7		0-0 6-3		0-0 G6-4-3 1-2f		4 0 0 0 0 1 1															
Don Mattingly, L OBP: 0.396, SLG: 0.588 (1, 3)	0-0 F7			0-0 F7		0-0 1B		0-0 1B 1B		4 0 2 0 0 0 0															
Mike Pagliarulo, L OBP: 0.321, SLG: 0.520 (1, 5)		0-0 F5		0-0 F7		0-0 F8		0-0 1B 1-2		4 0 1 0 0 0 1															
Dave Winfield, R OBP: 0.363, SLG: 0.468 (1, 9)		0-0 F9			0-0 FC5-4 1B		0-0 WP 1B	0-0 G6-4-3 1-2 2-3		4 0 3 0 0 0 0															
Dan Pasqua, L OBP: 0.311, SLG: 0.398 (1, 10)		0-0 F5			0-0 F7		0-3 K 1-2	0-3 K		3 0 0 0 0 1 2 1 0 0 0 0 1 3															
Ron Kittle, R OBP: 0.320, SLG: 0.540 (9, PH)																									
Randy Velarde, R OBP: 0.182, SLG: 0.182 (1, 6)			0-0 5-3		0-0 FC5-4 HBP 1-2f		0-0 F8	0-0 G6-4-3 1-2f		3 0 0 0 0 0 2 1 0 0 0 0 0 3															
Mike Easter, L OBP: 0.328, SLG: 0.342 (9, PH)																									
Rick Cerone, R OBP: 0.332, SLG: 0.342 (1, 2)			0-0 6-3		1-0 HBP 1-2		0-0 F8			2 0 0 0 0 0 1															
Bobby Meacham, S OBP: 0.330, SLG: 0.426 (1, 4)			0-0 3B		0-3 K			0-0 F9		3 0 1 0 0 1 2															
Inning Stats	R: 0 E: 0 K: 1 S: 5	H: 0 LOB: 0 BB: 0 P: 5	R: 0 E: 0 K: 0 S: 3	H: 0 LOB: 0 BB: 0 P: 3	R: 0 E: 0 K: 1 S: 6	H: 1 LOB: 1 BB: 0 P: 6	R: 0 E: 0 K: 0 S: 3	H: 0 LOB: 0 BB: 0 P: 3	R: 0 E: 0 K: 0 S: 6	H: 1 LOB: 2 BB: 0 P: 7	R: 0 E: 0 K: 1 S: 6	H: 1 LOB: 1 BB: 0 P: 6	R: 0 E: 0 K: 1 S: 6	H: 1 LOB: 1 BB: 0 P: 6	R: 0 E: 0 K: 0 S: 3	H: 1 LOB: 0 BB: 0 P: 3	R: 0 E: 0 K: 1 S: 7	H: 3 LOB: 2 BB: 0 P: 7	1B: 7 2B: 0 3B: 1 HR: 0	SF: 0 SAC: 0 DP: 2 HBP: 1	WP: 1 PB: 0 SB: 0 CS: 0	PA: 34			
PITCHER	IP WLS BF H R ER SO BB IBB HBP BLK WP HR S P ERA WHIP																								
Gene Nelson, R ERA: 2.74 (1, 1)	6.1 W 24 4 0 0 5 0 0 1 0 0 1 0 33 34 0.00 0.632																								
Dennis Lamp, R ERA: 4.01 (7, 1)	1.2 5 1 0 0 0 0 0 0 0 0 0 0 5 5 0.00 0.600																								
Greg Cadaret, L ERA: 3.8 (9, 1)	0.0 3 3 0 0 0 0 0 0 0 0 0 0 3 3 ∞ ∞																								
Dennis Eckersley, R ERA: 2.9 (9, 1)	1.0 2 0 0 0 0 1 0 0 0 0 0 0 4 4 0.00 0.000																								

Batter	1	2	3	4	5	6	7	8	9
Tony Bernazard, S (1, 4) OBP: 0.343, SLG: 0.439	4-0 1B 1B FC6-4 BB		0-3 K	0-0 F8		0-0 1B		0-0 1-3	
Steve Henderson, R (1, 10) OBP: 0.394, SLG: 0.492 Luis Polonia, L (8, PH) OBP: 0.328, SLG: 0.406	0-3 K		0-0 3-1		0-0 F8	0-0 6-3		0-0 F7	
Jose Canseco, R (1, 7) OBP: 0.325, SLG: 0.516	0-0 FC6-4 1B 1-2 1B		0-0 1B 3B		0-0 F8		0-0 F9		
Mark McGwire, R (1, 3) OBP: 0.361, SLG: 0.607	0-0 FC6-4 1B 1-2 2-3		0-0 1B 1B		0-0 5-3		0-3 K		
Carney Lansford, R (1, 5) OBP: 0.371, SLG: 0.442	0-0 FC6-4 1-2f 2-3 3-H		0-0 1B			0-0 1B FC4-2	0-0 F4		
Terry Steinbach, R (1, 2) OBP: 0.348, SLG: 0.467	0-0 FC6-4 1-2f		0-0 F7			0-0 FC4-2 BB 1-3 SH1-3 1B	0-0 BB 1B 1-3 1B		
Reggie Jackson, L (1, 9) OBP: 0.284, SLG: 0.397 Mike Davis, L (6, PR) OBP: 0.331, SLG: 0.497		H 1-0 FC6-4 HBP		0-0 G3		4-0 SH1-3 FC4-2 1-2 1B BB	0-0 1-3 BB 1-2 1B		
Alfredo Griffin, S (1, 6) OBP: 0.319, SLG: 0.355		X 0-0 FC6-4 CS S		0-3 K		0-0 FC4-2 1-2 2-3 3-Hf 1B	0-0 F7		
Dwayne Murphy, L (1, 8) OBP: 0.416, SLG: 0.339		S 0-3 K		0-0 1B		0-0 SH1-3 1-2 2-3 3-H	4-0 1-3 BB		

Inning Stats	R: 1 E: 0 K: 1 S: 7	H: 2 LOB: 2 BB: 1 P: 11	R: 0 E: 0 K: 1 S: 4	H: 0 LOB: 1 BB: 0 P: 5	R: 1 E: 0 K: 1 S: 8	H: 3 LOB: 2 BB: 0 P: 8	R: 0 E: 0 K: 1 S: 6	H: 1 LOB: 1 BB: 0 P: 6	R: 0 E: 0 K: 0 S: 3	H: 0 LOB: 0 BB: 0 P: 3	R: 3 E: 0 K: 0 S: 6	H: 3 LOB: 1 BB: 1 P: 10	R: 0 E: 0 K: 1 S: 5	H: 0 LOB: 0 BB: 0 P: 5	R: 1 E: 0 K: 0 S: 5	H: 2 LOB: 2 BB: 1 P: 9
--------------	------------------------------	----------------------------------	------------------------------	---------------------------------	------------------------------	---------------------------------	------------------------------	---------------------------------	------------------------------	---------------------------------	------------------------------	----------------------------------	------------------------------	---------------------------------	------------------------------	---------------------------------

PITCHER														PITCHER																			
IP	WLS	BF	H	R	ER	SO	BB	IBB	HBP	BLK	WP	HR	S	P	ERA	WHIP	IP	WLS	BF	H	R	ER	SO	BB	IBB	HBP	BLK	WP	HR	S	P	ERA	WHIP
Steve Trout, L (1, 1) ERA: 4.02	5.0	L	25	8	5	5	4	2	0	0	0	0	30	39	9.00	2.000																	
Pat Clements, L (6, 1) ERA: 4.58	1.0		4	1	0	0	0	0	0	0	0	0	4	4	0.00	1.000																	
Brad Arnsberg, R (7, 1) ERA: 5.59	2.0		9	2	1	1	1	1	0	0	0	0	10	14	4.50	1.500																	

BOTTOM

New York Yankees @ Oakland Athletics
Oakland-Alameda County Coliseum, Oakland, CA


Sat Aug 22 1987, 3:33 AM PDT
Att. 40,116 - Unknown

AB	R	H	RBI	BB	SO	LOB
4	1	1	3	1	1	3
4	0	0	0	0	1	2
1	0	0	0	0	0	2
4	1	2	0	0	0	0
4	0	2	1	0	1	0
4	0	2	1	0	0	2
4	2	2	0	0	0	4
1	0	0	0	1	0	0
1	1	1	0	0	0	0
4	1	0	0	0	1	6
2	0	1	1	1	1	1

AB	33
R	6
H	11
RBI	6
BB	3
SO	5
LOB	20

WP: 0 PA: 38
PB: 0
SB: 2
CS: 1

1B: 10 SF: 0
2B: 1 SAC: 1
3B: 1 DP: 1
HR: 0 HBP: 1



Batter	1	2	3	4	5	6	7	8	9	AB R H RBI BB SO LOB	TOP		
Claudell Washington, L (1, 8) OBP: 0.326, SLG: 0.418	0-0 4-3		0-0 1-H 2-H 2B		0-3 K		0-3 K		0-0 E 1B	5 0 2 3 0 2 3			
Gary Ward, R (1, 7) OBP: 0.284, SLG: 0.376	0-0 F9		0-3 K		0-0 F9		0-0 F9		0-0 F9 1-3	5 0 0 0 0 1 5			
Don Mattingly, L (1, 3) OBP: 0.394, SLG: 0.585	0-0 1B		0-3 K			0-0 F8		0-0 6-3		4 0 1 0 0 1 1			
Mike Pagliarulo, L (1, 5) OBP: 0.320, SLG: 0.516	0-0 F9		0-3 K			4-0 BB		0-0 G3		3 0 0 0 1 1 2			
Dave Winfield, R (1, 9) OBP: 0.360, SLG: 0.464		0-0 F6		0-0 F8		0-0 F5		0-3 K		4 0 0 0 0 1 1			
Mike Easler, L (1, 10) OBP: 0.327, SLG: 0.353		0-0 G3		0-0 4-3		0-3 K			0-0 HR	4 1 1 1 0 1 1			
Randy Velarde, R (1, 6) OBP: 0.133, SLG: 0.133		0-0 5-3		0-0 6-3			0-3 K		0-0 5-3	4 0 0 0 0 1 0			
Rick Cerone, R (1, 2) OBP: 0.335, SLG: 0.350			0-0 HBP 2B 1B		0-0 F8		0-0 1B 2B		0-0 5-3	4 1 2 0 0 0 0			
Bobby Meacham, S (1, 4) OBP: 0.355, SLG: 0.454			1-0 HBP 2B		0-0 S 1B		0-0 2-3 1B		0-0 1B 2B	3 2 3 0 0 0 0			
Inning Stats	R: 0 E: 0 K: 0 S: 4 H: 1 LOB: 1 BB: 0 P: 4	R: 0 E: 0 K: 0 S: 3 H: 0 LOB: 0 BB: 0 P: 3	R: 2 E: 0 K: 3 S: 11 H: 2 LOB: 1 BB: 0 P: 12	R: 0 E: 0 K: 0 S: 3 H: 0 LOB: 0 BB: 0 P: 3	R: 0 E: 0 K: 1 S: 6 H: 1 LOB: 1 BB: 0 P: 6	R: 0 E: 0 K: 1 S: 5 H: 0 LOB: 1 BB: 1 P: 9	R: 0 E: 0 K: 2 S: 9 H: 2 LOB: 2 BB: 0 P: 9	R: 0 E: 0 K: 1 S: 5 H: 0 LOB: 0 BB: 0 P: 5	R: 2 E: 1 K: 0 S: 6 H: 3 LOB: 1 BB: 0 P: 6	1B: 5 2B: 3 3B: 0 HR: 1 SF: 0 SAC: 0 DP: 0 HBP: 1	WP: 0 PB: 0 SB: 1 CS: 0 PA: 38		
PITCHER	IP WLS BF H R ER SO BB IBB HBP BLK WP HR S P ERA WHIP											PITCHER	IP WLS BF H R ER SO BB IBB HBP BLK WP HR S P ERA WHIP
Dave Stewart, R (1, 1) ERA: 3.63	7.0 L 29 6 2 2 7 1 0 1 0 0 0 0 41 46 2.57 1.000												
Dave Leiper, L (8, 1) ERA: 3.2	0.2 2 0 0 0 0 0 0 0 0 0 0 0 2 2 0.00 0.000												
Jay Howell, R (8, 1) ERA: 5.89	1.1 7 3 2 2 1 0 0 0 0 0 0 1 9 9 13.50 2.250												

New York Yankees @ Oakland Athletics
Oakland-Alameda County Coliseum, Oakland, CA
 Sun Aug 23 1987, 3:33 AM PDT
 Att: 43,726 - Unknown

livebaseballscorecards.com

AB	36
R	4
H	9
RBI	4
BB	1
SO	8
LOB	13



Batter	1	2	3	4	5	6	7	8	9	AB	R	H	RBI	BB	SO	LOB
Tony Bernazard, S OBP: 0.342, SLG: 0.437 (1, 4) X	0-0 5-3 ①			0-3 K ①		0-0 1B ①			0-3 K ①	4	0	1	0	0	2	0
Mike Davis, L OBP: 0.328, SLG: 0.492 (1, 9) X	0-0 F8 ②			0-0 G3 ②		0-3 K ②			0-3 K ②	4	0	0	0	0	2	1
Jose Canseco, R OBP: 0.322, SLG: 0.512 (1, 7) X	0-0 F8 ③			0-0 F8 ③		0-0 F3 ③			0-3 K ③	4	0	0	0	0	1	1
Mark McGwire, R OBP: 0.359, SLG: 0.603 (1, 3)		0-3 K ①			0-3 K ①			0-3 K ①		3	0	0	0	0	3	0
Dwayne Murphy, L OBP: 0.414, SLG: 0.333 (1, 8)		0-3 K ②			4-0 1B BB ②			0-0 F9 ②		2	0	0	0	1	1	0
Carney Lansford, R OBP: 0.370, SLG: 0.441 (1, 5)		0-0 5-3 ③			0-0 1B ③			0-0 G1 ③		3	0	1	0	0	0	0
Reggie Jackson, L OBP: 0.284, SLG: 0.394 (1, 10)			4-0 L6-3 BB ①		0-3 K ②			0-0 4-3 ①		2	0	0	0	1	1	2
Mickey Tettleton, S OBP: 0.306, SLG: 0.342 (1, 2)			0-3 K ①		0-3 K ③			0-3 K ②		2	0	0	0	0	2	3
Luis Polonia, L OBP: 0.327, SLG: 0.405 (8, PH)										1	0	0	0	0	1	0
Terry Steinbach, R OBP: 0.346, SLG: 0.467 (9, 2)										0	0	0	0	0	0	0
Alfredo Griffin, S OBP: 0.317, SLG: 0.353 (1, 6)			0-0 L6-3 ② ③			0-0 6-3 ①			0-0 F8 ③	3	0	0	0	0	0	1

Inning Stats	R: 0	H: 0	E: 0	K: 0	S: 3	R: 0	H: 0	E: 0	K: 2	S: 7	R: 0	H: 0	E: 0	K: 1	S: 4	R: 0	H: 0	E: 0	K: 1	S: 5	R: 0	H: 1	E: 0	K: 3	S: 10	R: 0	H: 1	E: 0	K: 1	S: 6	R: 0	H: 0	E: 0	K: 1	S: 5	R: 0	H: 0	E: 0	K: 1	S: 5	R: 0	H: 0	E: 0	K: 3	S: 9	1B: 2	2B: 1	3B: 0	HR: 0	SF: 0	SAC: 0	DP: 1	HBP: 0	WP: 0	PB: 0	SB: 0	CS: 0	PA: 30
--------------	------	------	------	------	------	------	------	------	------	------	------	------	------	------	------	------	------	------	------	------	------	------	------	------	-------	------	------	------	------	------	------	------	------	------	------	------	------	------	------	------	------	------	------	------	------	-------	-------	-------	-------	-------	--------	-------	--------	-------	-------	-------	-------	--------

PITCHER	IP	WLS	BF	H	R	ER	SO	BB	IBB	HBP	BLK	WP	HR	S	P	ERA	WHIP
Rick Rhoden, R ERA: 3.64 (1, 1)	5.0	W	17	1	0	0	7	2	0	0	0	0	0	29	37	0.00	0.600
Tim Stoddard, R ERA: 3.25 (6, 1)	4.0	S	13	1	0	0	6	0	0	0	0	0	0	25	25	0.00	0.250

BOTTOM

New York Yankees @ Oakland Athletics
Oakland-Alameda County Coliseum, Oakland, CA
Sun Aug 23 1987, 3:33 AM PDT
Att. 43,726 - Unknown

AB	28
R	0
H	2
RBI	0
BB	2
SO	13
LOB	8



PITCHER	IP	WLS	BF	H	R	ER	SO	BB	IBB	HBP	BLK	WP	HR	S	P	ERA	WHIP
---------	----	-----	----	---	---	----	----	----	-----	-----	-----	----	----	---	---	-----	------

Batter	1	2	3	4	5	6	7	8	9	10	11	AB R H RBI BB SO LOB	TOP																			
Claudell Washington, L (1.8) OBP: 0.331, SLG: 0.417	0-3 K		X 0-0 1B			B B B B 4-0 SH1-3 1-2 BB		X 0-0 FC5-4			B B B B 4-0 4-3 2B BB	3 1 1 0 2 1 1																				
Gary Ward, R (1.7) OBP: 0.281, SLG: 0.373	0-0 F9		X 0-0 5-3			X 0-0 SH1-3		X 0-0 F9			X 0-0 B2	4 0 0 0 0 0 3																				
Don Mattingly, L (1.3) OBP: 0.392, SLG: 0.580	0-0 G3			X 0-0 F8		X 0-0 SF7			B B B B 4-0 G3-6-3 BB		X 0-0 4-3	3 0 0 1 1 0 1																				
Mike Pagliarulo, L (1.5) OBP: 0.319, SLG: 0.514		S S S 0-3 K		X 0-0 G3		S S S S 0-3 K			X 0-0 G3-6-3		X 0-0 2B	5 0 1 1 0 2 2																				
Dave Winfield, R (1.9) OBP: 0.360, SLG: 0.469		X 0-0 HR		X 0-0 P4		X 0-0 5-3			X 0-0 6-3		X 4-0 IBB	4 1 1 1 1 0 0																				
Mike Easler, L (1.10) OBP: 0.326, SLG: 0.351		X 0-0 F9		X 0-0 L8		S S S S 0-3 K			X 0-0 SH3-4		S S S S 0-3 K	4 0 1 0 0 1 0																				
Ron Kittle, R (11, PH) OBP: 0.318, SLG: 0.536		X 0-0 F9										1 0 0 0 0 1 2																				
Bobby Meacham, S (1.4) OBP: 0.345, SLG: 0.440		X 0-0 5-3		X 0-0 F2		X 0-0 F7			X 0-0 SH3-4			3 0 0 0 0 0 0																				
Rick Cerone, R (1.2) OBP: 0.329, SLG: 0.343			X 0-0 L6		S S S S 0-3 K			X 0-0 6-3		X 0-0 6-3		4 0 0 0 0 1 1																				
Randy Velarde, R (1.6) OBP: 0.222, SLG: 0.222			X 0-0 4-3			X 0-0 SH1-3 SF7 BB 1B		X 0-0 FC5-4		X 0-0 6-3		3 1 2 0 0 0 0																				
Dan Pasqua, L (10, PH) OBP: 0.310, SLG: 0.397												1 0 0 0 0 0 1																				
Juan Bonilla, R (10, 4) OBP: 0.339, SLG: 0.392												0 0 0 0 0 0 0																				
Inning Stats	R: 0 E: 0 K: 1 S: 5	H: 0 LOB: 0 BB: 0 P: 5	R: 1 E: 0 K: 1 S: 6	H: 1 LOB: 0 BB: 0 P: 6	R: 0 E: 0 K: 0 S: 4	H: 1 LOB: 1 BB: 0 P: 4	R: 0 E: 0 K: 0 S: 3	H: 0 LOB: 0 BB: 0 P: 3	R: 0 E: 0 K: 1 S: 5	H: 0 LOB: 0 BB: 0 P: 5	R: 1 E: 0 K: 1 S: 6	H: 1 LOB: 1 BB: 1 P: 10	R: 0 E: 0 K: 1 S: 5	H: 0 LOB: 0 BB: 0 P: 5	R: 0 E: 0 K: 0 S: 4	H: 1 LOB: 1 BB: 0 P: 4	R: 0 E: 0 K: 0 S: 2	H: 0 LOB: 0 BB: 1 P: 6	R: 0 E: 0 K: 0 S: 4	H: 1 LOB: 1 BB: 0 P: 4	R: 1 E: 0 K: 1 S: 6	H: 1 LOB: 2 BB: 2 P: 14	1B: 4 2B: 1 3B: 0 HR: 1	SF: 1 SAC: 2 DP: 1 HBP: 0	WP: 0 PB: 0 SB: 1 CS: 0	PA: 42						
PITCHER	IP WLS BF H R ER SO BB IBB HBP BLK WP HR S P ERA WHIP																															
Don Sutton, R (1, 1) ERA: 4.35	7.0		25	3	2	2	5	1	0	0	0	0	0	1	34	38	2.57	0.571														
Greg Minton, R (8, 1) ERA: 2.81	3.0		11	2	0	0	0	1	0	0	0	0	0	0	10	14	0.00	1.000														
Gary Lucas, L (11, 1) ERA: 3.98	1.0	L	6	1	1	1	1	1	1	0	0	0	0	0	6	14	9.00	2.000														

New York Yankees @ California Angels
 Anaheim Stadium, Anaheim, CA
 Mon Aug 24 1987, 10:05 PM EDT
 Att. 38,742 - Unknown

AB	35
R	3
H	6
RBI	3
BB	4
SO	6
LOB	11



1B	4
2B	1
3B	0
HR	1
SF	1
SAC	2
DP	1
HBP	0

BOTTOM

New York Yankees @ California Angels
Anaheim Stadium, Anaheim, CA
Mon Aug 24 1987, 10:05 PM EDT
Att. 38,742 - Unknown

livebaseballscores.com

AB 40
R 2
H 8
RBI 2
BB 3
SO 6
LOB 13



WP: 0 PA: 44
PB: 0
SB: 0
CS: 0

AB R H RBI BB SO LOB

5 1 2 1 0 0 1

4 0 0 0 1 0 0

5 1 1 0 0 0 3

4 0 1 1 1 0 0

5 0 0 0 0 3 2

4 0 1 0 0 1 1
0 0 0 0 0 0 0
0 0 0 0 0 0 0
1 0 1 0 0 0 0


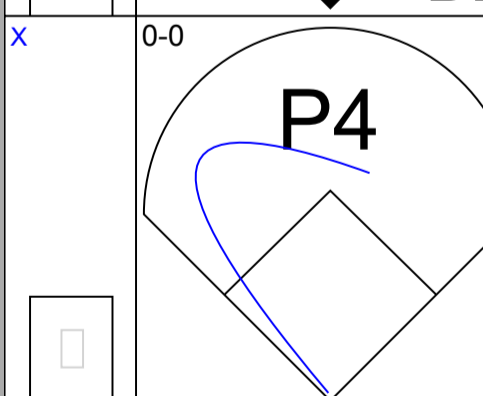
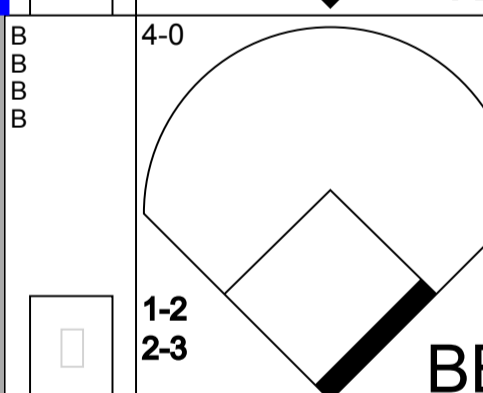
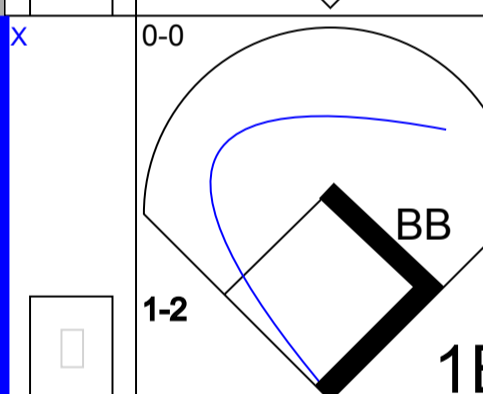
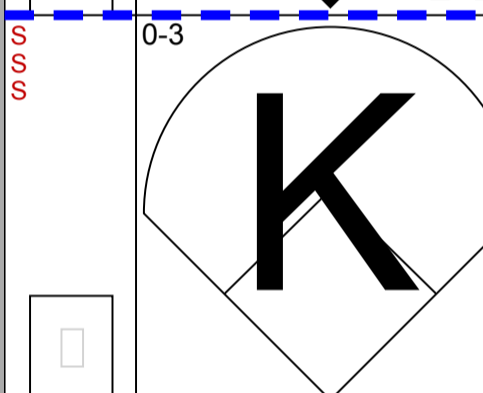
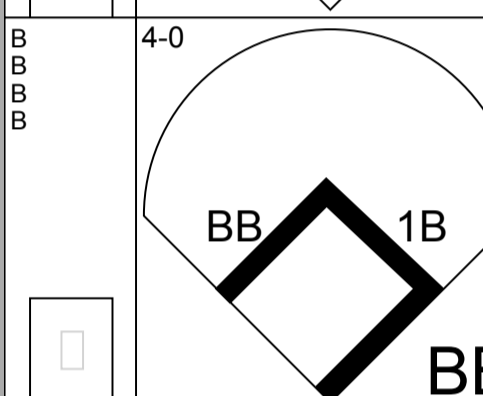
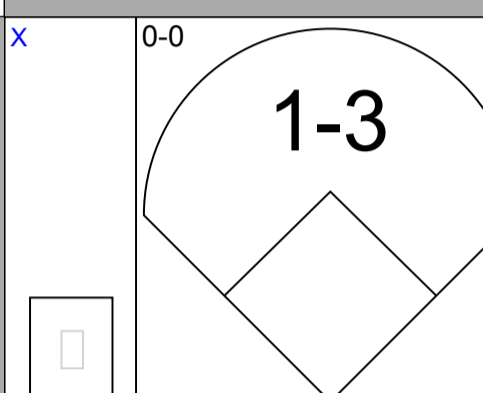

3 0 1 0 0 0 0
1 0 0 0 1 0 1

4 0 0 0 0 1 4

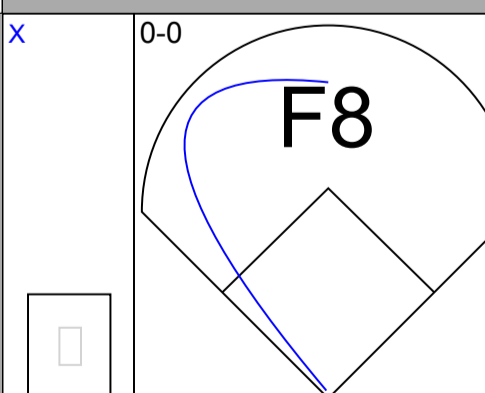

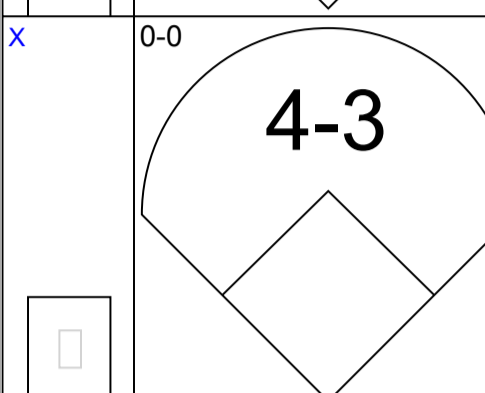
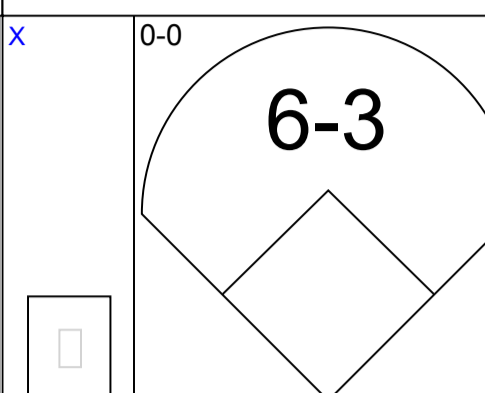
4 0 1 0 0 1 1

1B: 6 SF: 0
2B: 1 SAC: 1
3B: 0 DP: 0
HR: 1 HBP: 0


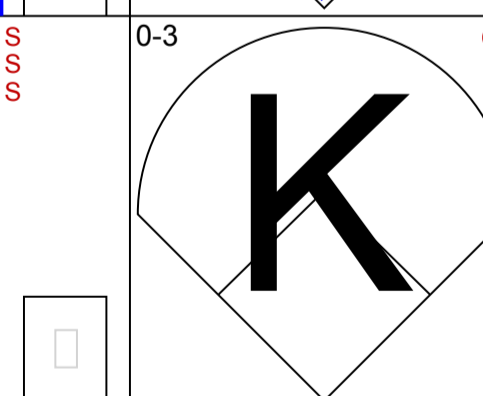
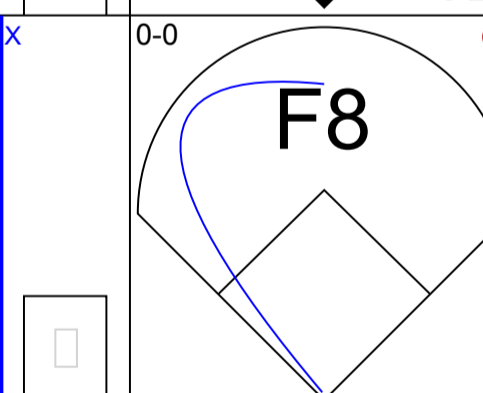
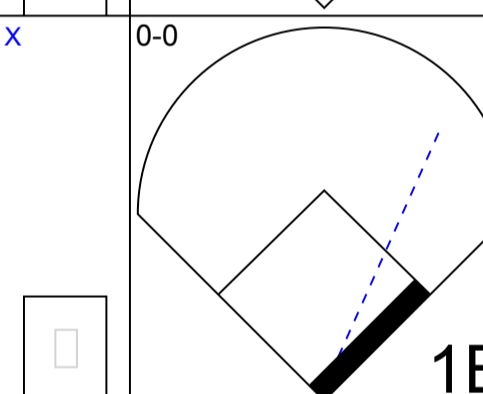
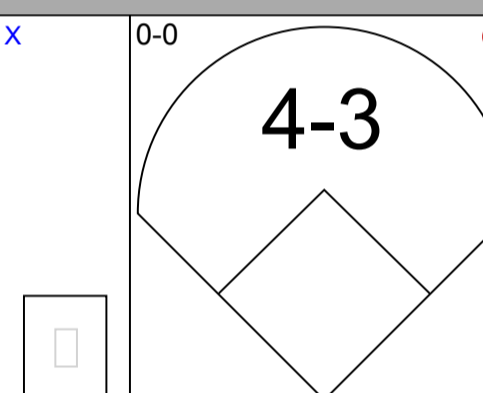

11




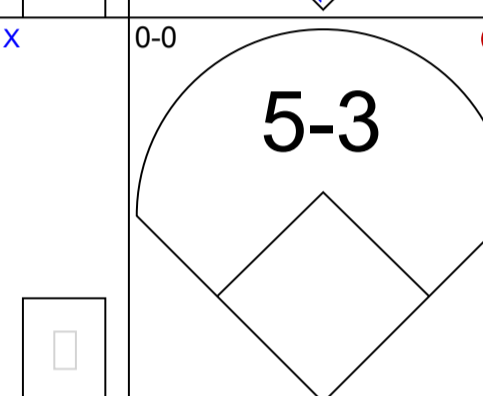
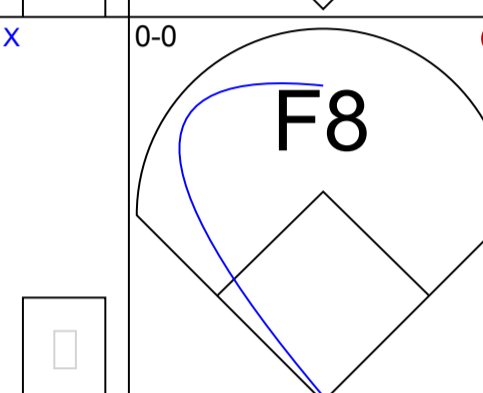
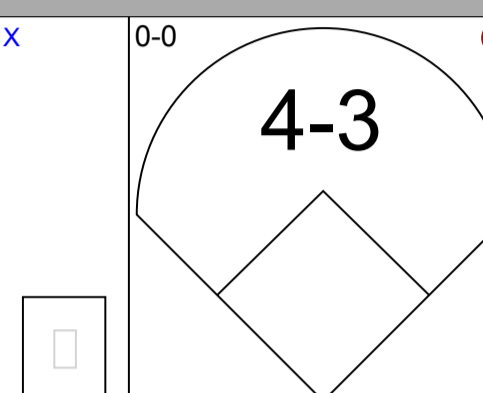

10



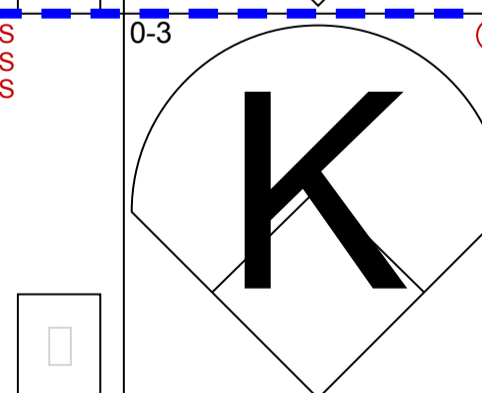
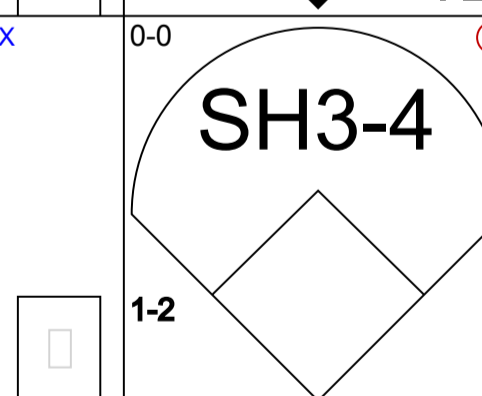
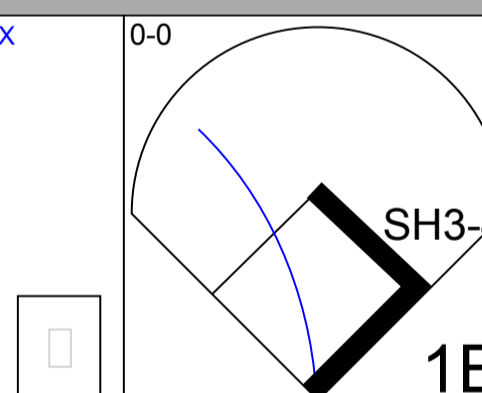

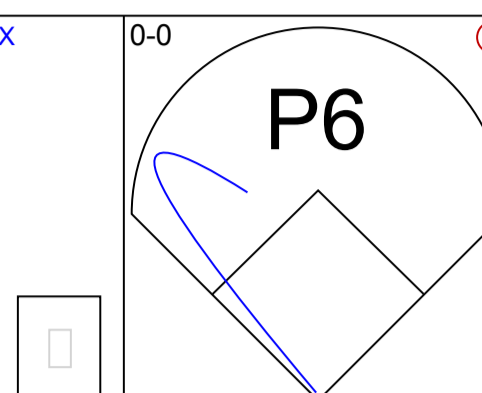
9




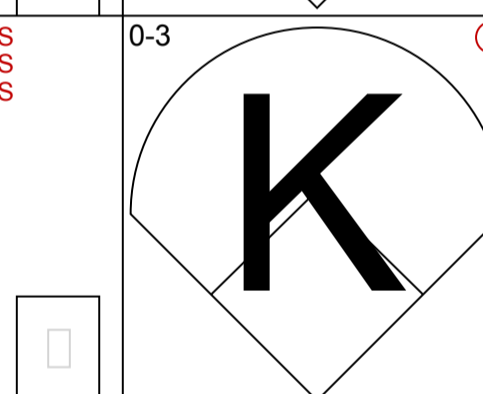
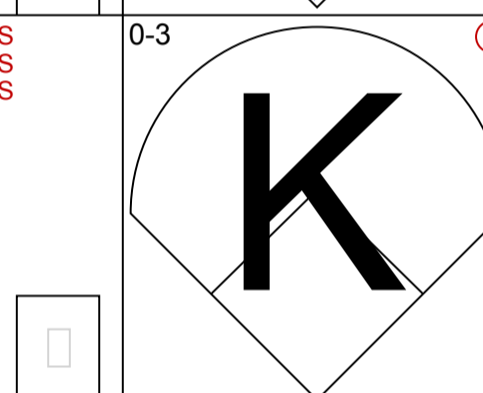
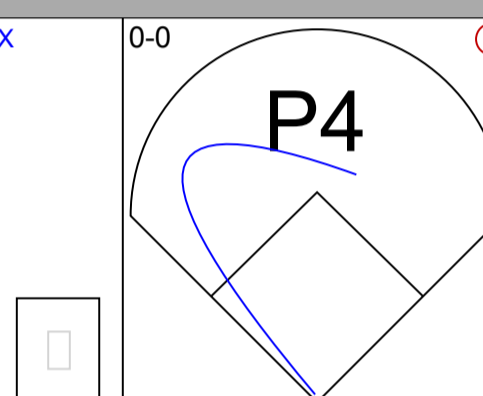

8



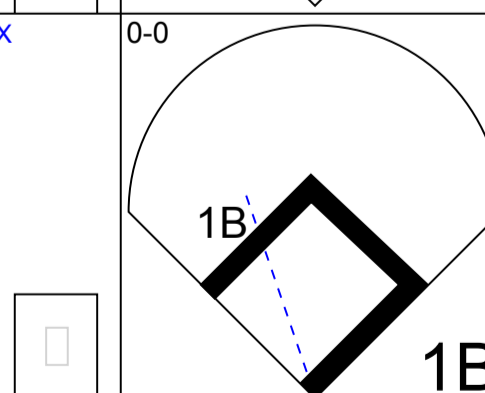
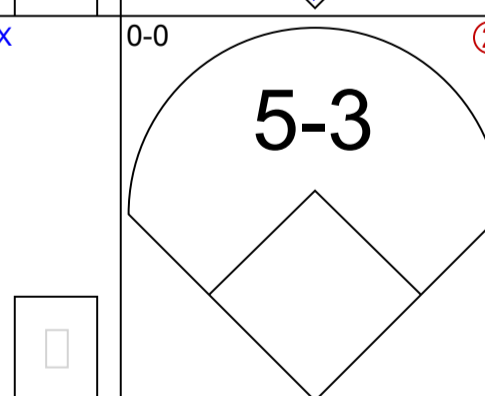
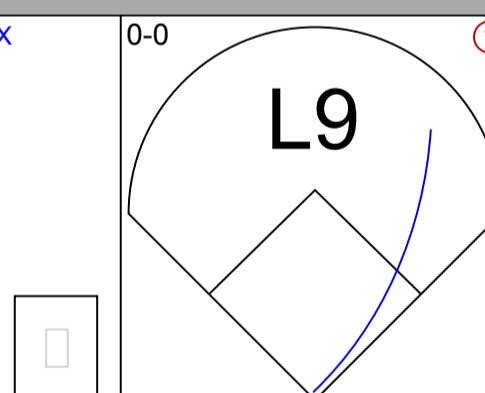

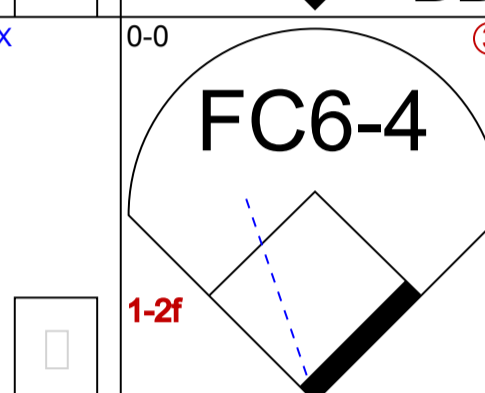
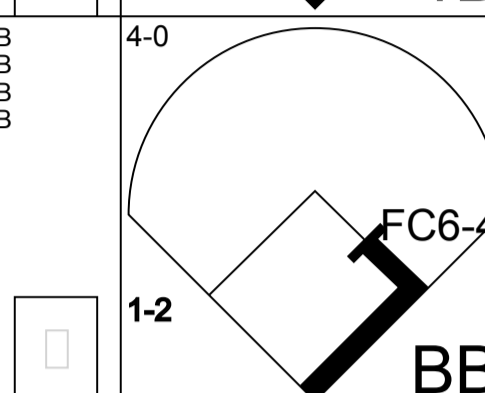
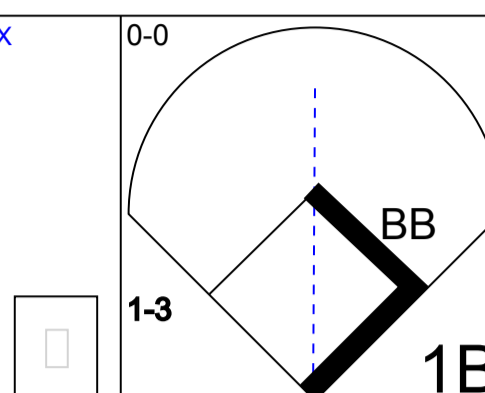
7




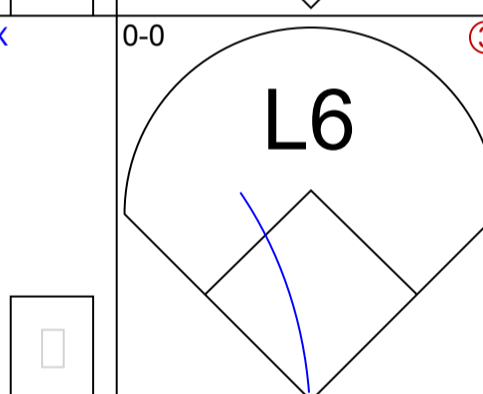
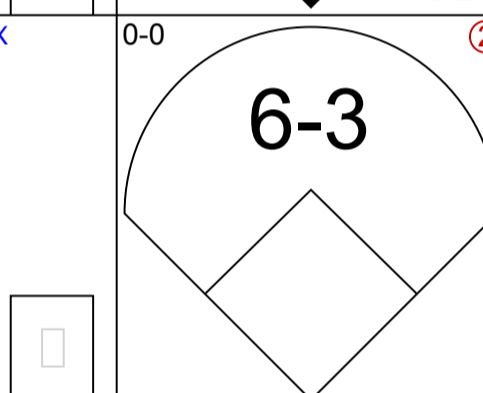
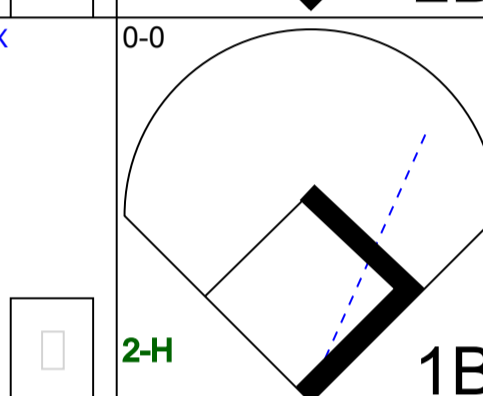
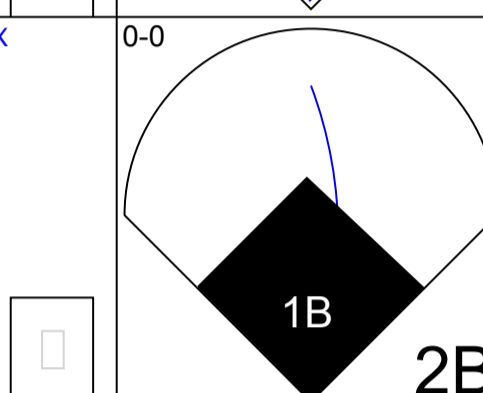
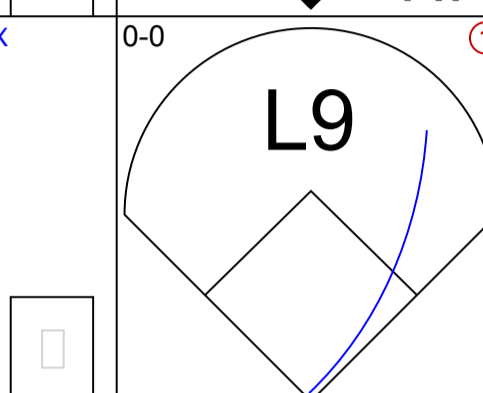
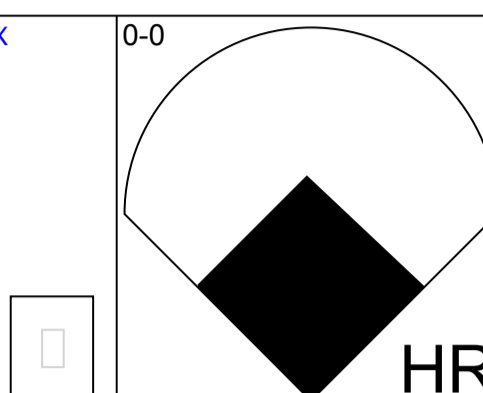
6



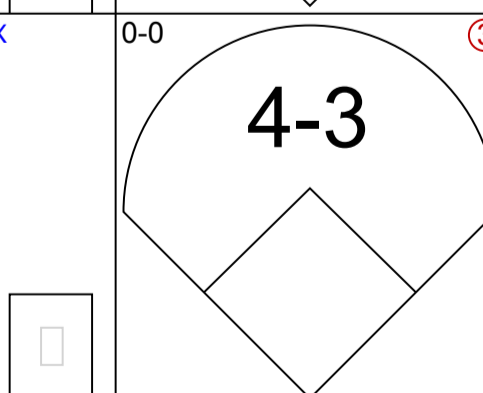
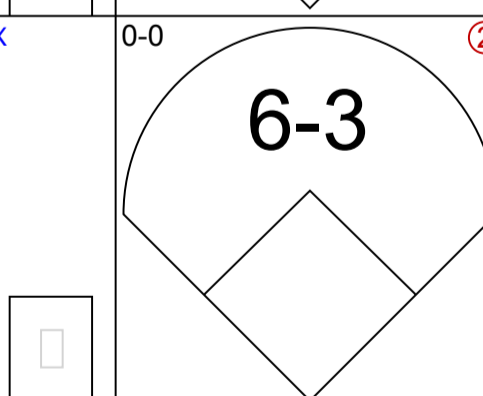
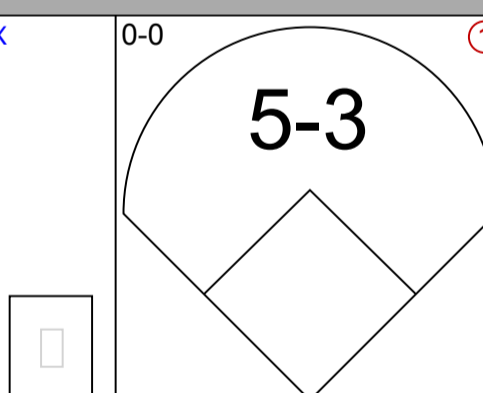

5




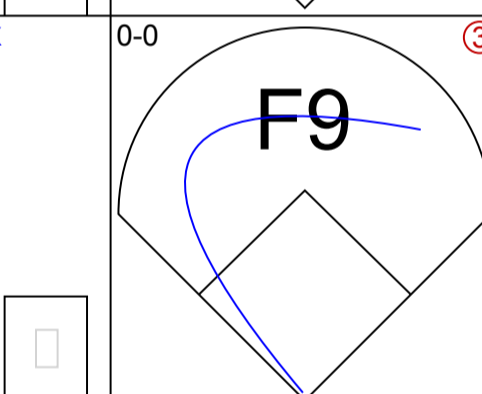
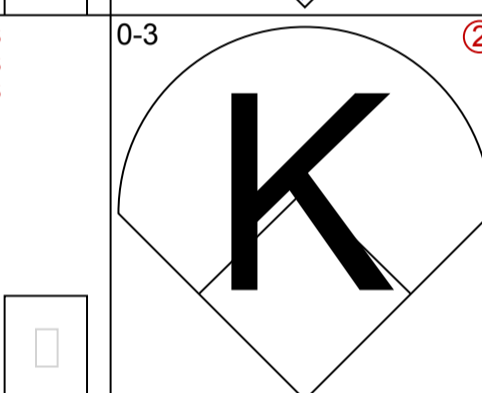
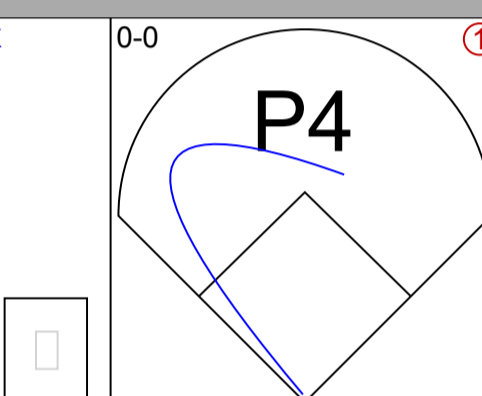

4





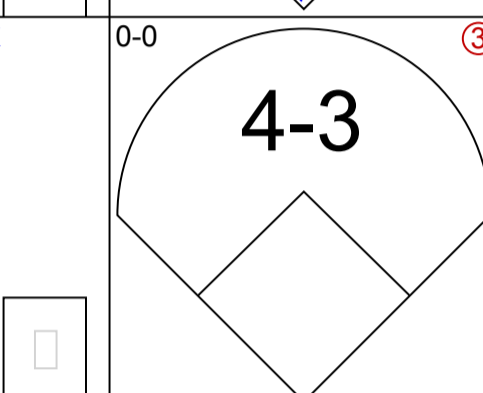
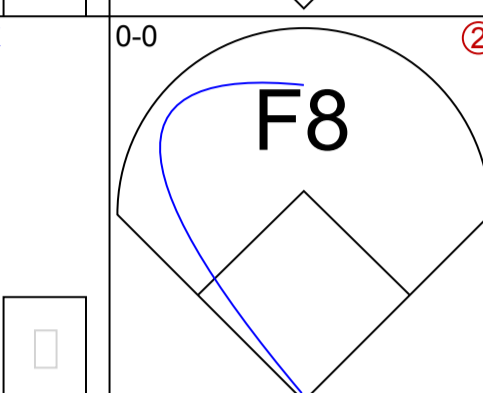
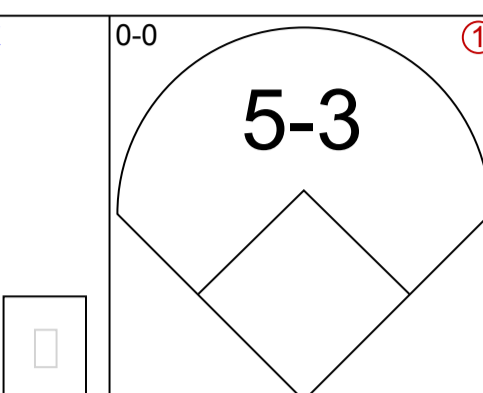
3



2



1



Batter

Doug DeCinces, R (1, 5)
OBP: 0.350, SLG: 0.400

Brian Downing, R (1, 10)
OBP: 0.387, SLG: 0.473

Tony Armas, R (1, 9)
OBP: 0.250, SLG: 0.563

George Hendrick, R (1, 7)
OBP: 0.352, SLG: 0.461

Devon White, S (1, 8)
OBP: 0.311, SLG: 0.465

Bill Buckner, L (1, 3)
OBP: 0.304, SLG: 0.342
Kirk McCaskill, R (9, PR)

Jack Howell, L (10, 4)
OBP: 0.337, SLG: 0.453
Gus Polidor, R (11, PH)
OBP: 0.274, SLG: 0.339

Mark McLemore, S (1, 4)
OBP: 0.305, SLG: 0.294
Wally Joyner, L (9, PH)
OBP: 0.358, SLG: 0.525

Bob Boone, R (1, 2)
OBP: 0.321, SLG: 0.325

Dick Schofield, R (1, 6)
OBP: 0.311, SLG: 0.354

Inning Stats

R: 0 H: 0
E: 0 LOB: 0
K: 0 BB: 0
S: 3 P: 3

R: 0 H: 0
E: 0 LOB: 0
K: 1 BB: 0
S: 5 P: 5

R: 0 H: 0
E: 0 LOB: 0
K: 0 BB: 0
S: 3 P: 3

R: 2 H: 3
E: 0 LOB: 1
K: 0 BB: 0
S: 6 P: 6

R: 0 H: 2
E: 0 LOB: 3
K: 0 BB: 1
S: 5 P: 9

R: 0 H: 0
E: 0 LOB: 0
K: 2 BB: 0
S: 7 P: 7

R: 0 H: 1
E: 0 LOB: 1
K: 1 BB: 0
S: 6 P: 6

R: 0 H: 0
E: 0 LOB: 0
K: 0 BB: 0
S: 3 P: 3

R: 0 H: 1
E: 0 LOB: 1
K: 1 BB: 0
S: 6 P: 6

R: 0 H: 0
E: 0 LOB: 0
K: 0 BB: 0
S: 3 P: 3

R: 0 H: 1
E: 0 LOB: 3
K: 1 BB: 2
S: 6 P: 14

PITCHER
Tommy John, L (1, 1)
ERA: 3.97

Charles Hudson, R (7, 1)
ERA: 3.31

Dave Righetti, L (11, 1)
ERA: 3.58

IP WLS BF H R ER SO BB IBB HBP BLK WP HR S P ERA WHIP

6.1 0 26 6 2 2 3 1 0 0 0 0 1 31 35 2.84 1.105

4.0 W 14 1 0 0 2 1 0 0 0 0 0 0 17 21 0.00 0.500

0.2 S 4 1 0 0 1 1 0 0 0 0 0 0 5 9 0.00 3.000

PITCHER

IP WLS BF H R ER SO BB IBB HBP BLK WP HR S P ERA WHIP

IP WLS BF H R ER SO BB IBB HBP BLK WP HR S P ERA WHIP

Batter	1	2	3	4	5	6	7	8	9	AB R H RBI BB SO LOB	TOP
Claudell Washington, L OBP: 0.333, SLG: 0.419 (1, 8) X	0-0 4-3		0-0 1B 1B			0-0 3-1		0-0 1B 1-2		4 0 2 0 0 0 0	
Don Mattingly, L OBP: 0.391, SLG: 0.577 (1, 3) S S S	0-3 K		0-0 1B FC4 1-2			0-0 5-3		0-0 G3		4 0 1 0 0 1 2	
Dave Winfield, R OBP: 0.361, SLG: 0.468 (1, 9) X	0-0 1B		0-0 FC4 1-2f			0-3 K			4-0 1B SF8 BB	3 1 1 0 1 1 2	
Gary Ward, R OBP: 0.283, SLG: 0.374 (1, 7) X	0-0 F9			0-0 1B G6-4-3			0-3 K		0-0 1B 1-3	4 0 2 0 0 1 1	
Ron Kittle, R OBP: 0.316, SLG: 0.524 (1, 10) X		0-0 5-3		0-0 P4			4-0 BB L4-3		0-0 F9	3 0 0 0 1 0 3	
Rick Cerone, R OBP: 0.325, SLG: 0.338 (1, 2)		0-0 5-3		0-0 G6-4-3 1-2f			0-0 L4-3 1-2		0-0 SF8 3-H	3 0 0 0 0 0 2 0 0 0 1 0 0 0	
Mike Easler, L OBP: 0.325, SLG: 0.351 (9, PH)											
Mike Pagliarulo, L OBP: 0.318, SLG: 0.512 (1, 5) X		0-0 F8			0-0 4-3			0-0 1B 1B	0-0 4-3	4 0 1 0 0 0 1	
Bobby Meacham, S OBP: 0.336, SLG: 0.427 (1, 4) X			0-0 1-3		0-3 K			0-0 F9		3 0 0 0 0 1 1	
Randy Velarde, R OBP: 0.190, SLG: 0.190 (1, 6) X			0-0 F8		0-3 K			0-3 K		3 0 0 0 0 2 1	
Inning Stats	R: 0 E: 0 K: 1 S: 6 H: 1 LOB: 1 BB: 0 P: 6	R: 0 E: 0 K: 0 S: 3 H: 0 LOB: 0 BB: 0 P: 3	R: 0 E: 0 K: 0 S: 5 H: 2 LOB: 2 BB: 0 P: 5	R: 0 E: 0 K: 0 S: 3 H: 1 LOB: 0 BB: 0 P: 3	R: 0 E: 0 K: 2 S: 7 H: 0 LOB: 0 BB: 0 P: 7	R: 0 E: 0 K: 1 S: 5 H: 0 LOB: 0 BB: 0 P: 5	R: 0 E: 0 K: 1 S: 4 H: 0 LOB: 0 BB: 1 P: 8	R: 0 E: 0 K: 1 S: 7 H: 2 LOB: 2 BB: 0 P: 7	R: 1 E: 0 K: 0 S: 4 H: 1 LOB: 1 BB: 1 P: 8	1B: 7 2B: 1 3B: 0 HR: 0 SF: 1 SAC: 0 DP: 2 HBP: 0	WP: 0 PB: 0 SB: 0 CS: 0 PA: 34
PITCHER John Candelaria, L ERA: 4.56 (1, 1)	IP: 8.0 WLS: W BF: 29 H: 6 R: 0 ER: 0 SO: 6 BB: 1 IBB: 0 HBP: 0 BLK: 0 WP: 0 HR: 0 S: 40 P: 44 ERA: 0.00 WHIP: 0.875										
Greg Minton, R ERA: 2.88 (9, 1)	IP: 1.0 WLS: 5 BF: 1 H: 1 R: 1 ER: 1 SO: 0 BB: 1 IBB: 0 HBP: 0 BLK: 0 WP: 0 HR: 0 S: 4 P: 8 ERA: 9.00 WHIP: 2.000										

New York Yankees @ California Angels
 Anaheim Stadium, Anaheim, CA
 Tue Aug 25 1987, 10:05 PM EDT
 Att: 43,905 - Unknown

AB	31
R	1
H	7
RBI	1
BB	2
SO	6
LOB	13



Batter	1	2	3	4	5	6	7	8	9
Brian Downing, R OBP: 0.388, SLG: 0.475 (1, 10) X	0-0 4-3			H 1-0 G3 SH1-3 HBP		X 0-0 L8		X 0-0 1B FC6 2B	
Wally Joyner, L OBP: 0.362, SLG: 0.527 (1, 3) X	0-0 G4-6-3 1B			X 0-0 SH1-3		B B B B 4-0 E BB		X 0-0 G6-4-3 FC6 1B 1B	
Devon White, S OBP: 0.309, SLG: 0.462 (1, 8) X	0-0 G4-6-3 1-2f			X 0-0 G3		X 0-0 FC5		X 0-0 FC6 G6-4-3	
Tony Armas, R OBP: 0.200, SLG: 0.450 (1, 9) X		X 0-0 F2		X 0-0 1-3		X 0-0 L7		X 0-0 G6-4-3 1-2f 2-3	
Doug DeCinces, R OBP: 0.351, SLG: 0.404 (1, 5) X		X 0-0 F7			X 0-0 L7		X 0-0 4-3 SF7 2B	X 0-0 2B 1B	
George Hendrick, R OBP: 0.348, SLG: 0.462 (1, 7) X		X 0-0 4-3			X 0-0 P4		X 0-0 4-3	X 0-0 1-3 2B	
Dick Schofield, R OBP: 0.308, SLG: 0.351 (1, 6) X			X 0-0 6-3		X 0-0 L5		X 0-0 SF7	X 0-0 6-3	
Bob Boone, R OBP: 0.318, SLG: 0.322 (1, 2) X			X 0-0 L7			X 0-0 5-3	X 0-0 6-3		
Mark McLemore, S OBP: 0.307, SLG: 0.299 (1, 4) X			X 0-0 P4			X 0-0 L8 FC5 2B		X 0-0 2B 1B 1B	

Inning Stats	R: 0	H: 1	E: 0	LOB: 0	K: 0	BB: 0	S: 3	P: 3
	R: 0	H: 0	E: 0	LOB: 0	K: 0	BB: 0	S: 3	P: 3
	R: 0	H: 0	E: 0	LOB: 0	K: 0	BB: 0	S: 3	P: 3
	R: 0	H: 0	E: 0	LOB: 1	K: 0	BB: 0	S: 3	P: 4
	R: 0	H: 0	E: 0	LOB: 0	K: 0	BB: 0	S: 3	P: 3
	R: 1	H: 1	E: 1	LOB: 2	K: 0	BB: 1	S: 5	P: 9
	R: 1	H: 1	E: 0	LOB: 0	K: 0	BB: 0	S: 4	P: 4
	R: 3	H: 5	E: 0	LOB: 2	K: 0	BB: 0	S: 8	P: 8

PITCHER	IP	WLS	BF	H	R	ER	SO	BB	IBB	HBP	BLK	WP	HR	S	P	ERA	WHIP
Dennis Rasmussen, L ERA: 4.75 (1, 1)	7.0	L	28	5	4	3	0	1	0	1	0	0	0	26	31	3.86	0.857
Pat Clements, L ERA: 4.67 (8, 1)	1.0		6	3	1	1	0	0	0	0	0	0	0	6	6	9.00	3.000

BOTTOM

New York Yankees @ California Angels
Anaheim Stadium, Anaheim, CA
 Tue Aug 25 1987, 10:05 PM EDT
 Att. 43,905 - Unknown

livebaseballscorecards.com

AB	30
R	5
H	8
RBI	4
BB	1
SO	0
LOB	13



1B: 4	SF: 1	WP: 0	PA: 34
2B: 4	SAC: 1	PB: 0	
3B: 0	DP: 2	SB: 0	
HR: 0	HBP: 1	CS: 0	
WP: 0	PA: 34		

Batter	1	2	3	4	5	6	7	8	9	AB R H RBI BB SO LOB	TOP																
John Moses, S (1, 8) OBP: 0.295, SLG: 0.329	0-0 5-3		0-0 F8 2B	4-0 1-2 BB		4-0 1-2 HR BB	0-0 3-1		0-0 1B 1B	4 1 2 0 2 0 1																	
Phil Bradley, R (1, 7) OBP: 0.382, SLG: 0.472	0-0 4-3		0-0 F8 2-3	0-0 1-3		0-3 K		0-0 G3 1B 1B	0-0 1B 1B	6 1 2 0 0 1 6																	
Alvin Davis, L (1, 3) OBP: 0.398, SLG: 0.542	0-0 2B		0-0 6-3		0-0 3-1	0-0 HR 1-H 2-H 3-H		0-3 K 1-2	0-0 G4-6-3 1-2f	6 1 2 4 0 1 4																	
Gary Matthews, R (1, 10) OBP: 0.357, SLG: 0.385	0-3 K			0-0 2B 1B	4-0 BB	4-0 BB		0-0 G3 2-3		3 1 1 0 2 1 2																	
Jim Presley, R (1, 5) OBP: 0.293, SLG: 0.446		0-0 L3		0-0 2B 2B	0-3 K	0-0 F8		0-0 1B 1B		5 2 2 1 0 1 2																	
Dave Valle, R (1, 2) OBP: 0.308, SLG: 0.498		0-0 6-3		0-3 K	0-0 6-3		0-0 F8	0-0 1B 1B		5 0 1 0 0 1 3																	
Mickey Brantley, R (1, 9) OBP: 0.307, SLG: 0.424		4-0 BB		0-0 4-3 1B 2B		0-3 K	0-0 HR	0-0 1B 1B		4 2 3 4 1 1 0																	
Rey Quinones, R (1, 6) OBP: 0.320, SLG: 0.397		0-0 5-3		0-0 4-3		0-0 1B HR 1B	0-0 F5	0-0 FC6-4 1B		5 1 1 0 0 0 4																	
Harold Reynolds, S (1, 4) OBP: 0.335, SLG: 0.384			0-0 5-3	0-0 S 1B		0-0 HR 1B	4-0 S BB		0-0 6-3	4 1 2 1 1 0 0																	
Inning Stats	R: 0 E: 0 K: 1 S: 6	H: 1 LOB: 1 BB: 0 P: 6	R: 0 E: 0 K: 0 S: 3	H: 0 LOB: 1 BB: 1 P: 7	R: 0 E: 0 K: 0 S: 4	H: 1 LOB: 1 BB: 0 P: 4	R: 3 E: 0 K: 1 S: 9	H: 4 LOB: 2 BB: 1 P: 13	R: 0 E: 0 K: 1 S: 5	H: 0 LOB: 1 BB: 1 P: 9	R: 4 E: 0 K: 2 S: 10	H: 3 LOB: 1 BB: 2 P: 18	R: 1 E: 0 K: 0 S: 4	H: 1 LOB: 1 BB: 1 P: 8	R: 2 E: 0 K: 1 S: 9	H: 4 LOB: 2 BB: 0 P: 9	R: 0 E: 0 K: 0 S: 4	H: 2 LOB: 1 BB: 0 P: 4	1B: 10 2B: 4 3B: 0 HR: 2	SF: 0 SAC: 0 DP: 1 HBP: 0	WP: 0 PB: 1 SB: 2 CS: 0	PA: 48					
PITCHER	IP WLS BF H R ER SO BB IBB HBP BLK WP HR S P ERA WHIP																										
Steve Trout, L (1, 1) ERA: 4.11	4.1		22	6	3	3	2	3	0	0	0	0	0	23	35	6.23	2.077										
Charles Hudson, R (5, 1) ERA: 3.62	2.2	L	15	4	5	5	3	3	0	0	0	0	2	18	30	16.88	2.625										
Pat Clements, L (8, 1) ERA: 4.82	2.0		11	6	2	2	1	0	0	0	0	0	0	13	13	9.00	3.000										

Seattle Mariners @ New York Yankees
 Yankee Stadium, Bronx, NY
 Fri Aug 28 1987, 7:05 PM EDT
 Att: 22,095 - Unknown

livebaseballscorecards.com

AB	42
R	10
H	16
RBI	10
BB	6
SO	6
LOB	22



Batter	1	2	3	4	5	6	7	8	9	AB R H RBI BB SO LOB
Claudell Washington, L (1, 8) OBP: 0.334, SLG: 0.416	0-0 F9		4-0 1B BB	0-0 F8			0-0 G5-4-3 1B		0-3 K	4 1 1 0 1 1 2
Jerry Royster, R (1, 6) OBP: 0.315, SLG: 0.434	0-3 K		0-0 5-3		0-0 F4		0-0 G5-4-3		0-0 6-3	5 0 0 0 0 1 2
Don Mattingly, L (1, 3) OBP: 0.392, SLG: 0.576	0-0 G3		0-0 2B 1B		0-0 F7		0-0 1B			4 1 2 1 0 0 0
Dave Winfield, R (1, 9) OBP: 0.364, SLG: 0.471		4-0 2B BB	0-0 1B		0-0 1B		0-0 F8			3 1 2 1 1 0 1
Gary Ward, R (1, 7) OBP: 0.285, SLG: 0.378		0-0 2B	0-0 F9		0-0 5-3			0-0 1B 1B		4 0 2 1 0 0 2
Ron Kittle, R (1, 10) OBP: 0.318, SLG: 0.524		0-3 K		0-0 FC5-4 1B		0-0 F8		0-0 1B 1B		2 0 1 0 0 1 1
Dan Pasqua, L (6, PH) OBP: 0.311, SLG: 0.398								0-0 1B		2 0 1 0 0 0 0
Mike Pagliarulo, L (1, 5) OBP: 0.316, SLG: 0.507		0-0 F5		0-0 F8		0-0 F8		0-3 K		4 0 0 0 0 1 4
Rick Cerone, R (1, 2) OBP: 0.322, SLG: 0.335		0-3 K		0-0 FC5-4 BB		0-0 F6		0-0 G6-4-3		2 0 0 0 0 1 2
Mark Salas, L (6, PH) OBP: 0.329, SLG: 0.417				1-2				1-2		1 0 0 0 0 0 0
Joel Skinner, R (8, PH) OBP: 0.203, SLG: 0.256										1 0 0 0 0 0 2
Bobby Meacham, S (1, 4) OBP: 0.342, SLG: 0.419			0-0 F8		4-0 1B BB		4-0 1B G5-4-3 BB		0-0 F8	2 1 0 0 2 0 0

Inning Stats	R: 0 E: 0 K: 1 S: 5	H: 0 LOB: 0 BB: 0 P: 5	R: 1 E: 0 K: 2 S: 8	H: 1 LOB: 1 BB: 1 P: 12	R: 2 E: 0 K: 0 S: 5	H: 2 LOB: 1 BB: 1 P: 9	R: 0 E: 0 K: 0 S: 4	H: 1 LOB: 2 BB: 1 P: 8	R: 0 E: 0 K: 0 S: 4	H: 0 LOB: 0 BB: 0 P: 3	R: 1 E: 0 K: 0 S: 4	H: 2 LOB: 1 BB: 1 P: 8	R: 0 E: 0 K: 1 S: 6	H: 2 LOB: 1 BB: 0 P: 6	R: 0 E: 0 K: 1 S: 5	H: 0 LOB: 0 BB: 0 P: 5	1B: 7 2B: 2 3B: 0 HR: 0	SF: 0 SAC: 0 DP: 2 HBP: 0	WP: 0 PB: 0 SB: 0 CS: 0	PA: 38
--------------	------------------------------	---------------------------------	------------------------------	----------------------------------	------------------------------	---------------------------------	------------------------------	---------------------------------	------------------------------	---------------------------------	------------------------------	---------------------------------	------------------------------	---------------------------------	------------------------------	---------------------------------	----------------------------------	------------------------------------	----------------------------------	--------

PITCHER	IP	WLS	BF	H	R	ER	SO	BB	IBB	HBP	BLK	WP	HR	S	P	ERA	WHIP
Dennis Powell, L (1, 1) ERA: 3.38	4.2		22	5	3	3	3	3	3	0	0	0	0	25	37	5.79	1.714
Mike Trujillo, R (5, 1) ERA: 6.95	2.1	W	11	4	1	1	0	1	0	0	0	0	0	10	14	3.86	2.143
Bill Wilkinson, L (8, 1) ERA: 3.77	2.0		5	0	0	0	2	0	0	0	0	0	0	9	9	0.00	0.000

BOTTOM

Seattle Mariners @ New York Yankees
 Yankee Stadium, Bronx, NY

Fri Aug 28 1987, 7:05 PM EDT
 Att. 22,095 - Unknown

AB 34
 R 4
 H 9
 RBI 3
 BB 4
 SO 5
 LOB 16



PITCHER	IP	WLS	BF	H	R	ER	SO	BB	IBB	HBP	BLK	WP	HR	S	P	ERA	WHIP
---------	----	-----	----	---	---	----	----	----	-----	-----	-----	----	----	---	---	-----	------

Batter	1	2	3	4	5	6	7	8	9	AB R H RBI BB SO LOB	TOP											
Mickey Brantley, R (1, 8) OBP: 0.309, SLG: 0.427	0-3 K		0-0 BB 1B		0-0 B3		0-0 6-3		0-0 1B 2B	5 2 2 1 0 1 1												
Phil Bradley, R (1, 7) OBP: 0.384, SLG: 0.478	0-3 K		4-0 1B BB		1-0 HBP		0-0 HR		0-0 L3	3 1 1 1 1 1 1												
Alvin Davis, L (1, 3) OBP: 0.397, SLG: 0.538	0-0 6-3		0-0 1B		0-0 F8		0-0 F9		0-0 F8	5 0 1 1 0 0 3												
Ken Phelps, L (1, 10) OBP: 0.399, SLG: 0.532 Gary Matthews, R (5, PH) OBP: 0.356, SLG: 0.383 John Moses, S (9, PR) OBP: 0.295, SLG: 0.329		0-0 F5	0-3 K		0-0 5-3		0-0 F8		0-0 1B	2 0 0 0 0 1 2 3 0 1 1 0 0 2 0 0 0 0 0 0 0												
Jim Presley, R (1, 5) OBP: 0.294, SLG: 0.448		0-0 1B 2B		0-3 K		0-0 G3 2B 1B		0-0 G1	0-3 K	5 2 2 0 0 2 1												
Mike Kingery, L (1, 9) OBP: 0.326, SLG: 0.463		0-0 G6-4-3 1B		0-0 F3		0-0 G3		0-0 1B		4 0 2 1 0 0 1												
Scott Bradley, L (1, 2) OBP: 0.307, SLG: 0.379		0-0 G6-4-3		0-0 FC6-4 1B		0-0 1B 2B		0-0 F7		4 1 2 1 0 0 2												
Rey Quinones, R (1, 6) OBP: 0.317, SLG: 0.393			0-0 F6		0-0 FC6-4		0-0 F7		0-3 K	4 0 0 0 0 1 3												
Harold Reynolds, S (1, 4) OBP: 0.338, SLG: 0.390			0-0 5-3		0-0 F8 2B		0-0 1B		0-0 S 2B 1B	4 1 3 1 0 0 0												
Inning Stats	R: 0 E: 0 K: 2 S: 7	H: 0 LOB: 0 BB: 0 P: 7	R: 1 E: 0 K: 0 S: 4	H: 2 LOB: 0 BB: 0 P: 4	R: 1 E: 0 K: 1 S: 7	H: 2 LOB: 2 BB: 1 P: 11	R: 0 E: 0 K: 1 S: 6	H: 1 LOB: 1 BB: 0 P: 6	R: 0 E: 0 K: 0 S: 4	H: 1 LOB: 2 BB: 0 P: 5	R: 2 E: 0 K: 0 S: 5	H: 3 LOB: 1 BB: 0 P: 5	R: 1 E: 0 K: 0 S: 4	H: 1 LOB: 0 BB: 0 P: 4	R: 0 E: 0 K: 1 S: 6	H: 1 LOB: 1 BB: 0 P: 6	R: 2 E: 0 K: 1 S: 8	H: 3 LOB: 1 BB: 0 P: 8	1B: 9 2B: 4 3B: 0 HR: 1	SF: 0 SAC: 0 DP: 1 HBP: 1	WP: 0 PB: 0 SB: 1 CS: 0	PA: 41
PITCHER	IP WLS BF H R ER SO BB IBB HBP BLK WP HR S P ERA WHIP																					
Rick Rhoden, R (1, 1) ERA: 3.65	2.0 L 7 2 1 1 2 0 0 0 0 0 0 0 0 11 11 4.50 1.000																					
Pete Filson, L (3, 1) ERA: 6.0	6.0 28 9 4 4 3 1 0 1 0 0 1 32 37 6.00 1.667																					
Tim Stoddard, R (9, 1) ERA: 3.45	1.0 6 3 2 2 1 0 0 0 0 0 0 0 8 8 18.00 3.000																					

Seattle Mariners @ New York Yankees
 Yankee Stadium, Bronx, NY
 Sat Aug 29 1987, 7:05 PM EDT
 Unknown

livebaseballscorecards.com

AB	39
R	7
H	14
RBI	7
BB	1
SO	6
LOB	16



Batter	1	2	3	4	5	6	7	8	9	AB	R	H	RBI	BB	SO	LOB
Willie Randolph, R OBP: 0.415, SLG: 0.416 (1, 4)	4-0 BB BB		0-0 G1		0-0 1-6-3		0-0 4-3			3	0	0	0	1	0	1
Jerry Royster, R OBP: 0.319, SLG: 0.432 (1, 5)	0-0 F8		0-0 WP 1B		0-0 4-3			4-0 BB BB BB	FC5-4 BB	3	0	1	0	1	0	1
Don Mattingly, L OBP: 0.389, SLG: 0.571 (1, 3)	0-3 K		0-0 4-3		0-0 G1-3			0-0 FC5-4	1-2f	4	0	0	0	0	1	3
Dave Winfield, R OBP: 0.363, SLG: 0.468 (1, 9)	4-0 1-2 BB			0-3 K		0-0 F3		0-3 K		3	0	0	0	1	2	1
Gary Ward, R OBP: 0.283, SLG: 0.374 (1, 8)	0-0 F9			0-3 K		0-0 F9		0-0 F9		4	0	0	0	0	1	3
Ron Kittle, R OBP: 0.323, SLG: 0.544 (1, 10)		0-0 F9		0-0 1B 1B			0-0 HR		0-3 K	4	1	2	1	0	1	0
Dan Pasqua, L OBP: 0.314, SLG: 0.399 (1, 7)		0-0 F8		0-0 1-2 1B			0-3 K		0-0 1B	4	0	2	0	0	1	0
Rick Cerone, R OBP: 0.317, SLG: 0.329 (1, 2)		0-3 K		0-0 F7			0-3 K		0-0 F8	4	0	0	0	0	2	3
Bobby Meacham, S OBP: 0.339, SLG: 0.413 (1, 6)			0-0 F6		0-0 4-3		0-0 1B		0-0 4-3	4	0	1	0	0	0	1

Inning Stats	R: 0	H: 0	E: 0	K: 1	S: 5	LOB: 2	BB: 2	P: 13	R: 0	H: 0	E: 0	K: 1	S: 5	LOB: 0	BB: 0	P: 5	R: 0	H: 1	E: 0	K: 0	S: 4	LOB: 1	BB: 0	P: 4	R: 0	H: 2	E: 0	K: 2	S: 9	LOB: 2	BB: 0	P: 9	R: 0	H: 0	E: 0	K: 0	S: 3	LOB: 0	BB: 0	P: 3	R: 1	H: 2	E: 0	K: 2	S: 9	LOB: 1	BB: 0	P: 9	R: 0	H: 0	E: 0	K: 1	S: 5	LOB: 1	BB: 1	P: 9	R: 0	H: 1	E: 0	K: 1	S: 6	LOB: 1	BB: 0	P: 6	1B: 5	2B: 0	3B: 0	HR: 1	SF: 0	SAC: 0	DP: 0	HBP: 0	WP: 1	PB: 0	SB: 0	CS: 0	PA: 36
PITCHER Mark Langston, L ERA: 3.84 (1, 1)	IP	WLS	BF	H	R	ER	SO	BB	IBB	HBP	BLK	WP	HR	S	P	ERA	WHIP	IP	WLS	BF	H	R	ER	SO	BB	IBB	HBP	BLK	WP	HR	S	P	ERA	WHIP																																											

Seattle Mariners @ New York Yankees
 Yankee Stadium, Bronx, NY
 Sat Aug 29 1987, 7:05 PM EDT
 Unknown

AB	33
R	1
H	6
RBI	1
BB	3
SO	8
LOB	13



WP: 1	PA: 36
PB: 0	
SB: 0	
CS: 0	

Batter	1	2	3	4	5	6	7	8	9	AB R H RBI BB SO LOB	TOP		
John Moses, S (1, 8) OBP: 0.295, SLG: 0.328	0-0 1-3		0-0 G6-4-3			0-0 5-3		0-0 1B		4 0 1 1 0 0 1			
Phil Bradley, R (1, 7) OBP: 0.385, SLG: 0.478	0-0 4-3 S 1B			0-3 K		0-0 L4		0-0 1B		4 0 2 0 0 1 0			
Alvin Davis, L (1, 3) OBP: 0.394, SLG: 0.533	0-0 4-3 1-3			0-0 6-3		0-0 4-3		0-3 K		4 0 0 0 0 1 2			
Gary Matthews, R (1, 10) OBP: 0.353, SLG: 0.403	0-0 P3			0-0 HR		0-0 F9			0-3 K	4 1 1 1 0 1 1			
Jim Presley, R (1, 5) OBP: 0.292, SLG: 0.444		0-0 6-3		0-0 6-3		0-0 F9			0-0 E5 BB	4 0 0 0 0 0 0			
Dave Valle, R (1, 2) OBP: 0.311, SLG: 0.498		0-0 4-3			0-0 FC4-6 1B	0-0 FC6-4 1B			0-0 F4	4 0 2 0 0 0 1			
Mickey Brantley, R (1, 9) OBP: 0.308, SLG: 0.422		0-0 6-3			0-0 FC4-6 1-2	0-0 FC6-4 1-2			4-0 FC4-6 1-2 BB	3 0 0 0 1 0 2			
Domingo Ramos, R (1, 6) OBP: 0.304, SLG: 0.375			0-0 6-3		0-0 FC1-6-4 1-2	0-0 G3		0-0 FC4-6 1-2	0-0 FC4-6	4 0 0 0 0 0 3			
Harold Reynolds, S (1, 4) OBP: 0.341, SLG: 0.395			0-0 G6-4-3 1B		0-3 K			0-0 1B 2B		3 1 2 0 0 1 1			
Inning Stats	R: 0 H: 1 E: 0 LOB: 1 K: 0 BB: 0 S: 4 P: 4	R: 0 H: 0 E: 0 LOB: 0 K: 0 BB: 0 S: 3 P: 3	R: 0 H: 1 E: 0 LOB: 0 K: 0 BB: 0 S: 3 P: 3	R: 1 H: 1 E: 0 LOB: 0 K: 1 BB: 0 S: 6 P: 6	R: 0 H: 1 E: 0 LOB: 1 K: 1 BB: 0 S: 6 P: 6	R: 0 H: 0 E: 0 LOB: 0 K: 0 BB: 0 S: 3 P: 3	R: 0 H: 1 E: 0 LOB: 1 K: 0 BB: 0 S: 4 P: 4	R: 1 H: 3 E: 0 LOB: 1 K: 1 BB: 0 S: 7 P: 7	R: 0 H: 0 E: 1 LOB: 2 K: 1 BB: 1 S: 6 P: 10	1B: 6 SF: 0 2B: 1 SAC: 0 3B: 0 DP: 1 HR: 1 HBP: 0	WP: 0 PA: 35 PB: 0 SB: 1 CS: 0		
PITCHER	IP WLS BF H R ER SO BB IBB HBP BLK WP HR S P ERA WHIP											PITCHER	IP WLS BF H R ER SO BB IBB HBP BLK WP HR S P ERA WHIP
Tommy John, L (1, 1) ERA: 3.88	7.2 W 29 8 2 2 2 0 0 0 0 0 0 1 33 33 2.35 1.043												
Dave Righetti, L (8, 1) ERA: 3.52	1.1 S 6 0 0 0 2 1 0 0 0 0 0 0 9 13 0.00 0.750												

Seattle Mariners @ New York Yankees
 Yankee Stadium, Bronx, NY
 Sat Aug 29 1987, 7:05 PM EDT
 Att: 37,276 - Unknown

livebaseballscorecards.com

AB 34
 R 2
 H 8
 RBI 2
 BB 1
 SO 4
 LOB 11



Batter	1	2	3	4	5	6	7	8	9	AB	R	H	RBI	BB	SO	LOB
Claudell Washington, L (1, 8) OBP: 0.333, SLG: 0.412	0-3 K	4-0 BB		0-0 F7			0-0 3-1			3	0	0	0	1	1	2
Don Mattingly, L (1, 3) OBP: 0.386, SLG: 0.566	0-0 E4 HR	0-0 F8		0-0 F8			0-0 F9			4	1	0	0	0	0	4
Dan Pasqua, L (1, 9) OBP: 0.310, SLG: 0.393	0-3 K		0-0 F9		0-0 F7		0-0 F2			4	0	0	0	0	1	1
Mike Pagliarulo, L (1, 5) OBP: 0.315, SLG: 0.504	4-0 HR		0-0 P3		0-0 F7		0-3 K			3	1	0	0	1	1	0
Mike Easler, L (1, 7) OBP: 0.327, SLG: 0.366	0-0		0-0		0-0		0-0			4	1	2	3	0	0	0
Gary Ward, R (8, PR) OBP: 0.283, SLG: 0.374	0-0 HR		0-0 3-1		0-0 4-3		0-0 G6-4-3 1B			0	0	0	0	0	0	0
Mark Salas, L (1, 10) OBP: 0.329, SLG: 0.422	0-3 K		0-0	0-0 SH1-4 E		0-0 F9	0-0 G6-4-3 1B			3	1	1	0	0	1	0
Ron Kittle, R (8, PH) OBP: 0.321, SLG: 0.540				2B						1	0	0	0	0	0	1
Jerry Royster, R (1, 4) OBP: 0.326, SLG: 0.439		0-0 WP SH1-4 1B		0-0 SH1-4		0-0 F9 S 1B				2	0	2	0	0	0	0
Joel Skinner, R (1, 2) OBP: 0.200, SLG: 0.252		0-0 SH1-4		0-0 E6 1B		0-0 F9				2	0	0	1	0	0	1
Bobby Meacham, S (1, 6) OBP: 0.339, SLG: 0.411		0-0 6-3		0-0 1B		0-0 F6				3	0	1	0	0	0	2

Inning Stats	R: 3	H: 1	E: 1	LOB: 0	K: 3	S: 11	P: 15	R: 0	H: 1	E: 0	LOB: 2	K: 0	BB: 1	S: 4	P: 8	R: 0	H: 0	E: 0	LOB: 0	K: 0	BB: 0	S: 3	P: 3	R: 1	H: 2	E: 1	LOB: 2	K: 0	BB: 0	S: 6	P: 6	R: 0	H: 0	E: 0	LOB: 0	K: 0	BB: 0	S: 3	P: 3	R: 0	H: 1	E: 0	LOB: 1	K: 0	BB: 0	S: 4	P: 4	R: 0	H: 0	E: 0	LOB: 0	K: 0	BB: 0	S: 3	P: 3	R: 0	H: 1	E: 0	LOB: 1	K: 1	BB: 0	S: 5	P: 5
--------------	------	------	------	--------	------	-------	-------	------	------	------	--------	------	-------	------	------	------	------	------	--------	------	-------	------	------	------	------	------	--------	------	-------	------	------	------	------	------	--------	------	-------	------	------	------	------	------	--------	------	-------	------	------	------	------	------	--------	------	-------	------	------	------	------	------	--------	------	-------	------	------

PITCHER	IP	WLS	BF	H	R	ER	SO	BB	IBB	HBP	BLK	WP	HR	S	P	ERA	WHIP
Mike Campbell, R (1, 1) ERA: 7.23	7.1	L	32	6	4	1	4	2	0	0	0	1	1	38	46	1.23	1.091
Lee Guetterman, L (8, 1) ERA: 4.19	0.2		1	0	0	0	0	0	0	0	0	0	0	1	1	0.00	0.000

BOTTOM

Seattle Mariners @ New York Yankees
 Yankee Stadium, Bronx, NY
 Sat Aug 29 1987, 7:05 PM EDT
 Att. 37,276 - Unknown

AB	29
R	4
H	6
RBI	4
BB	2
SO	4
LOB	11

livebaseballscorecards.com

WP: 1 **PA: 33**
PB: 0
SB: 1
CS: 0




Batter	1	2	3	4	5	6	7	8	9	AB R H RBI BB SO LOB	TOP		
Mickey Brantley, R (1, 8) OBP: 0.311, SLG: 0.423	0-0 F6		0-0 1-3			0-0 BB 1B		0-0 2-H 1B FC4-6		4 0 2 1 0 0 0			
Phil Bradley, R (1, 7) OBP: 0.384, SLG: 0.478	0-0 6-3			0-0 L3-6 2B		0-3 K		0-0 1-2 FC4-6		4 0 1 0 0 1 2			
Alvin Davis, L (1, 3) OBP: 0.393, SLG: 0.530	0-0 F8			0-0 L3-6 2-3 2B		4-0 1-2 BB		0-0 4-3		3 0 0 0 1 0 2			
Ken Phelps, L (1, 10) John Moses, S (9, PH) OBP: 0.399, SLG: 0.528 OBP: 0.294, SLG: 0.327		0-0 F7		4-0 BB BB BB BB BB		0-0 G3		0-0 4-3		2 0 0 0 1 0 2 1 0 0 0 0 0 0			
Jim Presley, R (1, 5) OBP: 0.291, SLG: 0.443		0-0 1B		0-0 F7			0-0 F8		0-0 6-3	4 0 1 0 0 0 1			
Mike Kingery, L (1, 9) Gary Matthews, R (9, PH) OBP: 0.323, SLG: 0.458 OBP: 0.350, SLG: 0.400		0-0 F8			0-0 6-3		0-0 F7		0-0 F7	3 0 0 0 0 0 1 1 0 0 0 0 0 0			
Dave Valle, R (1, 2) OBP: 0.307, SLG: 0.492		0-0 F7			0-0 6-3		0-0 5-3			3 0 0 0 0 0 1			
Rey Quinones, R (1, 6) OBP: 0.314, SLG: 0.390			0-3 K		0-0 F8			0-0 L6		3 0 0 0 0 1 0			
Harold Reynolds, S (1, 4) OBP: 0.341, SLG: 0.397			0-0 G3			0-0 F6		0-0 1B 2B		3 1 1 0 0 0 0			
Inning Stats	R: 0 E: 0 K: 0 S: 3 H: 0 LOB: 0 BB: 0 P: 3	R: 0 E: 0 K: 0 S: 4 H: 1 LOB: 1 BB: 0 P: 4	R: 0 E: 0 K: 1 S: 5 H: 0 LOB: 0 BB: 0 P: 5	R: 0 E: 0 K: 0 S: 3 H: 1 LOB: 1 BB: 1 P: 7	R: 0 E: 0 K: 0 S: 3 H: 0 LOB: 0 BB: 0 P: 3	R: 0 E: 0 K: 1 S: 6 H: 1 LOB: 2 BB: 1 P: 10	R: 0 E: 0 K: 0 S: 3 H: 0 LOB: 0 BB: 0 P: 3	R: 1 E: 0 K: 0 S: 5 H: 2 LOB: 1 BB: 0 P: 5	R: 0 E: 0 K: 0 S: 3 H: 0 LOB: 0 BB: 0 P: 3	1B: 3 2B: 3 3B: 0 HR: 0 SF: 0 SAC: 0 DP: 1 HBP: 0	WP: 0 PB: 0 SB: 0 CS: 0 PA: 33		
PITCHER	IP WLS BF H R ER SO BB IBB HBP BLK WP HR S P ERA WHIP											PITCHER	IP WLS BF H R ER SO BB IBB HBP BLK WP HR S P ERA WHIP
Bill Gullickson, R (1, 1) ERA: 4.7	7.1 W 28 5 1 1 2 2 0 0 0 0 0 0 30 38 1.23 0.955												
Dave Righetti, L (8, 1) ERA: 3.45	1.2 S 5 0 0 0 0 0 0 0 0 0 0 0 5 5 0.00 0.000												

Seattle Mariners @ New York Yankees
 Yankee Stadium, Bronx, NY
 Sun Aug 30 1987, 3:33 AM EDT
 Att: 37,854 - Unknown

livebaseballscorecards.com

AB	31
R	1
H	5
RBI	1
BB	2
SO	2
LOB	9



Batter	1	2	3	4	5	6	7	8	9	AB R H RBI BB SO LOB	TOP											
Tony Bernazard, S (1, 4) OBP: 0.331, SLG: 0.417	0-3 K		0-3 K		0-0 1B			0-0 P3		4 0 1 0 0 2 1												
Tony Phillips, S (1, 5) OBP: 0.358, SLG: 0.390	0-0 L6			4-0 BB 1B BLK BB	0-0 B1-3			4-0 BB		2 1 0 0 2 0 1												
Jose Canseco, R (1, 7) OBP: 0.318, SLG: 0.494	0-3 K			0-0 BLK BB 1-2 1B		0-3 K		0-0 F8		4 0 1 0 0 2 1												
Carney Lansford, R (1, 10) OBP: 0.378, SLG: 0.476		0-0 L5		0-0 F4		0-0 1B		0-0 F4		4 0 1 0 0 0 3												
Mark McGwire, R (1, 3) OBP: 0.357, SLG: 0.599		0-3 K		0-3 K		0-3 K		0-3 K		4 0 0 0 0 4 3												
Steve Henderson, R (1, 9) OBP: 0.365, SLG: 0.474		0-0 4-3		4-0 BLK BB 1-2 2-3		0-0 5-3		0-3 K		2 0 0 0 1 0 1												
Mike Davis, L (9, PH) OBP: 0.324, SLG: 0.485										1 0 0 0 0 1 0												
Terry Steinbach, R (1, 2) OBP: 0.347, SLG: 0.468			0-0 2B	0-3 K	1-2 2-3 3-H		0-3 K		0-0 F8	4 0 1 0 0 2 2	AB 31 R 1 H 4 RBI 0 BB 3 SO 12 LOB 14											
Alfredo Griffin, S (1, 6) OBP: 0.313, SLG: 0.359			0-0 L8		0-0 B1-3		0-0 G3			3 0 0 0 0 0 1												
Dwayne Murphy, L (1, 8) OBP: 0.407, SLG: 0.319			0-0 5-3		0-0 F8		0-3 K			3 0 0 0 0 1 1												
Inning Stats	R: 0 E: 0 K: 2 S: 7	H: 0 LOB: 0 BB: 0 P: 7	R: 0 E: 0 K: 1 S: 5	H: 0 LOB: 0 BB: 0 P: 5	R: 0 E: 0 K: 1 S: 6	H: 1 LOB: 1 BB: 0 P: 6	R: 1 E: 0 K: 2 S: 8	H: 1 LOB: 2 BB: 2 P: 16	R: 0 E: 0 K: 0 S: 4	H: 1 LOB: 1 BB: 0 P: 4	R: 0 E: 0 K: 2 S: 8	H: 1 LOB: 1 BB: 0 P: 8	R: 0 E: 0 K: 2 S: 7	H: 0 LOB: 0 BB: 0 P: 7	R: 0 E: 0 K: 0 S: 3	H: 0 LOB: 1 BB: 1 P: 7	R: 0 E: 0 K: 2 S: 7	H: 0 LOB: 0 BB: 0 P: 7	1B: 3 2B: 1 3B: 0 HR: 0	SF: 0 SAC: 0 DP: 0 HBP: 0	WP: 0 PB: 0 SB: 0 CS: 0	PA: 34
PITCHER	IP WLS BF H R ER SO BB IBB HBP BLK WP HR S P ERA WHIP																					
Ron Guidry, L (1, 1) ERA: 3.57	7.1 W 29 4 1 1 10 3 0 0 1 0 0 46 58 1.23 0.955																					
Tim Stoddard, R (8, 1) ERA: 3.38	1.2 S 5 0 0 0 2 0 0 0 0 0 0 9 9 0.00 0.000																					

Oakland Athletics @ New York Yankees
Yankee Stadium, Bronx, NY
Mon Aug 31 1987, 7:05 PM EDT
Att: 25,597 - Unknown

livebaseballscorecards.com

Batter	1	2	3	4	5	6	7	8	9
Willie Randolph, R OBP: 0.406, SLG: 0.407 (1, 4)	0-0 5-3 ①		0-3 K ②		0-0 F7 ②			0-0 F9 ②	
Jerry Royster, R OBP: 0.330, SLG: 0.437 Claudell Washington, L OBP: 0.336, SLG: 0.413 (8, PR) (9, 8)	0-0 5-3 ②		4-0 BB 1-2 2-3		0-0 F8 ③			0-0 HR 1B	
Don Mattingly, L OBP: 0.385, SLG: 0.569 (1, 3)	0-0 F7 ③		0-0 F7 ③			0-0 G3 ①		0-0 HR 1-H	
Dave Winfield, R OBP: 0.364, SLG: 0.468 (1, 9)		0-0 FC4-6 1B		0-3 K ①		0-3 K ②		0-3 K ③	
Gary Ward, R OBP: 0.281, SLG: 0.372 (9, 7)		0-0 FC4-6 G5-4-3 1-2f		0-0 E6 HR		0-0 F3			
Ron Kittle, R OBP: 0.319, SLG: 0.552 (1, 10)		0-0 G5-4-3 1-2f		0-0 HR			0-0 5-3 ①		
Mike Pagliarulo, L OBP: 0.313, SLG: 0.498 (1, 5)			0-0 3-1 ①	0-0 F6 ②		0-0 5-3 ②			
Rick Cerone, R OBP: 0.312, SLG: 0.324 (1, 2)			0-0 BB 1B 1B	0-0 6-3 ③		0-0 F7 ③			
Bobby Meacham, S OBP: 0.331, SLG: 0.398 (1, 6)			0-0 BB 1B 1-2		0-0 F3 ①		0-0 5-3 ①		

Inning Stats	R: 0	H: 0	R: 0	H: 1	R: 0	H: 2	R: 2	H: 1	R: 0	H: 0	R: 0	H: 0	R: 2	H: 2
	E: 0	LOB: 0	E: 0	LOB: 0	E: 0	LOB: 3	E: 1	LOB: 0	E: 0	LOB: 0	E: 0	LOB: 0	E: 0	LOB: 1
	K: 0	BB: 0	K: 0	BB: 0	K: 1	BB: 1	K: 1	BB: 0	K: 0	BB: 0	K: 0	BB: 0	K: 1	BB: 0
	S: 3	P: 3	S: 3	P: 3	S: 7	P: 11	S: 7	P: 7	S: 3	P: 3	S: 3	P: 3	S: 7	P: 7

PITCHER	IP	WLS	BF	H	R	ER	SO	BB	IBB	HBP	BLK	WP	HR	S	P	ERA	WHIP
Curt Young, L ERA: 4.42 (1, 1)	8.0	L	31	6	4	3	4	1	0	0	0	0	2	38	42	3.38	0.875

BOTTOM

AB	R	H	RBI	BB	SO	LOB
4	0	0	0	0	1	2
3	0	1	0	1	0	0
0	1	0	0	0	0	0
4	1	1	2	0	0	3
4	0	1	0	0	3	1
3	1	0	0	0	0	1
3	1	1	2	0	0	1

AB	30
R	4
H	6
RBI	4
BB	1
SO	4
LOB	8



WP	PA	1B	SF	2B	SAC	3B	DP	HR	HBP	CS
0	31	4	0	0	0	0	1	2	0	0

Oakland Athletics @ New York Yankees
 Yankee Stadium, Bronx, NY
 Mon Aug 31 1987, 7:05 PM EDT
 Att. 25,597 - Unknown

livebaseballscorecards.com

TOP

Oakland Athletics @ New York Yankees
Yankee Stadium, Bronx, NY

AB	32
R	8
H	9
RBI	8
BB	9
SO	3
LOB	17



WP: 2 PA: 43
PB: 0
SB: 1
CS: 1

Tue Sep 01 1987, 7:05 PM EDT
Att: 31,170 - Unknown

AB R H RBI BB SO LOB

3	2	1	0	2	1	2
2	2	0	0	3	0	1
5	1	1	1	0	1	6
2	1	2	2	0	0	0
2	0	0	0	0	0	1
2	1	1	3	0	0	1
1	0	0	0	1	0	0
3	0	1	1	2	0	1
2	0	0	0	1	1	1
2	0	0	0	0	0	3
4	1	1	1	0	0	1
4	0	2	0	0	0	0

Batter	1	2	3	4	5	6	7	8	9
Luis Polonia, L (1, 7) OBP: 0.331, SLG: 0.412	4-0 6-3 BB 1B BB		4-0 4-3 WP 1B BB	0-0 G6-4-3 1-2f		0-3 K 1-2		0-0 WP 1B	
Tony Bernazard, S (1, 4) OBP: 0.334, SLG: 0.415	4-0 1B 6-3 1-2 SF7 BB		0-0 4-3 1-3		0-0 5-3		4-0 G3 6-3 1B BB	4-0 1-2 BB	
Jose Canseco, R (1, 10) OBP: 0.317, SLG: 0.497	0-0 6-3 1-2 2-3		0-3 K 2		0-0 HR		0-0 6-3 1-2	0-0 3-1 3	
Carney Lansford, R (1, 5) OBP: 0.382, SLG: 0.478	0-0 1B 2-3 3-H		0-0 HR 1B		1-0 G5-4-3 HBP		0-0 G3 2-3		0-0 5-3 1
Tony Phillips, S (5, 5) OBP: 0.356, SLG: 0.388									
Dwayne Murphy, L (1, 8) OBP: 0.406, SLG: 0.343	0-0 SF7 3-H		0-0 HR 1B		0-0 G5-4-3 1-2f		4-0 1B BB		0-0 6-3 2
Steve Henderson, R (7, PH) OBP: 0.368, SLG: 0.468									
Mark McGwire, R (1, 3) OBP: 0.360, SLG: 0.597	0-0 F9 3-H		4-0 BB				0-0 F9 1-2 3-H	4-0 FC6-4 BB	4-0 6-3 2
Mike Davis, L (1, 9) OBP: 0.325, SLG: 0.483		4-0 CS BB	0-3 K 3				0-0 F9 2	0-0 G3 3	0-0 FC6-4 3
Stan Javier, S (7, PH) OBP: 0.284, SLG: 0.275									
Terry Steinbach, R (1, 2) OBP: 0.346, SLG: 0.475		0-0 6-3 1-2		0-0 5-3		0-0 HR		0-0 6-3	
Alfredo Griffin, S (1, 6) OBP: 0.315, SLG: 0.360		0-0 F9 3		0-0 G6-4-3 1B		0-0 1B		0-0 F9 2	

Inning Stats	R: 2 H: 1 E: 0 K: 0 S: 4	H: 1 LOB: 1 BB: 2 P: 12	R: 0 H: 0 E: 0 K: 0 S: 2	H: 0 LOB: 0 BB: 1 P: 6	R: 3 H: 2 E: 0 K: 2 S: 9	H: 2 LOB: 1 BB: 2 P: 17	R: 0 H: 1 E: 0 K: 0 S: 3	H: 1 LOB: 0 BB: 0 P: 3	R: 1 H: 1 E: 0 K: 0 S: 3	H: 1 LOB: 0 BB: 0 P: 4	R: 1 H: 2 E: 0 K: 1 S: 7	H: 2 LOB: 1 BB: 0 P: 7	R: 1 H: 1 E: 0 K: 0 S: 4	H: 1 LOB: 2 BB: 2 P: 12	R: 0 H: 1 E: 0 K: 0 S: 4	H: 1 LOB: 2 BB: 1 P: 8	R: 0 H: 0 E: 0 K: 0 S: 3	H: 0 LOB: 1 BB: 1 P: 7	1B: 6 SF: 1 2B: 0 SAC: 0 3B: 0 DP: 2 HR: 3 HBP: 1
--------------	--------------------------	-------------------------	--------------------------	------------------------	--------------------------	-------------------------	--------------------------	------------------------	--------------------------	------------------------	--------------------------	------------------------	--------------------------	-------------------------	--------------------------	------------------------	--------------------------	------------------------	---

PITCHER	IP	WLS	BF	H	R	ER	SO	BB	IBB	HBP	BLK	WP	HR	S	P	ERA	WHIP
Charles Hudson, R (1, 1) ERA: 3.91	2.2	L	15	3	5	5	1	5	0	0	0	1	1	12	32	16.88	3.000
Pat Clements, L (3, 1) ERA: 4.85	3.1		13	4	2	2	2	0	0	1	0	0	2	16	17	5.40	1.200
Steve Trout, L (7, 1) ERA: 4.08	3.0		15	2	1	1	0	4	0	0	0	1	0	11	27	3.00	2.000

PITCHER	IP	WLS	BF	H	R	ER	SO	BB	IBB	HBP	BLK	WP	HR	S	P	ERA	WHIP
---------	----	-----	----	---	---	----	----	----	-----	-----	-----	----	----	---	---	-----	------

BOTTOM

Oakland Athletics @ New York Yankees
Yankee Stadium, Bronx, NY
Tue Sep 01 1987, 7:05 PM EDT
Att. 31,170 - Unknown

livebaseballscores.com

AB	33
R	3
H	6
RBI	3
BB	5
SO	5
LOB	19



WP:	0	PA:	39
PB:	0		
SB:	0		
CS:	0		

AB R H RBI BB SO LOB

3 0 0 0 2 0 3

5 0 0 0 0 0 4

5 0 1 0 0 1 3

4 0 0 0 0 3 2

3 1 0 0 1 0 2

3 0 2 0 0 0 0

1 0 0 0 0 0 0

3 2 0 0 1 0 3

2 0 0 0 0 1 1

0 0 0 1 0 0 0

0 0 0 0 1 0 0

4 0 3 2 0 0 1

1B: 6 SF: 1

2B: 0 SAC: 0

3B: 0 DP: 0

HR: 0 HBP: 0

Batter	1	2	3	4	5	6	7	8	9
Rickey Henderson, R OBP: 0.425, SLG: 0.483 (1, 10)	0-0 F9		0-0 FC6-4		0-0 F9			4-0 1B BB	4-0 BB
Claudell Washington, L OBP: 0.330, SLG: 0.406 (1, 8)	0-0 4-3			0-0 F8		0-0 F8		0-0 F7	0-0 F8
Don Mattingly, L OBP: 0.384, SLG: 0.565 (1, 3)	0-0 G3			0-3 K		0-0 4-3		0-0 1B	0-0 F7
Dave Winfield, R OBP: 0.361, SLG: 0.464 (1, 9)		0-3 K		0-3 K		0-0 G3		0-3 K	
Mike Pagliarulo, L OBP: 0.312, SLG: 0.494 (1, 5)		0-0 3-1			0-0 4-3		4-0 F9 1B SF7 BB		0-0 3-1
Dan Pasqua, L OBP: 0.316, SLG: 0.402 Henry Cotto, R OBP: 0.283, SLG: 0.439 (1, 7) (9, PH)		0-0 4-3			0-0 FC6-4 1B		0-0 1-2 1B		0-0 F8
Willie Randolph, R OBP: 0.405, SLG: 0.403 (1, 4)			0-0 5-3		0-0 FC6-4 1B		0-0 F9		4-0 BB 1B BB
Rick Cerone, R OBP: 0.310, SLG: 0.322 Mark Salas, L OBP: 0.327, SLG: 0.422 (1, 2) (7, PH) (8, 2)			0-3 K		0-0 E4 1B		0-0 SF7		4-0 1B BB
Ron Kittle, R OBP: 0.323, SLG: 0.552 (9, PH)					1-3 1B		3-H		1-2 BB
Bobby Meacham, S OBP: 0.343, SLG: 0.410 (1, 6)			0-0 FC6-4 1B		0-0 1-3 1B		0-0 5-3		0-0 BB 1B

Inning Stats	R: 0	H: 0	E: 0	K: 0	S: 3	R: 0	H: 0	E: 0	K: 1	S: 5	R: 0	H: 1	E: 0	K: 1	S: 6	R: 0	H: 0	E: 0	K: 2	S: 7	R: 1	H: 2	E: 1	K: 0	S: 6	R: 0	H: 0	E: 0	K: 0	S: 3	R: 1	H: 1	E: 0	K: 0	S: 4	R: 0	H: 1	E: 0	K: 1	S: 6	R: 1	H: 1	E: 0	K: 0	S: 4	R: 0	H: 1	E: 0	K: 1	S: 6	R: 1	H: 1	E: 0	K: 0	S: 4	R: 1	H: 3	E: 0	K: 0	S: 4	1B: 6	SF: 1	2B: 0	SAC: 0	3B: 0	DP: 0	HR: 0	HBP: 0	WP: 0	PA: 39
--------------	------	------	------	------	------	------	------	------	------	------	------	------	------	------	------	------	------	------	------	------	------	------	------	------	------	------	------	------	------	------	------	------	------	------	------	------	------	------	------	------	------	------	------	------	------	------	------	------	------	------	------	------	------	------	------	------	------	------	------	------	-------	-------	-------	--------	-------	-------	-------	--------	-------	--------

PITCHER	IP	WLS	BF	H	R	ER	SO	BB	IBB	HBP	BLK	WP	HR	S	P	ERA	WHIP
Steve Ontiveros, R ERA: 3.79 (1, 1)	6.0		24	4	2	1	4	1	0	0	0	0	0	31	35	1.50	0.833
Dennis Lamp, R ERA: 4.23 (7, 1)	1.2		7	1	0	0	1	1	0	0	0	0	0	8	12	0.00	1.200
Greg Cadaret, L ERA: 4.65 (8, 1)	0.2		5	1	1	1	0	2	0	0	0	0	0	3	11	13.50	4.500
Eric Plunk, R ERA: 5.32 (9, 1)	0.2		3	0	0	0	0	1	0	0	0	0	0	2	6	0.00	1.500

Batter	1	2	3	4	5	6	7	8	9	10	AB	R	H	RBI	BB	SO	LOB
Tony Bernazard, S OBP: 0.337, SLG: 0.414 (1, 4)	5-3	CS	F8	BB			G3 1B		FC1-5 BB		3	0	1	0	2	0	0
Steve Henderson, R OBP: 0.363, SLG: 0.470 (1, 9)	1-3						G3		FC1-5		4	0	1	0	0	0	3
Tony Phillips, S OBP: 0.355, SLG: 0.386 (9, PH)			BB				1-2		1-2 2-3f		1	0	0	0	0	0	2
Stan Javier, S OBP: 0.284, SLG: 0.275 (9, 9)			2B								0	0	0	0	0	0	0
Jose Canseco, R OBP: 0.318, SLG: 0.498 (1, 7)	2B		K				G5-4-3 1B		K		5	0	2	0	0	2	4
Carney Lansford, R OBP: 0.380, SLG: 0.474 (1, 5)	6-3		BB				G5-4-3		F7		4	0	0	0	1	0	4
Mark McGwire, R OBP: 0.360, SLG: 0.596 (1, 3)		1B					F7		K		4	1	1	0	1	1	0
Terry Steinbach, R OBP: 0.346, SLG: 0.474 (1, 10)		2B									3	1	1	1	0	0	3
Mike Davis, L OBP: 0.326, SLG: 0.486 (8, PH)		SH1-4 1B					F9		F9		1	0	1	0	0	0	0
Brian Harper, R OBP: 0.326, SLG: 0.486 (10, PH)		2-H							S 2B		1	0	0	0	0	0	0
Dwayne Murphy, L OBP: 0.402, SLG: 0.336 (1, 8)		SH1-4					4-3		G3		3	0	0	0	1	0	0
Mickey Tettleton, S OBP: 0.305, SLG: 0.347 (1, 2)		1-2					G3		G3		4	0	1	0	0	2	3
Alfredo Griffin, S OBP: 0.317, SLG: 0.360 (1, 6)		K					SH1-3 1B		5-3		4	0	1	0	0	2	3
		SH1-3 1B							F7		2	0	1	1	1	0	0
		2-H					CS 1B		FC1-5 S BB		2	0	1	1	1	0	0

Inning Stats	R: 0	H: 1	E: 0	LOB: 1	K: 0	BB: 0	S: 4	P: 4	R: 2	H: 3	E: 0	LOB: 0	K: 1	BB: 0	S: 7	P: 7	R: 0	H: 1	E: 0	LOB: 3	K: 1	BB: 2	S: 6	P: 14	R: 0	H: 1	E: 0	LOB: 2	K: 0	BB: 1	S: 4	P: 8	R: 0	H: 1	E: 0	LOB: 0	K: 0	BB: 0	S: 3	P: 3	R: 0	H: 0	E: 0	LOB: 0	K: 0	BB: 0	S: 3	P: 3	R: 0	H: 1	E: 0	LOB: 1	K: 0	BB: 0	S: 4	P: 4	R: 0	H: 1	E: 0	LOB: 2	K: 2	BB: 1	S: 8	P: 12	R: 0	H: 0	E: 0	LOB: 0	K: 1	BB: 2	S: 5	P: 13	R: 0	H: 0	E: 0	LOB: 0	K: 0	BB: 0	S: 3	P: 3	R: 0	H: 0	E: 0	LOB: 0	K: 0	BB: 0	S: 3	P: 3	1B: 5	SF: 0	2B: 4	SAC: 2	3B: 0	DP: 1	HR: 0	HBP: 0	WP: 0	PA: 44
--------------	------	------	------	--------	------	-------	------	------	------	------	------	--------	------	-------	------	------	------	------	------	--------	------	-------	------	-------	------	------	------	--------	------	-------	------	------	------	------	------	--------	------	-------	------	------	------	------	------	--------	------	-------	------	------	------	------	------	--------	------	-------	------	------	------	------	------	--------	------	-------	------	-------	------	------	------	--------	------	-------	------	-------	------	------	------	--------	------	-------	------	------	------	------	------	--------	------	-------	------	------	-------	-------	-------	--------	-------	-------	-------	--------	-------	--------

PITCHER	IP	WLS	BF	H	R	ER	SO	BB	IBB	HBP	BLK	WP	HR	S	P	ERA	WHIP
Tommy John, L ERA: 3.83 (1, 1)	6.2		29	8	2	2	2	3	2	1	0	0	0	30	42	2.70	1.650
Tim Stoddard, R ERA: 3.28 (7, 1)	2.1		11	1	0	0	3	2	1	0	0	0	0	14	26	0.00	1.286
Dave Righetti, L ERA: 3.4 (10, 1)	1.0	W	3	0	0	0	0	0	0	0	0	0	0	3	3	0.00	0.000

TOP

Oakland Athletics @ New York Yankees
Yankee Stadium, Bronx, NY
 Wed Sep 02 1987, 7:05 PM EDT
 Att. 33,619 - Unknown

AB 35
R 2
H 9
RBI 2
BB 6
SO 5
LOB 19



BOTTOM

Oakland Athletics @ New York Yankees
Yankee Stadium, Bronx, NY
Wed Sep 02 1987, 7:05 PM EDT
Att: 33,619 - Unknown

livebaseballscorecards.com

AB 35
R 3
H 10
RBI 3
BB 4
SO 5
LOB 17



WP: 0 PA: 41
PB: 1
SB: 2
CS: 0

AB R H RBI BB SO LOB

3 0 1 0 2 1 2

4 0 0 0 1 0 4

5 1 4 1 0 1 0

4 0 0 0 0 0 6

4 1 1 0 0 1 0

1 0 1 1 0 0 0

4 0 2 1 0 0 0

4 0 1 0 0 0 2

3 0 0 0 0 1 3

1 0 0 0 0 1 0

0 0 0 0 0 0 0

1 1 0 0 1 0 0

1 0 0 0 0 0 0

0 0 0 0 0 0 0

1B: 9 SF: 0
2B: 0 SAC: 1
3B: 1 DP: 3
HR: 0 HBP: 1

Batter	1	2	3	4	5	6	7	8	9	10
Rickey Henderson, R OBP: 0.428, SLG: 0.481 (1, 10)	F8	K			G6-4-3 BB		1B BB		S 1B	
Willie Randolph, R OBP: 0.402, SLG: 0.398 (1, 4)	1B BB		L9		G6-4-3		F7		6-3	
Don Mattingly, L OBP: 0.388, SLG: 0.568 (1, 3)	G6-3 1B		G4-6-3 1B		1B		1B			K SH 1B
Dan Pasqua, L OBP: 0.311, SLG: 0.396 (1, 9)	G6-3		G4-6-3		G3		F9			SH 1B
Mike Pagliarulo, L OBP: 0.312, SLG: 0.497 Jerry Royster, R OBP: 0.333, SLG: 0.440 (10, PH)		1B 3B		6-3		K		F2		1-2 3-H 1B
Mike Easler, L OBP: 0.333, SLG: 0.372 (1, 7)		FC6 1B		4-3		1B		F7		
Claudell Washington, L OBP: 0.329, SLG: 0.403 (1, 8)		FC6 S		E1 1B		F8		F7		
Rick Cerone, R OBP: 0.306, SLG: 0.317 Mark Salas, L OBP: 0.325, SLG: 0.419 Randy Velarde, R OBP: 0.190, SLG: 0.190 (10, 6)		K		5-3		F6			K	
Bobby Meacham, S OBP: 0.350, SLG: 0.407 Dave Winfield, R OBP: 0.361, SLG: 0.463 Joel Skinner, R OBP: 0.200, SLG: 0.252 (10, 2)		BB			G6-4-3 BB 1B HBP		F8		F8	

Inning Stats	R: 0	H: 1	E: 0	K: 0	S: 3	H: 2	LOB: 2	BB: 1	P: 13	R: 0	H: 1	E: 0	K: 0	S: 3	H: 1	LOB: 0	BB: 0	P: 3	R: 0	H: 1	E: 1	K: 0	S: 4	H: 1	LOB: 1	BB: 1	P: 4	R: 1	H: 1	E: 0	K: 0	S: 3	H: 1	LOB: 2	BB: 1	P: 8	R: 0	H: 1	E: 0	K: 0	S: 6	H: 1	LOB: 1	BB: 0	P: 6	R: 0	H: 1	E: 0	K: 0	S: 4	H: 1	LOB: 1	BB: 1	P: 8	R: 0	H: 0	E: 0	K: 0	S: 3	H: 1	LOB: 1	BB: 0	P: 3	R: 0	H: 1	E: 0	K: 1	S: 6	H: 1	LOB: 1	BB: 0	P: 6	R: 1	H: 1	E: 1	K: 1	S: 5	H: 2	LOB: 2	BB: 0	P: 5
--------------	------	------	------	------	------	------	--------	-------	-------	------	------	------	------	------	------	--------	-------	------	------	------	------	------	------	------	--------	-------	------	------	------	------	------	------	------	--------	-------	------	------	------	------	------	------	------	--------	-------	------	------	------	------	------	------	------	--------	-------	------	------	------	------	------	------	------	--------	-------	------	------	------	------	------	------	------	--------	-------	------	------	------	------	------	------	------	--------	-------	------

PITCHER	IP	WLS	BF	H	R	ER	SO	BB	IBB	HBP	BLK	WP	HR	S	P	ERA	WHIP
Dave Stewart, R ERA: 3.52 (1, 1)	9.0		38	9	2	2	4	4	0	1	0	0	0	41	58	2.00	1.444
Rick Honeycutt, L ERA: 4.59 (10, 1)	0.0	L	3	1	1	0	1	0	0	0	0	0	0	5	5	∞	∞

Batter	1	2	3	4	5	6	7	8	9	AB R H RBI BB SO LOB	TOP
Mark Ryal, L (1, 6) <small>OBP: 0.238, SLG: 0.420</small> Dick Schofield, R (1, 6) <small>OBP: 0.310, SLG: 0.366</small>	0-0 		0-0 			0-0 		0-0 		1 0 0 0 0 0 3 1 1 0 0 0	
Jack Howell, L (1, 5) <small>OBP: 0.344, SLG: 0.459</small> Doug DeCinces, R (8, PH) <small>OBP: 0.344, SLG: 0.403</small>	0-0 			4-0 		0-0 		0-0 		2 3 2 2 1 0 1 0 0 0 0 0	
Johnny Ray, S (1, 4) <small>OBP: 0.333, SLG: 0.368</small>	0-3 			0-0 		0-0 			0-0 	4 0 1 0 0 1 1	
Wally Joyner, L (1, 3) <small>OBP: 0.370, SLG: 0.534</small>	0-0 			0-0 		0-0 			0-0 	4 0 1 1 0 0 1	
Bill Buckner, L (1, 10) <small>OBP: 0.306, SLG: 0.340</small> George Hendrick, R (9, PH) <small>OBP: 0.324, SLG: 0.447</small>		0-0 		0-0 		0-3 			0-0 	3 0 0 0 0 1 1 1 0 0 0 0 0 0	
Devon White, S (1, 8) <small>OBP: 0.304, SLG: 0.458</small>		0-0 		0-0 			0-0 			3 0 0 0 0 0 1	
Brian Downing, R (1, 7) <small>OBP: 0.384, SLG: 0.473</small>			0-0 		0-0 		0-0 			3 0 0 0 0 0 0	
Ruppert Jones, L (1, 9) <small>OBP: 0.304, SLG: 0.433</small> Tony Armas, R (7, PH) <small>OBP: 0.205, SLG: 0.410</small>			0-3 		0-0 		0-0 			2 0 0 0 0 1 0 1 0 0 0 0 0 0	
Bob Boone, R (1, 2) <small>OBP: 0.312, SLG: 0.319</small>			0-0 		0-0 			0-0 		3 0 0 0 0 0 0	
Inning Stats	R: 1 H: 1 E: 0 LOB: 0 K: 1 BB: 0 S: 6 P: 6	R: 0 H: 0 E: 0 LOB: 0 K: 0 BB: 0 S: 3 P: 3	R: 0 H: 0 E: 0 LOB: 0 K: 1 BB: 0 S: 5 P: 5	R: 1 H: 2 E: 0 LOB: 1 K: 0 BB: 1 S: 4 P: 8	R: 0 H: 0 E: 0 LOB: 0 K: 0 BB: 0 S: 3 P: 3	R: 2 H: 2 E: 0 LOB: 0 K: 1 BB: 0 S: 7 P: 7	R: 0 H: 0 E: 0 LOB: 0 K: 0 BB: 0 S: 3 P: 3	R: 0 H: 0 E: 0 LOB: 0 K: 0 BB: 0 S: 3 P: 3	R: 0 H: 0 E: 0 LOB: 0 K: 0 BB: 0 S: 3 P: 3	1B: 3 SF: 0 2B: 1 SAC: 0 3B: 0 DP: 0 HR: 1 HBP: 0	WP: 1 PA: 32 PB: 0 SB: 1 CS: 0
PITCHER Bill Gullickson, R (1, 1) <small>ERA: 4.77</small> Pat Clements, L (6, 1) <small>ERA: 4.55</small>	IP WLS BF H R ER SO BB IBB HBP BLK WP HR S P ERA WHIP 5.0 W 20 5 4 4 2 1 0 0 0 0 1 0 23 27 7.20 1.200 4.0 S 12 0 0 0 1 0 0 0 0 0 1 0 14 14 0.00 0.000										

California Angels @ New York Yankees
 Yankee Stadium, Bronx, NY
 Fri Sep 04 1987, 7:05 PM EDT
 Att. 24,135 - Unknown

livebaseballscorecards.com

AB	31
R	4
H	5
RBI	3
BB	1
SO	3
LOB	4



Batter	1	2	3	4	5	6	7	8	9	AB	R	H	RBI	BB	SO	LOB
Rickey Henderson, R OBP: 0.429, SLG: 0.496 (1, 7)	0-0 P4 1B	0-0 HR			0-0 F7 1B		0-0 2-H 1B 2B			4	2	2	2	0	0	0
Willie Randolph, R OBP: 0.403, SLG: 0.399 (1, 4)	0-0 1B HR 1B	0-0 4-3			0-0 F8 1B		0-0 2-H 1B			4	1	2	1	0	0	0
Don Mattingly, L OBP: 0.389, SLG: 0.567 (1, 3)	0-0 1-3 HR 1B		0-0 FC6-4 1B		0-0 4-3		0-0 P6			4	1	2	0	0	0	1
Dave Winfield, R OBP: 0.364, SLG: 0.470 (1, 9)	4-0 1-2 HR BB		0-0 FC6-4 1-2f		0-0 HR		0-0 1-2 1B			3	2	2	1	1	0	1
Mike Easler, L OBP: 0.331, SLG: 0.369 Ron Kittle, R OBP: 0.320, SLG: 0.545 (1, 10) (6, PH)	0-3 K		0-0 F7		0-0 F9		0-0 P4			2	0	0	0	0	1	4
Mike Pagliarulo, L OBP: 0.311, SLG: 0.501 (1, 5)	0-0 1-H 2-H 3-H HR		0-0 F7		0-0 6-3		0-0 F4			4	1	1	4	0	0	1
Claudell Washington, L OBP: 0.327, SLG: 0.401 Henry Cotto, R OBP: 0.286, SLG: 0.440 (1, 8) (6, PH) (7, 8)	0-0 5-3		0-0 6-3		0-0 F9		0-0 S 1B			2	0	0	0	0	0	0
Rick Cerone, R OBP: 0.307, SLG: 0.318 Wayne Tolleson, S OBP: 0.310, SLG: 0.245 Joel Skinner, R OBP: 0.198, SLG: 0.250 (1, 2) (7, PR) (8, 2)		0-0 6-3		0-0 F9		0-0 SH1-4 2B 1B		0-3 K		3	0	1	0	0	0	0
Bobby Meacham, S OBP: 0.343, SLG: 0.397 (1, 6)		0-3 K		0-0 5-3		0-0 SH1-4 1-2		0-0 5-3		1	0	0	0	0	1	1

Inning Stats	R: 4	H: 3	E: 0	K: 1	S: 8	LOB: 0	BB: 1	P: 12
	R: 1	H: 1	E: 0	K: 1	S: 6	LOB: 0	BB: 0	P: 6
	R: 0	H: 1	E: 0	K: 0	S: 4	LOB: 1	BB: 0	P: 4
	R: 0	H: 0	E: 0	K: 0	S: 3	LOB: 0	BB: 0	P: 3
	R: 1	H: 1	E: 0	K: 0	S: 4	LOB: 0	BB: 0	P: 4
	R: 2	H: 4	E: 0	K: 0	S: 7	LOB: 2	BB: 0	P: 7
	R: 0	H: 1	E: 0	K: 1	S: 6	LOB: 1	BB: 0	P: 6
	1B: 7	SF: 0	2B: 1	SAC: 1	3B: 0	DP: 0	HR: 3	HBP: 0

PITCHER	IP	WLS	BF	H	R	ER	SO	BB	IBB	HBP	BLK	WP	HR	S	P	ERA	WHIP
Kirk McCaskill, R ERA: 5.67 (1, 1)	3.0	L	15	5	5	5	2	1	0	0	0	0	2	18	22	15.00	2.000
Chuck Finley, L ERA: 4.29 (4, 1)	3.0		10	1	1	1	0	0	0	0	0	0	1	10	10	3.00	0.333
DeWayne Buice, R ERA: 3.19 (7, 1)	2.0		11	5	2	2	1	0	0	0	0	0	0	13	13	9.00	2.500

BOTTOM

California Angels @ New York Yankees
Yankee Stadium, Bronx, NY

Fri Sep 04 1987, 7:05 PM EDT
Att. 24,135 - Unknown

livebaseballscorecards.com

AB	34
R	8
H	11
RBI	8
BB	1
SO	3
LOB	11



WP: 0	PA: 36
PB: 0	
SB: 1	
CS: 0	

Batter	1	2	3	4	5	6	7	8	9	AB R H RBI BB SO LOB	TOP											
Dick Schofield, R (1, 6) OBP: 0.310, SLG: 0.364 Bill Buckner, L (8, PH) OBP: 0.305, SLG: 0.339 Gus Polidor, R (8, 6) OBP: 0.274, SLG: 0.339	4-0 S 2B BB	0-0 F7			0-0 L8			0-0 F7		2 1 0 0 1 0 1 1 0 0 0 0 0 0 0 0 0 0 0 0 0												
Wally Joyner, L (1, 3) OBP: 0.369, SLG: 0.534	0-0 1B HR 2B	0-0 F8			0-0 F7			0-0 F6		4 1 1 1 0 0 1												
Brian Downing, R (1, 10) OBP: 0.383, SLG: 0.471	0-0 HR 1B			0-0 5-3				0-0 L9		4 1 1 0 0 0 0												
Tony Armas, R (1, 9) OBP: 0.214, SLG: 0.476 Ruppert Jones, L (9, PH) OBP: 0.302, SLG: 0.430	0-0 HR			0-0 F4				0-0 F8		3 1 1 3 0 0 0 1 0 0 0 0 0 0												
George Hendrick, R (1, 7) OBP: 0.318, SLG: 0.437 Jack Howell, L (9, PH) OBP: 0.345, SLG: 0.469	0-0 F2			0-0 F2				0-0 HR		3 0 0 0 0 0 0 1 1 1 1 0 0 0												
Johnny Ray, S (1, 4) OBP: 0.332, SLG: 0.367	0-0 G6-4-3 1B			0-0 F7				0-0 6-3		4 0 1 0 0 0 0												
Devon White, S (1, 8) OBP: 0.302, SLG: 0.454	0-0 G6-4-3 1-2f			0-0 P3				0-0 E6 PB		4 1 0 0 0 0 1												
Doug DeCinces, R (1, 5) OBP: 0.348, SLG: 0.403 Gary Pettis, S (9, PR) OBP: 0.301, SLG: 0.259		4-0 SH1-3 BB		0-0 F7				0-0 E5 1-H 1B		2 0 1 0 2 0 0 0 0 0 0 0 0 0	AB 32 R 6 H 6 RBI 5 BB 3 SO 1 LOB 5											
Bob Boone, R (1, 2) OBP: 0.309, SLG: 0.316		0-0 SH1-3 1-2		0-0 F9				0-0 K		3 0 0 0 0 1 2												
Inning Stats	R: 4 E: 0 K: 0 S: 6	H: 4 LOB: 0 BB: 1 P: 10	R: 0 E: 0 K: 0 S: 3	H: 0 LOB: 1 BB: 1 P: 7	R: 0 E: 0 K: 0 S: 3	H: 0 LOB: 0 BB: 0 P: 3	R: 0 E: 0 K: 0 S: 3	H: 0 LOB: 0 BB: 0 P: 3	R: 0 E: 0 K: 0 S: 3	H: 0 LOB: 1 BB: 1 P: 7	R: 0 E: 0 K: 0 S: 3	H: 0 LOB: 0 BB: 0 P: 3	R: 0 E: 0 K: 0 S: 3	H: 0 LOB: 0 BB: 0 P: 3	R: 0 E: 0 K: 0 S: 3	H: 0 LOB: 0 BB: 0 P: 3	R: 2 E: 2 K: 1 S: 8	H: 2 LOB: 1 BB: 0 P: 8	1B: 3 2B: 1 3B: 0 HR: 2	SF: 0 SAC: 1 DP: 1 HBP: 0	WP: 0 PB: 1 SB: 1 CS: 0	PA: 36
PITCHER	IP WLS BF H R ER SO BB IBB HBP BLK WP HR S P ERA WHIP																					
Ron Guidry, L (1, 1) ERA: 3.67	6.2 W 26 4 4 4 0 3 0 0 0 0 0 1 23 35 5.40 1.050																					
Tim Stoddard, R (7, 1) ERA: 3.32	1.2 6 1 1 1 0 0 0 0 0 0 0 1 6 6 5.40 0.600																					
Dave Righetti, L (9, 1) ERA: 3.38	0.2 S 4 1 1 0 1 0 0 0 0 0 0 0 6 6 0.00 1.500																					

California Angels @ New York Yankees
 Yankee Stadium, Bronx, NY
 Sat Sep 05 1987, 3:33 AM EDT
 Att: 31,566 - Unknown

livebaseballscores.com



Batter	1	2	3	4	5	6	7	8	9	AB R H RBI BB SO LOB	TOP									
Doug DeCinces, R (1, 5) OBP: 0.348, SLG: 0.406	0-0 SH 1B	0-0 F9		0-0 FC5-4 1B		0-0 2B			0-0 6-3	5 1 2 0 0 0 3										
Dick Schofield, R (1, 6) OBP: 0.312, SLG: 0.365	0-0 SH 1B	0-0 6-3		0-0 1B		0-0 6-3			0-0 1B	4 0 2 0 0 0 3										
Brian Downing, R (1, 10) OBP: 0.383, SLG: 0.469	0-0 1B		0-0 F7	0-0 F9				4-0 FC BB	0-0 F9	4 0 1 1 1 0 3										
Tony Armas, R (1, 9) OBP: 0.239, SLG: 0.478	0-0 G6-4-3 1B		0-0 4-3 1B		0-0 F8			0-0 FC	0-0 1B	5 1 2 0 0 0 3										
George Hendrick, R (1, 3) OBP: 0.309, SLG: 0.424	0-0 6-3		0-0 4-3		0-3 K			0-0 F5	0-0 4-3	4 0 0 0 0 1 3										
Bill Buckner, L (9, PH) OBP: 0.305, SLG: 0.338			1-2							1 0 0 0 0 0 2										
Jack Howell, L (9, 7) OBP: 0.345, SLG: 0.469										0 0 0 0 0 0 0										
Johnny Ray, S (1, 4) OBP: 0.335, SLG: 0.370		0-0 E SH2-4 1B	0-0 1B		0-0 FC6 1B			0-0 G3		4 1 3 1 0 0 1										
Tack Wilson, R (1, 7) OBP: 0.368, SLG: 0.531		0-0 SH2-4	0-0 4-3		0-0 FC6			0-3 K		1 0 0 0 0 0 1										
Wally Joyner, L (5, PH) OBP: 0.368, SLG: 0.531		1-2			1-2f					2 0 0 0 0 1 1										
Gary Pettis, S (1, 8) OBP: 0.300, SLG: 0.258		0-0 E5 E		0-0 G3		0-0 G3		0-0 F7		2 0 0 0 0 0 1										
Devon White, S (4, 8) OBP: 0.301, SLG: 0.453		2-3								2 0 0 0 0 0 0										
Bob Boone, R (1, 2) OBP: 0.308, SLG: 0.315		0-0 E1		0-0 FC5-4 1B		0-0 F8		0-0 5-3		4 0 1 0 0 0 1										
Inning Stats	R: 1 E: 1 K: 0 S: 5	H: 2 LOB: 1 BB: 0 P: 5	R: 1 E: 2 K: 0 S: 6	H: 1 LOB: 2 BB: 0 P: 6	R: 1 E: 0 K: 0 S: 5	H: 2 LOB: 1 BB: 0 P: 5	R: 0 E: 0 K: 1 S: 6	H: 1 LOB: 1 BB: 0 P: 6	R: 0 E: 0 K: 0 S: 4	H: 1 LOB: 1 BB: 0 P: 4	R: 0 E: 0 K: 0 S: 3	H: 0 LOB: 1 BB: 1 P: 7	R: 0 E: 0 K: 1 S: 5	H: 0 LOB: 0 BB: 0 P: 5	R: 0 E: 0 K: 0 S: 5	H: 2 LOB: 2 BB: 0 P: 5	1B: 10 2B: 1 3B: 0 HR: 0	SF: 0 SAC: 3 DP: 1 HBP: 0	WP: 0 PB: 0 SB: 0 CS: 0	PA: 41
PITCHER	IP WLS BF H R ER SO BB IBB HBP BLK WP HR S P ERA WHIP																			
Tommy John, L (1, 1) ERA: 3.86	3.2 L 20 7 3 2 0 0 0 0 0 0 0 0 20 20 4.91 1.909																			
Neil Allen, R (4, 1) ERA: 6.38	5.1 21 4 0 0 2 1 0 0 0 0 0 0 24 28 0.00 0.938																			

California Angels @ New York Yankees
 Yankee Stadium, Bronx, NY
 Sun Sep 06 1987, 3:33 AM EDT
 Att: 48,214 - Unknown

livebaseballscorecards.com

AB	38
R	3
H	11
RBI	2
BB	1
SO	2
LOB	22



Batter	1	2	3	4	5	6	7	8	9	AB R H RBI BB SO LOB
Rickey Henderson, R (1, 10) OBP: 0.430, SLG: 0.500	0-0 6-3		0-0 FC6-4 1B			0-0 1B SF7 2B		0-0 6-3		4 1 2 0 0 0 0
Willie Randolph, R (1, 4) OBP: 0.403, SLG: 0.404	0-0 5-3		0-0 FC6-4 1-2f			0-0 2-3 FC5-4 1B		0-0 6-3		4 0 1 0 0 0 1
Don Mattingly, L (1, 3) OBP: 0.386, SLG: 0.564	0-0 2B		0-3 K			0-0 1-2f FC5-4 SF7		0-3 K		4 0 1 0 0 2 3
Dave Winfield, R (1, 9) OBP: 0.364, SLG: 0.470	0-0 1-3			0-0 5-3		0-0 1-2 SF7		0-0 G6-4-3 1B		3 0 1 1 0 0 1
Gary Ward, R (1, 7) OBP: 0.283, SLG: 0.374 (8, 8)		0-0 1B		0-3 K		0-3 3-H 0-3 K		0-0 G6-4-3		4 0 1 0 0 2 2
Henry Cotto, R (1, 8) OBP: 0.282, SLG: 0.434 Dan Pasqua, L (7, PH) OBP: 0.313, SLG: 0.404 (8, 7)		0-0 F8		0-0 F8			0-3 K			2 0 0 0 0 0 1 1 0 0 0 0 1 0
Jerry Royster, R (1, 5) OBP: 0.330, SLG: 0.435 Mike Pagliarulo, L (7, PH) OBP: 0.310, SLG: 0.504 (8, 5)		0-0 F5			0-0 F8		0-3 K			2 0 0 0 0 0 1 1 0 0 0 0 1 0
Joel Skinner, R (1, 2) OBP: 0.195, SLG: 0.246 Mike Easler, L (7, PH) OBP: 0.330, SLG: 0.367 Rick Cerone, R (8, 2) OBP: 0.302, SLG: 0.312		0-3 K			0-0 L4		0-3 K			2 0 0 0 0 1 1 1 0 0 0 0 1 0 0 0 0 0 0 0 0
Bobby Meacham, S (1, 6) OBP: 0.329, SLG: 0.379 Claudell Washington, L (8, PH) OBP: 0.326, SLG: 0.399 Wayne Tolleson, S (9, 6) OBP: 0.310, SLG: 0.245			0-0 F7			0-0 F9		0-0 G3		2 0 0 0 0 0 0 1 0 0 0 0 0 0 0 0 0 0 0 0 0

Inning Stats	R: 0	H: 1	E: 0	LOB: 1	K: 0	BB: 0	S: 4	P: 4	R: 0	H: 1	E: 0	LOB: 1	K: 1	BB: 0	S: 6	P: 6	R: 0	H: 0	E: 0	LOB: 0	K: 1	BB: 0	S: 5	P: 5	R: 0	H: 0	E: 0	LOB: 0	K: 0	BB: 0	S: 3	P: 3	R: 1	H: 2	E: 0	LOB: 1	K: 1	BB: 0	S: 7	P: 7	R: 0	H: 0	E: 0	LOB: 0	K: 3	BB: 0	S: 9	P: 9	R: 0	H: 0	E: 0	LOB: 0	K: 0	BB: 0	S: 3	P: 3	R: 0	H: 1	E: 0	LOB: 0	K: 1	BB: 0	S: 5	P: 5	1B: 4	SF: 1	2B: 2	SAC: 0	3B: 0	DP: 1	HR: 0	HBP: 0	WP: 0	PA: 32	PB: 0	SB: 0	CS: 0
PITCHER	IP	WLS	BF	H	R	ER	SO	BB	IBB	HBP	BLK	WP	HR	S	P	ERA	WHIP																																																												
John Candelaria, L (1, 1) ERA: 4.39	5.2	W	22	5	1	1	3	0	0	0	0	0	0	28	28	1.59	0.882																																																												
DeWayne Buice, R (6, 1) ERA: 3.09	3.1	S	10	1	0	0	5	0	0	0	0	0	0	20	20	0.00	0.300																																																												

BOTTOM

California Angels @ New York Yankees
 Yankee Stadium, Bronx, NY
 Sun Sep 06 1987, 3:33 AM EDT
 Att. 48,214 - Unknown

livebaseballscorecards.com

AB	31
R	1
H	6
RBI	1
BB	0
SO	8
LOB	10



Batter	1	2	3	4	5	6	7	8	9	AB	R	H	RBI	BB	SO	LOB	TOP
Rickey Henderson, R OBP: 0.430, SLG: 0.496 Henry Cotto, R OBP: 0.282, SLG: 0.434	(1, 7) BB BB 4-0 HR BB	X (8, 8) 0-0 F6 1-2f	X 0-0 G6-4-3 1-2f	X 0-0 G6-4-3 1-2f	X 0-0 G4-6-3 1B	X 0-0 G4-6-3 1B	X 0-0 F9	X 0-0 F9	4 1 1 0 1 0 3 0 0 0 0 0 0 0								
Willie Randolph, R OBP: 0.403, SLG: 0.413	(1, 4) 0-0 HR 1-H	X (2, 3) 0-0 G5-4-3 1-2f	X 0-0 2B 1B	X 0-0 2B 1B	X 0-0 G4-6-3 1-2f	X 0-0 F9	X 0-0 F9	5 2 2 2 0 0 3									
Don Mattingly, L OBP: 0.387, SLG: 0.566	(1, 3) 0-0 1B FC5-4 2B	X 0-0 4-3	X 0-0 4-3	X 0-0 1B 2B	X 0-0 1B 2B	X 0-0 5-3	X 0-0 G3	5 2 2 1 0 0 0									
Dave Winfield, R OBP: 0.368, SLG: 0.475	(1, 9) 0-0 FC5-4 1B 2-3	X 0-0 1B 2B	X 0-0 1B 2B	X 0-0 FC5-4 1B 2-H	X 0-0 FC5-4 1B	X 0-0 L5	X 0-0 1B	5 1 4 1 0 0 0									
Gary Ward, R OBP: 0.282, SLG: 0.372	(1, 8) (8, 7) 0-0 FC5-4 1-2f 3-H	X 0-0 2B 1B	X 0-0 2B 1B	X 0-0 FC5-4 1-2f	X 0-0 FC5-4	X 0-0 1-3	X 0-3 K	5 1 1 1 0 1 3									
Ron Kittle, R OBP: 0.314, SLG: 0.535 Mike Easler, L OBP: 0.329, SLG: 0.366	(1, 10) (8, PH) 0-3 K	X 0-3 K	X 0-3 K	X 0-0 5-3	X 0-0 5-3	X 0-0 F7	X 0-0 F7	3 0 0 0 0 2 3 1 0 0 0 0 0 0									
Mike Pagliarulo, L OBP: 0.313, SLG: 0.511	(1, 5) 0-3 K	X 0-0 1B 2B 1-H 3-H	X 0-0 1B 2B	X 0-0 1B	X 0-0 1B	X 0-0 HR 2B	X 0-0 HR 2B	4 1 3 2 0 1 1									
Rick Cerone, R OBP: 0.309, SLG: 0.332	(1, 2) 0-0 BB 1B	X 0-0 BB 1B	X 0-0 BB 1B	X 0-0 K	X 0-3 K	X 0-0 HR	X 0-0 HR	4 1 3 2 0 1 0									
Wayne Tolleson, S OBP: 0.312, SLG: 0.246	(1, 6) 4-0 BB G5-4-3 1-2	X 4-0 BB G5-4-3 1-2	X 0-0 BB 1B	X 0-0 BB 1B	X 0-0 4-3	X 0-0 4-3	X 0-0 F7	3 0 1 0 1 0 0									
Inning Stats	R: 3 H: 3 E: 0 LOB: 1 K: 2 BB: 1 S: 10 P: 14	R: 0 H: 1 E: 0 LOB: 1 K: 0 BB: 1 S: 3 P: 7	R: 2 H: 4 E: 0 LOB: 2 K: 1 BB: 0 S: 8 P: 8	R: 2 H: 4 E: 0 LOB: 1 K: 0 BB: 0 S: 6 P: 6	R: 0 H: 1 E: 0 LOB: 0 K: 1 BB: 0 S: 5 P: 5	R: 0 H: 1 E: 0 LOB: 0 K: 0 BB: 0 S: 3 P: 3	R: 0 H: 0 E: 0 LOB: 0 K: 0 BB: 0 S: 3 P: 3	R: 2 H: 2 E: 0 LOB: 0 K: 0 BB: 0 S: 5 P: 5	R: 0 H: 1 E: 0 LOB: 1 K: 1 BB: 0 S: 6 P: 6	1B: 10 SF: 0 2B: 5 SAC: 0 3B: 0 DP: 3 HR: 2 HBP: 0	WP: 0 PA: 41 PB: 0 SB: 0 CS: 0						
PITCHER	IP WLS BF H R ER SO BB IBB HBP BLK WP HR S P ERA WHIP																
Bruce Hurst, L ERA: 4.14	(1, 1) 3.2 L 22 12 7 7 3 2 0 0 0 0 0 1 26 34 17.18 3.818																
Steve Crawford, R ERA: 5.19	(4, 1) 4.1 15 4 2 2 1 0 0 0 0 0 0 1 17 17 4.15 0.923																
Calvin Schiraldi, R ERA: 4.52	(9, 1) 1.0 4 1 0 0 1 0 0 0 0 0 0 0 6 6 0.00 1.000																

New York Yankees @ Boston Red Sox
 Fenway Park, Boston, MA
 Mon Sep 07 1987, 7:05 PM EDT
 Att. 32,544 - Unknown

AB	39
R	9
H	17
RBI	9
BB	2
SO	5
LOB	13



Batter	1	2	3	4	5	6	7	8	9	AB	R	H	RBI	BB	SO	LOB
Ellis Burks, R OBP: 0.323, SLG: 0.457 (1, 8)	0-0 6-3		0-0 F8		0-0 1-3			0-0 5-3		4	0	0	0	0	0	0
Marty Barrett, R OBP: 0.341, SLG: 0.330 (1, 4)	0-0 F8		0-0 HR 1B		0-0 4-3			0-0 G3 1B		4	1	2	0	0	0	0
Wade Boggs, L OBP: 0.454, SLG: 0.586 (1, 5)	0-0 4-3		0-0 HR				0-0 G3	0-0 G3		4	1	1	2	0	0	1
Dwight Evans, R OBP: 0.422, SLG: 0.620 (1, 3)		4-0 E 1B BB	0-0 F7				0-0 G3	0-0 5-3		3	1	0	0	1	0	1
Mike Greenwell, L OBP: 0.407, SLG: 0.607 (1, 7)		0-0 E8 SF8 1B	0-0 F8				0-0 G3		0-0 P3	4	1	1	0	0	0	0
Jim Rice, R OBP: 0.358, SLG: 0.417 (1, 10)		0-0 SF8		0-0 F5			0-0 G6-4-3 1B		0-0 HR	3	1	2	2	0	0	0
Todd Benzinger, S OBP: 0.319, SLG: 0.302 (1, 9)		0-0 6-3		0-0 F9			0-0 G6-4-3		0-0 G3	4	0	0	0	0	0	1
Spike Owen, S OBP: 0.335, SLG: 0.343 (1, 6)		0-0 K 2B		0-3 K			0-0 K 1B		0-0 4-3	4	0	2	0	0	1	0
John Marzano, R OBP: 0.282, SLG: 0.455 (1, 2)		0-0 F8			0-0 5-3			0-0 F8		3	0	0	0	0	0	2


Inning Stats	R: 0	H: 0	E: 0	LOB: 0	K: 0	S: 3	P: 3	R: 2	H: 2	E: 1	LOB: 1	K: 0	S: 5	P: 9	R: 2	H: 2	E: 0	LOB: 0	K: 1	S: 5	P: 5	R: 0	H: 0	E: 0	LOB: 0	K: 0	S: 3	P: 3	R: 0	H: 2	E: 0	LOB: 1	K: 0	S: 4	P: 4	R: 0	H: 1	E: 0	LOB: 1	K: 0	S: 4	P: 4	R: 1	H: 1	E: 0	LOB: 0	K: 0	S: 4	P: 4	1B: 5	SF: 1	2B: 1	SAC: 0	3B: 0	DP: 1	HR: 2	HBP: 0	WP: 0	PA: 35
--------------	------	------	------	--------	------	------	------	------	------	------	--------	------	------	------	------	------	------	--------	------	------	------	------	------	------	--------	------	------	------	------	------	------	--------	------	------	------	------	------	------	--------	------	------	------	------	------	------	--------	------	------	------	-------	-------	-------	--------	-------	-------	-------	--------	-------	--------

PITCHER	IP	WLS	BF	H	R	ER	SO	BB	IBB	HBP	BLK	WP	HR	S	P	ERA	WHIP
Rick Rhoden, R ERA: 3.75 (1, 1)	5.0	W	20	4	4	4	1	1	0	0	0	0	1	21	25	7.20	1.000
Pat Clements, L ERA: 4.43 (6, 1)	1.2		6	2	0	0	0	0	0	0	0	0	0	6	6	0.00	1.200
Tim Stoddard, R ERA: 3.33 (7, 1)	2.1	S	9	2	1	1	0	0	0	0	0	0	1	9	9	3.86	0.857

BOTTOM

New York Yankees @ Boston Red Sox
 Fenway Park, Boston, MA
 Mon Sep 07 1987, 7:05 PM EDT
 Att. 32,544 - Unknown

AB	33
R	5
H	8
RBI	4
BB	1
SO	1
LOB	5



Batter	1	2	3	4	5	6	7	8	9	AB R H RBI BB SO LOB	TOP											
Rickey Henderson, R OBP: 0.429, SLG: 0.493 Dan Pasqua, L OBP: 0.314, SLG: 0.405	4-0 BB		0-0 F7		0-0 F7		0-0 G3		0-0 HR	2 0 0 0 1 0 0 2 1 1 1 0 0 1												
Willie Randolph, R OBP: 0.402, SLG: 0.412 Bobby Meacham, S OBP: 0.327, SLG: 0.376 Claudell Washington, L OBP: 0.328, SLG: 0.412	0-0 5-3 1-2		0-0 1B		0-0 5-3		0-0 F7		0-0 HR	3 0 1 0 0 0 1 1 0 0 0 0 0 0 1 1 1 3 0 0 0												
Don Mattingly, L OBP: 0.389, SLG: 0.568	0-0 F9		0-0 F5		0-0 2B		0-0 FC4-6		0-0 FC5-4 BB	4 1 2 0 1 0 2												
Dave Winfield, R OBP: 0.366, SLG: 0.472	0-0 4-3		0-0 F7		0-0 L7		0-0 FC4-6 1B		0-0 FC5-4 FC4-6	5 0 1 0 0 0 3												
Mike Easler, L OBP: 0.330, SLG: 0.364		0-3 K	0-3 K		4-0 BB		0-0 FC4-6 1B		0-0 FC4-6	4 0 1 0 1 2 1												
Mike Pagliarulo, L OBP: 0.312, SLG: 0.514		0-0 F9	0-0 HR		0-3 K		0-0 FC4-6 FC4-6		0-0 F6	5 1 1 2 0 1 5												
Gary Ward, R OBP: 0.283, SLG: 0.374		4-0 BB	0-0 F8		0-0 2B		0-0 FC4-6			3 0 1 0 1 0 2												
Rick Cerone, R OBP: 0.306, SLG: 0.329 Mark Salas, L OBP: 0.327, SLG: 0.416		0-3 K	0-3 K		0-0 F7		0-0 E 1B BB			2 0 0 0 0 2 1 1 1 0 0 1 0 1												
Wayne Tolleson, S OBP: 0.308, SLG: 0.243			0-0 G3		0-0 4-3		0-0 5-3		0-0 E6 1B HR	4 1 0 0 0 0 2												
Inning Stats	R: 0 E: 0 K: 0 S: 3	H: 0 LOB: 1 BB: 1 P: 7	R: 0 E: 0 K: 2 S: 7	H: 0 LOB: 1 BB: 1 P: 11	R: 0 E: 0 K: 0 S: 4	H: 1 LOB: 1 P: 4	R: 1 E: 0 K: 1 S: 6	H: 1 LOB: 0 BB: 0 P: 6	R: 0 E: 0 K: 1 S: 5	H: 0 LOB: 0 BB: 0 P: 5	R: 0 E: 0 K: 1 S: 6	H: 1 LOB: 2 BB: 1 P: 10	R: 0 E: 0 K: 0 S: 4	H: 1 LOB: 1 BB: 0 P: 4	R: 1 E: 0 K: 0 S: 6	H: 3 LOB: 2 BB: 0 P: 6	R: 4 E: 1 K: 0 S: 6	H: 2 LOB: 1 BB: 2 P: 14	1B: 5 2B: 2 3B: 0 HR: 2	SF: 0 SAC: 0 DP: 0 HBP: 0	WP: 0 PB: 0 SB: 1 CS: 0	PA: 42
PITCHER	IP WLS BF H R ER SO BB IBB HBP BLK WP HR S P ERA WHIP																					
Al Nipper, R ERA: 5.45	(1, 1) 6.0 W 24 3 1 1 5 3 0 0 0 0 1 31 43 1.50 1.000																					
Wes Gardner, R ERA: 5.36	(7, 1) 2.0 14 6 5 4 0 1 0 0 0 0 1 13 17 18.00 3.500																					
Calvin Schiraldi, R ERA: 4.46	(9, 1) 1.0 S 4 0 0 0 0 1 0 0 0 0 0 0 3 7 0.00 1.000																					

New York Yankees @ Boston Red Sox
Fenway Park, Boston, MA
 Tue Sep 08 1987, 7:05 PM EDT
 Att: 29,468 - Unknown

AB	37
R	6
H	9
RBI	6
BB	5
SO	5
LOB	19



Batter	1	2	3	4	5	6	7	8	9
Ellis Burks, R OBP: 0.324, SLG: 0.455 (1, 8)	0-0 F8		0-0 F8		0-0 SH1-3 2B	4-0 1B BB		0-0 5-3	
Marty Barrett, R OBP: 0.344, SLG: 0.336 (1, 4)	0-0 L6-4 2B		0-0 5-3		0-0 SH1-3	1-2 1B		0-0 FC5-4 1B	
Wade Boggs, L OBP: 0.452, SLG: 0.582 (1, 5)	0-0 L6-4				0-0 FC1-6 1B	0-0 F7		0-0 G3	
Dwight Evans, R OBP: 0.425, SLG: 0.618 (1, 3)		4-0 CS BB			0-0 FC1-6 1-2f	4-0 2B 1B IBB		4-0 1B G4-6-3 BB	
Mike Greenwell, L OBP: 0.408, SLG: 0.609 (1, 7)		0-0 F8			0-0 FC1-6 HR	0-0 1B 2B		0-0 G4-6-3 1B	
Jim Rice, R OBP: 0.357, SLG: 0.415 (1, 10)		0-3 K			0-0 E5 HR	0-0 1B		0-0 G4-6-3	
Todd Benzing, S OBP: 0.331, SLG: 0.338 (1, 9)			0-0 1B 3-1		0-0 HR	0-3 K		0-0 FC5-4 1B	
Spike Owen, S OBP: 0.334, SLG: 0.341 (1, 6)			0-0 3-1		4-0 BB	0-0 6-3		0-0 FC5-4	
John Marzano, R OBP: 0.281, SLG: 0.448 (1, 2)			0-0 1B 2-H		0-0 F4	0-3 K		0-3 K	

Inning Stats	R: 0 E: 0 K: 0 S: 3	H: 1 LOB: 0 BB: 0 P: 3	R: 0 E: 0 K: 1 S: 4	H: 0 LOB: 1 BB: 1 P: 8	R: 1 E: 0 K: 0 S: 5	H: 2 LOB: 1 BB: 0 P: 5	R: 3 E: 1 K: 0 S: 6	H: 2 LOB: 1 BB: 1 P: 10	R: 3 E: 0 K: 1 S: 8	H: 3 LOB: 1 BB: 1 P: 12	R: 0 E: 0 K: 1 S: 6	H: 1 LOB: 2 BB: 1 P: 10	R: 1 E: 0 K: 0 S: 4	H: 2 LOB: 1 BB: 1 P: 8	R: 0 E: 0 K: 1 S: 6	H: 1 LOB: 1 BB: 0 P: 6
1B: 9 2B: 4 3B: 0 HR: 1	SF: 0 SAC: 1 DP: 3 HBP: 0	WP: 0 PB: 0 SB: 0 CS: 1	PA: 39													

PITCHER	IP	WLS	BF	H	R	ER	SO	BB	IBB	HBP	BLK	WP	HR	S	P	ERA	WHIP
Bill Gullickson, R ERA: 4.74 (1, 1)	3.0	L	12	4	2	1	1	1	0	0	0	0	0	13	17	3.00	1.667
Pete Filson, L ERA: 8.22 (4, 1)	1.2		11	3	5	3	0	1	1	0	0	0	1	9	17	16.20	2.400
Steve Trout, L ERA: 4.04 (5, 1)	3.1		16	5	1	1	3	2	0	0	0	0	0	20	28	2.70	2.100

BOTTOM

New York Yankees @ Boston Red Sox
Fenway Park, Boston, MA
Tue Sep 08 1987, 7:05 PM EDT
Att. 29,468 - Unknown

livebaseballscorecards.com

AB	33
R	8
H	12
RBI	7
BB	5
SO	4
LOB	17



Batter	1	2	3	4	5	6	7	8	9	AB R H RBI BB SO LOB	TOP																								
Rickey Henderson, R OBP: 0.427, SLG: 0.488 (1, 7)	0-3 K	4-0 CS BB			0-3 K			0-3 K		3 0 0 0 1 3 1																									
Willie Randolph, R OBP: 0.401, SLG: 0.410 (1, 4)	0-0 1B 1B	0-0 CS 1-2	0-0 F8		0-0 F9			0-3 K		4 1 1 0 0 1 1																									
Don Mattingly, L OBP: 0.389, SLG: 0.567 (1, 3)	0-0 1B 1B			0-0 6-3		0-0 F7			0-0 1B G3 1B	4 2 2 0 0 0 0																									
Dave Winfield, R OBP: 0.367, SLG: 0.473 (1, 9)	0-0 1B 1B			0-0 4-3		0-0 4-3			0-0 G3 1B	4 0 2 1 0 0 0																									
Mike Easler, L OBP: 0.329, SLG: 0.362 (1, 10)	0-0 1B			0-3 K		0-0 5-3			0-3 K	4 0 1 1 0 2 2																									
Mike Pagliarulo, L OBP: 0.310, SLG: 0.510 (1, 5)	0-3 K			0-0 6-3			0-0 4-3		0-0 G3	4 0 0 1 0 1 3																									
Claudell Washington, L OBP: 0.324, SLG: 0.406 (1, 8)	0-0 4-3			0-0 F7			0-3 K		0-3 K	4 0 0 0 0 2 3																									
Rick Cerone, R OBP: 0.307, SLG: 0.327 (1, 2)		0-3 K			4-0 SH5-4 BB			0-3 K		2 0 0 0 1 2 0																									
Wayne Tolleson, S OBP: 0.308, SLG: 0.242 (1, 6)		0-3 K2-3			0-0 SH5-4				0-0 F8	1 0 0 0 0 1 0																									
Dan Pasqua, L OBP: 0.313, SLG: 0.404 (8, PH)										1 0 0 0 0 0 0																									
Bobby Meacham, S OBP: 0.327, SLG: 0.376 (8, 6)										0 0 0 0 0 0 0																									
Inning Stats	R: 2 E: 0 K: 2 S: 11	H: 4 LOB: 2 BB: 0 P: 11	R: 0 E: 0 K: 2 S: 6	H: 0 LOB: 0 BB: 1 P: 10	R: 0 E: 0 K: 0 S: 3	H: 0 LOB: 0 BB: 0 P: 3	R: 0 E: 0 K: 1 S: 5	H: 0 LOB: 0 BB: 0 P: 5	R: 0 E: 0 K: 1 S: 5	H: 0 LOB: 1 BB: 1 P: 9	R: 0 E: 0 K: 0 S: 3	H: 0 LOB: 0 BB: 0 P: 3	R: 0 E: 0 K: 2 S: 7	H: 0 LOB: 0 BB: 0 P: 7	R: 0 E: 0 K: 2 S: 7	H: 0 LOB: 0 BB: 0 P: 7	R: 1 E: 0 K: 2 S: 9	H: 2 LOB: 1 BB: 0 P: 9	1B: 6 2B: 0 3B: 0 HR: 0	SF: 0 SAC: 1 DP: 0 HBP: 0	WP: 0 PB: 0 SB: 0 CS: 1	PA: 35													
PITCHER Roger Clemens, R ERA: 3.31 (1, 1)	IP 9.0	WLS W	BF 34	H 6	R 3	ER 3	SO 12	BB 2	IBB 0	HBP 0	BLK 0	WP 0	HR 0	S 56	P 64	ERA 3.00	WHIP 0.889	PITCHER	IP 9.0	WLS W	BF 34	H 6	R 3	ER 3	SO 12	BB 2	IBB 0	HBP 0	BLK 0	WP 0	HR 0	S 56	P 64	ERA 3.00	WHIP 0.889

New York Yankees @ Boston Red Sox
 Fenway Park, Boston, MA
 Wed Sep 09 1987, 7:05 PM EDT
 Att: 32,025 - Unknown

livebaseballscorecards.com

AB	31
R	3
H	6
RBI	3
BB	2
SO	12
LOB	10



Batter	1	2	3	4	5	6	7	8	9	10	AB R H RBI BB SO LOB	TOP													
Rickey Henderson, R (1, 10) OBP: 0.431, SLG: 0.495	0-0 6-3		0-0 2B		0-0 S WP 2B	4-0 1-2 G4-6-3 BB		0-3 K		4-0 1B BB	4 1 2 0 2 1 0	New York Yankees @ Toronto Blue Jays Exhibition Stadium, Toronto, ON Fri Sep 11 1987, 7:05 PM EDT Att. 38,540 - Unknown livebaseballscorecards.com AB 40 R 5 H 12 RBI 3 BB 7 SO 9 LOB 27													
Willie Randolph, R (1, 4) OBP: 0.402, SLG: 0.410	0-0 L8		0-0 5-3		0-0 1B 2-H 1B	0-0 1-2f G4-6-3		4-0 WP HR BB	0-0 1-2 1B	5 1 2 0 1 0 4															
Don Mattingly, L (1, 3) OBP: 0.391, SLG: 0.573	0-3 K		0-0 3-1		0-0 1-3 F4 1B		0-0 1B G4-6-3 1B	0-0 1-H HR	0-0 L4	6 2 3 2 0 1 3															
Dave Winfield, R (1, 9) OBP: 0.369, SLG: 0.476		0-0 F8 1B 1B		0-0 3-1 E 2B	0-0 1-2 F4		0-0 1-3 G4-6-3 HBP 1B	0-3 K		5 1 3 0 0 1 2															
Gary Ward, R (1, 8) OBP: 0.286, SLG: 0.374		0-0		0-0 3-1	4-0		1-0 1-2 G4-6-3 HBP		0-0 6-3	2 0 1 0 1 0 1															
Claudell Washington, L (7, PH) OBP: 0.324, SLG: 0.406		0-0		0-0						0 0 0 0 0 0 0															
Ron Kittle, R (7, PH) OBP: 0.318, SLG: 0.535		1-2 1B		2-3						0 0 0 0 0 0 0															
Roberto Kelly, R (7, PR) OBP: 0.385, SLG: 0.571		1-2 1B		2-3						1 0 0 0 0 0 0															
Jay Buhner, R (1, 7) Dan Pasqua, L (9, PH) OBP: 0.312, SLG: 0.402	0-0 F8		0-0 E5		0-0 F9		0-0 G4-6-3		0-0 F9	4 0 0 1 0 0 7															
Rick Cerone, R (1, 2) OBP: 0.308, SLG: 0.329	0-3 K		0-0 F4		0-0 4-3 2B		0-0 2B BB		0-3 K	4 0 1 0 1 2 3															
Mike Pagliarulo, L (1, 5) OBP: 0.309, SLG: 0.505	0-0 F9		0-3 K		0-3 K		0-0 2-3 4-3		0-0 F9	4 0 0 0 1 1 6															
Wayne Tolleson, S (1, 6) OBP: 0.306, SLG: 0.241			0-3 K		0-3 K		4-0 BB BB		0-0 5-3	2 0 0 0 0 2 0															
Orestes Destrade, S (6, PH)										0 0 0 0 1 0 0															
Bobby Meacham, S (6, PR)										2 0 0 0 0 1 1															
Inning Stats	R: 0 E: 0 K: 1 S: 5	H: 0 LOB: 0 BB: 0 P: 5	R: 0 E: 0 K: 1 S: 7	H: 2 LOB: 2 BB: 0 P: 7	R: 0 E: 0 K: 1 S: 6	H: 1 LOB: 1 BB: 0 P: 6	R: 1 E: 1 K: 1 S: 7	H: 1 LOB: 1 BB: 0 P: 7	R: 1 E: 0 K: 1 S: 8	H: 3 LOB: 3 BB: 1 P: 12	R: 0 E: 0 K: 0 S: 3	H: 1 LOB: 3 BB: 2 P: 11	R: 1 E: 0 K: 0 S: 4	H: 2 LOB: 2 BB: 1 P: 9	R: 2 E: 0 K: 2 S: 8	H: 1 LOB: 0 BB: 1 P: 12	R: 0 E: 0 K: 1 S: 5	H: 0 LOB: 0 BB: 0 P: 5	R: 0 E: 0 K: 1 S: 5	H: 1 LOB: 2 BB: 2 P: 13	1B: 7 2B: 4 3B: 0 HR: 1	SF: 0 SAC: 0 DP: 2 HBP: 1	WP: 2 PB: 0 SB: 1 CS: 0	PA: 48	
PITCHER	IP WLS BF H R ER SO BB IBB HBP BLK WP HR S P ERA WHIP																								
Mike Flanagan, L (1, 1) ERA: 4.51	5.1																								
Mark Eichhorn, R (6, 1) ERA: 3.23	0.2																								
Jeff Musselman, L (7, 1) ERA: 4.18	1.2																								
Jose Antonio Nunez, R (8, 1) ERA: 4.89	0.2																								
David Wells, L (9, 1) ERA: 11.17	1.2	W																							

New York Yankees @ Toronto Blue Jays
 Exhibition Stadium, Toronto, ON
 Fri Sep 11 1987, 7:05 PM EDT
 Att. 38,540 - Unknown

livebaseballscorecards.com
AB 40
R 5
H 12
RBI 3
BB 7
SO 9
LOB 27



BOTTOM

New York Yankees @ Toronto Blue Jays
 Exhibition Stadium, Toronto, ON
 Fri Sep 11 1987, 7:05 PM EDT
 Att: 38,540 - Unknown

livebaseballscorecards.com

AB	40
R	6
H	13
RBI	5
BB	5
SO	7
LOB	20



WP:	3	PA:	45
PB:	0		
SB:	1		
CS:	0		

AB R H RBI BB SO LOB

5 1 1 0 0 0 0

3 2 2 0 2 1 0

4 0 1 1 1 1 4

3 0 2 2 0 0 0

5 0 1 0 0 2 5

3 0 1 0 0 2 4

3 0 0 0 2 0 0

3 0 0 0 0 0 3

2 0 1 1 0 0 0

1B: 11 SF: 0
 2B: 3 SAC: 0
 3B: 0 DP: 3
 HR: 0 HBP: 0

Batter	1	2	3	4	5	6	7	8	9	10
Nelson Liriano, S (1, 4) OBP: 0.353, SLG: 0.367	0-0 G3	0-0 1-3			0-0 1B 1B	0-0 6-3			0-0 6-3	
Lloyd Moseby, L (1, 8) OBP: 0.350, SLG: 0.457	4-0 1B 1B BB		0-3 K		0-0 L6-4 1-2 1B 1B		0-0 E8 1B 2B		4-0 BB BB BB	
Tony Fernandez, S (1, 6) OBP: 0.385, SLG: 0.436	0-0 1B WP 1B		0-0 G5-4-3 1B		0-0 1-2 2-H E 1B 1B		0-0 3-1		0-0 F8	
Manuel Lee, S (8, 6) OBP: 0.296, SLG: 0.303	1-3 1B 1B									
George Bell, R (1, 7) OBP: 0.348, SLG: 0.620	4-0 WP 1B 1-2 IBB		0-0 G5-4-3 1-2f		0-0 L6-4 2-3		0-0 FC3-6 1B		0-3 K	
Cecil Fielder, R (1, 3) OBP: 0.366, SLG: 0.588	0-0 WP 1B				0-0 F7		0-0 WP E 1-2 1B			
Rance Mulliniks, L (7, PH) OBP: 0.357, SLG: 0.465	1-2 2-H 3-H 1B						0-0 FC3-6 1-2f			
Willie Upshaw, L (7, PR) OBP: 0.320, SLG: 0.395	0-0 F4				0-0 2B 1B		0-0 E6 1-2 2-H WP			
Jesse Barfield, R (1, 9) OBP: 0.320, SLG: 0.454	0-0 F4				0-0 K		0-3 K		0-3 K	
Juan Beniquez, R (1, 10) OBP: 0.300, SLG: 0.385	0-3 K				0-0 1-3 2B		0-3 K		0-3 K	
Fred McGriff, L (8, PH) OBP: 0.387, SLG: 0.513	1-2 2-3								0-0 6-3	
Garth Iorg, R (8, PH) OBP: 0.272, SLG: 0.296										
Kelly Gruber, R (1, 5) OBP: 0.283, SLG: 0.404		0-0 G3			4-0 G4-6-3 BB		0-0 6-3		0-0 5-3	
Charlie Moore, R (1, 2) OBP: 0.288, SLG: 0.348		0-0 F8			0-0 G4-6-3 1-2f		0-0 5-3		0-0 5-3	
Ernie Whitt, L (8, 2) OBP: 0.333, SLG: 0.419									1-2 2-H 1B	

Inning Stats	R: 2	H: 2	E: 0	K: 1	S: 7	P: 15	R: 0	H: 0	E: 0	K: 0	S: 3	P: 3	R: 0	H: 1	E: 0	K: 1	S: 5	P: 5	R: 0	H: 2	E: 0	K: 0	S: 4	P: 8	R: 2	H: 4	E: 1	K: 1	S: 9	P: 9	R: 0	H: 0	E: 0	K: 0	S: 3	P: 3	R: 1	H: 2	E: 1	K: 1	S: 7	P: 7	R: 0	H: 0	E: 0	K: 0	S: 3	P: 3	R: 0	H: 0	E: 0	K: 1	S: 5	P: 9	R: 1	H: 2	E: 0	K: 2	S: 8	P: 12	1B: 11	SF: 0	2B: 3	SAC: 0	3B: 0	DP: 3	HR: 0	HBP: 0	WP: 3	PA: 45
--------------	------	------	------	------	------	-------	------	------	------	------	------	------	------	------	------	------	------	------	------	------	------	------	------	------	------	------	------	------	------	------	------	------	------	------	------	------	------	------	------	------	------	------	------	------	------	------	------	------	------	------	------	------	------	------	------	------	------	------	------	-------	--------	-------	-------	--------	-------	-------	-------	--------	-------	--------

PITCHER	IP	WLS	BF	H	R	ER	SO	BB	IBB	HBP	BLK	WP	HR	S	P	ERA	WHIP
Tommy John, L (1, 1) ERA: 3.93	6.1		30	10	5	4	3	2	1	0	0	3	0	33	45	5.68	1.895
Neil Allen, R (7, 1) ERA: 6.12	0.2		3	1	0	0	1	0	0	0	0	0	0	5	5	0.00	1.500
Dave Righetti, L (8, 1) ERA: 3.38	2.2	L	12	2	1	1	3	1	1	0	0	0	0	16	24	3.38	1.125

PITCHER	IP	WLS	BF	H	R	ER	SO	BB	IBB	HBP	BLK	WP	HR	S	P	ERA	WHIP
Tommy John, L (1, 1) ERA: 3.93	6.1		30	10	5	4	3	2	1	0	0	3	0	33	45	5.68	1.895
Neil Allen, R (7, 1) ERA: 6.12	0.2		3	1	0	0	1	0	0	0	0	0	0	5	5	0.00	1.500
Dave Righetti, L (8, 1) ERA: 3.38	2.2	L	12	2	1	1	3	1	1	0	0	0	0	16	24	3.38	1.125

Batter	1	2	3	4	5	6	7	8	9	AB R H RBI BB SO LOB	TOP		
Rickey Henderson, R OBP: 0.426, SLG: 0.488 (1, 10) X	0-0 F7 ①		0-0 5-3 ③			0-0 3-1 ②		0-0 F4 ②		4 0 0 0 0 0 1			
Willie Randolph, R OBP: 0.401, SLG: 0.408 (1, 4) X	0-0 F9 ②			0-0 1B 1B		0-0 F7 ③		0-0 F9 ③		4 0 1 0 0 0 0			
Don Mattingly, L OBP: 0.388, SLG: 0.568 (1, 3) X	0-0 F3 ③			0-0 F8 ①			0-0 4-3 ①		0-3 K ①	4 0 0 0 0 1 1			
Dave Winfield, R OBP: 0.370, SLG: 0.475 (1, 9)		0-0 F9 ①		0-0 1B 1B	0-0 G1-6-3 1-2		4-0 2B BB		0-3 K ②	3 1 1 0 1 1 0			
Gary Ward, R OBP: 0.285, SLG: 0.376 (1, 8)		0-0 5-3 ②		0-0 G1-6-3 1-2f			0-0 FC4-6 1-H 2B		0-3 K2-3 ③	4 0 1 1 0 1 2			
Jay Buhner, R OBP: 0.286, SLG: 0.286 (1, 7)		0-0 5-3 ③			0-0 1B 1B		0-0 FC4-6 1B			3 0 2 0 0 0 0			
Jerry Royster, R OBP: 0.325, SLG: 0.428 (1, 5)			0-0 6-3 ①		0-0 G1-6-3 1-2f		0-0 FC4-6 FC5-4			3 0 0 0 0 0 3			
Joel Skinner, R OBP: 0.193, SLG: 0.242 (1, 2)			0-0 5-3 ②		0-3 K ③		0-0 FC5-4 1-2f			2 0 0 0 0 1 0			
Phil Lombardi, R (7, PH)										1 0 0 0 0 0 2			
Rick Cerone, R OBP: 0.308, SLG: 0.329 (7, 2)										0 0 0 0 0 0 0			
Bobby Meacham, S OBP: 0.323, SLG: 0.370 (1, 6)			0-0 1B			0-0 6-3 ①		0-0 5-3 ①		3 0 1 0 0 0 0			
Inning Stats	R: 0 H: 0 E: 0 LOB: 0 K: 0 BB: 0 S: 3 P: 3	R: 0 H: 0 E: 0 LOB: 0 K: 0 BB: 0 S: 3 P: 3	R: 0 H: 1 E: 0 LOB: 1 K: 0 BB: 0 S: 4 P: 4	R: 0 H: 2 E: 0 LOB: 1 K: 0 BB: 0 S: 4 P: 4	R: 0 H: 1 E: 0 LOB: 0 K: 1 BB: 0 S: 5 P: 5	R: 0 H: 0 E: 0 LOB: 0 K: 0 BB: 0 S: 3 P: 3	R: 1 H: 2 E: 0 LOB: 2 K: 0 BB: 1 S: 5 P: 9	R: 0 H: 0 E: 0 LOB: 0 K: 3 BB: 0 S: 9 P: 9	R: 0 H: 0 E: 0 LOB: 0 K: 3 BB: 0 S: 9 P: 9	1B: 5 SF: 0 2B: 1 SAC: 0 3B: 0 DP: 2 HR: 0 HBP: 0	WP: 0 PA: 32 PB: 0 SB: 0 CS: 0		
PITCHER	IP WLS BF H R ER SO BB IBB HBP BLK WP HR S P ERA WHIP											PITCHER	IP WLS BF H R ER SO BB IBB HBP BLK WP HR S P ERA WHIP
Jimmy Key, L ERA: 2.85 (1, 1)	8.0 W 29 6 1 1 1 1 1 0 0 0 0 0 0 30 34 1.12 0.875												
Duane Ward, R ERA: 6.75 (9, 1)	1.0 3 0 0 0 0 3 0 0 0 0 0 0 0 9 9 0.00 0.000												

New York Yankees @ Toronto Blue Jays
 Exhibition Stadium, Toronto, ON
 Sat Sep 12 1987, 3:33 AM EDT
 Att: 45,648 - Unknown

AB	31
R	1
H	6
RBI	1
BB	1
SO	4
LOB	9



BOTTOM

New York Yankees @ Toronto Blue Jays
Exhibition Stadium, Toronto, ON
Sat Sep 12 1987, 3:33 AM EDT
Att. 45,648 - Unknown

livebaseballscorecards.com

AB	42
R	13
H	19
RBI	13
BB	1
SO	2
LOB	13



WP	2	PA	45
PB	0		
SB	1		
CS	0		

AB	R	H	RBI	BB	SO	LOB
5	0	0	0	0	0	0
4	2	2	0	0	0	0
0	0	0	0	0	0	0
4	1	2	1	0	0	1
1	1	1	0	0	0	0
4	3	3	1	0	1	1
5	2	2	6	0	0	3
0	0	0	0	0	0	0
2	0	0	0	0	0	0
3	2	3	2	0	0	0
2	1	2	1	0	0	0
3	1	2	2	0	1	2
4	0	2	0	1	0	1
5	0	0	0	0	0	5
1B:	11	SF:	0			
2B:	2	SAC:	0			
3B:	1	DP:	0			
HR:	5	HBP:	2			

Batter	1	2	3	4	5	6	7	8	9
Nelson Liriano, S OBP: 0.329, SLG: 0.338 (1, 4)	0-0 L8 ①		0-0 L8 ①		0-0 F8 ①	0-0 5-3 ②		0-0 F8 ①	
Lloyd Moseby, L OBP: 0.352, SLG: 0.457 Lou Thornton, L (1, 8) (9, 7)	0-0 S 2B 1B		0-0 L7 ②		0-0 1B 1B 1B	1-0 HBP		0-0 5-3 ②	
Tony Fernandez, S OBP: 0.386, SLG: 0.439 Manuel Lee, S OBP: 0.305, SLG: 0.312 (1, 6) (8, 6)	0-0 WP 1-H 2B		0-0 G3 ③		0-0 1B 4-3 1B	0-0 F7 ③		0-0 1B HR 1B	
George Bell, R OBP: 0.352, SLG: 0.625 (1, 10)	0-3 K 2-3 ②			0-0 HR 3B	0-0 4-3 1B 1B		1-0 BB 1B HBP	0-0 1-3 HR 1B	
Ernie Whitt, L OBP: 0.334, SLG: 0.434 Greg Myers, L (1, 2) (9, 2)	0-0 G3 ③			0-0 HR 3-H	0-0 4-3 1-2 3-H		0-0 F7 ①	0-0 1-H 3-H HR	
Rick Leach, L OBP: 0.384, SLG: 0.409 Jesse Barfield, R OBP: 0.324, SLG: 0.463 (1, 9) (5, PH) (6, 9)		0-0 5-3 ①		0-0 F9 ①	0-0 WP 1B 1B		0-0 BB 1B 1-2	0-0 HR	
Rance Mulliniks, L OBP: 0.361, SLG: 0.479 Kelly Gruber, R OBP: 0.287, SLG: 0.416 (1, 5) (5, PH) (6, 5)		0-0 HR		0-0 1B 1-H	0-0 1B 1B		0-3 K ②	0-0 HR	
Willie Upshaw, L OBP: 0.323, SLG: 0.398 (1, 3)		0-0 F9 ②		0-0 1B	0-0 F8 ③		4-0 FC4-6 BB 1-2 2-3	0-0 2B	
Rob Ducey, L OBP: 0.289, SLG: 0.139 (1, 7) (9, 8)		0-0 G3 ③		0-0 L7 ③		0-0 F8 ①	0-0 FC4-6 1-2f	0-0 F4 ③	

Inning Stats	R	H	E	K	S	R	H	E	K	S	R	H	E	K	S	R	H	E	K	S	R	H	E	K	S	R	H	E	K	S
	1	2	0	7	7	1	1	0	4	4	2	4	0	6	6	4	5	0	8	8	0	0	1	3	3	5	6	0	9	9

PITCHER	IP	WLS	BF	H	R	ER	SO	BB	IBB	HBP	BLK	WP	HR	S	P	ERA	WHIP
Rick Rhoden, R ERA: 3.86 (1, 1)	4.0	L	18	7	4	4	1	0	0	0	0	1	0	20	20	9.00	1.750
Pat Clements, L ERA: 4.84 (5, 1)	2.0		12	5	4	4	0	0	0	1	0	1	0	11	12	18.00	2.500
Bill Fulton, R ERA: 27.0 (7, 1)	1.2		13	6	5	5	1	1	0	1	0	0	3	13	18	27.00	4.200
Pete Filson, L ERA: 7.88 (8, 1)	0.1		2	1	0	0	0	0	0	0	0	0	0	2	2	0.00	3.000

Batter	1	2	3	4	5	6	7	8	9	AB R H RBI BB SO LOB	TOP
Roberto Kelly, R OBP: 0.355, SLG: 0.500 (1, 8)	0-3 K		0-0 6-3	0-0 CS	0-0 WP SF7 1B	0-0 F8		0-3 K		5 1 1 0 0 2 2	
Willie Randolph, R OBP: 0.401, SLG: 0.409 (1, 4)	0-0 5-3		0-0 F9		4-0 CS SF7 BB		0-0 FC6-4 FC5-4 2B		0-0 1-3	4 1 1 0 1 0 0	
Don Mattingly, L OBP: 0.388, SLG: 0.566 (1, 3)	0-0 FC6-4 1B		0-0 F7		0-0 SF7		4-0 FC6-4 IBB		0-0 F7	3 0 1 1 1 0 0	
Dave Winfield, R OBP: 0.369, SLG: 0.478 (1, 9)	0-0 FC6-4			0-0 HR	0-3 K		0-0 FC6-4 FC5-4		0-0 5-3	5 1 1 1 0 1 4	
Rickey Henderson, R OBP: 0.427, SLG: 0.498 (1, 7)		0-0 1-3		0-0 S BB 1B		0-0 HR	0-0 FC5-4			4 2 2 2 0 0 1	
Gary Ward, R OBP: 0.289, SLG: 0.388 (1, 10)		0-0 HR		4-0 S BB 1B		0-0 1B 3B	0-3 K			3 3 2 1 1 1 1	
Mike Pagliarulo, L OBP: 0.308, SLG: 0.503 (1, 5)		0-0 F8		0-0 F8		0-0 G6-4-3 1B		0-0 3-1		4 0 1 1 0 0 2	
Rick Cerone, R OBP: 0.311, SLG: 0.332 (1, 2)		0-0 1B		0-0 F9		0-0 G6-4-3		0-0 E7 1B		4 0 2 0 0 0 3	
Bobby Meacham, S OBP: 0.327, SLG: 0.380 (1, 6)		0-0 F5		0-0 CS 1B		0-0 2B		0-0 6-3		4 0 2 2 0 0 2	
Inning Stats	R: 0 H: 1 E: 0 LOB: 1 K: 1 BB: 0 S: 6 P: 6	R: 1 H: 2 E: 0 LOB: 1 K: 0 BB: 0 S: 5 P: 5	R: 0 H: 0 E: 0 LOB: 0 K: 0 BB: 0 S: 3 P: 3	R: 3 H: 3 E: 0 LOB: 0 K: 0 BB: 1 S: 5 P: 9	R: 1 H: 1 E: 0 LOB: 0 K: 1 BB: 1 S: 5 P: 9	R: 2 H: 4 E: 0 LOB: 1 K: 0 BB: 0 S: 6 P: 6	R: 1 H: 1 E: 0 LOB: 1 K: 1 BB: 1 S: 6 P: 10	R: 0 H: 1 E: 1 LOB: 1 K: 1 BB: 0 S: 6 P: 6	R: 0 H: 0 E: 0 LOB: 0 K: 0 BB: 0 S: 3 P: 3	1B: 7 SF: 1 2B: 2 SAC: 0 3B: 1 DP: 1 HR: 3 HBP: 0	WP: 1 PA: 41 PB: 0 SB: 4 CS: 2
PITCHER	IP WLS BF H R ER SO BB IBB HBP BLK WP HR S P ERA WHIP										
John Cerutti, L ERA: 4.16 (1, 1)	3.2 L 18 6 4 4 1 1 0 0 0 0 2 19 23 9.82 1.909										
Jose Antonio Nunez, R ERA: 5.12 (4, 1)	1.1 6 3 3 3 1 1 0 0 0 1 1 7 11 20.25 3.000										
David Wells, L ERA: 10.45 (6, 1)	0.2 3 2 0 0 0 0 0 0 0 0 0 3 3 0.00 3.000										
Mark Eichhorn, R ERA: 3.27 (6, 1)	1.1 6 1 1 1 1 0 1 0 0 0 0 7 11 6.75 0.750										
Dave Stieb, R ERA: 3.93 (8, 1)	2.0 7 1 0 0 0 1 0 0 0 0 0 9 9 0.00 0.500										

New York Yankees @ Toronto Blue Jays
Exhibition Stadium, Toronto, ON
Sun Sep 13 1987, 3:33 AM EDT
Att: 45,312 - Unknown

livebaseballscorecards.com

AB	36
R	8
H	13
RBI	8
BB	3
SO	4
LOB	15



Batter	1	2	3	4	5	6	7	8	9	AB R H RBI BB SO LOB	TOP										
Paul Molitor, R (1, 10) OBP: 0.430, SLG: 0.558	0-3 K		0-0 SH SF7 1B	0-3 K			0-0 F7			4 1 1 1 0 2 0	Milwaukee Brewers @ New York Yankees Yankee Stadium, Bronx, NY Mon Sep 14 1987, 7:05 PM EDT Att: 20,211 - Unknown livebaseballscorecards.com										
Robin Yount, R (1, 8) OBP: 0.381, SLG: 0.463	0-0 F8		0-0 SF7 SH FC5-4 1B			0-0 F7	0-3 K			4 1 1 1 0 1 0											
B.J. Surhoff, L (1, 2) OBP: 0.349, SLG: 0.421	0-0 4-3		0-0 SH FC5-4			0-0 F4		0-0 6-3		3 0 0 0 0 0 0											
Greg Brock, L (1, 3) OBP: 0.375, SLG: 0.445		0-0 F8	0-0 SF7			0-3 K		0-3 K		3 0 0 1 0 2 0											
Rob Deer, R (1, 9) OBP: 0.364, SLG: 0.470		0-3 K	0-0 FC5-4 BB			0-3 K		0-3 K		4 0 0 1 0 3 1											
Ernest Riles, L (1, 5) OBP: 0.335, SLG: 0.368		0-0 HR	4-0 BB			0-0 F6		0-3 K		3 1 1 1 1 1 0											
Mike Felder, S (1, 7) OBP: 0.317, SLG: 0.316		0-0 4-3	0-0 4-3			0-0 B1-3		0-3 K		4 0 0 0 0 1 2											
Juan Castillo, S (1, 4) OBP: 0.292, SLG: 0.315			0-0 1B 1B	0-3 K			0-0 4-3	0-0 G3		4 1 1 0 0 1 0											
Dale Sveum, S (1, 6) OBP: 0.290, SLG: 0.421			0-0 1B 1B	0-0 1-3			0-0 HR			3 2 2 1 0 0 0											
Inning Stats	R: 0 E: 0 K: 1 S: 5	H: 0 LOB: 0 BB: 0 P: 5	R: 1 E: 0 K: 1 S: 6	H: 1 LOB: 0 BB: 0 P: 6	R: 4 E: 1 K: 0 S: 8	H: 4 LOB: 2 BB: 1 P: 12	R: 0 E: 0 K: 2 S: 7	H: 0 LOB: 0 BB: 0 P: 7	R: 0 E: 0 K: 1 S: 5	H: 0 LOB: 0 BB: 0 P: 5	R: 1 E: 0 K: 1 S: 6	H: 1 LOB: 0 BB: 0 P: 6	R: 0 E: 0 K: 2 S: 7	H: 0 LOB: 0 BB: 0 P: 7	R: 0 E: 0 K: 2 S: 7	H: 0 LOB: 0 BB: 0 P: 7	1B: 4 2B: 0 3B: 0 HR: 2	SF: 1 SAC: 1 DP: 0 HBP: 0	WP: 0 PB: 0 SB: 0 CS: 0	PA: 35	
PITCHER Bill Gullickson, R (1, 1) ERA: 4.75	IP 9.0	WLS L	BF 35	H 6	R 6	ER 5	SO 11	BB 1	IBB 0	HBP 0	BLK 0	WP 0	HR 2	S 56	P 60	ERA 5.00	WHIP 0.778				



BOTTOM

Milwaukee Brewers @ New York Yankees
Yankee Stadium, Bronx, NY
Mon Sep 14 1987, 7:05 PM EDT
Att. 20,211 - Unknown

livebaseballscorecards.com

AB	35
R	4
H	10
RBI	3
BB	5
SO	11
LOB	16



WP:	0	PA:	40
PB:	2		
SB:	2		
CS:	0		

AB R H RBI BB SO LOB

5	0	0	0	0	3	0
3	1	3	0	2	0	0
5	1	1	0	0	1	4
4	2	1	0	1	1	3
4	0	1	2	0	1	1
2	0	0	0	0	1	1
2	0	0	0	0	0	1
4	0	3	1	0	1	0
2	0	1	0	1	1	1
0	0	0	0	1	0	0
0	0	0	0	0	0	0
1	0	0	0	0	1	0
1	0	0	0	0	0	2
1	0	0	0	0	0	1
1	0	0	0	0	1	2
0	0	0	0	0	0	0

1B:	9	SF:	0
2B:	1	SAC:	0
3B:	0	DP:	2
HR:	0	HBP:	0

WP: 0 PA: 40

1B:	9	SF:	0
2B:	1	SAC:	0
3B:	0	DP:	2
HR:	0	HBP:	0

WP:	0	PA:	40
PB:	2		
SB:	2		
CS:	0		

1B:	9	SF:	0
2B:	1	SAC:	0
3B:	0	DP:	2
HR:	0	HBP:	0

WP:	0	PA:	40
PB:	2		
SB:	2		
CS:	0		

Batter	1	2	3	4	5	6	7	8	9
Roberto Kelly, R OBP: 0.306, SLG: 0.419 (1, 8)	0-0 F9 ①		0-0 4-3 ②		0-3 K ①		0-3 K ①		0-3 K ①
Willie Randolph, R OBP: 0.407, SLG: 0.414 (1, 4)	0-0 FC6-4 1B		0-0 1B		4-0 PB 1B PB BB		0-0 FC6-4 1B		4-0 K BB
Don Mattingly, L OBP: 0.386, SLG: 0.563 (1, 3)	0-0 F7 ②		0-0 L7 ③		0-0 PB 1B 1-2		0-0 F7 ②		0-3 K 1-2
Rickey Henderson, R OBP: 0.427, SLG: 0.495 (1, 10)	0-0 FC6-4 1-2f			0-0 S 2B 1B	4-0 PB 1-2 2-3 BB		0-0 FC6-4 1-2f		0-3 K ③
Mike Pagliarulo, L OBP: 0.308, SLG: 0.501 (1, 5)		0-3 K ①		0-0 F8 ①	0-0 G6-3 1B 1-H 2-H 3-H			0-0 4-3 ①	
Dan Pasqua, L OBP: 0.310, SLG: 0.399 Gary Ward, R OBP: 0.288, SLG: 0.386 (5, PH) (6, 7)		0-0 F8 ②		0-3 K2-3 1-2	0-0 G6-3 ③			0-0 4-3 ②	
Claudell Washington, L OBP: 0.329, SLG: 0.414 (1, 9)		0-0 E S 1B		0-0 2B		0-3 K ①		0-0 BB 1B	
Rick Cerone, R OBP: 0.315, SLG: 0.333 Dave Winfield, R OBP: 0.370, SLG: 0.478 Joel Skinner, R OBP: 0.193, SLG: 0.242 (1, 2) (8, PH) (9, 2)		0-3 K ③		4-0 BB		0-0 G6-4-3 1B		4-0 BB 1-2	
Bobby Meacham, S OBP: 0.325, SLG: 0.378 Orestes Destrade, S OBP: 0.182, SLG: 0.182 Randy Velarde, R OBP: 0.328, SLG: 0.361 Mike Easter, L OBP: 0.306, SLG: 0.241 (1, 6) (4, PH) (5, 6) (8, PH) (9, 6)			0-3 K ①	0-0 F7 ③		0-0 G6-4-3 1-2f		0-3 K ③	

Inning Stats	R: 0 E: 0 K: 0 S: 4	H: 1 LOB: 1 BB: 0 P: 4	R: 0 E: 0 K: 2 S: 8	H: 1 LOB: 1 BB: 0 P: 8	R: 0 E: 0 K: 1 S: 6	H: 1 LOB: 1 BB: 0 P: 6	R: 1 E: 0 K: 1 S: 7	H: 2 LOB: 2 BB: 1 P: 11	R: 3 E: 0 K: 1 S: 6	H: 2 LOB: 0 BB: 2 P: 14	R: 0 E: 0 K: 1 S: 5	H: 1 LOB: 0 BB: 0 P: 5	R: 0 E: 0 K: 1 S: 6	H: 1 LOB: 1 BB: 0 P: 6	R: 0 E: 0 K: 1 S: 6	H: 1 LOB: 2 BB: 1 P: 10	R: 0 E: 0 K: 3 S: 9	H: 0 LOB: 1 BB: 1 P: 13
--------------	------------------------------	---------------------------------	------------------------------	---------------------------------	------------------------------	---------------------------------	------------------------------	----------------------------------	------------------------------	----------------------------------	------------------------------	---------------------------------	------------------------------	---------------------------------	------------------------------	----------------------------------	------------------------------	----------------------------------

PITCHER	IP	WLS	BF	H	R	ER	SO	BB	IBB	HBP	BLK	WP	HR	S	P	ERA	WHIP
Len Barker, R ERA: 4.79 (1, 1)	4.1		23	7	4	3	5	3	0	0	0	0	0	30	42	6.23	2.308
Dave Stapleton, L ERA: (5, 1)	3.1	W	11	3	0	0	2	0	0	0	0	0	0	15	15	0.00	0.900
Mark Clear, R ERA: 4.62 (8, 1)	1.1	S	6	0	0	0	4	2	0	0	0	0	0	12	20	0.00	1.500

PITCHER	IP	WLS	BF	H	R	ER	SO	BB	IBB	HBP	BLK	WP	HR	S	P	ERA	WHIP
---------	----	-----	----	---	---	----	----	----	-----	-----	-----	----	----	---	---	-----	------

Batter	1	2	3	4	5	6	7	8	9	AB R H RBI BB SO LOB	TOP											
Paul Molitor, R OBP: 0.431, SLG: 0.556 (1, 10) X	0-0 S 1B 1B		0-0 B1-3		4-0 BB BB BB BB		0-0 F9			3 1 1 0 1 0 0	<p>Milwaukee Brewers @ New York Yankees</p> <p>Yankee Stadium, Bronx, NY</p> <p>Tue Sep 15 1987, 7:05 PM EDT</p> <p>Att. 22,102 - Unknown</p>											
Mike Felder, S OBP: 0.312, SLG: 0.311 (1, 7) S S S	0-3 K 1-2		0-0 L4		0-0 G5-4-3 1-2f		0-0 F7			4 0 0 0 0 1 2												
Robin Yount, R OBP: 0.380, SLG: 0.461 (1, 8) S S S	0-3 K		4-0 BB 1B BB		0-0 5-3		0-0 6-3			3 0 0 0 1 1 1												
Greg Brock, L OBP: 0.378, SLG: 0.448 (1, 3) X	0-0 2-H 1B		0-0 BB 1B		0-0 FC5-4 1B		0-0 F8			4 0 3 1 0 0 0												
Rob Deer, R OBP: 0.365, SLG: 0.468 (1, 9) S S S	0-3 K		4-0 1-2 2-3 BB		0-0 FC5-4 1-2f			4-0 HR BB		2 1 0 0 2 1 2												
Dale Sveum, S OBP: 0.290, SLG: 0.426 (1, 6) (7, 4)		0-3 K	0-0 F4		0-0 F8			0-0 1-H HR		4 1 1 2 0 1 4												
B.J. Surhoff, L OBP: 0.348, SLG: 0.417 (1, 2)		4-0 WP BB		0-0 G3		0-3 K		0-0 4-3		3 0 0 0 1 1 1												
Juan Castillo, S OBP: 0.290, SLG: 0.313 Rick Manning, L OBP: 0.336, SLG: 0.351 Jim Paciorek, R OBP: 0.327, SLG: 0.370 (1, 4) (7, PH) (7, 5)		0-3 K 1-2		0-0 6-3		0-0 F9		0-3 K		2 0 0 0 0 1 1 1 0 0 0 0 0 0 1 0 0 0 0 1 0												
Ernest Riles, L OBP: 0.331, SLG: 0.363 (1, 5) (7, 6)		0-3 K		0-3 K		0-0 1-3		0-0 5-3		3 0 0 0 0 2 1 1 0 0 0 0 0 0												
Bill Schroeder, R OBP: 0.379, SLG: 0.538 (9, PH)																						
Inning Stats	R: 1 E: 0 K: 3 S: 11	H: 2 LOB: 1 BB: 0 P: 11	R: 0 E: 0 K: 3 S: 9	H: 0 LOB: 1 BB: 1 P: 13	R: 0 E: 0 K: 1 S: 4	H: 1 LOB: 3 BB: 2 P: 12	R: 0 E: 0 K: 1 S: 5	H: 0 LOB: 0 BB: 0 P: 5	R: 0 E: 0 K: 0 S: 2	H: 0 LOB: 0 BB: 1 P: 6	R: 0 E: 0 K: 1 S: 6	H: 1 LOB: 1 BB: 0 P: 6	R: 0 E: 0 K: 0 S: 3	H: 0 LOB: 0 BB: 0 P: 3	R: 0 E: 0 K: 0 S: 3	H: 0 LOB: 0 BB: 0 P: 3	R: 2 E: 0 K: 1 S: 6	H: 1 LOB: 0 BB: 1 P: 10	1B: 4 2B: 0 3B: 0 HR: 1	SF: 0 SAC: 0 DP: 1 HBP: 0	WP: 1 PB: 0 SB: 1 CS: 0	PA: 36
PITCHER	IP WLS BF H R ER SO BB IBB HBP BLK WP HR S P ERA WHIP																					
Al Leiter, L ERA: 1.5 (1, 1)	6.0 W 25 4 1 1 8 4 0 0 0 1 0 37 53 1.50 1.333																					
Tim Stoddard, R ERA: 3.62 (7, 1)	2.0 8 1 2 2 0 1 0 0 0 0 1 7 11 9.00 1.000																					
Dave Righetti, L ERA: 3.31 (9, 1)	1.0 S 3 0 0 0 1 0 0 0 0 0 0 5 5 0.00 0.000																					

livebaseballscorecards.com

AB	31
R	3
H	5
RBI	3
BB	5
SO	9
LOB	12



Batter	1	2	3	4	5	6	7	8	9	AB	R	H	RBI	BB	SO	LOB
Rickey Henderson, R OBP: 0.427, SLG: 0.503 (1, 10)	4-0 CS BB			x 0-0 HR	x 0-0 F9		x 0-0 E1 4-3			3	1	1	1	1	0	2
Willie Randolph, R OBP: 0.408, SLG: 0.415 (1, 4)	0-3 K 1-2			x 0-0 1B 1B	x 0-0 1B		x 0-0 4-3			4	1	2	1	0	1	3
Don Mattingly, L OBP: 0.387, SLG: 0.561 (1, 3)	0-0 F6			x 0-0 1B 1B	x 0-0 F7		x 0-0 IBB			3	1	1	0	1	0	1
Dave Winfield, R OBP: 0.369, SLG: 0.476 (1, 9)		x 0-0 L5		x 0-0 1B 1B		x 0-0 6-3	x 0-0 6-3			4	0	1	1	0	0	3
Gary Ward, R OBP: 0.288, SLG: 0.385 (1, 7)		x 0-0 F9		x 0-0 1B		x 0-0 4-3		x 0-0 F9		4	0	1	1	0	0	0
Jay Buhner, R OBP: 0.250, SLG: 0.250 Claudell Washington, L OBP: 0.326, SLG: 0.410 (1, 8) (4, PH) (5, 8)		x 0-0 5-3		x 0-0 F2 1B		x 0-0 4-3		x 0-0 6-3		1	0	0	0	0	0	0
Jerry Royster, R OBP: 0.323, SLG: 0.425 Mike Pagliarulo, L OBP: 0.306, SLG: 0.498 (1, 5) (4, PH) (5, 5)			x 0-0 F8	x 0-0 P3			x 0-0 F5	x 0-0 F8		1	0	0	0	0	0	0
Rick Cerone, R OBP: 0.315, SLG: 0.337 (1, 2)			x 0-0 F2	x 0-0 F8			x 0-0 1B 4-3 2B			3	1	1	0	0	0	2
Bobby Meacham, S OBP: 0.325, SLG: 0.377 (1, 6)			x 0-3 K		x 0-0 G3		x 0-0 4-3 E 1B			3	0	1	0	0	1	0

Inning Stats	R: 0	H: 0	E: 0	LOB: 0	K: 1	BB: 1	S: 4	P: 8	R: 0	H: 0	E: 0	LOB: 0	K: 0	BB: 0	S: 3	P: 3	R: 0	H: 0	E: 0	LOB: 0	K: 1	BB: 0	S: 5	P: 5	R: 3	H: 5	E: 0	LOB: 2	K: 0	BB: 0	S: 8	P: 8	R: 0	H: 1	E: 0	LOB: 1	K: 0	BB: 0	S: 4	P: 4	R: 0	H: 0	E: 0	LOB: 0	K: 0	BB: 0	S: 3	P: 3	R: 1	H: 2	E: 1	LOB: 3	K: 0	BB: 1	S: 6	P: 10	R: 0	H: 0	E: 0	LOB: 0	K: 0	BB: 0	S: 3	P: 3	1B: 6	SF: 0	2B: 2	SAC: 0	3B: 0	DP: 1	HR: 1	HBP: 0	WP: 0	PA: 34
--------------	------	------	------	--------	------	-------	------	------	------	------	------	--------	------	-------	------	------	------	------	------	--------	------	-------	------	------	------	------	------	--------	------	-------	------	------	------	------	------	--------	------	-------	------	------	------	------	------	--------	------	-------	------	------	------	------	------	--------	------	-------	------	-------	------	------	------	--------	------	-------	------	------	-------	-------	-------	--------	-------	-------	-------	--------	-------	--------

PITCHER	IP	WLS	BF	H	R	ER	SO	BB	IBB	HBP	BLK	WP	HR	S	P	ERA	WHIP
Juan Nieves, L ERA: 5.12 (1, 1)	3.0	L	14	5	3	3	2	1	0	0	0	0	1	17	21	9.00	2.000
Mark Knudson, R ERA: 5.4 (4, 1)	3.2		15	3	1	0	0	0	0	0	0	0	0	15	15	0.00	0.818
Paul Mirabella, L ERA: 6.55 (7, 1)	0.0		1	0	0	0	0	0	1	0	0	0	0	4	4	∞	∞
Jay Aldrich, R ERA: 5.14 (7, 1)	1.1		4	0	0	0	0	0	0	0	0	0	0	4	4	0.00	0.000

BOTTOM

Milwaukee Brewers @ New York Yankees
 Yankee Stadium, Bronx, NY
 Tue Sep 15 1987, 7:05 PM EDT
 Att. 22,102 - Unknown

AB	32
R	4
H	8
RBI	4
BB	2
SO	2
LOB	15



WP	HR	S	P	ERA	WHIP
0	1	10	34	0.00	0.000

Batter	1	2	3	4	5	6	7	8	9	AB	R	H	RBI	BB	SO	LOB
Rickey Henderson, R OBP: 0.428, SLG: 0.508 (1, 10)	0-0 6-3 3B		4-0 G4-6-3 BB		0-3 K		0-0 G5-3 2-3f			3	2	1	0	1	1	2
Willie Randolph, R OBP: 0.407, SLG: 0.412 (1, 4)	0-0 6-3		4-0 G4-6-3 BB		0-0 5-3			0-0 F9		3	0	0	1	1	0	0
Don Mattingly, L OBP: 0.386, SLG: 0.565 (1, 3)	0-0 L7		0-0 G4-6-3			0-0 HR		0-0 L4		4	1	1	1	0	0	1
Dave Winfield, R OBP: 0.368, SLG: 0.474 (1, 9)	4-0 BB		0-0 E6 CS			0-0 F9		0-0 1-3		3	0	0	0	1	0	0
Gary Ward, R OBP: 0.285, SLG: 0.382 (1, 7)	0-0 F8		0-0 CS	0-3 K		0-0 F9			0-0 4-3	4	0	0	0	0	1	1
Jay Buhner, R OBP: 0.167, SLG: 0.167 (1, 8)		0-3 K		0-3 K		0-0 F9			0-3 K	4	0	0	0	0	3	0
Mike Pagliarulo, L OBP: 0.304, SLG: 0.494 (1, 5)		0-0 F8		0-0 F4			0-0 4-3		0-3 K	4	0	0	0	0	1	0
Rick Cerone, R OBP: 0.318, SLG: 0.341 Roberto Kelly, R OBP: 0.306, SLG: 0.419 (7, PR) Joel Skinner, R OBP: 0.193, SLG: 0.242 (8, 2)		0-0 1B				0-0 F9		0-0 G5-3 1B		3	0	2	0	0	0	0
Bobby Meacham, S OBP: 0.331, SLG: 0.403 (1, 6)	0-0 F9					0-0 HR		0-0 1-2 1B		0	0	0	0	0	0	0
										0	0	0	0	0	0	0
										0	0	0	0	0	0	0
										3	1	2	1	0	0	1

Inning Stats	R: 1	H: 1	E: 0	LOB: 1	K: 0	BB: 1	S: 4	P: 8	R: 0	H: 1	E: 0	LOB: 1	K: 1	BB: 0	S: 6	P: 6	R: 1	H: 0	E: 1	LOB: 0	K: 0	BB: 2	S: 2	P: 10	R: 0	H: 0	E: 0	LOB: 0	K: 2	BB: 0	S: 7	P: 7	R: 1	H: 1	E: 0	LOB: 0	K: 1	BB: 0	S: 6	P: 6	R: 1	H: 1	E: 0	LOB: 0	K: 0	BB: 0	S: 4	P: 4	R: 0	H: 2	E: 0	LOB: 1	K: 0	BB: 0	S: 4	P: 4	R: 0	H: 0	E: 0	LOB: 0	K: 0	BB: 0	S: 3	P: 3	R: 0	H: 0	E: 0	LOB: 0	K: 2	BB: 0	S: 7	P: 7	1B: 3	SF: 0	2B: 0	SAC: 0	3B: 1	DP: 2	HR: 2	HBP: 0	WP: 1	PA: 35	PB: 0	SB: 2	CS: 1	ERA: 3.8	WHIP: 1.000	ERA: 4.00	WHIP: 1.000
PITCHER Teddy Higuera, L ERA: 3.8 (1, 1)	IP	WLS	BF	H	R	ER	SO	BB	IBB	HBP	BLK	WP	HR	S	P	ERA	WHIP	IP	WLS	BF	H	R	ER	SO	BB	IBB	HBP	BLK	WP	HR	S	P	ERA	WHIP	IP	WLS	BF	H	R	ER	SO	BB	IBB	HBP	BLK	WP	HR	S	P	ERA	WHIP																																						


BOTTOM

Milwaukee Brewers @ New York Yankees
 Yankee Stadium, Bronx, NY
 Wed Sep 16 1987, 7:05 PM EDT
 Att. 20,232 - Unknown

livebaseballscorecards.com

AB	31
R	4
H	6
RBI	3
BB	3
SO	6
LOB	5



Batter	1	2	3	4	5	6	7	8	9	AB R H RBI BB SO LOB	TOP														
Nelson Liriano, S OBP: 0.367, SLG: 0.432 (1, 4) X	0-0 6-3 ①		0-0 4-3 ②		0-0 E WP HR 1B 1-3 3-H	0-0 F8 ③			0-0 FC4-6 CS 1-2f ②	5 1 1 0 0 0 2	<p>Toronto Blue Jays @ New York Yankees Yankee Stadium, Bronx, NY Thu Sep 17 1987, 7:05 PM EDT Att: 27,032 - Unknown</p> <p>livebaseballscorecards.com</p> <table border="1"> <tr><td>AB</td><td>34</td></tr> <tr><td>R</td><td>5</td></tr> <tr><td>H</td><td>5</td></tr> <tr><td>RBI</td><td>3</td></tr> <tr><td>BB</td><td>3</td></tr> <tr><td>SO</td><td>7</td></tr> <tr><td>LOB</td><td>14</td></tr> </table> 	AB	34	R	5	H	5	RBI	3	BB	3	SO	7	LOB	14
AB	34																								
R	5																								
H	5																								
RBI	3																								
BB	3																								
SO	7																								
LOB	14																								
Lloyd Moseby, L OBP: 0.351, SLG: 0.467 (1, 8) S S S	0-3 K ②		0-0 6-3 ③		0-0 E8 HR 1-3 3-H			0-0 1-3 ①	4 1 0 0 0 1 1																
Juan Beniquez, R OBP: 0.306, SLG: 0.400 (1, 10) X	0-0 E 1B			4-0 BB BB BB BB	0-0 HR 2-H 3-H			0-0 F4 ②	3 1 2 3 1 0 0																
George Bell, R OBP: 0.354, SLG: 0.626 (1, 7) X	0-0 E5 FC6-4 1-2			0-0 F6 ①	0-0 1B			0-0 F8 ③	4 0 1 0 0 0 2																
Cecil Fielder, R OBP: 0.363, SLG: 0.586 Willie Upshaw, L OBP: 0.322, SLG: 0.392 (1, 3) X (5, PH) (5, 3)	0-0 FC6-4 1-2f ③			0-3 K ②	0-0 F4 ②			0-0 F9 ①	2 0 0 0 0 1 3 2 0 0 0 0 0 1																
Jesse Barfield, R OBP: 0.326, SLG: 0.461 (1, 9) S S S		0-3 K ①		0-3 K ③	0-0 F2 ③			0-3 K ②	4 0 0 0 0 3 2																
Kelly Gruber, R OBP: 0.286, SLG: 0.408 (1, 5) X		0-0 5-3 ②			4-0 FC6 WP 5-3 BB	0-0 G1-4-3 ①		0-3 K ③	3 1 0 0 1 1 0																
Manuel Lee, S OBP: 0.311, SLG: 0.318 (1, 6) X		0-0 F8 ③			0-0 5-3 ①	0-0 4-3 ②		0-0 FC4-6 1B	4 0 1 0 0 0 1																
Charlie Moore, R OBP: 0.283, SLG: 0.340 Ernie Whitt, L OBP: 0.338, SLG: 0.462 (1, 2) X (6, PH) (6, 2)			0-0 4-3 ①		0-0 FC6 1B WP WP 2-3	4-0 BB		0-3 K ①	2 1 0 0 0 0 1 1 0 0 0 1 1 1																
Inning Stats	R: 0 E: 1 K: 1 S: 7 H: 1 LOB: 2 BB: 0 P: 7	R: 0 E: 0 K: 1 S: 5 H: 0 LOB: 0 BB: 0 P: 5	R: 0 E: 0 K: 0 S: 3 H: 0 LOB: 0 BB: 0 P: 3	R: 0 E: 0 K: 2 S: 7 H: 0 LOB: 1 BB: 1 P: 11	R: 5 E: 1 K: 0 S: 8 H: 3 LOB: 1 BB: 1 P: 12	R: 0 E: 0 K: 0 S: 3 H: 0 LOB: 1 BB: 1 P: 7	R: 0 E: 0 K: 0 S: 3 H: 0 LOB: 0 BB: 0 P: 3	R: 0 E: 0 K: 1 S: 5 H: 0 LOB: 0 BB: 0 P: 5	1B: 4 2B: 0 3B: 0 HR: 1 SF: 0 SAC: 0 DP: 0 HBP: 0	WP: 2 PB: 0 SB: 0 CS: 1 PA: 38															
PITCHER Steve Trout, L ERA: 4.42 Charles Hudson, R ERA: 3.79 Dave Righetti, L ERA: 3.27	IP WLS BF H R ER SO BB IBB HBP BLK WP HR S P ERA WHIP												PITCHER IP WLS BF H R ER SO BB IBB HBP BLK WP HR S P ERA WHIP												
	4.1 21 3 5 4 4 2 0 0 0 2 1 27 35 8.31 1.154																								
	5.1 13 1 0 0 2 1 0 0 0 0 0 16 20 0.00 0.545																								
	9.1 3 1 0 0 1 0 0 0 0 0 0 5 5 0.00 1.000																								

BOTTOM

Toronto Blue Jays @ New York Yankees
Yankee Stadium, Bronx, NY
Thu Sep 17 1987, 7:05 PM EDT
Att. 27,032 - Unknown

livebaseballscores.com

AB	34
R	6
H	10
RBI	6
BB	6
SO	10
LOB	18



WP	1	PA	42
PB	1		
SB	2		
CS	0		

AB R H RBI BB SO LOB

4	1	1	1	1	1	2
4	2	2	1	1	1	2
4	1	2	2	1	1	2
5	0	1	0	0	2	3
1	0	0	0	0	1	1
4	1	1	1	0	0	1
3	0	1	1	1	1	1
2	0	1	0	1	1	1
1	0	0	0	0	1	0
1	0	0	0	1	0	1
1	0	0	0	1	0	1
0	0	0	0	0	0	0
0	1	0	0	0	0	0
0	0	0	0	0	0	0
3	0	1	0	0	0	3
1	0	0	0	0	0	1
0	0	0	0	0	0	0

Batter	1	2	3	4	5	6	7	8	9
Rickey Henderson, R (1, 10) OBP: 0.428, SLG: 0.505	4-0 E S 1B BB	0-0 F9		0-3 K		0-0 L6		0-0 PO 2-H 1B	
Willie Randolph, R (1, 4) OBP: 0.409, SLG: 0.413	0-0 1-H HR 1B	0-0 FC6-4 1-2f		0-3 K		4-0 BB		0-0 PO 1-2 1B	0-0 S 1B
Don Mattingly, L (1, 3) OBP: 0.388, SLG: 0.572	0-0 1-H HR		0-0 5-3 FC1-5-2 2B	4-0 BB		0-0 G3		0-3 K	0-3 K
Dave Winfield, R (1, 9) OBP: 0.367, SLG: 0.473	0-0 L6-4 2B		0-0 5-3 2-3	0-3 K		0-3 K		0-0 F2 1-2	0-0 F2
Gary Ward, R (1, 7) OBP: 0.285, SLG: 0.381	0-3 K		0-0 FC1-5-2 1B		0-0 G3		0-0 F7	0-0 1B	0-0 1B
Dan Pasqua, L (3, PH) OBP: 0.309, SLG: 0.397									
Henry Cotto, R (1, 8) OBP: 0.288, SLG: 0.432	0-0 L6-4 2-3		0-0 BB 2-H 1B	4-0 BB		0-3 K		0-3 K	0-3 K
Mike Pagliarulo, L (1, 5) OBP: 0.306, SLG: 0.494		0-0 1B SH1-3 1B	4-0 BB IBB		0-3 K		0-3 K	0-3 K	0-3 K
Jerry Royster, R (8, PH) OBP: 0.322, SLG: 0.423									
Rick Cerone, R (1, 2) OBP: 0.320, SLG: 0.340		0-0 SH1-3	4-0 BB		0-0 4-3		0-3 K WP 1B	0-3 K	0-3 K
Joel Skinner, R (7, 2) OBP: 0.193, SLG: 0.242									
Phil Lombardi, R (8, PH)									
Roberto Kelly, R (8, PR) OBP: 0.306, SLG: 0.419		1-2	1-2 2-3 BB						
Mark Salas, L (9, 2) OBP: 0.327, SLG: 0.416									
Bobby Meacham, S (1, 6) OBP: 0.331, SLG: 0.401		0-0	0-0			0-0 6-3		0-0 F9 1-2	0-0 F9
Mike Easler, L (8, PH) OBP: 0.326, SLG: 0.360									
Wayne Tolleson, S (9, 6) OBP: 0.306, SLG: 0.241		0-0 FC6-4 1B	0-0 P3						

Inning Stats	R: 3	H: 3	E: 0	K: 1	S: 7	H: 3	LOB: 0	BB: 1	P: 11	R: 0	H: 2	E: 0	K: 0	S: 5	R: 1	H: 2	E: 0	K: 0	S: 5	R: 0	H: 0	E: 0	K: 3	S: 9	R: 0	H: 0	E: 0	K: 1	S: 5	R: 0	H: 0	E: 0	K: 2	S: 7	R: 1	H: 1	E: 0	K: 2	S: 8	R: 1	H: 2	E: 0	K: 1	S: 6
--------------	------	------	------	------	------	------	--------	-------	-------	------	------	------	------	------	------	------	------	------	------	------	------	------	------	------	------	------	------	------	------	------	------	------	------	------	------	------	------	------	------	------	------	------	------	------

PITCHER	IP	WLS	BF	H	R	ER	SO	BB	IBB	HBP	BLK	WP	HR	S	P	ERA	WHIP
John Cerutti, L (1, 1) ERA: 4.34	0.0		3	2	3	3	0	1	0	0	0	0	1	2	6	∞	∞
Dave Stieb, R (1, 1) ERA: 3.89	4.1		21	5	1	1	4	3	1	0	0	0	0	25	41	2.08	1.846
Jeff Musselman, L (5, 1) ERA: 4.09	0.2		2	0	0	0	1	0	0	0	0	0	0	4	4	0.00	0.000
Mark Eichhorn, R (6, 1) ERA: 3.3	0.2		3	0	0	0	0	1	0	0	0	0	0	2	6	0.00	1.500
David Wells, L (6, 1) ERA: 9.0	1.2		6	0	1	0	4	0	0	0	0	0	0	14	14	0.00	0.000

PITCHER	IP	WLS	BF	H	R	ER	SO	BB	IBB	HBP	BLK	WP	HR	S	P	ERA	WHIP
Tom Henke, R (8, 1) ERA: 2.58	1.1		6	3	1	1	1	0	0	0	0	0	0	8	8	6.75	2.250

Batter	1	2	3	4	5	6	7	8	9	AB R H RBI BB SO LOB	TOP		
Nelson Liriano, S (1, 4) OBP: 0.369, SLG: 0.424	0-0 CS 1B	4-0 BB		0-3 K		0-0 G1-6-3 1-2f		0-3 K		4 0 1 0 1 2 2			
Lloyd Moseby, L (1, 8) OBP: 0.353, SLG: 0.471	4-0 1-2 BB	0-0 3-1		0-0 2B			0-0 1B SF7 2B		0-0 F7	4 1 2 0 1 0 2			
Tony Fernandez, S (1, 6) OBP: 0.384, SLG: 0.434 Manuel Lee, S (9, 6) OBP: 0.311, SLG: 0.318	0-0 L4		0-0 F7	0-0 F4			0-0 1B FC6 1B		0-0 6-3	5 1 1 0 0 0 2 0 0 0 0 0 0 0			
George Bell, R (1, 7) OBP: 0.351, SLG: 0.622 Rob Ducey, L (9, 7) OBP: 0.298, SLG: 0.237	0-0 F5		0-0 6-3		0-0 L5		0-0 SF7		0-0 F3	4 0 0 1 0 0 1 0 0 0 0 0 0 0			
Ernie Whitt, L (1, 2) OBP: 0.342, SLG: 0.467		0-0 2B 1B	0-0 2B		0-0 F7		0-0 FC6 1B			4 1 3 0 0 0 0			
Jesse Barfield, R (1, 9) OBP: 0.326, SLG: 0.461		0-0 1-H 2B	0-0 F8		0-3 K		0-0 FC6			4 1 1 2 0 1 2			
Rance Mulliniks, L (1, 5) OBP: 0.364, SLG: 0.497 Kelly Gruber, R (6, PH) OBP: 0.294, SLG: 0.406		0-0 2-H 2B		0-0 4-3		0-0 F9	0-3 K			2 0 1 1 0 0 0 2 0 0 0 0 1 1			
Fred McGriff, L (1, 10) OBP: 0.383, SLG: 0.512 Juan Beniquez, R (6, PH) OBP: 0.308, SLG: 0.401		0-3 K		0-0 HR 1B		0-0 BB 1B		0-0 F7		2 1 1 0 0 1 1 2 0 1 0 0 0 0			
Willie Upshaw, L (1, 3) OBP: 0.323, SLG: 0.398		0-3 K		0-0 1-H HR		4-0 1-2 G1-6-3 BB		0-0 4-3		3 1 1 2 1 1 1			
Inning Stats	R: 0 H: 1 E: 0 LOB: 1 K: 0 BB: 1 S: 3 P: 7	R: 2 H: 3 E: 0 LOB: 2 K: 2 BB: 1 S: 10 P: 14	R: 0 H: 1 E: 0 LOB: 1 K: 0 BB: 0 S: 4 P: 4	R: 2 H: 3 E: 0 LOB: 1 K: 1 BB: 0 S: 8 P: 8	R: 0 H: 0 E: 0 LOB: 0 K: 1 BB: 0 S: 5 P: 5	R: 0 H: 1 E: 0 LOB: 1 K: 0 BB: 1 S: 3 P: 7	R: 2 H: 3 E: 0 LOB: 1 K: 1 BB: 0 S: 8 P: 8	R: 0 H: 0 E: 0 LOB: 0 K: 1 BB: 0 S: 5 P: 5	R: 0 H: 0 E: 0 LOB: 0 K: 0 BB: 0 S: 3 P: 3	1B: 6 SF: 1 2B: 5 SAC: 0 3B: 0 DP: 1 HR: 1 HBP: 0	WP: 0 PA: 40 PB: 0 SB: 0 CS: 1		
PITCHER	IP WLS BF H R ER SO BB IBB HBP BLK WP HR S P ERA WHIP											PITCHER	IP WLS BF H R ER SO BB IBB HBP BLK WP HR S P ERA WHIP
Neil Allen, R (1, 1) ERA: 5.89	5.0 L 24 8 4 4 4 2 0 0 0 0 0 1 30 38 7.20 2.000												
Pat Clements, L (6, 1) ERA: 4.86	1.0 6 3 2 2 0 1 0 0 0 0 0 0 5 9 18.00 4.000												
Tim Stoddard, R (7, 1) ERA: 3.59	3.0 10 1 0 0 2 0 0 0 0 0 0 0 14 14 0.00 0.333												

Toronto Blue Jays @ New York Yankees
 Yankee Stadium, Bronx, NY
 Fri Sep 18 1987, 7:05 PM EDT
 Att. 34,110 - Unknown

livebaseballscorecards.com

AB 36
 R 6
 H 12
 RBI 6
 BB 3
 SO 6
 LOB 12



Batter	1	2	3	4	5	6	7	8	9	AB R H RBI BB SO LOB	TOP							
Nelson Liriano, S (1, 4) OBP: 0.355, SLG: 0.406	0-0 4-3	0-0 G3			0-0 F8			0-0 4-3		4 0 0 0 0 0 0								
Lloyd Moseby, L (1, 8) OBP: 0.353, SLG: 0.470	0-0	0-0 F7			0-0 G3			0-3 K		3 1 1 0 0 0 0								
Juan Beniquez, R (8, PH) OBP: 0.306, SLG: 0.399	E 2B									1 0 0 0 0 1 0								
Rob Ducey, L (8, 8) OBP: 0.298, SLG: 0.237	1B									0 0 0 0 0 0 0								
Tony Fernandez, S (1, 6) OBP: 0.382, SLG: 0.431	0-0 E4 2B 1-2		0-0 F8		0-0 F8			0-0 1-3		4 0 0 0 0 0 1								
George Bell, R (1, 7) OBP: 0.350, SLG: 0.621	0-0 1-3 2-H 2B		0-0 L8		0-0 F4			0-0 6-3		4 0 1 1 0 0 0								
Ernie Whitt, L (1, 2) OBP: 0.342, SLG: 0.465	4-0		0-0 F3		0-0 F6			0-0 L6		2 0 0 0 1 0 0								
Manuel Lee, S (9, PH) OBP: 0.308, SLG: 0.314	IBB									1 0 0 0 0 0 0								
Jesse Barfield, R (1, 9) OBP: 0.323, SLG: 0.458	0-3 K		0-0 F8		0-0 K			0-3 K2-3		4 0 0 0 0 3 3								
Rance Mulliniks, L (1, 5) OBP: 0.360, SLG: 0.492	0-0 L5		0-0 G3		0-0 4-3					3 0 0 0 0 0 3								
Fred McGriff, L (1, 10) OBP: 0.386, SLG: 0.523		0-0 HR		0-0 6-3		4-0 BB				2 1 1 1 1 0 0								
Willie Upshaw, L (1, 3) OBP: 0.321, SLG: 0.395		0-0 F5			0-0 F7			0-0 F8		3 0 0 0 0 0 1								
Inning Stats	R: 1 E: 1 K: 1 S: 8	H: 2 LOB: 3 BB: 1 P: 12	R: 1 E: 0 K: 0 S: 4	H: 1 LOB: 0 BB: 0 P: 4	R: 0 E: 0 K: 0 S: 3	H: 0 LOB: 0 BB: 0 P: 3	R: 0 E: 0 K: 0 S: 3	H: 0 LOB: 0 BB: 0 P: 3	R: 0 E: 0 K: 1 S: 5	H: 0 LOB: 1 BB: 1 P: 9	R: 0 E: 0 K: 1 S: 5	H: 0 LOB: 0 BB: 0 P: 5	R: 0 E: 0 K: 1 S: 5	H: 0 LOB: 0 BB: 0 P: 5	1B: 1 2B: 1 3B: 0 HR: 1	SF: 0 SAC: 0 DP: 0 HBP: 0	WP: 0 PB: 0 SB: 0 CS: 0	PA: 33
PITCHER	IP WLS BF H R ER SO BB IBB HBP BLK WP HR S P ERA WHIP																	
Bill Gullickson, R (1, 1) ERA: 4.63	7.0 W 27 3 2 1 2 1 1 0 0 0 1 29 37 1.29 0.571																	
Dave Righetti, L (8, 1) ERA: 3.19	2.0 S 6 0 0 0 2 0 0 0 0 0 0 0 10 10 0.00 0.000																	

Toronto Blue Jays @ New York Yankees
 Yankee Stadium, Bronx, NY
 Sat Sep 19 1987, 3:33 AM EDT
 Att: 38,239 - Unknown

AB	31
R	2
H	3
RBI	2
BB	2
SO	4
LOB	8



livebaseballscores.com

Batter	1	2	3	4	5	6	7	8	9
Rickey Henderson, R OBP: 0.431, SLG: 0.513 (1, 10)	0-0 HR		4-0 BB		4-0 4-3		0-0 1B		
Willie Randolph, R OBP: 0.410, SLG: 0.409 (1, 4)	0-0 1B		0-0 BB			4-0 1B	4-0 BB		
Don Mattingly, L OBP: 0.385, SLG: 0.565 (1, 3)	0-3 K		4-0 BB			0-0 F8	0-0 G3		
Dave Winfield, R OBP: 0.367, SLG: 0.469 (1, 9)	4-0 BB		0-0 1-3			0-0 1B	0-3 K		
Gary Ward, R OBP: 0.285, SLG: 0.380 Claudell Washington, L OBP: 0.328, SLG: 0.411 (1, 7) (8, PH) (9, 8)	0-0 G1-6-3			0-0 4-3		0-0 FC6-4		0-0 1-3	
Henry Cotto, R OBP: 0.280, SLG: 0.420 Dan Pasqua, L OBP: 0.312, SLG: 0.399 (1, 8) (8, PH) (9, 7)		0-0 F2		0-0 F8		0-3 K		0-3 K	
Mike Pagliarulo, L OBP: 0.306, SLG: 0.490 (1, 5)		0-0 4-3		0-0 F3			0-0 1B	0-3 K	
Joel Skinner, R OBP: 0.188, SLG: 0.236 (1, 2)		0-3 K			0-0 5-3		0-0 F2		
Bobby Meacham, S OBP: 0.330, SLG: 0.399 (1, 6)			0-3 K		0-0 5-3		0-0 1B		

Inning Stats	R: 1	H: 2	E: 0	K: 1	S: 6	LOB: 1	BB: 1	P: 10	R: 0	H: 0	E: 0	K: 1	S: 5	LOB: 0	BB: 0	P: 5	R: 0	H: 0	E: 0	K: 1	S: 5	LOB: 2	BB: 2	P: 13	R: 0	H: 0	E: 0	K: 0	S: 3	LOB: 0	BB: 0	P: 3	R: 0	H: 0	E: 0	K: 0	S: 3	LOB: 1	BB: 1	P: 10	R: 2	H: 3	E: 0	K: 1	S: 8	LOB: 2	BB: 1	P: 12	R: 0	H: 0	E: 0	K: 2	S: 7	LOB: 0	BB: 0	P: 7
1B: 5	SF: 0	2B: 0	SAC: 0	3B: 0	DP: 1	HR: 1	HBP: 0	WP: 0	PA: 34																																															


BOTTOM

Toronto Blue Jays @ New York Yankees
Yankee Stadium, Bronx, NY

Sat Sep 19 1987, 3:33 AM EDT
Att. 38,239 - Unknown

livebaseballscorecards.com

AB	29
R	4
H	6
RBI	4
BB	5
SO	7
LOB	14



PITCHER	IP	WLS	BF	H	R	ER	SO	BB	IBB	HBP	BLK	WP	HR	S	P	ERA	WHIP
Mike Flanagan, L ERA: 4.28 (1, 1)	6.1	L	27	5	4	4	4	4	0	0	0	0	1	31	47	5.68	1.421
Jose Antonio Nunez, R ERA: 5.12 (7, 1)	0.0		2	1	0	0	0	1	0	0	0	0	0	1	5	∞	∞
John Cerutti, L ERA: 4.33 (7, 1)	0.1		1	0	0	0	0	0	0	0	0	0	0	1	1	0.00	0.000
Mark Eichhorn, R ERA: 3.26 (7, 1)	1.1		4	0	0	0	3	0	0	0	0	0	0	10	10	0.00	0.000

Batter	1	2	3	4	5	6	7	8	9	AB R H RBI BB SO LOB	TOP											
Nelson Liriano, S (1, 4) OBP: 0.348, SLG: 0.426	0-3 K		0-0 6-3		0-0 F7		0-0 HR		0-0 G5-4-3	5 1 1 2 0 1 1												
Juan Beniquez, R (1, 10) OBP: 0.313, SLG: 0.403	0-0 1B		0-0 6-3			4-0 BB	0-0 1B			3 0 2 0 1 0 0												
Tony Fernandez, S (1, 6) OBP: 0.381, SLG: 0.428	0-0 1-2f G4-6-3			4-0 HR BB		0-0 1-2f FC6-4	0-0 F4			3 1 0 0 1 0 3												
George Bell, R (1, 7) OBP: 0.349, SLG: 0.624		0-3 K		0-0 HR		0-0 F8		0-3 K		4 1 1 2 0 2 1												
Cecil Fielder, R (1, 3) OBP: 0.357, SLG: 0.575		0-3 K		0-0 F7		0-3 K		0-0 HR		3 0 0 0 0 2 1												
Willie Upshaw, L (7, 3) OBP: 0.323, SLG: 0.403										1 1 1 1 0 0 0												
Jesse Barfield, R (1, 9) OBP: 0.326, SLG: 0.460		0-0 BB 1B		0-0 4-3			0-0 WP SH1-4 1B	0-0 G6-4-3 1B		4 1 3 0 0 0 0												
Kelly Gruber, R (1, 5) OBP: 0.285, SLG: 0.404		4-0 1-2 BB		0-3 K			0-0 1-2 SH1-4	0-0 1-2f G6-4-3		2 0 0 0 1 1 1												
Charlie Moore, R (1, 2) OBP: 0.284, SLG: 0.340		0-0 F9			0-0 6-3		0-0 2-H HR 1B		0-0 F5	3 1 1 1 0 0 2												
Ernie Whitt, L (7, 2) OBP: 0.341, SLG: 0.464										1 0 0 0 0 0 0												
Rob Ducey, L (1, 8) OBP: 0.294, SLG: 0.238			0-0 F4		0-3 K		0-3 K		0-0 G5-4-3 1B	4 0 1 0 0 2 1												
Inning Stats	R: 0 E: 0 K: 1 S: 5	H: 1 LOB: 0 BB: 0 P: 5	R: 0 E: 0 K: 2 S: 8	H: 1 LOB: 2 BB: 1 P: 12	R: 0 E: 0 K: 0 S: 3	H: 0 LOB: 0 BB: 0 P: 3	R: 2 E: 0 K: 1 S: 6	H: 1 LOB: 0 BB: 1 P: 10	R: 0 E: 0 K: 1 S: 5	H: 0 LOB: 0 BB: 0 P: 5	R: 0 E: 0 K: 1 S: 5	H: 0 LOB: 1 BB: 1 P: 9	R: 3 E: 0 K: 1 S: 9	H: 4 LOB: 1 BB: 0 P: 9	R: 1 E: 0 K: 1 S: 6	H: 2 LOB: 0 BB: 0 P: 6	R: 0 E: 0 K: 0 S: 3	H: 1 LOB: 0 BB: 0 P: 3	1B: 7 2B: 0 3B: 0 HR: 3	SF: 0 SAC: 1 DP: 3 HBP: 0	WP: 1 PB: 0 SB: 0 CS: 0	PA: 37
PITCHER	IP WLS BF H R ER SO BB IBB HBP BLK WP HR S P ERA WHIP																				IP WLS BF H R ER SO BB IBB HBP BLK WP HR S P ERA WHIP	
Al Leiter, L (1, 1) ERA: 4.26	6.2 L 29 7 5 5 7 3 0 0 0 1 2 40 52 6.75 1.500																					
Pat Clements, L (7, 1) ERA: 4.84	0.1 1 0 0 0 0 0 0 0 0 0 0 0 1 1 0.00 0.000																					
Bill Fulton, R (8, 1) ERA: 20.25	1.0 4 2 1 1 1 0 0 0 0 0 0 1 6 6 9.00 2.000																					
Pete Filson, L (9, 1) ERA: 7.0	1.0 3 1 0 0 0 0 0 0 0 0 0 0 3 3 0.00 1.000																					

Toronto Blue Jays @ New York Yankees
 Yankee Stadium, Bronx, NY
 Sun Sep 20 1987, 3:33 AM EDT
 Att: 45,267 - Unknown

livebaseballscorecards.com

AB	33
R	6
H	10
RBI	6
BB	3
SO	8
LOB	10



Batter	1	2	3	4	5	6	7	8	9	AB	R	H	RBI	BB	SO	LOB
Rickey Henderson, R (1, 10) OBP: 0.428, SLG: 0.506	0-3 K		0-0 5-3		0-0 G4-6-3 1-2f		4-0 BB		0-3 K	4	0	0	0	1	2	2
Willie Randolph, R (1, 4) OBP: 0.410, SLG: 0.406	4-0 FC1-6 BB		0-0 F8 2-3			4-0 1B 1B BB G1-6-4-3	0-0 L8		0-0 F8	3	1	0	0	2	0	3
Don Mattingly, L (1, 3) OBP: 0.386, SLG: 0.565	0-0 FC1-6 FC5-4 1-2f		0-0 3-1			0-0 1B 1B G1-6-4-3		0-0 1B 1B		4	0	2	0	0	0	2
Dave Winfield, R (1, 9) OBP: 0.366, SLG: 0.468	0-0 FC5-4 1-2f			0-0 5-3		0-0 1B 1B G1-6-4-3		0-3 K		4	0	1	0	0	1	2
Gary Ward, R (1, 7) OBP: 0.285, SLG: 0.379		4-0 BB		0-0 F9		0-0 G1-6-4-3 1-2f 2-3 3-H		0-0 1B 1B		2	0	0	0	1	0	2
Claudell Washington, L (8, PH) (9, 8) OBP: 0.330, SLG: 0.413				0-0 5-3		0-3 K		4-0 1B BB		1	0	1	0	0	0	0
Jay Buhner, R (1, 8) OBP: 0.133, SLG: 0.133		0-3 K		0-0 5-3		0-0 K		0-3 BB		3	0	0	0	0	2	2
Dan Pasqua, L (8, PH) (9, 7) OBP: 0.314, SLG: 0.399		0-3 K						1-2 BB		0	0	0	0	1	0	0
Mike Pagliarulo, L (1, 5) OBP: 0.305, SLG: 0.488		0-3 K				0-0 4-3 WP FC6 1B		0-0 F7	0-0 F5	4	1	1	0	0	1	4
Joel Skinner, R (1, 2) OBP: 0.186, SLG: 0.233		0-3 K		0-0 4-3		0-0 4-3		0-3 K	0-3 K	2	0	0	0	0	1	2
Phil Lombardi, R (7, PH) (8, 2)		0-3 K		1-3						1	0	0	0	0	1	0
Mike Easler, L (8, PH) OBP: 0.325, SLG: 0.358										1	0	0	0	0	1	3
Rick Cerone, R (9, 2) OBP: 0.318, SLG: 0.337										0	0	0	0	0	0	0
Bobby Meacham, S (1, 6) OBP: 0.335, SLG: 0.410			0-0 F8 2B			0-0 FC6 G4-6-3 3-H			0-0 BB 1B	3	0	2	1	0	0	0
Mark Salas, L (9, PH) OBP: 0.327, SLG: 0.414									0-3 K	1	0	0	0	0	1	0

BOTTOM

Toronto Blue Jays @ New York Yankees
Yankee Stadium, Bronx, NY
Sun Sep 20 1987, 3:33 AM EDT
Att. 45,267 - Unknown

livebaseballscorecards.com

AB	33
R	2
H	7
RBI	1
BB	5
SO	10
LOB	22



WP: 1	PA: 38
PB: 0	
SB: 0	
CS: 0	

Inning Stats	R: 0	H: 0	E: 0	K: 1	S: 5	LOB: 1	BB: 1	P: 9	R: 0	H: 0	E: 0	K: 3	S: 9	LOB: 1	BB: 1	P: 13	R: 0	H: 1	E: 0	K: 0	S: 4	LOB: 1	BB: 0	P: 4	R: 0	H: 0	E: 0	K: 0	S: 3	LOB: 0	BB: 0	P: 3	R: 1	H: 2	E: 0	K: 1	S: 6	LOB: 1	BB: 1	P: 10	R: 0	H: 1	E: 0	K: 1	S: 6	LOB: 2	BB: 1	P: 10	R: 0	H: 2	E: 0	K: 2	S: 9	LOB: 3	BB: 1	P: 13	R: 0	H: 0	E: 0	K: 2	S: 7	LOB: 0	BB: 0	P: 7	1B: 6	SF: 0	2B: 1	SAC: 0	3B: 0	DP: 2	HR: 0	HBP: 0	WP: 1	PA: 38
PITCHER	IP	WLS	BF	H	R	ER	SO	BB	IBB	HBP	BLK	WP	HR	S	P	ERA	WHIP																																																									
Jimmy Key, L (1, 1) ERA: 2.78	5.0		22	4	2	2	4	3	0	0	0	1	0	27	39	3.60	1.400																																																									
David Wells, L (6, 1) ERA: 6.89	2.0	W	8	2	0	0	2	1	0	0	0	0	0	11	15	0.00	1.500																																																									
Tom Henke, R (8, 1) ERA: 2.52	2.0		8	1	0	0	4	1	0	0	0	0	0	15	19	0.00	1.000																																																									

Batter	1	2	3	4	5	6	7	8	9
Paul Molitor, R (1, 4) <small>OBP: 0.432, SLG: 0.563</small> Rick Manning, L (8, 9) <small>OBP: 0.333, SLG: 0.347</small>	0-0 4-3		H 1-0 2B 1-2 1B HBP	X 0-0 1B			B 4-0 HR BB		
Robin Yount, R (1, 8) <small>OBP: 0.382, SLG: 0.472</small>	0-0 5-3		X 0-0 1B 1-3 2-H 3-H	X 0-0 F9			X 0-0 1-H HR		
Glenn Braggs, R (1, 9) <small>OBP: 0.340, SLG: 0.444</small> Juan Castillo, S (8, 4) <small>OBP: 0.296, SLG: 0.315</small>	0-0 1-3		4-0 1B IBB	X 0-0 F3			X 0-0 6-3		
Greg Brock, L (1, 3) <small>OBP: 0.372, SLG: 0.438</small>		X 0-0 4-3	X 0-0 FC4-6 1B 1-3 2-H 3-H		S 0-3 K		B 4-0 G5-4-3 BB		
Rob Deer, R (1, 10) <small>OBP: 0.362, SLG: 0.456</small>		X 0-0 G4-6-3 1B	S 0-3 K		S 0-3 K		X 0-0 G5-4-3 1-2f		
B.J. Surhoff, L (1, 2) <small>OBP: 0.349, SLG: 0.423</small>		X 0-0 G4-6-3 1-2f	X 0-0 FC4-6 1-2f		X 0-0 F7		X 0-0 4-3 1B		
Dale Sveum, S (1, 6) <small>OBP: 0.294, SLG: 0.441</small>			X 0-0 1B 2B 1B	X 0-0 2B 3B		S 0-3 K	X 0-0 F7		
Jim Pacione, R (1, 5) <small>OBP: 0.315, SLG: 0.354</small> Ernest Riles, L (7, 5) <small>OBP: 0.321, SLG: 0.351</small>			X 0-0 F9	X 0-0 6-3		X 0-0 F6	X 0-0 4-3		
Mike Felder, S (1, 7) <small>OBP: 0.316, SLG: 0.320</small>			X 0-0 2B HBP 1B	X 0-0 1B 2B		X 0-0 F7	S 0-3 K		

AB	R	H	RBI	BB	SO	LOB
2	2	1	0	1	0	0
0	0	0	0	0	0	0
4	2	2	4	0	0	2
3	0	0	0	1	0	2
0	0	0	0	0	0	0
3	0	1	2	1	1	0
4	0	1	0	0	2	3
4	0	1	0	0	0	3
4	2	2	0	0	1	1
3	0	0	0	0	0	2
1	0	0	0	0	0	1
4	1	2	1	0	1	1

BOTTOM

New York Yankees @ Milwaukee Brewers
Milwaukee County Stadium, Milwaukee, WI
 Tue Sep 22 1987, 8:05 PM EDT
 Unknown

AB	32
R	7
H	10
RBI	7
BB	3
SO	5
LOB	15



1B:	6	SF:	0
2B:	2	SAC:	0
3B:	1	DP:	2
HR:	1	HBP:	1

WP:	0	PA:	36
PB:	0		
SB:	0		
CS:	0		

Inning Stats	R	H	E	K	S	P	IP	WLS	BF	H	R	ER	SO	BB	IBB	HBP	BLK	WP	HR	S	P	ERA	WHIP
	0	0	0	0	3																		
	0	1	0	0	3																		
	4	4	0	1	9																		
	1	3	0	0	6																		
	0	0	0	2	7																		
	0	0	0	0	5																		
	0	0	0	0	6																		
	0	0	0	0	6																		
	0	0	0	0	7																		
	0	0	0	0	11																		
	0	1	0	1	6																		

PITCHER	IP	WLS	BF	H	R	ER	SO	BB	IBB	HBP	BLK	WP	HR	S	P	ERA	WHIP
Tommy John, L (1, 1) <small>ERA: 4.07</small>	3.1	L	18	7	5	5	1	0	0	0	0	0	0	18	23	13.50	2.100
Charles Hudson, R (4, 1) <small>ERA: 3.82</small>	3.2		14	2	2	2	3	2	0	0	0	0	1	18	26	4.91	1.091
Pete Filson, L (8, 1) <small>ERA: 6.3</small>	1.0		4	1	0	0	1	0	0	0	0	0	0	6	6	0.00	1.000

New York Yankees @ Milwaukee Brewers
 Milwaukee County Stadium, Milwaukee, WI

Tue Sep 22 1987, 8:05 PM EDT
 Att: 12,651 - Unknown



Batter	1	2	3	4	5	6	7	8	9	AB	R	H	RBI	BB	SO	LOB
Claudell Washington, L (1, 8) OBP: 0.336, SLG: 0.420 Roberto Kelly, R (2, 8) OBP: 0.350, SLG: 0.457	0-0 BB 2B 1B	0-0 1-3 1B 2B	0-0 6-3		0-0 1B		0-0 1-2 2-3 1B 1B	0-0 E5 BLK 1B		2	2	2	0	0	0	0
Willie Randolph, R (1, 4) OBP: 0.417, SLG: 0.421	4-0 2B 1-2 1B BB	0-0 BB 1B		0-0 1-3 1B 1B	0-0 F8		0-0 1-2 2-3 1B 1B	0-0 1-3 3-H 1B		5	2	3	4	1	0	2
Don Mattingly, L (1, 10) OBP: 0.384, SLG: 0.560	0-0 1B 1-3 2-H 2B FC3-5-2	4-0 1-2 BB		0-0 F9		0-0 F7	0-0 F8		0-0 F7	5	0	1	1	1	0	3
Mike Pagliarulo, L (1, 5) OBP: 0.308, SLG: 0.488 Dave Winfield, R (7, PH) OBP: 0.369, SLG: 0.469	0-0 FC3-5-2 2-3 3-H 1B	0-3 K		0-0 1-3 1-2 1B		0-0 1B	0-0 1-2 2-H 1B		0-0 CS 1B	4	0	2	1	0	1	3
Mike Easler, L (1, 7) OBP: 0.324, SLG: 0.357 Rickey Henderson, R (7, PH) OBP: 0.424, SLG: 0.503 Jerry Royster, R (7, 5) OBP: 0.328, SLG: 0.430	0-0 FC3-5-2 1-3 3-H	0-3 K		0-0 1B 2-H 1B		0-3 K	0-0 F9		4-0 1-2 BB	4	0	1	1	0	2	5
Dan Pasqua, L (1, 9) OBP: 0.313, SLG: 0.399	0-3 K		0-0 1B FC3-2-5 2B	0-0 1-2 1B		0-0 F7		0-0 4-3	0-0 F8	6	0	2	0	0	1	4
Orestes Destrade, S (1, 3) OBP: 0.429, SLG: 0.333 Dave Righetti, L (9, 1)	0-3 K		0-0 FC5 FC3-2-5 2-3 1B	0-3 K			0-0 1B BB 1B	0-0 G3		5	1	2	0	0	2	4
Mark Salas, L (1, 2) OBP: 0.326, SLG: 0.412 Phil Lombardi, R (3, PH) OBP: 0.125, SLG: 0.125		0-3 K	0-0 FC3-2-5 FC5		0-0 F6		0-0 P3	0-0 1B 1B		1	0	0	0	0	1	0
Henry Cotto, R (8, PR) OBP: 0.275, SLG: 0.411 Joel Skinner, R (8, 2) OBP: 0.186, SLG: 0.233		0-0 1-2 3-H	0-0 FC5		0-0 F8		0-0 F8	0-0 1B 1B		4	0	1	0	0	0	3
Bobby Meacham, S (1, 6) OBP: 0.340, SLG: 0.401		4-0 2B 1B BB	0-0 FC5	0-0 1-2 2-3f			4-0 1-2 1B BB	0-0 E BLK 1B		0	1	0	0	0	0	0
										3	3	1	0	2	0	2

Inning Stats	R: 2	H: 3	E: 0	K: 2	S: 10	P: 14	R: 2	H: 2	E: 0	K: 3	S: 11	P: 19	R: 0	H: 2	E: 0	K: 0	S: 5	P: 5	R: 1	H: 3	E: 0	K: 1	S: 8	P: 8	R: 0	H: 1	E: 0	K: 0	S: 4	P: 4	R: 0	H: 1	E: 0	K: 1	S: 6	P: 6	R: 3	H: 4	E: 0	K: 0	S: 7	P: 11	R: 2	H: 3	E: 1	K: 0	S: 6	P: 6	R: 0	H: 1	E: 0	K: 0	S: 3	P: 7	1B: 17	2B: 3	3B: 0	HR: 0	SF: 0	SAC: 0	DP: 0	HBP: 0	WP: 0	PA: 51
--------------	------	------	------	------	-------	-------	------	------	------	------	-------	-------	------	------	------	------	------	------	------	------	------	------	------	------	------	------	------	------	------	------	------	------	------	------	------	------	------	------	------	------	------	-------	------	------	------	------	------	------	------	------	------	------	------	------	--------	-------	-------	-------	-------	--------	-------	--------	-------	--------

PITCHER	IP	WLS	BF	H	R	ER	SO	BB	IBB	HBP	BLK	WP	HR	S	P	ERA	WHIP
Len Barker, R (1, 1) ERA: 5.23	0.0		4	3	2	2	0	1	0	0	0	0	0	3	7	∞	∞
Dave Stapleton, L (1, 1) ERA: 3.38	4.0		21	7	3	3	6	2	0	0	0	0	0	31	39	6.75	2.250
Mark Knudson, R (5, 1) ERA: 5.64	2.1		12	4	3	3	1	1	0	0	0	0	0	13	17	11.57	2.143
Dan Plesac, L (7, 1) ERA: 2.41	0.1	L	3	2	0	0	0	0	0	0	0	0	0	3	3	0.00	6.000
Chuck Crim, R (7, 1) ERA: 3.79	1.1		7	3	2	1	0	0	0	0	1	0	0	7	7	6.75	2.250

PITCHER	IP	WLS	BF	H	R	ER	SO	BB	IBB	HBP	BLK	WP	HR	S	P	ERA	WHIP
Jay Aldrich, R (9, 1) ERA: 4.97	1.0		4	1	0	0	0	1	0	0	0	0	0	3	7	0.00	2.000

AB	R	H	RBI	BB	SO	LOB
46	10	20	9	5	7	30

Batter	1	2	3	4	5	6	7	8	9	AB R H RBI BB SO LOB
Paul Molitor, R OBP: 0.434, SLG: 0.561 (1, 10)	F8 S BB 4-0		HR BB 4-0	1B BB 4-0		F9 0-0			P3 0-0	2 2 0 0 3 0 0
Robin Yount, R OBP: 0.382, SLG: 0.476 (1, 8)	F7 1-2		HR 1-H 3-H 0-0	E 1B 1B 1-3 2-H 3-H 0-0		5-3 0-0			F7 0-0	5 1 2 5 0 0 1
Glenn Braggs, R OBP: 0.339, SLG: 0.441 (1, 9)	F8 2-3		K 0-3	E8 1B 1-3 0-0		6-3 0-0			K 0-3	5 0 1 1 0 2 1
Greg Brock, L OBP: 0.369, SLG: 0.434 (1, 3)	F6 0-0		4-3 0-0	F8 0-0			4-3 0-0			4 0 0 0 0 0 3
Dale Sveum, S OBP: 0.297, SLG: 0.442 (1, 6)		G5-4-3 BB 4-0		3B 1B 0-0	1B 1B 0-0		K 0-3			3 2 2 0 1 1 0
Jim Pacionek, R OBP: 0.304, SLG: 0.340 (1, 5)		G5-4-3 0-0		F9 0-0	K 0-3		6-3 0-0			4 0 0 0 0 1 3
Ernest Riles, L OBP: 0.321, SLG: 0.351 (8, 5)		1-2 0-0		K 0-3	K 1-3					0 0 0 0 0 0 0
Bill Schroeder, R OBP: 0.373, SLG: 0.536 (1, 2)		1-3 0-0		K 0-3	CS 1B 1B 1-3			K 0-3		4 0 1 0 0 2 1
Mike Felder, S OBP: 0.322, SLG: 0.332 (1, 7)			F9 S HR BB 4-0	1B 3B 1-H 0-0	CS 1B 1-2 3-H 0-0		G3 0-0			3 2 2 2 1 0 0
Juan Castillo, S OBP: 0.295, SLG: 0.311 (1, 4)			F9 1-3	1B BB BB 4-0	K 1-2 2-3 0-3			K 0-3		3 1 0 0 1 2 3

Inning Stats	R: 0 E: 0 K: 0 S: 3	H: 0 LOB: 1 BB: 1 P: 7	R: 0 E: 0 K: 0 S: 2	H: 0 LOB: 0 BB: 1 P: 6	R: 3 E: 0 K: 1 S: 6	H: 1 LOB: 0 BB: 2 P: 14	R: 4 E: 1 K: 1 S: 9	H: 4 LOB: 2 BB: 2 P: 17	R: 1 E: 0 K: 2 S: 9	H: 3 LOB: 1 BB: 0 P: 9	R: 0 E: 0 K: 0 S: 3	H: 0 LOB: 0 BB: 0 P: 3	R: 0 E: 0 K: 1 S: 5	H: 0 LOB: 0 BB: 0 P: 5	R: 0 E: 0 K: 2 S: 7	H: 0 LOB: 0 BB: 0 P: 7	R: 0 E: 0 K: 1 S: 5	H: 0 LOB: 0 BB: 0 P: 5	1B: 6 2B: 0 3B: 1 HR: 1	SF: 0 SAC: 0 DP: 1 HBP: 0	WP: 0 PB: 0 SB: 2 CS: 2	PA: 39	
PITCHER	IP	WLS	BF	H	R	ER	SO	BB	IBB	HBP	BLK	WP	HR	S	P	ERA	WHIP						
Steve Trout, L ERA: 4.49 (1, 1)	2.1		10	0	2	2	0	4	0	0	0	0	0	6	22	7.71	1.714						
Neil Allen, R ERA: 6.45 (3, 1)	1.1		11	5	5	5	2	2	0	0	0	0	1	13	21	33.75	5.250						
Pat Clements, L ERA: 4.74 (4, 1)	3.1	W	12	3	1	1	3	0	0	0	0	0	0	18	18	2.70	0.900						
Dave Righetti, L ERA: 3.12 (8, 1)	2.0	S	6	0	0	0	3	0	0	0	0	0	0	12	12	0.00	0.000						
Dave Righetti, L ERA: 3.12 (9, 1)	2.0	S	6	0	0	0	3	0	0	0	0	0	0	12	12	0.00	0.000						

BOTTOM

New York Yankees @ Milwaukee Brewers

Milwaukee County Stadium, Milwaukee, WI

Tue Sep 22 1987, 8:05 PM EDT
Att. 12,651 - Unknown

livebaseballscorecards.com

AB	33
R	8
H	8
RBI	8
BB	6
SO	8
LOB	12

Batter	1	2	3	4	5	6	7	8	9	10	AB	R	H	RBI	BB	SO	LOB	TOP						
Rickey Henderson, R OBP: 0.423, SLG: 0.498 (1, 8)	F8		E5 1B		F8		F9	BB		1B 1B	5	0	1	0	1	0	4	New York Yankees @ Milwaukee Brewers Milwaukee County Stadium, Milwaukee, WI Wed Sep 23 1987, 8:05 PM EDT Att. 11,219 - Unknown						
Willie Randolph, R OBP: 0.420, SLG: 0.423 (1, 4)	6-3		1B			1B	1B BB	F7		1B	5	0	3	1	1	0	2							
Don Mattingly, L OBP: 0.382, SLG: 0.555 (1, 3)	F6		F6			F9	1B		6-3	4-3	6	0	1	2	0	0	7							
Dave Winfield, R OBP: 0.366, SLG: 0.465 (1, 9)		F8	F9			F7	F2		5-3		5	0	0	0	0	0	6							
Mike Pagliarulo, L OBP: 0.306, SLG: 0.485 (8, PH)	F6				6-3						3	0	0	0	0	0	1							
Jerry Royster, R OBP: 0.325, SLG: 0.425 (8, 5)						F8			6-3		2	0	0	0	0	0	0							
Dan Pasqua, L OBP: 0.316, SLG: 0.412 (8, PH)	K									F6	3	1	2	1	0	1	0							
Gary Ward, R OBP: 0.266, SLG: 0.379 (8, 7)					G4-6-3 1B			HR	1B 2B		2	1	1	0	0	0	0							
Orestes Destrade, S OBP: 0.500, SLG: 0.333 (10, PR)											3	2	1	0	2	1	2							
Roberto Kelly, R OBP: 0.350, SLG: 0.457 (10, PR)					G4-6-3 1B			BB 1B	K	S 1B	0	1	0	0	0	0	0							
Mark Salas, L OBP: 0.320, SLG: 0.404 (7, 2)			4-3			4-3					3	0	0	0	0	0	2							
Joel Skinner, R OBP: 0.191, SLG: 0.238 (8, PR)							F9			F9	1	0	1	0	0	0	0							
Henry Cotto, R OBP: 0.275, SLG: 0.411 (8, 2)								2B 1B			0	1	0	0	0	0	0							
Rick Cerone, R OBP: 0.313, SLG: 0.332 (8, 2)											1	0	0	0	0	0	1							
Bobby Meacham, S OBP: 0.349, SLG: 0.412 (10, PH)											3	1	2	2	1	0	0							
Mike Easler, L OBP: 0.327, SLG: 0.359 (10, PR)											1	0	1	1	0	0	0							
Wayne Tolleson, S OBP: 0.306, SLG: 0.241 (10, 6)											0	0	0	0	0	0	0							
Inning Stats	R: 0 E: 0 K: 0 S: 3	H: 0 LOB: 0 BB: 0 P: 3	R: 0 E: 0 K: 1 S: 5	H: 0 LOB: 0 BB: 0 P: 5	R: 1 E: 1 K: 0 S: 6	H: 2 LOB: 3 BB: 1 P: 10	R: 0 E: 0 K: 0 S: 3	H: 1 LOB: 0 BB: 0 P: 3	R: 0 E: 0 K: 0 S: 3	H: 1 LOB: 0 BB: 0 P: 3	R: 3 E: 0 K: 0 S: 5	H: 2 LOB: 2 BB: 3 P: 17	R: 2 E: 0 K: 1 S: 8	H: 3 LOB: 2 BB: 1 P: 12	R: 0 E: 0 K: 0 S: 3	H: 0 LOB: 0 BB: 0 P: 3	R: 1 E: 0 K: 0 S: 7	H: 4 LOB: 3 BB: 0 P: 7	1B: 11 2B: 1 3B: 0 HR: 1	SF: 0 SAC: 0 DP: 1 HBP: 0	WP: 0 PB: 0 SB: 1 CS: 0	PA: 48		
PITCHER	IP WLS BF H R ER SO BB IBB HBP BLK WP HR S P ERA WHIP																							
Bill Wegman, R ERA: 4.25 (1, 1)	6.1																							
Jay Aldrich, R ERA: 4.94 (7, 1)	0.1																							
Dan Plesac, L ERA: 2.61 (7, 1)	1.0																							
Chuck Crim, R ERA: 3.79 (8, 1)	2.1	W																						

livebaseballscores.com

AB 43
R 7
H 13
RBI 7
BB 5
SO 2
LOB 25



BOTTOM

New York Yankees @ Milwaukee Brewers
Milwaukee County Stadium, Milwaukee, WI

Wed Sep 23 1987, 8:05 PM EDT
Att: 11,219 - Unknown

livebaseballscorecards.com

AB	42
R	8
H	17
RBI	7
BB	1
SO	8
LOB	14



WP:	0	PA:	45
PB:	0		
SB:	4		
CS:	0		

AB R H RBI BB SO LOB

5 1 3 2 0 0 0

5 0 2 2 0 1 2

5 0 0 0 0 1 6

4 0 1 0 0 1 1

0 0 0 0 0 0 0

1 0 0 0 0 1 0

3 1 3 0 0 0 0

0 0 0 0 0 0 0

4 2 2 1 0 0 2

4 2 3 1 0 0 1

1B:	16	SF:	0
2B:	0	SAC:	1
3B:	0	DP:	1
HR:	1	HBP:	0

Batter	1	2	3	4	5	6	7	8	9	10
Paul Molitor, R (1, 4) OBP: 0.436, SLG: 0.561	F8		FC5-4 1B S 1-2 3-H		F8		F8		1B	
Robin Yount, R (1, 8) OBP: 0.382, SLG: 0.475	5-3		FC5-4 1B 1-2 2-H		K		F6		1B	
Glenn Braggs, R (1, 9) OBP: 0.336, SLG: 0.437	L7		FC5-4 S 1-2f 2-3		K		1-3		F2	
Greg Brock, L (1, 3) OBP: 0.368, SLG: 0.433 Brad Komminsk, R (8, PR) Jim Paciorek, R (9, 3) OBP: 0.302, SLG: 0.337			F4 1-2 3-H			6-3		G6-4-3 1B		K
Rob Deer, R (1, 10) OBP: 0.361, SLG: 0.453 Rick Manning, L (8, PH) OBP: 0.336, SLG: 0.351			1-3			K		G6-4-3 1-2f		1B 1B
B.J. Surhoff, L (1, 2) OBP: 0.350, SLG: 0.421			PO BB			4-3		K		1B 1-2 1B
Ernest Riles, L (1, 5) OBP: 0.329, SLG: 0.359 Juan Castillo, S (8, 5) OBP: 0.295, SLG: 0.311 Steve Stanicek, R (9, PH) OBP: 0.286, SLG: 0.286 Bill Schroeder, R (10, 2) OBP: 0.375, SLG: 0.538			PO 1-2			1B		1B SH1-4 1B		K 1-3 2-H 1B
Mike Felder, S (1, 7) OBP: 0.325, SLG: 0.335			FC4-6 S 1-2f 1B			F9		SH1-4		1B 1-2 1B
Dale Sveum, S (1, 6) OBP: 0.301, SLG: 0.451			1B 1-3 1B			HR		1B 2-3 1B		F7

Inning Stats	R: 0	H: 0	E: 0	K: 0	S: 3	P: 3	R: 0	H: 0	E: 0	K: 1	S: 4	P: 8	R: 3	H: 4	E: 0	K: 0	S: 7	R: 0	H: 1	E: 0	K: 1	S: 6	P: 6	R: 1	H: 1	E: 0	K: 2	S: 8	P: 8	R: 0	H: 0	E: 0	K: 1	S: 5	R: 1	H: 3	E: 0	K: 0	S: 6	P: 6	R: 0	H: 1	E: 0	K: 1	S: 5	R: 1	H: 3	E: 0	K: 1	S: 8	P: 8	R: 2	H: 4	E: 0	K: 1	S: 7	P: 7	1B: 16	SF: 0	2B: 0	SAC: 1	3B: 0	DP: 1	HR: 1	HBP: 0	WP: 0	PA: 45
--------------	------	------	------	------	------	------	------	------	------	------	------	------	------	------	------	------	------	------	------	------	------	------	------	------	------	------	------	------	------	------	------	------	------	------	------	------	------	------	------	------	------	------	------	------	------	------	------	------	------	------	------	------	------	------	------	------	------	--------	-------	-------	--------	-------	-------	-------	--------	-------	--------

PITCHER	IP	WLS	BF	H	R	ER	SO	BB	IBB	HBP	BLK	WP	HR	S	P	ERA	WHIP
Bill Gullickson, R (1, 1) ERA: 4.71	6.1		26	7	5	5	5	1	0	0	0	0	1	35	39	7.11	1.263
Tim Stoddard, R (7, 1) ERA: 3.56	0.2		5	3	0	0	0	0	0	0	0	0	0	5	5	0.00	4.500
Dave Righetti, L (8, 1) ERA: 3.34	2.1	L	13	7	3	3	3	0	0	0	0	0	0	19	19	11.57	3.000

New York Yankees @ Baltimore Orioles
 Memorial Stadium, Baltimore, MD

Fri Sep 25 1987, 7:05 PM EDT
 Att. 29,351 - Unknown

livebaseballscorecards.com

AB	30
R	8
H	5
RBI	8
BB	8
SO	5
LOB	10



WP:	1	PA:	38
PB:	0		
SB:	1		
CS:	0		

Batter	1	2	3	4	5	6	7	8	9	AB	R	H	RBI	BB	SO	LOB
Rickey Henderson, R (1, 8) OBP: 0.425, SLG: 0.496	4-0 G3 1B S BB	4-0 BB HR BB		0-3 K			0-0 5-3		4-0 G4-6-3 BB	2	2	0	0	3	1	0
Willie Randolph, R (1, 4) OBP: 0.417, SLG: 0.419	0-0 G3 1-3	4-0 HR BB		0-0 F7			0-0 6-3		0-0 G4-6-3 1-2f	4	1	0	1	1	0	2
Don Mattingly, L (1, 3) OBP: 0.383, SLG: 0.561	0-0 1B 3-H	0-0 HR			0-3 K		0-0 F7			4	1	2	5	0	1	0
Dave Winfield, R (1, 9) OBP: 0.367, SLG: 0.469	0-3 K 3-H	0-0 HR			0-0 6-3			4-0 2B BB		3	2	1	1	1	1	1
Mike Pagliarulo, L (1, 5) OBP: 0.306, SLG: 0.485	0-0 F5	0-0 F8			0-0 E4			0-0 3-1 2B 1-H		4	0	1	1	0	0	1
Gary Ward, R (1, 10) OBP: 0.286, SLG: 0.380		0-0 2B BB	0-0 L9		0-0 5-3			0-0 3-1		4	0	1	0	0	0	2
Dan Pasqua, L (1, 7) OBP: 0.319, SLG: 0.409		4-0 FC6-4 BB WP BB	0-0 F8		0-0 F6		0-0 F6	4-0 G4-6-3 IBB		2	1	0	0	2	0	0
Rick Cerone, R (1, 2) OBP: 0.314, SLG: 0.330		4-0 FC6-4 BB	0-0 L7		0-3 K		0-3 K	0-0 G4-6-3 1-2f		2	0	0	0	1	1	0
Mike Easler, L (8, PH) OBP: 0.326, SLG: 0.358		1-2 2-3 3-H BB								1	0	0	0	0	0	2
Joel Skinner, R (8, 2) OBP: 0.191, SLG: 0.238										0	0	0	0	0	0	0
Bobby Meacham, S (1, 6) OBP: 0.342, SLG: 0.402		0-0 FC6-4 BB HR 1-2f 2-3		0-0 5-3		0-3 K		0-0 4-3		4	1	0	0	0	1	2

Inning Stats	R: 1	H: 1	E: 0	K: 1	S: 6	LOB: 1	BB: 1	P: 10	R: 6	H: 3	E: 0	K: 0	S: 5	LOB: 0	BB: 4	P: 21	R: 0	H: 0	E: 0	K: 0	S: 3	LOB: 0	BB: 0	P: 3	R: 0	H: 0	E: 0	K: 1	S: 5	LOB: 0	BB: 0	P: 5	R: 0	H: 0	E: 1	K: 1	S: 6	LOB: 1	BB: 0	P: 6	R: 0	H: 0	E: 0	K: 2	S: 7	LOB: 0	BB: 0	P: 7	R: 0	H: 0	E: 0	K: 0	S: 3	LOB: 0	BB: 0	P: 3	R: 1	H: 1	E: 0	K: 0	S: 3	LOB: 1	BB: 2	P: 11	R: 0	H: 0	E: 0	K: 0	S: 2	LOB: 0	BB: 1	P: 6	1B: 1	SF: 0	2B: 2	SAC: 0	3B: 0	DP: 2	HR: 2	HBP: 0	WP: 1	PA: 38
--------------	------	------	------	------	------	--------	-------	-------	------	------	------	------	------	--------	-------	-------	------	------	------	------	------	--------	-------	------	------	------	------	------	------	--------	-------	------	------	------	------	------	------	--------	-------	------	------	------	------	------	------	--------	-------	------	------	------	------	------	------	--------	-------	------	------	------	------	------	------	--------	-------	-------	------	------	------	------	------	--------	-------	------	-------	-------	-------	--------	-------	-------	-------	--------	-------	--------

PITCHER	IP	WLS	BF	H	R	ER	SO	BB	IBB	HBP	BLK	WP	HR	S	P	ERA	WHIP
Jose Mesa, R (1, 1) ERA: 8.24	1.2	L	12	3	6	6	1	5	0	0	0	1	1	9	29	32.40	4.800
Mike Griffin, R (2, 1) ERA: 4.52	5.1		18	1	1	1	4	0	0	0	0	0	1	26	26	1.69	0.188
Mark Williamson, R (8, 1) ERA: 4.02	0.1		4	1	1	1	0	1	1	0	0	0	0	2	10	27.00	6.000
Mike Kinnunen, L (8, 1) ERA: 5.03	1.2		4	0	0	0	0	1	0	0	0	0	0	3	7	0.00	0.600

PITCHER	IP	WLS	BF	H	R	ER	SO	BB	IBB	HBP	BLK	WP	HR	S	P	ERA	WHIP
---------	----	-----	----	---	---	----	----	----	-----	-----	-----	----	----	---	---	-----	------

Batter	1	2	3	4	5	6	7	8	9	AB R H RBI BB SO LOB
--------	---	---	---	---	---	---	---	---	---	----------------------

Lee Lacy, R <small>(1, 9)</small> <small>OBP: 0.329, SLG: 0.393</small>										3 2 1 0 2 2 0
Rene Gonzales, R <small>(1, 5)</small> <small>(2, 6)</small> <small>OBP: 0.372, SLG: 0.450</small>										5 2 3 1 0 0 1
Cal Ripken Jr., R <small>(1, 6)</small> <small>OBP: 0.335, SLG: 0.436</small> Pete Stanicek, S <small>(2, 4)</small> <small>OBP: 0.302, SLG: 0.263</small>										1 0 0 0 0 1 1 4 0 1 1 0 0 2
Eddie Murray, S <small>(1, 3)</small> <small>OBP: 0.353, SLG: 0.488</small>										3 0 1 1 2 1 3
Ray Knight, R <small>(1, 10)</small> <small>OBP: 0.311, SLG: 0.377</small>										4 0 2 1 0 0 3
Larry Sheets, L <small>(1, 7)</small> <small>OBP: 0.364, SLG: 0.568</small>										4 0 0 0 0 2 4
Mike Young, S <small>(1, 8)</small> <small>OBP: 0.328, SLG: 0.405</small>										2 0 0 0 2 2 0
Terry Kennedy, L <small>(1, 2)</small> <small>OBP: 0.303, SLG: 0.384</small>										4 0 0 0 0 2 4
Ron Washington, R <small>(1, 4)</small> <small>(2, 5)</small> <small>OBP: 0.213, SLG: 0.311</small>										4 0 0 0 0 1 0

Inning Stats	R: 2	H: 3	E: 0	K: 3	S: 12	LOB: 3	BB: 2	P: 20	R: 0	H: 1	E: 0	K: 1	S: 6	LOB: 1	BB: 0	P: 6	R: 0	H: 0	E: 0	K: 0	S: 2	LOB: 0	BB: 1	P: 6	R: 0	H: 1	E: 0	K: 1	S: 5	LOB: 2	BB: 1	P: 10	R: 0	H: 0	E: 0	K: 3	S: 9	LOB: 0	BB: 0	P: 9	R: 2	H: 3	E: 0	K: 1	S: 8	LOB: 2	BB: 1	P: 12	R: 0	H: 0	E: 0	K: 0	S: 2	LOB: 0	BB: 1	P: 6	R: 0	H: 0	E: 1	K: 1	S: 6	LOB: 1	BB: 0	P: 6	1B: 6	SF: 0	2B: 1	SAC: 0	3B: 1	DP: 2	HR: 0	HBP: 0	WP: 1	PA: 40
--------------	------	------	------	------	-------	--------	-------	-------	------	------	------	------	------	--------	-------	------	------	------	------	------	------	--------	-------	------	------	------	------	------	------	--------	-------	-------	------	------	------	------	------	--------	-------	------	------	------	------	------	------	--------	-------	-------	------	------	------	------	------	--------	-------	------	------	------	------	------	------	--------	-------	------	-------	-------	-------	--------	-------	-------	-------	--------	-------	--------

PITCHER	IP	WLS	BF	H	R	ER	SO	BB	IBB	HBP	BLK	WP	HR	S	P	ERA	WHIP
Al Leiter, L <small>(1, 1)</small> <small>ERA: 4.66</small>	6.2	W	32	8	4	4	10	5	0	0	0	1	0	47	67	5.40	1.950
Pat Clements, L <small>(7, 1)</small> <small>ERA: 4.6</small>	2.1	S	8	0	0	0	1	1	0	0	0	0	0	9	13	0.00	0.429

BOTTOM

New York Yankees @ Baltimore Orioles
Memorial Stadium, Baltimore, MD

Fri Sep 25 1987, 7:05 PM EDT
 Att. 29,351 - Unknown

livebaseballscorecards.com

AB	34
R	4
H	8
RBI	4
BB	6
SO	11
LOB	18



Batter	1	2	3	4	5	6	7	8	9	AB R H RBI BB SO LOB	TOP											
Rickey Henderson, R OBP: 0.421, SLG: 0.490 (1, 8) X	0-0 1-3 ①			X 0-0 F8 ①		0-3 K ②		X 0-0 F7 ③		4 0 0 0 0 1 2												
Willie Randolph, R OBP: 0.418, SLG: 0.419 (1, 4) X	0-0 6-3 ②			X 0-0 1B		4-0 2B BB		X 0-0 6-3 ①		3 0 1 0 1 0 0												
Don Mattingly, L OBP: 0.382, SLG: 0.560 (1, 3) X	0-0 F7 ③			X 0-0 F8 ②		X 0-0 2B 1-3 2-H		X 0-0 F7 ②		4 0 1 1 0 0 1												
Dave Winfield, R OBP: 0.366, SLG: 0.473 (1, 9) X		0-0 6-3 ①		X 0-0 6-3 ③		X 0-0 F9 ③		X 0-0 HR		4 1 1 1 0 0 3												
Mike Pagliarulo, L OBP: 0.304, SLG: 0.481 (1, 5) X		0-0 G3 ②			0-3 K ①		X 0-0 4-3 ①	X 0-0 F6 ③		4 0 0 0 0 1 0												
Gary Ward, R OBP: 0.284, SLG: 0.377 (1, 10) X		0-0 F9 ③			0-0 L8 ②		X 0-0 6-3 ②			3 0 0 0 0 0 0												
Dan Pasqua, L OBP: 0.316, SLG: 0.405 (1, 7) X			0-0 3-1 ①		0-3 K ③		0-3 K ③			3 0 0 0 0 2 0												
Rick Cerone, R OBP: 0.317, SLG: 0.331 (1, 2) X			0-0 3-1 ②			0-0 E9 ①		4-0 CS BB		2 0 1 0 1 0 0												
Roberto Kelly, R OBP: 0.350, SLG: 0.457 (8, PR) X						FC2-5 1B				0 0 0 0 0 0 0												
Joel Skinner, R OBP: 0.191, SLG: 0.238 (8, 2) X										0 0 0 0 0 0 0												
Bobby Meacham, S OBP: 0.337, SLG: 0.395 (1, 6) X			0-0 F8 ③			0-0 FC2-5 ①		X 0-0 F2 ① ②		3 1 0 0 0 0 2												
Inning Stats	R: 0 E: 0 K: 0 S: 3	H: 0 LOB: 0 BB: 0 P: 3	R: 0 E: 0 K: 0 S: 3	H: 0 LOB: 0 BB: 0 P: 3	R: 0 E: 0 K: 0 S: 3	H: 0 LOB: 0 BB: 0 P: 3	R: 0 E: 0 K: 0 S: 4	H: 1 LOB: 1 BB: 0 P: 4	R: 0 E: 0 K: 2 S: 7	H: 0 LOB: 0 BB: 0 P: 7	R: 1 E: 1 K: 1 S: 7	H: 2 LOB: 2 BB: 1 P: 11	R: 0 E: 0 K: 1 S: 5	H: 0 LOB: 0 BB: 0 P: 5	R: 0 E: 0 K: 0 S: 2	H: 0 LOB: 1 BB: 1 P: 6	R: 1 E: 0 K: 0 S: 4	H: 1 LOB: 0 BB: 0 P: 4	1B: 2 2B: 1 3B: 0 HR: 1	SF: 0 SAC: 0 DP: 0 HBP: 0	WP: 0 PB: 0 SB: 1 CS: 1	PA: 32
PITCHER Mike Boddicker, R ERA: 4.18 (1, 1)	IP 9.0 WLS L BF 32 H 4 R 2 ER 2 SO 4 BB 2 IBB 0 HBP 0 BLK 0 WP 0 HR 1 S 38 P 46 ERA 2.00 WHIP 0.667											PITCHER	IP WLS BF H R ER SO BB IBB HBP BLK WP HR S P ERA WHIP									

New York Yankees @ Baltimore Orioles
 Memorial Stadium, Baltimore, MD
 Sat Sep 26 1987, 7:05 PM EDT
 Att: 26,608 - Unknown

AB	30
R	2
H	4
RBI	2
BB	2
SO	4
LOB	8



livebaseballscorecards.com

Batter	1	2	3	4	5	6	7	8	9	AB	R	H	RBI	BB	SO	LOB
Pete Stanicek, S OBP: 0.315, SLG: 0.277 (1, 4)	0-0 CS 1B		0-0 SH1-3		0-0 1-2 1B		0-0 F7			3	0	2	0	0	0	1
Rene Gonzales, R OBP: 0.362, SLG: 0.432 (1, 5)	0-0 G3 1-2		0-0 F9		0-0 F8			0-0 1B 1B		4	0	1	0	0	0	4
Cal Ripken Jr., R OBP: 0.333, SLG: 0.433 (1, 6)	0-0 F4		0-0 F4			0-0 F7		0-0 F9		4	0	0	0	0	0	2
Eddie Murray, S OBP: 0.355, SLG: 0.489 (1, 3)		4-0 BB BB		0-0 CS 1B		0-3 K		0-0 L4-3 1B		3	0	2	0	1	1	0
Ray Knight, R OBP: 0.313, SLG: 0.375 (1, 10)		4-0 BB 1-2 BB		0-0 F7		4-0 BB BB		0-0 L4-3		2	0	0	0	2	0	3
Larry Sheets, L OBP: 0.361, SLG: 0.563 (1, 7)		0-0 F9		0-0 F5 1-2		0-0 4-3			0-0 4-3	4	0	0	0	0	0	4
Lee Lacy, R OBP: 0.331, SLG: 0.395 (1, 9)		0-3 K				0-0 6-3		0-0 FC2-6 1B		4	0	2	0	0	1	2
Terry Kennedy, L OBP: 0.301, SLG: 0.381 (1, 2)		0-3 K				0-3 K		0-0 FC2-6 1-2f		4	0	0	0	0	3	4
Mike Young, S OBP: 0.330, SLG: 0.405 (1, 8)			0-0 SH1-3 1B			4-0 BB 1B BB		0-0 F8		3	0	1	0	1	0	2

Inning Stats	R: 0	H: 1	E: 0	LOB: 0	K: 0	S: 3	R: 0	H: 0	E: 0	LOB: 2	K: 2	S: 7	R: 0	H: 1	E: 0	LOB: 1	K: 0	S: 4	R: 0	H: 1	E: 0	LOB: 0	K: 0	S: 3	R: 0	H: 1	E: 0	LOB: 2	K: 1	S: 6	R: 0	H: 0	E: 0	LOB: 1	K: 1	S: 5	R: 0	H: 1	E: 0	LOB: 1	K: 0	S: 4	R: 0	H: 2	E: 0	LOB: 1	K: 0	S: 4	R: 0	H: 1	E: 0	LOB: 1	K: 1	S: 6	R: 0	H: 1	E: 0	LOB: 1	K: 1	S: 6	1B: 8	SF: 0	2B: 1	SAC: 1	3B: 0	DP: 1	HR: 0	HBP: 0	WP: 0	PA: 36
--------------	------	------	------	--------	------	------	------	------	------	--------	------	------	------	------	------	--------	------	------	------	------	------	--------	------	------	------	------	------	--------	------	------	------	------	------	--------	------	------	------	------	------	--------	------	------	------	------	------	--------	------	------	------	------	------	--------	------	------	------	------	------	--------	------	------	-------	-------	-------	--------	-------	-------	-------	--------	-------	--------

PITCHER	IP	WLS	BF	H	R	ER	SO	BB	IBB	HBP	BLK	WP	HR	S	P	ERA	WHIP
Pete Filson, L ERA: 3.71 (1, 1)	7.0	W	28	5	0	0	4	4	0	0	0	0	0	32	48	0.00	1.286
Tim Stoddard, R ERA: 3.52 (8, 1)	1.0		4	2	0	0	0	0	0	0	0	0	0	4	4	0.00	2.000
Dave Righetti, L ERA: 3.3 (9, 1)	1.0	S	4	1	0	0	1	0	0	0	0	0	0	6	6	0.00	1.000

BOTTOM

New York Yankees @ Baltimore Orioles
Memorial Stadium, Baltimore, MD
Sat Sep 26 1987, 7:05 PM EDT
Att. 26,608 - Unknown

livebaseballscorecards.com

AB	31
R	0
H	8
RBI	0
BB	4
SO	5
LOB	22



New York Yankees @ Baltimore Orioles
Memorial Stadium, Baltimore, MD

Sun Sep 27 1987, 3:33 AM EDT
 Att: 28,191 - Unknown

livebaseballscorecards.com



AB	39
R	5
H	12
RBI	5
BB	2
SO	3
LOB	22

Batter	1	2	3	4	5	6	7	8	9	AB	R	H	RBI	BB	SO	LOB
Rickey Henderson, R (1, 10) OBP: 0.423, SLG: 0.499	0-0 6-3		0-0 5-3		0-0 HR		0-0 E8 FC 1B S 1B	4-0 BB		4	2	2	2	1	0	1
Willie Randolph, R (1, 4) OBP: 0.416, SLG: 0.415	0-0 6-3		4-0 G4-6-3 2-3 BB		0-0 4-3		0-0 FC FC5 1B 1-3 3-H	0-0 F4		4	0	0	1	1	0	4
Don Mattingly, L (1, 3) OBP: 0.382, SLG: 0.559	0-0 1B		0-0 G4-6-3 1-2f		0-0 G3		0-0 1-2 3-H 1B		0-0 F8	5	0	2	1	0	0	2
Dave Winfield, R (1, 9) OBP: 0.363, SLG: 0.469	0-0 P3			0-0 F4		0-0 5-3	0-0 F8		0-0 F9	5	0	0	0	0	0	3
Gary Ward, R (1, 7) (8, 8) OBP: 0.285, SLG: 0.378		0-0 G3 4-3 1B 1B		0-0 1B S 1B		0-3 K	0-0 FC5 2-3f		0-0 4-3	5	1	2	0	0	1	2
Jerry Royster, R (1, 5) OBP: 0.324, SLG: 0.422		0-0 4-3 1-2		0-0 F8		0-3 K		0-0 G3 1B 1B		4	0	1	0	0	1	2
Rick Cerone, R (1, 2) OBP: 0.320, SLG: 0.335		0-0 G3		0-0 1-3 1B			0-0 E 1B 1B	0-0 F5		3	0	2	0	0	0	1
Henry Cotto, R (7, PR) OBP: 0.275, SLG: 0.411										0	1	0	0	0	0	0
Joel Skinner, R (7, 2) OBP: 0.190, SLG: 0.237		0-0 2-3		0-0 1-3 1B						1	0	0	0	0	0	1
Bobby Meacham, S (1, 6) OBP: 0.340, SLG: 0.398		0-0 CS 1B		0-0 5-3			0-0 F2	0-0 1-2 G3 1B		4	0	2	1	0	0	3
Roberto Kelly, R (1, 8) OBP: 0.349, SLG: 0.447		0-0 CS	0-0 S 5-3 1B		0-3 K		0-0 E6 E 1B FC	0-0 G3		3	1	1	0	0	1	1
Dan Pasqua, L (8, PH) (8, 7) OBP: 0.315, SLG: 0.404		1-2						1-2 2-3		1	0	0	0	0	0	2

Inning Stats	R	H	E	K	S	P	R	H	E	K	S	P	R	H	E	K	S	P	R	H	E	K	S	P	R	H	E	K	S	P
R: 0 E: 0 K: 0 S: 4	1 LOB: 1 BB: 0 P: 4	R: 1 E: 0 K: 0 S: 4	H: 2 LOB: 0 BB: 0 P: 4	R: 0 E: 0 K: 0 S: 3	H: 1 LOB: 1 BB: 1 P: 7	R: 0 E: 0 K: 0 S: 5	H: 2 LOB: 2 BB: 0 P: 5	R: 1 E: 0 K: 1 S: 6	H: 1 LOB: 0 BB: 0 P: 6	R: 0 E: 0 K: 2 S: 7	H: 0 LOB: 0 BB: 0 P: 7	R: 3 E: 2 K: 0 S: 8	H: 3 LOB: 2 BB: 0 P: 8	R: 0 E: 0 K: 0 S: 5	H: 2 LOB: 3 BB: 1 P: 9	R: 0 E: 0 K: 0 S: 3	H: 0 LOB: 0 BB: 0 P: 3	1B: 11 2B: 0 3B: 0 HR: 1	SF: 0 SAC: 0 DP: 1 HBP: 0	WP: 0 PB: 0 SB: 3 CS: 1	PA: 42									

PITCHER	IP	WLS	BF	H	R	ER	SO	BB	IBB	HBP	BLK	WP	HR	S	P	ERA	WHIP
Jeff Ballard, L (1, 1) ERA: 6.72	6.1		28	9	5	2	3	1	0	0	0	0	1	33	37	2.84	1.579
Mark Williamson, R (7, 1) ERA: 4.02	0.0		1	0	0	0	0	0	0	0	0	0	0	1	1	∞	∞
Jack O'Connor, L (7, 1) ERA: 4.37	1.0	W	6	3	0	0	0	0	0	0	0	0	0	6	6	0.00	3.000
Tom Niedenfuer, R (8, 1) ERA: 4.46	1.2	S	6	0	0	0	0	1	0	0	0	0	0	5	9	0.00	0.600

BOTTOM

New York Yankees @ Baltimore Orioles
Memorial Stadium, Baltimore, MD

Sun Sep 27 1987, 3:33 AM EDT
Att. 28,191 - Unknown

livebaseballscores.com

AB	36
R	9
H	14
RBI	9
BB	3
SO	3
LOB	16



WP:	0	PA:	39
PB:	0		
SB:	2		
CS:	0		

AB	R	H	RBI	BB	SO	LOB
5	1	2	1	0	1	4
5	2	2	2	0	0	3
5	0	1	0	0	0	4
3	1	2	1	1	0	0
4	0	1	2	0	1	3
4	1	1	2	0	0	2
0	0	0	0	0	0	0
4	1	1	0	0	1	0
3	2	1	0	1	0	0
0	0	0	0	0	0	0
3	1	3	1	1	0	0
1B:	11	SF:	0			
2B:	3	SAC:	0			
3B:	0	DP:	2			
HR:	1	HBP:	0			

Batter	1	2	3	4	5	6	7	8	9
Pete Stanicek, S OBP: 0.319, SLG: 0.284 (1, 4)	0-0 FC6-4 1B		0-0 FC4-6 G4-3 1-2f		0-0 F7		0-0 2B 1B	0-3 K	
Rene Gonzales, R OBP: 0.365, SLG: 0.469 (1, 5)	0-0 FC6-4 1B 1-2f		0-0 G4-3 1-2f		0-0 FC6-4 1-2f		0-0 1B 2B 3-H	0-0 2B 3-H	
Cal Ripken Jr., R OBP: 0.332, SLG: 0.431 (1, 6)	0-0 1B 1-2			0-0 6-3		0-0 4-3	0-0 L8	0-0 F9	
Eddie Murray, S OBP: 0.357, SLG: 0.490 (1, 3)	0-0 1B 1-3 2-H			0-0 HR 1B		0-0 5-3	4-0 1B IBB		
Ray Knight, R OBP: 0.312, SLG: 0.375 (1, 10)	0-0 L1-3 1-2			0-3 K		0-0 4-3	0-0 1B 1-2 2-H 3-H		
Larry Sheets, L OBP: 0.360, SLG: 0.567 (1, 7)		0-0 F7		0-0 HR			0-0 G3		
Fred Lynn, L OBP: 0.318, SLG: 0.488 (9, 8)							0-0 G3		
Lee Lacy, R OBP: 0.330, SLG: 0.393 (1, 9)		0-3 K		0-0 5-3			0-0 1B 1B	0-0 F9	
Mike Young, S OBP: 0.332, SLG: 0.404 (1, 8)		0-0 6-3					0-0 1B 1B 1-2	4-0 S 2B BB	
Mike Hart, L OBP: 0.215, SLG: 0.356 (9, 7)							0-0 1B 2B 1B 1-3 2-H	4-0 2B BB	
Carl Nichols, R OBP: 0.500, SLG: 0.455 (1, 2)			0-0 FC4-6 1B		0-0 FC6-4 1B				

Inning Stats	R	H	E	K	S	H	LOB	BB	P	R	H	E	K	S	H	LOB	BB	P	R	H	E	K	S	H	LOB	BB	P
	1	3	0	5	5	0	1	0	5	0	2	0	1	7	0	0	0	4	0	0	5	6	9	0	13	1	14

PITCHER	IP	WLS	BF	H	R	ER	SO	BB	IBB	HBP	BLK	WP	HR	S	P	ERA	WHIP
Tommy John, L ERA: 4.18 (1, 1)	6.1		26	9	5	5	2	0	0	0	0	0	1	30	30	7.11	1.421
Pat Clements, L ERA: 4.95 (7, 1)	0.0	L	3	3	1	1	0	0	0	0	0	0	0	3	3	∞	∞
Neil Allen, R ERA: 6.42 (7, 1)	1.2		10	2	3	3	1	2	1	0	0	0	0	9	21	16.20	2.400

Batter	1	2	3	4	5	6	7	8	9	AB R H RBI BB SO LOB	TOP																
Ellis Burks, R OBP: 0.325, SLG: 0.447 (1, 8) X	0-0 S 2B 1B	0-0 L6		0-0 6-3		0-0 F9		0-0 FC1-5 1-2 2-3f		5 1 1 0 0 0 3																	
Marty Barrett, R OBP: 0.348, SLG: 0.346 (1, 4) S S S	0-3 K 1-2	0-0 1B SF8 1B		0-0 F9		0-0 FC6-4 1-2f		0-0 F6		5 1 1 0 0 1 4																	
Sam Horn, L OBP: 0.371, SLG: 0.662 (1, 10) S S S	0-3 K	0-0 FC5-4 1-3 1B		0-0 HR			0-0 1B BB 1B	0-0 L4		5 1 3 1 0 1 3																	
Dwight Evans, R OBP: 0.419, SLG: 0.579 (1, 3) B B B	4-0 2B BB	0-0 SF8 3-H		0-3 K			4-0 1B 1-2 BB	0-0 6-3		2 1 0 1 2 1 0																	
Mike Greenwell, L OBP: 0.393, SLG: 0.576 (1, 7) X	0-0 BB 3B 2B 1-H 2-H	0-0 FC5-4 1-2f		0-0 F5			0-0 G5-4-3 1-2 2-3 1B	0-0 G3		5 1 2 2 0 0 1																	
Todd Benzing, S OBP: 0.351, SLG: 0.463 (1, 9) H	1-0 BB 3B HBP		0-0 2B		0-0 F9		0-3 K	0-0 1B		4 1 2 0 0 1 3																	
Ed Romero, R OBP: 0.322, SLG: 0.292 (1, 5) B B B	4-0 1-2 2-3 3B BB		0-0 F9		0-0 4-3		0-0 G5-4-3 1-2f	0-0 6-3 1-2		4 1 0 0 1 0 5																	
Jody Reed, R OBP: 0.481, SLG: 0.522 (1, 6) X	0-0 1-H 2-H 3-H 3B		0-0 6-3		0-0 6-3		0-0 FC6-4 1B	4-0 FC1-5 BB BB		3 0 2 3 1 0 1																	
John Marzano, R OBP: 0.282, SLG: 0.401 (1, 2) X	0-0 F2		0-0 5-3		0-0 L9		0-0 L9	4-0 FC1-5 1-2 BB		3 0 0 0 1 0 3																	
Inning Stats	R: 5 E: 0 K: 2 S: 10	H: 3 LOB: 1 BB: 2 P: 19	R: 1 E: 0 K: 0 S: 5	H: 2 LOB: 1 BB: 0 P: 5	R: 0 E: 0 K: 0 S: 4	H: 1 LOB: 1 BB: 0 P: 4	R: 1 E: 0 K: 1 S: 6	H: 1 LOB: 0 BB: 0 P: 6	R: 0 E: 0 K: 0 S: 3	H: 0 LOB: 0 BB: 0 P: 3	R: 0 E: 0 K: 0 S: 4	H: 1 LOB: 1 BB: 0 P: 4	R: 0 E: 0 K: 1 S: 6	H: 2 LOB: 2 BB: 1 P: 10	R: 0 E: 0 K: 0 S: 3	H: 0 LOB: 2 BB: 2 P: 11	R: 0 E: 0 K: 0 S: 4	H: 1 LOB: 1 BB: 0 P: 4	1B: 7 2B: 2 3B: 1 HR: 1	SF: 1 SAC: 0 DP: 1 HBP: 1	WP: 0 PB: 0 SB: 2 CS: 0	PA: 43					
PITCHER	IP WLS BF H R ER SO BB IBB HBP BLK WP HR S P ERA WHIP																										
Bill Gullickson, R ERA: 4.92 (1, 1)	4.0		22	7	7	7	3	2	0	1	0	0	1	25	34	15.75	2.250										
Steve Trout, L ERA: 4.38 (5, 1)	3.0		14	3	0	0	1	3	0	0	0	0	0	13	25	0.00	2.000										
Bill Fulton, R ERA: 11.57 (8, 1)	2.0	W	7	1	0	0	0	0	0	0	0	0	0	7	7	0.00	0.500										

Boston Red Sox @ New York Yankees
 Yankee Stadium, Bronx, NY
 Mon Sep 28 1987, 7:05 PM EDT
 Att: 20,320 - Unknown

livebaseballscorecards.com

AB	36
R	7
H	11
RBI	7
BB	5
SO	4
LOB	23



BOTTOM

Boston Red Sox @ New York Yankees
Yankee Stadium, Bronx, NY
Mon Sep 28 1987, 7:05 PM EDT
Att. 20,320 - Unknown

livebaseballscorecards.com

AB	32
R	9
H	10
RBI	9
BB	8
SO	5
LOB	14



WP:	0	PA:	42
PB:	0		
SB:	0		
CS:	0		

AB R H RBI BB SO LOB

3	2	1	1	2	0	0
3	1	0	1	1	0	0
4	0	2	2	0	0	0
4	1	2	1	1	0	1
3	0	0	0	1	2	4
1	1	1	2	0	0	0
3	0	0	0	1	1	3
1	1	1	2	0	0	0
3	1	1	0	1	1	1
1	0	0	0	1	0	0
1	0	0	0	0	1	1
1	0	0	0	0	0	1
4	2	2	0	0	0	3

1B:	5	SF:	2
2B:	3	SAC:	0
3B:	0	DP:	1
HR:	2	HBP:	0

Batter	1	2	3	4	5	6	7	8	9
Rickey Henderson, R (1, 8) OBP: 0.425, SLG: 0.506	0-0 6-3			0-0 5-3		0-0 HR	4-0 1B BB		4-0 SF8 BB 2B BB
Willie Randolph, R (1, 4) OBP: 0.414, SLG: 0.412	0-0 5-3			0-0 F9		0-0 F7	0-0 SF8		4-0 2B BB 1-2 2-3 1B BB
Don Mattingly, L (1, 3) OBP: 0.382, SLG: 0.558	0-0 F5			0-0 L5		0-0 BB 1B	0-0 3-H 1-3 2-H BB 1B		0-0 SF8 2-3 3-H
Dave Winfield, R (1, 9) OBP: 0.365, SLG: 0.471		0-0 5-3			0-0 FC4-6 1B	0-0 L6	4-0 1-2 BB		0-0 1-3 3-H 1B 2B
Mike Pagliarulo, L (1, 5) OBP: 0.303, SLG: 0.478		0-3 K			0-0 FC4-6 BB BB 1-2f	4-0 FC6-4 BB	0-3 K		0-0 2-H 3-H HR 1B
Jerry Royster, R (9, PH) OBP: 0.327, SLG: 0.425									
Gary Ward, R (1, 10) OBP: 0.285, SLG: 0.375		0-0 F4			0-3 K	0-0 FC6-4 1-2f		4-0 G4-6-3 BB	0-0 1-H HR
Mike Easler, L (9, PH) OBP: 0.328, SLG: 0.371									
Dan Pasqua, L (1, 7) OBP: 0.317, SLG: 0.403			0-0 4-3		4-0 BB 1-2 BB		0-0 2B SF8 1B	0-3 K	
Rick Cerone, R (1, 2) OBP: 0.322, SLG: 0.333			0-0 6-3		4-0 BB 1-2 2-3 BB		0-3 K	0-0 G4-6-3	
Orestes Destrade, S (7, PH) OBP: 0.462, SLG: 0.300									
Mark Salas, L (8, 2) OBP: 0.318, SLG: 0.401									
Bobby Meacham, S (1, 6) OBP: 0.343, SLG: 0.411			0-0 F9		0-0 F6		0-0 1-3 1B 2B		0-0 BB SF8 2B

Inning Stats	R: 0	H: 0	E: 0	LOB: 0	K: 0	P: 3	R: 0	H: 0	E: 0	LOB: 0	K: 1	P: 5	R: 0	H: 0	E: 0	LOB: 0	K: 0	P: 5	R: 0	H: 0	E: 0	LOB: 0	K: 0	P: 3	R: 0	H: 1	E: 0	LOB: 3	K: 1	P: 14	R: 1	H: 2	E: 0	LOB: 2	K: 0	P: 9	R: 2	H: 3	E: 0	LOB: 3	K: 2	P: 18	R: 0	H: 0	E: 0	LOB: 0	K: 1	P: 8	R: 6	H: 4	E: 0	LOB: 0	K: 0	P: 13	1B: 5	SF: 2	2B: 3	SAC: 0	3B: 0	DP: 1	HR: 2	HBP: 0	WP: 0	PA: 42
--------------	------	------	------	--------	------	------	------	------	------	--------	------	------	------	------	------	--------	------	------	------	------	------	--------	------	------	------	------	------	--------	------	-------	------	------	------	--------	------	------	------	------	------	--------	------	-------	------	------	------	--------	------	------	------	------	------	--------	------	-------	-------	-------	-------	--------	-------	-------	-------	--------	-------	--------

PITCHER	IP	WLS	BF	H	R	ER	SO	BB	IBB	HBP	BLK	WP	HR	S	P	ERA	WHIP
Bob Woodward, R (1, 1) ERA: 7.05	6.1		27	5	3	3	3	3	0	0	0	0	1	30	42	4.26	1.263
Jeff Sellers, R (7, 1) ERA: 5.6	1.2		10	2	2	2	2	4	0	0	0	0	0	10	26	10.80	3.600
Wes Gardner, R (9, 1) ERA: 5.48	0.1		3	1	0	0	0	1	0	0	0	0	0	2	6	0.00	6.000
Joe Sambito, L (9, 1) ERA: 7.12	0.0	L	1	1	2	2	0	0	0	0	0	0	0	1	1	∞	∞
Calvin Schiraldi, R (9, 1) ERA: 4.35	0.0		1	1	2	2	0	0	0	0	0	0	0	1	1	∞	∞


Batter	1	2	3	4	5	6	7	8	9	AB R H RBI BB SO LOB	TOP										
Ellis Burks, R OBP: 0.324, SLG: 0.446 (1, 8) X	0-0 5-3		0-0 3-1		0-0 F8			0-0 1B		4 0 1 0 0 0 1											
Marty Barrett, R OBP: 0.349, SLG: 0.349 (1, 4) X	0-0 2B		0-0 1B			0-0 F9		0-0 4-3		4 0 2 0 0 0 1											
Sam Horn, L OBP: 0.361, SLG: 0.643 (1, 10) X	0-0 F7		0-0 F7			0-0 F9			0-3 K	4 0 0 0 0 1 2											
Dwight Evans, R OBP: 0.416, SLG: 0.575 (1, 3) X	0-0 F9			0-3 K		0-3 K			0-0 5-3	4 0 0 0 0 2 1											
Mike Greenwell, L OBP: 0.392, SLG: 0.572 (1, 7) X		4-0 BB		0-0 F8			0-0 F8		0-0 F4	3 0 0 0 1 0 0											
Todd Benzing, S OBP: 0.346, SLG: 0.456 (1, 9) X		0-0 F6		0-0 4-3			0-0 F7			3 0 0 0 0 0 1											
Ed Romero, R OBP: 0.322, SLG: 0.293 (1, 5) X		0-0 L7			0-0 5-3 1B		0-0 F2			3 0 1 0 0 0 1											
Jody Reed, R OBP: 0.433, SLG: 0.462 (1, 6) X		0-0 4-3			0-0 5-3 1-2			0-0 F8		3 0 0 0 0 0 2											
John Marzano, R OBP: 0.277, SLG: 0.394 (1, 2) X			0-0 L8		0-0 6-3			0-0 F7		3 0 0 0 0 0 1											
Inning Stats	R: 0 E: 0 K: 0 S: 4	H: 1 LOB: 1 BB: 0 P: 4	R: 0 E: 0 K: 0 S: 3	H: 0 LOB: 1 BB: 1 P: 7	R: 0 E: 0 K: 0 S: 4	H: 1 LOB: 1 BB: 0 P: 4	R: 0 E: 0 K: 1 S: 5	H: 0 LOB: 0 BB: 0 P: 5	R: 0 E: 0 K: 0 S: 3	H: 0 LOB: 0 BB: 0 P: 3	R: 0 E: 0 K: 0 S: 4	H: 1 LOB: 1 BB: 0 P: 4	R: 0 E: 0 K: 1 S: 5	H: 0 LOB: 0 BB: 0 P: 5	R: 0 E: 0 K: 1 S: 5	H: 0 LOB: 0 BB: 0 P: 5	1B: 3 2B: 1 3B: 0 HR: 0	SF: 0 SAC: 0 DP: 0 HBP: 0	WP: 0 PB: 0 SB: 0 CS: 0	PA: 32	
PITCHER Charles Hudson, R ERA: 3.58 (1, 1)	IP 9.0	WLS W	BF 32	H 4	R 0	ER 0	SO 3	BB 1	IBB 0	HBP 0	BLK 0	WP 0	HR 0	S 37	P 41	ERA 0.00	WHIP 0.556				
PITCHER	IP	WLS	BF	H	R	ER	SO	BB	IBB	HBP	BLK	WP	HR	S	P	ERA	WHIP				

Boston Red Sox @ New York Yankees
 Yankee Stadium, Bronx, NY
 Tue Sep 29 1987, 7:05 PM EDT
 Att. 20,204 - Unknown

livebaseballscorecards.com

AB 31
R 0
H 4
RBI 0
BB 1
SO 3
LOB 10



Batter	1	2	3	4	5	6	7	8	9	AB R H RBI BB SO LOB	TOP		
Ellis Burks, R (1, 8) OBP: 0.323, SLG: 0.443	0-0 F4		0-0 F9	0-0 BB E 1B		0-0 5-3			0-0 P3	5 1 1 2 0 0 0	Boston Red Sox @ New York Yankees Yankee Stadium, Bronx, NY Wed Sep 30 1987, 7:05 PM EDT Att: 20,280 - Unknown AB 34 R 7 H 7 RBI 6 BB 5 SO 5 LOB 12 		
Marty Barrett, R (1, 4) OBP: 0.348, SLG: 0.347	0-0 L4		0-0 5-3	4-0 FC3-6 BB		0-0 F8		0-0 F9	4 0 0 0 1 0 0				
Sam Horn, L (1, 10) OBP: 0.350, SLG: 0.621	0-3 K		0-3 K	0-0 FC3-6			0-3 K	0-0 G3	5 0 0 1 0 3 1				
Dwight Evans, R (1, 3) OBP: 0.418, SLG: 0.577		0-0 1B 1B		1B WP 1B BB			0-0 4-3 2B		3 2 2 0 1 0 1				
Todd Benzinger, S (1, 9) OBP: 0.345, SLG: 0.449		0-0 L8		4-0 1B 1B BB BB	0-0 4-3		0-0 4-3		3 1 0 0 1 0 2				
Mike Greenwell, L (1, 7) OBP: 0.390, SLG: 0.569		0-0 1B 1-3 1B		0-3 K	0-0 1-3		0-3 K		4 0 1 0 0 2 3				
Ed Romero, R (1, 5) OBP: 0.325, SLG: 0.294		0-0 F3		0-0 BB 1B 1B	4-0 BB		0-0 F8		3 1 1 0 1 0 2				
Spike Owen, S (1, 6) OBP: 0.342, SLG: 0.344		0-0 1-3 3-H 1B		0-0 1-2 2-3 3-H 1B 1B	0-0 5-3		0-0 6-3		4 1 2 2 0 0 1				
John Marzano, R (1, 2) OBP: 0.276, SLG: 0.386		0-0 F4		4-0 BB 1B FC3-6 BB		0-0 6-3	0-0 F8		3 1 0 1 1 0 2				
Inning Stats	R: 0 H: 0 E: 0 LOB: 0 K: 1 BB: 0 S: 5 P: 5	R: 1 H: 3 E: 0 LOB: 2 K: 0 BB: 0 S: 6 P: 6	R: 0 H: 0 E: 0 LOB: 0 K: 1 BB: 0 S: 5 P: 5	R: 6 H: 3 E: 1 LOB: 1 K: 1 BB: 4 S: 8 P: 24	R: 0 H: 0 E: 0 LOB: 1 K: 0 BB: 1 S: 3 P: 7	R: 0 H: 0 E: 0 LOB: 0 K: 0 BB: 0 S: 3 P: 3	R: 0 H: 1 E: 0 LOB: 1 K: 2 BB: 0 S: 8 P: 8	R: 0 H: 0 E: 0 LOB: 0 K: 0 BB: 0 S: 3 P: 3	R: 0 H: 0 E: 0 LOB: 0 K: 0 BB: 0 S: 3 P: 3	1B: 6 SF: 0 2B: 1 SAC: 0 3B: 0 DP: 0 HR: 0 HBP: 0	WP: 1 PA: 39 PB: 0 SB: 0 CS: 0		
PITCHER	IP WLS BF H R ER SO BB IBB HBP BLK WP HR S P ERA WHIP											PITCHER	IP WLS BF H R ER SO BB IBB HBP BLK WP HR S P ERA WHIP
Al Leiter, L (1, 1) ERA: 6.35	3.1 L 18 5 6 6 3 3 0 0 0 1 0 21 33 16.20 2.400												
Neil Allen, R (4, 1) ERA: 5.93	5.2 21 2 1 0 2 2 0 0 0 0 0 23 31 0.00 0.706												

livebaseballscorecards.com

Batter	1	2	3	4	5	6	7	8	9	AB	R	H	RBI	BB	SO	LOB
Rickey Henderson, R (1, 10) OBP: 0.422, SLG: 0.500	0-0 4-3		0-3 K			0-3 K		0-0 F8	0-0 6-3	5	0	0	0	0	2	4
Willie Randolph, R (1, 4) OBP: 0.414, SLG: 0.411	0-0 L8			0-0 F4		0-0 F8		0-0 1B		4	0	1	0	0	0	0
Don Mattingly, L (1, 3) OBP: 0.380, SLG: 0.558	0-0 F6			0-0 F9		0-0 4-3		0-3 K		4	0	0	0	0	1	1
Dave Winfield, R (1, 9) OBP: 0.364, SLG: 0.467		0-0 1B		0-3 K		0-0 F4		0-3 K		4	0	1	0	0	2	1
Dan Pasqua, L (1, 7) OBP: 0.319, SLG: 0.405		0-3 K			0-0 1B		0-0 1B		0-3 K	4	0	2	0	0	2	1
Gary Ward, R (1, 8) OBP: 0.290, SLG: 0.379		0-3 K			0-0 1B		0-3 K		0-0 1B	4	0	2	0	0	2	1
Mike Pagliarulo, L (1, 5) OBP: 0.303, SLG: 0.479			0-0 F2		0-3 K		0-0 2B		0-0 F9	4	0	1	0	0	1	3
Joel Skinner, R (1, 2) OBP: 0.190, SLG: 0.235 Mark Salas, L (5, PH) OBP: 0.324, SLG: 0.403 (6, 2)			0-3 K		0-3 K		4-0 BB		0-0 1B	1	0	0	0	0	1	0
Bobby Meacham, S (1, 6) OBP: 0.344, SLG: 0.411			0-0 2B		0-0 F7		0-3 K		0-0 1B	2	0	1	0	1	1	2
									0-0 1B	4	0	2	0	0	1	5

Inning Stats	R: 0	H: 0	E: 0	K: 0	S: 3	R: 0	H: 1	E: 0	K: 2	S: 7	R: 0	H: 1	E: 0	K: 2	S: 8	R: 0	H: 0	E: 0	K: 1	S: 5	R: 0	H: 2	E: 0	K: 2	S: 9	R: 0	H: 0	E: 0	K: 1	S: 5	R: 0	H: 2	E: 0	K: 2	S: 9	R: 0	H: 2	E: 0	K: 2	S: 9	R: 0	H: 1	E: 0	K: 2	S: 8	R: 0	H: 3	E: 0	K: 1	S: 8	R: 0	H: 3	E: 0	K: 1	S: 8	1B: 8	2B: 3	3B: 0	HR: 0	SF: 0	SAC: 0	DP: 1	HBP: 0	WP: 0	PB: 0	SB: 1	CS: 1	PA: 37
PITCHER Roger Clemens, R (1, 1) ERA: 3.07	IP	WLS	BF	H	R	ER	SO	BB	IBB	HBP	BLK	WP	HR	S	P	ERA	WHIP																			IP	WLS	BF	H	R	ER	SO	BB	IBB	HBP	BLK	WP	HR	S	P	ERA	WHIP																

BOTTOM

Boston Red Sox @ New York Yankees
 Yankee Stadium, Bronx, NY
 Wed Sep 30 1987, 7:05 PM EDT
 Att. 20,280 - Unknown

livebaseballscorecards.com

AB	36
R	0
H	10
RBI	0
BB	1
SO	13
LOB	18



Batter	1	2	3	4	5	6	7	8	9	AB R H RBI BB SO LOB	TOP										
Ellis Burks, R (1, 8) OBP: 0.325, SLG: 0.446	0-0 F8		0-0 1-3		0-0 1B 2B		0-0 HBP SF8 1B	0-0 1B E 1B	0-0 F7	6 3 3 1 0 0 1	Boston Red Sox @ New York Yankees Yankee Stadium, Bronx, NY Thu Oct 01 1987, 7:05 PM EDT Att. 20,176 - Unknown										
Marty Barrett, R (1, 4) OBP: 0.352, SLG: 0.350	0-0 1B			0-0 4-3	0-0 BB BB 1B		4-0 SF8 HBP BB	0-0 E1 1B		4 0 3 2 1 0 0											
Sam Horn, L (1, 10) OBP: 0.358, SLG: 0.615	0-0 F4			0-0 1B 1B	4-0 BB		1-0 HBP	0-0 F7		3 0 1 1 1 0 2											
Dwight Evans, R (1, 3) OBP: 0.420, SLG: 0.577	0-0 F8			0-0 1B 1B	4-0 BB		0-0 SF8	4-0 BB		2 0 1 1 2 0 1											
Todd Benzinger, S (1, 9) OBP: 0.338, SLG: 0.439		0-0 5-3		0-0 F8	0-0 F5		0-0 F5	0-0 L9		5 0 0 0 0 0 9											
Mike Greenwell, L (1, 7) OBP: 0.391, SLG: 0.574		0-0 P3		0-0 1B		0-0 1-3	0-0 F8		0-0 HR	5 1 2 1 0 0 2											
Ed Romero, R (1, 5) OBP: 0.322, SLG: 0.291		0-3 K		0-0 F7		0-0 4-3		0-0 BB 1B 1B	0-0 5-3	5 1 1 0 0 1 3											
Spike Owen, S (1, 6) OBP: 0.340, SLG: 0.341			0-0 F7		0-0 L7	0-0 L7		4-0 BB 1B BB	0-3 K	4 1 0 0 1 1 0											
John Marzano, R (1, 2) OBP: 0.280, SLG: 0.399			0-3 K		0-0 F4		0-0 BB HBP 2B	0-3 K	0-0 2B	5 1 2 0 0 2 2											
Inning Stats	R: 0 E: 0 K: 0 S: 4	H: 1 LOB: 1 BB: 0 P: 4	R: 0 E: 0 K: 1 S: 5	H: 0 LOB: 0 BB: 0 P: 5	R: 0 E: 0 K: 1 S: 5	H: 3 LOB: 3 BB: 0 P: 6	R: 1 E: 0 K: 0 S: 5	H: 2 LOB: 3 BB: 2 P: 13	R: 0 E: 0 K: 0 S: 3	H: 0 LOB: 0 BB: 0 P: 3	R: 2 E: 0 K: 0 S: 5	H: 2 LOB: 2 BB: 1 P: 10	R: 3 E: 1 K: 1 S: 8	H: 3 LOB: 2 BB: 2 P: 16	R: 1 E: 0 K: 1 S: 7	H: 2 LOB: 1 BB: 0 P: 7	1B: 9 2B: 3 3B: 0 HR: 1	SF: 1 SAC: 0 DP: 0 HBP: 1	WP: 0 PB: 0 SB: 0 CS: 0	PA: 46	
PITCHER	IP WLS BF H R ER SO BB IBB HBP BLK WP HR S P ERA WHIP																				
Pete Filson, L (1, 1) ERA: 3.27	5.0	23	6	1	1	2	2	0	0	0	0	0	0	25	33	1.80	1.600				
Pat Clements, L (6, 1) ERA: 5.12	1.0	7	2	2	2	0	1	0	1	0	0	0	0	5	10	18.00	3.000				
Tim Stoddard, R (7, 1) ERA: 3.5	0.2	2	0	0	0	0	0	0	0	0	0	0	0	2	2	0.00	0.000				
Dave Righetti, L (7, 1) ERA: 3.51	2.1	L 14	5	4	3	2	2	0	0	0	0	1	16	24	11.57	3.000					

livebaseballscores.com

AB	39
R	7
H	13
RBI	6
BB	5
SO	4
LOB	20



Batter	1	2	3	4	5	6	7	8	9	AB	R	H	RBI	BB	SO	LOB
Rickey Henderson, R OBP: 0.423, SLG: 0.497 (1, 10)	0-3 K		4-0 WP HR BB		4-0 S BB		0-0 6-3			2	1	0	0	2	1	0
Willie Randolph, R OBP: 0.413, SLG: 0.416 (1, 4)	0-0 F9		0-0 HR		0-0 F4		0-0 5-3			4	1	1	3	0	0	2
Don Mattingly, L OBP: 0.378, SLG: 0.556 Orestes Destrade, S OBP: 0.400, SLG: 0.250 (1, 3) (5, PH) (6, 3)	0-3 K		0-3 K		0-0 F7			0-0 F4		2	0	0	0	0	2	0
Dave Winfield, R OBP: 0.361, SLG: 0.464 (1, 9)		0-3 K		0-0 L9		0-3 K		0-0 6-3		4	0	0	0	0	2	0
Dan Pasqua, L OBP: 0.318, SLG: 0.412 (1, 7)		0-3 K		0-0 F7		0-0 HR		0-3 K		4	1	1	1	0	2	0
Gary Ward, R OBP: 0.290, SLG: 0.384 (1, 8)		0-0 6-3		0-0 HR		0-0 F7			0-0 4-3	4	1	1	1	0	0	0
Mike Pagliarulo, L OBP: 0.303, SLG: 0.477 (1, 5)			0-0 4-3	0-0 F8		0-0 1B			0-0 4-3	4	0	1	0	0	0	0
Joel Skinner, R OBP: 0.187, SLG: 0.230 Mike Easler, L OBP: 0.327, SLG: 0.370 (1, 2) (9, PH)			0-0 5-3		0-3 K	0-0 F3			0-0 5-3	3	0	0	0	0	1	1
Bobby Meacham, S OBP: 0.349, SLG: 0.412 (1, 6)			1-0 WP HR HBP		0-0 E S 1B		0-0 F8			2	1	1	0	0	0	0

Inning Stats	R: 0	H: 0	E: 0	K: 2	S: 7	R: 0	H: 0	E: 0	K: 2	S: 7	R: 3	H: 1	E: 0	K: 1	S: 6	R: 1	H: 1	E: 0	K: 0	S: 4	R: 0	H: 1	E: 0	K: 1	S: 6	R: 1	H: 2	E: 0	K: 1	S: 7	R: 0	H: 0	E: 0	K: 0	S: 3	R: 0	H: 0	E: 0	K: 1	S: 5	R: 0	H: 0	E: 0	K: 0	S: 3	R: 0	H: 0	E: 0	K: 0	S: 3	1B: 2	2B: 0	3B: 0	HR: 3	SF: 0	SAC: 0	DP: 0	HBP: 1	WP: 1	PB: 0	SB: 3	CS: 0	PA: 35
PITCHER Al Nipper, R ERA: 5.43 (1, 1)	IP	WLS	BF	H	R	ER	SO	BB	IBB	HBP	BLK	WP	HR	S	P	ERA	WHIP																																														


BOTTOM

Boston Red Sox @ New York Yankees
 Yankee Stadium, Bronx, NY

Thu Oct 01 1987, 7:05 PM EDT
 Att. 20,176 - Unknown

livebaseballscorecards.com

AB	32
R	5
H	5
RBI	5
BB	2
SO	8
LOB	5



Batter	1	2	3	4	5	6	7	8	9	AB R H RBI BB SO LOB	TOP																								
Pete Stanicek, S OBP: 0.328, SLG: 0.299 (1, 4) X	0-0 6-3		X 0-0 F9		X 0-0 6-3			X 0-0 1B 1-3 1B		4 0 1 0 0 0 1																									
Ron Washington, R OBP: 0.215, SLG: 0.308 (1, 5) S S S	0-3 K		X 0-0 CS 2-3 1B			X 0-0 E4 G5-3 BB		X 0-0 L6		4 0 1 0 0 1 1																									
Cal Ripken Jr., R OBP: 0.333, SLG: 0.433 (1, 6) B B B	4-0 BB		X 0-0 SF7			B B B 4-0 1-2 G5-3 BB		X 0-0 1-3 1B		1 0 1 1 2 0 0																									
Eddie Murray, S OBP: 0.354, SLG: 0.482 (1, 3) X	0-0 L1		X 0-0 CS 1-2	X 0-0 2B		X 0-0 G5-3 1-2 2-3f		X 0-0 5-3		4 0 1 0 0 0 5																									
Ray Knight, R OBP: 0.311, SLG: 0.374 (1, 10) S S S		X 0-0 2-3		X 0-3 K		X 0-0 F7		X 0-0 5-3		4 0 0 0 0 1 2																									
Fred Lynn, L OBP: 0.323, SLG: 0.492 (1, 8) X		X 0-0 2B		X 0-0 F7		X 0-0 G3		X 0-0 F7		4 0 1 0 0 0 1																									
Larry Sheets, L OBP: 0.356, SLG: 0.556 (1, 9) X		X 0-0 F9		S S S 0-3 K		X 0-0 P3		X 0-0 E1 1B		4 0 1 0 0 1 2 0 0 0 0 0 0 0																									
Mike Hart, L OBP: 0.213, SLG: 0.351 (9, PR)																																			
Mike Young, S OBP: 0.327, SLG: 0.403 (1, 7) S S S		S S S 0-3 K			S S S 0-3 K		X 0-0 F6		B B B B 4-0 FC6-4 BB	3 0 0 0 1 2 1																									
Carl Nichols, R OBP: 0.368, SLG: 0.389 (1, 2) X			X 0-0 1B SF7 2B		X 0-0 6-3		X 0-0 E5 1B	X 0-0 FC6-4 1-2f		4 1 1 0 0 0 2																									
Inning Stats	R: 0 E: 0 K: 1 S: 5 H: 0 LOB: 1 BB: 1 P: 9	R: 0 E: 0 K: 1 S: 6 H: 1 LOB: 1 BB: 0 P: 6	R: 1 E: 0 K: 0 S: 4 H: 2 LOB: 0 BB: 0 P: 4	R: 0 E: 0 K: 2 S: 8 H: 1 LOB: 1 BB: 0 P: 8	R: 0 E: 0 K: 1 S: 5 H: 0 LOB: 0 BB: 0 P: 5	R: 0 E: 1 K: 0 S: 3 H: 0 LOB: 1 BB: 1 P: 7	R: 0 E: 0 K: 0 S: 3 H: 0 LOB: 0 BB: 0 P: 3	R: 0 E: 1 K: 0 S: 5 H: 2 LOB: 2 BB: 0 P: 5	R: 0 E: 1 K: 0 S: 4 H: 1 LOB: 2 BB: 1 P: 8	1B: 4 2B: 3 3B: 0 HR: 0 SF: 1 SAC: 0 DP: 1 HBP: 0	WP: 0 PB: 0 SB: 0 CS: 1 PA: 37																								
PITCHER Tommy John, L ERA: 4.03 (1, 1)	IP 9.0	WLS W	BF 36	H 7	R 1	ER 1	SO 5	BB 3	IBB 0	HBP 0	BLK 0	WP 0	HR 0	S 43	P 55	ERA 1.00	WHIP 1.111	PITCHER	IP 9.0	WLS W	BF 36	H 7	R 1	ER 1	SO 5	BB 3	IBB 0	HBP 0	BLK 0	WP 0	HR 0	S 43	P 55	ERA 1.00	WHIP 1.111

Baltimore Orioles @ New York Yankees
Yankee Stadium, Bronx, NY
 Fri Oct 02 1987, 7:05 PM EDT
 Att: 18,943 - Unknown

AB	32
R	1
H	7
RBI	1
BB	3
SO	5
LOB	15



Batter	1	2	3	4	5	6	7	8	9
Roberto Kelly, R OBP: 0.314, SLG: 0.391 (1, 8)	0-0 5-3	0-3 K			0-0 4-3	0-0 FC6-4			
Willie Randolph, R OBP: 0.412, SLG: 0.417 (1, 4)	0-0 F9		0-0 L4		0-0 2B	0-0 F5			
Dave Winfield, R OBP: 0.359, SLG: 0.460 (1, 10)	0-0 5-3		0-0 4-3		0-3 K		0-0 F9		
Gary Ward, R OBP: 0.291, SLG: 0.384 (1, 7)		0-0 BB 1B	0-0 F8		4-0 IBB		0-0 4-3		
Jay Buhner, R OBP: 0.211, SLG: 0.222 (1, 9)		0-3 K		0-0 F9 2B	0-0 6-3		4-0 BB		
Orestes Destrade, S OBP: 0.421, SLG: 0.267 (1, 3)		4-0 BB 1B BB		0-0 F9		0-0 BB 1B SF7	0-3 K		
Jerry Royster, R OBP: 0.338, SLG: 0.430 (1, 5)		0-0 1B 1B		0-0 5-3		0-0 FC6-4 1B	0-0 F8		
Rick Cerone, R OBP: 0.321, SLG: 0.331 (1, 2)		0-0 F8		4-0 BB		0-0 SF7	0-0 F7		
Bobby Meacham, S OBP: 0.351, SLG: 0.411 (1, 6)		0-0 1B		0-0 F8		4-0 BB FC6-4	0-0 F9		

Inning Stats	R: 0	H: 0	E: 0	K: 0	S: 3	R: 2	H: 3	E: 0	K: 2	S: 10	R: 0	H: 0	E: 0	K: 0	S: 3	R: 0	H: 1	E: 0	K: 0	S: 4	R: 0	H: 1	E: 0	K: 1	S: 6	R: 1	H: 2	E: 0	K: 0	S: 5	R: 0	H: 0	E: 0	K: 1	S: 5	R: 0	H: 0	E: 0	K: 0	S: 3	R: 0	H: 0	E: 0	K: 0	S: 3
	LOB: 0	BB: 0	P: 3	LOB: 2	BB: 1	P: 14	LOB: 0	BB: 0	P: 3	LOB: 2	BB: 1	P: 8	LOB: 2	BB: 1	P: 10	LOB: 2	BB: 1	P: 9	LOB: 1	BB: 1	P: 9	LOB: 0	BB: 0	P: 3	LOB: 0	BB: 0	P: 3	LOB: 1	BB: 1	P: 9	LOB: 0	BB: 0	P: 3	LOB: 0	BB: 0	P: 3	LOB: 0	BB: 0	P: 3	LOB: 0	BB: 0	P: 3	LOB: 0	BB: 0	P: 3

Pitcher		IP	WLS	BF	H	R	ER	SO	BB	IBB	HBP	BLK	WP	HR	S	P	ERA	WHIP
Jeff Ballard, L	(1, 1)	5.1	L	27	7	3	3	3	3	3	1	0	0	0	29	45	5.06	1.875
Mike Griffin, R	(6, 1)	2.2		9	0	0	0	1	1	0	0	0	0	10	14	0.00	0.375	

AB R H RBI BB SO LOB

4	0	0	0	0	1	4
4	0	1	0	0	0	2
4	0	0	0	0	1	1
3	1	1	0	1	0	0
3	0	1	0	1	1	3
3	2	1	0	1	1	2
4	0	2	1	0	0	1
2	0	0	1	1	0	2
3	0	1	1	1	0	2

AB	R	H	RBI	BB	SO	LOB
30	3	7	3	5	4	17




Baltimore Orioles @ New York Yankees
 Yankee Stadium, Bronx, NY
 Fri Oct 02 1987, 7:05 PM EDT
 Att. 18,943 - Unknown

WP: 0 PA: 36
 PB: 0 SB: 2
 CS: 0

1B: 5 SF: 1
 2B: 2 SAC: 0
 3B: 0 DP: 0
 HR: 0 HBP: 0

livebaseballscorecards.com

Batter	1	2	3	4	5	6	7	8	9	AB R H RBI BB SO LOB	TOP	
Pete Stanicek, S (1, 4) OBP: 0.333, SLG: 0.300	0-0 L8		0-0 F7		4-0 BB		0-0 1-2 2-H 1B			3 0 1 1 1 0 1		
Jim Dwyer, L (1, 10) Lee Lacy, R (7, PH) OBP: 0.370, SLG: 0.500 OBP: 0.326, SLG: 0.399	0-0 F7		0-0 G3-6		0-0 F7		0-0 F9			3 0 0 0 0 0 3 1 0 0 0 0 0 2		
Fred Lynn, L (1, 8) OBP: 0.320, SLG: 0.487	0-0 F8			0-0 4-3		0-0 3-1	0-0 4-3			4 0 0 0 0 0 2		
Eddie Murray, S (1, 3) OBP: 0.354, SLG: 0.480		0-3 K		0-0 1B		0-0 F6		0-0 5-3		4 0 1 0 0 1 0		
Cal Ripken Jr., R (1, 6) OBP: 0.332, SLG: 0.432		0-0 F4		0-0 F6		0-0 5-3		0-0 G3-6-3 1B		4 0 1 0 0 0 1		
Larry Sheets, L (1, 9) OBP: 0.357, SLG: 0.562		0-0 1B 1B		0-0 F8			0-0 HR	0-0 G3-6-3 1-2f		4 1 2 1 0 0 2		
Ray Knight, R (1, 5) OBP: 0.310, SLG: 0.373		0-0 1-2 1B			0-0 F7		0-0 F7		0-3 K	4 0 1 0 0 1 0	AB 35 R 2 H 10 RBI 2 BB 1 SO 5 LOB 13	
Terry Kennedy, L (1, 2) OBP: 0.299, SLG: 0.385		0-3 K		0-0 F8		0-0 1B 1B			0-3 K	4 1 1 0 0 2 2		
Mike Young, S (1, 7) OBP: 0.331, SLG: 0.409			0-0 G3-6 1B		0-0 2B		0-0 1-2 1B		0-3 K	4 0 3 0 0 1 0		
Inning Stats	R: 0 E: 0 K: 0 S: 3 H: 0 LOB: 0 BB: 0 P: 3	R: 0 E: 0 K: 2 S: 9 H: 2 LOB: 2 BB: 0 P: 9	R: 0 E: 0 K: 0 S: 3 H: 1 LOB: 0 BB: 0 P: 3	R: 0 E: 0 K: 0 S: 4 H: 1 LOB: 1 BB: 0 P: 4	R: 0 E: 0 K: 0 S: 4 H: 1 LOB: 2 BB: 1 P: 8	R: 0 E: 0 K: 0 S: 3 H: 0 LOB: 0 BB: 0 P: 3	R: 2 E: 0 K: 0 S: 7 H: 4 LOB: 2 BB: 0 P: 7	R: 0 E: 0 K: 0 S: 3 H: 1 LOB: 0 BB: 0 P: 3	R: 0 E: 0 K: 3 S: 9 H: 0 LOB: 0 BB: 0 P: 9	1B: 8 2B: 1 3B: 0 HR: 1 SF: 0 SAC: 0 DP: 2 HBP: 0	WP: 0 PB: 0 SB: 0 CS: 0 PA: 36	
PITCHER	IP WLS BF H R ER SO BB IBB HBP BLK WP HR S P ERA WHIP											
Bill Gullickson, R (1, 1) ERA: 4.86	6.1 W 28 9 2 2 2 1 0 0 0 0 0 1 31 35 2.84 1.579											
Pat Clements, L (7, 1) ERA: 4.95	2.2 S 8 1 0 0 3 0 0 0 0 0 0 0 14 14 0.00 0.375											

Baltimore Orioles @ New York Yankees
 Yankee Stadium, Bronx, NY
 Sat Oct 03 1987, 3:33 AM EDT
 Att. 21,556 - Unknown

livebaseballscorecards.com

Batter	1	2	3	4	5	6	7	8	9	AB	R	H	RBI	BB	SO	LOB
Roberto Kelly, R OBP: 0.327, SLG: 0.400 (1, 8)	0-0 CS 1B		0-0 S 2-H 1B	0-0 5-3			0-3 K			4	1	2	1	0	1	0
Don Mattingly, L OBP: 0.379, SLG: 0.561 (1, 3)	0-0 1-2 HR		0-0 L4		0-0 F8		0-0 1B			4	1	2	1	0	0	1
Dave Winfield, R OBP: 0.358, SLG: 0.459 (1, 9)	0-3 K		0-0 E 1-H 1B		0-0 F7		0-3 K			4	1	1	1	0	2	1
Dan Pasqua, L OBP: 0.318, SLG: 0.410 (1, 7)	0-0 F9		0-0 E3 1B 6-3		0-0 1B		0-0 3-1			4	1	1	0	0	0	2
Mike Pagliarulo, L OBP: 0.306, SLG: 0.480 (1, 5)		4-0 E BB	0-0 6-3 2-3 3-H 1B		0-0 F8		0-0 G3 2B			3	1	2	1	1	0	1
Orestes Destrade, S OBP: 0.435, SLG: 0.278 (1, 10)		0-0 E9 1-H 9-2 1B	0-0 6-3 2-3 3-H		4-0 G4-6-3 BB		0-0 F9			3	0	1	1	1	0	2
Juan Bonilla, R OBP: 0.317, SLG: 0.364 (1, 4)		0-0 9-2	0-0 F8		0-0 G4-6-3		0-0 G3			4	0	0	0	0	0	4
Rick Cerone, R OBP: 0.323, SLG: 0.338 (1, 2)		0-3 K		0-3 K		0-0 3B		4-0 BB		3	0	1	0	1	2	0
Bobby Meacham, S OBP: 0.350, SLG: 0.413 (1, 6)			0-0 1B 2B	0-0 5-3		0-0 F7		0-0 F3		4	1	1	0	0	0	3

Inning Stats	R: 1	H: 2	E: 0	LOB: 0	K: 1	S: 6	P: 6	R: 1	H: 1	E: 1	LOB: 0	K: 1	S: 5	P: 9	R: 4	H: 4	E: 1	LOB: 1	K: 0	S: 8	R: 0	H: 0	E: 0	LOB: 0	K: 1	S: 5	R: 0	H: 1	E: 0	LOB: 1	K: 0	S: 4	R: 0	H: 1	E: 0	LOB: 1	K: 2	S: 8	R: 0	H: 1	E: 0	LOB: 2	K: 0	S: 4	R: 0	H: 1	E: 0	LOB: 0	K: 2	S: 8	R: 0	H: 1	E: 0	LOB: 1	K: 0	S: 4	

PITCHER	IP	WLS	BF	H	R	ER	SO	BB	IBB	HBP	BLK	WP	HR	S	P	ERA	WHIP
John Habyan, R ERA: 4.8 (1, 1)	2.1	L	12	6	5	4	2	1	0	0	0	0	1	15	19	15.43	3.000
Mike Kinnunen, L ERA: 4.95 (3, 1)	0.1		3	1	1	0	0	0	0	0	0	0	0	3	3	0.00	3.000
Luis DeLeon, R ERA: 4.79 (3, 1)	4.0		15	3	0	0	3	1	0	0	0	0	0	20	24	0.00	1.000
Jack O'Connor, L ERA: 4.3 (7, 1)	0.2		3	1	0	0	0	0	0	0	0	0	0	3	3	0.00	1.500
Tony Arnold, R ERA: 5.77 (8, 1)	0.2		3	0	0	0	0	1	0	0	0	0	0	2	6	0.00	1.500

BOTTOM

Baltimore Orioles @ New York Yankees
Yankee Stadium, Bronx, NY
 Sat Oct 03 1987, 3:33 AM EDT
 Att. 21,556 - Unknown

livebaseballscorecards.com

AB	33
R	6
H	11
RBI	5
BB	3
SO	5
LOB	14



WP: 0	PA: 36
PB: 0	
SB: 1	
CS: 1	

Batter	1	2	3	4	5	6	7	8	9	AB R H RBI BB SO LOB	TOP
Pete Stanicek, S (1, 4) OBP: 0.333, SLG: 0.301 Ron Washington, R (7, 4) OBP: 0.213, SLG: 0.304	0-0 F8		0-0 1B SF8 1B		0-3 K			0-0 F8		3 1 1 0 0 1 0 1 0 0 0 0 0 0	
Jim Dwyer, L (1, 10) OBP: 0.371, SLG: 0.498	0-3 K		0-0 1B 1-3 2-H		0-0 4-3			4-0 G4-6-3 1B BB		3 1 1 1 1 1 0	
Larry Sheets, L (1, 9) OBP: 0.358, SLG: 0.563	0-0 1B		0-0 SF8		0-0 F7			0-0 G4-6-3 1B		3 0 2 1 0 0 0	
Eddie Murray, S (1, 3) OBP: 0.352, SLG: 0.477	0-0 F8		0-0 F4		0-0 F9			0-0 G4-6-3 1-2f 2-3		4 0 0 0 0 0 4	
Cal Ripken Jr., R (1, 6) OBP: 0.333, SLG: 0.436		0-0 P3		4-0 BB CS		0-0 6-3		0-0 HR		3 1 1 2 1 0 0	
Mike Young, S (1, 7) OBP: 0.328, SLG: 0.405		0-0 F7		0-0 F7		0-0 F5		0-0 F8		4 0 0 0 0 0 1	
Mike Hart, L (1, 8) OBP: 0.217, SLG: 0.342		4-0 BB CS BB		0-3 K		0-0 L6				2 0 0 0 1 1 1	
Carl Nichols, R (1, 2) OBP: 0.409, SLG: 0.429		0-0 CS 1-2	0-0 1B 1B	0-0 CS 1-2	0-0 L3			0-0 6-3		3 1 2 0 0 0 0	
Rene Gonzales, R (1, 5) OBP: 0.302, SLG: 0.383			0-0 F8		0-0 L3			0-0 F6		3 0 0 0 0 0 2	
Inning Stats	R: 0 E: 0 K: 1 S: 6 H: 1 LOB: 1 BB: 0 P: 6	R: 0 E: 0 K: 0 S: 2 H: 0 LOB: 0 BB: 1 P: 6	R: 2 E: 0 K: 0 S: 6 H: 3 LOB: 1 BB: 0 P: 6	R: 0 E: 0 K: 1 S: 4 H: 0 LOB: 0 BB: 1 P: 8	R: 0 E: 0 K: 1 S: 5 H: 1 LOB: 0 BB: 0 P: 5	R: 0 E: 0 K: 0 S: 3 H: 0 LOB: 0 BB: 0 P: 3	R: 0 E: 0 K: 0 S: 3 H: 0 LOB: 0 BB: 0 P: 3	R: 0 E: 0 K: 0 S: 3 H: 0 LOB: 0 BB: 0 P: 3	R: 2 E: 0 K: 0 S: 4 H: 2 LOB: 0 BB: 1 P: 8	1B: 6 2B: 1 3B: 0 HR: 1 SF: 1 SAC: 0 DP: 2 HBP: 0	WP: 0 PB: 0 SB: 0 CS: 2 PA: 35
PITCHER Charles Hudson, R (1, 1) ERA: 3.61	IP: 9.0 WLS: L BF: 33 H: 7 R: 4 ER: 4 SO: 3 BB: 3 IBB: 0 HBP: 0 BLK: 0 WP: 0 HR: 1 S: 36 P: 48 ERA: 4.00 WHIP: 1.111										

Baltimore Orioles @ New York Yankees
Yankee Stadium, Bronx, NY

Sun Oct 04 1987, 3:33 AM EDT
Att: 25,101 - Unknown

AB	29
R	4
H	7
RBI	4
BB	3
SO	3
LOB	8



Batter	1	2	3	4	5	6	7	8	9	AB	R	H	RBI	BB	SO	LOB
Willie Randolph, R (1, 4) OBP: 0.411, SLG: 0.414	4-0 1B G6-4-3 BB		0-0 1-3		0-0 4-3 1-2			0-0 F8		3	1	0	0	1	0	1
Don Mattingly, L (1, 3) OBP: 0.378, SLG: 0.559	0-0 1-3 1B G6-4-3		0-0 4-3			0-0 L7		0-0 F8		4	0	1	0	0	0	0
Dave Winfield, R (1, 10) OBP: 0.358, SLG: 0.457	0-0 G6-4-3 1-2f 3-H		0-3 K			0-0 5-3		0-0 FC5-4 1B		4	0	1	0	0	1	1
Jay Buhner, R (1, 9) OBP: 0.261, SLG: 0.318	0-0 6-3			0-0 1B		0-0 WP 2B		0-0 FC5-4 1-2f		4	0	2	0	0	0	1
Henry Cotto, R (1, 7) OBP: 0.269, SLG: 0.403		0-3 K		0-3 K		0-0 F9 2-3			0-0 HR	3	0	0	0	0	2	2
Dan Pasqua, L (9, PH) OBP: 0.319, SLG: 0.421										1	1	1	1	0	0	0
Jerry Royster, R (1, 5) OBP: 0.342, SLG: 0.439		0-0 2B		0-3 K			0-0 FC6 1B		0-0 F9	3	0	2	0	0	1	1
Mike Pagliarulo, L (9, PH) OBP: 0.305, SLG: 0.479										1	0	0	0	0	0	0
Bobby Meacham, S (1, 6) OBP: 0.349, SLG: 0.409		4-0 BB		0-0 F8			0-0 L7		0-0 1B	2	0	0	0	1	0	2
Mike Easler, L (9, PH) OBP: 0.329, SLG: 0.372										1	0	1	0	0	0	0
Rick Cerone, R (1, 2) OBP: 0.320, SLG: 0.335		0-0 F7			0-0 6-3		0-0 L7		0-3 K	3	0	0	0	0	0	3
Mark Salas, L (9, PH) OBP: 0.322, SLG: 0.400										1	0	0	0	0	1	1
Roberto Kelly, R (1, 8) OBP: 0.328, SLG: 0.385		0-3 K			4-0 CS BB		0-0 FC6 1-2f		0-0 F4	2	0	0	0	1	1	3
Orestes Destrade, S (9, PH) OBP: 0.417, SLG: 0.263										1	0	0	0	0	0	1

Inning Stats	R: 1	H: 1	E: 0	K: 0	S: 3	H: 1	LOB: 0	BB: 1	P: 7	R: 0	H: 1	E: 0	K: 2	S: 8	H: 0	LOB: 2	BB: 1	P: 12	R: 0	H: 0	E: 0	K: 1	S: 5	H: 0	LOB: 0	BB: 0	P: 5	R: 0	H: 1	E: 0	K: 2	S: 8	H: 0	LOB: 1	BB: 0	P: 8	R: 0	H: 0	E: 0	K: 0	S: 2	H: 1	LOB: 1	BB: 0	P: 4	R: 0	H: 1	E: 0	K: 0	S: 4	H: 1	LOB: 1	BB: 0	P: 4	R: 0	H: 1	E: 0	K: 0	S: 4	H: 1	LOB: 1	BB: 0	P: 4	R: 1	H: 2	E: 0	K: 1	S: 7	H: 1	LOB: 1	BB: 0	P: 7	1B: 5	2B: 2	3B: 0	HR: 1	SF: 0	SAC: 0	DP: 1	HBP: 0	WP: 1	PB: 0	SB: 0	CS: 1	PA: 36
--------------	------	------	------	------	------	------	--------	-------	------	------	------	------	------	------	------	--------	-------	-------	------	------	------	------	------	------	--------	-------	------	------	------	------	------	------	------	--------	-------	------	------	------	------	------	------	------	--------	-------	------	------	------	------	------	------	------	--------	-------	------	------	------	------	------	------	------	--------	-------	------	------	------	------	------	------	------	--------	-------	------	-------	-------	-------	-------	-------	--------	-------	--------	-------	-------	-------	-------	--------

PITCHER	IP	WLS	BF	H	R	ER	SO	BB	IBB	HBP	BLK	WP	HR	S	P	ERA	WHIP
Eric Bell, L (1, 1) ERA: 5.45	5.0	W	19	3	1	1	5	3	0	0	0	0	0	26	38	1.80	1.200
Jose Mesa, R (6, 1) ERA: 6.03	3.0		12	3	0	0	0	0	0	0	0	1	0	12	12	0.00	1.000
Tom Niedenfuer, R (9, 1) ERA: 4.46	1.0	S	5	2	1	1	1	0	0	0	0	0	1	7	7	9.00	2.000

BOTTOM

Baltimore Orioles @ New York Yankees
 Yankee Stadium, Bronx, NY
 Sun Oct 04 1987, 3:33 AM EDT
 Att. 25,101 - Unknown

livebaseballscores.com

AB	33
R	2
H	8
RBI	1
BB	3
SO	6
LOB	16

