New York Yankees - 1988

Batter	1	2	3	4	5	6	7	8	9	AB	R	H	RBI	BB	SO	LOB
Dan Gladden, R (1, 7)	B B X 2-0 ① F8			B S B B X 3-1 ① L8		B F C X 1-2 ② F9			B C C X 1-2 ① G1-3	4	0	0	0	0	0	0
Greg Gagne, R (1, 6) OBP: 0.250, SLG: 0.500	B C S S 1-3 ② K			B S S B F B X 3-2 1B 2B		B B B C C X 3-2 ③ G6-3			B B B C X 3-1 ② G6-3	4	0	1	0	0	1	0
Kirby Puckett, R (1, 8) OBP: 0.250, SLG: 0.250	X 0-0 ③ F7			B C B F X 2-2 FC6-4 2-3 1B			X 0-0 ① L9		B X 1-0 ③ F9	4	0	1	0	0	0	0
Kent Hrbek, L (1, 3)		B B X 2-0 ① P5		X 0-0 ② P5			F C B X 1-2 ② F8			3	0	0	0	0	0	2
Gary Gaetti, R (1, 5)		C B F F B B F C 3-3 ② K		B 1 SAFE X 1-0 ③ FC6-4 1-2f			B F B B B F S 3-3 ③ K			3	0	0	0	0	2	2
Randy Bush, L (1, 10)		F B F C 1-3 ③ K			B B B C F X 3-2 ① P4			C B F X 1-2 ① G4-3		3	0	0	0	0	1	0
Tom Brunansky, R (1, 9) OBP: 0.333, SLG: 0.333			C B F X 1-2 ① P5		F B X 1-1 ② P4			C B B F F X 2-2 FC5-4 1B		3	0	1	0	0	0	0
Tom Nieto, R (1, 2) Dwight Lowry, L (8, 2)			B X 1-0 ② F9		X 0-0 ③ F8			F B C X 1-2 ② L9		3 0	0 0	0 0	0 0	0 0	0 0	1 0
Steve Lombardozzi, R (1, 4)			C B X 1-1 ③ G5-3			B B X 2-0 ① G4-3		F B F X 1-2 ③ FC5-4 1-2f		3	0	0	0	0	0	1

TOP

Minnesota Twins @ New York Yankees

Yankee Stadium, Bronx, NY

Tue Apr 05 1988, 3:33 AM EDT

Att. 55,802 - Sunny - 70 F

livebaseballscorecards.com

AB	30
R	0
H	3
RBI	0
BB	0
SO	4
LOB	6

Inning Stats																		
	R: 0 E: 0 K: 1 S: 5	H: 0 LOB: 0 BB: 0 P: 8	R: 0 E: 0 K: 2 S: 9	H: 0 LOB: 0 BB: 0 P: 15	R: 0 E: 0 K: 0 S: 6	H: 0 LOB: 0 BB: 0 P: 9	R: 0 E: 0 K: 0 S: 11	H: 2 LOB: 2 BB: 0 P: 20	R: 0 E: 0 K: 0 S: 6	H: 0 LOB: 0 BB: 0 P: 10	R: 0 E: 0 K: 0 S: 7	H: 0 LOB: 0 BB: 0 P: 13	R: 0 E: 0 K: 1 S: 7	H: 0 LOB: 0 BB: 0 P: 11	R: 0 E: 0 K: 0 S: 13	H: 1 LOB: 1 BB: 0 P: 18	R: 0 E: 0 K: 0 S: 6	H: 0 LOB: 0 BB: 0 P: 11

	1B: 2	SF: 0	WP: 0	PA: 30
	2B: 1	SAC: 0	PB: 0	
	3B: 0	DP: 0	SB: 0	
	HR: 0	HBP: 0	CS: 0	

PITCHER	IP	WLS	BF	H	R	ER	SO	BB	IBB	HBP	BLK	WP	HR	S	P	ERA	WHIP
Rick Rhoden, R (1, 1) ERA:	9.0	W	30	3	0	0	4	0	0	0	0	0	0	70	115	0.00	0.333

PITCHER	IP	WLS	BF	H	R	ER	SO	BB	IBB	HBP	BLK	WP	HR	S	P	ERA	WHIP

Batter	1	2	3	4	5	6	7	8	9	AB	R	H	RBI	BB	SO	LOB
Rickey Henderson, R (1, 7) OBP: 0.250, SLG: 1.000	B B B C X 3-1 F7 ①		B X 1-0 F8 ③		1 SAFE B B X 2-0 1-H HR ②		B C C B X 2-2 F9 ②			4	1	1	2	0	0	0
Willie Randolph, R (1, 4) OBP: 0.750, SLG: 1.000	B C B F B C 3-3 K ②			B F X 1-1 1B 1B 2B	C B B X 2-1 G3 1B		C F X 0-2 2B 1B			4	2	3	0	0	1	0
Don Mattingly, L (1, 3) OBP: 0.250, SLG: 0.500	B C X 1-1 G6-3 ③			F B X 1-1 P5 ①	C F 1 SAFE B 1 SAFE X 1-2 1-2 G3 ①		S B 1 SAFE X 1-1 1-H 2B			4	0	1	1	0	0	2
Gary Ward, R (1, 10) OBP: 0.250, SLG: 0.250		X 0-0 G5-3 ①		X 0-0 2-3 1B 1B	B F F F F F B S 2-3 K ②		C B X 1-1 L8 ③			4	0	1	0	0	1	2
Dave Winfield, R (1, 9) OBP: 0.500, SLG: 0.333		C S S 0-3 K ②		X 0-0 1-2 HR 1B 3-H	B X 1-0 P6 ③			B B B B 4-0 HBP 1B BB BB		3	2	1	1	1	1	1
Roberto Kelly, R (1, 8) OBP: 0.750, SLG: 0.750		X 0-0 1B		B S 2 SAFE X 1-1 1-2 2-H HR ② 1B		B B X 2-0 F9 ①		B C C X 1-2 BB HBP 1-2 1B		4	1	3	0	0	0	0
Mike Pagliarulo, L (1, 5) OBP: 0.500, SLG: 1.333	C F B B F 1 SAFE S 1-3 K ③			X 0-0 1-H 2-H HR		B C F X 1-2 G3 ②		B F B B H 4-1 G5-4-3 BB 1-2 2-3 HBP		3	1	1	3	0	1	1
Joel Skinner, R (1, 2)			C F F B X 1-2 G6-3 ①	B F F S 1-3 K2-3 ③		C B F S 1-3 K ③		B B B B 4-0 G5-4-3 1-2 2-3 3-H BB		3	0	0	1	1	2	0
Rafael Santana, R (1, 6)			C S B S 1-3 K2-3 ②		S B B B B 4-1 HR BB		F B C B X 2-2 G5-3 ①	C B F X 1-2 1-2f 2-3f G5-4-3 ① ② ③		3	1	0	0	1	1	3
Inning Stats	R: 0 E: 0 K: 1 S: 7 H: 0 LOB: 0 BB: 0 P: 14	R: 0 E: 0 K: 2 S: 9 H: 1 LOB: 1 BB: 0 P: 10	R: 0 E: 0 K: 1 S: 8 H: 0 LOB: 0 BB: 0 P: 11	R: 4 E: 0 K: 1 S: 13 H: 5 LOB: 0 BB: 0 P: 17	R: 2 E: 0 K: 1 S: 15 H: 2 LOB: 1 BB: 1 P: 27	R: 0 E: 0 K: 1 S: 7 H: 0 LOB: 0 BB: 0 P: 11	R: 1 E: 0 K: 0 S: 13 H: 2 LOB: 1 BB: 0 P: 19	R: 1 E: 0 K: 0 S: 8 H: 1 LOB: 1 BB: 2 P: 22		1B: 7 2B: 2 3B: 1 HR: 2 SF: 0 SAC: 0 DP: 0 HBP: 1						

BOTTOM

Minnesota Twins @ New York Yankees

Yankee Stadium, Bronx, NY

Tue Apr 05 1988, 3:33 AM EDT
Att. 55,802 - Sunny - 70 F

livebaseballscorecards.com

AB	32
R	8
H	11
RBI	8
BB	3
SO	7
LOB	9

WP: 0 PB: 0 SB: 0 CS: 0
PA: 36

PITCHER		IP	WLS	BF	H	R	ER	SO	BB	IBB	HBP	BLK	WP	HR	S	P	ERA	WHIP
Frank Viola, L ERA: 10.8	(1, 1)	5.0	L	23	8	6	6	6	1	0	0	0	0	2	52	79	10.80	1.800
Keith Atherton, R ERA: 4.5	(6, 1)	2.0		8	2	1	1	1	0	0	0	0	0	0	20	30	4.50	1.000
Tippy Martinez, L ERA: 9.0	(8, 1)	1.0		5	1	1	1	0	2	0	1	0	0	0	8	22	9.00	3.000

PITCHER	IP	WLS	BF	H	R	ER	SO	BB	IBB	HBP	BLK	WP	HR	S	P	ERA	WHIP

Batter	1	2	3	4	5	6	7	8	9	AB	R	H	RBI	BB	SO	LOB
Dan Gladden, R (1, 7) OBP: 0.444, SLG: 0.667	C B X 1-1 BLK 1B		B X 1-0 1B BLK 1B		C C B X 1-2 WP 2B		F X 0-1 2B		F B F X 1-2 ② ③ G6-4-3 1-2f	5	1	4	0	0	0	1
Greg Gagne, R (1, 6) OBP: 0.250, SLG: 0.375	P C F F S 1-3 ① K		1 SAFE 1 SAFE B X 1-0 BLK 1-3 1B		C B F B S 2-3 ② K		X 0-0 ② F7			4	0	1	0	0	2	3
Kirby Puckett, R (1, 8) OBP: 0.125, SLG: 0.125	C S F F F B S 1-3 ② K 1-2		B F 1 SAFE B S F S 2-3 ② K		B B B F F X 3-2 ③ F8 2-3		B S F B B X 3-2 ③ F8			4	0	0	0	0	2	5
Gary Gaetti, R (1, 5) OBP: 0.286, SLG: 0.167	B S B F B B 4-2 BB		C B B S S 2-3 ③ K 1-2 3-H			F X 0-1 2B 1B		X 0-0 ① L7		3	1	1	0	1	1	1
Gene Larkin, S (1, 3) OBP: 0.571, SLG: 1.143	C B C S 1-3 ③ K			F B S X 1-2 ① 6-3		X 0-0 ① F3		B C F X 1-2 ② F7		4	0	0	0	0	1	3
Tom Brunansky, R (1, 10) OBP: 0.571, SLG: 1.143		F B X 1-1 ① F9		X 0-0 CS 1B		B B X 2-0 4-3 1-H 2B		B C X 1-1 HR		4	1	3	2	0	0	0
Tim Laudner, R (1, 2) OBP: 0.250, SLG: 0.500		B B S S F X 2-2 ② 4-3		S X 0-1 ② 1-2 2B		X 0-0 ② 4-3 2-3		B C S X 1-2 ③ 5-3		4	0	1	0	0	0	1
Mark Davidson, R (1, 9)		F B B S S X 2-2 ③ F7		C B C B S 2-3 ③ K		C S X 0-2 ③ F8			B B B C C F F X 3-2 ① 4-3	4	0	0	0	0	1	2
Al Newman, S (1, 4) OBP: 0.250, SLG: 0.250			C B X 1-1 ① P4		X 0-0 ① 5-3		B B C X 2-1 4-3 ①		C C B X 1-2 G6-4-3 1B	4	0	1	0	0	0	0
Inning Stats	R: 0 H: 1 E: 0 LOB: 2 K: 3 BB: 1 S: 18 P: 25	R: 0 H: 0 E: 0 LOB: 0 K: 0 BB: 0 S: 9 P: 14	R: 1 H: 2 E: 0 LOB: 1 K: 2 BB: 0 S: 11 P: 18	R: 0 H: 2 E: 0 LOB: 1 K: 1 BB: 0 S: 9 P: 12	R: 0 H: 1 E: 0 LOB: 1 K: 1 BB: 0 S: 10 P: 16	R: 1 H: 2 E: 0 LOB: 1 K: 0 BB: 0 S: 8 P: 10	R: 0 H: 1 E: 0 LOB: 1 K: 0 BB: 0 S: 8 P: 13	R: 1 H: 1 E: 0 LOB: 0 K: 0 BB: 0 S: 9 P: 12	R: 0 H: 1 E: 0 LOB: 0 K: 0 BB: 0 S: 11 P: 16	1B: 6 SF: 0 2B: 4 SAC: 0 3B: 0 DP: 1 HR: 1 HBP: 0						

TOP

Minnesota Twins @ New York Yankees

Yankee Stadium, Bronx, NY

Wed Apr 06 1988, 3:33 AM EDT

Att. 32,756 - Overcast - 55 F

livebaseballscorecards.com

AB	36
R	3
H	11
RBI	2
BB	1
SO	7
LOB	16

WP: 1 PA: 37
PB: 0
SB: 0
CS: 1

PITCHER		IP	WLS	BF	H	R	ER	SO	BB	IBB	HBP	BLK	WP	HR	S	P	ERA	WHIP
John Candelaria, L ERA: 3.0	(1, 1)	6.0		26	8	2	2	7	1	0	0	2	1	0	65	95	3.00	1.500
Cecilio Guante, R ERA: 4.5	(7, 1)	2.0	W	8	2	1	1	0	0	0	0	0	0	1	17	25	4.50	1.000
Dave Righetti, L ERA:	(9, 1)	1.0	S	3	1	0	0	0	0	0	0	0	0	0	11	16	0.00	1.000

PITCHER	IP	WLS	BF	H	R	ER	SO	BB	IBB	HBP	BLK	WP	HR	S	P	ERA	WHIP

BOTTOM

Minnesota Twins @ New York Yankees

Yankee Stadium, Bronx, NY

Wed Apr 06 1988, 3:33 AM EDT

Att. 32,756 - Overcast - 55 F

livebaseballscorecards.com

Batter	1	2	3	4	5	6	7	8	9	AB	R	H	RBI	BB	SO	LOB
Rickey Henderson, R (1, 7) OBP: 0.250, SLG: 0.750	B B X 2-0 5-3 ①		C B B B C X 3-2 5-3 ②		B B X 2-0 FC5-4 ③ 1-2f		B B X 2-0 1B 1-H 2-H 2B			4	1	1	2	0	0	3
Willie Randolph, R (1, 4) OBP: 0.625, SLG: 0.875	C C B B X 2-2 6-3 ②		B C F B X 2-2 5-3 ③			X 0-0 4-3 SF7 2B	S B F X 1-2 BLK 2-H 1B			4	1	2	1	0	0	1
Don Mattingly, L (1, 3) OBP: 0.125, SLG: 0.250	C B B F S 2-3 K ③			C B B X 2-1 F7 ①		B C F B X 2-2 4-3 2-3 ①	C B B X 2-1 F9 ② 1-2			4	0	0	0	0	1	2
Mike Pagliarulo, L (1, 5) OBP: 0.375, SLG: 1.000		B S B F X 2-2 4-3 SF7 2B		X 0-0 4-3 ②		S F B X 1-2 SF7 ② 3-H	C F S 0-3 K ③			3	1	1	1	0	1	2
Claudell Washington, L (1, 8) OBP: 0.250, SLG: 0.250		B C B X 2-1 4-3 ① 2-3		B B X 2-0 G3 ③		F B X 1-1 WP S 1B		B S S S 1-3 K ①		4	0	1	0	0	1	1
Dave Winfield, R (1, 9) OBP: 0.375, SLG: 0.333		F B B B S X 2-2 SF7 ② 3-H			B B B C X 3-1 6-3 ①	1 SAFE 1 SAFE B S B F F B X 3-2 5-3 ③ 1-3		F B F X 1-2 1B		3	0	1	1	0	0	1
Jose Cruz, L (1, 10) OBP: 0.250, SLG: 0.250	X 0-0 1-3 ③				B B X 2-0 BLK 1B		B S F X 1-2 F8 ① 2B	B C 1 SAFE B S F X 2-2 F7 ②		4	0	1	0	0	0	1
Joel Skinner, R (1, 2) OBP: 0.375, SLG: 0.333			B C B X 2-1 L3 ①		C B B B S B B 4-2 FC5-4 1-2 BB		X 0-0 2B 2B	P 1 SAFE F C C 1-3 K ③		3	1	1	0	1	1	1
Rafael Santana, R (1, 6) OBP: 0.333, SLG: 0.400 Gary Ward, R (7, PH) OBP: 0.400, SLG: 0.250 Bobby Meacham, S (7, PR) (8, 6)			B X 1-0 2B		B B X 2-0 F8 ②		B C B F H 3-2 2B HBP			2 0 0	0 0 1	1 0 0	0 0 0	0 0 0	0 0 0	2 0 0
Inning Stats	R: 0 H: 0 E: 0 LOB: 0 K: 1 BB: 0 S: 7 P: 13	R: 1 H: 1 E: 0 LOB: 0 K: 0 BB: 0 S: 9 P: 15	R: 0 H: 1 E: 0 LOB: 1 K: 0 BB: 0 S: 9 P: 17	R: 0 H: 0 E: 0 LOB: 0 K: 0 BB: 0 S: 4 P: 8	R: 0 H: 1 E: 0 LOB: 2 K: 0 BB: 1 S: 7 P: 20	R: 1 H: 2 E: 0 LOB: 1 K: 0 BB: 0 S: 13 P: 20	R: 3 H: 3 E: 0 LOB: 2 K: 1 BB: 0 S: 15 P: 24	R: 0 H: 1 E: 0 LOB: 1 K: 2 BB: 0 S: 14 P: 18		1B: 4 SF: 2 2B: 5 SAC: 0 3B: 0 DP: 0 HR: 0 HBP: 1						WP: 1 PA: 35 PB: 0 SB: 1 CS: 0

PITCHER		IP	WLS	BF	H	R	ER	SO	BB	IBB	HBP	BLK	WP	HR	S	P	ERA	WHIP
Les Straker, R ERA: 3.0	(1, 1)	6.0		24	5	2	2	1	1	0	0	1	1	0	49	93	3.00	1.000
Juan Berenguer, R ERA: 13.5	(7, 1)	2.0	L	11	4	3	3	3	0	0	1	1	0	0	29	42	13.50	2.000

PITCHER	IP	WLS	BF	H	R	ER	SO	BB	IBB	HBP	BLK	WP	HR	S	P	ERA	WHIP

AB	31
R	5
H	9
RBI	5
BB	1
SO	4
LOB	14

Batter	1	2	3	4	5	6	7	8	9	AB	R	H	RBI	BB	SO	LOB
Paul Molitor, R (1, 10) OBP: 0.533, SLG: 0.583	B B B B 4-0 FC6-4 BB		X 0-0 ① L7		S B B X 2-1 4-3 2B		C X 0-1 ① 4-3	S C X 0-2 ③ F8		4	0	1	0	1	0	2
Robin Yount, R (1, 8) OBP: 0.357, SLG: 0.500	1 SAFE B B C B F X 2-2 ① FC6-4 S 1-2f		B B B C B 4-1 E 1B SF8 BB		B B F X 2-1 ② 4-3 2-3		B B X 2-0 HR		B C X 1-1 ① F8	4	2	1	1	1	0	2
B.J. Surhoff, L (1, 2) OBP: 0.357, SLG: 0.462	C B B X 2-1 ② P6		B B C X 2-1 SF8 E 1-2 1B		X 0-0 ③ G3		X 0-0 ② B1-3		C B F B B F X 3-2 1B 1B	5	0	2	0	0	0	2
Greg Brock, L (1, 3) OBP: 0.571, SLG: 0.375 Jim Adduci, L (9, PR)	C C B F F F X 1-2 ③ 4-3 1-2		S B 2 SAFE X 1-1 ② SF8 1-3 2-H			B B B C B 4-1 HR BB	B B B C F X 3-2 FC5-4 1B		S C B B 1 SAFE X 2-2 1-2 1B	3 0	1 0	2 0	1 0	1 0	0 0	1 0
Rob Deer, R (1, 7) OBP: 0.214, SLG: 0.571		C B X 1-1 ① P6	C S B B X 2-2 ③ F8			B X 1-0 1-H HR	C B S B X 2-2 ③ FC5-4 1-2f		B X 1-0 ② F3	5	1	1	2	0	0	4
Glenn Braggs, R (1, 9) OBP: 0.308, SLG: 0.250		X 0-0 WP S 1B		B C B C C 2-3 ① K		C B B B F X 3-2 ① F9		B X 1-0 ① P4	C F F X 0-2 ③ 4-3	5	0	1	0	0	1	2
Ernest Riles, L (1, 5) OBP: 0.417, SLG: 0.455		B F B S F F F B F 4-2 B WP 1-2 BB		B B C X 2-1 ② G3		B X 1-0 ② F7		C B C F X 1-2 2B		3	0	1	0	1	0	0
Jim Gantner, L (1, 4) OBP: 0.200, SLG: 0.111 Steve Kiefer, R (8, PH) (8, 4)	S S B B S 2-3 ② K 1-2 2-3		X 0-0 ③ F8			B B B B 4-0 BB		B B F B B 4-1 BB		2 0	0 0	0 0	0 0	1 1	1 0	2 0
Dale Sveum, S (1, 6) OBP: 0.333, SLG: 0.833		B X 1-0 ③ F8			F B X 1-1 ① 3-1	B X 1-0 ③ F9		C B S B F F X 2-2 ② F9		4	0	0	0	0	0	5
Inning Stats	R: 0 E: 0 K: 0 S: 12 H: 0 LOB: 1 BB: 1 P: 20	R: 0 E: 0 K: 1 S: 13 H: 1 LOB: 2 BB: 1 P: 21	R: 1 E: 1 K: 0 S: 9 H: 1 LOB: 1 BB: 1 P: 18	R: 0 E: 0 K: 1 S: 6 H: 0 LOB: 0 BB: 0 P: 10	R: 0 E: 0 K: 0 S: 7 H: 1 LOB: 1 BB: 0 P: 12	R: 2 E: 0 K: 0 S: 7 H: 1 LOB: 1 BB: 2 P: 21	R: 1 E: 0 K: 0 S: 10 H: 2 LOB: 1 BB: 0 P: 17	R: 0 E: 0 K: 0 S: 14 H: 1 LOB: 2 BB: 1 P: 22	R: 0 E: 0 K: 0 S: 14 H: 2 LOB: 2 BB: 0 P: 21	1B: 5 2B: 2 3B: 0 HR: 2 SF: 1 SAC: 0 DP: 0 HBP: 0						

TOP

Milwaukee Brewers @ New York Yankees

Yankee Stadium, Bronx, NY

Fri Apr 08 1988, 7:05 PM EDT

Att. 20,927 - Unknown - 50 F

livebaseballscorecards.com

AB	35
R	4
H	9
RBI	4
BB	6
SO	2
LOB	20

WP: 1 PB: 0 SB: 2 CS: 0 PA: 42

PITCHER		IP	WLS	BF	H	R	ER	SO	BB	IBB	HBP	BLK	WP	HR	S	P	ERA	WHIP
Richard Dotson, R ERA: 3.18	(1, 1)	5.2	W	26	4	3	2	2	5	0	0	0	1	1	53	100	3.18	1.588
Lee Guetterman, L ERA: 9.0	(6, 1)	1.0		5	2	1	1	0	0	0	0	0	0	1	8	14	9.00	2.000
Cecilio Guante, R ERA: 3.38	(7, 1)	0.2		3	1	0	0	0	0	0	0	0	0	0	8	12	0.00	1.500
Dave Righetti, L ERA:	(8, 1)	1.2	S	8	2	0	0	0	1	0	0	0	0	0	23	36	0.00	1.800

PITCHER	IP	WLS	BF	H	R	ER	SO	BB	IBB	HBP	BLK	WP	HR	S	P	ERA	WHIP

BOTTOM

Batter	1	2	3	4	5	6	7	8	9	AB	R	H	RBI	BB	SO	LOB
Rickey Henderson, R (1, 7) OBP: 0.417, SLG: 0.917	F B B X 2-1 P6 ①		B C B C B X 3-2 S 1B		B X 1-0 S SF8 2B		F B C B B F X 3-2 SH5-4 2B			4	1	3	0	0	0	0
Willie Randolph, R (1, 4) OBP: 0.455, SLG: 0.700	B B B C F C 3-3 K ②		B 2 SAFE C B 2 SAFE S X 2-2 P4 ② 1-2		C B X 1-1 SF8 ① 2-H		B L X 1-1 SH5-4 ① 2-3			2	0	0	1	0	1	1
Don Mattingly, L (1, 3) OBP: 0.250, SLG: 0.200	B B X 2-0 F7 ③		B B B I 4-0 FC6-4 IBB		B X 1-0 F2 ②		I I I I 4-0 G6-4-3 IBB			2	0	0	0	2	0	0
Gary Ward, R (1, 10) OBP: 0.333, SLG: 0.143		C B B B F B 4-2 HR BB	X 0-0 FC6-4 ③ 1-2f		X 0-0 F9 ③		L B X 1-1 G6-4-3 ②③ 1-2f			3	1	0	0	1	0	4
Dave Winfield, R (1, 9) OBP: 0.583, SLG: 1.222		B B F C X 2-2 HR 1-H	B C B B F X 3-2 HR 1B		B C F B B B X 4-2 FC4-6 SH3-4 BB			C B X 1-1 HR		3	3	3	3	1	0	0
Roberto Kelly, R (1, 8) OBP: 0.429, SLG: 0.429		B C X 1-1 6-3 ①	1 SAFE L F X 0-2 F8 ①		1 SAFE M 1 SAFE 1 SAFE X 0-1 SH3-4 ① 1-2			B S B B X 3-1 F8 ①		3	0	0	0	0	0	1
Mike Pagliarulo, L (1, 5) OBP: 0.500, SLG: 1.250		B B B S S F C 3-3 K ②	X 0-0 HR 1-H		I I I I 4-0 FC4-6 IBB			B B F B C B 4-2 BB		2	1	1	2	2	1	0
Joel Skinner, R (1, 2) OBP: 0.250, SLG: 0.200		B B X 2-0 F2 ③	C X 0-1 4-3 ②		B F F B X 2-2 FC4-6 ② 1-2f 2-3			C B S C 1-3 K ②		4	0	0	0	0	1	3
Rafael Santana, R (1, 6) OBP: 0.250, SLG: 0.286			C X 0-1 P4 ①	X 0-0 B1-3 ③	B S X 1-1 4-3 ③			C F F F S 0-3 K ③		2	0	0	0	0	0	0
Jose Cruz, L (6, PH) OBP: 0.200, SLG: 0.200										1	0	0	0	0	0	2
Bobby Meacham, S (7, 6)										1	0	0	0	0	1	1

Inning Stats	1	2	3	4	5	6	7	8	9
	R: 0 E: 0 K: 1 S: 6 H: 0 LOB: 0 BB: 0 P: 13	R: 2 E: 0 K: 1 S: 12 H: 1 LOB: 0 BB: 1 P: 24	R: 0 E: 0 K: 0 S: 9 H: 1 LOB: 2 BB: 1 P: 18	R: 2 E: 0 K: 0 S: 10 H: 2 LOB: 0 BB: 0 P: 13	R: 1 E: 0 K: 0 S: 5 H: 1 LOB: 0 BB: 0 P: 8	R: 0 E: 0 K: 0 S: 9 H: 0 LOB: 2 BB: 2 P: 20	R: 0 E: 0 K: 0 S: 8 H: 1 LOB: 1 BB: 1 P: 17	R: 1 E: 0 K: 2 S: 14 H: 1 LOB: 1 BB: 1 P: 23	

	AB	R	H	RBI	BB	SO	LOB
	27	6	7	6	6	4	12

1B: 2 SF: 1
2B: 2 SAC: 2
3B: 0 DP: 1
HR: 3 HBP: 0

WP: 0 PA: 36
PB: 0
SB: 2
CS: 0

PITCHER		IP	WLS	BF	H	R	ER	SO	BB	IBB	HBP	BLK	WP	HR	S	P	ERA	WHIP
Juan Nieves, L ERA: 11.25	(1, 1)	4.0	L	19	5	5	5	2	1	1	0	0	0	2	38	70	11.25	1.500
Odell Jones, R ERA:	(5, 1)	3.0		12	1	0	0	0	1	2	0	0	0	0	21	43	0.00	0.667
Mark Clear, R ERA: 4.5	(8, 1)	1.0		5	1	1	1	2	1	0	0	0	0	1	14	23	9.00	2.000

PITCHER	IP	WLS	BF	H	R	ER	SO	BB	IBB	HBP	BLK	WP	HR	S	P	ERA	WHIP

Milwaukee Brewers @ New York Yankees

Yankee Stadium, Bronx, NY

Fri Apr 08 1988, 7:05 PM EDT
Att. 20,927 - Unknown - 50 F

livebaseballscorecards.com

Batter	1	2	3	4	5	6	7	8	9	AB	R	H	RBI	BB	SO	LOB
Paul Molitor, R (1, 10) OBP: 0.526, SLG: 0.500	B X 1-0 ① L6		B B B C B 4-1 1-2 2-3 BB		F B B F B B 4-2 CS BB			X 0-0 ② 4-3		2	0	0	0	2	0	0
Robin Yount, R (1, 8) OBP: 0.278, SLG: 0.375	B F X 1-1 ② F9		S F F B B F B S 3-3 ② K		1 SAFE 0-0 ③ CS 1-2	C B S C 1-3 ① K		C X 0-1 ③ F3		4	0	0	0	0	2	3
B.J. Surhoff, L (1, 2) OBP: 0.278, SLG: 0.353	B B C X 2-1 ③ 5-3		C B B F F F X 2-2 ③ 1-3			X 0-0 E6 CS			C B F B B X 3-2 ① P6	4	0	0	0	0	0	3
Rob Deer, R (1, 7) OBP: 0.222, SLG: 0.667		B C C F S 1-3 ① K		B X 1-0 ① F9		B B B C 1 SAFE X 3-1 ② 1-2 HR			B X 1-0 ② F8	4	1	1	1	0	1	0
Dale Sveum, S (1, 6) OBP: 0.250, SLG: 0.625		S X 0-1 ② P4		X 0-0 ② F5		B F F B C 2-3 ③ K			S F C 0-3 ③ K	4	0	0	0	0	2	0
Glenn Braggs, R (1, 9) OBP: 0.313, SLG: 0.333		C C B S 1-3 ③ K		B F X 1-1 2B			B B C X 2-1 ① 5-3			3	0	1	0	0	1	0
Greg Brock, L (1, 3) OBP: 0.529, SLG: 0.364			B B C F S 2-3 ① K	B B X 2-0 ③ F8			F X 0-1 CS 1B			3	0	1	0	0	1	1
Steve Kiefer, R (1, 5)			S C H 1-2 BB 1B HBP		B B S C B X 3-2 ① P3		C B S S 1-3 ② K			2	0	0	0	0	1	1
Jim Gantner, L (1, 4) OBP: 0.231, SLG: 0.167			B C 1 SAFE X 1-1 1-2 BB 1B		B X 1-0 ② F8		F B B 1 SAFE B 3-1 ③ 1-2 CS	C X 0-1 ① 4-3		3	0	1	0	0	0	0
Inning Stats	R: 0 H: 0 E: 0 LOB: 0 K: 0 BB: 0 S: 5 P: 9	R: 0 H: 0 E: 0 LOB: 0 K: 2 BB: 0 S: 9 P: 11	R: 0 H: 1 E: 0 LOB: 3 K: 2 BB: 1 S: 17 P: 30	R: 0 H: 1 E: 0 LOB: 1 K: 0 BB: 0 S: 5 P: 9	R: 0 H: 0 E: 0 LOB: 0 K: 0 BB: 1 S: 6 P: 14	R: 1 H: 1 E: 1 LOB: 0 K: 2 BB: 0 S: 9 P: 15	R: 0 H: 1 E: 0 LOB: 0 K: 1 BB: 0 S: 8 P: 14	R: 0 H: 0 E: 0 LOB: 0 K: 0 BB: 0 S: 5 P: 5	R: 0 H: 0 E: 0 LOB: 0 K: 1 BB: 0 S: 7 P: 11	1B: 2 SF: 0 2B: 1 SAC: 0 3B: 0 DP: 0 HR: 1 HBP: 1						

PITCHER		IP	WLS	BF	H	R	ER	SO	BB	IBB	HBP	BLK	WP	HR	S	P	ERA	WHIP
Al Leiter, L ERA: 1.29	(1, 1)	7.0	W	26	4	1	1	7	2	0	1	0	0	1	59	102	1.29	0.857
Cecilio Guante, R ERA: 2.45	(8, 1)	1.0		3	0	0	0	0	0	0	0	0	0	0	5	5	0.00	0.000
Dave Righetti, L ERA:	(9, 1)	1.0	S	3	0	0	0	1	0	0	0	0	0	0	7	11	0.00	0.000

PITCHER	IP	WLS	BF	H	R	ER	SO	BB	IBB	HBP	BLK	WP	HR	S	P	ERA	WHIP

TOP

Milwaukee Brewers @ New York Yankees

Yankee Stadium, Bronx, NY

Sat Apr 09 1988, 7:05 PM EDT

Att. 27,021 - Unknown - 56 F

livebaseballscorecards.com

AB	29
R	1
H	4
RBI	1
BB	2
SO	8
LOB	8

WP: 0 PA: 34
PB: 0
SB: 0
CS: 3

Batter	1	2	3	4	5	6	7	8	9	AB	R	H	RBI	BB	SO	LOB
Rickey Henderson, R (1, 7) OBP: 0.438, SLG: 1.000	C B B B X 3-1 SH3 E SF7 1B		B B C B C X 3-2 ① 6-3		F B B X 2-1 ③ 6-3			B B C B F 1 SAFE F X 3-2 1-H HR		4	2	2	2	0	0	0
Willie Randolph, R (1, 4) OBP: 0.357, SLG: 0.538	1 SAFE 1 SAFE X 0-0 ① SH3 1-3		X 0-0 ② 6-3			X 0-0 ① F9		C F F B X 1-2 ② 5-3		3	0	0	0	0	0	0
Don Mattingly, L (1, 3) OBP: 0.188, SLG: 0.154	S B X 1-1 ② SF7 3-H		F X 0-1 E6			B B C X 2-1 ② F7		B X 1-0 ③ F7		3	0	0	1	0	0	0
Mike Pagliarulo, L (1, 5) OBP: 0.400, SLG: 0.909	B C B F B C 3-3 ③ K		S X 0-1 ③ F9			S X 0-1 ③ F9				3	0	0	0	0	1	1
Claudell Washington, L (1, 8) OBP: 0.143, SLG: 0.143		B S B B X 3-1 ① P4		C X 0-1 ① 6-3			L B X 1-1 ① F8			3	0	0	0	0	0	0
Dave Winfield, R (1, 9) OBP: 0.600, SLG: 1.167		C S X 0-2 WP 1B 2B		B B C S F S 2-3 ② K			X 0-0 G1-6-3 1B			3	1	2	0	0	1	0
Jose Cruz, L (1, 10) OBP: 0.125, SLG: 0.125		B F C X 1-2 ② 6-3 2-3		X 0-0 ③ F3			1 SAFE 1 SAFE F C 1 SAFE B 1 SAFE X 1-2 ② ③ G1-6-3 1-2f			3	0	0	0	0	0	2
Don Slaught, R (1, 2) OBP: 0.667, SLG: 0.667		C S F B X 1-2 3-H 1B			F X 0-1 ① P4			X 0-0 FC3-6 1B		3	0	2	1	0	0	0
Rafael Santana, R (1, 6) OBP: 0.182, SLG: 0.200		1 SAFE X 0-0 ③ 3-1			X 0-0 ② F7			X 0-0 ① FC3-6 1-2f HR		3	1	0	0	0	0	2
Inning Stats	R: 1 H: 1 E: 1 LOB: 0 K: 1 BB: 0 S: 8 P: 15	R: 1 H: 2 E: 0 LOB: 1 K: 0 BB: 0 S: 13 P: 18	R: 0 H: 0 E: 1 LOB: 1 K: 0 BB: 0 S: 8 P: 11	R: 0 H: 0 E: 0 LOB: 0 K: 1 BB: 0 S: 7 P: 9	R: 0 H: 0 E: 0 LOB: 0 K: 0 BB: 0 S: 5 P: 7	R: 0 H: 0 E: 0 LOB: 0 K: 0 BB: 0 S: 5 P: 7	R: 0 H: 1 E: 0 LOB: 0 K: 0 BB: 0 S: 6 P: 8	R: 2 H: 2 E: 0 LOB: 0 K: 0 BB: 0 S: 11 P: 16		1B: 4 SF: 1 2B: 1 SAC: 1 3B: 0 DP: 1 HR: 1 HBP: 0						

PITCHER	IP	WLS	BF	H	R	ER	SO	BB	IBB	HBP	BLK	WP	HR	S	P	ERA	WHIP
Bill Wegman, R (1, 1) ERA: 3.38	8.0	L	30	6	4	3	2	0	0	0	0	1	1	63	91	3.38	0.750

PITCHER	IP	WLS	BF	H	R	ER	SO	BB	IBB	HBP	BLK	WP	HR	S	P	ERA	WHIP

BOTTOM

Milwaukee Brewers @ New York Yankees

Yankee Stadium, Bronx, NY

Sat Apr 09 1988, 7:05 PM EDT
Att. 27,021 - Unknown - 56 F

livebaseballscorecards.com

AB	28
R	4
H	6
RBI	4
BB	0
SO	2
LOB	5

Milwaukee Brewers @ New York Yankees

Yankee Stadium, Bronx, NY

Sun Apr 10 1988, 3:33 AM EDT

Att. 36,214 - Sunny - 51 F

livebaseballscorecards.com

TOP

Batter	1	2	3	4	5	6	7	8	9	AB	R	H	RBI	BB	SO	LOB
Paul Molitor, R (1, 10) OBP: 0.522, SLG: 0.500	6-3	SH1-3		6-3		1B			1B	4	1	2	0	0	0	0
Robin Yount, R (1, 8) OBP: 0.348, SLG: 0.571	HR	E7		F9	F8				E	5	3	3	2	0	0	3
Glenn Braggs, R (1, 9) OBP: 0.333, SLG: 0.350	G3	FC5-4			F8		K		E7	5	0	2	2	0	1	0
Rob Deer, R (1, 7) OBP: 0.217, SLG: 0.565	1B	FC5-4			K		K		F3	5	0	1	0	0	2	2
Dale Sveum, S (1, 6) OBP: 0.238, SLG: 0.524	1B		F9		4-3		4-3		K	5	0	1	0	0	1	1
Bill Schroeder, R (1, 2) OBP: 0.200, SLG: 0.200	K		FC5-4			1-3		F8		4	0	1	0	0	1	2
Joey Meyer, R (1, 3)		6-3	K			F9		4-3		3	0	0	0	0	1	1
Greg Brock, L (6, 3) OBP: 0.500, SLG: 0.333										1	0	0	0	0	0	0
Steve Kiefer, R (1, 4) OBP: 0.500, SLG: 1.000		HR	FC5-4			1B		F9		3	1	2	1	0	0	1
Jim Gantner, L (6, 4) OBP: 0.214, SLG: 0.154						2B				1	0	0	0	0	0	0
Ernest Riles, L (1, 5) OBP: 0.438, SLG: 0.429		SH1-3		K		BB			L6	3	1	1	0	1	1	0

AB	39
R	6
H	13
RBI	5
BB	1
SO	7
LOB	10

Inning Stats	1	2	3	4	5	6	7	8	9
	R: 1 E: 0 K: 1 S: 13	H: 3 LOB: 2 BB: 0 P: 23	R: 3 E: 1 K: 0 S: 16	H: 4 LOB: 1 BB: 0 P: 24	R: 0 E: 0 K: 1 S: 9	H: 1 LOB: 1 BB: 0 P: 15	R: 0 E: 0 K: 1 S: 5	H: 0 LOB: 0 BB: 0 P: 8	R: 0 E: 0 K: 1 S: 11	H: 0 LOB: 0 BB: 0 P: 17
	R: 0 E: 0 K: 0 S: 17	H: 2 LOB: 3 BB: 1 P: 28	R: 0 E: 0 K: 2 S: 7	H: 0 LOB: 0 BB: 0 P: 11	R: 0 E: 0 K: 0 S: 5	H: 0 LOB: 0 BB: 0 P: 7	R: 2 E: 1 K: 1 S: 16	H: 3 LOB: 1 BB: 0 P: 22		

	1B: 10	SF: 0	WP: 0	PA: 41
	2B: 1	SAC: 1	PB: 0	
	3B: 0	DP: 0	SB: 0	
	HR: 2	HBP: 0	CS: 0	

PITCHER	IP	WLS	BF	H	R	ER	SO	BB	IBB	HBP	BLK	WP	HR	S	P	ERA	WHIP
Tommy John, L (1, 1) ERA: 21.6	1.2		12	7	4	4	1	0	0	0	1	0	2	26	42	21.60	4.200
Charles Hudson, R (2, 1) ERA:	4.1		17	3	0	0	3	1	0	0	0	0	0	45	73	0.00	0.923
Tim Stoddard, R (7, 1) ERA: 3.86	2.1	W	10	3	2	1	2	0	0	0	0	0	0	22	32	3.86	1.286
Cecilio Guante, R (9, 1) ERA: 2.08	0.2	S	2	0	0	0	1	0	0	0	0	0	0	6	8	0.00	0.000

PITCHER	IP	WLS	BF	H	R	ER	SO	BB	IBB	HBP	BLK	WP	HR	S	P	ERA	WHIP

Batter	1	2	3	4	5	6	7	8	9	AB	R	H	RBI	BB	SO	LOB
Rickey Henderson, R (1, 7) OBP: 0.450, SLG: 0.944	B B F C F B B 4-2 L4-6 S BB		B B F X 2-1 CS 1B 3-H		C B C X 1-2 P6 ③		B C F B X 2-2 SF7 ② 2-H			2	0	1	2	1	0	1
Willie Randolph, R (1, 4) OBP: 0.278, SLG: 0.412	B 1 SAFE B C C F F B X 3-2 L4-6 ① ② 1-3		C 1 SAFE 1 SAFE 1 SAFE X 0-1 E6 BLK ② 1-2			B F C X 1-2 6-3 ① M B B B C X 3-2 6-3 ③				4	0	0	0	0	0	2
Don Mattingly, L (1, 3) OBP: 0.200, SLG: 0.176	B F F F B X 2-2 F7 ③		B F 1 SAFE F F B X 2-2 L3 ③ 1-2			C F B X 1-2 2B 1B 1B		B C B X 2-1 F8 ①		4	1	1	0	0	0	1
Gary Ward, R (1, 10) OBP: 0.385, SLG: 0.364		B B C F B C 3-3 K ①		S C B S 1-3 K ①		B X 1-0 1B 1-3 2B		X 0-0 BB 1B 1B 1B		4	2	2	0	0	2	0
Dave Winfield, R (1, 9) OBP: 0.579, SLG: 1.000		C B F X 1-2 2-3 ②		B F F B X 2-2 1-3 ②		X 0-0 FC4-6 1B 2-H 3-H		C S 1 SAFE 1 SAFE X 0-2 BB 1B 1B 1-2		4	1	2	2	0	0	0
Roberto Kelly, R (1, 8) OBP: 0.455, SLG: 0.400		C B B C X 2-2 BLK 1B		C F F F B F B X 2-2 5-3 ③		B B X 2-0 FC4-6 BLK ② 1-2f		F B B B F B 4-2 1B BLK BB 1-2 2-3		3	1	1	0	1	0	1
Mike Pagliarulo, L (1, 5) OBP: 0.316, SLG: 0.667		S F S 0-3 K ③ 1-2			C C S 0-3 K ①	F C 0-3 K ③ 1-2		S L S 0-3 K ②		4	0	0	0	0	4	5
Don Slaught, R (1, 2) OBP: 0.857, SLG: 1.143			X 0-0 6-3 1B 2B		B S B F X 2-2 2B		F M X 0-2 BLK SH3-4 SF7 1B	B X 1-0 BLK 1B 1-3 2-H 3-H		4	2	4	2	0	0	0
Rafael Santana, R (1, 6) OBP: 0.143, SLG: 0.154			C F B X 1-2 6-3 ① 2-3		F F B X 1-2 1-3 ②		X 0-0 SH3-4 ① 1-2	F S F C 0-3 K ③ 1-2 3-H		3	0	0	0	0	1	3
Inning Stats	R: 0 H: 0 E: 0 LOB: 0 K: 0 BB: 1 S: 11 P: 20	R: 0 H: 1 E: 0 LOB: 1 K: 2 BB: 0 S: 12 P: 18	R: 1 H: 2 E: 1 LOB: 1 K: 0 BB: 0 S: 12 P: 17	R: 0 H: 0 E: 0 LOB: 0 K: 1 BB: 0 S: 12 P: 17	R: 0 H: 1 E: 0 LOB: 1 K: 1 BB: 0 S: 12 P: 16	R: 2 H: 3 E: 0 LOB: 1 K: 1 BB: 0 S: 12 P: 17	R: 1 H: 1 E: 0 LOB: 0 K: 0 BB: 0 S: 10 P: 15	R: 3 H: 3 E: 0 LOB: 1 K: 2 BB: 1 S: 16 P: 23		1B: 8 SF: 1 2B: 4 SAC: 1 3B: 0 DP: 1 HR: 0 HBP: 0				WP: 0 PA: 36 PB: 0 SB: 1 CS: 1		

PITCHER		IP	WLS	BF	H	R	ER	SO	BB	IBB	HBP	BLK	WP	HR	S	P	ERA	WHIP
Teddy Higuera, L ERA: 2.08	(1, 1)	6.0		25	7	3	3	5	1	0	0	3	0	0	71	105	4.50	1.333
Chuck Crim, R ERA: 27.0	(7, 1)	1.1	L	8	3	4	4	0	1	0	0	1	0	0	18	29	27.00	3.000
Dan Plesac, L ERA:	(8, 1)	0.2		3	1	0	0	2	0	0	0	1	0	0	8	9	0.00	1.500

PITCHER	IP	WLS	BF	H	R	ER	SO	BB	IBB	HBP	BLK	WP	HR	S	P	ERA	WHIP

BOTTOM

Milwaukee Brewers @ New York Yankees

Yankee Stadium, Bronx, NY

Sun Apr 10 1988, 3:33 AM EDT

Att. 36,214 - Sunny - 51 F

livebaseballscorecards.com

AB	32
R	7
H	11
RBI	6
BB	2
SO	7
LOB	13

Batter	1	2	3	4	5	6	7	8	9	AB	R	H	RBI	BB	SO	LOB
Rickey Henderson, R (1, 7) OBP: 0.560, SLG: 1.043	3-1 S 2B 1B	3-2 1-2 1B		1-0 BLK S SF9 3-H 1B		3-2 S G3 2B		2-2 G3 PB 1-H 2B		5	4	5	1	0	0	0
Bobby Meacham, S (1, 4) OBP: 0.333, SLG: 0.500	3-2 1-H 1B 2B	1-3 ② K		2-2 ② SF9 1-H		4-2 G3 S BB		2-2 ① G3 2-3		3	1	1	2	1	1	3
Don Mattingly, L (1, 3) OBP: 0.200, SLG: 0.182	0-0 SH1-3 2B 2-H 1B	0-2 ③ F8		1-2 ③ G4-3		1-0 ① G3 1-3 2-H		1-1 ② F2		5	1	1	2	0	0	4
Gary Ward, R (1, 10) OBP: 0.471, SLG: 0.333	0-1 ① SH1-3 1-2	4-1 BB		4-2 E BB SF9 BB		4-0 G6-3 BB		1-2 ③ G6-3 3-H		1	1	0	0	3	0	0
Dave Winfield, R (1, 9) OBP: 0.583, SLG: 0.950	3-2 F9 2-H 2B	2-1 ① F9		4-2 E 1-2 BB		3-1 ②③ G6-3 1-2f			1-0 WP 1B	4	0	2	1	1	0	3
Roberto Kelly, R (1, 8) OBP: 0.313, SLG: 0.267	3-2 ② F9 2-3	0-0 ② L9		2-3 ① K			3-1 ① G6-3		2-3 ① K 1-2	5	0	0	0	0	2	5
Mike Pagliarulo, L (1, 5) OBP: 0.292, SLG: 0.526	0-1 ③ G4-3	2-3 ③ K		0-2 E4 1-2 2-3			1-0 G5-4-3 HBP		1-3 ② K	4	0	0	0	0	2	5
Don Slaught, R (1, 2) OBP: 0.667, SLG: 1.000		2-2 1B 1B		2-2 G3 BLK 2B		2-0 ② SF9 3-H		2-2 ②③ G5-4-3 1-2f	1-3 ③ K	4	1	2	1	0	1	2
Rafael Santana, R (1, 6) OBP: 0.167, SLG: 0.176		2-2 ① F8		3-2 ① G3 2-3		0-0 ③ B1-3		1-2 2B 1B		4	1	1	0	0	0	4
Inning Stats	R: 3 E: 0 K: 0 S: 23 H: 4 LOB: 1 BB: 0 P: 35	R: 0 E: 0 K: 1 S: 17 H: 2 LOB: 2 BB: 0 P: 25	R: 0 E: 0 K: 1 S: 8 H: 0 LOB: 1 BB: 1 P: 16	R: 2 E: 0 K: 0 S: 14 H: 2 LOB: 0 BB: 0 P: 23	R: 1 E: 1 K: 1 S: 14 H: 0 LOB: 2 BB: 2 P: 26	R: 1 E: 0 K: 0 S: 8 H: 1 LOB: 1 BB: 2 P: 23	R: 0 E: 0 K: 0 S: 5 H: 0 LOB: 0 BB: 0 P: 11	R: 2 E: 0 K: 0 S: 16 H: 2 LOB: 0 BB: 0 P: 23	R: 0 E: 0 K: 3 S: 12 H: 1 LOB: 1 BB: 0 P: 17	1B: 7 2B: 5 3B: 0 HR: 0	SF: 2 SAC: 1 DP: 2 HBP: 1						

PITCHER		IP	WLS	BF	H	R	ER	SO	BB	IBB	HBP	BLK	WP	HR	S	P	ERA	WHIP
Mike Flanagan, L ERA: 5.4	(1, 1)	4.0		21	8	5	5	2	1	0	0	2	0	0	62	99	11.25	2.250
Duane Ward, R ERA: 1.8	(5, 1)	1.0		8	1	2	1	1	3	0	0	0	0	0	19	38	9.00	4.000
David Wells, L ERA: 4.76	(6, 1)	4.0	W	15	3	2	1	3	1	0	1	0	1	0	36	62	2.25	1.000

PITCHER	IP	WLS	BF	H	R	ER	SO	BB	IBB	HBP	BLK	WP	HR	S	P	ERA	WHIP

TOP

New York Yankees @ Toronto Blue Jays

Exhibition Stadium, Toronto, ON

Mon Apr 11 1988, 3:33 AM EDT

Att. 45,185 - Sunny

livebaseballscorecards.com

AB	35
R	9
H	12
RBI	7
BB	5
SO	6
LOB	26

1B: 7	SF: 2	WP: 1	PA: 44
2B: 5	SAC: 1	PB: 1	
3B: 0	DP: 2	SB: 5	
HR: 0	HBP: 1	CS: 0	

Batter	1	2	3	4	5	6	7	8	9	AB	R	H	RBI	BB	SO	LOB
Nelson Liriano, S (1, 4) OBP: 0.176, SLG: 0.250	G1-3 G3-1		SF9 3-H	BB		HBP S 1B 2-3 1B	F5	K		5	1	1	1	1	1	5
Lloyd Moseby, L (1, 8) OBP: 0.440, SLG: 0.833	BB E 1B 1B	P4	FC4-6 WP 1-3 2-H 1B	K		HBP 1B 1-2 HBP		S 1B 1B F7		6	3	3	1	0	1	6
Tony Fernandez, S (1, 6) OBP: 0.273, SLG: 0.179	E6 BB 1B 1-2	G3	FC4-6 1-2 3-H BB		F9	1B 1-2 2-3 3-H HBP		F8		4	1	0	1	1	0	2
George Bell, R (1, 7) OBP: 0.581, SLG: 1.154	1B 2B 1-2 2-3 BB	2B	FC4-6 1-2f 2-3		G4-3 2B	1-3 2-H 3-H 1B		1B HR 1-2 BB		4	2	3	2	2	0	2
Ernie Whitt, L (1, 2) OBP: 0.391, SLG: 0.409	2B G6-3 1-3 2-H 3-H 1B	BB	G4-3		G4-3 2-3	G6-3		1B HR 1-3 2-H 1B		5	2	2	3	1	0	5
Rance Mulliniks, L (1, 5) OBP: 0.133, SLG: 0.200 Kelly Gruber, R (1, 5) OBP: 0.438, SLG: 0.938	G6-3 1-3 3-H 2B	K		BB BB G3-2-3 1B	G6-3		HR	HR 1-H 3-H		0 6	0 3	0 4	0 5	0 0	0 1	0 3
Jesse Barfield, R (1, 9) OBP: 0.406, SLG: 0.500	G6-3 2-3 3-H		1B BB SF9 1B	G3-2-3 BB 1-2 BB		F8	G4-3 1B	E5 1B 1B		5	1	2	1	1	0	1
Fred McGriff, L (1, 3) OBP: 0.538, SLG: 0.857	2B BB		1B 1B 1-2 BB	G3-2-3 1-2 2-3 BB		K	F3	1B 1-2 1B		3	2	1	0	3	1	1
Rick Leach, L (1, 10) OBP: 0.733, SLG: 1.000	1-H 3-H 2B		1B WP 1-2 2-3 1B	G3-2-3 1-2 2-3 3-Hf		1B HBP 2B	G4-3 1-2	1-2 2-3 1B		6	2	4	2	0	0	4
Inning Stats	R: 6 E: 1 K: 0 S: 16 H: 4 LOB: 1 BB: 2 P: 32	R: 0 E: 0 K: 1 S: 15 H: 1 LOB: 2 BB: 1 P: 23	R: 3 E: 0 K: 0 S: 16 H: 3 LOB: 2 BB: 2 P: 32	R: 0 E: 0 K: 1 S: 11 H: 1 LOB: 3 BB: 3 P: 25	R: 0 E: 0 K: 0 S: 7 H: 1 LOB: 1 BB: 0 P: 16	R: 3 E: 0 K: 1 S: 15 H: 3 LOB: 2 BB: 0 P: 26	R: 1 E: 0 K: 0 S: 14 H: 2 LOB: 1 BB: 0 P: 21	R: 4 E: 1 K: 1 S: 18 H: 5 LOB: 3 BB: 1 P: 27								

BOTTOM

New York Yankees @ Toronto Blue Jays

Exhibition Stadium, Toronto, ON

Mon Apr 11 1988, 3:33 AM EDT

Att. 45,185 - Sunny

livebaseballscorecards.com

AB	44
R	17
H	20
RBI	16
BB	9
SO	4
LOB	29

1B: 13	SF: 1	WP: 1	PA: 56
2B: 5	SAC: 0	PB: 0	
3B: 0	DP: 1	SB: 2	
HR: 2	HBP: 2	CS: 0	

PITCHER		IP	WLS	BF	H	R	ER	SO	BB	IBB	HBP	BLK	WP	HR	S	P	ERA	WHIP
Rick Rhoden, R ERA: 3.97	(1, 1)	2.1	L	20	8	9	5	1	4	0	0	0	0	0	41	76	19.29	5.143
Tommy John, L ERA: 15.43	(3, 1)	0.2		5	1	0	0	0	2	0	0	0	1	0	10	20	0.00	4.500
Lee Guetterman, L ERA: 3.38	(4, 1)	1.2		7	1	0	0	1	2	0	0	0	0	0	12	27	0.00	1.800
Tim Stoddard, R ERA: 10.8	(5, 1)	1.0		6	2	3	3	1	0	0	1	0	0	0	11	23	27.00	2.000
Cecilio Guante, R ERA: 3.18	(6, 1)	1.1		8	3	1	1	0	0	0	1	0	0	1	20	29	6.75	2.250

PITCHER		IP	WLS	BF	H	R	ER	SO	BB	IBB	HBP	BLK	WP	HR	S	P	ERA	WHIP
Charles Hudson, R ERA: 6.75	(8, 1)	1.0		10	5	4	4	1	1	0	0	0	0	1	18	27	36.00	6.000

Batter	1	2	3	4	5	6	7	8	9	AB	R	H	RBI	BB	SO	LOB
Rickey Henderson, R (1, 7) OBP: 0.484, SLG: 0.897	B C F F X 1-2 ① F8	B C B X 2-1 ③ F8		C S B X 1-2 ① F8		C B B X 2-1 ① F8		C B B B X 3-1 ① G6-3	C X 0-1 1-3 E 2B	6	1	1	0	0	0	0
Bobby Meacham, S (1, 4) OBP: 0.500, SLG: 0.778	B B F B B 4-1 BB 1B 2B BB		B C X 1-1 1B 2B 2B	C B B F S 2-3 ② K		B C X 1-1 2B		C C B X 1-2 1B 1B	B C B B F F X 3-2 E6 2B 2-H 3-H	5	3	3	0	1	1	0
Don Mattingly, L (1, 3) OBP: 0.323, SLG: 0.357	B X 1-0 BB 2B 1-2 1B		B C X 1-1 2B 1B 2-3 1B	C B X 1-1 1B		B S F S 1-3 ② K		B F X 1-1 1-3 1B	B S B F B X 3-2 1-H 2B	6	2	5	1	0	1	1
Mike Pagliarulo, L (1, 5) OBP: 0.300, SLG: 0.500	B C B B B 4-1 2B G6-3 1-2 2-3 BB		X 0-0 1B 1-3 3-H 2B	B B B C S C 3-3 ③ K		X 0-0 ③ G4-3		F F B S 1-3 ② K	B B C S B S 3-3 ③ K	5	2	1	1	1	3	5
Claudell Washington, L (1, 8) (9, 9) OBP: 0.333, SLG: 0.455	F X 0-1 1-3 2-H 3-H 2B		I I I I 4-0 1B 1B FC5-4 IBB		B X 1-0 G3 2B		C F B X 1-2 ① F8	X 0-0 ③ G4-3		4	1	2	2	1	0	2
Dave Winfield, R (1, 9) OBP: 0.552, SLG: 0.880 Roberto Kelly, R (9, 8) OBP: 0.313, SLG: 0.267	C B X 1-1 ② G6-3 3-H		B F X 1-1 FC5-4 1B 1-2 2-H 3-H 1B		C B F B C 2-3 ① K		B C X 1-1 2B 2B		B C F X 1-2 ① G1-3	5 0	1 0	2 0	3 0	0 0	1 0	2 0
Jose Cruz, L (1, 10) OBP: 0.308, SLG: 0.385	B X 1-0 ③ G4-3		B X 1-0 FC5-4 1-2 2-3 1B	C X 0-1 ② G3 2-3		F X 0-1 2-H 2B		B B B C X 3-1 2B 1B		5	1	3	1	0	0	2
Don Slaught, R (1, 2) OBP: 0.588, SLG: 0.867		X 0-0 ① F8	X 0-0 ① FC5-4 G4-6-3 1-2f 2-3 3-H	S B B B B 4-1 BB		X 0-0 ② F7		X 0-0 FC1-6 1-H 2B		4	0	1	2	1	0	3
Rafael Santana, R (1, 6) OBP: 0.130, SLG: 0.136		X 0-0 ② P4	B B X 2-0 ② ③ G4-6-3 1-2f	C F S 0-3 ③ K		C F B X 1-2 ③ G6-3		C X 0-1 ② FC1-6 2B E 2-3		5	1	0	0	0	1	6
Inning Stats	R: 3 H: 2 E: 0 LOB: 1 K: 0 BB: 2 S: 12 P: 24	R: 0 H: 0 E: 0 LOB: 0 K: 0 BB: 0 S: 4 P: 6	R: 4 H: 5 E: 0 LOB: 1 K: 0 BB: 1 S: 10 P: 20	R: 0 H: 1 E: 0 LOB: 1 K: 2 BB: 0 S: 11 P: 18	R: 0 H: 1 E: 0 LOB: 2 K: 2 BB: 1 S: 10 P: 17	R: 0 H: 1 E: 0 LOB: 1 K: 1 BB: 0 S: 8 P: 12	R: 1 H: 2 E: 0 LOB: 1 K: 0 BB: 0 S: 11 P: 14	R: 0 H: 2 E: 0 LOB: 2 K: 1 BB: 0 S: 11 P: 17	R: 4 H: 4 E: 1 LOB: 1 K: 1 BB: 0 S: 20 P: 33	1B: 8 SF: 0 2B: 10 SAC: 0 3B: 0 DP: 1 HR: 0 HBP: 0						

TOP

New York Yankees @ Toronto Blue Jays

Exhibition Stadium, Toronto, ON

Tue Apr 12 1988, 7:05 PM EDT

Att. 24,116 - Unknown

livebaseballscorecards.com

AB	45
R	12
H	18
RBI	10
BB	4
SO	7
LOB	21

PITCHER		IP	WLS	BF	H	R	ER	SO	BB	IBB	HBP	BLK	WP	HR	S	P	ERA	WHIP
Jim Clancy, R ERA: 13.5	(1, 1)	2.0	L	15	6	7	7	0	2	1	0	0	0	0	23	44	31.50	4.000
John Cerutti, L ERA: 3.86	(3, 1)	7.0		34	12	5	2	7	1	0	0	0	0	0	74	117	2.57	1.857

PITCHER	IP	WLS	BF	H	R	ER	SO	BB	IBB	HBP	BLK	WP	HR	S	P	ERA	WHIP

Batter	1	2	3	4	5	6	7	8	9	AB	R	H	RBI	BB	SO	LOB
Nelson Liriano, S (1, 4) OBP: 0.184, SLG: 0.250	B B C X 2-1 G5-3 ①		B C B F C 2-3 K ③			B C F X 1-2 HR 1B		C B X 1-1 G4-3 ①		4	1	1	0	0	1	0
Juan Beniquez, R (1, 10) OBP: 0.250, SLG: 0.455	C B C C 1-3 K ②			F C B B X 2-2 FC1-6 1B		B C X 1-1 1-H HR		F F B X 1-2 G6-3 ②		4	1	2	2	0	1	0
Tony Fernandez, S (1, 6) OBP: 0.270, SLG: 0.188 Manuel Lee, S (9, 6)	C B C X 1-2 P4 ③			B B X 2-0 FC1-6 ① FC5-4 1-2f		C B F F X 1-2 F7 ①		F F X 0-2 WP BLK 1B		4 0	0 0	1 0	0 0	0 0	0 0	1 0
George Bell, R (1, 7) OBP: 0.543, SLG: 1.033		C C B F X 1-2 1B		B B X 2-0 F9 ②		B F B C F X 2-2 G6-3 ②		F B F B X 2-2 F8 ③ 1-3		4	0	1	0	0	0	2
Jesse Barfield, R (1, 9) OBP: 0.361, SLG: 0.433		B F F F S 1-3 K ①		C F X 0-2 FC5-4 ③ 1-2f		C C B X 1-2 G6-3 ③			C C F B B F X 2-2 G6-3 ①	4	0	0	0	0	1	2
Cecil Fielder, R (1, 3) OBP: 0.400, SLG: 0.750		C F C 0-3 K ②			C B F F S 1-3 K ①		X 0-0 G6-3 ①		B F C B X 2-2 HR	4	1	1	1	0	2	1
Kelly Gruber, R (1, 5) OBP: 0.350, SLG: 0.750		1 SAFE B X 1-0 F3 ③			C X 0-1 G5-3 ②		B F C F C 1-3 K ②		B X 1-0 F9 ②	4	0	0	0	0	1	1
Pat Borders, R (1, 2) OBP: 0.500, SLG: 0.750			X 0-0 G5-3 ①		F B B B X 2-1 1B		X 0-0 1B		X 0-0 2B	4	0	3	0	0	0	0
Sil Campusano, R (1, 8) OBP: 0.095, SLG: 0.143			F X 0-1 G3 ②		C B X 1-1 F8 ③		X 0-0 F4 ③		B B X 2-0 F6 ③	4	0	0	0	0	0	3
Inning Stats	R: 0 E: 0 K: 1 S: 8 H: 0 LOB: 0 BB: 0 P: 12	R: 0 E: 0 K: 2 S: 12 H: 1 LOB: 1 BB: 0 P: 15	R: 0 E: 0 K: 1 S: 6 H: 0 LOB: 0 BB: 0 P: 8	R: 0 E: 0 K: 0 S: 8 H: 1 LOB: 1 BB: 0 P: 14	R: 0 E: 0 K: 1 S: 10 H: 1 LOB: 1 BB: 0 P: 14	R: 2 E: 0 K: 0 S: 16 H: 2 LOB: 0 BB: 0 P: 22	R: 0 E: 0 K: 1 S: 7 H: 1 LOB: 1 BB: 0 P: 8	R: 0 E: 0 K: 0 S: 11 H: 1 LOB: 1 BB: 0 P: 15	R: 1 E: 0 K: 0 S: 12 H: 2 LOB: 1 BB: 0 P: 19	1B: 6 2B: 1 3B: 0 HR: 2	SF: 0 SAC: 0 DP: 0 HBP: 0						

PITCHER	IP	WLS	BF	H	R	ER	SO	BB	IBB	HBP	BLK	WP	HR	S	P	ERA	WHIP
John Candelaria, L (1, 1) ERA: 3.0	9.0	W	36	9	3	3	6	0	0	0	1	1	2	90	127	3.00	1.000

PITCHER	IP	WLS	BF	H	R	ER	SO	BB	IBB	HBP	BLK	WP	HR	S	P	ERA	WHIP

New York Yankees @ Toronto Blue Jays

Exhibition Stadium, Toronto, ON

Tue Apr 12 1988, 7:05 PM EDT

Att. 24,116 - Unknown

BOTTOM

livebaseballscorecards.com

AB	36
R	3
H	9
RBI	3
BB	0
SO	6
LOB	10

1B: 6	SF: 0	WP: 1	PA: 36
2B: 1	SAC: 0	PB: 0	
3B: 0	DP: 0	SB: 0	
HR: 2	HBP: 0	CS: 0	

Batter	1	2	3	4	5	6	7	8	9	AB	R	H	RBI	BB	SO	LOB
Rickey Henderson, R (1, 7) OBP: 0.472, SLG: 0.818	1-0 1B S 2B 1B 2-3 K			4-1 CS S BB		0-0 ③ F9			2-2 ① 5-3	4	1	1	0	1	1	3
Willie Randolph, R (1, 4) OBP: 0.261, SLG: 0.364	1 SAFE 1 SAFE 2-1 2B 1-3 1B 1B	3-2 E4		1-3 ②③ K 1-3			1-3 ① K		1-3 ② K	5	1	1	0	0	3	1
Don Mattingly, L (1, 3) OBP: 0.278, SLG: 0.303	1 SAFE 1-0 ① F7	1 SAFE 0-3 ① K			0-2 ① 1-3		1-1 ② 6-3		1-2 ③ F9	5	0	0	0	0	1	3
Mike Pagliarulo, L (1, 5) OBP: 0.324, SLG: 0.519	1 SAFE 1 SAFE 1 SAFE 3-2 1 SAFE 1B 1-3 1B 3-H 2B	1-3 ② K			4-1 BB		2-1 ③ G3			3	1	1	1	1	1	1
Claudell Washington, L (1, 8) (9, 9) OBP: 0.313, SLG: 0.400	1-1 1B 2-3 3-H 1B	0-1 ③ F7			1 SAFE 1-0 ② F8			2-1 ① F6		4	1	1	1	0	0	2
Dave Winfield, R (1, 9) OBP: 0.545, SLG: 0.862 Roberto Kelly, R (9, 8) OBP: 0.313, SLG: 0.267	1-1 1B S 1B 1-3 3-H 1B		0-2 ① 4-3		3-1 ③ 5-3			2-2 B1-3 2B		4 0	1 0	2 0	1 0	0 0	0 0	1 0
Jose Cruz, L (1, 10) OBP: 0.294, SLG: 0.313	1 SAFE 2-3 ② K 1-2		2-1 ② F8			1-2 ① G3		4-0 B1-3 IBB		3	0	0	0	1	1	2
Don Slaught, R (1, 2) OBP: 0.571, SLG: 0.778	2-2 1B 2-3 3-H 1B		2-3 ③ K			4-2 S BB		0-0 ② B1-3 1-2 2-3		3	0	1	1	1	1	2
Bobby Meacham, S (1, 6) OBP: 0.438, SLG: 0.615	1-1 1-2 3-H 1B			1-2 ① F9		1 SAFE 2-3 ② K 1-2		3-3 ③ K		4	0	1	1	0	2	3
Inning Stats	R: 5 H: 7 E: 0 LOB: 2 K: 2 BB: 0 S: 23 P: 39	R: 0 H: 0 E: 1 LOB: 1 K: 2 BB: 0 S: 11 P: 15	R: 0 H: 0 E: 0 LOB: 0 K: 1 BB: 0 S: 8 P: 12	R: 0 H: 0 E: 0 LOB: 1 K: 1 BB: 1 S: 7 P: 13	R: 0 H: 0 E: 0 LOB: 1 K: 0 BB: 1 S: 7 P: 15	R: 0 H: 0 E: 0 LOB: 1 K: 1 BB: 1 S: 9 P: 16	R: 0 H: 0 E: 0 LOB: 0 K: 1 BB: 0 S: 7 P: 11	R: 0 H: 1 E: 0 LOB: 2 K: 1 BB: 1 S: 10 P: 21	R: 0 H: 0 E: 0 LOB: 0 K: 1 BB: 0 S: 9 P: 13	1B: 6 SF: 0 2B: 3 SAC: 0 3B: 0 DP: 1 HR: 0 HBP: 0						

PITCHER		IP	WLS	BF	H	R	ER	SO	BB	IBB	HBP	BLK	WP	HR	S	P	ERA	WHIP
Dave Stieb, R ERA: 6.0	(1, 1)	6.0	L	28	7	5	5	7	3	0	0	0	0	0	65	110	7.50	1.667
Mark Eichhorn, R ERA: 1.29	(7, 1)	3.0		11	1	0	0	3	0	1	0	0	0	0	26	45	0.00	0.333

PITCHER	IP	WLS	BF	H	R	ER	SO	BB	IBB	HBP	BLK	WP	HR	S	P	ERA	WHIP

TOP

New York Yankees @ Toronto Blue Jays

Exhibition Stadium, Toronto, ON

Wed Apr 13 1988, 7:05 PM EDT

Att. 24,105 - Unknown - 40 F

livebaseballscorecards.com

AB	35
R	5
H	8
RBI	5
BB	4
SO	10
LOB	18

BOTTOM

New York Yankees @ Toronto Blue Jays

Exhibition Stadium, Toronto, ON

Wed Apr 13 1988, 7:05 PM EDT

Att. 24,105 - Unknown - 40 F

livebaseballscorecards.com

Batter	1	2	3	4	5	6	7	8	9	AB	R	H	RBI	BB	SO	LOB
Nelson Liriano, S (1, 4) OBP: 0.190, SLG: 0.250	X 0-0 B1 ①		B C X 1-1 F8 ③			B B C X 2-1 4-3 ②			C X 0-1 1B 1B 1B	4	1	1	0	0	0	0
Lloyd Moseby, L (1, 7) (9, 8) OBP: 0.414, SLG: 0.750	C X 0-1 F7 ②			C B F B F F F X 2-2 5-3 ①		B S S X 1-2 4-3 ③			C B X 1-1 1B 1-2 1B	4	0	1	0	0	0	0
Tony Fernandez, S (1, 6) OBP: 0.293, SLG: 0.222	B X 1-0 1B			B F B X 2-1 1B			S B S B S 2-3 K ①		C F C 0-3 K ①	4	0	2	0	0	2	2
George Bell, R (1, 10) OBP: 0.513, SLG: 0.939	C X 0-1 F7 ③			B X 1-0 L7 ②			B B B C B 4-1 4-3 BB		C X 0-1 F3 ②	3	0	0	0	1	0	4
Ernie Whitt, L (1, 2) OBP: 0.346, SLG: 0.360 Pat Borders, R (9, PH) OBP: 0.538, SLG: 0.769		B X 1-0 F7 ①		1 SAFE C B B B S X 2-2 F7 ③			B B B C C X 3-2 4-3 ② 1-2		X 0-0 1-2 2-H 1B	3 1	0 0	0 1	0 1	0 0	0 0	2 0
Jesse Barfield, R (1, 9) OBP: 0.325, SLG: 0.382		S C X 0-2 F8 ②			B X 1-0 F9 ①		B S S B B X 3-2 5-3 ③		B B C C S 2-3 K ③	4	0	0	0	0	1	3
Fred McGriff, L (1, 3) OBP: 0.483, SLG: 0.750		S B B X 2-1 G6-3 ③			X 0-0 P7 ②			B B C X 2-1 G3 ①		3	0	0	0	0	0	0
Kelly Gruber, R (1, 5) OBP: 0.304, SLG: 0.652			C C X 0-2 4-3 ①		B B C X 2-1 F4 ③			C F B X 1-2 5-3 ②		3	0	0	0	0	0	0
Sil Campusano, R (1, 8) OBP: 0.087, SLG: 0.130 Rick Leach, L (8, PH) OBP: 0.688, SLG: 0.929 (9, 7)			C B B X 2-1 F8 ②			X 0-0 F9 ①		C X 0-1 F7 ③		2 1	0 0	0 0	0 0	0 0	0 0	0 0
Inning Stats	R: 0 E: 0 K: 0 S: 6 H: 1 LOB: 1 BB: 0 P: 7	R: 0 E: 0 K: 0 S: 6 H: 0 LOB: 0 BB: 0 P: 9	R: 0 E: 0 K: 0 S: 7 H: 0 LOB: 0 BB: 0 P: 10	R: 0 E: 0 K: 0 S: 12 H: 1 LOB: 1 BB: 0 P: 19	R: 0 E: 0 K: 0 S: 4 H: 0 LOB: 0 BB: 0 P: 7	R: 0 E: 0 K: 0 S: 6 H: 0 LOB: 0 BB: 0 P: 9	R: 0 E: 0 K: 1 S: 10 H: 0 LOB: 1 BB: 1 P: 22	R: 0 E: 0 K: 0 S: 7 H: 0 LOB: 0 BB: 0 P: 10	R: 1 E: 0 K: 2 S: 13 H: 3 LOB: 2 BB: 0 P: 16	1B: 5 2B: 0 3B: 0 HR: 0	SF: 0 SAC: 0 DP: 0 HBP: 0						

	AB	32
	R	1
	H	5
	RBI	1
	BB	1
	SO	3
	LOB	11

WP: 0 PB: 0 SB: 0 CS: 0 PA: 33

PITCHER		IP	WLS	BF	H	R	ER	SO	BB	IBB	HBP	BLK	WP	HR	S	P	ERA	WHIP
Richard Dotson, R ERA: 1.98	(1, 1)	8.0	W	29	4	1	1	1	1	0	0	0	0	0	62	98	1.12	0.625
Dave Righetti, L ERA:	(9, 1)	1.0		4	1	0	0	2	0	0	0	0	0	0	9	11	0.00	1.000

PITCHER	IP	WLS	BF	H	R	ER	SO	BB	IBB	HBP	BLK	WP	HR	S	P	ERA	WHIP

Batter	1	2	3	4	5	6	7	8	9	AB	R	H	RBI	BB	SO	LOB
Rickey Henderson, R (1, 7) OBP: 0.488, SLG: 0.892	B S F X 1-2 CS 1B		X 0-0 HR	C B B X 2-1 ② SF9 3-H		B C B S B F X 3-2 FC5 S 1B		C C S 0-3 ② K		4	1	3	2	0	1	0
Willie Randolph, R (1, 4) OBP: 0.250, SLG: 0.308	C B 1 SAFE X 1-1 ① F9		B X 1-0 ① G5-3	C B F C 1-3 ③ K		1 SAFE C P 1 B S B B 4-2 1-2 BB		B B S X 2-1 ③ F8		4	0	0	0	1	1	3
Don Mattingly, L (1, 3) OBP: 0.293, SLG: 0.342	C 1 SAFE 1 SAFE C X 0-2 ② E6 1B 1-2 3B		C B F F B B X 3-2 ② G4-3		X 0-0 HR 2B	C B X 1-1 ③ FC5 2-3f			F B X 1-1 G1-6-3 1B	5	2	2	0	0	0	3
Gary Ward, R (1, 10) OBP: 0.500, SLG: 0.412	F 1 SAFE F F F X 0-2 1-3 3B 1B		X 0-0 1B		B X 1-0 ① P6		X 0-0 6-3 1B 1B		X 0-0 ①② G1-6-3 1-2f	5	2	3	0	0	0	2
Dave Winfield, R (1, 9) OBP: 0.526, SLG: 0.941 Claudell Washington, L (9, 9) OBP: 0.313, SLG: 0.400	B B B X 3-0 1-H 3-H 3B		C 1 SAFE B B F B 1 SAFE X 2-2 ③ G1-3		C B X 1-1 2-H HR		L F B B F B 1 SAFE X 3-2 ① 6-3 1-2		B S S X 1-2 ③ 5-3	5 0	1 0	2 0	4 0	0 0	0 0	2 0
Roberto Kelly, R (1, 8) OBP: 0.400, SLG: 0.368	B B B C S S 3-3 ③ K			C B C B X 2-2 BB 1B SF9 1B	C F X 0-2 E S CS 1B		S X 0-1 BB 2-H 1B			4	1	3	1	0	1	1
Mike Pagliarulo, L (1, 5) OBP: 0.316, SLG: 0.467		B S S B C 2-3 ① K		L 1 SAFE 1 SAFE 1 SAFE B 1 SAFE B F S 2-3 ① K	B 1 SAFE 1 SAFE 1 SAFE B F B X 3-1 ② P7 1-3		C B B F B 1 SAFE B 4-2 ② FC6-4 1-2 BB			3	0	0	0	1	2	2
Don Slaught, R (1, 2) OBP: 0.520, SLG: 0.682		C F B B X 2-2 ② F7		1 SAFE 1 SAFE 1 SAFE C F X 0-2 BB 1-2 1B	B S 1-1 ③ CS 3-H	X 0-0 ① G4-3	X 0-0 ③ FC6-4 1-2f			4	0	1	0	0	0	1
Bobby Meacham, S (1, 6) OBP: 0.400, SLG: 0.500		B C F B F F X 2-2 ③ L5		B B B C F F B 4-2 1-2 2-3 BB		B X 1-0 ② 5-3		B F B X 2-1 ① F7		3	0	0	0	1	0	0
Inning Stats	R: 2 E: 1 K: 1 S: 17 H: 3 LOB: 1 BB: 0 P: 25	R: 0 E: 0 K: 1 S: 11 H: 0 LOB: 0 BB: 0 P: 17	R: 1 E: 0 K: 0 S: 10 H: 2 LOB: 1 BB: 0 P: 16	R: 1 E: 0 K: 2 S: 17 H: 2 LOB: 2 BB: 1 P: 28	R: 2 E: 0 K: 0 S: 10 H: 3 LOB: 0 BB: 0 P: 16	R: 0 E: 0 K: 0 S: 11 H: 1 LOB: 2 BB: 1 P: 19	R: 1 E: 0 K: 0 S: 10 H: 2 LOB: 1 BB: 1 P: 17	R: 0 E: 0 K: 1 S: 7 H: 0 LOB: 0 BB: 0 P: 11	R: 0 E: 0 K: 0 S: 6 H: 1 LOB: 0 BB: 0 P: 8	1B: 10 2B: 1 3B: 1 HR: 2	SF: 1 SAC: 0 DP: 1 HBP: 0						

PITCHER		IP	WLS	BF	H	R	ER	SO	BB	IBB	HBP	BLK	WP	HR	S	P	ERA	WHIP
Jimmy Key, L ERA: 3.31	(1, 1)	4.1	L	23	9	6	4	4	1	0	0	0	0	2	59	92	8.31	2.308
Duane Ward, R ERA: 2.57	(5, 1)	2.0		10	4	1	1	0	1	0	0	0	0	0	24	39	4.50	2.500
David Wells, L ERA: 3.68	(7, 1)	1.2		5	0	0	0	1	1	0	0	0	0	0	10	18	0.00	0.600
Tom Henke, R ERA:	(9, 1)	1.0		3	1	0	0	0	0	0	0	0	0	0	6	8	0.00	1.000

PITCHER	IP	WLS	BF	H	R	ER	SO	BB	IBB	HBP	BLK	WP	HR	S	P	ERA	WHIP

TOP

New York Yankees @ Toronto Blue Jays

Exhibition Stadium, Toronto, ON

Thu Apr 14 1988, 3:33 AM EDT

Att. 24,524 - Overcast

livebaseballscorecards.com

AB	37
R	7
H	14
RBI	7
BB	3
SO	5
LOB	14

New York Yankees @ Toronto Blue Jays

Exhibition Stadium, Toronto, ON

Thu Apr 14 1988, 3:33 AM EDT

Att. 24,524 - Overcast

livebaseballscorecards.com

BOTTOM

Batter	1	2	3	4	5	6	7	8	9	AB	R	H	RBI	BB	SO	LOB
Nelson Liriano, S (1, 4) OBP: 0.196, SLG: 0.233	G1-3		G5-3		HBP			G6-3		3	0	0	0	0	0	0
Lloyd Moseby, L (1, 7) OBP: 0.455, SLG: 0.724	BLK 1B BB		E S HBP		K			1B BB		1	1	0	0	2	1	1
Tony Fernandez, S (1, 6) OBP: 0.289, SLG: 0.225	G5-3		L9		F9			1B		4	0	1	0	0	0	3
George Bell, R (1, 10) OBP: 0.488, SLG: 0.865	FC6-4 1B		P4			K		K		4	0	1	1	0	2	3
Pat Borders, R (1, 2) OBP: 0.471, SLG: 0.824	FC6-4			HR		K2-3		4-3		4	1	1	1	0	1	3
Jesse Barfield, R (1, 9) OBP: 0.295, SLG: 0.342		F9		P8		K			F6	4	0	0	0	0	1	0
Kelly Gruber, R (1, 5) OBP: 0.269, SLG: 0.577 Rick Leach, L (9, PH) OBP: 0.647, SLG: 0.867		K		F3			K		G4-3	3 1	0 0	0 0	0 0	0 0	2 0	0 0
Fred McGriff, L (1, 3) OBP: 0.424, SLG: 0.643		F9		K			K		K	4	0	0	0	0	3	0
Sil Campusano, R (1, 8) OBP: 0.115, SLG: 0.269			HR		K		K			3	1	1	1	0	2	0
Inning Stats	R: 1 E: 0 K: 0 S: 17 H: 1 LOB: 1 BB: 1 P: 26	R: 0 E: 0 K: 1 S: 9 H: 0 LOB: 0 BB: 0 P: 12	R: 1 E: 0 K: 0 S: 12 H: 1 LOB: 1 BB: 0 P: 17	R: 1 E: 0 K: 1 S: 7 H: 1 LOB: 0 BB: 0 P: 11	R: 0 E: 0 K: 2 S: 12 H: 0 LOB: 1 BB: 0 P: 18	R: 0 E: 0 K: 3 S: 9 H: 0 LOB: 0 BB: 0 P: 12	R: 0 E: 0 K: 3 S: 9 H: 0 LOB: 0 BB: 0 P: 14	R: 0 E: 0 K: 1 S: 13 H: 1 LOB: 2 BB: 1 P: 21	R: 0 E: 0 K: 1 S: 8 H: 0 LOB: 0 BB: 0 P: 14							

	AB	31
	R	3
	H	4
	RBI	3
	BB	2
	SO	12
	LOB	10

1B: 2 SF: 0 WP: 0 PA: 35
2B: 0 SAC: 0 PB: 0
3B: 0 DP: 0 SB: 1
HR: 2 HBP: 2 CS: 0

PITCHER		IP	WLS	BF	H	R	ER	SO	BB	IBB	HBP	BLK	WP	HR	S	P	ERA	WHIP
Al Leiter, L ERA: 2.4	(1, 1)	8.0	W	32	4	3	3	11	2	0	2	1	0	2	88	131	3.38	0.750
Cecilio Guante, R ERA: 2.7	(9, 1)	1.0		3	0	0	0	1	0	0	0	0	0	0	8	14	0.00	0.000

PITCHER	IP	WLS	BF	H	R	ER	SO	BB	IBB	HBP	BLK	WP	HR	S	P	ERA	WHIP

Batter	1	2	3	4	5	6	7	8	9	AB	R	H	RBI	BB	SO	LOB
Rickey Henderson, R (1, 7) OBP: 0.457, SLG: 0.810	X 0-0 FC4-6 1B BLK 1B	C F B X 1-2 4-3 ①	B C S X 1-2 L5 ①	B C B F X 2-2 5-3 ②	C B B X 2-1 P6 ③		5	1	1	0	0	0	0
Willie Randolph, R (1, 4) OBP: 0.303, SLG: 0.345	B 1 SAFE 1 SAFE 1 SAFE B C 1 SAFE B C 4-2 2 SAFE B FC4-6 1-2 BB	B F B B B 4-1 BLK 2B BB	X 0-0 2B	C C B B X 2-2 F7 ③	B B X 2-0 F9 ①		3	1	1	0	2	0	0
Don Mattingly, L (1, 3) OBP: 0.304, SLG: 0.357	B B X 2-0 FC4-6 1B 1B BB 1-2f 2-3 ①	B B X 2-0 F8 1-H 2B	C B F B F S 2-3 K ②	B B B C B 4-1 BB BB	C S X 0-2 F8 ②		4	1	1	1	1	1	3
Jack Clark, R (1, 10) OBP: 0.400, SLG: 0.250	C S B B X 2-2 BB 1B 1B 1-2 3-H 1B	X 0-0 F8 2-3 ②	B B I I 4-0 IBB	S B 1 SAFE C 1 SAFE B C 2-3 K ①	C B B F B C 3-3 K ③		4	1	1	1	1	2	2
Mike Pagliarulo, L (1, 5) OBP: 0.333, SLG: 0.455	B F C F X 1-2 1B BB BLK 1-2 2-3 1B	B S F X 1-2 4-3 ③	C X 0-1 L3 ③	B B B B 4-0 G6-4-3 1-2 BB			3	1	1	0	1	0	3
Dave Winfield, R (1, 9) OBP: 0.500, SLG: 0.865	B B C B F B 4-2 BLK 1B SH1-3 1-2 2-3 3-H BB	B B C B S F X 3-2 5-3 ①	B C X 1-1 4-3 ①	B B X 2-0 G6-4-3 1-2f ② ③			3	1	0	1	1	0	2
Claudell Washington, L (1, 8) OBP: 0.300, SLG: 0.368	C B B X 2-1 SH1-3 BLK 1B 1-2 2-3 3-H	C B F B S 2-3 K ②	F B S F B X 2-2 G3 ②		X 0-0 F9 ①		4	0	1	1	0	1	0
Don Slaught, R (1, 2) OBP: 0.536, SLG: 0.792	C B X 1-1 SH1-3 1-3 2-H 3-H ②	C B B S B B 4-2 BLK BB	B X 1-0 5-3 ③		B S B F X 2-2 HR		2	1	1	2	1	0	0
Bobby Meacham, S (1, 6) OBP: 0.333, SLG: 0.400	B C X 1-1 F8 ③	B B C B X 3-1 F7 1-2 ③		C F F X 0-2 1-3 ①			B F X 1-1 F9 ②			4	0	0	0	0	0	2
Inning Stats	R: 5 E: 0 K: 0 S: 19 H: 4 LOB: 1 BB: 2 P: 36	R: 1 E: 0 K: 0 S: 10 H: 1 LOB: 1 BB: 1 P: 18	R: 0 E: 0 K: 1 S: 11 H: 0 LOB: 1 BB: 1 P: 23	R: 0 E: 0 K: 1 S: 10 H: 1 LOB: 2 BB: 1 P: 17	R: 0 E: 0 K: 0 S: 7 H: 0 LOB: 0 BB: 0 P: 11	R: 0 E: 0 K: 0 S: 10 H: 0 LOB: 0 BB: 0 P: 14	R: 0 E: 0 K: 1 S: 5 H: 0 LOB: 1 BB: 2 P: 17	R: 1 E: 0 K: 0 S: 8 H: 1 LOB: 0 BB: 0 P: 13	R: 0 E: 0 K: 1 S: 7 H: 0 LOB: 0 BB: 0 P: 12	1B: 4 2B: 2 3B: 0 HR: 1	SF: 0 SAC: 1 DP: 1 HBP: 0					

PITCHER		IP	WLS	BF	H	R	ER	SO	BB	IBB	HBP	BLK	WP	HR	S	P	ERA	WHIP
Mike Birkbeck, R ERA: 40.5	(1, 1)	1.1	L	12	5	6	6	0	3	0	0	3	0	0	25	49	40.50	6.000
Dave Stapleton, L ERA:	(2, 1)	5.2		21	1	0	0	3	3	1	0	1	0	0	47	87	0.00	0.706
Chuck Crim, R ERA: 13.5	(8, 1)	1.0		4	1	1	1	0	0	0	0	0	0	1	8	13	9.00	1.000
Mark Clear, R ERA: 3.0	(9, 1)	1.0		3	0	0	0	1	0	0	0	0	0	0	7	12	0.00	0.000

PITCHER	IP	WLS	BF	H	R	ER	SO	BB	IBB	HBP	BLK	WP	HR	S	P	ERA	WHIP

TOP

New York Yankees @ Milwaukee Brewers

Milwaukee County Stadium, Milwaukee, WI

Fri Apr 15 1988, 4:33 AM EDT
Att. 55,887 - Overcast - 38 F

livebaseballscorecards.com

AB	32
R	7
H	7
RBI	6
BB	7
SO	4
LOB	12

1B: 4	SF: 0	WP: 0	PA: 40	
2B: 2	SAC: 1	PB: 0		
3B: 0	DP: 1	SB: 0		
HR: 1	HBP: 0	CS: 0		

Batter	1	2	3	4	5	6	7	8	9	AB	R	H	RBI	BB	SO	LOB
Paul Molitor, R (1, 10) OBP: 0.436, SLG: 0.424	F8		G6-4-3 1B			6-3		P4		4	0	1	0	0	0	0
Robin Yount, R (1, 8) OBP: 0.333, SLG: 0.412	BB		G6-4-3			4-3		1B		3	0	1	0	1	0	2
Mike Felder, S (9, 8)										0	0	0	0	0	0	0
B.J. Surhoff, L (1, 5) OBP: 0.267, SLG: 0.310	F8		1-3			F7		1B		4	0	1	0	0	0	2
Greg Brock, L (1, 3) OBP: 0.353, SLG: 0.259	4-3			L4			BB 1B BB	F5		3	0	0	0	1	0	3
Rob Deer, R (1, 7) OBP: 0.179, SLG: 0.462		F8		5-3			1-2 BB 1B		F5	4	0	1	0	0	0	0
Glenn Braggs, R (1, 9) OBP: 0.351, SLG: 0.424		HR		6-3			1-2 2-3 G4-6-3 BB		1B	3	1	2	1	1	0	0
Bill Schroeder, R (1, 2) OBP: 0.167, SLG: 0.091		E5 G6-4-3			K		K		K	3	0	0	0	0	2	3
Jim Adduci, L (9, PH)										1	0	0	0	0	1	1
Ernest Riles, L (1, 6) OBP: 0.345, SLG: 0.333		G6-4-3 1-2f			6-3		G4-6-3 1-2f		F7	4	0	0	0	0	0	5
Dale Sveum, S (1, 4) OBP: 0.235, SLG: 0.394			G6-4-3 1B 1B		K			F7		3	0	1	0	0	1	0
Inning Stats	R: 0 H: 0 E: 0 LOB: 1 K: 0 BB: 1 S: 10 P: 18	R: 1 H: 1 E: 1 LOB: 0 K: 0 BB: 0 S: 9 P: 14	R: 0 H: 2 E: 0 LOB: 1 K: 0 BB: 0 S: 6 P: 9	R: 0 H: 0 E: 0 LOB: 0 K: 0 BB: 0 S: 4 P: 10	R: 0 H: 0 E: 0 LOB: 0 K: 2 BB: 0 S: 8 P: 13	R: 0 H: 0 E: 0 LOB: 0 K: 0 BB: 0 S: 5 P: 11	R: 0 H: 1 E: 0 LOB: 2 K: 1 BB: 2 S: 10 P: 21	R: 0 H: 2 E: 0 LOB: 2 K: 0 BB: 0 S: 15 P: 20	R: 0 H: 1 E: 0 LOB: 1 K: 1 BB: 0 S: 9 P: 16	1B: 6 SF: 0 2B: 0 SAC: 0 3B: 0 DP: 3 HR: 1 HBP: 0						

PITCHER		IP	WLS	BF	H	R	ER	SO	BB	IBB	HBP	BLK	WP	HR	S	P	ERA	WHIP
Tommy John, L ERA: 5.4	(1, 1)	6.0	W	23	4	1	1	2	2	0	0	0	0	1	47	86	1.50	1.000
Cecilio Guante, R ERA: 2.08	(7, 1)	2.0		8	2	0	0	1	1	0	0	0	0	0	20	30	0.00	1.500
Charles Hudson, R ERA: 5.68	(9, 1)	1.0		4	1	0	0	1	0	0	0	0	0	0	9	16	0.00	1.000

PITCHER	IP	WLS	BF	H	R	ER	SO	BB	IBB	HBP	BLK	WP	HR	S	P	ERA	WHIP

BOTTOM

New York Yankees @ Milwaukee Brewers

Milwaukee County Stadium, Milwaukee, WI

Fri Apr 15 1988, 4:33 AM EDT
Att. 55,887 - Overcast - 38 F

livebaseballscorecards.com

AB	32
R	1
H	7
RBI	1
BB	3
SO	4
LOB	16

1B: 6 SF: 0
2B: 0 SAC: 0
3B: 0 DP: 3
HR: 1 HBP: 0

WP: 0 PA: 35
PB: 0
SB: 0
CS: 0

New York Yankees @ Milwaukee Brewers

Milwaukee County Stadium, Milwaukee, WI

Sat Apr 16 1988, 4:33 AM EDT

Att. 24,972 - Sunny - 58 F

TOP

livebaseballscorecards.com

Batter	1	2	3	4	5	6	7	8	9	AB	R	H	RBI	BB	SO	LOB
Rickey Henderson, R (1, 7) OBP: 0.420, SLG: 0.739	F8		E6 G5-4-3 1-2			F9	F9			4	0	0	0	0	0	2
Willie Randolph, R (1, 4) OBP: 0.270, SLG: 0.303	6-3		G5-4-3 1-2f			6-3		6-3		4	0	0	0	0	0	2
Don Mattingly, L (1, 3) OBP: 0.300, SLG: 0.348	F8		F9			BB 1B 1B		5-3		4	1	1	0	0	0	1
Jack Clark, R (1, 10) OBP: 0.333, SLG: 0.143		K		K		1B 1-2 BB		K		3	0	0	0	1	3	0
Mike Pagliarulo, L (1, 5) OBP: 0.348, SLG: 0.444		FC4-6 BB		4-3		1-3 2-H 1B			K	3	0	1	1	1	1	0
Dave Winfield, R (1, 9) OBP: 0.478, SLG: 0.800		FC4-6 S 1-2f		K		F9			BB	3	0	0	0	1	1	3
Claudell Washington, L (1, 8) OBP: 0.261, SLG: 0.318		K 1-2	F7	6-3		6-3		K	K	3	0	0	0	0	1	1
Gary Ward, R (9, PH) OBP: 0.478, SLG: 0.389										1	0	0	0	0	1	1
Don Slaught, R (1, 2) OBP: 0.531, SLG: 0.857			HR	6-3		FC5-4 1B		K	K	4	1	2	1	0	1	1
Bobby Meacham, S (1, 6) OBP: 0.333, SLG: 0.364			E BB	6-3		FC5-4 1-2f				2	0	0	0	1	0	1
Inning Stats	R: 0 E: 0 K: 0 S: 8 H: 0 LOB: 0 BB: 0 P: 15	R: 0 E: 0 K: 2 S: 10 H: 0 LOB: 1 BB: 1 P: 18	R: 1 E: 1 K: 0 S: 6 H: 1 LOB: 1 BB: 1 P: 13	R: 0 E: 0 K: 2 S: 8 H: 0 LOB: 0 BB: 0 P: 11	R: 0 E: 0 K: 0 S: 5 H: 0 LOB: 0 BB: 0 P: 8	R: 1 E: 0 K: 0 S: 9 H: 2 LOB: 2 BB: 1 P: 17	R: 0 E: 0 K: 0 S: 8 H: 1 LOB: 1 BB: 0 P: 10	R: 0 E: 0 K: 1 S: 8 H: 0 LOB: 0 BB: 0 P: 11	R: 0 E: 0 K: 3 S: 10 H: 0 LOB: 1 BB: 1 P: 19	1B: 3 2B: 0 3B: 0 HR: 1 SF: 0 SAC: 0 DP: 1 HBP: 0	WP: 0 PB: 0 SB: 1 CS: 0 PA: 35					

AB	31
R	2
H	4
RBI	2
BB	4
SO	8
LOB	12

PITCHER		IP	WLS	BF	H	R	ER	SO	BB	IBB	HBP	BLK	WP	HR	S	P	ERA	WHIP
Chris Bosio, R ERA: 2.25	(1, 1)	7.0	W	28	4	2	2	4	3	0	0	0	0	1	54	92	2.57	1.000
Chuck Crim, R ERA: 10.38	(8, 1)	1.0		3	0	0	0	1	0	0	0	0	0	0	8	11	0.00	0.000
Dan Plesac, L ERA: 4.91	(9, 1)	1.0		4	0	0	0	3	1	0	0	0	0	0	10	19	0.00	1.000

PITCHER	IP	WLS	BF	H	R	ER	SO	BB	IBB	HBP	BLK	WP	HR	S	P	ERA	WHIP

Batter	1	2	3	4	5	6	7	8	9	AB	R	H	RBI	BB	SO	LOB
Paul Molitor, R (1, 10) OBP: 0.455, SLG: 0.447	6-3	HR 1B			E S BLK 1B	1B		F9		5	2	3	0	0	0	1
Robin Yount, R (1, 8) OBP: 0.364, SLG: 0.526	HR 2B	1-H HR			4-3 BLK 5-3 BB	F9		1-3		4	3	2	2	1	0	2
B.J. Surhoff, L (1, 2) OBP: 0.265, SLG: 0.281	HR BB	K			4-3	F5				3	1	0	0	1	1	1
Greg Brock, L (1, 3) OBP: 0.368, SLG: 0.367	1-H 2-H HR		6-3		5-3 1B BB		4-3			3	2	1	3	1	0	0
Rob Deer, R (1, 7) OBP: 0.209, SLG: 0.452	S 1B		K		5-3		BB			3	0	1	1	1	1	1
Glenn Braggs, R (1, 9) OBP: 0.341, SLG: 0.405	K		F9		2-H 1B		F7			4	0	1	1	0	1	2
Ernest Riles, L (1, 5) OBP: 0.333, SLG: 0.323	1-2 F7			K	F7			5-3 1B		4	1	1	0	0	1	2
Jim Gantner, L (1, 4) OBP: 0.192, SLG: 0.160		4-3		4-3		F7		5-3 1-2		4	0	0	0	0	0	1
Dale Sveum, S (1, 6) OBP: 0.237, SLG: 0.378		F9		1-3		K		2-H 1B		4	0	1	1	0	1	0
Inning Stats	R: 3 E: 0 K: 1 S: 12 H: 3 LOB: 1 BB: 1 P: 21	R: 2 E: 0 K: 1 S: 11 H: 2 LOB: 0 BB: 0 P: 17	R: 0 E: 0 K: 1 S: 5 H: 0 LOB: 0 BB: 0 P: 7	R: 0 E: 0 K: 1 S: 8 H: 0 LOB: 0 BB: 0 P: 12	R: 3 E: 0 K: 0 S: 13 H: 2 LOB: 1 BB: 2 P: 27	R: 0 E: 0 K: 1 S: 10 H: 1 LOB: 1 BB: 0 P: 17	R: 0 E: 0 K: 0 S: 6 H: 0 LOB: 1 BB: 0 P: 14	R: 1 E: 0 K: 0 S: 7 H: 2 LOB: 1 BB: 0 P: 12								

BOTTOM

New York Yankees @ Milwaukee Brewers

Milwaukee County Stadium, Milwaukee, WI

Sat Apr 16 1988, 4:33 AM EDT
Att. 24,972 - Sunny - 58 F

livebaseballscorecards.com

AB	34
R	9
H	10
RBI	8
BB	4
SO	5
LOB	10

1B: 7 SF: 0
2B: 1 SAC: 0
3B: 0 DP: 0
HR: 2 HBP: 0

WP: 0 PA: 38
PB: 0
SB: 2
CS: 0

PITCHER	IP	WLS	BF	H	R	ER	SO	BB	IBB	HBP	BLK	WP	HR	S	P	ERA	WHIP
Rick Rhoden, R (1, 1) ERA: 7.16	5.0	L	25	7	8	8	4	3	0	0	1	0	2	49	84	14.40	2.000
Tim Stoddard, R (6, 1) ERA: 6.75	2.0		8	1	0	0	1	1	0	0	0	0	0	16	31	0.00	1.000
Lee Guetterman, L (8, 1) ERA: 4.91	1.0		5	2	1	1	0	0	0	0	0	0	0	7	12	9.00	2.000

PITCHER	IP	WLS	BF	H	R	ER	SO	BB	IBB	HBP	BLK	WP	HR	S	P	ERA	WHIP

Batter	1	2	3	4	5	6	7	8	9	AB	R	H	RBI	BB	SO	LOB
Rickey Henderson, R (1, 7) OBP: 0.436, SLG: 0.725	C B X 1-1 ① 5-3		B B X 2-0 G6-4-3 1B		X 0-0 ② 5-3			B B X 2-0 S 1B	B X 1-0 1-2 1B	5	0	3	0	0	0	1
Willie Randolph, R (1, 4) OBP: 0.238, SLG: 0.263	C X 0-1 ② F8		C B 1 SAFE 1 SAFE F X 1-2 ① F9		X 0-0 ③ 5-3			C B S X 1-2 ① F9	F B X 1-1 ③ F9	5	0	0	0	0	0	5
Don Mattingly, L (1, 3) OBP: 0.278, SLG: 0.320	B B B C X 3-1 ③ F9		C X 0-1 ②③ G6-4-3 1-2f			F X 0-1 ① F9		1 SAFE C B X 1-1 ② F7 1-2		4	0	0	0	0	0	2
Jack Clark, R (1, 10) OBP: 0.231, SLG: 0.091		C B C C 1-3 ① K		F B C B B C 3-3 ① K		C C F B B F X 2-2 ② 1-3		C C C 0-3 ③ K		4	0	0	0	0	3	1
Dave Winfield, R (1, 9) OBP: 0.480, SLG: 0.767		F F B X 1-2 E9 5-3 1B		C F B B B B 4-2 BB		C X 0-1 1B			C F X 0-2 ① P3	3	1	1	0	1	0	0
Roberto Kelly, R (1, 8) OBP: 0.375, SLG: 0.391		C B X 1-1 ② 5-3 1-2		S B B F X 2-2 ② F8		B X 1-0 ③ F9			B X 1-0 HR 2B	4	1	1	0	0	0	3
Mike Pagliarulo, L (1, 5) OBP: 0.360, SLG: 0.513		B B F S B B 4-2 1B BB		S B X 1-1 ③ 4-3			S B B C X 2-2 ① 1-3		B X 1-0 2-H HR	3	1	1	2	1	0	1
Don Slaught, R (1, 2) OBP: 0.556, SLG: 0.839		X 0-0 1-2 2-H 1B		F B B C B B 4-2 SH5-3 BB			F B C X 1-2 ② 1-3		C X 0-1 1B 1B	3	0	2	1	1	0	0
Bobby Meacham, S (1, 6) OBP: 0.300, SLG: 0.320		B B X 2-0 ③ F9			X 0-0 ① SH5-3 1-2		C X 0-1 ③ 1-3		F X 0-1 ② F8	3	0	0	0	0	0	3
Inning Stats	R: 0 E: 0 K: 0 S: 6 H: 0 LOB: 0 BB: 0 P: 10	R: 1 E: 1 K: 1 S: 12 H: 1 LOB: 2 BB: 1 P: 21	R: 0 E: 0 K: 0 S: 6 H: 1 LOB: 0 BB: 0 P: 9	R: 0 E: 0 K: 1 S: 10 H: 0 LOB: 1 BB: 1 P: 20	R: 0 E: 0 K: 0 S: 5 H: 0 LOB: 1 BB: 1 P: 9	R: 0 E: 0 K: 0 S: 10 H: 1 LOB: 1 BB: 0 P: 13	R: 0 E: 0 K: 0 S: 8 H: 0 LOB: 0 BB: 0 P: 11	R: 0 E: 0 K: 1 S: 9 H: 1 LOB: 1 BB: 0 P: 13	R: 2 E: 0 K: 0 S: 12 H: 4 LOB: 2 BB: 0 P: 16	1B: 6 2B: 1 3B: 0 HR: 1 SF: 0 SAC: 1 DP: 1 HBP: 0							

TOP

New York Yankees @ Milwaukee Brewers

Milwaukee County Stadium, Milwaukee, WI

Sun Apr 17 1988, 4:33 AM EDT

Att. 22,199 - Sunny - 68 F

livebaseballscorecards.com

AB	34
R	3
H	8
RBI	3
BB	3
SO	3
LOB	16

PITCHER		IP	WLS	BF	H	R	ER	SO	BB	IBB	HBP	BLK	WP	HR	S	P	ERA	WHIP
Teddy Higuera, L ERA: 2.11	(1, 1)	8.1	W	35	7	3	2	3	3	0	0	0	0	1	73	115	2.16	1.200
Dan Plesac, L ERA: 4.15	(9, 1)	0.2	S	3	1	0	0	0	0	0	0	0	0	0	5	7	0.00	1.500

PITCHER	IP	WLS	BF	H	R	ER	SO	BB	IBB	HBP	BLK	WP	HR	S	P	ERA	WHIP

WP: 0	PA: 38		
PB: 0			
SB: 1			
CS: 0			

New York Yankees @ Milwaukee Brewers

Milwaukee County Stadium, Milwaukee, WI

Sun Apr 17 1988, 4:33 AM EDT

Att. 22,199 - Sunny - 68 F

livebaseballscorecards.com

BOTTOM

Batter	1	2	3	4	5	6	7	8	9	AB	R	H	RBI	BB	SO	LOB
Paul Molitor, R (1, 10) OBP: 0.458, SLG: 0.476	B S B X 2-1 2B	B F F X 1-2 ③ F7 1-2 2-3			C B F F B F X 2-2 E8 HR 1B	X 0-0 ③ F8				4	1	2	0	0	0	2
Robin Yount, R (1, 8) OBP: 0.354, SLG: 0.571	F X 0-1 ① L4		X 0-0 ① F9		F B B X 2-1 2-H HR		C X 0-1 ① G3			4	1	1	2	0	0	1
Glenn Braggs, R (1, 9) OBP: 0.311, SLG: 0.366	F X 0-1 ② F8		C C F F C 0-3 ② K		F B B F B F X 3-2 ② F8		C C B F B S 2-3 ② K			4	0	0	0	0	2	1
Rob Deer, R (1, 7) OBP: 0.213, SLG: 0.500	S C X 0-2 ③ 1-3		B B X 2-0 ③ F8		X 0-0 HR		X 0-0 ③ F9			4	1	1	1	0	0	1
Bill Schroeder, R (1, 2) OBP: 0.250, SLG: 0.214		C B X 1-1 F8 PB 2B	X 0-0 ① P3		B H 2-0 1B HBP			B B F X 2-1 ① 5-3		3	1	1	0	0	0	0
Joey Meyer, R (1, 3) OBP: 0.375, SLG: 0.875 Mike Felder, S (8, PR) Greg Brock, L (9, 3) OBP: 0.368, SLG: 0.367		B B C F B X 3-2 ① F8 2-3	X 0-0 HR		C B X 1-1 FC6-4 1-2 1B			B C B F B X 3-2 3B 2B		4 0 0	1 1 0	3 0 0	1 0 0	0 0 0	0 0 0	1 0 0
Ernest Riles, L (1, 5) OBP: 0.324, SLG: 0.294	C P S F B B F B 4-2 BLK BLK 3-H BB		C C B B X 2-2 ② 4-3		B S C X 1-2 ③ FC6-4 1-2f			B X 1-0 ② 1-3		3	0	0	0	1	0	3
Dale Sveum, S (1, 6) OBP: 0.238, SLG: 0.415		1 SAFE B B 1 SAFE B X 3-0 ② P4	C C C 0-3 ③ K			X 0-0 ① 4-3		B X 1-0 2-H 3B		4	0	1	1	0	1	1
Jim Gantner, L (1, 4) OBP: 0.200, SLG: 0.143		B S B B 1 SAFE F B 4-2 BLK 1-2 BB			X 0-0 ① 4-3	B X 1-0 ② 6-3		S X 0-1 ③ 6-3		3	0	0	0	1	0	2
Inning Stats	R: 0 E: 0 K: 0 S: 9 H: 1 LOB: 1 BB: 0 P: 11	R: 1 E: 0 K: 0 S: 17 H: 1 LOB: 2 BB: 2 P: 32	R: 0 E: 0 K: 1 S: 7 H: 0 LOB: 0 BB: 0 P: 9	R: 1 E: 0 K: 1 S: 8 H: 1 LOB: 0 BB: 0 P: 10	R: 3 E: 1 K: 0 S: 18 H: 4 LOB: 2 BB: 0 P: 29	R: 0 E: 0 K: 0 S: 3 H: 0 LOB: 0 BB: 0 P: 4	R: 0 E: 0 K: 1 S: 7 H: 0 LOB: 0 BB: 0 P: 9	R: 1 E: 0 K: 0 S: 9 H: 2 LOB: 2 BB: 0 P: 16		1B: 2 2B: 3 3B: 1 HR: 3 SF: 0 SAC: 0 DP: 0 HBP: 1						

	AB	33
	R	6
	H	9
	RBI	5
	BB	2
	SO	3
	LOB	12

WP: 0 PB: 1 SB: 0 CS: 0 PA: 36

PITCHER		IP	WLS	BF	H	R	ER	SO	BB	IBB	HBP	BLK	WP	HR	S	P	ERA	WHIP
John Candelaria, L ERA: 4.58	(1, 1)	4.2	L	23	6	5	5	2	2	0	1	2	0	3	54	84	9.64	1.714
Lee Guetterman, L ERA: 3.86	(5, 1)	3.1		13	3	1	1	1	0	0	0	0	0	0	24	36	2.70	0.900

PITCHER	IP	WLS	BF	H	R	ER	SO	BB	IBB	HBP	BLK	WP	HR	S	P	ERA	WHIP

New York Yankees @ Minnesota Twins

Hubert H. Humphrey Metrodome, Minneapolis, MN

Mon Apr 18 1988, 8:05 PM EDT

Att. 30,442 - Dome - 68 F

TOP

livebaseballscorecards.com

Batter	1	2	3	4	5	6	7	8	9	AB	R	H	RBI	BB	SO	LOB
Rickey Henderson, R (1, 7) OBP: 0.426, SLG: 0.691	G4-3 S 1B BB	K	K		2B BLK 1B SF		G6-3		G4-3	4	2	1	1	1	2	1
Roberto Kelly, R (7, 8) OBP: 0.360, SLG: 0.375										1	0	0	0	0	0	1
Bobby Meacham, S (1, 4) OBP: 0.306, SLG: 0.367	1 SAFE 1 SAFE G4-3 1-3	S 1B 1B		G5-3	1B BLK 2B SF7		G6-3			5	2	2	1	0	0	1
Don Mattingly, L (1, 3) OBP: 0.317, SLG: 0.352	1B 1B BB	1 SAFE BLK 1B 1-2 IBB		2B 1B	1B 1B 2B G4-3			P3		4	3	2	1	2	0	1
Jack Clark, R (1, 10) OBP: 0.353, SLG: 0.333	1B 1-2 3-H 1B	BLK 1-2 2-H 1B		G4-3 1-H 2B 2B	K	HR BB		0-1 1B		4	2	3	3	0	1	1
Gary Ward, R (6, PH) OBP: 0.520, SLG: 0.421										1	1	1	0	1	0	0
Mike Pagliarulo, L (1, 5) OBP: 0.357, SLG: 0.489	1B 1-3 2-H 1B	F8 1-2 2-3		G4-3 2-3	BB 1B 1B 2-3 1B	F8		K		6	1	2	1	0	1	5
Dave Winfield, R (1, 9) OBP: 0.500, SLG: 0.813	1-3 3-H 1B		K	2B IBB	1-2 BB 3-H 1B	1-H HR		K		5	2	3	4	1	2	1
Claudell Washington, L (1, 8) (7, 7) OBP: 0.310, SLG: 0.481	1 SAFE K		1-0 HR	0-0 1-3 3-H 2B	4-0 1B 1-2 2-3 2B BB	1-1 L5			1-2 G3-1	5	2	2	2	1	1	2
Don Slaught, R (1, 2) OBP: 0.500, SLG: 0.730	1-3 K		0-3 K	0-1 G6-3	0-1 2B 1-3 2-H 3-H SF 1B	1-0 L9			1-3 K	6	1	1	2	0	3	4
Rafael Santana, R (1, 6) OBP: 0.241, SLG: 0.370		1-2 G6-3	1-1 1B		HR 0-0 SF 1-3 SF7 3-H 2B		1-2 G4-3		4-1 BB	5	2	3	2	1	0	0
Inning Stats	R: 3 H: 3 E: 0 LOB: 2 K: 2 BB: 2 S: 23 P: 36	R: 1 H: 2 E: 0 LOB: 2 K: 1 BB: 1 S: 16 P: 23	R: 1 H: 2 E: 0 LOB: 1 K: 3 BB: 0 S: 13 P: 20	R: 2 H: 3 E: 0 LOB: 2 K: 0 BB: 1 S: 10 P: 18	R: 9 H: 8 E: 1 LOB: 1 K: 1 BB: 1 S: 30 P: 45	R: 2 H: 1 E: 0 LOB: 0 K: 0 BB: 1 S: 12 P: 23	R: 0 H: 0 E: 0 LOB: 0 K: 0 BB: 0 S: 9 P: 12	R: 0 H: 1 E: 0 LOB: 1 K: 2 BB: 0 S: 9 P: 11	R: 0 H: 0 E: 0 LOB: 1 K: 1 BB: 1 S: 12 P: 20	1B: 12 SF: 2 2B: 5 SAC: 0 3B: 0 DP: 0 HR: 3 HBP: 0						

	AB	46
	R	18
	H	20
	RBI	17
	BB	7
	SO	10
	LOB	17

WP: 0 PA: 55
PB: 0
SB: 2
CS: 0

PITCHER		IP	WLS	BF	H	R	ER	SO	BB	IBB	HBP	BLK	WP	HR	S	P	ERA	WHIP
Bert Blyleven, R ERA: 5.06	(1, 1)	3.0	L	19	7	5	5	6	2	1	0	1	0	1	52	79	15.00	3.000
Steve Carlton, L ERA: 19.29	(4, 1)	1.0		11	7	6	6	0	0	1	0	1	0	1	22	34	54.00	7.000
Tippy Martinez, L ERA: 18.0	(5, 1)	2.0		14	5	7	6	1	2	0	0	0	0	1	30	52	27.00	3.500
Keith Atherton, R ERA: 1.13	(7, 1)	1.2		6	1	0	0	1	0	0	0	0	0	0	15	19	0.00	0.600
Juan Berenguer, R ERA: 8.22	(8, 1)	1.1		5	0	0	0	2	1	0	0	0	0	0	15	24	0.00	0.750

PITCHER	IP	WLS	BF	H	R	ER	SO	BB	IBB	HBP	BLK	WP	HR	S	P	ERA	WHIP

Batter	1	2	3	4	5	6	7	8	9	AB	R	H	RBI	BB	SO	LOB
Dan Gladden, R (1, 7) OBP: 0.378, SLG: 0.561	B C C X 1-2 FC5-4 1B		X 0-0 ① 1B 1B	C C F F S 0-3 ② K			C F C 0-3 ② K		X 0-0 ③ F9	5	1	2	0	0	2	0
Greg Gagne, R (1, 6) OBP: 0.310, SLG: 0.400	B S F 1 SAFE X 1-2 ① FC5-4 1-2f		B B 1 SAFE B C F F F X 3-2 BB 1B 1-2 BB 1B	C F S 0-3 ③ K			S C B X 1-2 ③ F7			4	1	1	0	0	1	1
Kirby Puckett, R (1, 8) OBP: 0.200, SLG: 0.227 Gene Larkin, S (7, 3) OBP: 0.238, SLG: 0.111	B F F S 1-3 ② K		X 0-0 BB BB 1-2 2-H 1B		B F X 1-1 ① F8			B B C X 2-1 ① F8		3 1	0 0	1 0	1 0	0 0	1 0	1 0
Kent Hrbek, L (1, 3) OBP: 0.316, SLG: 0.273 Dwight Lowry, L (7, 2)	C F S 0-3 ③ K		B B B B 4-0 BB 1-2 2-3 BB		X 0-0 G6-4-3 1B			X 0-0 ② F7		2 1	0 0	1 0	0 0	1 0	1 0	1 0
Gary Gaetti, R (1, 5) OBP: 0.310, SLG: 0.474 Mark Davidson, R (7, 8) OBP: 0.200, SLG: 0.400		X 0-0 HR 2B	B C B F B B 4-2 1-2 2-3 3-H BB		F X 0-1 ② ③ G6-4-3 1-2f			S F B B B X 2-2 1B 2B		2 1	1 1	1 1	1 0	1 0	0 0	1 0
Randy Bush, L (1, 10) OBP: 0.448, SLG: 0.593		X 0-0 2-H HR	B C F F S 1-3 ① K			C B B B C F X 3-2 ① F7		C B F B F F B X 3-2 2-H 1B		4	1	2	3	0	1	3
Tom Brunansky, R (1, 9) OBP: 0.333, SLG: 0.314	B F F X 1-2 ① F7		B B C X 2-1 ② P3			F F B B B X 3-2 ② F7		B S X 1-1 ③ F8		4	0	0	0	0	0	4
Tim Laudner, R (1, 2) OBP: 0.455, SLG: 0.474 Al Newman, S (7, 5) OBP: 0.250, SLG: 0.182	C B C B S 2-3 ② K		C B F B B F S 3-3 ③ K			F B B B X 2-1 ③ P2			B X 1-0 ① G4-3	3 1	0 0	0 0	0 0	0 0	2 0	3 0
Steve Lombardozzi, R (1, 4) OBP: 0.207, SLG: 0.200	B S X 1-1 ③ 6-3			X 0-0 ① P2			F X 0-1 ① G6-3		X 0-0 ② P5	4	0	0	0	0	0	0
Inning Stats	R: 0 H: 1 E: 0 LOB: 1 K: 2 BB: 0 S: 12 P: 15	R: 2 H: 2 E: 0 LOB: 0 K: 1 BB: 0 S: 10 P: 14	R: 2 H: 3 E: 0 LOB: 3 K: 2 BB: 2 S: 19 P: 36	R: 0 H: 0 E: 0 LOB: 0 K: 2 BB: 0 S: 9 P: 9	R: 0 H: 1 E: 0 LOB: 0 K: 0 BB: 0 S: 5 P: 6	R: 0 H: 0 E: 0 LOB: 0 K: 0 BB: 0 S: 9 P: 17	R: 0 H: 0 E: 0 LOB: 0 K: 1 BB: 0 S: 8 P: 9	R: 1 H: 2 E: 0 LOB: 1 K: 0 BB: 0 S: 13 P: 21	R: 0 H: 0 E: 0 LOB: 0 K: 0 BB: 0 S: 3 P: 4	1B: 6 2B: 2 3B: 0 HR: 1	SF: 0 SAC: 0 DP: 1 HBP: 0						

PITCHER	IP	WLS	BF	H	R	ER	SO	BB	IBB	HBP	BLK	WP	HR	S	P	ERA	WHIP
Richard Dotson, R (1, 1) ERA: 4.02	2.0		13	6	4	4	3	1	0	0	0	0	1	29	43	18.00	3.500
Charles Hudson, R (3, 1) ERA: 3.38	7.0	W	24	3	1	1	5	1	0	0	0	0	0	59	88	1.29	0.571

PITCHER	IP	WLS	BF	H	R	ER	SO	BB	IBB	HBP	BLK	WP	HR	S	P	ERA	WHIP

BOTTOM

New York Yankees @ Minnesota Twins

Hubert H. Humphrey Metrodome, Minneapolis, MN

Mon Apr 18 1988, 8:05 PM EDT

Att. 30,442 - Dome - 68 F

livebaseballscorecards.com

AB	35
R	5
H	9
RBI	5
BB	2
SO	8
LOB	14

Batter	1	2	3	4	5	6	7	8	9	AB	R	H	RBI	BB	SO	LOB
Rickey Henderson, R (1, 7) OBP: 0.424, SLG: 0.667	B C B X 2-1 BLK 2B 1B	S B B X 2-1 BLK 1B 1B 1-2 2-H 3-H		C B C F B X 2-2 ①② G6-4-3 1B 1-2f	B B C S X 2-2 ③ 5-3		C B B F B X 3-2 ② L7			5	2	2	2	0	0	2
Bobby Meacham, S (1, 4) OBP: 0.293, SLG: 0.343	B P 1 SAFE C 1 B F S 3-3 ① K 1-3	X 0-0 HR 1B 1-H 2-H		B F C S 1-3 ③ K			C C C 0-3 ① K		B S B F X 2-2 ③ F7	5	1	1	2	0	3	1
Don Mattingly, L (1, 3) OBP: 0.328, SLG: 0.368	X 0-0 2B 3-H	B F X 1-1 ② F8			B B B B 4-0 FC3-6 BB		C F B F X 1-2 ② G3			3	0	1	1	1	0	1
Mike Pagliarulo, L (1, 5) OBP: 0.383, SLG: 0.583	B B F F F B B 4-2 G6-4-3 BB	F X 0-1 1-H HR			X 0-0 ① FC3-6 1-2f		B X 1-0 E7 2B			3	1	2	2	1	0	1
Claudell Washington, L (1, 8) OBP: 0.273, SLG: 0.419	B F B X 2-1 ②③ G6-4-3 1-2f	B B F B X 3-2 ③ G3			X 0-0 ② F8		F C B F C 1-3 ③ K			4	0	0	0	0	1	4
Dave Winfield, R (1, 9) OBP: 0.483, SLG: 0.769		C B S X 1-2 BB 1B 1B C S S 0-3 ① K			C S C 0-3 ③ K			C F F F C 0-3 ① K		4	1	1	0	0	3	1
Jose Cruz, L (1, 10) OBP: 0.238, SLG: 0.250		B 1 SAFE B X 2-0 ① L9 B B C B X 3-1 ② 4-3			C S B F B X 2-2 ① L9			F B X 1-1 ② L5		4	0	0	0	0	0	1
Don Slaught, R (1, 2) OBP: 0.478, SLG: 0.683		F P 1 SAFE B X 2-1 BB 1B 1B 1-2 B F S B S 2-3 ③ K			B S F S 1-3 ② K			X 0-0 ③ 5-3		4	1	1	0	0	2	0
Rafael Santana, R (1, 6) OBP: 0.303, SLG: 0.379		B B B B 4-0 BLK 1B 1B BB 1-2 2-3		C B B X 2-1 G6-4-3 1B		C C B F B B B 4-2 BB			C B B S F S 2-3 ① K	2	1	1	0	2	1	0
Inning Stats	R: 1 H: 2 E: 0 LOB: 1 K: 1 BB: 1 S: 12 P: 22	R: 6 H: 5 E: 0 LOB: 0 K: 0 BB: 1 S: 17 P: 31	R: 0 H: 0 E: 0 LOB: 0 K: 2 BB: 0 S: 8 P: 13	R: 0 H: 1 E: 0 LOB: 0 K: 1 BB: 0 S: 9 P: 14	R: 0 H: 0 E: 0 LOB: 1 K: 1 BB: 1 S: 5 P: 9	R: 0 H: 0 E: 0 LOB: 1 K: 1 BB: 1 S: 13 P: 22	R: 0 H: 1 E: 1 LOB: 1 K: 2 BB: 0 S: 12 P: 15	R: 0 H: 0 E: 0 LOB: 0 K: 1 BB: 0 S: 8 P: 9	R: 0 H: 0 E: 0 LOB: 0 K: 1 BB: 0 S: 10 P: 17	1B: 6 SF: 0 2B: 2 SAC: 0 3B: 0 DP: 2 HR: 1 HBP: 0						WP: 0 PA: 38 PB: 0 SB: 0 CS: 0

PITCHER		IP	WLS	BF	H	R	ER	SO	BB	IBB	HBP	BLK	WP	HR	S	P	ERA	WHIP
Joe Niekro, R ERA: 17.18	(1, 1)	1.2	L	13	7	7	7	1	2	0	0	2	0	1	26	47	37.80	5.400
Juan Berenguer, R ERA: 5.25	(2, 1)	4.1		15	1	0	0	5	2	0	0	0	0	0	38	64	0.00	0.692
Keith Atherton, R ERA: 0.9	(7, 1)	2.0		7	1	0	0	3	0	0	0	0	0	0	20	24	0.00	0.500
Jeff Reardon, R ERA:	(9, 1)	1.0		3	0	0	0	1	0	0	0	0	0	0	10	17	0.00	0.000

PITCHER	IP	WLS	BF	H	R	ER	SO	BB	IBB	HBP	BLK	WP	HR	S	P	ERA	WHIP

New York Yankees @ Minnesota Twins

Hubert H. Humphrey Metrodome, Minneapolis, MN

Tue Apr 19 1988, 8:05 PM EDT
Att. 23,724 - Dome - 55 F

TOP

livebaseballscorecards.com

AB	34
R	7
H	9
RBI	7
BB	4
SO	10
LOB	11

BOTTOM

Batter	1	2	3	4	5	6	7	8	9	AB	R	H	RBI	BB	SO	LOB
Dan Gladden, R (1, 7) OBP: 0.360, SLG: 0.511	B B C F B S 3-3 K ①		B B C C B B 4-2 FC6-4 BB	F F B X 1-2 L6 ②		C F B F F B X 2-2 F8 ③			X 0-0 5-3 ①	4	0	0	0	1	1	3
Greg Gagne, R (1, 6) OBP: 0.298, SLG: 0.364	S B B S F X 2-2 P5 ②		B S S F 1 S SAFE 1-3 K ①	B F S S 1-3 K ③			B S B F S 2-3 K ①		F B B B B 4-1 2B 1B BB	4	1	0	0	1	3	3
Kirby Puckett, R (1, 8) OBP: 0.220, SLG: 0.286	B F B F X 2-2 G4-3 ③		X 0-0 FC6-4 1B 1B ② 1-2f		F X 0-1 2B 2B		C B B B X 3-1 F7 ②		B F X 1-1 1B 2B 1-3 2-H	5	3	2	1	0	0	1
Gary Gaetti, R (1, 5) OBP: 0.319, SLG: 0.488		X 0-0 1B 2B	B S X 1-1 1B 1B 1-3		B F C B X 2-2 P4 ①		B S X 1-1 P4 ③		B S F B S 2-3 K ②	5	0	2	0	0	1	3
Gene Larkin, S (1, 10) OBP: 0.346, SLG: 0.273 Mark Davidson, R (9, PR) OBP: 0.200, SLG: 0.400		B F B F X 2-2 FC5-4 1B ① 2-H	B B X 2-0 1B 1-3 3-H		C X 0-1 2B 2-H			C X 0-1 F9 ①	C B B B B 4-1 1B BB	4 0	0 0	3 0	2 0	1 0	0 0	0 0
Tom Brunansky, R (1, 9) OBP: 0.319, SLG: 0.300	B C X 1-1 FC5-4 E 2B ② 1-2f	B S B B F S 3-3 K ③			B S F F F C 1-3 K ②			C F S 0-3 K ②	C B S X 1-2 1B 1-3 2-H 3-H	5	1	1	2	0	3	4
Kent Hrbek, L (1, 3) OBP: 0.302, SLG: 0.243		X 0-0 E4 2B 1-2		X 0-0 P4 ①	S F B B X 2-2 4-3 ③			S S B B B B 4-2 BB	B S X 1-1 L3 ③	4	0	0	0	1	0	4
Tim Laudner, R (1, 2) OBP: 0.462, SLG: 0.565		B B F X 2-1 2B 1-3 2-H		B B X 2-0 2B		C F X 0-2 F7 ①		S C X 0-2 F7 ③		4	0	2	1	0	0	1
Al Newman, S (1, 4) OBP: 0.286, SLG: 0.167 Dwight Lowry, L (6, PH) Steve Lombardozzi, R (7, 4) OBP: 0.207, SLG: 0.200 Randy Bush, L (9, PH) OBP: 0.467, SLG: 0.643		X 0-0 4-3 ③		B B B B 4-0 BB		B F S S 1-3 K ②			B X 1-0 2B 2B	1 1 0 1	0 0 0 1	0 0 0 1	0 0 0 0	1 0 0 0	0 1 0 0	2 0 0 0
Inning Stats	R: 0 E: 0 K: 1 S: 10 H: 0 LOB: 0 BB: 0 P: 17	R: 1 E: 1 K: 0 S: 10 H: 3 LOB: 2 BB: 0 P: 15	R: 1 E: 0 K: 2 S: 13 H: 2 LOB: 2 BB: 1 P: 24	R: 0 E: 0 K: 1 S: 8 H: 1 LOB: 2 BB: 1 P: 16	R: 1 E: 0 K: 1 S: 15 H: 2 LOB: 1 BB: 0 P: 20	R: 0 E: 0 K: 1 S: 11 H: 0 LOB: 0 BB: 0 P: 14	R: 0 E: 0 K: 1 S: 7 H: 0 LOB: 0 BB: 0 P: 13	R: 0 E: 0 K: 1 S: 10 H: 0 LOB: 1 BB: 1 P: 14	R: 3 E: 0 K: 1 S: 14 H: 3 LOB: 2 BB: 2 P: 28	1B: 4 2B: 7 3B: 0 HR: 0 SF: 0 SAC: 0 DP: 0 HBP: 0						

PITCHER		IP	WLS	BF	H	R	ER	SO	BB	IBB	HBP	BLK	WP	HR	S	P	ERA	WHIP
Al Leiter, L ERA: 2.7	(1, 1)	5.0	W	25	8	3	2	5	2	0	0	0	0	0	56	92	3.60	2.000
Cecilio Guante, R ERA: 3.0	(6, 1)	3.1		13	1	2	2	3	2	0	0	0	0	0	31	49	5.40	0.900
Dave Righetti, L ERA: 1.69	(9, 1)	0.2	S	5	2	1	1	1	1	0	0	0	0	0	11	20	13.50	4.500

PITCHER	IP	WLS	BF	H	R	ER	SO	BB	IBB	HBP	BLK	WP	HR	S	P	ERA	WHIP

New York Yankees @ Minnesota Twins

Hubert H. Humphrey Metrodome, Minneapolis, MN

Tue Apr 19 1988, 8:05 PM EDT
Att. 23,724 - Dome - 55 F

livebaseballscorecards.com

AB	38
R	6
H	11
RBI	6
BB	5
SO	9
LOB	21

Batter	1	2	3	4	5	6	7	8	9	10	AB	R	H	RBI	BB	SO	LOB
Rickey Henderson, R (1, 7) OBP: 0.423, SLG: 0.677	F X 0-1 G3 3B		1 SAFE C S X 0-2 ① ② G5-4-3 1-2f		B C X 1-1 CS S 1B		B 1 SAFE X 1-0 ① F7		C B X 1-1 ② 6-3 1-2		5	1	2	0	0	0	3
Bobby Meacham, S (1, 4) (7, 6) OBP: 0.304, SLG: 0.359	C S S 0-3 ① K		F B S X 1-2 2B 2B		F S B F B S 2-3 ② ③ K 1-3		S S B X 1-2 ② P2 1-2		S F B F B B 4-2 2-3 BB		4	1	1	0	1	2	3
Don Mattingly, L (1, 3) OBP: 0.319, SLG: 0.371	B B X 2-0 ② G3 3-H		B X 1-0 2-H 2B			C F B B X 2-2 E6 BB HR	B C F X 1-2 ③ G3		X 0-0 ③ G3		5	1	1	2	0	0	4
Jack Clark, R (1, 10) OBP: 0.364, SLG: 0.474	B S C S S 1-3 ③ K		F S B B C 2-3 ③ K			B B B B 4-0 HR 1-2 BB		B C B B S X 3-2 ① 5-3		X 0-0 HR	4	2	1	1	1	2	1
Dave Winfield, R (1, 9) OBP: 0.477, SLG: 0.786		F B B B B 4-1 1B BB		B S F F X 1-2 ① F7		B C F X 1-2 1-H 2-H HR		C F B X 1-2 ② F8		C X 0-1 ① P2	4	1	1	3	1	0	0
Roberto Kelly, R (1, 8) OBP: 0.367, SLG: 0.414		C B 1 SAFE F F X 1-2 G1-4-3 1-2 1B		B X 1-0 2B		C B X 1-1 ① F9		F F X 0-2 ③ F7		X 0-0 ② F8	5	0	2	0	0	0	0
Mike Pagliarulo, L (1, 5) OBP: 0.354, SLG: 0.528		C X 0-1 ① F4		F B X 1-1 ② 5-3		C B B S S 2-3 ② K			C S S S 0-3 ① K	C B S S S 1-3 ③ K	5	0	0	0	0	3	3
Joel Skinner, R (1, 2) OBP: 0.200, SLG: 0.154		B X 1-0 ② ③ G1-4-3 1-2f		B X 1-0 ③ 1-3		S B B S S 2-3 ③ K			B C B X 2-1 HR		3	0	0	0	0	1	3
Claudell Washington, L (9, PH) OBP: 0.294, SLG: 0.531											1	1	1	1	0	0	0
Don Slaught, R (9, 2) OBP: 0.478, SLG: 0.683											0	0	0	0	0	0	0
Rafael Santana, R (1, 6) OBP: 0.333, SLG: 0.387			B X 1-0 G5-4-3 1B		C X 0-1 ① 5-3		B C B F F B B 4-2 WP BB		B F B X 2-1 PB BLK 1B		2	0	1	0	1	0	0
Willie Randolph, R (7, PR) (7, 4) OBP: 0.256, SLG: 0.282											1	0	1	0	0	0	0
Inning Stats	R: 1 H: 1 E: 0 LOB: 0 K: 2 BB: 0 S: 9 P: 12	R: 0 H: 1 E: 0 LOB: 1 K: 0 BB: 1 S: 8 P: 14	R: 1 H: 3 E: 0 LOB: 1 K: 1 BB: 0 S: 11 P: 16	R: 0 H: 1 E: 0 LOB: 1 K: 0 BB: 0 S: 8 P: 12	R: 0 H: 1 E: 0 LOB: 1 K: 1 BB: 0 S: 8 P: 11	R: 3 H: 1 E: 1 LOB: 0 K: 2 BB: 1 S: 14 P: 26	R: 0 H: 0 E: 0 LOB: 2 K: 0 BB: 1 S: 10 P: 17	R: 0 H: 0 E: 0 LOB: 0 K: 0 BB: 0 S: 9 P: 13	R: 1 H: 2 E: 0 LOB: 2 K: 1 BB: 1 S: 13 P: 22	R: 1 H: 1 E: 0 LOB: 0 K: 1 BB: 0 S: 8 P: 9	1B: 4 2B: 4 3B: 1 HR: 3	SF: 0 SAC: 0 DP: 3 HBP: 0						

PITCHER		IP	WLS	BF	H	R	ER	SO	BB	IBB	HBP	BLK	WP	HR	S	P	ERA	WHIP
Frank Viola, L ERA: 4.39	(1, 1)	8.0		33	8	5	4	6	3	0	0	0	1	1	77	121	4.50	1.375
Jeff Reardon, R ERA: 2.25	(9, 1)	2.0	L	10	3	2	2	2	1	0	0	1	0	2	21	31	9.00	2.000

PITCHER	IP	WLS	BF	H	R	ER	SO	BB	IBB	HBP	BLK	WP	HR	S	P	ERA	WHIP

TOP

New York Yankees @ Minnesota Twins

Hubert H. Humphrey Metrodome, Minneapolis, MN

Wed Apr 20 1988, 8:05 PM EDT

Att. 22,369 - Dome

livebaseballscorecards.com

AB	39
R	7
H	11
RBI	7
BB	4
SO	8
LOB	17

WP: 1	PB: 1	SB: 1	CS: 1	PA:	43	

Batter	1	2	3	4	5	6	7	8	9	10	AB	R	H	RBI	BB	SO	LOB
Dan Gladden, R (1, 7) OBP: 0.375, SLG: 0.510	B C X 1-1 4-3 S 1B 1B		B B C B X 3-1 BLK HBP 1B 1B	B B C B S X 3-2 2B 1B		B B B C X 3-1 ① 4-3		S X 0-1 ③ F8		B X 1-0 ③ F8	6	2	3	0	0	0	0
Greg Gagne, R (1, 6) OBP: 0.327, SLG: 0.396	B X 1-0 ① F8		C 1 SAFE 1 SAFE 1 SAFE F H 1-2 BB BLK 1-2 G4-6-3 HBP	1 SAFE B X 1-0 1-3 2B		B F B S X 2-2 ② F9			C F B X 1-2 BB 1B 1B		4	2	2	0	0	0	1
Kirby Puckett, R (1, 8) OBP: 0.255, SLG: 0.288	C B 1 SAFE B B X 3-1 ② 4-3 1-3		X 0-0 G4-6-3 BB 1-2 2B 2-H 1B	F B B H 3-1 HBP		S S C 0-3 ③ K			1 SAFE B B B B 4-0 1B 1-2 BB		3	1	1	1	1	1	1
Gary Gaetti, R (1, 5) OBP: 0.327, SLG: 0.468	B X 1-0 S 3-H 1B		B F B B B 4-1 G4-6-3 1-2 2-3 BB	B S S F S 1-3 ② K			B X 1-0 ① F9		C B F B X 2-2 ① F9		4	0	1	1	1	1	5
Tim Laudner, R (1, 2) OBP: 0.387, SLG: 0.464	C B B B F F B C 3-3 ③ K 1-2		X 0-0 ①② G4-6-3 1-2f 2-3 3-H	B X 1-0 ③ F8			B B B F S 3-3 ② K		F B F S 1-3 ② K		5	0	0	0	0	3	8
Gene Larkin, S (1, 10) OBP: 0.419, SLG: 0.423		B B X 2-0 4-3 2B	X 0-0 1B 3-H 2B		B F C C 1-3 ① K		B B F F B B 4-2 BB		B C X 1-1 1-2 2-H 1B		4	1	3	2	1	1	0
Kent Hrbek, L (1, 3) OBP: 0.313, SLG: 0.286		X 0-0 ① 4-3 2-3	X 0-0 2-H 1B		C B F B B X 3-2 WP 2B		C X 0-1 ③ 4-3		B B B C X 3-1 ③ F6		5	0	2	1	0	0	4
Tom Brunansky, R (1, 9) OBP: 0.288, SLG: 0.267		B C B X 2-1 ② 6-3	B B C B B X 3-2 G1		F B B S 1-3 ② K 2-3			C F B B F F B X 3-2 ① 5-3		B C X 1-1 ① F8	5	0	0	0	0	1	3
Steve Lombardozzi, R (1, 4) OBP: 0.188, SLG: 0.179 Randy Bush, L (8, PH) OBP: 0.452, SLG: 0.621 Al Newman, S (9, 4) OBP: 0.267, SLG: 0.154		B B S B B X 3-1 ③ 6-3		C B S B B X 3-2 ① F4	C C B F B X 2-2 ③ P3			B B B F F X 3-1 ② 6-3		B C F X 1-2 ② 6-3	3 1 1	0 0 0	0 0 0	0 0 0	0 0 0	0 0 0	2 0 0
Inning Stats	R: 1 H: 2 E: 0 LOB: 1 K: 1 BB: 0 S: 10 P: 19	R: 0 H: 1 E: 0 LOB: 1 K: 0 BB: 0 S: 6 P: 13	R: 4 H: 4 E: 0 LOB: 1 K: 0 BB: 1 S: 12 P: 23	R: 0 H: 2 E: 0 LOB: 3 K: 1 BB: 0 S: 13 P: 25	R: 0 H: 1 E: 0 LOB: 1 K: 2 BB: 0 S: 13 P: 20	R: 0 H: 0 E: 0 LOB: 0 K: 1 BB: 0 S: 8 P: 13	R: 0 H: 0 E: 0 LOB: 1 K: 1 BB: 1 S: 8 P: 16	R: 0 H: 0 E: 0 LOB: 0 K: 0 BB: 0 S: 9 P: 15	R: 1 H: 2 E: 0 LOB: 2 K: 1 BB: 1 S: 13 P: 25	R: 0 H: 0 E: 0 LOB: 0 K: 0 BB: 0 S: 6 P: 9	1B: 8 SF: 0 2B: 4 SAC: 0 3B: 0 DP: 1 HR: 0 HBP: 2						

PITCHER		IP	WLS	BF	H	R	ER	SO	BB	IBB	HBP	BLK	WP	HR	S	P	ERA	WHIP
Tommy John, L ERA: 8.18	(1, 1)	2.2		16	7	5	5	1	1	0	1	1	0	0	25	49	16.88	3.000
Tim Stoddard, R ERA: 4.5	(3, 1)	2.2		12	3	0	0	3	0	0	1	0	1	0	31	56	0.00	1.125
Richard Dotson, R ERA: 3.44	(6, 1)	2.2		9	0	0	0	2	1	0	0	0	0	0	23	39	0.00	0.375
Dave Righetti, L ERA: 2.45	(9, 1)	2.0	W	9	2	1	1	1	1	0	0	0	0	0	19	34	4.50	1.500

PITCHER		IP	WLS	BF	H	R	ER	SO	BB	IBB	HBP	BLK	WP	HR	S	P	ERA	WHIP

BOTTOM

New York Yankees @ Minnesota Twins

Wed Apr 20 1988, 8:05 PM EDT

Att. 22,369 - Dome

Hubert H. Humphrey Metrodome, Minneapolis, MN

livebaseballscorecards.com

AB	41
R	6
H	12
RBI	5
BB	3
SO	7
LOB	24

Batter	1	2	3	4	5	6	7	8	9	10	11	12	AB	R	H	RBI	BB	SO	LOB
Tony Fernandez, S (1, 6) OBP: 0.294, SLG: 0.242	K		E7 3-H 1B		F6			1B WP BLK 1B	P4		L1-6 2-3		6	1	2	1	0	1	5
Lloyd Moseby, L (1, 8) OBP: 0.411, SLG: 0.540 (8, 7)	K	K	K			L1		BLK 1-3 1B	1-2 3-H 1B			E7 1B	6	1	3	1	0	2	1
Rick Leach, L (1, 10) OBP: 0.483, SLG: 0.560 Cecil Fielder, R (8, PH) OBP: 0.200, SLG: 0.333 Nelson Liriano, S (12, PH) OBP: 0.224, SLG: 0.261	K		F8			F8	K	K	K			2 SAFE 1B S 2-H 1B	3	0	0	0	0	1	1
													2	0	0	0	0	2	4
													1	1	1	1	0	0	0
George Bell, R (1, 7) OBP: 0.459, SLG: 0.764 Lou Thornton, L (6, 7) Juan Beniquez, R (8, PH) OBP: 0.400, SLG: 0.400 Sil Campusano, R (8, PR) OBP: 0.172, SLG: 0.321 (8, 8)		F9		5-3		K		1 SAFE 1-2 3-H BB		F9		1B 1B 1-2 FC2 BB	3	0	0	0	0	1	0
													0	0	0	0	0	0	0
													0	0	0	0	1	0	0
													1	0	0	0	1	0	0
Ernie Whitt, L (1, 2) OBP: 0.368, SLG: 0.400 Pat Borders, R (8, PH) OBP: 0.407, SLG: 0.630 (8, 2)		F8		L8			BB 1B	L8		6-3		FC2 FC5 1-2 2-3 1B	3	0	1	0	0	0	0
													3	1	1	0	0	0	2
Fred McGriff, L (1, 3) OBP: 0.408, SLG: 0.628			FC5-4 1B	F8			1-2 BB	K	K	K		FC5 FC2 1-2 2-3 3-H 1B	5	0	2	1	1	2	2
Jesse Barfield, R (1, 9) OBP: 0.313, SLG: 0.386	1 SAFE 1 SAFE FC5-4 1-2f		SH2-3 1B				K	F8			L1-6 BB 1B	FC2 FC5 1-2 2-3 3-Hf	6	0	2	0	0	1	6
Kelly Gruber, R (1, 5) OBP: 0.289, SLG: 0.591			3-1 E 2B		SH2-3 1-2		K	1B 1B			F7	FC5 1-2 2-3f 3-H	5	2	2	1	0	1	5
Manuel Lee, S (1, 4) OBP: 0.316, SLG: 0.333			3-1 2-3		K		G3		1B 1-3 1B		1 SAFE 1 SAFE 1-2 BB	L1	5	0	1	0	1	1	6
Inning Stats	R: 0 H: 0 E: 0 LOB: 0 K: 3 BB: 0 S: 10 P: 15	R: 0 H: 1 E: 0 LOB: 1 K: 0 BB: 0 S: 7 P: 16	R: 1 H: 2 E: 1 LOB: 1 K: 1 BB: 0 S: 13 P: 18	R: 0 H: 0 E: 0 LOB: 0 K: 0 BB: 0 S: 4 P: 9	R: 0 H: 1 E: 0 LOB: 1 K: 1 BB: 0 S: 7 P: 10	R: 0 H: 0 E: 0 LOB: 0 K: 1 BB: 0 S: 8 P: 12	R: 0 H: 1 E: 0 LOB: 2 K: 2 BB: 1 S: 18 P: 30	R: 1 H: 2 E: 0 LOB: 2 K: 2 BB: 1 S: 14 P: 24	R: 1 H: 3 E: 0 LOB: 2 K: 1 BB: 0 S: 15 P: 24	R: 0 H: 0 E: 0 LOB: 0 K: 1 BB: 0 S: 11 P: 16	R: 0 H: 1 E: 0 LOB: 1 K: 0 BB: 1 S: 5 P: 9	R: 3 H: 4 E: 1 LOB: 2 K: 0 BB: 1 S: 14 P: 31	1B: 14 SF: 0 2B: 2 SAC: 1 3B: 0 DP: 1 HR: 0 HBP: 0						

PITCHER		IP	WLS	BF	H	R	ER	SO	BB	IBB	HBP	BLK	WP	HR	S	P	ERA	WHIP
Rick Rhoden, R ERA: 5.64	(1, 1)	6.0		24	5	1	1	6	1	0	0	0	0	0	57	95	1.50	1.000
Cecilio Guante, R ERA: 3.46	(7, 1)	1.0		4	1	1	1	2	0	0	0	0	0	0	11	16	9.00	1.000
Dave Righetti, L ERA: 2.89	(8, 1)	2.0		11	4	1	1	3	1	0	0	1	1	0	28	47	4.50	2.500
Tim Stoddard, R ERA: 6.3	(10, 1)	2.0	L	10	3	3	3	1	2	0	0	0	0	0	20	36	13.50	2.500
Lee Guetterman, L ERA: 3.38	(12, 1)	1.0		5	2	0	0	0	0	0	0	0	0	0	10	20	0.00	2.000

PITCHER	IP	WLS	BF	H	R	ER	SO	BB	IBB	HBP	BLK	WP	HR	S	P	ERA	WHIP

TOP

Toronto Blue Jays @ New York Yankees

Yankee Stadium, Bronx, NY

Fri Apr 22 1988, 7:05 PM EDT

Att. 33,314 - Unknown

livebaseballscorecards.com

AB	49
R	6
H	15
RBI	5
BB	4
SO	12
LOB	32

WP: 1 PA: 54
PB: 0
SB: 1
CS: 0

Batter	1	2	3	4	5	6	7	8	9	10	11	12	AB	R	H	RBI	BB	SO	LOB
Rickey Henderson, R (1, 7) OBP: 0.455, SLG: 0.676	6-3		G4-6-3 BB		1-2 BB		CS 1B			BLK BB		1B	3	0	2	0	3	0	0
Willie Randolph, R (1, 4) OBP: 0.245, SLG: 0.250	BB		G4-6-3 1-2f		L9		1 SAFE CS 1-2	5-3		1 SAFE 1 SAFE 1 SAFE 1 SAFE 1 SAFE 6-3 1-2		F7	5	0	0	0	1	0	5
Don Mattingly, L (1, 3) OBP: 0.297, SLG: 0.343	F8		F7			4-3		F7		4-3			5	0	0	0	0	0	2
Jack Clark, R (1, 10) OBP: 0.370, SLG: 0.409	5-3			G6-4-3 BB		1B SH1-3 BB		K	6-3				3	1	0	0	2	1	1
Dave Winfield, R (1, 9) OBP: 0.486, SLG: 0.763		E BB		G6-4-3 1-2f		SH1-3 1-3 1B			WP SH1-4 BB		K		3	1	1	0	2	1	1
Roberto Kelly, R (1, 8) OBP: 0.364, SLG: 0.438		E8 SF9 1-H 2B		K		SH1-3 1-2 3-H			SH1-4 1-2		K		3	1	1	2	0	2	0
Mike Pagliarulo, L (1, 5) OBP: 0.329, SLG: 0.491		SF9 3-H			6-3	F8			F7			P6	4	0	0	1	0	0	2
Don Slaught, R (1, 2) OBP: 0.471, SLG: 0.711		G1-6-3 BB			F7		K		K 2-3			HR	4	1	1	1	1	2	1
Rafael Santana, R (1, 6) OBP: 0.325, SLG: 0.371		G1-6-3 1-2f			BB 1B		F7			6-3		K	4	0	1	0	0	0	1
Jose Cruz, L (12, PH) OBP: 0.227, SLG: 0.238													1	0	0	0	0	1	0
Inning Stats	R: 0 E: 0 K: 0 S: 8 / H: 0 LOB: 1 BB: 1 P: 14	R: 2 E: 1 K: 0 S: 8 / H: 1 LOB: 0 BB: 2 P: 20	R: 0 E: 0 K: 0 S: 7 / H: 0 LOB: 0 BB: 1 P: 12	R: 0 E: 0 K: 1 S: 6 / H: 0 LOB: 0 BB: 1 P: 13	R: 0 E: 0 K: 0 S: 12 / H: 1 LOB: 2 BB: 1 P: 23	R: 1 E: 0 K: 0 S: 9 / H: 1 LOB: 1 BB: 1 P: 17	R: 0 E: 0 K: 1 S: 9 / H: 1 LOB: 0 BB: 0 P: 14	R: 0 E: 0 K: 1 S: 5 / H: 0 LOB: 0 BB: 0 P: 9	R: 0 E: 0 K: 1 S: 6 / H: 0 LOB: 1 BB: 1 P: 15	R: 0 E: 0 K: 0 S: 9 / H: 0 LOB: 1 BB: 1 P: 17	R: 0 E: 0 K: 2 S: 9 / H: 0 LOB: 0 BB: 0 P: 14	R: 1 E: 0 K: 1 S: 18 / H: 2 LOB: 1 BB: 0 P: 23	1B: 4 2B: 1 3B: 0 HR: 1	SF: 1 SAC: 2 DP: 3 HBP: 0	WP: 1 PB: 0 SB: 0 CS: 1	PA: 48			

PITCHER		IP	WLS	BF	H	R	ER	SO	BB	IBB	HBP	BLK	WP	HR	S	P	ERA	WHIP
Mike Flanagan, L ERA: 3.0	(1, 1)	7.0		28	4	3	2	2	7	0	0	0	0	0	59	113	2.57	1.571
Mark Eichhorn, R ERA: 1.42	(8, 1)	1.1		5	0	0	0	1	1	0	0	0	0	0	7	16	0.00	0.750
David Wells, L ERA: 2.57	(9, 1)	2.2	W	9	0	0	0	3	1	0	0	1	1	0	22	39	0.00	0.375
Tom Henke, R ERA: 1.04	(12, 1)	1.0	S	5	2	1	1	1	0	0	0	0	0	1	18	23	9.00	2.000

PITCHER	IP	WLS	BF	H	R	ER	SO	BB	IBB	HBP	BLK	WP	HR	S	P	ERA	WHIP

BOTTOM

Toronto Blue Jays @ New York Yankees

Yankee Stadium, Bronx, NY

Fri Apr 22 1988, 7:05 PM EDT

Att. 33,314 - Unknown

livebaseballscorecards.com

AB	35
R	4
H	6
RBI	4
BB	9
SO	7
LOB	13

Batter	1	2	3	4	5	6	7	8	9	AB	R	H	RBI	BB	SO	LOB
Tony Fernandez, S (1, 6) OBP: 0.315, SLG: 0.269	0-0 1B	2-1 S 1B 3-H		0-0 4-3			2-3 K		0-1 BLK 1B	5	0	3	1	0	1	1
Lloyd Moseby, L (1, 8) (9, 7)	1-1 F8	1-3 K 1-2			0-1 4-3		1-3 K		4-1 IBB 1-2	4	0	0	0	1	2	3
Pat Borders, R (1, 2) OBP: 0.344, SLG: 0.531	2-0 L9		3-2 F9		1-0 F8			3-1 F8	0-3 K	5	0	0	0	0	1	3
George Bell, R (1, 7) OBP: 0.462, SLG: 0.763	1-3 K		0-2 F9 2B		1-1 6-3			1-2 BB 1B		4	0	2	0	0	1	1
Sil Campusano, R (9, 8) OBP: 0.172, SLG: 0.321										0	0	0	0	0	0	0
Jesse Barfield, R (1, 9) OBP: 0.309, SLG: 0.367		1-3 K	4-1 BB			3-2 P4		0-1 F9		3	0	0	0	1	1	1
Cecil Fielder, R (1, 3) OBP: 0.250, SLG: 0.333		3-2 P3	0-1 F9 2-3			0-0 CS 1B		4-2 BB 1-2		3	0	1	0	1	0	2
Juan Beniquez, R (1, 10) OBP: 0.375, SLG: 0.421	0-1 2B	3-2 6-3				2-1 6-3 1-2		0-1 L7		4	1	1	0	0	0	5
Kelly Gruber, R (1, 5) OBP: 0.286, SLG: 0.583	0-0 E 2B 2-H		0-3 K				1-1 4-3		2-2 L8	4	1	1	1	0	1	0
Manuel Lee, S (1, 4) OBP: 0.348, SLG: 0.364	2-1 E9 1B 2-H		1-2 L9				1-1 1B		0-3 K	4	1	2	1	0	1	0
Inning Stats	R: 0 E: 0 K: 1 S: 9 H: 1 LOB: 1 BB: 0 P: 13	R: 3 E: 1 K: 2 S: 20 H: 4 LOB: 1 BB: 0 P: 29	R: 0 E: 0 K: 0 S: 12 H: 1 LOB: 2 BB: 1 P: 22	R: 0 E: 0 K: 1 S: 7 H: 0 LOB: 0 BB: 0 P: 8	R: 0 E: 0 K: 0 S: 5 H: 0 LOB: 0 BB: 0 P: 7	R: 0 E: 0 K: 0 S: 7 H: 1 LOB: 0 BB: 0 P: 12	R: 0 E: 0 K: 2 S: 14 H: 1 LOB: 1 BB: 0 P: 19	R: 0 E: 0 K: 0 S: 14 H: 1 LOB: 2 BB: 1 P: 22	R: 0 E: 0 K: 2 S: 13 H: 1 LOB: 2 BB: 1 P: 19	1B: 7 2B: 3 3B: 0 HR: 0 SF: 0 SAC: 0 DP: 0 HBP: 0						

TOP

Toronto Blue Jays @ New York Yankees

Yankee Stadium, Bronx, NY

Sat Apr 23 1988, 7:05 PM EDT

Att. 24,046 - Unknown - 46 F

livebaseballscorecards.com

AB	36
R	3
H	10
RBI	3
BB	3
SO	8
LOB	16

WP: 0 PB: 0 SB: 1 CS: 1 PA: 39

PITCHER		IP	WLS	BF	H	R	ER	SO	BB	IBB	HBP	BLK	WP	HR	S	P	ERA	WHIP
John Candelaria, L ERA: 3.9	(1, 1)	8.0	L	34	9	3	2	6	2	0	0	0	0	0	88	132	2.25	1.375
Cecilio Guante, R ERA: 3.21	(9, 1)	1.0		5	1	0	0	2	0	1	0	1	0	0	13	19	0.00	1.000

PITCHER		IP	WLS	BF	H	R	ER	SO	BB	IBB	HBP	BLK	WP	HR	S	P	ERA	WHIP

BOTTOM

Toronto Blue Jays @ New York Yankees

Yankee Stadium, Bronx, NY

Sat Apr 23 1988, 7:05 PM EDT

Att. 24,046 - Unknown - 46 F

livebaseballscorecards.com

Batter	1	2	3	4	5	6	7	8	9	AB	R	H	RBI	BB	SO	LOB
Rickey Henderson, R (1, 7) OBP: 0.457, SLG: 0.662	P4		6-3			4-3 BB		1B HBP SF9 1B		3	1	1	0	1	0	0
Willie Randolph, R (1, 4) OBP: 0.264, SLG: 0.255	L7			G6-4-3 1B		4-3		1B HBP		3	0	1	0	0	0	1
Don Mattingly, L (1, 3) OBP: 0.295, SLG: 0.338	K			F7		K				4	0	1	0	0	2	2
Jack Clark, R (1, 10) OBP: 0.323, SLG: 0.360		F8		G6-4-3			K	SF9		3	0	0	1	0	1	1
Dave Winfield, R (1, 9) OBP: 0.486, SLG: 0.794		1B			F7		HR	4-3		4	1	2	1	0	0	2
Roberto Kelly, R (1, 8) OBP: 0.324, SLG: 0.389		L8			5-3		E6 BLK		K	4	0	0	0	0	1	1
Mike Pagliarulo, L (1, 5) OBP: 0.324, SLG: 0.508		L8			3B		K		K	4	0	1	0	0	2	2
Don Slaught, R (1, 2) OBP: 0.453, SLG: 0.681 Claudell Washington, L (7, PH) OBP: 0.286, SLG: 0.515 Joel Skinner, R (8, 2) OBP: 0.250, SLG: 0.286			F9		5-3		K		2B	2 1 1	0 0 0	0 0 1	0 0 0	0 0 0	0 1 0	1 1 0
Rafael Santana, R (1, 6) OBP: 0.310, SLG: 0.351 Jose Cruz, L (8, PH) OBP: 0.217, SLG: 0.227 Bobby Meacham, S (9, 6) OBP: 0.304, SLG: 0.359 Gary Ward, R (9, PH) OBP: 0.500, SLG: 0.400			L7			F7		K	K	2 1 0 1	0 0 0 0	0 0 0 0	0 0 0 0	0 1 0 1	0 0 0 1	0 0 0 1
Inning Stats	R: 0 E: 0 K: 1 S: 9 H: 0 LOB: 0 BB: 0 P: 16	R: 0 E: 0 K: 0 S: 7 H: 1 LOB: 1 BB: 0 P: 14	R: 0 E: 0 K: 0 S: 9 H: 0 LOB: 0 BB: 0 P: 16	R: 0 E: 0 K: 0 S: 4 H: 1 LOB: 0 BB: 0 P: 7	R: 0 E: 0 K: 0 S: 10 H: 1 LOB: 1 BB: 0 P: 14	R: 0 E: 0 K: 1 S: 9 H: 0 LOB: 1 BB: 1 P: 18	R: 1 E: 1 K: 3 S: 16 H: 1 LOB: 1 BB: 0 P: 24	R: 1 E: 0 K: 1 S: 15 H: 2 LOB: 2 BB: 0 P: 21	R: 0 E: 0 K: 3 S: 11 H: 1 LOB: 1 BB: 0 P: 16	1B: 4 2B: 1 3B: 1 HR: 1	SF: 1 SAC: 0 DP: 1 HBP: 1			WP: 0 PB: 0 SB: 0 CS: 0	PA: 36		

	AB	33
	R	2
	H	7
	RBI	2
	BB	1
	SO	9
	LOB	12

PITCHER		IP	WLS	BF	H	R	ER	SO	BB	IBB	HBP	BLK	WP	HR	S	P	ERA	WHIP
John Cerutti, L ERA: 2.7	(1, 1)	6.1	W	23	4	1	1	3	1	0	0	0	0	1	54	94	1.42	0.789
Duane Ward, R ERA: 2.25	(7, 1)	0.0		1	0	0	0	0	0	0	0	0	0	0	2	3	∞	∞
David Wells, L ERA: 2.51	(7, 1)	0.1		1	0	0	0	1	0	0	0	0	0	0	4	5	0.00	0.000
Mark Eichhorn, R ERA: 2.03	(7, 1)	0.2		4	1	1	1	2	0	0	1	1	0	0	10	15	13.50	1.500
Tom Henke, R ERA: 0.87	(8, 1)	1.2	S	7	2	0	0	3	0	0	0	0	0	0	20	29	0.00	1.200

PITCHER	IP	WLS	BF	H	R	ER	SO	BB	IBB	HBP	BLK	WP	HR	S	P	ERA	WHIP

Batter	1	2	3	4	5	6	7	8	9	AB	R	H	RBI	BB	SO	LOB
Tony Fernandez, S (1, 6) OBP: 0.312, SLG: 0.310	X 0-0 ① B5		S B F B F B F X 3-2 HR		C B B F B X 3-2 ③ F7		B C C F X 1-2 ③ 4-3			4	1	1	1	0	0	3
Lloyd Moseby, L (1, 8) OBP: 0.385, SLG: 0.483	B B S F X 2-2 ② F8		B F X 1-1 ② F8			X 0-0 ① 3-1		B B C X 2-1 FC5-4 1B		4	0	1	0	0	0	0
Rick Leach, L (1, 10) OBP: 0.424, SLG: 0.483	B B C X 2-1 ③ F7		F S S 0-3 ③ K			F C B X 1-2 ② F7		C 1 SAFE 1 SAFE X 0-1 ① F9		4	0	0	0	0	1	1
George Bell, R (1, 7) OBP: 0.435, SLG: 0.714		B X 1-0 ① F7		B B X 2-0 ① L6		B B X 2-0 ③ 6-3		P X 1-0 ② FC5-4 1-2f		4	0	0	0	0	0	1
Ernie Whitt, L (1, 2) OBP: 0.333, SLG: 0.359		C X 0-1 ② 1-3		C B B F X 2-2 ② 4-3			C C X 0-2 ① F7	B C C X 1-2 ③ F7		4	0	0	0	0	0	1
Fred McGriff, L (1, 3) OBP: 0.434, SLG: 0.696		B B X 2-0 HR		B B F B F F B 4-2 BB			X 0-0 BB BB FC3-2 1B		F X 0-1 ① F8	3	1	2	1	1	0	0
Jesse Barfield, R (1, 9) OBP: 0.306, SLG: 0.349		B C S B X 2-2 ③ F9		B C X 1-1 ③ F8			1 SAFE B B B B 4-0 FC3-2 BB 1-2 BB		B C S X 1-2 ② F7	3	0	0	0	1	0	1
Kelly Gruber, R (1, 5) OBP: 0.302, SLG: 0.627			B X 1-0 HR		B X 1-0 ① L7		F B F F B B B F B 4-2 FC3-2 1-2 2-3 BB		F F B B B B X 3-2 ③ P3	3	1	1	1	1	0	0
Manuel Lee, S (1, 4) OBP: 0.308, SLG: 0.320			B C B X 2-1 ① 4-3		B F X 1-1 ② 4-3		B X 1-0 ② FC3-2 1-2 2-3 3-Hf			3	0	0	0	0	0	3
Inning Stats	R: 0 E: 0 K: 0 S: 6 H: 0 LOB: 0 BB: 0 P: 10	R: 1 E: 0 K: 0 S: 7 H: 1 LOB: 0 BB: 0 P: 12	R: 2 E: 0 K: 1 S: 13 H: 2 LOB: 0 BB: 0 P: 20	R: 0 E: 0 K: 0 S: 9 H: 0 LOB: 1 BB: 1 P: 18	R: 0 E: 0 K: 0 S: 6 H: 0 LOB: 0 BB: 0 P: 11	R: 0 E: 0 K: 0 S: 5 H: 0 LOB: 0 BB: 0 P: 8	R: 0 E: 0 K: 0 S: 13 H: 1 LOB: 3 BB: 2 P: 23	R: 0 E: 0 K: 0 S: 9 H: 1 LOB: 1 BB: 0 P: 12	R: 0 E: 0 K: 0 S: 8 H: 0 LOB: 0 BB: 0 P: 12	1B: 2 2B: 0 3B: 0 HR: 3	SF: 0 SAC: 0 DP: 0 HBP: 0						

PITCHER		IP	WLS	BF	H	R	ER	SO	BB	IBB	HBP	BLK	WP	HR	S	P	ERA	WHIP
Richard Dotson, R ERA: 3.65	(1, 1)	6.1		26	4	3	3	1	3	0	0	0	0	3	54	95	4.26	1.105
Charles Hudson, R ERA: 2.81	(7, 1)	2.2	W	9	1	0	0	0	0	0	0	0	0	0	22	31	0.00	0.375

PITCHER	IP	WLS	BF	H	R	ER	SO	BB	IBB	HBP	BLK	WP	HR	S	P	ERA	WHIP

TOP

Toronto Blue Jays @ New York Yankees

Yankee Stadium, Bronx, NY

Sun Apr 24 1988, 3:33 AM EDT

Att. 52,073 - Overcast - 57 F

livebaseballscorecards.com

AB	32
R	3
H	5
RBI	3
BB	3
SO	1
LOB	10

1B: 2	SF: 0	WP: 0	PA: 35
2B: 0	SAC: 0	PB: 0	
3B: 0	DP: 0	SB: 0	
HR: 3	HBP: 0	CS: 0	

BOTTOM

Toronto Blue Jays @ New York Yankees

Yankee Stadium, Bronx, NY

Sun Apr 24 1988, 3:33 AM EDT

Att. 52,073 - Overcast - 57 F

Batter	1	2	3	4	5	6	7	8	9	AB	R	H	RBI	BB	SO	LOB
Rickey Henderson, R (1, 7) OBP: 0.447, SLG: 0.640	1-0 5-3		0-2 4-3		1-2 G6-4-3 1-2f			0-1 BB S 1B		4	1	1	0	0	0	1
Willie Randolph, R (1, 4) OBP: 0.263, SLG: 0.240	2-0 5-3		2-2 6-3			2-2 6-3		4-1 WP S 2B 1-2 BB		3	1	0	0	1	0	0
Don Mattingly, L (1, 3) OBP: 0.305, SLG: 0.347	2-2 P6			1-0 PB WP 2B 1B		0-1 G6-4-3 1B		1-1 F9		4	1	2	0	0	0	2
Jack Clark, R (1, 10) OBP: 0.314, SLG: 0.321		4-2 E 1B BB		3-3 K 1-2		2-2 G6-4-3 1-2f		3-2 F6 1-3 2-H		3	1	0	0	1	1	3
Claudell Washington, L (1, 8) OBP: 0.333, SLG: 0.568		1-1 E8 1-H 1B		0-0 F8			2-1 S 1B 1B	0-1 BLK 3-H 2B		4	1	3	1	0	0	1
Dave Winfield, R (1, 9) OBP: 0.487, SLG: 0.788		2-3 K		1-2 2-H 2B			1-2 5-3 1-2	4-2 2-3 BB		3	0	1	1	1	1	2
Mike Pagliarulo, L (1, 5) OBP: 0.321, SLG: 0.492		0-2 4-3		3-3 K			2-2 2-H 1B	1-3 K		4	0	1	1	0	2	4
Don Slaught, R (1, 2) OBP: 0.429, SLG: 0.640		0-1 F7			0-3 K		1-3 K			3	0	0	0	0	2	2
Rafael Santana, R (1, 6) OBP: 0.318, SLG: 0.342			2-2 F8		4-2 G6-4-3 BB		0-0 1-3			1	0	0	0	1	0	0
Jose Cruz, L (7, PH) OBP: 0.208, SLG: 0.217										1	0	0	0	0	0	1
Bobby Meacham, S (8, 6) OBP: 0.304, SLG: 0.359										0	0	0	0	0	0	0
Inning Stats	R: 0 E: 0 K: 0 S: 5 H: 0 LOB: 0 BB: 0 P: 10	R: 1 E: 1 K: 1 S: 14 H: 1 LOB: 1 BB: 1 P: 21	R: 0 E: 0 K: 0 S: 9 H: 0 LOB: 0 BB: 0 P: 13	R: 1 E: 0 K: 2 S: 13 H: 2 LOB: 1 BB: 0 P: 21	R: 0 E: 0 K: 1 S: 12 H: 0 LOB: 0 BB: 1 P: 17	R: 0 E: 0 K: 0 S: 10 H: 1 LOB: 0 BB: 0 P: 14	R: 1 E: 0 K: 1 S: 12 H: 2 LOB: 1 BB: 0 P: 18	R: 2 E: 0 K: 1 S: 16 H: 2 LOB: 2 BB: 2 P: 29		1B: 6 2B: 2 3B: 0 HR: 0	SF: 0 SAC: 0 DP: 2 HBP: 0						

livebaseballscorecards.com

AB	30
R	5
H	8
RBI	3
BB	4
SO	6
LOB	16

WP: 2 PB: 1 SB: 4 CS: 0 PA: 34

PITCHER		IP	WLS	BF	H	R	ER	SO	BB	IBB	HBP	BLK	WP	HR	S	P	ERA	WHIP
Jim Clancy, R ERA: 7.17	(1, 1)	6.1		25	6	3	2	4	2	0	0	0	1	0	71	109	2.84	1.263
Mark Eichhorn, R ERA: 3.07	(7, 1)	1.1	L	7	2	2	2	1	1	0	0	0	1	0	14	23	13.50	2.250
Duane Ward, R ERA: 2.16	(8, 1)	0.1		2	0	0	0	1	1	0	0	1	0	0	6	11	0.00	3.000

PITCHER	IP	WLS	BF	H	R	ER	SO	BB	IBB	HBP	BLK	WP	HR	S	P	ERA	WHIP

Batter	1	2	3	4	5	6	7	8	9	AB	R	H	RBI	BB	SO	LOB
Willie Wilson, S (1, 8) OBP: 0.321, SLG: 0.400	B F B F F F X 2-2 ① F8		S S C 0-3 ② K		M 1 SAFE X 0-1 1-2 2B 1B		C B S F X 1-2 S 1B			4	1	2	0	0	1	0
Kevin Seitzer, R (1, 5) OBP: 0.442, SLG: 0.507	C C B X 1-2 ② 1-3		B B C B F F B 4-2 BB		X 0-0 1-H 2-H 2B		B C 1 SAFE C B X 2-2 ③ F9 1-2			3	0	1	2	1	0	1
George Brett, L (1, 10) OBP: 0.395, SLG: 0.540	B B F B B 4-1 BLK 1B BB		1 SAFE F B B 1 SAFE X 2-1 ③ G3		B S X 1-1 ③ F8			B B X 2-0 ① 4-3		3	1	0	0	1	0	2
Danny Tartabull, R (1, 9) OBP: 0.368, SLG: 0.559	1 SAFE B S B X 2-1 1-H 1B			C B S B B S 3-3 ① K		B B B C C X 3-2 HR		B X 1-0 ② F7		4	1	2	2	0	1	0
Frank White, R (1, 4) OBP: 0.182, SLG: 0.238	B S X 1-1 ③ F7			F S B X 1-2 ② L4		C F B B X 2-2 ① 5-3		F C S 0-3 ③ K		4	0	0	0	0	1	1
Steve Balboni, R (1, 3) OBP: 0.130, SLG: 0.304 Thad Bosley, L (9, PH) OBP: 0.333, SLG: 0.250		C X 0-1 ① F7		F X 0-1 ③ F8		B S B S S 2-3 ② K			S B C S 1-3 ① K	3 1	0 0	0 0	0 0	0 0	1 1	0 0
Jim Eisenreich, L (1, 7) OBP: 0.184, SLG: 0.217		B C S F B F F F 2-3 S ② K			B X 1-0 ① 6-3	B C F F B F F B S 3-3 ③ K			C F B F B F B X 3-2 ② F8	4	0	0	0	0	2	0
Mike Macfarlane, R (1, 2) OBP: 0.457, SLG: 0.548 Jamie Quirk, L (9, PH) OBP: 0.242, SLG: 0.387		S B S B S 2-3 ③ K			B X 1-0 ② 5-3		C F F B F S 1-3 ① K		C X 0-1 ③ F7	3 1	0 0	0 0	0 0	0 0	2 0	0 0
Kurt Stillwell, S (1, 6) OBP: 0.306, SLG: 0.448			B X 1-0 ① F8		F B F F B B B 4-2 1B 2B BB		B F C S 1-3 ② K			2	1	0	0	1	1	0
Inning Stats	R: 1 E: 0 K: 0 S: 13 H: 1 LOB: 1 BB: 1 P: 23	R: 0 E: 0 K: 2 S: 13 H: 0 LOB: 0 BB: 0 P: 17	R: 0 E: 0 K: 1 S: 9 H: 0 LOB: 1 BB: 1 P: 16	R: 0 E: 0 K: 1 S: 8 H: 0 LOB: 0 BB: 0 P: 12	R: 2 E: 0 K: 0 S: 10 H: 2 LOB: 1 BB: 1 P: 17	R: 1 E: 0 K: 2 S: 15 H: 1 LOB: 0 BB: 0 P: 25	R: 0 E: 0 K: 2 S: 16 H: 1 LOB: 1 BB: 0 P: 21	R: 0 E: 0 K: 1 S: 5 H: 0 LOB: 0 BB: 0 P: 8	R: 0 E: 0 K: 1 S: 10 H: 0 LOB: 0 BB: 0 P: 14	1B: 3 2B: 1 3B: 0 HR: 1 SF: 0 SAC: 0 DP: 0 HBP: 0						

TOP

Kansas City Royals @ New York Yankees

Yankee Stadium, Bronx, NY

Tue Apr 26 1988, 7:05 PM EDT

Att. 20,364 - Unknown - 64 F

livebaseballscorecards.com

AB	32
R	4
H	5
RBI	4
BB	3
SO	10
LOB	4

WP: 0 PB: 0 SB: 1 CS: 0 PA: 35

PITCHER		IP	WLS	BF	H	R	ER	SO	BB	IBB	HBP	BLK	WP	HR	S	P	ERA	WHIP
Al Leiter, L ERA: 3.46	(1, 1)	6.0		25	4	4	4	6	3	0	0	1	0	1	68	110	6.00	1.167
Cecilio Guante, R ERA: 2.81	(7, 1)	2.0	W	7	1	0	0	3	0	0	0	0	0	0	21	29	0.00	0.500
Charles Hudson, R ERA: 2.65	(9, 1)	1.0	S	3	0	0	0	1	0	0	0	0	0	0	10	14	0.00	0.000

PITCHER	IP	WLS	BF	H	R	ER	SO	BB	IBB	HBP	BLK	WP	HR	S	P	ERA	WHIP

Batter	1	2	3	4	5	6	7	8	9	AB	R	H	RBI	BB	SO	LOB
Rickey Henderson, R (1, 7) OBP: 0.438, SLG: 0.615	C B C X 1-2 F7 ①		X 0-0 1-3 ③			B S B B S F B 4-2 E S SF8 BB		C C B C 1-3 K ②		3	1	0	0	1	1	0
Willie Randolph, R (1, 4) OBP: 0.254, SLG: 0.231	B B F C F C 2-3 K ②			L C B C 1-3 K ①		1 SAFE 1 SAFE 1 SAFE C P 1 SAFE 1 SAFE C B 2-2 X 6-3 ① 1-3		B C X 1-1 6-3 ③		2	0	0	0	0	2	0
Bobby Meacham, S (6, PH) (7, 4) OBP: 0.292, SLG: 0.341										2	0	0	0	0	0	1
Don Mattingly, L (1, 3) OBP: 0.306, SLG: 0.351	B X 1-0 F8 ③			B X 1-0 HR 1B		X 0-0 SF8 ② 3-H				2	1	1	1	0	0	0
Jack Clark, R (1, 10) OBP: 0.316, SLG: 0.419		C B F F B X 2-2 F8 ①		C B B X 2-1 1-H HR		B X 1-0 L6 ③				3	1	1	2	0	0	0
Dave Winfield, R (1, 9) OBP: 0.481, SLG: 0.812		B B C X 2-1 HR		B C F C 1-3 K ②			B B C B S X 3-2 F8 ①			3	1	1	1	0	1	0
Roberto Kelly, R (1, 8) OBP: 0.300, SLG: 0.359		X 0-0 F8 ②		C B B F F B F X 3-2 F3 ③			B S C B F B X 3-2 5-3 ②			3	0	0	0	0	0	0
Mike Pagliarulo, L (1, 5) OBP: 0.309, SLG: 0.471	B B C X 2-1 4-3 ③				X 0-0 L9 ①		F F B X 1-2 F9 ③			3	0	0	0	0	0	0
Don Slaught, R (1, 2) OBP: 0.424, SLG: 0.679			X 0-0 P4 ①		B F X 1-1 P6 ②			X 0-0 HR		3	1	1	1	0	0	0
Rafael Santana, R (1, 6) OBP: 0.298, SLG: 0.317			B B X 2-0 F3 ②		C B S B X 2-2 5-3 ③			C B X 1-1 6-3 ①		3	0	0	0	0	0	0
Inning Stats	R: 0 E: 0 K: 1 S: 8 H: 0 LOB: 0 BB: 0 P: 12	R: 1 E: 0 K: 0 S: 9 H: 1 LOB: 0 BB: 0 P: 15	R: 0 E: 0 K: 0 S: 3 H: 0 LOB: 0 BB: 0 P: 5	R: 2 E: 0 K: 2 S: 14 H: 2 LOB: 0 BB: 0 P: 22	R: 0 E: 0 K: 0 S: 6 H: 0 LOB: 0 BB: 0 P: 9	R: 1 E: 0 K: 0 S: 9 H: 0 LOB: 0 BB: 1 P: 15	R: 0 E: 0 K: 0 S: 10 H: 0 LOB: 0 BB: 0 P: 17	R: 1 E: 0 K: 1 S: 8 H: 1 LOB: 0 BB: 0 P: 11		1B: 1 2B: 0 3B: 0 HR: 3	SF: 1 SAC: 0 DP: 0 HBP: 0			WP: 0 PB: 0 SB: 1 CS: 0	PA: 29		

PITCHER	IP	WLS	BF	H	R	ER	SO	BB	IBB	HBP	BLK	WP	HR	S	P	ERA	WHIP
Charlie Leibrandt, L (1, 1) ERA: 4.18	8.0	L	29	4	5	4	4	1	0	0	0	0	3	67	106	4.50	0.625

PITCHER	IP	WLS	BF	H	R	ER	SO	BB	IBB	HBP	BLK	WP	HR	S	P	ERA	WHIP

BOTTOM

Kansas City Royals @ New York Yankees

Yankee Stadium, Bronx, NY

Tue Apr 26 1988, 7:05 PM EDT
Att. 20,364 - Unknown - 64 F

livebaseballscorecards.com

AB	27
R	5
H	4
RBI	5
BB	1
SO	4
LOB	1

Batter	1	2	3	4	5	6	7	8	9	10	11	AB	R	H	RBI	BB	SO	LOB
Willie Wilson, S (1, 8) OBP: 0.305, SLG: 0.380	B F C B S 2-3 ① K		F B X 1-1 ② ③ G6-4-3 1-2f			B X 1-0 ③ 4-3		F X 0-1 ③ F4			1 SAFE X 0-0 ① SH1-4 1-2	4	0	0	0	0	1	5
Kevin Seitzer, R (1, 5) OBP: 0.427, SLG: 0.486	C C S 0-3 ② K			B B X 2-0 ① 6-3			C X 0-1 ① 5-3		B B C S S X 2-2 ① 4-3		C B C B F X 2-2 1B 2B 1B 2-H	5	1	1	1	0	1	0
George Brett, L (1, 10) OBP: 0.383, SLG: 0.515	C T F B X 1-2 ③ 6-3			S B X 1-1 ② F9			F B F B B X 3-2 ② 1-4-3		B F C B S 2-3 ② K		X 0-0 2B 1-3 1B	5	0	1	0	0	1	0
Danny Tartabull, R (1, 9) OBP: 0.358, SLG: 0.575		B X 1-0 ① 4-3		B S B B B X 3-1 ③ L8			B B X 2-0 ③ 6-3		B S X 1-1 HR		B F X 1-1 ② F4	5	1	1	1	0	0	2
Frank White, R (1, 4) OBP: 0.183, SLG: 0.250		X 0-0 ② 5-3			B X 1-0 ① F7			B B B C F S 3-3 ① K	X 0-0 ③ 5-3		S X 0-1 1-3 2B 3-H	5	0	1	1	0	1	0
Steve Balboni, R (1, 3) OBP: 0.154, SLG: 0.308 Bill Pecota, R (8, PR) (8, 3)	F B F S 1-3 ③ K				B X 2-0 ② 6-3			F F B X 1-2 E 1B 1B		B C T B B X 3-2 ① 4-3	S B B T F B S 3-3 ③ K	3	0	1	0	0	1	0
												2	0	0	0	0	1	2
Bo Jackson, R (1, 7) OBP: 0.302, SLG: 0.542			B C C X 1-2 E S 1B		C C B F X 1-2 ③ F9			B B X 2-0 E 1-2 1B		B X 1-0 ② 5-3		4	0	2	0	0	0	0
Mike Macfarlane, R (1, 2) OBP: 0.432, SLG: 0.515 Scotti Madison, S (8, PH) (8, 2)			1 SAFE F P 1 SAFE F C 1-3 ① K			B F X 1-1 ① 1-3		B B X 2-0 E5 1-2 2-3		X 0-0 ③ P6		2	0	0	0	0	1	1
												2	0	0	0	0	0	2
Kurt Stillwell, S (1, 6) OBP: 0.303, SLG: 0.426			B 1 SAFE S B F X 2-2 E5 G6-4-3 1-3			L B C F X 1-2 ② F8		S S B F F F F F S 1-3 ② K			B C B F B F F B 4-2 SH1-4 1B BB	3	1	0	0	1	1	4
Inning Stats	R: 0 E: 0 K: 2 S: 9 H: 0 LOB: 0 BB: 0 P: 12	R: 0 E: 0 K: 1 S: 5 H: 0 LOB: 0 BB: 0 P: 7	R: 0 E: 1 K: 1 S: 12 H: 1 LOB: 1 BB: 0 P: 16	R: 0 E: 0 K: 0 S: 5 H: 0 LOB: 0 BB: 0 P: 11	R: 0 E: 0 K: 0 S: 6 H: 0 LOB: 0 BB: 0 P: 10	R: 0 E: 0 K: 0 S: 7 H: 0 LOB: 0 BB: 0 P: 10	R: 0 E: 0 K: 0 S: 6 H: 0 LOB: 0 BB: 0 P: 11	R: 0 E: 1 K: 2 S: 18 H: 2 LOB: 3 BB: 0 P: 27	R: 1 E: 0 K: 1 S: 9 H: 1 LOB: 0 BB: 0 P: 14	R: 0 E: 0 K: 0 S: 5 H: 0 LOB: 0 BB: 0 P: 9	R: 2 E: 0 K: 1 S: 18 H: 3 LOB: 2 BB: 1 P: 28	1B: 5 2B: 1 3B: 0 HR: 1 SF: 0 SAC: 1 DP: 1 HBP: 0						

PITCHER		IP	WLS	BF	H	R	ER	SO	BB	IBB	HBP	BLK	WP	HR	S	P	ERA	WHIP
Tommy John, L ERA: 4.91	(1, 1)	7.1		24	2	0	0	5	0	0	0	0	0	0	56	87	0.00	0.273
Cecilio Guante, R ERA: 2.81	(8, 1)	0.0		1	1	0	0	0	0	0	0	0	0	0	1	3	∞	∞
Dave Righetti, L ERA: 3.0	(8, 1)	2.2		10	1	1	1	2	0	0	0	0	0	1	25	37	3.38	0.375
Charles Hudson, R ERA: 3.5	(11, 1)	1.0	L	7	3	2	2	1	1	0	0	0	0	0	18	28	18.00	4.000

PITCHER	IP	WLS	BF	H	R	ER	SO	BB	IBB	HBP	BLK	WP	HR	S	P	ERA	WHIP

TOP

Kansas City Royals @ New York Yankees

Yankee Stadium, Bronx, NY

Wed Apr 27 1988, 7:05 PM EDT

Att. 20,484 - Unknown - 58 F

livebaseballscorecards.com

AB	40
R	3
H	7
RBI	3
BB	1
SO	8
LOB	16

1B: 5	SF: 0	WP: 0	PA: 42
2B: 1	SAC: 1	PB: 0	
3B: 0	DP: 1	SB: 1	
HR: 1	HBP: 0	CS: 0	

Batter	1	2	3	4	5	6	7	8	9	10	11	AB	R	H	RBI	BB	SO	LOB
Rickey Henderson, R (1, 7) OBP: 0.415, SLG: 0.578	F B B X 2-1 6-3 ①		F F B X 1-2 F8 ②		B B F X 2-1 FC6-4 ③ 1-2f		B B B C X 3-1 6-3 ③		B B S B X 3-1 P4 ③			5	0	0	0	0	0	3
Willie Randolph, R (1, 4) OBP: 0.266, SLG: 0.232	S B B B B 4-1 1B 5-3 BB		B F B X 2-1 S 1B			B C X 1-1 F8 ①		F B X 1-1 F7 ①		C B F F S 1-3 K ①		4	1	1	0	1	1	0
Don Mattingly, L (1, 3) OBP: 0.311, SLG: 0.354	B 1 B X SAFE 2-0 1-3 5-3 1B 1B		1 B B B F C 1 B F X SAFE 3-2 1-2 F7 ③			X 0-0 1-3 ②		X 0-0 1B		C C B S 1-3 K ②		5	0	2	0	0	1	1
Jack Clark, R (1, 10) OBP: 0.302, SLG: 0.389	B X 1-0 5-3 ② 1-2 3-H			B X 1-0 F3 ①		C B B C X 2-2 1B 1B 1B		S B B F C 2-3 K ②		B C S S 1-3 K ③		5	0	1	1	0	2	2
Claudell Washington, L (1, 8) OBP: 0.364, SLG: 0.561	B C X 1-1 ③ 2-H 1B			C X 0-1 P6 ②		X 0-0 1B 1-2 1B		S X 0-1 4-3 ③			B B C B C T B 4-2 FC4-6 BB	4	0	2	0	1	0	1
Dave Winfield, R (1, 9) OBP: 0.488, SLG: 0.792		B C B S B B 4-2 FC1-6 BB		B C S S 1-3 K ③		C B B B X 3-1 1-2 2-3 1B			B B B B 4-0 BB BB		B C F X 1-2 FC4-6 BB 1-2f ①	3	0	1	0	2	1	1
Mike Pagliarulo, L (1, 5) OBP: 0.314, SLG: 0.458		C 1 S X SAFE 0-2 FC1-6 G6-4-3 1-2f ①			X 0-0 FC6-4 1B	X 0-0 F9 ③			1 L 1 X SAFE 0-1 B2 ①		C B B B F B 4-2 1-2 BB	4	0	1	0	1	0	5
Don Slaught, R (1, 2) OBP: 0.406, SLG: 0.638		X 0-0 G6-4-3 ② ③ 1-2f			1 P F L X SAFE 1-2 F7 ①		B F X 1-1 G4-6-3 1B		S 1 M B S SAFE 1-3 K ②		S F S 0-3 K ②	5	0	1	0	0	2	5
Rafael Santana, R (1, 6) OBP: 0.280, SLG: 0.295			C B C S 1-3 K ①		B 1 S X SAFE 1-1 F9 ②		1 L M X SAFE 0-2 ① ② G4-6-3 1-2f		1 B B B C B SAFE 4-1 1-2 BB		L B B X 2-1 F9 ③	3	0	0	0	0	1	2
Gary Ward, R (9, PH) OBP: 0.519, SLG: 0.400												0	0	0	0	1	0	0
Bobby Meacham, S (9, PR) OBP: 0.286, SLG: 0.333												1	0	0	0	0	0	2
(10, 6)																		
Inning Stats	R: 1 E: 0 K: 0 S: 7 H: 2 LOB: 2 BB: 1 P: 17	R: 0 E: 0 K: 0 S: 6 H: 0 LOB: 0 BB: 1 P: 10	R: 0 E: 0 K: 1 S: 12 H: 1 LOB: 1 BB: 0 P: 19	R: 0 E: 0 K: 1 S: 6 H: 0 LOB: 0 BB: 0 P: 8	R: 0 E: 0 K: 0 S: 9 H: 1 LOB: 1 BB: 0 P: 12	R: 0 E: 0 K: 0 S: 10 H: 3 LOB: 3 BB: 0 P: 16	R: 0 E: 0 K: 0 S: 7 H: 1 LOB: 0 BB: 0 P: 11	R: 0 E: 0 K: 1 S: 8 H: 1 LOB: 1 BB: 0 P: 11	R: 0 E: 0 K: 1 S: 8 H: 0 LOB: 2 BB: 2 P: 20	R: 0 E: 0 K: 3 S: 10 H: 0 LOB: 0 BB: 0 P: 13	R: 0 E: 0 K: 1 S: 13 H: 0 LOB: 2 BB: 2 P: 24	1B: 9 2B: 0 3B: 0 HR: 0 SF: 0 SAC: 0 DP: 2 HBP: 0						WP: 0 PB: 0 SB: 1 CS: 0 PA: 45

PITCHER	IP	WLS	BF	H	R	ER	SO	BB	IBB	HBP	BLK	WP	HR	S	P	ERA	WHIP
Mark Gubicza, R (1, 1) ERA: 2.65	8.0		33	9	1	1	3	3	0	0	0	0	0	65	108	1.12	1.500
Bud Black, L (9, 1) ERA: 3.48	2.0	W	8	0	0	0	4	2	0	0	0	0	0	21	36	0.00	1.000
Gene Garber, R (11, 1) ERA: 1.29	1.0	S	4	0	0	0	1	1	0	0	0	0	0	10	17	0.00	1.000

PITCHER	IP	WLS	BF	H	R	ER	SO	BB	IBB	HBP	BLK	WP	HR	S	P	ERA	WHIP

BOTTOM

Kansas City Royals @ New York Yankees

Yankee Stadium, Bronx, NY

Wed Apr 27 1988, 7:05 PM EDT
Att. 20,484 - Unknown - 58 F

livebaseballscorecards.com

AB	39
R	1
H	9
RBI	1
BB	6
SO	8
LOB	22

Batter	1	2	3	4	5	6	7	8	9	AB	R	H	RBI	BB	SO	LOB
Jim Eisenreich, L (1, 8) OBP: 0.204, SLG: 0.255	F X 0-1 E4 7-5-4 FC1 1B		B F B X 2-1 ① F8 2-3		X 0-0 S 2B 2B		X 0-0 BB 4-3 1B		C S F B X 1-2 ① F8	5	2	2	0	0	0	1
Kevin Seitzer, R (1, 5) OBP: 0.425, SLG: 0.474	1 SAFE B 1 SAFE 1 SAFE 1 P 1 SAFE 1 C B 3-1 X FC1 7-5-4 1-2		C C B X 1-2 HR 3-H 1B		B B B F B 4-1 2B 2-3 BB		B C X 1-1 ② 4-3 1-2		B C B X 2-1 ② F8	4	1	1	1	1	0	2
George Brett, L (1, 3) OBP: 0.395, SLG: 0.569	B X 1-0 ① ② 7-5-4 1-2f 2-3		X 0-0 1-H HR		1 SAFE X 0-0 L6-4 1-3 3-H 2B		B B B B 4-0 FC5 BB BB		B X 1-0 ③ G3	4	1	2	3	1	0	2
Danny Tartabull, R (1, 9) OBP: 0.376, SLG: 0.579	B B C F X 2-2 3-H 1B		B X 1-0 F9 S 1B		C C B X 1-2 ① ② L6-4 2-3		B B 1 SAFE B B 4-0 1-2 2-3 BB			3	0	2	1	1	0	2
Scotti Madison, S (1, 10)	1 SAFE B X 1-0 ③ 4-3		1 SAFE B C B B F X 3-2 ② F9 1-3		C S B B B 2-3 ③ K		S S B X 1-2 ③ FC5 2-3f			4	0	0	0	0	1	6
Frank White, R (1, 4) OBP: 0.187, SLG: 0.250		B C X 1-1 ① 4-3	S S B B X 2-2 ③ 1-3		C C B C 1-3 ① K			S C B X 1-2 S 1B 1B		4	1	1	0	0	1	1
Bo Jackson, R (1, 7) OBP: 0.313, SLG: 0.540		C X 0-1 ② 4-3	S B B B F F F F F 3-3 S ① K		S B X 1-1 G4-6-3 1B			S B 1 SAFE S 1 SAFE F F B X 2-2 4-3 S 1-H F5-2 1B		4	0	2	1	0	1	0
Jamie Quirk, L (1, 2) OBP: 0.216, SLG: 0.343		C B F B X 2-2 ③ 6-3	F B B F S 2-3 ② K		1 SAFE 1 SAFE 1 SAFE 1 SAFE X 0-0 ② ③ G4-6-3 1-2f			1 SAFE B F 1 SAFE B B 1 S X 3-2 ① 4-3 1-3		4	0	0	0	0	1	2
Kurt Stillwell, S (1, 6) OBP: 0.300, SLG: 0.431			C C X 0-2 F8 1B 2B	X 0-0 ③ 4-3			B F X 1-1 ① F7	F F X 0-2 ② ③ F5-2 3-H		4	1	1	0	0	0	1

Inning Stats	1	2	3	4	5	6	7	8	9
	R: 1 E: 1 K: 0 S: 10	R: 0 E: 0 K: 0 S: 7	R: 3 E: 0 K: 0 S: 16	R: 0 E: 0 K: 2 S: 11	R: 1 E: 0 K: 1 S: 9	R: 0 E: 0 K: 1 S: 6	R: 0 E: 0 K: 0 S: 8	R: 1 E: 0 K: 0 S: 14	R: 0 E: 0 K: 0 S: 7
	H: 1 LOB: 1 BB: 0 P: 16	H: 0 LOB: 0 BB: 0 P: 10	H: 4 LOB: 1 BB: 0 P: 25	H: 0 LOB: 0 BB: 0 P: 16	H: 2 LOB: 1 BB: 1 P: 16	H: 1 LOB: 0 BB: 0 P: 8	H: 1 LOB: 3 BB: 2 P: 19	H: 2 LOB: 0 BB: 0 P: 20	H: 0 LOB: 0 BB: 0 P: 11

PITCHER		IP	WLS	BF	H	R	ER	SO	BB	IBB	HBP	BLK	WP	HR	S	P	ERA	WHIP
Rick Rhoden, R ERA: 6.04	(1, 1)	3.0	L	15	5	4	3	0	0	0	0	0	0	1	33	51	9.00	1.667
Lee Guetterman, L ERA: 3.09	(4, 1)	3.2		16	4	1	1	4	3	0	0	0	0	0	31	55	2.46	1.909
Tim Stoddard, R ERA: 5.84	(7, 1)	2.1		8	2	1	1	0	0	0	0	0	0	0	24	35	3.86	0.857

PITCHER	IP	WLS	BF	H	R	ER	SO	BB	IBB	HBP	BLK	WP	HR	S	P	ERA	WHIP

TOP

Kansas City Royals @ New York Yankees

Yankee Stadium, Bronx, NY

Thu Apr 28 1988, 7:05 PM EDT

Att. 17,102 - Unknown - 55 F

livebaseballscorecards.com

AB	36
R	6
H	11
RBI	6
BB	3
SO	4
LOB	17

1B: 7	SF: 0	WP: 0	PA: 39
2B: 6	SAC: 0	PB: 0	
3B: 0	DP: 4	SB: 4	
HR: 1	HBP: 0	CS: 0	

BOTTOM

Batter	1	2	3	4	5	6	7	8	9	AB	R	H	RBI	BB	SO	LOB
Rickey Henderson, R (1, 7) OBP: 0.394, SLG: 0.545	C C C 0-3 ① K		X 0-0 ③ FC4 1-2f		B F F S 1-3 ③ K			X 0-0 ① F9	C B X 1-1 ③ 1-3	5	0	0	0	0	2	3
Willie Randolph, R (1, 4) OBP: 0.250, SLG: 0.217	B B B C X 3-1 ② 6-3			B F B X 2-1 ① L6		C B F B F C 2-3 ① K		B X 1-0 ② P3		4	0	0	0	0	1	0
Don Mattingly, L (1, 3) OBP: 0.319, SLG: 0.365	B X 1-0 ③ 4-3			C C B B B B 4-2 BB BB		C X 0-1 ② L3		C B X 1-1 HR 2B		3	1	1	0	1	0	0
Jack Clark, R (1, 10) OBP: 0.340, SLG: 0.487		B B C X 2-1 G6-4-3 1B		B B B C B 4-1 1-2 BB		B B B C F C 2-3 ③ K		F B B X 2-1 2-H HR		3	1	2	2	1	1	0
Dave Winfield, R (1, 9) OBP: 0.489, SLG: 0.773		B C X 1-1 ① ② G6-4-3 1-2f		B F B S X 2-2 ② F9			B C F X 1-2 4-3 WP SF9 1B	B B B B 4-0 BB		3	1	1	0	1	0	3
Roberto Kelly, R (1, 8) OBP: 0.279, SLG: 0.333 Claudell Washington, L (8, PH) OBP: 0.356, SLG: 0.548 (9, 8)		B C X 1-1 ③ F7		S B B S S 2-3 ③ K			C B B X 2-1 ① 1-3 4-3	C X 0-1 ③ 4-3		3 1	0 0	0 0	0 0	0 0	1 0	3 1
Mike Pagliarulo, L (1, 5) OBP: 0.311, SLG: 0.453			F F X 0-2 ① G3		S S X 0-2 ① P5		F F B B X 2-2 ② 3-H SF9		B B F X 2-1 G5-4-3 1B	3	0	1	1	0	0	0
Don Slaught, R (1, 2) OBP: 0.426, SLG: 0.650			F B B B F B 4-2 FC4 BB		F F F B B B 4-2 BB		X 0-0 WP 2B		F C B F B X 2-2 ① ② G5-4-3 1-2f	2	0	1	0	2	0	1
Bobby Meacham, S (1, 6) OBP: 0.275, SLG: 0.318 Gary Ward, R (7, PH) OBP: 0.500, SLG: 0.381 Rafael Santana, R (8, 6) OBP: 0.280, SLG: 0.295 Jose Cruz, L (9, PH) OBP: 0.200, SLG: 0.208			X 0-0 ② F9		C B F S 1-3 ② K		B S B X 2-1 ③ F8 2-3		X 0-0 E6	2 1 0 1	0 0 0 0	0 0 0 0	0 0 0 0	0 0 0 0	1 0 0 0	2 1 0 0
Inning Stats	R: 0 E: 0 K: 1 S: 6 H: 0 LOB: 0 BB: 0 P: 10	R: 0 E: 0 K: 0 S: 6 H: 1 LOB: 0 BB: 0 P: 10	R: 0 E: 0 K: 0 S: 7 H: 0 LOB: 1 BB: 1 P: 11	R: 0 E: 0 K: 1 S: 11 H: 0 LOB: 2 BB: 2 P: 25	R: 0 E: 0 K: 2 S: 12 H: 0 LOB: 1 BB: 1 P: 18	R: 0 E: 0 K: 2 S: 9 H: 0 LOB: 0 BB: 0 P: 13	R: 1 E: 0 K: 0 S: 11 H: 2 LOB: 1 BB: 0 P: 18	R: 2 E: 0 K: 0 S: 8 H: 2 LOB: 1 BB: 1 P: 16	R: 0 E: 1 K: 0 S: 9 H: 1 LOB: 1 BB: 0 P: 14	1B: 3 2B: 2 3B: 0 HR: 1	SF: 1 SAC: 0 DP: 2 HBP: 0			WP: 2 PB: 0 SB: 0 CS: 0	PA: 37		

PITCHER		IP	WLS	BF	H	R	ER	SO	BB	IBB	HBP	BLK	WP	HR	S	P	ERA	WHIP
Floyd Bannister, L ERA: 3.66	(1, 1)	7.2	W	32	5	3	3	6	5	0	0	0	2	1	68	119	3.52	1.304
Dan Quisenberry, R ERA: 3.86	(8, 1)	1.1	S	5	1	0	0	0	0	0	0	0	0	0	11	16	0.00	0.750

PITCHER	IP	WLS	BF	H	R	ER	SO	BB	IBB	HBP	BLK	WP	HR	S	P	ERA	WHIP

Kansas City Royals @ New York Yankees

Yankee Stadium, Bronx, NY

Thu Apr 28 1988, 7:05 PM EDT

Att. 17,102 - Unknown - 55 F

livebaseballscorecards.com

AB	31
R	3
H	6
RBI	3
BB	5
SO	6
LOB	14

Texas Rangers @ New York Yankees

Yankee Stadium, Bronx, NY

Fri Apr 29 1988, 7:05 PM EDT

Att. 20,277 - Unknown - 59 F

livebaseballscorecards.com

TOP

Batter	1	2	3	4	5	6	7	8	9	AB	R	H	RBI	BB	SO	LOB
Jerry Browne, S (1, 4) OBP: 0.293, SLG: 0.197	C F C 0-3 ① K		L X 0-1 ① B5		F S F X 0-2 ③ F7			C B C X 1-2 ② 4-3		4	0	0	0	0	1	2
Bob Brower, R (1, 8) OBP: 0.250, SLG: 0.143	C B C S 1-3 ② K		X 0-0 ② G3 1-2 2-3			B F X 1-1 ① B1-3		S C X 0-2 ③ 6-3		4	0	0	0	0	1	2
Ruben Sierra, S (1, 9) OBP: 0.246, SLG: 0.349	C B B X 2-1 ③ F8		F B B C T F S 2-3 ③ K			B C X 1-1 ② F8			S F B B X 2-2 ① F8	4	0	0	0	0	1	2
Pete Incaviglia, R (1, 7) OBP: 0.310, SLG: 0.453 Cecil Espy, S (9, PR) OBP: 0.270, SLG: 0.389		S B X 1-1 HR		B S B B F F C 3-3 ① K		C X 0-1 ③ F9			B X 1-0 G6-3 1B	4 0	1 0	2 0	1 0	0 0	1 0	0 0
Pete O'Brien, L (1, 3) OBP: 0.519, SLG: 0.706		B X 1-0 ① G3		B C X 1-1 ② F5			B B X 2-0 1B		C B X 1-1 ②③ G6-3 1-2f	4	0	1	0	0	0	1
Larry Parrish, R (1, 10) OBP: 0.170, SLG: 0.146		B C B S S 2-3 ② K		B B B B 4-0 FC6-4 BB			X 0-0 ① F9			2	0	0	0	1	1	1
Mike Stanley, R (1, 2) OBP: 0.304, SLG: 0.231		B B F F C 2-3 ③ K		B B S F X 2-2 ③ FC6-4 1-2f			C X 0-1 ② F9			3	0	0	0	0	1	2
Steve Buechele, R (1, 5) OBP: 0.333, SLG: 0.476			B B C S T F F B X 3-2 G3 1B 1B		F F S 0-3 ① K		C B C S 1-3 ③ K			3	0	1	0	0	2	1
Scott Fletcher, R (1, 6) OBP: 0.224, SLG: 0.157			1 SAFE B B C I L B F F 1 SAFE 3-2 X G3 1-2 1B		C B X 1-1 ② 5-3			C C B X 1-2 ① 6-3		3	0	1	0	0	0	0

	AB	31
	R	1
	H	5
	RBI	1
	BB	1
	SO	8
	LOB	11

Inning Stats																		
	R: 0	H: 0	R: 1	H: 1	R: 0	H: 2	R: 0	H: 0	R: 0	H: 0	R: 0	H: 1	R: 0	H: 0	R: 0	H: 1	1B: 4	SF: 0
	E: 0	LOB: 0	E: 0	LOB: 0	E: 0	LOB: 2	E: 0	LOB: 0	E: 0	LOB: 0	E: 0	LOB: 1	E: 0	LOB: 0	E: 0	LOB: 1	2B: 0	SAC: 0
	K: 2	BB: 0	K: 2	BB: 0	K: 1	BB: 0	K: 1	BB: 1	K: 0	BB: 0	K: 1	BB: 0	K: 0	BB: 0	K: 0	BB: 0	3B: 0	DP: 1
	S: 8	P: 11	S: 9	P: 15	S: 18	P: 26	S: 9	P: 19	S: 6	P: 8	S: 7	P: 10	S: 9	P: 11	S: 6	P: 10	HR: 1	HBP: 0

	WP: 0	PA: 32
	PB: 0	
	SB: 0	
	CS: 0	

PITCHER	IP	WLS	BF	H	R	ER	SO	BB	IBB	HBP	BLK	WP	HR	S	P	ERA	WHIP
John Candelaria, L (1, 1) ERA: 3.19	9.0	W	32	5	1	1	8	1	0	0	0	0	1	81	120	1.00	0.667

PITCHER	IP	WLS	BF	H	R	ER	SO	BB	IBB	HBP	BLK	WP	HR	S	P	ERA	WHIP

Batter	1	2	3	4	5	6	7	8	9	AB	R	H	RBI	BB	SO	LOB
Rickey Henderson, R (1, 7) OBP: 0.408, SLG: 0.556	B B B B 4-0 CS BB		B B C B B 4-1 S BLK BB		B B X 2-0 S FC3-6 2B		B B C C S 2-3 K ①			2	1	1	0	2	1	0
Willie Randolph, R (1, 4) OBP: 0.278, SLG: 0.250	1 SAFE 1 SAFE B 1 SAFE 1 SAFE B 1 SAFE B C 3-2 1 SAFE 1 SAFE C F X 1-2 FC3-6 1B ①		1 SAFE 1 SAFE 1 SAFE B B 1 SAFE 1 SAFE C X 2-1 1-2 S 1B		B 2 SAFE 2 SAFE B C X 2-1 2-3 FC3-6 1B		B C B X 2-1 F8 ②			4	0	3	0	0	0	0
Don Mattingly, L (1, 3) OBP: 0.306, SLG: 0.348	C X 0-1 FC3-6 BB 1-2f ②		F F B F 2 SAFE B F S 2-3 K 1-2 2-3 ②		X 0-0 FC3-6 PB BLK 1-2f 3-H ①		B F B B X 3-1 F5 ③			4	0	0	1	0	1	4
Jack Clark, R (1, 10) OBP: 0.373, SLG: 0.488	B B B B 4-0 1-2 BB		B S B C B B 4-2 BB		C S S 0-3 K ②			B F B B X 3-1 G6-3 1B		2	0	1	0	2	1	1
Claudell Washington, L (1, 8) OBP: 0.327, SLG: 0.500	C B X 1-1 F8 ③		F C F F S 0-3 K ③		B F B B X 3-1 F7 ③ 1-3			S X 0-1 G6-3 1-2f ① ②		4	0	0	0	0	1	7
Dave Winfield, R (1, 9) OBP: 0.489, SLG: 0.759		C B F X 1-2 4-3 ①		B C S 1-3 K 3-1 6-3		B C X 1-1 1B		B B S X 2-1 1B 1B		4	1	2	0	0	1	0
Mike Pagliarulo, L (1, 5) OBP: 0.309, SLG: 0.443		X 0-0 F4 ②		S B B X 2-1 3-1 2-3 ①		C B 1 SAFE B 1 SAFE 1 SAFE S 1 SAFE S 2-3 K ①		X 0-0 FC6-4 1-3 1B		4	0	1	0	0	1	2
Joel Skinner, R (1, 2) OBP: 0.200, SLG: 0.222		B C S S 1-3 K ③		B F X 1-1 6-3 3-H ②		1 SAFE 1 SAFE B B 1 SAFE 1 SAFE S 1 SAFE 1 SAFE 3-2 F 1 SAFE B 1 SAFE X F7 ②		B B B C X 3-1 FC6-4 1-2f ③		4	0	0	1	0	1	3
Rafael Santana, R (1, 6) OBP: 0.264, SLG: 0.277			C B C B C 2-3 K ①	B X 1-0 F9 ③		1 SAFE S C 1 SAFE S 0-3 K ③				3	0	0	0	0	2	1
Inning Stats	R: 0 H: 1 E: 0 LOB: 2 K: 0 BB: 2 S: 8 P: 20	R: 0 H: 0 E: 0 LOB: 0 K: 1 BB: 0 S: 7 P: 9	R: 0 H: 1 E: 0 LOB: 3 K: 3 BB: 2 S: 18 P: 32	R: 1 H: 0 E: 1 LOB: 0 K: 1 BB: 0 S: 8 P: 13	R: 1 H: 2 E: 0 LOB: 1 K: 1 BB: 0 S: 9 P: 16	R: 0 H: 1 E: 0 LOB: 1 K: 2 BB: 0 S: 11 P: 17	R: 0 H: 0 E: 0 LOB: 0 K: 1 BB: 0 S: 7 P: 14	R: 0 H: 3 E: 0 LOB: 2 K: 0 BB: 0 S: 9 P: 17		1B: 7 SF: 0 2B: 1 SAC: 0 3B: 0 DP: 1 HR: 0 HBP: 0						

PITCHER	IP	WLS	BF	H	R	ER	SO	BB	IBB	HBP	BLK	WP	HR	S	P	ERA	WHIP
Charlie Hough, R (1, 1) ERA: 2.01	7.2	L	34	8	2	1	9	4	0	0	2	0	0	75	133	1.17	1.565
Jose Cecena, R (8, 1) ERA: 3.86	0.1		1	0	0	0	0	0	0	0	0	0	0	2	5	0.00	0.000

PITCHER	IP	WLS	BF	H	R	ER	SO	BB	IBB	HBP	BLK	WP	HR	S	P	ERA	WHIP

BOTTOM

Texas Rangers @ New York Yankees

Yankee Stadium, Bronx, NY

Fri Apr 29 1988, 7:05 PM EDT
Att. 20,277 - Unknown - 59 F

livebaseballscorecards.com

AB	31
R	2
H	8
RBI	2
BB	4
SO	9
LOB	18

Texas Rangers @ New York Yankees

Yankee Stadium, Bronx, NY

Sat Apr 30 1988, 7:05 PM EDT

Att. 21,011 - Unknown - 50 F

livebaseballscorecards.com

TOP

Batter	1	2	3	4	5	6	7	8	9	AB	R	H	RBI	BB	SO	LOB
Oddibe McDowell, L (1, 8) OBP: 0.246, SLG: 0.328	0-0 ① 4-3		2-3 ① K		0-0 HR		1-0 ① G3		3-1 ② F7	5	1	1	1	0	1	3
Scott Fletcher, R (1, 6) OBP: 0.213, SLG: 0.149 Cecil Espy, S (7, 6) OBP: 0.263, SLG: 0.378	2-2 ② 5-3		1-0 ② F7		0-0 ① 5-3		1-1 ② 5-3		0-1 ③ 4-3	4 1	0 0	0 0	0 0	0 0	0 0	2 1
Ruben Sierra, S (1, 9) OBP: 0.247, SLG: 0.333	0-3 ③ K		4-1 1-2 2-3 BB		0-0 ② 3-1		0-1 ③ 6-3			3	0	0	0	1	1	0
Pete Incaviglia, R (1, 7) OBP: 0.293, SLG: 0.426		1-2 ① F3	1-1 ③ F9		1-1 ③ 6-3			0-0 ① F3		4	0	0	0	0	0	3
Pete O'Brien, L (1, 3) OBP: 0.512, SLG: 0.690 Steve Kemp, L (7, 3) OBP: 0.222, SLG: 0.231		1-2 ② 4-3		3-1 4-3 1B 1B		0-1 ① 4-3		1-1 ② 3-1		3 1	0 0	1 0	0 0	0 0	0 0	0 0
Larry Parrish, R (1, 10) OBP: 0.193, SLG: 0.173		0-0 ③ F8		0-2 4-3 1-2 1B		3-2 BB 1B		1-1 ③ F9		4	0	2	0	0	0	0
Geno Petralli, L (1, 2) OBP: 0.229, SLG: 0.371			1-0 HR	1-0 ① 4-3 1-2 2-3		1-1 ② F8			0-0 F8 1B 2B	4	2	2	1	0	0	3
Steve Buechele, R (1, 5) OBP: 0.333, SLG: 0.462 Jerry Browne, S (7, 4) OBP: 0.289, SLG: 0.194			3-2 E5 BB BB	1-2 ② 5-3		4-0 1-2 BB			1-0 ① F8 2-3	2 1	0 0	0 0	0 0	1 0	0 0	2 1
Curtis Wilkerson, S (1, 4) OBP: 0.250, SLG: 0.182 (7, 5)			4-2 1-2 BB BB	1-1 ③ 4-3		2-3 ③ K			1-1 3-H 1B	3	0	1	1	1	1	4

| | | |

Batter	1	2	3	4	5	6	7	8	9	AB	R	H	RBI	BB	SO	LOB
Rickey Henderson, R (1, 7) OBP: 0.411, SLG: 0.553	B S F X 1-2 S S E 1B		B B C C B F X 3-2 ① 6-3	C C X 0-2 ③ F3	C B B X 2-1 S 1-3 1B	F X	0-1 E5 1B 1B	C S X 0-2 ③ F9		4	1	2	0	0	0	2
Roberto Kelly, R (7, 7) OBP: 0.267, SLG: 0.318 (8, 8)										2	1	0	0	0	0	1
Willie Randolph, R (1, 4) OBP: 0.260, SLG: 0.232	1 SAFE B 1 SAFE C B B S C 3-3 ① K 1-2		X 0-0 ② F2		B B S B X 3-2 ① F4 B S B X 2-2 ③ L3 1-2		B C F S 1-3 ① K			5	0	0	0	0	2	4
Don Mattingly, L (1, 3) OBP: 0.340, SLG: 0.363	B B B B 4-0 S 1B BB		B F B B B 4-1 HR BB		C B B B B 4-1 BB 1B 1B BB	B C B C X 2-2 PB BB HR 1B	C F B X 1-2 1B 1-2 FC1-6 1B			2	5	2	0	3	0	0
Jack Clark, R (1, 10) OBP: 0.429, SLG: 0.591	B C B B S B 4-2 1B 1-2 2-H BB		B X 1-0 1-H HR		C B B F X 2-2 BB 1-2 1B 1B	C C B B B B 4-2 PB 1-2 HR BB	C F B X 1-2 FC1-6 1-3 2-H 1B			3	3	3	3	2	0	0
Claudell Washington, L (1, 8) OBP: 0.333, SLG: 0.480 (8, 7)	C X 0-1 G4-6-3 1-2 2-H 1B		B C C T B B S 3-3 ③ K		B B B C B 4-1 1B 1-2 2-3 HR BB	F C B B S 2-3 ① K 1-2 2-3	B F S X 1-2 ② FC1-6 FC4 1-2f 3-H			4	1	1	2	1	2	3
Dave Winfield, R (1, 9) OBP: 0.485, SLG: 0.735	C S X 0-2 ②③ G4-6-3 1-2f		C B C B X 2-2 ① 4-3	S S X 1-2 HR 1-2 2-H 3-H 1B	I I I 4-0 HR IBB	C B S F B X 2-2 ③ FC4 1-2f				4	2	1	2	1	0	3
Mike Pagliarulo, L (1, 5) OBP: 0.323, SLG: 0.518		B C C B F S 2-3 ① K	B B B 4-0 BB BB	B B S X 2-2 1-H 2-H HR	B F F B F B X 3-2 1-H 2-H 3-H HR		B F B C X 2-2 ① L3			4	2	2	7	1	1	0
Joel Skinner, R (1, 2) OBP: 0.160, SLG: 0.174		B C S F C 1-3 ② K	C S B 1 SAFE B C 2-3 ② K	X 0-0 ② F9	S S X 0-2 ② F7		F C X 0-2 ② F8			5	0	0	0	0	2	1
Rafael Santana, R (1, 6) OBP: 0.276, SLG: 0.260		C F B F X 1-2 ③ 5-3	B B B B 4-0 1-2 BB	C B F B B B 4-2 1B BB	C B B X 2-1 ③ 6-3		B B X 2-0 E6			3	0	0	0	2	0	0
Inning Stats	R: 2 E: 0 K: 1 S: 13 H: 2 LOB: 1 BB: 2 P: 25	R: 0 E: 0 K: 2 S: 12 H: 0 LOB: 0 BB: 0 P: 16	R: 2 E: 0 K: 1 S: 11 H: 1 LOB: 0 BB: 1 P: 22	R: 0 E: 0 K: 1 S: 9 H: 0 LOB: 2 BB: 2 P: 21	R: 5 E: 0 K: 0 S: 23 H: 4 LOB: 2 BB: 3 P: 47	R: 4 E: 0 K: 1 S: 17 H: 2 LOB: 0 BB: 2 P: 34	R: 2 E: 1 K: 1 S: 18 H: 2 LOB: 1 BB: 0 P: 24	R: 0 E: 1 K: 0 S: 10 H: 0 LOB: 1 BB: 0 P: 14		1B: 8 2B: 0 3B: 0 HR: 3 SF: 0 SAC: 0 DP: 1 HBP: 0						

PITCHER		IP	WLS	BF	H	R	ER	SO	BB	IBB	HBP	BLK	WP	HR	S	P	ERA	WHIP
Bobby Witt, R ERA: 6.97	(1, 1)	4.1	L	24	5	8	8	5	7	0	0	0	0	1	57	110	16.61	2.769
Jeff Russell, R ERA: 1.93	(5, 1)	0.2		5	2	1	1	0	1	0	0	0	0	1	11	21	13.50	4.500
Mike Jeffcoat, L ERA: 14.63	(6, 1)	0.1		5	2	4	4	1	1	1	0	0	0	1	12	27	108.00	9.000
Dale Mohorcic, R ERA:	(6, 1)	1.2		8	2	2	0	1	0	0	0	0	0	0	23	31	0.00	1.200
De Wayne Vaughn, R ERA: 14.73	(8, 1)	1.0		4	0	0	0	0	0	0	0	0	0	0	10	14	0.00	0.000

PITCHER	IP	WLS	BF	H	R	ER	SO	BB	IBB	HBP	BLK	WP	HR	S	P	ERA	WHIP

BOTTOM

Texas Rangers @ New York Yankees

Yankee Stadium, Bronx, NY

Sat Apr 30 1988, 7:05 PM EDT
Att. 21,011 - Unknown - 50 F

livebaseballscorecards.com

AB	36
R	15
H	11
RBI	14
BB	10
SO	7
LOB	14

WP: 0 PA: 46
PB: 1
SB: 4
CS: 0

Texas Rangers @ New York Yankees

Yankee Stadium, Bronx, NY

Sun May 01 1988, 3:33 AM EDT

Att. 40,268 - Overcast - 58 F

livebaseballscorecards.com

Batter	1	2	3	4	5	6	7	8	9	AB	R	H	RBI	BB	SO	LOB
Cecil Espy, S (1, 8) OBP: 0.286, SLG: 0.375	6-3		S BB			1B BLK G6-4-3 1B		B1-3		3	1	1	0	1	0	0
Curtis Wilkerson, S (1, 4) OBP: 0.313, SLG: 0.214	F4		K			G6-4-3 1B		S 1B BB		3	1	1	0	1	1	1
Pete Incaviglia, R (1, 7) OBP: 0.291, SLG: 0.417	K			K		G6-4-3				4	0	1	1	0	2	1
Larry Parrish, R (1, 10) OBP: 0.180, SLG: 0.161		L6		K		K		K		4	0	0	0	0	3	1
Pete O'Brien, L (1, 3) OBP: 0.500, SLG: 0.667		K		K			G3-6-3 1B		G3	4	0	1	0	0	2	0
Ruben Sierra, S (1, 9) OBP: 0.247, SLG: 0.329		5-3			K		G3-6-3		F9 S CS 1B	4	0	1	0	0	1	1
Mike Stanley, R (1, 2) OBP: 0.340, SLG: 0.317			1B G6-4-3 BB		K		HR			2	2	1	1	2	1	0
Steve Buechele, R (1, 5) OBP: 0.329, SLG: 0.449			G6-4-3 1B		F4		K		F9	4	0	1	0	0	1	2
Scott Fletcher, R (1, 6) OBP: 0.217, SLG: 0.156			G6-4-3			1B BLK		5-3	CS	3	1	1	0	0	0	1

TOP	
AB	31
R	5
H	8
RBI	2
BB	4
SO	11
LOB	7

Inning Stats	1	2	3	4	5	6	7	8	9
	R: 0 E: 0 K: 1 S: 8	H: 0 LOB: 0 BB: 0 P: 13	R: 0 E: 0 K: 1 S: 8	H: 0 LOB: 0 BB: 0 P: 13	R: 1 E: 0 K: 1 S: 16	H: 1 LOB: 1 BB: 2 P: 27	R: 0 E: 0 K: 3 S: 10	H: 0 LOB: 0 BB: 0 P: 15	R: 0 E: 0 K: 2 S: 10	H: 0 LOB: 0 BB: 0 P: 18
	R: 2 E: 0 K: 1 S: 10	H: 3 LOB: 0 BB: 0 P: 17	R: 1 E: 0 K: 1 S: 8	H: 2 LOB: 0 BB: 0 P: 13	R: 1 E: 0 K: 1 S: 12	H: 1 LOB: 1 BB: 1 P: 19	R: 0 E: 0 K: 0 S: 8	H: 1 LOB: 1 BB: 1 P: 21		

	1B: 7	SF: 0
	2B: 0	SAC: 0
	3B: 0	DP: 3
	HR: 1	HBP: 0

	WP: 0	PA: 36
	PB: 0	
	SB: 3	
	CS: 1	

PITCHER		IP	WLS	BF	H	R	ER	SO	BB	IBB	HBP	BLK	WP	HR	S	P	ERA	WHIP
Al Leiter, L	(1, 1)	5.0	L	20	4	3	3	8	2	0	0	1	0	0	58	96	5.40	1.200
ERA: 3.77																		
Cecilio Guante, R	(6, 1)	0.0		0	0	0	0	0	0	0	0	0	0	0	0	0	∞	∞
ERA: 3.0																		
Steve Shields, R	(8, 1)	1.0		5	1	1	1	1	1	0	0	0	0	0	12	19	9.00	2.000
ERA: 9.0																		
Tim Stoddard, R	(9, 1)	1.0		4	1	0	0	0	1	0	0	0	0	0	8	21	0.00	2.000
ERA: 5.4																		

PITCHER	IP	WLS	BF	H	R	ER	SO	BB	IBB	HBP	BLK	WP	HR	S	P	ERA	WHIP

BOTTOM

Texas Rangers @ New York Yankees

Yankee Stadium, Bronx, NY

Sun May 01 1988, 3:33 AM EDT
Att. 40,268 - Overcast - 58 F

livebaseballscorecards.com

Batter	1	2	3	4	5	6	7	8	9	AB	R	H	RBI	BB	SO	LOB
Rickey Henderson, R (1, 7) OBP: 0.411, SLG: 0.541	B C B B C X 3-2 F9 ①		B B B C F F X 3-2 5-3 ①		S L B B F X 2-2 CS 1B		B B B B 4-0 1B BB		B B S S B F X 3-2 F7 ③	4	0	1	0	1	0	0
Willie Randolph, R (1, 4) OBP: 0.259, SLG: 0.233	B X 1-0 F9 ②		C B S L 1-3 K ②		B 1 SAFE 1 SAFE 1 SAFE B F X 2-1 E5 1B ② 1-2		B B B 1 SAFE C 1 SAFE X 2-1 1B ② 1-3			4	0	1	0	0	1	1
Don Mattingly, L (1, 3) OBP: 0.346, SLG: 0.362	B B B B 4-0 BB 1B BB		C X 0-1 F4 ③		B B F 1 SAFE X 2-1 1B 1-2		C B B X 2-1 F6 ③			3	1	1	0	1	0	1
Jack Clark, R (1, 10) OBP: 0.417, SLG: 0.553	B C C B B F B 4-2 1B BB 1-2			X 0-0 F3 ①	B B C S F B S 3-3 K ③			X 0-0 5-3 ①		3	0	0	0	1	1	2
Dave Winfield, R (1, 9) OBP: 0.505, SLG: 0.747	C B X 1-1 1B 1-3 2-H ③			B C S X 1-2 1B		B C B X 2-1 1B		B B C F X 2-2 5-3 1B		4	0	4	1	0	0	0
Roberto Kelly, R (1, 8) OBP: 0.265, SLG: 0.313		B F X 1-1 5-3 ①		1 SAFE 1 SAFE X 0-0 1B 1-2		F 1 SAFE F B S 1-3 K ①		X 0-0 5-3 ② 1-2		4	0	1	0	0	1	2
Mike Pagliarulo, L (1, 5) OBP: 0.311, SLG: 0.494		B B X 2-0 5-3 ②		B F C F F F B S 2-3 K ②		B B F 1 SAFE X 2-1 F9 ②		F F B F F F B S 2-3 K ③		4	0	0	0	0	2	4
Don Slaught, R (1, 2) OBP: 0.417, SLG: 0.619		B B B F B F F B 4-2 FC4-6 BB		B B B B F X 3-1 F9 ③		B B B F F 1 SAFE 1 SAFE F B F 3-2 F X F6 ③			F B B B F X 2-2 6-3 ①	3	0	0	0	1	0	3
Rafael Santana, R (1, 6) OBP: 0.267, SLG: 0.250		B C X 1-1 FC4-6 1-2f ③			B X 1-0 F4 ①		B C X 1-1 4-3 ①		C X 0-1 6-3 ②	2	0	0	0	0	0	1
Jose Cruz, L (7, PH) OBP: 0.192, SLG: 0.200										1	0	0	0	0	0	0
Bobby Meacham, S (8, 6) OBP: 0.269, SLG: 0.311										1	0	0	0	0	0	0
Inning Stats	R: 1 E: 0 K: 0 S: 9 H: 1 LOB: 2 BB: 2 P: 22	R: 0 E: 0 K: 0 S: 8 H: 0 LOB: 1 BB: 1 P: 16	R: 0 E: 0 K: 1 S: 9 H: 0 LOB: 0 BB: 0 P: 13	R: 0 E: 0 K: 1 S: 13 H: 2 LOB: 2 BB: 0 P: 19	R: 0 E: 1 K: 1 S: 13 H: 2 LOB: 2 BB: 0 P: 23	R: 0 E: 0 K: 1 S: 13 H: 1 LOB: 1 BB: 0 P: 21	R: 0 E: 0 K: 0 S: 6 H: 1 LOB: 1 BB: 1 P: 15	R: 0 E: 0 K: 1 S: 10 H: 1 LOB: 1 BB: 0 P: 14	R: 0 E: 0 K: 0 S: 9 H: 0 LOB: 0 BB: 0 P: 14	1B: 8 2B: 0 3B: 0 HR: 0 SF: 0 SAC: 0 DP: 0 HBP: 0							

	AB	33
	R	1
	H	8
	RBI	1
	BB	4
	SO	5
	LOB	14

PITCHER		IP	WLS	BF	H	R	ER	SO	BB	IBB	HBP	BLK	WP	HR	S	P	ERA	WHIP
Paul Kilgus, L	(1, 1)	6.0	W	26	6	1	1	4	3	0	0	0	0	0	65	114	1.50	1.500
ERA: 2.65																		
Dale Mohorcic, R	(7, 1)	3.0	S	11	2	0	0	1	1	0	0	0	0	0	25	43	0.00	1.000
ERA:																		

PITCHER	IP	WLS	BF	H	R	ER	SO	BB	IBB	HBP	BLK	WP	HR	S	P	ERA	WHIP

Batter	1	2	3	4	5	6	7	8	9	10	11	12	AB	R	H	RBI	BB	SO	LOB
Rickey Henderson, R (1, 7) OBP: 0.407, SLG: 0.520	F9		BB		P6		6-3		G1-4-3 1-2f			SH1-3 S WP BB	4	1	0	0	2	0	1
Willie Randolph, R (1, 4) OBP: 0.267, SLG: 0.269	6-3		G4-6-3 1-2f		SF8 3B			L9		CS 1B		SH1-3 1-3	5	1	2	0	0	0	1
Don Mattingly, L (1, 3) OBP: 0.363, SLG: 0.371	BB			HR 1B	SF8 3-H			1B BB 1B		L8		E G2-3 IBB	3	3	2	1	2	0	1
Jack Clark, R (1, 10) OBP: 0.409, SLG: 0.577	F7			HR 1-H	K			F7 1B 1-2 BB		K 1-2		G2-3 1-2	5	1	1	2	1	2	4
Dave Winfield, R (1, 9) OBP: 0.505, SLG: 0.728		K		5-3		F8		1B 1-2 2-H			S BB	1B 2-H 3-H	5	0	2	1	1	1	0
Roberto Kelly, R (1, 8) OBP: 0.269, SLG: 0.314 Claudell Washington, L (8, PH) OBP: 0.316, SLG: 0.453 (8, 8)		BLK 4-3 1B		K		6-3		F7 2-3			K 1-2	F7	3 3	0 0	1 0	0 0	0 0	1 1	0 4
Mike Pagliarulo, L (1, 5) OBP: 0.315, SLG: 0.478		4-3 1-2		FC5 1B BB		G3		F8			IBB		3	0	0	0	2	0	3
Bobby Meacham, S (1, 6) OBP: 0.281, SLG: 0.306		L5 2-3			1-2 1B		6-3		G1-4-3 BB		K		4	0	1	0	1	1	3
Joel Skinner, R (1, 2) OBP: 0.138, SLG: 0.148 Jose Cruz, L (11, PH) OBP: 0.185, SLG: 0.192 Don Slaught, R (11, 2) OBP: 0.417, SLG: 0.619			K	FC5 2-3f			6-3		B3		F5		4 1 0	0 0 0	0 0 0	0 0 0	0 0 0	1 0 0	3 2 0
Inning Stats	R: 0 H: 0 E: 0 LOB: 1 K: 0 BB: 1 S: 6 P: 14	R: 0 H: 1 E: 0 LOB: 1 K: 1 BB: 0 S: 9 P: 12	R: 0 H: 0 E: 0 LOB: 0 K: 1 BB: 1 S: 5 P: 12	R: 2 H: 3 E: 0 LOB: 2 K: 1 BB: 1 S: 14 P: 23	R: 1 H: 1 E: 0 LOB: 0 K: 1 BB: 0 S: 8 P: 15	R: 0 H: 0 E: 0 LOB: 0 K: 0 BB: 0 S: 5 P: 6	R: 0 H: 0 E: 0 LOB: 0 K: 0 BB: 0 S: 5 P: 8	R: 1 H: 2 E: 0 LOB: 2 K: 0 BB: 1 S: 18 P: 24	R: 0 H: 0 E: 0 LOB: 0 K: 0 BB: 1 S: 6 P: 11	R: 0 H: 1 E: 0 LOB: 0 K: 1 BB: 0 S: 8 P: 11	R: 0 H: 0 E: 0 LOB: 2 K: 2 BB: 2 S: 12 P: 25	R: 2 H: 1 E: 0 LOB: 1 K: 0 BB: 2 S: 10 P: 28	1B: 7 2B: 0 3B: 1 HR: 1	SF: 1 SAC: 1 DP: 2 HBP: 0	WP: 1 PB: 0 SB: 2 CS: 1	PA: 51			

PITCHER		IP	WLS	BF	H	R	ER	SO	BB	IBB	HBP	BLK	WP	HR	S	P	ERA	WHIP
Jerry Reuss, L ERA: 4.91	(1, 1)	7.1		30	6	4	4	4	3	0	0	1	0	1	57	97	4.91	1.227
John Davis, R ERA: 1.83	(8, 1)	3.0		13	2	0	0	2	3	1	0	0	0	0	34	57	0.00	1.667
Bobby Thigpen, R ERA: 4.0	(11, 1)	1.2	L	8	1	2	2	1	1	1	0	0	1	0	15	35	10.80	1.200

PITCHER	IP	WLS	BF	H	R	ER	SO	BB	IBB	HBP	BLK	WP	HR	S	P	ERA	WHIP

TOP

New York Yankees @ Chicago White Sox

Comiskey Park, Chicago, IL

Mon May 02 1988, 8:05 PM EDT

Att. 14,786 - Sunny - 60 F

livebaseballscorecards.com

AB	40
R	6
H	9
RBI	4
BB	9
SO	7
LOB	22

Batter	1	2	3	4	5	6	7	8	9	10	11	12	AB	R	H	RBI	BB	SO	LOB
Gary Redus, R (1, 8) OBP: 0.452, SLG: 0.440	1-1 4-3		B X 1-0 F8			C B X 1-1 L5		C S B B B B 4-2 HR BB		C B B B F B 4-2 SH1-4 BB	C X 0-1 F8		3	1	0	0	2	0	0
Lance Johnson, L (11, PH) OBP: 0.203, SLG: 0.239 (12, 8)													1	0	0	0	0	0	2
Ozzie Guillen, L (1, 6) OBP: 0.210, SLG: 0.216	B X 1-0 6-3		X 0-0 4-3			B X 1-0 F4		C X 0-1 F7		B X 1-0 SH1-4 1-2		C X 0-1 BB BB 1B	5	0	1	0	0	0	1
Harold Baines, L (1, 10) OBP: 0.369, SLG: 0.427	C B B B X 2-1 1-3			C X 0-1 1B G4-6-3 2B		B F B B B X 2-1 6-3		B F B B B X 3-1 1-H HR		I I I I 4-0 IBB		B B B B 4-0 1-2 BB BB	4	2	2	2	2	0	0
Daryl Boston, L (12, PR) OBP: 0.158, SLG: 0.263													0	0	0	0	0	0	0
Ivan Calderon, R (1, 9) OBP: 0.333, SLG: 0.494		C X 0-1 F8		B C X 2-1 2-3 G4-6-3 1B			B C X 1-1 2B 1B	C F X 0-2 G2-3		X 0-0 L7		F C S 0-3 K	6	1	2	0	0	1	4
Greg Walker, L (1, 3) OBP: 0.297, SLG: 0.366		S B B F X 2-2 2B		X 0-0 1-2f 3-H G4-6-3			F B X 1-1 L7	F C B X 1-2 L7		F C B B S 2-3 K		B B C S B B 4-2 1-2 2-3 BB	5	0	1	0	1	1	4
Carlton Fisk, R (1, 2) OBP: 0.375, SLG: 0.594		B B C B B 4-1 FC6-4 BB		B C F B C 2-3 K			X 0-0 1-H 1B FC3-2 2B		C F B X 1-2 5-3		C F B S 1-3 K	C X 0-2 L4	5	0	1	1	1	2	3
Kenny Williams, R (1, 5) OBP: 0.299, SLG: 0.462	S F B F F F S 1-3 K			C X 0-1 P3			X 0-0 2-3 FC3-2 1B		X 0-0 2B		B B B B 4-0 BB BB	S C S 0-3 K	4	0	2	0	0	1	2
Steve Lyons, L (9, PR) (10, 5)													1	0	0	0	1	1	3
Dan Pasqua, L (1, 7) OBP: 0.300, SLG: 0.324		B C B B X 3-1 FC6-4 1-2f			S F B B B X 2-2 F8		B B B X 3-0 FC3-2 1-2 3-H		F S B X 1-2 F7		1 SAFE B B S 1 SAFE B 1 SAFE F F 3-2 1 SAFE 1 SAFE X L7		5	0	0	0	0	0	6
Fred Manrique, R (1, 4) OBP: 0.348, SLG: 0.400			B B X 2-0 5-3		C X 0-1 6-3		S F B B B S 3-3 K		S F B F B B X 2-2 L5		B 1 SAFE 1 SAFE 1 SAFE B B B C B 4-1 1-2 BB		2	0	0	0	0	0	0
Donnie Hill, S (7, PH) OBP: 0.290, SLG: 0.203 (8, 4)													2	0	0	0	1	1	3

Inning Stats																								
	R: 0	H: 0	R: 0	H: 1	R: 0	H: 0	R: 1	H: 2	R: 0	H: 0	R: 0	H: 0	R: 1	H: 3	R: 2	H: 1	R: 0	H: 1	R: 0	H: 0	R: 0	H: 1	1B: 4	SF: 0
	E: 0	LOB: 0	E: 0	LOB: 2	E: 0	LOB: 0	E: 0	LOB: 0	E: 0	LOB: 0	E: 0	LOB: 0	E: 0	LOB: 2	E: 0	LOB: 0	E: 0	LOB: 1	E: 0	LOB: 2	E: 0	LOB: 3	2B: 4	SAC: 1
	K: 0	BB: 0	K: 1	BB: 1	K: 0	BB: 0	K: 1	BB: 0	K: 0	BB: 0	K: 0	BB: 0	K: 1	BB: 0	K: 0	BB: 1	K: 0	BB: 0	K: 1	BB: 2	K: 2	BB: 2	3B: 0	DP: 1
	S: 5	P: 9	S: 13	P: 23	S: 3	P: 6	S: 8	P: 12	S: 7	P: 9	S: 5	P: 9	S: 10	P: 18	S: 12	P: 20	S: 11	P: 15	S: 7	P: 18	S: 10	P: 22	HR: 1	HBP: 0
																					S: 13	P: 21		

PITCHER		IP	WLS	BF	H	R	ER	SO	BB	IBB	HBP	BLK	WP	HR	S	P	ERA	WHIP
Tommy John, L ERA: 4.32	(1, 1)	6.2		26	6	2	2	2	1	0	0	0	0	0	48	80	2.70	1.050
Cecilio Guante, R ERA: 3.38	(7, 1)	0.2		3	0	1	1	1	1	0	0	0	0	0	7	14	13.50	1.500
Dave Righetti, L ERA: 2.93	(8, 1)	3.1		16	2	1	1	2	3	1	0	0	0	1	34	65	2.70	1.500
Tim Stoddard, R ERA: 5.27	(11, 1)	0.1	W	1	0	0	0	0	0	0	0	0	0	0	2	2	0.00	0.000
Lee Guetterman, L ERA: 3.09	(12, 1)	0.0		2	1	0	0	0	1	0	0	0	0	0	2	6	∞	∞

PITCHER		IP	WLS	BF	H	R	ER	SO	BB	IBB	HBP	BLK	WP	HR	S	P	ERA	WHIP
Steve Shields, R ERA: 5.4	(12, 1)	0.2		3	0	0	0	1	1	0	0	0	0	0	8	12	0.00	1.500
John Candelaria, L ERA: 3.16	(12, 1)	0.1	S	1	0	0	0	1	0	0	0	0	0	0	3	3	0.00	0.000

BOTTOM

New York Yankees @ Chicago White Sox

Comiskey Park, Chicago, IL

Mon May 02 1988, 8:05 PM EDT

Att. 14,786 - Sunny - 60 F

livebaseballscorecards.com

AB	43
R	4
H	9
RBI	3
BB	8
SO	7
LOB	28

WP: 0	PA: 52																							
PB: 0																								
SB: 0																								
CS: 0																								

Batter	1	2	3	4	5	6	7	8	9	AB	R	H	RBI	BB	SO	LOB
Rickey Henderson, R (1, 7) OBP: 0.407, SLG: 0.542	C B X 1-1 ① L6		C B X 1-1 S 1B FC4-6 1B		C C X 0-2 E5 S 1B		B X 1-0 HR		C C B B F F C 2-3 ① K	5	3	2	1	0	1	0
Willie Randolph, R (1, 4) OBP: 0.297, SLG: 0.293	B C B X 2-1 ② F6		B 1 SAFE B X 2-0 FC4-6 1-2 1B		B L C B X 2-2 FC4-6 2-H 1B		B S B B B 4-1 BLK BB		X 0-0 G6-4-3 1B	4	0	3	1	1	0	0
Don Mattingly, L (1, 3) OBP: 0.347, SLG: 0.353	C F B F X 1-2 ③ F6		C B B C F X 2-2 ② FC4-6 FC6-4 1-2f 2-H		1 SAFE X 0-0 ① FC4-6 FC5-4 1-2f		C X 0-1 ① F8		B F 1 SAFE X 1-1 ② ③ G6-4-3 1-2f	5	0	0	1	0	0	4
Jack Clark, R (1, 10) OBP: 0.400, SLG: 0.545		B B C C B B 4-2 FC5 1B BB	B S C B X 2-2 ③ FC6-4 1-2f		B B C X 2-1 ② FC5-4 BLK 1-2f		B 1 SAFE B C B C 1 SAFE F 1 SAFE 3-2 X ② 6-3 1-2			3	0	0	0	1	0	3
Dave Winfield, R (1, 9) OBP: 0.513, SLG: 0.726		C X 0-1 1-2 1B		B X 1-0 S E 1B	I I I 4-0 1-2 IBB		B X 1-0 ③ 6-3			3	1	2	0	1	0	1
Roberto Kelly, R (1, 8) OBP: 0.250, SLG: 0.291		B C F S 1-3 ① K		L 1 SAFE B 1 SAFE B 1 SAFE 1 SAFE X 2-1 ① F7	B B C F X 2-2 ③ 6-3			B C B C B S 3-3 ① K		4	0	0	0	0	2	5
Mike Pagliarulo, L (1, 5) OBP: 0.304, SLG: 0.457		C F F F S 0-3 ② K		B B F S X 2-2 ② F5		B B X 2-0 ① 4-3		F F B B S 2-3 ② K		4	0	0	0	0	2	3
Don Slaught, R (1, 2) OBP: 0.421, SLG: 0.627		X 0-0 ③ FC5 2-3f		1 SAFE C B F B X 2-2 E8 1-H 1B		F X 0-1 ② 4-3		S B B B F F X 3-2 2B		4	0	2	1	0	0	2
Bobby Meacham, S (1, 6) OBP: 0.262, SLG: 0.283			S S B F X 1-2 ① L7	C B S F S 1-3 ③ K2-3		C F X 0-2 ③ 6-3		2 SAFE B F C B B X 3-2 ③ F9		4	0	0	0	0	1	2
Inning Stats	R: 0 E: 0 K: 0 S: 8 H: 0 LOB: 0 BB: 0 P: 12	R: 0 E: 0 K: 2 S: 13 H: 1 LOB: 2 BB: 1 P: 18	R: 1 E: 0 K: 0 S: 14 H: 2 LOB: 0 BB: 0 P: 22	R: 1 E: 1 K: 1 S: 13 H: 2 LOB: 1 BB: 0 P: 21	R: 1 E: 1 K: 0 S: 12 H: 1 LOB: 2 BB: 1 P: 22	R: 0 E: 0 K: 0 S: 6 H: 0 LOB: 0 BB: 0 P: 8	R: 1 E: 0 K: 0 S: 9 H: 1 LOB: 1 BB: 1 P: 18	R: 0 E: 0 K: 2 S: 13 H: 1 LOB: 1 BB: 0 P: 24	R: 0 E: 0 K: 1 S: 8 H: 1 LOB: 0 BB: 0 P: 11	1B: 7 2B: 1 3B: 0 HR: 1 SF: 0 SAC: 0 DP: 1 HBP: 0							

PITCHER		IP	WLS	BF	H	R	ER	SO	BB	IBB	HBP	BLK	WP	HR	S	P	ERA	WHIP
Dave LaPoint, L ERA: 1.41	(1, 1)	6.1	L	30	7	4	3	3	2	1	0	1	0	1	70	112	4.26	1.421
John Pawlowski, R ERA: 2.89	(7, 1)	2.2		9	2	0	0	3	0	0	0	1	0	0	26	44	0.00	0.750

PITCHER	IP	WLS	BF	H	R	ER	SO	BB	IBB	HBP	BLK	WP	HR	S	P	ERA	WHIP

TOP

New York Yankees @ Chicago White Sox

Comiskey Park, Chicago, IL

Tue May 03 1988, 8:05 PM EDT
Att. 13,293 - Cloudy - 50 F

livebaseballscorecards.com

AB	36
R	4
H	9
RBI	4
BB	3
SO	6
LOB	20

1B: 7	SF: 0	WP: 0	PA: 39
2B: 1	SAC: 0	PB: 0	
3B: 0	DP: 1	SB: 3	
HR: 1	HBP: 0	CS: 0	

Batter	1	2	3	4	5	6	7	8	9	AB	R	H	RBI	BB	SO	LOB
Lance Johnson, L (1, 8) OBP: 0.218, SLG: 0.243	B B C X 2-1 L7 ①		C B X 1-1 HBP 1B 1B		B B C B B 4-1 S BB		B C S B X 2-2 3-1 ③ 3-H			3	0	1	0	1	0	0
Ozzie Guillen, L (1, 6) OBP: 0.221, SLG: 0.220	C B F B S 2-3 K ②		C P 1 SAFE 1 SAFE X 1-1 HBP 1-2 1B		1 SAFE B F B B B 4-1 FC4-6 1-2 BB			C S S 0-3 K ①		3	0	1	0	1	2	0
Harold Baines, L (1, 10) OBP: 0.374, SLG: 0.424	B F B X 2-1 1B		C B H 2-1 1-2 2-3 HBP		B B X 2-0 FC4-6 ③ 1-2f			C X 0-1 6-3 ②		3	0	1	0	0	0	2
Ivan Calderon, R (1, 9) OBP: 0.320, SLG: 0.471	S B B F X 2-2 F9 ③		S B S B B C 3-3 K ③			B C X 1-1 1-3 ①		B S F B C 2-3 K ③		4	0	0	0	0	2	4
Greg Walker, L (1, 3) OBP: 0.286, SLG: 0.351		B C X 1-1 P6 ①		C X 0-1 F8 ①		B B F S X 2-2 G3 ②			C F B F C 1-3 K ①	4	0	0	0	0	1	0
Carlton Fisk, R (1, 2) OBP: 0.368, SLG: 0.574		C X 0-1 L8 ②		S F S 0-3 K ②		F C B B F X 2-2 F9 ③			B F C F X 1-2 BB 1B	4	0	1	0	0	1	0
Dan Pasqua, L (1, 7) OBP: 0.310, SLG: 0.351		B S C B X 2-2 3-1 ③		X 0-0 F7 ③			B B F B F X 3-2 WP 3B		B F B B B F B 4-2 1-2 BB	3	1	1	0	1	0	0
Kenny Williams, R (1, 5) OBP: 0.284, SLG: 0.435			X 0-0 G1 ①		S S B B B C 3-3 K ①		S B X 1-1 1-3 ①		B F F S 1-3 K ②	4	0	0	0	0	2	3
Donnie Hill, S (1, 4) OBP: 0.274, SLG: 0.190			B C B F X 2-2 F5 ②		F F X 0-2 P4 ②		S X 0-1 F7 ②		B X 1-0 1-3 ③	4	0	0	0	0	0	3
Inning Stats	R: 0 H: 1 E: 0 LOB: 1 K: 1 BB: 0 S: 10 P: 18	R: 0 H: 0 E: 0 LOB: 0 K: 0 BB: 0 S: 7 P: 10	R: 0 H: 2 E: 0 LOB: 3 K: 1 BB: 0 S: 13 P: 21	R: 0 H: 0 E: 0 LOB: 0 K: 1 BB: 0 S: 6 P: 6	R: 0 H: 0 E: 0 LOB: 2 K: 1 BB: 2 S: 9 P: 22	R: 0 H: 0 E: 0 LOB: 0 K: 0 BB: 0 S: 9 P: 14	R: 1 H: 1 E: 0 LOB: 0 K: 0 BB: 0 S: 10 P: 16	R: 0 H: 0 E: 0 LOB: 0 K: 2 BB: 0 S: 8 P: 10	R: 0 H: 1 E: 0 LOB: 2 K: 2 BB: 1 S: 14 P: 22	1B: 4 SF: 0 2B: 0 SAC: 0 3B: 1 DP: 0 HR: 0 HBP: 1						

PITCHER		IP	WLS	BF	H	R	ER	SO	BB	IBB	HBP	BLK	WP	HR	S	P	ERA	WHIP
Charles Hudson, R ERA: 3.0	(1, 1)	6.0	W	25	4	1	1	4	2	0	1	0	0	0	57	97	1.50	1.000
Steve Shields, R ERA: 2.25	(7, 1)	2.1		9	1	0	0	3	1	0	0	0	1	0	25	36	0.00	0.857
Cecilio Guante, R ERA: 3.26	(9, 1)	0.2	S	2	0	0	0	1	0	0	0	0	0	0	4	6	0.00	0.000

PITCHER	IP	WLS	BF	H	R	ER	SO	BB	IBB	HBP	BLK	WP	HR	S	P	ERA	WHIP

BOTTOM

New York Yankees @ Chicago White Sox

Comiskey Park, Chicago, IL

Tue May 03 1988, 8:05 PM EDT

Att. 13,293 - Cloudy - 50 F

livebaseballscorecards.com

AB	32
R	1
H	5
RBI	0
BB	3
SO	8
LOB	12

1B: 4 SF: 0
2B: 0 SAC: 0
3B: 1 DP: 0
HR: 0 HBP: 1

WP: 1 PA: 36
PB: 0
SB: 1
CS: 0

Batter	1	2	3	4	5	6	7	8	9	AB	R	H	RBI	BB	SO	LOB
Rickey Henderson, R (1, 7) OBP: 0.414, SLG: 0.550	C B B F X 2-2 CS 1B		C B X 1-1 L6 1-2 1B		B F B F B X 3-2 S PB 1B	C B B C B C 3-3 ③ K		F C F B X 1-2 ② SF9 3-H		4	0	3	1	0	1	1
Willie Randolph, R (1, 4) OBP: 0.292, SLG: 0.279	1 SAFE X 0-0 ① P6		C F B B B X 2-2 ① P1		1 SAFE B C B C C F B B 4-2 1-3 BB		B B B C C X 3-2 ① 5-3	X 0-0 ③ 1-3		4	0	0	0	1	0	4
Don Mattingly, L (1, 3) OBP: 0.350, SLG: 0.349	1 SAFE 1 SAFE 1 SAFE P C B X 2-1 ② BB 1-2 1B		C 2 SAFE X 0-1 ②③ L6 1-2		B 1 B X 2-0 ③ G3		H 1-0 1B HBP		C F F B B X 2-2 ① G3	4	0	1	0	0	0	4
Jack Clark, R (1, 10) OBP: 0.400, SLG: 0.542	B B B C B 4-1 FC6-4 1-2 BB			B B C C X 2-2 ① 3-1		B X 1-0 E5 1B HR	F C B C 1-3 ② K		X 0-0 L9 2B	4	1	1	0	1	1	1
Dave Winfield, R (1, 9) OBP: 0.525, SLG: 0.737	C C B X 1-2 ③ FC6-4 1-2f			B X 1-0 2B		B C X 1-1 HR 1-2 1B	B X 1-0 FC6-4 1-2 1B		I I I I 4-0 IBB	4	1	3	0	1	0	2
Gary Ward, R (1, 8) OBP: 0.455, SLG: 0.462 Claudell Washington, L (9, 8) OBP: 0.316, SLG: 0.453		B X 1-0 ① P3		B X 1-0 ② L4		B X 1-0 1-H 2-H HR	C X 0-1 ③ FC6-4 1-2f		F F F X 0-2 ② L9 2-3	5 0	1 0	1 0	3 0	0 0	0 0	5 0
Don Slaught, R (1, 2) OBP: 0.407, SLG: 0.592		S C B B S 2-3 ② K		B X 1-0 ③ F9		C B F B B X 3-2 ① 5-3		H 1-0 1B SF9 HBP	1 SAFE 1 SAFE P C B F 1 X 1 SAFE 2-2 ③ 5-3	4	1	0	0	0	1	3
Mike Pagliarulo, L (1, 5) OBP: 0.310, SLG: 0.469		X 0-0 ③ 4-3		B S S F B F X 2-2 ① 4-3		X 0-0 2B	B B C F B 1 SAFE X 3-2 1-3 1B			4	0	2	0	0	0	0
Rafael Santana, R (1, 6) OBP: 0.270, SLG: 0.255 Jose Cruz, L (8, PH) OBP: 0.179, SLG: 0.185 Bobby Meacham, S (8, 6) OBP: 0.262, SLG: 0.283			C B B F B X 3-2 1B 1B		C B F B B X 2-2 ② 5-3	B C X 1-1 ② L9		C X 0-1 ① P5		3 1 0	0 0 0	1 0 0	0 0 0	0 0 0	0 0 0	1 2 0
Inning Stats	R: 0 E: 0 K: 0 S: 11 H: 2 LOB: 2 BB: 1 P: 19	R: 0 E: 0 K: 1 S: 5 H: 0 LOB: 0 BB: 0 P: 8	R: 0 E: 0 K: 0 S: 10 H: 2 LOB: 1 BB: 0 P: 16	R: 0 E: 0 K: 0 S: 6 H: 1 LOB: 1 BB: 0 P: 11	R: 0 E: 0 K: 0 S: 15 H: 1 LOB: 2 BB: 1 P: 28	R: 3 E: 1 K: 1 S: 13 H: 3 LOB: 1 BB: 0 P: 23	R: 0 E: 0 K: 1 S: 9 H: 1 LOB: 2 BB: 0 P: 15	R: 1 E: 0 K: 0 S: 10 H: 1 LOB: 1 BB: 0 P: 15	R: 0 E: 0 K: 0 S: 13 H: 1 LOB: 2 BB: 1 P: 20	1B: 8 2B: 4 3B: 0 HR: 1 SF: 1 SAC: 0 DP: 1 HBP: 2						

PITCHER		IP	WLS	BF	H	R	ER	SO	BB	IBB	HBP	BLK	WP	HR	S	P	ERA	WHIP
Charlie Leibrandt, L ERA: 4.09	(1, 1)	6.2		31	9	3	2	3	2	0	1	0	0	1	66	116	2.70	1.650
Ted Power, R ERA: 6.75	(7, 1)	2.1	L	12	3	1	1	0	0	1	1	0	0	0	26	39	3.86	1.286

PITCHER	IP	WLS	BF	H	R	ER	SO	BB	IBB	HBP	BLK	WP	HR	S	P	ERA	WHIP

TOP

New York Yankees @ Kansas City Royals

Royals Stadium, Kansas City, MO

Wed May 04 1988, 8:05 PM EDT

Att. 27,422 - Unknown - 63 F

livebaseballscorecards.com

AB	37
R	4
H	12
RBI	4
BB	3
SO	3
LOB	23

Batter	1	2	3	4	5	6	7	8	9	AB	R	H	RBI	BB	SO	LOB
Willie Wilson, S (1, 8) OBP: 0.296, SLG: 0.363	1-1 1B		0-0 SF9 2-3 3-H		1-0 F9			1-0 P3		3	0	1	1	0	0	0
Bill Pecota, R (1, 5) OBP: 0.222, SLG: 0.313	SAFE 1-0 1-3 1-2		1-2 1-3			0-1 P3		2-1 F8		4	0	0	0	0	0	2
George Brett, L (1, 10) OBP: 0.404, SLG: 0.598	1-3 K		3-1 IHR 3-H			4-1 1B FC4-2 BB			0-1 1-3	3	1	1	2	1	1	1
Frank White, R (1, 4) OBP: 0.230, SLG: 0.292	2-2 F8		0-2 1-3			0-0 FC4-2 1-3 1B			0-0 P4	4	0	1	0	0	0	1
Steve Balboni, R (1, 3) OBP: 0.129, SLG: 0.258		0-3 K		1-3 K		2-0 FC4-2 1-2 3-H			1-3 K	4	0	0	0	0	3	2
Jim Eisenreich, L (1, 9) OBP: 0.215, SLG: 0.253		0-1 F8		0-2 F7			2-3 K			3	0	0	0	0	1	0
Bo Jackson, R (1, 7) OBP: 0.297, SLG: 0.465		1-3 K		0-0 F8			2-3 K			3	0	0	0	0	2	0
Mike Macfarlane, R (1, 2) OBP: 0.472, SLG: 0.477			4-2 2B SF9 BB		0-1 6-3		2-1 F7			2	1	0	0	1	0	0
Kurt Stillwell, S (1, 6) OBP: 0.326, SLG: 0.471			SAFE 0-1 SF9 1-3 IHR 2B		2-2 6-3			0-1 F8		3	1	1	0	0	0	0
Inning Stats	R: 0 E: 0 K: 1 S: 9 H: 1 LOB: 1 BB: 0 P: 14	R: 0 E: 0 K: 2 S: 8 H: 0 LOB: 0 BB: 0 P: 9	R: 3 E: 0 K: 0 S: 13 H: 2 LOB: 0 BB: 1 P: 21	R: 0 E: 0 K: 1 S: 7 H: 0 LOB: 0 BB: 0 P: 8	R: 0 E: 0 K: 0 S: 7 H: 0 LOB: 0 BB: 0 P: 10	R: 0 E: 0 K: 0 S: 5 H: 1 LOB: 1 BB: 1 P: 11	R: 0 E: 0 K: 2 S: 10 H: 0 LOB: 0 BB: 0 P: 16	R: 0 E: 0 K: 0 S: 5 H: 0 LOB: 0 BB: 0 P: 8	R: 0 E: 0 K: 1 S: 6 H: 0 LOB: 0 BB: 0 P: 7	1B: 2 2B: 2 3B: 0 HR: 1	SF: 1 SAC: 0 DP: 1 HBP: 0						

PITCHER		IP	WLS	BF	H	R	ER	SO	BB	IBB	HBP	BLK	WP	HR	S	P	ERA	WHIP
John Candelaria, L ERA: 3.27	(1, 1)	7.0	W	26	4	3	3	6	2	0	0	0	0	0	59	89	3.86	0.857
Tim Stoddard, R ERA: 4.6	(8, 1)	2.0	S	6	0	0	0	1	0	0	0	0	0	0	11	15	0.00	0.000

PITCHER	IP	WLS	BF	H	R	ER	SO	BB	IBB	HBP	BLK	WP	HR	S	P	ERA	WHIP

BOTTOM

New York Yankees @ Kansas City Royals

Royals Stadium, Kansas City, MO

Wed May 04 1988, 8:05 PM EDT

Att. 27,422 - Unknown - 63 F

livebaseballscorecards.com

AB	29
R	3
H	4
RBI	3
BB	2
SO	7
LOB	6

WP: 0 PB: 0 SB: 0 CS: 0 PA: 32

Batter	1	2	3	4	5	6	7	8	9	AB	R	H	RBI	BB	SO	LOB
Rickey Henderson, R (1, 7) OBP: 0.414, SLG: 0.552	6-3		2B		6-3		SH5-3 S 1B	F9		5	2	2	0	0	0	1
Willie Randolph, R (1, 4) OBP: 0.280, SLG: 0.267	6-3		L9		K		SH5-3		6-3	4	0	0	0	0	1	1
Don Mattingly, L (1, 3) OBP: 0.359, SLG: 0.364	1-3		2-H 2B			1B SF9 BB	1-3		G5-4-3 1B	4	1	2	1	1	0	1
Jack Clark, R (1, 10) OBP: 0.400, SLG: 0.524		FC6-4 1B SF9 BB	6-3			F8	1B 3-H		G5-4-3 1-2f	4	1	1	1	1	0	3
Claudell Washington, L (1, 8) (7, 9) OBP: 0.344, SLG: 0.474		FC6-4 1-2 1B		1-3		SF9 BB 1-3 1B	1-2 1B			4	1	3	0	0	0	0
Dave Winfield, R (1, 9) OBP: 0.516, SLG: 0.716		FC6-4 WP 1-2 2-3		5-3		1B 1-2 BB	P6			3	0	0	0	1	0	4
Roberto Kelly, R (7, 8) OBP: 0.250, SLG: 0.291										0	0	0	0	0	0	0
Mike Pagliarulo, L (1, 5) OBP: 0.308, SLG: 0.470	SF9 3-H		1B		SF9 2-3 3-H			4-3		2	0	1	2	0	0	0
Don Slaught, R (1, 2) OBP: 0.400, SLG: 0.573	K 1-2		F9		FC5-4 1-2 3-H			F9		4	0	1	1	0	1	2
Joel Skinner, R (9, 2) OBP: 0.138, SLG: 0.148										0	0	0	0	0	0	0
Rafael Santana, R (1, 6) OBP: 0.269, SLG: 0.241			K	F8	FC5-4 1-2			BB		3	0	0	0	1	1	2
Inning Stats	R: 0 E: 0 K: 0 S: 7 H: 0 LOB: 0 BB: 0 P: 8	R: 1 E: 0 K: 1 S: 11 H: 1 LOB: 1 BB: 1 P: 20	R: 1 E: 0 K: 1 S: 14 H: 2 LOB: 1 BB: 0 P: 22	R: 0 E: 0 K: 0 S: 8 H: 1 LOB: 1 BB: 0 P: 17	R: 0 E: 0 K: 1 S: 7 H: 0 LOB: 0 BB: 0 P: 13	R: 2 E: 0 K: 0 S: 13 H: 2 LOB: 2 BB: 2 P: 25	R: 1 E: 0 K: 0 S: 10 H: 3 LOB: 2 BB: 0 P: 18	R: 0 E: 0 K: 0 S: 9 H: 0 LOB: 1 BB: 1 P: 17	R: 0 E: 0 K: 0 S: 4 H: 1 LOB: 0 BB: 0 P: 5	1B: 8 2B: 2 3B: 0 HR: 0	SF: 2 SAC: 1 DP: 1 HBP: 0					

TOP

New York Yankees @ Kansas City Royals

Royals Stadium, Kansas City, MO

Thu May 05 1988, 8:05 PM EDT

Att. 36,255 - Unknown - 73 F

livebaseballscorecards.com

AB	33
R	5
H	10
RBI	5
BB	4
SO	3
LOB	14

WP: 1 PB: 0 SB: 1 CS: 0 PA: 40

PITCHER		IP	WLS	BF	H	R	ER	SO	BB	IBB	HBP	BLK	WP	HR	S	P	ERA	WHIP
Mark Gubicza, R ERA: 3.72	(1, 1)	6.2	L	31	8	5	5	3	3	0	0	0	1	0	67	116	6.75	1.650
Steve Farr, R ERA: 4.41	(7, 1)	1.1		6	1	0	0	0	1	0	0	0	0	0	12	24	0.00	1.500
Dan Quisenberry, R ERA: 2.45	(9, 1)	1.0		3	1	0	0	0	0	0	0	0	0	0	4	5	0.00	1.000

PITCHER	IP	WLS	BF	H	R	ER	SO	BB	IBB	HBP	BLK	WP	HR	S	P	ERA	WHIP

Batter	1	2	3	4	5	6	7	8	9	AB	R	H	RBI	BB	SO	LOB
Willie Wilson, S (1, 8) OBP: 0.313, SLG: 0.377	F X 0-1 E 1B 4-3 1B		X 0-0 S 1B 1B		X 0-0 ② 6-3		C B X 1-1 1B			4	2	3	0	0	0	0
Kevin Seitzer, R (1, 5) OBP: 0.408, SLG: 0.433	B X 1-0 E8 4-3 1-3 1B		P B B B 4-0 F9 1B 1-2 BB		B B F B F F F B 4-2 BB		C S C 0-3 ③			2	0	1	0	2	1	1
George Brett, L (1, 3) OBP: 0.398, SLG: 0.584	S F X 0-2 ① 4-3 2-3 3-H		F B X 1-1 S 1-2 2-H 1B		C B X 1-1 ③ 6-3			B B B C F X 3-2 ① 3-1		4	0	1	2	0	0	2
Jim Eisenreich, L (1, 9) OBP: 0.205, SLG: 0.241	B S B F S 2-3 ② K		B F F F X 1-2 ② F9 2-3			B X 1-0 ① F8		C F B F X 1-2 ② F8		4	0	0	0	0	1	3
Frank White, R (1, 4) OBP: 0.221, SLG: 0.280	C S X 0-2 ③ 6-3		B S 1 SAFE B X 2-1 ③ 6-3 1-2			C F B X 1-2 ② 6-3		B F B F F S 2-3 ③ K		4	0	0	0	0	1	3
Scotti Madison, S (1, 10) OBP: 0.043, SLG: 0.043		C F X 0-2 ① 4-3		B B C B X 3-1 ① 3-1		C C B F B B X 3-2 ③ F7			X 0-0 ① F9	4	0	0	0	0	0	0
Bo Jackson, R (1, 7) OBP: 0.316, SLG: 0.506		B B C S C 2-3 ② K		B B B S C F B 4-2 G6-4-3 BB			B X 1-0 HR		C B B X 2-1 1B	3	1	2	1	1	1	0
Mike Macfarlane, R (1, 2) OBP: 0.439, SLG: 0.438		X 0-0 ③ L4		C X 0-1 ② ③ G6-4-3 1-2f			B X 1-0 ① L9		B B B C X 3-1 ② P3	4	0	0	0	0	0	2
Kurt Stillwell, S (1, 6) OBP: 0.316, SLG: 0.455 Steve Balboni, R (9, PH) OBP: 0.125, SLG: 0.250			B F C C 1-3 ① K		C B F F X 1-2 ① 4-3		C X 0-1 ② P6		S F S 0-3 ③ K	3 1	0 0	0 0	0 0	0 0	1 1	0 1
Inning Stats	R: 1 H: 2 E: 1 LOB: 1 K: 1 BB: 0 S: 12 P: 15	R: 0 H: 0 E: 0 LOB: 0 K: 1 BB: 0 S: 7 P: 9	R: 1 H: 2 E: 0 LOB: 2 K: 1 BB: 1 S: 13 P: 21	R: 0 H: 0 E: 0 LOB: 0 K: 0 BB: 1 S: 7 P: 14	R: 0 H: 0 E: 0 LOB: 1 K: 0 BB: 1 S: 11 P: 17	R: 0 H: 0 E: 0 LOB: 0 K: 0 BB: 0 S: 8 P: 13	R: 1 H: 2 E: 0 LOB: 1 K: 1 BB: 0 S: 9 P: 12	R: 0 H: 0 E: 0 LOB: 0 K: 1 BB: 0 S: 11 P: 17	R: 0 H: 1 E: 0 LOB: 1 K: 1 BB: 0 S: 8 P: 13	1B: 6 SF: 0 2B: 0 SAC: 0 3B: 0 DP: 1 HR: 1 HBP: 0						

PITCHER	IP	WLS	BF	H	R	ER	SO	BB	IBB	HBP	BLK	WP	HR	S	P	ERA	WHIP
Richard Dotson, R (1, 1) ERA: 3.35	6.2	W	28	6	3	2	3	3	0	0	0	0	1	64	98	2.70	1.350
Cecilio Guante, R (7, 1) ERA: 2.91	2.1	S	8	1	0	0	3	0	0	0	0	0	0	22	33	0.00	0.429

PITCHER	IP	WLS	BF	H	R	ER	SO	BB	IBB	HBP	BLK	WP	HR	S	P	ERA	WHIP

BOTTOM

New York Yankees @ Kansas City Royals

Royals Stadium, Kansas City, MO

Thu May 05 1988, 8:05 PM EDT
Att. 36,255 - Unknown - 73 F

livebaseballscorecards.com

AB	33
R	3
H	7
RBI	3
BB	3
SO	6
LOB	12

1B: 6	SF: 0	WP: 0	PA: 36
2B: 0	SAC: 0	PB: 0	
3B: 0	DP: 1	SB: 2	
HR: 1	HBP: 0	CS: 0	

Batter	1	2	3	4	5	6	7	8	9	AB	R	H	RBI	BB	SO	LOB
Rickey Henderson, R (1, 7) OBP: 0.413, SLG: 0.542	B S B B X 3-1 ① P4	B B X 2-0 ③ P4			C X 0-1 S 1B	B B S B C X 3-2 ① F7		B C B B B 4-1 BB BB 1-2 BB BB	4	1	1	0	1	0	3
Willie Randolph, R (1, 4) OBP: 0.295, SLG: 0.269	C T F B B B B 4-2 1B BB		F B X 1-1 ① F7		B 1 SAFE 1 SAFE 1 SAFE 1 SAFE 1 SAFE X 1-0 ② F2	B X 1-0 1-2 1B		B C B B B 4-1 BB BB 1-2 2-3 BLK BB	3	1	1	0	2	0	1
Don Mattingly, L (1, 3) OBP: 0.353, SLG: 0.357	B C X 1-1 1-2 1B		C X 0-1 ② F8		1 SAFE 1 SAFE C S B B B X 3-2 ③ F7 1-3	B B X 2-0 ② P6			B B C C S 2-3 ① K	5	0	1	0	0	1	6
Jack Clark, R (1, 10) OBP: 0.400, SLG: 0.500	C B X 1-1 ② L6		B B B C B 4-1 BB			B B C B F F X 3-2 ① 1-3	S B B B C S 3-3 ③ K		B B B C C B 4-2 BLK BB 1-2 2-3 3-H 1B BB	3	1	0	1	2	1	4
Dave Winfield, R (1, 9) OBP: 0.512, SLG: 0.698	B C X 1-1 ③ L6		B C C C 1-3 ③ K			B C B B X 2-1 FC6-4 1B		C F C 0-3 ① K	B B B B 4-0 BLK 1-2 2-3 3-H 1B BB	4	1	1	1	1	2	3
Gary Ward, R (1, 8) OBP: 0.405, SLG: 0.400 Claudell Washington, L (9, PH) OBP: 0.339, SLG: 0.466		B F F B C 2-3 ① K		S C X 0-2 ① F9		F B X 1-1 ② FC6-4 WP 1-2f 2B		B C X 1-1 ② 4-3	B B C S S 2-3 ② K 1-2 2-3 3-H	4 1	1 0	0 0	0 0	0 0	1 1	1 2
Don Slaught, R (1, 2) OBP: 0.422, SLG: 0.608 Roberto Kelly, R (9, PR) OBP: 0.250, SLG: 0.291		C H 1-1 E 1B HBP		X 0-0 ② 4-3		B S B X 2-1 1-H 2B		X 0-0 2B	X 0-0 2-H 3-H BB 1B	4 0	0 0	3 0	3 0	0 0	0 0	0 0
Mike Pagliarulo, L (1, 5) OBP: 0.304, SLG: 0.452		S B S F C 1-3 ② K		B B F X 2-1 ③ G3		X 0-0 ③ F9		F F S 0-3 ③ K	B B B C C F B 4-2 1-2 BB	4	0	0	0	1	2	3
Rafael Santana, R (1, 6) OBP: 0.296, SLG: 0.262 Jose Cruz, L (9, PH) OBP: 0.172, SLG: 0.179		B X 1-0 E6 1-3 1B			C X 0-1 ① 5-3		B X 1-0 1B 1B		2-3 BB BB BB 1-3	3 1	1 0	2 0	0 0	1 0	0 0	0 2
Inning Stats	R: 0 E: 0 K: 0 S: 11 H: 1 LOB: 2 BB: 1 P: 21	R: 0 E: 1 K: 2 S: 10 H: 1 LOB: 2 BB: 0 P: 17	R: 0 E: 0 K: 1 S: 8 H: 0 LOB: 1 BB: 1 P: 14	R: 0 E: 0 K: 0 S: 6 H: 0 LOB: 0 BB: 0 P: 8	R: 0 E: 0 K: 0 S: 8 H: 1 LOB: 1 BB: 0 P: 12	R: 1 E: 0 K: 0 S: 11 H: 2 LOB: 1 BB: 0 P: 19	R: 0 E: 0 K: 1 S: 9 H: 2 LOB: 2 BB: 0 P: 19	R: 0 E: 0 K: 2 S: 9 H: 1 LOB: 1 BB: 0 P: 10	R: 5 E: 0 K: 2 S: 22 H: 1 LOB: 2 BB: 6 P: 52	1B: 7 2B: 2 3B: 0 HR: 0 SF: 0 SAC: 0 DP: 0 HBP: 1						

PITCHER	IP	WLS	BF	H	R	ER	SO	BB	IBB	HBP	BLK	WP	HR	S	P	ERA	WHIP
Paul Kilgus, L (1, 1) ERA: 2.44	7.0	W	31	7	1	1	4	2	0	1	0	1	0	63	110	1.29	1.286
Dale Mohorcic, R (8, 1) ERA:	1.0		4	1	0	0	2	0	0	0	0	0	0	9	10	0.00	1.000
Mitch Williams, L (9, 1) ERA: 6.3	0.1		5	0	4	4	1	4	0	0	0	0	0	7	25	108.00	12.000
Jeff Russell, R (9, 1) ERA: 1.42	0.1		4	1	1	1	1	2	0	0	1	0	0	7	17	27.00	9.000
Jose Cecena, R (9, 1) ERA: 2.53	0.1	S	1	0	0	0	0	0	0	0	0	0	0	8	10	0.00	0.000

PITCHER	IP	WLS	BF	H	R	ER	SO	BB	IBB	HBP	BLK	WP	HR	S	P	ERA	WHIP

TOP

New York Yankees @ Texas Rangers

Arlington Stadium, Arlington, TX

Fri May 06 1988, 8:05 PM EDT

Att. 25,602 - Unknown - 81 F

livebaseballscorecards.com

AB	36
R	6
H	9
RBI	5
BB	8
SO	8
LOB	25

WP: 1	PA: 45
PB: 0	
SB: 2	
CS: 0	

New York Yankees @ Texas Rangers

Arlington Stadium, Arlington, TX

Fri May 06 1988, 8:05 PM EDT

Att. 25,602 - Unknown - 81 F

livebaseballscorecards.com

BOTTOM

Batter	1	2	3	4	5	6	7	8	9	AB	R	H	RBI	BB	SO	LOB
Bob Brower, R (1, 8) (6, 9) OBP: 0.412, SLG: 0.438	3-1 G5-4-3 1B		1-0 F8		2-2 SH4-3 2B 2B	3-2 G6-4-3 1B		1-0 F8 1-3		5	1	3	0	0	0	1
Scott Fletcher, R (1, 6) OBP: 0.231, SLG: 0.188	3-1 G5-4-3 1-2f		0-1 3-1 2B		0-0 SH4-3 2-3	1-1 G6-4-3 1-2f		1-0 5-3		4	0	1	0	0	0	3
Ruben Sierra, S (1, 9) OBP: 0.271, SLG: 0.368 Oddibe McDowell, L (6, 8) OBP: 0.247, SLG: 0.300	1-3 K		0-0 3-1 2-3		4-1 2B 1B BB	0-0 P4		0-0 4-3		2 2	1 0	0 0	0 0	1 0	1 0	1 1
Pete Incaviglia, R (1, 7) OBP: 0.310, SLG: 0.456		1-0 HR	3-3 K		0-0 1-3 1B 2B		1-0 4-3 FC6-2 2B			4	2	3	2	0	1	1
Pete O'Brien, L (1, 3) OBP: 0.467, SLG: 0.641		2-3 K		0-0 1-3	4-0 1B SF9 IBB		2-1 4-3 2-3			3	1	0	0	1	1	1
Larry Parrish, R (1, 10) OBP: 0.211, SLG: 0.203		4-2 F8 1B BB		3-2 F9	1-2 1B 1-3 2-H 3-H 1B		1-0 FC6-2 BB 3-H			3	0	1	2	1	0	1
Mike Stanley, R (1, 2) OBP: 0.355, SLG: 0.306		1-0 1-2 1B		4-2 HR BB	0-1 SF9 3-H		4-2 1-2 BB			1	1	1	1	2	0	0
Steve Buechele, R (1, 5) OBP: 0.326, SLG: 0.446		0-1 F8 2-3		0-0 1-H HR	1-1 1-2 1B		0-2 L9			4	1	2	2	0	0	4
Jerry Browne, S (1, 4) OBP: 0.271, SLG: 0.173		3-2 6-3		0-1 1-3	0-1 F7			3-2 E6 F8 WP		4	0	0	0	0	0	4
Inning Stats	R: 0 E: 0 K: 1 S: 7 H: 1 LOB: 0 BB: 0 P: 14	R: 1 E: 0 K: 1 S: 12 H: 2 LOB: 2 BB: 1 P: 23	R: 0 E: 0 K: 1 S: 8 H: 1 LOB: 1 BB: 0 P: 12	R: 2 E: 0 K: 0 S: 10 H: 1 LOB: 0 BB: 1 P: 17	R: 4 E: 0 K: 0 S: 15 H: 4 LOB: 2 BB: 2 P: 27	R: 0 E: 0 K: 0 S: 6 H: 1 LOB: 0 BB: 0 P: 10	R: 0 E: 0 K: 0 S: 9 H: 1 LOB: 2 BB: 1 P: 17	R: 0 E: 1 K: 0 S: 6 H: 0 LOB: 1 BB: 0 P: 11		1B: 5 2B: 4 3B: 0 HR: 2	SF: 1 SAC: 1 DP: 2 HBP: 0					

	AB	32
	R	7
	H	11
	RBI	7
	BB	5
	SO	3
	LOB	17

WP: 1 PB: 0 SB: 0 CS: 0 PA: 39

PITCHER		IP	WLS	BF	H	R	ER	SO	BB	IBB	HBP	BLK	WP	HR	S	P	ERA	WHIP
Al Leiter, L ERA: 3.82	(1, 1)	2.0	L	9	3	1	1	2	1	0	0	0	0	1	19	37	4.50	2.000
Tim Stoddard, R ERA: 6.75	(3, 1)	3.0		18	6	6	6	1	2	1	0	0	0	1	33	56	18.00	2.667
Lee Guetterman, L ERA: 2.45	(6, 1)	3.0		12	2	0	0	0	1	0	0	0	1	0	21	38	0.00	1.000

PITCHER	IP	WLS	BF	H	R	ER	SO	BB	IBB	HBP	BLK	WP	HR	S	P	ERA	WHIP

Batter	1	2	3	4	5	6	7	8	9	AB	R	H	RBI	BB	SO	LOB
Rickey Henderson, R (1, 7) OBP: 0.423, SLG: 0.549	B B C X 2-1 5-3 4-3 2B		C B B B F C 3-3 ② K			F B B B B 4-1 S S BLK BB		B B B B 4-0 S BB		2	2	1	0	2	1	0
Willie Randolph, R (1, 4) OBP: 0.303, SLG: 0.263	F X 0-1 ① 5-3 2-3		B X 1-0 ③ F9			C B S B B B 4-2 BLK S 1-2 BB		C B B B F F F B 4-2 1-3 BB		2	0	0	0	2	0	1
Don Mattingly, L (1, 3) OBP: 0.343, SLG: 0.345	B X 1-0 ② 4-3 3-H			X 0-0 ① 1-6-3		B F X 1-1 ② F7		F B X 1-1 ③ 5-3		4	0	0	1	0	0	4
Jack Clark, R (1, 10) OBP: 0.393, SLG: 0.478	B B C B B 4-1 BB			B C C X 1-2 ② 5-3		C C F B B F S 2-3 ③ K 1-3 2-H			B S F C 1-3 ① K	3	0	0	0	1	2	1
Claudell Washington, L (1, 8) OBP: 0.333, SLG: 0.452	X 0-0 ③ F8			B C S S 1-3 ③ K			S F B X 1-2 ① 4-3		C B F F X 1-2 1B	4	0	1	0	0	1	1
Dave Winfield, R (1, 9) OBP: 0.496, SLG: 0.673		F X 0-1 ① 6-3			B B C X 2-1 ① 6-3		C B B B F F X 3-2 ② 6-3		B F F F S 1-3 ② K	4	0	0	0	0	1	1
Mike Pagliarulo, L (1, 5) OBP: 0.295, SLG: 0.435		C B S F S 1-3 ② K			B S S B S 2-3 ② K		C X 0-1 ③ G6-3		X 0-0 ③ F9	4	0	0	0	0	2	1
Don Slaught, R (1, 2) OBP: 0.409, SLG: 0.585		B C X 1-1 ③ F5			F S B C 1-3 ③ K			X 0-0 ① 6-3		3	0	0	0	0	1	0
Rafael Santana, R (1, 6) OBP: 0.284, SLG: 0.250			C B X 1-1 ① F9			B C B C S 2-3 ① K		C X 0-1 ② F7		3	0	0	0	0	1	0

TOP

New York Yankees @ Texas Rangers

Arlington Stadium, Arlington, TX

Sat May 07 1988, 8:05 PM EDT

Att. 33,611 - Unknown - 72 F

livebaseballscorecards.com

AB	29
R	2
H	2
RBI	1
BB	5
SO	9
LOB	9

Inning Stats	1	2	3	4	5	6	7	8	9
	R: 1 E: 0 K: 0 S: 7	R: 0 E: 0 K: 1 S: 8	R: 0 E: 0 K: 1 S: 6	R: 0 E: 0 K: 1 S: 7	R: 0 E: 0 K: 2 S: 8	R: 1 E: 0 K: 2 S: 13	R: 0 E: 0 K: 0 S: 9	R: 0 E: 0 K: 0 S: 9	R: 0 E: 0 K: 2 S: 11
	H: 1 LOB: 1 BB: 1 P: 14	H: 0 LOB: 0 BB: 0 P: 10	H: 0 LOB: 0 BB: 0 P: 11	H: 0 LOB: 0 BB: 0 P: 9	H: 0 LOB: 0 BB: 0 P: 13	H: 0 LOB: 1 BB: 2 P: 26	H: 0 LOB: 0 BB: 0 P: 13	H: 0 LOB: 2 BB: 2 P: 18	H: 1 LOB: 1 BB: 0 P: 14

1B: 1	SF: 0	WP: 0
2B: 1	SAC: 0	PB: 0
3B: 0	DP: 0	SB: 5
HR: 0	HBP: 0	CS: 0

PA: 34

PITCHER		IP	WLS	BF	H	R	ER	SO	BB	IBB	HBP	BLK	WP	HR	S	P	ERA	WHIP
Jose Guzman, R ERA: 2.96	(1, 1)	8.1		32	2	2	2	8	5	0	0	1	0	0	73	122	2.16	0.840
Dale Mohorcic, R ERA:	(9, 1)	0.2	W	2	0	0	0	1	0	0	0	0	0	0	5	6	0.00	0.000

PITCHER	IP	WLS	BF	H	R	ER	SO	BB	IBB	HBP	BLK	WP	HR	S	P	ERA	WHIP

New York Yankees @ Texas Rangers

Arlington Stadium, Arlington, TX

Sat May 07 1988, 8:05 PM EDT

Att. 33,611 - Unknown - 72 F

livebaseballscorecards.com

BOTTOM

Batter	1	2	3	4	5	6	7	8	9	AB	R	H	RBI	BB	SO	LOB
Oddibe McDowell, L (1, 8) OBP: 0.233, SLG: 0.282	1-3	4-3			4-3		G3		F8	5	0	0	0	0	0	3
Scott Fletcher, R (1, 6) OBP: 0.257, SLG: 0.218	1-3 BB 3B 1B		5-3		BLK 1B		1B		1-3 2-H 1B	5	1	4	1	0	0	0
Bob Brower, R (1, 9) OBP: 0.429, SLG: 0.421	1-3 1-2 3B BB		S 1B		6-3 1-2		4-3			3	1	1	0	1	0	2
Pete Incaviglia, R (1, 7) OBP: 0.308, SLG: 0.441	1-3 1-2 2-3		K 1-2		K2-3			4-3 6 BB		3	0	0	0	1	2	4
Pete O'Brien, L (1, 3) OBP: 0.459, SLG: 0.646	2-H 3-H 3B		G3			K		F9		4	0	1	2	0	1	2
Larry Parrish, R (1, 10) OBP: 0.200, SLG: 0.192	4-3			K		K		7-4-3-6 1-2f		4	0	0	0	0	2	2
Mike Stanley, R (1, 2) OBP: 0.379, SLG: 0.327 Curtis Wilkerson, S (9, PR) OBP: 0.357, SLG: 0.360		G6-4-3 1B		F8		1B			BLK SH5-4 1B BB	3 0	0 1	2 0	0 0	1 0	0 0	0 0
Steve Buechele, R (1, 5) OBP: 0.326, SLG: 0.465		G6-4-3 1-2f		3B		F9			SH5-4 1-2	3	0	1	0	0	0	2
Jerry Browne, S (1, 4) OBP: 0.273, SLG: 0.179 Geno Petralli, L (9, PH) OBP: 0.295, SLG: 0.350		1B		6-3			4-3		1B BLK IBB	3 0	0 0	1 0	0 0	0 1	0 0	1 0
Inning Stats	R: 2 E: 0 K: 0 S: 9 H: 2 LOB: 1 BB: 1 P: 19	R: 0 E: 0 K: 0 S: 6 H: 2 LOB: 1 BB: 0 P: 10	R: 0 E: 0 K: 1 S: 7 H: 1 LOB: 1 BB: 0 P: 15	R: 0 E: 0 K: 1 S: 11 H: 1 LOB: 1 BB: 0 P: 17	R: 0 E: 0 K: 1 S: 9 H: 1 LOB: 1 BB: 0 P: 18	R: 0 E: 0 K: 2 S: 11 H: 1 LOB: 1 BB: 0 P: 17	R: 0 E: 0 K: 0 S: 10 H: 1 LOB: 1 BB: 0 P: 15	R: 0 E: 0 K: 0 S: 8 H: 0 LOB: 0 BB: 1 P: 14	R: 1 E: 0 K: 0 S: 15 H: 1 LOB: 2 BB: 2 P: 28	1B: 8 2B: 1 3B: 2 HR: 0 SF: 0 SAC: 1 DP: 2 HBP: 0						

	AB	33
	R	3
	H	10
	RBI	3
	BB	4
	SO	5
	LOB	16

WP: 0 PB: 0 SB: 1 CS: 0 PA: 38

PITCHER		IP	WLS	BF	H	R	ER	SO	BB	IBB	HBP	BLK	WP	HR	S	P	ERA	WHIP
Tommy John, L ERA: 3.94	(1, 1)	7.0		30	9	2	2	5	1	0	0	1	0	0	63	111	2.57	1.429
Cecilio Guante, R ERA: 3.09	(8, 1)	1.2	L	8	1	1	1	0	2	1	0	1	0	0	23	42	5.40	1.800

PITCHER	IP	WLS	BF	H	R	ER	SO	BB	IBB	HBP	BLK	WP	HR	S	P	ERA	WHIP

Batter	1	2	3	4	5	6	7	8	9	AB	R	H	RBI	BB	SO	LOB
Willie Randolph, R (1, 4) OBP: 0.298, SLG: 0.270	6-3	G6-4-3 1-2f			1B G4-6-3 1-3 2B	F8			5-3	5	1	1	0	0	0	1
Don Mattingly, L (1, 3) OBP: 0.366, SLG: 0.361	E BB BB BB		G6-4-3 BB BB		G4-6-3 BB 2-3 3-H 1B		F8 BB SF8 1B		G5-4-3 1B	3	2	3	1	2	0	0
Jack Clark, R (1, 10) OBP: 0.415, SLG: 0.471	BB E FC4-6 1-2 BB		G6-4-3 1-2 BB		G4-6-3 1-2 BB		1-2 BB		G5-4-3 1-2f	1	1	0	0	4	0	1
Gary Ward, R (1, 7) OBP: 0.366, SLG: 0.353	E4 FC4-6 BB 1B 1-2 2-3		G6-4-3 1-2f 2-3		G4-6-3 1-2f 2-3 3-H		F8 2-3			4	1	0	0	0	0	8
Roberto Kelly, R (1, 8) OBP: 0.250, SLG: 0.281	FC4-6 1-2 2-3 3-H BB		5-3		4-3		SF8 3-H			2	0	0	2	1	0	2
Claudell Washington, L (1, 9) OBP: 0.314, SLG: 0.424	FC4-6 1B 1-2f 2-3 3-H			5-3	6-3	4-3				4	0	0	1	0	0	3
Don Slaught, R (1, 2) OBP: 0.412, SLG: 0.581	1-2 3-H 1B			6-3	HR 1B			F7		4	1	2	1	0	0	0
Mike Pagliarulo, L (1, 5) OBP: 0.293, SLG: 0.455		F7		3-1	1-H HR	F9				4	1	1	2	0	0	0
Rafael Santana, R (1, 6) OBP: 0.286, SLG: 0.254		E4 G6-4-3			2B 1B 1B	1-3		K		3	1	1	0	0	0	0
Chris Chambliss, L (8, PH)										1	0	0	0	0	1	0
Bobby Meacham, S (8, 6) OBP: 0.262, SLG: 0.283										0	0	0	0	0	0	0
Inning Stats	R: 3 H: 1 E: 1 LOB: 1 K: 0 BB: 3 S: 10 P: 28	R: 0 H: 0 E: 1 LOB: 0 K: 0 BB: 0 S: 10 P: 15	R: 0 H: 0 E: 0 LOB: 1 K: 0 BB: 2 S: 6 P: 16	R: 0 H: 0 E: 0 LOB: 0 K: 0 BB: 0 S: 4 P: 6	R: 2 H: 3 E: 0 LOB: 1 K: 0 BB: 1 S: 8 P: 17	R: 2 H: 2 E: 0 LOB: 0 K: 0 BB: 0 S: 10 P: 13	R: 1 H: 1 E: 0 LOB: 1 K: 0 BB: 1 S: 13 P: 23	R: 0 H: 0 E: 0 LOB: 0 K: 1 BB: 0 S: 5 P: 5	R: 0 H: 1 E: 0 LOB: 0 K: 0 BB: 0 S: 7 P: 10	1B: 6 SF: 1 2B: 1 SAC: 0 3B: 0 DP: 4 HR: 1 HBP: 0						

PITCHER		IP	WLS	BF	H	R	ER	SO	BB	IBB	HBP	BLK	WP	HR	S	P	ERA	WHIP
Ray Hayward, L ERA: 3.18	(1, 1)	4.0		21	4	5	2	0	6	0	0	0	0	0	36	78	4.50	2.500
Jeff Russell, R ERA: 3.07	(5, 1)	2.0	W	8	3	3	3	0	0	0	0	0	0	1	15	23	13.50	1.500
Dale Mohorcic, R ERA:	(7, 1)	3.0	S	10	1	0	0	1	1	0	0	0	0	0	22	32	0.00	0.667

PITCHER	IP	WLS	BF	H	R	ER	SO	BB	IBB	HBP	BLK	WP	HR	S	P	ERA	WHIP

TOP

New York Yankees @ Texas Rangers

Arlington Stadium, Arlington, TX

Sun May 08 1988, 4:33 AM EDT

Att. 21,761 - Sunny - 89 F

livebaseballscorecards.com

AB	31
R	8
H	8
RBI	7
BB	7
SO	1
LOB	15

1B: 6	SF: 1	WP: 0	PA: 39
2B: 1	SAC: 0	PB: 0	
3B: 0	DP: 4	SB: 0	
HR: 1	HBP: 0	CS: 0	

New York Yankees @ Texas Rangers

Arlington Stadium, Arlington, TX

Sun May 08 1988, 4:33 AM EDT

Att. 21,761 - Sunny - 89 F

livebaseballscorecards.com

BOTTOM

Batter	1	2	3	4	5	6	7	8	9	AB	R	H	RBI	BB	SO	LOB
Oddibe McDowell, L (1, 8) OBP: 0.232, SLG: 0.270	4-3	F8			BB	K	K			4	1	0	0	1	2	3
Scott Fletcher, R (1, 6) OBP: 0.263, SLG: 0.236	5-3		F9		1B	2B		5-3		5	2	2	1	0	0	0
Jim Steels, L (1, 9) OBP: 0.167, SLG: 0.182	F8		K		SF7	1B		F5		4	1	1	3	0	1	0
Pete Incaviglia, R (1, 7) OBP: 0.312, SLG: 0.427		BB	F8		F3	K		HBP		3	1	0	0	1	1	3
Pete O'Brien, L (1, 3) OBP: 0.457, SLG: 0.634		F7		F9	1B	1B		F8		5	0	2	2	0	0	2
Steve Kemp, L (1, 10) OBP: 0.257, SLG: 0.242		F8		F9	1B	FC4-6				4	0	2	1	0	0	1
Geno Petralli, L (1, 2) OBP: 0.313, SLG: 0.349		BB		FC5-4	F8	FC4-6				3	1	1	1	1	0	4
Steve Buechele, R (1, 5) OBP: 0.333, SLG: 0.455		BB		FC5-4		BB	F7			2	2	0	0	2	0	1
Curtis Wilkerson, S (1, 4) OBP: 0.406, SLG: 0.483		3B			SF7	BB	F7			4	2	3	2	0	0	0
Inning Stats	R: 0 E: 0 K: 0 S: 12 H: 0 LOB: 0 BB: 0 P: 18	R: 3 E: 0 K: 0 S: 15 H: 2 LOB: 1 BB: 2 P: 30	R: 0 E: 0 K: 1 S: 7 H: 0 LOB: 0 BB: 0 P: 11	R: 0 E: 0 K: 0 S: 7 H: 0 LOB: 1 BB: 1 P: 15	R: 3 E: 0 K: 0 S: 18 H: 4 LOB: 2 BB: 1 P: 26	R: 4 E: 0 K: 2 S: 20 H: 5 LOB: 2 BB: 1 P: 32	R: 0 E: 0 K: 1 S: 7 H: 0 LOB: 0 BB: 0 P: 9	R: 0 E: 0 K: 0 S: 5 H: 0 LOB: 1 BB: 0 P: 8		1B: 9 2B: 1 3B: 1 HR: 0 SF: 1 SAC: 0 DP: 0 HBP: 1	WP: 0 PB: 0 SB: 2 CS: 0 PA: 41				

	AB	34
	R	10
	H	11
	RBI	10
	BB	5
	SO	4
	LOB	14

PITCHER		IP	WLS	BF	H	R	ER	SO	BB	IBB	HBP	BLK	WP	HR	S	P	ERA	WHIP
Charles Hudson, R ERA: 4.4	(1, 1)	4.2		23	5	6	6	1	4	0	0	1	0	0	54	93	11.57	1.929
Steve Shields, R ERA: 6.14	(5, 1)	3.1	L	18	6	4	4	3	1	0	1	0	0	0	37	56	10.80	2.100

PITCHER	IP	WLS	BF	H	R	ER	SO	BB	IBB	HBP	BLK	WP	HR	S	P	ERA	WHIP

Batter	1	2	3	4	5	6	7	8	9	AB	R	H	RBI	BB	SO	LOB
Gary Redus, R (1, 8) OBP: 0.410, SLG: 0.394	C B S S 1-3 ① K		B B C C X 2-2 ③ P3		B B B C F X 3-2 ③ 4-3			B C X 1-1 ② F9		4	0	0	0	0	1	1
Ozzie Guillen, L (1, 6) OBP: 0.242, SLG: 0.252	C B C X 1-2 CS 1B			F F B F X 1-2 E4 1B HR		C F F B X 1-2 ① 1-3		B F C F X 1-2 ③ 1-3		4	1	1	0	0	0	0
Harold Baines, L (1, 10) OBP: 0.393, SLG: 0.461	B C 1 SAFE F S 1-3 ② K			F B C S 1-3 ① K		S S B B F B F C 3-3 ② K			B S S X 1-2 ① F7	4	0	0	0	0	3	2
Ivan Calderon, R (1, 9) OBP: 0.302, SLG: 0.455	B S 1 SAFE 1 SAFE 1-1 ③ CS 1-2	X 0-0 CS 1B		S X 0-1 ② F9		C B X 1-1 ③ L4			S X 0-1 ② F8	4	0	1	0	0	0	1
Greg Walker, L (1, 3) OBP: 0.313, SLG: 0.402		S B S S 1-3 ① ② K 1-2		B F C X 1-2 HR 1-3 1B			B X 1-0 ① F7		S X 0-1 ③ 1-3	4	1	1	0	0	1	1
Carlton Fisk, R (1, 2) OBP: 0.368, SLG: 0.619 Steve Lyons, L (8, 2)		F B X 1-1 ③ F7		B F X 1-1 1-H 3-H HR			F B B B B 4-1 BLK BB			2 0	1 0	1 0	3 0	1 0	0 0	0 0
Kenny Williams, R (1, 5) OBP: 0.252, SLG: 0.396			B X 1-0 ① F3	X 0-0 ③ G3			F S F F F X 0-2 ② F3 1-2			3	0	0	0	0	0	1
Dan Pasqua, L (1, 7) OBP: 0.324, SLG: 0.400			C B B X 2-1 ② 1-3		B X 1-0 ① 3-1		B B S F S 2-3 ③ K			3	0	0	0	0	1	1
Fred Manrique, R (1, 4) OBP: 0.303, SLG: 0.367			C X 0-1 2B		C C F B B F F X 2-2 ② F3			F B X 1-1 ① 6-3		3	0	1	0	0	0	0
Inning Stats	R: 0 H: 1 E: 0 LOB: 0 K: 2 BB: 0 S: 10 P: 14	R: 0 H: 1 E: 0 LOB: 0 K: 1 BB: 0 S: 6 P: 8	R: 0 H: 1 E: 0 LOB: 1 K: 0 BB: 0 S: 8 P: 13	R: 3 H: 2 E: 1 LOB: 0 K: 1 BB: 0 S: 15 P: 19	R: 0 H: 0 E: 0 LOB: 0 K: 0 BB: 0 S: 10 P: 16	R: 0 H: 0 E: 0 LOB: 0 K: 1 BB: 0 S: 11 P: 16	R: 0 H: 0 E: 0 LOB: 1 K: 1 BB: 1 S: 11 P: 18	R: 0 H: 0 E: 0 LOB: 0 K: 0 BB: 0 S: 8 P: 11	R: 0 H: 0 E: 0 LOB: 0 K: 0 BB: 0 S: 7 P: 8	1B: 3 SF: 0 2B: 2 SAC: 0 3B: 0 DP: 1 HR: 1 HBP: 0						

PITCHER	IP	WLS	BF	H	R	ER	SO	BB	IBB	HBP	BLK	WP	HR	S	P	ERA	WHIP
John Candelaria, L (1, 1) ERA: 2.72	9.0	W	32	5	3	0	6	1	0	0	1	0	1	86	123	0.00	0.667

PITCHER	IP	WLS	BF	H	R	ER	SO	BB	IBB	HBP	BLK	WP	HR	S	P	ERA	WHIP

TOP

Chicago White Sox @ New York Yankees

Yankee Stadium, Bronx, NY

Tue May 10 1988, 7:05 PM EDT

Att. 18,118 - Unknown - 66 F

livebaseballscorecards.com

AB	31
R	3
H	5
RBI	3
BB	1
SO	6
LOB	7

WP: 0 PA: 33
PB: 0
SB: 0
CS: 2

BOTTOM

Chicago White Sox @ New York Yankees

Yankee Stadium, Bronx, NY

Tue May 10 1988, 7:05 PM EDT

Att. 18,118 - Unknown - 66 F

livebaseballscorecards.com

Batter	1	2	3	4	5	6	7	8	9	AB	R	H	RBI	BB	SO	LOB
Rickey Henderson, R (1, 7) OBP: 0.435, SLG: 0.552	C B H 2-1 S BLK 1B HBP	B F C B B B 4-2 BB	C 1 SAFE B B B X 2-1 E5 1-3 HR 1B		F B B X 2-1 1B	C C B F F B B X 3-2 F8 ③		X 0-0 1-2 2B 1B		3	2	2	0	1	0	1
Roberto Kelly, R (7, 8) OBP: 0.262, SLG: 0.293										1	0	1	0	0	0	0
Don Mattingly, L (1, 3) OBP: 0.372, SLG: 0.398	1 SAFE C X 0-1 ① P6 1-2	1 SAFE X 0-0 ③ F9	B B X 2-0 1-H 3-H HR		B F X 1-1 ② P6		C X 0-1 1B 1B	B B X 2-0 ② 1-H 2-H 1B 2B 2B		6	3	3	4	0	0	3
Willie Randolph, R (1, 4) OBP: 0.303, SLG: 0.269	2 SAFE B X 1-0 ② L9	B B B X 4-2 BB FC5 1B BB 1-0 ③ F7			1 SAFE 1 SAFE X 0-0 ③ 4-3		C X 0-1 1B 1-2 1B	X 0-0 BB 2-3 2B 1B		4	1	1	0	1	0	2
Bobby Meacham, S (8, 4) OBP: 0.274, SLG: 0.296										1	1	1	0	0	0	0
Jack Clark, R (1, 10) OBP: 0.430, SLG: 0.466	B B B B 4-0 1B 2-3 BB	C X 0-1 FC5 BB 1-2 1B	S C C 0-3 ① K			B B B B 4-0 1B 2B BB	F F F F B F F X 1-2 ① F8	F B B B S B 4-2 1-2 2B BB		3	2	1	0	3	1	2
Dave Winfield, R (1, 9) OBP: 0.504, SLG: 0.673	C B B X 2-1 1-2 3-H 1B	B B B B 4-0 PB FC5 1-2 2-3 2B BB	B X 1-0 ② 4-3			B C F B F F X 2-2 1-2 2B 1B	F X 0-1 ② L4	B X 1-0 1-H 2-H 3-H 2B		3	2	2	1	1	0	0
Claudell Washington, L (7, 9) OBP: 0.319, SLG: 0.441										2	0	1	3	0	0	2
Gary Ward, R (1, 8) OBP: 0.362, SLG: 0.350	C X 0-1 ③ G3	C F X 0-2 ① F2	B B X 2-0 1B 1B			B F F S 1-3 ① K	B F B X 2-1 1-3 2-H 1B	C X 0-1 ③ G3		6	0	2	1	0	1	8
(7, 7)																
Don Slaught, R (1, 2) OBP: 0.422, SLG: 0.604		X 0-0 4-3 SF9 2B	X 0-0 ② FC5 PB 1-2 2-3f 3-H 2B	S X 0-1 1-2 1B		B F B B X 3-1 1-H 2-H 1B 2B	B X 1-0 ③ F9			5	3	3	3	0	0	4
Mike Pagliarulo, L (1, 5) OBP: 0.290, SLG: 0.453		S B X 1-1 ① 4-3 2-3	S B B B S S X 3-2 1-H 2-H 1B 2B	C X 0-1 ③ F7		C F B B X 2-2 ② F7		X 0-0 ① 6-3		5	1	1	2	0	0	4
Rafael Santana, R (1, 6) OBP: 0.293, SLG: 0.268		B X 1-0 ② SF9 3-H	B C X 1-1 E 1B 2-H HR 1B		B C X 1-1 ① F9	B X 1-0 2-H 1B		X 0-0 E5 1B 2B		4	2	2	3	0	0	0
Inning Stats	R: 1 H: 1 E: 0 LOB: 2 K: 0 BB: 1 S: 8 P: 17	R: 1 H: 1 E: 0 LOB: 1 K: 0 BB: 1 S: 7 P: 13	R: 7 H: 5 E: 1 LOB: 0 K: 0 BB: 2 S: 17 P: 34	R: 0 H: 2 E: 0 LOB: 2 K: 1 BB: 0 S: 9 P: 12	R: 0 H: 1 E: 0 LOB: 1 K: 0 BB: 0 S: 7 P: 11	R: 3 H: 3 E: 0 LOB: 1 K: 1 BB: 1 S: 19 P: 35	R: 1 H: 3 E: 0 LOB: 2 K: 0 BB: 0 S: 16 P: 20	R: 4 H: 4 E: 1 LOB: 1 K: 0 BB: 1 S: 10 P: 17		1B: 14 SF: 1 2B: 5 SAC: 0 3B: 0 DP: 0 HR: 1 HBP: 1						

	AB	43
	R	17
	H	20
	RBI	17
	BB	6
	SO	2
	LOB	26

WP: 0 PA: 51
PB: 1
SB: 1
CS: 0

PITCHER		IP	WLS	BF	H	R	ER	SO	BB	IBB	HBP	BLK	WP	HR	S	P	ERA	WHIP
Ricky Horton, L ERA: 5.18	(1, 1)	2.2	L	17	4	6	6	0	4	0	1	1	0	0	26	52	20.25	3.000
John Pawlowski, R ERA: 8.36	(3, 1)	2.2		17	8	6	6	2	1	0	0	0	0	1	32	55	20.25	3.375
Jose Segura, R ERA: 13.5	(6, 1)	2.2		17	8	5	1	0	1	0	0	0	0	0	35	52	3.38	3.375

PITCHER	IP	WLS	BF	H	R	ER	SO	BB	IBB	HBP	BLK	WP	HR	S	P	ERA	WHIP

Batter	1	2	3	4	5	6	7	8	9	AB	R	H	RBI	BB	SO	LOB
Daryl Boston, L (1, 8) OBP: 0.206, SLG: 0.471	B F F B S 2-3 ① K		B X 1-0 ② F8			B X 1-0 ① 3-1		X 0-0 2-H HR		4	1	1	2	0	1	0
Ozzie Guillen, L (1, 6) OBP: 0.235, SLG: 0.244	C C B B S 2-3 ② K		S X 0-1 ③ F8			X 0-0 ② 4-3		B X 1-0 ③ 6-3		4	0	0	0	0	1	0
Harold Baines, L (1, 10) OBP: 0.381, SLG: 0.445	B X 1-0 ③ 5-3			C X 0-1 ① 6-3		X 0-0 ③ F8			B F C F B B F F F 3-3 S ① K	4	0	0	0	0	1	0
Ivan Calderon, R (1, 9) OBP: 0.293, SLG: 0.440		B S X 1-1 ① 4-3		B S F F C 1-3 ② K			C B X 1-1 ① F6		B B F F F F B X 3-2 ② 6-3	4	0	0	0	0	1	0
Greg Walker, L (1, 3) OBP: 0.304, SLG: 0.389		B F F X 1-2 ② 4-3		F F F S 0-3 ③ K			B F B F F B X 3-2 ② F7		B F F X 1-2 ③ L6	4	0	0	0	0	1	0
Dan Pasqua, L (1, 7) OBP: 0.333, SLG: 0.418		B S X 1-1 2B			B F X 1-1 1B		F B S X 1-2 ③ G3			3	0	2	0	0	0	0
Mark Salas, L (1, 2) OBP: 0.303, SLG: 0.387		B F B S B B B 4-2 BB			B B F X 2-1 ① F9			B S C X 1-2 ① P6		2	0	0	0	1	0	1
Kenny Williams, R (1, 5) OBP: 0.245, SLG: 0.383		S B B X 2-1 ③ F8			S B B F F F S 2-3 ② K			F S C 0-3 ② K		3	0	0	0	0	2	3
Fred Manrique, R (1, 4) OBP: 0.306, SLG: 0.394			X 0-0 ① F3		C F B F X 1-2 ③ 1-6-3			B X 1-0 HR 2B		3	1	1	0	0	0	1
Inning Stats	R: 0 E: 0 K: 2 S: 7 H: 0 LOB: 0 BB: 0 P: 12	R: 0 E: 0 K: 0 S: 11 H: 1 LOB: 2 BB: 1 P: 20	R: 0 E: 0 K: 0 S: 4 H: 0 LOB: 0 BB: 0 P: 5	R: 0 E: 0 K: 2 S: 10 H: 0 LOB: 0 BB: 0 P: 11	R: 0 E: 0 K: 1 S: 13 H: 1 LOB: 1 BB: 0 P: 19	R: 0 E: 0 K: 0 S: 3 H: 0 LOB: 0 BB: 0 P: 4	R: 0 E: 0 K: 0 S: 9 H: 0 LOB: 0 BB: 0 P: 14	R: 2 E: 0 K: 1 S: 9 H: 2 LOB: 0 BB: 0 P: 12	R: 0 E: 0 K: 1 S: 14 H: 0 LOB: 0 BB: 0 P: 21	1B: 1 2B: 2 3B: 0 HR: 1 SF: 0 SAC: 0 DP: 0 HBP: 0						

TOP

Chicago White Sox @ New York Yankees

Yankee Stadium, Bronx, NY

Wed May 11 1988, 7:05 PM EDT

Att. 21,001 - Unknown - 63 F

livebaseballscorecards.com

AB	31
R	2
H	4
RBI	2
BB	1
SO	7
LOB	5

PITCHER	IP	WLS	BF	H	R	ER	SO	BB	IBB	HBP	BLK	WP	HR	S	P	ERA	WHIP
Richard Dotson, R (1, 1) ERA: 3.1	9.0	W	32	4	2	2	7	1	0	0	0	0	1	80	118	2.00	0.556

PITCHER	IP	WLS	BF	H	R	ER	SO	BB	IBB	HBP	BLK	WP	HR	S	P	ERA	WHIP

Batter	1	2	3	4	5	6	7	8	9	AB	R	H	RBI	BB	SO	LOB
Rickey Henderson, R (1, 7) OBP: 0.434, SLG: 0.543	5-3		F9		F8	BB		HR 1B		4	1	1	1	1	0	2
Willie Randolph, R (1, 4) OBP: 0.298, SLG: 0.294	F8		K		FC5-4	F8		HR		5	1	1	3	0	1	5
Don Mattingly, L (1, 3) OBP: 0.379, SLG: 0.414	HR 1B		F7			F8 BB 1B	E 2B	F7		5	3	3	0	0	0	0
Jack Clark, R (1, 10) OBP: 0.448, SLG: 0.513	HR			G4-6-3 BB		1B 2B BB	E8 1B G5-4-3 1B	6-3		3	3	2	2	2	0	0
Claudell Washington, L (1, 8) OBP: 0.312, SLG: 0.425	F8			G4-6-3		F8	G5-4-3 1B	F8		5	0	1	0	0	0	3
Dave Winfield, R (1, 9) OBP: 0.504, SLG: 0.667		E S SF9 1B		K		2B SF9 1B	G5-4-3			4	2	2	1	0	1	1
Mike Pagliarulo, L (1, 5) OBP: 0.289, SLG: 0.458		SF9			4-3	SF9 2B	F8			3	0	1	2	0	0	0
Don Slaught, R (1, 2) OBP: 0.434, SLG: 0.617		B2			F8 2B	BB IBB		1B 1B		3	1	2	0	1	0	0
Rafael Santana, R (1, 6) OBP: 0.302, SLG: 0.274		F7			FC5-4 BB	SF9		HR 1B		2	1	1	1	1	0	0
Inning Stats	R: 2 E: 0 K: 0 S: 12 H: 2 LOB: 0 BB: 0 P: 22	R: 1 E: 0 K: 0 S: 9 H: 1 LOB: 0 BB: 0 P: 14	R: 0 E: 0 K: 1 S: 6 H: 0 LOB: 0 BB: 0 P: 9	R: 0 E: 0 K: 1 S: 8 H: 0 LOB: 0 BB: 1 P: 13	R: 0 E: 0 K: 0 S: 11 H: 1 LOB: 2 BB: 1 P: 21	R: 3 E: 0 K: 0 S: 13 H: 3 LOB: 3 BB: 3 P: 33	R: 2 E: 1 K: 0 S: 9 H: 3 LOB: 0 BB: 0 P: 17	R: 4 E: 0 K: 0 S: 14 H: 4 LOB: 0 BB: 0 P: 25		1B: 9 2B: 3 3B: 0 HR: 2 SF: 2 SAC: 0 DP: 2 HBP: 0						

PITCHER		IP	WLS	BF	H	R	ER	SO	BB	IBB	HBP	BLK	WP	HR	S	P	ERA	WHIP
Jack McDowell, R ERA: 5.45	(1, 1)	5.1	L	26	7	6	5	2	3	1	0	0	0	1	53	98	8.44	1.875
Bill Long, R ERA: 2.45	(6, 1)	0.2		3	0	0	0	0	1	0	0	0	0	0	6	14	0.00	1.500
John Davis, R ERA: 2.78	(7, 1)	1.0		5	3	2	1	0	0	0	0	0	0	0	9	17	9.00	3.000
Bobby Thigpen, R ERA: 5.01	(8, 1)	1.0		7	4	4	4	0	0	0	0	0	0	1	14	25	36.00	4.000

PITCHER	IP	WLS	BF	H	R	ER	SO	BB	IBB	HBP	BLK	WP	HR	S	P	ERA	WHIP

BOTTOM

Chicago White Sox @ New York Yankees

Yankee Stadium, Bronx, NY

Wed May 11 1988, 7:05 PM EDT
Att. 21,001 - Unknown - 63 F

livebaseballscorecards.com

AB	34
R	12
H	14
RBI	10
BB	5
SO	2
LOB	11

WP: 0 PB: 0 SB: 1 CS: 0 PA: 41

Batter	1	2	3	4	5	6	7	8	9	AB	R	H	RBI	BB	SO	LOB
Brian Downing, R (1, 10) OBP: 0.390, SLG: 0.295	B C F B X 2-2 ① F5	B 1 C 1 F B S SAFE SAFE 2-3 ② K 1-2 3-H		C C B B B X 3-2 ② F4			C X 0-1 1B		B C X 1-1 1-H HR	5	1	2	2	0	1	1
Mark McLemore, S (1, 4) OBP: 0.323, SLG: 0.331	X 0-0 ② F7	B B B B 4-0 BB		C X 0-1 ③ 4-3			F C X 0-2 ② F6		B X 1-0 ③ 3-1	4	0	0	0	1	0	2
Johnny Ray, S (1, 7) OBP: 0.378, SLG: 0.480	B F X 1-1 1B 1B	B B B C X 3-1 ③ 4-3			B B X 2-0 ① F6		B F F X 1-2 ③ P6			4	0	1	0	0	0	3
Wally Joyner, L (1, 3) OBP: 0.362, SLG: 0.403	X 0-0 1-2 1B		X 0-0 ① F8		B B X 2-0 ② F9			B C F X 1-2 ① F9		4	0	1	0	0	0	0
Chili Davis, S (1, 9) OBP: 0.288, SLG: 0.396	B B B C S S 3-3 ③ K		F B X 1-1 ② 6-3		B B X 2-0 ③ F6			F S B C 1-3 ② K		4	0	0	0	0	2	2
Tony Armas, R (1, 8) OBP: 0.302, SLG: 0.431		B B B C S X 3-2 1B 1B 2B	B S C B B X 3-2 HR			C F B X 1-2 ① F8		S B S X 1-2 ③ F7		4	2	2	1	0	0	0
Jack Howell, L (1, 5) OBP: 0.346, SLG: 0.410		X 0-0 ① B1-3	B C B F B X 3-2 2B			B F X 1-1 ② L3			F B C F X 1-2 ① P3	4	0	1	0	0	0	1
Bob Boone, R (1, 2) OBP: 0.286, SLG: 0.282 Chico Walker, S (9, PH) OBP: 0.267, SLG: 0.214 Butch Wynegar, S (9, 2) OBP: 0.356, SLG: 0.405		C B S F X 1-2 1B PB 1B 2-3	C B X 1-1 ③ F8			B C B B C S 3-3 ③ K			B S B S S S 2-3 ② K	3 1 0	1 0 0	1 0 0	0 0 0	0 0 0	1 1 0	1 0 0
Dick Schofield, R (1, 6) OBP: 0.262, SLG: 0.310 George Hendrick, R (9, PH) OBP: 0.300, SLG: 0.412 Junior Noboa, R (9, PR) Gus Polidor, R (9, 6) OBP: 0.250, SLG: 0.200		B B C X 2-1 PB 1-3 1B 3-H		B C X 1-1 ① F4			C B F X 1-2 ① G3		B S B H 3-1 HR HBP	3 0 0 0	0 0 1 0	1 0 0 0	1 0 0 0	0 0 0 0	0 0 0 0	0 0 0 0
Inning Stats	R: 0 H: 2 E: 0 LOB: 2 K: 1 BB: 0 S: 10 P: 16	R: 2 H: 3 E: 0 LOB: 2 K: 1 BB: 1 S: 15 P: 30	R: 1 H: 2 E: 0 LOB: 1 K: 0 BB: 0 S: 11 P: 19	R: 0 H: 0 E: 0 LOB: 0 K: 0 BB: 0 S: 7 P: 11	R: 0 H: 0 E: 0 LOB: 0 K: 0 BB: 0 S: 3 P: 9	R: 0 H: 0 E: 0 LOB: 0 K: 1 BB: 0 S: 8 P: 13	R: 0 H: 1 E: 0 LOB: 1 K: 0 BB: 0 S: 11 P: 13	R: 0 H: 0 E: 0 LOB: 0 K: 1 BB: 0 S: 9 P: 12	R: 2 H: 1 E: 0 LOB: 1 K: 1 BB: 0 S: 11 P: 19	1B: 5 SF: 0 2B: 2 SAC: 0 3B: 0 DP: 0 HR: 2 HBP: 1						WP: 0 PA: 38 PB: 1 SB: 0 CS: 0

TOP

California Angels @ New York Yankees

Yankee Stadium, Bronx, NY

Fri May 13 1988, 7:05 PM EDT

Att. 30,113 - Unknown - 70 F

livebaseballscorecards.com

AB	36
R	5
H	9
RBI	4
BB	1
SO	5
LOB	10

PITCHER		IP	WLS	BF	H	R	ER	SO	BB	IBB	HBP	BLK	WP	HR	S	P	ERA	WHIP
Al Leiter, L ERA: 3.89	(1, 1)	1.2		11	5	2	1	2	1	0	0	0	0	0	23	41	5.40	3.600
Neil Allen, R ERA: 2.08	(2, 1)	4.1		15	2	1	1	1	0	0	0	0	0	1	31	57	2.08	0.462
Cecilio Guante, R ERA: 3.42	(7, 1)	3.0	L	12	2	2	2	2	0	0	1	0	0	1	31	44	6.00	0.667

PITCHER	IP	WLS	BF	H	R	ER	SO	BB	IBB	HBP	BLK	WP	HR	S	P	ERA	WHIP

BOTTOM

California Angels @ New York Yankees

Yankee Stadium, Bronx, NY

Fri May 13 1988, 7:05 PM EDT

Att. 30,113 - Unknown - 70 F

livebaseballscorecards.com

Batter	1	2	3	4	5	6	7	8	9	AB	R	H	RBI	BB	SO	LOB
Rickey Henderson, R (1, 7) OBP: 0.429, SLG: 0.530	C B F B B X 3-2 F9 ①		C C B B B X 3-2 F9 ①		1 SAFE B B B C B 4-1 E BB 1-2	B X 1-0 F8 ①				3	0	0	0	1	0	0
Willie Randolph, R (1, 4) OBP: 0.297, SLG: 0.301	B X 1-0 1B 2B		B F B C B X 3-2 F7 ②		C F B B B X 3-2 E6 FC5-4 1-3 2-H	B B C C X 2-2 F9 ②				4	0	1	0	0	0	1
Don Mattingly, L (1, 3) OBP: 0.369, SLG: 0.401	B C S C 1-3 K ②		C F X 0-2 F7 ③		X 0-0 F4 ②		C X 0-1 4-3 ③			4	0	0	0	0	1	3
Jack Clark, R (1, 10) OBP: 0.440, SLG: 0.494	B B B C C B 4-2 1B BB			C B B C F B C 3-3 K ①	C B X 1-1 FC5-4 ③ 1-2f			S C B X 1-2 6-3 ①		3	0	0	0	1	1	2
Claudell Washington, L (1, 8) OBP: 0.333, SLG: 0.455	B B B C C X 3-1 1B ③ 1-2 2-3			B C L F X 1-2 1B 1B		B C X 1-1 WP E 2B		C X 0-1 3-1 ②		4	1	3	0	0	0	0
Dave Winfield, R (1, 9) OBP: 0.497, SLG: 0.653		C S C 0-3 K ①		B 1 SAFE 1 SAFE 1 SAFE F X 1-1 ② 1-2 1B		B C B S B F X 3-2 F9 ① 2-3		B C F B X 2-2 6-3 ③		4	0	1	0	0	1	1
Mike Pagliarulo, L (1, 5) OBP: 0.288, SLG: 0.452		B X 1-0 F8 ②		X 0-0 4-3 ③		F B X 1-1 E9 2B 1B 3-H			B X 1-0 4-3 ①	4	1	1	1	0	0	1
Don Slaught, R (1, 2) OBP: 0.445, SLG: 0.660		B B X 2-0 HR			B B B C S B 4-2 E BB BB	C F F B X 1-2 K 2B 2-H			C X 0-1 5-3 ②	3	2	2	2	1	0	0
Rafael Santana, R (1, 6) OBP: 0.292, SLG: 0.263 Gary Ward, R (9, PH) OBP: 0.354, SLG: 0.341		C B F B X 2-2 F7 ③			C F C 0-3 K ①	C B 2 SAFE S B S 2-3 K ②③ 2-3			S X 0-1 F9 ③	3 1	0 0	0 0	0 0	0 0	2 0	2 0
Inning Stats	R: 0 H: 2 E: 0 LOB: 2 K: 1 BB: 1 S: 11 P: 23	R: 1 H: 1 E: 0 LOB: 0 K: 1 BB: 0 S: 8 P: 13	R: 0 H: 0 E: 0 LOB: 0 K: 0 BB: 0 S: 9 P: 15	R: 0 H: 2 E: 0 LOB: 1 K: 1 BB: 0 S: 11 P: 16	R: 1 H: 0 E: 1 LOB: 2 K: 1 BB: 2 S: 12 P: 24	R: 2 H: 3 E: 1 LOB: 0 K: 1 BB: 0 S: 15 P: 23	R: 0 H: 0 E: 0 LOB: 0 K: 0 BB: 0 S: 6 P: 9	R: 0 H: 0 E: 0 LOB: 0 K: 0 BB: 0 S: 8 P: 11	R: 0 H: 0 E: 0 LOB: 0 K: 0 BB: 0 S: 5 P: 6	1B: 4 SF: 0 2B: 3 SAC: 0 3B: 0 DP: 0 HR: 1 HBP: 0						WP: 1 PA: 36 PB: 0 SB: 0 CS: 0	

	AB	33
	R	4
	H	8
	RBI	3
	BB	3
	SO	5
	LOB	10

PITCHER		IP	WLS	BF	H	R	ER	SO	BB	IBB	HBP	BLK	WP	HR	S	P	ERA	WHIP
Kirk McCaskill, R ERA: 4.23	(1, 1)	6.0		27	8	4	2	5	3	0	0	0	1	1	66	114	3.00	1.833
Willie Fraser, R ERA: 4.5	(7, 1)	2.0	W	6	0	0	0	0	0	0	0	0	0	0	14	20	0.00	0.000
DeWayne Buice, R ERA: 5.79	(9, 1)	1.0	S	3	0	0	0	0	0	0	0	0	0	0	5	6	0.00	0.000

PITCHER	IP	WLS	BF	H	R	ER	SO	BB	IBB	HBP	BLK	WP	HR	S	P	ERA	WHIP

Batter	1	2	3	4	5	6	7	8	9	AB	R	H	RBI	BB	SO	LOB
Brian Downing, R (1, 10) OBP: 0.425, SLG: 0.400	C B B B X 3-1 4-3 1B		B C C B F X 2-2 FC6-4 1B		B B B 4-0 FC6-4 BB		C B X 1-2 HR		B C X 1-1 1B 2B	4	1	4	1	1	0	0
Mark McLemore, S (1, 4) OBP: 0.325, SLG: 0.340	B C 1 SAFE X 1-1 ① ② 4-3 1-2f		B B X 2-0 ③ FC6-4 1-2		B B B C X 3-1 ③ FC6-4 1-2		L B X 1-1 2B		B C B B C X 3-2 BB 2-3 1B	5	0	2	0	0	0	4
Johnny Ray, S (1, 7) OBP: 0.379, SLG: 0.481	C C B B X 2-2 ③ 6-3			C B X 1-1 1B 2B		B B B 4-0 G3 G3 1B BB	X 0-0 ② 4-3		C B S S 1-3 ② K	4	1	1	0	1	1	3
Wally Joyner, L (1, 3) OBP: 0.357, SLG: 0.391		B C X 1-1 ① 1-3	C F B S 1-3 ① K		C B X 1-1 ① G3 1-2	X 0-0 ③ F8			B B B B 4-0 1-2 BB	4	0	0	0	1	1	3
Chili Davis, S (1, 9) OBP: 0.287, SLG: 0.392 George Hendrick, R (9, PH) OBP: 0.286, SLG: 0.389		C C B B X 2-2 ② F9	X 0-0 ② G4-6-3 2-3 1B		X 0-0 ② G3 2-3	L X 0-1 ① 5-3	B C B X 2-1 ③ P6			4 1	0 0	1 0	0 0	0 0	0 0	1 3
Tony Armas, R (1, 8) OBP: 0.313, SLG: 0.435		X 0-0 1B	B B X 2-0 ② ③ G4-6-3 1-2f		B B B C X 3-1 2B 3-H 1B			F B B X 2-1 ② F9		4	0	2	1	0	0	2
Jack Howell, L (1, 5) OBP: 0.353, SLG: 0.425 Gus Polidor, R (8, PH) OBP: 0.294, SLG: 0.250 (8, 5)		B C B C C 2-3 ③ K			B X 1-0 SH1-3 1B	C B B F X 2-2 1-3 2B		B C S B X 2-2 1B		3 1	0 0	2 1	0 0	0 0	1 0	1 0
Bob Boone, R (1, 2) OBP: 0.276, SLG: 0.272			C B B F X 2-2 ① 6-3		X 0-0 ① SH1-3 1-2	C B C X 1-2 ③ 5-3		C F B F X 1-2 ③ F9		3	0	0	0	0	0	3
Dick Schofield, R (1, 6) OBP: 0.256, SLG: 0.303 Chico Walker, S (9, PH) OBP: 0.250, SLG: 0.200			C X 0-1 ② F9		X 0-0 ② 5-3		C X 0-1 ① 6-3		B C X 1-1 ① 4-3	3 1	0 0	0 0	0 0	0 0	1 0	1 0
Inning Stats	R: 0 H: 1 E: 0 LOB: 0 K: 0 BB: 0 S: 7 P: 13	R: 0 H: 1 E: 0 LOB: 1 K: 1 BB: 0 S: 9 P: 14	R: 0 H: 1 E: 0 LOB: 1 K: 0 BB: 0 S: 10 P: 16	R: 0 H: 2 E: 0 LOB: 1 K: 1 BB: 0 S: 7 P: 11	R: 0 H: 1 E: 0 LOB: 2 K: 0 BB: 1 S: 5 P: 13	R: 1 H: 2 E: 0 LOB: 2 K: 0 BB: 1 S: 11 P: 22	R: 1 H: 2 E: 0 LOB: 1 K: 0 BB: 0 S: 9 P: 11	R: 0 H: 1 E: 0 LOB: 1 K: 0 BB: 0 S: 11 P: 16	R: 0 H: 2 E: 0 LOB: 3 K: 1 BB: 1 S: 12 P: 24	1B: 8 SF: 0 2B: 5 SAC: 1 3B: 0 DP: 2 HR: 1 HBP: 0						

PITCHER		IP	WLS	BF	H	R	ER	SO	BB	IBB	HBP	BLK	WP	HR	S	P	ERA	WHIP
Tommy John, L ERA: 3.57	(1, 1)	8.1	W	38	13	2	2	2	2	0	0	0	0	1	76	128	2.16	1.800
Dave Righetti, L ERA: 2.81	(9, 1)	0.2	S	3	0	0	0	1	1	0	0	0	0	0	5	12	0.00	1.500

PITCHER	IP	WLS	BF	H	R	ER	SO	BB	IBB	HBP	BLK	WP	HR	S	P	ERA	WHIP

TOP

California Angels @ New York Yankees

Yankee Stadium, Bronx, NY

Sat May 14 1988, 3:33 AM EDT

Att. 33,119 - Sunny - 60 F

livebaseballscorecards.com

AB	37
R	2
H	13
RBI	2
BB	3
SO	3
LOB	21

WP: 0	PA: 41				
PB: 0					
SB: 0					
CS: 0					

Batter	1	2	3	4	5	6	7	8	9	AB	R	H	RBI	BB	SO	LOB
Rickey Henderson, R (1, 7) OBP: 0.425, SLG: 0.522	F X 0-1 CS 1B			B B X 2-0 ① F7	B C F X 1-2 ② 1-3		C L B B B X 3-2 ① 3-1			4	0	1	0	0	0	2
Willie Randolph, R (1, 4) OBP: 0.295, SLG: 0.293	C B F F F B B X 3-2 ① ② 6-3 1-2			X 0-0 ② 4-3	B C B B B 4-1 2B BB		C X 0-1 ② F8			3	0	0	0	1	0	1
Don Mattingly, L (1, 3) OBP: 0.379, SLG: 0.447	C X 0-1 ③ 5-3			B X 1-0 HR	B F X 1-1 1-3 3-H 2B		B F X 1-1 1B 2B			4	2	3	2	0	0	0
Jack Clark, R (1, 10) OBP: 0.434, SLG: 0.482		C F B C 1-3 ① K		C C B S 1-3 ③ K	S F B F X 1-2 ③ 6-3		B B X 2-0 FC6-4 2-H 1B			4	0	1	1	0	2	3
Claudell Washington, L (1, 8) OBP: 0.329, SLG: 0.444		S B X 1-1 ② 4-3			C B F X 1-2 ① F7	C X 0-1 FC1-4 1B	B C B F X 2-2 ③ FC6-4 1-2			4	0	1	0	0	0	1
Dave Winfield, R (1, 9) OBP: 0.490, SLG: 0.664		X 0-0 ③ L7			C F B F F X 1-2 HR	1 SAFE B 1 SAFE X 1-0 ① FC1-4 1B 1-2		C X 0-1 ① 6-3		4	1	1	1	0	0	1
Mike Pagliarulo, L (1, 5) OBP: 0.287, SLG: 0.453			B S X 1-1 ① 3-1	B X 1-0 3B 2B	S B 1 SAFE 1 SAFE C X 1-2 ② F9			F B B B X 3-1 ② F8		4	1	1	0	0	0	1
Don Slaught, R (1, 2) OBP: 0.446, SLG: 0.653 Joel Skinner, R (5, PR) OBP: 0.194, SLG: 0.207 (6, 2)			B X 1-0 ② 5-3	I I I I 4-0 3B IBB	X 0-0 FC5-4 1-2 1B			B B B B C X 3-1 1B		1 0 0 0 1 0 0 2 1 2 0 0 0 0						
Rafael Santana, R (1, 6) OBP: 0.290, SLG: 0.288			B C X 1-1 ③ 6-3	X 0-0 1-H 2-H 2B 3B	B X 1-0 ③ FC5-4 1-2			S X 0-1 ③ F9		4	1	1	2	0	0	3
Inning Stats	R: 0 H: 1 E: 0 LOB: 0 K: 0 BB: 0 S: 9 P: 12	R: 0 H: 0 E: 0 LOB: 0 K: 1 BB: 0 S: 6 P: 8	R: 0 H: 0 E: 0 LOB: 0 K: 0 BB: 0 S: 5 P: 8	R: 1 H: 1 E: 0 LOB: 0 K: 1 BB: 0 S: 6 P: 10	R: 4 H: 4 E: 0 LOB: 3 K: 0 BB: 2 S: 20 P: 34	R: 0 H: 2 E: 0 LOB: 2 K: 0 BB: 0 S: 8 P: 11	R: 1 H: 2 E: 0 LOB: 1 K: 0 BB: 0 S: 11 P: 19	R: 0 H: 1 E: 0 LOB: 1 K: 0 BB: 0 S: 8 P: 14		1B: 5 SF: 0 2B: 3 SAC: 0 3B: 1 DP: 0 HR: 2 HBP: 0						

PITCHER		IP	WLS	BF	H	R	ER	SO	BB	IBB	HBP	BLK	WP	HR	S	P	ERA	WHIP
Dan Petry, R ERA: 4.73	(1, 1)	4.2	L	21	6	5	5	2	1	1	0	0	0	2	42	67	9.64	1.500
Ray Krawczyk, R ERA: 2.81	(5, 1)	1.0		5	2	0	0	0	0	0	0	0	0	0	11	14	0.00	2.000
Greg Minton, R ERA: 6.75	(6, 1)	1.1		6	2	1	1	0	0	0	0	0	0	0	12	21	6.75	1.500
Stu Cliburn, R ERA: 5.65	(8, 1)	1.0		4	1	0	0	0	0	0	0	0	0	0	8	14	0.00	1.000

PITCHER	IP	WLS	BF	H	R	ER	SO	BB	IBB	HBP	BLK	WP	HR	S	P	ERA	WHIP

BOTTOM

California Angels @ New York Yankees

Yankee Stadium, Bronx, NY

Sat May 14 1988, 3:33 AM EDT

Att. 33,119 - Sunny - 60 F

livebaseballscorecards.com

AB	34
R	6
H	11
RBI	6
BB	2
SO	2
LOB	12

1B: 5	SF: 0	WP: 0	PA: 36
2B: 3	SAC: 0	PB: 0	
3B: 1	DP: 0	SB: 0	
HR: 2	HBP: 0	CS: 1	

Batter	1	2	3	4	5	6	7	8	9	AB	R	H	RBI	BB	SO	LOB
Brian Downing, R (1, 10) OBP: 0.418, SLG: 0.435	5-3		L5			HR			F6	4	1	1	2	0	0	1
Chico Walker, S (1, 8) OBP: 0.200, SLG: 0.158	5-3			F5		G3			F9	4	0	0	0	0	0	0
Johnny Ray, S (1, 7) OBP: 0.368, SLG: 0.466	F7			F7		F8			F5	4	0	0	0	0	0	0
Wally Joyner, L (1, 3) OBP: 0.350, SLG: 0.382		F8		F4			P6			3	0	0	0	0	0	0
Tony Armas, R (1, 9) OBP: 0.300, SLG: 0.415		1-3			F7		K			3	0	0	0	0	1	0
Jack Howell, L (1, 5) OBP: 0.346, SLG: 0.415		F9			K		F2			3	0	0	0	0	1	0
Mark McLemore, S (1, 4) OBP: 0.325, SLG: 0.340			F8		1-3			G3-6-1		3	0	1	0	0	0	0
Butch Wynegar, S (1, 2) OBP: 0.333, SLG: 0.375			4-3			F6		G3-6-1		3	0	0	0	0	0	1
Dick Schofield, R (1, 6) OBP: 0.266, SLG: 0.311			1B			HR		F9		3	1	2	0	0	0	0
Inning Stats	R: 0 E: 0 K: 0 S: 9 H: 0 LOB: 0 BB: 0 P: 13	R: 0 E: 0 K: 0 S: 9 H: 0 LOB: 0 BB: 0 P: 12	R: 0 E: 0 K: 0 S: 11 H: 1 LOB: 1 BB: 0 P: 16	R: 0 E: 0 K: 0 S: 3 H: 0 LOB: 0 BB: 0 P: 5	R: 0 E: 0 K: 1 S: 6 H: 0 LOB: 0 BB: 0 P: 12	R: 2 E: 0 K: 0 S: 11 H: 2 LOB: 0 BB: 0 P: 17	R: 0 E: 0 K: 1 S: 8 H: 0 LOB: 0 BB: 0 P: 11	R: 0 E: 0 K: 0 S: 7 H: 1 LOB: 0 BB: 0 P: 11	R: 0 E: 0 K: 0 S: 8 H: 0 LOB: 0 BB: 0 P: 12	1B: 3 2B: 0 3B: 0 HR: 1 SF: 0 SAC: 0 DP: 1 HBP: 0	WP: 0 PB: 0 SB: 0 CS: 0 PA: 30					

PITCHER	IP	WLS	BF	H	R	ER	SO	BB	IBB	HBP	BLK	WP	HR	S	P	ERA	WHIP
Charles Hudson, R (1, 1) ERA: 3.82	9.0	W	30	4	2	2	2	0	0	0	0	0	1	72	109	2.00	0.444

PITCHER	IP	WLS	BF	H	R	ER	SO	BB	IBB	HBP	BLK	WP	HR	S	P	ERA	WHIP

TOP

California Angels @ New York Yankees

Yankee Stadium, Bronx, NY

Sun May 15 1988, 3:33 AM EDT

Att. 51,006 - Sunny - 70 F

livebaseballscorecards.com

AB	30
R	2
H	4
RBI	2
BB	0
SO	2
LOB	2

BOTTOM

California Angels @ New York Yankees

Yankee Stadium, Bronx, NY

Sun May 15 1988, 3:33 AM EDT

Att. 51,006 - Sunny - 70 F

Batter	1	2	3	4	5	6	7	8	9	AB	R	H	RBI	BB	SO	LOB
Willie Randolph, R (1, 4) OBP: 0.285, SLG: 0.281	B B C X 2-1 P6 ①		B X 1-0 L5 ③	B X 1-0 FC1-6 ③ 1-2			B B 1 SAFE L 1 SAFE X 2-1 P3 ①	C X 0-1 F8 ③		5	0	0	0	0	0	4
Don Mattingly, L (1, 3) OBP: 0.382, SLG: 0.444	C X 0-1 4-3 ②			F B S B X 2-2 BLK BB FC5 1B	C B X 1-1 6-3 ①		F B I I 4-1 1-2 HR IBB			3	2	1	0	1	0	0
Jay Buhner, R (1, 8) Claudell Washington, L (7, PH) (8, 8) OBP: 0.337, SLG: 0.488	B F C B X 2-2 6-3 ③			B B F B B 4-1 FC5 BLK 1-2 1B BB	B F C F F C 1-3 K ②		B X 1-0 1-H 2-H HR			2 1	1 1	0 1	0 3	1 0	1 0	0 0
Jack Clark, R (1, 10) OBP: 0.436, SLG: 0.488		C B B C S 2-3 K ①		B S B F B F X 3-2 FC5 1B 1-3 2-H 1B	B C B S X 2-2 2B		B B C B B 4-1 HR BB			3	2	1	1	1	1	1
Dave Winfield, R (1, 9) OBP: 0.483, SLG: 0.674		C B B B F B X 3-2 L4 ②		B B S F X 2-2 L4 ①	B C X 1-1 4-3 ③		C B X 1-1 1-H HR			4	1	1	2	0	0	3
Gary Ward, R (1, 7) OBP: 0.346, SLG: 0.333	X 0-0 6-3 ③		B B F X 2-1 1B SF9 1-3 3-H 1B			X 0-0 6-3 ①	B X 1-0 F8 ②			4	1	1	1	0	0	0
Mike Pagliarulo, L (1, 5) OBP: 0.292, SLG: 0.455			C B B B X 3-1 1B	X 0-0 1B 1-3 3-H 1B		C B B C F F F S 2-3 K ②	B X 1-0 4-3 ③			4	0	2	1	0	1	0
Joel Skinner, R (1, 2) OBP: 0.171, SLG: 0.188		X 0-0 L9 ①	C X 0-1 SF9 ② 3-H			F B B B F F X 2-2 F9 ③		X 0-0 L7 ①		3	0	0	1	0	0	1
Rafael Santana, R (1, 6) OBP: 0.299, SLG: 0.298		B C 1 SAFE F C 1-3 K ②	C X 0-1 FC1-6 1-2 1B				C X 0-1 WP HR 1B	B F B X 2-1 1-3 ②		4	1	2	0	0	1	1
Inning Stats	R: 0 E: 0 K: 0 S: 7 H: 0 LOB: 0 BB: 0 P: 11	R: 0 E: 0 K: 1 S: 7 H: 0 LOB: 0 BB: 0 P: 12	R: 0 E: 0 K: 1 S: 7 H: 1 LOB: 1 BB: 0 P: 12	R: 4 E: 0 K: 0 S: 19 H: 4 LOB: 2 BB: 1 P: 33	R: 0 E: 0 K: 1 S: 12 H: 1 LOB: 1 BB: 0 P: 17	R: 0 E: 0 K: 1 S: 12 H: 0 LOB: 0 BB: 0 P: 16	R: 5 E: 0 K: 0 S: 11 H: 3 LOB: 0 BB: 2 P: 25	R: 0 E: 0 K: 0 S: 5 H: 0 LOB: 0 BB: 0 P: 7		1B: 6 2B: 1 3B: 0 HR: 2	SF: 1 SAC: 0 DP: 0 HBP: 0					

livebaseballscorecards.com

	AB	33
	R	9
	H	9
	RBI	9
	BB	3
	SO	4
	LOB	10

WP: 1 PB: 0 SB: 0 CS: 0 PA: 37

PITCHER		IP	WLS	BF	H	R	ER	SO	BB	IBB	HBP	BLK	WP	HR	S	P	ERA	WHIP
Chuck Finley, L ERA: 4.53	(1, 1)	3.1	L	16	4	4	4	2	1	0	0	1	0	0	35	62	10.80	1.500
Ray Krawczyk, R ERA: 2.41	(4, 1)	2.2		10	2	0	0	2	0	0	0	0	0	0	29	39	0.00	0.750
Willie Fraser, R ERA: 5.63	(7, 1)	0.1		6	3	5	5	0	1	1	0	0	1	2	9	21	135.00	12.000
DeWayne Buice, R ERA: 5.31	(7, 1)	1.2		5	0	0	0	0	0	0	0	0	0	0	7	11	0.00	0.000

PITCHER	IP	WLS	BF	H	R	ER	SO	BB	IBB	HBP	BLK	WP	HR	S	P	ERA	WHIP

Seattle Mariners @ New York Yankees

Yankee Stadium, Bronx, NY

Mon May 16 1988, 7:05 PM EDT

Att. 17,651 - Unknown - 65 F

livebaseballscorecards.com

TOP

Batter	1	2	3	4	5	6	7	8	9	AB	R	H	RBI	BB	SO	LOB
Harold Reynolds, S (1, 4) OBP: 0.292, SLG: 0.399	C F X 0-2 G6-4-3 1B		B B F F X 2-2 ③ 6-3			B X 1-0 G5-4-3 1B		F B X 1-1 BB 1B		4	0	3	0	0	0	0
Rick Renteria, R (8, 4) OBP: 0.233, SLG: 0.339								1-2		0	0	0	0	0	0	0
Henry Cotto, R (1, 8) OBP: 0.385, SLG: 0.450	C F 1 SAFE B X 1-2 ①② G6-4-3 1-2f			B X 1-0 ① F8		F B B 1 X 2-1 ②③ G5-4-3 1-2f		B B S S B 4-2 1-2 2-3 BB		3	0	0	0	0	0	2
Ken Phelps, L (8, PH) OBP: 0.430, SLG: 0.605										0	0	0	0	1	0	0
Mike Kingery, L (8, PR) OBP: 0.366, SLG: 0.333										0	0	0	0	0	0	0
(8, 8)																
Alvin Davis, L (1, 3) OBP: 0.441, SLG: 0.615	C B X 1-1 1B			X 0-0 ② F8			C B C X 1-2 HR	F X 0-1 ③ P3		4	1	2	1	0	0	3
Mickey Brantley, R (1, 7) OBP: 0.312, SLG: 0.507	C C S 0-3 ③ K			B B B C X 3-1 ③ 5-3			C X 0-1 G6-4-3 1B		C B X 1-1 ① 6-3	4	0	1	0	0	1	1
Jim Presley, R (1, 5) OBP: 0.280, SLG: 0.364		C X 0-1 ① F8			C B F F S 1-3 ① K		B X 1-0 ①② G6-4-3 1-2f		B B C X 2-1 G6-4-3 1B	4	0	1	0	0	1	1
Dave Valle, R (1, 2) OBP: 0.244, SLG: 0.352		B C B F X 2-2 ② F9			F X 0-1 ② 4-3		B B C F X 2-2 ③ F2		B C X 1-1 ②③ G6-4-3 1-2f	4	0	0	0	0	0	1
Glenn Wilson, R (1, 9) OBP: 0.289, SLG: 0.328		C B X 1-1 ③ F9			X 0-0 2B			C B X 1-1 FC4-6 1B		3	0	2	0	0	0	0
Rey Quinones, R (1, 6) OBP: 0.295, SLG: 0.402			X 0-0 ① P6		B X 1-0 ③ F8			C X 0-1 ① FC4-6 BB 1B 1-2		3	0	0	0	0	0	2
Dave Hengel, R (1, 10) OBP: 0.222, SLG: 0.176			F X 0-1 ② F9			C B B S F F F X 2-2 ① 4-3		F 1 SAFE X 0-1 ② F9		3	0	0	0	0	0	1
Inning Stats	R: 0 H: 2 E: 0 LOB: 1 K: 1 BB: 0 S: 11 P: 13	R: 0 H: 0 E: 0 LOB: 0 K: 0 BB: 0 S: 7 P: 10	R: 0 H: 0 E: 0 LOB: 0 K: 0 BB: 0 S: 6 P: 8	R: 0 H: 0 E: 0 LOB: 0 K: 0 BB: 0 S: 4 P: 8	R: 0 H: 1 E: 0 LOB: 1 K: 1 BB: 0 S: 8 P: 10	R: 0 H: 1 E: 0 LOB: 0 K: 0 BB: 0 S: 9 P: 14	R: 1 H: 2 E: 0 LOB: 0 K: 0 BB: 0 S: 9 P: 13	R: 0 H: 2 E: 0 LOB: 3 K: 0 BB: 1 S: 12 P: 18	R: 0 H: 1 E: 0 LOB: 0 K: 0 BB: 0 S: 6 P: 10	1B: 7 SF: 0 2B: 1 SAC: 0 3B: 0 DP: 4 HR: 1 HBP: 0						

	AB	32
	R	1
	H	9
	RBI	1
	BB	1
	SO	2
	LOB	11

WP: 0 PA: 33
PB: 0
SB: 0
CS: 0

PITCHER		IP	WLS	BF	H	R	ER	SO	BB	IBB	HBP	BLK	WP	HR	S	P	ERA	WHIP
John Candelaria, L ERA: 2.52	(1, 1)	7.2	W	28	8	1	1	2	0	0	0	0	0	1	62	86	1.17	1.043
Cecilio Guante, R ERA: 3.42	(8, 1)	0.0		1	0	0	0	0	1	0	0	0	0	0	2	6	∞	∞
Dave Righetti, L ERA: 2.6	(8, 1)	1.1	S	4	1	0	0	0	0	0	0	0	0	0	8	12	0.00	0.750

PITCHER	IP	WLS	BF	H	R	ER	SO	BB	IBB	HBP	BLK	WP	HR	S	P	ERA	WHIP

Batter	1	2	3	4	5	6	7	8	9	AB	R	H	RBI	BB	SO	LOB
Willie Randolph, R (1, 4) OBP: 0.277, SLG: 0.272	F9	F2			5-3			P4		4	0	0	0	0	0	1
Don Mattingly, L (1, 3) OBP: 0.373, SLG: 0.432	4-3		G3		F6			4-3		4	0	0	0	0	0	1
Mike Pagliarulo, L (1, 5) OBP: 0.297, SLG: 0.448	HR, BB		F9			K		BB		2	1	0	0	2	1	0
Jack Clark, R (1, 10) OBP: 0.438, SLG: 0.517	HR		BB			K		K		3	1	1	2	1	2	2
Claudell Washington, L (1, 8), (9, 7) OBP: 0.337, SLG: 0.494	2B		F8			6-3				3	1	1	0	0	0	1
Dave Winfield, R (1, 9) OBP: 0.481, SLG: 0.667	1B			G3			F9			3	0	1	1	0	0	0
Gary Ward, R (1, 7) OBP: 0.327, SLG: 0.313	6-3			5-3			K			3	0	0	0	0	1	1
Roberto Kelly, R (9, 8) OBP: 0.262, SLG: 0.293										0	0	0	0	0	0	0
Joel Skinner, R (1, 2) OBP: 0.158, SLG: 0.171		F7		K			K			3	0	0	0	0	2	0
Rafael Santana, R (1, 6) OBP: 0.300, SLG: 0.299		5-3			K			4-3		3	0	1	0	0	1	0
Inning Stats	R: 3 E: 0 K: 0 S: 17 H: 3 LOB: 1 BB: 1 P: 33	R: 0 E: 0 K: 0 S: 7 H: 0 LOB: 0 BB: 0 P: 12	R: 0 E: 0 K: 0 S: 7 H: 0 LOB: 1 BB: 1 P: 16	R: 0 E: 0 K: 1 S: 6 H: 0 LOB: 0 BB: 0 P: 11	R: 0 E: 0 K: 1 S: 7 H: 0 LOB: 0 BB: 0 P: 11	R: 0 E: 0 K: 2 S: 8 H: 0 LOB: 0 BB: 0 P: 13	R: 0 E: 0 K: 2 S: 9 H: 0 LOB: 0 BB: 0 P: 15	R: 0 E: 0 K: 1 S: 14 H: 1 LOB: 2 BB: 1 P: 26		1B: 2 2B: 1 3B: 0 HR: 1 SF: 0 SAC: 0 DP: 0 HBP: 0					

PITCHER		IP	WLS	BF	H	R	ER	SO	BB	IBB	HBP	BLK	WP	HR	S	P	ERA	WHIP
Mike Moore, R ERA: 5.4	(1, 1)	7.1	L	28	4	3	3	6	2	0	0	0	0	1	68	123	3.68	0.818
Rod Scurry, L ERA:	(8, 1)	0.1		2	0	0	0	0	1	0	0	0	0	0	4	10	0.00	3.000
Michael Jackson, R ERA: 3.12	(8, 1)	0.1		1	0	0	0	1	0	0	0	0	0	0	3	4	0.00	0.000

PITCHER	IP	WLS	BF	H	R	ER	SO	BB	IBB	HBP	BLK	WP	HR	S	P	ERA	WHIP

BOTTOM

Seattle Mariners @ New York Yankees

Yankee Stadium, Bronx, NY

Mon May 16 1988, 7:05 PM EDT
Att. 17,651 - Unknown - 65 F

livebaseballscorecards.com

AB	28
R	3
H	4
RBI	3
BB	3
SO	7
LOB	6

WP: 0 PA: 31
PB: 0
SB: 0
CS: 0

Batter	1	2	3	4	5	6	7	8	9	AB	R	H	RBI	BB	SO	LOB
Harold Reynolds, S (1, 4) OBP: 0.289, SLG: 0.392	1-2 4-3		B C X 1-1 F9			B F X 1-1 4-3	B X 1-0 1B 1-3 2-H 1B		C B F B X 2-2 3-1	5	0	1	1	0	0	1
Scott Bradley, L (1, 2) OBP: 0.306, SLG: 0.426	B X 1-0 4-3			B B X 2-0 E3 HR		X 0-0 HR	X 0-0 1-2 3-H 1B		X 0-0 1-3	5	2	2	2	0	0	0
Alvin Davis, L (1, 3) OBP: 0.436, SLG: 0.600	B C F S 1-3 K			S B B S B X 3-2 L7		B C F H 2-2 L4-3 HBP	B C F B X 2-2 F8			3	0	0	0	0	1	3
Ken Phelps, L (1, 10) OBP: 0.423, SLG: 0.624		B X 1-0 4-3		C B F B X 2-2 1-H HR		S B S X 1-2 L4-3 1-2		F S B B B X 3-2 4-3		4	1	1	2	0	0	1
Mickey Brantley, R (1, 7) OBP: 0.310, SLG: 0.500		B F F B F X 2-2 F9		B F F B F F F F B F 3-2 F X 5-3			X 0-0 E5 4-3 5-3 1B	B X 1-0 S 1B		4	1	1	0	0	0	0
Jim Presley, R (1, 5) OBP: 0.273, SLG: 0.354		X 0-0 5-3		B B S C B C 3-3 K			1 SAFE S 1 SAFE 1 SAFE B 1 SAFE 1 SAFE F B 3-2 F B 1 SAFE X 5-3 1-2	S 1 C S SAFE 0-3 K 1-2		4	0	0	0	0	2	2
Glenn Wilson, R (1, 9) OBP: 0.303, SLG: 0.336			C B X 1-1 FC5-4 1B		X 0-0 L9-3 1B		B F X 1-1 4-3 2-3	B B B C B 4-1 BB		3	0	2	0	1	0	1
Mike Kingery, L (1, 8) OBP: 0.360, SLG: 0.319			B S B X 2-1 P5		X 0-0 F3		B B B I 4-0 1B 1B IBB	X 0-0 P6		3	1	0	0	1	0	4
Rey Quinones, R (1, 6) OBP: 0.294, SLG: 0.397			B F B 1 SAFE F X 2-2 FC5-4 1-2f		B F X 1-1 L9-3 1-2		F X 0-1 1B 1B 1-2 3-H 1B		C B F X 1-2 F2	4	1	1	1	0	0	2
Inning Stats	R: 0 E: 0 K: 1 S: 7 H: 0 LOB: 0 BB: 0 P: 10	R: 0 E: 0 K: 0 S: 6 H: 0 LOB: 0 BB: 0 P: 9	R: 0 E: 1 K: 0 S: 9 H: 1 LOB: 1 BB: 0 P: 15	R: 2 E: 1 K: 1 S: 18 H: 1 LOB: 0 BB: 0 P: 31	R: 0 E: 0 K: 0 S: 4 H: 1 LOB: 0 BB: 0 P: 5	R: 1 E: 0 K: 0 S: 8 H: 1 LOB: 0 BB: 0 P: 12	R: 3 E: 1 K: 0 S: 14 H: 3 LOB: 2 BB: 1 P: 25	R: 0 E: 0 K: 1 S: 9 H: 1 LOB: 2 BB: 1 P: 17	R: 0 E: 0 K: 0 S: 7 H: 0 LOB: 0 BB: 0 P: 10	1B: 6 2B: 2 3B: 0 HR: 2	SF: 0 SAC: 0 DP: 2 HBP: 1						

PITCHER		IP	WLS	BF	H	R	ER	SO	BB	IBB	HBP	BLK	WP	HR	S	P	ERA	WHIP
Richard Dotson, R ERA: 3.05	(1, 1)	6.2	L	28	6	6	2	2	0	1	1	0	0	2	62	101	2.70	0.900
Cecilio Guante, R ERA: 3.38	(7, 1)	0.1		2	1	0	0	0	0	0	0	0	0	0	4	6	0.00	3.000
Tim Stoddard, R ERA: 6.1	(8, 1)	2.0		8	1	0	0	1	1	0	0	0	0	0	16	27	0.00	1.000

PITCHER	IP	WLS	BF	H	R	ER	SO	BB	IBB	HBP	BLK	WP	HR	S	P	ERA	WHIP

TOP

Seattle Mariners @ New York Yankees

Yankee Stadium, Bronx, NY

Tue May 17 1988, 7:05 PM EDT

Att. 17,858 - Unknown - 63 F

livebaseballscorecards.com

AB	35
R	6
H	8
RBI	6
BB	2
SO	3
LOB	14

1B: 6	SF: 0	WP: 0	PA: 38
2B: 2	SAC: 0	PB: 0	
3B: 0	DP: 2	SB: 1	
HR: 2	HBP: 1	CS: 0	

Batter	1	2	3	4	5	6	7	8	9	AB	R	H	RBI	BB	SO	LOB
Willie Randolph, R (1, 4) OBP: 0.283, SLG: 0.268	F B B B B 4-1 HR BB		C B B X 2-1 ② 6-3			B C X 1-1 ① 6-3		B B B B 4-0 BB		2	1	0	0	2	0	0
Don Mattingly, L (1, 3) OBP: 0.376, SLG: 0.450	B X 1-0 1-H HR		B B X 2-0 ③ 6-3			H 1-0 G3-6-3 HBP		B X 1-0 ③ F8		3	1	1	2	0	0	2
Mike Pagliarulo, L (1, 5) OBP: 0.290, SLG: 0.435	C B B F S 2-3 ① K			X 0-0 ① F9		B B X 2-0 ②③ G3-6-3 1-2f			B C B C X 2-2 ① F8	4	0	0	0	0	1	1
Jack Clark, R (1, 10) OBP: 0.424, SLG: 0.495	C F B B F C 2-3 ② K			C S B X 1-2 ② F8			L B S F X 1-2 E5 G4-6-3		B B C S F S 2-3 ② K	4	0	0	0	0	2	0
Claudell Washington, L (1, 8) OBP: 0.333, SLG: 0.483	B B C F S 2-3 ③ K			B C X 1-1 1B			L B X 1-1 ① F7		C F X 0-2 ③ 6-3	4	0	1	0	0	1	1
Dave Winfield, R (1, 9) OBP: 0.471, SLG: 0.652		B C S C 1-3 ① K		C F B 1 SAFE F 1 SAFE X 1-2 ③ F8			C 1 SAFE X 0-1 ②③ G4-6-3 1-2f			3	0	0	0	0	1	2
Jay Buhner, R (1, 7)		X 0-0 ② 4-3			X 0-0 ① F7			B B X 2-0 ① 6-3		3	0	0	0	0	0	0
Joel Skinner, R (1, 2) OBP: 0.150, SLG: 0.162 Gary Ward, R (8, PH) OBP: 0.321, SLG: 0.306 Bob Geren, R (9, 2)		B S F B S 2-3 ③ K			X 0-0 ② 4-3			B F X 1-1 ② F8		2 1 0	0 0 0	0 0 0	0 0 0	0 0 0	1 0 0	0 0 0
Rafael Santana, R (1, 6) OBP: 0.294, SLG: 0.292 Roberto Kelly, R (8, PH) OBP: 0.274, SLG: 0.339 Bobby Meacham, S (9, 6) OBP: 0.274, SLG: 0.296			B C X 1-1 ① 6-3		F X 0-1 ③ 5-3			C B S X 1-2 3B		2 1 0	0 0 0	0 1 0	0 0 0	0 0 0	0 0 0	0 0 0
Inning Stats	R: 2 H: 1 E: 0 LOB: 0 K: 3 BB: 1 S: 12 P: 23	R: 0 H: 0 E: 0 LOB: 0 K: 2 BB: 0 S: 7 P: 10	R: 0 H: 0 E: 0 LOB: 0 K: 0 BB: 0 S: 5 P: 10	R: 0 H: 1 E: 0 LOB: 1 K: 0 BB: 0 S: 10 P: 13	R: 0 H: 0 E: 0 LOB: 0 K: 0 BB: 0 S: 4 P: 4	R: 0 H: 0 E: 0 LOB: 0 K: 0 BB: 0 S: 3 P: 7	R: 0 H: 0 E: 1 LOB: 0 K: 0 BB: 0 S: 8 P: 10	R: 0 H: 1 E: 0 LOB: 2 K: 0 BB: 1 S: 7 P: 16	R: 0 H: 0 E: 0 LOB: 0 K: 1 BB: 0 S: 10 P: 14	1B: 1 SF: 0 2B: 0 SAC: 0 3B: 1 DP: 2 HR: 1 HBP: 1						WP: 0 PA: 32 PB: 0 SB: 0 CS: 0	

PITCHER	IP	WLS	BF	H	R	ER	SO	BB	IBB	HBP	BLK	WP	HR	S	P	ERA	WHIP
Bill Swift, R (1, 1) ERA: 4.05	9.0	W	32	3	2	2	6	2	0	1	0	0	1	66	107	2.00	0.556

PITCHER	IP	WLS	BF	H	R	ER	SO	BB	IBB	HBP	BLK	WP	HR	S	P	ERA	WHIP

BOTTOM

Seattle Mariners @ New York Yankees

Yankee Stadium, Bronx, NY

Tue May 17 1988, 7:05 PM EDT
Att. 17,858 - Unknown - 63 F

livebaseballscorecards.com

AB	29
R	2
H	3
RBI	2
BB	2
SO	6
LOB	6

Batter	1	2	3	4	5	6	7	8	9	AB	R	H	RBI	BB	SO	LOB
Carney Lansford, R (1, 5) OBP: 0.443, SLG: 0.538	B X 1-0 1-3 4-3 1B	C B B X 2-1 F8 ③		C X 0-1 1-2 2-H 3-H 1B		B 1 SAFE 1 SAFE B B C F X 3-2 ② BB 1-2 1B		C X 0-1 ① 5-3	F F B F X 1-2 WP 1-2 3-H 1B	6	1	4	3	0	0	1
Dave Parker, L (1, 7) OBP: 0.329, SLG: 0.434 Stan Javier, S (8, 7) OBP: 0.342, SLG: 0.406	1 SAFE B B B F S F B F F 3-2 ① X 4-3 1-2		B F B B X 2-1 HR	B X 1-0 ② F7		B B F B B 4-1 1-2 BB		B B B X 3-0 ② F8	C B B S B X 3-2 G6-4-3 1-H 2-H 1B	4 1	1 0	1 1	1 2	1 0	0 0	3 0
Jose Canseco, R (1, 9) OBP: 0.412, SLG: 0.519	B X 1-0 ② 1-3 2-3		C B X 1-1 ① 5-3	C B S F X 2-2 ③ 4-3		B C B C C X 2-2 ③ F3		B B C B B 4-1 S 1B BB	C X 0-1 ② ③ G6-4-3 1-2f	5	1	0	0	1	0	6
Mark McGwire, R (1, 3) OBP: 0.385, SLG: 0.554	B C B X 2-1 ③ 1-3		B B X 2-0 ② 5-3		C C B C 1-3 ① K		B C S B X 2-2 ① F2	S B B B B 4-1 1B 1-2 BB		4	0	0	0	1	1	1
Don Baylor, R (1, 10) OBP: 0.322, SLG: 0.290		B B B C F C F X 3-2 ① 6-3	B S X 1-1 ③ F9		C B F B B B 4-2 BB		F B B H 3-1 2B 1B HBP	X 0-0 FC4-6 1-2 2-H 1B		3	1	1	1	1	0	0
Dave Henderson, R (1, 8) OBP: 0.340, SLG: 0.511		C B B X 2-1 1B 2B 1B		X 0-0 4-3 1B 2B	B B F X 2-1 ② P3		B X 1-0 1B 1-3 SF8 2B	B X 1-0 ③ FC4-6 1-2f		5	3	3	0	0	0	3
Glenn Hubbard, R (1, 4) OBP: 0.375, SLG: 0.303		B C 1 SAFE F B 1 SAFE X 2-2 1-2 2B 1B		B B B B 4-0 4-3 1B BB	C B C X 1-2 ③ F8		P C X 1-1 2-3 3-H 1B		C C B F X 1-2 FC6-4 BB 1B 1B	4	3	3	1	1	0	1
Ron Hassey, L (1, 2) OBP: 0.333, SLG: 0.467 Orlando Mercado, R (9, 2) OBP: 0.273, SLG: 0.500		F B X 1-1 4-3 1-H 2-H 2B		B 1 SAFE C F B F F B X 3-2 ① 4-3 1-2 2-3		B X 1-0 ① F9	B X 1-0 ② SF8 3-H		B B B C B 4-1 FC6-4 1-2 BB	3 0	0 0	1 0	3 0	1 0	0 0	2 0
Walt Weiss, S (1, 6) OBP: 0.302, SLG: 0.261		B X 1-0 ② 4-3 2-3		B C P B C B 4-2 1B BB		F C B X 1-2 E6 CS	F 1 SAFE B F B X 2-2 F7 ③		B B X 2-0 ① FC6-4 WP 1B 1-2f 2-3 1B	4	1	0	0	1	0	4
Inning Stats	R: 0 H: 1 E: 0 LOB: 1 K: 0 BB: 0 S: 10 P: 17	R: 2 H: 3 E: 0 LOB: 1 K: 0 BB: 0 S: 14 P: 25	R: 1 H: 1 E: 0 LOB: 0 K: 0 BB: 0 S: 7 P: 13	R: 2 H: 2 E: 0 LOB: 2 K: 0 BB: 2 S: 16 P: 29	R: 0 H: 0 E: 0 LOB: 1 K: 1 BB: 1 S: 10 P: 18	R: 0 H: 1 E: 1 LOB: 2 K: 0 BB: 1 S: 11 P: 22	R: 2 H: 2 E: 0 LOB: 1 K: 0 BB: 0 S: 12 P: 21	R: 1 H: 1 E: 0 LOB: 2 K: 0 BB: 2 S: 7 P: 19	R: 3 H: 3 E: 0 LOB: 0 K: 0 BB: 1 S: 15 P: 26	1B: 10 SF: 1 2B: 3 SAC: 0 3B: 0 DP: 1 HR: 1 HBP: 1						

PITCHER		IP	WLS	BF	H	R	ER	SO	BB	IBB	HBP	BLK	WP	HR	S	P	ERA	WHIP
Tommy John, L ERA: 4.36	(1, 1)	3.0	L	15	6	4	4	0	0	0	0	0	0	1	32	56	12.00	2.000
Neil Allen, R ERA: 3.24	(4, 1)	4.0		21	4	3	3	1	4	0	1	0	0	0	48	89	6.75	2.000
Tim Stoddard, R ERA: 7.06	(8, 1)	1.0		8	2	3	3	0	3	0	0	0	0	0	12	29	27.00	5.000
Steve Shields, R ERA: 6.48	(9, 1)	1.0		4	2	1	1	0	0	0	0	0	1	0	10	16	9.00	2.000

PITCHER	IP	WLS	BF	H	R	ER	SO	BB	IBB	HBP	BLK	WP	HR	S	P	ERA	WHIP

TOP

Oakland Athletics @ New York Yankees

Yankee Stadium, Bronx, NY

Fri May 20 1988, 7:05 PM EDT

Att. 43,251 - Unknown - 66 F

livebaseballscorecards.com

AB	39
R	11
H	14
RBI	11
BB	7
SO	1
LOB	21

WP: 1	PA: 48
PB: 0	
SB: 1	
CS: 1	

Batter	1	2	3	4	5	6	7	8	9	AB	R	H	RBI	BB	SO	LOB
Rickey Henderson, R (1, 7) OBP: 0.427, SLG: 0.518	C B B B C B 4-2 BLK 1B BB		C B C B X 2-2 ② 4-3 2-3		F B S X 1-2 ② F9		X 0-0 ② 1-2 2-H 1B			3	0	1	1	1	0	2
Willie Randolph, R (1, 4) OBP: 0.282, SLG: 0.275	1 SAFE 1 SAFE 1 SAFE 1 SAFE B 1 SAFE 1 SAFE 1 SAFE C 2-1 ① 1 SAFE B 1 SAFE X P4		B B X 2-0 3-H 2B		B C C S 1-3 ③ K 1-2		F 1 SAFE F 1 SAFE 1 SAFE 1 SAFE B B X 2-2 ③ F8			4	0	1	0	0	1	3
Don Mattingly, L (1, 3) OBP: 0.373, SLG: 0.445	X 0-0 ② 1-H 1B		B X 1-0 ③ F8			B C X 1-1 ① L3		C F X 0-2 ① 1-3		4	0	1	0	0	0	1
Jack Clark, R (1, 10) OBP: 0.419, SLG: 0.479	C C B S 1-3 ③ K			C F B X 1-2 ① 6-3		B C S B X 2-2 ② F7		B B B B 4-0 FC4-6 BB		3	0	0	0	1	1	1
Claudell Washington, L (1, 8) OBP: 0.330, SLG: 0.473		F C F X 0-2 ① 1-3		C X 0-1 BLK 1B		S B B X 2-1 ③ 1-3		C X 0-1 ② FC4-6 1-2f		4	0	1	0	0	0	1
Dave Winfield, R (1, 9) OBP: 0.466, SLG: 0.647		F B F S 1-3 ② K		1 SAFE 1 SAFE B B C F 1 SAFE 1 SAFE X 2-2 ② F8			C F X 0-2 F7 1B 2B	B X 1-0 ③ F8		4	1	1	0	0	1	2
Mike Pagliarulo, L (1, 5) OBP: 0.283, SLG: 0.423	B S S S 1-3 ③ K			1 SAFE B S B B F C 3-3 ③ K 1-2			C F F B X 1-2 ① F7 2-3		C F S 0-3 ① K	4	0	0	0	0	3	2
Bobby Meacham, S (1, 6) OBP: 0.308, SLG: 0.327 Gary Ward, R (9, PH) OBP: 0.316, SLG: 0.300			B X 1-0 4-3 BLK 2B		C B B B B 4-1 S BB		B B B C B 4-1 1B 1B BB		B C B X 2-1 ② F9	1 1	2 0	1 0	0 0	2 0	0 0	0 0
Joel Skinner, R (1, 2) OBP: 0.143, SLG: 0.154 Jay Buhner, R (7, PH) OBP: 0.286, SLG: 0.167 Bob Geren, R (8, 2)			S C X 0-2 ① 1-3		C C C 0-3 ① K		C X 0-1 1-2 3-H 1B 1B		B B B C C F S 3-3 ③ K	2 1 1	0 0 0	0 1 0	0 1 0	0 0 1	1 0 0	2 0 0
Inning Stats	R: 0 H: 1 E: 0 LOB: 1 K: 1 BB: 1 S: 8 P: 15	R: 0 H: 0 E: 0 LOB: 0 K: 2 BB: 0 S: 10 P: 12	R: 1 H: 2 E: 0 LOB: 1 K: 0 BB: 0 S: 9 P: 15	R: 0 H: 1 E: 0 LOB: 1 K: 1 BB: 0 S: 11 P: 17	R: 0 H: 0 E: 0 LOB: 1 K: 2 BB: 1 S: 10 P: 16	R: 0 H: 0 E: 0 LOB: 0 K: 0 BB: 0 S: 7 P: 12	R: 2 H: 3 E: 0 LOB: 1 K: 0 BB: 1 S: 14 P: 21	R: 0 H: 0 E: 0 LOB: 1 K: 0 BB: 1 S: 6 P: 11	R: 0 H: 0 E: 0 LOB: 0 K: 2 BB: 0 S: 9 P: 14	1B: 4 2B: 3 3B: 0 HR: 0	SF: 0 SAC: 0 DP: 0 HBP: 0			WP: 0 PB: 0 SB: 1 CS: 0	PA: 36		

PITCHER		IP	WLS	BF	H	R	ER	SO	BB	IBB	HBP	BLK	WP	HR	S	P	ERA	WHIP
Bob Welch, R ERA: 3.74	(1, 1)	7.0	W	29	7	3	3	6	3	0	0	3	0	0	69	108	3.86	1.429
Rick Honeycutt, L ERA: 3.18	(8, 1)	0.2		3	0	0	0	0	1	0	0	0	0	0	5	9	0.00	1.500
Dennis Eckersley, R ERA: 2.25	(8, 1)	0.1		1	0	0	0	0	0	0	0	0	0	0	1	2	0.00	0.000
Eric Plunk, R ERA: 2.53	(9, 1)	1.0		3	0	0	0	2	0	0	0	0	0	0	9	14	0.00	0.000

PITCHER	IP	WLS	BF	H	R	ER	SO	BB	IBB	HBP	BLK	WP	HR	S	P	ERA	WHIP

BOTTOM

Oakland Athletics @ New York Yankees

Yankee Stadium, Bronx, NY

Fri May 20 1988, 7:05 PM EDT
Att. 43,251 - Unknown - 66 F

livebaseballscorecards.com

AB	32
R	3
H	7
RBI	2
BB	4
SO	8
LOB	14

Oakland Athletics @ New York Yankees

Yankee Stadium, Bronx, NY

Sat May 21 1988, 7:05 PM EDT

Att. 40,266 - Unknown

TOP

livebaseballscorecards.com

Batter	1	2	3	4	5	6	7	8	9	AB	R	H	RBI	BB	SO	LOB
Carney Lansford, R (1, 5) OBP: 0.436, SLG: 0.529	1-1 ① 6-3		B 1 SAFE X 1-0 FC5-4 1-2 1B		B X 1-0 ② F8		C B S X 1-2 ② F8		C F B X 1-2 ③ F8	5	0	1	0	0	0	2
Stan Javier, S (1, 7) OBP: 0.339, SLG: 0.400	B B S B X 3-1 BLK 1B		C S B B S 2-3 ② K		B S B X 2-1 ③ F7		C B C S 1-3 ③ K			4	0	1	0	0	2	2
Jose Canseco, R (1, 9) OBP: 0.408, SLG: 0.510	1 SAFE B 1 SAFE 1 SAFE C 1 SAFE B 1 SAFE X 2-1 ② F8		X 0-0 ③ FC5-4 1-2f			B B C B C B 4-2 F8 1B 1B BB		B C L B F S 2-3 ① K		3	1	0	0	1	1	3
Dave Parker, L (1, 10) OBP: 0.333, SLG: 0.436	F B X 1-1 ③ G3 1-2			X 0-0 2B 1B		B F 1 SAFE 1 SAFE 1 F F F F X 1-2 1B 1B		B B F X 2-1 ② P4		4	1	2	0	0	0	1
Mark McGwire, R (1, 3) OBP: 0.376, SLG: 0.539		B C T B S 2-3 ① K		B B X 2-0 ① F9		X 0-0 ① F8 2-3		S B B B C X 2-2 ③ P4		4	0	0	0	0	1	3
Ron Hassey, L (1, 2) OBP: 0.343, SLG: 0.484 Don Baylor, R (9, PH) OBP: 0.328, SLG: 0.290 Steve Ontiveros, R (9, PR)		B B B C T X 3-2 ② F8		B C B B X 3-1 6-3 1-H 2B		C X 0-1 1-2 3-H 1B			B B B B 4-0 1B BLK BB	3 0 0	0 0 0	2 0 0	2 0 0	0 1 0	0 0 0	0 0 0
Dave Henderson, R (1, 8) OBP: 0.327, SLG: 0.489		X 0-0 ③ F8		C F B X 1-2 ② 6-3 2-3		S B F B B S 3-3 ② K			1 SAFE X 0-0 ① 6-3 1-2	4	0	0	0	0	1	4
Glenn Hubbard, R (1, 4) OBP: 0.369, SLG: 0.300			C X 0-1 ① 6-3	B B B C X 3-1 ③ 6-3		C S S 0-3 ③ K			F B B C B X 3-2 2-3 1B	4	0	1	0	0	1	3
Walt Weiss, S (1, 6) OBP: 0.303, SLG: 0.264 Mike Gallego, R (9, PH) OBP: 0.301, SLG: 0.222			C X 0-1 1B 1B		L B X 1-1 ① F9		C F B X 1-2 ① F8		B S S B C 2-3 ② K	3 1	0 0	1 0	0 0	0 0	0 1	0 2

Inning Stats										
	R: 0 H: 1 E: 0 LOB: 1 K: 0 BB: 0 S: 8 P: 15	R: 0 H: 0 E: 0 LOB: 0 K: 1 BB: 0 S: 7 P: 12	R: 0 H: 2 E: 0 LOB: 2 K: 1 BB: 0 S: 9 P: 12	R: 1 H: 2 E: 0 LOB: 1 K: 0 BB: 0 S: 9 P: 18	R: 0 H: 0 E: 0 LOB: 0 K: 0 BB: 0 S: 5 P: 9	R: 1 H: 2 E: 0 LOB: 2 K: 2 BB: 1 S: 17 P: 25	R: 0 H: 0 E: 0 LOB: 0 K: 1 BB: 0 S: 9 P: 12	R: 0 H: 0 E: 0 LOB: 0 K: 1 BB: 0 S: 9 P: 15	R: 0 H: 1 E: 0 LOB: 2 K: 1 BB: 1 S: 10 P: 20	1B: 7 SF: 0 2B: 1 SAC: 0 3B: 0 DP: 0 HR: 0 HBP: 0	WP: 0 PA: 37 PB: 0 SB: 0 CS: 0

AB	35
R	2
H	8
RBI	2
BB	2
SO	7
LOB	20

PITCHER		IP	WLS	BF	H	R	ER	SO	BB	IBB	HBP	BLK	WP	HR	S	P	ERA	WHIP
Rick Rhoden, R ERA: 5.34	(1, 1)	5.0	W	20	5	1	1	2	0	0	0	1	0	0	38	66	1.80	1.000
Cecilio Guante, R ERA: 3.34	(6, 1)	3.0		12	2	1	1	4	1	0	0	0	0	0	35	52	3.00	1.000
Dave Righetti, L ERA: 2.45	(9, 1)	1.0	S	5	1	0	0	1	1	0	0	1	0	0	10	20	0.00	2.000

PITCHER	IP	WLS	BF	H	R	ER	SO	BB	IBB	HBP	BLK	WP	HR	S	P	ERA	WHIP

Batter	1	2	3	4	5	6	7	8	9	AB	R	H	RBI	BB	SO	LOB
Rickey Henderson, R (1, 7) OBP: 0.435, SLG: 0.525	F B B B B 4-1 1B BB BB	B F B X 2-1 2B		B B B B 4-0 1-2 2-3 BB			S B B X 2-1 6-3 ①			2	1	1	0	2	0	0
Willie Randolph, R (1, 4) OBP: 0.275, SLG: 0.267	C 1 SAFE X 0-1 ① B5	B C X 1-1 ③ F9		B C X 1-1 ③ F7			B F B X 2-1 ② F8			4	0	0	0	0	0	5
Don Mattingly, L (1, 3) OBP: 0.370, SLG: 0.440	C 1 SAFE 1 SAFE X 0-1 BB BB 1-3 BLK 1B	B X 1-0 ① F8	B C X 1-1 ① F8				C B F X 1-2 ③ L4			4	1	1	0	0	0	0
Jack Clark, R (1, 10) OBP: 0.429, SLG: 0.490	F B S B B B 4-2 BLK BB 1-2 SF8 BB	B B X 2-0 ② 4-3	B X 1-0 2B					B C B S B F F B 4-2 G6-4-3 BB		2	1	1	0	2	0	0
Dave Winfield, R (1, 9) OBP: 0.467, SLG: 0.638	B B B C B 4-1 BLK 1-2 2-3 3-H BB	B B B C T S 2-3 ③ K	B B I I 4-0 G6-4-3 IBB					B F 1 SAFE B B S 1 SAFE X 3-2 ① ② G6-4-3 1-2f		2	0	0	1	2	1	1
Jay Buhner, R (1, 8) OBP: 0.182, SLG: 0.111	B B X 2-0 ② SF8 1-2 2-H 3-H			B B B C F X 3-2 ① P4	B S B F X 2-2 ② ③ G6-4-3 1-2f			X 0-0 ③ F5		3	0	0	1	0	0	2
Bobby Meacham, S (1, 5) OBP: 0.309, SLG: 0.345 Mike Pagliarulo, L (9, 5) OBP: 0.283, SLG: 0.423	F B X 1-1 ③ L4			F B X 1-1 WP 2B		C B X 1-1 ① F9				3 0	0 0	1 0	0 0	0 0	0 0	1 0
Joel Skinner, R (1, 2) OBP: 0.156, SLG: 0.146		X 0-0 ① 6-3		F B B B F B 4-2 WP BB		F F S 0-3 ② K				2	0	0	0	1	1	0
Rafael Santana, R (1, 6) OBP: 0.286, SLG: 0.283		B X 1-0 ② F9		C B F 2 SAFE F B X 2-2 ② F7		B C X 1-1 ③ 5-3				3	0	0	0	0	0	2
Inning Stats	R: 3 H: 1 E: 0 LOB: 1 K: 0 BB: 3 S: 11 P: 26	R: 0 H: 1 E: 0 LOB: 1 K: 0 BB: 0 S: 6 P: 10	R: 0 H: 0 E: 0 LOB: 0 K: 1 BB: 0 S: 5 P: 10	R: 0 H: 1 E: 0 LOB: 3 K: 0 BB: 2 S: 13 P: 28	R: 0 H: 1 E: 0 LOB: 1 K: 0 BB: 1 S: 6 P: 14	R: 0 H: 0 E: 0 LOB: 0 K: 1 BB: 0 S: 7 P: 9	R: 0 H: 0 E: 0 LOB: 0 K: 0 BB: 0 S: 7 P: 12	R: 0 H: 0 E: 0 LOB: 0 K: 0 BB: 1 S: 8 P: 15		1B: 1 SF: 1 2B: 3 SAC: 0 3B: 0 DP: 2 HR: 0 HBP: 0				WP: 1 PA: 33 PB: 0 SB: 0 CS: 0		

PITCHER		IP	WLS	BF	H	R	ER	SO	BB	IBB	HBP	BLK	WP	HR	S	P	ERA	WHIP
Curt Young, L ERA: 3.74	(1, 1)	8.0	L	33	4	3	3	2	6	1	0	1	1	0	63	124	3.38	1.250

PITCHER	IP	WLS	BF	H	R	ER	SO	BB	IBB	HBP	BLK	WP	HR	S	P	ERA	WHIP

BOTTOM

Oakland Athletics @ New York Yankees

Yankee Stadium, Bronx, NY

Sat May 21 1988, 7:05 PM EDT

Att. 40,266 - Unknown

livebaseballscorecards.com

AB	25
R	3
H	4
RBI	2
BB	7
SO	2
LOB	11

Batter	1	2	3	4	5	6	7	8	9	AB	R	H	RBI	BB	SO	LOB
Carney Lansford, R (1, 5) OBP: 0.432, SLG: 0.522	B C C B F B F X 3-2 ① F4			B B B C X 3-1 ① F8		C F B X 1-2 1B			B X 1-0 ② F9	4	0	1	0	0	0	0
Dave Parker, L (1, 7) OBP: 0.325, SLG: 0.424	B C F F S 1-3 ② K			X 0-0 ② 3-1		B B X 2-0 ③ F4			C S S 0-3 ③ K	4	0	0	0	0	2	1
Jose Canseco, R (1, 9) OBP: 0.402, SLG: 0.500	B C F C 1-3 ③ K			B X 1-0 ③ 5-3			C F S 0-3 ① K			3	0	0	0	0	2	0
Mark McGwire, R (1, 3) OBP: 0.370, SLG: 0.529		C B F X 1-2 ① F9			F S B S 1-3 ① K		C C S 0-3 ② K			3	0	0	0	0	2	0
Don Baylor, R (1, 10) OBP: 0.319, SLG: 0.282		B C B F S 2-3 ② K			S F B B F B S 3-3 ② K		F C B F S 1-3 ③ K			3	0	0	0	0	3	0
Dave Henderson, R (1, 8) OBP: 0.327, SLG: 0.495		C B B F F S 2-3 ③ K			X 0-0 2B			B B C F X 2-2 ① F8		3	0	1	0	0	1	0
Glenn Hubbard, R (1, 4) OBP: 0.356, SLG: 0.288			C F B B F X 2-2 ① 5-3		B B C X 2-1 ③ F9			C F B F S 1-3 ② K		3	0	0	0	0	1	1
Orlando Mercado, R (1, 2) OBP: 0.214, SLG: 0.385			C B F S 1-3 ② K			F B B X 2-1 ① 5-3		B X 1-0 ③ P3		3	0	0	0	0	1	0
Walt Weiss, S (1, 6) OBP: 0.295, SLG: 0.255			C X 0-1 ③ F9			X 0-0 ② 6-3			B C F C 1-3 ① K	3	0	0	0	0	1	0
Inning Stats	R: 0 H: 0 E: 0 LOB: 0 K: 2 BB: 0 S: 12 P: 17	R: 0 H: 0 E: 0 LOB: 0 K: 2 BB: 0 S: 10 P: 15	R: 0 H: 0 E: 0 LOB: 0 K: 1 BB: 0 S: 9 P: 12	R: 0 H: 0 E: 0 LOB: 0 K: 0 BB: 0 S: 4 P: 8	R: 0 H: 1 E: 0 LOB: 1 K: 2 BB: 0 S: 10 P: 16	R: 0 H: 1 E: 0 LOB: 1 K: 0 BB: 0 S: 7 P: 12	R: 0 H: 0 E: 0 LOB: 0 K: 3 BB: 0 S: 10 P: 11	R: 0 H: 0 E: 0 LOB: 0 K: 1 BB: 0 S: 8 P: 12	R: 0 H: 0 E: 0 LOB: 0 K: 2 BB: 0 S: 7 P: 9	1B: 1 SF: 0 2B: 1 SAC: 0 3B: 0 DP: 0 HR: 0 HBP: 0					WP: 0 PA: 29 PB: 0 SB: 0 CS: 0	

PITCHER	IP	WLS	BF	H	R	ER	SO	BB	IBB	HBP	BLK	WP	HR	S	P	ERA	WHIP
John Candelaria, L (1, 1) ERA: 2.2	9.0	W	29	2	0	0	13	0	0	0	0	0	0	77	112	0.00	0.222

PITCHER	IP	WLS	BF	H	R	ER	SO	BB	IBB	HBP	BLK	WP	HR	S	P	ERA	WHIP

TOP

Oakland Athletics @ New York Yankees

Yankee Stadium, Bronx, NY

Sun May 22 1988, 3:33 AM EDT

Att. 54,719 - Sunny

livebaseballscorecards.com

AB	29
R	0
H	2
RBI	0
BB	0
SO	13
LOB	2

Batter	1	2	3	4	5	6	7	8	9	AB	R	H	RBI	BB	SO	LOB
Rickey Henderson, R (1, 7) OBP: 0.424, SLG: 0.510	K		F9		1-3		F9			4	0	0	0	0	1	3
Willie Randolph, R (1, 4) OBP: 0.274, SLG: 0.266	BB 1B		F7			4-3		5-3		4	0	1	0	0	0	0
Don Mattingly, L (1, 3) OBP: 0.373, SLG: 0.448	K			HR 2B		F8		1B 1B		4	1	2	0	0	1	1
Jack Clark, R (1, 10) OBP: 0.431, SLG: 0.515	1-2 BB			2-H HR		F2		F2		3	1	1	2	1	0	1
Claudell Washington, L (1, 8) OBP: 0.337, SLG: 0.474	6-3			F7			FC5-4 1B	1-2 1B		4	0	2	0	0	0	2
Dave Winfield, R (1, 9) OBP: 0.456, SLG: 0.621		5-3		4-3			FC5-4 1B 1B 1-2f	F8		4	0	0	0	0	0	3
Mike Pagliarulo, L (1, 5) OBP: 0.278, SLG: 0.414		F6		5-3			F6 SAFE			3	0	0	0	0	0	1
Joel Skinner, R (1, 2) OBP: 0.167, SLG: 0.159		K			F3		1B 1-2			3	0	1	0	0	1	0
Rafael Santana, R (1, 6) OBP: 0.287, SLG: 0.284			6-3		F9		1-2 2-3			3	0	1	0	0	0	0
Inning Stats	R: 0 E: 0 K: 2 S: 15 H: 1 LOB: 2 BB: 1 P: 25	R: 0 E: 0 K: 1 S: 7 H: 0 LOB: 0 BB: 0 P: 11	R: 0 E: 0 K: 0 S: 5 H: 0 LOB: 0 BB: 0 P: 9	R: 2 E: 0 K: 0 S: 11 H: 2 LOB: 0 BB: 0 P: 15	R: 0 E: 0 K: 0 S: 5 H: 0 LOB: 0 BB: 0 P: 8	R: 0 E: 0 K: 0 S: 7 H: 0 LOB: 0 BB: 0 P: 10	R: 0 E: 0 K: 0 S: 13 H: 3 LOB: 3 BB: 0 P: 20	R: 0 E: 0 K: 0 S: 9 H: 2 LOB: 2 BB: 0 P: 15		1B: 6 2B: 1 3B: 0 HR: 1	SF: 0 SAC: 0 DP: 0 HBP: 0					

PITCHER	IP	WLS	BF	H	R	ER	SO	BB	IBB	HBP	BLK	WP	HR	S	P	ERA	WHIP
Storm Davis, R (1, 1) ERA: 2.89	8.0	L	33	8	2	2	3	1	0	0	0	0	1	72	113	2.25	1.125

PITCHER	IP	WLS	BF	H	R	ER	SO	BB	IBB	HBP	BLK	WP	HR	S	P	ERA	WHIP

BOTTOM

Oakland Athletics @ New York Yankees

Yankee Stadium, Bronx, NY

Sun May 22 1988, 3:33 AM EDT

Att. 54,719 - Sunny

livebaseballscorecards.com

AB	32
R	2
H	8
RBI	2
BB	1
SO	3
LOB	11

Batter	1	2	3	4	5	6	7	8	9	AB	R	H	RBI	BB	SO	LOB
Rickey Henderson, R (1, 7) OBP: 0.424, SLG: 0.503	B S B X 2-1 6-3 ①		F B B B B 4-1 G1-6-3 BB		C C F X 0-2 6-3 1-2 1B 1B	F X 0-1 4-3 ② 1-2 3-H		B B F B X 3-1 E6 1B 1-2		4	1	1	1	1	0	2
Willie Randolph, R (1, 4) OBP: 0.278, SLG: 0.266	B B B B 4-0 1B BB		X 0-0 G1-6-3 ② ③ 1-2f		L C B B B X 3-2 6-3 ② 1-2 2-3	C B F B B F X 3-2 6-3 ③		C X 0-1 G3-6-1 1-3 2-H 1B		4	0	1	1	1	0	4
Don Mattingly, L (1, 3) OBP: 0.374, SLG: 0.443	C X 0-1 L7 ②			B X 1-0 L8 ①	B B X 2-0 BB 2-H 3-H 1B		B B B B 4-0 FC3-6 BB	F F B X 1-2 G3-6-1 ② ③ 1-2f		4	0	1	2	1	0	3
Jack Clark, R (1, 10) OBP: 0.430, SLG: 0.505	C B B S X 2-2 1-2 1B			C B X 1-1 F9 ②	B C F B F B B 4-2 FC3-6 1-2 BB		C B F B X 2-2 L8 ①		C B B C S 2-3 K ①	4	0	1	0	1	1	1
Claudell Washington, L (1, 8) OBP: 0.330, SLG: 0.461	B X 1-0 4-3 ③			S X 0-1 BB 1B	C F F F F X 0-2 FC3-6 ③ 1-2f		B B B C X 3-1 FC3-6 ② 1-2f 1B		B S S S 1-3 K ②	5	0	1	0	0	1	5
Dave Winfield, R (1, 9) OBP: 0.454, SLG: 0.611		C C B X 1-2 L8 ①		B B B C B 4-1 1-2 BB		C X 0-1 F9 ①	B B X 2-0 1-2 1B		S S S 0-3 K ③	4	0	1	0	1	1	0
Mike Pagliarulo, L (1, 5) OBP: 0.277, SLG: 0.409		C S B F B F F B X 3-2 6-3 ②		X 0-0 G3 ③		B S B S F X 2-2 2B 1B 1B	B X 1-0 P6 ③			4	1	1	0	0	0	4
Joel Skinner, R (1, 2) OBP: 0.173, SLG: 0.188		C S S 0-3 K ③			X 0-0 5-3 ①	P X 1-0 1B 1-3 4-3 2B		C B B X 2-1 4-3 ①		4	1	1	0	0	1	0
Rafael Santana, R (1, 6) OBP: 0.304, SLG: 0.296			C C X 0-2 G3 ①		F B B F B B 4-2 6-3 1B 1B BB	C B B F F X 2-2 4-3 2-3 3-H 1B		C X 0-1 E 1B 1B		3	2	2	1	1	0	0
Inning Stats	R: 0 E: 0 K: 0 S: 8 H: 1 LOB: 2 BB: 1 P: 17	R: 0 E: 0 K: 1 S: 12 H: 0 LOB: 0 BB: 0 P: 16	R: 0 E: 0 K: 0 S: 5 H: 0 LOB: 0 BB: 1 P: 9	R: 0 E: 0 K: 0 S: 7 H: 1 LOB: 2 BB: 1 P: 13	R: 2 E: 0 K: 0 S: 20 H: 2 LOB: 2 BB: 2 P: 33	R: 2 E: 0 K: 0 S: 18 H: 3 LOB: 1 BB: 0 P: 25	R: 0 E: 0 K: 0 S: 7 H: 1 LOB: 2 BB: 1 P: 19	R: 1 E: 1 K: 0 S: 11 H: 2 LOB: 1 BB: 0 P: 17	R: 0 E: 0 K: 3 S: 9 H: 0 LOB: 0 BB: 0 P: 12	1B: 9 2B: 1 3B: 0 HR: 0	SF: 0 SAC: 0 DP: 2 HBP: 0						

PITCHER		IP	WLS	BF	H	R	ER	SO	BB	IBB	HBP	BLK	WP	HR	S	P	ERA	WHIP
Mike Witt, R ERA: 5.48	(1, 1)	6.1	L	31	7	4	4	1	6	0	0	0	0	0	73	122	5.68	2.053
Greg Minton, R ERA: 5.14	(7, 1)	1.2		8	3	1	0	0	0	0	0	0	0	0	15	27	0.00	1.800
DeWayne Buice, R ERA: 5.04	(9, 1)	1.0		3	0	0	0	3	0	0	0	0	0	0	9	12	0.00	0.000

PITCHER	IP	WLS	BF	H	R	ER	SO	BB	IBB	HBP	BLK	WP	HR	S	P	ERA	WHIP

TOP

New York Yankees @ California Angels

Anaheim Stadium, Anaheim, CA

Mon May 23 1988, 10:05 PM EDT

Att. 30,521 - Unknown - 70 F

livebaseballscorecards.com

AB	36
R	5
H	10
RBI	5
BB	6
SO	4
LOB	19

WP: 0 PA: 42
PB: 0
SB: 0
CS: 0

BOTTOM

New York Yankees @ California Angels

Anaheim Stadium, Anaheim, CA

Mon May 23 1988, 10:05 PM EDT

Att. 30,521 - Unknown - 70 F

livebaseballscorecards.com

Batter	1	2	3	4	5	6	7	8	9	AB	R	H	RBI	BB	SO	LOB
Brian Downing, R (1, 10) OBP: 0.402, SLG: 0.495	0-1 6-3 ①		2-2 HR		3-1 F8 ①		0-1 6-3 ①		1-2 5-3 ③	5	1	1	1	0	0	0
Dick Schofield, R (1, 6) OBP: 0.292, SLG: 0.322	1-0 F9 ②		0-2 1B		3-2 1B 1B		1-0 S 1B			4	0	3	0	0	0	0
Wally Joyner, L (1, 3) OBP: 0.356, SLG: 0.393	1-3 K ③		0-0 4-3 ③		0-0 1-3 1B		2-1 P6 ②			4	0	1	0	0	1	2
Johnny Ray, S (1, 7) OBP: 0.356, SLG: 0.451		4-0 BB		0-1 E2 1B 1B	1-2 L4 ②		3-2 L7 ③ 1-2			3	1	1	0	1	0	3
Chili Davis, S (1, 9) OBP: 0.293, SLG: 0.407		0-1 F7 ①		1-0 5-3 ①	0-3 K ③			1-3 K ①		4	0	0	0	0	2	4
Jack Howell, L (1, 5) OBP: 0.335, SLG: 0.388		2-3 K ②		0-0 1B 2-H 1B		2-1 G3 ①		2-2 6-3 ②		3	0	1	1	0	1	1
Gus Polidor, R (8, PH) (9, 5) OBP: 0.273, SLG: 0.200										1	0	0	0	0	0	0
Tony Armas, R (1, 8) OBP: 0.297, SLG: 0.393		1-1 F9 ③		3-1 1-3 1B		0-1 3B		1-0 F8 ③		4	0	2	0	0	0	1
Bob Boone, R (1, 2) OBP: 0.265, SLG: 0.253			0-0 F9 ①		2-3 K ②	2-0 F7 ②			3-2 4-3 ①	3	0	0	0	0	1	3
Chico Walker, S (9, PH) OBP: 0.229, SLG: 0.156										1	0	0	0	0	0	0
Junior Noboa, R (1, 4) OBP: 0.100, SLG: 0.100			0-1 5-3 ②		1-1 4-3 ③		1-0 P4 ③		1-1 5-3 ②	2	0	0	0	0	0	2
Mark McLemore, S (6, PH) (7, 4) OBP: 0.333, SLG: 0.341										2	0	0	0	0	0	1
Inning Stats	R: 0 E: 0 K: 1 S: 7 H: 0 LOB: 0 BB: 0 P: 9	R: 0 E: 0 K: 1 S: 7 H: 0 LOB: 1 BB: 1 P: 14	R: 1 E: 0 K: 0 S: 11 H: 2 LOB: 1 BB: 0 P: 13	R: 1 E: 1 K: 1 S: 12 H: 3 LOB: 2 BB: 0 P: 19	R: 0 E: 0 K: 1 S: 13 H: 2 LOB: 2 BB: 0 P: 20	R: 0 E: 0 K: 0 S: 6 H: 1 LOB: 1 BB: 0 P: 11	R: 0 E: 0 K: 0 S: 9 H: 1 LOB: 1 BB: 0 P: 15	R: 0 E: 0 K: 1 S: 8 H: 0 LOB: 0 BB: 0 P: 12	R: 0 E: 0 K: 0 S: 9 H: 0 LOB: 0 BB: 0 P: 14	1B: 7 2B: 0 3B: 1 HR: 1	SF: 0 SAC: 0 DP: 0 HBP: 0						

	AB	36
	R	2
	H	9
	RBI	2
	BB	1
	SO	5
	LOB	17

WP: 0 PB: 0 SB: 1 CS: 0 PA: 37

PITCHER		IP	WLS	BF	H	R	ER	SO	BB	IBB	HBP	BLK	WP	HR	S	P	ERA	WHIP
Richard Dotson, R ERA: 3.13	(1, 1)	4.1		21	7	2	2	3	1	0	0	0	0	1	43	67	4.15	1.846
Cecilio Guante, R ERA: 3.06	(5, 1)	2.2	W	10	2	0	0	1	0	0	0	0	0	0	22	34	0.00	0.750
Dave Righetti, L ERA: 2.21	(8, 1)	2.0	S	6	0	0	0	1	0	0	0	0	0	0	17	26	0.00	0.000

PITCHER	IP	WLS	BF	H	R	ER	SO	BB	IBB	HBP	BLK	WP	HR	S	P	ERA	WHIP

Batter	1	2	3	4	5	6	7	8	9	AB	R	H	RBI	BB	SO	LOB
Rickey Henderson, R (1, 7) OBP: 0.425, SLG: 0.503	F8		1B		HR 6-3		P6			4	1	2	0	0	0	0
Willie Randolph, R (1, 4) OBP: 0.271, SLG: 0.260	5-3		SF8		6-3		6-3			3	0	0	1	0	0	1
Don Mattingly, L (1, 3) OBP: 0.376, SLG: 0.462	G3		1B		HR			F8		4	1	2	2	0	0	0
Jack Clark, R (1, 10) OBP: 0.432, SLG: 0.532		K	1B		HR			1-4-3		4	1	2	1	0	1	0
Claudell Washington, L (1, 8) OBP: 0.327, SLG: 0.448		2B BB	P5		3-1			4-3		3	1	0	0	1	0	2
Dave Winfield, R (1, 9) OBP: 0.455, SLG: 0.614		3-1 1-H 2B		CS 1B		K			6-3	4	0	2	1	0	1	0
Mike Pagliarulo, L (1, 5) OBP: 0.271, SLG: 0.399		3-1 2-3		K		F8			4-3	4	0	0	0	0	1	2
Rafael Santana, R (1, 6) OBP: 0.293, SLG: 0.284		K		K 1-2		L9			K	4	0	0	0	0	3	2
Joel Skinner, R (1, 2) OBP: 0.182, SLG: 0.216			1B SF8 2B		1-3			F9		3	1	1	0	0	0	0
Inning Stats	R: 0 E: 0 K: 0 S: 4 H: 0 LOB: 0 BB: 0 P: 8	R: 1 E: 0 K: 2 S: 13 H: 1 LOB: 1 BB: 1 P: 26	R: 1 E: 0 K: 0 S: 15 H: 4 LOB: 2 BB: 0 P: 23	R: 0 E: 0 K: 2 S: 10 H: 1 LOB: 1 BB: 0 P: 16	R: 3 E: 0 K: 0 S: 11 H: 3 LOB: 0 BB: 0 P: 17	R: 0 E: 0 K: 1 S: 7 H: 0 LOB: 0 BB: 0 P: 12	R: 0 E: 0 K: 0 S: 3 H: 0 LOB: 0 BB: 0 P: 6	R: 0 E: 0 K: 0 S: 6 H: 0 LOB: 0 BB: 0 P: 10	R: 0 E: 0 K: 1 S: 8 H: 0 LOB: 0 BB: 0 P: 10	1B: 5 2B: 3 3B: 0 HR: 2 SF: 1 SAC: 0 DP: 1 HBP: 0						

PITCHER		IP	WLS	BF	H	R	ER	SO	BB	IBB	HBP	BLK	WP	HR	S	P	ERA	WHIP
Kirk McCaskill, R ERA: 4.07	(1, 1)	7.0	L	29	9	5	5	5	1	0	0	0	0	2	63	108	6.43	1.429
Ray Krawczyk, R ERA: 4.81	(8, 1)	1.0		3	0	0	0	0	0	0	0	0	0	0	6	10	0.00	0.000
Bryan Harvey, R ERA: 0.4	(9, 1)	1.0		3	0	0	0	1	0	0	0	0	0	0	8	10	0.00	0.000

PITCHER	IP	WLS	BF	H	R	ER	SO	BB	IBB	HBP	BLK	WP	HR	S	P	ERA	WHIP

TOP

New York Yankees @ California Angels

Anaheim Stadium, Anaheim, CA

Tue May 24 1988, 10:05 PM EDT

Att. 32,805 - Unknown

livebaseballscorecards.com

AB	33
R	5
H	9
RBI	5
BB	1
SO	6
LOB	7

BOTTOM

New York Yankees @ California Angels

Anaheim Stadium, Anaheim, CA

Tue May 24 1988, 10:05 PM EDT

Att. 32,805 - Unknown

livebaseballscorecards.com

Batter	1	2	3	4	5	6	7	8	9	AB	R	H	RBI	BB	SO	LOB
Brian Downing, R (1, 10) OBP: 0.402, SLG: 0.486	BBBCB 4-1 BB		CBBBFX 3-2 ③ F8			CBBFX 2-2 ① F8		BBCX 2-1 FC5-4 1B 1-2	BCBCX 2-2 ③ L8	4	0	1	0	1	0	1
Dick Schofield, R (1, 6) OBP: 0.285, SLG: 0.313	CBBFFFFS 2-3 ① K			CSBFFX 1-2 ① 1-3		CFBBFX 2-2 ② P6		BBCX 2-1 ① FC5-4 1B 1-2f 2-3		4	1	0	0	0	1	3
Johnny Ray, S (1, 7) OBP: 0.358, SLG: 0.448 Wally Joyner, L (6, 3) OBP: 0.363, SLG: 0.400	BX 1-0 ② F9			CH 1-1 HBP		BX 1-0 1B		FFX 0-2 1B 1-3 3-H		1 2	0 1	0 2	0 1	0 0	0 0	1 0
George Hendrick, R (1, 3) OBP: 0.308, SLG: 0.391 (6, 7)	FBSFFFC 1-3 ③ K			BSF1FFFX SAFE 1-2 ② L8		X 0-0 ③ F8		FX 0-1 1B 2-H 3-H		4	0	1	2	0	1	3
Chili Davis, S (1, 9) OBP: 0.293, SLG: 0.403		SCBFBFS 2-3 ① K		FCBFFS 1-3 ③ K			BCFFBS 2-3 ① CSX K	0-2 G4-3 1B 1-2		4	0	1	0	0	3	1
Tony Armas, R (1, 8) OBP: 0.305, SLG: 0.384		SSFFBC 1-3 ② K	BFBFBFB 4-2 G6-4-3 BB				FBBBBFB 4-2 BB	FX 0-1 ②③ G4-3 1-2f		2	0	0	0	2	1	2
Jack Howell, L (1, 5) OBP: 0.327, SLG: 0.377		CBBX 2-1 ③ 4-3	SX 0-1 ①② G6-4-3 1-2f				CFX 0-2 ② F7		SSBS 1-3 ① K	4	0	0	0	0	1	2
Butch Wynegar, S (1, 2) OBP: 0.338, SLG: 0.418			BBBCBFB 4-2 G3-6-3 BB		BBBBB 4-0 BB		BCFBC 2-3 ③ K		BX 1-0 ② P2	2	0	0	0	2	1	1
Junior Noboa, R (1, 4) OBP: 0.083, SLG: 0.083 Chico Walker, S (8, PH) OBP: 0.270, SLG: 0.182 (9, 4)			CX 0-1 ①② G3-6-3 1-2f		FFBS 1-3 ③ K			BBBCB 4-1 FC5-4 1B 1B BB	FBX 1-1 1B	2 1	0 1	0 1	0 0	0 1	1 0	2 0
Inning Stats	R: 0 H: 0 E: 0 LOB: 1 K: 2 BB: 1 S: 14 P: 22	R: 0 H: 0 E: 0 LOB: 0 K: 2 BB: 0 S: 12 P: 17	R: 0 H: 0 E: 0 LOB: 0 K: 0 BB: 1 S: 7 P: 14	R: 0 H: 0 E: 0 LOB: 1 K: 1 BB: 0 S: 15 P: 19	R: 0 H: 0 E: 0 LOB: 1 K: 1 BB: 2 S: 8 P: 17	R: 0 H: 1 E: 0 LOB: 1 K: 0 BB: 0 S: 9 P: 14	R: 0 H: 0 E: 0 LOB: 1 K: 2 BB: 1 S: 12 P: 20	R: 3 H: 4 E: 0 LOB: 1 K: 0 BB: 1 S: 15 P: 23	R: 0 H: 1 E: 0 LOB: 1 K: 1 BB: 0 S: 9 P: 14	1B: 6 SF: 0 2B: 0 SAC: 0 3B: 0 DP: 3 HR: 0 HBP: 1						WP: 0 PA: 37 PB: 0 SB: 0 CS: 0	

	AB	30
	R	3
	H	6
	RBI	3
	BB	6
	SO	9
	LOB	16

PITCHER		IP	WLS	BF	H	R	ER	SO	BB	IBB	HBP	BLK	WP	HR	S	P	ERA	WHIP
Al Leiter, L ERA: 3.46	(1, 1)	7.0	W	27	1	1	1	8	6	0	1	0	0	0	78	128	1.29	1.000
Steve Shields, R ERA: 8.31	(8, 1)	0.1		4	3	2	2	0	0	0	0	0	0	0	9	13	54.00	9.000
Dave Righetti, L ERA: 2.05	(8, 1)	1.2	S	6	2	0	0	1	0	0	0	0	0	0	14	19	0.00	1.200

PITCHER	IP	WLS	BF	H	R	ER	SO	BB	IBB	HBP	BLK	WP	HR	S	P	ERA	WHIP

Batter	1	2	3	4	5	6	7	8	9	10	AB	R	H	RBI	BB	SO	LOB
Rickey Henderson, R (1, 7) OBP: 0.422, SLG: 0.494	6-3		L4-3 1B		6-3		5-3		F8	BB IBB	5	0	1	0	1	0	0
Willie Randolph, R (1, 4) OBP: 0.285, SLG: 0.273	2B PO BB		L4-3 1-2		6-3		1B 2B		1B	1-2 2-3 3-H BB	4	0	2	1	2	0	1
Don Mattingly, L (1, 3) OBP: 0.390, SLG: 0.480	1-3 2B		BB			2B	1B IBB		1B	F7	4	0	3	0	2	0	3
Jack Clark, R (1, 10) OBP: 0.424, SLG: 0.518	L4		6-3			6-3	1-2 2-3 1B		F7		5	0	1	0	0	0	6
Claudell Washington, L (1, 8) OBP: 0.313, SLG: 0.427	3 SAFE PO 3-H	1-3		F7		1-3	4-3			G3	5	0	0	0	0	0	4
Dave Winfield, R (1, 9) OBP: 0.454, SLG: 0.624		1B FC5-2 BB		F8		K		K		HR	4	1	1	1	1	2	1
Mike Pagliarulo, L (1, 5) OBP: 0.286, SLG: 0.408		1 SAFE FC5-2 1-3 1B		1B			F8	G6-4-3 BB		G1-4-3 1B BB 1B	4	1	3	0	1	0	0
Rafael Santana, R (1, 6) OBP: 0.298, SLG: 0.290	FC5-2 1-3 3-H		L9				HR 1B	G6-4-3 1-2f		BB G1-4-3 1-2 1B	5	1	2	0	0	0	4
Joel Skinner, R (1, 2) OBP: 0.183, SLG: 0.268	L1				5-3		1-H HR		K	G1-4-3 1-2 2-3	5	1	1	2	0	1	4
Inning Stats	R: 0 E: 0 K: 0 S: 7 H: 1 LOB: 1 BB: 1 P: 12	R: 0 E: 0 K: 0 S: 12 H: 1 LOB: 2 BB: 1 P: 21	R: 0 E: 0 K: 0 S: 11 H: 1 LOB: 1 BB: 1 P: 18	R: 0 E: 0 K: 0 S: 6 H: 1 LOB: 1 BB: 0 P: 9	R: 0 E: 0 K: 0 S: 9 H: 0 LOB: 0 BB: 0 P: 13	R: 0 E: 0 K: 1 S: 8 H: 1 LOB: 1 BB: 0 P: 13	R: 2 E: 0 K: 0 S: 12 H: 4 LOB: 3 BB: 1 P: 22	R: 0 E: 0 K: 1 S: 5 H: 0 LOB: 0 BB: 1 P: 10	R: 0 E: 0 K: 1 S: 15 H: 2 LOB: 2 BB: 0 P: 22	R: 2 E: 0 K: 0 S: 10 H: 3 LOB: 3 BB: 2 P: 22	1B: 9 2B: 4 3B: 0 HR: 2 SF: 0 SAC: 0 DP: 2 HBP: 0						

PITCHER	IP	WLS	BF	H	R	ER	SO	BB	IBB	HBP	BLK	WP	HR	S	P	ERA	WHIP
Dan Petry, R (1, 1) ERA: 4.9	7.0		32	9	2	2	1	3	1	0	0	0	1	65	108	2.57	1.714
DeWayne Buice, R (8, 1) ERA: 5.27	2.1	L	11	4	2	2	2	1	0	0	0	0	1	25	41	7.71	2.143
Greg Minton, R (10, 1) ERA: 4.7	0.2		5	1	0	0	0	1	1	0	0	0	0	5	13	0.00	3.000

PITCHER	IP	WLS	BF	H	R	ER	SO	BB	IBB	HBP	BLK	WP	HR	S	P	ERA	WHIP

TOP

New York Yankees @ California Angels

Anaheim Stadium, Anaheim, CA

Wed May 25 1988, 10:05 PM EDT

Att. 48,198 - Unknown

livebaseballscorecards.com

AB	41
R	4
H	14
RBI	4
BB	7
SO	3
LOB	23

1B: 9	SF: 0	WP: 0	PA: 49
2B: 4	SAC: 0	PB: 0	
3B: 0	DP: 2	SB: 0	
HR: 2	HBP: 0	CS: 0	

Batter	1	2	3	4	5	6	7	8	9	10	AB	R	H	RBI	BB	SO	LOB
Brian Downing, R (1, 10) OBP: 0.397, SLG: 0.473	2-2 6-3 ①		4-0 FC6-4 BB			0-0 5-3 ②			0-2 F2 ①		3	0	0	0	1	0	0
Dick Schofield, R (1, 6) OBP: 0.280, SLG: 0.307 Johnny Ray, S (9, PH) OBP: 0.361, SLG: 0.470 (10, 4)	0-0 F5 ②		2-2 FC6-4 ③ 1-2f			0-1 F7 ③			1-2 HR		3 1	0 1	0 1	0 1	0 0	0 0	1 0
Wally Joyner, L (1, 3) OBP: 0.360, SLG: 0.397	1-2 F8 ③			3-2 P6 ①			1-2 1B SF7 1B		2-2 4-3 ②		4	1	1	0	0	0	0
Chili Davis, S (1, 9) OBP: 0.292, SLG: 0.400		1-1 F9 ①		0-2 4-3 ②			1-1 G3-6-3 1B 1-3		0-0 4-3 ③		4	0	1	0	0	0	0
George Hendrick, R (1, 7) OBP: 0.267, SLG: 0.346		0-0 F7 ②		0-0 6-3 ③			0-1 SF7 ① 3-H			0-2 F5 ①	3	0	0	1	0	0	0
Jack Howell, L (1, 5) OBP: 0.325, SLG: 0.374	0-2 1B		2-1 F7 ①				2-2 G3-6-3 ②③ 1-2f			3-2 6-3 ②	4	0	1	0	0	0	1
Tony Armas, R (1, 8) OBP: 0.293, SLG: 0.367	0-0 F9 ③		2-2 L6 ②					2-3 K ①		0-1 5-3 ③	4	0	0	0	0	1	1
Bob Boone, R (1, 2) OBP: 0.257, SLG: 0.245			1-2 F3 ①				1-3 K ③	0-0 F9 ②			3	0	0	0	0	1	0
Junior Noboa, R (1, 4) OBP: 0.071, SLG: 0.071 Chico Walker, S (8, PH) OBP: 0.263, SLG: 0.176 (9, 4) Gus Polidor, R (10, 6) OBP: 0.273, SLG: 0.200			1-1 L9 ②			0-1 F8 ①		0-0 F9 ③			2 1 0	0 0 0	0 0 0	0 0 0	0 0 0	0 0 0	0 0 0
Inning Stats	R: 0 H: 0 E: 0 LOB: 0 K: 0 BB: 0 S: 7 P: 10	R: 0 H: 1 E: 0 LOB: 1 K: 0 BB: 0 S: 8 P: 9	R: 0 H: 0 E: 0 LOB: 1 K: 0 BB: 1 S: 9 P: 17	R: 0 H: 0 E: 0 LOB: 0 K: 0 BB: 0 S: 7 P: 10	R: 0 H: 0 E: 0 LOB: 0 K: 1 BB: 0 S: 8 P: 13	R: 0 H: 0 E: 0 LOB: 0 K: 0 BB: 0 S: 5 P: 5	R: 1 H: 2 E: 0 LOB: 0 K: 0 BB: 0 S: 13 P: 17	R: 0 H: 0 E: 0 LOB: 0 K: 1 BB: 0 S: 8 P: 10	R: 1 H: 1 E: 0 LOB: 0 K: 0 BB: 0 S: 11 P: 14	R: 0 H: 0 E: 0 LOB: 0 K: 0 BB: 0 S: 8 P: 11	1B: 3 2B: 0 3B: 0 HR: 1	SF: 1 SAC: 0 DP: 1 HBP: 0			WP: 0 PB: 0 SB: 0 CS: 0	PA: 34		

PITCHER	IP	WLS	BF	H	R	ER	SO	BB	IBB	HBP	BLK	WP	HR	S	P	ERA	WHIP
Charles Hudson, R (1, 1) ERA: 3.48	6.1		23	3	1	1	1	1	0	0	0	0	0	52	74	1.42	0.632
Neil Allen, R (7, 1) ERA: 3.0	3.2	W	11	1	1	1	1	0	0	0	0	0	1	32	42	2.46	0.273

PITCHER	IP	WLS	BF	H	R	ER	SO	BB	IBB	HBP	BLK	WP	HR	S	P	ERA	WHIP

BOTTOM

New York Yankees @ California Angels

Anaheim Stadium, Anaheim, CA

Wed May 25 1988, 10:05 PM EDT

Att. 48,198 - Unknown

livebaseballscorecards.com

AB	32
R	2
H	4
RBI	2
BB	1
SO	2
LOB	3

Batter	1	2	3	4	5	6	7	8	9	AB	R	H	RBI	BB	SO	LOB
Rickey Henderson, R (1, 7) OBP: 0.417, SLG: 0.485	C C F B X 1-2 F3 ①		C X 0-1 1-3 ③		B B C C X 2-2 E6 3-H		X 0-0 FC5-2 BB SF8 1-2 2-3 1B	X 0-0 P6 ②		5	1	1	0	0	0	2
Willie Randolph, R (1, 4) OBP: 0.294, SLG: 0.275	C B B F B X 3-2 L5 ②			X 0-0 2B SF8 1B	1 SAFE B 1 SAFE X 1-0 F8 ③		B B C B B 4-1 FC5-2 1B 1-2 2-3 3-H BB	B B B F C B 4-2 1-2 2-3 BB		3	2	1	1	2	0	1
Claudell Washington, L (1, 8) OBP: 0.308, SLG: 0.426	X 0-0 F8 ③			1 SAFE C 1 SAFE X 0-1 FC6-5 1-3 2B		C F F F C 1-3 K ①	C F X 0-2 FC5-2 1B 1-2 2-3 3-Hf ①	S B B X 2-1 F7 ③		5	0	1	0	0	1	6
Jack Clark, R (1, 10) OBP: 0.429, SLG: 0.534		F C B B B B 4-2 BB		B F X 1-1 SF8 ① 3-H		C B X 1-1 1B 1B	X 0-0 SF8 ② 3-H		B C X 1-1 1-3 2B	2	0	2	2	1	0	0
Mike Pagliarulo, L (1, 5) OBP: 0.289, SLG: 0.407		F B F 1 SAFE C 1-3 K ①		X 0-0 FC6-5 FC6-4 2-3 ②		X 0-0 1-2 1B	C F B B X 2-2 1-3 2-H 1B		C C B S 1-3 K ①	5	0	2	1	0	2	3
Dave Winfield, R (1, 9) OBP: 0.441, SLG: 0.605		X 0-0 L8 ②		B B C S F X 2-2 FC6-4 1-2f ③		C X 0-1 F2 ②	C B X 1-1 L5 ③		C C F X 0-2 1-3 2-3 ②	5	0	0	0	0	0	7
Gary Ward, R (1, 3) OBP: 0.306, SLG: 0.278		X 0-0 F9 ③			S B F F B B B 4-2 G6-4-3 E 1B BB	X 0-0 L8 ③		C B B S S 2-3 K ①	B B B F S C 3-3 K ③	4	1	0	0	1	2	4
Rafael Santana, R (1, 6) OBP: 0.312, SLG: 0.306			S C B S 1-3 K ①	1 SAFE C 1 SAFE X 0-1 G6-4-3 1-2 1B		C B B C X 2-2 1B 1B BB 1B	F F B B X 2-2 BB 1B 1B			4	1	3	0	0	1	0
Joel Skinner, R (1, 2) OBP: 0.203, SLG: 0.283			S B X 1-1 F9 ②	C B X 1-1 G6-4-3 ① ② 1-2f 2-3		1 SAFE 1 B X 0-0 BB 1B 1-2 FC5-2 1B	X 0-0 BB 1-2 1B			4	0	2	0	0	0	2
Inning Stats	R: 0 H: 0 E: 0 LOB: 0 K: 0 BB: 0 S: 9 P: 13	R: 0 H: 0 E: 0 LOB: 1 K: 1 BB: 1 S: 7 P: 12	R: 0 H: 0 E: 0 LOB: 0 K: 1 BB: 0 S: 7 P: 9	R: 1 H: 2 E: 0 LOB: 1 K: 0 BB: 0 S: 10 P: 13	R: 1 H: 1 E: 1 LOB: 1 K: 0 BB: 1 S: 11 P: 19	R: 0 H: 2 E: 0 LOB: 2 K: 1 BB: 0 S: 10 P: 12	R: 3 H: 4 E: 0 LOB: 2 K: 0 BB: 1 S: 15 P: 24	R: 0 H: 2 E: 0 LOB: 3 K: 1 BB: 1 S: 12 P: 22	R: 0 H: 1 E: 0 LOB: 1 K: 2 BB: 0 S: 12 P: 17	1B: 10 SF: 2 2B: 2 SAC: 0 3B: 0 DP: 1 HR: 0 HBP: 0						

TOP

New York Yankees @ Seattle Mariners

The Kingdome, Seattle, WA

Fri May 27 1988, 10:05 PM EDT

Att. 19,933 - Dome - 72 F

livebaseballscorecards.com

AB	37
R	5
H	12
RBI	4
BB	4
SO	6
LOB	25

WP: 0 PA: 43
PB: 0
SB: 0
CS: 0

PITCHER		IP	WLS	BF	H	R	ER	SO	BB	IBB	HBP	BLK	WP	HR	S	P	ERA	WHIP
Scott Bankhead, R ERA: 3.5	(1, 1)	6.0	L	28	8	5	4	3	2	0	0	0	0	0	59	85	6.00	1.667
Michael Jackson, R ERA: 2.7	(7, 1)	1.0		5	1	0	0	0	1	0	0	0	0	0	10	17	0.00	2.000
Julio Solano, R ERA: 2.81	(8, 1)	0.2		5	2	0	0	1	1	0	0	0	0	0	10	18	0.00	4.500
Dennis Powell, L ERA: 6.52	(8, 1)	1.1		5	1	0	0	2	0	0	0	0	0	0	14	21	0.00	0.750

PITCHER	IP	WLS	BF	H	R	ER	SO	BB	IBB	HBP	BLK	WP	HR	S	P	ERA	WHIP

Batter	1	2	3	4	5	6	7	8	9	AB	R	H	RBI	BB	SO	LOB
Henry Cotto, R (1, 8) OBP: 0.356, SLG: 0.419	B X 1-0 ① 1-3		1 SAFE X 0-0 ① L7			F C B B X 2-2 ① F8		B C C X 1-2 ③ P6		4	0	0	0	0	0	2
Glenn Wilson, R (1, 9) OBP: 0.302, SLG: 0.347	C F B B F B F B 4-2 G3-6-3 BB		1 SAFE C 1 SAFE 1 SAFE F B F B X 2-2 ② 1-2 1B			B B C F B X 3-2 ② F7			B C X 1-1 ① 6-3	3	0	1	0	1	0	0
Alvin Davis, L (1, 3) OBP: 0.410, SLG: 0.547	C 1 SAFE 1 SAFE X 0-1 ② ③ G3-6-3 1-2f		C P B X 2-1 ③ F5			B C B S X 2-2 ③ 4-3			C B X 1-1 ② P5	4	0	0	0	0	0	2
Mickey Brantley, R (1, 7) OBP: 0.333, SLG: 0.560		C B F X 1-2 ① F9		B X 1-0 ① 6-3			C B S X 1-2 L3 1B		C B F S 1-3 ③ K	4	0	1	0	0	1	0
Ken Phelps, L (1, 10) OBP: 0.408, SLG: 0.598		C X 0-1 ② 6-3		B C S B B S 3-3 ② K			X 0-0 ① ② L3 1-2			3	0	0	0	0	1	1
Jim Presley, R (1, 5) OBP: 0.281, SLG: 0.373		B X 1-0 2B 1B		C B B C C 2-3 ③ K			X 0-0 ③ 6-3			3	1	1	0	0	1	0
Dave Valle, R (1, 2) OBP: 0.254, SLG: 0.350		C C B X 1-2 1-H 2B			B B X 2-0 ① F9			B B C F F B F F X 3-2 ① F8		3	0	1	1	0	0	0
Rey Quinones, R (1, 6) OBP: 0.304, SLG: 0.400		B F F B C 2-3 ③ K			B X 1-0 G6-5-3 1B			B X 1-0 1B		3	0	2	0	0	1	1
Harold Reynolds, S (1, 4) OBP: 0.297, SLG: 0.416			B X 1-0 CS 1B		C X 0-1 ② ③ G6-5-3 1-2f			B C B X 2-1 ② F9		3	0	1	0	0	0	2
Inning Stats	R: 0 E: 0 K: 0 S: 7 H: 0 LOB: 0 BB: 1 P: 12	R: 1 E: 0 K: 1 S: 12 H: 2 LOB: 1 BB: 0 P: 17	R: 0 E: 0 K: 0 S: 9 H: 2 LOB: 1 BB: 0 P: 13	R: 0 E: 0 K: 2 S: 7 H: 0 LOB: 0 BB: 0 P: 13	R: 0 E: 0 K: 0 S: 4 H: 1 LOB: 0 BB: 0 P: 7	R: 0 E: 0 K: 0 S: 9 H: 0 LOB: 0 BB: 0 P: 16	R: 0 E: 0 K: 0 S: 5 H: 1 LOB: 0 BB: 0 P: 6	R: 0 E: 0 K: 0 S: 12 H: 1 LOB: 1 BB: 0 P: 19	R: 0 E: 0 K: 1 S: 7 H: 0 LOB: 0 BB: 0 P: 10	1B: 6 2B: 2 3B: 0 HR: 0	SF: 0 SAC: 0 DP: 3 HBP: 0						

PITCHER		IP	WLS	BF	H	R	ER	SO	BB	IBB	HBP	BLK	WP	HR	S	P	ERA	WHIP
Tommy John, L ERA: 4.01	(1, 1)	6.0	W	21	5	1	1	3	1	0	0	0	0	0	48	78	1.50	1.000
Cecilio Guante, R ERA: 2.8	(7, 1)	3.0	S	10	2	0	0	1	0	0	0	0	0	0	24	35	0.00	0.667

PITCHER	IP	WLS	BF	H	R	ER	SO	BB	IBB	HBP	BLK	WP	HR	S	P	ERA	WHIP

BOTTOM

New York Yankees @ Seattle Mariners

The Kingdome, Seattle, WA

Fri May 27 1988, 10:05 PM EDT
Att. 19,933 - Dome - 72 F

livebaseballscorecards.com

AB	30
R	1
H	7
RBI	1
BB	1
SO	4
LOB	8

WP: 0 PB: 0 SB: 0 CS: 1 PA: 31

Batter	1	2	3	4	5	6	7	8	9	AB	R	H	RBI	BB	SO	LOB
Rickey Henderson, R (1, 7) OBP: 0.408, SLG: 0.473	X 0-0 ① 4-3		C C B S 1-3 ③ K			B X 1-0 ① 6-3		B C X 1-1 ②③ G5-4-3 1-2f		4	0	0	0	0	1	1
Willie Randolph, R (1, 4) OBP: 0.287, SLG: 0.268	C C B X 1-2 ② 4-3			B X 1-0 ① 1-3		B X 1-0 ② 4-3			B C B X 2-1 ① 6-3	4	0	0	0	0	0	0
Claudell Washington, L (1, 8) OBP: 0.306, SLG: 0.420	C B B F S 2-3 ③ K			B S F B B X 2-2 ② 6-3		B F F B B F X 3-2 1B			C B B X 2-1 ② 5-3	4	0	1	0	0	1	0
Jack Clark, R (1, 10) OBP: 0.419, SLG: 0.517		X 0-0 ① L8		B B F F X 2-2 ③ 5-3		X 0-0 ③ 4-3			B X 1-0 ③ 6-3	4	0	0	0	0	0	1
Mike Pagliarulo, L (1, 5) OBP: 0.289, SLG: 0.406		B B C B X 3-1 ② G3			C B S B X 2-2 2B 6-3 1B		X 0-0 ① 4-3			3	1	1	0	0	0	0
Dave Winfield, R (1, 9) OBP: 0.450, SLG: 0.616		B B B B 4-0 BB			B X 1-0 1-3 2B		C B X 1-1 G4-6-3 1B			2	0	2	0	1	0	0
Gary Ward, R (1, 3) OBP: 0.292, SLG: 0.263		B C B C X 2-2 ③ 4-3			S B X 1-1 ① 1-3		B B X 2-0 ②③ G4-6-3 1-2f			3	0	0	0	0	0	4
Rafael Santana, R (1, 6) OBP: 0.305, SLG: 0.298			C B B X 2-1 ① G3		X 0-0 ② 6-3 3-H			C C B B B X 3-2 ① 6-3		3	0	0	1	0	0	1
Joel Skinner, R (1, 2) OBP: 0.209, SLG: 0.286			C X 0-1 ② 6-3		B X 1-0 ③ 5-3			C X 0-1 G5-4-3 1B		3	0	1	0	0	0	1
Inning Stats	R: 0 H: 0 E: 0 LOB: 0 K: 1 BB: 0 S: 7 P: 10	R: 0 H: 0 E: 0 LOB: 1 K: 0 BB: 1 S: 6 P: 15	R: 0 H: 0 E: 0 LOB: 0 K: 1 BB: 0 S: 7 P: 10	R: 0 H: 0 E: 0 LOB: 0 K: 0 BB: 0 S: 7 P: 12	R: 1 H: 2 E: 0 LOB: 1 K: 0 BB: 0 S: 8 P: 13	R: 0 H: 1 E: 0 LOB: 0 K: 0 BB: 0 S: 7 P: 12	R: 0 H: 1 E: 0 LOB: 0 K: 0 BB: 0 S: 4 P: 7	R: 0 H: 1 E: 0 LOB: 0 K: 0 BB: 0 S: 7 P: 11	R: 0 H: 0 E: 0 LOB: 0 K: 0 BB: 0 S: 5 P: 10	1B: 4 SF: 0 2B: 1 SAC: 0 3B: 0 DP: 2 HR: 0 HBP: 0						WP: 0 PA: 31 PB: 0 SB: 0 CS: 0

PITCHER	IP	WLS	BF	H	R	ER	SO	BB	IBB	HBP	BLK	WP	HR	S	P	ERA	WHIP
Bill Swift, R (1, 1) ERA: 3.48	9.0	W	31	5	1	1	2	1	0	0	0	0	0	58	100	1.00	0.667

PITCHER	IP	WLS	BF	H	R	ER	SO	BB	IBB	HBP	BLK	WP	HR	S	P	ERA	WHIP

TOP

New York Yankees @ Seattle Mariners

The Kingdome, Seattle, WA

Sat May 28 1988, 10:05 PM EDT

Att. 33,449 - Dome - 72 F

livebaseballscorecards.com

AB	30
R	1
H	5
RBI	1
BB	1
SO	2
LOB	8

Batter	1	2	3	4	5	6	7	8	9	AB	R	H	RBI	BB	SO	LOB
Henry Cotto, R (1, 8) OBP: 0.360, SLG: 0.421	F B C X 1-2 1B 1B	C F B X 1-2 G3 1B		B C S F X 1-2 ② ③ P3 2-3		B B B C F X 3-2 ③ F3 2-3				4	0	2	0	0	0	3
Scott Bradley, L (1, 2) OBP: 0.323, SLG: 0.402	1 SAFE 1 SAFE 1 SAFE B C X 1-1 ① 2B HR 1-2 1B	X 0-0 ② G3 1-2			X 0-0 ① 6-3		B B F S S 2-3 ① K			4	1	1	0	0	1	1
Alvin Davis, L (1, 3) OBP: 0.412, SLG: 0.571	B S B B F F F X 3-2 HR 1-3 2B	F B B C X 2-2 ③ 4-3			C C X 0-2 E4		B X 1-0 HR			4	2	2	1	0	0	1
Ken Phelps, L (1, 10) OBP: 0.403, SLG: 0.582	B B F B B 4-1 HR BB		C S X 0-2 ① F5		B X 1-0 ② P6		C S B S 1-3 ② K			3	1	0	0	1	1	1
Mickey Brantley, R (1, 7) OBP: 0.331, SLG: 0.570	B X 1-0 1-H 2-H 3-H HR		B B X 2-0 ② F7		C C F C 0-3 ③ K		C S X 0-2 ③ F8			4	1	1	4	0	1	1
Jim Presley, R (1, 5) OBP: 0.286, SLG: 0.376	S C X 0-2 FC5-4 1B		C X 0-1 ③ F3			B B X 2-0 CS 1B		C X 0-1 ① 1-3		4	0	2	0	0	0	0
Glenn Wilson, R (1, 9) OBP: 0.301, SLG: 0.344	B 1 SAFE F X 1-1 ② P3			X 0-0 1B E 1B		1 SAFE 1 SAFE C P X 1-1 ① E3 S 1B 1-2		B F S F B X 2-2 ② F7		4	1	1	0	0	0	2
Rey Quinones, R (1, 6) OBP: 0.303, SLG: 0.396	C F F B F F F F X 1-2 ③ FC5-4 1-2f			1 SAFE C 1 SAFE C S 0-3 ① K		1 SAFE B 1 SAFE C F F B B B F 3-2 F X 1-2 1B		C X 0-1 ③ F7		4	0	1	0	0	1	2
Harold Reynolds, S (1, 4) OBP: 0.297, SLG: 0.414		C F B X 1-2 ① F8		C 1 SAFE B F X 1-2 E7 CS 1-H 1B		F B B X 2-1 ② F7				3	0	1	0	0	0	2
Inning Stats	R: 4 H: 5 E: 0 LOB: 1 K: 0 BB: 1 S: 25 P: 37	R: 0 H: 1 E: 0 LOB: 1 K: 0 BB: 0 S: 10 P: 14	R: 0 H: 0 E: 0 LOB: 0 K: 0 BB: 0 S: 6 P: 8	R: 1 H: 2 E: 1 LOB: 0 K: 1 BB: 0 S: 11 P: 13	R: 0 H: 0 E: 1 LOB: 1 K: 1 BB: 0 S: 9 P: 10	R: 0 H: 2 E: 1 LOB: 2 K: 0 BB: 0 S: 15 P: 25	R: 1 H: 1 E: 0 LOB: 0 K: 2 BB: 0 S: 10 P: 14	R: 0 H: 0 E: 0 LOB: 0 K: 0 BB: 0 S: 8 P: 10		1B: 8 SF: 0 2B: 1 SAC: 0 3B: 0 DP: 0 HR: 2 HBP: 0					WP: 0 PA: 35 PB: 0 SB: 1 CS: 2	

PITCHER		IP	WLS	BF	H	R	ER	SO	BB	IBB	HBP	BLK	WP	HR	S	P	ERA	WHIP
Rick Rhoden, R ERA: 5.55	(1, 1)	5.1	L	26	10	5	4	2	1	0	0	0	0	1	71	97	6.75	2.062
Steve Shields, R ERA: 7.15	(6, 1)	2.2		9	1	1	1	2	0	0	0	0	0	1	23	34	3.38	0.375

PITCHER	IP	WLS	BF	H	R	ER	SO	BB	IBB	HBP	BLK	WP	HR	S	P	ERA	WHIP

BOTTOM

New York Yankees @ Seattle Mariners

The Kingdome, Seattle, WA

Sat May 28 1988, 10:05 PM EDT
Att. 33,449 - Dome - 72 F

livebaseballscorecards.com

AB	34
R	6
H	11
RBI	5
BB	1
SO	4
LOB	13

Batter	1	2	3	4	5	6	7	8	9	AB	R	H	RBI	BB	SO	LOB
Rickey Henderson, R (1, 7) OBP: 0.413, SLG: 0.474	B C B B B 4-1 S 2B BB	B S X 1-1 ③ F8		F C X 0-2 S 2-H 1B		B X 1-0 ③ F9		B C B C B X 3-2 1-2 3-H 1B		4	1	2	2	1	0	0
Willie Randolph, R (1, 4) OBP: 0.291, SLG: 0.278 Bobby Meacham, S (2, 4) OBP: 0.306, SLG: 0.339	B 1 SAFE C B B X 3-1 FC6-5 1-H 2B	B X 1-0 S 1B E 1B	B C B F B F X 3-2 ③ P4 2-3		B X 1-0 ① F9	B B B 1 SAFE 3-0 ③ PO 2-3	B B F F X 2-2 E6 FC5-4		1 0 1 1 0 0 0 4 1 1 0 0 0 1							
Claudell Washington, L (1, 8) OBP: 0.302, SLG: 0.411	C B B B X 3-1 ① FC6-5 S 1B FC5 2-3	X 0-0 ① F7	C F B X 1-2 ① F9		C C B B B X 3-2 1B		C B F X 1-2 ① FC5-4 G1-4-3 1-2f		5	1	1	0	0	0	3
Jack Clark, R (1, 10) OBP: 0.418, SLG: 0.512	B 1 SAFE X 1-0 FC5 BB 1-2 1B	1 SAFE B C 1 S X SAFE 1-2 S E5 1B	C X 0-1 ② P3		1 SAFE 1 SAFE 1 SAFE C 1 B X 1-1 ② F9		X 0-0 ② ③ G1-4-3 1-2f		5	0	2	0	0	0	2
Mike Pagliarulo, L (1, 5) OBP: 0.294, SLG: 0.411	C B C B B B 4-2 FC5 FC5 1-2 2-3 BB	S B B B F S 2-3 ② K	C B X 1-1 HR 2B		1 SAFE C B B X 2-1 ③ G3				3	1	1	0	1	1	3
Dave Winfield, R (1, 9) OBP: 0.446, SLG: 0.625	B B S S B X 3-2 ② FC5 FC5 1-2 2-3f 3-H	B S S B F F X 2-2 ③ E5 1-H 2-H	B B X 2-0 2-H HR					B C X 1-1 ① 4-3		4	1	1	3	0	0	3
Gary Ward, R (1, 3) OBP: 0.304, SLG: 0.267	B F S X 1-2 ③ FC5 1-2 2-3f		B B X 2-0 SH1-3 1B 1B	B B X 2-0 ③ F2				B B B B 4-0 E 1B 1B BB		3	2	1	0	1	0	2
Rafael Santana, R (1, 6) OBP: 0.298, SLG: 0.291		B C F F F F S 1-3 ① K	X 0-0 ① SH1-3 1-2		C F X 0-2 ① 6-3			B C F C 1-3 ② K		3	0	0	0	0	2	1
Joel Skinner, R (1, 2) OBP: 0.211, SLG: 0.284		C B B F X 2-2 ② F9	B X 1-0 ② F9		X 0-0 ② L5			X 0-0 E6 PO 1B 1-3 1B		4	0	1	0	0	0	1
Inning Stats	R: 2 E: 0 K: 0 S: 14 H: 2 LOB: 2 BB: 2 P: 33	R: 0 E: 0 K: 1 S: 11 H: 0 LOB: 0 BB: 0 P: 15	R: 1 E: 1 K: 1 S: 13 H: 2 LOB: 2 BB: 0 P: 19	R: 1 E: 0 K: 0 S: 10 H: 2 LOB: 1 BB: 0 P: 16	R: 2 E: 0 K: 0 S: 9 H: 2 LOB: 0 BB: 0 P: 15	R: 0 E: 0 K: 0 S: 5 H: 0 LOB: 0 BB: 0 P: 6	R: 0 E: 0 K: 0 S: 8 H: 1 LOB: 1 BB: 0 P: 15	R: 1 E: 1 K: 1 S: 9 H: 2 LOB: 1 BB: 1 P: 21	R: 0 E: 1 K: 0 S: 7 H: 0 LOB: 0 BB: 0 P: 10	1B: 8 2B: 2 3B: 0 HR: 1 SF: 0 SAC: 1 DP: 1 HBP: 0						

TOP

New York Yankees @ Seattle Mariners

The Kingdome, Seattle, WA

Sun May 29 1988, 10:05 PM EDT

Att. 26,931 - Dome - 72 F

livebaseballscorecards.com

AB	36
R	7
H	11
RBI	6
BB	3
SO	3
LOB	16

PITCHER		IP	WLS	BF	H	R	ER	SO	BB	IBB	HBP	BLK	WP	HR	S	P	ERA	WHIP
Mike Campbell, R ERA: 5.71	(1, 1)	5.0	L	25	8	6	5	2	2	0	0	0	0	1	57	98	9.00	2.000
Jerry Reed, R ERA: 5.22	(6, 1)	4.0		15	3	1	0	1	1	0	0	0	0	0	29	52	0.00	1.000

PITCHER	IP	WLS	BF	H	R	ER	SO	BB	IBB	HBP	BLK	WP	HR	S	P	ERA	WHIP

WP: 0 PB: 0 SB: 5 CS: 0 PA: 41

BOTTOM

New York Yankees @ Seattle Mariners

The Kingdome, Seattle, WA

Sun May 29 1988, 10:05 PM EDT

Att. 26,931 - Dome - 72 F

livebaseballscorecards.com

Batter	1	2	3	4	5	6	7	8	9	AB	R	H	RBI	BB	SO	LOB
Henry Cotto, R (1, 8) OBP: 0.357, SLG: 0.417	F9			1B SF8 1B	P6			K		4	1	1	0	0	1	1
Glenn Wilson, R (1, 9) OBP: 0.299, SLG: 0.342	F7			2B 2B 1-3 1B		F8		F8		4	1	1	0	0	0	1
Alvin Davis, L (1, 3) OBP: 0.409, SLG: 0.567	F8			SF8 3-H		4-3		FC6-4 1-2 1B		3	0	1	1	0	0	0
Mickey Brantley, R (1, 7) OBP: 0.330, SLG: 0.568		5-3		2B 1-3 2B		K		FC6-4 1-2f		4	1	1	0	0	1	2
Jim Presley, R (1, 5) OBP: 0.285, SLG: 0.374		P6		K			1B		K	4	0	1	0	0	2	2
Dave Valle, R (1, 2) OBP: 0.254, SLG: 0.355		1-3		2B 1-2 2-H 3-H			K		F3	4	0	1	2	0	1	1
Dave Hengel, R (1, 10) OBP: 0.208, SLG: 0.174 Ken Phelps, L (7, PH) OBP: 0.397, SLG: 0.571		6-3		4-3			F7		F7	2 2	0 0	0 0	0 0	0 0	0 0	1 1
Rey Quinones, R (1, 6) OBP: 0.298, SLG: 0.389		F3			F7		4-3			3	0	0	0	0	0	1
Harold Reynolds, S (1, 4) OBP: 0.298, SLG: 0.409		F8			6-3			1B BB		2	0	0	0	1	0	0
Inning Stats	R: 0 H: 0 E: 0 LOB: 0 K: 0 BB: 0 S: 5 P: 7	R: 0 H: 0 E: 0 LOB: 0 K: 0 BB: 0 S: 6 P: 9	R: 0 H: 0 E: 0 LOB: 0 K: 0 BB: 0 S: 8 P: 14	R: 3 H: 4 E: 0 LOB: 1 K: 1 BB: 0 S: 16 P: 24	R: 0 H: 0 E: 0 LOB: 0 K: 0 BB: 0 S: 7 P: 11	R: 0 H: 0 E: 0 LOB: 0 K: 1 BB: 0 S: 10 P: 14	R: 0 H: 1 E: 0 LOB: 1 K: 1 BB: 0 S: 11 P: 15	R: 0 H: 1 E: 0 LOB: 2 K: 1 BB: 1 S: 10 P: 20	R: 0 H: 0 E: 0 LOB: 0 K: 1 BB: 0 S: 6 P: 10	1B: 4 SF: 1 2B: 2 SAC: 0 3B: 0 DP: 0 HR: 0 HBP: 0						

	AB	32
	R	3
	H	6
	RBI	3
	BB	1
	SO	5
	LOB	10

WP: 0 PA: 34
PB: 0
SB: 0
CS: 0

PITCHER		IP	WLS	BF	H	R	ER	SO	BB	IBB	HBP	BLK	WP	HR	S	P	ERA	WHIP
John Candelaria, L ERA: 2.41	(1, 1)	5.0	W	19	4	3	3	1	0	0	0	0	0	0	42	65	5.40	0.800
Neil Allen, R ERA: 2.45	(6, 1)	2.2		11	2	0	0	3	1	0	0	0	0	0	29	45	0.00	1.125
Cecilio Guante, R ERA: 2.7	(8, 1)	1.1	S	4	0	0	0	1	0	0	0	0	0	0	8	14	0.00	0.000

PITCHER	IP	WLS	BF	H	R	ER	SO	BB	IBB	HBP	BLK	WP	HR	S	P	ERA	WHIP

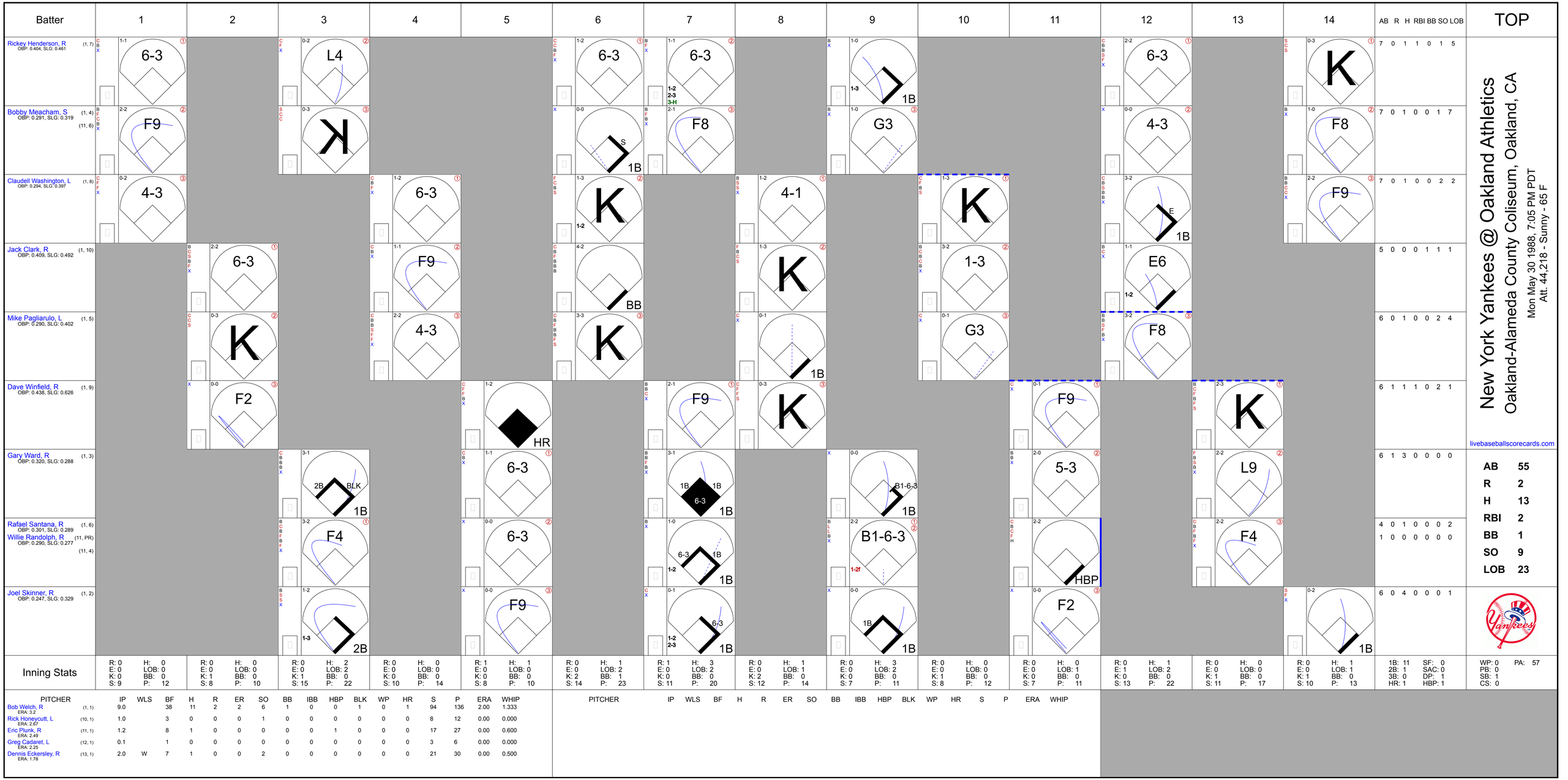

New York Yankees @ Oakland Athletics

Oakland-Alameda County Coliseum, Oakland, CA

Mon May 30 1988, 7:05 PM PDT

Att. 44,218 - Sunny - 65 F

livebaseballscorecards.com

Batter	1	2	3	4	5	6	7	8	9	10	11	12	13	14	AB	R	H	RBI	BB	SO	LOB
Rickey Henderson, R (1, 7) OBP: 0.404, SLG: 0.461	6-3		L4			6-3	6-3 1-2 2-3 3-H		1-3 1B			6-3		K	7	0	1	1	0	1	5
Bobby Meacham, S (1, 4) (11, 6) OBP: 0.291, SLG: 0.319	F9		K			S 1B	F8		G3			4-3		F8	7	0	1	0	0	1	7
Claudell Washington, L (1, 8) OBP: 0.294, SLG: 0.397	4-3			6-3		K 1-2		4-1		K		E 1B		F9	7	0	1	0	0	2	2
Jack Clark, R (1, 10) OBP: 0.409, SLG: 0.492		6-3		F9		BB		K		1-3		E6 1-2			5	0	0	0	1	1	1
Mike Pagliarulo, L (1, 5) OBP: 0.290, SLG: 0.402		K		4-3		K		1B		G3		F8			6	0	1	0	0	2	4
Dave Winfield, R (1, 9) OBP: 0.438, SLG: 0.626		F2			HR		F9	K			F9		K		6	1	1	1	0	2	1
Gary Ward, R (1, 3) OBP: 0.320, SLG: 0.288			2B BLK 1B		6-3		1B 1B 6-3 1B		B1-6-3 1B		5-3		L9		6	1	3	0	0	0	0
Rafael Santana, R (1, 6) OBP: 0.301, SLG: 0.289			F4		6-3		6-3 1B 1-2 1B		B1-6-3 1-2f		HBP		F4		4	0	1	0	0	0	2
Willie Randolph, R (11, PR) (11, 4) OBP: 0.290, SLG: 0.277															1	0	0	0	0	0	0
Joel Skinner, R (1, 2) OBP: 0.247, SLG: 0.329			1-3 2B		F9		6-3 1-2 2-3 1B		1B 1B		F2			1B	6	0	4	0	0	0	1

Inning Stats	1	2	3	4	5	6	7	8	9	10	11	12	13	14	AB	R	H	RBI	BB	SO	LOB
	R: 0 E: 0 K: 0 S: 9	H: 0 LOB: 0 BB: 0 P: 12	R: 0 E: 0 K: 1 S: 8	H: 0 LOB: 0 BB: 0 P: 10	R: 0 E: 0 K: 1 S: 15	H: 2 LOB: 2 BB: 0 P: 22	R: 0 E: 0 K: 0 S: 10	H: 0 LOB: 0 BB: 0 P: 14	R: 1 E: 0 K: 0 S: 8	H: 1 LOB: 0 BB: 0 P: 10	R: 0 E: 0 K: 2 S: 14	H: 1 LOB: 2 BB: 1 P: 23	R: 1 E: 0 K: 0 S: 11	H: 3 LOB: 2 BB: 0 P: 20	R: 0 E: 0 K: 2 S: 12	H: 1 LOB: 1 BB: 0 P: 14	R: 0 E: 0 K: 0 S: 7	H: 3 LOB: 2 BB: 0 P: 11	R: 0 E: 0 K: 1 S: 8	H: 0 LOB: 0 BB: 0 P: 12	R: 0 E: 0 K: 0 S: 7	H: 0 LOB: 1 BB: 0 P: 11	R: 0 E: 1 K: 0 S: 13	H: 1 LOB: 2 BB: 0 P: 22	R: 0 E: 0 K: 1 S: 11	H: 0 LOB: 0 BB: 0 P: 17	R: 0 E: 0 K: 1 S: 10	H: 1 LOB: 1 BB: 0 P: 13	1B: 11 2B: 1 3B: 0 HR: 1	SF: 0 SAC: 0 DP: 1 HBP: 1	WP: 0 PB: 0 SB: 1 CS: 0	PA: 57

PITCHER		IP	WLS	BF	H	R	ER	SO	BB	IBB	HBP	BLK	WP	HR	S	P	ERA	WHIP
Bob Welch, R ERA: 3.2	(1, 1)	9.0		38	11	2	2	6	1	0	0	1	0	1	94	136	2.00	1.333
Rick Honeycutt, L ERA: 2.67	(10, 1)	1.0		3	0	0	0	1	0	0	0	0	0	0	8	12	0.00	0.000
Eric Plunk, R ERA: 2.49	(11, 1)	1.2		8	1	0	0	0	0	0	1	0	0	0	17	27	0.00	0.600
Greg Cadaret, L ERA: 2.25	(12, 1)	0.1		1	0	0	0	0	0	0	0	0	0	0	3	6	0.00	0.000
Dennis Eckersley, R ERA: 1.78	(13, 1)	2.0	W	7	1	0	0	2	0	0	0	0	0	0	21	30	0.00	0.500

PITCHER	IP	WLS	BF	H	R	ER	SO	BB	IBB	HBP	BLK	WP	HR	S	P	ERA	WHIP

AB	55
R	2
H	13
RBI	2
BB	1
SO	9
LOB	23

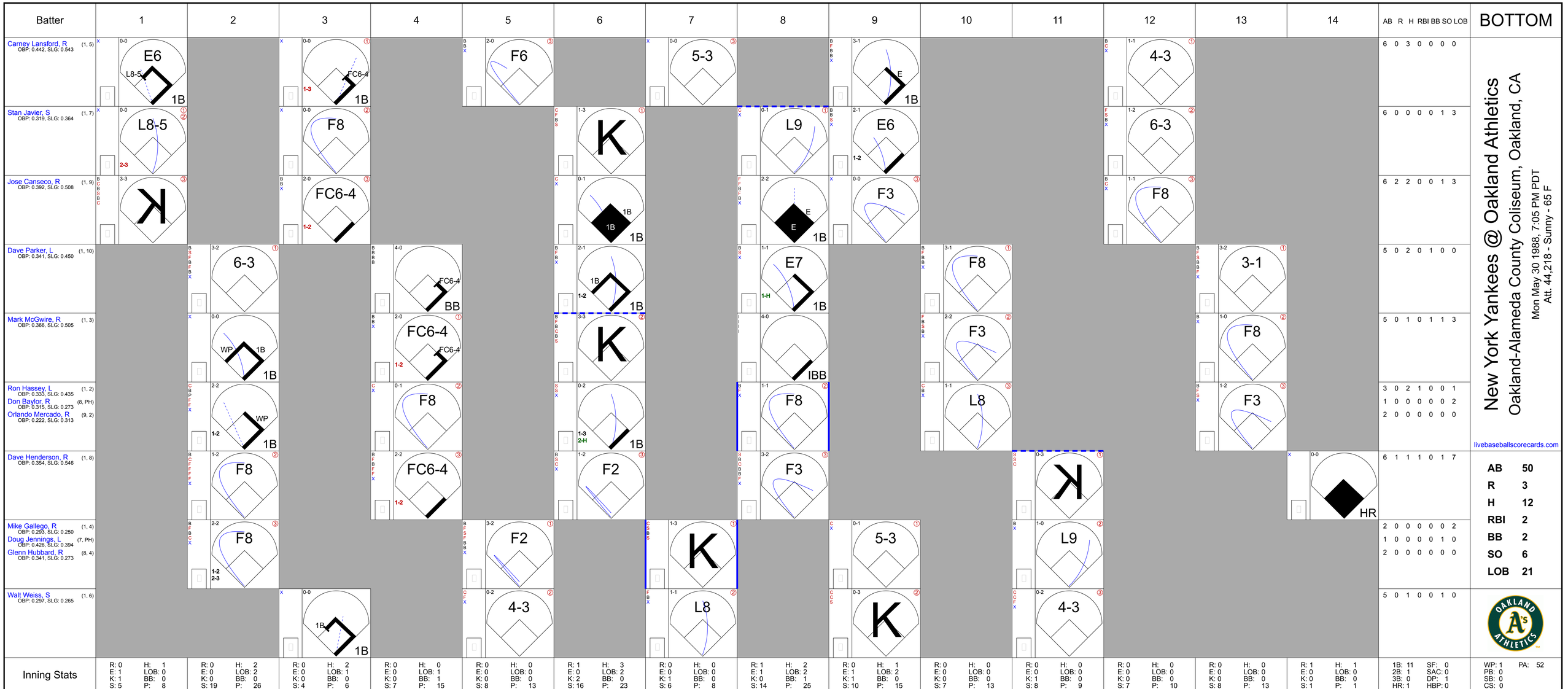
Batter
1
2
3
4
5
6
7
8
9
10
11
12
13
14
AB R H RBI BB SO LOB
BOTTOM
Carney Lansford, R (1, 5) OBP: 0.442, SLG: 0.543
E6 L8-5 1B
1-3 FC6-4 1B
F6
5-3
E 1B
4-3
6 0 3 0 0 0 0
Stan Javier, S (1, 7) OBP: 0.319, SLG: 0.364
L8-5 2-3
F8
K 1B 1B
L9
E6 1-2
6-3
6 0 0 0 0 1 3
Jose Canseco, R (1, 9) OBP: 0.392, SLG: 0.508
K
FC6-4 1-2
1B 1B
E E
F3
F8
6 2 2 0 0 1 3
Dave Parker, L (1, 10) OBP: 0.341, SLG: 0.450
6-3
FC6-4 BB
1B 1-2
E7 1-H
F8
3-1
5 0 2 0 1 0 0
Mark McGwire, R (1, 3) OBP: 0.366, SLG: 0.505
WP 1B
FC6-4 FC6-4 1-2
K
IBB
F3
F8
5 0 1 0 1 1 3
Ron Hassey, L (1, 2) OBP: 0.333, SLG: 0.435
Don Baylor, R (8, PH) OBP: 0.315, SLG: 0.273
Orlando Mercado, R (9, 2) OBP: 0.222, SLG: 0.313
WP 1-2
F8
1-3 2-H
F8
L8
3 0 2 1 0 0 1
1 0 0 0 0 0 2
2 0 0 0 0 0 0
Dave Henderson, R (1, 8) OBP: 0.354, SLG: 0.546
F8
FC6-4 1-2
F2
F3
K
6 1 1 1 0 1 7
HR
Mike Gallego, R (1, 4) OBP: 0.293, SLG: 0.250
Doug Jennings, L (7, PH) OBP: 0.426, SLG: 0.394
Glenn Hubbard, R (8, 4) OBP: 0.341, SLG: 0.273
F8 1-2 2-3
F2
K
5-3
L9
2 0 0 0 0 0 2
1 0 0 0 0 1 0
2 0 0 0 0 0 0
Walt Weiss, S (1, 6) OBP: 0.297, SLG: 0.265
1B 1B
4-3
L8
K
4-3
5 0 1 0 0 1 0
New York Yankees @ Oakland Athletics
Oakland-Alameda County Coliseum, Oakland, CA
Mon May 30 1988, 7:05 PM PDT
Att. 44,218 - Sunny - 65 F
livebaseballscorecards.com
AB 50
R 3
H 12
RBI 2
BB 2
SO 6
LOB 21
Inning Stats
1: R: 0 E: 1 K: 1 S: 5 | H: 1 LOB: 0 BB: 0 P: 8
2: R: 0 E: 0 K: 0 S: 19 | H: 2 LOB: 2 BB: 0 P: 26
3: R: 0 E: 0 K: 0 S: 4 | H: 2 LOB: 1 BB: 0 P: 6
4: R: 0 E: 0 K: 0 S: 7 | H: 0 LOB: 1 BB: 1 P: 15
5: R: 0 E: 0 K: 0 S: 8 | H: 0 LOB: 0 BB: 0 P: 13
6: R: 1 E: 0 K: 2 S: 16 | H: 3 LOB: 2 BB: 0 P: 23
7: R: 0 E: 0 K: 1 S: 6 | H: 0 LOB: 0 BB: 0 P: 8
8: R: 1 E: 1 K: 0 S: 14 | H: 2 LOB: 2 BB: 1 P: 25
9: R: 0 E: 1 K: 1 S: 10 | H: 1 LOB: 2 BB: 0 P: 15
10: R: 0 E: 0 K: 0 S: 7 | H: 0 LOB: 0 BB: 0 P: 13
11: R: 0 E: 0 K: 1 S: 8 | H: 0 LOB: 0 BB: 0 P: 9
12: R: 0 E: 0 K: 0 S: 7 | H: 0 LOB: 0 BB: 0 P: 10
13: R: 0 E: 0 K: 0 S: 8 | H: 0 LOB: 0 BB: 0 P: 13
14: R: 1 E: 0 K: 0 S: 1 | H: 1 LOB: 0 BB: 0 P: 1
1B: 11 2B: 1 3B: 0 HR: 1
SF: 0 SAC: 0 DP: 1 HBP: 0
WP: 1 PB: 0 SB: 0 CS: 0
PA: 52
PITCHER IP WLS BF H R ER SO BB IBB HBP BLK WP HR S P ERA WHIP
Richard Dotson, R (1, 1) ERA: 3.02 5.1 22 7 1 1 2 1 0 0 0 1 0 50 78 1.69 1.500
Cecilio Guante, R (6, 1) ERA: 2.58 1.2 6 1 0 0 2 0 0 0 0 0 0 15 21 0.00 0.600
Dave Righetti, L (8, 1) ERA: 2.16 3.0 14 3 1 1 1 0 1 0 0 0 0 31 53 3.00 1.000
Steve Shields, R (11, 1) ERA: 6.28 3.0 L 10 1 1 1 1 0 0 0 0 0 1 24 33 3.00 0.333
PITCHER IP WLS BF H R ER SO BB IBB HBP BLK WP HR S P ERA WHIP

Batter	1	2	3	4	5	6	7	8	9	AB	R	H	RBI	BB	SO	LOB
Rickey Henderson, R (1, 7) OBP: 0.394, SLG: 0.448	B X 1-0 ① F5		C X 0-1 ② F5		B C F X 1-2 ③ 5-3		B B X 2-0 ② 6-3		B C C C 1-3 ③ K	5	0	0	0	0	1	0
Bobby Meacham, S (1, 4) OBP: 0.301, SLG: 0.329	B F C F B S 2-3 ② K		X 0-0 1B			F X 0-1 E S 1B 1B	C F B B C 2-3 ③ K			4	1	2	0	0	2	0
Claudell Washington, L (1, 8) OBP: 0.293, SLG: 0.388	C B X 1-1 ③ L9		B S F F B C 2-3 ③ K			B C P B C F B 4-2 1B S 1-3 2B BB		B F S F X 1-2 ① F7		3	1	0	0	1	1	1
Jack Clark, R (1, 10) OBP: 0.406, SLG: 0.485		B C F S 1-3 ① K		C C F F B S 1-3 ① K		C S F S 0-3 ① K 1-2		B X 1-0 S 1B 1B		4	1	1	0	0	3	2
Mike Pagliarulo, L (1, 5) OBP: 0.294, SLG: 0.421		B B X 2-0 HR		S B B S S 2-3 ② K		F B X 1-1 2B 2-3 3-H 1B		B B F F B F S 3-3 ② K 1-2		4	2	2	2	0	2	1
Dave Winfield, R (1, 9) OBP: 0.444, SLG: 0.635		C B F X 1-2 E6 1B		B X 1-0 FC6-4 1B		B B F X 2-1 6-3 1-H 3-H 2B		B C B X 2-1 2-H 1B		4	0	3	3	0	0	0
Gary Ward, R (1, 3) OBP: 0.316, SLG: 0.286		C X 0-1 G6-4-3 1-2 1B		C B X 1-1 ③ FC6-4 1-2f		X 0-0 ② 6-3 2-3		F B C S 1-3 ③ K		4	0	1	0	0	1	3
Rafael Santana, R (1, 6) OBP: 0.293, SLG: 0.280		B F F X 1-2 ② ③ G6-4-3 1-2f			C B F X 1-2 ① 1-3	X 0-0 ③ 6-3			B F B S S 2-3 ① K	4	0	0	0	0	1	3
Joel Skinner, R (1, 2) OBP: 0.235, SLG: 0.312			X 0-0 ① 5-3		C F F B S 1-3 ② K		B B F X 2-1 ① 5-3		S B B B F X 3-2 ② 5-3	4	0	0	0	0	1	0
Inning Stats	R: 0 H: 0 E: 0 LOB: 0 K: 1 BB: 0 S: 7 P: 11	R: 1 H: 2 E: 1 LOB: 1 K: 1 BB: 0 S: 12 P: 17	R: 0 H: 1 E: 0 LOB: 1 K: 1 BB: 0 S: 8 P: 10	R: 0 H: 1 E: 0 LOB: 1 K: 2 BB: 0 S: 11 P: 16	R: 0 H: 0 E: 0 LOB: 0 K: 1 BB: 0 S: 10 P: 13	R: 3 H: 3 E: 0 LOB: 1 K: 1 BB: 1 S: 16 P: 22	R: 0 H: 0 E: 0 LOB: 0 K: 1 BB: 0 S: 6 P: 12	R: 1 H: 2 E: 0 LOB: 1 K: 2 BB: 0 S: 15 P: 23	R: 0 H: 0 E: 0 LOB: 0 K: 2 BB: 0 S: 9 P: 15	1B: 7 SF: 0 2B: 1 SAC: 0 3B: 0 DP: 1 HR: 1 HBP: 0						

PITCHER		IP	WLS	BF	H	R	ER	SO	BB	IBB	HBP	BLK	WP	HR	S	P	ERA	WHIP
Steve Ontiveros, R ERA: 4.91	(1, 1)	7.1	L	30	7	4	4	8	1	0	0	0	0	1	74	106	4.91	1.091
Todd Burns, R ERA: 5.4	(8, 1)	1.2		7	2	1	1	4	0	0	0	0	0	0	20	33	5.40	1.200

PITCHER	IP	WLS	BF	H	R	ER	SO	BB	IBB	HBP	BLK	WP	HR	S	P	ERA	WHIP

TOP

New York Yankees @ Oakland Athletics

Oakland-Alameda County Coliseum, Oakland, CA

Tue May 31 1988, 7:05 PM PDT
Att. 28,147 - Unknown - 65 F

livebaseballscorecards.com

AB	36
R	5
H	9
RBI	5
BB	1
SO	12
LOB	10

BOTTOM

Batter	1	2	3	4	5	6	7	8	9	AB	R	H	RBI	BB	SO	LOB
Carney Lansford, R (1, 5) OBP: 0.439, SLG: 0.538	X 0-0 E1 1B		B S X 1-1 ③ F4			C B X 1-1 ③ F4			B B X 2-0 ① 6-3	4	0	1	0	0	0	0
Stan Javier, S (1, 7) OBP: 0.311, SLG: 0.353	B X 1-0 ① F7			C F B F X 1-2 ① G3			C C B X 1-2 ① 4-3		C F F B X 1-2 ② 1-3	4	0	0	0	0	0	1
Jose Canseco, R (1, 9) OBP: 0.394, SLG: 0.508	C C B B B C 3-3 ② K			C C C 0-3 ② K			C B X 1-1 1B		C X 0-1 1B	4	0	2	0	0	2	1
Mark McGwire, R (1, 3) OBP: 0.359, SLG: 0.495	B S X 1-1 ③ F6			X 0-0 ③ F8			F F B F S 1-3 ② K		C X 0-1 ③ F8	4	0	0	0	0	1	3
Dave Henderson, R (1, 8) OBP: 0.346, SLG: 0.533		B S I B B X 3-2 ① F8			B S S X 1-2 ① F7		C B F B F F F C 2-3 ③ K			3	0	0	0	0	1	1
Don Baylor, R (1, 10) OBP: 0.308, SLG: 0.265		B B C B S S X 3-2 ② L6			B X 1-0 ② F3			B F X 1-1 ① F7		3	0	0	0	0	0	0
Mike Gallego, R (1, 4) OBP: 0.287, SLG: 0.244 Doug Jennings, L (8, PH) OBP: 0.417, SLG: 0.382 Glenn Hubbard, R (9, 4) OBP: 0.341, SLG: 0.273		B F F X 1-2 ③ 5-3			B X 1-0 ③ F8			C C S 0-3 ② K		2 1 0	0 0 0	0 0 0	0 0 0	0 0 0	0 1 0	0 0 0
Orlando Mercado, R (1, 2) OBP: 0.211, SLG: 0.294 Ron Hassey, L (6, PH) OBP: 0.336, SLG: 0.436 (7, 2)			B X 1-0 ① F4			B X 1-0 ① F7		B B C X 2-1 1B		1 2	0 0	0 1	0 0	0 0	0 0	0 0
Walt Weiss, S (1, 6) OBP: 0.291, SLG: 0.258			F B X 1-1 ② L8			B X 1-0 ② G3		F F B F B F F F F 2-2 X ③ F5		3	0	0	0	0	0	1
Inning Stats	R: 0 E: 1 K: 1 S: 7 H: 1 LOB: 1 BB: 0 P: 12	R: 0 E: 0 K: 0 S: 9 H: 0 LOB: 0 BB: 0 P: 16	R: 0 E: 0 K: 0 S: 5 H: 0 LOB: 0 BB: 0 P: 8	R: 0 E: 0 K: 1 S: 8 H: 0 LOB: 0 BB: 0 P: 9	R: 0 E: 0 K: 0 S: 5 H: 0 LOB: 0 BB: 0 P: 8	R: 0 E: 0 K: 0 S: 4 H: 0 LOB: 0 BB: 0 P: 7	R: 0 E: 0 K: 2 S: 15 H: 1 LOB: 1 BB: 0 P: 20	R: 0 E: 0 K: 1 S: 15 H: 1 LOB: 1 BB: 0 P: 20	R: 0 E: 0 K: 0 S: 9 H: 1 LOB: 1 BB: 0 P: 12	1B: 4 2B: 0 3B: 0 HR: 0	SF: 0 SAC: 0 DP: 0 HBP: 0					

PITCHER		IP	WLS	BF	H	R	ER	SO	BB	IBB	HBP	BLK	WP	HR	S	P	ERA	WHIP
Al Leiter, L ERA: 3.46	(1, 1)	0.0		1	1	0	0	0	0	0	0	0	0	0	1	1	∞	∞
Neil Allen, R ERA: 1.52	(1, 1)	9.0	W	30	3	0	0	5	0	0	0	0	0	0	76	111	0.00	0.333

PITCHER	IP	WLS	BF	H	R	ER	SO	BB	IBB	HBP	BLK	WP	HR	S	P	ERA	WHIP

New York Yankees @ Oakland Athletics

Oakland-Alameda County Coliseum, Oakland, CA

Tue May 31 1988, 7:05 PM PDT

Att. 28,147 - Unknown - 65 F

livebaseballscorecards.com

AB	31
R	0
H	4
RBI	0
BB	0
SO	5
LOB	7

1B: 4	SF: 0	WP: 0	PA: 31
2B: 0	SAC: 0	PB: 0	
3B: 0	DP: 0	SB: 0	
HR: 0	HBP: 0	CS: 0	

Batter	1	2	3	4	5	6	7	8	9	AB	R	H	RBI	BB	SO	LOB
Rickey Henderson, R (1, 7) OBP: 0.396, SLG: 0.449	F8		1-0 S 2-H 1B		0-1 S 1B		1-1 5-3			4	0	2	1	0	0	0
Bobby Meacham, S (1, 4) OBP: 0.287, SLG: 0.312	5-3		3-2 F3 1-2		1-2 F7 1-2			0-2 F9		4	0	0	0	0	0	2
Jay Buhner, R (1, 8) OBP: 0.267, SLG: 0.462	K			2-2 4-3 1B		3-2 HR		1-2 1-3		4	1	2	1	0	1	0
Jack Clark, R (1, 10) OBP: 0.408, SLG: 0.504		3-3 K		0-1 F9		1-1 HR		4-1 BB		3	1	1	1	1	1	1
Dave Winfield, R (1, 9) OBP: 0.440, SLG: 0.624		4-2 CS BB		0-1 4-3 1-2		1-0 5-3		0-3 K		3	0	0	0	1	1	2
Gary Ward, R (1, 3) OBP: 0.313, SLG: 0.274		3-2 F8 1-2		4-0 IBB		1-1 5-3			2-3 K	3	0	0	0	1	1	1
Mike Pagliarulo, L (1, 5) OBP: 0.288, SLG: 0.412			3-2 4-3	1-0 L4		2-2 F9			2-0 F8	4	0	0	0	0	0	2
Rafael Santana, R (1, 6) OBP: 0.294, SLG: 0.281 Claudell Washington, L (9, PH) OBP: 0.298, SLG: 0.393			2-2 2-3 1B	1-0 F9			3-1 5-3		1-2 1B	3 1	1 0	1 1	0 0	0 0	0 0	0 0
Joel Skinner, R (1, 2) OBP: 0.226, SLG: 0.300 Jose Cruz, L (9, PH) OBP: 0.167, SLG: 0.172			1-0 2-3 1-2	0-2 F7			1-0 6-3		2-2 4-3	3 1	0 0	0 0	0 0	0 0	0 0	1 1
Inning Stats	R: 0 E: 0 K: 1 S: 10 H: 0 LOB: 0 BB: 0 P: 15	R: 0 E: 0 K: 1 S: 13 H: 0 LOB: 0 BB: 1 P: 23	R: 1 E: 0 K: 0 S: 16 H: 2 LOB: 1 BB: 0 P: 25	R: 0 E: 0 K: 0 S: 8 H: 1 LOB: 2 BB: 1 P: 15	R: 0 E: 0 K: 0 S: 13 H: 1 LOB: 1 BB: 0 P: 15	R: 2 E: 0 K: 0 S: 14 H: 2 LOB: 0 BB: 0 P: 22	R: 0 E: 0 K: 0 S: 5 H: 0 LOB: 0 BB: 0 P: 10	R: 0 E: 0 K: 1 S: 10 H: 0 LOB: 1 BB: 1 P: 15	R: 0 E: 0 K: 1 S: 12 H: 1 LOB: 1 BB: 0 P: 18	1B: 5 2B: 0 3B: 0 HR: 2 SF: 0 SAC: 0 DP: 0 HBP: 0						

PITCHER		IP	WLS	BF	H	R	ER	SO	BB	IBB	HBP	BLK	WP	HR	S	P	ERA	WHIP
Curt Young, L ERA: 3.65	(1, 1)	6.0		25	6	3	3	2	1	1	0	0	0	2	74	115	4.50	1.167
Gene Nelson, R ERA: 3.34	(7, 1)	2.0	W	7	0	0	0	1	1	0	0	0	0	0	15	25	0.00	0.500
Dennis Eckersley, R ERA: 1.71	(9, 1)	1.0	S	4	1	0	0	1	0	0	0	0	0	0	12	18	0.00	1.000

PITCHER	IP	WLS	BF	H	R	ER	SO	BB	IBB	HBP	BLK	WP	HR	S	P	ERA	WHIP

TOP

New York Yankees @ Oakland Athletics

Oakland-Alameda County Coliseum, Oakland, CA

Wed Jun 01 1988, 3:33 AM PDT
Att. 38,771 - Unknown - 75 F

livebaseballscorecards.com

AB	33
R	3
H	7
RBI	3
BB	3
SO	4
LOB	10

WP: 0	PA: 36				
PB: 0					
SB: 2					
CS: 1					

Batter	1	2	3	4	5	6	7	8	9	AB	R	H	RBI	BB	SO	LOB
Carney Lansford, R (1, 5) OBP: 0.440, SLG: 0.533	BBBCB 4-1 4-3 1B BB		CFBFX 1-2 ② 6-3		BFFBS 2-3 ② K		III 4-0 IBB			2	1	0	0	2	1	2
Stan Javier, S (1, 7) OBP: 0.303, SLG: 0.343	X 0-0 ① 4-3 1-2		BCCX 1-2 ③ F7		BSSFBFX 2-2 ③ F7		FX 0-1 ② F9			4	0	0	0	0	0	5
Jose Canseco, R (1, 9) OBP: 0.396, SLG: 0.523	CFFBBX 2-2 G4-3 2-H 1B			BX 1-0 HR		CFX 0-2 ① F9	CX 0-1 ③ F9			4	1	2	2	0	0	2
Dave Parker, L (1, 10) OBP: 0.339, SLG: 0.451	BBCFX 2-2 ②③ G4-3 1-2f			BBFX 2-1 ① 6-3		CFBS 1-3 ② K		BBX 2-0 1B 2B		4	1	1	0	0	1	1
Mark McGwire, R (1, 3) OBP: 0.362, SLG: 0.495		CFBBS 2-3 ① K		CBX 1-1 ② F9		BBFX 2-1 1B		BBX 2-0 G1-6-3 2-H 1B		4	0	2	1	0	1	0
Ron Hassey, L (1, 2) OBP: 0.333, SLG: 0.438		X 0-0 E7 2B		FX 0-1 ③ 6-3		X 0-0 ③ F7		X 0-0 ①② G1-6-3 1-2f		4	0	1	0	0	0	2
Dave Henderson, R (1, 8) OBP: 0.343, SLG: 0.548		CBFBS 2-3 ② K			CX 0-1 ① F8		BX 1-0 HR	FBBX 2-1 E5 1B		4	1	1	1	0	1	1
Glenn Hubbard, R (1, 4) OBP: 0.358, SLG: 0.296		CX 0-1 ③ F8			BBCX 2-1 1B 1B		FBX 1-1 SH1-4 1B	BCBBCX 3-2 1-2 1B		4	0	3	0	0	0	1
Walt Weiss, S (1, 6) OBP: 0.292, SLG: 0.260			BFBX 2-1 ① 4-3		PCFX 1-2 1-2 1B		X 0-0 ① SH1-4 1-2	X 0-0 ③ F5		3	0	1	0	0	0	2
Inning Stats	R: 1 E: 0 K: 0 S: 9 H: 1 LOB: 0 BB: 1 P: 17	R: 0 E: 1 K: 2 S: 9 H: 1 LOB: 1 BB: 0 P: 13	R: 0 E: 0 K: 0 S: 9 H: 0 LOB: 0 BB: 0 P: 13	R: 1 E: 0 K: 0 S: 7 H: 1 LOB: 0 BB: 0 P: 11	R: 0 E: 0 K: 1 S: 15 H: 2 LOB: 2 BB: 0 P: 21	R: 0 E: 0 K: 1 S: 9 H: 1 LOB: 1 BB: 0 P: 12	R: 1 E: 0 K: 0 S: 8 H: 2 LOB: 2 BB: 1 P: 14	R: 1 E: 1 K: 0 S: 9 H: 3 LOB: 2 BB: 0 P: 18		1B: 7 2B: 2 3B: 0 HR: 2	SF: 0 SAC: 1 DP: 2 HBP: 0			WP: 0 PB: 0 SB: 0 CS: 0	PA: 36		

PITCHER		IP	WLS	BF	H	R	ER	SO	BB	IBB	HBP	BLK	WP	HR	S	P	ERA	WHIP
Charles Hudson, R ERA: 3.71	(1, 1)	7.0	L	31	9	4	4	4	1	1	0	0	0	2	67	104	5.14	1.429
Richard Dotson, R ERA: 3.02	(8, 1)	0.0		1	1	0	0	0	0	0	0	0	0	0	1	3	∞	∞
Hipolito Pena, L ERA:	(8, 1)	1.0		4	1	0	0	0	0	0	0	0	0	0	7	12	0.00	1.000

PITCHER	IP	WLS	BF	H	R	ER	SO	BB	IBB	HBP	BLK	WP	HR	S	P	ERA	WHIP

BOTTOM

New York Yankees @ Oakland Athletics

Oakland-Alameda County Coliseum, Oakland, CA

Wed Jun 01 1988, 3:33 AM PDT

Att. 38,771 - Unknown - 75 F

livebaseballscorecards.com

AB	33
R	4
H	11
RBI	4
BB	2
SO	4
LOB	16

New York Yankees @ Baltimore Orioles

Memorial Stadium, Baltimore, MD

Fri Jun 03 1988, 7:05 PM EDT

Att. 33,802 - Unknown - 58 F

livebaseballscorecards.com

TOP

Batter	1	2	3	4	5	6	7	8	9	AB	R	H	RBI	BB	SO	LOB
Rickey Henderson, R (1, 7) OBP: 0.396, SLG: 0.445	BFBBBFFB 4-2 S FC3-6 BB		BCCX 1-2 S 1B 1B		BFLBX 2-2 ② F8			BBCX 2-1 ① 6-3	CCFBBFX 2-2 ② 6-3	4	2	1	0	1	0	0
Willie Randolph, R (1, 4) OBP: 0.298, SLG: 0.282	CBSBBB 4-2 FC3-6 1-3 BB		BCBPFX 3-2 4-1 1-H 1B		BCX 1-1 ③ 5-3			BFX 1-1 HR 1B	BBCBX 3-1 ③ F8	4	1	2	1	1	0	0
Claudell Washington, L (1, 8) OBP: 0.297, SLG: 0.410	1 SAFE SBFBX 2-2 ① FC3-6 1-3 BLK 1-2f 3-H		BFX 1-1 ② 4-1 1-2			X 0-0 ① L9		BFFX 1-2 1-H HR		4	1	1	3	0	0	2
Jack Clark, R (1, 10) OBP: 0.404, SLG: 0.493	CFB 1B 1 SAFE FX 2-2 ② 1-3 1-3		BSCX 1-2 ③ F8			CSFX 0-2 ② F8		FBCBFFBB 4-2 2B BB		3	0	0	0	1	0	2
Mike Pagliarulo, L (1, 5) OBP: 0.288, SLG: 0.409	CFX 0-2 ③ 5-3			BFSBFS 2-3 ① K		FBBBFX 2-2 1B		BFBBX 2-1 ② F8		4	0	1	0	0	1	2
Dave Winfield, R (1, 9) OBP: 0.446, SLG: 0.630		BBBBCB 4-1 L4-3 BB		BCX 1-1 L9 1B		CCBX 1-2 ③ L7		CCX 0-2 1-3 2B		3	0	2	0	1	0	1
Gary Ward, R (1, 3) OBP: 0.310, SLG: 0.263		BSBBBX 3-1 ① F9		BBBX 3-0 ② L9 1-2			FBBBFBX 3-2 ① 6-3	IIII 4-0 IBB		3	0	0	0	1	0	2
Rafael Santana, R (1, 6) OBP: 0.286, SLG: 0.273		X 0-0 ② ③ L4-3 1-2		CBX 1-1 ③ L7			BCFBBX 2-2 ② F9	BBX 2-0 ③ L9		4	0	0	0	0	0	5
Joel Skinner, R (1, 2) OBP: 0.216, SLG: 0.286			BCFS 1-3 ① K		BSBFS 2-3 ① K		FBX 1-1 ③ L7		SFBFBBFS 3-3 ① K	4	0	0	0	0	3	0

Inning Stats	R: 1 E: 0 K: 0 S: 15	H: 0 LOB: 1 BB: 2 P: 27	R: 0 E: 0 K: 0 S: 4	H: 0 LOB: 0 BB: 1 P: 11	R: 1 E: 0 K: 1 S: 15	H: 2 LOB: 1 BB: 0 P: 21	R: 0 E: 0 K: 1 S: 9	H: 1 LOB: 1 BB: 0 P: 16	R: 0 E: 0 K: 1 S: 8	H: 0 LOB: 0 BB: 0 P: 13	R: 0 E: 0 K: 0 S: 11	H: 1 LOB: 1 BB: 0 P: 14	R: 0 E: 0 K: 0 S: 8	H: 0 LOB: 0 BB: 0 P: 14	R: 2 E: 0 K: 0 S: 17	H: 3 LOB: 3 BB: 2 P: 33	R: 0 E: 0 K: 1 S: 12	H: 0 LOB: 0 BB: 0 P: 20

	AB	33
	R	4
	H	7
	RBI	4
	BB	5
	SO	4
	LOB	14

PITCHER		IP	WLS	BF	H	R	ER	SO	BB	IBB	HBP	BLK	WP	HR	S	P	ERA	WHIP	PITCHER	IP	WLS	BF	H	R	ER	SO	BB	IBB	HBP	BLK	WP	HR	S	P	ERA	WHIP
Jose Bautista, R ERA: 4.56	(1, 1)	7.1	L	31	6	4	4	3	4	0	0	1	0	1	81	135	4.91	1.364																	
Don Aase, R ERA: 5.59	(8, 1)	1.2		7	1	0	0	1	0	1	0	0	0	0	18	34	0.00	0.600																	

1B: 5	SF: 0	WP: 0	PA: 38
2B: 2	SAC: 0	PB: 0	
3B: 0	DP: 1	SB: 3	
HR: 1	HBP: 0	CS: 0	

Batter	1	2	3	4	5	6	7	8	9	AB	R	H	RBI	BB	SO	LOB
Joe Orsulak, L (1, 9) OBP: 0.353, SLG: 0.349	B C B X 2-1 6-3 1B		B B X 2-0 FC4-6 1B		B X 1-0 ③ F9			M X 0-1 ① F7		4	0	2	0	0	0	0
Fred Lynn, L (1, 8) OBP: 0.316, SLG: 0.469	1 SAFE B F 1 SAFE F X 1-2 ① F8		B X 1-0 ② FC4-6 FC6-4 1-2f			C X 0-1 G4-3 1B		B C B X 2-1 ② F8		4	0	1	0	0	0	2
Cal Ripken Jr., R (1, 6) OBP: 0.376, SLG: 0.444	C 1 SAFE X 0-1 ② 6-3 1-2		C 1 SAFE X 0-1 ③ FC6-4 1-2f			C C 1 SAFE X 0-2 ①② G4-3 1-2f		B B B C F F F X 3-2 ③ F8		4	0	0	0	0	0	3
Eddie Murray, S (1, 3) OBP: 0.300, SLG: 0.337	B C B B B 4-1 BB			B F B F F S 2-3 ① K		X 0-0 ③ F9			F C S 0-3 ① K	3	0	0	0	1	2	0
Larry Sheets, L (1, 10) OBP: 0.295, SLG: 0.303	B B X 2-0 ③ 4-3			L F B B X 2-2 ② F6			B B B B 4-0 FC5-4 BB		F B F B B F X 3-2 ② F6	3	0	0	0	1	0	2
Ken Gerhart, R (1, 7) OBP: 0.235, SLG: 0.349		B F B B F B F F F F 3-2 X ① 5-3		F X 0-1 E 1B			X 0-0 ① F8		B C C B F B S 3-3 ③ K	4	0	1	0	0	1	1
Mickey Tettleton, S (1, 2) OBP: 0.250, SLG: 0.327		B B X 2-0 ② 6-3		1 SAFE 1 SAFE X 0-0 ③ 4-3 1-3			C F B X 1-2 ② FC5-4 1B 1-2f			3	0	0	0	0	0	2
Rene Gonzales, R (1, 5) OBP: 0.333, SLG: 0.385		C B X 1-1 ③ L7			C B X 1-1 G4-6-3 1B		B C B F X 2-2 1-2 1B			3	0	2	0	0	0	0
Billy Ripken, R (1, 4) OBP: 0.229, SLG: 0.218			C F B F B X 2-2 ① 6-3		C X 0-1 ①② G4-6-3 1-2f		B B C X 2-1 ③ 5-3			3	0	0	0	0	0	3
Inning Stats	R: 0 E: 0 K: 0 S: 9 H: 1 LOB: 2 BB: 1 P: 18	R: 0 E: 0 K: 0 S: 10 H: 0 LOB: 0 BB: 0 P: 16	R: 0 E: 0 K: 0 S: 8 H: 1 LOB: 1 BB: 0 P: 13	R: 0 E: 1 K: 1 S: 10 H: 1 LOB: 1 BB: 0 P: 14	R: 0 E: 0 K: 0 S: 5 H: 1 LOB: 0 BB: 0 P: 7	R: 0 E: 0 K: 0 S: 6 H: 1 LOB: 0 BB: 0 P: 6	R: 0 E: 0 K: 0 S: 9 H: 1 LOB: 2 BB: 1 P: 18	R: 0 E: 0 K: 0 S: 10 H: 0 LOB: 0 BB: 0 P: 15	R: 0 E: 0 K: 2 S: 11 H: 0 LOB: 0 BB: 0 P: 17	1B: 6 2B: 0 3B: 0 HR: 0	SF: 0 SAC: 0 DP: 2 HBP: 0						

PITCHER		IP	WLS	BF	H	R	ER	SO	BB	IBB	HBP	BLK	WP	HR	S	P	ERA	WHIP
Tommy John, L ERA: 3.47	(1, 1)	7.2	W	29	6	0	0	1	2	0	0	0	0	0	61	98	0.00	1.043
Cecilio Guante, R ERA: 2.5	(8, 1)	1.1		4	0	0	0	2	0	0	0	0	0	0	17	26	0.00	0.000

PITCHER	IP	WLS	BF	H	R	ER	SO	BB	IBB	HBP	BLK	WP	HR	S	P	ERA	WHIP

BOTTOM

New York Yankees @ Baltimore Orioles

Memorial Stadium, Baltimore, MD

Fri Jun 03 1988, 7:05 PM EDT

Att. 33,802 - Unknown - 58 F

livebaseballscorecards.com

AB	31
R	0
H	6
RBI	0
BB	2
SO	3
LOB	13

1B: 6	SF: 0	WP: 0	PA: 33
2B: 0	SAC: 0	PB: 0	
3B: 0	DP: 2	SB: 0	
HR: 0	HBP: 0	CS: 0	

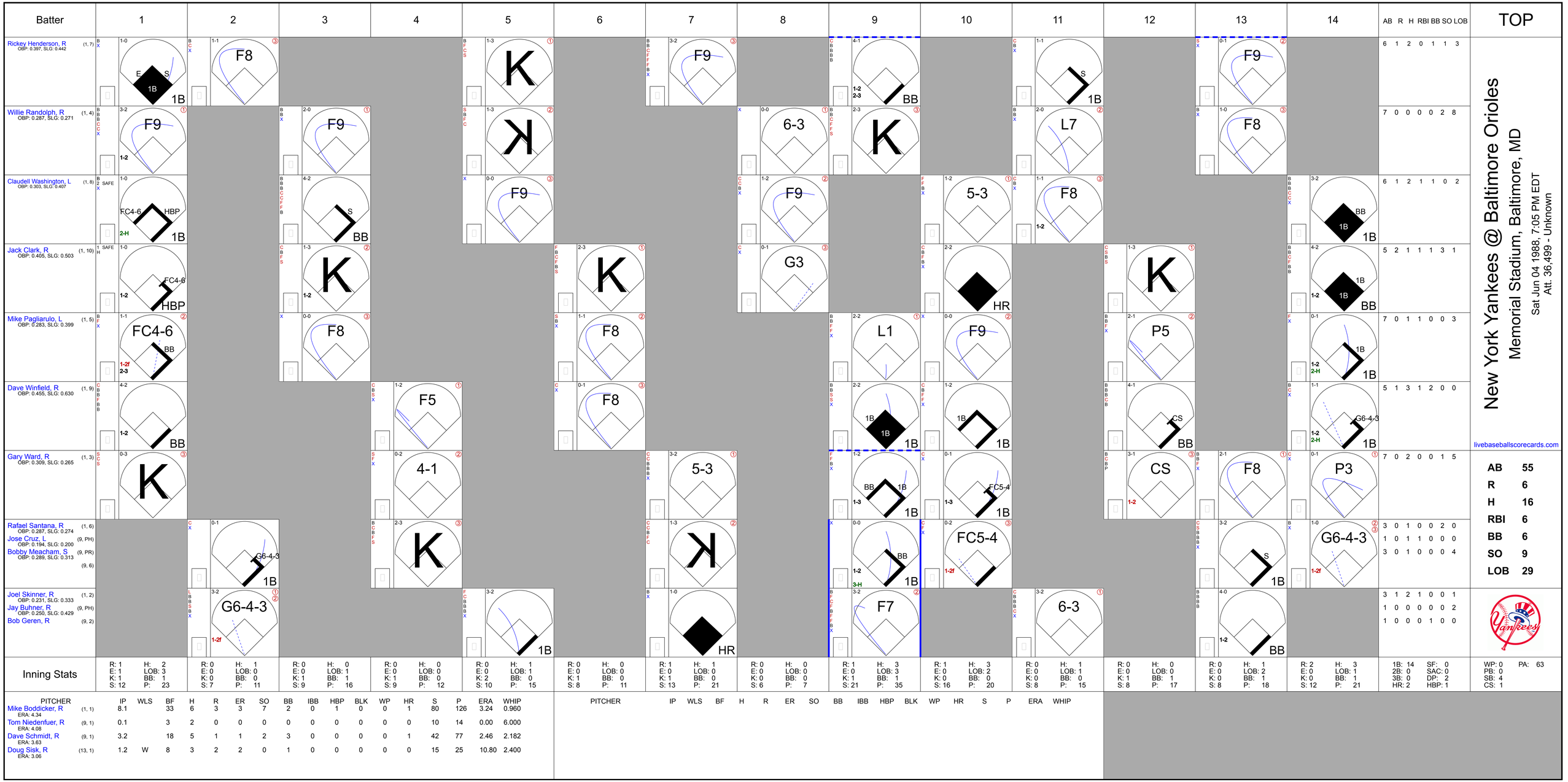
Batter
1
2
3
4
5
6
7
8
9
10
11
12
13
14
AB R H RBI BB SO LOB
TOP
Rickey Henderson, R (1, 7) OBP: 0.397, SLG: 0.442
Willie Randolph, R (1, 4) OBP: 0.287, SLG: 0.271
Claudell Washington, L (1, 8) OBP: 0.303, SLG: 0.407
Jack Clark, R (1, 10) OBP: 0.405, SLG: 0.503
Mike Pagliarulo, L (1, 5) OBP: 0.283, SLG: 0.399
Dave Winfield, R (1, 9) OBP: 0.455, SLG: 0.630
Gary Ward, R (1, 3) OBP: 0.309, SLG: 0.265
Rafael Santana, R (1, 6) OBP: 0.287, SLG: 0.274
Jose Cruz, L (9, PH) OBP: 0.194, SLG: 0.200
Bobby Meacham, S (9, PR) OBP: 0.289, SLG: 0.313
(9, 6)
Joel Skinner, R (1, 2) OBP: 0.231, SLG: 0.333
Jay Buhner, R (9, PH) OBP: 0.250, SLG: 0.429
Bob Geren, R (9, 2)
Inning Stats
PITCHER IP WLS BF H R ER SO BB IBB HBP BLK WP HR S P ERA WHIP
Mike Boddicker, R (1, 1) ERA: 4.34
Tom Niedenfuer, R (9, 1) ERA: 4.08
Dave Schmidt, R (9, 1) ERA: 3.83
Doug Sisk, R (13, 1) ERA: 3.06
New York Yankees @ Baltimore Orioles
Memorial Stadium, Baltimore, MD
Sat Jun 04 1988, 7:05 PM EDT
Att. 36,499 - Unknown
livebaseballscorecards.com
AB 55
R 6
H 16
RBI 6
BB 6
SO 9
LOB 29
1B: 14 SF: 0
2B: 0 SAC: 0
3B: 0 DP: 2
HR: 2 HBP: 1
WP: 0 PA: 63
PB: 0
SB: 4
CS: 1

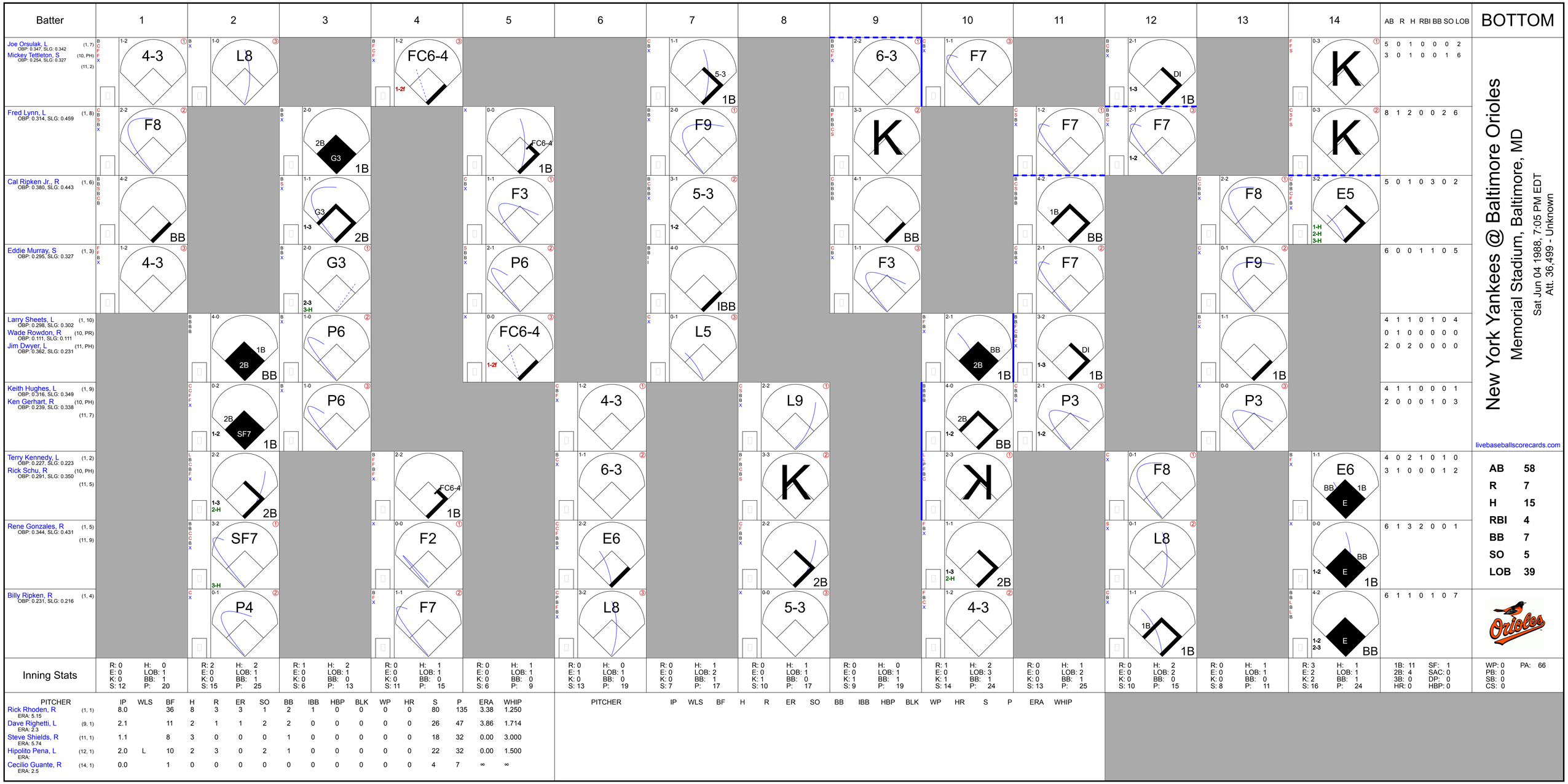
Batter
1
2
3
4
5
6
7
8
9
10
11
12
13
14
AB R H RBI BB SO LOB
BOTTOM
Joe Orsulak, L (1, 7) OBP: 0.347, SLG: 0.342
Mickey Tettleton, S (10, PH) OBP: 0.254, SLG: 0.327 (11, 2)
4-3
L8
FC6-4
1-2f
5-3
1B
6-3
F7
DI
1-3
K
5 0 1 0 0 0 2
3 0 1 0 0 1 6
Fred Lynn, L (1, 8) OBP: 0.314, SLG: 0.459
F8
2B
G3
1B
FC6-4
F9
K
F7
1-2
F7
1-2
K
8 1 2 0 0 2 6
Cal Ripken Jr., R (1, 6) OBP: 0.380, SLG: 0.443
BB
G3
1-3
2B
F3
5-3
1-2
BB
1B
BB
F8
E5
1-H
2-H
3-H
5 0 1 0 3 0 2
Eddie Murray, S (1, 3) OBP: 0.295, SLG: 0.327
4-3
G3
2-3
3-H
P6
IBB
F3
F7
F9
6 0 0 1 1 0 5
Larry Sheets, L (1, 10) OBP: 0.298, SLG: 0.302
Wade Rowdon, R (10, PR) OBP: 0.111, SLG: 0.111
Jim Dwyer, L (11, PH) OBP: 0.362, SLG: 0.231
2B
1B
BB
P6
FC6-4
1-2f
L5
2B
BB
1B
DI
1-3
1B
4 1 1 0 1 0 4
0 1 0 0 0 0 0
2 0 2 0 0 0 0
Keith Hughes, L (1, 9) OBP: 0.316, SLG: 0.349
Ken Gerhart, R (10, PH) OBP: 0.239, SLG: 0.338 (11, 7)
2B
SF7
1-2
1B
P6
4-3
L9
2B
1-2
BB
P3
1-2
P3
4 1 1 0 0 0 1
2 0 0 0 1 0 3
Terry Kennedy, L (1, 2) OBP: 0.227, SLG: 0.223
Rick Schu, R (10, PH) OBP: 0.291, SLG: 0.350 (11, 5)
1-3
2-H
2B
FC6-4
1B
6-3
K
K
F8
E6
BB
E
1B
4 0 2 1 0 1 0
3 1 0 0 0 1 2
Rene Gonzales, R (1, 5) OBP: 0.344, SLG: 0.431 (11, 9)
SF7
3-H
F2
E6
2B
2B
L8
E
BB
1B
6 1 3 2 0 0 1
Billy Ripken, R (1, 4) OBP: 0.231, SLG: 0.216
P4
F7
L8
5-3
4-3
1B
E
1-2
2-3
BB
6 1 1 0 1 0 7
New York Yankees @ Baltimore Orioles
Memorial Stadium, Baltimore, MD
Sat Jun 04 1988, 7:05 PM EDT
Att. 36,499 - Unknown
livebaseballscorecards.com
AB 58
R 7
H 15
RBI 4
BB 7
SO 5
LOB 39
Inning Stats
R: 0 E: 0 K: 0 S: 12 H: 0 LOB: 1 BB: 1 P: 20
R: 2 E: 0 K: 0 S: 15 H: 2 LOB: 1 BB: 1 P: 25
R: 1 E: 0 K: 0 S: 6 H: 2 LOB: 1 BB: 0 P: 13
R: 0 E: 0 K: 0 S: 11 H: 1 LOB: 1 BB: 0 P: 15
R: 0 E: 0 K: 0 S: 6 H: 1 LOB: 1 BB: 0 P: 9
R: 0 E: 1 K: 0 S: 13 H: 0 LOB: 1 BB: 0 P: 19
R: 0 E: 0 K: 0 S: 7 H: 1 LOB: 2 BB: 1 P: 17
R: 0 E: 0 K: 1 S: 10 H: 1 LOB: 1 BB: 0 P: 17
R: 0 E: 0 K: 1 S: 9 H: 0 LOB: 1 BB: 1 P: 19
R: 1 E: 0 K: 1 S: 14 H: 2 LOB: 3 BB: 1 P: 24
R: 0 E: 0 K: 0 S: 13 H: 1 LOB: 2 BB: 1 P: 25
R: 0 E: 0 K: 0 S: 10 H: 2 LOB: 2 BB: 0 P: 15
R: 0 E: 0 K: 0 S: 8 H: 1 LOB: 1 BB: 0 P: 11
R: 3 E: 2 K: 2 S: 16 H: 1 LOB: 1 BB: 1 P: 24
1B: 11 2B: 4 3B: 0 HR: 0 SF: 1 SAC: 0 DP: 0 HBP: 0
WP: 0 PB: 0 SB: 0 CS: 0 PA: 66
PITCHER IP WLS BF H R ER SO BB IBB HBP BLK WP HR S P ERA WHIP
Rick Rhoden, R (1, 1) ERA: 5.15 8.0 36 8 3 3 1 2 1 0 0 0 0 80 135 3.38 1.250
Dave Righetti, L (9, 1) ERA: 2.3 2.1 11 2 1 1 2 2 0 0 0 0 0 26 47 3.86 1.714
Steve Shields, R (11, 1) ERA: 5.74 1.1 8 3 0 0 0 1 0 0 0 0 0 18 32 0.00 3.000
Hipolito Pena, L (12, 1) ERA: 2.0 L 10 2 3 0 2 1 0 0 0 0 0 22 32 0.00 1.500
Cecilio Guante, R (14, 1) ERA: 2.5 0.0 1 0 0 0 0 0 0 0 0 0 0 4 7 ∞ ∞

Batter	1	2	3	4	5	6	7	8	9	AB	R	H	RBI	BB	SO	LOB
Rickey Henderson, R (1, 7) OBP: 0.409, SLG: 0.450	BB		1B		FC6-4 1-2 BB		FC6-4 1-2 BB		1-3 ②	3	2	2	2	3	0	0
Willie Randolph, R (1, 4) OBP: 0.289, SLG: 0.274	BB FC3-2 1-2 BB		6-3 ②		FC6-4 1-2f 2-3		FC6-4 1-2f		6-3 ③	5	1	1	2	1	0	5
Claudell Washington, L (1, 8) OBP: 0.318, SLG: 0.420	FC3-2 1-2 2-H 1B		2-3 1B		L8 ③			F8 5-3 1B		5	1	4	2	0	0	2
Jack Clark, R (1, 10) OBP: 0.400, SLG: 0.490	FC3-2 1-2 2-3 BB	6-3 ③ 1-2	F6 ③			F7 ①		5-3 1-2		4	1	0	0	1	0	4
Jose Cruz, L (1, 9) OBP: 0.222, SLG: 0.182 Jay Buhner, R (8, 9) OBP: 0.250, SLG: 0.429	FC3-2 ① BB 1B E 1-2 2-3 3-Hf	PB BB		F8 ①		6-3 ② F8 ③		BB		3 0	1 0	0 0	0 0	2 0	0 0	3 0
Mike Pagliarulo, L (1, 5) OBP: 0.281, SLG: 0.394	E BB 1B 1-2 2-H 3-H 1B	K ① 1-2		4-3 ②		F8 ③		F8 ② 1-2 2-3		5	1	1	2	0	1	3
Gary Ward, R (1, 3) OBP: 0.303, SLG: 0.253	K ②	F8 ②		F8 ③			F9 ① IBB			4	0	0	0	1	1	3
Rafael Santana, R (1, 6) OBP: 0.284, SLG: 0.266	E 1B 1-2 2-3 BB	F7 ③			4-3 ①		K ② BB	F9 ③		4	1	0	0	1	1	4
Joel Skinner, R (1, 2) OBP: 0.240, SLG: 0.330	E6 1B 2B 1-2 2-3 3-H		K ①		FC6-4 BB 1B		BB BB		K ①	4	1	1	0	1	2	2
Inning Stats	R: 9 E: 1 K: 1 S: 25 H: 5 LOB: 1 BB: 4 P: 51	R: 0 E: 0 K: 1 S: 12 H: 0 LOB: 1 BB: 1 P: 19	R: 0 E: 0 K: 1 S: 13 H: 2 LOB: 2 BB: 0 P: 20	R: 0 E: 0 K: 0 S: 7 H: 0 LOB: 0 BB: 0 P: 12	R: 0 E: 0 K: 0 S: 12 H: 1 LOB: 2 BB: 1 P: 25	R: 0 E: 0 K: 0 S: 5 H: 0 LOB: 0 BB: 0 P: 9	R: 0 E: 0 K: 1 S: 12 H: 0 LOB: 2 BB: 2 P: 25	R: 0 E: 0 K: 0 S: 10 H: 1 LOB: 3 BB: 2 P: 21	R: 0 E: 0 K: 1 S: 9 H: 0 LOB: 0 BB: 0 P: 15	1B: 7 2B: 2 3B: 0 HR: 0 SF: 0 SAC: 0 DP: 0 HBP: 0						

PITCHER		IP	WLS	BF	H	R	ER	SO	BB	IBB	HBP	BLK	WP	HR	S	P	ERA	WHIP
Jay Tibbs, R ERA: 6.17	(1, 1)	0.0	L	4	1	4	3	0	3	0	0	0	0	0	7	20	∞	∞
Mark Williamson, R ERA: 4.57	(1, 1)	6.0		29	7	5	0	3	3	0	0	0	1	0	67	116	0.00	1.667
Don Aase, R ERA: 4.63	(7, 1)	2.0		11	1	0	0	1	3	1	0	0	0	0	22	46	0.00	2.000
Doug Sisk, R ERA: 2.97	(9, 1)	1.0		3	0	0	0	1	0	0	0	0	0	0	9	15	0.00	0.000

PITCHER	IP	WLS	BF	H	R	ER	SO	BB	IBB	HBP	BLK	WP	HR	S	P	ERA	WHIP

New York Yankees @ Baltimore Orioles

Memorial Stadium, Baltimore, MD

Sun Jun 05 1988, 3:33 AM EDT

Att. 36,665 - Sunny - 73 F

TOP

livebaseballscorecards.com

AB	37
R	9
H	9
RBI	8
BB	10
SO	5
LOB	26

WP: 1 PA: 47
PB: 1
SB: 0
CS: 0

Batter	1	2	3	4	5	6	7	8	9	AB	R	H	RBI	BB	SO	LOB
Joe Orsulak, L (1, 7) OBP: 0.357, SLG: 0.371	B X 1-0 F8 4-3 2B		B X 1-0 1-3 2B		C X 0-1 1-2 FC4-6 1B		B C B F B X 3-2 G3 ①		X 0-0 F7 ③	5	1	3	0	0	0	0
Fred Lynn, L (1, 8) OBP: 0.307, SLG: 0.448	B B S C F X 2-2 F8 ① 2-3		F C B F F S 1-3 K2-3 ①		F X 0-1 FC4-6 ② FC6-4 1-2f 2-3		C X 0-1 F9 ②			4	0	0	0	0	1	5
Cal Ripken Jr., R (1, 6) OBP: 0.373, SLG: 0.436	B C B X 2-1 4-3 ② 3-H		B F X 1-1 SF7 ② 3-H		B C X 1-1 FC6-4 ③ 1-2f		B X 1-0 F8 ③			3	0	0	2	0	0	2
Eddie Murray, S (1, 3) OBP: 0.294, SLG: 0.325	B C B F S 2-3 K ③		C B B X 2-1 F8 ③			B X 1-0 1B BB 1B		C S F X 0-2 F9 ①		4	0	1	0	0	1	1
Larry Sheets, L (1, 10) OBP: 0.301, SLG: 0.308		X 0-0 2B		F C X 0-2 E6 G4-3		X 0-0 ① F8		B S F F B B B 4-2 BB		3	0	1	0	1	0	1
Keith Hughes, L (1, 9) OBP: 0.314, SLG: 0.337		C C B F B X 2-2 ① 4-3		B X 1-0 ① ② G4-3 1-2f		B B B 4-0 1B 1-2 BB		X 0-0 ② F8		3	0	0	0	1	0	3
Terry Kennedy, L (1, 2) OBP: 0.219, SLG: 0.215		B B C B X 3-1 ② 1-3		B F B S S 2-3 K2-3		F S B C 1-3 ② K		F X 0-1 F7 ③		4	0	0	0	0	2	4
Rene Gonzales, R (1, 5) OBP: 0.338, SLG: 0.419		B B C B X 3-1 ③ F2			C B X 1-1 ① F8	X 0-0 1-2 2-3 1B			C B X 1-1 ① F8	4	0	1	0	0	0	1
Billy Ripken, R (1, 4) OBP: 0.237, SLG: 0.214			B B B C B 4-1 2B SF7 BB		B F F B B B 4-2 FC4-6 1B BB	B C X 1-1 ③ F8			C S X 0-2 ② 5-3	2	1	0	0	2	0	3
Inning Stats	R: 1 H: 1 E: 0 LOB: 0 K: 1 BB: 0 S: 10 P: 17	R: 0 H: 1 E: 0 LOB: 1 K: 0 BB: 0 S: 9 P: 17	R: 1 H: 1 E: 0 LOB: 1 K: 1 BB: 1 S: 11 P: 20	R: 0 H: 0 E: 1 LOB: 0 K: 1 BB: 0 S: 7 P: 10	R: 0 H: 1 E: 0 LOB: 2 K: 0 BB: 1 S: 10 P: 16	R: 0 H: 2 E: 0 LOB: 3 K: 1 BB: 1 S: 8 P: 15	R: 0 H: 0 E: 0 LOB: 0 K: 0 BB: 0 S: 6 P: 10	R: 0 H: 0 E: 0 LOB: 1 K: 0 BB: 1 S: 11 P: 15	R: 0 H: 0 E: 0 LOB: 0 K: 0 BB: 0 S: 6 P: 7	1B: 3 SF: 1 2B: 3 SAC: 0 3B: 0 DP: 1 HR: 0 HBP: 0						

PITCHER	IP	WLS	BF	H	R	ER	SO	BB	IBB	HBP	BLK	WP	HR	S	P	ERA	WHIP
Richard Dotson, R (1, 1) ERA: 2.89	9.0	W	37	6	2	2	4	4	0	0	0	0	0	78	127	2.00	1.111

PITCHER	IP	WLS	BF	H	R	ER	SO	BB	IBB	HBP	BLK	WP	HR	S	P	ERA	WHIP

BOTTOM

New York Yankees @ Baltimore Orioles

Memorial Stadium, Baltimore, MD

Sun Jun 05 1988, 3:33 AM EDT
Att. 36,665 - Sunny - 73 F

livebaseballscorecards.com

AB	32
R	2
H	6
RBI	2
BB	4
SO	4
LOB	20

Batter	1	2	3	4	5	6	7	8	9	AB	R	H	RBI	BB	SO	LOB
Wade Boggs, L (1, 5) OBP: 0.481, SLG: 0.452	C B B C B X 3-2 E 1B	C X 0-1 ③ L4		B B B C X 3-1 ② 1-3 1B			B B B C C X 3-2 ① 4-3		B B B B 4-0 FC5-4 BB	4	0	2	0	1	0	2
Marty Barrett, R (1, 4) OBP: 0.339, SLG: 0.370	B C X 1-1 ① F7		B C F X 1-2 2B 2B 1B	B B B C C X 3-2 ③ F7			F B X 1-1 2B		C B C X 1-2 ③ FC5-4 1-2f	5	1	2	0	0	0	3
Ellis Burks, R (1, 8) OBP: 0.404, SLG: 0.515	B F X 1-1 ② F9		X 0-0 1-3 2B 2B		B B X 2-0 ① L4		C F B S 1-3 ② K			4	1	1	0	0	1	2
Dwight Evans, R (1, 9) OBP: 0.368, SLG: 0.422	B F F B B F X 3-2 E6 1-2		B F X 1-1 ① F4		B X 1-0 ② F8		C F X 0-2 ③ 6-3			4	0	0	0	0	0	4
Mike Greenwell, L (1, 10) OBP: 0.427, SLG: 0.500	B C X 1-1 ③ P5		B C F B X 2-2 G3 2-H 3-H 2B		B B C C X 2-1 HR			C B B B X 2-1 ① F7		4	1	2	3	0	0	2
Jim Rice, R (1, 7) OBP: 0.290, SLG: 0.268 Kevin Romine, R (8, 7) OBP: 0.200, SLG: 0.300		C B F S 1-3 ① K	C S F X 0-2 ② G3 2-3		B B X 2-0 ③ 5-3			B X 1-0 ② P5		4 0	0 0	0 0	0 0	0 0	1 0	1 0
Rich Gedman, L (1, 2) OBP: 0.250, SLG: 0.224	B X 1-0 ② G3	B B 3 SAFE C X 2-1 ③ F2				B C B C B B B 4-2 G5-4-3 BB		C F X 0-2 ③ F9		3	0	0	0	1	0	1
Pat Dodson, L (1, 3) OBP: 0.182, SLG: 0.182	C X 0-1 BB 1B			C B F B X 2-2 ① G3		M C S 0-3 ① K			X 0-0 ① 3-1	4	0	1	0	0	1	1
Spike Owen, S (1, 6) OBP: 0.330, SLG: 0.381	B B B C B 4-1 1-2 BB			C F X 0-2 1B 1B		C B B F X 2-2 ②③ G5-4-3 1-2f			C B F B F F X 2-2 ② F9	3	0	1	0	1	0	1
Inning Stats	R: 0 H: 1 E: 1 LOB: 2 K: 0 BB: 0 S: 13 P: 22	R: 0 H: 1 E: 0 LOB: 2 K: 1 BB: 1 S: 9 P: 15	R: 2 H: 3 E: 0 LOB: 1 K: 0 BB: 0 S: 15 P: 21	R: 0 H: 2 E: 0 LOB: 1 K: 0 BB: 0 S: 11 P: 19	R: 1 H: 1 E: 0 LOB: 0 K: 0 BB: 0 S: 5 P: 12	R: 0 H: 0 E: 0 LOB: 0 K: 1 BB: 0 S: 8 P: 14	R: 0 H: 1 E: 0 LOB: 1 K: 1 BB: 0 S: 11 P: 16	R: 0 H: 0 E: 0 LOB: 0 K: 0 BB: 0 S: 6 P: 9	R: 0 H: 0 E: 0 LOB: 1 K: 0 BB: 1 S: 9 P: 16	1B: 5 SF: 0 2B: 3 SAC: 0 3B: 0 DP: 1 HR: 1 HBP: 0				WP: 0 PA: 38 PB: 0 SB: 0 CS: 0		

PITCHER	IP	WLS	BF	H	R	ER	SO	BB	IBB	HBP	BLK	WP	HR	S	P	ERA	WHIP
Neil Allen, R (1, 1) ERA: 2.2	5.0	L	24	8	3	3	1	1	0	0	0	0	1	53	89	5.40	1.800
Hipolito Pena, L (6, 1) ERA:	1.1		5	1	0	0	1	1	0	0	0	0	0	13	23	0.00	1.500
Cecilio Guante, R (7, 1) ERA: 2.4	1.2		5	0	0	0	1	0	0	0	0	0	0	12	16	0.00	0.000
Dave Righetti, L (9, 1) ERA: 2.22	1.0		4	0	0	0	0	1	0	0	0	0	0	9	16	0.00	1.000

PITCHER	IP	WLS	BF	H	R	ER	SO	BB	IBB	HBP	BLK	WP	HR	S	P	ERA	WHIP

Boston Red Sox @ New York Yankees

Yankee Stadium, Bronx, NY

Mon Jun 06 1988, 7:05 PM EDT

Att. 37,244 - Unknown - 76 F

TOP

livebaseballscorecards.com

AB	35
R	3
H	9
RBI	3
BB	3
SO	3
LOB	17

Boston Red Sox @ New York Yankees

Yankee Stadium, Bronx, NY

Mon Jun 06 1988, 7:05 PM EDT

Att. 37,244 - Unknown - 76 F

BOTTOM

Batter	1	2	3	4	5	6	7	8	9	AB	R	H	RBI	BB	SO	LOB
Rickey Henderson, R (1, 7) OBP: 0.406, SLG: 0.443	BCBFBFB 4-2 1B 1B BB		SBSBX 2-2 ① F8		1 SAFE BBCX 2-1 ③ FC6 1-2f			BSBX 2-1 ① F8		3	1	0	0	1	0	1
Willie Randolph, R (1, 4) OBP: 0.288, SLG: 0.274	C 1 SAFE X 0-1 1B 1B 1-2 1B		BCFC 1-3 ② K			CBX 1-1 ① 5-3		CFX 0-2 ② 6-3		4	1	1	0	0	1	0
Jay Buhner, R (1, 8) OBP: 0.250, SLG: 0.389	X 0-0 G6-4-3 1B 1-2 2-H 1B		CBFS 1-3 ③ K			SBBBBX 3-1 ② 5-3		BBX 2-0 ③ 6-3		4	0	1	1	0	1	0
Jack Clark, R (1, 10) OBP: 0.407, SLG: 0.490	BBSX 2-1 G6-4-3 1-2 2-H 1B			FBSFBS 2-3 ① K		BBBCB 4-1 1B BB			BBSBB 4-1 F8 1B BB	2	0	1	1	2	1	0
Dave Winfield, R (1, 9) OBP: 0.455, SLG: 0.627	BBCX 2-1 ①② G6-4-3 1-2f 2-3			BSBBBX 3-1 ② F8		1 SAFE 1 SAFE CFX 0-2 1-3 1B			CX 0-1 FC6-4 1-2 1B	4	0	2	0	0	0	2
Gary Ward, R (1, 3) OBP: 0.294, SLG: 0.244 Claudell Washington, L (9, PH) OBP: 0.316, SLG: 0.417	BSBBFBFFS 3-3 ③ K			BX 1-0 ③ 6-3		FX 0-1 ③ 5-3			SBTFFS 1-3 ① K	3 1	0 0	0 0	0 0	0 0	1 1	3 2
Mike Pagliarulo, L (1, 5) OBP: 0.276, SLG: 0.386		CCX 0-2 ① 4-3			CFBX 1-2 ① F7		BFFFFS 1-3 ① K		SBSX 1-2 ② F8 2-3	4	0	0	0	0	1	2
Rafael Santana, R (1, 6) OBP: 0.285, SLG: 0.268 Jose Cruz, L (9, PH) OBP: 0.216, SLG: 0.176		CX 0-1 ② F8			BBX 2-0 FC4-6 1B		CX 0-1 ② 6-3		SCBX 1-2 ③ FC6-4 1-2f	3 1	0 0	1 0	0 0	0 0	0 0	0 2
Joel Skinner, R (1, 2) OBP: 0.232, SLG: 0.319		BCSC 1-3 ③ K			BX 1-0 ② FC4-6 FC6 1-2f		CX 0-1 ③ 6-3			3	0	0	0	0	1	1
Inning Stats	R: 2 H: 3 E: 0 LOB: 1 K: 1 BB: 1 S: 15 P: 26	R: 0 H: 0 E: 0 LOB: 0 K: 1 BB: 0 S: 8 P: 9	R: 0 H: 0 E: 0 LOB: 0 K: 2 BB: 0 S: 9 P: 13	R: 0 H: 0 E: 0 LOB: 0 K: 1 BB: 0 S: 7 P: 13	R: 0 H: 1 E: 0 LOB: 1 K: 0 BB: 0 S: 7 P: 13	R: 0 H: 1 E: 0 LOB: 2 K: 0 BB: 1 S: 10 P: 18	R: 0 H: 0 E: 0 LOB: 0 K: 1 BB: 0 S: 9 P: 10	R: 0 H: 0 E: 0 LOB: 0 K: 0 BB: 0 S: 6 P: 10	R: 0 H: 1 E: 0 LOB: 2 K: 1 BB: 1 S: 13 P: 20	1B: 6 SF: 0 2B: 0 SAC: 0 3B: 0 DP: 1 HR: 0 HBP: 0						

livebaseballscorecards.com

AB	32
R	2
H	6
RBI	2
BB	3
SO	7
LOB	13

PITCHER		IP	WLS	BF	H	R	ER	SO	BB	IBB	HBP	BLK	WP	HR	S	P	ERA	WHIP
Bruce Hurst, L ERA: 3.77	(1, 1)	8.0	W	30	5	2	2	6	2	0	0	0	0	0	71	112	2.25	0.875
Lee Smith, R ERA: 4.29	(9, 1)	1.0	S	5	1	0	0	1	1	0	0	0	0	0	13	20	0.00	2.000

PITCHER	IP	WLS	BF	H	R	ER	SO	BB	IBB	HBP	BLK	WP	HR	S	P	ERA	WHIP

PA: 35

Boston Red Sox @ New York Yankees

Yankee Stadium, Bronx, NY

Tue Jun 07 1988, 7:05 PM EDT

Att. 37,081 - Unknown

TOP

livebaseballscorecards.com

Batter	1	2	3	4	5	6	7	8	9	AB	R	H	RBI	BB	SO	LOB
Wade Boggs, L (1, 5) OBP: 0.485, SLG: 0.463	C X 0-1 SH3 BB E 1B	B B C B C X 3-2 2B		B C X 1-1 F7 ③			B F X 1-1 1B			4	1	3	0	0	0	0
Marty Barrett, R (1, 4) OBP: 0.338, SLG: 0.365	B B B B 4-0 SH3 1-2 E BB	F B C X 1-2 5-3 ③			F X 0-1 F9 ①		C X 0-1 F7 ③			3	1	0	0	1	0	2
Ellis Burks, R (1, 8) OBP: 0.403, SLG: 0.525	B L X 1-1 SH3 ① 1-2 2-3		B B C C X 2-2 5-3 ①		S S B S 1-3 K ②			B X 1-0 F7-2 3B		3	0	1	0	0	1	0
Dwight Evans, R (1, 9) OBP: 0.371, SLG: 0.424	C X 0-1 E8 2B 2-H 3-H 1B		B B B C C X 3-2 1B 1B		X 0-0 F7 ③			B C X 1-1 P5 ①		4	1	2	2	0	0	1
Mike Greenwell, L (1, 10) OBP: 0.423, SLG: 0.492	B C B X 2-1 F7 ②		C X 0-1 F7 ②			C C H 1-2 G1-6-3 HBP		B 3 SAFE C F X 1-2 F7-2 ② ③ 3-H		3	0	0	0	0	0	3
Jim Rice, R (1, 7) OBP: 0.294, SLG: 0.279	C B B X 2-1 2-H 2B		F B B X 2-1 FC5-4 1-2 1B			B X 1-0 G1-6-3 ① ② 1-2f			F S F F X 0-2 F3 ①	4	0	2	1	0	0	1
Rich Gedman, L (1, 2) OBP: 0.233, SLG: 0.208	C C F B S 1-3 K ③	C C X 0-2 FC5-4 ③ 1-2f				F F F S 0-3 K2-3 ③			B C C B B X 3-2 P6 ②	4	0	0	0	0	2	3
Pat Dodson, L (1, 3) OBP: 0.133, SLG: 0.133		F B B C S 2-3 K ①		C B B F X 2-2 3-1 ①			B C F C 1-3 K ①		B B C C F S 2-3 K ③	4	0	0	0	0	3	0
Spike Owen, S (1, 6) OBP: 0.322, SLG: 0.370		B C S B X 2-2 3-1 ②		B B C B F X 3-2 F8 ②			B C X 1-1 F8 ②			3	0	0	0	0	0	0

| | | | |

Batter	1	2	3	4	5	6	7	8	9	AB	R	H	RBI	BB	SO	LOB
Rickey Henderson, R (1, 7) OBP: 0.407, SLG: 0.442	S X 0-1 ① F8	B F X 1-1 FC5-4 2-H 1B			C B F B X 2-2 ② 4-3		B B S B 3-1 BB			3	0	1	1	1	0	0
Willie Randolph, R (1, 4) OBP: 0.287, SLG: 0.269	C B B B F F F B 4-2 G4-6-3 BB	1 SAFE 1 SAFE B P 1 SAFE X 2-0 ③ FC5-4 1-2f			B C X 1-1 ③ 6-3		C B X 1-1 ③ F7			3	0	0	0	1	0	4
Claudell Washington, L (1, 8) OBP: 0.315, SLG: 0.413	X 0-0 ② ③ G4-6-3 1-2f		C B B B X 3-1 ① F2			B X 1-0 CS 1B		X 0-0 ① F5		4	0	1	0	0	0	1
Jack Clark, R (1, 3) OBP: 0.404, SLG: 0.484		B B C X 2-1 1B FC3-6 1B	F B X 1-1 ② F9			B C C F S 1-3 ① ② K 1-2		B C F B C 2-3 ② K		4	1	1	0	0	2	1
Mike Pagliarulo, L (1, 5) OBP: 0.276, SLG: 0.383		B X 1-0 FC3-6 1-3 1B	X 0-0 ③ 4-3			C X 0-1 ③ 3-1		F S B X 1-2 ③ F8		4	0	1	0	0	0	0
Dave Winfield, R (1, 9) OBP: 0.449, SLG: 0.617		C X 0-1 ① F3		B C F B X 2-2 ① 4-3			C F S 0-3 ① K			3	0	0	0	0	1	2
Jose Cruz, L (1, 10) OBP: 0.200, SLG: 0.162		X 0-0 ② FC3-6 1-2f 3-H 1B 2B		C C B X 1-2 ② 6-3			B X 1-0 ② P4			3	1	0	1	0	0	1
Rafael Santana, R (1, 6) OBP: 0.292, SLG: 0.276		F X 0-1 1-2 2B 1B		F S F F F F X 0-2 ③ 5-3			B X 1-0 2B 1B			3	1	2	0	0	0	0
Joel Skinner, R (1, 2) OBP: 0.245, SLG: 0.351		X 0-0 BLK 1-H 2-H 1B 2B			C B B S C 2-3 ① K		C C F 1 SAFE B B B X 2-2 1-3 2B			3	1	2	2	0	1	0
Inning Stats	R: 0 E: 0 K: 0 S: 7 H: 0 LOB: 0 BB: 1 P: 11	R: 4 E: 0 K: 0 S: 13 H: 5 LOB: 1 BB: 0 P: 18	R: 0 E: 0 K: 0 S: 5 H: 0 LOB: 0 BB: 0 P: 9	R: 0 E: 0 K: 0 S: 13 H: 0 LOB: 0 BB: 0 P: 16	R: 0 E: 0 K: 1 S: 8 H: 0 LOB: 0 BB: 0 P: 13	R: 0 E: 0 K: 1 S: 7 H: 1 LOB: 0 BB: 0 P: 9	R: 0 E: 0 K: 1 S: 12 H: 2 LOB: 3 BB: 1 P: 20	R: 0 E: 0 K: 1 S: 7 H: 0 LOB: 0 BB: 0 P: 10		1B: 6 2B: 3 3B: 0 HR: 0 SF: 0 SAC: 0 DP: 2 HBP: 0						WP: 0 PB: 0 SB: 0 CS: 1 PA: 32	

PITCHER	IP	WLS	BF	H	R	ER	SO	BB	IBB	HBP	BLK	WP	HR	S	P	ERA	WHIP
Oil Can Boyd, R (1, 1) ERA: 6.18	8.0	L	32	8	4	4	4	2	0	0	1	0	0	72	106	4.50	1.250

PITCHER	IP	WLS	BF	H	R	ER	SO	BB	IBB	HBP	BLK	WP	HR	S	P	ERA	WHIP

BOTTOM

Boston Red Sox @ New York Yankees

Yankee Stadium, Bronx, NY

Tue Jun 07 1988, 7:05 PM EDT

Att. 37,081 - Unknown

livebaseballscorecards.com

AB	30
R	4
H	8
RBI	4
BB	2
SO	4
LOB	9

Batter	1	2	3	4	5	6	7	8	9	AB	R	H	RBI	BB	SO	LOB
Wade Boggs, L (1, 5) OBP: 0.484, SLG: 0.459	C B X 1-1 SH1-3 1B 1B	B I I 4-0 FC6 IBB		B C B C X 2-2 ① 4-3			B C B F X 2-2 ① 6-3		C B B B X 3-1 ③ 5-3	4	1	1	0	1	0	0
Marty Barrett, R (1, 4) OBP: 0.333, SLG: 0.360	L X 0-1 ① SH1-3 1-2	B C B X 2-1 ③ FC6 1-2f		B B C X 2-1 ② 5-3			C C F X 0-2 ② L5			3	0	0	0	0	0	2
Ellis Burks, R (1, 8) OBP: 0.393, SLG: 0.510	B B F X 2-1 ② 1-3		L X 0-1 ① 4-3	C F S 0-3 ③ K			F X 0-1 ③ 5-3			4	0	0	0	0	1	1
Dwight Evans, R (1, 3) (8, 9) OBP: 0.377, SLG: 0.430	B B C C B X 3-2 2-H 1B		C B X 1-1 1B 1B		B F X 1-1 G4-6-3 1B			C S F F F B B X 2-2 ① 5-3		4	1	3	1	0	0	0
Mike Greenwell, L (1, 10) OBP: 0.425, SLG: 0.489	B B X 2-0 ③ G3		B S C 1 SAFE X 1-2 1B 1-3 1B 1B		B X 1-0 ① ② G4-6-3 1-2f			B B B B 4-0 FC5-4 BB		3	1	1	0	1	0	2
Jim Rice, R (1, 7) OBP: 0.298, SLG: 0.280 Pat Dodson, L (8, 3) OBP: 0.133, SLG: 0.133		B C B B B B 4-2 1B 1B G6-4-3 BB	B B B C X 3-1 1B 1-2 3-H 1B		X 0-0 ③ 5-3			S C X 0-2 ② F8		3 0	1 0	1 0	1 0	1 0	0 0	1 0
Rick Cerone, R (1, 2) OBP: 0.412, SLG: 0.451		B F B X 2-1 G6-4-3 1B 1-2 1B	B C B X 2-1 1-2 2-H 1B		X 0-0 ① 3-1			B F B X 2-1 ③ FC5-4 1-2f		4	0	2	1	0	0	1
Kevin Romine, R (1, 9) (8, 7) OBP: 0.214, SLG: 0.286		L B X 1-1 G6-4-3 1-2 2-3 1B	C X 0-1 ② F7		X 0-0 ② 6-3				F F B C 1-3 ① K	4	0	1	0	0	1	2
Spike Owen, S (1, 6) OBP: 0.311, SLG: 0.356		C B S X 1-2 ① ② G6-4-3 1-2f 2-3 3-H	C C B S 1-3 ③ K		C X 0-1 ③ 4-3				X 0-0 ② 5-3	4	0	0	0	0	1	4
Inning Stats	R: 1 E: 0 K: 0 S: 10 H: 2 LOB: 1 BB: 0 P: 18	R: 1 E: 0 K: 0 S: 11 H: 2 LOB: 2 BB: 2 P: 25	R: 2 E: 0 K: 1 S: 16 H: 4 LOB: 2 BB: 0 P: 24	R: 0 E: 0 K: 1 S: 8 H: 0 LOB: 0 BB: 0 P: 12	R: 0 E: 0 K: 0 S: 4 H: 1 LOB: 0 BB: 0 P: 6	R: 0 E: 0 K: 0 S: 4 H: 0 LOB: 0 BB: 0 P: 4	R: 0 E: 0 K: 0 S: 9 H: 0 LOB: 0 BB: 0 P: 11	R: 0 E: 0 K: 0 S: 11 H: 0 LOB: 1 BB: 1 P: 19	R: 0 E: 0 K: 1 S: 6 H: 0 LOB: 0 BB: 0 P: 10	1B: 9 2B: 0 3B: 0 HR: 0 SF: 0 SAC: 1 DP: 2 HBP: 0						

PITCHER		IP	WLS	BF	H	R	ER	SO	BB	IBB	HBP	BLK	WP	HR	S	P	ERA	WHIP
Tommy John, L ERA: 3.94	(1, 1)	2.1	L	16	8	4	4	0	1	1	0	0	0	0	32	61	15.43	3.857
Steve Shields, R ERA: 4.22	(3, 1)	5.2		18	1	0	0	2	1	0	0	0	0	0	41	58	0.00	0.353
Dave Righetti, L ERA: 2.15	(9, 1)	1.0		3	0	0	0	1	0	0	0	0	0	0	6	10	0.00	0.000

PITCHER	IP	WLS	BF	H	R	ER	SO	BB	IBB	HBP	BLK	WP	HR	S	P	ERA	WHIP

TOP

Boston Red Sox @ New York Yankees

Yankee Stadium, Bronx, NY

Wed Jun 08 1988, 7:05 PM EDT

Att. 42,804 - Unknown - 69 F

livebaseballscorecards.com

AB	33
R	4
H	9
RBI	3
BB	3
SO	3
LOB	13

WP: 0	PB: 0	SB: 0	CS: 0	PA: 37

BOTTOM

Batter	1	2	3	4	5	6	7	8	9	AB	R	H	RBI	BB	SO	LOB
Rickey Henderson, R (1, 7) OBP: 0.408, SLG: 0.442	B B F B X 3-1 ① 1-5-3			B C F B B X 3-2 2B 1B 1B	B C B B S S 3-3 ② K		C B C S 1-3 ③ K		F S B F X 1-2 1B 1B	2	0	1	0	0	0	0
Jay Buhner, R (4, PR) OBP: 0.261, SLG: 0.381 (5, 7)										3	1	1	0	0	2	2
Willie Randolph, R (1, 4) OBP: 0.290, SLG: 0.273	C X 0-1 ② F9			C S B X 1-2 ① F8	B F B X 2-1 1-H 2-H E9 1B			C B C X 1-2 ① 4-3	B B C F X 2-2 1-2 1B	5	0	2	1	0	0	1
Claudell Washington, L (1, 8) OBP: 0.311, SLG: 0.406	C S T C 0-3 ③ K			F X 0-1 2B 1-2 1B	S C B F B S 2-3 ③ K			B B C X 2-1 ② F9	B B C F T F X 2-2 ③ F8	5	0	1	0	0	2	3
Jack Clark, R (1, 3) OBP: 0.401, SLG: 0.475		C B S B T B F C 3-3 ① K		2 SAFE C S B X 1-2 ② F3		F B X 1-1 ① 6-3		F B C F B F B B 4-2 BB 1B BB		3	0	0	0	1	1	2
Mike Pagliarulo, L (1, 5) OBP: 0.280, SLG: 0.390		S T S 0-3 ② K		B S S X 1-2 1-3 2-H 2B		C S B F B C 2-3 ② K		C B S X 1-2 BB 1B 1-2		4	0	2	1	0	2	0
Dave Winfield, R (1, 9) OBP: 0.450, SLG: 0.613		F X 0-1 ③ 6-3		B S F S 1-3 ③ K		C X 0-1 1B		B B B B 4-0 FC6-4 1-2 2-3 BB		3	0	1	0	1	1	2
Jose Cruz, L (1, 10) OBP: 0.205, SLG: 0.171			C C B F B F F X 2-2 ① P3		X 0-0 1B 1B 1B	B X 1-0 ③ F5		C F B F B F X 2-2 ③ FC6-4 1-2f		4	1	1	0	0	0	4
Rafael Santana, R (1, 6) OBP: 0.287, SLG: 0.270			B F F F F B X 2-2 ② 6-3		F B B 1 SAFE X 2-1 ① F9		C F B F F X 1-2 ① F7		C C F B B X 2-2 ① F9	3	0	0	0	0	0	1
Gary Ward, R (9, PH) OBP: 0.291, SLG: 0.242										1	0	0	0	0	0	0
Joel Skinner, R (1, 2) OBP: 0.245, SLG: 0.347			C S B S 1-3 ③ K		F F F B B X 2-2 1-2 E 1B		S B S C 1-3 ② K		C S B S 1-3 ② K	4	1	1	0	0	3	0
Inning Stats	R: 0 E: 0 K: 1 S: 8 H: 0 LOB: 0 BB: 0 P: 11	R: 0 E: 0 K: 2 S: 10 H: 0 LOB: 0 BB: 0 P: 13	R: 0 E: 0 K: 1 S: 14 H: 0 LOB: 0 BB: 0 P: 19	R: 1 E: 0 K: 1 S: 17 H: 3 LOB: 2 BB: 0 P: 24	R: 2 E: 1 K: 2 S: 16 H: 3 LOB: 1 BB: 0 P: 27	R: 0 E: 0 K: 2 S: 9 H: 1 LOB: 1 BB: 0 P: 13	R: 0 E: 0 K: 2 S: 11 H: 0 LOB: 0 BB: 0 P: 14	R: 0 E: 0 K: 0 S: 17 H: 1 LOB: 3 BB: 2 P: 31	R: 0 E: 0 K: 1 S: 19 H: 2 LOB: 2 BB: 0 P: 27	1B: 9 2B: 1 3B: 0 HR: 0	SF: 0 SAC: 0 DP: 0 HBP: 0						

PITCHER	IP	WLS	BF	H	R	ER	SO	BB	IBB	HBP	BLK	WP	HR	S	P	ERA	WHIP
Roger Clemens, R (1, 1) ERA: 1.82	7.2	W	32	8	3	2	10	1	0	0	0	0	0	97	141	2.35	1.174
Lee Smith, R (8, 1) ERA: 4.03	1.1	S	7	2	0	0	1	1	0	0	0	0	0	24	38	0.00	2.250

PITCHER	IP	WLS	BF	H	R	ER	SO	BB	IBB	HBP	BLK	WP	HR	S	P	ERA	WHIP

Boston Red Sox @ New York Yankees

Yankee Stadium, Bronx, NY

Wed Jun 08 1988, 7:05 PM EDT
Att. 42,804 - Unknown - 69 F

livebaseballscorecards.com

AB	37
R	3
H	10
RBI	2
BB	2
SO	11
LOB	15

WP: 0 PB: 0 SB: 0 CS: 0 PA: 39

Baltimore Orioles @ New York Yankees

Yankee Stadium, Bronx, NY

Fri Jun 10 1988, 7:05 PM EDT

Att. 33,410 - Unknown - 61 F

TOP

livebaseballscorecards.com

Batter	1	2	3	4	5	6	7	8	9	AB	R	H	RBI	BB	SO	LOB
Joe Orsulak, L (1, 9) OBP: 0.340, SLG: 0.351	6-3	6-3		1B	G3				6-3 4-3 1B	5	0	2	0	0	0	0
Billy Ripken, R (1, 4) OBP: 0.245, SLG: 0.226	L7	K			6-3		5-3 1B		4-3	5	0	1	0	0	1	1
Cal Ripken Jr., R (1, 6) OBP: 0.393, SLG: 0.461	BB		F8		HR 1B		1 SAFE F 1 SAFE B 1 SAFE 1 SAFE 1 SAFE	F9	6-3	4	2	1	0	1	0	2
Eddie Murray, S (1, 3) OBP: 0.317, SLG: 0.364	BB		1-3		1-H HR		5-3		IBB	3	2	1	2	2	0	1
Larry Sheets, L (1, 7) OBP: 0.304, SLG: 0.308	1B		4-3		4-3		BB		G3	4	1	1	0	1	0	2
Fred Lynn, L (1, 8) OBP: 0.299, SLG: 0.435	E3			F4	2B		G3			4	0	1	0	0	0	4
Jim Traber, L (1, 10) OBP: 0.269, SLG: 0.360	1B			G3	F2			1-3		4	0	1	2	0	0	1
Terry Kennedy, L (1, 2) OBP: 0.224, SLG: 0.229	F7			2B	4-3			5-3		3	0	1	0	0	0	2
Mickey Tettleton, S (8, PH) OBP: 0.266, SLG: 0.373										1	0	0	0	0	0	0
(8, 2)																
Rene Gonzales, R (1, 5) OBP: 0.317, SLG: 0.365		B1-3		BB	F8			K		3	0	0	0	1	1	0

Inning Stats																								
	R: 3	H: 2		R: 0	H: 0		R: 0	H: 0		R: 0	H: 2		R: 2	H: 3		R: 0	H: 0		R: 0	H: 1		R: 0	H: 1	
	E: 1	LOB: 2		E: 0	LOB: 0		E: 0	LOB: 0		E: 0	LOB: 2		E: 0	LOB: 1		E: 0	LOB: 0		E: 0	LOB: 2		E: 0	LOB: 2	
	K: 0	BB: 2		K: 1	BB: 0		K: 0	BB: 0		K: 0	BB: 1		K: 0	BB: 0		K: 0	BB: 0		K: 0	BB: 1		K: 1	BB: 0	
	S: 15	P: 27		S: 6	P: 7		S: 5	P: 9		S: 10	P: 20		S: 19	P: 27		S: 8	P: 12		S: 6	P: 14		S: 11	P: 16	
	1B: 6	SF: 0		WP: 0	PA: 41																			
	2B: 2	SAC: 0		PB: 0																				
	3B: 0	DP: 0		SB: 0																				
	HR: 1	HBP: 0		CS: 0																				

PITCHER		IP	WLS	BF	H	R	ER	SO	BB	IBB	HBP	BLK	WP	HR	S	P	ERA	WHIP
Rick Rhoden, R	(1, 1)	4.2	L	24	7	5	2	1	3	0	0	0	0	1	51	85	3.86	2.143
ERA: 5.03																		
Tommy John, L	(5, 1)	4.1		17	2	0	0	1	1	1	0	0	0	0	35	58	0.00	0.692
ERA: 3.68																		

PITCHER	IP	WLS	BF	H	R	ER	SO	BB	IBB	HBP	BLK	WP	HR	S	P	ERA	WHIP

AB	36
R	5
H	9
RBI	4
BB	5
SO	2
LOB	13

BOTTOM

Baltimore Orioles @ New York Yankees

Yankee Stadium, Bronx, NY

Fri Jun 10 1988, 7:05 PM EDT
Att. 33,410 - Unknown - 61 F

livebaseballscorecards.com

Batter	1	2	3	4	5	6	7	8	9	AB	R	H	RBI	BB	SO	LOB
Jose Cruz, L (1, 10) OBP: 0.224, SLG: 0.196	4-3	F7		1B 1B			4-3		FC4-6 1B	5	0	2	0	0	0	3
Wayne Tolleson, S (1, 4) OBP: 0.200, SLG: 0.200	4-3		4-3	1B			K		FC4-6	5	0	1	1	0	1	1
Claudell Washington, L (1, 8) OBP: 0.310, SLG: 0.402	F6		S 1B	G3			K			4	0	1	0	0	1	2
Jack Clark, R (1, 3) OBP: 0.398, SLG: 0.466		BB 1B BB	F7		K			K		3	1	0	0	1	2	1
Mike Pagliarulo, L (1, 5) OBP: 0.283, SLG: 0.387		HBP 1B BB	FC6-4 BB		L7			G3		2	0	0	0	2	0	0
Dave Winfield, R (1, 9) OBP: 0.451, SLG: 0.626		HBP 1B	FC6-4		5-3				HR	4	1	2	2	0	0	2
Jay Buhner, R (1, 7) OBP: 0.259, SLG: 0.333		HBP	K		K		K	F1		3	0	0	0	0	2	0
Rafael Santana, R (1, 6) OBP: 0.281, SLG: 0.265		F8	6-3		K		K		K	3	0	0	0	0	1	3
Gary Ward, R (9, PH) OBP: 0.288, SLG: 0.239										1	0	0	0	0	1	0
Joel Skinner, R (1, 2) OBP: 0.245, SLG: 0.343		K	1B 1B		F9				F8	4	1	1	0	0	1	3

AB	34
R	3
H	7
RBI	3
BB	3
SO	9
LOB	15

Inning Stats	1	2	3	4	5	6	7	8	9
	R: 0 H: 0 E: 0 LOB: 0 K: 0 BB: 0 S: 9 P: 13	R: 1 H: 1 E: 0 LOB: 3 K: 1 BB: 2 S: 16 P: 27	R: 0 H: 1 E: 0 LOB: 2 K: 0 BB: 1 S: 9 P: 15	R: 1 H: 3 E: 0 LOB: 2 K: 1 BB: 0 S: 14 P: 21	R: 0 H: 0 E: 0 LOB: 0 K: 1 BB: 0 S: 7 P: 11	R: 0 H: 0 E: 0 LOB: 0 K: 2 BB: 0 S: 8 P: 9	R: 0 H: 0 E: 0 LOB: 0 K: 2 BB: 0 S: 10 P: 12	R: 1 H: 1 E: 0 LOB: 0 K: 1 BB: 0 S: 8 P: 12	R: 0 H: 1 E: 0 LOB: 1 K: 1 BB: 0 S: 11 P: 15

1B: 6 SF: 0 2B: 0 SAC: 0 3B: 0 DP: 0 HR: 1 HBP: 1

WP: 0 PA: 38 PB: 0 SB: 1 CS: 0

PITCHER	IP	WLS	BF	H	R	ER	SO	BB	IBB	HBP	BLK	WP	HR	S	P	ERA	WHIP
Mike Boddicker, R (1, 1) ERA: 4.2	9.0	W	38	7	3	3	9	3	0	1	0	0	1	92	135	3.00	1.111

PITCHER	IP	WLS	BF	H	R	ER	SO	BB	IBB	HBP	BLK	WP	HR	S	P	ERA	WHIP

Batter	1	2	3	4	5	6	7	8	9	AB	R	H	RBI	BB	SO	LOB
Pete Stanicek, S (1, 7) OBP: 0.365, SLG: 0.397	F X 0-1 F7		X 0-0 SH5-4 1-2 2-3		B X 1-0 F8			B X 1-0 L7	C S C 0-3 K	2	0	0	0	0	0	0
Larry Sheets, L (8, PH) OBP: 0.301, SLG: 0.305 (8, 7)										2	0	0	0	0	1	1
Billy Ripken, R (1, 4) OBP: 0.249, SLG: 0.236	F B C F X 1-2 L5		C X 0-1 2-3 3-H 1B		B B B C C F F F 3-2 F X 2B			C B X 1-1 5-3	X 0-0 1-2 FC6-4	5	0	2	1	0	0	1
Cal Ripken Jr., R (1, 6) OBP: 0.395, SLG: 0.459	B B B C B 4-1 FC6-4 BB		C B C C 1-3 K		X 0-0 F4			S F B B F X 2-2 HR 1B		3	1	1	0	1	1	2
Eddie Murray, S (1, 3) OBP: 0.320, SLG: 0.380	C B X 1-1 FC6-4 1-2			F F F X 0-2 2B SF8 1B		F C B B F S 2-3 K		B X 1-0 1-H HR		4	2	2	2	0	1	1
Mickey Tettleton, S (1, 2) OBP: 0.279, SLG: 0.413		B B X 2-0 F7		B X 1-0 SF8 1-3 SF8 2B		C B S C 1-3 K		S C X 0-2 2B		4	1	2	0	0	1	0
Jim Traber, L (1, 10) OBP: 0.233, SLG: 0.321		C B B C F X 2-2 F8		X 0-0 SF8 2-3 3-H		B X 1-0 F9		B F B B X 3-1 F9		3	0	0	1	0	0	1
Ken Gerhart, R (1, 8) OBP: 0.225, SLG: 0.356		C F C 0-3 K		B C P B X 3-1 SF8 3-H			F B B F X 2-2 F7		C S B X 1-2 HR	3	1	1	2	0	1	0
Joe Orsulak, L (1, 9) OBP: 0.338, SLG: 0.348		B X 1-0 SH5-4 1B 1B		X 0-0 F5			B B C C S 2-3 K		C B F X 1-2 6-3	4	1	1	0	0	1	0
Rene Gonzales, R (1, 5) OBP: 0.326, SLG: 0.372			X 0-0 1B SH5-4 1-2 1B		B F B B C F X 3-2 F7		F X 0-1 5-3		B X 1-0 FC6-4 1B	4	0	2	0	0	0	0
Inning Stats	R: 0 E: 0 K: 0 S: 9 H: 0 LOB: 1 BB: 1 P: 15	R: 0 E: 0 K: 1 S: 8 H: 0 LOB: 0 BB: 0 P: 12	R: 1 E: 0 K: 1 S: 8 H: 3 LOB: 1 BB: 0 P: 10	R: 2 E: 0 K: 0 S: 10 H: 2 LOB: 0 BB: 0 P: 13	R: 0 E: 0 K: 0 S: 14 H: 1 LOB: 1 BB: 0 P: 21	R: 0 E: 0 K: 2 S: 8 H: 0 LOB: 0 BB: 0 P: 12	R: 0 E: 0 K: 1 S: 8 H: 0 LOB: 0 BB: 0 P: 12	R: 2 E: 0 K: 0 S: 13 H: 3 LOB: 1 BB: 0 P: 21	R: 1 E: 0 K: 1 S: 11 H: 2 LOB: 1 BB: 0 P: 14	1B: 6 2B: 3 3B: 0 HR: 2	SF: 2 SAC: 1 DP: 0 HBP: 0						

TOP

Baltimore Orioles @ New York Yankees

Yankee Stadium, Bronx, NY

Sat Jun 11 1988, 3:33 AM EDT

Att. 33,826 - Sunny - 76 F

livebaseballscorecards.com

AB	34
R	6
H	11
RBI	6
BB	1
SO	6
LOB	6

WP: 0 PA: 38
PB: 0
SB: 0
CS: 0

PITCHER		IP	WLS	BF	H	R	ER	SO	BB	IBB	HBP	BLK	WP	HR	S	P	ERA	WHIP
John Candelaria, L ERA: 2.57	(1, 1)	6.0	W	24	6	3	3	4	1	0	0	0	0	0	57	83	4.50	1.167
Steve Shields, R ERA: 4.7	(7, 1)	1.2		8	3	2	2	1	0	0	0	0	0	1	19	28	10.80	1.800
Dave Righetti, L ERA: 2.35	(8, 1)	1.1	S	6	2	1	1	1	0	0	0	0	0	1	13	19	6.75	1.500

PITCHER	IP	WLS	BF	H	R	ER	SO	BB	IBB	HBP	BLK	WP	HR	S	P	ERA	WHIP

Batter	1	2	3	4	5	6	7	8	9	AB	R	H	RBI	BB	SO	LOB
Wayne Tolleson, S (1, 5) OBP: 0.333, SLG: 0.333	X 0-0 L1-3 1B	X 0-0 ③ 5-3	C S B X 1-2 BB 1B BB 1B	B 1 SAFE B 1 SAFE X 2-0 ② FC1-6 BB 1-2					4	1	2	0	0	0	2
Bobby Meacham, S (1, 4) OBP: 0.298, SLG: 0.313	L F B F B 1 P 1 SAFE 1 SAFE X 3-2 ①② L1-3 1-2			B X 1-0 ① 3-1	1 SAFE 1 SAFE X 0-0 BB BB HR 1-2 1B	1 SAFE B B B B 4-0 1-2 BB			3	1	1	0	1	0	1
Dave Winfield, R (1, 9) OBP: 0.452, SLG: 0.621	B C C B X 2-2 ③ F9			C X 0-1 BB 1B 1B	C B B B B 4-1 BB HR 1-2 2-3 BB	B C S F X 1-2 ③ F7			3	2	1	0	1	0	2
Jack Clark, R (1, 3) OBP: 0.405, SLG: 0.466		B B C F X 2-2 L7-4 F7 1B	B B B C 1 SAFE B 4-1 1B 1B 1-2 BB	B B B B 4-0 HR 1-2 2-3 3-H BB			C B F X 1-2 ① F3		2	2	1	1	2	0	0
Jay Buhner, R (1, 8) OBP: 0.290, SLG: 0.464		B B F B X 3-1 ① F7 1-2	B X 1-0 1B SF9 1-2 2-H 1B	C X 0-1 1-H 2-H 3-H HR			C B S B X 2-2 ② F3		4	2	2	5	0	0	1
Gary Ward, R (1, 7) OBP: 0.287, SLG: 0.240		C X 0-1 ②③ L7-4 2-3	C B B C F F B X 3-2 1-3 2-H 1B	F B X 1-1 ② 6-3			B B F C B C 3-3 ③ K		4	0	1	1	0	1	1
Rick Rhoden, R (1, 10) Jose Cruz, L (5, PH) OBP: 0.235, SLG: 0.191		F F X 0-2 ① 5-3	B F X 1-1 ② SF9 3-H	B F B B F X 3-2 ③ 4-3			B B B C B 4-1 CS BB		1 1	0 0	0 0	1 1	0 0	0 0	0 0
Rafael Santana, R (1, 6) OBP: 0.275, SLG: 0.258		C X 0-1 ② 5-3	F X 0-1 ③ L1	C X 0-1 ① F6		L C B 1 SAFE B 1 SAFE P F X 3-2 ①② F9 1-2			4	0	0	0	0	0	2
Joel Skinner, R (1, 2) OBP: 0.254, SLG: 0.349		B B X 2-0 1B	B C F C 1-3 ① K	C X 0-1 FC1-6 1B		B F B F X 2-2 ③ 4-3			4	0	2	0	0	1	0
Inning Stats	R: 0 E: 0 K: 0 S: 9 H: 1 LOB: 0 BB: 0 P: 13	R: 0 E: 0 K: 0 S: 8 H: 1 LOB: 0 BB: 0 P: 13	R: 0 E: 0 K: 0 S: 7 H: 1 LOB: 1 BB: 0 P: 9	R: 3 E: 0 K: 0 S: 14 H: 3 LOB: 1 BB: 1 P: 24	R: 5 E: 0 K: 1 S: 15 H: 3 LOB: 0 BB: 2 P: 29	R: 0 E: 0 K: 0 S: 9 H: 1 LOB: 2 BB: 1 P: 16	R: 0 E: 0 K: 1 S: 9 H: 0 LOB: 0 BB: 0 P: 15	R: 0 E: 0 K: 0 S: 9 H: 0 LOB: 0 BB: 1 P: 17		1B: 9 2B: 2 3B: 0 HR: 1 SF: 1 SAC: 0 DP: 2 HBP: 0						

PITCHER		IP	WLS	BF	H	R	ER	SO	BB	IBB	HBP	BLK	WP	HR	S	P	ERA	WHIP
Jeff Ballard, L ERA: 4.41	(1, 1)	4.1	L	20	8	5	5	1	1	0	0	0	0	0	45	68	10.38	2.077
Doug Sisk, R ERA: 3.16	(5, 1)	1.2		10	2	3	3	0	3	0	0	0	0	1	17	36	16.20	3.000
Mark Williamson, R ERA: 4.37	(7, 1)	2.0		6	0	0	0	1	1	0	0	0	0	0	18	32	0.00	0.500

PITCHER	IP	WLS	BF	H	R	ER	SO	BB	IBB	HBP	BLK	WP	HR	S	P	ERA	WHIP

BOTTOM

Baltimore Orioles @ New York Yankees

Yankee Stadium, Bronx, NY

Sat Jun 11 1988, 3:33 AM EDT
Att. 33,826 - Sunny - 76 F

livebaseballscorecards.com

AB	30
R	8
H	10
RBI	8
BB	5
SO	2
LOB	9

Batter	1	2	3	4	5	6	7	8	9	AB	R	H	RBI	BB	SO	LOB
Pete Stanicek, S (1, 7) OBP: 0.354, SLG: 0.383	B X 1-0 ① 4-3		B B C S S 2-3 ① K	C C X 0-2 ③ F9		B F B X 2-1 ③ P6		B C B B X 3-1 HBP 1B	2	0	0	0	0	1	0
Larry Sheets, L (4, PH)(4, 7) OBP: 0.302, SLG: 0.305										3	0	1	0	0	0	3
Joe Orsulak, L (9, PR)(9, 7) OBP: 0.338, SLG: 0.348										0	0	0	0	0	0	0
Billy Ripken, R (1, 4) OBP: 0.252, SLG: 0.241	C B X 1-1 ② 5-3		C B B F S 2-3 ② K		X 0-0 ① 5-3			B X 1-0 WP 1B 2B	C B C F F H 2-2 1-2 HBP	4	1	1	0	0	1	0
Cal Ripken Jr., R (1, 6) OBP: 0.395, SLG: 0.458	B B X 2-0 BB 1B 1B		C B B X 2-1 ③ 4-3		B X 1-0 ② P4			B F F X 1-2 HR 2-H 1B	C B B S F C 2-3 ③ K	5	2	2	1	0	1	2
Eddie Murray, S (1, 3) OBP: 0.327, SLG: 0.397	S 1 B B S B B SAFE			B S F X 1-2 SH3-4 1B 1B 1B	F B X 1-1 ③ 4-3			B S B F X 2-2 1-H HR		3	2	2	2	1	0	0
	4-2 E 1B 1-2 BB															
Mickey Tettleton, S (1, 2) OBP: 0.292, SLG: 0.418	B X 1-0 E8 1-3 2-H 1B			B B X 2-0 1B SH3-4 1-2 1B		B B B C X 3-1 ① 3-1		B X 1-0 ① P4		4	0	2	1	0	0	0
Fred Lynn, L (1, 9) OBP: 0.294, SLG: 0.428	C B F X 1-2 ③ 4-3			M X 0-1 ① SH3-4 1-2 2-3		B C X 1-1 ② F7		C F S 0-3 ② K		3	0	0	0	0	1	2
Ken Gerhart, R (1, 8) OBP: 0.226, SLG: 0.342		B X 1-0 ① F8		C B B B B 4-1 1B BB		B X 1-0 ③ F8		B B C C S 2-3 ③ K		3	0	0	0	1	1	0
Jim Traber, L (1, 10) OBP: 0.235, SLG: 0.313		C X 0-1 ② 4-3		C X 0-1 1-2 2-3 3-H 1B			B X 1-0 ① F8		B B S X 2-1 ① F2	4	0	1	1	0	0	0
Rene Gonzales, R (1, 5) OBP: 0.311, SLG: 0.354		B S C X 1-2 ③ 5-3		B X 1-0 ② F8			X 0-0 ② F7		B S X 1-1 ② L5	4	0	0	0	0	0	3
Inning Stats	R: 1 E: 1 K: 0 S: 10 H: 2 LOB: 2 BB: 1 P: 20	R: 0 E: 0 K: 0 S: 6 H: 0 LOB: 0 BB: 0 P: 8	R: 0 E: 0 K: 2 S: 8 H: 0 LOB: 0 BB: 0 P: 14	R: 1 E: 0 K: 0 S: 13 H: 3 LOB: 3 BB: 1 P: 21	R: 0 E: 0 K: 0 S: 4 H: 0 LOB: 0 BB: 0 P: 6	R: 0 E: 0 K: 0 S: 5 H: 0 LOB: 0 BB: 0 P: 10	R: 0 E: 0 K: 0 S: 4 H: 0 LOB: 0 BB: 0 P: 7	R: 3 E: 0 K: 2 S: 14 H: 3 LOB: 0 BB: 0 P: 21	R: 0 E: 0 K: 1 S: 14 H: 1 LOB: 2 BB: 0 P: 24	1B: 7 2B: 1 3B: 0 HR: 1 SF: 0 SAC: 1 DP: 0 HBP: 1						

TOP

Baltimore Orioles @ New York Yankees

Yankee Stadium, Bronx, NY

Sun Jun 12 1988, 3:33 AM EDT

Att. 51,142 - Sunny - 82 F

livebaseballscorecards.com

AB	35
R	5
H	9
RBI	5
BB	2
SO	5
LOB	10

WP: 1 PA: 39
PB: 0
SB: 0
CS: 0

PITCHER		IP	WLS	BF	H	R	ER	SO	BB	IBB	HBP	BLK	WP	HR	S	P	ERA	WHIP
Tommy John, L ERA: 3.76	(1, 1)	3.1		17	5	2	2	2	2	0	0	0	0	0	33	58	5.40	2.100
Charles Hudson, R ERA: 3.79	(4, 1)	3.2		13	2	2	2	0	0	0	0	0	1	0	21	34	4.91	0.545
Cecilio Guante, R ERA: 2.38	(8, 1)	2.0	W	9	2	1	1	3	0	0	1	0	0	1	24	39	4.50	1.000

PITCHER	IP	WLS	BF	H	R	ER	SO	BB	IBB	HBP	BLK	WP	HR	S	P	ERA	WHIP

Baltimore Orioles @ New York Yankees

Yankee Stadium, Bronx, NY

Sun Jun 12 1988, 3:33 AM EDT

Att. 51,142 - Sunny - 82 F

BOTTOM

livebaseballscorecards.com

Batter	1	2	3	4	5	6	7	8	9	AB	R	H	RBI	BB	SO	LOB
Wayne Tolleson, S (1, 4) OBP: 0.357, SLG: 0.429	K		6-3		1B 2B 3-H	F7			1B 1B	5	2	2	1	0	1	1
Jose Cruz, L (1, 10) OBP: 0.268, SLG: 0.235	2B		F8		1B G3 BB	3-1			1B 1B 1-3	4	1	2	0	1	0	1
Claudell Washington, L (1, 7) OBP: 0.313, SLG: 0.402	5-3			K	G3 BB 1-3 2-H 1B		F2		1B 1-2 3-H	5	0	2	2	0	1	1
Jack Clark, R (1, 3) OBP: 0.406, SLG: 0.461	L4			E 1B BB	F 1 SAFE F P 1 SAFE 1 SAFE B B 1 SAFE G3 1-2 BB		P5			2	1	0	0	2	0	1
Mike Pagliarulo, L (1, 5) OBP: 0.279, SLG: 0.380		K		E3 1B 1-3	G3 1-2 2-3 3-H		F8			4	1	0	1	0	1	3
Dave Winfield, R (1, 9) OBP: 0.449, SLG: 0.612		5-3		K	IBB			F9		3	0	0	0	1	1	2
Jay Buhner, R (1, 8) OBP: 0.314, SLG: 0.469		1B		1B 2-H 3-H	K			F2		4	0	2	2	0	1	3
Rafael Santana, R (1, 6) OBP: 0.274, SLG: 0.258		K			SH5-3 BLK 2B 1B	K		3-1		4	1	1	0	0	2	1
Joel Skinner, R (1, 2) OBP: 0.256, SLG: 0.357			5-3		SH5-3 1-3	2B			K	3	0	1	0	0	1	0

	AB	34
	R	6
	H	10
	RBI	6
	BB	4
	SO	8
	LOB	13

| Inning Stats | | |

Batter	1	2	3	4	5	6	7	8	9	AB	R	H	RBI	BB	SO	LOB
Jose Cruz, L (1, 10) OBP: 0.306, SLG: 0.268	F B B X 2-1 FC5-4 1B		B C X 1-1 ② ③ G6-4-3 1-2f		F X 0-1 FC3-6 HBP 1-2 HR 1B	B X 1-0 1-2 1B		B X 1-0 ① 4-3	B B B B 4-0 BB	5	1	3	0	1	0	1
Bobby Meacham, S (1, 4) OBP: 0.300, SLG: 0.299	M 1 SAFE B X 1-1 ① FC5-4 4-3 1-2f			B B C B B 4-1 1B 1B BB	C B F H 2-2 FC3-6 HBP 1-2 2-3	B C B X 2-1 ③ F9		B C B X 2-1 ② 5-3	C B C C 1-3 ③ K	4	1	0	0	1	1	4
Claudell Washington, L (1, 7) OBP: 0.320, SLG: 0.408	1 SAFE C 1 SAFE F B 1 SAFE X 1-2 ② 4-3 1-2			B 1 SAFE 1 SAFE C B X 2-1 1B 1B 1B 1-2	B B X 2-0 ① FC3-6 HR 1-2 2-3 3-H		B C X 1-1 1B 2B 1B	X 0-0 1B		5	3	3	1	0	0	3
Jack Clark, R (1, 3) OBP: 0.402, SLG: 0.471	X 0-0 ③ F9			B B C X 2-1 ① P5	X 0-0 HR 1-H 3-H		C F S 0-3 ① K	B B F B X 3-1 ③ F7		5	1	1	3	0	1	5
Mike Pagliarulo, L (1, 5) OBP: 0.281, SLG: 0.380		C B B X 2-1 ① 4-3		F S B X 1-2 1B 1-3 2-H 1B	B X 1-0 ② P5		F F B F 1 SAFE X 1-2 2B 1-3 1B		B X 1-0 ① F8	5	1	2	1	0	0	0
Dave Winfield, R (1, 9) OBP: 0.456, SLG: 0.624		B B B C T X 3-2 ② 2B		C X 0-1 FC6 1-3 3-H 1B	B B B C F F F S 3-3 ③ K		C X 0-1 F8 1B 1-H 3-H 2B		C H 1-1 1B HR HBP	4	2	3	3	0	1	0
Jay Buhner, R (1, 8) OBP: 0.300, SLG: 0.432		S T B S 1-3 ③ K		X 0-0 ② F3		F B B B F F F S 3-3 ① K	B F X 1-1 ② F8 2-3		C T X 0-2 HR 1-2 1B	5	1	1	0	0	2	3
Rafael Santana, R (1, 6) OBP: 0.289, SLG: 0.293			C X 0-1 FC4-6 1B	X 0-0 ③ FC6 1-2f		B B X 2-0 1B 1B	X 0-0 3-H 1B		M X 0-1 1-H 2-H HR	5	1	4	4	0	0	2
Joel Skinner, R (1, 2) OBP: 0.254, SLG: 0.350			1 SAFE 1 SAFE X 0-0 ① FC4-6 G6-4-3 1-2f		B X 1-0 HBP 1B FC3-6 1B	1 SAFE S C S 0-3 ② K	F F X 0-2 3-1 ③		C X 0-1 ② 5-3	5	1	1	0	0	1	3
Inning Stats	R: 0 E: 0 K: 0 S: 8 H: 1 LOB: 1 BB: 0 P: 12	R: 0 E: 0 K: 1 S: 8 H: 1 LOB: 0 BB: 0 P: 14	R: 0 E: 0 K: 0 S: 5 H: 1 LOB: 0 BB: 0 P: 6	R: 2 E: 0 K: 0 S: 12 H: 3 LOB: 2 BB: 1 P: 21	R: 4 E: 0 K: 1 S: 13 H: 3 LOB: 0 BB: 0 P: 22	R: 0 E: 0 K: 2 S: 11 H: 2 LOB: 2 BB: 0 P: 19	R: 3 E: 0 K: 1 S: 17 H: 4 LOB: 1 BB: 0 P: 20	R: 0 E: 0 K: 0 S: 6 H: 1 LOB: 1 BB: 0 P: 12	R: 3 E: 0 K: 1 S: 12 H: 2 LOB: 1 BB: 1 P: 19	1B: 14 2B: 2 3B: 0 HR: 2 SF: 0 SAC: 0 DP: 1 HBP: 2						

PITCHER		IP	WLS	BF	H	R	ER	SO	BB	IBB	HBP	BLK	WP	HR	S	P	ERA	WHIP
Roger Clemens, R ERA: 2.37	(1, 1)	6.2	L	35	15	9	9	5	1	0	1	0	0	1	71	111	12.15	2.400
Bob Stanley, R ERA: 3.18	(7, 1)	2.1		12	3	3	3	1	1	0	1	0	0	1	21	34	11.57	1.714

PITCHER	IP	WLS	BF	H	R	ER	SO	BB	IBB	HBP	BLK	WP	HR	S	P	ERA	WHIP

TOP

New York Yankees @ Boston Red Sox

Fenway Park, Boston, MA

Mon Jun 13 1988, 7:05 PM EDT

Att. 34,288 - Unknown - 88 F

livebaseballscorecards.com

AB	43
R	12
H	18
RBI	12
BB	2
SO	6
LOB	21

Batter	1	2	3	4	5	6	7	8	9	AB	R	H	RBI	BB	SO	LOB
Ellis Burks, R (1, 8) OBP: 0.374, SLG: 0.481	B F B B X 3-1 F4 ①		C X 0-1 4-3 ①		B S B X 2-1 6-3 ①		B C X 1-1 FC6-4-5 1-3 2B		C F B B S 2-3 K ②	5	0	1	0	0	1	0
Marty Barrett, R (1, 4) OBP: 0.338, SLG: 0.364	C B C X 1-2 1-3 ②		B B B B 4-0 E BB		X 0-0 1B 2B		X 0-0 FC6-4-5 ① 2-3 3-H		B X 1-0 P6 ③	4	1	1	1	1	0	1
Wade Boggs, L (1, 5) OBP: 0.483, SLG: 0.459	C C B B X 2-2 5-3 ③		C X 0-1 E6 G6-4-3 1-2		X 0-0 CS 2-H 1B		C F B B B F C 3-3 K ②			4	0	1	1	0	1	2
Dwight Evans, R (1, 9) OBP: 0.366, SLG: 0.405		C F B C 1-3 K ①	B C 1 SAFE B C X 2-2 G6-4-3 ② ③ 1-2f		B B C B S F S 3-3 K ② ③ 1-2		B B C F X 2-2 P4 ③			4	0	0	0	0	2	4
Mike Greenwell, L (1, 7) OBP: 0.428, SLG: 0.497		C B X 1-1 F9 ②		F C B X 1-2 5-3 HR 1B		B C S B B X 3-2 6-3 ①		B S B X 2-1 1B		4	1	2	0	0	0	0
Rick Cerone, R (1, 2) OBP: 0.409, SLG: 0.427		B B C B B 4-1 HR BB	B X 1-0 5-3 ① 1-2		C B X 1-1 5-3 ②			S B X 1-1 F9 ①		3	1	0	0	1	0	2
Jim Rice, R (1, 10) OBP: 0.315, SLG: 0.317	X 0-0 1-H HR		B B X 2-0 2-H HR		B C F B B B 4-2 BB			C F C 0-3 K ②		3	2	2	4	1	1	1
Pat Dodson, L (1, 3) OBP: 0.174, SLG: 0.304		B S C B X 2-2 2B	S B C F X 1-2 6-3 ②		B F F X 1-2 G3 ③			B F S S 1-3 K ③		4	0	1	0	0	1	2
Spike Owen, S (1, 6) OBP: 0.309, SLG: 0.372		F B X 1-1 4-3 ③	B C X 1-1 F8 ③				B C F X 1-2 2B FC6-4-5 1B		C B F B X 2-2 4-3 ①	4	1	1	0	0	0	1
Inning Stats	R: 0 E: 0 K: 0 S: 8 H: 0 LOB: 0 BB: 0 P: 14	R: 2 E: 0 K: 1 S: 12 H: 2 LOB: 1 BB: 1 P: 21	R: 0 E: 1 K: 0 S: 7 H: 0 LOB: 1 BB: 1 P: 13	R: 2 E: 0 K: 0 S: 11 H: 2 LOB: 0 BB: 0 P: 17	R: 1 E: 0 K: 1 S: 8 H: 2 LOB: 1 BB: 0 P: 13	R: 0 E: 0 K: 0 S: 10 H: 0 LOB: 1 BB: 1 P: 19	R: 1 E: 0 K: 1 S: 13 H: 2 LOB: 1 BB: 0 P: 20	R: 0 E: 0 K: 2 S: 10 H: 1 LOB: 1 BB: 0 P: 14	R: 0 E: 0 K: 1 S: 7 H: 0 LOB: 0 BB: 0 P: 12	1B: 4 2B: 4 3B: 0 HR: 2	SF: 0 SAC: 0 DP: 2 HBP: 0	WP: 0 PB: 0 SB: 0 CS: 1	PA: 38				

PITCHER		IP	WLS	BF	H	R	ER	SO	BB	IBB	HBP	BLK	WP	HR	S	P	ERA	WHIP
Richard Dotson, R ERA: 3.24	(1, 1)	6.0	W	26	6	5	5	2	3	0	0	0	0	2	56	97	7.50	1.500
Cecilio Guante, R ERA: 2.42	(7, 1)	3.0	S	12	3	1	1	4	0	0	0	0	0	0	30	46	3.00	1.000

PITCHER	IP	WLS	BF	H	R	ER	SO	BB	IBB	HBP	BLK	WP	HR	S	P	ERA	WHIP

BOTTOM

New York Yankees @ Boston Red Sox

Fenway Park, Boston, MA

Mon Jun 13 1988, 7:05 PM EDT

Att. 34,288 - Unknown - 88 F

livebaseballscorecards.com

AB	35
R	6
H	9
RBI	6
BB	3
SO	6
LOB	13

Batter	1	2	3	4	5	6	7	8	9	AB	R	H	RBI	BB	SO	LOB
Wayne Tolleson, S (1, 4) OBP: 0.263, SLG: 0.316	X 0-0 ① F7	B F C B B X 3-2 ③ G4-3		B C B C S 2-3 ③ K		F B F X 1-2 ②③ G6-4-3 1-2f			X 0-0 ② P5	5	0	0	0	0	1	5
Don Mattingly, L (1, 3) OBP: 0.395, SLG: 0.494	C B B X 2-1 2B		X 0-0 ① G6-3		B X 1-0 WP 2B		B F X 1-1 G6-4-3 1B		C B C S 1-3 ③ K	5	0	3	0	0	1	1
Jack Clark, R (1, 10) OBP: 0.399, SLG: 0.462	C B F X 1-2 ② G5-3		B B B B 4-0 G3 BB		C F X 0-2 ① G5-3		B S X 1-1 ①② G6-4-3 1-2f			3	0	0	0	1	0	3
Mike Pagliarulo, L (1, 5) OBP: 0.277, SLG: 0.373	X 0-0 ③ G4-3		C C B F F X 1-2 ② G3 1-2		C S B S 1-3 ② K		B B C B C X 3-2 ③ G4-3			4	0	0	0	0	1	3
Dave Winfield, R (1, 9) OBP: 0.452, SLG: 0.616		B C X 1-1 ① P3	B B S B X 3-1 ③ F8		B B B B 4-0 WP BB			C B C B F X 2-2 ① G4-3		3	0	0	0	1	0	1
Claudell Washington, L (1, 7) OBP: 0.324, SLG: 0.410		C B B F X 2-2 1B 1B 1B		C S B X 1-2 HR 1B	F B F B X 2-2 ③ G4-3 1-2 2-3			F C B S 1-3 ② K		4	2	2	0	0	1	2
Jay Buhner, R (1, 8) OBP: 0.341, SLG: 0.525		B B X 2-0 1B 1-2 1B	X 0-0 1-H HR			B B B C B 4-1 FC1-5 1B BB		S X 0-1 ③ F8		3	1	2	2	1	0	0
Rafael Santana, R (1, 6) OBP: 0.290, SLG: 0.293 Jose Cruz, L (9, PH) OBP: 0.317, SLG: 0.281		C X 0-1 ② L7	B B C F X 2-2 ① G5-3			C C X 0-2 FC1-5 1-2 1B			F B S B X 2-2 1B	3 1	0 0	1 1	0 0	0 0	0 0	2 0
Joel Skinner, R (1, 2) OBP: 0.256, SLG: 0.350 Gary Ward, R (9, PH) OBP: 0.284, SLG: 0.237		2 SAFE X 0-0 1-3 2-H 1B		S X 0-1 ② G5-3		2 L C X 0-2 ① FC1-5 G6-4-3 1-2 2-3f			C S F B F X 1-2 ① F8	3 1	0 0	1 0	1 0	0 0	0 0	2 1
Inning Stats	R: 0 H: 1 E: 0 LOB: 1 K: 0 BB: 0 S: 7 P: 10	R: 1 H: 3 E: 0 LOB: 2 K: 0 BB: 0 S: 12 P: 20	R: 0 H: 0 E: 0 LOB: 1 K: 0 BB: 1 S: 8 P: 16	R: 2 H: 2 E: 0 LOB: 0 K: 1 BB: 0 S: 12 P: 17	R: 0 H: 1 E: 0 LOB: 2 K: 1 BB: 1 S: 10 P: 18	R: 0 H: 1 E: 0 LOB: 1 K: 0 BB: 1 S: 10 P: 15	R: 0 H: 1 E: 0 LOB: 0 K: 0 BB: 0 S: 7 P: 12	R: 0 H: 0 E: 0 LOB: 0 K: 1 BB: 0 S: 9 P: 12	R: 0 H: 1 E: 0 LOB: 1 K: 1 BB: 0 S: 12 P: 16	1B: 7 SF: 0 2B: 2 SAC: 0 3B: 0 DP: 2 HR: 1 HBP: 0						

TOP

New York Yankees @ Boston Red Sox

Fenway Park, Boston, MA

Tue Jun 14 1988, 7:05 PM EDT

Att. 33,367 - Unknown - 85 F

livebaseballscorecards.com

AB	35
R	3
H	10
RBI	3
BB	3
SO	4
LOB	20

WP: 1 PA: 38
PB: 0
SB: 0
CS: 0

PITCHER		IP	WLS	BF	H	R	ER	SO	BB	IBB	HBP	BLK	WP	HR	S	P	ERA	WHIP
Mike Smithson, R ERA: 6.53	(1, 1)	7.0	W	31	9	3	3	2	3	0	0	0	1	1	66	108	3.86	1.714
Lee Smith, R ERA: 3.76	(8, 1)	2.0	S	7	1	0	0	2	0	0	0	0	0	0	21	28	0.00	0.500

PITCHER	IP	WLS	BF	H	R	ER	SO	BB	IBB	HBP	BLK	WP	HR	S	P	ERA	WHIP

Batter	1	2	3	4	5	6	7	8	9	AB	R	H	RBI	BB	SO	LOB
Ellis Burks, R (1, 8) OBP: 0.380, SLG: 0.497	C F C 0-3 ① K		C X 0-1 SF9 1-3 1B 2B		C F S 0-3 ① K	X 0-0 G4-3 3-H 2B		S B B B X 3-1 G3-1 SH3-4 2-H 1B 1B		5	2	3	2	0	2	0
Marty Barrett, R (1, 4) OBP: 0.333, SLG: 0.359	C B C X 1-2 ② F7		X 0-0 ① SF9 2-3 3-H		C F B X 1-2 E3 2B	B C T X 1-2 ② G4-3 2-3		F B X 1-1 ① SH3-4 1-2		3	1	0	1	0	0	1
Wade Boggs, L (1, 5) OBP: 0.489, SLG: 0.469	B X 1-0 E8 1B		C C B B F B F X 3-2 3-H 1B		B B F X 2-1 1B 1-H 2B	I I I I 4-0 FC5-4 IBB		C B F X 1-2 ② G3-1 2-3		4	0	3	2	1	0	1
Dwight Evans, R (1, 9) OBP: 0.363, SLG: 0.401	B B X 2-0 ③ F8		C C B S 1-3 ② K		B C B F X 2-2 ② F8	C B X 1-1 ③ FC5-4 1-2f		B C B X 2-1 1B 3-H 1B		5	1	1	1	0	1	5
Mike Greenwell, L (1, 7) OBP: 0.435, SLG: 0.515		X 0-0 2B	C C C 0-3 ③ K		B B S F X 2-2 BB 2-3 1B		F B B X 2-1 G6-3 2B	F B F B B X 3-2 1B 1-3 1B		5	0	4	0	0	1	1
Jim Rice, R (1, 10) OBP: 0.322, SLG: 0.317		F B C F X 1-2 ① 5-3		B B B 4-0 G4-3 SH5-3 BB	B B B 4-0 1-2 BB		B C B F X 2-2 ① G6-3 2-3	F B C B F X 2-2 1-2 3-H 1B		3	0	1	1	2	0	2
Rick Cerone, R (1, 2) OBP: 0.399, SLG: 0.415		F C X 0-2 ② 6-3		X 0-0 ① SH5-3 1-2	C B X 1-1 ③ P4		X 0-0 ② G3	X 0-0 ③ P6		4	0	0	0	0	0	7
Pat Dodson, L (1, 3) OBP: 0.185, SLG: 0.333		C B B F F C 2-3 ③ K		B B X 2-0 ② G4-3 2-3		X 0-0 SH5-4 2B	C S S 0-3 ③ K			4	1	1	0	0	2	3
Spike Owen, S (1, 6) OBP: 0.317, SLG: 0.382			B B C B B 4-1 2B SF9 BB	C F B B X 2-2 ③ F8		X 0-0 ① SH5-4 2-3		C B B F F F B X 3-2 BLK 1B 2B		2	2	1	0	1	0	1
Inning Stats	R: 0 E: 1 K: 1 S: 8 H: 1 LOB: 1 BB: 0 P: 12	R: 0 E: 0 K: 1 S: 12 H: 1 LOB: 1 BB: 0 P: 15	R: 2 E: 0 K: 2 S: 15 H: 2 LOB: 1 BB: 1 P: 23	R: 0 E: 0 K: 0 S: 5 H: 0 LOB: 1 BB: 1 P: 13	R: 1 E: 1 K: 1 S: 16 H: 2 LOB: 3 BB: 1 P: 28	R: 1 E: 0 K: 0 S: 8 H: 2 LOB: 2 BB: 1 P: 14	R: 0 E: 0 K: 1 S: 9 H: 1 LOB: 1 BB: 0 P: 13	R: 3 E: 0 K: 0 S: 22 H: 5 LOB: 2 BB: 0 P: 37		1B: 7 2B: 7 3B: 0 HR: 0 SF: 1 SAC: 3 DP: 0 HBP: 0						

PITCHER		IP	WLS	BF	H	R	ER	SO	BB	IBB	HBP	BLK	WP	HR	S	P	ERA	WHIP
Neil Allen, R ERA: 2.65	(1, 1)	5.1	L	28	8	4	3	5	3	0	0	0	0	0	59	94	5.06	2.062
Charles Hudson, R ERA: 3.71	(6, 1)	1.1		6	1	0	0	0	0	1	0	0	0	0	11	21	0.00	0.750
Dave Righetti, L ERA: 3.09	(7, 1)	1.1		9	5	3	3	1	0	0	0	1	0	0	25	40	20.25	3.750

PITCHER	IP	WLS	BF	H	R	ER	SO	BB	IBB	HBP	BLK	WP	HR	S	P	ERA	WHIP

BOTTOM

New York Yankees @ Boston Red Sox

Fenway Park, Boston, MA

Tue Jun 14 1988, 7:05 PM EDT

Att. 33,367 - Unknown - 85 F

livebaseballscorecards.com

AB	35
R	7
H	14
RBI	7
BB	4
SO	6
LOB	21

Batter	1	2	3	4	5	6	7	8	9	AB	R	H	RBI	BB	SO	LOB
Rickey Henderson, R (1, 10) OBP: 0.408, SLG: 0.439	S C B B B X 3-2 ① L4		C B B C B X 3-2 ① G4-3		C B X 1-1 3-H 1B	C B B B C B 4-2 FC6-4 1-2 2-3 3-H BB			F B C S 1-3 ① K	4	0	1	2	1	1	0
Wayne Tolleson, S (1, 5) OBP: 0.333, SLG: 0.348 (8, 4)	B C B B B B 4-1 1B BB		C B X 1-1 1B		C C X 0-2 ② F7	C X 0-1 ③ FC6-4 1-2f			C B B X 2-1 1B	4	0	2	0	1	0	4
Jay Buhner, R (1, 8) OBP: 0.306, SLG: 0.467	1 SAFE C S S 1 SAFE 0-3 ② K		B 1 SAFE X 1-0 ② F8		B S S C 1-3 ③ K		C S B F C 1-3 ① K		X 0-0 ② P3	5	0	0	0	0	3	4
Jack Clark, R (1, 3) OBP: 0.399, SLG: 0.458	B 1 SAFE C 1 SAFE B 1 SAFE C X 2-2 FC5-4 1-3 1B		C S S 0-3 ③ K			S S B X 1-2 ① L7	B C B B B 4-1 BLK 1B BB		C X 0-1 ③ F9	4	0	1	0	1	1	2
Dave Winfield, R (1, 9) OBP: 0.449, SLG: 0.623	C C B B X 2-2 ③ FC5-4 1-2f			B C B X 2-1 ① G6-3		F B B X 2-1 HR	C S B F S 1-3 ② K 1-2			4	1	1	1	0	1	3
Gary Ward, R (1, 7) OBP: 0.295, SLG: 0.242 Claudell Washington, L (7, PH) OBP: 0.328, SLG: 0.413 (7, 7)		B B X 2-0 F9 1B		C B X 1-1 ② G5-3		B B B C B 4-1 1B BB BB	B C X 1-1 ③ 2-H 1B			2 1	1 0	1 1	0 0	1 0	0 0	0 0
Bobby Meacham, S (1, 4) OBP: 0.291, SLG: 0.289 Mike Pagliarulo, L (8, PH) OBP: 0.276, SLG: 0.372 (8, 5)	L 1 SAFE B B F X 2-2 ① ② F9 1-2			B B C X 2-1 ③ F8		C B S S 1-3 ② K		B B B C X 3-1 ① F8		3 1	0 0	0 0	0 0	0 0	1 0	2 0
Rafael Santana, R (1, 6) OBP: 0.299, SLG: 0.310	C F X 0-2 FC6-4 1B				X 0-0 L8 1B 2B	C X 0-1 BB BB 1-3 1B		B B C F F C 2-3 ② K		4	1	3	0	0	1	0
Joel Skinner, R (1, 2) OBP: 0.256, SLG: 0.341	F B C B X 2-2 ③ FC6-4 1-2f				B B X 2-0 ① L8 2-3	B B S B 1 SAFE 1 B 4-1 BB 1-2 BB		C C F B C 1-3 ③ K		3	0	0	0	1	1	2
Inning Stats	R: 0 E: 0 K: 1 S: 13 H: 1 LOB: 2 BB: 1 P: 24	R: 0 E: 0 K: 0 S: 10 H: 2 LOB: 1 BB: 0 P: 16	R: 0 E: 0 K: 1 S: 9 H: 1 LOB: 1 BB: 0 P: 14	R: 0 E: 0 K: 0 S: 6 H: 0 LOB: 0 BB: 0 P: 11	R: 1 E: 0 K: 1 S: 10 H: 2 LOB: 1 BB: 0 P: 14	R: 2 E: 0 K: 1 S: 16 H: 2 LOB: 3 BB: 3 P: 32	R: 0 E: 0 K: 2 S: 11 H: 1 LOB: 2 BB: 1 P: 18	R: 0 E: 0 K: 2 S: 11 H: 0 LOB: 0 BB: 0 P: 17	R: 0 E: 0 K: 1 S: 8 H: 1 LOB: 1 BB: 0 P: 11	1B: 8 2B: 1 3B: 0 HR: 1 SF: 0 SAC: 0 DP: 0 HBP: 0						

TOP

New York Yankees @ Boston Red Sox

Fenway Park, Boston, MA

Wed Jun 15 1988, 7:05 PM EDT

Att. 33,870 - Unknown - 85 F

livebaseballscorecards.com

AB	35
R	3
H	10
RBI	3
BB	5
SO	9
LOB	17

WP: 0 PB: 0 SB: 0 CS: 0 PA: 40

PITCHER		IP	WLS	BF	H	R	ER	SO	BB	IBB	HBP	BLK	WP	HR	S	P	ERA	WHIP
Bruce Hurst, L ERA: 3.74	(1, 1)	5.2	W	27	8	3	3	4	3	0	0	0	0	1	60	103	4.76	1.941
Dennis Lamp, R ERA: 3.71	(6, 1)	1.1		6	1	0	0	2	2	0	0	1	0	0	15	26	0.00	2.250
Lee Smith, R ERA: 3.49	(8, 1)	2.0		7	1	0	0	3	0	0	0	0	0	0	19	28	0.00	0.500

PITCHER	IP	WLS	BF	H	R	ER	SO	BB	IBB	HBP	BLK	WP	HR	S	P	ERA	WHIP

BOTTOM

New York Yankees @ Boston Red Sox

Fenway Park, Boston, MA

Wed Jun 15 1988, 7:05 PM EDT

Att. 33,870 - Unknown - 85 F

livebaseballscorecards.com

Batter	1	2	3	4	5	6	7	8	9	AB	R	H	RBI	BB	SO	LOB
Ellis Burks, R (1, 8) OBP: 0.391, SLG: 0.523	B B S F B X 3-2 CS 1B	C F F B B X 2-2 1-H 2-H 3-H HR		B X 1-0 G1-6-3 1B		B B F S B X 3-2 1B 1B		B X 1-0 G5-3 ②		5	1	4	4	0	0	0
Marty Barrett, R (1, 4) OBP: 0.335, SLG: 0.357	C B X 1-1 ① F8	C X 0-1 ② P3		B C 1 SAFE 1 SAFE X 1-1 ① ② G1-6-3 1-2f		P X 1-0 1-2 1B		B B C B C B 4-2 1B 1B BB		4	1	1	0	1	0	2
Wade Boggs, L (1, 5) OBP: 0.487, SLG: 0.465	C 1 SAFE B B B B 4-1 ② 1-2 BB	X 0-0 ③ F8		B C C X 1-2 ③ G5-3		X 0-0 ③ G4-3		B X 1-0 1B 1-2 1B		4	0	1	0	1	0	2
Dwight Evans, R (1, 3) (8, 9) OBP: 0.360, SLG: 0.397	B C B B F X 3-2 ③ P4		B B C X 2-1 ① F8		B C B X 2-1 ① F8		C B B B F C 3-3 ① K	F S X 0-2 1-2 2-H 1B		5	0	1	1	0	1	1
Mike Greenwell, L (1, 7) OBP: 0.435, SLG: 0.514		B X 1-0 ① L8	B B B B 4-0 S BB		B X 1-0 ② F8		B B B X 3-0 1B 2B	C X 0-1 ③ L8		4	1	1	0	1	0	2
Jim Rice, R (1, 10) OBP: 0.325, SLG: 0.317		B B B B 4-0 1B 1B BB	B 1 SAFE F 1 SAFE S S 1-3 ② K		B B F X 2-1 1B		X 0-0 ② L8			3	1	1	0	1	1	2
Rick Cerone, R (1, 2) OBP: 0.408, SLG: 0.420		F B X 1-1 1B 1B 1-2 HR 1B	B B C C B F B 4-2 FC6-4 1-2 BB		X 0-0 ③ F9		C X 0-1 2-H 1B			3	1	2	1	1	0	1
Kevin Romine, R (1, 9) OBP: 0.200, SLG: 0.208		F B 1 SAFE B X 2-1 1B 1-2 2-H HR 1B	F B X 1-1 ③ FC6-4 1-2f			B X 1-0 ① F9	B C C X 1-2 ③ P3			3	1	1	1	0	0	2
Pat Dodson, L (7, PH) (8, 3) OBP: 0.179, SLG: 0.321										1	0	0	0	0	0	1
Spike Owen, S (1, 6) OBP: 0.322, SLG: 0.409		C X 0-1 1-2 2-3 HR 1B		B X 1-0 HR		B F B X 2-1 ② F9		C B B X 2-1 ① G4-3		4	2	2	1	0	0	0
Inning Stats	R: 0 E: 0 K: 0 S: 9 H: 1 LOB: 1 BB: 1 P: 20	R: 5 E: 0 K: 0 S: 14 H: 4 LOB: 0 BB: 1 P: 24	R: 0 E: 0 K: 1 S: 10 H: 0 LOB: 2 BB: 2 P: 22	R: 1 E: 0 K: 0 S: 7 H: 2 LOB: 0 BB: 0 P: 11	R: 0 E: 0 K: 0 S: 6 H: 1 LOB: 1 BB: 0 P: 11	R: 0 E: 0 K: 0 S: 9 H: 2 LOB: 2 BB: 0 P: 15	R: 1 E: 0 K: 1 S: 10 H: 2 LOB: 1 BB: 0 P: 17	R: 1 E: 0 K: 0 S: 11 H: 2 LOB: 2 BB: 1 P: 19		1B: 11 2B: 1 3B: 0 HR: 2 SF: 0 SAC: 0 DP: 1 HBP: 0						

AB	36
R	8
H	14
RBI	8
BB	5
SO	2
LOB	13

WP: 0 PB: 0 SB: 1 CS: 1 PA: 41

PITCHER		IP	WLS	BF	H	R	ER	SO	BB	IBB	HBP	BLK	WP	HR	S	P	ERA	WHIP
Al Leiter, L ERA: 4.3	(1, 1)	2.1	L	14	5	5	5	0	3	0	0	0	0	1	25	52	19.29	3.429
Tim Stoddard, R ERA: 6.67	(3, 1)	5.1		26	9	3	3	2	2	0	0	0	0	1	49	85	5.06	2.062
Tommy John, L ERA: 3.74	(8, 1)	0.1		1	0	0	0	0	0	0	0	0	0	0	2	2	0.00	0.000

PITCHER	IP	WLS	BF	H	R	ER	SO	BB	IBB	HBP	BLK	WP	HR	S	P	ERA	WHIP

Batter	1	2	3	4	5	6	7	8	9	AB	R	H	RBI	BB	SO	LOB
Rickey Henderson, R (1, 7) OBP: 0.402, SLG: 0.431	C B B S F X 2-2 ① F4		B C X 1-1 ② F8			C B B F B X 3-2 ① F9		F B X 1-1 ① F8		4	0	0	0	0	0	0
Don Mattingly, L (1, 3) OBP: 0.397, SLG: 0.492	B B F X 2-1 ② F9		C B C B B F B 4-2 BB			C B B B X 3-1 ② F9		C B X 1-1 HR 1B		3	1	1	0	1	0	0
Dave Winfield, R (1, 9) OBP: 0.442, SLG: 0.612	B C C T F B S 2-3 ③ K		X 0-0 ③ F9			B C B X 2-1 ③ G6-3		C X 0-1 ② F8		4	0	0	0	0	1	2
Jack Clark, R (1, 10) OBP: 0.397, SLG: 0.470		C B B C B F X 3-2 ① 5-3		B C B S X 2-2 ① F9			C F X 0-2 ① G3-1	X 0-0 1-H HR		4	1	1	2	0	0	0
Claudell Washington, L (1, 8) OBP: 0.332, SLG: 0.437		C X 0-1 E 3B		B C X 1-1 ② G1-3			X 0-0 FC1-2 3B	C S B X 1-2 ③ 4-3		4	1	2	0	0	0	0
Mike Pagliarulo, L (1, 5) OBP: 0.271, SLG: 0.365	S B X 1-1 ② L3			C B B F B C 3-3 ③ K			B X 1-0 ② FC1-2 1B 1B 3-H		C C B S 1-3 ① K	4	1	0	0	0	2	2
Wayne Tolleson, S (1, 4) OBP: 0.357, SLG: 0.346		B C S B F B B 4-2 E4 BB			B B C X 2-1 ① G4-3		C B B B C X 3-2 1-2 1B		F F B B B X 3-2 ② G4-3	3	0	1	0	1	0	0
Rafael Santana, R (1, 6) OBP: 0.298, SLG: 0.309	S B B F X 2-2 ③ E4 1-H 3-H				C F B X 1-2 ② F9		B B C X 2-1 1-2 2-H 1B		C X 0-1 ③ G6-3	4	0	1	1	0	0	1
Joel Skinner, R (1, 2) OBP: 0.252, SLG: 0.336			C B X 1-1 ① F8		S B X 1-1 ③ G5-3		S S B C 1-3 ③ K			2	0	0	0	0	0	0
Jose Cruz, L (7, PH) OBP: 0.313, SLG: 0.276										1	0	0	0	0	1	2
Bob Geren, R (7, 2)										0	0	0	0	0	0	0

TOP

New York Yankees @ Cleveland Indians

Cleveland Municipal Stadium, Cleveland, OH

Fri Jun 17 1988, 7:05 PM EDT

Att. 56,485 - Unknown - 64 F

livebaseballscorecards.com

AB	33
R	4
H	6
RBI	3
BB	2
SO	4
LOB	7

Inning Stats	1	2	3	4	5	6	7	8	9
	R: 0 E: 0 K: 1 S: 11	H: 0 LOB: 0 BB: 0 P: 17	R: 1 E: 1 K: 0 S: 14	H: 1 LOB: 1 BB: 1 P: 24	R: 0 E: 0 K: 0 S: 9	H: 0 LOB: 1 BB: 1 P: 15	R: 0 E: 0 K: 1 S: 8	H: 0 LOB: 0 BB: 0 P: 14	R: 0 E: 0 K: 0 S: 7	H: 0 LOB: 0 BB: 0 P: 11	R: 0 E: 0 K: 0 S: 7	H: 0 LOB: 0 BB: 0 P: 15	R: 1 E: 0 K: 1 S: 13	H: 3 LOB: 2 BB: 0 P: 20	R: 2 E: 0 K: 0 S: 10	H: 2 LOB: 0 BB: 0 P: 13	R: 0 E: 0 K: 1 S: 8	H: 0 LOB: 0 BB: 0 P: 12

| | | | | | | | | | |

Batter	1	2	3	4	5	6	7	8	9	AB	R	H	RBI	BB	SO	LOB
Julio Franco, R (1, 4) OBP: 0.324, SLG: 0.392	C X 0-1 ① F8		C X 0-1 ② G6-3		B B B I 4-0 IBB	C F X 0-2 ③ G3-1				3	0	0	0	1	0	1
Willie Upshaw, L (1, 3) OBP: 0.318, SLG: 0.410	S B F F B F F S 2-3 ② K		B C C F B B X 3-2 ③ F6		C X 0-1 ③ F8		X 0-0 WP 2B			4	0	1	0	0	1	2
Joe Carter, R (1, 8) OBP: 0.326, SLG: 0.496	C B F X 1-2 ③ F8			B C B S X 2-2 ① 2B		B S S X 1-2 E 2B 1B	L F X 0-2 ① P4			4	1	2	0	0	0	1
Ron Kittle, R (1, 10) OBP: 0.398, SLG: 0.689		X 0-0 HR		B F B C X 2-2 HR		1 SAFE 1 B 1 SAFE S B B X 3-1 ① F7	I I I I 4-0 WP IBB			3	2	2	2	1	0	1
Brook Jacoby, R (1, 5) OBP: 0.321, SLG: 0.393		C B S B S 2-3 ① K		C X 0-1 ② F8		1 SAFE 1 B X 1-0 E4 2B 1-2 1B	B B C C B F X 3-2 ② P6 1-2 2-3			4	1	0	0	0	1	3
Cory Snyder, R (1, 9) OBP: 0.310, SLG: 0.484		B F B B B F F X 3-2 2B		C B F X 1-2 ③ F8		C C X 0-2 1-3 2-H 1B 2B	F S F S 0-3 ③ K			4	1	2	1	0	1	2
Carmen Castillo, R (1, 7) OBP: 0.344, SLG: 0.355 Mel Hall, L (6, PH) OBP: 0.317, SLG: 0.355 (7, 7)		B F B C F F X 2-2 ② G5-3			X 0-0 ① F4	C C B X 1-2 2-H 3-H 2B 1B		B X 1-0 ① L9		2 2	0 1	0 1	0 2	0 0	0 0	1 0
Ron Washington, R (1, 6) OBP: 0.333, SLG: 0.378		B B F S S 2-3 ③ K			B C F F F B X 2-2 BLK 2B	C B F F X 1-2 1-H 2B		B B C B F F F B 4-2 L7-4-3 BB		3	0	2	1	1	1	1
Andy Allanson, R (1, 2) OBP: 0.294, SLG: 0.332			C X 0-1 ① G5-3		C B F F X 1-2 ② G4-3 2-3	C B X 1-1 ② F3		C F B X 1-2 ②③ L7-4-3 1-2		4	0	0	0	0	0	3
Inning Stats	R: 0 E: 0 K: 1 S: 11 H: 0 LOB: 0 BB: 0 P: 14	R: 1 E: 0 K: 2 S: 16 H: 2 LOB: 1 BB: 0 P: 25	R: 0 E: 0 K: 0 S: 8 H: 0 LOB: 0 BB: 0 P: 11	R: 1 E: 0 K: 0 S: 11 H: 2 LOB: 0 BB: 0 P: 16	R: 0 E: 0 K: 0 S: 12 H: 1 LOB: 2 BB: 1 P: 19	R: 4 E: 1 K: 0 S: 21 H: 4 LOB: 1 BB: 0 P: 29	R: 0 E: 0 K: 1 S: 12 H: 1 LOB: 2 BB: 1 P: 19	R: 0 E: 0 K: 0 S: 8 H: 0 LOB: 0 BB: 1 P: 14		1B: 2 2B: 7 3B: 0 HR: 2	SF: 0 SAC: 0 DP: 1 HBP: 0			WP: 1 PB: 0 SB: 0 CS: 0	PA: 36		

PITCHER		IP	WLS	BF	H	R	ER	SO	BB	IBB	HBP	BLK	WP	HR	S	P	ERA	WHIP
John Candelaria, L ERA: 2.83	(1, 1)	5.1	L	24	7	5	5	3	0	1	0	1	0	2	67	99	8.44	1.312
Neil Allen, R ERA: 2.78	(6, 1)	1.2		9	3	1	0	1	0	1	0	0	1	0	24	34	0.00	1.800
Charles Hudson, R ERA: 3.66	(8, 1)	1.0		3	0	0	0	0	1	0	0	0	0	0	8	14	0.00	1.000

PITCHER	IP	WLS	BF	H	R	ER	SO	BB	IBB	HBP	BLK	WP	HR	S	P	ERA	WHIP

BOTTOM

New York Yankees @ Cleveland Indians

Cleveland Municipal Stadium, Cleveland, OH

Fri Jun 17 1988, 7:05 PM EDT

Att. 56,485 - Unknown - 64 F

livebaseballscorecards.com

AB	33
R	6
H	10
RBI	6
BB	3
SO	4
LOB	15

New York Yankees @ Cleveland Indians

Cleveland Municipal Stadium, Cleveland, OH

Sat Jun 18 1988, 3:33 AM EDT

Att. 48,936 - Sunny - 70 F

TOP

livebaseballscorecards.com

Batter	1	2	3	4	5	6	7	8	9	AB	R	H	RBI	BB	SO	LOB
Rickey Henderson, R (1, 7) OBP: 0.407, SLG: 0.431	B C B F B B 4-2 FC6-4 BB		B B B C B 4-1 BB		C X 0-1 2B 1-2 1B	B B C F B F X 3-2 ② L6		X 0-0 ② 4-3		2	1	1	0	2	0	0
Claudell Washington, L (7, 7) OBP: 0.330, SLG: 0.435										1	0	0	0	0	0	2
Don Mattingly, L (1, 3) OBP: 0.397, SLG: 0.492	C X 0-1 ① FC6-4 1-2f		X 0-0 ③ 4-3		B X 1-0 1-H 2-H 2B 1B	B X 1-0 ③ 5-3		I I I I 4-0 IBB		4	1	1	2	1	0	2
Jay Buhner, R (1, 8) OBP: 0.278, SLG: 0.420	B B F B X 3-1 ② L6			X 0-0 ① G3	F C C 0-3 ② K		C B S S 1-3 ① K	C B C S 1-3 ③ K		5	0	0	0	0	3	5
Jack Clark, R (1, 10) OBP: 0.401, SLG: 0.470	C S B B S 2-3 ③ K			C C F B B B B 4-2 1B BB	X 0-0 2-H HR 1B		X 0-0 ② 4-3		X 0-0 4-3 BLK 2B 1B	4	2	2	1	1	1	1
Dave Winfield, R (1, 9) OBP: 0.442, SLG: 0.618		B B C B X 3-1 ① 6-3		B X 1-0 ② L8	B B B C X 3-1 1-H HR		B B B B 4-0 BLK BB		X 0-0 ① 4-3 1-3	4	1	1	2	1	0	2
Wayne Tolleson, S (1, 5) (5, 4) OBP: 0.394, SLG: 0.400		C B F B S 2-3 ② K		F F B B X 2-2 1-2 1B	B B B 4-0 BB BB		C B C S 2-3 ③ K 1-2		X 0-0 3-H 2B	4	0	2	1	1	2	1
Bobby Meacham, S (1, 4) (5, 6) OBP: 0.296, SLG: 0.280		C B B B C X 3-2 ③ 6-3		X 0-0 ③ F8	1 SAFE 1 SAFE B B B B 4-0 1-2 BB			C B B B C B 4-2 2B BB	B X 1-0 ② 1-3	3	0	0	0	2	0	3
Rafael Santana, R (1, 6) OBP: 0.301, SLG: 0.311			C B B X 2-1 ① 6-3		3-2 FC3-6 1B 0-1 ③ L9			X 0-0 ① F7	I I I I 4-0 FC6-4 IBB	2	0	1	0	0	0	0
Mike Pagliarulo, L (5, PH) (5, 5) OBP: 0.272, SLG: 0.362										2	0	0	0	1	0	3
Joel Skinner, R (1, 2) OBP: 0.250, SLG: 0.338			X 0-0 ② F8		X 0-0 ① FC3-6 1B 1-2f 2B	C X 0-1 ① 4-3		1 SAFE B X 1-0 1-3 2B	B X 1-0 ③ FC6-4 1-2f	5	1	1	0	0	0	3

Inning Stats	1	2	3	4	5	6	7	8	9
	R: 0 E: 0 K: 1 S: 9 H: 0 LOB: 1 BB: 1 P: 18	R: 0 E: 0 K: 1 S: 8 H: 0 LOB: 0 BB: 0 P: 16	R: 0 E: 0 K: 0 S: 5 H: 0 LOB: 1 BB: 1 P: 11	R: 0 E: 0 K: 0 S: 9 H: 1 LOB: 2 BB: 1 P: 16	R: 5 E: 0 K: 1 S: 15 H: 5 LOB: 2 BB: 2 P: 30	R: 0 E: 0 K: 0 S: 8 H: 0 LOB: 0 BB: 0 P: 12	R: 0 E: 0 K: 2 S: 7 H: 0 LOB: 1 BB: 1 P: 14	R: 0 E: 0 K: 1 S: 8 H: 1 LOB: 3 BB: 2 P: 18	R: 1 E: 0 K: 0 S: 5 H: 2 LOB: 2 BB: 1 P: 11

| | | | | | | | | | |

Batter	1	2	3	4	5	6	7	8	9	AB	R	H	RBI	BB	SO	LOB
Julio Franco, R (1, 4) OBP: 0.326, SLG: 0.391	B B B 4-0 F7 S 1B BB		X 0-0 G6-4-3 1-3 1B		S B B B C F C 3-3 K ③			C X 0-1 F7 ①		3	1	1	0	1	1	1
Willie Upshaw, L (1, 3) OBP: 0.313, SLG: 0.403	1 SAFE 1 SAFE C 1 SAFE 1 SAFE P 1 SAFE B 1 SAFE 3-2 1 SAFE S B X F7 ① 1-3		B 1 SAFE B 1 SAFE 1 SAFE 1 SAFE F B 1 SAFE 3-1 X G6-4-3 ① ② 1-2f 3-H			X 0-0 3-1 ①		C C B B S 2-3 K ②		4	0	0	0	0	1	2
Joe Carter, R (1, 8) OBP: 0.328, SLG: 0.508	B X 1-0 BLK 3-H 1B		S X 0-1 F7 ③			B B C F F B X 3-2 HR		M F B X 1-2 F2 ③		4	1	2	2	0	0	0
Ron Kittle, R (1, 10) OBP: 0.380, SLG: 0.654	X 0-0 P4 ② 1-2			B C F X 1-2 5-3 ①		S B F X 1-2 F7 ②			B C B B F F X 3-2 E5 FC3-6	4	0	0	0	0	0	1
Mel Hall, L (1, 7) OBP: 0.311, SLG: 0.348	S F B B X 2-2 4-3 ③			X 0-0 4-3 ②		B F B X 2-1 F6 ③			C S X 0-2 FC3-6 ① 1-2f BB	4	0	0	0	0	0	2
Brook Jacoby, R (1, 5) OBP: 0.320, SLG: 0.394		B B F F C 2-3 K ①		C B F B F F F F B S 3-3 K ③			B F F X 1-2 G3 2B		X 0-0 F2 ②	4	0	1	0	0	2	1
Ron Washington, R (1, 6) OBP: 0.329, SLG: 0.364		B S S S 1-3 K ②			B C F B X 2-2 5-3 ①		B X 1-0 5-3 ①		B B B C B 4-1 1-2 BB	3	0	0	0	1	1	1
Dave Clark, L (1, 9) OBP: 0.306, SLG: 0.293		B C B X 2-1 3-1 ③			B X 1-0 3B		S X 0-1 G3 2-3 ②		X 0-0 L4 ③	4	0	1	0	0	0	3
Andy Allanson, R (1, 2) OBP: 0.295, SLG: 0.332			B B F B C X 3-2 1B G6-4-3 1B		P F F B X 2-2 5-3 ②		C B F S 1-3 K ③			3	1	1	0	0	1	2
Inning Stats	R: 1 H: 1 E: 0 LOB: 1 K: 0 BB: 1 S: 9 P: 18	R: 0 H: 0 E: 0 LOB: 0 K: 2 BB: 0 S: 8 P: 13	R: 1 H: 2 E: 0 LOB: 0 K: 0 BB: 0 S: 8 P: 14	R: 0 H: 0 E: 0 LOB: 0 K: 1 BB: 0 S: 10 P: 14	R: 0 H: 1 E: 0 LOB: 1 K: 1 BB: 0 S: 12 P: 19	R: 1 H: 1 E: 0 LOB: 0 K: 0 BB: 0 S: 10 P: 16	R: 0 H: 1 E: 0 LOB: 1 K: 1 BB: 0 S: 9 P: 12	R: 0 H: 0 E: 0 LOB: 0 K: 1 BB: 0 S: 8 P: 11	R: 0 H: 0 E: 1 LOB: 2 K: 0 BB: 1 S: 10 P: 17	1B: 3 SF: 0 2B: 1 SAC: 0 3B: 1 DP: 1 HR: 1 HBP: 0						

PITCHER		IP	WLS	BF	H	R	ER	SO	BB	IBB	HBP	BLK	WP	HR	S	P	ERA	WHIP
Rick Rhoden, R ERA: 4.97	(1, 1)	6.0	W	24	6	3	3	4	1	0	0	1	0	1	60	98	4.50	1.167
Cecilio Guante, R ERA: 2.28	(7, 1)	3.0	S	11	0	0	0	2	1	0	0	0	0	0	24	36	0.00	0.333

PITCHER	IP	WLS	BF	H	R	ER	SO	BB	IBB	HBP	BLK	WP	HR	S	P	ERA	WHIP

BOTTOM

New York Yankees @ Cleveland Indians

Cleveland Municipal Stadium, Cleveland, OH

Sat Jun 18 1988, 3:33 AM EDT
Att. 48,936 - Sunny - 70 F

livebaseballscorecards.com

AB	33
R	3
H	6
RBI	2
BB	2
SO	6
LOB	13

Batter	1	2	3	4	5	6	7	8	9	AB	R	H	RBI	BB	SO	LOB
Wayne Tolleson, S (1, 4) OBP: 0.371, SLG: 0.375	B X 1-0 ① 3-1		C F X 0-2 ③ 5-3			B L B B H 4-1 1B 1-2 SF7 HBP		C S S 0-3 ① K		2	0	0	0	0	0	0
Bobby Meacham, S (4, 4) OBP: 0.300, SLG: 0.277										1	1	0	0	0	1	0
Don Mattingly, L (1, 3) OBP: 0.394, SLG: 0.487	B C F C 1-3 ② K			X 0-0 ① L6		C X 0-1 1B 1-3 2-H 1B		B F B C X 2-2 ② F8		4	1	1	1	0	1	0
Claudell Washington, L (1, 7) OBP: 0.328, SLG: 0.433	C C F B X 1-2 CS 1B			B B C C S 2-3 ② K		X 0-0 ① SF7 3-H		C X 0-1 ③ 1-3		3	0	1	1	0	1	0
Jack Clark, R (1, 10) OBP: 0.394, SLG: 0.460	C B P 2-1 ③ CS 1-2	C C B S 1-3 ① K		C X 0-1 ③ F9		F S S 0-3 ② K			B C B X 2-1 ① 5-3	4	0	0	0	0	2	1
Mike Pagliarulo, L (1, 5) OBP: 0.279, SLG: 0.373		B C F X 1-2 FC6-4 1B			B C X 1-1 ① 4-3	B B S X 2-1 FC5-4 2-H 1B			F B F X 1-2 2B	4	0	3	1	0	0	0
Dave Winfield, R (1, 9) OBP: 0.437, SLG: 0.610		B C S S 1-3 ② K			B C S B S 2-3 ② K	X 0-0 ③ FC5-4 1-2f			B C B X 2-1 ② F7	3	0	0	0	0	2	2
Jose Cruz, L (8, 9) OBP: 0.308, SLG: 0.271										1	0	0	0	0	0	1
Jay Buhner, R (1, 8) OBP: 0.293, SLG: 0.404		F X 0-1 ③ FC6-4 1-2f			C H 1-1 HBP		C S B S 1-3 ① K		S B H 2-1 FC5-4 HBP	2	0	0	0	0	1	1
Rafael Santana, R (1, 6) OBP: 0.294, SLG: 0.304			B F B X 2-1 ① 6-3		C F S 0-3 ③ K		X 0-0 ② L7		X 0-0 ③ FC5-4 1-2f	4	0	0	0	0	1	3
Joel Skinner, R (1, 2) OBP: 0.252, SLG: 0.338			C F S 0-3 ② K			C B F X 1-2 HBP 1B 1B	F B B X 2-1 ③ 6-3			3	1	1	0	0	1	0
Inning Stats	R: 0 H: 1 E: 0 LOB: 0 K: 1 BB: 0 S: 10 P: 14	R: 0 H: 1 E: 0 LOB: 1 K: 2 BB: 0 S: 11 P: 14	R: 0 H: 0 E: 0 LOB: 0 K: 1 BB: 0 S: 8 P: 10	R: 0 H: 0 E: 0 LOB: 0 K: 1 BB: 0 S: 6 P: 8	R: 0 H: 0 E: 0 LOB: 1 K: 2 BB: 0 S: 9 P: 13	R: 3 H: 3 E: 0 LOB: 1 K: 1 BB: 0 S: 13 P: 20	R: 0 H: 0 E: 0 LOB: 0 K: 1 BB: 0 S: 6 P: 9	R: 0 H: 0 E: 0 LOB: 0 K: 1 BB: 0 S: 8 P: 10	R: 0 H: 1 E: 0 LOB: 2 K: 0 BB: 0 S: 9 P: 16	1B: 5 SF: 1 2B: 1 SAC: 0 3B: 0 DP: 0 HR: 0 HBP: 3						WP: 0 PA: 36 PB: 0 SB: 0 CS: 1

PITCHER	IP	WLS	BF	H	R	ER	SO	BB	IBB	HBP	BLK	WP	HR	S	P	ERA	WHIP
Tom Candiotti, R (1, 1) ERA: 3.03	9.0	W	35	6	3	3	10	0	0	3	0	0	0	80	114	3.00	0.667

PITCHER	IP	WLS	BF	H	R	ER	SO	BB	IBB	HBP	BLK	WP	HR	S	P	ERA	WHIP

TOP

New York Yankees @ Cleveland Indians

Cleveland Municipal Stadium, Cleveland, OH

Sun Jun 19 1988, 3:33 AM EDT
Att. 49,912 - Sunny - 90 F

livebaseballscorecards.com

AB	31
R	3
H	6
RBI	3
BB	0
SO	10
LOB	8

Batter	1	2	3	4	5	6	7	8	9	AB	R	H	RBI	BB	SO	LOB
Julio Franco, R (1, 4) OBP: 0.328, SLG: 0.392	B C B B X 3-1 2B 2B 1B	B X 1-0 ③ L8		C B B C X 2-2 F9		X 0-0 WP BB 1-3 2-H 1B	X 0-0 ① F8			5	1	2	1	0	0	2
Willie Upshaw, L (1, 3) OBP: 0.323, SLG: 0.408	B B B C X 3-1 1-3 2B 2B		C B H 2-1 S HBP		B B X 2-0 ① L9	B B B C B 4-1 WP 1-2 BB	B B B C B 4-1 BB			2	1	1	0	2	0	0
Joe Carter, R (1, 8) OBP: 0.333, SLG: 0.523	B F B X 2-1 4-3 1B 2-H 3-H 2B		F X 0-1 ① F7		X 0-0 HR	B B F B B 4-1 FC6-4 1-2 2-3 3-H BB	B F F F F X 1-2 ② P6			4	2	2	3	1	0	2
Ron Kittle, R (1, 10) OBP: 0.361, SLG: 0.614	X 0-0 ① L7		C S B S 1-3 ② K 1-2		X 0-0 ② F9	X 0-0 ③ FC6-4 1-2f	B F S X 1-2 ③ F9			5	0	0	0	0	1	6
Mel Hall, L (1, 7) OBP: 0.309, SLG: 0.341	X 0-0 ② 4-3 2-3		B S S B B X 3-2 ③ 4-3		X 0-0 ③ F7		F C B B B B 4-2 ① 2B BB BB	B F C S 1-3 ① K		4	1	0	0	1	1	2
Brook Jacoby, R (1, 5) OBP: 0.325, SLG: 0.400	X 0-0 FC6 3-H 1B			B B C C B B 4-2 BB BB		B X 1-0 ① L9	X 0-0 BB 1-3 HR 2B	B B C F X 2-2 ② 5-3		4	1	2	1	1	0	0
Ron Washington, R (1, 6) OBP: 0.322, SLG: 0.346	C S X 0-2 ③ FC6 1-2f			L L X 0-2 ① B3		X 0-0 ② 6-3	B S F F B B B 4-2 BB HR BB	S F F S 0-3 ③ K		4	1	0	0	1	1	2
Dave Clark, L (1, 9) OBP: 0.326, SLG: 0.299		B X 1-0 ① G3		B B B B 4-0 1-2 BB		S X 0-1 1B 1B 1B	B B B B 4-0 1-2 2-3 3-H HR BB			2	2	1	1	2	0	0
Andy Allanson, R (1, 2) OBP: 0.299, SLG: 0.350		B B C X 2-1 ② F9		F B F S 1-3 ② K		B C B X 2-1 1B WP 1-2 1B	B X 1-0 1-H 2-H 3-H HR			4	2	2	4	0	1	2
Inning Stats	R: 3 E: 0 K: 0 S: 12 H: 4 LOB: 1 BB: 0 P: 20	R: 0 E: 0 K: 0 S: 4 H: 0 LOB: 0 BB: 0 P: 8	R: 0 E: 0 K: 1 S: 9 H: 0 LOB: 1 BB: 0 P: 15	R: 0 E: 0 K: 1 S: 11 H: 0 LOB: 2 BB: 2 P: 22	R: 1 E: 0 K: 0 S: 4 H: 1 LOB: 0 BB: 0 P: 6	R: 2 E: 0 K: 0 S: 10 H: 3 LOB: 3 BB: 2 P: 21	R: 5 E: 0 K: 0 S: 17 H: 2 LOB: 1 BB: 4 P: 36	R: 0 E: 0 K: 2 S: 10 H: 0 LOB: 0 BB: 0 P: 13								

PITCHER		IP	WLS	BF	H	R	ER	SO	BB	IBB	HBP	BLK	WP	HR	S	P	ERA	WHIP
Richard Dotson, R ERA: 3.65	(1, 1)	5.2	L	27	7	6	6	2	2	0	1	0	0	1	46	80	9.53	1.588
Tim Stoddard, R ERA: 7.9	(6, 1)	0.1		8	2	4	4	0	5	0	0	0	1	0	10	30	108.00	21.000
Charles Hudson, R ERA: 3.74	(7, 1)	1.0		5	1	1	1	0	1	0	0	0	0	1	11	18	9.00	2.000
Neil Allen, R ERA: 2.7	(8, 1)	1.0		3	0	0	0	2	0	0	0	0	0	0	10	13	0.00	0.000

PITCHER	IP	WLS	BF	H	R	ER	SO	BB	IBB	HBP	BLK	WP	HR	S	P	ERA	WHIP

BOTTOM

New York Yankees @ Cleveland Indians

Cleveland Municipal Stadium, Cleveland, OH

Sun Jun 19 1988, 3:33 AM EDT
Att. 49,912 - Sunny - 90 F

livebaseballscorecards.com

AB	34
R	11
H	10
RBI	10
BB	8
SO	4
LOB	16

1B: 5	SF: 0	WP: 1	PA: 43
2B: 3	SAC: 0	PB: 0	
3B: 0	DP: 0	SB: 1	
HR: 2	HBP: 1	CS: 0	

Batter	1	2	3	4	5	6	7	8	9	10	AB	R	H	RBI	BB	SO	LOB
Jose Cruz, L (1, 7) OBP: 0.294, SLG: 0.258	B B C B X 3-1 G3 ①		X 0-0 G4-3 ③			S B C B C 2-3 K ①		B S B B C S 3-3 K ②		B C B C B X 3-2 FC6-4 1B ② 1-2f	3	0	0	0	0	1	0
Jay Buhner, R (6, 8) OBP: 0.283, SLG: 0.389											2	0	0	0	0	1	1
Don Mattingly, L (1, 3) OBP: 0.390, SLG: 0.480	C B B B B X 3-1 G3-1 ②			B F X 1-1 F8 ①		C X 0-1 G5-3 ②		B X 1-0 P6 ③		X 0-0 FC4 1B 1-2	5	0	1	0	0	0	0
Claudell Washington, L (1, 8) OBP: 0.330, SLG: 0.432	C S B S 1-3 K ③			B B B C X 3-1 1B		B F B X 2-1 FC4 1B			B C B F X 2-2 G6-3 ①	X 0-0 FC4 ③ 1-2f	5	0	2	0	0	1	2
(6, 7)																	
Jack Clark, R (1, 10) OBP: 0.396, SLG: 0.461		B C X 1-1 FC4-6 1B		S B F S 1-3 K ②		B B C F X 2-2 FC4 ③ 1-2f			B F X 1-1 2B 1B		4	1	2	0	0	1	2
Mike Pagliarulo, L (1, 5) OBP: 0.279, SLG: 0.375		B B 1 SAFE B C F F X 3-2 FC4-6 ① 1-2f		S F F P S 1-3 K ③			B C B F B F X 3-2 G6-3 2B		F C B B B F F S 2-3 K ②		4	0	1	0	0	2	3
Dave Winfield, R (1, 9) OBP: 0.434, SLG: 0.609		C C B B C 2-3 K ②	C B X 1-1 G4-3 ①				F X 0-1 L8 ①		C S X 0-2 1-H 2B		4	0	1	1	0	1	2
Rafael Santana, R (1, 6) OBP: 0.294, SLG: 0.308	1 SAFE F C B B F B X 3-2 G6-3 ③		F X 0-1 2B				C B X 1-1 G6-3 ② 2-3		B X 1-0 F8 ③		4	0	1	0	0	0	3
Bobby Meacham, S (1, 4) OBP: 0.304, SLG: 0.281			B L B B X 3-1 CS 1B		C F B S 1-3 K ②		C B C S 1-3 K ③			B B X 2-0 F7 ①	2	0	1	0	0	1	1
Gary Ward, R (7, PH) OBP: 0.292, SLG: 0.240											1	0	0	0	0	1	1
Randy Velarde, R (7, 4)											1	0	0	0	0	0	0
Joel Skinner, R (1, 2) OBP: 0.252, SLG: 0.336			B B B C C X 3-2 G6-3 ①② 1-2		B S F B S 2-3 K ③			X 0-0 G4-3 ①		B B C X 2-1 FC6-4 1B	4	0	1	0	0	1	2
Inning Stats	R: 0 E: 0 K: 1 S: 7 H: 0 LOB: 0 BB: 0 P: 14	R: 0 E: 0 K: 1 S: 13 H: 1 LOB: 1 BB: 0 P: 22	R: 0 E: 0 K: 0 S: 6 H: 1 LOB: 0 BB: 0 P: 12	R: 0 E: 0 K: 2 S: 12 H: 1 LOB: 1 BB: 0 P: 17	R: 0 E: 0 K: 2 S: 10 H: 1 LOB: 1 BB: 0 P: 14	R: 0 E: 0 K: 1 S: 10 H: 1 LOB: 1 BB: 0 P: 16	R: 0 E: 0 K: 1 S: 11 H: 1 LOB: 1 BB: 0 P: 16	R: 0 E: 0 K: 1 S: 5 H: 0 LOB: 0 BB: 0 P: 9	R: 1 E: 0 K: 1 S: 14 H: 2 LOB: 1 BB: 0 P: 20	R: 0 E: 0 K: 0 S: 8 H: 2 LOB: 2 BB: 0 P: 15	1B: 7 2B: 3 3B: 0 HR: 0 SF: 0 SAC: 0 DP: 0 HBP: 0						

PITCHER		IP	WLS	BF	H	R	ER	SO	BB	IBB	HBP	BLK	WP	HR	S	P	ERA	WHIP
Jeff Robinson, R ERA: 3.13	(1, 1)	9.0		34	8	1	1	10	0	0	0	0	0	0	88	140	1.00	0.889
Mike Henneman, R ERA: 1.84	(10, 1)	0.2		4	2	0	0	0	0	0	0	0	0	0	7	14	0.00	3.000
Willie Hernandez, L ERA: 2.38	(10, 1)	0.1	W	1	0	0	0	0	0	0	0	0	0	0	1	1	0.00	0.000

PITCHER	IP	WLS	BF	H	R	ER	SO	BB	IBB	HBP	BLK	WP	HR	S	P	ERA	WHIP

TOP

New York Yankees @ Detroit Tigers

Tiger Stadium, Detroit, MI

Mon Jun 20 1988, 7:05 PM EDT

Att. 33,660 - Unknown - 92 F

livebaseballscorecards.com

AB	39
R	1
H	10
RBI	1
BB	0
SO	10
LOB	17

WP: 0 PA: 39
PB: 0
SB: 0
CS: 1

Batter	1	2	3	4	5	6	7	8	9	10	AB	R	H	RBI	BB	SO	LOB
Tom Brookens, R (1, 5) OBP: 0.361, SLG: 0.432	C B X 1-1 ① G1-3		C X 0-1 1B BLK 1B		C X 0-1 E 1B		C B B F B C 3-3 ③ K			X 0-0 HR	5	1	3	1	0	1	0
Lou Whitaker, L (1, 4) OBP: 0.390, SLG: 0.421	B C F F C 1-3 ② K		1 SAFE 1 SAFE 1 SAFE X 0-0 ① F8		B B 1 SAFE X 2-0 ② L8			C S B X 1-2 ① P6			4	0	0	0	0	1	2
Luis Salazar, R (1, 6) OBP: 0.335, SLG: 0.454	C B F X 1-2 ③ G3		1 SAFE B S X 1-1 1-3 G4-6-3 1B		C X 0-1 1-2 E4			C B X 1-1 G1-3 1B			4	0	2	0	0	0	1
Ray Knight, R (1, 3) OBP: 0.306, SLG: 0.316		B C B C B X 3-2 G4-3 2B 1B	B C X 1-1 ② ③ G4-6-3 1-2f		B C B F X 2-2 ③ P6			1 SAFE B 1 SAFE X 1-0 ② ③ G1-3 1-2			4	1	1	0	0	0	5
Larry Herndon, R (1, 7) OBP: 0.305, SLG: 0.333 Pat Sheridan, L (9, 7) OBP: 0.341, SLG: 0.492		C C F B X 1-2 ① G4-3 1-2		B X 1-0 ① G6-3		F B C B X 2-2 ① G1-3			C B C S 1-3 ① K		3 1	0 0	0 0	0 0	0 0	0 1	1 0
Darrell Evans, L (1, 10) OBP: 0.325, SLG: 0.345	B B B F X 3-1 2-H 2B		B F C B B C 3-3 ② K		B X 1-0 ② G4-3			C F B X 1-2 ② F4			4	0	1	1	0	1	0
Mike Heath, R (1, 9) OBP: 0.282, SLG: 0.290	B C B X 2-1 ② G6-3		B X 1-0 1B		C B B X 2-1 ③ F7			B B C B B 4-1 BB			3	0	1	0	1	0	1
Matt Nokes, L (1, 2) OBP: 0.285, SLG: 0.442	B F B B B 4-1 BB		1 SAFE F S 1 P B B X 3-2 ③ G3					B X 1-0 ① G5-3		X 0-0 ③ L6	3	0	0	0	1	0	2
Gary Pettis, S (1, 8) OBP: 0.309, SLG: 0.271	B C B L L 2-3 ③ K				B F S S 1-3 ① K			B C S S 1-3 ② K		C F S 0-3 ① K	4	0	0	0	0	4	2
Inning Stats	R: 0 E: 0 K: 1 S: 9 H: 0 LOB: 0 BB: 0 P: 12	R: 1 E: 0 K: 1 S: 15 H: 2 LOB: 2 BB: 1 P: 30	R: 0 E: 0 K: 0 S: 7 H: 2 LOB: 1 BB: 0 P: 9	R: 0 E: 0 K: 1 S: 9 H: 1 LOB: 1 BB: 0 P: 16	R: 0 E: 1 K: 1 S: 11 H: 1 LOB: 2 BB: 0 P: 16	R: 0 E: 0 K: 0 S: 6 H: 0 LOB: 0 BB: 0 P: 11	R: 0 E: 0 K: 2 S: 7 H: 0 LOB: 0 BB: 0 P: 12	R: 0 E: 0 K: 0 S: 6 H: 1 LOB: 0 BB: 0 P: 9	R: 0 E: 0 K: 1 S: 8 H: 0 LOB: 1 BB: 1 P: 14	R: 1 E: 0 K: 1 S: 4 H: 1 LOB: 0 BB: 0 P: 4	1B: 6 2B: 1 3B: 0 HR: 1	SF: 0 SAC: 0 DP: 1 HBP: 0					

PITCHER	IP	WLS	BF	H	R	ER	SO	BB	IBB	HBP	BLK	WP	HR	S	P	ERA	WHIP
Tommy John, L (1, 1) ERA: 3.46	8.0		31	7	1	1	6	1	0	0	1	0	0	70	115	1.12	1.000
Cecilio Guante, R (9, 1) ERA: 2.39	1.1	L	6	1	1	1	2	1	0	0	0	0	1	12	18	6.75	1.500

PITCHER	IP	WLS	BF	H	R	ER	SO	BB	IBB	HBP	BLK	WP	HR	S	P	ERA	WHIP

BOTTOM

New York Yankees @ Detroit Tigers

Tiger Stadium, Detroit, MI

Mon Jun 20 1988, 7:05 PM EDT

Att. 33,660 - Unknown - 92 F

livebaseballscorecards.com

AB	35
R	2
H	8
RBI	2
BB	2
SO	8
LOB	14

1B: 6 SF: 0
2B: 1 SAC: 0
3B: 0 DP: 1
HR: 1 HBP: 0

WP: 0 PA: 37
PB: 0
SB: 0
CS: 0

Batter	1	2	3	4	5	6	7	8	9	AB	R	H	RBI	BB	SO	LOB
Claudell Washington, L (1, 7) OBP: 0.332, SLG: 0.434	C B S B F S 2-3 K	B X 1-0 G3-1 2-H 2B		B C X 1-1 L7		C F B X 1-2 G6-3 2-3		C F B 1 P SAFE 2-2 CS 1-2	C F B B B B 4-2 BLK 1B BB	4	2	1	1	1	1	1
Don Mattingly, L (1, 3) OBP: 0.390, SLG: 0.478	F B X 1-1 F7	B X 1-0 G3-1 2-3		B F B B B F X 3-2 1B		X 0-0 G4-3			X 0-0 1B 1-H 1B	5	0	2	1	0	0	2
Dave Winfield, R (1, 9) OBP: 0.437, SLG: 0.611	B B B C B 4-1 BB 1B BB	C B B X 2-1 2B 3-H 2B		B B C C S 2-3 K			B C F F X 1-2 L7		C S B X 1-2 1B	4	2	2	1	1	1	0
Jack Clark, R (1, 10) OBP: 0.400, SLG: 0.464	B B C B B 4-1 1B 1-2 BB	B C C X 1-2 2-H 2B			B B B 4-0 FC4-6 BB		B C F X 1-2 G4-3		C S B S 1-3 K	3	0	1	1	2	1	2
Mike Pagliarulo, L (1, 5) OBP: 0.281, SLG: 0.380	C X 0-1 1-2 2-H 1B	F C X 0-2 F7			F X 0-1 FC4-6 1-2f		B F S B F B X 3-2 2B		B B B C F F X 3-2 P4	5	0	2	1	0	0	4
Jay Buhner, R (1, 8) OBP: 0.262, SLG: 0.356	B S C B B S 3-3 K		X 0-0 G5-3		B F C S 1-3 K		S F S 0-3 K		C F B B S 2-3 K	5	0	0	0	0	4	6
Randy Velarde, R (1, 4) OBP: 0.400, SLG: 1.000		F B X 1-1 HR	S X 0-1 F8		C X 0-1 P6			X 0-0 CS 1B		4	1	2	1	0	0	1
Rafael Santana, R (1, 6) OBP: 0.302, SLG: 0.310		B F B B B B 4-1 SH5-3 2B BB	F L B X 1-2 FC6-4 1B			B B B 4-0 G6-3 BLK BB		1 SAFE 1 SAFE 1 SAFE B L L B 1 B SAFE 3-2 F7		2	1	1	0	2	0	1
Joel Skinner, R (1, 2) OBP: 0.247, SLG: 0.329		C X 0-1 SH5-3 1-2	X 0-0 FC6-4 1-2f			S M 2 S SAFE 0-3 K 1-2		1 SAFE S S C 0-3 K		3	0	0	0	0	2	3
Inning Stats	R: 1 E: 0 K: 2 S: 13 H: 1 LOB: 2 BB: 2 P: 27	R: 4 E: 0 K: 0 S: 15 H: 4 LOB: 1 BB: 1 P: 25	R: 0 E: 0 K: 0 S: 7 H: 1 LOB: 1 BB: 0 P: 8	R: 0 E: 0 K: 1 S: 8 H: 1 LOB: 0 BB: 0 P: 14	R: 0 E: 0 K: 1 S: 7 H: 0 LOB: 1 BB: 1 P: 12	R: 0 E: 0 K: 1 S: 7 H: 0 LOB: 1 BB: 1 P: 12	R: 0 E: 0 K: 1 S: 14 H: 1 LOB: 1 BB: 0 P: 19	R: 0 E: 0 K: 1 S: 10 H: 1 LOB: 0 BB: 0 P: 14	R: 1 E: 0 K: 2 S: 16 H: 2 LOB: 2 BB: 1 P: 27	1B: 6 2B: 4 3B: 0 HR: 1 SF: 0 SAC: 1 DP: 0 HBP: 0						

PITCHER		IP	WLS	BF	H	R	ER	SO	BB	IBB	HBP	BLK	WP	HR	S	P	ERA	WHIP
Jack Morris, R ERA: 5.1	(1, 1)	1.2		13	5	5	5	2	3	0	0	0	0	1	25	49	27.00	4.800
Paul Gibson, L ERA: 3.24	(2, 1)	4.1		16	2	0	0	3	2	0	0	1	0	0	32	49	0.00	0.923
Eric King, R ERA: 3.95	(7, 1)	3.0	W	13	4	1	1	4	1	0	0	1	0	0	40	60	3.00	1.667

PITCHER	IP	WLS	BF	H	R	ER	SO	BB	IBB	HBP	BLK	WP	HR	S	P	ERA	WHIP

TOP

New York Yankees @ Detroit Tigers

Tiger Stadium, Detroit, MI

Tue Jun 21 1988, 7:05 PM EDT

Att. 26,535 - Unknown - 87 F

livebaseballscorecards.com

AB	35
R	6
H	11
RBI	6
BB	6
SO	9
LOB	20

1B: 6 SF: 0
2B: 4 SAC: 1
3B: 0 DP: 0
HR: 1 HBP: 0

WP: 0 PA: 43
PB: 0
SB: 0
CS: 1

New York Yankees @ Detroit Tigers

Tiger Stadium, Detroit, MI

Tue Jun 21 1988, 7:05 PM EDT

Att. 26,535 - Unknown - 87 F

BOTTOM

Batter	1	2	3	4	5	6	7	8	9	AB	R	H	RBI	BB	SO	LOB
Tom Brookens, R (1, 5) OBP: 0.357, SLG: 0.425	1-2 BLK 1B 1B		3-2 P5 ①		0-3 K ②		3-2 P3 ①		1-3 K ②	5	0	1	0	0	2	4
Lou Whitaker, L (1, 4) OBP: 0.390, SLG: 0.415	SAFE 3-3 K ①		4-2 G5-4-3 BB		0-0 F8 ③		1-1 G4-6-3 ②③ 1-2f		4-2 HR BB 1-2 2-3 3-H	3	1	0	1	2	1	2
Luis Salazar, R (1, 9) OBP: 0.342, SLG: 0.460	SAFE 1-1 BLK 1B 1-2		0-2 G5-4-3 ②③ 1-2f			2-1 G3 G6-3 2B		3-2 F8 ①	4-1 HR BB 1-2 2-3 3-H	4	2	2	1	1	0	1
Alan Trammell, R (1, 6) OBP: 0.385, SLG: 0.504	2-2 P3 ②			2-2 G1-3 2B		1-1 G3 ① 2-3		1-2 G6-3 ②	3-2 HR 1-H 2-H 3-H	5	1	2	4	0	0	3
Ray Knight, R (1, 3) OBP: 0.305, SLG: 0.310	3-3 K ③ 1-2 2-3			4-2 G1-3 BB		1-1 G6-3 ② 3-H		2-3 K ③		3	0	0	1	1	2	2
Larry Herndon, R (1, 7) OBP: 0.306, SLG: 0.333 Dave Bergman, L (9, PH) OBP: 0.368, SLG: 0.355		2-3 K ①		1-1 G1-3 ① 1-2 2-3		3-2 BB 1B			2-2 1B BB BB 1B	3 1	0 1	1 1	0 0	0 0	1 0	2 0
Darrell Evans, L (1, 10) OBP: 0.333, SLG: 0.343		4-0 G4-3 WP BB		1-1 P4 ②		4-0 1-2 BB			4-2 BB 1B 1-2 BB	1	1	0	0	3	0	2
Mike Heath, R (1, 2) OBP: 0.276, SLG: 0.284 Matt Nokes, L (6, PH) OBP: 0.287, SLG: 0.442 (7, 2)		1-0 G4-3 ② 1-3		1-3 K ③		3-2 L8 ③			0-1 BB BB HR 1B 1-2 2-3	2 2	0 1	0 1	0 0	0 0	1 0	3 2
Gary Pettis, S (1, 8) OBP: 0.307, SLG: 0.269 Pat Sheridan, L (7, PH) OBP: 0.343, SLG: 0.492 (8, 8)		3-3 K ③			1-3 K ①		1-1 G4-6-3 1B		2-1 L8 ①	2 2	0 0	0 1	0 0	0 0	2 0	1 3
Inning Stats	R: 0 E: 0 K: 2 S: 18 H: 2 LOB: 2 BB: 0 P: 28	R: 0 E: 0 K: 2 S: 7 H: 0 LOB: 1 BB: 1 P: 17	R: 0 E: 0 K: 0 S: 8 H: 0 LOB: 0 BB: 1 P: 15	R: 0 E: 0 K: 1 S: 12 H: 1 LOB: 2 BB: 1 P: 21	R: 0 E: 0 K: 2 S: 8 H: 0 LOB: 0 BB: 0 P: 9	R: 1 E: 0 K: 0 S: 13 H: 2 LOB: 2 BB: 1 P: 27	R: 0 E: 0 K: 0 S: 7 H: 1 LOB: 0 BB: 0 P: 12	R: 0 E: 0 K: 1 S: 9 H: 0 LOB: 0 BB: 0 P: 15	R: 6 E: 0 K: 1 S: 19 H: 3 LOB: 0 BB: 3 P: 39	1B: 6 2B: 2 3B: 0 HR: 1		SF: 0 SAC: 0 DP: 2 HBP: 0		WP: 1 PB: 0 SB: 0 CS: 0		PA: 40

livebaseballscorecards.com

AB	33
R	7
H	9
RBI	7
BB	7
SO	9
LOB	25

PITCHER		IP	WLS	BF	H	R	ER	SO	BB	IBB	HBP	BLK	WP	HR	S	P	ERA	WHIP
Al Leiter, L ERA: 3.99	(1, 1)	3.1		15	3	0	0	4	3	0	0	1	1	0	40	74	0.00	1.800
Neil Allen, R ERA: 3.05	(4, 1)	4.2		19	4	3	3	4	2	0	0	0	0	0	48	82	5.79	1.286
Dave Righetti, L ERA: 3.86	(9, 1)	0.2		5	1	0	0	1	2	0	0	0	0	0	10	21	0.00	4.500
Cecilio Guante, R ERA: 2.56	(9, 1)	0.0	L	1	1	4	4	0	0	0	0	0	0	1	3	6	∞	∞

PITCHER	IP	WLS	BF	H	R	ER	SO	BB	IBB	HBP	BLK	WP	HR	S	P	ERA	WHIP

Batter	1	2	3	4	5	6	7	8	9	10	AB	R	H	RBI	BB	SO	LOB
Rickey Henderson, R (1, 7) OBP: 0.408, SLG: 0.446	B X 1-0 FC4-6 1B SF7 1B		B B B C X 3-1 HR		X 0-0 ① F8		C B B F B S 3-3 ② K			B F B S S 2-3 ① K	4	2	2	1	0	1	0
Jay Buhner, R (7, 8) OBP: 0.258, SLG: 0.350											1	0	0	0	0	1	0
Don Mattingly, L (1, 3) OBP: 0.391, SLG: 0.476	C X 0-1 FC4-6 1-2 1B		B C B X 2-1 ② G4-3		B F X 1-1 G4-6-3 1B		C X 0-1 ③ G1-3			X 0-0 ② G3-1	5	0	2	0	0	0	0
Dave Winfield, R (1, 9) OBP: 0.433, SLG: 0.602	B C X 1-1 ① FC4-6 FC6-4 1-2f 2-3		C B B X 2-1 BB 1B		C X 0-1 ②③ G4-6-3 1-2f			B X 1-0 ① G1		B B C F F S 2-3 ③ K	5	0	1	0	0	1	3
Jack Clark, R (1, 10) OBP: 0.405, SLG: 0.467	B B C S S X 2-2 ② SF7 3-H		B 1 SAFE C B B B 4-1 1-2 BB			S B B B C B 4-2 BB 1B BB		B B C C X 2-2 1B			1	0	1	1	2	0	0
Gary Ward, R (1, 8) OBP: 0.284, SLG: 0.233	1 SAFE 1 SAFE 1 SAFE 1 SAFE C X 0-1 ③ FC6-4 1-2f		B F X 1-1 ③ G4-3			F B B F X 2-2 ① F8		C F B X 1-2 ② F8			3	0	0	0	0	0	4
(7, 7) Claudell Washington, L (8, PH) OBP: 0.330, SLG: 0.431											1	0	0	0	0	0	1
(8, 7)																	
Don Slaught, R (1, 2) OBP: 0.448, SLG: 0.657		X 0-0 ① P4		C B B F B X 3-2 1B 2B		F 1 SAFE F 1 SAFE X 0-2 1-2 BB 1B		B C C C 1-3 ③ K			4	0	2	0	0	1	1
Randy Velarde, R (1, 4) OBP: 0.333, SLG: 0.625	B C F X 1-2 ② G5-3		C B X 1-1 ① L8			B B F B B 4-1 1-2 2-3 G4-6-3 BB			B C B X 2-1 ① G4-3		3	0	0	0	1	0	1
(9, 6)																	
Mike Pagliarulo, L (1, 5) OBP: 0.281, SLG: 0.378	S F B F C 1-3 ③ K		X 0-0 G1-4-3 2-3 1B			B X 1-0 ②③ G4-6-3 1-2f			F S S 0-3 ② K		4	0	1	0	0	2	3
Rafael Santana, R (1, 6) OBP: 0.298, SLG: 0.305			B C X 1-1 ① F8	F X 0-1 ②③ G1-4-3 1-2f			B C X 1-1 ① F9		S B B B F S 3-3 ③ K		3	0	0	0	0	0	2
Jose Cruz, L (9, PH) OBP: 0.290, SLG: 0.254											1	0	0	0	0	1	0
Bobby Meacham, S (9, 4) OBP: 0.304, SLG: 0.281											0	0	0	0	0	0	0
Inning Stats	R: 1 H: 2 E: 0 LOB: 1 K: 0 BB: 0 S: 10 P: 14	R: 0 H: 0 E: 0 LOB: 0 K: 1 BB: 0 S: 8 P: 10	R: 1 H: 2 E: 0 LOB: 2 K: 0 BB: 1 S: 11 P: 24	R: 0 H: 2 E: 0 LOB: 1 K: 0 BB: 0 S: 8 P: 12	R: 0 H: 1 E: 0 LOB: 0 K: 0 BB: 0 S: 5 P: 6	R: 0 H: 1 E: 0 LOB: 2 K: 0 BB: 2 S: 10 P: 21	R: 0 H: 0 E: 0 LOB: 0 K: 1 BB: 0 S: 7 P: 11	R: 0 H: 1 E: 0 LOB: 1 K: 1 BB: 0 S: 10 P: 15	R: 0 H: 0 E: 0 LOB: 0 K: 2 BB: 0 S: 8 P: 13	R: 0 H: 0 E: 0 LOB: 0 K: 2 BB: 0 S: 8 P: 12	1B: 7 SF: 1 2B: 1 SAC: 0 3B: 0 DP: 3 HR: 1 HBP: 0						

PITCHER		IP	WLS	BF	H	R	ER	SO	BB	IBB	HBP	BLK	WP	HR	S	P	ERA	WHIP
Frank Tanana, L	(1, 1)	7.0		29	8	2	2	2	3	0	0	0	0	1	59	98	2.57	1.571
ERA: 5.0																		
Mike Henneman, R	(8, 1)	3.0	W	10	1	0	0	5	0	0	0	0	0	0	26	40	0.00	0.333
ERA: 1.67																		

PITCHER	IP	WLS	BF	H	R	ER	SO	BB	IBB	HBP	BLK	WP	HR	S	P	ERA	WHIP

TOP

New York Yankees @ Detroit Tigers

Tiger Stadium, Detroit, MI

Wed Jun 22 1988, 7:05 PM EDT

Att. 33,014 - Unknown - 92 F

livebaseballscorecards.com

AB	35
R	2
H	9
RBI	2
BB	3
SO	7
LOB	15

WP: 0 PA: 39
PB: 0
SB: 0
CS: 0

Batter	1	2	3	4	5	6	7	8	9	10	AB	R	H	RBI	BB	SO	LOB
Tom Brookens, R (1, 5) OBP: 0.354, SLG: 0.419	C X 0-1 L8 ①		C F X 0-2 F5 ①		B C B F B X 3-2 F7 ③		C 1 SAFE B X 1-1 F7 ②			C B X 1-1 SH5-4 1B 1B	5	1	1	0	0	0	2
Jim Walewander, S (1, 4) OBP: 0.333, SLG: 0.395	C X 0-1 G3 ②		B L B X 2-1 G5-3 ②			C C B X 1-2 1B 1B 1B	C 1 SAFE 1 SAFE 0-1 CS ③ 1-2	B C F F B B X 3-2 G4-3 ①		L X 0-1 SH5-4 ① 1-2	4	1	1	0	0	0	0
Luis Salazar, R (1, 9) OBP: 0.338, SLG: 0.454	B B C S S 2-3 K ③		B B B C X 3-1 F4 ③			C 1 SAFE B X 1-1 F9 ①		C F B X 1-2 P4 ②		B B F S X 2-2 2-H 1B	5	0	1	1	0	1	1
Alan Trammell, R (1, 6) OBP: 0.387, SLG: 0.504		B C B X 2-1 F8 ①		C B C B X 2-2 G6-3 ①		C 1 SAFE 1 SAFE F B X 1-2 BLK 1B 1-2 1B		C X 0-1 S 1B			4	0	2	0	0	0	0
Ray Knight, R (1, 3) OBP: 0.309, SLG: 0.311		S C B F X 1-2 FC5-4 1B 1B		B F F X 1-2 F8 ②		B B X 2-0 F7 ②		1 SAFE B 1 SAFE B 1 SAFE 1 SAFE 1 SAFE B B 4-0 1-2 BB			3	0	1	0	1	0	2
Larry Herndon, R (1, 7) OBP: 0.307, SLG: 0.333 Lou Whitaker, L (8, PH) OBP: 0.389, SLG: 0.413 Pat Sheridan, L (9, 7) OBP: 0.343, SLG: 0.492		C B F X 1-2 FC5-4 BB 1B 1-2f ②		B C C B B X 3-2 F9 ③		B B C B B X 3-1 BLK 1-2 2-H 1B		C S S 0-3 K ③			3 1 0	1 0 0	1 0 0	1 0 0	0 1 0	0 2 0	1 2 0
Darrell Evans, L (1, 10) OBP: 0.332, SLG: 0.337		C B B C B B 4-2 BLK 1B 1-2 BB			F B B X 2-1 F6 ①	S S S 0-3 K ③ 1-2 2-3			C S B S 1-3 K ①		3	0	0	0	1	2	2
Mike Heath, R (1, 2) OBP: 0.287, SLG: 0.289 Matt Nokes, L (9, PH) OBP: 0.286, SLG: 0.440 (10, 2)		B X 1-0 BLK 1-2 2-H 1B			B C B C F B F F B 4-2 G5-3 BB		C F B B B X 3-2 G6-3 ①		X 0-0 P6 ②		2 1	0 0	1 0	1 0	1 0	0 0	0 0
Gary Pettis, S (1, 8) OBP: 0.303, SLG: 0.265		X 0-0 F9 ③ 1-2 2-3			B X 1-0 G5-3 ② 1-2		C C B F X 1-2 E9 CS		F B X 1-1 G3 ③		4	0	0	0	0	0	3
Inning Stats	R: 0 E: 0 K: 1 S: 7 H: 0 LOB: 0 BB: 0 P: 9	R: 1 E: 0 K: 0 S: 13 H: 2 LOB: 2 BB: 1 P: 22	R: 0 E: 0 K: 0 S: 7 H: 0 LOB: 0 BB: 0 P: 12	R: 0 E: 0 K: 0 S: 9 H: 0 LOB: 0 BB: 0 P: 15	R: 0 E: 0 K: 0 S: 11 H: 0 LOB: 1 BB: 1 P: 21	R: 1 E: 0 K: 1 S: 14 H: 3 LOB: 2 BB: 0 P: 22	R: 0 E: 1 K: 0 S: 10 H: 0 LOB: 0 BB: 0 P: 15	R: 0 E: 0 K: 1 S: 12 H: 1 LOB: 2 BB: 1 P: 20	R: 0 E: 0 K: 1 S: 6 H: 0 LOB: 0 BB: 0 P: 8	R: 1 E: 0 K: 0 S: 7 H: 2 LOB: 1 BB: 0 P: 10	1B: 8 2B: 0 3B: 0 HR: 0	SF: 0 SAC: 1 DP: 0 HBP: 0		WP: 0 PB: 0 SB: 1 CS: 1		PA: 40		

PITCHER		IP	WLS	BF	H	R	ER	SO	BB	IBB	HBP	BLK	WP	HR	S	P	ERA	WHIP
John Candelaria, L ERA: 2.81	(1, 1)	7.0		28	5	2	2	2	2	0	0	2	0	0	71	116	2.57	1.000
Charles Hudson, R ERA: 3.74	(8, 1)	2.1	L	11	3	1	1	2	1	0	0	0	0	0	25	38	3.86	1.714

PITCHER	IP	WLS	BF	H	R	ER	SO	BB	IBB	HBP	BLK	WP	HR	S	P	ERA	WHIP

BOTTOM

New York Yankees @ Detroit Tigers

Tiger Stadium, Detroit, MI

Wed Jun 22 1988, 7:05 PM EDT

Att. 33,014 - Unknown - 92 F

livebaseballscorecards.com

AB	35
R	3
H	8
RBI	3
BB	3
SO	4
LOB	13

Cleveland Indians @ New York Yankees

Yankee Stadium, Bronx, NY

Thu Jun 23 1988, 7:05 PM EDT

Att. 31,341 - Unknown - 82 F

TOP

livebaseballscorecards.com

Batter	1	2	3	4	5	6	7	8	9	AB	R	H	RBI	BB	SO	LOB
Julio Franco, R (1, 4) OBP: 0.353, SLG: 0.425	2-2 1B SF9 1B	3-2 BB 1-2 1B		0-2 5-3			3-3 K 1-2		1-0 1-2 1B	5	1	3	0	0	1	1
Willie Upshaw, L (1, 3) OBP: 0.320, SLG: 0.393	0-1 SF9 1-3 2B 1B	4-2 1-2 2-3 BB			0-1 1-3		0-0 1B		0-1 F8 2-3	3	1	2	0	1	0	0
Carmen Castillo, R (9, PH) OBP: 0.329, SLG: 0.338										1	0	0	0	0	0	2
Domingo Ramos, R (9, 3) OBP: 0.211, SLG: 0.211										0	0	0	0	0	0	0
Joe Carter, R (1, 8) OBP: 0.332, SLG: 0.516	0-1 SF9 2-3 3-H	0-2 5-3			2-1 P4		1-3 K		1-1 F7	4	0	0	1	0	1	6
Cory Snyder, R (1, 9) OBP: 0.308, SLG: 0.486	2-3 K		1-2 5-3		1-0 F7			2-2 F7		4	0	0	0	0	1	1
Mel Hall, L (1, 7) OBP: 0.317, SLG: 0.363	2-2 3-H 2B		1-0 HR			1-1 4-3		0-0 1B		4	1	3	2	0	0	0
Brook Jacoby, R (1, 5) OBP: 0.325, SLG: 0.407	0-1 L1		0-0 P4			3-2 F9		0-0 P4		4	0	0	0	0	0	2
Ron Washington, R (1, 6) OBP: 0.333, SLG: 0.348		1-2 1B 1B	1-0 F8			1-0 1B		0-3 K		4	0	2	0	0	1	1
Dave Clark, L (1, 10) OBP: 0.316, SLG: 0.289	3-2 BB 1-2 1B			3-2 4-3		2-3 K			1-1 F8	3	0	1	0	0	1	1
Ron Kittle, R (9, PH) OBP: 0.361, SLG: 0.613										1	0	0	0	0	0	0
Andy Allanson, R (1, 2) OBP: 0.296, SLG: 0.343	1-2 F8			2-2 3-1			1-1 E6 CS		4-1 F8 1B BB	3	0	0	0	1	0	1

Inning Stats										
	R: 2	H: 3	R: 0	H: 3	R: 1	H: 1	R: 0	H: 0	R: 0	H: 1
	E: 0	LOB: 1	E: 0	LOB: 3	E: 0	LOB: 0	E: 0	LOB: 0	E: 0	LOB: 1
	K: 1	BB: 0	K: 0	BB: 1	K: 0	BB: 0	K: 0	BB: 0	K: 1	BB: 0
	S: 17	P: 23	S: 20	P: 32	S: 6	P: 9	S: 9	P: 14	S: 5	P: 8

Inning Stats										
	R: 0	H: 1	R: 0	H: 1	R: 0	H: 1	R: 0	H: 0	R: 0	H: 1
	E: 1	LOB: 1	E: 0	LOB: 1	E: 0	LOB: 2	1B: 9	SF: 1	WP: 0	PA: 39
	K: 2	BB: 0	K: 1	BB: 0	K: 0	BB: 1	2B: 2	SAC: 0	PB: 0	
	S: 9	P: 16	S: 8	P: 10	S: 8	P: 15	3B: 0	DP: 1	SB: 0	
							HR: 1	HBP: 0	CS: 1	

PITCHER		IP	WLS	BF	H	R	ER	SO	BB	IBB	HBP	BLK	WP	HR	S	P	ERA	WHIP
Rick Rhoden, R ERA: 4.76	(1, 1)	8.0		34	10	3	3	5	1	0	0	0	0	1	83	126	3.38	1.375
Dave Righetti, L ERA: 3.74	(9, 1)	1.0	W	5	1	0	0	0	1	0	0	0	0	0	8	15	0.00	2.000

PITCHER	IP	WLS	BF	H	R	ER	SO	BB	IBB	HBP	BLK	WP	HR	S	P	ERA	WHIP

AB	36
R	3
H	11
RBI	3
BB	2
SO	5
LOB	15

BOTTOM

Cleveland Indians @ New York Yankees

Yankee Stadium, Bronx, NY

Thu Jun 23 1988, 7:05 PM EDT

Att. 31,341 - Unknown - 82 F

livebaseballscorecards.com

Batter	1	2	3	4	5	6	7	8	9	AB	R	H	RBI	BB	SO	LOB
Randy Velarde, R (1, 4) OBP: 0.231, SLG: 0.417	F8			6-3		5-3		4-3		4	0	0	0	0	0	0
Don Mattingly, L (1, 3) OBP: 0.388, SLG: 0.471	3-1			E8		4-3			4-3	4	1	1	0	0	0	0
Dave Winfield, R (1, 9) OBP: 0.437, SLG: 0.613	K			2B			HR		F7	4	2	3	1	0	1	0
Jack Clark, R (1, 10) OBP: 0.403, SLG: 0.460		G6-4-3		F9			F6		F7	3	0	0	0	1	0	3
Gary Ward, R (1, 7) OBP: 0.292, SLG: 0.271		G6-4-3		F9			HR		1B	4	1	2	3	0	0	2
Jay Buhner, R (1, 8) OBP: 0.250, SLG: 0.339		F8			6-3		4-3			2	0	0	0	0	0	0
Claudell Washington, L (7, PH) (8, 8) OBP: 0.329, SLG: 0.429										1	0	0	0	0	0	0
Mike Pagliarulo, L (1, 5) OBP: 0.281, SLG: 0.377			1B	G3			6-3			3	0	1	0	0	0	0
Rafael Santana, R (1, 6) OBP: 0.294, SLG: 0.301		G1-4-6-3		6-3				1-3		3	0	0	0	0	0	1
Joel Skinner, R (1, 2) OBP: 0.242, SLG: 0.322		K				F9		K		3	0	0	0	0	2	0

AB	31
R	4
H	7
RBI	4
BB	1
SO	3
LOB	6

Inning Stats	1	2	3	4	5	6	7	8	9
	R: 0 E: 0 K: 1 S: 6 H: 0 LOB: 0 BB: 0 P: 11	R: 0 E: 0 K: 0 S: 5 H: 0 LOB: 0 BB: 1 P: 10	R: 0 E: 0 K: 1 S: 6 H: 1 LOB: 0 BB: 0 P: 9	R: 1 E: 1 K: 0 S: 10 H: 2 LOB: 1 BB: 0 P: 16	R: 0 E: 0 K: 0 S: 5 H: 0 LOB: 0 BB: 0 P: 10	R: 0 E: 0 K: 0 S: 5 H: 0 LOB: 0 BB: 0 P: 7	R: 2 E: 0 K: 0 S: 12 H: 2 LOB: 0 BB: 0 P: 19	R: 0 E: 0 K: 1 S: 10 H: 0 LOB: 0 BB: 0 P: 14	R: 1 E: 0 K: 0 S: 11 H: 2 LOB: 1 BB: 0 P: 18

1B: 4	SF: 0	WP: 0	PA: 32
2B: 2	SAC: 0	PB: 0	
3B: 0	DP: 2	SB: 0	
HR: 1	HBP: 0	CS: 0	

PITCHER		IP	WLS	BF	H	R	ER	SO	BB	IBB	HBP	BLK	WP	HR	S	P	ERA	WHIP
Scott Bailes, L ERA: 4.57	(1, 1)	6.1		23	5	3	3	2	1	0	0	0	0	1	45	76	4.26	0.947
Jon Perlman, R ERA: 1.26	(7, 1)	2.1	L	9	2	1	1	1	0	0	0	0	0	0	25	38	3.86	0.857

PITCHER	IP	WLS	BF	H	R	ER	SO	BB	IBB	HBP	BLK	WP	HR	S	P	ERA	WHIP

Batter	1	2	3	4	5	6	7	8	9	AB	R	H	RBI	BB	SO	LOB
Julio Franco, R (1, 4) OBP: 0.354, SLG: 0.435	4-3	FC6-4 1-2		HR		1B		K		5	2	2	1	0	1	1
Willie Upshaw, L (1, 3) OBP: 0.321, SLG: 0.391	WP 1B 1B		1-3	4-3	1 SAFE 1 SAFE 1 SAFE	1B 1-2 BB		K		4	1	1	0	1	1	0
Joe Carter, R (1, 8) OBP: 0.330, SLG: 0.511	5-3 1-2		HR 1B	F7		K		F6		5	1	1	0	0	1	3
Ron Kittle, R (1, 10) OBP: 0.372, SLG: 0.643	BB 2-H 1B		1-H HR		F8	1-3 2-H 1B			K	5	1	3	4	0	1	0
Cory Snyder, R (1, 9) OBP: 0.310, SLG: 0.486	1-2 BB		F7		E 2B	F3			F7	4	0	1	0	1	0	2
Mel Hall, L (1, 7) OBP: 0.319, SLG: 0.364	F6		3-1		E6 2-3		S 1B		1B	5	0	2	0	0	0	3
Brook Jacoby, R (1, 5) OBP: 0.323, SLG: 0.403		F6		3B 1B	F5		F9	5-3		5	1	1	0	0	0	4
Ron Washington, R (1, 6) OBP: 0.330, SLG: 0.365		6-3		SF8 1-H 3B	F2		F7			4	1	1	1	0	0	3
Andy Allanson, R (1, 2) OBP: 0.296, SLG: 0.343		FC6-4 1B		SF8 3-H		L7	F4 1-2			3	0	1	1	0	0	1
Inning Stats	R: 1 E: 0 K: 0 S: 14 H: 2 LOB: 2 BB: 1 P: 25	R: 0 E: 0 K: 0 S: 8 H: 1 LOB: 1 BB: 0 P: 11	R: 2 E: 0 K: 0 S: 7 H: 2 LOB: 0 BB: 0 P: 12	R: 3 E: 0 K: 0 S: 13 H: 3 LOB: 0 BB: 0 P: 26	R: 0 E: 1 K: 0 S: 9 H: 1 LOB: 2 BB: 0 P: 13	R: 1 E: 0 K: 1 S: 11 H: 2 LOB: 2 BB: 1 P: 19	R: 0 E: 0 K: 0 S: 6 H: 1 LOB: 1 BB: 0 P: 8	R: 0 E: 0 K: 2 S: 7 H: 0 LOB: 0 BB: 0 P: 12	R: 0 E: 0 K: 1 S: 11 H: 1 LOB: 1 BB: 0 P: 15	1B: 9 2B: 1 3B: 1 HR: 2 SF: 1 SAC: 0 DP: 0 HBP: 0						

PITCHER		IP	WLS	BF	H	R	ER	SO	BB	IBB	HBP	BLK	WP	HR	S	P	ERA	WHIP
Richard Dotson, R ERA: 4.12	(1, 1)	3.1	L	19	8	6	6	0	1	0	0	0	1	2	38	67	16.20	2.700
Tim Stoddard, R ERA: 7.67	(4, 1)	2.0		10	2	1	1	0	1	0	0	0	0	0	19	32	4.50	1.500
Steve Shields, R ERA: 4.05	(6, 1)	3.2		14	3	0	0	4	0	0	0	0	0	0	29	42	0.00	0.818

PITCHER	IP	WLS	BF	H	R	ER	SO	BB	IBB	HBP	BLK	WP	HR	S	P	ERA	WHIP

TOP

Cleveland Indians @ New York Yankees

Yankee Stadium, Bronx, NY

Fri Jun 24 1988, 7:05 PM EDT

Att. 38,049 - Unknown - 73 F

livebaseballscorecards.com

AB	40
R	7
H	13
RBI	7
BB	2
SO	4
LOB	17

BOTTOM

Batter	1	2	3	4	5	6	7	8	9	AB	R	H	RBI	BB	SO	LOB
Roberto Kelly, R (1, 8) OBP: 0.269, SLG: 0.375	B B F X 2-1 HR	C X 0-1 ① F8	X 0-0 ③ 6-3			C C B X 1-2 ① 5-3		B F X 1-1 ② 5-3		5	1	1	1	0	0	2
Claudell Washington, L (1, 9) OBP: 0.330, SLG: 0.429	B S C B F B F X 3-2 HR 1B	C B X 1-1 BLK 4-3 1B		B F C F F S 1-3 ① K		F F B S 1-3 ② K		C B X 1-1 ③ F8		5	1	2	0	0	2	0
Don Mattingly, L (1, 3) OBP: 0.384, SLG: 0.479	B 1 SAFE X 1-0 1-H HR	X 0-0 ② 4-3 1-2		B S B X 2-1 ② L8		C F B F F X 1-2 ③ 3-1			C B X 1-1 ① 4-3	5	1	1	2	0	0	1
Mike Pagliarulo, L (1, 5) OBP: 0.280, SLG: 0.374	B C B F B X 3-2 FC4-6 S 1B 1B	C B S B S 2-3 ③ K 2-3		B B X 2-0 ③ L9			B F B S F B S 3-3 ① K		B C F B B F F X 3-2 ② 4-3	5	1	1	0	0	2	1
Jose Cruz, L (1, 10) OBP: 0.296, SLG: 0.250 Jack Clark, R (5, PH) OBP: 0.402, SLG: 0.458	B C B B B B 4-1 1-2 FC4-6 BB	B X 1-0 ① F6	X 0-0 ① 6-3				B C B C X 2-2 BB 1B		B C F S 1-3 ③ K	1 3	0 0	0 1	0 0	1 0	0 1	0 0
Gary Ward, R (1, 7) OBP: 0.306, SLG: 0.275	B X 1-0 ① FC4-6 L9 1B 1-2 2-3	C B B F B B 4-2 1B 1B BB	B X 1-0 5-3 1B				C B F B B B 1 SAFE B 4-2 FC4 1-2 BB			2	1	1	0	2	0	2
Don Slaught, R (1, 2) OBP: 0.442, SLG: 0.642	B X 1-0 1-2 3-H 1B	F B F C 1-3 ② K	B C X 1-1 ② 5-3 1-2				B F B F S 2-3 ② K			4	0	1	1	0	2	4
Rafael Santana, R (1, 6) OBP: 0.299, SLG: 0.303 Dave Winfield, R (7, PH) OBP: 0.436, SLG: 0.610 Randy Velarde, R (8, 6) OBP: 0.231, SLG: 0.417	C B B X 2-1 ② L9 2-3	B 1 SAFE 1 SAFE B B B C F F X 3-2 E 1B 1-2 1B		B B B B 4-0 BB			F S X 0-2 ③ FC4 1-2			2 1 0	0 0 0	1 0 0	0 0 0	1 0 0	0 0 0	2 2 0
Bobby Meacham, S (1, 4) OBP: 0.302, SLG: 0.280	C S B C 1-3 ③ K	F B X 1-1 E7 1-3 2-H 1B		B B C B X 3-1 ③ F7				C X 0-1 ① B5-3		4	0	1	1	0	1	4
Inning Stats	R: 4 H: 5 E: 0 LOB: 2 K: 1 BB: 1 S: 19 P: 37	R: 0 H: 1 E: 0 LOB: 1 K: 1 BB: 0 S: 8 P: 11	R: 1 H: 2 E: 1 LOB: 2 K: 1 BB: 1 S: 13 P: 23	R: 0 H: 0 E: 0 LOB: 0 K: 1 BB: 0 S: 8 P: 13	R: 0 H: 1 E: 0 LOB: 2 K: 0 BB: 1 S: 6 P: 15	R: 0 H: 0 E: 0 LOB: 0 K: 1 BB: 0 S: 11 P: 14	R: 0 H: 1 E: 0 LOB: 2 K: 2 BB: 1 S: 15 P: 26	R: 0 H: 0 E: 0 LOB: 0 K: 0 BB: 0 S: 6 P: 8	R: 0 H: 0 E: 0 LOB: 0 K: 1 BB: 0 S: 10 P: 15	1B: 8 SF: 0 2B: 0 SAC: 0 3B: 0 DP: 0 HR: 2 HBP: 0						

PITCHER		IP	WLS	BF	H	R	ER	SO	BB	IBB	HBP	BLK	WP	HR	S	P	ERA	WHIP
Tom Candiotti, R ERA: 3.33	(1, 1)	0.0		5	4	4	4	0	1	0	0	0	0	2	12	25	∞	∞
Brad Havens, L ERA: 3.68	(1, 1)	5.0	W	22	5	1	1	4	2	0	0	1	0	0	42	74	1.80	1.400
Bud Black, L ERA: 5.91	(6, 1)	1.2		7	1	0	0	3	1	0	0	0	0	0	23	37	0.00	1.200
Doug Jones, R ERA: 1.75	(7, 1)	2.1	S	7	0	0	0	1	0	0	0	0	0	0	19	26	0.00	0.000

PITCHER	IP	WLS	BF	H	R	ER	SO	BB	IBB	HBP	BLK	WP	HR	S	P	ERA	WHIP

Cleveland Indians @ New York Yankees

Yankee Stadium, Bronx, NY

Fri Jun 24 1988, 7:05 PM EDT

Att. 38,049 - Unknown - 73 F

livebaseballscorecards.com

AB	37
R	5
H	10
RBI	5
BB	4
SO	8
LOB	18

Cleveland Indians @ New York Yankees

Yankee Stadium, Bronx, NY

Sat Jun 25 1988, 7:05 PM EDT

Att. 38,202 - Unknown - 80 F

TOP

livebaseballscorecards.com

Batter	1	2	3	4	5	6	7	8	9	AB	R	H	RBI	BB	SO	LOB
Julio Franco, R (1, 4) OBP: 0.352, SLG: 0.433	4-3		FC6 G4-6-3 1-2		4-3			FC5-4 1B 1B		4	0	1	0	0	0	2
Willie Upshaw, L (1, 3) OBP: 0.320, SLG: 0.388	E4 5-3		G4-6-3 1-2f			K		FC5-4 1-2 1B		4	0	1	0	0	1	1
Joe Carter, R (1, 8) OBP: 0.326, SLG: 0.504	5-3 1-2			L8		6-3		FC5-4 1-2 2-3		4	0	0	0	0	0	3
Ron Kittle, R (1, 10) OBP: 0.368, SLG: 0.627	K			FC6-4 1B		K		F7		4	0	1	0	0	2	3
Cory Snyder, R (1, 9) OBP: 0.309, SLG: 0.482		G6-3 2B 1B		K			5-3		F7	4	1	1	0	0	1	1
Brook Jacoby, R (1, 5) OBP: 0.322, SLG: 0.401		G6-3 1-2 1B		FC6-4 1-2			6-3		F3	4	0	1	0	0	0	1
Carmen Castillo, R (1, 7) OBP: 0.324, SLG: 0.333		G6-3 1-2f 2-3			5-3		FC6 1B		K	4	0	1	0	0	1	2
Ron Washington, R (1, 6) OBP: 0.330, SLG: 0.374		3-H 2B			F7		FC6 1-2			3	0	1	1	0	0	1
Andy Allanson, R (1, 2) OBP: 0.296, SLG: 0.343			FC6 1B		E5			K		3	0	1	0	0	1	0
Inning Stats	R: 0 E: 1 K: 1 S: 11 H: 0 LOB: 1 BB: 0 P: 17	R: 1 E: 0 K: 0 S: 7 H: 3 LOB: 1 BB: 0 P: 9	R: 0 E: 0 K: 0 S: 9 H: 1 LOB: 0 BB: 0 P: 10	R: 0 E: 0 K: 1 S: 9 H: 1 LOB: 1 BB: 0 P: 14	R: 0 E: 1 K: 0 S: 9 H: 0 LOB: 1 BB: 0 P: 15	R: 0 E: 0 K: 2 S: 8 H: 0 LOB: 0 BB: 0 P: 12	R: 0 E: 0 K: 0 S: 7 H: 1 LOB: 1 BB: 0 P: 9	R: 0 E: 0 K: 1 S: 10 H: 2 LOB: 2 BB: 0 P: 16	R: 0 E: 0 K: 1 S: 10 H: 0 LOB: 0 BB: 0 P: 15	1B: 7 2B: 1 3B: 0 HR: 0 SF: 0 SAC: 0 DP: 2 HBP: 0						

	AB	34
	R	1
	H	8
	RBI	1
	BB	0
	SO	6
	LOB	14

WP: 0 PB: 0 SB: 0 CS: 0 PA: 34

PITCHER	IP	WLS	BF	H	R	ER	SO	BB	IBB	HBP	BLK	WP	HR	S	P	ERA	WHIP
Tommy John, L (1, 1) ERA: 3.27	7.1	W	29	8	1	1	5	0	0	0	0	0	0	66	96	1.23	1.091
Cecilio Guante, R (8, 1) ERA: 2.48	1.2	S	5	0	0	0	1	0	0	0	0	0	0	14	21	0.00	0.000

PITCHER	IP	WLS	BF	H	R	ER	SO	BB	IBB	HBP	BLK	WP	HR	S	P	ERA	WHIP

BOTTOM

Cleveland Indians @ New York Yankees

Yankee Stadium, Bronx, NY

Sat Jun 25 1988, 7:05 PM EDT

Att. 38,202 - Unknown - 80 F

livebaseballscorecards.com

Batter	1	2	3	4	5	6	7	8	9	AB	R	H	RBI	BB	SO	LOB
Roberto Kelly, R (1, 8) OBP: 0.264, SLG: 0.362	C S B B X 2-2 ① F3		X 0-0 ① 6-3		B C X 1-1 S 1B		S L F B B B C 3-3 ① K	X 0-0 ③ FC6-4 1-2		5	0	1	0	0	1	2
Willie Randolph, R (1, 4) OBP: 0.294, SLG: 0.274	B B C B C X 3-2 ② 4-3		F F C B X 1-2 ② F8		1 SAFE F B B B F B B 4-2 1-2 BB		B B F X 2-1 1B			3	0	1	0	1	0	0
Don Mattingly, L (1, 3) OBP: 0.382, SLG: 0.475	B B X 2-0 ③ L9		B C B F F X 2-2 HR 1B		C F B B X 2-2 ① F8		1 SAFE B C C B 1 SAFE F B 1 SAFE 3-2 1 SAFE X ② P6			4	1	1	0	0	0	3
Jack Clark, R (1, 10) OBP: 0.404, SLG: 0.473		B C B X 2-1 2B 6-3 1B	B B S F X 2-2 1-H HR		B C S S 1-3 ② K		X 0-0 ③ P4			4	2	2	2	0	1	3
Dave Winfield, R (1, 9) OBP: 0.440, SLG: 0.621		C F B B X 2-2 6-3 1-3 2B	B C B B X 3-1 E7 1B		B B B S X 3-1 ③ F5			B C X 1-1 3-1 1B 2B		4	1	3	0	0	0	2
Gary Ward, R (1, 7) OBP: 0.297, SLG: 0.265		C C B X 1-2 ① F9	F S B S 1-3 ③ K			F F B F X 1-2 ① L9		F F B B X 2-2 ① 3-1 2-3		4	0	0	0	0	1	4
Don Slaught, R (1, 2) OBP: 0.435, SLG: 0.627		B X 1-0 ② 6-3 2-3 3-H		B X 1-0 FC1-6 1B		C X 0-1 ② F8		B B F X 2-1 ② P4		4	0	1	1	0	0	2
Mike Pagliarulo, L (1, 5) OBP: 0.286, SLG: 0.375		B B B C F B 4-2 BB		B S 1 SAFE L X 1-2 ① FC1-6 G6-4-3 1-2		X 0-0 1B		I I I I 4-0 1B IBB		2	0	1	0	2	0	1
Rafael Santana, R (1, 6) OBP: 0.298, SLG: 0.302		C F B X 1-2 ③ 6-3		C X 0-1 ② ③ G6-4-3 1-2f		X 0-0 ③ L9		X 0-0 FC6-4 1-2 3-H 1B		4	0	1	1	0	0	4
Inning Stats	R: 0 E: 0 K: 0 S: 7 H: 0 LOB: 0 BB: 0 P: 14	R: 1 E: 0 K: 0 S: 14 H: 2 LOB: 2 BB: 1 P: 25	R: 2 E: 1 K: 1 S: 17 H: 3 LOB: 1 BB: 0 P: 26	R: 0 E: 0 K: 0 S: 6 H: 1 LOB: 0 BB: 0 P: 8	R: 0 E: 0 K: 1 S: 12 H: 1 LOB: 2 BB: 1 P: 23	R: 0 E: 0 K: 0 S: 8 H: 1 LOB: 1 BB: 0 P: 9	R: 0 E: 0 K: 1 S: 11 H: 1 LOB: 1 BB: 0 P: 19	R: 1 E: 0 K: 0 S: 9 H: 2 LOB: 2 BB: 1 P: 18		1B: 8 2B: 2 3B: 0 HR: 1	SF: 0 SAC: 0 DP: 1 HBP: 0					

	AB	34
	R	4
	H	11
	RBI	4
	BB	3
	SO	3
	LOB	21

	WP: 0	PA: 37
	PB: 0	
	SB: 1	
	CS: 0	

PITCHER		IP	WLS	BF	H	R	ER	SO	BB	IBB	HBP	BLK	WP	HR	S	P	ERA	WHIP
Greg Swindell, L ERA: 3.24	(1, 1)	6.0	L	27	8	3	3	2	2	0	0	0	0	1	64	105	4.50	1.667
Jon Perlman, R ERA: 1.65	(7, 1)	2.0		10	3	1	1	1	0	1	0	0	0	0	20	37	4.50	1.500

PITCHER	IP	WLS	BF	H	R	ER	SO	BB	IBB	HBP	BLK	WP	HR	S	P	ERA	WHIP

Batter	1	2	3	4	5	6	7	8	9	AB	R	H	RBI	BB	SO	LOB
Julio Franco, R (1, 4) OBP: 0.350, SLG: 0.427	C F S 0-3 ① K	C C B B B S 3-3 ③ K			B B B B 4-0 BB		B F C B F X 2-2 ③ F6		B B C C B X 3-2 ③ F9	4	0	0	0	1	2	4
Willie Upshaw, L (1, 3) OBP: 0.315, SLG: 0.382	B B C X 2-1 ② 4-3		X 0-0 ① F9		C 1 SAFE 1 SAFE B B B F X 3-2 ① L5			X 0-0 ① F2		4	0	0	0	0	0	1
Joe Carter, R (1, 8) OBP: 0.322, SLG: 0.497	F X 0-1 ③ F4		S C F B X 1-2 ② 6-3		B 1 SAFE 1 SAFE S F F 1 SAFE X 1-2 ② F6			B C S X 1-2 ② F6		4	0	0	0	0	0	1
Ron Kittle, R (1, 10) OBP: 0.355, SLG: 0.604		C X 0-1 ① F8	X 0-0 ③ F7		B S B 1 SAFE X 2-1 ③ F7			B F B S S 2-3 ③ K		4	0	0	0	0	1	1
Mel Hall, L (1, 7) OBP: 0.317, SLG: 0.362		B C S S F F F S 1-3 ② K		C X 0-1 ① F8		X 0-0 ① F7			X 0-0 HR 1B	4	1	1	0	0	1	0
Brook Jacoby, R (1, 5) OBP: 0.325, SLG: 0.400		B X 1-0 BB 1B 1B 1B		C F B B B F B 4-2 1B BB		B B X 2-0 ② F7			X 0-0 ① F9	3	1	1	0	1	0	1
Cory Snyder, R (1, 9) OBP: 0.315, SLG: 0.498		B F B B X 3-1 1B BB 1-2 1B		X 0-0 1-2 1B		B X 1-0 ③ F9			B C B X 2-1 1-H HR	4	1	3	2	0	0	0
Andy Allanson, R (1, 2) OBP: 0.300, SLG: 0.342		C S B B B B 4-2 1B 1-2 2-3 BB		X 0-0 ② L9			B X 1-0 ① 6-3		X 0-0 1B	3	0	1	0	1	0	2
Jay Bell, R (1, 6) OBP: 0.292, SLG: 0.247 Ron Washington, R (7, PH) OBP: 0.324, SLG: 0.366 (7, 6)		C B B S F X 2-2 1-2 2-3 3-H 1B		B S F S 1-3 ③ K			B C S X 1-2 ② 4-3		X 0-0 ② F8	2 2	0 0	1 0	1 0	0 0	1 0	2 1
Inning Stats	R: 0 H: 0 E: 0 LOB: 0 K: 1 BB: 0 S: 7 P: 9	R: 1 H: 3 E: 0 LOB: 3 K: 2 BB: 1 S: 20 P: 34	R: 0 H: 0 E: 0 LOB: 0 K: 0 BB: 0 S: 6 P: 7	R: 0 H: 1 E: 0 LOB: 2 K: 1 BB: 1 S: 10 P: 15	R: 0 H: 0 E: 0 LOB: 1 K: 0 BB: 1 S: 9 P: 19	R: 0 H: 0 E: 0 LOB: 0 K: 0 BB: 0 S: 3 P: 6	R: 0 H: 0 E: 0 LOB: 0 K: 0 BB: 0 S: 8 P: 12	R: 0 H: 0 E: 0 LOB: 0 K: 1 BB: 0 S: 7 P: 10	R: 2 H: 3 E: 0 LOB: 1 K: 0 BB: 0 S: 9 P: 14	1B: 6 SF: 0 2B: 0 SAC: 0 3B: 0 DP: 0 HR: 1 HBP: 0						WP: 0 PA: 37 PB: 0 SB: 0 CS: 0

TOP

Cleveland Indians @ New York Yankees

Yankee Stadium, Bronx, NY

Sun Jun 26 1988, 3:33 AM EDT

Att. 53,037 - Cloudy - 73 F

livebaseballscorecards.com

AB	34
R	3
H	7
RBI	3
BB	3
SO	5
LOB	13

PITCHER		IP	WLS	BF	H	R	ER	SO	BB	IBB	HBP	BLK	WP	HR	S	P	ERA	WHIP
Charles Hudson, R ERA: 3.61	(1, 1)	5.0		22	4	1	1	4	3	0	0	0	0	0	52	84	1.80	1.400
Neil Allen, R ERA: 3.22	(6, 1)	3.1		13	3	2	2	1	0	0	0	0	0	1	23	35	5.40	0.900
Dave Righetti, L ERA: 3.67	(9, 1)	0.2	W	2	0	0	0	0	0	0	0	0	0	0	4	7	0.00	0.000

PITCHER	IP	WLS	BF	H	R	ER	SO	BB	IBB	HBP	BLK	WP	HR	S	P	ERA	WHIP

BOTTOM

Cleveland Indians @ New York Yankees

Yankee Stadium, Bronx, NY

Sun Jun 26 1988, 3:33 AM EDT

Att. 53,037 - Cloudy - 73 F

livebaseballscorecards.com

Batter	1	2	3	4	5	6	7	8	9	AB	R	H	RBI	BB	SO	LOB
Roberto Kelly, R (1, 8) OBP: 0.260, SLG: 0.365	S B B F F F C 2-3 K ①		F X 0-1 F7 ① C B X 1-1 E S 1B	B S S 1 SAFE X 1-2 1-3 3-H 2B 0-0 F4 ③			B C B X 2-1 5-3 ② B C F B X 2-2 1B		B X 1-0 FC6-4 1B DI ② 1-2 2-3 S B X 1-1 1-3 3-H 1B	5	0	1	1	0	1	2
Claudell Washington, L (1, 7) OBP: 0.341, SLG: 0.442	B S B X 2-1 G3 2B									5	0	4	1	0	0	2
Don Mattingly, L (1, 3) OBP: 0.376, SLG: 0.466	B C B X 2-1 G3 ② 2-3		B 1 SAFE X 1-0 E3 1-2		C B X 1-1 6-3 ①		B X 1-0 L4 ③			4	0	0	0	0	0	3
Jack Clark, R (1, 10) OBP: 0.398, SLG: 0.464	F B C B B S 3-3 K ③		F B B B F S 3-3 K ② ③ 2-H		C X 0-1 5-3 ②			B C B C B F X 3-2 1-3 ①		4	0	0	0	0	2	3
Dave Winfield, R (1, 9) OBP: 0.437, SLG: 0.613		B B C S B B 4-2 E 1B 6-3 BB		B C X 1-1 1-3 ① B C S X 1-2 5-3 ③				F C F B S 1-3 K ②		3	1	0	0	1	1	0
Mike Pagliarulo, L (1, 5) OBP: 0.286, SLG: 0.376		C B F B F 1 SAFE F S 2-3 K ①		B B F X 2-1 2B 2B		S X 0-1 F8 ①		S B S X 1-2 4-3 ③		4	1	1	0	0	1	1
Rafael Santana, R (1, 6) OBP: 0.306, SLG: 0.315		C B 1 SAFE B 1 SAFE X 2-1 E7 1-3 1B		B X 1-0 F9 2B 2-H 2B		C C B B X 2-2 CS 1B			B X 1-0 F8 ①	4	1	3	1	0	0	0
Joel Skinner, R (1, 2) OBP: 0.242, SLG: 0.315 Rickey Henderson, R (9, PR) OBP: 0.408, SLG: 0.446		B B X 2-0 6-3 ② 3-H		B S B F X 2-2 F9 ② 2-3		S F B 1 S 1-3 K ② ③ 1-2			B F B B B 4-1 FC6-4 1B 1B BB	3 0	0 1	0 0	1 0	1 0	1 0	3 0
Bobby Meacham, S (1, 4) OBP: 0.308, SLG: 0.282		B X 1-0 F8 ③		B B F B F F F B 4-2 2B BB			C B C S 1-3 K ①		F C B X 1-2 1-2 FC6-4 1B	3	0	1	0	1	1	1
Inning Stats	R: 0 E: 0 K: 2 S: 12 H: 1 LOB: 1 BB: 0 P: 21	R: 1 E: 1 K: 1 S: 11 H: 1 LOB: 1 BB: 1 P: 22	R: 0 E: 1 K: 1 S: 8 H: 1 LOB: 2 BB: 0 P: 13	R: 2 E: 0 K: 0 S: 15 H: 3 LOB: 2 BB: 1 P: 26	R: 0 E: 0 K: 0 S: 7 H: 0 LOB: 0 BB: 0 P: 9	R: 0 E: 0 K: 1 S: 8 H: 1 LOB: 1 BB: 0 P: 11	R: 0 E: 0 K: 1 S: 9 H: 1 LOB: 1 BB: 0 P: 15	R: 0 E: 0 K: 1 S: 11 H: 0 LOB: 0 BB: 0 P: 16	R: 1 E: 0 K: 0 S: 8 H: 2 LOB: 3 BB: 1 P: 16	1B: 6 2B: 6 3B: 0 HR: 0	SF: 0 SAC: 0 DP: 2 HBP: 0					

PITCHER	IP	WLS	BF	H	R	ER	SO	BB	IBB	HBP	BLK	WP	HR	S	P	ERA	WHIP
Rick Rodriguez, R (1, 1) ERA: 8.59	3.2		19	6	3	2	4	2	0	0	0	0	0	45	81	4.91	2.182
Bud Black, L (4, 1) ERA: 5.4	5.0	L	19	4	1	1	3	1	0	0	0	0	0	44	68	1.80	1.000

AB	35
R	4
H	10
RBI	4
BB	3
SO	7
LOB	15

WP: 0 PB: 0 SB: 2 CS: 1 PA: 38

Batter	1	2	3	4	5	6	7	8	9	AB	R	H	RBI	BB	SO	LOB
Tom Brookens, R (1, 5) OBP: 0.348, SLG: 0.409	F F X 0-2 1B		C S X 0-2 ① F2		B B C B 1 SAFE F F X 3-2 E8 1-H 1B		L B X 1-1 ① SH1-4 1-3		B X 1-0 ① SH5-4 1-2 2-3	3	0	2	0	0	0	2
Lou Whitaker, L (1, 4) OBP: 0.381, SLG: 0.403	C L X 0-2 ① F5		B C X 1-1 ② SF7 2-3 3-H		B F L C 1-3 ① K		B B C B F X 3-2 1B 3-H 1B		I I I I 4-0 1B IBB	3	0	1	2	1	1	2
Luis Salazar, R (1, 9) OBP: 0.351, SLG: 0.469	C F F B F S 1-3 ② K		C F X 0-2 3-H 1B		C X 0-1 ② 5-3		1 SAFE B C 1 SAFE X 1-1 G6-4-3 1-2 1B		B C S F X 1-2 FC5-4 1-3 2-H 3-H 1B	5	0	3	3	0	1	2
Alan Trammell, R (1, 6) OBP: 0.384, SLG: 0.498	1 SAFE B B F 1 SAFE X 2-1 ③ F6		C B F B SAFE X 2-2 ③ F9		B C B C X 2-2 ③ F6		C S B X 1-2 ② ③ G6-4-3 1-2f		X 0-0 ② F8	5	0	0	0	0	0	7
Ray Knight, R (1, 3) OBP: 0.298, SLG: 0.301		F B X 1-1 ① 6-3		C B F F F X 1-2 ① F9		X 0-0 ① 4-3		B F X 1-1 ① 5-3	B C S X 1-2 ③ FC5-4 1-2	5	0	0	0	0	0	2
Larry Herndon, R (1, 7) OBP: 0.306, SLG: 0.323 Pat Sheridan, L (7, 7) OBP: 0.342, SLG: 0.473		B X 1-0 ② F9		B B X 2-0 1B		B B H 3-0 HBP		B B B F F F B X 3-2 ② 3-1		2 1	0 0	1 0	0 0	0 0	0 0	0 0
Darrell Evans, L (1, 10) OBP: 0.325, SLG: 0.337		B B X 2-0 ③ F9		F S S 0-3 ② K		S S B B S 2-3 ② K		B X 1-0 ③ F4		4	0	0	0	0	2	2
Mike Heath, R (1, 2) OBP: 0.304, SLG: 0.308		S C X 0-2 2B SF7 1B		B S F X 1-2 ③ F8		X 0-0 ③ F6			B B F X 2-1 SH5-4 BLK 1B	4	2	2	0	0	0	2
Gary Pettis, S (1, 8) OBP: 0.310, SLG: 0.284		B L L B X 2-2 E 1-3 1B 2B			X 0-0 1B E 1B		B F F B X 2-2 SH1-4 PB 1B 1B		B B B B 4-0 SH5-4 1-2 1B BB	3	4	3	0	1	0	0
Inning Stats	R: 0 H: 1 E: 0 LOB: 1 K: 1 BB: 0 S: 13 P: 16	R: 0 H: 0 E: 0 LOB: 0 K: 0 BB: 0 S: 4 P: 8	R: 2 H: 3 E: 1 LOB: 1 K: 0 BB: 0 S: 17 P: 22	R: 0 H: 1 E: 0 LOB: 1 K: 1 BB: 0 S: 12 P: 16	R: 1 H: 2 E: 1 LOB: 1 K: 1 BB: 0 S: 13 P: 19	R: 0 H: 0 E: 0 LOB: 1 K: 1 BB: 0 S: 5 P: 10	R: 1 H: 3 E: 0 LOB: 1 K: 0 BB: 0 S: 13 P: 21	R: 0 H: 0 E: 0 LOB: 0 K: 0 BB: 0 S: 7 P: 12	R: 2 H: 2 E: 0 LOB: 2 K: 0 BB: 2 S: 11 P: 24	1B: 11 SF: 1 2B: 1 SAC: 2 3B: 0 DP: 1 HR: 0 HBP: 1						WP: 0 PA: 41 PB: 1 SB: 0 CS: 0

PITCHER	IP	WLS	BF	H	R	ER	SO	BB	IBB	HBP	BLK	WP	HR	S	P	ERA	WHIP
John Candelaria, L (1, 1) ERA: 2.99	6.1	L	29	9	4	4	4	0	0	1	0	0	0	72	105	5.68	1.421
Steve Shields, R (7, 1) ERA: 4.4	2.0		9	2	2	2	0	1	1	0	1	0	0	15	33	9.00	1.500
Tim Stoddard, R (9, 1) ERA: 7.5	0.2		3	1	0	0	0	0	0	0	0	0	0	8	10	0.00	1.500

PITCHER	IP	WLS	BF	H	R	ER	SO	BB	IBB	HBP	BLK	WP	HR	S	P	ERA	WHIP

TOP

Detroit Tigers @ New York Yankees

Yankee Stadium, Bronx, NY

Mon Jun 27 1988, 7:05 PM EDT

Att. 26,862 - Unknown - 78 F

livebaseballscorecards.com

AB	35
R	6
H	12
RBI	5
BB	2
SO	4
LOB	19

Batter	1	2	3	4	5	6	7	8	9	AB	R	H	RBI	BB	SO	LOB
Rickey Henderson, R (1, 7) OBP: 0.406, SLG: 0.440	F B F C 1-3 ① K		B B X 2-0 ③ F9			C B B F B F F B 4-2 6-3 1B BB		B F C X 1-2 ① F7		3	1	0	0	1	1	1
Willie Randolph, R (1, 4) OBP: 0.288, SLG: 0.268	X 0-0 ② L4			B F B X 2-1 ① 6-3		C B F F X 1-2 ① 6-3 1-2		F X 0-1 ② 4-3		4	0	0	0	0	0	1
Don Mattingly, L (1, 3) OBP: 0.378, SLG: 0.465	B B X 2-0 ③ F8			B C B B F F F B 4-2 1B BB		B X 1-0 ② F7		B B B C X 3-1 1B		3	0	1	0	1	0	1
Jack Clark, R (1, 10) OBP: 0.396, SLG: 0.460		C B X 1-1 ① 5-3		C B S S 1-3 ② K		F B B S X 2-2 2-H 1B		C S X 0-2 ③ F2		4	0	1	1	0	1	2
Dave Winfield, R (1, 9) OBP: 0.435, SLG: 0.608		X 0-0 ② F6		C B B B C X 3-2 1-3 1B		B B C X 2-1 ③ F7			B B B C F X 3-2 ① 1-3	4	0	1	0	0	0	1
Claudell Washington, L (1, 8) OBP: 0.339, SLG: 0.436		B S T F B B S 3-3 ③ K		X 0-0 ③ 4-3			B B B C X 3-1 ① F8		B B B B 4-0 HR BB	3	1	0	0	1	1	2
Mike Pagliarulo, L (1, 5) OBP: 0.285, SLG: 0.386			C S T B F X 1-2 ① F8		F B B F C 2-3 ① K		F B X 1-1 ② F8		B C S B F X 2-2 1-H HR	4	1	1	2	0	1	0
Don Slaught, R (1, 2) OBP: 0.438, SLG: 0.632			F B X 1-1 ② 1B		F X 0-1 ② F6		B X 1-0 2B		B C S B X 2-2 ② 5-3	4	0	2	0	0	0	0
Rafael Santana, R (1, 6) OBP: 0.307, SLG: 0.320			B B B C X 3-1 2B		B B X 2-0 ③ 4-3		C F F X 0-2 ③ 4-3		C S S 0-3 ③ K	3	0	1	0	0	0	1
Jose Cruz, L (9, PH) OBP: 0.292, SLG: 0.246										1	0	0	0	0	1	0
Inning Stats	R: 0 H: 0 E: 0 LOB: 0 K: 1 BB: 0 S: 5 P: 8	R: 0 H: 0 E: 0 LOB: 0 K: 1 BB: 0 S: 7 P: 11	R: 0 H: 2 E: 0 LOB: 1 K: 0 BB: 0 S: 10 P: 17	R: 0 H: 1 E: 0 LOB: 2 K: 1 BB: 1 S: 13 P: 23	R: 0 H: 0 E: 0 LOB: 0 K: 1 BB: 0 S: 6 P: 10	R: 1 H: 1 E: 0 LOB: 1 K: 0 BB: 1 S: 14 P: 24	R: 0 H: 1 E: 0 LOB: 1 K: 0 BB: 0 S: 9 P: 14	R: 0 H: 1 E: 0 LOB: 1 K: 0 BB: 0 S: 10 P: 14	R: 2 H: 1 E: 0 LOB: 0 K: 1 BB: 1 S: 13 P: 24	1B: 4 SF: 0 2B: 2 SAC: 0 3B: 0 DP: 0 HR: 1 HBP: 0						WP: 0 PA: 36 PB: 0 SB: 0 CS: 0

PITCHER		IP	WLS	BF	H	R	ER	SO	BB	IBB	HBP	BLK	WP	HR	S	P	ERA	WHIP
Jack Morris, R ERA: 4.87	(1, 1)	6.2	W	26	5	1	1	4	2	0	0	0	0	0	60	103	1.35	1.050
Mike Henneman, R ERA: 2.08	(7, 1)	2.1	S	10	2	2	2	1	1	0	0	0	0	1	27	42	7.71	1.286

PITCHER	IP	WLS	BF	H	R	ER	SO	BB	IBB	HBP	BLK	WP	HR	S	P	ERA	WHIP

BOTTOM

Detroit Tigers @ New York Yankees

Yankee Stadium, Bronx, NY

Mon Jun 27 1988, 7:05 PM EDT
Att. 26,862 - Unknown - 78 F

livebaseballscorecards.com

AB	33
R	3
H	7
RBI	3
BB	3
SO	5
LOB	9

Batter	1	2	3	4	5	6	7	8	9	AB	R	H	RBI	BB	SO	LOB
Gary Pettis, S (1, 8) OBP: 0.318, SLG: 0.292	1-1 SH, SF9, 2B		4-2 1B, 1-2, BB		2-3 ① K			0-0 S, 1B	4-0 BB, 3B, BB	3	3	2	0	2	1	0
Lou Whitaker, L (1, 4) OBP: 0.382, SLG: 0.402	2-1 SH, G5-4-3, 2-3		1-1 1-3, 2-H, 1B		0-0 ② F9			1-0 ① F9	4-1 1-2, 3B, BB	3	1	1	1	1	0	1
Pat Sheridan, L (1, 7) OBP: 0.351, SLG: 0.493	2-1 ① SF9, 3-H		4-0 IBB		3-2 ③ F3			1-1 1-H, 1B	2-2 1-H, 2-H, 3B	3	1	2	4	1	0	0
Luis Salazar, R (1, 6) OBP: 0.348, SLG: 0.463	0-2 ②③ G5-4-3, 1-2f		0-0 ② P6			1-3 ① K		0-2 E, S, 2-H, 1B	1-0 ③ F8	5	0	1	1	0	1	5
Darrell Evans, L (1, 3) OBP: 0.323, SLG: 0.332		4-1 CS, BB	1-3 ③ K			1-3 ② K		1-0 ② 5-3, 1-3		3	0	0	0	1	2	4
Chet Lemon, R (1, 9) OBP: 0.360, SLG: 0.440		2-2 ①② 6-3, 1-2		2-2 ① F7		0-1 ③ 4-3		4-1 BB		3	0	0	0	1	0	1
Matt Nokes, L (1, 2) OBP: 0.283, SLG: 0.422		2-3 ③ K		2-3 ② K			2-2 ① F6	1-0 ③ F6		4	0	0	0	0	2	2
Dave Bergman, L (1, 10) OBP: 0.385, SLG: 0.403			1-2 BB, 1B	1-1 1B			3-2 ② 6-3		0-0 ① F2	4	1	2	0	0	0	0
Tom Brookens, R (1, 5) OBP: 0.342, SLG: 0.401			0-0 ① F9	0-0 ③ F4			2-1 ③ 4-3		1-0 ② 6-3	4	0	0	0	0	0	2
Inning Stats	R: 1 E: 1 K: 0 S: 9 H: 1 LOB: 0 BB: 0 P: 14	R: 0 E: 0 K: 1 S: 9 H: 0 LOB: 0 BB: 1 P: 17	R: 1 E: 0 K: 1 S: 14 H: 2 LOB: 3 BB: 2 P: 25	R: 0 E: 0 K: 1 S: 9 H: 1 LOB: 1 BB: 0 P: 14	R: 0 E: 0 K: 1 S: 8 H: 0 LOB: 0 BB: 0 P: 13	R: 0 E: 0 K: 2 S: 9 H: 0 LOB: 0 BB: 0 P: 11	R: 0 E: 0 K: 0 S: 9 H: 0 LOB: 0 BB: 0 P: 16	R: 2 E: 0 K: 0 S: 11 H: 3 LOB: 2 BB: 1 P: 19	R: 2 E: 0 K: 0 S: 8 H: 1 LOB: 1 BB: 2 P: 20	1B: 6 2B: 1 3B: 1 HR: 0 SF: 1 SAC: 1 DP: 1 HBP: 0						

TOP

Detroit Tigers @ New York Yankees

Yankee Stadium, Bronx, NY

Tue Jun 28 1988, 7:05 PM EDT

Att. 37,103 - Unknown - 82 F

livebaseballscorecards.com

AB	32
R	6
H	8
RBI	6
BB	6
SO	6
LOB	15

PITCHER		IP	WLS	BF	H	R	ER	SO	BB	IBB	HBP	BLK	WP	HR	S	P	ERA	WHIP
Rick Rhoden, R ERA: 4.78	(1, 1)	7.1	L	31	7	4	4	6	2	1	0	0	0	0	75	120	4.91	1.227
Dave Righetti, L ERA: 4.04	(8, 1)	1.1		8	1	2	2	0	3	0	0	0	0	0	10	27	13.50	3.000
Neil Allen, R ERA: 3.2	(9, 1)	0.1		1	0	0	0	0	0	0	0	0	0	0	1	2	0.00	0.000

PITCHER	IP	WLS	BF	H	R	ER	SO	BB	IBB	HBP	BLK	WP	HR	S	P	ERA	WHIP

Detroit Tigers @ New York Yankees

Yankee Stadium, Bronx, NY

Tue Jun 28 1988, 7:05 PM EDT

Att. 37,103 - Unknown - 82 F

livebaseballscorecards.com

BOTTOM

Batter	1	2	3	4	5	6	7	8	9	AB	R	H	RBI	BB	SO	LOB
Roberto Kelly, R (1, 8) OBP: 0.272, SLG: 0.364	0-1 E SH1-3 1B		1-3 K ①		1-3 K ③			4-2 BB		3	0	1	0	1	2	0
Willie Randolph, R (1, 4) OBP: 0.284, SLG: 0.264	0-0 SH1-3 ① 1-2		2-1 F8 ②			1-0 F3 ①		0-0 F3 ②		3	0	0	0	0	0	1
Don Mattingly, L (1, 3) OBP: 0.372, SLG: 0.457	1-2 L6 ② 2-3		1-0 F4 ③			1-2 4-3 ②		3-2 F8 ③		4	0	0	0	0	0	2
Jack Clark, R (1, 10) OBP: 0.397, SLG: 0.459	3-2 P4 ③			1-3 K ①		4-1 BB			1-0 1B 1B	3	0	1	0	1	1	1
Dave Winfield, R (1, 9) OBP: 0.432, SLG: 0.606		3-2 E 2B		0-1 F4 ②		1-1 F8 ③			0-0 F9 ①	4	1	1	0	0	0	2
Gary Ward, R (1, 7) OBP: 0.303, SLG: 0.274		0-1 FC6 2-H		1-2 1B			0-2 6-3 ①		2-2 1-2 1B	4	0	2	0	0	0	0
Don Slaught, R (1, 2) OBP: 0.424, SLG: 0.610		2-1 F8 ①		1 SAFE B F 1 SAFE 1 SAFE 1 SAFE B F B 3-3 F C K ③			3-2 F7 ②		1-0 F7 ②	4	0	0	0	0	1	4
Mike Pagliarulo, L (1, 5) OBP: 0.281, SLG: 0.380		2-3 K ②			0-0 5-3 ①		1-3 K ③		1-3 K ③	4	0	0	0	0	3	3
Rafael Santana, R (1, 6) OBP: 0.303, SLG: 0.316		2-1 P3 ③			3-2 F8 ②			0-2 5-3 ①		3	0	0	0	0	0	1

	AB	32
	R	1
	H	5
	RBI	0
	BB	2
	SO	7
	LOB	14

Inning Stats	1	2	3	4	5	6	7	8	9
	R: 0 H: 1 E: 1 LOB: 1 K: 0 BB: 0 S: 9 P: 13	R: 1 H: 1 E: 1 LOB: 1 K: 1 BB: 0 S: 13 P: 22	R: 0 H: 0 E: 0 LOB: 0 K: 1 BB: 0 S: 6 P: 10	R: 0 H: 1 E: 0 LOB: 1 K: 2 BB: 0 S: 14 P: 19	R: 0 H: 0 E: 0 LOB: 0 K: 1 BB: 0 S: 8 P: 12	R: 0 H: 0 E: 0 LOB: 1 K: 0 BB: 1 S: 8 P: 15	R: 0 H: 0 E: 0 LOB: 0 K: 1 BB: 0 S: 12 P: 16	R: 0 H: 0 E: 0 LOB: 1 K: 0 BB: 1 S: 13 P: 20	R: 0 H: 2 E: 0 LOB: 2 K: 1 BB: 0 S: 11 P: 16

	1B	4	SF	0
	2B	1	SAC	1
	3B	0	DP	0
	HR	0	HBP	0

	WP	0	PA	35
	PB	0		
	SB	0		
	CS	0		

PITCHER		IP	WLS	BF	H	R	ER	SO	BB	IBB	HBP	BLK	WP	HR	S	P	ERA	WHIP
Frank Tanana, L ERA: 4.6	(1, 1)	8.1	W	33	5	1	0	6	2	0	0	0	0	0	89	136	0.00	0.840
Mike Henneman, R ERA: 2.04	(9, 1)	0.2		2	0	0	0	1	0	0	0	0	0	0	5	7	0.00	0.000

PITCHER	IP	WLS	BF	H	R	ER	SO	BB	IBB	HBP	BLK	WP	HR	S	P	ERA	WHIP

Detroit Tigers @ New York Yankees

Yankee Stadium, Bronx, NY

Wed Jun 29 1988, 7:05 PM EDT

Att. 33,064 - Unknown - 72 F

livebaseballscorecards.com

TOP

Batter	1	2	3	4	5	6	7	8	9	AB	R	H	RBI	BB	SO	LOB
Gary Pettis, S (1, 8) OBP: 0.316, SLG: 0.297	S X 0-1 F7		F B F X 1-2 1B 2-H 3B		C C B B B F F X 3-2 4-3		B B B C C C 3-3 K		X 0-0 F3	5	1	1	1	0	1	0
Lou Whitaker, L (1, 4) OBP: 0.386, SLG: 0.403	B B B C X 3-1 3-1		X 0-0 SH3-4 1B 3-H 1B		B B F X 2-1 1B		F X 0-1 F6		B B B C B 4-1 BB	4	0	2	1	1	0	0
Pat Sheridan, L (1, 7) OBP: 0.352, SLG: 0.489	B C F S 1-3 K		B X 1-0 SH3-4 1-2 1B		1 SAFE 1 SAFE B C 1 SAFE 1 B 1 SAFE B F 3-2 F7		B B X 2-0 1B		C B B C F X 2-2 F8	5	0	2	0	0	1	2
Luis Salazar, R (1, 6) OBP: 0.346, SLG: 0.459		B C X 1-1 1B 5-3 1B	F X 0-1 SH3-4 1-2 2-3		1 SAFE B F X 1-1 F8		C F X 0-2 F4		C B B F F X 2-2 F3	4	1	1	0	0	0	3
Darrell Evans, L (1, 3) OBP: 0.335, SLG: 0.338		C 1 SAFE B F B X 2-2 5-3 1-3 1B	I I I I 4-0 G5-3 IBB			B B B B 4-0 BB BB		C X 1-1 1B 1B		2	0	2	0	2	0	0
Chet Lemon, R (1, 9) OBP: 0.354, SLG: 0.432		X 0-0 5-3 1-3 3-H	C X 0-1 G5-3 1-2f			C X 0-1 F9		F C F X 0-2 F9		4	0	0	1	0	0	6
Matt Nokes, L (1, 2) OBP: 0.282, SLG: 0.415		B C F S 1-3 K		X 0-0 F9		F B B F B F F F B 4-2 BB 1-2		B B C F F S 2-3 K		3	0	0	0	1	2	2
Ray Knight, R (1, 10) OBP: 0.297, SLG: 0.299		B B F B X 3-1 5-3		C C B F F C 1-3 K		X 0-0 F9		C X 0-1 1B 1-2 1B		4	0	1	0	0	1	3
Tom Brookens, R (1, 5) OBP: 0.341, SLG: 0.403			B C B X 2-1 2B 3B	B S B X 2-1 5-3		C X 0-1 F5		C F B B S 2-3 K		4	1	1	0	0	1	4

Inning Stats	1	2	3	4	5	6	7	8	9	1B: 8	SF: 0	WP: 0	PA: 40
R:	0	1	2	0	0	0	0	0	0	2B: 1	SAC: 1	PB: 0	
E:	0	0	0	0	0	0	0	0	0	3B: 1	DP: 1	SB: 0	
K:	1	1	0	1	0	0	1	2	0	HR: 0	HBP: 0	CS: 0	
S:	7	11	11	8	12	10	9	15	10				
H:	0	2	4	0	1	0	1	2	0				
LOB:	0	1	2	0	1	2	1	0	1				
BB:	0	0	1	0	0	2	0	0	1				
P:	11	18	19	11	21	18	14	20	18				

PITCHER		IP	WLS	BF	H	R	ER	SO	BB	IBB	HBP	BLK	WP	HR	S	P	ERA	WHIP
Richard Dotson, R ERA: 4.32	(1, 1)	2.0		12	6	3	3	2	0	0	0	0	0	0	25	40	13.50	3.000
Steve Shields, R ERA: 4.06	(3, 1)	2.1	W	8	1	0	0	1	0	1	0	0	0	0	19	31	0.00	0.429
Neil Allen, R ERA: 3.02	(5, 1)	2.2		12	2	0	0	1	2	0	0	0	0	0	26	44	0.00	1.500
Cecilio Guante, R ERA: 2.4	(8, 1)	2.0		8	1	0	0	2	1	0	0	0	0	0	23	35	0.00	1.000

PITCHER	IP	WLS	BF	H	R	ER	SO	BB	IBB	HBP	BLK	WP	HR	S	P	ERA	WHIP

AB	35
R	3
H	10
RBI	3
BB	4
SO	6
LOB	20

BOTTOM

Detroit Tigers @ New York Yankees

Yankee Stadium, Bronx, NY

Wed Jun 29 1988, 7:05 PM EDT
Att. 33,064 - Unknown - 72 F

livebaseballscorecards.com

Batter	1	2	3	4	5	6	7	8	9	AB	R	H	RBI	BB	SO	LOB
Claudell Washington, L (1, 8) OBP: 0.345, SLG: 0.454 Gary Ward, R (8, 8) OBP: 0.303, SLG: 0.274	C B F F F B X 2-2 BB 1B	S B X 1-1 E7 1B 1-H 2-H 3-H 2B		X 0-0 ① 4-3	B C B 1 SAFE F 1 SAFE F X 2-2 1-H 3B		F F B C 1-3 ② K			5 1 3 3 0 1 2 0 0 0 0 0 0 0						
Don Mattingly, L (1, 3) OBP: 0.369, SLG: 0.451	B F B B X 3-1 ① F8	F X 0-1 G5-4-3 3-H 1B		C X 0-1 ② F8	F B X 1-1 ③ F7		X 0-0 ③ 4-3			5 0 1 1 0 0 4						
Dave Winfield, R (1, 9) OBP: 0.432, SLG: 0.599	B 1 SAFE B B B 4-0 1-2 BB	C B B B X 3-1 ② ③ G5-4-3 1-2f		C B B F B B 4-2 S 1B BB		B C X 1-1 ① 4-3		B F X 1-1 ① 1-3		3 1 0 0 2 0 1						
Jack Clark, R (1, 10) OBP: 0.404, SLG: 0.477	C F F B B C 2-3 ② K		X 0-0 HR	B B I I 4-0 1B 1-2 IBB		C X 0-1 FC4-6 1B		B C S X 1-2 G6-3 1B		4 1 3 1 1 1 2						
Mike Pagliarulo, L (1, 5) OBP: 0.280, SLG: 0.377	B X 1-0 ③ 6-3		B B C B X 3-1 ① F7	C B X 1-1 1-2 2-H 1B		B S F B F X 2-2 ② FC4-6 FC5-4 1-2		X 0-0 ② ③ G6-3 1-2f		5 0 1 1 0 0 4						
Jose Cruz, L (1, 7) OBP: 0.289, SLG: 0.235		B B B B 4-0 2B E BB	X 0-0 ② F8	B B B X 3-0 ③ F8		B B S C F X 2-2 ③ FC5-4 1-2				3 1 0 0 1 0 3						
Willie Randolph, R (1, 4) OBP: 0.293, SLG: 0.275		1 SAFE C 1 SAFE B F B F F 2-2 X 1-3 E 2B	B B B C C X 3-2 BB 1B		B C B B C B 4-2 FC5-4 BB		C X 0-1 ① 6-3			3 1 2 0 1 0 0						
Rafael Santana, R (1, 6) OBP: 0.310, SLG: 0.318		B B B C F B 4-2 E BB	C B B B F B 4-2 1-2 BB		C 1 SAFE C 1 SAFE F X 0-2 ① FC5-4 1-2 3B		B F B X 2-1 1B 1B			2 2 1 0 2 0 1						
Joel Skinner, R (1, 2) OBP: 0.242, SLG: 0.313		B C B F S 2-3 ① K	F B X 1-1 ③ F8		X 0-0 ② F9		C 1 SAFE 1 SAFE F B X 1-2 1-2 1B			4 0 1 0 0 1 6						
Inning Stats	R: 0 H: 1 E: 0 LOB: 2 K: 1 BB: 1 S: 13 P: 25	R: 4 H: 3 E: 1 LOB: 0 K: 1 BB: 2 S: 17 P: 33	R: 1 H: 2 E: 0 LOB: 2 K: 0 BB: 1 S: 11 P: 22	R: 1 H: 1 E: 0 LOB: 2 K: 0 BB: 2 S: 8 P: 20	R: 1 H: 1 E: 0 LOB: 1 K: 0 BB: 1 S: 13 P: 20	R: 0 H: 1 E: 0 LOB: 1 K: 0 BB: 0 S: 12 P: 17	R: 0 H: 2 E: 0 LOB: 2 K: 1 BB: 0 S: 11 P: 15	R: 0 H: 1 E: 0 LOB: 0 K: 0 BB: 0 S: 6 P: 8		1B: 8 SF: 0 2B: 2 SAC: 0 3B: 1 DP: 2 HR: 1 HBP: 0						

	AB	34
	R	7
	H	12
	RBI	6
	BB	7
	SO	3
	LOB	23

WP: 0 PA: 41
PB: 0
SB: 1
CS: 0

PITCHER		IP	WLS	BF	H	R	ER	SO	BB	IBB	HBP	BLK	WP	HR	S	P	ERA	WHIP
Walt Terrell, R ERA: 4.76	(1, 1)	2.2	L	17	6	5	5	2	4	0	0	0	0	1	39	77	16.88	3.750
Mike Trujillo, R ERA: 9.64	(3, 1)	1.1		7	1	1	1	0	1	1	0	0	0	0	10	23	6.75	1.500
Eric King, R ERA: 3.86	(5, 1)	2.2		13	4	1	1	1	1	0	0	0	0	0	35	51	3.38	1.875
Willie Hernandez, L ERA: 2.23	(7, 1)	1.1		4	1	0	0	0	0	0	0	0	0	0	7	9	0.00	0.750

PITCHER		IP	WLS	BF	H	R	ER	SO	BB	IBB	HBP	BLK	WP	HR	S	P	ERA	WHIP

Batter	1	2	3	4	5	6	7	8	9	AB	R	H	RBI	BB	SO	LOB
Willie Randolph, R (1, 4) OBP: 0.295, SLG: 0.278	C B B X 2-1 ① F3		X 0-0 ② L9		B B X 2-0 BB 1-2 1B	C X 0-1 2-3 3-H 1B		C B X 1-1 ② 5-3		5	0	2	1	0	0	0
Don Mattingly, L (1, 3) OBP: 0.369, SLG: 0.448	C F B B X 2-2 FC5-4 1B		B B X 2-0 ③ F7		B B B B 4-0 1-2 2-3 BB	B X 1-0 ③ F8		X 0-0 ③ 4-3		4	0	1	0	1	0	2
Dave Winfield, R (1, 9) OBP: 0.428, SLG: 0.592	B C S X 1-2 ② F8			C X 0-1 ① 6-3	C F X 0-2 ③ F9		B B X 2-0 HR 1B		C B S B B X 3-2 ① 6-3	5	1	1	0	0	0	4
Jack Clark, R (1, 10) OBP: 0.408, SLG: 0.489	C S X 0-2 ③ FC5-4 1-2f			B C B B B 4-1 BB		B B B B 4-0 5-3 2B BB	B B C B F X 3-2 1-H HR		C B B C F S 2-3 ② K	3	2	1	2	2	1	1
Gary Ward, R (1, 7) OBP: 0.307, SLG: 0.287		B S X 1-1 2B		F S B X 1-2 ② L7		F B X 1-1 ① 5-3 1-2	B X 1-0 1B		B F X 1-1 ③ 6-3	5	0	2	0	0	0	2
Jay Buhner, R (1, 8) OBP: 0.236, SLG: 0.318		B B X 2-0 ① 4-3		S B F B B X 3-2 ③ F7		S B X 1-1 ② L9	C B B S S 2-3 ① K			4	0	0	0	0	1	4
Rafael Santana, R (1, 6) OBP: 0.309, SLG: 0.321		C X 0-1 ② F8			B X 1-0 ① F8	B X 1-0 2-H 1B 2B	F F B X 1-2 ② F9			4	1	1	1	0	0	2
Joel Skinner, R (1, 2) OBP: 0.242, SLG: 0.312		C B X 1-1 ③ F6			B C S B B F B F F S 3-3 ② K	B X 1-0 2-H 2B 1B 1B	X 0-0 ③ F8			4	1	1	1	0	1	2
Bobby Meacham, S (1, 5) OBP: 0.317, SLG: 0.302 Mike Pagliarulo, L (7, 5) OBP: 0.279, SLG: 0.375			C C B X 1-2 ① F9		C F F X 0-2 BB 1B 1B	B B C S S X 2-2 1B 1-3 2B		B S S S 1-3 ① K		3 1	0 0	2 0	0 0	0 0	0 1	0 0
Inning Stats	R: 0 E: 0 K: 0 S: 11 H: 1 LOB: 1 BB: 0 P: 16	R: 0 E: 0 K: 0 S: 7 H: 1 LOB: 1 BB: 0 P: 11	R: 0 E: 0 K: 0 S: 5 H: 0 LOB: 0 BB: 0 P: 8	R: 0 E: 0 K: 0 S: 9 H: 0 LOB: 1 BB: 1 P: 17	R: 0 E: 0 K: 1 S: 15 H: 2 LOB: 3 BB: 1 P: 25	R: 3 E: 0 K: 0 S: 12 H: 4 LOB: 2 BB: 1 P: 23	R: 2 E: 0 K: 1 S: 12 H: 3 LOB: 1 BB: 0 P: 21	R: 0 E: 0 K: 1 S: 6 H: 0 LOB: 0 BB: 0 P: 8	R: 0 E: 0 K: 1 S: 9 H: 0 LOB: 0 BB: 0 P: 15	1B: 7 2B: 3 3B: 0 HR: 1	SF: 0 SAC: 0 DP: 0 HBP: 0						

TOP

New York Yankees @ Chicago White Sox

Comiskey Park, Chicago, IL

Thu Jun 30 1988, 8:05 PM EDT

Att. 18,168 - Unknown - 55 F

livebaseballscorecards.com

AB	38
R	5
H	11
RBI	5
BB	3
SO	4
LOB	17

WP: 0 PB: 0 SB: 0 CS: 0 PA: 41

PITCHER		IP	WLS	BF	H	R	ER	SO	BB	IBB	HBP	BLK	WP	HR	S	P	ERA	WHIP
Dave LaPoint, L ERA: 2.86	(1, 1)	6.0	L	29	8	3	3	1	3	0	0	0	0	0	59	100	4.50	1.833
Joel Davis, R ERA: 7.2	(7, 1)	1.0		6	3	2	2	1	0	0	0	0	0	1	12	21	18.00	3.000
Steve Rosenberg, L ERA: 4.97	(8, 1)	2.0		6	0	0	0	2	0	0	0	0	0	0	15	23	0.00	0.000

PITCHER	IP	WLS	BF	H	R	ER	SO	BB	IBB	HBP	BLK	WP	HR	S	P	ERA	WHIP

Batter	1	2	3	4	5	6	7	8	9	AB	R	H	RBI	BB	SO	LOB
Gary Redus, R (1, 7) OBP: 0.341, SLG: 0.410	B B B C F X 3-2 WP 2B		S B C B X 2-2 ① 5-3		C B X 1-1 ③ L6		B B X 2-0 1B 3-H 1B		C F F B B X 2-2 2B	5	0	3	1	0	0	0
Steve Lyons, L (1, 5) OBP: 0.367, SLG: 0.397	B B B B B 4-0 WP BB		B C X 1-1 1-3 1B			B F B B S F F F X 3-2 1B FC5-4 1B	C X 0-1 FC4-6 1-2 1B		C F X 0-2 ③ F9	4	1	3	0	1	0	1
Harold Baines, L (1, 10) OBP: 0.333, SLG: 0.406	B C B S B S 3-3 ① K 1-2 2-3		S X 0-1 ② 1-3 1-2			C C B X 1-2 ① L8	B X 1-0 ③ FC4-6 1-2f			4	0	0	0	0	1	6
Greg Walker, L (1, 3) OBP: 0.296, SLG: 0.360	B S X 1-1 ② L5		X 0-0 ③ L6			F X 0-1 FC5-4 1-3 1B		C X 0-1 ① 4-3		4	0	1	0	0	0	3
Dave Gallagher, R (1, 8) OBP: 0.299, SLG: 0.393	B C C B S 2-3 ③ K			S X 0-1 ① F7		S X 0-1 ② FC5-4 1-2f 3-H		B F F X 1-2 ② 6-3		4	0	0	1	0	1	3
Kenny Williams, R (1, 9) OBP: 0.248, SLG: 0.351		C C B B X 2-2 G3 1B 2B		B C F F X 1-2 ② 5-3		X 0-0 ③ F8		X 0-0 1B		4	1	2	0	0	0	1
Fred Manrique, R (1, 4) OBP: 0.242, SLG: 0.339		F F X 0-2 ① G3 2-3		B B X 2-0 ③ L7			C S B X 1-2 ① 4-3	F B S X 1-2 ③ 4-3		4	0	0	0	0	0	2
Ozzie Guillen, L (1, 6) OBP: 0.291, SLG: 0.307		C F B B X 2-2 G6-4-3 3-H 1B			X 0-0 ① 4-3		C B B X 2-1 4-3 1B 2B		B C X 1-1 ① 4-3	4	1	2	1	0	0	0
Ron Karkovice, R (1, 2) OBP: 0.224, SLG: 0.256 Russ Morman, R (9, PH) OBP: 0.333, SLG: 0.357		X 0-0 ② ③ G6-4-3 1-2f			B B S C S 2-3 ② K		X 0-0 ② 4-3 2-3		B B X 2-0 ② F8	3 1	0 0	0 0	0 0	0 0	1 0	2 0
Inning Stats	R: 0 H: 1 E: 0 LOB: 2 K: 2 BB: 1 S: 11 P: 24	R: 1 H: 2 E: 0 LOB: 0 K: 0 BB: 0 S: 10 P: 14	R: 0 H: 1 E: 0 LOB: 1 K: 0 BB: 0 S: 8 P: 11	R: 0 H: 0 E: 0 LOB: 0 K: 0 BB: 0 S: 7 P: 10	R: 0 H: 0 E: 0 LOB: 0 K: 1 BB: 0 S: 6 P: 9	R: 1 H: 2 E: 0 LOB: 1 K: 0 BB: 0 S: 14 P: 18	R: 1 H: 3 E: 0 LOB: 2 K: 0 BB: 0 S: 10 P: 16	R: 0 H: 1 E: 0 LOB: 1 K: 0 BB: 0 S: 9 P: 11	R: 0 H: 1 E: 0 LOB: 1 K: 0 BB: 0 S: 10 P: 15	1B: 7 SF: 0 2B: 4 SAC: 0 3B: 0 DP: 1 HR: 0 HBP: 0						

PITCHER		IP	WLS	BF	H	R	ER	SO	BB	IBB	HBP	BLK	WP	HR	S	P	ERA	WHIP
Tommy John, L ERA: 3.32	(1, 1)	6.2	W	28	8	3	3	3	1	0	0	0	1	0	63	98	4.05	1.350
Dave Righetti, L ERA: 3.79	(7, 1)	2.1	S	10	3	0	0	0	0	0	0	0	0	0	22	30	0.00	1.286

PITCHER	IP	WLS	BF	H	R	ER	SO	BB	IBB	HBP	BLK	WP	HR	S	P	ERA	WHIP

BOTTOM

New York Yankees @ Chicago White Sox

Comiskey Park, Chicago, IL

Thu Jun 30 1988, 8:05 PM EDT
Att. 18,168 - Unknown - 55 F

livebaseballscorecards.com

AB	37
R	3
H	11
RBI	3
BB	1
SO	3
LOB	18

WP: 1 PA: 38
PB: 0
SB: 0
CS: 0

New York Yankees @ Chicago White Sox

Comiskey Park, Chicago, IL

Fri Jul 01 1988, 8:05 PM EDT

Att. 19,798 - Unknown - 64 F

TOP

livebaseballscorecards.com

Batter	1	2	3	4	5	6	7	8	9	AB	R	H	RBI	BB	SO	LOB
Claudell Washington, L (1, 8) OBP: 0.339, SLG: 0.445	K		3-1			5-3		B5-3		4	0	0	0	0	1	2
Gary Ward, R (1, 9) (7, 7) OBP: 0.305, SLG: 0.294	6-3			L6			1B 2B		6-3	4	1	1	0	0	0	0
Don Mattingly, L (1, 3) OBP: 0.368, SLG: 0.444	F8			G4-6-3 1B			F7		6-3	4	0	1	0	0	0	1
Jack Clark, R (1, 10) OBP: 0.405, SLG: 0.482		K		G4-6-3 1-2f			K		BB BB	3	0	0	0	1	2	2
Mike Pagliarulo, L (1, 5) OBP: 0.282, SLG: 0.375		K			F8		2-H 1B		1-2 BB	3	0	1	1	1	1	0
Jose Cruz, L (1, 7) OBP: 0.278, SLG: 0.225		G3			4-3		G3		F9	3	0	0	0	0	0	1
Jay Buhner, R (7, 9) OBP: 0.233, SLG: 0.313										1	0	0	0	0	0	2
Rafael Santana, R (1, 6) OBP: 0.305, SLG: 0.317			F4		5-3			6-3		3	0	0	0	0	0	0
Joel Skinner, R (1, 2) OBP: 0.244, SLG: 0.308			F9			K		BB		2	0	0	0	1	1	0
Bobby Meacham, S (1, 4) OBP: 0.320, SLG: 0.299			BB			5-3		K		1	0	0	0	1	0	0
Dave Winfield, R (8, PH) OBP: 0.427, SLG: 0.590										1	0	0	0	0	1	1
Willie Randolph, R (8, 4) OBP: 0.295, SLG: 0.278										0	0	0	0	0	0	0
Inning Stats	R: 0 E: 0 K: 1 S: 8 H: 0 LOB: 0 BB: 0 P: 12	R: 0 E: 0 K: 2 S: 9 H: 0 LOB: 0 BB: 0 P: 13	R: 0 E: 0 K: 0 S: 5 H: 0 LOB: 1 BB: 1 P: 12	R: 0 E: 0 K: 0 S: 3 H: 1 LOB: 0 BB: 0 P: 5	R: 0 E: 0 K: 0 S: 4 H: 0 LOB: 0 BB: 0 P: 7	R: 0 E: 0 K: 1 S: 10 H: 0 LOB: 0 BB: 0 P: 12	R: 1 E: 0 K: 1 S: 12 H: 2 LOB: 1 BB: 0 P: 15	R: 0 E: 0 K: 1 S: 11 H: 0 LOB: 1 BB: 1 P: 20	R: 0 E: 0 K: 0 S: 7 H: 0 LOB: 2 BB: 2 P: 18	1B: 2 2B: 1 3B: 0 HR: 0	SF: 0 SAC: 0 DP: 1 HBP: 0						

AB	29
R	1
H	3
RBI	1
BB	4
SO	6
LOB	9

WP: 0 PB: 0 SB: 0 CS: 0 PA: 33

PITCHER	IP	WLS	BF	H	R	ER	SO	BB	IBB	HBP	BLK	WP	HR	S	P	ERA	WHIP
Jack McDowell, R (1, 1) ERA: 4.24	8.0		28	3	1	1	6	2	0	0	0	0	0	62	96	1.12	0.625
Bobby Thigpen, R (9, 1) ERA: 3.47	1.0	W	5	0	0	0	0	2	0	0	0	0	0	7	18	0.00	2.000

PITCHER	IP	WLS	BF	H	R	ER	SO	BB	IBB	HBP	BLK	WP	HR	S	P	ERA	WHIP

Batter	1	2	3	4	5	6	7	8	9	AB	R	H	RBI	BB	SO	LOB
Gary Redus, R (1, 7) OBP: 0.342, SLG: 0.410	C B B F F X 2-2 S 1B		S B F X 1-2 ① P3		L B C B X 2-2 ① F9		B F C F C 1-3 ① K		X 0-0 1-3 2-H 1B	5	0	2	1	0	1	2
Steve Lyons, L (1, 5) OBP: 0.365, SLG: 0.394	C 1 SAFE 1 SAFE 1 SAFE B 1 SAFE 1 SAFE X 1-1 ① F8		X 0-0 ② 4-3 2-3		C X 0-1 ② G3 2-3		X 0-0 G6-4-3 1B			4	0	1	0	0	0	3
Harold Baines, L (1, 10) OBP: 0.335, SLG: 0.406	C C B B B F C 3-3 ② K 1-2		S B F B X 2-2 ② 3-H 1B		I I I I 4-0 BB IBB		1 SAFE 1 SAFE B 1 SAFE B X 2-0 ② ③ G6-4-3 1-2f			3	0	1	1	1	1	2
Greg Walker, L (1, 3) OBP: 0.296, SLG: 0.356	X 0-0 ③ 4-3		B F B B X 3-1 ③ F3		B B F S B B 4-2 1-2 BB			F B X 1-1 ① 4-3		3	0	0	0	1	0	2
Kenny Williams, R (1, 9) OBP: 0.252, SLG: 0.353 Dan Pasqua, L (5, PH) OBP: 0.326, SLG: 0.442 (6, 9)		C C B B X 2-2 S 1B	B F X 1-1 ① F4	B F F B S 2-3 ③ K				B X 1-0 G6-4-3 1B		2	0	1	0	0	0	0
										2	0	1	0	0	1	3
Dave Gallagher, R (1, 8) OBP: 0.307, SLG: 0.409	C F 1 SAFE 1 SAFE B P 1 SAFE X 2-2 ① P3		X 0-0 2B		C B C B X 2-2 3-1 SH1-3 1B			X 0-0 ② ③ G6-4-3 1-2f		4	0	2	0	0	0	2
Fred Manrique, R (1, 4) OBP: 0.244, SLG: 0.338	F B B 1 SAFE F 1 SAFE X 2-2 ② F6		B B F B X 3-1 ② F9				1 SAFE 1 SAFE X 0-0 ① SH1-3 1-2		B X 1-0 SH 1B	3	1	1	0	0	0	2
Ozzie Guillen, L (1, 6) OBP: 0.288, SLG: 0.304	S B F X 1-2 ③ 4-3 1-2		S X 0-1 ③ F2				F B F X 1-2 ② 3-1 2-3		1 SAFE B X 1-0 SH 1B 1-2	3	0	0	0	0	0	3
Ron Karkovice, R (1, 2) OBP: 0.239, SLG: 0.296 Daryl Boston, L (9, PH) OBP: 0.239, SLG: 0.459		B C B F X 2-2 4-3 1B 2B		B F B S F X 2-2 G3 2B		B B B C F S 3-3 ③ K			1 SAFE L 1 SAFE B B L M 2-3 ① K	3	1	2	0	0	1	1
										1	0	0	0	0	1	2
Inning Stats	R: 0 E: 0 K: 1 S: 11 H: 1 LOB: 1 BB: 0 P: 17	R: 0 E: 0 K: 0 S: 14 H: 1 LOB: 1 BB: 0 P: 20	R: 1 E: 0 K: 0 S: 12 H: 2 LOB: 1 BB: 0 P: 20	R: 0 E: 0 K: 0 S: 7 H: 1 LOB: 1 BB: 0 P: 11	R: 0 E: 0 K: 1 S: 14 H: 1 LOB: 3 BB: 2 P: 28	R: 0 E: 0 K: 1 S: 10 H: 1 LOB: 1 BB: 0 P: 16	R: 0 E: 0 K: 1 S: 6 H: 1 LOB: 0 BB: 0 P: 9	R: 0 E: 0 K: 0 S: 4 H: 1 LOB: 0 BB: 0 P: 6	R: 1 E: 1 K: 1 S: 6 H: 2 LOB: 2 BB: 0 P: 10	1B: 8 2B: 3 3B: 0 HR: 0	SF: 0 SAC: 2 DP: 2 HBP: 0	WP: 0 PB: 0 SB: 2 CS: 0	PA: 37				

PITCHER		IP	WLS	BF	H	R	ER	SO	BB	IBB	HBP	BLK	WP	HR	S	P	ERA	WHIP
Ron Guidry, L ERA: 1.93	(1, 1)	4.2		22	6	1	1	1	1	1	0	0	0	0	55	91	1.93	1.500
Steve Shields, R ERA: 3.93	(5, 1)	3.1	L	13	4	1	1	3	0	0	0	0	0	0	25	40	2.70	1.200
Dave Righetti, L ERA: 3.76	(9, 1)	0.1		1	0	0	0	1	0	0	0	0	0	0	3	5	0.00	0.000
Cecilio Guante, R ERA: 2.4	(9, 1)	0.0		1	1	0	0	0	0	0	0	0	0	0	1	1	∞	∞

PITCHER	IP	WLS	BF	H	R	ER	SO	BB	IBB	HBP	BLK	WP	HR	S	P	ERA	WHIP

BOTTOM

New York Yankees @ Chicago White Sox

Comiskey Park, Chicago, IL

Fri Jul 01 1988, 8:05 PM EDT

Att. 19,798 - Unknown - 64 F

livebaseballscorecards.com

AB	33
R	2
H	11
RBI	2
BB	2
SO	5
LOB	22

Batter	1	2	3	4	5	6	7	8	9	AB	R	H	RBI	BB	SO	LOB
Rickey Henderson, R (1, 7) OBP: 0.410, SLG: 0.443	X 0-0 L6-3 1B		B C X 1-1 ② 6-3		X 0-0 ② F8			X 0-0 G6-3 1B	B F X 1-1 1-2 1B	5	0	3	0	0	0	0
Don Mattingly, L (1, 3) OBP: 0.365, SLG: 0.440	C F X 0-2 ①② L6-3 1-2		B B X 2-0 ③ G1-3		B X 1-0 FC4-6 1B			B X 1-0 ①② G6-3 1-2f	B B X 2-0 ③ L8	5	0	1	0	0	0	4
Dave Winfield, R (1, 9) OBP: 0.428, SLG: 0.587	X 0-0 ③ 6-3			B B B B 4-0 1B 1B BB	C X 0-1 ③ FC4-6 1-2f			C X 0-1 BB 1B		3	1	1	0	1	0	1
Jack Clark, R (1, 10) OBP: 0.410, SLG: 0.498		C B X 1-1 HR		X 0-0 SH2-4 1B SF9 1-3 1B		F F X 0-2 ① F8		B B B B 4-0 1-2 BB		3	2	2	1	1	0	0
Gary Ward, R (1, 8) OBP: 0.310, SLG: 0.300		C S F B B C 2-3 ① K		X 0-0 SF9 SH2-4 1-2 3-H 1B		X 0-0 CS 1B		B B X 2-0 ③ L8		4	0	2	1	0	1	2
Don Slaught, R (1, 2) OBP: 0.415, SLG: 0.595		F F F B F S 1-3 ② K		X 0-0 ① SH2-4 1-2 2-3		C B F S 1-3 ②③ K 1-2			X 0-0 ① L5	3	0	0	0	0	2	1
Willie Randolph, R (1, 4) OBP: 0.298, SLG: 0.288		B F L F B X 2-2 1B		C X 0-1 ② SF9 2-3 3-H		C B B C B F X 3-2 ① 4-3			B L X 1-1 BLK 1B 2B	3	1	2	1	0	0	0
Rafael Santana, R (1, 6) OBP: 0.300, SLG: 0.311		B C C F S 1-3 ③ K		B F B X 2-1 ③ 4-3		B B X 2-0 ② 6-3			C X 0-1 ② F3 2-3	4	0	0	0	0	1	3
Bobby Meacham, S (1, 5) OBP: 0.313, SLG: 0.291 Mike Pagliarulo, L (7, 5) OBP: 0.284, SLG: 0.377			C F X 0-2 ① G1-3		C B B X 2-1 ① F9		C F F F B B X 2-2 ③ 1-3		B X 1-0 1B 3-H 1B	3 1	0 0	0 1	0 1	0 0	0 0	0 0
Inning Stats	R: 0 H: 1 E: 0 LOB: 0 K: 0 BB: 0 S: 5 P: 5	R: 1 H: 2 E: 0 LOB: 1 K: 3 BB: 0 S: 19 P: 26	R: 0 H: 0 E: 0 LOB: 0 K: 0 BB: 0 S: 6 P: 9	R: 2 H: 2 E: 0 LOB: 1 K: 0 BB: 1 S: 7 P: 13	R: 0 H: 1 E: 0 LOB: 1 K: 0 BB: 0 S: 6 P: 9	R: 0 H: 1 E: 0 LOB: 0 K: 1 BB: 0 S: 7 P: 8	R: 0 H: 0 E: 0 LOB: 0 K: 0 BB: 0 S: 10 P: 17	R: 0 H: 2 E: 0 LOB: 2 K: 0 BB: 1 S: 5 P: 12	R: 1 H: 3 E: 0 LOB: 2 K: 0 BB: 0 S: 9 P: 14	1B: 10 SF: 1 2B: 2 SAC: 1 3B: 0 DP: 2 HR: 1 HBP: 0						

TOP

New York Yankees @ Chicago White Sox

Comiskey Park, Chicago, IL

Sat Jul 02 1988, 4:33 AM EDT

Att. 23,350 - Sunny - 86 F

livebaseballscorecards.com

AB	34
R	4
H	12
RBI	4
BB	2
SO	4
LOB	11

WP: 0 PA: 38
PB: 0
SB: 0
CS: 1

PITCHER		IP	WLS	BF	H	R	ER	SO	BB	IBB	HBP	BLK	WP	HR	S	P	ERA	WHIP
Jerry Reuss, L ERA: 3.08	(1, 1)	7.2	L	31	9	3	3	4	2	0	0	0	0	1	64	96	3.52	1.435
Jeff Bittiger, R ERA: 3.86	(8, 1)	1.0		4	1	1	1	0	0	0	0	1	0	0	6	9	9.00	1.000
Steve Rosenberg, L ERA: 4.85	(9, 1)	0.1		3	2	0	0	0	0	0	0	0	0	0	4	8	0.00	6.000

PITCHER	IP	WLS	BF	H	R	ER	SO	BB	IBB	HBP	BLK	WP	HR	S	P	ERA	WHIP

Batter	1	2	3	4	5	6	7	8	9	AB	R	H	RBI	BB	SO	LOB
Gary Redus, R (1, 7) OBP: 0.340, SLG: 0.406	C X 0-1 S 1B		C B F B X 2-2 ③ 6-3			X 0-0 ③ F3			C B F X 1-2 ② F8	4	0	1	0	0	0	0
Steve Lyons, L (1, 5) OBP: 0.357, SLG: 0.384	C I S 0-3 ① K			B X 1-0 ① F8			B X 1-0 ① F5		S B C S 1-3 ③ K	4	0	0	0	0	2	1
Harold Baines, L (1, 10) OBP: 0.332, SLG: 0.401	C B B S B S 3-3 ② K 1-2			B F X 1-1 ② F5			B F B S T F S 2-3 ② K			3	0	0	0	0	2	1
Russ Morman, R (1, 3) OBP: 0.278, SLG: 0.294	C C B F B S 2-3 ③ K			X 0-0 ③ F9			S T B C 1-3 ③ K			3	0	0	0	0	2	1
Kenny Williams, R (1, 9) OBP: 0.247, SLG: 0.346		X 0-0 ① L4			X 0-0 ① F9			F B X 1-1 ① B1-3		3	0	0	0	0	0	0
Dave Gallagher, R (1, 8) OBP: 0.308, SLG: 0.406		C C B T S 1-3 ② K			F F X 0-2 ② G3			X 0-0 1B		3	0	1	0	0	1	0
Fred Manrique, R (1, 4) OBP: 0.239, SLG: 0.331		C X 0-1 ③ F3			B B B C F F F F X 3-2 ③ 5-3			B B C X 2-1 ② F7		3	0	0	0	0	0	1
Ozzie Guillen, L (1, 6) OBP: 0.285, SLG: 0.301			B B C F C 2-3 ① K			S F S 0-3 ① K		F B F S 1-3 ③ K		3	0	0	0	0	3	1
Ron Karkovice, R (1, 2) OBP: 0.231, SLG: 0.286			C I S 0-3 ② K			C S B B X 2-2 ② F9			S B F B F S 2-3 ① K	3	0	0	0	0	2	0
Inning Stats	R: 0 H: 1 E: 0 LOB: 1 K: 3 BB: 0 S: 12 P: 17	R: 0 H: 0 E: 0 LOB: 0 K: 1 BB: 0 S: 7 P: 8	R: 0 H: 0 E: 0 LOB: 0 K: 2 BB: 0 S: 9 P: 13	R: 0 H: 0 E: 0 LOB: 0 K: 0 BB: 0 S: 4 P: 6	R: 0 H: 0 E: 0 LOB: 0 K: 0 BB: 0 S: 10 P: 13	R: 0 H: 0 E: 0 LOB: 0 K: 1 BB: 0 S: 7 P: 9	R: 0 H: 0 E: 0 LOB: 0 K: 2 BB: 0 S: 9 P: 13	R: 0 H: 1 E: 0 LOB: 1 K: 1 BB: 0 S: 8 P: 12	R: 0 H: 0 E: 0 LOB: 0 K: 2 BB: 0 S: 10 P: 14	1B: 2 SF: 0 2B: 0 SAC: 0 3B: 0 DP: 0 HR: 0 HBP: 0						

PITCHER	IP	WLS	BF	H	R	ER	SO	BB	IBB	HBP	BLK	WP	HR	S	P	ERA	WHIP
John Candelaria, L (1, 1) ERA: 2.74	9.0	W	29	2	0	0	12	0	0	0	0	0	0	76	105	0.00	0.222

PITCHER	IP	WLS	BF	H	R	ER	SO	BB	IBB	HBP	BLK	WP	HR	S	P	ERA	WHIP

BOTTOM

New York Yankees @ Chicago White Sox

Comiskey Park, Chicago, IL

Sat Jul 02 1988, 4:33 AM EDT

Att. 23,350 - Sunny - 86 F

livebaseballscorecards.com

AB	29
R	0
H	2
RBI	0
BB	0
SO	12
LOB	5

Batter	1	2	3	4	5	6	7	8	9	10	AB	R	H	RBI	BB	SO	LOB
Rickey Henderson, R (1, 7) OBP: 0.409, SLG: 0.447	5-3		CS 1B		F9			1B 2B	K		5	1	2	0	0	1	1
Claudell Washington, L (1, 8) OBP: 0.336, SLG: 0.440	K		K 1-2			F7		6-3		E 1B 1B	5	1	1	0	0	2	2
Don Mattingly, L (1, 3) OBP: 0.369, SLG: 0.443	1B		1B			L8		1B 1B 2-H		E4 1B 1-2	5	1	3	1	0	0	1
Jack Clark, R (1, 10) OBP: 0.407, SLG: 0.492	6-3		L8			6-3		1B 1-2		F9	5	0	1	0	0	0	4
Dave Winfield, R (1, 9) OBP: 0.430, SLG: 0.587		K		4-3			FC6-4 1B	1B 1-3 2-H		1B 1-3 2-H	5	0	3	2	0	1	0
Mike Pagliarulo, L (1, 5) OBP: 0.283, SLG: 0.372		4-3		K			FC6-4 1-2f	F6		IBB	4	0	0	0	1	1	3
Don Slaught, R (1, 2) OBP: 0.414, SLG: 0.587		BB 1B		F7			L7		6-3 SH3 1B	K	5	0	2	0	0	1	4
Willie Randolph, R (1, 4) OBP: 0.298, SLG: 0.284		1-2 BB		K			5-3		SH3 1-2	K	3	0	0	0	1	2	4
Rafael Santana, R (1, 6) OBP: 0.296, SLG: 0.305		L7		4-3				F9	6-3 2-3		4	0	0	0	0	0	3
Inning Stats	R: 0 E: 0 K: 1 S: 9 H: 1 LOB: 1 BB: 0 P: 14	R: 0 E: 0 K: 1 S: 12 H: 1 LOB: 2 BB: 1 P: 22	R: 0 E: 0 K: 1 S: 12 H: 2 LOB: 1 BB: 0 P: 18	R: 0 E: 0 K: 1 S: 8 H: 0 LOB: 0 BB: 0 P: 10	R: 0 E: 0 K: 1 S: 6 H: 0 LOB: 0 BB: 0 P: 9	R: 0 E: 0 K: 0 S: 10 H: 0 LOB: 0 BB: 0 P: 16	R: 0 E: 0 K: 0 S: 11 H: 1 LOB: 1 BB: 0 P: 15	R: 2 E: 0 K: 0 S: 14 H: 4 LOB: 2 BB: 0 P: 20	R: 0 E: 0 K: 1 S: 8 H: 1 LOB: 1 BB: 0 P: 11	R: 1 E: 1 K: 2 S: 20 H: 2 LOB: 3 BB: 1 P: 30	1B: 11 2B: 1 3B: 0 HR: 0 SF: 0 SAC: 1 DP: 0 HBP: 0						

PITCHER		IP	WLS	BF	H	R	ER	SO	BB	IBB	HBP	BLK	WP	HR	S	P	ERA	WHIP
Bill Long, R ERA: 4.12	(1, 1)	7.0		26	5	0	0	5	1	0	0	0	0	0	68	104	0.00	0.857
Bobby Thigpen, R ERA: 3.7	(8, 1)	2.0		11	5	2	2	1	0	0	0	0	0	0	22	31	9.00	2.500
Ricky Horton, L ERA: 5.78	(10, 1)	0.0		2	1	1	1	0	0	0	0	0	0	0	7	7	∞	∞
Jeff Bittiger, R ERA: 3.75	(10, 1)	1.0	W	5	1	0	0	2	0	1	0	0	0	0	13	23	0.00	1.000

PITCHER	IP	WLS	BF	H	R	ER	SO	BB	IBB	HBP	BLK	WP	HR	S	P	ERA	WHIP

TOP

New York Yankees @ Chicago White Sox

Comiskey Park, Chicago, IL

Sun Jul 03 1988, 4:33 AM EDT

Att. 20,509 - Sunny - 72 F

livebaseballscorecards.com

AB	41
R	3
H	12
RBI	3
BB	2
SO	8
LOB	22

WP: 0	PA: 44		
PB: 0			
SB: 0			
CS: 1			

Batter	1	2	3	4	5	6	7	8	9	10	AB	R	H	RBI	BB	SO	LOB
Gary Redus, R (1, 7) OBP: 0.337, SLG: 0.406	3-2 6-3		3-2 SH5-3 1-H 3-H 2B	0-1 F4			2-3 K		1-1 F7		5	0	1	2	0	1	2
Steve Lyons, L (1, 5) OBP: 0.349, SLG: 0.375	2-2 4-3		2-1 SH5-3 2-3		1-3 K		2-2 F7		2-2 FC6-4 1-2f		4	0	0	0	0	1	1
Harold Baines, L (1, 10) OBP: 0.336, SLG: 0.399 Dave Gallagher, R (10, PR) OBP: 0.308, SLG: 0.406	4-2 BB		4-0 BB IBB		2-3 K		1-3 K			4-2 HR BB	2 0	0 1	0 0	0 0	3 0	2 0	0 0
Greg Walker, L (1, 3) OBP: 0.297, SLG: 0.353	1-2 F8		1-3 K		4-2 BB			2-1 HBP		0-2 F8	3	0	0	0	1	1	4
Dan Pasqua, L (1, 9) OBP: 0.327, SLG: 0.453		1-0 F7	4-2 1-2 BB		2-2 F8			2-2 F7		3-2 1-H HR	4	1	1	2	1	0	2
Daryl Boston, L (1, 8) OBP: 0.248, SLG: 0.456		4-1 G6-4-3 BB	1-1 L9	0-0 G6-4-3 1B				1-2 F7			3	0	1	0	1	0	4
Ozzie Guillen, L (1, 6) OBP: 0.288, SLG: 0.304		0-0 G6-4-3 1-2f		1-2 1B		1-0 G6-4-3 1-2 1B		0-0 4-3			4	0	2	0	0	0	2
Mark Salas, L (1, 2) OBP: 0.306, SLG: 0.346 Mike Woodard, L (9, PR) OBP: 0.250, SLG: 0.267 Ron Karkovice, R (10, 2) OBP: 0.231, SLG: 0.286			1-1 SH 2B 1B	2-1 1B		1-0 G6-4-3 1-2f 2-3			1-1 FC6-4 1B		4 0 0	1 0 0	3 0 0	0 0 0	0 0 0	0 0 0	2 0 0
Fred Manrique, R (1, 4) OBP: 0.234, SLG: 0.324			1-0 SH 1-3 2B	1-0 F9		1-2 L7			0-1 F3		3	1	0	0	0	0	3

BOTTOM

New York Yankees @ Chicago White Sox

Comiskey Park, Chicago, IL

Sun Jul 03 1988, 4:33 AM EDT

Att. 20,509 - Sunny - 72 F

livebaseballscorecards.com

AB	32
R	4
H	8
RBI	4
BB	6
SO	5
LOB	20

Inning Stats	1	2	3	4	5	6	7	8	9	10
	R: 0 E: 0 K: 0 S: 13	H: 0 LOB: 1 BB: 1 P: 23	R: 0 E: 0 K: 0 S: 3	H: 0 LOB: 0 BB: 1 P: 8	R: 2 E: 1 K: 1 S: 17	H: 2 LOB: 3 BB: 2 P: 34	R: 0 E: 0 K: 0 S: 9	H: 2 LOB: 1 BB: 0 P: 13	R: 0 E: 0 K: 2 S: 14	H: 0 LOB: 1 BB: 1 P: 23
	R: 0 E: 0 K: 0 S: 7	H: 2 LOB: 1 BB: 0 P: 10	R: 0 E: 0 K: 2 S: 11	H: 0 LOB: 0 BB: 0 P: 16	R: 0 E: 0 K: 0 S: 12	H: 0 LOB: 1 BB: 0 P: 17	R: 0 E: 0 K: 0 S: 9	H: 1 LOB: 1 BB: 0 P: 13	R: 2 E: 0 K: 0 S: 9	H: 1 LOB: 1 BB: 1 P: 16

| | | | |

Batter	1	2	3	4	5	6	7	8	9	AB	R	H	RBI	BB	SO	LOB
Rickey Henderson, R (1, 7) OBP: 0.413, SLG: 0.443	B B B C B 4-1 PB S HR BB	B B B F F F B 4-2 PB HBP 4-3 BB	B B B C F B 4-2 1B 1-2 2-3 BB		C C B B B F X 3-2 F8 ①		B X 1-0 4-3 ①	B F B B X 3-1 E7 1-H		2	2	0	0	3	0	1
Jose Cruz, L (7, 7) OBP: 0.275, SLG: 0.222										1	0	0	0	0	0	0
Claudell Washington, L (1, 8) OBP: 0.340, SLG: 0.439	1 SAFE 1 SAFE 1 SAFE L 1 SAFE 1 SAFE 1 SAFE 1 SAFE B 2-3 1 SAFE 1 SAFE L 1 SAFE P F F 2 SAFE 2 SAFE F S K HR 1-3	H 1-0 4-3 PB HBP 1-2 2-3 3-H	B X 1-0 1-2 2-3 3-H 1B		B S B B B X 3-1 1B 1-2 1B		B X 1-0 5-3 ②	S B X 1-1 L8 ③		5	1	2	2	0	1	2
Don Mattingly, L (1, 3) OBP: 0.368, SLG: 0.452	1 SAFE B B B 1 SAFE B C 1 SAFE 1 SAFE F 3-2 1 SAFE F F 1 SAFE 1 SAFE F X 1-H 3-H HR	F B F F B F F B F 3-2 X 4-3 ② 1-3 2-H 3-H	B C F F B X 2-2 F8 ③		B X 1-0 L8 ②		C B X 1-1 HR 1B		F B X 1-1 4-3 ①	6	2	2	4	0	0	6
Jack Clark, R (1, 10) OBP: 0.408, SLG: 0.504	C B S C 1-3 K ①	S B C S S 1-3 K ③		C X 0-1 G3 1B 1B	C C X 0-2 1-3 2-H 1B		C B X 1-1 1-H HR		C X 0-1 6-3 ②	6	1	3	3	0	2	1
Dave Winfield, R (1, 9) OBP: 0.431, SLG: 0.585	C B B F B S 3-3 K ②		B B B B C B 4-1 WP 1B SF7 BB	B X 1-0 1-2 G3 1B	C X 0-1 L5 ③		B B C C B F B 4-2 WP BB		X 0-0 PB 2B 1B	3	1	1	0	1	1	2
Jay Buhner, R (5, 9) OBP: 0.253, SLG: 0.324										1	1	1	0	1	0	0
Mike Pagliarulo, L (1, 5) OBP: 0.284, SLG: 0.375	B S S C 1-3 K ③		X 0-0 PB WP 1-2 1B	B F B F F F B F X 3-2 G3 ① 1-2 2-3		F F S 0-3 K ①	B B C F X 2-2 4-3 ③ 1-2		B X 1-0 PO 1-H 2B	6	1	2	1	0	2	3
Don Slaught, R (1, 2) OBP: 0.414, SLG: 0.585		B B F S B B 4-2 2B HBP BB	M F F B F B X 2-2 4-3 ① 1-2 2-3	C B F B B F S 3-3 K ②		B B F F B X 3-2 F8 2B		X 0-0 F9 ①	B B 2 SAFE 2-0 PO ③ 2-3	4	1	1	0	1	1	4
Willie Randolph, R (1, 4) OBP: 0.300, SLG: 0.293	B B C X 2-1 HBP 1-3 PB 2B	B B X 2-0 SF7 ② 3-H	B X 1-0 P6 ③			C C X 0-2 F8 ② 2-3		C B X 1-1 FC4-6 1B		4	1	2	1	0	0	3
Rafael Santana, R (1, 6) OBP: 0.299, SLG: 0.306	B C S S 1-3 K ①	B C B S B B 4-2 1B PB BB			B F X 1-1 1B 1B 1B	S F S 0-3 K ③		B B C S B X 3-2 FC4-6 1-2f E ②		3	1	1	0	1	2	3
Bobby Meacham, S (6, 6) OBP: 0.310, SLG: 0.288										1	1	0	0	0	0	1
Inning Stats	R: 3 E: 0 K: 4 S: 23 H: 1 LOB: 0 BB: 1 P: 36	R: 3 E: 0 K: 2 S: 20 H: 1 LOB: 1 BB: 2 P: 36	R: 2 E: 0 K: 0 S: 18 H: 2 LOB: 3 BB: 3 P: 37	R: 0 E: 0 K: 1 S: 14 H: 2 LOB: 2 BB: 0 P: 22	R: 1 E: 0 K: 0 S: 15 H: 3 LOB: 2 BB: 0 P: 23	R: 0 E: 0 K: 2 S: 12 H: 1 LOB: 1 BB: 0 P: 15	R: 2 E: 0 K: 0 S: 12 H: 2 LOB: 1 BB: 1 P: 22	R: 1 E: 1 K: 0 S: 10 H: 1 LOB: 1 BB: 0 P: 18	R: 1 E: 0 K: 0 S: 6 H: 2 LOB: 0 BB: 0 P: 10	1B: 10 2B: 3 3B: 0 HR: 2 SF: 1 SAC: 0 DP: 0 HBP: 1							

PITCHER		IP	WLS	BF	H	R	ER	SO	BB	IBB	HBP	BLK	WP	HR	S	P	ERA	WHIP
Charlie Hough, R ERA: 3.31	(1, 1)	2.2	L	19	3	8	6	6	6	0	1	0	1	1	56	101	20.25	3.375
De Wayne Vaughn, R ERA: 7.63	(3, 1)	3.1		17	7	1	1	3	0	0	0	0	0	0	46	68	2.70	2.100
Dale Mohorcic, R ERA: 3.89	(7, 1)	2.0		11	3	3	2	0	1	0	0	0	1	1	22	40	9.00	2.000
Mitch Williams, L ERA: 4.31	(9, 1)	1.0		4	2	1	0	0	0	0	0	0	0	0	6	10	0.00	2.000

PITCHER	IP	WLS	BF	H	R	ER	SO	BB	IBB	HBP	BLK	WP	HR	S	P	ERA	WHIP

TOP

New York Yankees @ Texas Rangers

Arlington Stadium, Arlington, TX

Mon Jul 04 1988, 8:05 PM EDT

Att. 41,093 - Unknown - 87 F

livebaseballscorecards.com

AB	42
R	13
H	15
RBI	11
BB	7
SO	9
LOB	26

WP: 2 PB: 4 SB: 1 CS: 0 PA: 52

BOTTOM

New York Yankees @ Texas Rangers

Arlington Stadium, Arlington, TX

Mon Jul 04 1988, 8:05 PM EDT

Att. 41,093 - Unknown - 87 F

livebaseballscorecards.com

Batter	1	2	3	4	5	6	7	8	9	AB	R	H	RBI	BB	SO	LOB
Bob Brower, R (1, 7) OBP: 0.317, SLG: 0.325	C B C F B F F B S 3-3 K ①		X 0-0 F7 ②			B B B B 4-0 2B SF8 BB		B C C X 1-2 6-3 ②		3	1	0	0	1	1	0
Scott Fletcher, R (1, 6) OBP: 0.355, SLG: 0.333 Barbaro Garbey, R (8, 5) OBP: 0.227, SLG: 0.211	C B B X 2-1 1B		B C B B C X 3-2 2B			C B X 1-1 SF8 SF9 1-3 2B		C X 0-1 L7 ③		3 1	1 0	3 0	0 0	0 0	0 0	0 0
Ruben Sierra, S (1, 9) OBP: 0.305, SLG: 0.433 Jim Steels, L (8, 9) OBP: 0.200, SLG: 0.227	B 1 B X SAFE 2-0 F8 ②		B S B X 2-1 F9 ③			C X 0-1 SF8 ① 2-3 3-H			B B C F S 2-3 K ①	2 1	0 0	0 0	1 0	0 0	0 1	2 0
Pete O'Brien, L (1, 3) OBP: 0.370, SLG: 0.427	C 1 B C X SAFE 1-2 L7 ③			B X 1-0 F9 ①		B C X 1-1 SF9 ② 3-H			C B B X 2-1 4-3 ②	3	0	0	1	0	0	1
Larry Parrish, R (1, 10) OBP: 0.253, SLG: 0.314		B B B B 4-0 FC4-6 BB		X 0-0 F3 ②		B B C S S 2-3 K ③			X 0-0 F8 ③	3	0	0	0	1	1	0
Geno Petralli, L (1, 2) OBP: 0.368, SLG: 0.418 (9, 4)		B B C S T X 2-2 F7 ①		F B X 1-1 F7 ③			B C X 1-1 F7 ①			3	0	0	0	0	0	1
Cecil Espy, S (1, 8) OBP: 0.302, SLG: 0.421 (9, 2)		C X 0-1 F7 ②			C B X 1-1 G3 ①		B X 1-0 F8 ②			3	0	0	0	0	0	1
Jeff Kunkel, R (1, 5) OBP: 0.283, SLG: 0.522 (8, 6) (9, 8)		X 0-0 FC4-6 1-2f ③			X 0-0 F7 ②		F F B X 1-2 P4 ③			3	0	0	0	0	0	1
Curtis Wilkerson, S (1, 4) OBP: 0.391, SLG: 0.432 (9, 6)			B B C X 2-1 F7 ①		B C X 1-1 F5 ③			B X 1-0 F9 ①		3	0	0	0	0	0	0
Inning Stats	R: 0 H: 1 E: 0 LOB: 1 K: 1 BB: 0 S: 12 P: 20	R: 0 H: 0 E: 0 LOB: 1 K: 0 BB: 1 S: 7 P: 13	R: 0 H: 1 E: 0 LOB: 1 K: 0 BB: 0 S: 8 P: 15	R: 0 H: 0 E: 0 LOB: 0 K: 0 BB: 0 S: 4 P: 6	R: 0 H: 0 E: 0 LOB: 0 K: 0 BB: 0 S: 5 P: 7	R: 2 H: 1 E: 0 LOB: 0 K: 1 BB: 1 S: 9 P: 17	R: 0 H: 0 E: 0 LOB: 0 K: 0 BB: 0 S: 6 P: 9	R: 0 H: 0 E: 0 LOB: 0 K: 0 BB: 0 S: 6 P: 8	R: 0 H: 0 E: 0 LOB: 0 K: 1 BB: 0 S: 6 P: 10	1B: 1 SF: 2 2B: 2 SAC: 0 3B: 0 DP: 0 HR: 0 HBP: 0						WP: 0 PA: 32 PB: 0 SB: 0 CS: 0	

	AB	28
	R	2
	H	3
	RBI	2
	BB	2
	SO	3
	LOB	6

PITCHER		IP	WLS	BF	H	R	ER	SO	BB	IBB	HBP	BLK	WP	HR	S	P	ERA	WHIP
Charles Hudson, R ERA: 3.52	(1, 1)	7.0	W	26	3	2	2	2	2	0	0	0	0	0	51	87	2.57	0.714
Tim Stoddard, R ERA: 7.03	(8, 1)	2.0		6	0	0	0	1	0	0	0	0	0	0	12	18	0.00	0.000

PITCHER		IP	WLS	BF	H	R	ER	SO	BB	IBB	HBP	BLK	WP	HR	S	P	ERA	WHIP

Batter	1	2	3	4	5	6	7	8	9	AB	R	H	RBI	BB	SO	LOB
Rickey Henderson, R (1, 7) OBP: 0.409, SLG: 0.438	C B X 1-1 1B BLK BB 1B	B F F B B C 3-3 ① K		C B C C 1-3 ② K			X 0-0 ① G6-3		L B C X 1-2 ①② L3-6 2-3	5	1	1	0	0	2	1
Don Mattingly, L (1, 3) OBP: 0.372, SLG: 0.456	B B 1 SAFE X 2-0 BB BB 1-3 BB 1B	B X 1-0 ② G4-3		B C F B B B 4-2 FC5-4 BB			X 0-0 ② G1-3		C B B B X 3-1 2B	4	1	2	0	1	0	0
Dave Winfield, R (1, 9) OBP: 0.431, SLG: 0.587	B B B S B 4-1 BB BB 1-2 SF8 BB	B C B X 2-1 3B		B B C X 2-1 ③ FC5-4 1-2f			C S S 0-3 ③ K		C X 0-1 ③ G4-3	4	1	1	0	1	1	2
Jack Clark, R (1, 10) OBP: 0.410, SLG: 0.502	B B B B 4-0 SF8 BB 1-2 2-3 3-H G4-3 BB	C S B B X 2-2 ③ F7			C B B X 2-1 ① F8			C X 0-1 SH5-4 BB FC5 1B		3	1	1	1	1	0	1
Gary Ward, R (1, 8) OBP: 0.315, SLG: 0.295	B B B B C F B 4-2 1-2 2-3 3-H G4-3 1B BB		C X 0-1 ① F7		C S B C 1-3 ② K			B B B B 4-0 SH5-4 1-2 BB		2	1	0	1	2	1	0
Don Slaught, R (1, 2) OBP: 0.405, SLG: 0.576	C F X 0-2 ① SF8 2-3 3-H		X 0-0 ② G4-3		C F S 0-3 ③ K			X 0-0 ① SH5-4 1-2 2-3		2	0	0	1	0	1	0
Willie Randolph, R (1, 4) OBP: 0.299, SLG: 0.292	B B B C X 3-1 ② G4-3 1-2 3-H		B X 1-0 1B			B C X 1-1 ① F9		B C B X 2-1 ② FC5 3-H		4	0	1	1	0	0	3
Mike Pagliarulo, L (1, 5) OBP: 0.287, SLG: 0.374	C 2 SAFE X 0-1 2-H 1B		1 SAFE B X 1-0 ③ F7			B B B B 4-0 G1-6-3 BB		B X 1-0 ③ G4-3		3	0	1	1	1	0	3
Rafael Santana, R (1, 6) OBP: 0.298, SLG: 0.309	B B F X 2-1 ③ F3			C X 0-1 ① G5-3		X 0-0 ②③ G1-6-3 1-2f			C B B X 2-1 L3-6 2B	4	0	1	0	0	0	2
Inning Stats	R: 5 E: 0 K: 0 S: 15 H: 3 LOB: 1 BB: 3 P: 35	R: 0 E: 0 K: 1 S: 9 H: 1 LOB: 1 BB: 0 P: 17	R: 0 E: 0 K: 0 S: 5 H: 1 LOB: 1 BB: 0 P: 7	R: 0 E: 0 K: 1 S: 9 H: 0 LOB: 1 BB: 1 P: 16	R: 0 E: 0 K: 2 S: 8 H: 0 LOB: 0 BB: 0 P: 11	R: 0 E: 0 K: 0 S: 3 H: 0 LOB: 0 BB: 1 P: 8	R: 0 E: 0 K: 1 S: 5 H: 0 LOB: 0 BB: 0 P: 5	R: 0 E: 0 K: 0 S: 6 H: 1 LOB: 2 BB: 1 P: 13	R: 0 E: 0 K: 0 S: 9 H: 2 LOB: 1 BB: 0 P: 15	1B: 5 2B: 3 3B: 1 HR: 0 SF: 1 SAC: 1 DP: 2 HBP: 0						WP: 0 PB: 0 SB: 0 CS: 0 PA: 39

PITCHER		IP	WLS	BF	H	R	ER	SO	BB	IBB	HBP	BLK	WP	HR	S	P	ERA	WHIP
Ray Hayward, L ERA: 5.46	(1, 1)	0.0	L	4	2	4	4	0	2	0	0	1	0	0	4	15	∞	∞
Craig McMurtry, R ERA: 1.66	(1, 1)	7.2		30	4	1	1	5	4	0	0	0	0	0	55	95	1.17	1.043
Ed Vande Berg, L ERA:	(8, 1)	1.1		5	2	0	0	0	0	0	0	0	0	0	10	17	0.00	1.500

PITCHER	IP	WLS	BF	H	R	ER	SO	BB	IBB	HBP	BLK	WP	HR	S	P	ERA	WHIP

TOP

New York Yankees @ Texas Rangers

Arlington Stadium, Arlington, TX

Tue Jul 05 1988, 8:05 PM EDT

Att. 17,546 - Overcast - 88 F

livebaseballscorecards.com

AB	31
R	5
H	8
RBI	5
BB	6
SO	5
LOB	12

BOTTOM

Batter	1	2	3	4	5	6	7	8	9	AB	R	H	RBI	BB	SO	LOB
Cecil Espy, S (1, 8) OBP: 0.301, SLG: 0.416	C B X 1-1 G6-3 ①		B X 1-0 S 1B		B 1 SAFE C S B X 2-2 G5-3 ② 1-2		X 0-0 L3 ③		B C B X 2-1 BB 1B ① 1-3 2-H	4	0	1	0	0	0	2
Mike Stanley, R (9, PH) OBP: 0.322, SLG: 0.301										1	0	1	1	0	0	0
Bob Brower, R (1, 7) OBP: 0.321, SLG: 0.316	B C X 1-1 L4 ②		C 1 SAFE B B B F X 3-2 G4-3 ③ 1-2		F C B S 1-3 K ③			B B B C B 4-1 FC6-4 BB	C B B B B 4-1 1-2 BB	3	0	0	0	2	1	2
Scott Fletcher, R (1, 6) OBP: 0.356, SLG: 0.334	C B X 1-1 1B			B B B C C F X 3-2 FC6-4 1B		C B L X 1-2 F7 ①		C C S 0-3 K ①	B X 1-0 F8 ③	5	0	2	0	0	1	4
Ruben Sierra, S (1, 9) OBP: 0.304, SLG: 0.441	B F B X 2-1 F8 ③			X 0-0 FC6-4 ① 2B 1-2f G6-3		B X 1-0 HR		B X 1-0 F9 ②		4	2	1	1	0	0	3
Larry Parrish, R (1, 10) OBP: 0.253, SLG: 0.317		X 0-0 G6-3 ①		1 SAFE B 1 SAFE B X 2-0 G6-3 1-3 2B		C B F C 1-3 K ②		B C B C X 2-2 FC6-4 ③ 1-2f		4	0	1	0	0	1	1
Pete O'Brien, L (1, 3) OBP: 0.365, SLG: 0.420		B B C X 2-1 G5-3 ②		B B C X 2-1 G6-3 ② 2-3 3-H		B S X 1-1 G3 ③			B C X 1-1 G4-3 ①	4	0	0	1	0	0	1
Steve Buechele, R (1, 5) OBP: 0.350, SLG: 0.424	C B F B B X 3-2 G6-3 ③			B F F F B X 2-2 G1-3 ③			S B S C 1-3 K ①		C C B X 1-2 G6-3 ②	4	0	0	0	0	1	1
Jeff Kunkel, R (1, 4) OBP: 0.300, SLG: 0.510			C B F X 1-2 L4 ①		B S F S 1-3 K ①		C X 0-1 1B		B B B B 4-0 1B 1B BB	3	1	1	0	1	1	0
Geno Petralli, L (1, 2) OBP: 0.367, SLG: 0.417			F C B X 1-2 G4-3 ②		F C F F B X 1-2 BLK 1B		B B X 2-0 F8 ②		C B X 1-1 1B 1-2 1B	3	0	1	0	0	0	1
Barbaro Garbey, R (9, PH) OBP: 0.261, SLG: 0.250										1	0	1	0	0	0	0
Inning Stats	R: 0 H: 1 E: 0 LOB: 1 K: 0 BB: 0 S: 8 P: 13	R: 0 H: 0 E: 0 LOB: 0 K: 0 BB: 0 S: 6 P: 11	R: 0 H: 1 E: 0 LOB: 1 K: 0 BB: 0 S: 10 P: 16	R: 1 H: 2 E: 0 LOB: 1 K: 0 BB: 0 S: 12 P: 21	R: 0 H: 1 E: 0 LOB: 1 K: 2 BB: 0 S: 14 P: 19	R: 1 H: 1 E: 0 LOB: 0 K: 1 BB: 0 S: 10 P: 14	R: 0 H: 1 E: 0 LOB: 1 K: 1 BB: 0 S: 7 P: 10	R: 0 H: 0 E: 0 LOB: 1 K: 1 BB: 1 S: 8 P: 15	R: 1 H: 2 E: 0 LOB: 3 K: 0 BB: 2 S: 11 P: 25	1B: 7 SF: 0 2B: 1 SAC: 0 3B: 0 DP: 0 HR: 1 HBP: 0						

PITCHER		IP	WLS	BF	H	R	ER	SO	BB	IBB	HBP	BLK	WP	HR	S	P	ERA	WHIP
Tommy John, L ERA: 3.3	(1, 1)	6.0	W	24	6	2	2	3	0	0	0	1	0	1	60	94	3.00	1.000
Neil Allen, R ERA: 2.9	(7, 1)	2.0		8	1	0	0	2	1	0	0	0	0	0	15	25	0.00	1.000
Dave Righetti, L ERA: 3.92	(9, 1)	0.2		6	2	1	1	0	2	0	0	0	0	0	10	23	13.50	6.000
Tim Stoddard, R ERA: 6.96	(9, 1)	0.1	S	1	0	0	0	0	0	0	0	0	0	0	1	2	0.00	0.000

PITCHER	IP	WLS	BF	H	R	ER	SO	BB	IBB	HBP	BLK	WP	HR	S	P	ERA	WHIP

New York Yankees @ Texas Rangers

Arlington Stadium, Arlington, TX

Tue Jul 05 1988, 8:05 PM EDT

Att. 17,546 - Overcast - 88 F

livebaseballscorecards.com

AB	36
R	3
H	9
RBI	3
BB	3
SO	5
LOB	15

WP: 0 PA: 39
PB: 0
SB: 1
CS: 0

Batter	1	2	3	4	5	6	7	8	9	AB	R	H	RBI	BB	SO	LOB
Rickey Henderson, R (1, 7) OBP: 0.409, SLG: 0.433	K	F7		BB		BB		5-3		3	0	0	0	2	1	2
Claudell Washington, L (1, 8) Gary Ward, R (9, PH) OBP: 0.343, SLG: 0.440 OBP: 0.320, SLG: 0.295	1B	G3	3-1			1B			HBP	4 0	1 0	2 0	0 0	0 0	0 0	3 0
Don Mattingly, L (1, 3) OBP: 0.376, SLG: 0.463	1B	BLK 4-3	G4-3	F7			2B			5	0	3	0	0	0	1
Jack Clark, R (1, 10) OBP: 0.406, SLG: 0.496	1B	4-3	F8		K		K		K	5	0	1	1	0	2	3
Dave Winfield, R (1, 9) OBP: 0.433, SLG: 0.589	G4-6-3	K	1B		2B		IBB			4	1	2	0	1	2	1
Mike Pagliarulo, L (1, 5) Bobby Meacham, S (5, 5) Jay Buhner, R (9, PH) OBP: 0.290, SLG: 0.377 OBP: 0.308, SLG: 0.286 OBP: 0.250, SLG: 0.319	G4-6-3			BB FC5-2 BB 1B	1B		6-3		K	3 1 1	0 0 0	2 0 0	1 0 0	0 0 0	0 0 1	3 0 3
Don Slaught, R (1, 2) OBP: 0.405, SLG: 0.566		F8		FC5-2 BB BB	FC6-4 1B			F3	K	4	0	1	0	1	1	3
Willie Randolph, R (1, 4) OBP: 0.298, SLG: 0.288		G4-3		BB FC5-2 BB	FC6-4			F2		3	0	0	0	1	0	2
Rafael Santana, R (1, 6) OBP: 0.301, SLG: 0.312		S 1B		FC5-2 BB		K		1B		4	0	2	0	0	1	3
Inning Stats	R: 1 E: 0 K: 1 S: 17 H: 4 LOB: 2 BB: 0 P: 25	R: 0 E: 0 K: 0 S: 11 H: 1 LOB: 1 BB: 0 P: 18	R: 0 E: 0 K: 1 S: 7 H: 1 LOB: 1 BB: 0 P: 14	R: 0 E: 0 K: 0 S: 13 H: 1 LOB: 3 BB: 3 P: 26	R: 1 E: 0 K: 0 S: 17 H: 3 LOB: 2 BB: 0 P: 22	R: 0 E: 0 K: 1 S: 6 H: 1 LOB: 1 BB: 1 P: 13	R: 0 E: 0 K: 2 S: 9 H: 0 LOB: 0 BB: 0 P: 15	R: 0 E: 0 K: 0 S: 8 H: 1 LOB: 1 BB: 0 P: 12	R: 0 E: 0 K: 3 S: 16 H: 1 LOB: 3 BB: 1 P: 28	1B: 11 2B: 2 3B: 0 HR: 0 SF: 0 SAC: 0 DP: 2 HBP: 1						

PITCHER	IP	WLS	BF	H	R	ER	SO	BB	IBB	HBP	BLK	WP	HR	S	P	ERA	WHIP
Jeff Russell, R (1, 1) ERA: 3.16	7.2	W	36	12	2	2	5	4	0	0	2	0	0	85	141	2.35	2.087
Mitch Williams, L (8, 1) ERA: 4.17	1.1	S	7	1	0	0	3	0	1	1	0	0	0	19	32	0.00	0.750

PITCHER	IP	WLS	BF	H	R	ER	SO	BB	IBB	HBP	BLK	WP	HR	S	P	ERA	WHIP

TOP

New York Yankees @ Texas Rangers

Arlington Stadium, Arlington, TX

Wed Jul 06 1988, 8:05 PM EDT

Att. 20,324 - Unknown - 89 F

livebaseballscorecards.com

AB	37
R	2
H	13
RBI	2
BB	5
SO	8
LOB	24

WP: 0 PA: 43
PB: 0
SB: 1
CS: 0

BOTTOM

New York Yankees @ Texas Rangers

Arlington Stadium, Arlington, TX

Wed Jul 06 1988, 8:05 PM EDT

Att. 20,324 - Unknown - 89 F

livebaseballscorecards.com

Batter	1	2	3	4	5	6	7	8	9	AB	R	H	RBI	BB	SO	LOB
Bob Brower, R (1, 8) OBP: 0.321, SLG: 0.317	P4-3 1B		F7		K		F9			3	0	1	0	0	1	1
Cecil Espy, S (7, PH) OBP: 0.299, SLG: 0.413 (8, 8)										1	0	0	0	0	0	1
Scott Fletcher, R (1, 6) OBP: 0.355, SLG: 0.333	P4-3 1-2f		6-3		E5 CS 1-H 1B		FC5-4 1-2f			4	0	1	0	0	0	2
Ruben Sierra, S (1, 9) OBP: 0.304, SLG: 0.437	L7		6-3		2-3 BB			F8		3	0	0	0	1	0	0
Pete Incaviglia, R (1, 7) OBP: 0.342, SLG: 0.516		HR	K	K	F8			SF8 3B		4	2	2	1	0	1	1
Pete O'Brien, L (1, 3) OBP: 0.367, SLG: 0.425		3-1		E 2B		G5-4-3 BB		SF8 3-H		2	0	1	1	1	0	0
Larry Parrish, R (1, 10) OBP: 0.257, SLG: 0.324		WP 2B 2B	5-3			G5-4-3 1-2f		1B		4	1	2	0	0	0	2
Jim Steels, L (8, PR) OBP: 0.200, SLG: 0.227										0	0	0	0	0	0	0
Steve Buechele, R (1, 5) OBP: 0.345, SLG: 0.417		L9	E5 2-3			6-3		L7		4	0	0	0	0	0	3
Jeff Kunkel, R (1, 4) OBP: 0.302, SLG: 0.519		2-H 2B	P6				6-3			3	0	1	1	0	0	2
Geno Petralli, L (1, 2) OBP: 0.373, SLG: 0.418		K			1B E 1B		FC5-4 BB			2	1	1	0	1	1	1
Inning Stats	R: 0 E: 0 K: 0 S: 5 H: 1 LOB: 0 BB: 0 P: 6	R: 2 E: 0 K: 1 S: 12 H: 3 LOB: 1 BB: 0 P: 18	R: 0 E: 0 K: 0 S: 10 H: 0 LOB: 0 BB: 0 P: 15	R: 0 E: 1 K: 1 S: 14 H: 1 LOB: 2 BB: 0 P: 21	R: 1 E: 1 K: 1 S: 11 H: 2 LOB: 1 BB: 1 P: 24	R: 0 E: 0 K: 0 S: 3 H: 0 LOB: 0 BB: 1 P: 8	R: 0 E: 0 K: 0 S: 10 H: 0 LOB: 1 BB: 1 P: 18	R: 1 E: 0 K: 0 S: 16 H: 2 LOB: 1 BB: 0 P: 22		1B: 4 2B: 4 3B: 1 HR: 1	SF: 1 SAC: 0 DP: 2 HBP: 0					

	AB	30
	R	4
	H	9
	RBI	3
	BB	3
	SO	3
	LOB	13

PITCHER		IP	WLS	BF	H	R	ER	SO	BB	IBB	HBP	BLK	WP	HR	S	P	ERA	WHIP
Ron Guidry, L ERA: 2.89	(1, 1)	4.2	L	21	7	3	2	3	1	0	0	0	1	1	49	80	3.86	1.714
Neil Allen, R ERA: 2.77	(5, 1)	2.1		8	0	0	0	0	2	0	0	0	0	0	16	30	0.00	0.857
Pat Clements, L ERA: 9.0	(8, 1)	1.0		5	2	1	1	0	0	0	0	0	0	0	16	22	9.00	2.000

PITCHER	IP	WLS	BF	H	R	ER	SO	BB	IBB	HBP	BLK	WP	HR	S	P	ERA	WHIP

Batter	1	2	3	4	5	6	7	8	9	AB	R	H	RBI	BB	SO	LOB
Bill Pecota, R (1, 6) OBP: 0.220, SLG: 0.256	B X 1-0 BLK S 1B		B C F X 1-2 ③ G6-3		C B C X 1-2 E5		X 0-0 ② G6-3			4	0	1	0	0	0	0
Willie Wilson, S (1, 8) OBP: 0.290, SLG: 0.348	C S C 0-3 ① K			B S F X 1-2 ① F8	1 SAFE C F 1 SAFE B 1 SAFE F 1 SAFE S 1-3 ③ K		B F C B F B B 4-2 BB			3	0	0	0	1	2	2
George Brett, L (1, 3) OBP: 0.411, SLG: 0.557	B B X 2-0 ② F2 **1-2**			B C F B S 2-3 ② K		S X 0-1 ① F7	1 SAFE X 0-0 ③ F2			4	0	0	0	0	1	2
Danny Tartabull, R (1, 9) OBP: 0.379, SLG: 0.511	C C B B B F F F S 3-3 ③ K **2-3**			B C F B C 2-3 ③ K		S B B F F X 2-2 E5 BLK 1B E		C S B S 1-3 ① K		4	1	0	0	0	3	1
Kevin Seitzer, R (1, 5) OBP: 0.386, SLG: 0.433		C C S 0-3 ① K			B C F X 1-2 1B HR 1B	1 SAFE C F 1 SAFE X 0-2 E BLK **1-2** 1B		B F S B X 2-2 ② L3		4	1	2	0	0	1	0
Frank White, R (1, 4) OBP: 0.289, SLG: 0.380		X 0-0 ② 6-3			B 1 SAFE X 1-0 **1-2** HR 1B	S F B B F B X 3-2 E7 **1-3** **2-H** 1B		C X 0-1 ③ 1-3		4	1	2	1	0	0	0
Bo Jackson, R (1, 7) OBP: 0.325, SLG: 0.512		S F B C 1-3 ③			S F F X 0-2 **1-H** **2-H** HR	S S S 0-3 ② K			C S B X 1-2 ① F8	4	1	1	3	0	2	2
Pat Tabler, R (1, 10) OBP: 0.316, SLG: 0.317			C E B X 1-2 ① P4		B X 1-0 ① G6-3	C S S 0-3 ③ K			S B X 1-1 G5-4-3 1B	4	0	1	0	0	1	2
Mike Macfarlane, R (1, 2) OBP: 0.340, SLG: 0.380			B F X 1-1 ② F7		F C B F F F S 1-3 ② K		F S B S 1-3 ① K2-3		B X 1-0 ②③ G5-4-3 **1-2f**	4	0	0	0	0	2	1
Inning Stats	R: 0 E: 0 K: 2 S: 11 H: 1 LOB: 1 BB: 0 P: 17	R: 0 E: 0 K: 2 S: 7 H: 0 LOB: 0 BB: 0 P: 8	R: 0 E: 0 K: 0 S: 9 H: 0 LOB: 0 BB: 0 P: 12	R: 0 E: 0 K: 2 S: 9 H: 0 LOB: 0 BB: 0 P: 14	R: 3 E: 1 K: 2 S: 23 H: 3 LOB: 1 BB: 0 P: 29	R: 1 E: 2 K: 2 S: 19 H: 2 LOB: 2 BB: 0 P: 24	R: 0 E: 0 K: 1 S: 8 H: 0 LOB: 1 BB: 1 P: 13	R: 0 E: 0 K: 1 S: 8 H: 0 LOB: 0 BB: 0 P: 11	R: 0 E: 0 K: 0 S: 6 H: 1 LOB: 0 BB: 0 P: 9	1B: 6 2B: 0 3B: 0 HR: 1 SF: 0 SAC: 0 DP: 1 HBP: 0				WP: 0 PB: 0 SB: 1 CS: 0 PA: 36		

PITCHER		IP	WLS	BF	H	R	ER	SO	BB	IBB	HBP	BLK	WP	HR	S	P	ERA	WHIP
John Candelaria, L ERA: 2.85	(1, 1)	5.1	L	24	6	4	3	8	0	0	0	2	0	1	72	98	5.06	1.125
Tim Stoddard, R ERA: 6.43	(6, 1)	2.2		9	0	0	0	4	1	0	0	0	0	0	22	30	0.00	0.375
Neil Allen, R ERA: 2.72	(9, 1)	1.0		3	1	0	0	0	0	0	0	0	0	0	6	9	0.00	1.000

PITCHER	IP	WLS	BF	H	R	ER	SO	BB	IBB	HBP	BLK	WP	HR	S	P	ERA	WHIP

Kansas City Royals @ New York Yankees

Yankee Stadium, Bronx, NY

Fri Jul 08 1988, 7:05 PM EDT

Att. 34,038 - Unknown - 87 F

TOP

livebaseballscorecards.com

AB	35
R	4
H	7
RBI	4
BB	1
SO	12
LOB	10

BOTTOM

Kansas City Royals @ New York Yankees

Yankee Stadium, Bronx, NY

Fri Jul 08 1988, 7:05 PM EDT

Att. 34,038 - Unknown - 87 F

livebaseballscorecards.com

Batter	1	2	3	4	5	6	7	8	9	AB	R	H	RBI	BB	SO	LOB
Rickey Henderson, R (1, 7) OBP: 0.403, SLG: 0.426	1-3	5-3			5-3			5-3		4	0	0	0	0	0	3
Claudell Washington, L (1, 8) OBP: 0.341, SLG: 0.437	1-0 WP 1B		4-3		G6-3 2-3			F7		4	0	1	0	0	0	1
Don Mattingly, L (1, 3) OBP: 0.374, SLG: 0.458	F9 1-2		4-0 BB		4-3			F9		3	0	0	0	1	0	2
Jack Clark, R (1, 10) OBP: 0.404, SLG: 0.490	4-2 BB		2-3 K			5-3			F8	3	0	0	0	1	1	1
Dave Winfield, R (1, 9) OBP: 0.428, SLG: 0.581	K		K			4-3			1-3	4	0	0	0	0	2	3
Don Slaught, R (1, 2) OBP: 0.395, SLG: 0.550		5-3		6-3		4-3			K	4	0	0	0	0	1	0
Willie Randolph, R (1, 4) OBP: 0.298, SLG: 0.289		3-2 1B 1B		K			6-3			3	0	1	0	0	1	0
Rafael Santana, R (1, 6) OBP: 0.302, SLG: 0.313		2-1 1-2 1B		K			6-3			3	0	1	0	0	1	0
Bobby Meacham, S (1, 5) OBP: 0.308, SLG: 0.296		F8			G6-3 2B		F9			3	0	1	0	0	0	2

	AB	31
	R	0
	H	4
	RBI	0
	BB	2
	SO	6
	LOB	12

Inning Stats	1	2	3	4	5	6	7	8	9	1B	SF	WP	PA	33
R	0	0	0	0	0	0	0	0	0	2B	SAC	PB		
E	0	0	0	0	0	0	0	0	0	3B	DP	SB		
K	1	0	2	2	0	0	0	0	1	HR	HBP	CS		
S	8	11	11	8	7	6	5	7	8					
H	1	2	0	0	1	0	0	0	0	3	0	1		
LOB	2	2	1	0	1	0	0	0	0	1	0	0		
BB	1	0	1	0	0	0	0	0	0	0	0	0		
P	16	19	21	13	12	7	8	13	10	0	0	0		

PITCHER	IP	WLS	BF	H	R	ER	SO	BB	IBB	HBP	BLK	WP	HR	S	P	ERA	WHIP
Mark Gubicza, R (1, 1) ERA: 2.58	9.0	W	33	4	0	0	6	2	0	0	0	1	0	71	119	0.00	0.667

PITCHER	IP	WLS	BF	H	R	ER	SO	BB	IBB	HBP	BLK	WP	HR	S	P	ERA	WHIP

Batter	1	2	3	4	5	6	7	8	9	AB	R	H	RBI	BB	SO	LOB
Willie Wilson, S (1, 8) OBP: 0.291, SLG: 0.352	K		L9			4-3	1B 2-H 3-H		2B 1-3	5	0	2	2	0	1	0
Bill Pecota, R (1, 6) OBP: 0.205, SLG: 0.238 Pat Tabler, R (7, PH) OBP: 0.319, SLG: 0.320 Brad Wellman, R (7, PR) OBP: 0.306, SLG: 0.283 (7, 6)	E5 5-3		F8			K	1B 1-2		P3	3 1 1	0 0 0	0 1 0	0 0 0	0 0 0	1 0 0	0 0 2
George Brett, L (1, 3) OBP: 0.411, SLG: 0.551	5-3 2-3		6-3			1B BB	4-3		IBB	3	0	0	0	2	0	3
Danny Tartabull, R (1, 9) OBP: 0.377, SLG: 0.506	K			K		1B 1-2		L6	K	5	0	1	0	0	3	4
Kevin Seitzer, R (1, 5) OBP: 0.383, SLG: 0.428		G4-3		5-3		K		1B BB	P4	4	0	0	0	1	1	5
Frank White, R (1, 4) OBP: 0.295, SLG: 0.385		S 2B 1B		G6-3			4-3 1B 1B	1-2 1B		4	2	3	0	0	0	0
Bo Jackson, R (1, 7) OBP: 0.324, SLG: 0.507		K	5-3				4-3 1B 1-2	K		4	1	1	0	0	2	3
Bill Buckner, L (1, 10) OBP: 0.267, SLG: 0.326		1-H 2B	6-3				F7	1-3		4	0	1	1	0	0	4
Jamie Quirk, L (1, 2) OBP: 0.286, SLG: 0.344 Kurt Stillwell, S (9, PH) OBP: 0.339, SLG: 0.431		F7		4-3		4-3 1-2 2-3		2B BB		3 0	0 0	0 0	0 0	0 1	0 0	3 0
Inning Stats	R: 0 E: 1 K: 2 S: 14 H: 0 LOB: 1 BB: 0 P: 21	R: 1 E: 0 K: 1 S: 14 H: 2 LOB: 1 BB: 0 P: 20	R: 0 E: 0 K: 0 S: 5 H: 0 LOB: 0 BB: 0 P: 11	R: 0 E: 0 K: 1 S: 9 H: 0 LOB: 0 BB: 0 P: 15	R: 0 E: 0 K: 0 S: 5 H: 0 LOB: 0 BB: 0 P: 8	R: 0 E: 0 K: 2 S: 11 H: 1 LOB: 2 BB: 1 P: 19	R: 2 E: 0 K: 0 S: 14 H: 4 LOB: 2 BB: 0 P: 21	R: 0 E: 0 K: 1 S: 10 H: 1 LOB: 2 BB: 1 P: 19	R: 0 E: 0 K: 1 S: 14 H: 1 LOB: 3 BB: 2 P: 27	1B: 7 2B: 2 3B: 0 HR: 0 SF: 0 SAC: 0 DP: 0 HBP: 0						

PITCHER		IP	WLS	BF	H	R	ER	SO	BB	IBB	HBP	BLK	WP	HR	S	P	ERA	WHIP
Rick Rhoden, R ERA: 4.43	(1, 1)	6.2	W	28	6	3	3	6	1	0	0	0	0	0	68	110	4.05	1.050
Dave Righetti, L ERA: 3.86	(7, 1)	0.2		5	2	0	0	0	1	0	0	0	0	0	9	17	0.00	4.500
Charles Hudson, R ERA: 3.44	(8, 1)	1.2	S	8	1	0	0	2	1	1	0	0	0	0	19	34	0.00	1.200

PITCHER	IP	WLS	BF	H	R	ER	SO	BB	IBB	HBP	BLK	WP	HR	S	P	ERA	WHIP

TOP

Kansas City Royals @ New York Yankees

Yankee Stadium, Bronx, NY

Sat Jul 09 1988, 7:05 PM EDT

Att. 36,557 - Unknown

livebaseballscorecards.com

AB	37
R	3
H	9
RBI	3
BB	4
SO	8
LOB	24

WP: 0	PB: 0	SB: 1	CS: 0	PA: 41		

BOTTOM

Kansas City Royals @ New York Yankees

Yankee Stadium, Bronx, NY

Sat Jul 09 1988, 7:05 PM EDT

Att. 36,557 - Unknown

livebaseballscorecards.com

Batter	1	2	3	4	5	6	7	8	9	AB	R	H	RBI	BB	SO	LOB
Rickey Henderson, R (1, 7) OBP: 0.403, SLG: 0.429	3-2 BLK 1B 2B		1-2 L4	2-2 FC6-4 1B 1-2f		3-1 F9		2-2 BLK 1-2 1B		5	1	2	0	0	0	2
Willie Randolph, R (1, 4) OBP: 0.304, SLG: 0.293	3-2 CS 2-H 1B		3-2 F9	1 SAFE 1 SAFE 1 SAFE 1 SAFE 1-0 1-2 1B		1 SAFE 1-0 6-3		4-2 1-2 2-3 BB		4	0	2	1	1	0	1
Don Mattingly, L (1, 3) OBP: 0.371, SLG: 0.453	1-0 F8		2-2 1B	1-1 F9			0-1 G3	1-1 L6		5	0	1	0	0	0	6
Jack Clark, R (1, 10) OBP: 0.405, SLG: 0.486	3-3 K 1-2		2-3 K		4-0 G6-3 1B BB		4-2 BLK BB			2	0	0	0	2	2	2
Claudell Washington, L (1, 8) OBP: 0.344, SLG: 0.438		3-2 S 1B 1B		0-0 F7	2-2 G6-3 1-2 1B		0-3 K			4	1	2	0	0	1	1
Jose Cruz, L (1, 9) OBP: 0.280, SLG: 0.230 Gary Ward, R (5, 9) OBP: 0.316, SLG: 0.291		1 SAFE 1-2 F9		1-2 BB 2B 1B	1-0 G6-3 1-2f 2-3		2-2 F9 1-2			2 2	1 0	1 0	0 0	0 0	0 0	1 3
Randy Velarde, R (1, 5) OBP: 0.294, SLG: 0.400	1-1 4-3 1-H 1B			4-2 2B 1-2 BB	0-2 6-3			1-3 K		3	1	1	1	1	1	1
Joel Skinner, R (1, 2) OBP: 0.250, SLG: 0.319	1-0 4-3 1-2			0-2 1-3 2-H 1B 2B		0-2 FC4-6 1B		0-3 K		4	1	2	1	0	1	1
Rafael Santana, R (1, 6) OBP: 0.305, SLG: 0.313	3-1 F8			0-0 FC6-4 2-H 3-H 1B		1-1 FC4-6 1-2f		4-2 BLK 1B BB		3	0	1	2	1	0	2
Inning Stats	R: 1 E: 0 K: 1 S: 12 H: 2 LOB: 1 BB: 0 P: 22	R: 1 E: 0 K: 0 S: 13 H: 2 LOB: 1 BB: 0 P: 22	R: 0 E: 0 K: 1 S: 14 H: 1 LOB: 1 BB: 0 P: 22	R: 3 E: 0 K: 0 S: 18 H: 4 LOB: 2 BB: 1 P: 27	R: 0 E: 0 K: 0 S: 8 H: 1 LOB: 1 BB: 1 P: 15	R: 0 E: 0 K: 0 S: 8 H: 1 LOB: 1 BB: 0 P: 13	R: 0 E: 0 K: 1 S: 11 H: 0 LOB: 1 BB: 1 P: 17	R: 0 E: 0 K: 2 S: 17 H: 1 LOB: 3 BB: 2 P: 29		1B: 10 2B: 3 3B: 0 HR: 0	SF: 0 SAC: 0 DP: 2 HBP: 0					

	AB	34
	R	5
	H	12
	RBI	5
	BB	5
	SO	5
	LOB	20

WP: 0 PB: 0 SB: 1 CS: 1 PA: 39

PITCHER		IP	WLS	BF	H	R	ER	SO	BB	IBB	HBP	BLK	WP	HR	S	P	ERA	WHIP
Ted Power, R ERA: 5.37	(1, 1)	3.2	L	19	8	5	5	2	1	0	0	1	0	0	54	88	12.27	2.455
Israel Sanchez, L ERA: 4.5	(4, 1)	3.0		13	3	0	0	1	2	0	0	0	0	0	26	44	0.00	1.667
Jeff Montgomery, R ERA: 3.8	(7, 1)	1.0		6	1	0	0	2	2	0	0	2	0	0	19	32	0.00	3.000
Jerry Don Gleaton, L ERA: 2.81	(8, 1)	0.1		1	0	0	0	0	0	0	0	0	0	0	2	3	0.00	0.000

PITCHER	IP	WLS	BF	H	R	ER	SO	BB	IBB	HBP	BLK	WP	HR	S	P	ERA	WHIP

Batter	1	2	3	4	5	6	7	8	9	AB	R	H	RBI	BB	SO	LOB
Willie Wilson, S (1, 8) OBP: 0.299, SLG: 0.359	C F B B X 2-2 S BB E 1B		B C B F C 2-3 ① K	B B X 2-1 1-2 1B		B B X 2-0 FC6-4 1-3 1B		C F B X 1-2 1-2 1B		5	1	4	0	0	1	0
Bill Pecota, R (1, 6) OBP: 0.213, SLG: 0.244 Bill Buckner, L (6, PH) OBP: 0.267, SLG: 0.326 Kurt Stillwell, S (6, PH) OBP: 0.337, SLG: 0.428 (6, 6)	1 SAFE C 1 SAFE F 1 P F C 1-3 ① K		C C F B X 1-2 1B 1B 1B	B C F B C 2-3 ② K		1 SAFE B X 1-0 ② FC6-4 1-2f 3-H		F F B X 1-2 ② F2		3 0 2	1 0 0	1 0 0	0 0 1	0 0 0	2 0 0	3 0 3
George Brett, L (1, 3) OBP: 0.411, SLG: 0.548	B B B B 4-0 1B E 1-2 BB		1 SAFE X 0-0 S 1B 1-3 1B	F B B B X 3-1 ③ F8		F F 1 SAFE F 1 SAFE B F B 1 SAFE 2-2 X ③ 4-1		S B X 1-1 ③ F7		4	0	1	0	1	0	5
Danny Tartabull, R (1, 9) OBP: 0.377, SLG: 0.507	B C F B S 2-3 ② K 1-2 2-H		X 0-0 S 1-2 3-H 1B		C B C B B X 3-2 ① 5-3		B X 1-0 L9 SF7 2B		C X 0-1 ① 5-3	5	1	2	1	0	1	1
Kevin Seitzer, R (1, 5) OBP: 0.386, SLG: 0.429	B X 1-0 2-3 1B		B C S S S 1-3 ② K 1-2 2-3		B C C F X 1-2 1B		B X 1-0 ① L9 2-3		C H 1-1 2B HBP	4	1	2	0	0	1	3
Frank White, R (1, 4) OBP: 0.297, SLG: 0.388	S B F 1 SAFE F S 1-3 ③ K		B B B B 4-0 BB		B X 1-0 ② F8		B X 1-0 ② SF7 3-H		1 SAFE C S S B F 1 SAFE F B F 3-2 F F B 1 SAFE 1 SAFE X 1-H 2B	3	0	1	2	1	1	3
Bo Jackson, R (1, 7) OBP: 0.321, SLG: 0.498		C B B X 2-1 ① G4-3	F C B B S 2-3 ③ K		B S 1 SAFE S 1 SAFE 1 SAFE S 1-3 ③ K		X 0-0 ③ F8		B F B B F B 4-2 G4-6-3 BB	4	0	0	0	1	2	4
Pat Tabler, R (1, 10) OBP: 0.320, SLG: 0.321		C B C B X 2-2 G6-4-3 1B		B F B B X 3-1 ① 5-3		F C B X 1-2 1B FC6-4 1B		S F C 0-3 ① K	B C F X 1-2 ② ③ G4-6-3 1-2f	5	1	2	0	0	1	2
Mike Macfarlane, R (1, 2) OBP: 0.343, SLG: 0.380		X 0-0 ② ③ G6-4-3 1-2f		B B B C S X 3-2 1B 1B		X 0-0 ① L7		B F B B B 4-1 1B BB		3	0	1	0	1	0	2
Inning Stats	R: 1 H: 2 E: 1 LOB: 2 K: 3 BB: 1 S: 16 P: 26	R: 0 H: 1 E: 0 LOB: 0 K: 0 BB: 0 S: 6 P: 10	R: 1 H: 3 E: 0 LOB: 3 K: 3 BB: 1 S: 15 P: 25	R: 0 H: 2 E: 0 LOB: 2 K: 1 BB: 0 S: 12 P: 25	R: 0 H: 1 E: 0 LOB: 1 K: 1 BB: 0 S: 11 P: 17	R: 1 H: 2 E: 0 LOB: 1 K: 0 BB: 0 S: 11 P: 17	R: 1 H: 1 E: 0 LOB: 0 K: 0 BB: 0 S: 4 P: 7	R: 0 H: 1 E: 0 LOB: 2 K: 1 BB: 1 S: 12 P: 19	R: 1 H: 1 E: 0 LOB: 1 K: 0 BB: 1 S: 16 P: 25	1B: 12 SF: 1 2B: 2 SAC: 0 3B: 0 DP: 2 HR: 0 HBP: 1						

TOP

Kansas City Royals @ New York Yankees

Yankee Stadium, Bronx, NY

Sun Jul 10 1988, 3:33 AM EDT

Att. 55,318 - Sunny - 92 F

livebaseballscorecards.com

AB	38
R	5
H	14
RBI	4
BB	4
SO	9
LOB	26

PITCHER		IP	WLS	BF	H	R	ER	SO	BB	IBB	HBP	BLK	WP	HR	S	P	ERA	WHIP
Tommy John, L ERA: 3.38	(1, 1)	3.1		18	7	2	2	6	2	0	0	0	0	0	42	72	5.40	2.700
Neil Allen, R ERA: 2.78	(4, 1)	2.0		10	4	1	1	2	0	0	0	0	0	0	23	39	4.50	2.000
Pat Clements, L ERA: 5.4	(6, 1)	0.2		2	0	0	0	0	0	0	0	0	0	0	6	9	0.00	0.000
Tim Stoddard, R ERA: 6.44	(7, 1)	1.1	L	7	2	1	1	1	1	0	0	0	0	0	11	19	6.75	2.250
Dave Righetti, L ERA: 3.98	(8, 1)	1.0		6	1	1	1	0	1	0	1	0	0	0	18	28	9.00	2.000

PITCHER		IP	WLS	BF	H	R	ER	SO	BB	IBB	HBP	BLK	WP	HR	S	P	ERA	WHIP
Cecilio Guante, R ERA: 2.58	(9, 1)	0.2		1	0	0	0	0	0	0	0	0	0	0	3	4	0.00	0.000

Batter	1	2	3	4	5	6	7	8	9	AB	R	H	RBI	BB	SO	LOB
Rickey Henderson, R (1, 7) OBP: 0.400, SLG: 0.429	C B F C 1-3 ① K		B C B B F 1 SAFE F X 3-2 ① L6	C B B X 2-1 2B 3-H 2B		B C B B F F X 3-2 ③ 5-3			X 0-0 ① L7	5	1	1	1	0	1	1
Willie Randolph, R (1, 4) OBP: 0.310, SLG: 0.300	X 0-0 FC4-6 1B		B B B B 4-0 1B 1-2 BB	B S B B X 3-1 2-H 2B			B B C F B C 3-3 ① K		C B X 1-1 ② 6-3	4	0	2	1	1	1	0
Don Mattingly, L (1, 3) OBP: 0.369, SLG: 0.448	B X 1-0 ② FC4-6 1-2f		B B X 2-0 ② P6	C X 0-1 ③ G3			C X 0-1 ② F9		C B B X 2-1 FC5-4 1B	5	0	1	0	0	0	4
Jack Clark, R (1, 10) OBP: 0.405, SLG: 0.485	C B X 1-1 ③ L6		C X 0-1 1-3 2-H 1B		C F B B X 2-2 ① 1B		B X 1-0 ③ F7		B F C X 1-2 ③ FC5-4 1-2f	5	0	2	1	0	0	2
Dave Winfield, R (1, 9) OBP: 0.432, SLG: 0.581		B B B C F F B 4-2 BB	I I I I 4-0 IBB		B B X 2-0 BB 1B			C X 0-1 ① F9		2	0	1	0	2	0	0
Gary Ward, R (1, 8) OBP: 0.314, SLG: 0.285 (9, 5)	1 SAFE S X 0-1 ① F7	B S X 1-1 ③ 4-3			1 SAFE S 1 SAFE 1 SAFE P B B B 4-1 1-2 G5-4-3 BB			B X 1-0 ② 6-3		3	0	0	0	1	0	4
Don Slaught, R (1, 2) OBP: 0.398, SLG: 0.556 Ron Guidry, L (8, PR) Joel Skinner, R (9, 2) OBP: 0.250, SLG: 0.319	1 SAFE B X 1-0 ② F9			B C F X 1-2 G3-6-3 HBP 2B 1B	F C B X 1-2 ②③ G5-4-3 1-2f			B B X 2-0 2B		4 0 0	1 0 0	2 0 0	0 0 0	0 0 0	0 0 0	3 0 0
Randy Velarde, R (1, 5) OBP: 0.300, SLG: 0.353 Claudell Washington, L (8, PH) OBP: 0.346, SLG: 0.438 (9, 8)	B 1 SAFE C F X 1-2 ③ 5-3			F F F H 1-2 G3-6-3 HBP		X 0-0 ① 5-3		C F H 1-2 HBP		2 0	0 0	0 0	0 0	0 0	0 0	1 0
Rafael Santana, R (1, 6) OBP: 0.305, SLG: 0.313 Jose Cruz, L (8, PH) OBP: 0.277, SLG: 0.227 Bobby Meacham, S (9, 6) OBP: 0.308, SLG: 0.296			C B X 1-1 BB 1B 1B	B 2 SAFE F X 1-1 ①② G3-6-3 1-2f 2-3		C B F X 1-2 ② F8		B C C C 1-3 ③ K		3 1 0	1 0 0	1 0 0	0 0 0	0 1 0	0 2 0	2 2 0
Inning Stats	R: 0 E: 0 K: 1 S: 7 H: 1 LOB: 1 BB: 0 P: 10	R: 0 E: 0 K: 0 S: 9 H: 0 LOB: 1 BB: 1 P: 15	R: 1 E: 0 K: 0 S: 11 H: 2 LOB: 3 BB: 2 P: 26	R: 2 E: 0 K: 0 S: 14 H: 3 LOB: 1 BB: 0 P: 22	R: 0 E: 0 K: 0 S: 9 H: 2 LOB: 1 BB: 1 P: 17	R: 0 E: 0 K: 1 S: 6 H: 0 LOB: 0 BB: 0 P: 12	R: 0 E: 0 K: 1 S: 6 H: 0 LOB: 0 BB: 0 P: 10	R: 0 E: 0 K: 1 S: 9 H: 1 LOB: 2 BB: 0 P: 14	R: 0 E: 0 K: 0 S: 8 H: 1 LOB: 1 BB: 0 P: 12	1B: 7 2B: 3 3B: 0 HR: 0	SF: 0 SAC: 0 DP: 2 HBP: 2			WP: 0 PB: 0 SB: 0 CS: 0	PA: 40		

PITCHER		IP	WLS	BF	H	R	ER	SO	BB	IBB	HBP	BLK	WP	HR	S	P	ERA	WHIP
Floyd Bannister, L ERA: 4.5	(1, 1)	3.2		20	6	3	3	1	2	1	1	0	0	0	39	71	7.36	2.182
Israel Sanchez, L ERA: 4.15	(4, 1)	0.1		1	0	0	0	0	0	0	0	0	0	0	2	2	0.00	0.000
Rick Anderson, R ERA: 4.29	(5, 1)	3.2	W	13	3	0	0	1	1	0	0	0	0	0	27	46	0.00	1.091
Steve Farr, R ERA: 1.95	(8, 1)	1.1	S	6	1	0	0	1	0	0	1	0	0	0	13	19	0.00	0.750

PITCHER	IP	WLS	BF	H	R	ER	SO	BB	IBB	HBP	BLK	WP	HR	S	P	ERA	WHIP

BOTTOM

Kansas City Royals @ New York Yankees

Yankee Stadium, Bronx, NY

Sun Jul 10 1988, 3:33 AM EDT
Att. 55,318 - Sunny - 92 F

livebaseballscorecards.com

AB	34
R	3
H	10
RBI	3
BB	4
SO	3
LOB	19

Batter	1	2	3	4	5	6	7	8	9	AB	R	H	RBI	BB	SO	LOB
Gary Redus, R (1, 7) OBP: 0.342, SLG: 0.429	C X 0-1 F7 ①	F B B B X 3-1 1-H 2-H HR		X 0-0 6-3 ③		C S S 0-3 K ②			S B S B B X 3-2 F7 ①	5	1	1	3	0	1	2
Steve Lyons, L (1, 5) OBP: 0.330, SLG: 0.369	F B B X 2-1 HR	C M B B X 2-2 4-3 ③			S X 0-1 4-3 ①	X 0-0 F8 ③			C B B X 2-1 F8 ②	5	1	1	1	0	0	2
Kenny Williams, R (1, 9) (7, 8) Daryl Boston, L (9, PH) OBP: 0.262, SLG: 0.504	S B B F F F X 2-2 G3 ②		C C X 0-2 BB 1B		S X 0-1 BB 1B		S S B B B S 2-3 K ①		C X 0-1 BLK 2B	4 1	0 0	2 1	0 0	0 0	1 0	0 0
Ivan Calderon, R (1, 10) OBP: 0.306, SLG: 0.458	X 0-0 1B		1 SAFE F B F 1 SAFE B B B 1 SAFE F 4-2 B 1-2 BB		B B B 4-0 G6-4-3 1-2 BB		F B F B S 2-3 K ②		C F B S 1-3 2-3 K ③	3	0	1	0	2	2	1
Dave Gallagher, R (1, 8) OBP: 0.296, SLG: 0.390 Dan Pasqua, L (7, PH) OBP: 0.318, SLG: 0.446 (7, 9)	B X 1-0 L8 ③		C C S 0-3 K ①		S B X 1-1 G6-4-3 ② ③ 1-2f		B F X 1-1 F6 ③			3 1	0 0	0 0	0 0	0 0	1 0	5 0
Greg Walker, L (1, 3) OBP: 0.306, SLG: 0.386		B C B F X 2-2 E HR 1B	B B F X 2-1 F5 ②			X 0-0 HR		F S F B S 1-3 K ①		4	2	2	1	0	1	2
Donnie Hill, S (1, 4) OBP: 0.297, SLG: 0.217		B X 1-0 F7 ①	B X 1-0 F9 ③			C X 0-1 F7 ①		F B X 1-1 1B		4	0	1	0	0	0	3
Fred Manrique, R (1, 6) OBP: 0.259, SLG: 0.354		C C X 0-2 E5 1-2 HR		L F S 0-3 K ①		B F B F X 2-2 1B 1B		C F B F X 1-2 F9 ②		4	1	1	0	0	1	2
Ron Karkovice, R (1, 2) OBP: 0.250, SLG: 0.333 Harold Baines, L (8, PH) OBP: 0.336, SLG: 0.402 Mark Salas, L (8, 2) OBP: 0.308, SLG: 0.355		F B F B F F F F B 3-3 S K ②		B F F F S 1-3 K ②		B X 1-0 1-3 1B		S C B B X 2-2 4-3 ③		3 1 0	0 0 0	1 0 0	0 0 0	0 0 0	2 0 0	2 1 0

Chicago White Sox @ New York Yankees

Yankee Stadium, Bronx, NY

Thu Jul 14 1988, 7:05 PM EDT

Att. 28,284 - Unknown - 87 F

TOP

livebaseballscorecards.com

AB	38
R	5
H	11
RBI	5
BB	2
SO	9
LOB	20

Inning Stats	1	2	3	4	5	6	7	8	9
	R: 1 E: 0 K: 0 S: 11	R: 3 E: 1 K: 1 S: 19	R: 0 E: 0 K: 1 S: 12	R: 0 E: 0 K: 2 S: 8	R: 0 E: 0 K: 0 S: 6	R: 1 E: 0 K: 1 S: 11	R: 0 E: 0 K: 2 S: 8	R: 0 E: 0 K: 1 S: 13	R: 0 E: 0 K: 1 S: 10
	H: 2 LOB: 1 BB: 0 P: 16	H: 2 LOB: 0 BB: 0 P: 30	H: 1 LOB: 2 BB: 1 P: 19	H: 0 LOB: 0 BB: 0 P: 9	H: 1 LOB: 1 BB: 1 P: 11	H: 3 LOB: 2 BB: 0 P: 14	H: 0 LOB: 0 BB: 0 P: 13	H: 1 LOB: 1 BB: 0 P: 18	H: 1 LOB: 1 BB: 0 P: 16

| | | |

Batter	1	2	3	4	5	6	7	8	9	AB	R	H	RBI	BB	SO	LOB
Rickey Henderson, R (1, 7) OBP: 0.399, SLG: 0.427	F X 0-1 F9 BLK 1B 1B	B F F F X 1-2 P4		B X 1-0 6-3 ①		1 SAFE C X 0-1 SH1-3 ① 1-2				3	1	1	0	0	0	1
Willie Randolph, R (1, 4) OBP: 0.309, SLG: 0.297	1 SAFE B 1 SAFE B C X 2-1 F9 ① 1-3	B B B B 4-0 E 2B BB 1-2		B C C B F X 2-2 F7 ②		B B C X 2-1 FC1-6-5 ② 2-3				3	1	0	0	1	0	2
Don Mattingly, L (1, 3) OBP: 0.370, SLG: 0.460	X 0-0 5-3 BB 2B 1B 3-H	C X 0-1 E6 2B 1-2 2-3		X 0-0 HR		C 1 SAFE X 0-1 F9 ③				4	2	2	2	0	0	3
Jack Clark, R (1, 10) OBP: 0.407, SLG: 0.487	B B C B B 4-1 5-3 2B 1-2 BB	B C B X 2-1 2B 1-3 2-H 3-H		B C X 1-1 6-3 ③			S B X 1-1 L7 ①			3	1	1	2	1	0	0
Dave Winfield, R (1, 9) OBP: 0.430, SLG: 0.575	B X 1-0 5-3 ② 1-2 2-3	B B B I 4-0 IBB			C X 0-1 L7 ①		C F X 0-2 F9 ②			3	0	0	0	1	0	2
Gary Ward, R (1, 8) OBP: 0.313, SLG: 0.291	F X 0-1 2B 2-H 3-H	B C X 1-1 6-3 ③			C F F B S 1-3 K ②		X 0-0 G6-3 ③			4	0	1	2	0	1	3
Don Slaught, R (1, 2) OBP: 0.394, SLG: 0.547	B S S X 1-2 P3 ③		C F B X 1-2 G5-4-3 1B		B B X 2-0 F3 ③			L X 0-1 F9 ①		4	0	1	0	0	0	1
Randy Velarde, R (1, 5) OBP: 0.333, SLG: 0.524		C S X 0-2 E BB 2B 1B	L X 0-1 P1 ①			B X 1-0 HR		B X 1-0 P4 ②		4	2	2	1	0	0	1
Rafael Santana, R (1, 6) OBP: 0.304, SLG: 0.312		L F C 0-3 K ①	B X 1-0 G5-4-3 ② ③ 1-2f			C X 0-1 FC1-6-3 SH1-3 1B		C X 0-1 5-3 ③		4	0	1	0	0	1	2
Inning Stats	R: 3 H: 3 E: 0 LOB: 1 K: 0 BB: 1 S: 12 P: 20	R: 2 H: 2 E: 1 LOB: 3 K: 1 BB: 2 S: 17 P: 29	R: 0 H: 1 E: 0 LOB: 0 K: 0 BB: 0 S: 6 P: 8	R: 1 H: 1 E: 0 LOB: 0 K: 0 BB: 0 S: 8 P: 12	R: 0 H: 0 E: 0 LOB: 0 K: 1 BB: 0 S: 7 P: 10	R: 1 H: 2 E: 0 LOB: 1 K: 0 BB: 0 S: 9 P: 12	R: 0 H: 0 E: 0 LOB: 0 K: 0 BB: 0 S: 6 P: 7	R: 0 H: 0 E: 0 LOB: 0 K: 0 BB: 0 S: 5 P: 6		1B: 5 SF: 0 2B: 2 SAC: 1 3B: 0 DP: 1 HR: 2 HBP: 0				WP: 0 PA: 36 PB: 0 SB: 0 CS: 0		

PITCHER		IP	WLS	BF	H	R	ER	SO	BB	IBB	HBP	BLK	WP	HR	S	P	ERA	WHIP
Jerry Reuss, L ERA: 3.45	(1, 1)	1.2	L	14	5	5	3	1	2	1	0	1	0	0	27	46	16.20	4.200
Bill Long, R ERA: 4.57	(2, 1)	4.0		15	4	2	2	1	0	0	0	0	0	2	30	43	4.50	1.000
Steve Rosenberg, L ERA: 5.94	(6, 1)	0.1		1	0	0	0	0	0	0	0	0	0	0	2	2	0.00	0.000
Jeff Bittiger, R ERA: 3.27	(7, 1)	2.0		6	0	0	0	0	0	0	0	0	0	0	11	13	0.00	0.000

PITCHER	IP	WLS	BF	H	R	ER	SO	BB	IBB	HBP	BLK	WP	HR	S	P	ERA	WHIP

BOTTOM

Chicago White Sox @ New York Yankees

Yankee Stadium, Bronx, NY

Thu Jul 14 1988, 7:05 PM EDT
Att. 28,284 - Unknown - 87 F

livebaseballscorecards.com

AB	32
R	7
H	9
RBI	7
BB	3
SO	2
LOB	15

Batter	1	2	3	4	5	6	7	8	9	AB	R	H	RBI	BB	SO	LOB
Gary Redus, R (1, 7) OBP: 0.336, SLG: 0.421	F C F B B F F B X 3-2 ① F8		C B S 1 SAFE B B X 3-2 ③ L4			B B X 2-0 ③ F9		B X 1-0 ② G6-3		4	0	0	0	0	0	1
Steve Lyons, L (1, 5) OBP: 0.329, SLG: 0.367	C B B F X 2-2 G1-6-3 1B			B S B X 2-1 ① F6			B B X 2-0 ① F9	X 0-0 ③ 4-3		4	0	1	0	0	0	0
Harold Baines, L (1, 10) OBP: 0.341, SLG: 0.412	1 SAFE B 1 SAFE F B 1 SAFE X 2-1 ② ③ G1-6-3 1-2f			B X 1-0 G6-4-3 1B			B B F X 2-1 1B 2B		S C B X 1-2 2B	4	1	3	0	0	0	1
Ivan Calderon, R (1, 9) OBP: 0.305, SLG: 0.454		B X 1-0 ① 5-3		C B C F B B X 3-2 ② ③ G6-4-3 1-2f			C B X 1-1 2-H 2B 1B		B F F B F S 2-3 ① K	4	1	1	1	0	1	2
Greg Walker, L (1, 3) OBP: 0.305, SLG: 0.387		C B S B X 2-2 ② L3			B F C B S 2-3 ① K		F X 0-1 1-H E 2B		S F F S 0-3 ② K	4	1	1	1	0	2	1
Daryl Boston, L (1, 8) OBP: 0.258, SLG: 0.497 Kenny Williams, R (7, PH) OBP: 0.256, SLG: 0.345 (7, 8)		C B B B C X 3-2 ③ 4-3			B F B X 2-1 ② 4-3		B X 1-0 E7 2-H 1B		C B S B S 2-3 ③ K	2	0	0	0	0	0	0
										2	0	1	1	0	1	1
Mark Salas, L (1, 2) OBP: 0.311, SLG: 0.357 Dave Gallagher, R (7, PH) OBP: 0.296, SLG: 0.390 Dan Pasqua, L (7, PH) OBP: 0.316, SLG: 0.444 Ron Karkovice, R (7, 2) OBP: 0.250, SLG: 0.333			C X 0-1 FC5-4 1B		X 0-0 ③ G3		X 0-0 ② P4			2	0	1	0	0	0	0
										0	0	0	0	0	0	0
										1	0	0	0	0	0	1
										0	0	0	0	0	0	0
Donnie Hill, S (1, 4) OBP: 0.291, SLG: 0.212			C B F B F X 2-2 ① FC5-4 1-2f			B B C F X 2-2 ① 4-3	X 0-0 ③ 4-3			3	0	0	0	0	0	2
Fred Manrique, R (1, 6) OBP: 0.254, SLG: 0.347			1 SAFE C 1 SAFE B 1 SAFE X 1-1 ② F8			B F C X 1-2 ② 5-3		F B X 1-1 ① F8		3	0	0	0	0	0	1
Inning Stats	R: 0 E: 0 K: 0 S: 11 H: 1 LOB: 0 BB: 0 P: 18	R: 0 E: 0 K: 0 S: 7 H: 0 LOB: 0 BB: 0 P: 13	R: 0 E: 0 K: 0 S: 11 H: 1 LOB: 1 BB: 0 P: 17	R: 0 E: 0 K: 0 S: 7 H: 1 LOB: 0 BB: 0 P: 13	R: 0 E: 0 K: 1 S: 6 H: 0 LOB: 0 BB: 0 P: 10	R: 0 E: 0 K: 0 S: 7 H: 0 LOB: 0 BB: 0 P: 12	R: 3 E: 1 K: 0 S: 10 H: 4 LOB: 1 BB: 0 P: 16	R: 0 E: 0 K: 0 S: 4 H: 0 LOB: 0 BB: 0 P: 6	R: 0 E: 0 K: 3 S: 14 H: 1 LOB: 1 BB: 0 P: 19	1B: 5 2B: 3 3B: 0 HR: 0 SF: 0 SAC: 0 DP: 2 HBP: 0						

TOP

Chicago White Sox @ New York Yankees

Yankee Stadium, Bronx, NY

Fri Jul 15 1988, 7:05 PM EDT

Att. 28,166 - Unknown - 86 F

livebaseballscorecards.com

AB	33
R	3
H	8
RBI	3
BB	0
SO	4
LOB	10

WP: 0 PB: 0 SB: 0 CS: 0 PA: 33

PITCHER		IP	WLS	BF	H	R	ER	SO	BB	IBB	HBP	BLK	WP	HR	S	P	ERA	WHIP
Rick Rhoden, R ERA: 4.42	(1, 1)	6.1	W	23	6	3	3	1	0	0	0	0	0	0	56	95	4.26	0.947
Pat Clements, L ERA: 5.4	(7, 1)	0.0		1	1	0	0	0	0	0	0	0	0	0	1	2	∞	∞
Tim Stoddard, R ERA: 6.16	(7, 1)	1.2		5	0	0	0	0	0	0	0	0	0	0	6	8	0.00	0.000
Dave Righetti, L ERA: 3.89	(9, 1)	0.2		3	1	0	0	2	0	0	0	0	0	0	11	14	0.00	1.500
Cecilio Guante, R ERA: 2.52	(9, 1)	0.1	S	1	0	0	0	1	0	0	0	0	0	0	3	5	0.00	0.000

PITCHER	IP	WLS	BF	H	R	ER	SO	BB	IBB	HBP	BLK	WP	HR	S	P	ERA	WHIP

BOTTOM

Chicago White Sox @ New York Yankees

Yankee Stadium, Bronx, NY

Fri Jul 15 1988, 7:05 PM EDT
Att. 28,166 - Unknown - 86 F

livebaseballscorecards.com

Batter	1	2	3	4	5	6	7	8	9	AB	R	H	RBI	BB	SO	LOB
Rickey Henderson, R (1, 7) OBP: 0.397, SLG: 0.425	1-0 WP S WP 1B		0-3 ② K	1-1 ② F9		0-0 ③ 6-3				4	1	1	0	0	1	1
Willie Randolph, R (1, 4) OBP: 0.308, SLG: 0.296	1 SAFE 2-3 ① K2-3 1-3		3-1 1B BB 1B	1-0 ③ G4-3			3-3 ① K			4	1	1	0	0	2	2
Don Mattingly, L (1, 3) OBP: 0.375, SLG: 0.474	2-0 3-H HR		1-2 BB 1-3 BB 1B		2-1 FC3-6 1B SF8 1B		1-1 E6 1B			4	3	3	1	0	0	0
Jack Clark, R (1, 10) OBP: 0.408, SLG: 0.485	1-1 ② G5-3		4-0 BB BB IBB		0-1 FC3-6 1-2 1B		1-3 ② K			3	0	1	0	1	1	1
Dave Winfield, R (1, 9) OBP: 0.431, SLG: 0.572	3-1 ③ P3		4-1 BB 1-2 2-3 3-H BB		1-1 ① FC3-6 1-2f 2-3		0-1 FC6-4 1-3 1B			3	0	1	1	1	0	2
Claudell Washington, L (1, 8) OBP: 0.349, SLG: 0.439		1-0 FC6-4 1B	4-2 1-2 2-3 3-H BB		0-0 ② SF8 3-H		0-0 ③ FC6-4 1-2f			2	0	1	2	1	0	2
Randy Velarde, R (1, 5) OBP: 0.286, SLG: 0.440	1 SAFE 1 SAFE 1 SAFE 1 SAFE	0-2 ① FC6-4 G5-4-3 1-2f	0-0 ③ P5	1 SAFE 1 SAFE 1 SAFE	1-1 ③ P4			0-0 ① 6-3		4	0	0	0	0	0	5
Joel Skinner, R (1, 2) OBP: 0.250, SLG: 0.317	1 SAFE 1 SAFE	0-0 ② ③ G5-4-3 1-2f		1-1 1B		1-1 ① 5-3		1-3 ② K		4	0	1	0	0	1	1
Rafael Santana, R (1, 6) OBP: 0.300, SLG: 0.307			2-2 ① F8	1-0 ① F3		1-1 ② 6-3		0-2 ③ L4		4	0	0	0	0	0	1
Inning Stats	R: 2 E: 0 K: 1 S: 9 H: 2 LOB: 0 BB: 0 P: 18	R: 0 E: 0 K: 0 S: 5 H: 1 LOB: 0 BB: 0 P: 6	R: 2 E: 0 K: 1 S: 15 H: 2 LOB: 3 BB: 3 P: 33	R: 0 E: 0 K: 0 S: 6 H: 1 LOB: 1 BB: 0 P: 10	R: 1 E: 0 K: 0 S: 9 H: 2 LOB: 1 BB: 0 P: 13	R: 0 E: 0 K: 0 S: 5 H: 0 LOB: 0 BB: 0 P: 7	R: 0 E: 1 K: 2 S: 12 H: 1 LOB: 2 BB: 0 P: 17	R: 0 E: 0 K: 1 S: 7 H: 0 LOB: 0 BB: 0 P: 8		1B: 8 2B: 0 3B: 0 HR: 1	SF: 1 SAC: 0 DP: 1 HBP: 0			WP: 2 PB: 0 SB: 1 CS: 0	PA: 36		

	AB	32
	R	5
	H	9
	RBI	4
	BB	3
	SO	5
	LOB	15

PITCHER		IP	WLS	BF	H	R	ER	SO	BB	IBB	HBP	BLK	WP	HR	S	P	ERA	WHIP
Jack McDowell, R ERA: 4.23	(1, 1)	2.2	L	15	5	4	4	2	2	1	0	0	2	1	28	56	13.50	2.625
John Davis, R ERA: 5.01	(3, 1)	4.0		17	4	1	1	2	0	0	0	0	0	0	32	47	2.25	1.000
Ricky Horton, L ERA: 5.9	(7, 1)	1.1		4	0	0	0	1	0	0	0	0	0	0	8	9	0.00	0.000

PITCHER	IP	WLS	BF	H	R	ER	SO	BB	IBB	HBP	BLK	WP	HR	S	P	ERA	WHIP

Batter	1	2	3	4	5	6	7	8	9	AB	R	H	RBI	BB	SO	LOB
Gary Redus, R (1, 7) OBP: 0.337, SLG: 0.420	B C B F X 2-2 ① L7		C B B B X 3-1 ① F8			B B F X 2-1 ① F9	B X 1-0 E SF8 E 1-3 1B	C B B S X 2-2 FC1-6-5 S 1B		5	1	2	0	0	0	1
Steve Lyons, L (1, 5) OBP: 0.331, SLG: 0.384	C B X 1-1 FC6-4 1B		1 SAFE C 1 SAFE B B F F 1 SAFE F 3-3 ② ③ K 1-2			B F F B X 2-2 HR	X 0-0 ① SF8 3-H	1 SAFE B 1 SAFE C 1 B F B X 3-2 ② FC1-6-5 1-3		4	1	2	2	0	1	2
Harold Baines, L (1, 10) OBP: 0.341, SLG: 0.413	B X 1-0 ② F7			S B C B B S 3-3 ① K		B C X 1-1 WP 1B 2B	1 SAFE 1 SAFE F P 1 SAFE B 1 SAFE X 2-1 E4 SF8 E 1-2 BB	I I I I 4-0 IBB		4	2	1	0	1	1	2
Ivan Calderon, R (1, 9) OBP: 0.303, SLG: 0.447	B 1 SAFE C B 1 SAFE X 2-1 ③ FC6-4 1-2f			C B B C X 2-2 ② F8		B B C B B 4-1 WP 1B BB	X 0-0 E5 BB SF8 1-2 2-3	F F S 0-3 ③ K		4	1	0	0	1	1	5
Kenny Williams, R (1, 8) OBP: 0.255, SLG: 0.342 Dave Gallagher, R (9, 8) OBP: 0.296, SLG: 0.390		B X 1-0 ① F8		B C X 1-1 1B		B X 1-0 ② F8	C X 0-1 ② SF8 1-2 2-3 3-H		X 0-0 ① F9	4 0	0 0	1 0	1 0	0 0	0 0	2 0
Greg Walker, L (1, 3) OBP: 0.309, SLG: 0.396		X 0-0 ② G3		C F B B B F F B X 3-2 ③ F9		B C F B B B F B 4-2 1B 1-2 2-3 BB	I I I I 4-0 BB IBB		B B X 2-0 HR	3	1	1	1	2	0	1
Fred Manrique, R (1, 4) OBP: 0.269, SLG: 0.363		B C B X 2-1 1B			X 0-0 ① 6-3	B F X 1-1 FC4 1B 1-3 2-H 3-H	B S F B B B 4-2 1-2 2-3 3-H BB		F B B F X 2-2 2B	4	0	3	3	1	0	0
Ozzie Guillen, L (1, 6) OBP: 0.284, SLG: 0.297		F B F B 1 SAFE X 2-2 ③ 4-3			F B X 1-1 ② G3	1 SAFE X 0-0 ③ FC4 1-2f	C F C 0-3 ③ K		B X 1-0 ② F7	5	0	0	0	0	1	7
Ron Karkovice, R (1, 2) OBP: 0.248, SLG: 0.327			S X 0-1 E6 CS		S X 0-1 ③ 5-3	X 0-0 1B SF8 1B	C B X 1-1 ① P4	C S X 0-2 ③ 5-3		5	1	1	0	0	0	1
Inning Stats	R: 0 E: 0 K: 0 S: 8 H: 1 LOB: 1 BB: 0 P: 14	R: 0 E: 0 K: 0 S: 7 H: 1 LOB: 1 BB: 0 P: 12	R: 0 E: 1 K: 1 S: 10 H: 0 LOB: 1 BB: 0 P: 16	R: 0 E: 0 K: 1 S: 13 H: 1 LOB: 1 BB: 0 P: 22	R: 0 E: 0 K: 0 S: 5 H: 0 LOB: 0 BB: 0 P: 6	R: 3 E: 0 K: 0 S: 15 H: 3 LOB: 2 BB: 2 P: 30	R: 3 E: 2 K: 1 S: 14 H: 2 LOB: 3 BB: 2 P: 24	R: 0 E: 0 K: 1 S: 11 H: 1 LOB: 2 BB: 1 P: 21	R: 1 E: 0 K: 0 S: 9 H: 2 LOB: 1 BB: 0 P: 14	1B: 7 2B: 3 3B: 0 HR: 2 SF: 2 SAC: 0 DP: 1 HBP: 0						

Chicago White Sox @ New York Yankees

Yankee Stadium, Bronx, NY

Sat Jul 16 1988, 3:33 AM EDT

Att. 48,102 - Cloudy - 90 F

TOP

livebaseballscorecards.com

AB	38
R	7
H	11
RBI	7
BB	5
SO	4
LOB	21

PITCHER		IP	WLS	BF	H	R	ER	SO	BB	IBB	HBP	BLK	WP	HR	S	P	ERA	WHIP
Tommy John, L ERA: 3.45	(1, 1)	5.2	L	25	6	3	3	2	2	0	0	0	1	1	57	99	4.76	1.412
Pat Clements, L ERA: 7.71	(6, 1)	0.2		5	2	3	1	0	0	0	0	0	0	0	7	9	13.50	3.000
Neil Allen, R ERA: 2.81	(7, 1)	2.2		15	3	1	1	2	1	2	0	0	0	1	28	51	3.38	1.500

PITCHER	IP	WLS	BF	H	R	ER	SO	BB	IBB	HBP	BLK	WP	HR	S	P	ERA	WHIP

BOTTOM

Chicago White Sox @ New York Yankees

Yankee Stadium, Bronx, NY

Sat Jul 16 1988, 3:33 AM EDT

Att. 48,102 - Cloudy - 90 F

livebaseballscorecards.com

Batter	1	2	3	4	5	6	7	8	9	AB	R	H	RBI	BB	SO	LOB
Rickey Henderson, R (1, 7) OBP: 0.396, SLG: 0.422	K		G5-4-3 1-2f			1B	6-3			4	0	1	0	0	1	1
Willie Randolph, R (1, 4) OBP: 0.307, SLG: 0.295	5-3			G6-4-3 1B		F8 1-2	6-3			4	0	1	0	0	0	1
Don Mattingly, L (1, 3) OBP: 0.377, SLG: 0.478	2B			G6-4-3 1-2		L9 2-3		G5-3		4	0	2	0	0	0	1
Jack Clark, R (1, 10) OBP: 0.403, SLG: 0.478	K			G6-4-3 1-2f 2-3		5-3		K		4	0	0	0	0	2	4
Dave Winfield, R (1, 9) OBP: 0.429, SLG: 0.568		F8		K			2B HR 1B	F8		4	1	1	0	0	1	1
Claudell Washington, L (1, 8) OBP: 0.351, SLG: 0.444		L6			FC6-5 G1 1B		HR 1-3 2B		P6	4	1	2	0	0	0	0
Wayne Tolleson, S (1, 5) OBP: 0.359, SLG: 0.343		F9			G1 1-2		HR		K	3	1	0	0	1	1	1
Rafael Santana, R (1, 6) OBP: 0.297, SLG: 0.305			F7		FC6-5 2-3				1B	2	0	0	0	0	0	1
Jose Cruz, L (7, PH) OBP: 0.286, SLG: 0.276										1	1	1	4	0	0	0
Luis Aguayo, R (8, 6) OBP: 0.342, SLG: 0.378							HR			1	0	1	0	0	0	0
Joel Skinner, R (1, 2) OBP: 0.251, SLG: 0.317			G5-4-3 1B		F7		K		F8	3	0	1	0	0	1	1
Mike Pagliarulo, L (9, PH) OBP: 0.289, SLG: 0.376										1	0	0	0	0	0	1

Inning Stats	1	2	3	4	5	6	7	8	9
R	0	0	0	0	0	0	4	0	0
E	0	0	0	0	0	0	0	0	0
K	2	0	0	1	0	0	1	0	1
S	11	11	5	11	11	8	14	9	13
H	1	0	1	2	1	1	3	0	1
LOB	1	0	0	1	1	1	0	0	1
BB	0	0	0	0	0	0	1	0	0
P	17	16	10	16	12	11	22	9	18

1B	7
2B	2
3B	0
HR	1
SF	0
SAC	0
DP	2
HBP	0
WP	0
PB	0
SB	1
CS	0
PA	36

AB	35
R	4
H	10
RBI	4
BB	1
SO	6
LOB	12

PITCHER		IP	WLS	BF	H	R	ER	SO	BB	IBB	HBP	BLK	WP	HR	S	P	ERA	WHIP
Melido Perez, R (1, 1) ERA: 4.12		6.0	W	26	9	4	4	3	1	0	0	0	0	1	63	92	6.00	1.667
Jeff Bittiger, R (7, 1) ERA: 3.2		1.0		3	0	0	0	1	0	0	0	0	0	0	8	12	0.00	0.000
Ricky Horton, L (8, 1) ERA: 5.88		0.1		1	0	0	0	0	0	0	0	0	0	0	5	5	0.00	0.000
Bobby Thigpen, R (8, 1) ERA: 3.21		1.2	S	6	1	0	0	2	0	0	0	0	0	0	17	22	0.00	0.600

PITCHER	IP	WLS	BF	H	R	ER	SO	BB	IBB	HBP	BLK	WP	HR	S	P	ERA	WHIP

Batter	1	2	3	4	5	6	7	8	9	AB	R	H	RBI	BB	SO	LOB
Gary Redus, R (1, 7) OBP: 0.343, SLG: 0.419	C B B S F B B 4-2 S E BB		F B S F F B X 2-2 ② F7			B B B B 4-0 1B WP 1B BB	X 0-0 1B		S F F B F X 1-2 ③ F8	3	2	1	0	2	0	0
Steve Lyons, L (1, 5) OBP: 0.333, SLG: 0.386	B X 1-0 CS 1B 1-H		B B F B F X 3-2 ③ F8			S 1 SAFE S 1 SAFE 1 SAFE B F B F 2-2 X BB 1B 1B 1-3	B X 1-0 ③ F9			4	0	2	0	0	0	1
Harold Baines, L (1, 10) OBP: 0.343, SLG: 0.414	B 1 SAFE C 1 SAFE 1 SAFE F 1 SAFE B 1 SAFE 2-2 ① ② 1 SAFE F F 1 SAFE X 4-3 1-2			B C B C B X 3-2 ① L9		B X 1-0 BB 1B 1-2 3-H		B F B B X 3-1 1B		4	0	2	1	0	0	1
Ivan Calderon, R (1, 9) OBP: 0.302, SLG: 0.441	C X 0-1 ③ F7			B B B C F F F F B 4-2 BB		B B B C S S 3-3 ① K		S F X 0-2 ① P4		3	0	0	0	1	1	3
Kenny Williams, R (1, 8) OBP: 0.257, SLG: 0.340 Daryl Boston, L (6, PH) (6, 8) OBP: 0.261, SLG: 0.493		H 1-0 S HBP		B F 1 SAFE X 1-1 ② F7		B F F B B B 4-2 1-2 2-3 BB		C F B S 1-3 ② K		1	0	0	0	0	0	1
										1	0	0	0	1	1	1
Greg Walker, L (1, 3) OBP: 0.306, SLG: 0.391		B C B B X 3-1 ① F8		1 SAFE B C 1 SAFE 1 SAFE C S 1-3 ③ K		B F F F B F S 2-3 ② K		B X 1-0 ③ L4		4	0	0	0	0	2	6
Fred Manrique, R (1, 4) OBP: 0.269, SLG: 0.377		B B X 2-0 ② F7			C B L B B F X 3-2 ① F8	F C B B X 2-2 ③ F7			X 0-0 HR	4	1	1	1	0	0	4
Ozzie Guillen, L (1, 6) OBP: 0.280, SLG: 0.293		1 SAFE B C S S B X 2-2 ③ 1-3 1-2			F F X 0-2 ② 6-3		C B C F X 1-2 ① G3		F X 0-1 ① 6-3	4	0	0	0	0	0	1
Ron Karkovice, R (1, 2) OBP: 0.241, SLG: 0.317 Dan Pasqua, L (9, PH) OBP: 0.315, SLG: 0.442			B C F B S 2-3 ① K		B X 1-0 ③ F9		F S B F X 1-2 ② F7		B X 1-0 ② G3	3	0	0	0	0	1	0
										1	0	0	0	0	0	0
Inning Stats	R: 1 H: 1 E: 0 LOB: 0 K: 0 BB: 1 S: 11 P: 18	R: 0 H: 0 E: 0 LOB: 1 K: 0 BB: 0 S: 6 P: 14	R: 0 H: 0 E: 0 LOB: 0 K: 1 BB: 0 S: 11 P: 18	R: 0 H: 0 E: 0 LOB: 1 K: 1 BB: 1 S: 13 P: 22	R: 0 H: 0 E: 0 LOB: 0 K: 0 BB: 0 S: 8 P: 12	R: 1 H: 2 E: 0 LOB: 3 K: 2 BB: 2 S: 19 P: 37	R: 0 H: 1 E: 0 LOB: 1 K: 0 BB: 0 S: 10 P: 13	R: 0 H: 1 E: 0 LOB: 1 K: 1 BB: 0 S: 9 P: 14	R: 1 H: 1 E: 0 LOB: 0 K: 0 BB: 0 S: 9 P: 11	1B: 5 SF: 0 2B: 0 SAC: 0 3B: 0 DP: 0 HR: 1 HBP: 1						

TOP

Chicago White Sox @ New York Yankees

Yankee Stadium, Bronx, NY

Sun Jul 17 1988, 3:33 AM EDT

Att. 38,750 - Sunny - 95 F

livebaseballscorecards.com

AB	32
R	3
H	6
RBI	2
BB	4
SO	5
LOB	18

WP: 1 PA: 37
PB: 0
SB: 2
CS: 1

PITCHER		IP	WLS	BF	H	R	ER	SO	BB	IBB	HBP	BLK	WP	HR	S	P	ERA	WHIP
Ron Guidry, L ERA: 2.51	(1, 1)	5.0	W	18	1	1	1	2	2	0	1	0	0	0	49	84	1.80	0.600
Pat Clements, L ERA: 11.57	(6, 1)	0.0		3	2	1	1	0	1	0	0	0	1	0	6	13	∞	∞
Tim Stoddard, R ERA: 5.79	(6, 1)	4.0	S	16	3	1	1	3	1	0	0	0	0	1	41	62	2.25	1.000

PITCHER	IP	WLS	BF	H	R	ER	SO	BB	IBB	HBP	BLK	WP	HR	S	P	ERA	WHIP

BOTTOM

Chicago White Sox @ New York Yankees

Yankee Stadium, Bronx, NY

Sun Jul 17 1988, 3:33 AM EDT

Att. 38,750 - Sunny - 95 F

livebaseballscorecards.com

Batter	1	2	3	4	5	6	7	8	9	AB	R	H	RBI	BB	SO	LOB
Rickey Henderson, R (1, 7) OBP: 0.396, SLG: 0.423	5-3		B5-3		SF7	FC3-6	P3			4	2	1	0	1	0	2
Willie Randolph, R (1, 4) OBP: 0.316, SLG: 0.297	FC6-4		F8		CS	FC3-6		CS		2	1	1	1	3	0	0
Don Mattingly, L (1, 3) OBP: 0.377, SLG: 0.477	FC6-4		G3		2B	FC3-6		F7		5	0	2	1	0	0	2
Jack Clark, R (1, 10) OBP: 0.400, SLG: 0.473	FC6-4			6-3	SF7	K		K		3	1	0	2	1	2	3
Dave Winfield, R (1, 9) OBP: 0.432, SLG: 0.574				SF7			4-3			4	1	3	0	0	0	0
Gary Ward, R (1, 8) OBP: 0.309, SLG: 0.287 Claudell Washington, L (5, PH) OBP: 0.356, SLG: 0.450 (6, 8)	F9			6-3	IBB		CS			2 1	0 0	0 1	1 0	0 1	0 0	3 0
Luis Aguayo, R (1, 5) OBP: 0.348, SLG: 0.376		F8		FC4-6	K					3	1	1	0	1	1	3
Don Slaught, R (1, 2) OBP: 0.396, SLG: 0.550		F7		SF7		FC1-6	WP			3	0	2	1	0	0	0
Rafael Santana, R (1, 6) OBP: 0.297, SLG: 0.304		F8		FC4-6		FC1-6	WP			4	1	1	1	0	0	2
Inning Stats	R: 1 E: 0 K: 0 S: 10 H: 2 LOB: 2 BB: 1 P: 16	R: 0 E: 0 K: 0 S: 5 H: 0 LOB: 0 BB: 0 P: 12	R: 0 E: 0 K: 0 S: 5 H: 0 LOB: 0 BB: 0 P: 6	R: 2 E: 0 K: 0 S: 12 H: 2 LOB: 1 BB: 1 P: 21	R: 1 E: 0 K: 1 S: 10 H: 3 LOB: 3 BB: 2 P: 21	R: 2 E: 0 K: 1 S: 11 H: 2 LOB: 1 BB: 1 P: 20	R: 1 E: 0 K: 0 S: 15 H: 3 LOB: 2 BB: 1 P: 27	R: 0 E: 0 K: 1 S: 8 H: 0 LOB: 1 BB: 1 P: 16		1B: 9 2B: 4 3B: 0 HR: 0	SF: 2 SAC: 0 DP: 1 HBP: 0					

	AB	31
	R	7
	H	12
	RBI	7
	BB	7
	SO	3
	LOB	15

WP: 1 PB: 0 SB: 0 CS: 3 PA: 40

PITCHER		IP	WLS	BF	H	R	ER	SO	BB	IBB	HBP	BLK	WP	HR	S	P	ERA	WHIP
Dave LaPoint, L ERA: 3.05	(1, 1)	4.0	L	21	6	4	4	0	3	0	0	0	0	0	35	62	9.00	2.250
John Davis, R ERA: 5.25	(5, 1)	1.1		8	3	2	2	1	1	1	0	0	0	0	14	27	13.50	3.000
Steve Rosenberg, L ERA: 5.59	(6, 1)	2.2		11	3	1	1	2	2	0	0	0	1	0	27	50	3.38	1.875

PITCHER	IP	WLS	BF	H	R	ER	SO	BB	IBB	HBP	BLK	WP	HR	S	P	ERA	WHIP

Texas Rangers @ New York Yankees

Yankee Stadium, Bronx, NY

Mon Jul 18 1988, 7:05 PM EDT

Att. 21,449 - Unknown - 89 F

livebaseballscorecards.com

TOP

Batter	1	2	3	4	5	6	7	8	9	AB	R	H	RBI	BB	SO	LOB
Oddibe McDowell, L (1, 8) OBP: 0.299, SLG: 0.325	S C B B X 2-2 ① G3		C B B X 2-1 ② G3		F B X 1-1 FC5-2 1-2 2-3 1B		C B X 1-1 ① F7		B B C C F B X 3-2 ① 4-3	5	0	1	0	0	0	1
Scott Fletcher, R (1, 6) OBP: 0.360, SLG: 0.332	B F L B B X 3-2 ② F9		F B F X 1-2 1B		B X 1-0 ② FC5-2 1-2 2-3 3-Hf		B C B B F X 3-2 ② 1-3 1-2		C B X 1-1 ② 6-3	5	0	1	0	0	0	4
Ruben Sierra, S (1, 9) OBP: 0.294, SLG: 0.418	X 0-0 ③ 4-3		C B B X 2-1 ③ 4-3		C S S 0-3 ③ K		F F C 0-3 ③ K		F B X 1-1 1B	5	0	1	0	0	2	5
Pete Incaviglia, R (1, 10) OBP: 0.324, SLG: 0.500		B S F B B C 3-3 ① K		F B B S F B X 3-2 ① 4-3		B F X 1-1 HR		C B X 1-1 BB 1B	F X 0-1 ③ F9	5	2	2	1	0	1	1
Pete O'Brien, L (1, 3) OBP: 0.361, SLG: 0.423		B X 1-0 ② F8		C B C X 1-2 ② 5-3		B B C B X 2-1 ① G3		C C S S 0-3 ① K		4	0	0	0	0	1	1
Geno Petralli, L (1, 2) OBP: 0.382, SLG: 0.419 Mike Stanley, R (8, PH) OBP: 0.307, SLG: 0.285 (8, 2)		B C B B B 4-1 1B BB		B X 1-0 ③ F7		B B C S F F F X 2-2 ② L3		C S S 0-3 ② K		2 1	0 0	0 0	0 0	1 0	0 1	0 1
Steve Buechele, R (1, 5) OBP: 0.350, SLG: 0.420		B C C X 1-2 1-3 1B			B B B 4-0 1B 1B FC5-2 BB	F F B B X 2-2 2B		B C B B B 4-1 1-2 1B BB		2	0	2	0	2	0	0
Cecil Espy, S (1, 7) OBP: 0.295, SLG: 0.381		F X 0-1 ③ F9			X 0-0 ① F7	B B X 2-0 ③ F8		X 0-0 1-2 2-H 1B		4	0	1	1	0	0	4
Curtis Wilkerson, S (1, 4) OBP: 0.384, SLG: 0.414 Jeff Kunkel, R (8, PH) OBP: 0.250, SLG: 0.429 (8, 4)			B F X 1-1 ① 4-3		B C B C X 2-2 FC5-2 1-2 1B		B C B C F X 2-2 1-3 1B	B B C B C S S 3-3 ③ K		3 1	0 0	2 0	0 0	0 0	0 1	0 2
Inning Stats	R: 0 E: 0 K: 0 S: 7 H: 0 LOB: 0 BB: 0 P: 12	R: 0 E: 0 K: 1 S: 10 H: 1 LOB: 2 BB: 1 P: 19	R: 0 E: 0 K: 0 S: 9 H: 1 LOB: 1 BB: 0 P: 15	R: 0 E: 0 K: 0 S: 8 H: 0 LOB: 0 BB: 0 P: 13	R: 0 E: 0 K: 1 S: 10 H: 2 LOB: 3 BB: 1 P: 18	R: 1 E: 0 K: 0 S: 15 H: 2 LOB: 1 BB: 0 P: 24	R: 0 E: 0 K: 1 S: 12 H: 1 LOB: 1 BB: 0 P: 18	R: 1 E: 0 K: 3 S: 13 H: 2 LOB: 2 BB: 1 P: 21	R: 0 E: 0 K: 0 S: 10 H: 1 LOB: 1 BB: 0 P: 15	1B: 8 2B: 1 3B: 0 HR: 1 SF: 0 SAC: 0 DP: 0 HBP: 0						

	AB	37
	R	2
	H	10
	RBI	2
	BB	3
	SO	6
	LOB	19

WP: 0 PB: 0 SB: 0 CS: 0 PA: 40

PITCHER		IP	WLS	BF	H	R	ER	SO	BB	IBB	HBP	BLK	WP	HR	S	P	ERA	WHIP
Richard Dotson, R ERA: 4.16	(1, 1)	5.2	W	25	6	1	1	2	2	0	0	0	0	1	58	98	1.59	1.412
Neil Allen, R ERA: 2.9	(6, 1)	1.1		6	2	1	1	1	0	0	0	0	0	0	15	24	6.75	1.500
Dave Righetti, L ERA: 3.71	(8, 1)	2.0		9	2	0	0	3	1	0	0	0	0	0	21	33	0.00	1.500

PITCHER	IP	WLS	BF	H	R	ER	SO	BB	IBB	HBP	BLK	WP	HR	S	P	ERA	WHIP

BOTTOM

Texas Rangers @ New York Yankees

Yankee Stadium, Bronx, NY

Mon Jul 18 1988, 7:05 PM EDT

Att. 21,449 - Unknown - 89 F

livebaseballscorecards.com

Batter	1	2	3	4	5	6	7	8	9	AB	R	H	RBI	BB	SO	LOB
Rickey Henderson, R (1, 7) OBP: 0.393, SLG: 0.423	1-0 2B; 2B	0-0 F8		2-0 F9		3-1 E5 WP BB; 1-2		2-2 5-3		5	1	1	0	0	0	2
Willie Randolph, R (1, 4) OBP: 0.328, SLG: 0.305	2-2 2B; 1B; 1B	4-0 BB		1 SAFE 1-2; 1-2 1B		4-0 WP; 1-2 2-3 BB		0-1 1B; 1B		3	1	3	0	2	0	0
Don Mattingly, L (1, 3) OBP: 0.377, SLG: 0.479	1-1 1B FC4-6; 1-3 2-H 2B	1-2 F8		0-0 G3		1-0 1-3; 1-2 2-3 3-H		1 SAFE 2-0; 1-2 1B		5	1	2	1	0	0	5
Jack Clark, R (1, 10) OBP: 0.397, SLG: 0.468	1-1 FC4-6; 2-3 3-H 1B	3-2 6-3			2-2 F3		2-1 1-3; 4-2 BB	1-1 F8		5	0	1	1	0	0	3
Dave Winfield, R (1, 9) OBP: 0.430, SLG: 0.568	0-0 FC4-6; BB; 1-2f 3-H 2B		2-2 L9		2-0 6-3					3	1	0	1	1	0	1
Gary Ward, R (1, 8) OBP: 0.301, SLG: 0.279	0-0 F8		0-0 5-3		1-2 6-3		1 SAFE 1-0 F9			4	0	0	0	0	0	2
Luis Aguayo, R (1, 5) OBP: 0.345, SLG: 0.365	1 SAFE 4-0; 1-2 2B BB		1-0 F9			2-1 F8	1 SAFE 0-0 5-3			3	1	0	0	1	0	1
Joel Skinner, R (1, 2) OBP: 0.257, SLG: 0.324	0-1 1-H 2-H 2B			0-0 4-3		4-2 BB E WP BB		0-3 K		3	1	1	2	1	1	0
Rafael Santana, R (1, 6) OBP: 0.300, SLG: 0.318	0-1 F7			1-0 1B; 1B		0-3 K		1-0 HR		4	1	2	1	0	1	2
Inning Stats	R: 5 E: 0 K: 0 S: 14 H: 5 LOB: 1 BB: 1 P: 23	R: 0 E: 0 K: 0 S: 7 H: 0 LOB: 1 BB: 1 P: 15	R: 0 E: 0 K: 0 S: 6 H: 0 LOB: 0 BB: 0 P: 9	R: 0 E: 0 K: 0 S: 7 H: 2 LOB: 2 BB: 0 P: 11	R: 0 E: 0 K: 0 S: 7 H: 0 LOB: 0 BB: 0 P: 12	R: 1 E: 1 K: 1 S: 10 H: 0 LOB: 2 BB: 2 P: 24	R: 0 E: 0 K: 0 S: 6 H: 0 LOB: 1 BB: 1 P: 13	R: 1 E: 0 K: 1 S: 13 H: 3 LOB: 2 BB: 0 P: 19		1B: 6 2B: 3 3B: 0 HR: 1	SF: 0 SAC: 0 DP: 0 HBP: 0					

	AB	35
	R	7
	H	10
	RBI	6
	BB	5
	SO	2
	LOB	16

WP: 1 PB: 0 SB: 0 CS: 0 PA: 40

PITCHER		IP	WLS	BF	H	R	ER	SO	BB	IBB	HBP	BLK	WP	HR	S	P	ERA	WHIP
Paul Kilgus, L ERA: 3.91	(1, 1)	0.2	L	8	5	5	5	0	1	0	0	0	0	0	12	21	67.50	9.000
Guy Hoffman, L ERA: 1.17	(1, 1)	5.1		22	2	1	0	1	3	0	0	0	1	0	39	73	0.00	0.938
Dale Mohorcic, R ERA: 3.83	(7, 1)	2.0		10	3	1	1	1	1	0	0	0	0	1	19	32	4.50	2.000

PITCHER	IP	WLS	BF	H	R	ER	SO	BB	IBB	HBP	BLK	WP	HR	S	P	ERA	WHIP

Batter	1	2	3	4	5	6	7	8	9	AB	R	H	RBI	BB	SO	LOB
Cecil Espy, S (1, 8) OBP: 0.292, SLG: 0.375 Jim Steels, L (9, PH) OBP: 0.196, SLG: 0.222 (9, 8)	S F B B X 2-2 ① 3-1	B B X 2-0 ③ 6-3		B F C X 1-2 ① 1-3	B 1 SAFE 1 SAFE S X 1-1 E9 FC3-2 1-3 3-H 1B		C B C X 1-2 ② F9		B B S C B C 3-3 ② K	5 1	0 0	1 0	1 0	0 0	0 1	0 1
Scott Fletcher, R (1, 6) OBP: 0.362, SLG: 0.338	B B C C X 2-2 ② P4		X 0-0 1B 1B 1B	C B F X 1-2 F8 2B	B B B X 3-0 ② FC3-2 2-3 3-H		F B C S 1-3 ③ K		C C X 0-2 1-2 1B	6	1	3	0	0	1	2
Ruben Sierra, S (1, 9) OBP: 0.295, SLG: 0.417	C X 0-1 1B 1B 1B		F B 1 SAFE F F X 1-2 1B 2B 1B	B F X 1-1 ② F8 2-3	1 SAFE B B B 1 SAFE X 2-0 ③ F2			C B B F F B S 3-3 ① K	B C S B F X 2-2 ③ 4-3	6	2	2	0	0	1	5
Pete Incaviglia, R (1, 7) OBP: 0.328, SLG: 0.500	B B X 2-0 1B 1-2 2B 1B		B C S F S 1-3 ① K	B C B B F B 4-2 BB BB		C B B C X 2-2 ① 5-3		S B X 1-1 6-3 1B		4	1	2	0	1	1	2
Mike Stanley, R (1, 3) OBP: 0.316, SLG: 0.292 Pete O'Brien, L (6, PR) OBP: 0.360, SLG: 0.422 (6, 3)	F F X 0-2 1-2 2-H 2B 1B		B S B F F C 2-3 ② K	1 SAFE B S B B B 4-1 FC6 1-2 BB		X 0-0 1B 1B		C B C B X 2-2 ② 6-3 1-2		3 1	1 0	2 0	1 0	1 0	1 0	2 1
Steve Buechele, R (1, 5) OBP: 0.353, SLG: 0.426 Curtis Wilkerson, S (5, 5) OBP: 0.390, SLG: 0.418	B X 1-0 1-H 2-H 2B		B X 1-0 1-3 2-H BB 2B 1B	C X 0-1 ③ FC6 1-2f		C X 0-1 1-2 1B		B B B B 4-0 BB		3 1	1 0	2 1	3 0	0 1	0 0	3 0
Bob Brower, R (1, 10) OBP: 0.307, SLG: 0.296	B F F S 1-3 ③ K		B B B B 4-0 2B 1-2 BB		B X 1-0 S 4-3 E 1B	B C B S F S 2-3 ② K		C F B B X 2-2 ③ F9		4	1	1	0	1	2	5
Jeff Kunkel, R (1, 4) OBP: 0.246, SLG: 0.426		X 0-0 ① 6-3	C B S X 1-2 1-3 2-H 3-H 2B		B X 1-0 ① 4-3 1-2	C X 0-1 ③ L3			S C B S 1-3 ① K	5	0	1	2	0	1	3
Geno Petralli, L (1, 2) OBP: 0.383, SLG: 0.415		B X 1-0 ② L6	B B X 2-0 ③ 1-3	C B F B B B F B 4-2 E DI FC3-2 2-3 BB			X 0-0 ① F7		X 0-0 1B 1B	4	0	1	0	1	0	2
Inning Stats	R: 3 H: 4 E: 0 LOB: 1 K: 1 BB: 0 S: 16 P: 24	R: 0 H: 0 E: 0 LOB: 0 K: 0 BB: 0 S: 3 P: 6	R: 3 H: 4 E: 0 LOB: 2 K: 2 BB: 1 S: 18 P: 30	R: 0 H: 1 E: 0 LOB: 3 K: 0 BB: 2 S: 13 P: 24	R: 1 H: 2 E: 1 LOB: 2 K: 0 BB: 1 S: 9 P: 21	R: 0 H: 2 E: 0 LOB: 2 K: 1 BB: 0 S: 12 P: 16	R: 0 H: 0 E: 0 LOB: 0 K: 1 BB: 0 S: 7 P: 9	R: 0 H: 1 E: 0 LOB: 2 K: 1 BB: 1 S: 12 P: 24	R: 0 H: 2 E: 0 LOB: 2 K: 2 BB: 0 S: 14 P: 20	1B: 13 SF: 0 2B: 3 SAC: 0 3B: 0 DP: 0 HR: 0 HBP: 0						

PITCHER		IP	WLS	BF	H	R	ER	SO	BB	IBB	HBP	BLK	WP	HR	S	P	ERA	WHIP
John Candelaria, L ERA: 3.24	(1, 1)	3.2	L	22	9	6	6	3	2	0	0	0	0	0	47	77	14.73	3.000
Steve Shields, R ERA: 3.72	(4, 1)	4.1		21	5	1	1	3	3	0	0	0	0	0	43	77	2.08	1.846
Cecilio Guante, R ERA: 2.48	(9, 1)	0.0		0	0	0	0	0	0	0	0	0	0	0	0	0	∞	∞

PITCHER	IP	WLS	BF	H	R	ER	SO	BB	IBB	HBP	BLK	WP	HR	S	P	ERA	WHIP

TOP

Texas Rangers @ New York Yankees

Yankee Stadium, Bronx, NY

Tue Jul 19 1988, 7:05 PM EDT

Att. 27,456 - Unknown - 86 F

livebaseballscorecards.com

AB	43
R	7
H	16
RBI	7
BB	5
SO	8
LOB	26

WP: 0	PA: 48		
PB: 0			
SB: 1			
CS: 0			

Batter	1	2	3	4	5	6	7	8	9	AB	R	H	RBI	BB	SO	LOB
Rickey Henderson, R (1, 7) OBP: 0.388, SLG: 0.417	B C C F B X 2-2 E4 BB		C B B B C X 3-2 ② L1			C B X 1-1 ① F7		B X 1-0 ① F8		4	0	0	0	0	0	1
Willie Randolph, R (1, 4) OBP: 0.328, SLG: 0.303 Randy Velarde, R (7, 4) OBP: 0.276, SLG: 0.423	B 1 SAFE 1 SAFE 1 SAFE C C B B B 4-2 ① 1-2 BB		C B B F X 2-2 ③ 5-3			B B X 2-0 ② 5-3		C C B X 1-2 ② 1-2f FC5-4		2 1	0 0	0 0	0 0	1 0	0 0	0 1
Don Mattingly, L (1, 3) OBP: 0.376, SLG: 0.476	B B F 1 SAFE S 1 SAFE S 2-3 ② K			C B X 1-1 ① F8		B F X 1-1 FC6-4 1B		X 0-0 ③ 4-3		4	0	1	0	0	1	2
Jack Clark, R (1, 10) OBP: 0.396, SLG: 0.463	C 1 SAFE B B B S 1 SAFE 1 SAFE S 2-3 ③ K			C B B B C S 3-3 ② K		C S F B X 1-2 ③ 1-2f FC6-4			B B B C B 4-1 4-3 1B BB	3	1	0	0	1	2	2
Claudell Washington, L (1, 8) OBP: 0.351, SLG: 0.443		B B C S B S 3-3 ① K		C C F B F X 1-2 ③ F9			B C X 1-1 ① F7		B B C X 2-1 ① F7	4	0	0	0	0	1	1
Jose Cruz, L (1, 9) OBP: 0.273, SLG: 0.263		X 0-0 ② 3-1			C M X 0-2 ① G6-3		B F X 1-1 ② 1-3		B F B B F X 3-2 ② 4-3 1-2	4	0	0	0	0	0	1
Luis Aguayo, R (1, 5) OBP: 0.358, SLG: 0.389		B B C X 2-1 1B			B C F S 1-3 ② K		B B F X 2-1 2B		C B C X 1-2 2-H 1B	4	0	3	1	0	1	0
Joel Skinner, R (1, 2) OBP: 0.257, SLG: 0.339		B X 1-0 ③ 1-3			B X 1-0 HR		S F F X 0-2 ③ F8		B B B C C S 3-3 ③ K	4	1	1	1	0	1	3
Rafael Santana, R (1, 6) OBP: 0.300, SLG: 0.316			C S B B F F F B X 3-2 ① P5		C B S B S 2-3 ③ K			B B B C F B 4-2 FC5-4 BB		2	0	0	0	1	1	0
Inning Stats	R: 0 H: 0 E: 1 LOB: 1 K: 2 BB: 1 S: 12 P: 22	R: 0 H: 1 E: 0 LOB: 1 K: 1 BB: 0 S: 7 P: 13	R: 0 H: 0 E: 0 LOB: 0 K: 0 BB: 0 S: 12 P: 20	R: 0 H: 0 E: 0 LOB: 0 K: 1 BB: 0 S: 11 P: 16	R: 1 H: 1 E: 0 LOB: 0 K: 2 BB: 0 S: 10 P: 14	R: 0 H: 1 E: 0 LOB: 1 K: 0 BB: 0 S: 9 P: 14	R: 0 H: 1 E: 0 LOB: 1 K: 0 BB: 0 S: 10 P: 14	R: 0 H: 0 E: 0 LOB: 1 K: 0 BB: 1 S: 8 P: 14	R: 1 H: 1 E: 0 LOB: 1 K: 1 BB: 1 S: 12 P: 25	1B: 3 SF: 0 2B: 1 SAC: 0 3B: 0 DP: 0 HR: 1 HBP: 0						WP: 0 PA: 35 PB: 0 SB: 0 CS: 0	

PITCHER		IP	WLS	BF	H	R	ER	SO	BB	IBB	HBP	BLK	WP	HR	S	P	ERA	WHIP
Charlie Hough, R ERA: 3.34	(1, 1)	7.0	W	26	4	1	1	6	1	0	0	0	0	1	71	113	1.29	0.714
Craig McMurtry, R ERA: 1.69	(8, 1)	2.0		9	1	1	1	1	2	0	0	0	0	0	20	39	4.50	1.500

PITCHER	IP	WLS	BF	H	R	ER	SO	BB	IBB	HBP	BLK	WP	HR	S	P	ERA	WHIP

BOTTOM

Texas Rangers @ New York Yankees

Yankee Stadium, Bronx, NY

Tue Jul 19 1988, 7:05 PM EDT

Att. 27,456 - Unknown - 86 F

livebaseballscorecards.com

AB	32
R	2
H	5
RBI	2
BB	3
SO	7
LOB	11

New York Yankees @ Kansas City Royals

Royals Stadium, Kansas City, MO

Thu Jul 21 1988, 8:05 PM EDT

Att. 41,040 - Unknown - 85 F

livebaseballscorecards.com

Batter	1	2	3	4	5	6	7	8	9	AB	R	H	RBI	BB	SO	LOB
Rickey Henderson, R (1, 7) OBP: 0.394, SLG: 0.430	2-0 HR		4-0 BB		3-2 5-3		2-2 1B		1-1 HBP	3	1	2	1	1	0	0
Willie Randolph, R (1, 4) OBP: 0.322, SLG: 0.297	2-2 6-3		3-1 L4		2-0 E6 WP HR		0-0 F8		3-3 K	5	1	0	0	0	1	3
Don Mattingly, L (1, 3) OBP: 0.377, SLG: 0.489	2-1 G3			0-0 1B 2B	1-1 HR			2-2 F9		4	2	2	2	0	0	0
Jack Clark, R (1, 10) OBP: 0.394, SLG: 0.463	1-0 5-3			1-0 F8	3-2 F7			3-2 F8 E 2B		4	1	1	0	0	0	1
Dave Winfield, R (1, 9) OBP: 0.428, SLG: 0.564		3-2 6-3		1-1 F8 1B 1B		3-3 K		0-0 F8		4	0	1	1	0	1	1
Claudell Washington, L (1, 8) OBP: 0.349, SLG: 0.440		1-1 G3		0-0 1B		1-3 K		2-1 E5		4	0	1	0	0	1	0
Mike Pagliarulo, L (1, 5) OBP: 0.286, SLG: 0.371		1-1 4-1		1-1 F8		1-1 4-1		0-1 F8		4	0	0	0	0	0	3
Joel Skinner, R (1, 2) OBP: 0.251, SLG: 0.331			2-2 5-3	0-1 G3			1-3 K		3-1 F8	4	0	0	0	0	1	2
Rafael Santana, R (1, 6) OBP: 0.296, SLG: 0.311			2-0 5-3		2-3 K		2-2 6-3		1-0 F7	4	0	0	0	0	1	0

Inning Stats	1	2	3	4	5	6	7	8	9		
	R: 1 H: 1 E: 0 LOB: 0 K: 0 BB: 0 S: 7 P: 14	R: 0 H: 0 E: 0 LOB: 0 K: 0 BB: 0 S: 8 P: 13	R: 0 H: 0 E: 0 LOB: 1 K: 0 BB: 1 S: 7 P: 17	R: 1 H: 3 E: 0 LOB: 2 K: 0 BB: 0 S: 9 P: 12	R: 2 H: 1 E: 1 LOB: 0 K: 1 BB: 0 S: 13 P: 24	R: 0 H: 0 E: 0 LOB: 0 K: 2 BB: 0 S: 10 P: 15	R: 0 H: 1 E: 0 LOB: 1 K: 1 BB: 0 S: 11 P: 16	R: 1 H: 1 E: 1 LOB: 1 K: 0 BB: 0 S: 13 P: 20	R: 0 H: 0 E: 0 LOB: 1 K: 1 BB: 0 S: 7 P: 15	1B: 3 SF: 0 2B: 2 SAC: 0 3B: 0 DP: 0 HR: 2 HBP: 1	WP: 1 PA: 38 PB: 0 SB: 2 CS: 0

PITCHER		IP	WLS	BF	H	R	ER	SO	BB	IBB	HBP	BLK	WP	HR	S	P	ERA	WHIP
Mark Gubicza, R ERA: 2.65	(1, 1)	8.0		34	7	5	2	4	1	0	0	0	1	2	78	131	2.25	1.000
Steve Farr, R ERA: 2.19	(9, 1)	1.0	W	4	0	0	0	1	0	0	1	0	0	0	7	15	0.00	0.000

PITCHER	IP	WLS	BF	H	R	ER	SO	BB	IBB	HBP	BLK	WP	HR	S	P	ERA	WHIP

Batter	1	2	3	4	5	6	7	8	9	AB	R	H	RBI	BB	SO	LOB
Willie Wilson, S (1, 8) OBP: 0.293, SLG: 0.348	FC5-4 1B		FC4-6 1B			G3		F8	1B BB	4	0	2	0	1	0	0
Kurt Stillwell, S (1, 6) OBP: 0.326, SLG: 0.427	FC5-4 4-3 1-2f		1 SAFE 1 SAFE 1 SAFE FC4-6 1-2f			F7		0-0 HR	1-3 3-H 1B	5	1	2	2	0	0	2
Kevin Seitzer, R (1, 5) OBP: 0.388, SLG: 0.433	1 SAFE 4-3 1-2			4-3		WP HR 2B		K		4	1	1	0	0	1	1
George Brett, L (1, 3) OBP: 0.405, SLG: 0.546	F9			P8		2-H HR		4-3		4	1	1	2	0	0	1
Danny Tartabull, R (1, 9) OBP: 0.373, SLG: 0.505		5-3		F9		2B			K	4	0	1	0	0	1	0
Frank White, R (1, 4) OBP: 0.297, SLG: 0.381		6-3			2B	6-3			2B	4	1	2	0	0	0	1
Bo Jackson, R (1, 7) OBP: 0.296, SLG: 0.456		P4			K		5-3		P4	4	0	0	0	0	1	2
Bill Buckner, L (1, 10) OBP: 0.274, SLG: 0.330 Nick Capra, R (9, PR) OBP: 0.273, SLG: 0.111			G3	1-3			3-1		E 2B	4 0	0 1	1 0	1 0	0 0	0 0	1 0
Mike Macfarlane, R (1, 2) OBP: 0.332, SLG: 0.394 Pat Tabler, R (9, PH) OBP: 0.329, SLG: 0.328			6-3		5-3		K		E8 1B	3 1	0 1	0 0	0 0	0 0	1 0	1 0
Inning Stats	R: 0 E: 0 K: 0 S: 6 H: 1 LOB: 1 BB: 0 P: 8	R: 0 E: 0 K: 0 S: 6 H: 0 LOB: 0 BB: 0 P: 8	R: 0 E: 0 K: 0 S: 11 H: 1 LOB: 1 BB: 0 P: 17	R: 0 E: 0 K: 0 S: 7 H: 0 LOB: 0 BB: 0 P: 10	R: 0 E: 0 K: 1 S: 9 H: 1 LOB: 1 BB: 0 P: 16	R: 2 E: 0 K: 0 S: 14 H: 3 LOB: 1 BB: 0 P: 24	R: 0 E: 0 K: 1 S: 7 H: 0 LOB: 0 BB: 0 P: 11	R: 1 E: 0 K: 1 S: 9 H: 1 LOB: 0 BB: 0 P: 13	R: 3 E: 1 K: 1 S: 20 H: 3 LOB: 3 BB: 1 P: 32	1B: 4 2B: 4 3B: 0 HR: 2	SF: 0 SAC: 0 DP: 0 HBP: 0			WP: 1 PB: 0 SB: 0 CS: 0	PA: 38		

PITCHER		IP	WLS	BF	H	R	ER	SO	BB	IBB	HBP	BLK	WP	HR	S	P	ERA	WHIP
Rick Rhoden, R ERA: 4.28	(1, 1)	7.0		27	6	2	2	2	0	0	0	0	1	1	60	94	2.57	0.857
Tim Stoddard, R ERA: 5.98	(8, 1)	1.2		8	3	3	2	2	0	0	0	0	0	1	25	36	10.80	1.800
Cecilio Guante, R ERA: 2.48	(9, 1)	0.0	L	3	1	1	0	0	1	0	0	0	0	0	4	9	∞	∞

PITCHER	IP	WLS	BF	H	R	ER	SO	BB	IBB	HBP	BLK	WP	HR	S	P	ERA	WHIP

BOTTOM

New York Yankees @ Kansas City Royals

Royals Stadium, Kansas City, MO

Thu Jul 21 1988, 8:05 PM EDT
Att. 41,040 - Unknown - 85 F

livebaseballscorecards.com

AB	37
R	6
H	10
RBI	5
BB	1
SO	4
LOB	9

Batter	1	2	3	4	5	6	7	8	9	AB	R	H	RBI	BB	SO	LOB
Rickey Henderson, R (1, 7) OBP: 0.400, SLG: 0.438	B C C X 1-2 S 1B 1B		B B C X 2-1 S WP 2B	B B B C B 4-1 L6 S BB		B C X 1-1 FC6 1B 1-H 2-H		C X 0-1 CS 1B		4	3	3	0	1	0	0
Willie Randolph, R (1, 4) OBP: 0.323, SLG: 0.296	1 SAFE B X 1-0 ① L4		B B F B F B 4-2 1B WP 1B 2-3 BB	1 SAFE 1 SAFE 1 SAFE 1 SAFE C 1 SAFE 1 SAFE B F 1-2 ① ② X L6 1-3		B B X 2-0 4-3 1B 3-H		1 SAFE B 1 SAFE B B X 3-0 ① ② L7 1-2		4	1	1	1	1	0	3
Don Mattingly, L (1, 3) OBP: 0.380, SLG: 0.491	1 SAFE C 2 SAFE X 0-1 BB 1-H 1B		B X 1-0 FC5-4 1B 1-3 FC4-6 1B 3-H	B X 1-0 ③ F7		1 SAFE C B X 1-1 ① 4-3 1-2		B X 1-0 1B 1B		5	1	3	1	0	0	1
Ken Phelps, L (1, 10) OBP: 0.437, SLG: 0.547 Jack Clark, R (3, PH) OBP: 0.395, SLG: 0.464	B C B S B B 4-2 1-2 BB		B B X 2-0 FC5-4 1-2 3-H 1B		B C C F B F F X 2-2 ① F7	B C F F F F B X 2-2 ② 1-3		C X 0-1 FC6-4 1-3 1B		0 4	0 0	0 2	0 1	0 0	0 0	0 1
Dave Winfield, R (1, 9) OBP: 0.422, SLG: 0.556	C B S C 1-3 ② K		C B B X 2-1 ① FC5-4 FC4-6 1-2f 2-3		B X 1-0 E9	S S X 0-2 ③ L4		S S B B X 2-2 ③ FC6-4 1-2f		5	0	0	0	0	1	7
Claudell Washington, L (1, 8) OBP: 0.343, SLG: 0.431	S X 0-1 ③ 4-3		X 0-0 ② FC4-6 S 1B 2B 1-2f 3-H		X 0-0 ② B3-4		F B L X 1-2 ① F8		X 0-0 ① L4	5	1	0	1	0	0	4
Mike Pagliarulo, L (1, 5) OBP: 0.287, SLG: 0.375		F B F X 1-2 ① 4-3	1 SAFE B 1 SAFE 1 SAFE X 1-0 1-2 2B 1B		B B F C X 2-2 ③ F2		B B B C X 3-1 BLK 2B		B C S S 1-3 ② K	5	1	2	0	0	1	1
Joel Skinner, R (1, 2) OBP: 0.260, SLG: 0.341		X 0-0 ② 5-3	B C B F B X 3-2 1-H 2-H 2B			X 0-0 1B FC6 1B	B S S X 1-2 ② 4-3 2-3		B B S B B B 4-1 BB	4	1	2	2	1	0	1
Rafael Santana, R (1, 6) OBP: 0.296, SLG: 0.311 Luis Aguayo, R (6, 6) OBP: 0.352, SLG: 0.382		C X 0-1 ③ F7	B X 1-0 ③ 6-3			F B F X 1-2 FC6 FC6 1B	C S S 0-3 ③ K		X 0-0 ③ F7	3 2	1 0	1 0	0 0	0 0	0 1	1 2
Inning Stats	R: 1 E: 0 K: 1 S: 13 H: 2 LOB: 2 BB: 1 P: 20	R: 0 E: 0 K: 0 S: 6 H: 0 LOB: 0 BB: 0 P: 7	R: 5 E: 0 K: 0 S: 14 H: 5 LOB: 1 BB: 1 P: 30	R: 0 E: 0 K: 0 S: 5 H: 0 LOB: 0 BB: 1 P: 11	R: 0 E: 1 K: 0 S: 11 H: 0 LOB: 1 BB: 0 P: 16	R: 3 E: 1 K: 0 S: 18 H: 3 LOB: 1 BB: 0 P: 25	R: 0 E: 0 K: 1 S: 11 H: 1 LOB: 1 BB: 0 P: 16	R: 0 E: 0 K: 0 S: 9 H: 3 LOB: 2 BB: 0 P: 15	R: 0 E: 0 K: 1 S: 6 H: 0 LOB: 1 BB: 1 P: 11	1B: 11 2B: 4 3B: 0 HR: 0 SF: 0 SAC: 0 DP: 1 HBP: 0						

PITCHER		IP	WLS	BF	H	R	ER	SO	BB	IBB	HBP	BLK	WP	HR	S	P	ERA	WHIP
Ted Power, R ERA: 6.68	(1, 1)	2.0		12	4	4	4	1	2	0	0	0	1	0	24	39	18.00	3.000
Israel Sanchez, L ERA: 5.4	(3, 1)	3.1	L	18	6	5	4	0	1	0	0	0	0	0	34	59	10.80	2.100
Jeff Montgomery, R ERA: 2.76	(6, 1)	2.2		11	4	0	0	1	0	0	0	1	0	0	29	42	0.00	1.500
Jerry Don Gleaton, L ERA: 2.79	(9, 1)	1.0		4	0	0	0	1	1	0	0	0	0	0	6	11	0.00	1.000

PITCHER	IP	WLS	BF	H	R	ER	SO	BB	IBB	HBP	BLK	WP	HR	S	P	ERA	WHIP

TOP

New York Yankees @ Kansas City Royals

Royals Stadium, Kansas City, MO

Fri Jul 22 1988, 8:05 PM EDT

Att. 40,011 - Unknown - 85 F

livebaseballscorecards.com

AB	41
R	9
H	14
RBI	6
BB	4
SO	3
LOB	21

1B: 11	SF: 0	WP: 1	PA: 45
2B: 4	SAC: 0	PB: 0	
3B: 0	DP: 1	SB: 4	
HR: 0	HBP: 0	CS: 1	

Batter	1	2	3	4	5	6	7	8	9	AB	R	H	RBI	BB	SO	LOB
Willie Wilson, S (1, 8) OBP: 0.292, SLG: 0.346	C B X 1-1 ① F8	B B F F S 2-3 ② K		B 3 SAFE B X 2-0 1-2 2B 3-H 1B		F B C X 1-2 ① 5-3		X 0-0 ② G3		5	1	1	1	0	1	1
Kurt Stillwell, S (1, 6) OBP: 0.324, SLG: 0.424	B X 1-0 ② 5-3	C X 0-1 ③ F7		C C B B S 2-3 ② K		B X 1-0 ② G3		X 0-0 1B		5	0	1	0	0	1	3
Kevin Seitzer, R (1, 5) OBP: 0.388, SLG: 0.435	C C B X 1-2 ③ 1-3		B F F B X 2-2 ① 5-3	B X 1-0 1-H 2-H 2B		C B B X 2-1 1B		1 SAFE B C B C S 2-3 ③ K		5	0	2	2	0	1	1
George Brett, L (1, 3) OBP: 0.405, SLG: 0.544		B F B S T B F F X 3-2 1B 1B 1B	B C X 1-1 ② F7	C B X 1-1 ③ F8		1 SAFE X 0-0 ③ P6			S B B X 2-1 G6-4-3 1B	5	1	2	0	0	0	2
Danny Tartabull, R (1, 9) OBP: 0.374, SLG: 0.513		X 0-0 1B 1B 1-3 2B 1B	F B C X 1-2 HR		B X 1-0 ① F3		C S B F F S 1-3 ① K		X 0-0 ① ② 1-2f G6-4-3	5	2	2	1	0	1	1
Frank White, R (1, 4) OBP: 0.301, SLG: 0.382 Nick Capra, R (9, PR) OBP: 0.273, SLG: 0.111		X 0-0 1B 1-2 2B 1B 3-H	B S F B X 2-2 ③ G6-3		S B B B F X 3-2 E 1B		B C B B X 3-1 ② 6-3		B B B B 4-0 BB	4 0	1 0	2 0	1 0	1 0	0 0	0 0
Bo Jackson, R (1, 7) OBP: 0.298, SLG: 0.455		X 0-0 1-2 2B 2-3 1B		X 0-0 ① 4-3	B F 1 SAFE B S X 2-2 E5 FC6-4 1-2		S B C B B F X 2-2 1B		C B B F B S 3-3 ③ K	5	1	2	0	0	1	2
Pat Tabler, R (1, 10) OBP: 0.331, SLG: 0.335		B B X 2-0 F9 1-H 2-H 3-H 2B		B X 1-0 1B 1B	S B C X 1-2 ② F9		C C 1 SAFE B X 1-2 ③ 5-3			4	1	2	3	0	0	3
Mike Macfarlane, R (1, 2) OBP: 0.332, SLG: 0.393 Bill Buckner, L (8, PH) OBP: 0.273, SLG: 0.328 Jamie Quirk, L (9, 2) OBP: 0.274, SLG: 0.327		C B X 1-1 ① F9 2-3		C B B F F B F X 3-2 1B 1-3 2B 1B	B C B X 2-1 ③ FC6-4 1-2f			B C X 1-1 ① L7		3 1 0	1 0 0	1 0 0	0 0 0	0 0 0	0 0 0	3 0 0
Inning Stats	R: 0 H: 0 E: 0 LOB: 0 K: 0 BB: 0 S: 6 P: 9	R: 4 H: 5 E: 0 LOB: 1 K: 1 BB: 0 S: 17 P: 25	R: 1 H: 1 E: 0 LOB: 0 K: 0 BB: 0 S: 11 P: 17	R: 3 H: 4 E: 0 LOB: 1 K: 1 BB: 0 S: 14 P: 24	R: 0 H: 1 E: 1 LOB: 2 K: 0 BB: 0 S: 12 P: 21	R: 0 H: 1 E: 0 LOB: 1 K: 0 BB: 0 S: 7 P: 11	R: 0 H: 1 E: 0 LOB: 1 K: 1 BB: 0 S: 14 P: 21	R: 0 H: 1 E: 0 LOB: 1 K: 1 BB: 0 S: 7 P: 10	R: 0 H: 1 E: 0 LOB: 1 K: 1 BB: 1 S: 6 P: 15	1B: 12 2B: 2 3B: 0 HR: 1	SF: 0 SAC: 0 DP: 1 HBP: 0						

PITCHER		IP	WLS	BF	H	R	ER	SO	BB	IBB	HBP	BLK	WP	HR	S	P	ERA	WHIP
Tommy John, L ERA: 3.76	(1, 1)	1.0		8	5	4	4	0	0	0	0	0	0	0	16	24	36.00	5.000
Neil Allen, R ERA: 3.29	(2, 1)	4.0	W	19	6	4	4	2	0	0	0	0	0	1	44	72	9.00	1.500
Steve Shields, R ERA: 3.46	(6, 1)	3.0		12	3	0	0	2	0	0	0	0	0	0	28	42	0.00	1.000
Dave Righetti, L ERA: 3.63	(9, 1)	1.0	S	4	1	0	0	1	1	0	0	0	0	0	6	15	0.00	2.000

PITCHER	IP	WLS	BF	H	R	ER	SO	BB	IBB	HBP	BLK	WP	HR	S	P	ERA	WHIP

BOTTOM

New York Yankees @ Kansas City Royals

Royals Stadium, Kansas City, MO

Fri Jul 22 1988, 8:05 PM EDT

Att. 40,011 - Unknown - 85 F

livebaseballscorecards.com

AB	42
R	8
H	15
RBI	8
BB	1
SO	5
LOB	16

New York Yankees @ Kansas City Royals

Royals Stadium, Kansas City, MO

Sat Jul 23 1988, 8:05 PM EDT

Att. 41,377 - Unknown

TOP

livebaseballscorecards.com

Batter	1	2	3	4	5	6	7	8	9	AB	R	H	RBI	BB	SO	LOB
Rickey Henderson, R (1, 7) OBP: 0.403, SLG: 0.439	0-0 S BB HR 1B	1-2 S 1B		0-0 5-3		3-3 K			4-0 2B BB	4	1	2	0	1	1	1
Willie Randolph, R (1, 4) OBP: 0.331, SLG: 0.304	4-1 S HR BB 1-2	4-2 BB 1-3		1-2 L3			3-2 FC3-6 1B		1-2 2B 1-3	3	1	2	0	2	0	0
Don Mattingly, L (1, 3) OBP: 0.378, SLG: 0.484	0-1 F7	3-2 4-3			0-0 G3		1-1 FC3-6 FC1-4-6 1-2f		4-0 IBB	4	0	0	0	1	0	5
Jack Clark, R (1, 10) OBP: 0.392, SLG: 0.457	4-0 HR BB 1-2 2-3		2-1 F8		0-2 F9		1-1 FC1-4-6 FC4-6 1-2f		1-3 K	4	1	0	0	1	1	4
Dave Winfield, R (1, 9) OBP: 0.425, SLG: 0.578	1-1 HR 1-H 2-H 3-H		3-1 HR		3-2 2B		2-2 FC4-6 1-2f		2-3 K	5	2	3	5	0	1	4
Gary Ward, R (1, 8) OBP: 0.294, SLG: 0.272	0-1 F7		1-0 L3		0-0 P4			0-1 F7		4	0	0	0	0	0	1
Luis Aguayo, R (1, 6) OBP: 0.349, SLG: 0.377	1-3 K		1-1 1B			2-2 5-3		1-1 L5		4	0	1	0	0	1	0
Don Slaught, R (1, 2) OBP: 0.393, SLG: 0.542		2-2 6-3	2-2 5-3			0-0 1B		3-2 5-3		4	0	1	0	0	0	1
Randy Velarde, R (1, 5) OBP: 0.258, SLG: 0.393		0-1 P4		2-3 K		2-2 F7			0-0 4-3	2	0	0	0	0	1	0
Mike Pagliarulo, L (6, PH) (6, 5) OBP: 0.286, SLG: 0.372										2	0	0	0	0	0	1

	AB	36
	R	5
	H	9
	RBI	5
	BB	5
	SO	5
	LOB	17

Inning Stats	1	2	3	4	5	6	7	8	9
	R: 4 E: 0 K: 1 S: 11 H: 2 LOB: 0 BB: 2 P: 21	R: 0 E: 0 K: 0 S: 15 H: 1 LOB: 2 BB: 1 P: 25	R: 1 E: 0 K: 0 S: 11 H: 2 LOB: 1 BB: 0 P: 20	R: 0 E: 0 K: 1 S: 7 H: 0 LOB: 0 BB: 0 P: 10	R: 0 E: 0 K: 0 S: 9 H: 1 LOB: 1 BB: 0 P: 12	R: 0 E: 0 K: 1 S: 12 H: 1 LOB: 1 BB: 0 P: 19	R: 0 E: 0 K: 0 S: 11 H: 1 LOB: 1 BB: 0 P: 18	R: 0 E: 0 K: 0 S: 7 H: 0 LOB: 0 BB: 0 P: 11	R: 0 E: 0 K: 2 S: 12 H: 1 LOB: 3 BB: 2 P: 24

1B: 5	SF: 0	WP: 0	PA: 41
2B: 2	SAC: 0	PB: 0	
3B: 0	DP: 0	SB: 4	
HR: 2	HBP: 0	CS: 0	

PITCHER		IP	WLS	BF	H	R	ER	SO	BB	IBB	HBP	BLK	WP	HR	S	P	ERA	WHIP
Floyd Bannister, L ERA: 4.91	(1, 1)	3.0		17	5	5	5	1	3	0	0	0	0	2	37	66	15.00	2.667
Rick Anderson, R ERA: 3.56	(4, 1)	5.0	W	18	3	0	0	2	0	0	0	0	0	0	46	70	0.00	0.600
Steve Farr, R ERA: 2.15	(9, 1)	1.0	S	6	1	0	0	2	1	1	0	0	0	0	12	24	0.00	2.000

PITCHER	IP	WLS	BF	H	R	ER	SO	BB	IBB	HBP	BLK	WP	HR	S	P	ERA	WHIP

Batter	1	2	3	4	5	6	7	8	9	AB	R	H	RBI	BB	SO	LOB
Willie Wilson, S (1, 8) OBP: 0.289, SLG: 0.343	F B X 1-1 P4 ①		X 0-0 L8 ①		C X 0-1 L5 ①			C B X 1-1 F9 ①		4	0	0	0	0	0	0
Kurt Stillwell, S (1, 6) OBP: 0.326, SLG: 0.429	B C B X 2-1 1B 2B		C F B S 1-3 K ②		B B X 2-0 F7 ②			C F B F X 1-2 L4 ②		1	1	1	0	0	0	0
Bill Pecota, R (2, 6) OBP: 0.177, SLG: 0.217										3	0	0	0	0	1	0
Kevin Seitzer, R (1, 5) OBP: 0.389, SLG: 0.439	C S X 0-2 2-H 1B		B C B X 2-1 5-3 ③		C B X 1-1 F9 ③			B B C F F X 2-2 HR 2B		4	1	2	1	0	0	0
George Brett, L (1, 3) OBP: 0.406, SLG: 0.559	C B C S 1-3 K ②			F F B B X 2-2 HR		X 0-0 4-3 ①		S T X 0-2 2-H HR		4	2	2	3	0	1	1
Danny Tartabull, R (1, 9) OBP: 0.369, SLG: 0.506	1 SAFE C B 1 SAFE B X 2-1 F7 ③			C B C B B X 3-2 P4 ①		S B B S B S 3-3 K ②		B B X 2-0 P4 ③		4	0	0	0	0	1	1
Frank White, R (1, 4) OBP: 0.299, SLG: 0.379		C B F X 1-2 F7 ①		B X 1-0 E6 HR		C L B F C 1-3 K ③				3	1	0	0	0	1	0
Bo Jackson, R (1, 7) OBP: 0.303, SLG: 0.470		C S X 0-2 S 1B		B F 1 SAFE B B F X 3-2 1-H HR			F S B F C 1-3 K ①			3	1	2	2	0	1	0
Pat Tabler, R (1, 10) OBP: 0.328, SLG: 0.331		1 SAFE B 1 SAFE C 1 SAFE B F C 2-3 1-2 K ②		X 0-0 F7 ②			C B X 1-1 F8 ②			3	0	0	0	0	1	1
Larry Owen, R (1, 2)		B C F C 1-3 K ③		B B X 2-0 F4 ③			X 0-0 5-3 ③			3	0	0	0	0	1	1
Inning Stats	R: 1 H: 2 E: 0 LOB: 1 K: 1 BB: 0 S: 12 P: 18	R: 0 H: 1 E: 0 LOB: 1 K: 2 BB: 0 S: 12 P: 16	R: 0 H: 0 E: 0 LOB: 0 K: 1 BB: 0 S: 6 P: 9	R: 3 H: 2 E: 1 LOB: 0 K: 0 BB: 0 S: 12 P: 23	R: 0 H: 0 E: 0 LOB: 0 K: 0 BB: 0 S: 5 P: 8	R: 0 H: 0 E: 0 LOB: 0 K: 2 BB: 0 S: 8 P: 12	R: 0 H: 0 E: 0 LOB: 0 K: 1 BB: 0 S: 7 P: 9	R: 2 H: 2 E: 0 LOB: 0 K: 0 BB: 0 S: 14 P: 20		1B: 2 SF: 0 2B: 2 SAC: 0 3B: 0 DP: 0 HR: 3 HBP: 0						WP: 0 PA: 32 PB: 0 SB: 1 CS: 0

PITCHER		IP	WLS	BF	H	R	ER	SO	BB	IBB	HBP	BLK	WP	HR	S	P	ERA	WHIP
Ron Guidry, L ERA: 3.2	(1, 1)	5.1		22	5	4	3	4	0	0	0	0	0	2	48	75	5.06	0.938
Tim Stoddard, R ERA: 5.87	(6, 1)	2.1		8	1	1	1	3	0	0	0	0	0	0	24	34	3.86	0.429
Dave Righetti, L ERA: 3.8	(8, 1)	0.1	L	2	1	1	1	0	0	0	0	0	0	1	4	6	27.00	3.000

PITCHER	IP	WLS	BF	H	R	ER	SO	BB	IBB	HBP	BLK	WP	HR	S	P	ERA	WHIP

BOTTOM

New York Yankees @ Kansas City Royals

Royals Stadium, Kansas City, MO

Sat Jul 23 1988, 8:05 PM EDT

Att. 41,377 - Unknown

livebaseballscorecards.com

AB	32
R	6
H	7
RBI	6
BB	0
SO	7
LOB	4

Batter	1	2	3	4	5	6	7	8	9	AB	R	H	RBI	BB	SO	LOB
Rickey Henderson, R (1, 8) (6, 7) OBP: 0.400, SLG: 0.435	0-1 1B E 1B; 2-2 FC5-4 1-2f 3-H		2-3 K			1-1 G4-3		3-3 K		5	1	1	1	0	2	2
Don Mattingly, L (1, 7) (6, 3) OBP: 0.381, SLG: 0.489	SAFE 0-0 E 1-3 E 1B; 1-0 G1-6-3			1-0 F7		1-1 F8 HR 1B		3-2 WP 2B		5	2	3	0	0	0	1
Dave Winfield, R (1, 9) OBP: 0.422, SLG: 0.572	0-0 E4 PB 2B 1-H 3-H	2-2 L8		0-1 5-3		0-0 HR 1-2 1B		1-3 K		5	2	1	1	0	1	1
Ken Phelps, L (1, 10) OBP: 0.436, SLG: 0.546	4-1 2B 1B 2-3 BB	2-1 G3		1-2 2B		2-2 F8 2-3		2-2 WP 2-H		5	1	1	0	1	0	3
Jack Clark, R (1, 3) OBP: 0.399, SLG: 0.476 Gary Ward, R (6, 8) OBP: 0.292, SLG: 0.270	3-2 1B 1B 1-3 3-H 2B	4-0 FC6-4 BB		0-2 1B		2-0 1-H 3-H HR			0-0 4-3	3 1	2 0	3 0	4 0	1 0	0 0	0 0
Mike Pagliarulo, L (1, 5) OBP: 0.286, SLG: 0.370 Randy Velarde, R (5, 5) OBP: 0.242, SLG: 0.367	4-0 1B 1B FC6-4 IBB	0-0 FC6-4 1-2f		0-0 4-3		1-0 P1			1-1 1-3	2 2	1 0	0 0	0 0	1 0	0 0	3 0
Luis Aguayo, R (1, 4) OBP: 0.351, SLG: 0.378	0-0 FC6-4 FC5-4 1B 1-2 2-3 3-H 1B		2-2 FC1-6 1B		3-2 6-3		0-3 K		2-2 E5 E	5	1	2	1	0	2	1
Joel Skinner, R (1, 2) OBP: 0.260, SLG: 0.339	0-1 FC6-4 1-2 2-3 3-H 1B		1-2 FC1-6 1-2f		1-2 P4		3-2 P5		SAFE SAFE 0-3 K 1-2	4	0	1	1	0	0	1
Rafael Santana, R (1, 6) OBP: 0.292, SLG: 0.307	0-0 FC6-4 FC5-4 1-2f 2-3 3-H		0-3 K		0-1 F8		1-2 G3			4	0	0	1	0	1	3
Inning Stats	R: 7 E: 1 K: 0 S: 17 H: 5 LOB: 1 BB: 2 P: 31	R: 0 E: 0 K: 0 S: 6 H: 0 LOB: 1 BB: 1 P: 14	R: 0 E: 0 K: 2 S: 13 H: 1 LOB: 1 BB: 0 P: 18	R: 0 E: 0 K: 0 S: 10 H: 2 LOB: 2 BB: 0 P: 12	R: 0 E: 0 K: 0 S: 8 H: 0 LOB: 0 BB: 0 P: 12	R: 3 E: 0 K: 0 S: 10 H: 3 LOB: 0 BB: 0 P: 17	R: 0 E: 0 K: 1 S: 10 H: 0 LOB: 0 BB: 0 P: 14	R: 0 E: 0 K: 2 S: 12 H: 1 LOB: 0 BB: 0 P: 21	R: 0 E: 2 K: 1 S: 9 H: 0 LOB: 1 BB: 0 P: 12	1B: 8 2B: 3 3B: 0 HR: 1	SF: 0 SAC: 0 DP: 0 HBP: 0						

TOP

New York Yankees @ Kansas City Royals

Royals Stadium, Kansas City, MO

Sun Jul 24 1988, 4:33 AM EDT

Att. 38,591 - Sunny - 91 F

livebaseballscorecards.com

AB	41
R	10
H	12
RBI	9
BB	3
SO	6
LOB	15

WP: 1 PB: 1 SB: 0 CS: 0 PA: 44

PITCHER		IP	WLS	BF	H	R	ER	SO	BB	IBB	HBP	BLK	WP	HR	S	P	ERA	WHIP
Bret Saberhagen, R ERA: 3.98	(1, 1)	6.0	L	33	11	10	8	2	2	1	0	0	0	1	64	104	12.00	2.167
Jeff Montgomery, R ERA: 2.52	(7, 1)	3.0		11	1	0	0	4	0	0	0	0	1	0	31	47	0.00	0.333

PITCHER	IP	WLS	BF	H	R	ER	SO	BB	IBB	HBP	BLK	WP	HR	S	P	ERA	WHIP

Batter	1	2	3	4	5	6	7	8	9	AB	R	H	RBI	BB	SO	LOB
Willie Wilson, S (1, 8) OBP: 0.293, SLG: 0.347	B B C B F X 3-2 L9 ①		X 0-0 3B 2B	S F B X 1-2 BB 1B 1B 3-H	I I I 4-0 IBB	B B X 2-0 ② ③ L3 1-2				4	2	2	1	1	0	1
Bill Pecota, R (1, 6) OBP: 0.179, SLG: 0.246	B X 1-0 L9 ②		C F F X 0-2 1B 3B 2-H	F F S 1-3 K ②	B C X 1-1 P3 ②			C F F B X 1-2 G6-3 ①		5	1	1	1	0	1	5
Kevin Seitzer, R (1, 5) OBP: 0.389, SLG: 0.436	C B B X 2-1 P3 ③		B C F F X 1-2 1B 1B 3-H	B B B C B 4-1 1B 3B BB 1-2 2-3	B C B F B C 3-3 K ③			B X 1-0 1-3 ②		4	1	1	1	1	1	3
George Brett, L (1, 3) OBP: 0.407, SLG: 0.559 Bill Buckner, L (4, 3) OBP: 0.283, SLG: 0.343		B B C F X 2-2 E3 BB 1B SF8	X 0-0 ① 1-3 1B	B B B C X 3-1 3B 1B 1-2 2-H 3-H		F X 0-1 2B		B X 1-0 1B		2 3	1 1	1 3	0 2	0 0	0 0	0 0
Danny Tartabull, R (1, 9) OBP: 0.373, SLG: 0.513		X 0-0 SF8 BB 1B 1-2	B B F F B B 4-2 G4-6-3 BB	C B F B X 2-2 3B 1-H 2-H		X 0-0 ① 6-3		S C B X 1-2 ③ L8		4	0	2	2	1	0	2
Frank White, R (1, 4) OBP: 0.300, SLG: 0.380		B B B C B 4-1 BB 1-2 2-3	B X 1-0 ② ③ G4-6-3 1-2f	C S F B X 1-2 ③ F9		C B F B F S 2-3 ② K			B C X 1-1 2B	4	0	1	0	1	1	4
Bo Jackson, R (1, 7) OBP: 0.305, SLG: 0.474		X 0-0 ① SF8 2-3 3-H	X 0-0 1B 1B	C B F X 1-2 SH1-4 2B		B X 1-0 ③ 6-3			F B B F X 2-2 ① 6-3	4	1	2	1	0	0	2
Pat Tabler, R (1, 10) OBP: 0.329, SLG: 0.332		B S X 1-1 ② P4	B B X 2-0 BB 1B 1B 1-3	C B X 2-1 SH1-4 1B			C B X 1-1 ① 6-3		B X 1-0 ② P8	5	1	2	0	0	0	3
Larry Owen, R (1, 2) OBP: 0.143, SLG: 0.143		F X 0-1 ③ 5-3	B B F X 2-1 ① L9	X 0-0 ① SH1-4 1-2 2-3			X 0-0 L3 1B		B F B F X 2-2 ③ P3	4	0	1	0	0	0	5
Inning Stats	R: 0 H: 0 E: 0 LOB: 0 K: 0 BB: 0 S: 6 P: 12	R: 1 H: 1 E: 1 LOB: 2 K: 0 BB: 1 S: 10 P: 17	R: 2 H: 4 E: 0 LOB: 1 K: 0 BB: 1 S: 13 P: 19	R: 5 H: 5 E: 0 LOB: 1 K: 1 BB: 1 S: 20 P: 36	R: 0 H: 2 E: 0 LOB: 3 K: 1 BB: 1 S: 11 P: 22	R: 0 H: 1 E: 0 LOB: 1 K: 1 BB: 0 S: 8 P: 11	R: 0 H: 1 E: 0 LOB: 0 K: 0 BB: 0 S: 4 P: 7	R: 0 H: 1 E: 0 LOB: 1 K: 0 BB: 0 S: 9 P: 13	R: 0 H: 1 E: 0 LOB: 1 K: 0 BB: 0 S: 9 P: 15	1B: 10 2B: 5 3B: 2 HR: 0	SF: 1 SAC: 1 DP: 2 HBP: 0			WP: 0 PB: 0 SB: 0 CS: 0	PA: 45		

PITCHER		IP	WLS	BF	H	R	ER	SO	BB	IBB	HBP	BLK	WP	HR	S	P	ERA	WHIP
Richard Dotson, R ERA: 4.54	(1, 1)	3.2		21	8	7	6	1	3	0	0	0	0	0	40	69	14.73	3.000
Neil Allen, R ERA: 3.22	(4, 1)	4.0	W	18	6	1	1	2	0	1	0	0	0	0	37	62	2.25	1.500
Dave Righetti, L ERA: 3.69	(8, 1)	1.1	S	6	2	0	0	0	0	0	0	0	0	0	13	21	0.00	1.500

PITCHER	IP	WLS	BF	H	R	ER	SO	BB	IBB	HBP	BLK	WP	HR	S	P	ERA	WHIP

BOTTOM

New York Yankees @ Kansas City Royals

Royals Stadium, Kansas City, MO

Sun Jul 24 1988, 4:33 AM EDT
Att. 38,591 - Sunny - 91 F

livebaseballscorecards.com

AB	39
R	8
H	16
RBI	8
BB	4
SO	3
LOB	25

Batter	1	2	3	4	5	6	7	8	9	AB	R	H	RBI	BB	SO	LOB
Paul Molitor, R (1, 5) OBP: 0.380, SLG: 0.430	C X 0-1 ① 6-3		F B F F B F B F F 3-2 ② X 4-3			B B C F X 2-2 E 1B		B B X 2-0 ③ F7		4	0	1	0	0	0	0
Jim Gantner, L (1, 4) OBP: 0.318, SLG: 0.334	C F F F F F S 0-3 ② K		B C F F F X 1-2 ③ 4-3			1 SAFE C X 0-1 E5 1-2			X 0-0 ① F7	4	0	0	0	0	1	1
Jeffrey Leonard, R (1, 7) OBP: 0.282, SLG: 0.371	C F F B F X 1-2 ③ 1-3			B F S S 1-3 ① K		B C F S X 1-2 ② F8			S X 0-1 G3 2B	4	0	1	0	0	1	2
Robin Yount, R (1, 8) OBP: 0.379, SLG: 0.484		B C C X 1-2 ① 6-3		F X 0-1 ② F7		B C S B F C 2-3 ③ K			F B F F B X 2-2 ② G3 2-3	4	0	0	0	0	1	3
Greg Brock, L (1, 3) OBP: 0.367, SLG: 0.376		B B B C F F F F B 4-2 HR BB		C X 0-1 ③ F7			B F X 1-1 ① F7		B C S B S 2-3 ③ K	3	1	0	0	1	1	1
Dale Sveum, S (1, 6) OBP: 0.266, SLG: 0.366		B B C X 2-1 ② F9			B F B X 2-1 ① P4		C F B X 1-2 ② 6-3			3	0	0	0	0	0	1
Joey Meyer, R (1, 10) OBP: 0.265, SLG: 0.416		C B X 1-1 1-H HR			C S X 0-2 ② F8		C C B X 1-2 ③ G6-3			3	1	1	2	0	0	0
B.J. Surhoff, L (1, 2) OBP: 0.279, SLG: 0.296		B C C X 1-2 ③ 6-3			C X 0-1 ③ F7			C F C 0-3 ① K		3	0	0	0	0	1	0
Darryl Hamilton, L (1, 9) OBP: 0.286, SLG: 0.279			C X 0-1 ① B1-3			C B X 1-1 ① L5		B F C F B S 2-3 ② K		3	0	0	0	0	1	0
Inning Stats	R: 0 H: 0 E: 0 LOB: 0 K: 1 BB: 0 S: 14 P: 15	R: 2 H: 1 E: 0 LOB: 0 K: 0 BB: 1 S: 14 P: 23	R: 0 H: 0 E: 0 LOB: 0 K: 0 BB: 0 S: 13 P: 17	R: 0 H: 0 E: 0 LOB: 0 K: 1 BB: 0 S: 7 P: 8	R: 0 H: 0 E: 0 LOB: 0 K: 0 BB: 0 S: 7 P: 9	R: 0 H: 1 E: 1 LOB: 2 K: 1 BB: 0 S: 14 P: 20	R: 0 H: 0 E: 0 LOB: 0 K: 0 BB: 0 S: 8 P: 11	R: 0 H: 0 E: 0 LOB: 0 K: 2 BB: 0 S: 8 P: 12	R: 0 H: 1 E: 0 LOB: 1 K: 1 BB: 0 S: 10 P: 14	1B: 1 SF: 0 2B: 1 SAC: 0 3B: 0 DP: 0 HR: 1 HBP: 0						

PITCHER	IP	WLS	BF	H	R	ER	SO	BB	IBB	HBP	BLK	WP	HR	S	P	ERA	WHIP
John Candelaria, L (1, 1) ERA: 3.15	9.0	W	32	3	2	2	6	1	0	0	0	0	1	95	129	2.00	0.444

PITCHER	IP	WLS	BF	H	R	ER	SO	BB	IBB	HBP	BLK	WP	HR	S	P	ERA	WHIP

TOP

Milwaukee Brewers @ New York Yankees

Yankee Stadium, Bronx, NY

Mon Jul 25 1988, 7:05 PM EDT

Att. 26,084 - Unknown - 81 F

livebaseballscorecards.com

AB	31
R	2
H	3
RBI	2
BB	1
SO	6
LOB	8

Batter	1	2	3	4	5	6	7	8	9	AB	R	H	RBI	BB	SO	LOB
Rickey Henderson, R (1, 7) OBP: 0.404, SLG: 0.437	B B B C F B 4-2 E S 1B BB	L B B X 2-1 1B			B C B B X 3-1 ① L6		C C F X 0-2 ② 2-3 1B			3	1	2	0	1	0	0
Don Mattingly, L (1, 3) OBP: 0.385, SLG: 0.505	1 SAFE F B 3 SAFE X 1-1 2B 1-H 1B	1 SAFE 1 SAFE 1 SAFE 1 SAFE 1 SAFE B B 1 SAFE F 2-2 ③ F 1 SAFE X L6			B X 1-0 2B		C B X 1-1 3-H HR			4	1	3	3	0	0	1
Dave Winfield, R (1, 9) OBP: 0.420, SLG: 0.571	C B B C X 2-2 1-3 2B		B C C S 1-3 ① K		S X 0-1 ② 6-3		S X 0-1 ③ L6			4	0	1	0	0	1	1
Jack Clark, R (1, 10) OBP: 0.395, SLG: 0.470	C B X 1-1 ① P5		C B C 1-3 ② K		F S S 0-3 ③ K			F B C F B F S 2-3 ① K		4	0	0	0	0	3	3
Gary Ward, R (1, 8) OBP: 0.286, SLG: 0.263	F S F F S 0-3 ② K		X 0-0 ③ F7			S C X 1-2 ① 6-3		C F B C 1-3 ② K		4	0	0	0	0	2	2
Willie Randolph, R (1, 4) OBP: 0.330, SLG: 0.301	B B B B 4-0 BB			B C F B C 2-3 ① K		C C C 0-3 ② K		B C X 1-1 ③ P4		3	0	0	0	1	2	0
Don Slaught, R (1, 2) OBP: 0.392, SLG: 0.535	C B F B F F F X 2-2 ③ F9			B S B B F F B 4-2 BB		B F F C 1-3 ③ K				2	0	0	0	1	1	3
Luis Aguayo, R (1, 5) OBP: 0.350, SLG: 0.377		S B B B S X 3-2 ① 5-3		B F B X 2-1 ② P4			X 0-0 1B SH1-4 HR 1B			3	1	1	0	0	0	1
Rafael Santana, R (1, 6) OBP: 0.290, SLG: 0.305		C X 0-1 ② 5-3		B F X 1-1 ③ P4			L 1 SAFE X 0-1 ① SH1-4 1-2			2	0	0	0	0	0	1
Inning Stats	R: 1 H: 2 E: 0 LOB: 3 K: 1 BB: 2 S: 20 P: 34	R: 0 H: 1 E: 0 LOB: 1 K: 0 BB: 0 S: 11 P: 17	R: 0 H: 0 E: 0 LOB: 0 K: 2 BB: 0 S: 8 P: 10	R: 0 H: 0 E: 0 LOB: 1 K: 1 BB: 1 S: 10 P: 19	R: 0 H: 1 E: 0 LOB: 1 K: 1 BB: 0 S: 8 P: 12	R: 0 H: 0 E: 0 LOB: 0 K: 2 BB: 0 S: 9 P: 11	R: 2 H: 3 E: 0 LOB: 0 K: 0 BB: 0 S: 11 P: 12	R: 0 H: 0 E: 0 LOB: 0 K: 2 BB: 0 S: 10 P: 14		1B: 4 SF: 0 2B: 2 SAC: 1 3B: 0 DP: 0 HR: 1 HBP: 0						WP: 0 PA: 33 PB: 0 SB: 1 CS: 0

PITCHER	IP	WLS	BF	H	R	ER	SO	BB	IBB	HBP	BLK	WP	HR	S	P	ERA	WHIP
Teddy Higuera, L (1, 1) ERA: 2.45	8.0	L	33	7	3	3	9	3	0	0	0	0	1	87	129	3.38	1.250

PITCHER	IP	WLS	BF	H	R	ER	SO	BB	IBB	HBP	BLK	WP	HR	S	P	ERA	WHIP

BOTTOM

Milwaukee Brewers @ New York Yankees

Yankee Stadium, Bronx, NY

Mon Jul 25 1988, 7:05 PM EDT

Att. 26,084 - Unknown - 81 F

livebaseballscorecards.com

AB	29
R	3
H	7
RBI	3
BB	3
SO	9
LOB	12

Batter	1	2	3	4	5	6	7	8	9	AB	R	H	RBI	BB	SO	LOB
Paul Molitor, R (1, 10) OBP: 0.381, SLG: 0.431	B B C C F X 2-2 ① 4-3		B F F B X 2-2 1B		B B B F C X 3-2 ③ 5-3			B C B X 2-1 2B 1B		4	1	2	0	0	0	2
Jim Gantner, L (1, 4) OBP: 0.320, SLG: 0.339	B B X 2-0 1B		X 0-0 ③ 6-3			B C B F F F F X 2-2 ① F7		B F X 1-1 1-H 1B 2B		4	1	2	1	0	0	1
Robin Yount, R (1, 8) OBP: 0.378, SLG: 0.482	1 SAFE C F 1 SAFE F B 1 SAFE 1 SAFE 1 SAFE 1-3 ② C K			B X 1-0 ① F4		C B X 1-1 ② F6		X 0-0 2-H BB 1B		4	0	1	1	0	1	1
Greg Brock, L (1, 3) OBP: 0.369, SLG: 0.375	C B B 1 F B F S SAFE 3-3 ③ K			B C B F X 2-2 ② 1-3		B B X 2-0 1B		B B F B F F B 4-2 1-2 BB		3	0	1	0	1	1	1
Jeffrey Leonard, R (1, 7) OBP: 0.278, SLG: 0.367		B C B B X 2-1 ① 5-3		B F B F S 2-3 ③ K		F B X 1-1 ③ L1		B B C C F S 2-3 ② K		4	0	0	0	0	2	3
B.J. Surhoff, L (1, 5) (8, 2) OBP: 0.275, SLG: 0.292		C X 0-1 ② 1-3			B X 1-0 ① 6-3		L X 0-1 ① G3	F C B F X 1-2 ③ 1-3		4	0	0	0	0	0	2
Dale Sveum, S (1, 6) OBP: 0.263, SLG: 0.361		C F B X 1-2 ③ 6-3			S F B B S 2-3 ② K		C C X 0-2 ② 4-3		B C B C B S 3-3 ① K	4	0	0	0	0	2	0
Darryl Hamilton, L (1, 9) OBP: 0.287, SLG: 0.281 Joey Meyer, R (9, PH) OBP: 0.263, SLG: 0.413			B C C B F X 2-2 ① 3-1		C B S B F X 2-2 1B 1B		S S X 0-2 ③ L5		C B X 1-1 ② 5-3	3 1	0 0	1 0	0 0	0 0	0 0	0 0
Charlie O'Brien, R (1, 2) OBP: 0.250, SLG: 0.333 Jim Adduci, L (8, PH) OBP: 0.218, SLG: 0.264 Juan Castillo, S (8, 5) OBP: 0.279, SLG: 0.254			B C C F F S 1-3 ② K		1 SAFE C 1 SAFE X 0-1 1-2 1B			C B B X 2-1 ① 6-3	B B C F X 2-2 ③ 1-3	2 1 1	0 0 0	1 0 0	0 0 0	0 0 0	1 0 0	0 0 0
Inning Stats	R: 0 H: 1 E: 0 LOB: 1 K: 2 BB: 0 S: 13 P: 21	R: 0 H: 0 E: 0 LOB: 0 K: 0 BB: 0 S: 7 P: 10	R: 0 H: 1 E: 0 LOB: 1 K: 1 BB: 0 S: 13 P: 18	R: 0 H: 0 E: 0 LOB: 0 K: 1 BB: 0 S: 7 P: 12	R: 0 H: 2 E: 0 LOB: 2 K: 1 BB: 0 S: 13 P: 21	R: 0 H: 1 E: 0 LOB: 1 K: 0 BB: 0 S: 12 P: 18	R: 0 H: 0 E: 0 LOB: 0 K: 0 BB: 0 S: 8 P: 8	R: 2 H: 3 E: 0 LOB: 2 K: 1 BB: 1 S: 18 P: 30	R: 0 H: 0 E: 0 LOB: 0 K: 1 BB: 0 S: 8 P: 14	1B: 7 2B: 1 3B: 0 HR: 0	SF: 0 SAC: 0 DP: 0 HBP: 0						

PITCHER	IP	WLS	BF	H	R	ER	SO	BB	IBB	HBP	BLK	WP	HR	S	P	ERA	WHIP
Rick Rhoden, R (1, 1) ERA: 4.15	7.1	W	30	8	2	2	5	0	0	0	0	0	0	80	120	2.46	1.091
Dave Righetti, L (8, 1) ERA: 3.56	1.2	S	6	0	0	0	2	1	0	0	0	0	0	19	32	0.00	0.600

PITCHER	IP	WLS	BF	H	R	ER	SO	BB	IBB	HBP	BLK	WP	HR	S	P	ERA	WHIP

TOP

Milwaukee Brewers @ New York Yankees

Yankee Stadium, Bronx, NY

Tue Jul 26 1988, 7:05 PM EDT
Att. 20,549 - Unknown - 70 F

livebaseballscorecards.com

AB	35
R	2
H	8
RBI	2
BB	1
SO	7
LOB	10

1B: 7	SF: 0	WP: 0	PA: 36
2B: 1	SAC: 0	PB: 0	
3B: 0	DP: 0	SB: 0	
HR: 0	HBP: 0	CS: 0	

Batter	1	2	3	4	5	6	7	8	9	AB	R	H	RBI	BB	SO	LOB
Rickey Henderson, R (1, 8) (9, 7) OBP: 0.406, SLG: 0.438	B B C B B 4-1 S SF7 BB	S B B X 2-1 5-3 ③ 2-3			X 0-0 SH1-3 ② 1-2		B F C B X 2-2 1B			2	1	1	0	1	0	1
Don Mattingly, L (1, 3) OBP: 0.384, SLG: 0.502	1 SAFE 1 SAFE C 1 SAFE F 1 SAFE X 0-2 F9 ①	C X 1-1 4-3 ① C X 1-0 6-3 ② X 0-0 F8 ③		C X 0-1 1B 1B 2-H C X 0-1 1B 1B 1-3 C X 0-1 F9 ③		C F B P F B C 3-3 K ③	B S B X 2-1 6-3 ① B C B B S S 3-3 K ②		4	0	1	1	0	1	2
Dave Winfield, R (1, 9) OBP: 0.421, SLG: 0.569	B C S S 2 B B B SAFE 4-2 2B BB 1-3									3	1	1	0	1	0	0
Ken Phelps, L (1, 10) OBP: 0.429, SLG: 0.538	B B B B X 3-0 SF7 ② 3-H									3	0	0	1	0	1	2
Jack Clark, R (1, 7) OBP: 0.393, SLG: 0.470 Gary Ward, R (9, 8) OBP: 0.286, SLG: 0.263	B F C B 1 SAFE X 2-2 1-H 2B			C X 0-1 F9 ① X 0-0 G6-3 1B X 0-0 ②③ G6-3 1-2f		S B F B B X 2-2 1-3 ①	C S C 0-3 K ③		4 0	0 0	1 0	1 0	0 0	1 0	0 0
Willie Randolph, R (1, 4) OBP: 0.330, SLG: 0.301	C C F B X 1-2 F7 ③					B B X 2-0 6-3 ②				3	0	1	0	0	0	1
Luis Aguayo, R (1, 5) OBP: 0.350, SLG: 0.371		B S B B B 4-1 WP 6-3 BB				B B X 2-0 6-3 ③				2	0	0	0	1	0	1
Joel Skinner, R (1, 2) OBP: 0.256, SLG: 0.333		B C S B B X 3-2 6-3 ① 1-2			X 0-0 6-3 ①		B C B F X 2-2 6-3 ①			3	0	0	0	0	0	1
Rafael Santana, R (1, 6) OBP: 0.291, SLG: 0.305		S B B X 2-1 F8 ②			B C B X 2-1 SH1-3 1B 1B		F B X 1-1 G4-3 ②			3	1	1	0	0	0	1
Inning Stats	R: 2 H: 1 E: 0 LOB: 1 K: 0 BB: 2 S: 14 P: 28	R: 0 H: 0 E: 0 LOB: 1 K: 0 BB: 1 S: 8 P: 19	R: 0 H: 0 E: 0 LOB: 0 K: 0 BB: 0 S: 4 P: 6	R: 0 H: 1 E: 0 LOB: 0 K: 0 BB: 0 S: 4 P: 4	R: 1 H: 3 E: 0 LOB: 2 K: 0 BB: 0 S: 10 P: 12	R: 0 H: 0 E: 0 LOB: 0 K: 0 BB: 0 S: 5 P: 11	R: 0 H: 1 E: 0 LOB: 1 K: 1 BB: 0 S: 13 P: 20	R: 0 H: 0 E: 0 LOB: 0 K: 2 BB: 0 S: 8 P: 13		1B: 5 SF: 1 2B: 1 SAC: 1 3B: 0 DP: 1 HR: 0 HBP: 0				WP: 1 PA: 32 PB: 0 SB: 2 CS: 0		

PITCHER		IP	WLS	BF	H	R	ER	SO	BB	IBB	HBP	BLK	WP	HR	S	P	ERA	WHIP
Don August, R ERA: 2.66	(1, 1)	4.2	L	21	5	3	3	0	3	0	0	0	1	0	38	67	5.79	1.714
Paul Mirabella, L ERA: 2.02	(5, 1)	2.1		8	1	0	0	1	0	0	0	0	0	0	20	33	0.00	0.429
Dan Plesac, L ERA: 2.45	(8, 1)	1.0		3	0	0	0	2	0	0	0	0	0	0	8	13	0.00	0.000

PITCHER	IP	WLS	BF	H	R	ER	SO	BB	IBB	HBP	BLK	WP	HR	S	P	ERA	WHIP

BOTTOM

Milwaukee Brewers @ New York Yankees

Yankee Stadium, Bronx, NY

Tue Jul 26 1988, 7:05 PM EDT
Att. 20,549 - Unknown - 70 F

livebaseballscorecards.com

AB	27
R	3
H	6
RBI	3
BB	3
SO	3
LOB	9

Batter	1	2	3	4	5	6	7	8	9	AB	R	H	RBI	BB	SO	LOB
Paul Molitor, R (1, 10) OBP: 0.377, SLG: 0.426	C B X 1-1 4-3 ①			M B B C B X 3-2 1-3 ①	X 0-0 L5 ③			B X 1-0 5-3 ①		4	0	0	0	0	0	1
Jim Gantner, L (1, 4) OBP: 0.322, SLG: 0.339	C X 0-1 F7 ②			B F B B B 4-1 E E BB	X 0-0 FC4-6 1B			B X 1-0 4-3 ②		3	1	1	0	1	0	0
Jeffrey Leonard, R (1, 7) OBP: 0.277, SLG: 0.364 Jim Adduci, L (4, 7) OBP: 0.211, SLG: 0.255	S X 0-1 6-3 ③			X 0-0 E1 1-H	C B X 1-1 FC4-6 ① G5-4-3 1-2f			B F X 1-1 1-3 ③		2 2	1 0	0 0	0 0	0 0	0 0	-1 1
Robin Yount, R (1, 8) OBP: 0.377, SLG: 0.479		C B F B B X 3-2 6-3 ①		B F X 1-1 1B	B C B F X 2-2 G5-4-3 ② ③ 1-2f				B B C F X 2-2 F7 ①	4	0	1	0	0	0	1
Rob Deer, R (1, 9) OBP: 0.300, SLG: 0.396		C B B X 2-1 L4-3 1B		F S B X 1-2 L7 ②			B F C B X 2-2 1B FC6-4 2B		C F B B B F S 2-3 K ②	4	1	2	0	0	1	1
Dale Sveum, S (1, 6) OBP: 0.260, SLG: 0.357		B F B C X 2-2 ② ③ L4-3 1-2		C 1 SAFE F 1 SAFE B C 1-3 ③ K			B B C F X 2-2 ① F8		B F F B B X 3-2 ③ F8	4	0	0	0	0	1	3
Joey Meyer, R (1, 3) OBP: 0.270, SLG: 0.418			B F S S 1-3 ① K		B X 1-0 FC6-4 1B		F X 0-1 FC6-4 2-3 1B			3	0	2	0	0	1	0
Juan Castillo, S (1, 5) OBP: 0.266, SLG: 0.242			C F B F X 1-2 ② 1-3		C F C 0-3 ① K		S B X 1-1 ② FC6-4 FC6-4 1-2f 3-H			3	0	0	1	0	1	2
Charlie O'Brien, R (1, 2) OBP: 0.238, SLG: 0.317			B B B C S X 3-2 ③ 4-3		X 0-0 FC6-4 ② 1-2f		X 0-0 FC6-4 ③ 1-2f			3	0	0	0	0	0	2
Inning Stats	R: 0 E: 0 K: 0 S: 6 H: 0 LOB: 0 BB: 0 P: 7	R: 0 E: 0 K: 0 S: 8 H: 1 LOB: 0 BB: 0 P: 15	R: 0 E: 0 K: 1 S: 10 H: 0 LOB: 0 BB: 0 P: 15	R: 2 E: 1 K: 1 S: 13 H: 1 LOB: 1 BB: 1 P: 23	R: 0 E: 0 K: 1 S: 6 H: 1 LOB: 1 BB: 0 P: 7	R: 0 E: 0 K: 0 S: 6 H: 1 LOB: 0 BB: 0 P: 9	R: 1 E: 0 K: 0 S: 11 H: 2 LOB: 1 BB: 0 P: 16	R: 0 E: 0 K: 0 S: 4 H: 0 LOB: 0 BB: 0 P: 7	R: 0 E: 0 K: 1 S: 10 H: 0 LOB: 0 BB: 0 P: 17	1B: 5 2B: 2 3B: 0 HR: 0 SF: 0 SAC: 0 DP: 2 HBP: 0						

PITCHER	IP	WLS	BF	H	R	ER	SO	BB	IBB	HBP	BLK	WP	HR	S	P	ERA	WHIP
Tommy John, L (1, 1) ERA: 3.65	8.0	W	30	6	3	2	3	1	0	0	0	0	0	64	99	2.25	0.875
Cecilio Guante, R (9, 1) ERA: 2.44	1.0		3	0	0	0	1	0	0	0	0	0	0	10	17	0.00	0.000

PITCHER	IP	WLS	BF	H	R	ER	SO	BB	IBB	HBP	BLK	WP	HR	S	P	ERA	WHIP

TOP

Milwaukee Brewers @ New York Yankees

Yankee Stadium, Bronx, NY

Wed Jul 27 1988, 7:05 PM EDT

Att. 28,869 - Unknown - 82 F

livebaseballscorecards.com

AB	32
R	3
H	6
RBI	1
BB	1
SO	4
LOB	10

Batter	1	2	3	4	5	6	7	8	9	AB	R	H	RBI	BB	SO	LOB
Rickey Henderson, R (1, 7) OBP: 0.405, SLG: 0.435	F B C B F F X 2-2 1B HR 1B	C B F X 1-2 F8 ②		X 0-0 3-H 1B		B B F C X 2-2 F9 ①	B C X 1-1 E5	C B F B X 2-2 4-3 ③		6	1	2	1	0	0	2
Don Mattingly, L (1, 3) OBP: 0.381, SLG: 0.497	C F 1 SAFE 1 SAFE B 1 SAFE F P 1 SAFE X 1-2 HR 1B	B X 1-0 G3 ③		1 SAFE B X 1-0 G3 ③		C B X 1-1 L6 ②	C F B F B F F F X 2-2 F9 ③			5	1	1	0	0	0	3
Dave Winfield, R (1, 9) OBP: 0.423, SLG: 0.587	S 2 SAFE 2 SAFE F 2 SAFE X 0-2 1-H 2-H HR		B C X 1-1 1-4-3 ①		C S X 0-2 1B G3 1B	C B B X 2-1 2-H HR		B B F F X 2-2 6-3 ①		5	3	3	5	0	0	0
Claudell Washington, L (1, 8) OBP: 0.351, SLG: 0.438	B B C B X 3-1 B5-6-4 BB 1B 1B		X 0-0 1B		B 1 SAFE F 1 SAFE S X 1-2 G3 1-3 2B 1B	X 0-0 4-3 ③		B F C F X 1-2 BB 1B E 1B		5	3	4	0	0	0	0
Jack Clark, R (1, 10) OBP: 0.393, SLG: 0.468	B S B B B B 4-1 B5-6-4 1-2 BB		C F C 0-3 K ②		B 2 SAFE X 1-0 G3 ① 2-3 3-H		C F X 0-2 BB HR 1B	C X 0-1 F8 ②		4	1	1	1	1	1	3
Don Slaught, R (1, 2) OBP: 0.392, SLG: 0.537	L B X 1-1 B5-6-4 ① ② 1-2f 2-3	C F B B C 2-3 K ③		B C X 1-1 3-H 2B		F C X 0-2 P4 ①	C F X 0-2 E BB 1-2 2B 1B			5	1	2	1	0	1	4
Willie Randolph, R (1, 4) OBP: 0.338, SLG: 0.309	X 0-0 3-H 1B			B X 1-0 4-3 1B 2B	C X 0-1 F8 ②	B B B B 4-0 1-2 HR BB	B B B B 4-0 E 1-2 2-3 2B BB			3	3	2	1	2	0	1
Rafael Santana, R (1, 6) OBP: 0.289, SLG: 0.314	C B B 1 SAFE X 2-1 L7 ③			B B X 2-0 2-3 4-3 ①	C B F X 1-2 4-3 ③	C X 0-1 1-H 2-H HR	B 1 SAFE B F B X 3-1 E6 1-2 2-3 3-H 2B			5	2	1	3	0	0	5
Randy Velarde, R (1, 5) OBP: 0.263, SLG: 0.429		B C X 1-1 1-3 ①		F X 0-1 6-3 ②		X 0-0 HR 2B	B S F X 1-2 F9 ②	C X 0-1 1-H 2-H 3-H 2B		5	1	2	3	0	0	1
Inning Stats	R: 4 E: 0 K: 0 S: 21 H: 5 LOB: 1 BB: 1 P: 34	R: 0 E: 0 K: 0 S: 6 H: 0 LOB: 0 BB: 0 P: 9	R: 0 E: 0 K: 2 S: 10 H: 1 LOB: 1 BB: 0 P: 13	R: 1 E: 0 K: 0 S: 6 H: 2 LOB: 1 BB: 0 P: 10	R: 2 E: 0 K: 0 S: 14 H: 3 LOB: 1 BB: 0 P: 18	R: 2 E: 0 K: 0 S: 9 H: 2 LOB: 0 BB: 0 P: 14	R: 3 E: 1 K: 0 S: 20 H: 2 LOB: 1 BB: 1 P: 28	R: 4 E: 1 K: 0 S: 20 H: 3 LOB: 1 BB: 1 P: 32		1B: 11 2B: 4 3B: 0 HR: 3	SF: 0 SAC: 0 DP: 1 HBP: 0			WP: 0 PB: 0 SB: 0 CS: 0	PA: 46	

PITCHER		IP	WLS	BF	H	R	ER	SO	BB	IBB	HBP	BLK	WP	HR	S	P	ERA	WHIP
Chris Bosio, R ERA: 3.77	(1, 1)	4.1	L	24	11	7	7	2	1	0	0	0	0	1	52	78	14.54	2.769
Chuck Crim, R ERA: 2.85	(5, 1)	1.2		7	2	2	2	0	0	0	0	0	0	1	14	20	10.80	1.200
Odell Jones, R ERA: 3.81	(7, 1)	2.0		15	5	7	3	0	2	0	0	0	0	1	40	60	13.50	3.500

PITCHER	IP	WLS	BF	H	R	ER	SO	BB	IBB	HBP	BLK	WP	HR	S	P	ERA	WHIP

BOTTOM

Milwaukee Brewers @ New York Yankees

Yankee Stadium, Bronx, NY

Wed Jul 27 1988, 7:05 PM EDT
Att. 28,869 - Unknown - 82 F

livebaseballscorecards.com

AB	43
R	16
H	18
RBI	15
BB	3
SO	2
LOB	19

Batter	1	2	3	4	5	6	7	8	9	AB	R	H	RBI	BB	SO	LOB
Paul Molitor, R (1, 5) OBP: 0.380, SLG: 0.427	6-3		SH1-3, BLK, FC5-2, 1B		F3	FC3-6, IBB		E9, 1B, SF8, 1B		4	1	2	0	1	0	0
Jim Gantner, L (1, 4) OBP: 0.322, SLG: 0.339	6-3		SH1-3		E, 1B	FC3-6, BB, 1B		K		3	0	1	1	0	0	2
Juan Castillo, S (7, 4) OBP: 0.262, SLG: 0.238										1	0	0	0	0	1	2
Robin Yount, R (1, 8) OBP: 0.377, SLG: 0.478	F8		FC5-2		E5	BB, 1B		SF8, 2B, 1B		5	1	2	2	0	0	2
Greg Brock, L (1, 3) OBP: 0.365, SLG: 0.369		L4	F9		F4	FC4, BB		SF8		3	0	0	1	1	0	3
Rob Deer, R (1, 9) OBP: 0.301, SLG: 0.403		1B, 2B	K	K	K	FC4		2B		5	0	2	1	0	2	5
Dale Sveum, S (1, 6) OBP: 0.259, SLG: 0.358		F2	K			2B	F9	F8		5	1	1	0	0	1	2
Joey Meyer, R (1, 10) OBP: 0.280, SLG: 0.417		1B, IBB	1B			2B, FC3-6, BB	F8			3	1	1	0	2	0	0
B.J. Surhoff, L (1, 2) OBP: 0.280, SLG: 0.300		1B	1B			FC3-6, 1B, 2B	F7		L7	5	1	3	1	0	0	0
Darryl Hamilton, L (1, 7) OBP: 0.283, SLG: 0.269		F5	G3			4-3		E, 1B, 1B, BB	F7	4	1	0	0	1	0	7
Inning Stats	R: 0 E: 0 K: 0 S: 6 H: 0 LOB: 0 BB: 0 P: 10	R: 0 E: 0 K: 0 S: 13 H: 2 LOB: 3 BB: 1 P: 21	R: 0 E: 0 K: 0 S: 8 H: 1 LOB: 1 BB: 0 P: 12	R: 0 E: 0 K: 2 S: 16 H: 2 LOB: 2 BB: 0 P: 24	R: 0 E: 1 K: 1 S: 12 H: 1 LOB: 2 BB: 0 P: 18	R: 3 E: 0 K: 0 S: 13 H: 3 LOB: 3 BB: 3 P: 31	R: 0 E: 0 K: 0 S: 7 H: 0 LOB: 0 BB: 0 P: 13	R: 3 E: 1 K: 1 S: 15 H: 3 LOB: 1 BB: 1 P: 23	R: 0 E: 0 K: 0 S: 8 H: 0 LOB: 0 BB: 0 P: 12	1B: 8 2B: 4 3B: 0 HR: 0 SF: 1 SAC: 1 DP: 0 HBP: 0						

PITCHER	IP	WLS	BF	H	R	ER	SO	BB	IBB	HBP	BLK	WP	HR	S	P	ERA	WHIP
Ron Guidry, L (1, 1) ERA: 3.55	5.2	L	29	8	3	3	3	1	2	0	1	0	0	61	102	4.76	1.588
Tim Stoddard, R (6, 1) ERA: 6.14	2.1		13	4	3	3	1	2	0	0	0	0	0	29	50	11.57	2.571
Cecilio Guante, R (9, 1) ERA: 2.4	1.0		3	0	0	0	0	0	0	0	0	0	0	8	12	0.00	0.000

PITCHER	IP	WLS	BF	H	R	ER	SO	BB	IBB	HBP	BLK	WP	HR	S	P	ERA	WHIP

TOP

Milwaukee Brewers @ New York Yankees

Yankee Stadium, Bronx, NY

Thu Jul 28 1988, 7:05 PM EDT

Att. 34,338 - Unknown - 83 F

livebaseballscorecards.com

AB	38
R	6
H	12
RBI	6
BB	5
SO	4
LOB	23

WP: 0 PA: 45
PB: 0
SB: 0
CS: 0

BOTTOM

Batter	1	2	3	4	5	6	7	8	9	AB	R	H	RBI	BB	SO	LOB
Rickey Henderson, R (1, 7) OBP: 0.409, SLG: 0.443	X 0-0 G3-6-3 1B		1 SAFE 1 SAFE C B X 1-1 1-2 1B			B B B C X 3-1 6-3 ①		B B F C X 2-2 2B		4	0	3	0	0	0	0
Don Mattingly, L (1, 3) OBP: 0.380, SLG: 0.494	X 0-0 G3-6-3 ①② 1-2f		B F X 1-1 4-3 ③			B X 1-0 2B 1B		B X 1-0 L8 ①		4	0	1	0	0	0	4
Dave Winfield, R (1, 9) OBP: 0.421, SLG: 0.583	C B B C F X 2-2 F8 ③			C X 0-1 G6-4-3 1B		B F B X 2-1 F3 ②		B B C X 2-1 F7 ②		4	0	1	0	0	0	2
Claudell Washington, L (1, 8) OBP: 0.350, SLG: 0.439		B C C X 1-2 4-3 ①		B C F S 1-3 K ①		F X 0-1 1-3 2B		B B X 2-0 F7 ③		4	0	1	0	0	1	2
Jack Clark, R (1, 10) OBP: 0.392, SLG: 0.463		C X 0-1 F8 ②		B F X 1-1 G6-4-3 ②③ 1-2f		B B I I 4-0 IBB			C S B X 1-2 5-3 ①	3	0	0	0	1	0	1
Don Slaught, R (1, 2) OBP: 0.393, SLG: 0.543 Ken Phelps, L (6, PH) OBP: 0.427, SLG: 0.535 Joel Skinner, R (7, 2) OBP: 0.255, SLG: 0.332		F B B B F X 3-2 F7 ③			B B F F X 2-2 4-3 1B 2B	C F B S 1-3 K ③			C C X 0-2 6-3 ②	2 1 1	1 0 0	1 0 0	0 0 0	0 1 0	0 3 0	0 0 0
Willie Randolph, R (1, 4) OBP: 0.333, SLG: 0.304			B B X 2-0 F8 ①		B X 1-0 4-3 ① 2-3		B F F B B X 3-2 6-3 ①		C B C X 1-2 4-3 ③	4	0	0	0	0	0	1
Rafael Santana, R (1, 6) OBP: 0.296, SLG: 0.318			B B B F F B 4-2 1B BB		B X 1-0 G1-6-3 3-H 1B		B C B B C X 3-2 G4-6-3 1B			2	0	2	1	1	0	0
Randy Velarde, R (1, 5) OBP: 0.244, SLG: 0.395			F 1 SAFE C C C 0-3 K ②		X 0-0 G1-6-3 ②③ 1-2f		1 SAFE C C B X 1-2 G4-6-3 ②③ 1-2f			3	0	0	0	0	1	3

Inning Stats	1	2	3	4	5	6	7	8	9
	R: 0 H: 1 E: 0 LOB: 0 K: 0 BB: 0 S: 6 P: 8	R: 0 H: 0 E: 0 LOB: 0 K: 0 BB: 0 S: 8 P: 12	R: 0 H: 1 E: 0 LOB: 2 K: 1 BB: 1 S: 10 P: 18	R: 0 H: 1 E: 0 LOB: 0 K: 1 BB: 0 S: 7 P: 9	R: 1 H: 2 E: 0 LOB: 0 K: 0 BB: 0 S: 6 P: 10	R: 0 H: 2 E: 0 LOB: 3 K: 1 BB: 1 S: 10 P: 21	R: 0 H: 1 E: 0 LOB: 0 K: 0 BB: 0 S: 9 P: 16	R: 0 H: 1 E: 0 LOB: 1 K: 0 BB: 0 S: 7 P: 14	R: 0 H: 0 E: 0 LOB: 0 K: 0 BB: 0 S: 9 P: 11

PITCHER		IP	WLS	BF	H	R	ER	SO	BB	IBB	HBP	BLK	WP	HR	S	P	ERA	WHIP
Mike Birkbeck, R ERA: 4.19	(1, 1)	5.2	W	23	7	1	1	2	1	1	0	0	0	0	44	74	1.59	1.412
Chuck Crim, R ERA: 2.71	(6, 1)	3.1	S	11	2	0	0	1	0	0	0	0	0	0	28	45	0.00	0.600

PITCHER	IP	WLS	BF	H	R	ER	SO	BB	IBB	HBP	BLK	WP	HR	S	P	ERA	WHIP

Milwaukee Brewers @ New York Yankees

Yankee Stadium, Bronx, NY

Thu Jul 28 1988, 7:05 PM EDT

Att. 34,338 - Unknown - 83 F

livebaseballscorecards.com

AB	32
R	1
H	9
RBI	1
BB	2
SO	3
LOB	16

1B: 6	SF: 0	WP: 0	PA: 34
2B: 3	SAC: 0	PB: 0	
3B: 0	DP: 4	SB: 0	
HR: 0	HBP: 0	CS: 0	

Batter	1	2	3	4	5	6	7	8	9	AB	R	H	RBI	BB	SO	LOB
Rickey Henderson, R (1, 7) OBP: 0.407, SLG: 0.438	B B B B 4-0 1B 1B G6-4-3 BB		C C X 0-2 ① 4-3		C C F X 0-2 ② 5-3			B C X 1-1 ① FC1-6 1-2f		3	1	0	0	1	0	2
Don Mattingly, L (1, 3) OBP: 0.378, SLG: 0.491	C X 0-1 G6-4-3 1B 1-2 1B		B X 1-0 ② F8		B B F X 2-1 ③ F9			B X 1-0 ② F3		4	0	1	0	0	0	2
Dave Winfield, R (1, 9) OBP: 0.422, SLG: 0.582	B B X 2-0 G6-4-3 1-2 2-3 1B		C C F F S 0-3 ③ K			B C X 1-1 G6-4-3 1B		C X 0-1 ③ F7		4	0	2	0	0	1	1
Jack Clark, R (1, 10) OBP: 0.390, SLG: 0.460	C B X 1-1 ① ② G6-4-3 1-2f 2-3 3-H			B C C B F S 2-3 ① K		F F B C 1-3 ① K			C X 0-1 G5-3 1B 1B	4	0	1	0	0	2	3
Don Slaught, R (1, 2) OBP: 0.390, SLG: 0.533	C F B B B F F S 3-3 ③ K			B B F S B B 4-2 FC5-4 BB		B B X 2-0 ② ③ G6-4-3 1-2f			B F B S X 2-2 ① F7	3	0	0	0	1	1	3
Gary Ward, R (1, 8) OBP: 0.281, SLG: 0.258 Hal Morris, L (9, PH) OBP: 1.000, SLG: 1.000		C B S S S 1-3 ① K	B X 1-0 ② F7				F F B S 1-3 ① K		F X 0-1 1-2 1B	3 1	0 0	0 1	0 0	0 0	2 0	1 0
Willie Randolph, R (1, 4) OBP: 0.329, SLG: 0.300		B X 1-0 ② F8	C C B B X 2-2 ③ FC5-4 1-2f				X 0-0 ② 4-3		C X 0-1 ② ③ G5-3 2-3f	4	0	0	0	0	0	3
Luis Aguayo, R (1, 5) OBP: 0.350, SLG: 0.370		B B X 2-0 1B			B C B X 2-1 ① 5-3		C C S 0-3 ③ K			3	0	1	0	0	1	0
Rafael Santana, R (1, 6) OBP: 0.300, SLG: 0.325		B S F 1 F X SAFE 1-2 ③ 4-3			C B X 1-1 2B			B B C F X 2-2 FC1-6 1B		3	0	2	0	0	0	1
Inning Stats	R: 1 H: 2 E: 0 LOB: 1 K: 1 BB: 1 S: 10 P: 20	R: 0 H: 1 E: 0 LOB: 1 K: 1 BB: 0 S: 9 P: 14	R: 0 H: 0 E: 0 LOB: 0 K: 1 BB: 0 S: 10 P: 11	R: 0 H: 0 E: 0 LOB: 1 K: 1 BB: 1 S: 10 P: 19	R: 0 H: 1 E: 0 LOB: 1 K: 0 BB: 0 S: 10 P: 15	R: 0 H: 1 E: 0 LOB: 0 K: 1 BB: 0 S: 6 P: 10	R: 0 H: 0 E: 0 LOB: 0 K: 2 BB: 0 S: 7 P: 8	R: 0 H: 1 E: 0 LOB: 1 K: 0 BB: 0 S: 8 P: 12	R: 0 H: 2 E: 0 LOB: 1 K: 0 BB: 0 S: 9 P: 11	1B: 7 SF: 0 2B: 1 SAC: 0 3B: 0 DP: 3 HR: 0 HBP: 0						

PITCHER		IP	WLS	BF	H	R	ER	SO	BB	IBB	HBP	BLK	WP	HR	S	P	ERA	WHIP
Jeff Musselman, L ERA: 0.87	(1, 1)	7.2	W	29	6	1	1	7	2	0	0	0	0	0	68	107	1.17	1.043
Duane Ward, R ERA: 3.31	(8, 1)	1.1		5	2	0	0	0	0	0	0	0	0	0	11	13	0.00	1.500

PITCHER	IP	WLS	BF	H	R	ER	SO	BB	IBB	HBP	BLK	WP	HR	S	P	ERA	WHIP

TOP

New York Yankees @ Toronto Blue Jays

Exhibition Stadium, Toronto, ON

Fri Jul 29 1988, 7:05 PM EDT

Att. 42,453 - Unknown - 91 F

livebaseballscorecards.com

AB	32
R	1
H	8
RBI	0
BB	2
SO	7
LOB	16

WP: 0 PA: 34
PB: 0
SB: 0
CS: 0

BOTTOM

New York Yankees @ Toronto Blue Jays

Exhibition Stadium, Toronto, ON

Fri Jul 29 1988, 7:05 PM EDT

Att. 42,453 - Unknown - 91 F

livebaseballscorecards.com

Batter	1	2	3	4	5	6	7	8	9	AB	R	H	RBI	BB	SO	LOB
Tony Fernandez, S (1, 6) OBP: 0.326, SLG: 0.373	1-1 4-3 6-3 2B	1-0 SF8 3-H		2-2 F7		1-0 G4-6-3 1B 1-2 1B		2-0 1-6-3		4	1	2	1	0	0	1
Lloyd Moseby, L (1, 8) OBP: 0.342, SLG: 0.375	3-0 4-3 2-3	0-0 F7		4-0 1-2 BB		2-0 G4-6-3 1-2 2-3 1B		2-3 K		4	0	1	0	1	1	2
Rance Mulliniks, L (1, 10) OBP: 0.394, SLG: 0.498	0-0 6-3 3-H		4-1 2B SF8 BB	1-0 F9		2-0 G4-6-3 1-2f 2-3 3-H		0-1 4-3		4	1	0	1	1	0	4
Kelly Gruber, R (1, 5) OBP: 0.342, SLG: 0.485	0-1 F8		1-2 BB 1-3 2B	1-3 K		0-1 F9				4	0	1	0	0	1	3
Ernie Whitt, L (1, 2) OBP: 0.329, SLG: 0.340		4-1 HR BB	4-0 BB BB		2-2 4-3		3-2 HR			2	2	1	1	2	0	0
Fred McGriff, L (1, 3) OBP: 0.399, SLG: 0.591		0-0 1-H HR	1-0 SF8 3-H		0-1 2B		2-0 3-1			3	1	2	3	0	0	0
Jesse Barfield, R (1, 9) OBP: 0.278, SLG: 0.365		2-1 SH1-4 1B SF8 1B	4-1 G4-6-3 1-2 2-3 BB		1-3 K		2-2 2B			3	1	2	0	1	1	1
Rick Leach, L (1, 7) OBP: 0.353, SLG: 0.357		1-0 SH1-4 1-2 1B	0-0 G4-6-3 1-2f		0-0 F7		3-1 F7			4	0	1	0	0	0	5
Sil Campusano, R (8, 7) OBP: 0.273, SLG: 0.346										0	0	0	0	0	0	0
Manuel Lee, S (1, 4) OBP: 0.344, SLG: 0.368		0-0 SH1-4 1-2 2-3		1-0 BB 1B		2-2 1B 1B G4-6-3 1B		0-1 4-3		3	1	2	0	0	0	1
Inning Stats	R: 1 E: 0 K: 0 S: 6 H: 1 LOB: 0 BB: 0 P: 10	R: 3 E: 0 K: 0 S: 8 H: 3 LOB: 1 BB: 1 P: 16	R: 1 E: 0 K: 0 S: 10 H: 1 LOB: 2 BB: 3 P: 24	R: 0 E: 0 K: 1 S: 8 H: 1 LOB: 2 BB: 1 P: 17	R: 0 E: 0 K: 1 S: 11 H: 1 LOB: 1 BB: 0 P: 14	R: 1 E: 0 K: 0 S: 8 H: 3 LOB: 1 BB: 0 P: 15	R: 1 E: 0 K: 0 S: 13 H: 2 LOB: 1 BB: 0 P: 23	R: 0 E: 0 K: 1 S: 6 H: 0 LOB: 0 BB: 0 P: 10		1B: 6 2B: 4 3B: 0 HR: 2	SF: 2 SAC: 1 DP: 2 HBP: 0				WP: 0 PB: 0 SB: 0 CS: 0	PA: 39	

	AB	31
	R	7
	H	12
	RBI	6
	BB	5
	SO	3
	LOB	17

PITCHER		IP	WLS	BF	H	R	ER	SO	BB	IBB	HBP	BLK	WP	HR	S	P	ERA	WHIP
Richard Dotson, R ERA: 4.89	(1, 1)	2.0	L	13	5	5	5	0	2	0	0	0	0	1	21	38	22.50	3.500
Neil Allen, R ERA: 3.25	(3, 1)	5.0		23	7	2	2	2	3	0	0	0	0	1	43	81	3.60	2.000
Steve Shields, R ERA: 3.38	(8, 1)	1.0		3	0	0	0	1	0	0	0	0	0	0	6	10	0.00	0.000

PITCHER	IP	WLS	BF	H	R	ER	SO	BB	IBB	HBP	BLK	WP	HR	S	P	ERA	WHIP

New York Yankees @ Toronto Blue Jays

Exhibition Stadium, Toronto, ON

Sat Jul 30 1988, 3:33 AM EDT

Att. 45,457 - Overcast - 74 F

TOP

livebaseballscorecards.com

Batter	1	2	3	4	5	6	7	8	9	AB	R	H	RBI	BB	SO	LOB
Rickey Henderson, R (1, 7) OBP: 0.407, SLG: 0.434	4-1 1B G3-6 BB		4-1 SH5-3 S 1B BB		2-0 ① F8	3-2 ③ F9		2-1 6-3		3	2	0	0	2	0	4
Willie Randolph, R (1, 4) OBP: 0.331, SLG: 0.306	3-2 G3-6 1B 1-3		1-0 ① SH5-3 1-3		2-2 F9 2B		1-0 5-3		3-2 ① 6-3	4	0	2	0	0	0	0
Don Mattingly, L (1, 3) OBP: 0.376, SLG: 0.487	0-2 ① ② G3-6 1-2f 3-H		1-0 1B 3-H		0-1 ② F9 2-3		1-2 ② F5		0-0 ② 5-3	5	0	1	1	0	0	2
Dave Winfield, R (1, 10) OBP: 0.427, SLG: 0.590	4-2 BB		0-0 ② L9		4-0 FC4-6 BB		4-1 BB		2-2 HR	2	1	1	1	3	0	1
Jack Clark, R (1, 9) OBP: 0.386, SLG: 0.453 Claudell Washington, L (9, 9) OBP: 0.350, SLG: 0.439	0-3 ③ K		2-1 ③ 4-3		0-0 ③ FC4-6 1-2f		2-1 ③ F9		0-3 ③ K	5 0	0 0	0 0	0 0	0 0	2 0	5 0
Don Slaught, R (1, 2) OBP: 0.393, SLG: 0.538 Hal Morris, L (8, PR) OBP: 1.000, SLG: 1.000 Joel Skinner, R (8, 2) OBP: 0.255, SLG: 0.332		2-2 ① F9		1-0 1-3 2B		2-2 ① F8		3-2 SH1-4 1B		4 0 0	0 0 0	2 0 0	0 0 0	0 0 0	0 0 0	0 0 0
Gary Ward, R (1, 8) OBP: 0.282, SLG: 0.265	0-0 2B		1-1 ① F9		1-1 ② L6			0-0 ① SH1-4 1-2		3	0	1	0	0	0	1
Luis Aguayo, R (1, 5) OBP: 0.349, SLG: 0.369 Ken Phelps, L (8, PH) OBP: 0.430, SLG: 0.535 Randy Velarde, R (8, PR) OBP: 0.244, SLG: 0.395 (8, 5)	0-2 ② F8		1-2 ② 1-3 2-3		2-0 1B 1B			4-1 BB		3 0 0	0 0 0	1 0 0	0 0 0	0 1 0	0 0 0	2 0 0
Rafael Santana, R (1, 6) OBP: 0.299, SLG: 0.324	0-0 ③ F7		1-2 ③ 5-3		2-1 1-2 1B			1-1 ② F9		4	0	1	0	0	0	4
Inning Stats	R: 1 H: 1 E: 0 LOB: 1 K: 1 BB: 2 S: 14 P: 25	R: 0 H: 1 E: 0 LOB: 1 K: 0 BB: 0 S: 10 P: 12	R: 1 H: 1 E: 0 LOB: 1 K: 0 BB: 1 S: 6 P: 14	R: 0 H: 1 E: 0 LOB: 1 K: 0 BB: 0 S: 9 P: 13	R: 0 H: 1 E: 0 LOB: 2 K: 0 BB: 1 S: 7 P: 15	R: 0 H: 2 E: 0 LOB: 2 K: 0 BB: 0 S: 14 P: 23	R: 0 H: 0 E: 0 LOB: 1 K: 0 BB: 1 S: 7 P: 15	R: 0 H: 1 E: 0 LOB: 2 K: 0 BB: 1 S: 9 P: 19	R: 1 H: 1 E: 0 LOB: 0 K: 1 BB: 0 S: 12 P: 17	1B: 5 SF: 0 2B: 3 SAC: 2 3B: 0 DP: 1 HR: 1 HBP: 0						

	AB	33
	R	3
	H	9
	RBI	2
	BB	6
	SO	2
	LOB	19

WP: 0 PA: 41
PB: 0
SB: 1
CS: 0

PITCHER		IP	WLS	BF	H	R	ER	SO	BB	IBB	HBP	BLK	WP	HR	S	P	ERA	WHIP
Mike Flanagan, L ERA: 4.01	(1, 1)	6.2	L	31	7	2	2	1	5	0	0	0	0	0	65	113	2.70	1.800
Doug Bair, R ERA:	(7, 1)	0.2		3	1	0	0	0	0	0	0	0	0	0	6	11	0.00	1.500
John Cerutti, L ERA: 3.97	(8, 1)	0.2		3	0	0	0	0	1	0	0	0	0	0	5	12	0.00	1.500
Tom Henke, R ERA: 2.85	(9, 1)	1.0		4	1	1	1	1	0	0	0	0	0	1	12	17	9.00	1.000

PITCHER	IP	WLS	BF	H	R	ER	SO	BB	IBB	HBP	BLK	WP	HR	S	P	ERA	WHIP

Batter	1	2	3	4	5	6	7	8	9	AB	R	H	RBI	BB	SO	LOB
Nelson Liriano, S (1, 4) OBP: 0.273, SLG: 0.322	B C X 1-1 FC4-6 1B		C B B X 2-1 6-3 ②			F C C 0-3 K ①		C B S F B S 2-3 K ①		4	0	1	0	0	2	0
Manuel Lee, S (1, 6) OBP: 0.342, SLG: 0.362	C 1 SAFE C F 1 SAFE X 0-2 F4 ①		F B C B B S 3-3 K ③			C B C B S 2-3 K ②		B F B B F F B 4-2 L4-3 BB		3	0	0	0	1	2	1
Lloyd Moseby, L (1, 8) OBP: 0.342, SLG: 0.373 George Bell, R (8, PH) OBP: 0.308, SLG: 0.447 (9, 7)	C 1 SAFE C F B 1 SAFE X 1-2 FC4-6 ② 1-2f			B C X 1-1 6-3 ①		C S B B B F B 4-2 FC5-4 BB		C B X 1-2 L4-3 ②③ 1-2		2 1	0 0	0 0	0 0	1 0	0 0	1 1
Kelly Gruber, R (1, 5) OBP: 0.338, SLG: 0.480	C B 1 SAFE B B 1 SAFE X 3-1 4-3 ③			B S C F S 1-3 K ②		1 SAFE X 0-0 FC5-4 ③ 1-2f			B X 1-0 6-3 ①	4	0	0	0	0	1	2
Cecil Fielder, R (1, 10) OBP: 0.331, SLG: 0.573 Rance Mulliniks, L (7, PH) OBP: 0.394, SLG: 0.498		C B B F F B X 3-2 F8 ①		C X 0-1 F6 ③			C S B X 1-2 G6-4-3 1B		C F B X 1-2 G3 ②	2 2	0 0	0 1	0 0	0 0	0 0	0 0
Jesse Barfield, R (1, 9) OBP: 0.278, SLG: 0.375 (9, 8)		C F F B S 1-3 K ②	B B X 2-0 HR				C B 1 SAFE C B F B F X 3-2 G6-4-3 ①② 1-2f		S C X 0-2 F7 ③	4	1	1	1	0	1	1
Fred McGriff, L (1, 3) OBP: 0.402, SLG: 0.590		C B F B B B 4-2 BB	B X 1-0 F7 ①				S B B X 2-1 E 1B			2	0	1	0	1	0	0
Sil Campusano, R (1, 7) OBP: 0.269, SLG: 0.341 Rick Leach, L (7, PH) OBP: 0.350, SLG: 0.355 (8, 7) (9, 9)		F B X 1-1 F5 ③	C S X 0-2 F6 ②				B C X 1-1 E6 1-2			2 1	0 0	0 0	0 0	0 0	0 0	1 1
Sal Butera, R (1, 2) OBP: 0.273, SLG: 0.364 Ernie Whitt, L (7, PH) OBP: 0.328, SLG: 0.339 (8, 2)			F F B B X 2-2 5-3 ①		F X 0-1 5-3 ③		X 0-0 6-3 ③			2 1	0 0	0 0	0 0	0 0	0 0	0 2
Inning Stats	R: 0 H: 1 E: 0 LOB: 1 K: 0 BB: 0 S: 12 P: 17	R: 0 H: 0 E: 0 LOB: 1 K: 1 BB: 1 S: 12 P: 21	R: 0 H: 0 E: 0 LOB: 0 K: 1 BB: 0 S: 8 P: 15	R: 0 H: 0 E: 0 LOB: 0 K: 1 BB: 0 S: 8 P: 10	R: 1 H: 1 E: 0 LOB: 0 K: 0 BB: 0 S: 7 P: 10	R: 0 H: 0 E: 0 LOB: 1 K: 2 BB: 1 S: 10 P: 16	R: 0 H: 2 E: 1 LOB: 2 K: 0 BB: 0 S: 13 P: 20	R: 0 H: 0 E: 0 LOB: 0 K: 1 BB: 1 S: 10 P: 17	R: 0 H: 0 E: 0 LOB: 0 K: 0 BB: 0 S: 7 P: 9	1B: 3 2B: 1 3B: 0 HR: 1	SF: 0 SAC: 0 DP: 2 HBP: 0			WP: 0 PB: 0 SB: 0 CS: 0	PA: 33		

PITCHER		IP	WLS	BF	H	R	ER	SO	BB	IBB	HBP	BLK	WP	HR	S	P	ERA	WHIP
John Candelaria, L ERA: 3.1	(1, 1)	5.0	W	18	2	1	1	3	1	0	0	0	0	1	47	73	1.80	0.600
Steve Shields, R ERA: 3.25	(6, 1)	1.2		8	2	0	0	2	1	0	0	0	0	0	22	35	0.00	1.800
Dave Righetti, L ERA: 3.4	(7, 1)	2.1	S	7	0	0	0	1	1	0	0	0	0	0	18	27	0.00	0.429

PITCHER	IP	WLS	BF	H	R	ER	SO	BB	IBB	HBP	BLK	WP	HR	S	P	ERA	WHIP

BOTTOM

New York Yankees @ Toronto Blue Jays

Exhibition Stadium, Toronto, ON

Sat Jul 30 1988, 3:33 AM EDT

Att. 45,457 - Overcast - 74 F

livebaseballscorecards.com

AB	30
R	1
H	4
RBI	1
BB	3
SO	6
LOB	10

Batter	1	2	3	4	5	6	7	8	9	AB	R	H	RBI	BB	SO	LOB
Rickey Henderson, R (1, 10) OBP: 0.409, SLG: 0.437	B B B C X 3-1 L4-3 1B			B C X 1-1 E 2B 1B	B B F C X 2-2 FC3-6 1B		B C C X 1-2 ① 4-3		1 SAFE B 1 SAFE F 1 SAFE F F F 1 SAFE 2-2 ② B X 5-3 1-2	5	1	3	0	0	0	1
Willie Randolph, R (1, 4) OBP: 0.332, SLG: 0.306	1 SAFE 1 SAFE 1 SAFE B B X 2-0 ① ② L4-3 1-2			1 SAFE 1 SAFE 1 SAFE 1 SAFE 1 SAFE C B X 1-1 E5 2B 1-2 1B	B X 1-0 ① FC3-6 1B 1-2f 1B		C F X 0-2 G3 1B		B B B B 4-0 1B BB	4	2	1	0	1	0	3
Don Mattingly, L (1, 3) OBP: 0.376, SLG: 0.489	B C X 1-1 ③ F8			L X 0-1 1B 1B 1-3 2-H 2B	C X 0-1 ② F8		C B 1 SAFE 1 SAFE F F F X 1-2 G3 1-2		B B F X 2-1 FC6-4 1-2 2-H 1B	5	1	2	2	0	0	2
Dave Winfield, R (1, 9) OBP: 0.429, SLG: 0.590		B B B C F F X 3-2 G6-4-3 1B		C F B F F F X 1-2 6-3 1B SH1-3 2-3 3-H 1B	B B B C X 3-1 1B 1-3 1B		B S F F F B F F X 2-2 ③ L9		B C B X 2-1 FC6-4 1-2f	5	1	3	1	0	0	3
Jack Clark, R (1, 7) OBP: 0.387, SLG: 0.454		C F C 0-3 ① K		B B B X 3-0 SH1-3 6-3 1-2 3-H 1B	S B B B C X 3-2 1-2 3-H 1B			C F X 0-2 ① F7		4	0	2	2	0	1	1
Gary Ward, R (1, 8) OBP: 0.279, SLG: 0.262 Claudell Washington, L (5, PH) (5, 8) OBP: 0.347, SLG: 0.436	X 0-0 ② ③ G6-4-3 1-2f			C B X 1-1 ① 6-3 1-2 2-3	F B B X 2-1 ③ F8			C C B F S 1-3 ② K		2	0	0	0	0	0	3
										2	0	0	0	0	1	2
Luis Aguayo, R (1, 5) OBP: 0.347, SLG: 0.361			S F B X 1-2 ① F8	I I I 4-0 SH1-3 IBB	B F B C B F F S 3-3 ① K			F C B B S 2-3 ③ K		3	0	0	0	1	2	0
Joel Skinner, R (1, 2) OBP: 0.251, SLG: 0.326		B F F B B F X 3-2 ② F9		X 0-0 ② SH1-3 1-2 2-3 3-H	S C S 0-3 ② K				B S S C 1-3 ① K	3	0	0	1	0	2	0
Rafael Santana, R (1, 6) OBP: 0.297, SLG: 0.322 Randy Velarde, R (5, 6) OBP: 0.256, SLG: 0.385		B C C X 1-2 ③ F9		S B X 1-1 ③ 5-3	C B F C 1-3 ③ K				B B B B 4-0 WP 1B BB	2	0	0	0	0	0	2
										1	1	0	0	1	1	0

Inning Stats	1	2	3	4	5	6	7	8	9
	R: 0 E: 0 K: 0 S: 5	H: 1 LOB: 0 BB: 0 P: 11	R: 0 E: 0 K: 1 S: 8	H: 1 LOB: 0 BB: 0 P: 11	R: 0 E: 0 K: 0 S: 10	H: 0 LOB: 0 BB: 0 P: 15	R: 4 E: 1 K: 0 S: 18	H: 4 LOB: 2 BB: 1 P: 30	R: 1 E: 0 K: 0 S: 13	H: 3 LOB: 2 BB: 0 P: 24	R: 0 E: 0 K: 3 S: 11	H: 0 LOB: 0 BB: 0 P: 15	R: 0 E: 0 K: 0 S: 18	H: 1 LOB: 1 BB: 0 P: 22	R: 0 E: 0 K: 2 S: 10	H: 0 LOB: 0 BB: 0 P: 13	R: 1 E: 0 K: 1 S: 12	H: 1 LOB: 2 BB: 2 P: 27

1B: 10	SF: 0	WP: 1	PA: 40
2B: 2	SAC: 1	PB: 0	
3B: 0	DP: 2	SB: 0	
HR: 0	HBP: 0	CS: 0	

PITCHER		IP	WLS	BF	H	R	ER	SO	BB	IBB	HBP	BLK	WP	HR	S	P	ERA	WHIP
Jimmy Key, L ERA: 2.42	(1, 1)	4.2	L	23	9	5	3	1	0	1	0	0	0	0	52	87	5.79	1.929
Frank Wills, R ERA:	(5, 1)	2.1		8	1	0	0	3	0	0	0	0	0	0	31	41	0.00	0.429
Duane Ward, R ERA: 3.36	(8, 1)	1.2		7	0	1	1	3	2	0	0	0	1	0	18	32	5.40	1.200
John Cerutti, L ERA: 3.97	(9, 1)	0.0		1	1	0	0	0	0	0	0	0	0	0	2	4	∞	∞
Doug Bair, R ERA:	(9, 1)	0.1		1	0	0	0	0	0	0	0	0	0	0	2	4	0.00	0.000

PITCHER	IP	WLS	BF	H	R	ER	SO	BB	IBB	HBP	BLK	WP	HR	S	P	ERA	WHIP

TOP

New York Yankees @ Toronto Blue Jays

Exhibition Stadium, Toronto, ON

Sun Jul 31 1988, 3:33 AM EDT

Att. 41,401 - Cloudy - 95 F

livebaseballscorecards.com

AB	36
R	6
H	11
RBI	6
BB	3
SO	7
LOB	17

BOTTOM

Batter	1	2	3	4	5	6	7	8	9	AB	R	H	RBI	BB	SO	LOB
Tony Fernandez, S (1, 6) OBP: 0.322, SLG: 0.368	B X 1-0 ① 4-3		C B F B C 2-3 ③ K		F B B C X 2-2 ③ 4-3		1 SAFE B B F X 2-1 ② FC3-6 S 1-2f		C B B C B X 3-2 ③ 1-3	5	0	0	0	0	1	5
Rance Mulliniks, L (1, 10) OBP: 0.392, SLG: 0.493	B S B F B F X 3-2 G6-4-3 1B			X 0-0 ① 4-3		B C B C B X 3-2 ① 4-3	B B X 2-0 ③ 4-3 1-2			4	0	1	0	0	0	1
George Bell, R (1, 7) OBP: 0.310, SLG: 0.444	C B X 1-1 ② ③ G6-4-3 1-2f			B B C B B 4-1 BB		B B F B B 4-1 BB		B B C F X 3-2 ① 6-3		2	0	0	0	2	0	1
Ernie Whitt, L (1, 2) OBP: 0.328, SLG: 0.336 Sal Butera, R (8, PH) (9, 2) OBP: 0.261, SLG: 0.348		B C B B B 4-1 G4-6-3 BB		C B F X 1-2 ② F9		C B F F C 1-3 ② K		B B C X 2-1 ② F5		2	0	0	0	1	1	2
										1	0	0	0	0	0	0
Fred McGriff, L (1, 3) OBP: 0.397, SLG: 0.583		C X 0-1 ① ② G4-6-3 1-2f		S F B B X 2-2 ③ 4-3		S S F B B X 1-2 ③ G3		C B S S S 1-3 ③ K		4	0	0	0	0	1	3
Kelly Gruber, R (1, 5) OBP: 0.340, SLG: 0.479		X 0-0 ③ F8			X 0-0 FC5-4 1B SF8 1B		M B X 1-1 E5 1B 1B		B B B B 4-0 1B BB	3	2	1	0	1	0	0
Rick Leach, L (1, 9) OBP: 0.356, SLG: 0.361 Sil Campusano, R (9, PH) OBP: 0.267, SLG: 0.338			B C X 1-1 ① L3		B C X 1-1 FC5-4 1-2 1B		C X 0-1 WP 1-3 1B 1B		B B B C C F S 3-3 ① K	3	1	2	0	0	0	0
										1	0	0	0	0	1	1
Jesse Barfield, R (1, 8) OBP: 0.281, SLG: 0.384			B B C X 2-1 3B		F B B B X 3-1 ① FC5-4 1-2f 2-3		S B B B C X 3-2 ① L7 1-2		C B B C F X 2-2 1-2 1B	4	0	2	0	0	0	4
Manuel Lee, S (1, 4) OBP: 0.341, SLG: 0.362			C F X 0-2 ② 4-3		X 0-0 ② SF8 3-H		X 0-0 FC3-6 2-H 3-H 1B		B B B C B C F X 3-2 ② L8	3	0	1	3	0	0	3
Inning Stats	R: 0 H: 1 E: 0 LOB: 0 K: 0 BB: 0 S: 7 P: 12	R: 0 H: 0 E: 0 LOB: 0 K: 0 BB: 1 S: 4 P: 8	R: 0 H: 1 E: 0 LOB: 1 K: 1 BB: 0 S: 10 P: 15	R: 0 H: 0 E: 0 LOB: 1 K: 0 BB: 1 S: 8 P: 15	R: 1 H: 2 E: 0 LOB: 1 K: 0 BB: 0 S: 9 P: 15	R: 0 H: 0 E: 0 LOB: 1 K: 1 BB: 1 S: 12 P: 21	R: 2 H: 2 E: 1 LOB: 1 K: 0 BB: 0 S: 11 P: 19	R: 0 H: 0 E: 0 LOB: 0 K: 1 BB: 0 S: 8 P: 14	R: 0 H: 1 E: 0 LOB: 2 K: 1 BB: 1 S: 15 P: 30	1B: 6 SF: 1 2B: 0 SAC: 0 3B: 1 DP: 2 HR: 0 HBP: 0						

WP: 1 PA: 37
PB: 0
SB: 1
CS: 0

PITCHER		IP	WLS	BF	H	R	ER	SO	BB	IBB	HBP	BLK	WP	HR	S	P	ERA	WHIP
Rick Rhoden, R ERA: 4.09	(1, 1)	6.0	W	25	5	3	2	2	3	0	0	0	0	0	54	91	3.00	1.333
Steve Shields, R ERA: 3.15	(7, 1)	1.1		5	1	0	0	0	0	0	0	0	1	0	10	20	0.00	0.750
Dave Righetti, L ERA: 3.29	(8, 1)	1.2	S	7	1	0	0	2	1	0	0	0	0	0	20	38	0.00	1.200

PITCHER	IP	WLS	BF	H	R	ER	SO	BB	IBB	HBP	BLK	WP	HR	S	P	ERA	WHIP

New York Yankees @ Toronto Blue Jays

Exhibition Stadium, Toronto, ON

Sun Jul 31 1988, 3:33 AM EDT

Att. 41,401 - Cloudy - 95 F

livebaseballscorecards.com

AB	32
R	3
H	7
RBI	3
BB	4
SO	4
LOB	20

New York Yankees @ Milwaukee Brewers

Milwaukee County Stadium, Milwaukee, WI

Tue Aug 02 1988, 8:05 PM EDT

Att. 24,640 - Unknown - 97 F

TOP

livebaseballscorecards.com

Batter	1	2	3	4	5	6	7	8	9	AB	R	H	RBI	BB	SO	LOB
Rickey Henderson, R (1, 7) OBP: 0.413, SLG: 0.439	C B C F B B X 3-2 FC6-4 1B		B B B B 4-0 1B G6-4-3 BB		C F F X 0-2 S 1B		B B B C X 3-1 ③ 5-3		F S X 0-2 ② F7	3	1	2	0	1	0	0
Hal Morris, L (7, 7) OBP: 0.500, SLG: 0.500 (8, 9)										1	0	0	0	0	0	0
Don Mattingly, L (1, 3) OBP: 0.375, SLG: 0.486	C 1 SAFE X 0-1 ① FC6-4 BB 1-2f		C X 0-1 ① G6-4-3 1-3 1B		C S F B X 1-2 ① F8			B B X 2-0 ① 3-1	C B B F F X 2-2 1B	4	0	1	0	0	0	2
Cecilio Guante, R (8, 1)										0	0	0	0	0	0	0
Jack Clark, R (9, PH) OBP: 0.388, SLG: 0.455										1	0	1	0	0	0	0
Dave Winfield, R (1, 9) OBP: 0.425, SLG: 0.584	C B C F S 1-3 ② K		C X 0-1 ① ② G6-4-3 1-2f 3-H		B X 1-0 ② F8			B X 1-0 ② F2	C F X 0-2 ③ 5-3	4	0	0	0	0	1	3
Joel Skinner, R (8, 7) OBP: 0.250, SLG: 0.325										1	0	0	0	0	0	1
Ken Phelps, L (1, 10) OBP: 0.431, SLG: 0.532	C B S B B B 4-2 1-2 BB		B X 1-0 ③ 3-1		C B S B F X 2-2 ③ 3-1 1-2			F B B F X 2-2 1B		3	0	1	0	1	0	1
(8, 3)																
Claudell Washington, L (1, 8) OBP: 0.346, SLG: 0.433	C X 0-1 ③ 6-3			F B F B X 2-2 1B 4-3 1B		X 0-0 ① L4		X 0-0 ③ P3		4	0	1	0	0	0	3
Don Slaught, R (1, 2) OBP: 0.390, SLG: 0.531		B C X 1-1 ① 5-3		B X 1-0 ① F9		B B F B X 3-1 ② 6-3			B F B S F F X 2-2 1B HR 1B	4	1	1	0	0	0	1
Luis Aguayo, R (1, 5) OBP: 0.351, SLG: 0.387	B B X 2-0 HR			X 0-0 ② 4-3 1-2		B B F B X 3-1 ③ F4			X 0-0 1-3 HR 1B	4	2	2	1	0	0	1
(8, 6)																
Rafael Santana, R (1, 6) OBP: 0.298, SLG: 0.322	B X 1-0 ② F8			X 0-0 2-3 FC5-4 1B			C C B X 1-2 ① 5-3		F F C 0-3 ① K	3	0	1	0	0	0	0
Gary Ward, R (8, 5) OBP: 0.277, SLG: 0.261										1	0	0	0	0	1	2
Randy Velarde, R (1, 4) OBP: 0.255, SLG: 0.442	C X 0-1 ③ 5-3			B F F X 1-2 ③ FC5-4 1-2f		X 0-0 ② 6-3			C B S X 1-2 1-H 3-H HR	4	1	1	3	0	0	2
Inning Stats	R: 0 H: 1 E: 0 LOB: 2 K: 1 BB: 1 S: 14 P: 22	R: 1 H: 1 E: 0 LOB: 0 K: 0 BB: 0 S: 6 P: 10	R: 1 H: 1 E: 0 LOB: 0 K: 0 BB: 1 S: 5 P: 10	R: 0 H: 2 E: 0 LOB: 2 K: 0 BB: 0 S: 9 P: 13	R: 0 H: 1 E: 0 LOB: 1 K: 0 BB: 0 S: 13 P: 17	R: 0 H: 0 E: 0 LOB: 0 K: 0 BB: 0 S: 5 P: 11	R: 0 H: 0 E: 0 LOB: 0 K: 0 BB: 0 S: 6 P: 10	R: 0 H: 1 E: 0 LOB: 1 K: 0 BB: 0 S: 6 P: 11	R: 3 H: 4 E: 0 LOB: 1 K: 1 BB: 0 S: 23 P: 28	1B: 9 SF: 0 2B: 0 SAC: 0 3B: 0 DP: 1 HR: 2 HBP: 0						

	AB	37
	R	5
	H	11
	RBI	4
	BB	2
	SO	2
	LOB	16

WP: 0 PA: 39
PB: 0
SB: 1
CS: 0

PITCHER		IP	WLS	BF	H	R	ER	SO	BB	IBB	HBP	BLK	WP	HR	S	P	ERA	WHIP
Mike Birkbeck, R ERA: 4.0	(1, 1)	8.0	W	32	7	2	2	1	2	0	0	0	0	1	64	104	2.25	1.125
Juan Nieves, L ERA: 5.68	(9, 1)	1.0		7	4	3	3	1	0	0	0	0	0	1	23	28	27.00	4.000

PITCHER	IP	WLS	BF	H	R	ER	SO	BB	IBB	HBP	BLK	WP	HR	S	P	ERA	WHIP

BOTTOM

New York Yankees @ Milwaukee Brewers

Milwaukee County Stadium, Milwaukee, WI

Tue Aug 02 1988, 8:05 PM EDT

Att. 24,640 - Unknown - 97 F

livebaseballscorecards.com

Batter	1	2	3	4	5	6	7	8	9	AB	R	H	RBI	BB	SO	LOB
Paul Molitor, R (1, 5) OBP: 0.384, SLG: 0.446	4-3	1B, 1B	BB		F9		HR	K		4	3	2	2	1	0	0
Juan Castillo, S (8, 5) OBP: 0.261, SLG: 0.239 (9, 4)										1	0	0	0	0	1	1
Jim Gantner, L (1, 4) OBP: 0.328, SLG: 0.350	F8, S, 2B, 1B	1B, 1B	1-H, 2-H, 3B		4-3		1B			5	2	4	2	0	0	0
Charlie O'Brien, R (9, 2) OBP: 0.268, SLG: 0.353										0	0	0	0	0	0	0
Robin Yount, R (1, 8) OBP: 0.374, SLG: 0.468	HBP, 2B, BB	BB, 1B, 1B	G4-6-3, BB		4-3		1B			3	2	2	1	2	0	0
Mike Felder, S (7, PR) OBP: 0.217, SLG: 0.222 (8, 8)										0	0	0	0	0	0	0
Rob Deer, R (1, 9) OBP: 0.296, SLG: 0.389	F8	K	K			5-3	K			5	0	0	0	0	3	8
Greg Brock, L (1, 3) OBP: 0.353, SLG: 0.357	HBP, 2B	BB, 1B	G4-6-3			L7	K			4	2	1	1	0	1	4
Jeffrey Leonard, R (1, 7) OBP: 0.278, SLG: 0.358	2B	1B, BB	6-3			1B, BB	F8			3	0	1	3	2	0	2
Jim Adduci, L (8, 7) OBP: 0.211, SLG: 0.255										0	0	0	0	0	0	0
Joey Meyer, R (1, 10) OBP: 0.287, SLG: 0.408	HBP	1B	K			1B		F6		4	0	2	2	0	1	0
B.J. Surhoff, L (1, 2) OBP: 0.289, SLG: 0.315 (9, 5)	G3	G3			1B	F5		F9		5	0	1	0	0	0	6
Dale Sveum, S (1, 6) OBP: 0.267, SLG: 0.359		5-3	BB, 3B, 1B		3-1		WP, HR, 1B	BB		4	2	2	0	1	0	1
Inning Stats	R: 3 E: 0 K: 0 S: 11 H: 2 LOB: 2 BB: 1 P: 20	R: 4 E: 0 K: 1 S: 13 H: 5 LOB: 2 BB: 1 P: 23	R: 2 E: 0 K: 1 S: 18 H: 2 LOB: 1 BB: 2 P: 32	R: 0 E: 0 K: 1 S: 9 H: 1 LOB: 1 BB: 0 P: 14	R: 0 E: 0 K: 0 S: 3 H: 0 LOB: 0 BB: 0 P: 4	R: 0 E: 0 K: 0 S: 7 H: 1 LOB: 2 BB: 1 P: 16	R: 2 E: 0 K: 2 S: 14 H: 4 LOB: 2 BB: 0 P: 18	R: 0 E: 0 K: 1 S: 6 H: 0 LOB: 1 BB: 1 P: 12		1B: 12 2B: 1 3B: 1 HR: 1	SF: 0 SAC: 0 DP: 1 HBP: 2						

	AB	38
	R	11
	H	15
	RBI	11
	BB	6
	SO	6
	LOB	22

	WP: 1	PA: 46
	PB: 0	
	SB: 1	
	CS: 0	

PITCHER		IP	WLS	BF	H	R	ER	SO	BB	IBB	HBP	BLK	WP	HR	S	P	ERA	WHIP
Tommy John, L (1, 1) ERA: 4.15		1.2	L	15	6	7	7	1	2	0	2	0	0	0	20	37	37.80	4.800
Neil Allen, R (2, 1) ERA: 3.36		0.1		3	2	1	1	0	0	0	0	0	0	0	7	11	27.00	6.000
Richard Dotson, R (3, 1) ERA: 4.79		4.0		17	3	1	1	2	3	0	0	0	0	0	34	61	2.25	1.500
Tim Stoddard, R (7, 1) ERA: 6.39		1.0		7	4	2	2	2	0	0	0	0	1	1	14	18	18.00	4.000
Cecilio Guante, R (8, 1) ERA: 2.37		1.0		4	0	0	0	1	1	0	0	0	0	0	6	12	0.00	1.000

PITCHER	IP	WLS	BF	H	R	ER	SO	BB	IBB	HBP	BLK	WP	HR	S	P	ERA	WHIP

Batter	1	2	3	4	5	6	7	8	9	AB	R	H	RBI	BB	SO	LOB
Rickey Henderson, R (1, 7) OBP: 0.414, SLG: 0.440	B B B C F X 3-2 1B 1B 1B	B C B C B X 3-2 ③ G6-3			C B X 1-1 1B SF8 1B		X 0-0 ② 3-1			4	2	2	0	0	0	0
Claudell Washington, L (1, 8) OBP: 0.348, SLG: 0.434	B 1 SAFE C 1 SAFE X 1-1 1B 1-2 FC6-4 1B	C B F S 1-3 ① K			X 0-0 1-3 1B		X 0-0 ③ F8			4	1	2	0	0	1	0
Don Mattingly, L (1, 3) OBP: 0.374, SLG: 0.485	2 SAFE B F B 2 SAFE X 2-1 FC6-4 1-3 2-H 1B	B C X 1-1 ② G3			B 1 SAFE F X 1-1 ② SF8 3-H			B C B X 2-1 ① L9		3	0	1	2	0	0	0
Jack Clark, R (1, 9) OBP: 0.387, SLG: 0.462	X 0-0 ① FC6-4 FC3-6 1-2f 3-H	B B X 2-0 HR			C B B 1 SAFE 1 SAFE S B F X 3-2 ③ L8			C F B X 1-2 ② 6-3		4	1	1	2	0	0	2
Ken Phelps, L (1, 10) OBP: 0.432, SLG: 0.546	B C B F F F X 2-2 ② FC3-6 1B 1-2f	C F B B S 2-3 ③ K				F B B F B X 3-2 FC6-4 1B		X 0-0 HR		4	1	2	1	0	1	1
Don Slaught, R (1, 2) OBP: 0.387, SLG: 0.525 Joel Skinner, R (8, 2) OBP: 0.250, SLG: 0.325	B X 1-0 1-3 1B			B F S X 1-2 ① 5-3		B X 1-0 ① F8		B C B X 2-1 ③ F8		4 0	0 0	1 0	0 0	0 0	0 0	1 0
Luis Aguayo, R (1, 5) OBP: 0.342, SLG: 0.376	B B F X 2-1 ③ F4			B X 1-0 ② P6		C S B X 1-2 ② FC6-4 1-2f		F S S 0-3 ① K		4	0	0	0	0	1	3
Rafael Santana, R (1, 6) OBP: 0.294, SLG: 0.318		B X 1-0 ① F8		C X 0-1 ③ P4		B B C C X 2-2 ③ F9		B C F X 1-2 ② 6-3		4	0	0	0	0	0	1
Randy Velarde, R (1, 4) OBP: 0.240, SLG: 0.413 Dave Winfield, R (9, PH) OBP: 0.424, SLG: 0.582		B F F S 1-3 ② K			C F B X 1-2 ① 5-3		C S S 0-3 ① K	C B F F S 1-3 ③ K		3 1	0 0	0 0	0 0	0 0	2 1	0 0
Inning Stats	R: 2 E: 0 K: 0 S: 16 H: 4 LOB: 2 BB: 0 P: 27	R: 0 E: 0 K: 1 S: 7 H: 0 LOB: 0 BB: 0 P: 12	R: 1 E: 0 K: 2 S: 9 H: 1 LOB: 0 BB: 0 P: 15	R: 0 E: 0 K: 0 S: 6 H: 0 LOB: 0 BB: 0 P: 8	R: 1 E: 0 K: 0 S: 12 H: 2 LOB: 1 BB: 0 P: 18	R: 0 E: 0 K: 0 S: 10 H: 1 LOB: 1 BB: 0 P: 17	R: 0 E: 0 K: 1 S: 5 H: 0 LOB: 0 BB: 0 P: 5	R: 1 E: 0 K: 0 S: 8 H: 1 LOB: 0 BB: 0 P: 13	R: 0 E: 0 K: 2 S: 10 H: 0 LOB: 0 BB: 0 P: 12	1B: 7 2B: 0 3B: 0 HR: 2	SF: 1 SAC: 0 DP: 0 HBP: 0			WP: 0 PB: 0 SB: 0 CS: 0		PA: 36	

PITCHER		IP	WLS	BF	H	R	ER	SO	BB	IBB	HBP	BLK	WP	HR	S	P	ERA	WHIP
Bill Wegman, R ERA: 3.54	(1, 1)	6.0		26	8	4	4	3	0	0	0	0	0	1	60	97	6.00	1.333
Chuck Crim, R ERA: 2.76	(7, 1)	2.0	W	7	1	1	1	1	0	0	0	0	0	1	13	18	4.50	0.500
Dan Plesac, L ERA: 2.35	(9, 1)	1.0	S	3	0	0	0	2	0	0	0	0	0	0	10	12	0.00	0.000

PITCHER	IP	WLS	BF	H	R	ER	SO	BB	IBB	HBP	BLK	WP	HR	S	P	ERA	WHIP

TOP

New York Yankees @ Milwaukee Brewers

Milwaukee County Stadium, Milwaukee, WI

Wed Aug 03 1988, 8:05 PM EDT

Att. 25,266 - Unknown - 89 F

livebaseballscorecards.com

AB	35
R	5
H	9
RBI	5
BB	0
SO	6
LOB	8

BOTTOM

New York Yankees @ Milwaukee Brewers

Milwaukee County Stadium, Milwaukee, WI

Wed Aug 03 1988, 8:05 PM EDT

Att. 25,266 - Unknown - 89 F

livebaseballscorecards.com

Batter	1	2	3	4	5	6	7	8	9	AB	R	H	RBI	BB	SO	LOB
Paul Molitor, R (1, 5) OBP: 0.388, SLG: 0.455	HR		BB			6-3		1B		3	2	2	1	1	0	0
Jim Gantner, L (1, 4) OBP: 0.330, SLG: 0.350	BB		G1			1B		K		3	0	1	0	1	1	4
Robin Yount, R (1, 8) OBP: 0.373, SLG: 0.468	F9		1-3			F3		2B		4	1	1	2	0	0	3
Greg Brock, L (1, 3) OBP: 0.351, SLG: 0.355	5-3			F9		P5		1B		4	0	1	2	0	0	2
Mike Felder, S (8, PR) OBP: 0.217, SLG: 0.222										0	1	0	0	0	0	0
Charlie O'Brien, R (9, 2) OBP: 0.268, SLG: 0.353										0	0	0	0	0	0	0
Jeffrey Leonard, R (1, 7) OBP: 0.280, SLG: 0.360	4-3			G6-3			G6-4-3	1B		4	0	2	0	0	0	1
Rob Deer, R (1, 9) OBP: 0.296, SLG: 0.391		K		K			G6-4-3	2B		4	0	1	1	0	2	1
Joey Meyer, R (1, 10) OBP: 0.280, SLG: 0.399		6-3			P4		F8	K		4	0	0	0	0	1	3
B.J. Surhoff, L (1, 2) OBP: 0.291, SLG: 0.315 (9, 3)		F8			G3			1B HBP		3	1	1	0	0	0	0
Dale Sveum, S (1, 6) OBP: 0.267, SLG: 0.357			K		F7			1B F8		4	1	1	0	0	1	3

	AB	33
	R	6
	H	10
	RBI	6
	BB	2
	SO	5
	LOB	17

Inning Stats	1	2	3	4	5	6	7	8	9
	R: 1 E: 0 K: 0 S: 13	H: 1 LOB: 1 BB: 1 P: 24	R: 0 E: 0 K: 1 S: 9	H: 0 LOB: 0 BB: 0 P: 15	R: 0 E: 0 K: 1 S: 7	H: 0 LOB: 1 BB: 1 P: 14	R: 0 E: 0 K: 1 S: 8	H: 0 LOB: 0 BB: 0 P: 10	R: 0 E: 0 K: 0 S: 7	H: 0 LOB: 0 BB: 0 P: 8	R: 0 E: 0 K: 0 S: 6	H: 1 LOB: 1 BB: 0 P: 10	R: 0 E: 0 K: 0 S: 6	H: 1 LOB: 0 BB: 0 P: 8	R: 5 E: 0 K: 2 S: 27	H: 7 LOB: 3 BB: 0 P: 42

	1B: 7	SF: 0	WP: 0	PA: 36
	2B: 2	SAC: 0	PB: 0	
	3B: 0	DP: 1	SB: 2	
	HR: 1	HBP: 1	CS: 0	

PITCHER		IP	WLS	BF	H	R	ER	SO	BB	IBB	HBP	BLK	WP	HR	S	P	ERA	WHIP
Dave Eiland, R ERA: 1.29	(1, 1)	7.0		25	3	1	1	3	2	0	0	0	0	1	56	89	1.29	0.714
Dave Righetti, L ERA: 4.13	(8, 1)	0.1	L	6	5	5	5	1	0	0	0	0	0	0	15	23	135.00	15.000
Cecilio Guante, R ERA: 2.34	(8, 1)	0.2		5	2	0	0	1	0	0	1	0	0	0	12	19	0.00	3.000

PITCHER	IP	WLS	BF	H	R	ER	SO	BB	IBB	HBP	BLK	WP	HR	S	P	ERA	WHIP

Batter	1	2	3	4	5	6	7	8	9	AB	R	H	RBI	BB	SO	LOB
John Moses, S (1, 7) OBP: 0.351, SLG: 0.407	C B X 1-1 ① F8		C B B F B X 3-2 ① L8		C B X 1-1 ② SF8 3-H		B X 1-0 ③ L5		1 SAFE C B 1 SAFE X 1-1 1-3 1B 2B	4	1	1	1	0	0	0
Randy Bush, L (1, 9) OBP: 0.372, SLG: 0.464 Mark Davidson, R (8, 9) OBP: 0.330, SLG: 0.371	X 0-0 ② F7		B S B B B 4-1 G6-3 BB		F B B H 3-1 HBP			C B B F X 2-2 ① G3-1	B B B B 4-0 1B BB	2 0	0 0	0 0	0 0	1 1	0 0	0 0
Kirby Puckett, R (1, 8) OBP: 0.367, SLG: 0.548	X 0-0 HR		F X 0-1 ② ③ G6-3 1-2f		X 0-0 ③ G4-3			B X 1-0 F9 HR 2B	B B F X 2-1 ② L4	5	2	2	1	0	0	5
Kent Hrbek, L (1, 3) OBP: 0.378, SLG: 0.493	B B B C B 4-1 FC5-4 BB			X 0-0 1B	B F C B X 2-2 1B			I I I I 4-0 HR IBB	B B C C X 2-2 1-3 2-H 3-H 1B	3	1	3	2	2	0	0
Gary Gaetti, R (1, 5) OBP: 0.356, SLG: 0.554	B X 1-0 ③ FC5-4 1-2f			F F B X 1-2 ① F7	F X 0-1 ① F8			B F B B X 2-1 ② F9 2-3	S X 0-1 ③ G6-3	5	0	0	0	0	0	7
Gene Larkin, S (1, 10) OBP: 0.366, SLG: 0.391		F B C B B X 3-2 ① L8		X 0-0 ② P6	B X 1-0 ② F7			C X 0-1 1-H 3-H HR		4	1	1	3	0	0	2
Brian Harper, R (1, 2) OBP: 0.359, SLG: 0.479		B X 1-0 ② F8		B B F F X 2-2 ③ L3	B X 1-0 ③ P4			C X 0-1 ③ F9		4	0	0	0	0	0	2
Steve Lombardozzi, R (1, 4) OBP: 0.323, SLG: 0.319		B S C B B B X 3-2 1B			B B B B 4-0 SH1-4 BLK SF8 BB		S B S B S 2-3 ① K		B X 1-0 ① F9	3	1	1	0	1	1	0
Al Newman, S (1, 6) OBP: 0.322, SLG: 0.271		1 SAFE C 1 SAFE 1 SAFE X 0-1 ③ G3			1 SAFE 1 SAFE L X 0-1 ① SH1-4 1-3		X 0-0 ② L6		L X 0-1 2B 1B 1B	3	1	1	0	0	0	1
Inning Stats	R: 1 H: 1 E: 0 LOB: 1 K: 0 BB: 1 S: 6 P: 12	R: 0 H: 1 E: 0 LOB: 1 K: 0 BB: 0 S: 9 P: 16	R: 0 H: 0 E: 0 LOB: 0 K: 0 BB: 1 S: 6 P: 13	R: 0 H: 1 E: 0 LOB: 1 K: 0 BB: 0 S: 8 P: 11	R: 1 H: 0 E: 0 LOB: 1 K: 0 BB: 1 S: 6 P: 14	R: 0 H: 1 E: 0 LOB: 1 K: 0 BB: 0 S: 7 P: 11	R: 0 H: 0 E: 0 LOB: 0 K: 1 BB: 0 S: 5 P: 8	R: 3 H: 2 E: 0 LOB: 0 K: 0 BB: 1 S: 10 P: 19	R: 2 H: 3 E: 0 LOB: 2 K: 0 BB: 1 S: 12 P: 22	1B: 5 SF: 1 2B: 2 SAC: 1 3B: 0 DP: 1 HR: 2 HBP: 1						WP: 0 PA: 41 PB: 0 SB: 0 CS: 0

PITCHER	IP	WLS	BF	H	R	ER	SO	BB	IBB	HBP	BLK	WP	HR	S	P	ERA	WHIP
Rick Rhoden, R (1, 1) ERA: 4.34	8.1	L	38	8	7	7	1	4	1	1	1	0	2	62	115	7.56	1.440
Cecilio Guante, R (9, 1) ERA: 2.32	0.2		3	1	0	0	0	0	0	0	0	0	0	7	11	0.00	1.500

PITCHER	IP	WLS	BF	H	R	ER	SO	BB	IBB	HBP	BLK	WP	HR	S	P	ERA	WHIP

Minnesota Twins @ New York Yankees

Yankee Stadium, Bronx, NY

Fri Aug 05 1988, 3:33 AM EDT

Cloudy - 87 F

TOP

livebaseballscorecards.com

AB	33
R	7
H	9
RBI	7
BB	5
SO	1
LOB	17

BOTTOM

Minnesota Twins @ New York Yankees

Yankee Stadium, Bronx, NY

Fri Aug 05 1988, 3:33 AM EDT

Cloudy - 87 F

livebaseballscorecards.com

Batter	1	2	3	4	5	6	7	8	9	AB	R	H	RBI	BB	SO	LOB
Rickey Henderson, R (1, 7) OBP: 0.411, SLG: 0.435	G5-3		G4-3		G5-3		BB		P4	4	0	0	0	1	0	2
Claudell Washington, L (1, 8) OBP: 0.352, SLG: 0.448	FC6-4 1B			WP BB BB 1B	G3		1 SAFE 1 SAFE 1 SAFE K		1-H 3-H HR	5	2	3	3	0	1	1
Don Mattingly, L (1, 3) OBP: 0.374, SLG: 0.485	F8			1 SAFE 1 SAFE 1 SAFE BB WP 1-2 BB		G3		L5	2B	4	0	1	0	1	0	1
Jack Clark, R (1, 9) OBP: 0.387, SLG: 0.461	FC6-4 1-2f			K		2B 1B		1B 1B	K	5	1	2	0	0	2	4
Ken Phelps, L (1, 10) OBP: 0.424, SLG: 0.533		K		K		F8		P4	L9	5	0	0	0	0	2	5
Luis Aguayo, R (1, 5) OBP: 0.352, SLG: 0.389		K		BB 1-2 2-3 BB		1-H 2B		1-2 1B		3	0	2	1	1	1	0
Rafael Santana, R (1, 6) OBP: 0.294, SLG: 0.316 Dave Winfield, R (8, PH) OBP: 0.423, SLG: 0.580 Randy Velarde, R (9, 6) OBP: 0.240, SLG: 0.413	G4-3			1-2 2-3 3-H BB		G6-3		F9		2 1 0	0 0 0	0 0 0	1 0 0	1 0 0	0 0 0	1 2 0
Joel Skinner, R (1, 2) OBP: 0.246, SLG: 0.320 Don Slaught, R (9, PH) OBP: 0.390, SLG: 0.533		G6-3	K				P6		1B HR 2B	3 1	0 1	0 1	0 0	0 0	1 0	3 0
Alvaro Espinoza, R (1, 4) Gary Ward, R (9, PH) OBP: 0.281, SLG: 0.265		G4-3			G4-3		F9		HR 1B 2-3	3 1	0 1	0 1	0 0	0 0	0 0	0 0

	AB	37
	R	5
	H	10
	RBI	5
	BB	4
	SO	7
	LOB	19

Inning Stats	1	2	3	4	5	6	7	8	9
	R: 0 E: 0 K: 0 S: 9	H: 1 LOB: 1 BB: 0 P: 15	R: 0 E: 0 K: 2 S: 8	H: 0 LOB: 0 BB: 0 P: 13	R: 0 E: 0 K: 0 S: 8	H: 0 LOB: 0 BB: 0 P: 11	R: 1 E: 0 K: 3 S: 18	H: 1 LOB: 3 BB: 3 P: 34	R: 0 E: 0 K: 0 S: 5	H: 0 LOB: 0 BB: 0 P: 6	R: 1 E: 0 K: 0 S: 10	H: 2 LOB: 1 BB: 0 P: 13	R: 0 E: 0 K: 1 S: 6	H: 0 LOB: 1 BB: 1 P: 12	R: 0 E: 0 K: 0 S: 11	H: 2 LOB: 2 BB: 0 P: 18	R: 3 E: 0 K: 1 S: 16	H: 4 LOB: 1 BB: 0 P: 24

	1B: 6	SF: 0	WP: 1	PA: 41
	2B: 3	SAC: 0	PB: 0	
	3B: 0	DP: 0	SB: 0	
	HR: 1	HBP: 0	CS: 0	

PITCHER		IP	WLS	BF	H	R	ER	SO	BB	IBB	HBP	BLK	WP	HR	S	P	ERA	WHIP
Freddie Toliver, R ERA: 3.97	(1, 1)	7.1	W	31	5	2	2	6	4	0	0	0	1	0	67	110	2.46	1.227
Jeff Reardon, R ERA: 3.02	(8, 1)	1.2	S	10	5	3	3	1	0	0	0	0	0	1	24	36	16.20	3.000

PITCHER	IP	WLS	BF	H	R	ER	SO	BB	IBB	HBP	BLK	WP	HR	S	P	ERA	WHIP

Minnesota Twins @ New York Yankees

Yankee Stadium, Bronx, NY

Fri Aug 05 1988, 7:05 PM EDT

Att. 37,451 - Unknown - 86 F

livebaseballscorecards.com

TOP

Batter	1	2	3	4	5	6	7	8	9	AB	R	H	RBI	BB	SO	LOB
Dan Gladden, R (1, 7) OBP: 0.319, SLG: 0.406	F9	K		2B 1B BB 1-2 2-3 3-H	FC4-2 1-2 2-3 3-Hf		P9		G4-3	5	1	0	1	1	1	5
Steve Lombardozzi, R (1, 4) OBP: 0.324, SLG: 0.322	1B SF9 BB	F8		1B 2B 1-3 2-H 3-H	SF8 3-H		G6-3 2-3 3-H		F8	4	2	1	4	1	0	1
Kirby Puckett, R (1, 8) OBP: 0.369, SLG: 0.548 John Moses, S (8, 8) OBP: 0.351, SLG: 0.407	1 SAFE 1 SAFE 1B E 1B 1-3		G5-4-3 1B	BB 1B 2-H 3-H	F8		F7			5 0	1 0	3 0	2 0	0 0	0 0	3 0
Gary Gaetti, R (1, 5) OBP: 0.354, SLG: 0.559 Al Newman, S (8, 5) OBP: 0.322, SLG: 0.271	SF9 3-H	P4	L7			K 1B		HR		4 0	1 0	1 0	2 0	0 0	1 0	2 0
Gene Larkin, S (1, 3) OBP: 0.372, SLG: 0.393	E 1B 1-3	G5-4-3 1-2f		BB 1-2		K 1B		BB		3	0	2	0	2	0	1
Tim Laudner, R (1, 2) OBP: 0.317, SLG: 0.427	E8 1-3 3-H 1B			SH1-3 BB 1B 5-3		K		G1-6-3 1-2 1B		5	1	3	1	0	1	3
Kent Hrbek, L (1, 10) OBP: 0.379, SLG: 0.490	G6-3			BB SH1-3 2B 1-2 BB	FC4-2 2B 1B	F9		P4		4	1	1	0	1	0	5
Greg Gagne, R (1, 6) OBP: 0.305, SLG: 0.444		HR		SH1-3 1-2 2-3	FC4-2 1-3 SF8 2B		G6-3 2B 1B	G1-6-3 1-2f		4	3	3	1	0	0	2
Mark Davidson, R (1, 9) OBP: 0.327, SLG: 0.367 Randy Bush, L (4, PH) (4, 9) OBP: 0.377, SLG: 0.468	G4-3			BB 2B IBB	FC4-2 BB		G6-3 1-3 2B		P4	1 2	0 1	0 1	0 0	0 2	0 0	0 0
Inning Stats	R: 2 E: 1 K: 0 S: 18 H: 3 LOB: 2 BB: 1 P: 29	R: 1 E: 0 K: 1 S: 8 H: 1 LOB: 0 BB: 0 P: 10	R: 0 E: 0 K: 0 S: 4 H: 1 LOB: 0 BB: 0 P: 6	R: 5 E: 0 K: 0 S: 17 H: 3 LOB: 2 BB: 4 P: 37	R: 1 E: 0 K: 0 S: 12 H: 2 LOB: 2 BB: 1 P: 21	R: 0 E: 0 K: 2 S: 9 H: 1 LOB: 1 BB: 0 P: 11	R: 1 E: 0 K: 0 S: 12 H: 2 LOB: 1 BB: 0 P: 18	R: 1 E: 0 K: 0 S: 10 H: 2 LOB: 1 BB: 1 P: 20	R: 0 E: 0 K: 0 S: 5 H: 0 LOB: 0 BB: 0 P: 8	1B: 10 2B: 3 3B: 0 HR: 2	SF: 2 SAC: 1 DP: 2 HBP: 0						

AB	37
R	11
H	15
RBI	11
BB	7
SO	3
LOB	22

WP: 0 PB: 0 SB: 0 CS: 0 PA: 47

PITCHER		IP	WLS	BF	H	R	ER	SO	BB	IBB	HBP	BLK	WP	HR	S	P	ERA	WHIP
Lee Guetterman, L ERA: 4.58	(1, 1)	3.0	L	16	6	5	5	1	2	0	0	0	0	1	35	55	15.00	2.667
Neil Allen, R ERA: 3.8	(4, 1)	1.0		11	4	4	4	0	3	1	0	0	0	0	19	41	36.00	7.000
Tim Stoddard, R ERA: 6.19	(5, 1)	3.0		12	3	1	1	2	0	0	0	0	0	0	26	36	3.00	1.000
Steve Shields, R ERA: 3.28	(8, 1)	1.0		5	2	1	1	0	1	0	0	0	0	1	10	20	9.00	3.000
Dave Righetti, L ERA: 4.05	(9, 1)	1.0		3	0	0	0	0	0	0	0	0	0	0	5	8	0.00	0.000

PITCHER	IP	WLS	BF	H	R	ER	SO	BB	IBB	HBP	BLK	WP	HR	S	P	ERA	WHIP

BOTTOM

Minnesota Twins @ New York Yankees

Yankee Stadium, Bronx, NY

Fri Aug 05 1988, 7:05 PM EDT

Att. 37,451 - Unknown - 86 F

livebaseballscorecards.com

Batter	1	2	3	4	5	6	7	8	9	AB	R	H	RBI	BB	SO	LOB
Rickey Henderson, R (1, 7) OBP: 0.412, SLG: 0.434	F8		1-3 1B		BB G3-6-3			E5		3	0	1	0	1	0	1
Don Mattingly, L (1, 3) OBP: 0.373, SLG: 0.484	G6-4-3 1B		SF8 3-H		1-2f G3-6-3			F8 2-3		3	0	1	1	0	0	3
Dave Winfield, R (1, 9) OBP: 0.419, SLG: 0.574	G6-4-3 1-2f		F8			F9		P6		4	0	0	0	0	0	4
Jack Clark, R (1, 10) OBP: 0.386, SLG: 0.459		K		2B SF8 1B		K		6-3		4	1	1	0	0	2	2
Don Slaught, R (1, 2) OBP: 0.387, SLG: 0.527		1B		K		K			5-3	4	0	1	0	0	2	1
Gary Ward, R (1, 8) OBP: 0.286, SLG: 0.272		K		1-3 2B			G4-3		1B BB	3	0	1	0	1	1	1
Luis Aguayo, R (1, 5) OBP: 0.355, SLG: 0.395		K		SF8 3-H			G4-6-3 1B		1-3 1B	3	0	2	1	0	1	1
Rafael Santana, R (1, 6) OBP: 0.292, SLG: 0.313			F8	G4-3			G4-6-3 1-2f		P2	3	0	0	0	0	0	2
Alvaro Espinoza, R (8, 6)										0	0	0	0	0	0	0
Ken Phelps, L (9, PH) OBP: 0.422, SLG: 0.531										1	0	0	0	0	0	2
Randy Velarde, R (1, 4) OBP: 0.259, SLG: 0.440			1B WP SF8 1B		L9			F8 2B	K	4	1	2	0	0	1	2
Inning Stats	R: 0 E: 0 K: 0 S: 9 H: 1 LOB: 0 BB: 0 P: 12	R: 0 E: 0 K: 3 S: 10 H: 1 LOB: 1 BB: 0 P: 13	R: 1 E: 0 K: 0 S: 12 H: 2 LOB: 1 BB: 0 P: 16	R: 1 E: 0 K: 1 S: 14 H: 2 LOB: 1 BB: 0 P: 19	R: 0 E: 0 K: 0 S: 3 H: 0 LOB: 0 BB: 1 P: 9	R: 0 E: 0 K: 2 S: 10 H: 0 LOB: 0 BB: 0 P: 13	R: 0 E: 0 K: 0 S: 5 H: 1 LOB: 0 BB: 0 P: 5	R: 0 E: 1 K: 0 S: 9 H: 1 LOB: 2 BB: 0 P: 14	R: 0 E: 0 K: 1 S: 14 H: 1 LOB: 2 BB: 1 P: 24	1B: 7 2B: 2 3B: 0 HR: 0	SF: 2 SAC: 0 DP: 3 HBP: 0						

	AB	32
	R	2
	H	9
	RBI	2
	BB	2
	SO	7
	LOB	19

PITCHER		IP	WLS	BF	H	R	ER	SO	BB	IBB	HBP	BLK	WP	HR	S	P	ERA	WHIP
Frank Viola, L ERA: 2.32	(1, 1)	7.1	W	29	8	2	2	6	1	0	0	0	1	0	69	97	2.46	1.227
Juan Berenguer, R ERA: 3.27	(8, 1)	0.2		2	0	0	0	0	0	0	0	0	0	0	3	4	0.00	0.000
German Gonzalez, R ERA:	(9, 1)	1.0		5	1	0	0	1	1	0	0	0	0	0	14	24	0.00	2.000

PITCHER	IP	WLS	BF	H	R	ER	SO	BB	IBB	HBP	BLK	WP	HR	S	P	ERA	WHIP

Batter	1	2	3	4	5	6	7	8	9	AB	R	H	RBI	BB	SO	LOB
Dan Gladden, R (1, 7) OBP: 0.318, SLG: 0.405	0-0 FC1-6-4 S 1B		2-1 G4-3		3-2 G5-3		1-1 CS 1-2	3-2 F8		4	0	1	0	0	0	0
Steve Lombardozzi, R (1, 4) OBP: 0.322, SLG: 0.318	2-2 P4 1-2		0-1 G5-3		0-0 G5-3			4-0 G4-6-3 BB		3	0	0	0	1	0	1
Kirby Puckett, R (1, 8) OBP: 0.366, SLG: 0.543	3-2 FC1-6-4 2-3		2-0 G6-3			1-0 G1-3		0-0 G4-6-3 1-2f		4	0	0	0	0	0	2
Gary Gaetti, R (1, 5) OBP: 0.353, SLG: 0.556	1-2 G1-3			0-0 1B S WP 1B		0-1 F8			0-1 F7	4	1	1	0	0	0	1
Gene Larkin, S (1, 10) OBP: 0.368, SLG: 0.389		1-0 G5-3		1-3 K		3-2 F8			1-0 F8	4	0	0	0	0	1	1
Tim Laudner, R (1, 2) OBP: 0.320, SLG: 0.428		2-2 F7		1-2 F9			2-2 1B FC4-6 1B		2-2 1B	4	1	2	0	0	0	1
Kent Hrbek, L (1, 3) OBP: 0.382, SLG: 0.501		2-2 HR		2-1 WP 1-3 1B			2-2 FC4-6 1-3 1B		3-3 K	4	1	3	1	0	1	1
Greg Gagne, R (1, 6) OBP: 0.306, SLG: 0.446		1-0 2B		3-2 F9 1-2 3-H			1-0 FC4-6 CS 1-2f 3-H			3	0	1	1	0	0	2
Mark Davidson, R (1, 9) OBP: 0.320, SLG: 0.359 Randy Bush, L (7, PH) (7, 9) OBP: 0.375, SLG: 0.466		1-3 K			2-3 K2-3		2-0 F9			2 1	0 0	0 0	0 0	0 0	2 0	1 1
Inning Stats	R: 0 E: 0 K: 0 S: 13 H: 1 LOB: 1 BB: 0 P: 19	R: 1 E: 0 K: 1 S: 11 H: 2 LOB: 1 BB: 0 P: 18	R: 0 E: 0 K: 0 S: 5 H: 0 LOB: 0 BB: 0 P: 9	R: 1 E: 0 K: 1 S: 13 H: 2 LOB: 1 BB: 0 P: 20	R: 0 E: 0 K: 1 S: 7 H: 0 LOB: 0 BB: 0 P: 12	R: 0 E: 0 K: 0 S: 8 H: 0 LOB: 0 BB: 0 P: 12	R: 1 E: 0 K: 0 S: 11 H: 2 LOB: 0 BB: 0 P: 19	R: 0 E: 0 K: 0 S: 4 H: 0 LOB: 0 BB: 1 P: 11	R: 0 E: 0 K: 1 S: 11 H: 1 LOB: 1 BB: 0 P: 17	1B: 6 2B: 1 3B: 0 HR: 1 SF: 0 SAC: 0 DP: 1 HBP: 0						

TOP

Minnesota Twins @ New York Yankees

Yankee Stadium, Bronx, NY

Sat Aug 06 1988, 7:05 PM EDT

Att. 40,814 - Unknown

livebaseballscorecards.com

AB	33
R	3
H	8
RBI	2
BB	1
SO	4
LOB	11

WP: 1 PB: 0 SB: 2 CS: 1 PA: 35

PITCHER		IP	WLS	BF	H	R	ER	SO	BB	IBB	HBP	BLK	WP	HR	S	P	ERA	WHIP
Tommy John, L ERA: 4.17	(1, 1)	6.0		25	7	3	3	3	0	0	0	0	1	1	65	102	4.50	1.167
Steve Shields, R ERA: 3.1	(7, 1)	2.2	W	8	1	0	0	0	1	0	0	0	0	0	13	27	0.00	0.750
Dave Righetti, L ERA: 4.02	(9, 1)	0.1	S	1	0	0	0	1	0	0	0	0	0	0	5	8	0.00	0.000

PITCHER	IP	WLS	BF	H	R	ER	SO	BB	IBB	HBP	BLK	WP	HR	S	P	ERA	WHIP

Batter	1	2	3	4	5	6	7	8	9	AB	R	H	RBI	BB	SO	LOB
Rickey Henderson, R (1, 7) OBP: 0.413, SLG: 0.432	B B B B 4-0 S S BB		B B B C F X 3-2 G5-3 ②			B F B B F B 4-2 S E BB	X 0-0 SF8 ② 3-H			1	1	0	1	2	0	0
Don Mattingly, L (1, 3) OBP: 0.372, SLG: 0.481	C S B C 1-3 K ① 1-2		F X 0-1 F9 ③			1 SAFE 1 SAFE C B X 1-1 E9 G5-4-3 1B 1-H 1B	B B X 2-0 G4-3 ③			4	1	1	1	0	1	2
Dave Winfield, R (1, 9) OBP: 0.417, SLG: 0.570	B X 1-0 G6-3 ②			B C X 1-1 F7 ①		B B B B 4-0 G5-4-3 BB		C F B X 1-2 G6-3 ①		3	0	0	0	1	0	1
Jack Clark, R (1, 10) OBP: 0.384, SLG: 0.465	B C C F X 1-2 F8 ③ 2-3			F B X 1-1 G6-3 ②		B F B X 2-1 G5-4-3 ① ② 1-2f 2-3		C F B X 1-2 HR		4	1	1	1	0	0	3
Claudell Washington, L (1, 8) OBP: 0.354, SLG: 0.446		B B B C X 3-1 F8 ①		C B B F B B 4-2 BLK BB		S X 0-1 1B 3-H		X 0-0 F8 ②		3	0	1	1	1	0	0
Don Slaught, R (1, 2) OBP: 0.385, SLG: 0.537 Joel Skinner, R (9, 2) OBP: 0.246, SLG: 0.320	B C B X 2-1 HR			B B X 2-0 G6-3 ③ 1-2		1 SAFE B B 1 SAFE F F F 1 SAFE F 2-2 1 SAFE X P6 ③		X 0-0 F7 ③		4 0	1 0	1 0	1 0	0 0	0 0	2 0
Luis Aguayo, R (1, 5) OBP: 0.355, SLG: 0.389	X 0-0 P3 ②				X 0-0 P3 ①		B B C B B 4-1 FC3-6 BB			2	0	0	0	1	0	0
Randy Velarde, R (1, 4) OBP: 0.246, SLG: 0.415	C F B S 1-3 K ③				B F X 1-1 P5 ②		1 SAFE X 0-0 FC3-6 ① 1B 1-2f SF8			3	1	0	0	0	1	1
Rafael Santana, R (1, 6) OBP: 0.292, SLG: 0.313			B F F F B B F X 3-2 P4 ①		B X 1-0 P5 ③		1 SAFE B X 1-0 1B 1-3			3	0	1	0	0	0	0
Inning Stats	R: 0 E: 0 K: 1 S: 8 H: 0 LOB: 1 BB: 1 P: 15	R: 1 E: 0 K: 1 S: 8 H: 1 LOB: 0 BB: 0 P: 14	R: 0 E: 0 K: 0 S: 9 H: 0 LOB: 0 BB: 0 P: 15	R: 0 E: 0 K: 0 S: 7 H: 0 LOB: 1 BB: 1 P: 15	R: 0 E: 0 K: 0 S: 4 H: 0 LOB: 0 BB: 0 P: 6	R: 2 E: 1 K: 0 S: 13 H: 2 LOB: 1 BB: 2 P: 26	R: 1 E: 0 K: 0 S: 5 H: 1 LOB: 1 BB: 1 P: 12	R: 1 E: 0 K: 0 S: 8 H: 1 LOB: 0 BB: 0 P: 10		1B: 3 2B: 0 3B: 0 HR: 2	SF: 1 SAC: 0 DP: 1 HBP: 0					

PITCHER		IP	WLS	BF	H	R	ER	SO	BB	IBB	HBP	BLK	WP	HR	S	P	ERA	WHIP
Roy Smith, R ERA: 5.4	(1, 1)	5.0		20	2	3	3	2	3	0	0	1	0	1	40	74	5.40	1.000
Mark Portugal, R ERA: 4.72	(6, 1)	2.0	L	9	2	1	1	0	2	0	0	0	0	0	14	29	4.50	2.000
Keith Atherton, R ERA: 3.65	(8, 1)	1.0		4	1	1	1	0	0	0	0	0	0	1	8	10	9.00	1.000

PITCHER	IP	WLS	BF	H	R	ER	SO	BB	IBB	HBP	BLK	WP	HR	S	P	ERA	WHIP

BOTTOM

Minnesota Twins @ New York Yankees

Yankee Stadium, Bronx, NY

Sat Aug 06 1988, 7:05 PM EDT

Att. 40,814 - Unknown

livebaseballscorecards.com

AB	27
R	5
H	5
RBI	5
BB	5
SO	2
LOB	9

WP: 0	PA: 33		
PB: 0			
SB: 3			
CS: 0			

Batter	1	2	3	4	5	6	7	8	9	AB	R	H	RBI	BB	SO	LOB
John Moses, S (1, 7) OBP: 0.341, SLG: 0.394	G4-3		G1-3			G4-3		G6-4-3 1-2f		4	0	0	0	0	0	1
Randy Bush, L (1, 9) OBP: 0.371, SLG: 0.459	G4-3			F8		G4-3		G5-3		4	0	0	0	0	0	0
Kirby Puckett, R (1, 8) OBP: 0.363, SLG: 0.539	K			F8		G6-3			G5-3	4	0	0	0	0	1	0
Kent Hrbek, L (1, 3) OBP: 0.381, SLG: 0.507		E4		G3-1			L3		HR	4	1	1	1	0	0	0
Gary Gaetti, R (1, 5) OBP: 0.350, SLG: 0.550		E5 G3-6-1			F9		K		L5	4	0	0	0	0	1	1
Gene Larkin, S (1, 10) OBP: 0.372, SLG: 0.390		F8			2B BB		1B 1B		1B BB	2	0	1	0	2	0	2
Brian Harper, R (1, 2) OBP: 0.364, SLG: 0.480		G3-6-1 1-2f			F8		FC5-4 1-3 1B		1B 1-2	4	0	2	0	0	0	3
Greg Gagne, R (1, 6) OBP: 0.305, SLG: 0.447			K		2B 1-3		FC5-4 1-2f		P4	4	0	1	0	0	1	4
Al Newman, S (1, 4) OBP: 0.322, SLG: 0.266			G4-3		K			G6-4-3 BB		2	0	0	0	1	1	2
Inning Stats	R: 0 E: 0 K: 1 S: 9 H: 0 LOB: 0 BB: 0 P: 13	R: 0 E: 2 K: 0 S: 11 H: 0 LOB: 1 BB: 0 P: 17	R: 0 E: 0 K: 1 S: 5 H: 0 LOB: 0 BB: 0 P: 7	R: 0 E: 0 K: 0 S: 5 H: 0 LOB: 0 BB: 0 P: 9	R: 0 E: 0 K: 1 S: 12 H: 1 LOB: 2 BB: 1 P: 19	R: 0 E: 0 K: 0 S: 6 H: 0 LOB: 0 BB: 0 P: 8	R: 0 E: 0 K: 1 S: 13 H: 2 LOB: 2 BB: 0 P: 20	R: 0 E: 0 K: 0 S: 4 H: 0 LOB: 0 BB: 1 P: 10	R: 1 E: 0 K: 0 S: 11 H: 2 LOB: 2 BB: 1 P: 20	1B: 3 2B: 1 3B: 0 HR: 1 SF: 0 SAC: 0 DP: 2 HBP: 0						

PITCHER	IP	WLS	BF	H	R	ER	SO	BB	IBB	HBP	BLK	WP	HR	S	P	ERA	WHIP
Richard Dotson, R (1, 1) ERA: 4.51	8.2	W	33	4	1	1	4	3	0	0	0	0	1	70	114	1.04	0.808
Steve Shields, R (9, 1) ERA: 3.08	0.1		2	1	0	0	0	0	0	0	0	0	0	6	9	0.00	3.000

PITCHER	IP	WLS	BF	H	R	ER	SO	BB	IBB	HBP	BLK	WP	HR	S	P	ERA	WHIP

TOP

Minnesota Twins @ New York Yankees

Yankee Stadium, Bronx, NY

Sun Aug 07 1988, 3:33 AM EDT

Att. 53,176 - Sunny - 85 F

livebaseballscorecards.com

AB	32
R	1
H	5
RBI	1
BB	3
SO	4
LOB	13

Batter	1	2	3	4	5	6	7	8	9	AB	R	H	RBI	BB	SO	LOB
Claudell Washington, L (1, 8) OBP: 0.356, SLG: 0.459	C X 0-1 FC5 1B 1B	F X 0-1 ② SF8 1-2 3-H		F C B F F X 1-2 ③ F7			B B F X 2-1 HR			3	1	2	2	0	0	1
Don Mattingly, L (1, 3) OBP: 0.373, SLG: 0.480	1 SAFE B 1 SAFE C X 1-1 FC5 1-2 E 1B	B B I I 4-0 FC6-4 IBB			C B F X 1-2 ① G4-1		C B F X 1-2 ② F7			3	1	1	0	1	0	0
Dave Winfield, R (1, 9) OBP: 0.413, SLG: 0.563 Gary Ward, R (8, 9) OBP: 0.286, SLG: 0.272	L X 0-1 ① FC5 E 1-2 E 2-3f	B B B C X 3-1 ③ FC6-4 1-2f			C X 0-1 ② F8		C B B C F S 2-3 ③ K			4 0	1 0	0 0	0 0	0 0	1 0	4 0
Jack Clark, R (1, 7) OBP: 0.381, SLG: 0.460	C S B F B 1 SAFE X 2-2 ② F9		C X 0-1 ① P2		B X 1-0 ③ P2			B B F X 2-1 ① P5		4	0	0	0	0	0	2
Ken Phelps, L (1, 10) OBP: 0.423, SLG: 0.544	B X 1-0 E2 1-H 2-H 1B		B X 1-0 ② P5			B B B C C F X 3-2 HR		B X 1-0 ② G3-1		4	1	2	2	0	0	0
Don Slaught, R (1, 2) OBP: 0.377, SLG: 0.526	F F X 0-2 ③ F9		X 0-0 ③ F7			B B F F X 2-2 ① G6-3		F S B X 1-2 ③ F8		4	0	0	0	0	0	1
Luis Aguayo, R (1, 5) OBP: 0.349, SLG: 0.382		F S B B X 2-2 ① P3		B X 1-0 ① F8		B C X 1-1 ② G6-3				3	0	0	0	0	0	0
Randy Velarde, R (1, 4) OBP: 0.250, SLG: 0.411		B X 1-0 1B SF8 1B		F F F B X 1-2 ② G5-3		B X 1-0 ③ F7				3	1	1	0	0	0	0
Rafael Santana, R (1, 6) OBP: 0.295, SLG: 0.320		B F 1 SAFE F X 1-2 SF8 1-3 1B		B B X 2-0 2B			B B C F X 2-2 ① L1-3			3	0	2	0	0	0	0
Inning Stats	R: 2 E: 1 K: 0 S: 14 H: 3 LOB: 1 BB: 0 P: 18	R: 1 E: 0 K: 0 S: 11 H: 2 LOB: 2 BB: 1 P: 22	R: 0 E: 0 K: 0 S: 4 H: 0 LOB: 0 BB: 0 P: 5	R: 0 E: 0 K: 0 S: 11 H: 1 LOB: 1 BB: 0 P: 16	R: 0 E: 0 K: 0 S: 6 H: 0 LOB: 0 BB: 0 P: 8	R: 1 E: 0 K: 0 S: 10 H: 1 LOB: 0 BB: 0 P: 17	R: 1 E: 0 K: 1 S: 13 H: 1 LOB: 0 BB: 0 P: 20	R: 0 E: 0 K: 0 S: 6 H: 0 LOB: 0 BB: 0 P: 10		1B: 5 2B: 1 3B: 0 HR: 2	SF: 1 SAC: 0 DP: 0 HBP: 0				WP: 0 PB: 0 SB: 0 CS: 0	PA: 33	

PITCHER		IP	WLS	BF	H	R	ER	SO	BB	IBB	HBP	BLK	WP	HR	S	P	ERA	WHIP
Charlie Lea, R ERA: 4.91	(1, 1)	6.0	L	26	7	4	3	0	0	1	0	0	0	1	56	86	4.50	1.167
Jim Winn, R ERA: 5.4	(7, 1)	1.0		4	1	1	1	1	0	0	0	0	0	1	13	20	9.00	1.000
German Gonzalez, R ERA:	(8, 1)	1.0		3	0	0	0	0	0	0	0	0	0	0	6	10	0.00	0.000

PITCHER	IP	WLS	BF	H	R	ER	SO	BB	IBB	HBP	BLK	WP	HR	S	P	ERA	WHIP

BOTTOM

Minnesota Twins @ New York Yankees

Yankee Stadium, Bronx, NY

Sun Aug 07 1988, 3:33 AM EDT
Att. 53,176 - Sunny - 85 F

livebaseballscorecards.com

AB	31
R	5
H	8
RBI	4
BB	1
SO	1
LOB	8

Batter	1	2	3	4	5	6	7	8	9	AB	R	H	RBI	BB	SO	LOB
Tony Fernandez, S (1, 6) OBP: 0.327, SLG: 0.375	C C B X 1-2 1B 1B		C F F X 0-2 FC6-4 1B		F F 1 SAFE B 1 SAFE S 1-3 ① K	1 SAFE B 1 SAFE 1 SAFE 1 SAFE X 1-0 1-H G4-3 2B		B B F B X 3-1 ② G3 2-3		5	1	3	1	0	1	2
Manuel Lee, S (1, 4) OBP: 0.333, SLG: 0.373	F X 0-1 1-2 1B		B F 1 SAFE B F B X 3-2 ① FC6-4 1B 1-2f		1 SAFE B X 1-0 ② L8	S B X 1-1 ② G4-3 3-H		B X 1-0 ③ 6-3		5	0	1	1	0	0	3
Kelly Gruber, R (1, 5) OBP: 0.340, SLG: 0.473	C L X 0-2 ① F8		1 SAFE X 0-0 ② F4		C F 1 SAFE X 0-2 1-H 3B	C B X 1-1 S 1B			X 0-0 ① 5-3	5	0	2	1	0	0	3
George Bell, R (1, 7) OBP: 0.310, SLG: 0.455 Lou Thornton, L (9, 7)	C C F X 0-2 ② F9		1 SAFE B X 1-0 1-2 1B		F B X 1-1 ③ P4	C C B B S 2-3 ③ K 1-2			C X 0-1 ② 4-3	5 0	0 0	1 0	0 0	0 0	1 0	4 0
Jesse Barfield, R (1, 9) OBP: 0.285, SLG: 0.385	C F X 0-2 ③ F5		B F B B X 3-1 ③ F8			F F X 0-2 BLK 1B 3B 1B	B F B B C F B S 3-3 ① K		B B B B 4-0 BB 1B BB	4	1	1	0	1	1	4
Cecil Fielder, R (1, 10) OBP: 0.324, SLG: 0.534 Rance Mulliniks, L (9, PH) OBP: 0.391, SLG: 0.496		C F F B C 1-3 ① K		B B X 2-0 ① F8		F X 0-1 1-2 BLK 3B 1B	X 0-0 G6-4-3 1B		1 SAFE B 1 SAFE C C 1 SAFE P B B 4-2 1-2 1B BB	4 0	1 0	2 0	0 0	0 1	1 0	0 0
Fred McGriff, L (1, 3) OBP: 0.395, SLG: 0.595		B X 1-0 1B		B B C S S 2-3 ② K		S S B S 1-3 ① K 1-2 2-3	C X 0-1 ②③ G6-4-3 1-2f		B F B C F B X 3-2 ③ 1-2 2-H 1B	5	0	2	0	0	2	3
Sal Butera, R (1, 2) OBP: 0.289, SLG: 0.378 Ernie Whitt, L (6, 2) OBP: 0.343, SLG: 0.353		B F F B B 1 SAFE X 2-2 ② F3		C B B X 2-1 ③ F3		C X 0-1 2-H 3-H 1B 3B		C B B B X 3-1 WP 4-3 1B		3 1	1 0	1 1	2 0	0 0	0 0	1 0
Rob Ducey, L (1, 8) OBP: 0.118, SLG: 0.118		1 SAFE C S 1 SAFE S 0-3 ③ K			C C X 0-2 3B 1B	B C B X 2-1 3-H 2B 1B		L F F X 0-2 ① 4-3 1-2		4	2	2	1	0	1	2
Inning Stats	R: 0 H: 2 E: 0 LOB: 2 K: 0 BB: 0 S: 15 P: 16	R: 0 H: 1 E: 0 LOB: 1 K: 2 BB: 0 S: 11 P: 15	R: 0 H: 2 E: 0 LOB: 2 K: 0 BB: 0 S: 11 P: 18	R: 0 H: 0 E: 0 LOB: 0 K: 1 BB: 0 S: 6 P: 12	R: 1 H: 2 E: 0 LOB: 1 K: 1 BB: 0 S: 12 P: 15	R: 5 H: 6 E: 0 LOB: 1 K: 2 BB: 0 S: 20 P: 28	R: 0 H: 1 E: 0 LOB: 0 K: 1 BB: 0 S: 7 P: 10	R: 0 H: 1 E: 0 LOB: 1 K: 0 BB: 0 S: 9 P: 16	R: 0 H: 1 E: 0 LOB: 2 K: 0 BB: 2 S: 10 P: 20	1B: 13 SF: 0 2B: 1 SAC: 0 3B: 2 DP: 1 HR: 0 HBP: 0						

TOP

Toronto Blue Jays @ New York Yankees

Yankee Stadium, Bronx, NY

Tue Aug 09 1988, 7:05 PM EDT

Att. 30,089 - Unknown - 89 F

livebaseballscorecards.com

AB	41
R	6
H	16
RBI	6
BB	2
SO	7
LOB	22

PITCHER		IP	WLS	BF	H	R	ER	SO	BB	IBB	HBP	BLK	WP	HR	S	P	ERA	WHIP	PITCHER		IP	WLS	BF	H	R	ER	SO	BB	IBB	HBP	BLK	WP	HR	S	P	ERA	WHIP
John Candelaria, L ERA: 3.3	(1, 1)	5.1	L	27	11	5	5	5	0	0	0	1	0	0	67	91	8.44	2.062																			
Steve Shields, R ERA: 3.2	(6, 1)	1.0		6	3	1	1	2	0	0	0	0	0	0	13	21	9.00	3.000																			
Lee Guetterman, L ERA: 4.19	(7, 1)	1.2		5	1	0	0	0	0	0	0	0	1	0	11	18	0.00	0.600																			
Cecilio Guante, R ERA: 2.28	(9, 1)	1.0		5	1	0	0	0	2	0	0	0	0	0	10	20	0.00	3.000																			

BOTTOM

Batter	1	2	3	4	5	6	7	8	9	AB	R	H	RBI	BB	SO	LOB
Rickey Henderson, R (1, 7) OBP: 0.415, SLG: 0.433	4-3	CS HBP			1-3		E 1B		G6-4-3 1B	4	0	2	0	0	0	0
Don Mattingly, L (1, 3) OBP: 0.373, SLG: 0.479	BB BB 1B	CS 1-2	1-3 1B		F8		F6		G6-4-3 1-2f	5	1	2	0	0	0	2
Dave Winfield, R (1, 9) OBP: 0.412, SLG: 0.559	BB 1-2 BB		1-3 1-2		6-3		FC5 FC6-4 1-2			3	0	0	0	1	0	2
Jack Clark, R (1, 10) OBP: 0.382, SLG: 0.467	FC6-4 1-2 2-3 BB		K			HR	K			3	1	1	1	1	2	3
Don Slaught, R (1, 2) OBP: 0.380, SLG: 0.541	K		2-H 1B			HR	FC6-4 1-2f			4	1	2	2	0	1	5
Gary Ward, R (1, 8) OBP: 0.283, SLG: 0.269	FC6-4 1-2f		K			K		6-3		2	0	0	0	0	1	4
Claudell Washington, L (6, PH) (7, 8) OBP: 0.354, SLG: 0.456										2	0	0	0	0	1	0
Luis Aguayo, R (1, 5) OBP: 0.347, SLG: 0.378		G3 BLK 1B		K		L7		1-3		4	0	1	0	0	1	0
Randy Velarde, R (1, 4) OBP: 0.250, SLG: 0.400		L5 1-2		3-1		WP 1B		3-1		4	0	1	0	0	0	1
Rafael Santana, R (1, 6) OBP: 0.296, SLG: 0.320		G3 2-3		1-3		1-3 1-2			K	3	0	1	0	0	0	2
Ken Phelps, L (9, PH) OBP: 0.422, SLG: 0.542										1	0	0	0	0	1	0
Inning Stats	R: 0 E: 0 K: 1 S: 15 H: 1 LOB: 3 BB: 2 P: 28	R: 0 E: 0 K: 0 S: 12 H: 1 LOB: 1 BB: 0 P: 19	R: 1 E: 0 K: 2 S: 14 H: 2 LOB: 1 BB: 0 P: 19	R: 0 E: 0 K: 1 S: 6 H: 1 LOB: 1 BB: 0 P: 8	R: 0 E: 0 K: 0 S: 7 H: 0 LOB: 0 BB: 0 P: 12	R: 2 E: 0 K: 1 S: 11 H: 3 LOB: 1 BB: 0 P: 17	R: 0 E: 1 K: 1 S: 14 H: 1 LOB: 2 BB: 0 P: 20	R: 0 E: 0 K: 0 S: 7 H: 0 LOB: 0 BB: 0 P: 7	R: 0 E: 0 K: 1 S: 11 H: 1 LOB: 0 BB: 0 P: 14	1B: 8 2B: 0 3B: 0 HR: 2	SF: 0 SAC: 0 DP: 1 HBP: 1						

PITCHER	IP	WLS	BF	H	R	ER	SO	BB	IBB	HBP	BLK	WP	HR	S	P	ERA	WHIP
Mike Flanagan, L (1, 1) ERA: 3.96	5.0	W	23	7	3	3	4	2	0	1	1	0	2	57	90	5.40	1.800
Duane Ward, R (6, 1) ERA: 2.99	4.0	S	15	3	0	0	3	0	0	0	0	1	0	40	54	0.00	0.750

PITCHER	IP	WLS	BF	H	R	ER	SO	BB	IBB	HBP	BLK	WP	HR	S	P	ERA	WHIP

Toronto Blue Jays @ New York Yankees

Yankee Stadium, Bronx, NY

Tue Aug 09 1988, 7:05 PM EDT

Att. 30,089 - Unknown - 89 F

livebaseballscorecards.com

AB	35
R	3
H	10
RBI	3
BB	2
SO	7
LOB	19

Toronto Blue Jays @ New York Yankees

Yankee Stadium, Bronx, NY

Wed Aug 10 1988, 7:05 PM EDT

Att. 28,026 - Unknown - 83 F

TOP

livebaseballscorecards.com

Batter	1	2	3	4	5	6	7	8	9	AB	R	H	RBI	BB	SO	LOB
Tony Fernandez, S (1, 6) OBP: 0.326, SLG: 0.373	G4-3			F8	E S 1B			6-3	F9	5	0	1	0	0	0	3
Ernie Whitt, L (1, 2) OBP: 0.342, SLG: 0.352	F8			WP S 1B 1B	1 SAFE 1 SAFE 1 SAFE 1 SAFE 1-3 F7			F8		4	1	1	0	0	0	1
Rance Mulliniks, L (1, 10) OBP: 0.389, SLG: 0.490	K			1B 1B BB 1-3		L5		6-3		3	1	0	0	1	1	0
George Bell, R (1, 7) OBP: 0.310, SLG: 0.453		G3		G5-3 1B 1B 1-2 3-H		F8			F7	4	0	1	1	0	0	0
Lou Thornton, L (9, 7)										0	0	0	0	0	0	0
Fred McGriff, L (1, 3) OBP: 0.399, SLG: 0.595		F7		1B 1-2 2-H		BB			E 3-1 BB	2	1	1	1	2	0	0
Kelly Gruber, R (1, 5) OBP: 0.337, SLG: 0.468		1-3		G5-3 2-3f		F9			3-1 1-2	4	0	0	0	0	0	4
Rick Leach, L (1, 9) OBP: 0.352, SLG: 0.363	G5-3			F8		F8			E6 1B 1B 2-H	4	0	1	1	0	0	0
Rob Ducey, L (9, PR) OBP: 0.118, SLG: 0.118										0	1	0	0	0	0	0
(9, 8)																
Jesse Barfield, R (1, 8) OBP: 0.288, SLG: 0.396	K			HR		6-3			1B 2-H	4	1	2	2	0	1	0
(9, 9)																
Manuel Lee, S (1, 4) OBP: 0.332, SLG: 0.371	4-3			4-3		5-3			1-3	4	0	1	0	0	0	0

	AB	34
	R	5
	H	8
	RBI	5
	BB	3
	SO	2
	LOB	8

Inning Stats										
	R: 0	H: 0	R: 0	H: 0	R: 0	H: 0	R: 2	H: 3	R: 1	H: 2
	E: 0	LOB: 0	E: 0	LOB: 0	E: 0	LOB: 0	E: 0	LOB: 1	E: 0	LOB: 1
	K: 1	BB: 0	K: 0	BB: 0	K: 1	BB: 0	K: 0	BB: 1	K: 0	BB: 0
	S: 8	P: 10	S: 7	P: 10	S: 9	P: 13	S: 12	P: 21	S: 13	P: 21

R: 0	H: 0	R: 0	H: 0	R: 0	H: 0	R: 2	H: 3	1B: 7	SF: 0	WP: 1	PA: 37
E: 0	LOB: 1	E: 0	LOB: 0	E: 1	LOB: 3	2B: 0	SAC: 0	PB: 0	
K: 0	BB: 1	K: 0	BB: 1	K: 0	BB: 1	3B: 0	DP: 1	SB: 2	
S: 7	P: 14	S: 4	P: 7	S: 8	P: 11	S: 12	P: 24	HR: 1	HBP: 0	CS: 0	

PITCHER		IP	WLS	BF	H	R	ER	SO	BB	IBB	HBP	BLK	WP	HR	S	P	ERA	WHIP
Rick Rhoden, R ERA: 4.39	(1, 1)	8.2	L	34	6	5	5	2	3	0	0	0	1	1	74	122	5.19	1.038
Dave Righetti, L ERA: 4.0	(9, 1)	0.1		3	2	0	0	0	0	0	0	0	0	0	6	9	0.00	6.000

PITCHER	IP	WLS	BF	H	R	ER	SO	BB	IBB	HBP	BLK	WP	HR	S	P	ERA	WHIP

BOTTOM

Batter	1	2	3	4	5	6	7	8	9	AB	R	H	RBI	BB	SO	LOB
Rickey Henderson, R (1, 7) OBP: 0.411, SLG: 0.428	C B B B X 3-1 ① 5-3		C X 0-1 ② 6-3		F C X 0-2 ① F8		B X 1-0 ③ 5-3			4	0	0	0	0	0	3
Rafael Santana, R (1, 6) OBP: 0.295, SLG: 0.319	C B F B S 2-3 ② K		B X 1-0 ③ 5-3		B 1 SAFE 1 SAFE B C 1 X 2-1 ② FC4-6 FC4 1-2f			C B B X 2-1 G6-4-3 1B		4	0	1	0	0	1	2
Don Mattingly, L (1, 3) OBP: 0.370, SLG: 0.474	B B B B C X 3-1 ③ G6-3			X 0-0 ① G3	B F X 1-1 ③ FC4 1-2f			B X 1-0 ①② G6-4-3 1-2f		4	0	0	0	0	0	2
Jack Clark, R (1, 10) OBP: 0.383, SLG: 0.464		F B X 1-1 ① F8		B B B B 4-0 BB 1B BB		S C B S 1-3 ① K		B S B B F T F B 4-2 1B BB		2	0	0	0	2	1	0
Dave Winfield, R (1, 9) OBP: 0.413, SLG: 0.558		C F X 0-2 ② G4-3		X 0-0 BB 1-2 1B		C F B B X 2-2 ② 4-3		B S B S S X 2-2 1-3 1B		4	0	2	0	0	0	0
Luis Aguayo, R (1, 5) OBP: 0.346, SLG: 0.377 Ken Phelps, L (8, PH) OBP: 0.420, SLG: 0.539 Alvaro Espinoza, R (9, 4)		B B C B X 3-1 1B		F X 0-1 ② F3		B F B X 2-1 ③ 4-3		B B C B X 3-1 ③ 4-3		3 1 0	0 0 0	1 0 0	0 0 0	0 0 0	0 0 0	2 2 0
Gary Ward, R (1, 8) OBP: 0.284, SLG: 0.266 Claudell Washington, L (9, PH) OBP: 0.353, SLG: 0.454		B B C X 2-1 ③ 1-3		B S B F F B B 4-2 1-2 2-3 BB			X 0-0 ① 5-3		C S B F B S 2-3 ① K	2 1	0 0	0 0	0 0	1 0	0 1	1 0
Joel Skinner, R (1, 2) OBP: 0.248, SLG: 0.317 Don Slaught, R (9, PH) OBP: 0.378, SLG: 0.538			F B F B C 2-3 ① K	X 0-0 ③ 6-3			B C C B F B B 4-2 FC4 BB		B B C F F X 2-2 ② 4-3	2 1	0 0	0 0	0 0	1 0	1 0	3 0
Randy Velarde, R (1, 4) OBP: 0.265, SLG: 0.422 (9, 5)			S X 0-1 2B		B F S F X 1-2 FC4-6 1B		B X 1-0 ② FC4 1-2f		C B B F S 2-3 ③ K	4	0	2	0	0	1	1
Inning Stats	R: 0 H: 0 E: 0 LOB: 0 K: 1 BB: 0 S: 7 P: 15	R: 0 H: 1 E: 0 LOB: 1 K: 0 BB: 0 S: 9 P: 15	R: 0 H: 1 E: 0 LOB: 1 K: 1 BB: 0 S: 8 P: 11	R: 0 H: 1 E: 0 LOB: 3 K: 0 BB: 2 S: 8 P: 16	R: 0 H: 1 E: 0 LOB: 1 K: 0 BB: 0 S: 11 P: 15	R: 0 H: 0 E: 0 LOB: 0 K: 1 BB: 0 S: 8 P: 13	R: 0 H: 0 E: 0 LOB: 1 K: 0 BB: 1 S: 6 P: 12	R: 0 H: 2 E: 0 LOB: 2 K: 0 BB: 1 S: 11 P: 23	R: 0 H: 0 E: 0 LOB: 0 K: 2 BB: 0 S: 10 P: 16	1B: 5 SF: 0 2B: 1 SAC: 0 3B: 0 DP: 1 HR: 0 HBP: 0						

PITCHER		IP	WLS	BF	H	R	ER	SO	BB	IBB	HBP	BLK	WP	HR	S	P	ERA	WHIP
Jimmy Key, L ERA: 2.78	(1, 1)	7.2	W	32	6	0	0	3	4	0	0	0	0	0	66	115	0.00	1.304
Tom Henke, R ERA: 2.53	(8, 1)	1.1	S	4	0	0	0	2	0	0	0	0	0	0	12	21	0.00	0.000

PITCHER	IP	WLS	BF	H	R	ER	SO	BB	IBB	HBP	BLK	WP	HR	S	P	ERA	WHIP

AB	32
R	0
H	6
RBI	0
BB	4
SO	5
LOB	16

WP: 0 PA: 36
PB: 0
SB: 0
CS: 0

Toronto Blue Jays @ New York Yankees

Yankee Stadium, Bronx, NY

Wed Aug 10 1988, 7:05 PM EDT
Att. 28,026 - Unknown - 83 F

livebaseballscorecards.com

Batter	1	2	3	4	5	6	7	8	9	10	11	AB	R	H	RBI	BB	SO	LOB
Tony Fernandez, S (1, 6) OBP: 0.327, SLG: 0.372	B2-3	CS HBP		FC5-4			5-3		F3		F9	1	0	0	0	0	0	0
Nelson Liriano, S (2, PR) OBP: 0.265, SLG: 0.312 (2, 4)												4	0	0	0	0	0	2
Ernie Whitt, L (1, 2) OBP: 0.346, SLG: 0.378	HR	HR			3-1			4-3	1B			5	2	3	2	0	0	0
Rance Mulliniks, L (1, 10) OBP: 0.394, SLG: 0.508	HR	6-3			G6-4-3 BB			1B 2B	L5			3	1	2	1	1	0	1
Lou Thornton, L (8, PR)												0	1	0	0	0	0	0
Cecil Fielder, R (9, PH) OBP: 0.322, SLG: 0.530												1	0	0	0	0	0	2
George Bell, R (1, 7) OBP: 0.309, SLG: 0.450	G2-3		F8		G6-4-3			1B 2B		F8		5	0	1	1	0	0	1
Fred McGriff, L (1, 3) OBP: 0.399, SLG: 0.591	1B HBP BB		6-3			G4-6-3 1B		K	K	K		4	0	1	0	1	2	2
Kelly Gruber, R (1, 5) OBP: 0.335, SLG: 0.464	1B HBP		6-3		G4-6-3			1-3		6-3		4	0	0	0	0	0	3
Rick Leach, L (1, 9) OBP: 0.352, SLG: 0.362	1B			4-3		K			SH1-3 1B 2B		K	3	0	1	0	0	1	0
Rob Ducey, L (8, 8) OBP: 0.158, SLG: 0.211												2	1	1	0	0	1	0
Jesse Barfield, R (1, 8) OBP: 0.287, SLG: 0.394	K			4-3			K		SH1-3		S E 1B	4	1	1	0	0	2	3
(8, 9)																		
Manuel Lee, S (1, 4) OBP: 0.333, SLG: 0.372		K		FC5-4 1B			P4		1B 3-H		F9	5	0	2	1	0	1	1
(2, 6)																		

| Inning Stats | | | | | | | | | | | | | | | | | |

Toronto Blue Jays @ New York Yankees

Yankee Stadium, Bronx, NY

Thu Aug 11 1988, 7:05 PM EDT

Att. 30,347 - Unknown - 89 F

livebaseballscorecards.com

BOTTOM

Batter	1	2	3	4	5	6	7	8	9	10	11	AB	R	H	RBI	BB	SO	LOB
Rickey Henderson, R (1, 7) OBP: 0.417, SLG: 0.432	BBBCB 4-1 1B S 1B BB		CCFX 0-2 S 1B 1B	C X 1-1 S 1B 1B		BCBBBSS2 SAFE B 4-2 BB			CBBBFX 2-2 6-3		FX 0-1 S 1B	4	2	3	0	2	0	0
Claudell Washington, L (1, 8) OBP: 0.358, SLG: 0.457	1 SAFE 1 SAFE 1 SAFE B 1 SAFE F 1 SAFE BX 2-1 1-3 1B		1 SAFE BB 1 SAFE BBB 4-0 1-2 1B FC1-6 BB	B 1 SAFE 1 SAFE 1 SAFE F 1 SAFE 1 SAFE S 1-2 1 SAFE F X S 1-2 1B		SSS 0-3 K			FX 0-1 HR 1B		FBSBX 2-2 1-2 F8	5	2	3	0	1	1	3
Don Mattingly, L (1, 3) OBP: 0.372, SLG: 0.483	BX 1-0 3-H FC3-6 1B		BBX 2-0 1-3 2-H FC1-6 1B	BFFBFX 2-2 1-2 2-3 F8			BBFX 2-1 3-1		CX 0-1 1-H HR			5	1	3	4	0	0	2
Ken Phelps, L (1, 10) OBP: 0.419, SLG: 0.537 Jack Clark, R (3, PH) OBP: 0.382, SLG: 0.460	CBBBBX 3-1 1-2f FC3-6 FC4-6		X 0-0 1-2f 3-H FC1-6 1B		BBFCFBB 4-2 G4-6-3 BB		FBFFBX 2-2 F8		SSS 0-3 K2-3			1 3	0 0	0 0	0 1	0 1	0 1	1 1
Dave Winfield, R (1, 9) OBP: 0.410, SLG: 0.554	CFBFX 1-2 1-2f FC4-6		CFBX 1-2 1-2 1B		FBFFFBX 2-2 1-2f G4-6-3		BX 1-0 F9			CBX 1-1 6-3		5	0	1	0	0	0	2
Mike Pagliarulo, L (1, 5) OBP: 0.284, SLG: 0.366 Luis Aguayo, R (8, PH) OBP: 0.343, SLG: 0.373 (9, 5)	BX 1-0 G3	SSS 0-3 K 1B			FBCFX 1-2 G3			BX 1-0 F8		BCFBS 2-3 K		3 2	0 0	0 0	0 0	0 0	1 1	2 0
Don Slaught, R (1, 2) OBP: 0.374, SLG: 0.530	CX 0-1 G6-3	BBFFFX 2-2 F8				X 0-0 SH3-4 1B		BX 1-0 F8		CFX 0-2 L6		5	0	1	0	0	0	2
Wayne Tolleson, S (1, 4) OBP: 0.349, SLG: 0.316	BBBB 4-0 FC6 BB			CBCFX 1-2 L3		1 SAFE X 0-0 1-2 SH3-4		SBBBCX 3-2 P6			CFBBFL 2-3 K	3	0	0	0	1	1	0
Rafael Santana, R (1, 6) OBP: 0.291, SLG: 0.314	BBCBX 3-1 1-2f FC6			CX 0-1 L9		BBX 2-0 F7			BCBBBCX 3-2 F9		CBBBCX 2-2 4-3	5	0	0	0	0	0	2
Inning Stats	R: 1 H: 2 E: 0 LOB: 1 K: 0 BB: 1 S: 10 P: 21	R: 0 H: 0 E: 0 LOB: 1 K: 0 BB: 1 S: 5 P: 13	R: 2 H: 3 E: 0 LOB: 2 K: 1 BB: 1 S: 16 P: 25	R: 0 H: 2 E: 0 LOB: 2 K: 0 BB: 0 S: 16 P: 21	R: 0 H: 0 E: 0 LOB: 0 K: 0 BB: 1 S: 11 P: 18	R: 0 H: 1 E: 0 LOB: 2 K: 1 BB: 1 S: 8 P: 14	R: 0 H: 0 E: 0 LOB: 0 K: 0 BB: 0 S: 7 P: 12	R: 0 H: 0 E: 0 LOB: 0 K: 0 BB: 0 S: 5 P: 10	R: 2 H: 2 E: 0 LOB: 0 K: 1 BB: 0 S: 13 P: 18	R: 0 H: 0 E: 0 LOB: 0 K: 1 BB: 0 S: 8 P: 11	R: 0 H: 1 E: 0 LOB: 1 K: 1 BB: 0 S: 12 P: 18	1B: 10 SF: 0 2B: 0 SAC: 1 3B: 0 DP: 1 HR: 1 HBP: 0						

	AB	41
	R	5
	H	11
	RBI	5
	BB	5
	SO	5
	LOB	15

WP: 0 PA: 47
PB: 0
SB: 5
CS: 0

PITCHER		IP	WLS	BF	H	R	ER	SO	BB	IBB	HBP	BLK	WP	HR	S	P	ERA	WHIP
Dave Stieb, R ERA: 3.47	(1, 1)	2.0		11	3	3	3	0	3	0	0	0	0	0	19	42	13.50	3.000
John Cerutti, L ERA: 3.66	(3, 1)	5.0		21	5	0	0	2	2	0	0	0	0	0	54	82	0.00	1.400
Tom Henke, R ERA: 2.78	(8, 1)	1.2		7	2	2	2	0	0	0	0	0	0	1	15	25	10.80	1.200
Duane Ward, R ERA: 2.9	(9, 1)	2.1	W	8	1	0	0	3	0	0	0	0	0	0	23	32	0.00	0.429

PITCHER	IP	WLS	BF	H	R	ER	SO	BB	IBB	HBP	BLK	WP	HR	S	P	ERA	WHIP

New York Yankees @ Minnesota Twins

Hubert H. Humphrey Metrodome, Minneapolis, MN

Fri Aug 12 1988, 8:05 PM EDT

Att. 52,230 - Dome - 92 F

TOP

livebaseballscorecards.com

Batter	1	2	3	4	5	6	7	8	9	AB	R	H	RBI	BB	SO	LOB
Rickey Henderson, R (1, 7) OBP: 0.419, SLG: 0.434	B B C X 2-1 S S 1B		C B C X 1-2 S 6-3 HR 1B		C X 0-1 ① L9		B C S B F B F C 3-3 ③ K		B F B F X 2-2 CS 1B 1-3 2-H 3-H 1B	5	1	3	2	0	1	2
Claudell Washington, L (1, 8) OBP: 0.356, SLG: 0.452	1 SAFE 1 SAFE F X 0-1 ① L4		B F F X 1-2 ② 6-3 1-2		C B F X 1-2 ② FC6-4 1-2f			C X 0-1 ① F8	X 0-0 CS 1-2 3-H 1B	5	0	1	1	0	0	3
Don Mattingly, L (1, 3) OBP: 0.375, SLG: 0.482	1 SAFE 1 SAFE B B B B 4-0 G4-6-3 1-2 BB		B F B B B B 4-1 HR BB		X 0-0 ③ F8			C X 0-1 1B	B B X 2-0 ②③ F8 1-2 2-3	3	1	1	0	2	0	3
Ken Phelps, L (1, 10) OBP: 0.416, SLG: 0.545	C B F X 1-2 ②③ G4-6-3 1-2f 2-3		B X 1-0 1-H 2-H HR			B C B F X 2-2 ① G4-1		B X 1-0 ② F8		4	1	1	3	0	0	3
Dave Winfield, R (1, 9) OBP: 0.407, SLG: 0.548		C X 0-1 ① 6-3	C X 0-1 ③ G4-3			X 0-0 ② F7		C X 0-1 ③ P5		4	0	0	0	0	0	1
Mike Pagliarulo, L (1, 5) OBP: 0.280, SLG: 0.362		S B B X 2-1 ② G3		F F S 0-3 ① K		B S F B B X 3-2 ③ P4			C F X 0-2 ① F8	4	0	0	0	0	1	0
Don Slaught, R (1, 2) OBP: 0.381, SLG: 0.529 Wayne Tolleson, S (9, PR) OBP: 0.349, SLG: 0.316 (9, 4)		F F B B X 2-2 1B	X 0-0 ② P8				B B B B 4-0 BB		B B B B 4-0 1B 1B 1B BB	2 0	0 1	1 0	0 0	2 0	0 0	0 0
Luis Aguayo, R (1, 4) OBP: 0.337, SLG: 0.366 Jack Clark, R (9, PH) OBP: 0.383, SLG: 0.462 Joel Skinner, R (9, 2) OBP: 0.248, SLG: 0.317		F F B B S 2-3 ③ K	X 0-0 ③ P5				F B B B F X 2-2 ① P5		B S X 1-1 1B 1-2 1B 1B	3 1 0	0 1 0	0 1 0	0 0 0	1 0 0	2 0 0	0 0 0
Rafael Santana, R (1, 6) OBP: 0.293, SLG: 0.316			F X 0-1 ① L9		S C B F B F F X 2-2 FC6-4 1B		F B S B X 2-2 ② F7		C X 0-1 1B 1-2 2-3 1B	4	1	2	0	0	0	1
Inning Stats	R: 0 E: 0 K: 0 S: 7 H: 1 LOB: 1 BB: 1 P: 14	R: 0 E: 0 K: 1 S: 10 H: 1 LOB: 1 BB: 0 P: 16	R: 3 E: 0 K: 0 S: 12 H: 2 LOB: 0 BB: 1 P: 19	R: 0 E: 0 K: 1 S: 5 H: 0 LOB: 0 BB: 0 P: 5	R: 0 E: 0 K: 0 S: 12 H: 1 LOB: 1 BB: 0 P: 15	R: 0 E: 0 K: 0 S: 7 H: 0 LOB: 0 BB: 0 P: 12	R: 0 E: 0 K: 1 S: 11 H: 0 LOB: 1 BB: 1 P: 22	R: 0 E: 0 K: 0 S: 7 H: 1 LOB: 1 BB: 0 P: 8	R: 3 E: 0 K: 0 S: 12 H: 4 LOB: 2 BB: 1 P: 21	1B: 9 2B: 0 3B: 0 HR: 1	SF: 0 SAC: 0 DP: 1 HBP: 0						

	AB	35
	R	6
	H	10
	RBI	6
	BB	4
	SO	3
	LOB	15

WP: 0	PA: 39
PB: 0	
SB: 3	
CS: 2	

PITCHER		IP	WLS	BF	H	R	ER	SO	BB	IBB	HBP	BLK	WP	HR	S	P	ERA	WHIP
Charlie Lea, R ERA: 4.84	(1, 1)	7.0		28	5	3	3	3	3	0	0	0	0	1	64	103	3.86	1.143
Juan Berenguer, R ERA: 3.24	(8, 1)	1.1		6	1	1	1	0	1	0	0	0	0	0	10	15	6.75	1.500
Jeff Reardon, R ERA: 3.19	(9, 1)	0.2	L	5	4	2	2	0	0	0	0	0	0	0	9	14	27.00	6.000

PITCHER	IP	WLS	BF	H	R	ER	SO	BB	IBB	HBP	BLK	WP	HR	S	P	ERA	WHIP

BOTTOM

New York Yankees @ Minnesota Twins

Robert H. Humphrey Metrodome, Minneapolis, MN

Fri Aug 12 1988, 8:05 PM EDT

Att. 52,230 - Dome - 92 F

livebaseballscorecards.com

Batter	1	2	3	4	5	6	7	8	9	AB	R	H	RBI	BB	SO	LOB
Dan Gladden, R (1, 7) OBP: 0.327, SLG: 0.417	6-3		G5-4-3 1B 1B		FC6-4 1B S 1-2f		P4	G1-3		5	0	1	0	0	0	1
Brian Harper, R (1, 2) OBP: 0.397, SLG: 0.523	L4		G5-4-3 1-2 1B		 1-3 1B		F8		1B 1B	5	0	3	0	0	0	0
Kirby Puckett, R (1, 8) OBP: 0.369, SLG: 0.545	1B 1B		G5-4-3 1-2f 2-3		G1-3		HR		BB 1-3 1B	5	1	3	1	0	0	4
Gary Gaetti, R (1, 5) OBP: 0.350, SLG: 0.552	 1-2 1B		G1-3			K	BB		K	4	0	1	0	1	2	3
Kent Hrbek, L (1, 3) OBP: 0.382, SLG: 0.510 John Moses, S (9, PR) OBP: 0.338, SLG: 0.391	G4-3			G3		1B 2B BB	 1-3		G5-4-3 1-2 BB	3 0	1 0	0 0	0 0	2 0	1 0	3 0
Gene Larkin, S (1, 10) OBP: 0.376, SLG: 0.399		G1-6-3 BB		P3		2B 1-2 1B		K	G5-4-3 1-2f	4	0	1	0	1	1	3
John Christensen, R (1, 9) OBP: 0.429, SLG: 0.714 Steve Lombardozzi, R (7, 4) OBP: 0.310, SLG: 0.302		G1-6-3 1-2f		G4-3		2B 1-3 2-H		K		3 1	0 0	1 0	1 0	0 0	0 1	1 0
Greg Gagne, R (1, 6) OBP: 0.309, SLG: 0.447		BB			FC6-4 1B	K		HR 1B		3	1	2	0	1	1	2
Al Newman, S (1, 4) OBP: 0.310, SLG: 0.254 Randy Bush, L (6, PH) OBP: 0.367, SLG: 0.466 (7, 9) Mark Davidson, R (9, 9) OBP: 0.314, SLG: 0.351		G4-3			FC6-4 FC6-4 1-2f	G3		HR 1-H		2 2 0	0 1 0	0 1 0	0 2 0	0 0 0	0 0 0	2 2 0
Inning Stats	R: 0 E: 0 K: 0 S: 10 H: 2 LOB: 2 BB: 0 P: 12	R: 0 E: 0 K: 0 S: 5 H: 0 LOB: 1 BB: 2 P: 15	R: 0 E: 0 K: 0 S: 8 H: 2 LOB: 1 BB: 0 P: 11	R: 0 E: 0 K: 0 S: 7 H: 0 LOB: 0 BB: 0 P: 11	R: 0 E: 0 K: 0 S: 9 H: 2 LOB: 2 BB: 0 P: 12	R: 1 E: 0 K: 2 S: 17 H: 2 LOB: 2 BB: 1 P: 30	R: 1 E: 0 K: 1 S: 10 H: 1 LOB: 1 BB: 1 P: 18	R: 2 E: 0 K: 2 S: 12 H: 2 LOB: 0 BB: 0 P: 17	R: 0 E: 0 K: 1 S: 11 H: 2 LOB: 3 BB: 1 P: 17	1B: 10 2B: 1 3B: 0 HR: 2 SF: 0 SAC: 0 DP: 3 HBP: 0						

	AB	37
	R	4
	H	13
	RBI	4
	BB	5
	SO	6
	LOB	21

PITCHER		IP	WLS	BF	H	R	ER	SO	BB	IBB	HBP	BLK	WP	HR	S	P	ERA	WHIP
Tommy John, L ERA: 4.06	(1, 1)	5.1		25	8	1	1	1	3	0	0	0	0	0	50	84	1.69	2.062
Steve Shields, R ERA: 3.54	(6, 1)	2.2	W	14	5	3	3	4	1	0	0	0	0	2	31	45	10.12	2.250
Neil Allen, R ERA: 3.79	(9, 1)	0.1		1	0	0	0	1	0	0	0	0	0	0	3	5	0.00	0.000
Dave Righetti, L ERA: 3.86	(9, 1)	0.2	S	2	0	0	0	0	1	0	0	0	0	0	5	9	0.00	1.500

PITCHER	IP	WLS	BF	H	R	ER	SO	BB	IBB	HBP	BLK	WP	HR	S	P	ERA	WHIP

New York Yankees @ Minnesota Twins

Hubert H. Humphrey Metrodome, Minneapolis, MN

Sat Aug 13 1988, 4:33 AM EDT

Att. 51,963 - Dome

livebaseballscorecards.com

TOP

Batter	1	2	3	4	5	6	7	8	9	AB	R	H	RBI	BB	SO	LOB
Rickey Henderson, R (1, 7) OBP: 0.415, SLG: 0.431	F9	SF8 2-3 3-H			F8		F8 1-2			3	0	0	1	0	0	1
Claudell Washington, L (1, 8) OBP: 0.355, SLG: 0.450	1B	F7			G4-3			F7		4	0	1	0	0	0	2
Don Mattingly, L (1, 3) OBP: 0.372, SLG: 0.477	SAFE	P7	P2		F8			K		4	0	0	0	0	1	1
Gary Ward, R (8, 3) OBP: 0.284, SLG: 0.266										0	0	0	0	0	0	0
Ken Phelps, L (1, 10) OBP: 0.414, SLG: 0.544	SAFE L3		2B			L9		F9		4	0	1	0	0	0	1
Jack Clark, R (1, 9) OBP: 0.384, SLG: 0.459		1B E HBP	K			6-3			BB	2	1	0	0	1	1	1
Mike Pagliarulo, L (1, 5) OBP: 0.283, SLG: 0.363		SAFE E SF8 1B 1-2	K			G3			1B 1-2	4	1	2	0	0	1	1
Don Slaught, R (1, 2) OBP: 0.383, SLG: 0.529		SF8 E 1-2 2-3 1B		G5-4-3 1B			F9		F9	4	0	2	0	0	0	2
Wayne Tolleson, S (1, 4) OBP: 0.341, SLG: 0.308		E4 1-2 2-3 3-H		G5-4-3 1-2f			BLK 1B		P2	1	0	0	1	0	0	2
Luis Aguayo, R (3, 4) OBP: 0.337, SLG: 0.365										3	0	1	0	0	0	3
Rafael Santana, R (1, 6) OBP: 0.290, SLG: 0.313		P9		K			P3		L8	4	0	0	0	0	1	6
Inning Stats	R: 0 E: 0 K: 0 S: 7 H: 1 LOB: 1 BB: 0 P: 9	R: 2 E: 1 K: 0 S: 12 H: 2 LOB: 2 BB: 0 P: 19	R: 0 E: 0 K: 2 S: 9 H: 1 LOB: 1 BB: 0 P: 15	R: 0 E: 0 K: 1 S: 5 H: 1 LOB: 0 BB: 0 P: 9	R: 0 E: 0 K: 0 S: 4 H: 0 LOB: 0 BB: 0 P: 7	R: 0 E: 0 K: 0 S: 8 H: 0 LOB: 0 BB: 0 P: 15	R: 0 E: 0 K: 0 S: 8 H: 1 LOB: 1 BB: 0 P: 13	R: 0 E: 0 K: 1 S: 7 H: 0 LOB: 0 BB: 0 P: 12	R: 0 E: 0 K: 0 S: 10 H: 1 LOB: 2 BB: 1 P: 18	1B: 6 2B: 1 3B: 0 HR: 0 SF: 1 SAC: 0 DP: 1 HBP: 1						

	AB	33
	R	2
	H	7
	RBI	2
	BB	1
	SO	4
	LOB	20

WP: 0 PB: 0 SB: 0 CS: 0 PA: 36

PITCHER	IP	WLS	BF	H	R	ER	SO	BB	IBB	HBP	BLK	WP	HR	S	P	ERA	WHIP
Roy Smith, R (1, 1) ERA: 3.0	7.0	W	28	6	2	1	3	0	0	1	1	0	0	53	87	1.29	0.857
German Gonzalez, R (8, 1) ERA:	2.0		8	1	0	0	1	1	0	0	0	0	0	17	30	0.00	1.000

PITCHER	IP	WLS	BF	H	R	ER	SO	BB	IBB	HBP	BLK	WP	HR	S	P	ERA	WHIP

BOTTOM

New York Yankees @ Minnesota Twins

Robert H. Humphrey Metrodome, Minneapolis, MN

Sat Aug 13 1988, 4:33 AM EDT

Att. 51,963 - Dome

livebaseballscorecards.com

Batter	1	2	3	4	5	6	7	8	9	AB	R	H	RBI	BB	SO	LOB
Dan Gladden, R (1, 7) OBP: 0.334, SLG: 0.421 Mark Davidson, R (7, PR) OBP: 0.311, SLG: 0.347 (8, 8)	G5-4-3 1B		E SF8 1B	1B BB		SH4-3 1B 1B	BB	K		3 1	2 0	3 0	0 0	2 0	0 1	0 2
Greg Gagne, R (1, 6) OBP: 0.308, SLG: 0.445	G5-4-3 1-2f		E4 1B 1-3 3-H	1B 1-2		SH4-3 1-2	P3			4	0	1	1	0	0	3
Randy Bush, L (1, 9) OBP: 0.367, SLG: 0.463 (9, 3)	BB		K	K		BB 1B 1B 2-H 1B	F9			4	1	1	1	1	2	5
Kent Hrbek, L (1, 10) OBP: 0.382, SLG: 0.510	G4-3		SF8 3-H		2B 1B	BB 1-2 1B 1B	G4-3			4	2	2	1	0	0	2
Gary Gaetti, R (1, 5) OBP: 0.353, SLG: 0.555 Al Newman, S (8, PH) OBP: 0.307, SLG: 0.252 (9, 5)		P5	1B 1-3 1B		HR 1-H 2B	1B SF7 1-2 BB 2-3		P5		3 1	2 0	2 0	1 0	1 0	0 0	0 0
Gene Larkin, S (1, 3) OBP: 0.380, SLG: 0.412 John Christensen, R (8, PR) OBP: 0.429, SLG: 0.714 (9, 9)		1B	F7		HR 2-H	2B 1-3 2-H 3-H 1B		BB 1B SF7 1B		5 0	2 1	4 0	4 0	0 0	0 0	2 0
Tim Laudner, R (1, 2) OBP: 0.318, SLG: 0.434		F8		HR	F9	SF7 3-H		BB 1-2 1B		4	1	2	2	0	0	1
John Moses, S (1, 8) OBP: 0.347, SLG: 0.402 (8, 7)		G3		6-3	CS 1B	2B 1-H		BB 1-2 2-3		4	0	2	1	1	0	1
Steve Lombardozzi, R (1, 4) OBP: 0.308, SLG: 0.305			1B E 2B	G6-3	F8 1-2	P7		SF7 3-H		4	1	1	1	0	0	2
Inning Stats	R: 0 E: 0 K: 0 S: 10 H: 1 LOB: 1 BB: 1 P: 17	R: 0 E: 0 K: 0 S: 8 H: 1 LOB: 1 BB: 0 P: 10	R: 2 E: 1 K: 1 S: 13 H: 3 LOB: 2 BB: 0 P: 21	R: 1 E: 0 K: 1 S: 10 H: 2 LOB: 2 BB: 1 P: 19	R: 3 E: 0 K: 0 S: 8 H: 4 LOB: 0 BB: 0 P: 13	R: 5 E: 0 K: 0 S: 16 H: 5 LOB: 1 BB: 1 P: 30	R: 0 E: 0 K: 0 S: 10 H: 0 LOB: 1 BB: 1 P: 14	R: 1 E: 0 K: 1 S: 15 H: 2 LOB: 2 BB: 1 P: 25		1B: 13 2B: 3 3B: 0 HR: 2 SF: 3 SAC: 1 DP: 1 HBP: 0						

	AB	37
	R	12
	H	18
	RBI	12
	BB	5
	SO	3
	LOB	18

WP: 0 PA: 46
PB: 0
SB: 0
CS: 1

PITCHER		IP	WLS	BF	H	R	ER	SO	BB	IBB	HBP	BLK	WP	HR	S	P	ERA	WHIP
Richard Dotson, R ERA: 4.66	(1, 1)	4.0	L	23	9	5	4	2	2	0	0	0	0	1	43	72	9.00	2.750
Neil Allen, R ERA: 4.2	(5, 1)	1.1		8	5	4	4	0	0	0	0	0	0	1	14	19	27.00	3.750
Tim Stoddard, R ERA: 6.38	(6, 1)	2.2		15	4	3	3	1	3	0	0	0	0	0	33	58	10.12	2.625

PITCHER	IP	WLS	BF	H	R	ER	SO	BB	IBB	HBP	BLK	WP	HR	S	P	ERA	WHIP

New York Yankees @ Minnesota Twins

Hubert H. Humphrey Metrodome, Minneapolis, MN

Sun Aug 14 1988, 4:33 AM EDT

Att. 51,316 - Dome

livebaseballscorecards.com

Batter	1	2	3	4	5	6	7	8	9	AB	R	H	RBI	BB	SO	LOB
Rickey Henderson, R (1, 7) OBP: 0.417, SLG: 0.433	L7		1B		WP 1B BB		1B 2B F7		P3	5	2	2	0	1	0	3
Claudell Washington, L (1, 8) OBP: 0.353, SLG: 0.447	G3		L7		K		S 1B 1B		1B 1B	4	1	1	1	0	1	3
Gary Ward, R (7, 8) OBP: 0.287, SLG: 0.270										1	0	1	0	0	0	0
Don Mattingly, L (1, 3) OBP: 0.370, SLG: 0.474	G1-3		P4		P6		1B 1B 1B		P4	5	1	1	1	0	0	4
Jack Clark, R (1, 10) OBP: 0.384, SLG: 0.459		K		E 1B	1B		L8		F7	5	0	2	2	0	1	2
Dave Winfield, R (1, 9) OBP: 0.407, SLG: 0.549		HR 2B		F8	F9		F8		1B	5	1	2	0	0	0	3
Mike Pagliarulo, L (1, 5) OBP: 0.285, SLG: 0.373		HR		F7		G4-3	1B 1B 1B		K	5	2	2	2	0	1	3
Don Slaught, R (1, 2) OBP: 0.383, SLG: 0.524		P3		E6		BB	BB 1B 1B		F8	4	1	1	1	1	0	1
Randy Velarde, R (1, 4) OBP: 0.274, SLG: 0.403		P9		G1-3		F9	1B BB		FC6-4 HBP	3	0	0	0	1	0	3
Rafael Santana, R (1, 6) OBP: 0.292, SLG: 0.314			L7		WP BB 1B 1B	F7	1B		FC6-4	5	1	2	2	0	0	2

Inning Stats	1	2	3	4	5	6	7	8	9	AB	R	H	RBI	BB	SO	LOB
	R: 0 E: 0 K: 0 S: 7	H: 0 LOB: 0 BB: 0 P: 7	R: 2 E: 0 K: 1 S: 15	H: 2 LOB: 0 BB: 0 P: 19	R: 0 E: 0 K: 0 S: 4	H: 1 LOB: 1 BB: 0 P: 6	R: 0 E: 1 K: 0 S: 11	H: 1 LOB: 2 BB: 0 P: 13	R: 2 E: 0 K: 1 S: 14	H: 2 LOB: 1 BB: 1 P: 24	R: 0 E: 0 K: 0 S: 9	H: 0 LOB: 1 BB: 1 P: 17	R: 5 E: 0 K: 0 S: 18	H: 6 LOB: 2 BB: 1 P: 32	R: 0 E: 0 K: 1 S: 10	H: 2 LOB: 2 BB: 0 P: 16	R: 0 E: 1 K: 0 S: 9	H: 0 LOB: 1 BB: 0 P: 15

1B: 11	SF: 0
2B: 2	SAC: 0
3B: 0	DP: 0
HR: 1	HBP: 1

WP: 1	PA: 46
PB: 0	
SB: 1	
CS: 0	

PITCHER		IP	WLS	BF	H	R	ER	SO	BB	IBB	HBP	BLK	WP	HR	S	P	ERA	WHIP
Freddie Toliver, R ERA: 4.37	(1, 1)	6.0	L	28	7	5	5	2	2	0	0	0	1	1	61	88	7.50	1.500
Juan Berenguer, R ERA: 3.65	(7, 1)	0.2		6	4	2	2	0	0	0	0	0	0	0	12	19	27.00	6.000
German Gonzalez, R ERA:	(7, 1)	2.1		12	3	2	2	1	1	0	1	0	0	0	24	42	7.71	1.714

PITCHER	IP	WLS	BF	H	R	ER	SO	BB	IBB	HBP	BLK	WP	HR	S	P	ERA	WHIP

Batter	1	2	3	4	5	6	7	8	9	AB	R	H	RBI	BB	SO	LOB
Dan Gladden, R (1, 7) OBP: 0.335, SLG: 0.421	B B F X 2-1 SH1-3 1B	C 1 SAFE X 0-1 ③ 5-3		F B F B 1 SAFE X 2-2 ③ FC6-4 1-2f		F F B 1 B X SAFE 2-2 1-3 1B		B X 1-0 ② P3		5	0	2	0	0	0	4
Al Newman, S (1, 6) OBP: 0.308, SLG: 0.254 Randy Bush, L (8, PH) OBP: 0.366, SLG: 0.461 Greg Gagne, R (9, 6) OBP: 0.308, SLG: 0.445	X 0-0 ① SH1-3 1-2		B C F B B X 3-2 ① L7		B X 1-0 E BB 1B	F B X 1-1 ③ F9		X 0-0 ③ F8		3 1 0	0 0 0	1 0 0	0 0 0	0 0 0	0 0 0	2 1 0
Kirby Puckett, R (1, 8) OBP: 0.371, SLG: 0.551	B B B F C B 4-2 FC5-4 BB		C X 0-1 ② F9		X 0-0 ① F7		F X 0-1 HR		B B X 2-0 1B 3B 1B	4	2	2	1	1	0	1
Gary Gaetti, R (1, 5) OBP: 0.354, SLG: 0.552	B C S C 1-3 ② K		B S X 1-1 ③ L4		1 SAFE B B F 1 B F 1 SAFE B 4-2 E 1-2 BB		B X 1-0 ① P6		X 0-0 1-2 3B 1B	4	1	1	0	1	1	2
Gene Larkin, S (1, 3) OBP: 0.380, SLG: 0.417 Kent Hrbek, L (7, 3) OBP: 0.383, SLG: 0.510	B F S T B F X 2-2 ③ FC5-4 1-2f			C B X 1-1 G3 3B	B C X 1-1 E6 G5-4-3 1-2 2-3		F B B X 2-1 FC6-4 1B		S B S T B F S 2-3 ① K	3 2	1 0	1 1	0 0	0 0	0 1	4 2
Brian Harper, R (1, 10) OBP: 0.388, SLG: 0.527		C F X 0-2 ① G5-3		C B X 1-1 ① G3 3-H	C X 0-1 ② ③ G5-4-3 1-2f		S C F F F F F F S 0-3 ② K		S X 0-1 1-H 2-H G6-3 3B	5	1	1	3	0	1	4
Tim Laudner, R (1, 2) OBP: 0.319, SLG: 0.441		B X 1-0 1B SF8 2B		C S B B F B X 3-2 1B 2B		C X 0-1 ① G6-3 B X 1-0 ③ FC6-4 1-2f			B B B C F X 3-1 ② G6-3 3-H	5	1	2	1	0	0	1
John Christensen, R (1, 9) OBP: 0.417, SLG: 0.583		C X 0-1 2-3 1B		C B B X 2-1 FC6-4 2-3 1B		C B B B X 3-1 ② F8		C B B X 2-1 ① 6-3	B B C F X 2-2 ③ F7	5	0	2	0	0	0	0
Steve Lombardozzi, R (1, 4) OBP: 0.311, SLG: 0.307		C B 1 SAFE X 1-1 ② SF8 3-H		C F X 0-2 ② P5		C B F B F F F F X 2-2 1B 1B		B B C B B 4-1 BB		2	0	1	1	1	0	2
Inning Stats	R: 0 E: 0 K: 1 S: 13 H: 1 LOB: 2 BB: 1 P: 22	R: 1 E: 0 K: 0 S: 10 H: 2 LOB: 1 BB: 0 P: 12	R: 0 E: 0 K: 0 S: 7 H: 0 LOB: 0 BB: 0 P: 11	R: 1 E: 0 K: 0 S: 16 H: 3 LOB: 2 BB: 0 P: 25	R: 0 E: 1 K: 0 S: 8 H: 1 LOB: 2 BB: 1 P: 14	R: 0 E: 0 K: 0 S: 16 H: 2 LOB: 2 BB: 0 P: 24	R: 1 E: 0 K: 1 S: 15 H: 2 LOB: 1 BB: 0 P: 19	R: 0 E: 0 K: 0 S: 5 H: 0 LOB: 1 BB: 1 P: 12	R: 3 E: 0 K: 1 S: 14 H: 3 LOB: 0 BB: 0 P: 23	1B: 9 2B: 2 3B: 2 HR: 1 SF: 1 SAC: 1 DP: 1 HBP: 0						

PITCHER	IP	WLS	BF	H	R	ER	SO	BB	IBB	HBP	BLK	WP	HR	S	P	ERA	WHIP
John Candelaria, L (1, 1) ERA: 3.29	6.0	W	29	9	2	2	1	2	0	0	0	0	0	70	108	3.00	1.833
Steve Shields, R (7, 1) ERA: 4.04	2.1		13	5	4	4	2	1	0	0	0	0	1	29	44	15.43	2.571
Scott Nielsen, R (9, 1) ERA:	0.2		2	0	0	0	0	0	0	0	0	0	0	5	10	0.00	0.000

PITCHER	IP	WLS	BF	H	R	ER	SO	BB	IBB	HBP	BLK	WP	HR	S	P	ERA	WHIP

BOTTOM

New York Yankees @ Minnesota Twins

Hubert H. Humphrey Metrodome, Minneapolis, MN

Sun Aug 14 1988, 4:33 AM EDT

Att. 51,316 - Dome

livebaseballscorecards.com

AB	39
R	6
H	14
RBI	6
BB	3
SO	3
LOB	23

TOP

California Angels @ New York Yankees

Yankee Stadium, Bronx, NY

Tue Aug 16 1988, 7:05 PM EDT

Att. 30,214 - Unknown - 85 F

livebaseballscorecards.com

Batter	1	2	3	4	5	6	7	8	9	AB	R	H	RBI	BB	SO	LOB
Devon White, S (1, 8) OBP: 0.297, SLG: 0.385	K	F9 2-3	1B 1-3 2-H 3-H		G3		F7		2B BB	5	2	1	2	1	1	2
Johnny Ray, S (1, 4) OBP: 0.336, SLG: 0.406	K	1 SAFE FC6-4 1-3 3-H	G4-3		4-3 2B			HR 2B	2B 1-H 2-H	4	0	2	1	0	1	2
Mark McLemore, S (5, 4) OBP: 0.340, SLG: 0.361										2	1	2	2	0	0	0
Wally Joyner, L (1, 3) OBP: 0.352, SLG: 0.416	HR 1B	FC6-4 1-2f 3-H	2B 1B 2-H 3-H 1B		4-3 2-3			HR 2-H	P3	6	3	3	5	0	0	3
Brian Downing, R (1, 10) OBP: 0.377, SLG: 0.471	HR 1-H	F9	1B 1-3 2B		F8			G6-3		5	2	2	2	0	0	2
Chili Davis, S (1, 9) OBP: 0.333, SLG: 0.470	1B 1B	1B 1B	1B 1B 2-H 3-H 1B			4-3		G3		5	1	3	2	0	0	0
Tony Armas, R (1, 7) OBP: 0.305, SLG: 0.420	1 SAFE 1B 1-3	P4 K				K		P4		5	0	1	0	0	2	2
Jack Howell, L (1, 5) OBP: 0.327, SLG: 0.409	P5	1 SAFE E8 1B 1B 2B 1-3 1B	K			K			2B 2B	5	2	2	0	0	2	2
Bob Boone, R (1, 2) OBP: 0.351, SLG: 0.392		F9 HBP 1B 1B	1B 2B 1-2 3-H 1B		F7		6-3		6-3	2	2	2	1	0	0	0
Darrell Miller, R (3, 2) OBP: 0.323, SLG: 0.348										3	0	0	0	0	0	1
Dick Schofield, R (1, 6) OBP: 0.299, SLG: 0.322		1B FC6-4 HBP 1-2	2B 1B 1-2 2-3 1B		F8		L9		F7	4	2	1	0	0	0	1
Inning Stats	R: 2 E: 0 K: 2 S: 17 H: 4 LOB: 2 BB: 0 P: 26	R: 2 E: 0 K: 0 S: 13 H: 2 LOB: 1 BB: 0 P: 19	R: 7 E: 1 K: 1 S: 25 H: 8 LOB: 1 BB: 0 P: 38	R: 0 E: 0 K: 1 S: 6 H: 0 LOB: 0 BB: 0 P: 10	R: 0 E: 0 K: 0 S: 6 H: 1 LOB: 1 BB: 0 P: 11	R: 0 E: 0 K: 2 S: 9 H: 0 LOB: 0 BB: 0 P: 13	R: 0 E: 0 K: 0 S: 5 H: 0 LOB: 0 BB: 0 P: 8	R: 2 E: 0 K: 0 S: 7 H: 2 LOB: 0 BB: 0 P: 13	R: 2 E: 0 K: 0 S: 14 H: 2 LOB: 1 BB: 1 P: 24	1B: 11 2B: 6 3B: 0 HR: 2 SF: 0 SAC: 0 DP: 0 HBP: 1	WP: 0 PB: 0 SB: 0 CS: 0 PA: 48					

	AB	46
	R	15
	H	19
	RBI	15
	BB	1
	SO	6
	LOB	15

PITCHER	IP	WLS	BF	H	R	ER	SO	BB	IBB	HBP	BLK	WP	HR	S	P	ERA	WHIP
Rick Rhoden, R (1, 1) ERA: 4.63	1.1	L	11	6	4	4	2	0	0	1	0	0	1	24	36	27.00	4.500
Lee Guetterman, L (2, 1) ERA: 5.47	1.1		10	6	6	6	0	0	0	0	0	0	0	22	33	40.50	4.500
Neil Allen, R (3, 1) ERA: 4.26	5.1		21	5	3	3	4	0	0	0	0	0	1	42	69	5.06	0.938
Cecilio Guante, R (9, 1) ERA: 2.51	1.0		6	2	2	2	0	1	0	0	0	0	0	14	24	18.00	3.000

PITCHER	IP	WLS	BF	H	R	ER	SO	BB	IBB	HBP	BLK	WP	HR	S	P	ERA	WHIP

Batter	1	2	3	4	5	6	7	8	9	AB	R	H	RBI	BB	SO	LOB
Rickey Henderson, R (1, 7) OBP: 0.417, SLG: 0.436	1-2 1B 2B		X 0-0 P8			C B B B X 3-1 F8	X 0-0 1B			4	0	2	0	0	0	0
Claudell Washington, L (1, 8) OBP: 0.355, SLG: 0.457	C B F X 1-2 4-3 2-H 1B			B F B B X 3-1 HR		B C X 1-1 F7	X 0-0 4-3			4	1	2	1	0	0	1
Don Mattingly, L (1, 3) OBP: 0.371, SLG: 0.489	C X 0-1 4-3 2-3			B C B X 2-1 HR		C C B X 1-2 HR		B X 1-0 F7		4	2	2	2	0	0	1
Jack Clark, R (1, 10) OBP: 0.385, SLG: 0.459	B S F B X 2-2 F1			C B B X 2-1 F8		C B B F B X 3-2 HR 1B		B B X 2-0 G4-6-3 1B		4	1	2	0	0	0	1
Dave Winfield, R (1, 9) OBP: 0.405, SLG: 0.553		B C S X 1-2 G3		B B C B X 3-1 6-3		B C X 1-1 1-H HR		B C F B X 2-2 G4-6-3 1-2f		4	1	1	2	0	0	1
Mike Pagliarulo, L (1, 5) OBP: 0.281, SLG: 0.369		C F S 0-3 K	X 0-0 F7			B B S X 2-1 P8			B B X 2-0 F9	4	0	0	0	0	1	0
Rafael Santana, R (1, 6) OBP: 0.288, SLG: 0.310		C B S F X 1-2 6-3			B F X 1-1 P6		B C X 1-1 F8		B B C B S X 3-2 4-3	4	0	0	0	0	0	0
Randy Velarde, R (1, 4) OBP: 0.273, SLG: 0.437			B F X 1-1 5-3		B B B C C X 3-2 F8		B X 1-0 HR		C B C B S 2-3 K	4	1	1	1	0	1	0
Joel Skinner, R (1, 2) OBP: 0.245, SLG: 0.313 Don Slaught, R (7, PH) (8, 2) OBP: 0.381, SLG: 0.521			S B C B B F X 3-2 F8		F B F B B S 3-3 K		S S B B B B F F X 3-2 L7			2 1	0 0	0 0	0 0	0 0	1 0	0 0
Inning Stats	R: 0 E: 0 K: 0 S: 11 H: 2 LOB: 1 BB: 0 P: 15	R: 0 E: 0 K: 1 S: 10 H: 0 LOB: 0 BB: 0 P: 12	R: 0 E: 0 K: 0 S: 7 H: 0 LOB: 0 BB: 0 P: 11	R: 2 E: 0 K: 0 S: 9 H: 2 LOB: 0 BB: 0 P: 19	R: 0 E: 0 K: 1 S: 8 H: 0 LOB: 0 BB: 0 P: 15	R: 3 E: 0 K: 0 S: 14 H: 3 LOB: 0 BB: 0 P: 25	R: 1 E: 0 K: 0 S: 10 H: 2 LOB: 1 BB: 0 P: 15	R: 0 E: 0 K: 0 S: 5 H: 1 LOB: 0 BB: 0 P: 10	R: 0 E: 0 K: 1 S: 7 H: 0 LOB: 0 BB: 0 P: 14	1B: 4 2B: 1 3B: 0 HR: 5	SF: 0 SAC: 0 DP: 1 HBP: 0						

PITCHER		IP	WLS	BF	H	R	ER	SO	BB	IBB	HBP	BLK	WP	HR	S	P	ERA	WHIP
Willie Fraser, R ERA: 5.8	(1, 1)	6.1	W	26	8	6	6	2	0	0	0	0	0	5	62	102	8.53	1.263
Greg Minton, R ERA: 2.79	(7, 1)	2.2		9	2	0	0	1	0	0	0	0	0	0	19	34	0.00	0.750

PITCHER	IP	WLS	BF	H	R	ER	SO	BB	IBB	HBP	BLK	WP	HR	S	P	ERA	WHIP

BOTTOM

California Angels @ New York Yankees

Yankee Stadium, Bronx, NY

Tue Aug 16 1988, 7:05 PM EDT
Att. 30,214 - Unknown - 85 F

livebaseballscorecards.com

AB	35
R	6
H	10
RBI	6
BB	0
SO	3
LOB	4

1B: 4 2B: 1 3B: 0 HR: 5	SF: 0 SAC: 0 DP: 1 HBP: 0	WP: 0 PB: 0 SB: 0 CS: 0	PA: 35

Batter	1	2	3	4	5	6	7	8	9	AB	R	H	RBI	BB	SO	LOB
Devon White, S (1, 8) OBP: 0.304, SLG: 0.389	1-0 6-3 5-3 1B	4-1 1-2 BB			2-2 1B 1B	2-2 1 SAFE E3 1-3 3B		0-2 1B 1B		4	2	3	0	1	0	1
Johnny Ray, S (1, 4) OBP: 0.339, SLG: 0.413	2-2 ① 5-3 1-2	2-0 ③ 1-3			2-2 1B 2B 1-2 1B	2-2 2-H 3-H 3B		0-0 1-3 1B		5	1	3	2	0	0	4
Wally Joyner, L (1, 3) OBP: 0.353, SLG: 0.423	2-2 ② 6-3 2-3		0-1 HR		3-2 2B SF8 1-2 2-H 1B	0-1 ② F7		0-0 ③ P6		5	2	2	2	0	0	4
Brian Downing, R (1, 10) OBP: 0.373, SLG: 0.464	1-1 ③ P4		2-3 ① K		1-2 ① F7	1-1 ③ 5-3			1-1 ① 6-3	5	0	0	0	0	1	4
Chili Davis, S (1, 9) OBP: 0.331, SLG: 0.469		0-0 ① 1-3	1-1 ② F8		0-0 SF8 1-3 2-H 2B		1-0 ① 4-3		1-3 ② K	5	0	1	1	0	1	0
Thad Bosley, L (1, 7) George Hendrick, R (9, PH) OBP: 0.275, SLG: 0.319	2-2 ② G6-3		3-3 ③ K		1-2 ② SF8 2-3 3-H		1-0 ② 4-3		0-0 ③ F8	3 1	0 0	0 0	1 0	0 0	1 0	0 0
Jack Howell, L (1, 5) OBP: 0.326, SLG: 0.416	0-0 HR			1-1 ① F7	2-3 ③ K		0-0 ③ 6-3			4	1	1	1	0	1	1
Darrell Miller, R (1, 2) OBP: 0.320, SLG: 0.344	0-1 1B 1B			1-2 ② F8	2-3 ① K			1-1 ① 4-3		4	0	1	0	0	1	0
Dick Schofield, R (1, 6) OBP: 0.301, SLG: 0.324	1-0 BB 1-3 1B			1-1 ③ 4-3	1-0 E 3B 1B			0-1 ② G3		4	1	2	0	0	0	0
Inning Stats	R: 0 H: 1 E: 0 LOB: 1 K: 0 BB: 0 S: 12 P: 18	R: 1 H: 3 E: 0 LOB: 3 K: 0 BB: 1 S: 10 P: 19	R: 1 H: 1 E: 0 LOB: 0 K: 2 BB: 0 S: 11 P: 17	R: 0 H: 0 E: 0 LOB: 0 K: 0 BB: 0 S: 7 P: 10	R: 3 H: 4 E: 0 LOB: 1 K: 1 BB: 0 S: 20 P: 31	R: 2 H: 2 E: 1 LOB: 1 K: 1 BB: 0 S: 20 P: 28	R: 0 H: 0 E: 0 LOB: 0 K: 0 BB: 0 S: 3 P: 5	R: 0 H: 2 E: 0 LOB: 2 K: 0 BB: 0 S: 9 P: 10	R: 0 H: 0 E: 0 LOB: 0 K: 1 BB: 0 S: 7 P: 9	1B: 9 2B: 1 3B: 1 HR: 2	SF: 1 SAC: 0 DP: 0 HBP: 0						

PITCHER		IP	WLS	BF	H	R	ER	SO	BB	IBB	HBP	BLK	WP	HR	S	P	ERA	WHIP
Dave Eiland, R ERA: 6.39	(1, 1)	4.0		21	8	5	5	2	1	0	0	0	0	2	49	80	11.25	2.250
Steve Shields, R ERA: 4.11	(5, 1)	1.1		8	3	2	1	2	0	0	0	0	0	0	27	38	6.75	2.250
Lee Guetterman, L ERA: 5.4	(6, 1)	0.1		1	0	0	0	0	0	0	0	0	0	0	2	2	0.00	0.000
Scott Nielsen, R ERA:	(6, 1)	2.0	W	8	2	0	0	0	0	0	0	0	0	0	13	17	0.00	1.000
Dave Righetti, L ERA: 3.77	(8, 1)	1.1	S	4	0	0	0	1	0	0	0	0	0	0	8	10	0.00	0.000

PITCHER	IP	WLS	BF	H	R	ER	SO	BB	IBB	HBP	BLK	WP	HR	S	P	ERA	WHIP

TOP

California Angels @ New York Yankees

Yankee Stadium, Bronx, NY

Wed Aug 17 1988, 7:05 PM EDT

Att. 26,532 - Unknown - 85 F

livebaseballscorecards.com

AB	40
R	7
H	13
RBI	7
BB	1
SO	5
LOB	14

WP: 0 PA: 42
PB: 0
SB: 0
CS: 0

BOTTOM

California Angels @ New York Yankees

Yankee Stadium, Bronx, NY

Wed Aug 17 1988, 7:05 PM EDT
Att. 26,532 - Unknown - 85 F

livebaseballscorecards.com

Batter	1	2	3	4	5	6	7	8	9	AB	R	H	RBI	BB	SO	LOB
Rickey Henderson, R (1, 7) OBP: 0.422, SLG: 0.447	2-2 G6-3 E 1B 1B	1-1 2B		0-0 1B BB 1-3 3-H 2B	1-3 ② K 1-2		0-0 S S 1-3 2-H 3-H 1B			5	3	4	3	0	1	1
Claudell Washington, L (1, 8) OBP: 0.353, SLG: 0.452	4-0 G6-3 1-2 BB	2-3 ③ K		1-3 ① K	2-0 ③ F7		2-3 ② K 1-H 3-H			4	0	0	0	1	3	4
Don Mattingly, L (1, 3) OBP: 0.369, SLG: 0.484	2-0 ①② G6-3 1-2f 2-3		1-3 ① K	4-0 BB 1B IBB		1-1 ① G6-3	2-0 ③ 4-3			4	0	0	0	1	1	2
Jack Clark, R (1, 10) OBP: 0.383, SLG: 0.456	1-2 HR 3-H 1B		0-0 ② F7	3-2 ② P6		1-1 ② F2		0-3 ① K		5	1	1	1	0	1	3
Dave Winfield, R (1, 9) OBP: 0.409, SLG: 0.566	3-2 1-H HR		2-2 2B	0-1 BB 1-2 2-3 3-H 1B		3-3 ③ K		1-0 1B 1B		5	1	4	3	0	1	0
Mike Pagliarulo, L (1, 5) OBP: 0.288, SLG: 0.380	0-2 HR		4-0 IBB	4-1 1-2 2-3 3-H BB			2-2 ① 4-3	1-1 1-2 1B		3	1	2	2	2	0	0
Don Slaught, R (1, 2) OBP: 0.378, SLG: 0.512	3-2 ③ 4-3		0-3 ③ K	1-1 ③ P6			4-2 1B 1B 1B BB	3-3 ② K		4	1	0	0	1	2	7
Luis Aguayo, R (1, 4) OBP: 0.339, SLG: 0.366		1-3 ① K		1-2 1B 2B 1B	1-2 E6 CS		1-0 1B 1-2 1B	2-2 ③ F7		5	2	2	0	0	1	2
Rafael Santana, R (1, 6) OBP: 0.293, SLG: 0.315		3-2 ② L1		0-1 2B 1-3 1B	2-0 ① WP 1-2		2-2 1B 1-2 2-3 E 1B			4	2	3	0	0	0	0
Inning Stats	R: 4 E: 1 K: 0 S: 17 H: 4 LOB: 0 BB: 1 P: 32	R: 0 E: 0 K: 2 S: 11 H: 1 LOB: 1 BB: 0 P: 18	R: 0 E: 0 K: 2 S: 11 H: 1 LOB: 2 BB: 1 P: 18	R: 3 E: 0 K: 1 S: 17 H: 4 LOB: 3 BB: 2 P: 31	R: 0 E: 1 K: 1 S: 9 H: 1 LOB: 1 BB: 0 P: 14	R: 0 E: 0 K: 1 S: 7 H: 0 LOB: 0 BB: 0 P: 12	R: 4 E: 0 K: 1 S: 16 H: 3 LOB: 0 BB: 1 P: 29	R: 0 E: 0 K: 2 S: 12 H: 2 LOB: 2 BB: 0 P: 19		1B: 11 2B: 3 3B: 0 HR: 2 SF: 0 SAC: 0 DP: 1 HBP: 0						

	AB	39
	R	11
	H	16
	RBI	9
	BB	5
	SO	10
	LOB	19

WP: 1 PB: 0 SB: 2 CS: 1 PA: 44

PITCHER		IP	WLS	BF	H	R	ER	SO	BB	IBB	HBP	BLK	WP	HR	S	P	ERA	WHIP
Terry Clark, R ERA: 4.73	(1, 1)	3.2		24	10	7	7	5	2	2	0	0	0	2	54	96	17.18	3.273
Stu Cliburn, R ERA: 3.82	(4, 1)	2.2	L	13	4	4	2	2	1	0	0	0	1	0	30	50	6.75	1.875
Sherman Corbett, L ERA: 4.01	(7, 1)	0.2		2	0	0	0	1	0	0	0	0	0	0	4	8	0.00	0.000
DeWayne Buice, R ERA: 5.77	(8, 1)	1.0		5	2	0	0	2	0	0	0	0	0	0	12	19	0.00	2.000

PITCHER	IP	WLS	BF	H	R	ER	SO	BB	IBB	HBP	BLK	WP	HR	S	P	ERA	WHIP

Batter	1	2	3	4	5	6	7	8	9	AB	R	H	RBI	BB	SO	LOB
Devon White, S (1, 8) OBP: 0.302, SLG: 0.386	C C B S 1-3 K		S B S F X 1-2 E6 2B 3-H		S L B F B X 2-2 6-3			B S X 1-1 2B SF8 1B B S F X 1-2 F8		5	2	1	0	0	1	0
Johnny Ray, S (1, 4) OBP: 0.340, SLG: 0.418 Mark McLemore, S (8, PR) OBP: 0.344, SLG: 0.382 (8, 4)	F B C X 1-2 1-4-3		1 SAFE 1 SAFE P B 1 SAFE X 2-0 1-H 2B			F X 0-1 6-3		1 SAFE 1 SAFE 1 SAFE B B 1 SAFE X 2-0 SF8 1-3 2B 2B B B X 2-0 HR		4 1	0 2	2 1	1 1	0 0	0 0	0 0
Brian Downing, R (1, 10) OBP: 0.373, SLG: 0.471	C X 0-1 6-3		B B B C B 4-1 FC6-4 BB			C B C X 1-2 5-3		B C X 1-1 SF8 2-3 3-H C B B X 2-1 HR		3	1	1	2	1	0	0
Chili Davis, S (1, 9) OBP: 0.330, SLG: 0.468		C S X 0-2 5-3 X 0-0 FC6-4 1-2f				B X 1-0 5-3		B S B X 2-1 E 3-H 2B B F X 1-1 F7		5	0	1	1	0	0	2
Wally Joyner, L (1, 3) OBP: 0.354, SLG: 0.422		F X 0-1 P6		F X 0-1 F8			B F F B X 2-2 5-3 2B 1B	I I I I 4-0 E IBB		3	1	1	0	1	0	0
Tony Armas, R (1, 7) OBP: 0.302, SLG: 0.414		B B X 2-0 6-3		B F X 1-1 F7			1 SAFE B X 1-0 5-3 1-2	S F S 0-3 K		4	0	0	0	0	1	3
Dick Schofield, R (1, 6) OBP: 0.303, SLG: 0.328			C B B F X 2-2 4-3 SH1-3 E 1B	B B C X 2-1 4-3			C F B X 1-2 3-1 2-H 2B	X 0-0 E1 1-2 2-3		4	1	2	1	0	0	2
Jack Howell, L (1, 5) OBP: 0.324, SLG: 0.412			X 0-0 SH1-3 1-2		B F F X 1-2 5-3		B B F F X 2-2 3-1 2-3	S X 0-1 F8		3	0	0	0	0	0	4
Darrell Miller, R (1, 2) OBP: 0.308, SLG: 0.330			B B F B S X 3-2 4-3 2-3		X 0-0 B2		B X 1-0 L4		C B X 1-1 5-3	4	0	0	0	0	0	2
Inning Stats	R: 0 H: 0 E: 0 LOB: 0 K: 1 BB: 0 S: 8 P: 10	R: 0 H: 0 E: 0 LOB: 0 K: 0 BB: 0 S: 6 P: 8	R: 2 H: 2 E: 1 LOB: 2 K: 0 BB: 1 S: 15 P: 26	R: 0 H: 0 E: 0 LOB: 0 K: 0 BB: 0 S: 6 P: 9	R: 0 H: 0 E: 0 LOB: 0 K: 0 BB: 0 S: 8 P: 11	R: 0 H: 0 E: 0 LOB: 0 K: 0 BB: 0 S: 6 P: 8	R: 1 H: 2 E: 0 LOB: 1 K: 0 BB: 0 S: 11 P: 18	R: 2 H: 3 E: 1 LOB: 3 K: 1 BB: 1 S: 13 P: 23	R: 2 H: 2 E: 0 LOB: 0 K: 0 BB: 0 S: 10 P: 17	1B: 3 SF: 1 2B: 4 SAC: 1 3B: 0 DP: 0 HR: 2 HBP: 0						WP: 0 PA: 40 PB: 0 SB: 0 CS: 0

PITCHER		IP	WLS	BF	H	R	ER	SO	BB	IBB	HBP	BLK	WP	HR	S	P	ERA	WHIP
Tommy John, L ERA: 4.05	(1, 1)	7.0	L	29	6	5	3	1	1	0	0	0	0	0	63	96	3.86	1.000
Cecilio Guante, R ERA: 2.7	(8, 1)	2.0		11	3	2	2	1	0	1	0	0	0	2	20	34	9.00	1.500

PITCHER	IP	WLS	BF	H	R	ER	SO	BB	IBB	HBP	BLK	WP	HR	S	P	ERA	WHIP

TOP

California Angels @ New York Yankees

Yankee Stadium, Bronx, NY

Thu Aug 18 1988, 7:05 PM EDT

Att. 26,044 - Unknown - 75 F

livebaseballscorecards.com

AB	36
R	7
H	9
RBI	6
BB	2
SO	2
LOB	13

Batter	1	2	3	4	5	6	7	8	9	AB	R	H	RBI	BB	SO	LOB
Rickey Henderson, R (1, 7) OBP: 0.420, SLG: 0.444	B B C B F X 3-2 ① L9		B F X 1-1 G3-6 1B		B C B F B F F F 3-2 ③ F8		B B B C C X 3-2 ② 6-3			4	0	1	0	0	0	0
Don Mattingly, L (1, 3) OBP: 0.366, SLG: 0.480	C F S 0-3 ② K		B X 1-0 ①② G3-6 1-2f			B F S B X 2-2 ① P5	C F B X 1-2 ③ F7			4	0	0	0	0	1	1
Dave Winfield, R (1, 9) OBP: 0.410, SLG: 0.573	B B C X 2-1 FC5-4 1B		B F B B F X 3-2 ③ F2			C B B F B X 2-2 HR		C B F B F B X 3-2 ① 5-3		4	1	2	1	0	0	0
Jack Clark, R (1, 10) OBP: 0.382, SLG: 0.452	C B X 1-1 ③ FC5-4 1-2f			B C C X 1-2 ① 6-3		B B B C B 4-1 1B BB		C F B B B F C 3-3 ② K		3	0	0	0	1	1	1
Don Slaught, R (1, 2) OBP: 0.380, SLG: 0.511		C F B X 1-2 ① 6-3		B C X 1-1 FC4-6 1B		C B P X 2-1 1-3 1B		B X 1-0 ③ G6-3		4	0	2	0	0	0	0
Gary Ward, R (1, 8) OBP: 0.288, SLG: 0.267 Claudell Washington, L (9, PH) OBP: 0.352, SLG: 0.450		B X 1-0 ② B1-3	X 0-0 ② FC4-6 1-2f			4-0 FC6-4 IBB		B C C X 1-1 ① 6-3		2 1	0 0	0 0	0 0	1 0	0 0	1 0
Luis Aguayo, R (1, 4) OBP: 0.337, SLG: 0.364		B X 1-0 1B 1B	X 0-0 ③ 5-3			S X 0-1 ② L5		C B C C C 1-3 ② K		4	0	1	0	0	1	4
Rafael Santana, R (1, 6) OBP: 0.294, SLG: 0.315 Ken Phelps, L (9, PH) OBP: 0.413, SLG: 0.542		C F B X 1-2 FC5 1-2 1B			C B B F F B X 3-2 ① 6-3	B X 1-0 ③ FC6-4 1-2f		B F B B F F B X 3-2 ③ G3		3 1	0 0	1 0	0 0	0 0	0 0	3 0
Randy Velarde, R (1, 5) OBP: 0.266, SLG: 0.425 Mike Pagliarulo, L (7, PH) OBP: 0.288, SLG: 0.379 (8, 5)		B X 1-0 ③ FC5 1-2f			F B B F X 2-2 ② 4-3		C B X 1-1 ① F7			2 1	0 0	0 0	0 0	0 0	0 0	2 0
Inning Stats	R: 0 H: 1 E: 0 LOB: 1 K: 1 BB: 0 S: 10 P: 16	R: 0 H: 2 E: 0 LOB: 2 K: 0 BB: 0 S: 9 P: 14	R: 0 H: 1 E: 0 LOB: 0 K: 0 BB: 0 S: 6 P: 11	R: 0 H: 1 E: 0 LOB: 1 K: 0 BB: 0 S: 7 P: 9	R: 0 H: 0 E: 0 LOB: 0 K: 0 BB: 0 S: 14 P: 22	R: 1 H: 2 E: 0 LOB: 3 K: 0 BB: 2 S: 13 P: 27	R: 0 H: 0 E: 0 LOB: 0 K: 0 BB: 0 S: 8 P: 13	R: 0 H: 0 E: 0 LOB: 0 K: 1 BB: 0 S: 9 P: 16	R: 0 H: 0 E: 0 LOB: 0 K: 1 BB: 0 S: 9 P: 14	1B: 6 SF: 0 2B: 0 SAC: 0 3B: 0 DP: 1 HR: 1 HBP: 0						WP: 0 PA: 35 PB: 0 SB: 0 CS: 0	

PITCHER	IP	WLS	BF	H	R	ER	SO	BB	IBB	HBP	BLK	WP	HR	S	P	ERA	WHIP
Chuck Finley, L (1, 1) ERA: 4.46	5.2	W	25	7	1	1	1	1	1	0	0	0	1	58	97	1.59	1.412
Greg Minton, R (6, 1) ERA: 2.62	3.1	S	10	0	0	0	2	0	0	0	0	0	0	27	45	0.00	0.000

PITCHER	IP	WLS	BF	H	R	ER	SO	BB	IBB	HBP	BLK	WP	HR	S	P	ERA	WHIP

BOTTOM

California Angels @ New York Yankees

Yankee Stadium, Bronx, NY

Thu Aug 18 1988, 7:05 PM EDT
Att. 26,044 - Unknown - 75 F

livebaseballscorecards.com

AB	33
R	1
H	7
RBI	1
BB	2
SO	3
LOB	12

Batter	1	2	3	4	5	6	7	8	9	10	AB	R	H	RBI	BB	SO	LOB
Henry Cotto, R (1, 8) OBP: 0.312, SLG: 0.371	1-1 1B		0-0 FC6-4 1B 1-2		2-2 1B 1B 1-2		0-0 F9 2B			1-0 4-3 ①	5	0	4	0	0	0	0
Harold Reynolds, S (1, 4) OBP: 0.339, SLG: 0.384	1-2 F7 ①		2-3 K ②		1-2 1B 1-3 2-H		1-0 F9 ② 2-3			1-1 1B	5	0	2	1	0	1	4
Mickey Brantley, R (1, 7) OBP: 0.295, SLG: 0.431	0-3 K ②		1-1 FC6-4 ③ 1-2f		1-0 G1 ③		0-1 4-3 ③			0-0 F9 ②	5	0	0	0	0	1	7
Steve Balboni, R (1, 3) OBP: 0.268, SLG: 0.459	0-2 F4 ③			2-1 L8 ①		1-3 K ①		2-2 F8 ①		0-0 F8 ③	5	0	0	0	0	1	2
Darnell Coles, R (1, 10) OBP: 0.302, SLG: 0.393		1-3 K ①		0-1 F9 ②		0-1 HR 2B		1-2 F8 ②			4	1	1	0	0	1	0
Jay Buhner, R (1, 9) OBP: 0.305, SLG: 0.413		2-3 K ②		0-3 K ③		0-0 HR 2-H		1-0 5-3 ③			4	1	1	2	0	2	0
Jim Presley, R (1, 5) OBP: 0.269, SLG: 0.356		1-1 F8 ③			0-0 1-3 ①	2-3 K ②			0-0 5-3 ①		4	0	0	0	0	1	0
Rey Quinones, R (1, 6) OBP: 0.290, SLG: 0.405			1-3 K ①		1-0 E5 1B 1B	0-0 F9 ③			1-1 L9 ②		4	1	0	0	0	1	0
Bill McGuire, R (1, 2) OBP: 0.250, SLG: 0.143			2-1 1B 1B		1-0 F6 ②		1-2 F8 ①		1-0 L7 ③		4	0	1	0	0	0	1
Inning Stats	R: 0 H: 1 E: 0 LOB: 1 K: 1 BB: 0 S: 11 P: 13	R: 0 H: 0 E: 0 LOB: 0 K: 2 BB: 0 S: 8 P: 12	R: 0 H: 2 E: 0 LOB: 2 K: 2 BB: 0 S: 12 P: 18	R: 0 H: 0 E: 0 LOB: 0 K: 1 BB: 0 S: 7 P: 9	R: 1 H: 2 E: 1 LOB: 2 K: 0 BB: 0 S: 10 P: 16	R: 2 H: 2 E: 0 LOB: 0 K: 2 BB: 0 S: 10 P: 13	R: 0 H: 1 E: 0 LOB: 1 K: 0 BB: 0 S: 7 P: 9	R: 0 H: 0 E: 0 LOB: 0 K: 0 BB: 0 S: 7 P: 11	R: 0 H: 0 E: 0 LOB: 0 K: 0 BB: 0 S: 4 P: 6	R: 0 H: 1 E: 0 LOB: 1 K: 0 BB: 0 S: 5 P: 7	1B: 6 SF: 0 2B: 2 SAC: 0 3B: 0 DP: 0 HR: 1 HBP: 0						

PITCHER	IP	WLS	BF	H	R	ER	SO	BB	IBB	HBP	BLK	WP	HR	S	P	ERA	WHIP
John Candelaria, L (1, 1) ERA: 3.24	8.0		33	8	3	2	8	0	0	0	0	0	1	72	101	2.25	1.000
Dave Righetti, L (9, 1) ERA: 3.65	2.0	W	7	1	0	0	0	0	0	0	0	0	0	9	13	0.00	0.500

PITCHER	IP	WLS	BF	H	R	ER	SO	BB	IBB	HBP	BLK	WP	HR	S	P	ERA	WHIP

TOP

Seattle Mariners @ New York Yankees

Yankee Stadium, Bronx, NY

Fri Aug 19 1988, 3:33 AM EDT

Unknown - 75 F

livebaseballscorecards.com

AB	40
R	3
H	9
RBI	3
BB	0
SO	8
LOB	14

WP: 0	PA: 40		
PB: 0			
SB: 0			
CS: 0			

Batter	1	2	3	4	5	6	7	8	9	10	AB	R	H	RBI	BB	SO	LOB
Rickey Henderson, R (1, 7) OBP: 0.418, SLG: 0.441	6-3	F9			S SF7 1B			F8	6-3		5	1	1	0	0	0	1
Claudell Washington, L (1, 8) OBP: 0.355, SLG: 0.449	L8 BB 1B		4-3		CS BB			1B 1B BB	K		3	1	1	0	2	1	0
Don Mattingly, L (1, 3) OBP: 0.366, SLG: 0.478	BB		F9		SF7			1B 1B WP 1B		F7	3	1	1	1	1	0	0
Dave Winfield, R (1, 9) OBP: 0.410, SLG: 0.573	L8		2B		CS	F7		K		HR 1B	5	1	2	0	0	1	4
Ken Phelps, L (1, 10) OBP: 0.416, SLG: 0.554	BB		F7			F5		WP 1B		HR	4	1	2	3	1	0	1
Mike Pagliarulo, L (1, 5) OBP: 0.287, SLG: 0.378	F9			L5		4-3		WP			4	0	1	0	0	0	3
Don Slaught, R (1, 2) OBP: 0.373, SLG: 0.502		K		F2			F4	K			4	0	0	0	0	2	2
Luis Aguayo, R (1, 4) OBP: 0.332, SLG: 0.358	6-3			K			5-3	L8			3	0	0	0	0	1	0
Jack Clark, R (8, PH) OBP: 0.381, SLG: 0.451											1	0	0	0	0	0	3
Randy Velarde, R (9, 4) OBP: 0.266, SLG: 0.425											0	0	0	0	0	0	0
Rafael Santana, R (1, 6) OBP: 0.293, SLG: 0.315	1B				F8		4-3		1-3		4	0	1	0	0	0	0
Inning Stats	R: 0 H: 1 E: 0 LOB: 3 K: 0 BB: 2 S: 14 P: 28	R: 0 H: 1 E: 0 LOB: 1 K: 1 BB: 0 S: 14 P: 18	R: 0 H: 1 E: 0 LOB: 1 K: 0 BB: 0 S: 9 P: 15	R: 0 H: 0 E: 0 LOB: 0 K: 1 BB: 0 S: 7 P: 10	R: 1 H: 1 E: 0 LOB: 0 K: 0 BB: 1 S: 8 P: 15	R: 0 H: 0 E: 0 LOB: 0 K: 0 BB: 0 S: 7 P: 10	R: 0 H: 0 E: 0 LOB: 0 K: 0 BB: 0 S: 6 P: 9	R: 2 H: 3 E: 0 LOB: 3 K: 2 BB: 1 S: 17 P: 26	R: 0 H: 0 E: 0 LOB: 0 K: 1 BB: 0 S: 8 P: 14	R: 2 H: 2 E: 0 LOB: 0 K: 0 BB: 0 S: 8 P: 13	1B: 7 SF: 1 2B: 1 SAC: 0 3B: 0 DP: 0 HR: 1 HBP: 0						

PITCHER		IP	WLS	BF	H	R	ER	SO	BB	IBB	HBP	BLK	WP	HR	S	P	ERA	WHIP
Terry Taylor, R ERA: 2.45	(1, 1)	7.1		29	4	2	2	2	4	0	0	0	0	0	66	110	2.46	1.091
Bill Wilkinson, L ERA: 6.35	(8, 1)	0.0		1	1	0	0	0	0	0	0	0	0	0	1	1	∞	∞
Michael Jackson, R ERA: 2.71	(8, 1)	0.1		2	1	0	0	1	0	0	0	0	0	0	8	11	0.00	3.000
Mike Schooler, R ERA: 3.38	(8, 1)	1.2	L	9	3	3	3	2	0	0	0	0	1	1	23	36	16.20	1.800

PITCHER	IP	WLS	BF	H	R	ER	SO	BB	IBB	HBP	BLK	WP	HR	S	P	ERA	WHIP

BOTTOM

Seattle Mariners @ New York Yankees

Yankee Stadium, Bronx, NY

Fri Aug 19 1988, 3:33 AM EDT

Unknown - 75 F

livebaseballscorecards.com

AB	36
R	5
H	9
RBI	4
BB	4
SO	5
LOB	14

WP: 1 PA: 42
PB: 0
SB: 2
CS: 1

Batter	1	2	3	4	5	6	7	8	9	AB	R	H	RBI	BB	SO	LOB
Henry Cotto, R (1, 8) OBP: 0.308, SLG: 0.366	4-3	F3			F7		5-3		FC3-6	5	1	0	0	0	0	3
Harold Reynolds, S (1, 4) OBP: 0.337, SLG: 0.382	G3-1		G3		2B 1B		K		3-1	5	1	1	0	0	1	0
Darnell Coles, R (1, 7) OBP: 0.308, SLG: 0.412	1B		HR		1B 2B		F7		F8	4	2	3	2	0	0	0
Mickey Brantley, R (8, 7) OBP: 0.294, SLG: 0.430										1	0	0	0	0	0	0
Alvin Davis, L (1, 3) OBP: 0.403, SLG: 0.480		5-3 1B BB			F8					3	1	1	1	1	1	0
Steve Balboni, R (1, 10) OBP: 0.272, SLG: 0.459		5-3 1-2	K		1B 1B			K	1B 1B	4	0	2	0	0	1	1
Scott Bradley, L (1, 2) OBP: 0.289, SLG: 0.317		2B 2-H 1B		3-1	G4-6-3 1-2f			1B 1-3 1B		4	1	2	1	0	0	2
Jay Buhner, R (1, 9) OBP: 0.309, SLG: 0.418		2B 1-H 2B		BB	F8			K		3	0	1	1	1	1	2
Jim Presley, R (1, 5) OBP: 0.269, SLG: 0.353		BB		F8	K			F8		3	0	0	0	1	1	3
Mario Diaz, R (1, 6) OBP: 0.389, SLG: 0.431		F9		L8	G6-3				FC3-6 1B	4	0	1	0	0	0	3
Inning Stats	R: 0 E: 0 K: 0 S: 10 H: 1 LOB: 1 BB: 0 P: 14	R: 2 E: 0 K: 0 S: 16 H: 2 LOB: 2 BB: 2 P: 32	R: 1 E: 0 K: 1 S: 10 H: 1 LOB: 0 BB: 0 P: 15	R: 0 E: 0 K: 0 S: 5 H: 0 LOB: 1 BB: 1 P: 11	R: 2 E: 0 K: 0 S: 7 H: 4 LOB: 1 BB: 0 P: 14	R: 0 E: 0 K: 1 S: 9 H: 0 LOB: 0 BB: 0 P: 15	R: 0 E: 0 K: 1 S: 6 H: 0 LOB: 0 BB: 0 P: 9	R: 0 E: 0 K: 2 S: 11 H: 2 LOB: 2 BB: 0 P: 19	R: 1 E: 0 K: 0 S: 8 H: 1 LOB: 0 BB: 0 P: 12	1B: 8 2B: 2 3B: 0 HR: 1 SF: 0 SAC: 0 DP: 1 HBP: 0						

TOP

Seattle Mariners @ New York Yankees

Yankee Stadium, Bronx, NY

Fri Aug 19 1988, 7:05 PM EDT
Att. 32,057 - Unknown - 75 F

livebaseballscorecards.com

AB	36
R	6
H	11
RBI	5
BB	3
SO	5
LOB	14

WP: 0 PB: 0 SB: 1 CS: 0 PA: 39

PITCHER		IP	WLS	BF	H	R	ER	SO	BB	IBB	HBP	BLK	WP	HR	S	P	ERA	WHIP
Richard Dotson, R ERA: 4.86	(1, 1)	4.1	L	22	7	5	5	1	3	0	0	0	0	1	45	79	10.38	2.308
Neil Allen, R ERA: 4.13	(5, 1)	4.2		17	4	1	1	4	0	0	0	0	0	0	37	62	1.93	0.857

PITCHER	IP	WLS	BF	H	R	ER	SO	BB	IBB	HBP	BLK	WP	HR	S	P	ERA	WHIP

Batter	1	2	3	4	5	6	7	8	9	AB	R	H	RBI	BB	SO	LOB
Rickey Henderson, R (1, 7) OBP: 0.419, SLG: 0.440	B F B B S F B 4-2 G6-3 S 1B BB		B B X 2-0 ① F8			F B B B X 3-1 ① 5-3		C B X 1-1 1B 1B		3	1	1	0	1	0	0
Claudell Washington, L (1, 8) OBP: 0.357, SLG: 0.453	B C X 1-1 ① G6-3 1-3		F F F B F F S 1-3 ② K			X 0-0 2B		B F S X 1-2 1-3 1B		4	0	2	0	0	1	1
Don Mattingly, L (1, 3) OBP: 0.365, SLG: 0.476	X 0-0 BB 3-H 1B		F S B X 1-2 ③ 1-3			B X 1-0 ② L9		F B S S 1-3 ③ K		4	0	1	1	0	1	3
Jack Clark, R (1, 9) OBP: 0.378, SLG: 0.446	B B F F B 1 S SAFE 3-3 ② K			C X 0-1 ① 6-3		B S B X 2-1 ③ G4-3			L S B F C 1-3 ① K2-3	4	0	0	0	0	2	2
Ken Phelps, L (1, 10) OBP: 0.414, SLG: 0.547	B F C F B B B 4-2 1-2 BB			C B S S 1-3 ② K			B B F F S 2-3 ① K		B B F S S 2-3 ② K	3	0	0	0	1	3	0
Mike Pagliarulo, L (1, 5) OBP: 0.287, SLG: 0.376	S B X 1-1 ③ L8			B B F F B S 3-3 ③ K			C S B B S 2-3 ② K		F X 0-1 1B	4	0	1	0	0	2	2
Luis Aguayo, R (1, 4) OBP: 0.325, SLG: 0.350		F B B F C 2-3 ① K			B C F F F S 1-3 ① K		B F F C 1-3 ③ K		F F B S 1-3 ③ K	4	0	0	0	0	4	1
Joel Skinner, R (1, 2) OBP: 0.243, SLG: 0.310 Don Slaught, R (8, PH) OBP: 0.372, SLG: 0.500 (9, 2)		F C B B C 2-3 ② K			F F B B B X 2-2 ② 5-3			B X 1-0 ① F9		2 1	0 0	0 0	0 0	0 0	1 0	0 0
Rafael Santana, R (1, 6) OBP: 0.292, SLG: 0.313 Hal Morris, L (8, PH) OBP: 0.333, SLG: 0.333 Randy Velarde, R (9, 6) OBP: 0.266, SLG: 0.425		B X 1-0 ③ L3			C B B F B F S 3-3 ③ K			C C F S 0-3 ② K		2 1 0	0 0 0	0 0 0	0 0 0	0 0 0	1 1 0	0 0 0
Inning Stats	R: 1 H: 1 E: 0 LOB: 2 K: 1 BB: 2 S: 14 P: 27	R: 0 H: 0 E: 0 LOB: 0 K: 2 BB: 0 S: 7 P: 12	R: 0 H: 0 E: 0 LOB: 0 K: 1 BB: 0 S: 10 P: 14	R: 0 H: 0 E: 0 LOB: 0 K: 2 BB: 0 S: 8 P: 12	R: 0 H: 0 E: 0 LOB: 0 K: 2 BB: 0 S: 12 P: 18	R: 0 H: 1 E: 0 LOB: 1 K: 0 BB: 0 S: 6 P: 12	R: 0 H: 0 E: 0 LOB: 0 K: 3 BB: 0 S: 9 P: 14	R: 0 H: 2 E: 0 LOB: 2 K: 2 BB: 0 S: 13 P: 17	R: 0 H: 1 E: 0 LOB: 1 K: 3 BB: 0 S: 12 P: 16	1B: 4 SF: 0 2B: 1 SAC: 0 3B: 0 DP: 0 HR: 0 HBP: 0						

PITCHER	IP	WLS	BF	H	R	ER	SO	BB	IBB	HBP	BLK	WP	HR	S	P	ERA	WHIP
Mike Moore, R (1, 1) ERA: 4.04	9.0	W	34	5	1	1	16	2	0	0	0	0	0	91	142	1.00	0.778

PITCHER	IP	WLS	BF	H	R	ER	SO	BB	IBB	HBP	BLK	WP	HR	S	P	ERA	WHIP

BOTTOM

Seattle Mariners @ New York Yankees

Yankee Stadium, Bronx, NY

Fri Aug 19 1988, 7:05 PM EDT
Att. 32,057 - Unknown - 75 F

livebaseballscorecards.com

AB	32
R	1
H	5
RBI	1
BB	2
SO	16
LOB	9

Batter	1	2	3	4	5	6	7	8	9	AB	R	H	RBI	BB	SO	LOB
Mickey Brantley, R (1, 8) (7, 7) OBP: 0.295, SLG: 0.426	B B B B 4-0 G6-4-3 1B PB BB		S X 0-1 ① 1-3	B B B C F B 4-2 1B 1-2 2-3 BB	X 0-0 ③ F8		C B X 1-1 ② 4-3 2-3		S X 0-1 ② FC3-6 1-2f 2-3	4	1	0	0	2	0	5
Harold Reynolds, S (1, 4) OBP: 0.341, SLG: 0.386	1 SAFE C X 0-1 G6-4-3 1-2 1B		X 0-0 2B	C X 0-1 G6-4-3 1-2 2-H 3-H 1B		C F B B B B 4-2 G6-4-3 BB	S S B C 1-3 ③ K		C B F B B X 3-2 ③ G3	5	0	3	2	1	1	3
Darnell Coles, R (1, 7) OBP: 0.304, SLG: 0.406 Henry Cotto, R (7, 8) OBP: 0.310, SLG: 0.368	B X 1-0 ①② G6-4-3 1-2f 2-3		C S S 0-3 ② K	S X 0-1 ②③ G6-4-3 1-2f		C X 0-1 ①② G6-4-3 1-2f		X 0-0 G4-6-3 BB 1B		4 1	0 0	0 1	0 0	0 0	1 0	6 0
Alvin Davis, L (1, 3) OBP: 0.410, SLG: 0.491	F S B B F F B B 4-2 BB 3-H BB		B B I I 4-0 IBB	X 0-0 1B 1B 1B	B C X 1-1 HR			B B B B 4-0 G4-6-3 1-2 BB		2	2	2	1	3	0	0
Steve Balboni, R (1, 10) OBP: 0.274, SLG: 0.456	B B B B 4-0 FC6-4 1-2 BB		F B S B B X 3-2 ③ 5-3		B X 1-0 1B 1-2 1B 1B	B S S B B X 3-2 ③ F8		C F S 0-3 ① K		4	1	1	0	1	1	4
Scott Bradley, L (1, 2) OBP: 0.287, SLG: 0.314	C X 0-1 ③ FC6-4 1-2f			X 0-0 BB 1B 1B	L B M L 1-3 ① K		C F B B F F X 2-2 ① 1-3	B 2 B X 2-0 ②③ G4-6-3 1-2f 2-3		5	1	1	0	0	1	6
Jay Buhner, R (1, 9) OBP: 0.323, SLG: 0.438		B B X 2-0 ① 6-3	B B C S B B 4-2 BB 1B 1-2 1B BB	F F B X 1-2 1B 1-3 2-H 1B		B C B B X 3-1 1B 2B		X 0-0 FC3-6 2B	4	2	3	1	1	0	0
Jim Presley, R (1, 5) OBP: 0.272, SLG: 0.356		B X 1-0 G1-4-3 1B	B B F L B S 3-3 ① K	C 1 SAFE X 0-1 1-2 3-H 1B		F X 0-1 2-H 2B 1B		S C S 0-3 ① K	5	1	3	2	0	2	3
Rey Quinones, R (1, 6) OBP: 0.294, SLG: 0.409		X 0-0 ②③ G1-4-3 1-2f	S F B X 1-2 BB 1B 1-2 2-H 1B	B F B F C 2-3 ② K		B X 1-0 4-3 1-H 2B		B B B F B 4-1 FC3-6 BB	4	1	2	2	1	1	3
Inning Stats	R: 1 H: 1 E: 0 LOB: 2 K: 0 BB: 3 S: 10 P: 23	R: 0 H: 1 E: 0 LOB: 0 K: 0 BB: 0 S: 3 P: 6	R: 0 H: 1 E: 0 LOB: 2 K: 1 BB: 1 S: 9 P: 16	R: 3 H: 3 E: 0 LOB: 1 K: 1 BB: 2 S: 15 P: 27	R: 2 H: 4 E: 0 LOB: 2 K: 2 BB: 0 S: 14 P: 19	R: 1 H: 1 E: 0 LOB: 0 K: 0 BB: 1 S: 9 P: 17	R: 2 H: 3 E: 0 LOB: 1 K: 1 BB: 0 S: 16 P: 24	R: 0 H: 1 E: 0 LOB: 1 K: 1 BB: 1 S: 5 P: 11	R: 0 H: 1 E: 0 LOB: 2 K: 1 BB: 1 S: 10 P: 17	1B: 11 SF: 0 2B: 4 SAC: 0 3B: 0 DP: 5 HR: 1 HBP: 0						

TOP

Seattle Mariners @ New York Yankees

Yankee Stadium, Bronx, NY

Sat Aug 20 1988, 7:05 PM EDT

Att. 39,086 - Unknown - 71 F

livebaseballscorecards.com

AB	38
R	9
H	16
RBI	8
BB	9
SO	7
LOB	30

WP: 0 PA: 47
PB: 1
SB: 0
CS: 0

PITCHER		IP	WLS	BF	H	R	ER	SO	BB	IBB	HBP	BLK	WP	HR	S	P	ERA	WHIP
Scott Nielsen, R ERA: 4.5	(1, 1)	3.1	L	19	5	4	3	2	5	1	0	0	0	0	33	68	8.10	3.000
Steve Shields, R ERA: 4.37	(4, 1)	2.2		13	6	3	3	2	1	0	0	0	0	1	27	40	10.12	2.625
Lee Guetterman, L ERA: 5.65	(7, 1)	2.0		10	4	2	2	2	1	0	0	0	0	0	21	35	9.00	2.500
Cecilio Guante, R ERA: 2.66	(9, 1)	1.0		5	1	0	0	1	1	0	0	0	0	0	10	17	0.00	2.000

PITCHER	IP	WLS	BF	H	R	ER	SO	BB	IBB	HBP	BLK	WP	HR	S	P	ERA	WHIP

BOTTOM

Seattle Mariners @ New York Yankees

Yankee Stadium, Bronx, NY

Sat Aug 20 1988, 7:05 PM EDT
Att. 39,086 - Unknown - 71 F

livebaseballscorecards.com

Batter	1	2	3	4	5	6	7	8	9	AB	R	H	RBI	BB	SO	LOB
Rickey Henderson, R (1, 7) OBP: 0.414, SLG: 0.435	X 0-0 ① F9		B B X 2-0 ③ F8			C B F X 1-2 ② F8 2-3	X 0-0 E1 2B 1-2 2-3		B X 1-0 ③ 4-3	5	1	0	0	0	0	3
Claudell Washington, L (1, 8) OBP: 0.359, SLG: 0.456	C B S S B T F F X 2-2 ② F7			F F B X 1-2 ① 3-1		S X 0-1 1B 3-H 1B	B B C X 2-1 2B 1-H 2-H 3-H			4	0	2	4	0	0	0
Don Mattingly, L (1, 3) OBP: 0.366, SLG: 0.475	C X 0-1 ③ L7			B C X 1-1 ② L6		B X 1-0 1B 1-2	H 1-0 HBP			3	0	1	0	0	0	0
Dave Winfield, R (1, 9) OBP: 0.409, SLG: 0.569		B B B B 4-0 BB S		C B F S 1-3 ③ K		C B X 1-1 ③ P4	B S S X 1-2 ③ 6-3			3	0	0	0	1	1	4
Ken Phelps, L (1, 10) OBP: 0.415, SLG: 0.559		B 1 SAFE X 1-0 ① L9			B F S X 1-2 ① L7		B S B B X 3-1 HR	C B X 1-1 G4-3 1B		4	1	2	1	0	0	1
Mike Pagliarulo, L (1, 5) OBP: 0.284, SLG: 0.372		B F 1 SAFE 1 SAFE P F B F S 3-3 ② K 1-2			B F S F B X 2-2 ② F8		X 0-0 ① L8	X 0-0 ① L7		4	0	0	0	0	1	2
Don Slaught, R (1, 2) OBP: 0.369, SLG: 0.496 Joel Skinner, R (6, 2) OBP: 0.241, SLG: 0.307	S B F F F F B X 2-2 ③ 6-3				S S X 0-2 ③ L7		B X 1-0 ② F8	B B C S F X 2-2 ② ③ G4-3 1-2f		2 2	0 0	0 0	0 0	0 0	0 0	1 1
Randy Velarde, R (1, 4) OBP: 0.280, SLG: 0.440 Hal Morris, L (9, PH) OBP: 0.250, SLG: 0.250			B B C S S X 2-2 ① 6-3			X 0-0 F8 1B 2B	S B F B F B B 4-2 E BB 2B BB		F S S B S 1-3 ① K	2 1	2 0	1 0	0 0	1 0	0 1	0 0
Rafael Santana, R (1, 6) OBP: 0.292, SLG: 0.311 Jack Clark, R (9, PH) OBP: 0.377, SLG: 0.445			B F C X 1-2 ② F2			X 0-0 ① P4	B B C B C B 4-2 E 1-2 BB		B C S S 1-3 ② K	2 1	1 0	0 0	0 0	1 0	0 1	1 0
Inning Stats	R: 0 E: 0 K: 0 S: 9 H: 0 LOB: 0 BB: 0 P: 11	R: 0 E: 0 K: 1 S: 12 H: 0 LOB: 1 BB: 1 P: 21	R: 0 E: 0 K: 0 S: 7 H: 0 LOB: 0 BB: 0 P: 12	R: 0 E: 0 K: 1 S: 8 H: 0 LOB: 0 BB: 0 P: 11	R: 0 E: 0 K: 0 S: 10 H: 0 LOB: 0 BB: 0 P: 13	R: 1 E: 0 K: 0 S: 10 H: 3 LOB: 2 BB: 0 P: 13	R: 4 E: 1 K: 0 S: 15 H: 2 LOB: 2 BB: 2 P: 31	R: 0 E: 0 K: 0 S: 7 H: 1 LOB: 0 BB: 0 P: 10	R: 0 E: 0 K: 2 S: 7 H: 0 LOB: 0 BB: 0 P: 10	1B: 3 2B: 2 3B: 0 HR: 1	SF: 0 SAC: 0 DP: 1 HBP: 1			WP: 0 PB: 0 SB: 1 CS: 0	PA: 37		

	AB	33
	R	5
	H	6
	RBI	5
	BB	3
	SO	4
	LOB	13

PITCHER		IP	WLS	BF	H	R	ER	SO	BB	IBB	HBP	BLK	WP	HR	S	P	ERA	WHIP
Mike Campbell, R ERA: 5.63	(1, 1)	6.2	W	28	4	5	2	2	3	0	0	0	0	1	66	103	2.70	1.050
Rod Scurry, L ERA: 4.62	(7, 1)	0.0		2	1	0	0	0	0	0	1	0	0	0	2	5	∞	∞
Jerry Reed, R ERA: 4.04	(7, 1)	1.1		4	1	0	0	0	0	0	0	0	0	0	10	14	0.00	0.750
Mike Schooler, R ERA: 3.27	(9, 1)	1.0		3	0	0	0	2	0	0	0	0	0	0	7	10	0.00	0.000

PITCHER	IP	WLS	BF	H	R	ER	SO	BB	IBB	HBP	BLK	WP	HR	S	P	ERA	WHIP

Batter	1	2	3	4	5	6	7	8	9	AB	R	H	RBI	BB	SO	LOB
Mickey Brantley, R (1, 8) (7, 7) OBP: 0.296, SLG: 0.428	2-2 2B	1 SAFE 0-0 G5-4-3 1-2f			0-0 G4-6-3 1B		2-2 G6-3		0-0 G6-3	5	1	2	0	0	0	1
Harold Reynolds, S (1, 4) OBP: 0.341, SLG: 0.387	1-0 1B 2B 2-H		1-3 K		1 SAFE 2-2 G4-6-3 1-2f		2-2 F8			4	1	1	1	0	1	1
Darnell Coles, R (1, 7) OBP: 0.307, SLG: 0.404 Henry Cotto, R (7, 8) OBP: 0.310, SLG: 0.368	2-0 1B HBP		2-3 K		4-2 BB		0-3 K			2 0	0 0	0 0	0 0	1 0	2 0	0 0
Alvin Davis, L (1, 3) OBP: 0.409, SLG: 0.489	2-3 K		0-0 G3		1 SAFE 1-0 F7			0-1 SH1-4 1B		4	0	1	0	0	1	3
Steve Balboni, R (1, 10) OBP: 0.271, SLG: 0.452 Bruce Fields, L (8, PH) OBP: 0.342, SLG: 0.457	0-1 F7			0-0 1-3		0-1 G6-3		0-0 SH1-4 1-2		3 0	0 0	0 0	0 0	0 0	0 0	2 0
Scott Bradley, L (1, 2) OBP: 0.290, SLG: 0.321	3-2 1B 1-3 2-H			2-0 4-3		0-1 FC6 E 2B		1-0 F8		4	1	2	1	0	0	1
Jay Buhner, R (1, 9) OBP: 0.326, SLG: 0.442	3-3 K			0-0 1B 2B		4-2 E BB		0-1 G4-3		3	1	1	0	1	1	3
Jim Presley, R (1, 5) OBP: 0.272, SLG: 0.355		2-0 F8		0-0 1B 2-H		0-0 FC6 G6-4-3 1-2 2-H			0-1 5-3	4	0	1	1	0	0	1
Rey Quinones, R (1, 6) OBP: 0.293, SLG: 0.407		0-1 G5-4-3 1B		2-1 5-3		2-0 G6-4-3 1-2f			1-2 F9	4	0	1	0	0	0	3

| Inning Stats | | |

BOTTOM

Seattle Mariners @ New York Yankees

Yankee Stadium, Bronx, NY

Sun Aug 21 1988, 3:33 AM EDT

Att. 42,293 - Sunny - 80 F

livebaseballscorecards.com

Batter	1	2	3	4	5	6	7	8	9	AB	R	H	RBI	BB	SO	LOB
Claudell Washington, L (1, 8) OBP: 0.362, SLG: 0.457	X 0-0 G4-6-3 1B		B X 1-0 1-3 ②		C B F S 1-3 K ③			B B C B B 4-1 G5-3 BB G5-3 BB	B X 1-0 FC6-4 1B 1-2 2-3	4	1	2	0	1	1	0
Hal Morris, L (1, 7) OBP: 0.143, SLG: 0.143 Rickey Henderson, R (8, PH) OBP: 0.414, SLG: 0.434 (9, 7)	1 SAFE F B B 1 SAFE X 2-1 F7 ①		X 0-0 F8 ③			F B C S 1-3 K ①		B B B B 4-0 G5-3 BB 1-2	F X 0-1 FC6-4 ③ 1-2f	3 1	0 0	0 0	0 0	0 1	1 0	1 3
Don Mattingly, L (1, 3) OBP: 0.365, SLG: 0.473	B 1 SAFE C 1 SAFE F X 1-2 G4-6-3 ② ③ 1-2f			X 0-0 F8 ①		C F X 0-2 1B		X 0-0 G5-3 ① 1-2 2-3		4	0	1	0	0	0	3
Ken Phelps, L (1, 10) OBP: 0.417, SLG: 0.556 Jack Clark, R (8, PH) OBP: 0.377, SLG: 0.444		F B B F B F B 4-2 WP E BB		B B C S B B 4-2 1B BB		F F C 0-3 K ②		F B X 1-1 G5-3 ② 3-H		1 1	1 0	0 0	0 1	2 0	1 0	1 1
Dave Winfield, R (1, 9) OBP: 0.407, SLG: 0.566		C S 1 SAFE F F S 0-3 K ①		X 0-0 1-2 1B		C B F B F S 2-3 K ③		B B X 2-0 P6 ③		4	0	1	0	0	2	3
Mike Pagliarulo, L (1, 5) OBP: 0.284, SLG: 0.370		B X 1-0 L9 ②		X 0-0 F5 ②			B X 1-0 1B		C B F F B X 2-2 G4-3 ①	4	0	1	0	0	0	3
Randy Velarde, R (1, 4) OBP: 0.279, SLG: 0.430		F B B X 2-1 E5 1B 1-H		B X 1-0 1-3 ③			F C C 0-3 K ①		B C S X 1-2 F2 ②	4	0	1	0	0	1	3
Rafael Santana, R (1, 6) OBP: 0.292, SLG: 0.310		C F B C 1-3 K ③			C F B B X 2-2 4-3 ①		C F B B X 1-2 F7 ②		C F B F X 1-2 1B 1B 1B	4	0	1	0	0	1	2
Joel Skinner, R (1, 2) OBP: 0.237, SLG: 0.303 Gary Ward, R (9, PH) OBP: 0.291, SLG: 0.271			F C B B S 2-3 K ①		X 0-0 F8 ②		S C B F B X 2-2 4-3 ③		F C X 0-2 1B 1-2	3 1	0 0	0 1	0 0	0 0	1 0	1 0
Inning Stats	R: 0 H: 1 E: 0 LOB: 0 K: 0 BB: 0 S: 6 P: 9	R: 1 H: 1 E: 1 LOB: 1 K: 2 BB: 1 S: 14 P: 22	R: 0 H: 0 E: 0 LOB: 0 K: 1 BB: 0 S: 5 P: 8	R: 0 H: 1 E: 0 LOB: 2 K: 0 BB: 1 S: 6 P: 11	R: 0 H: 0 E: 0 LOB: 0 K: 1 BB: 0 S: 7 P: 10	R: 0 H: 1 E: 0 LOB: 1 K: 3 BB: 0 S: 13 P: 16	R: 0 H: 1 E: 0 LOB: 1 K: 1 BB: 0 S: 11 P: 15	R: 1 H: 0 E: 0 LOB: 1 K: 0 BB: 2 S: 5 P: 16	R: 0 H: 3 E: 0 LOB: 3 K: 0 BB: 0 S: 17 P: 22	1B: 8 SF: 0 2B: 0 SAC: 0 3B: 0 DP: 1 HR: 0 HBP: 0						WP: 1 PA: 38 PB: 0 SB: 0 CS: 0

	AB	34
	R	2
	H	8
	RBI	1
	BB	4
	SO	8
	LOB	21

PITCHER		IP	WLS	BF	H	R	ER	SO	BB	IBB	HBP	BLK	WP	HR	S	P	ERA	WHIP
Scott Bankhead, R ERA: 2.75	(1, 1)	7.0	W	28	5	2	1	8	3	0	0	0	1	0	63	96	1.29	1.143
Bill Wilkinson, L ERA: 6.17	(8, 1)	0.1		2	0	0	0	0	1	0	0	0	0	0	1	5	0.00	3.000
Michael Jackson, R ERA: 2.69	(8, 1)	0.2		2	0	0	0	0	0	0	0	0	0	0	3	6	0.00	0.000
Mike Schooler, R ERA: 3.18	(9, 1)	1.0	S	6	3	0	0	0	0	0	0	0	0	0	17	22	0.00	3.000

PITCHER	IP	WLS	BF	H	R	ER	SO	BB	IBB	HBP	BLK	WP	HR	S	P	ERA	WHIP

Oakland Athletics @ New York Yankees

Yankee Stadium, Bronx, NY

Mon Aug 22 1988, 7:05 PM EDT

Att. 34,583 - Unknown - 70 F

livebaseballscorecards.com

Batter	1	2	3	4	5	6	7	8	9	AB	R	H	RBI	BB	SO	LOB
Luis Polonia, L (1, 7) OBP: 0.351, SLG: 0.393	K		2B SF7 BB 3-1		S 1B		K		G3	5	1	1	1	1	2	2
Dave Henderson, R (1, 8) OBP: 0.354, SLG: 0.537	FC6-4 1B		1 SAFE 1 SAFE BB SF8 2B	6-3	F9		F8			5	1	2	0	0	0	1
Mike Gallego, R (9, 5) OBP: 0.298, SLG: 0.260										0	0	0	0	0	0	0
Carney Lansford, R (1, 5) OBP: 0.339, SLG: 0.381	FC6-4 S		BB 1B HBP	G6-3		4-2 BB BB	F7			2	1	0	0	0	0	1
Tony Phillips, S (6, PH) OBP: 0.301, SLG: 0.255 (6, 5) (9, 8)	1 SAFE									1	1	0	0	1	0	0
Dave Parker, L (1, 10) OBP: 0.319, SLG: 0.418	4-2 2 SAFE BB		SF7	0-2 BB 1B		0-2 BB BB SF8 1B		F7		3	1	2	1	1	0	0
Mark McGwire, R (1, 3) OBP: 0.337, SLG: 0.463	F7		4-2 1B 2B BB	FC6-4 BB		BB BB		G6-3		2	1	0	0	3	0	2
Terry Steinbach, R (1, 2) OBP: 0.319, SLG: 0.369		4-1 BB	SF8	FC6-4		F8		P4		3	0	0	1	1	0	5
Doug Jennings, L (1, 9) OBP: 0.391, SLG: 0.343		F7 2B 1B	2B		FC3-5 2B	4-1 BB			4-3 1B	4	1	2	2	1	0	1
Glenn Hubbard, R (1, 4) OBP: 0.323, SLG: 0.326		K 3B 2B			FC3-5 1B	SF8			2-1 1B	4	2	2	3	0	1	2
Walt Weiss, S (1, 6) OBP: 0.299, SLG: 0.312		G3-1 3B			2-3 K	F8			F9	5	0	1	1	0	1	5

TOP	
AB	34
R	9
H	10
RBI	9
BB	8
SO	4
LOB	19

Inning Stats	1	2	3	4	5	6	7	8	9	1B: 6	SF: 3	WP: 0	PA: 46
R	0	0	6	0	1	2	0	0	0	2B: 3	SAC: 0	PB: 0	
E	0	0	0	0	0	0	0	0	0	3B: 1	DP: 0	SB: 2	
K	1	1	0	0	1	0	1	0	0	HR: 0	HBP: 1	CS: 0	
S	14	12	14	12	13	14	8	3	9				
H	1	0	4	1	2	1	0	0	1				
LOB	2	1	2	1	1	2	0	0	0				
BB	1	1	2	1	0	3	0	0	0				
P	24	21	25	21	17	28	11	6	13				

PITCHER		IP	WLS	BF	H	R	ER	SO	BB	IBB	HBP	BLK	WP	HR	S	P	ERA	WHIP
Charles Hudson, R ERA: 3.75	(1, 1)	2.2	L	16	3	5	5	2	4	0	1	0	0	0	35	64	16.88	2.625
Steve Shields, R ERA: 4.79	(3, 1)	2.1		16	6	4	4	1	3	0	0	0	0	0	36	58	15.43	3.857
Neil Allen, R ERA: 3.94	(6, 1)	4.0		14	1	0	0	1	1	0	0	0	0	0	28	44	0.00	0.500

PITCHER	IP	WLS	BF	H	R	ER	SO	BB	IBB	HBP	BLK	WP	HR	S	P	ERA	WHIP

BOTTOM

Oakland Athletics @ New York Yankees

Yankee Stadium, Bronx, NY

Mon Aug 22 1988, 7:05 PM EDT

Att. 34,583 - Unknown - 70 F

livebaseballscorecards.com

Batter	1	2	3	4	5	6	7	8	9	AB	R	H	RBI	BB	SO	LOB
Rickey Henderson, R (1, 7) OBP: 0.413, SLG: 0.432	F8		1B 2B 1B		F8			F9		4	1	1	0	0	0	0
Don Mattingly, L (1, 3) OBP: 0.364, SLG: 0.471	F7		1-3 2B 1B			P4			4-3	4	1	1	0	0	0	0
Dave Winfield, R (1, 9) OBP: 0.408, SLG: 0.568	G3-1		1-H 3-H 2B			6-3			BB 1B	4	0	2	2	0	0	0
Jack Clark, R (1, 10) OBP: 0.376, SLG: 0.440		F7	F8			6-3			G6-4-3 BB 1-2	3	0	0	0	1	0	1
Don Slaught, R (1, 2) OBP: 0.367, SLG: 0.489		BB		L7			F8		G6-4-3 1-2f	3	0	0	0	1	0	2
Gary Ward, R (1, 8) OBP: 0.287, SLG: 0.267		F9		G6-3			6-3			3	0	0	0	0	0	1
Luis Aguayo, R (1, 5) OBP: 0.320, SLG: 0.344 (9, 4)		K		F7			F9			3	0	0	0	0	1	1
Randy Velarde, R (1, 4) OBP: 0.273, SLG: 0.420			G6-3		K2-3			4-3		2	0	0	0	0	1	0
Mike Pagliarulo, L (8, PH) OBP: 0.283, SLG: 0.369 (9, 5)										1	0	0	0	0	0	0
Rafael Santana, R (1, 6) OBP: 0.289, SLG: 0.308			6-3		F9			F9		3	0	0	0	0	0	0
Inning Stats	R: 0 H: 0 E: 0 LOB: 0 K: 0 BB: 0 S: 5 P: 6	R: 0 H: 0 E: 0 LOB: 1 K: 1 BB: 1 S: 13 P: 20	R: 2 H: 3 E: 0 LOB: 1 K: 0 BB: 0 S: 12 P: 21	R: 0 H: 0 E: 0 LOB: 0 K: 0 BB: 0 S: 6 P: 8	R: 0 H: 0 E: 0 LOB: 0 K: 1 BB: 0 S: 8 P: 13	R: 0 H: 0 E: 0 LOB: 0 K: 0 BB: 0 S: 10 P: 16	R: 0 H: 0 E: 0 LOB: 0 K: 0 BB: 0 S: 6 P: 6	R: 0 H: 0 E: 0 LOB: 0 K: 0 BB: 0 S: 6 P: 9	R: 0 H: 1 E: 0 LOB: 1 K: 0 BB: 1 S: 6 P: 14	1B: 3 SF: 0 2B: 1 SAC: 0 3B: 0 DP: 1 HR: 0 HBP: 0						

	AB	30
	R	2
	H	4
	RBI	2
	BB	2
	SO	2
	LOB	5

WP: 0 PA: 32
PB: 0
SB: 0
CS: 0

PITCHER		IP	WLS	BF	H	R	ER	SO	BB	IBB	HBP	BLK	WP	HR	S	P	ERA	WHIP
Curt Young, L ERA: 5.21	(1, 1)	7.0	W	25	3	2	2	2	1	0	0	0	0	0	60	90	2.57	0.571
Gene Nelson, R ERA: 3.19	(8, 1)	2.0		7	1	0	0	0	1	0	0	0	0	0	12	23	0.00	1.000

PITCHER	IP	WLS	BF	H	R	ER	SO	BB	IBB	HBP	BLK	WP	HR	S	P	ERA	WHIP

Batter	1	2	3	4	5	6	7	8	9	AB	R	H	RBI	BB	SO	LOB
Luis Polonia, L (1, 7) OBP: 0.342, SLG: 0.383	G3		F8		1-3			G3	F5	5	0	0	0	0	0	2
Dave Henderson, R (1, 8) OBP: 0.354, SLG: 0.535	5-3		6-3			FC5-4 1B		2B BB	P3	4	1	1	0	1	0	0
Jose Canseco, R (1, 9) OBP: 0.378, SLG: 0.531	K			L6		FC5-4 WP G1 1-2f		1-3 1B 2B	K	5	1	1	0	0	2	1
Mark McGwire, R (1, 3) OBP: 0.336, SLG: 0.460		F8		K		G1 1-2		1B 1B BB		3	1	0	0	1	1	1
Terry Steinbach, R (1, 5) (8, 2) OBP: 0.318, SLG: 0.368		K		G5-3		5-3 2-3		1B 1-2 2-H 3-H 1B		4	1	1	2	0	1	1
Don Baylor, R (1, 10) OBP: 0.326, SLG: 0.326		E5 HBP			L5		5-3	F4		4	0	0	0	0	0	2
Ron Hassey, L (1, 2) OBP: 0.322, SLG: 0.387		HBP 1-2			G4-3		1B	1B 1-3 2-H		2	0	1	0	0	0	0
Tony Phillips, S (8, PH) (8, 5) OBP: 0.305, SLG: 0.260										1	0	1	1	0	0	0
Glenn Hubbard, R (1, 4) OBP: 0.330, SLG: 0.338		4-3			2B		G6-4-3 1B 1-2	SAFE 1-2 3-H 1B		4	0	3	1	0	0	2
Walt Weiss, S (1, 6) OBP: 0.299, SLG: 0.309			5-3		BB		G6-4-3 1-2f	K		3	0	0	0	1	1	4

| Inning Stats | | | | | | | | | |

Batter	1	2	3	4	5	6	7	8	9	AB	R	H	RBI	BB	SO	LOB
Rickey Henderson, R (1, 7) OBP: 0.413, SLG: 0.430	B B C B F F F B 4-2 1B FC6-4 BB	C B C B F F B X 3-2 S 1B 1B			C F B X 1-2 ① 6-3		L C B S 1-3 ② K		X 0-0 ① F3	4	2	1	0	1	1	1
Claudell Washington, L (1, 8) OBP: 0.368, SLG: 0.462	1 SAFE C 1 SAFE 1 SAFE 1 SAFE X 0-1 FC6-4 1-3 1B	1 SAFE 1 SAFE 1 SAFE B B X 2-0 CS 1-H 1B			S B B X 2-1 FC4-6 1B		C X 0-1 ③ G6-3		B B B C X 3-1 1B 1-2 1B	5	0	4	1	0	0	0
Don Mattingly, L (1, 3) OBP: 0.363, SLG: 0.468	F F X 0-2 ① FC6-4 1-2f 3-H	1 SAFE 1 SAFE B F 1 SAFE P 2-1 ③ CS 1-2	B X 1-0 ① G3		B X 1-0 ② FC4-6 BB 1-2f			F B F F B B C 3-3 ① K	B F F F F X 1-2 2-H 1B	5	0	1	2	0	1	2
Jack Clark, R (1, 10) OBP: 0.377, SLG: 0.438	B X 1-0 ② L8		C B F B X 2-2 ② G4-3		B B B B 4-0 1-2 BB			B B B C F B 4-2 BB PB BB		2	0	0	0	2	0	1
Dave Winfield, R (1, 9) OBP: 0.407, SLG: 0.565	B C C C 1-3 ③ K		S C B B X 2-2 1B		X 0-0 ③ F8			B B B C X 3-1 ② F3		4	0	1	0	0	1	4
Mike Pagliarulo, L (1, 5) OBP: 0.288, SLG: 0.370		C B S B X 2-2 HR 1B	C 1 SAFE B F 1 SAFE X 1-2 ③ F7			B S B B B 4-1 G5-4-3 1 BB		B I I I 4-0 BB 1-2 IBB		2	1	1	0	2	0	1
Don Slaught, R (1, 2) OBP: 0.369, SLG: 0.500		B X 1-0 1-H HR	B B C X 2-1 ① F7		F X 0-1 ① L5			B B S F B F B 4-2 1-2 2-3 BB		3	1	1	2	1	0	1
Randy Velarde, R (1, 4) OBP: 0.264, SLG: 0.405 Ken Phelps, L (8, PH) OBP: 0.417, SLG: 0.556 Luis Aguayo, R (8, PH) OBP: 0.319, SLG: 0.342 (9, 4)	C S S 0-3 ① K	F B F B C 2-3 ② K			C B 1 SAFE B 1 SAFE C X 2-2 ② ③ G5-4-3 1-2f			F F S 0-3 ③ K		3 0 1	0 0 0	0 0 0	0 0 0	0 0 1	2 0 3	1 0 0
Rafael Santana, R (1, 6) OBP: 0.289, SLG: 0.307	X 0-0 ② F9		B X 1-0 ③ 5-3				C X 0-1 ① F8		B C B X 2-1 1B 1B 1B	4	1	1	0	0	0	0
Inning Stats	R: 1 H: 1 E: 0 LOB: 1 K: 1 BB: 1 S: 13 P: 19	R: 3 H: 4 E: 0 LOB: 0 K: 1 BB: 0 S: 16 P: 25	R: 0 H: 1 E: 0 LOB: 1 K: 0 BB: 0 S: 10 P: 16	R: 0 H: 0 E: 0 LOB: 0 K: 1 BB: 0 S: 6 P: 11	R: 0 H: 1 E: 0 LOB: 2 K: 0 BB: 1 S: 7 P: 15	R: 0 H: 0 E: 0 LOB: 0 K: 0 BB: 1 S: 6 P: 12	R: 0 H: 0 E: 0 LOB: 0 K: 1 BB: 0 S: 7 P: 8	R: 0 H: 0 E: 0 LOB: 3 K: 2 BB: 3 S: 14 P: 32	R: 1 H: 3 E: 0 LOB: 2 K: 0 BB: 0 S: 11 P: 17	1B: 9 SF: 0 2B: 0 SAC: 0 3B: 0 DP: 1 HR: 1 HBP: 0						

PITCHER		IP	WLS	BF	H	R	ER	SO	BB	IBB	HBP	BLK	WP	HR	S	P	ERA	WHIP
Bob Welch, R ERA: 3.64	(1, 1)	7.0		29	7	4	4	4	3	0	0	0	0	1	65	106	5.14	1.429
Eric Plunk, R ERA: 2.78	(8, 1)	0.2		5	0	0	0	1	2	1	0	0	0	0	11	29	0.00	3.000
Greg Cadaret, L ERA: 2.72	(8, 1)	0.2	L	5	3	1	1	1	0	0	0	0	0	0	14	20	13.50	4.500

PITCHER	IP	WLS	BF	H	R	ER	SO	BB	IBB	HBP	BLK	WP	HR	S	P	ERA	WHIP

BOTTOM

Oakland Athletics @ New York Yankees

Yankee Stadium, Bronx, NY

Tue Aug 23 1988, 7:05 PM EDT
Att. 32,250 - Unknown - 65 F

livebaseballscorecards.com

AB	33
R	5
H	10
RBI	5
BB	6
SO	6
LOB	14

Batter	1	2	3	4	5	6	7	8	9	AB	R	H	RBI	BB	SO	LOB
Tony Phillips, S (1, 7) (4, 5) OBP: 0.304, SLG: 0.260	2-0 2B 1B 1B	2-1 SH3-4 1-2 2-3		3-2 L8		1-2 G1-6-3 1-2f			2-2 1-3	4	1	1	0	0	0	2
Dave Henderson, R (1, 8) OBP: 0.357, SLG: 0.533	1-2 F8	4-0 G6-4-3 BB			0-0 2B 1B		2-1 5-3		4-1 HR BB	3	2	1	0	2	0	1
Jose Canseco, R (1, 9) OBP: 0.378, SLG: 0.538	1-0 1B 1-3 2B	0-0 G6-4-3 1-2f			2-1 F7		1-2 1-3		1-2 HR 1-H	5	2	2	2	0	0	4
Mark McGwire, R (1, 3) OBP: 0.336, SLG: 0.457	4-0 1B IBB		2-1 6-3		3-1 F8		0-2 F8		4-2 BB	3	0	0	0	2	0	1
Terry Steinbach, R (1, 2) OBP: 0.319, SLG: 0.372	1-0 G6-4-3 1-2 2-H 3-H 1B		1-0 5-3		0-0 1-H 2B			0-1 6-3	2-2 1-3	5	0	2	3	0	0	1
Don Baylor, R (1, 10) OBP: 0.325, SLG: 0.324 Dave Parker, L (3, PH) OBP: 0.319, SLG: 0.415	0-1 G6-4-3 1-2f		0-0 6-3		4-0 IBB			2-2 4-3		1 2	0 0	0 0	0 0	0 1	0 0	2 0
Glenn Hubbard, R (1, 4) OBP: 0.332, SLG: 0.340		1-2 1B 1B 1B		2-1 6-3	2-0 F9			1-1 1B		4	1	2	0	0	0	2
Mike Gallego, R (1, 5) OBP: 0.301, SLG: 0.264 Luis Polonia, L (4, PH) OBP: 0.342, SLG: 0.382 (4, 7)	1-0 SH3-4 1B 1-3 1B		1-2		0-0 P6			1-0 L6		1 3	0 0	1 1	0 0	0 0	0 0	0 1
Walt Weiss, S (1, 6) OBP: 0.301, SLG: 0.312	0-0 SH3-4 1-2 3-H 1B		0-1 F7		1-1 G1-6-3 1B				0-0 G3	4	0	2	1	0	0	1
Inning Stats	R: 2 E: 0 K: 0 S: 9 H: 3 LOB: 1 BB: 1 P: 18	R: 1 E: 0 K: 0 S: 8 H: 3 LOB: 2 BB: 1 P: 16	R: 0 E: 0 K: 0 S: 4 H: 0 LOB: 0 BB: 0 P: 7	R: 0 E: 0 K: 0 S: 12 H: 1 LOB: 1 BB: 0 P: 18	R: 1 E: 0 K: 0 S: 7 H: 2 LOB: 2 BB: 1 P: 18	R: 0 E: 0 K: 0 S: 6 H: 1 LOB: 0 BB: 0 P: 8	R: 0 E: 0 K: 0 S: 8 H: 0 LOB: 0 BB: 0 P: 11	R: 0 E: 0 K: 0 S: 9 H: 1 LOB: 1 BB: 0 P: 13	R: 2 E: 0 K: 0 S: 15 H: 1 LOB: 1 BB: 2 P: 28	1B: 9 2B: 2 3B: 0 HR: 1	SF: 0 SAC: 1 DP: 3 HBP: 0						

TOP

Oakland Athletics @ New York Yankees

Yankee Stadium, Bronx, NY

Wed Aug 24 1988, 3:33 AM EDT

Att. 34,520 - Overcast - 68 F

livebaseballscorecards.com

AB	35
R	6
H	12
RBI	6
BB	5
SO	0
LOB	15

WP: 0 PB: 0 SB: 0 CS: 0 PA: 41

PITCHER		IP	WLS	BF	H	R	ER	SO	BB	IBB	HBP	BLK	WP	HR	S	P	ERA	WHIP
John Candelaria, L ERA: 3.38	(1, 1)	1.1		11	6	3	3	0	1	1	0	0	0	0	16	33	20.25	5.250
Scott Nielsen, R ERA: 4.05	(2, 1)	7.1		29	6	3	3	0	2	1	0	0	0	1	57	97	3.68	1.091
Cecilio Guante, R ERA: 2.65	(9, 1)	0.1	W	1	0	0	0	0	0	0	0	0	0	0	5	7	0.00	0.000

PITCHER	IP	WLS	BF	H	R	ER	SO	BB	IBB	HBP	BLK	WP	HR	S	P	ERA	WHIP

BOTTOM

Batter	1	2	3	4	5	6	7	8	9	AB	R	H	RBI	BB	SO	LOB
Rickey Henderson, R (1, 7) OBP: 0.412, SLG: 0.429	0-0 ① 6-3		2-1 E 4-3 1B		3-1 ② 5-3		0-0 ② 6-3	0-1 ③ F2	1-0 1-2 3-H 1B	6	1	2	1	0	0	2
Claudell Washington, L (1, 8) OBP: 0.369, SLG: 0.464	3-2 ② F8		1-2 ① 4-3 1-H		1-3 ③ K		0-1 2B		1-1 1B HR 1B	5	1	2	1	0	1	0
Don Mattingly, L (1, 3) OBP: 0.363, SLG: 0.466	4-1 1B BB		2-2 ② L7			1-0 ① F7	0-0 E5		1-1 1-3 HR 1B	4	1	1	0	1	0	1
Ken Phelps, L (1, 10) OBP: 0.423, SLG: 0.572	0-0 FC4 1-3 1B		0-1 FC5-4 1B			4-2 BB 1B BB	3-3 ③ K		0-0 1-H 3-H HR	4	1	3	3	1	1	2
Dave Winfield, R (1, 9) OBP: 0.409, SLG: 0.565	1-1 ③ FC4 1-2f		1-1 ③ FC5-4 1-2f			0-0 BB 1-2 1B		1-1 1B SF9 1B	1-2 1B G4-3 1B	5	2	3	0	0	0	3
Mike Pagliarulo, L (1, 5) OBP: 0.290, SLG: 0.374 Gary Ward, R (9, PH) OBP: 0.291, SLG: 0.271		3-1 2B		1-3 ① K		0-0 ② F7		0-0 1-3 1B 1B	1-2 1-3 G4-3 1B	4 1	0 0	2 1	0 0	0 0	1 0	2 0
Don Slaught, R (1, 2) OBP: 0.366, SLG: 0.494	0-2 ① P6		2-3 ② K			4-2 1-2 2-3 BB		1-2 ① SF9 3-H	0-0 ① ② G4-3 1-2f 3-H	3	0	0	1	1	1	2
Randy Velarde, R (1, 4) OBP: 0.258, SLG: 0.395 Jack Clark, R (6, PH) OBP: 0.376, SLG: 0.437 Luis Aguayo, R (7, 4) OBP: 0.325, SLG: 0.349	1-3 ② K		3-1 ③ 6-3			2-3 ③ K		0-0 1-2 1B	1-0 1B 1B 1B	2 1 2	0 0 1	0 0 2	0 0 0	0 0 0	1 1 0	1 3 0
Rafael Santana, R (1, 6) OBP: 0.288, SLG: 0.306	0-2 ③ 5-3				0-1 ① F8		3-3 ① K	1-3 ② K	1 SAFE 1-2 1-3 1B	5	0	1	0	0	2	3
Inning Stats	R: 0 H: 1 E: 0 LOB: 2 K: 0 BB: 1 S: 8 P: 16	R: 0 H: 1 E: 0 LOB: 1 K: 1 BB: 0 S: 11 P: 15	R: 1 H: 2 E: 0 LOB: 1 K: 0 BB: 0 S: 13 P: 19	R: 0 H: 0 E: 0 LOB: 0 K: 2 BB: 0 S: 9 P: 15	R: 0 H: 0 E: 0 LOB: 0 K: 1 BB: 0 S: 8 P: 12	R: 0 H: 1 E: 0 LOB: 3 K: 1 BB: 2 S: 12 P: 23	R: 0 H: 1 E: 1 LOB: 2 K: 2 BB: 0 S: 12 P: 18	R: 1 H: 3 E: 0 LOB: 2 K: 1 BB: 0 S: 14 P: 17	R: 5 H: 8 E: 0 LOB: 2 K: 0 BB: 0 S: 20 P: 27	1B: 14 SF: 1 2B: 2 SAC: 0 3B: 0 DP: 1 HR: 1 HBP: 0						

PITCHER	IP	WLS	BF	H	R	ER	SO	BB	IBB	HBP	BLK	WP	HR	S	P	ERA	WHIP
Dave Stewart, R (1, 1) ERA: 3.25	6.2		29	6	1	1	6	3	0	0	0	0	0	67	109	1.35	1.350
Rick Honeycutt, L (7, 1) ERA: 3.65	0.1		2	0	0	0	1	0	0	0	0	0	0	6	9	0.00	0.000
Dennis Eckersley, R (8, 1) ERA: 2.65	1.0		10	7	5	5	1	0	0	0	0	0	1	23	29	45.00	7.000
Greg Cadaret, L (9, 1) ERA: 2.72	0.0		1	1	0	0	0	0	0	0	0	0	0	5	6	∞	∞
Gene Nelson, R (9, 1) ERA: 3.26	0.2	L	4	3	1	1	0	0	0	0	0	0	0	6	9	13.50	4.500

PITCHER	IP	WLS	BF	H	R	ER	SO	BB	IBB	HBP	BLK	WP	HR	S	P	ERA	WHIP

Oakland Athletics @ New York Yankees

Yankee Stadium, Bronx, NY

Wed Aug 24 1988, 3:33 AM EDT
Att. 34,520 - Overcast - 68 F

livebaseballscorecards.com

AB	42
R	7
H	17
RBI	6
BB	3
SO	8
LOB	19

WP: 0	PA: 46		
PB: 0			
SB: 1			
CS: 0			

Batter	1	2	3	4	5	6	7	8	9	AB	R	H	RBI	BB	SO	LOB
Rickey Henderson, R (1, 7) OBP: 0.408, SLG: 0.424	C B B X 2-1 ① F8		C B B F B S 3-3 ① K		C C B F X 1-2 ③ F7			X 0-0 ③ F4		4	0	0	0	0	1	0
Don Mattingly, L (1, 3) OBP: 0.362, SLG: 0.464	B F B S X 2-2 BLK 1B 1B		C B B B X 3-1 ② F8			B C X 1-1 ① F8			C B S F X 1-2 ① 6-3	4	1	1	0	0	0	0
Dave Winfield, R (1, 9) OBP: 0.408, SLG: 0.561	B F F C 1-3 ② K 1-2		B B B C B 4-1 BB			S B S X 1-2 ② F8			C F B B S 2-3 ② K	3	0	0	0	1	2	1
Jack Clark, R (1, 10) OBP: 0.375, SLG: 0.435	B B C C X 2-2 2-H 1B		C B 1 SAFE 1 SAFE F B S 2-3 ③ K			C C B B S 2-3 ③ K			C B B B C S 3-3 ③ K	4	0	1	1	0	3	1
Don Slaught, R (1, 2) OBP: 0.362, SLG: 0.488	B B S X 2-1 ③ 1-3			C X 0-1 ① L6			F S B S 1-3 ① K			3	0	0	0	0	1	1
Gary Ward, R (1, 8) OBP: 0.286, SLG: 0.266		B C B B X 3-1 ① F9		F X 0-1 ② F8			B X 1-0 ② 6-3			3	0	0	0	0	0	0
Luis Aguayo, R (1, 5) OBP: 0.325, SLG: 0.349		B B X 2-0 1B		B F X 1-1 ③ F7			C X 0-1 ③ F2			3	0	1	0	0	0	0
Randy Velarde, R (1, 4) OBP: 0.250, SLG: 0.382		B B X 2-0 ② F8			B B B C X 3-1 ① 6-3			C F B F C 1-3 ① K		3	0	0	0	0	1	1
Rafael Santana, R (1, 6) OBP: 0.286, SLG: 0.303		X 0-0 ③ 6-3			C C B S 1-3 ② K			C B B X 2-1 ② F7		3	0	0	0	0	1	1
Inning Stats	R: 1 H: 2 E: 0 LOB: 1 K: 1 BB: 0 S: 13 P: 22	R: 0 H: 1 E: 0 LOB: 1 K: 0 BB: 0 S: 5 P: 12	R: 0 H: 0 E: 0 LOB: 1 K: 2 BB: 1 S: 9 P: 21	R: 0 H: 0 E: 0 LOB: 0 K: 0 BB: 0 S: 6 P: 7	R: 0 H: 0 E: 0 LOB: 0 K: 1 BB: 0 S: 9 P: 14	R: 0 H: 0 E: 0 LOB: 0 K: 1 BB: 0 S: 8 P: 12	R: 0 H: 0 E: 0 LOB: 0 K: 1 BB: 0 S: 6 P: 8	R: 0 H: 0 E: 0 LOB: 0 K: 1 BB: 0 S: 7 P: 10	R: 0 H: 0 E: 0 LOB: 0 K: 2 BB: 0 S: 10 P: 16	1B: 3 SF: 0 2B: 0 SAC: 0 3B: 0 DP: 0 HR: 0 HBP: 0						

PITCHER	IP	WLS	BF	H	R	ER	SO	BB	IBB	HBP	BLK	WP	HR	S	P	ERA	WHIP
Teddy Higuera, L (1, 1) ERA: 2.41	9.0	W	31	3	1	1	9	1	0	0	1	0	0	73	122	1.00	0.444

PITCHER	IP	WLS	BF	H	R	ER	SO	BB	IBB	HBP	BLK	WP	HR	S	P	ERA	WHIP

TOP

New York Yankees @ Milwaukee Brewers

Milwaukee County Stadium, Milwaukee, WI

Thu Aug 25 1988, 4:33 AM EDT
Att. 14,847 - Sunny - 75 F

livebaseballscorecards.com

AB	30
R	1
H	3
RBI	1
BB	1
SO	9
LOB	5

WP: 0 PA: 31
PB: 0
SB: 0
CS: 0

Batter	1	2	3	4	5	6	7	8	9	AB	R	H	RBI	BB	SO	LOB
Paul Molitor, R (1, 5) OBP: 0.386, SLG: 0.455	C B X 1-1 F9 ①	B B F X 2-1 L3 ③		B X 1-0 F9 ③			B B C C F S 2-3 K ①			4	0	0	0	0	1	2
Jim Gantner, L (1, 4) OBP: 0.318, SLG: 0.338	B X 1-0 FC1-6 S 1B 1B		B S X 1-1 4-3 ①		B C F B X 2-2 2B		X 0-0 F9 ②			4	1	2	0	0	0	0
Robin Yount, R (1, 8) OBP: 0.371, SLG: 0.461	B F B B F X 3-2 FC1-6 1-2 1B		B B B C B 4-1 2B BB		F F B B X 2-2 5-3 ①		C X 0-1 F8 ③			3	1	1	0	1	0	1
Greg Brock, L (1, 3) OBP: 0.343, SLG: 0.320	B C X 1-1 FC1-6 S HR 1-2f 2-3 ②		S S B 1 SAFE B X 2-2 F9 ②		B B X 2-0 L7 ②			B B X 2-0 F8 ①		4	1	0	0	0	0	4
Rob Deer, R (1, 9) OBP: 0.322, SLG: 0.438 Mike Felder, S (9, 7) OBP: 0.188, SLG: 0.190	C B C F F B B X 3-2 HR 1-H 3-H		X 0-0 2B 1-H		B F B X 2-1 F7 ③			S B X 1-1 5-3 ②		4 0	1 0	2 0	3 0	0 0	0 0	1 0
B.J. Surhoff, L (1, 2) OBP: 0.287, SLG: 0.306	C F X 0-2 6-3 ③		B F C S 1-3 K ③			B X 1-0 F8 ①		F C X 0-2 F9 ③		4	0	0	0	0	1	1
Joey Meyer, R (1, 10) OBP: 0.308, SLG: 0.443		B B C S B B 4-2 G4-6-3 BB		B F X 1-1 4-3 2B		S C B F S 1-3 K ②				2	0	1	0	1	1	0
Jim Adduci, L (1, 7) (9, 9) OBP: 0.247, SLG: 0.363		B B F X 2-1 G4-6-3 1-2f ① ②		B S X 1-1 4-3 2-3 ①		X 0-0 1B				3	0	1	0	0	0	2
Dale Sveum, S (1, 6) OBP: 0.265, SLG: 0.341		B B B S X 3-1 1B		B F C F F X 1-2 G3 ②		C F 1 SAFE X 0-2 4-3 ③				3	0	1	0	0	0	2
Inning Stats	R: 3 H: 3 E: 0 LOB: 0 K: 0 BB: 0 S: 16 P: 25	R: 0 H: 1 E: 0 LOB: 1 K: 0 BB: 1 S: 8 P: 19	R: 1 H: 1 E: 0 LOB: 1 K: 1 BB: 1 S: 10 P: 18	R: 0 H: 1 E: 0 LOB: 1 K: 0 BB: 0 S: 10 P: 14	R: 0 H: 1 E: 0 LOB: 1 K: 0 BB: 0 S: 9 P: 17	R: 0 H: 1 E: 0 LOB: 1 K: 1 BB: 0 S: 9 P: 11	R: 0 H: 0 E: 0 LOB: 0 K: 1 BB: 0 S: 7 P: 9	R: 0 H: 0 E: 0 LOB: 0 K: 0 BB: 0 S: 6 P: 9		1B: 4 SF: 0 2B: 3 SAC: 0 3B: 0 DP: 1 HR: 1 HBP: 0						

PITCHER	IP	WLS	BF	H	R	ER	SO	BB	IBB	HBP	BLK	WP	HR	S	P	ERA	WHIP
Richard Dotson, R (1, 1) ERA: 4.84	8.0	L	33	8	4	4	3	2	0	0	0	0	1	75	122	4.50	1.250

PITCHER	IP	WLS	BF	H	R	ER	SO	BB	IBB	HBP	BLK	WP	HR	S	P	ERA	WHIP

BOTTOM

New York Yankees @ Milwaukee Brewers

Milwaukee County Stadium, Milwaukee, WI

Thu Aug 25 1988, 4:33 AM EDT
Att. 14,847 - Sunny - 75 F

livebaseballscorecards.com

AB	31
R	4
H	8
RBI	3
BB	2
SO	3
LOB	13



Batter	1	2	3	4	5	6	7	8	9	10	11	12	AB	R	H	RBI	BB	SO	LOB
Rickey Henderson, R (1, 7) OBP: 0.407, SLG: 0.422	0-2 G4-3 BLK 1B 1B		4-2 2B BB	1-3 K		0-0 F8		2-2 G1-3		0-0 FC6-4 1-2f			5	2	1	0	1	1	2
Claudell Washington, L (1, 8) OBP: 0.371, SLG: 0.467	1-3 K		3-2 1B 2B 1-H 2-H	0-0 G6-3 1B		1-0 G1-3 1-2		1-0 FC3-4 1B			2-3 K		6	1	3	2	0	2	2
Don Mattingly, L (1, 3) OBP: 0.360, SLG: 0.460	3-1 G4-3 1-3		1-0 G4-3 E 1B 2-H 1B	0-2 G6-3 1-2		1-1 L9		1-1 FC3-4 1-2f			1-2 F7		6	1	1	1	0	0	4
Dave Winfield, R (1, 9) OBP: 0.407, SLG: 0.561	1-1 3-H 1B		1-0 E5 G4-3 1B 1-2	2-3 K			0-0 E 2B		2-2 G6-3		0-1 G5-3		6	1	2	1	0	1	2
Ken Phelps, L (1, 10) OBP: 0.415, SLG: 0.558	2-2 P6		2-2 G4-3 1-2 2-3		2-2 G1-3		1-3 K		2-0 G4-3			1-3 K	6	0	0	0	0	2	4
Mike Pagliarulo, L (1, 5) OBP: 0.290, SLG: 0.372		3-3 K	4-0 1B IBB		2-0 1B		2-3 K		2-3 K			1-3 K	5	0	1	0	1	4	1
Rafael Santana, R (1, 6) OBP: 0.289, SLG: 0.306	0-0 F9		2-1 1B 1-2 2-H 3-H	2-3 K		0-1 E4 FC4-6 2-3		2-2 FC6-4 1B				1-2 1B 1B	6	0	3	2	0	1	2
Randy Velarde, R (1, 4) OBP: 0.242, SLG: 0.370 Jack Clark, R (7, PH) OBP: 0.374, SLG: 0.434 Luis Aguayo, R (7, 4) OBP: 0.327, SLG: 0.351	1-0 G4-3		2-0 F8	0-1 G6-3			2-1 FC4-6 1-2f			0-1 B5		2-0 1B 1-2	3 1 2	0 0 0	0 0 1	0 0 0	0 0 0	3 2 1	0 0 1
Joel Skinner, R (1, 2) OBP: 0.241, SLG: 0.307 Don Slaught, R (12, PH) OBP: 0.361, SLG: 0.485 (12, 2)	1-2 2B 2-3 K					4-0 G1-3 BB		2-1 G4-3			1-3 K	0-3 K	4 1	1 0	1 0	0 0	1 0	2 1	3 2

TOP

New York Yankees @ California Angels

Anaheim Stadium, Anaheim, CA

Fri Aug 26 1988, 10:05 PM EDT

Att. 44,293 - Unknown - 80 F

livebaseballscorecards.com

AB	51
R	6
H	13
RBI	6
BB	3
SO	14
LOB	28

Inning Stats	1	2	3	4	5	6	7	8	9	10	11	12
	R: 1 E: 0 K: 1 S: 14	H: 2 LOB: 1 BB: 0 P: 21	R: 0 E: 0 K: 1 S: 5	H: 0 LOB: 0 BB: 0 P: 9	R: 5 E: 1 K: 1 S: 19	H: 4 LOB: 2 BB: 2 P: 41	R: 0 E: 0 K: 2 S: 10	H: 1 LOB: 1 BB: 0 P: 13	R: 0 E: 0 K: 1 S: 9	H: 1 LOB: 1 BB: 0 P: 15	R: 0 E: 0 K: 0 S: 4	H: 0 LOB: 1 BB: 1 P: 10
	R: 0 E: 1 K: 2 S: 12	H: 1 LOB: 2 BB: 0 P: 17	R: 0 E: 0 K: 0 S: 8	H: 1 LOB: 1 BB: 0 P: 14	R: 0 E: 0 K: 1 S: 7	H: 0 LOB: 0 BB: 0 P: 13	R: 0 E: 0 K: 1 S: 9	H: 1 LOB: 1 BB: 0 P: 12	R: 0 E: 0 K: 1 S: 8	H: 0 LOB: 0 BB: 0 P: 11	R: 0 E: 0 K: 3 S: 13	H: 2 LOB: 2 BB: 0 P: 18

PITCHER		IP	WLS	BF	H	R	ER	SO	BB	IBB	HBP	BLK	WP	HR	S	P	ERA	WHIP	PITCHER	IP	WLS	BF	H	R	ER	SO	BB	IBB	HBP	BLK	WP	HR	S	P	ERA	WHIP
Willie Fraser, R ERA: 5.8	(1, 1)	2.1		16	6	6	5	2	1	1	0	1	0	0	34	63	19.29	3.000																	
Jack Lazorko, R ERA: 4.5	(3, 1)	3.0		12	2	0	0	4	1	0	0	0	0	0	24	41	0.00	1.000																	
Sherman Corbett, L ERA: 3.82	(6, 1)	1.1		5	1	0	0	2	0	0	0	0	0	0	11	16	0.00	0.750																	
Greg Minton, R ERA: 2.54	(7, 1)	3.1		13	2	0	0	2	0	0	0	0	0	0	28	45	0.00	0.600																	
Bryan Harvey, R ERA: 2.15	(11, 1)	2.0	W	8	2	0	0	4	0	0	0	0	0	0	21	29	0.00	1.000																	

PITCHER		IP	WLS	BF	H	R	ER	SO	BB	IBB	HBP	BLK	WP	HR	S	P	ERA	WHIP	PITCHER	IP	WLS	BF	H	R	ER	SO	BB	IBB	HBP	BLK	WP	HR	S	P	ERA	WHIP

PITCHER		IP	WLS	BF	H	R	ER	SO	BB	IBB	HBP	BLK	WP	HR	S	P	ERA	WHIP	PITCHER	IP	WLS	BF	H	R	ER	SO	BB	IBB	HBP	BLK	WP	HR	S	P	ERA	WHIP

PITCHER		IP	WLS	BF	H	R	ER	SO	BB	IBB	HBP	BLK	WP	HR	S	P	ERA	WHIP	PITCHER	IP	WLS	BF	H	R	ER	SO	BB	IBB	HBP	BLK	WP	HR	S	P	ERA	WHIP

	1B	SF	WP	PA
	2B 3	SAC 0	PB 0	
	3B 0	DP 0	SB 0	
	HR 0	HBP 0	CS 0	

Batter	1	2	3	4	5	6	7	8	9	10	11	12	AB	R	H	RBI	BB	SO	LOB
Devon White, S (1, 8) OBP: 0.297, SLG: 0.383	S F X 0-2 E5 CS		B B C F B F X 3-2 P8 ①		C B X 1-1 2B 1B 1B	S B S X 1-2 2B		1 SAFE B 1 SAFE X 1-0 SH3 ① 1-2		B S C S 1-3 K ②		B B X 2-0 F8 ②	6	1	2	0	0	1	2
Johnny Ray, S (1, 4) OBP: 0.338, SLG: 0.411	1 SAFE 1 SAFE 1 SAFE C F B 1 SAFE B P 3-2 X FC4-6 ① 1-2 1B		X 0-0 G5-3 ②		B F B F X 2-2 2B SF7 1-2 1B	C 2 SAFE F B B X 2-2 F8 ②		X 0-0 P3 ②		X 0-0 F9 ③		X 0-0 1-2 1B 2-H	7	1	3	1	0	0	2
Wally Joyner, L (1, 3) OBP: 0.361, SLG: 0.425	B B X 2-0 FC4-6 1B ② 1-2f		C B C F B X 2-2 1B 2B		C X 0-1 1-3 2-H 2B	I I I I 4-0 IBB		B F F C B B 4-2 BB			B C X 1-1 SH3-4 1B		4	1	3	1	2	0	1
Brian Downing, R (1, 10) OBP: 0.367, SLG: 0.455	B C X 1-1 1-3 1B		B B C X 2-1 2-H 1B		B B B B 4-0 BB	C B C F E X 1-2 F9 ③		F X 1-1 F8 ③			1 SAFE X 0-0 SH3-4 ① 1-2		4	0	2	1	1	0	4
Chili Davis, S (1, 9) OBP: 0.324, SLG: 0.454	B F X 1-1 F7 ③		C B S C 1-3 K ③		C B C B B X 3-2 SF7 ② 3-H		F X 0-1 G1-3 ①		C B B F X 2-2 F8 ①		I I I I 4-0 G1-6-3 IBB		4	0	0	1	1	1	3
Jack Howell, L (1, 5) OBP: 0.324, SLG: 0.415		C B B B X 3-1 4-3 ①		B C F F B X 2-2 F8 ①	B B B F X 3-2 F8 ③		F C X 0-2 G3 ②		B C F X 1-2 G4-3 ②		B X 1-0 G1-6-3 ② ③ 1-2f		4	0	0	0	0	0	2
George Hendrick, R (9, PH) OBP: 0.262, SLG: 0.303													1	0	0	0	0	0	0
Mark McLemore, S (10, 5) OBP: 0.328, SLG: 0.363													1	0	0	0	0	0	2
Tony Armas, R (1, 7) OBP: 0.302, SLG: 0.438		B F C B C 2-3 K ②		B F B X 2-1 P5 ②		X 0-0 G5-3 ①	B X 1-0 1B		B F B F F F F X 2-2 HR			B C C S 1-3 K ①	6	1	2	1	0	2	0
Bob Boone, R (1, 2) OBP: 0.350, SLG: 0.393	B C X 1-2 1B			B F F X 1-2 F8 ③		X 0-0 HR 2B	C F B X 1-2 F7 ③		B C F F C 1-3 K ③			B X 1-0 1B 1B 1B	6	1	3	0	0	1	1
Darrell Miller, R (12, PR) OBP: 0.289, SLG: 0.294													0	1	0	0	0	0	0
Dick Schofield, R (1, 6) OBP: 0.311, SLG: 0.340		C S S S 1-3 K ③			B C X 1-1 G3-1 ①	C S B X 1-2 2-H HR		X 0-0 SH3 1B		C F B B F X 2-2 G6-3 ①		1 SAFE B X 1-0 1-2 1B 1B	6	1	3	2	0	1	1
Inning Stats	R: 0 H: 2 E: 1 LOB: 2 K: 0 BB: 0 S: 12 P: 18	R: 0 H: 1 E: 0 LOB: 1 K: 2 BB: 0 S: 11 P: 18	R: 1 H: 2 E: 0 LOB: 1 K: 1 BB: 0 S: 14 P: 22	R: 0 H: 0 E: 0 LOB: 0 K: 0 BB: 0 S: 9 P: 14	R: 2 H: 3 E: 0 LOB: 2 K: 0 BB: 1 S: 15 P: 29	R: 2 H: 3 E: 0 LOB: 2 K: 0 BB: 1 S: 16 P: 25	R: 0 H: 1 E: 0 LOB: 1 K: 0 BB: 0 S: 9 P: 11	R: 0 H: 1 E: 0 LOB: 2 K: 0 BB: 1 S: 7 P: 13	R: 1 H: 1 E: 0 LOB: 0 K: 1 BB: 0 S: 15 P: 21	R: 0 H: 0 E: 0 LOB: 0 K: 1 BB: 0 S: 8 P: 11	R: 0 H: 1 E: 0 LOB: 1 K: 0 BB: 1 S: 4 P: 10	R: 1 H: 3 E: 0 LOB: 2 K: 1 BB: 0 S: 7 P: 12	1B: 12 SF: 1 2B: 4 SAC: 2 3B: 0 DP: 1 HR: 2 HBP: 0						

PITCHER	IP	WLS	BF	H	R	ER	SO	BB	IBB	HBP	BLK	WP	HR	S	P	ERA	WHIP
Rick Rhoden, R (1, 1) ERA: 4.67	5.1		27	10	5	5	3	1	0	0	0	0	1	66	107	8.44	2.062
Neil Allen, R (6, 1) ERA: 3.87	1.2		8	2	0	0	0	0	1	0	0	0	0	20	30	0.00	1.200
Dave Righetti, L (8, 1) ERA: 3.8	3.0		12	2	1	1	2	1	0	0	0	0	1	30	45	3.00	1.000
Steve Shields, R (11, 1) ERA: 4.81	1.2	L	9	4	1	1	1	0	1	0	0	0	0	11	22	5.40	2.400

PITCHER	IP	WLS	BF	H	R	ER	SO	BB	IBB	HBP	BLK	WP	HR	S	P	ERA	WHIP

BOTTOM

New York Yankees @ California Angels

Anaheim Stadium, Anaheim, CA

Fri Aug 26 1988, 10:05 PM EDT

Att. 44,293 - Unknown - 80 F

livebaseballscorecards.com

AB	49
R	7
H	18
RBI	7
BB	4
SO	6
LOB	18

Batter	1	2	3	4	5	6	7	8	9	AB	R	H	RBI	BB	SO	LOB
Rickey Henderson, R (1, 7) OBP: 0.407, SLG: 0.421	C C B S 1-3 ① K		X 0-0 ② F8		B B C X 2-1 1-2 1B		F F F B S 1-3 ② K			3	0	1	0	0	1	2
Gary Ward, R (7, PH) OBP: 0.285, SLG: 0.265 (7, 7)										1	0	0	0	0	1	2
Claudell Washington, L (1, 8) OBP: 0.367, SLG: 0.462	S C B X 1-2 ② G4-3		B C S S X 1-2 ③ F8		C S F X 0-2 ③ L7		F X 0-1 ③ G4-3			4	0	0	0	0	0	6
Don Mattingly, L (1, 3) OBP: 0.361, SLG: 0.465	C F X 0-2 ③ G6-3			B X 1-0 G5-4-3 2B		B C X 1-1 F7 2B		B B X 2-0 ① G3-1		4	0	2	0	0	0	0
Dave Winfield, R (1, 10) OBP: 0.406, SLG: 0.557		B X 1-0 ① P2		C S B B B B 4-2 G5-4-3 BB		C F F B F S 1-3 ① K		C X 0-1 ② G6-3		3	0	0	0	1	1	1
Jack Clark, R (1, 9) OBP: 0.371, SLG: 0.429		C B C B C 2-3 ② K		S B F X 1-2 ① ② G5-4-3 1-2f 2-3		B B B C X 3-1 ② F7 2-3		B C B X 2-1 ③ F8		4	0	0	0	0	1	3
Mike Pagliarulo, L (1, 5) OBP: 0.287, SLG: 0.368		C B B S B X 3-2 ③ F9		B F X 1-1 ③ G3-1		X 0-0 ③ P4			B S B S X 2-2 ① G4-3	4	0	0	0	0	0	2
Luis Aguayo, R (1, 4) OBP: 0.326, SLG: 0.345			C S X 0-2 ① L5		B B F X 2-1 ① F9		F C B F B B B 4-2 1B G1-5-3 BB		X 0-0 ② G4-3	3	0	0	0	1	0	0
Randy Velarde, R (1, 6) OBP: 0.252, SLG: 0.379			B B B B 4-0 1B BB		C S X 0-2 ② P6		X 0-0 ① G1-5-3 1-2		B X 1-0 2B	3	0	1	0	1	0	1
Joel Skinner, R (1, 2) OBP: 0.250, SLG: 0.315			C B B F X 2-2 1-2 1B		S X 0-1 1B 1B		X 0-0 2-3 1B		B F F B S 2-3 ③ K	4	0	3	0	0	1	1
Inning Stats	R: 0 E: 0 K: 1 S: 9 H: 0 LOB: 0 BB: 0 P: 11	R: 0 E: 0 K: 1 S: 7 H: 0 LOB: 0 BB: 0 P: 13	R: 0 E: 0 K: 0 S: 10 H: 1 LOB: 2 BB: 1 P: 17	R: 0 E: 0 K: 0 S: 8 H: 1 LOB: 1 BB: 1 P: 15	R: 0 E: 0 K: 0 S: 13 H: 2 LOB: 2 BB: 0 P: 17	R: 0 E: 0 K: 1 S: 10 H: 1 LOB: 1 BB: 0 P: 15	R: 0 E: 0 K: 1 S: 11 H: 1 LOB: 2 BB: 1 P: 16	R: 0 E: 0 K: 0 S: 5 H: 0 LOB: 0 BB: 0 P: 9	R: 0 E: 0 K: 1 S: 8 H: 1 LOB: 1 BB: 0 P: 13	1B: 4 2B: 3 3B: 0 HR: 0	SF: 0 SAC: 0 DP: 1 HBP: 0						

PITCHER	IP	WLS	BF	H	R	ER	SO	BB	IBB	HBP	BLK	WP	HR	S	P	ERA	WHIP
Terry Clark, R (1, 1) ERA: 4.43	9.0	W	36	7	0	0	5	3	0	0	0	0	0	81	126	0.00	1.111

PITCHER	IP	WLS	BF	H	R	ER	SO	BB	IBB	HBP	BLK	WP	HR	S	P	ERA	WHIP

TOP

New York Yankees @ California Angels

Anaheim Stadium, Anaheim, CA

Sat Aug 27 1988, 6:33 AM EDT

Att. 34,908 - Sunny - 90 F

livebaseballscorecards.com

AB	33
R	0
H	7
RBI	0
BB	3
SO	5
LOB	18

WP: 0	PA: 36		
PB: 0			
SB: 0			
CS: 0			

Batter	1	2	3	4	5	6	7	8	9	AB	R	H	RBI	BB	SO	LOB
Devon White, S (1, 8) OBP: 0.300, SLG: 0.391	C X 0-1 L1-3 1B	B F C X 1-2 1B 1-3 2-H 2B	F S B F B F F B S 3-3 ② K			X 0-0 2B		X 0-0 ② F5		5	1	3	1	0	1	1
Johnny Ray, S (1, 4) OBP: 0.339, SLG: 0.414 Mark McLemore, S (8, 4) OBP: 0.332, SLG: 0.366	1 SAFE 1 SAFE B 1 SAFE X 1-0 ①② L1-3 1-2	X 0-0 ③ 2B E 2-H 3-H 1B	S F B F B X 2-2 ③ 1-H 2B			F S B F X 1-2 ① F9		F X 0-1 BB 1B		4 1	1 1	2 1	2 1	0 0	0 0	2 0
Wally Joyner, L (1, 3) OBP: 0.363, SLG: 0.434	C B B B X 3-1 HR	X 0-0 E4 1-H 1B 2B		X 0-0 ① F7		B B C X 2-1 ② G6-3		B B F B B 4-1 1B 1-2 BB		4	2	2	1	1	0	1
Brian Downing, R (1, 10) OBP: 0.366, SLG: 0.452 Jim Eppard, L (8, PH) OBP: 0.359, SLG: 0.361	B C X 1-1 ③ P4	C B S X 1-2 HR 2-H 1B		C C X 0-2 ② G1-3		C X 0-1 ③ F9		B X 1-0 1-3 2-H 1B		4 1	1 0	1 1	1 1	0 0	0 0	1 0
Jack Howell, L (1, 5) OBP: 0.327, SLG: 0.428	C B S X 1-2 F8 1B 1B	X 0-1 1-H HR		B B F B F S 3-3 ③ K			X 0-0 G4-3 SF8 2B	B S S S 1-3 ③ K		5	3	3	2	0	2	2
Thad Bosley, L (1, 9) OBP: 0.287, SLG: 0.300	C B S X 2-2 1-2 1B 1B	B B X 2-1 G4-3			F B C X 1-2 ① G3		B B X 2-0 ① G4-3 2-3			4	1	1	0	0	0	1
Tony Armas, R (1, 7) OBP: 0.301, SLG: 0.437	C B S F X 1-2 F8 2-3	C B S X 1-3 ③ K			S B B F B X 3-2 1B		C X 0-1 ② SF8 3-H			3	0	1	1	0	1	2
Bob Boone, R (1, 2) OBP: 0.354, SLG: 0.394 Darrell Miller, R (7, PH) OBP: 0.287, SLG: 0.291 (8, 2)	C F F X 0-2 1B 1-2 2B 3-H 1B	B B B 4-0 2B BB			X 0-0 ② P5		B B X 2-0 ③ L8			2 1	1 0	1 0	1 0	1 0	0 0	1 0
Dick Schofield, R (1, 6) OBP: 0.310, SLG: 0.340	F X 0-1 2B 1B 1-2 2-H 1B	B B B C F F S 3-3 ① K			B F B F F B X 3-2 ③ L7			B F X 1-1 ① P4		4	1	1	1	0	1	2
Inning Stats	R: 1 E: 0 K: 0 S: 7 H: 2 LOB: 0 BB: 0 P: 12	R: 9 E: 1 K: 1 S: 35 H: 9 LOB: 0 BB: 0 P: 44	R: 0 E: 0 K: 2 S: 14 H: 1 LOB: 2 BB: 1 P: 26	R: 0 E: 0 K: 1 S: 7 H: 0 LOB: 0 BB: 0 P: 10	R: 0 E: 0 K: 0 S: 11 H: 1 LOB: 1 BB: 0 P: 18	R: 0 E: 0 K: 0 S: 9 H: 1 LOB: 1 BB: 0 P: 12	R: 1 E: 0 K: 0 S: 5 H: 1 LOB: 0 BB: 0 P: 9	R: 1 E: 0 K: 1 S: 10 H: 2 LOB: 2 BB: 1 P: 17		1B: 10 2B: 6 3B: 0 HR: 2 SF: 1 SAC: 0 DP: 1 HBP: 0						

PITCHER		IP	WLS	BF	H	R	ER	SO	BB	IBB	HBP	BLK	WP	HR	S	P	ERA	WHIP
Charles Hudson, R ERA: 4.62	(1, 1)	1.1	L	13	10	9	9	0	0	0	0	0	0	1	35	46	60.75	7.500
Ron Guidry, L ERA: 3.3	(2, 1)	4.2		18	4	1	1	4	1	0	0	0	0	1	48	76	1.93	1.071
Neil Allen, R ERA: 3.93	(7, 1)	1.0		4	1	1	1	0	0	0	0	0	0	0	5	9	9.00	1.000
Cecilio Guante, R ERA: 2.74	(8, 1)	1.0		6	2	1	1	1	1	0	0	0	0	0	10	17	9.00	3.000

PITCHER	IP	WLS	BF	H	R	ER	SO	BB	IBB	HBP	BLK	WP	HR	S	P	ERA	WHIP

BOTTOM

New York Yankees @ California Angels

Anaheim Stadium, Anaheim, CA

Sat Aug 27 1988, 6:33 AM EDT

Att. 34,908 - Sunny - 90 F

livebaseballscorecards.com

AB	38
R	12
H	17
RBI	11
BB	2
SO	5
LOB	13

Batter	1	2	3	4	5	6	7	8	9	AB	R	H	RBI	BB	SO	LOB
Rickey Henderson, R (1, 10) OBP: 0.404, SLG: 0.417	F9		F9		F9			5-3		4	0	0	0	0	0	2
Willie Randolph, R (1, 4) OBP: 0.334, SLG: 0.308	5-3		1-2 1B			WP 1B		6-3		4	0	2	0	0	0	0
Don Mattingly, L (1, 3) OBP: 0.360, SLG: 0.463	FC5-4 1B		L9			F9		L3		4	0	1	0	0	0	3
Dave Winfield, R (1, 9) OBP: 0.404, SLG: 0.561	FC5-4 1-2f			5-3		P8			HR	4	1	1	1	0	0	2
Jack Clark, R (1, 7) OBP: 0.374, SLG: 0.432		CS BB		F9		1-2 BB			1B 2B	2	1	1	0	2	0	0
Gary Ward, R (1, 8) OBP: 0.284, SLG: 0.265		K 1-2		K		F9			G6-4-3 2-H 1B	4	0	1	1	0	2	3
Don Slaught, R (1, 2) OBP: 0.360, SLG: 0.484		5-3			G4-6-3 1B		5-3		G6-4-3 1-2f	3	0	1	0	0	0	0
Joel Skinner, R (7, 2) OBP: 0.249, SLG: 0.313										1	0	0	0	0	0	1
Luis Aguayo, R (1, 5) OBP: 0.321, SLG: 0.340 (7, 6)			6-3		G4-6-3 1-2f		P3		4-1	3	0	0	0	0	0	1
Ken Phelps, L (9, PH) OBP: 0.414, SLG: 0.556										1	0	0	0	0	0	0
Rafael Santana, R (1, 6) OBP: 0.292, SLG: 0.310			1-2 1B		1B		P6			2	0	2	0	0	0	0
Mike Pagliarulo, L (7, PH) OBP: 0.287, SLG: 0.367 (7, 5)										1	0	0	0	0	0	0

TOP

New York Yankees @ California Angels

Anaheim Stadium, Anaheim, CA

Sun Aug 28 1988, 6:33 AM EDT

Att. 40,406 - Sunny - 88 F

livebaseballscorecards.com

AB	33
R	2
H	9
RBI	2
BB	2
SO	2
LOB	12

Inning Stats	1	2	3	4	5	6	7	8	9	1B: 7 SF: 0	WP: 1 PA: 35
	R: 0 H: 1 E: 0 LOB: 1 K: 0 BB: 0 S: 7 P: 12	R: 0 H: 0 E: 0 LOB: 0 K: 1 BB: 1 S: 9 P: 17	R: 0 H: 2 E: 0 LOB: 2 K: 0 BB: 0 S: 12 P: 18	R: 0 H: 0 E: 0 LOB: 0 K: 1 BB: 0 S: 9 P: 13	R: 0 H: 2 E: 0 LOB: 1 K: 0 BB: 0 S: 4 P: 5	R: 0 H: 1 E: 0 LOB: 2 K: 0 BB: 1 S: 7 P: 19	R: 0 H: 0 E: 0 LOB: 0 K: 0 BB: 0 S: 9 P: 12	R: 0 H: 0 E: 0 LOB: 0 K: 0 BB: 0 S: 6 P: 6	R: 2 H: 3 E: 0 LOB: 0 K: 0 BB: 0 S: 9 P: 10	2B: 2 SAC: 0 3B: 0 DP: 3 HR: 1 HBP: 0	PB: 0 SB: 0 CS: 1

PITCHER		IP	WLS	BF	H	R	ER	SO	BB	IBB	HBP	BLK	WP	HR	S	P	ERA	WHIP
Chuck Finley, L ERA: 4.33	(1, 1)	5.2	W	23	6	0	0	2	2	0	0	0	1	0	46	79	0.00	1.412
Stu Cliburn, R ERA: 4.09	(6, 1)	2.1		7	0	0	0	0	0	0	0	0	0	0	17	23	0.00	0.000
DeWayne Buice, R ERA: 5.88	(9, 1)	1.0		5	3	2	2	0	0	0	0	0	0	1	9	10	18.00	3.000

PITCHER	IP	WLS	BF	H	R	ER	SO	BB	IBB	HBP	BLK	WP	HR	S	P	ERA	WHIP

Batter	1	2	3	4	5	6	7	8	9	AB	R	H	RBI	BB	SO	LOB
Devon White, S (1, 8) OBP: 0.300, SLG: 0.389	S B S X 1-2 4-3 ①	F B F F F B X 2-2 6-3 ②		B F B X 2-1 6-3 ② 1-2	B X 1-0 4-3 1B 2-H	X	0-0 4-3 ②			4	0	1	1	0	0	3
Thad Bosley, L (7, PH) OBP: 0.284, SLG: 0.297										1	0	0	0	0	0	0
(8, 7)																
Johnny Ray, S (1, 4) OBP: 0.338, SLG: 0.417	C B X 1-1 E7 3B	B C B F X 2-2 F9 ③		B B F B X 3-1 F7 ③	F B B B C X 3-2 4-3 ② 2-3		B C X 1-1 1B HR 1B			4	1	1	0	0	0	4
Mark McLemore, S (6, 4) OBP: 0.335, SLG: 0.370										1	1	1	0	0	0	0
Brian Downing, R (1, 10) OBP: 0.367, SLG: 0.453	B C X 1-1 BB 1B	C B X 1-1 6-3 ①			B 1 SAFE X 2-2 E 1B E 1B 1-2 6-3 ③		B X 1-0 HR 1-3 1B			4	1	2	0	0	0	1
Jim Eppard, L (7, PH) OBP: 0.367, SLG: 0.370										1	1	1	0	0	0	0
Chili Davis, S (1, 9) OBP: 0.327, SLG: 0.460	B C F B F F B B 4-2 G1-4-3 BB 1-2	B F B X 2-1 5-3 ②			C B 1 SAFE X 1-1 E 2B 1B 1-2	B X 1-0 3-1 ①	X 0-0 HR 1-H 3-H			4	2	2	3	1	0	0
George Hendrick, R (1, 3) OBP: 0.268, SLG: 0.308	B B C X 2-1 G1-4-3 ② ③ 1-2f	C X 0-1 2B 1B			B S X 1-1 E6 2B 2B 1-3 2-H	B S F S 1-3 K ②	S X 0-1 1B			5	2	2	0	0	1	3
Tony Armas, R (1, 7) OBP: 0.309, SLG: 0.449	X 0-0 E G3 2B 1B	B S F F X 1-2 2B 1-H			B X 1-0 2B 1-3 3-H	B F B B X 3-1 1B	S S B S 1-3 K ③			5	2	4	2	0	1	1
(8, 8)																
Dick Schofield, R (1, 6) OBP: 0.307, SLG: 0.336	B 1 SAFE C B X 2-1 G3 ① 1-2	B B X 2-0 F4 ③			B F B B C F X 3-2 P2 ① 2-H	B X 1-0 F7 ③		C B X 1-1 3-1 ①		5	0	0	0	0	0	5
Bob Boone, R (1, 2) OBP: 0.355, SLG: 0.410	X 0-0 E6 2B 2-3			B C X 1-1 1-3 ① 2-H	B X 1-0 2B 2-H 3-H		F X 0-1 HR	F B S B F X 2-2 4-3 ②		4	2	2	3	0	0	1
Darrell Miller, R (8, 2) OBP: 0.285, SLG: 0.288										1	0	0	0	0	0	0
Jack Howell, L (1, 5) OBP: 0.330, SLG: 0.434	C X 0-1 1-3 3-H 2B			C S B X 1-2 6-3 1B	C X 0-1 1B 2B 2-H		B C F X 1-2 F7 ①	B X 1-0 G3 ③		5	1	3	2	0	0	0
Inning Stats	R: 1 H: 2 E: 1 LOB: 1 K: 0 BB: 1 S: 13 P: 22	R: 1 H: 2 E: 1 LOB: 2 K: 0 BB: 0 S: 14 P: 20	R: 1 H: 2 E: 0 LOB: 1 K: 0 BB: 0 S: 11 P: 17	R: 0 H: 1 E: 0 LOB: 1 K: 0 BB: 0 S: 9 P: 16	R: 6 H: 6 E: 1 LOB: 1 K: 0 BB: 0 S: 22 P: 36	R: 0 H: 1 E: 0 LOB: 1 K: 1 BB: 0 S: 7 P: 13	R: 4 H: 5 E: 0 LOB: 1 K: 1 BB: 0 S: 15 P: 19	R: 0 H: 0 E: 0 LOB: 0 K: 0 BB: 0 S: 7 P: 11		1B: 11 SF: 0 2B: 5 SAC: 0 3B: 1 DP: 1 HR: 2 HBP: 0						

BOTTOM

New York Yankees @ California Angels

Anaheim Stadium, Anaheim, CA

Sun Aug 28 1988, 6:33 AM EDT

Att. 40,406 - Sunny - 88 F

livebaseballscorecards.com

AB	44
R	13
H	19
RBI	11
BB	1
SO	2
LOB	18

PITCHER		IP	WLS	BF	H	R	ER	SO	BB	IBB	HBP	BLK	WP	HR	S	P	ERA	WHIP
Tommy John, L ERA: 4.34	(1, 1)	4.1	L	27	12	9	8	0	1	0	0	0	0	0	62	99	16.61	3.000
Neil Allen, R ERA: 4.21	(5, 1)	2.1		13	6	4	4	1	0	0	0	0	0	2	24	38	15.43	2.571
Steve Shields, R ERA: 4.71	(7, 1)	1.1		5	1	0	0	1	0	0	0	0	0	0	12	17	0.00	0.750

PITCHER	IP	WLS	BF	H	R	ER	SO	BB	IBB	HBP	BLK	WP	HR	S	P	ERA	WHIP

Batter	1	2	3	4	5	6	7	8	9	AB	R	H	RBI	BB	SO	LOB
Rickey Henderson, R (1, 7) OBP: 0.404, SLG: 0.414	B X 1-0 F8 ①		B B B B 4-0 HR 1-2 BB		C B X 1-1 1-5-3 ①		B C B B B 4-1 FC5 1-2 BB		C B B B C F B C 3-3 K ①	3	1	0	0	2	1	1
Willie Randolph, R (1, 4) OBP: 0.335, SLG: 0.318	F B B B C X 3-2 L8 ②		C S F B B X 2-2 1-H 2-H HR		B C F B B F X 3-2 F9 ②		B C C B X 2-2 F8 ①		B F B F F B B 4-2 1B E 1-2 BB	4	2	1	3	1	0	2
Don Mattingly, L (1, 3) OBP: 0.356, SLG: 0.458	C B F X 1-2 F9 ③		B C X 1-1 6-3 ①		X 0-0 L9 ③		B X 1-0 FC5 FC6-4 1-2 2-3f ②		B C S B S 2-3 K ②	5	0	0	0	0	1	4
Dave Winfield, R (1, 9) OBP: 0.406, SLG: 0.560		C S B B X 2-2 G5-4-3 1B	X 0-0 F8 ②			B C B F B F B 4-2 F9 BB BB	C X 0-1 FC6-4 1-2f ③		X 0-0 E9 1-H 2-H E 1B	4	1	2	1	1	0	2
Jack Clark, R (1, 10) OBP: 0.374, SLG: 0.429		X 0-0 G5-4-3 1-2f ① ②	C B B S F S 2-3 K ③			B C B 1 SAFE B B 4-1 1-2 BB		B B C B C B 4-2 G3 BB	X 0-0 E4 2-H	3	0	0	0	2	1	1
Gary Ward, R (1, 8) OBP: 0.290, SLG: 0.267 Claudell Washington, L (8, PH) OBP: 0.365, SLG: 0.460 (8, 8)		B B B B 4-0 1B BB		B X 1-0 BB 1B		S X 0-1 F9 ① 2-3		F F X 0-2 G3 ① 1-2	F S B S 1-3 K ③	2	0	1	0	1	0	2
Don Slaught, R (1, 2) OBP: 0.362, SLG: 0.482		X 0-0 1-3 1B		1 SAFE B B B B 4-0 G6-4-3 1-2 BB		B F C B S 2-3 K ②		X 0-0 F9 ②		3	0	1	0	1	1	3
Luis Aguayo, R (1, 5) OBP: 0.317, SLG: 0.335 Mike Pagliarulo, L (8, PH) OBP: 0.286, SLG: 0.366 (8, 5)		F C B B C 2-3 K ③		B X 1-0 F8 ①		B F F C 1-3 K ③		F B B S B X 3-2 F5 ③		3	0	0	0	0	2	6
										1	0	0	0	0	0	1
Rafael Santana, R (1, 6) OBP: 0.295, SLG: 0.309 Ken Phelps, L (9, PH) OBP: 0.416, SLG: 0.556			B B B B 4-0 BB HR BB	C X 0-1 G6-4-3 1-2f ② ③			B B B B 4-0 FC5 BB BB		C B S B B B 4-2 BB 1B BB	1	1	0	0	2	0	2
										0	1	0	0	1	0	0
Inning Stats	R: 0 E: 0 K: 0 S: 7 H: 0 LOB: 0 BB: 0 P: 12	R: 0 E: 0 K: 1 S: 8 H: 2 LOB: 2 BB: 1 P: 16	R: 3 E: 0 K: 1 S: 11 H: 1 LOB: 0 BB: 2 P: 24	R: 0 E: 0 K: 0 S: 4 H: 1 LOB: 1 BB: 1 P: 10	R: 0 E: 0 K: 0 S: 7 H: 0 LOB: 0 BB: 0 P: 11	R: 0 E: 0 K: 2 S: 12 H: 0 LOB: 2 BB: 2 P: 23	R: 0 E: 0 K: 0 S: 7 H: 0 LOB: 2 BB: 2 P: 18	R: 0 E: 0 K: 0 S: 9 H: 0 LOB: 1 BB: 1 P: 16	R: 3 E: 2 K: 3 S: 17 H: 1 LOB: 1 BB: 2 P: 31	1B: 4 2B: 0 3B: 0 HR: 1 SF: 0 SAC: 0 DP: 2 HBP: 0							

TOP

New York Yankees @ Seattle Mariners

The Kingdome, Seattle, WA

Mon Aug 29 1988, 10:05 PM EDT

Att. 14,963 - Dome

livebaseballscorecards.com

AB	31
R	6
H	5
RBI	4
BB	11
SO	7
LOB	26

PITCHER		IP	WLS	BF	H	R	ER	SO	BB	IBB	HBP	BLK	WP	HR	S	P	ERA	WHIP
Mark Langston, L ERA: 4.07	(1, 1)	6.0	W	28	4	3	3	4	8	0	0	0	0	1	50	105	4.50	2.000
Michael Jackson, R ERA: 2.75	(7, 1)	2.1		10	0	2	1	1	3	0	0	0	0	0	24	45	3.86	1.286
Mike Schooler, R ERA: 3.13	(9, 1)	0.2		4	1	1	0	2	0	0	0	0	0	0	8	11	0.00	1.500

PITCHER	IP	WLS	BF	H	R	ER	SO	BB	IBB	HBP	BLK	WP	HR	S	P	ERA	WHIP

BOTTOM

New York Yankees @ Seattle Mariners

The Kingdome, Seattle, WA

Mon Aug 29 1988, 10:05 PM EDT

Att. 14,963 - Dome

livebaseballscorecards.com

Batter	1	2	3	4	5	6	7	8	9	AB	R	H	RBI	BB	SO	LOB
Mickey Brantley, R (1, 8) (6, 7) OBP: 0.295, SLG: 0.423	C F B F B S 2-3 K ①		1 SAFE F B B X 2-1 G3 HR 1B 1-2	C F B X 1-2 5-3 ②		B S F F F S 1-3 K ①		C B X 1-1 F8 ②		5	1	1	0	0	2	3
Harold Reynolds, S (1, 4) OBP: 0.338, SLG: 0.384	B X 1-0 4-3 ②		B C X 1-1 G3 ② 1-2 2-3	B F C B F X 2-2 G3 ③		X 0-0 SH6-4 ② 3-H		B C X 1-1 E 2B		4	1	1	1	0	0	4
Darnell Coles, R (1, 7) OBP: 0.303, SLG: 0.404 Henry Cotto, R (6, 8) OBP: 0.305, SLG: 0.372	B X 1-0 5-3 ③		B B F X 2-1 HR 2-H 3-H		S B X 1-1 F8 ① B B F F F X 2-2 F7 ③			S X 0-1 E5 1B 2-H		3 2	1 1	1 0	3 0	0 0	0 0	0 0
Alvin Davis, L (1, 3) OBP: 0.414, SLG: 0.483		C B B B B 4-1 G4-6-3 BB	C X 0-1 1B		B C B F F F F F B 3-2 X 1B 1B		B B F B X 3-1 F8 ①	B B B B 4-0 1B BB		3	0	2	0	2	0	0
Steve Balboni, R (1, 10) OBP: 0.263, SLG: 0.436		B B X 2-0 L7 ①	C B B X 2-1 F6 ③		B B X 2-0 F4 ②		S B F S 1-3 K ②	S S B B X 2-2 1-3 2-H 1B ③		5	0	1	1	0	1	3
Scott Bradley, L (1, 2) OBP: 0.288, SLG: 0.324	X 0-0 G4-6-3 ② ③ 1-2f			C B F X 1-2 F6 ①	C B B X 2-1 1-2 1B		B X 1-0 1B 1B			4	0	2	0	0	0	1
Jay Buhner, R (1, 9) OBP: 0.332, SLG: 0.466			B X 1-0 HR	X 0-0 1B 2B 1B	S B B B C S 3-3 K ③		C B B X 2-1 1-2 1B			4	2	3	1	0	1	2
Jim Presley, R (1, 5) OBP: 0.277, SLG: 0.359			C F B X 1-2 F2 ①	X 0-0 2B 1-3 1B		B F B X 2-1 3B 2B	X 0-0 F9 ③			4	1	2	0	0	0	2
Rey Quinones, R (1, 6) OBP: 0.297, SLG: 0.422 Mario Diaz, R (8, PH) (9, 6) OBP: 0.367, SLG: 0.421			C B S B F B B 4-2 G3 1B HR BB	F 1 SAFE B X 1-1 1-3 3-H 2B		B B B C C F F F X 3-2 2-H SH6-4 3B		B C B S S B S 3-3 K ①		2 1	2 0	2 0	2 0	1 0	0 1	0 0
Inning Stats	R: 0 H: 0 E: 0 LOB: 0 K: 1 BB: 0 S: 6 P: 10	R: 0 H: 0 E: 0 LOB: 0 K: 0 BB: 1 S: 3 P: 9	R: 4 H: 4 E: 0 LOB: 1 K: 0 BB: 1 S: 17 P: 30	R: 1 H: 3 E: 0 LOB: 2 K: 0 BB: 0 S: 14 P: 19	R: 0 H: 2 E: 0 LOB: 2 K: 1 BB: 0 S: 15 P: 26	R: 2 H: 2 E: 0 LOB: 0 K: 1 BB: 0 S: 17 P: 25	R: 0 H: 2 E: 0 LOB: 2 K: 1 BB: 0 S: 9 P: 16	R: 2 H: 2 E: 1 LOB: 2 K: 1 BB: 1 S: 12 P: 23		1B: 9 SF: 0 2B: 3 SAC: 1 3B: 1 DP: 1 HR: 2 HBP: 0						

AB	37	
R	9	
H	15	
RBI	8	
BB	3	
SO	5	
LOB	15	

WP: 0 PA: 41
PB: 0
SB: 0
CS: 0

PITCHER		IP	WLS	BF	H	R	ER	SO	BB	IBB	HBP	BLK	WP	HR	S	P	ERA	WHIP
Scott Nielsen, R ERA: 5.94	(1, 1)	3.1	L	18	7	5	5	1	2	0	0	0	0	2	33	58	13.50	2.700
Cecilio Guante, R ERA: 2.88	(4, 1)	2.2		12	4	2	2	2	0	0	0	0	0	0	39	61	6.75	1.500
Steve Shields, R ERA: 4.57	(7, 1)	2.0		11	4	2	0	2	1	0	0	0	0	0	21	39	0.00	2.500

PITCHER	IP	WLS	BF	H	R	ER	SO	BB	IBB	HBP	BLK	WP	HR	S	P	ERA	WHIP

Batter	1	2	3	4	5	6	7	8	9	AB	R	H	RBI	BB	SO	LOB
Rickey Henderson, R (1, 7) OBP: 0.400, SLG: 0.410	B B F C F B X 3-2 ① F7		S B F F F F F X 1-2 ② F8			C C B F X 1-2 ① 6-3		C B B B X 3-1 ② 5-3		4	0	0	0	0	0	1
Claudell Washington, L (1, 8) OBP: 0.364, SLG: 0.456 Gary Ward, R (8, 8) OBP: 0.290, SLG: 0.267	B C B X 2-1 ② F7		F B B X 2-1 ③ F8			C B C S X 2-2 ② F8		B B B B 4-0 BB		3 0	0 0	0 0	0 0	1 0	0 0	0 0
Don Mattingly, L (1, 3) OBP: 0.354, SLG: 0.454	C B F B F F X 2-2 ③ F9			B X 1-0 ① F6		B X 1-0 ③ F9		B X 1-0 ③ G3		4	0	0	0	0	0	2
Ken Phelps, L (1, 10) OBP: 0.415, SLG: 0.552 Jack Clark, R (9, PH) OBP: 0.376, SLG: 0.429		B B B C B 4-1 2B WP BB		C B S F S 1-3 ② K			X 0-0 ① G3		B B C B B 4-1 1B BB	2 0	1 0	0 0	0 0	1 1	1 0	0 0
Dave Winfield, R (1, 9) OBP: 0.405, SLG: 0.560	C B F X 1-2 ① F7			B B X 2-0 ③ F2			B X 1-0 F8 2B		B B B C F X 3-2 ① F9	4	0	1	0	0	0	2
Mike Pagliarulo, L (1, 5) OBP: 0.286, SLG: 0.368 Luis Aguayo, R (9, PH) OBP: 0.316, SLG: 0.333	B X 1-0 WP 1-3 2B				C F B S 1-3 ① K		X 0-0 ② F8 2-3		C C S 0-3 ② K	3 1	0 0	1 0	0 0	0 0	1 1	1 1
Willie Randolph, R (1, 4) OBP: 0.334, SLG: 0.317	B B S F B X 3-2 ② 4-3 2-3 3-H				C B B M X 2-2 ② F6		C F B B X 2-2 ③ F8		B F B C B X 3-2 1-2 1B	4	0	1	0	0	0	2
Rafael Santana, R (1, 6) OBP: 0.295, SLG: 0.309	B F B F F F F X 2-2 ③ F7				X 0-0 1B			X 0-0 ① 5-3	C B X 1-1 ③ F4	4	0	1	0	0	0	3
Joel Skinner, R (1, 2) OBP: 0.247, SLG: 0.311 Don Slaught, R (8, PH) OBP: 0.365, SLG: 0.488 (8, 2)			B F F S 1-3 ① K		B 1 SAFE B X 2-0 ③ 5-3			B B X 2-0 2B		2 1	0 0	0 1	0 0	0 0	1 0	1 0
Inning Stats	R: 0 H: 0 E: 0 LOB: 0 K: 0 BB: 0 S: 11 P: 18	R: 1 H: 1 E: 0 LOB: 1 K: 0 BB: 1 S: 14 P: 25	R: 0 H: 0 E: 0 LOB: 0 K: 1 BB: 0 S: 13 P: 17	R: 0 H: 0 E: 0 LOB: 0 K: 1 BB: 0 S: 6 P: 10	R: 0 H: 1 E: 0 LOB: 1 K: 1 BB: 0 S: 8 P: 13	R: 0 H: 0 E: 0 LOB: 0 K: 0 BB: 0 S: 8 P: 12	R: 0 H: 1 E: 0 LOB: 1 K: 0 BB: 0 S: 6 P: 9	R: 0 H: 1 E: 0 LOB: 2 K: 0 BB: 1 S: 5 P: 15	R: 0 H: 1 E: 0 LOB: 2 K: 1 BB: 1 S: 12 P: 23	1B: 2 2B: 3 3B: 0 HR: 0	SF: 0 SAC: 0 DP: 0 HBP: 0					

PITCHER		IP	WLS	BF	H	R	ER	SO	BB	IBB	HBP	BLK	WP	HR	S	P	ERA	WHIP
Mike Campbell, R ERA: 5.26	(1, 1)	7.2	W	29	4	1	1	3	2	0	0	0	1	0	70	117	1.17	0.783
Bill Wilkinson, L ERA: 4.22	(8, 1)	1.1		6	1	0	0	1	1	0	0	0	0	0	13	25	0.00	1.500

PITCHER	IP	WLS	BF	H	R	ER	SO	BB	IBB	HBP	BLK	WP	HR	S	P	ERA	WHIP

TOP

New York Yankees @ Seattle Mariners

The Kingdome, Seattle, WA

Tue Aug 30 1988, 10:05 PM EDT

Att. 13,065 - Dome - 72 F

livebaseballscorecards.com

AB	32
R	1
H	5
RBI	0
BB	3
SO	4
LOB	13

WP: 1	PA: 35					
PB: 0						
SB: 0						
CS: 0						

Batter	1	2	3	4	5	6	7	8	9	AB	R	H	RBI	BB	SO	LOB
Mickey Brantley, R (1, 8) (7, 7) OBP: 0.295, SLG: 0.424	F8		SF8 1-3 2B		F9		SH3-4 1-2	F8		4	0	1	0	0	0	1
Harold Reynolds, S (1, 4) OBP: 0.338, SLG: 0.385	G3		F9		F7		FC1-4 2-H 2B			4	0	1	1	0	0	2
Darnell Coles, R (1, 7) OBP: 0.309, SLG: 0.420 Henry Cotto, R (7, 8) OBP: 0.307, SLG: 0.372	HR		BB			1B HR 2B	FC1-4 HBP			2 0	2 0	2 0	1 0	1 0	0 0	0 0
Alvin Davis, L (1, 3) OBP: 0.412, SLG: 0.482	F8		SF8 2-3 3-H			HR 2-3 1B	FC1-4 1-2f 2-3			3	1	1	1	0	0	2
Steve Balboni, R (1, 10) OBP: 0.260, SLG: 0.430		K	4-3			F4	F7			4	0	0	0	0	1	6
Scott Bradley, L (1, 2) OBP: 0.291, SLG: 0.337		L4		4-3		HR 1-H 3-H		3B 1B		4	2	2	3	0	0	0
Jay Buhner, R (1, 9) OBP: 0.330, SLG: 0.458		BB		K		K		K		3	0	0	0	1	3	1
Jim Presley, R (1, 5) OBP: 0.275, SLG: 0.356		K		K		5-3		F8		4	0	0	0	0	2	2
Rey Quinones, R (1, 6) OBP: 0.301, SLG: 0.430			2B SF8 1B		K		SH3-4 2B 1B	1 SAFE 1 SAFE 1-H 3B		4	2	3	1	0	1	0
Inning Stats	R: 1 E: 0 K: 0 S: 5 H: 1 LOB: 0 BB: 0 P: 12	R: 0 E: 0 K: 2 S: 10 H: 0 LOB: 1 BB: 1 P: 21	R: 1 E: 0 K: 0 S: 9 H: 2 LOB: 2 BB: 1 P: 16	R: 0 E: 0 K: 2 S: 8 H: 0 LOB: 0 BB: 0 P: 12	R: 0 E: 0 K: 1 S: 8 H: 0 LOB: 0 BB: 0 P: 13	R: 3 E: 0 K: 1 S: 10 H: 3 LOB: 0 BB: 0 P: 16	R: 1 E: 0 K: 0 S: 8 H: 2 LOB: 2 BB: 0 P: 11	R: 1 E: 0 K: 1 S: 17 H: 2 LOB: 1 BB: 0 P: 20		1B: 4 2B: 3 3B: 1 HR: 2	SF: 1 SAC: 1 DP: 0 HBP: 1		WP: 0 PB: 0 SB: 0 CS: 0	PA: 37		

PITCHER		IP	WLS	BF	H	R	ER	SO	BB	IBB	HBP	BLK	WP	HR	S	P	ERA	WHIP
Richard Dotson, R ERA: 5.01	(1, 1)	6.1	L	30	8	6	6	6	2	0	1	0	0	2	54	96	8.53	1.579
Ron Guidry, L ERA: 3.41	(7, 1)	1.2		7	2	1	1	1	0	0	0	0	0	0	21	25	5.40	1.200

PITCHER	IP	WLS	BF	H	R	ER	SO	BB	IBB	HBP	BLK	WP	HR	S	P	ERA	WHIP

BOTTOM

New York Yankees @ Seattle Mariners

The Kingdome, Seattle, WA

Tue Aug 30 1988, 10:05 PM EDT

Att. 13,065 - Dome - 72 F

livebaseballscorecards.com

AB	32
R	7
H	10
RBI	7
BB	2
SO	7
LOB	14

New York Yankees @ Seattle Mariners

The Kingdome, Seattle, WA

Wed Aug 31 1988, 10:05 PM EDT

Att. 13,567 - Dome

TOP

livebaseballscorecards.com

Batter	1	2	3	4	5	6	7	8	9	AB	R	H	RBI	BB	SO	LOB
Rickey Henderson, R (1, 8) OBP: 0.396, SLG: 0.406	4-3		6-3		E6 S 2B	FC6-4 1-2f			F9	5	1	0	0	0	0	1
Willie Randolph, R (1, 4) OBP: 0.338, SLG: 0.328	1B 2B 1B		1B 2B		2-H 1B 2B		1-3		K	5	2	3	1	0	1	0
Don Mattingly, L (1, 3) OBP: 0.356, SLG: 0.456	1-2 2B 1B		2-3 BB 1B		F7		FC3-6 1B 1B		1-3	5	1	3	0	0	0	1
Dave Winfield, R (1, 9) OBP: 0.408, SLG: 0.563	F8 1-H 2-H 2B		K		2-H 1B		1-2 FC3-6 1B			4	0	3	3	0	1	2
Ken Phelps, L (1, 10) OBP: 0.413, SLG: 0.545	F8 2-3		1-2 BB		F7		1-2f 2-3 FC3-6			3	0	0	0	1	0	4
Jack Clark, R (1, 7) OBP: 0.373, SLG: 0.425	6-3		5-3		F9		K			4	0	0	0	0	1	7
Gary Ward, R (7, 7) OBP: 0.290, SLG: 0.267										0	0	0	0	0	0	0
Mike Pagliarulo, L (1, 5) OBP: 0.284, SLG: 0.364		F7		4-3		4-3		3-1		4	0	0	0	0	0	0
Don Slaught, R (1, 2) OBP: 0.359, SLG: 0.480		5-3		6-3		4-3		K		4	0	0	0	0	1	0
Rafael Santana, R (1, 6) OBP: 0.294, SLG: 0.308		F7		K		FC6-4 1B		P2		4	0	1	0	0	1	0
Inning Stats	R: 2 E: 0 K: 0 S: 10 H: 3 LOB: 1 BB: 0 P: 15	R: 0 E: 0 K: 0 S: 8 H: 0 LOB: 0 BB: 0 P: 10	R: 0 E: 0 K: 1 S: 11 H: 2 LOB: 3 BB: 1 P: 21	R: 0 E: 0 K: 1 S: 9 H: 0 LOB: 0 BB: 0 P: 12	R: 2 E: 1 K: 0 S: 12 H: 2 LOB: 1 BB: 0 P: 21	R: 0 E: 0 K: 0 S: 8 H: 1 LOB: 1 BB: 0 P: 13	R: 0 E: 0 K: 1 S: 12 H: 2 LOB: 2 BB: 0 P: 19	R: 0 E: 0 K: 1 S: 6 H: 0 LOB: 0 BB: 0 P: 10	R: 0 E: 0 K: 1 S: 7 H: 0 LOB: 0 BB: 0 P: 13	1B: 7 2B: 3 3B: 0 HR: 0 SF: 0 SAC: 0 DP: 0 HBP: 0						

	AB	38
	R	4
	H	10
	RBI	4
	BB	1
	SO	5
	LOB	15

WP: 0 PB: 0 SB: 1 CS: 0 PA: 39

PITCHER	IP	WLS	BF	H	R	ER	SO	BB	IBB	HBP	BLK	WP	HR	S	P	ERA	WHIP
Scott Bankhead, R (1, 1) ERA: 3.07	4.1	L	22	7	4	3	2	1	0	0	0	0	0	46	73	6.23	1.846
Bill Swift, R (5, 1) ERA: 4.77	2.2		11	3	0	0	1	0	0	0	0	0	0	24	38	0.00	1.125
Michael Jackson, R (8, 1) ERA: 2.69	2.0		6	0	0	0	2	0	0	0	0	0	0	13	23	0.00	0.000

PITCHER	IP	WLS	BF	H	R	ER	SO	BB	IBB	HBP	BLK	WP	HR	S	P	ERA	WHIP

Batter	1	2	3	4	5	6	7	8	9	AB	R	H	RBI	BB	SO	LOB
Mickey Brantley, R (1, 8) OBP: 0.295, SLG: 0.422	B C B F F X 2-2 1B S 1B 1B	S C C 0-3 ③ K			B X 1-0 ① F7	B B C X 2-1 ② F7				4	1	1	0	0	1	0
Harold Reynolds, S (1, 4) OBP: 0.337, SLG: 0.384	1 SAFE C B 1 SAFE S B X 2-2 FC3-6 1B 1-3 1B		B X 1-0 ① F7		C F B F B F X 2-2 ② G3		C B F B B X 3-2 ③ G3			4	0	1	0	0	0	0
Darnell Coles, R (1, 7) OBP: 0.308, SLG: 0.418	S B 1 SAFE 1 SAFE 1 SAFE X 1-1 FC3-6 1-2 3-H 1B		B B C B F X 3-2 ② F8		B X 1-0 E7			C X 0-1 ① F8		4	0	1	1	0	0	0
Alvin Davis, L (1, 3) OBP: 0.409, SLG: 0.477	C B B X 2-1 ① FC3-6 BB 1-2f 2-3		B C X 1-1 ③ 4-3		B C B F X 2-2 ③ 1-3			C X 0-1 ② F7		4	0	0	0	0	0	3
Steve Balboni, R (1, 10) OBP: 0.257, SLG: 0.424	S B B F S 2-3 ② K			B C X 1-1 ① 4-3		C B B X 2-1 ① 5-3		C B B F X 2-2 ③ F8		4	0	0	0	0	1	2
Scott Bradley, L (1, 2) OBP: 0.297, SLG: 0.343	B B B F B 4-1 1-2 BB			X 0-0 ② F2		B C C X 1-2 1B			B C S B X 2-2 2B	3	0	2	0	1	0	0
Jay Buhner, R (1, 9) OBP: 0.329, SLG: 0.451	F S S 0-3 ③ K			B B B C C B 4-2 1B BB		C B B S B S 3-3 ② K		X 0-0 ① F8		3	0	0	0	1	2	5
Jim Presley, R (1, 5) OBP: 0.275, SLG: 0.355		C B C S 1-3 ① K		X 0-0 1-2 1B		F X 0-1 ③ F4			B X 1-0 ② F7	4	0	1	0	0	1	2
Rey Quinones, R (1, 6) OBP: 0.298, SLG: 0.425		C B X 1-1 ② F7		C X 0-1 ③ F6			X 0-0 ① F2		B C X 1-1 ③ L5	4	0	0	0	0	0	3
Inning Stats	R: 1 H: 3 E: 0 LOB: 3 K: 2 BB: 1 S: 19 P: 32	R: 0 H: 0 E: 0 LOB: 0 K: 2 BB: 0 S: 8 P: 10	R: 0 H: 0 E: 0 LOB: 0 K: 0 BB: 0 S: 6 P: 11	R: 0 H: 1 E: 0 LOB: 2 K: 0 BB: 1 S: 8 P: 13	R: 0 H: 0 E: 1 LOB: 1 K: 0 BB: 0 S: 10 P: 16	R: 0 H: 1 E: 0 LOB: 1 K: 1 BB: 0 S: 10 P: 16	R: 0 H: 0 E: 0 LOB: 0 K: 0 BB: 0 S: 6 P: 11	R: 0 H: 0 E: 0 LOB: 0 K: 0 BB: 0 S: 7 P: 9	R: 0 H: 1 E: 0 LOB: 1 K: 0 BB: 0 S: 7 P: 11	1B: 5 SF: 0 2B: 1 SAC: 0 3B: 0 DP: 0 HR: 0 HBP: 0						WP: 0 PA: 36 PB: 0 SB: 1 CS: 0	

PITCHER	IP	WLS	BF	H	R	ER	SO	BB	IBB	HBP	BLK	WP	HR	S	P	ERA	WHIP
Rick Rhoden, R (1, 1) ERA: 4.45	9.0	W	36	6	1	1	5	2	0	0	0	0	0	81	129	1.00	0.889

PITCHER	IP	WLS	BF	H	R	ER	SO	BB	IBB	HBP	BLK	WP	HR	S	P	ERA	WHIP

BOTTOM

New York Yankees @ Seattle Mariners

The Kingdome, Seattle, WA

Wed Aug 31 1988, 10:05 PM EDT

Att. 13,567 - Dome

livebaseballscorecards.com

AB	34
R	1
H	6
RBI	1
BB	2
SO	5
LOB	15

Batter	1	2	3	4	5	6	7	8	9	AB	R	H	RBI	BB	SO	LOB
Rickey Henderson, R (1, 7) OBP: 0.395, SLG: 0.403	F7		1B		G6-3		F9		G6-3	5	1	1	0	0	0	1
Willie Randolph, R (1, 4) OBP: 0.340, SLG: 0.333	L3		1B			G6-3		2B		4	1	2	0	0	0	0
Don Mattingly, L (1, 3) OBP: 0.357, SLG: 0.458	2B		1B			F9		K		4	0	2	1	0	1	1
Dave Winfield, R (1, 9) OBP: 0.406, SLG: 0.560	G6-3		G4-3			G6-3		HBP		3	0	0	0	0	0	3
Jack Clark, R (1, 10) OBP: 0.375, SLG: 0.436		2B		K			HR	IBB		3	1	2	1	1	1	0
Gary Ward, R (1, 8) OBP: 0.289, SLG: 0.268		F8		K			1B	SF9		3	1	1	1	0	1	1
Don Slaught, R (1, 2) OBP: 0.354, SLG: 0.473		G5-3		F3			F8	F3		4	0	0	0	0	0	4
Luis Aguayo, R (1, 5) OBP: 0.316, SLG: 0.338 Mike Pagliarulo, L (9, PH) OBP: 0.283, SLG: 0.363 (9, 5)		K			F8		2B		F8	3 1	0 0	1 0	0 0	0 0	1 0	1 0
Rafael Santana, R (1, 6) OBP: 0.291, SLG: 0.305			F8		F9		K		G4-3	4	0	0	0	0	1	1
Inning Stats	R: 0 E: 0 K: 0 S: 7 H: 1 LOB: 1 BB: 0 P: 13	R: 0 E: 0 K: 1 S: 13 H: 1 LOB: 1 BB: 0 P: 21	R: 1 E: 0 K: 0 S: 12 H: 3 LOB: 1 BB: 0 P: 20	R: 0 E: 0 K: 2 S: 8 H: 0 LOB: 0 BB: 0 P: 16	R: 0 E: 0 K: 0 S: 5 H: 0 LOB: 0 BB: 0 P: 9	R: 0 E: 0 K: 0 S: 8 H: 0 LOB: 0 BB: 0 P: 11	R: 2 E: 0 K: 1 S: 15 H: 3 LOB: 1 BB: 0 P: 21	R: 1 E: 0 K: 1 S: 8 H: 1 LOB: 2 BB: 1 P: 17	R: 0 E: 0 K: 0 S: 6 H: 0 LOB: 0 BB: 0 P: 8	1B: 4 2B: 4 3B: 0 HR: 1 SF: 1 SAC: 0 DP: 1 HBP: 1						

PITCHER		IP	WLS	BF	H	R	ER	SO	BB	IBB	HBP	BLK	WP	HR	S	P	ERA	WHIP
Curt Young, L ERA: 4.81	(1, 1)	6.1	L	26	8	3	3	3	0	0	0	0	0	1	61	101	4.26	1.263
Gene Nelson, R ERA: 3.29	(7, 1)	1.2		8	1	1	1	2	0	1	1	0	2	0	15	27	5.40	0.600
Jim Corsi, R ERA: 4.67	(9, 1)	1.0		3	0	0	0	0	0	0	0	0	0	0	6	8	0.00	0.000

PITCHER	IP	WLS	BF	H	R	ER	SO	BB	IBB	HBP	BLK	WP	HR	S	P	ERA	WHIP

TOP

New York Yankees @ Oakland Athletics

Oakland-Alameda County Coliseum, Oakland, CA

Fri Sep 02 1988, 7:05 PM PDT

Att. 36,465 - Unknown - 62 F

livebaseballscorecards.com

AB	34
R	4
H	9
RBI	3
BB	1
SO	5
LOB	12

WP: 2	PA: 37		
PB: 0			
SB: 2			
CS: 0			

BOTTOM

Batter	1	2	3	4	5	6	7	8	9	AB	R	H	RBI	BB	SO	LOB
Carney Lansford, R (1, 5) OBP: 0.340, SLG: 0.380	F X 0-1 ① G6-3		C B C B X 2-2 S 1B		X 0-0 ①② G4-6-3 1-2f 2-3			X 0-0 G5-4-3 1-2 1B		4	0	2	0	0	0	2
Dave Henderson, R (1, 8) OBP: 0.356, SLG: 0.538	B B C X 2-1 G5-3 1B		C B B X 2-1 ② F9 1-2		B S B C S 2-3 ③ K			S X 0-1 ①② G5-4-3 1-2f 2-3		4	0	1	0	0	1	4
Jose Canseco, R (1, 9) OBP: 0.378, SLG: 0.537	B B B C C X 3-2 ② G5-3 1-2		B S B B C F S 3-3 ③ K			B X 1-0 ① F8		B B X 2-0 3-H 1B		4	0	1	1	0	1	2
Mark McGwire, R (1, 3) OBP: 0.339, SLG: 0.461	B F B B X 3-1 ③ G5-3			B F B B C X 3-2 ① F8		B C X 1-1 ② F7		S C S 0-3 ③ K		4	0	0	0	0	1	2
Terry Steinbach, R (1, 2) OBP: 0.323, SLG: 0.376		B S B B X 3-1 1B 1B		B B C F X 2-2 2B		B B X 2-0 ③ F7			B C C F X 1-2 1B 1B	4	0	3	0	0	0	0
Don Baylor, R (1, 10) OBP: 0.327, SLG: 0.325		C B B B F C 2-3 ① K		F B B F B B 4-2 G6-4-3 BB			C X 0-1 G6-4-3 1B		X 0-0 ① F4	3	0	1	0	1	1	2
Glenn Hubbard, R (1, 4) OBP: 0.342, SLG: 0.345		B C X 1-1 G6-4-3 1-3 1B		C X 0-1 ②③ G6-4-3 1-2f			B F B X 2-1 ① F8		B C S B F X 2-2 1-2 1B	4	0	2	0	0	0	3
Tony Phillips, S (1, 7) OBP: 0.303, SLG: 0.259		B C X 1-1 ②③ G6-4-3 1-2f			B B B C X 3-1 G4-6-3 1B 1B		C X 0-1 ②③ G6-4-3 1-2f		B B C F F X 2-2 ② F9	4	0	1	0	0	0	5
Mike Gallego, R (1, 6) OBP: 0.304, SLG: 0.265			X 0-0 ① B1-3		X 0-0 G4-6-3 1-2 1B			B B C B C F B 4-2 G5-4-3 1B 1B BB	C S B F S 1-3 ③ K	2	1	1	0	1	0	0
Felix Jose, S (9, PH)										1	0	0	0	0	1	2
Inning Stats	R: 0 E: 0 K: 0 S: 9 H: 1 LOB: 1 BB: 0 P: 17	R: 0 E: 0 K: 1 S: 9 H: 2 LOB: 1 BB: 0 P: 16	R: 0 E: 0 K: 1 S: 10 H: 1 LOB: 1 BB: 0 P: 17	R: 0 E: 0 K: 0 S: 10 H: 1 LOB: 1 BB: 1 P: 19	R: 0 E: 0 K: 1 S: 7 H: 2 LOB: 1 BB: 0 P: 12	R: 0 E: 0 K: 0 S: 4 H: 0 LOB: 0 BB: 0 P: 8	R: 0 E: 0 K: 0 S: 6 H: 1 LOB: 0 BB: 0 P: 8	R: 1 E: 0 K: 1 S: 10 H: 2 LOB: 1 BB: 1 P: 16	R: 0 E: 0 K: 1 S: 17 H: 2 LOB: 2 BB: 0 P: 23	1B: 11 2B: 1 3B: 0 HR: 0	SF: 0 SAC: 0 DP: 5 HBP: 0						

PITCHER	IP	WLS	BF	H	R	ER	SO	BB	IBB	HBP	BLK	WP	HR	S	P	ERA	WHIP
Tommy John, L (1, 1) ERA: 4.2	7.0	W	28	9	1	1	3	2	0	0	0	0	0	59	105	1.29	1.571
Dave Righetti, L (8, 1) ERA: 3.69	2.0	S	8	3	0	0	2	0	0	0	0	0	0	23	31	0.00	1.500

PITCHER	IP	WLS	BF	H	R	ER	SO	BB	IBB	HBP	BLK	WP	HR	S	P	ERA	WHIP

New York Yankees @ Oakland Athletics

Oakland-Alameda County Coliseum, Oakland, CA

Fri Sep 02 1988, 7:05 PM PDT

Att. 36,465 - Unknown - 62 F

livebaseballscorecards.com

AB	34
R	1
H	12
RBI	1
BB	2
SO	5
LOB	22

1B: 11	SF: 0	WP: 0	PA: 36
2B: 1	SAC: 0	PB: 0	
3B: 0	DP: 5	SB: 1	
HR: 0	HBP: 0	CS: 0	

Batter	1	2	3	4	5	6	7	8	9	AB	R	H	RBI	BB	SO	LOB
Rickey Henderson, R (1, 7) OBP: 0.393, SLG: 0.400	1-2 ① 5-3	3-2 ③ L8		4-1 1B WP 1B BB		3-1 ② F9		1-0 ③ F4		4	1	0	0	1	0	1
Willie Randolph, R (1, 4) OBP: 0.343, SLG: 0.338	1-1 3-1 BLK 1B		2-1 ① 6-3	2-2 S 1B 1-3 2-H 1B		1-2 1B 1B			1-2 ① F3	5	1	3	1	0	0	0
Don Mattingly, L (1, 3) OBP: 0.357, SLG: 0.464	0-0 ② 3-1 1-3		1-0 HR	1-0 ② F6		2-2 1-3 1B			1-1 ② F4	5	1	2	1	0	0	3
Dave Winfield, R (1, 9) OBP: 0.406, SLG: 0.557	4-1 S BB		0-2 ② L6	2-1 FC6-4 1-H 3-H 1B		2-2 ③ 4-3			0-2 ③ 6-3	4	0	1	2	1	0	2
Jack Clark, R (1, 10) OBP: 0.376, SLG: 0.438	4-2 1-2 BB		0-1 2B	0-0 ③ FC6-4 1-2f			1-0 ① F9			3	0	1	0	1	0	1
Mike Pagliarulo, L (1, 5) OBP: 0.283, SLG: 0.361	1-3 ③ K		4-1 FC6-4 BB		2-2 ① F8		0-0 ② F7			3	0	0	0	1	1	3
Gary Ward, R (1, 8) OBP: 0.288, SLG: 0.264		4-1 SH2-4 BB	1-1 ③ FC6-4 1-2f		2-3 ② K		0-1 ③ 5-3			3	0	0	0	1	1	2
Joel Skinner, R (1, 2) OBP: 0.248, SLG: 0.311		0-0 ① SH2-4 1-2		2-2 WP SH3-4 1B 1B	1-2 ③ F4			3-3 ① K		3	1	1	0	0	1	0
Rafael Santana, R (1, 6) OBP: 0.289, SLG: 0.303		3-2 ② F3		0-0 ① SH3-4 1-2		2-3 ① K		2-1 ② F3		3	0	0	0	0	1	1
Inning Stats	R: 0 H: 1 E: 0 LOB: 3 K: 1 BB: 2 S: 15 P: 26	R: 0 H: 0 E: 0 LOB: 1 K: 0 BB: 1 S: 10 P: 20	R: 1 H: 2 E: 0 LOB: 2 K: 0 BB: 1 S: 12 P: 20	R: 3 H: 3 E: 0 LOB: 1 K: 0 BB: 1 S: 13 P: 24	R: 0 H: 0 E: 0 LOB: 0 K: 1 BB: 0 S: 11 P: 16	R: 0 H: 2 E: 0 LOB: 2 K: 1 BB: 0 S: 16 P: 25	R: 0 H: 0 E: 0 LOB: 0 K: 0 BB: 0 S: 4 P: 5	R: 0 H: 0 E: 0 LOB: 0 K: 1 BB: 0 S: 7 P: 13	R: 0 H: 0 E: 0 LOB: 0 K: 0 BB: 0 S: 9 P: 11	1B: 6 SF: 0 2B: 1 SAC: 2 3B: 0 DP: 0 HR: 1 HBP: 0						WP: 1 PA: 40 PB: 0 SB: 2 CS: 0

New York Yankees @ Oakland Athletics

Oakland-Alameda County Coliseum, Oakland, CA

Sat Sep 03 1988, 3:33 AM PDT

Att. 43,074 - Sunny - 66 F

TOP

livebaseballscorecards.com

AB	33
R	4
H	8
RBI	4
BB	5
SO	4
LOB	13

PITCHER		IP	WLS	BF	H	R	ER	SO	BB	IBB	HBP	BLK	WP	HR	S	P	ERA	WHIP
Bob Welch, R ERA: 3.56	(1, 1)	3.1		18	4	2	2	1	4	0	0	1	0	1	42	73	5.40	2.400
Eric Plunk, R ERA: 2.74	(4, 1)	4.2	W	19	4	2	2	3	1	0	0	0	1	0	46	76	3.86	1.071
Dennis Eckersley, R ERA: 2.7	(9, 1)	1.0	S	3	0	0	0	0	0	0	0	0	0	0	9	11	0.00	0.000

PITCHER	IP	WLS	BF	H	R	ER	SO	BB	IBB	HBP	BLK	WP	HR	S	P	ERA	WHIP

BOTTOM

New York Yankees @ Oakland Athletics

Oakland-Alameda County Coliseum, Oakland, CA

Sat Sep 03 1988, 3:33 AM PDT

Att. 43,074 - Sunny - 66 F

livebaseballscorecards.com

Batter	1	2	3	4	5	6	7	8	9	AB	R	H	RBI	BB	SO	LOB
Tony Phillips, S (1, 7) OBP: 0.303, SLG: 0.256	B B B C X 3-1 F3 ①		B C B F X 2-2 F4 ③		F B B B C B 4-2 BB			B B C F X 2-2 BB HR 1B		2	0	0	0	1	0	1
(8, 4)																
Stan Javier, S (8, PH) OBP: 0.323, SLG: 0.341										1	1	1	0	0	0	0
(9, 7)																
Dave Henderson, R (1, 8) OBP: 0.355, SLG: 0.534	C B S S 1-3 K ②			C B X 1-1 F7 ①	S S B S 1-3 K ③			B B B B 4-0 HR 1-2 BB		3	1	0	0	1	2	1
Jose Canseco, R (1, 9) OBP: 0.379, SLG: 0.545	C X 0-1 F3 ③			B B X 2-0 2B 2B		C B F F F B F S 2-3 K ①		F X 0-1 1-H 2-H HR		4	2	2	3	0	1	0
Carney Lansford, R (1, 5) OBP: 0.343, SLG: 0.386		C B B X 2-1 5-3 ①		X 0-0 S SF8 2-H 2B		C F F B B B B 4-2 BB		B X 1-0 WP FC3-2 2B		3	1	2	1	1	0	0
Don Baylor, R (1, 10) OBP: 0.324, SLG: 0.322	B B X 2-0 F9 ②			C B X 1-1 SF8 ② 2-H	S B F S 1-3 K ②			C S B B S 2-3 K ①		2	0	0	1	0	1	1
Dave Parker, L (8, PH) OBP: 0.319, SLG: 0.401										1	0	0	0	0	1	1
Mark McGwire, R (1, 3) OBP: 0.340, SLG: 0.460	X 0-0 F7 ③			B F B B B 4-1 BB	S C B F X 1-2 F3 ③			B H 2-0 FC3-2 2-3 HBP		2	0	0	0	1	0	1
Doug Jennings, L (8, PR) OBP: 0.398, SLG: 0.353										0	0	0	0	0	0	0
(9, 3)																
Glenn Hubbard, R (1, 4) OBP: 0.340, SLG: 0.342			C S B S 1-3 K ①	B C B B C F X 3-2 F7 ③			B B C X 2-1 F9 ①	B F F X 1-2 FC3-2 1-2 3-H ②		2	0	0	0	0	1	1
Luis Polonia, L (7, PH) OBP: 0.329, SLG: 0.360										1	0	0	0	0	0	0
(8, 7)																
Terry Steinbach, R (8, PH) OBP: 0.322, SLG: 0.375										1	0	0	0	0	0	2
Mike Gallego, R (8, PR) OBP: 0.304, SLG: 0.265										0	0	0	0	0	0	0
(9, 4)																
Ron Hassey, L (1, 2) OBP: 0.311, SLG: 0.368			B C X 1-1 3-1 ②		F X 0-1 F8 ①		F F F S 0-3 K ②	B B X 2-0 4-3 ③		4	0	0	0	0	1	2
Walt Weiss, S (1, 6) OBP: 0.302, SLG: 0.315			F B B X 2-1 E6 1B		B B X 2-0 5-3 ②		C S B B F F C 2-3 K ③			3	0	1	0	0	1	0
Inning Stats	R: 0 H: 0 E: 0 LOB: 0 K: 1 BB: 0 S: 7 P: 11	R: 0 H: 0 E: 0 LOB: 0 K: 0 BB: 0 S: 4 P: 8	R: 0 H: 1 E: 1 LOB: 1 K: 1 BB: 0 S: 10 P: 16	R: 2 H: 2 E: 0 LOB: 1 K: 0 BB: 1 S: 11 P: 22	R: 0 H: 0 E: 0 LOB: 1 K: 1 BB: 1 S: 8 P: 15	R: 0 H: 0 E: 0 LOB: 1 K: 2 BB: 1 S: 15 P: 23	R: 0 H: 0 E: 0 LOB: 0 K: 2 BB: 0 S: 11 P: 15	R: 3 H: 3 E: 0 LOB: 2 K: 1 BB: 1 S: 13 P: 27		1B: 2 SF: 1 2B: 3 SAC: 0 3B: 0 DP: 0 HR: 1 HBP: 1						

AB	29
R	5
H	6
RBI	5
BB	4
SO	8
LOB	10

WP: 1 PA: 35
PB: 0
SB: 1
CS: 0

PITCHER		IP	WLS	BF	H	R	ER	SO	BB	IBB	HBP	BLK	WP	HR	S	P	ERA	WHIP
Ron Guidry, L ERA: 3.44	(1, 1)	5.0		20	3	2	2	3	2	0	0	0	0	0	40	72	3.60	1.000
Dale Mohorcic, R ERA: 5.17	(6, 1)	2.0	L	11	3	3	3	4	2	0	0	0	0	1	32	51	13.50	2.500
Neil Allen, R ERA: 4.2	(8, 1)	0.1		2	0	0	0	1	0	0	1	0	1	0	3	7	0.00	0.000
Hipolito Pena, L ERA:	(8, 1)	0.2		2	0	0	0	0	0	0	0	0	0	0	4	7	0.00	0.000

PITCHER	IP	WLS	BF	H	R	ER	SO	BB	IBB	HBP	BLK	WP	HR	S	P	ERA	WHIP

New York Yankees @ Oakland Athletics

Oakland-Alameda County Coliseum, Oakland, CA

Sun Sep 04 1988, 3:33 AM PDT

Att. 43,042 - Sunny - 70 F

livebaseballscorecards.com

TOP

Batter	1	2	3	4	5	6	7	8	9	AB	R	H	RBI	BB	SO	LOB
Rickey Henderson, R (1, 7) OBP: 0.392, SLG: 0.397 Roberto Kelly, R (8, 8) OBP: 0.272, SLG: 0.364	F B S S 1-3 ① K		S F B X 1-2 ② F8		B F B B B 4-1 G6-4-3 BB			B B B C X 3-1 ② 6-3		3 0 0 0 1 1 0 0 0 0 0 0 0 0						
Willie Randolph, R (1, 4) OBP: 0.340, SLG: 0.333 Luis Aguayo, R (8, 4) OBP: 0.316, SLG: 0.338	B S X 1-1 ② F9		C C B X 1-2 ③ 1-3		C C X 0-2 ②③ G6-4-3 1-2f			B B F S B F X 3-2 E5		4 0 0 0 0 0 1 0 0 0 0 0 0 0						
Don Mattingly, L (1, 3) OBP: 0.358, SLG: 0.465 Joel Skinner, R (8, 3) OBP: 0.248, SLG: 0.311	B C B B B 4-1 BB			B C X 1-1 1B 2B		B X 1-0 ① 4-3		C X 0-1 ③ F7		3 1 1 0 1 0 1 0 0 0 0 0 0 0						
Dave Winfield, R (1, 9) OBP: 0.406, SLG: 0.556 Hal Morris, L (6, 9) OBP: 0.125, SLG: 0.125	C B S S 1-3 ③ K			X 0-0 FC5-4 1B WP 2-H 1B		B F X 1-1 ② 3-1			B C B F C 2-3 ① K	3 1 1 1 0 1 1 1 0 0 0 0 1 0						
Jack Clark, R (1, 10) OBP: 0.377, SLG: 0.439		B S C B S 2-3 ① K		F B X 1-1 FC5-4 1-2 1B		C C S 0-3 ③ K			X 0-0 1-3 1B	4 0 2 0 0 2 0						
Mike Pagliarulo, L (1, 5) OBP: 0.280, SLG: 0.357		C B F B X 2-2 ② L8		X 0-0 ① FC5-4 WP 1-2f 2-3			B C F F S 1-3 ① K		B F S B F X 2-2 ② 1-3 1-2	4 0 0 0 0 1 3						
Gary Ward, R (1, 8) OBP: 0.288, SLG: 0.264 (8, 7)		C B B S X 2-2 FC6-4 1B		B B X 2-0 ② F8 1-2 3-H			F F X 0-2 ② 5-3		B B S F F C 2-3 ③ K	4 0 1 0 0 1 2						
Don Slaught, R (1, 2) OBP: 0.351, SLG: 0.467 Bob Geren, R (7, 2)		F X 0-1 ③ FC6-4 1-2f		C S X 0-2 ③ 6-3			F S F C 0-3 ③ K			3 0 0 0 0 1 2 0 0 0 0 0 0 0						
Randy Velarde, R (1, 6) OBP: 0.245, SLG: 0.367			B F C S 1-3 ① K		B F C X 1-2 ① F8			C B S B B S 3-3 ① K		3 0 0 0 0 2 0						

Inning Stats	R: 0 E: 0 K: 2 S: 9	H: 0 LOB: 1 BB: 1 P: 16	R: 0 E: 0 K: 1 S: 11	H: 1 LOB: 1 BB: 0 P: 17	R: 0 E: 0 K: 1 S: 9	H: 0 LOB: 0 BB: 0 P: 12	R: 2 E: 0 K: 0 S: 10	H: 3 LOB: 1 BB: 0 P: 14	R: 0 E: 0 K: 0 S: 7	H: 0 LOB: 0 BB: 1 P: 12
Inning Stats	R: 0 E: 0 K: 1 S: 6	H: 0 LOB: 0 BB: 0 P: 8	R: 0 E: 0 K: 2 S: 11	H: 0 LOB: 0 BB: 0 P: 12	R: 0 E: 1 K: 1 S: 11	H: 0 LOB: 1 BB: 0 P: 20	R: 0 E: 0 K: 2 S: 12	H: 1 LOB: 1 BB: 0 P: 18	1B: 4 2B: 1 3B: 0 HR: 0	SF: 0 SAC: 0 DP: 1 HBP: 0	WP: 1 PB: 0 SB: 0 CS: 0	PA: 34

PITCHER		IP	WLS	BF	H	R	ER	SO	BB	IBB	HBP	BLK	WP	HR	S	P	ERA	WHIP
Dave Stewart, R ERA: 3.11	(1, 1)	7.0	W	26	4	2	2	7	2	0	0	0	1	0	63	91	2.57	0.857
Jim Corsi, R ERA: 4.42	(8, 1)	1.0		4	0	0	0	1	0	0	0	0	0	0	11	20	0.00	0.000
Greg Cadaret, L ERA: 2.47	(9, 1)	1.0		4	1	0	0	2	0	0	0	0	0	0	12	18	0.00	1.000

PITCHER	IP	WLS	BF	H	R	ER	SO	BB	IBB	HBP	BLK	WP	HR	S	P	ERA	WHIP

AB	32
R	2
H	5
RBI	1
BB	2
SO	10
LOB	10

Batter	1	2	3	4	5	6	7	8	9	AB	R	H	RBI	BB	SO	LOB
Luis Polonia, L (1, 7) OBP: 0.330, SLG: 0.366 Lance Blankenship, R (9, 4)	F X 0-1 ① 4-3		F B X 1-1 2B 2B 1B	L X 0-1 ① FC6 1-2f HR	B S C B F B F S 3-3 ③ K			X 0-0 5-3 SF8 2B		5 0	3 0	2 0	0 0	0 0	1 0	2 0
Dave Henderson, R (1, 8) OBP: 0.359, SLG: 0.545 Stan Javier, S (6, PR) OBP: 0.322, SLG: 0.340 (7, 8)	B F B X 2-1 ② F4		F X 0-1 1-3 2B 2B	C B F X 1-2 1-H HR		B C B B B 4-1 BB		F C B B X 2-2 ① 5-3 2-3		3 1	2 0	2 0	2 0	1 0	0 0	0 1
Jose Canseco, R (1, 9) OBP: 0.378, SLG: 0.544 Felix Jose, S (9, 9)	B F F B X 2-2 ③ 5-3		B S F B X 2-2 HR 2-H 3-H 2B	B X 1-0 ② L6		B C F F B X 1-2 ① F7		B S X 1-1 ② SF8 3-H		4 0	1 0	1 0	3 0	0 0	0 0	1 0
Dave Parker, L (1, 10) OBP: 0.323, SLG: 0.413		B C X 1-1 FC5-4 1B	B F X 1-1 2-H HR	B B B B 4-0 WP 1B BB		B B X 2-0 ② F9		C B S X 1-2 ③ F8		4	2	2	2	1	0	1
Carney Lansford, R (1, 5) OBP: 0.342, SLG: 0.385 Tony Phillips, S (8, 5) OBP: 0.303, SLG: 0.256 (9, 7)		B X 1-0 ① FC5-4 1B 1-2f 2B	X 0-0 ① 4-3	B F C B X 2-2 1-H 1B		B C F F X 1-2 ③ L9				4 0	1 0	1 0	1 0	0 0	0 0	2 0
Mark McGwire, R (1, 3) OBP: 0.342, SLG: 0.460 Doug Jennings, L (7, PH) OBP: 0.404, SLG: 0.353 (8, 3)		X 0-0 1-3 2B 1B	C B C B B 4-2 FC5-4 BB	F F C 0-3 ③ K			B B F F F F B B 4-2 BB			2 0	1 0	1 0	0 0	1 1	1 0	1 0
Terry Steinbach, R (1, 2) OBP: 0.321, SLG: 0.377		C B C X 1-2 1-H 3-H 1B 2B	B C B X 2-1 ② FC5-4 1-2f		F B F B B X 3-2 ① F8		B S C B F X 2-2 ① L9			4	1	1	2	0	0	2
Glenn Hubbard, R (1, 4) OBP: 0.342, SLG: 0.348 Mike Gallego, R (8, 4) OBP: 0.304, SLG: 0.265 (9, 5)		C F X 0-2 CS 3-H 1B	B B C F X 2-2 ③ F8		C X 0-1 2B		B B C X 2-1 ② F8			4 0	0 0	2 0	1 0	0 0	0 0	2 0
Walt Weiss, S (1, 6) OBP: 0.301, SLG: 0.314		B S B X 2-1 ② ③ F9 1-2		B C B X 2-1 FC6 1B	B B F B X 3-1 ② F8		C B S C 1-3 ③ K			4	0	1	0	0	1	3
Inning Stats	R: 0 H: 0 E: 0 LOB: 0 K: 0 BB: 0 S: 7 P: 11	R: 3 H: 4 E: 0 LOB: 0 K: 0 BB: 0 S: 12 P: 17	R: 4 H: 4 E: 0 LOB: 1 K: 0 BB: 1 S: 17 P: 29	R: 3 H: 3 E: 0 LOB: 1 K: 1 BB: 1 S: 14 P: 24	R: 0 H: 1 E: 0 LOB: 1 K: 1 BB: 0 S: 13 P: 22	R: 0 H: 0 E: 0 LOB: 1 K: 0 BB: 1 S: 10 P: 18	R: 0 H: 0 E: 0 LOB: 1 K: 1 BB: 1 S: 13 P: 22	R: 1 H: 1 E: 0 LOB: 0 K: 0 BB: 0 S: 9 P: 13		1B: 6 2B: 5 3B: 0 HR: 2	SF: 1 SAC: 0 DP: 0 HBP: 0					WP: 1 PB: 0 SB: 0 CS: 1	PA: 40	

PITCHER		IP	WLS	BF	H	R	ER	SO	BB	IBB	HBP	BLK	WP	HR	S	P	ERA	WHIP
Richard Dotson, R ERA: 5.32	(1, 1)	2.0	L	12	7	6	6	0	0	0	0	0	0	0	26	38	27.00	3.500
Scott Nielsen, R ERA: 7.11	(3, 1)	2.1		14	5	4	4	1	2	0	0	0	1	2	29	51	15.43	3.000
Charles Hudson, R ERA: 4.48	(5, 1)	2.2		10	0	0	0	2	2	0	0	0	0	0	31	54	0.00	0.750
Steve Shields, R ERA: 4.63	(8, 1)	1.0		4	1	1	1	0	0	0	0	0	0	0	9	13	9.00	1.000

PITCHER	IP	WLS	BF	H	R	ER	SO	BB	IBB	HBP	BLK	WP	HR	S	P	ERA	WHIP

BOTTOM

New York Yankees @ Oakland Athletics

Oakland-Alameda County Coliseum, Oakland, CA

Sun Sep 04 1988, 3:33 AM PDT
Att. 43,042 - Sunny - 70 F

livebaseballscorecards.com

AB	35
R	11
H	13
RBI	11
BB	4
SO	3
LOB	15

Batter	1	2	3	4	5	6	7	8	9	AB	R	H	RBI	BB	SO	LOB
Ron Washington, R (1, 5) OBP: 0.300, SLG: 0.363	S B S X 1-2 1B FC6-4 1B		F B S F H 2-2 HR HBP		X 0-0 ② 5-3		F B B X 2-1 ② F8 2-3			3	1	1	0	0	0	2
Willie Upshaw, L (1, 3) OBP: 0.341, SLG: 0.387	1 SAFE B B 1 SAFE F X 2-1 FC6-4 1-3 1B		1 SAFE B X 1-0 ② 1-2 HR		B C B F B B 4-2 S BB		F B B S B X 3-2 ③ G6-3			3	1	2	1	1	0	2
Julio Franco, R (1, 4) OBP: 0.360, SLG: 0.416	B 1 SAFE C F 1 SAFE 1 SAFE B X 2-2 ① FC6-4 S 1-2f 3-H		B C C F F B B B 4-2 1B 1B BB		S B B F F B S 3-3 ③ K 1-2			F B B F B F X 3-2 ① F7		3	0	0	1	1	1	2
Joe Carter, R (1, 8) OBP: 0.321, SLG: 0.489	1 SAFE B X 1-0 ② 5-3 1-2		1 SAFE C 1 SAFE 1 SAFE X 0-1 ③ 1-H 1B			B F X 1-1 ① F8		X 0-0 ② F7		4	0	1	0	0	0	1
Mel Hall, L (1, 7) OBP: 0.324, SLG: 0.412	C F B F B B X 3-2 ③ F9			B B X 2-0 ① L6		F B B B F X 2-2 ② 1-3		C B B B X 3-1 ③ P4		4	0	0	0	0	0	1
Ron Kittle, R (1, 10) OBP: 0.325, SLG: 0.543		B B X 2-0 G3-6-3 1B		B F X 1-1 ② G6-3		X 0-0 ③ G6-3			X 0-0 ① F7	4	0	1	0	0	0	0
Dave Clark, L (1, 9) OBP: 0.345, SLG: 0.370 Carmen Castillo, R (9, PH) OBP: 0.293, SLG: 0.352		C X 0-1 ① ② G3-6-3 1-2f		X 0-0 1B			C X 0-1 FC5-6 SH 1B		C C S S 0-3 ② K	3 0 2 0 0 0 1 1 0 0 0 0 1 0						
Andy Allanson, R (1, 2) OBP: 0.286, SLG: 0.304	B C X 1-1 ③ F9			C 1 SAFE X 0-1 ③ F8			1 SAFE L 1 SAFE X 0-1 SH F8 FC5-6 1-2		S B S B C 2-3 ③ K	3	0	0	0	0	1	1
Paul Zuvella, R (1, 6) OBP: 0.294, SLG: 0.291			B B C E X 2-2 ① F5		X 0-0 ① F7		X 0-0 ① FC5-6 1-2 2-3f			3	0	0	0	0	0	2
Inning Stats	R: 1 H: 2 E: 0 LOB: 1 K: 0 BB: 0 S: 13 P: 22	R: 0 H: 1 E: 0 LOB: 0 K: 0 BB: 0 S: 5 P: 8	R: 1 H: 2 E: 0 LOB: 2 K: 0 BB: 1 S: 13 P: 22	R: 0 H: 1 E: 0 LOB: 1 K: 0 BB: 0 S: 6 P: 9	R: 0 H: 0 E: 0 LOB: 1 K: 1 BB: 1 S: 8 P: 15	R: 0 H: 0 E: 0 LOB: 0 K: 0 BB: 0 S: 6 P: 9	R: 0 H: 1 E: 1 LOB: 2 K: 0 BB: 0 S: 10 P: 15	R: 0 H: 0 E: 0 LOB: 0 K: 0 BB: 0 S: 7 P: 13	R: 0 H: 0 E: 0 LOB: 0 K: 2 BB: 0 S: 7 P: 9	1B: 6 SF: 0 2B: 0 SAC: 1 3B: 0 DP: 1 HR: 1 HBP: 1						

PITCHER		IP	WLS	BF	H	R	ER	SO	BB	IBB	HBP	BLK	WP	HR	S	P	ERA	WHIP
Rick Rhoden, R ERA: 4.34	(1, 1)	8.0	W	32	7	2	2	1	2	0	1	0	0	1	68	113	2.25	1.125
Dave Righetti, L ERA: 3.63	(9, 1)	1.0		3	0	0	0	2	0	0	0	0	0	0	7	9	0.00	0.000

PITCHER	IP	WLS	BF	H	R	ER	SO	BB	IBB	HBP	BLK	WP	HR	S	P	ERA	WHIP

TOP

Cleveland Indians @ New York Yankees

Yankee Stadium, Bronx, NY

Mon Sep 05 1988, 3:33 AM EDT

Att. 27,884 - Overcast - 79 F

livebaseballscorecards.com

AB	31
R	2
H	7
RBI	2
BB	2
SO	3
LOB	12

BOTTOM

Cleveland Indians @ New York Yankees

Yankee Stadium, Bronx, NY

Mon Sep 05 1988, 3:33 AM EDT

Att. 27,884 - Overcast - 79 F

livebaseballscorecards.com

Batter	1	2	3	4	5	6	7	8	9	AB	R	H	RBI	BB	SO	LOB
Rickey Henderson, R (1, 7) OBP: 0.389, SLG: 0.393	K			6-3		K		FC4 S 1B; 1-2f; 3-H		4	1	0	1	0	2	1
Willie Randolph, R (1, 4) OBP: 0.339, SLG: 0.330	P5			F7		F8		SAFE; 1B 1B; 1-3	BB	3	1	0	0	1	0	0
Don Mattingly, L (1, 3) OBP: 0.360, SLG: 0.465	K			1B		G6-3		1B HR; 1-3; 3-H	1B	4	1	2	1	0	1	0
Dave Winfield, R (1, 9) OBP: 0.409, SLG: 0.557		G4-6-3 1B		4-3			G4-6-3 1B	HR; 1-3; 3-H	1B	4	1	3	1	0	0	1
Ken Phelps, L (1, 10) OBP: 0.411, SLG: 0.552		F2			F8		G4-6-3; 1-2f	1-H; 3-H	HR	4	1	1	3	0	0	2
Mike Pagliarulo, L (1, 5) OBP: 0.280, SLG: 0.363		G4-6-3; 1-2f			HR		F8	K		4	1	1	1	0	1	2
Gary Ward, R (1, 8) OBP: 0.288, SLG: 0.265			F9	F9				SH1-4 BLK; FC4; 1B		3	1	1	0	0	0	0
Randy Velarde, R (9, 6) OBP: 0.245, SLG: 0.367										0	0	0	0	0	0	0
Don Slaught, R (1, 2) OBP: 0.352, SLG: 0.475			P4		3B			SH1-4; 1-3		2	0	1	0	0	0	0
Rafael Santana, R (1, 6) OBP: 0.288, SLG: 0.301			F8		P6			FC4; BB		2	0	0	0	0	0	1
Jack Clark, R (8, PH) OBP: 0.379, SLG: 0.439										0	0	0	0	1	0	0
Roberto Kelly, R (8, PR) (9, 8) OBP: 0.272, SLG: 0.364										0	0	0	0	0	0	0

Inning Stats	1	2	3	4	5	6	7	8	9
	R: 0 H: 0 E: 0 LOB: 0 K: 2 BB: 0 S: 9 P: 13	R: 0 H: 1 E: 0 LOB: 0 K: 0 BB: 0 S: 8 P: 13	R: 0 H: 0 E: 0 LOB: 0 K: 0 BB: 0 S: 8 P: 11	R: 0 H: 1 E: 0 LOB: 1 K: 0 BB: 0 S: 11 P: 14	R: 1 H: 2 E: 0 LOB: 1 K: 0 BB: 0 S: 14 P: 23	R: 0 H: 0 E: 0 LOB: 0 K: 1 BB: 0 S: 5 P: 8	R: 0 H: 1 E: 0 LOB: 0 K: 0 BB: 0 S: 4 P: 8	R: 6 H: 4 E: 0 LOB: 1 K: 1 BB: 2 S: 19 P: 38	

AB	30	
R	7	
H	9	
RBI	7	
BB	2	
SO	4	
LOB	7	

PITCHER		IP	WLS	BF	H	R	ER	SO	BB	IBB	HBP	BLK	WP	HR	S	P	ERA	WHIP	PITCHER	IP	WLS	BF	H	R	ER	SO	BB	IBB	HBP	BLK	WP	HR	S	P	ERA	WHIP
Tom Candiotti, R ERA: 3.39	(1, 1)	7.0		24	5	1	1	3	0	0	0	0	0	1	59	90	1.29	0.714																	
Don Gordon, R ERA: 3.99	(8, 1)	0.2	L	5	1	3	3	0	2	0	0	1	0	0	9	20	40.50	4.500																	
Scott Bailes, L ERA: 4.96	(8, 1)	0.0		1	1	0	0	0	0	0	0	0	0	0	1	2	∞	∞																	
Jeff Dedmon, R ERA: 5.46	(8, 1)	0.1		3	2	3	3	1	0	0	0	0	0	1	9	16	81.00	6.000																	

1B: 6	SF: 0	WP: 0 PA: 33
2B: 0	SAC: 1	PB: 0
3B: 1	DP: 2	SB: 2
HR: 2	HBP: 0	CS: 0

Cleveland Indians @ New York Yankees

Yankee Stadium, Bronx, NY

Tue Sep 06 1988, 7:05 PM EDT

Att. 22,055 - Unknown - 65 F

TOP

livebaseballscorecards.com

Batter	1	2	3	4	5	6	7	8	9	AB	R	H	RBI	BB	SO	LOB
Julio Franco, R (1, 4) OBP: 0.364, SLG: 0.419	G6-3 2B		BB		FC6-4 BB		1B IBB			1	0	1	0	3	0	0
Andy Allanson, R (1, 2) OBP: 0.285, SLG: 0.304	G6-3 2-3		F7		FC6-4 1-2f		1B 1-2 2-H			4	0	1	0	0	0	4
Joe Carter, R (1, 8) OBP: 0.318, SLG: 0.485	K		K			P4		F8		4	0	0	0	0	2	3
Ron Kittle, R (1, 10) OBP: 0.324, SLG: 0.552	F9			HR		L7		K		4	1	1	1	0	1	1
Carmen Castillo, R (1, 9) OBP: 0.289, SLG: 0.347 Mel Hall, L (6, PH) OBP: 0.324, SLG: 0.412 (6, 7)		6-3		K		1B		P6		2 2	0 0	0 1	0 0	0 0	1 0	0 0
Brook Jacoby, R (1, 5) OBP: 0.306, SLG: 0.341		E7 G4-6-3		K		5-3			F7	4	0	0	0	0	1	1
Reggie Williams, R (1, 7) (6, 9) Dave Clark, L (7, PH) (7, 9) OBP: 0.348, SLG: 0.373		G4-6-3 1-2f		F3			SH1-4 1B 1B		F8	2 2	0 0	0 1	0 0	0 0	0 0	1 0
Luis Medina, R (1, 3) OBP: 0.500, SLG: 0.500 Willie Upshaw, L (9, PH) OBP: 0.342, SLG: 0.387 (9, 3)			SH1-4 1B		G6-3		SH1-4 1-2		BB	2 0	0 0	1 0	0 0	0 1	0 0	0 0
Paul Zuvella, R (1, 6) OBP: 0.286, SLG: 0.283			SH1-4 1-2				F8		G1-3	3	0	0	0	0	1	2
Inning Stats	R: 0 E: 0 K: 1 S: 16 H: 1 LOB: 1 BB: 0 P: 21	R: 0 E: 1 K: 0 S: 4 H: 0 LOB: 0 BB: 0 P: 8	R: 0 E: 0 K: 1 S: 12 H: 1 LOB: 2 BB: 1 P: 22	R: 1 E: 0 K: 2 S: 12 H: 1 LOB: 0 BB: 0 P: 18	R: 0 E: 0 K: 1 S: 6 H: 0 LOB: 1 BB: 1 P: 12	R: 0 E: 0 K: 0 S: 8 H: 1 LOB: 1 BB: 0 P: 13	R: 0 E: 0 K: 0 S: 6 H: 2 LOB: 2 BB: 1 P: 15	R: 0 E: 0 K: 1 S: 7 H: 0 LOB: 0 BB: 0 P: 9	R: 0 E: 0 K: 0 S: 6 H: 0 LOB: 1 BB: 1 P: 14	1B: 4 2B: 1 3B: 0 HR: 1 SF: 0 SAC: 2 DP: 1 HBP: 0	WP: 0 PB: 0 SB: 0 CS: 0 PA: 36					

PITCHER		IP	WLS	BF	H	R	ER	SO	BB	IBB	HBP	BLK	WP	HR	S	P	ERA	WHIP
Al Leiter, L ERA: 3.78	(1, 1)	5.0	L	20	3	1	1	5	2	0	0	0	0	1	50	81	1.80	1.000
Neil Allen, R ERA: 4.03	(6, 1)	4.0		16	3	0	0	1	1	1	0	0	0	0	27	51	0.00	1.000

PITCHER	IP	WLS	BF	H	R	ER	SO	BB	IBB	HBP	BLK	WP	HR	S	P	ERA	WHIP

AB	30
R	1
H	6
RBI	1
BB	4
SO	6
LOB	12

Batter	1	2	3	4	5	6	7	8	9	AB	R	H	RBI	BB	SO	LOB
Rickey Henderson, R (1, 7) OBP: 0.388, SLG: 0.391	B B C X 2-1 G3 ①			F B S B B B 4-2 1B BB	C B B X 2-1 1-3 ③			B F X 1-1 G4-3 ②		3	0	0	0	1	0	1
Willie Randolph, R (1, 4) OBP: 0.335, SLG: 0.326	C C B B F S 2-3 K ②			X 0-0 F9 ①		C B B F X 2-2 4-3 ①		X 0-0 L5 ③		4	0	0	0	0	1	1
Don Mattingly, L (1, 3) OBP: 0.359, SLG: 0.464	B B F B X 3-1 F8 ③			1 SAFE C C X 0-2 BB 1-3 1B		B B B C C F C 3-3 K ②			B X 1-0 F8 ①	4	0	1	0	0	1	0
Dave Winfield, R (1, 9) OBP: 0.407, SLG: 0.554		C B F X 1-2 5-3 ①		B B F F S 2-3 K ②		B B B F B 4-1 BB			F F S 0-3 K ②	3	0	0	0	1	2	2
Jack Clark, R (1, 10) OBP: 0.378, SLG: 0.435		B B B C F C 3-3 K ②		B C B B B 4-1 1-2 BB		B X 1-0 F8 ③			C B F B X 2-2 P4 ③	3	0	0	0	1	1	1
Don Slaught, R (1, 2) OBP: 0.348, SLG: 0.470		F B B S F B S 3-3 K ③		F S B F B X 2-2 F9 ③			F B F F F S 1-3 K ①			3	0	0	0	0	2	3
Gary Ward, R (1, 8) OBP: 0.284, SLG: 0.261			F F B B S 2-3 K ①		B F F X 1-2 F9 ①		F B B X 2-1 L8 ②			3	0	0	0	0	1	0
Luis Aguayo, R (1, 5) OBP: 0.320, SLG: 0.348			X 0-0 G3-6-3 1B		X 0-0 2B		S B X 1-1 F9 ③			3	0	2	0	0	0	0
Rafael Santana, R (1, 6) OBP: 0.286, SLG: 0.299			F E B X 1-2 G3-6-3 ② ③ 1-2f		C B B X 2-1 P3 ②			B C F X 1-2 G3 ①		3	0	0	0	0	0	2
Inning Stats	R: 0 H: 0 E: 0 LOB: 0 K: 1 BB: 0 S: 8 P: 15	R: 0 H: 0 E: 0 LOB: 0 K: 2 BB: 0 S: 10 P: 17	R: 0 H: 1 E: 0 LOB: 0 K: 1 BB: 0 S: 7 P: 10	R: 0 H: 1 E: 0 LOB: 3 K: 1 BB: 2 S: 14 P: 26	R: 0 H: 1 E: 0 LOB: 1 K: 0 BB: 0 S: 8 P: 13	R: 0 H: 0 E: 0 LOB: 1 K: 1 BB: 1 S: 9 P: 19	R: 0 H: 0 E: 0 LOB: 0 K: 1 BB: 0 S: 9 P: 13	R: 0 H: 0 E: 0 LOB: 0 K: 0 BB: 0 S: 6 P: 8	R: 0 H: 0 E: 0 LOB: 0 K: 1 BB: 0 S: 7 P: 10	1B: 2 SF: 0 2B: 1 SAC: 0 3B: 0 DP: 1 HR: 0 HBP: 0						WP: 0 PA: 32 PB: 0 SB: 0 CS: 0	

PITCHER	IP	WLS	BF	H	R	ER	SO	BB	IBB	HBP	BLK	WP	HR	S	P	ERA	WHIP
Greg Swindell, L (1, 1) ERA: 3.16	9.0	W	32	3	0	0	8	3	0	0	0	0	0	78	131	0.00	0.667

PITCHER	IP	WLS	BF	H	R	ER	SO	BB	IBB	HBP	BLK	WP	HR	S	P	ERA	WHIP

BOTTOM

Cleveland Indians @ New York Yankees

Yankee Stadium, Bronx, NY

Tue Sep 06 1988, 7:05 PM EDT

Att. 22,055 - Unknown - 65 F

livebaseballscorecards.com

AB	29
R	0
H	3
RBI	0
BB	3
SO	8
LOB	10

Cleveland Indians @ New York Yankees

Yankee Stadium, Bronx, NY

Wed Sep 07 1988, 7:05 PM EDT

Att. 30,023 - Unknown - 69 F

TOP

livebaseballscorecards.com

Batter	1	2	3	4	5	6	7	8	9	AB	R	H	RBI	BB	SO	LOB
Julio Franco, R (1, 4) OBP: 0.363, SLG: 0.417	5-3		E SF8 1B	FC4-6 1B 1-2f		4-3			G6-4-3 1-2f	5	2	1	0	0	0	2
Andy Allanson, R (1, 2) OBP: 0.287, SLG: 0.305	F8		E5 1B 1-3	1B 1B 1-2		L9			6-3	5	0	2	0	0	0	0
Joe Carter, R (1, 8) OBP: 0.321, SLG: 0.488	2B		IBB	1B 1-3 2-H			F7			3	0	2	1	1	0	0
Ron Kittle, R (1, 10) OBP: 0.318, SLG: 0.544	P4		SF8 3-H		F8		K			3	0	0	1	0	1	1
Carmen Castillo, R (1, 9) OBP: 0.288, SLG: 0.344 Mel Hall, L (9, 7) OBP: 0.324, SLG: 0.412		K	F7		1B 6-3 1B		5-3			4 0	0 0	1 0	0 0	0 0	1 0	2 0
Brook Jacoby, R (1, 5) OBP: 0.305, SLG: 0.340		K		FC4-6 1B	6-3 1-2			G6-3		4	0	1	0	0	1	1
Reggie Williams, R (1, 7) OBP: 0.167, SLG: 0.167 (9, 9)		K		FC4-6 1-2f HR	FC5-4 2-3 1B			K2-3		4	1	1	0	0	2	1
Luis Medina, R (1, 3) OBP: 0.500, SLG: 1.100 Willie Upshaw, L (8, 3) OBP: 0.342, SLG: 0.387			HR	HR 1-H	FC5-4 1-2f			K		4 0	2 0	2 0	3 0	0 0	1 0	2 0
Paul Zuvella, R (1, 6) OBP: 0.293, SLG: 0.284			5-3	FC4-6 1B		L9			G6-4-3 BB	3	0	1	0	1	0	0

	AB	35
	R	5
	H	11
	RBI	5
	BB	2
	SO	6
	LOB	9

Inning Stats										
	R: 0 E: 0 K: 0 S: 9	H: 1 LOB: 1 BB: 0 P: 16	R: 0 E: 0 K: 3 S: 9	H: 0 LOB: 0 BB: 0 P: 13	R: 2 E: 1 K: 0 S: 10	H: 3 LOB: 2 BB: 1 P: 20	R: 3 E: 0 K: 0 S: 9	H: 5 LOB: 2 BB: 0 P: 15	R: 0 E: 0 K: 0 S: 12	H: 2 LOB: 2 BB: 0 P: 15
	R: 0 E: 0 K: 0 S: 6	H: 0 LOB: 0 BB: 0 P: 9	R: 0 E: 0 K: 1 S: 9	H: 0 LOB: 0 BB: 0 P: 13	R: 0 E: 0 K: 2 S: 7	H: 0 LOB: 0 BB: 0 P: 8	R: 0 E: 0 K: 0 S: 5	H: 0 LOB: 0 BB: 1 P: 9	1B: 8 2B: 1 3B: 0 HR: 2	SF: 1 SAC: 0 DP: 1 HBP: 0	WP: 0 PB: 0 SB: 0 CS: 0	PA: 38

PITCHER		IP	WLS	BF	H	R	ER	SO	BB	IBB	HBP	BLK	WP	HR	S	P	ERA	WHIP
Tommy John, L ERA: 4.38	(1, 1)	4.0	L	21	9	5	5	3	0	1	0	0	0	2	37	64	11.25	2.250
Scott Nielsen, R ERA: 6.86	(5, 1)	0.2		4	2	0	0	0	0	0	0	0	0	0	10	13	0.00	3.000
Steve Shields, R ERA: 4.35	(5, 1)	4.1		13	0	0	0	3	1	0	0	0	0	0	29	41	0.00	0.231

PITCHER	IP	WLS	BF	H	R	ER	SO	BB	IBB	HBP	BLK	WP	HR	S	P	ERA	WHIP

BOTTOM

Cleveland Indians @ New York Yankees

Yankee Stadium, Bronx, NY

Wed Sep 07 1988, 7:05 PM EDT

Att. 30,023 - Unknown - 69 F

livebaseballscorecards.com

Batter	1	2	3	4	5	6	7	8	9	AB	R	H	RBI	BB	SO	LOB
Rickey Henderson, R (1, 7) OBP: 0.388, SLG: 0.391	K		1B		F8		6-3		FC4-6 1B	5	1	2	0	0	1	2
Claudell Washington, L (1, 8) OBP: 0.364, SLG: 0.454	BB		F7		G4-3		1B		FC4-6	4	0	1	2	1	0	3
Don Mattingly, L (1, 3) OBP: 0.355, SLG: 0.459	F8		F9			F9	F9		L3	5	0	0	0	0	0	5
Dave Winfield, R (1, 9) OBP: 0.410, SLG: 0.555	BB		CS 1B			K		1B		3	0	2	2	1	1	0
Jack Clark, R (1, 10) OBP: 0.377, SLG: 0.432	K		CS	F9		WP BB		K		3	0	0	0	1	2	3
Mike Pagliarulo, L (1, 5) OBP: 0.277, SLG: 0.360		4-3		F8		P5		L8		4	0	0	0	0	0	2
Willie Randolph, R (1, 4) OBP: 0.337, SLG: 0.328		F8		1B			5-3			4	0	2	0	0	0	0
Joel Skinner, R (1, 2) OBP: 0.246, SLG: 0.308		P4		K			6-3 1B		G3	2	0	0	0	0	1	1
Hal Morris, L (7, PH) OBP: 0.222, SLG: 0.222										1	1	1	0	0	0	0
Bob Geren, R (8, 2)										0	0	0	0	0	0	0
Ken Phelps, L (8, PH) OBP: 0.410, SLG: 0.550										1	0	0	0	0	0	2
Don Slaught, R (9, 2) OBP: 0.348, SLG: 0.470										0	0	0	0	0	0	0
Rafael Santana, R (1, 6) OBP: 0.290, SLG: 0.302			F9 1B BB		1B		6-3 1B		6-3	3	2	2	0	1	0	0

Inning Stats	1	2	3	4	5	6	7	8	9
	R: 0 H: 0 E: 0 LOB: 2 K: 2 BB: 2 S: 10 P: 20	R: 0 H: 0 E: 0 LOB: 0 K: 0 BB: 0 S: 9 P: 11	R: 2 H: 2 E: 0 LOB: 0 K: 0 BB: 1 S: 9 P: 17	R: 0 H: 1 E: 0 LOB: 1 K: 1 BB: 0 S: 7 P: 9	R: 0 H: 1 E: 0 LOB: 0 K: 0 BB: 0 S: 7 P: 13	R: 0 H: 0 E: 0 LOB: 1 K: 1 BB: 1 S: 8 P: 13	R: 2 H: 3 E: 0 LOB: 1 K: 0 BB: 0 S: 15 P: 26	R: 0 H: 2 E: 0 LOB: 2 K: 1 BB: 0 S: 15 P: 20	R: 0 H: 1 E: 0 LOB: 1 K: 0 BB: 0 S: 10 P: 15

1B: 10	SF: 0
2B: 0	SAC: 0
3B: 0	DP: 0
HR: 0	HBP: 0
WP: 1	PA: 40
PB: 0	
SB: 1	
CS: 1	

AB	35
R	4
H	10
RBI	4
BB	4
SO	5
LOB	18

PITCHER		IP	WLS	BF	H	R	ER	SO	BB	IBB	HBP	BLK	WP	HR	S	P	ERA	WHIP
Rod Nichols, R ERA: 6.02	(1, 1)	6.1	W	27	6	4	4	4	4	0	0	0	1	0	59	97	5.68	1.579
Don Gordon, R ERA: 3.97	(7, 1)	0.1		1	0	0	0	0	0	0	0	0	0	0	1	3	0.00	0.000
Brad Havens, L ERA: 3.46	(7, 1)	0.1		2	1	0	0	0	0	0	0	0	0	0	5	9	0.00	3.000
Doug Jones, R ERA: 2.36	(8, 1)	2.0	S	9	3	0	0	1	0	0	0	0	0	0	25	35	0.00	1.500

PITCHER		IP	WLS	BF	H	R	ER	SO	BB	IBB	HBP	BLK	WP	HR	S	P	ERA	WHIP

Batter	1	2	3	4	5	6	7	8	9	10	AB	R	H	RBI	BB	SO	LOB
Gary Pettis, S (1, 8) OBP: 0.283, SLG: 0.275	L4			BLK G6-3 1B BB	L7			K		K	4	1	0	0	1	2	1
Luis Salazar, R (1, 7) OBP: 0.297, SLG: 0.389	K			G6-3 1-2		G6-3		1B 1B 2B BB		3B	4	1	1	0	1	1	1
Alan Trammell, R (1, 6) OBP: 0.383, SLG: 0.486	F8			K		K		1B 2B 1-2 1B		IBB	4	1	1	0	1	2	1
Chet Lemon, R (1, 9) OBP: 0.350, SLG: 0.417		F8		1B 2-3 BB		K		2B 1-2 2-3 1B		F5	4	1	1	0	1	1	2
Ray Knight, R (1, 3) OBP: 0.272, SLG: 0.288		F7		1-2 3-H 1B			5-3	WP 1-H 2-H 3-H 2B		L9	4	0	2	4	0	0	0
Bill Bean, L (8, PR) OBP: 0.500, SLG: 1.000											0	0	0	0	0	0	0
(8, 3)																	
Fred Lynn, L (10, PH) OBP: 0.300, SLG: 0.462											1	0	0	0	0	0	2
Dave Bergman, L (10, 3) OBP: 0.395, SLG: 0.441											0	0	0	0	0	0	0
Larry Herndon, R (1, 10) OBP: 0.294, SLG: 0.293		F9		P4			FC4-6 1B	K 2-3			4	0	1	0	0	1	3
Mike Heath, R (1, 2) OBP: 0.329, SLG: 0.401	K				6-3		F9		4-3		4	0	0	0	0	1	1
Tom Brookens, R (1, 5) OBP: 0.320, SLG: 0.353	F9				P6		FC4-6 1-2f		K		4	0	0	0	0	1	1
Jim Walewander, S (1, 4) OBP: 0.258, SLG: 0.252	6-3				1B			K	6-3		4	0	1	0	0	1	0
Inning Stats	R: 0 E: 0 K: 1 S: 7 H: 0 LOB: 0 BB: 0 P: 13	R: 0 E: 0 K: 0 S: 6 H: 0 LOB: 0 BB: 0 P: 9	R: 0 E: 0 K: 1 S: 9 H: 0 LOB: 0 BB: 0 P: 15	R: 1 E: 0 K: 1 S: 16 H: 1 LOB: 2 BB: 2 P: 26	R: 0 E: 0 K: 0 S: 10 H: 1 LOB: 1 BB: 0 P: 15	R: 0 E: 0 K: 2 S: 9 H: 0 LOB: 0 BB: 0 P: 12	R: 0 E: 0 K: 0 S: 11 H: 1 LOB: 1 BB: 0 P: 19	R: 3 E: 0 K: 3 S: 16 H: 3 LOB: 2 BB: 1 P: 26	R: 0 E: 0 K: 1 S: 8 H: 0 LOB: 0 BB: 0 P: 13	R: 0 E: 0 K: 1 S: 15 H: 1 LOB: 2 BB: 1 P: 25	1B: 5 2B: 1 3B: 1 HR: 0	SF: 0 SAC: 0 DP: 0 HBP: 0						

TOP

Detroit Tigers @ New York Yankees

Yankee Stadium, Bronx, NY

Thu Sep 08 1988, 7:05 PM EDT
Att. 27,589 - Unknown - 69 F

livebaseballscorecards.com

AB	37
R	4
H	7
RBI	4
BB	4
SO	10
LOB	12

WP: 1 PB: 0 SB: 0 CS: 0 PA: 41

PITCHER		IP	WLS	BF	H	R	ER	SO	BB	IBB	HBP	BLK	WP	HR	S	P	ERA	WHIP
Ron Guidry, L ERA: 3.14	(1, 1)	6.1		24	3	1	1	5	2	0	0	1	0	0	62	99	1.42	0.789
Dave Righetti, L ERA: 3.86	(7, 1)	3.0		14	4	3	3	5	1	0	0	0	1	0	38	60	9.00	1.667
Dale Mohorcic, R ERA: 5.13	(10, 1)	0.1		2	0	0	0	0	0	1	0	0	0	0	5	12	0.00	0.000
Hipolito Pena, L ERA:	(10, 1)	0.1	W	1	0	0	0	0	0	0	0	0	0	0	2	2	0.00	0.000

PITCHER	IP	WLS	BF	H	R	ER	SO	BB	IBB	HBP	BLK	WP	HR	S	P	ERA	WHIP

Detroit Tigers @ New York Yankees

Yankee Stadium, Bronx, NY

Thu Sep 08 1988, 7:05 PM EDT

Att. 27,589 - Unknown - 69 F

livebaseballscorecards.com

Batter	1	2	3	4	5	6	7	8	9	10	AB	R	H	RBI	BB	SO	LOB
Rickey Henderson, R (1, 7) OBP: 0.386, SLG: 0.387	4-1 E G4-3 WP BB		2-2 ② G6-3			0-2 ① F9	1-1 ② F9			2-2 ① L5	4	1	0	0	1	0	0
Claudell Washington, L (1, 8) OBP: 0.362, SLG: 0.450	SAFE 2-2 ① 1-3 1-3		1-3 ③ K			1-2 1B 1B 1B	0-3 ③ K			0-0 ② L7	5	1	1	0	0	2	1
Don Mattingly, L (1, 3) OBP: 0.356, SLG: 0.460	0-0 ② G4-3 3-H			2-1 ① G3		2-1 1B 1-3 1B 1B		1-3 ① K2-3		2-2 HR 2B	5	2	2	1	0	1	0
Dave Winfield, R (1, 9) OBP: 0.410, SLG: 0.552	1-1 ③ 5-3			1-2 ② L8		1-2 1B 1-3 3-H 1B		1-3 ② K		4-0 HR IBB	4	2	1	1	1	1	0
Ken Phelps, L (1, 10) OBP: 0.408, SLG: 0.544 Gary Ward, R (10, PH) OBP: 0.288, SLG: 0.279		2-2 ① 4-3		2-0 ③ G3-1		4-0 1B IBB		3-2 ③ F8		2-0 HR 1-H 2-H	3 1	0 1	0 1	0 3	1 0	0 0	0 0
Mike Pagliarulo, L (1, 5) OBP: 0.281, SLG: 0.360 Roberto Kelly, R (9, PR) OBP: 0.272, SLG: 0.364 Luis Aguayo, R (10, 5) OBP: 0.320, SLG: 0.348		0-0 ② F8			4-2 FC5-4 BB	0-0 ② BB 1-3 2-H 3-H 1B			4-2 F8 S BB		2 0 0	0 0 0	1 0 0	2 0 0	2 0 0	0 0 0	0 0 0
Willie Randolph, R (1, 4) OBP: 0.339, SLG: 0.328		2-2 1B			1-1 ① P6	1 SAFE 4-2 1-2 BB			1 SAFE 1 SAFE 1 SAFE 2-2 ① F8 1-3		3	0	1	0	1	0	2
Don Slaught, R (1, 2) OBP: 0.347, SLG: 0.464		1-3 ③ K			2-1 ② F8	1-1 ③ F7			1-0 G5-4-3 HBP		3	0	0	0	0	1	4
Rafael Santana, R (1, 6) OBP: 0.288, SLG: 0.300 Jack Clark, R (9, PH) OBP: 0.376, SLG: 0.431 Randy Velarde, R (10, 6) OBP: 0.245, SLG: 0.367			1-2 ① L7		1-2 ③ FC5-4 1-2f		2-0 ① F9			0-0 ②③ G5-4-3 1-2f	3 1 0	0 0 0	0 0 0	0 0 0	0 0 0	0 0 0	1 2 0
Inning Stats	R: 1 H: 0 E: 1 LOB: 0 K: 0 BB: 1 S: 8 P: 15	R: 0 H: 1 E: 0 LOB: 1 K: 1 BB: 0 S: 13 P: 17	R: 0 H: 0 E: 0 LOB: 0 K: 1 BB: 0 S: 10 P: 14	R: 0 H: 0 E: 0 LOB: 0 K: 0 BB: 0 S: 6 P: 11	R: 0 H: 0 E: 0 LOB: 1 K: 0 BB: 1 S: 12 P: 19	R: 3 H: 4 E: 0 LOB: 2 K: 0 BB: 2 S: 16 P: 29	R: 0 H: 0 E: 0 LOB: 0 K: 1 BB: 0 S: 6 P: 9	R: 0 H: 0 E: 0 LOB: 0 K: 2 BB: 0 S: 9 P: 14	R: 0 H: 0 E: 0 LOB: 2 K: 0 BB: 1 S: 8 P: 15	R: 3 H: 2 E: 0 LOB: 0 K: 0 BB: 1 S: 9 P: 19	1B: 5 SF: 0 2B: 1 SAC: 0 3B: 0 DP: 1 HR: 1 HBP: 1						

PITCHER		IP	WLS	BF	H	R	ER	SO	BB	IBB	HBP	BLK	WP	HR	S	P	ERA	WHIP
Ted Power, R ERA: 5.71	(1, 1)	5.2		24	5	4	3	2	2	1	0	0	1	0	61	96	4.76	1.235
Eric King, R ERA: 3.49	(6, 1)	2.2		11	0	0	0	3	2	0	1	0	0	0	26	46	0.00	0.750
Mike Henneman, R ERA: 2.19	(9, 1)	1.1	L	4	1	1	1	0	0	0	0	0	0	0	9	13	6.75	0.750
Willie Hernandez, L ERA: 3.32	(10, 1)	0.0		2	1	2	2	0	0	1	0	0	0	1	1	7	∞	∞

PITCHER	IP	WLS	BF	H	R	ER	SO	BB	IBB	HBP	BLK	WP	HR	S	P	ERA	WHIP

BOTTOM

AB	34
R	7
H	7
RBI	7
BB	6
SO	5
LOB	10

WP: 1 PA: 41
PB: 0
SB: 1
CS: 0

Batter	1	2	3	4	5	6	7	8	9	AB	R	H	RBI	BB	SO	LOB
Pat Sheridan, L (1, 7) OBP: 0.346, SLG: 0.415	S B F S 1-3 ① K		1 SAFE B X 1-0 ①② F7-3 1-2		1 SAFE B F B B B 4-1 BLK 1-2 BB		B I I 4-0 FC6-4 1-2 2-3 IBB		B B B C X 3-1 ② P4	2	0	0	0	1	1	1
Chet Lemon, R (7, PH)										1	0	0	0	1	0	0
(7, 9)																
Dave Bergman, L (1, 3) OBP: 0.394, SLG: 0.438	C B B S X 2-2 ② 6-3		B B C X 2-1 ③ 4-3		B F B B S F B 4-2 FC5-4 1-2 2-3 BB		C C B X 1-2 ② F7		H 1-0 HBP	2	0	0	0	1	0	0
Ray Knight, R (7, PH)										1	0	0	0	0	0	3
(7, 3)																
Alan Trammell, R (1, 6) OBP: 0.379, SLG: 0.480	C X 0-1 ③ F8			B C X 1-1 ① 6-3	B C X 1-1 ③ FC5-4 1-2f		S X 0-1 ③ FC6-4 1-2f		B F S S 1-3 ③ K	5	0	0	0	0	1	7
Fred Lynn, L (1, 8) OBP: 0.297, SLG: 0.457		B F F S 1-3 ① K		X 0-0 ② L4		B B X 2-0 ① F7		C S B X 1-2 ① G6-3		4	0	0	0	0	1	0
Matt Nokes, L (1, 2) OBP: 0.307, SLG: 0.422		F B S X 1-2 BLK 1B 2B		B B F B X 3-1 ③ F8		B X 1-0 ② G1-3		X 0-0 2B		4	1	2	0	0	0	0
Scott Lusader, L (8, PR)										0	0	0	0	0	0	0
Mike Heath, R (8, 2) OBP: 0.329, SLG: 0.401										0	0	0	0	0	0	0
Dwayne Murphy, L (1, 9) OBP: 0.379, SLG: 0.386		B S C B F B X 3-2 1B 2-H 1B			X 0-0 G3 1B 2B	C B F B S 2-3 ③ K		I I I I 4-0 IBB		3	1	2	1	1	1	0
(7, 7)																
Darrell Evans, L (1, 10) OBP: 0.336, SLG: 0.359		B B 1 SAFE X 2-0 ② 1B 1-3			C S B X 1-2 ① G3 2-3		F B B B 4-1 WP 1B BB	F B F S 1-3 ② K		2	0	1	0	1	0	1
Gary Pettis, S (7, PR) OBP: 0.283, SLG: 0.275										1	0	0	0	0	1	2
Luis Salazar, R (1, 5) OBP: 0.295, SLG: 0.386		B C C C 1-3 ③ K			B C F B X 2-2 ② G3		C L B F B C 2-3 ① K	B C X 1-1 ③ G6-3		4	0	0	0	0	2	5
Jim Walewander, S (1, 4) OBP: 0.273, SLG: 0.262			B F B B C B 4-2 F7-3 BB		B B C F X 2-2 BLK S 3-H 1B		X 0-0 WP 1-2 1B		X 0-0 ① B4-3	3	0	2	1	1	0	0
Inning Stats	R: 0 E: 0 K: 1 S: 8 H: 0 LOB: 0 BB: 0 P: 11	R: 1 E: 0 K: 2 S: 14 H: 3 LOB: 1 BB: 0 P: 22	R: 0 E: 0 K: 0 S: 5 H: 0 LOB: 0 BB: 1 P: 12	R: 0 E: 0 K: 0 S: 5 H: 0 LOB: 0 BB: 0 P: 9	R: 1 E: 0 K: 0 S: 16 H: 2 LOB: 3 BB: 2 P: 30	R: 0 E: 0 K: 1 S: 5 H: 0 LOB: 0 BB: 0 P: 10	R: 0 E: 0 K: 1 S: 11 H: 1 LOB: 3 BB: 2 P: 22	R: 0 E: 0 K: 1 S: 9 H: 1 LOB: 2 BB: 1 P: 16	R: 0 E: 0 K: 1 S: 6 H: 0 LOB: 1 BB: 0 P: 11	1B: 4 2B: 4 3B: 0 HR: 0 SF: 0 SAC: 0 DP: 1 HBP: 1						

PITCHER		IP	WLS	BF	H	R	ER	SO	BB	IBB	HBP	BLK	WP	HR	S	P	ERA	WHIP
Richard Dotson, R ERA: 5.22	(1, 1)	6.1		27	6	2	2	5	4	0	0	2	0	0	59	106	2.84	1.579
Hipolito Pena, L ERA:	(7, 1)	0.0		1	0	0	0	0	0	1	0	0	1	0	0	4	∞	∞
Dale Mohorcic, R ERA: 4.89	(7, 1)	2.2	W	11	1	0	0	2	0	1	1	0	0	0	20	33	0.00	0.375

PITCHER	IP	WLS	BF	H	R	ER	SO	BB	IBB	HBP	BLK	WP	HR	S	P	ERA	WHIP

TOP

Detroit Tigers @ New York Yankees

Yankee Stadium, Bronx, NY

Fri Sep 09 1988, 7:05 PM EDT

Att. 35,335 - Unknown - 77 F

livebaseballscorecards.com

AB	32
R	2
H	7
RBI	2
BB	6
SO	7
LOB	19

WP: 1 PA: 39
PB: 0
SB: 1
CS: 0

Detroit Tigers @ New York Yankees

Yankee Stadium, Bronx, NY

Fri Sep 09 1988, 7:05 PM EDT
Att. 35,335 - Unknown - 77 F

livebaseballscorecards.com

BOTTOM

Batter	1	2	3	4	5	6	7	8	9	AB	R	H	RBI	BB	SO	LOB
Rickey Henderson, R (1, 7) OBP: 0.387, SLG: 0.391	B B B C B 4-1 G4-6-3 BB			C B X 1-1 ① 5-3		C X 0-1 E 3B		C C B B X 2-2 ③ 6-3		3	1	1	0	1	0	0
Claudell Washington, L (1, 8) OBP: 0.361, SLG: 0.456	B 1 B C X SAFE 2-1 ① ② G4-6-3 1-2f			B B F S X 2-2 ② 4-3		B X 1-0 FC6 FC6-4 3-H			B B C B X 3-1 HR	4	1	1	1	0	0	1
Don Mattingly, L (1, 3) OBP: 0.354, SLG: 0.458	C B X 1-1 ③ G4-3			B F X 1-1 ③ F7		C F X 0-2 ② P6				3	0	0	0	0	0	1
Dave Winfield, R (1, 9) OBP: 0.409, SLG: 0.550		B X 1-0 ① G6-3			B B B 4-0 G1 BB G4-3 BB	C B B F X 2-2 ③ FC6-4 1-2f				2	1	0	0	1	0	1
Ken Phelps, L (1, 10) OBP: 0.407, SLG: 0.540		B B C S C 2-3 ② K			C B B B B B 4-1 G4-3 G1 1-2 BB		B X 1-0 ① L9			2	0	0	0	1	1	0
Mike Pagliarulo, L (1, 5) OBP: 0.280, SLG: 0.358		B X 1-0 ③ F8			B F B X 2-1 ① G1 1-2 2-3		B F B B S S 3-3 ② K			3	0	0	0	0	1	2
Willie Randolph, R (1, 4) OBP: 0.336, SLG: 0.325		B C F B B F X 3-2 ① F8			B C F X 1-2 ② G4-3 2-3 3-H		C C C 0-3 ③ K			3	0	0	1	0	1	1
Don Slaught, R (1, 2) OBP: 0.343, SLG: 0.459		B B X 2-0 ② F8			B B X 2-0 ③ F7			C X 0-1 ① 6-3		3	0	0	0	0	0	1
Rafael Santana, R (1, 6) OBP: 0.286, SLG: 0.297		C X 0-1 ③ 5-3				B C X 1-1 ① F8		C B F X 1-2 ② F8		3	0	0	0	0	0	0

	AB	26
	R	3
	H	2
	RBI	2
	BB	3
	SO	3
	LOB	7

Inning Stats																																		
	R: 0	E: 0	K: 0	S: 5	H: 0	LOB: 0	BB: 1	P: 12	R: 0	E: 0	K: 1	S: 5	H: 0	LOB: 0	BB: 0	P: 9	R: 0	E: 0	K: 0	S: 7	H: 0	LOB: 0	BB: 0	P: 12	R: 0	E: 0	K: 0	S: 7	H: 0	LOB: 0	BB: 0	P: 11	R: 1	E: 0	K: 0	S: 7	H: 0	LOB: 1	BB: 2	P: 20
	R: 1	E: 1	K: 0	S: 11	H: 1	LOB: 1	BB: 0	P: 15	R: 0	E: 0	K: 2	S: 7	H: 0	LOB: 0	BB: 0	P: 11	R: 0	E: 0	K: 0	S: 8	H: 0	LOB: 0	BB: 0	P: 11	R: 1	E: 0	K: 0	S: 2	H: 1	LOB: 0	BB: 0	P: 5	1B: 0	2B: 0	3B: 1	HR: 1	SF: 0	SAC: 0	DP: 1	HBP: 0	WP: 0	PB: 0	SB: 0	CS: 0	PA: 29

PITCHER	IP	WLS	BF	H	R	ER	SO	BB	IBB	HBP	BLK	WP	HR	S	P	ERA	WHIP
Walt Terrell, R (1, 1) ERA: 4.02	8.0	L	29	2	3	2	3	3	0	0	0	0	1	59	106	2.25	0.625

PITCHER	IP	WLS	BF	H	R	ER	SO	BB	IBB	HBP	BLK	WP	HR	S	P	ERA	WHIP

Batter	1	2	3	4	5	6	7	8	9	AB	R	H	RBI	BB	SO	LOB
Scott Lusader, L (1, 8) (7, 9) (8, 8) OBP: 0.125, SLG: 0.571	B S B X 2-1 4-3 ①		C B B X 2-1 G5-3 ③		1 SAFE 1 SAFE X 0-0 1-H HR		1 SAFE P P 1 SAFE 1 SAFE S 1 SAFE C 1 SAFE 2-2 X 1-3 ③			4	1	1	2	0	0	1
Dave Bergman, L (1, 3) OBP: 0.388, SLG: 0.430	C X 0-1 4-3 ②			B X 1-0 G4-3 ①	B C F X 1-2 L5 ③			B C B B F X 3-2 F8 ①		4	0	0	0	0	0	0
Alan Trammell, R (1, 6) OBP: 0.380, SLG: 0.481	B C S B X 2-2 F7 ③			B C F B B X 3-2 1B 2B		B X 1-0 F8 ①		C B F B H 3-2 HBP		3	1	1	0	0	0	0
Fred Lynn, L (1, 7) OBP: 0.299, SLG: 0.464 Pat Sheridan, L (8, 7) OBP: 0.346, SLG: 0.415		B B B C F X 3-2 HR		H 1-0 1B HBP		B B C X 2-1 F7 ②		C B S B X 2-2 F7 ②		3	1	1	1	0	0	1
										0	0	0	0	0	0	0
Matt Nokes, L (1, 2) OBP: 0.310, SLG: 0.426		X 0-0 F2 ①		C C B X 1-2 G3-6-1 2-H 1B		C X 0-1 2B		B B C X 2-1 F8 ③		4	0	2	1	0	0	1
Darrell Evans, L (1, 10) OBP: 0.333, SLG: 0.355		C B C F B T F X 2-2 F8 ②		B B X 2-0 ② ③ G3-6-1 1-2f		B B C C S 2-3 K ③			C B F F X 1-2 G6-3 ①	4	0	0	0	0	1	3
Dwayne Murphy, L (1, 9) OBP: 0.368, SLG: 0.374		B B C F C 2-3 K ③		B S B B X 3-1 4-3 ①		X 0-0 B4-3 ①			C B X 1-1 5-3 ②	3	0	0	0	0	1	0
Gary Pettis, S (7, 8) OBP: 0.283, SLG: 0.275										0	0	0	0	0	0	0
Bill Bean, L (8, 9) OBP: 0.400, SLG: 0.800										1	0	0	0	0	0	0
Tom Brookens, R (1, 5) OBP: 0.320, SLG: 0.353			B C X 1-1 P4 ①		X 0-0 FC6-4 1B		C B B F C B S 3-3 K ②		C B X 1-1 FC6-4 1B	3	0	1	0	0	1	0
Torey Lovullo, S (8, 5) OBP: 1.000, SLG: 1.000										1	0	1	0	0	0	0
Jim Walewander, S (1, 4) OBP: 0.265, SLG: 0.254			X 0-0 F7 ②		1 SAFE B 1 SAFE C 1 SAFE X 1-1 FC6-4 1-2f HR ②		C B B B C X 3-2 E3		B C B F X 2-2 FC6-4 1-2f ③	4	1	0	0	0	0	2
Inning Stats	R: 0 E: 0 K: 0 S: 7 H: 0 LOB: 0 BB: 0 P: 11	R: 1 E: 0 K: 1 S: 13 H: 1 LOB: 0 BB: 0 P: 20	R: 0 E: 0 K: 0 S: 5 H: 0 LOB: 0 BB: 0 P: 8	R: 1 E: 0 K: 0 S: 8 H: 2 LOB: 1 BB: 0 P: 16	R: 2 E: 0 K: 0 S: 9 H: 2 LOB: 0 BB: 0 P: 14	R: 0 E: 0 K: 1 S: 8 H: 1 LOB: 1 BB: 0 P: 13	R: 0 E: 1 K: 1 S: 12 H: 0 LOB: 1 BB: 0 P: 18	R: 0 E: 0 K: 0 S: 10 H: 0 LOB: 1 BB: 0 P: 20	R: 0 E: 0 K: 0 S: 11 H: 1 LOB: 1 BB: 0 P: 16	1B: 3 2B: 2 3B: 0 HR: 2	SF: 0 SAC: 0 DP: 1 HBP: 2						

TOP

Detroit Tigers @ New York Yankees

Yankee Stadium, Bronx, NY

Sat Sep 10 1988, 3:33 AM EDT

Att. 45,418 - Sunny - 80 F

livebaseballscorecards.com

AB	34
R	4
H	7
RBI	4
BB	0
SO	3
LOB	8

PITCHER	IP	WLS	BF	H	R	ER	SO	BB	IBB	HBP	BLK	WP	HR	S	P	ERA	WHIP
Rick Rhoden, R (1, 1) ERA: 4.32	9.0	W	36	7	4	4	3	0	0	2	0	0	2	83	136	4.00	0.778

PITCHER	IP	WLS	BF	H	R	ER	SO	BB	IBB	HBP	BLK	WP	HR	S	P	ERA	WHIP

WP: 0 PB: 0 SB: 0 CS: 0 PA: 36

BOTTOM

Batter	1	2	3	4	5	6	7	8	9	AB	R	H	RBI	BB	SO	LOB
Rickey Henderson, R (1, 7) OBP: 0.389, SLG: 0.394	B B X 2-0 L9 ①	X 0-0 E 1B 1-2 3-H		C B X 1-1 5-3 ②		C X 0-1 FC4-6 1B 1-2 2-H	B B X 2-0 1B 1B 1B 1-2 2-3 3-H			5	1	3	3	0	0	1
Claudell Washington, L (1, 8) OBP: 0.359, SLG: 0.452	B B C B F F B 4-2 1B BB	X 0-0 E5 1-2 2-3		S B B C S 2-3 K ③		B X 1-0 FC4-6 ② 1-2f 2-3	F F B F X 2-2 SF7 ② 3-H			3	0	0	1	1	1	5
Don Mattingly, L (1, 3) OBP: 0.354, SLG: 0.457	B X 1-0 1B 1-3	B X 1-0 F2 ②			B F F F F B X 2-2 F8 ①	B S X 1-1 G3 ③	B B X 2-0 1B 1B 1-3 2-H			5	0	2	1	0	0	5
Dave Winfield, R (1, 9) OBP: 0.409, SLG: 0.547	B B S F S 2-3 K ②	B C B F S 2-3 K ③			F X 0-1 4-3 ②		4-2 1B 2B BB 2-2 1-2 3-H 1B			4	1	1	1	1	2	5
Jack Clark, R (1, 10) OBP: 0.377, SLG: 0.432 Roberto Kelly, R (7, PR) OBP: 0.272, SLG: 0.364 Hal Morris, L (7, PH) OBP: 0.200, SLG: 0.200	S B S S 1-3 K ③		C C B B F B X 3-2 4-3 ①		C B B B C X 2-2 1B		0-0 S 2B 1B 1-3 2-1 F8			4 0 1	0 1 0	2 0 0	0 0 0	0 0 0	1 0 0	2 0 2
Mike Pagliarulo, L (1, 5) OBP: 0.276, SLG: 0.353		C C S 0-3 K ① F C B B F B S 3-3 K ②			X 0-0 5-3 ③		F F B B S 2-3 K ① F S B S 1-3 K ①			5	0	0	0	0	4	3
Willie Randolph, R (1, 4) OBP: 0.339, SLG: 0.327		B X 1-0 2B 1B 1B B X 1-0 B1-3 ③				X 0-0 FC1-5 E 1B B C 1 SAFE 1 SAFE B I I	C B C F C 4-1 2B 1B IBB 1-2 1-3 K ②			4	2	2	0	1	1	0
Don Slaught, R (1, 2) OBP: 0.351, SLG: 0.473		F 1 SAFE S X 0-2 1B 1B 2B 1-3		F X 0-1 SH1-3 1B		S X 0-1 E5 FC1-5 1B 1-2 X 0-0 1B SF7 2B 1-3 2-H 3-H	F X 0-1 1B 1-3			5	3	4	2	0	0	1
Rafael Santana, R (1, 6) OBP: 0.287, SLG: 0.298 Ken Phelps, L (7, PH) OBP: 0.409, SLG: 0.540 Randy Velarde, R (7, PR) OBP: 0.243, SLG: 0.364 (8, 6)		C F F B F B B F X 3-2 E 1B 1B 2-3 3-H		L X 0-1 SH1-3 ① 1-2		X 0-0 FC1-5 ① FC4-6 1B 1-2 2-3f I I I 4-0 1B 1B IBB	B X 1-0 F8 ③			2 0 1	0 0 1	1 0 0	1 0 0	0 1 0	0 0 0	2 0 1
Inning Stats	R: 0 H: 1 E: 0 LOB: 2 K: 2 BB: 1 S: 11 P: 21	R: 2 H: 4 E: 1 LOB: 3 K: 2 BB: 0 S: 19 P: 26	R: 0 H: 0 E: 0 LOB: 0 K: 1 BB: 0 S: 9 P: 16	R: 0 H: 1 E: 0 LOB: 1 K: 1 BB: 0 S: 9 P: 12	R: 0 H: 1 E: 0 LOB: 1 K: 0 BB: 0 S: 11 P: 15	R: 1 H: 2 E: 1 LOB: 2 K: 0 BB: 0 S: 9 P: 11	R: 6 H: 5 E: 0 LOB: 2 K: 1 BB: 3 S: 19 P: 43	R: 0 H: 1 E: 0 LOB: 1 K: 2 BB: 0 S: 10 P: 13		1B: 13 SF: 1 2B: 2 SAC: 1 3B: 0 DP: 0 HR: 0 HBP: 0						

PITCHER		IP	WLS	BF	H	R	ER	SO	BB	IBB	HBP	BLK	WP	HR	S	P	ERA	WHIP
Jack Morris, R ERA: 4.2	(1, 1)	6.1	L	35	11	8	7	7	2	1	0	0	0	0	76	119	9.95	2.053
Mark Huismann, R ERA: 6.0	(7, 1)	0.0		2	1	0	0	0	0	1	0	0	0	0	1	7	∞	∞
Paul Gibson, L ERA: 2.82	(7, 1)	0.1		2	1	0	0	0	0	0	0	0	0	0	5	9	0.00	3.000
Don Heinkel, R ERA: 4.13	(7, 1)	1.1		6	2	1	1	2	0	0	0	0	0	0	15	22	6.75	1.500

PITCHER	IP	WLS	BF	H	R	ER	SO	BB	IBB	HBP	BLK	WP	HR	S	P	ERA	WHIP

Detroit Tigers @ New York Yankees

Yankee Stadium, Bronx, NY

Sat Sep 10 1988, 3:33 AM EDT

Att. 45,418 - Sunny - 80 F

livebaseballscorecards.com

AB	39
R	9
H	15
RBI	9
BB	4
SO	9
LOB	27

WP: 0 PA: 45
PB: 0
SB: 1
CS: 0

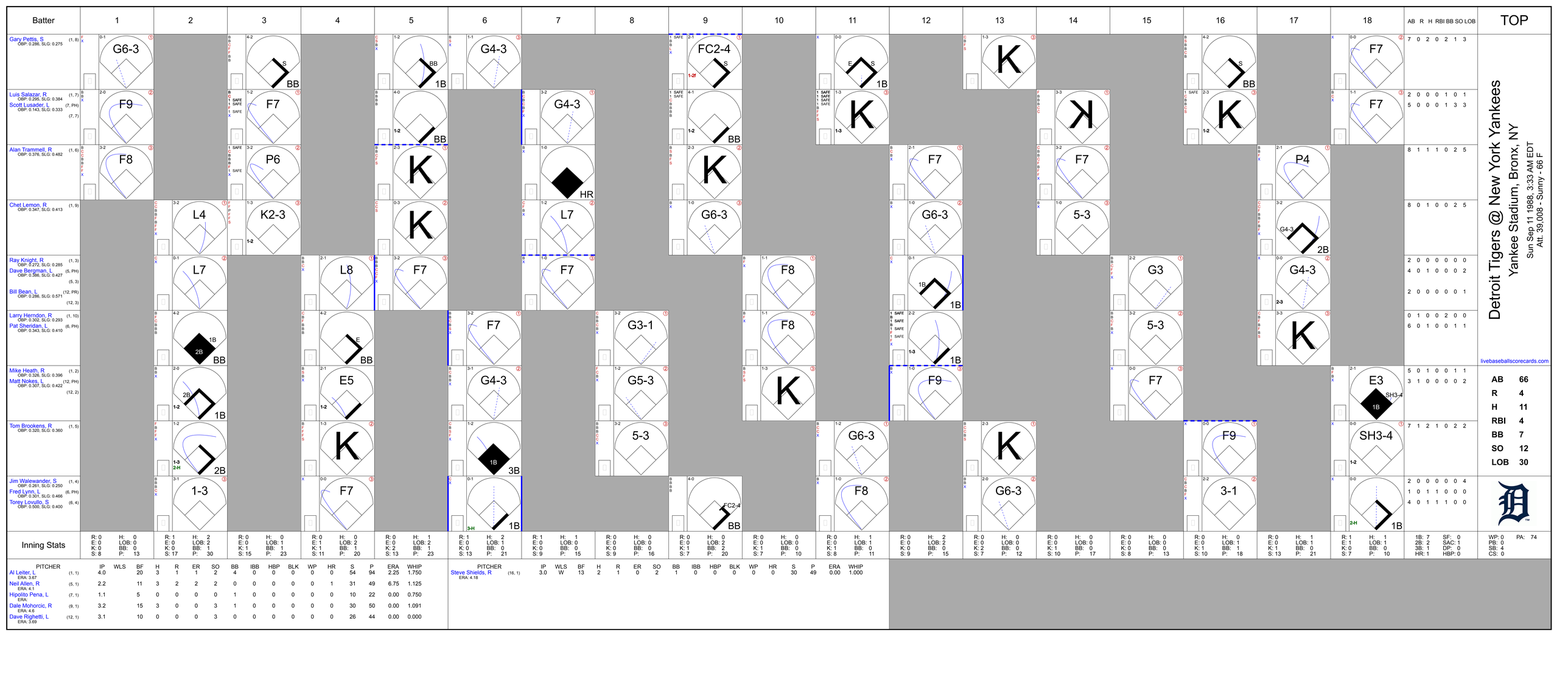

Detroit Tigers @ New York Yankees

Yankee Stadium, Bronx, NY

Sun Sep 11 1988, 3:33 AM EDT
Att. 39,008 - Sunny - 66 F

Batter	1	2	3	4	5	6	7	8	9	10	11	12	13	14	15	16	17	18	AB	R	H	RBI	BB	SO	LOB
Gary Pettis, S (1, 8) OBP: 0.286, SLG: 0.275	G6-3		BB		BB 1B	G4-3			FC2-4		1B		K			BB		F7	7	0	2	0	2	1	3
Luis Salazar, R (1, 7) OBP: 0.295, SLG: 0.384	F9		F7		BB		G4-3		BB		K			K		K		F7	2	0	0	0	1	0	1
Scott Lusader, L (7, PH) OBP: 0.143, SLG: 0.333 (7, 7)																			5	0	0	0	1	3	3
Alan Trammell, R (1, 6) OBP: 0.376, SLG: 0.482	F8		P6		K		HR		K			F7		F7			P4		8	1	1	1	0	2	5
Chet Lemon, R (1, 9) OBP: 0.347, SLG: 0.413		L4	K2-3		K		L7		G6-3			G6-3		5-3			G4-3 2B		8	0	1	0	0	2	5
Ray Knight, R (1, 3) OBP: 0.272, SLG: 0.285		L7		L8	F7		F7			F8		1B			G3		G4-3		2	0	0	0	0	0	0
Dave Bergman, L (5, PH) OBP: 0.386, SLG: 0.427 (5, 3)																			4	0	1	0	0	0	2
Bill Bean, L (12, PR) OBP: 0.286, SLG: 0.571 (12, 3)																			2	0	0	0	0	0	1
Larry Herndon, R (1, 10) OBP: 0.302, SLG: 0.293		1B 2B BB		E BB		F7		G3-1		F8		1B			5-3		K		0	1	0	0	2	0	0
Pat Sheridan, L (6, PH) OBP: 0.343, SLG: 0.410																			6	0	1	0	0	1	1
Mike Heath, R (1, 2) OBP: 0.326, SLG: 0.396		2B 1B		E5		G4-3		G5-3		K		F9			F7			E3 SH3-4 1B	5	0	1	0	0	1	1
Matt Nokes, L (12, PH) OBP: 0.307, SLG: 0.422 (12, 2)																			3	1	0	0	0	0	2
Tom Brookens, R (1, 5) OBP: 0.320, SLG: 0.360		2B		K		1B 3B		5-3			G6-3		K			F9		SH3-4	7	1	2	1	0	2	2
Jim Walewander, S (1, 4) OBP: 0.261, SLG: 0.250		1-3		F7		1B			FC2-4 BB		F8		G6-3			3-1		1B	2	0	0	0	0	0	4
Fred Lynn, L (6, PH) OBP: 0.301, SLG: 0.466																			1	0	1	1	0	0	0
Torey Lovullo, S (6, 4) OBP: 0.500, SLG: 0.400																			4	0	1	1	1	0	0

Inning Stats	1	2	3	4	5	6	7	8	9	10	11	12	13	14	15	16	17	18	AB	R	H	RBI	BB	SO	LOB
	R: 0 E: 0 K: 0 S: 8	H: 0 LOB: 0 BB: 0 P: 13	R: 1 E: 0 K: 0 S: 17	H: 2 LOB: 2 BB: 1 P: 30	R: 0 E: 0 K: 1 S: 15	H: 0 LOB: 1 BB: 1 P: 23	R: 0 E: 1 K: 1 S: 11	H: 0 LOB: 2 BB: 1 P: 20	R: 0 E: 0 K: 2 S: 13	H: 1 LOB: 2 BB: 1 P: 23	R: 1 E: 0 K: 0 S: 13	H: 2 LOB: 1 BB: 0 P: 21	R: 1 E: 0 K: 0 S: 9	H: 1 LOB: 0 BB: 0 P: 15	R: 0 E: 0 K: 0 S: 9	H: 0 LOB: 0 BB: 0 P: 16	R: 0 E: 0 K: 1 S: 7	H: 0 LOB: 2 BB: 2 P: 20	R: 0 E: 0 K: 1 S: 7	H: 0 LOB: 0 BB: 0 P: 10	R: 0 E: 0 K: 1 S: 8	H: 1 LOB: 1 BB: 0 P: 11	R: 0 E: 0 K: 0 S: 9	H: 2 LOB: 2 BB: 0 P: 15	R: 0 E: 0 K: 2 S: 7	H: 0 LOB: 0 BB: 0 P: 12	R: 0 E: 0 K: 1 S: 10	H: 0 LOB: 0 BB: 0 P: 17	R: 0 E: 0 K: 0 S: 8	H: 0 LOB: 0 BB: 0 P: 13	R: 0 E: 0 K: 1 S: 10	H: 0 LOB: 1 BB: 1 P: 18	R: 0 E: 0 K: 1 S: 13	H: 1 LOB: 1 BB: 0 P: 21	R: 1 E: 1 K: 0 S: 7	H: 1 LOB: 1 BB: 0 P: 10	1B: 7 2B: 2 3B: 1 HR: 1	SF: 0 SAC: 1 DP: 0 HBP: 0	WP: 0 PB: 0 SB: 4 CS: 0	PA: 74

PITCHER	IP	WLS	BF	H	R	ER	SO	BB	IBB	HBP	BLK	WP	HR	S	P	ERA	WHIP
Al Leiter, L (1, 1) ERA: 3.67	4.0		20	3	1	1	2	4	0	0	0	0	0	54	94	2.25	1.750
Neil Allen, R (5, 1) ERA: 4.1	2.2		11	3	2	2	2	0	0	0	0	0	1	31	49	6.75	1.125
Hipolito Pena, L (7, 1) ERA:	1.1		5	0	0	0	0	1	0	0	0	0	0	10	22	0.00	0.750
Dale Mohorcic, R (9, 1) ERA: 4.6	3.2		15	3	0	0	3	1	0	0	0	0	0	30	50	0.00	1.091
Dave Righetti, L (12, 1) ERA: 3.69	3.1		10	0	0	0	3	0	0	0	0	0	0	26	44	0.00	0.000

PITCHER	IP	WLS	BF	H	R	ER	SO	BB	IBB	HBP	BLK	WP	HR	S	P	ERA	WHIP
Steve Shields, R (16, 1) ERA: 4.18	3.0	W	13	2	1	0	2	1	0	0	0	0	0	30	49	0.00	1.000

livebaseballscorecards.com

AB	66
R	4
H	11
RBI	4
BB	7
SO	12
LOB	30

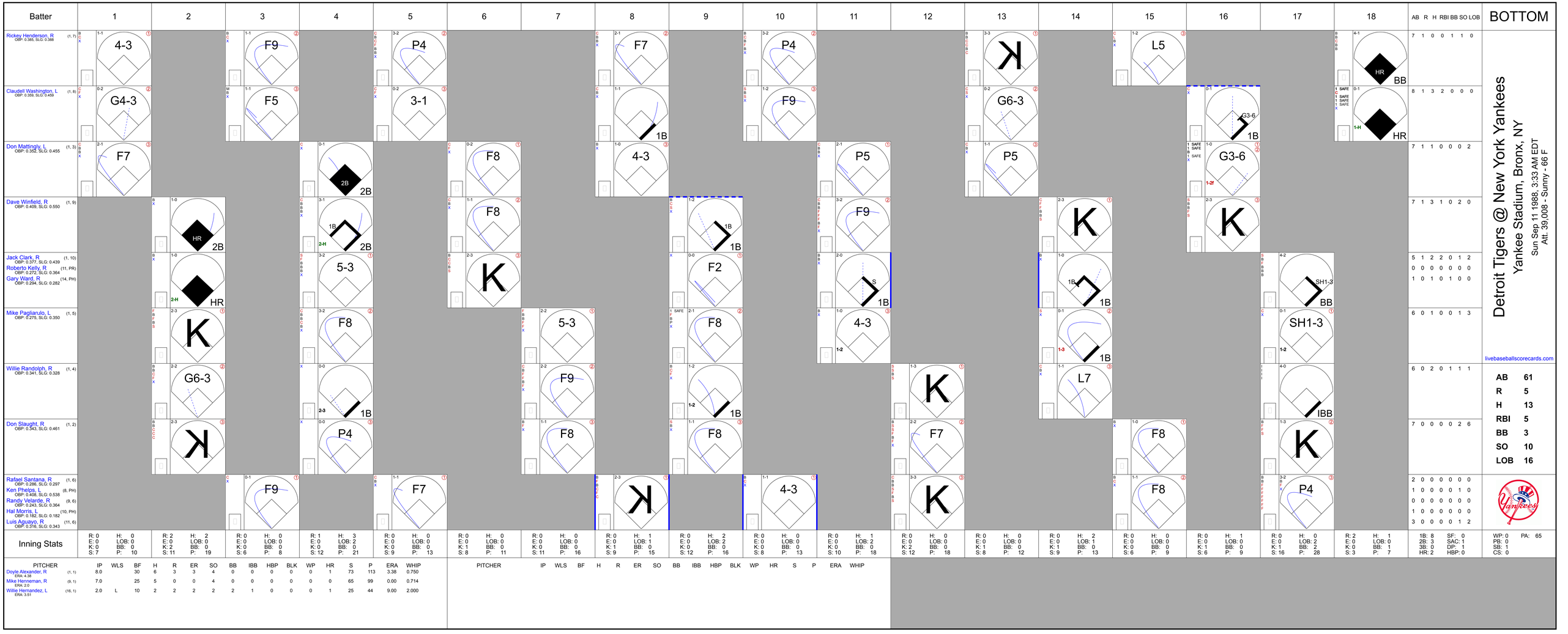
Batter
1
2
3
4
5
6
7
8
9
10
11
12
13
14
15
16
17
18
AB R H RBI BB SO LOB
BOTTOM
Rickey Henderson, R (1, 7) OBP: 0.385, SLG: 0.388
Claudell Washington, L (1, 8) OBP: 0.359, SLG: 0.459
Don Mattingly, L (1, 3) OBP: 0.352, SLG: 0.455
Dave Winfield, R (1, 9) OBP: 0.409, SLG: 0.550
Jack Clark, R (1, 10) OBP: 0.377, SLG: 0.439
Roberto Kelly, R (11, PR)
Gary Ward, R (14, PH) OBP: 0.294, SLG: 0.282
Mike Pagliarulo, L (1, 5) OBP: 0.275, SLG: 0.350
Willie Randolph, R (1, 4) OBP: 0.341, SLG: 0.328
Don Slaught, R (1, 2) OBP: 0.343, SLG: 0.461
Rafael Santana, R (1, 6) OBP: 0.286, SLG: 0.297
Ken Phelps, L (8, PH) OBP: 0.408, SLG: 0.538
Randy Velarde, R (9, 6) OBP: 0.243, SLG: 0.364
Hal Morris, L (10, PH) OBP: 0.182, SLG: 0.182
Luis Aguayo, R (11, 6) OBP: 0.316, SLG: 0.343
Inning Stats
PITCHER IP WLS BF H R ER SO BB IBB HBP BLK WP HR S P ERA WHIP
Doyle Alexander, R (1, 1) ERA: 4.38
Mike Henneman, R (9, 1) ERA: 2.0
Willie Hernandez, L (16, 1) ERA: 3.51
PITCHER IP WLS BF H R ER SO BB IBB HBP BLK WP HR S P ERA WHIP
Detroit Tigers @ New York Yankees
Yankee Stadium, Bronx, NY
Sun Sep 11 1988, 3:33 AM EDT
Att. 39,008 - Sunny - 66 F
livebaseballscorecards.com
AB 61
R 5
H 13
RBI 5
BB 3
SO 10
LOB 16
1B: 8 SF: 0
2B: 3 SAC: 1
3B: 0 DP: 1
HR: 2 HBP: 0
WP: 0 PA: 65
PB: 0
SB: 1
CS: 0

Batter	1	2	3	4	5	6	7	8	9	AB	R	H	RBI	BB	SO	LOB
Rickey Henderson, R (1, 7) OBP: 0.385, SLG: 0.388	B B C F B X 3-2 S 1B		C B X 1-1 G5-4-3 1B			C C B F X 1-2 ① F7		B C F B B S 3-3 ③ K	B C B B F F X 3-2 E1 1-2	5	0	2	0	0	1	1
Willie Randolph, R (1, 4) OBP: 0.337, SLG: 0.324 Claudell Washington, L (9, PH) OBP: 0.358, SLG: 0.457	1 SAFE B C F F 1 X SAFE 1-2 L6 ①		X 0-0 ① ② G5-4-3 1-2f			X 0-0 ② 1-3			3-1 ① L6 2-3 ③ K	4 1	0 0	0 0	0 0	0 0	0 1	2 2
Don Mattingly, L (1, 10) OBP: 0.351, SLG: 0.453	B X 1-0 ② F8		C S B B F C 2-3 ③ K			F S C 0-3 ③ K			C X 0-1 WP HR 1B	4	1	1	0	0	2	1
Dave Winfield, R (1, 9) OBP: 0.408, SLG: 0.547	C F S 0-3 ③ K 1-2			B C X 1-1 ① G4-3			X 0-0 ① G6-3		B F S B B B B 4-2 1-2 HR BB	3	1	0	0	1	1	1
Jack Clark, R (1, 3) OBP: 0.378, SLG: 0.446		B X 1-0 ① F8		F B C F X 1-2 ② F8			C X 0-1 1B		B X 1-0 1-H 2-H HR	4	1	2	3	0	0	0
Gary Ward, R (1, 8) OBP: 0.293, SLG: 0.282		B F F X 1-2 1B 1B 1B		C B F B X 2-2 ③ P3			B B S F C 2-3 ② K		S B F B B X 3-2 ② 5-3	4	1	1	0	0	1	1
Luis Aguayo, R (1, 5) OBP: 0.319, SLG: 0.359		X 0-0 1B 1-3 1B			C B C S 1-3 ① K		B B X 2-0 ③ F7		B X 1-0 HR	4	1	2	1	0	1	1
Joel Skinner, R (1, 2) OBP: 0.250, SLG: 0.325		X 0-0 G5-4-3 1-2 3-H 1B			X 0-0 ② G4-3			B B C X 2-1 ① F8	C B S F F F F X 1-2 HR	4	1	2	2	0	0	0
Rafael Santana, R (1, 6) OBP: 0.286, SLG: 0.296 Roberto Kelly, R (9, PR) OBP: 0.272, SLG: 0.364		C X 0-1 ② ③ G5-4-3 1-2f			C C X 0-2 ③ G6-3			C C B F X 1-2 ② 6-3	B C B X 2-1 E 1B	4 0	0 0	1 0	0 0	0 0	0 0	2 0
Inning Stats	R: 0 H: 1 E: 0 LOB: 1 K: 1 BB: 0 S: 11 P: 16	R: 1 H: 3 E: 0 LOB: 1 K: 0 BB: 0 S: 8 P: 10	R: 0 H: 1 E: 0 LOB: 0 K: 1 BB: 0 S: 7 P: 10	R: 0 H: 0 E: 0 LOB: 0 K: 0 BB: 0 S: 9 P: 13	R: 0 H: 0 E: 0 LOB: 0 K: 1 BB: 0 S: 7 P: 8	R: 0 H: 0 E: 0 LOB: 0 K: 1 BB: 0 S: 8 P: 9	R: 0 H: 1 E: 0 LOB: 1 K: 1 BB: 0 S: 7 P: 11	R: 0 H: 0 E: 0 LOB: 0 K: 1 BB: 0 S: 9 P: 15	R: 5 H: 5 E: 1 LOB: 2 K: 1 BB: 1 S: 28 P: 48	1B: 8 SF: 0 2B: 0 SAC: 0 3B: 0 DP: 2 HR: 3 HBP: 0						WP: 1 PA: 38 PB: 0 SB: 1 CS: 0

PITCHER		IP	WLS	BF	H	R	ER	SO	BB	IBB	HBP	BLK	WP	HR	S	P	ERA	WHIP
Greg Swindell, L ERA: 3.24	(1, 1)	8.2	W	34	9	5	5	6	1	0	0	0	1	2	77	115	5.19	1.154
Brad Havens, L ERA: 3.58	(9, 1)	0.0		2	2	1	1	0	0	0	0	0	0	1	9	12	∞	∞
Doug Jones, R ERA: 2.29	(9, 1)	0.1	S	2	0	0	0	1	0	0	0	0	0	0	8	13	0.00	0.000

PITCHER	IP	WLS	BF	H	R	ER	SO	BB	IBB	HBP	BLK	WP	HR	S	P	ERA	WHIP

TOP

New York Yankees @ Cleveland Indians

Cleveland Municipal Stadium, Cleveland, OH

Mon Sep 12 1988, 7:05 PM EDT
Att. 11,426 - Unknown - 68 F

livebaseballscorecards.com

AB	37
R	6
H	11
RBI	6
BB	1
SO	7
LOB	11

Batter	1	2	3	4	5	6	7	8	9	AB	R	H	RBI	BB	SO	LOB
Julio Franco, R (1, 4) OBP: 0.361, SLG: 0.415	B F B X 2-1 ① G4-3		C B B F X 2-2 1B 2B	B C S X 2-2 S 1B 1B		B B B C C X 3-2 ① F3		B B X 2-0 ① F8		5	2	2	0	0	0	0
Houston Jimenez, R (9, 4) OBP: 0.048, SLG: 0.048										0	0	0	0	0	0	0
Andy Allanson, R (1, 2) OBP: 0.287, SLG: 0.302	B B B B 4-0 2B BB		H 1-0 1B E HBP	1 SAFE C X 0-1 ① F8		X 0-0 ② F2		C B S B S 2-3 ② K		3	2	0	0	1	1	1
Cory Snyder, R (1, 9) OBP: 0.328, SLG: 0.496	X 0-0 1-H 2B		B F X 1-1 E7 1-H 2-H 2B 1B	F B F B 1 SAFE S 2-3 ② K		X 0-0 1B 1B		X 0-0 ③ F9		5	1	3	2	0	1	1
Ron Kittle, R (1, 10) OBP: 0.319, SLG: 0.534	S S C 0-3 ② K		F B F H 2-2 2B SF8 HBP	C S X 0-2 1-H HR 1B		C S X 0-2 1-2 1B				3	2	2	1	0	1	1
Luis Medina, R (1, 3) OBP: 0.429, SLG: 1.071	C F C 0-3 ③ K		C S B F F B F S 2-3 ① K	S F X 0-2 1-H HR		F B F F S 1-3 ③ K				4	1	1	2	0	3	5
Willie Upshaw, L (9, 3) OBP: 0.338, SLG: 0.381										0	0	0	0	0	0	0
Brook Jacoby, R (1, 5) OBP: 0.305, SLG: 0.341		B C F S 1-3 ① K	F X 0-1 1-3 2-H 2B	B X 1-0 ③ 6-3			B F B B X 3-1 ① F7			4	0	1	1	0	1	0
Carmen Castillo, R (1, 7) OBP: 0.288, SLG: 0.344		F B F X 1-2 ② P3	I I I I 4-0 IBB		C X 0-1 ① F3		X 0-0 2B			3	0	1	0	1	0	0
Jay Bell, R (1, 6) OBP: 0.278, SLG: 0.240		B F X 1-1 1B	B C F X 1-2 ② SF8 3-H		B F F F B S 2-3 ② K		S S B C 1-3 ② K			3	0	1	1	0	2	1
Scott Jordan, R (1, 8)	B 1 SAFE B C S 1 SAFE F B S 3-3 ③ K		B S B S B X 3-2 ③ G6-3		B X 1-0 ③ P6		S S B X 1-2 ③ F9			4	0	0	0	0	1	4
Inning Stats	R: 1 H: 1 E: 0 LOB: 1 K: 2 BB: 1 S: 9 P: 15	R: 0 H: 1 E: 0 LOB: 1 K: 2 BB: 0 S: 12 P: 18	R: 4 H: 3 E: 1 LOB: 2 K: 1 BB: 1 S: 21 P: 37	R: 3 H: 3 E: 0 LOB: 0 K: 1 BB: 0 S: 15 P: 20	R: 0 H: 0 E: 0 LOB: 0 K: 1 BB: 0 S: 7 P: 10	R: 0 H: 2 E: 0 LOB: 2 K: 1 BB: 0 S: 12 P: 16	R: 0 H: 1 E: 0 LOB: 1 K: 1 BB: 0 S: 9 P: 14	R: 0 H: 0 E: 0 LOB: 0 K: 1 BB: 0 S: 5 P: 9		1B: 6 SF: 1 2B: 4 SAC: 0 3B: 0 DP: 0 HR: 1 HBP: 2						

PITCHER		IP	WLS	BF	H	R	ER	SO	BB	IBB	HBP	BLK	WP	HR	S	P	ERA	WHIP
Tommy John, L ERA: 4.68	(1, 1)	3.2	L	22	7	7	7	6	1	1	2	0	0	0	53	85	17.18	2.182
Charles Hudson, R ERA: 4.37	(4, 1)	4.1		17	4	1	1	4	0	0	0	0	0	1	37	54	2.08	0.923

PITCHER	IP	WLS	BF	H	R	ER	SO	BB	IBB	HBP	BLK	WP	HR	S	P	ERA	WHIP

BOTTOM

New York Yankees @ Cleveland Indians

Cleveland Municipal Stadium, Cleveland, OH

Mon Sep 12 1988, 7:05 PM EDT

Att. 11,426 - Unknown - 68 F

livebaseballscorecards.com

AB	34
R	8
H	11
RBI	7
BB	2
SO	10
LOB	13

Batter	1	2	3	4	5	6	7	8	9	AB	R	H	RBI	BB	SO	LOB
Rickey Henderson, R (1, 7) OBP: 0.387, SLG: 0.388	1-3		E S S 1B		G6-4-3 BB		5-3		PB S BB	3	1	1	1	2	0	0
Claudell Washington, L (1, 8) OBP: 0.356, SLG: 0.454	F7		K		G6-4-3		1B		F5	5	0	1	0	0	1	4
Don Mattingly, L (1, 3) OBP: 0.348, SLG: 0.449	G3		6-3		G6-3		4-3		F9	5	0	0	0	0	0	3
Dave Winfield, R (1, 9) OBP: 0.412, SLG: 0.551		F9 BLK 1B		F9 BB		1B 2B		FC6-4 1B		3	1	3	0	1	0	0
Jack Clark, R (1, 10) OBP: 0.375, SLG: 0.442		P4		K		P4		FC6-4 HR		4	0	0	0	0	1	4
Roberto Kelly, R (8, PR) OBP: 0.272, SLG: 0.364										0	1	0	0	0	0	0
Mike Pagliarulo, L (1, 5) OBP: 0.275, SLG: 0.349		F9		BB		P4		1 SAFE HR		2	0	0	0	1	0	2
Luis Aguayo, R (8, PH) OBP: 0.322, SLG: 0.376										1	1	1	2	0	0	0
(8, 5)																
Willie Randolph, R (1, 4) OBP: 0.337, SLG: 0.323		6-3		F9		1B		F8		4	0	1	1	0	0	4
Don Slaught, R (1, 2) OBP: 0.339, SLG: 0.455			F9	5-3		P4		5-3		4	0	0	0	0	0	4
Rafael Santana, R (1, 6) OBP: 0.288, SLG: 0.301			1B 2B		G6-4-3 BB 1B		K		K	4	1	2	0	0	2	0
Inning Stats	R: 0 E: 0 K: 0 S: 6 H: 0 LOB: 0 BB: 0 P: 8	R: 0 E: 0 K: 0 S: 9 H: 1 LOB: 1 BB: 0 P: 15	R: 2 E: 0 K: 1 S: 18 H: 2 LOB: 0 BB: 0 P: 23	R: 0 E: 0 K: 1 S: 11 H: 0 LOB: 2 BB: 2 P: 21	R: 0 E: 0 K: 0 S: 5 H: 1 LOB: 1 BB: 1 P: 11	R: 1 E: 0 K: 0 S: 13 H: 2 LOB: 1 BB: 0 P: 18	R: 0 E: 0 K: 1 S: 13 H: 1 LOB: 1 BB: 0 P: 20	R: 2 E: 0 K: 0 S: 8 H: 2 LOB: 1 BB: 0 P: 15	R: 0 E: 0 K: 1 S: 14 H: 0 LOB: 1 BB: 1 P: 25	1B: 6 2B: 2 3B: 0 HR: 1 SF: 0 SAC: 0 DP: 1 HBP: 0						

PITCHER		IP	WLS	BF	H	R	ER	SO	BB	IBB	HBP	BLK	WP	HR	S	P	ERA	WHIP
Rod Nichols, R ERA: 5.63	(1, 1)	6.0		26	6	3	2	2	3	0	0	1	0	0	62	96	3.00	1.500
Don Gordon, R ERA: 4.22	(7, 1)	1.1		6	2	1	1	1	0	0	0	0	0	0	18	28	6.75	1.500
Scott Bailes, L ERA: 4.93	(8, 1)	1.2	L	7	1	1	1	1	1	0	0	0	0	1	17	32	5.40	1.200

PITCHER	IP	WLS	BF	H	R	ER	SO	BB	IBB	HBP	BLK	WP	HR	S	P	ERA	WHIP

TOP

New York Yankees @ Cleveland Indians

Cleveland Municipal Stadium, Cleveland, OH

Tue Sep 13 1988, 7:05 PM EDT

Att. 8,455 - Unknown - 60 F

livebaseballscorecards.com

AB	35
R	5
H	9
RBI	4
BB	4
SO	4
LOB	21

WP: 0	PB: 1	SB: 3	CS: 0	PA:	39

Batter	1	2	3	4	5	6	7	8	9	AB	R	H	RBI	BB	SO	LOB
Julio Franco, R (1, 4) OBP: 0.362, SLG: 0.416	B X 1-0 G4-3 ①		C B X 1-1 F9 ③		B C X 1-1 2B 2B		B B S C X 2-2 1B 1B		C B B 1 SAFE F S 2-3 K ③	5	1	2	0	0	1	1
Reggie Williams, R (1, 7) OBP: 0.333, SLG: 0.556 Mel Hall, L (7, PH) OBP: 0.323, SLG: 0.408 (8, 7)	F B F X 1-2 F5 ②			X 0-0 HR 2B	C X 0-1 2-H 2B		B S 1 SAFE B X 2-1 1-3 1B			3 1	1 0	2 1	1 0	0 0	0 0	0 0
Joe Carter, R (1, 8) OBP: 0.323, SLG: 0.500	B F X 1-1 P5 ③			S X 0-1 2-H HR	C B X 1-1 F8 ③		B B X 2-0 F7 ③			4	1	1	2	0	0	3
Cory Snyder, R (1, 9) OBP: 0.329, SLG: 0.496		F B B B F X 3-2 FC5-4 1B		F X 0-1 5-3 ①		X 0-0 FC5-4 1B		B X 1-0 5-3 ①		4	0	2	0	0	0	0
Rod Allen, R (1, 10) Dave Clark, L (8, PH) OBP: 0.346, SLG: 0.398		B F 1 SAFE S 1 SAFE S 1-3 K ①		F S B F X 1-2 F9 ②		L 1 SAFE F X 0-2 L8 ①		B F F B B X 3-2 F7 ②		3 1	0 0	0 0	0 0	0 0	1 0	2 0
Brook Jacoby, R (1, 5) OBP: 0.302, SLG: 0.338		F X 0-1 FC5-4 1-2f ②		F B B X 2-1 L5 ③		X 0-0 FC5-4 1-2f ②		C F X 0-2 F8 ③		4	0	0	0	0	0	2
Luis Medina, R (1, 3) OBP: 0.444, SLG: 1.111 Scott Jordan, R (9, PR)		B F B F F 1 SAFE F F S 2-3 K2-3 ③			X 0-0 HR	B B F F B F X 3-2 P4 ③			B B B C X 3-1 F8 1B	4 0	1 0	2 0	1 0	0 0	1 0	2 0
Andy Allanson, R (1, 2) OBP: 0.285, SLG: 0.299 Carmen Castillo, R (9, PH) OBP: 0.287, SLG: 0.342			F X 0-1 F9 ①		C C B B X 2-2 6-3 ①		X 0-0 F8 ①		1 SAFE B X 1-0 1-2 F8 ① ②	3 1	0 0	0 0	0 0	0 0	0 0	0 1
Jay Bell, R (1, 6) OBP: 0.274, SLG: 0.236 Ron Kittle, R (9, PH) OBP: 0.321, SLG: 0.536 Paul Zuvella, R (9, PR) OBP: 0.286, SLG: 0.277			X 0-0 F8 ②		B S X 1-1 G3-1 ②		C C F B X 1-2 5-3 ②		B C B B B X 3-1 1B	3 1 0	0 0 0	0 1 0	0 0 0	0 0 0	0 0 0	0 0 0
Inning Stats	R: 0 E: 0 K: 0 S: 6 H: 0 LOB: 0 BB: 0 P: 9	R: 0 E: 0 K: 2 S: 14 H: 1 LOB: 1 BB: 0 P: 20	R: 0 E: 0 K: 0 S: 5 H: 0 LOB: 0 BB: 0 P: 6	R: 2 E: 0 K: 0 S: 11 H: 2 LOB: 0 BB: 0 P: 14	R: 2 E: 0 K: 0 S: 12 H: 3 LOB: 1 BB: 0 P: 17	R: 0 E: 0 K: 0 S: 9 H: 1 LOB: 1 BB: 0 P: 12	R: 0 E: 0 K: 0 S: 11 H: 2 LOB: 2 BB: 0 P: 18	R: 0 E: 0 K: 0 S: 7 H: 0 LOB: 0 BB: 0 P: 11	R: 0 E: 0 K: 1 S: 8 H: 2 LOB: 1 BB: 0 P: 17	1B: 6 2B: 3 3B: 0 HR: 2 SF: 0 SAC: 0 DP: 0 HBP: 0							

PITCHER		IP	WLS	BF	H	R	ER	SO	BB	IBB	HBP	BLK	WP	HR	S	P	ERA	WHIP
Ron Guidry, L ERA: 3.59	(1, 1)	4.2		20	6	4	4	2	0	0	0	0	0	2	46	63	7.71	1.286
Neil Allen, R ERA: 3.97	(5, 1)	3.1	W	13	3	0	0	0	0	0	0	0	0	0	29	44	0.00	0.900
Dave Righetti, L ERA: 3.64	(9, 1)	1.0	S	4	2	0	0	1	0	0	0	0	0	0	8	17	0.00	2.000

PITCHER	IP	WLS	BF	H	R	ER	SO	BB	IBB	HBP	BLK	WP	HR	S	P	ERA	WHIP

BOTTOM

New York Yankees @ Cleveland Indians

Cleveland Municipal Stadium, Cleveland, OH

Tue Sep 13 1988, 7:05 PM EDT

Att. 8,455 - Unknown - 60 F

livebaseballscorecards.com

AB	37
R	4
H	11
RBI	4
BB	0
SO	3
LOB	11

1B: 6	SF: 0	WP: 0	PA: 37
2B: 3	SAC: 0	PB: 0	
3B: 0	DP: 0	SB: 0	
HR: 2	HBP: 0	CS: 0	

Batter	1	2	3	4	5	6	7	8	9	AB	R	H	RBI	BB	SO	LOB
Rickey Henderson, R (1, 7) OBP: 0.390, SLG: 0.389	3-3 K	0-0 F8		0-0 2B 1-3 3-H		4-2 G3 S SF9 BB	4-2 BB 1-2		4-1 BB	3	1	1	1	3	1	0
Claudell Washington, L (1, 8) OBP: 0.354, SLG: 0.450	2-2 S HR 1B		1-0 L8	0-1 L1		1 SAFE 1 SAFE 1 SAFE 1 SAFE 1 SAFE 2-2 G3 1-3	0-0 4-1		0-2 6-3	6	1	1	0	0	0	8
Don Mattingly, L (1, 3) OBP: 0.348, SLG: 0.448	2-1 HR 1-2 1B		3-1 F8	4-2 FC6-4 BB		0-0 SF9 3-H		2-2 G3		3	1	1	1	1	0	0
Dave Winfield, R (1, 10) OBP: 0.414, SLG: 0.559	2 SAFE 1-2 HR 1-H 2-H		3-3 K	3-1 FC6-4 1-2f		3-2 1B		2-0 2B		5	1	3	3	0	1	3
Jack Clark, R (1, 9) OBP: 0.375, SLG: 0.440 Roberto Kelly, R (8, 9) OBP: 0.272, SLG: 0.364	2-2 FC5-4 1B			4-0 2B BB	1-0 F4	1-3 K		2-3 K		4 0	1 0	1 0	0 0	1 0	2 0	2 0
Mike Pagliarulo, L (1, 5) OBP: 0.275, SLG: 0.349	0-2 FC5-4 1-2f			0-1 F8 SH 2B 1-H	1-0 4-3		0-3 K	2-0 4-3		5	1	1	1	0	1	2
Willie Randolph, R (1, 4) OBP: 0.340, SLG: 0.323	1-0 L7			3-2 F8 2-3	4-1 2B BB		4-0 1B BB		1-1 SH1-4 1B	3	0	1	0	2	0	2
Joel Skinner, R (1, 2) OBP: 0.255, SLG: 0.333		2-3 K		0-0 SH 1B 2B 3-H	0-0 2B 1-3		2-2 BB 1B 1-3		0-1 SH1-4 1-2	3	1	2	1	0	1	0
Rafael Santana, R (1, 6) OBP: 0.287, SLG: 0.300		2-1 F8		3-1 2B 1B 1-3	1-2 F8		2-0 F7		3-2 6-3	5	0	1	0	0	0	5
Inning Stats	R: 3 H: 4 E: 0 LOB: 1 K: 1 BB: 0 S: 24 P: 35	R: 0 H: 0 E: 0 LOB: 0 K: 1 BB: 0 S: 6 P: 10	R: 0 H: 0 E: 0 LOB: 0 K: 1 BB: 0 S: 6 P: 13	R: 3 H: 3 E: 0 LOB: 3 K: 0 BB: 2 S: 16 P: 33	R: 0 H: 1 E: 0 LOB: 2 K: 0 BB: 1 S: 8 P: 15	R: 1 H: 1 E: 0 LOB: 1 K: 1 BB: 1 S: 12 P: 22	R: 0 H: 1 E: 0 LOB: 3 K: 1 BB: 2 S: 10 P: 22	R: 0 H: 1 E: 0 LOB: 1 K: 1 BB: 0 S: 11 P: 19	R: 0 H: 1 E: 0 LOB: 2 K: 0 BB: 1 S: 13 P: 21	1B: 7 SF: 1 2B: 4 SAC: 2 3B: 0 DP: 0 HR: 1 HBP: 0						

PITCHER		IP	WLS	BF	H	R	ER	SO	BB	IBB	HBP	BLK	WP	HR	S	P	ERA	WHIP
Rich Yett, R ERA: 4.91	(1, 1)	3.1	L	18	6	6	6	3	1	0	0	0	0	1	45	77	16.20	2.100
Brad Havens, L ERA: 3.49	(4, 1)	4.0		22	5	1	1	2	5	0	0	0	0	0	44	84	2.25	2.500
Jeff Dedmon, R ERA: 5.16	(8, 1)	1.2		7	1	0	0	1	1	0	0	0	0	0	17	29	0.00	1.200

PITCHER	IP	WLS	BF	H	R	ER	SO	BB	IBB	HBP	BLK	WP	HR	S	P	ERA	WHIP

TOP

New York Yankees @ Cleveland Indians

Cleveland Municipal Stadium, Cleveland, OH

Wed Sep 14 1988, 7:05 PM EDT
Att. 12,478 - Unknown - 68 F

livebaseballscorecards.com

AB	37
R	7
H	12
RBI	7
BB	7
SO	6
LOB	22

WP: 0 PA: 47
PB: 0
SB: 2
CS: 0

BOTTOM

New York Yankees @ Cleveland Indians

Cleveland Municipal Stadium, Cleveland, OH

Wed Sep 14 1988, 7:05 PM EDT

Att. 12,478 - Unknown - 68 F

livebaseballscorecards.com

Batter	1	2	3	4	5	6	7	8	9	AB	R	H	RBI	BB	SO	LOB
Julio Franco, R (1, 4) OBP: 0.362, SLG: 0.415	C X 0-1 F9 ①		C F B B B X 3-2 1B		B C B F B B 4-2 1-2 2B BB	B X 1-0 FC4-6 ③ 1-2f		B C F B X 2-2 F8 ③		4	1	1	0	1	0	3
Mel Hall, L (1, 7) OBP: 0.321, SLG: 0.408	B X 1-0 3-1 ②		1 SAFE X 0-0 F6 ②		X 0-0 1-H 2-H 2B		B F B X 2-1 F9 ①		X 0-0 F9 ①	5	0	1	2	0	0	1
Joe Carter, R (1, 8) OBP: 0.322, SLG: 0.496	B B B B 4-0 S BB		1 SAFE X 0-0 F4 ③		F B X 1-1 F5 ②		B X 1-0 1-3 ②		B S X 1-1 5-3 ②	4	0	0	0	1	0	2
Cory Snyder, R (1, 9) OBP: 0.328, SLG: 0.492	B S X 1-1 5-3 ③ 1-2			S C B X 1-2 G1 ①	C B S B X 2-2 F8 ③		B S B B X 2-1 1B		F X 0-1 F4 ③	5	0	1	0	0	0	2
Luis Medina, R (1, 3) OBP: 0.455, SLG: 1.000		B B X 2-0 F9 ①		C B B F F B B 4-2 G3 BLK BB		B F H 2-1 FC5-4 PB 1B HBP	C F F B S 1-3 K ③			2	1	0	0	1	1	1
Dave Clark, L (1, 10) OBP: 0.344, SLG: 0.393		C S B X 1-2 3-1 ②		B F S F F B X 2-2 G3 ② 1-3		B S F S S 1-3 K ①		F C B X 1-2 FC4-6 1B		4	0	1	0	0	1	2
Brook Jacoby, R (1, 5) OBP: 0.302, SLG: 0.336		B B X 2-0 F9 ③		C F B B B S 2-3 K ③		F S B B B B 4-2 FC5-4 1-2 BB		1 SAFE F B X 1-1 FC4-6 ① WP 1B SF8 1-2f		3	1	0	0	1	1	2
Andy Allanson, R (1, 2) OBP: 0.287, SLG: 0.301			B F B B X 3-1 F8 ①		B X 1-0 FC4-6 1B	C B X 1-1 FC5-4 ② 1B 1-2f 2-3		B X 1-0 WP 1-2 1B		4	0	2	0	0	0	2
Jay Bell, R (1, 6) OBP: 0.279, SLG: 0.260			F B X 1-1 HR		C B B C X 2-2 FC4-6 ① BB 1-2f 2B	X 0-0 FC4-6 1-2 3-H 1B		B B B C F X 3-2 SF8 ② 1-2 2-H		3	2	2	2	0	0	1
Willie Upshaw, L (8, PH) OBP: 0.338, SLG: 0.381										0	0	0	1	0	0	0
Paul Zuvella, R (9, 6) OBP: 0.286, SLG: 0.277										0	0	0	0	0	0	0

Inning Stats									
	R: 0 E: 0 K: 0 S: 5	H: 0 LOB: 1 BB: 1 P: 11	R: 0 E: 0 K: 0 S: 5	H: 0 LOB: 0 BB: 0 P: 10	R: 1 E: 0 K: 0 S: 9	H: 2 LOB: 1 BB: 0 P: 16	R: 0 E: 0 K: 1 S: 14	H: 0 LOB: 1 BB: 1 P: 23	R: 2 E: 0 K: 0 S: 12	H: 2 LOB: 1 BB: 1 P: 22
	R: 1 E: 0 K: 1 S: 10	H: 1 LOB: 2 BB: 1 P: 19	R: 0 E: 0 K: 1 S: 9	H: 1 LOB: 1 BB: 0 P: 15	R: 1 E: 0 K: 0 S: 12	H: 2 LOB: 1 BB: 0 P: 20	R: 0 E: 0 K: 0 S: 5	H: 0 LOB: 0 BB: 0 P: 6		

	AB	34
	R	5
	H	8
	RBI	5
	BB	4
	SO	3
	LOB	16

1B: 6 SF: 1 PA: 40
2B: 1 SAC: 0
3B: 0 DP: 0
HR: 1 HBP: 1

WP: 1
PB: 1
SB: 1
CS: 0

PITCHER		IP	WLS	BF	H	R	ER	SO	BB	IBB	HBP	BLK	WP	HR	S	P	ERA	WHIP
Richard Dotson, R ERA: 5.27	(1, 1)	5.1	W	25	4	4	4	2	4	0	1	1	0	1	51	95	6.75	1.500
Dale Mohorcic, R ERA: 4.48	(6, 1)	3.2	S	15	4	1	1	1	0	0	0	0	1	0	30	47	2.46	1.091

PITCHER	IP	WLS	BF	H	R	ER	SO	BB	IBB	HBP	BLK	WP	HR	S	P	ERA	WHIP

Batter	1	2	3	4	5	6	7	8	9	AB	R	H	RBI	BB	SO	LOB
Rickey Henderson, R (1, 7) OBP: 0.386, SLG: 0.385	C B F S 1-3 K ①		1 SAFE B C 1 SAFE C B B T 3-2 K ②	B C F X 1-2 F8 ③		C S F B C 1-3 K ②		C X 0-1 5-3 ②		5	0	0	0	0	3	5
Claudell Washington, L (1, 8) OBP: 0.357, SLG: 0.450	B F C S 1-3 K2-3 ②		X 0-0 1-2 1B		B B B B 4-0 1B S BB	S B C S 1-3 K ③		X 0-0 FC6-4 1B		4	1	2	0	1	2	2
Don Mattingly, L (1, 3) OBP: 0.347, SLG: 0.446	B C C F X 1-2 L3 ③		F B X 1-1 4-3 ③		1 SAFE 1 SAFE B X 1-0 PB 1-3 1B		B B F X 2-1 F9 ①	1 SAFE 1 SAFE B X 1-0 FC6-4 1-2f ③		5	0	1	0	0	0	3
Dave Winfield, R (1, 9) OBP: 0.412, SLG: 0.556		B C F X 1-2 5-3 ①		C C S 0-3 K ①	X 0-0 L3 ①		C F X 0-2 BB 1B 1B		C X 0-1 6-3 ①	5	1	1	0	0	1	2
Jack Clark, R (1, 10) OBP: 0.376, SLG: 0.438		B S S B X 2-2 P4 ②		B X 1-0 2B G6-3 1B	X 0-0 P5 ②		B 1 SAFE 1 SAFE 1 SAFE B B C 1 SAFE 1 SAFE 4-1 B 1B 1-2 1B BB		B C B X 2-1 5-3 ②	4	1	1	0	1	0	2
Mike Pagliarulo, L (1, 5) OBP: 0.278, SLG: 0.362		B X 1-0 HR		F B X 1-1 1-3 1B 2B	F B X 1-1 F7 ③ 2-3 3-H		S B X 1-1 1-2 2-H 1B 1B		X 0-0 G6-3 ③	5	2	3	2	0	0	1
Willie Randolph, R (1, 4) OBP: 0.341, SLG: 0.328		B C X 1-1 F8 ③		B F S B X 2-2 G6-3 ② 3-H		B C X 1-1 2B	B C F B X 2-2 ② 1-2 2-H 1B			4	0	2	1	0	0	1
Joel Skinner, R (1, 2) OBP: 0.259, SLG: 0.336			B B B C F X 3-2 1B 1B	X 0-0 BB 2-H 1B		B F S S 1-3 K ①	B S C B S 2-3 K ③			4	0	2	1	0	2	3
Rafael Santana, R (1, 6) OBP: 0.288, SLG: 0.298			1 SAFE C S B 1 SAFE C 1-3 K ①	P B B B 4-0 1-2 BB		B B C B B 4-1 BB		B B C X 2-1 G6-3 ①		2	0	0	0	2	1	1
Inning Stats	R: 0 E: 0 K: 2 S: 10 H: 0 LOB: 0 BB: 0 P: 13	R: 1 E: 0 K: 0 S: 9 H: 1 LOB: 0 BB: 0 P: 14	R: 0 E: 0 K: 2 S: 12 H: 2 LOB: 2 BB: 0 P: 20	R: 2 E: 0 K: 1 S: 14 H: 3 LOB: 2 BB: 1 P: 22	R: 1 E: 0 K: 0 S: 5 H: 1 LOB: 1 BB: 1 P: 11	R: 0 E: 0 K: 3 S: 13 H: 1 LOB: 2 BB: 1 P: 21	R: 1 E: 0 K: 1 S: 14 H: 3 LOB: 2 BB: 1 P: 25	R: 0 E: 0 K: 0 S: 6 H: 1 LOB: 1 BB: 0 P: 9	R: 0 E: 0 K: 0 S: 5 H: 0 LOB: 0 BB: 0 P: 7	1B: 9 2B: 2 3B: 0 HR: 1	SF: 0 SAC: 0 DP: 0 HBP: 0						

PITCHER		IP	WLS	BF	H	R	ER	SO	BB	IBB	HBP	BLK	WP	HR	S	P	ERA	WHIP
Roger Clemens, R ERA: 2.98	(1, 1)	6.1	L	32	9	5	5	8	4	0	0	0	0	1	69	113	7.11	2.053
Bob Stanley, R ERA: 3.34	(7, 1)	2.2		10	3	0	0	1	0	0	0	0	0	0	19	29	0.00	1.125

PITCHER	IP	WLS	BF	H	R	ER	SO	BB	IBB	HBP	BLK	WP	HR	S	P	ERA	WHIP

TOP

New York Yankees @ Boston Red Sox

Fenway Park, Boston, MA

Thu Sep 15 1988, 7:05 PM EDT

Att. 35,320 - Unknown - 57 F

livebaseballscorecards.com

AB	38
R	5
H	12
RBI	4
BB	4
SO	9
LOB	20

Batter	1	2	3	4	5	6	7	8	9	AB	R	H	RBI	BB	SO	LOB
Wade Boggs, L (1, 5) OBP: 0.464, SLG: 0.481	1-0 G6-3		4-1 SF9 1B 1-2 BB		1-1 F8	2-1 P4		3-2 F7		4	0	0	0	1	0	5
Marty Barrett, R (1, 4) OBP: 0.325, SLG: 0.332	2-1 BB 1B		0-0 1-2 2-3 1B		1-1 L5		1-2 F8	1-0 P3		5	0	2	0	0	0	2
Dwight Evans, R (1, 9) OBP: 0.376, SLG: 0.474	1 SAFE 1 SAFE 4-2 G4-6-3 1-2 BB		3-2 SF9 2-3 3-H		1-1 F8		1-0 1B		1-3 K	3	0	1	1	1	1	0
Mike Greenwell, L (1, 7) OBP: 0.430, SLG: 0.555	3-1 G4-6-3 1-2f		0-1 G3			1-0 G3 2B 1B	0-3 K		2-2 L8	5	1	1	0	0	1	5
Todd Benzinger, S (1, 3) OBP: 0.300, SLG: 0.447		2-0 G6-4-3 HBP		1-0 1B 1B		2-2 G3 1-2	2-3 K		2-1 F2	4	0	1	0	0	1	2
Ellis Burks, R (1, 8) OBP: 0.373, SLG: 0.489		0-2 F4		2-3 K		2-1 BB 2-H 2B		4-2 BB 1B BB		3	1	1	1	1	1	2
Jim Rice, R (1, 10) OBP: 0.333, SLG: 0.400		1-0 G6-4-3 1-2f		0-0 L7		4-1 BB BB		4-2 1B 1-2 BB		2	0	0	0	2	0	2
Jody Reed, R (1, 6) OBP: 0.389, SLG: 0.393			2-2 G5-3	0-0 FC3-6 1-3 1B		4-1 1-2 2-3 BB		2-2 L9		3	0	1	0	1	0	2
Rich Gedman, L (1, 2) OBP: 0.272, SLG: 0.357 Larry Parrish, R (8, PH) OBP: 0.273, SLG: 0.362 Randy Kutcher, R (8, PR) OBP: 0.125, SLG: 0.125 Rick Cerone, R (9, 2) OBP: 0.347, SLG: 0.386			4-0 1B BB SF9 BB	3-1 FC3-6 1-2f		1-3 K		0-1 1-2 2-H 1B		2 1 0 0	1 0 0 0	0 1 0 0	1 1 0 0	1 0 0 0	1 0 0 0	5 0 0 0
Inning Stats	R: 0 E: 0 K: 0 S: 7 H: 1 LOB: 1 BB: 1 P: 17	R: 0 E: 0 K: 0 S: 4 H: 0 LOB: 0 BB: 0 P: 7	R: 1 E: 0 K: 0 S: 10 H: 1 LOB: 2 BB: 2 P: 23	R: 0 E: 0 K: 1 S: 8 H: 2 LOB: 2 BB: 0 P: 14	R: 0 E: 0 K: 0 S: 6 H: 0 LOB: 0 BB: 0 P: 9	R: 1 E: 0 K: 1 S: 13 H: 2 LOB: 3 BB: 2 P: 29	R: 0 E: 0 K: 2 S: 15 H: 1 LOB: 1 BB: 0 P: 19	R: 1 E: 0 K: 0 S: 17 H: 1 LOB: 2 BB: 2 P: 31	R: 0 E: 0 K: 1 S: 9 H: 0 LOB: 0 BB: 0 P: 14	1B: 7 2B: 1 3B: 0 HR: 0	SF: 1 SAC: 0 DP: 2 HBP: 1					

PITCHER		IP	WLS	BF	H	R	ER	SO	BB	IBB	HBP	BLK	WP	HR	S	P	ERA	WHIP
Rick Rhoden, R ERA: 4.29	(1, 1)	5.1	W	25	6	2	2	1	4	0	1	0	0	0	42	86	3.38	1.875
Dale Mohorcic, R ERA: 4.45	(6, 1)	0.1		2	0	0	0	1	1	0	0	0	0	0	4	9	0.00	3.000
Hipolito Pena, L ERA: 1.13	(6, 1)	1.1		6	1	1	1	2	1	0	0	0	0	0	19	29	6.75	1.500
Neil Allen, R ERA: 3.97	(8, 1)	0.0		1	0	0	0	0	1	0	0	0	0	0	3	7	∞	∞
Dave Righetti, L ERA: 3.55	(8, 1)	2.0	S	7	1	0	0	1	0	0	0	0	0	0	21	32	0.00	0.500

PITCHER	IP	WLS	BF	H	R	ER	SO	BB	IBB	HBP	BLK	WP	HR	S	P	ERA	WHIP

BOTTOM

New York Yankees @ Boston Red Sox

Fenway Park, Boston, MA

Thu Sep 15 1988, 7:05 PM EDT

Att. 35,320 - Unknown - 57 F

livebaseballscorecards.com

AB	32
R	3
H	8
RBI	3
BB	7
SO	5
LOB	25

WP: 0 PB: 0 SB: 0 CS: 0 PA: 41

Batter	1	2	3	4	5	6	7	8	9	AB	R	H	RBI	BB	SO	LOB
Rickey Henderson, R (1, 7) OBP: 0.387, SLG: 0.386	B C B B X 3-1 2B 1B		B F C F X 1-2 G6-3 S 1B		B B F C F S 2-3 ③ K			B S F S 1-3 ① K	X 0-0 ② F9	5	1	2	0	0	2	3
Claudell Washington, L (1, 8) OBP: 0.357, SLG: 0.452	F 1 SAFE X 0-1 1-H 1B 2B		S P B 2 SAFE F 2 SAFE X 2-2 ② G6-3 1-3			C S B F X 1-2 ① F8		X 0-0 G3 1-3 2B 1B	C B X 1-1 ③ 3-1	5	2	2	1	0	0	3
Don Mattingly, L (1, 3) OBP: 0.348, SLG: 0.448	X 0-0 G4-6-3 2-H 1B		B S B C X 2-2 ③ 3-1			B X 1-0 2B		B C F X 1-2 ② G3 1-2		4	0	2	1	0	0	3
Dave Winfield, R (1, 9) OBP: 0.411, SLG: 0.556	B C X 1-1 ① ② G4-6-3 1-2f			C S F X 0-2 ① L7		B B B C X 3-1 ② 5-3		X 0-0 2-H 3-H 2B		4	0	1	2	0	0	2
Jack Clark, R (1, 10) OBP: 0.375, SLG: 0.436	C F S 0-3 ③ K			X 0-0 ② 1-3		X 0-0 ③ F7		B B B B 4-0 BB		3	0	0	0	1	1	1
Mike Pagliarulo, L (1, 5) OBP: 0.278, SLG: 0.359		B X 1-0 ① P4		B B S B F B 4-2 FC5-4 BB			C S S 0-3 ① K	X 0-0 ③ F9		3	0	0	0	1	1	2
Willie Randolph, R (1, 4) OBP: 0.340, SLG: 0.327		B B C X 2-1 ② 5-3		C X 0-1 ③ FC5-4 1-2f			B B X 2-0 ② 5-3	C B B C F X 2-2 G4-3 1B		4	0	1	0	0	0	1
Joel Skinner, R (1, 2) OBP: 0.256, SLG: 0.332 Hal Morris, L (9, PH) OBP: 0.167, SLG: 0.167		S B B S S 2-3 ③ K			C S S 0-3 ① K		C C S 0-3 ③ K		C B F F B X 2-2 ① G4-3 1-2	3 1	0 0	0 0	0 0	0 0	3 0	0 1
Rafael Santana, R (1, 6) OBP: 0.289, SLG: 0.297 Ken Phelps, L (9, PH) OBP: 0.409, SLG: 0.538 Randy Velarde, R (9, PR) OBP: 0.243, SLG: 0.364			B C B B C F X 3-2 ① L5		C F S 0-3 ② K			C B B B B 4-1 1B 2B BB	B C B B C B 4-2 BB	2 0 0	1 0 0	0 0 0	0 0 0	1 1 0	1 0 0	0 0 0
Inning Stats	R: 2 E: 0 K: 1 S: 10 H: 3 LOB: 0 BB: 0 P: 14	R: 0 E: 0 K: 1 S: 6 H: 0 LOB: 0 BB: 0 P: 11	R: 0 E: 0 K: 0 S: 15 H: 1 LOB: 1 BB: 0 P: 22	R: 0 E: 0 K: 0 S: 9 H: 0 LOB: 1 BB: 1 P: 13	R: 0 E: 0 K: 3 S: 10 H: 0 LOB: 0 BB: 0 P: 12	R: 0 E: 0 K: 0 S: 8 H: 1 LOB: 1 BB: 0 P: 13	R: 0 E: 0 K: 2 S: 7 H: 0 LOB: 0 BB: 0 P: 9	R: 2 E: 0 K: 1 S: 10 H: 2 LOB: 2 BB: 2 P: 20	R: 0 E: 0 K: 0 S: 13 H: 1 LOB: 2 BB: 1 P: 22	1B: 5 2B: 3 3B: 0 HR: 0	SF: 0 SAC: 0 DP: 1 HBP: 0						

PITCHER		IP	WLS	BF	H	R	ER	SO	BB	IBB	HBP	BLK	WP	HR	S	P	ERA	WHIP
Wes Gardner, R ERA: 3.49	(1, 1)	7.1	W	29	6	4	4	8	2	0	0	0	0	0	70	104	4.91	1.091
Dennis Lamp, R ERA: 3.16	(8, 1)	0.1		3	1	0	0	0	1	0	0	0	0	0	4	9	0.00	6.000
Lee Smith, R ERA: 2.9	(8, 1)	1.1	S	6	1	0	0	0	1	0	0	0	0	0	14	23	0.00	1.500

PITCHER	IP	WLS	BF	H	R	ER	SO	BB	IBB	HBP	BLK	WP	HR	S	P	ERA	WHIP

TOP

New York Yankees @ Boston Red Sox

Fenway Park, Boston, MA

Fri Sep 16 1988, 7:05 PM EDT
Att. 35,226 - Unknown - 63 F

livebaseballscorecards.com

AB	34
R	4
H	8
RBI	4
BB	4
SO	8
LOB	16

1B: 5	SF: 0	WP: 0	PA: 38
2B: 3	SAC: 0	PB: 0	
3B: 0	DP: 1	SB: 1	
HR: 0	HBP: 0	CS: 0	

BOTTOM

New York Yankees @ Boston Red Sox

Fenway Park, Boston, MA

Fri Sep 16 1988, 7:05 PM EDT

Att. 35,226 - Unknown - 63 F

livebaseballscorecards.com

Batter	1	2	3	4	5	6	7	8	9	AB	R	H	RBI	BB	SO	LOB
Wade Boggs, L (1, 5) OBP: 0.463, SLG: 0.479	G4-3 BB		6-3		2B 1B	L5		5-3		4	1	1	0	1	0	1
Marty Barrett, R (1, 4) OBP: 0.324, SLG: 0.333	P5		G6-3		1-H 1B 2B	L5				4	1	1	1	0	0	1
Dwight Evans, R (1, 9) OBP: 0.375, SLG: 0.472	G4-3 1-2f		5-3		1B HBP BB 3-H 1B	L5				4	1	1	1	0	0	1
Mike Greenwell, L (1, 7) OBP: 0.432, SLG: 0.556		HBP BB G6-4-3 1B		G6-4-3 1B 1B	BB 1B 1-2 1B HBP		F7			3	2	2	0	0	0	0
Ellis Burks, R (1, 8) OBP: 0.375, SLG: 0.490		G6-4-3 HBP 1-2 1B BB		1 SAFE 1 SAFE G6-4-3 1-2 1B	1-2 2-3 BB 1B		4-3			3	2	2	0	1	0	0
Jim Rice, R (1, 10) OBP: 0.334, SLG: 0.399 Carlos Quintana, R (5, PH)		G6-4-3 1-2 2-3 HBP		G6-4-3 1-2f 2-3	1B 1-2 2-3 3-H BB		K			1 1	0 0	0 0	0 1	0 1	0 1	2 0
Larry Parrish, R (1, 3) OBP: 0.272, SLG: 0.360 Todd Benzinger, S (5, PH) OBP: 0.304, SLG: 0.448 (6, 3)	G6-4-3 1-2f 2-3 3-H			K	HBP 1-3 2-H 3-H 1B			SH3-4 BB		2 1	0 0	0 1	0 2	0 1	1 0	3 0
Jody Reed, R (1, 6) OBP: 0.392, SLG: 0.394		1B 3-H		G6-3 HBP	SH3-4 1-2					2	0	1	1	0	0	0
Rick Cerone, R (1, 2) OBP: 0.342, SLG: 0.380		1-3		F8 F7	F8					4	0	0	0	0	0	5

| Inning Stats | | | | |

Batter	1	2	3	4	5	6	7	8	9	AB	R	H	RBI	BB	SO	LOB
Rickey Henderson, R (1, 7) OBP: 0.389, SLG: 0.391	C B X 1-1 F9 ①		B B C X 2-1 2B			C B B X 2-1 SH1-3 G3 2B		B B C B B 4-1 BB		3	1	2	0	1	0	0
Willie Randolph, R (1, 4) OBP: 0.338, SLG: 0.324	C C B B F B X 3-2 L9 ②		B B X 2-0 G5-3 ③			X 0-0 SH1-3 ① 2-3		1 SAFE 1 SAFE 1 SAFE 1 SAFE 1 SAFE B B 1 SAFE C 2-2 C X F9 ③		3	0	0	0	0	0	2
Don Mattingly, L (1, 3) OBP: 0.347, SLG: 0.447	C B B B X 3-1 4-3 ③			B C S X 1-2 1B		C X 0-1 G3 ② 3-H			B C F B F F F X 2-2 F8 ①	4	0	1	1	0	0	0
Dave Winfield, R (1, 9) OBP: 0.408, SLG: 0.551		B B C S X 2-2 6-3 ①		B F C F F S 1-3 K ①		B X 1-0 G3 ③			C B X 1-1 G6-3 ②	4	0	0	0	0	1	1
Jack Clark, R (1, 10) OBP: 0.374, SLG: 0.433		B B C B B 4-1 FC1-6 BB		F 1 SAFE S S 0-3 K ②			S B B X 2-1 6-3 ①		C C B F S 1-3 K ③	3	0	0	0	1	2	1
Gary Ward, R (1, 8) OBP: 0.289, SLG: 0.278		X 0-0 FC1-6 ② 1-2f		C B F 1 SAFE B B S 3-3 K ③			C B B S C 2-3 K ②			3	0	0	0	0	2	2
Don Slaught, R (1, 2) OBP: 0.335, SLG: 0.450		1 SAFE C B X 1-1 F9 ③			S B S S 1-3 K ①		F S C 0-3 K ③			3	0	0	0	0	2	1
Luis Aguayo, R (1, 5) OBP: 0.322, SLG: 0.373			B S S F C 1-3 K ①		B C F H 2-2 CS HBP			C X 0-1 6-3 ①		2	0	0	0	0	1	0
Rafael Santana, R (1, 6) OBP: 0.287, SLG: 0.295			C C X 0-2 6-3 ②		1 SAFE C B C C 1-3 K ② ③ 1-2			X 0-0 F7 ②		3	0	0	0	0	1	1
Inning Stats	R: 0 E: 0 K: 0 S: 8 H: 0 LOB: 0 BB: 0 P: 15	R: 0 E: 0 K: 0 S: 7 H: 0 LOB: 1 BB: 1 P: 14	R: 0 E: 0 K: 1 S: 10 H: 1 LOB: 1 BB: 0 P: 15	R: 0 E: 0 K: 3 S: 14 H: 1 LOB: 1 BB: 0 P: 19	R: 0 E: 0 K: 2 S: 8 H: 0 LOB: 0 BB: 0 P: 12	R: 1 E: 0 K: 0 S: 6 H: 1 LOB: 0 BB: 0 P: 9	R: 0 E: 0 K: 2 S: 8 H: 0 LOB: 0 BB: 0 P: 12	R: 0 E: 0 K: 0 S: 7 H: 0 LOB: 1 BB: 1 P: 13	R: 0 E: 0 K: 1 S: 13 H: 0 LOB: 0 BB: 0 P: 17	1B: 1 2B: 2 3B: 0 HR: 0	SF: 0 SAC: 1 DP: 0 HBP: 1						

PITCHER	IP	WLS	BF	H	R	ER	SO	BB	IBB	HBP	BLK	WP	HR	S	P	ERA	WHIP
Bruce Hurst, L (1, 1) ERA: 3.61	9.0	W	32	3	1	1	9	2	0	1	0	0	0	81	126	1.00	0.556

PITCHER	IP	WLS	BF	H	R	ER	SO	BB	IBB	HBP	BLK	WP	HR	S	P	ERA	WHIP

TOP

New York Yankees @ Boston Red Sox

Fenway Park, Boston, MA

Sat Sep 17 1988, 3:33 AM EDT

Att. 35,051 - Overcast - 80 F

livebaseballscorecards.com

AB	28
R	1
H	3
RBI	1
BB	2
SO	9
LOB	8

WP: 0 PA: 32
PB: 0
SB: 0
CS: 1

BOTTOM

New York Yankees @ Boston Red Sox

Fenway Park, Boston, MA

Sat Sep 17 1988, 3:33 AM EDT
Att. 35,051 - Overcast - 80 F

livebaseballscorecards.com

Batter	1	2	3	4	5	6	7	8	9	AB	R	H	RBI	BB	SO	LOB
Wade Boggs, L (1, 5) OBP: 0.465, SLG: 0.479	C B B B B 4-1 FC5-4 BB		B F C B B B 4-2 BB		B X 1-0 ② SF7 3-H		I I I I 4-0 IBB			0	0	0	1	3	0	0
Marty Barrett, R (1, 4) OBP: 0.324, SLG: 0.331	B B C 1 X SAFE 2-1 ① FC5-4 1-2f		B 1 X SAFE 1-0 ③ F8		C F F H 1-2 HBP		C X 0-1 ③ L5			3	0	0	0	0	0	4
Dwight Evans, R (1, 9) OBP: 0.375, SLG: 0.476	1 SAFE C F X 0-2 ② L7			B X 1-0 ① P4	X 0-0 ③ F9			B B X 2-0 HR		4	1	1	1	0	0	2
Mike Greenwell, L (1, 7) OBP: 0.429, SLG: 0.552	C F 1 SAFE B B 1 SAFE X 2-2 ③ F8			C F B S 1-3 K CS S		F B B F X 2-2 ① G4-3		B X 1-0 ① F8		4	0	0	0	0	1	1
Todd Benzinger, S (1, 3) OBP: 0.306, SLG: 0.450		B C X 1-1 ① 3-1		B B B 4-0 WP 1-3 BB		C F B X 1-2 ② F7		B X 1-0 2B 2B		3	1	1	0	1	0	0
Ellis Burks, R (1, 8) OBP: 0.373, SLG: 0.486		S L B B X 2-2 ② G5-3		C B C X 1-2 ② G3 1-2		B C S X 1-2 ③ G1-3		B C B B F F S 3-3 ② K		4	0	0	0	0	1	3
Larry Parrish, R (1, 10) OBP: 0.272, SLG: 0.361 Randy Kutcher, R (8, PR) OBP: 0.125, SLG: 0.125		B C S B S 2-3 ③ K		X 0-0 ③ F9			S B B C F C 2-3 ① K	S X 0-1 2-H 2B		4 0	0 0	1 0	1 0	0 0	2 0	2 0
Jody Reed, R (1, 6) OBP: 0.396, SLG: 0.400 Spike Owen, S (9, 6) OBP: 0.327, SLG: 0.372			F X 0-1 ① F9		B F B X 2-1 SH3-4 SF7 2B		C X 0-1 WP 1B	C B C B B F H 4-2 HBP		3 0	1 0	2 0	0 0	0 0	0 0	0 0
Rich Gedman, L (1, 2) OBP: 0.269, SLG: 0.353			B C F X 1-2 ② G4-3		B 2 SAFE 2 C X 1-1 ① SH3-4 2-3		1 SAFE 1 SAFE 1 SAFE S 1 SAFE S 1 SAFE B B 2-3 ② K 1-2	B C B B X 3-1 ③ 4-3		3	0	0	0	0	1	3
Inning Stats	R: 0 H: 0 E: 0 LOB: 1 K: 0 BB: 1 S: 9 P: 17	R: 0 H: 0 E: 0 LOB: 0 K: 1 BB: 0 S: 8 P: 13	R: 0 H: 0 E: 0 LOB: 1 K: 0 BB: 1 S: 8 P: 14	R: 0 H: 0 E: 0 LOB: 2 K: 1 BB: 1 S: 8 P: 15	R: 1 H: 1 E: 0 LOB: 1 K: 0 BB: 0 S: 9 P: 14	R: 0 H: 0 E: 0 LOB: 0 K: 0 BB: 0 S: 9 P: 13	R: 0 H: 1 E: 0 LOB: 2 K: 2 BB: 1 S: 12 P: 20	R: 2 H: 3 E: 0 LOB: 2 K: 1 BB: 0 S: 15 P: 29		1B: 1 SF: 1 2B: 3 SAC: 1 3B: 0 DP: 0 HR: 1 HBP: 2						

AB	28
R	3
H	5
RBI	3
BB	4
SO	5
LOB	15

WP: 3 PA: 36
PB: 0
SB: 1
CS: 1

PITCHER		IP	WLS	BF	H	R	ER	SO	BB	IBB	HBP	BLK	WP	HR	S	P	ERA	WHIP
Charles Hudson, R ERA: 4.32	(1, 1)	7.1	L	32	4	3	3	4	3	1	1	0	3	1	66	113	3.68	0.955
Dale Mohorcic, R ERA: 4.41	(8, 1)	0.1		3	1	0	0	1	0	0	1	0	0	0	10	17	0.00	3.000
Hipolito Pena, L ERA: 1.08	(8, 1)	0.1		1	0	0	0	0	0	0	0	0	0	0	2	5	0.00	0.000

PITCHER	IP	WLS	BF	H	R	ER	SO	BB	IBB	HBP	BLK	WP	HR	S	P	ERA	WHIP

Batter	1	2	3	4	5	6	7	8	9	AB	R	H	RBI	BB	SO	LOB
Rickey Henderson, R (1, 7) OBP: 0.390, SLG: 0.392	C C B X 1-2 ① F8		B X 1-0 ② F8		B F C B X 2-2 G4-6-3 1B		C B X 1-1 S 1-3 1B			4	0	2	0	0	0	0
Claudell Washington, L (1, 8) OBP: 0.358, SLG: 0.462	C B X 1-1 HR		X 0-0 2B		1 SAFE X 0-0 ②③ G4-6-3 1-2f		F P C S 1-3 ③ K 1-2			4	1	2	1	0	1	3
Don Mattingly, L (1, 3) OBP: 0.348, SLG: 0.449	C X 0-1 PB 2B		B B X 2-0 ③ F8		B F C S 1-3 ① K2-3			B B C X 2-1 G1-4-3 1B		4	0	2	0	0	1	1
Dave Winfield, R (1, 9) OBP: 0.407, SLG: 0.551	C B S X 1-2 ② P4 2-3			C X 0-1 HR 2B	B X 1-0 ② G4-3			B C X 1-1 ①② G1-4-3 1-2f		4	1	1	0	0	0	2
Ken Phelps, L (1, 10) OBP: 0.408, SLG: 0.537	C B B B F X 3-2 ③ L3			B F B S S 2-3 ① K	C B C X 1-2 ③ F8			X 0-0 2B		4	0	1	0	0	1	2
Mike Pagliarulo, L (1, 5) OBP: 0.280, SLG: 0.368		C B C F B T F X 2-2 ① F5		X 0-0 2-H HR			S F X 0-2 G5-4-3 BB 1B 1B	B F C X 1-2 ③ P4		4	2	2	2	0	0	1
Willie Randolph, R (1, 4) OBP: 0.337, SLG: 0.322		B X 1-0 ② 1-3		F B B F C 2-3 ② K			B B C B B 4-1 G5-4-3 1-2 BB		B C C C X 1-2 ① G4-3	3	0	0	0	1	1	0
Don Slaught, R (1, 2) OBP: 0.332, SLG: 0.445 Hal Morris, L (9, PH) OBP: 0.154, SLG: 0.154		C B T F B F X 2-2 ③ P3		X 0-0 ③ F7			B C F B B F X 3-2 ①② G5-4-3 1-2f 2-3		B B C C S T S 2-3 ② K	3 1	0 0	0 0	0 0	0 0	0 1	2 0
Rafael Santana, R (1, 6) OBP: 0.287, SLG: 0.295 Jack Clark, R (9, PH) OBP: 0.373, SLG: 0.432			B X 1-0 ① 5-3		B F F C 1-3 ① K		F C X 0-2 1B 3-H 1B		C F B X 1-2 ③ P6	3 1	0 0	1 0	1 0	0 0	1 0	0 0
Inning Stats	R: 1 E: 0 K: 0 S: 13 H: 2 LOB: 1 BB: 0 P: 19	R: 0 E: 0 K: 0 S: 12 H: 0 LOB: 0 BB: 0 P: 17	R: 0 E: 0 K: 0 S: 4 H: 1 LOB: 1 BB: 0 P: 8	R: 2 E: 0 K: 2 S: 10 H: 2 LOB: 0 BB: 0 P: 14	R: 0 E: 0 K: 1 S: 7 H: 1 LOB: 0 BB: 0 P: 10	R: 0 E: 0 K: 1 S: 7 H: 0 LOB: 0 BB: 0 P: 10	R: 1 E: 0 K: 1 S: 17 H: 3 LOB: 2 BB: 1 P: 25	R: 0 E: 0 K: 0 S: 8 H: 2 LOB: 1 BB: 0 P: 12	R: 0 E: 0 K: 1 S: 10 H: 0 LOB: 0 BB: 0 P: 14	1B: 5 2B: 4 3B: 0 HR: 2	SF: 0 SAC: 0 DP: 3 HBP: 0					

PITCHER		IP	WLS	BF	H	R	ER	SO	BB	IBB	HBP	BLK	WP	HR	S	P	ERA	WHIP
Mike Smithson, R ERA: 5.54	(1, 1)	6.0	W	24	7	4	4	4	0	0	0	0	0	2	56	81	6.00	1.167
Bob Stanley, R ERA: 3.28	(7, 1)	1.2		8	4	0	0	1	1	0	0	0	0	0	19	30	0.00	3.000
Lee Smith, R ERA: 2.85	(8, 1)	1.1	S	4	0	0	0	1	0	0	0	0	0	0	13	18	0.00	0.000

PITCHER	IP	WLS	BF	H	R	ER	SO	BB	IBB	HBP	BLK	WP	HR	S	P	ERA	WHIP

TOP

New York Yankees @ Boston Red Sox

Fenway Park, Boston, MA

Sun Sep 18 1988, 3:33 AM EDT

Att. 35,146 - Sunny - 82 F

livebaseballscorecards.com

AB	35
R	4
H	11
RBI	4
BB	1
SO	6
LOB	11

PA: 36

WP: 0 PB: 1 SB: 1 CS: 0

Batter	1	2	3	4	5	6	7	8	9	AB	R	H	RBI	BB	SO	LOB
Wade Boggs, L (1, 5) OBP: 0.467, SLG: 0.483	0-1 HR 1B 1B	1-0 1-3 2B 2B		3-2 G4-3 ① 1B		3-2 1-2 1B 1B		4-2 1-2 3B BB		4	3	3	0	1	0	0
Marty Barrett, R (1, 4) OBP: 0.326, SLG: 0.335	1 SAFE 1-2 F7 ① 1 SAFE	2-0 2-H 3-H HR 2B		2-2 1B		1-2 G6-4-3 1-2 2-3 1B		1-0 F9 ② 		5	1	3	2	0	0	3
Dwight Evans, R (1, 9) OBP: 0.377, SLG: 0.484 Kevin Romine, R (3, 9) OBP: 0.239, SLG: 0.288	1 SAFE 2-2 1-2 HR 1B	0-1 2-H HR HR		C 1 SAFE F 1 SAFE 2-2 F5 ② 		2-0 G6-4-3 ② ③ 1-2f		0-1 1-H 2-H 3B 3B		2 3	2 0	2 1	2 2	0 0	0 0	0 4
Mike Greenwell, L (1, 7) OBP: 0.426, SLG: 0.547	0-1 F8 ② 	2-2 F7 ② 		1-2 4-3 ③ 			3-2 P6 ① 	0-0 4-3 ③ 		5	0	0	0	0	0	5
Ellis Burks, R (1, 8) OBP: 0.373, SLG: 0.491	1-2 1-H 2-H HR HR	0-1 F7 ③ 			1-1 F8 ① 		4-0 FC5-4 BB			3	1	1	3	1	0	0
Jim Rice, R (1, 10) OBP: 0.333, SLG: 0.396 Randy Kutcher, R (7, PR) OBP: 0.125, SLG: 0.125	4-1 BB	0-0 F8 ① 			1-2 F9 ② 		0-2 1-2f FC5-4 ② 			3 0	0 0	0 0	0 0	1 0	0 0	1 0
Larry Parrish, R (1, 3) OBP: 0.270, SLG: 0.359 Todd Benzinger, S (6, 3) OBP: 0.305, SLG: 0.449	2-1 L5 ③ 	1-1 P5 ② 			2-0 G4-3 ③ 		1-1 L7 ③ 			3 1	0 0	0 0	0 0	0 0	0 0	1 1
Jody Reed, R (1, 6) OBP: 0.400, SLG: 0.403		1-1 F7 ① 		0-2 1B		4-1 1B 1B BB		0-1 FC3-6 1B		3	0	2	0	1	0	0
Rick Cerone, R (1, 2) OBP: 0.341, SLG: 0.378 Spike Owen, S (8, PR) OBP: 0.327, SLG: 0.372 Rich Gedman, L (9, 2) OBP: 0.269, SLG: 0.353		1-1 2B 2B 1B		2-2 F8 ③ 		2-3 K ① 		0-1 1-2f FC3-6 ① BB 3B		4 0 0	1 1 0	1 0 0	0 0 0	0 0 0	1 0 0	3 0 0
Inning Stats	R: 3 E: 0 K: 0 S: 22 H: 3 LOB: 1 BB: 1 P: 32	R: 4 E: 0 K: 0 S: 13 H: 4 LOB: 0 BB: 0 P: 20	R: 0 E: 0 K: 0 S: 9 H: 1 LOB: 1 BB: 0 P: 12	R: 0 E: 0 K: 0 S: 16 H: 1 LOB: 1 BB: 0 P: 24	R: 0 E: 0 K: 0 S: 6 H: 0 LOB: 0 BB: 0 P: 10	R: 0 E: 0 K: 1 S: 11 H: 2 LOB: 2 BB: 1 P: 23	R: 0 E: 0 K: 0 S: 9 H: 0 LOB: 1 BB: 1 P: 17	R: 2 E: 0 K: 0 S: 10 H: 2 LOB: 2 BB: 1 P: 15		1B: 8 2B: 2 3B: 1 HR: 2 SF: 0 SAC: 0 DP: 1 HBP: 0						

PITCHER		IP	WLS	BF	H	R	ER	SO	BB	IBB	HBP	BLK	WP	HR	S	P	ERA	WHIP
Ron Guidry, L ERA: 4.59	(1, 1)	1.1	L	11	6	6	6	0	1	0	0	0	0	1	28	43	40.50	5.250
Neil Allen, R ERA: 3.92	(2, 1)	6.0		25	6	2	2	1	2	0	0	0	0	1	62	99	3.00	1.333
Hipolito Pena, L ERA: 2.0	(8, 1)	0.2		4	1	1	1	0	1	0	0	0	0	0	6	11	13.50	3.000

PITCHER	IP	WLS	BF	H	R	ER	SO	BB	IBB	HBP	BLK	WP	HR	S	P	ERA	WHIP

BOTTOM

New York Yankees @ Boston Red Sox

Fenway Park, Boston, MA

Sun Sep 18 1988, 3:33 AM EDT

Att. 35,146 - Sunny - 82 F

livebaseballscorecards.com

AB	36
R	9
H	13
RBI	9
BB	4
SO	1
LOB	18

WP: 0	PB: 0	SB: 0	CS: 0	PA: 40		

Baltimore Orioles @ New York Yankees

Yankee Stadium, Bronx, NY

Mon Sep 19 1988, 7:05 PM EDT

Att. 23,706 - Unknown - 79 F

livebaseballscorecards.com

TOP

Batter	1	2	3	4	5	6	7	8	9	AB	R	H	RBI	BB	SO	LOB
Pete Stanicek, S (1, 7) OBP: 0.317, SLG: 0.313	C X 0-1 ① F7			X 0-0 ① F9	B B X 2-0 1-3 2-H 1B			B C C X 1-2 ① 5-3		4	0	1	1	0	0	0
Brady Anderson, L (1, 8) OBP: 0.277, SLG: 0.292	C X 0-1 ② 6-3			B B C X 2-1 1B 2B	1 SAFE B B C X 1-1 ③ L9			C B B X 2-1 ② P5		4	1	1	0	0	0	2
Cal Ripken Jr., R (1, 6) OBP: 0.372, SLG: 0.438	C X 0-1 ③ G4-3			C B B X 2-1 1-3 2-H 1B		B B X 2-0 ① F3		C B X 1-1 ③ F8		4	0	1	1	0	0	0
Eddie Murray, S (1, 3) OBP: 0.366, SLG: 0.486		B B B F X 3-1 ① F9		B B B S F X 3-2 ② 1-3 1-2		B B B C F B 4-2 G5-4-3 BB			F B F B F S 2-3 ① K	3	0	0	0	1	1	1
Larry Sheets, L (1, 9) OBP: 0.304, SLG: 0.339		F S B B X 1-2 ② G4-3		B B B C C X 3-2 ③ G3		X 0-0 ② ③ G5-4-3 1-2f			S S S 0-3 ② K	2	0	0	0	0	0	1
Butch Davis, R (6, PH) (6, 9) OBP: 0.250, SLG: 0.300										2	0	0	0	0	1	1
Terry Kennedy, L (1, 2) OBP: 0.279, SLG: 0.311		C B F B B F C 3-3 ③ K			B S B B B S F F X 3-2 G4-3 1B		C F B B B S 3-3 ① K		C S B B C 2-3 ③ K	2	0	1	0	0	1	0
Mickey Tettleton, S (7, PH) (7, 2) OBP: 0.322, SLG: 0.422										2	0	0	0	0	2	0
Jeff Stone, L (1, 10) OBP: 0.220, SLG: 0.182			C F X 0-2 ① 4-3		B X 1-0 ① ② G4-3 1-2f		B F X 1-1 FC6-4 1B			2	0	0	0	0	0	1
Rick Schu, R (7, PH) OBP: 0.316, SLG: 0.359										1	0	1	0	0	0	0
Craig Worthington, R (1, 5) OBP: 0.277, SLG: 0.250			B F B B F X 3-2 ② G6-3		B S B F B F X 3-2 1B 1B 1B		B X 1-0 ② FC6-4 FC4-6 1-2f			3	1	1	0	0	0	1
Billy Ripken, R (1, 4) OBP: 0.260, SLG: 0.257			B F B X 2-1 ③ F8		S B B C 1 SAFE F X 2-2 1B 1-2 1B		1 SAFE B B F 1 C X 1-2 ③ FC4-6 1-2f			3	0	1	0	0	0	1

	AB	R	H	RBI	BB	SO	LOB
	32	2	7	2	1	5	8

Inning Stats	1	2	3	4	5	6	7	8	9
R:	0	0	0	1	1	0	0	0	0
E:	0	0	0	0	0	0	0	0	0
K:	0	1	0	0	0	0	1	0	3
S:	6	9	8	11	17	4	9	7	10
H:	0	0	0	2	4	0	1	0	0
LOB:	0	0	0	1	2	0	1	0	0
BB:	0	0	0	0	0	1	0	0	0
P:	6	16	13	21	29	10	15	11	14

1B:	6
2B:	1
3B:	0
HR:	0
SF:	0
SAC:	0
DP:	2
HBP:	0
WP:	0
PB:	0
SB:	0
CS:	0
PA:	33

PITCHER		IP	WLS	BF	H	R	ER	SO	BB	IBB	HBP	BLK	WP	HR	S	P	ERA	WHIP
Richard Dotson, R ERA: 5.21	(1, 1)	5.1	W	22	6	2	2	1	1	0	0	0	0	0	54	94	3.38	1.312
Lee Guetterman, L ERA: 4.72	(6, 1)	2.2		8	1	0	0	1	0	0	0	0	0	0	17	27	0.00	0.375
Dave Righetti, L ERA: 3.5	(9, 1)	1.0	S	3	0	0	0	3	0	0	0	0	0	0	10	14	0.00	0.000

PITCHER	IP	WLS	BF	H	R	ER	SO	BB	IBB	HBP	BLK	WP	HR	S	P	ERA	WHIP

BOTTOM

Baltimore Orioles @ New York Yankees

Yankee Stadium, Bronx, NY

Mon Sep 19 1988, 7:05 PM EDT

Att. 23,706 - Unknown - 79 F

livebaseballscorecards.com

Batter	1	2	3	4	5	6	7	8	9	AB	R	H	RBI	BB	SO	LOB
Rickey Henderson, R (1, 7) OBP: 0.392, SLG: 0.393	C B B X 2-1 F9 ①		B B B C B 4-1 BB BB	C X 0-1 F8 ③		F B C F B X 2-2 S 1-3 1B		B X 1-0 1B		4	0	2	0	1	0	1
Claudell Washington, L (1, 8) OBP: 0.357, SLG: 0.458	F C S 0-3 K ②		B 1 SAFE F F B B F B 4-2 1B G4-3 2B 1-2 BB ①		B F X 1-1 E4 S 1B	1 SAFE F F F 1 SAFE 1 SAFE B F B 2-2 G4-3 X 1-2 ②		X 0-0 F7 ②		4	1	0	0	1	1	3
Don Mattingly, L (1, 3) OBP: 0.349, SLG: 0.447	B F B X 2-1 F7 ③		F 1 SAFE B 1 SAFE X 1-1 G4-3 1-2 ②		B X 1-0 BB 1-2 1B	I I I I 4-0 IBB		B 1 SAFE 1 SAFE 1 SAFE B 1 SAFE F 1 SAFE X 2-1 F7 ③		4	0	1	0	1	0	2
Dave Winfield, R (1, 9) OBP: 0.408, SLG: 0.551		B X 1-0 BB 1B 1B	C X 0-1 2B 2-3 1B		B F F F S 1-3 K 2-3 ①	B B C X 2-1 F9 ③				4	2	2	0	0	1	5
Jack Clark, R (1, 10) OBP: 0.378, SLG: 0.436		B F B 1 SAFE C F B 1 SAFE 1 SAFE 4-2 B 1B 1-2 BB	B B C B X 3-1 1-H 3-H 2B		F B B B B 4-1 1-2 BB		B X 1-0 1B			2	0	2	2	2	0	0
Mike Pagliarulo, L (1, 5) OBP: 0.277, SLG: 0.364		X 0-0 F7 ①	C X 0-1 L3 ③		F S B B F F S 2-3 K ②		X 0-0 F8 ①			4	0	0	0	0	1	7
Willie Randolph, R (1, 4) OBP: 0.339, SLG: 0.322		F B X 1-1 1-2 2-H 1B		C F B B B F B 4-2 FC3-6 BB	F F B S 1-3 K		C B X 1-1 F7 ②			3	0	1	1	1	1	4
Don Slaught, R (1, 2) OBP: 0.328, SLG: 0.439		F B F B F X 2-2 L3 ②		F 1 SAFE X 0-1 F9 ①		B B B C X 3-1 F7 ①	X 0-0 F7 ③			4	0	0	0	0	0	4
Rafael Santana, R (1, 6) OBP: 0.287, SLG: 0.295		B C T F S 1-3 K ③		X 0-0 FC3-6 1-2f ②		C C X 0-2 1B 1B		B C X 1-1 F8 ①		4	0	1	0	0	1	3
Inning Stats	R: 0 E: 0 K: 1 S: 7 H: 0 LOB: 0 BB: 0 P: 11	R: 1 E: 0 K: 1 S: 15 H: 2 LOB: 2 BB: 1 P: 24	R: 2 E: 0 K: 0 S: 12 H: 2 LOB: 1 BB: 2 P: 24	R: 0 E: 0 K: 0 S: 8 H: 0 LOB: 1 BB: 1 P: 12	R: 0 E: 1 K: 3 S: 16 H: 1 LOB: 3 BB: 1 P: 26	R: 0 E: 0 K: 0 S: 16 H: 2 LOB: 3 BB: 1 P: 29	R: 0 E: 0 K: 0 S: 5 H: 1 LOB: 1 BB: 0 P: 7	R: 0 E: 0 K: 0 S: 6 H: 1 LOB: 1 BB: 0 P: 10		1B: 8 2B: 1 3B: 0 HR: 0	SF: 0 SAC: 0 DP: 0 HBP: 0					

	AB	33
	R	3
	H	9
	RBI	3
	BB	6
	SO	5
	LOB	29

WP: 0 PB: 0 SB: 2 CS: 0 PA: 39

PITCHER		IP	WLS	BF	H	R	ER	SO	BB	IBB	HBP	BLK	WP	HR	S	P	ERA	WHIP
Pete Harnisch, R ERA: 5.54	(1, 1)	6.0	L	31	7	3	3	5	5	1	0	0	0	0	74	126	4.50	2.000
Gregg Olson, R ERA: 3.68	(7, 1)	2.0		8	2	0	0	0	0	0	0	0	0	0	11	17	0.00	1.000

PITCHER	IP	WLS	BF	H	R	ER	SO	BB	IBB	HBP	BLK	WP	HR	S	P	ERA	WHIP

Batter	1	2	3	4	5	6	7	8	9	AB	R	H	RBI	BB	SO	LOB
Pete Stanicek, S (1, 7) OBP: 0.316, SLG: 0.309	C S B X 1-2 4-3 ①		1 SAFE X 0-0 G3-6-3 1-2f ②③			C H 1-1 BB HBP		B C X 1-1 G3 ③		3	0	0	0	0	0	1
Brady Anderson, L (1, 8) OBP: 0.273, SLG: 0.288	F B B X 2-1 F8 ②			B C C X 1-2 F8 ①		C 1 SAFE X 0-1 F7 ②			B C B X 2-1 F8 ①	4	0	0	0	0	0	1
Cal Ripken Jr., R (1, 6) OBP: 0.373, SLG: 0.439	S X 0-1 2B			B F B X 2-1 L9 ②		B B B B 4-0 1-2 BB			F B C F B X 2-2 4-3 ②	3	0	1	0	1	0	0
Eddie Murray, S (1, 3) OBP: 0.365, SLG: 0.485	B B C X 2-1 F7 ③			X 0-0 F7 ③		B F X 1-1 3-1 ③			C X 0-1 1B 1B	4	0	1	0	0	0	3
Mickey Tettleton, S (1, 2) OBP: 0.321, SLG: 0.420		C S B B B F F F F 3-3 K ①			C B F S 1-3 K ①		C F B B F F S 2-3 K ①		B B C F X 2-2 1-2 1B	4	0	1	0	0	3	0
Jim Traber, L (1, 10) OBP: 0.266, SLG: 0.319		S C B X 1-2 4-3 ②			B B C C F F X 2-2 F8 ②		B B X 2-0 4-3 ②		B X 1-0 F9 ③	4	0	0	0	0	0	2
Jeff Stone, L (1, 9) OBP: 0.210, SLG: 0.172		B F S S 1-3 K ③			B X 1-0 G6-3 ③		C F X 0-2 G6-3 ③			3	0	0	0	0	1	0
Craig Worthington, R (1, 5) OBP: 0.280, SLG: 0.326			B C F B B F F F F 3-2 X F7 ①			C X 0-1 HR		B B C B C X 3-2 F9 ①		3	1	1	1	0	0	0
Billy Ripken, R (1, 4) OBP: 0.260, SLG: 0.258			B F F X 1-2 G3-6-3 1B			B C S B B X 3-2 1-3 ①		C B X 1-1 P9 ②		3	0	1	0	0	0	0
Inning Stats	R: 0 E: 0 K: 0 S: 9 H: 1 LOB: 1 BB: 0 P: 14	R: 0 E: 0 K: 2 S: 15 H: 0 LOB: 0 BB: 0 P: 20	R: 0 E: 0 K: 0 S: 11 H: 1 LOB: 0 BB: 0 P: 15	R: 0 E: 0 K: 0 S: 6 H: 0 LOB: 0 BB: 0 P: 9	R: 0 E: 0 K: 1 S: 9 H: 0 LOB: 0 BB: 0 P: 13	R: 1 E: 0 K: 0 S: 10 H: 1 LOB: 2 BB: 1 P: 19	R: 0 E: 0 K: 1 S: 10 H: 0 LOB: 0 BB: 0 P: 14	R: 0 E: 0 K: 0 S: 7 H: 0 LOB: 0 BB: 0 P: 12	R: 0 E: 0 K: 0 S: 12 H: 2 LOB: 2 BB: 0 P: 19	1B: 3 2B: 1 3B: 0 HR: 1 SF: 0 SAC: 0 DP: 1 HBP: 1						

PITCHER	IP	WLS	BF	H	R	ER	SO	BB	IBB	HBP	BLK	WP	HR	S	P	ERA	WHIP
Rick Rhoden, R (1, 1) ERA: 4.13	9.0	W	33	5	1	1	4	1	0	1	0	0	1	89	135	1.00	0.667

PITCHER	IP	WLS	BF	H	R	ER	SO	BB	IBB	HBP	BLK	WP	HR	S	P	ERA	WHIP

TOP

Baltimore Orioles @ New York Yankees

Yankee Stadium, Bronx, NY

Tue Sep 20 1988, 7:05 PM EDT

Att. 16,227 - Unknown - 74 F

livebaseballscorecards.com

AB	31
R	1
H	5
RBI	1
BB	1
SO	4
LOB	7

WP: 0 PA: 33
PB: 0
SB: 0
CS: 0

BOTTOM

Baltimore Orioles @ New York Yankees

Yankee Stadium, Bronx, NY

Tue Sep 20 1988, 7:05 PM EDT

Att. 16,227 - Unknown - 74 F

livebaseballscorecards.com

Batter	1	2	3	4	5	6	7	8	9	AB	R	H	RBI	BB	SO	LOB
Rickey Henderson, R (1, 7) OBP: 0.392, SLG: 0.394	5-3		5-3 2B		G3 HR 1-2 BB		K	K		4	1	1	0	1	2	2
Claudell Washington, L (1, 8) OBP: 0.356, SLG: 0.455	1B BB		5-3 2-3		F9 2-3		G4-3			3	0	0	0	1	0	3
Don Mattingly, L (1, 3) OBP: 0.348, SLG: 0.446	1-3 1B		F8		G3 1-2		4-3			4	0	1	0	0	0	3
Jack Clark, R (1, 9) OBP: 0.380, SLG: 0.444	K			2B BB	2-H 3-H HR			CS 1B		3	2	2	3	1	1	2
Roberto Kelly, R (8, PR) (9, 9) OBP: 0.272, SLG: 0.364										0	0	0	0	0	0	0
Ken Phelps, L (1, 10) OBP: 0.412, SLG: 0.553	P4			1-H 2B	HR			PB 1B FC5-4 1-2 BB		3	2	2	2	1	0	2
Mike Pagliarulo, L (1, 5) OBP: 0.277, SLG: 0.363		P8		K	F7			FC5-4 PB 1B 1-2 1B		4	1	1	0	0	1	1
Willie Randolph, R (1, 4) OBP: 0.340, SLG: 0.322		G1-6-3 1B		G5-3	5-3			FC5-4 1-2 2-3 BB		3	0	1	0	1	0	1
Don Slaught, R (1, 2) OBP: 0.324, SLG: 0.433		G1-6-3 1-2f		5-3	4-3			FC5-4 1B 1-2f 2-3 3-H		4	0	0	1	0	0	4
Rafael Santana, R (1, 6) OBP: 0.289, SLG: 0.296			4-3		F9 BB HR 1B		5-3	1-3 3-H 1B		4	1	2	1	0	0	0
Inning Stats	R: 0 E: 0 K: 1 S: 13 H: 1 LOB: 2 BB: 1 P: 20	R: 0 E: 0 K: 0 S: 6 H: 1 LOB: 0 BB: 0 P: 11	R: 0 E: 0 K: 0 S: 10 H: 1 LOB: 1 BB: 0 P: 16	R: 1 E: 0 K: 1 S: 12 H: 1 LOB: 1 BB: 1 P: 20	R: 4 E: 0 K: 0 S: 17 H: 3 LOB: 0 BB: 1 P: 27	R: 0 E: 0 K: 0 S: 8 H: 0 LOB: 0 BB: 0 P: 14	R: 0 E: 0 K: 1 S: 9 H: 0 LOB: 0 BB: 0 P: 11	R: 2 E: 0 K: 1 S: 14 H: 3 LOB: 2 BB: 2 P: 25		1B: 6 2B: 2 3B: 0 HR: 2	SF: 0 SAC: 0 DP: 1 HBP: 0						

PITCHER	IP	WLS	BF	H	R	ER	SO	BB	IBB	HBP	BLK	WP	HR	S	P	ERA	WHIP
Jose Bautista, R (1, 1) ERA: 4.27	4.2	L	23	7	5	5	2	3	0	0	0	0	2	56	91	9.64	2.143
Jay Tibbs, R (5, 1) ERA: 5.29	3.1		14	3	2	2	2	2	0	0	0	0	0	33	53	5.40	1.500

PITCHER	IP	WLS	BF	H	R	ER	SO	BB	IBB	HBP	BLK	WP	HR	S	P	ERA	WHIP

AB	32
R	7
H	10
RBI	7
BB	5
SO	4
LOB	18

WP: 0 PB: 1 SB: 0 CS: 1 PA: 37

Batter	1	2	3	4	5	6	7	8	9	10	11	12	AB	R	H	RBI	BB	SO	LOB
Pete Stanicek, S (1, 7) OBP: 0.310, SLG: 0.302	G3		4-3		K			K		L4-3			5	0	0	0	0	2	4
Billy Ripken, R (1, 4) OBP: 0.260, SLG: 0.257	FC6-4 1B		6-3		L1			K			G5-3		5	0	1	0	0	1	2
Cal Ripken Jr., R (1, 6) OBP: 0.373, SLG: 0.439	F9			G5-4-3 1B		F8			K		1B FC3-2 1B		5	0	2	0	0	1	1
Eddie Murray, S (1, 3) OBP: 0.365, SLG: 0.483	FC6-4 1-2f			G5-4-3 1-2f		5-3			BLK BB		FC3-2 1-3 1B		4	0	1	0	1	0	2
Mickey Tettleton, S (1, 2) OBP: 0.322, SLG: 0.417		1B G4-3 1B		1-3		5-3			G4-6-3 1-2 BB		FC3-2 1-2 3-H		4	1	1	0	1	0	2
Butch Davis, R (1, 9) OBP: 0.208, SLG: 0.250		K			K		G6-3		G4-6-3 1-2f		F9		4	0	0	0	0	2	3
Brady Anderson, L (11, PH) OBP: 0.272, SLG: 0.287 (11, 8)													1	0	0	0	0	0	2
Ken Gerhart, R (1, 8) OBP: 0.246, SLG: 0.325 (11, 9)		G4-3 1-2			1B 1B		CS 1B			BB		5-3	4	1	2	0	1	0	1
Rick Schu, R (1, 10) OBP: 0.321, SLG: 0.364		CS 2-H 1B			1B 1-2 1B		1 SAFE K 1-2			1 SAFE L4-3 1-2 1B		K	5	0	3	1	0	2	1
Craig Worthington, R (1, 5) OBP: 0.273, SLG: 0.313		CS 1-2	G6-3		1-3 2-H 1B			K		F7		6-3	5	0	1	1	0	1	2
Inning Stats	R: 0 H: 1 E: 0 LOB: 1 K: 0 BB: 0 S: 7 P: 10	R: 1 H: 2 E: 0 LOB: 0 K: 1 BB: 0 S: 10 P: 14	R: 0 H: 0 E: 0 LOB: 0 K: 0 BB: 0 S: 7 P: 10	R: 0 H: 1 E: 0 LOB: 0 K: 0 BB: 0 S: 8 P: 12	R: 1 H: 3 E: 0 LOB: 2 K: 2 BB: 0 S: 11 P: 16	R: 0 H: 0 E: 0 LOB: 0 K: 0 BB: 0 S: 4 P: 5	R: 0 H: 1 E: 0 LOB: 1 K: 1 BB: 0 S: 6 P: 10	R: 0 H: 0 E: 0 LOB: 0 K: 3 BB: 0 S: 11 P: 14	R: 0 H: 0 E: 0 LOB: 1 K: 1 BB: 2 S: 6 P: 15	R: 0 H: 1 E: 0 LOB: 1 K: 0 BB: 1 S: 7 P: 12	R: 0 H: 2 E: 0 LOB: 2 K: 0 BB: 0 S: 11 P: 19	R: 0 H: 0 E: 0 LOB: 0 K: 1 BB: 0 S: 7 P: 9	1B: 11 SF: 0 2B: 2 SAC: 0 3B: 0 DP: 4 HR: 0 HBP: 0						

PITCHER		IP	WLS	BF	H	R	ER	SO	BB	IBB	HBP	BLK	WP	HR	S	P	ERA	WHIP
Tommy John, L ERA: 4.59	(1, 1)	7.0		26	8	2	2	4	0	0	0	0	0	0	53	77	2.57	1.143
Dave Righetti, L ERA: 3.38	(8, 1)	3.0		11	1	0	0	4	3	0	0	1	0	0	24	41	0.00	1.333
Dale Mohorcic, R ERA: 4.28	(11, 1)	2.0	W	8	2	0	0	1	0	0	0	0	0	0	18	28	0.00	1.000

PITCHER	IP	WLS	BF	H	R	ER	SO	BB	IBB	HBP	BLK	WP	HR	S	P	ERA	WHIP

TOP

Baltimore Orioles @ New York Yankees

Yankee Stadium, Bronx, NY

Wed Sep 21 1988, 7:05 PM EDT

Att. 21,343 - Unknown - 72 F

livebaseballscorecards.com

AB	42
R	2
H	11
RBI	2
BB	3
SO	9
LOB	20

WP: 0 PA: 46
PB: 0
SB: 0
CS: 2

Baltimore Orioles @ New York Yankees

Yankee Stadium, Bronx, NY

Wed Sep 21 1988, 7:05 PM EDT

Att. 21,343 - Unknown - 72 F

livebaseballscorecards.com

Batter	1	2	3	4	5	6	7	8	9	10	11	12	AB	R	H	RBI	BB	SO	LOB
Rickey Henderson, R (1, 7) OBP: 0.392, SLG: 0.393	F8		6-3 3-H		FC6-4 BB			F7		PO 1B			4	0	1	1	1	0	0
Willie Randolph, R (1, 4) OBP: 0.336, SLG: 0.318	F9		P4		FC6-4 1-2f			6-3		PO 1-2	F9		5	0	0	0	0	0	1
Dave Winfield, R (1, 9) OBP: 0.405, SLG: 0.545	5-3			6-3		F9		F5			P5		5	0	0	0	0	0	0
Jack Clark, R (1, 3) OBP: 0.383, SLG: 0.451		FC4-6 BB		HR		P4			F7-6-4 SH3-4 BB		F9		2	1	1	1	2	0	0
Roberto Kelly, R (9, PR) OBP: 0.272, SLG: 0.364													0	0	0	0	0	0	0
Mike Pagliarulo, L (10, 5) OBP: 0.277, SLG: 0.362													1	0	0	0	0	0	0
Gary Ward, R (1, 8) OBP: 0.293, SLG: 0.286		P4		E 2B		1B			SH3-4 1-2			K	4	0	2	0	0	1	1
Don Slaught, R (1, 10) OBP: 0.328, SLG: 0.444		F9		E5 G6-3 2-3 1B		F9			IBB			HR	4	1	2	1	1	0	2
Luis Aguayo, R (1, 5) OBP: 0.318, SLG: 0.368		FC4-6 1-2f		G6-3 1-2f			F8		F7-6-4 2-3				3	0	0	0	0	0	3
Don Mattingly, L (9, PH) OBP: 0.348, SLG: 0.445 (10, 3)							6-3						1	0	0	0	0	0	2
Joel Skinner, R (1, 2) OBP: 0.257, SLG: 0.336			G4-3 6-3 2B		5-3					F9			3	1	1	0	0	0	0
Claudell Washington, L (10, PH) OBP: 0.355, SLG: 0.453													1	0	0	0	0	0	0
Bob Geren, R (11, 2)							6-3						0	0	0	0	0	0	0
Rafael Santana, R (1, 6) OBP: 0.286, SLG: 0.294			G4-3 2-3		L6					F3			4	0	0	0	0	0	1

BOTTOM	
AB	37
R	3
H	7
RBI	3
BB	4
SO	1
LOB	10

Inning Stats	1	2	3	4	5	6	7	8	9	10	11	12
	R: 0 E: 0 K: 0 S: 5	R: 0 E: 0 K: 0 S: 5	R: 1 E: 0 K: 0 S: 10	R: 1 E: 1 K: 0 S: 7	R: 0 E: 0 K: 0 S: 6	R: 0 E: 0 K: 0 S: 7	R: 0 E: 0 K: 0 S: 7	R: 0 E: 0 K: 0 S: 5	R: 0 E: 0 K: 0 S: 8	R: 0 E: 0 K: 0 S: 6	R: 0 E: 0 K: 0 S: 3	R: 1 E: 0 K: 1 S: 5
	H: 0 LOB: 0 BB: 0 P: 7	H: 0 LOB: 1 BB: 1 P: 11	H: 1 LOB: 0 BB: 0 P: 14	H: 3 LOB: 1 BB: 0 P: 12	H: 0 LOB: 1 BB: 1 P: 12	H: 1 LOB: 1 BB: 0 P: 11	H: 0 LOB: 0 BB: 0 P: 11	H: 0 LOB: 0 BB: 0 P: 8	H: 0 LOB: 1 BB: 2 P: 18	H: 1 LOB: 0 BB: 0 P: 12	H: 0 LOB: 0 BB: 0 P: 6	H: 1 LOB: 0 BB: 0 P: 7

	1B: 3	SF: 0
	2B: 3	SAC: 1
	3B: 0	DP: 2
	HR: 2	HBP: 0

	PA: 43
WP: 0	
PB: 0	
SB: 0	
CS: 0	

PITCHER		IP	WLS	BF	H	R	ER	SO	BB	IBB	HBP	BLK	WP	HR	S	P	ERA	WHIP
Jeff Ballard, L ERA: 4.22	(1, 1)	9.0		34	5	2	2	0	3	1	0	0	0	1	60	104	2.00	0.889
Tom Niedenfuer, R ERA: 2.89	(10, 1)	2.0		6	1	0	0	0	0	0	0	0	0	0	9	18	0.00	0.500
Mark Thurmond, L ERA: 4.67	(12, 1)	0.1	L	2	1	1	1	1	0	0	0	0	0	1	5	7	27.00	3.000

PITCHER	IP	WLS	BF	H	R	ER	SO	BB	IBB	HBP	BLK	WP	HR	S	P	ERA	WHIP

Boston Red Sox @ New York Yankees

Yankee Stadium, Bronx, NY

Fri Sep 23 1988, 7:05 PM EDT

Att. 51,511 - Unknown - 80 F

livebaseballscorecards.com

Batter	1	2	3	4	5	6	7	8	9	AB	R	H	RBI	BB	SO	LOB
Wade Boggs, L (1, 10) OBP: 0.471, SLG: 0.486	F7		F7		2B G4-3 BB 1-2 2-3		1B BB 1B	1B 2B	FC3-2 1-2 3-H	5	3	2	0	1	0	2
Marty Barrett, R (1, 4) OBP: 0.328, SLG: 0.339	1B 2B		P3		G4-3 1-3 2-H 3-H 2B		E 1B 1-2 BB	2-H 1B	F9	5	1	3	3	1	0	2
Dwight Evans, R (1, 9) OBP: 0.376, SLG: 0.488	K			HR	G4-3 2-3 3-H		F9	K		5	1	1	2	0	2	5
Mike Greenwell, L (1, 7) OBP: 0.425, SLG: 0.545	2-H 1B			F7	G3		K		4-3 1B 2B	5	1	2	1	0	1	3
Todd Benzinger, S (1, 3) OBP: 0.300, SLG: 0.440 Larry Parrish, R (7, PH) OBP: 0.268, SLG: 0.352 (7, 3)	K			4-3		3-1	1-2 2-H 1B		4-3 2-3	3 2	0 0	0 1	0 1	0 0	1 0	1 1
Ellis Burks, R (1, 8) OBP: 0.371, SLG: 0.484		F8		CS 1B		F7	1-2 2-3		1B 1B 1B BB	4	1	1	0	1	0	2
Jody Reed, R (1, 6) OBP: 0.399, SLG: 0.401 (9, 5)	P5		CS 1-2		BB 2B 2B	BB BB	F7		1B 1B 1-2 3-H 1B	4	2	2	1	1	0	3
Rich Gedman, L (1, 2) OBP: 0.271, SLG: 0.361 Rick Cerone, R (8, PH) OBP: 0.335, SLG: 0.370 Jim Rice, R (9, PH) OBP: 0.332, SLG: 0.398 Kevin Romine, R (9, PR) OBP: 0.278, SLG: 0.306 John Marzano, R (9, 2) OBP: 0.167, SLG: 0.172	K				F7	FC6-4 1-2 BB		F8	1B FC3-2 1-2 2-3 1B	2 1	0 0	0 0	0 0	1 0	1 0	1 0
Ed Romero, R (1, 5) OBP: 0.318, SLG: 0.311 Spike Owen, S (9, PH) OBP: 0.328, SLG: 0.373 (9, 6)		L9			BB 2B BB	FC6-4 1-2f		F7	FC3-2 1-3 2-H 3-H 1B	3 1	1 0	0 1	0 2	1 0	0 0	2 0
Inning Stats	R: 1 E: 0 K: 2 S: 12 H: 2 LOB: 1 BB: 0 P: 15	R: 0 E: 0 K: 1 S: 7 H: 0 LOB: 0 BB: 0 P: 11	R: 0 E: 0 K: 0 S: 7 H: 0 LOB: 0 BB: 0 P: 11	R: 1 E: 0 K: 0 S: 13 H: 2 LOB: 0 BB: 0 P: 20	R: 3 E: 0 K: 0 S: 12 H: 2 LOB: 1 BB: 2 P: 25	R: 0 E: 0 K: 0 S: 8 H: 0 LOB: 2 BB: 2 P: 20	R: 1 E: 1 K: 1 S: 16 H: 2 LOB: 3 BB: 1 P: 31	R: 1 E: 0 K: 1 S: 14 H: 2 LOB: 1 BB: 0 P: 21	R: 3 E: 0 K: 0 S: 16 H: 4 LOB: 2 BB: 1 P: 25	1B: 8 2B: 5 3B: 0 HR: 1 SF: 0 SAC: 0 DP: 0 HBP: 0						

TOP	
AB	41
R	10
H	14
RBI	10
BB	6
SO	5
LOB	22

WP: 0 PB: 0 SB: 0 CS: 1 PA: 48

PITCHER		IP	WLS	BF	H	R	ER	SO	BB	IBB	HBP	BLK	WP	HR	S	P	ERA	WHIP
Charles Hudson, R ERA: 4.49	(1, 1)	4.1		18	5	4	4	3	1	0	0	0	0	1	45	69	8.31	1.385
Hipolito Pena, L ERA: 3.0	(5, 1)	0.0		1	0	0	0	0	1	0	0	0	0	0	2	6	∞	∞
Neil Allen, R ERA: 3.93	(5, 1)	2.0		11	2	2	2	0	3	0	0	0	0	0	18	39	9.00	2.500
Dave Righetti, L ERA: 3.52	(7, 1)	1.2		10	4	2	2	2	0	0	0	0	0	0	26	42	10.80	2.400
Dale Mohorcic, R ERA: 4.52	(9, 1)	0.1	L	5	3	2	2	0	1	0	0	0	0	0	9	17	54.00	12.000

PITCHER		IP	WLS	BF	H	R	ER	SO	BB	IBB	HBP	BLK	WP	HR	S	P	ERA	WHIP
Lee Guetterman, L ERA: 4.63	(9, 1)	0.2		2	0	0	0	0	0	0	0	0	0	0	5	6	0.00	0.000

BOTTOM

Boston Red Sox @ New York Yankees

Yankee Stadium, Bronx, NY

Fri Sep 23 1988, 7:05 PM EDT

Att. 51,511 - Unknown - 80 F

Batter	1	2	3	4	5	6	7	8	9	AB	R	H	RBI	BB	SO	LOB
Rickey Henderson, R (1, 7) OBP: 0.393, SLG: 0.398	5-3		BLK SF 2B		1B BB G6-3 1B	1-3 1B 2B		6-3		5	3	3	0	0	0	0
Willie Randolph, R (1, 4) OBP: 0.335, SLG: 0.315	4-3		SF HR 2-H		G6-3 1B 1-2 BB	5-3		4-3		3	1	0	1	1	0	2
Don Mattingly, L (1, 3) OBP: 0.351, SLG: 0.453	1B		1-H HR			1B IBB		F8		4	1	3	2	1	0	0
Dave Winfield, R (1, 9) OBP: 0.401, SLG: 0.540	F8		F7		G6-3 1-2f 2-3 3-H	K			E6 4-3	5	0	0	0	0	1	6
Jack Clark, R (1, 10) OBP: 0.381, SLG: 0.448		K	K		L7	1-2 2-H 3-H 1B			4-3 1-2	5	0	1	2	0	2	2
Gary Ward, R (1, 8) OBP: 0.297, SLG: 0.302 Claudell Washington, L (6, PH) OBP: 0.353, SLG: 0.451 (7, 8)		FC1-6 BB	K			HR F8			F5	2 2	1 0	1 0	1 0	1 0	1 0	0 3
Don Slaught, R (1, 2) OBP: 0.327, SLG: 0.445 Joel Skinner, R (9, 2) OBP: 0.257, SLG: 0.336 Ken Phelps, L (9, PH) OBP: 0.410, SLG: 0.551		FC1-6 1B 1-2f	F8			HR 2B	K2-3		K	4 0 1	1 0 0	1 0 0	0 0 0	0 0 1	1 0 1	1 0 1
Mike Pagliarulo, L (1, 5) OBP: 0.278, SLG: 0.370		FC6-4 1-3 1B	1-3			2-H HR	4-3			4	1	2	2	0	0	0
Rafael Santana, R (1, 6) OBP: 0.287, SLG: 0.293 Wayne Tolleson, S (7, PH) OBP: 0.333, SLG: 0.300 (8, 6)		FC6-4 1-2f	K			2B 1B BB	F9			2 1	1 0	0 0	0 0	1 0	1 0	2 0
Inning Stats	R: 0 E: 0 K: 0 S: 7 H: 1 LOB: 1 BB: 0 P: 10	R: 0 E: 0 K: 1 S: 9 H: 1 LOB: 2 BB: 1 P: 15	R: 3 E: 1 K: 2 S: 13 H: 2 LOB: 0 BB: 0 P: 23	R: 0 E: 0 K: 1 S: 8 H: 0 LOB: 0 BB: 0 P: 8	R: 1 E: 0 K: 0 S: 10 H: 2 LOB: 1 BB: 1 P: 19	R: 5 E: 0 K: 1 S: 15 H: 5 LOB: 2 BB: 2 P: 33	R: 0 E: 0 K: 1 S: 8 H: 0 LOB: 0 BB: 0 P: 11	R: 0 E: 0 K: 0 S: 5 H: 0 LOB: 0 BB: 0 P: 8	R: 0 E: 1 K: 1 S: 7 H: 0 LOB: 1 BB: 0 P: 9	1B: 5 2B: 3 3B: 0 HR: 3	SF: 1 SAC: 0 DP: 1 HBP: 0						

livebaseballscorecards.com

AB	38
R	9
H	11
RBI	8
BB	4
SO	7
LOB	17

WP: 0 PB: 0 SB: 0 CS: 0 PA: 43

PITCHER		IP	WLS	BF	H	R	ER	SO	BB	IBB	HBP	BLK	WP	HR	S	P	ERA	WHIP
Bruce Hurst, L ERA: 3.79	(1, 1)	5.0		26	9	7	6	4	2	0	0	1	0	3	51	84	10.80	2.200
Bob Stanley, R ERA: 3.35	(6, 1)	0.2		6	2	2	2	1	1	1	0	0	0	0	10	23	27.00	4.500
Tom Bolton, L ERA: 3.25	(6, 1)	1.1		4	0	0	0	1	0	0	0	0	0	0	9	12	0.00	0.000
Dennis Lamp, R ERA: 3.08	(8, 1)	1.0	W	3	0	0	0	0	0	0	0	0	0	0	5	8	0.00	0.000
Lee Smith, R ERA: 2.81	(9, 1)	1.0	S	4	0	0	0	1	0	0	0	0	0	0	7	9	0.00	0.000

PITCHER	IP	WLS	BF	H	R	ER	SO	BB	IBB	HBP	BLK	WP	HR	S	P	ERA	WHIP

Batter	1	2	3	4	5	6	7	8	9	AB	R	H	RBI	BB	SO	LOB
Wade Boggs, L (1, 10) OBP: 0.473, SLG: 0.485	C B B F B F B 4-2 G1-3 1B G4-3 BB	C B C X 1-2 ③ G4-3			B B B 4-0 G6-4-3 BB		B B B I 4-0 BB BB IBB		B B X 2-0 ① 6-3 1-2 3-H	1	1	0	0	3	0	1
Jim Rice, R (9, PH) OBP: 0.331, SLG: 0.397										1	0	0	1	0	0	2
Marty Barrett, R (1, 4) OBP: 0.330, SLG: 0.339	F X 0-1 G4-3 G1-3 1B 1-2	B C B B B C X 3-2 ① G4-3			X 0-0 ② ③ G6-4-3 1-2f		B B B B 4-0 BB 1-2 2-3 BB		C F H 1-2 FC4 HBP	3	0	1	0	1	0	2
Dwight Evans, R (1, 9) OBP: 0.375, SLG: 0.484	X 0-0 ① G1-3 1-2 2-3	C B B F X 2-2 ② 5-3				B F X 1-1 ① 6-3	B B F B B B 4-1 1-2 2-3 3-H BB		C X 0-1 ② FC4 1-2 2-3	4	0	0	1	1	0	4
Mike Greenwell, L (1, 7) OBP: 0.423, SLG: 0.542	I I I I 4-0 G4-3 IBB	B B C F C 2-3 ③ K				X 0-0 ② G3	X 0-0 ③ F8		X 0-0 ③ F8	4	0	0	0	1	1	6
Rick Cerone, R (9, 2) OBP: 0.335, SLG: 0.370										0	0	0	0	0	0	0
Todd Benzinger, S (1, 3) OBP: 0.298, SLG: 0.436	C B X 1-1 ② G4-3 1-2 2-3 3-H			X 0-0 ① F5		S B F B F F S 2-3 ③ K		B C C B X 2-2 ① G5-3		3	0	0	1	0	1	2
Larry Parrish, R (8, PH) OBP: 0.267, SLG: 0.351 (8, 3)										1	0	0	0	0	0	0
Ellis Burks, R (1, 8) OBP: 0.370, SLG: 0.481	C B B F S 2-3 ③ K			B F X 1-1 ② B1-3			B B B 4-0 SH1-3 1B BB	B C B S S 2-3 ② K		3	1	0	0	1	2	2
Jody Reed, R (1, 6) OBP: 0.399, SLG: 0.399		B C B B B 4-1 6-3 4-3 BB		C B X 1-1 ③ 6-3			F 1 SAFE B 1 SAFE B X 2-1 ① SH1-3 1-2	C B B F F X 2-2 ③ 6-3		2	0	0	0	1	0	0
Rich Gedman, L (1, 2) OBP: 0.274, SLG: 0.367		F 1 SAFE B B B X 2-1 ① 4-3 1-2			X 0-0 ① P5		B X 1-0 BB 1-6-3 BB 2-H 1B		B X 1-0 SH 6-3 2B	4	1	2	1	0	0	1
Kevin Romine, R (9, PR) OBP: 0.278, SLG: 0.306 (9, 7)										0	1	0	0	0	0	0
Ed Romero, R (1, 5) OBP: 0.319, SLG: 0.328		B S B X 2-1 ② 6-3 2-3			B X 1-0 2B		B X 1-0 ② 1-6-3 1-2		X 0-0 SH FC4 6-3 2-3	3	0	1	0	0	0	2
Inning Stats	R: 1 H: 1 E: 0 LOB: 2 K: 1 BB: 2 S: 11 P: 22	R: 0 H: 0 E: 0 LOB: 1 K: 0 BB: 1 S: 8 P: 17	R: 0 H: 0 E: 0 LOB: 0 K: 1 BB: 0 S: 9 P: 16	R: 0 H: 0 E: 0 LOB: 0 K: 0 BB: 0 S: 5 P: 7	R: 0 H: 1 E: 0 LOB: 1 K: 0 BB: 1 S: 3 P: 8	R: 0 H: 0 E: 0 LOB: 0 K: 1 BB: 0 S: 8 P: 11	R: 2 H: 1 E: 0 LOB: 3 K: 0 BB: 4 S: 6 P: 26	R: 0 H: 0 E: 0 LOB: 0 K: 1 BB: 0 S: 10 P: 16	R: 1 H: 1 E: 0 LOB: 3 K: 0 BB: 0 S: 8 P: 12	1B: 2 SF: 0 2B: 2 SAC: 2 3B: 0 DP: 1 HR: 0 HBP: 1						

TOP

Boston Red Sox @ New York Yankees

Yankee Stadium, Bronx, NY

Sat Sep 24 1988, 3:33 AM EDT

Att. 51,392 - Sunny - 70 F

livebaseballscorecards.com

AB	29
R	4
H	4
RBI	4
BB	8
SO	4
LOB	22

PITCHER		IP	WLS	BF	H	R	ER	SO	BB	IBB	HBP	BLK	WP	HR	S	P	ERA	WHIP
Richard Dotson, R ERA: 5.16	(1, 1)	6.2		29	3	3	3	3	5	2	0	0	0	0	48	101	4.05	1.200
Steve Shields, R ERA: 4.56	(7, 1)	0.0		1	0	0	0	0	1	0	0	0	0	0	1	5	∞	∞
Hipolito Pena, L ERA: 2.89	(7, 1)	0.1		1	0	0	0	0	0	0	0	0	0	0	1	1	0.00	0.000
Dale Mohorcic, R ERA: 4.59	(8, 1)	1.0		5	1	1	1	1	0	0	0	0	0	0	12	19	9.00	1.000
Lee Guetterman, L ERA: 4.5	(9, 1)	1.0	W	4	0	0	0	0	0	0	1	0	0	0	6	9	0.00	0.000

PITCHER	IP	WLS	BF	H	R	ER	SO	BB	IBB	HBP	BLK	WP	HR	S	P	ERA	WHIP

BOTTOM

Batter	1	2	3	4	5	6	7	8	9	AB	R	H	RBI	BB	SO	LOB
Rickey Henderson, R (1, 7) OBP: 0.395, SLG: 0.399	C B C X 1-2 G3 6-3 1B		C B C X 1-2 ① 6-3	B C B C B F F F X 3-2 ③ F8			C B C X 1-2 1B 2B 1B		B B B C C F B 4-2 WP S 2B BB	4	2	2	0	1	0	2
Claudell Washington, L (1, 8) OBP: 0.354, SLG: 0.453	1 SAFE 1 SAFE S 1 SAFE P 1 SAFE F 1 SAFE 1 SAFE 2-2 1 SAFE B 1 SAFE F X 6-3 ① 1-2		B B C X 2-1 ② G4-3		C S X 0-2 ① P1		B 1 SAFE X 1-0 2B 1-3 4-3 1B		B S X 1-1 F9 1-H E 2B	5	2	2	1	0	0	1
Don Mattingly, L (1, 3) OBP: 0.353, SLG: 0.455	B X 1-0 ② G3 2-3		B X 1-0 1B 1B		C B X 1-1 ② G3		1 SAFE B 1 SAFE B X 2-0 4-3 1-3 WP 3-H 2B		I I I I 4-0 E F9 IBB	4	1	2	1	1	0	1
Dave Winfield, R (1, 9) OBP: 0.403, SLG: 0.540	C B B B B 4-1 BB		C X 0-1 FC5-4 1-2 1B		C B S B X 2-2 E S 1B		F X 0-1 ① 4-3 2-3 3-H		B X 1-0 ① F9 1-2 2-3	4	0	2	1	1	0	3
Jack Clark, R (1, 10) OBP: 0.380, SLG: 0.445	C C F B F F C 1-3 ③ K		B B B X 2-1 ③ FC5-4 1-2f		1 SAFE C C B B F F X 2-2 ③ G4-3 1-3		B F S B C 2-3 ② K 3-H		I I I I 4-0 E IBB	4	0	0	0	1	2	5
Mike Pagliarulo, L (1, 5) OBP: 0.276, SLG: 0.367 Luis Aguayo, R (8, 5) OBP: 0.318, SLG: 0.368 Ken Phelps, L (9, PH) OBP: 0.409, SLG: 0.549		B B S F C 2-3 ① K		F B X 1-1 ① G3		S B X 1-1 ① F8	B F C S 1-3 ③ K		B S B C C F C 2-3 ② K	4 0 1	0 0 0	0 0 0	0 0 0	0 0 1	2 0 3	0 0 0
Willie Randolph, R (1, 4) OBP: 0.333, SLG: 0.312	C C B B F H 3-2 S HBP		B C B X 2-1 ② G6-3		C S F B C 1-3 ② K		B C X 1-1 ① G3		C B X 1-1 E6 1-2 2-3 3-H	4	0	0	0	0	1	2
Don Slaught, R (1, 2) OBP: 0.329, SLG: 0.446		B B C X 2-1 ② F5 1-2		B B C X 2-1 2B 1B		C B B B X 3-1 1B		X 0-0 ② F6		4	0	2	0	0	0	1
Rafael Santana, R (1, 6) OBP: 0.286, SLG: 0.294		B B C X 2-1 ③ P3		X 0-0 1-3 2B		C B C B S 2-3 ③ K		X 0-0 ③ G4-3		4	0	1	0	0	1	2
Inning Stats	R: 0 H: 1 E: 0 LOB: 2 K: 1 BB: 1 S: 16 P: 24	R: 0 H: 0 E: 0 LOB: 1 K: 1 BB: 0 S: 10 P: 19	R: 0 H: 2 E: 0 LOB: 2 K: 0 BB: 0 S: 10 P: 16	R: 0 H: 2 E: 0 LOB: 2 K: 0 BB: 0 S: 13 P: 21	R: 0 H: 1 E: 0 LOB: 1 K: 0 BB: 0 S: 13 P: 18	R: 0 H: 1 E: 0 LOB: 1 K: 2 BB: 0 S: 11 P: 18	R: 3 H: 3 E: 0 LOB: 0 K: 2 BB: 0 S: 13 P: 20	R: 0 H: 0 E: 0 LOB: 0 K: 0 BB: 0 S: 4 P: 5	R: 2 H: 1 E: 1 LOB: 3 K: 1 BB: 3 S: 12 P: 29	1B: 8 SF: 0 2B: 3 SAC: 0 3B: 0 DP: 0 HR: 0 HBP: 1						

PITCHER		IP	WLS	BF	H	R	ER	SO	BB	IBB	HBP	BLK	WP	HR	S	P	ERA	WHIP
Mike Boddicker, R ERA: 3.56	(1, 1)	6.0		28	8	1	1	4	1	0	1	0	0	0	76	120	1.50	1.500
Tom Bolton, L ERA: 3.9	(7, 1)	0.0		2	2	0	0	0	0	0	0	0	0	0	2	5	∞	∞
Bob Stanley, R ERA: 3.28	(7, 1)	2.0		6	0	2	2	2	0	0	0	0	1	0	12	16	9.00	0.000
Lee Smith, R ERA: 2.9	(9, 1)	0.2	L	7	1	2	1	1	1	2	0	0	1	0	12	29	13.50	3.000

PITCHER	IP	WLS	BF	H	R	ER	SO	BB	IBB	HBP	BLK	WP	HR	S	P	ERA	WHIP

Boston Red Sox @ New York Yankees

Yankee Stadium, Bronx, NY

Sat Sep 24 1988, 3:33 AM EDT

Att. 51,392 - Sunny - 70 F

livebaseballscorecards.com

AB	38
R	5
H	11
RBI	3
BB	4
SO	7
LOB	20

WP: 2 PA: 43
PB: 0
SB: 3
CS: 0

Batter	1	2	3	4	5	6	7	8	9	AB	R	H	RBI	BB	SO	LOB
Wade Boggs, L (1, 10) OBP: 0.473, SLG: 0.486	B F B X 2-1 BB HR 1B	C X 0-1 FC4-6 1-3 1B			C B X 1-1 SH5-3 HR 1B		C B B B C X 3-2 ① F7		B X 1-0 ① G6-3	5	2	3	0	0	0	0
Marty Barrett, R (1, 4) OBP: 0.328, SLG: 0.337	1 SAFE C C B B F X 2-2 ① L7	B B B C T T F X 3-2 ③ FC4-6 1-2f			X 0-0 ① SH5-3 1-2		C C B B X 2-2 ② P4		X 1-0 ② F8	4	0	0	0	0	0	3
Dwight Evans, R (1, 9) OBP: 0.375, SLG: 0.488	B B B C F B 4-2 HR 1-2 BB		C X 0-1 ① F9		B B F F B X 3-2 2-H HR		F B B S S 2-3 ③ K		C F S 0-3 ③ K	4	2	1	2	1	2	0
Mike Greenwell, L (1, 7) OBP: 0.424, SLG: 0.546	B X 1-0 1-H 2-H HR		B B B B 4-0 BB		F C B X 1-2 ② F7			B B X 2-0 ① F5		3	1	1	3	1	0	0
Todd Benzinger, S (1, 3) OBP: 0.297, SLG: 0.434	B F B X 2-1 ② L5		1 SAFE C 1 SAFE F B 1 SAFE F S 1-3 ② K		C B B X 2-1 ③ 4-3			X 0-0 2B 5-3 1B		4	1	1	0	0	1	1
Ellis Burks, R (1, 8) OBP: 0.371, SLG: 0.483	F F B B X 2-2 ③ F9		C B B 1 SAFE F S 2-3 ③ K			B B B B 4-0 G3 BB		1 SAFE C X 0-1 5-3 1-3 2B		3	0	1	0	1	1	1
Jody Reed, R (1, 6) OBP: 0.395, SLG: 0.394		C X 0-1 ① P6		B C C X 1-2 ① P5		C 1 SAFE 1 SAFE 1 SAFE 1 SAFE X 0-1 ① F3		X 0-0 ② 5-3 2-3 3-H		4	0	0	1	0	0	2
Rich Gedman, L (1, 2) OBP: 0.280, SLG: 0.370		F F B B X 2-2 1B 1B		B F C B X 2-2 G4-6-3 1B		1 SAFE 1 SAFE F B 1 SAFE B S X 2-2 ② G3 1-2		B B B B 4-0 BB		3	0	2	0	1	0	1
Ed Romero, R (1, 5) OBP: 0.301, SLG: 0.309		1 SAFE C S B C 1-3 ② K		1 SAFE X 0-0 ② ③ G4-6-3 1-2f		F C B B S 2-3 ③ K		X 0-0 ③ 4-3		4	0	0	0	0	2	5
Inning Stats	R: 3 E: 0 K: 0 S: 14 H: 2 LOB: 0 BB: 1 P: 27	R: 0 E: 0 K: 1 S: 15 H: 2 LOB: 2 BB: 0 P: 21	R: 0 E: 0 K: 2 S: 9 H: 0 LOB: 1 BB: 1 P: 16	R: 0 E: 0 K: 0 S: 7 H: 1 LOB: 0 BB: 0 P: 10	R: 2 E: 0 K: 0 S: 11 H: 2 LOB: 0 BB: 0 P: 18	R: 0 E: 0 K: 1 S: 8 H: 0 LOB: 1 BB: 1 P: 16	R: 0 E: 0 K: 1 S: 9 H: 0 LOB: 0 BB: 0 P: 16	R: 1 E: 0 K: 0 S: 6 H: 2 LOB: 2 BB: 1 P: 12	R: 0 E: 0 K: 1 S: 5 H: 0 LOB: 0 BB: 0 P: 6	1B: 6 2B: 1 3B: 0 HR: 2 SF: 0 SAC: 1 DP: 1 HBP: 0					WP: 0 PB: 0 SB: 0 CS: 0	PA: 39	

PITCHER		IP	WLS	BF	H	R	ER	SO	BB	IBB	HBP	BLK	WP	HR	S	P	ERA	WHIP
Rick Rhoden, R ERA: 4.24	(1, 1)	8.0	L	36	9	6	6	5	4	0	0	0	0	2	79	136	6.75	1.625
Hipolito Pena, L ERA: 2.61	(9, 1)	1.0		3	0	0	0	1	0	0	0	0	0	0	5	6	0.00	0.000

PITCHER	IP	WLS	BF	H	R	ER	SO	BB	IBB	HBP	BLK	WP	HR	S	P	ERA	WHIP

TOP

Boston Red Sox @ New York Yankees

Yankee Stadium, Bronx, NY

Sun Sep 25 1988, 3:33 AM EDT

Att. 54,774 - Overcast - 67 F

livebaseballscorecards.com

AB	34
R	6
H	9
RBI	6
BB	4
SO	6
LOB	13

BOTTOM

Batter	1	2	3	4	5	6	7	8	9	AB	R	H	RBI	BB	SO	LOB
Rickey Henderson, R (1, 7) OBP: 0.395, SLG: 0.399	B C B X 2-1 G6-3 S 1B		C B X 1-1 CS 1B		B B B C C C 3-3 ③ K			B C C S 1-3 ① K	F C S 0-3 ③ K	5	0	2	0	0	3	2
Claudell Washington, L (1, 8) OBP: 0.353, SLG: 0.451	1 SAFE 1 SAFE 1 SAFE B C X 1-1 ① G6-3 1-3		1 SAFE 1 SAFE B 1 SAFE 1 SAFE 1 SAFE B S 2-2 ② ③ 4-3 1-2			B C X 1-1 ① F7		B F F B F X 2-2 1B 1B		4	0	1	0	0	0	2
Don Mattingly, L (1, 3) OBP: 0.354, SLG: 0.455	B X 1-0 ② P6			C F B B X 2-2 BB 1B		C C X 0-2 ② F7		B S X 1-1 1-3 1B		4	0	2	0	0	0	1
Dave Winfield, R (1, 10) OBP: 0.402, SLG: 0.537	B B X 2-0 ③ 4-3			B B B B 4-0 FC6-4 1-2 BB		X 0-0 ③ G6-3		B B C X 2-1 ② P4		3	0	0	0	1	0	3
Jack Clark, R (1, 9) OBP: 0.381, SLG: 0.445		B B B C X 3-1 FC5-4 1B		B B S B S C 3-3 ① K			B C X 1-1 FC6-4 1B	B F X 1-1 F9		4	0	2	0	0	1	4
Willie Randolph, R (1, 4) OBP: 0.330, SLG: 0.309		B C B F X 2-2 ① FC5-4 1-2f		C B C S 1-3 ② K			F B X 1-1 ① FC6-4 BB 1-2f		B X 1-0 ① 6-3	4	0	0	0	0	1	4
Luis Aguayo, R (1, 5) OBP: 0.316, SLG: 0.364 Hal Morris, L (7, PH) OBP: 0.143, SLG: 0.143 Wayne Tolleson, S (8, 5) OBP: 0.348, SLG: 0.300		1 SAFE S C 1 S SAFE 0-3 ② K		B X 1-0 ③ FC6-4 1-2f			C B B S F F B S 3-3 ② K		B B B B 4-0 FC5-4 BB	2 1 0	0 0 0	0 0 0	0 0 0	0 0 1	1 1 0	3 1 0
Joel Skinner, R (1, 2) OBP: 0.261, SLG: 0.333		B 1 SAFE B B C F F F S 3-3 ③ K			C F B S 1-3 ① K		B S S S F B B F F B 4-2 1-2 BB		B B B C B 4-1 FC5-4 1-2 BB	2	0	0	0	2	2	1
Rafael Santana, R (1, 6) OBP: 0.285, SLG: 0.293 Ken Phelps, L (7, PH) OBP: 0.408, SLG: 0.547 Randy Velarde, R (8, 6) OBP: 0.241, SLG: 0.360			C B C X 1-2 ① F8		C F B F X 1-2 ② L8		B B C B F X 3-2 F8		C B F X 1-2 ② FC5-4 1-2f 2-3	2 1 1	0 0 0	0 0 0	0 0 0	0 0 0	0 0 0	0 2 2
Inning Stats	R: 0 H: 1 E: 0 LOB: 1 K: 0 BB: 0 S: 6 P: 12	R: 0 H: 1 E: 0 LOB: 1 K: 2 BB: 0 S: 13 P: 21	R: 0 H: 1 E: 0 LOB: 0 K: 0 BB: 0 S: 8 P: 12	R: 0 H: 1 E: 0 LOB: 2 K: 2 BB: 1 S: 10 P: 21	R: 0 H: 0 E: 0 LOB: 0 K: 2 BB: 0 S: 10 P: 15	R: 0 H: 0 E: 0 LOB: 0 K: 0 BB: 0 S: 6 P: 7	R: 0 H: 1 E: 0 LOB: 2 K: 1 BB: 1 S: 17 P: 29	R: 0 H: 2 E: 0 LOB: 2 K: 1 BB: 0 S: 13 P: 20	R: 0 H: 0 E: 0 LOB: 2 K: 1 BB: 2 S: 8 P: 18							

PITCHER		IP	WLS	BF	H	R	ER	SO	BB	IBB	HBP	BLK	WP	HR	S	P	ERA	WHIP
Roger Clemens, R ERA: 2.88	(1, 1)	7.0	W	27	5	0	0	7	2	0	0	0	0	0	70	117	0.00	1.000
Lee Smith, R ERA: 2.83	(8, 1)	2.0		10	2	0	0	2	2	0	0	0	0	0	21	38	0.00	2.000

PITCHER	IP	WLS	BF	H	R	ER	SO	BB	IBB	HBP	BLK	WP	HR	S	P	ERA	WHIP

Boston Red Sox @ New York Yankees

Yankee Stadium, Bronx, NY

Sun Sep 25 1988, 3:33 AM EDT
Att. 54,774 - Overcast - 67 F

livebaseballscorecards.com

AB	33
R	0
H	7
RBI	0
BB	4
SO	9
LOB	25

1B: 7	SF: 0	WP: 0	PA: 37
2B: 0	SAC: 0	PB: 0	
3B: 0	DP: 0	SB: 1	
HR: 0	HBP: 0	CS: 1	

Batter	1	2	3	4	5	6	7	8	9	AB	R	H	RBI	BB	SO	LOB
Rickey Henderson, R (1, 7) OBP: 0.394, SLG: 0.398 Claudell Washington, L (3, 8) OBP: 0.351, SLG: 0.448	F8	K		G4-3			K		K	2 3	0 0	0 0	0 0	0 0	1 2	0 0
Don Mattingly, L (1, 3) OBP: 0.355, SLG: 0.455	BB BB 1B 1B	4-3		F8			4-3		FC6-4 1B	5	1	2	0	0	0	0
Dave Winfield, R (1, 9) OBP: 0.400, SLG: 0.533	BB 1B 1-2 BB	K			F9		6-3		F2	4	1	0	0	1	1	1
Jack Clark, R (1, 10) OBP: 0.382, SLG: 0.444	1B 1B 1-2 2-3 BB		SH1-3 1B		F9 WP BB			K	FC6-4 1-2f	3	1	1	0	2	1	1
Gary Ward, R (1, 8) OBP: 0.300, SLG: 0.305 (3, 7)	FC6-4 1B 1-2 2-H 3-H 1B	SH1-3 1-2 1B			G6-3 1-2			F8		4	0	2	2	0	0	1
Don Slaught, R (1, 2) OBP: 0.332, SLG: 0.448 Wayne Tolleson, S (8, PR) OBP: 0.348, SLG: 0.300 (8, 5)	FC6-4 1-2 2-H 1B	SH1-3 1-2 2-3			K			2B 1B 1B		3 0	0 1	2 0	1 0	0 0	1 0	1 0
Luis Aguayo, R (1, 5) OBP: 0.312, SLG: 0.360 Ken Phelps, L (8, PH) OBP: 0.410, SLG: 0.552 Joel Skinner, R (8, 2) OBP: 0.261, SLG: 0.333	FC6-4 BB 1-2f 2-3	F9				G6-3		SAFE 1-3 1B 2B		3 1 0	0 1 0	0 1 0	0 0 0	0 0 0	0 0 0	4 0 0
Rafael Santana, R (1, 6) OBP: 0.287, SLG: 0.293	BB 1-2	F8				4-3		1B 2-H 3-H		3	0	1	2	1	0	2
Randy Velarde, R (1, 4) OBP: 0.232, SLG: 0.346	K			K		4-3		K		4	0	0	0	0	3	5
Inning Stats	R: 3 E: 0 K: 1 S: 20 H: 3 LOB: 3 BB: 3 P: 44	R: 0 E: 0 K: 2 S: 7 H: 0 LOB: 0 BB: 0 P: 11	R: 0 E: 0 K: 0 S: 5 H: 2 LOB: 2 BB: 0 P: 7	R: 0 E: 0 K: 1 S: 6 H: 0 LOB: 0 BB: 0 P: 10	R: 0 E: 0 K: 1 S: 10 H: 0 LOB: 1 BB: 1 P: 19	R: 0 E: 0 K: 0 S: 4 H: 0 LOB: 0 BB: 0 P: 6	R: 0 E: 0 K: 1 S: 6 H: 0 LOB: 0 BB: 0 P: 11	R: 2 E: 0 K: 2 S: 17 H: 3 LOB: 2 BB: 0 P: 27	R: 0 E: 0 K: 1 S: 11 H: 1 LOB: 1 BB: 0 P: 14	1B: 8 2B: 1 3B: 0 HR: 0	SF: 0 SAC: 1 DP: 0 HBP: 0					

PITCHER	IP	WLS	BF	H	R	ER	SO	BB	IBB	HBP	BLK	WP	HR	S	P	ERA	WHIP
Jeff Ballard, L (1, 1) ERA: 4.4	0.1		6	3	3	3	0	2	0	0	0	0	0	15	34	81.00	15.000
Jay Tibbs, R (1, 1) ERA: 5.13	7.1	L	28	4	2	2	7	2	0	0	0	1	0	55	94	2.46	0.818
Don Aase, R (8, 1) ERA: 4.33	1.1		6	2	0	0	2	0	0	0	0	0	0	16	21	0.00	1.500

PITCHER	IP	WLS	BF	H	R	ER	SO	BB	IBB	HBP	BLK	WP	HR	S	P	ERA	WHIP

New York Yankees @ Baltimore Orioles

Memorial Stadium, Baltimore, MD

Mon Sep 26 1988, 7:05 PM EDT

Att. 14,651 - Unknown - 71 F

TOP

livebaseballscorecards.com

AB	35
R	5
H	9
RBI	5
BB	4
SO	9
LOB	15

1B: 8	SF: 0	WP: 1	PA: 40
2B: 1	SAC: 1	PB: 0	
3B: 0	DP: 0	SB: 0	
HR: 0	HBP: 0	CS: 0	

Batter	1	2	3	4	5	6	7	8	9	AB	R	H	RBI	BB	SO	LOB
Pete Stanicek, S (1, 7) OBP: 0.310, SLG: 0.311	X 0-0 5-3 ①	C B F S 1-3 K ②		B B C X 2-1 FC1-2 ① G6-4-3 1-2 2-3 3-Hf		F S B F S 2-3 K ① 1-2		B B B C B 4-1 G3-6-3 BB		4	0	0	0	1	2	7
Rick Schu, R (1, 3) OBP: 0.319, SLG: 0.364 Jim Traber, L (7, 3) OBP: 0.261, SLG: 0.314	C S B B F X 2-2 L9 ② B C S T F S 1-3 K ③			F B X 1-1 G6-4-3 ② ③ 1-2f		C B X 1-1 G6-3 2-H 2B		1 SAFE C M 1 B X 1-2 G3-6-3 ① ② 1-2f 1 SAFE		4 1	0 0	1 0	1 0	0 0	1 0	6 1
Cal Ripken Jr., R (1, 6) OBP: 0.371, SLG: 0.432	B X 1-0 G5-3 ③		B B B C X 3-1 F7 ①		C F B X 1-2 BB BB SF7 1B	C C B B B F X 3-2 G6-3 ② 2-3		C C X 0-2 1B		5	1	2	0	0	0	1
Eddie Murray, S (1, 10) OBP: 0.370, SLG: 0.489		C B B X 2-1 HR 1B	S T B X 1-2 2B		B B S B B 4-1 BB 1-2 BB	B B B I 4-0 BB IBB		S C B S 1-3 K ③		3	1	2	0	2	1	1
Mickey Tettleton, S (1, 2) OBP: 0.333, SLG: 0.430		B B X 2-0 1-H HR	B X 1-0 G6-3 ②		B B F S B F F F B 4-2 1-2 2-3 BB	B B F B B 4-2 1-2 BB			B B B C X 3-1 F2 ①	3	1	1	2	2	0	1
Ken Gerhart, R (1, 8) OBP: 0.246, SLG: 0.340 Joe Orsulak, L (6, PH) OBP: 0.333, SLG: 0.432 (7, 9)	B X 1-0 S 2B	B B S F F X 2-2 5-3 ③			X 0-0 SF7 ① X 3-H	0-0 L6 ③			X 0-0 1B	2 2	0 0	1 1	1 0	0 0	0 0	1 3
Carl Nichols, R (1, 9) OBP: 0.244, SLG: 0.216 Brady Anderson, L (7, 8) OBP: 0.269, SLG: 0.283	B B S B X 3-1 G5-3 ①			B B B B 4-0 1B 1B FC1-2 BB	S B B F S 2-3 K ②		C B B C F C 2-3 K ①	1 SAFE B C S B F S 2-3 K ②		2 2	0 0	0 0	0 0	1 0	1 2	3 1
Craig Worthington, R (1, 5) OBP: 0.264, SLG: 0.281	B B B F B 4-1 BB 2-3 BB			C 1 SAFE B X 1-1 FC1-2 1B 1-2 1B	F C S 0-3 K ③		B S X 1-1 5-3 ②	B S B X 2-1 F7 ③		4	0	1	0	1	1	3
Rene Gonzales, R (1, 4) OBP: 0.257, SLG: 0.263	B B B B 4-0 1-2 BB			B X 1-0 FC1-2 1-2 2-3 1B		B B B B 4-0 S 2B BB	B X 1-0 5-3 ③			2	1	1	0	2	0	0
Inning Stats	R: 0 E: 0 K: 0 S: 6 H: 0 LOB: 0 BB: 0 P: 9	R: 2 E: 0 K: 2 S: 15 H: 3 LOB: 3 BB: 2 P: 33	R: 0 E: 0 K: 0 S: 10 H: 1 LOB: 1 BB: 0 P: 17	R: 0 E: 0 K: 0 S: 7 H: 2 LOB: 2 BB: 1 P: 16	R: 1 E: 0 K: 2 S: 16 H: 1 LOB: 2 BB: 2 P: 27	R: 1 E: 0 K: 1 S: 13 H: 1 LOB: 3 BB: 3 P: 31	R: 0 E: 0 K: 1 S: 7 H: 0 LOB: 0 BB: 0 P: 11	R: 0 E: 0 K: 1 S: 10 H: 1 LOB: 1 BB: 1 P: 16	R: 0 E: 0 K: 1 S: 9 H: 1 LOB: 1 BB: 0 P: 16	1B: 6 2B: 3 3B: 0 HR: 1 SF: 1 SAC: 0 DP: 2 HBP: 0							

BOTTOM

New York Yankees @ Baltimore Orioles

Memorial Stadium, Baltimore, MD

Mon Sep 26 1988, 7:05 PM EDT

Att. 14,651 - Unknown - 71 F

livebaseballscorecards.com

AB	34
R	4
H	10
RBI	4
BB	9
SO	8
LOB	28

PITCHER		IP	WLS	BF	H	R	ER	SO	BB	IBB	HBP	BLK	WP	HR	S	P	ERA	WHIP
Tommy John, L ERA: 4.64	(1, 1)	4.0		22	7	3	3	2	4	0	0	0	0	1	42	84	6.75	2.750
Hipolito Pena, L ERA: 3.09	(5, 1)	1.1		7	1	1	1	3	2	0	0	0	0	0	18	31	6.75	2.250
Steve Shields, R ERA: 4.46	(6, 1)	1.2	W	7	0	0	0	1	1	1	0	0	0	0	14	29	0.00	0.600
Dave Righetti, L ERA: 3.44	(8, 1)	2.0	S	8	2	0	0	2	1	0	0	0	0	0	19	32	0.00	1.500

PITCHER	IP	WLS	BF	H	R	ER	SO	BB	IBB	HBP	BLK	WP	HR	S	P	ERA	WHIP

Batter	1	2	3	4	5	6	7	8	9	AB	R	H	RBI	BB	SO	LOB
Rickey Henderson, R (1, 7) OBP: 0.396, SLG: 0.400	HR 1B	G4-3		1-H 2-H 2B			5-3		1-2 BB	4	1	2	2	1	0	0
Claudell Washington, L (1, 8) OBP: 0.347, SLG: 0.443	1 SAFE C 1 SAFE 1 SAFE 1 SAFE P 1 SAFE B 1 SAFE L7		G4-3	F7			G3		K	5	0	0	0	0	1	4
Don Mattingly, L (1, 3) OBP: 0.357, SLG: 0.466	1 SAFE 1 SAFE C 1 SAFE 1 SAFE 1-H HR		HR		1B			L9	F7	5	2	3	3	0	0	2
Dave Winfield, R (1, 9) OBP: 0.398, SLG: 0.530	5-3		P6		F7			F8		4	0	0	0	0	0	0
Jack Clark, R (1, 10) OBP: 0.383, SLG: 0.444	1B 1B		F9		K			1B BB		3	0	1	0	1	1	0
Don Slaught, R (1, 2) OBP: 0.334, SLG: 0.448	1-2 1B			F9		P6		FC4-6 1-2 1B		4	0	2	0	0	0	0
Wayne Tolleson, S (1, 5) OBP: 0.340, SLG: 0.295	4-3			S BB 2B 1B		4-3		FC4-6 1-2f		4	1	1	0	0	0	4
Rafael Santana, R (1, 6) OBP: 0.289, SLG: 0.294		CS BB		1 SAFE S 1 SAFE K		G6-3			FC1-6 1B	3	0	1	0	1	1	1
Randy Velarde, R (1, 4) OBP: 0.233, SLG: 0.336		1-2 5-3		1-2 S 2B BB			5-3		1-2f FC1-6 BB	3	1	0	0	1	0	2
Inning Stats	R: 2 E: 0 K: 0 S: 15 H: 4 LOB: 2 BB: 0 P: 25	R: 0 E: 0 K: 0 S: 6 H: 0 LOB: 0 BB: 1 P: 15	R: 1 E: 0 K: 0 S: 9 H: 1 LOB: 0 BB: 0 P: 19	R: 2 E: 0 K: 1 S: 16 H: 2 LOB: 1 BB: 1 P: 28	R: 0 E: 0 K: 1 S: 8 H: 1 LOB: 0 BB: 0 P: 10	R: 0 E: 0 K: 0 S: 7 H: 0 LOB: 0 BB: 0 P: 9	R: 0 E: 0 K: 0 S: 10 H: 0 LOB: 0 BB: 0 P: 16	R: 0 E: 0 K: 0 S: 8 H: 1 LOB: 2 BB: 1 P: 15	R: 0 E: 0 K: 1 S: 11 H: 1 LOB: 2 BB: 1 P: 19	1B: 7 2B: 1 3B: 0 HR: 2	SF: 0 SAC: 0 DP: 0 HBP: 0					

PITCHER		IP	WLS	BF	H	R	ER	SO	BB	IBB	HBP	BLK	WP	HR	S	P	ERA	WHIP
Curt Schilling, R ERA: 7.82	(1, 1)	4.0	L	20	7	5	5	1	2	0	0	0	0	2	46	87	11.25	2.250
Doug Sisk, R ERA: 3.82	(5, 1)	4.0		14	2	0	0	1	1	0	0	0	0	0	33	50	0.00	0.750
Gregg Olson, R ERA: 3.12	(9, 1)	1.0		5	1	0	0	1	1	0	0	0	0	0	11	19	0.00	2.000

PITCHER	IP	WLS	BF	H	R	ER	SO	BB	IBB	HBP	BLK	WP	HR	S	P	ERA	WHIP

TOP

New York Yankees @ Baltimore Orioles

Memorial Stadium, Baltimore, MD

Tue Sep 27 1988, 7:05 PM EDT
Att. 21,600 - Unknown - 70 F

livebaseballscorecards.com

AB	35
R	5
H	10
RBI	5
BB	4
SO	3
LOB	13

WP: 0	PB: 0	SB: 2	CS: 1	PA:	39

New York Yankees @ Baltimore Orioles

Memorial Stadium, Baltimore, MD

Tue Sep 27 1988, 7:05 PM EDT

Att. 21,600 - Unknown - 70 F

BOTTOM

livebaseballscorecards.com

Batter	1	2	3	4	5	6	7	8	9	AB	R	H	RBI	BB	SO	LOB
Pete Stanicek, S (1, 7) OBP: 0.313, SLG: 0.315	C B F F S 1-3 ① K		1 SAFE X 0-0 BB 1-2 1B		B C 1 SAFE X 1-1 ②③ G6-4-3 1-2f			C B X 1-1 1B		4	0	2	0	0	1	1
Rick Schu, R (1, 3) OBP: 0.319, SLG: 0.367	X 0-0 G4-3 2B		C B C F B S 2-3 ② K			B B F C F X 2-2 5-3		1 SAFE F B F S 1-3 ① K		3	0	1	0	0	1	2
Jim Traber, L (8, PH) OBP: 0.260, SLG: 0.313										1	0	0	0	0	1	1
(9, 3)																
Cal Ripken Jr., R (1, 6) OBP: 0.371, SLG: 0.430	B B B C F X 3-2 ② G4-3 2-3		B B B F B 4-1 1-2 2-3 BB			C B B X 2-1 ② P6		C B B X 2-1 ② F8		3	0	0	0	1	0	2
Eddie Murray, S (1, 10) OBP: 0.367, SLG: 0.486	S B B B X 2-1 ③ 5-3		B B S S S 2-3 ③ K			S S X 0-2 ③ F8		S S B B F B X 3-2 ③ F9		4	0	0	0	0	1	5
Mickey Tettleton, S (1, 2) OBP: 0.332, SLG: 0.427		B B F X 2-1 ① 6-3		X 0-0 ① F2			S C X 0-2 F3 HBP WP 1B		B F X 1-1 ① G4-3	4	1	1	0	0	0	0
Ken Gerhart, R (1, 8) OBP: 0.251, SLG: 0.341		C S B X 1-2 ② 5-3		X 0-0 G6-4-3 1B			F S H 1-2 WP 1-2 HBP		C S X 0-2 ② P6	2	0	1	0	0	0	0
Brady Anderson, L (9, PH) OBP: 0.268, SLG: 0.282										1	0	0	0	0	0	0
Carl Nichols, R (1, 9) OBP: 0.227, SLG: 0.200		B B C X 2-1 ③ G5-3		F C B F 1 SAFE X 1-2 ②③ G6-4-3 1-2f			F S F X 0-2 ① F3 2-3		X 0-0 ③ L3	3	0	0	0	0	0	3
Larry Sheets, L (9, PH) OBP: 0.303, SLG: 0.338										1	0	0	0	0	0	0
Craig Worthington, R (1, 5) OBP: 0.267, SLG: 0.284			C B F B F X 2-2 ① F9		S X 0-1 FC6-4 1B		B F B S S 2-3 ② K 1-2 3-H			3	0	1	0	0	1	1
Rene Gonzales, R (1, 4) OBP: 0.258, SLG: 0.264			S F F X 0-2 BB 1B 1B		B X 1-0 ① FC6-4 G6-4-3 1-2f		F X 0-1 ③ G6-3			3	0	1	0	0	0	2
Inning Stats	R: 0 E: 0 K: 1 S: 10 H: 1 LOB: 1 BB: 0 P: 16	R: 0 E: 0 K: 0 S: 7 H: 0 LOB: 0 BB: 0 P: 12	R: 0 E: 0 K: 2 S: 17 H: 2 LOB: 3 BB: 1 P: 27	R: 0 E: 0 K: 0 S: 6 H: 1 LOB: 0 BB: 0 P: 7	R: 0 E: 0 K: 0 S: 5 H: 1 LOB: 0 BB: 0 P: 7	R: 0 E: 0 K: 0 S: 9 H: 0 LOB: 0 BB: 0 P: 13	R: 1 E: 0 K: 1 S: 14 H: 1 LOB: 1 BB: 0 P: 17	R: 0 E: 0 K: 1 S: 11 H: 1 LOB: 1 BB: 0 P: 18	R: 0 E: 0 K: 0 S: 6 H: 0 LOB: 0 BB: 0 P: 7	1B: 6 2B: 1 3B: 0 HR: 0	SF: 0 SAC: 0 DP: 2 HBP: 1						

AB	32
R	1
H	7
RBI	0
BB	1
SO	5
LOB	17

PITCHER		IP	WLS	BF	H	R	ER	SO	BB	IBB	HBP	BLK	WP	HR	S	P	ERA	WHIP
Ron Guidry, L ERA: 4.18	(1, 1)	7.0	W	27	6	1	1	4	1	0	1	0	1	0	68	99	1.29	1.000
Dale Mohorcic, R ERA: 4.46	(8, 1)	2.0		7	1	0	0	1	0	0	0	0	0	0	17	25	0.00	0.500

PITCHER	IP	WLS	BF	H	R	ER	SO	BB	IBB	HBP	BLK	WP	HR	S	P	ERA	WHIP

Batter	1	2	3	4	5	6	7	8	9	AB	R	H	RBI	BB	SO	LOB
Rickey Henderson, R (1, 7) OBP: 0.395, SLG: 0.398	G4-3		G6-3			G3 S BB		E5 S		3	0	0	0	1	0	0
Claudell Washington, L (1, 8) OBP: 0.344, SLG: 0.439	K		K			1 SAFE 1 SAFE 1 SAFE 1 SAFE K 1-2		F7		4	0	0	0	0	3	2
Don Mattingly, L (1, 3) OBP: 0.356, SLG: 0.465	BB 1B			G3		2 SAFE 2 SAFE G3 2-3		F8 1-2		4	0	1	0	0	0	2
Jack Clark, R (1, 9) OBP: 0.382, SLG: 0.441	BB 1-2			K		G4-3			G6-3	3	0	0	0	1	1	1
Ken Phelps, L (1, 10) OBP: 0.405, SLG: 0.544	G3			3-1			F9		K	4	0	0	0	0	1	2
Don Slaught, R (1, 2) OBP: 0.334, SLG: 0.450 Bob Geren, R (8, 2) Hal Morris, L (9, PH) OBP: 0.133, SLG: 0.133		5-3			K		F8 2B		K	3 0 1	0 0 0	1 0 0	0 0 0	0 0 0	1 0 1	0 0 0
Willie Randolph, R (1, 4) OBP: 0.328, SLG: 0.306		5-3			6-3		F8 2-3			3	0	0	0	0	0	1
Rafael Santana, R (1, 6) OBP: 0.289, SLG: 0.294		G5-3			1B		K			3	0	1	0	0	1	1
Wayne Tolleson, S (1, 5) OBP: 0.321, SLG: 0.277			1-3		SAFE K			K		3	0	0	0	0	2	1
Inning Stats	R: 0 E: 0 K: 1 S: 12 H: 1 LOB: 2 BB: 1 P: 20	R: 0 E: 0 K: 0 S: 9 H: 0 LOB: 0 BB: 0 P: 13	R: 0 E: 0 K: 1 S: 7 H: 0 LOB: 0 BB: 0 P: 10	R: 0 E: 0 K: 1 S: 9 H: 0 LOB: 0 BB: 0 P: 14	R: 0 E: 0 K: 2 S: 10 H: 1 LOB: 1 BB: 0 P: 16	R: 0 E: 0 K: 1 S: 8 H: 0 LOB: 1 BB: 1 P: 16	R: 0 E: 0 K: 1 S: 9 H: 1 LOB: 1 BB: 0 P: 14	R: 0 E: 1 K: 1 S: 8 H: 0 LOB: 1 BB: 0 P: 11	R: 0 E: 0 K: 2 S: 11 H: 0 LOB: 0 BB: 0 P: 18	1B: 2 2B: 1 3B: 0 HR: 0	SF: 0 SAC: 0 DP: 0 HBP: 0						

PITCHER	IP	WLS	BF	H	R	ER	SO	BB	IBB	HBP	BLK	WP	HR	S	P	ERA	WHIP
Bob Milacki, R (1, 1) ERA: 0.72	9.0	W	33	3	0	0	10	2	0	0	0	0	0	83	132	0.00	0.556

PITCHER	IP	WLS	BF	H	R	ER	SO	BB	IBB	HBP	BLK	WP	HR	S	P	ERA	WHIP

TOP

New York Yankees @ Baltimore Orioles

Memorial Stadium, Baltimore, MD

Wed Sep 28 1988, 7:05 PM EDT

Att. 15,737 - Unknown - 73 F

livebaseballscorecards.com

AB	31
R	0
H	3
RBI	0
BB	2
SO	10
LOB	10

WP: 0 PB: 0 SB: 2 CS: 0 PA: 33

1B: 2 2B: 1 3B: 0 HR: 0 SF: 0 SAC: 0 DP: 0 HBP: 0

BOTTOM

New York Yankees @ Baltimore Orioles

Memorial Stadium, Baltimore, MD

Wed Sep 28 1988, 7:05 PM EDT

Att. 15,737 - Unknown - 73 F

livebaseballscorecards.com

Batter	1	2	3	4	5	6	7	8	9	AB	R	H	RBI	BB	SO	LOB
Pete Stanicek, S (1, 7) OBP: 0.316, SLG: 0.315	B B B C C F F X 3-2 ① F7	1 SAFE 1 SAFE B 1 SAFE 1 SAFE B B B 4-0 1-2 BB		1 SAFE F 1 SAFE 1 SAFE F 1 SAFE B X 1-2 1-3 1B 1B		C S B S 1-3 ② K				3	0	1	0	1	1	0
Rick Schu, R (1, 3) OBP: 0.318, SLG: 0.366 Brady Anderson, L (9, 8) OBP: 0.268, SLG: 0.282	C X 0-1 E6 BB	F B B F X 2-2 ③ L6		B X 2-0 1-2 3-H 1B		B C C F B F C 2-3 ③ K				4 0	0 0	1 0	1 0	0 0	1 0	2 0
Cal Ripken Jr., R (1, 6) OBP: 0.370, SLG: 0.428	B C B F 1 SAFE F X 2-2 ② P4		F F F B X 1-2 E 1B	B C F S 1-3 ③ K			C F B B F B F X 3-2 ① G6-3			4	0	1	0	0	1	3
Eddie Murray, S (1, 10) OBP: 0.367, SLG: 0.483	1 SAFE 1 SAFE B B B B B 4-0 1-2 FC5-4 BB		C B F S 1-3 ① K		X 0-0 ① G4-3		B F S S 1-3 ② K			3	0	0	0	1	2	1
Mickey Tettleton, S (1, 2) OBP: 0.330, SLG: 0.424 Joe Orsulak, L (5, 9) OBP: 0.334, SLG: 0.432	B X 1-0 ③ FC5-4 1-2f		B X 1-0 E4 G5-4-3 1-2		C B F X 1-2 FC5-4 1B		B B S L X 2-2 ③ F8			2 2	0 0	0 1	0 0	0 0	0 0	3 0
Ken Gerhart, R (1, 8) OBP: 0.254, SLG: 0.348 Billy Ripken, R (9, 4) OBP: 0.260, SLG: 0.258		B X 1-0 1B G4-3 1B	X 0-0 ② ③ G5-4-3 1-2f		X 0-0 ② FC5-4 1B 1-2f			B F F X 1-2 SH3-4 FC4-2 2B		4 0	1 0	2 0	0 0	0 0	0 0	3 0
Carl Nichols, R (1, 9) OBP: 0.255, SLG: 0.233 (5, 2)		B C X 1-1 1-3 G4-3 1B	S B S S 1-3 ① K	B B S B X 3-1 1-2 1B				B X 1-0 ① SH3-4 2-3		3	0	2	0	0	1	0
Craig Worthington, R (1, 5) OBP: 0.256, SLG: 0.271 Jim Traber, L (8, PH) OBP: 0.260, SLG: 0.312 (9, 3)		F B B X 2-1 ① ② G4-3 1-2f 3-H	B X 1-0 ② F7	C G B C 1-3 ③ K				X 0-0 ② FC4-2 FC5-4 3-H		3 1	0 0	0 0	0 0	0 0	1 0	3 1
Rene Gonzales, R (1, 4) OBP: 0.262, SLG: 0.268 (9, 5)		B B X 2-0 BB 1B	X 0-0 1B 1B			B C X 1-1 ① L5		F B X 1-1 ③ FC5-4 1-2f		4	1	2	0	0	0	1
Inning Stats	R: 0 E: 1 K: 0 S: 13 H: 0 LOB: 2 BB: 1 P: 23	R: 1 E: 0 K: 0 S: 9 H: 3 LOB: 2 BB: 1 P: 21	R: 0 E: 1 K: 1 S: 9 H: 1 LOB: 1 BB: 0 P: 12	R: 1 E: 0 K: 2 S: 12 H: 3 LOB: 2 BB: 0 P: 18	R: 0 E: 0 K: 1 S: 10 H: 2 LOB: 2 BB: 0 P: 15	R: 0 E: 0 K: 2 S: 10 H: 0 LOB: 0 BB: 0 P: 14	R: 0 E: 0 K: 1 S: 11 H: 0 LOB: 0 BB: 0 P: 17	R: 0 E: 0 K: 0 S: 7 H: 1 LOB: 1 BB: 0 P: 10		1B: 9 2B: 1 3B: 0 HR: 0 SF: 0 SAC: 1 DP: 2 HBP: 0						

	AB	33
	R	2
	H	10
	RBI	1
	BB	2
	SO	7
	LOB	17

WP: 0 PB: 0 SB: 0 CS: 0 PA: 36

PITCHER		IP	WLS	BF	H	R	ER	SO	BB	IBB	HBP	BLK	WP	HR	S	P	ERA	WHIP
Lee Guetterman, L ERA: 4.54	(1, 1)	3.2	L	20	7	2	2	2	2	0	0	0	0	0	40	70	4.91	2.455
Neil Allen, R ERA: 3.8	(4, 1)	3.2		14	3	0	0	5	0	0	0	0	0	0	38	56	0.00	0.818
Hipolito Pena, L ERA: 2.92	(8, 1)	0.2		2	0	0	0	0	0	0	0	0	0	0	3	4	0.00	0.000

PITCHER	IP	WLS	BF	H	R	ER	SO	BB	IBB	HBP	BLK	WP	HR	S	P	ERA	WHIP

Batter	1	2	3	4	5	6	7	8	9	AB	R	H	RBI	BB	SO	LOB
Rickey Henderson, R (1, 7) OBP: 0.393, SLG: 0.396	B C B F X 2-2 ① 4-3		B B C X 2-1 ③ G5-3		B X 1-0 ② F8		B C X 1-1 S S BB 1B	B B X 2-0 ③ F7		5	1	1	0	0	0	4
Claudell Washington, L (1, 8) OBP: 0.342, SLG: 0.435	X 0-0 ② G3-1			B X 1-0 ① L6	S B F X 1-2 ③ G3		1 SAFE B 1 SAFE B 1 SAFE 1 SAFE 1 SAFE B B 4-0 BB S 1-2 F7-2-5 BB		F F S 0-3 ① K	4	0	0	0	1	1	2
Don Mattingly, L (1, 3) OBP: 0.358, SLG: 0.469	C B F B B B F B 4-2 FC5-4 BB			C X 0-1 ② P4		C F X 0-2 ① F9	B 2 SAFE B B I 4-0 BB 1-2 2-3 IBB		B B B C X 3-1 HR	3	1	1	1	2	0	0
Jack Clark, R (1, 9) OBP: 0.386, SLG: 0.442	B B X 2-0 ③ FC5-4 1-2f			F F B B X 2-2 HR 1B		B B B S B 4-1 S 1B BB	F B B B S F B 4-2 1-2 2-3 3-H BB		B C X 1-1 1B 1B	3	2	2	1	2	0	1
Ken Phelps, L (1, 10) OBP: 0.411, SLG: 0.556		B F B B B 4-1 G4-6-3 BB		S B F X 1-1 1-H HR		B I I I 4-0 1B 1-2 IBB	X 0-0 ②③ F7-2-5 3-H		B C F B X 2-2 G5-4-3 1-2 1B	3	1	2	2	2	0	3
Willie Randolph, R (1, 4) OBP: 0.325, SLG: 0.303		C X 0-1 ① ② G4-6-3 1-2f		C B B X 2-1 ③ P4		F B B B F F S 2-3 ② K		C C B S 1-3 ① K	X 0-0 ② ③ G5-4-3 1-2f	5	0	0	0	0	2	5
Rafael Santana, R (1, 6) OBP: 0.288, SLG: 0.294		B X 1-0 ③ F3		B F B X 2-1 ① G6-3	B F X 1-1 1-3 2-H 1B			C B B S F X 2-2 ② F9		4	0	1	1	0	0	0
Joel Skinner, R (1, 2) OBP: 0.264, SLG: 0.336			B B C C S 2-3 ① K	C X 0-1 1B 1B	B B F X 2-1 ③ F8			C X 0-1 BB 1B		4	0	2	0	0	1	2
Wayne Tolleson, S (1, 5) OBP: 0.333, SLG: 0.280			F C B B X 2-2 ② L5	C X 0-1 1-2 1B			C B B C S 2-3 ① K	B F B B B 4-1 1-2 BB		3	0	1	0	1	1	0
Inning Stats	R: 0 H: 0 E: 0 LOB: 1 K: 0 BB: 1 S: 8 P: 16	R: 0 H: 0 E: 0 LOB: 0 K: 0 BB: 1 S: 4 P: 9	R: 0 H: 0 E: 0 LOB: 0 K: 1 BB: 0 S: 8 P: 14	R: 2 H: 2 E: 0 LOB: 0 K: 0 BB: 0 S: 10 P: 16	R: 0 H: 2 E: 0 LOB: 2 K: 0 BB: 0 S: 10 P: 14	R: 1 H: 1 E: 0 LOB: 2 K: 1 BB: 2 S: 12 P: 25	R: 1 H: 1 E: 0 LOB: 2 K: 1 BB: 3 S: 9 P: 24	R: 0 H: 1 E: 0 LOB: 2 K: 1 BB: 1 S: 11 P: 20	R: 1 H: 3 E: 0 LOB: 1 K: 1 BB: 0 S: 11 P: 17	1B: 8 SF: 0 2B: 1 SAC: 0 3B: 0 DP: 3 HR: 2 HBP: 0						

PITCHER		IP	WLS	BF	H	R	ER	SO	BB	IBB	HBP	BLK	WP	HR	S	P	ERA	WHIP
Mark Williamson, R ERA: 4.82	(1, 1)	5.2	L	25	5	3	3	2	3	1	0	0	0	1	50	90	4.76	1.412
Gregg Olson, R ERA: 3.6	(6, 1)	1.1		7	1	1	1	1	2	1	0	0	0	0	11	28	6.75	2.250
Don Aase, R ERA: 4.23	(8, 1)	1.0		5	1	0	0	1	1	0	0	0	0	0	11	20	0.00	2.000
Mark Thurmond, L ERA: 4.71	(9, 1)	0.1		4	3	1	1	1	0	0	0	0	0	1	10	16	27.00	9.000
Doug Sisk, R ERA: 3.79	(9, 1)	0.2		1	0	0	0	0	0	0	0	0	0	0	1	1	0.00	0.000

PITCHER	IP	WLS	BF	H	R	ER	SO	BB	IBB	HBP	BLK	WP	HR	S	P	ERA	WHIP

TOP

New York Yankees @ Baltimore Orioles

Memorial Stadium, Baltimore, MD

Thu Sep 29 1988, 7:05 PM EDT
Att. 38,958 - Unknown - 65 F

livebaseballscorecards.com

AB	34
R	5
H	10
RBI	5
BB	8
SO	5
LOB	17

WP: 0	PA: 42		
PB: 0			
SB: 4			
CS: 0			

New York Yankees @ Baltimore Orioles

Memorial Stadium, Baltimore, MD

Thu Sep 29 1988, 7:05 PM EDT

Att. 38,958 - Unknown - 65 F

livebaseballscorecards.com

BOTTOM

Batter	1	2	3	4	5	6	7	8	9	AB	R	H	RBI	BB	SO	LOB
Joe Orsulak, L (1, 9) OBP: 0.333, SLG: 0.427	BB		P6		F8		F5		G3	4	0	0	0	1	0	4
Brady Anderson, L (1, 8) OBP: 0.268, SLG: 0.285	SAFE F9		2B		G6-3		K			4	0	1	0	0	1	3
Cal Ripken Jr., R (1, 6) OBP: 0.372, SLG: 0.435	F9		BB			HR		G5-4-3 1B		3	1	2	1	1	0	1
Eddie Murray, S (1, 10) OBP: 0.365, SLG: 0.480	K		4-3			K		K		4	0	0	0	0	3	4
Terry Kennedy, L (1, 2) OBP: 0.272, SLG: 0.302		F7		G5-3		K		G5-4-3 1-2f		4	0	0	0	0	1	1
Jim Traber, L (1, 3) OBP: 0.257, SLG: 0.308		P6		F4		L7			G3-1	4	0	0	0	0	0	0
Ken Gerhart, R (1, 7) OBP: 0.259, SLG: 0.349 Pete Stanicek, S (9, PH) OBP: 0.318, SLG: 0.321	S 1B			BB			K		2B	2 1	0 0	1 1	0 0	1 0	1 0	0 0
Craig Worthington, R (1, 5) OBP: 0.259, SLG: 0.274 Keith Hughes, L (9, PH) OBP: 0.305, SLG: 0.320	5-3 1-2			SAFE SAFE K			1B 1B		F8	3 1	0 0	1 0	0 0	0 0	1 0	2 1
Rene Gonzales, R (1, 4) OBP: 0.266, SLG: 0.269			F8		F8		1-2 1B		BB	3	0	1	0	1	0	0
Inning Stats	R: 0 E: 0 K: 1 S: 7 H: 0 LOB: 1 BB: 1 P: 14	R: 0 E: 0 K: 0 S: 10 H: 1 LOB: 1 BB: 0 P: 14	R: 0 E: 0 K: 0 S: 8 H: 1 LOB: 2 BB: 1 P: 15	R: 0 E: 0 K: 1 S: 10 H: 0 LOB: 1 BB: 1 P: 18	R: 0 E: 0 K: 0 S: 10 H: 0 LOB: 0 BB: 0 P: 14	R: 1 E: 0 K: 2 S: 10 H: 1 LOB: 0 BB: 0 P: 17	R: 0 E: 0 K: 2 S: 12 H: 2 LOB: 2 BB: 0 P: 23	R: 0 E: 0 K: 1 S: 6 H: 1 LOB: 0 BB: 0 P: 9	R: 0 E: 0 K: 0 S: 13 H: 1 LOB: 2 BB: 1 P: 22	1B: 4 2B: 2 3B: 0 HR: 1 SF: 0 SAC: 0 DP: 1 HBP: 0			WP: 0 PB: 0 SB: 1 CS: 0		PA: 37	

	AB	33
	R	1
	H	7
	RBI	1
	BB	4
	SO	7
	LOB	16

PITCHER		IP	WLS	BF	H	R	ER	SO	BB	IBB	HBP	BLK	WP	HR	S	P	ERA	WHIP
Richard Dotson, R ERA: 5.0	(1, 1)	7.0	W	29	5	1	1	6	3	0	0	0	0	1	67	115	1.29	1.143
Steve Shields, R ERA: 4.37	(8, 1)	1.2		7	2	0	0	1	1	0	0	0	0	0	18	30	0.00	1.800
Dave Righetti, L ERA: 3.43	(9, 1)	0.1	S	1	0	0	0	0	0	0	0	0	0	0	1	1	0.00	0.000

PITCHER		IP	WLS	BF	H	R	ER	SO	BB	IBB	HBP	BLK	WP	HR	S	P	ERA	WHIP

New York Yankees @ Detroit Tigers

Tiger Stadium, Detroit, MI

Fri Sep 30 1988, 7:05 PM EDT

Att. 34,176 - Unknown - 77 F

Batter	1	2	3	4	5	6	7	8	9	AB	R	H	RBI	BB	SO	LOB
Rickey Henderson, R (1, 7) OBP: 0.392, SLG: 0.397	1-0 F8		2-2 S 2B			3-1 5-3		3-1 P3		4	0	1	0	0	0	0
Claudell Washington, L (1, 8) OBP: 0.344, SLG: 0.438	3-2 F8 2B		3-2 4-3 2-3			0-0 1B E 1B		0-3 K		4	1	2	0	0	1	1
Don Mattingly, L (1, 3) OBP: 0.357, SLG: 0.468	1-0 F8 2-3			2-1 L8		0-1 E E 1-2 1B		0-2 5-3		4	1	1	0	0	0	1
Jack Clark, R (1, 9) OBP: 0.383, SLG: 0.439	2-0 F7			0-3 K2-3		1-2 E5 1-H 2-H			1-2 F8	4	0	0	0	0	1	1
Ken Phelps, L (1, 10) OBP: 0.407, SLG: 0.551		2-1 F7		0-0 G3		0-1 F9			0-0 F9	3	0	0	0	0	0	1
Gary Ward, R (9, PH) OBP: 0.299, SLG: 0.304										1	0	0	0	0	0	0
Willie Randolph, R (1, 4) OBP: 0.322, SLG: 0.300		1-1 F7			2-0 F7		2-1 L9		0-0 F9	4	0	0	0	0	0	0
Rafael Santana, R (1, 6) OBP: 0.289, SLG: 0.294		3-2 5-3			0-3 K		2-1 FC4-6 1B			3	0	1	0	0	1	0
Joel Skinner, R (1, 2) OBP: 0.261, SLG: 0.332			2-1 5-3		2-2 4-3		0-3 K			3	0	0	0	0	1	1
Wayne Tolleson, S (1, 5) OBP: 0.317, SLG: 0.264			0-0 6-3			0-3 K2-3	1-0 SAFE FC4-6 1-2f			3	0	0	0	0	1	1

TOP

livebaseballscorecards.com

AB	33
R	2
H	5
RBI	0
BB	0
SO	5
LOB	6

Inning Stats	1	2	3	4	5	6	7	8	9		
	R: 0 H: 1 E: 0 LOB: 1 K: 0 BB: 0 S: 8 P: 15	R: 0 H: 0 E: 0 LOB: 0 K: 0 BB: 0 S: 7 P: 13	R: 0 H: 1 E: 0 LOB: 1 K: 0 BB: 0 S: 10 P: 17	R: 0 H: 0 E: 0 LOB: 0 K: 1 BB: 0 S: 6 P: 8	R: 0 H: 0 E: 0 LOB: 0 K: 1 BB: 0 S: 11 P: 15	R: 2 H: 2 E: 1 LOB: 1 K: 1 BB: 0 S: 14 P: 18	R: 0 H: 1 E: 0 LOB: 1 K: 1 BB: 0 S: 8 P: 13	R: 0 H: 0 E: 0 LOB: 0 K: 1 BB: 0 S: 8 P: 11	R: 0 H: 0 E: 0 LOB: 0 K: 0 BB: 0 S: 6 P: 7	1B: 3 SF: 0 2B: 2 SAC: 0 3B: 0 DP: 0 HR: 0 HBP: 0	WP: 0 PA: 33 PB: 0 SB: 1 CS: 0

PITCHER		IP	WLS	BF	H	R	ER	SO	BB	IBB	HBP	BLK	WP	HR	S	P	ERA	WHIP
Jack Morris, R ERA: 3.94	(1, 1)	7.0	W	27	5	2	0	4	0	0	0	0	0	0	64	99	0.00	0.714
Willie Hernandez, L ERA: 3.15	(8, 1)	2.0		6	0	0	0	1	0	0	0	0	0	0	14	18	0.00	0.000

PITCHER	IP	WLS	BF	H	R	ER	SO	BB	IBB	HBP	BLK	WP	HR	S	P	ERA	WHIP

Batter	1	2	3	4	5	6	7	8	9	AB	R	H	RBI	BB	SO	LOB
Pat Sheridan, L (1, 7) OBP: 0.339, SLG: 0.398	X 0-0 E5 FC3-5 1B		B B F B B 4-1 BB 1B BB	C X 0-1 5-3 ③		B B F F F B S 3-3 K ③		X 0-0 FC1-5 ① 1-2 2-3f		4	1	1	0	1	1	5
Dwayne Murphy, L (1, 8) OBP: 0.369, SLG: 0.382	B B C X 2-1 FC3-5 ① FC4-6 2-3		1 SAFE B 1 SAFE X 1-0 F7 ①		C B F S 1-3 K ①		C X 0-1 E 2B	C C B S 1-3 K ②		5	1	1	0	0	2	4
Dave Bergman, L (1, 3) OBP: 0.374, SLG: 0.397	1 SAFE B 1 C X 1-1 FC4-6 ② BLK 1-2f		C B 1 C S SAFE 1-3 K ②		C B B X 2-1 4-3 ②		C B B B B 4-1 FC3-6 BB	B B X 2-0 F9 ③		4	0	0	0	1	1	4
Darrell Evans, L (1, 10) OBP: 0.341, SLG: 0.386	C B C 2 B F B S SAFE 3-3 K ③ 1-2		B 1 B F B B SAFE 4-1 1B 1-2 BB		C B B X 2-1 F7 ③		L B B B C X 3-2 FC3-6 ① HR 1-2f 2-H			3	1	0	0	1	1	2
Matt Nokes, L (1, 2) OBP: 0.313, SLG: 0.425		S B F F X 1-2 G3 ① B B B C X 3-1 1-3 2-H 1B		X 0-0 F8 ①	C B B F X 2-2 P6 ②				4	0	1	1	0	0	1
Chet Lemon, R (1, 9) OBP: 0.344, SLG: 0.429		C C B B B X 2-2 F3 ② C B B F S 2-3 K ③		X 0-0 HR	B C S F B B X 3-2 2-H HR				4	2	2	3	0	1	2
Tom Brookens, R (1, 5) OBP: 0.308, SLG: 0.348		X 0-0 1B E 1B	B F X 1-1 3-1 ①	B X 1-0 1B 1B	B X 1-0 F7 ③				4	1	2	0	0	0	0
Torey Lovullo, S (1, 4) OBP: 0.409, SLG: 0.667		B B C 1 SAFE X 2-1 E 1-3 1B	C C B B X 2-2 BLK 1B	1 SAFE B 1 C X 1-1 F9 ②		X 0-0 FC1-5 1B 1B			4	0	3	0	0	0	1
Jim Walewander, S (1, 6) OBP: 0.254, SLG: 0.241		B C 1 SAFE X 1-1 6-3 ③ 1-3 3-H	1 SAFE B 1 SAFE S X 1-1 L7 ② 1-2	B F 1 SAFE B 1 SAFE X 2-1 1-2 1B		X 0-0 FC1-5 1-2 1B			4	0	2	0	0	0	2
Inning Stats	R: 0 E: 1 K: 1 S: 9 H: 1 LOB: 1 BB: 0 P: 15	R: 1 E: 1 K: 0 S: 12 H: 2 LOB: 1 BB: 0 P: 18	R: 1 E: 0 K: 2 S: 11 H: 1 LOB: 2 BB: 2 P: 26	R: 0 E: 0 K: 0 S: 9 H: 1 LOB: 1 BB: 0 P: 13	R: 0 E: 0 K: 1 S: 7 H: 0 LOB: 0 BB: 0 P: 12	R: 1 E: 0 K: 1 S: 11 H: 3 LOB: 2 BB: 0 P: 18	R: 3 E: 1 K: 0 S: 14 H: 2 LOB: 0 BB: 1 P: 27	R: 0 E: 0 K: 1 S: 7 H: 2 LOB: 2 BB: 0 P: 10		1B: 9 2B: 1 3B: 0 HR: 2 SF: 0 SAC: 0 DP: 0 HBP: 0						

PITCHER		IP	WLS	BF	H	R	ER	SO	BB	IBB	HBP	BLK	WP	HR	S	P	ERA	WHIP
Rick Rhoden, R ERA: 4.29	(1, 1)	6.0	L	30	9	5	4	5	3	0	0	2	0	1	62	109	6.00	2.000
Hipolito Pena, L ERA: 3.14	(7, 1)	2.0		9	3	1	1	1	0	0	0	0	0	1	18	30	4.50	1.500

PITCHER	IP	WLS	BF	H	R	ER	SO	BB	IBB	HBP	BLK	WP	HR	S	P	ERA	WHIP

BOTTOM

New York Yankees @ Detroit Tigers

Tiger Stadium, Detroit, MI

Fri Sep 30 1988, 7:05 PM EDT

Att. 34,176 - Unknown - 77 F

livebaseballscorecards.com

AB	36
R	6
H	12
RBI	4
BB	3
SO	6
LOB	21

WP: 0 PB: 0 SB: 0 CS: 0 PA: 39

Batter	1	2	3	4	5	6	7	8	9	AB	R	H	RBI	BB	SO	LOB
Rickey Henderson, R (1, 7) OBP: 0.394, SLG: 0.399	B B X 2-0 ① F8	C F X 0-2 ③ F8		F C X 0-2 **1-2** 1B		X 0-0 1B		C B S X 1-2 1B		5	0	3	0	0	0	2
Claudell Washington, L (1, 8) OBP: 0.342, SLG: 0.442	B C B X 2-1 HR		C L B F B B X 3-2 ① L1-3	B C B B F F X 3-2 ③ F7		B 1 SAFE F B C X 2-2 ③ 4-3		B B 1 SAFE B C X 3-1 ③ F7		5	1	1	1	0	0	4
Don Mattingly, L (1, 3) OBP: 0.356, SLG: 0.466	C F B B F X 2-2 ② L5		C B X 1-1 ② F7		C F X 0-2 ① L9		X 0-0 5-3 BB 1B		F B S F F F F F F 2-2 ① B X L9	5	0	1	0	0	0	0
Jack Clark, R (1, 9) OBP: 0.383, SLG: 0.436	C C S 0-3 ③ K		F F C 0-3 ③ K		B B C S B F B 4-2 CS BB		B F B 1 SAFE B 4-1 **1-2** 5-3 BB		S X 0-1 ② 5-3	3	0	0	0	2	2	0
Ken Phelps, L (1, 10) OBP: 0.407, SLG: 0.558		S S S B F S 2-3 ① K		C X 0-1 HR 1B	C B X 1-1 ② **1-2** HR		B F C B S 2-3 ① K		B S B C C 2-3 ③ K	5	2	2	1	0	3	2
Luis Aguayo, R (1, 5) OBP: 0.315, SLG: 0.362		X 0-0 E SF8 1B 1B		X 0-0 ① F7	X 0-0 FC5-4 1B		F S X 0-2 ② 5-3 **1-2** **2-3**			4	1	2	0	0	0	3
Bob Geren, R (1, 2) OBP: 0.286, SLG: 0.167		F X 0-1 **1-2** E 1B		C S B S 1-3 ② K	S X 0-1 ③ **1-2f** FC5-4		X 0-0 ③ 5-3			4	0	1	0	0	1	4
Randy Velarde, R (1, 6) OBP: 0.233, SLG: 0.360	B X 1-0 **1-2** **2-3** E4			S B B X 2-1 **1-H** HR		B S S B F F F F B F 3-3 S ① K		C F B X 1-2 ① P6		4	1	1	2	0	1	2
Wayne Tolleson, S (1, 4) OBP: 0.313, SLG: 0.255		C B X 1-1 ② SF8 **3-H**		B C S B F F B F F 4-2 B 1B BB		C B B B S F F X 3-2 ② 6-3		C M X 0-2 ② 4-3		2	0	0	1	1	0	0
Inning Stats	R: 1 E: 0 K: 1 S: 10 H: 1 LOB: 0 BB: 0 P: 16	R: 1 E: 1 K: 1 S: 13 H: 2 LOB: 2 BB: 0 P: 17	R: 0 E: 0 K: 1 S: 9 H: 0 LOB: 0 BB: 0 P: 13	R: 2 E: 0 K: 1 S: 21 H: 3 LOB: 2 BB: 1 P: 31	R: 1 E: 0 K: 0 S: 11 H: 2 LOB: 1 BB: 1 P: 16	R: 0 E: 0 K: 1 S: 16 H: 1 LOB: 1 BB: 0 P: 24	R: 0 E: 0 K: 1 S: 9 H: 1 LOB: 2 BB: 1 P: 15	R: 0 E: 0 K: 0 S: 11 H: 1 LOB: 1 BB: 0 P: 16	R: 0 E: 0 K: 1 S: 14 H: 0 LOB: 0 BB: 0 P: 18	1B: 8 2B: 0 3B: 0 HR: 3	SF: 1 SAC: 0 DP: 0 HBP: 0						

PITCHER		IP	WLS	BF	H	R	ER	SO	BB	IBB	HBP	BLK	WP	HR	S	P	ERA	WHIP
Doyle Alexander, R ERA: 4.32	(1, 1)	3.2		19	6	4	3	4	1	0	0	0	0	2	49	70	7.36	1.909
Paul Gibson, L ERA: 3.0	(4, 1)	1.1		6	2	1	1	0	1	0	0	0	0	1	15	23	6.75	2.250
Eric King, R ERA: 3.41	(6, 1)	2.0		9	2	0	0	2	1	0	0	0	0	0	25	39	0.00	1.500
Mike Henneman, R ERA: 1.87	(8, 1)	2.0	W	7	1	0	0	1	0	0	0	0	0	0	25	34	0.00	0.500

PITCHER	IP	WLS	BF	H	R	ER	SO	BB	IBB	HBP	BLK	WP	HR	S	P	ERA	WHIP

TOP

New York Yankees @ Detroit Tigers

Tiger Stadium, Detroit, MI

Sat Oct 01 1988, 3:33 AM EDT

Att. 39,960 - Overcast - 79 F

livebaseballscorecards.com

AB	37
R	5
H	11
RBI	5
BB	3
SO	7
LOB	17

WP: 0	PA: 41								
PB: 0									
SB: 0									
CS: 1									

Batter	1	2	3	4	5	6	7	8	9	AB	R	H	RBI	BB	SO	LOB
Tom Brookens, R (1, 5) OBP: 0.310, SLG: 0.352	6-3		5-3			4-3	1B			4	1	2	0	0	0	1
Dwayne Murphy, L (1, 8) OBP: 0.366, SLG: 0.379	P5		6-3			4-3	1-2 1B			4	0	1	1	0	0	1
Luis Salazar, R (1, 6) OBP: 0.306, SLG: 0.387	P6		1-3			1B	K			4	1	1	1	0	1	2
Chet Lemon, R (1, 9) OBP: 0.345, SLG: 0.436		G3	G3			3B		HR		4	2	2	2	0	0	0
Ray Knight, R (1, 3) OBP: 0.270, SLG: 0.291		G6-4-3 BB			6-3	1B		L8		3	1	1	1	1	0	0
Larry Herndon, R (1, 7) OBP: 0.313, SLG: 0.326 Pat Sheridan, L (8, PH) OBP: 0.338, SLG: 0.397 (9, 7)		G6-4-3 1-2f			6-3	1B		F9		3 1	0 0	1 0	1 0	0 0	0 0	1 0
Darrell Evans, L (1, 10) OBP: 0.338, SLG: 0.382			3-1		K	4-3		L9		4	0	0	0	0	1	1
Mike Heath, R (1, 2) OBP: 0.311, SLG: 0.370			G2			E6 FC5-4	F9			3	0	0	0	0	0	0
Jim Walewander, S (1, 4) OBP: 0.255, SLG: 0.238			BB			FC5-4 2B 4-3 1-2f	L8			2	1	0	0	1	0	1
Inning Stats	R: 0 E: 0 K: 0 S: 7 H: 0 LOB: 0 BB: 0 P: 11	R: 0 E: 0 K: 0 S: 6 H: 0 LOB: 0 BB: 1 P: 13	R: 0 E: 0 K: 0 S: 6 H: 0 LOB: 1 BB: 1 P: 13	R: 0 E: 0 K: 0 S: 7 H: 0 LOB: 0 BB: 0 P: 12	R: 0 E: 0 K: 1 S: 7 H: 0 LOB: 0 BB: 0 P: 14	R: 5 E: 1 K: 0 S: 17 H: 5 LOB: 1 BB: 0 P: 34	R: 0 E: 0 K: 1 S: 11 H: 2 LOB: 2 BB: 0 P: 15	R: 1 E: 0 K: 0 S: 6 H: 1 LOB: 0 BB: 0 P: 10		1B: 4 2B: 2 3B: 1 HR: 1	SF: 0 SAC: 0 DP: 1 HBP: 0					

PITCHER		IP	WLS	BF	H	R	ER	SO	BB	IBB	HBP	BLK	WP	HR	S	P	ERA	WHIP
Tommy John, L ERA: 4.49	(1, 1)	5.2		22	3	4	1	1	2	0	0	0	0	0	45	87	1.59	0.882
Lee Guetterman, L ERA: 4.65	(6, 1)	1.0		7	4	1	0	0	0	0	0	0	0	0	13	21	0.00	4.000
Neil Allen, R ERA: 3.84	(7, 1)	1.1	L	5	1	1	1	1	0	0	0	0	0	1	9	14	6.75	0.750

PITCHER	IP	WLS	BF	H	R	ER	SO	BB	IBB	HBP	BLK	WP	HR	S	P	ERA	WHIP

BOTTOM

New York Yankees @ Detroit Tigers

Tiger Stadium, Detroit, MI

Sat Oct 01 1988, 3:33 AM EDT

Att. 39,960 - Overcast - 79 F

livebaseballscorecards.com

AB	32
R	6
H	8
RBI	6
BB	2
SO	2
LOB	7

Batter	1	2	3	4	5	6	7	8	9	10	11	AB	R	H	RBI	BB	SO	LOB
Randy Velarde, R (1, 6) OBP: 0.240, SLG: 0.357	6-3		K		2B BB			SH SF7 1B				4	2	1	0	1	2	3
Gary Ward, R (1, 8) OBP: 0.302, SLG: 0.312	6-3		6-3		1-H 2-H 2B			SH BB		1B 1B		4	0	2	2	0	0	2
Don Mattingly, L (1, 3) OBP: 0.353, SLG: 0.462	L1			4-3	4-3			SF7 3-H		F4		4	0	0	1	0	0	2
Jack Clark, R (1, 9) OBP: 0.381, SLG: 0.433		F8		E3		F7		1 SAFE		G1-6-3 1B		3	0	0	0	0	0	0
Joel Skinner, R (8, PH) OBP: 0.267, SLG: 0.335								1-2 BB				1	0	1	0	1	0	0
(8, 9)																		
Ken Phelps, L (1, 10) OBP: 0.402, SLG: 0.549		K		F8		K		K		G1-6-3 1-2f		5	0	0	0	0	3	5
Luis Aguayo, R (1, 5) OBP: 0.309, SLG: 0.354		K		6-3		4-3		F9			L8	5	0	0	0	0	1	3
Bob Geren, R (1, 2) OBP: 0.250, SLG: 0.100			1B BB		K		F4		L4		5-3	4	0	0	0	1	1	0
Hal Morris, L (1, 7) OBP: 0.100, SLG: 0.100			K		F4		4-3		K		L8	5	0	0	0	0	2	1
Wayne Tolleson, S (1, 4) OBP: 0.338, SLG: 0.288			1-2 1B		2B BB 1B				1B			4	1	3	0	0	1	0
Inning Stats	R: 0 E: 0 K: 0 S: 9 H: 0 LOB: 0 BB: 0 P: 14	R: 0 E: 0 K: 2 S: 9 H: 0 LOB: 0 BB: 0 P: 13	R: 0 E: 0 K: 2 S: 16 H: 1 LOB: 2 BB: 1 P: 25	R: 0 E: 1 K: 0 S: 6 H: 0 LOB: 1 BB: 0 P: 9	R: 2 E: 0 K: 1 S: 13 H: 2 LOB: 1 BB: 1 P: 22	R: 0 E: 0 K: 1 S: 8 H: 0 LOB: 0 BB: 0 P: 15	R: 0 E: 0 K: 1 S: 6 H: 0 LOB: 0 BB: 0 P: 10	R: 1 E: 1 K: 1 S: 19 H: 1 LOB: 2 BB: 1 P: 30	R: 0 E: 0 K: 2 S: 14 H: 1 LOB: 1 BB: 0 P: 18	R: 0 E: 0 K: 0 S: 8 H: 2 LOB: 1 BB: 0 P: 12	R: 0 E: 0 K: 0 S: 9 H: 0 LOB: 0 BB: 0 P: 13							

TOP

New York Yankees @ Detroit Tigers

Tiger Stadium, Detroit, MI

Sun Oct 02 1988, 3:33 AM EDT

Att. 35,359 - Cloudy - 61 F

livebaseballscorecards.com

AB	39
R	3
H	7
RBI	3
BB	3
SO	10
LOB	16

| | | | | | | | | | | | | | | | | | |

Batter	1	2	3	4	5	6	7	8	9	10	11	AB	R	H	RBI	BB	SO	LOB
Tom Brookens, R (1, 5) OBP: 0.313, SLG: 0.351	B C B X 2-1 F9 ①		B F B B B 4-1 G4-3 BB BB		1 SAFE C X 0-1 1B 1-2 1B		1 SAFE F 1 SAFE B X 1-1 F8 ②			S S B B B B 4-2 WP BB		3	0	1	0	2	0	1
Dwayne Murphy, L (1, 8) OBP: 0.361, SLG: 0.368	B B F C X 2-2 6-3 ②		1 SAFE B B B C S B 4-2 G4-3 1-2 BB		S B S S 1-3 K 2-3 ②		1 SAFE 1 SAFE B X 1-0 F8 ③			L 1 B L B S 1 SAFE 2-3 K 1-2 ①		4	0	0	0	1	2	4
Luis Salazar, R (1, 6) OBP: 0.305, SLG: 0.385	C B X 2-1 F9 ③		C B X 1-1 G4-3 1-2f 2-3 ①②		B B B C X 3-1 1B 1-2 3-H 1B			B B F C X 2-2 L6 ①		C F S 0-3 K ②		5	0	1	1	0	1	3
Chet Lemon, R (1, 9) OBP: 0.346, SLG: 0.436		B F B F X 2-2 HR 1B	B X 1-0 5-3 ③		2 SAFE B X 1-0 F9 ③			B B S B X 3-1 1B		C B B C F X 2-2 F7 ③		5	1	2	0	0	0	4
Ray Knight, R (1, 3) OBP: 0.271, SLG: 0.301 Dave Bergman, L (8, 3) OBP: 0.372, SLG: 0.394		C B X 1-1 HR 1-H		B X 2-0 F6 ①		B X 1-0 5-3 ①		1 SAFE C B 1 SAFE S S 1-3 K ②			X 0-0 4-3 ①	3 2	1 0	1 0	2 0	0 0	0 1	0 1
Larry Herndon, R (1, 7) OBP: 0.313, SLG: 0.322 Pat Sheridan, L (8, 7) OBP: 0.339, SLG: 0.403		B B B B 4-0 FC6-4 BB		C X 0-1 F6 ②		B C C B F B X 3-2 1-4-3 ②		X 0-0 F6 ③			B F S B B B X 3-2 1B 3B	2 2	0 1	0 1	0 0	1 0	0 0	0 1
Darrell Evans, L (1, 10) OBP: 0.337, SLG: 0.380	C X 0-1 F6 ①			C B B X 2-1 4-3 ③		S C S 0-3 K2-3 ③			B X 1-0 4-3 ①		B X 1-0 1B 3-H	5	0	1	1	0	1	1
Mike Heath, R (1, 2) OBP: 0.307, SLG: 0.365 Matt Nokes, L (9, PH) OBP: 0.313, SLG: 0.424 (10, 2)	C F B B C 2-3 K ②			X 0-0 4-3 ①	C B B B L X 2-2 5-3 ①				C F B B S 2-3 K ②			3 1	0 0	0 0	0 0	0 0	1 1	1 0
Jim Walewander, S (1, 4) OBP: 0.261, SLG: 0.240	C X 0-1 FC6-4 1-2f ③			B X 1-0 S 1B 1B 1B	C S B F B B F F B 4-2 BB				B C B X 2-1 F5 ③			3	1	1	0	1	0	1
Inning Stats	R: 0 E: 0 K: 0 S: 7 H: 0 LOB: 0 BB: 0 P: 13	R: 2 E: 0 K: 1 S: 12 H: 2 LOB: 1 BB: 1 P: 21	R: 0 E: 0 K: 0 S: 6 H: 0 LOB: 1 BB: 2 P: 16	R: 0 E: 0 K: 0 S: 5 H: 0 LOB: 0 BB: 0 P: 9	R: 1 E: 0 K: 1 S: 10 H: 3 LOB: 2 BB: 0 P: 16	R: 0 E: 0 K: 1 S: 8 H: 0 LOB: 0 BB: 0 P: 12	R: 0 E: 0 K: 0 S: 11 H: 0 LOB: 1 BB: 1 P: 19	R: 0 E: 0 K: 1 S: 9 H: 1 LOB: 1 BB: 0 P: 15	R: 0 E: 0 K: 1 S: 6 H: 0 LOB: 0 BB: 0 P: 11	R: 0 E: 0 K: 2 S: 12 H: 0 LOB: 1 BB: 1 P: 20	R: 1 E: 0 K: 0 S: 5 H: 2 LOB: 1 BB: 0 P: 9	1B: 6 2B: 0 3B: 1 HR: 1	SF: 0 SAC: 0 DP: 1 HBP: 0					

PITCHER		IP	WLS	BF	H	R	ER	SO	BB	IBB	HBP	BLK	WP	HR	S	P	ERA	WHIP
Pat Clements, L ERA: 6.48	(1, 1)	6.0		25	5	3	3	3	3	0	0	0	0	1	48	87	4.50	1.333
Dale Mohorcic, R ERA: 4.22	(7, 1)	4.0		15	1	0	0	4	2	0	0	0	1	0	38	65	0.00	0.750
Dave Righetti, L ERA: 3.52	(11, 1)	0.1	L	3	2	1	1	0	0	0	0	0	0	0	5	9	27.00	6.000

PITCHER	IP	WLS	BF	H	R	ER	SO	BB	IBB	HBP	BLK	WP	HR	S	P	ERA	WHIP

New York Yankees @ Detroit Tigers

Tiger Stadium, Detroit, MI

Sun Oct 02 1988, 3:33 AM EDT

Att. 35,359 - Cloudy - 61 F

BOTTOM

livebaseballscorecards.com

AB	38
R	4
H	8
RBI	4
BB	5
SO	7
LOB	17