

New York Yankees - 1988

Batter	1	2	3	4	5	6	7	8	9	AB	R	H	RBI	BB	SO	LOB	TOP			
Dan Gladden, R (1.7)	F8			L8		F9			G1-3	4	0	0	0	0	0	0	Minnesota Twins @ New York Yankees Yankee Stadium, Bronx, NY Tue Apr 05 1988, 3:33 AM EDT Att: 55,802 - Sunny - 70 F			
Greg Gagne, R (1.6) OBP: 0.250, SLG: 0.500	K			1B 2B		G6-3			G6-3	4	0	1	0	0	1	0				
Kirby Puckett, R (1.8) OBP: 0.250, SLG: 0.250	F7			FC6-4 1B			L9		F9	4	0	1	0	0	0	0				
Kent Hrbek, L (1.3)		P5		P5			F8			3	0	0	0	0	0	2				
Gary Gaetti, R (1.5)		K		FC6-4 1-2			K			3	0	0	0	0	2	2				
Randy Bush, L (1.10)		K			P4				G4-3	3	0	0	0	0	1	0				
Tom Brunansky, R (1.9) OBP: 0.333, SLG: 0.333			P5		P4				FC5-4 1B	3	0	1	0	0	0	0				
Tom Nieto, R (1.2) Dwight Lowry, L (8.2)			F9		F8				L9	3	0	0	0	0	0	1				
Steve Lombardozzi, R (1.4)			G5-3			G4-3			FC5-4 1-2	3	0	0	0	0	0	1				
Inning Stats	R: 0 E: 0 K: 1 S: 5	H: 0 LOB: 0 BB: 0 P: 8	R: 0 E: 0 K: 2 S: 9	H: 0 LOB: 0 BB: 0 P: 15	R: 0 E: 0 K: 0 S: 6	H: 0 LOB: 0 BB: 0 P: 9	R: 0 E: 0 K: 0 S: 11	H: 2 LOB: 2 BB: 0 P: 20	R: 0 E: 0 K: 0 S: 6	H: 0 LOB: 0 BB: 0 P: 10	R: 0 E: 0 K: 0 S: 7	H: 0 LOB: 0 BB: 0 P: 11	R: 0 E: 0 K: 1 S: 13	H: 1 LOB: 1 BB: 0 P: 18	R: 0 E: 0 K: 0 S: 6	H: 0 LOB: 0 BB: 0 P: 11	1B: 2 2B: 1 3B: 0 HR: 0	SF: 0 SAC: 0 DP: 0 HBP: 0	WP: 0 PB: 0 CS: 0	PA: 30
PITCHER Rick Rhoden, R (1.1) ERA:	IP: 9.0 WLS: W BF: 30 H: 3 R: 0 ER: 0 SO: 4 BB: 0 IBB: 0 HBP: 0 BLK: 0 WP: 0 HR: 0 S: 70 P: 115 ERA: 0.00 WHIP: 0.333															PITCHER IP: WLS: BF: H: R: ER: SO: BB: IBB: HBP: BLK: WP: HR: S: P: ERA: WHIP:				

Batter	1	2	3	4	5	6	7	8	9	AB	R	H	RBI	BB	SO	LOB	BOTTOM			
Rickey Henderson, R (1.7) OBP: 0.250, SLG: 1.000	F7		F8		HR		F9			4	1	1	2	0	0	0	Minnesota Twins @ New York Yankees Yankee Stadium, Bronx, NY Tue Apr 05 1988, 3:33 AM EDT Att: 55,802 - Sunny - 70 F			
Willie Randolph, R (1.4) OBP: 0.750, SLG: 1.000	K			1B 2B	G3 1B		F9			4	2	3	0	0	1	0				
Don Mattingly, L (1.3) OBP: 0.250, SLG: 0.500	G6-3			P5	G3		1B			4	0	1	1	0	0	2				
Gary Ward, R (1.10) OBP: 0.250, SLG: 0.250		G5-3		1B 1B	K		L8			4	0	1	0	0	1	2				
Dave Winfield, R (1.9) OBP: 0.500, SLG: 0.333		K		1B HR 1B	P6			HBP BB BB		3	2	1	1	1	1	1				
Roberto Kelly, R (1.8) OBP: 0.750, SLG: 0.750				HR 1B		F9		BB HBP 1B		4	1	3	0	0	0	0				
Mike Pagliarulo, L (1.5) OBP: 0.500, SLG: 1.333		K		HR		G3		G5-4-3 BB HBP 1B		3	1	1	3	0	1	1				
Joel Skinner, R (1.2)			G6-3	K2-3		K		G5-4-3 BB		3	0	0	1	1	2	0				
Rafael Santana, R (1.6)			K2-3		HR BB		G5-3	G5-4-3 1-2 2-3 3-H		3	1	0	0	1	1	3				
Inning Stats	R: 0 E: 0 K: 1 S: 7	H: 0 LOB: 0 BB: 0 P: 14	R: 0 E: 0 K: 2 S: 9	H: 1 LOB: 1 BB: 0 P: 10	R: 0 E: 0 K: 1 S: 8	H: 0 LOB: 0 BB: 0 P: 11	R: 4 E: 0 K: 1 S: 13	H: 5 LOB: 0 BB: 0 P: 17	R: 2 E: 0 K: 1 S: 15	H: 2 LOB: 1 BB: 1 P: 27	R: 0 E: 0 K: 1 S: 7	H: 0 LOB: 0 BB: 0 P: 11	R: 1 E: 0 K: 0 S: 13	H: 2 LOB: 1 BB: 0 P: 19	R: 1 E: 0 K: 0 S: 8	H: 1 LOB: 1 BB: 2 P: 22	1B: 7 2B: 2 3B: 1 HR: 2	SF: 0 SAC: 0 DP: 0 HBP: 1	WP: 0 PB: 0 CS: 0	PA: 36
PITCHER Frank Viola, L (1.1) ERA: 10.8 Keith Altherton, R (6.1) ERA: 4.5 Tippy Martinez, L (8.1) ERA: 9.0	IP: 5.0 WLS: L BF: 23 H: 8 R: 6 ER: 6 SO: 6 BB: 1 IBB: 0 HBP: 0 BLK: 0 WP: 0 HR: 2 S: 2 P: 52 ERA: 10.80 WHIP: 1.800															PITCHER IP: WLS: BF: H: R: ER: SO: BB: IBB: HBP: BLK: WP: HR: S: P: ERA: WHIP:				



Table with columns for Batter (Dan Gladden, Greg Gagne, Kirby Puckett, Gary Gaetti, Gene Larkin, Tom Brunansky, Tim Laudner, Mark Davidson, Al Newman), Inning Stats, and PITCHER stats. Includes baseball diagrams and scores.

TOP

Minnesota Twins @ New York Yankees
Yankee Stadium, Bronx, NY
Wed Apr 06 1988, 3:33 AM EDT
Att: 32,756 - Overcast - 55 F

AB 36
R 3
H 11
RBI 2
BB 1
SO 7
LOB 16




Table with columns for Batter (Rickey Henderson, Willie Randolph, Don Mattingly, Mike Pagliarulo, Claudell Washington, Dave Winfield, Jose Cruz, Joel Skinner, Rafael Santana, Gary Ward, Bobby Meacham), Inning Stats, and PITCHER stats. Includes baseball diagrams and scores.

BOTTOM

Minnesota Twins @ New York Yankees
Yankee Stadium, Bronx, NY
Wed Apr 06 1988, 3:33 AM EDT
Att: 32,756 - Overcast - 55 F

AB 31
R 5
H 9
RBI 5
BB 1
SO 4
LOB 14

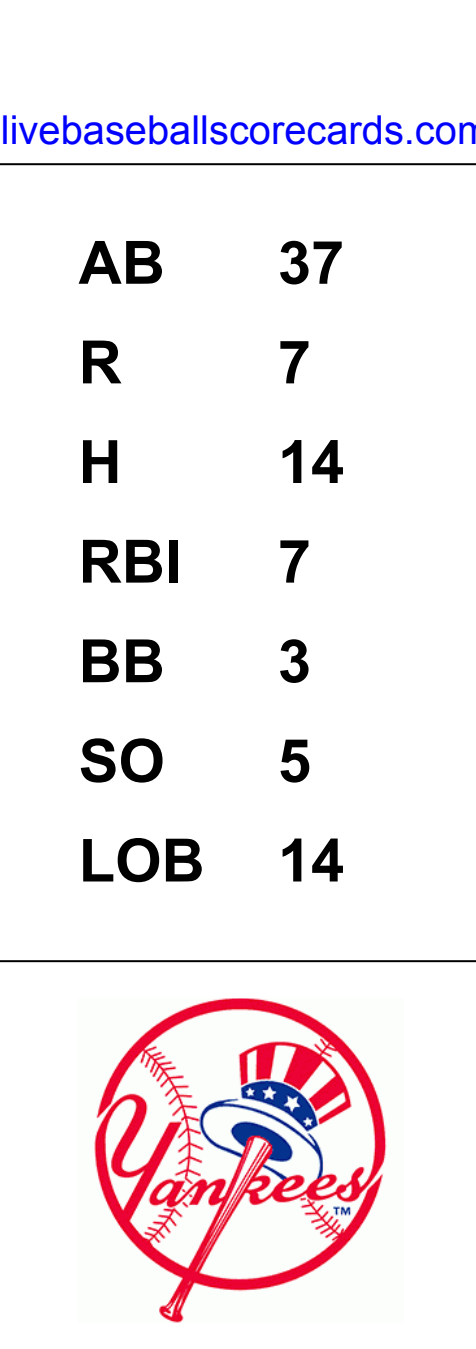


Batter	1	2	3	4	5	6	7	8	9	AB R H RBI BB SO LOB	TOP											
Rickey Henderson, R OBP: 0.472, SLG: 0.818										4 1 1 0 1 1 3	New York Yankees @ Toronto Blue Jays Exhibition Stadium, Toronto, ON Wed Apr 13 1988, 7:05 PM EDT Att: 24,105 - Unknown - 40 F AB 35 R 5 H 8 RBI 5 BB 4 SO 10 LOB 18 											
Willie Randolph, R OBP: 0.291, SLG: 0.364										5 1 1 0 0 3 1												
Don Mattingly, L OBP: 0.278, SLG: 0.303										5 0 0 0 0 1 3												
Mike Pagliarulo, L OBP: 0.324, SLG: 0.519										3 1 1 1 1 1 1												
Claudell Washington, L OBP: 0.313, SLG: 0.400										4 1 1 1 0 0 2												
Dave Winfield, R OBP: 0.545, SLG: 0.862										4 1 2 1 0 0 1												
Roberto Kelly, R OBP: 0.313, SLG: 0.267										0 0 0 0 0 0 0												
Jose Cruz, L OBP: 0.294, SLG: 0.313										3 0 0 0 1 1 2												
Don Slaught, R OBP: 0.571, SLG: 0.778										3 0 1 1 1 1 2												
Bobby Meacham, S OBP: 0.438, SLG: 0.615										4 0 1 1 0 2 3												
Inning Stats	R: 5 E: 0 K: 2 S: 23	H: 7 LOB: 2 BB: 0 P: 39	R: 0 E: 1 K: 2 S: 11	H: 0 LOB: 1 BB: 0 P: 15	R: 0 E: 0 K: 1 S: 8	H: 0 LOB: 0 BB: 0 P: 12	R: 0 E: 0 K: 1 S: 7	H: 0 LOB: 1 BB: 1 P: 13	R: 0 E: 0 K: 0 S: 7	H: 0 LOB: 1 BB: 1 P: 15	R: 0 E: 0 K: 1 S: 9	H: 0 LOB: 0 BB: 0 P: 16	R: 0 E: 0 K: 1 S: 7	H: 0 LOB: 0 BB: 0 P: 11	R: 0 E: 0 K: 1 S: 10	H: 1 LOB: 2 BB: 1 P: 21	R: 0 E: 0 K: 1 S: 9	H: 0 LOB: 0 BB: 0 P: 13	1B: 6 2B: 3 3B: 0 HR: 0	SF: 0 SAC: 0 DP: 1 HBP: 0	WP: 0 PB: 0 SB: 4 CS: 1	PA: 39
PITCHER	IP WLS BF H R ER SO BB IBB HBP BLK WP HR S P ERA WHIP											IP WLS BF H R ER SO BB IBB HBP BLK WP HR S P ERA WHIP										
Dave Stieb, R ERA: 6.0	(1, 1) 6.0 L 28 7 5 5 7 3 0 0 0 0 0 0 65 110 7.50 1.667											(7, 1) 3.0 11 1 0 0 3 0 1 0 0 0 0 26 45 0.00 0.333										

Batter	1	2	3	4	5	6	7	8	9	AB R H RBI BB SO LOB	BOTTOM											
Nelson Liriano, S OBP: 0.190, SLG: 0.250										4 1 1 0 0 0 0	New York Yankees @ Toronto Blue Jays Exhibition Stadium, Toronto, ON Wed Apr 13 1988, 7:05 PM EDT Att: 24,105 - Unknown - 40 F AB 32 R 1 H 5 RBI 1 BB 1 SO 3 LOB 11 											
Lloyd Moseby, L OBP: 0.414, SLG: 0.750										4 0 1 0 0 0 0												
Tony Fernandez, S OBP: 0.293, SLG: 0.222										4 0 2 0 0 2 2												
George Bell, R OBP: 0.513, SLG: 0.939										3 0 0 0 1 0 4												
Ernie Whitt, L OBP: 0.346, SLG: 0.360										3 0 0 0 0 0 2												
Pat Borders, R OBP: 0.538, SLG: 0.769										1 0 1 1 0 0 0												
Jesse Barfield, R OBP: 0.325, SLG: 0.382										4 0 0 0 0 1 3												
Fred McGriff, L OBP: 0.483, SLG: 0.750										3 0 0 0 0 0 0												
Kelly Gruber, R OBP: 0.304, SLG: 0.652										3 0 0 0 0 0 0												
Sil Campusano, R OBP: 0.087, SLG: 0.130										2 0 0 0 0 0 0												
Rick Leach, L OBP: 0.688, SLG: 0.929										1 0 0 0 0 0 0												
Inning Stats	R: 0 E: 0 K: 0 S: 6	H: 1 LOB: 1 BB: 0 P: 7	R: 0 E: 0 K: 0 S: 6	H: 0 LOB: 0 BB: 0 P: 9	R: 0 E: 0 K: 0 S: 7	H: 0 LOB: 0 BB: 0 P: 10	R: 0 E: 0 K: 0 S: 12	H: 1 LOB: 1 BB: 0 P: 19	R: 0 E: 0 K: 0 S: 4	H: 0 LOB: 0 BB: 0 P: 7	R: 0 E: 0 K: 0 S: 6	H: 0 LOB: 0 BB: 0 P: 9	R: 0 E: 0 K: 1 S: 10	H: 0 LOB: 1 BB: 1 P: 22	R: 0 E: 0 K: 0 S: 7	H: 0 LOB: 0 BB: 0 P: 10	R: 1 E: 0 K: 2 S: 13	H: 3 LOB: 2 BB: 0 P: 16	1B: 5 2B: 0 3B: 0 HR: 0	SF: 0 SAC: 0 DP: 0 HBP: 0	WP: 0 PB: 0 SB: 0 CS: 0	PA: 33
PITCHER	IP WLS BF H R ER SO BB IBB HBP BLK WP HR S P ERA WHIP											IP WLS BF H R ER SO BB IBB HBP BLK WP HR S P ERA WHIP										
Richard Dotson, R ERA: 1.98	(1, 1) 8.0 W 29 4 1 1 1 1 1 0 0 0 0 0 0 62 98 1.12 0.625											(9, 1) 1.0 4 1 0 0 2 0 0 0 0 0 0 9 11 0.00 1.000										

Batter	1	2	3	4	5	6	7	8	9	AB R H RBI BB SO LOB	TOP											
Rickey Henderson, R OBP: 0.488, SLG: 0.892 (1,7)	1-2 CS 1B		0-0 HR	2-1 SF9		3-2 FC5 1B		0-3 K		4 1 3 2 0 1 0	New York Yankees @ Toronto Blue Jays Exhibition Stadium, Toronto, ON Thu Apr 14 1988, 3:33 AM EDT Att. 24,524 - Overcast livebaseballscorecards.com											
Willie Randolph, R OBP: 0.250, SLG: 0.308 (1,4)	1-1 F9		1-0 G5-3	1-3 K		4-2 1B		2-1 F8		4 0 0 0 1 1 3												
Don Mattingly, L OBP: 0.293, SLG: 0.342 (1,3)	0-2 E6 1B 3B		3-2 G4-3		0-0 HR 2B	1-1 FC5		1-1 G1-6-3 1B		5 2 2 0 0 0 3												
Gary Ward, R OBP: 0.500, SLG: 0.412 (1,10)	0-2 3B 1B				1-0 P6		0-0 6-3 1B	0-0 G1-6-3 1B		5 2 3 0 0 0 2												
Dave Winfield, R OBP: 0.526, SLG: 0.941 Caudel Washington, L OBP: 0.310, SLG: 0.400 (9,9)	3-0 1B		2-2 G1-3		1-1 HR	3-2 6-3		1-2 5-3		5 1 2 4 0 0 2 0 0 0 0 0 0 0												
Roberto Kelly, R OBP: 0.400, SLG: 0.368 (1,8)	3-3 K			2-2 BB SF9 1B	0-2 E S CS 1B	0-1 BB		2-H 1B		4 1 3 1 0 1 1												
Mike Pagliarulo, L OBP: 0.316, SLG: 0.467 (1,5)		2-3 K		2-3 K	3-1 P7		4-2 FC6-4 BB			3 0 0 0 1 2 2												
Don Slaught, R OBP: 0.520, SLG: 0.682 (1,2)	2-2 F7		0-2 BB 1B	1-1 CS	0-0 G4-3	0-0 FC6-4				4 0 1 0 0 0 1												
Bobby Meacham, S OBP: 0.400, SLG: 0.500 (1,6)	2-2 L5		4-2 BB		1-0 5-3		2-1 F7			3 0 0 0 1 0 0												
Inning Stats	R: 2 E: 1 K: 1 S: 17	H: 3 LOB: 1 BB: 0 P: 25	R: 0 E: 0 K: 1 S: 11	H: 0 LOB: 0 BB: 0 P: 17	R: 1 E: 0 K: 0 S: 10	H: 2 LOB: 1 BB: 0 P: 16	R: 1 E: 0 K: 2 S: 17	H: 2 LOB: 2 BB: 1 P: 28	R: 2 E: 0 K: 0 S: 10	H: 3 LOB: 0 BB: 0 P: 16	R: 0 E: 0 K: 0 S: 11	H: 1 LOB: 2 BB: 1 P: 19	R: 1 E: 0 K: 0 S: 10	H: 2 LOB: 1 BB: 1 P: 17	R: 0 E: 0 K: 1 S: 7	H: 0 LOB: 0 BB: 0 P: 11	R: 0 E: 0 K: 0 S: 6	H: 1 LOB: 0 BB: 0 P: 8	1B: 10 2B: 1 3B: 1 HR: 2	SF: 1 SAC: 0 DP: 1 HBP: 0	WP: 0 PB: 0 SB: 2 CS: 2	PA: 42
PITCHER	IP WLS BF H R ER SO BB IBB HBP BLK WP HR S P ERA WHIP											PITCHER	IP WLS BF H R ER SO BB IBB HBP BLK WP HR S P ERA WHIP									
Jimmy Key, L ERA: 3.31 (1,1)	4.1 L 23 9 6 4 4 1 0 0 0 0 2 59 92 8.31 2.308																					
Duane Ward, R ERA: 2.57 (5,1)	2.0 10 4 1 1 0 1 0 0 0 0 0 24 39 4.50 2.500																					
David Wells, L ERA: 3.68 (7,1)	1.2 5 0 0 0 1 1 0 0 0 0 0 10 18 0.00 0.600																					
Tom Henke, R ERA: (9,1)	1.0 3 1 0 0 0 0 0 0 0 0 0 6 8 0.00 1.000																					

Batter	1	2	3	4	5	6	7	8	9	AB R H RBI BB SO LOB	BOTTOM											
Nelson Liriano, S OBP: 0.196, SLG: 0.233 (1,4)	0-1 G1-3		1-0 G5-3		2-2 HBP			1-2 G6-3		3 0 0 0 0 0 0	New York Yankees @ Toronto Blue Jays Exhibition Stadium, Toronto, ON Thu Apr 14 1988, 3:33 AM EDT Att. 24,524 - Overcast livebaseballscorecards.com											
Lloyd Moseby, L OBP: 0.455, SLG: 0.724 (1,7)	4-2 BLK 1B BB		2-1 E S HBP		1-3 K		4-1 1B BB			1 1 0 0 2 1 1												
Tony Fernandez, S OBP: 0.289, SLG: 0.225 (1,6)	2-2 G5-3		1-2 L9		1-2 F9		1-2 1B			4 0 1 0 0 0 3												
George Bell, R OBP: 0.488, SLG: 0.865 (1,10)	2-2 FC6-4 2H 1B		1-2 P4		1-3 K		1-3 K			4 0 1 1 0 2 3												
Pat Borders, R OBP: 0.471, SLG: 0.824 (1,2)	1-2 FC6-4			1-0 HR		1-3 K2-3		0-1 4-3		4 1 1 1 0 1 3												
Jesse Barfield, R OBP: 0.295, SLG: 0.342 (1,9)		1-0 F9		0-0 P8		1-3 K		3-2 F6		4 0 0 0 0 1 0												
Kelly Gruber, R OBP: 0.269, SLG: 0.577 Rick Leach, L OBP: 0.647, SLG: 0.867 (9,PH)		2-3 K		2-1 F3		2-3 K		1-1 G4-3		3 0 0 0 0 2 0 1 0 0 0 0 0 0												
Fred McGriff, L OBP: 0.424, SLG: 0.643 (1,3)		0-1 F9		1-3 K		1-3 K		2-3 K		4 0 0 0 0 3 0												
Sil Campusano, R OBP: 0.115, SLG: 0.269 (1,8)			1-1 HR		2-3 K		2-3 K			3 1 1 1 0 2 0												
Inning Stats	R: 1 E: 0 K: 0 S: 17	H: 1 LOB: 1 BB: 1 P: 26	R: 0 E: 0 K: 1 S: 9	H: 0 LOB: 0 BB: 0 P: 12	R: 1 E: 0 K: 0 S: 12	H: 1 LOB: 1 BB: 0 P: 17	R: 1 E: 0 K: 1 S: 7	H: 1 LOB: 0 BB: 0 P: 11	R: 0 E: 0 K: 2 S: 12	H: 0 LOB: 1 BB: 0 P: 18	R: 0 E: 0 K: 3 S: 9	H: 0 LOB: 0 BB: 0 P: 12	R: 0 E: 0 K: 3 S: 9	H: 0 LOB: 0 BB: 0 P: 14	R: 0 E: 0 K: 1 S: 13	H: 1 LOB: 2 BB: 1 P: 21	R: 0 E: 0 K: 1 S: 8	H: 0 LOB: 0 BB: 0 P: 14	1B: 2 2B: 0 3B: 0 HR: 2	SF: 0 SAC: 0 DP: 0 HBP: 2	WP: 0 PB: 0 SB: 1 CS: 0	PA: 35
PITCHER	IP WLS BF H R ER SO BB IBB HBP BLK WP HR S P ERA WHIP											PITCHER	IP WLS BF H R ER SO BB IBB HBP BLK WP HR S P ERA WHIP									
Al Leiter, L ERA: 2.4 (1,1)	8.0 W 32 4 3 3 11 2 0 2 1 1 0 2 88 3.38 0.750																					
Cecilio Guante, R ERA: 2.7 (9,1)	1.0 3 0 0 0 1 0 0 0 0 0 0 8 14 0.00 0.000																					



Batter	1	2	3	4	5	6	7	8	9	AB	R	H	RBI	BB	SO	LOB	TOP				
Rickey Henderson, R OBP: 0.420, SLG: 0.739	F8		E6			F9	F9			4	0	0	0	0	0	2	New York Yankees @ Milwaukee Brewers Milwaukee County Stadium, Milwaukee, WI Sat Apr 16 1988, 4:33 AM EDT Att: 24,972 - Sunny - 58 F				
Willie Randolph, R OBP: 0.270, SLG: 0.303	6-3		G5-4-3			6-3		6-3		4	0	0	0	0	2						
Don Mattingly, L OBP: 0.300, SLG: 0.348	F8		F9			BB 1B		5-3		4	1	1	0	0	1						
Jack Clark, R OBP: 0.333, SLG: 0.143		K				1B BB		K		3	0	0	0	1	3						
Mike Pagliarulo, L OBP: 0.348, SLG: 0.444		FC4-6 BB				1B BB				3	0	1	1	1	1						
Dave Winfield, R OBP: 0.478, SLG: 0.800	FC4-6					F9				3	0	0	0	1	3						
Claudell Washington, L OBP: 0.291, SLG: 0.318										3	0	0	0	0	1						
Gary Ward, R OBP: 0.478, SLG: 0.389										1	0	0	0	0	1						
Don Slaught, R OBP: 0.531, SLG: 0.857			HR			6-3		FC5-4 1B		4	1	2	1	0	1						
Bobby Meacham, S OBP: 0.333, SLG: 0.364						6-3		FC5-4		2	0	0	0	1	0						
Inning Stats	R: 0 E: 0 K: 0 S: 8	H: 0 LOB: 0 BB: 0 P: 15	R: 0 E: 0 K: 2 S: 10	H: 0 LOB: 1 BB: 1 P: 18	R: 1 E: 1 K: 0 S: 6	H: 1 LOB: 1 BB: 1 P: 13	R: 0 E: 0 K: 2 S: 8	H: 0 LOB: 0 BB: 0 P: 11	R: 0 E: 0 K: 0 S: 5	H: 0 LOB: 0 BB: 0 P: 8	R: 1 E: 0 K: 0 S: 9	H: 2 LOB: 2 BB: 1 P: 17	R: 0 E: 0 K: 0 S: 8	H: 1 LOB: 1 BB: 0 P: 10	R: 0 E: 0 K: 3 S: 10	H: 0 LOB: 1 BB: 1 P: 19	1B: 3 2B: 0 3B: 0 HR: 1	SF: 0 SAC: 0 DP: 1 HBP: 0	WP: 0 PB: 0 SB: 1 CS: 0	PA: 35	
PITCHER	IP	WLS	BF	H	R	ER	SO	BB	IBB	HBP	BLK	WP	HR	S	P	ERA	WHIP				
Chris Bosio, R ERA: 2.25	7.0	W	28	4	2	2	4	3	0	0	0	0	1	54	92	2.57	1.000				
Chuck Crim, R ERA: 10.38	1.0		3	0	0	0	1	0	0	0	0	0	0	8	11	0.00	0.000				
Dan Plesac, L ERA: 4.91	1.0		4	0	0	0	3	1	0	0	0	0	0	10	19	0.00	1.000				


Batter	1	2	3	4	5	6	7	8	9	AB	R	H	RBI	BB	SO	LOB	BOTTOM				
Paul Molitor, R OBP: 0.455, SLG: 0.447	6-3					E BLK		F9		5	2	3	0	0	0	1	New York Yankees @ Milwaukee Brewers Milwaukee County Stadium, Milwaukee, WI Sat Apr 16 1988, 4:33 AM EDT Att: 24,972 - Sunny - 58 F				
Robin Yount, R OBP: 0.394, SLG: 0.526	HR				4-3 5-3 BB	F9		1-3		4	3	2	2	1	0	2					
B.J. Surhoff, L OBP: 0.265, SLG: 0.281	HR				4-3			F5		3	1	0	0	1	1						
Greg Brock, L OBP: 0.368, SLG: 0.367	HR				6-3	5-3 1B BB		4-3		3	2	1	3	1	0	0					
Rob Deer, R OBP: 0.209, SLG: 0.452	HR				5-3			4-3		3	0	1	1	1	1						
Glenn Braggs, R OBP: 0.341, SLG: 0.405	K				F9	1-2 3-H		F7		4	0	1	1	0	2						
Ernest Riles, L OBP: 0.333, SLG: 0.323	F7				K	F7		5-3 1B		4	1	1	0	0	2						
Jim Gantner, L OBP: 0.192, SLG: 0.160		4-3			4-3			F7		4	0	0	0	0	1						
Dale Sveum, S OBP: 0.237, SLG: 0.378		F9			1-3			K		4	0	1	1	0	1						
Inning Stats	R: 3 E: 0 K: 1 S: 12	H: 3 LOB: 1 BB: 1 P: 21	R: 2 E: 0 K: 1 S: 11	H: 2 LOB: 0 BB: 0 P: 17	R: 0 E: 0 K: 1 S: 5	H: 0 LOB: 0 BB: 0 P: 7	R: 0 E: 0 K: 1 S: 8	H: 0 LOB: 0 BB: 0 P: 12	R: 3 E: 0 K: 0 S: 13	H: 2 LOB: 1 BB: 2 P: 27	R: 0 E: 0 K: 1 S: 10	H: 1 LOB: 1 BB: 0 P: 17	R: 0 E: 0 K: 0 S: 6	H: 0 LOB: 1 BB: 1 P: 14	R: 1 E: 0 K: 0 S: 7	H: 2 LOB: 1 BB: 0 P: 12	1B: 7 2B: 1 3B: 0 HR: 2	SF: 0 SAC: 0 DP: 0 HBP: 0	WP: 0 PB: 0 SB: 2 CS: 0	PA: 38	
PITCHER	IP	WLS	BF	H	R	ER	SO	BB	IBB	HBP	BLK	WP	HR	S	P	ERA	WHIP				
Rick Rhoden, R ERA: 7.16	5.0	L	25	7	8	8	4	3	0	0	1	0	2	49	84	14.40	2.000				
Tim Stoddard, R ERA: 6.75	2.0		8	1	0	0	1	1	0	0	0	0	0	16	31	0.00	1.000				
Lee Guetterman, L ERA: 4.91	1.0		5	2	1	1	0	0	0	0	0	0	0	7	12	9.00	2.000				

Batter	1	2	3	4	5	6	7	8	9	AB	R	H	RBI	BB	SO	LOB	TOP																			
Rickey Henderson, R OBP: 0.436, SLG: 0.725	1-1 5-3		2-0 G6-4-3 1B		0-0 5-3			2-0 1B	1-0 1B	5	0	3	0	0	0	1	New York Yankees @ Milwaukee Brewers Milwaukee County Stadium, Milwaukee, WI Sun Apr 17 1988, 4:33 AM EDT Att: 22,199 - Sunny - 68 F																			
Willie Randolph, R OBP: 0.236, SLG: 0.263	0-1 F8		1-2 F9		0-0 5-3			1-2 F9	1-1 F9	5	0	0	0	0	0	5																				
Don Mattingly, L OBP: 0.278, SLG: 0.320	3-1 F9		0-1 G6-4-3			0-1 F9		1-1 F7		4	0	0	0	0	0	2																				
Jack Clark, R OBP: 0.231, SLG: 0.091				3-3 K		2-2 1-3		0-3 K		4	0	0	0	0	0	3																				
Dave Winfield, R OBP: 0.480, SLG: 0.767		1-2 E9 1B		4-2 BB		0-1 1B			0-2 P3	3	1	1	0	1	0	0																				
Roberto Kelly, R OBP: 0.375, SLG: 0.391		1-1 5-3		2-2 F8		1-0 F9			1-0 HR	4	1	1	0	0	0	3																				
Mike Pagliarulo, L OBP: 0.360, SLG: 0.513		4-2 1B BB		1-1 4-3			2-2 1-3		1-0 HR	3	1	1	2	1	0	1																				
Don Slaught, R OBP: 0.556, SLG: 0.839		0-0 1B		4-2 SH5-3 BB			1-2 1-3		0-1 1B	3	0	2	1	1	0	0																				
Bobby Meacham, S OBP: 0.300, SLG: 0.320		2-0 F9		0-0 SH5-3			0-1 1-3		0-1 F8	3	0	0	0	0	0	3																				
Inning Stats	R: 0 E: 0 K: 0 S: 6	H: 0 LOB: 0 BB: 0 P: 10	R: 1 E: 1 K: 1 S: 12	H: 1 LOB: 2 BB: 1 P: 21	R: 0 E: 0 K: 1 S: 6	H: 1 LOB: 0 BB: 0 P: 9	R: 0 E: 0 K: 1 S: 10	H: 0 LOB: 1 BB: 1 P: 20	R: 0 E: 0 K: 0 S: 5	H: 1 LOB: 1 BB: 0 P: 13	R: 0 E: 0 K: 0 S: 8	H: 0 LOB: 0 BB: 0 P: 11	R: 0 E: 0 K: 1 S: 9	H: 1 LOB: 1 BB: 0 P: 13	R: 2 E: 0 K: 0 S: 12	H: 4 LOB: 2 BB: 0 P: 16	1B: 6 2B: 1 3B: 0 HR: 1	SF: 0 SAC: 1 DP: 1 HBP: 0	WP: 0 PB: 0 SB: 1 CS: 0	PA: 38																
PITCHER	IP	WLS	BF	H	R	ER	SO	BB	IBB	HBP	BLK	WP	HR	S	P	ERA	WHIP	PITCHER		IP	WLS	BF	H	R	ER	SO	BB	IBB	HBP	BLK	WP	HR	S	P	ERA	WHIP
Teddy Higuera, L ERA: 2.11	8.1	W	35	7	3	2	3	3	0	0	0	0	1	73	115	2.16	1.200																			
Dan Plesac, L ERA: 4.15	0.2	S	3	1	0	0	0	0	0	0	0	0	0	5	7	0.00	1.500																			

AB	34
R	3
H	8
RBI	3
BB	3
SO	3
LOB	16



Batter	1	2	3	4	5	6	7	8	9	AB	R	H	RBI	BB	SO	LOB	BOTTOM																			
Paul Molitor, R OBP: 0.458, SLG: 0.476	2-1 2B	1-2 F7			2-2 E8 HR	0-0 F8				4	1	2	0	0	0	2	New York Yankees @ Milwaukee Brewers Milwaukee County Stadium, Milwaukee, WI Sun Apr 17 1988, 4:33 AM EDT Att: 22,199 - Sunny - 68 F																			
Robin Yount, R OBP: 0.354, SLG: 0.571	0-1 L4		0-0 F9		2-1 HR		0-1 G3			4	1	1	2	0	0	1																				
Glenn Braggs, R OBP: 0.311, SLG: 0.366	0-1 F8		0-3 K		3-2 F8		2-3 K			4	0	0	0	0	2	1																				
Rob Deer, R OBP: 0.213, SLG: 0.500	0-2 1-3		2-0 F8		0-0 HR		0-0 F9			4	1	1	1	0	0	1																				
Bill Schroeder, R OBP: 0.250, SLG: 0.214		1-1 F8 PB		0-0 P3	2-0 1B		2-1 5-3			3	1	1	0	0	0	0																				
Joey Meyer, R OBP: 0.375, SLG: 0.875		3-2 F8		0-0 HR	1-1 FC6-4		3-2 3B			4	1	3	1	0	0	1																				
Mike Felder, S (8, FR)										0	1	0	0	0	0	0																				
Greg Brock, L OBP: 0.366, SLG: 0.367		2-3 2B		2-2 4-3	1-2 FC6-4		1-0 1-3			0	0	0	0	0	0	0																				
Ernest Riles, L OBP: 0.324, SLG: 0.294		4-2 BLK BB		2-2 4-3	1-2 FC6-4		1-0 1-3			3	0	0	0	1	0	3																				
Dale Sveum, S OBP: 0.238, SLG: 0.415		3-0 P4		0-3 K		0-0 4-3		1-0 3B		4	0	1	1	0	1	1																				
Jim Gantner, L OBP: 0.200, SLG: 0.143		4-2 BLK BB			0-0 4-3		1-0 6-3			3	0	0	0	1	0	2																				
Inning Stats	R: 0 E: 0 K: 0 S: 9	H: 1 LOB: 1 BB: 0 P: 11	R: 1 E: 0 K: 0 S: 17	H: 1 LOB: 2 BB: 2 P: 32	R: 0 E: 0 K: 1 S: 7	H: 0 LOB: 0 BB: 0 P: 9	R: 1 E: 0 K: 1 S: 8	H: 1 LOB: 0 BB: 0 P: 10	R: 3 E: 1 K: 0 S: 18	H: 4 LOB: 2 BB: 0 P: 29	R: 0 E: 0 K: 0 S: 3	H: 0 LOB: 0 BB: 0 P: 4	R: 0 E: 0 K: 1 S: 7	H: 0 LOB: 0 BB: 0 P: 9	R: 1 E: 0 K: 0 S: 9	H: 2 LOB: 2 BB: 0 P: 16	1B: 2 2B: 3 3B: 1 HR: 3	SF: 0 SAC: 0 DP: 0 HBP: 1	WP: 0 PB: 1 SB: 0 CS: 0	PA: 36																
PITCHER	IP	WLS	BF	H	R	ER	SO	BB	IBB	HBP	BLK	WP	HR	S	P	ERA	WHIP	PITCHER		IP	WLS	BF	H	R	ER	SO	BB	IBB	HBP	BLK	WP	HR	S	P	ERA	WHIP
John Candelaria, L ERA: 4.58	4.2	L	23	6	5	5	2	2	0	1	2	0	0	24	36	2.70	0.900																			
Lee Guetterman, L ERA: 3.96	3.1		13	3	1	1	1	0	0	0	0	0	0	24	36	2.70	0.900																			



Batter	1	2	3	4	5	6	7	8	9	AB R H RBI BB SO LOB	TOP									
Rickey Henderson, R OBP: 0.424, SLG: 0.667 (1.7)	2-1 BLK 2B 1B	2-1 BLK 1B 1B		2-2 G6-4-3 1-2		2-2 5-3			3-2 L7	5 2 2 2 0 0 2	New York Yankees @ Minnesota Twins Hubert H. Humphrey Metrodome, Minneapolis, MN Tue Apr 19 1988, 8:05 PM EDT Att: 23,724 - Dome - 55 F livebaseballscorecards.com									
Bobby Meacham, S OBP: 0.293, SLG: 0.343 (1.4)	3-3 K	0-0 HR 1B		1-3 K			0-3 K		2-2 F7	5 1 1 2 0 3 1										
Don Mattingly, L OBP: 0.328, SLG: 0.368 (1.3)	0-0 2B	1-1 F8			4-0 FC3-6 BB		1-2 G3			3 0 1 1 1 0 1										
Mike Pagliarulo, L OBP: 0.383, SLG: 0.583 (1.5)	4-2 G6-4-3 BB	0-1 HR			0-0 FC3-6 1-2		1-0 E7 2B			3 1 2 2 1 0 1										
Claudell Washington, L OBP: 0.273, SLG: 0.419 (1.8)	2-1 G6-4-3 1-2	3-2 G3			0-0 F8		1-3 K			4 0 0 0 0 1 4										
Dave Winfield, R OBP: 0.483, SLG: 0.769 (1.9)		1-2 BB 1B 1B		0-3 K				0-3 K		4 1 1 0 0 3 1										
Jose Cruz, L OBP: 0.238, SLG: 0.250 (1.10)		2-0 L9		3-1 4-3		2-2 L9		1-1 L5		4 0 0 0 0 0 1										
Don Slaught, R OBP: 0.378, SLG: 0.683 (1.2)		2-1 BB 1B 1B		2-3 K		1-3 K		0-0 5-3		4 1 1 0 0 2 0										
Rafael Santana, R OBP: 0.303, SLG: 0.379 (1.6)		4-0 BLK 1B BB		2-1 G6-4-3 1B		4-2 BB			2-3 K	2 1 1 0 2 1 0										
Inning Stats	R: 1 E: 0 K: 1 S: 12	H: 2 LOB: 1 BB: 1 P: 22	R: 6 E: 0 K: 0 S: 17	H: 5 LOB: 0 BB: 1 P: 31	R: 0 E: 0 K: 2 S: 8	H: 0 LOB: 0 BB: 0 P: 13	R: 0 E: 0 K: 1 S: 9	H: 1 LOB: 1 BB: 1 P: 14	R: 0 E: 0 K: 1 S: 5	H: 0 LOB: 1 BB: 1 P: 9	R: 0 E: 1 K: 2 S: 12	H: 1 LOB: 1 BB: 0 P: 15	R: 0 E: 0 K: 1 S: 8	H: 0 LOB: 0 BB: 0 P: 9	R: 0 E: 0 K: 1 S: 10	H: 0 LOB: 0 BB: 0 P: 17	1B: 6 2B: 2 3B: 0 HR: 1	SF: 0 SAC: 0 DP: 2 HBP: 0	WP: 0 PB: 0 CS: 0	PA: 38
PITCHER	IP WLS BF H R ER SO BB IBB HBP BLK WP HR S P ERA WHIP											PITCHER	IP WLS BF H R ER SO BB IBB HBP BLK WP HR S P ERA WHIP							
Joe Niekro, R ERA: 17.18 (1.1)	1.2 L 13 7 7 7 1 2 0 0 0 0 0 1 26 47 37.80 5.400																			
Juan Berenguer, R ERA: 5.25 (2.1)	4.1 15 1 0 0 5 2 0 0 0 0 0 0 38 64 0.00 0.692																			
Keith Atherton, R ERA: 0.9 (7.1)	2.0 7 1 0 0 3 0 0 0 0 0 0 0 20 24 0.00 0.500																			
Jeff Reardon, R ERA: (9.1)	1.0 3 0 0 0 1 0 0 0 0 0 0 0 10 17 0.00 0.000																			

Batter	1	2	3	4	5	6	7	8	9	AB R H RBI BB SO LOB	BOTTOM											
Dan Gladden, R OBP: 0.360, SLG: 0.511 (1.7)	3-3 K		4-2 FC6-4 BB	1-2 L6		2-2 F8			0-0 5-3	4 0 0 0 1 1 3	New York Yankees @ Minnesota Twins Hubert H. Humphrey Metrodome, Minneapolis, MN Tue Apr 19 1988, 8:05 PM EDT Att: 23,724 - Dome - 55 F livebaseballscorecards.com											
Greg Gagne, R OBP: 0.298, SLG: 0.364 (1.6)	2-2 P5		1-3 K	1-3 K			2-3 K		4-1 2B 1B BB	4 1 0 0 1 3 3												
Kirby Puckett, R OBP: 0.220, SLG: 0.286 (1.8)	2-2 G4-3		0-0 FC6-4 1B 1-2		0-1 2B 2B		3-1 F7		1-1 1B 2B	5 3 2 1 0 0 1												
Gary Gaetti, R OBP: 0.319, SLG: 0.488 (1.5)		0-0 1B 2B	1-1 1B 1B	1-3 1B	2-2 P4		1-1 P4		2-3 K	5 0 2 0 0 1 3												
Gene Larkin, S OBP: 0.346, SLG: 0.273 (1.10)		2-2 1B 2B	2-0 FC5-4 1B	0-1 2B		0-1 F9		0-1 F9	4-1 1B BB	4 0 3 2 1 0 0												
Mark Davidson, R OBP: 0.200, SLG: 0.400 (9, PR)		2-2 2H 1B	1-3 3H 1B	1-3 2B						0 0 0 0 0 0 0												
Tom Brunansky, R OBP: 0.319, SLG: 0.300 (1.9)		1-1 FC5-4 2B 1-2	3-3 K		1-3 K		0-3 K		1-2 1B	5 1 1 2 0 3 4												
Kent Hrbek, L OBP: 0.302, SLG: 0.243 (1.3)		0-0 E4 2B		0-0 P4	2-2 4-3			4-2 BB	1-3 2H 3H 1B	4 0 0 0 1 0 4												
Tim Laudner, R OBP: 0.462, SLG: 0.565 (1.2)		2-1 2B		2-0 2B		0-2 F7		0-2 F7		4 0 2 1 0 0 1												
Al Newman, S OBP: 0.286, SLG: 0.167 (1.4)		0-0 4-3		4-0 BB		1-3 K			1-0 2B 2B	1 0 0 0 1 0 2												
Dwight Lowry, L ERA: 2.7 (6, PH)										1 0 0 0 0 1 0												
Steve Lombardozzi, R OBP: 0.207, SLG: 0.260 (7, 4)										0 0 0 0 0 0 0												
Randy Bush, L OBP: 0.487, SLG: 0.643 (9, PH)										1 1 1 0 0 0 0												
Inning Stats	R: 0 E: 0 K: 1 S: 10	H: 0 LOB: 0 BB: 0 P: 17	R: 1 E: 1 K: 0 S: 10	H: 3 LOB: 0 BB: 0 P: 15	R: 1 E: 0 K: 2 S: 13	H: 2 LOB: 2 BB: 1 P: 24	R: 0 E: 0 K: 1 S: 8	H: 1 LOB: 1 BB: 1 P: 16	R: 1 E: 0 K: 1 S: 15	H: 2 LOB: 1 BB: 0 P: 20	R: 0 E: 0 K: 1 S: 11	H: 0 LOB: 0 BB: 0 P: 14	R: 0 E: 0 K: 1 S: 7	H: 0 LOB: 0 BB: 0 P: 13	R: 0 E: 0 K: 1 S: 10	H: 0 LOB: 1 BB: 1 P: 14	R: 3 E: 0 K: 1 S: 14	H: 3 LOB: 2 BB: 2 P: 28	1B: 4 2B: 7 3B: 0 HR: 0	SF: 0 SAC: 0 DP: 0 HBP: 0	WP: 0 PB: 0 CS: 0	PA: 43
PITCHER	IP WLS BF H R ER SO BB IBB HBP BLK WP HR S P ERA WHIP											PITCHER	IP WLS BF H R ER SO BB IBB HBP BLK WP HR S P ERA WHIP									
Al Leiter, L ERA: 2.7 (1.1)	5.0 W 25 8 3 2 5 2 0 0 0 0 0 0 31 49 5.40 0.900																					
Cecilio Guante, R ERA: 3.0 (6.1)	3.1 13 1 2 2 3 2 0 0 0 0 0 0 31 49 5.40 0.900																					
Dave Righetti, L ERA: 1.69 (9.1)	0.2 S 5 2 1 1 1 1 0 0 0 0 0 0 11 20 13.50 4.500																					

Batter	1	2	3	4	5	6	7	8	9	10	11	12	AB	R	H	RBI	BB	SO	LOB	TOP								
Tony Fernandez, S OBP: 0.294, SLG: 0.242 (1, 6)	K		E7		F6			1B WP BLK 1B	P4		L1-6		6	1	2	1	0	1	5									
Lloyd Moseby, L OBP: 0.411, SLG: 0.540 (1, 8) (8, 7)	K		K			L1		1B BLK 1B				E7 1B	6	1	3	1	0	2	1									
Rick Leach, L OBP: 0.483, SLG: 0.560 (1, 10)													3	0	0	0	0	1	1									
Cecil Fielder, R OBP: 0.200, SLG: 0.333 (8, PH)													2	0	0	0	0	2	4									
Nelson Lirio, S OBP: 0.224, SLG: 0.261 (12, PH)													1	1	1	1	0	0	0									
George Bell, R OBP: 0.459, SLG: 0.764 (1, 7)													3	0	0	0	0	1	0									
Lou Thornton, L (6, 7)													0	0	0	0	0	0	0									
Juan Beniquez, R OBP: 0.450, SLG: 0.400 (8, PH)													0	0	0	0	1	0	0									
Sil Campusano, R OBP: 0.172, SLG: 0.321 (8, PR)													1	0	0	0	1	0	0									
Ernie Whitt, L OBP: 0.368, SLG: 0.400 (1, 8)													3	0	1	0	0	0	0									
Pat Borders, R OBP: 0.407, SLG: 0.630 (8, PH) (8, 2)													3	1	1	0	0	0	2									
Fred McGriff, L OBP: 0.468, SLG: 0.628 (1, 3)													5	0	2	1	1	2	2									
Jesse Barfield, R OBP: 0.313, SLG: 0.386 (1, 9)													6	0	2	0	0	1	6									
Kelly Gruber, R OBP: 0.289, SLG: 0.591 (1, 5)													5	2	2	1	0	1	5									
Manuel Lee, S OBP: 0.316, SLG: 0.333 (1, 4)													5	0	1	0	1	1	6									
Inning Stats	R: 0 E: 0 K: 3 S: 10	H: 0 LOB: 0 BB: 15	R: 0 E: 0 K: 7 S: 7	H: 1 LOB: 1 BB: 0 P: 16	R: 1 E: 1 K: 1 S: 13	H: 2 LOB: 1 BB: 0 P: 18	R: 0 E: 0 K: 0 S: 4	H: 0 LOB: 0 BB: 0 P: 9	R: 0 E: 0 K: 1 S: 7	H: 1 LOB: 1 BB: 0 P: 10	R: 0 E: 0 K: 2 S: 8	H: 0 LOB: 0 BB: 1 P: 12	R: 0 E: 0 K: 2 S: 18	H: 1 LOB: 2 BB: 1 P: 30	R: 1 E: 0 K: 1 S: 14	H: 2 LOB: 2 BB: 1 P: 24	R: 0 E: 0 K: 1 S: 15	H: 3 LOB: 0 BB: 0 P: 24	R: 0 E: 0 K: 1 S: 11	H: 0 LOB: 0 BB: 0 P: 16	R: 0 E: 0 K: 0 S: 5	H: 1 LOB: 1 BB: 1 P: 9	R: 3 E: 1 K: 0 S: 14	H: 4 LOB: 2 BB: 1 P: 31	1B: 14 2B: 2 3B: 0 HR: 0	SF: 0 SAC: 1 DP: 1 HBP: 0	WP: 1 PB: 0 SB: 0 CS: 0	PA: 54
PITCHER	IP	WLS	BF	H	R	ER	SO	BB	IBB	HBP	BLK	WP	HR	S	P	ERA	WHIP											
Rick Rhoden, R ERA: 5.64 (1, 1)	6.0		24	5	1	6	6	0	0	0	0	0	0	11	16	9.00	1.000											
Cecilio Guante, R ERA: 3.46 (7, 1)	1.0		4	1	1	1	2	0	0	0	0	0	0	11	16	9.00	1.000											
Dave Righetti, L ERA: 2.89 (8, 1)	2.0		11	4	1	1	3	1	0	0	1	1	0	28	47	4.50	2.500											
Tim Lincecum, R ERA: 6.3 (10, 1)	2.0	L	10	3	3	3	1	2	0	0	0	0	0	20	36	13.50	2.500											
Lee Guetterman, L ERA: 3.38 (12, 1)	1.0		5	2	0	0	0	0	0	0	0	0	0	10	20	0.00	2.000											

Toronto Blue Jays @ New York Yankees
Yankee Stadium, Bronx, NY
Fri Apr 22 1988, 7:05 PM EDT
Alt. 33,314 - Unknown

AB 49
R 6
H 15
RBI 5
BB 4
SO 12
LOB 32





Batter	1	2	3	4	5	6	7	8	9	10	11	12	AB	R	H	RBI	BB	SO	LOB	BOTTOM							
Rickey Henderson, R OBP: 0.455, SLG: 0.876 (1, 7)	6-3												3	0	2	0	3	0	0								
Willie Randolph, R OBP: 0.245, SLG: 0.250 (1, 4)													5	0	0	0	1	0	5								
Don Mattingly, L OBP: 0.297, SLG: 0.343 (1, 3)													5	0	0	0	0	0	2								
Jack Clark, R OBP: 0.370, SLG: 0.409 (1, 10)													3	1	0	0	2	1	1								
Dave Winfield, R OBP: 0.486, SLG: 0.763 (1, 9)													3	1	1	0	2	1	1								
Roberto Kelly, R OBP: 0.364, SLG: 0.438 (1, 8)													3	1	1	2	0	2	0								
Mike Pagliarulo, L OBP: 0.329, SLG: 0.491 (1, 5)													4	0	0	1	0	0	2								
Don Slaught, R OBP: 0.471, SLG: 0.711 (1, 2)													4	1	1	1	1	2	1								
Rafael Santana, R OBP: 0.325, SLG: 0.371 (1, 6)													4	0	1	0	0	0	1								
Jose Cruz, L OBP: 0.227, SLG: 0.238 (12, PH)													1	0	0	0	0	1	0								
Inning Stats	R: 0 E: 0 K: 0 S: 8	H: 0 LOB: 1 BB: 1 P: 14	R: 2 E: 1 K: 0 S: 8	H: 1 LOB: 0 BB: 2 P: 20	R: 0 E: 0 K: 0 S: 6	H: 0 LOB: 0 BB: 1 P: 12	R: 0 E: 0 K: 0 S: 6	H: 0 LOB: 0 BB: 1 P: 13	R: 0 E: 0 K: 0 S: 12	H: 1 LOB: 2 BB: 1 P: 23	R: 1 E: 0 K: 0 S: 9	H: 1 LOB: 0 BB: 1 P: 17	R: 0 E: 0 K: 0 S: 9	H: 1 LOB: 0 BB: 0 P: 14	R: 0 E: 0 K: 1 S: 5	H: 0 LOB: 1 BB: 1 P: 15	R: 0 E: 0 K: 0 S: 9	H: 0 LOB: 1 BB: 1 P: 17	R: 0 E: 0 K: 2 S: 9	H: 0 LOB: 0 BB: 0 P: 14	R: 0 E: 0 K: 1 S: 8	H: 2 LOB: 1 BB: 0 P: 23	1B: 4 2B: 1 3B: 0 HR: 1	SF: 1 SAC: 2 DP: 3 HBP: 0	WP: 1 PB: 0 SB: 0 CS: 1	PA: 48	
PITCHER	IP	WLS	BF	H	R	ER	SO	BB	IBB	HBP	BLK	WP	HR	S	P	ERA	WHIP										
Mike Flanagan, L ERA: 3.2 (1, 1)	7.0		28	4	3	2	2	7	0	0	0	0	0	59	113	2.57	1.571										
Mark Eichhorn, R ERA: 1.42 (8, 1)	1.1		5	0	0	0	1	1	0	0	0	0	0	7	16	0.00	0.750										
David Wells, L ERA: 2.97 (9, 1)	2.2	W	9	0	0	0	3	1	0	0	1	1	0	22	39	0.00	0.375										
Tom Henke, R ERA: 1.04 (12, 1)	1.0	S	5	2	1	1	1	0	0	0	0	0	0	18	23	9.00	2.000										

Toronto Blue Jays @ New York Yankees
Yankee Stadium, Bronx, NY
Fri Apr 22 1988, 7:05 PM EDT
Alt. 33,314 - Unknown

AB 35
R 4
H 6
RBI 4
BB 9
SO 7
LOB 13



Batter	1	2	3	4	5	6	7	8	9	AB	R	H	RBI	BB	SO	LOB	TOP										
Tony Fernandez, S OBP: 0.315, SLG: 0.269 (1, 6)	0-0 1B	2-1 1B		0-0 4-3			2-3 K		0-1 BLK 1B	5	0	3	1	0	1	1	Toronto Blue Jays @ New York Yankees Yankee Stadium, Bronx, NY Sat Apr 23 1988, 7:05 PM EDT Att: 24,046 - Unknown - 46 F AB 36 R 3 H 10 RBI 3 BB 3 SO 8 LOB 16 										
Lloyd Moseby, L OBP: 0.393, SLG: 0.500 (1, 8) (9, 7)	1-1 F8	1-3 K			0-1 4-3		1-3 K		4-1 IBB	4	0	0	0	1	2	3											
Pat Borders, R OBP: 0.344, SLG: 0.531 (1, 2)	2-0 L9		3-2 F9		1-0 F8			3-1 F8	0-3 K	5	0	0	0	0	1	3											
George Bell, R OBP: 0.462, SLG: 0.763 Sil Campusano, R OBP: 0.172, SLG: 0.321 (1, 7) (9, 8)	1-3 K		0-2 F9		1-1 6-3			1-2 BB 1B		4	0	2	0	0	1	1											
Jesse Barfield, R OBP: 0.309, SLG: 0.367 (1, 9)		1-3 K	4-1 BB			3-2 P4		0-1 F9		3	0	0	0	1	1	1											
Cecil Fielder, R OBP: 0.250, SLG: 0.333 (1, 3)		3-2 P3	0-1 F9			0-0 CS 1B		4-2 BB	1-2 BB	3	0	1	0	1	0	2											
Juan Beniquez, R OBP: 0.375, SLG: 0.421 (1, 10)		0-1 2B	3-2 6-3			2-1 6-3		0-1 L7		4	1	1	0	0	0	5											
Kelly Gruber, R OBP: 0.286, SLG: 0.583 (1, 5)		0-0 E 2B		0-3 K			1-1 4-3		2-2 L8	4	1	1	1	0	1	0											
Manuel Lee, S OBP: 0.348, SLG: 0.364 (1, 4)		2-1 E9 1B		1-2 L9			1-1 1B		0-3 K	4	1	2	1	0	1	0											
Inning Stats	R: 0 E: 0 K: 1 S: 9	H: 1 LOB: 1 BB: 0 P: 13	R: 3 E: 1 K: 2 S: 20	H: 4 LOB: 1 BB: 0 P: 29	R: 0 E: 0 K: 0 S: 12	H: 0 LOB: 0 BB: 0 P: 8	R: 0 E: 0 K: 0 S: 5	H: 1 LOB: 0 BB: 0 P: 12	R: 0 E: 0 K: 2 S: 14	H: 1 LOB: 1 BB: 0 P: 19	R: 0 E: 0 K: 0 S: 14	H: 1 LOB: 2 BB: 1 P: 22	R: 0 E: 0 K: 2 S: 13	H: 1 LOB: 2 BB: 1 P: 19	1B: 7 2B: 3 3B: 0 HR: 0	SF: 0 SAC: 0 DP: 0 HBP: 0	WP: 0 PB: 0 SB: 1 CS: 1	PA: 39									
PITCHER	IP	WLS	BF	H	R	ER	SO	BB	IBB	HBP	BLK	WP	HR	S	P	ERA	WHIP										
John Candelaria, L ERA: 3.9 (1, 1)	8.0	L	34	9	3	2	6	2	0	0	0	0	0	88	132	2.25	1.375										
Cecilio Guante, R ERA: 3.21 (9, 1)	1.0		5	1	0	0	2	0	1	0	1	0	0	13	19	0.00	1.000										

Batter	1	2	3	4	5	6	7	8	9	AB	R	H	RBI	BB	SO	LOB	BOTTOM										
Rickey Henderson, R OBP: 0.457, SLG: 0.662 (1, 7)	3-2 P4		3-2 6-3			4-1 4-3 BB		1-2 1B HBP SF9 1B		3	1	1	0	1	0	0	Toronto Blue Jays @ New York Yankees Yankee Stadium, Bronx, NY Sat Apr 23 1988, 7:05 PM EDT Att: 24,046 - Unknown - 46 F AB 33 R 2 H 7 RBI 2 BB 1 SO 9 LOB 12 										
Willie Randolph, R OBP: 0.294, SLG: 0.255 (1, 4)	3-1 L7			1-0 G6-4-3 1B		2-1 4-3		1-0 1B HBP		3	0	1	0	0	0	1											
Don Mattingly, L OBP: 0.295, SLG: 0.338 (1, 3)	1-3 K			2-1 F7		1-3 K		0-2 1B		4	0	1	0	0	2	2											
Jack Clark, R OBP: 0.323, SLG: 0.360 (1, 10)		2-1 F8		0-0 G6-4-3 1-2			2-3 K	3-2 SF9		3	0	0	1	0	1	1											
Dave Winfield, R OBP: 0.486, SLG: 0.794 (1, 9)		2-1 1B			2-2 F7		1-2 HR	1-0 4-3		4	1	2	1	0	0	2											
Roberto Kelly, R OBP: 0.324, SLG: 0.389 (1, 8)		2-1 L8			1-1 5-3		1-1 E6 BLK		1-3 K	4	0	0	0	0	1	1											
Mike Pagliarulo, L OBP: 0.324, SLG: 0.508 (1, 5)		1-0 L8			1-2 3B				1-3 K	4	0	1	0	0	2	2											
Don Slaught, R OBP: 0.453, SLG: 0.681 Claude Washington, L OBP: 0.286, SLG: 0.515 Joel Skinner, R OBP: 0.250, SLG: 0.286 (1, 2) (7, PH) (8, 2)			1-0 F9		0-1 5-3				2-0 K	2	0	0	0	0	0	1											
Rafael Santana, R OBP: 0.310, SLG: 0.351 Jose Cruz, L OBP: 0.217, SLG: 0.227 Bobby Meacham, S OBP: 0.304, SLG: 0.359 Gary Ward, R OBP: 0.500, SLG: 0.400 (1, 6) (8, PH) (9, 6) (9, PH)			3-2 L7			2-1 F7		0-3 K	1-3 K	2	0	0	0	0	0	0											
Inning Stats	R: 0 E: 0 K: 1 S: 9	H: 0 LOB: 0 BB: 0 P: 16	R: 0 E: 0 K: 0 S: 7	H: 1 LOB: 0 BB: 0 P: 14	R: 0 E: 0 K: 0 S: 4	H: 1 LOB: 0 BB: 0 P: 7	R: 0 E: 0 K: 0 S: 10	H: 1 LOB: 1 BB: 0 P: 14	R: 1 E: 1 K: 3 S: 16	H: 1 LOB: 1 BB: 0 P: 24	R: 1 E: 0 K: 1 S: 15	H: 2 LOB: 2 BB: 0 P: 21	R: 0 E: 0 K: 3 S: 11	H: 1 LOB: 1 BB: 0 P: 16	1B: 4 2B: 1 3B: 1 HR: 1	SF: 1 SAC: 0 DP: 1 HBP: 1	WP: 0 PB: 0 SB: 0 CS: 0	PA: 36									
PITCHER	IP	WLS	BF	H	R	ER	SO	BB	IBB	HBP	BLK	WP	HR	S	P	ERA	WHIP										
John Cerutti, L ERA: 2.7 (1, 1)	6.1	W	23	4	1	1	3	1	0	0	0	0	0	2	3												
Duane Ward, R ERA: 2.25 (7, 1)	0.0		1	0	0	0	0	0	0	0	0	0	0	2	3												
David Wells, L ERA: 2.51 (7, 1)	0.1		1	0	0	0	1	0	0	0	0	0	0	4	5	0.00	0.000										
Mark Eichhorn, R ERA: 2.03 (7, 1)	0.2		4	1	1	1	2	0	0	1	1	0	0	10	15	13.50	1.500										
Tom Henke, R ERA: 0.87 (8, 1)	1.2	S	7	2	0	0	3	0	0	0	0	0	0	20	29	0.00	1.200										

Batter	1	2	3	4	5	6	7	8	9	AB	R	H	RBI	BB	SO	LOB	TOP																	
Willie Wilson, S (1, 8) OBP: 0.321, SLG: 0.400	F8		K							4	1	2	0	0	1	0	Kansas City Royals @ New York Yankees Yankee Stadium, Bronx, NY Tue Apr 26 1988, 7:05 PM EDT Att: 20,364 - Unknown - 64 F livebaseballscorecards.com																	
Kevin Seitzer, R (1, 5) OBP: 0.442, SLG: 0.507	1-3									3	0	1	2	1	0	1																		
George Brett, L (1, 10) OBP: 0.395, SLG: 0.540	BLK 1B BB									3	1	0	0	1	0	2																		
Danny Tartabull, R (1, 9) OBP: 0.368, SLG: 0.559	1B									4	1	2	2	0	1	0																		
Frank White, R (1, 4) OBP: 0.182, SLG: 0.238	F7									4	0	0	0	0	1	1																		
Steve Balboni, R (1, 3) OBP: 0.130, SLG: 0.304																																		
Thad Bosley, L (9, PH) OBP: 0.333, SLG: 0.250																																		
Jim Eisenreich, L (1, 7) OBP: 0.184, SLG: 0.217																																		
Mike Macfarlane, R (1, 2) OBP: 0.457, SLG: 0.548																																		
Jamie Quirk, L (9, PH) OBP: 0.242, SLG: 0.387																																		
Kurt Stillwell, S (1, 6) OBP: 0.306, SLG: 0.448																																		
Inning Stats	R: 1 E: 0 K: 0 S: 13	H: 1 LOB: 1 BB: 1 P: 23	R: 0 E: 0 K: 2 S: 13	H: 0 LOB: 0 BB: 0 P: 17	R: 0 E: 0 K: 1 S: 9	H: 0 LOB: 1 BB: 1 P: 16	R: 0 E: 0 K: 1 S: 8	H: 0 LOB: 0 BB: 0 P: 12	R: 2 E: 0 K: 0 S: 10	H: 2 LOB: 1 BB: 1 P: 17	R: 1 E: 0 K: 2 S: 15	H: 1 LOB: 1 BB: 0 P: 25	R: 0 E: 0 K: 2 S: 16	H: 1 LOB: 1 BB: 0 P: 21	R: 0 E: 0 K: 1 S: 5	H: 0 LOB: 0 BB: 0 P: 8	R: 0 E: 0 K: 1 S: 10	H: 0 LOB: 0 BB: 0 P: 14	1B: 3 2B: 1 3B: 0 HR: 1	SF: 0 SAC: 0 DP: 0 HBP: 0	WP: 0 PB: 0 SB: 1 CS: 0	PA: 35												
PITCHER	IP WLS BF H R ER SO BB IBB HBP BLK WP HR S P ERA WHIP																																	
Al Leiter, L (1, 1) ERA: 3.46	6.0	W 25	4	4	4	6	3	0	0	0	1	0	0	1	68	110	6.00	1.167																
Cecilio Guante, R (7, 1) ERA: 2.51	2.0	W 7	1	0	0	3	0	0	0	0	0	0	0	0	21	29	0.00	0.500																
Charles Hudson, R (9, 1) ERA: 2.65	1.0	S 3	0	0	0	1	0	0	0	0	0	0	0	0	10	14	0.00	0.000																

Batter	1	2	3	4	5	6	7	8	9	AB	R	H	RBI	BB	SO	LOB	BOTTOM																
Rickey Henderson, R (1, 7) OBP: 0.438, SLG: 0.615	F7		1-3							3	1	0	0	1	1	0	Kansas City Royals @ New York Yankees Yankee Stadium, Bronx, NY Tue Apr 26 1988, 7:05 PM EDT Att: 20,364 - Unknown - 64 F livebaseballscorecards.com																
Willie Randolph, R (1, 4) OBP: 0.254, SLG: 0.231										2	0	0	0	0	2	0																	
Bobby Meacham, S (6, PH) OBP: 0.292, SLG: 0.341										2	0	0	0	0	0	1																	
Don Mattingly, L (1, 3) OBP: 0.306, SLG: 0.351	F8									2	1	1	1	0	0	0																	
Jack Clark, R (1, 10) OBP: 0.316, SLG: 0.419										3	1	1	2	0	0	0																	
Dave Winfield, R (1, 9) OBP: 0.481, SLG: 0.812										3	1	1	1	0	1	0																	
Roberto Kelly, R (1, 8) OBP: 0.300, SLG: 0.359										3	0	0	0	0	0	0																	
Mike Pagliarulo, L (1, 5) OBP: 0.309, SLG: 0.471										3	0	0	0	0	0	0																	
Don Slaught, R (1, 2) OBP: 0.324, SLG: 0.679										3	1	1	1	0	0	0																	
Rafael Santana, R (1, 6) OBP: 0.298, SLG: 0.317										3	0	0	0	0	0	0																	
Inning Stats	R: 0 E: 0 K: 1 S: 8	H: 0 LOB: 0 BB: 0 P: 12	R: 1 E: 0 K: 0 S: 9	H: 1 LOB: 0 BB: 0 P: 15	R: 0 E: 0 K: 0 S: 3	H: 0 LOB: 0 BB: 0 P: 5	R: 2 E: 0 K: 2 S: 14	H: 2 LOB: 0 BB: 0 P: 22	R: 0 E: 0 K: 0 S: 6	H: 0 LOB: 0 BB: 0 P: 9	R: 1 E: 0 K: 0 S: 9	H: 0 LOB: 0 BB: 1 P: 15	R: 0 E: 0 K: 0 S: 10	H: 0 LOB: 0 BB: 0 P: 17	R: 1 E: 0 K: 1 S: 8	H: 1 LOB: 0 BB: 0 P: 11	R: 0 E: 0 K: 1 S: 5	H: 0 LOB: 0 BB: 0 P: 8	1B: 1 2B: 0 3B: 0 HR: 3	SF: 1 SAC: 0 DP: 0 HBP: 0	WP: 0 PB: 0 SB: 1 CS: 0	PA: 29											
PITCHER	IP WLS BF H R ER SO BB IBB HBP BLK WP HR S P ERA WHIP																																
Charlie Leibrandt, L (1, 1) ERA: 4.18	8.0	L 29	4	5	4	4	1	0	0	0	0	0	3	67	106	4.50	0.625																

Batter	1	2	3	4	5	6	7	8	9	10	11	AB	R	H	RBI	BB	SO	LOB	TOP					
Willie Wilson, S OBP: 0.305, SLG: 0.380	(1, 8) K		(1, 1) G6-4-3			(1, 0) 4-3		(0, 1) F4			(1, 1) SH1-4	4	0	0	0	0	1	5						
Kevin Seltzer, R OBP: 0.427, SLG: 0.486	(1, 5) K			(2, 0) 6-3			(0, 1) 5-3		(2, 2) 4-3		(2, 2) 1B	5	1	1	1	0	1	0						
George Brett, L OBP: 0.383, SLG: 0.515	(1, 10) 6-3			(1, 1) F9		(3, 2) 1-4-3			(2, 3) K		(0, 0) 2B	5	0	1	0	0	1	0						
Danny Tartabull, R OBP: 0.368, SLG: 0.575		(1, 0) 4-3		(3, 1) L8		(2, 0) 6-3			(1, 1) HR		(1, 1) F4	5	1	1	1	0	0	2						
Frank White, R OBP: 0.183, SLG: 0.250	(1, 4) 5-3				(1, 0) F7			(3, 3) K	(0, 0) 5-3		(0, 1) 2B	5	0	1	1	0	1	0						
Steve Balboni, R OBP: 0.154, SLG: 0.308 Bill Pecota, R (8, PR) (8, 3)	(1, 3) K			(2, 0) 6-3		(1, 2) E 1B			(3, 2) 4-3		(3, 3) K	3	0	1	0	0	1	0						
Bo Jackson, R OBP: 0.302, SLG: 0.542			(1, 2) S 1B		(1, 2) F9			(2, 0) E 1B	(1, 0) 5-3			4	0	2	0	0	0	0						
Mike Macfarlane, R OBP: 0.432, SLG: 0.515 Scotti Madison, S (8, PH) (8, 2)	(1, 2) K		(1, 3) K		(1, 1) 1-3			(2, 0) E5	(0, 0) P6			2	0	0	0	0	1	1						
Kurt Stillwell, S OBP: 0.303, SLG: 0.426			(2, 2) E5		(1, 2) F8			(1, 3) K			(4, 2) SH1-4 1B	3	1	0	0	1	1	4						
Inning Stats	R: 0 E: 0 K: 2 S: 9	H: 0 LOB: 0 BB: 0 P: 12	R: 0 E: 0 K: 1 S: 5	H: 0 LOB: 0 BB: 0 P: 7	R: 0 E: 1 K: 1 S: 12	H: 1 LOB: 1 BB: 0 P: 16	R: 0 E: 0 K: 0 S: 5	H: 0 LOB: 0 BB: 0 P: 11	R: 0 E: 0 K: 0 S: 7	H: 0 LOB: 0 BB: 0 P: 10	R: 0 E: 0 K: 2 S: 18	H: 2 LOB: 3 BB: 0 P: 27	R: 1 E: 0 K: 1 S: 9	H: 1 LOB: 0 BB: 0 P: 14	R: 0 E: 0 K: 0 S: 5	H: 0 LOB: 0 BB: 0 P: 9	R: 2 E: 0 K: 1 S: 18	H: 3 LOB: 2 BB: 1 P: 28	1B: 5 2B: 1 3B: 0 HR: 1	SF: 0 SAC: 1 DP: 1 HBP: 0	WP: 0 PB: 0 SB: 1 CS: 0	PA: 42		
PITCHER	IP 7.1	WLS 24	BF 24	H 2	R 0	ER 0	SO 5	BB 0	IBB 0	HBP 0	BLK 0	WP 0	HR 0	S 56	P 87	ERA 0.00	WHIP 0.273							
Tommy John, L ERA: 4.91																								
Cecilio Guante, R ERA: 2.81	(8, 1) 0.0	1	1	0	0	0	0	0	0	0	0	0	0	1	3	∞	∞							
Dave Righetti, L ERA: 5.0	(8, 1) 2.2	10	1	1	1	2	0	0	0	0	0	0	1	25	37	3.38	0.375							
Charles Hudson, R ERA: 3.5	(11, 1) 1.0	L 7	3	2	2	1	1	0	0	0	0	0	0	18	28	18.00	4.000							

Kansas City Royals @ New York Yankees
Yankee Stadium, Bronx, NY
Wed Apr 27 1988, 7:05 PM EDT
Att: 20,484 - Unknown - 58 F


livebaseballscores.com
AB 40
R 3
H 7
RBI 3
BB 1
SO 8
LOB 16



Batter	1	2	3	4	5	6	7	8	9	10	11	AB	R	H	RBI	BB	SO	LOB	BOTTOM					
Rickey Henderson, R OBP: 0.415, SLG: 0.578	(1, 7) 6-3		(1, 2) F8		(2, 1) FC6-4		(3, 1) 6-3		(3, 1) P4			5	0	0	0	0	0	3						
Willie Randolph, R OBP: 0.266, SLG: 0.232	(1, 4) 1B		(2, 1) S 1B			(1, 1) F8		(1, 1) F7		(1, 3) K		4	1	1	0	1	1	0						
Don Mattingly, L OBP: 0.311, SLG: 0.354	(1, 3) 1B		(1, 3) F7			(0, 0) 1-3		(0, 0) 1B		(1, 3) K		5	0	2	0	0	1	1						
Jack Clark, R OBP: 0.302, SLG: 0.389	(1, 10) 5-3			(1, 0) F3		(2, 2) 1B		(2, 3) K		(1, 3) K		5	0	1	1	0	2	2						
Claudell Washington, L OBP: 0.364, SLG: 0.561	(1, 8) 1B			(0, 1) P6		(0, 0) 1B		(0, 1) 4-3			(4, 2) FC4-6 1B	4	0	2	0	1	0	1						
Dave Winfield, R OBP: 0.488, SLG: 0.792		(4, 2) FC1-6 1B			(1, 3) K		(3, 1) 1B		(4, 0) BB		(1, 2) FC4-6 1B	3	0	1	0	2	1	1						
Mike Pagliarulo, L OBP: 0.314, SLG: 0.458	(1, 5) FC1-6					(0, 0) FC6-4 1B		(0, 0) F9		(0, 1) B2		4	0	1	0	1	0	5						
Don Slaught, R OBP: 0.406, SLG: 0.638		(0, 0) G6-4-3				(1, 2) F7		(1, 1) G4-6-3 1B		(1, 3) K		5	0	1	0	0	2	5						
Rafael Santana, R OBP: 0.200, SLG: 0.295 Gary Ward, R OBP: 0.519, SLG: 0.400 Bobby Mescham, S OBP: 0.266, SLG: 0.333 (10, 6)	(1, 6) K		(1, 3) K			(1, 1) F9		(0, 2) G4-6-3		(1, 3) K		3	0	0	0	0	1	2						
Inning Stats	R: 1 E: 0 K: 0 S: 7	H: 2 LOB: 2 BB: 1 P: 17	R: 0 E: 0 K: 0 S: 6	H: 0 LOB: 0 BB: 1 P: 10	R: 0 E: 0 K: 1 S: 12	H: 1 LOB: 1 BB: 0 P: 19	R: 0 E: 0 K: 1 S: 6	H: 0 LOB: 0 BB: 0 P: 8	R: 0 E: 0 K: 0 S: 10	H: 3 LOB: 3 BB: 0 P: 16	R: 0 E: 0 K: 0 S: 7	H: 1 LOB: 0 BB: 0 P: 11	R: 0 E: 0 K: 1 S: 8	H: 1 LOB: 1 BB: 0 P: 11	R: 0 E: 0 K: 1 S: 8	H: 0 LOB: 2 BB: 2 P: 20	R: 0 E: 0 K: 3 S: 10	H: 0 LOB: 0 BB: 0 P: 13	R: 0 E: 0 K: 1 S: 13	H: 0 LOB: 2 BB: 2 P: 24	1B: 9 2B: 0 3B: 0 HR: 0	SF: 0 SAC: 0 DP: 2 HBP: 0	WP: 0 PB: 0 SB: 0 CS: 0	PA: 45
PITCHER	IP 8.0	WLS 8	BF 33	H 9	R 1	ER 1	SO 3	BB 3	IBB 0	HBP 0	BLK 0	WP 0	HR 0	S 65	P 108	ERA 1.12	WHIP 1.500							
Mark Gubicza, R ERA: 2.65																								
Bud Black, L ERA: 3.46	(9, 1) 2.0	W 8	8	0	0	4	2	0	0	0	0	0	0	21	36	0.00	1.000							
Gene Carber, R ERA: 1.29	(11, 1) 1.0	S 4	4	0	0	0	1	1	0	0	0	0	0	10	17	0.00	1.000							

Kansas City Royals @ New York Yankees
Yankee Stadium, Bronx, NY
Wed Apr 27 1988, 7:05 PM EDT
Att: 20,484 - Unknown - 58 F

livebaseballscores.com
AB 39
R 1
H 9
RBI 1
BB 6
SO 8
LOB 22



Batter	1	2	3	4	5	6	7	8	9	AB	R	H	RBI	BB	SO	LOB	TOP					
Jim Eisenreich, L (1, 8) OBP: 0.204, SLG: 0.255	E4 7-5-4 FC1 1B		F8 2-3		S 2B 2B		BB 4-3 1B		F8 1-2	5	2	2	0	0	0	1	Kansas City Royals @ New York Yankees Yankee Stadium, Bronx, NY Thu Apr 28 1988, 7:05 PM EDT Att: 17,102 - Unknown - 55 F livebaseballscorecards.com					
Kevin Seitzer, R (1, 5) OBP: 0.425, SLG: 0.474	FC1 7-5-4		HR 1B		2B BB		4-3 1-2		F8 2-1	4	1	1	1	1	0	2						
George Brett, L (1, 3) OBP: 0.395, SLG: 0.569	7-5-4 1-2 2-3		HR 1B		L6-4 2B		FC5 BB BB		G3 1-0	4	1	2	3	1	0	2						
Danny Tartabull, R (1, 9) OBP: 0.376, SLG: 0.579	1B 3-H 2-3		F9 S 1B		L6-4 2B		BB 1-2 2-3			3	0	2	1	1	0	2						
Scotti Madison, S (1, 10)	4-3		F9 1-3		K 2-3		FC5 2-3 1-2			4	0	0	0	0	1	6						
Frank White, R (1, 4) OBP: 0.187, SLG: 0.250		4-3 1-1	1-3 2-2		K 1-3		S 1B 1B			4	1	1	0	0	1	1						
Bo Jackson, R (1, 7) OBP: 0.313, SLG: 0.540		4-3 0-1		K 2-3		G4-6-3 1B		S 1B 1B	4	0	2	1	0	1	0							
Jamie Quirk, L (1, 2) OBP: 0.216, SLG: 0.343		6-3 2-2		K 2-3		G4-6-3 1-2		4-3 3-2 1-3	4	0	0	0	0	1	2							
Kurt Stillwell, S (1, 6) OBP: 0.300, SLG: 0.431			F8 1B 2B		4-3 0-0		F7 1-1		F5-2 0-2 3-H	4	1	1	0	0	0	1						
Inning Stats	R: 1 E: 1 K: 0 S: 10	H: 1 LOB: 1 BB: 0 P: 16	R: 0 E: 0 K: 0 S: 7	H: 0 LOB: 0 BB: 0 P: 10	R: 3 E: 0 K: 0 S: 16	H: 4 LOB: 1 BB: 0 P: 25	R: 0 E: 0 K: 2 S: 11	H: 0 LOB: 0 BB: 0 P: 16	R: 1 E: 0 K: 1 S: 9	H: 2 LOB: 1 BB: 1 P: 16	R: 0 E: 0 K: 1 S: 6	H: 1 LOB: 3 BB: 2 P: 8	R: 0 E: 0 K: 0 S: 8	H: 1 LOB: 3 BB: 2 P: 19	R: 1 E: 0 K: 0 S: 14	H: 2 LOB: 0 BB: 0 P: 20	R: 0 E: 0 K: 0 S: 7	H: 0 LOB: 0 BB: 0 P: 11	1B: 7 2B: 6 3B: 0 HR: 1	SF: 0 SAC: 0 DP: 4 HBP: 0	WP: 0 PB: 0 CS: 4	PA: 39
PITCHER	IP	WLS	BF	H	R	ER	SO	BB	IBB	HBP	BLK	WP	HR	S	P	ERA	WHIP					
Rick Rhoden, R (1, 1) ERA: 6.04	3.0	L	15	5	4	3	0	0	0	0	0	0	1	33	51	9.00	1.667					
Lee Guetterman, L (4, 1) ERA: 3.09	3.2		16	4	1	1	4	3	0	0	0	0	0	31	55	2.46	1.909					
Tim Stoddard, R (7, 1) ERA: 5.84	2.1		8	2	1	1	0	0	0	0	0	0	0	24	35	3.86	0.857					

Batter	1	2	3	4	5	6	7	8	9	AB	R	H	RBI	BB	SO	LOB	BOTTOM					
Rickey Henderson, R (1, 7) OBP: 0.394, SLG: 0.545	K 1-2		FC4 1-2		K 1-3			F9 1-0	1-3	5	0	0	0	0	2	3	Kansas City Royals @ New York Yankees Yankee Stadium, Bronx, NY Thu Apr 28 1988, 7:05 PM EDT Att: 17,102 - Unknown - 55 F livebaseballscorecards.com					
Willie Randolph, R (1, 4) OBP: 0.250, SLG: 0.217	6-3			L6		K		P3		4	0	0	0	0	1	0						
Don Mattingly, L (1, 3) OBP: 0.319, SLG: 0.365	4-3			BB BB		L3		HR 2B		3	1	1	0	1	0	0						
Jack Clark, R (1, 10) OBP: 0.340, SLG: 0.487		G6-4-3 1B		BB BB		K		HR 2B		3	1	2	2	1	1	0						
Dave Winfield, R (1, 9) OBP: 0.489, SLG: 0.773		G6-4-3 1-2		F9			4-3 WP SF9 1B	BB BB		3	1	1	0	1	0	3						
Roberto Kelly, R (1, 8) OBP: 0.279, SLG: 0.333			F7		K		4-3 1-3	4-3		3	0	0	0	0	1	3						
Claudell Washington, L (8, PH) OBP: 0.350, SLG: 0.548								4-3		1	0	0	0	0	0	1						
Mike Pagliarulo, L (1, 5) OBP: 0.311, SLG: 0.453			G3		P5		SF9		G5-4-3 1B	3	0	1	1	0	0	0						
Don Slaught, R (1, 2) OBP: 0.426, SLG: 0.650			FC4 BB		BB		WP 2B		G5-4-3 1-2	2	0	1	0	2	0	1						
Bobby Meacham, S (1, 6) OBP: 0.275, SLG: 0.318			F9		K		F8		E6	2	0	0	0	0	1	2						
Gary Ward, R (7, PH) OBP: 0.500, SLG: 0.381										1	0	0	0	0	0	1						
Rafael Santana, R (8, 6) OBP: 0.280, SLG: 0.295										0	0	0	0	0	0	0						
Jose Cruz, L (8, PH) OBP: 0.200, SLG: 0.208										1	0	0	0	0	0	0						
Inning Stats	R: 0 E: 0 K: 1 S: 6	H: 0 LOB: 0 BB: 0 P: 10	R: 0 E: 0 K: 0 S: 6	H: 1 LOB: 0 BB: 0 P: 10	R: 0 E: 0 K: 0 S: 7	H: 0 LOB: 1 BB: 1 P: 11	R: 0 E: 0 K: 1 S: 11	H: 0 LOB: 2 BB: 2 P: 25	R: 0 E: 0 K: 2 S: 12	H: 0 LOB: 1 BB: 1 P: 18	R: 0 E: 0 K: 2 S: 9	H: 0 LOB: 0 BB: 0 P: 13	R: 1 E: 0 K: 0 S: 11	H: 2 LOB: 1 BB: 0 P: 18	R: 2 E: 0 K: 0 S: 8	H: 2 LOB: 1 BB: 1 P: 16	R: 0 E: 1 K: 0 S: 9	H: 1 LOB: 1 BB: 0 P: 14	1B: 3 2B: 2 3B: 0 HR: 1	SF: 1 SAC: 0 DP: 2 HBP: 0	WP: 2 PB: 0 CS: 0	PA: 37
PITCHER	IP	WLS	BF	H	R	ER	SO	BB	IBB	HBP	BLK	WP	HR	S	P	ERA	WHIP					
Floyd Bannister, L (1, 1) ERA: 3.66	7.2	W	32	5	3	3	6	5	0	0	0	0	1	68	119	3.52	1.304					
Dan Quisenberry, R (8, 1) ERA: 3.66	1.1	S	5	1	0	0	0	0	0	0	0	0	0	11	16	0.00	0.750					

Batter	1	2	3	4	5	6	7	8	9	AB	R	H	RBI	BB	SO	LOB	TOP			
Jerry Browne, S (1.4) OBP: 0.293, SLG: 0.197										4	0	0	0	0	1	2	<p>Texas Rangers @ New York Yankees Yankee Stadium, Bronx, NY Fri Apr 29 1988, 7:05 PM EDT Att: 20,277 - Unknown - 59 F</p>			
Bob Brower, R (1.8) OBP: 0.250, SLG: 0.143										4	0	0	0	0	1	2				
Ruben Sierra, S (1.9) OBP: 0.246, SLG: 0.349										4	0	0	0	0	1	2				
Pete Incaviglia, R (1.7) OBP: 0.310, SLG: 0.453 Cecil Espy, S (9, PR) OBP: 0.270, SLG: 0.389										4	1	2	1	0	1	0				
Pete O'Brien, L (1.3) OBP: 0.519, SLG: 0.706										4	0	1	0	0	0	1				
Larry Parrish, R (1.10) OBP: 0.170, SLG: 0.146										2	0	0	0	1	1	1				
Mike Stanley, R (1.2) OBP: 0.304, SLG: 0.231										3	0	0	0	0	1	2				
Steve Buechele, R (1.5) OBP: 0.333, SLG: 0.476										3	0	1	0	0	2	1				
Scott Fletcher, R (1.6) OBP: 0.224, SLG: 0.157										3	0	1	0	0	0	0				
Inning Stats	R: 0 E: 0 K: 2 S: 8	H: 0 LOB: 0 BB: 0 P: 11	R: 1 E: 0 K: 2 S: 9	H: 1 LOB: 0 BB: 0 P: 15	R: 0 E: 0 K: 1 S: 18	H: 2 LOB: 2 BB: 0 P: 26	R: 0 E: 0 K: 1 S: 9	H: 0 LOB: 1 BB: 1 P: 19	R: 0 E: 0 K: 1 S: 9	H: 0 LOB: 0 BB: 0 P: 10	R: 0 E: 0 K: 1 S: 6	H: 1 LOB: 1 BB: 0 P: 10	R: 0 E: 0 K: 0 S: 9	H: 0 LOB: 0 BB: 0 P: 11	R: 0 E: 0 K: 0 S: 6	H: 1 LOB: 1 BB: 0 P: 10	1B: 4 2B: 0 3B: 0 HR: 1	SF: 0 SAC: 0 DP: 1 HBP: 0	WP: 0 PB: 0 SB: 0 CS: 0	PA: 32
PITCHER John Candelaria, L (1.1) ERA: 3.19	IP: 9.0 WLS: W BF: 32 H: 5 R: 1 ER: 1 SO: 8 BB: 1 IBB: 0 HBP: 0 BLK: 0 WP: 0 HR: 1 S: 81 P: 120 ERA: 1.00 WHIP: 0.667															PITCHER				

Batter	1	2	3	4	5	6	7	8	9	AB	R	H	RBI	BB	SO	LOB	BOTTOM			
Rickey Henderson, R (1.7) OBP: 0.408, SLG: 0.556										2	1	1	0	2	1	0	<p>Texas Rangers @ New York Yankees Yankee Stadium, Bronx, NY Fri Apr 29 1988, 7:05 PM EDT Att: 20,277 - Unknown - 59 F</p>			
Willie Randolph, R (1.4) OBP: 0.276, SLG: 0.250										4	0	3	0	0	0	0				
Don Mattingly, L (1.3) OBP: 0.306, SLG: 0.348										4	0	0	1	0	1	4				
Jack Clark, R (1.10) OBP: 0.373, SLG: 0.488										2	0	1	0	2	1	1				
Claudell Washington, L (1.8) OBP: 0.327, SLG: 0.500										4	0	0	0	0	1	7				
Dave Winfield, R (1.9) OBP: 0.488, SLG: 0.759										4	1	2	0	0	1	0				
Mike Pagliarulo, L (1.5) OBP: 0.309, SLG: 0.443										4	0	1	0	0	1	2				
Joel Skinner, R (1.2) OBP: 0.200, SLG: 0.222										4	0	0	1	0	1	3				
Rafael Santana, R (1.6) OBP: 0.264, SLG: 0.277										3	0	0	0	0	2	1				
Inning Stats	R: 0 E: 0 K: 0 S: 8	H: 1 LOB: 2 BB: 2 P: 20	R: 0 E: 0 K: 1 S: 7	H: 0 LOB: 0 BB: 0 P: 9	R: 0 E: 0 K: 3 S: 18	H: 1 LOB: 3 BB: 2 P: 32	R: 1 E: 1 K: 1 S: 8	H: 0 LOB: 0 BB: 0 P: 13	R: 1 E: 0 K: 1 S: 9	H: 2 LOB: 1 BB: 0 P: 16	R: 0 E: 0 K: 2 S: 11	H: 1 LOB: 1 BB: 0 P: 17	R: 0 E: 0 K: 1 S: 7	H: 0 LOB: 0 BB: 0 P: 14	R: 0 E: 0 K: 0 S: 9	H: 3 LOB: 2 BB: 0 P: 17	1B: 7 2B: 1 3B: 0 HR: 0	SF: 0 SAC: 0 DP: 1 HBP: 0	WP: 0 PB: 1 SB: 3 CS: 1	PA: 35
PITCHER Charlie Hough, R (1.1) ERA: 2.01 Jose Cecena, R (8.1) ERA: 3.95	IP: 7.2 WLS: L BF: 34 H: 8 R: 2 ER: 1 SO: 9 BB: 4 IBB: 0 HBP: 0 BLK: 0 WP: 0 HR: 0 S: 75 P: 133 ERA: 1.17 WHIP: 1.565															PITCHER				

Batter	1	2	3	4	5	6	7	8	9	AB	R	H	RBI	BB	SO	LOB	TOP			
Oddibe McDowell, L (1, 8) OBP: 0.246, SLG: 0.328	0-0 4-3		2-3 K		0-0 HR		1-0 G3		3-1 F7	5	1	1	1	0	1	3	Texas Rangers @ New York Yankees Yankee Stadium, Bronx, NY Sat Apr 30 1988, 7:05 PM EDT Att: 21,011 - Unknown - 50 F			
Scott Fletcher, R (1, 6) OBP: 0.213, SLG: 0.149	2-2 5-3		1-0 F7		0-0 5-3		1-1 5-3		0-1 4-3	4	0	0	0	0	0	2				
Cecil Espy, S (7, 6) OBP: 0.263, SLG: 0.378										1	0	0	0	0	0	1				
Ruben Sierra, S (1, 9) OBP: 0.247, SLG: 0.333	0-3 K		4-1 BB		0-0 3-1		0-1 6-3			3	0	0	0	1	1	0				
Pete Incaviglia, R (1, 7) OBP: 0.293, SLG: 0.426		1-2 F3	1-1 F9		1-1 6-3			0-0 F3		4	0	0	0	0	0	3				
Pete O'Brien, L (1, 3) OBP: 0.512, SLG: 0.690	1-2 4-3			3-1 1B			0-1 4-3		1-1 3-1	3	0	1	0	0	0	0				
Steve Kemp, L (7, 3) OBP: 0.222, SLG: 0.231										1	0	0	0	0	0	0				
Larry Parrish, R (1, 10) OBP: 0.193, SLG: 0.173	0-0 F8			0-2 1B		3-2 BB		1-1 F9		4	0	2	0	0	0	0				
Geno Petralli, L (1, 2) OBP: 0.229, SLG: 0.371			1-0 HR	1-0 4-3		1-1 F8		0-0 F8		4	2	2	1	0	0	3				
Steve Buechele, R (1, 5) OBP: 0.333, SLG: 0.462			3-2 E5	1-2 5-3		4-0 BB		1-0 F8		2	0	0	0	1	0	2				
Jerry Browne, S (7, 4) OBP: 0.289, SLG: 0.194			BB			1-2 BB		2-3 F8		1	0	0	0	0	0	1				
Curtis Wilkerson, S (1, 4) OBP: 0.250, SLG: 0.182			4-2 BB	1-1 4-3		2-3 K		1-1 3H		3	0	1	1	1	1	4				
Inning Stats	R: 0 E: 0 K: 1 S: 7	H: 0 LOB: 0 BB: 0 P: 9	R: 0 E: 0 K: 0 S: 7	H: 0 LOB: 0 BB: 0 P: 9	R: 1 E: 1 K: 1 S: 14	H: 1 LOB: 3 BB: 2 P: 30	R: 0 E: 0 K: 0 S: 11	H: 2 LOB: 2 BB: 0 P: 17	R: 1 E: 0 K: 1 S: 5	H: 1 LOB: 0 BB: 0 P: 6	R: 0 E: 0 K: 0 S: 5	H: 0 LOB: 0 BB: 0 P: 7	R: 0 E: 0 K: 0 S: 5	H: 0 LOB: 0 BB: 0 P: 7	R: 1 E: 0 K: 0 S: 8	H: 2 LOB: 1 BB: 0 P: 13	1B: 4 2B: 1 3B: 0 HR: 2	SF: 0 SAC: 0 DP: 0 HBP: 0	WP: 0 PB: 0 SB: 0 CS: 0	PA: 38
PITCHER Richard Dotson, R (1, 1) ERA: 3.48	IP: 9.0 WLS: W BF: 38 H: 7 R: 3 ER: 3 SO: 3 BB: 3 IBB: 0 HBP: 0 BLK: 0 WP: 0 HR: 2 S: 73 P: 119 ERA: 3.00 WHIP: 1.111															PITCHER				

Batter	1	2	3	4	5	6	7	8	9	AB	R	H	RBI	BB	SO	LOB	BOTTOM				
Rickey Henderson, R (1, 7) OBP: 0.411, SLG: 0.553	1-2 S		3-2 6-3	0-2 F3	2-1 S		0-1 E5	0-2 F9		4	1	2	0	0	0	2	Texas Rangers @ New York Yankees Yankee Stadium, Bronx, NY Sat Apr 30 1988, 7:05 PM EDT Att: 21,011 - Unknown - 50 F				
Roberto Kelly, R (7, 7) OBP: 0.297, SLG: 0.318					1-3 S					2	1	0	0	0	0	1					
Willie Randolph, R (1, 4) OBP: 0.280, SLG: 0.232	3-3 K		0-0 F2		F4		1-3 K			5	0	0	0	0	2	4					
Don Mattingly, L (1, 3) OBP: 0.340, SLG: 0.363	4-0 S		4-1 HR		4-1 BB	2-2 PB	1-2 FC1-6			2	5	2	0	3	0	0					
Jack Clark, R (1, 10) OBP: 0.429, SLG: 0.591	4-2 1B		1-0 HR		2-2 BB	4-2 PB	1-2 FC1-6			3	3	3	3	2	0	0					
Claudell Washington, L (1, 8) OBP: 0.333, SLG: 0.480	0-1 G4-6-3		3-3 K		4-1 HR	2-3 K	1-2 FC1-6			4	1	1	2	1	2	3					
Dave Winfield, R (1, 9) OBP: 0.485, SLG: 0.735	1-2 2H				1-2 HR	1-2 HR	1-2 FC4			4	2	1	2	1	0	3					
Mike Pagliarulo, L (1, 5) OBP: 0.323, SLG: 0.518		2-3 K		4-0 BB	2-2 HR	3-2 HR		2-2 L3		4	2	2	7	1	1	0					
Joel Skinner, R (1, 2) OBP: 0.160, SLG: 0.174	1-3 K			2-3 K	0-0 F9	0-2 F7		0-2 F8		5	0	0	0	0	2	1					
Rafael Santana, R (1, 6) OBP: 0.276, SLG: 0.260	1-2 5-3		4-0 BB	1-2 BB	4-2 1B	2-1 6-3		2-0 E6		3	0	0	0	2	0	0					
Inning Stats	R: 2 E: 0 K: 1 S: 13	H: 2 LOB: 1 BB: 2 P: 25	R: 0 E: 0 K: 2 S: 12	H: 0 LOB: 0 BB: 0 P: 16	R: 2 E: 0 K: 1 S: 11	H: 1 LOB: 0 BB: 1 P: 22	R: 0 E: 0 K: 1 S: 9	H: 0 LOB: 2 BB: 2 P: 21	R: 5 E: 0 K: 0 S: 23	H: 4 LOB: 2 BB: 3 P: 47	R: 4 E: 0 K: 1 S: 17	H: 2 LOB: 0 BB: 2 P: 34	R: 2 E: 1 K: 1 S: 18	H: 2 LOB: 1 BB: 0 P: 24	R: 0 E: 1 K: 0 S: 10	H: 0 LOB: 1 BB: 0 P: 14	1B: 8 2B: 0 3B: 0 HR: 3	SF: 0 SAC: 0 DP: 1 HBP: 0	WP: 0 PB: 1 SB: 4 CS: 0	PA: 46	
PITCHER Bobby Witt, R (1, 1) ERA: 6.97	IP: 0.2 WLS: L BF: 5 H: 2 R: 1 ER: 1 SO: 0 BB: 1 IBB: 0 HBP: 0 BLK: 0 WP: 0 HR: 1 S: 11 P: 21 ERA: 13.50 WHIP: 4.500															PITCHER					
Jeff Russell, R (5, 1) ERA: 1.93	0.1	5	2	1	1	0	1	0	0	0	0	0	0	0	0	0	1	12	27	108.00	9.000
Mike Jeffcoat, L (6, 1) ERA: 14.63	1.2	8	2	2	0	1	0	0	0	0	0	0	0	0	0	0	0	23	31	0.00	1.200
Dale Mohorcic, R (6, 1) ERA: 14.73	1.0	4	0	0	0	0	0	0	0	0	0	0	0	0	0	0	0	10	14	0.00	0.000

Batter	1	2	3	4	5	6	7	8	9	10	11	12	AB	R	H	RBI	BB	SO	LOB	TOP								
Rickey Henderson, R OBP: 0.407, SLG: 0.523	(1, 7) F9		(4, 0) G4-6-3 BB		(2, 2) P6		(1, 0) 6-3		(0, 1) G1-4-3			(4, 1) SH1-3 WP BB	4	1	0	0	2	0	1									
Willie Randolph, R OBP: 0.267, SLG: 0.269	(1, 4) 6-3		(0, 1) G4-6-3		(1, 0) SF8			(1, 1) L9			(1, 2) CS 1B	(1, 1) SH1-3	5	1	2	0	0	0	1									
Don Mattingly, L OBP: 0.363, SLG: 0.371	(1, 3) BB			(0, 0) HR 1B	(1, 0) SF8			(1, 2) BB 1B		(0, 1) L8		(4, 0) G2-3 E IBB	3	3	2	1	2	0	1									
Jack Clark, R OBP: 0.409, SLG: 0.577	(1, 10) F7			(2, 0) HR	(3, 3) K			(4, 2) F7 1B BB		(2, 3) K		(3, 1) G2-3	5	1	1	2	1	2	4									
Dave Winfield, R OBP: 0.505, SLG: 0.728		(2, 3) K		(1, 1) 5-3		(1, 0) F8		(0, 2) 1B			(4, 2) S BB	(3, 2) 1B	5	0	2	1	1	1	0									
Roberto Kelly, R OBP: 0.289, SLG: 0.314		(0, 0) BLK 4-3 1B		(2, 3) K		(0, 1) 6-3		(0, 2) F7			(3, 3) K	(3, 1) F7	3	0	1	0	0	1	0									
Claudell Washington, L OBP: 0.316, SLG: 0.453													3	0	0	0	0	1	4									
Mike Pagliarulo, L OBP: 0.315, SLG: 0.478		(0, 1) 4-3		(4, 2) FC5 1B BB		(0, 1) G3		(0, 2) F8					3	0	0	0	2	0	3									
Bobby Meacham, S OBP: 0.281, SLG: 0.306		(1, 2) L5		(0, 1) 1B				(1, 1) 6-3		(4, 1) G1-4-3 BB			4	0	1	0	1	1	3									
Joel Skinner, R OBP: 0.136, SLG: 0.148																												
Jose Cruz, L OBP: 0.185, SLG: 0.192																												
Don Slaught, R OBP: 0.417, SLG: 0.619					(2, 3) FC5							(1, 1) F5	4	0	0	0	0	1	3									
Inning Stats	R: 0 E: 0 K: 0 S: 6	H: 0 LOB: 1 BB: 14	R: 0 E: 0 K: 1 S: 9	H: 1 LOB: 1 BB: 12	R: 0 E: 0 K: 1 S: 5	H: 0 LOB: 0 BB: 1	R: 2 E: 0 K: 1 S: 14	H: 3 LOB: 2 BB: 23	R: 1 E: 0 K: 1 S: 8	H: 1 LOB: 0 BB: 15	R: 0 E: 0 K: 0 S: 5	H: 0 LOB: 0 BB: 6	R: 0 E: 0 K: 0 S: 5	H: 0 LOB: 0 BB: 8	R: 1 E: 0 K: 0 S: 18	H: 2 LOB: 2 BB: 24	R: 0 E: 0 K: 0 S: 6	H: 1 LOB: 0 BB: 11	R: 0 E: 0 K: 2 S: 12	H: 0 LOB: 2 BB: 25	R: 2 E: 0 K: 0 S: 10	H: 1 LOB: 1 BB: 28	1B: 7 2B: 0 3B: 1 HR: 1	SF: 1 SAC: 1 DP: 2 HBP: 0	WP: 1 PB: 0 SB: 2 CS: 1	PA: 51		
PITCHER	IP	WLS	BF	H	R	ER	SO	BB	IBB	HBP	BLK	WP	HR	S	P	ERA	WHIP											
Jerry Reuss, L ERA: 4.91	(1, 1) 7.1		30	6	4	4	4	3	0	0	1	0	0	1	57	97	4.91	1.227										
John Davis, R ERA: 1.83	(8, 1) 3.0		13	2	0	0	2	3	1	0	0	0	0	34	57	0.00	1.667											
Bobby Thigpen, R ERA: 4.0	(11, 1) 1.2	L	8	1	2	2	1	1	1	0	0	1	0	15	35	10.80	1.200											

New York Yankees @ Chicago White Sox
Comiskey Park, Chicago, IL
Mon May 02 1988, 8:05 PM EDT
Att. 14,786 - Sunny - 60 F

AB 40
R 6
H 9
RBI 4
BB 9
SO 7
LOB 22



Batter	1	2	3	4	5	6	7	8	9	10	11	12	AB	R	H	RBI	BB	SO	LOB	BOTTOM							
Gary Redus, R OBP: 0.452, SLG: 0.440	(1, 8) 4-3		(1, 0) F8			(1, 1) L5		(4, 2) HR BB		(4, 2) SH1-4 BB	(0, 1) F8		3	1	0	0	2	0	0								
Lance Johnson, L OBP: 0.203, SLG: 0.239	(11, PH) 6-3		(0, 0) 4-3			(1, 0) F4		(0, 1) F7		(1, 0) SH1-4		(0, 1) BB BB 1B	5	0	1	0	0	0	1								
Ozzie Guillen, L OBP: 0.210, SLG: 0.216	(1, 6) 6-3					(2, 1) 6-3		(3, 1) HR		(4, 0) IBB		(4, 0) BB BB	4	2	2	2	2	0	0								
Harold Baines, L OBP: 0.369, SLG: 0.427	(1, 10) 1-3				(0, 1) 1B G4-6-3			(1, 4) HR				(1, 2) BB	6	1	2	0	0	1	4								
Daryl Boston, L OBP: 0.158, SLG: 0.263																											
Ivan Calderon, R OBP: 0.333, SLG: 0.494		(0, 1) F8		(2, 1) 1B				(0, 2) G2-3		(0, 0) L7		(0, 3) K	6	1	2	0	0	1	4								
Greg Walker, L OBP: 0.297, SLG: 0.366		(2, 2) 2B		(0, 0) G4-6-3		(1, 1) L7		(1, 2) L7		(2, 3) K		(4, 2) BB	5	0	1	0	1	1	4								
Carlton Fisk, R OBP: 0.375, SLG: 0.594		(4, 1) 2B		(2, 3) K								(1, 2) BB	5	0	1	1	1	2	3								
Kenny Williams, R OBP: 0.346, SLG: 0.400																											
Steve Lyons, L ERA: 3.38	(9, PR) 10, 5) K																										
Dan Pasqua, L OBP: 0.300, SLG: 0.324	(1, 7) FC6-4											(1, 2) L7	5	0	0	0	0	0	6								
Fred Manrique, R ERA: 4.32	(1, 4) 5-3																										
Donnie Hill, S OBP: 0.290, SLG: 0.203	(7, PH) 8, 4) 5-3																										
Inning Stats	R: 0 E: 0 K: 0 S: 5	H: 0 LOB: 0 BB: 9	R: 0 E: 0 K: 1 S: 13	H: 1 LOB: 2 BB: 23	R: 0 E: 0 K: 0 S: 7	H: 0 LOB: 0 BB: 6	R: 1 E: 0 K: 0 S: 8	H: 2 LOB: 0 BB: 9	R: 0 E: 0 K: 0 S: 5	H: 0 LOB: 0 BB: 9	R: 1 E: 0 K: 1 S: 10	H: 3 LOB: 2 BB: 18	R: 2 E: 0 K: 0 S: 12	H: 1 LOB: 1 BB: 20	R: 0 E: 0 K: 0 S: 11	H: 1 LOB: 1 BB: 15	R: 0 E: 0 K: 1 S: 7	H: 0 LOB: 2 BB: 18	R: 0 E: 0 K: 1 S: 10	H: 0 LOB: 2 BB: 22	R: 0 E: 0 K: 2 S: 13	H: 0 LOB: 3 BB: 21	1B: 4 2B: 4 3B: 0 HR: 1	SF: 0 SAC: 1 DP: 1 HBP: 0	WP: 0 PB: 0 SB: 0 CS: 0	PA: 52	
PITCHER	IP	WLS	BF	H	R	ER	SO	BB	IBB	HBP	BLK	WP	HR	S	P	ERA	WHIP										
Tommy John, L ERA: 3.38	(1, 1) 6.2		26	6	2	2	2	1	0	0	0	0	0	48	80	2.70	1.050										
Cecilio Guante, R ERA: 3.38	(7, 1) 0.2		3	0	1	1	1	1	0	0	0	0	0	7	14	13.50	1.500										
Dave Righetti, L ERA: 3.38	(8, 1) 3.1		16	2	1	1	2	3	1	0	0	0	1	34	65	2.70	1.500										
Tim Lincecum, R ERA: 5.27	(11, 1) 0.1	W	1	0	0	0	0	0	0	0	0	0	0	2	2	0.00	0.000										
Lee Guetterman, L ERA: 3.09	(12, 1) 0.0		2	1	0	0	0	1	0	0	0	0	0	2	6	∞	∞										
PITCHER	IP	WLS	BF	H	R	ER	SO	BB	IBB	HBP	BLK	WP	HR	S	P	ERA	WHIP										
Steve Shields, R ERA: 5.4	(12, 1) 0.2		3	0	0	0	1	1	0	0	0	0	0	8	12	0.00	1.500										
John Candelaria, L ERA: 3.16	(12, 1) 0.1	S	1	0	0	0	1	0	0	0	0	0	0	3	3	0.00	0.000										

New York Yankees @ Chicago White Sox
Comiskey Park, Chicago, IL
Mon May 02 1988, 8:05 PM EDT
Att. 14,786 - Sunny - 60 F


AB 43
R 4
H 9
RBI 3
BB 8
SO 7
LOB 28



Batter	1	2	3	4	5	6	7	8	9	AB	R	H	RBI	BB	SO	LOB	TOP					
Rickey Henderson, R OBP: 0.413, SLG: 0.542	P4	P4			S		F7		BB BB BB BB	4	1	1	0	1	0	3	New York Yankees @ Texas Rangers Arlington Stadium, Arlington, TX Fri May 06 1988, 8:05 PM EDT Att: 25,602 - Unknown - 81 F					
Willie Randolph, R OBP: 0.295, SLG: 0.269	1B BB		F7		SAFE SAFE SAFE SAFE	F2	1B	BB BB BB BB	3	1	1	0	2	0	1							
Don Mattingly, L OBP: 0.353, SLG: 0.357	1B		F8		SAFE SAFE	F7	P6	K	5	0	1	0	0	1	6							
Jack Clark, R OBP: 0.400, SLG: 0.500	L6		BB			1-3	K	BLK BB BB	3	1	0	1	2	1	4							
Dave Winfield, R OBP: 0.512, SLG: 0.698	L6		K			FC6-4	K	BLK BB BB	4	1	1	1	1	2	3							
Gary Ward, R OBP: 0.409, SLG: 0.400		K				FC6-4	4-3	BLK BB BB	4	1	0	0	0	1	1							
Claudell Washington, L OBP: 0.339, SLG: 0.486						WP	K	BLK BB BB	1	0	0	0	0	1	2							
Don Slaught, R OBP: 0.422, SLG: 0.608		E 1B HBP							4	0	3	3	0	0	0							
Roberto Kelly, R OBP: 0.250, SLG: 0.291			4-3				2B	BB	0	0	0	0	0	0	0							
Mike Pagliarulo, L OBP: 0.304, SLG: 0.452			G3				F9		4	0	0	0	1	2	3							
Rafael Santana, R OBP: 0.296, SLG: 0.262		E6					5-3		3	1	2	0	1	0	0							
Jose Cruz, L OBP: 0.172, SLG: 0.179		1B						1B	1	0	0	0	0	0	2							
Inning Stats	R: 0 E: 0 K: 0 S: 11	H: 1 LOB: 2 BB: 1 P: 21	R: 0 E: 1 K: 2 S: 10	H: 1 LOB: 2 BB: 0 P: 17	R: 0 E: 0 K: 1 S: 8	H: 0 LOB: 1 BB: 1 P: 14	R: 0 E: 0 K: 0 S: 6	H: 0 LOB: 0 BB: 0 P: 8	R: 0 E: 0 K: 0 S: 8	H: 1 LOB: 1 BB: 0 P: 12	R: 1 E: 0 K: 0 S: 11	H: 2 LOB: 1 BB: 0 P: 19	R: 0 E: 0 K: 1 S: 9	H: 2 LOB: 2 BB: 0 P: 19	R: 0 E: 0 K: 2 S: 9	H: 1 LOB: 1 BB: 0 P: 10	R: 5 E: 0 K: 2 S: 22	H: 1 LOB: 2 BB: 6 P: 52	1B: 7 2B: 2 3B: 0 HR: 0	SF: 0 SAC: 0 DP: 0 HBP: 1	WP: 1 PB: 0 CS: 0	PA: 45
PITCHER	IP WLS BF H R ER SO BB IBB HBP BLK WP HR S P ERA WHIP																					
Paul Kilgus, L ERA: 2.44	(1, 1) 7.0 W 31 7 1 1 4 2 0 0 0 0 0 0 63 110 1.29 1.286																					
Dale Mohorcic, R ERA: 6.3	(8, 1) 1.0 4 1 0 0 2 0 0 0 0 0 0 9 10 0.00 1.000																					
Mitch Williams, L ERA: 6.3	(9, 1) 0.1 5 0 4 4 1 4 0 0 0 0 0 7 25 108.00 12.000																					
Jeff Russell, R ERA: 1.42	(9, 1) 0.1 4 1 1 1 1 2 0 0 1 0 0 7 17 27.00 9.000																					
Jose Cecena, R ERA: 2.53	(9, 1) 0.1 S 1 0 0 0 0 0 0 0 0 0 0 0 8 10 0.00 0.000																					

Batter	1	2	3	4	5	6	7	8	9	AB	R	H	RBI	BB	SO	LOB	BOTTOM			
Bob Brower, R OBP: 0.412, SLG: 0.438	G5-4-3		F8		SH4-3		G6-4-3		F8	5	1	3	0	0	0	1	New York Yankees @ Texas Rangers Arlington Stadium, Arlington, TX Fri May 06 1988, 8:05 PM EDT Att: 25,602 - Unknown - 81 F			
Scott Fletcher, R OBP: 0.231, SLG: 0.188	G5-4-3		3-1		SH4-3		G6-4-3		5-3	4	0	1	0	0	3					
Ruben Sierra, S OBP: 0.271, SLG: 0.368	1B		2B		2-3					2	1	0	0	1	1					
Oddibe McDowell, L OBP: 0.247, SLG: 0.300	K		3-1		2B		1B		4-3	2	0	0	0	0	1					
Pete Incaviglia, R OBP: 0.310, SLG: 0.456		HR	K		1B		FC6-2			4	2	3	2	0	1					
Pete O'Brien, L OBP: 0.467, SLG: 0.641		K			1-3		1B		4-3	3	1	0	0	1	1					
Larry Parrish, R OBP: 0.211, SLG: 0.203		F8			F9		1B		FC6-2	3	0	1	2	1	0					
Mike Stanley, R OBP: 0.355, SLG: 0.306		BB			HR		1B			1	1	1	1	2	0					
Steve Buechele, R OBP: 0.326, SLG: 0.446		F8			HR		L9			4	1	2	2	0	4					
Jerry Browne, S OBP: 0.271, SLG: 0.173		6-3			1-3		F7		E6	4	0	0	0	0	4					
Inning Stats	R: 0 E: 0 K: 1 S: 7	H: 1 LOB: 0 BB: 0 P: 14	R: 1 E: 0 K: 1 S: 12	H: 2 LOB: 1 BB: 1 P: 23	R: 0 E: 0 K: 1 S: 8	H: 1 LOB: 0 BB: 0 P: 12	R: 2 E: 0 K: 0 S: 10	H: 1 LOB: 0 BB: 1 P: 17	R: 4 E: 0 K: 0 S: 15	H: 4 LOB: 2 BB: 2 P: 27	R: 0 E: 0 K: 0 S: 6	H: 1 LOB: 0 BB: 0 P: 10	R: 0 E: 0 K: 0 S: 9	H: 1 LOB: 2 BB: 1 P: 17	R: 0 E: 1 K: 0 S: 6	H: 0 LOB: 1 BB: 0 P: 11	1B: 5 2B: 4 3B: 0 HR: 2	SF: 1 SAC: 1 DP: 2 HBP: 0	WP: 1 PB: 0 CS: 0	PA: 39
PITCHER	IP WLS BF H R ER SO BB IBB HBP BLK WP HR S P ERA WHIP																			
Al Leiter, L ERA: 3.82	(1, 1) 2.0 L 9 3 1 1 2 1 1 0 0 0 0 1 19 37 4.50 2.000																			
Tim Stoddard, R ERA: 6.75	(3, 1) 3.0 18 6 6 6 1 2 1 0 0 0 1 33 56 18.00 2.667																			
Lee Guetterman, L ERA: 2.45	(6, 1) 3.0 12 2 0 0 0 1 0 0 0 1 0 21 38 0.00 1.000																			

AB 36
R 6
H 9
RBI 5
BB 8
SO 8
LOB 25



AB 32
R 7
H 11
RBI 7
BB 5
SO 3
LOB 17



Batter	1	2	3	4	5	6	7	8	9	AB	R	H	RBI	BB	SO	LOB	TOP				
Rickey Henderson, R OBP: 0.423, SLG: 0.549	2-1 5-3 4-3 2B		3-3 K			4-1 S BLK BB		4-0 S BB		2	2	1	0	2	1	0	New York Yankees @ Texas Rangers Arlington Stadium, Arlington, TX Sat May 07 1988, 8:05 PM EDT Att: 33,611 - Unknown - 72 F livebaseballscores.com				
Wille Randolph, R OBP: 0.303, SLG: 0.263	0-1 5-3 2-3		1-0 F9			4-2 BLK S BB		4-2 BB		2	0	0	0	2	0	1					
Don Mattingly, L OBP: 0.343, SLG: 0.345	1-0 4-3			0-0 1-6-3		1-1 F7		1-1 5-3		4	0	0	1	0	0	4					
Jack Clark, R OBP: 0.393, SLG: 0.478	4-1 3-H BB			1-2 5-3		2-3 K			1-3 K	3	0	0	0	1	2	1					
Claudell Washington, L OBP: 0.333, SLG: 0.452	0-0 F8			1-3 K			1-2 4-3		1-2 BB	4	0	1	0	0	1	1					
Dave Winfield, R OBP: 0.496, SLG: 0.673		0-1 6-3			2-1 6-3		3-2 6-3		1-3 K	4	0	0	0	0	1	1					
Mike Pagliarulo, L OBP: 0.295, SLG: 0.435		1-3 K			2-3 K		0-1 G6-3		0-0 F9	4	0	0	0	0	2	1					
Don Slaught, R OBP: 0.309, SLG: 0.585		1-1 F5			1-3 K			0-0 6-3		3	0	0	0	0	1	0					
Rafael Santana, R OBP: 0.284, SLG: 0.250			1-1 F9			2-3 K		0-1 F7		3	0	0	0	0	1	0					
Inning Stats	R: 1 E: 0 K: 0 S: 7	H: 1 LOB: 1 BB: 1 P: 14	R: 0 E: 0 K: 1 S: 8	H: 0 LOB: 0 BB: 0 P: 10	R: 0 E: 0 K: 1 S: 6	H: 0 LOB: 0 BB: 0 P: 11	R: 0 E: 0 K: 1 S: 7	H: 0 LOB: 0 BB: 0 P: 9	R: 0 E: 0 K: 2 S: 8	H: 0 LOB: 1 BB: 2 P: 13	R: 0 E: 0 K: 0 S: 9	H: 0 LOB: 0 BB: 0 P: 13	R: 0 E: 0 K: 0 S: 9	H: 0 LOB: 2 BB: 2 P: 18	R: 0 E: 0 K: 2 S: 11	H: 1 LOB: 1 BB: 0 P: 14	1B: 1 2B: 1 3B: 0 HR: 0	SF: 0 SAC: 0 DP: 0 HBP: 0	WP: 0 PB: 0 CS: 0	PA: 34	
PITCHER	IP	WLS	BF	H	R	ER	SO	BB	IBB	HBP	BLK	WP	HR	S	P	ERA	WHIP				
Jose Guzman, R ERA: 2.96	(1, 1)	8.1	32	2	2	2	8	5	0	0	1	0	0	73	122	2.16	0.840				
Dale Mohorcic, R ERA:	(9, 1)	0.2	W	2	0	0	0	1	0	0	0	0	0	5	6	0.00	0.000				

Batter	1	2	3	4	5	6	7	8	9	AB	R	H	RBI	BB	SO	LOB	BOTTOM				
Oddibe McDowell, L OBP: 0.233, SLG: 0.282	1-0 1-3	1-0 4-3			1-0 4-3		2-1 G3		3-2 F8	5	0	0	0	0	0	3	New York Yankees @ Texas Rangers Arlington Stadium, Arlington, TX Sat May 07 1988, 8:05 PM EDT Att: 33,611 - Unknown - 72 F livebaseballscores.com				
Scott Fletcher, R OBP: 0.257, SLG: 0.218	1-2 1-3 BB 3B 1B		2-1 5-3		2-1 BLK 1B		2-1 1B		1-0 1-3 2-H 1B	5	1	4	1	0	0	0					
Bob Brower, R OBP: 0.429, SLG: 0.421	4-0 1-3 BB		2-0 S 1B		3-2 6-3 1-2		1-2 4-3			3	1	1	0	1	0	2					
Pete Incaviglia, R OBP: 0.308, SLG: 0.441	2-1 1-3		2-3 K		3-3 K2-3			4-2 4-3-6 BB		3	0	0	0	1	2	4					
Pete O'Brien, L OBP: 0.459, SLG: 0.646	2-0 1-2 2-3 3B		2-0 G3			1-3 K		1-1 F9		4	0	1	2	0	1	2					
Larry Parrish, R OBP: 0.200, SLG: 0.192	0-0 4-3			1-3 K		2-3 K		1-2 7-4-3-6 1-2		4	0	0	0	0	2	2					
Mike Stanley, R OBP: 0.379, SLG: 0.327		0-0 G6-4-3 1B			3-2 F8		1-1 1B		4-2 BLK SH5-4 1B BB	3	0	2	0	1	0	0					
Curtis Wilkerson, S OBP: 0.357, SLG: 0.360										0	1	0	0	0	0	0					
Steve Buechele, R OBP: 0.326, SLG: 0.465		3-2 G6-4-3 1-2			1-2 3B		2-1 F9		1-1 SH5-4	3	0	1	0	0	0	2					
Jerry Browne, S OBP: 0.273, SLG: 0.179		0-0 1B			1-1 3B				4-0 1B BLK IBB	3	0	1	0	0	0	1					
Geno Petralli, L OBP: 0.295, SLG: 0.350				1-3 6-3			0-2 4-3			0	0	0	0	1	0	0					
Inning Stats	R: 2 E: 0 K: 0 S: 9	H: 2 LOB: 1 BB: 1 P: 19	R: 0 E: 0 K: 0 S: 6	H: 2 LOB: 1 BB: 0 P: 10	R: 0 E: 0 K: 1 S: 7	H: 1 LOB: 1 BB: 0 P: 15	R: 0 E: 0 K: 1 S: 11	H: 1 LOB: 1 BB: 0 P: 17	R: 0 E: 0 K: 2 S: 11	H: 1 LOB: 1 BB: 0 P: 17	R: 0 E: 0 K: 0 S: 10	H: 1 LOB: 1 BB: 0 P: 15	R: 0 E: 0 K: 0 S: 8	H: 0 LOB: 0 BB: 1 P: 14	R: 1 E: 0 K: 0 S: 15	H: 1 LOB: 2 BB: 2 P: 28	1B: 8 2B: 1 3B: 2 HR: 0	SF: 0 SAC: 1 DP: 2 HBP: 0	WP: 0 PB: 0 CS: 0	PA: 38	
PITCHER	IP	WLS	BF	H	R	ER	SO	BB	IBB	HBP	BLK	WP	HR	S	P	ERA	WHIP				
Tommy John, L ERA: 3.94	(1, 1)	7.0	30	9	2	2	5	1	0	0	1	0	0	63	111	2.57	1.429				
Cecilio Guante, R ERA: 3.09	(8, 1)	1.2	L	8	1	1	1	0	2	1	0	1	0	23	42	5.40	1.800				

Batter	1	2	3	4	5	6	7	8	9	AB	R	H	RBI	BB	SO	LOB	TOP										
Willie Randolph, R OBP: 0.298, SLG: 0.270 (1, 4)	2-1 6-3	2-1 G6-4-3				2-0 1B G4-6-3 2B	3-2 F8		0-0 5-3	5	1	1	0	0	0	1											
Don Mattingly, L OBP: 0.366, SLG: 0.361 (1, 3)	4-2 F BB BB		4-0 G6-4-3 BB			1-2 G4-6-3 BB 1B	3-2 F8 BB SF8 1B		1-2 G5-4-3 1B	3	2	3	1	2	0	0											
Jack Clark, R OBP: 0.415, SLG: 0.471 (1, 10)	4-0 BB E FC4-6 BB		4-0 G6-4-3 BB			4-1 G4-6-3 BB 1B	4-2 BB		2-2 G5-4-3 1B	1	1	0	0	4	0	1											
Gary Ward, R OBP: 0.366, SLG: 0.353 (1, 7)	2-1 E4 FC4-6 BB 1B		0-1 G6-4-3			2-0 G4-6-3	1-2 F8			4	1	0	0	0	0	8											
Roberto Kelly, R OBP: 0.250, SLG: 0.281 (1, 8)	4-0 FC4-6 BB		2-2 5-3			0-0 4-3	1-1 SF8			2	0	0	2	1	0	2											
Claudell Washington, L OBP: 0.314, SLG: 0.424 (1, 9)	0-1 FC4-6 1B			1-1 5-3			0-0 6-3		3-H 4-3	4	0	0	1	0	0	3											
Don Slaught, R OBP: 0.412, SLG: 0.581 (1, 2)	2-1 1-2 3-H 1B			1-0 6-3			0-1 HR 1B		0-0 F7	4	1	2	1	0	0	0											
Mike Pagliarulo, L OBP: 0.293, SLG: 0.455 (1, 5)		1-2 F7		0-0 3-1			0-0 HR		0-0 F9	4	1	1	2	0	0	0											
Rafael Santana, R OBP: 0.286, SLG: 0.254 (8, PH)		2-2 E4			0-0 2B 1B		0-2 1-3		0-3 K	3	1	1	0	0	0	0											
Chris Chambliss, L OBP: 0.262, SLG: 0.283 (8, 6)										1	0	0	0	0	1	0											
Bobby Meacham, S OBP: 0.262, SLG: 0.283 (8, 6)										0	0	0	0	0	0	0											
Inning Stats	R: 3 E: 1 K: 0 S: 10	H: 1 LOB: 1 BB: 3 P: 28	R: 0 E: 1 K: 0 S: 10	H: 0 LOB: 0 BB: 0 P: 15	R: 0 E: 0 K: 0 S: 6	H: 0 LOB: 1 BB: 2 P: 16	R: 0 E: 0 K: 0 S: 4	H: 0 LOB: 0 BB: 0 P: 6	R: 2 E: 0 K: 0 S: 8	H: 3 LOB: 1 BB: 1 P: 17	R: 2 E: 0 K: 0 S: 10	H: 2 LOB: 1 BB: 1 P: 13	R: 1 E: 0 K: 0 S: 13	H: 1 LOB: 1 BB: 1 P: 23	R: 0 E: 0 K: 1 S: 5	H: 0 LOB: 0 BB: 0 P: 5	R: 0 E: 0 K: 0 S: 7	H: 1 LOB: 0 BB: 0 P: 10	1B: 6 2B: 1 3B: 0 HR: 1	SF: 1 SAC: 0 DP: 4 HBP: 0	WP: 0 PB: 0 SB: 0 CS: 0	PA: 39					
PITCHER	IP	WLS	BF	H	R	ER	SO	BB	IBB	HBP	BLK	WP	HR	S	P	ERA	WHIP										
Ray Hayward, L ERA: 3.18 (1, 1)	4.0		21	4	5	2	0	6	0	0	0	0	0	36	78	4.50	2.500										
Jeff Russell, R ERA: 3.07 (5, 1)	2.0	W	8	3	3	3	0	0	0	0	0	0	1	15	23	13.50	1.500										
Dale Mohorcic, R ERA: (7, 1)	3.0	S	10	1	0	0	1	1	0	0	0	0	0	22	32	0.00	0.667										

New York Yankees @ Texas Rangers
Arlington Stadium, Arlington, TX
Sun May 08 1988, 4:33 AM EDT
Att: 21,761 - Sunny - 89 F

AB 31
R 8
H 8
RBI 7
BB 7
SO 1
LOB 15

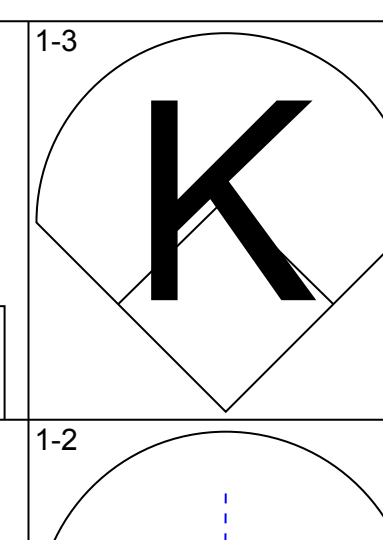
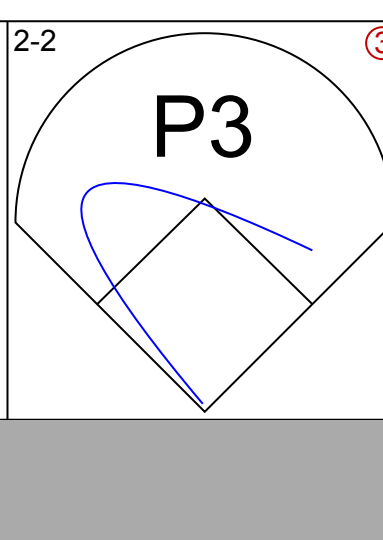
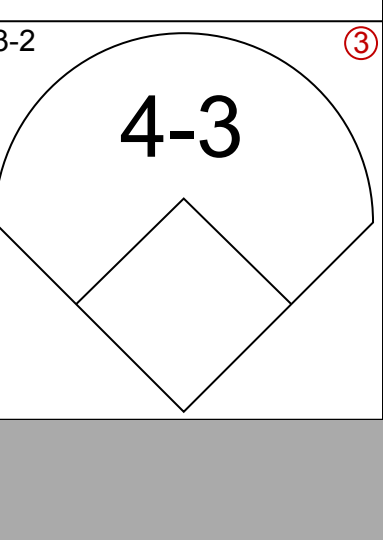
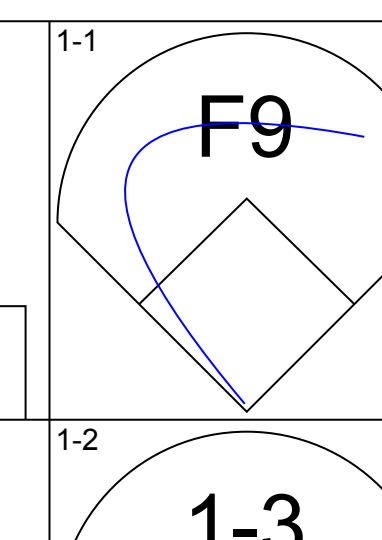
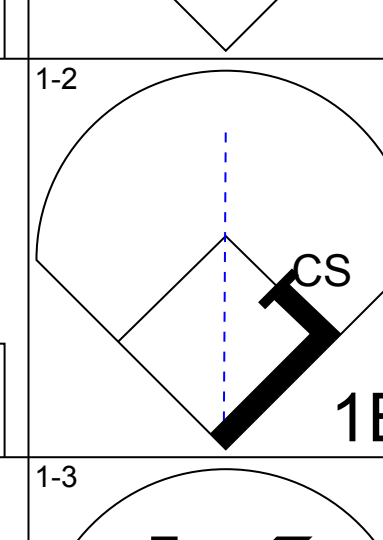
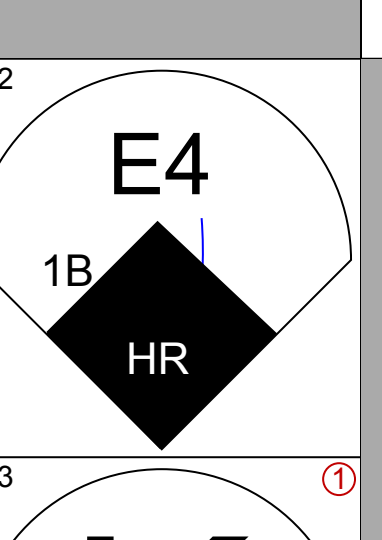
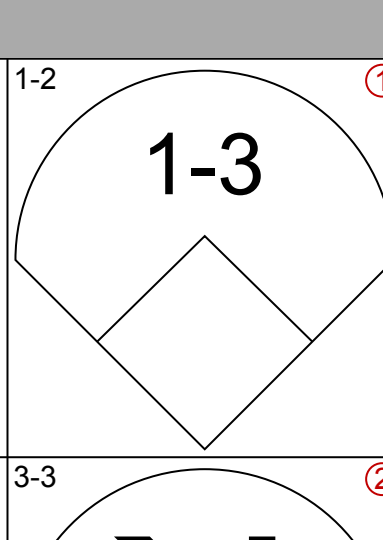
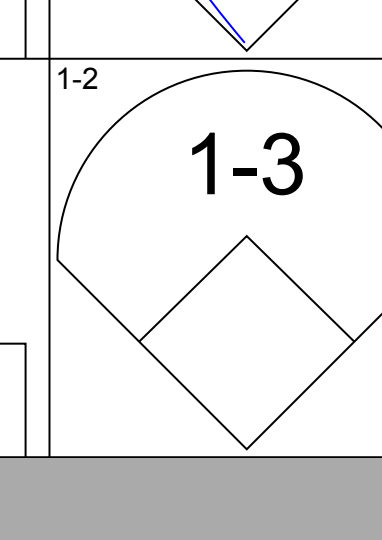
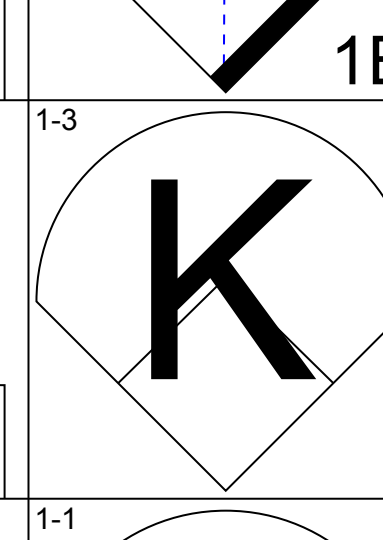
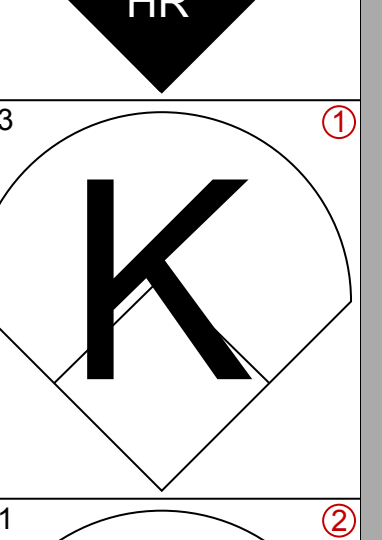
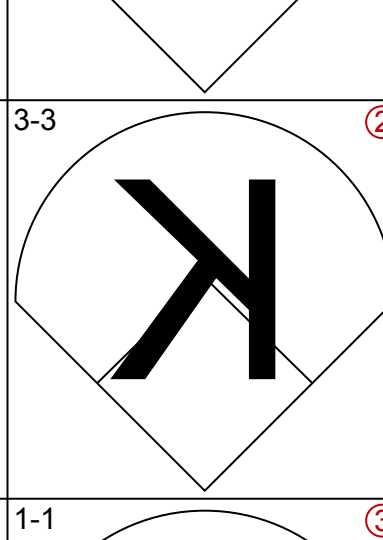
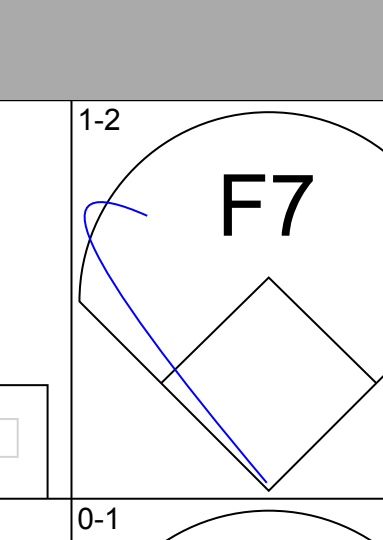
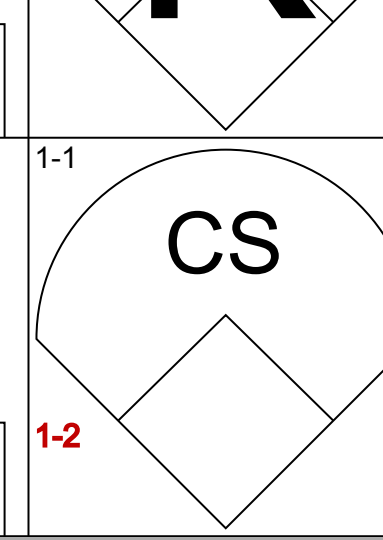
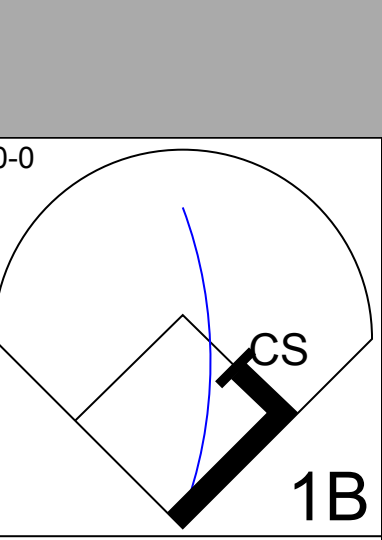
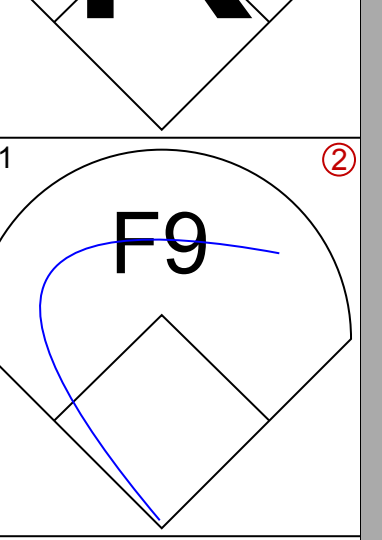
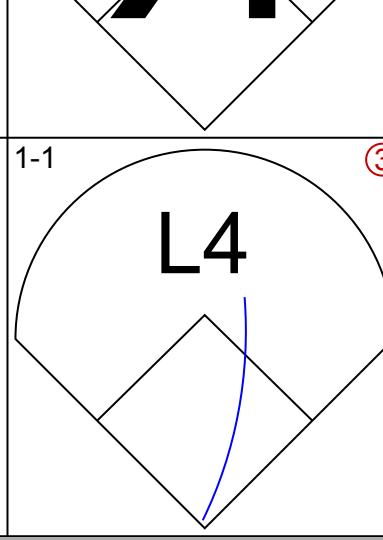
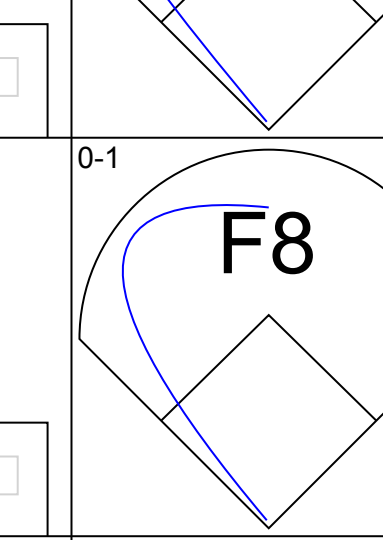
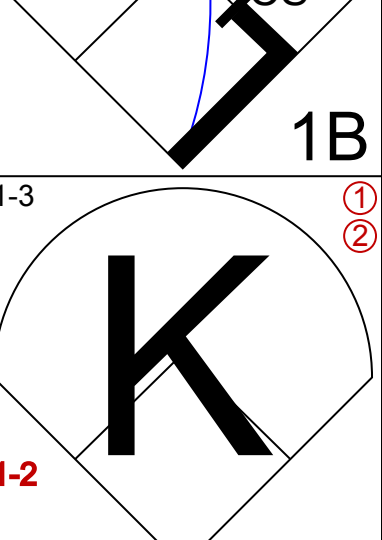
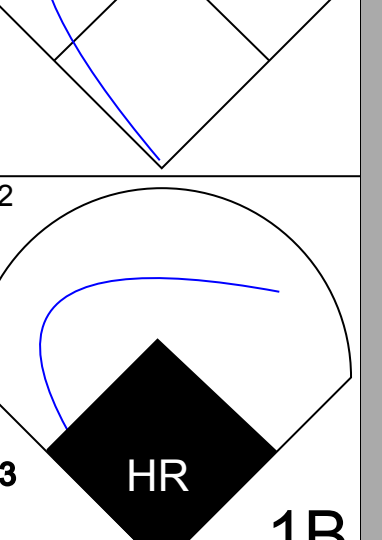
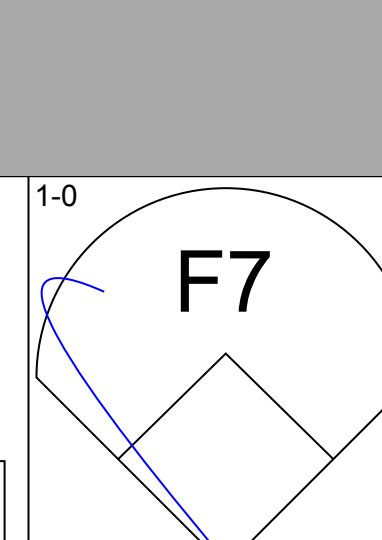
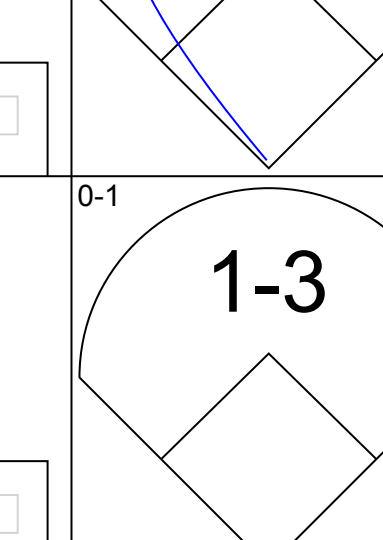
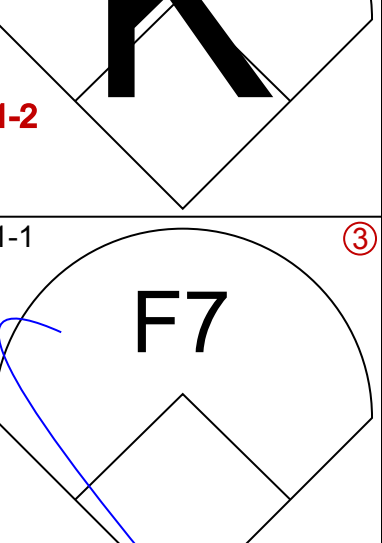
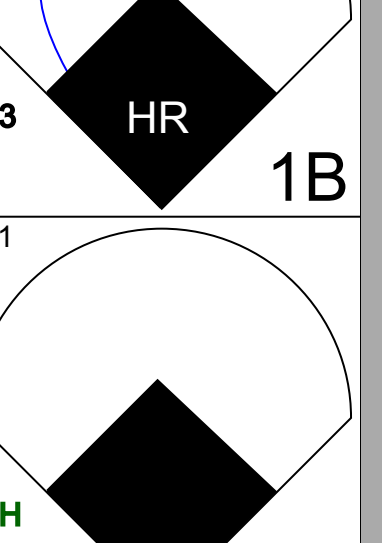
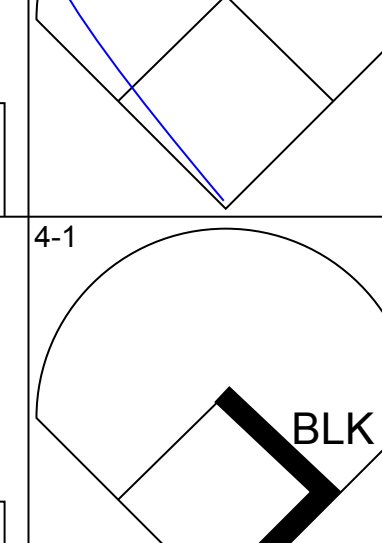
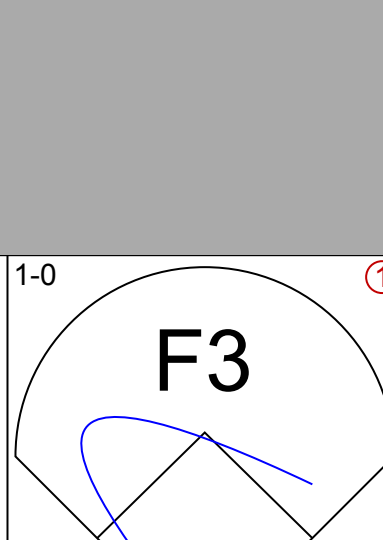
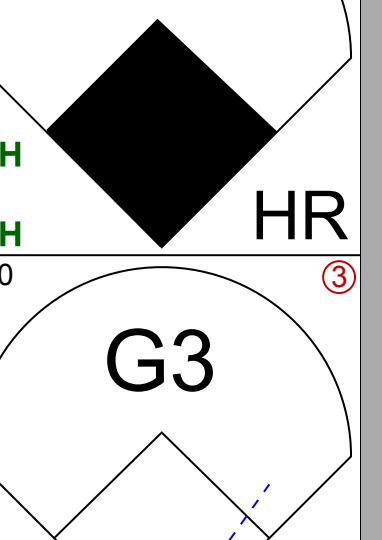
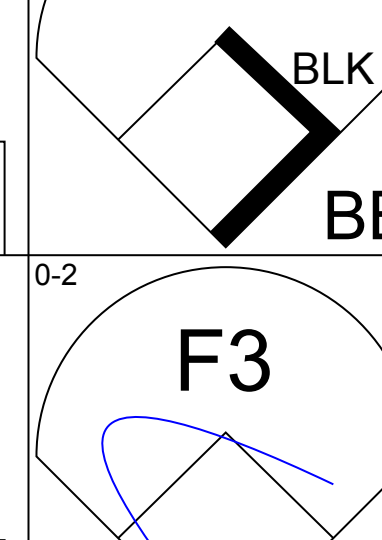
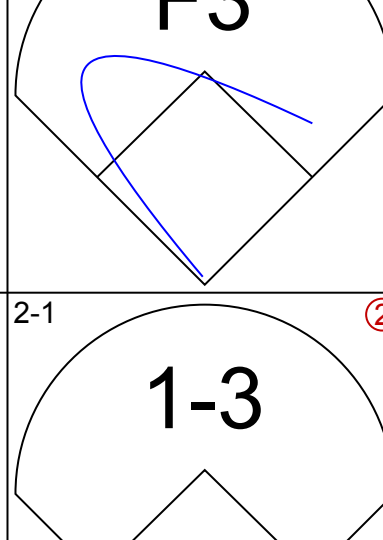
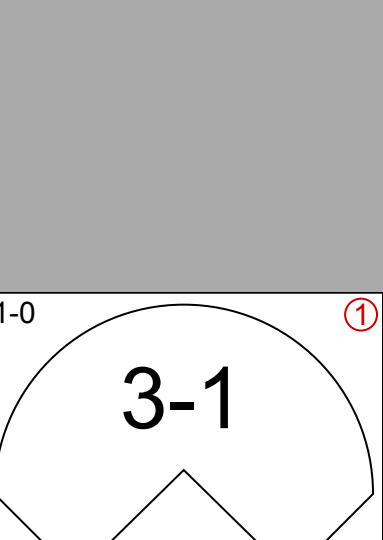
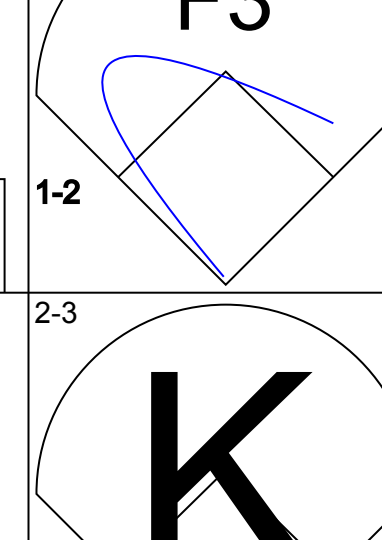
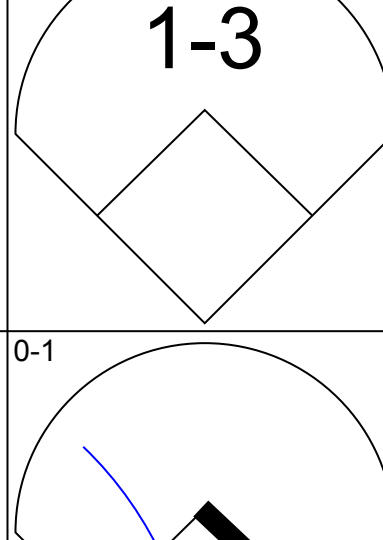
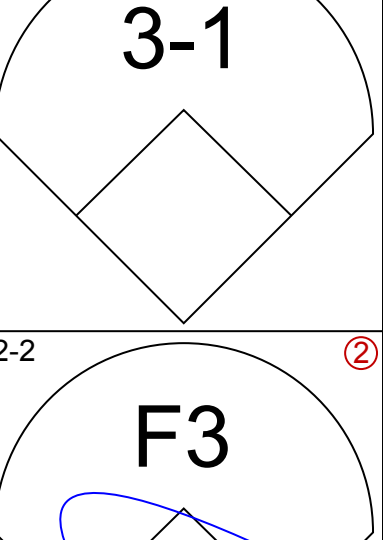
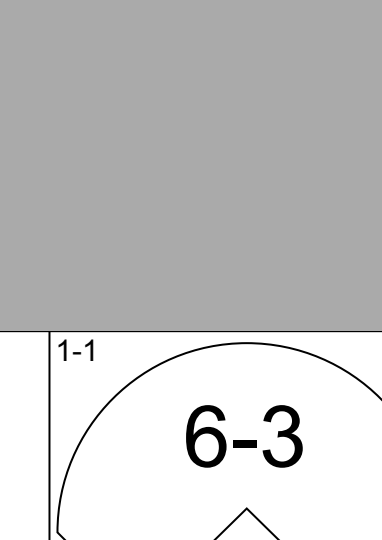


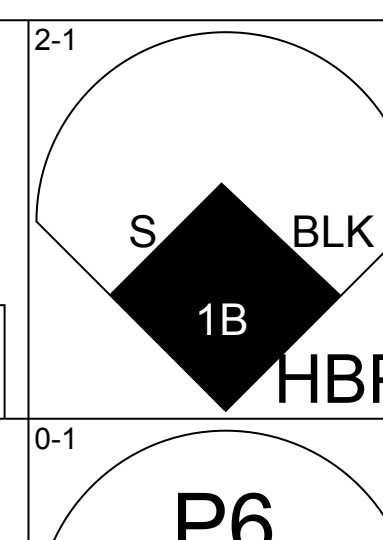
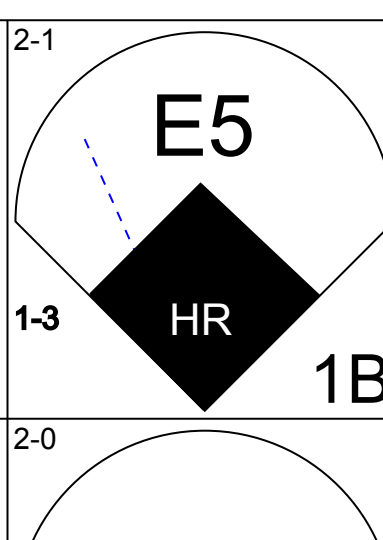
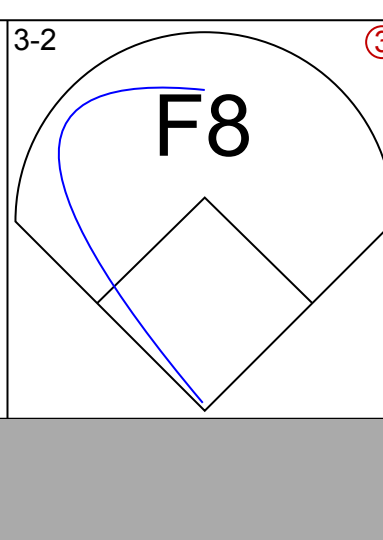
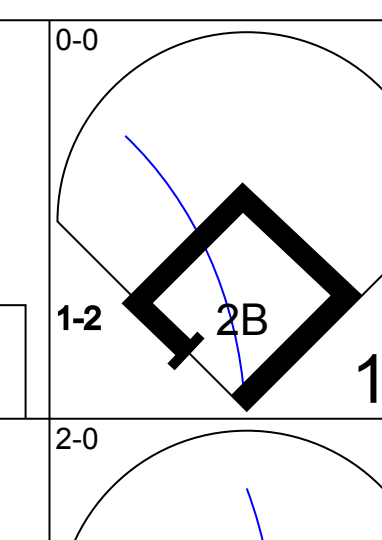
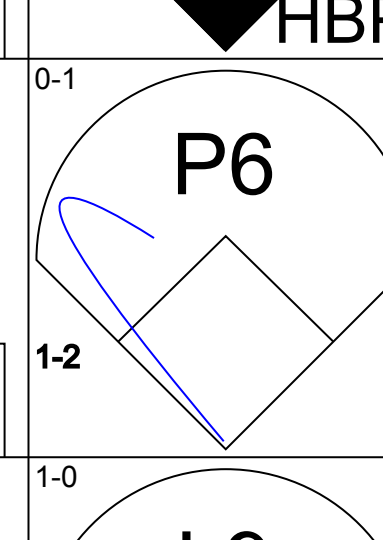
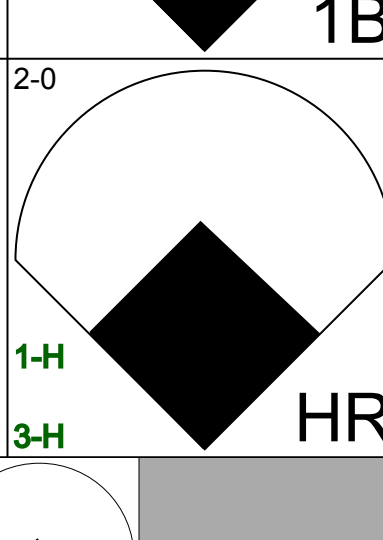
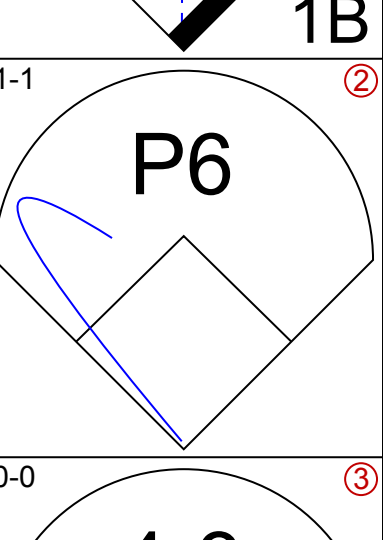
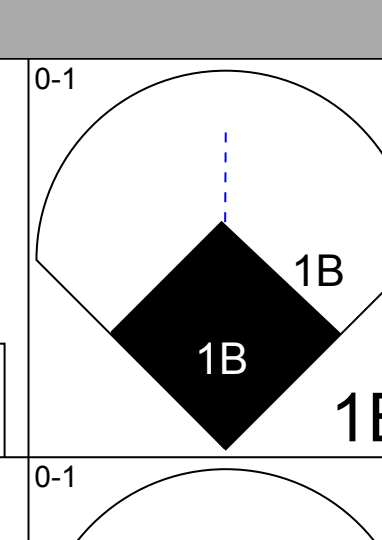

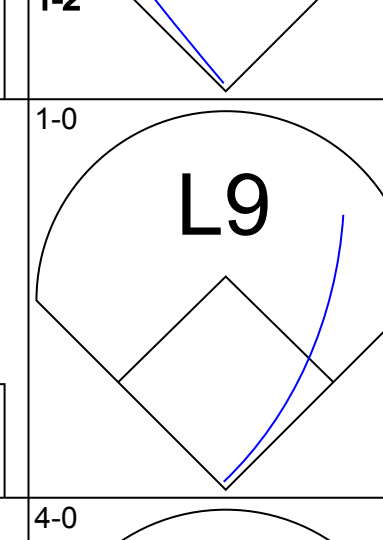
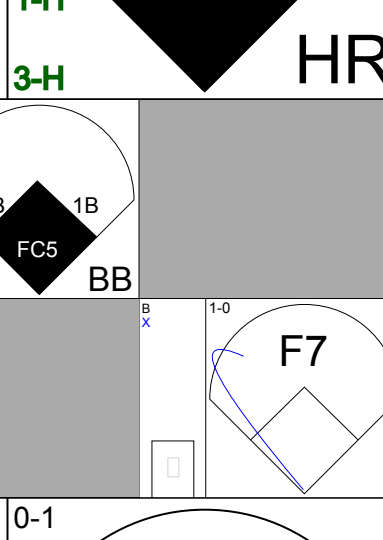
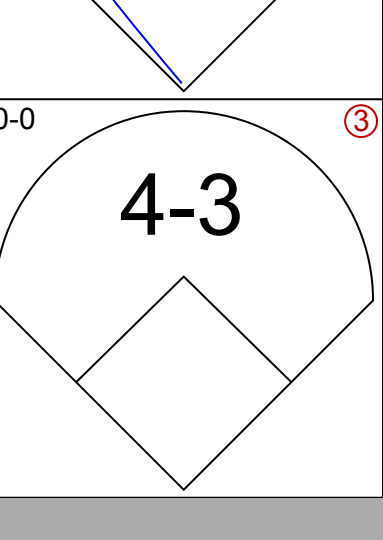
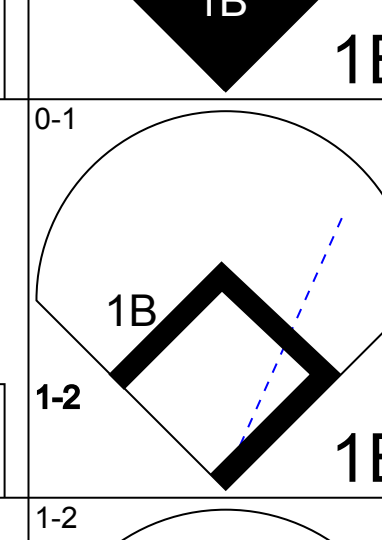

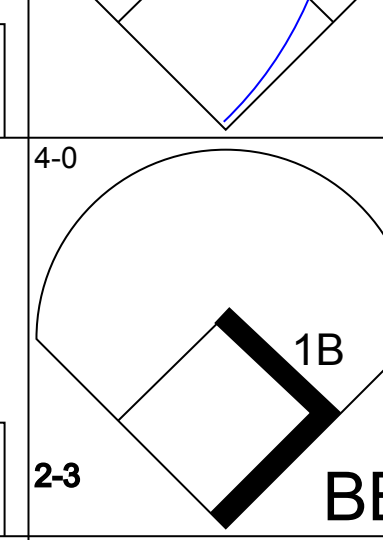
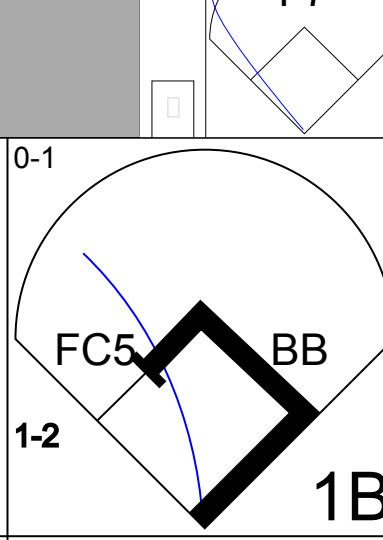
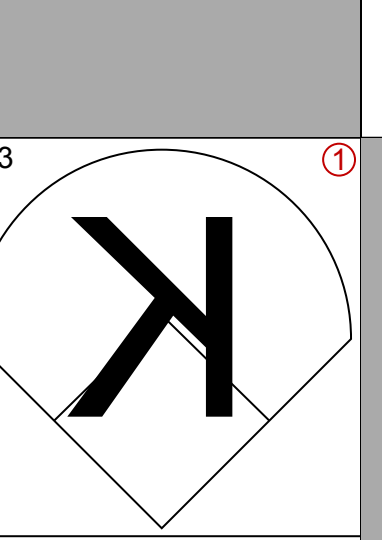
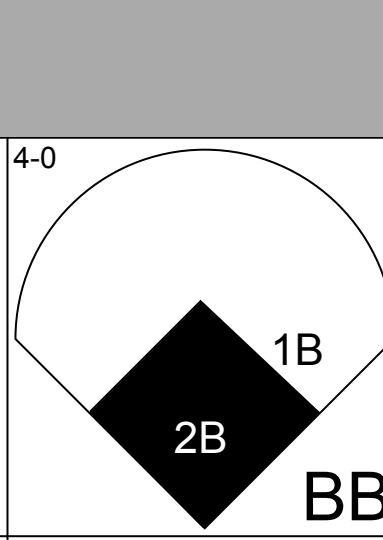
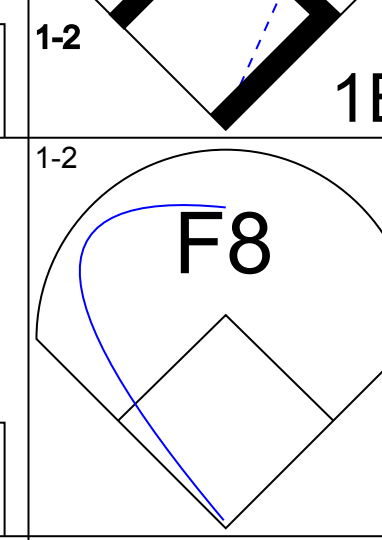

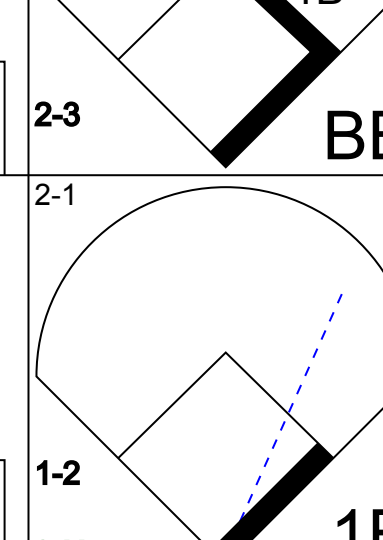
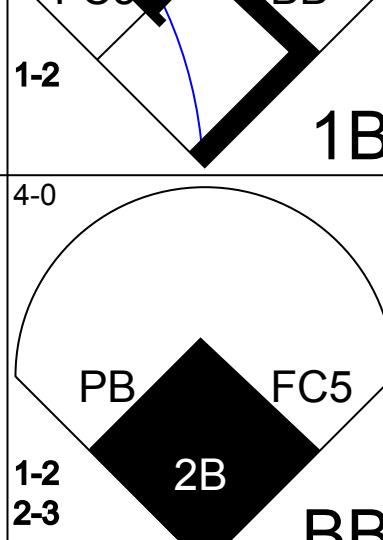
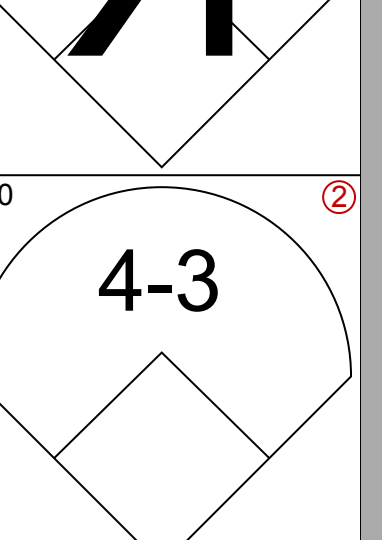
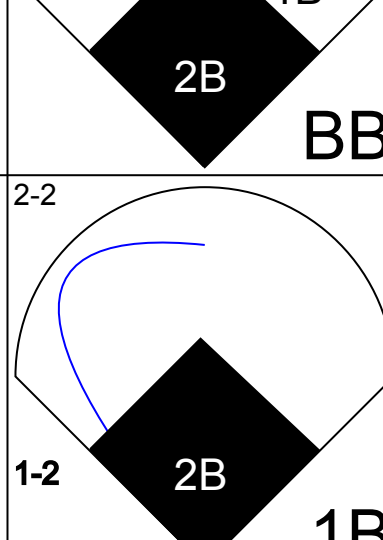
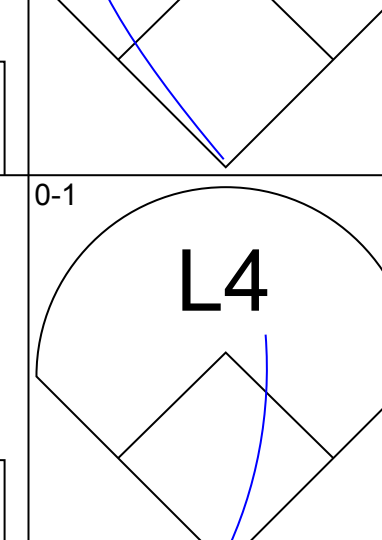

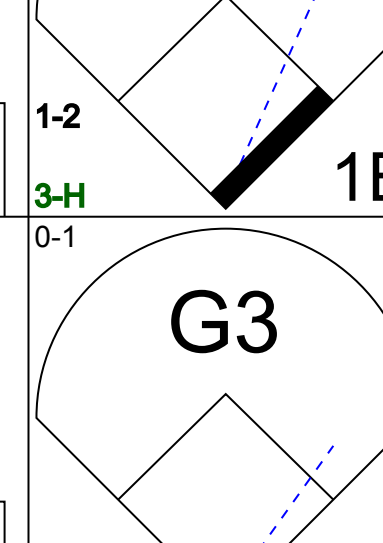
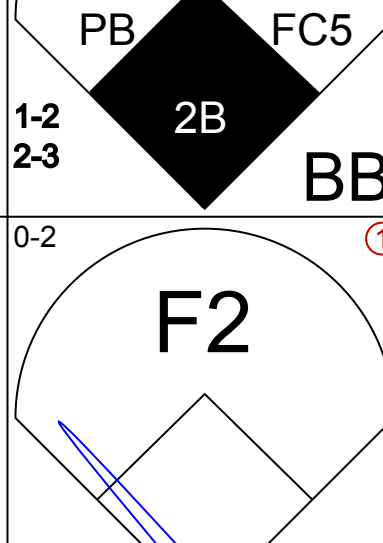
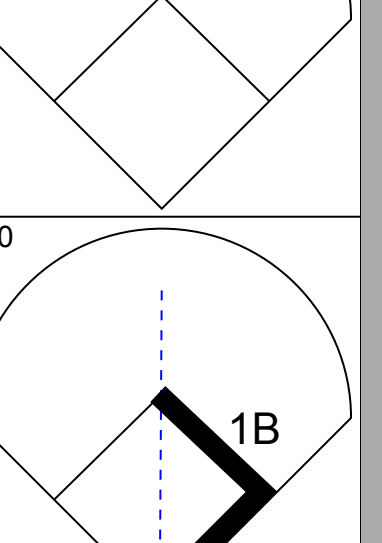
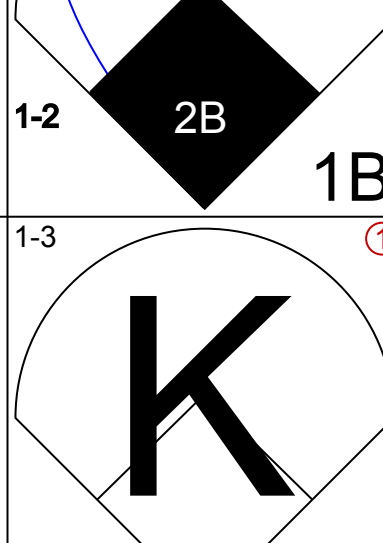
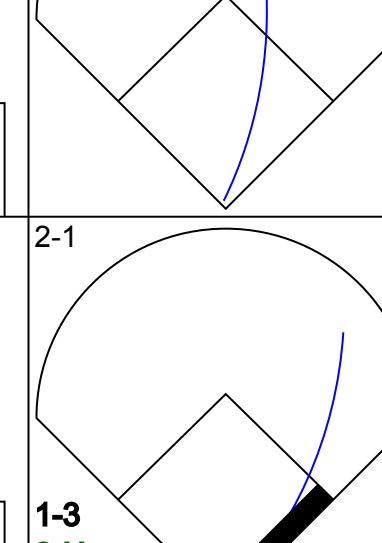

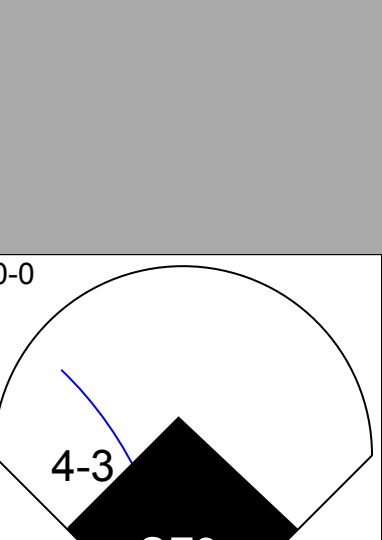
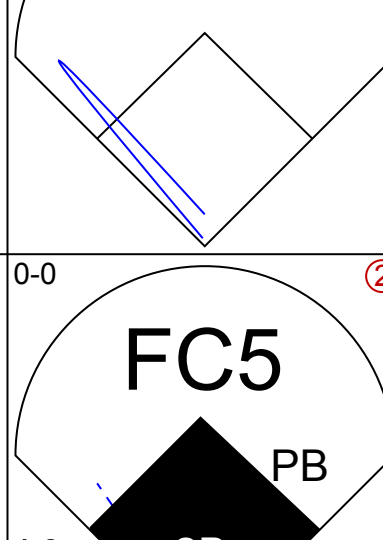
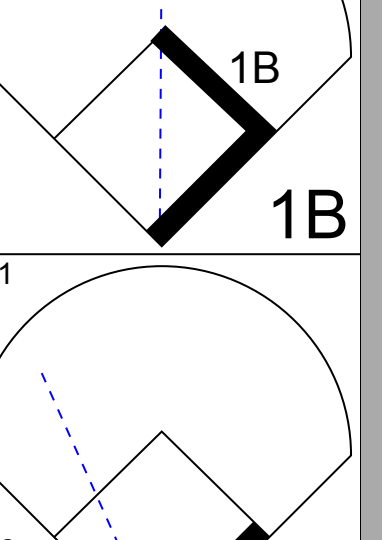
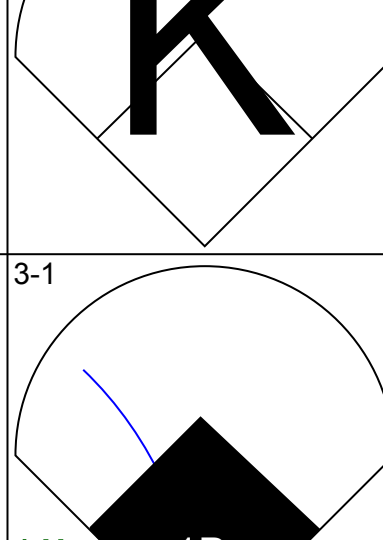
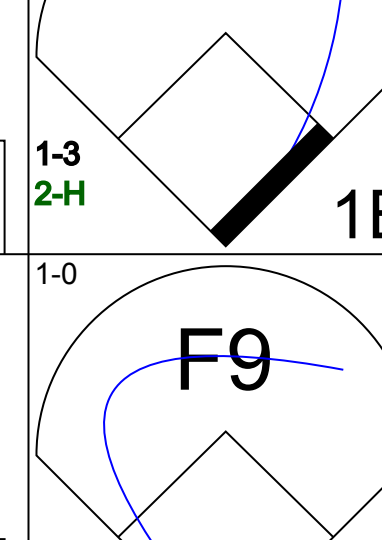
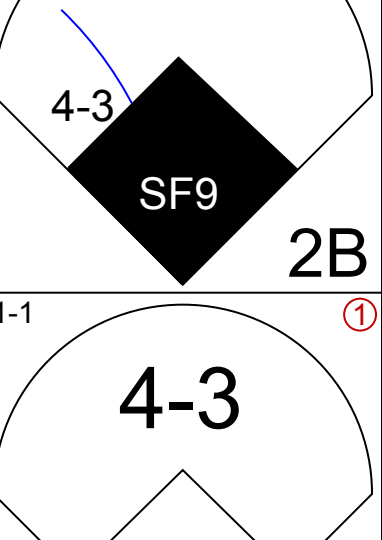
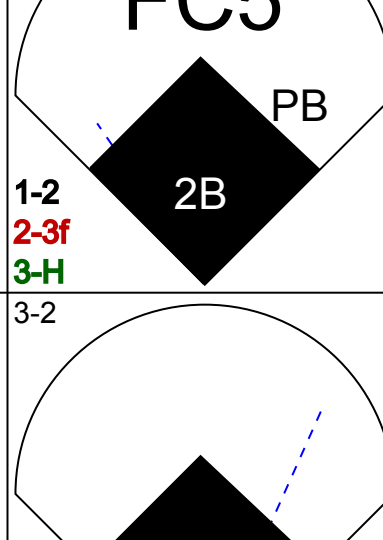
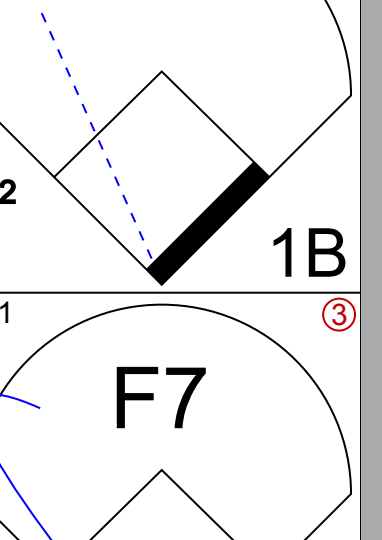
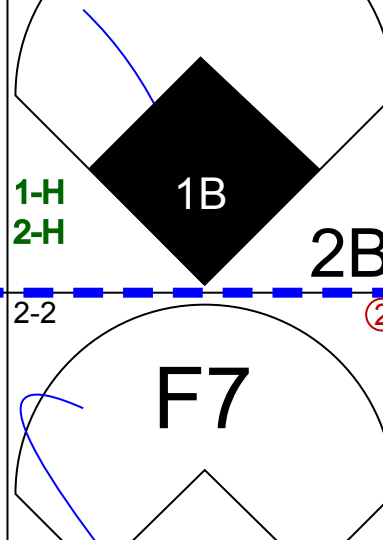
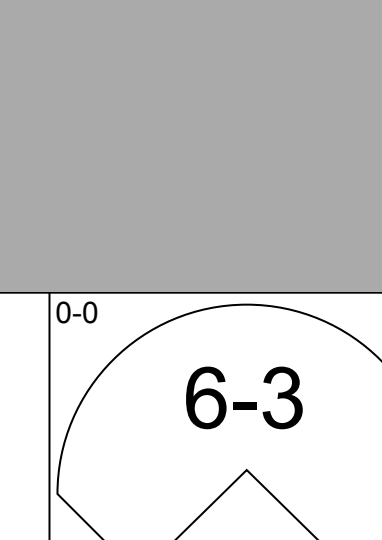
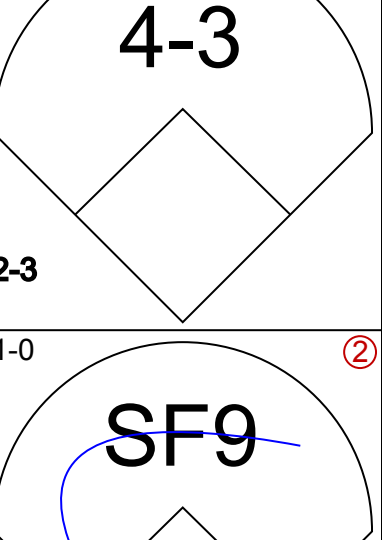
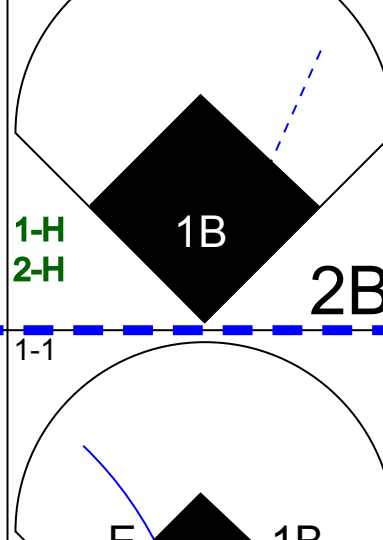
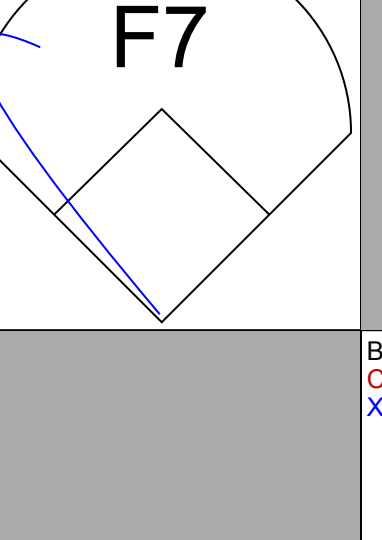
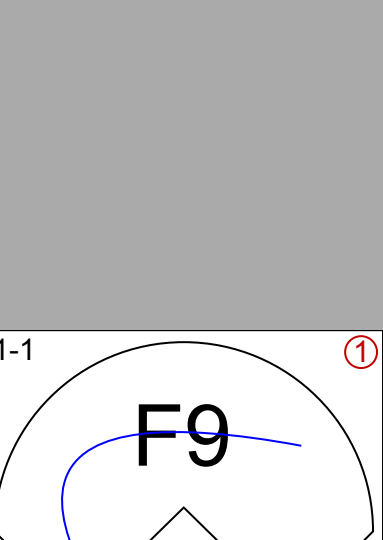
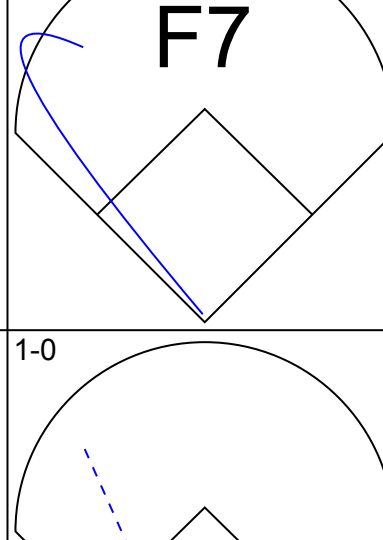
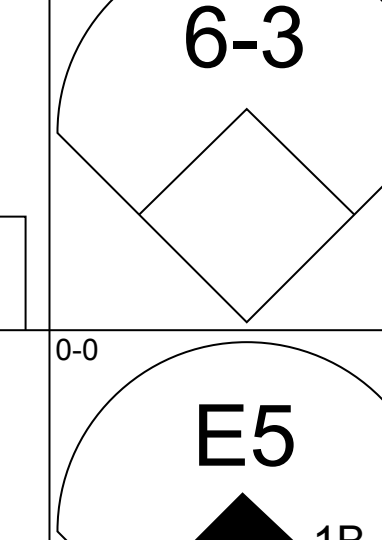
Batter	1	2	3	4	5	6	7	8	9	AB	R	H	RBI	BB	SO	LOB	BOTTOM										
Oddibe McDowell, L OBP: 0.232, SLG: 0.270 (1, 8)	3-2 4-3	1-1 F8			4-0 S 1B BB	1-3 K	2-3 K			4	1	0	0	1	2	3											
Scott Fletcher, R OBP: 0.283, SLG: 0.236 (1, 6)	0-2 5-3		1-1 F9		0-0 1B	1-0 1B	1-0 5-3			5	2	2	1	0	0	0											
Jim Steels, L OBP: 0.167, SLG: 0.182 (1, 9)	3-2 F8		2-3 K		0-1 SF7	2-1 S 1B	0-1 F5			4	1	1	3	0	1	0											
Pete Incaviglia, R OBP: 0.312, SLG: 0.427 (1, 7)		4-2 BLK 1B BB	1-0 F8		3-H F3	2-H K	2-0 HBP			3	1	0	0	1	1	3											
Pete O'Brien, L OBP: 0.457, SLG: 0.634 (1, 3)	1-2 F7			1-0 F9	0-1 1B	0-1 1B	0-1 F8			5	0	2	2	0	0	2											
Steve Kemp, L OBP: 0.257, SLG: 0.242 (1, 10)	3-0 F8			1-0 F9	1-2 1B	0-2 1B				4	0	2	1	0	0	1											
Geno Petralli, L OBP: 0.313, SLG: 0.349 (1, 2)	1-2 BB 3B 1B			4-2 FC5-4 BB	2-2 F8	1-0 FC4-6				3	1	1	1	1	0	4											
Steve Buechele, R OBP: 0.333, SLG: 0.455 (1, 5)	4-2 BB 3B BB			2-2 FC5-4		4-1 1B	0-1 F7			2	2	0	0	2	0	1											
Curtis Wilkerson, S OBP: 0.406, SLG: 0.483 (1, 4)	1-1 1-H 2-H 3B				0-2 1B BB	0-0 2B 1B	0-0 F7			4	2	3	2	0	0	0											
Inning Stats	R: 0 E: 0 K: 0 S: 12	H: 0 LOB: 0 BB: 0 P: 18	R: 3 E: 0 K: 0 S: 15	H: 2 LOB: 1 BB: 2 P: 30	R: 0 E: 0 K: 1 S: 7	H: 0 LOB: 0 BB: 0 P: 11	R: 0 E: 0 K: 0 S: 7	H: 0 LOB: 1 BB: 1 P: 15	R: 3 E: 0 K: 0 S: 18	H: 4 LOB: 2 BB: 1 P: 26	R: 4 E: 0 K: 2 S: 20	H: 5 LOB: 2 BB: 1 P: 32	R: 0 E: 0 K: 1 S: 7	H: 0 LOB: 0 BB: 0 P: 9	R: 0 E: 0 K: 0 S: 5	H: 0 LOB: 1 BB: 0 P: 8	R: 0 E: 0 K: 0 S: 7	H: 0 LOB: 0 BB: 0 P: 10	1B: 9 2B: 1 3B: 1 HR: 0	SF: 1 SAC: 0 DP: 0 HBP: 1	WP: 0 PB: 0 SB: 0 CS: 0	PA: 41					
PITCHER	IP	WLS	BF	H	R	ER	SO	BB	IBB	HBP	BLK	WP	HR	S	P	ERA	WHIP										
Charles Hudson, R ERA: 4.4 (1, 1)	4.2		23	5	6	6	1	4	0	0	1	0	0	54	93	11.57	1.929										
Steve Shields, R ERA: 6.14 (5, 1)	3.1	L	18	6	4	4	3	1	0	1	0	0	0	37	56	10.80	2.100										

New York Yankees @ Texas Rangers
Arlington Stadium, Arlington, TX
Sun May 08 1988, 4:33 AM EDT
Att: 21,761 - Sunny - 89 F

AB 34
R 10
H 11
RBI 10
BB 5
SO 4
LOB 14



Batter	1	2	3	4	5	6	7	8	9	AB	R	H	RBI	BB	SO	LOB	TOP			
Gary Redus, R OBP: 0.410, SLG: 0.394 (1, 8)										4	0	0	0	0	1	1	Chicago White Sox @ New York Yankees Yankee Stadium, Bronx, NY Tue May 10 1988, 7:05 PM EDT Att: 18,118 - Unknown - 66 F livebaseballscores.com			
Ozzie Guillen, L OBP: 0.242, SLG: 0.252 (1, 6)										4	1	1	0	0	0	0				
Harold Baines, L OBP: 0.393, SLG: 0.461 (1, 10)										4	0	0	0	0	3	2				
Ivan Calderon, R OBP: 0.302, SLG: 0.455 (1, 9)										4	0	1	0	0	0	1				
Greg Walker, L OBP: 0.313, SLG: 0.402 (1, 3)										4	1	1	0	0	1	1				
Carlton Fisk, R OBP: 0.398, SLG: 0.619 Steve Lyons, L (8, 2)										2	1	1	3	1	0	0				
Kenny Williams, R OBP: 0.252, SLG: 0.396 (1, 5)										3	0	0	0	0	0	1				
Dan Pasqua, L OBP: 0.324, SLG: 0.400 (1, 7)										3	0	0	0	0	1	1				
Fred Manrique, R OBP: 0.303, SLG: 0.367 (1, 4)										3	0	1	0	0	0	0				
Inning Stats	R: 0 E: 0 K: 2 S: 10	H: 1 LOB: 0 BB: 0 P: 14	R: 0 E: 0 K: 1 S: 6	H: 1 LOB: 0 BB: 0 P: 8	R: 0 E: 0 K: 0 S: 8	H: 1 LOB: 0 BB: 0 P: 13	R: 3 E: 1 K: 1 S: 15	H: 2 LOB: 0 BB: 0 P: 19	R: 0 E: 0 K: 0 S: 10	H: 0 LOB: 0 BB: 0 P: 16	R: 0 E: 0 K: 1 S: 11	H: 0 LOB: 0 BB: 1 P: 18	R: 0 E: 0 K: 0 S: 8	H: 0 LOB: 0 BB: 0 P: 11	R: 0 E: 0 K: 0 S: 7	H: 0 LOB: 0 BB: 0 P: 8		1B: 3 2B: 2 3B: 0 HR: 1	SF: 0 SAC: 0 DP: 1 HBP: 0	WP: 0 PB: 0 SB: 0 CS: 2
PITCHER John Candelaria, L ERA: 2.72 (1, 1)	IP: 9.0 WLS: W BF: 32 H: 5 R: 3 ER: 0 SO: 6 BB: 1 IBB: 0 HBP: 0 BLK: 1 WP: 0 HR: 1 S: 86 P: 123 ERA: 0.00 WHIP: 0.667															PITCHER				

Batter	1	2	3	4	5	6	7	8	9	AB	R	H	RBI	BB	SO	LOB	BOTTOM			
Rickey Henderson, R OBP: 0.435, SLG: 0.552 Roberto Kelly, R OBP: 0.292, SLG: 0.293 (7, 8)										3	2	2	0	1	0	1	Chicago White Sox @ New York Yankees Yankee Stadium, Bronx, NY Tue May 10 1988, 7:05 PM EDT Att: 18,118 - Unknown - 66 F livebaseballscores.com			
Don Mattingly, L OBP: 0.372, SLG: 0.398 (1, 3)										6	3	3	4	0	0	3				
Willie Randolph, R OBP: 0.435, SLG: 0.289 Bobby Meacham, S OBP: 0.274, SLG: 0.296 (8, 4)										4	1	1	0	1	0	2				
Jack Clark, R OBP: 0.430, SLG: 0.466 (1, 10)										3	2	1	0	3	1	2				
Dave Winfield, R OBP: 0.504, SLG: 0.673 Claudet Washington, L OBP: 0.310, SLG: 0.441 (7, 9)										3	2	2	1	1	0	0				
Gary Ward, R OBP: 0.392, SLG: 0.350 (7, 7)										6	0	2	1	0	1	8				
Don Slaught, R OBP: 0.422, SLG: 0.604 (1, 2)										5	3	3	3	0	0	4				
Mike Pagliarulo, L OBP: 0.290, SLG: 0.453 (1, 5)										5	1	1	2	0	0	4				
Rafael Santana, R OBP: 0.293, SLG: 0.268 (1, 6)										4	2	2	3	0	0	0				
Inning Stats	R: 1 E: 0 K: 0 S: 8	H: 1 LOB: 2 BB: 1 P: 17	R: 1 E: 0 K: 0 S: 7	H: 1 LOB: 1 BB: 1 P: 13	R: 7 E: 1 K: 0 S: 17	H: 5 LOB: 0 BB: 2 P: 34	R: 0 E: 0 K: 1 S: 9	H: 2 LOB: 2 BB: 0 P: 12	R: 0 E: 0 K: 0 S: 7	H: 1 LOB: 1 BB: 0 P: 11	R: 3 E: 0 K: 1 S: 19	H: 3 LOB: 2 BB: 1 P: 35	R: 1 E: 0 K: 0 S: 16	H: 3 LOB: 2 BB: 0 P: 20	R: 4 E: 1 K: 0 S: 10	H: 4 LOB: 1 BB: 1 P: 17		1B: 14 2B: 5 3B: 0 HR: 1	SF: 1 SAC: 0 DP: 0 HBP: 1	WP: 0 PB: 1 SB: 1 CS: 0
PITCHER Ricky Horton, L ERA: 5.18 John Pawlowski, R ERA: 8.36 Jose Segura, R ERA: 13.5 (6, 1)	IP: 2.2 WLS: L BF: 17 H: 4 R: 6 ER: 6 SO: 2 BB: 1 IBB: 0 HBP: 0 BLK: 0 WP: 0 HR: 0 S: 26 P: 52 ERA: 20.25 WHIP: 3.000															PITCHER				

Batter	1	2	3	4	5	6	7	8	9	AB	R	H	RBI	BB	SO	LOB	TOP					
Daryl Boston, L (1, 8) OBP: 0.206, SLG: 0.471	K		F8			3-1		HR		4	1	1	2	0	1	0	Chicago White Sox @ New York Yankees Yankee Stadium, Bronx, NY Wed May 11 1988, 7:05 PM EDT Att: 21,001 - Unknown - 63 F					
Ozzie Guillen, L (1, 6) OBP: 0.235, SLG: 0.244	K		F8			4-3		6-3		4	0	0	0	0	1	0						
Harold Baines, L (1, 10) OBP: 0.381, SLG: 0.445	5-3			6-3		F8			K	4	0	0	0	0	1	0						
Ivan Calderon, R (1, 9) OBP: 0.293, SLG: 0.440		4-3		K		F6		6-3		4	0	0	0	0	1	0						
Greg Walker, L (1, 3) OBP: 0.304, SLG: 0.389	4-3			K		F7		L6		4	0	0	0	0	1	0						
Dan Pasqua, L (1, 7) OBP: 0.333, SLG: 0.418		2B			1B		G3			3	0	2	0	0	0	0						
Mark Salas, L (1, 2) OBP: 0.303, SLG: 0.387		BB			F9			P6		2	0	0	0	1	0	1						
Kenny Williams, R (1, 5) OBP: 0.245, SLG: 0.383		F8			K			K		3	0	0	0	0	2	3						
Fred Manrique, R (1, 4) OBP: 0.306, SLG: 0.394			F3		1-6-3			HR	2B	3	1	1	0	0	0	1						
Inning Stats	R: 0 H: 0 E: 0 K: 2 S: 7	H: 0 LOB: 0 BB: 0 P: 12	R: 0 H: 1 E: 0 K: 0 S: 11	LOB: 2 BB: 1 P: 20	R: 0 H: 0 E: 0 K: 0 S: 4	H: 0 LOB: 0 BB: 0 P: 5	R: 0 H: 0 E: 0 K: 2 S: 10	H: 0 LOB: 0 BB: 0 P: 11	R: 0 H: 1 E: 0 K: 1 S: 13	LOB: 1 BB: 0 P: 19	R: 0 H: 0 E: 0 K: 0 S: 3	H: 0 LOB: 0 BB: 0 P: 4	R: 0 H: 0 E: 0 K: 0 S: 9	H: 0 LOB: 0 BB: 0 P: 14	R: 2 H: 2 E: 0 K: 1 S: 9	H: 2 LOB: 0 BB: 0 P: 12	R: 0 H: 0 E: 0 K: 1 S: 14	H: 0 LOB: 0 BB: 0 P: 21	1B: 1 2B: 2 3B: 0 HR: 1	SF: 0 SAC: 0 DP: 0 HBP: 0	WP: 0 PB: 0 SB: 0 CS: 0	PA: 32
PITCHER Richard Dotson, R (1, 1) ERA: 3.1	IP: 9.0 WLS: W BF: 32 H: 4 R: 2 ER: 2 SO: 7 BB: 1 IBB: 0 HBP: 0 BLK: 0 WP: 0 HR: 1 S: 80 P: 118 ERA: 2.00 WHIP: 0.556															PITCHER						

Batter	1	2	3	4	5	6	7	8	9	AB	R	H	RBI	BB	SO	LOB	BOTTOM			
Rickey Henderson, R (1, 7) OBP: 0.434, SLG: 0.543	5-3		F9			F8		HR		4	1	1	1	1	0	2	Chicago White Sox @ New York Yankees Yankee Stadium, Bronx, NY Wed May 11 1988, 7:05 PM EDT Att: 21,001 - Unknown - 63 F			
Willie Randolph, R (1, 4) OBP: 0.298, SLG: 0.294	F8		K		FC5-4	F8		HR		5	1	1	3	0	1	5				
Don Mattingly, L (1, 3) OBP: 0.379, SLG: 0.414	HR		F7			F8		F7		5	3	3	0	0	0	0				
Jack Clark, R (1, 10) OBP: 0.448, SLG: 0.513	HR			G4-6-3		1B		E8		3	3	2	2	2	0	0				
Claudell Washington, L (1, 8) OBP: 0.312, SLG: 0.425	F8		G4-6-3			F8		F8		5	0	1	0	0	0	3				
Dave Winfield, R (1, 9) OBP: 0.504, SLG: 0.667		SF9		K		SF9		G5-4-3		4	2	2	1	0	1	1				
Mike Pagliarulo, L (1, 5) OBP: 0.289, SLG: 0.458		SF9			4-3	SF9		F8		3	0	1	2	0	0	0				
Don Slaught, R (1, 2) OBP: 0.434, SLG: 0.617		B2			F8	BB		1B		3	1	2	0	1	0	0				
Rafael Santana, R (1, 6) OBP: 0.302, SLG: 0.274	F7			FC5-4		SF9		HR		2	1	1	1	1	0	0				
Inning Stats	R: 2 H: 2 E: 0 K: 0 S: 12	H: 2 LOB: 0 BB: 0 P: 22	R: 1 H: 1 E: 0 K: 0 S: 9	H: 1 LOB: 0 BB: 0 P: 14	R: 0 H: 0 E: 0 K: 1 S: 6	H: 0 LOB: 0 BB: 0 P: 9	R: 0 H: 0 E: 0 K: 1 S: 8	H: 0 LOB: 1 BB: 1 P: 13	R: 0 H: 1 E: 0 K: 0 S: 11	LOB: 2 BB: 1 P: 21	R: 3 H: 3 E: 0 K: 0 S: 13	H: 3 LOB: 3 BB: 3 P: 33	R: 2 H: 3 E: 1 K: 0 S: 9	H: 3 LOB: 0 BB: 0 P: 17	R: 4 H: 4 E: 0 K: 0 S: 14	H: 4 LOB: 0 BB: 0 P: 25	1B: 9 2B: 3 3B: 0 HR: 2	SF: 2 SAC: 0 DP: 2 HBP: 0	WP: 0 PB: 0 SB: 1 CS: 0	PA: 41
PITCHER Jack McDowell, R (1, 1) ERA: 5.45 Bill Long, R (6, 1) ERA: 2.45 John Davis, R (7, 1) ERA: 2.78 Bobby Thigpen, R (8, 1) ERA: 5.01	IP: 5.1 WLS: L BF: 26 H: 7 R: 6 ER: 5 SO: 2 BB: 3 IBB: 1 HBP: 0 BLK: 0 WP: 0 HR: 1 S: 53 P: 98 ERA: 8.44 WHIP: 1.875															PITCHER				

Batter	1	2	3	4	5	6	7	8	9	AB	R	H	RBI	BB	SO	LOB	TOP																	
Brian Downing, R OBP: 0.390, SLG: 0.295 (1, 10)	F5	K		F4			1B		HR	5	1	2	2	0	1	1	California Angels @ New York Yankees Yankee Stadium, Bronx, NY Fri May 13 1988, 7:05 PM EDT Att: 30,113 - Unknown - 70 F																	
Mark McLemore, S OBP: 0.323, SLG: 0.331 (1, 4)	F7			4-3			F6		3-1	4	0	0	0	1	0	2																		
Johnny Ray, S OBP: 0.376, SLG: 0.480 (1, 7)	1B	4-3			F6		P6			4	0	1	0	0	0	3																		
Wally Joyner, L OBP: 0.362, SLG: 0.403 (1, 3)	1B			F8	F9		F9			4	0	1	0	0	0	0																		
Chili Davis, S OBP: 0.288, SLG: 0.396 (1, 9)	K			6-3	F6		K			4	0	0	0	0	2	2																		
Tony Armas, R OBP: 0.302, SLG: 0.431 (1, 8)		1B	HR			F8		F7		4	2	2	1	0	0	0																		
Jack Howell, L OBP: 0.346, SLG: 0.410 (1, 5)	B1-3	2B			L3			P3		4	0	1	0	0	0	1																		
Bob Boone, R OBP: 0.286, SLG: 0.282 (9, PH)																																		
Chico Walker, S OBP: 0.297, SLG: 0.214 (9, PH)																																		
Butch Wynegar, S OBP: 0.356, SLG: 0.405 (9, 2)	1B	PB			F8		K		K	3	1	1	0	0	1	1																		
Dick Schofield, R OBP: 0.262, SLG: 0.310 (9, PH)																																		
George Hendrick, R OBP: 0.300, SLG: 0.412 (9, PH)																																		
Junior Noboa, R OBP: 0.250, SLG: 0.200 (9, 6)																																		
Gus Polidor, R OBP: 0.250, SLG: 0.200 (9, 6)																																		
Inning Stats	R: 0 E: 0 K: 1 S: 10	H: 2 LOB: 2 BB: 0 P: 16	R: 2 E: 0 K: 1 S: 15	H: 3 LOB: 2 BB: 1 P: 30	R: 1 E: 0 K: 0 S: 11	H: 2 LOB: 1 BB: 0 P: 19	R: 0 E: 0 K: 0 S: 7	H: 0 LOB: 0 BB: 0 P: 11	R: 0 E: 0 K: 1 S: 8	H: 0 LOB: 0 BB: 0 P: 13	R: 0 E: 0 K: 0 S: 11	H: 1 LOB: 1 BB: 0 P: 13	R: 0 E: 0 K: 1 S: 9	H: 0 LOB: 0 BB: 0 P: 12	R: 2 E: 0 K: 1 S: 11	H: 1 LOB: 1 BB: 0 P: 19	1B: 5 2B: 2 3B: 0 HR: 2	SF: 0 SAC: 0 DP: 0 HBP: 1	WP: 0 PB: 1 SB: 0 CS: 0	PA: 38														
PITCHER	IP WLS BF H R ER SO BB IBB HBP BLK WP HR S P ERA WHIP																																	
Al Leiter, L ERA: 3.89 (1, 1)	1.2	11	5	2	1	2	1	0	0	0	0	0	0	0	23	41	5.40	3.600																
Neil Allen, R ERA: 2.09 (2, 1)	4.1	15	2	1	1	1	0	0	0	0	0	0	0	1	31	57	2.08	0.462																
Cecilio Guante, R ERA: 3.42 (7, 1)	3.0	L	12	2	2	2	2	0	0	1	0	0	0	1	31	44	6.00	0.667																

Batter	1	2	3	4	5	6	7	8	9	AB	R	H	RBI	BB	SO	LOB	BOTTOM																	
Rickey Henderson, R OBP: 0.429, SLG: 0.530 (1, 7)	F9		F9				F8			3	0	0	0	1	0	0	California Angels @ New York Yankees Yankee Stadium, Bronx, NY Fri May 13 1988, 7:05 PM EDT Att: 30,113 - Unknown - 70 F																	
Willie Randolph, R OBP: 0.297, SLG: 0.301 (1, 4)	1B	2B	F7		E6		F9			4	0	1	0	0	0	1																		
Don Mattingly, L OBP: 0.369, SLG: 0.401 (1, 3)	K		F7		F4		4-3			4	0	0	0	0	1	3																		
Jack Clark, R OBP: 0.440, SLG: 0.494 (1, 10)	1B	BB			K	FC5-4		6-3		3	0	0	0	1	1	2																		
Claudell Washington, L OBP: 0.333, SLG: 0.455 (1, 8)	1B				1B		WP	3-1		4	1	3	0	0	0	0																		
Dave Winfield, R OBP: 0.497, SLG: 0.653 (1, 9)			K		1B		F9		6-3	4	0	1	0	0	1	1																		
Mike Pagliarulo, L OBP: 0.288, SLG: 0.452 (1, 5)	F8				4-3		E9		4-3	4	1	1	1	0	0	1																		
Don Slaught, R OBP: 0.445, SLG: 0.660 (1, 2)		HR					BB		5-3	3	2	2	2	1	0	0																		
Rafael Santana, R OBP: 0.292, SLG: 0.263 (9, PH)																																		
Gary Ward, R OBP: 0.354, SLG: 0.341 (9, PH)																																		
Inning Stats	R: 0 E: 0 K: 1 S: 11	H: 2 LOB: 1 BB: 1 P: 23	R: 1 E: 0 K: 1 S: 8	H: 1 LOB: 0 BB: 0 P: 13	R: 0 E: 0 K: 0 S: 9	H: 0 LOB: 0 BB: 0 P: 15	R: 0 E: 0 K: 1 S: 11	H: 2 LOB: 1 BB: 0 P: 16	R: 1 E: 1 K: 1 S: 12	H: 0 LOB: 2 BB: 2 P: 24	R: 2 E: 1 K: 1 S: 15	H: 3 LOB: 0 BB: 0 P: 23	R: 0 E: 0 K: 0 S: 6	H: 0 LOB: 0 BB: 0 P: 9	R: 0 E: 0 K: 0 S: 8	H: 0 LOB: 0 BB: 0 P: 11	R: 0 E: 0 K: 0 S: 5	H: 0 LOB: 0 BB: 0 P: 6	1B: 4 2B: 3 3B: 0 HR: 1	SF: 0 SAC: 0 DP: 0 HBP: 0	WP: 1 PB: 0 SB: 0 CS: 0	PA: 36												
PITCHER	IP WLS BF H R ER SO BB IBB HBP BLK WP HR S P ERA WHIP																																	
Kirk McCaskill, R ERA: 4.23 (7, 1)	6.0	W	6	0	0	0	0	0	0	0	0	0	0	0	14	20	0.00	0.000																
DeWayne Buice, R ERA: 5.79 (9, 1)	1.0	S	3	0	0	0	0	0	0	0	0	0	0	5	6	0.00	0.000																	

Batter	1	2	3	4	5	6	7	8	9	AB	R	H	RBI	BB	SO	LOB	TOP					
Brian Downing, R OBP: 0.418, SLG: 0.435 (1, 10)	3-2 5-3		0-1 L5			2-1 HR			2-2 F6	4	1	2	0	0	1		California Angels @ New York Yankees Yankee Stadium, Bronx, NY Sun May 15 1988, 3:33 AM EDT Att: 51,006 - Sunny - 70 F					
Chico Walker, S OBP: 0.200, SLG: 0.158 (1, 8)	0-1 5-3			2-0 F5		1-1 G3			2-1 F9	4	0	0	0	0	0							
Johnny Ray, S OBP: 0.368, SLG: 0.466 (1, 7)	1-2 F7			0-0 F7		1-0 F8			0-1 F5	4	0	0	0	0	0							
Wally Joyner, L OBP: 0.350, SLG: 0.382 (1, 3)		1-1 F8		0-0 F4					0-2 P6	3	0	0	0	0	0							
Tony Armas, R OBP: 0.300, SLG: 0.415 (1, 9)		1-2 1-3			1-1 F7				1-3 K	3	0	0	0	0	1	0						
Jack Howell, L OBP: 0.346, SLG: 0.415 (1, 5)		1-1 F9			3-3 K				2-1 F2	3	0	0	0	0	1	0						
Mark McLemore, S OBP: 0.325, SLG: 0.340 (1, 4)			1-2 F8		2-0 1-3				1-1 G3-6-1 1B	3	0	1	0	0	0	0						
Butch Wynegar, S OBP: 0.333, SLG: 0.375 (1, 2)			2-1 4-3			2-2 F6			2-1 G3-6-1 1-2	3	0	0	0	0	0	1						
Dick Schofield, R OBP: 0.266, SLG: 0.311 (1, 6)			2-2 1B			0-1 HR 1B			1-2 F9	3	1	2	0	0	0	0						
Inning Stats	R: 0 E: 0 K: 0 S: 9	H: 0 LOB: 0 BB: 0 P: 13	R: 0 E: 0 K: 0 S: 9	H: 0 LOB: 0 BB: 0 P: 12	R: 0 E: 0 K: 0 S: 11	H: 1 LOB: 1 BB: 0 P: 16	R: 0 E: 0 K: 0 S: 3	H: 0 LOB: 0 BB: 0 P: 5	R: 0 E: 0 K: 1 S: 6	H: 0 LOB: 0 BB: 0 P: 12	R: 2 E: 0 K: 0 S: 11	H: 2 LOB: 0 BB: 0 P: 17	R: 0 E: 0 K: 1 S: 8	H: 0 LOB: 0 BB: 0 P: 11	R: 0 E: 0 K: 0 S: 7	H: 1 LOB: 0 BB: 0 P: 11	R: 0 E: 0 K: 0 S: 8	H: 0 LOB: 0 BB: 0 P: 12	1B: 3 2B: 0 3B: 0 HR: 1	SF: 0 SAC: 0 DP: 1 HBP: 0	WP: 0 PB: 0 SB: 0 CS: 0	PA: 30
PITCHER Charles Hudson, R ERA: 3.82 (1, 1)	IP: 9.0 WLS: W BF: 30 H: 4 R: 2 ER: 2 SO: 2 BB: 0 IBB: 0 HBP: 0 BLK: 0 WP: 0 HR: 1 S: 72 P: 109 ERA: 2.00 WHIP: 0.444															PITCHER IP: 9.0 WLS: W BF: 30 H: 4 R: 2 ER: 2 SO: 2 BB: 0 IBB: 0 HBP: 0 BLK: 0 WP: 0 HR: 1 S: 72 P: 109 ERA: 2.00 WHIP: 0.444						


Batter	1	2	3	4	5	6	7	8	9	AB	R	H	RBI	BB	SO	LOB	BOTTOM			
Willie Randolph, R OBP: 0.285, SLG: 0.281 (1, 4)	2-1 P6		1-0 L5	1-0 FC1-6 1-2			2-1 P3	0-1 F8		5	0	0	0	0	0	4	California Angels @ New York Yankees Yankee Stadium, Bronx, NY Sun May 15 1988, 3:33 AM EDT Att: 51,006 - Sunny - 70 F			
Don Mattingly, L OBP: 0.382, SLG: 0.444 (1, 3)	0-1 4-3			2-2 BLK FC5 1B	1-1 6-3		4-1 HR IBB			3	2	1	0	1	0	0				
Jay Buhner, R (1, 8)	2-2 6-3			4-1 FC5 1B BLK BB	1-3 K		1-0 HR			2	1	0	0	1	1	0				
Claudell Washington, L OBP: 0.337, SLG: 0.488 (7, PH) (8, 8)				1-2 FC5 1B BLK BB			1-0 HR			1	1	1	3	0	0	0				
Jack Clark, R OBP: 0.436, SLG: 0.488 (1, 10)		2-3 K		3-2 FC5 1B BLK 1B	2-2 2B		4-1 HR BB			3	2	1	1	1	1	1				
Dave Winfield, R OBP: 0.483, SLG: 0.674 (1, 9)		3-2 L4		2-2 L4	1-1 4-3		1-1 HR			4	1	1	2	0	0	3				
Gary Ward, R OBP: 0.346, SLG: 0.333 (1, 7)		0-0 6-3		2-1 1B SF9 1B			1-0 F8			4	1	1	1	0	0	0				
Mike Pagliarulo, L OBP: 0.292, SLG: 0.455 (1, 5)			3-1 1B	1-3 1B	0-0 1B		2-3 K	1-0 4-3		4	0	2	1	0	1	0				
Joel Skinner, R OBP: 0.171, SLG: 0.188 (1, 2)			0-0 L9	0-1 SF9			2-2 F9	0-0 L7		3	0	0	1	0	0	1				
Rafael Santana, R OBP: 0.299, SLG: 0.298 (1, 6)			1-3 K	3-1 FC1-6 1B			0-1 HR WP 1B	2-1 1-3		4	1	2	0	0	1	1				
Inning Stats	R: 0 E: 0 K: 0 S: 7	H: 0 LOB: 0 BB: 0 P: 11	R: 0 E: 0 K: 1 S: 7	H: 0 LOB: 0 BB: 0 P: 12	R: 0 E: 0 K: 1 S: 7	H: 1 LOB: 1 BB: 0 P: 12	R: 4 E: 0 K: 0 S: 19	H: 4 LOB: 2 BB: 1 P: 33	R: 0 E: 0 K: 1 S: 12	H: 1 LOB: 1 BB: 0 P: 17	R: 0 E: 0 K: 1 S: 12	H: 0 LOB: 0 BB: 0 P: 16	R: 5 E: 0 K: 0 S: 11	H: 3 LOB: 0 BB: 2 P: 25	R: 0 E: 0 K: 0 S: 5	H: 0 LOB: 0 BB: 0 P: 7	1B: 6 2B: 1 3B: 0 HR: 2	SF: 1 SAC: 0 DP: 0 HBP: 0	WP: 1 PB: 0 SB: 0 CS: 0	PA: 37
PITCHER Chuck Finley, L ERA: 4.53 Ray Krawczyk, R ERA: 2.41 Willie Fraser, R ERA: 5.63 DeWayne Buice, R ERA: 5.31	IP: 3.1 WLS: L BF: 16 H: 4 R: 4 ER: 4 SO: 2 BB: 1 IBB: 0 HBP: 0 BLK: 0 WP: 0 HR: 0 S: 35 P: 62 ERA: 10.80 WHIP: 1.500															PITCHER IP: 2.2 WLS: L BF: 10 H: 2 R: 0 ER: 0 SO: 2 BB: 0 IBB: 0 HBP: 0 BLK: 0 WP: 0 HR: 0 S: 29 P: 39 ERA: 0.00 WHIP: 0.750				

AB	30
R	2
H	4
RBI	2
BB	0
SO	2
LOB	2



WP	0	PA	30
PB	0		
SB	0		
CS	0		

AB	33
R	9
H	9
RBI	9
BB	3
SO	4
LOB	10



WP	1	PA	37
PB	0		
SB	0		
CS	0		

Batter	1	2	3	4	5	6	7	8	9	AB	R	H	RBI	BB	SO	LOB	TOP								
Harold Reynolds, S OBP: 0.289, SLG: 0.392 (1, 4)	1-2 4-3		1-1 F9			1-1 4-3	1-0 1B		2-2 3-1	5	0	1	1	0	0	1									
Scott Bradley, L OBP: 0.306, SLG: 0.426 (1, 2)	1-0 4-3			2-0 E3 HR		0-0 HR	0-0 1B		0-0 1-3	5	2	2	2	0	0	0									
Alvin Davis, L OBP: 0.436, SLG: 0.600 (1, 3)	1-3 K			3-2 L7		2-2 HBP	2-2 F8			3	0	0	0	0	1	3									
Ken Phelps, L OBP: 0.423, SLG: 0.624 (1, 10)		1-0 4-3		2-2 HR		1-2 L4-3			3-2 4-3	4	1	1	2	0	0	1									
Mickey Brantley, R OBP: 0.310, SLG: 0.500 (1, 7)	2-2 F9			3-2 5-3			0-0 E5 1B	1-0 S 1B		4	1	1	0	0	0	0									
Jim Presley, R OBP: 0.273, SLG: 0.354 (1, 5)	0-0 5-3			3-3 K			1-2 5-3 SAFE	0-3 K		4	0	0	0	0	2	2									
Glenn Wilson, R OBP: 0.303, SLG: 0.336 (1, 9)			1-1 FC5-4 1B		0-0 L9-3 1B		1-1 4-3	4-1 BB		3	0	2	0	1	0	1									
Mike Kingery, L OBP: 0.360, SLG: 0.319 (1, 8)			2-1 P5		0-0 F3		4-0 1B IBB	0-0 P6		3	1	0	0	1	0	4									
Rey Quinones, R OBP: 0.294, SLG: 0.397 (1, 6)			2-2 FC5-4 1-2		1-1 L9-3 1-2		0-1 1B 1B	1-2 F2		4	1	1	1	0	0	2									
Inning Stats	R: 0 E: 0 K: 1 S: 7	H: 0 LOB: 0 BB: 0 P: 10	R: 0 E: 0 K: 0 S: 6	H: 0 LOB: 0 BB: 0 P: 9	R: 0 E: 1 K: 0 S: 9	H: 1 LOB: 1 BB: 0 P: 15	R: 2 E: 1 K: 1 S: 18	H: 1 LOB: 0 BB: 0 P: 31	R: 0 E: 0 K: 0 S: 4	H: 1 LOB: 0 BB: 0 P: 5	R: 1 E: 0 K: 0 S: 8	H: 1 LOB: 0 BB: 0 P: 12	R: 3 E: 1 K: 0 S: 14	H: 3 LOB: 2 BB: 1 P: 25	R: 0 E: 0 K: 1 S: 9	H: 1 LOB: 2 BB: 1 P: 17	R: 0 E: 0 K: 0 S: 7	H: 0 LOB: 0 BB: 0 P: 10	1B: 6 2B: 2 3B: 0 HR: 2	SF: 0 SAC: 0 DP: 2 HBP: 1	WP: 0 PB: 0 SB: 1 CS: 0	PA: 38			
PITCHER	IP	WLS	BF	H	R	ER	SO	BB	IBB	HBP	BLK	WP	HR	S	P	ERA	WHIP								
Richard Dotson, R ERA: 3.05 (1, 1)	6.2	L	28	6	6	2	2	0	0	1	0	0	2	62	101	2.70	0.900								
Cecilio Guante, R ERA: 3.38 (7, 1)	0.1		2	1	0	0	0	0	0	0	0	0	0	4	6	0.00	3.000								
Tim Stoddard, R ERA: 6.1 (8, 1)	2.0		8	1	0	0	1	1	0	0	0	0	0	16	27	0.00	1.000								

Seattle Mariners @ New York Yankees
Yankee Stadium, Bronx, NY
Tue May 17 1988, 7:05 PM EDT
Att: 17,858 - Unknown - 63 F

AB 35
R 6
H 8
RBI 6
BB 2
SO 3
LOB 14



Batter	1	2	3	4	5	6	7	8	9	AB	R	H	RBI	BB	SO	LOB	BOTTOM								
Willie Randolph, R OBP: 0.283, SLG: 0.268 (1, 4)	4-1 HR BB		2-1 6-3			1-1 6-3		4-0 BB		2	1	0	0	2	0	0									
Don Mattingly, L OBP: 0.376, SLG: 0.450 (1, 3)	1-0 HR		2-0 6-3			1-0 G3-6-3 HBP		1-0 F8		3	1	1	2	0	0	2									
Mike Pagliarulo, L OBP: 0.290, SLG: 0.435 (1, 5)	2-3 K			0-0 F9		2-0 G3-6-3 1-2		2-2 F8		4	0	0	0	0	1	1									
Jack Clark, R OBP: 0.424, SLG: 0.495 (1, 10)	2-3 K			1-2 F8		1-2 E5 G4-6-3		2-3 K		4	0	0	0	0	2	0									
Claudell Washington, L OBP: 0.333, SLG: 0.483 (1, 8)	2-3 K			1-1 1B		1-1 F7		0-2 6-3		4	0	1	0	0	1	1									
Dave Winfield, R OBP: 0.471, SLG: 0.652 (1, 9)		1-3 K		1-2 F8		0-1 G4-6-3 1-2				3	0	0	0	0	1	2									
Jay Buhner, R (1, 7)		0-0 4-3			0-0 F7			2-0 6-3		3	0	0	0	0	0	0									
Joel Skinner, R OBP: 0.150, SLG: 0.162 (1, 2)		2-3 K			0-0 4-3			1-1 F8		2	0	0	0	0	1	0									
Gary Ward, R OBP: 0.321, SLG: 0.306 (8, PH)										1	0	0	0	0	0	0									
Bob Geren, R (9, 2)										0	0	0	0	0	0	0									
Rafael Santana, R OBP: 0.294, SLG: 0.292 (1, 6)			1-1 6-3			0-1 5-3		1-2 3B		2	0	0	0	0	0	0									
Roberto Kelly, R OBP: 0.274, SLG: 0.339 (8, PH)										1	0	1	0	0	0	0									
Bobby Meacham, S OBP: 0.274, SLG: 0.296 (9, 6)										0	0	0	0	0	0	0									
Inning Stats	R: 2 E: 0 K: 3 S: 12	H: 1 LOB: 0 BB: 1 P: 23	R: 0 E: 0 K: 2 S: 7	H: 0 LOB: 0 BB: 0 P: 10	R: 0 E: 0 K: 0 S: 5	H: 0 LOB: 0 BB: 0 P: 10	R: 0 E: 0 K: 0 S: 10	H: 1 LOB: 1 BB: 0 P: 13	R: 0 E: 0 K: 0 S: 4	H: 0 LOB: 0 BB: 0 P: 4	R: 0 E: 0 K: 0 S: 3	H: 0 LOB: 0 BB: 0 P: 7	R: 0 E: 1 K: 0 S: 8	H: 0 LOB: 0 BB: 0 P: 10	R: 0 E: 0 K: 1 S: 7	H: 1 LOB: 2 BB: 1 P: 16	R: 0 E: 0 K: 1 S: 10	H: 0 LOB: 0 BB: 0 P: 14	1B: 1 2B: 0 3B: 1 HR: 1	SF: 0 SAC: 0 DP: 2 HBP: 1	WP: 0 PB: 0 SB: 0 CS: 0	PA: 32			
PITCHER	IP	WLS	BF	H	R	ER	SO	BB	IBB	HBP	BLK	WP	HR	S	P	ERA	WHIP								
Bill Swift, R ERA: 4.05 (1, 1)	9.0	W	32	3	2	2	6	2	0	1	0	0	1	66	107	2.00	0.556								

Seattle Mariners @ New York Yankees
Yankee Stadium, Bronx, NY
Tue May 17 1988, 7:05 PM EDT
Att: 17,858 - Unknown - 63 F

AB 29
R 2
H 3
RBI 2
BB 2
SO 6
LOB 6



Batter	1	2	3	4	5	6	7	8	9	AB	R	H	RBI	BB	SO	LOB	TOP								
Carney Lansford, R OBP: 0.443, SLG: 0.538 (1, 5)	1-0 1B	2-1 F8		0-1 1B		3-2 1B		0-1 5-3	1-2 1B	6	1	4	3	0	0	1									
Dave Parker, L OBP: 0.329, SLG: 0.434 Stan Javier, S OBP: 0.342, SLG: 0.406 (8, 7)	3-2 4-3		2-1 HR	1-0 F7		4-1 1B		3-0 F8	3-2 1B	4	1	1	1	1	0	3									
Jose Canseco, R OBP: 0.412, SLG: 0.519 (1, 9)	1-0 2-3		1-1 5-3	2-2 4-3		2-2 F3		4-1 1B	0-1 G6-4-3	5	1	0	0	1	0	6									
Mark McGwire, R OBP: 0.385, SLG: 0.554 (1, 3)	2-1 1-3		2-0 5-3		1-3 K		2-2 F2	4-1 1B	1-2 BB	4	0	0	0	1	1	1									
Don Baylor, R OBP: 0.322, SLG: 0.290 (1, 10)		3-2 6-3	1-1 F9		4-2 BB		3-1 2B	0-0 1B	1-2 FC4-6	3	1	1	1	1	0	0									
Dave Henderson, R OBP: 0.340, SLG: 0.511 (1, 8)		2-1 1B		0-0 4-3	2-1 P3		1-0 1B	1-0 1B	1-0 FC4-6	5	3	3	0	0	0	3									
Glenn Hubbard, R OBP: 0.375, SLG: 0.303 (1, 4)		2-2 1B		4-0 4-3	1-2 F8		1-1 1B	1-2 FC6-4	1-2 1B	4	3	3	1	1	0	1									
Ron Hassey, L OBP: 0.333, SLG: 0.467 Orlando Mercado, R OBP: 0.273, SLG: 0.550 (9, 2)		1-1 2B		3-2 4-3		1-0 F9	1-0 SF8	4-1 FC6-4	1-2 BB	3	0	1	3	1	0	2									
Walt Weiss, S OBP: 0.302, SLG: 0.261 (1, 6)	1-0 4-3		4-2 1B		1-2 E6		2-2 F7	2-0 FC6-4	1-2 1B	4	1	0	0	1	0	4									
Inning Stats	R: 0 E: 0 K: 0 S: 10	H: 1 LOB: 1 BB: 0 P: 17	R: 2 E: 0 K: 0 S: 14	H: 3 LOB: 1 BB: 0 P: 25	R: 1 E: 0 K: 0 S: 7	H: 1 LOB: 0 BB: 0 P: 13	R: 2 E: 0 K: 0 S: 16	H: 2 LOB: 2 BB: 2 P: 29	R: 0 E: 0 K: 1 S: 10	H: 0 LOB: 1 BB: 1 P: 18	R: 0 E: 1 K: 0 S: 11	H: 1 LOB: 2 BB: 1 P: 22	R: 2 E: 0 K: 0 S: 12	H: 2 LOB: 1 BB: 0 P: 21	R: 1 E: 0 K: 0 S: 7	H: 1 LOB: 2 BB: 2 P: 19	R: 3 E: 0 K: 0 S: 15	H: 3 LOB: 0 BB: 1 P: 26	1B: 10 2B: 3 3B: 0 HR: 1	SF: 1 SAC: 0 DP: 1 HBP: 1	WP: 1 PB: 0 SB: 1 CS: 1	PA: 48			
PITCHER	IP	WLS	BF	H	R	ER	SO	BB	IBB	HBP	BLK	WP	HR	S	P	ERA	WHIP								
Tommy John, L ERA: 4.36 (1, 1)	3.0	L	15	6	4	4	0	0	0	0	0	0	1	32	56	12.00	2.000								
Neil Allen, R ERA: 3.24 (4, 1)	4.0		21	4	3	3	1	4	0	1	0	0	0	48	89	6.75	2.000								
Tim Stoddard, R ERA: 7.06 (8, 1)	1.0		8	2	3	3	0	3	0	0	0	0	0	12	29	27.00	5.000								
Steve Shields, R ERA: 6.48 (9, 1)	1.0		4	2	1	1	0	0	0	0	0	1	0	10	16	9.00	2.000								

Oakland Athletics @ New York Yankees
Yankee Stadium, Bronx, NY
Fri May 20 1988, 7:05 PM EDT
Att: 43,251 - Unknown - 66 F

AB 39
R 11
H 14
RBI 11
BB 7
SO 1
LOB 21



Batter	1	2	3	4	5	6	7	8	9	AB	R	H	RBI	BB	SO	LOB	BOTTOM								
Rickey Henderson, R OBP: 0.427, SLG: 0.518 (1, 7)	4-2 1B		2-2 4-3		1-2 F9		0-0 1B			3	0	1	1	1	0	2									
Willie Randolph, R OBP: 0.282, SLG: 0.275 (1, 4)	2-1 P4		2-0 2B		1-3 K		2-2 F8			4	0	1	0	0	1	3									
Don Mattingly, L OBP: 0.373, SLG: 0.445 (1, 3)	0-0 1B		1-0 F8		1-1 L3		0-2 1-3			4	0	1	0	0	0	1									
Jack Clark, R OBP: 0.419, SLG: 0.479 (1, 10)	1-3 K			1-2 6-3		2-2 F7		4-0 FC4-6	BB	3	0	0	0	1	1	1									
Claudell Washington, L OBP: 0.330, SLG: 0.473 (1, 8)		0-2 1-3		0-1 BLK		2-1 1-3		0-1 FC4-6	1-2 1B	4	0	1	0	0	0	1									
Dave Winfield, R OBP: 0.486, SLG: 0.647 (1, 9)		1-3 K		1-2 F8		0-2 F7		1-0 F8		4	1	1	0	0	1	2									
Mike Pagliarulo, L OBP: 0.283, SLG: 0.423 (1, 5)		1-3 K		3-3 K		1-2 F7			0-3 K	4	0	0	0	0	3	2									
Bobby Meacham, S OBP: 0.308, SLG: 0.327 Gary Ward, R OBP: 0.316, SLG: 0.300 (9, PH)			1-0 4-3		4-1 S		4-1 1B		2-1 F9	1	2	1	0	2	0	0									
Joel Skinner, R OBP: 0.143, SLG: 0.154 Jay Buhner, R OBP: 0.288, SLG: 0.167 Bob Geren, R (8, 2)			0-2 1-3		0-3 K		0-1 1B		3-3 K	2	0	0	0	0	1	2									
Inning Stats	R: 0 E: 0 K: 1 S: 8	H: 1 LOB: 1 BB: 1 P: 15	R: 0 E: 0 K: 2 S: 10	H: 0 LOB: 0 BB: 0 P: 12	R: 1 E: 0 K: 0 S: 9	H: 2 LOB: 1 BB: 0 P: 15	R: 0 E: 0 K: 1 S: 11	H: 1 LOB: 1 BB: 0 P: 17	R: 0 E: 0 K: 2 S: 10	H: 0 LOB: 1 BB: 1 P: 16	R: 0 E: 0 K: 0 S: 7	H: 0 LOB: 0 BB: 0 P: 12	R: 2 E: 0 K: 0 S: 14	H: 3 LOB: 1 BB: 1 P: 21	R: 0 E: 0 K: 0 S: 6	H: 0 LOB: 1 BB: 1 P: 11	R: 0 E: 0 K: 2 S: 9	H: 0 LOB: 0 BB: 0 P: 14	1B: 4 2B: 3 3B: 0 HR: 0	SF: 0 SAC: 0 DP: 0 HBP: 0	WP: 0 PB: 0 SB: 1 CS: 0	PA: 36			
PITCHER	IP	WLS	BF	H	R	ER	SO	BB	IBB	HBP	BLK	WP	HR	S	P	ERA	WHIP								
Bob Welch, R ERA: 3.74 (1, 1)	7.0	W	29	7	3	3	6	3	0	0	3	0	0	5	9	0.00	1.500								
Rick Honeycutt, L ERA: 3.16 (8, 1)	0.2		3	0	0	0	0	1	0	0	0	0	0	5	9	0.00	1.500								
Dennis Eckersley, R ERA: 2.25 (8, 1)	0.1		1	0	0	0	0	0	0	0	0	0	0	1	2	0.00	0.000								
Eric Plunk, R ERA: 2.53 (9, 1)	1.0		3	0	0	0	2	0	0	0	0	0	0	9	14	0.00	0.000								

Oakland Athletics @ New York Yankees
Yankee Stadium, Bronx, NY
Fri May 20 1988, 7:05 PM EDT
Att: 43,251 - Unknown - 66 F

AB 32
R 3
H 7
RBI 2
BB 4
SO 8
LOB 14



Batter	1	2	3	4	5	6	7	8	9	AB	R	H	RBI	BB	SO	LOB	TOP											
Carney Lansford, R OBP: 0.436, SLG: 0.529	1-1 6-3		1-0 FC5-4		1-0 F8		1-2 F8		1-2 F8	5	0	1	0	0	0	2	Oakland Athletics @ New York Yankees Yankee Stadium, Bronx, NY Sat May 21 1988, 7:05 PM EDT Att: 40,266 - Unknown livebaseballscorecards.com											
Stan Javier, S OBP: 0.339, SLG: 0.400	3-1 BLK		2-3 K		2-1 F7		1-3 K			4	0	1	0	0	2	2												
Jose Canseco, R OBP: 0.408, SLG: 0.510	2-1 F8		0-0 FC5-4		4-2 F8				2-3 K	3	1	0	0	1	1	3												
Dave Parker, L OBP: 0.333, SLG: 0.436	1-1 G3			0-0 2B		1-2 1B			2-1 P4	4	1	2	0	0	0	1												
Mark McGwire, R OBP: 0.376, SLG: 0.539		2-3 K		2-0 F9		0-0 F8			2-2 P4	4	0	0	0	0	1	3												
Ron Hassey, L OBP: 0.343, SLG: 0.484		3-2 F8		3-1 6-3		0-1 1B			4-0 1B	3	0	2	2	0	0	0												
Don Baylor, R OBP: 0.328, SLG: 0.290				1-H 2B		1-2 1B			1B	0	0	0	0	1	0	0												
Steve Ontiveros, R OBP: 0.301, SLG: 0.222						3-H 1B			BB	0	0	0	0	0	0	0												
Dave Henderson, R OBP: 0.327, SLG: 0.489		0-0 F8		1-2 6-3		3-3 K			0-0 6-3	4	0	0	0	0	1	4												
Glenn Hubbard, R OBP: 0.369, SLG: 0.300			0-1 6-3	3-1 6-3		0-3 K			3-2 1B	4	0	1	0	0	1	3												
Walt Weiss, S OBP: 0.303, SLG: 0.264			0-1 1B		1-1 F9				2-3 K	3	0	1	0	0	0	0												
Mike Gallego, R OBP: 0.301, SLG: 0.222							1-2 F8			1	0	0	0	0	1	2												
Inning Stats	R: 0 E: 0 K: 0 S: 8	H: 1 LOB: 1 BB: 0 P: 15	R: 0 E: 0 K: 1 S: 7	H: 0 LOB: 0 BB: 0 P: 12	R: 0 E: 0 K: 1 S: 9	H: 2 LOB: 2 BB: 0 P: 12	R: 1 E: 0 K: 0 S: 9	H: 2 LOB: 1 BB: 0 P: 18	R: 0 E: 0 K: 2 S: 17	H: 0 LOB: 0 BB: 0 P: 9	R: 0 E: 0 K: 1 S: 9	H: 0 LOB: 0 BB: 0 P: 12	R: 0 E: 0 K: 1 S: 9	H: 0 LOB: 0 BB: 0 P: 15	R: 0 E: 0 K: 1 S: 10	H: 1 LOB: 2 BB: 1 P: 20	1B: 7 2B: 1 3B: 0 HR: 0	SF: 0 SAC: 0 DP: 0 HBP: 0	WP: 0 PB: 0 SB: 0 CS: 0	PA: 37								
PITCHER	IP	WLS	BF	H	R	ER	SO	BB	IBB	HBP	BLK	WP	HR	S	P	ERA	WHIP											
Rick Rhoden, R ERA: 5.34	(1, 1)	5.0	W	20	5	1	1	2	0	0	0	1	0	0	38	66	1.80	1.000										
Cecilie Guante, R ERA: 3.34	(6, 1)	3.0		12	2	1	1	4	1	0	0	0	0	0	35	52	3.00	1.000										
Dave Righetti, L ERA: 2.45	(9, 1)	1.0	S	5	1	0	0	1	1	0	0	1	0	0	10	20	0.00	2.000										

Batter	1	2	3	4	5	6	7	8	9	AB	R	H	RBI	BB	SO	LOB	BOTTOM										
Rickey Henderson, R OBP: 0.435, SLG: 0.525	4-1 1B	2-1 2B		4-0 1B			2-1 6-3			2	1	1	0	2	0	0	Oakland Athletics @ New York Yankees Yankee Stadium, Bronx, NY Sat May 21 1988, 7:05 PM EDT Att: 40,266 - Unknown livebaseballscorecards.com										
Willie Randolph, R OBP: 0.275, SLG: 0.267	0-1 B5	1-1 F9		1-1 F7			2-1 F8			4	0	0	0	0	0	5											
Don Mattingly, L OBP: 0.370, SLG: 0.440	0-1 BB		1-0 F8		1-1 F8		1-2 L4			4	1	1	0	0	0	0											
Jack Clark, R OBP: 0.429, SLG: 0.490	4-2 BLK		2-0 4-3		1-0 2B			4-2 G6-4-3		2	1	1	0	2	0	0											
Dave Winfield, R OBP: 0.467, SLG: 0.638	4-1 BLK		2-3 K		4-0 G6-4-3		3-2 G6-4-3		1-2 BB	2	0	0	1	2	1	1											
Jay Buhner, R OBP: 0.182, SLG: 0.111	1-2 SF8			3-2 P4	2-2 G6-4-3			0-0 F5		3	0	0	1	0	0	2											
Bobby Meacham, S OBP: 0.309, SLG: 0.345	1-1 L4			1-1 WP		1-1 F9				3	0	1	0	0	0	1											
Mike Pagliarulo, L OBP: 0.283, SLG: 0.423										0	0	0	0	0	0	0											
Joel Skinner, R OBP: 0.156, SLG: 0.146		0-0 6-3		4-2 WP		0-3 K				2	0	0	0	1	1	0											
Rafael Santana, R OBP: 0.286, SLG: 0.283		1-0 F9		2-2 F7		1-1 5-3				3	0	0	0	0	0	2											
Inning Stats	R: 3 E: 0 K: 0 S: 11	H: 1 LOB: 3 BB: 3 P: 26	R: 0 E: 0 K: 0 S: 6	H: 1 LOB: 0 BB: 0 P: 10	R: 0 E: 0 K: 1 S: 5	H: 0 LOB: 0 BB: 0 P: 10	R: 0 E: 0 K: 0 S: 13	H: 1 LOB: 3 BB: 2 P: 28	R: 0 E: 0 K: 0 S: 6	H: 0 LOB: 0 BB: 0 P: 14	R: 0 E: 0 K: 1 S: 7	H: 0 LOB: 0 BB: 0 P: 9	R: 0 E: 0 K: 0 S: 7	H: 0 LOB: 0 BB: 0 P: 12	R: 0 E: 0 K: 0 S: 8	H: 0 LOB: 0 BB: 1 P: 15	1B: 1 2B: 3 3B: 0 HR: 0	SF: 1 SAC: 0 DP: 2 HBP: 0	WP: 1 PB: 0 SB: 0 CS: 0	PA: 33							
PITCHER	IP	WLS	BF	H	R	ER	SO	BB	IBB	HBP	BLK	WP	HR	S	P	ERA	WHIP										
Curt Young, L ERA: 3.74	(1, 1)	8.0	L	33	4	3	3	2	6	1	0	0	0	63	124	3.38	1.250										



Batter	1	2	3	4	5	6	7	8	9	AB	R	H	RBI	BB	SO	LOB	TOP			
Carney Lansford, R OBP: 0.432, SLG: 0.522 (1,5)	F4			F8		F9			F9	4	0	1	0	0	0	0				
Dave Parker, L OBP: 0.325, SLG: 0.424 (1,7)	K			3-1		F4			K	4	0	0	0	0	2	1				
Jose Canseco, R OBP: 0.402, SLG: 0.500 (1,9)	K			5-3					K	3	0	0	0	0	2	0				
Mark McGwire, R OBP: 0.370, SLG: 0.529 (1,3)		F9			K				K	3	0	0	0	0	2	0				
Don Baylor, R OBP: 0.319, SLG: 0.282 (1,10)		K			K				K	3	0	0	0	0	3	0				
Dave Henderson, R OBP: 0.327, SLG: 0.495 (1,8)		K			2B				F8	3	0	1	0	0	1	0				
Glenn Hubbard, R OBP: 0.356, SLG: 0.288 (1,4)			5-3		F9				K	3	0	0	0	0	1	1				
Orlando Mercado, R OBP: 0.214, SLG: 0.385 (1,2)			K			5-3			P3	3	0	0	0	0	1	0				
Walt Weiss, S OBP: 0.295, SLG: 0.255 (1,6)			F9			6-3			K	3	0	0	0	0	1	0				
Inning Stats	R: 0 H: 0 E: 0 K: 2 S: 12	H: 0 LOB: 0 BB: 0 P: 17	R: 0 H: 0 E: 0 K: 2 S: 10	H: 0 LOB: 0 BB: 0 P: 15	R: 0 H: 0 E: 0 K: 1 S: 9	H: 0 LOB: 0 BB: 0 P: 12	R: 0 H: 0 E: 0 K: 0 S: 4	H: 0 LOB: 0 BB: 0 P: 8	R: 0 H: 1 E: 0 K: 2 S: 10	H: 1 LOB: 1 BB: 0 P: 16	R: 0 H: 0 E: 0 K: 3 S: 10	H: 0 LOB: 0 BB: 0 P: 11	R: 0 H: 0 E: 0 K: 1 S: 8	H: 0 LOB: 0 BB: 0 P: 12	R: 0 H: 0 E: 0 K: 2 S: 7	H: 0 LOB: 0 BB: 0 P: 9	1B: 1 2B: 1 3B: 0 HR: 0	SF: 0 SAC: 0 DP: 0 HBP: 0	WP: 0 PB: 0 SB: 0 CS: 0	PA: 29
PITCHER John Candelaria, L ERA: 2.2 (1,1)	IP: 9.0 WLS: W BF: 29 H: 2 R: 0 ER: 0 SO: 13 BB: 0 IBB: 0 HBP: 0 BLK: 0 WP: 0 HR: 0 S: 77 P: 112 ERA: 0.00 WHIP: 0.222															PITCHER				

Oakland Athletics @ New York Yankees
Yankee Stadium, Bronx, NY
Sun May 22 1988, 3:33 AM EDT
Att: 54,719 - Sunny

AB 29
R 0
H 2
RBI 0
BB 0
SO 13
LOB 2



Batter	1	2	3	4	5	6	7	8	9	AB	R	H	RBI	BB	SO	LOB	BOTTOM			
Rickey Henderson, R OBP: 0.424, SLG: 0.510 (1,7)	K		F9		1-3		F9			4	0	0	0	0	1	3				
Willie Randolph, R OBP: 0.274, SLG: 0.266 (1,4)	BB 1B		F7			4-3		5-3		4	0	1	0	0	0	0				
Don Mattingly, L OBP: 0.373, SLG: 0.448 (1,3)	K			HR 2B		F8		1B 1B		4	1	2	0	0	1	1				
Jack Clark, R OBP: 0.431, SLG: 0.515 (1,10)				HR 2B		F2		F2		3	1	1	2	1	0	1				
Claudell Washington, L OBP: 0.337, SLG: 0.474 (1,8)	6-3		F7			FC5-4 1B		1B 1B		4	0	2	0	0	0	2				
Dave Winfield, R OBP: 0.456, SLG: 0.621 (1,9)		5-3			4-3	FC5-4 1B 1B		F8		4	0	0	0	0	0	3				
Mike Pagliarulo, L OBP: 0.278, SLG: 0.414 (1,5)		F6			5-3	F6				3	0	0	0	0	0	1				
Joel Skinner, R OBP: 0.167, SLG: 0.159 (1,2)		K			F3	1B 1B				3	0	1	0	0	1	0				
Rafael Santana, R OBP: 0.287, SLG: 0.284 (1,6)			6-3		F9	1B 1B				3	0	1	0	0	0	0				
Inning Stats	R: 0 H: 1 E: 0 K: 2 S: 15	H: 1 LOB: 2 BB: 1 P: 25	R: 0 H: 0 E: 0 K: 1 S: 7	H: 0 LOB: 0 BB: 0 P: 11	R: 0 H: 0 E: 0 K: 0 S: 5	H: 0 LOB: 0 BB: 0 P: 9	R: 2 H: 2 E: 0 K: 0 S: 11	H: 2 LOB: 0 BB: 0 P: 15	R: 0 H: 0 E: 0 K: 0 S: 5	H: 0 LOB: 0 BB: 0 P: 8	R: 0 H: 0 E: 0 K: 0 S: 7	H: 0 LOB: 0 BB: 0 P: 10	R: 0 H: 3 E: 0 K: 0 S: 13	H: 3 LOB: 3 BB: 0 P: 20	R: 0 H: 2 E: 0 K: 0 S: 9	H: 2 LOB: 2 BB: 0 P: 15	1B: 6 2B: 1 3B: 0 HR: 1	SF: 0 SAC: 0 DP: 0 HBP: 0	WP: 0 PB: 0 SB: 0 CS: 0	PA: 33
PITCHER Storm Davis, R ERA: 2.89 (1,1)	IP: 8.0 WLS: L BF: 33 H: 8 R: 2 ER: 2 SO: 3 BB: 1 IBB: 0 HBP: 0 BLK: 0 WP: 0 HR: 1 S: 72 P: 113 ERA: 2.25 WHIP: 1.125															PITCHER				

Oakland Athletics @ New York Yankees
Yankee Stadium, Bronx, NY
Sun May 22 1988, 3:33 AM EDT
Att: 54,719 - Sunny

AB 32
R 2
H 8
RBI 2
BB 1
SO 3
LOB 11



Batter	1	2	3	4	5	6	7	8	9	AB	R	H	RBI	BB	SO	LOB	TOP			
Rickey Henderson, R OBP: 0.424, SLG: 0.503 (1, 7)	2-1 6-3 ①		4-1 G1-6-3 BB		0-2 1B 1B	0-1 4-3 ②		3-1 E6 1B		4	1	1	1	1	0	2				
Willie Randolph, R OBP: 0.276, SLG: 0.266 (1, 4)	4-0 1B BB		0-0 G1-6-3 1-2f		3-2 6-3 ②	3-2 6-3 ③		0-1 G3-6-1 1B		4	0	1	1	1	0	4				
Don Mattingly, L OBP: 0.374, SLG: 0.443 (1, 3)	0-1 L7			1-0 L8	2-0 BB 1B		4-0 FC3-6 BB	1-2 G3-6-1 ③		4	0	1	2	1	0	3				
Jack Clark, R OBP: 0.430, SLG: 0.505 (1, 10)	2-2 1B			1-1 F9	4-2 FC3-6 BB		2-2 L8	2-3 K		4	0	1	0	1	1	1				
Claudell Washington, L OBP: 0.330, SLG: 0.461 (1, 8)	1-0 4-3			0-1 BB 1B	0-2 FC3-6 1-2f		3-1 FC3-6 1B	1-3 K		5	0	1	0	0	1	5				
Dave Winfield, R OBP: 0.454, SLG: 0.611 (1, 9)		1-2 L8		4-1 BB		0-1 F9	2-0 1B	0-3 K		4	0	1	0	1	1	0				
Mike Pagliarulo, L OBP: 0.277, SLG: 0.409 (1, 5)		3-2 6-3		0-0 G3		2-2 2B 1B	1-0 P6			4	1	1	0	0	0	4				
Joel Skinner, R OBP: 0.173, SLG: 0.188 (1, 2)		0-3 K			0-0 5-3	1-0 1B 4-3 2B		2-1 4-3		4	1	1	0	0	1	0				
Rafael Santana, R OBP: 0.304, SLG: 0.296 (1, 6)			0-2 G3		4-2 6-3 1B BB	2-2 4-3 1B		0-1 E 1B		3	2	2	1	1	0	0				
Inning Stats	R: 0 E: 0 K: 0 S: 8	H: 1 LOB: 2 BB: 1 P: 17	R: 0 E: 0 K: 1 S: 12	H: 0 LOB: 0 BB: 0 P: 16	R: 0 E: 0 K: 0 S: 5	H: 0 LOB: 0 BB: 1 P: 9	R: 0 E: 0 K: 0 S: 7	H: 1 LOB: 2 BB: 1 P: 13	R: 2 E: 0 K: 0 S: 20	H: 3 LOB: 1 BB: 0 P: 25	R: 0 E: 0 K: 0 S: 7	H: 1 LOB: 0 BB: 0 P: 19	R: 1 E: 1 K: 0 S: 11	H: 2 LOB: 1 BB: 0 P: 17	R: 0 E: 0 K: 3 S: 9	H: 0 LOB: 0 BB: 0 P: 12	1B: 9 2B: 1 3B: 0 HR: 0	SF: 0 SAC: 0 DP: 2 HBP: 0	WP: 0 PB: 0 CS: 0	PA: 42
PITCHER	IP WLS BF H R ER SO BB IBB HBP BLK WP HR S P ERA WHIP	IP WLS BF H R ER SO BB IBB HBP BLK WP HR S P ERA WHIP																		
Mike Witt, R ERA: 5.48 (1, 1)	6.1 L 31 7 4 4 1 6 0 0 0 0 0 0 73 122 5.68 2.053																			
Greg Minton, R ERA: 5.14 (7, 1)	1.2 8 3 1 0 0 0 0 0 0 0 0 0 0 15 27 0.00 1.800																			
DeWayne Buice, R ERA: 5.04 (9, 1)	1.0 3 0 0 0 0 3 0 0 0 0 0 0 0 9 12 0.00 0.000																			

New York Yankees @ California Angels
Anaheim Stadium, Anaheim, CA
Mon May 23 1988, 10:05 PM EDT
Att: 30,521 - Unknown - 70 F

AB 36
R 5
H 10
RBI 5
BB 6
SO 4
LOB 19



Batter	1	2	3	4	5	6	7	8	9	AB	R	H	RBI	BB	SO	LOB	BOTTOM			
Brian Downing, R OBP: 0.402, SLG: 0.495 (1, 10)	0-1 6-3 ①		2-2 HR		3-1 F8		0-1 6-3 ①		1-2 5-3 ③	5	1	1	1	0	0	0				
Dick Schofield, R OBP: 0.292, SLG: 0.322 (1, 6)	1-0 F9		0-2 1B		3-2 1B 1B		1-0 S 1B			4	0	3	0	0	0	0				
Wally Joyner, L OBP: 0.356, SLG: 0.393 (1, 3)	1-3 K		0-0 4-3		0-0 1B 1-3 1B		2-1 P6			4	0	1	0	0	1	2				
Johnny Ray, S OBP: 0.356, SLG: 0.451 (1, 7)		4-0 BB		0-1 E2 1B 1B	1-2 L4		3-2 L7			3	1	1	0	1	0	3				
Chili Davis, S OBP: 0.293, SLG: 0.407 (1, 9)		0-1 F7		1-0 5-3	0-3 K		1-3 K			4	0	0	0	0	2	4				
Jack Howell, L OBP: 0.335, SLG: 0.388 (8, PH) (9, 5)	2-3 K			0-0 1B 2H 1B		2-1 G3		2-2 6-3		3	0	1	1	0	1	1				
Tony Armas, R OBP: 0.297, SLG: 0.393 (1, 8)	1-1 F9			3-1 1B 1-3 1B		0-1 3B		1-0 F8		4	0	2	0	0	0	1				
Bob Boone, R OBP: 0.265, SLG: 0.253 (9, PH)			0-0 F9		2-3 K		2-0 F7		3-2 4-3	3	0	0	0	0	1	3				
Junior Noboa, R OBP: 0.100, SLG: 0.100 Mark McLemore, S OBP: 0.333, SLG: 0.341 (7, 4)			0-1 5-3		1-1 4-3		1-0 P4		1-1 5-3	2	0	0	0	0	0	2				
Inning Stats	R: 0 E: 0 K: 1 S: 7	H: 0 LOB: 0 BB: 0 P: 9	R: 0 E: 0 K: 1 S: 7	H: 0 LOB: 1 BB: 1 P: 14	R: 1 E: 0 K: 0 S: 11	H: 2 LOB: 1 BB: 0 P: 13	R: 1 E: 1 K: 1 S: 12	H: 3 LOB: 2 BB: 0 P: 19	R: 0 E: 0 K: 0 S: 6	H: 1 LOB: 1 BB: 0 P: 11	R: 0 E: 0 K: 0 S: 9	H: 1 LOB: 0 BB: 0 P: 15	R: 0 E: 0 K: 1 S: 8	H: 0 LOB: 0 BB: 0 P: 12	R: 0 E: 0 K: 0 S: 9	H: 0 LOB: 0 BB: 0 P: 14	1B: 7 2B: 0 3B: 1 HR: 1	SF: 0 SAC: 0 DP: 0 HBP: 0	WP: 0 PB: 0 CS: 0	PA: 37
PITCHER	IP WLS BF H R ER SO BB IBB HBP BLK WP HR S P ERA WHIP	IP WLS BF H R ER SO BB IBB HBP BLK WP HR S P ERA WHIP																		
Richard Dotson, R ERA: 3.13 (1, 1)	4.1 W 21 2 0 0 1 1 0 0 0 0 0 0 43 67 4.15 1.846																			
Cecilio Guante, R ERA: 3.09 (5, 1)	2.2 W 10 2 0 0 1 0 0 0 0 0 0 0 22 34 0.00 0.750																			
Dave Righetti, L ERA: 2.21 (8, 1)	2.0 S 6 0 0 0 1 0 0 0 0 0 0 0 17 26 0.00 0.000																			

New York Yankees @ California Angels
Anaheim Stadium, Anaheim, CA
Mon May 23 1988, 10:05 PM EDT
Att: 30,521 - Unknown - 70 F

AB 36
R 2
H 9
RBI 2
BB 1
SO 5
LOB 17



Batter	1	2	3	4	5	6	7	8	9	AB	R	H	RBI	BB	SO	LOB	TOP								
Rickey Henderson, R OBP: 0.425, SLG: 0.503 (1, 7)	F8		1B		HR		P6			4	1	2	0	0	0	0	New York Yankees @ California Angels Anaheim Stadium, Anaheim, CA Tue May 24 1988, 10:05 PM EDT Att: 32,805 - Unknown								
Willie Randolph, R OBP: 0.271, SLG: 0.260 (1, 4)	5-3		SF8		6-3		6-3			3	0	0	1	0	0	1									
Don Mattingly, L OBP: 0.376, SLG: 0.462 (1, 3)	G3		1B		HR			F8		4	1	2	2	0	0	0									
Jack Clark, R OBP: 0.432, SLG: 0.532 (1, 10)		K	1B		HR			1-4-3		4	1	2	1	0	1	0									
Claudell Washington, L OBP: 0.327, SLG: 0.448 (1, 8)		2B	P5		3-1			4-3		3	1	0	0	1	0	2									
Dave Winfield, R OBP: 0.455, SLG: 0.614 (1, 9)		2B				K			6-3	4	0	2	1	0	1	0									
Mike Pagliarulo, L OBP: 0.271, SLG: 0.399 (1, 5)		3-1				F8			4-3	4	0	0	0	0	1	2									
Rafael Santana, R OBP: 0.293, SLG: 0.284 (1, 6)						L9			K	4	0	0	0	0	3	2									
Joel Skinner, R OBP: 0.182, SLG: 0.216 (1, 2)			1B		1-3			F9		3	1	1	0	0	0	0									
Inning Stats	R: 0 E: 0 K: 0 S: 4	H: 0 LOB: 0 BB: 0 P: 8	R: 1 E: 0 K: 2 S: 13	H: 1 LOB: 1 BB: 1 P: 26	R: 1 E: 0 K: 0 S: 15	H: 4 LOB: 2 BB: 0 P: 23	R: 0 E: 0 K: 2 S: 10	H: 1 LOB: 1 BB: 0 P: 16	R: 3 E: 0 K: 0 S: 11	H: 3 LOB: 0 BB: 0 P: 17	R: 0 E: 0 K: 1 S: 7	H: 0 LOB: 0 BB: 0 P: 12	R: 0 E: 0 K: 0 S: 3	H: 0 LOB: 0 BB: 0 P: 6	R: 0 E: 0 K: 0 S: 6	H: 0 LOB: 0 BB: 0 P: 10	R: 0 E: 0 K: 1 S: 8	H: 0 LOB: 0 BB: 0 P: 10	1B: 5 2B: 3 3B: 0 HR: 2	SF: 1 SAC: 0 DP: 1 HBP: 0	WP: 0 PB: 0 CS: 1	PA: 35			
PITCHER	IP	WLS	BF	H	R	ER	SO	BB	IBB	HBP	BLK	WP	HR	S	P	ERA	WHIP								
Kirk McCaskill, R ERA: 4.07 (1, 1)	7.0	L	29	9	5	5	5	1	0	0	0	0	2	63	108	6.43	1.429								
Ray Krawczyk, R ERA: 4.51 (8, 1)	1.0		3	0	0	0	0	0	0	0	0	0	0	6	10	0.00	0.000								
Bryan Harvey, R ERA: 0.4 (9, 1)	1.0		3	0	0	0	1	0	0	0	0	0	0	8	10	0.00	0.000								

Batter	1	2	3	4	5	6	7	8	9	AB	R	H	RBI	BB	SO	LOB	BOTTOM								
Brian Downing, R OBP: 0.402, SLG: 0.486 (1, 10)			F8			F8		FC5-4	L8	4	0	1	0	1	0	1	New York Yankees @ California Angels Anaheim Stadium, Anaheim, CA Tue May 24 1988, 10:05 PM EDT Att: 32,805 - Unknown								
Dick Schofield, R OBP: 0.285, SLG: 0.313 (1, 6)				1-3		P6		1B		4	1	0	0	0	1	3									
Johnny Ray, S OBP: 0.359, SLG: 0.448 (1, 7)										1	0	0	0	0	0	1									
Wally Joyner, L OBP: 0.363, SLG: 0.400 (6, 3)								1B		2	1	2	1	0	0	0									
George Hendrick, R OBP: 0.308, SLG: 0.391 (1, 3)				L8		F8		1B		4	0	1	2	0	1	3									
Chili Davis, S OBP: 0.293, SLG: 0.403 (1, 9)			K				K	1B		4	0	1	0	0	3	1									
Tony Armas, R OBP: 0.305, SLG: 0.384 (1, 8)								1B		2	0	0	0	2	1	2									
Jack Howell, L OBP: 0.327, SLG: 0.377 (1, 5)									K	4	0	0	0	0	1	2									
Butch Wynegar, S OBP: 0.338, SLG: 0.418 (1, 2)									P2	2	0	0	0	2	1	1									
Junior Noboa, R OBP: 0.083, SLG: 0.083 (1, 4)										2	0	0	0	0	1	2									
Chico Walker, S OBP: 0.270, SLG: 0.182 (8, PH)										1	1	1	0	1	0	0									
Inning Stats	R: 0 E: 0 K: 2 S: 14	H: 0 LOB: 1 BB: 1 P: 22	R: 0 E: 0 K: 2 S: 12	H: 0 LOB: 0 BB: 0 P: 17	R: 0 E: 0 K: 0 S: 7	H: 0 LOB: 1 BB: 1 P: 14	R: 0 E: 0 K: 1 S: 15	H: 0 LOB: 1 BB: 0 P: 19	R: 0 E: 0 K: 0 S: 9	H: 1 LOB: 1 BB: 0 P: 14	R: 0 E: 0 K: 2 S: 12	H: 0 LOB: 1 BB: 1 P: 20	R: 3 E: 0 K: 0 S: 15	H: 4 LOB: 1 BB: 1 P: 23	R: 0 E: 0 K: 1 S: 9	H: 1 LOB: 1 BB: 0 P: 14	1B: 6 2B: 0 3B: 0 HR: 0	SF: 0 SAC: 0 DP: 3 HBP: 1	WP: 0 PB: 0 CS: 0	PA: 37					
PITCHER	IP	WLS	BF	H	R	ER	SO	BB	IBB	HBP	BLK	WP	HR	S	P	ERA	WHIP								
Al Leiter, L ERA: 3.46 (1, 1)	7.0	W	27	1	1	1	8	6	0	1	0	0	0	9	128	1.29	1.000								
Steve Shields, R ERA: 8.31 (8, 1)	0.1		4	3	2	2	0	0	0	0	0	0	0	9	13	54.00	9.000								
Dave Righetti, L ERA: 2.05 (8, 1)	1.2	S	6	2	0	0	1	0	0	0	0	0	0	14	19	0.00	1.200								

Batter	1	2	3	4	5	6	7	8	9	10	AB	R	H	RBI	BB	SO	LOB	TOP					
Rickey Henderson, R OBP: 0.422, SLG: 0.494 (1, 7)	0-0 6-3		2-2 L4-3 1B		2-2 6-3		1-1 5-3		3-2 F8	4-0 BB IBB	5	0	1	0	1	0	0						
Willie Randolph, R OBP: 0.285, SLG: 0.273 (1, 4)	4-0 2B PO BB		0-0 L4-3		1-2 6-3		0-0 1B 2B		2-2 1B 1B	4-1 BB	4	0	2	1	2	0	1						
Don Mattingly, L OBP: 0.390, SLG: 0.480 (1, 3)	1-2 2B		4-0 BB				2-0 2B		4-0 1B IBB	4 0 3 0 2 0 3													
Jack Clark, R OBP: 0.424, SLG: 0.518 (1, 10)	0-1 L4		1-2 6-3				1-0 6-3		3-1 1B 2-3	5 0 1 0 0 0 6													
Claudell Washington, L OBP: 0.313, SLG: 0.427 (1, 8)	0-1 PO 3-H		1-2 1-3		1-0 F7		0-2 1-3		0-0 4-3	5 0 0 0 0 0 4													
Dave Winfield, R OBP: 0.454, SLG: 0.624 (1, 9)			4-1 1B FC5-2 BB		0-1 F8		2-3 K		0-3 K	4 1 1 1 1 2 1													
Mike Pagliarulo, L OBP: 0.286, SLG: 0.408 (1, 5)			3-2 FC5-2 1-3 1B		2-0 1B				1-2 F8 G6-4-3 BB	4 1 3 0 1 0 0													
Rafael Santana, R OBP: 0.298, SLG: 0.290 (1, 6)			0-1 FC5-2 1-3 3-H		0-1 L9				0-1 HR 1B 1-2	5 1 2 0 0 0 4													
Joel Skinner, R OBP: 0.183, SLG: 0.268 (1, 2)			1-1 L1		1-1 5-3				1-0 HR 1-H	5 1 1 2 0 1 4													
Inning Stats	R: 0 E: 0 K: 0 S: 7	H: 1 LOB: 1 BB: 1 P: 12	R: 0 E: 0 K: 0 S: 12	H: 1 LOB: 2 BB: 1 P: 21	R: 0 E: 0 K: 0 S: 11	H: 1 LOB: 1 BB: 0 P: 18	R: 0 E: 0 K: 0 S: 6	H: 0 LOB: 0 BB: 0 P: 13	R: 0 E: 0 K: 1 S: 8	H: 1 LOB: 1 BB: 0 P: 13	R: 2 E: 0 K: 0 S: 12	H: 4 LOB: 3 BB: 1 P: 22	R: 0 E: 0 K: 1 S: 5	H: 0 LOB: 0 BB: 1 P: 10	R: 0 E: 0 K: 1 S: 15	H: 2 LOB: 2 BB: 0 P: 22	R: 2 E: 0 K: 0 S: 10	H: 3 LOB: 3 BB: 2 P: 22	1B: 9 2B: 4 3B: 0 HR: 2	SF: 0 SAC: 0 DP: 2 HBP: 0	WP: 0 PA: 49		
PITCHER	IP WLS BF H R ER SO BB IBB HBP BLK WP HR S P ERA WHIP	IP WLS BF H R ER SO BB IBB HBP BLK WP HR S P ERA WHIP	IP WLS BF H R ER SO BB IBB HBP BLK WP HR S P ERA WHIP	IP WLS BF H R ER SO BB IBB HBP BLK WP HR S P ERA WHIP	IP WLS BF H R ER SO BB IBB HBP BLK WP HR S P ERA WHIP	IP WLS BF H R ER SO BB IBB HBP BLK WP HR S P ERA WHIP	IP WLS BF H R ER SO BB IBB HBP BLK WP HR S P ERA WHIP	IP WLS BF H R ER SO BB IBB HBP BLK WP HR S P ERA WHIP	IP WLS BF H R ER SO BB IBB HBP BLK WP HR S P ERA WHIP	IP WLS BF H R ER SO BB IBB HBP BLK WP HR S P ERA WHIP	IP WLS BF H R ER SO BB IBB HBP BLK WP HR S P ERA WHIP	IP WLS BF H R ER SO BB IBB HBP BLK WP HR S P ERA WHIP	IP WLS BF H R ER SO BB IBB HBP BLK WP HR S P ERA WHIP	IP WLS BF H R ER SO BB IBB HBP BLK WP HR S P ERA WHIP	IP WLS BF H R ER SO BB IBB HBP BLK WP HR S P ERA WHIP	IP WLS BF H R ER SO BB IBB HBP BLK WP HR S P ERA WHIP	IP WLS BF H R ER SO BB IBB HBP BLK WP HR S P ERA WHIP	IP WLS BF H R ER SO BB IBB HBP BLK WP HR S P ERA WHIP	IP WLS BF H R ER SO BB IBB HBP BLK WP HR S P ERA WHIP	IP WLS BF H R ER SO BB IBB HBP BLK WP HR S P ERA WHIP	IP WLS BF H R ER SO BB IBB HBP BLK WP HR S P ERA WHIP	IP WLS BF H R ER SO BB IBB HBP BLK WP HR S P ERA WHIP	
Dan Petry, R ERA: 4.9 (1, 1)	7.0																						
DeWayne Buice, R ERA: 5.27 (8, 1)	2.1	L	11	4	2	2	2	1	0	0	0	0	0	1	25	41	7.71	2.143					
Greg Minton, R ERA: 4.7 (10, 1)	0.2		5	1	0	0	0	1	1	0	0	0	0	0	5	13	0.00	3.000					

New York Yankees @ California Angels
Anaheim Stadium, Anaheim, CA
Wed May 25 1988, 10:05 PM EDT
Att. 48,198 - Unknown

AB 41
R 4
H 14
RBI 4
BB 7
SO 3
LOB 23



Batter	1	2	3	4	5	6	7	8	9	10	AB	R	H	RBI	BB	SO	LOB	BOTTOM					
Brian Downing, R OBP: 0.397, SLG: 0.473 (1, 10)	2-2 6-3		4-0 FC6-4 BB			0-0 5-3			0-2 F2		3	0	0	0	1	0	0						
Dick Schofield, R OBP: 0.280, SLG: 0.307 (1, 6)	0-0 F5		2-2 FC6-4			0-1 F7			1-2 HR		3	0	0	0	0	0	1						
Johnny Ray, S OBP: 0.361, SLG: 0.470 (9, PH) (10, 4)			1-2								1	1	1	1	0	0	0						
Wally Joyner, L OBP: 0.360, SLG: 0.397 (1, 3)	1-2 F8				3-2 P6		1-2 1B SF7 1B		2-2 4-3		4	1	1	0	0	0	0						
Chili Davis, S OBP: 0.292, SLG: 0.400 (1, 9)			1-1 F9		0-2 4-3		1-1 1B G3-6-3 1B		0-0 4-3		4	0	1	0	0	0	0						
George Hendrick, R OBP: 0.267, SLG: 0.346 (1, 7)			0-0 F7		0-0 6-3		0-1 SF7		0-2 F5		3	0	0	1	0	0	0						
Jack Howell, L OBP: 0.325, SLG: 0.374 (1, 5)			0-2 1B		2-1 F7		3-H G3-6-3 1-2		3-2 6-3		4	0	1	0	0	0	1						
Tony Armas, R OBP: 0.293, SLG: 0.367 (1, 8)			0-0 F9		2-2 L6		2-3 K		0-1 5-3		4	0	0	0	0	1	1						
Bob Boone, R OBP: 0.257, SLG: 0.245 (1, 2)			1-2 F3		1-3 K		0-0 F9				3	0	0	0	0	1	0						
Junior Noboa, R OBP: 0.071, SLG: 0.071 (1, 4)			1-1 L9			0-1 F8					2	0	0	0	0	0	0						
Chico Walker, S OBP: 0.263, SLG: 0.176 (8, PH) (9, 4)											1	0	0	0	0	0	0						
Gus Polidor, R OBP: 0.273, SLG: 0.200 (10, 6)											0	0	0	0	0	0	0						
Inning Stats	R: 0 E: 0 K: 0 S: 7	H: 0 LOB: 0 BB: 0 P: 10	R: 0 E: 0 K: 0 S: 8	H: 1 LOB: 1 BB: 0 P: 9	R: 0 E: 0 K: 0 S: 9	H: 0 LOB: 1 BB: 1 P: 17	R: 0 E: 0 K: 0 S: 7	H: 0 LOB: 0 BB: 0 P: 10	R: 0 E: 0 K: 1 S: 8	H: 0 LOB: 0 BB: 0 P: 13	R: 0 E: 0 K: 0 S: 5	H: 0 LOB: 0 BB: 0 P: 5	R: 1 E: 0 K: 0 S: 13	H: 2 LOB: 0 BB: 0 P: 17	R: 0 E: 0 K: 1 S: 8	H: 0 LOB: 0 BB: 0 P: 10	R: 1 E: 0 K: 0 S: 11	H: 1 LOB: 0 BB: 0 P: 14	R: 0 E: 0 K: 0 S: 8	H: 0 LOB: 0 BB: 0 P: 11	1B: 3 2B: 0 3B: 0 HR: 1	SF: 1 SAC: 0 DP: 1 HBP: 0	WP: 0 PA: 34
PITCHER	IP WLS BF H R ER SO BB IBB HBP BLK WP HR S P ERA WHIP	IP WLS BF H R ER SO BB IBB HBP BLK WP HR S P ERA WHIP	IP WLS BF H R ER SO BB IBB HBP BLK WP HR S P ERA WHIP	IP WLS BF H R ER SO BB IBB HBP BLK WP HR S P ERA WHIP	IP WLS BF H R ER SO BB IBB HBP BLK WP HR S P ERA WHIP	IP WLS BF H R ER SO BB IBB HBP BLK WP HR S P ERA WHIP	IP WLS BF H R ER SO BB IBB HBP BLK WP HR S P ERA WHIP	IP WLS BF H R ER SO BB IBB HBP BLK WP HR S P ERA WHIP	IP WLS BF H R ER SO BB IBB HBP BLK WP HR S P ERA WHIP	IP WLS BF H R ER SO BB IBB HBP BLK WP HR S P ERA WHIP	IP WLS BF H R ER SO BB IBB HBP BLK WP HR S P ERA WHIP	IP WLS BF H R ER SO BB IBB HBP BLK WP HR S P ERA WHIP	IP WLS BF H R ER SO BB IBB HBP BLK WP HR S P ERA WHIP	IP WLS BF H R ER SO BB IBB HBP BLK WP HR S P ERA WHIP	IP WLS BF H R ER SO BB IBB HBP BLK WP HR S P ERA WHIP	IP WLS BF H R ER SO BB IBB HBP BLK WP HR S P ERA WHIP	IP WLS BF H R ER SO BB IBB HBP BLK WP HR S P ERA WHIP	IP WLS BF H R ER SO BB IBB HBP BLK WP HR S P ERA WHIP	IP WLS BF H R ER SO BB IBB HBP BLK WP HR S P ERA WHIP	IP WLS BF H R ER SO BB IBB HBP BLK WP HR S P ERA WHIP	IP WLS BF H R ER SO BB IBB HBP BLK WP HR S P ERA WHIP	IP WLS BF H R ER SO BB IBB HBP BLK WP HR S P ERA WHIP	IP WLS BF H R ER SO BB IBB HBP BLK WP HR S P ERA WHIP
Charles Hudson, R ERA: 3.48 (1, 1)	6.1																						
Neil Allen, R ERA: 3.0 (7, 1)	3.2	W	11	1	1	1	1	0	0	0	0	0	0	1	32	42	2.46	0.273					

New York Yankees @ California Angels
Anaheim Stadium, Anaheim, CA
Wed May 25 1988, 10:05 PM EDT
Att. 48,198 - Unknown

AB 32
R 2
H 4
RBI 2
BB 1
SO 2
LOB 3



Batter	1	2	3	4	5	6	7	8	9	AB	R	H	RBI	BB	SO	LOB	TOP										
Rickey Henderson, R OBP: 0.417, SLG: 0.485 (1, 7)	F3		1-3		E6		FC5-2 BB 1-2 2-3 SF8 1B	P6		5	1	1	0	0	0	2	New York Yankees @ Seattle Mariners The Kingdome, Seattle, WA Fri May 27 1988, 10:05 PM EDT Att: 19,933 - Dome - 72 F										
Willie Randolph, R OBP: 0.294, SLG: 0.275 (1, 4)	L5			0-0 2B SF8 1B	F8		FC5-2 1B BB 1-2 2-3 BB		3	2	1	1	2	0	1												
Claudell Washington, L OBP: 0.309, SLG: 0.426 (1, 8)	F8			0-1 FC6-5 1-3 2B		K	FC5-2 1B 1-2 2-3 3-H	F7	5	0	1	0	0	1	6												
Jack Clark, R OBP: 0.429, SLG: 0.534 (1, 10)		4-2 BB		1-1 SF8		1B	SF8		2	0	2	2	1	0	0												
Mike Pagliarulo, L OBP: 0.289, SLG: 0.407 (1, 5)		1-3 K		0-0 FC6-5 FC6-4		1B		K	5	0	2	1	0	2	3												
Dave Winfield, R OBP: 0.441, SLG: 0.605 (1, 9)		0-0 L8		2-2 FC6-4 1-2		F2	L5		5	0	0	0	0	0	7												
Gary Ward, R OBP: 0.306, SLG: 0.278 (1, 3)		0-0 F9		4-2 G6-4-3 1B BB		L8		K	4	1	0	0	1	2	4												
Rafael Santana, R OBP: 0.312, SLG: 0.306 (1, 6)			1-3 K	0-1 G6-4-3 1B			1B BB 1B	BB 1B 1B	4	1	3	0	0	1	0												
Joel Skinner, R OBP: 0.203, SLG: 0.283 (1, 2)			1-1 F9	1-1 G6-4-3 1-2 2-3			BB 1B FC5-2 1B	BB 1B	4	0	2	0	0	0	2												
Inning Stats	R: 0 E: 0 K: 0 S: 9	H: 0 LOB: 0 BB: 0 P: 13	R: 0 E: 0 K: 1 S: 7	H: 0 LOB: 1 BB: 1 P: 12	R: 0 E: 0 K: 1 S: 7	H: 2 LOB: 0 BB: 0 P: 9	R: 1 E: 0 K: 0 S: 10	H: 2 LOB: 1 BB: 0 P: 13	R: 1 E: 1 K: 0 S: 11	H: 1 LOB: 1 BB: 1 P: 19	R: 0 E: 0 K: 1 S: 10	H: 2 LOB: 2 BB: 0 P: 12	R: 3 E: 0 K: 0 S: 15	H: 4 LOB: 2 BB: 1 P: 24	R: 0 E: 0 K: 1 S: 12	H: 2 LOB: 3 BB: 1 P: 22	R: 0 E: 0 K: 2 S: 12	H: 1 LOB: 0 BB: 0 P: 17	1B: 10 2B: 2 3B: 0 HR: 0	SF: 2 SAC: 0 DP: 1 HBP: 0	WP: 0 PB: 0 SB: 0 CS: 0	PA: 43					
PITCHER	IP	WLS	BF	H	R	ER	SO	BB	IBB	HBP	BLK	WP	HR	S	P	ERA	WHIP										
Scott Bankhead, R ERA: 3.5 (1, 1)	6.0	L	28	8	5	4	3	2	0	0	0	0	0	59	85	6.00	1.667										
Michael Jackson, R ERA: 2.7 (7, 1)	1.0		5	1	0	0	0	1	0	0	0	0	0	10	17	0.00	2.000										
Julio Solano, R ERA: 2.81 (8, 1)	0.2		5	2	0	0	1	1	0	0	0	0	0	10	18	0.00	4.500										
Dennis Powell, L ERA: 6.52 (8, 1)	1.1		5	1	0	0	2	0	0	0	0	0	0	14	21	0.00	0.750										

AB	37
R	5
H	12
RBI	4
BB	4
SO	6
LOB	25




Batter	1	2	3	4	5	6	7	8	9	AB	R	H	RBI	BB	SO	LOB	BOTTOM										
Henry Cotto, R OBP: 0.356, SLG: 0.419 (1, 8)	1-3		L7			F8		P6		4	0	0	0	0	2	New York Yankees @ Seattle Mariners The Kingdome, Seattle, WA Fri May 27 1988, 10:05 PM EDT Att: 19,933 - Dome - 72 F											
Glenn Wilson, R OBP: 0.302, SLG: 0.347 (1, 9)	4-2 G3-6-3 BB		2-2 1-2 1B			F7		6-3	3	0	1	0	1	0	0												
Alvin Davis, L OBP: 0.410, SLG: 0.547 (1, 3)	0-1 G3-6-3 1-2		2-1 F5			4-3		P5	4	0	0	0	0	0	2												
Mickey Brantley, R OBP: 0.333, SLG: 0.560 (1, 7)		1-2 F9		1-0 6-3			1-2 L3 1B	K	4	0	1	0	0	1	0												
Ken Phelps, L OBP: 0.408, SLG: 0.598 (1, 10)		0-1 6-3		3-3 K			0-0 L3		3	0	0	0	0	1	1												
Jim Prestry, R OBP: 0.281, SLG: 0.373 (1, 5)		1-0 2B 1B		2-3 K			0-0 6-3		3	1	1	0	0	1	0												
Dave Valle, R OBP: 0.254, SLG: 0.350 (1, 2)		1-2 1-H 2B			2-0 F9			F8	3	0	1	1	0	0	0												
Rey Quinones, R OBP: 0.304, SLG: 0.400 (1, 6)		2-3 K			1-0 G6-5-3 1B			1B	3	0	2	0	0	1	1												
Harold Reynolds, S OBP: 0.297, SLG: 0.416 (1, 4)			1-0 CS 1B		0-1 G6-5-3 1-2			F9	3	0	1	0	0	0	2												
Inning Stats	R: 0 E: 0 K: 0 S: 7	H: 0 LOB: 1 BB: 1 P: 12	R: 1 E: 0 K: 1 S: 12	H: 2 LOB: 1 BB: 0 P: 17	R: 0 E: 0 K: 0 S: 9	H: 2 LOB: 0 BB: 0 P: 13	R: 0 E: 0 K: 2 S: 7	H: 0 LOB: 0 BB: 0 P: 13	R: 0 E: 0 K: 0 S: 4	H: 1 LOB: 0 BB: 0 P: 7	R: 0 E: 0 K: 0 S: 9	H: 0 LOB: 0 BB: 0 P: 16	R: 0 E: 0 K: 0 S: 5	H: 1 LOB: 0 BB: 0 P: 6	R: 0 E: 0 K: 0 S: 12	H: 1 LOB: 1 BB: 0 P: 19	R: 0 E: 0 K: 1 S: 7	H: 0 LOB: 0 BB: 0 P: 10	1B: 6 2B: 2 3B: 0 HR: 0	SF: 0 SAC: 0 DP: 3 HBP: 0	WP: 0 PB: 0 SB: 0 CS: 1	PA: 31					
PITCHER	IP	WLS	BF	H	R	ER	SO	BB	IBB	HBP	BLK	WP	HR	S	P	ERA	WHIP										
Tommy John, L ERA: 4.01 (1, 1)	6.0	W	21	5	1	1	3	1	0	0	0	0	0	48	78	1.50	1.000										
Cecilio Guante, R ERA: 2.8 (7, 1)	3.0	S	10	2	0	0	1	0	0	0	0	0	0	24	35	0.00	0.667										



Batter	1	2	3	4	5	6	7	8	9	AB	R	H	RBI	BB	SO	LOB	TOP			
Rickey Henderson, R OBP: 0.408, SLG: 0.473 (1.7)	4-3		K			6-3		G5-4-3		4	0	0	0	0	1	1				
Willie Randolph, R OBP: 0.297, SLG: 0.268 (1.4)	4-3			1-3		4-3			6-3	4	0	0	0	0	0	0				
Claudell Washington, L OBP: 0.306, SLG: 0.420 (1.8)	K			6-3					5-3	4	0	1	0	0	1	0				
Jack Clark, R OBP: 0.419, SLG: 0.517 (1.10)		L8		5-3		4-3			6-3	4	0	0	0	0	0	1				
Mike Pagliarulo, L OBP: 0.289, SLG: 0.406 (1.5)		G3								3	1	1	0	0	0	0				
Dave Winfield, R OBP: 0.450, SLG: 0.616 (1.9)										2	0	2	0	1	0	0				
Gary Ward, R OBP: 0.292, SLG: 0.263 (1.3)				4-3		1-3		G4-6-3		3	0	0	0	0	0	4				
Rafael Santana, R OBP: 0.305, SLG: 0.298 (1.6)			G3			6-3			6-3	3	0	0	1	0	0	1				
Joel Skinner, R OBP: 0.209, SLG: 0.286 (1.2)			6-3			5-3				3	0	1	0	0	0	1				
Inning Stats	R: 0 H: 0 E: 0 K: 1 S: 7	H: 0 LOB: 0 BB: 0 P: 10	R: 0 H: 0 E: 0 K: 0 S: 6	H: 0 LOB: 1 BB: 1 P: 15	R: 0 H: 0 E: 0 K: 1 S: 7	H: 0 LOB: 0 BB: 0 P: 10	R: 0 H: 0 E: 0 K: 0 S: 7	H: 0 LOB: 0 BB: 0 P: 12	R: 1 H: 2 E: 0 K: 0 S: 8	H: 2 LOB: 1 BB: 0 P: 13	R: 0 H: 1 E: 0 K: 0 S: 7	H: 1 LOB: 1 BB: 0 P: 7	R: 0 H: 1 E: 0 K: 0 S: 7	H: 1 LOB: 0 BB: 0 P: 11	R: 0 H: 0 E: 0 K: 0 S: 5	H: 0 LOB: 0 BB: 0 P: 10	1B: 4 2B: 1 3B: 0 HR: 0	SF: 0 SAC: 0 DP: 2 HBP: 0	WP: 0 PB: 0 CS: 0	PA: 31
PITCHER Bill Swift, R ERA: 3.48 (1.1)	IP: 9.0 WLS: W BF: 31 H: 5 R: 1 ER: 1 SO: 2 BB: 1 IBB: 0 HBP: 0 BLK: 0 WP: 0 HR: 0 S: 58 P: 100 ERA: 1.00 WHIP: 0.667															PITCHER				

New York Yankees @ Seattle Mariners
The Kingdome, Seattle, WA
Sat May 28 1988, 10:05 PM EDT
Att: 33,449 - Dome - 72 F


AB 30
R 1
H 5
RBI 1
BB 1
SO 2
LOB 8



Batter	1	2	3	4	5	6	7	8	9	AB	R	H	RBI	BB	SO	LOB	BOTTOM			
Henry Cotto, R OBP: 0.360, SLG: 0.421 (1.8)	1B			P3		F3				4	0	2	0	0	0	3				
Scott Bradley, L OBP: 0.323, SLG: 0.402 (1.2)	1B	G3								4	1	1	0	0	1	1				
Alvin Davis, L OBP: 0.412, SLG: 0.571 (1.3)	2B									4	2	2	1	0	0	1				
Ken Phelps, L OBP: 0.403, SLG: 0.582 (1.10)	HR			F5		P6				3	1	0	0	1	1	1				
Mickey Brantley, R OBP: 0.331, SLG: 0.570 (1.7)	HR			F7						4	1	1	4	0	1	1				
Jim Presley, R OBP: 0.286, SLG: 0.376 (1.5)	1B			F3						4	0	2	0	0	0	0				
Glenn Wilson, R OBP: 0.301, SLG: 0.344 (1.9)	P3					E3				4	1	1	0	0	0	2				
Rey Quinones, R OBP: 0.303, SLG: 0.396 (1.6)	FC5-4									4	0	1	0	0	1	2				
Harold Reynolds, S OBP: 0.297, SLG: 0.414 (1.4)		F8				F7				3	0	1	0	0	0	2				
Inning Stats	R: 4 H: 5 E: 0 K: 0 S: 25	H: 5 LOB: 1 BB: 1 P: 37	R: 0 H: 1 E: 0 K: 0 S: 10	H: 1 LOB: 0 BB: 0 P: 14	R: 0 H: 0 E: 0 K: 0 S: 6	H: 0 LOB: 0 BB: 0 P: 8	R: 1 H: 2 E: 1 K: 1 S: 11	H: 2 LOB: 0 BB: 0 P: 13	R: 0 H: 0 E: 1 K: 0 S: 9	H: 0 LOB: 1 BB: 0 P: 10	R: 0 H: 2 E: 1 K: 0 S: 15	H: 2 LOB: 2 BB: 0 P: 25	R: 1 H: 1 E: 0 K: 2 S: 10	H: 1 LOB: 0 BB: 0 P: 14	R: 0 H: 0 E: 0 K: 0 S: 8	H: 0 LOB: 0 BB: 0 P: 10	1B: 8 2B: 1 3B: 0 HR: 2	SF: 0 SAC: 0 DP: 0 HBP: 0	WP: 0 PB: 0 CS: 2	PA: 35
PITCHER Rick Rhoden, R ERA: 5.55 (1.1) Steve Shields, R ERA: 7.15 (6.1)	IP: 5.1 WLS: L BF: 26 H: 10 R: 5 ER: 4 SO: 2 BB: 1 IBB: 0 HBP: 0 BLK: 0 WP: 0 HR: 1 S: 71 P: 97 ERA: 6.75 WHIP: 2.062															PITCHER				

New York Yankees @ Seattle Mariners
The Kingdome, Seattle, WA
Sat May 28 1988, 10:05 PM EDT
Att: 33,449 - Dome - 72 F


AB 34
R 6
H 11
RBI 5
BB 1
SO 4
LOB 13



Batter	1	2	3	4	5	6	7	8	9	AB	R	H	RBI	BB	SO	LOB	TOP
Rickey Henderson, R OBP: 0.413, SLG: 0.474	4-1 S 2B BB	1-1 F8		0-2 S 2H 1B		1-0 F9		3-2 1-2 3-H 1B		4	1	2	2	1	0	0	
Willie Randolph, R OBP: 0.291, SLG: 0.278 Bobby Meacham, S OBP: 0.306, SLG: 0.339	3-1 FC6-5 1-H 2B		1-0 S E 1B	3-2 P4 2-3			1-0 F9	3-0 PO 2-3	2-2 E6 FC5-4	1	0	1	1	0	0	0	
Claudell Washington, L OBP: 0.302, SLG: 0.411	3-1 FC6-5 S 1B FC5 2-3		0-0 F7		1-2 F9		3-2 1B	1-2 FC5-4 G1-4-3 1-2		5	1	1	0	0	0	3	
Jack Clark, R OBP: 0.418, SLG: 0.512	1-0 FC5 BB 1B		1-2 S E5 1B		0-1 P3		1-1 F9	0-0 G1-4-3 1-2		5	0	2	0	0	0	2	
Mike Pagliarulo, L OBP: 0.294, SLG: 0.411	4-2 FC5 FC5 BB 1B		2-3 K		1-1 HR 2B		2-1 G3			3	1	1	0	1	1	3	
Dave Winfield, R OBP: 0.446, SLG: 0.625	3-2 FC5 FC5 BB 1B		2-2 E5		2-0 HR					4	1	1	3	0	0	3	
Gary Ward, R OBP: 0.304, SLG: 0.267	1-2 FC5 1-2 2-3F 3-H			2-0 SH1-3 1B		2-0 F2		4-0 E 1B BB		3	2	1	0	1	0	2	
Rafael Santana, R OBP: 0.298, SLG: 0.291		1-3 K		0-0 SH1-3		0-2 6-3		1-3 K		3	0	0	0	0	2	1	
Joel Skinner, R OBP: 0.211, SLG: 0.284		2-2 F9		1-0 F9		0-0 L5		0-0 E6 PC 1B 1-3		4	0	1	0	0	0	1	
Inning Stats	R: 2 H: 2 E: 0 K: 0 S: 14	WLS: 2 BF: 25 LOB: 2 BB: 2 P: 33	H: 0 R: 0 ER: 0 SO: 11	H: 0 R: 6 ER: 5 SO: 15	H: 2 R: 1 ER: 1 SO: 13	H: 2 R: 1 ER: 0 SO: 10	H: 2 R: 0 ER: 0 SO: 9	H: 0 R: 0 ER: 0 SO: 5	H: 1 R: 0 ER: 0 SO: 8	H: 2 R: 1 ER: 1 SO: 21	H: 0 R: 1 ER: 0 SO: 7	1B: 8 2B: 2 3B: 0 HR: 1	SF: 0 SAC: 1 DP: 1 HBP: 0	WP: 0 PB: 0 SB: 5 CS: 0	PA: 41		
PITCHER	IP: 5.0 WLS: L ERA: 5.71	WLS: 25 BF: 15 LOB: 2 BB: 2 P: 33	H: 8 R: 6 ER: 5 SO: 2	H: 6 R: 1 ER: 0 SO: 1	H: 2 R: 1 ER: 0 SO: 1	H: 2 R: 0 ER: 0 SO: 1	H: 2 R: 0 ER: 0 SO: 29	H: 0 R: 0 ER: 0 SO: 2	H: 1 R: 0 ER: 0 SO: 15	H: 1 R: 0 ER: 0 SO: 21	H: 0 R: 1 ER: 0 SO: 10	1B: 8 2B: 2 3B: 0 HR: 1	SF: 0 SAC: 1 DP: 1 HBP: 0	WP: 0 PB: 0 SB: 5 CS: 0	PA: 41		

New York Yankees @ Seattle Mariners
The Kingdome, Seattle, WA
Sun May 29 1988, 10:05 PM EDT
Att: 26,931 - Dome - 72 F


AB 36
R 7
H 11
RBI 6
BB 3
SO 3
LOB 16



Batter	1	2	3	4	5	6	7	8	9	AB	R	H	RBI	BB	SO	LOB	BOTTOM
Henry Cotto, R OBP: 0.357, SLG: 0.417	1-0 F9			0-0 1B SF8 1B	2-2 P6			2-3 K		4	1	1	0	0	1	1	
Glenn Wilson, R OBP: 0.299, SLG: 0.342	0-1 F7			0-0 2B 1-3 1B		2-2 F8		0-0 F8		4	1	1	0	0	0	1	
Alvin Davis, L OBP: 0.409, SLG: 0.567	1-1 F8			2-0 SF8		2-2 4-3		2-2 FC6-4 1B		3	0	1	1	0	0	0	
Mickey Brantley, R OBP: 0.330, SLG: 0.568		0-0 5-3		1-2 2B 2B		0-3 K		2-1 FC6-4 1-2		4	1	1	0	0	1	2	
Jim Prestley, R OBP: 0.285, SLG: 0.374		2-1 P6		3-3 K		0-1 1B		1-3 K		4	0	1	0	0	2	2	
Dave Valle, R OBP: 0.254, SLG: 0.355		1-2 1-3		1-2 2B		2-3 K		2-1 F3		4	0	1	2	0	1	1	
Dave Hengel, R OBP: 0.206, SLG: 0.174 Ken Phelps, L OBP: 0.397, SLG: 0.571			0-0 6-3	1-2 4-3		1-2 F7		1-0 F7		2	0	0	0	0	0	1	
Rey Quinones, R OBP: 0.298, SLG: 0.389			3-2 F3		1-0 F7		1-0 4-3			3	0	0	0	0	0	1	
Harold Reynolds, S OBP: 0.288, SLG: 0.409			3-2 F8		1-0 6-3			4-1 1B BB		2	0	0	0	1	0	0	
Inning Stats	R: 0 H: 0 E: 0 K: 0 S: 5	WLS: 19 BF: 4 LOB: 0 BB: 3 P: 7	H: 3 R: 3 ER: 0 SO: 6	H: 3 R: 3 ER: 0 SO: 9	H: 4 R: 0 ER: 0 SO: 14	H: 4 R: 0 ER: 0 SO: 24	H: 0 R: 0 ER: 0 SO: 7	H: 0 R: 0 ER: 0 SO: 14	H: 1 R: 0 ER: 0 SO: 15	H: 1 R: 0 ER: 0 SO: 20	H: 0 R: 1 ER: 0 SO: 10	1B: 4 2B: 2 3B: 0 HR: 0	SF: 1 SAC: 0 DP: 0 HBP: 0	WP: 0 PB: 0 SB: 0 CS: 0	PA: 34		
PITCHER	IP: 5.0 WLS: W ERA: 2.41	WLS: 19 BF: 11 LOB: 0 BB: 3 P: 7	H: 4 R: 3 ER: 0 SO: 3	H: 3 R: 0 ER: 0 SO: 3	H: 4 R: 0 ER: 0 SO: 1	H: 4 R: 0 ER: 0 SO: 1	H: 0 R: 0 ER: 0 SO: 42	H: 0 R: 0 ER: 0 SO: 45	H: 1 R: 0 ER: 0 SO: 14	H: 1 R: 0 ER: 0 SO: 15	H: 2 R: 0 ER: 0 SO: 20	1B: 4 2B: 2 3B: 0 HR: 0	SF: 1 SAC: 0 DP: 0 HBP: 0	WP: 0 PB: 0 SB: 0 CS: 0	PA: 34		

New York Yankees @ Seattle Mariners
The Kingdome, Seattle, WA
Sun May 29 1988, 10:05 PM EDT
Att: 26,931 - Dome - 72 F

AB 32
R 3
H 6
RBI 3
BB 1
SO 5
LOB 10



Batter	1	2	3	4	5	6	7	8	9	10	11	12	13	14	AB	R	H	RBI	BB	SO	LOB							
Rickey Henderson, R OBP: 0.404, SLG: 0.461 (1, 7)	6-3		L4			6-3	6-3					6-3		K	7	0	1	1	0	1	5							
Bobby Meacham, S OBP: 0.231, SLG: 0.319 (1, 4) (11, 6)	F9		K				F8		G3			4-3		F8	7	0	1	0	0	1	7							
Claudell Washington, L OBP: 0.294, SLG: 0.397 (1, 8)	4-3					6-3	K		4-1					F9	7	0	1	0	0	2	2							
Jack Clark, R OBP: 0.409, SLG: 0.492 (1, 10)		6-3				F9			K			1-3		E6	5	0	0	0	1	1	1							
Mike Pagliarulo, L OBP: 0.290, SLG: 0.402 (1, 5)		K				4-3	K					G3		F8	6	0	1	0	0	2	4							
Dave Winfield, R OBP: 0.438, SLG: 0.626 (1, 9)		F2							K						6	1	1	1	1	0	2	1						
Gary Ward, R OBP: 0.320, SLG: 0.288 (1, 3)						6-3	HR		F9			F9		K	6	1	3	0	0	0	0							
Rafael Santana, R OBP: 0.301, SLG: 0.289 (1, 6)			2B			6-3	1B					5-3		L9	6	1	3	0	0	0	0							
Willie Randolph, R OBP: 0.290, SLG: 0.277 (11, PR) (11, 4)	F4		F4			6-3			B1-6-3					F4	4	0	1	0	0	0	2							
Joel Skinner, R OBP: 0.247, SLG: 0.329 (1, 2)						F9			1B			HBP		F2	1	0	0	0	0	0	0							
Inning Stats	R: 0 E: 0 K: 0 S: 9	H: 0 LOB: 0 BB: 0 P: 12	R: 0 E: 0 K: 1 S: 8	H: 0 LOB: 0 BB: 0 P: 10	R: 0 E: 0 K: 1 S: 15	H: 2 LOB: 2 BB: 0 P: 22	R: 0 E: 0 K: 0 S: 10	H: 0 LOB: 0 BB: 0 P: 14	R: 1 E: 0 K: 0 S: 8	H: 1 LOB: 0 BB: 0 P: 10	R: 0 E: 0 K: 2 S: 14	H: 1 LOB: 1 BB: 0 P: 14	R: 0 E: 0 K: 1 S: 7	H: 0 LOB: 1 BB: 0 P: 11	R: 0 E: 1 K: 0 S: 13	H: 1 LOB: 2 BB: 0 P: 22	R: 0 E: 0 K: 1 S: 11	H: 0 LOB: 0 BB: 0 P: 17	R: 0 E: 0 K: 1 S: 10	H: 1 LOB: 1 BB: 0 P: 13	1B: 11 2B: 1 3B: 0 HR: 1	SF: 0 SAC: 0 DP: 1 HBP: 1	WP: 0 PB: 0 SB: 1 CS: 0	PA: 57				
PITCHER	IP	WLS	BF	H	R	ER	SO	BB	IBB	HBP	BLK	WP	HR	S	P	ERA	WHIP											
Bob Welch, R ERA: 3.2	(1, 1)	9.0	38	11	2	2	6	0	0	0	0	0	0	1	94	136	2.00	1.333										
Rick Honeycutt, L ERA: 2.67	(10, 1)	1.0	3	0	0	0	1	0	0	0	0	0	0	8	12	0.00	0.000											
Eric Plunk, R ERA: 2.69	(11, 1)	1.2	8	1	0	0	0	0	0	1	0	0	0	17	27	0.00	0.600											
Greg Cadaret, L ERA: 2.55	(12, 1)	0.1	1	0	0	0	0	0	0	0	0	0	0	3	6	0.00	0.000											
Dennis Eckensley, R ERA: 1.78	(13, 1)	2.0	W	7	1	0	0	2	0	0	0	0	0	21	30	0.00	0.500											

New York Yankees @ Oakland Athletics
Oakland-Alameda County Coliseum, Oakland, CA
Mon May 30 1988, 7:05 PM PDT
Att. 44,218 - Sunny - 65 F

AB 55
R 2
H 13
RBI 2
BB 1
SO 9
LOB 23



Batter	1	2	3	4	5	6	7	8	9	10	11	12	13	14	AB	R	H	RBI	BB	SO	LOB									
Carney Lansford, R OBP: 0.442, SLG: 0.543 (1, 5)	E6		FC6-4			F6			5-3					4-3	6	0	3	0	0	0	0									
Stan Javier, S OBP: 0.319, SLG: 0.364 (1, 7)	L8-5		F8						L9					6-3	6	0	0	0	0	1	3									
Jose Canseco, R OBP: 0.392, SLG: 0.508 (1, 9)	K		FC6-4						E					F8	6	2	2	0	0	1	3									
Dave Parker, L OBP: 0.341, SLG: 0.450 (1, 10)		6-3				FC6-4			E7					3-1	5	0	2	0	1	0	0									
Mark McGwire, R OBP: 0.366, SLG: 0.505 (1, 3)		WP				FC6-4			K					F3	5	0	1	0	1	1	3									
Ron Hassey, L OBP: 0.335, SLG: 0.435 (1, 2)						FC6-4			IBB					F3	3	0	2	1	0	0	1									
Don Baylor, R OBP: 0.315, SLG: 0.273 (8, PH)						F8			F8					L8	1	0	0	0	0	0	2									
Orlando Mercado, R OBP: 0.222, SLG: 0.313 (9, 2)														F3	2	0	0	0	0	0	0									
Dave Henderson, R OBP: 0.354, SLG: 0.546 (1, 8)						FC6-4			F3					K	6	1	1	1	0	1	7									
Mike Gallego, R OBP: 0.295, SLG: 0.250 (1, 4)														HR	2	0	0	0	0	0	2									
Doug Jennings, L OBP: 0.428, SLG: 0.394 (7, PH)						F2			5-3					L9	1	0	0	0	0	1	0									
Glenn Hubbard, R OBP: 0.341, SLG: 0.273 (8, 4)															2	0	0	0	0	0	0									
Walt Weiss, S OBP: 0.297, SLG: 0.285 (1, 6)						4-3			L8					4-3	5	0	1	0	0	1	0									
Inning Stats	R: 0 E: 1 K: 0 S: 5	H: 1 LOB: 0 BB: 0 P: 8	R: 0 E: 0 K: 0 S: 19	H: 2 LOB: 2 BB: 0 P: 26	R: 0 E: 0 K: 0 S: 4	H: 2 LOB: 1 BB: 0 P: 6	R: 0 E: 0 K: 0 S: 7	H: 0 LOB: 1 BB: 1 P: 15	R: 0 E: 0 K: 0 S: 8	H: 0 LOB: 0 BB: 0 P: 8	R: 1 E: 0 K: 2 S: 16	H: 3 LOB: 2 BB: 0 P: 23	R: 0 E: 0 K: 1 S: 6	H: 0 LOB: 0 BB: 0 P: 8	R: 1 E: 1 K: 1 S: 10	H: 2 LOB: 2 BB: 1 P: 25	R: 0 E: 0 K: 0 S: 7	H: 0 LOB: 0 BB: 0 P: 13	R: 0 E: 0 K: 1 S: 8	H: 0 LOB: 0 BB: 0 P: 9	R: 0 E: 0 K: 0 S: 7	H: 0 LOB: 0 BB: 0 P: 10	R: 0 E: 0 K: 0 S: 8	H: 0 LOB: 0 BB: 0 P: 13	R: 1 E: 0 K: 0 S: 1	H: 1 LOB: 0 BB: 0 P: 1	1B: 11 2B: 1 3B: 0 HR: 1	SF: 0 SAC: 0 DP: 1 HBP: 0	WP: 1 PB: 0 SB: 0 CS: 0	PA: 52
PITCHER	IP	WLS	BF	H	R	ER	SO	BB	IBB	HBP	BLK	WP	HR	S	P	ERA	WHIP													
Richard Dotson, R ERA: 3.02	(1, 1)	5.1	22	7	1	1	2	0	0	0	0	0	0	15	21	0.00	0.600													
Ceciliano Guante, R ERA: 2.58	(6, 1)	1.2	6	1	0	0	2	0	0	0	0	0	0	15	21	0.00	0.600													
Dave Righetti, L ERA: 2.16	(8, 1)	3.0	14	3	1	1	1	0	1	0	0	0	0	31	53	3.00	1.000													
Steve Shields, R ERA: 6.28	(11, 1)	3.0	L	10	1	1	1	1	0	0	0	0	1	24	33	3.00	0.333													

New York Yankees @ Oakland Athletics
Oakland-Alameda County Coliseum, Oakland, CA
Mon May 30 1988, 7:05 PM PDT
Att. 44,218 - Sunny - 65 F

AB 50
R 3
H 12
RBI 2
BB 2
SO 6
LOB 21



Batter	1	2	3	4	5	6	7	8	9	AB	R	H	RBI	BB	SO	LOB	TOP					
Rickey Henderson, R OBP: 0.394, SLG: 0.448 (1, 7)	F5		F5		5-3		6-3		K	5	0	0	0	0	1	0						
Bobby Meacham, S OBP: 0.301, SLG: 0.329 (1, 4)	K		1B			1B	K			4	1	2	0	0	2	0						
Claudell Washington, L OBP: 0.293, SLG: 0.388 (1, 8)	L9		K			1B		F7		3	1	0	0	1	1	1						
Jack Clark, R OBP: 0.406, SLG: 0.485 (1, 10)		K		K		K		1B		4	1	1	0	0	3	2						
Mike Pagliarulo, L OBP: 0.294, SLG: 0.421 (1, 5)		HR		K		2B		K		4	2	2	2	0	2	1						
Dave Winfield, R OBP: 0.444, SLG: 0.635 (1, 9)	E6		1B		FC6-4	1B		1B		4	0	3	3	0	0	0						
Gary Ward, R OBP: 0.316, SLG: 0.286 (1, 3)			1B		FC6-4			K		4	0	1	0	0	1	3						
Rafael Santana, R OBP: 0.293, SLG: 0.280 (1, 6)	G6-4-3								K	4	0	0	0	0	1	3						
Joel Skinner, R OBP: 0.235, SLG: 0.312 (1, 2)			5-3					5-3		4	0	0	0	0	1	0						
Inning Stats	R: 0 E: 0 K: 1 S: 7	H: 0 LOB: 0 BB: 0 P: 11	R: 1 E: 1 K: 1 S: 12	H: 2 LOB: 1 BB: 0 P: 17	R: 0 E: 0 K: 1 S: 8	H: 1 LOB: 1 BB: 0 P: 10	R: 0 E: 0 K: 2 S: 11	H: 1 LOB: 1 BB: 0 P: 16	R: 0 E: 0 K: 1 S: 10	H: 0 LOB: 0 BB: 0 P: 13	R: 3 E: 0 K: 1 S: 16	H: 3 LOB: 1 BB: 1 P: 22	R: 0 E: 0 K: 1 S: 6	H: 0 LOB: 0 BB: 0 P: 12	R: 1 E: 0 K: 2 S: 15	H: 2 LOB: 1 BB: 0 P: 23	R: 0 E: 0 K: 2 S: 9	H: 0 LOB: 0 BB: 0 P: 15	1B: 7 2B: 1 3B: 0 HR: 1	SF: 0 SAC: 0 DP: 1 HBP: 0	WP: 0 PB: 0 SB: 3 CS: 0	PA: 37
PITCHER	IP	WLS	BF	H	R	ER	SO	BB	IBB	HBP	BLK	WP	HR	S	P	ERA	WHIP					
Steve Ontiveros, R ERA: 4.91 (1, 1)	7.1	L	30	7	4	4	8	1	0	0	0	0	1	74	106	4.91	1.091					
Todd Burns, R ERA: 5.4 (8, 1)	1.2		7	2	1	1	4	0	0	0	0	0	0	20	33	5.40	1.200					

New York Yankees @ Oakland Athletics
Oakland-Alameda County Coliseum, Oakland, CA

AB 36
R 5
H 9
RBI 5
BB 1
SO 12
LOB 10



WP: 0 PA: 37
PB: 0
SB: 3
CS: 0

Tue May 31 1988, 7:05 PM PDT
Att: 28,147 - Unknown - 65 F

Batter	1	2	3	4	5	6	7	8	9	AB	R	H	RBI	BB	SO	LOB	BOTTOM					
Carney Lansford, R OBP: 0.439, SLG: 0.538 (1, 5)	E1		F4			F4			6-3	4	0	1	0	0	0	0						
Stan Javier, S OBP: 0.311, SLG: 0.353 (1, 7)	F7		G3			4-3			1-3	4	0	0	0	0	0	1						
Jose Canseco, R OBP: 0.394, SLG: 0.508 (1, 9)	K		K			1B			1B	4	0	2	0	0	2	1						
Mark McGwire, R OBP: 0.359, SLG: 0.495 (1, 3)	F6		F8			K			F8	4	0	0	0	0	1	3						
Dave Henderson, R OBP: 0.346, SLG: 0.533 (1, 8)		F8			F7					3	0	0	0	0	1	1						
Don Baylor, R OBP: 0.308, SLG: 0.265 (1, 10)		L6			F3				F7	3	0	0	0	0	0	0						
Mike Gallego, R OBP: 0.287, SLG: 0.244 (1, 4)										2	0	0	0	0	0	0						
Doug Jennings, L OBP: 0.417, SLG: 0.382 (6, PH)					F8				K	1	0	0	0	0	1	0						
Glenn Hubbard, R OBP: 0.341, SLG: 0.273 (9, 4)										0	0	0	0	0	0	0						
Orlando Mercado, R OBP: 0.211, SLG: 0.294 (1, 2)			F4			F7			1B	1	0	0	0	0	0	0						
Ron Hassey, L OBP: 0.336, SLG: 0.436 (6, PH)										2	0	1	0	0	0	0						
Walt Weiss, S OBP: 0.291, SLG: 0.258 (1, 6)			L8			G3			F5	3	0	0	0	0	0	1						
Inning Stats	R: 0 E: 1 K: 1 S: 7	H: 1 LOB: 1 BB: 0 P: 12	R: 0 E: 0 K: 0 S: 9	H: 0 LOB: 0 BB: 0 P: 16	R: 0 E: 0 K: 0 S: 5	H: 0 LOB: 0 BB: 0 P: 8	R: 0 E: 0 K: 1 S: 8	H: 0 LOB: 0 BB: 0 P: 9	R: 0 E: 0 K: 0 S: 5	H: 0 LOB: 0 BB: 0 P: 8	R: 0 E: 0 K: 0 S: 4	H: 0 LOB: 0 BB: 0 P: 7	R: 0 E: 0 K: 2 S: 15	H: 1 LOB: 1 BB: 0 P: 20	R: 0 E: 0 K: 1 S: 15	H: 1 LOB: 1 BB: 0 P: 20	R: 0 E: 0 K: 1 S: 9	H: 1 LOB: 1 BB: 0 P: 12	1B: 4 2B: 0 3B: 0 HR: 0	SF: 0 SAC: 0 DP: 0 HBP: 0	WP: 0 PB: 0 SB: 0 CS: 0	PA: 31
PITCHER	IP	WLS	BF	H	R	ER	SO	BB	IBB	HBP	BLK	WP	HR	S	P	ERA	WHIP					
Al Leiter, L ERA: 3.46 (1, 1)	0.0																					
Neil Allen, R ERA: 1.52 (1, 1)	9.0	W	30	3	0	0	5	0	0	0	0	0	0	76	111	0.00	0.333					


New York Yankees @ Oakland Athletics
Oakland-Alameda County Coliseum, Oakland, CA


AB 31
R 0
H 4
RBI 0
BB 0
SO 5
LOB 7



WP: 0 PA: 31
PB: 0
SB: 0
CS: 0

Tue May 31 1988, 7:05 PM PDT
Att: 28,147 - Unknown - 65 F

Batter	1	2	3	4	5	6	7	8	9	AB	R	H	RBI	BB	SO	LOB	TOP											
Rickey Henderson, R OBP: 0.396, SLG: 0.445	4-2 FC3-6 BB		1-2 1B		2-2 F8			2-1 6-3	2-2 6-3	4	2	1	0	1	0	0	New York Yankees @ Baltimore Orioles Memorial Stadium, Baltimore, MD Fri Jun 03 1988, 7:05 PM EDT Att: 33,802 - Unknown - 58 F livebaseballscorecards.com											
Willie Randolph, R OBP: 0.296, SLG: 0.282	4-2 FC3-6 BB		3-2 4-1 1B		1-1 5-3			1-1 HR 1B	3-1 F8	4	1	2	1	1	0	0												
Claudell Washington, L OBP: 0.297, SLG: 0.410	1-1 SAFE FC3-6 BLK 1-2 3-H		1-1 4-1		0-0 L9			1-2 HR		4	1	1	3	0	0	2												
Jack Clark, R OBP: 0.404, SLG: 0.493	1-10 SAFE 1-3		1-2 F8		0-2 F8			4-2 2B BB		3	0	0	0	1	0	2												
Mike Pagliarulo, L OBP: 0.288, SLG: 0.409	0-2 5-3			2-3 K				2-1 F8		4	0	1	0	0	1	2												
Dave Winfield, R OBP: 0.446, SLG: 0.630		4-1 L4-3 BB		1-1 L9 1B				0-2 2B		3	0	2	0	1	0	1												
Gary Ward, R OBP: 0.310, SLG: 0.263		3-1 F9		3-0 L9				4-0 IBB		3	0	0	0	1	0	2												
Rafael Santana, R OBP: 0.286, SLG: 0.273		0-0 L4-3		1-1 L7				2-0 L9		4	0	0	0	0	0	5												
Joel Skinner, R OBP: 0.216, SLG: 0.286			1-3 K		2-3 K			1-1 L7		4	0	0	0	0	3	0												
Inning Stats	R: 1 E: 0 K: 0 S: 15	H: 0 LOB: 1 BB: 2 P: 27	R: 0 E: 0 K: 0 S: 4	H: 0 LOB: 0 BB: 1 P: 11	R: 1 E: 0 K: 1 S: 15	H: 2 LOB: 1 BB: 0 P: 21	R: 0 E: 0 K: 1 S: 9	H: 1 LOB: 1 BB: 0 P: 16	R: 0 E: 0 K: 1 S: 8	H: 0 LOB: 0 BB: 0 P: 13	R: 0 E: 0 K: 0 S: 11	H: 1 LOB: 1 BB: 0 P: 14	R: 0 E: 0 K: 0 S: 8	H: 0 LOB: 0 BB: 0 P: 14	R: 2 E: 0 K: 0 S: 17	H: 3 LOB: 3 BB: 2 P: 33		R: 0 E: 0 K: 1 S: 12	H: 0 LOB: 0 BB: 0 P: 20	1B: 5 2B: 2 3B: 0 HR: 1	SF: 0 SAC: 0 DP: 1 HBP: 0	WP: 0 PB: 0 SB: 3 CS: 0	PA: 38					
PITCHER	IP	WLS	BF	H	R	ER	SO	BB	IBB	HBP	BLK	WP	HR	S	P	ERA	WHIP											
Jose Bautista, R ERA: 4.56	(1, 1)	7.1	L	31	6	4	4	3	4	0	0	1	0	1	81	135	4.91	1.364										
Don Aase, R ERA: 5.99	(8, 1)	1.2		7	1	0	0	1	0	1	0	0	0	0	18	34	0.00	0.600										

Batter	1	2	3	4	5	6	7	8	9	AB	R	H	RBI	BB	SO	LOB	BOTTOM										
Joe Orsulak, L OBP: 0.353, SLG: 0.349	2-1 6-3 1B		2-0 FC4-6 1B		1-0 F9			0-1 F7		4	0	2	0	0	0	0	New York Yankees @ Baltimore Orioles Memorial Stadium, Baltimore, MD Fri Jun 03 1988, 7:05 PM EDT Att: 33,802 - Unknown - 58 F livebaseballscorecards.com										
Fred Lynn, L OBP: 0.316, SLG: 0.469	1-2 F8		1-0 FC4-6 FC6-4 1-2		0-1 G4-3 1B			2-1 F8		4	0	1	0	0	0	2											
Cal Ripken Jr., R OBP: 0.376, SLG: 0.444	0-1 6-3 1-2		0-1 FC6-4 1-2		0-2 G4-3 1-2			3-2 F8		4	0	0	0	0	0	3											
Eddie Murray, S OBP: 0.300, SLG: 0.337	4-1 BB			2-3 K				0-0 F9		3	0	0	0	1	2	0											
Larry Sheets, L OBP: 0.295, SLG: 0.303	2-0 4-3			2-2 F6				4-0 FC5-4 BB		3	0	0	0	1	0	2											
Ken Gerhart, R OBP: 0.235, SLG: 0.349		3-2 5-3		0-1 1B				0-0 F8		4	0	1	0	0	1	1											
Mickey Tettleton, S OBP: 0.250, SLG: 0.327		2-0 6-3		0-0 4-3 1-3				1-2 FC5-4 1B 1-2		3	0	0	0	0	0	2											
Rene Gonzales, R OBP: 0.333, SLG: 0.385		1-1 L7			1-1 G4-6-3 1B			1-2 1B		3	0	2	0	0	0	0											
Billy Ripken, R OBP: 0.229, SLG: 0.218			2-2 6-3		0-1 G4-6-3 1-2			2-1 5-3		3	0	0	0	0	0	3											
Inning Stats	R: 0 E: 0 K: 0 S: 9	H: 1 LOB: 2 BB: 1 P: 18	R: 0 E: 0 K: 0 S: 10	H: 0 LOB: 0 BB: 0 P: 16	R: 0 E: 0 K: 0 S: 8	H: 1 LOB: 1 BB: 0 P: 13	R: 0 E: 1 K: 1 S: 10	H: 1 LOB: 1 BB: 0 P: 14	R: 0 E: 0 K: 0 S: 5	H: 1 LOB: 0 BB: 0 P: 7	R: 0 E: 0 K: 0 S: 6	H: 1 LOB: 0 BB: 0 P: 6	R: 0 E: 0 K: 0 S: 9	H: 1 LOB: 2 BB: 1 P: 18	R: 0 E: 0 K: 0 S: 10	H: 0 LOB: 0 BB: 0 P: 15		R: 0 E: 0 K: 2 S: 11	H: 0 LOB: 0 BB: 0 P: 17	1B: 6 2B: 0 3B: 0 HR: 0	SF: 0 SAC: 0 DP: 2 HBP: 0	WP: 0 PB: 0 SB: 0 CS: 0	PA: 33				
PITCHER	IP	WLS	BF	H	R	ER	SO	BB	IBB	HBP	BLK	WP	HR	S	P	ERA	WHIP										
Tommy John, L ERA: 3.47	(1, 1)	7.2	W	29	6	0	0	1	2	0	0	0	0	61	98	0.00	1.043										
Cecilio Guante, R ERA: 2.5	(8, 1)	1.1		4	0	0	0	2	0	0	0	0	0	17	26	0.00	0.000										

Batter	1	2	3	4	5	6	7	8	9	10	11	12	13	14	AB	R	H	RBI	BB	SO	LOB	TOP											
Rickey Henderson, R OBP: 0.397, SLG: 0.442															6	1	2	0	1	1	3												
Willie Randolph, R OBP: 0.287, SLG: 0.271															7	0	0	0	0	2	8												
Claudell Washington, L OBP: 0.303, SLG: 0.407															6	1	2	1	1	0	2												
Jack Clark, R OBP: 0.405, SLG: 0.503															5	2	1	1	1	3	1												
Mike Pagliarulo, L OBP: 0.283, SLG: 0.399															7	0	1	1	0	0	3												
Dave Winfield, R OBP: 0.455, SLG: 0.630															5	1	3	1	2	0	0												
Gary Ward, R OBP: 0.309, SLG: 0.285															7	0	2	0	0	1	5												
Rafael Santana, R OBP: 0.237, SLG: 0.274															3	0	1	0	0	2													
Jose Cruz, L OBP: 0.194, SLG: 0.200															1	0	1	1	0	0	0												
Bobby Meacham, S OBP: 0.298, SLG: 0.313															3	0	1	0	0	4													
Joel Skinner, R OBP: 0.250, SLG: 0.333															3	1	2	1	0	0	1												
Jay Buhner, R OBP: 0.250, SLG: 0.429															1	0	0	0	0	2													
Bob Geren, R															1	0	0	0	1	0	0												
Inning Stats	R: 1 E: 1 K: 1 S: 12	H: 2 LOB: 3 BB: 1 P: 23	R: 0 E: 0 K: 1 S: 7	H: 1 LOB: 0 BB: 0 P: 11	R: 0 E: 0 K: 1 S: 9	H: 0 LOB: 1 BB: 1 P: 16	R: 0 E: 0 K: 1 S: 7	H: 0 LOB: 0 BB: 0 P: 12	R: 0 E: 0 K: 1 S: 10	H: 1 LOB: 0 BB: 0 P: 15	R: 0 E: 0 K: 1 S: 13	H: 0 LOB: 0 BB: 0 P: 7	R: 0 E: 0 K: 1 S: 6	H: 0 LOB: 0 BB: 0 P: 7	R: 1 E: 0 K: 1 S: 21	H: 3 LOB: 3 BB: 1 P: 35	R: 1 E: 0 K: 1 S: 16	H: 3 LOB: 2 BB: 0 P: 20	R: 0 E: 0 K: 0 S: 8	H: 1 LOB: 1 BB: 0 P: 15	R: 0 E: 0 K: 1 S: 8	H: 0 LOB: 0 BB: 1 P: 17	R: 0 E: 0 K: 1 S: 8	H: 1 LOB: 2 BB: 1 P: 18	R: 2 E: 0 K: 0 S: 12	H: 1 LOB: 1 BB: 1 P: 21	R: 2 E: 0 K: 0 S: 12	H: 3 LOB: 1 BB: 1 P: 21	1B: 14 2B: 0 3B: 0 HR: 2	SF: 0 SAC: 0 DP: 2 HBP: 1	WP: 0 PB: 0 SB: 4 CS: 1	PA: 63	
PITCHER	IP WLS BF H R ER SO BB IBB HBP BLK WP HR S P ERA WHIP	8.1 0.1 3.2 1.2	3 2 2 W	6 2 3 3	3 0 1 2	7 0 0 0	0 0 0 0	0 0 0 0	0 0 0 0	10 14 42 15	126 0.00 2.46 10.80	3.24 6.000 2.182 2.400																					

New York Yankees @ Baltimore Orioles
Memorial Stadium, Baltimore, MD
Sat Jun 04 1988, 7:05 PM EDT
Att. 36,499 - Unknown

AB 55
R 6
H 16
RBI 6
BB 6
SO 9
LOB 29

Batter	1	2	3	4	5	6	7	8	9	10	11	12	13	14	AB	R	H	RBI	BB	SO	LOB	BOTTOM											
Joe Orsulak, L OBP: 0.347, SLG: 0.342															5	0	1	0	0	0	2												
Mickey Tettleton, S OBP: 0.256, SLG: 0.327															8	1	2	0	0	2	6												
Fred Lynn, L OBP: 0.314, SLG: 0.459															6	0	1	0	3	0	2												
Cal Ripken Jr., R OBP: 0.380, SLG: 0.443															5	0	1	0	3	0	2												
Eddie Murray, S OBP: 0.295, SLG: 0.327															6	0	0	1	1	0	5												
Larry Sheets, L OBP: 0.298, SLG: 0.302															4	1	1	0	1	0	4												
Wade Rowden, R OBP: 0.111, SLG: 0.111															0	1	0	0	0	0	0												
Jim Dwyer, L OBP: 0.362, SLG: 0.231															2	0	2	0	0	0	0												
Keith Hughes, L OBP: 0.316, SLG: 0.349															4	1	1	0	0	0	1												
Ken Gernert, R OBP: 0.239, SLG: 0.338															2	0	0	0	1	0	3												
Terry Kennedy, L OBP: 0.227, SLG: 0.223															4	0	2	1	0	1	0												
Rick Schutt, R OBP: 0.291, SLG: 0.350															3	1	0	0	0	1	2												
Rene Gonzales, R OBP: 0.344, SLG: 0.431															6	1	3	2	0	0	1												
Billy Ripken, R OBP: 0.231, SLG: 0.216															6	1	1	0	1	0	7												
Inning Stats	R: 0 E: 0 K: 0 S: 12	H: 0 LOB: 1 BB: 1 P: 20	R: 2 E: 0 K: 0 S: 15	H: 2 LOB: 1 BB: 1 P: 25	R: 1 E: 0 K: 0 S: 6	H: 2 LOB: 1 BB: 0 P: 13	R: 0 E: 0 K: 0 S: 11	H: 1 LOB: 1 BB: 0 P: 15	R: 0 E: 0 K: 0 S: 6	H: 1 LOB: 1 BB: 0 P: 9	R: 0 E: 0 K: 0 S: 13	H: 0 LOB: 2 BB: 1 P: 19	R: 0 E: 0 K: 0 S: 7	H: 1 LOB: 1 BB: 0 P: 17	R: 0 E: 0 K: 1 S: 10	H: 1 LOB: 1 BB: 0 P: 17	R: 0 E: 0 K: 1 S: 9	H: 0 LOB: 1 BB: 1 P: 19	R: 1 E: 0 K: 1 S: 14	H: 2 LOB: 3 BB: 1 P: 24	R: 0 E: 0 K: 0 S: 13	H: 1 LOB: 2 BB: 1 P: 25	R: 0 E: 0 K: 0 S: 10	H: 2 LOB: 2 BB: 0 P: 15	R: 0 E: 0 K: 0 S: 8	H: 1 LOB: 1 BB: 0 P: 11	R: 3 E: 2 K: 2 S: 16	H: 1 LOB: 1 BB: 1 P: 24	1B: 11 2B: 4 3B: 0 HR: 0	SF: 1 SAC: 0 DP: 0 HBP: 0	WP: 0 PB: 0 SB: 0 CS: 0	PA: 66	
PITCHER	IP WLS BF H R ER SO BB IBB HBP BLK WP HR S P ERA WHIP	8.0 2.1 1.1 2.0	11 8 3 10	8 3 0 3	3 0 0 2	1 0 0 1	2 0 0 0	2 0 0 0	2 0 0 0	26 47 32 22	135 3.86 0.00 0.00	3.38 1.714 3.000 1.500																					


New York Yankees @ Baltimore Orioles
Memorial Stadium, Baltimore, MD
Sat Jun 04 1988, 7:05 PM EDT
Att. 36,499 - Unknown

AB 58
R 7
H 15
RBI 4
BB 7
SO 5
LOB 39

Batter	1	2	3	4	5	6	7	8	9	AB	R	H	RBI	BB	SO	LOB	TOP					
Rickey Henderson, R OBP: 0.409, SLG: 0.450										3	2	2	2	3	0	0	New York Yankees @ Baltimore Orioles Memorial Stadium, Baltimore, MD Sun Jun 05 1988, 3:33 AM EDT Att: 36,665 - Sunny - 73 F					
Willie Randolph, R OBP: 0.289, SLG: 0.274										5	1	1	2	1	0	5						
Claudell Washington, L OBP: 0.316, SLG: 0.420										5	1	4	2	0	0	2						
Jack Clark, R OBP: 0.400, SLG: 0.490										4	1	0	0	1	0	4						
Jose Cruz, L OBP: 0.222, SLG: 0.182										3	1	0	0	2	0	3						
Jay Buhner, R OBP: 0.250, SLG: 0.429										0	0	0	0	0	0	0						
Mike Pagliarulo, L OBP: 0.281, SLG: 0.394										5	1	1	2	0	1	3						
Gary Ward, R OBP: 0.303, SLG: 0.253										4	0	0	0	1	1	3						
Rafael Santana, R OBP: 0.284, SLG: 0.266										4	1	0	0	1	1	4						
Joel Skinner, R OBP: 0.240, SLG: 0.330										4	1	1	0	1	2	2						
Inning Stats	R: 9 E: 1 K: 1 S: 25	H: 5 LOB: 1 BB: 4 P: 51	R: 0 E: 0 K: 1 S: 12	H: 0 LOB: 1 BB: 1 P: 19	R: 0 E: 0 K: 1 S: 13	H: 2 LOB: 2 BB: 0 P: 20	R: 0 E: 0 K: 0 S: 7	H: 0 LOB: 0 BB: 0 P: 12	R: 0 E: 0 K: 0 S: 12	H: 1 LOB: 2 BB: 1 P: 25	R: 0 E: 0 K: 0 S: 5	H: 0 LOB: 0 BB: 0 P: 9	R: 0 E: 0 K: 1 S: 12	H: 0 LOB: 2 BB: 2 P: 25	R: 0 E: 0 K: 0 S: 10	H: 1 LOB: 3 BB: 2 P: 21	R: 0 E: 0 K: 1 S: 9	H: 0 LOB: 0 BB: 0 P: 15	1B: 7 2B: 2 3B: 0 HR: 0	SF: 0 SAC: 0 DP: 0 HBP: 0	WP: 1 PB: 1 SB: 0 CS: 0	PA: 47
PITCHER	IP WLS BF H R ER SO BB IBB HBP BLK WP HR S P ERA WHIP																					
Jay Tibbs, R ERA: 6.17	0.0 L 4 1 4 3 0 3 0 0 0 0 0 0 7 20 ∞ ∞																					
Mark Williamson, R ERA: 4.57	6.0 29 7 5 0 3 3 0 0 0 1 0 67 116 0.00 1.667																					
Don Aase, R ERA: 4.63	2.0 11 1 0 0 1 3 1 0 0 0 0 22 46 0.00 2.000																					
Doug Sisk, R ERA: 2.97	1.0 3 0 0 0 1 0 0 0 0 0 0 9 15 0.00 0.000																					

Batter	1	2	3	4	5	6	7	8	9	AB	R	H	RBI	BB	SO	LOB	BOTTOM					
Joe Orsulak, L OBP: 0.397, SLG: 0.371										5	1	3	0	0	0	0	New York Yankees @ Baltimore Orioles Memorial Stadium, Baltimore, MD Sun Jun 05 1988, 3:33 AM EDT Att: 36,665 - Sunny - 73 F					
Fred Lynn, L OBP: 0.307, SLG: 0.448										4	0	0	0	0	1	5						
Cal Ripken Jr., R OBP: 0.373, SLG: 0.436										3	0	0	2	0	0	2						
Eddie Murray, S OBP: 0.294, SLG: 0.325										4	0	1	0	0	1	1						
Larry Sheets, L OBP: 0.301, SLG: 0.308										3	0	1	0	1	0	1						
Keith Hughes, L OBP: 0.314, SLG: 0.337										3	0	0	0	1	0	3						
Terry Kennedy, L OBP: 0.219, SLG: 0.215										4	0	0	0	0	2	4						
Rene Gonzales, R OBP: 0.338, SLG: 0.419										4	0	1	0	0	0	1						
Billy Ripken, R OBP: 0.237, SLG: 0.214										2	1	0	0	2	0	3						
Inning Stats	R: 1 E: 0 K: 1 S: 10	H: 1 LOB: 0 BB: 0 P: 17	R: 0 E: 0 K: 0 S: 9	H: 1 LOB: 0 BB: 0 P: 17	R: 1 E: 0 K: 1 S: 11	H: 1 LOB: 1 BB: 1 P: 20	R: 0 E: 1 K: 1 S: 7	H: 0 LOB: 0 BB: 0 P: 10	R: 0 E: 0 K: 1 S: 10	H: 1 LOB: 2 BB: 1 P: 16	R: 0 E: 0 K: 1 S: 8	H: 2 LOB: 3 BB: 1 P: 15	R: 0 E: 0 K: 0 S: 6	H: 0 LOB: 0 BB: 0 P: 10	R: 0 E: 0 K: 0 S: 11	H: 0 LOB: 1 BB: 1 P: 15		R: 0 E: 0 K: 0 S: 6	H: 0 LOB: 0 BB: 0 P: 7	1B: 3 2B: 3 3B: 0 HR: 0	SF: 1 SAC: 0 DP: 1 HBP: 0	WP: 0 PB: 0 SB: 0 CS: 0
PITCHER	IP WLS BF H R ER SO BB IBB HBP BLK WP HR S P ERA WHIP																					
Richard Dotson, R ERA: 2.89	9.0 W 37 6 2 2 4 4 0 0 0 0 0 78 127 2.00 1.111																					

AB	37
R	9
H	9
RBI	8
BB	10
SO	5
LOB	26



AB	32
R	2
H	6
RBI	2
BB	4
SO	4
LOB	20





Batter	1	2	3	4	5	6	7	8	9	AB	R	H	RBI	BB	SO	LOB	TOP										
Wade Boggs, L (1,5) OBP: 0.381, SLG: 0.452										4	0	2	0	1	0	2	Boston Red Sox @ New York Yankees Yankee Stadium, Bronx, NY Mon Jun 06 1988, 7:05 PM EDT Att: 37,244 - Unknown - 76 F										
Marty Barrett, R (1,4) OBP: 0.339, SLG: 0.370										5	1	2	0	0	0	3											
Ellis Burks, R (1,8) OBP: 0.404, SLG: 0.515										4	1	1	0	0	1	2											
Dwight Evans, R (1,9) OBP: 0.368, SLG: 0.422										4	0	0	0	0	0	4											
Mike Greenwell, L (1,10) OBP: 0.427, SLG: 0.500										4	1	2	3	0	0	2											
Jim Rice, R (1,7) OBP: 0.290, SLG: 0.268										4	0	0	0	0	1	1											
Kevin Romine, R (8,7) OBP: 0.200, SLG: 0.300									0	0	0	0	0	0	0												
Rich Gedman, L (1,2) OBP: 0.250, SLG: 0.224										3	0	0	0	1	0	1											
Pat Dodson, L (1,3) OBP: 0.182, SLG: 0.182										4	0	1	0	0	1	1											
Spike Owen, S (1,6) OBP: 0.330, SLG: 0.381										3	0	1	0	1	0	1											
Inning Stats	R: 0 E: 1 K: 0 S: 13	H: 1 LOB: 2 BB: 0 P: 22	R: 0 E: 0 K: 1 S: 9	H: 1 LOB: 2 BB: 1 P: 15	R: 2 E: 0 K: 0 S: 15	H: 3 LOB: 1 BB: 0 P: 21	R: 0 E: 0 K: 0 S: 11	H: 2 LOB: 1 BB: 0 P: 19	R: 1 E: 0 K: 1 S: 5	H: 1 LOB: 0 BB: 0 P: 12	R: 0 E: 0 K: 1 S: 8	H: 0 LOB: 0 BB: 1 P: 14	R: 0 E: 0 K: 1 S: 11	H: 1 LOB: 1 BB: 0 P: 16	R: 0 E: 0 K: 0 S: 6	H: 0 LOB: 0 BB: 0 P: 9	R: 0 E: 0 K: 0 S: 9	H: 0 LOB: 1 BB: 1 P: 16	1B: 5 2B: 3 3B: 0 HR: 1	SF: 0 SAC: 0 DP: 1 HBP: 0	WP: 0 PB: 0 SB: 0 CS: 0	PA: 38					
PITCHER	IP	WLS	BF	H	R	ER	SO	BB	IBB	HBP	BLK	WP	HR	S	P	ERA	WHIP										
Neil Allen, R (1,1) ERA: 2.2	5.0	L	24	8	3	3	1	1	0	0	0	0	1	53	89	5.40	1.800										
Hipolito Pena, L (6,1) ERA:	1.1		5	1	0	0	1	1	0	0	0	0	0	13	23	0.00	1.500										
Cecilio Guante, R (7,1) ERA: 2.4	1.2		5	0	0	0	1	0	0	0	0	0	0	12	16	0.00	0.000										
Dave Righetti, L (9,1) ERA: 2.22	1.0		4	0	0	0	0	1	0	0	0	0	0	9	16	0.00	1.000										

Batter	1	2	3	4	5	6	7	8	9	AB	R	H	RBI	BB	SO	LOB	BOTTOM										
Rickey Henderson, R (1,7) OBP: 0.406, SLG: 0.443										3	1	0	0	1	0	1	Boston Red Sox @ New York Yankees Yankee Stadium, Bronx, NY Mon Jun 06 1988, 7:05 PM EDT Att: 37,244 - Unknown - 76 F										
Willie Randolph, R (1,4) OBP: 0.288, SLG: 0.274										4	1	1	0	0	1	0											
Jay Buhner, R (1,8) OBP: 0.250, SLG: 0.389										4	0	1	1	0	1	0											
Jack Clark, R (1,10) OBP: 0.407, SLG: 0.490										2	0	1	1	2	1	0											
Dave Winfield, R (1,9) OBP: 0.455, SLG: 0.627										4	0	2	0	0	0	2											
Gary Ward, R (1,3) OBP: 0.294, SLG: 0.244										3	0	0	0	0	1	3											
Claudell Washington, L (9, PH) OBP: 0.316, SLG: 0.417										1	0	0	0	0	1	2											
Mike Pagliarulo, L (1,5) OBP: 0.276, SLG: 0.386										4	0	0	0	0	1	2											
Rafael Santana, R (1,6) OBP: 0.285, SLG: 0.268										3	0	1	0	0	0	0											
Jose Cruz, L (9, PH) OBP: 0.216, SLG: 0.176									1	0	0	0	0	0	0	2											
Joel Skinner, R (1,2) OBP: 0.232, SLG: 0.319										3	0	0	0	0	1	1											
Inning Stats	R: 2 E: 0 K: 1 S: 15	H: 3 LOB: 1 BB: 1 P: 26	R: 0 E: 0 K: 1 S: 8	H: 0 LOB: 0 BB: 0 P: 9	R: 0 E: 0 K: 2 S: 9	H: 0 LOB: 0 BB: 0 P: 13	R: 0 E: 0 K: 1 S: 7	H: 0 LOB: 0 BB: 0 P: 13	R: 0 E: 0 K: 0 S: 7	H: 1 LOB: 1 BB: 0 P: 13	R: 0 E: 0 K: 0 S: 10	H: 1 LOB: 2 BB: 1 P: 18	R: 0 E: 0 K: 1 S: 9	H: 0 LOB: 0 BB: 0 P: 10	R: 0 E: 0 K: 0 S: 6	H: 0 LOB: 0 BB: 0 P: 10	R: 0 E: 0 K: 1 S: 13	H: 1 LOB: 2 BB: 1 P: 20	1B: 6 2B: 0 3B: 0 HR: 0	SF: 0 SAC: 0 DP: 1 HBP: 0	WP: 0 PB: 0 SB: 0 CS: 0	PA: 35					
PITCHER	IP	WLS	BF	H	R	ER	SO	BB	IBB	HBP	BLK	WP	HR	S	P	ERA	WHIP										
Bruce Hurst, L (1,1) ERA: 3.77	8.0	W	30	5	2	2	6	2	0	0	0	0	0	71	112	2.25	0.875										
Lee Smith, R (9,1) ERA: 4.29	1.0	S	5	1	0	0	1	1	0	0	0	0	0	13	20	0.00	2.000										

Batter	1	2	3	4	5	6	7	8	9	AB	R	H	RBI	BB	SO	LOB	TOP			
Wade Boggs, L (1, 5) OBP: 0.385, SLG: 0.463	0-1 SH3 BB E 1B	3-2 2B		1-1 F7			1-1 1B			4	1	3	0	0	0	0	Boston Red Sox @ New York Yankees Yankee Stadium, Bronx, NY Tue Jun 07 1988, 7:05 PM EDT Att: 37,081 - Unknown livebaseballscores.com			
Marty Barrett, R (1, 4) OBP: 0.338, SLG: 0.365	4-0 SH3 E BB	1-2 5-3			0-1 F9		0-1 F7			3	1	0	0	1	0	2				
Ellis Burks, R (1, 8) OBP: 0.403, SLG: 0.525	1-1 SH3		2-2 5-3		1-3 K			1-0 F7-2 3B		3	0	1	0	0	1	0				
Dwight Evans, R (1, 9) OBP: 0.371, SLG: 0.424	0-1 E8 2B 1B		3-2 1B		0-0 F7			1-1 P5		4	1	2	2	0	0	1				
Mike Greenwell, L (1, 10) OBP: 0.423, SLG: 0.492	2-1 F7		0-1 F7			1-2 G1-6-3 HBP		1-2 F7-2		3	0	0	0	0	0	3				
Jim Rice, R (1, 7) OBP: 0.294, SLG: 0.279	2-1 2B		2-1 FC5-4 1B			1-0 G1-6-3			0-2 F3	4	0	2	1	0	0	1				
Rich Gedman, L (1, 2) OBP: 0.233, SLG: 0.208	1-3 K		0-2 FC5-4 1-2			0-3 K2-3			3-2 P6	4	0	0	0	0	2	3				
Pat Dodson, L (1, 3) OBP: 0.133, SLG: 0.133			2-3 K		2-2 3-1		1-3 K		2-3 K	4	0	0	0	0	3	0				
Spike Owen, S (1, 6) OBP: 0.322, SLG: 0.370		2-2 3-1		3-2 F8			1-1 F8			3	0	0	0	0	0	0				
Inning Stats	R: 3 E: 1 K: 1 S: 14	H: 3 LOB: 1 BB: 1 P: 24	R: 0 E: 0 K: 1 S: 12	H: 1 LOB: 3 BB: 0 P: 20	R: 0 E: 0 K: 0 S: 13	H: 2 LOB: 2 BB: 0 P: 20	R: 0 E: 0 K: 0 S: 8	H: 0 LOB: 0 BB: 0 P: 14	R: 0 E: 0 K: 1 S: 6	H: 0 LOB: 0 BB: 0 P: 7	R: 0 E: 0 K: 1 S: 9	H: 1 LOB: 1 BB: 0 P: 12	R: 0 E: 0 K: 0 S: 6	H: 1 LOB: 0 BB: 0 P: 9	R: 0 E: 0 K: 1 S: 12	H: 0 LOB: 0 BB: 0 P: 17		1B: 5 2B: 3 3B: 1 HR: 0	SF: 0 SAC: 1 DP: 2 HBP: 1	WP: 0 PB: 0 SB: 0 CS: 0
PITCHER Charles Hudson, R (1, 1) ERA: 3.72 Cecilio Guante, R (8, 1) ERA: 2.28	IP: 7.0 WLS: W BF: 30 S: 14	H: 8 R: 3 ER: 3 SO: 5	BB: 1 IBB: 0 HBP: 1 BLK: 0	WP: 0 HR: 0 S: 17 P: 24	ERA: 3.86 WHIP: 1.286											ERA: 0.00 WHIP: 0.000				

Batter	1	2	3	4	5	6	7	8	9	AB	R	H	RBI	BB	SO	LOB	BOTTOM			
Rickey Henderson, R (1, 7) OBP: 0.407, SLG: 0.442	0-1 F8	1-1 FC5-4 2H 1B			2-2 4-3		3-1 BB			3	0	1	1	1	0	0	Boston Red Sox @ New York Yankees Yankee Stadium, Bronx, NY Tue Jun 07 1988, 7:05 PM EDT Att: 37,081 - Unknown livebaseballscores.com			
Willie Randolph, R (1, 4) OBP: 0.287, SLG: 0.269	4-2 G4-6-3 BB	1-0 FC5-4 1-2			1-1 6-3		1-1 F7			3	0	0	0	1	0	4				
Claudell Washington, L (1, 8) OBP: 0.315, SLG: 0.413	0-0 G4-6-3 1-2		3-1 F2			1-0 CS 1B		0-0 F5		4	0	1	0	0	0	1				
Jack Clark, R (1, 3) OBP: 0.404, SLG: 0.484		2-1 1B FC3-6 1B	1-1 F9		1-3 K	1-2 1-2		2-3 K		4	1	1	0	0	2	1				
Mike Pagliarulo, L (1, 5) OBP: 0.276, SLG: 0.383		1-0 FC3-6 1B	0-0 4-3			0-1 3-1		1-2 F8		4	0	1	0	0	0	0				
Dave Winfield, R (1, 9) OBP: 0.448, SLG: 0.617		0-1 F3		2-2 4-3			0-3 K			3	0	0	0	0	1	2				
Jose Cruz, L (1, 10) OBP: 0.200, SLG: 0.162		0-0 FC3-6 1B 1-2 2B		1-2 6-3			1-0 P4			3	1	0	1	0	0	1				
Rafael Santana, R (1, 6) OBP: 0.292, SLG: 0.276		0-1 2B 1B		0-2 5-3			1-0 2B 1B			3	1	2	0	0	0	0				
Joel Skinner, R (1, 2) OBP: 0.245, SLG: 0.351		0-0 BLK 1B 2B		2-3 K			2-2 1-3 2B			3	1	2	2	0	1	0				
Inning Stats	R: 0 E: 0 K: 0 S: 7	H: 0 LOB: 0 BB: 1 P: 11	R: 4 E: 0 K: 0 S: 13	H: 5 LOB: 1 BB: 0 P: 18	R: 0 E: 0 K: 0 S: 5	H: 0 LOB: 0 BB: 0 P: 9	R: 0 E: 0 K: 0 S: 13	H: 0 LOB: 0 BB: 0 P: 16	R: 0 E: 0 K: 1 S: 8	H: 0 LOB: 0 BB: 0 P: 13	R: 0 E: 0 K: 1 S: 7	H: 1 LOB: 0 BB: 0 P: 9	R: 0 E: 0 K: 1 S: 12	H: 2 LOB: 3 BB: 1 P: 20	R: 0 E: 0 K: 1 S: 7	H: 0 LOB: 0 BB: 0 P: 10		1B: 6 2B: 3 3B: 0 HR: 0	SF: 0 SAC: 0 DP: 2 HBP: 0	WP: 0 PB: 0 SB: 0 CS: 1
PITCHER Oil Can Boyd, R (1, 1) ERA: 6.18	IP: 8.0 WLS: L BF: 32 S: 14	H: 8 R: 4 ER: 4 SO: 4	BB: 2 IBB: 0 HBP: 0 BLK: 0	WP: 0 HR: 0 S: 72 P: 106	ERA: 4.50 WHIP: 1.250															

Batter	1	2	3	4	5	6	7	8	9	AB	R	H	RBI	BB	SO	LOB	TOP						
Wade Boggs, L OBP: 0.384, SLG: 0.459	1-1 SH1-3 1B	4-0 FC6 IBB		2-2 4-3			2-2 6-3		3-1 5-3	4	1	1	0	1	0	0	Boston Red Sox @ New York Yankees Yankee Stadium, Bronx, NY Wed Jun 08 1988, 7:05 PM EDT Att: 42,804 - Unknown - 69 F AB 33 R 4 H 9 RBI 3 BB 3 SO 3 LOB 13 						
Marty Barrett, R OBP: 0.333, SLG: 0.360	0-1 SH1-3	2-1 FC6		2-1 5-3			0-2 L5			3	0	0	0	0	0	2							
Ellis Burks, R OBP: 0.393, SLG: 0.510	2-1 1-3		0-1 4-3		0-3 K		0-1 5-3			4	0	0	0	0	1	1							
Dwight Evans, R OBP: 0.377, SLG: 0.430	3-2 2H 1B		1-1 1B 1B		1-1 G4-6-3 1B			2-2 5-3		4	1	3	1	0	0	0							
Mike Greenwell, L OBP: 0.425, SLG: 0.489	2-0 G3		1-2 1B 1B		1-0 G4-6-3 1B			4-0 FC5-4 BB		3	1	1	0	1	0	2							
Jim Rice, R OBP: 0.298, SLG: 0.280		4-2 1B 1B G6-4-3 BB	3-1 1B		0-0 5-3			0-2 F8		3	1	1	1	1	0	1							
Pat Dodson, L OBP: 0.133, SLG: 0.133		2-1 G6-4-3 1B	1-2 3-H 1B					2-1 FC5-4		4	0	2	1	0	0	1							
Rick Cerone, R OBP: 0.412, SLG: 0.451		1-2 1B	2-1 1B		0-0 3-1			1-2 2-H 1B		4	0	2	1	0	0	1							
Kevin Romine, R OBP: 0.214, SLG: 0.286		1-1 G6-4-3 1B	0-1 F7		0-0 6-3			1-3 K		4	0	1	0	0	1	2							
Spike Owen, S OBP: 0.311, SLG: 0.356		1-2 G6-4-3 1B	1-3 K		0-1 4-3			0-0 5-3		4	0	0	0	0	1	4							
Inning Stats	R: 1 E: 0 K: 0 S: 10	H: 2 LOB: 1 BB: 0 P: 18	R: 1 E: 0 K: 0 S: 11	H: 2 LOB: 2 BB: 2 P: 25	R: 2 E: 0 K: 1 S: 16	H: 4 LOB: 2 BB: 0 P: 24	R: 0 E: 0 K: 1 S: 8	H: 0 LOB: 0 BB: 0 P: 12	R: 0 E: 0 K: 0 S: 4	H: 1 LOB: 0 BB: 0 P: 6	R: 0 E: 0 K: 0 S: 4	H: 0 LOB: 0 BB: 0 P: 4	R: 0 E: 0 K: 0 S: 9	H: 0 LOB: 1 BB: 1 P: 11	R: 0 E: 0 K: 0 S: 11	H: 0 LOB: 0 BB: 0 P: 10	1B: 9 2B: 0 3B: 0 HR: 0	SF: 0 SAC: 1 DP: 2 HBP: 0	WP: 0 PB: 0 SB: 0 CS: 0	PA: 37			
PITCHER	IP WLS BF H R ER SO BB IBB HBP BLK WP HR S P ERA WHIP	IP WLS BF H R ER SO BB IBB HBP BLK WP HR S P ERA WHIP	IP WLS BF H R ER SO BB IBB HBP BLK WP HR S P ERA WHIP	IP WLS BF H R ER SO BB IBB HBP BLK WP HR S P ERA WHIP	IP WLS BF H R ER SO BB IBB HBP BLK WP HR S P ERA WHIP	IP WLS BF H R ER SO BB IBB HBP BLK WP HR S P ERA WHIP	IP WLS BF H R ER SO BB IBB HBP BLK WP HR S P ERA WHIP	IP WLS BF H R ER SO BB IBB HBP BLK WP HR S P ERA WHIP	IP WLS BF H R ER SO BB IBB HBP BLK WP HR S P ERA WHIP	IP WLS BF H R ER SO BB IBB HBP BLK WP HR S P ERA WHIP	IP WLS BF H R ER SO BB IBB HBP BLK WP HR S P ERA WHIP	IP WLS BF H R ER SO BB IBB HBP BLK WP HR S P ERA WHIP	IP WLS BF H R ER SO BB IBB HBP BLK WP HR S P ERA WHIP	IP WLS BF H R ER SO BB IBB HBP BLK WP HR S P ERA WHIP	IP WLS BF H R ER SO BB IBB HBP BLK WP HR S P ERA WHIP	IP WLS BF H R ER SO BB IBB HBP BLK WP HR S P ERA WHIP	IP WLS BF H R ER SO BB IBB HBP BLK WP HR S P ERA WHIP						
Tommy John, L ERA: 3.94	(1, 1)	2.1	L	16	8	4	4	0	0	1	1	0	0	0	0	0	0	0	0	32	61	15.43	3.857
Steve Shields, R ERA: 4.22	(3, 1)	5.2		18	1	0	0	2	1	0	0	0	0	0	0	0	0	0	0	41	58	0.00	0.353
Dave Righetti, L ERA: 2.15	(9, 1)	1.0	S	3	0	0	0	1	0	0	0	0	0	0	0	0	0	0	0	6	10	0.00	0.000

Batter	1	2	3	4	5	6	7	8	9	AB	R	H	RBI	BB	SO	LOB	BOTTOM						
Rickey Henderson, R OBP: 0.408, SLG: 0.442	3-1 1-5-3			3-2 1B 2B	3-3 K			1-3 K	1-2 1B	2	0	1	0	0	0	0	Boston Red Sox @ New York Yankees Yankee Stadium, Bronx, NY Wed Jun 08 1988, 7:05 PM EDT Att: 42,804 - Unknown - 69 F AB 37 R 3 H 10 RBI 2 BB 2 SO 11 LOB 15 						
Jay Buhner, R OBP: 0.281, SLG: 0.381				1-2 F8	2-1 E9 1B			1-2 4-3	2-2 1B	5	0	2	1	0	0	1							
Willie Randolph, R OBP: 0.290, SLG: 0.273	0-1 F9			0-1 2B 1B	2-3 K			2-1 F9	2-2 F8	5	0	1	0	0	2	3							
Claudell Washington, L OBP: 0.311, SLG: 0.406	0-3 K			1-2 F3	1-1 6-3			4-2 BB 1B BB		3	0	0	0	1	1	2							
Jack Clark, R OBP: 0.401, SLG: 0.475		3-3 K		1-2 F3	1-1 6-3			1-2 BB 1B BB		4	0	2	1	0	2	0							
Mike Pagliarulo, L OBP: 0.280, SLG: 0.390		0-3 K		1-2 1B 2B	2-3 K			1-2 BB 1B		3	0	1	0	1	1	2							
Dave Winfield, R OBP: 0.450, SLG: 0.613		0-1 6-3		1-3 K	0-1 1B			4-0 FC6-4 BB		4	1	1	0	0	0	4							
Jose Cruz, L OBP: 0.205, SLG: 0.171			2-2 P3		0-0 1B 1B			2-2 FC6-4		4	1	1	0	0	0	4							
Rafael Santana, R OBP: 0.287, SLG: 0.270			2-2 6-3		2-1 F9			1-2 F7		3	0	0	0	0	0	1							
Gary Ward, R OBP: 0.291, SLG: 0.242					1-2 F9			1-2 F7		1	0	0	0	0	0	0							
Joel Skinner, R OBP: 0.245, SLG: 0.347			1-3 K		2-2 1B E 1B			1-3 K		4	1	1	0	0	3	0							
Inning Stats	R: 0 E: 0 K: 1 S: 8	H: 0 LOB: 0 BB: 0 P: 11	R: 0 E: 0 K: 2 S: 10	H: 0 LOB: 0 BB: 0 P: 13	R: 0 E: 0 K: 1 S: 14	H: 0 LOB: 0 BB: 0 P: 19	R: 1 E: 0 K: 1 S: 17	H: 3 LOB: 2 BB: 0 P: 24	R: 2 E: 1 K: 2 S: 16	H: 3 LOB: 1 BB: 0 P: 27	R: 0 E: 0 K: 1 S: 9	H: 1 LOB: 0 BB: 0 P: 13	R: 0 E: 0 K: 2 S: 11	H: 0 LOB: 0 BB: 0 P: 14	R: 0 E: 0 K: 0 S: 17	H: 1 LOB: 3 BB: 2 P: 31	R: 0 E: 0 K: 1 S: 19	H: 2 LOB: 2 BB: 0 P: 27	1B: 9 2B: 1 3B: 0 HR: 0	SF: 0 SAC: 0 DP: 0 HBP: 0	WP: 0 PB: 0 SB: 0 CS: 0	PA: 39	
PITCHER	IP WLS BF H R ER SO BB IBB HBP BLK WP HR S P ERA WHIP	IP WLS BF H R ER SO BB IBB HBP BLK WP HR S P ERA WHIP	IP WLS BF H R ER SO BB IBB HBP BLK WP HR S P ERA WHIP	IP WLS BF H R ER SO BB IBB HBP BLK WP HR S P ERA WHIP	IP WLS BF H R ER SO BB IBB HBP BLK WP HR S P ERA WHIP	IP WLS BF H R ER SO BB IBB HBP BLK WP HR S P ERA WHIP	IP WLS BF H R ER SO BB IBB HBP BLK WP HR S P ERA WHIP	IP WLS BF H R ER SO BB IBB HBP BLK WP HR S P ERA WHIP	IP WLS BF H R ER SO BB IBB HBP BLK WP HR S P ERA WHIP	IP WLS BF H R ER SO BB IBB HBP BLK WP HR S P ERA WHIP	IP WLS BF H R ER SO BB IBB HBP BLK WP HR S P ERA WHIP	IP WLS BF H R ER SO BB IBB HBP BLK WP HR S P ERA WHIP	IP WLS BF H R ER SO BB IBB HBP BLK WP HR S P ERA WHIP	IP WLS BF H R ER SO BB IBB HBP BLK WP HR S P ERA WHIP	IP WLS BF H R ER SO BB IBB HBP BLK WP HR S P ERA WHIP	IP WLS BF H R ER SO BB IBB HBP BLK WP HR S P ERA WHIP	IP WLS BF H R ER SO BB IBB HBP BLK WP HR S P ERA WHIP						
Roger Clemens, R ERA: 1.82	(1, 1)	7.2	W	32	8	3	2	10	1	0	0	0	0	0	0	0	0	0	0	97	141	2.35	1.174
Lee Smith, R ERA: 4.03	(8, 1)	1.1	S	7	2	0	0	1	1	0	0	0	0	0	0	0	0	0	0	24	38	0.00	2.250

Batter	1	2	3	4	5	6	7	8	9	AB	R	H	RBI	BB	SO	LOB	TOP		
Pete Staniczek, S (1, 7) OBP: 0.365, SLG: 0.397 Larry Sheets, L (8, FH) OBP: 0.301, SLG: 0.305	F7		SH5-4		F8			L7	K	2	0	0	0	0	0	0	Baltimore Orioles @ New York Yankees Yankee Stadium, Bronx, NY Sat Jun 11 1988, 3:33 AM EDT Att: 33,826 - Sunny - 76 F		
Billy Ripken, R (1, 4) OBP: 0.249, SLG: 0.236	L5		1B		2B			5-3	FC6-4	5	0	2	1	0	0	1			
Cal Ripken Jr., R (1, 6) OBP: 0.395, SLG: 0.459	FC6-4 BB		K		F4			HR	1B	3	1	1	0	1	1	2			
Eddie Murray, S (1, 3) OBP: 0.320, SLG: 0.380	FC6-4				2B SF8			HR	HR	4	2	2	2	0	1	1			
Mickey Tettleton, S (1, 2)	F7				SF8			2B	2B	4	1	2	0	0	1	0			
Jim Traher, L (1, 10)	F8				SF8			F9	F9	3	0	0	1	0	0	1			
Ken Gerhart, R (1, 8) OBP: 0.225, SLG: 0.356	K				SF8			F7	HR	3	1	1	2	0	1	0			
Joe Orsulak, L (1, 9) OBP: 0.338, SLG: 0.348			SH5-4 1B		F5			K	6-3	4	1	1	0	0	1	0			
Rene Gonzales, R (1, 5) OBP: 0.326, SLG: 0.372			1B SH5-4		F7			5-3	FC6-4 1B	4	0	2	0	0	0	0			
Inning Stats	R: 0 E: 0 K: 0 S: 9	H: 0 LOB: 1 BB: 1 P: 15	R: 0 E: 0 K: 1 S: 8	H: 0 LOB: 0 BB: 0 P: 12	R: 1 E: 0 K: 1 S: 8	H: 3 LOB: 1 BB: 0 P: 10	R: 2 E: 0 K: 0 S: 10	H: 2 LOB: 0 BB: 0 P: 13	R: 0 E: 0 K: 2 S: 14	H: 0 LOB: 0 BB: 0 P: 12	R: 0 E: 0 K: 1 S: 8	H: 0 LOB: 0 BB: 0 P: 12	R: 2 E: 0 K: 0 S: 13	H: 3 LOB: 1 BB: 0 P: 21	R: 1 E: 0 K: 1 S: 11	H: 2 LOB: 1 BB: 0 P: 14	1B: 6 2B: 3 3B: 0 HR: 2	SF: 2 SAC: 1 DP: 0 HBP: 0	WP: 0 PA: 38 PB: 0 SB: 0 CS: 0
PITCHER	IP	WLS	BF	H	R	ER	SO	BB	IBB	HBP	BLK	WP	HR	S	P	ERA	WHIP		
John Candelaria, L (1, 1) ERA: 2.57	6.0	W	24	6	3	3	4	1	0	0	0	0	0	57	83	4.50	1.167		
Steve Shields, R (7, 1) ERA: 4.7	1.2		8	3	2	2	1	0	0	0	0	0	1	19	28	10.80	1.800		
Dave Righetti, L (8, 1) ERA: 2.35	1.1	S	6	2	1	1	1	0	0	0	0	0	1	13	19	6.75	1.500		

Batter	1	2	3	4	5	6	7	8	9	AB	R	H	RBI	BB	SO	LOB	BOTTOM		
Wayne Tolleson, S (1, 5) OBP: 0.333, SLG: 0.333	L1-3 1B		5-3		BB 1B			FC1-6 BB		4	1	2	0	0	0	2	Baltimore Orioles @ New York Yankees Yankee Stadium, Bronx, NY Sat Jun 11 1988, 3:33 AM EDT Att: 33,826 - Sunny - 76 F		
Bobby Meacham, S (1, 4) OBP: 0.295, SLG: 0.313	L1-3 1-2				3-1			BB HR	BB	3	1	1	0	1	0	1			
Dave Winfield, R (1, 9) OBP: 0.452, SLG: 0.621	F9				BB 1B			HR BB	F7	3	2	1	0	1	0	2			
Jack Clark, R (1, 3) OBP: 0.405, SLG: 0.466	L7-4 F7 1B				1B BB			F3		2	2	1	1	2	0	0			
Jay Buhner, R (1, 8) OBP: 0.290, SLG: 0.464	F7				1B SF9			F3		4	2	2	5	0	0	1			
Gary Ward, R (1, 7) OBP: 0.287, SLG: 0.240	L7-4				1B 2-3			6-3	K	4	0	1	1	0	1	1			
Rick Rhoden, R (1, 10)					5-3			4-3		1	0	0	1	0	0	0			
Jose Cruz, L (5, FH) OBP: 0.235, SLG: 0.191					SF9			4-3	CS BB	1	0	0	0	1	0	0			
Rafael Santana, R (1, 6) OBP: 0.275, SLG: 0.258					5-3			L1	F6	4	0	0	0	0	0	2			
Joel Skinner, R (1, 2) OBP: 0.254, SLG: 0.349					1B			K	FC1-6 1B	4	0	2	0	0	1	0			
Inning Stats	R: 0 E: 0 K: 0 S: 9	H: 1 LOB: 0 BB: 0 P: 13	R: 0 E: 0 K: 0 S: 8	H: 1 LOB: 0 BB: 0 P: 13	R: 0 E: 0 K: 0 S: 7	H: 1 LOB: 1 BB: 0 P: 9	R: 3 E: 0 K: 0 S: 14	H: 3 LOB: 1 BB: 1 P: 24	R: 5 E: 0 K: 1 S: 15	H: 3 LOB: 2 BB: 1 P: 29	R: 0 E: 0 K: 1 S: 9	H: 0 LOB: 0 BB: 0 P: 15	R: 0 E: 0 K: 0 S: 9	H: 0 LOB: 0 BB: 1 P: 17	R: 0 E: 0 K: 0 S: 9	H: 0 LOB: 0 BB: 1 P: 17	1B: 9 2B: 2 3B: 0 HR: 1	SF: 1 SAC: 0 DP: 2 HBP: 0	WP: 0 PA: 36 PB: 0 SB: 0 CS: 1
PITCHER	IP	WLS	BF	H	R	ER	SO	BB	IBB	HBP	BLK	WP	HR	S	P	ERA	WHIP		
Jeff Ballard, L (1, 1) ERA: 4.41	4.1	L	20	8	5	5	1	1	0	0	0	0	0	45	68	10.38	2.077		
Doug Sisk, R (5, 1) ERA: 3.16	1.2		10	2	3	3	0	3	0	0	0	0	1	17	36	16.20	3.000		
Mark Williamson, R (7, 1) ERA: 4.37	2.0		6	0	0	0	1	1	0	0	0	0	0	18	32	0.00	0.500		


Batter	1	2	3	4	5	6	7	8	9	AB	R	H	RBI	BB	SO	LOB	TOP								
Pete Stanicsek, S OBP: 0.354, SLG: 0.383 (1, 7)	4-3		K	F9			P6			2	0	0	0	0	1	0	Baltimore Orioles @ New York Yankees Yankee Stadium, Bronx, NY Sun Jun 12 1988, 3:33 AM EDT Att: 51,142 - Sunny - 82 F								
Larry Sheets, L OBP: 0.302, SLG: 0.305 (4, FH) (4, 7)									HBP	3	0	1	0	0	0	3									
Joe Orsulak, L OBP: 0.338, SLG: 0.348 (9, FR) (9, 7)									1B	0	0	0	0	0	0	0									
Billy Ripken, R OBP: 0.252, SLG: 0.241 (1, 4)	5-3		K		5-3			WP		4	1	1	0	0	1	0									
Cal Ripken Jr., R OBP: 0.395, SLG: 0.458 (1, 6)	BB		4-3		P4			2B	HBP	5	2	2	1	0	1	2									
Eddie Murray, S OBP: 0.327, SLG: 0.397 (1, 3)	1B							HR	1B	3	2	2	2	1	0	0									
Mickey Tettleton, S OBP: 0.292, SLG: 0.418 (1, 2)	BB							HR		4	0	2	1	0	0	0									
Fred Lynn, L OBP: 0.294, SLG: 0.428 (1, 9)	BB									3	0	0	0	0	1	2									
Ken Gerhart, R OBP: 0.226, SLG: 0.342 (1, 8)										3	0	0	0	1	1	0									
Jim Traber, L OBP: 0.235, SLG: 0.313 (1, 10)										4	0	1	1	0	0	0									
Rene Gonzales, R OBP: 0.311, SLG: 0.354 (1, 5)										4	0	0	0	0	0	3									
Inning Stats	R: 1 E: 1 K: 0 S: 10	H: 2 LOB: 2 BB: 1 P: 20	R: 0 E: 0 K: 0 S: 6	H: 0 LOB: 0 BB: 0 P: 8	R: 0 E: 0 K: 2 S: 8	H: 0 LOB: 0 BB: 0 P: 14	R: 1 E: 0 K: 0 S: 13	H: 3 LOB: 3 BB: 1 P: 21	R: 0 E: 0 K: 0 S: 4	H: 0 LOB: 0 BB: 0 P: 6	R: 0 E: 0 K: 0 S: 5	H: 0 LOB: 0 BB: 0 P: 10	R: 0 E: 0 K: 0 S: 4	H: 0 LOB: 0 BB: 0 P: 7	R: 3 E: 0 K: 2 S: 14	H: 3 LOB: 2 BB: 0 P: 21	R: 0 E: 0 K: 1 S: 14	H: 1 LOB: 2 BB: 0 P: 24	1B: 7 2B: 1 3B: 0 HR: 1	SF: 0 SAC: 1 DP: 0 HBP: 1	WP: 1 PB: 0 SB: 0 CS: 0	PA: 39			
PITCHER	IP	WLS	BF	H	R	ER	SO	BB	IBB	HBP	BLK	WP	HR	S	P	ERA	WHIP								
Tommy John, L ERA: 3.76 (1, 1)	3.1		17	5	2	2	2	2	0	0	0	0	0	33	58	5.40	2.100								
Charles Hudson, R ERA: 3.79 (4, 1)	3.2		13	2	2	2	0	0	0	0	0	1	0	21	34	4.91	0.545								
Cecilio Guante, R ERA: 2.38 (8, 1)	2.0	W	9	2	1	1	3	0	0	1	0	0	1	24	39	4.50	1.000								

Batter	1	2	3	4	5	6	7	8	9	AB	R	H	RBI	BB	SO	LOB	BOTTOM								
Wayne Tolleson, S OBP: 0.357, SLG: 0.429 (1, 4)	K		6-3							5	2	2	1	0	1	1	Baltimore Orioles @ New York Yankees Yankee Stadium, Bronx, NY Sun Jun 12 1988, 3:33 AM EDT Att: 51,142 - Sunny - 82 F								
Jose Cruz, L OBP: 0.288, SLG: 0.235 (1, 10)			F8						1B	4	1	2	0	1	0	1									
Claudell Washington, L OBP: 0.313, SLG: 0.492 (1, 7)									1B	5	0	2	2	0	1	1									
Jack Clark, R OBP: 0.406, SLG: 0.461 (1, 3)	2B								1B	2	1	0	0	2	0	1									
Mike Pagliarulo, L OBP: 0.279, SLG: 0.380 (1, 5)									1B	4	1	0	1	0	1	3									
Dave Winfield, R OBP: 0.448, SLG: 0.612 (1, 9)									1B	3	0	0	0	1	1	2									
Jay Buhner, R OBP: 0.314, SLG: 0.469 (1, 8)									1B	4	0	2	2	0	1	3									
Rafael Santana, R OBP: 0.274, SLG: 0.258 (1, 6)									1B	4	1	1	0	0	2	1									
Joel Skinner, R OBP: 0.256, SLG: 0.357 (1, 2)									1B	3	0	1	0	0	1	0									
Inning Stats	R: 0 E: 0 K: 1 S: 9	H: 1 LOB: 1 BB: 0 P: 13	R: 0 E: 0 K: 2 S: 12	H: 1 LOB: 1 BB: 0 P: 16	R: 0 E: 0 K: 0 S: 6	H: 0 LOB: 0 BB: 0 P: 12	R: 2 E: 1 K: 2 S: 14	H: 1 LOB: 1 BB: 1 P: 23	R: 3 E: 0 K: 1 S: 18	H: 3 LOB: 3 BB: 3 P: 38	R: 0 E: 0 K: 1 S: 10	H: 1 LOB: 1 BB: 0 P: 13	R: 0 E: 0 K: 0 S: 7	H: 0 LOB: 0 BB: 0 P: 14	R: 0 E: 0 K: 0 S: 9	H: 0 LOB: 0 BB: 0 P: 13		R: 1 E: 0 K: 1 S: 10	H: 3 LOB: 2 BB: 0 P: 14	1B: 7 2B: 3 3B: 0 HR: 0	SF: 0 SAC: 1 DP: 0 HBP: 0	WP: 0 PB: 0 SB: 0 CS: 0	PA: 39		
PITCHER	IP	WLS	BF	H	R	ER	SO	BB	IBB	HBP	BLK	WP	HR	S	P	ERA	WHIP								
Jay Tibbs, R ERA: 5.83 (1, 1)	4.1		21	6	5	3	5	2	0	0	1	0	0	50	82	6.23	1.846								
Dave Schmidt, R ERA: 3.99 (5, 1)	2.2		11	1	0	0	2	1	1	0	0	0	0	26	47	0.00	0.750								
Tom Niedenfuer, R ERA: 4.19 (8, 1)	1.1	L	7	3	1	1	1	0	0	0	0	0	0	19	27	6.75	2.250								

Batter	1	2	3	4	5	6	7	8	9	AB	R	H	RBI	BB	SO	LOB	TOP							
Jose Cruz, L OBP: 0.306, SLG: 0.268 (1, 10)	2-1 FC5-4 1B		1-1 G6-4-3			0-1 FC3-6 HBP HR 1B	1-0 1B	1-0 4-3	4-0 BB	5	1	3	0	1	0	1								
Bobby Meacham, S OBP: 0.300, SLG: 0.299 (1, 4)	1-1 FC5-4 4-3 1-2			4-1 1B BB	2-2 FC3-6 HBP	2-1 F9		2-1 5-3	1-3 K	4	1	0	0	1	1	4								
Claudell Washington, L OBP: 0.320, SLG: 0.498 (1, 7)	1-2 4-3 1-2			2-1 1B 1B	2-0 FC3-6 HR		1-1 1B 2B 1B	0-0 1B		5	3	3	1	0	0	3								
Jack Clark, R OBP: 0.402, SLG: 0.471 (1, 3)	0-0 F9			2-1 P5	0-0 HR		0-3 K	3-1 F7		5	1	1	3	0	1	5								
Mike Pagliarulo, L OBP: 0.281, SLG: 0.380 (1, 5)		2-1 4-3		1-2 1B	1-0 P5		1-2 2B 1B	1-0 F8		5	1	2	1	0	0	0								
Dave Winfield, R OBP: 0.456, SLG: 0.624 (1, 9)		3-2 2B		0-1 FC6 1B	3-3 K		0-1 F8 1B 2B	1-1 1B HBP		4	2	3	3	0	1	0								
Jay Buhner, R OBP: 0.300, SLG: 0.432 (1, 8)		1-3 K		1-3 F3		3-3 K	1-1 F8	0-2 HR 1B		5	1	1	0	0	2	3								
Rafael Santana, R OBP: 0.289, SLG: 0.293 (1, 6)			0-1 FC4-6 1B	0-0 FC6		2-0 1B	0-0 1B	0-1 HR		5	1	4	4	0	0	2								
Joel Skinner, R OBP: 0.254, SLG: 0.350 (1, 2)			0-0 FC4-6 G6-4-3		1-0 HBP FC3-6 1B		0-3 K	0-2 3-1	0-1 5-3	5	1	1	0	0	1	3								
Inning Stats	R: 0 E: 0 K: 0 S: 8	H: 1 LOB: 1 BB: 0 P: 12	R: 0 E: 0 K: 1 S: 8	H: 1 LOB: 0 BB: 0 P: 14	R: 0 E: 0 K: 0 S: 5	H: 1 LOB: 0 BB: 0 P: 6	R: 2 E: 0 K: 0 S: 12	H: 3 LOB: 2 BB: 1 P: 21	R: 4 E: 0 K: 1 S: 13	H: 3 LOB: 0 BB: 0 P: 22	R: 0 E: 0 K: 2 S: 11	H: 2 LOB: 2 BB: 0 P: 19	R: 3 E: 0 K: 1 S: 17	H: 4 LOB: 1 BB: 0 P: 20	R: 0 E: 0 K: 0 S: 6	H: 1 LOB: 1 BB: 0 P: 12	R: 3 E: 0 K: 1 S: 12	H: 2 LOB: 1 BB: 1 P: 19	1B: 14 2B: 2 3B: 0 HR: 2	SF: 0 SAC: 0 DP: 1 HBP: 2	WP: 0 PB: 0 SB: 0 CS: 0	PA: 47		
PITCHER	IP	WLS	BF	H	R	ER	SO	BB	IBB	HBP	BLK	WP	HR	S	P	ERA	WHIP							
Roger Clemens, R ERA: 2.37 Bob Stanley, R ERA: 3.16	(1, 1) (7, 1)	6.2 2.1	L 12	35 3	15 3	9 3	9 1	5 1	0 0	1 0	0 1	0 0	1 1	21 21	34 34	12.15 11.57	2.400 1.714							

New York Yankees @ Boston Red Sox
Fenway Park, Boston, MA
Mon Jun 13 1988, 7:05 PM EDT
Att: 34,288 - Unknown - 88 F

AB 43
R 12
H 18
RBI 12
BB 2
SO 6
LOB 21



Batter	1	2	3	4	5	6	7	8	9	AB	R	H	RBI	BB	SO	LOB	BOTTOM							
Ellis Burks, R OBP: 0.374, SLG: 0.481 (1, 8)	3-1 F4		0-1 4-3		2-1 6-3		1-1 FC6-4 2B		2-3 K	5	0	1	0	0	1	0								
Marty Barrett, R OBP: 0.338, SLG: 0.364 (1, 4)	1-2 1-3		4-0 E BB		0-0 1B 2B		0-0 FC6-4-5		1-0 P6	4	1	1	1	1	0	1								
Wade Boggs, L OBP: 0.483, SLG: 0.459 (1, 5)	2-2 5-3		0-1 E6 G6-4-3		0-0 2H 1B		2-3 3H 3-3 K			4	0	1	1	0	1	2								
Dwight Evans, R OBP: 0.366, SLG: 0.405 (1, 9)		1-3 K	2-2 G6-4-3		3-3 K		2-2 P4			4	0	0	0	0	2	4								
Mike Greenwell, L OBP: 0.428, SLG: 0.497 (1, 7)		1-1 F9		1-2 HR 1B		3-2 6-3		2-1 1B		4	1	2	0	0	0	0								
Rick Cerone, R OBP: 0.409, SLG: 0.427 (1, 2)		4-1 HR BB		1-0 5-3		1-1 5-3		1-1 F9		3	1	0	0	1	0	2								
Jim Rice, R OBP: 0.315, SLG: 0.317 (1, 10)		0-0 HR		2-0 HR		4-2 BB		0-3 K		3	2	2	4	1	1	1								
Pat Dodson, L OBP: 0.174, SLG: 0.304 (1, 3)		2-2 2B		1-2 6-3		1-2 G3		1-3 K		4	0	1	0	0	1	2								
Spike Owen, S OBP: 0.309, SLG: 0.372 (1, 6)		1-1 4-3		1-1 F8		1-2 2B FC4-5 1B			2-2 4-3	4	1	1	0	0	0	1								
Inning Stats	R: 0 E: 0 K: 0 S: 8	H: 0 LOB: 0 BB: 0 P: 14	R: 2 E: 0 K: 1 S: 12	H: 2 LOB: 1 BB: 1 P: 21	R: 0 E: 1 K: 0 S: 7	H: 0 LOB: 1 BB: 1 P: 13	R: 2 E: 0 K: 0 S: 11	H: 2 LOB: 0 BB: 0 P: 17	R: 1 E: 0 K: 1 S: 8	H: 2 LOB: 1 BB: 0 P: 13	R: 0 E: 0 K: 0 S: 10	H: 0 LOB: 1 BB: 1 P: 19	R: 1 E: 0 K: 1 S: 13	H: 2 LOB: 1 BB: 0 P: 20	R: 0 E: 0 K: 2 S: 10	H: 1 LOB: 0 BB: 0 P: 14	R: 0 E: 0 K: 1 S: 7	H: 0 LOB: 0 BB: 0 P: 12	1B: 4 2B: 4 3B: 0 HR: 2	SF: 0 SAC: 0 DP: 2 HBP: 0	WP: 0 PB: 0 SB: 0 CS: 1	PA: 38		
PITCHER	IP	WLS	BF	H	R	ER	SO	BB	IBB	HBP	BLK	WP	HR	S	P	ERA	WHIP							
Richard Dotson, R ERA: 3.24 Cecilio Guante, R ERA: 2.42	(1, 1) (7, 1)	6.0 3.0	W S	26 12	6 3	1 1	5 4	2 0	0 0	0 0	0 0	0 0	0 0	30 30	46 46	7.50 3.00	1.500 1.000							

New York Yankees @ Boston Red Sox
Fenway Park, Boston, MA
Mon Jun 13 1988, 7:05 PM EDT
Att: 34,288 - Unknown - 88 F

AB 35
R 6
H 9
RBI 6
BB 3
SO 6
LOB 13



Batter	1	2	3	4	5	6	7	8	9	AB	R	H	RBI	BB	SO	LOB	TOP				
Wayne Tolleson, S (1,4) OBP: 0.263, SLG: 0.316	F7	G4-3		K		G6-4-3			P5	5	0	0	0	0	1	5					
Don Mattingly, L (1,3) OBP: 0.395, SLG: 0.494	2B		G6-3		2B		1B		K	5	0	3	0	0	1	1					
Jack Clark, R (1,10) OBP: 0.399, SLG: 0.462	G5-3		G3	BB	G5-3		G6-4-3			3	0	0	0	1	0	3					
Mike Pagliarulo, L (1,5) OBP: 0.277, SLG: 0.373	G4-3		G3		K		G4-3			4	0	0	0	0	1	3					
Dave Winfield, R (1,9) OBP: 0.452, SLG: 0.616		P3	F8		WP			G4-3		3	0	0	0	1	0	1					
Claudell Washington, L (1,7) OBP: 0.324, SLG: 0.470	1B			HR	G4-3			K		4	2	2	0	0	1	2					
Jay Buhner, R (1,8) OBP: 0.341, SLG: 0.525	1B			HR	FC1-5	1B		F8		3	1	2	2	1	0	0					
Rafael Santana, R (1,6) OBP: 0.290, SLG: 0.293	L7		G5-3		FC1-5					3	0	1	0	0	0	2					
Jose Cruz, L (9, PH) OBP: 0.317, SLG: 0.281					1B					1	0	1	0	0	0	0					
Joel Skinner, R (1,2) OBP: 0.256, SLG: 0.350			G5-3		FC1-5					3	0	1	1	0	0	2					
Gary Ward, R (9, PH) OBP: 0.284, SLG: 0.237					G6-4-3			F8		1	0	0	0	0	0	1					
Inning Stats	R: 0 E: 0 K: 0 S: 7	H: 1 LOB: 1 BB: 0 P: 10	R: 1 E: 0 K: 0 S: 12	H: 3 LOB: 2 BB: 0 P: 20	R: 0 E: 0 K: 0 S: 8	H: 0 LOB: 0 BB: 1 P: 16	R: 2 E: 0 K: 1 S: 12	H: 2 LOB: 0 BB: 0 P: 17	R: 0 E: 0 K: 0 S: 10	H: 1 LOB: 2 BB: 1 P: 18	R: 0 E: 0 K: 0 S: 7	H: 1 LOB: 0 BB: 0 P: 12	R: 0 E: 0 K: 1 S: 9	H: 0 LOB: 0 BB: 0 P: 12	R: 0 E: 0 K: 1 S: 12	H: 1 LOB: 1 BB: 0 P: 16	1B: 7 2B: 2 3B: 0 HR: 1	SF: 0 SAC: 0 DP: 2 HBP: 0	WP: 1 PB: 0 SB: 0 CS: 0	PA: 38	
PITCHER	IP	WLS	BF	H	R	ER	SO	BB	IBB	HBP	BLK	WP	HR	S	P	ERA	WHIP				
Mike Smithson, R (1,1) ERA: 6.53	7.0	W	31	9	3	3	2	3	0	0	0	1	1	66	108	3.86	1.714				
Lee Smith, R (8,1) ERA: 3.75	2.0	S	7	1	0	0	2	0	0	0	0	0	0	21	28	0.00	0.500				

New York Yankees @ Boston Red Sox
Fenway Park, Boston, MA
Tue Jun 14 1988, 7:05 PM EDT
Att: 33,367 - Unknown - 85 F

AB 35
R 3
H 10
RBI 3
BB 3
SO 4
LOB 20



Batter	1	2	3	4	5	6	7	8	9	AB	R	H	RBI	BB	SO	LOB	BOTTOM				
Ellis Burks, R (1,8) OBP: 0.380, SLG: 0.497	K		SF9		K	G4-3		G3-1		5	2	3	2	0	2	0					
Marty Barrett, R (1,4) OBP: 0.333, SLG: 0.359	F7		SF9		E3	G4-3		SH3-4		3	1	0	1	0	0	1					
Wade Boggs, L (1,5) OBP: 0.469, SLG: 0.469	E8				1B	FC5-4		G3-1		4	0	3	2	1	0	1					
Dwight Evans, R (1,9) OBP: 0.363, SLG: 0.401	F8		K		F8	FC5-4		1B		5	1	1	1	0	1	5					
Mike Greenwell, L (1,7) OBP: 0.435, SLG: 0.515			K		BB			1B		5	0	4	0	0	1	1					
Jim Rice, R (1,10) OBP: 0.322, SLG: 0.317	5-3				1B			1B		3	0	1	1	2	0	2					
Rick Cerone, R (1,2) OBP: 0.399, SLG: 0.415	6-3				SH5-3			1B		4	0	0	0	0	0	7					
Pat Dodson, L (1,3) OBP: 0.185, SLG: 0.333	K				G4-3					4	1	1	0	0	2	3					
Spike Owen, S (1,6) OBP: 0.317, SLG: 0.382					F8			BLK		2	2	1	0	1	0	1					
Inning Stats	R: 0 E: 1 K: 1 S: 8	H: 1 LOB: 0 BB: 0 P: 12	R: 0 E: 0 K: 1 S: 12	H: 1 LOB: 0 BB: 0 P: 15	R: 2 E: 0 K: 2 S: 15	H: 2 LOB: 1 BB: 1 P: 23	R: 0 E: 0 K: 0 S: 5	H: 0 LOB: 1 BB: 1 P: 13	R: 1 E: 0 K: 0 S: 8	H: 2 LOB: 2 BB: 1 P: 14	R: 0 E: 0 K: 1 S: 9	H: 1 LOB: 1 BB: 0 P: 13	R: 3 E: 0 K: 0 S: 22	H: 5 LOB: 2 BB: 0 P: 37	1B: 7 2B: 7 3B: 0 HR: 0	SF: 1 SAC: 3 DP: 0 HBP: 0	WP: 0 PB: 0 SB: 0 CS: 0	PA: 43			
PITCHER	IP	WLS	BF	H	R	ER	SO	BB	IBB	HBP	BLK	WP	HR	S	P	ERA	WHIP				
Neil Allen, R (1,1) ERA: 2.65	5.1	L	28	8	4	3	5	3	0	0	0	0	0	59	94	5.06	2.062				
Charles Hudson, R (6,1) ERA: 3.71	1.1		6	1	0	0	0	0	1	0	0	0	0	11	21	0.00	0.750				
Dave Righetti, L (7,1) ERA: 3.09	1.1		9	5	3	3	1	0	0	0	1	0	0	25	40	20.25	3.750				

New York Yankees @ Boston Red Sox
Fenway Park, Boston, MA
Tue Jun 14 1988, 7:05 PM EDT
Att: 33,367 - Unknown - 85 F

AB 35
R 7
H 14
RBI 7
BB 4
SO 6
LOB 21



Batter	1	2	3	4	5	6	7	8	9	AB	R	H	RBI	BB	SO	LOB	TOP										
Rickey Henderson, R OBP: 0.408, SLG: 0.439 (1, 10)	L4		G4-3			1-1 3-H 1B			K	4	0	1	2	1	1	0	New York Yankees @ Boston Red Sox Fenway Park, Boston, MA Wed Jun 15 1988, 7:05 PM EDT Att: 33,870 - Unknown - 85 F livebaseballscorecards.com										
Wayne Tolleson, S OBP: 0.333, SLG: 0.348 (1, 5) (8, 4)	1B BB		1B			F7			1B	4	0	2	0	1	0	4											
Jay Buhner, R OBP: 0.306, SLG: 0.467 (1, 8)	K		F8			K			P3	5	0	0	0	0	3	4											
Jack Clark, R OBP: 0.399, SLG: 0.458 (1, 3)	FC5-4 1B		K			L7			F9	4	0	1	0	1	1	2											
Dave Winfield, R OBP: 0.449, SLG: 0.623 (1, 9)	FC5-4					HR				4	1	1	1	0	1	3											
Gary Ward, R OBP: 0.291, SLG: 0.242 Claudel Washington, L OBP: 0.329, SLG: 0.413 (1, 7) (7, 7)			F9 1B			G5-3			1B BB	2	1	1	0	1	0	0											
Bobby Meacham, S Mike Pagliarulo, L OBP: 0.276, SLG: 0.372 (1, 4) (8, 5) (8, 5)			F9 1-2			F8			F8	3	0	0	0	0	1	2											
Rafael Santana, R OBP: 0.299, SLG: 0.310 (1, 6)			FC6-4 1B			L8 1B 2B			K	4	1	3	0	0	1	0											
Joel Skinner, R OBP: 0.256, SLG: 0.341 (1, 2)	FC6-4					L8			K	3	0	0	0	1	1	2											
Inning Stats	R: 0 E: 0 K: 1 S: 13	H: 1 LOB: 2 BB: 1 P: 24	R: 0 E: 0 K: 0 S: 10	H: 2 LOB: 1 BB: 0 P: 16	R: 0 E: 0 K: 1 S: 9	H: 1 LOB: 1 BB: 0 P: 14	R: 0 E: 0 K: 0 S: 6	H: 0 LOB: 0 BB: 0 P: 11	R: 1 E: 0 K: 1 S: 10	H: 2 LOB: 1 BB: 0 P: 14	R: 2 E: 0 K: 1 S: 16	H: 2 LOB: 3 BB: 3 P: 32	R: 0 E: 0 K: 2 S: 11	H: 0 LOB: 0 BB: 0 P: 17	R: 0 E: 0 K: 1 S: 8	H: 1 LOB: 1 BB: 0 P: 11		1B: 8 2B: 1 3B: 0 HR: 1	SF: 0 SAC: 0 DP: 0 HBP: 0	WP: 0 PB: 0 SB: 0 CS: 0	PA: 40						
PITCHER	IP	WLS	BF	H	R	ER	SO	BB	IBB	HBP	BLK	WP	HR	S	P	ERA	WHIP										
Bruce Hurst, L ERA: 3.74 (1, 1)	5.2	W	27	8	3	3	4	3	0	0	0	0	1	60	103	4.76	1.941										
Dennis Lamp, R ERA: 3.71 (6, 1)	1.1		6	1	0	0	2	2	0	0	1	0	0	15	26	0.00	2.250										
Lee Smith, R ERA: 3.49 (8, 1)	2.0		7	1	0	0	3	0	0	0	0	0	0	19	28	0.00	0.500										

Batter	1	2	3	4	5	6	7	8	9	AB	R	H	RBI	BB	SO	LOB	BOTTOM										
Ellis Burks, R OBP: 0.391, SLG: 0.523 (1, 8)	CS 1B					G1-6-3 1B			G5-3	5	1	4	4	0	0	0	New York Yankees @ Boston Red Sox Fenway Park, Boston, MA Wed Jun 15 1988, 7:05 PM EDT Att: 33,870 - Unknown - 85 F livebaseballscorecards.com										
Marty Barrett, R OBP: 0.335, SLG: 0.357 (1, 4)	F8		P3			G1-6-3 1-2			1B BB	4	1	1	0	1	0	2											
Wade Boggs, L OBP: 0.487, SLG: 0.465 (1, 5)	1-2 BB		F8			G5-3			G4-3	4	0	1	0	1	0	2											
Dwight Evans, R OBP: 0.360, SLG: 0.397 (1, 3) (8, 9)	P4		F8			F8			K	5	0	1	1	0	1	1											
Mike Greenwell, L OBP: 0.435, SLG: 0.514 (1, 7)			L8			F8			L8	4	1	1	0	1	0	2											
Jim Rice, R OBP: 0.325, SLG: 0.317 (1, 10)			1B BB			K			L8	3	1	1	0	1	1	2											
Rick Cerone, R OBP: 0.408, SLG: 0.420 (1, 2)			1B BB			FC6-4 1B			F9	3	1	2	1	1	0	1											
Kevin Romine, R OBP: 0.200, SLG: 0.208 Pat Dodson, L OBP: 0.179, SLG: 0.321 (1, 9) (7, 7) (8, 3)			1B BB			FC6-4			F9 P3	3	1	1	1	0	0	2											
Spike Owen, S OBP: 0.322, SLG: 0.409 (1, 6)			1B			HR			F9	4	2	2	1	0	0	0											
Inning Stats	R: 0 E: 0 K: 0 S: 9	H: 1 LOB: 1 BB: 1 P: 20	R: 5 E: 0 K: 0 S: 14	H: 4 LOB: 0 BB: 1 P: 24	R: 0 E: 0 K: 1 S: 10	H: 0 LOB: 2 BB: 2 P: 22	R: 1 E: 0 K: 0 S: 7	H: 2 LOB: 0 BB: 0 P: 11	R: 0 E: 0 K: 0 S: 9	H: 1 LOB: 1 BB: 0 P: 15	R: 1 E: 0 K: 1 S: 10	H: 2 LOB: 1 BB: 0 P: 17	R: 1 E: 0 K: 0 S: 11	H: 2 LOB: 2 BB: 1 P: 19	R: 1 E: 0 K: 0 S: 11	H: 2 LOB: 2 BB: 1 P: 19		1B: 11 2B: 1 3B: 0 HR: 2	SF: 0 SAC: 0 DP: 1 HBP: 0	WP: 0 PB: 0 SB: 1 CS: 1	PA: 41						
PITCHER	IP	WLS	BF	H	R	ER	SO	BB	IBB	HBP	BLK	WP	HR	S	P	ERA	WHIP										
Al Leiter, L ERA: 4.3 (1, 1)	2.1	L	14	5	5	5	0	3	0	0	0	0	1	25	52	19.29	3.429										
Tim Lincecum, R ERA: 6.67 (3, 1)	5.1		26	9	3	3	2	2	0	0	0	0	1	49	85	5.06	2.062										
Tommy John, L ERA: 3.74 (8, 1)	0.1		1	0	0	0	0	0	0	0	0	0	0	2	2	0.00	0.000										

Batter	1	2	3	4	5	6	7	8	9	AB	R	H	RBI	BB	SO	LOB	TOP				
Rickey Henderson, R OBP: 0.407, SLG: 0.431 Claudell Washington, L OBP: 0.330, SLG: 0.435	4-2 FC6-4 BB		4-1 BB			0-1 2B 1B	3-2 L6	0-0 4-3		2	1	1	0	2	0	0					
Don Mattingly, L OBP: 0.397, SLG: 0.492	0-1 FC6-4 1-2f		0-0 4-3			1-0 1B 2B	1-0 5-3	4-0 IBB		4	1	1	2	1	0	2					
Jay Buhner, R OBP: 0.278, SLG: 0.420	3-1 L6			0-0 G3	0-3 K			1-3 K		5	0	0	0	0	3	5					
Jack Clark, R OBP: 0.401, SLG: 0.470	2-3 K			4-2 1B BB	0-0 HR 1B			0-0 4-3	0-0 4-3 BLK 2B 1B	4	2	2	1	1	1	1					
Dave Winfield, R OBP: 0.442, SLG: 0.618		3-1 6-3		1-0 L8	3-1 HR			4-0 BLK BB	0-0 4-3	4	1	1	2	1	0	2					
Wayne Tolleson, S OBP: 0.394, SLG: 0.400		2-3 K		2-2 1B	4-0 BB			2-3 K	0-0 2B	4	0	2	1	1	2	1					
Bobby Meacham, S OBP: 0.296, SLG: 0.280		3-2 6-3		0-0 F8	4-0 BB			4-2 2B BB	1-0 1-3	3	0	0	0	2	0	3					
Rafael Santana, R OBP: 0.301, SLG: 0.311 Mike Pagliarulo, L OBP: 0.272, SLG: 0.362			2-1 6-3					0-0 F7	4-0 FC6-4 IBB	2	0	1	0	0	0	0					
Joel Skinner, R OBP: 0.250, SLG: 0.338			0-0 F8		0-0 FC3-6 1B 2B		0-1 4-3		1-0 FC6-4	5	1	1	0	0	0	3					
Inning Stats	R: 0 E: 0 K: 1 S: 9	H: 0 LOB: 1 BB: 1 P: 18	R: 0 E: 0 K: 1 S: 8	H: 0 LOB: 0 BB: 0 P: 16	R: 0 E: 0 K: 0 S: 5	H: 0 LOB: 1 BB: 1 P: 11	R: 0 E: 0 K: 0 S: 9	H: 1 LOB: 2 BB: 1 P: 16	R: 5 E: 0 K: 1 S: 15	H: 5 LOB: 2 BB: 2 P: 30	R: 0 E: 0 K: 0 S: 8	H: 0 LOB: 1 BB: 1 P: 14	R: 0 E: 0 K: 1 S: 8	H: 1 LOB: 3 BB: 1 P: 18	R: 1 E: 0 K: 0 S: 5	H: 2 LOB: 2 BB: 1 P: 11	1B: 5 2B: 3 3B: 0 HR: 1	SF: 0 SAC: 0 DP: 0 HBP: 0	WP: 0 PB: 0 SB: 0 CS: 0	PA: 45	
PITCHER	IP WLS BF H R ER SO BB IBB HBP BLK WP HR S P ERA WHIP	4.2 L 23 6 5 5 3 3 0 0 0 0 1 44 81 9.64 1.929	5.1 S 22 3 1 1 3 4 2 0 2 0 0 30 65 2.08 1.615																		

New York Yankees @ Cleveland Indians
Cleveland Municipal Stadium, Cleveland, OH

Sat Jun 18 1988, 3:33 AM EDT
Att: 48,936 - Sunny - 70 F



AB 36
R 6
H 9
RBI 6
BB 9
SO 6
LOB 22

Batter	1	2	3	4	5	6	7	8	9	AB	R	H	RBI	BB	SO	LOB	BOTTOM					
Julio Franco, R OBP: 0.326, SLG: 0.391	4-0 F7 1B BB		0-0 G6-4-3 1B			3-3 K		0-1 F7		3	1	1	0	1	1	1						
Willie Upshaw, L OBP: 0.313, SLG: 0.403	1 SAFE 1 SAFE 1 SAFE 1 SAFE 1 SAFE 1 SAFE 1 SAFE 1 SAFE 1 SAFE 1 SAFE	3-2 F7	3-1 G6-4-3 1-2f 3-H 0-1			0-0 3-1		2-3 K		4	0	0	0	0	1	2						
Joe Carter, R OBP: 0.328, SLG: 0.508	1-0 BLK 1B		1-2 F7			3-2 HR		1-2 F2		4	1	2	2	0	0	0						
Ron Kittle, R OBP: 0.380, SLG: 0.654	0-0 P4		1-2 5-3			1-2 F7		3-2 E5 FC3-6		4	0	0	0	0	0	1						
Mel Hall, L OBP: 0.311, SLG: 0.348	2-2 4-3		0-0 4-3			2-1 F6		0-2 FC3-6 BB		4	0	0	0	0	0	2						
Brook Jacoby, R OBP: 0.320, SLG: 0.394		2-3 K		3-3 K		1-2 G3 2B		0-0 F2		4	0	1	0	0	2	1						
Ron Washington, R OBP: 0.329, SLG: 0.364		1-3 K			2-2 5-3		1-0 5-3	4-1 BB		3	0	0	0	1	1	1						
Dave Clark, L OBP: 0.306, SLG: 0.293		2-1 3-1		1-0 3B		0-1 G3		0-0 L4		4	0	1	0	0	0	3						
Andy Allanson, R OBP: 0.295, SLG: 0.332			3-2 1B G6-4-3 1B		2-2 5-3		1-3 K			3	1	1	0	0	1	2						
Inning Stats	R: 1 E: 0 K: 0 S: 9	H: 1 LOB: 1 BB: 1 P: 18	R: 0 E: 0 K: 2 S: 8	H: 0 LOB: 0 BB: 0 P: 13	R: 1 E: 0 K: 0 S: 8	H: 2 LOB: 0 BB: 0 P: 14	R: 0 E: 0 K: 1 S: 10	H: 0 LOB: 0 BB: 0 P: 14	R: 0 E: 0 K: 1 S: 12	H: 1 LOB: 1 BB: 0 P: 19	R: 1 E: 0 K: 0 S: 10	H: 1 LOB: 1 BB: 0 P: 16	R: 0 E: 0 K: 1 S: 9	H: 1 LOB: 1 BB: 0 P: 12	R: 0 E: 0 K: 1 S: 8	H: 0 LOB: 0 BB: 0 P: 11	R: 0 E: 1 K: 0 S: 10	H: 0 LOB: 2 BB: 1 P: 17	1B: 3 2B: 1 3B: 1 HR: 1	SF: 0 SAC: 0 DP: 1 HBP: 0	WP: 0 PB: 0 SB: 1 CS: 0	PA: 35
PITCHER	IP WLS BF H R ER SO BB IBB HBP BLK WP HR S P ERA WHIP	6.0 W 24 6 3 3 4 1 0 0 0 0 0 24 36 0.00 0.333																				

New York Yankees @ Cleveland Indians
Cleveland Municipal Stadium, Cleveland, OH

Sat Jun 18 1988, 3:33 AM EDT
Att: 48,936 - Sunny - 70 F



AB 33
R 3
H 6
RBI 2
BB 2
SO 6
LOB 13

Batter	1	2	3	4	5	6	7	8	9	AB	R	H	RBI	BB	SO	LOB	TOP					
Wayne Tolleson, S (1,4) OBP: 0.371, SLG: 0.375 Bobby Meacham, S (4,4) OBP: 0.300, SLG: 0.277	3-1		5-3					K		2	0	0	0	0	0	0	New York Yankees @ Cleveland Indians Cleveland Municipal Stadium, Cleveland, OH Sun Jun 19 1988, 3:33 AM EDT Att: 49,912 - Sunny - 90 F					
Don Mattingly, L (1,3) OBP: 0.487	K			L6				F8		4	1	1	1	0	1	0						
Claudell Washington, L (1,7) OBP: 0.329, SLG: 0.433				K				1-3		3	0	1	1	0	1	0						
Jack Clark, R (1,10) OBP: 0.394, SLG: 0.460	CS	K		F9				K		4	0	0	0	0	2	1						
Mike Pagliarulo, L (1,5) OBP: 0.279, SLG: 0.373					4-3					4	0	3	1	0	0	0						
Dave Winfield, R (1,9) OBP: 0.437, SLG: 0.610 Jose Cruz, L (8,9) OBP: 0.308, SLG: 0.271				K				F7		3	0	0	0	0	2	2						
Jay Buhner, R (1,8) OBP: 0.293, SLG: 0.404				FC6-4						1	0	0	0	0	0	1						
Rafael Santana, R (1,6) OBP: 0.294, SLG: 0.304										4	0	0	0	0	1	3						
Joel Skinner, R (1,2) OBP: 0.252, SLG: 0.338				K						3	1	1	0	0	1	0						
Inning Stats	R: 0 E: 0 K: 1 S: 10	H: 1 LOB: 0 BB: 0 P: 14	R: 0 E: 0 K: 2 S: 11	H: 1 LOB: 1 BB: 0 P: 14	R: 0 E: 0 K: 1 S: 8	H: 0 LOB: 0 BB: 0 P: 10	R: 0 E: 0 K: 1 S: 6	H: 0 LOB: 0 BB: 0 P: 8	R: 0 E: 0 K: 2 S: 9	H: 0 LOB: 1 BB: 0 P: 13	R: 3 E: 0 K: 1 S: 13	H: 3 LOB: 1 BB: 0 P: 20	R: 0 E: 0 K: 1 S: 6	H: 0 LOB: 0 BB: 0 P: 9	R: 0 E: 0 K: 1 S: 8	H: 0 LOB: 0 BB: 0 P: 10		R: 0 E: 0 K: 0 S: 9	H: 1 LOB: 2 BB: 0 P: 16	1B: 5 2B: 1 3B: 0 HR: 0	SF: 1 SAC: 0 DP: 0 HBP: 3	WP: 0 PB: 0 SB: 0 CS: 1
PITCHER Tom Candiotti, R (1,1) ERA: 3.03	IP: 9.0 WLS: W BF: 35 H: 6 R: 3 ER: 3 SO: 10 BB: 0 IBB: 0 HBP: 3 BLK: 0 WP: 0 HR: 0 S: 80 P: 114 ERA: 3.00 WHIP: 0.667															PITCHER						

Batter	1	2	3	4	5	6	7	8	9	AB	R	H	RBI	BB	SO	LOB	BOTTOM					
Julio Franco, R (1,4) OBP: 0.328, SLG: 0.392	2B	L8		F9						5	1	2	1	0	0	2	New York Yankees @ Cleveland Indians Cleveland Municipal Stadium, Cleveland, OH Sun Jun 19 1988, 3:33 AM EDT Att: 49,912 - Sunny - 90 F					
Willie Upshaw, L (1,3) OBP: 0.323, SLG: 0.408	2B			S	L9					2	1	1	0	2	0	0						
Joe Carter, R (1,8) OBP: 0.333, SLG: 0.523	4-3			F7						4	2	2	3	1	0	2						
Ron Kittle, R (1,10) OBP: 0.361, SLG: 0.614	L7			K						5	0	0	0	0	1	6						
Mel Hall, L (1,7) OBP: 0.309, SLG: 0.341	4-3			4-3						4	1	0	0	1	1	2						
Brook Jacoby, R (1,5) OBP: 0.325, SLG: 0.400										4	1	2	1	1	0	0						
Ron Washington, R (1,6) OBP: 0.322, SLG: 0.346	FC6			B3						4	1	0	0	1	1	2						
Dave Clark, L (1,9) OBP: 0.326, SLG: 0.299										2	2	1	1	2	0	0						
Andy Allanson, R (1,2) OBP: 0.299, SLG: 0.350				K						4	2	2	4	0	1	2						
Inning Stats	R: 3 E: 0 K: 0 S: 12	H: 4 LOB: 1 BB: 0 P: 20	R: 0 E: 0 K: 0 S: 4	H: 0 LOB: 0 BB: 0 P: 8	R: 0 E: 0 K: 1 S: 9	H: 0 LOB: 1 BB: 0 P: 15	R: 0 E: 0 K: 1 S: 11	H: 0 LOB: 2 BB: 2 P: 22	R: 1 E: 0 K: 0 S: 4	H: 1 LOB: 0 BB: 0 P: 6	R: 2 E: 0 K: 0 S: 10	H: 3 LOB: 3 BB: 2 P: 21	R: 5 E: 0 K: 0 S: 17	H: 2 LOB: 1 BB: 4 P: 36	R: 0 E: 0 K: 2 S: 10	H: 0 LOB: 0 BB: 0 P: 13		R: 0 E: 0 K: 2 S: 10	H: 0 LOB: 0 BB: 0 P: 13	1B: 5 2B: 3 3B: 0 HR: 2	SF: 0 SAC: 0 DP: 0 HBP: 1	WP: 1 PB: 0 SB: 1 CS: 0
PITCHER Richard Dotson, R (1,1) ERA: 3.85 Tim Stoddard, R (6,1) ERA: 7.9 Charles Hudson, R (7,1) ERA: 3.74 Neil Allen, R (8,1) ERA: 2.7	IP: 5.2 WLS: L BF: 27 H: 7 R: 6 ER: 6 SO: 2 BB: 2 IBB: 0 HBP: 1 BLK: 0 WP: 1 HR: 0 S: 46 P: 80 ERA: 9.53 WHIP: 21.000															PITCHER						

AB 31
R 3
H 6
RBI 3
BB 0
SO 10
LOB 8




AB 34
R 11
H 10
RBI 10
BB 8
SO 4
LOB 16



Batter	1	2	3	4	5	6	7	8	9	10	AB	R	H	RBI	BB	SO	LOB	TOP
Jose Cruz, L <small>OBP: 0.294, SLG: 0.258</small> Jay Buhner, R <small>OBP: 0.263, SLG: 0.389</small>	G3		G4-3			K		K		FC6-4	3	0	0	0	0	1	0	
Don Mattingly, L <small>OBP: 0.390, SLG: 0.480</small>	G3-1			F8		G5-3		P6			5	0	1	0	0	0	0	
Claudell Washington, L <small>OBP: 0.330, SLG: 0.432</small>	K				1B		FC4	1B		G6-3		5	0	2	0	0	1	2
Jack Clark, R <small>OBP: 0.390, SLG: 0.461</small>					K		FC4				4	1	2	0	0	1	2	
Mike Pagliarulo, L <small>OBP: 0.279, SLG: 0.375</small>		FC4-6			K						4	0	1	0	0	2	3	
Dave Winfield, R <small>OBP: 0.434, SLG: 0.609</small>						G4-3		L8			4	0	1	1	0	1	2	
Rafael Santana, R <small>OBP: 0.294, SLG: 0.308</small>		G6-3						G6-3			4	0	1	0	0	0	3	
Bobby Meacham, S <small>OBP: 0.304, SLG: 0.281</small> Gary Ward, R <small>OBP: 0.292, SLG: 0.240</small> Randy Velarde, R <small>OBP: 0.292, SLG: 0.240</small>					K					F7	2	0	1	0	0	1	1	
Joel Skinner, R <small>OBP: 0.252, SLG: 0.336</small>			G6-3					G4-3			4	0	1	0	0	1	2	
Inning Stats	R: 0 E: 0 K: 1 S: 7	H: 0 LOB: 0 BB: 0 P: 14	R: 0 E: 0 K: 1 S: 13	H: 1 LOB: 1 BB: 0 P: 22	R: 0 E: 0 K: 0 S: 6	H: 1 LOB: 0 BB: 0 P: 12	R: 0 E: 0 K: 2 S: 12	H: 1 LOB: 1 BB: 0 P: 17	R: 0 E: 0 K: 1 S: 10	H: 1 LOB: 1 BB: 0 P: 16	R: 0 E: 0 K: 1 S: 11	H: 2 LOB: 1 BB: 0 P: 20	R: 0 E: 0 K: 0 S: 8	H: 2 LOB: 2 BB: 0 P: 15	1B: 7 2B: 3 3B: 0 HR: 0	SF: 0 SAC: 0 DP: 0 HBP: 0	WP: 0 PB: 0 SB: 0 CS: 1	PA: 39
PITCHER	IP WLS BF H R ER SO BB IBB HBP BLK WP HR S P ERA WHIP	IP WLS BF H R ER SO BB IBB HBP BLK WP HR S P ERA WHIP	IP WLS BF H R ER SO BB IBB HBP BLK WP HR S P ERA WHIP	IP WLS BF H R ER SO BB IBB HBP BLK WP HR S P ERA WHIP	IP WLS BF H R ER SO BB IBB HBP BLK WP HR S P ERA WHIP	IP WLS BF H R ER SO BB IBB HBP BLK WP HR S P ERA WHIP	IP WLS BF H R ER SO BB IBB HBP BLK WP HR S P ERA WHIP	IP WLS BF H R ER SO BB IBB HBP BLK WP HR S P ERA WHIP	IP WLS BF H R ER SO BB IBB HBP BLK WP HR S P ERA WHIP	IP WLS BF H R ER SO BB IBB HBP BLK WP HR S P ERA WHIP	IP WLS BF H R ER SO BB IBB HBP BLK WP HR S P ERA WHIP	IP WLS BF H R ER SO BB IBB HBP BLK WP HR S P ERA WHIP	IP WLS BF H R ER SO BB IBB HBP BLK WP HR S P ERA WHIP	IP WLS BF H R ER SO BB IBB HBP BLK WP HR S P ERA WHIP	IP WLS BF H R ER SO BB IBB HBP BLK WP HR S P ERA WHIP	IP WLS BF H R ER SO BB IBB HBP BLK WP HR S P ERA WHIP	IP WLS BF H R ER SO BB IBB HBP BLK WP HR S P ERA WHIP	IP WLS BF H R ER SO BB IBB HBP BLK WP HR S P ERA WHIP
Jeff Robinson, R <small>ERA: 3.13</small> Mike Henneman, R <small>ERA: 1.84</small> Willie Hernandez, L <small>ERA: 2.38</small>	9.0 0.2 0.1	34 4 1	8 2 0	1 0 0	10 0 0	0 0 0	0 0 0	0 0 0	0 0 0	88 7 1	140 14 1	1.00 0.00 0.00	0.889 3.000 0.000					

New York Yankees @ Detroit Tigers
Tiger Stadium, Detroit, MI
Mon Jun 20 1988, 7:05 PM EDT
Att: 33,660 - Unknown - 92 F

AB	39
R	1
H	10
RBI	1
BB	0
SO	10
LOB	17



Batter	1	2	3	4	5	6	7	8	9	10	AB	R	H	RBI	BB	SO	LOB	BOTTOM				
Tom Brookens, R <small>OBP: 0.361, SLG: 0.432</small>	G1-3		1B BLK				K				5	1	3	1	0	1	0					
Lou Whitaker, L <small>OBP: 0.390, SLG: 0.421</small>	K		F8				L8				4	0	0	0	0	1	2					
Luis Salazar, R <small>OBP: 0.335, SLG: 0.454</small>	G3				E4						4	0	2	0	0	0	1					
Ray Knight, R <small>OBP: 0.306, SLG: 0.316</small>			G4-6-3				P6				4	1	1	0	0	0	5					
Larry Herndon, R <small>OBP: 0.305, SLG: 0.333</small> Pat Sheridan, L <small>OBP: 0.341, SLG: 0.492</small>		G4-3					G1-3				3	0	0	0	0	0	1					
Darrell Evans, L <small>OBP: 0.325, SLG: 0.345</small>							G4-3				4	0	1	1	0	1	0					
Mike Heath, R <small>OBP: 0.282, SLG: 0.290</small>		G6-3					F7				3	0	1	0	1	0	1					
Matt Nokes, L <small>OBP: 0.285, SLG: 0.442</small>					G3						3	0	0	0	1	0	2					
Gary Pettis, S <small>OBP: 0.309, SLG: 0.271</small>							K				4	0	0	0	0	4	2					
Inning Stats	R: 0 E: 0 K: 1 S: 9	H: 0 LOB: 0 BB: 0 P: 12	R: 1 E: 0 K: 1 S: 15	H: 2 LOB: 2 BB: 1 P: 30	R: 0 E: 0 K: 0 S: 7	H: 2 LOB: 1 BB: 0 P: 9	R: 0 E: 0 K: 1 S: 9	H: 1 LOB: 1 BB: 0 P: 16	R: 0 E: 1 K: 1 S: 11	H: 1 LOB: 2 BB: 0 P: 16	R: 0 E: 0 K: 0 S: 6	H: 0 LOB: 0 BB: 0 P: 11	R: 0 E: 0 K: 0 S: 6	H: 0 LOB: 0 BB: 0 P: 9	R: 0 E: 0 K: 1 S: 8	H: 0 LOB: 1 BB: 0 P: 14	R: 1 E: 0 K: 1 S: 4	H: 1 LOB: 0 BB: 0 P: 4	1B: 6 2B: 1 3B: 0 HR: 1	SF: 0 SAC: 0 DP: 1 HBP: 0	WP: 0 PB: 0 SB: 0 CS: 0	PA: 37
PITCHER	IP WLS BF H R ER SO BB IBB HBP BLK WP HR S P ERA WHIP	IP WLS BF H R ER SO BB IBB HBP BLK WP HR S P ERA WHIP	IP WLS BF H R ER SO BB IBB HBP BLK WP HR S P ERA WHIP	IP WLS BF H R ER SO BB IBB HBP BLK WP HR S P ERA WHIP	IP WLS BF H R ER SO BB IBB HBP BLK WP HR S P ERA WHIP	IP WLS BF H R ER SO BB IBB HBP BLK WP HR S P ERA WHIP	IP WLS BF H R ER SO BB IBB HBP BLK WP HR S P ERA WHIP	IP WLS BF H R ER SO BB IBB HBP BLK WP HR S P ERA WHIP	IP WLS BF H R ER SO BB IBB HBP BLK WP HR S P ERA WHIP	IP WLS BF H R ER SO BB IBB HBP BLK WP HR S P ERA WHIP	IP WLS BF H R ER SO BB IBB HBP BLK WP HR S P ERA WHIP	IP WLS BF H R ER SO BB IBB HBP BLK WP HR S P ERA WHIP	IP WLS BF H R ER SO BB IBB HBP BLK WP HR S P ERA WHIP	IP WLS BF H R ER SO BB IBB HBP BLK WP HR S P ERA WHIP	IP WLS BF H R ER SO BB IBB HBP BLK WP HR S P ERA WHIP	IP WLS BF H R ER SO BB IBB HBP BLK WP HR S P ERA WHIP	IP WLS BF H R ER SO BB IBB HBP BLK WP HR S P ERA WHIP	IP WLS BF H R ER SO BB IBB HBP BLK WP HR S P ERA WHIP				
Tommy John, L <small>ERA: 3.46</small> Cecilio Guante, R <small>ERA: 2.39</small>	8.0 1.1	31 6	7 1	1 1	6 2	1 0	0 0	0 0	0 0	70 12	115 18	1.12 6.75	1.000 1.500									

New York Yankees @ Detroit Tigers
Tiger Stadium, Detroit, MI
Mon Jun 20 1988, 7:05 PM EDT
Att: 33,660 - Unknown - 92 F

AB	35
R	2
H	8
RBI	2
BB	2
SO	8
LOB	14



Batter	1	2	3	4	5	6	7	8	9	AB	R	H	RBI	BB	SO	LOB	TOP		
Claudell Washington, L (1,7) OBP: 0.332, SLG: 0.434	2-3 K	1-0 G3-1 2B		1-1 L7		1-2 G6-3		2-2 CS	4-2 BLK 1B BB	4	2	1	1	1	1	1			
Don Mattingly, L (1,3) OBP: 0.390, SLG: 0.478	1-1 F7	1-0 G3-1		3-2 1B		0-0 G4-3			0-0 1B	5	0	2	1	0	0	2			
Dave Winfield, R (1,9) OBP: 0.437, SLG: 0.611	4-1 BB 1B BB	2-1 2B		2-3 K			1-2 L7		1-2 1B	4	2	2	1	1	1	0			
Jack Clark, R (1,10) OBP: 0.400, SLG: 0.464	4-1 1B BB	1-2 2B			4-0 FC4-6 BB		1-2 G4-3		1-3 K	3	0	1	1	2	1	2			
Mike Pagliarulo, L (1,5) OBP: 0.281, SLG: 0.380	0-1 1B	0-2 F7			0-1 FC4-6		3-2 2B		3-2 P4	5	0	2	1	0	0	4			
Jay Buhner, R (1,8) OBP: 0.262, SLG: 0.356	3-3 K			0-0 G5-3		1-3 K		0-3 K	2-3 K	5	0	0	0	0	4	6			
Randy Velarde, R (1,4) OBP: 0.400, SLG: 1.000		1-1 HR		0-1 F8		0-1 P6		0-0 CS 1B		4	1	2	1	0	0	1			
Rafael Santana, R (1,6) OBP: 0.302, SLG: 0.310		4-1 SH5-3 2B BB		1-2 FC6-4 1B		4-0 G6-3 BLK BB		1 SAFE 1 SAFE 3-2 F7		2	1	1	0	2	0	1			
Joel Skinner, R (1,2) OBP: 0.247, SLG: 0.329		0-1 SH5-3		0-0 FC6-4		0-3 K		1 SAFE 0-3 K		3	0	0	0	0	2	3			
Inning Stats	R: 1 E: 0 K: 2 S: 13	H: 1 LOB: 2 BB: 2 P: 27	R: 4 E: 0 K: 0 S: 15	H: 4 LOB: 1 BB: 1 P: 25	R: 0 E: 0 K: 0 S: 7	H: 1 LOB: 0 BB: 0 P: 8	R: 0 E: 0 K: 1 S: 8	H: 1 LOB: 0 BB: 0 P: 14	R: 0 E: 0 K: 1 S: 7	H: 0 LOB: 1 BB: 1 P: 12	R: 0 E: 0 K: 1 S: 14	H: 1 LOB: 0 BB: 0 P: 19	R: 0 E: 0 K: 1 S: 10	H: 1 LOB: 0 BB: 0 P: 14	R: 1 E: 0 K: 2 S: 16	H: 2 LOB: 2 BB: 1 P: 27	1B: 6 2B: 4 3B: 0 HR: 1	SF: 0 SAC: 1 DP: 0 HBP: 0	WP: 0 PA: 43
PITCHER	IP	WLS	BF	H	R	ER	SO	BB	IBB	HBP	BLK	WP	HR	S	P	ERA	WHIP		
Jack Morris, R (1,1) ERA: 5.1	1.2		13	5	5	5	2	3	0	0	0	0	1	25	49	27.00	4.800		
Paul Gibson, L (2,1) ERA: 3.24	4.1		16	2	0	0	3	2	0	0	1	0	0	32	49	0.00	0.923		
Eric King, R (7,1) ERA: 3.95	3.0	W	13	4	1	1	4	1	0	0	1	0	0	40	60	3.00	1.667		

New York Yankees @ Detroit Tigers
Tiger Stadium, Detroit, MI
Tue Jun 21 1988, 7:05 PM EDT
Att: 26,535 - Unknown - 87 F

AB	35
R	6
H	11
RBI	6
BB	6
SO	9
LOB	20



Batter	1	2	3	4	5	6	7	8	9	AB	R	H	RBI	BB	SO	LOB	BOTTOM		
Tom Brookens, R (1,5) OBP: 0.357, SLG: 0.425	1-2 BLK 1B		3-2 P5		0-3 K		3-2 P3		1-3 K	5	0	1	0	0	2	4			
Lou Whitaker, L (1,4) OBP: 0.390, SLG: 0.415	3-3 K		4-2 G5-4-3 BB		0-0 F8		1-1 G4-6-3		4-2 BB HR BB	3	1	0	1	2	1	2			
Luis Salazar, R (1,9) OBP: 0.342, SLG: 0.460	1-1 BLK 1B		0-2 G5-4-3		2-1 G3 G6-3 2B		3-2 F8		4-1 HR BB	4	2	2	1	1	0	1			
Alan Trammell, R (1,6) OBP: 0.385, SLG: 0.504	2-2 P3			2-2 G1-3 2B		1-1 G3		1-2 G6-3	3-2 HR	5	1	2	4	0	0	3			
Ray Knight, R (1,3) OBP: 0.305, SLG: 0.310	3-3 K			4-2 G1-3 BB		1-1 G6-3		2-3 K		3	0	0	1	1	2	2			
Larry Hemdon, R (1,7) OBP: 0.306, SLG: 0.333		2-3 K		1-1 G1-3		3-2 BB			2-2 1B BB	3	0	1	0	0	1	2			
Dave Bergman, L (9, PH) OBP: 0.368, SLG: 0.355				1-2 2-3		1-2 1B			BB 1B	1	1	1	0	0	0	0			
Darrell Evans, L (1,10) OBP: 0.333, SLG: 0.343		4-0 G4-3 WP BB		1-1 P4		4-0 BB		1-2 BB	4-2 BB 1B BB	1	1	0	0	3	0	2			
Mike Heath, R (1,2) OBP: 0.276, SLG: 0.284		1-0 G4-3		1-3 K		3-2 L8			0-1 BB BB	2	0	0	0	0	1	3			
Matt Nokes, L (6, PH) OBP: 0.287, SLG: 0.442									1-2 2-3 HR	2	1	1	0	0	0	2			
Gary Pettis, S (1,8) OBP: 0.307, SLG: 0.269		3-3 K			1-3 K		1-1 G4-6-3 1B		2-1 L8	2	0	0	0	0	2	1			
Pat Sheridan, L (7, PH) OBP: 0.343, SLG: 0.492										2	0	1	0	0	0	3			
Inning Stats	R: 0 E: 0 K: 2 S: 18	H: 2 LOB: 2 BB: 0 P: 28	R: 0 E: 0 K: 2 S: 7	H: 0 LOB: 1 BB: 1 P: 17	R: 0 E: 0 K: 0 S: 8	H: 0 LOB: 0 BB: 1 P: 15	R: 0 E: 0 K: 1 S: 12	H: 1 LOB: 2 BB: 1 P: 21	R: 0 E: 0 K: 2 S: 8	H: 0 LOB: 0 BB: 0 P: 9	R: 1 E: 0 K: 0 S: 13	H: 2 LOB: 2 BB: 1 P: 27	R: 0 E: 0 K: 1 S: 9	H: 1 LOB: 0 BB: 0 P: 15	R: 6 E: 0 K: 1 S: 19	H: 3 LOB: 0 BB: 3 P: 39	1B: 6 2B: 2 3B: 0 HR: 1	SF: 0 SAC: 0 DP: 2 HBP: 0	WP: 1 PA: 40
PITCHER	IP	WLS	BF	H	R	ER	SO	BB	IBB	HBP	BLK	WP	HR	S	P	ERA	WHIP		
Al Leiter, L (1,1) ERA: 3.99	3.1		15	3	0	0	4	3	0	0	1	0	0	40	74	0.00	1.800		
Neil Allen, R (4,1) ERA: 3.05	4.2		19	4	3	3	4	2	0	0	0	0	0	48	82	5.79	1.286		
Dave Righetti, L (9,1) ERA: 3.86	0.2		5	1	0	0	1	2	0	0	0	0	0	10	21	0.00	4.500		
Cecilio Guante, R (9,1) ERA: 2.56	0.0	L	1	1	4	4	0	0	0	0	0	0	1	3	6	∞	∞		

New York Yankees @ Detroit Tigers
Tiger Stadium, Detroit, MI
Tue Jun 21 1988, 7:05 PM EDT
Att: 26,535 - Unknown - 87 F


AB	33
R	7
H	9
RBI	7
BB	7
SO	9
LOB	25



Batter	1	2	3	4	5	6	7	8	9	10	AB	R	H	RBI	BB	SO	LOB	TOP							
Rickey Henderson, R OBP: 0.408, SLG: 0.446 Jay Buhner, R OBP: 0.258, SLG: 0.350	1-0 FC4-6 1B SF7 1B		3-1 HR		0-0 F8		3-3 K			2-3 K	4	2	2	1	0	1	0								
Don Mattingly, L OBP: 0.391, SLG: 0.476	0-1 FC4-6 1B		2-1 G4-3		1-1 G4-6-3 1B		0-1 G1-3			0-0 G3-1	5	0	2	0	0	0	0								
Dave Winfield, R OBP: 0.433, SLG: 0.602	1-1 FC4-6 1B FC6-4		2-1 BB 1B		0-1 G4-6-3				1-0 G1	2-3 K	5	0	1	0	0	1	3								
Jack Clark, R OBP: 0.405, SLG: 0.467	2-2 SF7		4-1 BB 1B		4-2 BB 1B BB				2-2 1B		1	0	1	1	2	0	0								
Gary Ward, R OBP: 0.294, SLG: 0.233 Claudell Washington, L OBP: 0.330, SLG: 0.431	1-1 FC6-4		1-1 G4-3		2-2 F8				1-2 F8		3	0	0	0	0	0	4								
Don Staught, R OBP: 0.348, SLG: 0.657											4	0	2	0	0	1	1								
Randy Velarde, R OBP: 0.333, SLG: 0.625											3	0	0	0	1	0	1								
Mike Pagliarulo, L OBP: 0.281, SLG: 0.378											4	0	1	0	0	2	3								
Rafael Santana, R OBP: 0.298, SLG: 0.305 Jose Cruz, L OBP: 0.290, SLG: 0.254 Bobby Meacham, S OBP: 0.304, SLG: 0.281											3	0	0	0	0	0	2								
											1	0	0	0	0	1	0								
											0	0	0	0	0	0	0								
Inning Stats	R: 1 E: 0 K: 0 S: 10	H: 2 LOB: 1 BB: 0 P: 14	R: 0 E: 0 K: 1 S: 8	H: 0 LOB: 0 BB: 0 P: 10	R: 1 E: 0 K: 0 S: 11	H: 2 LOB: 2 BB: 1 P: 12	R: 0 E: 0 K: 0 S: 8	H: 1 LOB: 0 BB: 0 P: 6	R: 0 E: 0 K: 0 S: 10	H: 1 LOB: 2 BB: 2 P: 21	R: 0 E: 0 K: 1 S: 7	H: 0 LOB: 0 BB: 0 P: 11	R: 0 E: 0 K: 1 S: 10	H: 1 LOB: 1 BB: 0 P: 15	R: 0 E: 0 K: 2 S: 8	H: 0 LOB: 0 BB: 0 P: 13	R: 0 E: 0 K: 2 S: 8	H: 0 LOB: 0 BB: 0 P: 12	1B: 7 2B: 1 3B: 0 HR: 1	SF: 1 SAC: 0 DP: 3 HBP: 0	WP: 0 PB: 0 SB: 0 CS: 0	PA: 39			
PITCHER	IP 7.0	WLS 2	BF 29	H 8	R 2	ER 2	SO 2	BB 3	IBB 0	HBP 0	BLK 0	WP 0	HR 1	S 59	P 98	ERA 2.57	WHIP 1.571								
Frank Tanana, L ERA: 5.0 Mike Henneman, R ERA: 1.67	(1, 1) 3.0	W 10	1	0	0	5	0	0	0	0	0	0	0	26	40	0.00	0.333								

New York Yankees @ Detroit Tigers
Tiger Stadium, Detroit, MI
Wed Jun 22 1988, 7:05 PM EDT
Att: 33,014 - Unknown - 92 F

AB 35
R 2
H 9
RBI 2
BB 3
SO 7
LOB 15



Batter	1	2	3	4	5	6	7	8	9	10	AB	R	H	RBI	BB	SO	LOB	BOTTOM							
Tom Brookens, R OBP: 0.354, SLG: 0.419	0-1 L8		0-2 F5		3-2 F7		1-1 F7			1-1 SH5-4 1B	5	1	1	0	0	0	2								
Jim Walewander, S OBP: 0.333, SLG: 0.395	0-1 G3		2-1 G5-3				0-1 CS		3-2 G4-3	0-1 SH5-4	4	1	1	0	0	0	0								
Luis Salazar, R OBP: 0.338, SLG: 0.454	2-3 K		3-1 F4				1-1 F9		1-2 P4	2-2 1B	5	0	1	1	0	1	1								
Alan Trammell, R OBP: 0.387, SLG: 0.504							1-2 BLK 1B		0-1 S 1B		4	0	2	0	0	0	0								
Ray Knight, R OBP: 0.309, SLG: 0.311							2-0 F7		4-0 1B		3	0	1	0	1	0	2								
Larry Hemdon, R OBP: 0.307, SLG: 0.333 Lou Whitaker, L OBP: 0.389, SLG: 0.413 Pat Sheridan, L OBP: 0.343, SLG: 0.492							3-1 BLK 1B		0-3 K		3	1	1	1	0	0	1								
Darrell Evans, L OBP: 0.332, SLG: 0.337							1-2 2-H 1B				3	0	0	0	1	2	2								
Mike Heath, R OBP: 0.287, SLG: 0.289 Matt Nokes, L OBP: 0.286, SLG: 0.440							4-2 G6-3				2	0	1	1	1	0	0								
Gary Pettis, S OBP: 0.303, SLG: 0.265							1-0 G5-3		1-1 E9		4	0	0	0	0	0	3								
											3	0	0	0	1	2	2								
											2	0	1	1	1	0	0								
											1	0	0	0	0	0	0								
Inning Stats	R: 0 E: 0 K: 1 S: 7	H: 0 LOB: 0 BB: 0 P: 9	R: 1 E: 0 K: 0 S: 13	H: 2 LOB: 2 BB: 1 P: 22	R: 0 E: 0 K: 0 S: 7	H: 0 LOB: 0 BB: 0 P: 12	R: 0 E: 0 K: 0 S: 9	H: 0 LOB: 0 BB: 0 P: 15	R: 0 E: 0 K: 0 S: 11	H: 0 LOB: 1 BB: 1 P: 21	R: 1 E: 0 K: 0 S: 14	H: 3 LOB: 2 BB: 0 P: 22	R: 0 E: 1 K: 0 S: 10	H: 0 LOB: 0 BB: 0 P: 15	R: 0 E: 0 K: 1 S: 12	H: 1 LOB: 2 BB: 1 P: 20	R: 0 E: 0 K: 1 S: 6	H: 0 LOB: 0 BB: 0 P: 8	R: 1 E: 0 K: 0 S: 7	H: 2 LOB: 1 BB: 0 P: 10	1B: 8 2B: 0 3B: 0 HR: 0	SF: 0 SAC: 1 DP: 0 HBP: 0	WP: 0 PB: 0 SB: 1 CS: 1	PA: 40	
PITCHER	IP 7.0	WLS 2	BF 28	H 5	R 2	ER 2	SO 2	BB 1	IBB 0	HBP 0	BLK 2	WP 0	HR 0	S 71	P 116	ERA 2.57	WHIP 1.000								
John Candelaria, L ERA: 2.81 Charles Hudson, R ERA: 3.74	(1, 1) 2.1	L 11	3	1	1	2	2	1	0	0	0	0	0	25	38	3.86	1.714								

New York Yankees @ Detroit Tigers
Tiger Stadium, Detroit, MI
Wed Jun 22 1988, 7:05 PM EDT
Att: 33,014 - Unknown - 92 F

AB 35
R 3
H 8
RBI 3
BB 3
SO 4
LOB 13



Batter	1	2	3	4	5	6	7	8	9	AB	R	H	RBI	BB	SO	LOB	TOP										
Julio Franco, R OBP: 0.353, SLG: 0.425	2-2 1B SF9	3-2 1B		0-2 5-3			3-3 1-2 K		1-0 1B	5	1	3	0	0	1	1	Cleveland Indians @ New York Yankees Yankee Stadium, Bronx, NY Thu Jun 23 1988, 7:05 PM EDT Att: 31,341 - Unknown - 82 F										
Willie Upshaw, L OBP: 0.320, SLG: 0.393	0-1 SAFE SAFE 1B	4-2 1B			0-1 1-3		0-0 1B		0-1 F8	3	1	2	0	1	0	0											
Carmen Castillo, R OBP: 0.329, SLG: 0.338	SAFE SAFE 1B									1	0	0	0	0	0	2											
Domingo Ramos, R OBP: 0.211, SLG: 0.211	SAFE SAFE 1B	1-3 2B							2-3 1B	0	0	0	0	0	0	0											
Joe Carter, R OBP: 0.332, SLG: 0.516	0-1 SF9	0-2 5-3			2-1 P4		1-3 K		1-1 F7	4	0	0	1	0	1	6											
Cory Snyder, R OBP: 0.308, SLG: 0.486	2-3 3-H K			1-2 5-3		1-0 F7			2-2 F7	4	0	0	0	0	1	1											
Mel Hall, L OBP: 0.317, SLG: 0.363	2-2 2B			1-0 HR		1-1 4-3			0-0 1B	4	1	3	2	0	0	0											
Brook Jacoby, R OBP: 0.325, SLG: 0.407	3-H L1			0-0 HR		3-2 F9			0-0 P4	4	0	0	0	0	0	2											
Ron Washington, R OBP: 0.333, SLG: 0.348		1-2 1B		1-0 F8		1-0 1B			0-3 K	4	0	2	0	0	1	1											
Dave Clark, L OBP: 0.316, SLG: 0.289		3-2 1B		3-2 4-3		2-3 K			1-1 F8	3	0	1	0	0	1	1											
Ron Kittle, R OBP: 0.361, SLG: 0.613		1-2 1B								1	0	0	0	0	0	0											
Andy Allanson, R OBP: 0.296, SLG: 0.343		1-2 F8		2-2 3-1			1-1 E6		4-1 F8	3	0	0	0	1	0	1											
Inning Stats	R: 2 E: 0 K: 1 S: 17	H: 3 LOB: 1 BB: 0 P: 23	R: 0 E: 0 K: 0 S: 20	H: 3 LOB: 3 BB: 1 P: 32	R: 1 E: 0 K: 0 S: 6	H: 1 LOB: 0 BB: 0 P: 9	R: 0 E: 0 K: 0 S: 9	H: 0 LOB: 0 BB: 0 P: 14	R: 0 E: 0 K: 1 S: 5	H: 1 LOB: 1 BB: 0 P: 16	R: 0 E: 0 K: 2 S: 9	H: 1 LOB: 1 BB: 0 P: 14	R: 0 E: 0 K: 1 S: 8	H: 1 LOB: 1 BB: 0 P: 10	R: 0 E: 0 K: 0 S: 8	H: 1 LOB: 2 BB: 1 P: 15	1B: 9 2B: 2 3B: 0 HR: 1	SF: 1 SAC: 0 DP: 1 HBP: 0	WP: 0 PB: 0 SB: 0 CS: 1	PA: 39							
PITCHER	IP	WLS	BF	H	R	ER	SO	BB	IBB	HBP	BLK	WP	HR	S	P	ERA	WHIP										
Rick Rhoden, R ERA: 4.76	(1, 1)	8.0	34	10	3	3	5	1	0	0	0	0	1	83	126	3.38	1.375										
Dave Righetti, L ERA: 3.74	(9, 1)	1.0	W	5	1	0	0	1	0	0	0	0	0	8	15	0.00	2.000										

AB 36
R 3
H 11
RBI 3
BB 2
SO 5
LOB 15



Batter	1	2	3	4	5	6	7	8	9	AB	R	H	RBI	BB	SO	LOB	BOTTOM										
Randy Velarde, R OBP: 0.231, SLG: 0.417	2-0 F8			1-0 6-3		1-1 5-3		3-2 4-3		4	0	0	0	0	0	0	Cleveland Indians @ New York Yankees Yankee Stadium, Bronx, NY Thu Jun 23 1988, 7:05 PM EDT Att: 31,341 - Unknown - 82 F										
Don Mattingly, L OBP: 0.388, SLG: 0.471	0-1 3-1			1-2 E8		0-1 4-3			0-1 4-3	4	1	1	0	0	0	0											
Dave Winfield, R OBP: 0.437, SLG: 0.613	3-3 K			2-1 2B		2-1 HR			2-1 F7	4	2	3	1	0	1	0											
Jack Clark, R OBP: 0.403, SLG: 0.460		4-2 BB		1-0 F9		0-1 F6			2-2 F7	3	0	0	0	1	0	3											
Gary Ward, R OBP: 0.292, SLG: 0.271		0-0 G6-4-3		1-2 F9		3-2 HR			1-2 1B	4	1	2	3	0	0	2											
Jay Buhner, R OBP: 0.250, SLG: 0.339					3-1 6-3		2-1 4-3			2	0	0	0	0	0	0											
Claudell Washington, L OBP: 0.329, SLG: 0.429		1-0 F8							2-H 1B	1	0	0	0	0	0	0											
Mike Pagliarulo, L OBP: 0.281, SLG: 0.377				0-1 1B		1-0 G3			0-1 6-3	3	0	1	0	0	0	0											
Rafael Santana, R OBP: 0.294, SLG: 0.301				1-0 G1-4-6-3		1-1 6-3			0-2 1-3	3	0	0	0	0	0	1											
Joel Skinner, R OBP: 0.242, SLG: 0.322				2-3 K		1-0 F9			1-3 K	3	0	0	0	0	2	0											
Inning Stats	R: 0 E: 0 K: 1 S: 6	H: 0 LOB: 0 BB: 0 P: 11	R: 0 E: 0 K: 0 S: 5	H: 0 LOB: 0 BB: 1 P: 10	R: 0 E: 0 K: 1 S: 6	H: 1 LOB: 0 BB: 0 P: 9	R: 1 E: 1 K: 0 S: 10	H: 2 LOB: 1 BB: 0 P: 16	R: 0 E: 0 K: 0 S: 5	H: 0 LOB: 0 BB: 0 P: 10	R: 0 E: 0 K: 0 S: 5	H: 0 LOB: 0 BB: 0 P: 7	R: 2 E: 0 K: 0 S: 12	H: 2 LOB: 0 BB: 0 P: 19	R: 0 E: 0 K: 1 S: 10	H: 0 LOB: 0 BB: 0 P: 14	R: 1 E: 0 K: 0 S: 11	H: 2 LOB: 1 BB: 0 P: 18	1B: 4 2B: 2 3B: 0 HR: 1	SF: 0 SAC: 0 DP: 2 HBP: 0	WP: 0 PB: 0 SB: 0 CS: 0	PA: 32					
PITCHER	IP	WLS	BF	H	R	ER	SO	BB	IBB	HBP	BLK	WP	HR	S	P	ERA	WHIP										
Scott Bailes, L ERA: 4.57	(1, 1)	6.1	L	23	5	3	3	2	1	0	0	0	0	25	38	4.26	0.947										
Jon Perlman, R ERA: 1.26	(7, 1)	2.1	L	9	2	1	1	1	0	0	0	0	0	25	38	3.86	0.857										

AB 31
R 4
H 7
RBI 4
BB 1
SO 3
LOB 6



Batter	1	2	3	4	5	6	7	8	9	AB	R	H	RBI	BB	SO	LOB	TOP					
Julio Franco, R OBP: 0.354, SLG: 0.435	4-3	FC6-4		HR		1B		K		5	2	2	1	0	1	1	Cleveland Indians @ New York Yankees Yankee Stadium, Bronx, NY Fri Jun 24 1988, 7:05 PM EDT Att: 38,049 - Unknown - 73 F					
Willie Upshaw, L OBP: 0.321, SLG: 0.391	1B		1-3	4-3		1B	BB	K		4	1	1	0	1	1	0						
Joe Carter, R OBP: 0.330, SLG: 0.511	5-3		HR	F7		K		F6		5	1	1	0	0	1	3						
Ron Kittle, R OBP: 0.372, SLG: 0.643	BB		HR		F8			K		5	1	3	4	0	1	0						
Cory Snyder, R OBP: 0.310, SLG: 0.486	1B		F7		F3			F7		4	0	1	0	1	0	2						
Mel Hall, L OBP: 0.319, SLG: 0.364	F6		3-1		E6			1B		5	0	2	0	0	0	3						
Brook Jacoby, R OBP: 0.323, SLG: 0.403		F6		3B	F5			F9		5	1	1	0	0	0	4						
Ron Washington, R OBP: 0.330, SLG: 0.365		6-3		SF8	F2			F7		4	1	1	1	0	0	3						
Andy Allanson, R OBP: 0.296, SLG: 0.343		FC6-4		SF8		L7		F4		3	0	1	1	0	0	1						
Inning Stats	R: 1 E: 0 K: 0 S: 14	H: 2 LOB: 2 BB: 1 P: 25	R: 0 E: 0 K: 0 S: 8	H: 1 LOB: 1 BB: 0 P: 11	R: 2 E: 0 K: 0 S: 7	H: 2 LOB: 0 BB: 0 P: 12	R: 3 E: 0 K: 0 S: 13	H: 3 LOB: 0 BB: 0 P: 26	R: 0 E: 1 K: 0 S: 9	H: 1 LOB: 2 BB: 0 P: 13	R: 1 E: 0 K: 1 S: 11	H: 2 LOB: 1 BB: 1 P: 19	R: 0 E: 0 K: 0 S: 6	H: 1 LOB: 1 BB: 0 P: 8	R: 0 E: 0 K: 2 S: 7	H: 0 LOB: 0 BB: 0 P: 12	R: 0 E: 0 K: 1 S: 11	H: 1 LOB: 1 BB: 0 P: 15	1B: 9 2B: 1 3B: 1 HR: 2	SF: 1 SAC: 0 DP: 0 HBP: 0	WP: 1 PB: 0 SB: 2 CS: 0	PA: 43
PITCHER	IP	WLS	BF	H	R	ER	SO	BB	IBB	HBP	BLK	WP	HR	S	P	ERA	WHIP					
Richard Dotson, R ERA: 4.12	3.1	L	19	8	6	6	0	1	0	0	0	1	2	38	67	16.20	2.700					
Tim Stoddard, R ERA: 7.57	2.0		10	2	1	1	0	1	0	0	0	0	0	19	32	4.50	1.500					
Steve Shields, R ERA: 4.05	3.2		14	3	0	0	4	0	0	0	0	0	0	29	42	0.00	0.818					

Batter	1	2	3	4	5	6	7	8	9	AB	R	H	RBI	BB	SO	LOB	BOTTOM				
Roberto Kelly, R OBP: 0.269, SLG: 0.375	HR	F8	6-3			5-3		5-3		5	1	1	1	0	0	2	Cleveland Indians @ New York Yankees Yankee Stadium, Bronx, NY Fri Jun 24 1988, 7:05 PM EDT Att: 38,049 - Unknown - 73 F				
Claudell Washington, L OBP: 0.330, SLG: 0.429	HR	BLK	4-3		K			F8		5	1	2	0	0	2	0					
Don Mattingly, L OBP: 0.384, SLG: 0.479	1B	4-3		HR	L8			4-3		5	1	1	2	0	0	1					
Mike Pagliarulo, L OBP: 0.280, SLG: 0.374	FC4-6	K		L9				4-3		5	1	1	0	0	2	1					
Jose Cruz, L OBP: 0.296, SLG: 0.250	FC4-6		F6		6-3					1	0	0	0	1	0	0					
Jack Clark, R OBP: 0.402, SLG: 0.458	BB						BB	K		3	0	1	0	0	1	0					
Gary Ward, R OBP: 0.306, SLG: 0.275	FC4-6	L9	1B	1B	5-3		FC4	BB		2	1	1	0	2	0	2					
Don Slaught, R OBP: 0.442, SLG: 0.642	1B		K		5-3			K		4	0	1	1	0	2	4					
Rafael Santana, R OBP: 0.299, SLG: 0.303	L9									2	0	1	0	1	0	2					
Dave Winfield, R OBP: 0.436, SLG: 0.610										1	0	0	0	0	0	2					
Randy Velarde, R OBP: 0.231, SLG: 0.417										0	0	0	0	0	0	0					
Bobby Meacham, S OBP: 0.302, SLG: 0.280	K		E7		F7			B5-3		4	0	1	1	0	1	4					
Inning Stats	R: 4 E: 0 K: 1 S: 19	H: 5 LOB: 2 BB: 1 P: 37	R: 0 E: 0 K: 1 S: 8	H: 1 LOB: 1 BB: 0 P: 11	R: 1 E: 1 K: 1 S: 13	H: 2 LOB: 2 BB: 1 P: 23	R: 0 E: 0 K: 1 S: 8	H: 0 LOB: 0 BB: 0 P: 13	R: 0 E: 0 K: 1 S: 6	H: 1 LOB: 2 BB: 1 P: 15	R: 0 E: 0 K: 2 S: 15	H: 1 LOB: 2 BB: 1 P: 26	R: 0 E: 0 K: 0 S: 6	H: 0 LOB: 0 BB: 0 P: 8	R: 0 E: 0 K: 1 S: 10	H: 0 LOB: 0 BB: 0 P: 15	1B: 8 2B: 0 3B: 0 HR: 2	SF: 0 SAC: 0 DP: 0 HBP: 0	WP: 0 PB: 0 SB: 1 CS: 0	PA: 41	
PITCHER	IP	WLS	BF	H	R	ER	SO	BB	IBB	HBP	BLK	WP	HR	S	P	ERA	WHIP				
Tom Candiotti, R ERA: 3.33	0.0		4	4	4	0	0	1	0	0	0	0	0	12	25	∞	∞				
Brad Havens, L ERA: 3.69	5.0	W	22	5	1	1	4	2	0	0	1	0	0	42	74	1.80	1.400				
Bud Black, L ERA: 5.91	1.2		7	1	0	0	3	1	0	0	0	0	0	23	37	0.00	1.200				
Doug Jones, R ERA: 1.75	2.1	S	7	0	0	0	1	0	0	0	0	0	0	19	26	0.00	0.000				

Batter	1	2	3	4	5	6	7	8	9	AB	R	H	RBI	BB	SO	LOB	TOP										
Julio Franco, R OBP: 0.352, SLG: 0.433	1-2 4-3		1-2 FC6		2-0 4-3			2-1 FC5-4 1B		4	0	1	0	0	0	2											
Willie Upshaw, L OBP: 0.320, SLG: 0.388	2-1 E4		1-1 G4-6-3			2-3 K		0-0 FC5-4 1B		4	0	1	0	0	1	1											
Joe Carter, R OBP: 0.326, SLG: 0.504	2-1 5-3			1-0 L8		2-1 6-3		2-2 FC5-4		4	0	0	0	0	0	3											
Ron Kittle, R OBP: 0.368, SLG: 0.627	1-3 K			0-1 FC6-4 1B		0-3 K		0-0 F7		4	0	1	0	0	2	3											
Cory Snyder, R OBP: 0.309, SLG: 0.482		0-0 G6-3 1B 2B		1-3 K			0-1 5-3		1-2 F7	4	1	1	0	0	1	1											
Brook Jacoby, R OBP: 0.322, SLG: 0.401		1-0 G6-3 1B		3-1 FC6-4			2-0 6-3		2-2 F3	4	0	1	0	0	0	1											
Carmen Castillo, R OBP: 0.324, SLG: 0.333		1-2 G6-3			1-2 5-3		0-0 FC6 1B		2-3 K	4	0	1	0	0	1	2	AB 34										
Ron Washington, R OBP: 0.330, SLG: 0.374		0-1 FC6 2B			1-1 F7		0-2 FC6			3	0	1	1	0	0	1	R 1										
Andy Allanson, R OBP: 0.296, SLG: 0.343			0-2 FC6 1B		2-2 E5			2-3 K		3	0	1	0	0	1	0	H 8										
Inning Stats	R: 0 E: 1 K: 1 S: 11	H: 0 LOB: 1 BB: 0 P: 17	R: 1 E: 0 K: 0 S: 7	H: 3 LOB: 1 BB: 0 P: 9	R: 0 E: 0 K: 0 S: 9	H: 1 LOB: 0 BB: 0 P: 10	R: 0 E: 0 K: 1 S: 9	H: 1 LOB: 1 BB: 0 P: 14	R: 0 E: 0 K: 0 S: 9	H: 0 LOB: 0 BB: 0 P: 15	R: 0 E: 0 K: 2 S: 8	H: 0 LOB: 0 BB: 0 P: 12	R: 0 E: 0 K: 0 S: 7	H: 1 LOB: 1 BB: 0 P: 9	R: 0 E: 0 K: 1 S: 10	H: 2 LOB: 2 BB: 0 P: 16	R: 0 E: 0 K: 1 S: 10	H: 0 LOB: 0 BB: 0 P: 15	1B: 7 2B: 1 3B: 0 HR: 0	SF: 0 SAC: 0 DP: 2 HBP: 0	WP: 0 SB: 0 CS: 0	PA: 34					
PITCHER	IP	WLS	BF	H	R	ER	SO	BB	IBB	HBP	BLK	WP	HR	S	P	ERA	WHIP										
Tommy John, L ERA: 3.27	(1, 1)	7.1	W	29	8	1	1	5	0	0	0	0	0	66	96	1.23	1.091										
Cecilio Guante, R ERA: 2.48	(8, 1)	1.2	S	5	0	0	0	1	0	0	0	0	0	14	21	0.00	0.000										

Cleveland Indians @ New York Yankees
Yankee Stadium, Bronx, NY
Sat Jun 25 1988, 7:05 PM EDT
Att: 38,202 - Unknown - 80 F

AB 34
R 1
H 8
RBI 1
BB 0
SO 6
LOB 14



Batter	1	2	3	4	5	6	7	8	9	AB	R	H	RBI	BB	SO	LOB	BOTTOM										
Roberto Kelly, R OBP: 0.264, SLG: 0.362	2-2 F3		0-0 6-3		1-1 S 1B		3-3 K	0-0 FC6-4		5	0	1	0	0	1	2											
Willie Randolph, R OBP: 0.294, SLG: 0.274	3-2 4-3		1-2 F8		4-2 BB		2-1 1B			3	0	1	0	1	0	0											
Don Mattingly, L OBP: 0.382, SLG: 0.475	2-0 L9		2-2 HR 1B		2-2 F8		3-2 P6			4	1	1	0	0	0	3											
Jack Clark, R OBP: 0.404, SLG: 0.473		2-1 2B 6-3 1B	2-2 HR 1B		1-3 K		0-0 P4			4	2	2	2	0	1	3											
Dave Winfield, R OBP: 0.440, SLG: 0.621		2-2 6-3 2B	3-1 E7 1B		3-1 F5			1-1 3-1 2B		4	1	3	0	0	0	2											
Gary Ward, R OBP: 0.297, SLG: 0.265	1-2 F9		1-3 K			1-2 L9		2-2 3-1		4	0	0	0	0	1	4											
Don Slaught, R OBP: 0.435, SLG: 0.627		1-0 6-3		1-0 FC1-6 1B		0-1 F8		2-1 P4		4	0	1	1	0	0	2											
Mike Pagliarulo, L OBP: 0.286, SLG: 0.375				1-2 FC1-6 1B	1-2 G6-4-3		0-0 1B		4-0 1B IBB	2	0	1	0	2	0	1											
Rafael Santana, R OBP: 0.298, SLG: 0.302		1-2 6-3		0-1 G6-4-3		0-0 L9		0-0 FC6-4 1B		4	0	1	1	0	0	4											
Inning Stats	R: 0 E: 0 K: 0 S: 7	H: 0 LOB: 0 BB: 0 P: 14	R: 1 E: 0 K: 0 S: 14	H: 2 LOB: 2 BB: 1 P: 25	R: 2 E: 1 K: 1 S: 17	H: 3 LOB: 1 BB: 0 P: 26	R: 0 E: 0 K: 0 S: 6	H: 1 LOB: 0 BB: 0 P: 8	R: 0 E: 0 K: 0 S: 12	H: 1 LOB: 2 BB: 1 P: 23	R: 0 E: 0 K: 0 S: 8	H: 1 LOB: 1 BB: 0 P: 9	R: 0 E: 0 K: 1 S: 11	H: 1 LOB: 0 BB: 0 P: 19	R: 0 E: 0 K: 0 S: 9	H: 2 LOB: 2 BB: 1 P: 18	R: 0 E: 0 K: 0 S: 9	H: 0 LOB: 0 BB: 0 P: 15	1B: 8 2B: 2 3B: 0 HR: 1	SF: 0 SAC: 0 DP: 1 HBP: 0	WP: 0 SB: 1 CS: 0	PA: 37					
PITCHER	IP	WLS	BF	H	R	ER	SO	BB	IBB	HBP	BLK	WP	HR	S	P	ERA	WHIP										
Greg Swindell, L ERA: 3.24	(1, 1)	6.0	L	27	8	3	3	2	0	0	0	0	0	64	105	4.50	1.667										
Jon Perlman, R ERA: 1.65	(7, 1)	2.0		10	3	1	1	1	0	1	0	0	0	20	37	4.50	1.500										

Cleveland Indians @ New York Yankees
Yankee Stadium, Bronx, NY
Sat Jun 25 1988, 7:05 PM EDT
Att: 38,202 - Unknown - 80 F

AB 34
R 4
H 11
RBI 4
BB 3
SO 3
LOB 21




Batter	1	2	3	4	5	6	7	8	9	AB	R	H	RBI	BB	SO	LOB	TOP										
Julio Franco, R OBP: 0.350, SLG: 0.427 (1, 4)										4	0	0	0	1	2	4	Cleveland Indians @ New York Yankees Yankee Stadium, Bronx, NY Sun Jun 26 1988, 3:33 AM EDT Att: 53,037 - Cloudy - 73 F										
Willie Upshaw, L OBP: 0.315, SLG: 0.382 (1, 3)										4	0	0	0	0	0	1											
Joe Carter, R OBP: 0.322, SLG: 0.497 (1, 8)										4	0	0	0	0	0	1											
Ron Kittle, R OBP: 0.355, SLG: 0.604 (1, 10)										4	0	0	0	0	1	1											
Mel Hall, L OBP: 0.317, SLG: 0.362 (1, 7)										4	1	1	0	0	1	0											
Brook Jacoby, R OBP: 0.325, SLG: 0.400 (1, 5)										3	1	1	0	1	0	1											
Cory Snyder, R OBP: 0.315, SLG: 0.498 (1, 9)										4	1	3	2	0	0	0											
Andy Allanson, R OBP: 0.300, SLG: 0.342 (1, 2)										3	0	1	0	1	0	2											
Jay Bell, R OBP: 0.292, SLG: 0.247 (7, PH)										2	0	1	1	0	1	2											
Ron Washington, R OBP: 0.324, SLG: 0.366 (7, 6)										2	0	0	0	0	0	1											
Inning Stats	R: 0 E: 0 K: 1 S: 7	H: 0 LOB: 0 BB: 0 P: 9	R: 1 E: 0 K: 2 S: 20	H: 3 LOB: 3 BB: 1 P: 34	R: 0 E: 0 K: 0 S: 6	H: 0 LOB: 0 BB: 0 P: 7	R: 0 E: 0 K: 1 S: 10	H: 1 LOB: 2 BB: 1 P: 15	R: 0 E: 0 K: 0 S: 9	H: 0 LOB: 1 BB: 1 P: 19	R: 0 E: 0 K: 0 S: 3	H: 0 LOB: 0 BB: 0 P: 6	R: 0 E: 0 K: 1 S: 8	H: 0 LOB: 0 BB: 0 P: 12	R: 0 E: 0 K: 1 S: 7	H: 0 LOB: 0 BB: 0 P: 10	R: 2 E: 0 K: 0 S: 9	H: 3 LOB: 1 BB: 0 P: 14	1B: 6 2B: 0 3B: 0 HR: 1	SF: 0 SAC: 0 DP: 0 HBP: 0	WP: 0 PB: 0 SB: 0 CS: 0	PA: 37					
PITCHER	IP	WLS	BF	H	R	ER	SO	BB	IBB	HBP	BLK	WP	HR	S	P	ERA	WHIP										
Charles Hudson, R ERA: 3.61 (1, 1)	5.0		22	4	1	1	4	3	0	0	0	0	0	52	84	1.80	1.400										
Neil Allen, R ERA: 3.22 (6, 1)	3.1		13	3	2	2	1	0	0	0	0	0	1	23	35	5.40	0.900										
Dave Righetti, L ERA: 3.67 (9, 1)	0.2	W	2	0	0	0	0	0	0	0	0	0	0	4	7	0.00	0.000										

Batter	1	2	3	4	5	6	7	8	9	AB	R	H	RBI	BB	SO	LOB	BOTTOM										
Roberto Kelly, R OBP: 0.260, SLG: 0.365 (1, 8)										5	0	1	1	0	1	2	Cleveland Indians @ New York Yankees Yankee Stadium, Bronx, NY Sun Jun 26 1988, 3:33 AM EDT Att: 53,037 - Cloudy - 73 F										
Claudell Washington, L OBP: 0.341, SLG: 0.442 (1, 7)										5	0	4	1	0	0	2											
Don Mattingly, L OBP: 0.376, SLG: 0.466 (1, 3)										4	0	0	0	0	0	3											
Jack Clark, R OBP: 0.398, SLG: 0.464 (1, 10)										4	0	0	0	0	2	3											
Dave Winfield, R OBP: 0.437, SLG: 0.613 (1, 9)										3	1	0	0	1	1	0											
Mike Pagliaro, L OBP: 0.286, SLG: 0.376 (1, 5)										4	1	1	0	0	1	1											
Rafael Santana, R OBP: 0.306, SLG: 0.315 (1, 6)										4	1	3	1	0	0	0											
Joel Skinner, R OBP: 0.242, SLG: 0.315 (1, 2)										3	0	0	1	1	1	3											
Rickey Henderson, R OBP: 0.408, SLG: 0.446 (9, PR)										0	1	0	0	0	0	0											
Bobby Meacham, S OBP: 0.308, SLG: 0.282 (1, 4)										3	0	1	0	1	1	1											
Inning Stats	R: 0 E: 0 K: 2 S: 12	H: 1 LOB: 1 BB: 0 P: 21	R: 1 E: 1 K: 1 S: 11	H: 1 LOB: 1 BB: 1 P: 22	R: 0 E: 1 K: 1 S: 8	H: 1 LOB: 2 BB: 0 P: 13	R: 2 E: 0 K: 0 S: 15	H: 3 LOB: 2 BB: 1 P: 26	R: 0 E: 0 K: 0 S: 7	H: 0 LOB: 0 BB: 0 P: 9	R: 0 E: 0 K: 1 S: 8	H: 1 LOB: 1 BB: 0 P: 11	R: 0 E: 0 K: 1 S: 9	H: 1 LOB: 1 BB: 0 P: 15	R: 0 E: 0 K: 1 S: 11	H: 0 LOB: 0 BB: 0 P: 16	R: 1 E: 0 K: 0 S: 8	H: 2 LOB: 3 BB: 1 P: 16	1B: 6 2B: 6 3B: 0 HR: 0	SF: 0 SAC: 0 DP: 2 HBP: 0	WP: 0 PB: 0 SB: 2 CS: 1	PA: 38					
PITCHER	IP	WLS	BF	H	R	ER	SO	BB	IBB	HBP	BLK	WP	HR	S	P	ERA	WHIP										
Rick Rodriguez, R ERA: 8.59 (4, 1)	3.2	L	19	4	1	1	3	1	0	0	0	0	0	44	68	1.80	1.000										

Batter	1	2	3	4	5	6	7	8	9	AB	R	H	RBI	BB	SO	LOB	TOP					
Tom Brookens, R OBP: 0.348, SLG: 0.409 (1, 5)										3	0	2	0	0	0	2						
Lou Whitaker, L OBP: 0.381, SLG: 0.403 (1, 4)										3	0	1	2	1	1	2						
Luis Salazar, R OBP: 0.351, SLG: 0.469 (1, 9)										5	0	3	3	0	1	2						
Alan Trammell, R OBP: 0.384, SLG: 0.498 (1, 6)										5	0	0	0	0	0	7						
Ray Knight, R OBP: 0.298, SLG: 0.301 (1, 3)										5	0	0	0	0	0	2						
Larry Hemdon, R OBP: 0.306, SLG: 0.323 Pat Sheridan, L OBP: 0.342, SLG: 0.473 (7, 7)										2	0	1	0	0	0	0						
Darrell Evans, L OBP: 0.325, SLG: 0.337 (1, 10)										4	0	0	0	0	2	2						
Mike Heath, R OBP: 0.304, SLG: 0.308 (1, 2)										4	2	2	0	0	0	2						
Gary Pettis, S OBP: 0.310, SLG: 0.284 (1, 8)										3	4	3	0	1	0	0						
Inning Stats	R: 0 E: 0 K: 1 S: 13	H: 1 LOB: 1 BB: 0 P: 16	R: 0 E: 0 K: 0 S: 4	H: 0 LOB: 0 BB: 8	R: 2 E: 1 K: 0 S: 17	H: 3 LOB: 1 BB: 0 P: 22	R: 0 E: 0 K: 1 S: 12	H: 1 LOB: 1 BB: 0 P: 16	R: 1 E: 1 K: 1 S: 13	H: 2 LOB: 1 BB: 0 P: 19	R: 0 E: 0 K: 1 S: 5	H: 0 LOB: 1 BB: 0 P: 10	R: 1 E: 0 K: 0 S: 13	H: 3 LOB: 1 BB: 0 P: 21	R: 0 E: 0 K: 0 S: 7	H: 0 LOB: 0 BB: 0 P: 12	R: 2 E: 0 K: 0 S: 11	H: 2 LOB: 2 BB: 2 P: 24	1B: 11 2B: 1 3B: 0 HR: 0	SF: 1 SAC: 2 DP: 1 HBP: 1	WP: 0 PB: 1 SB: 0 CS: 0	PA: 41
PITCHER	IP	WLS	BF	H	R	ER	SO	BB	IBB	HBP	BLK	WP	HR	S	P	ERA	WHIP					
John Candelaria, L ERA: 2.99 Steve Shields, R ERA: 4.4 Tim Stoddard, R ERA: 7.5	(1, 1)	6.1	L	29	9	4	4	4	0	0	1	0	0	0	72	105	5.68	1.421				
	(7, 1)	2.0		9	2	2	2	0	1	1	0	1	0	0	15	33	9.00	1.500				
	(9, 1)	0.2		3	1	0	0	0	0	0	0	0	0	0	8	10	0.00	1.500				

Detroit Tigers @ New York Yankees
 Yankee Stadium, Bronx, NY
 Mon Jun 27 1988, 7:05 PM EDT
 Att: 26,862 - Unknown - 78 F


AB	35
R	6
H	12
RBI	5
BB	2
SO	4
LOB	19



Batter	1	2	3	4	5	6	7	8	9	AB	R	H	RBI	BB	SO	LOB	BOTTOM					
Rickey Henderson, R OBP: 0.406, SLG: 0.440 (1, 7)										3	1	0	0	1	1	1						
Willie Randolph, R OBP: 0.288, SLG: 0.268 (1, 4)										4	0	0	0	0	0	1						
Don Mattingly, L OBP: 0.378, SLG: 0.465 (1, 3)										3	0	1	0	1	0	1						
Jack Clark, R OBP: 0.396, SLG: 0.460 (1, 10)										4	0	1	1	0	1	2						
Dave Winfield, R OBP: 0.435, SLG: 0.608 (1, 9)										4	0	1	0	0	0	1						
Claudell Washington, L OBP: 0.339, SLG: 0.436 (1, 8)										3	1	0	0	1	1	2						
Mike Pagliarulo, L OBP: 0.285, SLG: 0.386 (1, 5)										4	1	1	2	0	1	0						
Don Slaught, R OBP: 0.438, SLG: 0.632 (1, 2)										4	0	2	0	0	0	0						
Rafael Santana, R OBP: 0.307, SLG: 0.320 Jose Cruz, L OBP: 0.292, SLG: 0.246 (9, PH)										3	0	1	0	0	0	1						
Inning Stats	R: 0 E: 0 K: 1 S: 5	H: 0 LOB: 0 BB: 0 P: 8	R: 0 E: 0 K: 1 S: 7	H: 0 LOB: 0 BB: 0 P: 11	R: 0 E: 0 K: 0 S: 10	H: 2 LOB: 1 BB: 0 P: 17	R: 0 E: 0 K: 1 S: 13	H: 1 LOB: 2 BB: 1 P: 23	R: 0 E: 0 K: 1 S: 6	H: 0 LOB: 0 BB: 0 P: 10	R: 1 E: 0 K: 0 S: 14	H: 1 LOB: 1 BB: 1 P: 24	R: 0 E: 0 K: 0 S: 9	H: 1 LOB: 1 BB: 0 P: 14	R: 0 E: 0 K: 0 S: 10	H: 1 LOB: 0 BB: 0 P: 14	R: 2 E: 0 K: 1 S: 13	H: 1 LOB: 0 BB: 1 P: 24	1B: 4 2B: 2 3B: 0 HR: 1	SF: 0 SAC: 0 DP: 0 HBP: 0	WP: 0 PB: 0 SB: 0 CS: 0	PA: 36
PITCHER	IP	WLS	BF	H	R	ER	SO	BB	IBB	HBP	BLK	WP	HR	S	P	ERA	WHIP					
Jack Morris, R ERA: 4.87 Mike Hemmerman, R ERA: 2.06	(1, 1)	6.2	W	26	5	1	1	4	2	0	0	0	0	60	103	1.35	1.050					
	(7, 1)	2.1	S	10	2	2	2	1	1	0	0	0	1	27	42	7.71	1.286					

Detroit Tigers @ New York Yankees
 Yankee Stadium, Bronx, NY
 Mon Jun 27 1988, 7:05 PM EDT
 Att: 26,862 - Unknown - 78 F

AB	33
R	3
H	7
RBI	3
BB	3
SO	5
LOB	9



Batter	1	2	3	4	5	6	7	8	9	AB	R	H	RBI	BB	SO	LOB	TOP										
Gary Pettis, S OBP: 0.318, SLG: 0.292 (1, 8)	1-1 SH SF9 2B		4-2 1B 1-2 BB		2-3 K			0-0 1B S	4-0 3B BB	3	3	2	0	2	1	0	Detroit Tigers @ New York Yankees Yankee Stadium, Bronx, NY Tue Jun 28 1988, 7:05 PM EDT Att: 37,103 - Unknown - 82 F										
Lou Whitaker, L OBP: 0.382, SLG: 0.402 (1, 4)	2-1 SH G5-4-3		1-1 1B		0-0 F9			1-0 F9	4-1 3B BB	3	1	1	1	1	0	1											
Pat Sheridan, L OBP: 0.351, SLG: 0.493 (1, 7)	2-1 SF9		4-0 1B		3-2 F3			1-1 1B 1B	2-2 3B	3	1	2	4	1	0	0											
Luis Salazar, R OBP: 0.348, SLG: 0.463 (1, 6)	0-2 G5-4-3		0-0 P6		1-3 K			0-2 1B 1B	1-0 F8	5	0	1	1	0	1	5											
Darrell Evans, L OBP: 0.323, SLG: 0.332 (1, 3)		4-1 CS BB	1-3 K		1-3 K			1-0 5-3		3	0	0	0	1	2	4											
Chet Lemon, R OBP: 0.360, SLG: 0.440 (1, 9)		2-2 6-3		2-2 F7		0-1 4-3		4-1 BB		3	0	0	0	1	0	1											
Matt Nokes, L OBP: 0.283, SLG: 0.422 (1, 2)		2-3 K		2-3 K			2-2 F6	1-0 F6		4	0	0	0	0	2	2											
Dave Bergman, L OBP: 0.385, SLG: 0.403 (1, 10)			1-2 BB 1B	1-1 1B		3-2 6-3			0-0 F2	4	1	2	0	0	0	0											
Tom Brookens, R OBP: 0.342, SLG: 0.401 (1, 5)			0-0 F9	0-0 F4		2-1 4-3		1-0 6-3		4	0	0	0	0	0	2											
Inning Stats	R: 1 E: 1 K: 0 S: 9	H: 1 LOB: 0 BB: 0 P: 14	R: 0 E: 0 K: 1 S: 9	H: 0 LOB: 0 BB: 1 P: 17	R: 1 E: 0 K: 1 S: 14	H: 2 LOB: 3 BB: 2 P: 25	R: 0 E: 0 K: 1 S: 9	H: 1 LOB: 1 BB: 0 P: 14	R: 0 E: 0 K: 2 S: 8	H: 0 LOB: 0 BB: 0 P: 13	R: 0 E: 0 K: 2 S: 9	H: 0 LOB: 0 BB: 0 P: 16	R: 2 E: 0 K: 0 S: 11	H: 3 LOB: 2 BB: 1 P: 19	R: 2 E: 0 K: 0 S: 8	H: 1 LOB: 1 BB: 2 P: 20	1B: 6 2B: 1 3B: 1 HR: 0	SF: 1 SAC: 1 DP: 1 HBP: 0	WP: 0 PB: 0 SB: 2 CS: 1	PA: 40							
PITCHER	IP	WLS	BF	H	R	ER	SO	BB	IBB	HBP	BLK	WP	HR	S	P	ERA	WHIP										
Rick Rhoden, R ERA: 4.78 (1, 1)	7.1	L	31	7	4	4	6	2	1	0	0	0	0	75	120	4.91	1.227										
Dave Righetti, L ERA: 4.04 (8, 1)	1.1		8	1	2	2	0	3	0	0	0	0	0	10	27	13.50	3.000										
Neil Allen, R ERA: 3.2 (9, 1)	0.1		1	0	0	0	0	0	0	0	0	0	0	1	2	0.00	0.000										

Batter	1	2	3	4	5	6	7	8	9	AB	R	H	RBI	BB	SO	LOB	BOTTOM										
Roberto Kelly, R OBP: 0.272, SLG: 0.364 (1, 8)	0-1 E SH1-3 1B		1-3 K		1-3 K			4-2 BB		3	0	1	0	1	2	0	Detroit Tigers @ New York Yankees Yankee Stadium, Bronx, NY Tue Jun 28 1988, 7:05 PM EDT Att: 37,103 - Unknown - 82 F										
Willie Randolph, R OBP: 0.284, SLG: 0.264 (1, 4)	0-0 SH1-3		2-1 F8		1-0 F3			0-0 F3		3	0	0	0	0	0	1											
Don Mattingly, L OBP: 0.372, SLG: 0.457 (1, 3)	1-2 L6		1-0 F4		1-2 4-3			3-2 F8		4	0	0	0	0	0	2											
Jack Clark, R OBP: 0.397, SLG: 0.459 (1, 10)	3-2 P4			1-3 K		4-1 BB			1-0 1B 1B	3	0	1	0	1	1	1											
Dave Winfield, R OBP: 0.432, SLG: 0.606 (1, 9)		3-2 E 2B		0-1 F4		1-1 F8			0-0 F9	4	1	1	0	0	0	2											
Gary Ward, R OBP: 0.303, SLG: 0.274 (1, 7)		0-1 FC6		1-2 1B			0-2 6-3		2-2 1B	4	0	2	0	0	0	0											
Don Slaught, R OBP: 0.424, SLG: 0.610 (1, 2)		2-1 F8		3-3 K			3-2 F7		1-0 F7	4	0	0	0	0	1	4											
Mike Pagliarulo, L OBP: 0.281, SLG: 0.380 (1, 5)			2-3 K		0-0 5-3			1-3 K		4	0	0	0	0	3	3											
Rafael Santana, R OBP: 0.303, SLG: 0.316 (1, 6)		2-1 P3		3-2 F8				0-2 5-3		3	0	0	0	0	0	1											
Inning Stats	R: 0 E: 1 K: 0 S: 9	H: 1 LOB: 1 BB: 0 P: 13	R: 1 E: 1 K: 1 S: 13	H: 1 LOB: 1 BB: 0 P: 22	R: 0 E: 0 K: 1 S: 6	H: 0 LOB: 0 BB: 0 P: 10	R: 0 E: 0 K: 2 S: 14	H: 1 LOB: 1 BB: 0 P: 19	R: 0 E: 0 K: 1 S: 8	H: 0 LOB: 0 BB: 1 P: 12	R: 0 E: 0 K: 0 S: 8	H: 0 LOB: 1 BB: 1 P: 15	R: 0 E: 0 K: 1 S: 12	H: 0 LOB: 0 BB: 0 P: 16	R: 0 E: 0 K: 0 S: 13	H: 0 LOB: 1 BB: 1 P: 20	R: 0 E: 0 K: 1 S: 11	H: 2 LOB: 2 BB: 0 P: 16	1B: 4 2B: 1 3B: 0 HR: 0	SF: 0 SAC: 1 DP: 0 HBP: 0	WP: 0 PB: 0 SB: 0 CS: 0	PA: 35					
PITCHER	IP	WLS	BF	H	R	ER	SO	BB	IBB	HBP	BLK	WP	HR	S	P	ERA	WHIP										
Frank Tanana, L ERA: 4.6 (1, 1)	8.1	W	33	5	1	0	6	2	0	0	0	0	0	89	136	0.00	0.840										
Mike Henneman, R ERA: 2.04 (9, 1)	0.2		2	0	0	0	1	0	0	0	0	0	0	5	7	0.00	0.000										

Batter	1	2	3	4	5	6	7	8	9	AB	R	H	RBI	BB	SO	LOB	TOP					
Gary Pettis, S OBP: 0.316, SLG: 0.297 (1, 8)	F7		1B		4-3		K		F3	5	1	1	1	0	1	0	Detroit Tigers @ New York Yankees Yankee Stadium, Bronx, NY Wed Jun 29 1988, 7:05 PM EDT Att: 33,064 - Unknown - 72 F					
Lou Whitaker, L OBP: 0.396, SLG: 0.403 (1, 4)	3-1		1B		1B		F6		BB	4	0	2	1	1	0	0						
Pat Sheridan, L OBP: 0.352, SLG: 0.489 (1, 7)	K		1B		F7		1B		F8	5	0	2	0	0	1	2						
Luis Salazar, R OBP: 0.346, SLG: 0.459 (1, 6)			SH3-4		F8		F4		F3	4	1	1	0	0	0	3						
Darrell Evans, L OBP: 0.335, SLG: 0.338 (1, 3)			1B		BB		BB		1B	2	0	2	0	2	0	0						
Chet Lemon, R OBP: 0.354, SLG: 0.432 (1, 9)			1B		F9		F9		F9	4	0	0	1	0	0	6						
Matt Nokes, L OBP: 0.282, SLG: 0.415 (1, 2)			K		BB		K		K	3	0	0	0	1	2	2						
Ray Knight, R OBP: 0.297, SLG: 0.299 (1, 10)			5-3		F9		F9		1B	4	0	1	0	0	1	3						
Tom Brookens, R OBP: 0.341, SLG: 0.403 (1, 5)			2B		5-3		F5		K	4	1	1	0	0	1	4						
Inning Stats	R: 0 E: 0 K: 1 S: 7	H: 0 LOB: 0 BB: 0 P: 11	R: 1 E: 0 K: 1 S: 11	H: 2 LOB: 1 BB: 0 P: 18	R: 2 E: 0 K: 0 S: 11	H: 4 LOB: 2 BB: 1 P: 19	R: 0 E: 0 K: 1 S: 8	H: 0 LOB: 0 BB: 0 P: 11	R: 0 E: 0 K: 0 S: 12	H: 1 LOB: 1 BB: 0 P: 21	R: 0 E: 0 K: 0 S: 10	H: 0 LOB: 2 BB: 2 P: 18	R: 0 E: 0 K: 1 S: 9	H: 1 LOB: 1 BB: 0 P: 14	R: 0 E: 0 K: 2 S: 15	H: 2 LOB: 2 BB: 0 P: 20	R: 0 E: 0 K: 0 S: 10	H: 0 LOB: 1 BB: 1 P: 18	1B: 8 2B: 1 3B: 1 HR: 0	SF: 0 SAC: 1 DP: 1 HBP: 0	WP: 0 PB: 0 SB: 0 CS: 0	PA: 40
PITCHER	IP	WLS	BF	H	R	ER	SO	BB	IBB	HBP	BLK	WP	HR	S	P	ERA	WHIP					
Richard Dotson, R ERA: 4.32 (1, 1)	2.0		12	6	3	3	2	0	0	0	0	0	0	25	40	13.50	3.000					
Steve Shields, R ERA: 4.06 (3, 1)	2.1	W	8	1	0	0	1	0	1	0	0	0	0	19	31	0.00	0.429					
Neil Allen, R ERA: 3.02 (5, 1)	2.2		12	2	0	0	1	2	0	0	0	0	0	26	44	0.00	1.500					
Cecilio Guante, R ERA: 2.4 (8, 1)	2.0		8	1	0	0	2	1	0	0	0	0	0	23	35	0.00	1.000					

Batter	1	2	3	4	5	6	7	8	9	AB	R	H	RBI	BB	SO	LOB	BOTTOM				
Claudell Washington, L OBP: 0.345, SLG: 0.454 (1, 8)	BB		4-3		2-2		K			5	1	3	3	0	1	2	Detroit Tigers @ New York Yankees Yankee Stadium, Bronx, NY Wed Jun 29 1988, 7:05 PM EDT Att: 33,064 - Unknown - 72 F				
Gary Ward, R OBP: 0.300, SLG: 0.274 (8, 8)	1B	E7			1B		3B			0	0	0	0	0	0	0					
Don Mattingly, L OBP: 0.389, SLG: 0.451 (1, 3)	F8	1B			F8		F7		4-3	5	0	1	1	0	0	4					
Dave Winfield, R OBP: 0.432, SLG: 0.599 (1, 9)	BB	G5-4-3			1B		4-3		1-3	3	1	0	0	2	0	1					
Jack Clark, R OBP: 0.404, SLG: 0.477 (1, 10)	K	1B			BB		1B		1-2	4	1	3	1	1	1	2					
Mike Pagliarulo, L OBP: 0.280, SLG: 0.377 (1, 5)	6-3	1B			1B		FC4-6		G6-3	5	0	1	1	0	0	4					
Jose Cruz, L OBP: 0.289, SLG: 0.235 (1, 7)		2B			F8		FC5-4		FC5-4	3	1	0	0	1	0	3					
Willie Randolph, R OBP: 0.293, SLG: 0.275 (1, 4)		E			BB		FC5-4		6-3	3	1	2	0	1	0	0					
Rafael Santana, R OBP: 0.310, SLG: 0.318 (1, 6)		E			1B		FC5-4		1B	2	2	1	0	2	0	1					
Joel Skinner, R OBP: 0.242, SLG: 0.313 (1, 2)	K	BB			BB		1B		1B	4	0	1	0	0	1	6					
Inning Stats	R: 0 E: 0 K: 1 S: 13	H: 1 LOB: 2 BB: 1 P: 25	R: 4 E: 1 K: 1 S: 17	H: 3 LOB: 0 BB: 2 P: 33	R: 1 E: 0 K: 0 S: 11	H: 2 LOB: 2 BB: 1 P: 22	R: 1 E: 0 K: 0 S: 8	H: 1 LOB: 2 BB: 2 P: 20	R: 1 E: 0 K: 0 S: 13	H: 1 LOB: 1 BB: 1 P: 20	R: 0 E: 0 K: 0 S: 12	H: 1 LOB: 1 BB: 0 P: 17	R: 0 E: 0 K: 1 S: 11	H: 2 LOB: 2 BB: 0 P: 15	R: 0 E: 0 K: 0 S: 6	H: 1 LOB: 0 BB: 0 P: 8	1B: 8 2B: 2 3B: 1 HR: 1	SF: 0 SAC: 0 DP: 2 HBP: 0	WP: 0 PB: 0 SB: 1 CS: 0	PA: 41	
PITCHER	IP	WLS	BF	H	R	ER	SO	BB	IBB	HBP	BLK	WP	HR	S	P	ERA	WHIP				
Walt Terrell, R ERA: 4.76 (1, 1)	2.2	L	17	6	5	5	2	4	0	0	0	0	0	39	77	16.88	3.750				
Mike Trujillo, R ERA: 9.64 (3, 1)	1.1		7	1	1	1	0	1	1	0	0	0	0	10	23	6.75	1.500				
Eric King, R ERA: 3.86 (5, 1)	2.2		13	4	1	1	1	1	0	0	0	0	0	35	51	3.38	1.875				
Willie Hernandez, L ERA: 2.23 (7, 1)	1.1		4	1	0	0	0	0	0	0	0	0	0	7	9	0.00	0.750				

Batter	1	2	3	4	5	6	7	8	9	AB	R	H	RBI	BB	SO	LOB	TOP										
Claudell Washington, L (1.8) OBP: 0.339, SLG: 0.445	1-3 K		0-0 3-1			1-2 5-3		0-1 B5-3		4	0	0	0	0	1	2											
Gary Ward, R (1.9) OBP: 0.305, SLG: 0.294	1-1 6-3			0-0 L6			1-0 1B 2B		2-1 6-3	4	1	1	0	0	0	0											
Don Mattingly, L (1.3) OBP: 0.368, SLG: 0.444	2-2 F8			1-0 G4-6-3 1B			1-1 F7		1-0 6-3	4	0	1	0	0	0	1											
Jack Clark, R (1.10) OBP: 0.405, SLG: 0.482		1-3 K		1-0 G4-6-3 1-2			0-3 K		4-2 BB BB	3	0	0	0	1	2	2											
Mike Pagliarulo, L (1.5) OBP: 0.282, SLG: 0.375		2-3 K			0-0 F8		0-1 2H 1B		4-1 1-2 BB	3	0	1	1	1	1	0											
Jose Cruz, L (1.7) OBP: 0.276, SLG: 0.225	1-1 G3				1-0 4-3		1-1 G3		0-0 F9	3	0	0	0	0	0	1											
Jay Buhner, R (7.9) OBP: 0.233, SLG: 0.313										1	0	0	0	0	0	2											
Rafael Santana, R (1.6) OBP: 0.305, SLG: 0.317			2-1 F4		2-1 5-3			3-2 6-3		3	0	0	0	0	0	0											
Joel Skinner, R (1.2) OBP: 0.244, SLG: 0.308			1-0 F9			1-3 K		4-1 BB		2	0	0	0	1	1	0											
Bobby Meacham, S (1.4) OBP: 0.320, SLG: 0.299			4-1 BB			0-2 5-3		2-3 K		1	0	0	0	1	0	0											
Dave Winfield, R (8, PH) OBP: 0.427, SLG: 0.590										1	0	0	0	0	1	1											
Willie Randolph, R (8.4) OBP: 0.295, SLG: 0.278										0	0	0	0	0	0	0											
Inning Stats	R: 0 E: 0 K: 1 S: 8	H: 0 LOB: 0 BB: 0 P: 12	R: 0 E: 0 K: 2 S: 9	H: 0 LOB: 0 BB: 0 P: 13	R: 0 E: 0 K: 0 S: 5	H: 0 LOB: 1 BB: 1 P: 12	R: 0 E: 0 K: 0 S: 3	H: 1 LOB: 0 BB: 0 P: 5	R: 0 E: 0 K: 0 S: 4	H: 0 LOB: 0 BB: 0 P: 7	R: 0 E: 0 K: 1 S: 10	H: 0 LOB: 0 BB: 0 P: 12	R: 1 E: 0 K: 1 S: 12	H: 2 LOB: 1 BB: 0 P: 15	R: 0 E: 0 K: 0 S: 11	H: 0 LOB: 1 BB: 1 P: 20	R: 0 E: 0 K: 0 S: 7	H: 0 LOB: 2 BB: 2 P: 18	1B: 2 2B: 1 3B: 0 HR: 0	SF: 0 SAC: 0 DP: 1 HBP: 0	WP: 0 PB: 0 CS: 0	PA: 33					
PITCHER	IP	WLS	BF	H	R	ER	SO	BB	IBB	HBP	BLK	WP	HR	S	P	ERA	WHIP										
Jack McDowell, R (1.1) ERA: 4.24	8.0		28	3	1	1	6	2	0	0	0	0	0	62	96	1.12	0.625										
Bobby Thigpen, R (9.1) ERA: 3.47	1.0	W	5	0	0	0	0	2	0	0	0	0	0	7	18	0.00	2.000										

New York Yankees @ Chicago White Sox
Comiskey Park, Chicago, IL

AB 29
R 1
H 3
RBI 1
BB 4
SO 6
LOB 9



WP: 0 PA: 33
PB: 0
CS: 0

Batter	1	2	3	4	5	6	7	8	9	AB	R	H	RBI	BB	SO	LOB	BOTTOM										
Gary Redus, R (1.7) OBP: 0.342, SLG: 0.410	2-2 S 1B		1-2 P3		2-2 F9		1-3 K		0-0 1-3 2H 1B	5	0	2	1	0	1	2											
Steve Lyons, L (1.5) OBP: 0.365, SLG: 0.394	1-1 F8		0-0 4-3		0-1 G3		0-0 G6-4-3 1B			4	0	1	0	0	0	3											
Harold Baines, L (1.10) OBP: 0.335, SLG: 0.406	3-3 K		2-3 1B		4-0 BB IBB		2-0 G6-4-3 1-2			3	0	1	1	1	1	2											
Greg Walker, L (1.3) OBP: 0.296, SLG: 0.356	0-0 4-3		3-1 F3		4-2 BB		1-1 4-3			3	0	0	0	1	0	2											
Kenny Williams, R (1.9) OBP: 0.252, SLG: 0.353		2-2 S 1B		1-1 F4		2-3 K		1-0 G6-4-3 1B		2	0	1	0	0	0	0											
Dan Pasqua, L (5, PH) OBP: 0.326, SLG: 0.442										2	0	1	0	0	1	3											
Dave Gallagher, R (1.8) OBP: 0.307, SLG: 0.409		2-2 P3		0-0 2B		2-2 3-1 SH1-3 1B		0-0 G6-4-3 1-2		4	0	2	0	0	0	2											
Fred Manrique, R (1.4) OBP: 0.244, SLG: 0.338		2-2 F6		3-1 F9		0-0 SH1-3		1-2 1B		3	1	1	0	0	0	2											
Ozzie Guillen, L (1.6) OBP: 0.288, SLG: 0.304		1-2 4-3		0-1 F2		1-2 3-1		1-2 SH 1B		3	0	0	0	0	0	3											
Ron Karkovice, R (1.2) OBP: 0.239, SLG: 0.296			2-2 4-3 1B 2B		2-2 G3		3-3 K		2-3 SH K	3	1	2	0	0	1	1											
Daryl Boston, L (9, PH) OBP: 0.239, SLG: 0.459										1	0	0	0	0	1	2											
Inning Stats	R: 0 E: 0 K: 1 S: 11	H: 1 LOB: 1 BB: 0 P: 17	R: 0 E: 0 K: 0 S: 14	H: 1 LOB: 1 BB: 0 P: 20	R: 1 E: 0 K: 0 S: 12	H: 2 LOB: 1 BB: 0 P: 20	R: 0 E: 0 K: 0 S: 7	H: 1 LOB: 1 BB: 0 P: 11	R: 0 E: 0 K: 1 S: 14	H: 1 LOB: 3 BB: 2 P: 28	R: 0 E: 0 K: 1 S: 10	H: 1 LOB: 0 BB: 0 P: 16	R: 0 E: 0 K: 1 S: 6	H: 1 LOB: 0 BB: 0 P: 9	R: 0 E: 0 K: 0 S: 4	H: 1 LOB: 0 BB: 0 P: 6	R: 1 E: 1 K: 1 S: 6	H: 2 LOB: 2 BB: 0 P: 10	1B: 8 2B: 3 3B: 0 HR: 0	SF: 0 SAC: 2 DP: 2 HBP: 0	WP: 0 PB: 0 CS: 0	PA: 37					
PITCHER	IP	WLS	BF	H	R	ER	SO	BB	IBB	HBP	BLK	WP	HR	S	P	ERA	WHIP										
Ron Guidry, L (1.1) ERA: 1.93	4.2		22	6	1	1	1	0	0	0	0	0	0	55	91	1.93	1.500										
Steve Shields, R (5.1) ERA: 3.93	3.1	L	13	4	1	1	3	0	0	0	0	0	0	25	40	2.70	1.200										
Dave Righetti, L (9.1) ERA: 3.76	0.1		1	0	0	0	1	0	0	0	0	0	0	3	5	0.00	0.000										
Cecilio Guante, R (9.1) ERA: 2.4	0.0		1	1	0	0	0	0	0	0	0	0	0	1	1	∞	∞										

New York Yankees @ Chicago White Sox
Comiskey Park, Chicago, IL


AB 33
R 2
H 11
RBI 2
BB 2
SO 5
LOB 22



WP: 0 PA: 37
PB: 0
CS: 0

Batter	1	2	3	4	5	6	7	8	9	AB	R	H	RBI	BB	SO	LOB	TOP											
Rickey Henderson, R OBP: 0.409, SLG: 0.438	1-1 BLK BB 1B	3-3 K		1-3 K			0-0 G6-3		1-2 L3-6	5	1	1	0	0	2	1	New York Yankees @ Texas Rangers Arlington Stadium, Arlington, TX Tue Jul 05 1988, 8:05 PM EDT Att: 17,546 - Overcast - 88 F											
Don Mattingly, L OBP: 0.372, SLG: 0.456	2-0 BB BB 1B	1-0 G4-3		4-2 FC5-4 BB			0-0 G1-3		3-1 2B	4	1	2	0	1	0	0												
Dave Winfield, R OBP: 0.431, SLG: 0.587	4-1 BB BB SF8 BB	2-1 3B		2-1 FC5-4 1-2			0-3 K		0-1 G4-3	4	1	1	0	1	1	2												
Jack Clark, R OBP: 0.410, SLG: 0.502	4-0 SF8 BB G4-3 BB	2-2 F7			2-1 F8				0-1 SH5-4 FC5 1B	3	1	1	1	1	0	1												
Gary Ward, R OBP: 0.315, SLG: 0.295	1-2 2-3 3-H 1B BB		0-1 F7		1-3 K				4-0 SH5-4 BB	2	1	0	1	2	1	0												
Don Slaught, R OBP: 0.405, SLG: 0.576	0-2 SF8		0-0 G4-3		0-3 K				0-0 SH5-4	2	0	0	1	0	1	0												
Willie Randolph, R OBP: 0.299, SLG: 0.292	2-3 3-H G4-3		1-0 1B		1-1 F9				2-1 FC5	4	0	1	1	0	0	3												
Mike Pagliarulo, L OBP: 0.287, SLG: 0.374	0-1 SAFE 2H 1B		1-0 F7		4-0 G1-6-3 BB				1-0 G4-3	3	0	1	1	1	0	3												
Rafael Santana, R OBP: 0.298, SLG: 0.309	2-1 F3			0-1 G5-3			0-0 G1-6-3		2-1 L3-6 2B	4	0	1	0	0	0	2												
Inning Stats	R: 5 E: 0 K: 0 S: 15	H: 3 LOB: 1 BB: 3 P: 35	R: 0 E: 0 K: 1 S: 9	H: 1 LOB: 1 BB: 0 P: 17	R: 0 E: 0 K: 0 S: 5	H: 1 LOB: 1 BB: 1 P: 7	R: 0 E: 0 K: 1 S: 9	H: 0 LOB: 0 BB: 1 P: 16	R: 0 E: 0 K: 2 S: 8	H: 0 LOB: 0 BB: 0 P: 11	R: 0 E: 0 K: 1 S: 3	H: 0 LOB: 0 BB: 1 P: 8	R: 0 E: 0 K: 1 S: 5	H: 0 LOB: 0 BB: 0 P: 5	R: 0 E: 0 K: 0 S: 6	H: 1 LOB: 2 BB: 1 P: 13	R: 0 E: 0 K: 0 S: 9	H: 2 LOB: 3 BB: 0 P: 15	1B: 5 2B: 3 3B: 1 HR: 0	SF: 1 SAC: 1 DP: 2 HBP: 0	WP: 0 PB: 0 SB: 0 CS: 0	PA: 39						
PITCHER	IP	WLS	BF	H	R	ER	SO	BB	IBB	HBP	BLK	WP	HR	S	P	ERA	WHIP											
Ray Hayward, L ERA: 5.46	(1, 1)	0.0	L	4	2	4	4	0	2	0	0	1	0	0	4	15	∞	∞										
Craig McMurtry, R ERA: 1.95	(1, 1)	7.2		30	4	1	1	5	4	0	0	0	0	0	55	95	1.17	1.043										
Ed Vande Berg, L ERA:	(8, 1)	1.1		5	2	0	0	0	0	0	0	0	0	0	10	17	0.00	1.500										

AB	31
R	5
H	8
RBI	5
BB	6
SO	5
LOB	12



Batter	1	2	3	4	5	6	7	8	9	AB	R	H	RBI	BB	SO	LOB	BOTTOM										
Cecil Espy, S OBP: 0.301, SLG: 0.416	1-1 G6-3		1-0 S 1B		2-2 G5-3		0-0 L3		2-1 BB	4	0	1	0	0	0	2	New York Yankees @ Texas Rangers Arlington Stadium, Arlington, TX Tue Jul 05 1988, 8:05 PM EDT Att: 17,546 - Overcast - 88 F										
Mike Stanley, R OBP: 0.322, SLG: 0.301					1-2				1-3 2-H 1B	1	0	1	1	0	0	0											
Bob Brower, R OBP: 0.321, SLG: 0.316	1-1 L4		3-2 SAFE G4-3		1-3 K				4-1 FC6-4 BB	3	0	0	0	2	1	2											
Scott Fletcher, R OBP: 0.356, SLG: 0.334	1-1 1B			3-2 FC6-4 1B		1-2 F7			0-3 K	5	0	2	0	0	1	4											
Ruben Sierra, S OBP: 0.304, SLG: 0.441	2-1 F8			0-0 FC6-4 2B G6-3		1-0 HR			1-0 F9	4	2	1	1	0	0	3											
Larry Parrish, R OBP: 0.253, SLG: 0.317				2-0 SAFE G6-3		1-3 K			2-2 FC6-4	4	0	1	0	0	1	1											
Pete O'Brien, L OBP: 0.385, SLG: 0.420				1-3 2B		1-1 G3			1-1 G4-3	4	0	0	1	0	0	1											
Steve Buechele, R OBP: 0.350, SLG: 0.424				2-3 3-H G6-3					1-2 G6-3	4	0	0	0	0	1	1											
Jeff Kunkel, R OBP: 0.300, SLG: 0.510				1-2 L4		1-3 K			4-0 1B 1B	3	1	1	0	1	1	0											
Geno Petralli, L OBP: 0.367, SLG: 0.417				1-2 G4-3		1-2 BLK 1B			1-1 1B BB	3	0	1	0	0	0	1											
Barbaro Garbey, R OBP: 0.261, SLG: 0.250									1-2 1B	1	0	1	0	0	0	0											
Inning Stats	R: 0 E: 0 K: 0 S: 8	H: 1 LOB: 0 BB: 0 P: 13	R: 0 E: 0 K: 0 S: 6	H: 0 LOB: 0 BB: 0 P: 11	R: 0 E: 0 K: 0 S: 10	H: 1 LOB: 1 BB: 0 P: 16	R: 1 E: 0 K: 0 S: 12	H: 2 LOB: 1 BB: 0 P: 21	R: 0 E: 0 K: 2 S: 14	H: 1 LOB: 0 BB: 0 P: 19	R: 1 E: 0 K: 1 S: 10	H: 1 LOB: 0 BB: 0 P: 14	R: 0 E: 0 K: 1 S: 7	H: 1 LOB: 1 BB: 0 P: 10	R: 0 E: 0 K: 1 S: 8	H: 0 LOB: 1 BB: 1 P: 15	R: 1 E: 0 K: 0 S: 11	H: 2 LOB: 3 BB: 2 P: 25	1B: 7 2B: 1 3B: 0 HR: 1	SF: 0 SAC: 0 DP: 0 HBP: 0	WP: 0 PB: 0 SB: 1 CS: 0	PA: 39					
PITCHER	IP	WLS	BF	H	R	ER	SO	BB	IBB	HBP	BLK	WP	HR	S	P	ERA	WHIP										
Tommy John, L ERA: 3.3	(1, 1)	6.0	W	24	6	2	2	3	0	0	0	1	0	60	94	3.00	1.000										
Neil Allen, R ERA: 2.5	(7, 1)	2.0		8	1	0	0	2	1	0	0	0	0	15	25	0.00	1.000										
Dave Righetti, L ERA: 3.92	(9, 1)	0.2		6	2	1	1	0	2	0	0	0	0	10	23	13.50	6.000										
Tim Stoddard, R ERA: 6.96	(9, 1)	0.1	S	1	0	0	0	0	0	0	0	0	0	1	2	0.00	0.000										


AB	36
R	3
H	9
RBI	3
BB	3
SO	5
LOB	15



Batter	1	2	3	4	5	6	7	8	9	AB	R	H	RBI	BB	SO	LOB	TOP										
Rickey Henderson, R OBP: 0.409, SLG: 0.433	1-3 K	2-2 F7		4-2 BB		4-0 BLK 1B BB		1-2 SAFE 5-3		3	0	0	0	2	1	2											
Claudell Washington, L OBP: 0.343, SLG: 0.440	3-2 1B		0-0 G3	0-2 3-1		1-0 SAFE 1B			1-2 2B HBP	4	1	2	0	0	0	3											
Gary Ward, R OBP: 0.320, SLG: 0.295										0	0	0	0	0	0	0											
Don Mattingly, L OBP: 0.376, SLG: 0.463	1-1 1B		2-0 BLK 4-3 1B		0-1 G4-3	0-0 F7			1-2 SAFE 2B	5	0	3	0	0	0	1											
Jack Clark, R OBP: 0.406, SLG: 0.496	1-2 1B		2-1 4-3		2-2 F8				1-3 K	5	0	1	1	0	2	3											
Dave Winfield, R OBP: 0.433, SLG: 0.589	1-2 1B		3-3 K		1-1 1B				4-0 K	4	1	2	0	1	2	1											
Mike Pagliarulo, L OBP: 0.290, SLG: 0.377	1-0 G4-6-3		2-3 K		0-2 1B																						
Bobby Meacham, S OBP: 0.308, SLG: 0.286																											
Jay Buhner, R OBP: 0.250, SLG: 0.319																											
Don Slaught, R OBP: 0.405, SLG: 0.566		1-1 F8		4-2 FC5-2 BB	1-1 FC6-4 1B			0-1 F3	3-3 K	4	0	1	0	1	1	3											
Willie Randolph, R OBP: 0.298, SLG: 0.288		2-1 G4-3		4-2 BB FC5-2	1-1 FC6-4			1-0 F2		3	0	0	0	1	0	2											
Rafael Santana, R OBP: 0.301, SLG: 0.312		2-2 S 1B		1-0 FC5-2 BB	2-3 K			2-1 1B		4	0	2	0	0	1	3											
Inning Stats	R: 1 E: 0 K: 1 S: 17	H: 4 LOB: 2 BB: 0 P: 25	R: 0 E: 0 K: 0 S: 11	H: 1 LOB: 1 BB: 0 P: 18	R: 0 E: 0 K: 1 S: 7	H: 1 LOB: 3 BB: 3 P: 26	R: 1 E: 0 K: 0 S: 17	H: 3 LOB: 1 BB: 1 P: 22	R: 0 E: 0 K: 1 S: 6	H: 1 LOB: 1 BB: 1 P: 13	R: 0 E: 0 K: 2 S: 9	H: 0 LOB: 0 BB: 0 P: 15	R: 0 E: 0 K: 0 S: 8	H: 1 LOB: 1 BB: 0 P: 12	R: 0 E: 0 K: 3 S: 16	H: 1 LOB: 3 BB: 1 P: 28	1B: 11 2B: 2 3B: 0 HR: 0	SF: 0 SAC: 0 DP: 2 HBP: 1	WP: 0 PB: 0 SB: 1 CS: 0	PA: 43							
PITCHER	IP	WLS	BF	H	R	ER	SO	BB	IBB	HBP	BLK	WP	HR	S	P	ERA	WHIP										
Jeff Russell, R ERA: 3.16	7.2	W	36	12	2	2	5	4	0	0	2	0	0	85	141	2.35	2.087										
Mitch Williams, L ERA: 4.17	1.1	S	7	1	0	0	3	0	1	1	0	0	0	19	32	0.00	0.750										

New York Yankees @ Texas Rangers
Arlington Stadium, Arlington, TX
Wed Jul 06 1988, 8:05 PM EDT
Att: 20,324 - Unknown - 89 F


AB 37
R 2
H 13
RBI 2
BB 5
SO 8
LOB 24



Batter	1	2	3	4	5	6	7	8	9	AB	R	H	RBI	BB	SO	LOB	BOTTOM										
Bob Brower, R OBP: 0.321, SLG: 0.317	1-1 P4-3 1B		3-2 F7		2-3 K					3	0	1	0	0	1	1											
Cecil Espy, S OBP: 0.299, SLG: 0.413										1	0	0	0	0	0	1											
Scott Fletcher, R OBP: 0.355, SLG: 0.333	0-0 P4-3 1-2 SAFE		2-2 6-3		3-1 E5 CS 1B				0-1 FC5-4	4	0	1	0	0	0	2											
Ruben Sierra, S OBP: 0.304, SLG: 0.437	0-1 L7		0-1 6-3		4-0 BB					3	0	0	0	1	0	0											
Pete Incaviglia, R OBP: 0.342, SLG: 0.516		1-0 HR		2-3 K	1-2 F8				1-1 F8 SF8 3B	4	2	2	1	0	1	1											
Pete O'Brien, L OBP: 0.367, SLG: 0.425		0-0 3-1		1-2 E 2B		4-1 G5-4-3 BB			0-0 SF8	2	0	1	1	1	0	0											
Larry Parrish, R OBP: 0.257, SLG: 0.324		2-2 WP 2B		3-1 5-3		0-0 G5-4-3			3-1 1B	4	1	2	0	0	0	2											
Jim Steels, L OBP: 0.200, SLG: 0.227										0	0	0	0	0	0	0											
Steve Buechele, R OBP: 0.345, SLG: 0.417		0-0 L9		1-2 E5		1-0 6-3			1-2 SAFE L7	4	0	0	0	0	0	3											
Jeff Kunkel, R OBP: 0.302, SLG: 0.519		3-2 2B		0-0 P6					1-2 6-3	3	0	1	1	0	0	2											
Geno Petralli, L OBP: 0.373, SLG: 0.418					3-2 1B				4-1 FC5-4 BB	2	1	1	0	1	1	1											
Inning Stats	R: 0 E: 0 K: 0 S: 5	H: 1 LOB: 0 BB: 0 P: 6	R: 2 E: 0 K: 1 S: 12	H: 3 LOB: 1 BB: 0 P: 18	R: 0 E: 0 K: 0 S: 10	H: 0 LOB: 0 BB: 0 P: 15	R: 0 E: 1 K: 1 S: 14	H: 1 LOB: 2 BB: 0 P: 21	R: 1 E: 1 K: 1 S: 11	H: 2 LOB: 1 BB: 1 P: 24	R: 0 E: 0 K: 0 S: 3	H: 0 LOB: 0 BB: 1 P: 8	R: 0 E: 0 K: 0 S: 10	H: 0 LOB: 1 BB: 1 P: 18	R: 1 E: 0 K: 0 S: 16	H: 2 LOB: 1 BB: 0 P: 22	1B: 4 2B: 4 3B: 1 HR: 1	SF: 1 SAC: 0 DP: 2 HBP: 0	WP: 1 PB: 0 SB: 0 CS: 1	PA: 34							
PITCHER	IP	WLS	BF	H	R	ER	SO	BB	IBB	HBP	BLK	WP	HR	S	P	ERA	WHIP										
Ron Guidry, L ERA: 2.89	4.2	L	21	7	3	2	3	1	0	0	0	0	0	49	80	3.86	1.714										
Neil Allen, R ERA: 2.77	2.1		8	0	0	0	0	2	0	0	0	0	0	16	30	0.00	0.857										
Pat Clements, L ERA: 9.0	1.0		5	2	1	1	0	0	0	0	0	0	0	16	22	9.00	2.000										

New York Yankees @ Texas Rangers
Arlington Stadium, Arlington, TX
Wed Jul 06 1988, 8:05 PM EDT
Att: 20,324 - Unknown - 89 F

AB 30
R 4
H 9
RBI 3
BB 3
SO 3
LOB 13



Batter	1	2	3	4	5	6	7	8	9	AB R H RBI BB SO LOB	TOP											
Bill Pecota, R OBP: 0.220, SLG: 0.256 (1, 6)	 1B		 G6-3		 E5		 G6-3			4 0 1 0 0 0 0	Kansas City Royals @ New York Yankees Yankee Stadium, Bronx, NY Fri Jul 08 1988, 7:05 PM EDT Att: 34,038 - Unknown - 87 F AB 35 R 4 H 7 RBI 4 BB 1 SO 12 LOB 10 											
Willie Wilson, S OBP: 0.290, SLG: 0.348 (1, 8)	 K			 F8	 K		 BB			3 0 0 0 1 2 2												
George Brett, L OBP: 0.411, SLG: 0.557 (1, 3)	 F2			 K		 F7	 F2			4 0 0 0 0 1 2												
Danny Tartabull, R OBP: 0.379, SLG: 0.511 (1, 9)	 K			 K		 E5 BLK 1B E		 K		4 1 0 0 0 3 1												
Kevin Seitzer, R OBP: 0.386, SLG: 0.433 (1, 5)		 K			 HR 1B	 E BLK 1B		 L3		4 1 2 0 0 1 0												
Frank White, R OBP: 0.289, SLG: 0.380 (1, 4)	 6-3				 HR 1B	 E7 1B 1-3 2-H		 1-3		4 1 2 1 0 0 0												
Bo Jackson, R OBP: 0.325, SLG: 0.512 (1, 7)	 K				 HR 1-3 2-H	 K			 F8	4 1 1 3 0 2 2												
Pat Tabler, R OBP: 0.316, SLG: 0.317 (1, 10)			 P4		 G6-3	 K			 G5-4-3 1B	4 0 1 0 0 1 2												
Mike Macfarlane, R OBP: 0.340, SLG: 0.380 (1, 2)			 F7		 K		 K2-3		 G5-4-3 1-2	4 0 0 0 0 2 1												
Inning Stats	R: 0 E: 0 K: 2 S: 11	H: 1 LOB: 1 BB: 0 P: 17	R: 0 E: 0 K: 2 S: 7	H: 0 LOB: 0 BB: 0 P: 8	R: 0 E: 0 K: 0 S: 9	H: 0 LOB: 0 BB: 0 P: 12	R: 0 E: 0 K: 2 S: 9	H: 0 LOB: 0 BB: 0 P: 14	R: 3 E: 1 K: 2 S: 23	H: 3 LOB: 1 BB: 0 P: 29		R: 1 E: 2 K: 2 S: 19	H: 2 LOB: 2 BB: 1 P: 24	R: 0 E: 0 K: 1 S: 8	H: 0 LOB: 1 BB: 1 P: 13	R: 0 E: 0 K: 1 S: 8	H: 0 LOB: 0 BB: 0 P: 11	R: 0 E: 0 K: 0 S: 6	H: 1 LOB: 0 BB: 0 P: 9	1B: 6 2B: 0 3B: 0 HR: 1	SF: 0 SAC: 0 DP: 1 HBP: 0	WP: 0 PB: 0 SB: 1 CS: 0
PITCHER	IP WLS BF H R ER SO BB IBB HBP BLK WP HR S P ERA WHIP											PITCHER	IP WLS BF H R ER SO BB IBB HBP BLK WP HR S P ERA WHIP									
John Candelaria, L ERA: 2.85 (1, 1)	5.1 L 24 6 4 3 8 0 0 0 0 0 1 72 98 5.06 1.125																					
Tim Stoddard, R ERA: 6.43 (6, 1)	2.2 9 0 0 0 4 1 0 0 0 0 0 22 30 0.00 0.375																					
Neil Allen, R ERA: 2.72 (9, 1)	1.0 3 1 0 0 0 0 0 0 0 0 0 6 9 0.00 1.000																					

Batter	1	2	3	4	5	6	7	8	9	AB R H RBI BB SO LOB	BOTTOM											
Rickey Henderson, R OBP: 0.403, SLG: 0.426 (1, 7)	 1-3	 5-3			 5-3			 5-3		4 0 0 0 0 0 3	Kansas City Royals @ New York Yankees Yankee Stadium, Bronx, NY Fri Jul 08 1988, 7:05 PM EDT Att: 34,038 - Unknown - 87 F AB 31 R 0 H 4 RBI 0 BB 2 SO 6 LOB 12 											
Claudell Washington, L OBP: 0.341, SLG: 0.437 (1, 8)	 WP 1B		 4-3		 G6-3 2-3		 F7			4 0 1 0 0 0 1												
Don Mattingly, L OBP: 0.374, SLG: 0.458 (1, 3)	 F9 1-2		 BB		 4-3		 F9			3 0 0 0 1 0 2												
Jack Clark, R OBP: 0.404, SLG: 0.490 (1, 10)	 BB		 K		 5-3		 5-3		 F8	3 0 0 0 1 1 1												
Dave Winfield, R OBP: 0.428, SLG: 0.581 (1, 9)	 K		 K		 4-3		 4-3		 1-3	4 0 0 0 0 2 3												
Don Slaught, R OBP: 0.385, SLG: 0.550 (1, 2)		 5-3		 6-3		 4-3			 K	4 0 0 0 0 1 0												
Willie Randolph, R OBP: 0.298, SLG: 0.289 (1, 4)		 1B 1B		 K			 6-3			3 0 1 0 0 1 0												
Rafael Santana, R OBP: 0.302, SLG: 0.313 (1, 6)		 1B 1-2		 K			 6-3			3 0 1 0 0 1 0												
Bobby Meacham, S OBP: 0.308, SLG: 0.296 (1, 5)	 F8				 G6-3 2B		 F9			3 0 1 0 0 0 2												
Inning Stats	R: 0 E: 0 K: 1 S: 8	H: 1 LOB: 2 BB: 1 P: 16	R: 0 E: 0 K: 0 S: 11	H: 2 LOB: 2 BB: 0 P: 19	R: 0 E: 0 K: 2 S: 11	H: 0 LOB: 1 BB: 1 P: 21	R: 0 E: 0 K: 2 S: 8	H: 0 LOB: 0 BB: 0 P: 13	R: 0 E: 0 K: 0 S: 7	H: 1 LOB: 1 BB: 0 P: 12		R: 0 E: 0 K: 0 S: 6	H: 0 LOB: 0 BB: 0 P: 7	R: 0 E: 0 K: 0 S: 5	H: 0 LOB: 0 BB: 0 P: 8	R: 0 E: 0 K: 0 S: 7	H: 0 LOB: 0 BB: 0 P: 13	R: 0 E: 0 K: 1 S: 8	H: 0 LOB: 0 BB: 0 P: 10	1B: 3 2B: 1 3B: 0 HR: 0	SF: 0 SAC: 0 DP: 0 HBP: 0	WP: 1 PB: 0 SB: 0 CS: 0
PITCHER	IP WLS BF H R ER SO BB IBB HBP BLK WP HR S P ERA WHIP											PITCHER	IP WLS BF H R ER SO BB IBB HBP BLK WP HR S P ERA WHIP									
Mark Gubicza, R ERA: 2.88 (1, 1)	9.0 W 33 4 0 0 6 2 0 0 0 0 1 71 119 0.00 0.667																					

Batter	1	2	3	4	5	6	7	8	9	AB	R	H	RBI	BB	SO	LOB	TOP					
Willie Wilson, S (1, 8) OBP: 0.291, SLG: 0.352			L9			4-3				5	0	2	2	0	1	0	<p>Kansas City Royals @ New York Yankees Yankee Stadium, Bronx, NY</p> <p>Sat Jul 09 1988, 7:05 PM EDT Att: 36,557 - Unknown</p> <p>livebaseballscorecards.com</p> <p>AB 37 R 3 H 9 RBI 3 BB 4 SO 8 LOB 24</p>					
Bill Pecota, R (1, 6) OBP: 0.205, SLG: 0.238	E5		F8			K			P3	3	0	0	0	0	1	0						
Pat Tabler, R (7, PH) OBP: 0.319, SLG: 0.320										1	0	1	0	0	0	0						
Brad Wellman, R (7, PR) OBP: 0.306, SLG: 0.283										1	0	0	0	0	0	2						
George Brett, L (1, 3) OBP: 0.411, SLG: 0.551	5-3		6-3				4-3			3	0	0	0	2	0	3						
Danny Tartabull, R (1, 9) OBP: 0.377, SLG: 0.506	K								L6	5	0	1	0	0	3	4						
Kevin Seitzer, R (1, 5) OBP: 0.383, SLG: 0.428		G4-3		5-3		K			P4	4	0	0	0	1	1	5						
Frank White, R (1, 4) OBP: 0.295, SLG: 0.385				G6-3						4	2	3	0	0	0	0						
Bo Jackson, R (1, 7) OBP: 0.324, SLG: 0.507						5-3				4	1	1	0	0	2	3						
Bill Buckner, L (1, 10) OBP: 0.267, SLG: 0.326				6-3		6-3				4	0	1	1	0	0	4						
Jamie Quirk, L (1, 2) OBP: 0.286, SLG: 0.344		F7		4-3		4-3				3	0	0	0	0	0	3						
Kurt Stillwell, S (9, PH) OBP: 0.339, SLG: 0.431						1-2 2-3				0	0	0	0	1	0	0						
Inning Stats	R: 0 E: 1 K: 2 S: 14	H: 0 LOB: 1 BB: 0 P: 21	R: 1 E: 0 K: 1 S: 14	H: 2 LOB: 1 BB: 0 P: 20	R: 0 E: 0 K: 0 S: 5	H: 0 LOB: 0 BB: 0 P: 11	R: 0 E: 0 K: 1 S: 9	H: 0 LOB: 0 BB: 0 P: 15	R: 0 E: 0 K: 0 S: 5	H: 0 LOB: 0 BB: 0 P: 8	R: 0 E: 0 K: 2 S: 11	H: 1 LOB: 2 BB: 1 P: 19	R: 2 E: 0 K: 0 S: 14	H: 4 LOB: 2 BB: 0 P: 21	R: 0 E: 0 K: 1 S: 10	H: 1 LOB: 2 BB: 1 P: 19	R: 0 E: 0 K: 1 S: 14	H: 1 LOB: 3 BB: 2 P: 27	1B: 7 2B: 2 3B: 0 HR: 0	SF: 0 SAC: 0 DP: 0 HBP: 0	WP: 0 PB: 0 SB: 1 CS: 0	PA: 41
PITCHER	IP WLS BF H R ER SO BB IBB HBP BLK WP HR S P ERA WHIP																					
Rick Rhoden, R (1, 1) ERA: 4.43	6.2 W 28 6 3 3 6 1 0 0 0 0 0 0 68 110 4.05 1.050																					
Dave Righetti, L (7, 1) ERA: 3.86	0.2 5 2 0 0 0 1 0 0 0 0 0 0 9 17 0.00 4.500																					
Charles Hudson, R (8, 1) ERA: 3.44	1.2 S 8 1 0 0 2 1 1 0 0 0 0 0 19 34 0.00 1.200																					

Batter	1	2	3	4	5	6	7	8	9	AB	R	H	RBI	BB	SO	LOB	BOTTOM			
Rickey Henderson, R (1, 7) OBP: 0.403, SLG: 0.429			L4	FC6-4		F9				5	1	2	0	0	0	2	<p>Kansas City Royals @ New York Yankees Yankee Stadium, Bronx, NY</p> <p>Sat Jul 09 1988, 7:05 PM EDT Att: 36,557 - Unknown</p> <p>livebaseballscorecards.com</p> <p>AB 34 R 5 H 12 RBI 5 BB 5 SO 5 LOB 20</p>			
Willie Randolph, R (1, 4) OBP: 0.304, SLG: 0.293			F9			6-3				4	0	2	1	1	0	1				
Don Mattingly, L (1, 3) OBP: 0.371, SLG: 0.453			F9							5	0	1	0	0	0	6				
Jack Clark, R (1, 10) OBP: 0.405, SLG: 0.486			K			G6-3				2	0	0	0	2	2	2				
Claudell Washington, L (1, 8) OBP: 0.344, SLG: 0.438				F7						4	1	2	0	0	1	1				
Jose Cruz, L (1, 9) OBP: 0.280, SLG: 0.230		F9				G6-3				2	1	1	0	0	0	1				
Gary Ward, R (5, 9) OBP: 0.316, SLG: 0.291										2	0	0	0	0	0	3				
Randy Velarde, R (1, 5) OBP: 0.294, SLG: 0.400						6-3				3	1	1	1	1	1	1				
Joel Skinner, R (1, 2) OBP: 0.250, SLG: 0.319		4-3								4	1	2	1	0	1	1				
Rafael Santana, R (1, 6) OBP: 0.305, SLG: 0.313		F8				FC4-6				3	0	1	2	1	0	2				
Inning Stats	R: 1 E: 0 K: 1 S: 12	H: 2 LOB: 1 BB: 0 P: 22	R: 1 E: 0 K: 0 S: 13	H: 2 LOB: 1 BB: 0 P: 22	R: 0 E: 0 K: 1 S: 14	H: 1 LOB: 1 BB: 0 P: 22	R: 3 E: 0 K: 0 S: 18	H: 4 LOB: 2 BB: 1 P: 27	R: 0 E: 0 K: 0 S: 8	H: 1 LOB: 1 BB: 0 P: 15	R: 0 E: 0 K: 0 S: 8	H: 1 LOB: 1 BB: 0 P: 13	R: 0 E: 0 K: 1 S: 11	H: 0 LOB: 1 BB: 1 P: 17	R: 0 E: 0 K: 2 S: 17	H: 1 LOB: 3 BB: 2 P: 29	1B: 10 2B: 3 3B: 0 HR: 0	SF: 0 SAC: 0 DP: 2 HBP: 0	WP: 0 PB: 0 SB: 1 CS: 1	PA: 39
PITCHER	IP WLS BF H R ER SO BB IBB HBP BLK WP HR S P ERA WHIP																			
Ted Power, R (1, 1) ERA: 5.37	3.2 L 19 3 0 0 1 2 0 0 0 0 0 0 26 44 0.00 1.667																			
Israel Sanchez, L (4, 1) ERA: 4.5	3.0 13 3 0 0 1 2 0 0 0 0 0 0 26 44 0.00 1.667																			
Jeff Montgomery, R (7, 1) ERA: 3.8	1.0 6 1 0 0 2 2 0 0 2 0 0 0 19 32 0.00 3.000																			
Jerry Don Gleaton, L (8, 1) ERA: 2.81	0.1 1 0 0 0 0 0 0 0 0 0 0 0 2 3 0.00 0.000																			

Batter	1	2	3	4	5	6	7	8	9	AB R H RBI BB SO LOB	TOP									
Gary Redus, R OBP: 0.342, SLG: 0.429 (1, 7)	F7	HR		6-3		K			F7	5 1 1 3 0 1 2	Chicago White Sox @ New York Yankees Yankee Stadium, Bronx, NY Thu Jul 14 1988, 7:05 PM EDT Att: 28,284 - Unknown - 87 F livebaseballscores.com									
Steve Lyons, L OBP: 0.330, SLG: 0.369 (1, 5)	HR	4-3			4-3	F8			F8	5 1 1 1 0 0 2										
Kenny Williams, R OBP: 0.253, SLG: 0.343 (7, 8)	G3				BB	1B			K	4 0 2 0 0 1 0										
Daryl Boston, L OBP: 0.262, SLG: 0.504 (9, FH)					1B	1B			BLK	1 0 1 0 0 0 0										
Ivan Calderon, R OBP: 0.306, SLG: 0.458 (1, 10)	1B				BB	G6-4-3			K	3 0 1 0 2 2 1										
Dave Gallagher, R OBP: 0.296, SLG: 0.390 (7, PH)	L8				BB	BB			K	3 0 0 0 0 1 5										
Dan Pasqua, L OBP: 0.318, SLG: 0.446 (7, 9)					G6-4-3	1-2			F6	1 0 0 0 0 0 0										
Greg Walker, L OBP: 0.306, SLG: 0.386 (1, 3)									K	4 2 2 1 0 1 2										
Donnie Hill, S OBP: 0.297, SLG: 0.217 (1, 4)									HR	4 0 1 0 0 0 3										
Fred Manrique, R OBP: 0.259, SLG: 0.354 (1, 6)									F7	4 1 1 0 0 1 2										
Ron Karkovics, R OBP: 0.250, SLG: 0.333 (8, PH)									F9	3 0 1 0 0 2 2										
Harold Baines, L OBP: 0.336, SLG: 0.402 (8, 2)									1B	1 0 0 0 0 0 1										
Mark Salas, L OBP: 0.308, SLG: 0.355 (8, 2)									4-3	0 0 0 0 0 0 0										
Inning Stats	R: 1 E: 0 K: 0 S: 11	H: 2 LOB: 1 BB: 0 P: 16	R: 3 E: 1 K: 1 S: 19	H: 2 LOB: 3 BB: 0 P: 30	R: 0 E: 0 K: 1 S: 12	H: 1 LOB: 2 BB: 1 P: 19	R: 0 E: 0 K: 2 S: 8	H: 0 LOB: 0 BB: 0 P: 9	R: 0 E: 0 K: 1 S: 6	H: 1 LOB: 1 BB: 0 P: 11	R: 0 E: 0 K: 2 S: 8	H: 0 LOB: 0 BB: 0 P: 13	R: 0 E: 0 K: 1 S: 13	H: 1 LOB: 1 BB: 0 P: 18	R: 0 E: 0 K: 1 S: 10	H: 1 LOB: 1 BB: 0 P: 16	1B: 7 2B: 1 3B: 0 HR: 3	SF: 0 SAC: 0 DP: 1 HBP: 0	WP: 0 PB: 0 SB: 0 CS: 0	PA: 40
PITCHER	IP WLS BF H R ER SO BB IBB HBP BLK WP HR S P ERA WHIP											PITCHER	IP WLS BF H R ER SO BB IBB HBP BLK WP HR S P ERA WHIP							
John Candelaria, L ERA: 2.88 (1, 1)	5.0 W 24 7 5 2 4 2 0 0 0 0 0 3 57 86 3.60 1.800																			
Charles Hudson, R ERA: 3.33 (6, 1)	2.2 11 3 0 0 4 0 0 0 0 0 0 28 39 0.00 1.125																			
Dave Righetti, L ERA: 3.95 (8, 1)	0.1 1 0 0 0 0 0 0 0 0 0 0 3 5 0.00 0.000																			
Cecilio Guante, R ERA: 2.54 (9, 1)	1.0 S 4 1 0 0 1 0 0 0 0 1 0 0 10 16 0.00 1.000																			


Batter	1	2	3	4	5	6	7	8	9	AB R H RBI BB SO LOB	BOTTOM									
Rickey Henderson, R OBP: 0.399, SLG: 0.427 (1, 7)	BLK	P4		6-3		SH1-3				3 1 1 0 0 0 1	Chicago White Sox @ New York Yankees Yankee Stadium, Bronx, NY Thu Jul 14 1988, 7:05 PM EDT Att: 28,284 - Unknown - 87 F livebaseballscores.com									
Willie Randolph, R OBP: 0.305, SLG: 0.297 (1, 4)	F9	E		F7		FC1-6-5				3 1 0 0 1 0 2										
Don Mattingly, L OBP: 0.370, SLG: 0.460 (1, 3)	BB	E6				F9				4 2 2 2 0 0 3										
Jack Clark, R OBP: 0.407, SLG: 0.487 (1, 10)	BB	2B		6-3		L7				3 1 1 2 1 0 0										
Dave Winfield, R OBP: 0.430, SLG: 0.575 (1, 9)	5-3	2B				F9				3 0 0 0 1 0 2										
Gary Ward, R OBP: 0.313, SLG: 0.291 (1, 8)	2B			6-3		K				4 0 1 2 0 1 3										
Don Slaught, R OBP: 0.394, SLG: 0.547 (1, 2)	P3					F3				4 0 1 0 0 0 1										
Randy Velarde, R OBP: 0.333, SLG: 0.524 (1, 5)		BB				HR				4 2 2 1 0 0 1										
Rafael Santana, R OBP: 0.304, SLG: 0.312 (1, 6)		1B				SH1-3				4 0 1 0 0 1 2										
Inning Stats	R: 3 E: 0 K: 0 S: 12	H: 3 LOB: 1 BB: 1 P: 20	R: 2 E: 1 K: 1 S: 17	H: 2 LOB: 3 BB: 2 P: 29	R: 0 E: 0 K: 0 S: 6	H: 1 LOB: 0 BB: 0 P: 8	R: 1 E: 0 K: 0 S: 8	H: 1 LOB: 0 BB: 0 P: 12	R: 0 E: 0 K: 1 S: 7	H: 0 LOB: 0 BB: 0 P: 10		R: 1 E: 0 K: 0 S: 9	H: 2 LOB: 1 BB: 0 P: 12	R: 0 E: 0 K: 0 S: 6	H: 0 LOB: 0 BB: 0 P: 7	R: 0 E: 0 K: 0 S: 5	H: 0 LOB: 0 BB: 0 P: 6	1B: 5 2B: 2 3B: 0 HR: 2	SF: 0 SAC: 1 DP: 1 HBP: 0	WP: 0 PB: 0 SB: 0 CS: 0
PITCHER	IP WLS BF H R ER SO BB IBB HBP BLK WP HR S P ERA WHIP											PITCHER	IP WLS BF H R ER SO BB IBB HBP BLK WP HR S P ERA WHIP							
Jerry Reuss, L ERA: 3.45 (2, 1)	4.0 15 4 2 2 1 0 0 0 0 0 0 2 30 43 4.50 1.000																			
Bill Long, R ERA: 4.57 (6, 1)	0.1 1 0 0 0 0 0 0 0 0 0 0 2 2 0.00 0.000																			
Steve Rosenberg, L ERA: 5.94 (7, 1)	2.0 6 0 0 0 0 0 0 0 0 0 0 0 11 13 0.00 0.000																			

Batter	1	2	3	4	5	6	7	8	9	AB	R	H	RBI	BB	SO	LOB	TOP										
Gary Redus, R OBP: 0.336, SLG: 0.421 (1, 7)	F8		L4			F9		G6-3		4	0	0	0	0	0	1											
Steve Lyons, L OBP: 0.329, SLG: 0.367 (1, 5)	G1-6-3 1B				F6		F9	4-3		4	0	1	0	0	0	0											
Harold Baines, L OBP: 0.341, SLG: 0.412 (1, 10)	G1-6-3 1-2				G6-4-3 1B		1B 2B		2B	4	1	3	0	0	0	1											
Ivan Calderon, R OBP: 0.305, SLG: 0.454 (1, 9)		5-3			G6-4-3 1-2		2B 1B		K	4	1	1	1	0	1	2											
Greg Walker, L OBP: 0.305, SLG: 0.387 (1, 3)		L3				K			K	4	1	1	1	0	2	1											
Daryl Boston, L OBP: 0.298, SLG: 0.497 (7, PH) Kenny Williams, R OBP: 0.256, SLG: 0.345 (7, 8)	4-3				4-3		E7 1B		K	2	0	0	0	0	0	0											
Mark Salas, L OBP: 0.311, SLG: 0.357 (7, PH) Dave Gallagher, R OBP: 0.296, SLG: 0.390 (7, PH) Dan Pasqua, L OBP: 0.316, SLG: 0.444 (7, 2) Ron Karkovics, R OBP: 0.250, SLG: 0.333 (7, 2)					FC5-4 1B				P4 1B	2	0	1	0	0	0	0											
Donnie Hill, S OBP: 0.291, SLG: 0.212 (1, 4)					FC5-4 1-2		4-3		4-3	3	0	0	0	0	0	2											
Fred Manrique, R OBP: 0.254, SLG: 0.347 (1, 6)					F8		5-3		F8	3	0	0	0	0	0	1											
Inning Stats	R: 0 E: 0 K: 0 S: 11	H: 1 LOB: 0 BB: 0 P: 18	R: 0 E: 0 K: 0 S: 7	H: 0 LOB: 0 BB: 0 P: 13	R: 0 E: 0 K: 0 S: 11	H: 1 LOB: 1 BB: 0 P: 17	R: 0 E: 0 K: 0 S: 7	H: 1 LOB: 0 BB: 0 P: 13	R: 0 E: 0 K: 0 S: 6	H: 0 LOB: 0 BB: 0 P: 10	R: 3 E: 1 K: 0 S: 10	H: 4 LOB: 1 BB: 0 P: 16	R: 0 E: 0 K: 3 S: 4	H: 0 LOB: 0 BB: 0 P: 6	R: 0 E: 0 K: 3 S: 14	H: 1 LOB: 1 BB: 0 P: 19	1B: 5 2B: 3 3B: 0 HR: 0	SF: 0 SAC: 0 DP: 2 HBP: 0	WP: 0 PB: 0 CS: 0	PA: 33							
PITCHER	IP	WLS	BF	H	R	ER	SO	BB	IBB	HBP	BLK	WP	HR	S	P	ERA	WHIP										
Rick Rhoden, R ERA: 4.42 (1, 1)	6.1	W	23	6	3	3	1	0	0	0	0	0	0	56	95	4.26	0.947										
Pat Clements, L ERA: 5.4 (7, 1)	0.0		1	1	0	0	0	0	0	0	0	0	0	1	2	∞	∞										
Tim Stoddard, R ERA: 6.16 (7, 1)	1.2		5	0	0	0	0	0	0	0	0	0	0	6	8	0.00	0.000										
Dave Righetti, L ERA: 3.89 (9, 1)	0.2	S	3	1	0	0	2	0	0	0	0	0	0	11	14	0.00	1.500										
Cecilio Guante, R ERA: 2.92 (9, 1)	0.1		1	0	0	0	1	0	0	0	0	0	0	3	5	0.00	0.000										

Chicago White Sox @ New York Yankees
Yankee Stadium, Bronx, NY
Fri Jul 15 1988, 7:05 PM EDT
Att: 28,166 - Unknown - 86 F

livebaseballscorecards.com

AB 33
R 3
H 8
RBI 3
BB 0
SO 4
LOB 10



Batter	1	2	3	4	5	6	7	8	9	AB	R	H	RBI	BB	SO	LOB	BOTTOM										
Rickey Henderson, R OBP: 0.397, SLG: 0.425 (1, 7)	WP 1B		K		F9			6-3		4	1	1	0	0	1	1											
Willie Randolph, R OBP: 0.308, SLG: 0.296 (1, 4)	K2-3 1-3		1B BB		G4-3			K		4	1	1	0	0	2	2											
Don Mattingly, L OBP: 0.375, SLG: 0.474 (1, 3)	HR		BB 1B		FC3-6 SF8 1B			E6 1B		4	3	3	1	0	0	0											
Jack Clark, R OBP: 0.408, SLG: 0.485 (1, 10)	G5-3		BB IBB		FC3-6 1B			K		3	0	1	0	1	1	1											
Dave Winfield, R OBP: 0.431, SLG: 0.572 (1, 9)	P3		BB		FC3-6 1-2 2-3 3H			FC6-4 1B		3	0	1	1	1	0	2											
Claudell Washington, L OBP: 0.349, SLG: 0.439 (1, 8)			FC6-4 1B		BB			SF8		2	0	1	2	1	0	2											
Randy Velarde, R OBP: 0.286, SLG: 0.440 (1, 5)	FC6-4 G5-4-3 1-2		P5		P4			6-3		4	0	0	0	0	0	5											
Joel Skinner, R OBP: 0.250, SLG: 0.317 (1, 2)	G5-4-3 1-2				1B			5-3		4	0	1	0	0	1	1											
Rafael Santana, R OBP: 0.300, SLG: 0.307 (1, 6)			F8		F3			6-3		4	0	0	0	0	0	1											
Inning Stats	R: 2 E: 0 K: 1 S: 9	H: 2 LOB: 0 BB: 0 P: 18	R: 0 E: 0 K: 0 S: 5	H: 1 LOB: 0 BB: 0 P: 6	R: 2 E: 0 K: 1 S: 15	H: 2 LOB: 3 BB: 3 P: 33	R: 0 E: 0 K: 0 S: 6	H: 1 LOB: 0 BB: 0 P: 10	R: 1 E: 0 K: 0 S: 9	H: 2 LOB: 1 BB: 0 P: 13	R: 0 E: 0 K: 0 S: 5	H: 0 LOB: 0 BB: 0 P: 7	R: 0 E: 1 K: 2 S: 12	H: 1 LOB: 2 BB: 0 P: 17	R: 0 E: 0 K: 1 S: 7	H: 0 LOB: 0 BB: 0 P: 8	1B: 8 2B: 0 3B: 0 HR: 1	SF: 1 SAC: 0 DP: 1 HBP: 0	WP: 2 PB: 0 CS: 0	PA: 36							
PITCHER	IP	WLS	BF	H	R	ER	SO	BB	IBB	HBP	BLK	WP	HR	S	P	ERA	WHIP										
Jack McDowell, R ERA: 4.23 (1, 1)	2.2	L	15	5	4	4	2	2	1	0	0	0	0	28	56	13.50	2.625										
John Davis, R ERA: 5.01 (3, 1)	4.0		17	4	1	1	2	0	0	0	0	0	0	32	47	2.25	1.000										
Ricky Horton, L ERA: 5.9 (7, 1)	1.1		4	0	0	0	1	0	0	0	0	0	0	8	9	0.00	0.000										

Chicago White Sox @ New York Yankees
Yankee Stadium, Bronx, NY
Fri Jul 15 1988, 7:05 PM EDT
Att: 28,166 - Unknown - 86 F


livebaseballscorecards.com


AB 32
R 5
H 9
RBI 4
BB 3
SO 5
LOB 15



Batter	1	2	3	4	5	6	7	8	9	AB	R	H	RBI	BB	SO	LOB	TOP				
Gary Redus, R OBP: 0.337, SLG: 0.420 (1, 7)	L7		F8			F9	E SF8	FC1-4 S		5	1	2	0	0	0	1	Chicago White Sox @ New York Yankees Yankee Stadium, Bronx, NY Sat Jul 16 1988, 3:33 AM EDT Att: 48,102 - Cloudy - 90 F				
Steve Lyons, L OBP: 0.331, SLG: 0.384 (1, 5)	FC6-4		K			HR	SF8	FC1-6-5		4	1	2	2	0	1	2					
Harold Baines, L OBP: 0.341, SLG: 0.413 (1, 10)	F7			K		WP 1B	E4 SF8 E			4	2	1	0	1	1	2					
Ivan Calderon, R OBP: 0.303, SLG: 0.447 (1, 9)	FC6-4			F8		WP 1B	E5 BB SF8	K		4	1	0	0	1	1	5					
Kenny Williams, R OBP: 0.255, SLG: 0.342 (1, 8)		F8				F8	SF8		F9	4	0	1	1	0	0	2					
Dave Gallagher, R OBP: 0.296, SLG: 0.390 (9, 8)										0	0	0	0	0	0	0					
Greg Walker, L OBP: 0.309, SLG: 0.396 (1, 3)	G3					1B	BB	IBB	HR	3	1	1	1	2	0	1					
Fred Manrique, R OBP: 0.269, SLG: 0.363 (1, 4)										4	0	3	3	1	0	0					
Ozzie Guillen, L OBP: 0.284, SLG: 0.297 (1, 6)										5	0	0	0	0	1	7					
Ron Karkovics, R OBP: 0.248, SLG: 0.327 (1, 2)										5	1	1	0	0	0	1					
Inning Stats	R: 0 E: 0 K: 0 S: 8	H: 1 LOB: 1 BB: 0 P: 14	R: 0 E: 0 K: 0 S: 7	H: 1 LOB: 1 BB: 0 P: 12	R: 0 E: 1 K: 1 S: 10	H: 0 LOB: 1 BB: 0 P: 16	R: 0 E: 0 K: 1 S: 13	H: 1 LOB: 1 BB: 0 P: 22	R: 0 E: 0 K: 0 S: 5	H: 0 LOB: 0 BB: 0 P: 6	R: 3 E: 0 K: 0 S: 15	H: 3 LOB: 2 BB: 2 P: 30	R: 3 E: 2 K: 1 S: 14	H: 2 LOB: 2 BB: 2 P: 24	R: 0 E: 0 K: 1 S: 11	H: 1 LOB: 2 BB: 0 P: 21	R: 1 E: 0 K: 0 S: 9	H: 2 LOB: 1 BB: 0 P: 14	1B: 7 2B: 3 3B: 0 HR: 2	SF: 2 SAC: 0 DP: 1 HBP: 0	WP: 1 PB: 0 CS: 1 PA: 45
PITCHER	IP WLS BF H R ER SO BB IBB HBP BLK WP HR S P ERA WHIP																				
Tommy John, L ERA: 3.45 (1, 1)	5.2 L 25 6 3 3 2 2 0 0 0 0 1 1 57 99 4.76 1.412																				
Pat Clements, L ERA: 7.71 (6, 1)	0.2 5 2 3 1 0 0 0 0 0 0 0 0 7 9 13.50 3.000																				
Neil Allen, R ERA: 2.81 (7, 1)	2.2 15 3 1 1 2 1 2 0 0 0 0 1 28 51 3.38 1.500																				

Batter	1	2	3	4	5	6	7	8	9	AB	R	H	RBI	BB	SO	LOB	BOTTOM		
Rickey Henderson, R OBP: 0.396, SLG: 0.422 (1, 7)	K		G5-4-3			L9 S	6-3			4	0	1	0	0	1	1	Chicago White Sox @ New York Yankees Yankee Stadium, Bronx, NY Sat Jul 16 1988, 3:33 AM EDT Att: 48,102 - Cloudy - 90 F		
Willie Randolph, R OBP: 0.307, SLG: 0.295 (1, 4)	5-3			G6-4-3		F8	6-3			4	0	1	0	0	0	1			
Don Mattingly, L OBP: 0.377, SLG: 0.478 (1, 3)					G6-4-3	L9		G5-3		4	0	2	0	0	0	1			
Jack Clark, R OBP: 0.403, SLG: 0.478 (1, 10)					G6-4-3	5-3		K		4	0	0	0	0	2	4			
Dave Winfield, R OBP: 0.429, SLG: 0.568 (1, 9)								F8		4	1	1	0	0	1	1			
Claudell Washington, L OBP: 0.351, SLG: 0.444 (1, 8)						FC6-5 G1		P6		4	1	2	0	0	0	0			
Wayne Tolleson, S OBP: 0.359, SLG: 0.343 (1, 5)						G1		K		3	1	0	0	1	1	1			
Rafael Santana, R OBP: 0.297, SLG: 0.305 (1, 6)										2	0	0	0	0	0	1			
Jose Cruz, L OBP: 0.286, SLG: 0.276 (7, PH)										1	1	1	4	0	0	0			
Luis Aquayo, R OBP: 0.342, SLG: 0.378 (8, 6)										1	0	1	0	0	0	0			
Joel Skinner, R OBP: 0.251, SLG: 0.317 (1, 2)										3	0	1	0	0	1	1			
Mike Pagliarulo, L OBP: 0.289, SLG: 0.376 (8, PH)										1	0	0	0	0	0	1			
Inning Stats	R: 0 E: 0 K: 2 S: 11	H: 1 LOB: 1 BB: 0 P: 17	R: 0 E: 0 K: 0 S: 11	H: 0 LOB: 0 BB: 0 P: 16	R: 0 E: 0 K: 0 S: 5	H: 1 LOB: 0 BB: 0 P: 10	R: 0 E: 0 K: 1 S: 11	H: 2 LOB: 1 BB: 0 P: 16	R: 0 E: 0 K: 0 S: 8	H: 1 LOB: 1 BB: 0 P: 11	R: 4 E: 0 K: 1 S: 14	H: 3 LOB: 0 BB: 1 P: 22	R: 0 E: 0 K: 1 S: 9	H: 0 LOB: 0 BB: 0 P: 9	R: 0 E: 0 K: 1 S: 13	H: 1 LOB: 1 BB: 0 P: 18	1B: 7 2B: 2 3B: 0 HR: 1	SF: 0 SAC: 0 DP: 2 HBP: 0	WP: 0 PB: 0 CS: 0 PA: 36
PITCHER	IP WLS BF H R ER SO BB IBB HBP BLK WP HR S P ERA WHIP																		
Melido Perez, R ERA: 4.12 (1, 1)	6.0 W 26 9 4 4 3 1 0 0 0 0 0 0 63 92 6.00 1.667																		
Jeff Bittinger, R ERA: 3.2 (7, 1)	1.0 3 0 0 0 1 0 0 0 0 0 0 0 8 12 0.00 0.000																		
Ricky Horton, L ERA: 5.88 (8, 1)	0.1 1 0 0 0 0 0 0 0 0 0 0 0 5 5 0.00 0.000																		
Bobby Thigpen, R ERA: 3.21 (8, 1)	1.2 S 6 1 0 0 2 0 0 0 0 0 0 0 17 22 0.00 0.600																		

Batter	1	2	3	4	5	6	7	8	9	AB	R	H	RBI	BB	SO	LOB	TOP								
Oddibe McDowell, L OBP: 0.299, SLG: 0.325 (1, 8)	2-2 G3		2-1 G3		1-1 FC5-2 1B		1-1 F7		3-2 4-3	5	0	1	0	0	0	1	Texas Rangers @ New York Yankees Yankee Stadium, Bronx, NY Mon Jul 18 1988, 7:05 PM EDT Att: 21,449 - Unknown - 89 F AB 37 R 2 H 10 RBI 2 BB 3 SO 6 LOB 19 								
Scott Fletcher, R OBP: 0.360, SLG: 0.332 (1, 6)	3-2 F9		1-2 1B		1-0 FC5-2		3-2 1-3		1-1 6-3	5	0	1	0	0	0	4									
Ruben Sierra, S OBP: 0.294, SLG: 0.418 (1, 9)	0-0 4-3		2-1 4-3		0-3 K		0-3 K		1-1 1B	5	0	1	0	0	2	5									
Pete Incaviglia, R OBP: 0.324, SLG: 0.500 (1, 10)		3-3 K		3-2 4-3		1-1 HR		1-1 BB 1B	5	2	2	1	0	1	1										
Pete O'Brien, L OBP: 0.361, SLG: 0.423 (1, 3)	1-0 F8		1-2 5-3		2-1 G3		0-3 K			4	0	0	0	0	1	1									
Geno Petralli, L OBP: 0.382, SLG: 0.419 Mike Stanley, R OBP: 0.307, SLG: 0.285 (8, PH) (8, 2)	4-1 1B BB		1-0 F7		2-2 L3		0-3 K			2	0	0	0	1	0	0									
Steve Buechele, R OBP: 0.350, SLG: 0.420 (1, 5)	1-2 1B		4-0 1B FC5-2 BB		2-2 2B		4-1 1B BB			2	0	2	0	2	0	0									
Cecil Espy, S OBP: 0.295, SLG: 0.381 (1, 7)	0-1 F9		0-0 F7		2-0 F8		0-0 1B		1-2 2H 1B	4	0	1	1	0	0	4									
Curtis Wilkerson, S OBP: 0.384, SLG: 0.414 Jeff Kunkel, R OBP: 0.250, SLG: 0.429 (8, PH) (8, 4)	1-1 4-3		2-2 FC5-2 1B		2-2 1-3 1B		3-3 K			3	0	2	0	0	0	0									
Inning Stats	R: 0 E: 0 K: 0 S: 7	H: 0 LOB: 0 BB: 0 P: 12	R: 0 E: 0 K: 1 S: 10	H: 1 LOB: 2 BB: 1 P: 19	R: 0 E: 0 K: 0 S: 9	H: 1 LOB: 1 BB: 0 P: 15	R: 0 E: 0 K: 0 S: 8	H: 0 LOB: 0 BB: 0 P: 13	R: 0 E: 0 K: 1 S: 10	H: 2 LOB: 3 BB: 1 P: 18	R: 1 E: 0 K: 0 S: 15	H: 2 LOB: 1 BB: 0 P: 24	R: 0 E: 0 K: 1 S: 12	H: 1 LOB: 1 BB: 0 P: 18	R: 1 E: 0 K: 3 S: 13	H: 2 LOB: 2 BB: 1 P: 21		R: 0 E: 0 K: 0 S: 10	H: 1 LOB: 1 BB: 0 P: 15	1B: 8 2B: 1 3B: 0 HR: 1	SF: 0 SAC: 0 DP: 0 HBP: 0	WP: 0 PB: 0 SB: 0 CS: 0	PA: 40		
PITCHER	IP	WLS	BF	H	R	ER	SO	BB	IBB	HBP	BLK	WP	HR	S	P	ERA	WHIP								
Richard Dotson, R ERA: 4.16 (1, 1)	5.2	W	25	6	1	1	2	2	0	0	0	0	1	58	98	1.59	1.412								
Neil Allen, R ERA: 2.5 (8, 1)	1.1		6	2	1	1	1	0	0	0	0	0	0	15	24	6.75	1.500								
Dave Righetti, L ERA: 3.71 (8, 1)	2.0		9	2	0	0	3	1	0	0	0	0	0	21	33	0.00	1.500								

Batter	1	2	3	4	5	6	7	8	9	AB	R	H	RBI	BB	SO	LOB	BOTTOM								
Rickey Henderson, R OBP: 0.393, SLG: 0.423 (1, 7)	1-0 2B		0-0 F8		2-0 F9		3-1 E5 WP BB		2-2 5-3	5	1	1	0	0	0	2	Texas Rangers @ New York Yankees Yankee Stadium, Bronx, NY Mon Jul 18 1988, 7:05 PM EDT Att: 21,449 - Unknown - 89 F AB 35 R 7 H 10 RBI 6 BB 5 SO 2 LOB 16 								
Willie Randolph, R OBP: 0.326, SLG: 0.305 (1, 4)	2-2 2B		4-0 1B		1-2 1B		4-0 WP BB		0-1 1B	3	1	3	0	2	0	0									
Don Mattingly, L OBP: 0.377, SLG: 0.479 (1, 3)	1-1 1B		1-2 F8		0-0 G3		1-0 1-3		2-0 1B	5	1	2	1	0	0	5									
Jack Clark, R OBP: 0.397, SLG: 0.468 (1, 10)	1-1 FC4-6 1B		3-2 6-3		2-2 F3		2-1 1-3		1-1 F8	5	0	1	1	0	0	3									
Dave Winfield, R OBP: 0.430, SLG: 0.568 (1, 9)	0-0 FC4-6 2B		2-2 L9		2-0 6-3		4-2 BB			3	1	0	1	1	0	1									
Gary Ward, R OBP: 0.301, SLG: 0.279 (1, 8)	0-0 F8		0-0 5-3		1-2 6-3		1-0 F9			4	0	0	0	0	0	2									
Luis Aguayo, R OBP: 0.345, SLG: 0.365 (1, 5)	4-0 2B		1-0 F9		2-1 F8		0-0 5-3			3	1	0	0	1	0	1									
Joel Skinner, R OBP: 0.257, SLG: 0.324 (1, 2)	0-1 2B		0-0 4-3		4-2 BB E WP BB		0-3 K			3	1	1	2	1	1	0									
Rafael Santana, R OBP: 0.300, SLG: 0.318 (1, 6)	0-1 F7		1-0 1B		0-3 K		1-0 HR			4	1	2	1	0	1	2									
Inning Stats	R: 5 E: 0 K: 0 S: 14	H: 5 LOB: 1 BB: 1 P: 23	R: 0 E: 0 K: 0 S: 7	H: 0 LOB: 1 BB: 1 P: 15	R: 0 E: 0 K: 0 S: 6	H: 0 LOB: 0 BB: 0 P: 9	R: 0 E: 0 K: 0 S: 7	H: 2 LOB: 2 BB: 0 P: 11	R: 0 E: 0 K: 0 S: 7	H: 0 LOB: 0 BB: 0 P: 12	R: 1 E: 1 K: 1 S: 10	H: 0 LOB: 2 BB: 2 P: 24	R: 0 E: 0 K: 0 S: 6	H: 0 LOB: 1 BB: 1 P: 13	R: 1 E: 0 K: 1 S: 13	H: 3 LOB: 2 BB: 0 P: 19		R: 0 E: 0 K: 0 S: 10	H: 1 LOB: 1 BB: 0 P: 15	1B: 6 2B: 3 3B: 0 HR: 1	SF: 0 SAC: 0 DP: 0 HBP: 0	WP: 1 PB: 0 SB: 0 CS: 0	PA: 40		
PITCHER	IP	WLS	BF	H	R	ER	SO	BB	IBB	HBP	BLK	WP	HR	S	P	ERA	WHIP								
Paul Kilgus, L ERA: 3.91 (1, 1)	0.2	L	8	5	5	5	0	1	0	0	0	0	0	12	21	67.50	9.000								
Guy Hoffman, L ERA: 1.17 (7, 1)	5.1		22	2	1	0	1	3	0	0	0	1	0	39	73	0.00	0.938								
Dale Mohorcic, R ERA: 3.83 (7, 1)	2.0		10	3	1	1	1	1	0	0	0	0	1	19	32	4.50	2.000								

Batter	1	2	3	4	5	6	7	8	9	AB	R	H	RBI	BB	SO	LOB	TOP								
Cecil Espy, S (1, 8) OBP: 0.292, SLG: 0.375 Jim Steels, L (9, PH) OBP: 0.196, SLG: 0.222 (9, 8)	3-1	6-3		1-3	E9		F9		K	5	0	1	1	0	0	0									
Scott Fletcher, R (1, 6) OBP: 0.362, SLG: 0.338	P4		1B	F8	FC3-2		K		1B	6	1	3	0	0	1	2									
Ruben Sierra, S (1, 9) OBP: 0.295, SLG: 0.417	1B	1B	1B	F8	F2			K	4-3	6	2	2	0	0	1	5									
Pete Incaviglia, R (1, 7) OBP: 0.328, SLG: 0.500	1B	2B	1B	K	BB		5-3	6-3	1B	4	1	2	0	1	1	2									
Mike Stanley, R (1, 3) OBP: 0.316, SLG: 0.292 Pete O'Brien, L (6, PR) OBP: 0.360, SLG: 0.422 (6, 3)	2B	1B	K	K	FC6		1B	6-3		3	1	2	1	1	1	2									
Steve Buschels, R (1, 5) OBP: 0.353, SLG: 0.426 Curtis Wilkerson, S (5, 5) OBP: 0.390, SLG: 0.418	2B	1B	BB	BB	FC6		1B		BB	3	1	2	3	0	0	3									
Bob Brower, R (1, 10) OBP: 0.307, SLG: 0.296	K		2B	BB	S		K	F9		4	1	1	0	1	2	5									
Jeff Kunkel, R (1, 4) OBP: 0.246, SLG: 0.426		6-3	2B	4-3	4-3		L3		K	5	0	1	2	0	1	3									
Geno Petralli, L (1, 2) OBP: 0.383, SLG: 0.415	L6	1-3	1-3	FC3-2	BB		F7		1B	4	0	1	0	1	0	2									
Inning Stats	R: 3 E: 0 K: 1 S: 16	H: 4 LOB: 1 BB: 0 P: 24	R: 0 E: 0 K: 0 S: 3	H: 0 LOB: 0 BB: 0 P: 6	R: 3 E: 0 K: 2 S: 18	H: 4 LOB: 2 BB: 1 P: 30	R: 0 E: 0 K: 0 S: 13	H: 1 LOB: 3 BB: 2 P: 24	R: 1 E: 1 K: 0 S: 9	H: 2 LOB: 2 BB: 1 P: 21	R: 0 E: 0 K: 1 S: 12	H: 2 LOB: 0 BB: 0 P: 16	R: 0 E: 0 K: 1 S: 7	H: 0 LOB: 0 BB: 0 P: 9	R: 0 E: 0 K: 1 S: 12	H: 1 LOB: 2 BB: 1 P: 24	R: 0 E: 0 K: 2 S: 14	H: 2 LOB: 2 BB: 0 P: 20	1B: 13 2B: 3 3B: 0 HR: 0	SF: 0 SAC: 0 DP: 0 HBP: 0	WP: 0 PB: 0 SB: 1 CS: 0	PA: 48			
PITCHER	IP	WLS	BF	H	R	ER	SO	BB	IBB	HBP	BLK	WP	HR	S	P	ERA	WHIP								
John Candelaria, L (1, 1) ERA: 3.24	3.2	L	22	9	6	6	3	2	0	0	0	0	0	47	77	14.73	3.000								
Steve Shields, R (4, 1) ERA: 3.72	4.1		21	5	1	1	3	3	0	0	0	0	0	43	77	2.08	1.846								
Cecilio Guante, R (9, 1) ERA: 2.48	0.0		0	0	0	0	0	0	0	0	0	0	0	0	0	∞	∞								

Texas Rangers @ New York Yankees
Yankee Stadium, Bronx, NY
Tue Jul 19 1988, 7:05 PM EDT
Att: 27,456 - Unknown - 86 F


AB 43
R 7
H 16
RBI 7
BB 5
SO 8
LOB 26



Batter	1	2	3	4	5	6	7	8	9	AB	R	H	RBI	BB	SO	LOB	BOTTOM								
Rickey Henderson, R (1, 7) OBP: 0.388, SLG: 0.417	E4		L1			F7		F8		4	0	0	0	0	0	1									
Willie Randolph, R (1, 4) OBP: 0.328, SLG: 0.303 Randy Velarde, R (7, 4) OBP: 0.276, SLG: 0.423	BB		5-3			5-3		FC5-4		2	0	0	0	1	0	0									
Don Mattingly, L (1, 3) OBP: 0.376, SLG: 0.476	K				F8		FC6-4	4-3		4	0	1	0	0	1	2									
Jack Clark, R (1, 10) OBP: 0.396, SLG: 0.463	K				K		FC6-4		4-3	3	1	0	0	1	2	2									
Claudell Washington, L (1, 8) OBP: 0.351, SLG: 0.443		K			F9		F7		F7	4	0	0	0	0	1	1									
Jose Cruz, L (1, 9) OBP: 0.273, SLG: 0.263		3-1			G6-3		1-3		4-3	4	0	0	0	0	0	1									
Luis Aguayo, R (1, 5) OBP: 0.358, SLG: 0.389		1B			K				1B	4	0	3	1	0	1	0									
Joel Skinner, R (1, 2) OBP: 0.257, SLG: 0.339		1-3			HR		F8		K	4	1	1	1	0	1	3									
Rafael Santana, R (1, 6) OBP: 0.300, SLG: 0.316			P5		K			FC5-4		2	0	0	0	1	1	0									
Inning Stats	R: 0 E: 1 K: 2 S: 12	H: 0 LOB: 1 BB: 1 P: 22	R: 0 E: 0 K: 1 S: 7	H: 1 LOB: 0 BB: 0 P: 13	R: 0 E: 0 K: 0 S: 12	H: 0 LOB: 0 BB: 0 P: 20	R: 0 E: 0 K: 1 S: 11	H: 0 LOB: 0 BB: 0 P: 16	R: 1 E: 0 K: 2 S: 10	H: 1 LOB: 0 BB: 0 P: 14	R: 0 E: 0 K: 0 S: 9	H: 1 LOB: 1 BB: 0 P: 14	R: 0 E: 0 K: 0 S: 10	H: 1 LOB: 1 BB: 0 P: 14	R: 0 E: 0 K: 0 S: 8	H: 0 LOB: 1 BB: 1 P: 14	R: 0 E: 0 K: 1 S: 12	H: 1 LOB: 1 BB: 1 P: 25	1B: 3 2B: 1 3B: 0 HR: 1	SF: 0 SAC: 0 DP: 0 HBP: 0	WP: 0 PB: 0 SB: 0 CS: 0	PA: 35			
PITCHER	IP	WLS	BF	H	R	ER	SO	BB	IBB	HBP	BLK	WP	HR	S	P	ERA	WHIP								
Charlie Hough, R (1, 1) ERA: 3.34	7.0	W	26	4	1	1	6	1	0	0	0	0	0	71	113	1.29	0.714								
Craig McMurtry, R (8, 1) ERA: 1.69	2.0		9	1	1	1	1	2	0	0	0	0	0	20	39	4.50	1.500								

Texas Rangers @ New York Yankees
Yankee Stadium, Bronx, NY
Tue Jul 19 1988, 7:05 PM EDT
Att: 27,456 - Unknown - 86 F

AB 32
R 2
H 5
RBI 2
BB 3
SO 7
LOB 11



Batter	1	2	3	4	5	6	7	8	9	AB	R	H	RBI	BB	SO	LOB	TOP								
Rickey Henderson, R OBP: 0.400, SLG: 0.438 (1, 7)	1-2 S 1B		2-1 S 2B	4-1 L6 S BB		1-1 FC6 1B		0-1 CS 1B		4	3	3	0	1	0	0									
Willie Randolph, R OBP: 0.323, SLG: 0.296 (1, 4)	1-0 L4		4-2 1B WP BB	1-2 L6		2-0 4-3 1B		3-0 L7		4	1	1	1	1	0	3									
Don Mattingly, L OBP: 0.380, SLG: 0.491 (1, 3)	0-1 BB 1B		1-0 FC5-4 1B FC4-6 1B	1-0 F7		3-H 4-3 1B		1-0 1B		5	1	3	1	0	0	1									
Ken Phelps, L OBP: 0.437, SLG: 0.547 Jack Clark, R OBP: 0.395, SLG: 0.464 (3, PH)	4-2 BB		2-0 FC5-4 1B	2-2 F7		2-2 1-3 1B		0-1 FC6-4 1B		0	0	0	0	1	0	0									
Dave Winfield, R OBP: 0.422, SLG: 0.556 (1, 9)	1-3 K		2-1 FC5-4 FC4-6	2-1 E9		0-2 L4		2-2 FC6-4		5	0	0	0	0	1	7									
Claudell Washington, L OBP: 0.343, SLG: 0.431 (1, 8)	0-1 4-3		0-0 FC4-6 2B	0-0 B3-4		1-2 F8		0-0 L4		5	1	0	1	0	0	4									
Mike Pagliarulo, L OBP: 0.287, SLG: 0.375 (1, 5)		1-2 4-3	1-0 2B 1B	2-2 F2		3-1 BLK 2B		1-3 K		5	1	2	0	0	1	1									
Joel Skinner, R OBP: 0.260, SLG: 0.341 (1, 2)		0-0 5-3	3-2 2B	0-0 FC6 1B		1-2 4-3		4-1 BB		4	1	2	2	1	0	1									
Rafael Santana, R OBP: 0.296, SLG: 0.311 Luis Aguayo, R OBP: 0.352, SLG: 0.382 (6, 6)	0-1 F7		1-0 6-3	1-2 FC6 1B		0-3 K		0-0 F7		3	1	1	0	0	0	1									
Inning Stats	R: 1 E: 0 K: 1 S: 13	H: 2 LOB: 2 BB: 1 P: 20	R: 0 E: 0 K: 0 S: 6	H: 0 LOB: 0 BB: 0 P: 7	R: 5 E: 0 K: 0 S: 14	H: 5 LOB: 1 BB: 1 P: 30	R: 0 E: 0 K: 0 S: 5	H: 0 LOB: 0 BB: 0 P: 11	R: 0 E: 1 K: 0 S: 11	H: 0 LOB: 1 BB: 0 P: 16	R: 3 E: 1 K: 0 S: 18	H: 3 LOB: 1 BB: 0 P: 25	R: 0 E: 0 K: 1 S: 11	H: 1 LOB: 1 BB: 0 P: 16	R: 0 E: 0 K: 0 S: 9	H: 3 LOB: 2 BB: 0 P: 15	R: 0 E: 0 K: 1 S: 6	H: 0 LOB: 1 BB: 1 P: 11	1B: 11 2B: 4 3B: 0 HR: 0	SF: 0 SAC: 0 DP: 1 HBP: 0	WP: 1 PB: 0 SB: 4 CS: 1	PA: 45			
PITCHER	IP	WLS	BF	H	R	ER	SO	BB	IBB	HBP	BLK	WP	HR	S	P	ERA	WHIP								
Ted Power, R ERA: 6.68 Israel Sanchez, L ERA: 5.4 Jeff Montgomery, R ERA: 2.78 Jerry Don Gleaton, L ERA: 2.79	(1, 1) 2.0		12	4	4	4	1	2	0	0	0	1	0	24	39	18.00	3.000								
	(3, 1) 3.1	L	18	6	5	4	0	1	0	0	0	0	0	34	59	10.80	2.100								
	(6, 1) 2.2		11	4	0	0	1	0	0	0	1	0	0	29	42	0.00	1.500								
	(9, 1) 1.0		4	0	0	0	1	1	0	0	0	0	0	6	11	0.00	1.000								

New York Yankees @ Kansas City Royals
Royals Stadium, Kansas City, MO
 Fri Jul 22 1988, 8:05 PM EDT
 Att: 40,011 - Unknown - 85 F

AB	41
R	9
H	14
RBI	6
BB	4
SO	3
LOB	21



Batter	1	2	3	4	5	6	7	8	9	AB	R	H	RBI	BB	SO	LOB	BOTTOM								
Willie Wilson, S OBP: 0.292, SLG: 0.346 (1, 8)	1-1 F8		2-3 K	2-0 2B 1B		1-2 5-3		0-0 G3		5	1	1	1	0	1	1									
Kurt Stillwell, S OBP: 0.324, SLG: 0.424 (1, 6)	1-0 5-3		0-1 F7	2-3 K		1-0 G3		0-0 1B		5	0	1	0	0	1	3									
Kevin Seitzer, R OBP: 0.388, SLG: 0.435 (1, 5)	1-2 1-3		2-2 5-3	1-0 2B		2-1 1B		2-3 K		5	0	2	2	0	1	1									
George Brett, L OBP: 0.405, SLG: 0.544 (1, 3)		3-2 1B 1B	1-1 F7	1-1 F8		0-0 P6		2-1 G6-4-3 1B		5	1	2	0	0	0	2									
Danny Tartabull, R OBP: 0.374, SLG: 0.513 (1, 9)		0-0 1B 1B	1-2 K	1-0 F3		1-3 K		0-0 G6-4-3		5	2	2	1	0	1	1									
Frank White, R OBP: 0.301, SLG: 0.382 Nick Capra, R OBP: 0.273, SLG: 0.111 (9, FR)		0-0 2B 1B	2-2 G6-3	3-2 E 1B		3-1 6-3		4-0 BB		4	1	2	1	1	0	0									
Bo Jackson, R OBP: 0.298, SLG: 0.455 (1, 7)		0-0 2B 1B	0-0 4-3	2-2 E5 FC6-4		2-2 1B		3-3 K		5	1	2	0	0	1	2									
Pat Tabler, R OBP: 0.331, SLG: 0.335 (1, 10)		2-0 F9 2B	1-0 1B 1B	1-2 F9		1-2 5-3				4	1	2	3	0	0	3									
Mike Macfarlane, R OBP: 0.332, SLG: 0.393 Bill Buckner, L OBP: 0.273, SLG: 0.328 Jamie Quirk, L OBP: 0.274, SLG: 0.327 (9, 2)		1-1 F9 2B	3-2 1B 1B	2-1 FC6-4		1-1 L7				3	1	1	0	0	0	3									
Inning Stats	R: 0 E: 0 K: 0 S: 6	H: 0 LOB: 0 BB: 0 P: 9	R: 4 E: 0 K: 1 S: 17	H: 5 LOB: 1 BB: 0 P: 25	R: 1 E: 0 K: 0 S: 11	H: 1 LOB: 0 BB: 0 P: 17	R: 3 E: 0 K: 1 S: 14	H: 4 LOB: 1 BB: 0 P: 24	R: 0 E: 1 K: 0 S: 12	H: 1 LOB: 2 BB: 0 P: 21	R: 0 E: 0 K: 0 S: 7	H: 1 LOB: 1 BB: 0 P: 11	R: 0 E: 0 K: 1 S: 14	H: 1 LOB: 1 BB: 0 P: 21	R: 0 E: 0 K: 1 S: 7	H: 1 LOB: 1 BB: 0 P: 10	R: 0 E: 0 K: 1 S: 6	H: 1 LOB: 1 BB: 1 P: 15	1B: 12 2B: 2 3B: 0 HR: 1	SF: 0 SAC: 0 DP: 1 HBP: 0	WP: 0 PB: 0 SB: 0 CS: 0	PA: 43			
PITCHER	IP	WLS	BF	H	R	ER	SO	BB	IBB	HBP	BLK	WP	HR	S	P	ERA	WHIP								
Tommy John, L ERA: 3.76 Neil Allen, R ERA: 3.29 Steve Shields, R ERA: 3.46 Dave Righetti, L ERA: 3.63	(1, 1) 1.0		8	5	4	4	0	0	0	0	0	0	0	16	24	36.00	5.000								
	(2, 1) 4.0	W	19	6	4	4	2	0	0	0	0	0	1	44	72	9.00	1.500								
	(6, 1) 3.0		12	3	0	0	2	0	0	0	0	0	0	28	42	0.00	1.000								
	(9, 1) 1.0	S	4	1	0	0	1	1	0	0	0	0	0	6	15	0.00	2.000								

New York Yankees @ Kansas City Royals
Royals Stadium, Kansas City, MO
 Fri Jul 22 1988, 8:05 PM EDT
 Att: 40,011 - Unknown - 85 F


AB	42
R	8
H	15
RBI	8
BB	1
SO	5
LOB	16




Batter	1	2	3	4	5	6	7	8	9	AB	R	H	RBI	BB	SO	LOB	TOP									
Rickey Henderson, R OBP: 0.400, SLG: 0.435			K			G4-3		K		5	1	1	1	0	2	2	New York Yankees @ Kansas City Royals Royals Stadium, Kansas City, MO Sun Jul 24 1988, 4:33 AM EDT Att: 38,591 - Sunny - 91 F									
Don Mattingly, L OBP: 0.381, SLG: 0.489				F7		F8 1B HR		WP 2B		5	2	3	0	0	0	1										
Dave Winfield, R OBP: 0.422, SLG: 0.572	E4 PB 2B 1-H 3-H	L8		5-3		HR 1B		K		5	2	1	1	0	1	1										
Ken Phelps, L OBP: 0.436, SLG: 0.546	2B 1B 2-3	G3		2B		F8		WP		5	1	1	0	1	0	3										
Jack Clark, R OBP: 0.399, SLG: 0.476	1B 2B			1B		HR				3	2	3	4	1	0	0										
Gary Ward, R OBP: 0.292, SLG: 0.270	1B 2B			1B						1	0	0	0	0	0	0										
Mike Pagliarulo, L OBP: 0.286, SLG: 0.370	1B 1B FC6-4			4-3						2	1	0	0	1	0	3										
Randy Velarde, R OBP: 0.242, SLG: 0.367	1B 1B FC6-4			4-3		P1				2	0	0	0	0	0	0										
Luis Aguayo, R OBP: 0.351, SLG: 0.378	FC6-4 1B FC5-4			6-3				K		5	1	2	1	0	2	1	AB 41 R 10 H 12 RBI 9 BB 3 SO 6 LOB 15									
Joel Skinner, R OBP: 0.260, SLG: 0.339	FC6-4 1B			P4						4	0	1	1	0	0	1										
Rafael Santana, R OBP: 0.292, SLG: 0.307	FC6-4 1B FC5-4			F8				G3		4	0	0	1	0	1	3										
Inning Stats	R: 7 E: 1 K: 0 S: 17	H: 5 LOB: 1 BB: 2 P: 31	R: 0 E: 0 K: 0 S: 6	H: 0 LOB: 1 BB: 1 P: 14	R: 0 E: 0 K: 2 S: 13	H: 1 LOB: 1 BB: 0 P: 18	R: 0 E: 0 K: 0 S: 10	H: 2 LOB: 2 BB: 0 P: 12	R: 0 E: 0 K: 0 S: 8	H: 0 LOB: 3 BB: 0 P: 12	R: 3 E: 0 K: 0 S: 10	H: 3 LOB: 0 BB: 0 P: 17	R: 0 E: 0 K: 1 S: 10	H: 0 LOB: 0 BB: 0 P: 14	R: 0 E: 2 K: 1 S: 9	H: 1 LOB: 1 BB: 0 P: 12		R: 0 E: 2 K: 1 S: 9	H: 0 LOB: 1 BB: 0 P: 12	1B: 8 2B: 3 3B: 0 HR: 1	SF: 0 SAC: 0 DP: 0 HBP: 0	WP: 1 PB: 1 SB: 0 CS: 0	PA: 44			
PITCHER	IP	WLS	BF	H	R	ER	SO	BB	IBB	HBP	BLK	WP	HR	S	P	ERA		WHIP								
Bret Saberhagen, R ERA: 3.98	6.0	L	33	11	10	8	2	2	1	0	0	0	1	64	104	12.00		2.167								
Jeff Montgomery, R ERA: 2.52	3.0		11	1	0	0	4	0	0	0	0	1	0	31	47	0.00		0.333								

Batter	1	2	3	4	5	6	7	8	9	AB	R	H	RBI	BB	SO	LOB	BOTTOM								
Willie Wilson, S OBP: 0.293, SLG: 0.347	L9		3B 2B	1B 1B	IBB		L3			4	2	2	1	1	0	1	New York Yankees @ Kansas City Royals Royals Stadium, Kansas City, MO Sun Jul 24 1988, 4:33 AM EDT Att: 38,591 - Sunny - 91 F								
Bill Pecota, R OBP: 0.176, SLG: 0.246	L9		1B 3B	K	P3			G6-3		5	1	1	1	0	1	5									
Kevin Seitzer, R OBP: 0.389, SLG: 0.436	P3		1B 1B	3B 1B	K			1-3		4	1	1	1	1	1	3									
George Brett, L OBP: 0.407, SLG: 0.559		E3 BB 1B SF8		3B 1B						2	1	1	0	0	0	0									
Bill Buckner, L OBP: 0.293, SLG: 0.343			1B	3B 1B				1B		3	1	3	2	0	0	0									
Danny Tartabull, R OBP: 0.373, SLG: 0.513		SF8 BB 1B		G4-6-3	3B			L8		4	0	2	2	1	0	2									
Frank White, R OBP: 0.300, SLG: 0.380			G4-6-3	F9						4	0	1	0	1	1	4									
Bo Jackson, R OBP: 0.305, SLG: 0.474	SF8			1B 1B	SH1-4 2B			6-3		4	1	2	1	0	0	2									
Pat Tabler, R OBP: 0.329, SLG: 0.332	P4			BB 1B 1B	SH1-4 1B					5	1	2	0	0	0	3									
Larry Owen, R OBP: 0.143, SLG: 0.143	5-3			L9	SH1-4					4	0	1	0	0	0	5									
Inning Stats	R: 0 E: 0 K: 0 S: 6	H: 0 LOB: 0 BB: 0 P: 12	R: 1 E: 1 K: 0 S: 10	H: 1 LOB: 2 BB: 1 P: 17	R: 2 E: 0 K: 0 S: 13	H: 4 LOB: 1 BB: 1 P: 19	R: 5 E: 0 K: 1 S: 20	H: 5 LOB: 1 BB: 1 P: 36	R: 0 E: 0 K: 1 S: 11	H: 2 LOB: 3 BB: 1 P: 22	R: 0 E: 0 K: 1 S: 8	H: 1 LOB: 1 BB: 0 P: 11	R: 0 E: 0 K: 0 S: 4	H: 1 LOB: 0 BB: 0 P: 7	R: 0 E: 0 K: 0 S: 9	H: 1 LOB: 1 BB: 0 P: 13	R: 0 E: 0 K: 0 S: 9	H: 1 LOB: 1 BB: 0 P: 15	1B: 10 2B: 5 3B: 2 HR: 0	SF: 1 SAC: 1 DP: 2 HBP: 0	WP: 0 PB: 0 SB: 0 CS: 0	PA: 45			
PITCHER	IP	WLS	BF	H	R	ER	SO	BB	IBB	HBP	BLK	WP	HR	S	P	ERA	WHIP								
Richard Dotson, R ERA: 4.54	3.2		21	6	1	1	2	0	1	0	0	0	0	37	62	2.25	1.500								
Neil Allen, R ERA: 3.22	4.0	W	18	6	1	1	2	0	1	0	0	0	0	13	21	0.00	1.500								
Dave Righetti, L ERA: 3.69	1.1	S	6	2	0	0	0	0	0	0	0	0	0	0	0	0.00	1.500								



Batter	1	2	3	4	5	6	7	8	9	AB	R	H	RBI	BB	SO	LOB	TOP					
Paul Molitor, R OBP: 0.380, SLG: 0.430	0-1 6-3		3-2 4-3			2-2 E 1B		2-0 F7		4	0	1	0	0	0	0	Milwaukee Brewers @ New York Yankees Yankee Stadium, Bronx, NY Mon Jul 25 1988, 7:05 PM EDT Att: 26,084 - Unknown - 81 F AB 31 R 2 H 3 RBI 2 BB 1 SO 6 LOB 8 					
Jim Gantner, L OBP: 0.316, SLG: 0.334	0-3 K		1-2 4-3			1 SAFE E5		0-0 F7		4	0	0	0	0	1	1						
Jeffrey Leonard, R OBP: 0.282, SLG: 0.371	1-2 1-3			1-3 K		1-2 F8		0-1 G3 2B		4	0	1	0	0	1	2						
Robin Yount, R OBP: 0.379, SLG: 0.484		1-2 6-3		0-1 F7		2-3 K		2-2 G3		4	0	0	0	0	1	3						
Greg Brock, L OBP: 0.367, SLG: 0.376		4-2 HR BB		0-1 F7			1-1 F7		2-3 K	3	1	0	0	1	1	1						
Dale Sveum, S OBP: 0.266, SLG: 0.366		2-1 F9			2-1 P4		1-2 6-3			3	0	0	0	0	0	1						
Joey Meyer, R OBP: 0.265, SLG: 0.416		1-1 HR			0-2 F8		1-2 G6-3			3	1	1	2	0	0	0						
B.J. Surhoff, L OBP: 0.279, SLG: 0.296	1-2 6-3				0-1 F7			0-3 K		3	0	0	0	0	1	0						
Darryl Hamilton, L OBP: 0.286, SLG: 0.279			0-1 B1-3			1-1 L5		2-3 K		3	0	0	0	0	1	0						
Inning Stats	R: 0 E: 0 K: 1 S: 14	H: 0 LOB: 0 BB: 0 P: 15	R: 2 E: 0 K: 0 S: 14	H: 1 LOB: 0 BB: 1 P: 23	R: 0 E: 0 K: 0 S: 13	H: 0 LOB: 0 BB: 0 P: 17	R: 0 E: 0 K: 1 S: 7	H: 0 LOB: 0 BB: 0 P: 8	R: 0 E: 0 K: 0 S: 7	H: 0 LOB: 0 BB: 0 P: 9	R: 0 E: 1 K: 1 S: 14	H: 1 LOB: 2 BB: 0 P: 20	R: 0 E: 0 K: 0 S: 8	H: 0 LOB: 0 BB: 0 P: 11	R: 0 E: 0 K: 2 S: 8	H: 0 LOB: 0 BB: 0 P: 12	R: 0 E: 0 K: 1 S: 10	H: 1 LOB: 1 BB: 0 P: 14	1B: 1 2B: 1 3B: 0 HR: 1	SF: 0 SAC: 0 DP: 0 HBP: 0	WP: 0 PB: 0 CS: 0	PA: 32
PITCHER John Candelaria, L ERA: 3.15	IP: 9.0 WLS: W BF: 32 H: 3 R: 2 ER: 2 SO: 6 BB: 1 IBB: 0 HBP: 0 BLK: 0 WP: 0 HR: 1 S: 95 P: 129 ERA: 2.00 WHIP: 0.444															PITCHER						

Batter	1	2	3	4	5	6	7	8	9	AB	R	H	RBI	BB	SO	LOB	BOTTOM					
Rickey Henderson, R OBP: 0.404, SLG: 0.437	4-2 E S 1B BB	2-1 1B			3-1 L6		0-2 1B			3	1	2	0	1	0	0	Milwaukee Brewers @ New York Yankees Yankee Stadium, Bronx, NY Mon Jul 25 1988, 7:05 PM EDT Att: 26,084 - Unknown - 81 F AB 29 R 3 H 7 RBI 3 BB 3 SO 9 LOB 12 					
Don Mattingly, L OBP: 0.385, SLG: 0.505	1 SAFE 2B 1-H	1 SAFE 1 SAFE 1 SAFE 1 SAFE 1 SAFE 1 SAFE 1 SAFE L6			1-0 1B		1-1 HR			4	1	3	3	0	0	1						
Dave Winfield, R OBP: 0.420, SLG: 0.571	2-2 2B		1-3 K		0-1 6-3		0-1 L6			4	0	1	0	0	1	1						
Jack Clark, R OBP: 0.395, SLG: 0.470	1-1 P5		1-3 K		0-3 K			2-3 K		4	0	0	0	0	3	3						
Gary Ward, R OBP: 0.286, SLG: 0.263	0-3 K		0-0 F7			1-2 6-3		1-3 K		4	0	0	0	0	2	2						
Willie Randolph, R OBP: 0.330, SLG: 0.301	4-0 BB			2-3 K		0-3 K		1-1 P4		3	0	0	0	1	2	0						
Don Slaught, R OBP: 0.392, SLG: 0.535	2-2 F9			4-2 BB		1-3 K				2	0	0	0	1	1	3						
Luis Aguayo, R OBP: 0.350, SLG: 0.377		3-2 5-3			2-1 P4		0-0 1B SH1-4 HR 1B			3	1	1	0	0	0	1						
Rafael Santana, R OBP: 0.290, SLG: 0.305		0-1 5-3			1-1 P4		0-1 SH1-4			2	0	0	0	0	0	1						
Inning Stats	R: 1 E: 0 K: 1 S: 20	H: 2 LOB: 3 BB: 2 P: 34	R: 0 E: 0 K: 0 S: 11	H: 1 LOB: 1 BB: 0 P: 17	R: 0 E: 0 K: 2 S: 8	H: 0 LOB: 0 BB: 0 P: 10	R: 0 E: 0 K: 1 S: 10	H: 0 LOB: 1 BB: 1 P: 19	R: 0 E: 0 K: 1 S: 8	H: 1 LOB: 1 BB: 0 P: 12	R: 0 E: 0 K: 2 S: 9	H: 0 LOB: 0 BB: 0 P: 11	R: 2 E: 0 K: 0 S: 11	H: 3 LOB: 0 BB: 0 P: 12	R: 0 E: 0 K: 2 S: 10	H: 0 LOB: 0 BB: 0 P: 14	R: 0 E: 0 K: 2 S: 10	H: 0 LOB: 0 BB: 0 P: 14	1B: 4 2B: 2 3B: 0 HR: 1	SF: 0 SAC: 1 DP: 0 HBP: 0	WP: 0 PB: 0 CS: 0	PA: 33
PITCHER Teddy Figueroa, L ERA: 2.45	IP: 8.0 WLS: L BF: 33 H: 7 R: 3 ER: 3 SO: 9 BB: 3 IBB: 0 HBP: 0 BLK: 0 WP: 0 HR: 1 S: 87 P: 129 ERA: 3.38 WHIP: 1.250															PITCHER						

Batter	1	2	3	4	5	6	7	8	9	AB	R	H	RBI	BB	SO	LOB	TOP			
Paul Moltzer, R OBP: 0.377, SLG: 0.426	1-1 4-3			3-2 1-3	0-0 L5			1-0 5-3		4	0	0	0	0	0	1	<p>Milwaukee Brewers @ New York Yankees Yankee Stadium, Bronx, NY</p> <p>Wed Jul 27 1988, 7:05 PM EDT Att: 28,869 - Unknown - 82 F</p> <p>livebaseballscorecards.com</p>			
Jim Gantner, L OBP: 0.322, SLG: 0.339	0-1 F7			4-1 E BB		0-0 FC4-6 1B		1-0 4-3		3	1	1	0	1	0	0				
Jeffrey Leonard, R OBP: 0.277, SLG: 0.364 Jim Adduci, L OBP: 0.211, SLG: 0.255	0-1 6-3			0-0 E1 1-H		1-1 FC4-6 G5-4-3 1-2		1-1 1-3		2	1	0	0	0	0	-1				
Robin Yount, R OBP: 0.377, SLG: 0.479		3-2 6-3		1-1 1B		2-2 G5-4-3 1-2		2-2 F7		4	0	1	0	0	0	1				
Rob Deer, R OBP: 0.300, SLG: 0.396		2-1 L4-3 1B		1-2 L7		2-2 1B FC6-4 2B		2-3 K		4	1	2	0	0	1	1				
Dale Sveum, S OBP: 0.280, SLG: 0.357		2-2 L4-3 1-2		1-3 K		2-2 F8		3-2 F8		4	0	0	0	0	1	3				
Joey Meyer, R OBP: 0.270, SLG: 0.418			1-3 K		1-0 FC6-4 1B		0-1 FC6-4 1B			3	0	2	0	0	1	0				
Juan Castillo, S OBP: 0.266, SLG: 0.242			1-2 1-3		0-3 K		1-1 FC6-4 FC6-4 1-2 3-H			3	0	0	1	0	1	2				
Charlie O'Brien, R OBP: 0.238, SLG: 0.317			3-2 4-3		0-0 FC6-4 1-2		0-0 FC6-4 1-2			3	0	0	0	0	0	2				
Inning Stats	R: 0 E: 0 K: 0 S: 6	H: 0 LOB: 0 BB: 0 P: 7	R: 0 E: 0 K: 0 S: 8	H: 1 LOB: 0 BB: 0 P: 15	R: 0 E: 0 K: 1 S: 10	H: 0 LOB: 0 BB: 0 P: 15	R: 2 E: 1 K: 1 S: 13	H: 1 LOB: 1 BB: 1 P: 23	R: 0 E: 0 K: 0 S: 6	H: 1 LOB: 0 BB: 0 P: 9	R: 1 E: 0 K: 0 S: 11	H: 2 LOB: 1 BB: 0 P: 16	R: 0 E: 0 K: 1 S: 4	H: 0 LOB: 0 BB: 0 P: 7	R: 0 E: 0 K: 1 S: 10	H: 0 LOB: 0 BB: 0 P: 17	1B: 5 2B: 2 3B: 0 HR: 0	SF: 0 SAC: 0 DP: 2 HBP: 0	WP: 0 PB: 0 SB: 0 CS: 0	PA: 33
PITCHER	IP WLS BF H R ER SO BB IBB HBP BLK WP HR S P ERA WHIP	8.0 W 30 6 3 2 3 1 0 0 0 0 0 64 99 2.25 0.875	1.0 L 3 0 0 0 1 0 0 0 0 0 0 10 17 0.00 0.000											IP WLS BF H R ER SO BB IBB HBP BLK WP HR S P ERA WHIP						

Batter	1	2	3	4	5	6	7	8	9	AB	R	H	RBI	BB	SO	LOB	BOTTOM			
Rickey Henderson, R OBP: 0.405, SLG: 0.435	2-2 HR 1B	1-2 F8		0-0 3-H 1B		2-2 F9	1-1 E5	2-2 4-3		6	1	2	1	0	0	2	<p>Milwaukee Brewers @ New York Yankees Yankee Stadium, Bronx, NY</p> <p>Wed Jul 27 1988, 7:05 PM EDT Att: 28,869 - Unknown - 82 F</p> <p>livebaseballscorecards.com</p>			
Don Mattingly, L OBP: 0.381, SLG: 0.497	2-2 HR 1B	1-0 G3		1-0 G3		1-1 L6	2-2 F9			5	1	1	0	0	0	3				
Dave Winfield, R OBP: 0.423, SLG: 0.587	0-2 HR		1-1 1-4-3		0-2 1B G3	2-1 HR		2-2 6-3		5	3	3	5	0	0	0				
Claudell Washington, L OBP: 0.351, SLG: 0.438	3-1 B5-6-4 1B		0-0		1-2 G3 2B	0-0 4-3		1-2 BB E 1B		5	3	4	0	0	0	0				
Jack Clark, R OBP: 0.393, SLG: 0.468	4-1 B5-6-4 BB		0-3 K		1-0 G3		0-2 BB HR 1B	0-1 F8		4	1	1	1	1	1	3				
Don Slaught, R OBP: 0.392, SLG: 0.537	1-1 B5-6-4		2-3 K		1-1 2B		0-2 P4 HR BB 2B 1B	0-2 E BB 2B 1B		5	1	2	1	0	1	4				
Willie Randolph, R OBP: 0.336, SLG: 0.309	0-0 3-H 1B			1-0 4-3 1B 2B		4-0 F8	4-0 HR BB	4-0 E 2B BB		3	3	2	1	2	0	1				
Rafael Santana, R OBP: 0.289, SLG: 0.314	2-1 L7			2-0 4-3	1-2 4-3		0-1 HR	3-1 E6 2B		5	2	1	3	0	0	5				
Randy Velarde, R OBP: 0.263, SLG: 0.429		1-1 1-3		0-1 6-3		0-0 HR 2B	1-2 F9	0-1 HR 2B		5	1	2	3	0	0	1				
Inning Stats	R: 4 E: 0 K: 0 S: 21	H: 5 LOB: 1 BB: 1 P: 34	R: 0 E: 0 K: 0 S: 6	H: 0 LOB: 0 BB: 0 P: 9	R: 0 E: 0 K: 2 S: 10	H: 1 LOB: 1 BB: 0 P: 13	R: 1 E: 0 K: 0 S: 6	H: 2 LOB: 1 BB: 0 P: 10	R: 2 E: 0 K: 0 S: 14	H: 3 LOB: 1 BB: 0 P: 18	R: 2 E: 0 K: 0 S: 9	H: 2 LOB: 0 BB: 0 P: 14	R: 3 E: 1 K: 0 S: 20	H: 2 LOB: 1 BB: 1 P: 28	R: 4 E: 1 K: 0 S: 20	H: 3 LOB: 1 BB: 1 P: 32	1B: 11 2B: 4 3B: 0 HR: 3	SF: 0 SAC: 0 DP: 1 HBP: 0	WP: 0 PB: 0 SB: 0 CS: 0	PA: 46
PITCHER	IP WLS BF H R ER SO BB IBB HBP BLK WP HR S P ERA WHIP	4.1 L 24 11 7 7 2 1 0 0 0 0 1 14 20 10.80 1.200	1.2 L 7 2 2 2 0 0 0 0 0 0 1 14 20 10.80 1.200	2.0 L 15 5 7 3 0 2 0 0 0 0 1 40 60 13.50 3.500											IP WLS BF H R ER SO BB IBB HBP BLK WP HR S P ERA WHIP					

Batter	1	2	3	4	5	6	7	8	9	AB	R	H	RBI	BB	SO	LOB	TOP										
Rickey Henderson, R OBP: 0.407, SLG: 0.438	4-0 1B G6-4-3 BB		0-2 4-3		0-2 5-3			1-1 FC1-6		3	1	0	0	1	0	2	New York Yankees @ Toronto Blue Jays Exhibition Stadium, Toronto, ON Fri Jul 29 1988, 7:05 PM EDT Att: 42,453 - Unknown - 91 F										
Don Mattingly, L OBP: 0.376, SLG: 0.491	0-1 G6-4-3 1B 1B		1-0 F8		2-1 F9			1-0 F3		4	0	1	0	0	0	2											
Dave Winfield, R OBP: 0.422, SLG: 0.582	2-0 G6-4-3 1B		0-3 K			1-1 G6-4-3 1B		0-1 F7		4	0	2	0	0	1	1											
Jack Clark, R OBP: 0.390, SLG: 0.460	1-1 G6-4-3			2-3 K		1-3 K		0-1 G5-3 1B		4	0	1	0	0	2	3											
Don Slaught, R OBP: 0.390, SLG: 0.533				4-2 FC5-4 BB		2-0 G6-4-3		2-2 F7		3	0	0	0	1	1	3											
Gary Ward, R OBP: 0.281, SLG: 0.258		1-3 K		1-0 F7			1-3 K	0-1 1B		3	0	0	0	0	2	1											
Hal Morris, L OBP: 1.000, SLG: 1.000				2-2 FC5-4				1-2 1B		1	0	1	0	0	0	0											
Willie Randolph, R OBP: 0.329, SLG: 0.300		1-0 F8			0-0 4-3			0-1 G5-3		4	0	0	0	0	0	3											
Luis Aguayo, R OBP: 0.350, SLG: 0.370		2-0 1B			2-1 5-3					3	0	1	0	0	1	0											
Rafael Santana, R OBP: 0.300, SLG: 0.325		1-2 4-3			1-1 2B			2-2 FC1-6 1B		3	0	2	0	0	0	1											
Inning Stats	R: 1 E: 0 K: 1 S: 10	H: 2 LOB: 1 BB: 1 P: 20	R: 0 E: 0 K: 1 S: 9	H: 1 LOB: 0 BB: 0 P: 14	R: 0 E: 0 K: 1 S: 10	H: 0 LOB: 0 BB: 0 P: 11	R: 0 E: 0 K: 1 S: 10	H: 1 LOB: 1 BB: 0 P: 15	R: 0 E: 0 K: 2 S: 6	H: 1 LOB: 0 BB: 0 P: 10	R: 0 E: 0 K: 2 S: 7	H: 0 LOB: 0 BB: 0 P: 8	R: 0 E: 0 K: 0 S: 8	H: 1 LOB: 1 BB: 0 P: 12	R: 0 E: 0 K: 0 S: 9	H: 2 LOB: 1 BB: 0 P: 11	1B: 7 2B: 1 3B: 0 HR: 0	SF: 0 SAC: 0 DP: 3 HBP: 0	WP: 0 PB: 0 SB: 0 CS: 0	PA: 34							
PITCHER	IP	WLS	BF	H	R	ER	SO	BB	IBB	HBP	BLK	WP	HR	S	P	ERA	WHIP										
Jeff Musselman, L ERA: 0.87	(1, 1)	7.2	W	29	6	1	1	7	2	0	0	0	0	68	107	1.17	1.043										
Duane Ward, R ERA: 3.31	(8, 1)	1.1		5	2	0	0	0	0	0	0	0	0	11	13	0.00	1.500										

AB	32
R	1
H	8
RBI	0
BB	2
SO	7
LOB	16



Batter	1	2	3	4	5	6	7	8	9	AB	R	H	RBI	BB	SO	LOB	BOTTOM											
Tony Fernandez, S OBP: 0.326, SLG: 0.373	1-1 4-3 6-3 2B	1-0 SF8		2-2 F7		1-0 G4-6-3 1B		2-0 1-6-3		4	1	2	1	0	0	1	New York Yankees @ Toronto Blue Jays Exhibition Stadium, Toronto, ON Fri Jul 29 1988, 7:05 PM EDT Att: 42,453 - Unknown - 91 F											
Lloyd Moseby, L OBP: 0.342, SLG: 0.375	3-0 4-3	3-H F7		4-0 1-2 BB		2-0 G4-6-3 1B		2-3 K		4	0	1	0	1	1	2												
Rance Mulliniks, L OBP: 0.394, SLG: 0.498	0-0 6-3		4-1 2B SF8 BB	1-0 F9		2-0 G4-6-3		0-1 4-3		4	1	0	1	1	0	4												
Kelly Gruber, R OBP: 0.342, SLG: 0.485	0-1 F8		1-2 BB 2B	1-3 K		0-1 F9				4	0	1	0	0	1	3												
Ernie Whitt, L OBP: 0.329, SLG: 0.340		4-1 HR BB	4-0 BB BB		2-2 4-3		3-2 HR			2	2	1	1	2	0	0												
Fred McGriff, L OBP: 0.399, SLG: 0.591		0-0 HR	1-0 SF8		0-1 2B		2-0 3-1			3	1	2	3	0	0	0												
Jesse Barfield, R OBP: 0.278, SLG: 0.365		2-1 SH1-4 SF8 1B	3-H G4-6-3 BB	1-3 K		2-2 2B				3	1	2	0	1	1	1												
Rick Leach, L OBP: 0.353, SLG: 0.357		1-0 SH1-4 1B	0-0 G4-6-3		0-0 F7		3-1 F7			4	0	1	0	0	0	5												
Sil Campuzano, R OBP: 0.273, SLG: 0.346		1-2 1B								0	0	0	0	0	0	0												
Manuel Lee, S OBP: 0.344, SLG: 0.368		0-0 SH1-4		1-0 BB 1B		2-2 1B G4-6-3 1B		0-1 4-3		3	1	2	0	0	0	1												
Inning Stats	R: 1 E: 0 K: 0 S: 6	H: 1 LOB: 0 BB: 0 P: 10	R: 3 E: 0 K: 0 S: 8	H: 3 LOB: 1 BB: 1 P: 16	R: 1 E: 0 K: 0 S: 10	H: 1 LOB: 2 BB: 3 P: 24	R: 0 E: 0 K: 1 S: 8	H: 1 LOB: 1 BB: 0 P: 14	R: 1 E: 0 K: 0 S: 8	H: 3 LOB: 1 BB: 0 P: 15	R: 1 E: 0 K: 0 S: 13	H: 2 LOB: 1 BB: 0 P: 23	R: 0 E: 0 K: 1 S: 6	H: 0 LOB: 0 BB: 0 P: 10	R: 0 E: 0 K: 1 S: 9	H: 0 LOB: 0 BB: 0 P: 11	1B: 6 2B: 4 3B: 0 HR: 2	SF: 2 SAC: 1 DP: 2 HBP: 0	WP: 0 PB: 0 SB: 0 CS: 0	PA: 39								
PITCHER	IP	WLS	BF	H	R	ER	SO	BB	IBB	HBP	BLK	WP	HR	S	P	ERA	WHIP											
Richard Dotson, R ERA: 4.89	(1, 1)	2.0	L	13	5	5	0	0	2	0	0	0	0	1	21	38	22.50	3.500										
Neil Allen, R ERA: 3.25	(3, 1)	5.0		23	7	2	2	2	3	0	0	0	0	43	81	3.60	2.000											
Steve Shields, R ERA: 3.38	(8, 1)	1.0		3	0	0	0	1	0	0	0	0	0	6	10	0.00	0.000											

AB	31
R	7
H	12
RBI	6
BB	5
SO	3
LOB	17



Batter	1	2	3	4	5	6	7	8	9	AB	R	H	RBI	BB	SO	LOB	TOP					
Rickey Henderson, R OBP: 0.413, SLG: 0.439 Hal Morris, L OBP: 0.500, SLG: 0.500	3-2 FC6-4 1B		4-0 1B G6-4-3 BB		0-2 1B		3-1 5-3		0-2 F7	3	1	2	0	1	0	0						
Don Mattingly, L OBP: 0.375, SLG: 0.486 Cecilio Guante, R OBP: 0.388, SLG: 0.455	0-1 FC6-4 BB		0-1 G6-4-3 1B		1-2 F8		2-0 3-1		2-2 1B	4	0	1	0	0	0	2						
Dave Winfield, R OBP: 0.425, SLG: 0.584 Joel Skinner, R OBP: 0.250, SLG: 0.325	1-3 K		0-1 G6-4-3 1-2 3-H		1-0 F8		1-0 F2		0-2 5-3	4	0	0	0	0	1	3						
Ken Phelps, L OBP: 0.431, SLG: 0.532	4-2 1-2 BB		3-1		2-2 3-1		2-2 1B			3	0	1	0	1	0	1						
Claudell Washington, L OBP: 0.346, SLG: 0.433	0-1 6-3			2-2 1B 4-3 1B		0-0 L4				4	0	1	0	0	0	3						
Don Slaught, R OBP: 0.390, SLG: 0.531		1-1 5-3		1-0 F9		3-1 6-3			2-2 1B HR	4	1	1	0	0	0	1						
Luis Aguayo, R OBP: 0.351, SLG: 0.387		2-0 HR		0-0 4-3 1-2		3-1 F4			0-0 1-3 HR	4	2	2	1	0	0	1						
Rafael Santana, R OBP: 0.298, SLG: 0.322 Gary Ward, R OBP: 0.277, SLG: 0.261		1-0 F8		0-0 FC5-4 1B		1-2 5-3			0-3 K	3	0	1	0	0	0	0						
Randy Velarde, R OBP: 0.255, SLG: 0.442		0-1 5-3		1-2 FC5-4 1-2		0-0 6-3			1-2 1-H 3-H HR	4	1	1	3	0	0	2						
Inning Stats	R: 0 E: 0 K: 1 S: 14	H: 1 LOB: 2 BB: 1 P: 22	R: 1 E: 0 K: 0 S: 6	H: 1 LOB: 0 BB: 0 P: 10	R: 1 E: 0 K: 0 S: 5	H: 1 LOB: 0 BB: 1 P: 10	R: 0 E: 0 K: 0 S: 9	H: 2 LOB: 2 BB: 0 P: 13	R: 0 E: 0 K: 0 S: 13	H: 1 LOB: 1 BB: 0 P: 17	R: 0 E: 0 K: 0 S: 5	H: 0 LOB: 0 BB: 0 P: 11	R: 0 E: 0 K: 0 S: 6	H: 0 LOB: 0 BB: 0 P: 10	R: 0 E: 0 K: 0 S: 6	H: 1 LOB: 1 BB: 0 P: 11	R: 3 E: 0 K: 1 S: 23	H: 4 LOB: 1 BB: 0 P: 28	1B: 9 2B: 0 3B: 0 HR: 2	SF: 0 SAC: 0 DP: 1 HBP: 0	WP: 0 PB: 0 SB: 1 CS: 1	PA: 39
PITCHER	IP WLS BF H R ER SO BB IBB HBP BLK WP HR S P ERA WHIP	IP WLS BF H R ER SO BB IBB HBP BLK WP HR S P ERA WHIP															IP WLS BF H R ER SO BB IBB HBP BLK WP HR S P ERA WHIP					
Mike Birkbeck, R ERA: 4.0	8.0 W 32 7 2 2 1 2 0 0 0 0 1 64 104 2.25 1.125	1.0 L 7 4 3 3 1 0 0 0 0 0 1 23 28 27.00 4.000																				
Juan Nieves, L ERA: 5.69																						

New York Yankees @ Milwaukee Brewers
Milwaukee County Stadium, Milwaukee, WI

Tue Aug 02 1988, 8:05 PM EDT
Att: 24,640 - Unknown - 97 F

AB 37
R 5
H 11
RBI 4
BB 2
SO 2
LOB 16



Batter	1	2	3	4	5	6	7	8	9	AB	R	H	RBI	BB	SO	LOB	BOTTOM	
Paul Molitor, R OBP: 0.384, SLG: 0.446 Juan Castillo, S OBP: 0.261, SLG: 0.239	0-0 4-3	1-0 1B	4-2 3B BB		0-0 F9		0-1 HR	1-3 K		4	3	2	2	1	0	0		
Jim Gantner, L OBP: 0.328, SLG: 0.350 Charlie O'Brien, R OBP: 0.268, SLG: 0.353	0-2 F8 2B	2-0 1B	3-2 1B 3B		0-0 4-3		0-0 1B			5	2	4	2	0	0	0		
Robin Yount, R OBP: 0.374, SLG: 0.468 Mike Felder, S OBP: 0.217, SLG: 0.222	4-2 HBP 2B	0-0 BB 1B	4-1 G4-6-3 BB		1-0 4-3		0-1 1-2 1B			3	2	2	1	2	0	0		
Rob Deer, R OBP: 0.296, SLG: 0.389	1-1 F8	0-3 K	0-3 K		2-2 5-3		1-3 K			5	0	0	0	0	3	8		
Greg Brock, L OBP: 0.353, SLG: 0.357	1-1 2B	0-0 BB 1B	1-2 G4-6-3		1-0 L7		1-3 K			4	2	1	1	0	1	4		
Jeffrey Leonard, R OBP: 0.276, SLG: 0.358 Jim Adduci, L OBP: 0.211, SLG: 0.255	0-0 1-H 2-H 3-H 2B	4-0 1B		0-0 6-3		4-1 1B BB	1-1 F8			3	0	1	3	2	0	2		
Joey Meyer, R OBP: 0.287, SLG: 0.408	1-0 HBP	1-1 1B		1-3 K		0-0 1B BB		1-0 F6		4	0	2	2	0	1	0		
B.J. Surhoff, L OBP: 0.289, SLG: 0.315	2-0 G3	0-0 G3		1-0 1B		2-0 F5		0-0 F9		5	0	1	0	0	0	6		
Dale Sveum, S OBP: 0.267, SLG: 0.359		1-1 5-3	2-2 BB 3B	3-2 3-1		1-0 1B HR				4	2	2	0	1	0	1		
Inning Stats	R: 3 E: 0 K: 0 S: 11	H: 2 LOB: 2 BB: 1 P: 20	R: 4 E: 0 K: 1 S: 13	H: 5 LOB: 2 BB: 1 P: 23	R: 2 E: 0 K: 1 S: 18	H: 2 LOB: 1 BB: 2 P: 32	R: 0 E: 0 K: 1 S: 9	H: 1 LOB: 1 BB: 0 P: 14	R: 0 E: 0 K: 0 S: 7	H: 1 LOB: 2 BB: 1 P: 16	R: 2 E: 0 K: 2 S: 14	H: 4 LOB: 2 BB: 0 P: 18	R: 0 E: 0 K: 1 S: 6	H: 0 LOB: 1 BB: 1 P: 12	1B: 12 2B: 1 3B: 1 HR: 1	SF: 0 SAC: 0 DP: 1 HBP: 2	WP: 1 PB: 0 SB: 1 CS: 0	PA: 46
PITCHER	IP WLS BF H R ER SO BB IBB HBP BLK WP HR S P ERA WHIP	IP WLS BF H R ER SO BB IBB HBP BLK WP HR S P ERA WHIP															IP WLS BF H R ER SO BB IBB HBP BLK WP HR S P ERA WHIP	
Tommy John, L ERA: 4.15	1.2 L 15 6 0 0 0 2 0 0 0 0 0 20 37 37.80 4.800	0.1 3 2 1 1 0 0 0 0 0 0 0 0 7 11 27.00 6.000																
Neil Allen, R ERA: 3.99																		
Richard Dotson, R ERA: 4.79	4.0 17 3 1 1 2 3 0 0 0 0 0 34 61 2.25 1.500																	
Tim Stoddard, R ERA: 6.39	1.0 7 4 2 2 2 0 0 0 0 1 1 14 18 18.00 4.000																	
Cecilio Guante, R ERA: 2.37	1.0 4 0 0 0 1 1 0 0 0 0 0 6 12 0.00 1.000																	

New York Yankees @ Milwaukee Brewers
Milwaukee County Stadium, Milwaukee, WI

Tue Aug 02 1988, 8:05 PM EDT
Att: 24,640 - Unknown - 97 F

AB 38
R 11
H 15
RBI 11
BB 6
SO 6
LOB 22



Batter	1	2	3	4	5	6	7	8	9	AB	R	H	RBI	BB	SO	LOB	TOP											
John Moses, S OBP: 0.351, SLG: 0.407	1-1 F8		3-2 L8		1-1 SF8		1-0 L5		1-1 1B	4	1	1	1	0	0	0	Minnesota Twins @ New York Yankees Yankee Stadium, Bronx, NY Fri Aug 05 1988, 3:33 AM EDT Cloudy - 87 F											
Randy Bush, L OBP: 0.372, SLG: 0.464 Mark Davidson, R OBP: 0.330, SLG: 0.371	0-0 F7		4-1 G6-3 BB		3-1 HBP			2-2 G3-1	4-0 1B BB	2	0	0	0	1	0	0												
Kirby Puckett, R OBP: 0.367, SLG: 0.548	0-0 HR		0-1 G6-3		0-0 G4-3			1-0 F9 HR	2-1 L4	5	2	2	1	0	0	5												
Kent Hrbek, L OBP: 0.378, SLG: 0.493	4-1 FC5-4 BB							4-0 HR	2-2 1B	3	1	3	2	2	0	0												
Gary Gaetti, R OBP: 0.356, SLG: 0.554	1-0 FC5-4							2-1 F9	0-1 G6-3	5	0	0	0	0	0	7												
Gene Larkin, S OBP: 0.396, SLG: 0.391		3-2 L8						0-1 HR		4	1	1	3	0	0	2												
Brian Harper, R OBP: 0.359, SLG: 0.479		1-0 F8						0-1 F9		4	0	0	0	0	0	2												
Steve Lombardozzi, R OBP: 0.323, SLG: 0.319		3-2 1B						1-0 F9		3	1	1	0	1	1	0												
Al Newman, S OBP: 0.322, SLG: 0.271		0-1 G3						0-1 2B 1B		3	1	1	0	0	0	1												
Inning Stats	R: 1 E: 0 K: 0 S: 6	H: 1 LOB: 1 BB: 1 P: 12	R: 0 E: 0 K: 0 S: 9	H: 1 LOB: 1 BB: 0 P: 16	R: 0 E: 0 K: 0 S: 6	H: 0 LOB: 0 BB: 1 P: 13	R: 0 E: 0 K: 0 S: 8	H: 1 LOB: 1 BB: 0 P: 11	R: 1 E: 0 K: 0 S: 6	H: 0 LOB: 1 BB: 1 P: 14	R: 0 E: 0 K: 1 S: 7	H: 1 LOB: 1 BB: 0 P: 11	R: 0 E: 0 K: 1 S: 5	H: 0 LOB: 0 BB: 0 P: 8	R: 3 E: 0 K: 0 S: 10	H: 2 LOB: 2 BB: 1 P: 19		R: 2 E: 0 K: 0 S: 12	H: 3 LOB: 2 BB: 1 P: 22	1B: 5 2B: 2 3B: 0 HR: 2	SF: 1 SAC: 1 DP: 1 HBP: 1	WP: 0 PB: 0 CS: 0	PA: 41					
PITCHER	IP	WLS	BF	H	R	ER	SO	BB	IBB	HBP	BLK	WP	HR	S	P	ERA	WHIP											
Rick Rhoden, R ERA: 4.34	(1, 1)	8.1	L	38	8	7	7	1	4	1	1	1	0	2	62	115	7.56	1.440										
Cecilio Guante, R ERA: 2.32	(9, 1)	0.2	S	3	1	0	0	0	0	0	0	0	0	0	7	11	0.00	1.500										

Batter	1	2	3	4	5	6	7	8	9	AB	R	H	RBI	BB	SO	LOB	BOTTOM											
Rickey Henderson, R OBP: 0.411, SLG: 0.435	2-2 G5-3		2-2 G4-3		0-1 G5-3		4-0 BB		2-2 P4	4	0	0	0	1	0	2	Minnesota Twins @ New York Yankees Yankee Stadium, Bronx, NY Fri Aug 05 1988, 3:33 AM EDT Cloudy - 87 F											
Claudell Washington, L OBP: 0.352, SLG: 0.448	2-2 FC6-4 1B			0-0 WP BB 1B	0-0 G3		1-3 K		2-2 1-H 3-H HR	5	2	3	3	0	1	1												
Don Mattingly, L OBP: 0.374, SLG: 0.485	1-1 F8			4-2 BB WP BB 1B		1-1 G3		2-1 L5	1-0 2B	4	0	1	0	1	0	1												
Jack Clark, R OBP: 0.387, SLG: 0.461	1-0 FC6-4			3-3 K		0-2 2B 1B		1-0 1B	2-3 K	5	1	2	0	0	2	4												
Ken Phelps, L OBP: 0.424, SLG: 0.533		2-3 K		1-3 K		2-2 F8		2-2 P4	0-1 L9	5	0	0	0	0	2	5												
Luis Aquayo, R OBP: 0.352, SLG: 0.389		2-3 K		4-1 BB		0-0 1-H 2B		0-2 1-2 1B		3	0	2	1	1	1	0												
Rafael Santana, R OBP: 0.294, SLG: 0.316 Dave Winfield, R OBP: 0.423, SLG: 0.580 Randy Velarde, R OBP: 0.240, SLG: 0.413		1-1 G4-3		4-2 BB		0-0 G6-3		2-0 F9		2	0	0	1	1	0	1												
Joel Skinner, R OBP: 0.246, SLG: 0.320 Don Stought, R OBP: 0.390, SLG: 0.533			1-1 G6-3		0-3 K		1-1 P6		1-0 1B HR	3	0	0	0	0	1	3												
Alvaro Espinoza, R Gary Ward, R OBP: 0.281, SLG: 0.265			0-2 G4-3		1-1 G4-3		0-0 F9		0-1 HR	3	0	0	0	0	0	0												
Inning Stats	R: 0 E: 0 K: 0 S: 9	H: 1 LOB: 0 BB: 0 P: 15	R: 0 E: 0 K: 2 S: 8	H: 0 LOB: 0 BB: 0 P: 13	R: 0 E: 0 K: 0 S: 8	H: 0 LOB: 0 BB: 0 P: 11	R: 1 E: 0 K: 3 S: 18	H: 1 LOB: 3 BB: 3 P: 34	R: 0 E: 0 K: 0 S: 5	H: 2 LOB: 1 BB: 0 P: 6	R: 0 E: 0 K: 1 S: 10	H: 0 LOB: 1 BB: 1 P: 13	R: 0 E: 0 K: 1 S: 6	H: 0 LOB: 1 BB: 1 P: 12	R: 0 E: 0 K: 0 S: 11	H: 2 LOB: 2 BB: 0 P: 18		R: 3 E: 0 K: 1 S: 16	H: 4 LOB: 1 BB: 0 P: 24	1B: 6 2B: 3 3B: 0 HR: 1	SF: 0 SAC: 0 DP: 0 HBP: 0	WP: 1 PB: 0 CS: 0	PA: 41					
PITCHER	IP	WLS	BF	H	R	ER	SO	BB	IBB	HBP	BLK	WP	HR	S	P	ERA	WHIP											
Freddie Toliver, R ERA: 3.97	(1, 1)	7.1	W	31	5	2	2	6	4	0	0	0	0	0	67	110	2.46	1.227										
Jeff Reardon, R ERA: 3.02	(8, 1)	1.2	S	10	5	3	3	1	0	0	0	0	1	24	36	16.20	3.000											

Batter	1	2	3	4	5	6	7	8	9	AB	R	H	RBI	BB	SO	LOB	TOP			
Dan Gladden, R OBP: 0.319, SLG: 0.406	F9	K		2B 1B BB	FC4-2		P9		G4-3	5	1	0	1	1	1	5	Minnesota Twins @ New York Yankees Yankee Stadium, Bronx, NY Fri Aug 05 1988, 7:05 PM EDT Att: 37,451 - Unknown - 86 F			
Steve Lombardozzi, R OBP: 0.324, SLG: 0.322	1B SF9 BB	F8		1B 2B	SF8		G6-3		F8	4	2	1	4	1	0	1				
Kirby Puckett, R OBP: 0.369, SLG: 0.548 John Moses, S OBP: 0.351, SLG: 0.407	1B E 1B		G5-4-3	BB 1B	F8		F7			5	1	3	2	0	0	3				
Gary Gaetti, R OBP: 0.354, SLG: 0.559 Al Newman, S OBP: 0.322, SLG: 0.271	SF9		P4	L7		K		HR		4	1	1	2	0	1	2				
Gene Larkin, S OBP: 0.372, SLG: 0.393	E 1B		G5-4-3	BB		1B		1B BB		3	0	2	0	2	0	1				
Tim Laudner, R OBP: 0.317, SLG: 0.427	E8 1B			BB 1B		K		G1-6-3 1B		5	1	3	1	0	1	3				
Kent Hrbek, L OBP: 0.379, SLG: 0.490	G6-3			BB SH1-3 BB	FC4-2 1B		F9		P4	4	1	1	0	1	0	5				
Greg Gagne, R OBP: 0.305, SLG: 0.444		HR		SH1-3	FC4-2 SF8 2B		2B G6-3 1B		G1-6-3	4	3	3	1	0	0	2				
Mark Davidson, R OBP: 0.327, SLG: 0.367 Randy Bush, L OBP: 0.377, SLG: 0.468	G4-3			BB 2B IBB	FC4-2 BB		G6-3 2B		P4	1	0	0	0	0	0	0				
										2	1	1	0	2	0	0				
Inning Stats	R: 2 H: 3 E: 1 K: 0 S: 18	H: 3 LOB: 2 BB: 1 P: 29	R: 1 H: 1 E: 0 K: 1 S: 8	H: 1 LOB: 0 BB: 0 P: 10	R: 0 H: 1 E: 0 K: 0 S: 4	H: 1 LOB: 0 BB: 0 P: 6	R: 5 H: 3 E: 0 K: 0 S: 17	H: 3 LOB: 2 BB: 4 P: 37	R: 1 H: 2 E: 0 K: 2 S: 12	H: 2 LOB: 1 BB: 0 P: 11	R: 1 H: 2 E: 0 K: 0 S: 12	H: 2 LOB: 1 BB: 0 P: 18	R: 1 H: 2 E: 0 K: 0 S: 10	H: 2 LOB: 1 BB: 0 P: 20	R: 0 H: 0 E: 0 K: 0 S: 5	H: 0 LOB: 0 BB: 0 P: 8	1B: 10 2B: 3 3B: 0 HR: 2	SF: 2 SAC: 1 DP: 2 HBP: 0	WP: 0 PB: 0 CS: 0	PA: 47
PITCHER	IP WLS BF H R ER SO	IP WLS BF H R ER SO	IP WLS BF H R ER SO	IP WLS BF H R ER SO	IP WLS BF H R ER SO	IP WLS BF H R ER SO	IP WLS BF H R ER SO	IP WLS BF H R ER SO	IP WLS BF H R ER SO	IP WLS BF H R ER SO	IP WLS BF H R ER SO	IP WLS BF H R ER SO	IP WLS BF H R ER SO	IP WLS BF H R ER SO	IP WLS BF H R ER SO	IP WLS BF H R ER SO	ERA WHIP	ERA WHIP		
Lee Guetterman, L ERA: 4.58	(1, 1) 3.0 L 16 6 5 5 1	(1, 1) 3.0 L 16 6 5 5 1	(1, 1) 3.0 L 16 6 5 5 1	(1, 1) 3.0 L 16 6 5 5 1	(1, 1) 3.0 L 16 6 5 5 1	(1, 1) 3.0 L 16 6 5 5 1	(1, 1) 3.0 L 16 6 5 5 1	(1, 1) 3.0 L 16 6 5 5 1	(1, 1) 3.0 L 16 6 5 5 1	(1, 1) 3.0 L 16 6 5 5 1	(1, 1) 3.0 L 16 6 5 5 1	(1, 1) 3.0 L 16 6 5 5 1	(1, 1) 3.0 L 16 6 5 5 1	(1, 1) 3.0 L 16 6 5 5 1	(1, 1) 3.0 L 16 6 5 5 1	(1, 1) 3.0 L 16 6 5 5 1	15.00 2.667	15.00 2.667		
Neil Allen, R ERA: 3.5	(4, 1) 1.0 11 4 4 4 0	(4, 1) 1.0 11 4 4 4 0	(4, 1) 1.0 11 4 4 4 0	(4, 1) 1.0 11 4 4 4 0	(4, 1) 1.0 11 4 4 4 0	(4, 1) 1.0 11 4 4 4 0	(4, 1) 1.0 11 4 4 4 0	(4, 1) 1.0 11 4 4 4 0	(4, 1) 1.0 11 4 4 4 0	(4, 1) 1.0 11 4 4 4 0	(4, 1) 1.0 11 4 4 4 0	(4, 1) 1.0 11 4 4 4 0	(4, 1) 1.0 11 4 4 4 0	(4, 1) 1.0 11 4 4 4 0	(4, 1) 1.0 11 4 4 4 0	(4, 1) 1.0 11 4 4 4 0	36.00 7.000	36.00 7.000		
Tim Stoddard, R ERA: 6.19	(5, 1) 3.0 12 3 1 1 2	(5, 1) 3.0 12 3 1 1 2	(5, 1) 3.0 12 3 1 1 2	(5, 1) 3.0 12 3 1 1 2	(5, 1) 3.0 12 3 1 1 2	(5, 1) 3.0 12 3 1 1 2	(5, 1) 3.0 12 3 1 1 2	(5, 1) 3.0 12 3 1 1 2	(5, 1) 3.0 12 3 1 1 2	(5, 1) 3.0 12 3 1 1 2	(5, 1) 3.0 12 3 1 1 2	(5, 1) 3.0 12 3 1 1 2	(5, 1) 3.0 12 3 1 1 2	(5, 1) 3.0 12 3 1 1 2	(5, 1) 3.0 12 3 1 1 2	(5, 1) 3.0 12 3 1 1 2	3.00 1.000	3.00 1.000		
Steve Shields, R ERA: 3.28	(8, 1) 1.0 5 2 1 1 0	(8, 1) 1.0 5 2 1 1 0	(8, 1) 1.0 5 2 1 1 0	(8, 1) 1.0 5 2 1 1 0	(8, 1) 1.0 5 2 1 1 0	(8, 1) 1.0 5 2 1 1 0	(8, 1) 1.0 5 2 1 1 0	(8, 1) 1.0 5 2 1 1 0	(8, 1) 1.0 5 2 1 1 0	(8, 1) 1.0 5 2 1 1 0	(8, 1) 1.0 5 2 1 1 0	(8, 1) 1.0 5 2 1 1 0	(8, 1) 1.0 5 2 1 1 0	(8, 1) 1.0 5 2 1 1 0	(8, 1) 1.0 5 2 1 1 0	(8, 1) 1.0 5 2 1 1 0	9.00 3.000	9.00 3.000		
Dave Righetti, L ERA: 4.05	(9, 1) 1.0 3 0 0 0 0	(9, 1) 1.0 3 0 0 0 0	(9, 1) 1.0 3 0 0 0 0	(9, 1) 1.0 3 0 0 0 0	(9, 1) 1.0 3 0 0 0 0	(9, 1) 1.0 3 0 0 0 0	(9, 1) 1.0 3 0 0 0 0	(9, 1) 1.0 3 0 0 0 0	(9, 1) 1.0 3 0 0 0 0	(9, 1) 1.0 3 0 0 0 0	(9, 1) 1.0 3 0 0 0 0	(9, 1) 1.0 3 0 0 0 0	(9, 1) 1.0 3 0 0 0 0	(9, 1) 1.0 3 0 0 0 0	(9, 1) 1.0 3 0 0 0 0	(9, 1) 1.0 3 0 0 0 0	0.00 0.000	0.00 0.000		
Rickey Henderson, R OBP: 0.412, SLG: 0.434	F8		1B		G3-6-3 BB			E5		3	0	1	0	1	0	1	Minnesota Twins @ New York Yankees Yankee Stadium, Bronx, NY Fri Aug 05 1988, 7:05 PM EDT Att: 37,451 - Unknown - 86 F			
Don Mattingly, L OBP: 0.373, SLG: 0.484	G6-4-3 1B		SF8		G3-6-3			F8		3	0	1	1	0	0	3				
Dave Winfield, R OBP: 0.419, SLG: 0.574	G6-4-3		F8				F9		P6	4	0	0	0	0	0	4				
Jack Clark, R OBP: 0.386, SLG: 0.459		K		2B SF8 1B			K		6-3	4	1	1	0	0	2	2				
Don Slaught, R OBP: 0.387, SLG: 0.527		1B		K			K		5-3	4	0	1	0	0	2	1				
Gary Ward, R OBP: 0.286, SLG: 0.272		K		2B			G4-3		1B BB	3	0	1	0	1	1	1				
Luis Aguayo, R OBP: 0.355, SLG: 0.395		K		SF8			G4-6-3 1B		1B	3	0	2	1	0	1	1				
Rafael Santana, R OBP: 0.292, SLG: 0.313 Alvaro Espinoza, R OBP: 0.422, SLG: 0.531			F8		G4-3		G4-6-3		P2	3	0	0	0	0	0	2				
Ken Phelps, L OBP: 0.422, SLG: 0.531							G4-6-3			0	0	0	0	0	0	0				
Randy Velarde, R OBP: 0.259, SLG: 0.440				1B WP SF8 1B			L9		F8 2B	4	1	2	0	0	1	2				
										1	0	0	0	0	0	2				
Inning Stats	R: 0 H: 1 E: 0 K: 0 S: 9	H: 1 LOB: 0 BB: 0 P: 12	R: 0 H: 1 E: 0 K: 3 S: 10	H: 1 LOB: 1 BB: 0 P: 13	R: 1 H: 2 E: 0 K: 0 S: 12	H: 2 LOB: 1 BB: 0 P: 16	R: 1 H: 2 E: 0 K: 1 S: 14	H: 2 LOB: 1 BB: 0 P: 19	R: 0 H: 0 E: 0 K: 2 S: 10	H: 0 LOB: 0 BB: 0 P: 13	R: 0 H: 1 E: 0 K: 0 S: 5	H: 1 LOB: 2 BB: 0 P: 5	R: 0 H: 1 E: 0 K: 0 S: 9	H: 1 LOB: 2 BB: 0 P: 14	R: 0 H: 1 E: 0 K: 1 S: 14	H: 1 LOB: 1 BB: 1 P: 24	1B: 7 2B: 2 3B: 0 HR: 0	SF: 2 SAC: 0 DP: 3 HBP: 0	WP: 1 PB: 0 CS: 0	PA: 36
PITCHER	IP WLS BF H R ER SO	IP WLS BF H R ER SO	IP WLS BF H R ER SO	IP WLS BF H R ER SO	IP WLS BF H R ER SO	IP WLS BF H R ER SO	IP WLS BF H R ER SO	IP WLS BF H R ER SO	IP WLS BF H R ER SO	IP WLS BF H R ER SO	IP WLS BF H R ER SO	IP WLS BF H R ER SO	IP WLS BF H R ER SO	IP WLS BF H R ER SO	IP WLS BF H R ER SO	IP WLS BF H R ER SO	ERA WHIP	ERA WHIP		
Frank Viola, L ERA: 2.32	(1, 1) 7.1 W 29 8 2 2 6	(1, 1) 7.1 W 29 8 2 2 6	(1, 1) 7.1 W 29 8 2 2 6	(1, 1) 7.1 W 29 8 2 2 6	(1, 1) 7.1 W 29 8 2 2 6	(1, 1) 7.1 W 29 8 2 2 6	(1, 1) 7.1 W 29 8 2 2 6	(1, 1) 7.1 W 29 8 2 2 6	(1, 1) 7.1 W 29 8 2 2 6	(1, 1) 7.1 W 29 8 2 2 6	(1, 1) 7.1 W 29 8 2 2 6	(1, 1) 7.1 W 29 8 2 2 6	(1, 1) 7.1 W 29 8 2 2 6	(1, 1) 7.1 W 29 8 2 2 6	(1, 1) 7.1 W 29 8 2 2 6	(1, 1) 7.1 W 29 8 2 2 6	2.46 1.227	2.46 1.227		
Juan Berenguer, R ERA: 3.27	(8, 1) 0.2 2 0 0 0 0	(8, 1) 0.2 2 0 0 0 0	(8, 1) 0.2 2 0 0 0 0	(8, 1) 0.2 2 0 0 0 0	(8, 1) 0.2 2 0 0 0 0	(8, 1) 0.2 2 0 0 0 0	(8, 1) 0.2 2 0 0 0 0	(8, 1) 0.2 2 0 0 0 0	(8, 1) 0.2 2 0 0 0 0	(8, 1) 0.2 2 0 0 0 0	(8, 1) 0.2 2 0 0 0 0	(8, 1) 0.2 2 0 0 0 0	(8, 1) 0.2 2 0 0 0 0	(8, 1) 0.2 2 0 0 0 0	(8, 1) 0.2 2 0 0 0 0	(8, 1) 0.2 2 0 0 0 0	0.00 0.000	0.00 0.000		
German Gonzalez, R ERA:	(9, 1) 1.0 5 1 0 0 1	(9, 1) 1.0 5 1 0 0 1	(9, 1) 1.0 5 1 0 0 1	(9, 1) 1.0 5 1 0 0 1	(9, 1) 1.0 5 1 0 0 1	(9, 1) 1.0 5 1 0 0 1	(9, 1) 1.0 5 1 0 0 1	(9, 1) 1.0 5 1 0 0 1	(9, 1) 1.0 5 1 0 0 1	(9, 1) 1.0 5 1 0 0 1	(9, 1) 1.0 5 1 0 0 1	(9, 1) 1.0 5 1 0 0 1	(9, 1) 1.0 5 1 0 0 1	(9, 1) 1.0 5 1 0 0 1	(9, 1) 1.0 5 1 0 0 1	(9, 1) 1.0 5 1 0 0 1	0.00 2.000	0.00 2.000		

Batter	1	2	3	4	5	6	7	8	9	AB	R	H	RBI	BB	SO	LOB	TOP			
John Moses, S OBP: 0.341, SLG: 0.394 (1, 7)	G4-3		G1-3			G4-3		G6-4-3		4	0	0	0	0	0	1	Minnesota Twins @ New York Yankees Yankee Stadium, Bronx, NY Sun Aug 07 1988, 3:33 AM EDT Att: 53,176 - Sunny - 85 F			
Randy Bush, L OBP: 0.371, SLG: 0.459 (1, 9)	G4-3			F8		G4-3		G5-3		4	0	0	0	0	0	0				
Kirby Puckett, R OBP: 0.363, SLG: 0.539 (1, 8)	K			F8		G6-3			G5-3	4	0	0	0	0	1	0				
Kent Hrbek, L OBP: 0.381, SLG: 0.507 (1, 3)		E4		G3-1			L3			4	1	1	1	0	0	0				
Gary Gaetti, R OBP: 0.350, SLG: 0.550 (1, 5)		E5			F9		K		L5	4	0	0	0	0	1	1				
Gene Larkin, S OBP: 0.372, SLG: 0.390 (1, 10)		F8			2B	BB	1B		1B	2	0	1	0	2	0	2				
Brian Harper, R OBP: 0.364, SLG: 0.480 (1, 2)		G3-6-1			F8		1B		1B	4	0	2	0	0	0	3				
Greg Gagne, R OBP: 0.305, SLG: 0.447 (1, 6)			K				FC5-4		1B	4	0	1	0	0	1	4				
Al Newman, S OBP: 0.322, SLG: 0.266 (1, 4)			G4-3			K				2	0	0	0	1	1	2				
Inning Stats	R: 0 E: 0 K: 1 S: 9	H: 0 LOB: 0 BB: 0 P: 13	R: 0 E: 2 K: 0 S: 11	H: 0 LOB: 1 BB: 0 P: 17	R: 0 E: 0 K: 1 S: 5	H: 0 LOB: 0 BB: 0 P: 7	R: 0 E: 0 K: 0 S: 5	H: 1 LOB: 2 BB: 1 P: 9	R: 0 E: 0 K: 0 S: 6	H: 0 LOB: 0 BB: 0 P: 8	R: 0 E: 0 K: 1 S: 13	H: 2 LOB: 2 BB: 0 P: 20	R: 0 E: 0 K: 0 S: 4	H: 0 LOB: 0 BB: 1 P: 10	R: 1 E: 0 K: 0 S: 11	H: 2 LOB: 2 BB: 1 P: 20	1B: 3 2B: 1 3B: 0 HR: 1	SF: 0 SAC: 0 DP: 2 HBP: 0	WP: 0 PB: 0 CS: 0	PA: 35
PITCHER	IP	WLS	BF	H	R	ER	SO	BB	IBB	HBP	BLK	WP	HR	S	P	ERA	WHIP			
Richard Dotson, R ERA: 4.51 (1, 1)	8.2	W	33	4	1	1	4	3	0	0	0	0	1	70	114	1.04	0.808			
Steve Shields, R ERA: 3.09 (9, 1)	0.1		2	1	0	0	0	0	0	0	0	0	0	6	9	0.00	3.000			

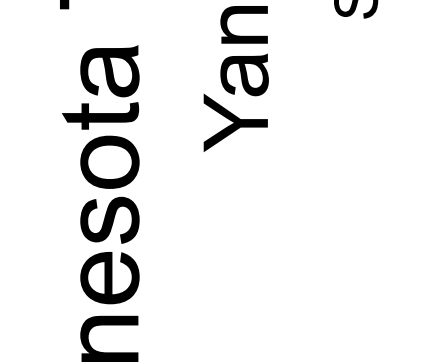
Batter	1	2	3	4	5	6	7	8	9	AB	R	H	RBI	BB	SO	LOB	BOTTOM			
Claudell Washington, L OBP: 0.356, SLG: 0.459 (1, 8)	FC5	SF8		F7						3	1	2	2	0	0	1	Minnesota Twins @ New York Yankees Yankee Stadium, Bronx, NY Sun Aug 07 1988, 3:33 AM EDT Att: 53,176 - Sunny - 85 F			
Don Mattingly, L OBP: 0.373, SLG: 0.480 (1, 3)	1B	1B			G4-1		F7			3	1	1	0	1	0	0				
Dave Winfield, R OBP: 0.413, SLG: 0.563 (1, 9)	FC5	FC6-4			F8					4	1	0	0	0	1	4				
Gary Ward, R OBP: 0.286, SLG: 0.272 (8, 9)	E						K			0	0	0	0	0	0	0				
Jack Clark, R OBP: 0.381, SLG: 0.460 (1, 7)	F9		P2		P2				P5	4	0	0	0	0	0	2				
Ken Phelps, L OBP: 0.423, SLG: 0.544 (1, 10)	E2	1B	P5			HR		G3-1		4	1	2	2	0	0	0				
Don Slaught, R OBP: 0.377, SLG: 0.526 (1, 2)	F9		F7			G6-3		F8		4	0	0	0	0	0	1				
Luis Aguayo, R OBP: 0.349, SLG: 0.382 (1, 5)		P3		F8		G6-3				3	0	0	0	0	0	0				
Randy Velarde, R OBP: 0.250, SLG: 0.411 (1, 4)		1B	SF8		G5-3		F7			3	1	1	0	0	0	0				
Rafael Santana, R OBP: 0.295, SLG: 0.320 (1, 6)		1B					L1-3			3	0	2	0	0	0	0				
Inning Stats	R: 2 E: 1 K: 0 S: 14	H: 3 LOB: 1 BB: 0 P: 18	R: 1 E: 0 K: 0 S: 11	H: 2 LOB: 2 BB: 1 P: 22	R: 0 E: 0 K: 0 S: 4	H: 0 LOB: 0 BB: 0 P: 5	R: 0 E: 0 K: 0 S: 11	H: 1 LOB: 1 BB: 0 P: 16	R: 0 E: 0 K: 0 S: 6	H: 0 LOB: 0 BB: 0 P: 8	R: 1 E: 0 K: 0 S: 10	H: 1 LOB: 0 BB: 0 P: 17	R: 1 E: 0 K: 1 S: 13	H: 1 LOB: 0 BB: 0 P: 20	R: 0 E: 0 K: 0 S: 6	H: 0 LOB: 0 BB: 0 P: 10	1B: 5 2B: 1 3B: 0 HR: 2	SF: 1 SAC: 0 DP: 0 HBP: 0	WP: 0 PB: 0 CS: 0	PA: 33
PITCHER	IP	WLS	BF	H	R	ER	SO	BB	IBB	HBP	BLK	WP	HR	S	P	ERA	WHIP			
Charlie Lea, R ERA: 4.91 (1, 1)	6.0	L	26	7	4	3	0	0	1	0	0	0	1	56	86	4.50	1.167			
Jim Winn, R ERA: 5.4 (7, 1)	1.0		4	1	1	1	1	0	0	0	0	0	1	13	20	9.00	1.000			
German Gonzalez, R ERA: (8, 1)	1.0		3	0	0	0	0	0	0	0	0	0	0	6	10	0.00	0.000			

AB	32
R	1
H	5
RBI	1
BB	3
SO	4
LOB	13



WP	0
PB	0
CS	0

AB	31
R	5
H	8
RBI	4
BB	1
SO	1
LOB	8



WP	0
PB	0
CS	0

Batter	1	2	3	4	5	6	7	8	9	AB	R	H	RBI	BB	SO	LOB	TOP				
Tony Fernandez, S OBP: 0.327, SLG: 0.375	1-2 1B		0-2 FC6-4 1B		1-3 K	1-0 G4-3 2B		3-1 G3		5	1	3	1	0	1	2					
Manuel Lee, S OBP: 0.333, SLG: 0.373	0-1 1B		3-2 FC6-4 1B		1-0 L8	1-1 G4-3		1-0 6-3		5	0	1	1	0	0	3					
Kelly Gruber, R OBP: 0.340, SLG: 0.473	0-2 F8		0-0 F4		0-2 3B	1-1 1B		0-0 5-3		5	0	2	1	0	0	3					
George Bell, R OBP: 0.310, SLG: 0.455 Lou Thornton, L	0-2 F9		1-0 1B		1-1 P4	2-3 K		0-1 4-3		5	0	1	0	0	1	4					
Jesse Barfield, R OBP: 0.285, SLG: 0.385	0-2 F5		3-1 F8			0-2 BLK 3B 1B	3-3 K		4-0 BB 1B BB	4	1	1	0	1	1	4					
Cecil Fielder, R OBP: 0.324, SLG: 0.534 Rance Mulliniks, L		1-3 K		2-0 F8		0-1 BLK 3B 1B	0-0 G6-4-3 1B		4-2 1B BB	4	1	2	0	0	1	0					
Fred McGriff, L OBP: 0.395, SLG: 0.595		1-0 1B		2-3 K		1-3 K	0-1 G6-4-3		3-2 1B	5	0	2	0	0	2	3					
Sal Butera, R OBP: 0.289, SLG: 0.378 Ernie Whitt, L		2-2 F3		2-1 F3		0-1 1B 3B		3-1 WP 4-3 1B		3	1	1	2	0	0	1					
Rob Ducey, L OBP: 0.118, SLG: 0.118		0-3 K			0-2 3B 1B	2-1 2B 1B		0-2 4-3		4	2	2	1	0	1	2					
Inning Stats	R: 0 E: 0 K: 0 S: 15	H: 2 LOB: 2 BB: 0 P: 16	R: 0 E: 0 K: 2 S: 11	H: 1 LOB: 1 BB: 0 P: 15	R: 0 E: 0 K: 1 S: 11	H: 2 LOB: 2 BB: 0 P: 18	R: 0 E: 0 K: 1 S: 6	H: 0 LOB: 0 BB: 0 P: 12	R: 1 E: 0 K: 1 S: 12	H: 2 LOB: 1 BB: 0 P: 15	R: 0 E: 0 K: 1 S: 7	H: 1 LOB: 0 BB: 0 P: 10	R: 0 E: 0 K: 0 S: 9	H: 1 LOB: 1 BB: 0 P: 16	R: 0 E: 0 K: 0 S: 10	H: 1 LOB: 2 BB: 2 P: 20	1B: 13 2B: 1 3B: 2 HR: 0	SF: 0 SAC: 0 DP: 1 HBP: 0	WP: 1 PB: 0 SB: 1 CS: 0	PA: 43	
PITCHER	IP WLS BF H R ER SO BB IBB HBP BLK WP HR S P ERA WHIP	IP WLS BF H R ER SO BB IBB HBP BLK WP HR S P ERA WHIP	IP WLS BF H R ER SO BB IBB HBP BLK WP HR S P ERA WHIP	IP WLS BF H R ER SO BB IBB HBP BLK WP HR S P ERA WHIP	IP WLS BF H R ER SO BB IBB HBP BLK WP HR S P ERA WHIP	IP WLS BF H R ER SO BB IBB HBP BLK WP HR S P ERA WHIP	IP WLS BF H R ER SO BB IBB HBP BLK WP HR S P ERA WHIP	IP WLS BF H R ER SO BB IBB HBP BLK WP HR S P ERA WHIP	IP WLS BF H R ER SO BB IBB HBP BLK WP HR S P ERA WHIP	IP WLS BF H R ER SO BB IBB HBP BLK WP HR S P ERA WHIP	IP WLS BF H R ER SO BB IBB HBP BLK WP HR S P ERA WHIP	IP WLS BF H R ER SO BB IBB HBP BLK WP HR S P ERA WHIP	IP WLS BF H R ER SO BB IBB HBP BLK WP HR S P ERA WHIP	IP WLS BF H R ER SO BB IBB HBP BLK WP HR S P ERA WHIP	IP WLS BF H R ER SO BB IBB HBP BLK WP HR S P ERA WHIP	IP WLS BF H R ER SO BB IBB HBP BLK WP HR S P ERA WHIP	IP WLS BF H R ER SO BB IBB HBP BLK WP HR S P ERA WHIP	IP WLS BF H R ER SO BB IBB HBP BLK WP HR S P ERA WHIP	IP WLS BF H R ER SO BB IBB HBP BLK WP HR S P ERA WHIP	IP WLS BF H R ER SO BB IBB HBP BLK WP HR S P ERA WHIP	IP WLS BF H R ER SO BB IBB HBP BLK WP HR S P ERA WHIP

Toronto Blue Jays @ New York Yankees
Yankee Stadium, Bronx, NY
Tue Aug 09 1988, 7:05 PM EDT
Att: 30,089 - Unknown - 89 F

AB 41
R 6
H 16
RBI 6
BB 2
SO 7
LOB 22



Batter	1	2	3	4	5	6	7	8	9	AB	R	H	RBI	BB	SO	LOB	BOTTOM					
Rickey Henderson, R OBP: 0.415, SLG: 0.433	4-3				1-3				0-2 G6-4-3 1B	4	0	2	0	0	0	0						
Don Mattingly, L OBP: 0.373, SLG: 0.479	1-2 BB BB 1B	1-2 CS HBP	1-1 1B		3-1 F8	1-2 F6		0-0 G6-4-3		5	1	2	0	0	0	2						
Dave Winfield, R OBP: 0.412, SLG: 0.559	4-2 BB 1B		1-1 1-3		0-1 6-3		1-0 FC5 FC6-4			3	0	0	0	1	0	2						
Jack Clark, R OBP: 0.382, SLG: 0.467	4-2 FC6-4 BB		1-3 K		1-0 HR	1-3 K				3	1	1	1	1	2	3						
Don Slaught, R OBP: 0.380, SLG: 0.541	0-3 K		0-2 1B		0-1 HR	3-1 FC6-4				4	1	2	2	0	1	5						
Gary Ward, R OBP: 0.283, SLG: 0.269 Claudell Washington, L	2-1 FC6-4		2-3 K		3-3 K			0-1 6-3		2	0	0	0	0	1	4						
Luis Aguayo, R OBP: 0.347, SLG: 0.378		1-0 G3 BLK 1B		0-3 K		0-1 L7		0-1 1-3		4	0	1	0	0	1	0						
Randy Velarde, R OBP: 0.250, SLG: 0.400		2-2 L5		1-0 3-1		1-0 WP 1B		0-2 3-1		4	0	1	0	0	0	1						
Rafael Santana, R OBP: 0.296, SLG: 0.320 Ken Phelps, L		0-0 G3		1-1 1B		1-0 1-3			3-3 K	3	0	1	0	0	0	2						
Inning Stats	R: 0 E: 0 K: 1 S: 15	H: 1 LOB: 3 BB: 2 P: 28	R: 0 E: 0 K: 0 S: 12	H: 1 LOB: 1 BB: 0 P: 19	R: 1 E: 0 K: 2 S: 14	H: 2 LOB: 1 BB: 0 P: 19	R: 0 E: 0 K: 1 S: 6	H: 1 LOB: 0 BB: 0 P: 8	R: 0 E: 0 K: 0 S: 7	H: 0 LOB: 0 BB: 0 P: 12	R: 2 E: 0 K: 1 S: 11	H: 3 LOB: 1 BB: 0 P: 17	R: 0 E: 1 K: 1 S: 14	H: 1 LOB: 2 BB: 0 P: 20	R: 0 E: 0 K: 0 S: 7	H: 0 LOB: 0 BB: 0 P: 7	R: 0 E: 0 K: 1 S: 11	H: 1 LOB: 0 BB: 0 P: 14	1B: 8 2B: 0 3B: 0 HR: 2	SF: 0 SAC: 0 DP: 1 HBP: 1	WP: 1 PB: 0 SB: 0 CS: 1	PA: 39
PITCHER	IP WLS BF H R ER SO BB IBB HBP BLK WP HR S P ERA WHIP	IP WLS BF H R ER SO BB IBB HBP BLK WP HR S P ERA WHIP	IP WLS BF H R ER SO BB IBB HBP BLK WP HR S P ERA WHIP	IP WLS BF H R ER SO BB IBB HBP BLK WP HR S P ERA WHIP	IP WLS BF H R ER SO BB IBB HBP BLK WP HR S P ERA WHIP	IP WLS BF H R ER SO BB IBB HBP BLK WP HR S P ERA WHIP	IP WLS BF H R ER SO BB IBB HBP BLK WP HR S P ERA WHIP	IP WLS BF H R ER SO BB IBB HBP BLK WP HR S P ERA WHIP	IP WLS BF H R ER SO BB IBB HBP BLK WP HR S P ERA WHIP	IP WLS BF H R ER SO BB IBB HBP BLK WP HR S P ERA WHIP	IP WLS BF H R ER SO BB IBB HBP BLK WP HR S P ERA WHIP	IP WLS BF H R ER SO BB IBB HBP BLK WP HR S P ERA WHIP	IP WLS BF H R ER SO BB IBB HBP BLK WP HR S P ERA WHIP	IP WLS BF H R ER SO BB IBB HBP BLK WP HR S P ERA WHIP	IP WLS BF H R ER SO BB IBB HBP BLK WP HR S P ERA WHIP	IP WLS BF H R ER SO BB IBB HBP BLK WP HR S P ERA WHIP	IP WLS BF H R ER SO BB IBB HBP BLK WP HR S P ERA WHIP	IP WLS BF H R ER SO BB IBB HBP BLK WP HR S P ERA WHIP	IP WLS BF H R ER SO BB IBB HBP BLK WP HR S P ERA WHIP	IP WLS BF H R ER SO BB IBB HBP BLK WP HR S P ERA WHIP	IP WLS BF H R ER SO BB IBB HBP BLK WP HR S P ERA WHIP	

Toronto Blue Jays @ New York Yankees
Yankee Stadium, Bronx, NY
Tue Aug 09 1988, 7:05 PM EDT
Att: 30,089 - Unknown - 89 F

AB 35
R 3
H 10
RBI 3
BB 2
SO 7
LOB 19



Batter	1	2	3	4	5	6	7	8	9	AB	R	H	RBI	BB	SO	LOB	TOP					
Tony Fernandez, S (1, 6) OBP: 0.326, SLG: 0.373	G4-3			F8	E S 1B			6-3	F9	5	0	1	0	0	0	3	Toronto Blue Jays @ New York Yankees Yankee Stadium, Bronx, NY Wed Aug 10 1988, 7:05 PM EDT Att: 28,026 - Unknown - 83 F					
Ernie Whitt, L (1, 2) OBP: 0.342, SLG: 0.352	F8			WP S 1B	F7			F8		4	1	1	0	0	0	1						
Rance Mulliniks, L (1, 10) OBP: 0.389, SLG: 0.490	K			1B				6-3		3	1	0	0	1	1	0						
George Bell, R (1, 7) OBP: 0.310, SLG: 0.453 Lou Thornton, L (9, 7)		G3		G5-3 1B	F8			F7		4	0	1	1	0	0	0						
Fred McGriff, L (1, 3) OBP: 0.399, SLG: 0.595	F7			1B						2	1	1	1	2	0	0						
Kelly Gruber, R (1, 5) OBP: 0.337, SLG: 0.468	1-3			1B						4	0	0	0	0	0	4						
Rick Leach, L (1, 9) OBP: 0.352, SLG: 0.363 Rob Ducey, L (9, PR) OBP: 0.118, SLG: 0.118			G5-3		F8			F8	E6 1B	4	0	1	1	0	0	0						
Jesse Barfield, R (1, 8) OBP: 0.288, SLG: 0.396			K		HR			6-3	1B	4	1	2	2	0	1	0						
Manuel Lee, S (1, 4) OBP: 0.332, SLG: 0.371			4-3		4-3			5-3	1B	4	0	1	0	0	0	0						
Inning Stats	R: 0 E: 0 K: 1 S: 8	H: 0 LOB: 0 BB: 0 P: 10	R: 0 E: 0 K: 0 S: 7	H: 0 LOB: 0 BB: 0 P: 10	R: 0 E: 0 K: 1 S: 9	H: 0 LOB: 0 BB: 0 P: 13	R: 2 E: 0 K: 0 S: 12	H: 3 LOB: 1 BB: 0 P: 21	R: 1 E: 0 K: 0 S: 13	H: 2 LOB: 1 BB: 0 P: 21	R: 0 E: 0 K: 0 S: 7	H: 0 LOB: 0 BB: 0 P: 14	R: 0 E: 0 K: 0 S: 4	H: 0 LOB: 0 BB: 0 P: 7	R: 0 E: 0 K: 0 S: 8	H: 0 LOB: 0 BB: 0 P: 11	R: 2 E: 1 K: 0 S: 12	H: 3 LOB: 3 BB: 1 P: 24	1B: 7 2B: 0 3B: 0 HR: 1	SF: 0 SAC: 0 DP: 1 HBP: 0	WP: 1 PB: 0 SB: 2 CS: 0	PA: 37
PITCHER	IP	WLS	BF	H	R	ER	SO	BB	IBB	HBP	BLK	WP	HR	S	P	ERA	WHIP					
Rick Rhoden, R (1, 1) ERA: 4.39	8.2	L	34	6	5	5	2	3	0	0	0	1	1	74	122	5.19	1.038					
Dave Righetti, L (9, 1) ERA: 4.0	0.1		3	2	0	0	0	0	0	0	0	0	0	6	9	0.00	6.000					

Batter	1	2	3	4	5	6	7	8	9	AB	R	H	RBI	BB	SO	LOB	BOTTOM					
Rickey Henderson, R (1, 7) OBP: 0.411, SLG: 0.428	5-3		6-3		F8			5-3		4	0	0	0	0	0	3	Toronto Blue Jays @ New York Yankees Yankee Stadium, Bronx, NY Wed Aug 10 1988, 7:05 PM EDT Att: 28,026 - Unknown - 83 F					
Rafael Santana, R (1, 6) OBP: 0.295, SLG: 0.319	K		5-3		FC4-6 FC4			G6-4-3 1B		4	0	1	0	0	1	2						
Don Mattingly, L (1, 3) OBP: 0.370, SLG: 0.474	G6-3			G3	FC4			G6-4-3 1B		4	0	0	0	0	0	2						
Jack Clark, R (1, 10) OBP: 0.383, SLG: 0.464		F8		BB 1B BB				K		2	0	0	0	2	1	0						
Dave Winfield, R (1, 9) OBP: 0.413, SLG: 0.558		G4-3		BB 1B				4-3		4	0	2	0	0	0	0						
Luis Aquayo, R (1, 5) OBP: 0.346, SLG: 0.377 Ken Phelps, L (8, PH) OBP: 0.420, SLG: 0.539 Alvaro Espinoza, R (9, 4)					F3			4-3		3	0	1	0	0	0	2						
Gary Ward, R (1, 8) OBP: 0.294, SLG: 0.266 Claudell Washington, L (9, PH) OBP: 0.353, SLG: 0.454		1-3						4-3		1	0	0	0	0	0	2						
Joel Skinner, R (1, 2) OBP: 0.248, SLG: 0.317 Don Slaught, R (9, PH) OBP: 0.378, SLG: 0.538			K		6-3			FC4 BB		2	0	0	0	1	1	3						
Randy Velarde, R (1, 4) OBP: 0.265, SLG: 0.422								FC4		4	0	2	0	0	1	1						
Inning Stats	R: 0 E: 0 K: 1 S: 7	H: 1 LOB: 1 BB: 0 P: 15	R: 0 E: 0 K: 0 S: 9	H: 1 LOB: 0 BB: 0 P: 15	R: 0 E: 0 K: 1 S: 8	H: 1 LOB: 1 BB: 0 P: 11	R: 0 E: 0 K: 0 S: 8	H: 1 LOB: 3 BB: 2 P: 16	R: 0 E: 0 K: 0 S: 11	H: 1 LOB: 1 BB: 0 P: 15	R: 0 E: 0 K: 1 S: 8	H: 0 LOB: 1 BB: 0 P: 13	R: 0 E: 0 K: 0 S: 6	H: 0 LOB: 1 BB: 1 P: 12	R: 0 E: 0 K: 0 S: 11	H: 2 LOB: 2 BB: 1 P: 23	R: 0 E: 0 K: 2 S: 10	H: 0 LOB: 0 BB: 0 P: 16	1B: 5 2B: 1 3B: 0 HR: 0	SF: 0 SAC: 0 DP: 1 HBP: 0	WP: 0 PB: 0 SB: 0 CS: 0	PA: 36
PITCHER	IP	WLS	BF	H	R	ER	SO	BB	IBB	HBP	BLK	WP	HR	S	P	ERA	WHIP					
Jimmy Key, L (1, 1) ERA: 2.78	7.2	W	32	6	0	0	3	4	0	0	0	0	0	66	115	0.00	1.304					
Tom Henke, R (8, 1) ERA: 2.53	1.1	S	4	0	0	0	2	0	0	0	0	0	0	12	21	0.00	0.000					

AB	34
R	5
H	8
RBI	5
BB	3
SO	2
LOB	8



AB	32
R	0
H	6
RBI	0
BB	4
SO	5
LOB	16



Batter	1	2	3	4	5	6	7	8	9	10	11	AB	R	H	RBI	BB	SO	LOB	TOP			
Tony Fernandez, S OBP: 0.327, SLG: 0.372 Nelson Lirio, S OBP: 0.265, SLG: 0.312 (2, PR)	B2-3	HBP		FC5-4			5-3		F3		F9	1	0	0	0	0	0	0				
Ernie Whitt, L OBP: 0.346, SLG: 0.378	HR	HR			3-1			4-3			1B	5	2	3	2	0	0	0				
Rance Mulliniks, L OBP: 0.394, SLG: 0.508 Lou Thornton, L (8, PR)	HR	6-3						1B			L5	3	1	2	1	1	0	1				
Cecil Fielder, R OBP: 0.322, SLG: 0.530	HR							1B				1	0	0	0	0	0	2				
George Bell, R OBP: 0.309, SLG: 0.450	G2-3										F8	5	0	1	1	0	0	1				
Fred McGriff, L OBP: 0.399, SLG: 0.591	1B	HBP			6-3						K	4	0	1	0	1	2	2				
Kelly Gruber, R OBP: 0.335, SLG: 0.464	1B	HBP			6-3							4	0	0	0	0	0	3				
Rick Leach, L OBP: 0.352, SLG: 0.362 Rob Ducey, L OBP: 0.158, SLG: 0.211	1B				4-3							3	0	1	0	0	1	0				
Jesse Barfield, R OBP: 0.287, SLG: 0.394	K				4-3							4	1	1	0	0	2	3				
Manuel Lee, S OBP: 0.333, SLG: 0.372												5	0	2	1	0	1	1				
Inning Stats	R: 2 E: 0 K: 1 S: 20	H: 3 LOB: 3 BB: 1 P: 35	R: 1 E: 0 K: 1 S: 11	H: 1 LOB: 1 BB: 0 P: 18	R: 0 E: 0 K: 0 S: 5	H: 0 LOB: 0 BB: 0 P: 11	R: 0 E: 0 K: 0 S: 6	H: 1 LOB: 1 BB: 1 P: 9	R: 0 E: 0 K: 1 S: 9	H: 0 LOB: 0 BB: 0 P: 8	R: 1 E: 0 K: 1 S: 13	H: 2 LOB: 2 BB: 0 P: 17	R: 1 E: 0 K: 0 S: 16	H: 3 LOB: 2 BB: 2 P: 22	R: 0 E: 0 K: 1 S: 5	H: 0 LOB: 0 BB: 0 P: 7	R: 1 E: 0 K: 1 S: 13	H: 1 LOB: 0 BB: 0 P: 20	1B: 7 2B: 2 3B: 0 HR: 3	SF: 0 SAC: 1 DP: 2 HBP: 2	WP: 0 PB: 0 SB: 1 CS: 1	PA: 46
PITCHER	IP 1.2	WLS 11	BF 3	H 3	R 3	ER 3	SO 2	BB 1	IBB 0	HBP 0	BLK 0	WP 0	HR 0	S 28	P 47	ERA 4.15	WHIP 3.000					
Dave Eiland, R ERA: 4.15	2	5.2	19	3	1	1	2	1	0	0	0	0	0	0	46	76	1.59	0.706				
Lee Guetterman, L ERA: 3.6	8	0.0	1	1	0	0	0	0	0	0	0	0	0	3	4	∞	∞					
Cecilio Cuante, R ERA: 2.25	8	3.2	L	15	4	2	1	3	0	0	0	0	0	38	54	2.46	1.091					
Dave Righetti, L ERA: 3.9	8	3.2	L	15	4	2	1	3	0	0	0	0	0	38	54	2.46	1.091					

Toronto Blue Jays @ New York Yankees
Yankee Stadium, Bronx, NY
Thu Aug 11 1988, 7:05 PM EDT
Att. 30,347 - Unknown - 89 F

AB 41
R 6
H 12
RBI 5
BB 2
SO 7
LOB 15





Batter	1	2	3	4	5	6	7	8	9	10	11	AB	R	H	RBI	BB	SO	LOB	BOTTOM			
Rickey Henderson, R OBP: 0.417, SLG: 0.432	1B	S										4	2	3	0	2	0	0				
Claudell Washington, L OBP: 0.358, SLG: 0.467	1B	BB										5	2	3	0	1	1	3				
Don Mattingly, L OBP: 0.372, SLG: 0.483	1B											5	1	3	4	0	0	2				
Ken Phelps, L OBP: 0.419, SLG: 0.537 Jack Clark, R OBP: 0.362, SLG: 0.460	FC3-6	1B										1	0	0	0	0	0	1				
Dave Winfield, R OBP: 0.410, SLG: 0.554	FC4-6											3	0	0	1	1	1	1				
Mike Pagliarulo, L OBP: 0.284, SLG: 0.366 Luis Aguayo, R OBP: 0.343, SLG: 0.373	G3											3	0	0	0	0	1	2				
Don Slaught, R OBP: 0.374, SLG: 0.530	G6-3											5	0	1	0	0	0	2				
Wayne Tolleson, S OBP: 0.349, SLG: 0.316	FC6	BB										3	0	0	0	1	1	0				
Rafael Santana, R OBP: 0.291, SLG: 0.314	FC6											5	0	0	0	0	0	2				
Inning Stats	R: 1 E: 0 K: 0 S: 10	H: 2 LOB: 1 BB: 1 P: 21	R: 0 E: 0 K: 0 S: 5	H: 0 LOB: 1 BB: 1 P: 13	R: 2 E: 0 K: 1 S: 16	H: 3 LOB: 2 BB: 1 P: 25	R: 0 E: 0 K: 0 S: 16	H: 2 LOB: 2 BB: 1 P: 21	R: 0 E: 0 K: 1 S: 8	H: 0 LOB: 0 BB: 0 P: 14	R: 0 E: 0 K: 0 S: 5	H: 0 LOB: 0 BB: 0 P: 10	R: 2 E: 0 K: 1 S: 13	H: 2 LOB: 2 BB: 0 P: 18	R: 0 E: 0 K: 1 S: 8	H: 0 LOB: 0 BB: 0 P: 11	R: 0 E: 0 K: 1 S: 12	H: 1 LOB: 1 BB: 0 P: 18	1B: 10 2B: 0 3B: 0 HR: 1	SF: 0 SAC: 1 DP: 1 HBP: 0	WP: 0 PB: 0 SB: 0 CS: 0	PA: 47
PITCHER	IP 2.0	WLS 11	BF 3	H 3	R 3	ER 3	SO 2	BB 3	IBB 0	HBP 0	BLK 0	WP 0	HR 0	S 19	P 42	ERA 13.50	WHIP 3.000					
Dave Stieb, R ERA: 3.47	3	5.0	21	5	0	0	2	2	0	0	0	0	0	54	82	0.00	1.400					
John Cerutti, L ERA: 3.66	8	1.2	7	2	2	2	0	0	0	0	0	0	1	15	25	10.80	1.200					
Tom Henke, R ERA: 2.75	9	2.1	W	8	1	0	0	3	0	0	0	0	0	23	32	0.00	0.429					
Duane Ward, R ERA: 2.9	9	2.1	W	8	1	0	0	3	0	0	0	0	0	23	32	0.00	0.429					

Toronto Blue Jays @ New York Yankees
Yankee Stadium, Bronx, NY
Thu Aug 11 1988, 7:05 PM EDT
Att. 30,347 - Unknown - 89 F

AB 41
R 5
H 11
RBI 5
BB 5
SO 5
LOB 15



Batter	1	2	3	4	5	6	7	8	9	AB	R	H	RBI	BB	SO	LOB	TOP			
Rickey Henderson, R OBP: 0.419, SLG: 0.434	2-1 S S 1B		1-2 S 6-3 HR 1B		0-1 L9		3-3 K		2-2 CS 1B	5	1	3	2	0	1	2	<p>New York Yankees @ Minnesota Twins Hubert H. Humphrey Metrodome, Minneapolis, MN</p> <p>livebaseballscores.com</p> <p>AB 35 R 6 H 10 RBI 6 BB 4 SO 3 LOB 15</p> 			
Claudell Washington, L OBP: 0.356, SLG: 0.452	0-1 L4		1-2 6-3		1-2 FC6-4		0-1 F8		0-0 CS 1B	5	0	1	1	0	0	3				
Don Mattingly, L OBP: 0.375, SLG: 0.482	4-0 G4-6-3 BB		4-1 HR BB		0-0 F8		0-1 F8		0-1 F8	3	1	1	0	2	0	3				
Ken Phelps, L OBP: 0.416, SLG: 0.545	1-2 G4-6-3		1-0 HR		2-2 G4-1		1-0 F8			4	1	1	3	0	0	3				
Dave Winfield, R OBP: 0.407, SLG: 0.548		0-1 6-3	0-1 G4-3		0-0 F7		0-1 P5			4	0	0	0	0	0	1				
Mike Pagliarulo, L OBP: 0.280, SLG: 0.362		2-1 G3		0-3 K		3-2 P4			0-2 F8	4	0	0	0	0	1	0				
Don Slaught, R OBP: 0.381, SLG: 0.529		2-2 1B		0-0 P8			4-0 BB		4-0 1B 1B BB	2	0	1	0	2	0	0				
Wayne Tolleson, S OBP: 0.349, SLG: 0.316		2-3 K		0-0 P5			2-2 P5		1-1 1B 1B	3	0	0	0	0	1	2				
Luis Aguayo, R OBP: 0.337, SLG: 0.366									1-2 1B	1	1	1	0	0	0	0				
Jack Clark, R OBP: 0.383, SLG: 0.462									0-1 1B	1	1	1	0	0	0	0				
Joel Skinner, R OBP: 0.248, SLG: 0.317									1-2 1B	0	0	0	0	0	0	0				
Rafael Santana, R OBP: 0.293, SLG: 0.316					2-2 L9		2-2 FC6-4 1B		0-1 1B 1B	4	1	2	0	0	0	1				
Inning Stats	R: 0 E: 0 K: 0 S: 7	H: 1 LOB: 1 BB: 0 P: 14	R: 0 E: 0 K: 1 S: 10	H: 1 LOB: 1 BB: 0 P: 16	R: 3 E: 0 K: 0 S: 12	H: 2 LOB: 0 BB: 1 P: 19	R: 0 E: 0 K: 1 S: 5	H: 0 LOB: 0 BB: 0 P: 5	R: 0 E: 0 K: 0 S: 12	H: 0 LOB: 0 BB: 0 P: 12	R: 0 E: 0 K: 1 S: 11	H: 0 LOB: 1 BB: 1 P: 22	R: 0 E: 0 K: 0 S: 7	H: 1 LOB: 1 BB: 0 P: 8	R: 3 E: 0 K: 0 S: 12	H: 4 LOB: 2 BB: 1 P: 21	1B: 9 2B: 0 3B: 0 HR: 1	SF: 0 SAC: 0 DP: 1 HBP: 0	WP: 0 PB: 0 CS: 2	PA: 39
PITCHER	IP WLS BF H R ER SO BB IBB HBP BLK WP HR S P ERA WHIP	IP WLS BF H R ER SO BB IBB HBP BLK WP HR S P ERA WHIP	IP WLS BF H R ER SO BB IBB HBP BLK WP HR S P ERA WHIP	IP WLS BF H R ER SO BB IBB HBP BLK WP HR S P ERA WHIP	IP WLS BF H R ER SO BB IBB HBP BLK WP HR S P ERA WHIP	IP WLS BF H R ER SO BB IBB HBP BLK WP HR S P ERA WHIP	IP WLS BF H R ER SO BB IBB HBP BLK WP HR S P ERA WHIP	IP WLS BF H R ER SO BB IBB HBP BLK WP HR S P ERA WHIP	IP WLS BF H R ER SO BB IBB HBP BLK WP HR S P ERA WHIP	IP WLS BF H R ER SO BB IBB HBP BLK WP HR S P ERA WHIP	IP WLS BF H R ER SO BB IBB HBP BLK WP HR S P ERA WHIP	IP WLS BF H R ER SO BB IBB HBP BLK WP HR S P ERA WHIP	IP WLS BF H R ER SO BB IBB HBP BLK WP HR S P ERA WHIP	IP WLS BF H R ER SO BB IBB HBP BLK WP HR S P ERA WHIP	IP WLS BF H R ER SO BB IBB HBP BLK WP HR S P ERA WHIP	IP WLS BF H R ER SO BB IBB HBP BLK WP HR S P ERA WHIP				
Charlie Lea, R ERA: 4.84	7.0	28	5	3	3	3	3	0	0	0	0	0	0	0	0	0	3.86	1.143		
Juan Berenguer, R ERA: 3.24	1.1	6	1	1	1	0	1	0	0	0	0	0	0	0	0	0	6.75	1.500		
Jeff Reardon, R ERA: 3.19	0.2	L	5	4	2	2	0	0	0	0	0	0	0	0	0	0	27.00	6.000		

Batter	1	2	3	4	5	6	7	8	9	AB	R	H	RBI	BB	SO	LOB	BOTTOM					
Dan Gladden, R OBP: 0.327, SLG: 0.417	6-3		1-1 G5-4-3 1B		1-0 FC6-4 1B S		0-0 P4		0-0 G1-3	5	0	1	0	0	0	1	<p>New York Yankees @ Minnesota Twins Hubert H. Humphrey Metrodome, Minneapolis, MN</p> <p>livebaseballscores.com</p> <p>AB 37 R 4 H 13 RBI 4 BB 5 SO 6 LOB 21</p> 					
Brian Harper, R OBP: 0.397, SLG: 0.523	1-2 L4		0-1 G5-4-3 1B		2-2 1B		2-2 F8		0-1 1B	5	0	3	0	0	0	0						
Kirby Puckett, R OBP: 0.369, SLG: 0.545	0-2 1B		2-2 G5-4-3		0-0 G1-3		1-2 HR		0-0 BB 1B	5	1	3	1	0	0	4						
Gary Gaetti, R OBP: 0.350, SLG: 0.552	0-0 1B		0-0 G1-3				2-3 K		2-3 K	4	0	1	0	1	2	3						
Kent Hrbek, L OBP: 0.382, SLG: 0.510					0-0 G3		4-2 1B 2B BB		4-2 G5-4-3 BB	3	1	0	0	2	1	3						
John Moses, S OBP: 0.338, SLG: 0.391							1-3 K		1-2 G5-4-3 BB	0	0	0	0	0	0	0						
Gene Larkin, S OBP: 0.376, SLG: 0.399		4-2 G1-6-3 BB		2-2 P3		3-2 2B 1B		2-3 K	0-2 G5-4-3	4	0	1	0	1	1	3						
John Christensen, R OBP: 0.429, SLG: 0.714		1-0 G1-6-3		2-1 G4-3		3-2 2B		2-3 K		3	0	1	1	0	0	1						
Steve Lombardozzi, R OBP: 0.310, SLG: 0.302										1	0	0	0	0	1	0						
Greg Gagne, R OBP: 0.309, SLG: 0.447		4-0 BB				0-0 FC6-4 1B		0-3 K	1-1 HR 1B	3	1	2	0	1	1	2						
Al Newman, S OBP: 0.310, SLG: 0.254		1-1 G4-3			0-1 FC6-4		1-1 G3		0-1 HR	2	0	0	0	0	0	2						
Randy Bush, L OBP: 0.367, SLG: 0.466										2	1	1	2	0	0	2						
Mark Davidson, R OBP: 0.314, SLG: 0.351									1-H HR	0	0	0	0	0	0	0						
Inning Stats	R: 0 E: 0 K: 0 S: 10	H: 2 LOB: 2 BB: 0 P: 12	R: 0 E: 0 K: 0 S: 5	H: 0 LOB: 2 BB: 2 P: 15	R: 0 E: 0 K: 0 S: 8	H: 2 LOB: 1 BB: 0 P: 11	R: 0 E: 0 K: 0 S: 7	H: 0 LOB: 0 BB: 0 P: 11	R: 0 E: 0 K: 2 S: 9	H: 2 LOB: 2 BB: 0 P: 12	R: 1 E: 0 K: 2 S: 17	H: 2 LOB: 1 BB: 1 P: 30	R: 1 E: 0 K: 1 S: 10	H: 1 LOB: 1 BB: 1 P: 18	R: 2 E: 0 K: 2 S: 12	H: 2 LOB: 0 BB: 0 P: 17	R: 0 E: 0 K: 1 S: 11	H: 2 LOB: 3 BB: 1 P: 17	1B: 10 2B: 1 3B: 0 HR: 2	SF: 0 SAC: 0 DP: 3 HBP: 0	WP: 0 PB: 0 CS: 0	PA: 42
PITCHER	IP WLS BF H R ER SO BB IBB HBP BLK WP HR S P ERA WHIP	IP WLS BF H R ER SO BB IBB HBP BLK WP HR S P ERA WHIP	IP WLS BF H R ER SO BB IBB HBP BLK WP HR S P ERA WHIP	IP WLS BF H R ER SO BB IBB HBP BLK WP HR S P ERA WHIP	IP WLS BF H R ER SO BB IBB HBP BLK WP HR S P ERA WHIP	IP WLS BF H R ER SO BB IBB HBP BLK WP HR S P ERA WHIP	IP WLS BF H R ER SO BB IBB HBP BLK WP HR S P ERA WHIP	IP WLS BF H R ER SO BB IBB HBP BLK WP HR S P ERA WHIP	IP WLS BF H R ER SO BB IBB HBP BLK WP HR S P ERA WHIP	IP WLS BF H R ER SO BB IBB HBP BLK WP HR S P ERA WHIP	IP WLS BF H R ER SO BB IBB HBP BLK WP HR S P ERA WHIP	IP WLS BF H R ER SO BB IBB HBP BLK WP HR S P ERA WHIP	IP WLS BF H R ER SO BB IBB HBP BLK WP HR S P ERA WHIP	IP WLS BF H R ER SO BB IBB HBP BLK WP HR S P ERA WHIP	IP WLS BF H R ER SO BB IBB HBP BLK WP HR S P ERA WHIP	IP WLS BF H R ER SO BB IBB HBP BLK WP HR S P ERA WHIP						
Tommy John, L ERA: 4.06	5.1	25	8	3	3	4	1	0	0	0	0	2	31	45	10.12	2.250						
Steve Shields, R ERA: 3.54	2.2	W	14	5	3	3	4	1	0	0	0	0	0	0	0	0						
Neil Allen, R ERA: 3.79	0.1	1	0	0	0	1	0	0	0	0	0	0	3	5	0.00	0.000						
Dave Righetti, L ERA: 3.86	0.2	S	2	0	0	0	0	1	0	0	0	0	5	9	0.00	1.500						

Batter	1	2	3	4	5	6	7	8	9	AB	R	H	RBI	BB	SO	LOB	TOP																				
Rickey Henderson, R OBP: 0.415, SLG: 0.431	F9	SF8			F8		F8			3	0	0	1	0	0	1																					
Claudell Washington, L OBP: 0.355, SLG: 0.450		F7			G4-3			F7		4	0	1	0	0	0	2																					
Don Mattingly, L OBP: 0.372, SLG: 0.477 Gary Ward, R OBP: 0.284, SLG: 0.266	P7		P2		F8			K		4	0	0	0	0	1	1																					
Ken Phelps, L OBP: 0.414, SLG: 0.544	L3					L9		F9		4	0	1	0	0	0	1																					
Jack Clark, R OBP: 0.384, SLG: 0.459		1B E HBP	K			6-3			1B BB	2	1	0	0	1	1	1																					
Mike Pagliarulo, L OBP: 0.283, SLG: 0.363		E 1B SF8	K			G3			1B	4	1	2	0	0	1	1																					
Don Slaught, R OBP: 0.383, SLG: 0.529		SF8 E 1B			G5-4-3 1B		F9	F9		4	0	2	0	0	0	2																					
Wayne Tolleson, S OBP: 0.341, SLG: 0.308 Luis Aguayo, R OBP: 0.337, SLG: 0.365	E4		G5-4-3				BLK 1B	P2		1	0	0	1	0	0	2																					
Rafael Santana, R OBP: 0.290, SLG: 0.313	P9				K		P3	L8		3	0	1	0	0	1	6																					
Inning Stats	R: 0 E: 0 K: 0 S: 7	H: 1 LOB: 1 BB: 0 P: 9	R: 2 E: 1 K: 0 S: 12	H: 2 LOB: 2 BB: 0 P: 19	R: 0 E: 0 K: 2 S: 9	H: 1 LOB: 1 BB: 0 P: 15	R: 0 E: 0 K: 1 S: 5	H: 1 LOB: 0 BB: 0 P: 9	R: 0 E: 0 K: 0 S: 4	H: 0 LOB: 0 BB: 0 P: 7	R: 0 E: 0 K: 0 S: 8	H: 1 LOB: 1 BB: 0 P: 13	R: 0 E: 0 K: 1 S: 7	H: 0 LOB: 0 BB: 0 P: 12	R: 0 E: 0 K: 0 S: 10	H: 1 LOB: 2 BB: 1 P: 18	1B: 6 2B: 1 3B: 0 HR: 0	SF: 1 SAC: 0 DP: 1 HBP: 1	WP: 0 PB: 0 CS: 0	PA: 36																	
PITCHER	IP	WLS	BF	H	R	ER	SO	BB	IBB	HBP	BLK	WP	HR	S	P	ERA	WHIP	PITCHER			IP	WLS	BF	H	R	ER	SO	BB	IBB	HBP	BLK	WP	HR	S	P	ERA	WHIP
Roy Smith, R ERA: 3.0	7.0	W	28	6	2	1	3	0	0	1	1	0	0	53	87	1.29	0.857																				
German Gonzalez, R ERA:	2.0		8	1	0	0	1	1	0	0	0	0	0	17	30	0.00	1.000																				

New York Yankees @ Minnesota Twins
Hubert H. Humphrey Metrodome, Minneapolis, MN

Sat Aug 13 1988, 4:33 AM EDT
Att: 51,963 - Dome

AB 33
R 2
H 7
RBI 2
BB 1
SO 4
LOB 20



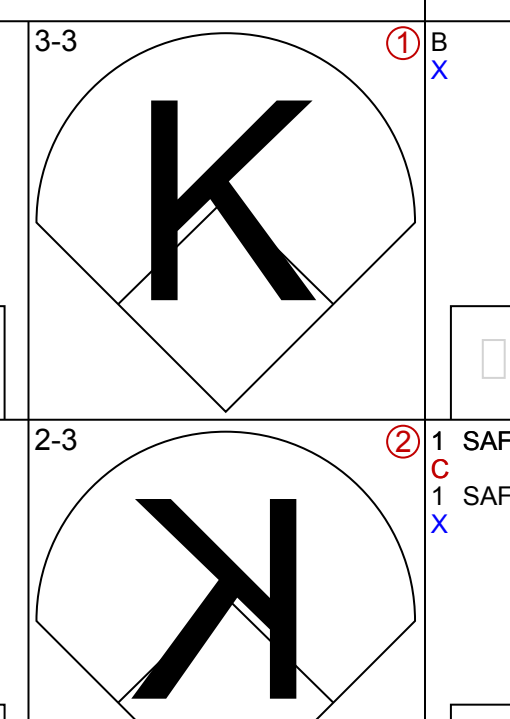
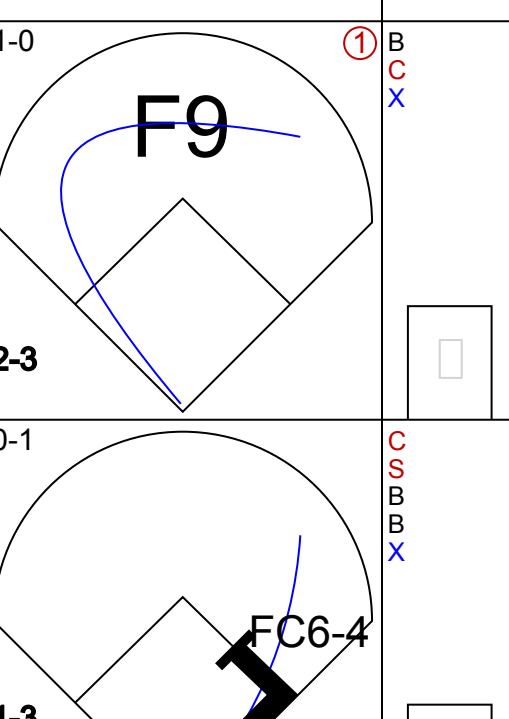
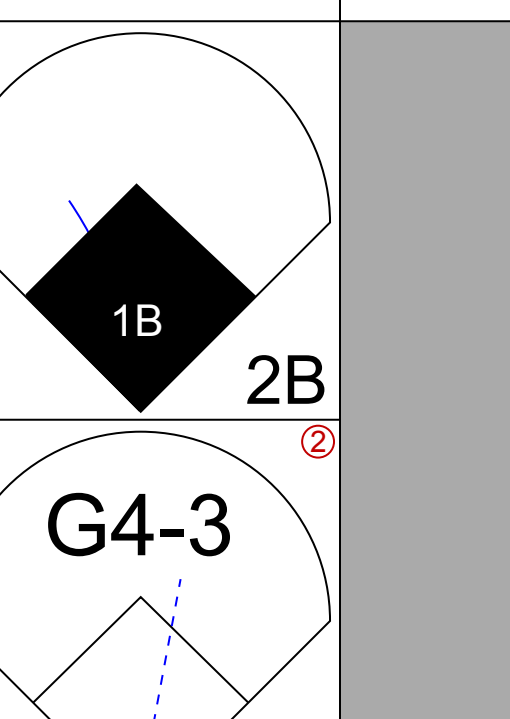
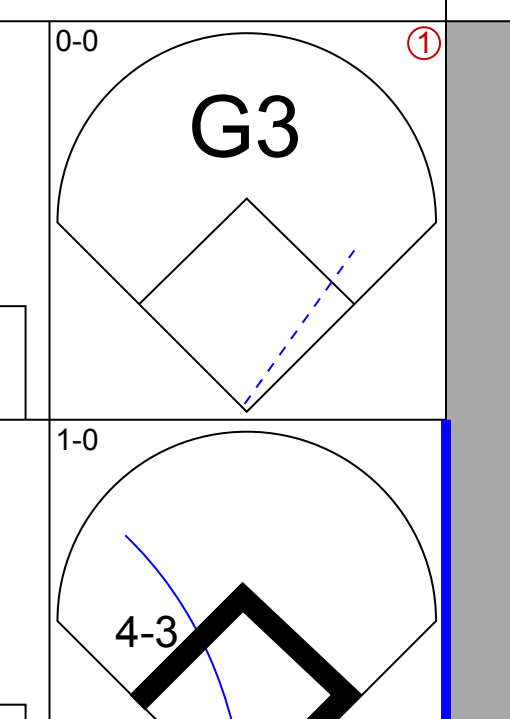
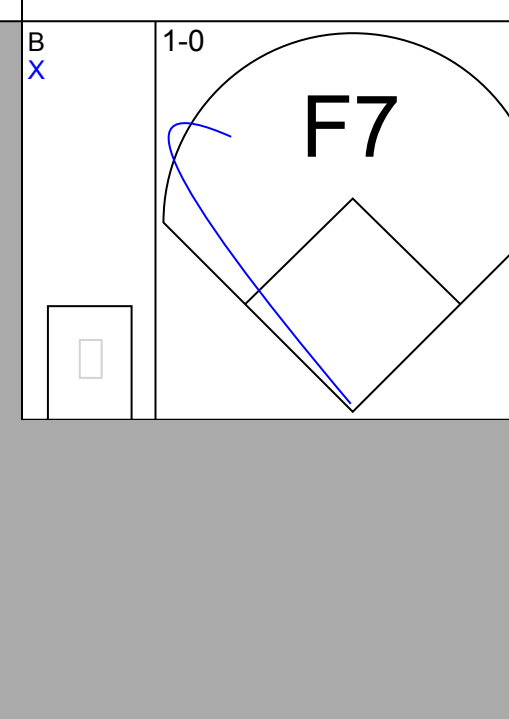
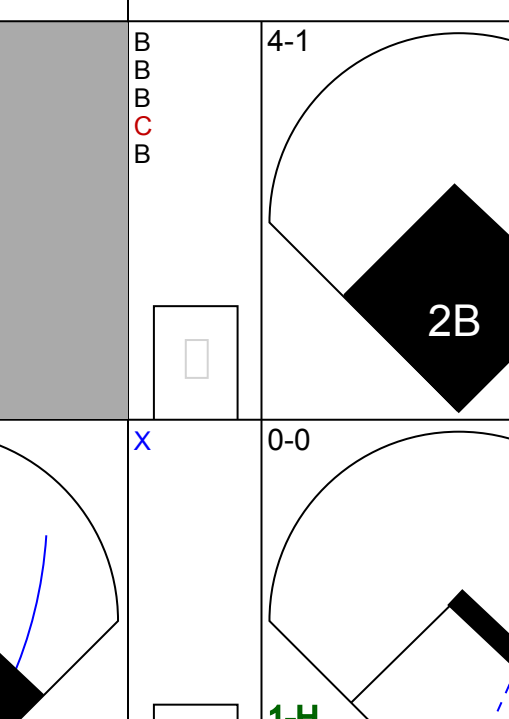
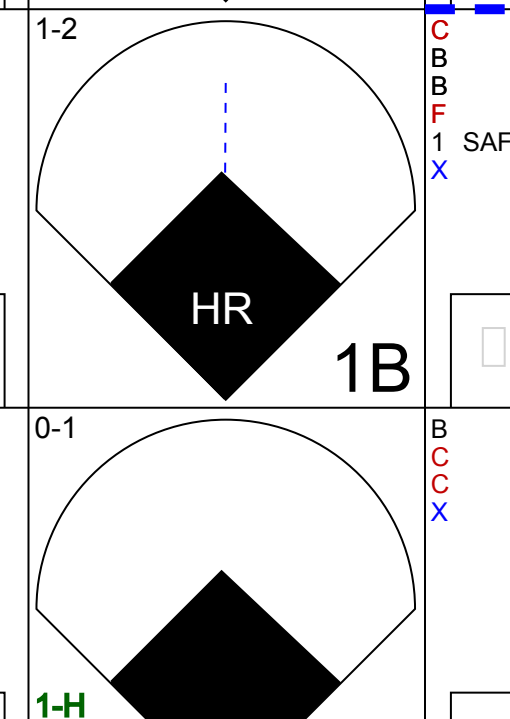
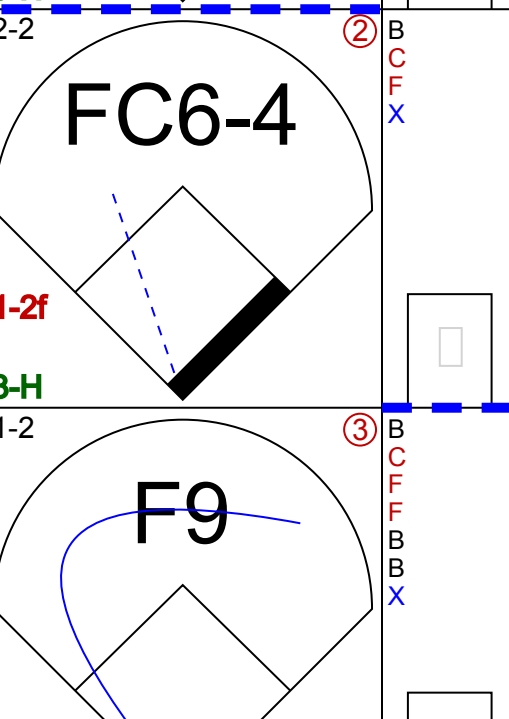
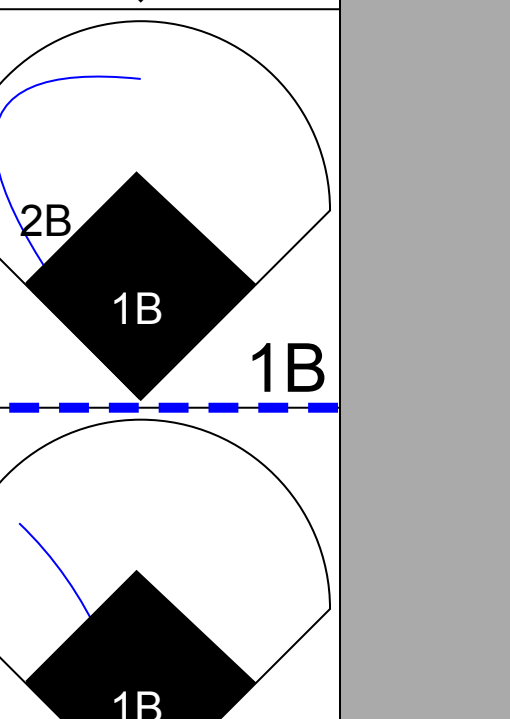
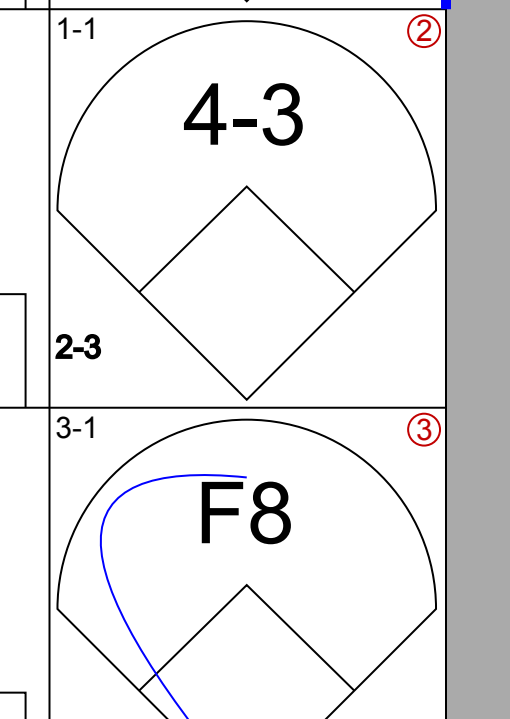

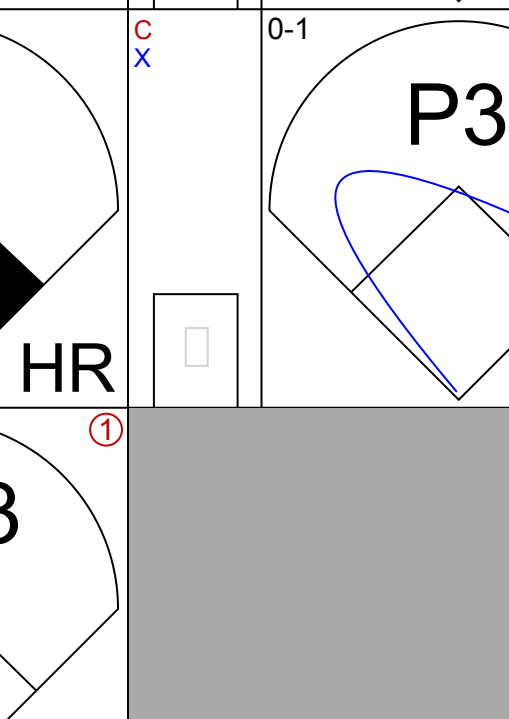
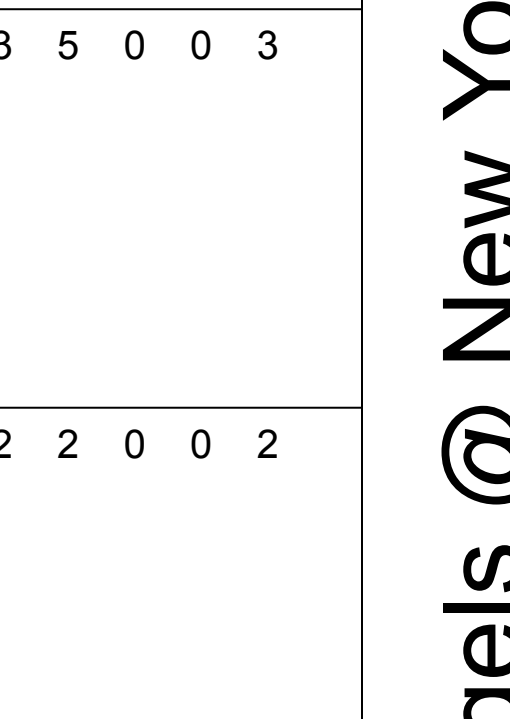
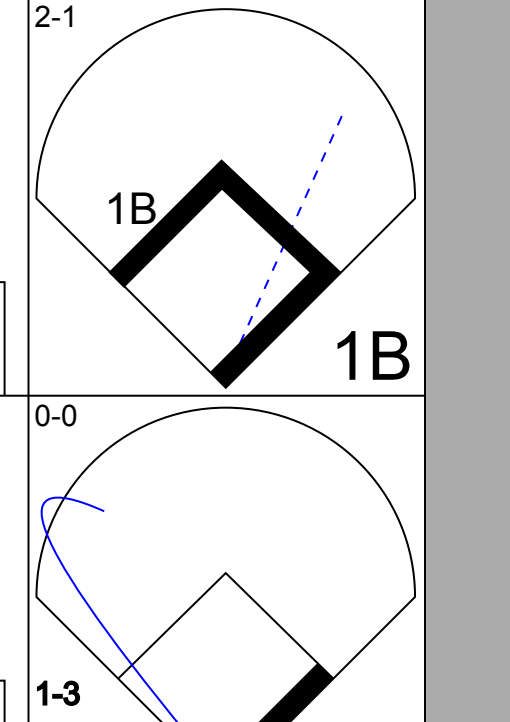
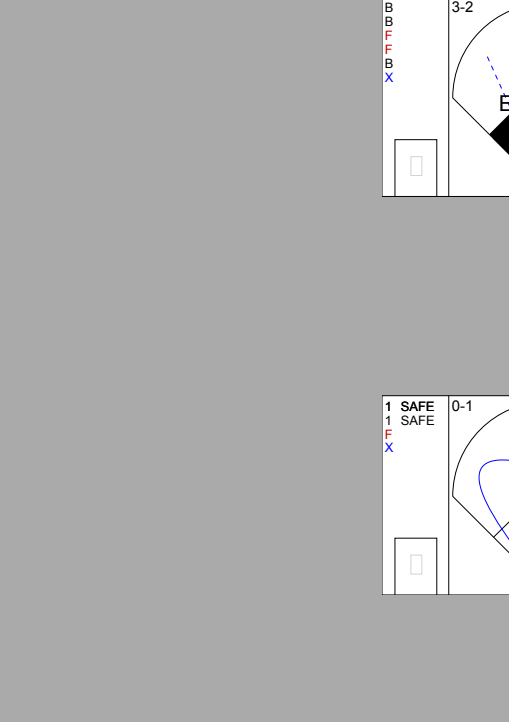
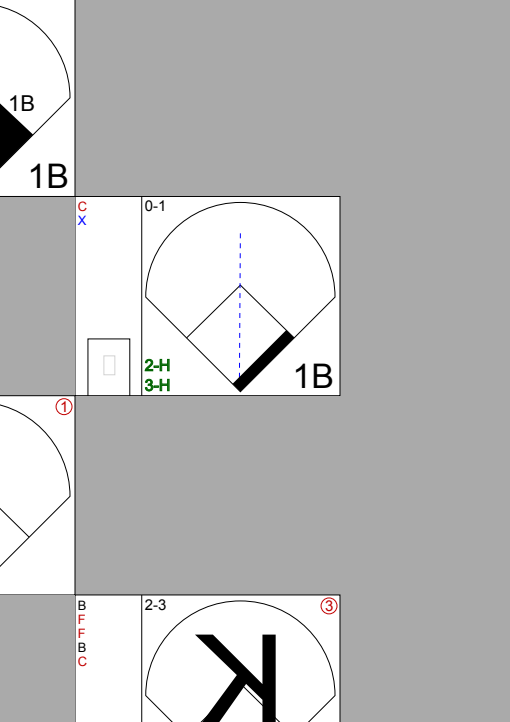
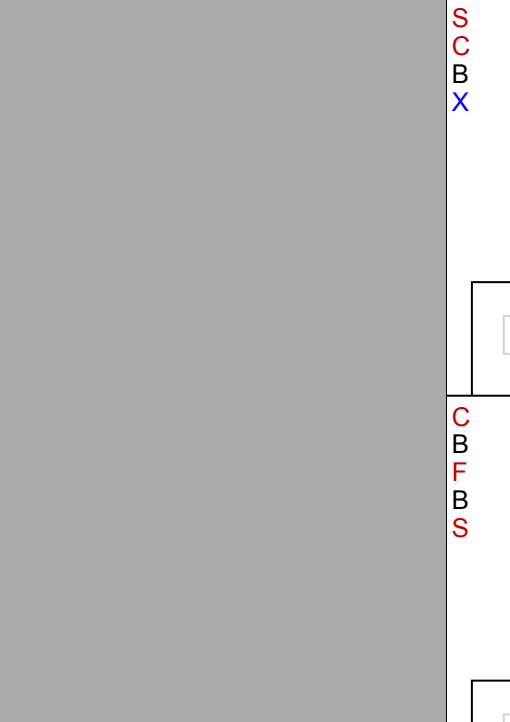

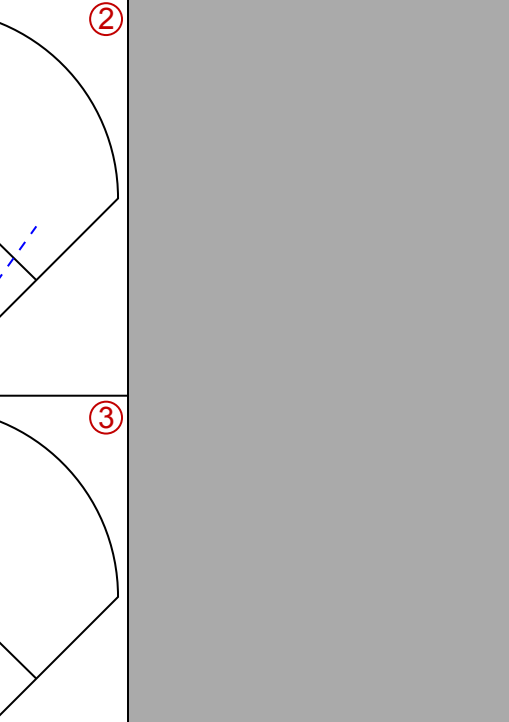
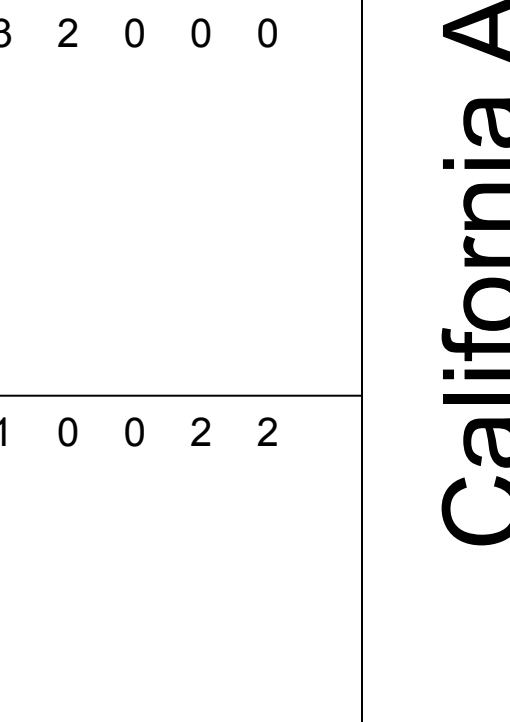
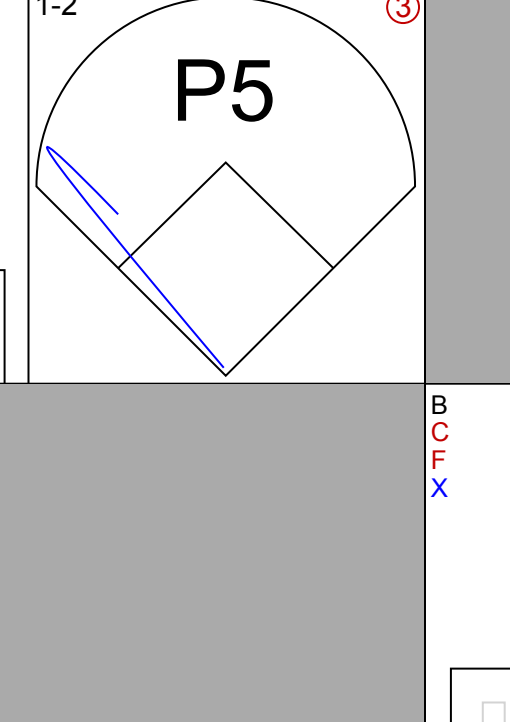
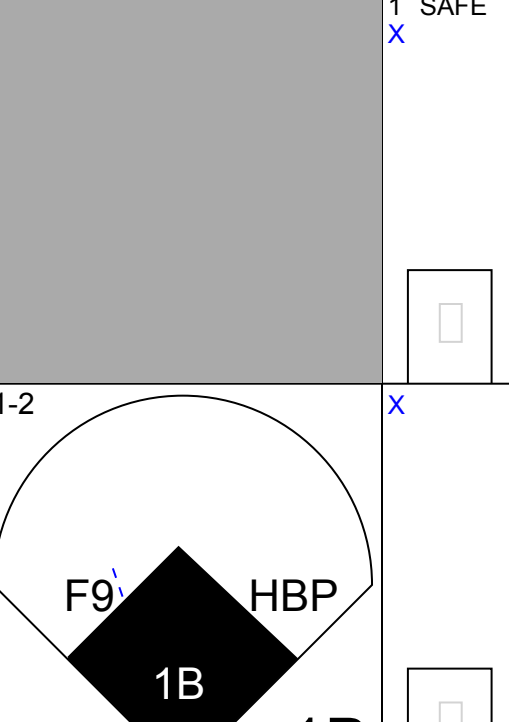
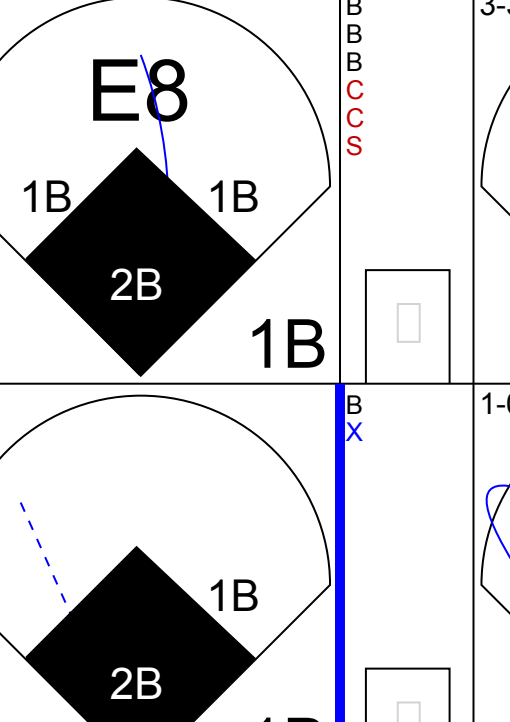

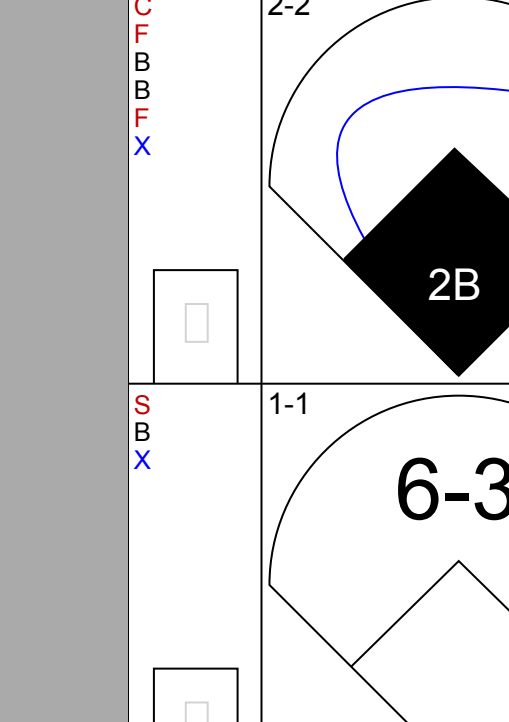
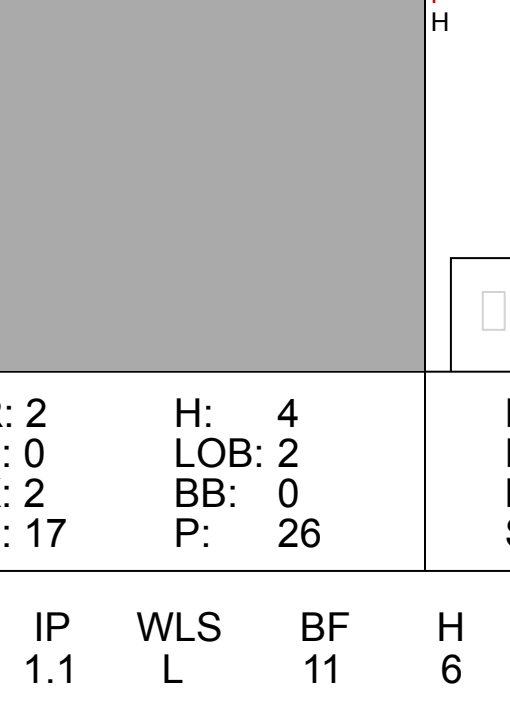
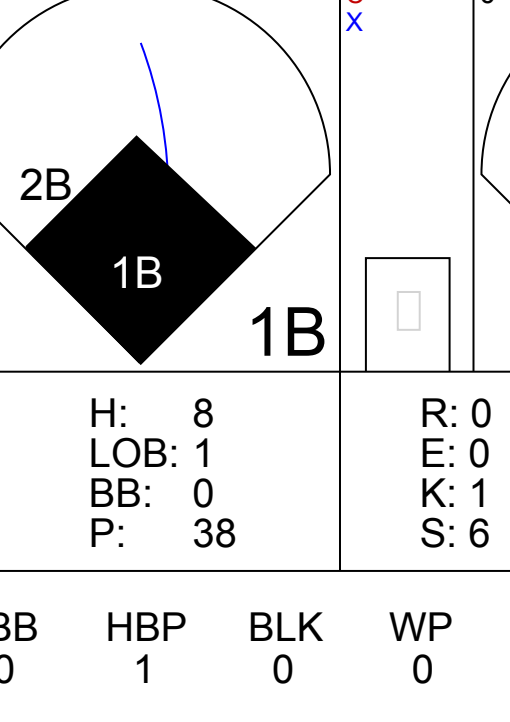
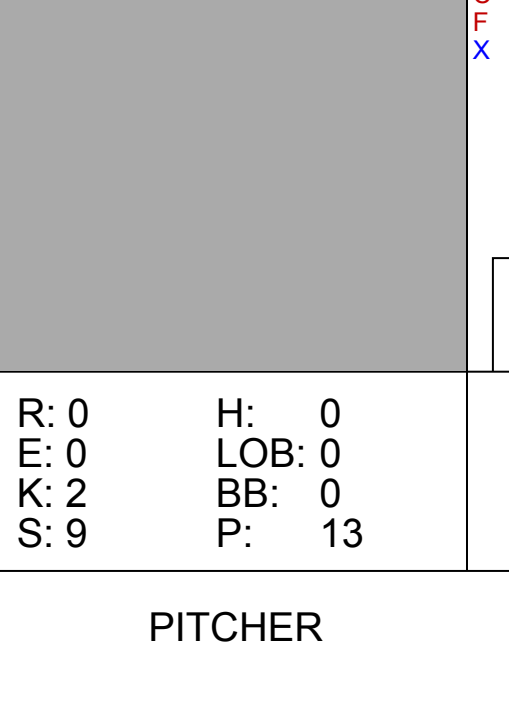
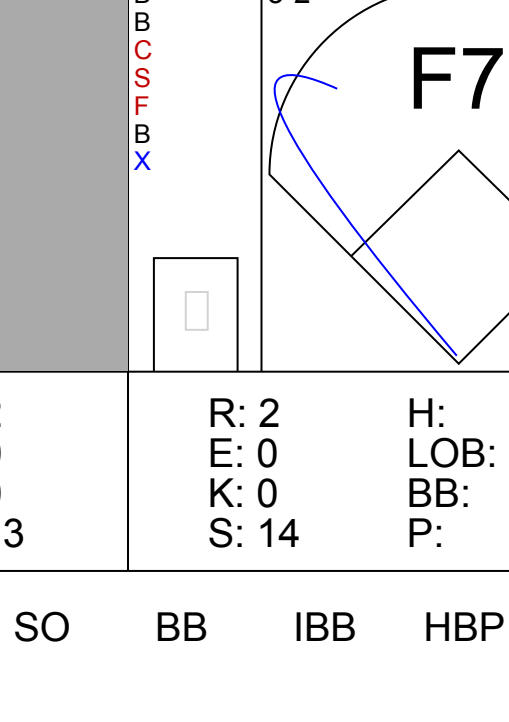
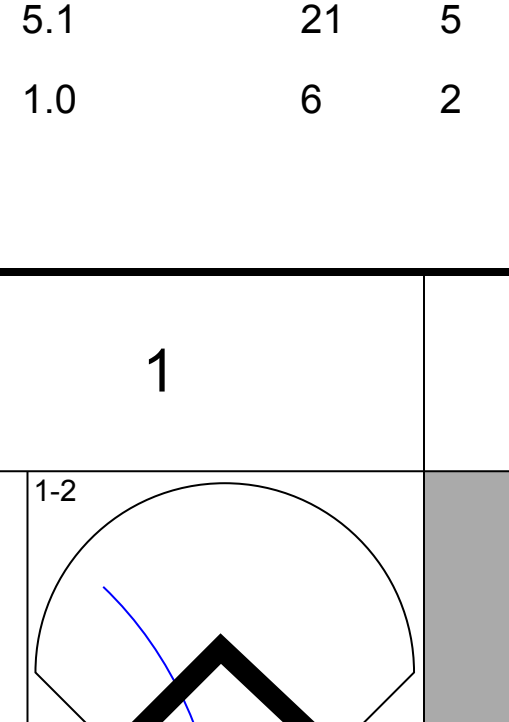
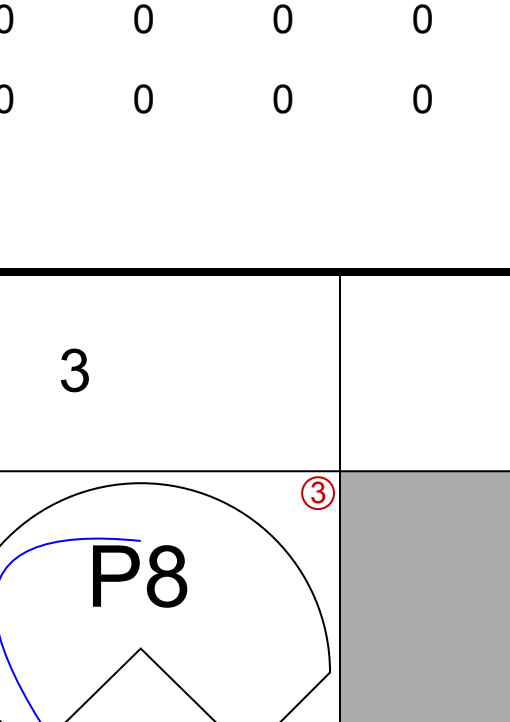
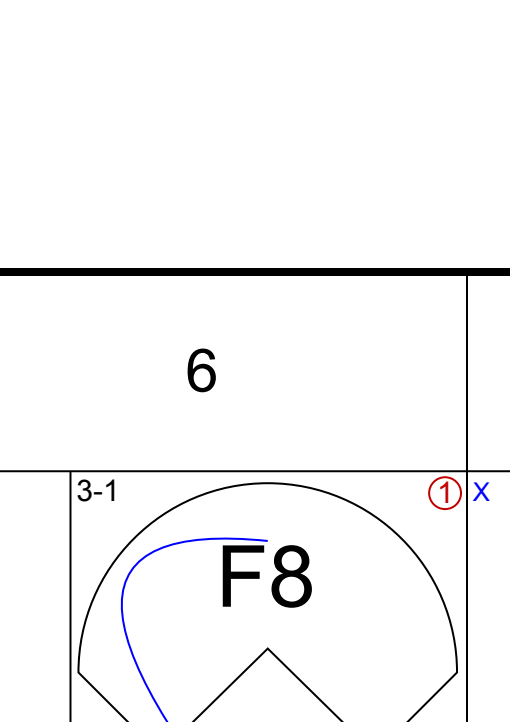
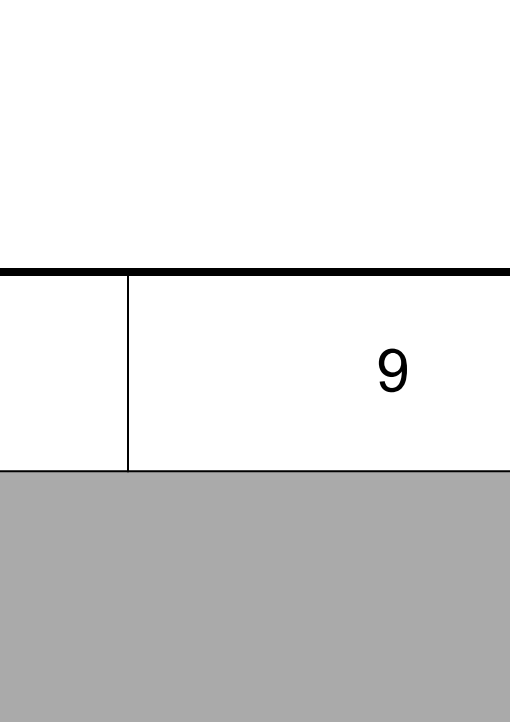
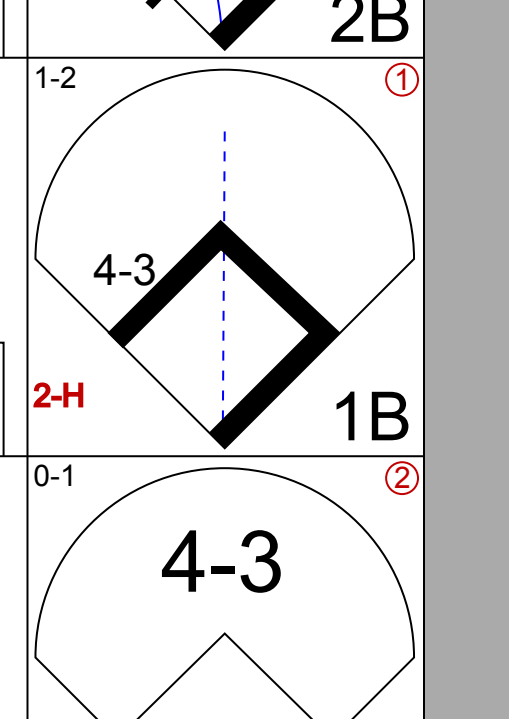
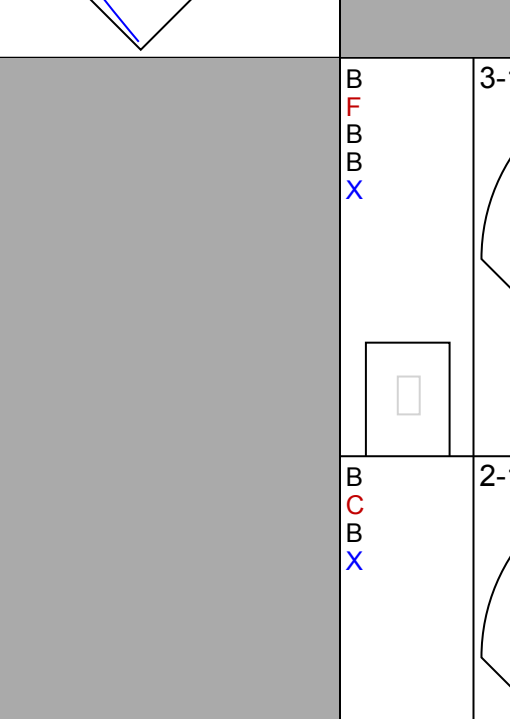
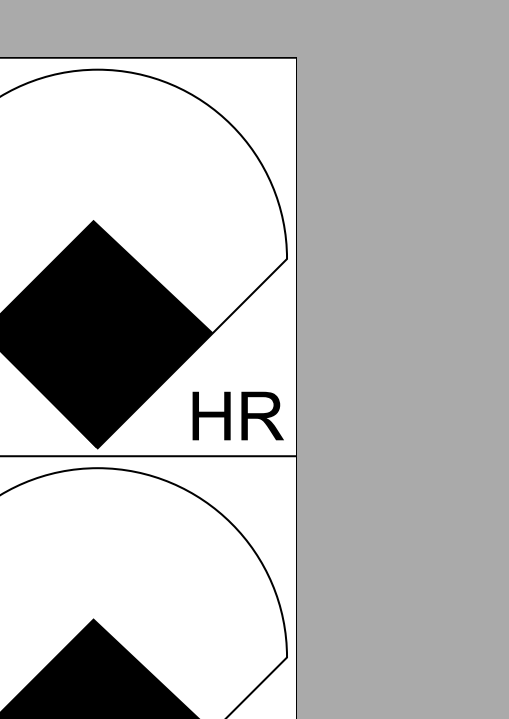
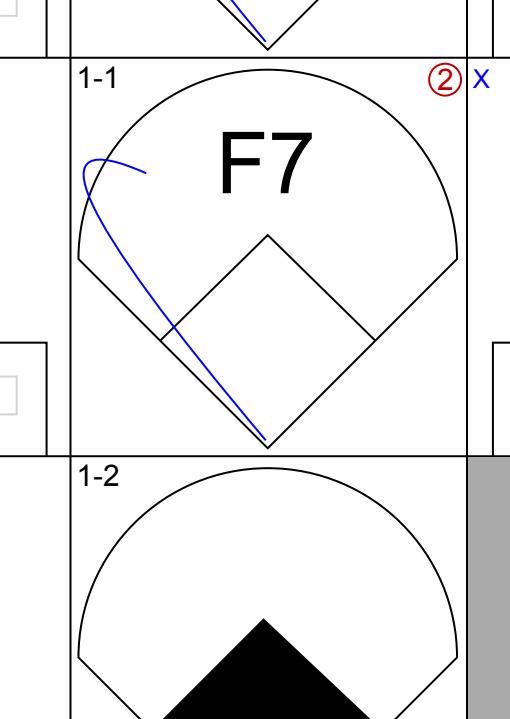
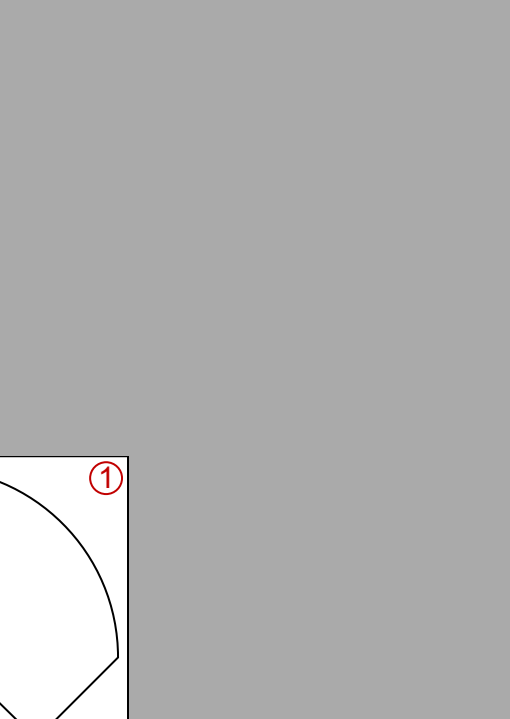

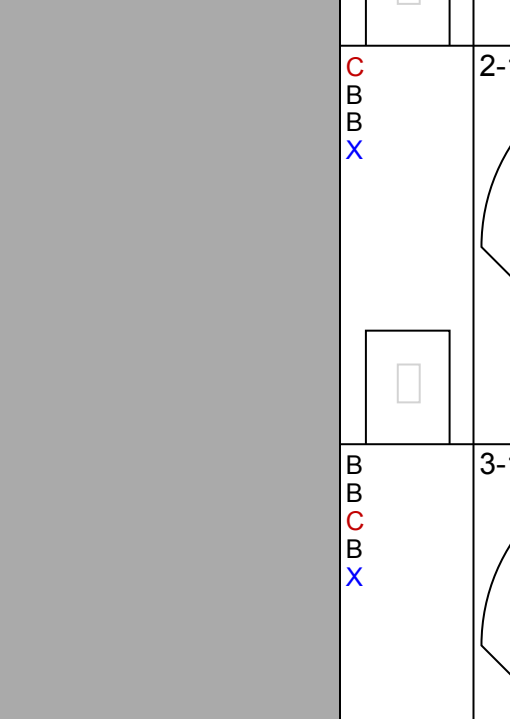
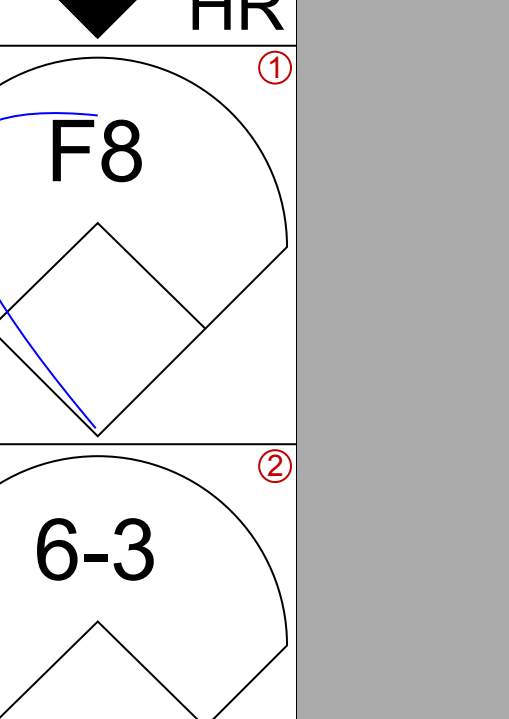

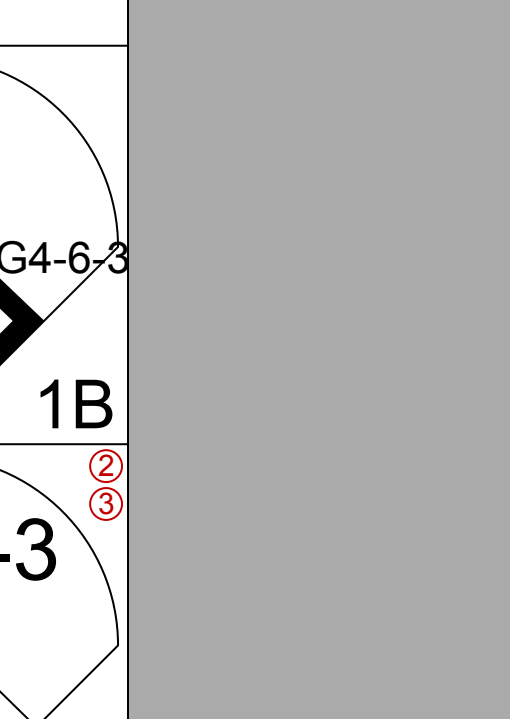
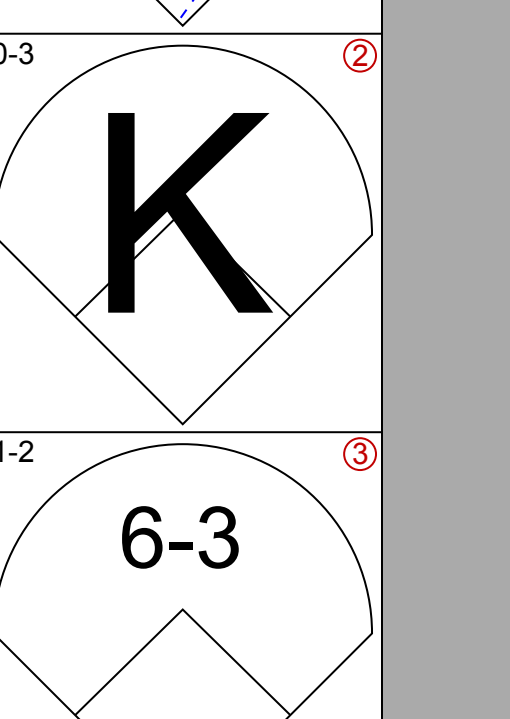
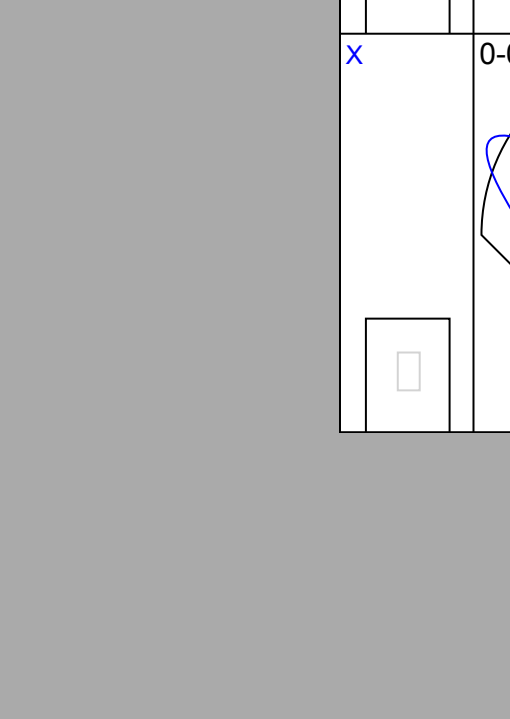
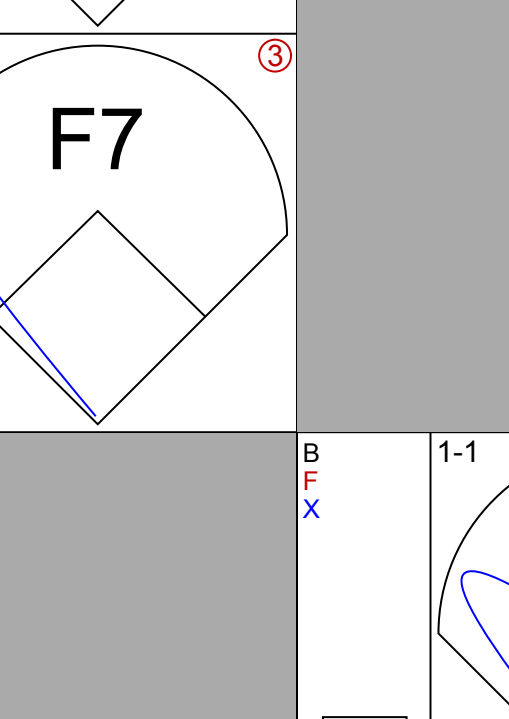
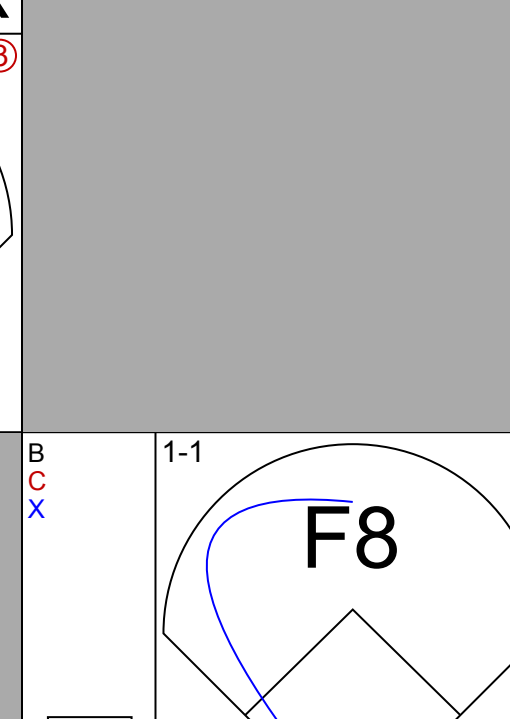
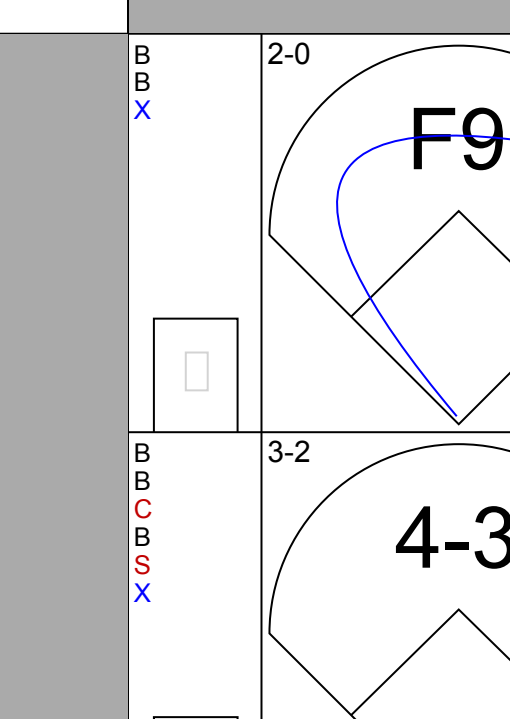
Batter	1	2	3	4	5	6	7	8	9	AB	R	H	RBI	BB	SO	LOB	BOTTOM																				
Dan Gladden, R OBP: 0.334, SLG: 0.421 Mark Davidson, R OBP: 0.311, SLG: 0.347	G5-4-3 1B		E SF8 1B	1B BB		SH4-3 1B		K		3	2	3	0	2	0	0																					
Greg Gagne, R OBP: 0.308, SLG: 0.445	G5-4-3		E4 1B	1B BB		SH4-3	P3			4	0	1	1	0	0	3																					
Randy Bush, L OBP: 0.367, SLG: 0.463			K	K		BB 1B	F9			4	1	1	1	1	2	5																					
Kent Hrbek, L OBP: 0.382, SLG: 0.510	G4-3		SF8		2B 1B	1B BB	G4-3			4	2	2	1	0	0	2																					
Gary Gaetti, R OBP: 0.353, SLG: 0.555 Al Newman, S OBP: 0.307, SLG: 0.252		P5		HR 2B		1B SF7 BB		P5		3	2	2	1	1	0	0																					
Gene Larkin, S OBP: 0.380, SLG: 0.412 John Christensen, R OBP: 0.429, SLG: 0.714		F7		HR 2B		2B 1B	BB SF7 1B			5	2	4	4	0	0	2																					
Tim Laudner, R OBP: 0.318, SLG: 0.434	F8			HR		F9	SF7			4	1	2	2	0	0	1																					
John Moses, S OBP: 0.347, SLG: 0.402	G3			6-3		CS 1B	1B 2B			4	0	2	1	1	0	1																					
Steve Lombardozzi, R OBP: 0.308, SLG: 0.305			E 2B	G6-3		F8	P7	SF7		4	1	1	1	0	0	2																					
Inning Stats	R: 0 E: 0 K: 0 S: 10	H: 1 LOB: 1 BB: 1 P: 17	R: 0 E: 0 K: 0 S: 8	H: 1 LOB: 1 BB: 0 P: 10	R: 2 E: 1 K: 1 S: 13	H: 3 LOB: 2 BB: 0 P: 21	R: 1 E: 0 K: 1 S: 10	H: 2 LOB: 2 BB: 1 P: 19	R: 3 E: 0 K: 0 S: 8	H: 4 LOB: 0 BB: 0 P: 13	R: 5 E: 0 K: 0 S: 16	H: 5 LOB: 1 BB: 1 P: 30	R: 0 E: 0 K: 0 S: 10	H: 0 LOB: 1 BB: 1 P: 14	R: 1 E: 0 K: 1 S: 15	H: 2 LOB: 2 BB: 1 P: 25	1B: 13 2B: 3 3B: 0 HR: 2	SF: 3 SAC: 1 DP: 1 HBP: 0	WP: 0 PB: 0 CS: 1	PA: 46																	
PITCHER	IP	WLS	BF	H	R	ER	SO	BB	IBB	HBP	BLK	WP	HR	S	P	ERA	WHIP	PITCHER			IP	WLS	BF	H	R	ER	SO	BB	IBB	HBP	BLK	WP	HR	S	P	ERA	WHIP
Richard Dotson, R ERA: 4.66	4.0	L	23	9	5	4	2	2	0	0	0	0	1	43	72	9.00	2.750																				
Neil Allen, R ERA: 4.2	1.1		8	5	4	4	0	0	0	0	0	0	1	14	19	27.00	3.750																				
Tim Stoddard, R ERA: 6.38	2.2		15	4	3	3	1	3	0	0	0	0	0	33	58	10.12	2.625																				

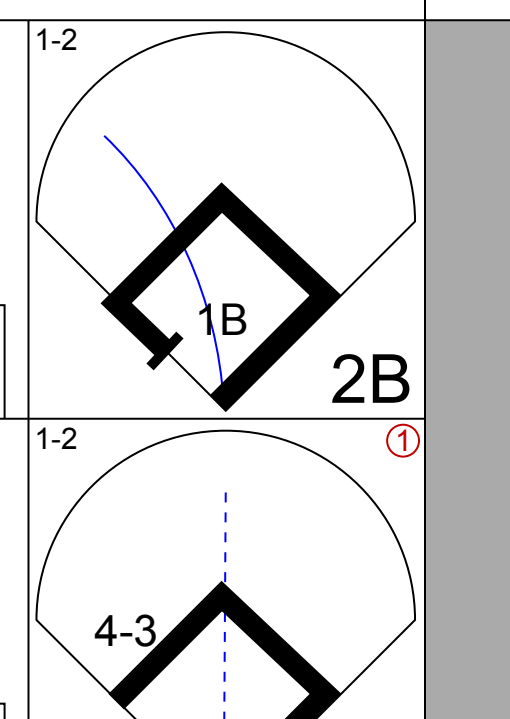
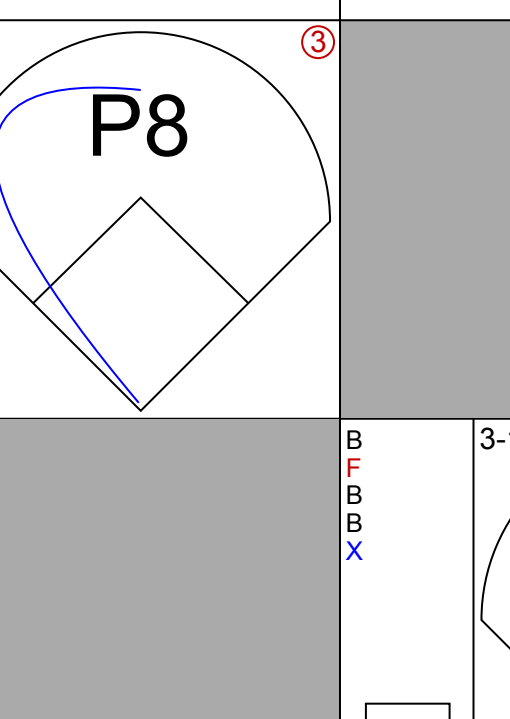
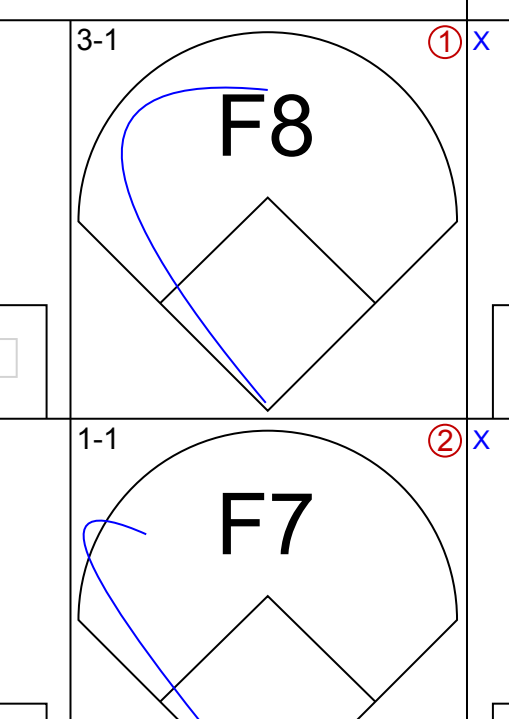
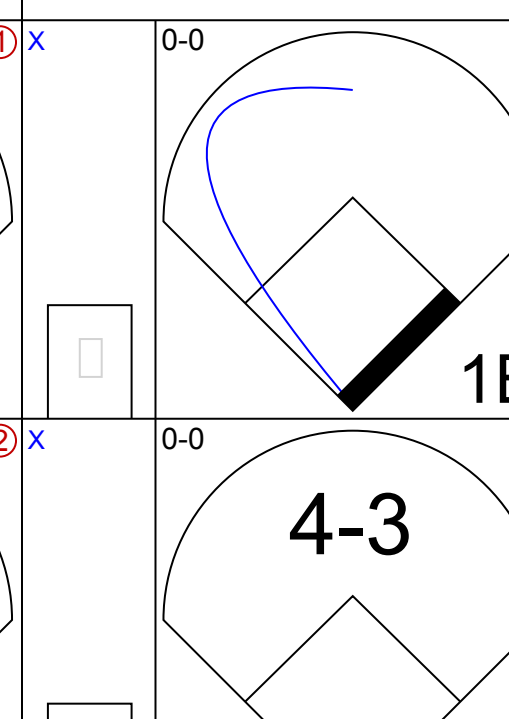
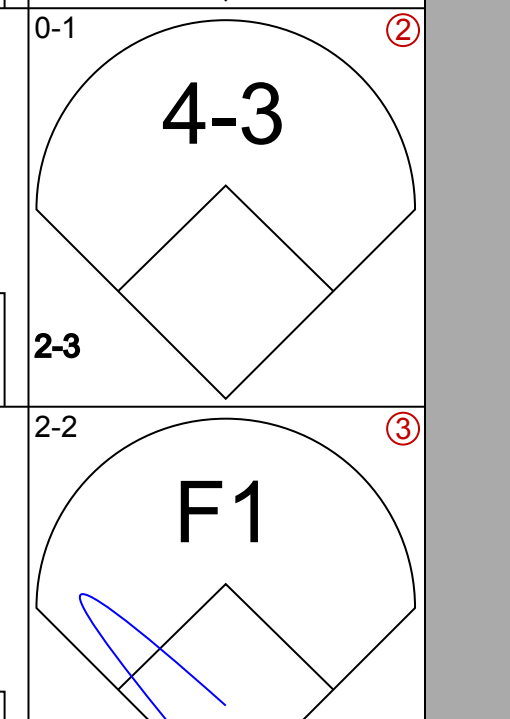
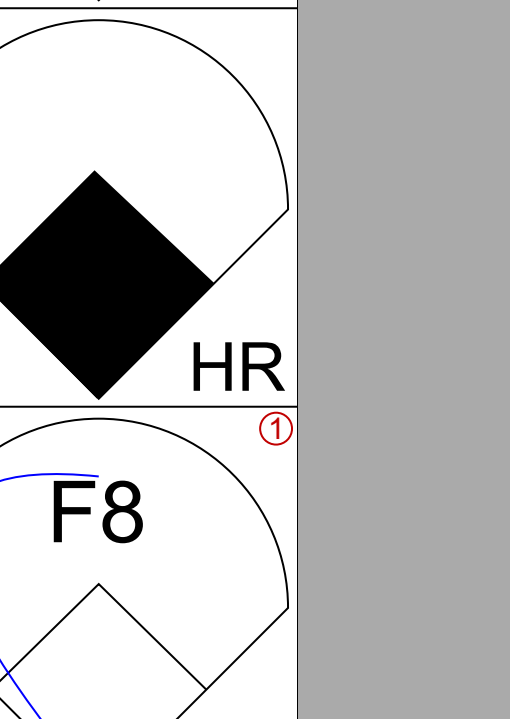
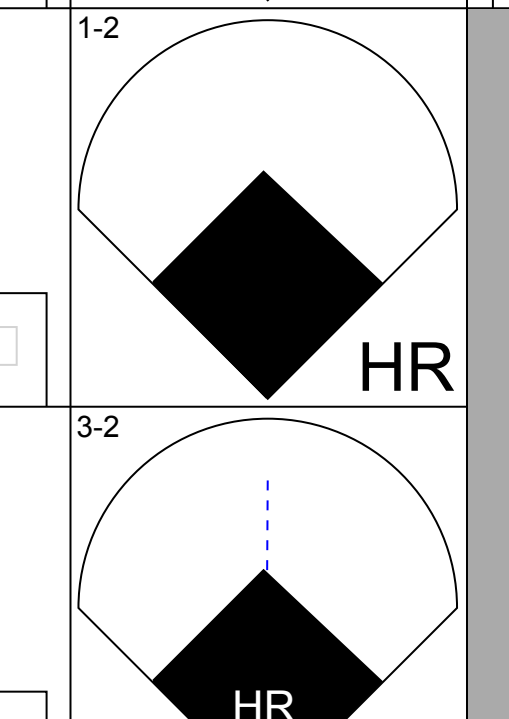


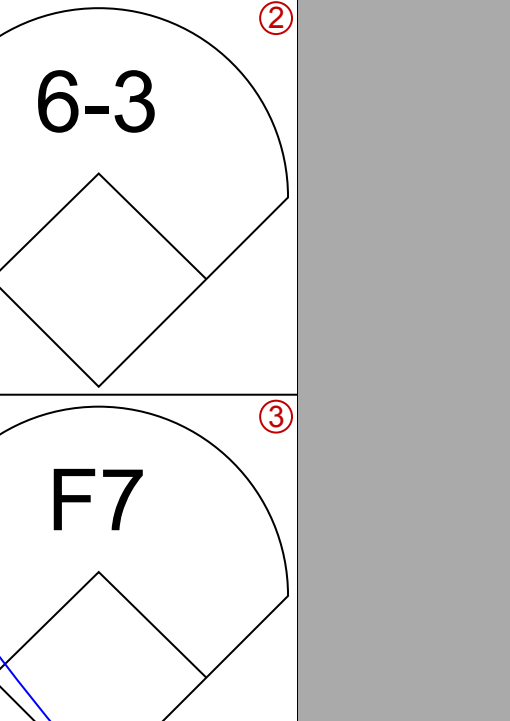
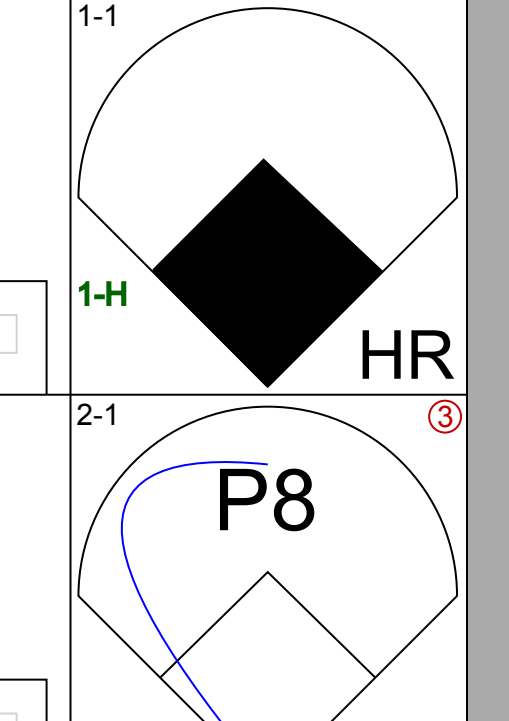
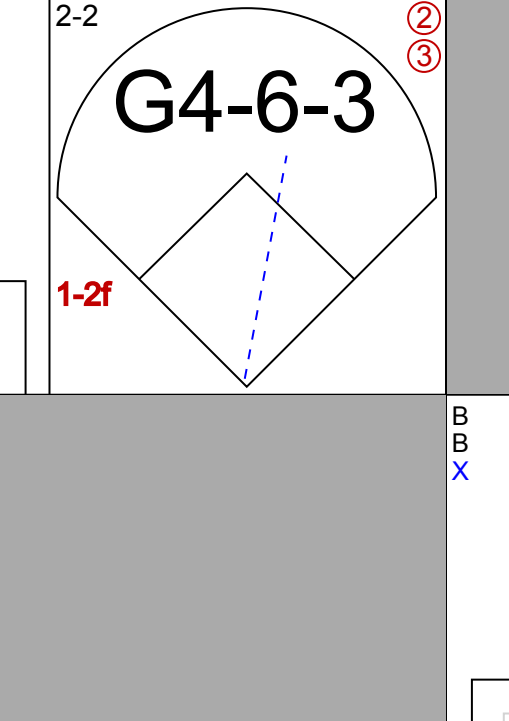

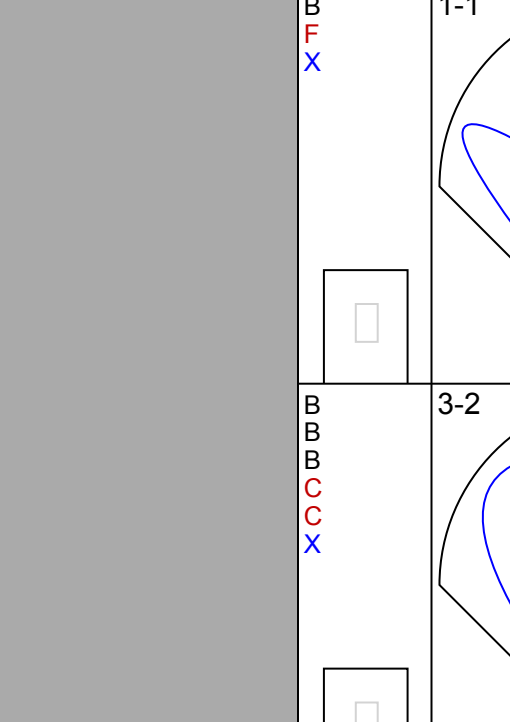
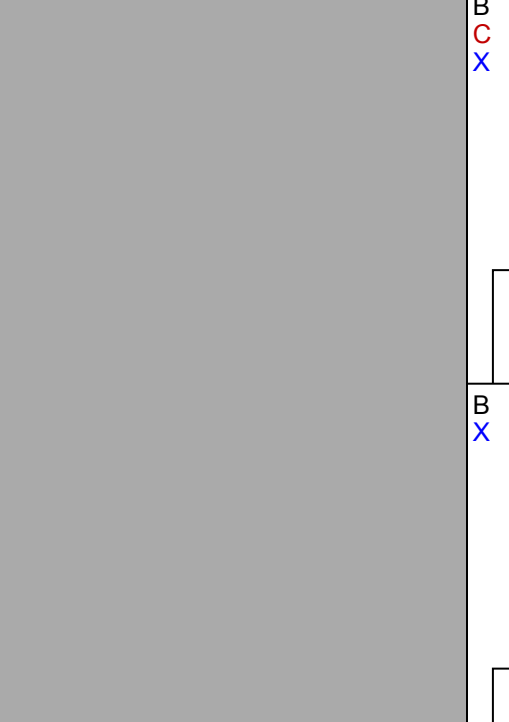
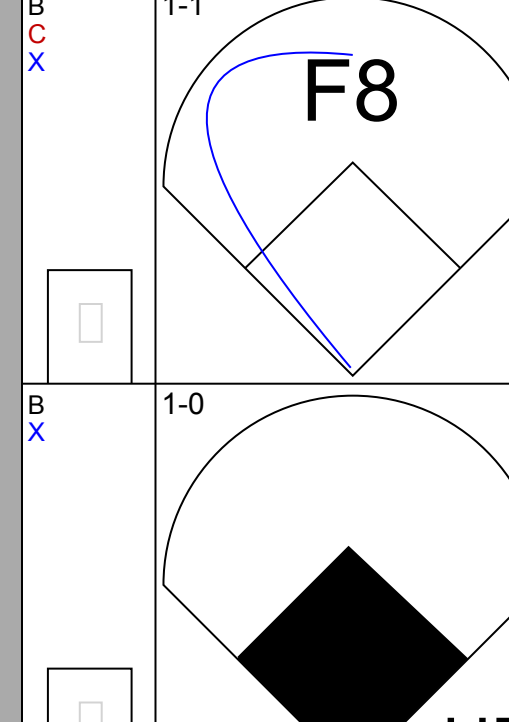
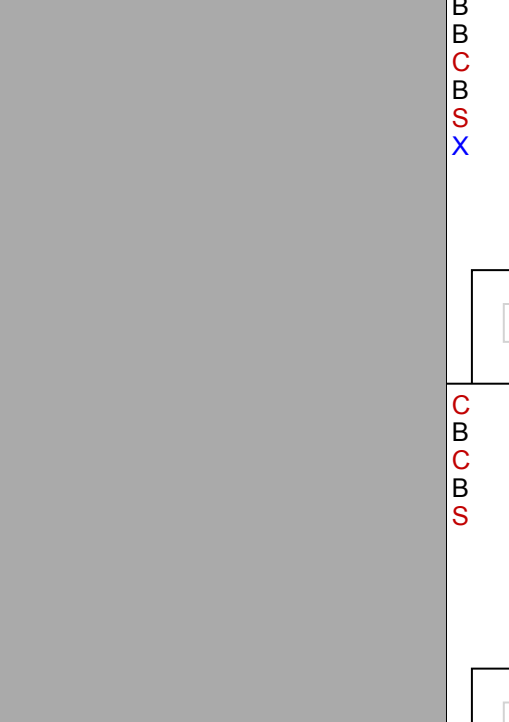
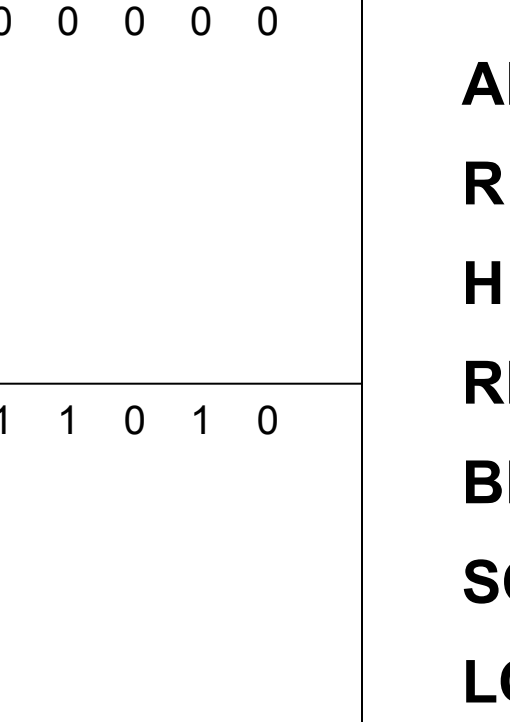
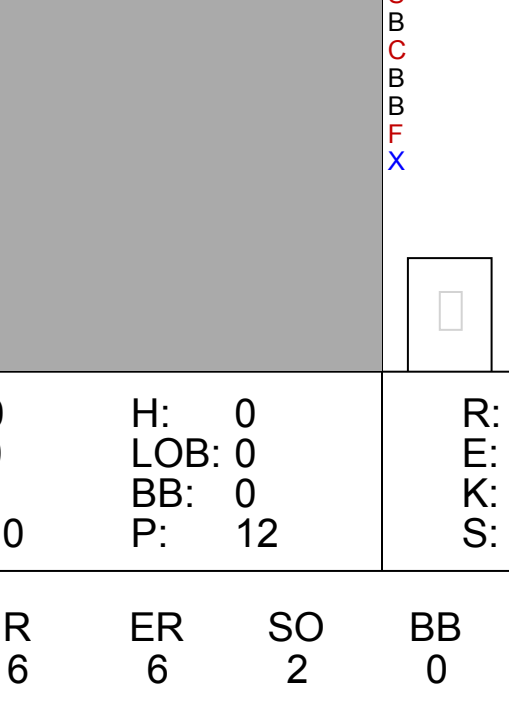
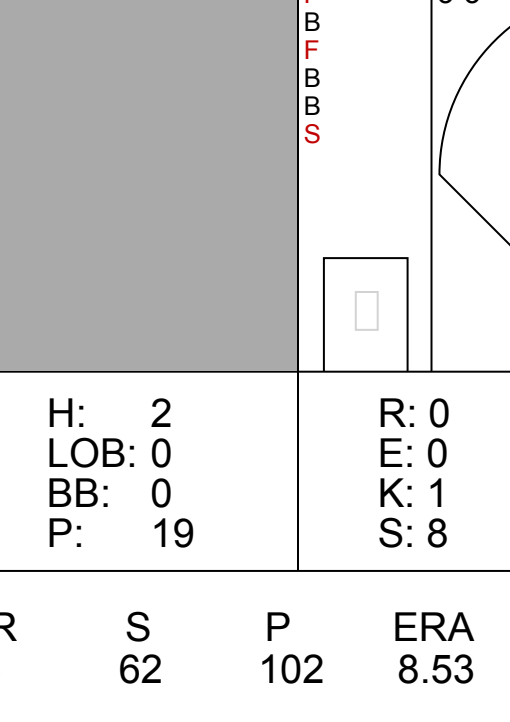
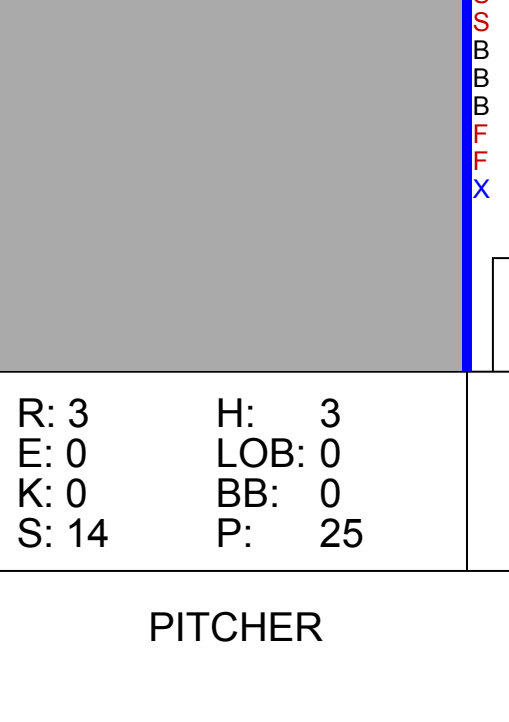





New York Yankees @ Minnesota Twins
Hubert H. Humphrey Metrodome, Minneapolis, MN

Sat Aug 13 1988, 4:33 AM EDT
Att: 51,963 - Dome

AB 37
R 12
H 18
RBI 12
BB 5
SO 3
LOB 18



Batter	1	2	3	4	5	6	7	8	9	AB	R	H	RBI	BB	SO	LOB	TOP			
Devon White, S OBP: 0.297, SLG: 0.385 (1, 8)										5	2	1	2	1	1	2	California Angels @ New York Yankees Yankee Stadium, Bronx, NY Tue Aug 16 1988, 7:05 PM EDT Att: 30,214 - Unknown - 85 F			
Johnny Ray, S OBP: 0.336, SLG: 0.406 Mark McLemore, S OBP: 0.340, SLG: 0.361 (1, 4) (5, 4)										4	0	2	1	0	1	2				
Wally Joyner, L OBP: 0.352, SLG: 0.416 (1, 3)										6	3	3	5	0	0	3				
Brian Downing, R OBP: 0.377, SLG: 0.471 (1, 10)										5	2	2	2	0	0	2				
Chili Davis, S OBP: 0.333, SLG: 0.470 (1, 9)										5	1	3	2	0	0	0				
Tony Armas, R OBP: 0.305, SLG: 0.420 (1, 7)										5	0	1	0	0	2	2				
Jack Howell, L OBP: 0.327, SLG: 0.409 (1, 5)										5	2	2	0	0	2	2				
Bob Boone, R OBP: 0.351, SLG: 0.392 Darrell Miller, R OBP: 0.323, SLG: 0.348 (1, 2) (3, 2)										2	2	2	1	0	0	0				
Dick Schofield, R OBP: 0.299, SLG: 0.322 (1, 6)										4	2	1	0	0	0	1				
Inning Stats	R: 2 E: 0 K: 2 S: 17	H: 4 LOB: 2 BB: 0 P: 26	R: 2 E: 0 K: 0 S: 13	H: 2 LOB: 1 BB: 0 P: 19	R: 7 E: 1 K: 1 S: 25	H: 8 LOB: 1 BB: 0 P: 38	R: 0 E: 0 K: 1 S: 6	H: 0 LOB: 0 BB: 0 P: 10	R: 0 E: 0 K: 0 S: 9	H: 0 LOB: 0 BB: 0 P: 13	R: 0 E: 0 K: 0 S: 5	H: 0 LOB: 0 BB: 0 P: 8	R: 2 E: 0 K: 0 S: 7	H: 2 LOB: 0 BB: 0 P: 13	R: 2 E: 0 K: 0 S: 14	H: 2 LOB: 1 BB: 1 P: 24		1B: 11 2B: 6 3B: 0 HR: 2	SF: 0 SAC: 0 DP: 0 HBP: 1	WP: 0 PB: 0 SB: 0 CS: 0
PITCHER	IP	WLS	BF	H	R	ER	SO	BB	IBB	HBP	BLK	WP	HR	S	P	ERA	WHIP			
Rick Rhoden, R ERA: 4.63 (1, 1)	1.1	L	11	6	4	4	2	0	0	1	0	0	1	24	36	27.00	4.500			
Lee Guetterman, L ERA: 5.47 (2, 1)	1.1		10	6	6	6	0	0	0	0	0	0	0	22	33	40.50	4.500			
Neil Allen, R ERA: 4.26 (3, 1)	5.1		21	5	3	3	4	0	0	0	0	0	1	42	69	5.06	0.938			
Cecilio Guante, R ERA: 2.51 (9, 1)	1.0		6	2	2	2	0	1	0	0	0	0	0	14	24	18.00	3.000			

Batter	1	2	3	4	5	6	7	8	9	AB	R	H	RBI	BB	SO	LOB	BOTTOM					
Rickey Henderson, R OBP: 0.417, SLG: 0.436 (1, 7)										4	0	2	0	0	0	0	California Angels @ New York Yankees Yankee Stadium, Bronx, NY Tue Aug 16 1988, 7:05 PM EDT Att: 30,214 - Unknown - 85 F					
Claudell Washington, L OBP: 0.355, SLG: 0.457 (1, 8)										4	1	2	1	0	0	1						
Don Mattingly, L OBP: 0.371, SLG: 0.489 (1, 3)										4	2	2	2	0	0	1						
Jack Clark, R OBP: 0.385, SLG: 0.459 (1, 10)										4	1	2	0	0	0	1						
Dave Winfield, R OBP: 0.405, SLG: 0.553 (1, 9)										4	1	1	2	0	0	1						
Mike Pagliaro, L OBP: 0.281, SLG: 0.369 (1, 5)										4	0	0	0	0	1	0						
Rafael Santana, R OBP: 0.288, SLG: 0.310 (1, 6)										4	0	0	0	0	0	0						
Randy Velarde, R OBP: 0.273, SLG: 0.437 (1, 4)										4	1	1	1	0	1	0						
Joel Skinner, R OBP: 0.245, SLG: 0.313 Don Slaught, R OBP: 0.361, SLG: 0.521 (7, PH) (8, 2)										2	0	0	0	0	1	0						
Inning Stats	R: 0 E: 0 K: 0 S: 11	H: 2 LOB: 1 BB: 0 P: 15	R: 0 E: 0 K: 1 S: 10	H: 0 LOB: 0 BB: 0 P: 12	R: 0 E: 0 K: 0 S: 7	H: 0 LOB: 0 BB: 0 P: 11	R: 2 E: 0 K: 0 S: 9	H: 2 LOB: 0 BB: 0 P: 19	R: 0 E: 0 K: 1 S: 8	H: 0 LOB: 0 BB: 0 P: 15	R: 3 E: 0 K: 0 S: 14	H: 3 LOB: 1 BB: 0 P: 25	R: 1 E: 0 K: 0 S: 10	H: 2 LOB: 1 BB: 0 P: 15	R: 0 E: 0 K: 0 S: 5	H: 1 LOB: 0 BB: 0 P: 10		R: 0 E: 0 K: 1 S: 7	H: 0 LOB: 0 BB: 0 P: 14	1B: 4 2B: 1 3B: 0 HR: 5	SF: 0 SAC: 0 DP: 1 HBP: 0	WP: 0 PB: 0 SB: 0 CS: 0
PITCHER	IP	WLS	BF	H	R	ER	SO	BB	IBB	HBP	BLK	WP	HR	S	P	ERA	WHIP					
Willie Fraser, R ERA: 5.8 (1, 1)	6.1	W	26	8	6	6	2	0	0	0	0	0	0	19	102	8.53	1.263					
Greg Minton, R ERA: 2.79 (7, 1)	2.2		9	2	0	0	1	0	0	0	0	0	0	19	34	0.00	0.750					

Batter	1	2	3	4	5	6	7	8	9	AB	R	H	RBI	BB	SO	LOB	TOP											
Devon White, S OBP: 0.304, SLG: 0.389	1-0 6-3 5-3 1B	4-1 1-2 BB			2-2 1B 1B	2-2 1B 1B	2-2 1-3 3B	0-2 1B 1B		4	2	3	0	1	0	1	California Angels @ New York Yankees Yankee Stadium, Bronx, NY Wed Aug 17 1988, 7:05 PM EDT Att: 26,532 - Unknown - 85 F											
Johnny Ray, S OBP: 0.336, SLG: 0.413	2-2 5-3 1-2	2-0 1-3			2-2 1B 1B	2-2 1B 1B	2-2 2-H 3-H 3B	0-0 1-3 1B		5	1	3	2	0	0	4												
Wally Joyner, L OBP: 0.353, SLG: 0.423	2-2 6-3 2-3		0-1 HR		3-2 2B 1B	0-1 2B 1B	0-1 F7	0-0 P6		5	2	2	2	0	0	4												
Brian Downing, R OBP: 0.373, SLG: 0.464	1-1 P4		2-3 K		1-2 F7	1-1 5-3		1-1 6-3		5	0	0	0	0	1	4												
Chili Davis, S OBP: 0.331, SLG: 0.469		0-0 1-3	1-1 F8		0-0 SF8 2B		1-0 4-3	1-3 K		5	0	1	1	0	1	0												
Thad Bosley, L OBP: 0.294, SLG: 0.312		2-2 G6-3	3-3 K		1-2 SF8		1-0 4-3	0-0 F8		3	0	0	1	0	1	0												
George Hendrick, R OBP: 0.275, SLG: 0.319					2-3 3-H 2-3 K		0-0 6-3			4	1	1	1	0	1	1												
Jack Howell, L OBP: 0.326, SLG: 0.416		0-0 HR		1-1 F7			0-0 6-3			4	0	1	0	0	1	0												
Darrell Miller, R OBP: 0.320, SLG: 0.344		0-1 1B		1-2 F8		2-3 K		1-1 4-3		4	0	1	0	0	1	0												
Dick Schofield, R OBP: 0.301, SLG: 0.324		1-0 1B		1-1 4-3		1-0 E 3B 1B		0-1 G3		4	1	2	0	0	0	0												
Inning Stats	R: 0 E: 0 K: 0 S: 12	H: 1 LOB: 1 BB: 0 P: 18	R: 1 E: 0 K: 0 S: 10	H: 3 LOB: 3 BB: 1 P: 19	R: 1 E: 0 K: 2 S: 11	H: 1 LOB: 0 BB: 0 P: 17	R: 0 E: 0 K: 0 S: 7	H: 0 LOB: 3 BB: 0 P: 10	R: 3 E: 0 K: 1 S: 20	H: 4 LOB: 1 BB: 0 P: 31	R: 2 E: 1 K: 1 S: 20	H: 2 LOB: 1 BB: 0 P: 28	R: 0 E: 0 K: 0 S: 3	H: 0 LOB: 0 BB: 0 P: 5	R: 0 E: 0 K: 0 S: 9	H: 2 LOB: 2 BB: 0 P: 10	R: 0 E: 0 K: 1 S: 7	H: 0 LOB: 0 BB: 0 P: 9	1B: 9 2B: 1 3B: 1 HR: 2	SF: 1 SAC: 0 DP: 0 HBP: 0	WP: 0 PB: 0 SB: 0 CS: 0	PA: 42						
PITCHER	IP	WLS	BF	H	R	ER	SO	BB	IBB	HBP	BLK	WP	HR	S	P	ERA	WHIP											
Dave Eiland, R ERA: 6.39	4.0		21	8	5	5	2	1	0	0	0	0	0	2	49	80	11.25	2.250										
Steve Shields, R ERA: 4.11	1.1		8	3	2	1	2	0	0	0	0	0	0	27	38	6.75	2.250											
Lee Guetterman, L ERA: 5.4	0.1		1	0	0	0	0	0	0	0	0	0	0	2	2	0.00	0.000											
Scott Nielsen, R ERA: 5.77	2.0	W	8	2	0	0	0	0	0	0	0	0	0	13	17	0.00	1.000											
Dave Righetti, L ERA: 5.77	1.1	S	4	0	0	0	1	0	0	0	0	0	0	8	10	0.00	0.000											
Batter	1	2	3	4	5	6	7	8	9	AB	R	H	RBI	BB	SO	LOB	BOTTOM											
Rickey Henderson, R OBP: 0.422, SLG: 0.447	2-2 G6-3 1B	1-1 2B		0-0 1B BB 2B	1-3 3-H 2B		1-2 K	1-3 2-H 3-H 1B		5	3	4	3	0	1	1	California Angels @ New York Yankees Yankee Stadium, Bronx, NY Wed Aug 17 1988, 7:05 PM EDT Att: 26,532 - Unknown - 85 F											
Claudell Washington, L OBP: 0.353, SLG: 0.452	4-0 G6-3 1B	2-3 K		1-3 K	2-0 F7		2-3 K	2-3 1-H 3-H 2-0		4	0	0	0	1	3	4												
Don Mattingly, L OBP: 0.369, SLG: 0.484	2-0 G6-3		1-3 K	4-0 BB 1B IBB		1-1 G6-3	4-3			4	0	0	0	1	1	2												
Jack Clark, R OBP: 0.383, SLG: 0.456	1-2 HR 1B		0-0 F7	3-2 P6		1-1 F2		0-3 K		5	1	1	1	0	1	3												
Dave Winfield, R OBP: 0.409, SLG: 0.566	3-2 HR		2-2 2B	0-1 BB 1B		3-3 K		1-0 1B		5	1	4	3	0	1	0												
Mike Pagliarulo, L OBP: 0.288, SLG: 0.380	0-2 HR		4-0 IBB	4-1 BB 1B		2-2 4-3		1-1 1B		3	1	2	2	2	0	0												
Don Slaught, R OBP: 0.378, SLG: 0.512	3-2 4-3		0-3 K	1-2 3-H 3-H 1B		4-2 1B 1B BB		3-3 K		4	1	0	0	1	2	7												
Luis Aguayo, R OBP: 0.339, SLG: 0.366		1-3 K		1-2 1B 2B 1B		1-2 E6 CS		2-2 1B 1B		5	2	2	0	0	1	2												
Rafael Santana, R OBP: 0.293, SLG: 0.315		3-2 L1		0-1 2B 1B 1B		2-0 WP 1B		2-2 1B E 1B		4	2	3	0	0	0	0												
Inning Stats	R: 4 E: 1 K: 0 S: 17	H: 4 LOB: 0 BB: 1 P: 32	R: 0 E: 0 K: 2 S: 11	H: 1 LOB: 1 BB: 0 P: 18	R: 0 E: 0 K: 2 S: 11	H: 1 LOB: 2 BB: 1 P: 18	R: 3 E: 0 K: 1 S: 17	H: 4 LOB: 3 BB: 2 P: 31	R: 0 E: 1 K: 1 S: 9	H: 0 LOB: 0 BB: 0 P: 14	R: 0 E: 0 K: 1 S: 7	H: 0 LOB: 0 BB: 0 P: 12	R: 4 E: 0 K: 1 S: 16	H: 3 LOB: 0 BB: 1 P: 29	R: 0 E: 0 K: 2 S: 12	H: 2 LOB: 2 BB: 0 P: 19		1B: 11 2B: 3 3B: 0 HR: 2	SF: 0 SAC: 0 DP: 1 HBP: 0	WP: 1 PB: 0 SB: 2 CS: 1	PA: 44							
PITCHER	IP	WLS	BF	H	R	ER	SO	BB	IBB	HBP	BLK	WP	HR	S	P	ERA	WHIP											
Terry Clark, R ERA: 4.73	3.2		24	10	7	7	5	2	2	0	0	0	0	2	54	96	17.18	3.273										
Stu Cliburn, R ERA: 3.92	2.2	L	13	4	4	2	2	1	0	0	0	1	0	30	50	6.75	1.875											
Sherman Corbett, L ERA: 4.01	0.2		2	0	0	0	1	0	0	0	0	0	0	4	8	0.00	0.000											
DeWayne Buice, R ERA: 5.77	1.0		5	2	0	0	2	0	0	0	0	0	0	12	19	0.00	2.000											

Batter	1	2	3	4	5	6	7	8	9	10	AB	R	H	RBI	BB	SO	LOB	TOP					
Henry Cotto, R OBP: 0.312, SLG: 0.371	(1, 8) 1-1 1B		(1, 0) 0-0 FC6-4 1B		(1, 2) 2-2 1B		(1, 0) 0-0 F9 2B			(1, 0) 4-3	5	0	4	0	0	0	0						
Harold Reynolds, S OBP: 0.339, SLG: 0.384	(1, 4) 1-2 F7		(1, 2) 2-3 K		(1, 2) 1-2 1B		(1, 0) 1-0 F9			(1, 1) 1-1 1B	5	0	2	1	0	1	4						
Mickey Brantley, R OBP: 0.295, SLG: 0.431	(1, 7) 0-3 K		(1, 1) 1-1 FC6-4		(1, 0) 1-0 G1		(1, 0) 0-1 4-3			(1, 0) 0-0 F9	5	0	0	0	0	1	7						
Steve Balboni, R OBP: 0.268, SLG: 0.459	(1, 3) 0-2 F4				(1, 2) 2-1 L8		(1, 3) 1-3 K			(1, 0) 0-0 F8	5	0	0	0	0	1	2						
Darnell Coles, R OBP: 0.302, SLG: 0.393					(1, 0) 0-1 F9		(1, 0) 0-1 HR 2B			(1, 2) 1-2 F8	4	1	1	0	0	1	0						
Jay Buhner, R OBP: 0.305, SLG: 0.413					(1, 0) 0-3 K		(1, 0) 0-0 HR 2B			(1, 0) 1-0 5-3	4	1	1	2	0	2	0						
Jim Presley, R OBP: 0.269, SLG: 0.356					(1, 1) 0-0 F8		(1, 0) 0-0 1-3			(1, 0) 0-0 5-3	4	0	0	0	0	1	0						
Rey Quinones, R OBP: 0.290, SLG: 0.405					(1, 3) 1-3 K		(1, 0) 1-0 E5 1B			(1, 1) 1-1 L9	4	1	0	0	0	1	0						
Bill McGuire, R OBP: 0.250, SLG: 0.143					(1, 2) 2-1 1B		(1, 0) 1-0 F6			(1, 0) 1-0 L7	4	0	1	0	0	0	1						
Inning Stats	R: 0 E: 0 K: 1 S: 11	H: 1 LOB: 1 BB: 0 P: 13	R: 0 E: 0 K: 2 S: 8	H: 0 LOB: 0 BB: 0 P: 12	R: 0 E: 0 K: 2 S: 12	H: 2 LOB: 2 BB: 0 P: 18	R: 0 E: 0 K: 1 S: 7	H: 0 LOB: 0 BB: 0 P: 9	R: 1 E: 1 K: 0 S: 10	H: 2 LOB: 2 BB: 0 P: 16	R: 2 E: 0 K: 2 S: 10	H: 2 LOB: 0 BB: 0 P: 13	R: 0 E: 0 K: 0 S: 7	H: 1 LOB: 1 BB: 0 P: 9	R: 0 E: 0 K: 0 S: 4	H: 0 LOB: 0 BB: 0 P: 6	R: 0 E: 0 K: 0 S: 5	H: 1 LOB: 1 BB: 0 P: 7	1B: 6 2B: 2 3B: 0 HR: 1	SF: 0 SAC: 0 DP: 0 HBP: 0	WP: 0 PB: 0 SB: 0 CS: 0	PA: 40	
PITCHER	IP 8.0	WLS 33	H 8	R 3	ER 2	SO 8	BB 0	IBB 0	HBP 0	BLK 0	WP 0	HR 1	S 72	P 101	ERA 2.25	WHIP 1.000							
John Candelaria, L ERA: 3.24	(1, 1)																						
Dave Righetti, L ERA: 3.65	(9, 1)	2.0	W 7	1	0	0	0	0	0	0	0	0	9	13	0.00	0.500							

Seattle Mariners @ New York Yankees
Yankee Stadium, Bronx, NY
Fri Aug 19 1988, 3:33 AM EDT
Unknown - 75 F

AB	40
R	3
H	9
RBI	3
BB	0
SO	8
LOB	14



Batter	1	2	3	4	5	6	7	8	9	10	AB	R	H	RBI	BB	SO	LOB	BOTTOM					
Rickey Henderson, R OBP: 0.418, SLG: 0.441	(1, 7) 1-0 6-3				(1, 2) 2-1 SF7 1B			(1, 0) 0-0 F8		(1, 2) 2-2 6-3	5	1	1	0	0	0	1						
Claudell Washington, L OBP: 0.355, SLG: 0.449	(1, 8) 1-2 L8 1B		(1, 0) 0-0 4-3		(1, 3) 4-1 CS BB			(1, 0) 4-0 1B BB		(1, 3) 2-3 K	3	1	1	0	2	1	0						
Don Mattingly, L OBP: 0.368, SLG: 0.478	(1, 3) 4-2 BB		(1, 2) 3-2 F9		(1, 0) 0-1 SF7			(1, 0) 0-0 1B WP		(1, 2) 2-2 F7	3	1	1	1	0	0							
Dave Winfield, R OBP: 0.410, SLG: 0.573	(1, 9) 3-2 L8		(1, 2) 2-1 2B		(1, 1) 1-1 CS		(1, 0) 0-0 F7			(1, 1) 1-1 HR 1B	5	1	2	0	0	1	4						
Ken Phelps, L OBP: 0.416, SLG: 0.554	(1, 10) 4-1 BB		(1, 2) 1-2 F7		(1, 2) 2-1 F5		(1, 2) 2-1 F5			(1, 2) 1-2 WP 1B	4	1	2	3	1	0	1						
Mike Pagliarulo, L OBP: 0.287, SLG: 0.378	(1, 5) 1-1 F9				(1, 2) 1-2 L5		(1, 2) 1-2 4-3			(1, 2) 1-2 WP 1B	4	0	1	0	0	0	3						
Don Staight, R OBP: 0.373, SLG: 0.502					(1, 0) 1-0 F2			(1, 1) 1-1 F4		(1, 0) 0-3 K	4	0	0	0	0	2	2						
Luis Aguayo, R OBP: 0.332, SLG: 0.358					(1, 3) 1-3 K			(1, 2) 2-2 L8			3	0	0	0	0	1	0						
Jack Clark, R OBP: 0.351, SLG: 0.451					(1, 3) 1-3 K			(1, 1) 1-1 5-3			1	0	0	0	0	0	3						
Randy Velarde, R OBP: 0.286, SLG: 0.425								(1, 2) 2-2 L8			0	0	0	0	0	0	0						
Rafael Santana, R OBP: 0.293, SLG: 0.315					(1, 0) 0-1 F8			(1, 1) 1-1 4-3		(1, 2) 2-1 1-3	4	0	1	0	0	0	0						
Inning Stats	R: 0 E: 0 K: 0 S: 14	H: 1 LOB: 3 BB: 2 P: 28	R: 0 E: 0 K: 1 S: 14	H: 1 LOB: 1 BB: 0 P: 18	R: 0 E: 0 K: 0 S: 9	H: 1 LOB: 1 BB: 0 P: 15	R: 0 E: 0 K: 1 S: 7	H: 0 LOB: 0 BB: 0 P: 10	R: 1 E: 0 K: 0 S: 8	H: 1 LOB: 0 BB: 1 P: 15	R: 0 E: 0 K: 0 S: 6	H: 0 LOB: 0 BB: 0 P: 9	R: 2 E: 0 K: 2 S: 17	H: 3 LOB: 3 BB: 1 P: 26	R: 0 E: 0 K: 1 S: 8	H: 0 LOB: 0 BB: 0 P: 14	R: 2 E: 0 K: 0 S: 8	H: 2 LOB: 0 BB: 0 P: 13	1B: 7 2B: 1 3B: 0 HR: 1	SF: 1 SAC: 0 DP: 0 HBP: 0	WP: 1 PB: 0 SB: 2 CS: 1	PA: 42	
PITCHER	IP 7.1	WLS 29	H 4	R 2	ER 2	SO 2	BB 4	IBB 0	HBP 0	BLK 0	WP 0	HR 0	S 66	P 110	ERA 2.46	WHIP 1.091							
Terry Taylor, R ERA: 2.45	(1, 1)																						
Bill Wilkinson, L ERA: 0.30	(8, 1)	0.0	1	1	0	0	0	0	0	0	0	0	1	1	∞	∞							
Michael Jackson, R ERA: 2.71	(8, 1)	0.1	2	1	0	0	1	0	0	0	0	0	8	11	0.00	3.000							
Mike Schooler, R ERA: 3.38	(8, 1)	1.2	L 9	3	3	3	2	0	0	0	0	1	1	23	36	16.20	1.800						

Seattle Mariners @ New York Yankees
Yankee Stadium, Bronx, NY
Fri Aug 19 1988, 3:33 AM EDT
Unknown - 75 F

AB	36
R	5
H	9
RBI	4
BB	4
SO	5
LOB	14




Batter	1	2	3	4	5	6	7	8	9	AB R H RBI BB SO LOB	TOP											
Henry Cotto, R (1, 8) OBP: 0.308, SLG: 0.366	1-1 4-3	1-1 F3			2-0 F7		0-0 5-3		1-0 FC3-6 3-1	5 1 0 0 0 0 3	Seattle Mariners @ New York Yankees Yankee Stadium, Bronx, NY Fri Aug 19 1988, 7:05 PM EDT Att: 32,057 - Unknown - 75 F											
Harold Reynolds, S (1, 4) OBP: 0.337, SLG: 0.382	2-2 G3-1		2-1 G3		0-0 2B 1B		2-3 K	2-2 3-1	5 1 1 0 0 1 0													
Darnell Coles, R (1, 7) OBP: 0.308, SLG: 0.412	1-2 1B		1-1 HR		1-0 1B 2B		1-1 F7	1-2 F8	4 2 3 2 0 0 0 1 0 0 0 0 0 0													
Mickey Brantley, R (8, 7) OBP: 0.294, SLG: 0.430																						
Alvin Davis, L (1, 3) OBP: 0.403, SLG: 0.480		4-1 5-3 1B BB	0-2 F8		0-0 1B 2H 1B			1-3 K	3 1 1 1 1 1 0													
Steve Balboni, R (1, 10) OBP: 0.272, SLG: 0.459		3-2 5-3	2-3 K		1-1 1B G4-6-3 1B			1-0 1B 1B	4 0 2 0 0 1 1													
Scott Bradley, L (1, 2) OBP: 0.285, SLG: 0.317		2-1 2B 1B		1-1 3-1	3-0 G4-6-3 1B			0-0 1B	4 1 2 1 0 0 2													
Jay Buhner, R (1, 9) OBP: 0.309, SLG: 0.418		0-2 1H 2B		4-1 BB		2-1 F8		3-3 K	3 0 1 1 1 1 2													
Jim Presley, R (1, 5) OBP: 0.269, SLG: 0.353		4-2 BB		0-0 F8		3-3 K		3-1 F8	3 0 0 0 1 1 3													
Mario Diaz, R (1, 6) OBP: 0.389, SLG: 0.431		2-2 F9		1-0 SAFE L8		1-0 G6-3		0-0 FC3-6 1B	4 0 1 0 0 0 3													
Inning Stats	R: 0 E: 0 K: 0 S: 10	H: 1 LOB: 1 BB: 0 P: 14	R: 2 E: 0 K: 0 S: 16	H: 2 LOB: 2 BB: 2 P: 32	R: 1 E: 0 K: 1 S: 10	H: 1 LOB: 0 BB: 0 P: 15	R: 0 E: 0 K: 0 S: 5	H: 0 LOB: 1 BB: 1 P: 11	R: 2 E: 0 K: 1 S: 7	H: 4 LOB: 1 BB: 0 P: 14	R: 0 E: 0 K: 1 S: 9	H: 0 LOB: 0 BB: 0 P: 15	R: 0 E: 0 K: 1 S: 6	H: 0 LOB: 0 BB: 0 P: 9	R: 0 E: 0 K: 2 S: 11	H: 2 LOB: 2 BB: 0 P: 19	R: 1 E: 0 K: 0 S: 8	H: 1 LOB: 0 BB: 0 P: 12	1B: 8 2B: 2 3B: 0 HR: 1	SF: 0 SAC: 0 DP: 1 HBP: 0	WP: 0 PB: 0 SB: 1 CS: 0	PA: 39
PITCHER	IP WLS BF H R ER SO BB IBB HBP BLK WP HR S P ERA WHIP																					
Richard Dotson, R (1, 1) ERA: 4.86	4.1 L 22 7 5 5 1 3 0 0 0 0 0 1 45 79 10.38 2.308																					
Neil Allen, R (5, 1) ERA: 4.13	4.2 17 4 1 1 4 0 0 0 0 0 0 0 37 62 1.93 0.857																					

Batter	1	2	3	4	5	6	7	8	9	AB R H RBI BB SO LOB	BOTTOM									
Rickey Henderson, R (1, 7) OBP: 0.419, SLG: 0.440	4-2 G6-3 1B BB		2-0 F8			3-1 5-3		1-1 1B 1B		3 1 1 0 1 0 0	Seattle Mariners @ New York Yankees Yankee Stadium, Bronx, NY Fri Aug 19 1988, 7:05 PM EDT Att: 32,057 - Unknown - 75 F									
Claudell Washington, L (1, 8) OBP: 0.397, SLG: 0.453	1-1 G6-3		1-3 K			0-0 2B		1-2 1B	4 0 2 0 0 1 1											
Don Mattingly, L (1, 3) OBP: 0.365, SLG: 0.476	0-0 BB 1B		1-2 1-3			1-0 L9		1-3 K	4 0 1 1 0 1 3											
Jack Clark, R (1, 9) OBP: 0.378, SLG: 0.446	3-3 SAFE K			0-1 6-3		2-1 G4-3		1-3 K2-3	4 0 0 0 0 2 2											
Ken Phelps, L (1, 10) OBP: 0.414, SLG: 0.547	4-2 1-2 BB			1-3 K			2-3 K	2-3 K	3 0 0 0 1 3 0											
Mike Pagliaro, L (1, 5) OBP: 0.287, SLG: 0.376	1-1 L8			3-3 K			2-3 K	0-1 1B	4 0 1 0 0 2 2											
Luis Aguayo, R (1, 4) OBP: 0.325, SLG: 0.350		2-3 K			1-3 K		1-3 K	1-3 K	4 0 0 0 0 4 1											
Joel Skinner, R (1, 2) OBP: 0.243, SLG: 0.310		2-3 K			2-2 5-3			1-0 F9	2 0 0 0 0 1 0 1 0 0 0 0 0 0											
Don Slaught, R (8, PH) OBP: 0.372, SLG: 0.500																				
Rafael Santana, R (1, 6) OBP: 0.292, SLG: 0.313		1-0 L3			3-3 K			0-3 K	2 0 0 0 0 1 0 1 0 0 0 0 1 0 0 0 0 0 0 0 0											
Hal Morris, L (8, PH) OBP: 0.333, SLG: 0.333																				
Randy Velarde, R (9, 6) OBP: 0.266, SLG: 0.425																				
Inning Stats	R: 1 E: 0 K: 1 S: 14	H: 1 LOB: 2 BB: 2 P: 27	R: 0 E: 0 K: 2 S: 7	H: 0 LOB: 0 BB: 0 P: 12	R: 0 E: 0 K: 1 S: 10	H: 0 LOB: 0 BB: 0 P: 14	R: 0 E: 0 K: 2 S: 8	H: 0 LOB: 0 BB: 0 P: 12	R: 0 E: 0 K: 0 S: 6	H: 1 LOB: 1 BB: 0 P: 12	R: 0 E: 0 K: 3 S: 9	H: 0 LOB: 0 BB: 0 P: 14	R: 0 E: 0 K: 2 S: 13	H: 2 LOB: 2 BB: 0 P: 17	R: 0 E: 0 K: 3 S: 12	H: 1 LOB: 1 BB: 0 P: 16	1B: 4 2B: 1 3B: 0 HR: 0	SF: 0 SAC: 0 DP: 0 HBP: 0	WP: 0 PB: 0 SB: 1 CS: 0	PA: 34
PITCHER	IP WLS BF H R ER SO BB IBB HBP BLK WP HR S P ERA WHIP																			
Mike Moore, R (1, 1) ERA: 4.04	9.0 W 34 5 1 1 16 2 0 0 0 0 0 0 91 142 1.00 0.778																			

AB	36
R	6
H	11
RBI	5
BB	3
SO	5
LOB	14




AB	32
R	1
H	5
RBI	1
BB	2
SO	16
LOB	9



Batter	1	2	3	4	5	6	7	8	9	AB	R	H	RBI	BB	SO	LOB	TOP			
Mickey Brantley, R OBP: 0.296, SLG: 0.428 (1, 8)																	5 1 2 0 0 0 1			
Harold Reynolds, S OBP: 0.341, SLG: 0.387 (1, 4)																	4 1 1 1 0 1 1			
Darnell Coles, R OBP: 0.307, SLG: 0.404 Henry Cotto, R OBP: 0.310, SLG: 0.368 (1, 7) (7, 8)																	2 0 0 0 1 2 0 0 0 0 0 0 0 0			
Alvin Davis, L OBP: 0.409, SLG: 0.489 (1, 3)																	4 0 1 0 0 1 3			
Steve Balboni, R OBP: 0.271, SLG: 0.452 Bruce Fields, L OBP: 0.342, SLG: 0.457 (1, 10) (8, PH)																	3 0 0 0 0 0 2 0 0 0 0 0 0 0			
Scott Bradley, L OBP: 0.290, SLG: 0.321 (1, 2)																	4 1 2 1 0 0 1			
Jay Buhner, R OBP: 0.326, SLG: 0.442 (1, 9)																	3 1 1 0 1 1 3			
Jim Presley, R OBP: 0.272, SLG: 0.355 (1, 5)																	4 0 1 1 0 0 1			
Rey Quinones, R OBP: 0.293, SLG: 0.407 (1, 6)																	4 0 1 0 0 0 3			
Inning Stats	R: 2 E: 0 K: 2 S: 15	H: 3 LOB: 2 BB: 0 P: 28	R: 0 E: 0 K: 0 S: 4	H: 1 LOB: 0 BB: 0 P: 6	R: 0 E: 0 K: 2 S: 7	H: 0 LOB: 0 BB: 0 P: 10	R: 1 E: 0 K: 0 S: 6	H: 2 LOB: 1 BB: 0 P: 10	R: 0 E: 0 K: 0 S: 8	H: 1 LOB: 1 BB: 1 P: 15	R: 0 E: 0 K: 1 S: 9	H: 0 LOB: 0 BB: 0 P: 13	R: 0 E: 0 K: 0 S: 6	H: 1 LOB: 1 BB: 0 P: 7	R: 0 E: 0 K: 0 S: 7	H: 0 LOB: 0 BB: 0 P: 8	1B: 5 2B: 4 3B: 0 HR: 0	SF: 0 SAC: 1 DP: 3 HBP: 1	WP: 0 PB: 0 SB: 0 CS: 0	PA: 37
PITCHER Rick Rhoden, R ERA: 4.52 (1, 1)	IP: 9.0 WLS: L BF: 37	H: 9 R: 4 ER: 3 SO: 5	BB: 2 IBB: 0 HBP: 1 BLK: 0	WP: 0 HR: 0 S: 70 P: 111	ERA: 3.00 WHIP: 1.222	PITCHER														

Seattle Mariners @ New York Yankees
Yankee Stadium, Bronx, NY
Sun Aug 21 1988, 3:33 AM EDT
Att: 42,293 - Sunny - 80 F

AB 33
R 4
H 9
RBI 3
BB 2
SO 5
LOB 15



Batter	1	2	3	4	5	6	7	8	9	AB	R	H	RBI	BB	SO	LOB	BOTTOM					
Claudell Washington, L OBP: 0.362, SLG: 0.457 (1, 8)																	4 1 2 0 1 1 0					
Hal Morris, L OBP: 0.143, SLG: 0.143 Rickey Henderson, R OBP: 0.414, SLG: 0.434 (1, 7) (8, PH) (9, 7)																	3 0 0 0 0 1 1 1 0 0 0 1 0 3					
Don Mattingly, L OBP: 0.365, SLG: 0.473 (1, 3)																	4 0 1 0 0 0 3					
Ken Phelps, L OBP: 0.417, SLG: 0.556 Jack Clark, R OBP: 0.377, SLG: 0.444 (1, 10) (8, PH)																	1 1 0 0 2 1 1 1 0 0 1 0 0 1					
Dave Winfield, R OBP: 0.407, SLG: 0.566 (1, 9)																	4 0 1 0 0 2 3					
Mike Pagliaro, L OBP: 0.284, SLG: 0.370 (1, 5)																	4 0 1 0 0 0 3					
Randy Velarde, R OBP: 0.279, SLG: 0.430 (1, 4)																	4 0 1 0 0 1 3					
Rafael Santana, R OBP: 0.292, SLG: 0.310 (1, 6)																	4 0 1 0 0 1 2					
Joel Skinner, R OBP: 0.237, SLG: 0.303 Gary Ward, R OBP: 0.291, SLG: 0.271 (1, 2) (8, PH)																	3 0 0 0 0 1 1 1 0 1 0 0 0 0					
Inning Stats	R: 0 E: 0 K: 0 S: 6	H: 1 LOB: 0 BB: 0 P: 9	R: 1 E: 1 K: 2 S: 14	H: 1 LOB: 1 BB: 1 P: 22	R: 0 E: 0 K: 1 S: 5	H: 0 LOB: 0 BB: 0 P: 8	R: 0 E: 0 K: 0 S: 6	H: 1 LOB: 2 BB: 1 P: 11	R: 0 E: 0 K: 1 S: 7	H: 0 LOB: 0 BB: 0 P: 10	R: 0 E: 0 K: 3 S: 13	H: 1 LOB: 1 BB: 0 P: 16	R: 0 E: 0 K: 1 S: 11	H: 1 LOB: 1 BB: 0 P: 15	R: 1 E: 0 K: 0 S: 5	H: 0 LOB: 1 BB: 2 P: 16	R: 0 E: 0 K: 0 S: 17	H: 3 LOB: 3 BB: 0 P: 22	1B: 8 2B: 0 3B: 0 HR: 0	SF: 0 SAC: 0 DP: 1 HBP: 0	WP: 1 PB: 0 SB: 0 CS: 0	PA: 38
PITCHER Scott Bankhead, R ERA: 2.75 Bill Wilkinson, L ERA: 6.17 Michael Jackson, R ERA: 2.69 Mike Schooler, R ERA: 3.18	IP: 7.0 WLS: W BF: 28	H: 5 R: 2 ER: 1 SO: 8	BB: 3 IBB: 0 HBP: 0 BLK: 0	WP: 1 HR: 0 S: 63 P: 96	ERA: 1.29 WHIP: 1.143	PITCHER																

Seattle Mariners @ New York Yankees
Yankee Stadium, Bronx, NY
Sun Aug 21 1988, 3:33 AM EDT
Att: 42,293 - Sunny - 80 F

AB 34
R 2
H 8
RBI 1
BB 4
SO 8
LOB 21




Batter	1	2	3	4	5	6	7	8	9	AB	R	H	RBI	BB	SO	LOB	TOP					
Luis Polonia, L OBP: 0.391, SLG: 0.393										5	1	1	1	1	2	2	<p>Oakland Athletics @ New York Yankees Yankee Stadium, Bronx, NY Mon Aug 22 1988, 7:05 PM EDT Att: 34,583 - Unknown - 70 F</p> <p>livebaseballscores.com</p> <p>AB 34 R 9 H 10 RBI 9 BB 8 SO 4 LOB 19</p>					
Dave Henderson, R OBP: 0.354, SLG: 0.537 Mike Gallego, R OBP: 0.298, SLG: 0.260										5	1	2	0	0	0	1						
Carney Lansford, R OBP: 0.339, SLG: 0.381 Tony Phillips, S OBP: 0.301, SLG: 0.255										2	1	0	0	0	0	1						
Dave Parker, L OBP: 0.319, SLG: 0.418										3	1	2	1	1	0	0						
Mark McGwire, R OBP: 0.337, SLG: 0.463										2	1	0	0	3	0	2						
Terry Steinbach, R OBP: 0.319, SLG: 0.369										3	0	0	1	1	0	5						
Doug Jennings, L OBP: 0.391, SLG: 0.343										4	1	2	2	1	0	1						
Glenn Hubbard, R OBP: 0.323, SLG: 0.326										4	2	2	3	0	1	2						
Walt Weiss, S OBP: 0.299, SLG: 0.312										5	0	1	1	0	1	5						
Inning Stats	R: 0 E: 0 K: 1 S: 14	H: 1 LOB: 2 BB: 1 P: 24	R: 0 E: 0 K: 1 S: 12	H: 0 LOB: 1 BB: 1 P: 21	R: 6 E: 0 K: 0 S: 14	H: 4 LOB: 1 BB: 2 P: 25	R: 0 E: 0 K: 0 S: 12	H: 1 LOB: 2 BB: 1 P: 21	R: 1 E: 0 K: 1 S: 13	H: 2 LOB: 1 BB: 0 P: 17	R: 2 E: 0 K: 0 S: 14	H: 1 LOB: 2 BB: 3 P: 28	R: 0 E: 0 K: 1 S: 8	H: 0 LOB: 0 BB: 0 P: 11	R: 0 E: 0 K: 0 S: 3	H: 0 LOB: 0 BB: 0 P: 6		R: 0 E: 0 K: 0 S: 9	H: 1 LOB: 1 BB: 0 P: 13	1B: 6 2B: 3 3B: 1 HR: 0	SF: 3 SAC: 0 DP: 0 HBP: 1	WP: 0 PB: 0 SB: 2 CS: 0
PITCHER	IP WLS BF H R ER SO BB IBB HBP BLK WP HR S P ERA WHIP																					
Charles Hudson, R ERA: 3.75	(1, 1) 2.2 L 16 3 5 5 2 4 0 0 0 0 0 35 64 16.88 2.625																					
Steve Shields, R ERA: 4.79	(3, 1) 2.1 16 6 4 4 1 3 0 0 0 0 0 36 58 15.43 3.857																					
Neil Allen, R ERA: 3.94	(6, 1) 4.0 14 1 0 0 1 1 0 0 0 0 0 28 44 0.00 0.500																					

Batter	1	2	3	4	5	6	7	8	9	AB	R	H	RBI	BB	SO	LOB	BOTTOM					
Rickey Henderson, R OBP: 0.413, SLG: 0.432										4	1	1	0	0	0	0	<p>Oakland Athletics @ New York Yankees Yankee Stadium, Bronx, NY Mon Aug 22 1988, 7:05 PM EDT Att: 34,583 - Unknown - 70 F</p> <p>livebaseballscores.com</p> <p>AB 30 R 2 H 4 RBI 2 BB 2 SO 2 LOB 5</p>					
Don Mattingly, L OBP: 0.394, SLG: 0.471										4	1	1	0	0	0	0						
Dave Winfield, R OBP: 0.408, SLG: 0.568										4	0	2	2	0	0	0						
Jack Clark, R OBP: 0.376, SLG: 0.440										3	0	0	0	1	0	1						
Don Slaught, R OBP: 0.367, SLG: 0.489										3	0	0	0	1	0	2						
Gary Ward, R OBP: 0.287, SLG: 0.267										3	0	0	0	0	0	1						
Luis Aguayo, R OBP: 0.320, SLG: 0.344										3	0	0	0	0	1	1						
Randy Velarde, R OBP: 0.273, SLG: 0.420 Mike Pagan, L OBP: 0.283, SLG: 0.369										2	0	0	0	0	1	0						
Rafael Santana, R OBP: 0.289, SLG: 0.308										3	0	0	0	0	0	0						
Inning Stats	R: 0 E: 0 K: 0 S: 5	H: 0 LOB: 0 BB: 0 P: 6	R: 0 E: 0 K: 1 S: 13	H: 0 LOB: 1 BB: 1 P: 20	R: 2 E: 0 K: 0 S: 12	H: 3 LOB: 1 BB: 0 P: 21	R: 0 E: 0 K: 0 S: 6	H: 0 LOB: 0 BB: 0 P: 8	R: 0 E: 0 K: 1 S: 8	H: 0 LOB: 0 BB: 0 P: 13	R: 0 E: 0 K: 0 S: 10	H: 0 LOB: 0 BB: 0 P: 16	R: 0 E: 0 K: 0 S: 6	H: 0 LOB: 0 BB: 0 P: 6	R: 0 E: 0 K: 0 S: 6	H: 0 LOB: 0 BB: 0 P: 9		R: 0 E: 0 K: 0 S: 6	H: 1 LOB: 1 BB: 1 P: 14	1B: 3 2B: 1 3B: 0 HR: 0	SF: 0 SAC: 0 DP: 1 HBP: 0	WP: 0 PB: 0 SB: 0 CS: 0
PITCHER	IP WLS BF H R ER SO BB IBB HBP BLK WP HR S P ERA WHIP																					
Curt Young, L ERA: 5.21	(1, 1) 7.0 W 25 3 2 2 2 1 0 0 0 0 0 60 90 2.57 0.571																					
Gene Nelson, R ERA: 3.19	(8, 1) 2.0 7 1 0 0 0 1 0 0 0 0 0 12 23 0.00 1.000																					

Batter	1	2	3	4	5	6	7	8	9	AB	R	H	RBI	BB	SO	LOB	TOP								
Luis Polonia, L OBP: 0.342, SLG: 0.383 (1, 7)	G3		F8		1-3			G3	F5	5	0	0	0	0	0	2	Oakland Athletics @ New York Yankees Yankee Stadium, Bronx, NY Tue Aug 23 1988, 7:05 PM EDT Att: 32,250 - Unknown - 65 F								
Dave Henderson, R OBP: 0.354, SLG: 0.535 (1, 8)	5-3		6-3					2B 1B BB	P3	4	1	1	0	1	0	0									
Jose Canseco, R OBP: 0.378, SLG: 0.531 (1, 9)	K				L6			1B 2B	K	5	1	1	0	0	2	1									
Mark McGwire, R OBP: 0.336, SLG: 0.460 (1, 3)		F8			K			1B 1B BB		3	1	0	0	1	1										
Terry Steinbach, R OBP: 0.318, SLG: 0.368 (1, 5) (8, 2)		K			G5-3			1B 1B 1B		4	1	1	2	0	1	1									
Don Baylor, R OBP: 0.326, SLG: 0.326 (1, 10)		E5 HBP			L5			F4		4	0	0	0	0	0	2									
Ron Hassey, L OBP: 0.387, SLG: 0.387 (8, PH) Tony Phillips, S OBP: 0.305, SLG: 0.260 (8, 5)					G4-3			1B 1B	1B 1B	2	0	1	0	0	0	0									
Glenn Hubbard, R OBP: 0.330, SLG: 0.338 (1, 4)								1B 1B	1B 1B	4	0	3	1	0	0	2									
Walt Weiss, S OBP: 0.299, SLG: 0.309 (1, 6)					5-3			K		3	0	0	0	1	1	4									
Inning Stats	R: 0 E: 0 K: 1 S: 5	H: 0 LOB: 0 BB: 0 P: 9	R: 0 E: 1 K: 1 S: 14	H: 0 LOB: 2 BB: 0 P: 21	R: 0 E: 0 K: 0 S: 8	H: 0 LOB: 0 BB: 0 P: 13	R: 0 E: 0 K: 1 S: 10	H: 0 LOB: 0 BB: 0 P: 14	R: 0 E: 0 K: 0 S: 15	H: 1 LOB: 2 BB: 1 P: 25	R: 0 E: 0 K: 0 S: 6	H: 1 LOB: 1 BB: 0 P: 10	R: 0 E: 0 K: 0 S: 10	H: 2 LOB: 1 BB: 0 P: 15	R: 4 E: 0 K: 1 S: 17	H: 4 LOB: 2 BB: 2 P: 29	R: 0 E: 0 K: 1 S: 7	H: 0 LOB: 0 BB: 0 P: 10	1B: 6 2B: 2 3B: 0 HR: 0	SF: 0 SAC: 0 DP: 1 HBP: 1	WP: 1 PB: 0 SB: 0 CS: 0	PA: 39			
PITCHER	IP	WLS	BF	H	R	ER	SO	BB	IBB	HBP	BLK	WP	HR	S	P	ERA	WHIP								
Tommy John, L ERA: 3.97 Dave Righetti, L ERA: 3.64	(1, 1) (8, 1)	7.1 W	30 9	5 3	2 2	2 2	3 2	2 1	0 0	1 0	0 0	1 0	0 0	73 19	119 27	2.46 10.80	0.955 2.400								

Batter	1	2	3	4	5	6	7	8	9	AB	R	H	RBI	BB	SO	LOB	BOTTOM								
Rickey Henderson, R OBP: 0.413, SLG: 0.430 (1, 7)	1B FC6-4 BB				6-3				F3	4	2	1	0	1	1	1	Oakland Athletics @ New York Yankees Yankee Stadium, Bronx, NY Tue Aug 23 1988, 7:05 PM EDT Att: 32,250 - Unknown - 65 F								
Claudell Washington, L OBP: 0.368, SLG: 0.462 (1, 8)	1B FC6-4				G6-3			1B	1B	5	0	4	1	0	0	0									
Don Mattingly, L OBP: 0.363, SLG: 0.468 (1, 3)	1B FC6-4				G3			K	1B	5	0	1	2	0	1	2									
Jack Clark, R OBP: 0.377, SLG: 0.438 (1, 10)	L8				G4-3			BB PB BB		2	0	0	0	2	0	1									
Dave Winfield, R OBP: 0.407, SLG: 0.565 (1, 9)	K				F8			F3		4	0	1	0	0	1	4									
Mike Pagliaro, L OBP: 0.288, SLG: 0.370 (1, 5)					F7			BB IBB		2	1	1	0	2	0	1									
Don Slaught, R OBP: 0.369, SLG: 0.500 (1, 2)					F7			BB		3	1	1	2	1	0	1									
Randy Velarde, R OBP: 0.264, SLG: 0.405 Ken Phelps, L OBP: 0.417, SLG: 0.556 Luis Aquayo, R OBP: 0.319, SLG: 0.342 (8, PH) (9, 4)					K			K		3	0	0	0	0	2	1									
Rafael Santana, R OBP: 0.289, SLG: 0.307 (1, 6)					5-3			F8	1B 1B	4	1	1	0	0	0	0									
Inning Stats	R: 1 E: 0 K: 1 S: 13	H: 1 LOB: 1 BB: 1 P: 19	R: 3 E: 0 K: 1 S: 16	H: 4 LOB: 0 BB: 0 P: 25	R: 0 E: 0 K: 0 S: 10	H: 1 LOB: 0 BB: 0 P: 16	R: 0 E: 0 K: 1 S: 6	H: 0 LOB: 0 BB: 0 P: 11	R: 0 E: 0 K: 0 S: 6	H: 0 LOB: 0 BB: 1 P: 12	R: 0 E: 0 K: 1 S: 7	H: 0 LOB: 0 BB: 0 P: 8	R: 0 E: 0 K: 2 S: 14	H: 0 LOB: 3 BB: 3 P: 32	R: 1 E: 0 K: 0 S: 11	H: 3 LOB: 2 BB: 0 P: 17	1B: 9 2B: 0 3B: 0 HR: 1	SF: 0 SAC: 0 DP: 1 HBP: 0	WP: 0 PB: 1 SB: 1 CS: 1	PA: 40					
PITCHER	IP	WLS	BF	H	R	ER	SO	BB	IBB	HBP	BLK	WP	HR	S	P	ERA	WHIP								
Bob Welch, R ERA: 3.64 Eric Plunk, R ERA: 2.72 Greg Cadaret, L ERA: 2.72	(1, 1) (8, 1) (8, 1)	7.0 5 L	29 5 5	7 0 3	4 0 1	4 0 1	4 1 1	3 2 0	0 1 0	0 0 0	0 0 0	0 0 0	0 0 0	11 14	29 20	0.00 13.50	3.000 4.500								

AB 35
R 4
H 8
RBI 4
BB 3
SO 5
LOB 13



AB 33
R 5
H 10
RBI 5
BB 6
SO 6
LOB 14



Batter	1	2	3	4	5	6	7	8	9	AB	R	H	RBI	BB	SO	LOB	TOP								
Tony Phillips, S OBP: 0.304, SLG: 0.260 (1, 7)	2-0 2B 1B	2-1 SH3-4		3-2 L8		1-2 G1-6-3			2-2 1-3	4	1	1	0	0	0	2	Oakland Athletics @ New York Yankees Yankee Stadium, Bronx, NY Wed Aug 24 1988, 3:33 AM EDT Att: 34,520 - Overcast - 68 F								
Dave Henderson, R OBP: 0.357, SLG: 0.533 (1, 8)	1-2 F8	4-0 G6-4-3 BB			0-0 2B 1B		2-1 5-3		4-1 HR BB	3	2	1	0	2	0	1									
Jose Canseco, R OBP: 0.378, SLG: 0.538 (1, 9)	1-0 1B	0-0 G6-4-3			2-1 F7		1-2 1-3		1-2 HR	5	2	2	2	0	0	4									
Mark McGwire, R OBP: 0.336, SLG: 0.457 (1, 3)	4-0 1B IBB				3-1 F8		0-2 F8		4-2 BB	3	0	0	0	2	0	1									
Terry Steinbach, R OBP: 0.319, SLG: 0.372 (1, 2)	1-0 G6-4-3 1B				0-0 1-H 2B			0-1 6-3	2-2 1-3	5	0	2	3	0	0	1									
Don Baylor, R OBP: 0.325, SLG: 0.324 Dave Parker, L OBP: 0.319, SLG: 0.415 (1, 10) (3, PH)	0-1 G6-4-3				4-0 IBB			2-2 4-3		1	0	0	0	0	0	2									
Glenn Hubbard, R OBP: 0.332, SLG: 0.340 (1, 4)		1-2 1B 1B			2-1 6-3		2-0 F9		1-1 1B	4	1	2	0	0	0	2									
Mike Gallego, R OBP: 0.301, SLG: 0.264 Luis Polonia, L OBP: 0.342, SLG: 0.382 (4, PH) (4, 7)		1-0 SH3-4 1B			1-2 1B		0-0 P6		1-0 L6	1	0	1	0	0	0	0									
Walt Weiss, S OBP: 0.301, SLG: 0.312 (1, 6)		0-0 SH3-4 1B			0-1 F7		1-1 G1-6-3 1B		0-0 G3	4	0	2	1	0	0	1									
Inning Stats	R: 2 E: 0 K: 0 S: 9	H: 3 LOB: 1 BB: 1 P: 18	R: 1 E: 0 K: 0 S: 8	H: 3 LOB: 2 BB: 1 P: 16	R: 0 E: 0 K: 0 S: 4	H: 0 LOB: 0 BB: 0 P: 7	R: 0 E: 0 K: 0 S: 12	H: 1 LOB: 1 BB: 0 P: 18	R: 1 E: 0 K: 0 S: 7	H: 2 LOB: 2 BB: 1 P: 18	R: 0 E: 0 K: 0 S: 6	H: 1 LOB: 0 BB: 0 P: 8	R: 0 E: 0 K: 0 S: 8	H: 0 LOB: 0 BB: 0 P: 11	R: 0 E: 0 K: 0 S: 9	H: 1 LOB: 1 BB: 0 P: 13		R: 2 E: 0 K: 0 S: 15	H: 1 LOB: 1 BB: 2 P: 28	1B: 9 2B: 2 3B: 0 HR: 1	SF: 0 SAC: 1 DP: 3 HBP: 0	WP: 0 PB: 0 SB: 0 CS: 0	PA: 41		
PITCHER	IP	WLS	BF	H	R	ER	SO	BB	IBB	HBP	BLK	WP	HR	S	P	ERA	WHIP								
John Candelaria, L ERA: 3.38 (1, 1)	1.1		11	6	3	3	0	1	1	0	0	0	0	16	33	20.25	5.250								
Scott Nielsen, R ERA: 4.05 (2, 1)	7.1		29	6	3	3	0	2	1	0	0	0	1	57	97	3.68	1.091								
Cecilio Guante, R ERA: 2.65 (9, 1)	0.1	W	1	0	0	0	0	0	0	0	0	0	0	5	7	0.00	0.000								

AB	35
R	6
H	12
RBI	6
BB	5
SO	0
LOB	15



Batter	1	2	3	4	5	6	7	8	9	AB	R	H	RBI	BB	SO	LOB	BOTTOM								
Rickey Henderson, R OBP: 0.412, SLG: 0.429 (1, 7)	0-0 6-3		2-1 E S 4-3 1B		3-1 5-3		0-0 6-3	0-1 F2	1-0 1-2 3-H 1B	6	1	2	1	0	0	2	Oakland Athletics @ New York Yankees Yankee Stadium, Bronx, NY Wed Aug 24 1988, 3:33 AM EDT Att: 34,520 - Overcast - 68 F								
Claudell Washington, L OBP: 0.369, SLG: 0.464 (1, 8)	3-2 F8		1-2 4-3		1-3 K		0-1 2B		1-1 1B HR 1B	5	1	2	1	0	1	0									
Don Mattingly, L OBP: 0.363, SLG: 0.466 (1, 3)	4-1 1B BB		2-2 L7				1-0 F7	0-0 E5	1-1 1-3 HR 1B	4	1	1	0	1	0	1									
Ken Phelps, L OBP: 0.423, SLG: 0.572 (1, 10)	0-0 FC4 1B		0-1 FC5-4 1B				4-2 BB 1B BB	3-3 K	0-0 1-H 3-H HR	4	1	3	3	1	1	2									
Dave Winfield, R OBP: 0.409, SLG: 0.565 (1, 9)	1-1 FC4		1-1 FC5-4				0-0 1-2 1B		1-1 1B SF9 1B	5	2	3	0	0	0	3									
Mike Pagliarulo, L OBP: 0.290, SLG: 0.374 Gary Ward, R OBP: 0.291, SLG: 0.271 (1, 5) (9, PH)		3-1 2B		1-3 K			0-0 F7		0-0 1B 1B	4	0	2	0	0	1	2									
Don Slaught, R OBP: 0.366, SLG: 0.494 (1, 2)		0-2 P6		2-3 K			4-2 1-2 2-3 BB		1-2 SF9 G4-3	3	0	0	1	1	1	2									
Randy Velarde, R OBP: 0.258, SLG: 0.395 Jack Clark, R OBP: 0.376, SLG: 0.437 Luis Aquayo, R OBP: 0.325, SLG: 0.349 (1, 4) (6, PH) (7, 4)		1-3 K		3-1 6-3			2-3 K		3-3 1B 1B	2	0	0	0	0	1	1									
Rafael Santana, R OBP: 0.288, SLG: 0.306 (1, 6)		0-2 5-3					0-1 F8		1-3 1B	5	0	1	0	0	2	3									
Inning Stats	R: 0 E: 0 K: 0 S: 8	H: 1 LOB: 2 BB: 1 P: 16	R: 0 E: 0 K: 1 S: 11	H: 1 LOB: 0 BB: 0 P: 15	R: 1 E: 0 K: 0 S: 13	H: 2 LOB: 1 BB: 0 P: 19	R: 0 E: 0 K: 2 S: 9	H: 0 LOB: 0 BB: 0 P: 15	R: 0 E: 0 K: 1 S: 8	H: 0 LOB: 0 BB: 0 P: 12	R: 0 E: 0 K: 1 S: 12	H: 1 LOB: 3 BB: 2 P: 23	R: 0 E: 1 K: 2 S: 12	H: 1 LOB: 2 BB: 0 P: 18	R: 1 E: 0 K: 1 S: 14	H: 3 LOB: 2 BB: 0 P: 17		R: 5 E: 0 K: 0 S: 20	H: 8 LOB: 2 BB: 0 P: 27	1B: 14 2B: 2 3B: 0 HR: 1	SF: 1 SAC: 0 DP: 1 HBP: 0	WP: 0 PB: 0 SB: 1 CS: 0	PA: 46		
PITCHER	IP	WLS	BF	H	R	ER	SO	BB	IBB	HBP	BLK	WP	HR	S	P	ERA	WHIP								
Dave Stewart, R ERA: 3.25 (1, 1)	6.2		29	6	1	1	6	3	0	0	0	0	0	67	109	1.35	1.350								
Rick Honeycutt, L ERA: 3.65 (7, 1)	0.1		2	0	0	0	1	0	0	0	0	0	0	6	9	0.00	0.000								
Dennis Eckersley, R ERA: 2.95 (8, 1)	1.0		10	7	5	5	1	0	0	0	0	0	1	23	29	45.00	7.000								
Greg Cadaret, L ERA: 2.72 (9, 1)	0.0		1	1	0	0	0	0	0	0	0	0	0	5	6	=	=								
Gene Nelson, R ERA: 3.26 (9, 1)	0.2	L	4	3	1	1	0	0	0	0	0	0	0	6	9	13.50	4.500								

AB	42
R	7
H	17
RBI	6
BB	3
SO	8
LOB	19



Batter	1	2	3	4	5	6	7	8	9	AB	R	H	RBI	BB	SO	LOB	TOP					
Rickey Henderson, R OBP: 0.408, SLG: 0.424	2-1 F8		3-3 K					0-0 F4		4	0	0	0	0	1	0						
Don Mattingly, L OBP: 0.362, SLG: 0.464	2-2 BLK 1B		3-1 F8				1-1 F8		1-2 6-3	4	1	1	0	0	0	0						
Dave Winfield, R OBP: 0.408, SLG: 0.561	1-3 K		4-1 BB				1-2 F8		2-3 K	3	0	0	0	1	2	1						
Jack Clark, R OBP: 0.375, SLG: 0.435	2-2 2H 1B		2-3 K				2-3 K		3-3 K	4	0	1	1	0	3	1						
Don Slaught, R OBP: 0.362, SLG: 0.488	2-1 1-3			0-1 L6					1-3 K	3	0	0	0	0	1	1						
Gary Ward, R OBP: 0.286, SLG: 0.266		3-1 F9		0-1 F8					1-0 6-3	3	0	0	0	0	0	0						
Luis Aguayo, R OBP: 0.325, SLG: 0.349		2-0 1B		1-1 F7					0-1 F2	3	0	1	0	0	0	0						
Randy Velarde, R OBP: 0.250, SLG: 0.382		2-0 F8			3-1 6-3				1-3 K	3	0	0	0	0	1	1						
Rafael Santana, R OBP: 0.286, SLG: 0.303		0-0 6-3			1-3 K				2-1 F7	3	0	0	0	0	1	1						
Inning Stats	R: 1 E: 0 K: 1 S: 13	H: 2 LOB: 1 BB: 0 P: 22	R: 0 E: 0 K: 0 S: 5	H: 1 LOB: 1 BB: 0 P: 12	R: 0 E: 0 K: 2 S: 9	H: 0 LOB: 1 BB: 1 P: 21	R: 0 E: 0 K: 0 S: 6	H: 0 LOB: 0 BB: 0 P: 7	R: 0 E: 0 K: 1 S: 9	H: 0 LOB: 0 BB: 0 P: 14	R: 0 E: 0 K: 1 S: 8	H: 0 LOB: 0 BB: 0 P: 12	R: 0 E: 0 K: 1 S: 6	H: 0 LOB: 0 BB: 0 P: 8	R: 0 E: 0 K: 1 S: 7	H: 0 LOB: 0 BB: 0 P: 10	R: 0 E: 0 K: 2 S: 10	H: 0 LOB: 0 BB: 0 P: 16	1B: 3 2B: 0 3B: 0 HR: 0	SF: 0 SAC: 0 DP: 0 HBP: 0	WP: 0 PB: 0 CS: 0	PA: 31
PITCHER Teddy Higuera, L ERA: 2.41	IP: 9.0 WLS: W BF: 31 H: 3 R: 1 ER: 1 SO: 9 BB: 1 IBB: 0 HBP: 0 BLK: 1 WP: 0 HR: 0 S: 73 P: 122 ERA: 1.00 WHIP: 0.444															PITCHER	IP: 9.0 WLS: W BF: 31 H: 3 R: 1 ER: 1 SO: 9 BB: 1 IBB: 0 HBP: 0 BLK: 1 WP: 0 HR: 0 S: 73 P: 122 ERA: 1.00 WHIP: 0.444					

New York Yankees @ Milwaukee Brewers
Milwaukee County Stadium, Milwaukee, WI
Thu Aug 25 1988, 4:33 AM EDT
Att: 14,847 - Sunny - 75 F


AB 30
R 1
H 3
RBI 1
BB 1
SO 9
LOB 5



Batter	1	2	3	4	5	6	7	8	9	AB	R	H	RBI	BB	SO	LOB	BOTTOM			
Paul Molitor, R OBP: 0.386, SLG: 0.455	1-1 F9	2-1 L3		1-0 F9			2-3 K			4	0	0	0	0	1	2				
Jim Gantner, L OBP: 0.316, SLG: 0.338	1-0 FC1-6 S 1B		1-1 4-3		2-2 2B		0-0 F9			4	1	2	0	0	0	0				
Robin Yount, R OBP: 0.371, SLG: 0.461	3-2 FC1-6 1B		4-1 2B BB		2-2 5-3		0-1 F8			3	1	1	0	1	0	1				
Greg Brock, L OBP: 0.343, SLG: 0.320	1-1 FC1-6 S HR		2-2 F9		2-0 L7		2-0 F8			4	1	0	0	0	0	4				
Rob Deer, R OBP: 0.322, SLG: 0.438	3-2 HR		0-0 2B		2-1 F7		1-1 5-3			4	1	2	3	0	0	1				
Mike Felder, S OBP: 0.188, SLG: 0.190	1-H 3-H HR		1-H 2B							0	0	0	0	0	0	0				
B.J. Surhoff, L OBP: 0.287, SLG: 0.306	0-2 6-3		1-3 K				1-0 F8		0-2 F9	4	0	0	0	0	1	1				
Joey Meyer, R OBP: 0.308, SLG: 0.443		4-2 G4-6-3 BB		1-1 4-3 2B			1-3 K			2	0	1	0	1	1	0				
Jim Adduci, L OBP: 0.247, SLG: 0.363		2-1 G4-6-3		1-1 4-3			0-0 1B			3	0	1	0	0	0	2				
Dale Sveum, S OBP: 0.265, SLG: 0.341		3-1 1B		1-2 G3			0-2 4-3			3	0	1	0	0	0	2				
Inning Stats	R: 3 E: 0 K: 0 S: 16	H: 3 LOB: 0 BB: 0 P: 25	R: 0 E: 0 K: 0 S: 8	H: 1 LOB: 1 BB: 1 P: 19	R: 1 E: 0 K: 1 S: 10	H: 1 LOB: 1 BB: 1 P: 18	R: 0 E: 0 K: 0 S: 10	H: 1 LOB: 1 BB: 0 P: 14	R: 0 E: 0 K: 0 S: 9	H: 1 LOB: 1 BB: 0 P: 17	R: 0 E: 0 K: 1 S: 9	H: 1 LOB: 1 BB: 0 P: 11	R: 0 E: 0 K: 1 S: 7	H: 0 LOB: 0 BB: 0 P: 9	R: 0 E: 0 K: 0 S: 6	H: 0 LOB: 0 BB: 0 P: 9	1B: 4 2B: 3 3B: 0 HR: 1	SF: 0 SAC: 0 DP: 1 HBP: 0	WP: 0 PB: 0 CS: 0	PA: 33
PITCHER Richard Dotson, R ERA: 4.84	IP: 8.0 WLS: L BF: 33 H: 8 R: 4 ER: 4 SO: 3 BB: 2 IBB: 0 HBP: 0 BLK: 0 WP: 0 HR: 1 S: 75 P: 122 ERA: 4.50 WHIP: 1.250															PITCHER	IP: 8.0 WLS: L BF: 33 H: 8 R: 4 ER: 4 SO: 3 BB: 2 IBB: 0 HBP: 0 BLK: 0 WP: 0 HR: 1 S: 75 P: 122 ERA: 4.50 WHIP: 1.250			


New York Yankees @ Milwaukee Brewers
Milwaukee County Stadium, Milwaukee, WI
Thu Aug 25 1988, 4:33 AM EDT
Att: 14,847 - Sunny - 75 F

AB 31
R 4
H 8
RBI 3
BB 2
SO 3
LOB 13




Batter	1	2	3	4	5	6	7	8	9	AB	R	H	RBI	BB	SO	LOB	TOP					
Rickey Henderson, R OBP: 0.407, SLG: 0.421 Gary Ward, R OBP: 0.265, SLG: 0.285	1-3 K		0-0 F8		2-1 1B		1-3 K			3	0	1	0	0	1	2	<p>New York Yankees @ California Angels</p> <p>Anaheim Stadium, Anaheim, CA</p> <p>Sat Aug 27 1988, 6:33 AM EDT</p> <p>Att: 34,908 - Sunny - 90 F</p>					
Claudell Washington, L OBP: 0.397, SLG: 0.462	1-2 G4-3		1-2 F8		0-2 L7		0-1 G4-3			4	0	0	0	0	0	6						
Don Mattingly, L OBP: 0.361, SLG: 0.465	0-2 G6-3			1-0 G5-4-3 2B		1-1 F7 2B		2-0 G3-1		4	0	2	0	0	0	0						
Dave Winfield, R OBP: 0.406, SLG: 0.557		1-0 P2		4-2 G5-4-3 BB		1-3 K		0-1 G6-3		3	0	0	0	1	1	1						
Jack Clark, R OBP: 0.371, SLG: 0.429		2-3 K		1-2 G5-4-3		3-1 F7		2-1 F8		4	0	0	0	0	1	3						
Mike Pagliaro, L OBP: 0.287, SLG: 0.368		3-2 F9		1-1 G3-1		0-0 P4			2-2 G4-3	4	0	0	0	0	0	2						
Luis Aguayo, R OBP: 0.326, SLG: 0.345			0-2 L5		2-1 F9		4-2 1B G1-5-3 BB		0-0 G4-3	3	0	0	0	1	0	0						
Randy Velarde, R OBP: 0.252, SLG: 0.379			4-0 1B BB		0-2 P6		0-0 G1-5-3		1-0 2B	3	0	1	0	1	0	1						
Joel Skinner, R OBP: 0.250, SLG: 0.315			2-2 1B		0-1 1B		0-0 1B		2-3 K	4	0	3	0	0	1	1						
Inning Stats	R: 0 E: 0 K: 1 S: 9	H: 0 LOB: 0 BB: 0 P: 11	R: 0 E: 0 K: 1 S: 7	H: 0 LOB: 0 BB: 0 P: 13	R: 0 E: 0 K: 0 S: 10	H: 1 LOB: 2 BB: 1 P: 17	R: 0 E: 0 K: 0 S: 8	H: 1 LOB: 1 BB: 1 P: 15	R: 0 E: 0 K: 1 S: 10	H: 1 LOB: 2 BB: 0 P: 17	R: 0 E: 0 K: 1 S: 10	H: 1 LOB: 1 BB: 0 P: 15	R: 0 E: 0 K: 1 S: 11	H: 1 LOB: 1 BB: 1 P: 16	R: 0 E: 0 K: 0 S: 5	H: 0 LOB: 0 BB: 0 P: 9	R: 0 E: 0 K: 1 S: 8	H: 1 LOB: 1 BB: 0 P: 13	1B: 4 2B: 3 3B: 0 HR: 0	SF: 0 SAC: 0 DP: 1 HBP: 0	WP: 0 PB: 0 CS: 0	PA: 36
PITCHER Terry Clark, R ERA: 4.43	IP: 9.0 WLS: W BF: 36 H: 7 R: 0 ER: 0 SO: 5 BB: 3 IBB: 0 HBP: 0 BLK: 0 WP: 0 HR: 0 S: 81 P: 126 ERA: 0.00 WHIP: 1.111															PITCHER	IP: 9.0 WLS: W BF: 36 H: 7 R: 0 ER: 0 SO: 5 BB: 3 IBB: 0 HBP: 0 BLK: 0 WP: 0 HR: 0 S: 81 P: 126 ERA: 0.00 WHIP: 1.111					

AB	33
R	0
H	7
RBI	0
BB	3
SO	5
LOB	18



Batter	1	2	3	4	5	6	7	8	9	AB	R	H	RBI	BB	SO	LOB	BOTTOM			
Devon White, S OBP: 0.300, SLG: 0.391	0-1 L1-3 1B	1-2 1B 2B	3-3 K			0-0 2B		0-0 F5		5	1	3	1	0	1	1	<p>New York Yankees @ California Angels</p> <p>Anaheim Stadium, Anaheim, CA</p> <p>Sat Aug 27 1988, 6:33 AM EDT</p> <p>Att: 34,908 - Sunny - 90 F</p>			
Johnny Ray, S OBP: 0.335, SLG: 0.414 Mark McLemore, S OBP: 0.332, SLG: 0.366	1-0 L1-3	0-0 2B E	2-2 2B			1-2 F9		0-1 BB 1B		4	1	2	2	0	0	2				
Wally Joyner, L OBP: 0.363, SLG: 0.434	3-1 HR	0-0 E4 1B 2B		0-0 F7		2-1 G6-3		4-1 1B BB		4	2	2	1	1	0	1				
Brian Downing, R OBP: 0.366, SLG: 0.452 Jim Eppard, L OBP: 0.359, SLG: 0.361	1-1 P4	1-2 HR 1B		0-2 G1-3		0-1 F9		1-0 1B		4	1	1	1	0	0	1				
Jack Howell, L OBP: 0.327, SLG: 0.428		2-3 1B HR		3-3 K		0-0 G4-3 SF8 2B		1-3 K		5	3	3	2	0	2	2				
Thad Bosley, L OBP: 0.287, SLG: 0.300		1-2 1B G4-3			1-2 G3		2-0 G4-3			4	1	1	0	0	0	1				
Tony Armas, R OBP: 0.301, SLG: 0.437		0-2 F8 K			3-2 1B		0-1 SF8			3	0	1	1	0	1	2				
Bob Boone, R OBP: 0.354, SLG: 0.394 Darrell Miller, R OBP: 0.297, SLG: 0.291		0-2 1B 2B 1B		4-0 2B BB		0-0 P5		3-3 L8		2	1	1	1	1	0	1				
Dick Schofield, R OBP: 0.310, SLG: 0.340		0-1 2B 1B		3-3 K		3-2 L7		1-1 P4		4	1	1	1	0	1	2				
Inning Stats	R: 1 E: 0 K: 0 S: 7	H: 2 LOB: 0 BB: 0 P: 12	R: 9 E: 1 K: 1 S: 35	H: 9 LOB: 0 BB: 0 P: 44	R: 0 E: 0 K: 2 S: 14	H: 1 LOB: 2 BB: 1 P: 26	R: 0 E: 0 K: 1 S: 7	H: 0 LOB: 0 BB: 0 P: 10	R: 0 E: 0 K: 0 S: 11	H: 1 LOB: 1 BB: 0 P: 18	R: 0 E: 0 K: 0 S: 9	H: 1 LOB: 0 BB: 0 P: 12	R: 1 E: 0 K: 0 S: 5	H: 1 LOB: 0 BB: 0 P: 9	R: 1 E: 0 K: 1 S: 10	H: 2 LOB: 2 BB: 1 P: 17	1B: 10 2B: 6 3B: 0 HR: 2	SF: 1 SAC: 0 DP: 1 HBP: 0	WP: 0 PB: 0 CS: 0	PA: 41
PITCHER Charles Hudson, R ERA: 4.62 Ron Guidry, L ERA: 3.3 Neil Allen, R ERA: 3.93 Cecilio Guante, R ERA: 2.74	IP: 1.1 WLS: L BF: 13 H: 10 R: 9 ER: 9 SO: 9 BB: 0 IBB: 0 HBP: 0 BLK: 0 WP: 0 HR: 1 S: 35 P: 46 ERA: 60.75 WHIP: 7.500															PITCHER	IP: 1.1 WLS: L BF: 13 H: 10 R: 9 ER: 9 SO: 9 BB: 0 IBB: 0 HBP: 0 BLK: 0 WP: 0 HR: 1 S: 35 P: 46 ERA: 60.75 WHIP: 7.500			

AB	38
R	12
H	17
RBI	11
BB	2
SO	5
LOB	13



Batter	1	2	3	4	5	6	7	8	9	AB	R	H	RBI	BB	SO	LOB	TOP										
Rickey Henderson, R OBP: 0.404, SLG: 0.417 (1, 10)	F9		F9		F9			5-3		4	0	0	0	0	0	2	New York Yankees @ California Angels Anaheim Stadium, Anaheim, CA Sun Aug 28 1988, 6:33 AM EDT Att: 40,406 - Sunny - 88 F										
Wille Randolph, R OBP: 0.334, SLG: 0.308 (1, 4)	5-3		1B		WP	1B		6-3		4	0	2	0	0	0	0											
Don Mattingly, L OBP: 0.360, SLG: 0.463 (1, 3)	FC5-4		L9		F9			L3		4	0	1	0	0	0	3											
Dave Winfield, R OBP: 0.404, SLG: 0.561 (1, 9)	FC5-4			5-3		P8			HR	4	1	1	1	0	0	2											
Jack Clark, R OBP: 0.374, SLG: 0.432 (1, 7)		CS		F9					1B	2	1	1	0	2	0	0											
Gary Ward, R OBP: 0.284, SLG: 0.265 (1, 8)	K			K					2B	4	0	1	1	0	2	3											
Don Slaught, R OBP: 0.367, SLG: 0.484 Joel Skinner, R OBP: 0.249, SLG: 0.313 (1, 2) (7, 2)	5-3				G4-6-3			5-3		3	0	1	0	0	0	0											
Luis Aguayo, R OBP: 0.321, SLG: 0.340 (1, 5)			6-3		G4-6-3			P3		3	0	0	0	0	0	1											
Ken Phelps, L OBP: 0.414, SLG: 0.556 (9, PH)					1-2			4-1		1	0	0	0	0	0	0											
Rafael Santana, R OBP: 0.292, SLG: 0.310 Mike Pagliarulo, L OBP: 0.287, SLG: 0.367 (1, 6) (7, PH) (7, 5)			1B					P6		2	0	2	0	0	0	0											
Inning Stats	R: 0 E: 0 K: 0 S: 7	H: 1 LOB: 1 BB: 0 P: 12	R: 0 E: 0 K: 1 S: 9	H: 0 LOB: 0 BB: 1 P: 17	R: 0 E: 0 K: 0 S: 12	H: 2 LOB: 2 BB: 0 P: 18	R: 0 E: 0 K: 1 S: 9	H: 0 LOB: 0 BB: 0 P: 13	R: 0 E: 0 K: 0 S: 4	H: 2 LOB: 1 BB: 0 P: 5	R: 0 E: 0 K: 0 S: 7	H: 1 LOB: 2 BB: 1 P: 19	R: 0 E: 0 K: 0 S: 9	H: 0 LOB: 0 BB: 0 P: 12	R: 0 E: 0 K: 0 S: 6	H: 0 LOB: 0 BB: 0 P: 6	R: 2 E: 0 K: 0 S: 9	H: 3 LOB: 0 BB: 0 P: 10	1B: 7 2B: 2 3B: 0 HR: 1	SF: 0 SAC: 0 DP: 3 HBP: 0	WP: 1 PB: 0 SB: 0 CS: 1	PA: 35					
PITCHER	IP	WLS	BF	H	R	ER	SO	BB	IBB	HBP	BLK	WP	HR	S	P	ERA	WHIP										
Chuck Finley, L ERA: 4.33 (1, 1)	5.2	W	23	6	0	0	2	2	0	0	0	1	0	46	79	0.00	1.412										
Stu Clifton, R ERA: 4.09 (6, 1)	2.1		7	0	0	0	0	0	0	0	0	0	0	17	23	0.00	0.000										
DeWayne Buice, R ERA: 5.88 (9, 1)	1.0		5	3	2	2	0	0	0	0	0	0	1	9	10	18.00	3.000										

AB	33
R	2
H	9
RBI	2
BB	2
SO	2
LOB	12




Batter	1	2	3	4	5	6	7	8	9	AB	R	H	RBI	BB	SO	LOB	BOTTOM										
Devon White, S OBP: 0.300, SLG: 0.389 Thad Bosley, L OBP: 0.284, SLG: 0.297 (1, 8) (7, PH) (8, 7)	4-3		6-3		4-3			4-3		4	0	1	1	0	0	3	New York Yankees @ California Angels Anaheim Stadium, Anaheim, CA Sun Aug 28 1988, 6:33 AM EDT Att: 40,406 - Sunny - 88 F										
Johnny Ray, S OBP: 0.336, SLG: 0.417 Mark McLemore, S OBP: 0.335, SLG: 0.370 (1, 4) (6, 4)	E7		F9		4-3			1B		4	1	1	0	0	0	4											
Brian Downing, R OBP: 0.367, SLG: 0.453 Jim Eppard, L OBP: 0.367, SLG: 0.370 (1, 10) (7, PH)	1B		6-3					1B		4	1	2	0	0	0	1											
Chili Davis, S OBP: 0.327, SLG: 0.460 (1, 9)	G1-4-3		5-3		2B			HR		4	2	2	3	1	0	0											
George Hendrick, R OBP: 0.268, SLG: 0.308 (1, 3)	G1-4-3		2B		E6			1B		5	2	2	0	0	1	3											
Tony Armas, R OBP: 0.309, SLG: 0.449 (1, 7) (8, 8)			2B		2B			1B		5	2	4	2	0	1	1											
Dick Schofield, R OBP: 0.307, SLG: 0.336 (1, 6)	G3		F4		P2			F7		5	0	0	0	0	0	5											
Bob Boone, R OBP: 0.355, SLG: 0.410 Darrell Miller, R OBP: 0.295, SLG: 0.288 (1, 2) (8, 2)	E6		1-3		2B			HR		4	2	2	3	0	0	1											
Jack Howell, L OBP: 0.330, SLG: 0.434 (1, 5)	2B		6-3		1B			G3		5	1	3	2	0	0	0											
Inning Stats	R: 1 E: 1 K: 0 S: 13	H: 2 LOB: 1 BB: 1 P: 22	R: 1 E: 1 K: 0 S: 14	H: 2 LOB: 2 BB: 0 P: 20	R: 1 E: 0 K: 0 S: 11	H: 2 LOB: 1 BB: 0 P: 17	R: 0 E: 0 K: 0 S: 9	H: 1 LOB: 1 BB: 0 P: 16	R: 6 E: 1 K: 0 S: 22	H: 6 LOB: 1 BB: 0 P: 36	R: 0 E: 0 K: 1 S: 7	H: 1 LOB: 1 BB: 0 P: 13	R: 4 E: 0 K: 1 S: 15	H: 5 LOB: 1 BB: 0 P: 19	R: 0 E: 0 K: 0 S: 7	H: 0 LOB: 0 BB: 0 P: 11		1B: 11 2B: 5 3B: 1 HR: 2	SF: 0 SAC: 0 DP: 1 HBP: 0	WP: 0 PB: 0 SB: 0 CS: 0	PA: 45						
PITCHER	IP	WLS	BF	H	R	ER	SO	BB	IBB	HBP	BLK	WP	HR	S	P	ERA	WHIP										
Tommy John, L ERA: 4.34 (1, 1)	4.1	L	27	12	9	8	0	1	0	0	0	0	0	62	99	16.61	3.000										
Neil Allen, R ERA: 4.21 (5, 1)	2.1		13	6	4	4	1	0	0	0	0	0	2	24	38	15.43	2.571										
Steve Shields, R ERA: 4.71 (7, 1)	1.1		5	1	0	0	1	0	0	0	0	0	0	12	17	0.00	0.750										

AB	44
R	13
H	19
RBI	11
BB	1
SO	2
LOB	18



Batter	1	2	3	4	5	6	7	8	9	AB	R	H	RBI	BB	SO	LOB	TOP											
Rickey Henderson, R OBP: 0.400, SLG: 0.410	F7		F8			6-3		5-3		4	0	0	0	0	0	1	New York Yankees @ Seattle Mariners The Kingdome, Seattle, WA Tue Aug 30 1988, 10:05 PM EDT Att: 13,065 - Dome - 72 F											
Claudell Washington, L OBP: 0.364, SLG: 0.456 Gary Ward, R OBP: 0.290, SLG: 0.267	F7		F8			F8		BB		3	0	0	0	1	0	0												
Don Mattingly, L OBP: 0.354, SLG: 0.454	F9			F6		F9		G3		4	0	0	0	0	2													
Ken Phelps, L OBP: 0.415, SLG: 0.552 Jack Clark, R OBP: 0.376, SLG: 0.429		2B WP BB		K				G3		2	1	0	0	1	1	0												
Dave Winfield, R OBP: 0.405, SLG: 0.560	F7			F2				F9		4	0	1	0	0	2													
Mike Pagliarulo, L OBP: 0.286, SLG: 0.368 Luis Aguayo, R OBP: 0.316, SLG: 0.333						K		F8		3	0	1	0	0	1	1												
Willie Randolph, R OBP: 0.334, SLG: 0.317								K		1	0	0	0	0	1	1												
Rafael Santana, R OBP: 0.295, SLG: 0.309								F8		4	0	1	0	0	2													
Joel Skinner, R OBP: 0.247, SLG: 0.311 Don Slaught, R OBP: 0.365, SLG: 0.488								F8		4	0	1	0	0	3													
										2	0	0	0	0	1	1												
										1	0	1	0	0	0	0												
Inning Stats	R: 0 E: 0 K: 0 S: 11	H: 0 LOB: 0 BB: 0 P: 18	R: 1 E: 0 K: 0 S: 14	H: 1 LOB: 1 BB: 1 P: 25	R: 0 E: 0 K: 1 S: 13	H: 0 LOB: 0 BB: 0 P: 17	R: 0 E: 0 K: 1 S: 6	H: 0 LOB: 0 BB: 0 P: 10	R: 0 E: 0 K: 1 S: 8	H: 1 LOB: 1 BB: 0 P: 13	R: 0 E: 0 K: 0 S: 8	H: 0 LOB: 0 BB: 0 P: 12	R: 0 E: 0 K: 0 S: 6	H: 1 LOB: 1 BB: 0 P: 9	R: 0 E: 0 K: 0 S: 5	H: 1 LOB: 2 BB: 1 P: 15	R: 0 E: 0 K: 1 S: 12	H: 1 LOB: 2 BB: 1 P: 23	1B: 2 2B: 3 HR: 0	SF: 0 SAC: 0 DP: 0 HBP: 0	WP: 1 PB: 0 CS: 0	PA: 35						
PITCHER	IP	WLS	BF	H	R	ER	SO	BB	IBB	HBP	BLK	WP	HR	S	P	ERA	WHIP											
Mike Campbell, R ERA: 5.26	(1, 1)	7.2	W	29	4	1	1	3	2	0	0	0	0	0	70	117	1.17	0.783										
Bill Wilkinson, L ERA: 4.22	(8, 1)	1.1		6	1	0	0	1	1	0	0	0	0	0	13	25	0.00	1.500										

AB	32
R	1
H	5
RBI	0
BB	3
SO	4
LOB	13



Batter	1	2	3	4	5	6	7	8	9	AB	R	H	RBI	BB	SO	LOB	BOTTOM											
Mickey Brantley, R OBP: 0.295, SLG: 0.424	F8		SF8 2B		F9		SH3-4	F8		4	0	1	0	0	0	1	New York Yankees @ Seattle Mariners The Kingdome, Seattle, WA Tue Aug 30 1988, 10:05 PM EDT Att: 13,065 - Dome - 72 F											
Harold Reynolds, S OBP: 0.338, SLG: 0.385	G3		F9		F7		FC1-4 2B			4	0	1	1	0	2													
Darnell Coles, R OBP: 0.309, SLG: 0.420 Henry Cotto, R OBP: 0.307, SLG: 0.372										2	2	2	1	1	0	0												
Alvin Davis, L OBP: 0.412, SLG: 0.482	HR		BB							0	0	0	0	0	0	0												
Steve Balboni, R OBP: 0.260, SLG: 0.430			SF8							3	1	1	1	0	2													
Scott Bradley, L OBP: 0.291, SLG: 0.337										4	0	0	0	0	1	6												
Jay Buhner, R OBP: 0.330, SLG: 0.458										4	2	2	3	0	0	0												
Jim Presley, R OBP: 0.275, SLG: 0.356										3	0	0	0	1	3	1												
Rey Quinones, R OBP: 0.301, SLG: 0.430										4	0	0	0	0	2	2												
										4	2	3	1	0	1	0												
Inning Stats	R: 1 E: 0 K: 0 S: 5	H: 1 LOB: 0 BB: 0 P: 12	R: 0 E: 0 K: 2 S: 10	H: 0 LOB: 1 BB: 1 P: 21	R: 1 E: 0 K: 0 S: 9	H: 2 LOB: 2 BB: 1 P: 16	R: 0 E: 0 K: 2 S: 8	H: 0 LOB: 0 BB: 0 P: 12	R: 0 E: 0 K: 1 S: 8	H: 0 LOB: 0 BB: 0 P: 13	R: 3 E: 0 K: 1 S: 10	H: 3 LOB: 2 BB: 0 P: 16	R: 1 E: 0 K: 0 S: 8	H: 2 LOB: 2 BB: 0 P: 11	R: 1 E: 0 K: 1 S: 17	H: 2 LOB: 1 BB: 0 P: 20	1B: 4 2B: 3 3B: 1 HR: 2	SF: 1 SAC: 1 DP: 0 HBP: 1	WP: 0 PB: 0 CS: 0	PA: 37								
PITCHER	IP	WLS	BF	H	R	ER	SO	BB	IBB	HBP	BLK	WP	HR	S	P	ERA	WHIP											
Richard Dotson, R ERA: 5.01	(1, 1)	6.1	L	30	8	6	6	6	2	0	1	0	0	2	54	96	8.53	1.579										
Ron Guidry, L ERA: 3.41	(7, 1)	1.2		7	2	1	1	1	0	0	0	0	0	21	25	5.40	1.200											

AB	32
R	7
H	10
RBI	7
BB	2
SO	7
LOB	14



Batter	1	2	3	4	5	6	7	8	9	AB	R	H	RBI	BB	SO	LOB	TOP								
Rickey Henderson, R OBP: 0.395, SLG: 0.403 (1, 7)	F7		S 1B 1B		G6-3		F9		G6-3	5	1	1	0	0	0	1									
Willie Randolph, R OBP: 0.340, SLG: 0.333 (1, 4)	L3		1B S 1B		G6-3			WP SF9 2B		4	1	2	0	0	0	0									
Don Mattingly, L OBP: 0.357, SLG: 0.458 (1, 3)	2B		G4-3 1-3 2-H 1B		F9					4	0	2	1	0	1	1									
Dave Winfield, R OBP: 0.406, SLG: 0.560 (1, 9)	G6-3		G4-3 1-2 1B		G6-3			SF9 WP HBP		3	0	0	0	0	0	3									
Jack Clark, R OBP: 0.375, SLG: 0.436 (1, 10)		F8 2B		K						3	1	2	1	1	1	0									
Gary Ward, R OBP: 0.289, SLG: 0.268 (1, 8)	F8		K		K					3	1	1	1	0	1	1									
Don Slaught, R OBP: 0.354, SLG: 0.473 (1, 2)	G5-3		F3		F3					4	0	0	0	0	0	4									
Luis Aguayo, R OBP: 0.316, SLG: 0.338 (9, PH)	K				F8					3	0	1	0	0	1	1									
Mike Pagliarulo, L OBP: 0.283, SLG: 0.363 (9, 5)							WP 2B		F8	1	0	0	0	0	0	0									
Rafael Santana, R OBP: 0.291, SLG: 0.305 (1, 6)			F8		F9				G4-3	4	0	0	0	0	1	1									
Inning Stats	R: 0 E: 0 K: 0 S: 7	H: 1 LOB: 1 BB: 0 P: 13	R: 0 E: 0 K: 1 S: 13	H: 1 LOB: 1 BB: 0 P: 21	R: 1 E: 0 K: 0 S: 12	H: 3 LOB: 1 BB: 0 P: 20	R: 0 E: 0 K: 2 S: 8	H: 0 LOB: 0 BB: 0 P: 16	R: 0 E: 0 K: 0 S: 5	H: 0 LOB: 0 BB: 0 P: 9	R: 0 E: 0 K: 0 S: 8	H: 0 LOB: 0 BB: 0 P: 11	R: 2 E: 0 K: 1 S: 15	H: 3 LOB: 1 BB: 0 P: 21	R: 1 E: 0 K: 0 S: 8	H: 1 LOB: 2 BB: 1 P: 17	R: 0 E: 0 K: 0 S: 6	H: 0 LOB: 0 BB: 0 P: 8	1B: 4 2B: 4 3B: 0 HR: 1	SF: 1 SAC: 0 DP: 1 HBP: 1	WP: 2 PB: 0 SB: 2 CS: 0	PA: 37			
PITCHER	IP	WLS	BF	H	R	ER	SO	BB	IBB	HBP	BLK	WP	HR	S	P	ERA	WHIP								
Curt Young, L ERA: 4.81 (1, 1)	6.1	L	26	8	3	3	3	0	0	0	0	0	1	61	101	4.26	1.263								
Gene Nelson, R ERA: 3.29 (7, 1)	1.2		8	1	1	1	2	0	1	1	0	2	0	15	27	5.40	0.600								
Jim Corsi, R ERA: 4.67 (9, 1)	1.0		3	0	0	0	0	0	0	0	0	0	0	6	8	0.00	0.000								

New York Yankees @ Oakland Athletics
Oakland-Alameda County Coliseum, Oakland, CA

Fri Sep 02, 1988, 7:05 PM PDT
Att: 36,465 - Unknown - 62 F

AB 34
R 4
H 9
RBI 3
BB 1
SO 5
LOB 12



Batter	1	2	3	4	5	6	7	8	9	AB	R	H	RBI	BB	SO	LOB	BOTTOM								
Carney Lansford, R OBP: 0.340, SLG: 0.380 (1, 5)	G6-3		S 1B		G4-6-3			G5-4-3 1B		4	0	2	0	0	0	2									
Dave Henderson, R OBP: 0.356, SLG: 0.538 (1, 8)	G5-3 1B		F9 1-2		K			G5-4-3 1-2 2-3 1B		4	0	1	0	0	1	4									
Jose Canseco, R OBP: 0.378, SLG: 0.537 (1, 9)	G5-3 1-2		K				F8			4	0	1	1	0	1	2									
Mark McGwire, R OBP: 0.339, SLG: 0.461 (1, 3)	G5-3				F8		F7			4	0	0	0	0	1	2									
Terry Steinbach, R OBP: 0.323, SLG: 0.376 (1, 2)		1B					F7			4	0	3	0	0	0	0									
Don Baylor, R OBP: 0.327, SLG: 0.325 (1, 10)										3	0	1	0	1	1	2									
Glenn Hubbard, R OBP: 0.342, SLG: 0.345 (1, 4)			G6-4-3 1B		G6-4-3 1-2			F8		4	0	2	0	0	0	3									
Tony Phillips, S OBP: 0.303, SLG: 0.259 (1, 7)	G6-4-3 1-2				G4-6-3 1B			G6-4-3 1-2		4	0	1	0	0	0	5									
Mike Gallego, R OBP: 0.304, SLG: 0.265 (9, PH)			B1-3					G5-4-3 1B BB		2	1	1	0	1	0	0									
Inning Stats	R: 0 E: 0 K: 0 S: 9	H: 1 LOB: 1 BB: 0 P: 17	R: 0 E: 0 K: 1 S: 9	H: 2 LOB: 1 BB: 0 P: 16	R: 0 E: 0 K: 1 S: 10	H: 1 LOB: 1 BB: 0 P: 17	R: 0 E: 0 K: 0 S: 10	H: 1 LOB: 1 BB: 1 P: 19	R: 0 E: 0 K: 0 S: 7	H: 2 LOB: 1 BB: 0 P: 12	R: 0 E: 0 K: 0 S: 4	H: 0 LOB: 0 BB: 0 P: 8	R: 0 E: 0 K: 0 S: 6	H: 1 LOB: 0 BB: 0 P: 8	R: 1 E: 0 K: 1 S: 10	H: 2 LOB: 1 BB: 1 P: 16	R: 0 E: 0 K: 1 S: 17	H: 2 LOB: 2 BB: 0 P: 23	1B: 11 2B: 1 3B: 0 HR: 0	SF: 0 SAC: 0 DP: 5 HBP: 0	WP: 0 PB: 0 SB: 1 CS: 0	PA: 36			
PITCHER	IP	WLS	BF	H	R	ER	SO	BB	IBB	HBP	BLK	WP	HR	S	P	ERA	WHIP								
Tommy John, L ERA: 4.2 (1, 1)	7.0	W	28	9	1	1	3	2	0	0	0	0	0	59	105	1.29	1.571								
Dave Righetti, L ERA: 3.69 (8, 1)	2.0	S	8	3	0	0	2	0	0	0	0	0	0	23	31	0.00	1.500								

New York Yankees @ Oakland Athletics
Oakland-Alameda County Coliseum, Oakland, CA

Fri Sep 02, 1988, 7:05 PM PDT
Att: 36,465 - Unknown - 62 F

AB 34
R 1
H 12
RBI 1
BB 2
SO 5
LOB 22



Batter	1	2	3	4	5	6	7	8	9	AB	R	H	RBI	BB	SO	LOB	TOP					
Rickey Henderson, R OBP: 0.393, SLG: 0.400 (1, 7)	5-3	L8		1B WP 1B BB		F9		F4		4	1	0	0	1	0	1						
Willie Randolph, R OBP: 0.343, SLG: 0.338 (1, 4)	3-1 BLK 1B		6-3	1B S 1-3 2-H 1B 1B		1B			F3	5	1	3	1	0	0	0						
Don Mattingly, L OBP: 0.357, SLG: 0.464 (1, 3)	3-1		HR	F6		1B			F4	5	1	2	1	0	0	3						
Dave Winfield, R OBP: 0.406, SLG: 0.557 (1, 9)	S BB		L6	FC6-4 1B		4-3			6-3	4	0	1	2	1	0	2						
Jack Clark, R OBP: 0.376, SLG: 0.438 (1, 10)	1-2 BB		2B	FC6-4 1-2			F9			3	0	1	0	1	0	1						
Mike Pagliarulo, L OBP: 0.283, SLG: 0.361 (1, 5)	K		FC6-4 BB		F8		F7			3	0	0	0	1	1	3						
Gary Ward, R OBP: 0.288, SLG: 0.264 (1, 8)		SH2-4 BB	FC6-4 1-2		K		5-3			3	0	0	0	1	1	2						
Joel Skinner, R OBP: 0.248, SLG: 0.311 (1, 2)	SH2-4			WP SH3-4 1B 1B	F4			K		3	1	1	0	0	1	0						
Rafael Santana, R OBP: 0.289, SLG: 0.303 (1, 6)	F3		SH3-4			K		F3		3	0	0	0	0	1	1						
Inning Stats	R: 0 E: 0 K: 1 S: 15	H: 1 LOB: 3 BB: 2 P: 26	R: 0 E: 0 K: 0 S: 10	H: 0 LOB: 1 BB: 1 P: 20	R: 1 E: 0 K: 0 S: 12	H: 2 LOB: 2 BB: 1 P: 20	R: 3 E: 0 K: 0 S: 13	H: 3 LOB: 1 BB: 1 P: 24	R: 0 E: 0 K: 1 S: 16	H: 0 LOB: 2 BB: 0 P: 16	R: 0 E: 0 K: 0 S: 16	H: 2 LOB: 2 BB: 0 P: 25	R: 0 E: 0 K: 0 S: 14	H: 0 LOB: 0 BB: 0 P: 5	R: 0 E: 0 K: 1 S: 7	H: 0 LOB: 0 BB: 0 P: 13	R: 0 E: 0 K: 0 S: 9	H: 0 LOB: 0 BB: 0 P: 11	1B: 6 2B: 1 3B: 0 HR: 1	SF: 0 SAC: 2 DP: 0 HBP: 0	WP: 1 PB: 0 SB: 2 CS: 0	PA: 40
PITCHER	IP	WLS	BF	H	R	ER	SO	BB	IBB	HBP	BLK	WP	HR	S	P	ERA	WHIP					
Bob Welch, R ERA: 3.58 (1, 1)	3.1		18	4	2	2	1	4	0	0	1	0	1	42	73	3.86	2.400					
Eric Plunk, R ERA: 2.74 (4, 1)	4.2	W	19	4	2	2	3	1	0	0	0	1	0	46	76	3.86	1.071					
Dennis Eckersley, R ERA: 2.7 (9, 1)	1.0	S	3	0	0	0	0	0	0	0	0	0	0	9	11	0.00	0.000					

New York Yankees @ Oakland Athletics
Oakland-Alameda County Coliseum, Oakland, CA

AB 33
R 4
H 8
RBI 4
BB 5
SO 4
LOB 13



Sat Sep 03 1988, 3:33 AM PDT
Att: 43,074 - Sunny - 66 F

Batter	1	2	3	4	5	6	7	8	9	AB	R	H	RBI	BB	SO	LOB	BOTTOM				
Tony Phillips, S OBP: 0.303, SLG: 0.256 (1, 7)	F3		F4							2	0	0	0	1	0	1					
Stan Javier, S OBP: 0.323, SLG: 0.341 (8, PH) (9, 7)								BB HR 1B		1	1	1	0	0	0	0					
Dave Henderson, R OBP: 0.355, SLG: 0.534 (1, 8)	K			F7	K			HR BB		3	1	0	0	1	2	1					
Jose Canseco, R OBP: 0.379, SLG: 0.545 (1, 9)	F3			2B		K		HR		4	2	2	3	0	1	0					
Carney Lansford, R OBP: 0.343, SLG: 0.386 (1, 5)		5-3		S 2B				WP FC3-2 2B		3	1	2	1	1	0	0					
Don Baylor, R OBP: 0.324, SLG: 0.322 (1, 10)		F9		SF8				K		2	0	0	1	0	1	1					
Dave Parker, L OBP: 0.319, SLG: 0.401 (8, PH) (9, 3)				2H		K		K		1	0	0	0	0	1	1					
Mark McWire, R OBP: 0.340, SLG: 0.460 (1, 3)										2	0	0	0	1	0	1					
Doug Jennings, L OBP: 0.398, SLG: 0.353 (8, FR) (9, 3)		F7						FC3-2 HBP		0	0	0	0	0	0	0					
Glenn Hubbard, R OBP: 0.340, SLG: 0.342 (1, 4)										2	0	0	0	0	1	1					
Luis Polonia, R OBP: 0.320, SLG: 0.360 (7, PH) (8, 7)										1	0	0	0	0	0	0					
Terry Steinbach, R OBP: 0.322, SLG: 0.375 (8, PH) (9, 9)										1	0	0	0	0	0	2					
Ron Hassey, L OBP: 0.311, SLG: 0.368 (1, 2)										4	0	0	0	0	1	2					
Walt Weiss, S OBP: 0.302, SLG: 0.315 (1, 6)										3	0	1	0	0	1	0					
Inning Stats	R: 0 E: 0 K: 1 S: 7	H: 0 LOB: 0 BB: 0 P: 11	R: 0 E: 0 K: 0 S: 4	H: 0 LOB: 0 BB: 0 P: 8	R: 0 E: 1 K: 1 S: 10	H: 1 LOB: 0 BB: 0 P: 16	R: 2 E: 0 K: 0 S: 11	H: 2 LOB: 1 BB: 1 P: 22	R: 0 E: 0 K: 2 S: 15	H: 0 LOB: 1 BB: 1 P: 15	R: 0 E: 0 K: 2 S: 11	H: 0 LOB: 0 BB: 0 P: 15	R: 3 E: 0 K: 1 S: 13	H: 3 LOB: 2 BB: 1 P: 27	R: 0 E: 0 K: 0 S: 9	H: 0 LOB: 0 BB: 0 P: 11	1B: 2 2B: 3 3B: 0 HR: 1	SF: 1 SAC: 0 DP: 0 HBP: 1	WP: 1 PB: 0 SB: 1 CS: 0	PA: 35	
PITCHER	IP	WLS	BF	H	R	ER	SO	BB	IBB	HBP	BLK	WP	HR	S	P	ERA	WHIP				
Ron Guidry, L ERA: 3.44 (1, 1)	5.0		20	3	2	2	3	2	0	0	0	0	1	32	51	13.50	2.500				
Dale Mohrhorcic, R ERA: 5.17 (6, 1)	2.0	L	11	3	3	3	4	2	0	0	0	0	0	32	51	13.50	2.500				
Neil Allen, R ERA: 4.2 (8, 1)	0.1		2	0	0	0	1	0	0	1	0	1	0	3	7	0.00	0.000				
Hipolito Pena, L ERA: (8, 1)	0.2		2	0	0	0	0	0	0	0	0	0	0	4	7	0.00	0.000				

New York Yankees @ Oakland Athletics
Oakland-Alameda County Coliseum, Oakland, CA

AB 29
R 5
H 6
RBI 5
BB 4
SO 8
LOB 10



Sat Sep 03 1988, 3:33 AM PDT
Att: 43,074 - Sunny - 66 F

Batter	1	2	3	4	5	6	7	8	9	AB	R	H	RBI	BB	SO	LOB	TOP			
Rickey Henderson, R OBP: 0.392, SLG: 0.397 Roberto Kelly, R OBP: 0.272, SLG: 0.364	1-3 K		1-2 F8		4-1 G6-4-3 BB			3-1 6-3		3	0	0	0	1	1	0				
Wille Randolph, R OBP: 0.340, SLG: 0.333 Luis Aguayo, R OBP: 0.316, SLG: 0.338	1-1 F9		1-2 1-3		0-2 G6-4-3 1-2f			3-2 E5		4	0	0	0	0	0	1				
Don Mattingly, L OBP: 0.358, SLG: 0.465 Joel Skinner, R OBP: 0.248, SLG: 0.311	4-1 BB			1-1 1B 2B				0-1 F7		3	1	1	0	1	0	1				
Dave Winfield, R OBP: 0.406, SLG: 0.556 Hal Morris, L OBP: 0.125, SLG: 0.125	1-3 K			0-0 FC5-4 2H 1B WP 1B				2-3 K		3	1	1	1	0	1	1				
Jack Clark, R OBP: 0.377, SLG: 0.439		2-3 K		1-1 FC5-4 1B				0-0 1-3 1B		4	0	2	0	0	2	0				
Mike Pagliarulo, L OBP: 0.280, SLG: 0.357		2-2 L8		0-0 FC5-4 1B WP				2-2 1-3 1-2		4	0	0	0	0	1	3				
Gary Ward, R OBP: 0.288, SLG: 0.264		2-2 FC6-4 1B		2-0 F8 1-2 3H 0-2				0-2 5-3		4	0	1	0	0	1	2				
Don Slaught, R OBP: 0.351, SLG: 0.467 Bob Geren, R		0-1 FC6-4		6-3				0-3 K		3	0	0	0	0	1	2				
Randy Velarde, R OBP: 0.245, SLG: 0.367			1-3 K		1-2 F8			3-3 K		3	0	0	0	0	2	0				
Inning Stats	R: 0 E: 0 K: 2 S: 9	H: 0 LOB: 1 BB: 1 P: 16	R: 0 E: 0 K: 1 S: 11	H: 1 LOB: 1 BB: 0 P: 17	R: 0 E: 0 K: 1 S: 9	H: 0 LOB: 0 BB: 0 P: 12	R: 2 E: 0 K: 0 S: 10	H: 3 LOB: 1 BB: 0 P: 14	R: 0 E: 0 K: 0 S: 7	H: 0 LOB: 0 BB: 1 P: 12	R: 0 E: 0 K: 2 S: 11	H: 0 LOB: 0 BB: 0 P: 12	R: 0 E: 1 K: 1 S: 11	H: 0 LOB: 1 BB: 0 P: 20	R: 0 E: 0 K: 2 S: 12	H: 1 LOB: 1 BB: 0 P: 18	1B: 4 2B: 1 3B: 0 HR: 0	SF: 0 SAC: 0 DP: 1 HBP: 0	WP: 1 PB: 0 SB: 0 CS: 0	PA: 34
PITCHER	IP WLS BF H R ER SO BB IBB HBP BLK WP HR S P ERA WHIP	7.0 W 26 4 2 2 7 2 0 0 0 0 0 63 91 2.57 0.857	1.0 4 0 0 0 1 0 0 0 0 0 0 11 20 0.00 0.000	1.0 4 1 0 0 2 0 0 0 0 0 0 12 18 0.00 1.000	PITCHER										IP WLS BF H R ER SO BB IBB HBP BLK WP HR S P ERA WHIP					

New York Yankees @ Oakland Athletics
Oakland-Alameda County Coliseum, Oakland, CA
Sun Sep 04 1988, 3:33 AM PDT
Att: 43,042 - Sunny - 70 F

AB 32
R 2
H 5
RBI 1
BB 2
SO 10
LOB 10



Batter	1	2	3	4	5	6	7	8	9	AB	R	H	RBI	BB	SO	LOB	BOTTOM			
Luis Polonia, L OBP: 0.330, SLG: 0.366 Lance Blankenship, R	0-1 4-3		1-1 2B 2B 1B	0-1 FC6 HR	3-3 K			0-0 5-3 SF8 2B		5	3	2	0	0	1	2				
Dave Henderson, R OBP: 0.395, SLG: 0.545 Stan Javier, S OBP: 0.322, SLG: 0.340	2-1 F4		0-1 2B 2B	1-2 HR		4-1 BB		2-2 5-3		3	2	2	2	1	0	0				
Jose Canseco, R OBP: 0.378, SLG: 0.544 Felix Jose, S	2-2 5-3		2-2 HR 2B	1-0 L6		1-2 BB		1-1 SF8		4	1	1	3	0	0	1				
Dave Parker, L OBP: 0.323, SLG: 0.413		1-1 FC5-4 1B	1-1 HR 2B	4-0 WP 1B BB		2-0 F9		3-1 F8		4	2	2	2	1	0	1				
Carney Lansford, R OBP: 0.342, SLG: 0.385 Tony Phillips, S OBP: 0.303, SLG: 0.256		1-0 FC5-4 1B 2B	0-0 4-3	2-2 HR 1B		1-2 L9				4	1	1	1	0	0	2				
Mark McGwire, R OBP: 0.342, SLG: 0.460 Doug Jennings, L		0-0 2B 1B	4-2 FC5-4 BB	0-3 K		4-2 BB				2	1	1	0	1	1	1				
Terry Steinbach, R OBP: 0.321, SLG: 0.377		1-2 1B 2B	2-1 FC5-4		3-2 F8			2-2 L9		4	1	1	2	0	0	2				
Glenn Hubbard, R OBP: 0.342, SLG: 0.348 Mike Gallego, R OBP: 0.304, SLG: 0.265		0-2 CS 1B	0-2 F8		0-1 F8			2-1 F8		4	0	2	1	0	0	2				
Walt Weiss, S OBP: 0.301, SLG: 0.314		2-1 F9		2-1 FC6 1B		3-1 F8		1-3 K		4	0	1	0	0	1	3				
Inning Stats	R: 0 E: 0 K: 0 S: 7	H: 4 LOB: 0 BB: 0 P: 11	R: 3 E: 0 K: 0 S: 12	H: 4 LOB: 0 BB: 0 P: 17	R: 4 E: 0 K: 0 S: 17	H: 4 LOB: 1 BB: 1 P: 29	R: 3 E: 0 K: 1 S: 14	H: 3 LOB: 1 BB: 1 P: 24	R: 0 E: 0 K: 1 S: 13	H: 1 LOB: 0 BB: 0 P: 22	R: 0 E: 0 K: 0 S: 10	H: 0 LOB: 1 BB: 1 P: 18	R: 0 E: 0 K: 1 S: 13	H: 0 LOB: 1 BB: 1 P: 22	R: 1 E: 0 K: 0 S: 9	H: 1 LOB: 0 BB: 0 P: 13	1B: 6 2B: 5 3B: 0 HR: 2	SF: 1 SAC: 0 DP: 0 HBP: 0	WP: 1 PB: 0 SB: 0 CS: 1	PA: 40
PITCHER	IP WLS BF H R ER SO BB IBB HBP BLK WP HR S P ERA WHIP	2.0 L 12 5 4 4 1 2 0 0 0 0 2 29 51 15.43 3.000	2.1 14 5 4 4 1 2 0 0 0 0 0 31 54 0.00 0.750	1.0 4 1 1 1 0 0 0 0 0 0 0 9 13 9.00 1.000	PITCHER										IP WLS BF H R ER SO BB IBB HBP BLK WP HR S P ERA WHIP					

New York Yankees @ Oakland Athletics
Oakland-Alameda County Coliseum, Oakland, CA
Sun Sep 04 1988, 3:33 AM PDT
Att: 43,042 - Sunny - 70 F

AB 35
R 11
H 13
RBI 11
BB 4
SO 3
LOB 15



Batter	1	2	3	4	5	6	7	8	9	AB	R	H	RBI	BB	SO	LOB	TOP					
Julio Franco, R OBP: 0.364, SLG: 0.419 (1, 4)										1	0	1	0	3	0	0	Cleveland Indians @ New York Yankees Yankee Stadium, Bronx, NY Tue Sep 06 1988, 7:05 PM EDT Att: 22,055 - Unknown - 65 F					
Andy Allanson, R OBP: 0.265, SLG: 0.304 (1, 2)										4	0	1	0	0	0	4						
Joe Carter, R OBP: 0.318, SLG: 0.485 (1, 8)										4	0	0	0	0	2	3						
Ron Kittle, R OBP: 0.324, SLG: 0.552 (1, 10)										4	1	1	1	0	1	1						
Carmen Castillo, R OBP: 0.289, SLG: 0.347 (6, PH)										2	0	0	0	0	1	0						
Mel Hall, L OBP: 0.324, SLG: 0.412 (6, 7)										2	0	1	0	0	0	0						
Brook Jacoby, R OBP: 0.306, SLG: 0.341 (1, 5)										4	0	0	0	0	1	1						
Reggie Williams, R (1, 7)										2	0	0	0	0	0	1						
Dave Clark, L OBP: 0.348, SLG: 0.373 (7, PH)										2	0	1	0	0	0	0						
Luis Medina, R OBP: 0.500, SLG: 0.500 (9, PH)										2	0	1	0	0	0	0						
Willie Upshaw, L OBP: 0.342, SLG: 0.387 (9, 3)										0	0	0	0	1	0	0						
Paul Zuvella, R OBP: 0.286, SLG: 0.283 (1, 6)										3	0	0	0	0	1	2						
Inning Stats	R: 0 E: 0 K: 1 S: 16	H: 1 LOB: 1 BB: 0 P: 21	R: 0 E: 1 K: 0 S: 4	H: 0 LOB: 0 BB: 0 P: 8	R: 0 E: 0 K: 1 S: 12	H: 1 LOB: 2 BB: 1 P: 22	R: 1 E: 0 K: 2 S: 12	H: 1 LOB: 0 BB: 0 P: 18	R: 0 E: 0 K: 1 S: 6	H: 0 LOB: 1 BB: 1 P: 12	R: 0 E: 0 K: 0 S: 8	H: 1 LOB: 1 BB: 0 P: 13	R: 0 E: 0 K: 0 S: 6	H: 2 LOB: 2 BB: 1 P: 15	R: 0 E: 0 K: 1 S: 7	H: 0 LOB: 0 BB: 0 P: 9	R: 0 E: 0 K: 0 S: 6	H: 0 LOB: 1 BB: 1 P: 14	1B: 4 2B: 1 3B: 0 HR: 1	SF: 0 SAC: 2 DP: 1 HBP: 0	WP: 0 SB: 0 CS: 0	PA: 36
PITCHER	IP WLS BF H R ER SO BB IBB HBP BLK WP HR S P ERA WHIP																					
Al Leiter, L ERA: 3.78 (1, 1)	5.0 L 20 3 1 1 5 2 0 0 0 0 0 1 50 81 1.80 1.000																					
Neil Allen, R ERA: 4.03 (6, 1)	4.0 16 3 0 0 1 1 1 0 0 0 0 0 27 51 0.00 1.000																					

Batter	1	2	3	4	5	6	7	8	9	AB	R	H	RBI	BB	SO	LOB	BOTTOM					
Rickey Henderson, R OBP: 0.388, SLG: 0.391 (1, 7)										3	0	0	0	1	0	1	Cleveland Indians @ New York Yankees Yankee Stadium, Bronx, NY Tue Sep 06 1988, 7:05 PM EDT Att: 22,055 - Unknown - 65 F					
Willie Randolph, R OBP: 0.335, SLG: 0.326 (1, 4)										4	0	0	0	0	1	1						
Don Mattingly, L OBP: 0.359, SLG: 0.464 (1, 3)										4	0	1	0	0	1	0						
Dave Winfield, R OBP: 0.407, SLG: 0.554 (1, 9)										3	0	0	0	1	2	2						
Jack Clark, R OBP: 0.378, SLG: 0.435 (1, 10)										3	0	0	0	1	1	1						
Don Slaught, R OBP: 0.348, SLG: 0.470 (1, 2)										3	0	0	0	0	2	3						
Gary Ward, R OBP: 0.284, SLG: 0.261 (1, 8)										3	0	0	0	0	1	0						
Luis Aguayo, R OBP: 0.320, SLG: 0.348 (1, 5)										3	0	2	0	0	0	0						
Rafael Santana, R OBP: 0.286, SLG: 0.299 (1, 6)										3	0	0	0	0	0	2						
Inning Stats	R: 0 E: 0 K: 1 S: 8	H: 0 LOB: 0 BB: 0 P: 15	R: 0 E: 0 K: 2 S: 10	H: 0 LOB: 0 BB: 0 P: 17	R: 0 E: 0 K: 1 S: 7	H: 1 LOB: 0 BB: 0 P: 10	R: 0 E: 0 K: 1 S: 14	H: 1 LOB: 3 BB: 2 P: 26	R: 0 E: 0 K: 0 S: 8	H: 1 LOB: 1 BB: 0 P: 13	R: 0 E: 0 K: 1 S: 9	H: 0 LOB: 1 BB: 1 P: 19	R: 0 E: 0 K: 1 S: 9	H: 0 LOB: 0 BB: 0 P: 13	R: 0 E: 0 K: 0 S: 6	H: 0 LOB: 0 BB: 0 P: 8		R: 0 E: 0 K: 1 S: 7	H: 0 LOB: 0 BB: 0 P: 10	1B: 2 2B: 1 3B: 0 HR: 0	SF: 0 SAC: 0 DP: 1 HBP: 0	WP: 0 SB: 0 CS: 0
PITCHER	IP WLS BF H R ER SO BB IBB HBP BLK WP HR S P ERA WHIP																					
Greg Swindell, L ERA: 3.16 (1, 1)	9.0 W 32 3 0 0 8 3 0 0 0 0 0 0 78 131 0.00 0.667																					

Batter	1	2	3	4	5	6	7	8	9	AB	R	H	RBI	BB	SO	LOB	TOP								
Julio Franco, R OBP: 0.363, SLG: 0.417 (1, 4)	2-1 5-3		1-1 SF8 1B	1-0 FC4-6 1B		0-0 4-3			0-2 G6-4-3	5	2	1	0	0	0	2									
Andy Allanson, R OBP: 0.297, SLG: 0.305 (1, 2)	1-1 F8		0-0 E5 1B	1-1 1B 1-2 1B		3-2 L9			0-0 6-3	5	0	2	0	0	0	0									
Joe Carter, R OBP: 0.321, SLG: 0.488 (1, 8)	2-0 2B		4-0 IBB	0-0 1B 1-3 2-H			1-1 F7			3	0	2	1	1	0	0									
Ron Kittle, R OBP: 0.318, SLG: 0.544 (1, 10)	2-2 P4		0-0 SF8		0-0 F8		2-3 K			3	0	0	1	0	1	1									
Carmen Castillo, R OBP: 0.288, SLG: 0.344 (1, 9)		1-3 K	2-1 F7		0-1 1B 6-3 1B		1-2 5-3			4	0	1	0	0	1	2									
Mel Hall, L OBP: 0.324, SLG: 0.412 (9, 7)										0	0	0	0	0	0	0									
Brook Jacoby, R OBP: 0.305, SLG: 0.340 (1, 5)		1-3 K		2-1 FC4-6 1B	3-2 6-3			0-0 G6-3		4	0	1	0	0	1	1									
Reggie Williams, R OBP: 0.167, SLG: 0.167 (9, 9)		2-3 K		0-0 FC4-6 HR	0-2 FC5-4 1B			1-3 K2-3		4	1	1	0	0	2	1									
Luis Medina, R OBP: 0.500, SLG: 1.100 (1, 3)			1-1 HR	0-0 HR	0-1 FC5-4			0-3 K		4	2	2	3	0	1	2									
Willie Upshaw, L OBP: 0.342, SLG: 0.387 (8, 3)				1-H HR	1-2 FC5-4					0	0	0	0	0	0	0									
Paul Zuvella, R OBP: 0.293, SLG: 0.284 (1, 6)			2-1 5-3	2-0 FC4-6 1B		0-1 L9			4-1 G6-4-3 BB	3	0	1	0	1	0	0									
Inning Stats	R: 0 E: 0 K: 0 S: 9	H: 1 LOB: 1 BB: 0 P: 16	R: 0 E: 0 K: 3 S: 9	H: 0 LOB: 0 BB: 0 P: 13	R: 2 E: 1 K: 0 S: 10	H: 3 LOB: 2 BB: 1 P: 20	R: 3 E: 0 K: 0 S: 9	H: 5 LOB: 2 BB: 0 P: 15	R: 0 E: 0 K: 0 S: 12	H: 2 LOB: 2 BB: 0 P: 15	R: 0 E: 0 K: 1 S: 6	H: 0 LOB: 0 BB: 0 P: 9	R: 0 E: 0 K: 1 S: 9	H: 0 LOB: 0 BB: 0 P: 13	R: 0 E: 0 K: 2 S: 7	H: 0 LOB: 0 BB: 0 P: 8	R: 0 E: 0 K: 0 S: 5	H: 0 LOB: 0 BB: 1 P: 9	1B: 8 2B: 1 3B: 0 HR: 2	SF: 1 SAC: 0 DP: 1 HBP: 0	WP: 0 PB: 0 SB: 0 CS: 0	PA: 38			
PITCHER	IP	WLS	BF	H	R	ER	SO	BB	IBB	HBP	BLK	WP	HR	S	P	ERA	WHIP								
Tommy John, L ERA: 4.38 (1, 1)	4.0	L	21	9	5	5	3	0	1	0	0	0	2	37	64	11.25	2.250								
Scott Nielsen, R ERA: 6.86 (5, 1)	0.2		4	2	0	0	0	0	0	0	0	0	0	10	13	0.00	3.000								
Steve Shields, R ERA: 4.35 (5, 1)	4.1		13	0	0	0	3	1	0	0	0	0	0	29	41	0.00	0.231								

Cleveland Indians @ New York Yankees
Yankee Stadium, Bronx, NY
Wed Sep 07 1988, 7:05 PM EDT
Att: 30,023 - Unknown - 69 F


AB 35
R 5
H 11
RBI 5
BB 2
SO 6
LOB 9





Batter	1	2	3	4	5	6	7	8	9	AB	R	H	RBI	BB	SO	LOB	BOTTOM								
Rickey Henderson, R OBP: 0.388, SLG: 0.391 (1, 7)	1-3 K		1-1 S 1B		3-1 F8		2-0 6-3		2-2 FC4-6 1B	5	1	2	0	0	1	2									
Claudell Washington, L OBP: 0.364, SLG: 0.454 (1, 8)	4-1 BB		0-0 F7		1-2 G4-3		2-2 1B		1-1 FC4-6	4	0	1	2	1	0	3									
Don Mattingly, L OBP: 0.355, SLG: 0.459 (1, 3)	0-1 F8		2-0 F9		0-2 F9		0-2 F9		2-0 L3	5	0	0	0	0	0	5									
Dave Winfield, R OBP: 0.410, SLG: 0.555 (1, 9)	4-1 BB		0-1 CS 1B		1-3 K		1-2 1B		1-2 1B	3	0	2	2	1	1	0									
Jack Clark, R OBP: 0.377, SLG: 0.432 (1, 10)	1-3 K		1-0 CS		0-0 F9		3-1 WP BB		1-3 K	3	0	0	0	1	2	3									
Mike Pagliaro, L OBP: 0.277, SLG: 0.360 (1, 5)		2-2 4-3		0-1 F8		1-0 P5		0-0 L8		4	0	0	0	0	0	2									
Willie Randolph, R OBP: 0.337, SLG: 0.328 (1, 4)		0-0 F8		0-0 1B			2-2 5-3		0-2 1B	4	0	2	0	0	0	0									
Joel Skinner, R OBP: 0.246, SLG: 0.308 (1, 2)		0-2 P4		2-3 K		2-1 6-3 1B		3-2 G3		2	0	0	0	0	1	1									
Hal Morris, L ERA: 3.97 (7, PH)										1	1	1	0	0	0	0									
Bob Geren, R ERA: 3.46 (8, 2)										0	0	0	0	0	0	0									
Ken Phelps, L OBP: 0.348, SLG: 0.470 (8, PH)										1	0	0	0	0	2										
Don Slaught, R OBP: 0.348, SLG: 0.470 (9, 2)										0	0	0	0	0	0	0									
Rafael Santana, R OBP: 0.290, SLG: 0.302 (1, 6)			4-2 F9 1B		2-1 1B		1-2 6-3 1B		0-1 6-3	3	2	2	0	1	0	0									
Inning Stats	R: 0 E: 0 K: 2 S: 10	H: 0 LOB: 2 BB: 2 P: 20	R: 0 E: 0 K: 0 S: 9	H: 0 LOB: 0 BB: 0 P: 11	R: 2 E: 0 K: 0 S: 9	H: 2 LOB: 0 BB: 1 P: 17	R: 0 E: 0 K: 1 S: 7	H: 1 LOB: 0 BB: 0 P: 9	R: 0 E: 0 K: 0 S: 7	H: 1 LOB: 0 BB: 0 P: 13	R: 0 E: 0 K: 1 S: 8	H: 0 LOB: 1 BB: 1 P: 13	R: 2 E: 0 K: 0 S: 15	H: 3 LOB: 1 BB: 0 P: 26	R: 0 E: 0 K: 1 S: 15	H: 2 LOB: 2 BB: 0 P: 20	R: 0 E: 0 K: 0 S: 10	H: 1 LOB: 1 BB: 0 P: 15	1B: 10 2B: 0 3B: 0 HR: 0	SF: 0 SAC: 0 DP: 0 HBP: 0	WP: 1 PB: 0 SB: 1 CS: 1	PA: 40			
PITCHER	IP	WLS	BF	H	R	ER	SO	BB	IBB	HBP	BLK	WP	HR	S	P	ERA	WHIP								
Rod Nichols, R ERA: 6.02 (1, 1)	6.1	W	27	6	4	4	4	4	0	0	0	0	1	3	3	0.00	0.000								
Don Gordon, R ERA: 3.97 (7, 1)	0.1		1	0	0	0	0	0	0	0	0	0	0	1	3	0.00	0.000								
Brad Havens, L ERA: 3.46 (7, 1)	0.1		2	1	0	0	0	0	0	0	0	0	0	5	9	0.00	3.000								
Doug Jones, R ERA: 2.36 (8, 1)	2.0	S	9	3	0	0	1	0	0	0	0	0	0	25	35	0.00	1.500								

Cleveland Indians @ New York Yankees
Yankee Stadium, Bronx, NY
Wed Sep 07 1988, 7:05 PM EDT
Att: 30,023 - Unknown - 69 F

AB 35
R 4
H 10
RBI 4
BB 4
SO 5
LOB 18



Batter	1	2	3	4	5	6	7	8	9	10	AB	R	H	RBI	BB	SO	LOB	TOP									
Gary Pettis, S OBP: 0.283, SLG: 0.275 (1, 8)	L4			BLK G6-3 1B BB	L7			K		K	4	1	0	0	1	2	1	Detroit Tigers @ New York Yankees Yankee Stadium, Bronx, NY Thu Sep 08 1988, 7:05 PM EDT Att: 27,589 - Unknown - 69 F livebaseballscorecards.com AB 37 R 4 H 7 RBI 4 BB 4 SO 10 LOB 12 									
Luis Salazar, R OBP: 0.297, SLG: 0.389 (1, 7)	K			G6-3		G6-3		1B 2B BB		3B	4	1	1	0	1	1	1										
Alan Trammell, R OBP: 0.383, SLG: 0.486 (1, 6)	F8			K		K		1B 2B BB		IBB	4	1	1	0	1	2	1										
Chet Lemon, R OBP: 0.350, SLG: 0.417 (1, 9)		F8		1B BB		K		1B 2B BB		F5	4	1	1	0	1	1	2										
Ray Knight, R OBP: 0.272, SLG: 0.288 (1, 3)		F7		BB				1B		L9	4	0	2	4	0	0	0										
Bill Bean, L OBP: 0.500, SLG: 1.000 (8, PR) (8, 3)				1B			5-3	WP 2B			0	0	0	0	0	0	0										
Fred Lynn, L OBP: 0.300, SLG: 0.462 (10, PH)				1B				1H 2H 3H 2B			1	0	0	0	0	0	2										
Dave Bergman, L OBP: 0.395, SLG: 0.441 (10, 3)				1B				FC4-6 1B			0	0	0	0	0	0	0										
Larry Hemdon, R OBP: 0.294, SLG: 0.293 (1, 10)		F9		P4				K			4	0	1	0	0	1	3										
Mike Heath, R OBP: 0.329, SLG: 0.401 (1, 2)				K				F9		4-3	4	0	0	0	0	1	1										
Tom Brookens, R OBP: 0.320, SLG: 0.353 (1, 5)				F9		P6		FC4-6		K	4	0	0	0	0	1	1										
Jim Walewander, S OBP: 0.258, SLG: 0.252 (1, 4)				6-3		1B		K		6-3	4	0	1	0	0	1	0										
Inning Stats	R: 0 E: 0 K: 1 S: 7	H: 0 LOB: 0 BB: 0 P: 13	R: 0 E: 0 K: 0 S: 6	H: 0 LOB: 0 BB: 0 P: 9	R: 0 E: 0 K: 1 S: 9	H: 0 LOB: 0 BB: 0 P: 15	R: 1 E: 0 K: 1 S: 16	H: 1 LOB: 2 BB: 2 P: 26	R: 0 E: 0 K: 0 S: 10	H: 1 LOB: 1 BB: 0 P: 15	R: 0 E: 0 K: 2 S: 9	H: 0 LOB: 0 BB: 0 P: 12	R: 0 E: 0 K: 0 S: 11	H: 1 LOB: 1 BB: 0 P: 19	R: 3 E: 0 K: 3 S: 16	H: 3 LOB: 2 BB: 1 P: 26	R: 0 E: 0 K: 1 S: 8	H: 0 LOB: 0 BB: 0 P: 13	R: 0 E: 0 K: 1 S: 15	H: 1 LOB: 2 BB: 1 P: 25	1B: 5 2B: 1 3B: 1 HR: 0	SF: 0 SAC: 0 DP: 0 HBP: 0	WP: 1 PB: 0 SB: 0 CS: 0	PA: 41			
PITCHER	IP	WLS	BF	H	R	ER	SO	BB	IBB	HBP	BLK	WP	HR	S	P	ERA	WHIP										
Ron Guidry, L ERA: 3.14 (1, 1)	6.1		24	3	1	1	5	2	0	0	0	0	0	62	99	1.42	0.789										
Dave Righetti, L ERA: 3.86 (7, 1)	3.0		14	4	3	3	5	1	0	0	0	1	0	38	60	9.00	1.667										
Dale Mohorcic, R ERA: 5.13 (10, 1)	0.1		2	0	0	0	0	0	1	0	0	0	0	5	12	0.00	0.000										
Hipolito Pena, L ERA: (10, 1)	0.1	W	1	0	0	0	0	0	0	0	0	0	0	2	2	0.00	0.000										

Batter	1	2	3	4	5	6	7	8	9	10	AB	R	H	RBI	BB	SO	LOB	BOTTOM									
Rickey Henderson, R OBP: 0.386, SLG: 0.387 (1, 7)	E G4-3 WP BB		G6-3			F9	F9			L5	4	1	0	0	1	0	0	Detroit Tigers @ New York Yankees Yankee Stadium, Bronx, NY Thu Sep 08 1988, 7:05 PM EDT Att: 27,589 - Unknown - 69 F livebaseballscorecards.com AB 34 R 7 H 7 RBI 7 BB 6 SO 5 LOB 10 									
Claudell Washington, L OBP: 0.362, SLG: 0.450 (1, 8)	1-3		K			1B 1B	K			L7	5	1	1	0	0	2	1										
Don Mattingly, L OBP: 0.338, SLG: 0.460 (1, 3)	G4-3			G3		1B 1B		K2-3		HR 2B	5	2	2	1	0	1	0										
Dave Winfield, R OBP: 0.410, SLG: 0.552 (1, 9)	5-3			L8		1B 1B		K		HR IBB	4	2	1	1	1	1	0										
Ken Phelps, L OBP: 0.408, SLG: 0.544 (1, 10)		4-3		G3-1		1B IBB		F8		HR	3	0	0	0	1	0	0										
Gary Ward, R OBP: 0.288, SLG: 0.279 (10, PH)						1B IBB		F8		HR	1	1	1	3	0	0	0										
Mike Pagliarulo, L OBP: 0.281, SLG: 0.380 (1, 5)		F8				FC5-4 BB		BB		F8 S BB	2	0	1	2	2	0	0										
Roberto Kelly, R OBP: 0.272, SLG: 0.364 (9, PR)						1B					0	0	0	0	0	0	0										
Luis Aquayo, R OBP: 0.320, SLG: 0.348 (10, 5)						1B					0	0	0	0	0	0	0										
Willie Randolph, R OBP: 0.339, SLG: 0.328 (1, 4)				P6		BB				F8	3	0	1	0	1	0	2										
Don Slaught, R OBP: 0.347, SLG: 0.464 (1, 2)				K		F8		F7		G5-4-3 HBP	3	0	0	0	0	1	4										
Rafael Santana, R OBP: 0.288, SLG: 0.300 (1, 6)				L7		FC5-4		F9		G5-4-3	3	0	0	0	0	0	1										
Jack Clark, R OBP: 0.376, SLG: 0.431 (9, PH)						1-2					1	0	0	0	0	0	2										
Randy Velarde, R OBP: 0.245, SLG: 0.367 (10, 6)											0	0	0	0	0	0	0										
Inning Stats	R: 1 E: 1 K: 0 S: 8	H: 0 LOB: 0 BB: 1 P: 15	R: 0 E: 0 K: 1 S: 13	H: 1 LOB: 1 BB: 0 P: 17	R: 0 E: 0 K: 1 S: 10	H: 0 LOB: 0 BB: 0 P: 14	R: 0 E: 0 K: 0 S: 6	H: 0 LOB: 0 BB: 0 P: 11	R: 0 E: 0 K: 0 S: 12	H: 0 LOB: 1 BB: 1 P: 19	R: 3 E: 0 K: 0 S: 16	H: 4 LOB: 2 BB: 2 P: 29	R: 0 E: 0 K: 1 S: 6	H: 0 LOB: 0 BB: 0 P: 9	R: 0 E: 0 K: 2 S: 9	H: 0 LOB: 0 BB: 0 P: 14	R: 0 E: 0 K: 0 S: 8	H: 0 LOB: 2 BB: 1 P: 15	R: 3 E: 0 K: 0 S: 9	H: 2 LOB: 0 BB: 1 P: 19	1B: 5 2B: 1 3B: 0 HR: 1	SF: 0 SAC: 0 DP: 1 HBP: 1	WP: 1 PB: 0 SB: 1 CS: 0	PA: 41			
PITCHER	IP	WLS	BF	H	R	ER	SO	BB	IBB	HBP	BLK	WP	HR	S	P	ERA	WHIP										
Ted Power, R ERA: 5.71 (1, 1)	5.2		24	5	4	3	2	2	1	0	0	0	0	61	96	4.76	1.235										
Eric King, R ERA: 3.49 (8, 1)	2.2		11	0	0	0	3	2	0	1	0	0	0	26	46	0.00	0.750										
Mike Henneman, R ERA: 2.19 (9, 1)	1.1	L	4	1	1	1	0	0	0	0	0	0	0	9	13	6.75	0.750										
Willie Hernandez, L ERA: 3.32 (10, 1)	0.0		2	1	2	2	0	0	1	0	0	0	1	7													

Batter	1	2	3	4	5	6	7	8	9	AB	R	H	RBI	BB	SO	LOB	TOP										
Pat Sheridan, L OBP: 0.346, SLG: 0.415 Chet Lemon, R OBP: 0.351, SLG: 0.416										2	0	0	0	1	1	1	<p>Detroit Tigers @ New York Yankees Yankee Stadium, Bronx, NY Fri Sep 09 1988, 7:05 PM EDT Att: 35,335 - Unknown - 77 F</p>										
Dave Bergman, L OBP: 0.394, SLG: 0.438 Ray Knight, R OBP: 0.273, SLG: 0.287										2	0	0	0	1	0	0											
Alan Trammell, R OBP: 0.379, SLG: 0.480										5	0	0	0	0	1	7											
Fred Lynn, L OBP: 0.297, SLG: 0.457										4	0	0	0	0	1	0											
Matt Nokes, L OBP: 0.307, SLG: 0.422 Scott Lusader, L (8, PR)										4	1	2	0	0	0	0											
Mike Heath, R OBP: 0.329, SLG: 0.401										0	0	0	0	0	0	0											
Dwayne Murphy, L OBP: 0.379, SLG: 0.386										3	1	2	1	1	1	0											
Darrell Evans, L OBP: 0.359, SLG: 0.359 Gary Pettis, S OBP: 0.283, SLG: 0.275										2	0	1	0	1	0	1											
Luis Salazar, R OBP: 0.295, SLG: 0.386										4	0	0	0	0	2	5											
Jim Walewander, S OBP: 0.273, SLG: 0.262										3	0	2	1	1	0	0											
Inning Stats	R: 0 E: 0 K: 1 S: 8	H: 0 LOB: 0 BB: 0 P: 11	R: 1 E: 0 K: 2 S: 14	H: 3 LOB: 1 BB: 0 P: 22	R: 0 E: 0 K: 0 S: 5	H: 0 LOB: 0 BB: 1 P: 12	R: 0 E: 0 K: 0 S: 5	H: 0 LOB: 0 BB: 0 P: 9	R: 1 E: 0 K: 0 S: 16	H: 2 LOB: 3 BB: 2 P: 30	R: 0 E: 0 K: 1 S: 5	H: 0 LOB: 0 BB: 0 P: 10	R: 0 E: 0 K: 1 S: 11	H: 1 LOB: 3 BB: 2 P: 22	R: 0 E: 0 K: 1 S: 9	H: 1 LOB: 2 BB: 1 P: 16	R: 0 E: 0 K: 1 S: 6	H: 0 LOB: 1 BB: 0 P: 11	1B: 4 2B: 4 3B: 0 HR: 0	SF: 0 SAC: 0 DP: 1 HBP: 1	WP: 1 PB: 0 SB: 1 CS: 0	PA: 39					
PITCHER	IP	WLS	BF	H	R	ER	SO	BB	IBB	HBP	BLK	WP	HR	S	P	ERA	WHIP										
Richard Dotson, R ERA: 5.22	6.1		27	6	2	2	5	4	0	0	2	0	0	59	106	2.84	1.579										
Hipolito Pena, L ERA:	0.0		1	0	0	0	0	0	1	0	0	1	0	0	4	∞	∞										
Dale Mohorcic, R ERA: 4.89	2.2	W	11	1	0	0	2	0	1	1	0	0	0	20	33	0.00	0.375										

Batter	1	2	3	4	5	6	7	8	9	AB	R	H	RBI	BB	SO	LOB	BOTTOM										
Rickey Henderson, R OBP: 0.387, SLG: 0.391										3	1	1	0	1	0	0	<p>Detroit Tigers @ New York Yankees Yankee Stadium, Bronx, NY Fri Sep 09 1988, 7:05 PM EDT Att: 35,335 - Unknown - 77 F</p>										
Claudell Washington, L OBP: 0.361, SLG: 0.456										4	1	1	1	0	0	1											
Don Mattingly, L OBP: 0.354, SLG: 0.458										3	0	0	0	0	0	1											
Dave Winfield, R OBP: 0.409, SLG: 0.550										2	1	0	0	1	0	1											
Ken Phelps, L OBP: 0.407, SLG: 0.540										2	0	0	0	1	1	0											
Mike Pagliarulo, L OBP: 0.280, SLG: 0.358										3	0	0	0	0	1	2											
Willie Randolph, R OBP: 0.336, SLG: 0.325										3	0	0	1	0	1	1											
Don Slaught, R OBP: 0.343, SLG: 0.459										3	0	0	0	0	0	1											
Rafael Santana, R OBP: 0.286, SLG: 0.297										3	0	0	0	0	0	0											
Inning Stats	R: 0 E: 0 K: 0 S: 5	H: 0 LOB: 0 BB: 1 P: 12	R: 0 E: 0 K: 1 S: 5	H: 0 LOB: 0 BB: 0 P: 9	R: 0 E: 0 K: 0 S: 7	H: 0 LOB: 0 BB: 0 P: 12	R: 0 E: 0 K: 0 S: 7	H: 0 LOB: 0 BB: 0 P: 11	R: 1 E: 0 K: 0 S: 7	H: 0 LOB: 1 BB: 2 P: 20	R: 1 E: 1 K: 0 S: 11	H: 1 LOB: 1 BB: 0 P: 15	R: 0 E: 0 K: 2 S: 7	H: 0 LOB: 0 BB: 0 P: 11	R: 0 E: 0 K: 0 S: 8	H: 0 LOB: 0 BB: 0 P: 11		R: 1 E: 0 K: 0 S: 2	H: 1 LOB: 0 BB: 0 P: 5	1B: 0 2B: 0 3B: 1 HR: 1	SF: 0 SAC: 0 DP: 1 HBP: 0	WP: 0 PB: 0 SB: 0 CS: 0	PA: 29				
PITCHER	IP	WLS	BF	H	R	ER	SO	BB	IBB	HBP	BLK	WP	HR	S	P	ERA	WHIP										
Walt Terrell, R ERA: 4.02	8.0	L	29	2	3	2	3	3	0	0	0	0	1	59	106	2.25	0.625										

AB	32
R	2
H	7
RBI	2
BB	6
SO	7
LOB	19




AB	26
R	3
H	2
RBI	2
BB	3
SO	3
LOB	7



Batter	1	2	3	4	5	6	7	8	9	AB	R	H	RBI	BB	SO	LOB	TOP					
Scott Lusader, L OBP: 0.125, SLG: 0.571 (1, 8)	4-3		G5-3		1-H HR		1-3			4	1	1	2	0	0	1						
Dave Beraman, L OBP: 0.388, SLG: 0.430 (1, 3)	4-3			G4-3	L5			F8		4	0	0	0	0	0	0						
Alan Trammell, R OBP: 0.380, SLG: 0.481 (1, 6)	F7			1B 2B		F8		HBP		3	1	1	0	0	0	0						
Fred Lynn, L OBP: 0.299, SLG: 0.464 Pat Sheridan, L OBP: 0.346, SLG: 0.415 (1, 7)		HR		1B HBP		F7		F7		3	1	1	1	0	0	1						
Matt Nokes, L OBP: 0.310, SLG: 0.426 (1, 2)	F2			G3-6-1 1B				F8		0	0	0	0	0	0	0						
Darrell Evans, L OBP: 0.333, SLG: 0.355 (1, 10)	F8			G3-6-1		K				4	0	0	0	0	1	3						
Dwayne Murphy, L OBP: 0.368, SLG: 0.374 Gary Pettis, S OBP: 0.283, SLG: 0.275 Bill Bean, L OBP: 0.400, SLG: 0.800 (1, 9)				4-3		B4-3		5-3		3	0	0	0	0	1	0						
Tom Brookens, R OBP: 0.320, SLG: 0.353 Torey Lovullo, S OBP: 1.000, SLG: 1.000 (8, 5)			P4		FC6-4 1B		K		FC6-4 1B	3	0	1	0	0	1	0						
Jim Walewander, S OBP: 0.265, SLG: 0.254 (1, 4)	F7			FC6-4 HR		E3		FC6-4		4	1	0	0	0	0	2						
Inning Stats	R: 0 E: 0 K: 0 S: 7	H: 0 LOB: 0 BB: 0 P: 11	R: 1 E: 0 K: 1 S: 13	H: 1 LOB: 0 BB: 0 P: 20	R: 0 E: 0 K: 0 S: 5	H: 0 LOB: 0 BB: 0 P: 8	R: 1 E: 0 K: 0 S: 8	H: 2 LOB: 1 BB: 0 P: 16	R: 2 E: 0 K: 0 S: 9	H: 2 LOB: 0 BB: 0 P: 14	R: 0 E: 0 K: 1 S: 8	H: 1 LOB: 1 BB: 0 P: 13	R: 0 E: 0 K: 1 S: 12	H: 0 LOB: 0 BB: 0 P: 18	R: 0 E: 0 K: 0 S: 10	H: 0 LOB: 1 BB: 0 P: 20	R: 0 E: 0 K: 0 S: 11	H: 1 LOB: 1 BB: 0 P: 16	1B: 3 2B: 2 3B: 0 HR: 2	SF: 0 SAC: 0 DP: 1 HBP: 2	WP: 0 PB: 0 SB: 0 CS: 0	PA: 36
PITCHER Rick Rhoden, R ERA: 4.32 (1, 1)	IP: 9.0 WLS: W BF: 36 H: 7 R: 4 ER: 4 SO: 3 BB: 0 IBB: 0 HBP: 2 BLK: 0 WP: 0 HR: 2 S: 83 P: 136 ERA: 4.00 WHIP: 0.778															PITCHER						

Detroit Tigers @ New York Yankees
 Yankee Stadium, Bronx, NY
 Sat Sep 10 1988, 3:33 AM EDT
 Att: 45,418 - Sunny - 80 F


AB 34
R 4
H 7
RBI 4
BB 0
SO 3
LOB 8



Batter	1	2	3	4	5	6	7	8	9	AB	R	H	RBI	BB	SO	LOB	BOTTOM			
Rickey Henderson, R OBP: 0.389, SLG: 0.394 (1, 7)	L9	E 1B		5-3		FC4-6 1B	1B 1B			5	1	3	3	0	0	1				
Claudell Washington, L OBP: 0.359, SLG: 0.452 (1, 8)	1B BB	E5		K		FC4-6	SF7			3	0	0	1	1	1	5				
Don Mattingly, L OBP: 0.354, SLG: 0.457 (1, 3)	1B	F2			F8	G3	1B 1B			5	0	2	1	0	0	5				
Dave Winfield, R OBP: 0.409, SLG: 0.547 (1, 9)	K	K			4-3		BB 1B			4	1	1	1	1	2	5				
Jack Clark, R OBP: 0.377, SLG: 0.432 Roberto Kelly, R OBP: 0.272, SLG: 0.364 Hal Morris, L OBP: 0.200, SLG: 0.200 (1, 10)	K		4-3		1B		1B F8			4	0	2	0	0	1	2				
Mike Pagliaro, L OBP: 0.276, SLG: 0.353 (1, 5)		K	K		5-3		K	K		5	0	0	0	0	4	3				
Willie Randolph, R OBP: 0.339, SLG: 0.327 (1, 4)		2B 1B	B1-3			FC1-5 1B	2B 1B IBB	K		4	2	2	0	1	1	0				
Don Slaught, R OBP: 0.351, SLG: 0.473 (1, 2)		1B 2B		SH1-3 1B		E5 1B	1B SF7 2B	1B		5	3	4	2	0	0	1				
Rafael Santana, R OBP: 0.287, SLG: 0.298 Ken Phelps, L OBP: 0.409, SLG: 0.540 Randy Velarde, R OBP: 0.243, SLG: 0.364 (8, 6)		E 1B		SH1-3		FC1-5 1B	1B IBB	F8		2	0	1	1	0	0	2				
Inning Stats	R: 0 E: 0 K: 2 S: 11	H: 1 LOB: 2 BB: 1 P: 21	R: 2 E: 1 K: 2 S: 19	H: 4 LOB: 3 BB: 0 P: 26	R: 0 E: 0 K: 1 S: 9	H: 0 LOB: 0 BB: 0 P: 16	R: 0 E: 0 K: 1 S: 9	H: 1 LOB: 1 BB: 0 P: 12	R: 0 E: 0 K: 0 S: 11	H: 1 LOB: 1 BB: 0 P: 15	R: 1 E: 1 K: 0 S: 9	H: 2 LOB: 2 BB: 0 P: 11	R: 6 E: 0 K: 1 S: 19	H: 5 LOB: 2 BB: 3 P: 43	R: 0 E: 0 K: 2 S: 10	H: 1 LOB: 1 BB: 0 P: 13	1B: 13 2B: 2 3B: 0 HR: 0	SF: 1 SAC: 1 DP: 0 HBP: 0	WP: 0 PB: 0 SB: 1 CS: 0	PA: 45
PITCHER Jack Morris, R ERA: 4.2 Mark Huisman, R ERA: 6.0 Paul Gibson, L ERA: 2.82 Don Heinkel, R ERA: 4.13 (1, 1)	IP: 6.1 WLS: L BF: 35 H: 11 R: 8 ER: 7 SO: 7 BB: 2 IBB: 1 HBP: 0 BLK: 0 WP: 0 HR: 0 S: 76 P: 119 ERA: 9.95 WHIP: 2.053															PITCHER				

Detroit Tigers @ New York Yankees
 Yankee Stadium, Bronx, NY
 Sat Sep 10 1988, 3:33 AM EDT
 Att: 45,418 - Sunny - 80 F

AB 39
R 9
H 15
RBI 9
BB 4
SO 9
LOB 27



Batter	1	2	3	4	5	6	7	8	9	10	11	12	13	14	15	16	17	18	AB	R	H	RBI	BB	SO	LOB	TOP				
Gary Pettis, S OBP: 0.286, SLG: 0.275	G6-3		BB		BB	G4-3			FC2-4		1B		K			BB		F7	7	0	2	0	2	1	3					
Luis Salazar, R OBP: 0.295, SLG: 0.384 Scott Loperud, L OBP: 0.143, SLG: 0.333	F9		F7		BB				G4-3		1B		K			K		F7	2	0	0	0	1	0	1					
Alan Trammell, R OBP: 0.376, SLG: 0.482	F8		P6						K				F7					P4	8	1	1	1	0	2	5					
Chet Lemon, R OBP: 0.347, SLG: 0.413		L4	K2-3						K				G6-3					G4-3	8	0	1	0	0	2	5					
Ray Knight, R OBP: 0.272, SLG: 0.285 Dave Bergman, L OBP: 0.388, SLG: 0.427	L7				F7				F7				F8					G4-3	2	0	0	0	0	0	0					
Bill Bean, L OBP: 0.286, SLG: 0.571		L7							F7				1B					G4-3	2	0	0	0	0	0	1					
Larry Herndon, R OBP: 0.302, SLG: 0.293 Pat Sheridan, R OBP: 0.343, SLG: 0.410	1B	2B	BB						F7				G3-1					5-3	0	1	0	0	2	0	0					
Mike Heath, R OBP: 0.326, SLG: 0.396 Matt Nokes, L OBP: 0.307, SLG: 0.425	2B	1B	BB						G4-3				G5-3					F7	5	0	1	0	0	1	1					
Tom Brookens, R OBP: 0.320, SLG: 0.380	1B								G4-3				5-3					G6-3	7	1	2	1	0	2	2					
Jim Walewander, S OBP: 0.281, SLG: 0.250 Fred Lynn, L OBP: 0.391, SLG: 0.466 Torey Lovullo, S OBP: 0.500, SLG: 0.400	1-3								FC2-4				BB					F9	2	0	0	0	0	0	4					
Inning Stats	R: 0 E: 0 K: 0 S: 8	H: 0 LOB: 0 BB: 0 P: 13	R: 1 E: 0 K: 2 S: 17	H: 2 LOB: 1 BB: 1 P: 30	R: 0 E: 0 K: 1 S: 15	H: 0 LOB: 1 BB: 1 P: 23	R: 0 E: 0 K: 0 S: 13	H: 1 LOB: 2 BB: 1 P: 23	R: 1 E: 0 K: 0 S: 13	H: 2 LOB: 1 BB: 0 P: 21	R: 0 E: 0 K: 0 S: 9	H: 0 LOB: 0 BB: 0 P: 16	R: 0 E: 0 K: 1 S: 7	H: 0 LOB: 0 BB: 0 P: 10	R: 0 E: 0 K: 0 S: 9	H: 2 LOB: 2 BB: 0 P: 15	R: 0 E: 0 K: 2 S: 10	H: 0 LOB: 0 BB: 0 P: 17	R: 0 E: 0 K: 1 S: 10	H: 0 LOB: 0 BB: 0 P: 18	R: 0 E: 0 K: 1 S: 13	H: 1 LOB: 1 BB: 0 P: 21	R: 1 E: 1 K: 0 S: 7	H: 1 LOB: 1 BB: 0 P: 10	1B: 7 2B: 2 3B: 0 HR: 1	SF: 0 SAC: 1 DF: 1 HBP: 0	WP: 0 PB: 0 CS: 0	PA: 74		
PITCHER	IP	WLS	BF	H	R	ER	SO	BB	IBB	HBP	BLK	WP	HR	S	P	ERA	WHIP													
Al Leiter, L ERA: 3.67	(1.1)	4.0	20	3	1	1	2	4	0	0	0	0	0	54	94	2.25	1.750													
Neil Allen, R ERA: 4.1	(5.1)	2.2	11	3	2	2	2	0	0	0	0	0	1	31	49	6.75	1.125													
Hipolito Pena, L ERA	(7.1)	1.1	5	0	0	0	0	1	0	0	0	0	0	10	22	0.00	0.750													
Dale Mohoric, R ERA: 4.0	(8.1)	3.2	15	3	0	0	3	1	0	0	0	0	0	30	50	0.00	1.091													
Dave Righetti, L ERA: 3.69	(12.1)	3.1	10	0	0	0	3	0	0	0	0	0	0	26	44	0.00	0.000													
PITCHER	IP	WLS	BF	H	R	ER	SO	BB	IBB	HBP	BLK	WP	HR	S	P	ERA	WHIP													
Steve Shields, R ERA: 4.18	(16.1)	3.0	13	2	1	0	2	1	0	0	0	0	0	30	49	0.00	1.000													
Batter	1	2	3	4	5	6	7	8	9	10	11	12	13	14	15	16	17	18	AB	R	H	RBI	BB	SO	LOB	BOTTOM				
Rickey Henderson, R OBP: 0.385, SLG: 0.388	4-3		F9		P4				F7									L5	7	1	0	0	1	1	0					
Claudell Washington, L OBP: 0.369, SLG: 0.459	G4-3		F5		3-1								G6-3					G3-6	8	1	3	2	0	0	0					
Don Mattingly, L OBP: 0.302, SLG: 0.455	F7				2B				F8				P5					G3-6	7	1	1	0	0	0	2					
Dave Winfield, R OBP: 0.408, SLG: 0.550		HR	2B		1B				F8				F9					K	7	1	3	1	0	2	0					
Jack Clark, R OBP: 0.377, SLG: 0.439 Roberto Kelly, R OBP: 0.272, SLG: 0.368 Gary Ward, R OBP: 0.294, SLG: 0.282		HR	2B		2H				F8				F9					K	5	1	2	2	0	1	2					
Mike Pagliarulo, L OBP: 0.275, SLG: 0.350					1B				5-3				K					SH1-3	6	0	0	0	0	0	0					
Willie Randolph, R OBP: 0.341, SLG: 0.328					HR				K				P5					1B	6	0	1	0	0	1	3					
Don Slaught, R OBP: 0.343, SLG: 0.481					HR				5-3				F8					1B	6	0	2	0	1	1	1					
Rafael Santana, R OBP: 0.288, SLG: 0.297 Ken Phelous, L OBP: 0.468, SLG: 0.538 Randy Velarde, R OBP: 0.243, SLG: 0.364 Hal Morris, L OBP: 0.182, SLG: 0.182 Luis Aguayo, R OBP: 0.316, SLG: 0.343					2B				F8				5-3					1B	7	0	0	0	0	2	6					
Inning Stats	R: 0 E: 0 K: 0 S: 7	H: 0 LOB: 0 BB: 0 P: 10	R: 2 E: 0 K: 2 S: 11	H: 2 LOB: 0 BB: 0 P: 19	R: 0 E: 0 K: 0 S: 6	H: 3 LOB: 2 BB: 0 P: 21	R: 1 E: 0 K: 0 S: 12	H: 0 LOB: 0 BB: 0 P: 11	R: 0 E: 0 K: 0 S: 9	H: 0 LOB: 0 BB: 0 P: 16	R: 0 E: 0 K: 1 S: 9	H: 1 LOB: 1 BB: 0 P: 15	R: 0 E: 0 K: 0 S: 12	H: 2 LOB: 2 BB: 0 P: 16	R: 0 E: 0 K: 0 S: 8	H: 0 LOB: 0 BB: 0 P: 13	R: 0 E: 0 K: 2 S: 10	H: 0 LOB: 0 BB: 0 P: 18	R: 0 E: 0 K: 1 S: 9	H: 2 LOB: 1 BB: 0 P: 13	R: 0 E: 0 K: 1 S: 6	H: 0 LOB: 0 BB: 0 P: 9	R: 0 E: 0 K: 1 S: 16	H: 1 LOB: 0 BB: 0 P: 28	R: 2 E: 0 K: 0 S: 3	H: 1 LOB: 0 BB: 1 P: 7	1B: 8 2B: 3 3B: 0 HR: 2	SF: 0 SAC: 1 DF: 1 HBP: 0	WP: 0 PB: 0 CS: 0	PA: 65
PITCHER	IP	WLS	BF	H	R	ER	SO	BB	IBB	HBP	BLK	WP	HR	S	P	ERA	WHIP													
Doyle Alexander, R ERA: 4.39	(1.1)	8.0	30	6	3	3	4	0	0	0	0	0	0	73	113	3.38	0.750													
Mike Henneman, R ERA: 2.3	(6.1)	7.0	25	5	0	0	4	0	0	0	0	0	0	65	99	0.00	0.714													
Willie Hernandez, L ERA: 3.51	(16.1)	2.0	10	2	2	2	2	2	1	0	0	0	1	25	44	9.00	2.000													


Detroit Tigers @ New York Yankees
Yankee Stadium, Bronx, NY
Sun Sep 11 1998, 3:33 AM EDT
Alt. 39,008 - Sunny - 66 F

AB 66
R 4
H 11
RBI 4
BB 7
SO 12
LOB 30



Detroit Tigers @ New York Yankees
Yankee Stadium, Bronx, NY
Sun Sep 11 1998, 3:33 AM EDT
Alt. 39,008 - Sunny - 66 F


AB 61
R 5
H 13
RBI 5
BB 3
SO 10
LOB 16





Batter	1	2	3	4	5	6	7	8	9	AB R H RBI BB SO LOB	TOP									
Rickey Henderson, R OBP: 0.385, SLG: 0.388	3-2 S 1B		1-1 G5-4-3 1B			1-2 F7		3-3 K	3-2 E1	5 0 2 0 0 1 1	New York Yankees @ Cleveland Indians Cleveland Municipal Stadium, Cleveland, OH Mon Sep 12 1988, 7:05 PM EDT Att: 11,426 - Unknown - 68 F									
Willie Randolph, R OBP: 0.337, SLG: 0.324 Claudell Washington, L OBP: 0.359, SLG: 0.457	1 SAFE 1-2 L6		0-0 G5-4-3			0-0 1-3			L6 K	4 0 0 0 0 0 2 1 0 0 0 0 1 2										
Don Mattingly, L OBP: 0.351, SLG: 0.453	1-0 F8		2-3 K			0-3 K			0-1 WP HR 1B	4 1 1 0 0 2 1										
Dave Winfield, R OBP: 0.408, SLG: 0.547	0-3 K			1-1 G4-3		0-0 G6-3			4-2 HR BB	3 1 0 0 1 1 1										
Jack Clark, R OBP: 0.378, SLG: 0.446		1-0 F8		1-2 F8		0-1 1B			1-0 HR	4 1 2 3 0 0 0										
Gary Ward, R OBP: 0.293, SLG: 0.282		1-2 1B		2-2 P3		2-3 K			1-H 2-H 5-3	4 1 1 0 0 1 1										
Luis Aguayo, R OBP: 0.319, SLG: 0.359		0-0 1B			1-3 K				1-0 HR	4 1 2 1 0 1 1										
Joel Skinner, R OBP: 0.250, SLG: 0.325		0-0 G5-4-3 1B			0-0 G4-3			2-1 F8	1-2 HR	4 1 2 2 0 0 0										
Rafael Santana, R OBP: 0.286, SLG: 0.296 Roberto Kelly, R OBP: 0.272, SLG: 0.364		0-1 G5-4-3			0-2 G6-3			1-2 6-3	2-1 E 1B	4 0 1 0 0 0 2 0 0 0 0 0 0 0										
Inning Stats	R: 0 E: 0 K: 1 S: 11	H: 1 LOB: 1 BB: 0 P: 16	R: 1 E: 0 K: 0 S: 8	H: 3 LOB: 1 BB: 0 P: 10	R: 0 E: 0 K: 1 S: 7	H: 0 LOB: 0 BB: 0 P: 10	R: 0 E: 0 K: 0 S: 9	H: 0 LOB: 0 BB: 0 P: 13	R: 0 E: 0 K: 1 S: 7	H: 0 LOB: 0 BB: 0 P: 8	R: 0 E: 0 K: 1 S: 7	H: 1 LOB: 1 BB: 0 P: 11	R: 0 E: 0 K: 1 S: 9	H: 0 LOB: 0 BB: 0 P: 15	R: 5 E: 1 K: 1 S: 28	H: 5 LOB: 2 BB: 1 P: 48	1B: 8 2B: 0 3B: 0 HR: 3	SF: 0 SAC: 0 DP: 2 HBP: 0	WP: 1 PB: 0 SB: 1 CS: 0	PA: 38
PITCHER	IP WLS BF H R ER SO BB IBB HBP BLK WP HR S P ERA WHIP											IP WLS BF H R ER SO BB IBB HBP BLK WP HR S P ERA WHIP								
Greg Swindell, L ERA: 3.24	(1, 1) 8.2 W 34 9 5 5 6 1 0 0 0 1 2 77 115 5.19 1.154																			
Brad Havens, L ERA: 3.59	(9, 1) 0.0 2 2 1 1 0 0 0 0 0 0 1 9 12 ∞ ∞																			
Doug Jones, R ERA: 2.29	(9, 1) 0.1 S 2 0 0 0 1 0 0 0 0 0 0 8 13 0.00 0.000																			


Batter	1	2	3	4	5	6	7	8	9	AB R H RBI BB SO LOB	BOTTOM									
Julio Franco, R OBP: 0.361, SLG: 0.415 Houston Jimenez, R OBP: 0.048, SLG: 0.048	2-1 G4-3		2-2 1B 2B	2-2 S 1B		3-2 F3		2-0 F8		5 2 2 0 0 0 0 0 0 0 0 0 0 0	New York Yankees @ Cleveland Indians Cleveland Municipal Stadium, Cleveland, OH Mon Sep 12 1988, 7:05 PM EDT Att: 11,426 - Unknown - 68 F									
Andy Allanson, R OBP: 0.287, SLG: 0.302	4-0 2B BB		1-0 1B E HBP	0-1 F8		0-0 F2		2-3 K		3 2 0 0 1 1 1										
Cory Snyder, R OBP: 0.328, SLG: 0.496	0-0 1-H 2B		1-1 E7 2B 1B	2-3 K		0-0 1B		0-0 F9		5 1 3 2 0 1 1										
Ron Kittle, R OBP: 0.319, SLG: 0.534	0-3 K		2-2 2B SF8 HBP	0-2 1-H HR 1B		0-2 1B		1-2 1B		3 2 2 1 0 1 1										
Luis Medina, R OBP: 0.429, SLG: 1.071 Willie Upshaw, L OBP: 0.338, SLG: 0.381	0-3 K		2-3 K	0-2 1-H HR		1-3 K				4 1 1 2 0 3 5 0 0 0 0 0 0 0										
Brook Jacoby, R OBP: 0.305, SLG: 0.341		1-3 K	0-1 2B	1-0 6-3		3-1 F7				4 0 1 1 0 1 0										
Carmen Castillo, R OBP: 0.288, SLG: 0.344		1-2 P3	4-0 IBB		0-1 F3		0-0 2B			3 0 1 0 1 0 0										
Jay Bell, R OBP: 0.278, SLG: 0.240		1-1 1B	1-2 SF8		2-3 K		1-3 K			3 0 1 1 0 2 1										
Scott Jordan, R		3-3 K	3-H G6-3		1-0 P6		1-2 F9			4 0 0 0 0 1 4										
Inning Stats	R: 1 E: 0 K: 2 S: 9	H: 1 LOB: 1 BB: 1 P: 15	R: 0 E: 0 K: 2 S: 12	H: 1 LOB: 1 BB: 0 P: 18	R: 4 E: 1 K: 1 S: 21	H: 3 LOB: 2 BB: 1 P: 37	R: 3 E: 0 K: 1 S: 15	H: 3 LOB: 0 BB: 0 P: 20	R: 0 E: 0 K: 1 S: 7	H: 0 LOB: 0 BB: 0 P: 10	R: 0 E: 0 K: 1 S: 12	H: 2 LOB: 2 BB: 0 P: 16	R: 0 E: 0 K: 1 S: 9	H: 1 LOB: 1 BB: 0 P: 14	R: 0 E: 0 K: 1 S: 5	H: 0 LOB: 0 BB: 0 P: 9	1B: 6 2B: 4 3B: 0 HR: 1	SF: 1 SAC: 0 DP: 0 HBP: 2	WP: 0 PB: 0 SB: 1 CS: 0	PA: 39
PITCHER	IP WLS BF H R ER SO BB IBB HBP BLK WP HR S P ERA WHIP											IP WLS BF H R ER SO BB IBB HBP BLK WP HR S P ERA WHIP								
Tommy John, L ERA: 4.68	(1, 1) 3.2 L 22 7 7 7 6 1 1 2 0 0 1 37 54 2.08 0.923																			
Charles Hudson, R ERA: 4.37	(4, 1) 4.1 17 4 1 1 4 0 0 0 0 0 1 37 54 2.08 0.923																			



Batter	1	2	3	4	5	6	7	8	9	AB	R	H	RBI	BB	SO	LOB	TOP								
Rickey Henderson, R OBP: 0.387, SLG: 0.388 (1, 7)	0-0 1-3		3-2 S E 1B		4-1 G6-4-3 BB		1-2 5-3		4-2 PB S BB	3	1	1	1	2	0	0	New York Yankees @ Cleveland Indians Cleveland Municipal Stadium, Cleveland, OH Tue Sep 13 1988, 7:05 PM EDT Att: 8,455 - Unknown - 60 F AB 35 R 5 H 9 RBI 4 BB 4 SO 4 LOB 21 								
Claudell Washington, L OBP: 0.356, SLG: 0.454 (1, 8)	0-1 F7		1-3 K		0-0 G6-4-3		0-2		1-1 F5	5	0	1	0	0	1	4									
Don Mattingly, L OBP: 0.348, SLG: 0.449 (1, 3)	2-2 G3		0-1 6-3		2-0 G6-3		3-2 4-3		3-2 F9	5	0	0	0	0	0	3									
Dave Winfield, R OBP: 0.412, SLG: 0.551 (1, 9)		2-2 F9 BLK 1B		4-1 F9 BB BB		1-1 1B 2B		2-2 FC6-4 1B		3	1	3	0	1	0	0									
Jack Clark, R OBP: 0.375, SLG: 0.442 Roberto Kelly, R OBP: 0.272, SLG: 0.364 (1, 10)	0-0 P4		2-3 K		1-0 P4		1-1 FC6-4 HR		4-0 0-1	4	0	0	0	0	1	4									
Mike Pagliarulo, L OBP: 0.275, SLG: 0.349 Luis Aguayo, R OBP: 0.322, SLG: 0.376 (1, 5)	2-2 F9		4-2 BB		0-2 P4		2-0 HR		2-0 HR	2	0	0	0	1	0	2									
Willie Randolph, R OBP: 0.337, SLG: 0.323 (1, 4)	2-1 6-3		0-0 F9		1-2 1B		1-0 F8		1-0 F8	4	0	1	1	0	0	4									
Don Slaught, R OBP: 0.339, SLG: 0.455 (1, 2)			1-2 F9		0-1 5-3		2-2 P4		1-0 5-3	4	0	0	0	0	0	4									
Rafael Santana, R OBP: 0.288, SLG: 0.301 (1, 6)			1-0 1B 2B		0-1 G6-4-3 BB 1B		3-3 K		3-3 K	4	1	2	0	0	2	0									
Inning Stats	R: 0 E: 0 K: 0 S: 6	H: 0 LOB: 0 BB: 0 P: 8	R: 0 E: 0 K: 0 S: 9	H: 1 LOB: 1 BB: 0 P: 15	R: 2 E: 0 K: 1 S: 18	H: 2 LOB: 0 BB: 0 P: 23	R: 0 E: 0 K: 1 S: 11	H: 0 LOB: 2 BB: 2 P: 21	R: 0 E: 0 K: 0 S: 5	H: 1 LOB: 1 BB: 0 P: 11	R: 1 E: 0 K: 0 S: 13	H: 2 LOB: 1 BB: 0 P: 18	R: 0 E: 0 K: 1 S: 13	H: 1 LOB: 0 BB: 0 P: 20	R: 2 E: 0 K: 0 S: 8	H: 2 LOB: 1 BB: 0 P: 15	R: 0 E: 0 K: 1 S: 14	H: 0 LOB: 1 BB: 1 P: 25	1B: 6 2B: 2 HR: 1	SF: 0 SAC: 0 DP: 1 HBP: 0	WP: 0 PB: 1 SB: 3 CS: 0	PA: 39			
PITCHER	IP	WLS	BF	H	R	ER	SO	BB	IBB	HBP	BLK	WP	HR	S	P	ERA	WHIP								
Rod Nichols, R ERA: 5.63 (1, 1)	6.0		26	6	3	2	2	3	0	0	1	0	0	62	96	3.00	1.500								
Don Gordon, R ERA: 4.22 (7, 1)	1.1		6	2	1	1	1	0	0	0	0	0	0	18	28	6.75	1.500								
Scott Bailes, L ERA: 4.93 (8, 1)	1.2	L	7	1	1	1	1	1	0	0	0	0	1	17	32	5.40	1.200								

Batter	1	2	3	4	5	6	7	8	9	AB	R	H	RBI	BB	SO	LOB	BOTTOM								
Julio Franco, R OBP: 0.362, SLG: 0.416 (1, 4)	1-0 G4-3		1-1 F9		1-1 2B 2B		2-2 1B 1B		2-3 K	5	1	2	0	0	1	1	New York Yankees @ Cleveland Indians Cleveland Municipal Stadium, Cleveland, OH Tue Sep 13 1988, 7:05 PM EDT Att: 8,455 - Unknown - 60 F AB 37 R 4 H 11 RBI 4 BB 0 SO 3 LOB 11 								
Reggie Williams, R OBP: 0.333, SLG: 0.556 Mel Hall, L OBP: 0.323, SLG: 0.408 (1, 7)	1-2 F5		0-0 HR		0-1 2B 2B		2-1 1B 1B		1-3 1B	3	1	2	1	0	0	0									
Joe Carter, R OBP: 0.323, SLG: 0.500 (1, 8)	1-1 P5		0-1 HR		1-1 F8		2-0 F7		1-1 F7	4	1	1	2	0	0	3									
Cory Snyder, R OBP: 0.329, SLG: 0.496 (1, 9)		3-2 FC5-4 1B		0-1 5-3		0-0 FC5-4 1B		1-0 5-3		4	0	2	0	0	0	0									
Rod Allen, R (1, 10)		1-3 K		1-2 F9		0-2 L8		3-2 F7		3	0	0	0	0	1	2									
Dave Clark, L OBP: 0.346, SLG: 0.398 (8, PH)		0-1 FC5-4		2-1 L5		0-0 FC5-4		0-2 F8		4	0	0	0	0	0	2									
Brook Jacoby, R OBP: 0.302, SLG: 0.338 (1, 5)		2-3 K2-3		0-0 HR		3-2 P4		3-1 F8 1B		4	1	2	1	0	1	2									
Luis Medina, R OBP: 0.444, SLG: 1.111 Scott Jordan, R (9, PR)			0-1 F9		2-2 6-3		0-0 F8		1-0 F8	3	0	0	0	0	0	0									
Andy Allanson, R OBP: 0.285, SLG: 0.299 Carmen Castillo, R OBP: 0.287, SLG: 0.342 (1, 2)			0-0 F9		1-1 G3-1		1-2 5-3		3-1 F8 1B	3	0	0	0	0	0	0									
Jay Bell, R OBP: 0.274, SLG: 0.236 Ron Kittle, R OBP: 0.321, SLG: 0.536 Paul Zuvella, R OBP: 0.286, SLG: 0.277 (1, 6)			0-0 F8							1	0	1	0	0	0	0									
Inning Stats	R: 0 E: 0 K: 0 S: 6	H: 0 LOB: 0 BB: 0 P: 9	R: 0 E: 0 K: 2 S: 14	H: 1 LOB: 1 BB: 0 P: 20	R: 0 E: 0 K: 0 S: 5	H: 0 LOB: 0 BB: 0 P: 6	R: 2 E: 0 K: 0 S: 11	H: 2 LOB: 0 BB: 0 P: 14	R: 2 E: 0 K: 0 S: 12	H: 3 LOB: 1 BB: 0 P: 17	R: 0 E: 0 K: 0 S: 9	H: 1 LOB: 1 BB: 0 P: 12	R: 0 E: 0 K: 0 S: 11	H: 2 LOB: 2 BB: 0 P: 18	R: 0 E: 0 K: 0 S: 7	H: 0 LOB: 0 BB: 0 P: 11	R: 0 E: 0 K: 1 S: 8	H: 2 LOB: 1 BB: 0 P: 17	1B: 6 2B: 3 HR: 2	SF: 0 SAC: 0 DP: 0 HBP: 0	WP: 0 PB: 0 SB: 0 CS: 0	PA: 37			
PITCHER	IP	WLS	BF	H	R	ER	SO	BB	IBB	HBP	BLK	WP	HR	S	P	ERA	WHIP								
Ron Guidry, L ERA: 3.59 (1, 1)	4.2		20	6	4	4	2	0	0	0	0	0	0	29	44	0.00	0.900								
Neil Allen, R ERA: 3.97 (5, 1)	3.1	W	13	3	0	0	0	0	0	0	0	0	0	8	17	0.00	2.000								
Dave Righetti, L ERA: 3.64 (9, 1)	1.0	S	4	2	0	0	1	0	0	0	0	0	0	8	17	0.00	2.000								

Batter	1	2	3	4	5	6	7	8	9	AB	R	H	RBI	BB	SO	LOB	TOP					
Rickey Henderson, R OBP: 0.390, SLG: 0.389	3-3 K	0-0 F8		0-0 2B		4-2 G3 S BB	4-2 BB		4-1 BB	3	1	1	1	3	1	0	New York Yankees @ Cleveland Indians Cleveland Municipal Stadium, Cleveland, OH Wed Sep 14 1988, 7:05 PM EDT Att: 12,478 - Unknown - 68 F AB 37 R 7 H 12 RBI 7 BB 7 SO 6 LOB 22 					
Claudell Washington, L OBP: 0.354, SLG: 0.450	2-2 HR		1-0 L8	0-1 L1		2-2 G3	0-0 4-1		0-2 6-3	6	1	1	0	0	0	8						
Don Mattingly, L OBP: 0.348, SLG: 0.448	2-1 HR		3-1 F8	4-2 FC6-4 BB		0-0 SF9		2-2 G3		3	1	1	1	1	0	0						
Dave Winfield, R OBP: 0.414, SLG: 0.559	1-2 HR		3-3 K	3-1 FC6-4 BB		3-H 3-2 1B		2-0 K		5	1	3	3	0	1	3						
Jack Clark, R OBP: 0.375, SLG: 0.440	2-2 FC5-4 1B			4-0 2B BB	1-0 F4	1-3 K		2-3 K		4	1	1	0	1	2	2						
Roberto Kelly, R OBP: 0.272, SLG: 0.364										0	0	0	0	0	0	0						
Mike Pagliarulo, L OBP: 0.275, SLG: 0.349	0-2 FC5-4 1-2		0-1 F8 SH 2B	1-0 4-3		0-3 K		2-0 4-3		5	1	1	1	0	1	2						
Willie Randolph, R OBP: 0.340, SLG: 0.323	1-0 L7		3-2 F8	4-1 2B BB		4-0 1B BB		1-1 SH1-4 1B		3	0	1	0	2	0	2						
Joel Skinner, R OBP: 0.255, SLG: 0.333		2-3 K	0-0 SH 1B 2B	0-0 SH 1B 2B	0-0 2B	2-2 BB		0-1 SH1-4		3	1	2	1	0	1	0						
Rafael Santana, R OBP: 0.287, SLG: 0.300		2-1 F8	3-1 2B 1B	1-2 F8		2-0 F7		3-2 6-3		5	0	1	0	0	0	5						
Inning Stats	R: 3 E: 0 K: 1 S: 24	H: 4 LOB: 1 BB: 0 P: 35	R: 0 E: 0 K: 1 S: 6	H: 0 LOB: 0 BB: 0 P: 10	R: 0 E: 0 K: 1 S: 6	H: 0 LOB: 0 BB: 0 P: 13	R: 3 E: 0 K: 0 S: 16	H: 3 LOB: 3 BB: 2 P: 33	R: 0 E: 0 K: 0 S: 8	H: 1 LOB: 2 BB: 1 P: 15	R: 1 E: 0 K: 1 S: 12	H: 1 LOB: 1 BB: 2 P: 22	R: 0 E: 0 K: 1 S: 10	H: 1 LOB: 3 BB: 2 P: 22	R: 0 E: 0 K: 1 S: 11	H: 1 LOB: 1 BB: 0 P: 19	R: 0 E: 0 K: 0 S: 13	H: 1 LOB: 2 BB: 1 P: 21	1B: 7 2B: 4 3B: 0 HR: 1	SF: 1 SAC: 2 DP: 0 HBP: 0	WP: 0 PB: 0 SB: 2 CS: 0	PA: 47
PITCHER	IP WLS BF H R ER SO BB IBB HBP BLK WP HR S P ERA WHIP	IP WLS BF H R ER SO BB IBB HBP BLK WP HR S P ERA WHIP															IP WLS BF H R ER SO BB IBB HBP BLK WP HR S P ERA WHIP					
Rich Yett, R ERA: 4.91	3.1 L 18 6 6 6 3 1 0 0 0 0 1 45 77 16.20 2.100																					
Brad Havens, L ERA: 3.49	4.0 22 5 1 1 2 5 0 0 0 0 0 44 84 2.25 2.500																					
Jeff Dedmon, R ERA: 5.16	1.2 7 1 0 0 1 1 0 0 0 0 0 17 29 0.00 1.200																					

Batter	1	2	3	4	5	6	7	8	9	AB	R	H	RBI	BB	SO	LOB	BOTTOM					
Julio Franco, R OBP: 0.362, SLG: 0.415	0-1 F9		3-2 1B		4-2 2B BB	1-0 FC4-6 1-2		2-2 F8		4	1	1	0	1	0	3	New York Yankees @ Cleveland Indians Cleveland Municipal Stadium, Cleveland, OH Wed Sep 14 1988, 7:05 PM EDT Att: 12,478 - Unknown - 68 F AB 34 R 5 H 8 RBI 5 BB 4 SO 3 LOB 16 					
Mel Hall, L OBP: 0.321, SLG: 0.408	1-0 3-1		0-0 F6		0-0 2B	2-1 F9		0-0 F9		5	0	1	2	0	0	1						
Joe Carter, R OBP: 0.322, SLG: 0.496	4-0 S BB		0-0 F4		1-1 F5	1-0 1-3		1-1 5-3		4	0	0	0	1	0	2						
Cory Snyder, R OBP: 0.328, SLG: 0.492	1-1 5-3 1-2		1-2 G1		2-2 F8	2-1 1B		0-1 F4		5	0	1	0	0	0	2						
Luis Medina, R OBP: 0.455, SLG: 1.000		2-0 F9	4-2 G3 BLK BB		2-1 FC5-4 PB 1B HBP	1-3 K				2	1	0	0	1	1	1						
Dave Clark, L OBP: 0.344, SLG: 0.393		1-2 3-1	2-2 G3		1-3 K			1-2 FC4-6 1B		4	0	1	0	0	1	2						
Brook Jacoby, R OBP: 0.302, SLG: 0.336		2-0 F9	2-3 K		4-2 FC5-4 BB	1-2 BB		1-1 FC4-6 1B SF8		3	1	0	0	1	1	2						
Andy Allanson, R OBP: 0.287, SLG: 0.301			3-1 F8		1-0 FC4-6 1B	1-1 FC5-4 1B		1-0 WP 1B		4	0	2	0	0	0	2						
Jay Bell, R OBP: 0.279, SLG: 0.260			1-1 HR		2-2 FC4-6 1B	0-0 FC4-6 1B		3-2 SF8		3	2	2	2	0	0	1						
Willie Upshaw, L OBP: 0.338, SLG: 0.381					1-1 FC4-6 2B	1-2 FC4-6 1B		1-2 2H		0	0	0	1	0	0	0						
Paul Zuvella, R OBP: 0.286, SLG: 0.277					1-2 2B	1-2 FC4-6 1B				0	0	0	0	0	0	0						
Inning Stats	R: 0 E: 0 K: 0 S: 5	H: 0 LOB: 1 BB: 1 P: 11	R: 0 E: 0 K: 0 S: 5	H: 0 LOB: 0 BB: 0 P: 10	R: 1 E: 0 K: 1 S: 9	H: 2 LOB: 1 BB: 0 P: 16	R: 0 E: 0 K: 1 S: 14	H: 0 LOB: 1 BB: 1 P: 23	R: 2 E: 0 K: 0 S: 12	H: 2 LOB: 1 BB: 1 P: 22	R: 1 E: 0 K: 1 S: 10	H: 1 LOB: 2 BB: 1 P: 19	R: 0 E: 0 K: 1 S: 9	H: 1 LOB: 1 BB: 0 P: 15	R: 1 E: 0 K: 0 S: 12	H: 2 LOB: 1 BB: 0 P: 20	R: 0 E: 0 K: 0 S: 5	H: 0 LOB: 0 BB: 0 P: 6	1B: 6 2B: 1 3B: 0 HR: 1	SF: 1 SAC: 0 DP: 0 HBP: 1	WP: 1 PB: 1 SB: 1 CS: 0	PA: 40
PITCHER	IP WLS BF H R ER SO BB IBB HBP BLK WP HR S P ERA WHIP	IP WLS BF H R ER SO BB IBB HBP BLK WP HR S P ERA WHIP															IP WLS BF H R ER SO BB IBB HBP BLK WP HR S P ERA WHIP					
Richard Dotson, R ERA: 5.27	5.1 W 25 4 4 4 2 4 0 0 0 1 51 95 6.75 1.500																					
Dale Mohorovic, R ERA: 4.46	3.2 S 15 4 1 1 1 0 0 0 0 1 0 30 47 2.46 1.091																					

Batter	1	2	3	4	5	6	7	8	9	AB	R	H	RBI	BB	SO	LOB	TOP				
Rickey Henderson, R OBP: 0.387, SLG: 0.386 (1, 7)										5	1	2	0	0	2	3					
Claudell Washington, L OBP: 0.397, SLG: 0.452 (1, 8)										5	2	2	1	0	0	3					
Don Mattingly, L OBP: 0.348, SLG: 0.448 (1, 3)										4	0	2	1	0	0	3					
Dave Winfield, R OBP: 0.411, SLG: 0.556 (1, 9)										4	0	1	2	0	0	2					
Jack Clark, R OBP: 0.375, SLG: 0.436 (1, 10)										3	0	0	0	1	1	1					
Mike Pagliarulo, L OBP: 0.276, SLG: 0.359 (1, 5)										3	0	0	0	1	1	2					
Willie Randolph, R OBP: 0.340, SLG: 0.327 (1, 4)										4	0	1	0	0	0	1					
Joel Skinner, R OBP: 0.256, SLG: 0.332 (9, PH)										3	0	0	0	0	3	0					
Hal Morris, L OBP: 0.167, SLG: 0.167 (9, PH)										1	0	0	0	0	0	1					
Rafael Santana, R OBP: 0.289, SLG: 0.297 (9, PH)										2	1	0	0	1	1	0					
Ken Phelps, L OBP: 0.409, SLG: 0.538 (9, PH)										0	0	0	0	1	0	0					
Randy Velarde, R OBP: 0.243, SLG: 0.364 (9, PR)										0	0	0	0	0	0	0					
Inning Stats	R: 2 E: 0 K: 1 S: 10	H: 3 LOB: 0 BB: 0 P: 14	R: 0 E: 0 K: 1 S: 6	H: 0 LOB: 0 BB: 0 P: 11	R: 0 E: 0 K: 0 S: 15	H: 1 LOB: 1 BB: 0 P: 22	R: 0 E: 0 K: 0 S: 9	H: 0 LOB: 1 BB: 1 P: 13	R: 0 E: 0 K: 3 S: 10	H: 1 LOB: 0 BB: 0 P: 12	R: 0 E: 0 K: 2 S: 7	H: 0 LOB: 0 BB: 0 P: 9	R: 2 E: 0 K: 1 S: 10	H: 2 LOB: 2 BB: 2 P: 20	R: 0 E: 0 K: 0 S: 13	H: 1 LOB: 2 BB: 1 P: 22	1B: 5 2B: 3 3B: 0 HR: 0	SF: 0 SAC: 0 DP: 1 HBP: 0	WP: 0 PB: 0 SB: 1 CS: 0	PA: 38	
PITCHER	IP	WLS	BF	H	R	ER	SO	BB	IBB	HBP	BLK	WP	HR	S	P	ERA	WHIP				
Wes Gardner, R ERA: 3.49 (1, 1)	7.1	W	29	6	4	4	8	2	0	0	0	0	0	70	104	4.91	1.091				
Dennis Lamp, R ERA: 3.16 (8, 1)	0.1		3	1	0	0	0	1	0	0	0	0	0	4	9	0.00	6.000				
Lee Smith, R ERA: 2.9 (8, 1)	1.1	S	6	1	0	0	0	1	0	0	0	0	0	14	23	0.00	1.500				

New York Yankees @ Boston Red Sox
Fenway Park, Boston, MA
Fri Sep 16 1988, 7:05 PM EDT
Att: 35,226 - Unknown - 63 F

AB 34
R 4
H 8
RBI 4
BB 4
SO 8
LOB 16



Batter	1	2	3	4	5	6	7	8	9	AB	R	H	RBI	BB	SO	LOB	BOTTOM				
Wade Boggs, L OBP: 0.363, SLG: 0.479 (1, 5)										4	1	1	0	1	0	1					
Marty Barrett, R OBP: 0.324, SLG: 0.333 (1, 4)										4	1	1	1	0	0	1					
Dwight Evans, R OBP: 0.375, SLG: 0.472 (1, 9)										4	1	1	1	0	0	1					
Mike Greenwell, L OBP: 0.432, SLG: 0.556 (1, 7)										3	2	2	0	0	0	0					
Ellis Burks, R OBP: 0.375, SLG: 0.490 (1, 8)										3	2	2	0	1	0	0					
Jim Rice, R OBP: 0.334, SLG: 0.399 (1, 10)										1	0	0	0	0	0	2					
Carlos Quintana, R (5, PH)										1	0	0	1	1	1	0					
Larry Parrish, R OBP: 0.272, SLG: 0.360 (1, 3)										2	0	0	0	0	1	3					
Todd Benzinger, S OBP: 0.304, SLG: 0.448 (6, 3)										1	0	1	2	1	0	0					
Jody Reed, R OBP: 0.392, SLG: 0.394 (1, 6)										2	0	1	1	0	0	0					
Rick Cerone, R OBP: 0.342, SLG: 0.380 (1, 2)										4	0	0	0	0	0	5					
Inning Stats	R: 0 E: 0 K: 0 S: 10	H: 0 LOB: 0 BB: 1 P: 18	R: 2 E: 0 K: 0 S: 12	H: 2 LOB: 1 BB: 1 P: 19	R: 0 E: 0 K: 1 S: 10	H: 0 LOB: 0 BB: 0 P: 12	R: 0 E: 0 K: 1 S: 10	H: 2 LOB: 1 BB: 0 P: 16	R: 5 E: 0 K: 0 S: 26	H: 5 LOB: 3 BB: 1 P: 37	R: 0 E: 0 K: 1 S: 7	H: 0 LOB: 0 BB: 0 P: 11	R: 0 E: 0 K: 0 S: 6	H: 0 LOB: 1 BB: 1 P: 14	1B: 8 2B: 1 3B: 0 HR: 0	SF: 0 SAC: 1 DP: 3 HBP: 3	WP: 0 PB: 0 SB: 0 CS: 0	PA: 37			
PITCHER	IP	WLS	BF	H	R	ER	SO	BB	IBB	HBP	BLK	WP	HR	S	P	ERA	WHIP				
Al Leiter, L ERA: 3.92 (1, 1)	1.0		6	1	2	2	0	2	0	1	0	0	0	14	27	18.00	3.000				
Steve Shields, R ERA: 4.56 (2, 1)	3.2	L	18	7	5	5	1	1	0	1	0	0	0	46	66	12.27	2.182				
Dale Mohorcic, R ERA: 4.43 (5, 1)	0.1		3	1	0	0	0	0	0	1	0	0	0	5	9	0.00	3.000				
Lee Guetterman, L ERA: 5.12 (6, 1)	3.0		10	0	0	0	1	1	0	0	0	0	0	17	30	0.00	0.333				

New York Yankees @ Boston Red Sox
Fenway Park, Boston, MA
Fri Sep 16 1988, 7:05 PM EDT
Att: 35,226 - Unknown - 63 F

AB 29
R 7
H 9
RBI 6
BB 4
SO 2
LOB 13



Batter	1	2	3	4	5	6	7	8	9	AB	R	H	RBI	BB	SO	LOB	TOP					
Rickey Henderson, R OBP: 0.389, SLG: 0.391	1-1 F9		2-1 2B			2-1 SH1-3 G3 2B		4-1 BB		3	1	2	0	1	0	0	New York Yankees @ Boston Red Sox Fenway Park, Boston, MA Sat Sep 17 1988, 3:33 AM EDT Att: 35,051 - Overcast - 80 F					
Willie Randolph, R OBP: 0.338, SLG: 0.324	3-2 L9		2-0 G5-3			0-0 SH1-3		2-2 F9		3	0	0	0	0	0	2						
Don Mattingly, L OBP: 0.347, SLG: 0.447	3-1 4-3			1-2 1B		0-1 G3			2-2 F8	4	0	1	1	0	0	0						
Dave Winfield, R OBP: 0.408, SLG: 0.551		2-2 6-3		1-3 K		3-H G3			1-1 G6-3	4	0	0	0	0	1	1						
Jack Clark, R OBP: 0.374, SLG: 0.433		4-1 FC1-6 BB		0-3 K			2-1 6-3		1-3 K	3	0	0	0	1	2	1						
Gary Ward, R OBP: 0.289, SLG: 0.278		0-0 FC1-6		3-3 K			2-3 K			3	0	0	0	0	2	2						
Don Slaught, R OBP: 0.335, SLG: 0.450	1-1 F9				1-3 K		0-3 K			3	0	0	0	0	2	1						
Luis Aguayo, R OBP: 0.322, SLG: 0.373			1-3 K		2-2 CS HBP			0-1 6-3		2	0	0	0	0	1	0						
Rafael Santana, R OBP: 0.287, SLG: 0.295			0-2 6-3		1-3 K			0-0 F7		3	0	0	0	0	1	1						
Inning Stats	R: 0 E: 0 K: 0 S: 8	H: 0 LOB: 0 BB: 0 P: 15	R: 0 E: 0 K: 0 S: 7	H: 0 LOB: 1 BB: 1 P: 14	R: 0 E: 0 K: 1 S: 10	H: 1 LOB: 1 BB: 0 P: 15	R: 0 E: 0 K: 3 S: 14	H: 1 LOB: 1 BB: 0 P: 19	R: 0 E: 0 K: 2 S: 8	H: 0 LOB: 0 BB: 0 P: 12	R: 1 E: 0 K: 0 S: 6	H: 1 LOB: 0 BB: 0 P: 9	R: 0 E: 0 K: 2 S: 8	H: 0 LOB: 0 BB: 0 P: 12	R: 0 E: 0 K: 0 S: 7	H: 0 LOB: 1 BB: 1 P: 13	R: 0 E: 0 K: 1 S: 13	H: 0 LOB: 0 BB: 0 P: 17	1B: 1 2B: 2 3B: 0 HR: 0	SF: 0 SAC: 1 DP: 0 HBP: 1	WP: 0 PB: 0 SB: 0 CS: 1	PA: 32
PITCHER Bruce Hurst, L ERA: 3.61	IP: 9.0 WLS: W BF: 32 H: 3 R: 1 ER: 1 SO: 9 BB: 2 IBB: 0 HBP: 1 BLK: 0 WP: 0 HR: 0 S: 81 P: 126 ERA: 1.00 WHIP: 0.556											PITCHER	IP: 9.0 WLS: W BF: 32 H: 3 R: 1 ER: 1 SO: 9 BB: 2 IBB: 0 HBP: 1 BLK: 0 WP: 0 HR: 0 S: 81 P: 126 ERA: 1.00 WHIP: 0.556									

Batter	1	2	3	4	5	6	7	8	9	AB	R	H	RBI	BB	SO	LOB	BOTTOM					
Wade Boggs, L OBP: 0.365, SLG: 0.479	4-1 FC5-4 BB		4-2 BB		1-0 SF7		4-0 IBB			0	0	0	1	3	0	0	New York Yankees @ Boston Red Sox Fenway Park, Boston, MA Sat Sep 17 1988, 3:33 AM EDT Att: 35,051 - Overcast - 80 F					
Marty Barrett, R OBP: 0.324, SLG: 0.331	2-1 FC5-4		1-0 F8		3-H 1-2 HBP		0-1 L5			3	0	0	0	0	0	4						
Dwight Evans, R OBP: 0.375, SLG: 0.476	0-2 L7			1-0 P4	0-0 F9			2-0 HR		4	1	1	1	0	0	2						
Mike Greenwell, L OBP: 0.429, SLG: 0.552	2-2 F8			1-3 K CS		2-2 G4-3		1-0 F8		4	0	0	0	0	1	1						
Todd Benzinger, S OBP: 0.306, SLG: 0.450		1-1 3-1		4-0 WP BB		1-2 F7		1-0 2B 2B		3	1	1	0	1	0	0						
Ellis Burks, R OBP: 0.373, SLG: 0.486		2-2 G5-3		1-2 G3		1-2 G1-3		3-3 K		4	0	0	0	0	1	3						
Larry Parrish, R OBP: 0.361			2-3 K		0-0 F9		2-3 K		0-1 2B	4	0	1	1	0	2	2						
Randy Kutcher, R OBP: 0.125, SLG: 0.125								2-H 2B		0	0	0	0	0	0	0						
Jody Reed, R OBP: 0.396, SLG: 0.400			0-1 F9		2-1 SH3-4 SF7 2B		0-1 WP	4-2 HBP		3	1	2	0	0	0	0						
Spike Owen, S OBP: 0.327, SLG: 0.372										0	0	0	0	0	0	0						
Rich Gedman, L OBP: 0.269, SLG: 0.353			1-2 G4-3		1-1 SH3-4		2-3 K	3-1 4-3		3	0	0	0	0	1	3						
Inning Stats	R: 0 E: 0 K: 0 S: 9	H: 0 LOB: 1 BB: 1 P: 17	R: 0 E: 0 K: 1 S: 8	H: 0 LOB: 0 BB: 0 P: 13	R: 0 E: 0 K: 0 S: 8	H: 0 LOB: 1 BB: 1 P: 14	R: 0 E: 0 K: 1 S: 8	H: 0 LOB: 2 BB: 1 P: 15	R: 1 E: 0 K: 0 S: 9	H: 1 LOB: 1 BB: 0 P: 14	R: 0 E: 0 K: 0 S: 9	H: 0 LOB: 0 BB: 0 P: 13	R: 0 E: 0 K: 2 S: 12	H: 1 LOB: 2 BB: 1 P: 20	R: 2 E: 0 K: 1 S: 15	H: 3 LOB: 2 BB: 0 P: 29	R: 0 E: 0 K: 1 S: 15	H: 0 LOB: 0 BB: 0 P: 29	1B: 1 2B: 3 3B: 0 HR: 1	SF: 1 SAC: 1 DP: 0 HBP: 2	WP: 3 PB: 0 SB: 1 CS: 1	PA: 36
PITCHER Charles Hudson, R ERA: 4.32	IP: 7.1 WLS: L BF: 32 H: 4 R: 3 ER: 3 SO: 4 BB: 3 IBB: 1 HBP: 1 BLK: 0 WP: 3 HR: 1 S: 66 P: 113 ERA: 3.68 WHIP: 0.955											PITCHER Dale Mohorcic, R ERA: 4.41	IP: 0.1 WLS: L BF: 3 H: 1 R: 0 ER: 0 SO: 1 BB: 0 IBB: 0 HBP: 1 BLK: 0 WP: 0 HR: 0 S: 10 P: 17 ERA: 0.00 WHIP: 3.000	PITCHER Hipolito Pena, L ERA: 1.08	IP: 0.1 WLS: L BF: 1 H: 0 R: 0 ER: 0 SO: 0 BB: 0 IBB: 0 HBP: 0 BLK: 0 WP: 0 HR: 0 S: 2 P: 5 ERA: 0.00 WHIP: 0.000							

AB	28
R	1
H	3
RBI	1
BB	2
SO	9
LOB	8




AB	28
R	3
H	5
RBI	3
BB	4
SO	5
LOB	15



Batter	1	2	3	4	5	6	7	8	9	AB	R	H	RBI	BB	SO	LOB	TOP									
Rickey Henderson, R OBP: 0.390, SLG: 0.392	1-2 F8		1-0 F8		2-2 G4-6-3 1B		1-1 S 1B			4	0	2	0	0	0	0	New York Yankees @ Boston Red Sox Fenway Park, Boston, MA Sun Sep 18 1988, 3:33 AM EDT Att: 35,146 - Sunny - 82 F									
Claudell Washington, L OBP: 0.358, SLG: 0.462	1-1 HR		0-0 2B		0-0 G4-6-3 1-2		1-3 K			4	1	2	1	0	1	3										
Don Mattingly, L OBP: 0.348, SLG: 0.449	0-1 PB 2B		2-0 F8		1-3 K2-3		2-1 G1-4-3 1B			4	0	2	0	0	1	1										
Dave Winfield, R OBP: 0.407, SLG: 0.551	1-2 P4			0-1 HR 2B		1-0 G4-3		1-1 G1-4-3 1-2		4	1	1	0	0	0	2										
Ken Phelps, L OBP: 0.408, SLG: 0.537	3-2 L3			2-3 K 2B		1-2 F8		0-0 2B		4	0	1	0	0	1	2										
Mike Pagliarulo, L OBP: 0.280, SLG: 0.368		2-2 F5		0-0 HR			0-2 G5-4-3 1B	1-2 P4		4	2	2	2	0	0	1										
Willie Randolph, R OBP: 0.337, SLG: 0.322		1-0 1-3		2-3 K 2B			4-1 G5-4-3 1-2 BB	1-2 G4-3		3	0	0	0	1	1	0										
Don Slaught, R OBP: 0.332, SLG: 0.445		2-2 P3		0-0 F7			3-2 G5-4-3 1-2 2-3	2-3 K		3	0	0	0	0	0	2										
Hal Morris, L OBP: 0.154, SLG: 0.154										1	0	0	0	0	1	0										
Rafael Santana, R OBP: 0.287, SLG: 0.295			1-0 5-3		1-3 K		0-2 1B	1-2 P6		3	0	1	1	0	1	0										
Jack Clark, R OBP: 0.373, SLG: 0.432							3-3 1B			1	0	0	0	0	0	0										
Inning Stats	R: 1 E: 0 K: 0 S: 13	H: 2 LOB: 1 BB: 0 P: 19	R: 0 E: 0 K: 0 S: 12	H: 0 LOB: 0 BB: 0 P: 17	R: 0 E: 0 K: 0 S: 4	H: 1 LOB: 1 BB: 0 P: 8	R: 2 E: 0 K: 2 S: 10	H: 2 LOB: 0 BB: 0 P: 14	R: 0 E: 0 K: 1 S: 7	H: 0 LOB: 0 BB: 0 P: 10	R: 0 E: 0 K: 1 S: 7	H: 0 LOB: 0 BB: 0 P: 10	R: 1 E: 0 K: 1 S: 17	H: 3 LOB: 2 BB: 1 P: 25	R: 0 E: 0 K: 0 S: 8	H: 2 LOB: 1 BB: 0 P: 12	R: 0 E: 0 K: 1 S: 10	H: 0 LOB: 0 BB: 0 P: 14	1B: 5 2B: 4 3B: 0 HR: 2	SF: 0 SAC: 0 DP: 3 HBP: 0	WP: 0 PB: 1 SB: 1 CS: 0	PA: 36				
PITCHER	IP	WLS	BF	H	R	ER	SO	BB	IBB	HBP	BLK	WP	HR	S	P	ERA	WHIP									
Mike Smithson, R ERA: 5.54	(1, 1)	6.0	W	24	7	4	4	4	0	0	0	0	0	2	56	81	6.00	1.167								
Bob Stanley, R ERA: 3.25	(7, 1)	1.2		8	4	0	0	1	1	0	0	0	0	0	19	30	0.00	3.000								
Lee Smith, R ERA: 2.85	(8, 1)	1.1	S	4	0	0	0	1	0	0	0	0	0	0	13	18	0.00	0.000								

AB	35
R	4
H	11
RBI	4
BB	1
SO	6
LOB	11



Batter	1	2	3	4	5	6	7	8	9	AB	R	H	RBI	BB	SO	LOB	BOTTOM									
Wade Boggs, L OBP: 0.467, SLG: 0.483	0-1 HR 1B	1-0 2B 2B		3-2 G4-3		3-2 1B		4-2 1B BB		4	3	3	0	1	0	0	New York Yankees @ Boston Red Sox Fenway Park, Boston, MA Sun Sep 18 1988, 3:33 AM EDT Att: 35,146 - Sunny - 82 F									
Marty Barrett, R OBP: 0.326, SLG: 0.335	1-2 F7	2-0 HR 2B		2-2 1B		1-2 G6-4-3 1B		1-0 F9		5	1	3	2	0	0	3										
Dwight Evans, R OBP: 0.277, SLG: 0.484	2-2 HR 1B	0-1 HR		2-2 F5		2-0 G6-4-3		0-1 3B		2	2	2	2	0	0	0										
Kevin Romine, R OBP: 0.239, SLG: 0.288	1-2 HR 1B	2-2 HR		1-2 4-3		1-2 P6		0-0 4-3		3	0	1	2	0	0	4										
Mike Greenwell, L OBP: 0.426, SLG: 0.547	0-1 F8	2-2 F7		1-2 4-3		3-2 P6		0-0 4-3		5	0	0	0	0	0	5										
Ellis Burks, R OBP: 0.373, SLG: 0.491	1-2 HR	0-1 F7			1-1 F8		4-0 FC5-4 BB			3	1	1	3	1	0	0										
Jim Rice, R OBP: 0.333, SLG: 0.396	4-1 BB		0-0 F8		1-2 F9		0-2 FC5-4			3	0	0	0	1	0	1										
Randy Kutcher, R OBP: 0.125, SLG: 0.125							1-2 FC5-4			0	0	0	0	0	0	0										
Larry Parrish, R OBP: 0.270, SLG: 0.359	2-1 L5		1-1 P5		2-0 G4-3		1-1 L7			3	0	0	0	0	0	1										
Todd Benzinger, S OBP: 0.305, SLG: 0.449										1	0	0	0	0	0	1										
Jody Reed, R OBP: 0.400, SLG: 0.403		1-1 F7	0-2 1B			4-1 1B BB		0-1 FC3-6 1B		3	0	2	0	1	0	0										
Rick Cerone, R OBP: 0.341, SLG: 0.378		1-1 2B 2B 1B	2-2 F8			2-3 K		0-1 FC3-6 BB		4	1	1	0	0	1	3										
Spike Owen, S OBP: 0.327, SLG: 0.372										0	1	0	0	0	0	0										
Rich Gedman, L OBP: 0.269, SLG: 0.353										0	0	0	0	0	0	0										
Inning Stats	R: 3 E: 0 K: 0 S: 22	H: 3 LOB: 1 BB: 1 P: 32	R: 4 E: 0 K: 0 S: 13	H: 4 LOB: 0 BB: 0 P: 20	R: 0 E: 0 K: 0 S: 9	H: 1 LOB: 1 BB: 0 P: 12	R: 0 E: 0 K: 0 S: 16	H: 1 LOB: 1 BB: 0 P: 24	R: 0 E: 0 K: 0 S: 6	H: 0 LOB: 0 BB: 0 P: 10	R: 0 E: 0 K: 1 S: 11	H: 2 LOB: 2 BB: 1 P: 23	R: 0 E: 0 K: 0 S: 9	H: 0 LOB: 1 BB: 1 P: 17	R: 2 E: 0 K: 0 S: 10	H: 2 LOB: 2 BB: 1 P: 15	1B: 8 2B: 2 3B: 1 HR: 2	SF: 0 SAC: 0 DP: 1 HBP: 0	WP: 0 PB: 0 SB: 0 CS: 0	PA: 40						
PITCHER	IP	WLS	BF	H	R	ER	SO	BB	IBB	HBP	BLK	WP	HR	S	P	ERA	WHIP									
Ron Guidry, L ERA: 4.59	(1, 1)	1.1	L	11	6	6	6	0	0	0	0	0	0	1	28	43	40.50	5.250								
Neil Allen, R ERA: 3.92	(2, 1)	6.0		25	6	2	2	1	2	0	0	0	0	1	62	99	3.00	1.333								
Hipolito Pena, L ERA: 2.0	(8, 1)	0.2		4	1	1	1	0	1	0	0	0	0	0	6	11	13.50	3.000								

AB	36
R	9
H	13
RBI	9
BB	4
SO	1
LOB	18



Batter	1	2	3	4	5	6	7	8	9	AB	R	H	RBI	BB	SO	LOB	TOP				
Pete Staniczek, S OBP: 0.317, SLG: 0.313 (1, 7)	F7			F9	F9			5-3		4	0	1	1	0	0	0	Baltimore Orioles @ New York Yankees Yankee Stadium, Bronx, NY Mon Sep 19 1988, 7:05 PM EDT Att: 23,706 - Unknown - 79 F livebaseballscorecards.com				
Brady Anderson, L OBP: 0.277, SLG: 0.292 (1, 8)	6-3			1B	L9			P5		4	1	1	0	0	0	2					
Cal Ripken Jr., R OBP: 0.372, SLG: 0.438 (1, 6)	G4-3			1B	1-3			F8		4	0	1	1	0	0	0					
Eddie Murray, S OBP: 0.366, SLG: 0.486 (1, 3)		F9		1-3	1-2			K		3	0	0	0	1	1	1					
Larry Sheets, L OBP: 0.304, SLG: 0.339 Butch Davis, R OBP: 0.250, SLG: 0.300 (6, PH) (6, 9)	G4-3			G3	G5-4-3			K		2	0	0	0	0	0	1					
Terry Kennedy, L OBP: 0.279, SLG: 0.311 Mickey Tettleton, S OBP: 0.322, SLG: 0.422 (7, PH) (7, 2)	K			G4-3	1B			K		2	0	1	0	0	1	0					
Jeff Stone, L OBP: 0.220, SLG: 0.182 Rick Schu, R OBP: 0.316, SLG: 0.359 (7, PH)			4-3	G4-3	G4-3			1B		2	0	0	0	0	0	1					
Craig Worthington, R OBP: 0.277, SLG: 0.250 (1, 5)		G6-3		1B	1B			1B		3	1	1	0	0	0	1					
Billy Ripken, R OBP: 0.260, SLG: 0.257 (1, 4)			F8	1B	1B			1B		3	0	1	0	0	0	1					
Inning Stats	R: 0 E: 0 K: 0 S: 6	H: 0 LOB: 0 BB: 0 P: 6	R: 0 E: 0 K: 1 S: 9	H: 0 LOB: 0 BB: 0 P: 16	R: 0 E: 0 K: 0 S: 8	H: 0 LOB: 0 BB: 0 P: 13	R: 1 E: 0 K: 0 S: 11	H: 2 LOB: 1 BB: 0 P: 21	R: 1 E: 0 K: 0 S: 17	H: 4 LOB: 2 BB: 0 P: 29	R: 0 E: 0 K: 0 S: 4	H: 0 LOB: 0 BB: 1 P: 10	R: 0 E: 0 K: 1 S: 9	H: 1 LOB: 1 BB: 0 P: 15	R: 0 E: 0 K: 3 S: 10	H: 0 LOB: 0 BB: 0 P: 14		1B: 6 2B: 1 3B: 0 HR: 0	SF: 0 SAC: 0 DP: 2 HBP: 0	WP: 0 PB: 0 SB: 0 CS: 0	PA: 33
PITCHER	IP	WLS	BF	H	R	ER	SO	BB	IBB	HBP	BLK	WP	HR	S	P	ERA	WHIP				
Richard Dotson, R ERA: 5.21 (1, 1)	5.1	W	22	6	2	2	1	1	0	0	0	0	0	54	94	3.38	1.312				
Lee Guetterman, L ERA: 4.72 (6, 1)	2.2		8	1	0	0	1	0	0	0	0	0	0	17	27	0.00	0.375				
Dave Righetti, L ERA: 3.5 (9, 1)	1.0	S	3	0	0	0	3	0	0	0	0	0	0	10	14	0.00	0.000				

Batter	1	2	3	4	5	6	7	8	9	AB	R	H	RBI	BB	SO	LOB	BOTTOM				
Rickey Henderson, R OBP: 0.392, SLG: 0.393 (1, 7)	F9			F8				1B		4	0	2	0	1	0	1	Baltimore Orioles @ New York Yankees Yankee Stadium, Bronx, NY Mon Sep 19 1988, 7:05 PM EDT Att: 23,706 - Unknown - 79 F livebaseballscorecards.com				
Claudell Washington, L OBP: 0.397, SLG: 0.458 (1, 8)	K			1B	G4-3			F7		4	1	0	0	1	1	3					
Don Mattingly, L OBP: 0.349, SLG: 0.447 (1, 3)	F7			G4-3	1B			F7		4	0	1	0	1	0	2					
Dave Winfield, R OBP: 0.408, SLG: 0.551 (1, 9)		1B		2B	1B			F9		4	2	2	0	0	1	5					
Jack Clark, R OBP: 0.378, SLG: 0.436 (1, 10)		1B		2B	1B			1B		2	0	2	2	2	0	0					
Mike Pagliarulo, L OBP: 0.277, SLG: 0.364 (1, 5)	F7			L3	K			F8		4	0	0	0	0	1	7					
Willie Randolph, R OBP: 0.339, SLG: 0.322 (1, 4)		1B		FC3-6	K			F7		3	0	1	1	1	1	4					
Don Slaught, R OBP: 0.328, SLG: 0.439 (1, 2)	L3			F9				F7		4	0	0	0	0	0	4					
Rafael Santana, R OBP: 0.287, SLG: 0.295 (1, 6)	K			FC3-6	1B			F8		4	0	1	0	0	1	3					
Inning Stats	R: 0 E: 0 K: 1 S: 7	H: 2 LOB: 2 BB: 1 P: 11	R: 1 E: 0 K: 1 S: 15	H: 2 LOB: 1 BB: 1 P: 24	R: 2 E: 0 K: 0 S: 12	H: 2 LOB: 1 BB: 2 P: 24	R: 0 E: 0 K: 0 S: 8	H: 0 LOB: 1 BB: 1 P: 12	R: 0 E: 0 K: 3 S: 16	H: 1 LOB: 3 BB: 1 P: 26	R: 0 E: 0 K: 0 S: 16	H: 2 LOB: 1 BB: 1 P: 29	R: 0 E: 0 K: 0 S: 5	H: 1 LOB: 1 BB: 0 P: 7	R: 0 E: 0 K: 0 S: 6	H: 1 LOB: 1 BB: 0 P: 10		1B: 8 2B: 1 3B: 0 HR: 0	SF: 0 SAC: 0 DP: 0 HBP: 0	WP: 0 PB: 0 SB: 2 CS: 0	PA: 39
PITCHER	IP	WLS	BF	H	R	ER	SO	BB	IBB	HBP	BLK	WP	HR	S	P	ERA	WHIP				
Pete Harnisch, R ERA: 5.54 (1, 1)	6.0	L	31	7	3	3	5	5	1	0	0	0	0	74	126	4.50	2.000				
Gregg Olson, R ERA: 3.68 (7, 1)	2.0		8	2	0	0	0	0	0	0	0	0	0	11	17	0.00	1.000				

Batter	1	2	3	4	5	6	7	8	9	AB	R	H	RBI	BB	SO	LOB	TOP					
Pete Stanicek, S OBP: 0.316, SLG: 0.309 (1, 7)	1-2 4-3		0-0 G3-6-3			1-1 BB HBP		1-1 G3		3	0	0	0	0	0	1						
Brady Anderson, L OBP: 0.273, SLG: 0.288 (1, 8)	2-1 F8			1-2 F8		0-1 F7			2-1 F8	4	0	0	0	0	0	1						
Cal Ripken Jr., R OBP: 0.373, SLG: 0.439 (1, 6)	0-1 2B			2-1 L9		4-0 BB			2-2 4-3	3	0	1	0	1	0	0						
Eddie Murray, S OBP: 0.365, SLG: 0.485 (1, 3)	2-1 F7			0-0 F7		1-1 3-1			0-1 1B	4	0	1	0	0	0	3						
Mickey Tettleton, S OBP: 0.321, SLG: 0.420 (1, 2)		3-3 K			1-3 K				2-2 1B	4	0	1	0	0	3	0						
Jim Traber, L OBP: 0.266, SLG: 0.319 (1, 10)		1-2 4-3			2-2 F8				1-0 F9	4	0	0	0	0	0	2						
Jeff Stone, L OBP: 0.210, SLG: 0.172 (1, 9)			1-3 K		1-0 G6-3				0-2 G6-3	3	0	0	0	0	1	0						
Craig Worthington, R OBP: 0.280, SLG: 0.326 (1, 5)				3-2 F7		0-1 HR			3-2 F9	3	1	1	1	0	0	0						
Billy Ripken, R OBP: 0.260, SLG: 0.258 (1, 4)				1-2 G3-6-3 1B		3-2 1-3			1-1 P9	3	0	1	0	0	0	0						
Inning Stats	R: 0 E: 0 K: 0 S: 9	H: 1 LOB: 1 BB: 0 P: 14	R: 0 E: 0 K: 2 S: 15	H: 0 LOB: 0 BB: 0 P: 20	R: 0 E: 0 K: 0 S: 11	H: 1 LOB: 0 BB: 0 P: 15	R: 0 E: 0 K: 0 S: 6	H: 0 LOB: 0 BB: 0 P: 9	R: 0 E: 0 K: 1 S: 9	H: 0 LOB: 0 BB: 1 P: 13	R: 0 E: 0 K: 1 S: 10	H: 0 LOB: 2 BB: 1 P: 19	R: 0 E: 0 K: 1 S: 10	H: 0 LOB: 0 BB: 0 P: 14	R: 0 E: 0 K: 0 S: 7	H: 0 LOB: 0 BB: 0 P: 12	R: 0 E: 0 K: 0 S: 12	H: 2 LOB: 2 BB: 0 P: 19	1B: 3 2B: 1 3B: 0 HR: 1	SF: 0 SAC: 0 DP: 1 HBP: 1	WP: 0 PB: 0 SB: 0 CS: 0	PA: 33
PITCHER Rick Rhoden, R ERA: 4.13 (1, 1)	IP: 9.0 WLS: W BF: 33 H: 5 R: 1 ER: 1 SO: 4 BB: 1 IBB: 0 HBP: 1 BLK: 0 WP: 0 HR: 1 S: 89 P: 135 ERA: 1.00 WHIP: 0.667															PITCHER						

Baltimore Orioles @ New York Yankees
Yankee Stadium, Bronx, NY
Tue Sep 20 1988, 7:05 PM EDT
Att: 16,227 - Unknown - 74 F

AB 31
R 1
H 5
RBI 1
BB 1
SO 4
LOB 7



Batter	1	2	3	4	5	6	7	8	9	AB	R	H	RBI	BB	SO	LOB	BOTTOM					
Rickey Henderson, R OBP: 0.392, SLG: 0.394 (1, 7)	1-2 5-3		3-2 5-3 2B		4-1 HR BB		0-3 K	0-3 K		4	1	1	0	1	2	2						
Claudell Washington, L OBP: 0.356, SLG: 0.405 (1, 8)	4-2 1B BB		1-1 5-3		0-1 F9		1-1 G4-3			3	0	0	0	1	0	3						
Don Mattingly, L OBP: 0.348, SLG: 0.446 (1, 3)	0-1 1B		2-3 F8		1-0 G3		1-2 4-3			4	0	1	0	0	0	3						
Jack Clark, R OBP: 0.380, SLG: 0.444 (8, PR) Roberto Kelly, R OBP: 0.272, SLG: 0.364 (9, 9)	0-3 K			4-1 2B BB	1-2 HR			0-1 CS 1B		3	2	2	3	1	1	2						
Ken Phelps, L OBP: 0.412, SLG: 0.553 (1, 10)	2-2 P4			3-2 1H 2B	1-1 HR			4-2 PB 1B FC5-4 BB		3	2	2	2	1	0	2						
Mike Pagliarulo, L OBP: 0.277, SLG: 0.363 (1, 5)		2-1 P8		0-3 K	1-1 F7			1-0 FC5-4 PB 1B		4	1	1	0	0	1	1						
Willie Randolph, R OBP: 0.340, SLG: 0.322 (1, 4)		3-2 G1-6-3 1B		1-2 G5-3		2-1 5-3		4-1 FC5-4 BB		3	0	1	0	1	0	1						
Don Slaught, R OBP: 0.324, SLG: 0.433 (1, 2)		0-0 G1-6-3		0-0 5-3		3-2 4-3		2-2 FC5-4 1B		4	0	0	1	0	0	4						
Rafael Santana, R OBP: 0.289, SLG: 0.296 (1, 6)			2-2 4-3		2-2 F9 BB HR 1B		1-2 5-3		0-0 1B	4	1	2	1	0	0	0						
Inning Stats	R: 0 E: 0 K: 1 S: 13	H: 1 LOB: 2 BB: 1 P: 20	R: 0 E: 0 K: 0 S: 6	H: 1 LOB: 0 BB: 0 P: 11	R: 0 E: 0 K: 0 S: 10	H: 1 LOB: 1 BB: 0 P: 16	R: 1 E: 0 K: 1 S: 12	H: 1 LOB: 1 BB: 1 P: 20	R: 4 E: 0 K: 0 S: 17	H: 3 LOB: 0 BB: 1 P: 27	R: 0 E: 0 K: 0 S: 8	H: 0 LOB: 0 BB: 0 P: 14	R: 0 E: 0 K: 1 S: 9	H: 0 LOB: 0 BB: 0 P: 11	R: 2 E: 0 K: 1 S: 14	H: 3 LOB: 2 BB: 2 P: 25	R: 0 E: 0 K: 1 S: 12	H: 2 LOB: 2 BB: 0 P: 19	1B: 6 2B: 2 3B: 0 HR: 2	SF: 0 SAC: 0 DP: 1 HBP: 0	WP: 0 PB: 1 SB: 0 CS: 1	PA: 37
PITCHER Jose Bautista, R ERA: 4.27 Jay Tibbs, R ERA: 5.29 (5, 1)	IP: 4.2 WLS: L BF: 23 H: 7 R: 5 ER: 5 SO: 2 BB: 3 IBB: 0 HBP: 0 BLK: 0 WP: 0 HR: 2 S: 56 P: 91 ERA: 9.64 WHIP: 2.143															PITCHER						

Baltimore Orioles @ New York Yankees
Yankee Stadium, Bronx, NY
Tue Sep 20 1988, 7:05 PM EDT
Att: 16,227 - Unknown - 74 F

AB 32
R 7
H 10
RBI 7
BB 5
SO 4
LOB 18



Batter	1	2	3	4	5	6	7	8	9	AB	R	H	RBI	BB	SO	LOB	TOP					
Wade Boggs, L (1, 10) OBP: 0.371, SLG: 0.486	F7		F7		G4-3		BB	FC3-2		5	3	2	0	1	0	2	Boston Red Sox @ New York Yankees Yankee Stadium, Bronx, NY Fri Sep 23 1988, 7:05 PM EDT Att: 51,511 - Unknown - 80 F					
Marty Barrett, R (1, 4) OBP: 0.328, SLG: 0.339	1B		P3		G4-3		BB	F9		5	1	3	3	1	0	2						
Dwight Evans, R (1, 9) OBP: 0.376, SLG: 0.488	K				G4-3		HR	K		5	1	1	2	0	2	5						
Mike Greenwell, L (1, 7) OBP: 0.425, SLG: 0.545	2H				F7		G3		4-3	5	1	2	1	0	1	3						
Todd Benzinger, S (1, 3) OBP: 0.300, SLG: 0.440	K				4-3				4-3	3	0	0	0	0	1	1						
Larry Parrish, R (7, PH) OBP: 0.268, SLG: 0.352	K						3-1		4-3	2	0	1	1	0	0	1						
Ellis Burks, R (1, 8) OBP: 0.371, SLG: 0.484							F7		E5	4	1	1	0	1	0	2						
Jody Reed, R (1, 6) OBP: 0.399, SLG: 0.401							CS		F7	4	2	2	1	1	0	3						
Rich Gedman, L (8, PH) OBP: 0.335, SLG: 0.370							BB		BB	1	2	2	1	1	0	0						
Jim Rice, R (9, PH) OBP: 0.333, SLG: 0.398							F7		F8	2	0	0	0	1	1	1						
Ed Romero, R (1, 5) OBP: 0.318, SLG: 0.311							BB		F7	1	0	1	0	0	0	0						
Spike Owen, S (9, PH) OBP: 0.328, SLG: 0.373							BB		FC3-2	1	0	1	2	0	0	0						
Inning Stats	R: 1 E: 0 K: 2 S: 12	H: 2 LOB: 1 BB: 0 P: 15	R: 0 E: 0 K: 1 S: 7	H: 0 LOB: 0 BB: 0 P: 11	R: 0 E: 0 K: 0 S: 7	H: 0 LOB: 0 BB: 0 P: 11	R: 1 E: 0 K: 0 S: 13	H: 2 LOB: 0 BB: 0 P: 20	R: 3 E: 0 K: 0 S: 12	H: 2 LOB: 1 BB: 2 P: 25	R: 0 E: 0 K: 0 S: 8	H: 0 LOB: 2 BB: 2 P: 20	R: 1 E: 1 K: 1 S: 16	H: 2 LOB: 3 BB: 1 P: 31	R: 1 E: 0 K: 1 S: 14	H: 2 LOB: 1 BB: 0 P: 21	R: 3 E: 0 K: 0 S: 16	H: 4 LOB: 2 BB: 1 P: 25	1B: 8 2B: 5 3B: 0 HR: 1	SF: 0 SAC: 0 DP: 0 HBP: 0	WP: 0 PB: 0 SB: 0 CS: 1	PA: 48
PITCHER	IP WLS BF H R ER SO BB IBB HBP BLK WP HR S P ERA WHIP																					
Charles Hudson, R (1, 1) ERA: 4.49	4.1	18	5	4	4	3	1	0	0	0	0	0	0	0	0	2	6	8.31	1.385			
Hipolito Pena, L (5, 1) ERA: 3.0	0.0	1	0	0	0	0	1	0	0	0	0	0	0	0	0	2	6	∞	∞			
Neil Allen, R (5, 1) ERA: 3.93	2.0	11	2	2	2	0	3	0	0	0	0	0	0	0	18	39	9.00	2.500				
Dave Righetti, L (7, 1) ERA: 3.52	1.2	10	4	2	2	2	0	0	0	0	0	0	0	0	26	42	10.80	2.400				
Dale Mohorcic, R (9, 1) ERA: 4.82	0.1	L 5	3	2	2	0	1	0	0	0	0	0	0	0	9	17	54.00	12.000				

AB	41
R	10
H	14
RBI	10
BB	6
SO	5
LOB	22



Batter	1	2	3	4	5	6	7	8	9	AB	R	H	RBI	BB	SO	LOB	BOTTOM					
Rickey Henderson, R (1, 7) OBP: 0.393, SLG: 0.398	5-3		BLK		G6-3		BB	6-3		5	3	3	0	0	0	0	Boston Red Sox @ New York Yankees Yankee Stadium, Bronx, NY Fri Sep 23 1988, 7:05 PM EDT Att: 51,511 - Unknown - 80 F					
Willie Randolph, R (1, 4) OBP: 0.335, SLG: 0.315	4-3		SF		G6-3		BB	4-3		3	1	0	1	1	0	2						
Don Mattingly, L (1, 3) OBP: 0.351, SLG: 0.453	1B		HR		G6-3		1B	F8		4	1	3	2	1	0	0						
Dave Winfield, R (1, 9) OBP: 0.401, SLG: 0.540	F8		F7		G6-3		K	E6		5	0	0	0	0	1	6						
Jack Clark, R (1, 10) OBP: 0.381, SLG: 0.448	K		K		L7		1B	4-3		5	0	1	2	0	2	2						
Gary Ward, R (1, 8) OBP: 0.297, SLG: 0.302								F5		2	1	1	1	1	1	0						
Claudell Washington, L (6, PH) OBP: 0.353, SLG: 0.451								F8		2	0	0	0	0	0	3						
Don Slaught, R (1, 2) OBP: 0.327, SLG: 0.445	FC1-6				F8		HR	K2-3		4	1	1	0	0	1	1						
Joel Skinner, R (9, 2) OBP: 0.257, SLG: 0.336	1B							K		0	0	0	0	0	0	0						
Ken Phelps, L (9, PH) OBP: 0.410, SLG: 0.551	1B							K		1	0	0	0	0	1	1						
Mike Pagliarulo, L (1, 5) OBP: 0.278, SLG: 0.370	FC6-4				1-3			4-3		4	1	2	2	0	0	0						
Rafael Santana, R (1, 6) OBP: 0.287, SLG: 0.293	FC6-4							HR		2	1	0	0	1	1	2						
Wayne Tolleson, S (7, PH) OBP: 0.333, SLG: 0.300	FC6-4				K			F9		1	0	0	0	0	0	0						
Inning Stats	R: 0 E: 0 K: 0 S: 7	H: 1 LOB: 1 BB: 0 P: 10	R: 0 E: 0 K: 1 S: 9	H: 1 LOB: 2 BB: 1 P: 15	R: 3 E: 1 K: 2 S: 13	H: 2 LOB: 0 BB: 0 P: 23	R: 0 E: 0 K: 1 S: 8	H: 0 LOB: 0 BB: 0 P: 8	R: 1 E: 0 K: 0 S: 10	H: 2 LOB: 1 BB: 1 P: 19	R: 5 E: 0 K: 1 S: 15	H: 5 LOB: 2 BB: 2 P: 33	R: 0 E: 0 K: 1 S: 8	H: 0 LOB: 0 BB: 0 P: 11	R: 0 E: 0 K: 0 S: 5	H: 0 LOB: 0 BB: 0 P: 8	R: 0 E: 1 K: 1 S: 7	H: 0 LOB: 1 BB: 0 P: 9	1B: 5 2B: 3 3B: 0 HR: 3	SF: 1 SAC: 0 DP: 1 HBP: 0	WP: 0 PB: 0 SB: 0 CS: 0	PA: 43
PITCHER	IP WLS BF H R ER SO BB IBB HBP BLK WP HR S P ERA WHIP																					
Bruce Hurst, L (1, 1) ERA: 3.79	5.0	26	7	6	6	4	2	0	0	1	0	0	0	0	10	23	27.00	4.500				
Bob Stanley, R (6, 1) ERA: 3.35	0.2	6	2	2	2	1	1	1	0	0	0	0	0	0	10	23	27.00	4.500				
Tom Bolton, L (6, 1) ERA: 3.25	1.1	4	0	0	0	1	0	0	0	0	0	0	0	9	12	0.00	0.000					
Dennis Lamp, R (8, 1) ERA: 3.08	1.0	W 3	0	0	0	0	0	0	0	0	0	0	0	5	8	0.00	0.000					
Lee Smith, R (9, 1) ERA: 2.51	1.0	S 4	0	0	0	1	0	0	0	0	0	0	0	7	9	0.00	0.000					



Batter	1	2	3	4	5	6	7	8	9	AB	R	H	RBI	BB	SO	LOB	TOP										
Wade Boggs, L OBP: 0.473, SLG: 0.485 Jim Rice, R OBP: 0.331, SLG: 0.397	G1-3 1B G4-3 BB	G4-3			G6-4-3 BB		BB BB IBB		6-3	1	1	0	0	3	0	1	Boston Red Sox @ New York Yankees Yankee Stadium, Bronx, NY Sat Sep 24 1988, 3:33 AM EDT Att: 51,392 - Sunny - 70 F										
Marty Barrett, R OBP: 0.330, SLG: 0.339	G4-3 G1-3 1B		G4-3		G6-4-3 1-2f		BB BB		FC4 HBP	3	0	1	0	1	0	2											
Dwight Evans, R OBP: 0.375, SLG: 0.484	G1-3		5-3			6-3			FC4	4	0	0	1	1	0	4											
Mike Greenwell, L OBP: 0.423, SLG: 0.542 Rick Cerone, R OBP: 0.335, SLG: 0.370	G4-3 IBB		K			G3			F8	4	0	0	0	1	1	6											
Todd Benzinger, S OBP: 0.298, SLG: 0.436 Larry Parrish, R OBP: 0.267, SLG: 0.351	G4-3				F5				G5-3	3	0	0	1	0	1	2											
Ellis Burks, R OBP: 0.370, SLG: 0.481	K				B1-3				K	3	1	0	0	1	2	2											
Jody Reed, R OBP: 0.399, SLG: 0.399					6-3				SH1-3 BB	2	0	0	0	1	0	0											
Rich Gedman, L OBP: 0.274, SLG: 0.367 Kevin Romine, R OBP: 0.276, SLG: 0.306	4-3				P5				SH 6-3 2B	4	1	2	1	0	0	1											
Ed Romero, R OBP: 0.319, SLG: 0.328	6-3				2B				SH FC4 6-3	3	0	1	0	0	0	2											
Inning Stats	R: 1 E: 0 K: 1 S: 11	H: 1 LOB: 2 BB: 2 P: 22	R: 0 E: 0 K: 0 S: 8	H: 0 LOB: 1 BB: 1 P: 17	R: 0 E: 0 K: 1 S: 9	H: 0 LOB: 0 BB: 0 P: 16	R: 0 E: 0 K: 0 S: 5	H: 0 LOB: 0 BB: 0 P: 7	R: 0 E: 0 K: 0 S: 3	H: 1 LOB: 1 BB: 1 P: 8	R: 0 E: 0 K: 1 S: 8	H: 0 LOB: 0 BB: 0 P: 11	R: 2 E: 0 K: 0 S: 6	H: 1 LOB: 3 BB: 4 P: 26	R: 0 E: 0 K: 1 S: 10	H: 0 LOB: 0 BB: 0 P: 16		R: 1 E: 0 K: 0 S: 8	H: 1 LOB: 3 BB: 0 P: 12	1B: 2 2B: 2 3B: 0 HR: 0	SF: 0 SAC: 2 DP: 1 HBP: 1	WP: 0 PB: 0 SB: 0 CS: 0	PA: 40				
PITCHER	IP	WLS	BF	H	R	ER	SO	BB	IBB	HBP	BLK	WP	HR	S	P	ERA	WHIP										
Richard Dotson, R ERA: 5.16	(1, 1)	6.2	29	3	3	3	3	5	2	0	0	0	0	48	101	4.05	1.200										
Steve Shields, R ERA: 4.56	(7, 1)	0.0	1	0	0	0	0	1	0	0	0	0	0	1	5	∞	∞										
Hipolito Pena, L ERA: 2.89	(7, 1)	0.1	1	0	0	0	0	0	0	0	0	0	0	1	1	0.00	0.000										
Dale Mohorcic, R ERA: 4.59	(8, 1)	1.0	5	1	1	1	1	0	0	0	0	0	0	12	19	9.00	1.000										
Lee Guetterman, L ERA: 4.5	(9, 1)	1.0	W	4	0	0	0	0	0	1	0	0	0	6	9	0.00	0.000										
Batter	1	2	3	4	5	6	7	8	9	AB	R	H	RBI	BB	SO	LOB	BOTTOM										
Rickey Henderson, R OBP: 0.395, SLG: 0.399	G3 6-3 1B		6-3		F8				1B 2B 1B	4	2	2	0	1	0	2	Boston Red Sox @ New York Yankees Yankee Stadium, Bronx, NY Sat Sep 24 1988, 3:33 AM EDT Att: 51,392 - Sunny - 70 F										
Claudell Washington, L OBP: 0.354, SLG: 0.403	6-3		G4-3		P1				2B 4-3 1B	5	2	2	1	0	0	1											
Don Mattingly, L OBP: 0.353, SLG: 0.455	G3		1B		G3				4-3 WP 2B	4	1	2	1	1	0	1											
Dave Winfield, R OBP: 0.403, SLG: 0.540	BB		1B		E S 1B				4-3	4	0	2	1	1	0	3											
Jack Clark, R OBP: 0.380, SLG: 0.445	K		FC5-4		G4-3				K	4	0	0	0	1	2	5											
Mike Pagliaro, L OBP: 0.276, SLG: 0.367 Luis Aguayo, R OBP: 0.318, SLG: 0.368 Ken Phelps, L OBP: 0.409, SLG: 0.549	K				G3				F8 K	4	0	0	0	0	2	0											
Willie Randolph, R OBP: 0.333, SLG: 0.312					G6-3				K	4	0	0	0	0	1	2											
Don Slaught, R OBP: 0.329, SLG: 0.446					2B 1B				F6	4	0	2	0	0	0	1											
Rafael Santana, R OBP: 0.286, SLG: 0.294					2B				G4-3	4	0	1	0	0	1	2											
Inning Stats	R: 0 E: 0 K: 1 S: 16	H: 1 LOB: 2 BB: 1 P: 24	R: 0 E: 0 K: 1 S: 10	H: 0 LOB: 0 BB: 0 P: 19	R: 0 E: 0 K: 0 S: 10	H: 2 LOB: 2 BB: 0 P: 16	R: 0 E: 0 K: 0 S: 13	H: 2 LOB: 2 BB: 0 P: 21	R: 0 E: 0 K: 2 S: 11	H: 1 LOB: 1 BB: 0 P: 18	R: 3 E: 0 K: 2 S: 13	H: 3 LOB: 0 BB: 0 P: 20	R: 0 E: 0 K: 0 S: 4	H: 0 LOB: 0 BB: 0 P: 5	R: 2 E: 1 K: 1 S: 12	H: 1 LOB: 3 BB: 3 P: 29		1B: 8 2B: 3 3B: 0 HR: 0	SF: 0 SAC: 0 DP: 0 HBP: 1	WP: 2 PB: 0 SB: 0 CS: 0	PA: 43						
PITCHER	IP	WLS	BF	H	R	ER	SO	BB	IBB	HBP	BLK	WP	HR	S	P	ERA	WHIP										
Mike Boddicker, R ERA: 3.56	(1, 1)	6.0	28	8	1	1	4	1	0	1	0	0	0	2	5	∞	∞										
Tom Bolton, L ERA: 3.9	(7, 1)	0.0	2	2	0	0	0	0	0	0	0	0	0	2	5	∞	∞										
Bob Stanley, R ERA: 3.28	(7, 1)	2.0	6	0	2	2	2	0	0	0	0	1	0	12	16	9.00	0.000										
Lee Smith, R ERA: 2.9	(9, 1)	0.2	L	7	1	2	1	1	2	0	0	1	0	12	29	13.50	3.000										

Batter	1	2	3	4	5	6	7	8	9	AB	R	H	RBI	BB	SO	LOB	TOP			
Wade Boggs, L (1, 10) OBP: 0.373, SLG: 0.486	2-1 BB HR 1B	0-1 FC4-6 1B			1-1 SH5-3 HR 1B		3-2 F7		1-0 G6-3	5	2	3	0	0	0	0				
Marty Barrett, R (1, 4) OBP: 0.328, SLG: 0.337	2-2 L7	3-2 FC4-6			0-0 SH5-3		2-2 P4		0-0 F8	4	0	0	0	0	0	3				
Dwight Evans, R (1, 9) OBP: 0.375, SLG: 0.488	4-2 HR BB				3-2 HR		2-3 K		0-3 K	4	2	1	2	1	2	0				
Mike Greenwell, L (1, 7) OBP: 0.424, SLG: 0.546	1-0 HR				1-2 F7				2-0 F5	3	1	1	3	1	0	0				
Todd Benzinger, S (1, 3) OBP: 0.297, SLG: 0.434	2-1 L5				1-3 BB		2-1 4-3		0-0 2B 5-3 1B	4	1	1	0	0	1	1				
Ellis Burks, R (1, 8) OBP: 0.371, SLG: 0.483	2-2 F9				2-3 K		4-0 G3 BB		0-1 5-3 1-3 2B	3	0	1	0	1	1	1				
Jody Reed, R (1, 6) OBP: 0.395, SLG: 0.394					1-2 P5		0-1 F3		0-0 5-3	4	0	0	1	0	0	2				
Rich Gedman, L (1, 2) OBP: 0.280, SLG: 0.370					2-2 1B 1B		2-2 G3		2-3 3-H 4-0	3	0	2	0	1	0	1				
Ed Romero, R (1, 5) OBP: 0.301, SLG: 0.309					0-0 G4-6-3 1-2		2-3 K		0-0 4-3	4	0	0	0	0	2	5				
Inning Stats	R: 3 E: 0 K: 0 S: 14	H: 2 LOB: 0 BB: 1 P: 27	R: 0 E: 0 K: 1 S: 15	H: 2 LOB: 2 BB: 0 P: 21	R: 0 E: 0 K: 2 S: 9	H: 0 LOB: 1 BB: 1 P: 16	R: 0 E: 0 K: 0 S: 7	H: 1 LOB: 0 BB: 0 P: 10	R: 2 E: 0 K: 0 S: 11	H: 2 LOB: 0 BB: 0 P: 18	R: 0 E: 0 K: 1 S: 9	H: 0 LOB: 0 BB: 0 P: 16	R: 0 E: 0 K: 1 S: 6	H: 2 LOB: 2 BB: 1 P: 12	R: 0 E: 0 K: 1 S: 5	H: 0 LOB: 0 BB: 0 P: 6	1B: 6 2B: 1 3B: 0 HR: 2	SF: 0 SAC: 1 DP: 1 HBP: 0	WP: 0 PB: 0 SB: 0 CS: 0	PA: 39
PITCHER	IP	WLS	BF	H	R	ER	SO	BB	IBB	HBP	BLK	WP	HR	S	P	ERA	WHIP			
Rick Rhoden, R (1, 1) ERA: 4.24	8.0	L	36	9	6	6	5	4	0	0	0	0	2	79	136	6.75	1.625			
Hipolito Pena, L (9, 1) ERA: 2.61	1.0		3	0	0	0	1	0	0	0	0	0	0	5	6	0.00	0.000			

Boston Red Sox @ New York Yankees
 Yankee Stadium, Bronx, NY
 Sun Sep 25 1988, 3:33 AM EDT
 Att: 54,774 - Overcast - 67 F

AB	34
R	6
H	9
RBI	6
BB	4
SO	6
LOB	13



Batter	1	2	3	4	5	6	7	8	9	AB	R	H	RBI	BB	SO	LOB	BOTTOM			
Rickey Henderson, R (1, 7) OBP: 0.395, SLG: 0.399	2-1 G6-3 S 1B				1-1 K CS 1B			1-3 K	0-3 K	5	0	2	0	0	3	2				
Claudell Washington, L (1, 8) OBP: 0.353, SLG: 0.451	1-1 G6-3				2-2 4-3		1-1 F7		2-2 1B	4	0	1	0	0	0	2				
Don Mattingly, L (1, 3) OBP: 0.354, SLG: 0.455	1-0 P6				2-2 BB 1B		0-2 F7		1-1 1B	4	0	2	0	0	0	1				
Dave Winfield, R (1, 10) OBP: 0.402, SLG: 0.537	2-0 4-3				4-0 FC6-4 BB		0-0 G6-3		2-1 P4	3	0	0	0	1	0	3				
Jack Clark, R (1, 9) OBP: 0.381, SLG: 0.445					3-3 K 1B		1-1 FC6-4 1B		1-1 F9	4	0	2	0	0	1	4				
Willie Randolph, R (1, 4) OBP: 0.330, SLG: 0.309					2-2 FC5-4		1-3 K		1-0 6-3	4	0	0	0	0	1	4				
Luis Aguayo, R (1, 5) OBP: 0.285, SLG: 0.364					1-0 FC6-4		3-3 K		4-0 FC5-4 BB	2	0	0	0	0	1	3				
Hal Morris, L (7, PH) OBP: 0.143, SLG: 0.143										1	0	0	0	0	1	1				
Wayne Tolleson, S (8, 5) OBP: 0.348, SLG: 0.300										0	0	0	0	1	0	0				
Joel Skinner, R (1, 2) OBP: 0.261, SLG: 0.333										2	0	0	0	2	2	1				
Rafael Santana, R (1, 6) OBP: 0.285, SLG: 0.293										2	0	0	0	0	0	0				
Ken Phelps, L (7, PH) OBP: 0.408, SLG: 0.547										1	0	0	0	0	0	2				
Randy Velarde, R (8, 6) OBP: 0.241, SLG: 0.360										1	0	0	0	0	0	2				
Inning Stats	R: 0 E: 0 K: 0 S: 6	H: 1 LOB: 1 BB: 0 P: 12	R: 0 E: 0 K: 2 S: 13	H: 1 LOB: 0 BB: 0 P: 21	R: 0 E: 0 K: 2 S: 10	H: 1 LOB: 2 BB: 1 P: 21	R: 0 E: 0 K: 2 S: 10	H: 0 LOB: 0 BB: 0 P: 15	R: 0 E: 0 K: 0 S: 6	H: 0 LOB: 0 BB: 0 P: 7	R: 0 E: 0 K: 1 S: 17	H: 1 LOB: 2 BB: 1 P: 29	R: 0 E: 0 K: 1 S: 13	H: 2 LOB: 2 BB: 0 P: 20	R: 0 E: 0 K: 1 S: 8	H: 0 LOB: 2 BB: 2 P: 18	1B: 7 2B: 0 3B: 0 HR: 0	SF: 0 SAC: 0 DP: 0 HBP: 0	WP: 0 PB: 0 SB: 1 CS: 1	PA: 37
PITCHER	IP	WLS	BF	H	R	ER	SO	BB	IBB	HBP	BLK	WP	HR	S	P	ERA	WHIP			
Roger Clemens, R (1, 1) ERA: 2.88	7.0	W	27	5	0	0	7	2	0	0	0	0	0	70	117	0.00	1.000			
Lee Smith, R (8, 1) ERA: 2.63	2.0		10	2	0	0	2	2	0	0	0	0	0	21	38	0.00	2.000			

Boston Red Sox @ New York Yankees
 Yankee Stadium, Bronx, NY
 Sun Sep 25 1988, 3:33 AM EDT
 Att: 54,774 - Overcast - 67 F

AB	33
R	0
H	7
RBI	0
BB	4
SO	9
LOB	25



Batter	1	2	3	4	5	6	7	8	9	AB	R	H	RBI	BB	SO	LOB	TOP															
Rickey Henderson, R OBP: 0.394, SLG: 0.398 Claudell Washington, L OBP: 0.351, SLG: 0.448	F8	K		G4-3			K		K	2	0	0	0	0	1	0	New York Yankees @ Baltimore Orioles Memorial Stadium, Baltimore, MD Mon Sep 26 1988, 7:05 PM EDT Att: 14,651 - Unknown - 71 F															
Don Mattingly, L OBP: 0.355, SLG: 0.455	BB 1B	4-3		F8			4-3		FC6-4 1B	5	1	2	0	0	0	0																
Dave Winfield, R OBP: 0.400, SLG: 0.533	BB 1B				F9		6-3		F2	4	1	0	0	1	1	1																
Jack Clark, R OBP: 0.382, SLG: 0.444	BB 1B			SH1-3 1B		WP BB			K FC6-4	3	1	1	0	2	1	1																
Gary Ward, R OBP: 0.300, SLG: 0.305	FC6-4 1B			SH1-3 1B		G6-3			F8	4	0	2	2	0	0	1																
Don Slaught, R OBP: 0.332, SLG: 0.448 Wayne Tolleson, S OBP: 0.348, SLG: 0.300	FC6-4 1B			SH1-3					2B 1B	3	0	2	1	0	1	1																
Luis Aguayo, R OBP: 0.312, SLG: 0.360 Ken Phelps, L OBP: 0.410, SLG: 0.552 Joel Skinner, R OBP: 0.261, SLG: 0.333	FC6-4 BB			F9		G6-3			SAFE 2B 1B	3	0	0	0	0	0	4																
Rafael Santana, R OBP: 0.287, SLG: 0.293				F8			4-3		1B	3	0	1	2	1	0	2																
Randy Velarde, R OBP: 0.232, SLG: 0.346							4-3		2H 3H 1B	4	0	0	0	0	3	5																
Inning Stats	R: 3 E: 0 K: 1 S: 20	H: 3 LOB: 3 BB: 3 P: 44	R: 0 E: 0 K: 2 S: 7	H: 0 LOB: 0 BB: 0 P: 11	R: 0 E: 0 K: 0 S: 5	H: 2 LOB: 2 BB: 0 P: 7	R: 0 E: 0 K: 1 S: 6	H: 0 LOB: 0 BB: 0 P: 10	R: 0 E: 0 K: 1 S: 10	H: 0 LOB: 1 BB: 1 P: 19	R: 0 E: 0 K: 1 S: 6	H: 0 LOB: 0 BB: 0 P: 11	R: 2 E: 0 K: 2 S: 17	H: 3 LOB: 2 BB: 0 P: 27	R: 0 E: 0 K: 1 S: 11	H: 1 LOB: 1 BB: 0 P: 14	1B: 8 2B: 1 3B: 0 HR: 0	SF: 0 SAC: 1 DP: 0 HBP: 0	WP: 1 PB: 0 SB: 0 CS: 0	PA: 40												
PITCHER	IP WLS BF H R ER SO BB IBB HBP BLK WP HR S P ERA WHIP																															
Jeff Ballard, L ERA: 4.4	0.1	6	3	3	3	0	2	0	0	0	0	15	34	81.00	15.000																	
Jay Tibbs, R ERA: 5.13	7.1	L 28	4	2	2	7	2	0	0	0	1	0	55	94	2.46	0.818																
Don Aase, R ERA: 4.33	1.1	6	2	0	0	2	0	0	0	0	0	0	16	21	0.00	1.500																

Batter	1	2	3	4	5	6	7	8	9	AB	R	H	RBI	BB	SO	LOB	BOTTOM															
Pete Stanicek, S OBP: 0.310, SLG: 0.311	5-3	K		FC1-2		K				4	0	0	0	1	2	7	New York Yankees @ Baltimore Orioles Memorial Stadium, Baltimore, MD Mon Sep 26 1988, 7:05 PM EDT Att: 14,651 - Unknown - 71 F															
Rick Schu, R OBP: 0.319, SLG: 0.364 Jim Traber, L OBP: 0.261, SLG: 0.314	L9	K		G6-4-3		G6-3 2B			G3-6-3 BB	4	0	1	1	0	1	6																
Cal Ripken Jr., R OBP: 0.371, SLG: 0.432	G5-3			F7		BB SF7 1B			G6-3 1B	5	1	2	0	0	0	1																
Eddie Murray, S OBP: 0.370, SLG: 0.489		HR 1B				BB BB			K	3	1	2	0	2	1	1																
Mickey Tettleton, S OBP: 0.333, SLG: 0.430		HR		G6-3		BB BB			F2	3	1	1	2	2	0	1																
Ken Gerhart, R OBP: 0.246, SLG: 0.340 Joe Orsulak, L OBP: 0.333, SLG: 0.432		HR 2B		5-3		SF7 L6				2	0	1	1	0	0	1																
Carl Nichols, R OBP: 0.244, SLG: 0.216 Brady Anderson, L OBP: 0.269, SLG: 0.283		G5-3		FC1-2 BB		K			K	2	0	0	0	0	2	1																
Craig Worthington, R OBP: 0.264, SLG: 0.281		BB BB		FC1-2 1B		K			5-3	4	0	1	0	1	1	3																
Rene Gonzales, R OBP: 0.257, SLG: 0.263		BB		FC1-2 1B		BB S 2B			5-3	2	1	1	0	2	0	0																
Inning Stats	R: 0 E: 0 K: 0 S: 6	H: 0 LOB: 0 BB: 0 P: 9	R: 2 E: 0 K: 2 S: 15	H: 3 LOB: 3 BB: 2 P: 33	R: 0 E: 0 K: 0 S: 10	H: 1 LOB: 1 BB: 0 P: 17	R: 0 E: 0 K: 0 S: 7	H: 2 LOB: 2 BB: 1 P: 16	R: 1 E: 0 K: 2 S: 16	H: 1 LOB: 2 BB: 2 P: 27	R: 1 E: 0 K: 1 S: 13	H: 1 LOB: 3 BB: 3 P: 31	R: 0 E: 0 K: 1 S: 7	H: 0 LOB: 0 BB: 0 P: 11	R: 0 E: 0 K: 1 S: 10	H: 1 LOB: 1 BB: 1 P: 16	R: 0 E: 0 K: 1 S: 9	H: 1 LOB: 1 BB: 0 P: 16	1B: 6 2B: 3 3B: 0 HR: 1	SF: 1 SAC: 0 DP: 2 HBP: 0	WP: 0 PB: 0 SB: 2 CS: 0	PA: 44										
PITCHER	IP WLS BF H R ER SO BB IBB HBP BLK WP HR S P ERA WHIP																															
Tommy John, L ERA: 4.64	4.0																															
Hipolito Pena, L ERA: 3.09	1.1	7	1	1	1	3	2	0	0	0	0	0	18	31	6.75	2.250																
Steve Shields, R ERA: 4.46	1.2	W 7	0	0	0	1	1	1	0	0	0	0	14	29	0.00	0.600																
Dave Righetti, L ERA: 3.44	2.0	S 8	2	0	0	2	1	0	0	0	0	0	19	32	0.00	1.500																



Batter	1	2	3	4	5	6	7	8	9	AB	R	H	RBI	BB	SO	LOB	TOP			
Rickey Henderson, R OBP: 0.395, SLG: 0.398 (1, 7)	G4-3		G6-3			G3 S BB		E5 S		3	0	0	0	1	0	0	New York Yankees @ Baltimore Orioles Memorial Stadium, Baltimore, MD Wed Sep 28 1988, 7:05 PM EDT Att: 15,737 - Unknown - 73 F livebaseballscorecards.com			
Claudell Washington, L OBP: 0.344, SLG: 0.439 (1, 8)	K		K			K		F7		4	0	0	0	0	3	2				
Don Mattingly, L OBP: 0.356, SLG: 0.465 (1, 3)	BB 1B				G3	G3		F8		4	0	1	0	0	0	2				
Jack Clark, R OBP: 0.382, SLG: 0.441 (1, 9)	BB 1B				K	G4-3			G6-3	3	0	0	0	1	1	1				
Ken Phelps, L OBP: 0.405, SLG: 0.544 (1, 10)	G3				3-1		F9		K	4	0	0	0	0	1	2				
Don Slaught, R OBP: 0.334, SLG: 0.450 Bob Geren, R (8, 2)		5-3			K		F8 2B		K	3	0	1	0	0	1	0				
Hal Morris, L OBP: 0.133, SLG: 0.133 (9, PH)									K	1	0	0	0	0	1	0				
Willie Randolph, R OBP: 0.328, SLG: 0.306 (1, 4)		5-3			6-3		F8			3	0	0	0	0	0	1				
Rafael Santana, R OBP: 0.289, SLG: 0.294 (1, 6)		G5-3			1B		K			3	0	1	0	0	1	1				
Wayne Tolleson, S OBP: 0.321, SLG: 0.277 (1, 5)				1-3		K		K		3	0	0	0	0	2	1				
Inning Stats	R: 0 E: 0 K: 1 S: 12	H: 1 LOB: 2 BB: 1 P: 20	R: 0 E: 0 K: 0 S: 9	H: 0 LOB: 0 BB: 0 P: 13	R: 0 E: 0 K: 1 S: 7	H: 0 LOB: 0 BB: 0 P: 10	R: 0 E: 0 K: 1 S: 9	H: 0 LOB: 1 BB: 0 P: 14	R: 0 E: 0 K: 2 S: 10	H: 1 LOB: 1 BB: 0 P: 16	R: 0 E: 0 K: 1 S: 8	H: 1 LOB: 1 BB: 1 P: 16	R: 0 E: 1 K: 1 S: 9	H: 0 LOB: 1 BB: 0 P: 11	R: 0 E: 0 K: 2 S: 11	H: 0 LOB: 0 BB: 0 P: 18	1B: 2 2B: 1 3B: 0 HR: 0	SF: 0 SAC: 0 DP: 0 HBP: 0	WP: 0 PB: 0 SB: 2 CS: 0	PA: 33
PITCHER Bob Milacki, R ERA: 0.72 (1, 1)	IP: 9.0 WLS: W BF: 33	H: 3 R: 0 ER: 0 SO: 10	BB: 2 IBB: 0 HBP: 0 BLK: 0	WP: 0 HR: 0 S: 83 P: 132	ERA: 0.00 WHIP: 0.556	PITCHER										IP: 9.0 WLS: W BF: 33	H: 3 R: 0 ER: 0 SO: 10	BB: 2 IBB: 0 HBP: 0 BLK: 0	WP: 0 HR: 0 S: 83 P: 132	ERA: 0.00 WHIP: 0.556

Batter	1	2	3	4	5	6	7	8	9	AB	R	H	RBI	BB	SO	LOB	BOTTOM			
Pete Stanicek, S OBP: 0.316, SLG: 0.315 (1, 7)	F7			1B		K				3	0	1	0	1	1	0	New York Yankees @ Baltimore Orioles Memorial Stadium, Baltimore, MD Wed Sep 28 1988, 7:05 PM EDT Att: 15,737 - Unknown - 73 F livebaseballscorecards.com			
Rick Schu, R OBP: 0.318, SLG: 0.366 Brady Anderson, L OBP: 0.268, SLG: 0.282 (1, 3) (9, 8)	E6 BB	L6		1B		K				4	0	1	1	0	1	2				
Cal Ripken Jr., R OBP: 0.370, SLG: 0.428 (1, 6)	P4			1B		K		G6-3		4	0	1	0	0	1	3				
Eddie Murray, S OBP: 0.367, SLG: 0.483 (1, 10)	FC5-4 BB		K		G4-3		K			3	0	0	0	1	2	1				
Mickey Tettleton, S OBP: 0.330, SLG: 0.424 Joe Orsulak, L OBP: 0.334, SLG: 0.432 (1, 2) (5, 9)	FC5-4		E4		1B		F8			2	0	0	0	0	0	3				
Ken Gehrhart, R OBP: 0.254, SLG: 0.348 Billy Ripken, R OBP: 0.260, SLG: 0.258 (1, 8) (9, 4)		1B G4-3 1B		G5-4-3		FC5-4 1B		SH3-4 FC4-2 2B		4	1	2	0	0	0	3				
Carl Nichols, R OBP: 0.255, SLG: 0.233 (5, 2)				K		K		SH3-4		3	0	2	0	0	1	0				
Craig Worthington, R OBP: 0.256, SLG: 0.271 Jim Traber, L OBP: 0.260, SLG: 0.312 (1, 5) (8, PH) (9, 3)	G4-3				F7		K		FC4-2 FC5-4	3	0	0	0	0	1	3				
Rene Gonzales, R OBP: 0.262, SLG: 0.268 (9, 5)		BB 1B		1B		L5		FC5-4		1	0	0	0	0	0	1				
Inning Stats	R: 0 E: 1 K: 0 S: 13	H: 0 LOB: 2 BB: 1 P: 23	R: 1 E: 0 K: 0 S: 9	H: 3 LOB: 2 BB: 1 P: 21	R: 0 E: 1 K: 1 S: 9	H: 1 LOB: 1 BB: 0 P: 12	R: 1 E: 0 K: 2 S: 12	H: 3 LOB: 2 BB: 0 P: 18	R: 0 E: 0 K: 1 S: 10	H: 2 LOB: 2 BB: 0 P: 15	R: 0 E: 0 K: 2 S: 10	H: 0 LOB: 0 BB: 0 P: 14	R: 0 E: 0 K: 1 S: 11	H: 0 LOB: 0 BB: 0 P: 17	R: 0 E: 0 K: 0 S: 7	H: 1 LOB: 1 BB: 0 P: 10		1B: 9 2B: 1 3B: 0 HR: 0	SF: 0 SAC: 1 DP: 2 HBP: 0	WP: 0 PB: 0 SB: 0 CS: 0
PITCHER Lee Guetterman, L ERA: 4.54 Neil Allen, R ERA: 3.5 Hipolito Pena, L ERA: 2.92 (1, 1) (4, 1) (8, 1)	IP: 3.2 WLS: L BF: 14	H: 7 R: 2 ER: 2 SO: 2	BB: 2 IBB: 0 HBP: 0 BLK: 0	WP: 0 HR: 0 S: 38 P: 56	ERA: 4.91 WHIP: 2.455	PITCHER										IP: 3.2 WLS: L BF: 14	H: 7 R: 2 ER: 2 SO: 2	BB: 2 IBB: 0 HBP: 0 BLK: 0	WP: 0 HR: 0 S: 38 P: 56	ERA: 4.91 WHIP: 2.455

Batter	1	2	3	4	5	6	7	8	9	AB	R	H	RBI	BB	SO	LOB	TOP								
Rickey Henderson, R OBP: 0.393, SLG: 0.396 (1, 7)	2-2 4-3		2-1 G5-3		1-0 F8		1-1 S S BB 1B	2-0 F7		5	1	1	0	0	0	4	New York Yankees @ Baltimore Orioles Memorial Stadium, Baltimore, MD Thu Sep 29 1988, 7:05 PM EDT Att: 38,958 - Unknown - 65 F livebaseballscorecards.com								
Claudell Washington, L OBP: 0.342, SLG: 0.435 (1, 8)	0-0 G3-1			1-0 L6	1-2 G3		1-2 BB S F7-2-5 BB		0-3 K	4	0	0	0	1	1	2									
Don Mattingly, L OBP: 0.358, SLG: 0.469 (1, 3)	4-2 FC5-4 BB			0-1 P4		0-2 F9	4-0 BB IBB		3-1 HR	3	1	1	1	2	0	0									
Jack Clark, R OBP: 0.386, SLG: 0.442 (1, 9)	2-0 FC5-4			2-2 HR 1B		4-1 S 1B BB	4-2 S 1B BB		1-1 1B	3	2	2	1	2	0	1									
Ken Phelps, L OBP: 0.411, SLG: 0.556 (1, 10)		4-1 G4-6-3 BB		1-1 HR		4-0 1B IBB	0-0 F7-2-5 BB		2-2 G5-4-3 1B	3	1	2	2	2	0	3									
Willie Randolph, R OBP: 0.325, SLG: 0.303 (1, 4)		0-1 G4-6-3		2-1 P4		2-3 K		1-3 K	0-0 G5-4-3	5	0	0	0	0	2	5									
Rafael Santana, R OBP: 0.288, SLG: 0.294 (1, 6)		1-0 F3		2-1 G6-3		1-1 1-3 2-H 1B		2-2 F9		4	0	1	1	0	0	0									
Joel Skinner, R OBP: 0.264, SLG: 0.336 (1, 2)			2-3 K		0-1 1B	2-1 F8		0-1 BB 1B		4	0	2	0	0	1	2									
Wayne Tolleson, S OBP: 0.333, SLG: 0.280 (1, 5)			2-2 L5		0-1 1-2 1B		2-3 K	4-1 1-2 BB		3	0	1	0	1	1	0									
Inning Stats	R: 0 E: 0 K: 0 S: 8	H: 0 LOB: 1 BB: 1 P: 16	R: 0 E: 0 K: 0 S: 4	H: 0 LOB: 0 BB: 1 P: 9	R: 0 E: 0 K: 1 S: 8	H: 0 LOB: 0 BB: 0 P: 14	R: 2 E: 0 K: 0 S: 10	H: 2 LOB: 0 BB: 0 P: 16	R: 0 E: 0 K: 0 S: 10	H: 2 LOB: 2 BB: 0 P: 14	R: 1 E: 0 K: 1 S: 12	H: 1 LOB: 2 BB: 2 P: 25	R: 1 E: 0 K: 1 S: 9	H: 1 LOB: 3 BB: 3 P: 24	R: 0 E: 0 K: 1 S: 11	H: 1 LOB: 2 BB: 1 P: 20	R: 1 E: 0 K: 1 S: 11	H: 3 LOB: 1 BB: 0 P: 17	1B: 8 2B: 1 3B: 0 HR: 2	SF: 0 SAC: 0 DP: 3 HBP: 0	WP: 0 PB: 0 SB: 4 CS: 0	PA: 42			
PITCHER	IP	WLS	BF	H	R	ER	SO	BB	IBB	HBP	BLK	WP	HR	S	P	ERA	WHIP								
Mark Williamson, R ERA: 4.82	5.2	L	25	5	3	3	2	3	1	0	0	0	1	50	90	4.76	1.412								
Gregg Olson, R ERA: 3.5	1.1		7	1	1	1	1	2	1	0	0	0	0	11	28	6.75	2.250								
Don Aase, R ERA: 4.23	1.0		5	1	0	0	1	1	0	0	0	0	0	11	20	0.00	2.000								
Mark Thurmond, L ERA: 4.71	0.1		4	3	1	1	1	0	0	0	0	0	1	10	16	27.00	9.000								
Doug Sisk, R ERA: 3.79	0.2		1	0	0	0	0	0	0	0	0	0	0	1	1	0.00	0.000								

Batter	1	2	3	4	5	6	7	8	9	AB	R	H	RBI	BB	SO	LOB	BOTTOM								
Joe Orsulak, L OBP: 0.333, SLG: 0.427 (1, 9)	4-1 BB		3-2 P6		0-1 F8		2-0 F5		0-0 G3	4	0	0	0	1	0	4	New York Yankees @ Baltimore Orioles Memorial Stadium, Baltimore, MD Thu Sep 29 1988, 7:05 PM EDT Att: 38,958 - Unknown - 65 F livebaseballscorecards.com								
Brady Anderson, L OBP: 0.288, SLG: 0.285 (1, 8)	1-1 F9		0-1 2B		2-1 G6-3		3-3 K			4	0	1	0	0	1	3									
Cal Ripken Jr., R OBP: 0.372, SLG: 0.435 (1, 6)	1-0 F9		4-0 BB			2-1 HR		0-1 G5-4-3 1B		3	1	2	1	1	0	1									
Eddie Murray, S OBP: 0.365, SLG: 0.480 (1, 10)	1-3 K		0-1 4-3			2-3 K		3-3 K		4	0	0	0	0	3	4									
Terry Kennedy, L OBP: 0.272, SLG: 0.302 (1, 2)		3-1 F7		0-0 G5-3		1-3 K		0-0 G5-4-3		4	0	0	0	0	1	1									
Jim Traber, L OBP: 0.257, SLG: 0.308 (1, 3)		0-2 P6		2-2 F4		2-1 L7		1-2 G3-1		4	0	0	0	0	0	0									
Ken Gerhart, R OBP: 0.259, SLG: 0.349 Pete Stanicek, S OBP: 0.318, SLG: 0.321 (9, PH)		1-2 S 1B		4-2 BB			3-3 K		3-2 2B	2	0	1	0	1	1	0									
Craig Worthington, R OBP: 0.259, SLG: 0.274 Keith Hughes, L OBP: 0.305, SLG: 0.320 (9, PH)		0-1 5-3		2-3 K			2-2 1B 1B		1-2 F8	3	0	1	0	0	1	2									
Rene Gonzales, R OBP: 0.266, SLG: 0.269 (1, 4)			0-0 F8		2-2 F8		1-0 1-2 1B		4-2 BB	3	0	1	0	1	0	0									
Inning Stats	R: 0 E: 1 K: 1 S: 7	H: 0 LOB: 1 BB: 1 P: 14	R: 0 E: 0 K: 0 S: 10	H: 1 LOB: 0 BB: 0 P: 14	R: 0 E: 0 K: 1 S: 10	H: 0 LOB: 1 BB: 1 P: 15	R: 0 E: 0 K: 1 S: 10	H: 0 LOB: 0 BB: 0 P: 18	R: 0 E: 0 K: 2 S: 10	H: 1 LOB: 0 BB: 0 P: 17	R: 0 E: 0 K: 2 S: 12	H: 2 LOB: 2 BB: 0 P: 23	R: 0 E: 0 K: 1 S: 6	H: 1 LOB: 0 BB: 0 P: 9	R: 0 E: 0 K: 0 S: 13	H: 1 LOB: 2 BB: 1 P: 22	1B: 4 2B: 2 3B: 0 HR: 1	SF: 0 SAC: 0 DP: 1 HBP: 0	WP: 0 PB: 0 SB: 1 CS: 0	PA: 37					
PITCHER	IP	WLS	BF	H	R	ER	SO	BB	IBB	HBP	BLK	WP	HR	S	P	ERA	WHIP								
Richard Dotson, R ERA: 5.0	7.0	W	29	5	1	1	6	3	0	0	0	0	0	0	115	1.29	1.143								
Steve Shields, R ERA: 4.37	1.2		7	2	0	0	1	1	0	0	0	0	0	18	30	0.00	1.800								
Dave Righetti, L ERA: 3.43	0.1	S	1	0	0	0	0	0	0	0	0	0	0	1	1	0.00	0.000								

AB 34
R 5
H 10
RBI 5
BB 8
SO 5
LOB 17



AB 33
R 1
H 7
RBI 1
BB 4
SO 7
LOB 16



Batter	1	2	3	4	5	6	7	8	9	AB	R	H	RBI	BB	SO	LOB	TOP			
Rickey Henderson, R OBP: 0.392, SLG: 0.397 (1, 7)	F8		S 2B			5-3		P3		4	0	1	0	0	0	0				
Claudell Washington, L OBP: 0.344, SLG: 0.439 (1, 8)	F8 2B		4-3			1B E		K		4	1	2	0	0	1	1				
Don Mattingly, L OBP: 0.397, SLG: 0.468 (1, 3)	F8			L8		1B E		5-3		4	1	1	0	0	0	1				
Jack Clark, R OBP: 0.383, SLG: 0.439 (1, 9)	F7			K2-3		E5			F8	4	0	0	0	0	1	1				
Ken Phelps, L OBP: 0.407, SLG: 0.551 Gary Ward, R OBP: 0.299, SLG: 0.304 (9, PH)		F7		G3		F9			F9	3	0	0	0	0	0	1				
Willie Randolph, R OBP: 0.322, SLG: 0.300 (1, 4)	F7				F7				F9	4	0	0	0	0	0	0				
Rafael Santana, R OBP: 0.289, SLG: 0.294 (1, 6)		5-3			K					3	0	1	0	0	1	0				
Joel Skinner, R OBP: 0.261, SLG: 0.332 (1, 2)			5-3		4-3					3	0	0	0	0	1	1				
Wayne Tolleson, S OBP: 0.317, SLG: 0.264 (1, 5)			6-3			K2-3		FC4-6		3	0	0	0	0	1	1				
Inning Stats	R: 0 E: 0 K: 0 S: 8	H: 1 LOB: 1 BB: 0 P: 15	R: 0 E: 0 K: 0 S: 7	H: 0 LOB: 0 BB: 0 P: 13	R: 0 E: 0 K: 0 S: 10	H: 1 LOB: 1 BB: 0 P: 17	R: 0 E: 0 K: 1 S: 6	H: 0 LOB: 0 BB: 0 P: 8	R: 0 E: 0 K: 1 S: 11	H: 0 LOB: 0 BB: 0 P: 15	R: 2 E: 1 K: 1 S: 14	H: 2 LOB: 1 BB: 0 P: 18	R: 0 E: 0 K: 1 S: 8	H: 1 LOB: 0 BB: 0 P: 13	R: 0 E: 0 K: 0 S: 6	H: 0 LOB: 0 BB: 0 P: 7	1B: 3 2B: 2 3B: 0 HR: 0	SF: 0 SAC: 0 DP: 0 HBP: 0	WP: 0 PB: 0 SB: 1 CS: 0	PA: 33
PITCHER	IP	WLS	BF	H	R	ER	SO	BB	IBB	HBP	BLK	WP	HR	S	P	ERA	WHIP			
Jack Morris, R ERA: 3.94 Willie Hernandez, L ERA: 3.15	(1, 1)	7.0	W	27	5	2	0	4	0	0	0	0	0	64	99	0.00	0.714			
	(8, 1)	2.0		6	0	0	0	1	0	0	0	0	0	14	18	0.00	0.000			

New York Yankees @ Detroit Tigers
Tiger Stadium, Detroit, MI
Fri Sep 30 1988, 7:05 PM EDT
Att: 34,176 - Unknown - 77 F

AB 33
R 2
H 5
RBI 0
BB 0
SO 5
LOB 6



Batter	1	2	3	4	5	6	7	8	9	AB	R	H	RBI	BB	SO	LOB	BOTTOM			
Pat Sheridan, L OBP: 0.339, SLG: 0.398 (1, 7)	E5 FC3-5 1B		BB 1B BB	5-3		K		FC1-5		4	1	1	0	1	1	5				
Dwayne Murphy, L OBP: 0.365, SLG: 0.382 (1, 8)	FC3-5 FC4-6 2-3		F7		K		E 2B	K		5	1	1	0	0	2	4				
Dave Bergman, L OBP: 0.374, SLG: 0.397 (1, 3)	FC4-6 BLK 1-2		K		4-3		FC3-6 BB	F9		4	0	0	0	1	1	4				
Darrell Evans, L OBP: 0.341, SLG: 0.386 (1, 10)	K		1B BB		F7		FC3-6 HR			3	1	0	0	1	1	2				
Matt Nokes, L OBP: 0.313, SLG: 0.425 (1, 2)		G3				F8		P6		4	0	1	1	0	0	1				
Chet Lemon, R OBP: 0.344, SLG: 0.429 (1, 9)		F3				HR		HR		4	2	2	3	0	1	2				
Tom Brookens, R OBP: 0.308, SLG: 0.348 (1, 5)				3-1		1B E		F7		4	1	2	0	0	0	0				
Torey Lovullo, S OBP: 0.409, SLG: 0.667 (1, 4)		E 1B			BLK 1B			FC1-5 1B		4	0	3	0	0	0	1				
Jim Walewander, S OBP: 0.254, SLG: 0.241 (1, 6)		6-3			L7			FC1-5 1B		4	0	2	0	0	0	2				
Inning Stats	R: 0 E: 1 K: 1 S: 9	H: 1 LOB: 1 BB: 0 P: 15	R: 1 E: 1 K: 0 S: 12	H: 2 LOB: 1 BB: 0 P: 18	R: 1 E: 0 K: 2 S: 11	H: 1 LOB: 2 BB: 2 P: 26	R: 0 E: 0 K: 0 S: 9	H: 1 LOB: 1 BB: 0 P: 13	R: 0 E: 0 K: 1 S: 7	H: 0 LOB: 0 BB: 0 P: 12	R: 1 E: 0 K: 1 S: 11	H: 3 LOB: 2 BB: 0 P: 18	R: 3 E: 1 K: 0 S: 14	H: 2 LOB: 0 BB: 1 P: 27	R: 0 E: 0 K: 1 S: 7	H: 2 LOB: 2 BB: 0 P: 10	1B: 9 2B: 1 3B: 0 HR: 2	SF: 0 SAC: 0 DP: 0 HBP: 0	WP: 0 PB: 0 SB: 0 CS: 0	PA: 39
PITCHER	IP	WLS	BF	H	R	ER	SO	BB	IBB	HBP	BLK	WP	HR	S	P	ERA	WHIP			
Rick Rhoden, R ERA: 4.29 Hipolito Pena, L ERA: 3.14	(1, 1)	6.0	L	30	5	4	1	1	0	0	0	0	1	62	109	6.00	2.000			
	(7, 1)	2.0		9	3	1	1	1	0	0	0	0	1	18	30	4.50	1.500			

New York Yankees @ Detroit Tigers
Tiger Stadium, Detroit, MI
Fri Sep 30 1988, 7:05 PM EDT
Att: 34,176 - Unknown - 77 F

AB 36
R 6
H 12
RBI 4
BB 3
SO 6
LOB 21



Batter	1	2	3	4	5	6	7	8	9	AB	R	H	RBI	BB	SO	LOB	TOP					
Rickey Henderson, R OBP: 0.394, SLG: 0.399	F8	F8															5 0 3 0 0 0 2					
Claudell Washington, L OBP: 0.342, SLG: 0.442	HR		L1-3	F7													5 1 1 1 0 0 4					
Don Mattingly, L OBP: 0.356, SLG: 0.466	L5		F7														5 0 1 0 0 0 0					
Jack Clark, R OBP: 0.383, SLG: 0.436	K		K														3 0 0 0 2 2 0					
Ken Phelps, L OBP: 0.407, SLG: 0.558																	5 2 2 1 0 3 2					
Luis Aquayo, R OBP: 0.315, SLG: 0.362																	4 1 2 0 0 0 3					
Bob Geren, R OBP: 0.286, SLG: 0.167																	4 0 1 0 0 1 4					
Randy Velarde, R OBP: 0.233, SLG: 0.360																	4 1 1 2 0 1 2					
Wayne Tolleson, S OBP: 0.313, SLG: 0.255																	2 0 0 1 1 0 0					
Inning Stats	R: 1 E: 0 K: 1 S: 10	H: 1 LOB: 0 BB: 0 P: 16	R: 1 E: 1 K: 1 S: 13	H: 2 LOB: 2 BB: 0 P: 17	R: 0 E: 0 K: 1 S: 9	H: 0 LOB: 0 BB: 0 P: 13	R: 2 E: 0 K: 1 S: 21	H: 3 LOB: 2 BB: 1 P: 31	R: 1 E: 0 K: 0 S: 11	H: 2 LOB: 1 BB: 1 P: 16	R: 0 E: 0 K: 1 S: 16	H: 1 LOB: 1 BB: 0 P: 24	R: 0 E: 0 K: 1 S: 9	H: 1 LOB: 2 BB: 1 P: 15	R: 0 E: 0 K: 0 S: 11	H: 1 LOB: 1 BB: 0 P: 16	R: 0 E: 0 K: 1 S: 14	H: 0 LOB: 0 BB: 0 P: 18	1B: 8 2B: 0 3B: 0 HR: 3	SF: 1 SAC: 0 DP: 0 HBP: 0	WP: 0 PB: 0 SB: 0 CS: 1	PA: 41
PITCHER	IP WLS BF H R ER SO BB IBB HBP BLK WP HR S P ERA WHIP																					
Doyle Alexander, R ERA: 4.32	(1, 1) 3.2 19 6 4 3 4 1 0 0 0 0 0 2 49 70 7.36 1.909																					
Paul Gibson, L ERA: 3.0	(4, 1) 1.1 6 2 1 1 0 1 0 0 0 0 0 1 15 23 6.75 2.250																					
Eric King, R ERA: 3.41	(6, 1) 2.0 9 2 0 0 2 1 0 0 0 0 0 0 25 39 0.00 1.500																					
Mike Henneman, R ERA: 1.87	(8, 1) 2.0 W 7 1 0 0 1 0 0 0 0 0 0 0 25 34 0.00 0.500																					

New York Yankees @ Detroit Tigers
Tiger Stadium, Detroit, MI
Sat Oct 01 1988, 3:33 AM EDT
Att: 39,960 - Overcast - 79 F

AB 37
R 5
H 11
RBI 5
BB 3
SO 7
LOB 17



Batter	1	2	3	4	5	6	7	8	9	AB	R	H	RBI	BB	SO	LOB	BOTTOM			
Tom Brookens, R OBP: 0.310, SLG: 0.352	6-3		5-3														4 1 2 0 0 0 1			
Dwayne Murphy, L OBP: 0.366, SLG: 0.379	P5																4 0 1 1 0 0 1			
Luis Salazar, R OBP: 0.306, SLG: 0.387	P6																4 1 1 1 0 1 2			
Chet Lemon, R OBP: 0.345, SLG: 0.436																	4 2 2 2 0 0 0			
Ray Knight, R OBP: 0.270, SLG: 0.291																	3 1 1 1 1 0 0			
Larry Hemdon, R OBP: 0.313, SLG: 0.326																	3 0 1 1 0 0 1			
Pat Sheridan, L OBP: 0.338, SLG: 0.397																	1 0 0 0 0 0 0			
Darrell Evans, L OBP: 0.338, SLG: 0.382																	4 0 0 0 0 1 1			
Mike Heath, R OBP: 0.311, SLG: 0.370																	3 0 0 0 0 0 0			
Jim Walewander, S OBP: 0.255, SLG: 0.238																	2 1 0 0 1 0 1			
Inning Stats	R: 0 E: 0 K: 0 S: 7	H: 0 LOB: 0 BB: 0 P: 11	R: 0 E: 0 K: 0 S: 6	H: 0 LOB: 0 BB: 1 P: 13	R: 0 E: 0 K: 0 S: 6	H: 0 LOB: 1 BB: 1 P: 13	R: 0 E: 0 K: 0 S: 7	H: 0 LOB: 0 BB: 0 P: 12	R: 0 E: 0 K: 1 S: 7	H: 0 LOB: 0 BB: 0 P: 14	R: 5 E: 1 K: 0 S: 17	H: 5 LOB: 1 BB: 0 P: 34	R: 0 E: 0 K: 1 S: 11	H: 2 LOB: 2 BB: 0 P: 15	R: 1 E: 0 K: 0 S: 6	H: 1 LOB: 0 BB: 0 P: 10	1B: 4 2B: 2 3B: 1 HR: 1	SF: 0 SAC: 0 DP: 1 HBP: 0	WP: 0 PB: 0 SB: 0 CS: 0	PA: 34
PITCHER	IP WLS BF H R ER SO BB IBB HBP BLK WP HR S P ERA WHIP																			
Tommy John, L ERA: 4.49	(1, 1) 5.2 22 3 4 1 1 2 0 0 0 0 0 0 45 87 1.59 0.882																			
Lee Guetterman, L ERA: 4.65	(6, 1) 1.0 7 4 1 0 0 0 0 0 0 0 0 0 13 21 0.00 4.000																			
Neil Allen, R ERA: 3.84	(7, 1) 1.1 L 5 1 1 1 1 0 0 0 0 0 0 1 9 14 6.75 0.750																			

New York Yankees @ Detroit Tigers
Tiger Stadium, Detroit, MI
Sat Oct 01 1988, 3:33 AM EDT
Att: 39,960 - Overcast - 79 F

AB 32
R 6
H 8
RBI 6
BB 2
SO 2
LOB 7



Batter	1	2	3	4	5	6	7	8	9	10	11	AB	R	H	RBI	BB	SO	LOB	TOP						
Randy Velarde, R OBP: 0.240, SLG: 0.357 (1, 6)	6-3		K		2B			SH SF7 1B				4	2	1	0	1	2	3							
Gary Ward, R OBP: 0.302, SLG: 0.312 (1, 8)	6-3		6-3		2B			SH BB 1-3		1B 1B		4	0	2	2	0	0	2							
Don Mattingly, L OBP: 0.353, SLG: 0.462 (1, 3)	L1			4-3	4-3			SF7		F4		4	0	0	1	0	0	2							
Jack Clark, R OBP: 0.381, SLG: 0.433 Joel Skinner, R OBP: 0.267, SLG: 0.335 (8, 9)	F8			E3				F7		BB	G1-6-3 1B	3	0	0	0	0	0	0							
Ken Phelps, L OBP: 0.402, SLG: 0.549 (1, 10)	K			F8				K		K	G1-6-3 1-2 1B	5	0	0	0	0	3	5							
Luis Aquayo, R OBP: 0.309, SLG: 0.354 (1, 5)	K			6-3				4-3		F9		5	0	0	0	0	1	3							
Bob Geren, R OBP: 0.250, SLG: 0.100 (1, 2)				1B BB				K		F4	L4	4	0	0	0	1	1	0							
Hal Morris, L OBP: 0.100, SLG: 0.100 (1, 7)	K			F4				4-3		K	L8	5	0	0	0	0	2	1							
Wayne Tolleson, S OBP: 0.339, SLG: 0.288 (1, 4)				1B				1B		1B		4	1	3	0	0	1	0							
Inning Stats	R: 0 E: 0 K: 0 S: 9	H: 0 LOB: 0 BB: 0 P: 14	R: 0 E: 0 K: 2 S: 9	H: 0 LOB: 0 BB: 0 P: 13	R: 0 E: 0 K: 2 S: 16	H: 1 LOB: 2 BB: 1 P: 25	R: 0 E: 0 K: 0 S: 6	H: 0 LOB: 1 BB: 0 P: 9	R: 2 E: 0 K: 1 S: 13	H: 2 LOB: 1 BB: 1 P: 22	R: 0 E: 0 K: 1 S: 8	H: 0 LOB: 0 BB: 0 P: 15	R: 0 E: 0 K: 1 S: 19	H: 1 LOB: 2 BB: 1 P: 30	R: 0 E: 0 K: 2 S: 14	H: 1 LOB: 1 BB: 0 P: 18	R: 0 E: 0 K: 0 S: 8	H: 2 LOB: 1 BB: 0 P: 12	R: 0 E: 0 K: 0 S: 9	H: 0 LOB: 0 BB: 0 P: 13	1B: 6 2B: 1 3B: 0 HR: 0	SF: 1 SAC: 1 DP: 1 HBP: 0	WP: 0 PB: 0 SB: 0 CS: 0	PA: 44	
PITCHER	IP 7.0	WLS 0.0	BF 27	H 3	R 2	ER 2	SO 7	BB 2	IBB 0	HBP 0	BLK 0	WP 0	HR 0	S 67	P 108	ERA 2.57	WHIP 0.714								
Frank Tanana, L ERA: 4.21 (8, 1)	0.0	2	1	1	0	0	0	0	0	0	0	0	0	6	8	∞	∞								
Mike Henneman, R ERA: 1.87 (8, 1)	2.0	8	1	0	0	3	1	0	0	0	0	0	0	27	40	1.000	1.000								
Willie Hernandez, L ERA: 3.06 Paul Gibson, L ERA: 2.93 (10, 1)	2.0	W	7	2	0	0	0	0	0	0	0	0	0	17	25	0.00	1.000								

New York Yankees @ Detroit Tigers
Tiger Stadium, Detroit, MI
Sun Oct 02 1988, 3:33 AM EDT
Att: 35,359 - Cloudy - 61 F

AB 39
R 3
H 7
RBI 3
BB 3
SO 10
LOB 16



Batter	1	2	3	4	5	6	7	8	9	10	11	AB	R	H	RBI	BB	SO	LOB	BOTTOM						
Tom Brookens, R OBP: 0.313, SLG: 0.351 (1, 5)	F9		G4-3 BB BB		1B 1B			F8		WP BB		3	0	1	0	2	0	1							
Dwayne Murphy, L OBP: 0.361, SLG: 0.368 (1, 8)	6-3		G4-3 BB		K			F8		K		4	0	0	0	1	2	4							
Luis Salazar, R OBP: 0.305, SLG: 0.385 (1, 6)	F9		G4-3		1B			L6		K		5	0	1	1	0	1	3							
Chet Lemon, R OBP: 0.346, SLG: 0.436 (1, 9)		HR 1B	5-3		F9			1B		F7		5	1	2	0	0	0	4							
Ray Knight, R OBP: 0.271, SLG: 0.301 Dave Bergman, L OBP: 0.372, SLG: 0.394 (8, 3)		HR		F6		5-3		K		K	4-3	3	1	1	2	0	0	0							
Larry Hemdon, R OBP: 0.313, SLG: 0.322 Pat Sheridan, L OBP: 0.339, SLG: 0.403 (8, 7)		HR		F6		1-4-3		F6		1B 3B		2	0	0	0	1	0	0							
Darrell Evans, L OBP: 0.337, SLG: 0.380 (1, 10)	F6			4-3		K2-3				4-3		5	0	1	1	0	1	1							
Mike Heath, R OBP: 0.307, SLG: 0.365 Matt Nokes, L OBP: 0.313, SLG: 0.424 (9, PH)				F6				4-3		K		3	0	0	0	0	1	1							
Jim Walewander, S OBP: 0.261, SLG: 0.240 (1, 4)	FC6-4			4-3				5-3		F5		1	0	0	0	0	1	0							
Inning Stats	R: 0 E: 0 K: 0 S: 7	H: 0 LOB: 0 BB: 0 P: 13	R: 2 E: 0 K: 1 S: 12	H: 2 LOB: 1 BB: 1 P: 21	R: 0 E: 0 K: 0 S: 6	H: 0 LOB: 1 BB: 2 P: 16	R: 0 E: 0 K: 0 S: 5	H: 0 LOB: 0 BB: 0 P: 9	R: 1 E: 0 K: 1 S: 10	H: 3 LOB: 2 BB: 0 P: 16	R: 0 E: 0 K: 1 S: 8	H: 0 LOB: 0 BB: 0 P: 12	R: 0 E: 0 K: 1 S: 9	H: 1 LOB: 1 BB: 1 P: 15	R: 0 E: 0 K: 1 S: 6	H: 0 LOB: 0 BB: 0 P: 11	R: 0 E: 0 K: 2 S: 12	H: 0 LOB: 1 BB: 1 P: 20	R: 1 E: 0 K: 0 S: 5	H: 2 LOB: 1 BB: 0 P: 9	1B: 6 2B: 0 3B: 1 HR: 1	SF: 0 SAC: 0 DP: 1 HBP: 0	WP: 1 PB: 0 SB: 0 CS: 0	PA: 43	
PITCHER	IP 6.0	WLS 4.0	BF 15	H 5	R 3	ER 3	SO 4	BB 3	IBB 0	HBP 0	BLK 0	WP 0	HR 1	S 48	P 87	ERA 4.50	WHIP 1.333								
Pat Clements, L ERA: 6.46 (7, 1)	4.0	15	1	0	0	4	2	0	0	0	1	0	38	65	0.00	0.750									
Dave Righetti, L ERA: 5.52 (11, 1)	0.1	L	3	2	1	1	0	0	0	0	0	0	0	5	9	27.00	6.000								

New York Yankees @ Detroit Tigers
Tiger Stadium, Detroit, MI
Sun Oct 02 1988, 3:33 AM EDT
Att: 35,359 - Cloudy - 61 F

AB 38
R 4
H 8
RBI 4
BB 5
SO 7
LOB 17

