

New York Yankees - 1989

Batter	1	2	3	4	5	6	7	8	9	AB R H RBI BB SO LOB	TOP	
Rickey Henderson, R OBP: 0.800, SLG: 0.667 (1, 7) C F B B X	2-2 FC5-4 1B		4-2 SAFE FC4 BB		2-2 SAFE S S 1B		1 SAFE 4-2 FC6-4 BB		3-2 E4 BLK S	3 0 2 0 2 0 0		
Steve Sax, R (1, 4) B B X	2-0 FC5-4 2B 1-2f F7-2		1-1 FC4 FC4-6		1-1 SAFE SF9		1-1 FC6-4		0-3 K	4 0 0 2 0 1 6		
Tom Brookens, R OBP: 0.400, SLG: 0.500 (1, 10) (8, 5) C B S B X SAFE	2-2 F7-2 2B		2-2 FC4-6		4-1 BB		0-3 K		2-0 F8	4 0 1 0 1 1 5		
Steve Balboni, R (1, 3) S F B X	1-2 F7-2 3-H			1-1 F6		0-0 F7		0-0 F4		4 0 0 0 0 0 6		
Gary Ward, R Mel Hall, L (1, 9) (8, PH) (8, 9)		1-0 6-3		2-1 4-3		0-0 F8		1-1 G3		3 0 0 0 0 0 0 1 0 0 0 0 0 0		
Mike Pagliarulo, L Dale Mohorcic, R (1, 5) (8, 1)		4-2 G5-4-3 BB		0-0 F8		2-1 F9		1-3 K		3 0 0 0 1 1 0 0 0 0 0 0 0 0		
Don Slaught, R (1, 2)		1-2 G5-4-3 1-2f			0-2 L8		1-2 F9		1-1 F3	4 0 0 0 0 0 1		
Alvaro Espinoza, R OBP: 0.500, SLG: 0.500 (1, 6)			0-3 K		1-1 2B 1B		1-2 1B FC6-4 1B		0-3 K	4 2 2 0 0 2 0		
Roberto Kelly, R OBP: 1.000, SLG: 2.000 (1, 8)			1-1 FC4 S 1B		2-1 1B SF9 2B		0-2 FC6-4 S 1B		1-1 HR	4 2 4 2 0 0 0		
Inning Stats	R: 0 H: 2 E: 0 LOB: 1 K: 0 BB: 0 S: 10 P: 17	R: 0 H: 0 E: 0 LOB: 0 K: 0 BB: 1 S: 7 P: 13	R: 0 H: 1 E: 0 LOB: 2 K: 1 BB: 1 S: 13 P: 21	R: 0 H: 0 E: 0 LOB: 0 K: 0 BB: 0 S: 5 P: 8	R: 2 H: 3 E: 0 LOB: 2 K: 0 BB: 1 S: 14 P: 24	R: 0 H: 0 E: 0 LOB: 0 K: 0 BB: 0 S: 6 P: 9	R: 1 H: 2 E: 0 LOB: 2 K: 1 BB: 1 S: 15 P: 21	R: 0 H: 0 E: 0 LOB: 0 K: 1 BB: 0 S: 7 P: 10	R: 1 H: 1 E: 1 LOB: 1 K: 2 BB: 0 S: 12 P: 18	1B: 6 SF: 1 2B: 3 SAC: 0 3B: 0 DP: 2 HR: 1 HBP: 0	WP: 0 PA: 39 PB: 0 SB: 5 CS: 0	
PITCHER Frank Viola, L ERA: 4.5 Juan Berenguer, R ERA: 3.0	(1, 1) IP WLS BF H R ER SO BB IBB HBP BLK WP HR S P ERA WHIP 6.0 L 28 8 3 3 1 4 0 0 0 0 0 0 63 105 4.50 2.000	(7, 1) IP WLS BF H R ER SO BB IBB HBP BLK WP HR S P ERA WHIP 3.0 11 1 1 1 4 0 0 0 1 0 1 26 36 3.00 0.333										

New York Yankees @ Minnesota Twins
 Hubert H. Humphrey Metrodome, Minneapolis, MN
 Tue Apr 04 1989, 8:05 PM EDT
 Att. 52,394 - Dome - 68 F

livebaseballscorecards.com

AB 34
 R 4
 H 9
 RBI 4
 BB 4
 SO 5
 LOB 18



Batter	1	2	3	4	5	6	7	8	9	AB R H RBI BB SO LOB	TOP												
Rickey Henderson, R OBP: 0.667, SLG: 0.500 (1, 7)	2-2 G6-3	2-1 CS	4-0 1B S G4-3-6 BB		2-1 S 1B		3-2 G6-3			3 1 1 0 1 0 1													
Steve Sax, R OBP: 0.222, SLG: 0.375 (1, 4)	1-2 1B		1-0 G4-3-6 1-3 1B		1-1 G6-3			2-2 F9		4 1 2 0 0 0 1													
Tom Brookens, R OBP: 0.250, SLG: 0.286 Mel Hall, L OBP: 0.500, SLG: 0.500 (1, 10)	1-2 G5-3		2-1 G4-3-6		0-1 F9			2-0 BLK 1B		3 0 0 1 0 0 2 1 0 1 0 0 0 0													
Steve Balboni, R OBP: 0.143, SLG: 0.143 Ken Phelps, L (8, PH)	0-0 1B		3-1 G6-3		0-0 G6-3			1-3 K		3 0 1 1 0 0 0 1 0 0 0 0 1 1													
Gary Ward, R OBP: 0.333, SLG: 0.500 Stan Jefferson, S (8, PH)	1-2 1B			1-0 G1-3		1-1 2B		2-3 K		3 0 2 0 0 0 0 1 0 0 0 0 1 1													
Mike Pagliarulo, L (1, 5)	2-0 F7			1-2 G3		1-2 L9			2-3 K	4 0 0 0 0 1 3													
Don Slaught, R Jamie Quirk, L (9, PH)			1-0 F8		2-3 K		1-0 G1-3		4-2 BB	3 0 0 0 0 1 0 0 0 0 0 1 0 0	AB 34 R 2 H 8 RBI 2 BB 2 SO 4 LOB 12												
Alvaro Espinoza, R OBP: 0.375, SLG: 0.375 (1, 6)			0-1 FC6-4 1B		0-0 G4-3		2-1 L3		0-1 F9	4 0 1 0 0 0 1													
Roberto Kelly, R OBP: 0.500, SLG: 1.000 (1, 8)			1-2 FC6-4 CS		0-1 B1-3		0-1 E5		1-0 F9	4 0 0 0 0 0 2													
Inning Stats	R: 1 E: 0 K: 0 S: 15	H: 3 LOB: 2 BB: 0 P: 22	R: 0 E: 0 K: 0 S: 8	H: 1 LOB: 0 BB: 0 P: 12	R: 1 E: 0 K: 0 S: 5	H: 1 LOB: 0 BB: 1 P: 15	R: 0 E: 0 K: 1 S: 7	H: 0 LOB: 0 BB: 0 P: 11	R: 0 E: 0 K: 0 S: 7	H: 1 LOB: 1 BB: 0 P: 10	R: 0 E: 0 K: 0 S: 8	H: 0 LOB: 1 BB: 0 P: 14	R: 0 E: 0 K: 2 S: 10	H: 1 LOB: 1 BB: 0 P: 17	R: 0 E: 0 K: 1 S: 8	H: 0 LOB: 1 BB: 1 P: 15	1B: 6 2B: 3 3B: 0 HR: 0	SF: 0 SAC: 0 DP: 1 HBP: 0	WP: 0 PB: 0 SB: 3 CS: 1	PA: 37			
PITCHER Allan Anderson, L ERA: 2.57 German Gonzalez, R ERA:	IP 7.0 2.0	WLS W 8	BF 28 8	H 7 1	R 2 0	ER 2 0	SO 1 3	BB 1 1	IBB 0 0	HBP 0 0	BLK 0 1	WP 0 0	HR 0 0	S 58 18	P 94 32	ERA 2.57 0.00	WHIP 1.143 1.000						

New York Yankees @ Minnesota Twins
 Hubert H. Humphrey Metrodome, Minneapolis, MN
 Wed Apr 05 1989, 8:05 PM EDT
 Att. 22,556 - Dome

livebaseballscorecards.com



Batter	1	2	3	4	5	6	7	8	9	AB	R	H	RBI	BB	SO	LOB
Dan Gladden, R OBP: 0.154, SLG: 0.154 (1, 7)	2-3 K			1-0 5-3		0-1 FC6 3B	1-1 5-3			4	1	0	0	0	1	1
Wally Backman, S OBP: 0.462, SLG: 0.692 (1, 4)	1-0 5-3			1-0 6-3		1 SAFE 0-0 3B		0-0 1B		4	2	2	2	0	0	0
Kirby Puckett, R OBP: 0.417, SLG: 0.636 (1, 8)	1-1 F4			1-3 K		2-2 1B		0-0 1B		4	2	2	1	0	1	0
Gary Gaetti, R OBP: 0.308, SLG: 0.385 (1, 5)			2-3 K		0-1 2B	0-3 K		0-1 FC6-4 1B		4	0	2	1	0	2	1
Al Newman, S (8, PR) (9, 5)										0	0	0	0	0	0	0
Kent Hrbek, L OBP: 0.417, SLG: 0.417 (1, 3)			3-1 4-3		2-3 K	0-0 FC5-4 1B		2-2 FC6-4 1B		4	0	1	2	0	1	2
Tim Laudner, R OBP: 0.250, SLG: 0.250 (1, 2)			1-1 L7		2-3 K	0-2 FC5-4		2-3 K		4	0	0	0	0	2	3
Carmen Castillo, R OBP: 0.429, SLG: 0.500 (1, 9)			1-1 F8		2-2 6-3	2-2 F9		0-2 1B		4	0	1	0	0	0	2
John Moses, S OBP: 0.500, SLG: 1.500 (9, 9)										0	0	0	0	0	0	0
Gene Larkin, S OBP: 0.308, SLG: 0.364 (1, 10)			0-1 6-3		3-1 2B	3-1 2B		3-2 4-3		4	1	1	0	0	0	2
Greg Gagne, R OBP: 0.364, SLG: 0.545 (1, 6)			0-1 6-3		2-1 FC6 3B	0-2 F9				3	1	1	1	0	0	0

Inning Stats	R: 0	H: 0	E: 0	K: 1	S: 6	LOB: 0	BB: 0	P: 10	R: 0	H: 0	E: 0	K: 1	S: 7	LOB: 0	BB: 0	P: 13	R: 0	H: 0	E: 0	K: 0	S: 6	LOB: 0	BB: 0	P: 7	R: 0	H: 1	E: 0	K: 2	S: 12	LOB: 1	BB: 0	P: 18	R: 5	H: 5	E: 0	K: 1	S: 22	LOB: 1	BB: 0	P: 31	R: 0	H: 0	E: 0	K: 0	S: 10	LOB: 0	BB: 0	P: 14	R: 2	H: 4	E: 0	K: 1	S: 16	LOB: 2	BB: 0	P: 23
1B: 5	SF: 0	2B: 3	SAC: 0	3B: 2	DP: 0	HR: 0	HBP: 0																																																	


BOTTOM

New York Yankees @ Minnesota Twins
 Hubert H. Humphrey Metrodome, Minneapolis, MN

Thu Apr 06 1989, 4:33 AM EDT
 Att: 22,133 - Dome - 72 F

livebaseballscores.com

AB	35
R	7
H	10
RBI	7
BB	0
SO	7
LOB	11



PITCHER	IP	WLS	BF	H	R	ER	SO	BB	IBB	HBP	BLK	WP	HR	S	P	ERA	WHIP
Dave LaPoint, L ERA: 9.0 (1, 1)	5.0	L	21	5	5	5	5	0	0	0	0	0	0	46	73	9.00	1.000
Lee Guetterman, L ERA: (6, 1)	2.0		7	1	0	0	1	0	0	0	0	0	0	22	28	0.00	0.500
Dave Righetti, L ERA: 18.0 (8, 1)	1.0		7	4	2	2	1	0	0	0	0	0	0	16	23	18.00	4.000

Batter	1	2	3	4	5	6	7	8	9	AB R H RBI BB SO LOB	TOP											
Oddibe McDowell, L (1, 7) OBP: 0.231, SLG: 0.250	4-2 1B HR BB	0-3 K			1-2 P4		2-3 K		3-1 F8	4 1 0 0 1 2 2	Cleveland Indians @ New York Yankees Yankee Stadium, Bronx, NY Fri Apr 07 1989, 3:33 AM EDT Att. 55,655 - Overcast - 50 F											
Jerry Browne, S (1, 4) OBP: 0.308, SLG: 0.250	2-2 1B HR		3-1 1B		2-2 G5-3		1-0 B2		2-2 L8	5 1 2 0 0 0 1												
Joe Carter, R (1, 8) OBP: 0.385, SLG: 0.583	2-0 1B HR		0-0 P4		0-0 E 1B 1B		0-1 BB 1B SF8 1B		2-2 F8	5 2 3 3 0 0 2												
Pete O'Brien, L (1, 3) OBP: 0.182, SLG: 0.182	0-2 G4-3		0-2 P4		0-3 K		1-1 BB 1B		1-2 1B	4 0 1 0 0 1 2												
Cory Snyder, R (1, 9) OBP: 0.273, SLG: 0.364	0-3 K		1-2 G4-3		1-0 E5 1B		0-3 K			4 0 1 0 0 2 3												
Luis Medina, R (1, 10) Dave Clark, L (8, PH) OBP: 0.429, SLG: 0.333	0-3 K		1-3 K		3-3 K		4-2 BB 1B		1-2 2-3 BB	3 0 0 0 0 3 2 0 0 0 0 1 0 0												
Brook Jacoby, R (1, 5)		3-3 K	4-1 CS BB		4-2 BB		2-2 SF8		3-H F9	1 0 0 1 2 1 0												
Andy Allanson, R (1, 2)		1-0 G3	3-3 K		2-3 K		3-2 F9			4 0 0 0 0 2 6												
Felix Fermin, R (1, 6) OBP: 0.444, SLG: 0.444		0-0 1B			2-2 G4-3		2-1 G4-3		1-0 WP 1B	4 0 2 0 0 0 0												
Inning Stats	R: 3 E: 0 K: 2 S: 16	H: 2 LOB: 0 BB: 1 P: 24	R: 0 E: 0 K: 2 S: 9	H: 1 LOB: 1 BB: 0 P: 13	R: 0 E: 0 K: 0 S: 10	H: 1 LOB: 1 BB: 1 P: 14	R: 0 E: 0 K: 2 S: 9	H: 0 LOB: 1 BB: 1 P: 17	R: 0 E: 0 K: 0 S: 11	H: 0 LOB: 0 BB: 0 P: 16		R: 0 E: 1 K: 3 S: 15	H: 2 LOB: 3 BB: 1 P: 25	R: 0 E: 0 K: 1 S: 6	H: 0 LOB: 0 BB: 0 P: 11	R: 1 E: 0 K: 1 S: 21	H: 2 LOB: 2 BB: 1 P: 31	R: 0 E: 0 K: 0 S: 9	H: 1 LOB: 1 BB: 0 P: 17	1B: 8 2B: 1 3B: 0 HR: 1	SF: 1 SAC: 0 DP: 1 HBP: 0	WP: 1 PB: 0 SB: 0 CS: 1
PITCHER	IP WLS BF H R ER SO BB IBB HBP BLK WP HR S P ERA WHIP												PITCHER	IP WLS BF H R ER SO BB IBB HBP BLK WP HR S P ERA WHIP								
John Candelaria, L (1, 1) ERA: 5.14	7.0 L 31 8 4 4 10 3 0 0 0 0 1 80 125 5.14 1.571																					
Lance McCullers, R (8, 1) ERA: 2.7	2.0 8 1 0 0 1 1 0 0 0 1 0 26 43 0.00 1.000																					

AB	34
R	4
H	9
RBI	4
BB	4
SO	11
LOB	18



Batter	1	2	3	4	5	6	7	8	9	AB	R	H	RBI	BB	SO	LOB
Rickey Henderson, R OBP: 0.471, SLG: 0.385 (1, 7)	3-3 K ①		2-1 G5-3 ③		0-0 G6-3 ③			3-1 G5-3 ②		4	0	0	0	0	1	1
Steve Sax, R OBP: 0.176, SLG: 0.375 (1, 4)	1-0 G6-3 ②			2-1 G4-3 ①		1-1 G5-3 ①		3-1 L9 ③		4	0	0	0	0	0	0
Don Mattingly, L (1, 10)	0-1 P6 ③			4-2 BB 1B BB		1-1 P4 ②			2-2 F9 ①	3	0	0	0	1	0	0
Ken Phelps, L OBP: 0.333, SLG: 0.200 (1, 3)			3-1 F8 ①	0-1 P2 ②		1-2 1B		4-1 2B 2B BB	3	1	1	0	1	0	1	
Mel Hall, L OBP: 0.429, SLG: 0.571 (1, 9)			1-2 G3 ②	0-0 BB 1B		0-0 P3 ③		3-1 2B 2B	4	1	2	0	0	0	1	
Mike Pagliarulo, L Tom Brookens, R OBP: 0.154, SLG: 0.167 (1, 5) (9, PH)			0-0 F7 ③	4-2 BB		2-1 G5-3 ①		3-3 K ②	2	0	0	0	1	0	0	
Jamie Quirk, L OBP: 0.500, SLG: 0.333 Don Slaught, R OBP: 0.091, SLG: 0.182 (1, 2) (9, PH)			1-0 FC5-4 1B	3-1 G3 ③		1-0 G3 ②		3-2 1B 2B	3	0	1	0	0	0	3	
Alvaro Espinoza, R OBP: 0.231, SLG: 0.231 Steve Balboni, R OBP: 0.182, SLG: 0.182 Stan Jefferson, S OBP: 0.250, SLG: 0.250 (1, 6) (9, PH) (9, PR)			1-2 FC5-4 1-2f		0-1 G5-3 ①		0-2 G3 ③	1-2 FC6-4 1B	3	0	0	0	0	0	1	
Roberto Kelly, R OBP: 0.286, SLG: 0.571 (1, 8)			0-3 K ②		1-1 F9 ②		0-3 K ①	1-1 FC6-4 1-2f	4	0	0	0	0	2	3	

Inning Stats	R: 0	H: 0	R: 0	H: 0	R: 0	H: 1	R: 0	H: 0	R: 0	H: 1	R: 0	H: 0	R: 0	H: 0	R: 2	H: 3	1B: 4	SF: 0
	E: 0	LOB: 0	E: 0	LOB: 0	E: 0	LOB: 1	E: 0	LOB: 0	E: 0	LOB: 1	E: 0	LOB: 0	E: 0	LOB: 0	E: 0	LOB: 2	2B: 2	SAC: 0
	K: 1	BB: 0	K: 0	BB: 0	K: 1	BB: 0	K: 0	BB: 0	K: 0	BB: 0	K: 1	BB: 0	K: 1	BB: 0	K: 1	BB: 1	3B: 0	DP: 0
	S: 6	P: 10	S: 6	P: 10	S: 9	P: 13	S: 13	P: 6	S: 8	P: 11	S: 6	P: 9	S: 7	P: 13	S: 19	P: 36	HR: 0	HBP: 0

PITCHER	IP	WLS	BF	H	R	ER	SO	BB	IBB	HBP	BLK	WP	HR	S	P	ERA	WHIP
Rich Yett, R ERA: 2.16 (1, 1)	8.1	W	32	4	2	2	3	3	0	0	0	0	0	66	113	2.16	0.840
Jesse Orosco, L ERA: (9, 1)	0.1		2	1	0	0	1	0	0	0	0	0	0	7	13	0.00	3.000
Doug Jones, R ERA: (9, 1)	0.1	S	2	1	0	0	0	0	0	0	0	0	0	6	8	0.00	3.000

BOTTOM

Cleveland Indians @ New York Yankees
Yankee Stadium, Bronx, NY

Fri Apr 07 1989, 3:33 AM EDT
Att. 55,655 - Overcast - 50 F

livebaseballscorecards.com

AB	33
R	2
H	6
RBI	2
BB	3
SO	4
LOB	12



WP	PA	ERA	WHIP
0	36		
0			
0			

Batter	1	2	3	4	5	6	7	8	9	AB R H RBI BB SO LOB	TOP		
Oddibe McDowell, L (1, 7) OBP: 0.217, SLG: 0.227	1-1 G4-3		1-1 G4-6-3 1B		1-1 FC6-4 1B	2-1 L4-3			3-2 G3	5 0 2 0 0 0 2			
Jerry Browne, S (1, 4) OBP: 0.174, SLG: 0.136	1-2 G1-3		0-0 G4-6-3		1-2 FC6-4 FC5-4		0-1 G6-3		1-2 F9	5 0 0 0 0 0 3			
Joe Carter, R (1, 8) OBP: 0.318, SLG: 0.400	2-0 F7			4-2 1B BB	2-2 FC5-4 BB		0-3 K			3 1 0 0 1 1 1			
Pete O'Brien, L (1, 3) OBP: 0.450, SLG: 0.579		2-1 G4-3		2-1 1B E 1B	4-1 BB		2-1 HR			3 2 2 1 1 0 0			
Cory Snyder, R (1, 9) OBP: 0.250, SLG: 0.450		1-1 F8		2-2 P6	2-2 L8		1-0 L7			4 0 0 0 0 0 4			
Luis Medina, R (1, 10) OBP: 0.417, SLG: 0.455		0-1 1B		0-3 K		0-1 CS 1B		2-3 K		4 0 2 0 0 2 2			
Brook Jacoby, R (1, 5) OBP: 0.316, SLG: 0.154		2-2 G4-3		0-0 E S 1B	3-2 G5-3			2-3 K		4 1 1 1 0 1 2			
Andy Allanson, R (1, 2) OBP: 0.211, SLG: 0.316			1-2 CS 1B	2-0 E5 S	3-2 2B			3-3 K		4 0 2 0 0 1 1			
Felix Fermin, R (1, 6) OBP: 0.588, SLG: 0.500			4-2 1B BB	1-1 G1-3		4-1 BB			2-1 G6-3	2 0 0 0 2 0 1			
Inning Stats	R: 0 E: 0 K: 0 S: 6 H: 0 LOB: 0 BB: 0 P: 10	R: 0 E: 0 K: 0 S: 9 H: 1 LOB: 1 BB: 0 P: 14	R: 0 E: 0 K: 0 S: 9 H: 2 LOB: 1 BB: 1 P: 15	R: 3 E: 1 K: 1 S: 14 H: 2 LOB: 1 BB: 1 P: 25	R: 0 E: 0 K: 0 S: 14 H: 1 LOB: 2 BB: 1 P: 23	R: 0 E: 0 K: 0 S: 13 H: 2 LOB: 2 BB: 1 P: 25	R: 1 E: 0 K: 1 S: 9 H: 1 LOB: 0 BB: 0 P: 12	R: 0 E: 0 K: 3 S: 11 H: 0 LOB: 0 BB: 0 P: 18	R: 0 E: 0 K: 0 S: 8 H: 0 LOB: 0 BB: 0 P: 14	1B: 7 2B: 1 3B: 0 HR: 1 SF: 0 SAC: 0 DP: 1 HBP: 0	WP: 0 PB: 0 SB: 2 CS: 2 PA: 38		
PITCHER	IP WLS BF H R ER SO BB IBB HBP BLK WP HR S P ERA WHIP											PITCHER	IP WLS BF H R ER SO BB IBB HBP BLK WP HR S P ERA WHIP
Tommy John, L (1, 1) ERA: 2.57	7.0 L 32 9 4 2 2 4 0 0 0 0 0 1 74 124 2.57 1.857												
Lance McCullers, R (8, 1) ERA: 2.08	1.0 3 0 0 0 3 0 0 0 0 0 0 0 11 18 0.00 0.000												
Dave Righetti, L (9, 1) ERA: 9.0	1.0 3 0 0 0 0 0 0 0 0 0 0 0 8 14 0.00 0.000												

Cleveland Indians @ New York Yankees
Yankee Stadium, Bronx, NY

Sun Apr 09 1989, 3:33 AM EDT
Att. 25,328 - Cloudy - 50 F

livebaseballscorecards.com

AB	34
R	4
H	9
RBI	2
BB	4
SO	5
LOB	16



Batter	1	2	3	4	5	6	7	8	9	AB R H RBI BB SO LOB	TOP											
Lloyd Moseby, L (1, 8) OBP: 0.303, SLG: 0.400	1-3 K	0-0 F8		4-1 BB		2-3 K		0-0 1-H HR		4 1 1 2 1 2 2												
Kelly Gruber, R (1, 5) OBP: 0.393, SLG: 0.440	2-3 K	1-2 1B		0-0 F7		0-1 F7		3-2 F7		5 0 1 1 0 1 1												
Ernie Whitt, L (1, 2) OBP: 0.471, SLG: 0.533	1-2 1B	1-1 G3			3-2 G4-3	2-0 G6-3		4-1 BB		4 0 1 0 1 0 2												
George Bell, R (1, 7) OBP: 0.200, SLG: 0.207	2-3 K		1-2 P3		1-0 HR 1B		1-2 F7	1-1 P3		5 1 1 0 0 1 2												
Fred McGriff, L (1, 3) OBP: 0.517, SLG: 0.545		2-2 HR	2-1 P7		4-2 HR BB		2-0 G4-3	4-0 1B G5-3 BB		3 2 1 1 2 0 0												
Jesse Barfield, R (1, 9) OBP: 0.367, SLG: 0.759		3-1 L9 1B 2B	2-1 1B		2-1 HR		1-0 1B	2-1 G5-3		5 2 4 3 0 0 1												
Rance Mulliniks, L (1, 10) OBP: 0.304, SLG: 0.300		1-1 L9	1-0 F7		0-0 BB 1B		2-3 K	0-0 FC5-4 1B		5 0 2 0 0 1 3												
Nelson Liriano, S (1, 4) OBP: 0.263, SLG: 0.235		3-2 F8 1B 1B		2-1 G3-1	4-1 G1-6-3 BB			1-1 F9	0-0 F9	4 1 1 1 1 0 2												
Manuel Lee, S (1, 6) OBP: 0.333, SLG: 0.217		4-1 1B BB		2-2 F7	3-1 G1-6-3			0-0 E4 HR	1-2 FC5-4	4 1 0 0 1 0 4												
Inning Stats	R: 0 E: 0 K: 3 S: 12	H: 1 LOB: 1 BB: 0 P: 18	R: 3 E: 0 K: 0 S: 19	H: 4 LOB: 2 BB: 1 P: 33	R: 0 E: 0 K: 0 S: 11	H: 1 LOB: 1 BB: 0 P: 17	R: 0 E: 0 K: 0 S: 7	H: 0 LOB: 1 BB: 1 P: 15	R: 3 E: 0 K: 1 S: 13	H: 3 LOB: 1 BB: 2 P: 30	R: 0 E: 0 K: 1 S: 6	H: 0 LOB: 0 BB: 0 P: 10	R: 0 E: 0 K: 1 S: 9	H: 1 LOB: 1 BB: 0 P: 15	R: 2 E: 1 K: 1 S: 10	H: 1 LOB: 1 BB: 1 P: 19	R: 0 E: 0 K: 0 S: 7	H: 1 LOB: 2 BB: 1 P: 14	1B: 8 2B: 1 3B: 0 HR: 3	SF: 0 SAC: 0 DP: 1 HBP: 0	WP: 0 PB: 0 SB: 1 CS: 0	PA: 45
PITCHER	IP WLS BF H R ER SO BB IBB HBP BLK WP HR S P ERA WHIP																					
Andy Hawkins, R (1, 1) ERA: 15.0	4.1 L 26 9 6 6 3 4 0 0 0 0 0 2 60 108 12.46 3.000																					
Lee Guetterman, L (5, 1) ERA:	2.2 8 1 0 0 2 0 0 0 0 0 0 0 17 30 0.00 0.375																					
Dale Mohorcic, R (8, 1) ERA: 5.4	2.0 11 2 2 1 0 2 0 0 0 0 0 1 17 33 4.50 2.000																					

Toronto Blue Jays @ New York Yankees
 Yankee Stadium, Bronx, NY
 Mon Apr 10 1989, 7:05 PM EDT
 Att. 17,192 - Unknown - 40 F

livebaseballscorecards.com

AB	39
R	8
H	12
RBI	8
BB	6
SO	5
LOB	17



Batter	1	2	3	4	5	6	7	8	9	AB	R	H	RBI	BB	SO	LOB
Rickey Henderson, R OBP: 0.433, SLG: 0.375 (1, 7) C B B B X	3-2 P6 ①		1 SAFE 2-0 G5-3 1-2 ②		C B B F F X	3-2 G3-1 ③		B X 1-0 G5-3 ②		4	0	0	0	0	0	3
Steve Sax, R OBP: 0.214, SLG: 0.444 (1, 4) C B X	1-1 G1 ②		C X 0-1 L8 ③		B C S B B X	3-2 G6-3 ①		X 0-0 G5-3 ③		4	0	0	0	0	0	1
Don Mattingly, L OBP: 0.313, SLG: 0.357 (1, 3) B F X	1-1 G4-3 ③			B F X 1-1 G3 ①		B B F F B B	4-2 BB		B B B C C C X	3-2 F7 ①	3	0	0	0	1	0
Ken Phelps, L OBP: 0.231, SLG: 0.091 (1, 10)		C B B B F S	4-2 BB	X 0-0 G6-3 ②		B B C C C S	2-3 K ②		B F B X	2-1 F9 ②	3	0	0	0	1	1
Mel Hall, L OBP: 0.286, SLG: 0.308 (1, 9)		X 0-0 L9 ①		B F X 1-1 G1-3 ③		S F C	0-3 K ③		X C C C	0-2 G6-3 ③	4	0	0	0	0	1
Mike Pagliarulo, L (1, 5)		X 0-0 F8 ②		X 0-0 L9 ①		F B F C	1-3 K ①				3	0	0	0	0	1
Jamie Quirk, L OBP: 0.375, SLG: 0.286 (1, 2)		S B B F 1-3 K ③		X 0-0 BB 1B		B X	1-0 F7 ②				3	0	1	0	0	1
Tom Brookens, R OBP: 0.211, SLG: 0.176 (1, 6)			F F B S 1-3 K ①		B B B B	4-0 BB		B B C X	2-1 F8 ③		2	0	0	0	1	1
Roberto Kelly, R OBP: 0.333, SLG: 0.455 (1, 8)			B B B B 4-0 S BB		F B X 1-1 L8 ②			C X 0-1 L9 ①			2	0	0	0	1	0

Inning Stats	R: 0	H: 0	E: 0	K: 0	S: 7	R: 0	H: 0	E: 0	K: 1	S: 8	R: 0	H: 0	E: 0	K: 1	S: 6	R: 0	H: 0	E: 0	K: 0	S: 5	R: 0	H: 0	E: 0	K: 2	S: 11	R: 0	H: 0	E: 0	K: 1	S: 6	R: 0	H: 0	E: 0	K: 0	S: 4	R: 0	H: 0	E: 0	K: 0	S: 9	1B: 1	2B: 0	3B: 0	HR: 0	SF: 0	SAC: 0	DP: 0	HBP: 0	WP: 0	PB: 0	SB: 1	CS: 0	PA: 32
PITCHER Dave Stieb, R ERA: 0.53 (1, 1)	IP	WLS	BF	H	R	ER	SO	BB	IBB	HBP	BLK	WP	HR	S	P	ERA	WHIP	IP	WLS	BF	H	R	ER	SO	BB	IBB	HBP	BLK	WP	HR	S	P	ERA	WHIP																			

BOTTOM

Toronto Blue Jays @ New York Yankees
Yankee Stadium, Bronx, NY

Mon Apr 10 1989, 7:05 PM EDT
Att: 17,192 - Unknown - 40 F

livebaseballscorecards.com

AB 28
R 0
H 1
RBI 0
BB 4
SO 5
LOB 11



Batter	1	2	3	4	5	6	7	8	9	10	AB R H RBI BB SO LOB
Lloyd Moseby, L (1, 8) OBP: 0.333, SLG: 0.382	3-2 4-3		1-0 P5		1-2 FC4-6		2-2 1B S HBP	2-2 CS 1B		4-1 2B BB	4 1 1 1 1 0 2
Kelly Gruber, R (1, 5) OBP: 0.412, SLG: 0.448	1-3 K		4-0 BB		1-1 1B		1-0 SF8	2-2 CS	0-2 F8	0-1 2B 1B	4 0 2 2 1 1 0
Jesse Barfield, R (1, 9) OBP: 0.333, SLG: 0.647	2-2 6-3		2-3 K		2-1 G2-3		4-0 1B BB		3-1 P3	1-3 K	5 0 0 0 1 2 7
George Bell, R (1, 7) OBP: 0.250, SLG: 0.371		0-1 HR		2-1 6-3		0-0 P6	2-2 1B		2-1 5-3	1-1 2B	6 1 3 4 0 0 0
Fred McGriff, L (1, 3) OBP: 0.514, SLG: 0.750		0-1 G5-3		2-1 HR		2-2 HR	1-3 K			1-3 K	6 3 3 2 0 2 5
Pat Borders, R (1, 2) OBP: 0.278, SLG: 0.444		1-0 F7		1-3 K		2-2 F7	1-1 1-3			0-0 1B 1B	5 1 1 0 0 1 3
Bob Brenly, R (1, 10) Rance Mulliniks, L (8, PH) Tom Lawless, R (8, PR) OBP: 1.000, SLG: 1.000		3-1 6-3		0-3 K2-3		3-3 K		1-1 F9 1B		2-0 S 1B 1B	3 0 0 0 0 2 0 1 0 1 0 0 0 0 1 2 1 0 0 0 0
Manuel Lee, S (1, 6) OBP: 0.406, SLG: 0.357			1-2 SH3-4 2B		1-0 FC4-6 1B		1-1 1B SF8 1B	2-1 1-3		0-0 1B BB 2B 1B	5 2 4 2 0 0 1
Nelson Liriano, S (1, 4) OBP: 0.261, SLG: 0.238			0-0 SH3-4		0-1 F9		1-0 SF8 HBP 1B 1B	2-1 F9		0-3 K	4 1 1 0 0 1 5

livebaseballscorecards.com

AB	44
R	11
H	17
RBI	11
BB	3
SO	9
LOB	23



Inning Stats	R: 0	H: 0	E: 0	K: 1	S: 11	LOB: 0	BB: 0	P: 17	R: 1	H: 1	E: 0	K: 0	S: 7	LOB: 0	BB: 0	P: 11	R: 0	H: 1	E: 0	K: 1	S: 9	LOB: 2	BB: 1	P: 17	R: 1	H: 1	E: 0	K: 2	S: 10	LOB: 0	BB: 0	P: 15	R: 0	H: 2	E: 0	K: 0	S: 10	LOB: 2	BB: 0	P: 15	R: 1	H: 1	E: 0	K: 1	S: 10	LOB: 0	BB: 0	P: 17	R: 2	H: 3	E: 0	K: 1	S: 21	LOB: 3	BB: 1	P: 34	R: 1	H: 2	E: 0	K: 0	S: 12	LOB: 1	BB: 0	P: 20	R: 0	H: 0	E: 0	K: 0	S: 7	LOB: 0	BB: 0	P: 12	R: 5	H: 6	E: 0	K: 3	S: 19	LOB: 2	BB: 1	P: 27	1B: 12	SF: 1	2B: 2	SAC: 1	3B: 0	DP: 0	HR: 3	HBP: 1	WP: 0	PA: 51
PITCHER	IP	WLS	BF	H	R	ER	SO	BB	IBB	HBP	BLK	WP	HR	S	P	ERA	WHIP																																																																									
Dave LaPoint, L (1, 1) ERA: 8.18	6.0		28	8	5	5	5	1	0	0	0	0	0	62	101	7.50	1.500																																																																									
Lance McCullers, R (7, 1) ERA: 1.93	0.1		3	1	0	0	0	1	0	0	0	0	0	10	17	0.00	6.000																																																																									
Lee Guetterman, L (7, 1) ERA:	0.2		2	0	0	0	1	0	0	0	0	0	0	6	8	0.00	0.000																																																																									
Dale Mohorcic, R (8, 1) ERA: 5.14	2.0		7	2	1	1	0	0	0	0	0	0	0	19	32	4.50	1.000																																																																									
Dave Righetti, L (10, 1) ERA: 21.0	1.0	L	10	6	5	5	3	1	0	0	0	0	0	19	27	45.00	7.000																																																																									

BOTTOM

Toronto Blue Jays @ New York Yankees
Yankee Stadium, Bronx, NY

Tue Apr 11 1989, 7:05 PM EDT
Att. 20,277 - Unknown - 40 F

livebaseballscorecards.com

AB	37
R	6
H	9
RBI	3
BB	3
SO	8
LOB	14



WP:	0	PA:	43
PB:	0		
SB:	1		
CS:	0		

AB	R	H	RBI	BB	SO	LOB
4	1	1	0	1	0	1
4	0	1	0	0	1	3
3	0	0	1	1	1	1
5	0	1	0	0	2	3
5	1	1	0	0	2	2
3	1	1	0	0	1	2
1	0	0	0	1	0	0
2	1	1	1	0	0	0
3	1	0	0	0	0	1
2	0	0	1	0	0	0
1	0	0	0	0	1	1
0	0	0	0	0	0	0
3	0	2	0	0	0	0
1	1	1	0	0	0	0

R	H	S	P	ERA	WHIP
0	0	4	4	6.75	1.312
0	0	0	0	0.00	1.500
0	2	4	4	0.00	1.000
0	0	1	0	0.00	0.000

IP	WLS	BF	H	R	ER	SO	BB	IBB	HBP	BLK	WP	HR	S	P	ERA	WHIP
5.1		22	7	4	4	3	0	0	0	0	0	0	42	64	6.75	1.312
1.1		6	1	0	0	0	1	0	0	0	0	0	23	34	0.00	1.500
2.0		11	1	2	0	4	1	1	0	0	0	0	27	42	0.00	1.000
1.1	W	4	0	0	0	1	0	0	0	0	0	0	7	9	0.00	0.000

R	H	S	P	ERA	WHIP
0	0	4	4	6.75	1.312
0	0	0	0	0.00	1.500
0	2	4	4	0.00	1.000
0	0	1	0	0.00	0.000

IP	WLS	BF	H	R	ER	SO	BB	IBB	HBP	BLK	WP	HR	S	P	ERA	WHIP
2-2																
2-0																
1-2																

R	H	S	P	ERA	WHIP
0	2	16	24	0.00	0.000
0	1	26	26	0.00	0.000
0	0	18	18	0.00	0.000
0	0	9	9	0.00	0.000

R	H	S	P	ERA	WHIP
0	2	16	24	0.00	0.000
0	1	26	26	0.00	0.000
0	0	18	18	0.00	0.000
0	0	9	9	0.00	0.000

R	H	S	P	ERA	WHIP
1	1	12	12	0.00	0.000
0	0	6	6	0.00	0.000
0	0	4	4	0.00	0.000
0	0	9	9	0.00	0.000

R	H	S	P	ERA	WHIP
0	0	6	6	0.00	0.000
0	0	4	4	0.00	0.000
0	0	9	9	0.00	0.000
0	0	4	4	0.00	0.000

R	H	S	P	ERA	WHIP
0	0	9	9	0.00	0.000
0	0	7	7	0.00	0.000
0	0	4	4	0.00	0.000
0	0	9	9	0.00	0.000

R	H	S	P	ERA	WHIP
0	0	8	8	0.00	0.000
0	0	7	7	0.00	0.000
0	0	9	9	0.00	0.000
0	0	5	5	0.00	0.000

Batter	1	2	3	4	5	6	7	8	9	10
Rickey Henderson, R OBP: 0.429, SLG: 0.393 (1, 7)	P4			SF9 2B	P4		SAFE SAFE SAFE SAFE SAFE SAFE SAFE SAFE SAFE SAFE		E6	
Steve Sax, R OBP: 0.219, SLG: 0.419 (1, 4)	B5-3			SH5-3			BB		E4	
Don Mattingly, L OBP: 0.286, SLG: 0.294 (1, 3)	4-3			SF9						
Steve Balboni, R OBP: 0.190, SLG: 0.200 (1, 10)				F8						
Don Slaught, R OBP: 0.167, SLG: 0.333 (1, 2)				K						
Tom Brookens, R OBP: 0.227, SLG: 0.200 Jamie Quirk, L OBP: 0.400, SLG: 0.250 (9, PH) (10, 6)				K						
Gary Ward, R OBP: 0.286, SLG: 0.308 Mel Hall, L OBP: 0.235, SLG: 0.250 (7, PH) (8, 9)				P3						
Alvaro Espinoza, R OBP: 0.150, SLG: 0.158 Ken Phelps, L OBP: 0.214, SLG: 0.083 Stan Jefferson, S OBP: 0.143, SLG: 0.143 (10, 8)				G1-3						
Roberto Kelly, R OBP: 0.370, SLG: 0.480 Mike Pagliarulo, L OBP: 0.150, SLG: 0.056 (9, PH) (10, 5)				4-3						

Batter	1	2	3	4	5	6	7	8	9	AB R H RBI BB SO LOB	TOP	
Lloyd Moseby, L (1, 8) OBP: 0.326, SLG: 0.351	1-0 F8		4-1 HR BB		2-3 K			1-1 4-3		3 1 0 0 1 1 0		
Kelly Gruber, R (1, 5) OBP: 0.421, SLG: 0.531	0-3 K		1-0 HR			2-3 K		4-2 WP BB		3 1 1 3 1 2 0		
Jesse Barfield, R (1, 9) OBP: 0.300, SLG: 0.579	2-0 G6-3		1-2 P2			1-0 G5-3		2-3 K		4 0 0 0 0 1 1		
George Bell, R (1, 7) OBP: 0.275, SLG: 0.385		0-2 F9		0-0 F7		3-0 FC4-6 1B		1-1 G6-4-3 1B		4 0 2 0 0 0 0		
Fred McGriff, L (1, 3) OBP: 0.462, SLG: 0.656		1-3 K		0-0 F7		2-1 FC4-6 1-2f		1-1 G6-4-3 1-2f		4 0 0 0 0 1 2		
Pat Borders, R (1, 2) OBP: 0.318, SLG: 0.455		1-3 K		1-0 1B			2-3 K	3-2 1B 1B		4 0 2 0 0 2 0		
Bob Brenly, R (1, 10) OBP: 0.231, SLG: 0.167 Tom Lawless, R (9, PR) OBP: 1.000, SLG: 1.000			1-0 FC5-4 1B	1-3 K			0-1 G4-3	0-1 1-2 1B		4 0 2 0 0 1 1 0 0 0 0 0 0 0		
Manuel Lee, S (1, 6) OBP: 0.361, SLG: 0.313			0-1 FC5-4 HR BB 1-2f		1-2 P4		3-1 F8	3-2 1-3		4 1 0 0 0 0 3		
Nelson Liriano, S (1, 4) OBP: 0.231, SLG: 0.208			1-1 L8		2-2 F8			1-2 F7		3 0 0 0 0 0 1		
Inning Stats	R: 0 E: 0 K: 1 S: 5 H: 0 LOB: 0 BB: 0 P: 8	R: 0 E: 0 K: 2 S: 10 H: 0 LOB: 0 BB: 0 P: 12	R: 3 E: 0 K: 0 S: 14 H: 2 LOB: 0 BB: 1 P: 22	R: 0 E: 0 K: 1 S: 6 H: 1 LOB: 1 BB: 0 P: 8	R: 0 E: 0 K: 1 S: 15 H: 0 LOB: 0 BB: 0 P: 20	R: 0 E: 0 K: 1 S: 8 H: 1 LOB: 1 BB: 0 P: 16	R: 0 E: 0 K: 1 S: 7 H: 0 LOB: 0 BB: 0 P: 12	R: 0 E: 0 K: 1 S: 12 H: 0 LOB: 1 BB: 1 P: 20	R: 0 E: 0 K: 0 S: 13 H: 3 LOB: 2 BB: 0 P: 21	1B: 6 2B: 0 3B: 0 HR: 1 SF: 0 SAC: 0 DP: 1 HBP: 0	WP: 1 PB: 0 SB: 0 CS: 0 PA: 35	
PITCHER	IP WLS BF H R ER SO BB IBB HBP BLK WP HR S P ERA WHIP											
John Candelaria, L (1, 1) ERA: 4.2	8.0 W 30 4 3 3 8 2 0 0 0 1 1 77 118 3.38 0.750											
Lee Guetterman, L (9, 1) ERA:	1.0 S 5 3 0 0 0 0 0 0 0 0 0 0 13 21 0.00 3.000											

Toronto Blue Jays @ New York Yankees
 Yankee Stadium, Bronx, NY
 Wed Apr 12 1989, 7:05 PM EDT
 Att: 17,900 - Unknown

livebaseballscorecards.com

AB	33
R	3
H	7
RBI	3
BB	2
SO	8
LOB	8



Batter	1	2	3	4	5	6	7	8	9	AB R H RBI BB SO LOB	TOP		
Dan Gladden, R (1, 7) OBP: 0.351, SLG: 0.343	1-2 F7		0-2 S BB 1B	2-1 F8		1-3 K	0-0 F7			5 1 1 0 0 1 1			
Wally Backman, S (1, 4) OBP: 0.325, SLG: 0.378	1-1 G4-3		4-1 S 1B BB	0-0 L9		4-0 E BB BB		2-1 F8		3 2 0 0 2 0 1			
Kirby Puckett, R (1, 8) OBP: 0.421, SLG: 0.594	2-1 G6-3		1-2 F9	4-1 E 1-3 BB		2-3 K		0-3 K		4 0 0 0 1 2 3			
Gary Gaetti, R (1, 5) OBP: 0.342, SLG: 0.432		2-3 K	2-3 K	0-0 E8		4-2 BB E 1-2 BB		0-0 F8		4 0 0 0 1 2 3			
Gene Larkin, S (1, 3) OBP: 0.364, SLG: 0.414		2-1 G5-3 1B HBP	4-1 BB 1B BB	1-3 K		1-2 E5 1-2 BB 2-3		4-2 G1-3 BB		0 1 0 0 0 0 0 2 0 0 0 2 1 4			
Kent Hrbek, L (3, PH) OBP: 0.361, SLG: 0.469													
Carmen Castillo, R (1, 9) OBP: 0.529, SLG: 0.786		0-0 G5-3	1-1 BB 1B		3-2 S 1B	4-2 BB		0-1 G1-3		4 0 2 3 1 0 2			
Brian Harper, R (1, 10) OBP: 0.444, SLG: 0.706		0-1 1B 2-H	4-0 BB 1B		0-1 P6	2-1 P3		0-1 G5-3		4 0 1 1 1 0 5			
Tim Laudner, R (1, 2) OBP: 0.217, SLG: 0.227		3-1 SAFE 1B	0-3 K		0-3 K		2-2 P7		1-1 F7	5 0 1 0 0 2 5			
Greg Gagne, R (1, 6) OBP: 0.267, SLG: 0.345		3-3 K		4-0 WP S E BB		0-0 P3		2-3 K		3 1 0 0 1 2 3			
Inning Stats	R: 0 E: 0 K: 0 S: 7 H: 0 LOB: 0 BB: 0 P: 11	R: 1 E: 0 K: 2 S: 12 H: 2 LOB: 2 BB: 0 P: 22	R: 2 E: 0 K: 2 S: 17 H: 2 LOB: 3 BB: 3 P: 33	R: 1 E: 1 K: 1 S: 9 H: 0 LOB: 2 BB: 2 P: 20	R: 0 E: 0 K: 1 S: 9 H: 1 LOB: 1 BB: 0 P: 12	R: 1 E: 1 K: 2 S: 16 H: 0 LOB: 3 BB: 3 P: 34	R: 0 E: 0 K: 1 S: 10 H: 0 LOB: 0 BB: 0 P: 14	R: 0 E: 0 K: 1 S: 6 H: 0 LOB: 0 BB: 0 P: 8	R: 0 E: 0 K: 0 S: 11 H: 0 LOB: 1 BB: 1 P: 16	1B: 5 2B: 0 3B: 0 HR: 0 SF: 0 SAC: 0 DP: 0 HBP: 1	WP: 1 PB: 0 SB: 4 CS: 0 PA: 44		
PITCHER	IP WLS BF H R ER SO BB IBB HBP BLK WP HR S P ERA WHIP											PITCHER	IP WLS BF H R ER SO BB IBB HBP BLK WP HR S P ERA WHIP
Al Leiter, L (1, 1) ERA: 6.08	8.0 W 41 5 5 3 10 9 0 1 0 1 0 91 163 3.38 1.750												
Lee Guetterman, L (9, 1) ERA:	1.0 S 3 0 0 0 0 0 0 0 0 0 0 0 6 7 0.00 0.000												

Minnesota Twins @ New York Yankees
 Yankee Stadium, Bronx, NY
 Fri Apr 14 1989, 7:05 PM EDT
 Att. 46,028 - Unknown

livebaseballscorecards.com

AB	34
R	5
H	5
RBI	4
BB	9
SO	10
LOB	27



Batter	1	2	3	4	5	6	7	8	9
Rickey Henderson, R OBP: 0.422, SLG: 0.361 (1, 7)	L8		P3		HR	BB		G6-3	
Steve Sax, R OBP: 0.244, SLG: 0.410 (1, 4)	G6-3			2B	HR	BB		1B	
Don Mattingly, L OBP: 0.367, SLG: 0.304 (1, 3)	K			BB	HR	BB		P8	
Steve Balboni, R OBP: 0.207, SLG: 0.357 Stan Jefferson, S OBP: 0.143, SLG: 0.143 Ken Phelps, L OBP: 0.267, SLG: 0.154 (1, 10)		F7		P3	HR			1B	
Don Slaught, R OBP: 0.273, SLG: 0.424 (1, 2)		2B		K	K2-3			1B	
Tom Brookens, R OBP: 0.207, SLG: 0.154 (1, 5)				K				F8	
Gary Ward, R OBP: 0.400, SLG: 0.353 Mel Hall, L OBP: 0.263, SLG: 0.278 (1, 9)		G4-6-3						G5-3	
Alvaro Espinoza, R OBP: 0.214, SLG: 0.160 (1, 6)		G4-6-3						G6-3	
Roberto Kelly, R OBP: 0.343, SLG: 0.406 (1, 8)								G6-3	

Inning Stats	R: 0	H: 0	E: 0	K: 1	S: 7	R: 0	H: 1	E: 0	K: 0	S: 7	R: 0	H: 0	E: 0	K: 0	S: 6	R: 0	H: 1	E: 0	K: 2	S: 11	R: 5	H: 3	E: 0	K: 1	S: 12	R: 0	H: 1	E: 0	K: 0	S: 10	R: 2	H: 4	E: 0	K: 0	S: 10	R: 1	H: 2	E: 0	K: 0	S: 11
	LOB: 0	BB: 0	P: 14	LOB: 1	BB: 1	P: 13	LOB: 0	BB: 0	P: 9	LOB: 2	BB: 1	P: 22	LOB: 0	BB: 2	P: 26	LOB: 3	BB: 2	P: 20	LOB: 2	BB: 0	P: 15	LOB: 2	BB: 0	P: 17	LOB: 0	BB: 0	P: 17	LOB: 0	BB: 0	P: 17	LOB: 2	BB: 2	P: 17	LOB: 2	BB: 0	P: 17				


PITCHER	IP	WLS	BF	H	R	ER	SO	BB	IBB	HBP	BLK	WP	HR	S	P	ERA	WHIP
Frank Viola, L ERA: 6.88 (1, 1)	5.0		23	5	5	5	4	4	0	0	0	0	1	43	84	9.00	1.800
Mike Cook, R ERA: 2.57 (6, 1)	2.0	L	12	5	2	2	0	2	0	0	0	0	0	20	35	9.00	3.500
Jeff Reardon, R ERA: 2.45 (8, 1)	1.0		6	2	1	1	0	0	0	1	0	0	0	11	17	9.00	2.000

MINNESOTA TWINS @ NEW YORK YANKEES
Yankee Stadium, Bronx, NY
 Fri Apr 14 1989, 7:05 PM EDT
 Att. 46,028 - Unknown

AB	R	H	RBI	BB	SO	LOB
4	1	1	1	1	0	1
4	1	2	1	1	0	3
3	2	1	0	2	1	1
4	1	2	4	0	0	2
0	1	0	0	0	0	0
1	0	1	0	0	0	0
5	0	2	2	0	2	4
3	0	0	0	1	1	3
2	1	1	0	0	0	2
2	0	1	0	0	0	0
3	0	0	0	1	0	3
3	1	1	0	0	0	1

AB	34
R	8
H	12
RBI	8
BB	6
SO	4
LOB	20

WP: 0 PA: 41
 PB: 0
 SB: 1
 CS: 0



Minnesota Twins @ New York Yankees
 Yankee Stadium, Bronx, NY

Sun Apr 16 1989, 3:33 AM EDT
 Att. 30,195 - Overcast - 50 F

livebaseballscorecards.com

AB	38
R	9
H	15
RBI	9
BB	2
SO	3
LOB	18



TOP

AB	R	H	RBI	BB	SO	LOB
4	1	0	0	1	0	3
3	1	2	1	0	0	0
1	0	1	1	0	0	0
4	2	2	0	1	0	3
5	2	3	6	0	0	2
3	0	1	0	0	1	1
1	0	1	0	0	0	0
5	1	2	0	0	0	2
3	0	2	1	0	0	0
1	0	0	0	0	1	2
1	0	0	0	0	1	1
3	1	0	0	0	0	2
4	1	1	0	0	0	2

Batter	1	2	3	4	5	6	7	8	9
Dan Gladden, R (1, 7) OBP: 0.333, SLG: 0.308	2-1 G6-3		1-1 G5-3		4-0 SH1-3 1B BB		0-0 G6-3	1-0 F8	
Wally Backman, S (1, 4) Al Newman, S (7, 4) OBP: 0.349, SLG: 0.400 OBP: 0.286, SLG: 0.429	2-0 BB 1B		2-0 1B HR 1B		0-0 SH1-3		1-2 G6-3	1-0 G5-4-3 1B	
Kirby Puckett, R (1, 8) OBP: 0.442, SLG: 0.583	4-2 G4-6-3 BB		0-0 HR 1B		0-0 G1-3		1-0 HR 1B	1-0 G5-4-3	
Gary Gaetti, R (1, 5) OBP: 0.372, SLG: 0.595	1-1 G4-6-3		3-2 HR		0-0 1B		1-2 HR		0-0 G1-3
Kent Hrbek, L (1, 3) John Moses, S (7, 9) OBP: 0.375, SLG: 0.457 OBP: 0.750, SLG: 1.000		2-2 G6-4-3 1B	3-3 K		0-0 G3		3-2 1B HBP		1-0 1B
Gene Larkin, S (1, 10) OBP: 0.368, SLG: 0.441		0-0 G6-4-3	0-1 L9			1-0 1B 2B	0-0 1B		0-0 L8
Carmen Castillo, R (1, 9) Randy Bush, L (7, PH) Tim Laudner, R (9, PH) OBP: 0.550, SLG: 0.765 OBP: 0.391, SLG: 0.579 OBP: 0.208, SLG: 0.217		1-0 1B		2-2 G1-3		2-2 G6-3 1B	2-3 K		0-3 K2-3
Brian Harper, R (1, 2) OBP: 0.409, SLG: 0.600		1-1 G4-3		2-0 G6-3		0-2 P6		2-2 F8 1B HBP	
Greg Gagne, R (1, 6) OBP: 0.265, SLG: 0.333			1-0 G5-3 1B		1-0 F7		1-0 G6-3	0-0 E5	

Inning Stats	R: 0	H: 1	E: 0	LOB: 1	K: 0	S: 7	P: 16	R: 0	H: 2	E: 0	LOB: 1	K: 0	S: 7	P: 11	R: 4	H: 4	E: 0	LOB: 0	K: 1	S: 13	P: 23	R: 0	H: 0	E: 0	LOB: 0	K: 0	S: 5	P: 10	R: 1	H: 1	E: 0	LOB: 1	K: 0	S: 4	P: 8	R: 1	H: 2	E: 0	LOB: 0	K: 0	S: 11	P: 15	R: 2	H: 3	E: 0	LOB: 2	K: 1	S: 14	P: 22	R: 1	H: 1	E: 1	LOB: 1	K: 0	S: 6	P: 11	R: 0	H: 1	E: 0	LOB: 1	K: 1	S: 6	P: 7	1B: 12	SF: 0	2B: 1	SAC: 1	3B: 0	DP: 4	HR: 2	HBP: 2	WP: 0	PA: 43
--------------	------	------	------	--------	------	------	-------	------	------	------	--------	------	------	-------	------	------	------	--------	------	-------	-------	------	------	------	--------	------	------	-------	------	------	------	--------	------	------	------	------	------	------	--------	------	-------	-------	------	------	------	--------	------	-------	-------	------	------	------	--------	------	------	-------	------	------	------	--------	------	------	------	--------	-------	-------	--------	-------	-------	-------	--------	-------	--------

PITCHER	IP	WLS	BF	H	R	ER	SO	BB	IBB	HBP	BLK	WP	HR	S	P	ERA	WHIP
Tommy John, L (1, 1) ERA: 5.23	6.2	L	32	12	8	8	1	2	0	1	0	0	2	57	99	10.80	2.100
Lance McCullers, R (7, 1) ERA: 1.8	0.1		2	1	0	0	1	0	0	0	0	0	0	4	6	0.00	3.000
Dave Righetti, L (8, 1) ERA: 12.6	2.0		9	2	1	0	1	0	0	1	0	0	0	12	18	0.00	1.000

Batter	1	2	3	4	5	6	7	8	9	AB	R	H	RBI	BB	SO	LOB
Rickey Henderson, R (1, 7) OBP: 0.429, SLG: 0.425	0-1 F9		1 SAFE 1-2 S 1B		2-2 F8			2-1 SF9 3B		4	1	2	0	0	0	1
Steve Sax, R (1, 4) OBP: 0.244, SLG: 0.405	1-2 CS 1B		1-1 G4-3			1-0 G4-3		0-1 SF9		3	0	1	1	0	0	1
Don Mattingly, L (1, 3) OBP: 0.324, SLG: 0.259	1-2 F8			0-1 F7		2-2 F7		2-1 G4-3		4	0	0	0	0	0	1
Steve Balboni, R (1, 10) OBP: 0.188, SLG: 0.323 Ken Phelps, L (8, PH) OBP: 0.313, SLG: 0.214	1 SAFE 0-0 CS 1-2	2-1 P4		1-0 P3		1-2 G5-3		0-0 BLK 1B		3	0	0	0	0	0	0
Don Slaught, R (1, 2) OBP: 0.270, SLG: 0.486		2-3 K		3-1 L9			1-2 HR	3-2 P3		4	1	1	1	0	1	1
Tom Brookens, R (1, 5) OBP: 0.219, SLG: 0.172 Mike Pagliarulo, L (9, PH) OBP: 0.143, SLG: 0.053		3-2 G6-3			0-2 G6-4-3 1B		0-0 G4-3		3-2 P5	3	0	1	0	0	0	0
Bob Brower, R (1, 9) Mel Hall, L (9, PH) OBP: 0.250, SLG: 0.263			2-3 K		0-2 G6-4-3 1-2f		3-2 G6-3		0-1 G1-3	3	0	0	0	0	1	1
Alvaro Espinoza, R (1, 6) OBP: 0.258, SLG: 0.185 Wayne Tolleson, S (9, PH)			0-1 G5-3		4-1 1B E BB		0-0 FC4-6 1B		0-0 F9	2	1	1	0	1	0	0
Roberto Kelly, R (1, 8) OBP: 0.368, SLG: 0.429			2-1 1B E 1B		0-0 E7 1H 1B		2-1 FC4-6 1-2f			3	1	2	0	0	0	1

Inning Stats	R: 0	H: 1	E: 0	K: 0	S: 10	R: 0	H: 0	E: 0	K: 1	S: 9	R: 1	H: 2	E: 0	K: 1	S: 12	R: 0	H: 0	E: 0	K: 0	S: 5	R: 1	H: 2	E: 1	K: 0	S: 11	R: 0	H: 0	E: 0	K: 0	S: 9	R: 1	H: 2	E: 0	K: 0	S: 10	R: 1	H: 2	E: 0	K: 0	S: 10	R: 0	H: 0	E: 0	K: 0	S: 10	R: 0	H: 0	E: 0	K: 0	S: 10	1B: 7	2B: 0	3B: 1	SF: 1	SAC: 0	DP: 1	HBP: 0	WP: 0	PB: 0	SB: 1	CS: 1	PA: 36
--------------	------	------	------	------	-------	------	------	------	------	------	------	------	------	------	-------	------	------	------	------	------	------	------	------	------	-------	------	------	------	------	------	------	------	------	------	-------	------	------	------	------	-------	------	------	------	------	-------	------	------	------	------	-------	-------	-------	-------	-------	--------	-------	--------	-------	-------	-------	-------	--------

PITCHER	IP	WLS	BF	H	R	ER	SO	BB	IBB	HBP	BLK	WP	HR	S	P	ERA	WHIP
Allan Anderson, L (1, 1) ERA: 1.29	7.0		27	7	3	1	2	1	0	0	0	0	1	66	101	1.29	1.143
German Gonzalez, R (8, 1) ERA: 1.42	1.0		5	2	1	1	0	0	0	0	1	0	0	10	17	9.00	2.000
Jeff Reardon, R (9, 1) ERA: 1.93	1.0		3	0	0	0	0	0	0	0	0	0	0	10	13	0.00	0.000

BOTTOM

Minnesota Twins @ New York Yankees
 Yankee Stadium, Bronx, NY
 Sun Apr 16 1989, 3:33 AM EDT
 Att. 30,195 - Overcast - 50 F

livebaseballscores.com

AB	33
R	4
H	9
RBI	2
BB	1
SO	2
LOB	6



Batter	1	2	3	4	5	6	7	8	9	AB	R	H	RBI	BB	SO	LOB
Lloyd Moseby, L OBP: 0.350, SLG: 0.333 (1, 8)	1-2 G6-3		1 SAFE 2-1 G3-6			4-2 1B BB		1 SAFE 3-2 CS	1-1 P5	3	1	0	0	1	0	1
Kelly Gruber, R OBP: 0.464, SLG: 0.646 (1, 5)	1-3 K			4-0 G4-6-3 BB		3-3 K			2-1 L7	3	0	0	0	1	2	1
Rance Mulliniks, L OBP: 0.351, SLG: 0.313 (1, 10)	0-0 F8			0-0 G4-6-3		1-1 1B			0-0 F8	4	0	1	1	0	0	1
George Bell, R OBP: 0.316, SLG: 0.436 (1, 7)		1-2 P6		0-0 F8			1-2 P3			3	0	0	0	0	0	0
Fred McGriff, L OBP: 0.500, SLG: 0.733 (1, 3)		3-2 G3			1-1 HR		4-2 L3 BB			2	1	1	1	1	0	0
Ernie Whitt, L OBP: 0.417, SLG: 0.500 (1, 2)		2-2 2B			2-3 K		2-1 L3			3	0	1	0	0	1	1
Nelson Liriano, S OBP: 0.278, SLG: 0.273 (1, 4)		0-1 F9			1-0 B3			0-1 B1-3		3	0	0	0	0	0	1
Rob Ducey, L OBP: 0.200, SLG: 0.200 (1, 9)			1-0 G4-3		2-1 L4			0-1 CS 1B		3	0	1	0	0	0	0
Manuel Lee, S OBP: 0.347, SLG: 0.311 (1, 6)			1-1 G3-6 1B			2-2 G4-3		1-1 P3		2	0	1	0	0	0	0
Pat Borders, R OBP: 0.303, SLG: 0.455 (8, PH)										1	0	0	0	0	0	1
Alexis Infante, R (9, 6)										0	0	0	0	0	0	0

Inning Stats	R: 0	H: 0	E: 0	K: 1	S: 7	P: 9	R: 0	H: 1	E: 0	K: 0	S: 12	P: 18	R: 0	H: 1	E: 0	K: 0	S: 5	R: 0	H: 0	E: 0	K: 0	S: 2	R: 1	H: 1	E: 0	K: 1	S: 8	R: 1	H: 1	E: 0	K: 1	S: 11	R: 0	H: 0	E: 0	K: 0	S: 7	R: 0	H: 1	E: 0	K: 0	S: 9	R: 0	H: 0	E: 0	K: 0	S: 5	1B: 3	SF: 0	2B: 2	SAC: 0	3B: 0	DP: 3	HR: 1	HBP: 0	WP: 0	PA: 31
--------------	------	------	------	------	------	------	------	------	------	------	-------	-------	------	------	------	------	------	------	------	------	------	------	------	------	------	------	------	------	------	------	------	-------	------	------	------	------	------	------	------	------	------	------	------	------	------	------	------	-------	-------	-------	--------	-------	-------	-------	--------	-------	--------

PITCHER	IP	WLS	BF	H	R	ER	SO	BB	IBB	HBP	BLK	WP	HR	S	P	ERA	WHIP
Andy Hawkins, R ERA: 8.5 (1, 1)	9.0	W	30	5	2	2	3	3	0	0	0	0	1	66	111	2.00	0.889


BOTTOM

New York Yankees @ Toronto Blue Jays
Exhibition Stadium, Toronto, ON

Mon Apr 17 1989, 7:05 PM EDT
Att: 23,260 - Unknown - 50 F

livebaseballscorecards.com

AB	27
R	2
H	5
RBI	2
BB	3
SO	3
LOB	6



Batter	1	2	3	4	5	6	7	8	9	AB R H RBI BB SO LOB	TOP											
Rickey Henderson, R OBP: 0.424, SLG: 0.383 (1, 7)	2-2 S WP 1B	4-1 1B BLK 1-2 BB		2-2 L7		2-1 FC6-5 CS S 1-3			4-0 BB	3 1 1 0 2 0 1												
Steve Sax, R OBP: 0.291, SLG: 0.412 (1, 4)	4-0 S 1B 1-3 BB	2-0 1-3 1B		1-1 G6-3		3-1 CS 1-3	3-2 CS 1B		2-0 G4-3	4 1 2 0 1 0 1												
Don Mattingly, L OBP: 0.349, SLG: 0.294 (1, 3)	1-0 1B S 1-2 FC5-2-5 3-H 1B	1-1 F8		0-1 2B			4-0 G6-4-3 1-2 BB			3 0 2 1 1 0 2												
Steve Balboni, R OBP: 0.200, SLG: 0.308 (1, 10)	2-2 G6-3 1-3 2-H 1B		0-0 1B 1B 1B	1-0 G6-3			0-1 G6-4-3 1-2f			4 0 2 1 0 0 2												
Don Slaught, R OBP: 0.244, SLG: 0.422 (1, 2)	0-0 FC5-2-5 1-2 3-H G6-3		1-1 F8		2-1 G6-3			1-1 G1-3		4 0 0 0 0 0 3												
Bob Brower, R OBP: 0.364, SLG: 0.600 (1, 9)	1-1 G6-3 1-2 2-3		1-1 1B 1-2 1B		0-1 G6-3			3-2 G5-4-3 1B		4 0 2 0 0 0 2												
Wayne Tolleson, S OBP: 0.125, SLG: 0.125 (1, 5)	1-3 K		0-2 1-2 2-3 1B		1-0 F8			2-2 G5-4-3 1-2f		4 0 1 0 0 1 3												
Alvaro Espinoza, R OBP: 0.263, SLG: 0.212 (1, 6)		0-0 G6-3	0-0 L4			3-2 P5			3-2 L9	4 0 0 0 0 0 3												
Roberto Kelly, R OBP: 0.413, SLG: 0.500 (1, 8)		4-2 CS BB	0-3 K			1-2 FC6-5 S 1B			2-0 G6-3	3 0 1 0 1 1 3												
Inning Stats	R: 2 E: 0 K: 1 S: 16	H: 3 LOB: 2 BB: 1 P: 27	R: 0 E: 0 K: 0 S: 10	H: 1 LOB: 2 BB: 2 P: 20	R: 0 E: 0 K: 1 S: 12	H: 3 LOB: 3 BB: 0 P: 14	R: 0 E: 0 K: 0 S: 8	H: 1 LOB: 1 BB: 0 P: 12	R: 0 E: 0 K: 0 S: 5	H: 0 LOB: 0 BB: 0 P: 8	R: 0 E: 0 K: 0 S: 11	H: 1 LOB: 0 BB: 0 P: 19	R: 0 E: 0 K: 0 S: 5	H: 1 LOB: 0 BB: 1 P: 12	R: 0 E: 0 K: 0 S: 10	H: 1 LOB: 0 BB: 0 P: 16	R: 0 E: 0 K: 0 S: 7	H: 0 LOB: 1 BB: 1 P: 18	1B: 10 2B: 1 3B: 0 HR: 0	SF: 0 SAC: 0 DP: 2 HBP: 0	WP: 1 PB: 0 SB: 5 CS: 3	PA: 39
PITCHER	IP WLS BF H R ER SO BB IBB HBP BLK WP HR S P ERA WHIP																					
Jeff Musselman, L ERA: 10.29 (1, 1)	0.0 L 4 3 2 2 0 1 0 0 0 1 0 0 10 19 ∞ ∞																					
Todd Stottliemyre, R ERA: 3.21 (1, 1)	6.0 25 7 0 0 2 2 0 0 1 0 0 55 87 0.00 1.500																					
John Cerutti, L ERA: 1.72 (7, 1)	3.0 9 1 0 0 0 2 0 0 0 0 0 19 40 0.00 1.000																					

New York Yankees @ Toronto Blue Jays
Exhibition Stadium, Toronto, ON
Tue Apr 18 1989, 7:05 PM EDT
Att. 25,040 - Unknown

livebaseballscorecards.com

AB	33
R	2
H	11
RBI	2
BB	5
SO	2
LOB	20



BOTTOM

New York Yankees @ Toronto Blue Jays
Exhibition Stadium, Toronto, ON
Tue Apr 18 1989, 7:05 PM EDT
Att. 25,040 - Unknown

livebaseballscorecards.com

AB 31
R 0
H 7
RBI 0
BB 5
SO 7
LOB 21



WP: 0 PA: 36
PB: 0
SB: 1
CS: 0

AB R H RBI BB SO LOB

3 0 1 0 1 0 0

4 0 2 0 0 0 2

4 0 1 0 0 1 2

3 0 0 0 1 0 3

3 0 1 0 1 0 2

4 0 0 0 0 3 2

3 0 1 0 1 0 1

0 0 0 0 0 0 0

3 0 1 0 1 0 3

4 0 0 0 0 3 6

1B: 6 SF: 0
2B: 1 SAC: 0
3B: 0 DP: 3
HR: 0 HBP: 0

Batter	1	2	3	4	5	6	7	8	9
Lloyd Moseby, L (1, 8) OBP: 0.359, SLG: 0.333	3-1 P2 ①		2-1 G4-6-3 1B			1-0 G3 ①		4-0 FC6-4 BB	
Kelly Gruber, R (1, 5) OBP: 0.467, SLG: 0.635	0-0 1B		2-1 G4-6-3 ① ②			1-2 BB 1B		0-1 FC6-4 1B ①	
Pat Borders, R (1, 2) OBP: 0.297, SLG: 0.432	1-3 K ②		1-0 F7 ③			1-1 P2 ②		0-0 1B ②	
Tom Lawless, R (8, PR) OBP: 0.833, SLG: 0.667								1-2 G4-6-3 1B	
Ernie Whitt, L (9, 2) OBP: 0.417, SLG: 0.500								1-2 1B	
George Bell, R (1, 7) OBP: 0.311, SLG: 0.414	3-2 F9 ③				0-1 F9 ①	4-1 BB SAFE 1B ①		0-1 G4-6-3 ② ③	
Fred McGriff, L (1, 3) OBP: 0.500, SLG: 0.708		4-1 BB			0-0 G3-1 ②	3-2 F8 ③			3-2 BB 1B
Jesse Barfield, R (1, 9) OBP: 0.246, SLG: 0.491		3-3 K ①		2-3 K ③			3-2 F9 ①		0-3 K ①
Bob Brenly, R (1, 10) OBP: 0.296, SLG: 0.167		2-2 L5 ②			2-0 G6-4-3 1B		1-1 G5-3 ②		4-2 BB 1B
Alexis Infante, R (9, PR)									1-2 BB
Manuel Lee, S (1, 6) OBP: 0.356, SLG: 0.333		4-1 BB			0-0 F8 ①		1-1 BB 2B		1-0 P3 ②
Nelson Liriano, S (1, 4) OBP: 0.250, SLG: 0.243		2-3 K ③			2-0 G6-4-3 ② ③		1-3 K ③		1-3 K ③

Inning Stats	R: 0	H: 1	E: 0	LOB: 1	K: 1	S: 9	R: 0	H: 0	E: 0	LOB: 2	K: 2	S: 12	R: 0	H: 1	E: 0	LOB: 0	K: 0	S: 5	R: 0	H: 0	E: 0	LOB: 0	K: 1	S: 6	R: 0	H: 1	E: 0	LOB: 0	K: 0	S: 3	R: 0	H: 1	E: 0	LOB: 2	K: 1	S: 10	R: 0	H: 1	E: 0	LOB: 1	K: 1	S: 10	R: 0	H: 1	E: 0	LOB: 2	K: 0	S: 5	R: 0	H: 1	E: 0	LOB: 2	K: 2	S: 14	R: 0	H: 1	E: 0	LOB: 2	K: 2	S: 14	1B: 6	SF: 0	2B: 1	SAC: 0	3B: 0	DP: 3	HR: 0	HBP: 0	WP: 0	PA: 36
--------------	------	------	------	--------	------	------	------	------	------	--------	------	-------	------	------	------	--------	------	------	------	------	------	--------	------	------	------	------	------	--------	------	------	------	------	------	--------	------	-------	------	------	------	--------	------	-------	------	------	------	--------	------	------	------	------	------	--------	------	-------	------	------	------	--------	------	-------	-------	-------	-------	--------	-------	-------	-------	--------	-------	--------

PITCHER	IP	WLS	BF	H	R	ER	SO	BB	IBB	HBP	BLK	WP	HR	S	P	ERA	WHIP
Dave LaPoint, L (1, 1) ERA: 5.09	6.2	W	26	5	0	0	4	3	0	0	0	0	0	52	100	0.00	1.200
Dave Righetti, L (7, 1) ERA: 8.59	2.1	S	10	2	0	0	3	2	0	0	0	0	0	22	36	0.00	1.714

PITCHER	IP	WLS	BF	H	R	ER	SO	BB	IBB	HBP	BLK	WP	HR	S	P	ERA	WHIP
---------	----	-----	----	---	---	----	----	----	-----	-----	-----	----	----	---	---	-----	------


Batter	1	2	3	4	5	6	7	8	9	AB	R	H	RBI	BB	SO	LOB	TOP								
Rickey Henderson, R OBP: 0.406, SLG: 0.365 (1, 7)	1-1 L9		3-2 F8	3-1 F8			0-0 1B BB	0-0 G4-3		5	1	1	0	0	0	2									
Steve Sax, R OBP: 0.300, SLG: 0.429 (1, 4)	1-1 2B		2-2 G6-3		0-1 F9		0-0 1B BB S FC1-2	1-2 G1-3		5	0	2	0	0	0	0									
Don Mattingly, L OBP: 0.333, SLG: 0.282 (1, 3)	2-0 P1			0-1 P5	0-1 P4		2-2 P4	2-1 G4-6-3 1B		5	0	1	0	0	0	3									
Steve Balboni, R OBP: 0.205, SLG: 0.286 Ken Phelps, L OBP: 0.294, SLG: 0.200 (1, 10) (9, PH)	1-1 P4			0-0 F7	1-1 E5		4-0 FC1-2 BB IBB	2-0 G4-6-3		3	0	0	0	1	0	1									
Don Slaught, R OBP: 0.265, SLG: 0.458 (1, 2)			3-1 L9	1-0 1B	1-0 F9		4-2 FC1-2 BB			3	1	1	1	1	0	1									
Bob Brower, R OBP: 0.467, SLG: 0.615 (1, 9)			3-2 S 1B	4-1 1B BB		0-0 1B G3 1B	0-1 FC1-2			3	1	2	0	1	0	3									
Tom Brookens, R OBP: 0.222, SLG: 0.182 (1, 5)			1-0 P3	1-1 1B 2B 1B		0-0 G3	3-2 F8			4	1	1	1	0	0	5									
Alvaro Espinoza, R OBP: 0.286, SLG: 0.243 (1, 6)			2-0 L4	1-2 2B 1B		1-2 G6-4-3 1B		0-3 K		4	0	2	1	0	1	1									
Roberto Kelly, R OBP: 0.400, SLG: 0.500 (1, 8)			0-3 K	2-2 2B		0-0 G6-4-3		1-3 K		4	0	1	1	0	2	2									
Inning Stats	R: 0 E: 0 K: 0 S: 7	H: 1 LOB: 1 BB: 0 P: 12	R: 0 E: 0 K: 0 S: 7	H: 1 LOB: 1 BB: 0 P: 16	R: 0 E: 0 K: 1 S: 11	H: 0 LOB: 0 BB: 0 P: 16	R: 3 E: 0 K: 0 S: 16	H: 4 LOB: 2 BB: 1 P: 28	R: 0 E: 1 K: 0 S: 7	H: 0 LOB: 1 BB: 0 P: 9	R: 0 E: 0 K: 0 S: 7	H: 2 LOB: 1 BB: 0 P: 8	R: 1 E: 0 K: 0 S: 19	H: 2 LOB: 3 BB: 2 P: 32	R: 0 E: 0 K: 2 S: 7	H: 0 LOB: 0 BB: 0 P: 8	R: 0 E: 0 K: 0 S: 6	H: 1 LOB: 0 BB: 0 P: 11	1B: 8 2B: 2 3B: 1 HR: 0	SF: 0 SAC: 0 DP: 2 HBP: 0	WP: 0 PB: 0 SB: 2 CS: 0	PA: 40			
PITCHER	IP	WLS	BF	H	R	ER	SO	BB	IBB	HBP	BLK	WP	HR	S	P	ERA	WHIP								
Jimmy Key, L ERA: 3.71 (1, 1)	6.1	L	31	10	4	4	1	1	1	0	0	0	0	63	103	5.68	1.737								
Duane Ward, R ERA: 5.91 (7, 1)	2.0		8	1	0	0	2	1	0	0	0	0	0	23	34	0.00	1.000								
Tony Castillo, L ERA: 2.89 (9, 1)	0.2		1	0	0	0	0	0	0	0	0	0	0	1	3	0.00	0.000								

New York Yankees @ Toronto Blue Jays
Exhibition Stadium, Toronto, ON
Wed Apr 19 1989, 3:33 AM EDT
Att. 26,471 - Cloudy - 50 F

livebaseballscorecards.com

AB	37
R	4
H	11
RBI	4
BB	3
SO	3
LOB	19



Batter	1	2	3	4	5	6	7	8	9	AB R H RBI BB SO LOB	TOP														
Rickey Henderson, R OBP: 0.420, SLG: 0.393 (1, 7)	1-0 F8	0-0 F8			4-2 BB		2-2 1-3 1B		1-2 2B	4 0 2 0 1 0 2	<p>New York Yankees @ Cleveland Indians Cleveland Municipal Stadium, Cleveland, OH</p> <p>livebaseballscorecards.com</p> <table border="0"> <tr><td>AB</td><td>36</td></tr> <tr><td>R</td><td>5</td></tr> <tr><td>H</td><td>10</td></tr> <tr><td>RBI</td><td>4</td></tr> <tr><td>BB</td><td>2</td></tr> <tr><td>SO</td><td>5</td></tr> <tr><td>LOB</td><td>12</td></tr> </table> 	AB	36	R	5	H	10	RBI	4	BB	2	SO	5	LOB	12
AB	36																								
R	5																								
H	10																								
RBI	4																								
BB	2																								
SO	5																								
LOB	12																								
Steve Sax, R OBP: 0.292, SLG: 0.410 (1, 4)	1-0 S E 1B		0-0 F8		0-1 F9		0-2 F8		3-2 L1	5 1 1 0 0 0 4															
Don Mattingly, L OBP: 0.327, SLG: 0.302 (1, 3)	1-2 L9		1-1 G4-3		2-1 F9			0-1 HR 2B		4 1 1 0 0 0 2															
Steve Balboni, R OBP: 0.191, SLG: 0.267 Ken Phelps, L OBP: 0.333, SLG: 0.438 (1, 10) (8, PH)	1-1 F9 1-H		2-2 P6			0-2 P6		1-1 2-H HR		3 0 0 0 0 0 0 1 1 1 2 0 0 0															
Don Slaught, R OBP: 0.264, SLG: 0.442 (1, 2)		0-0 F8		0-1 L9-3 1B		1-2 G6-3		0-3 K		4 0 1 0 0 1 0															
Bob Brower, R OBP: 0.421, SLG: 0.500 (1, 9)		4-2 1B 1B BB		1-0 L9-3 1-2		1-2 E6 CS		1-3 K		3 1 0 0 1 1 1															
Tom Brookens, R OBP: 0.250, SLG: 0.297 (1, 5)		1-0 1B 1-3 1B		3-2 HR		1-2 CS 1-2	2-2 F9	2-2 G4-3		4 1 2 1 0 0 0															
Alvaro Espinoza, R OBP: 0.311, SLG: 0.275 Wayne Tolleson, S OBP: 0.111, SLG: 0.111 (1, 6) (9, PH)		0-0 1-2 3-H 1B		1-1 G1-3			0-2 1B 1B		3-2 G4-3	3 0 2 1 0 0 0 1 0 0 0 0 0 0															
Roberto Kelly, R OBP: 0.377, SLG: 0.469 Mel Hall, L OBP: 0.273, SLG: 0.250 (1, 8) (9, PH)		2-3 K		1-3 K			1-3 K		1-2 P5	3 0 0 0 0 3 3 1 0 0 0 0 0 0															
Inning Stats	R: 1 E: 0 K: 0 S: 7 H: 1 LOB: 0 BB: 0 P: 11	R: 1 E: 0 K: 1 S: 9 H: 2 LOB: 2 BB: 1 P: 16	R: 0 E: 0 K: 0 S: 6 H: 0 LOB: 0 BB: 0 P: 9	R: 1 E: 0 K: 0 S: 9 H: 2 LOB: 0 BB: 0 P: 14	R: 0 E: 0 K: 1 S: 11 H: 0 LOB: 1 BB: 1 P: 18	R: 0 E: 1 K: 0 S: 12 H: 0 LOB: 0 BB: 0 P: 16	R: 0 E: 0 K: 1 S: 16 H: 2 LOB: 2 BB: 0 P: 21	R: 2 E: 0 K: 2 S: 17 H: 2 LOB: 0 BB: 0 P: 21	R: 0 E: 0 K: 0 S: 12 H: 1 LOB: 1 BB: 0 P: 20	1B: 6 2B: 3 3B: 0 HR: 2 SF: 0 SAC: 0 DP: 1 HBP: 0	WP: 0 PB: 0 SB: 1 CS: 1 PA: 39														
PITCHER Greg Swindell, L ERA: 2.57 (1, 1) Doug Jones, R ERA: 1.59 (8, 1)	IP 7.0 WLS W BF 30 H 8 R 4 ER 3 SO 3 BB 2 IBB 0 HBP 0 BLK 0 WP 0 HR 1 S 72 P 107 ERA 3.86 WHIP 1.429											PITCHER IP 2.0 WLS W BF 8 H 2 R 1 ER 1 SO 2 BB 0 IBB 0 HBP 0 BLK 0 WP 0 HR 1 S 27 P 39 ERA 4.50 WHIP 1.000													

New York Yankees @ Cleveland Indians
Cleveland Municipal Stadium, Cleveland, OH

Fri Apr 21 1989, 7:05 PM EDT
Att. 14,793 - Unknown

Batter	1	2	3	4	5	6	7	8	9	AB R H RBI BB SO LOB	TOP	
Rickey Henderson, R OBP: 0.419, SLG: 0.383 (1, 7)	2-2 BB 1B		2-2 F9 1-3	4-1 1B BB		2-2 G6-3			3-2 F8	4 0 1 0 1 0 2		
Steve Sax, R OBP: 0.329, SLG: 0.431 (1, 4)	4-1 S BB		1-1 S 1B	2-1 1B		1-2 G1-3			0-0 1B	4 0 3 1 1 0 1		
Don Mattingly, L OBP: 0.316, SLG: 0.292 (1, 3)	2-3 K		1-0 BB 1B	3-2 F7			1-2 L9		1-1 G4-3	5 0 1 0 0 1 5		
Ken Phelps, L OBP: 0.409, SLG: 0.444 (1, 10)	4-1 BB		4-1 BB	1-3 K			2-1 G4-3-6 1B			2 0 1 0 2 1 0		
Mel Hall, L OBP: 0.269, SLG: 0.292 (1, 9)	0-0 G3-1		1-0 G1-3	2-0 G3 2B			1-1 G4-3-6			4 0 1 0 0 0 6		
Mike Pagliarulo, L OBP: 0.125, SLG: 0.045 Tom Brookens, R OBP: 0.244, SLG: 0.289 (8, 5)		1-1 G1-3		1-0 L7		2-1 G3		2-3 K		3 0 0 0 0 0 1 1 0 0 0 0 1 0		
Jamie Quirk, L OBP: 0.308, SLG: 0.182 Don Slaught, R OBP: 0.278, SLG: 0.442 (8, 2)		3-3 K		0-0 F7		1-3 K		4-0 G1-6-3 BB		3 0 0 0 0 2 1 0 0 0 0 1 0 0		
Alvaro Espinoza, R OBP: 0.306, SLG: 0.273 (1, 6)		2-3 K		1-2 PB 1B		1-2 G6-3		2-1 G1-6-3		4 1 1 0 0 1 1		
Roberto Kelly, R OBP: 0.368, SLG: 0.472 (1, 8)			1-3 K F9 BLK	1-2 E5 1B PB		2-2 2B		2-3 K		4 0 1 0 0 2 1		
Inning Stats	R: 0 E: 0 K: 1 S: 9 H: 1 LOB: 2 BB: 2 P: 21	R: 0 E: 0 K: 2 S: 8 H: 0 LOB: 0 BB: 0 P: 14	R: 0 E: 0 K: 1 S: 12 H: 2 LOB: 3 BB: 1 P: 22	R: 1 E: 1 K: 0 S: 14 H: 2 LOB: 3 BB: 1 P: 26	R: 0 E: 0 K: 2 S: 9 H: 1 LOB: 1 BB: 0 P: 15	R: 0 E: 0 K: 0 S: 13 H: 1 LOB: 1 BB: 0 P: 19	R: 0 E: 0 K: 0 S: 7 H: 1 LOB: 0 BB: 0 P: 11	R: 0 E: 0 K: 1 S: 7 H: 0 LOB: 0 BB: 1 P: 15	R: 0 E: 0 K: 1 S: 13 H: 1 LOB: 1 BB: 0 P: 19	1B: 7 2B: 2 3B: 0 HR: 0 SF: 0 SAC: 0 DP: 2 HBP: 0	WP: 0 PB: 2 SB: 2 CS: 0 PA: 39	
PITCHER	IP WLS BF H R ER SO BB IBB HBP BLK WP HR S P ERA WHIP											
Tom Candiotti, R ERA: 2.57 Scott Bailes, L ERA: 1.29	(1, 1) 6.0 W 29 7 1 0 6 4 0 0 1 0 0 65 117 0.00 1.833	(7, 1) 3.0 W 10 2 0 0 2 1 0 0 0 0 0 27 45 0.00 1.000										

New York Yankees @ Cleveland Indians
Cleveland Municipal Stadium, Cleveland, OH

AB 34
R 1
H 9
RBI 1
BB 5
SO 8
LOB 18



Sat Apr 22 1989, 3:33 AM EDT
Att. 16,607 - Unknown

livebaseballscorecards.com

Batter	1	2	3	4	5	6	7	8	9
Luis Aguayo, R (1, 4) F S X	0-2 G5-3		0-0 G6-3 1-2f			0-1 G4-3	4-2 BB BB 1-2 2-3 3-H		
Felix Fermin, R (1, 6) OBP: 0.365, SLG: 0.283 C B B X	2-1 G3			3-2 G6-3		1-0 G4-3	4-2 BB BB 1-2 2-3 3-H		
Pete O'Brien, L (1, 3) OBP: 0.492, SLG: 0.593 B B C X	2-2 G6-3			2-2 1B		0-0 1B	1-2 L6		
Joe Carter, R (1, 8) OBP: 0.318, SLG: 0.383 C X		0-1 L8		2-3 K		2-1 G3		1-3 K	
Cory Snyder, R (1, 9) OBP: 0.371, SLG: 0.576 B C X		1-1 CS 1B		1-0 G3			3-1 BB FC1-2 1B	4-2 G6-3 BB	
Luis Medina, R (1, 10) OBP: 0.364, SLG: 0.350 B 1 SAFE B 1 SAFE B 1 SAFE S		3-3 K 1-2			2-1 G6-3		1-3 K 1-2f	3-1 G6-3	
Brook Jacoby, R (1, 5) OBP: 0.339, SLG: 0.378 B X			1-0 G5-3		1-1 G1-3		1-0 FC1-2 BB 1B		
Pat Keedy, R (1, 7) OBP: 0.364, SLG: 0.500 Oddibe McDowell, L (8, 7) OBP: 0.232, SLG: 0.212 C B B X		2-2 E 2B		2-1 FC4 1B		4-1 BB FC1-2 BB	1-2 2-3 BB		
Joel Skinner, R (1, 2) B C X		1-1 E6 G6-3 2-H		2-2 FC4 1-2f		0-1 FC1-2 BB BB	1-2 2-3 3-Hf		

Inning Stats	R: 0	H: 0	E: 0	K: 0	S: 8	R: 0	H: 1	E: 0	K: 1	S: 8	R: 1	H: 1	E: 1	K: 0	S: 7	R: 0	H: 1	E: 0	K: 1	S: 12	R: 0	H: 1	E: 0	K: 0	S: 10	R: 0	H: 1	E: 0	K: 0	S: 6	R: 2	H: 2	E: 0	K: 1	S: 16	R: 0	H: 0	E: 0	K: 1	S: 8
	0	0	0	0	12	0	1	0	1	12	1	1	1	0	11	0	1	0	1	20	0	1	0	0	17	0	1	0	0	9	2	2	0	1	34	0	0	0	1	16


PITCHER	IP	WLS	BF	H	R	ER	SO	BB	IBB	HBP	BLK	WP	HR	S	P	ERA	WHIP
Tommy John, L (1, 1) ERA: 4.61	6.2	L	28	7	3	2	3	2	0	0	0	0	0	62	105	2.70	1.350
Lance McCullers, R (7, 1) ERA: 2.84	0.0		1	0	0	0	0	1	0	0	0	0	0	2	6	∞	∞
Lee Guetterman, L (7, 1) ERA:	1.1		4	0	0	0	1	1	0	0	0	0	0	11	20	0.00	0.750

BOTTOM

New York Yankees @ Cleveland Indians
Cleveland Municipal Stadium, Cleveland, OH

Sat Apr 22 1989, 3:33 AM EDT
Att. 16,607 - Unknown

AB	29
R	3
H	7
RBI	2
BB	4
SO	4
LOB	14



1B	2B	3B	HR	SF	SAC	DP	HBP	WP	HR	S	P	ERA	WHIP
6	2	0	0	0	0	3	0	0	0	0	0	0	0

Batter	1	2	3	4	5	6	7	8	9	AB R H RBI BB SO LOB	TOP											
Rickey Henderson, R OBP: 0.418, SLG: 0.391 (1, 7)	3-3 K		3-2 F9			4-2 G4-3 2B	3-2 F7	2-1 2B		4 1 1 1 1 1 1												
Steve Sax, R OBP: 0.320, SLG: 0.414 (1, 4)	2-2 S 1B		1-2 G6-3			1-2 G4-3	1-1 G4-3	1-2 G6-3		5 0 1 0 0 0 4												
Don Mattingly, L OBP: 0.323, SLG: 0.288 (1, 3)	1-1 F8			1-1 P6		4-0 2B BB	1-2 1B		2-2 P6	4 1 1 0 1 0 1												
Ken Phelps, L OBP: 0.407, SLG: 0.409 (1, 10)	2-1 F7			1-3 K		4-2 2B SF7 BB	0-1 1B		0-0 F9	4 1 1 0 1 1 1												
Mel Hall, L OBP: 0.323, SLG: 0.357 (1, 9)		2-2 P2		2-2 1B		0-0 1B 2B	2-1 L7		4-1 BB	4 1 2 2 1 0 2												
Mike Pagliarulo, L OBP: 0.115, SLG: 0.042 (1, 5)		0-0 F7		0-0 F7		4-0 1B IBB		0-0 F8	1-3 K	2 0 0 0 0 0 1 2 0 0 0 1 1 1												
Tom Brookens, R OBP: 0.250, SLG: 0.275 (6, PH) (6, 5)																						
Jamie Quirk, L OBP: 0.267, SLG: 0.154 (1, 2)		0-0 F7			3-1 F8	0-0 SF7		1-0 1B 2B 1B		2 0 0 0 0 0 0 1 1 1 1 0 0 0												
Don Slaught, R OBP: 0.286, SLG: 0.453 (6, 2)																						
Alvaro Espinoza, R OBP: 0.340, SLG: 0.298 (1, 6)			4-0 F9 S BB		2-1 G4-3	0-2 FC6-4 1B		0-0 2B 1B		3 0 2 1 1 0 0												
Bob Brower, R OBP: 0.348, SLG: 0.400 (1, 8)			3-3 K		1-2 G4-3	1-1 FC6-4		1-1 P3		4 0 0 0 0 1 5												
Inning Stats	R: 0 E: 0 K: 1 S: 14	H: 1 LOB: 1 BB: 0 P: 22	R: 0 E: 0 K: 0 S: 6	H: 0 LOB: 0 BB: 0 P: 8	R: 0 E: 0 K: 1 S: 12	H: 0 LOB: 1 BB: 1 P: 23	R: 0 E: 0 K: 1 S: 9	H: 1 LOB: 1 BB: 0 P: 13	R: 0 E: 0 K: 0 S: 7	H: 0 LOB: 0 BB: 0 P: 13	R: 4 E: 0 K: 0 S: 17	H: 2 LOB: 2 BB: 4 P: 35	R: 0 E: 0 K: 0 S: 12	H: 2 LOB: 2 BB: 0 P: 19	R: 1 E: 0 K: 0 S: 11	H: 3 LOB: 2 BB: 0 P: 16	R: 0 E: 0 K: 1 S: 9	H: 0 LOB: 1 BB: 1 P: 16	1B: 7 2B: 2 3B: 0 HR: 0	SF: 1 SAC: 0 DP: 0 HBP: 0	WP: 0 PB: 0 SB: 3 CS: 0	PA: 42
PITCHER	IP WLS BF H R ER SO BB IBB HBP BLK WP HR S P ERA WHIP																					
John Farrell, R ERA: 6.3 (1, 1)	5.1 L 23 3 4 4 3 4 0 0 0 0 0 0 58 102 6.75 1.312																					
Brad Havens, L ERA: 4.7 (6, 1)	1.2 9 3 0 0 0 0 0 1 0 0 0 0 19 31 0.00 1.800																					
Keith Atherton, R ERA: 6.52 (8, 1)	1.0 6 3 1 1 0 0 0 0 0 0 0 0 11 16 9.00 3.000																					
Jesse Orosco, L ERA: (9, 1)	1.0 4 0 0 0 0 1 1 0 0 0 0 0 9 16 0.00 1.000																					

New York Yankees @ Cleveland Indians
Cleveland Municipal Stadium, Cleveland, OH

Sun Apr 23 1989, 3:33 AM EDT
Att. 22,128 - Sunny - 50 F

AB	35
R	5
H	9
RBI	5
BB	6
SO	4
LOB	16



WP: 0	PA: 42
-------	--------

ERA	WHIP
-----	------

1B: 7	SF: 1
2B: 2	SAC: 0
3B: 0	DP: 0
HR: 0	HBP: 0

Batter	1	2	3	4	5	6	7	8	9	AB R H RBI BB SO LOB	TOP	
Rickey Henderson, R OBP: 0.417, SLG: 0.391 (1, 7)	F9		E	S CS 1B			F9		G6-3	5 0 2 2 0 0 1		
Steve Sax, R OBP: 0.338, SLG: 0.419 (1, 4)	G6-3		E6	1-2 2-H 3-H 1B			S 1B		BB E BB	4 1 2 1 1 0 1		
Don Mattingly, L OBP: 0.313, SLG: 0.268 (1, 3)	G4-3		L8	1-0 2-H 1B			F9		E BB	4 0 0 0 1 0 3		
Steve Balboni, R OBP: 0.180, SLG: 0.250 Ken Phelps, L OBP: 0.379, SLG: 0.375 (7, PH)	G4-3		G6-3	G6-3			G4-3		E7	3 0 0 0 0 0 0 2 0 0 0 0 0 2		
Don Slaught, R OBP: 0.295, SLG: 0.439 (1, 2)	BLK BB		BB 1B	L9			G4-3		L5	4 1 1 0 1 0 2		
Bob Brower, R OBP: 0.308, SLG: 0.348 Mel Hall, L OBP: 0.313, SLG: 0.345 (8, PH) (8, 9)	P3		F9	G6-3			G3			3 0 0 0 0 0 2 1 0 0 0 0 0 0		
Wayne Tolleson, S OBP: 0.154, SLG: 0.083 (1, 5)	L4-3		1B BB	G5-3			L1			3 1 0 0 1 0 1		
Alvaro Espinoza, R OBP: 0.351, SLG: 0.314 (1, 6)	G6-3		CI 1B	1B			G5-3		F9	4 1 2 1 0 0 0		
Roberto Kelly, R OBP: 0.367, SLG: 0.482 (1, 8)	K		CI 1B	G5-3			G5-3		BB E 2B	3 2 1 0 0 1 1		
Inning Stats	R: 0 H: 0 E: 0 LOB: 0 K: 0 BB: 0 S: 11 P: 17	R: 0 H: 0 E: 0 LOB: 1 K: 0 BB: 1 S: 9 P: 17	R: 0 H: 1 E: 1 LOB: 2 K: 1 BB: 0 S: 13 P: 19	R: 4 H: 4 E: 1 LOB: 1 K: 0 BB: 1 S: 16 P: 29	R: 0 H: 0 E: 0 LOB: 0 K: 0 BB: 0 S: 6 P: 10	R: 0 H: 1 E: 0 LOB: 1 K: 0 BB: 0 S: 9 P: 12	R: 0 H: 1 E: 0 LOB: 1 K: 0 BB: 0 S: 11 P: 18	R: 0 H: 0 E: 0 LOB: 0 K: 0 BB: 0 S: 7 P: 11	R: 2 H: 1 E: 1 LOB: 2 K: 0 BB: 2 S: 13 P: 27	1B: 7 SF: 0 2B: 1 SAC: 0 3B: 0 DP: 0 HR: 0 HBP: 0	WP: 0 PA: 42 PB: 0 SB: 2 CS: 1	
PITCHER	IP WLS BF H R ER SO BB IBB HBP BLK WP HR S P ERA WHIP											
Bud Black, L ERA: 6.55 (1, 1)	6.0 L 27 6 4 3 1 2 0 0 0 0 0 0 64 104 4.50 1.333											
Keith Atherton, R ERA: 5.11 (7, 1)	2.2 11 2 2 0 0 1 0 0 0 0 0 0 25 45 0.00 1.125											
Jesse Orosco, L ERA: (9, 1)	0.1 3 0 0 0 0 1 0 0 0 0 0 0 6 11 0.00 3.000											

New York Yankees @ Cleveland Indians
Cleveland Municipal Stadium, Cleveland, OH

Mon Apr 24 1989, 7:05 PM EDT
Att. 13,720 - Unknown - 44 F

AB	36
R	6
H	8
RBI	4
BB	4
SO	1
LOB	13



Batter	1	2	3	4	5	6	7	8	9	AB	R	H	RBI	BB	SO	LOB
Jerry Browne, S OBP: 0.212, SLG: 0.194 (1, 4)	F9		B5-3		F9		F9		G5-3	5	0	1	1	0	0	2
Luis Aguayo, R OBP: 0.182, SLG: 0.053 (1, 6)	P2		F7		P3		L1-4			4	0	0	0	0	0	2
Pete O'Brien, L OBP: 0.493, SLG: 0.567 (1, 3)	FC5-4 1B			G3	G3-1			1B F8 1B		4	0	2	0	0	0	0
Joe Carter, R OBP: 0.284, SLG: 0.338 (1, 8)	FC5-4 1-2f			G6-3		F9		F8 1-2		4	0	0	0	0	0	2
Cory Snyder, R OBP: 0.357, SLG: 0.537 (1, 9)		P3		HR 1B		F8		G6-4-3 1B 2-3		4	1	2	0	0	0	0
Luis Medina, R OBP: 0.370, SLG: 0.480 (1, 7)		L8		HR		G5-3		G6-4-3 1-2f		4	1	1	2	0	0	2
Brook Jacoby, R OBP: 0.359, SLG: 0.373 (1, 5)			BB		E5 FC5-6 1B		FC5-6 BB 1B		G5-3 BB 1B	3	0	2	0	1	0	0
Mike Young, S OBP: 0.286, SLG: 0.167 (1, 10)		G5-3			1-2 1B		FC5-6 1B BB		L9	3	1	1	0	1	0	2
Joel Skinner, R Pat Keedy, R (9, PH) OBP: 0.417, SLG: 0.500 (1, 2)			G6-3	FC5			FC5-6 L1-4 1B		BB	3	0	0	0	0	0	4
										0	0	0	0	1	0	0

Inning Stats	R: 0	H: 1	E: 0	K: 0	S: 9	LOB: 1	BB: 0	P: 17	R: 0	H: 0	E: 0	K: 0	S: 4	LOB: 1	BB: 1	P: 14	R: 0	H: 0	E: 0	K: 0	S: 3	LOB: 0	BB: 0	P: 3	R: 2	H: 3	E: 1	K: 0	S: 12	LOB: 2	BB: 0	P: 18	R: 0	H: 0	E: 0	K: 0	S: 6	LOB: 0	BB: 0	P: 9	R: 0	H: 0	E: 0	K: 0	S: 4	LOB: 0	BB: 0	P: 7	R: 1	H: 2	E: 0	K: 0	S: 11	LOB: 1	BB: 1	P: 17	R: 0	H: 2	E: 0	K: 0	S: 9	LOB: 1	BB: 0	P: 14	R: 0	H: 1	E: 0	K: 0	S: 4	LOB: 1	BB: 1	P: 10	1B: 8	SF: 0	2B: 1	SAC: 0	3B: 0	DP: 3	HR: 1	HBP: 0	WP: 0	PA: 37
--------------	------	------	------	------	------	--------	-------	-------	------	------	------	------	------	--------	-------	-------	------	------	------	------	------	--------	-------	------	------	------	------	------	-------	--------	-------	-------	------	------	------	------	------	--------	-------	------	------	------	------	------	------	--------	-------	------	------	------	------	------	-------	--------	-------	-------	------	------	------	------	------	--------	-------	-------	------	------	------	------	------	--------	-------	-------	-------	-------	-------	--------	-------	-------	-------	--------	-------	--------


PITCHER	IP	WLS	BF	H	R	ER	SO	BB	IBB	HBP	BLK	WP	HR	S	P	ERA	WHIP
Dave LaPoint, L ERA: 4.94 (1, 1)	6.0	W	26	5	3	3	0	2	0	0	0	0	1	41	75	4.50	1.167
Lee Guetterman, L ERA: (7, 1)	2.1		10	4	0	0	0	1	0	0	0	0	0	20	33	0.00	2.143
Dave Righetti, L ERA: 6.75 (9, 1)	0.2	S	1	0	0	0	0	0	0	0	0	0	0	1	1	0.00	0.000

BOTTOM

New York Yankees @ Cleveland Indians
Cleveland Municipal Stadium, Cleveland, OH

Mon Apr 24 1989, 7:05 PM EDT
Att: 13,720 - Unknown - 44 F

AB	34
R	3
H	9
RBI	3
BB	3
SO	0
LOB	14



PITCHER	IP	WLS	BF	H	R	ER	SO	BB	IBB	HBP	BLK	WP	HR	S	P	ERA	WHIP
---------	----	-----	----	---	---	----	----	----	-----	-----	-----	----	----	---	---	-----	------

Batter	1	2	3	4	5	6	7	8	9	AB R H RBI BB SO LOB	TOP																
Rickey Henderson, R OBP: 0.413, SLG: 0.382 (1, 7) ^B X	1-0 G1-3 		0-0 L8 		0-0 L8 		4-1 BB 			3 0 0 0 1 0 1	New York Yankees @ Kansas City Royals Royals Stadium, Kansas City, MO Wed Apr 26 1989, 8:05 PM EDT Att. 26,544 - Unknown - 87 F livebaseballscorecards.com																
Steve Sax, R OBP: 0.318, SLG: 0.402 (1, 4) ^C X	0-1 G5-3 		3-2 G1-3 			0-1 F7 	2-3 K 			4 0 0 0 0 1 2																	
Don Mattingly, L OBP: 0.320, SLG: 0.286 (1, 3) ^C X	0-1 3B 1B 			1-2 G4-3 		1-0 G3-1 		4-1 BB 		3 1 1 0 1 0 0																	
Steve Balboni, R OBP: 0.189, SLG: 0.294 Wayne Tolleson, S OBP: 0.143, SLG: 0.077 (1, 10) ^C X (8, PH)	0-1 1-H 3B 			1-2 P6 		0-0 P2 		1-3 K 		3 0 1 1 0 0 0 1 0 0 0 0 1 1																	
Don Slaught, R OBP: 0.290, SLG: 0.462 (1, 2) ^X	0-0 G5-3 			0-0 E6 			1-0 1B 3B 	1-3 K 		4 1 1 0 0 1 2																	
Bob Brower, R OBP: 0.323, SLG: 0.370 Stan Jefferson, S OBP: 0.125, SLG: 0.125 (1, 9) (8, PH) (8, 9)		2-1 L8 		3-2 G1-3 			4-2 1B SH5-4 BB 	1-2 G1-3 		2 1 0 0 1 0 1 1 0 0 0 0 0 1																	
Mike Pagliarulo, L OBP: 0.147, SLG: 0.094 (1, 5)		1-2 G4-3 			1-1 G6-4-3 1B 		1-0 SH5-4 1B 	1-3 K 		4 0 2 1 0 1 0																	
Alvaro Espinoza, R OBP: 0.339, SLG: 0.304 Jamie Quirk, L OBP: 0.250, SLG: 0.143 (1, 6) (9, PH)		0-0 F8 			1-0 G6-4-3 		0-0 SH5-4 	0-2 G5-3 		2 0 0 1 0 0 1 1 0 0 0 0 0 0																	
Roberto Kelly, R OBP: 0.348, SLG: 0.452 Ken Phelps, L OBP: 0.382, SLG: 0.414 (1, 8) (9, PH)			1-1 F8 			2-1 1B 		1-3 K 	2-2 G4-3 	3 0 1 0 0 1 1 1 0 0 0 0 0 0																	
Inning Stats	R: 1 E: 0 K: 0 S: 8 H: 2 LOB: 1 BB: 0 P: 9	R: 0 E: 0 K: 0 S: 6 H: 0 LOB: 0 BB: 0 P: 9	R: 0 E: 0 K: 0 S: 6 H: 0 LOB: 0 BB: 0 P: 10	R: 0 E: 1 K: 0 S: 12 H: 0 LOB: 1 BB: 0 P: 17	R: 0 E: 0 K: 0 S: 6 H: 2 LOB: 1 BB: 0 P: 10	R: 0 E: 0 K: 0 S: 4 H: 0 LOB: 0 BB: 0 P: 5	R: 2 E: 0 K: 2 S: 16 H: 2 LOB: 2 BB: 2 P: 29	R: 0 E: 0 K: 2 S: 10 H: 0 LOB: 1 BB: 1 P: 17	R: 0 E: 0 K: 1 S: 10 H: 0 LOB: 0 BB: 0 P: 13	1B: 4 2B: 0 3B: 2 HR: 0 SF: 0 SAC: 1 DP: 1 HBP: 0	WP: 0 PB: 0 SB: 0 CS: 0 PA: 36																
PITCHER	IP WLS BF H R ER SO BB IBB HBP BLK WP HR S P ERA WHIP											PITCHER	IP WLS BF H R ER SO BB IBB HBP BLK WP HR S P ERA WHIP														
Floyd Bannister, L ERA: 6.15 (1, 1)	6.0	25	6	3	3	0	1	0	0	0	0	0	0	49	73	4.50	1.167										
Tom Gordon, R ERA: 2.91 (7, 1)	2.0	W	8	0	0	0	4	2	0	0	0	0	0	19	33	0.00	1.000										
Steve Farr, R ERA: 1.13 (9, 1)	1.0	S	3	0	0	0	1	0	0	0	0	0	0	10	13	0.00	0.000										

New York Yankees @ Kansas City Royals
 Royals Stadium, Kansas City, MO
 Wed Apr 26 1989, 8:05 PM EDT
 Att. 26,544 - Unknown - 87 F

AB	32
R	3
H	6
RBI	3
BB	3
SO	5
LOB	10



Batter	1	2	3	4	5	6	7	8	9	AB R H RBI BB SO LOB	TOP
Rickey Henderson, R OBP: 0.412, SLG: 0.388 (1, 7) B C B C X	3-2 G4-3 ①		4-2 1B BB		3-2 WP 1B 2B		0-0 G5-3 ②		0-3 K ③	4 1 1 0 1 1 1	
Steve Sax, R OBP: 0.315, SLG: 0.395 (1, 4) C B S X	2-2 F9 ②		2-0 1-2 1B		2-2 G5-3 ①		0-0 G1-3 ③			4 0 1 0 0 0 2	
Don Mattingly, L OBP: 0.329, SLG: 0.299 (1, 3) X	0-0 1B		1-0 G4-3 ③		0-0 G4-6-3 1B			0-0 G3 ①		4 0 2 1 0 0 2	
Ken Phelps, L OBP: 0.368, SLG: 0.394 (1, 10) Wayne Tolleson, S OBP: 0.143, SLG: 0.077 (8, PR) B X	1-0 G4-3 ③			2-2 L8 ①	1-2 G4-6-3 ③			1-0 1B 1B		4 0 1 0 0 0 2 0 0 0 0 0 0 0	
Mike Pagliarulo, L OBP: 0.184, SLG: 0.139 (1, 5) Tom Brookens, R OBP: 0.250, SLG: 0.275 (8, 5) B X		1-0 G5-4-3 1B		1-1 2B G3-1 1B		0-1 G4-3 ①		3-2 1 SAFE P6 ②		4 1 2 0 0 0 1 0 0 0 0 0 0 0	
Don Slaught, R OBP: 0.301, SLG: 0.478 (1, 2) 1 SAFE F F B B X		2-2 G5-4-3 ① ② 1-2f		0-0 G3-1 1-3 1B 2B		1-3 K2-3 ②		1-1 1 SAFE 1 SAFE 1 SAFE F X	1-2 1B	4 1 2 0 0 1 1	
Stan Jefferson, S OBP: 0.083, SLG: 0.083 (1, 9) X		0-0 G4-3 ③		2-2 G3-1 ② 2-3 3-H		3-2 G6-3 ③		0-0 G3 ③		4 0 0 1 0 0 3	
Alvaro Espinoza, R OBP: 0.348, SLG: 0.317 (1, 6) B X			1-0 G1-3 ①		0-0 1B		0-0 SH1-4 1B		0-1 G4-3 ①	4 0 2 1 0 0 0	
Roberto Kelly, R OBP: 0.333, SLG: 0.431 (1, 8) C S X			0-2 G6-3 ②		0-1 G1-3 ③		1-1 SH1-4 ①		0-0 G6-3 ②	3 0 0 0 0 0 1	
Inning Stats	R: 0 E: 0 K: 0 S: 8 H: 1 LOB: 1 BB: 0 P: 14	R: 0 E: 0 K: 0 S: 5 H: 1 LOB: 0 BB: 0 P: 8	R: 0 E: 0 K: 0 S: 9 H: 1 LOB: 2 BB: 1 P: 17	R: 2 E: 0 K: 0 S: 12 H: 3 LOB: 1 BB: 0 P: 17	R: 1 E: 0 K: 0 S: 12 H: 2 LOB: 0 BB: 0 P: 18	R: 0 E: 0 K: 1 S: 8 H: 0 LOB: 0 BB: 0 P: 12	R: 0 E: 0 K: 0 S: 5 H: 1 LOB: 1 BB: 0 P: 6	R: 0 E: 0 K: 0 S: 12 H: 2 LOB: 2 BB: 0 P: 16	R: 0 E: 0 K: 1 S: 6 H: 0 LOB: 0 BB: 0 P: 6	1B: 9 2B: 2 3B: 0 HR: 0 SF: 0 SAC: 1 DP: 2 HBP: 0	WP: 1 PB: 0 SB: 0 CS: 0 PA: 37
PITCHER Mark Gubicza, R ERA: 3.09 (1, 1)	IP 9.0 WLS L BF 37 H 11 R 3 ER 3 SO 2 BB 1 IBB 0 HBP 0 BLK 0 WP 1 HR 0 S 77 P 114 ERA 3.00 WHIP 1.333	PITCHER IP WLS BF H R ER SO BB IBB HBP BLK WP HR S P ERA WHIP									

New York Yankees @ Kansas City Royals
Royals Stadium, Kansas City, MO
 Thu Apr 27 1989, 8:05 PM EDT
 Att. 35,173 - Unknown - 75 F

AB	35
R	3
H	11
RBI	3
BB	1
SO	2
LOB	13



Batter	1	2	3	4	5	6	7	8	9	AB R H RBI BB SO LOB	TOP									
Ozzie Guillen, L (1, 6) OBP: 0.276, SLG: 0.304	4-0 G1-6-3 BB		3-2 F8			0-1 P4	1-0 L9		0-0 L4	4 0 0 0 1 0 5										
Dave Gallagher, R (1, 8) OBP: 0.356, SLG: 0.359	1-1 P4			2-2 P3		1-0 WP 1B		0-0 G6-3		4 0 1 0 0 0 1										
Harold Baines, L (1, 10) OBP: 0.443, SLG: 0.466	2-0 G1-6-3 1-2f			3-1 HR		4-1 1B IBB		1-0 G3-1		3 1 1 1 1 0 1										
Ron Kittle, R (1, 3) OBP: 0.314, SLG: 0.429		1-0 P5		4-0 BB		2-2 F7		0-1 1B		3 0 1 0 1 0 2										
Jeff Schaefer, R (8, PR) OBP: 0.143, SLG: 0.143										0 0 0 0 0 0 0										
Daryl Boston, L (1, 7) OBP: 0.324, SLG: 0.226		4-2 S BB		0-0 P6		2-2 1B 1-2 2-H		3-1 L9		2 0 1 0 1 0 1										
Carlos Martinez, R (8, 3)										1 0 0 0 0 0 1										
Ivan Calderon, R (1, 9) OBP: 0.304, SLG: 0.350		0-0 L9		1-0 P4			2-2 G6-3		1-0 1B G4-3 1B	4 0 1 0 0 0 2										
Steve Lyons, L (1, 4) OBP: 0.282, SLG: 0.273		2-2 L6			1-2 P6		2-2 2B		2-0 G4-3	4 0 1 0 0 0 2										
Eddie Williams, R (1, 5) OBP: 0.440, SLG: 0.500			2-3 K		2-2 P3		4-0 IBB		4-2 L4 1B BB	2 0 0 0 2 1 0										
Ron Karkovics, R (1, 2) OBP: 0.222, SLG: 0.222			0-3 K		2-2 P3		0-1 F8		0-1 1B 1-2 2-3	3 0 0 0 0 1 2										
Fred Manrique, R (9, PH) OBP: 0.333, SLG: 0.444										1 0 1 0 0 0 0										
Inning Stats	R: 0 E: 0 K: 0 S: 3	H: 0 LOB: 0 BB: 1 P: 10	R: 0 E: 0 K: 0 S: 9	H: 0 LOB: 1 BB: 1 P: 15	R: 0 E: 0 K: 2 S: 10	H: 0 LOB: 0 BB: 0 P: 15	R: 1 E: 0 K: 0 S: 9	H: 1 LOB: 1 BB: 1 P: 19	R: 0 E: 0 K: 0 S: 10	H: 2 LOB: 2 BB: 1 P: 19	R: 0 E: 0 K: 0 S: 9	H: 1 LOB: 2 BB: 1 P: 18	R: 0 E: 0 K: 0 S: 6	H: 1 LOB: 1 BB: 0 P: 10	R: 0 E: 0 K: 0 S: 8	H: 2 LOB: 2 BB: 1 P: 15	1B: 5 2B: 2 3B: 0 HR: 1	SF: 0 SAC: 0 DP: 2 HBP: 0	WP: 1 PA: 37	
PITCHER	IP WLS BF H R ER SO BB IBB HBP BLK WP HR S P ERA WHIP																			
Andy Hawkins, R (1, 1) ERA: 4.86	7.2 W 31 5 1 1 2 3 2 0 0 1 1 64 116 1.17 1.043																			
Lee Guetterman, L (8, 1) ERA:	0.2 4 1 0 0 0 1 0 0 0 0 0 7 17 0.00 3.000																			
Dave Righetti, L (9, 1) ERA: 5.73	0.2 S 2 1 0 0 0 0 0 0 0 0 0 3 3 0.00 1.500																			

Chicago White Sox @ New York Yankees
 Yankee Stadium, Bronx, NY
 Fri Apr 28 1989, 7:05 PM EDT
 Att. 26,984 - Unknown - 63 F

AB	31
R	1
H	7
RBI	1
BB	6
SO	2
LOB	17



WP: 1	PA: 37
PB: 0	
SB: 1	
CS: 0	

PITCHER	IP	WLS	BF	H	R	ER	SO	BB	IBB	HBP	BLK	WP	HR	S	P	ERA	WHIP
Andy Hawkins, R	7.2	W	31	5	1	1	2	3	2	0	0	1	1	64	116	1.17	1.043
Lee Guetterman, L	0.2		4	1	0	0	0	1	0	0	0	0	0	7	17	0.00	3.000
Dave Righetti, L	0.2	S	2	1	0	0	0	0	0	0	0	0	0	3	3	0.00	1.500

Batter	1	2	3	4	5	6	7	8	9
Rickey Henderson, R OBP: 0.406, SLG: 0.417 (1, 7) C B B X	2-1 HR		1-2 G5-3			2-1 G5-3	3-2 SAFE G5-3		
Steve Sax, R OBP: 0.323, SLG: 0.386 (1, 4) F X	0-1 G1-3			1-2 G6-3		4-2 BB BB	4-2 BB BB		
Don Mattingly, L OBP: 0.325, SLG: 0.286 (1, 3) B B F F X	2-2 P6			1-2 F8		2-1 P6	4-1 1-2 2-3 BB		
Ken Phelps, L OBP: 0.357, SLG: 0.361 (1, 10) X	0-0 G3-1			3-2 F7		4-2 1-2 2-3 BB	1-3 K		
Mike Pagliarulo, L OBP: 0.195, SLG: 0.179 Tom Brookens, R OBP: 0.244, SLG: 0.268 (1, 5) (8, 5) B C X		1-1 F7			3-2 WP 2B	0-1 P6		1-3 K	
Jamie Quirk, L OBP: 0.211, SLG: 0.118 Don Slaught, R OBP: 0.297, SLG: 0.471 (1, 2) (8, PH) (9, 2) X T T T X		0-2 P6			3-2 F8		0-0 L6	0-3 K	
Bob Brower, R OBP: 0.314, SLG: 0.355 (1, 9) B C X T T C C		1-2 P4			3-2 L7		1-1 1B 2B 1B	0-3 K	
Alvaro Espinoza, R OBP: 0.348, SLG: 0.317 (1, 6) B C B S			2-3 K		1-3 K		0-0 2B 1B		
Roberto Kelly, R OBP: 0.347, SLG: 0.471 (1, 8) B B T T S			2-3 K			1-0 BB 2B	1-0 BB 2B		

Inning Stats	R: 1	H: 1	E: 0	K: 0	S: 8	R: 0	H: 0	E: 0	K: 0	S: 9	R: 0	H: 0	E: 0	K: 2	S: 9	R: 0	H: 0	E: 0	K: 1	S: 12	R: 0	H: 1	E: 0	K: 0	S: 13	R: 2	H: 3	E: 0	K: 1	S: 14	R: 0	H: 0	E: 0	K: 3	S: 9	
	LOB: 0	BB: 0	LOB: 0	BB: 0	P: 12	LOB: 0	BB: 0	LOB: 0	BB: 0	P: 11	LOB: 0	BB: 0	LOB: 1	BB: 0	P: 22	LOB: 3	BB: 2	LOB: 0	BB: 0	P: 10																

PITCHER	IP	WLS	BF	H	R	ER	SO	BB	IBB	HBP	BLK	WP	HR	S	P	ERA	WHIP
Shawn Hillegas, R ERA: 5.04 (1, 1)	6.1	L	27	6	3	3	3	2	0	0	0	1	1	65	106	4.26	1.263
Barry Jones, R ERA: 4.5 (7, 1)	0.1		2	0	0	0	0	1	0	0	0	0	0	5	12	0.00	3.000
Ken Patterson, L ERA: 6.75 (7, 1)	1.1		5	0	0	0	4	1	0	0	0	0	0	13	19	0.00	0.750

BOTTOM


Chicago White Sox @ New York Yankees
Yankee Stadium, Bronx, NY

Fri Apr 28 1989, 7:05 PM EDT
Att: 26,984 - Unknown - 63 F

livebaseballscorecards.com

AB	30
R	3
H	6
RBI	3
BB	4
SO	7
LOB	13

WP: 1 PA: 34
PB: 0
SB: 0
CS: 0



Chicago White Sox @ New York Yankees
 Yankee Stadium, Bronx, NY

Sat Apr 29 1989, 7:05 PM EDT
 Att. 18,578 - Unknown

AB	38
R	2
H	10
RBI	2
BB	4
SO	5
LOB	23



Batter	1	2	3	4	5	6	7	8	9	AB	R	H	RBI	BB	SO	LOB	TOP										
Ozzie Guillen, L (1, 6) OBP: 0.273, SLG: 0.299	1-2 P6	1-1 F7		0-1 1B		0-1 G3-1		1-0 FC6-4		5	0	1	0	0	0	3											
Steve Lyons, L (1, 4) OBP: 0.289, SLG: 0.280	2-1 F7		1-1 F9	1-1 1B		1-2 BB		0-3 K		5	0	2	1	0	1	1											
Harold Baines, L (1, 9) OBP: 0.457, SLG: 0.467 Daryl Boston, L (7, 9) OBP: 0.316, SLG: 0.219	4-1 BB		0-1 F9	1-0 F9		4-2 FC5-4		1-1 L1-6-3		2	0	1	0	2	0	2											
Dave Gallagher, R (1, 8) OBP: 0.349, SLG: 0.351	0-3 K		2-2 FC6-4		0-0 L8	1-2 FC5-4		0-0 E5		5	0	1	0	0	1	3											
Ron Kittle, R (1, 10) OBP: 0.307, SLG: 0.403		4-1 FC5-4	1-0 F9		1-3 K		3-2 F9		1-0 F7	4	1	0	0	1	1	3											
Ivan Calderon, R (1, 7) OBP: 0.299, SLG: 0.341		1-1 F8	0-0 FC6-4		3-2 E5		0-0 1B		0-2 G1-6-3	5	0	1	0	0	0	4											
Eddie Williams, R (1, 5) OBP: 0.443, SLG: 0.500 Jeff Schaefer, R (7, 5) OBP: 0.143, SLG: 0.143		2-2 FC5-4		2-2 P9	2-1 1B		0-3 K			4	0	2	0	0	1	1											
Carlos Martinez, R (1, 3)		1-1 FC5-4		0-0 P5	1-0 F8		1-3 K			4	0	0	0	0	1	5											
Ron Karkovics, R (1, 2) OBP: 0.267, SLG: 0.241 Matt Merullo, L (8, PH) OBP: 0.257, SLG: 0.324		1-0 1B		4-0 1B		3-2 F7		0-2 FC6-4		2	1	1	1	1	0	0											
Inning Stats	R: 0 E: 0 K: 1 S: 9	H: 0 LOB: 1 BB: 1 P: 16	R: 1 E: 0 K: 0 S: 12	H: 2 LOB: 2 BB: 1 P: 22	R: 0 E: 0 K: 0 S: 9	H: 2 LOB: 2 BB: 0 P: 13	R: 1 E: 0 K: 0 S: 9	H: 2 LOB: 2 BB: 1 P: 17	R: 0 E: 1 K: 1 S: 15	H: 1 LOB: 2 BB: 1 P: 22	R: 0 E: 0 K: 2 S: 15	H: 1 LOB: 1 BB: 0 P: 19	R: 0 E: 0 K: 1 S: 12	H: 1 LOB: 1 BB: 0 P: 14	R: 0 E: 1 K: 0 S: 5	H: 0 LOB: 0 BB: 0 P: 6	1B: 10 2B: 0 3B: 0 HR: 0	SF: 0 SAC: 0 DP: 1 HBP: 0	WP: 0 PB: 0 SB: 0 CS: 0	PA: 42							
PITCHER	IP	WLS	BF	H	R	ER	SO	BB	IBB	HBP	BLK	WP	HR	S	P	ERA	WHIP										
Dave LaPoint, L (1, 1) ERA: 4.6	5.2	W	30	8	2	2	2	4	0	0	0	0	0	64	108	3.18	2.118										
Dale Mohorcic, R (6, 1) ERA: 3.97	3.1	S	12	2	0	0	3	0	0	0	0	0	0	35	43	0.00	0.600										

Batter	1	2	3	4	5	6	7	8	9	AB	R	H	RBI	BB	SO	LOB
Rickey Henderson, R (1, 7) OBP: 0.406, SLG: 0.438	3-3 K	1-1 G6-3		2-2 1-H 2B		1-2 SAFE 1-3 1B 2B		2-1 FC5 SF9 1-3		5	1	2	1	0	1	2
Steve Sax, R (1, 4) OBP: 0.317, SLG: 0.376	3-2 G1-3	1-1 FC6-5 CS		1-0 G6-3		1-0 1B 2-H 3-H 1B		0-0 L6		5	0	1	2	0	0	4
Don Mattingly, L (1, 3) OBP: 0.330, SLG: 0.284	2-0 1B FC6 1B	2-1 CS	1-1 F8		0-2 F7	1-1 F8		4-0 IBB		4	1	1	0	1	0	1
Ken Phelps, L (1, 10) OBP: 0.404, SLG: 0.425	2-0 1-3 1B		2-0 G4-3 1B		0-0 G3 1B	1-0 1-3 1B		2-0 SF9		4	1	4	1	0	0	0
Mike Pagliarulo, L (1, 5) OBP: 0.178, SLG: 0.163	1-0 FC6		1-1 G4-3		1-1 G3	0-0 F8		1-3 K		4	0	0	0	0	0	5
Tom Brookens, R (7, 5) OBP: 0.239, SLG: 0.262	1-2 3-H P6		1-2 L4-3		0-0 2-H 1B					1	0	0	0	0	1	2
Don Slaught, R (1, 2) OBP: 0.295, SLG: 0.459										4	0	1	1	0	1	3
Bob Brower, R (1, 9) OBP: 0.308, SLG: 0.371		1-0 1B E 2B		3-3 K	3-1 F9			2-2 G5-3		4	1	1	0	0	1	1
Alvaro Espinoza, R (1, 6) OBP: 0.342, SLG: 0.313		0-1 E 1B		2-3 K 2B		0-3 K		1-2 G6-3		4	2	1	0	0	2	0
Roberto Kelly, R (1, 8) OBP: 0.368, SLG: 0.486		2-1 E7 FC6-5 1B		0-3 K		3-2 2B 1B		0-2 E FC5 SF9 1B		4	2	3	2	0	1	1

Inning Stats	R: 1	H: 2	R: 2	H: 3	R: 0	H: 1	R: 1	H: 2	R: 2	H: 4	R: 0	H: 0	R: 1	H: 1	1B: 11	SF: 1	WP: 1	PA: 42
	E: 1	LOB: 2	E: 1	LOB: 0	E: 0	LOB: 1	E: 0	LOB: 1	E: 0	LOB: 2	E: 0	LOB: 0	E: 1	LOB: 2	2B: 3 <td>SAC: 0 <td>PB: 0 <td></td> </td></td>	SAC: 0 <td>PB: 0 <td></td> </td>	PB: 0 <td></td>	
	K: 1	BB: 0	K: 0	BB: 0	K: 0	BB: 0	K: 1	BB: 0	K: 1	BB: 0	K: 1	BB: 0	K: 1	BB: 1	3B: 0	DP: 0 <td>SB: 0</td> <td></td>	SB: 0	
	S: 11	P: 24	S: 10	P: 17	S: 6	P: 11	S: 18	P: 26	S: 11	P: 15	S: 15	P: 19	S: 11	P: 20	HR: 0	HBP: 0 <td>CS: 1</td> <td></td>	CS: 1	

PITCHER	IP	WLS	BF	H	R	ER	SO	BB	IBB	HBP	BLK	WP	HR	S	P	ERA	WHIP
Bill Long, R (1, 1) ERA: 8.31	5.1	L	27	10	6	5	5	0	0	0	0	1	0	62	102	8.44	1.875
Donn Pall, R (6, 1) ERA: 2.61	1.2		8	3	1	1	1	0	0	0	0	0	0	23	31	5.40	1.800
Ken Patterson, L (8, 1) ERA: 6.28	1.0		6	1	1	0	1	0	1	0	0	0	0	11	20	0.00	1.000

BOTTOM

Chicago White Sox @ New York Yankees
 Yankee Stadium, Bronx, NY
 Sat Apr 29 1989, 7:05 PM EDT
 Att. 18,578 - Unknown

AB	39
R	8
H	14
RBI	7
BB	1
SO	7
LOB	19



1B: 11	SF: 1	WP: 1	PA: 42
2B: 3	SAC: 0	PB: 0	
3B: 0	DP: 0	SB: 0	
HR: 0	HBP: 0	CS: 1	

livebaseballscorecards.com

Batter	1	2	3	4	5	6	7	8	9
Rickey Henderson, R (1, 7) OBP: 0.400, SLG: 0.430	2-0 L6-3	3-2 P6			1-1 1B		3-1 F8		
Steve Sax, R (1, 4) OBP: 0.324, SLG: 0.381	1-3 K		1-1 CS 1B		1-1 1B		1-1 FC6-4		
Don Mattingly, L (1, 10) (9, 3) OBP: 0.337, SLG: 0.286	4-1 2B BB		2-0 F7		0-0 G6-3			1-1 1B	
Ken Phelps, L (1, 3) OBP: 0.400, SLG: 0.442	0-1 2B		3-3 K		1-3 K		1-1 P6		
Steve Balboni, R (8, PH) OBP: 0.185, SLG: 0.288	1-3 2B		1-2						
Lance McCullers, S (9, 1)									
Mike Pagliarulo, L (1, 5) OBP: 0.188, SLG: 0.156	3-1 2B HBP		1-3 K		2-3 K		0-1 F7		
Wayne Tolleson, S (7, 5) OBP: 0.133, SLG: 0.071									
Don Slaught, R (1, 2) OBP: 0.293, SLG: 0.462	1-0 1B 2B		2-3 K		1-1 F9		0-1 F9		
Hal Morris, L (1, 9) OBP: 0.500, SLG: 0.500	2-1 1B		1-2 G4-3				4-2 FC2-6 BB		
Bob Brower, R (7, PH) OBP: 0.325, SLG: 0.371									
Alvaro Espinoza, R (1, 6) OBP: 0.329, SLG: 0.300	1-1 PO	1-1 L4-3			0-0 F9		1-0 FC2-6 BB		
Roberto Kelly, R (1, 8) OBP: 0.380, SLG: 0.479			0-3 K		4-0 1B BB		4-2 FC6-4 BB		

Inning Stats	R: 4	H: 3	E: 0	K: 1	S: 12	L: 0	LOB: 0	BB: 1	P: 26	R: 0	H: 0	E: 0	K: 1	S: 10	R: 0	H: 1	E: 0	K: 1	S: 6	R: 0	H: 0	E: 0	K: 2	S: 11	R: 1	H: 2	E: 0	K: 0	S: 6	R: 0	H: 0	E: 0	K: 2	S: 8	R: 0	H: 0	E: 0	K: 0	S: 10	R: 0	H: 1	E: 0	K: 0	S: 8						

PITCHER	IP	WLS	BF	H	R	ER	SO	BB	IBB	HBP	BLK	WP	HR	S	P	ERA	WHIP
Melido Perez, R ERA: 6.46	4.1	L	20	6	5	5	5	2	0	1	0	0	0	44	78	10.38	1.846
Steve Rosenberg, L ERA: 2.91	2.0		7	0	0	0	2	2	0	0	0	0	0	15	28	0.00	1.000
Barry Jones, R ERA: 4.3	0.2		2	0	0	0	0	0	0	0	0	0	0	4	8	0.00	0.000
Ken Patterson, L ERA: 5.87	1.0		4	1	0	0	0	0	0	0	0	0	0	8	10	0.00	1.000

AB R H RBI BB SO LOB

4	0	1	0	0	0	2
4	0	2	1	0	1	2
3	1	1	0	1	0	3
3	1	1	0	0	2	1
1	0	0	0	0	0	1
0	0	0	0	0	0	0
2	1	0	0	0	2	0
1	0	0	0	0	0	1
4	1	1	3	0	1	1
2	0	1	1	0	0	0
0	0	0	0	1	0	0
3	0	0	0	0	0	1
1	1	0	0	2	1	0

AB	28
R	5
H	7
RBI	5
BB	4
SO	7
LOB	12



WP	PA	ERA	WHIP
0	34		
0			
0			
1			

Chicago White Sox @ New York Yankees
 Yankee Stadium, Bronx, NY
 Sun Apr 30 1989, 3:33 AM EDT
 Att: 35,813 - Sunny - 70 F

livebaseballscorecards.com

Batter	1	2	3	4	5	6	7	8	9	AB R H RBI BB SO LOB	TOP									
Willie Wilson, S OBP: 0.277, SLG: 0.239 (1, 8) X	0-0 WP 1B	1-0 G5-3			0-2 G6-3		0-0 SH1-4		0-3 K	4 1 1 0 0 1 0	Kansas City Royals @ New York Yankees Yankee Stadium, Bronx, NY Tue May 02 1989, 7:05 PM EDT Att: 20,587 - Unknown livebaseballscorecards.com									
Kevin Seitzer, R OBP: 0.360, SLG: 0.374 (1, 5) B X	1-0 FC4-6 1B	0-2 L5-3			2-1 G4-3		4-0 FC5-4 1B IBB		1-3 K	4 1 1 1 1 1 0										
Luis de los Santos, R OBP: 0.400, SLG: 0.400 (1, 3) S X	0-1 FC4-6 2B 1B 1-2f		0-0 G6-3		1-0 FC6-4 1B		3-2 FC5-4 1B		1-1 G6-3	5 1 2 2 0 0 1										
Danny Tartabull, R OBP: 0.430, SLG: 0.420 (1, 9) C B X	1-1 1B FC1-2 2B		0-0 G6-3		2-1 FC6-4 1B 1-2f		0-0 FC5-4 1B 1-2f 2-3			4 0 1 0 0 0 3										
Pat Tabler, R OBP: 0.351, SLG: 0.314 (1, 10) F B B C X	2-2 HBP FC1-2 1B 2-3 3-H		3-1 FC4-6 1B		1-2 F8		3-2 SAFE SAFE 1-3 3-H			4 0 3 2 0 0 0										
Bo Jackson, R OBP: 0.323, SLG: 0.618 (1, 7) B S X	1-1 FC1-2 HBP 1-2 3-H		1-0 FC4-6 1B 1-2f		0-0 F8		1-0 G1-3			4 0 0 0 0 0 5										
Bob Boone, R OBP: 0.388, SLG: 0.377 Rey Palacios, R (8, PH) (8, 2) H	1-0 HBP		0-0 G4-3		1-3 K			2-3 K		2 0 0 0 0 1 0 1 0 0 0 0 1 0										
Frank White, R OBP: 0.313, SLG: 0.365 (1, 4) B B B C X	3-1 G6-3		1-1 P6		2-2 SH1-4 1B 1B		1-0 L9			4 1 1 0 0 0 3										
Kurt Stillwell, S OBP: 0.231, SLG: 0.217 (1, 6) B B C X		3-1 G4-3		2-1 G1-3		0-0 SH1-4 1B 1B		1-1 F7		4 1 1 0 0 0 0										
Inning Stats	R: 2 E: 0 K: 0 S: 13	H: 4 LOB: 3 BB: 0 P: 22	R: 0 E: 0 K: 0 S: 6	H: 0 LOB: 0 BB: 0 P: 10	R: 0 E: 0 K: 0 S: 5	H: 1 LOB: 1 BB: 0 P: 9	R: 0 E: 0 K: 0 S: 5	H: 0 LOB: 0 BB: 0 P: 8	R: 0 E: 0 K: 1 S: 8	H: 0 LOB: 0 BB: 0 P: 10		R: 3 E: 0 K: 0 S: 17	H: 4 LOB: 2 BB: 1 P: 30	R: 0 E: 0 K: 1 S: 6	H: 0 LOB: 0 BB: 0 P: 10	R: 0 E: 0 K: 2 S: 8	H: 0 LOB: 0 BB: 0 P: 10	1B: 9 2B: 1 3B: 0 HR: 0	SF: 0 SAC: 1 DP: 0 HBP: 1	WP: 1 PB: 0 SB: 0 CS: 0
PITCHER Tommy John, L ERA: 4.5 Dale Mohoric, R ERA: 3.55 Lee Guetterman, L ERA:	IP 6.2 1.1 1.0	WLS L 4 3	BF 32 4 3	H 10 0 0	R 5 0 0	ER 5 0 0	SO 1 1 2	BB 0 0 0	IBB 1 0 0	HBP 1 0 0	BLK 0 0 0	WP 1 0 0	HR 0 7 8	S 61 12 10	P 100 12 10	ERA 6.75 0.00 0.00	WHIP 1.500 0.000 0.000			

AB	36
R	5
H	10
RBI	5
BB	1
SO	4
LOB	12



BOTTOM

New York Yankees @ Texas Rangers
 Arlington Stadium, Arlington, TX
 Thu May 04 1989, 8:05 PM EDT
 Att: 26,856 - Unknown - 79 F

livebaseballscores.com

AB	35
R	7
H	10
RBI	7
BB	3
SO	8
LOB	8



WP:	1	PA:	39
PB:	0	SB:	1
CS:	0		

AB R H RBI BB SO LOB

4	0	1	0	0	2	2	4	1	2	0	1	1	1	5	2	2	1	0	0	2	3	1	0	0	1	1	1	4	1	2	3	0	1	0	3	1	1	2	0	2	0	2	0	0	0	1	0	1	1	0	0	0	0	0	0	4	1	1	0	0	1	1	2	0	1	0	0	0	0	1	0	0	1	0	0	0	1	0	0	0	0	0	0
---	---	---	---	---	---	---	---	---	---	---	---	---	---	---	---	---	---	---	---	---	---	---	---	---	---	---	---	---	---	---	---	---	---	---	---	---	---	---	---	---	---	---	---	---	---	---	---	---	---	---	---	---	---	---	---	---	---	---	---	---	---	---	---	---	---	---	---	---	---	---	---	---	---	---	---	---	---	---	---	---	---	---	---

Batter	1	2	3	4	5	6	7	8	9
Cecil Espy, S OBP: 0.322, SLG: 0.336 Jeff Kunkel, R OBP: 0.250, SLG: 0.313	0-0 P6	1-3 K		1-3 K		1-0 S 1B			0-0 F9
Scott Fletcher, R OBP: 0.407, SLG: 0.333	4-2 1B 2B BB		0-0 G5-4-3 1B		0-2 F8	3-3 K			2-2 DI 1B
Rafael Palmeiro, L OBP: 0.404, SLG: 0.510	2-2 BB 1-3 2B 1B		2-2 L3		1-0 HR				2-1 L7
Ruben Sierra, S OBP: 0.357, SLG: 0.526	4-1 2B 1-2 SF7 BB		0-0 G5-4-3 1-2		0-0 F9				0-3 K
Julio Franco, R OBP: 0.385, SLG: 0.526	1-2 2B 1-3 2-H 3-H			2-0 L6	0-2 HR				1-3 K
Pete Incaviglia, R OBP: 0.298, SLG: 0.426	0-0 SF7			3-1 HR	0-3 K				0-3 K
Buddy Bell, R OBP: 0.263, SLG: 0.235 Jeff Stone, L OBP: 0.154, SLG: 0.308	1-1 F7			4-0 1B BB		1-0 G2-3			0-2 G6-3
Steve Buechele, R OBP: 0.337, SLG: 0.432		1-2 G5-3		1-3 K		2-1 WP G4-3 2B			1-2 G1-3
Jim Sundberg, R OBP: 0.353, SLG: 0.483 Geno Petrali, L OBP: 0.343, SLG: 0.305 Mike Stanley, R OBP: 0.250, SLG: 0.118		1-1 L8		2-2 1B		1-2 G4-3 2-H			1-2 F7

Inning Stats	R: 3 E: 0 K: 0 S: 14	H: 2 LOB: 1 BB: 2 P: 26	R: 0 E: 0 K: 1 S: 8	H: 0 LOB: 0 BB: 0 P: 11	R: 0 E: 0 K: 0 S: 5	H: 1 LOB: 0 BB: 0 P: 7	R: 1 E: 0 K: 2 S: 13	H: 2 LOB: 2 BB: 1 P: 26	R: 2 E: 0 K: 1 S: 11	H: 2 LOB: 0 BB: 0 P: 12	R: 1 E: 0 K: 1 S: 10	H: 2 LOB: 1 BB: 0 P: 18	R: 0 E: 0 K: 2 S: 7	H: 0 LOB: 0 BB: 0 P: 8	R: 0 E: 0 K: 1 S: 10	H: 0 LOB: 0 BB: 0 P: 11	R: 0 E: 0 K: 0 S: 9	H: 1 LOB: 1 BB: 0 P: 14	1B: 5 2B: 2 3B: 0 HR: 3	SF: 1 SAC: 0 DP: 1 HBP: 0
---------------------	-------------------------------	----------------------------------	------------------------------	----------------------------------	------------------------------	---------------------------------	-------------------------------	----------------------------------	-------------------------------	----------------------------------	-------------------------------	----------------------------------	------------------------------	---------------------------------	-------------------------------	----------------------------------	------------------------------	----------------------------------	----------------------------------	------------------------------------

PITCHER	IP	WLS	BF	H	R	ER	SO	BB	IBB	HBP	BLK	WP	HR	S	P	ERA	WHIP
Dave LaPoint, L ERA: 5.71	(1, 1)	5.1	26	8	7	7	4	3	0	0	0	0	3	54	88	11.81	2.062
Dale Mohorcic, R ERA: 2.93	(6, 1)	2.2	9	1	0	0	4	0	0	0	0	1	0	24	31	0.00	0.375
Dave Righetti, L ERA: 5.25	(9, 1)	1.0	4	1	0	0	0	0	0	0	0	0	0	9	14	0.00	1.000

Batter	1	2	3	4	5	6	7	8	9	AB	R	H	RBI	BB	SO	LOB	TOP								
Rickey Henderson, R OBP: 0.381, SLG: 0.402 (1, 7)	4-2 FC5 1B BB		1-1 G4-3	2-3 K		3-2 F9		2-1 G5-3		4	0	0	0	1	1	4									
Steve Sax, R OBP: 0.344, SLG: 0.384 (1, 4)	0-2 FC5 1-2 1B		2-1 1B 1B		1-0 G6-3	4-1 1B BB		1-1 FC4-6 1B		4	0	3	0	1	0	0									
Don Mattingly, L OBP: 0.324, SLG: 0.284 (1, 3)	2-0 FC5 1-2 2-3f		2-2 1B 1-3 1B		2-0 G3 2B	3-1 1-2 1B 3-H		1-1 FC4-6 HR		5	1	3	2	0	0	3									
Ken Phelps, L OBP: 0.371, SLG: 0.418 Steve Balboni, R OBP: 0.220, SLG: 0.439 (1, 10) (6, PH)	2-3 K		1-3 K		0-1 G3 2-3	0-1 L7		2-0 HR 1-H		3	0	0	0	0	2	5									
Jesse Barfield, R OBP: 0.262, SLG: 0.387 (1, 9) (6, 8) (8, 9)	0-3 K			4-1 2B BB	1-2 F8		0-0 G5-3	0-3 K		4	1	0	0	1	2	3									
Mike Pagliarulo, L OBP: 0.250, SLG: 0.218 Tom Brookens, R OBP: 0.229, SLG: 0.250 (1, 5) (9, 5)		1-0 F7		0-0 1B 1-H 2B		4-0 SH3-4 1B 1B BB	2-2 1B		0-3 K	4	1	2	1	1	1	0									
Don Slaught, R OBP: 0.306, SLG: 0.435 (1, 2)		0-0 G5-3		2-2 2-3 1B		0-0 SH3-4 1B 1B	2-0 F8		3-2 G6-3	5	1	2	0	0	0	1									
Alvaro Espinoza, R OBP: 0.302, SLG: 0.275 Wayne Tolleson, S OBP: 0.227, SLG: 0.200 (1, 6) (7, PH) (7, 6)		0-1 G4-3		2-0 L9		0-0 SH3-4 1-2 2-3	2-1 F9		3-2 G4-3	2	0	0	0	0	0	2									
Roberto Kelly, R OBP: 0.370, SLG: 0.434 Hal Morris, L OBP: 0.500, SLG: 0.500 (1, 8) (6, PH) (6, 9)			3-3 K	1-3 K		0-0 F9 1B 1B		2-2 1B FC4-6 1B		2	0	0	0	0	2	2									
Bob Brower, R OBP: 0.318, SLG: 0.359 (8, PH) (8, 8)										1	1	1	0	0	0	0									
Inning Stats	R: 0 E: 0 K: 2 S: 15	H: 1 LOB: 2 BB: 1 P: 23	R: 0 E: 0 K: 0 S: 4	H: 0 LOB: 0 BB: 0 P: 5	R: 0 E: 0 K: 2 S: 13	H: 2 LOB: 2 BB: 0 P: 22	R: 1 E: 0 K: 2 S: 13	H: 2 LOB: 2 BB: 1 P: 24	R: 0 E: 0 K: 0 S: 8	H: 1 LOB: 1 BB: 0 P: 12	R: 3 E: 0 K: 0 S: 11	H: 3 LOB: 2 BB: 2 P: 25	R: 0 E: 0 K: 0 S: 8	H: 1 LOB: 1 BB: 0 P: 14	R: 3 E: 0 K: 1 S: 14	H: 3 LOB: 0 BB: 0 P: 22	R: 0 E: 0 K: 1 S: 10	H: 0 LOB: 0 BB: 0 P: 16	1B: 10 2B: 2 3B: 0 HR: 1	SF: 0 SAC: 1 DP: 0 HBP: 0	WP: 0 PB: 0 SB: 0 CS: 0	PA: 44			
PITCHER	IP	WLS	BF	H	R	ER	SO	BB	IBB	HBP	BLK	WP	HR	S	P	ERA	WHIP								
Melido Perez, R ERA: 6.44 (1, 1)	5.2		29	8	4	4	6	4	0	0	0	0	0	60	104	6.35	2.118								
Ken Patterson, L ERA: 5.94 (6, 1)	1.1		7	3	1	1	0	0	0	0	0	0	0	16	27	6.75	2.250								
Donn Pall, R ERA: 4.5 (8, 1)	2.0	L	8	2	2	2	2	0	0	0	0	0	1	20	32	9.00	1.000								

New York Yankees @ Chicago White Sox
Comiskey Park, Chicago, IL
Fri May 05 1989, 8:05 PM EDT
Att. 14,996 - Unknown

AB	39
R	7
H	13
RBI	7
BB	4
SO	8
LOB	23



Batter	1	2	3	4	5	6	7	8	9	AB R H RBI BB SO LOB
Ozzie Guillen, L OBP: 0.284, SLG: 0.310 (1, 6)	1-1 2B G3 1B	0-0 F8			0-0 G4-3		0-0 L9		1-3 K	5 1 1 0 0 1 0
Dave Gallagher, R OBP: 0.333, SLG: 0.325 (1, 8)	2-1 G3 1B 2B		1-1 G6-3		1-3 K		0-0 G5-3			4 1 1 0 0 1 0
Harold Baines, L OBP: 0.465, SLG: 0.473 (1, 9)	1-3 K		1-1 F7		1-2 1B 3B 1B		0-1 G6-3			4 1 1 0 0 1 2
Ron Kittle, R OBP: 0.313, SLG: 0.494 (1, 10)	0-1 G3		0-2 HR		2-1 3B 1B		0-3 K			4 2 2 2 0 1 1
Ivan Calderon, R OBP: 0.314, SLG: 0.393 (1, 7)	0-0 1B 1B		0-0 G1-3		0-0 1B 3B		0-3 K			4 0 2 3 0 1 0
Carlos Martinez, R OBP: 0.286, SLG: 0.286 (1, 3)	2-2 1B			2-0 F7 SH3-4 1B		0-1 G6-3		4-1 WP BB		3 0 2 0 0 0 1
Daryl Boston, L OBP: 0.333, SLG: 0.295 (8, PH)	1-2 FC6-4 1B									0 0 0 0 1 0 0
Jeff Schaefer, R OBP: 0.111, SLG: 0.111 (9, 4)										0 0 0 0 0 0 0
Fred Manrique, R OBP: 0.316, SLG: 0.421 (1, 4)	0-2 FC6-4		0-2 SH3-4				0-0 F8		3-3 K	2 0 0 0 0 0 2
Steve Lyons, L OBP: 0.291, SLG: 0.295 (8, PH)	1-2f		1-2						1-2	1 0 0 0 0 1 1
Eddie Williams, R OBP: 0.383, SLG: 0.415 (1, 5)			1-3 K		2-2 F7		1-0 F9		2-1 G5-3	4 0 0 0 0 1 1
Ron Karkovice, R OBP: 0.268, SLG: 0.325 (1, 2)			1-2 F8		1-3 K		2-1 L5		3-2 G5-3	4 0 0 0 0 1 1

Inning Stats	R: 2	H: 4	E: 0	K: 1	S: 16	R: 0	H: 0	E: 0	K: 1	S: 7	R: 1	H: 1	E: 0	K: 0	S: 8	R: 0	H: 1	E: 0	K: 1	S: 9	R: 2	H: 3	E: 0	K: 1	S: 14	R: 0	H: 0	E: 0	K: 0	S: 4	R: 0	H: 0	E: 0	K: 3	S: 10	R: 0	H: 0	E: 0	K: 1	S: 9	R: 0	H: 0	E: 0	K: 1	S: 9	1B: 6	SF: 0	2B: 1	SAC: 1	3B: 1	DP: 0	HR: 1	HBP: 0	WP: 1	PA: 37
--------------	------	------	------	------	-------	------	------	------	------	------	------	------	------	------	------	------	------	------	------	------	------	------	------	------	-------	------	------	------	------	------	------	------	------	------	-------	------	------	------	------	------	------	------	------	------	------	-------	-------	-------	--------	-------	-------	-------	--------	-------	--------

PITCHER	IP	WLS	BF	H	R	ER	SO	BB	IBB	HBP	BLK	WP	HR	S	P	ERA	WHIP
John Candelaria, L ERA: 4.46 (1, 1)	5.0		24	9	5	5	4	0	0	0	0	0	1	54	73	9.00	1.800
Lance McCullers, R ERA: 2.3 (6, 1)	2.2	W	9	0	0	0	2	1	0	0	0	0	0	15	22	0.00	0.375
Lee Guetterman, L ERA: (8, 1)	1.1	S	4	0	0	0	2	0	0	0	0	1	0	12	21	0.00	0.000


BOTTOM

New York Yankees @ Chicago White Sox
Comiskey Park, Chicago, IL

Fri May 05 1989, 8:05 PM EDT
Att. 14,996 - Unknown

livebaseballscorecards.com

AB 35
R 5
H 9
RBI 5
BB 1
SO 8
LOB 9



BOTTOM

New York Yankees @ Chicago White Sox
Comiskey Park, Chicago, IL
Sat May 06 1989, 8:05 PM EDT
Att. 16,617 - Unknown - 36 F

livebaseballscorecards.com

AB 35
R 2
H 11
RBI 2
BB 1
SO 4
LOB 18



WP: 0 PA: 39
PB: 0
SB: 0
CS: 0

AB R H RBI BB SO LOB

5 1 3 0 0 0 2

5 0 1 0 0 1 4

4 0 1 1 0 1 2

4 0 1 0 0 0 2

4 1 2 0 0 0 1

2 0 0 0 0 0 1

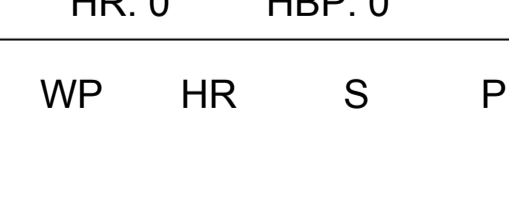
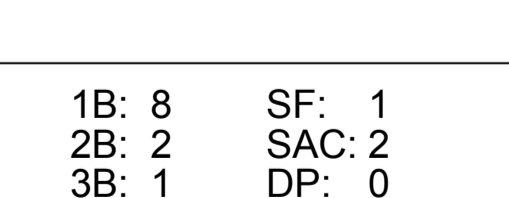
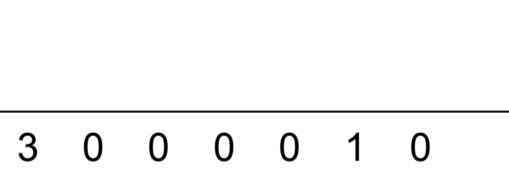


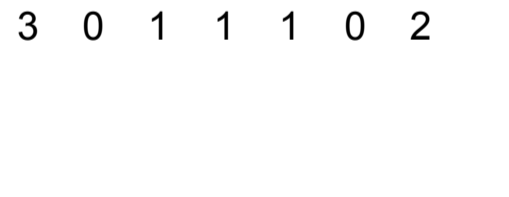

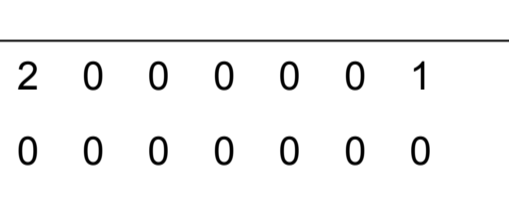
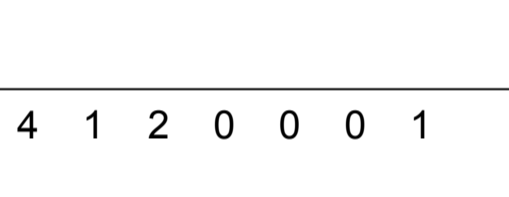
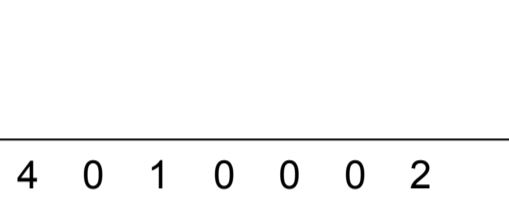

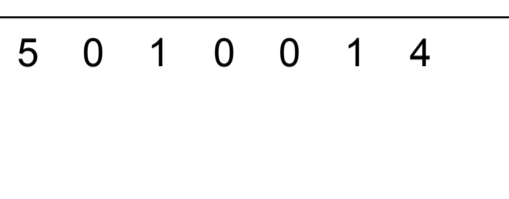
0 0 0 0 0 0 0

1 0 1 0 0 0 0

3 0 1 1 1 0 2

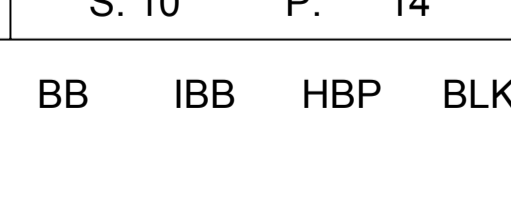
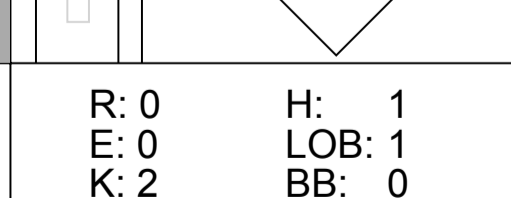
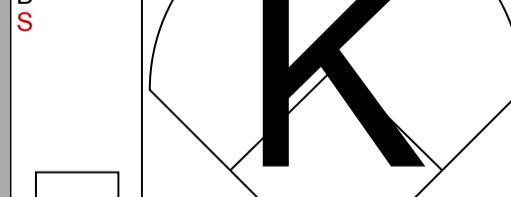
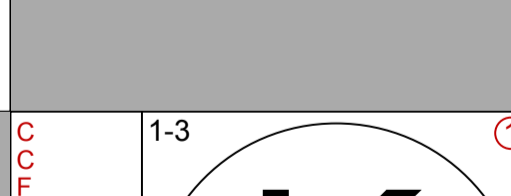

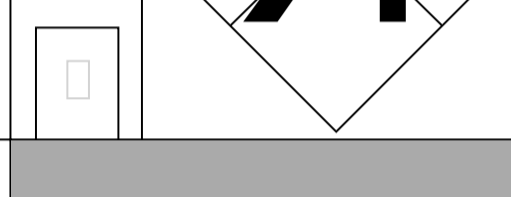

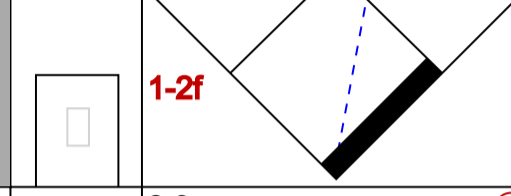
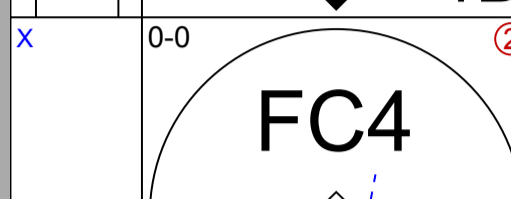
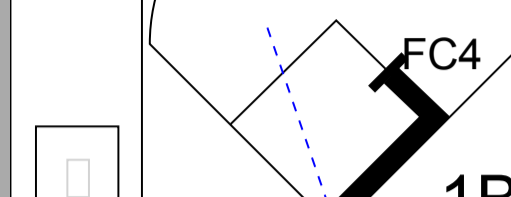
3 0 1 0 0 0 2

1 2

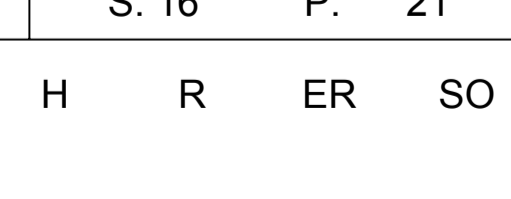
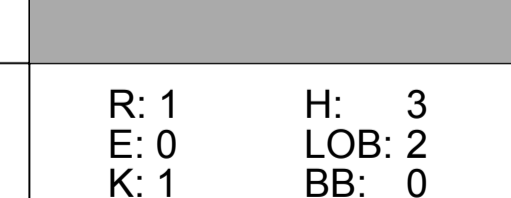
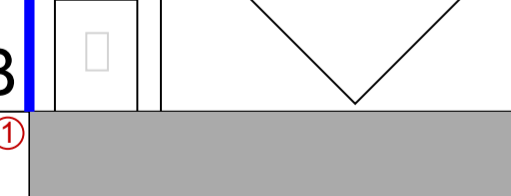
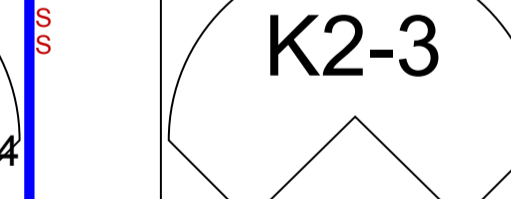
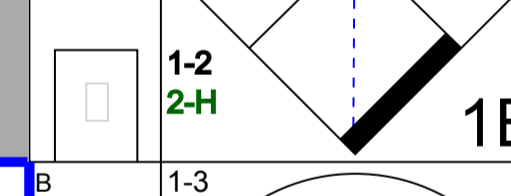
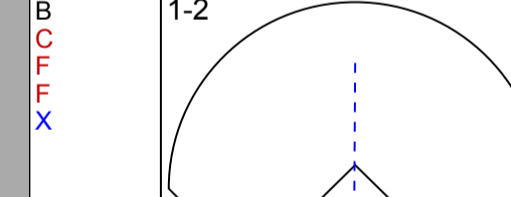
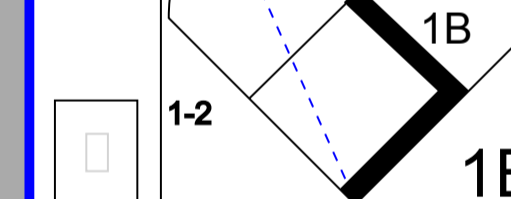
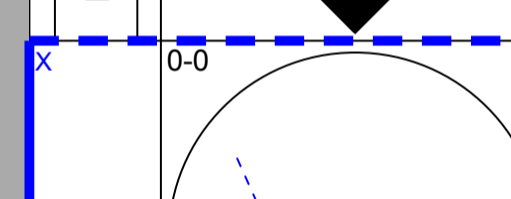
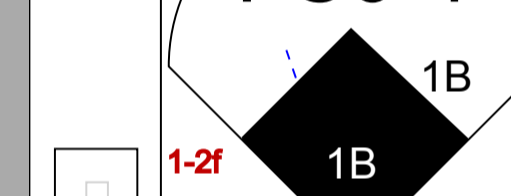
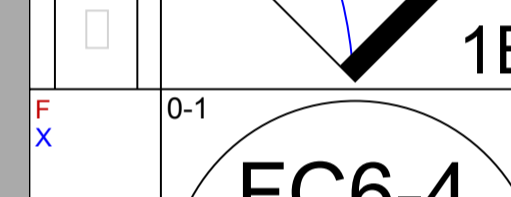
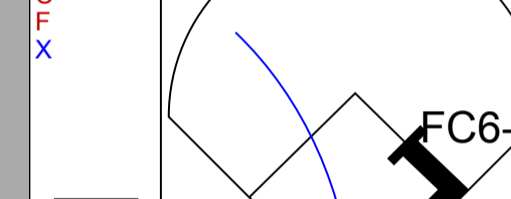
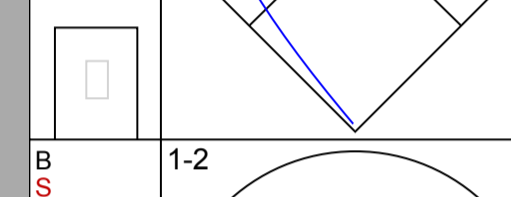
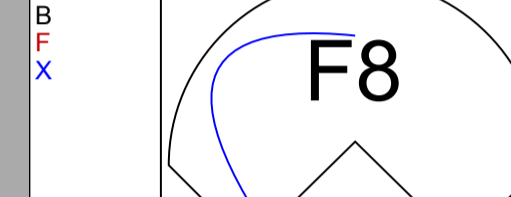


1-2

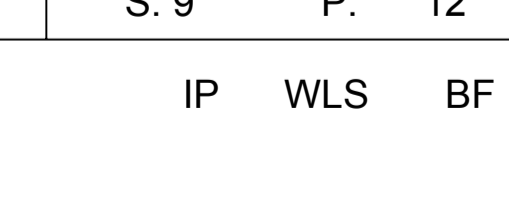
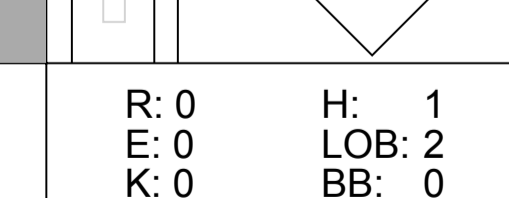
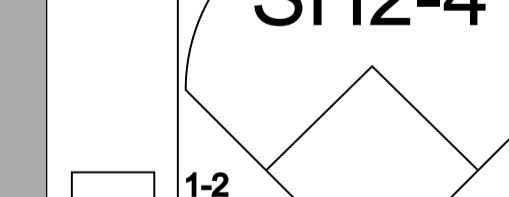
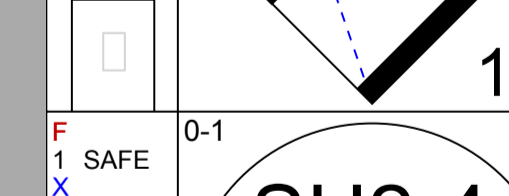
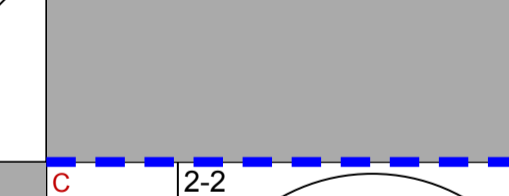
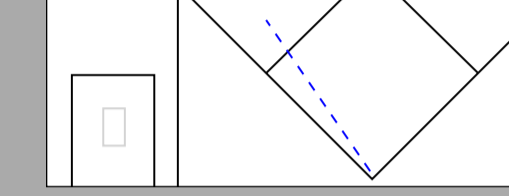
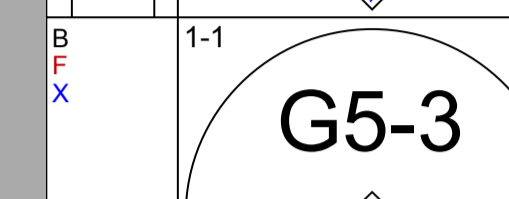
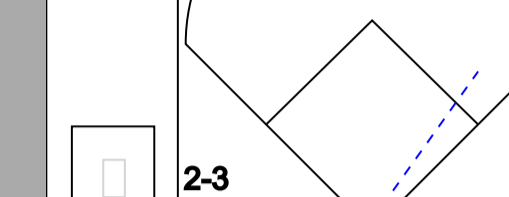
1-0



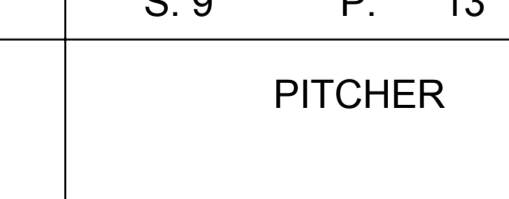
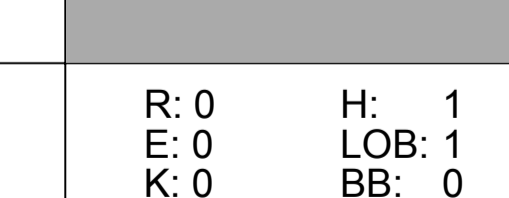
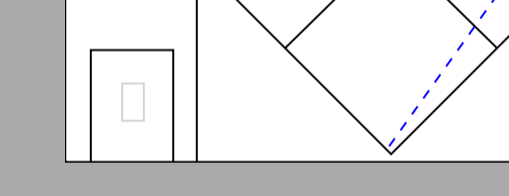
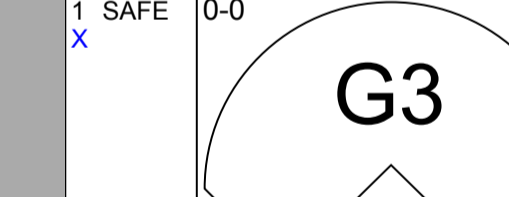
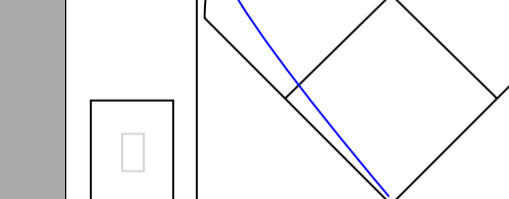
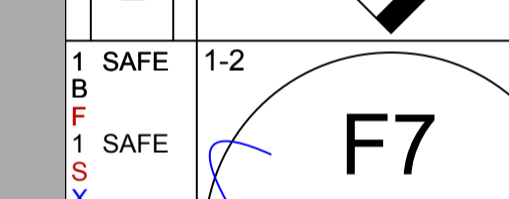
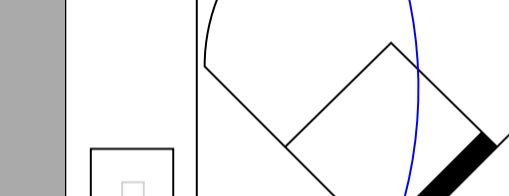
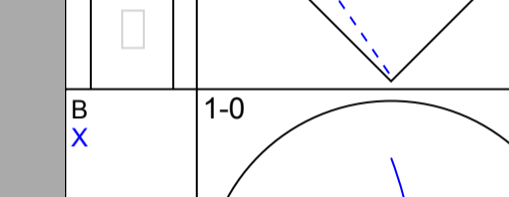
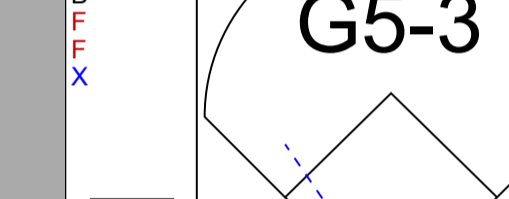
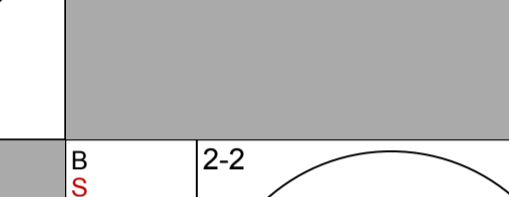
0-0




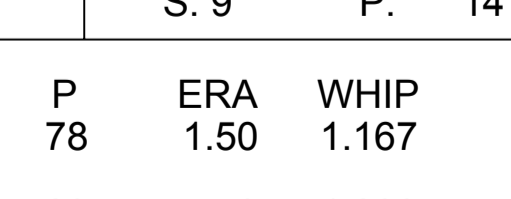
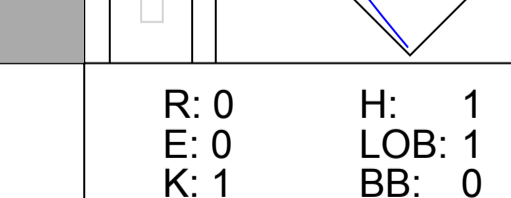
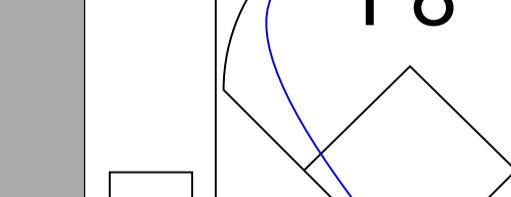
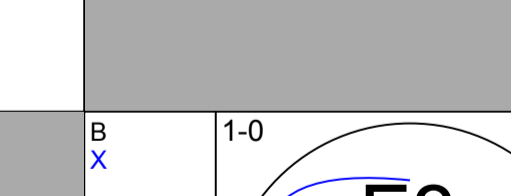
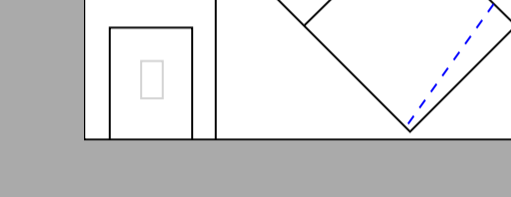
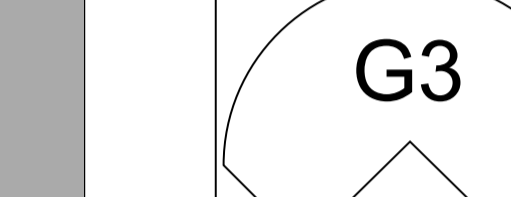
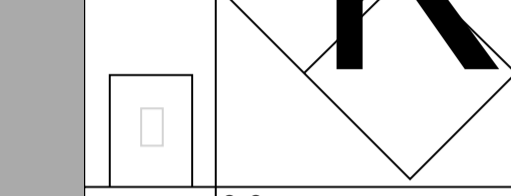
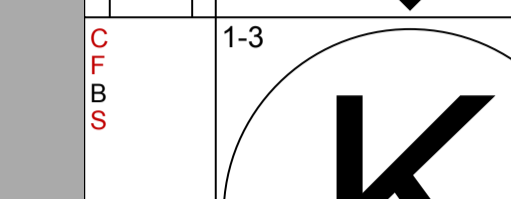
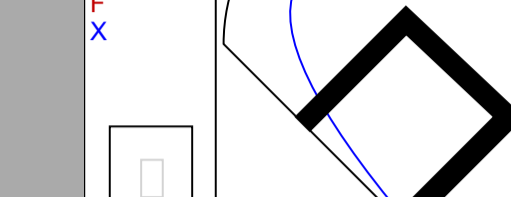
0-0




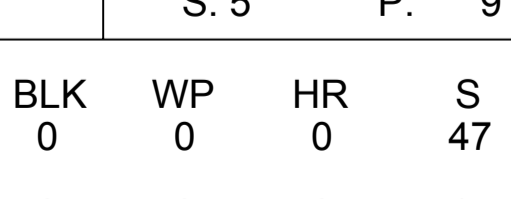

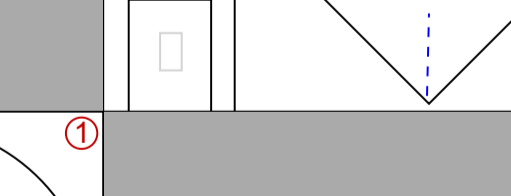
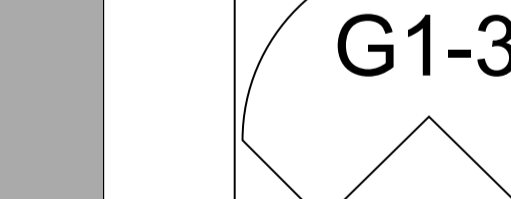
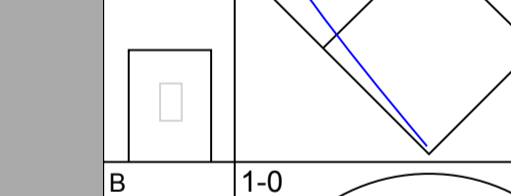
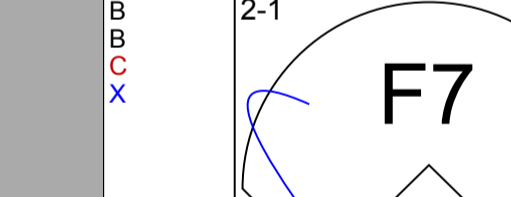
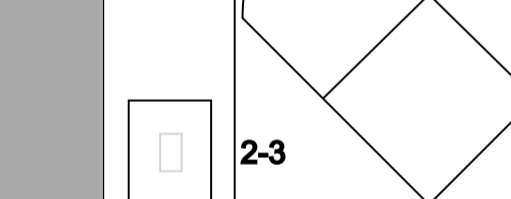
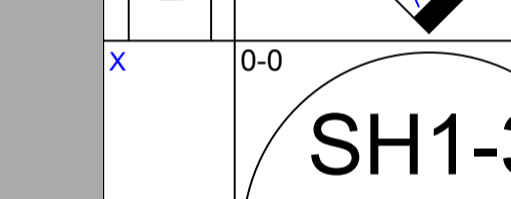
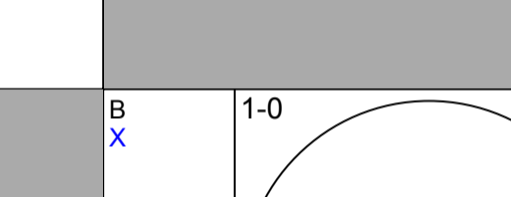
3-2




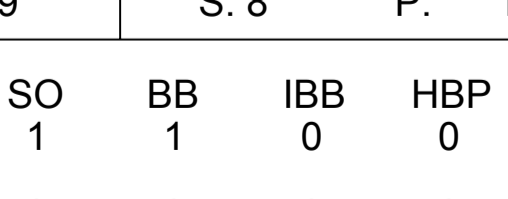
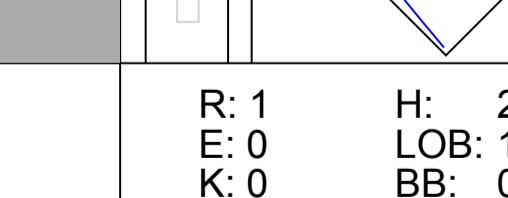
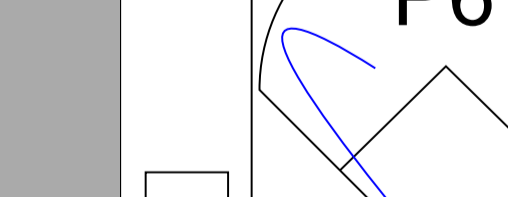
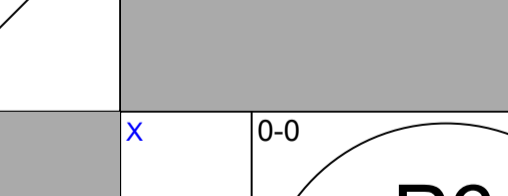
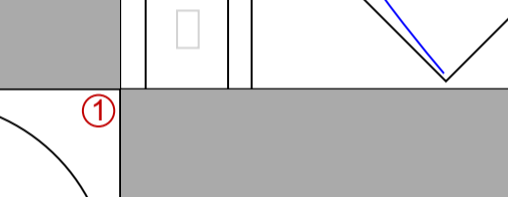
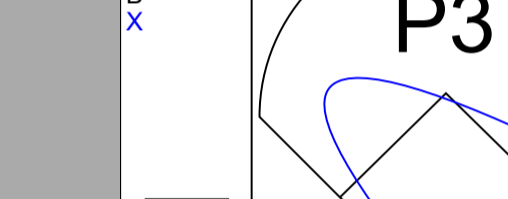
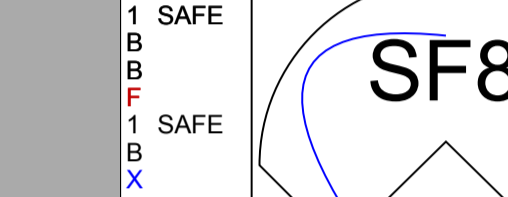
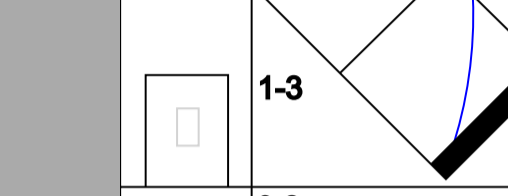
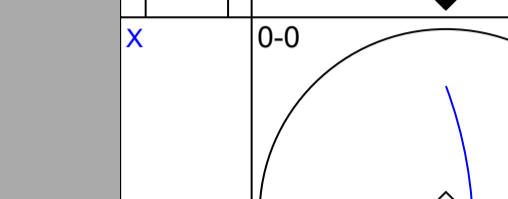
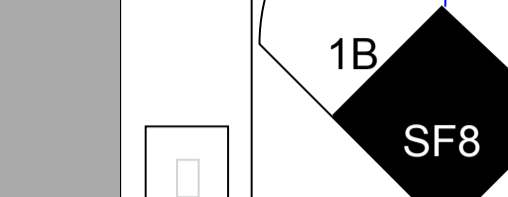
1-3



0-0



0-0



0-2



New York Yankees @ Chicago White Sox
 Comiskey Park, Chicago, IL
 Sun May 07 1989, 4:33 AM EDT
 Att. 20,603 - Sunny - 45 F

livebaseballscorecards.com

AB	29
R	2
H	6
RBI	2
BB	6
SO	6
LOB	18



WP:	1	PA:	35
PB:	0		
SB:	1		
CS:	2		

Batter	1	2	3	4	5	6	7	8	9	AB	R	H	RBI	BB	SO	LOB
Rickey Henderson, R OBP: 0.370, SLG: 0.409 (1, 7) BB BB	4-0 BB BB		1-2 F9			3-2 F8		2-3 K		3	0	0	0	1	1	1
Steve Sax, R OBP: 0.374, SLG: 0.393 (1, 4) SAFE SAFE SAFE SAFE	4-0 G3 BB 1-2		2-2 G3			2-2 S 1B		2-2 G6-3		3	1	1	0	1	0	1
Don Mattingly, L OBP: 0.325, SLG: 0.288 (1, 3) SAFE SAFE	1-1 G3 BB 1-2		1-2 P5			3-1 G5-4-3 1B 1-H		2-0 G5-4-3 1B 2-H		4	0	2	2	0	0	1
Jesse Barfield, R OBP: 0.259, SLG: 0.364 (1, 9) SAFE SAFE	1-1 F7				0-0 G5-3		2-2 G5-4-3 1B 1-2f		0-1 F8		4	0	0	0	0	3
Steve Balboni, R OBP: 0.239, SLG: 0.422 (1, 10) SAFE SAFE SAFE SAFE		3-2 BB 1B			0-0 G5-3		0-2 FC3-6 BB 1B		4-0 BB		3	0	2	0	1	0
Mike Pagliarulo, L OBP: 0.250, SLG: 0.207 (1, 5) SAFE SAFE		2-0 L9			2-3 K		4-2 FC3-6 BB		2-3 K		3	0	0	0	1	2
Jamie Quirk, L OBP: 0.167, SLG: 0.091 (1, 2) SAFE SAFE		0-0 P5			2-3 K		0-2 FC3-6 CS		0-1 F7		4	0	0	0	0	1
Alvaro Espinoza, R OBP: 0.315, SLG: 0.282 Hal Morris, L OBP: 0.400, SLG: 0.400 Wayne Tolleson, S OBP: 0.217, SLG: 0.190 (1, 6) (7, PH) (7, 6)		4-0 BB BB 1-2 BB			1-1 CS 1B		3-3 K 1-2		2-3 K		1	0	1	0	1	0
Roberto Kelly, R OBP: 0.374, SLG: 0.427 (1, 8) SAFE SAFE SAFE SAFE		3-1 F9			3-2 G1-3		4-1 WP 1B BB				2	1	0	0	1	0

3	0	0	0	1	1	1
3	1	1	0	1	0	1
4	0	2	2	0	0	1
4	0	0	0	0	0	3
3	0	2	0	1	0	0
3	0	0	0	1	2	2
4	0	0	0	0	1	4
1	0	1	0	1	0	0
1	0	0	0	0	1	2
1	0	0	0	0	1	1
2	1	0	0	1	0	3

R: 0	H: 0	R: 0	H: 1	R: 0	H: 0	R: 0	H: 1	R: 1	H: 2	R: 0	H: 1	R: 1	H: 1	R: 0	H: 0
E: 0	LOB: 1	E: 0	LOB: 2	E: 0	LOB: 0	E: 0	LOB: 0	E: 0	LOB: 0	E: 0	LOB: 2	E: 0	LOB: 1	E: 0	LOB: 1
K: 0	BB: 2	K: 0	BB: 1	K: 0	BB: 0	K: 1	BB: 0	K: 0	BB: 0	K: 1	BB: 1	K: 1	BB: 1	K: 2	BB: 1
S: 4	P: 14	S: 7	P: 19	S: 9	P: 13	S: 8	P: 10	S: 15	P: 25	S: 14	P: 21	S: 12	P: 22	S: 10	P: 18

1B:	6	SF:	0	WP:	1	PA:	35
2B:	1	SAC:	0	PB:	0		
3B:	0	DP:	2	SB:	1		
HR:	0	HBP:	0	CS:	2		

R: 0	H: 0	R: 0	H: 1	R: 0	H: 0	R: 0	H: 1	R: 1	H: 2	R: 0	H: 1	R: 1	H: 1	R: 0	H: 0
E: 0	LOB: 1	E: 0	LOB: 2	E: 0	LOB: 0	E: 0	LOB: 0	E: 0	LOB: 0	E: 0	LOB: 2	E: 0	LOB: 1	E: 0	LOB: 1
K: 0	BB: 2	K: 0	BB: 1	K: 0	BB: 0	K: 1	BB: 0	K: 0	BB: 0	K: 1	BB: 1	K: 1	BB: 1	K: 2	BB: 1
S: 4	P: 14	S: 7	P: 19	S: 9	P: 13	S: 8	P: 10	S: 15	P: 25	S: 14	P: 21	S: 12	P: 22	S: 10	P: 18

PITCHER	IP	WLS	BF	H	R	ER	SO	BB	IBB	HBP	BLK	WP	HR	S	P	ERA	WHIP
Eric King, R ERA: 2.31 (1, 1)	7.0	W	26	5	1	1	3	4	0	0	0	0	0	65	116	1.29	1.286
Tom McCarthy, R ERA: 13.5 (8, 1)	0.2		4	1	1	1	1	1	0	0	0	1	0	10	20	13.50	3.000
Bobby Thigpen, R ERA: 1.72 (8, 1)	1.1	S	5	0	0	0	2	1	0	0	0	0	0	12	20	0.00	0.750

Batter	1	2	3	4	5	6	7	8	9	AB R H RBI BB SO LOB	TOP		
Cecil Espy, S (1, 8) OBP: 0.338, SLG: 0.341 Mike Stanley, R (7, 2) OBP: 0.227, SLG: 0.105	2-2 G5-3		1-0 CS 1B		2B BB	K		1-2 G6-3		4 1 2 0 1 1 3 1 0 0 0 0 0 0			
Geno Petralli, L (1, 2) OBP: 0.370, SLG: 0.425 Buddy Bell, R (7, 5) OBP: 0.261, SLG: 0.238	2-1 BB 1B		1-2 F8		P6	1B		G6-4-3 1B		5 0 3 3 0 0 2 1 0 1 0 0 0 0			
Rafael Palmeiro, L (1, 3) OBP: 0.398, SLG: 0.483	4-2 FC6-4 BB		0-0 F9		HBP	F7		G6-4-3 1-2f		4 1 0 0 1 0 5			
Ruben Sierra, S (1, 9) OBP: 0.374, SLG: 0.544	0-0 P2			2-1 2B 3B	1-2 3B 2B	2-1 2B 1B	3-2 L6-4 HBP	2-1 FC6-4 1B		5 3 4 1 0 0 2			
Julio Franco, R (1, 4) OBP: 0.400, SLG: 0.519 Jeff Kunkel, R (6, PR) (6, 4) (7, 8)	1-0 FC6-4 1-2f			1-3 K	4-0 3B IBB	4-1 2B BB	1-0 HBP	0-0 FC6-4 1-2f		2 1 0 0 2 1 3 1 1 0 0 0 0 1			
Jeff Stone, L (1, 10) OBP: 0.320, SLG: 0.478		4-1 S BB		1-3 K	1-2 HR 3B	0-0 BB 1B 2B	0-1 P6			4 2 2 4 1 1 3			
Pete Incaviglia, R (1, 7) OBP: 0.299, SLG: 0.453		1 SAFE SAFE K	1-3 K	1-2 1B 2B	1-0 HR	1-0 F8	0-0 L6-4			5 2 2 3 0 1 5			
Steve Buechele, R (1, 5) OBP: 0.330, SLG: 0.408 (7, 4)		0-3 K		3-2 1B	1-0 F7	1-1 BB 1B HBP		1-2 E5 G6-4-3		4 1 1 1 0 1 1			
Scott Fletcher, R (1, 6) OBP: 0.379, SLG: 0.309		2-3 K	1-2 K	0-3 K	0-1 1B 2B	4-1 1B BB		2-1 G6-4-3 1-2f		4 1 1 1 1 2 3			
Inning Stats	R: 0 E: 0 K: 0 S: 11 H: 1 LOB: 2 BB: 1 P: 20	R: 0 E: 0 K: 3 S: 12 H: 0 LOB: 1 BB: 1 P: 18	R: 0 E: 0 K: 0 S: 7 H: 1 LOB: 0 BB: 0 P: 9	R: 2 E: 0 K: 3 S: 25 H: 3 LOB: 1 BB: 0 P: 33	R: 7 E: 0 K: 0 S: 22 H: 6 LOB: 2 BB: 2 P: 39	R: 4 E: 0 K: 1 S: 14 H: 3 LOB: 2 BB: 2 P: 26	R: 0 E: 0 K: 0 S: 5 H: 0 LOB: 1 BB: 0 P: 9	R: 0 E: 1 K: 0 S: 8 H: 0 LOB: 0 BB: 0 P: 12	R: 0 E: 0 K: 0 S: 8 H: 2 LOB: 1 BB: 0 P: 11	1B: 9 2B: 5 3B: 2 HR: 1 SF: 0 SAC: 0 DP: 3 HBP: 4	WP: 0 PB: 0 SB: 1 CS: 1 PA: 50		
PITCHER	IP WLS BF H R ER SO BB IBB HBP BLK WP HR S P ERA WHIP											PITCHER	IP WLS BF H R ER SO BB IBB HBP BLK WP HR S P ERA WHIP
Andy Hawkins, R (1, 1) ERA: 6.14	4.2 L 27 9 9 9 6 3 1 1 1 0 1 72 113 17.36 2.571												
Dale Mohoric, R (5, 1) ERA: 4.43	3.1 19 5 4 4 1 2 0 3 0 0 0 32 53 10.80 2.100												
Lee Guetterman, L (9, 1) ERA:	1.0 4 2 0 0 0 0 0 0 0 0 0 8 11 0.00 2.000												

Texas Rangers @ New York Yankees
Yankee Stadium, Bronx, NY
 Mon May 08 1989, 7:05 PM EDT
 Att. 18,163 - Unknown - 55 F

livebaseballscorecards.com

AB	40
R	13
H	16
RBI	13
BB	6
SO	7
LOB	28




Batter	1	2	3	4	5	6	7	8	9	AB	R	H	RBI	BB	SO	LOB
Rickey Henderson, R (1, 7) OBP: 0.361, SLG: 0.390	2-3 K	0-2 G5-3		1-2 BB	0-2 P3		1-0 G3-1			4	0	0	0	1	1	6
Steve Sax, R (1, 4) OBP: 0.379, SLG: 0.395	1-1 CS 2B		3-2 L4	0-0 F8	0-2 G1-3			1-2 1B		5	0	2	0	0	0	5
Don Mattingly, L (1, 3) OBP: 0.333, SLG: 0.304	4-0 BB BB 2-3 BB		3-1 L8		2-0 1B BB 1B	1-3 K		1-1 F8		4	1	1	0	1	1	1
Ken Phelps, L (1, 10) OBP: 0.377, SLG: 0.400 Steve Balboni, R (8, PH) OBP: 0.232, SLG: 0.409	4-2 BB 1-2 BB		4-1 HR BB		2-1 L9	3-3 K		0-3 K		2	1	0	0	2	1	1
Jesse Barfield, R (1, 9) OBP: 0.273, SLG: 0.393	4-2 1-2 2-3 BB		2-1 1-H HR		0-1 BB 1B 1B	1-2 P5		0-0 P4		4	2	2	2	1	0	1
Don Slaught, R (1, 2) OBP: 0.327, SLG: 0.447	1-2 F9		0-3 K		2-0 1B BB 1B		0-1 2B			4	1	2	0	0	1	3
Wayne Tolleson, S (1, 5) OBP: 0.276, SLG: 0.167		4-1 PB BB			0-0 G5-3	4-1 BB 1B BB		4-2 BB		1	0	0	1	3	0	0
Alvaro Espinoza, R (1, 6) OBP: 0.306, SLG: 0.275		1-0 L9			0-0 P4	0-0 BB 1B		1-3 K		4	0	1	1	0	1	3
Roberto Kelly, R (1, 8) OBP: 0.371, SLG: 0.409		2-3 K			4-1 S BB	4-2 BB		2-1 L8		2	0	0	1	2	1	3

Inning Stats	R: 0	H: 1	E: 0	K: 1	S: 12	LOB: 3	BB: 3	P: 28	R: 0	H: 0	E: 0	K: 1	S: 9	LOB: 1	BB: 1	P: 16	R: 2	H: 1	E: 0	K: 1	S: 11	LOB: 0	BB: 1	P: 23	R: 0	H: 0	E: 0	K: 0	S: 6	LOB: 2	BB: 2	P: 14	R: 3	H: 4	E: 0	K: 0	S: 16	LOB: 3	BB: 2	P: 30	R: 0	H: 0	E: 0	K: 2	S: 12	LOB: 0	BB: 0	P: 17	R: 0	H: 1	E: 0	K: 1	S: 12	LOB: 2	BB: 1	P: 20	R: 0	H: 1	E: 0	K: 1	S: 9	LOB: 1	BB: 0	P: 11
1B: 5	SF: 0	2B: 2	SAC: 0	3B: 0	DP: 0	HR: 1	HBP: 0	WP: 0	PA: 41																																																							

PITCHER	IP	WLS	BF	H	R	ER	SO	BB	IBB	HBP	BLK	WP	HR	S	P	ERA	WHIP
Charlie Hough, R (1, 1) ERA: 6.44	4.1	L	27	6	5	5	3	9	0	0	0	0	1	48	105	10.38	3.462
Craig McMurtry, R (5, 1) ERA: 3.24	2.0		8	1	0	0	3	1	0	0	0	0	0	27	37	0.00	1.000
Cecilio Guante, R (7, 1) ERA: 2.95	0.2		3	1	0	0	0	0	0	0	0	0	0	6	10	0.00	1.500
Kenny Rogers, L (8, 1) ERA: 2.25	1.0		3	0	0	0	1	0	0	0	0	0	0	6	7	0.00	0.000

TEXAS RANGERS @ NEW YORK YANKEES
Yankee Stadium, Bronx, NY
 Tue May 09 1989, 7:05 PM EDT
 Att: 21,978 - Unknown - 55 F

AB	31
R	5
H	8
RBI	5
BB	10
SO	7
LOB	24



Batter	1	2	3	4	5	6	7	8	9	AB R H RBI BB SO LOB	TOP	
Rickey Henderson, R OBP: 0.366, SLG: 0.388 (1, 7)	4-1 G1-6-3 BB		1-3 K			3-2 F9		1-1 G1-3		3 0 0 0 1 1 1		
Steve Sax, R OBP: 0.383, SLG: 0.389 (1, 4)	2-2 G1-6-3 1-2f			1-2 E3 1B		1-2 F8		1-1 FC5-4 1B		4 0 1 0 0 0 1		
Don Mattingly, L OBP: 0.319, SLG: 0.292 (1, 3)	3-2 L7			1-1 G5-4-3 1B		0-1 L9		2-2 FC5-4 1-2f		4 0 1 0 0 0 1		
Ken Phelps, L OBP: 0.370, SLG: 0.391 (1, 10)		2-2 P6 1B		0-0 P5		1-2 G6-3		3-2 P6		4 0 1 0 0 0 3		
Jesse Barfield, R OBP: 0.271, SLG: 0.404 (1, 9)		3-2 P2		2-1 G5-4-3 1-2f		2-2 F8		2-1 P4		4 0 0 0 0 0 4		
Mike Pagliarulo, L OBP: 0.254, SLG: 0.262 (1, 5)		2-2 L8			2-2 HR		2-3 K			3 1 1 1 0 1 1		
Don Slaught, R OBP: 0.333, SLG: 0.435 (1, 2)		1 SAFE 2-2 G5-3			1-1 G5-3			2-1 G1-3 1B		3 0 1 0 0 0 1		
Alvaro Espinoza, R OBP: 0.298, SLG: 0.268 (1, 6)			1-0 L6		0-0 P4		3-2 G1-3			2 0 0 0 0 0 0		
Wayne Tolleson, S OBP: 0.267, SLG: 0.160 (8, PH)							1-2 G1-3			1 0 0 0 0 0 1		
Roberto Kelly, R OBP: 0.351, SLG: 0.384 (1, 8)			0-3 K2-3		2-2 F8		2-1 P5			2 0 0 0 0 1 0		
Jamie Quirk, L OBP: 0.160, SLG: 0.087 (8, PH)										1 0 0 0 0 0 1		
Bob Brower, R OBP: 0.318, SLG: 0.359 (8, 8)										0 0 0 0 0 0 0		
Inning Stats	R: 0 H: 0 E: 0 LOB: 0 K: 0 BB: 1 S: 8 P: 17	R: 0 H: 1 E: 0 LOB: 1 K: 0 BB: 0 S: 14 P: 23	R: 0 H: 0 E: 0 LOB: 0 K: 2 BB: 0 S: 7 P: 9	R: 0 H: 1 E: 1 LOB: 1 K: 0 BB: 0 S: 9 P: 13	R: 1 H: 1 E: 0 LOB: 0 K: 0 BB: 0 S: 9 P: 14	R: 0 H: 0 E: 0 LOB: 0 K: 0 BB: 0 S: 8 P: 12	R: 0 H: 0 E: 0 LOB: 0 K: 1 BB: 0 S: 9 P: 14	R: 0 H: 1 E: 0 LOB: 1 K: 0 BB: 0 S: 10 P: 18	R: 0 H: 1 E: 0 LOB: 1 K: 0 BB: 0 S: 12 P: 20	1B: 4 SF: 0 2B: 0 SAC: 0 3B: 0 DP: 2 HR: 1 HBP: 0	WP: 0 PA: 32 PB: 0 SB: 0 CS: 0	
PITCHER Mike Witt, R ERA: 3.84 (1, 1)	IP WLS BF H R ER SO BB IBB HBP BLK WP HR S P ERA WHIP	9.0 W 32 5 1 1 3 1 0 0 0 0 0 1 86 140 1.00 0.667										

New York Yankees @ California Angels
Anaheim Stadium, Anaheim, CA
 Sat May 13 1989, 6:33 AM EDT
 Att. 33,528 - Overcast - 65 F

livebaseballscorecards.com

AB 31
R 1
H 5
RBI 1
BB 1
SO 3
LOB 14



Batter	1	2	3	4	5	6	7	8	9
Brian Downing, R OBP: 0.370, SLG: 0.431 (1, 10) B C X	2-1 1B FC6-4 1B		1-0 SH1-4 1B 1-2	2-2 L7		0-3 K			
Dick Schofield, R OBP: 0.304, SLG: 0.333 (1, 6) B C SAFE S X	2-2 FC6-4 1-3 1B		0-1 SH1-4 1-2 2-3		3-1 G5-3	1-2 G4-3			
Johnny Ray, S OBP: 0.318, SLG: 0.341 (1, 4) B SAFE X	1-0 FC6-4 G4-3 1-2f 3-H		3-2 1B 2-H 3-H		4-2 WP 1B BB		1-2 P3		
Devon White, S OBP: 0.340, SLG: 0.482 (1, 8) B X	1-0 G4-3 1-2		0-0 F7		1 SAFE 3-1 F9		0-3 K		
Lance Parrish, R OBP: 0.315, SLG: 0.352 (1, 2) B X	1-0 G6-3		1-1 G5-3		4-2 1B 1-2 BB		0-1 G6-3		
Chili Davis, S OBP: 0.290, SLG: 0.383 (1, 7) C B X		2-1 G6-3		0-0 1B 2B	1-0 1-3 2-H 1B		0-1 G3-1		
Dante Bichette, R OBP: 0.239, SLG: 0.357 (1, 9) C B X		2-2 G4-3		0-0 S 1B 2-H	1-3 K		1-3 K		
Bill Schroeder, R OBP: 0.243, SLG: 0.417 Wally Joyner, L OBP: 0.285, SLG: 0.302 (1, 3) (7, 3) B SAFE X		2-2 G6-3		2-1 G1-3 1-2		0-2 HR		2-1 F7	
Glenn Hoffman, R OBP: 0.370, SLG: 0.429 (1, 5) C B X			1-1 SH1-4 1B 1B	0-0 F7		2-1 F8			

Inning Stats	R: 1 E: 0 K: 0 S: 8	H: 2 LOB: 1 BB: 0 P: 15	R: 0 E: 0 K: 0 S: 8	H: 0 LOB: 0 BB: 0 P: 14	R: 2 E: 0 K: 0 S: 11	H: 3 LOB: 1 BB: 0 P: 17	R: 1 E: 0 K: 0 S: 9	H: 2 LOB: 1 BB: 0 P: 13	R: 1 E: 0 K: 1 S: 14	H: 1 LOB: 2 BB: 2 P: 30	R: 1 E: 0 K: 1 S: 11	H: 1 LOB: 0 BB: 0 P: 14	R: 0 E: 0 K: 1 S: 10	H: 0 LOB: 0 BB: 0 P: 11	R: 0 E: 0 K: 1 S: 7	H: 0 LOB: 0 BB: 0 P: 10
1B: 7 2B: 1 3B: 0 HR: 1	SF: 0 SAC: 1 DP: 0 HBP: 0	WP: 1 PB: 0 SB: 1 CS: 0	PA: 35													

PITCHER	IP	WLS	BF	H	R	ER	SO	BB	IBB	HBP	BLK	WP	HR	S	P	ERA	WHIP
Tommy John, L ERA: 5.17 (1, 1)	4.2	L	24	8	5	5	0	2	0	0	0	1	0	47	85	9.64	2.143
Chuck Cary, L ERA: 3.86 (5, 1)	2.1		8	1	1	1	3	0	0	0	0	0	1	24	29	3.86	0.429
Lance McCullers, R ERA: 2.16 (8, 1)	1.0		3	0	0	0	1	0	0	0	0	0	0	7	10	0.00	0.000


BOTTOM

New York Yankees @ California Angels
Anaheim Stadium, Anaheim, CA

Sat May 13 1989, 6:33 AM EDT
Att. 33,528 - Overcast - 65 F

livebaseballscorecards.com

AB	32
R	6
H	9
RBI	6
BB	2
SO	4
LOB	11



Batter	1	2	3	4	5	6	7	8	9	AB R H RBI BB SO LOB	TOP
Rickey Henderson, R OBP: 0.361, SLG: 0.376 (1, 7)	2-3 K		2-3 K		2-1 F8-4		3-2 P4		4-1 BB	4 0 0 0 1 2 3	
Steve Sax, R OBP: 0.377, SLG: 0.382 (1, 4)	0-2 G3 1B			1-1 L8		1-0 L9		3-3 K	1-0 G1-3	5 0 1 0 0 1 2	
Don Mattingly, L OBP: 0.310, SLG: 0.282 (1, 3)	3-2 G3			0-0 G4-3		2-1 P5		1-0 G6-3		4 0 0 0 0 0 1	
Jesse Barfield, R OBP: 0.286, SLG: 0.405 (1, 9)	3-2 G6-3			4-1 2B BB		2-2 1B 1B		4-0 BB BB		2 0 1 0 2 0 1	
Steve Balboni, R OBP: 0.260, SLG: 0.425 (1, 10)		0-0 F9		0-0 2B		0-1 1B		4-2 BB	1-2 BB	3 0 2 0 1 0 0	
Don Slaught, R OBP: 0.322, SLG: 0.420 (1, 2)		1-0 F8		1-3 K2-3		0-1 G4-3		0-0 L7		4 0 0 0 0 1 6	
Tom Brookens, R OBP: 0.233, SLG: 0.357 (1, 5)		3-2 L7			2-1 F8		2-2 G6-4-3 1B 1B		2-2 G2-3	4 0 1 0 0 0 0	
Alvaro Espinoza, R OBP: 0.306, SLG: 0.270 (1, 6)			3-2 L9		4-0 F8-4 1B BB		0-0 G6-4-3 1B		1-2 G4-3	3 0 1 0 1 0 0	
Bob Brower, R OBP: 0.326, SLG: 0.366 (1, 8)			1-3 K		1-0 1B		2-2 G6-4-3		1-2 BB	2 0 1 0 0 1 0	
Mike Pagliarulo, L OBP: 0.250, SLG: 0.258 (7, PH)					1-2 1B					1 0 0 0 0 0 2	
Roberto Kelly, R OBP: 0.357, SLG: 0.390 (7, 8)										1 0 1 0 0 0 0	
Inning Stats	R: 0 H: 1 E: 0 LOB: 1 K: 1 BB: 0 S: 12 P: 20	R: 0 H: 0 E: 0 LOB: 0 K: 0 BB: 0 S: 7 P: 11	R: 0 H: 0 E: 0 LOB: 0 K: 2 BB: 0 S: 10 P: 16	R: 0 H: 1 E: 0 LOB: 2 K: 1 BB: 1 S: 8 P: 14	R: 0 H: 1 E: 0 LOB: 1 K: 0 BB: 1 S: 5 P: 14	R: 0 H: 2 E: 0 LOB: 2 K: 0 BB: 0 S: 10 P: 15	R: 0 H: 2 E: 0 LOB: 1 K: 0 BB: 0 S: 10 P: 17	R: 0 H: 0 E: 0 LOB: 2 K: 1 BB: 2 S: 8 P: 20	R: 0 H: 1 E: 0 LOB: 2 K: 0 BB: 1 S: 12 P: 21	1B: 7 SF: 0 2B: 2 SAC: 0 3B: 0 DP: 2 HR: 0 HBP: 0	WP: 0 PA: 38 PB: 0 SB: 0 CS: 0
PITCHER Chuck Finley, L ERA: 2.29 (1, 1)	IP WLS BF H R ER SO BB IBB HBP BLK WP HR S P ERA WHIP	6.0 W 26 7 0 0 4 2 0 0 0 0 0 0 56 96 0.00 1.500									
Greg Minton, R ERA: 1.48 (7, 1)	IP WLS BF H R ER SO BB IBB HBP BLK WP HR S P ERA WHIP	3.0 S 12 1 0 0 1 3 0 0 0 0 0 0 26 52 0.00 1.333									

New York Yankees @ California Angels
Anaheim Stadium, Anaheim, CA
Sun May 14 1989, 6:33 AM EDT
Att. 36,690 - Cloudy - 60 F

livebaseballscorecards.com

AB 33
R 0
H 8
RBI 0
BB 5
SO 5
LOB 15



Batter	1	2	3	4	5	6	7	8	9	10	11	AB R H RBI BB SO LOB	TOP																		
Rickey Henderson, R OBP: 0.362, SLG: 0.580 (1, 7)												4 1 1 0 1 2 2	<p>New York Yankees @ California Angels Anaheim Stadium, Anaheim, CA Mon May 15 1989, 10:05 PM EDT Att: 25,959 - Unknown - 61 F</p>																		
Steve Sax, R OBP: 0.384, SLG: 0.386 (1, 4)												4 0 2 0 1 0 0																			
Don Mattingly, L OBP: 0.320, SLG: 0.302 (1, 3)												5 0 3 1 0 0 1																			
Ken Phelps, L OBP: 0.355, SLG: 0.373 Bob Brower, R OBP: 0.326, SLG: 0.366 (8, PH)												3 0 0 0 0 1 4 0 0 0 0 0 0 0 1 0 0 0 1 0 0																			
Jesse Barfield, R OBP: 0.283, SLG: 0.392 (1, 9)												4 0 0 0 1 1 3																			
Mike Pagliarulo, L OBP: 0.234, SLG: 0.239 (1, 5)												5 0 0 0 0 0 6																			
Don Slaught, R OBP: 0.310, SLG: 0.402 (1, 2)												5 0 0 0 0 2 3																			
Wayne Tolleson, S OBP: 0.257, SLG: 0.200 (1, 6)												5 0 1 0 0 1 0																			
Roberto Kelly, R OBP: 0.368, SLG: 0.429 (1, 8)												5 2 3 1 0 1 1																			
Inning Stats	R: 1 E: 0 K: 1 S: 8	H: 2 LOB: 0 BB: 0 P: 12	R: 0 E: 0 K: 1 S: 6	H: 0 LOB: 0 BB: 0 P: 10	R: 1 E: 0 K: 1 S: 14	H: 2 LOB: 2 BB: 1 P: 24	R: 0 E: 0 K: 0 S: 4	H: 0 LOB: 0 BB: 0 P: 6	R: 0 E: 0 K: 0 S: 13	H: 0 LOB: 1 BB: 1 P: 21	R: 0 E: 0 K: 1 S: 12	H: 2 LOB: 2 BB: 0 P: 19		R: 0 E: 0 K: 1 S: 8	H: 1 LOB: 1 BB: 0 P: 14	R: 0 E: 0 K: 1 S: 10	H: 1 LOB: 3 BB: 2 P: 21	R: 1 E: 0 K: 1 S: 9	H: 1 LOB: 0 BB: 0 P: 14	R: 0 E: 0 K: 1 S: 7	H: 0 LOB: 0 BB: 0 P: 12	R: 0 E: 0 K: 1 S: 11	H: 1 LOB: 1 BB: 0 P: 16	1B: 6 2B: 3 3B: 0 HR: 1	SF: 0 SAC: 0 DP: 2 HBP: 0	WP: 0 PB: 0 SB: 5 CS: 1	PA: 46				
PITCHER	IP WLS BF H R ER SO BB IBB HBP BLK WP HR S P ERA WHIP																														
Bert Blyleven, R ERA: 2.01 (1, 1)	7.0	28	7	2	2	4	2	0	0	0	0	0	0	65	106	2.57	1.286														
Bob McClure, L ERA: 0.84 (8, 1)	0.1	2	1	0	0	0	0	0	0	0	0	0	0	4	5	0.00	3.000														
Bryan Harvey, R ERA: 3.38 (8, 1)	1.2	8	1	1	1	2	2	0	0	0	0	0	1	15	30	5.40	1.800														
Willie Fraser, R ERA: 3.86 (10, 1)	2.0	W 7	1	0	0	2	0	0	0	0	0	0	0	18	28	0.00	0.500														

livebaseballscorecards.com

AB	41
R	3
H	10
RBI	2
BB	4
SO	8
LOB	20



Batter	1	2	3	4	5	6	7	8	9	AB R H RBI BB SO LOB	TOP																
Rickey Henderson, R OBP: 0.363, SLG: 0.376 (1, 7) C X	0-1 G1-3 ①		2-2 G1-3 ②		1-1 SAFE 1B 2-H 1B		0-0 SAFE SAFE SAFE SAFE L8 ③		1-2 SAFE SAFE SAFE SAFE BB 1-2 ②	4 0 1 1 1 0 1																	
Steve Sax, R OBP: 0.384, SLG: 0.382 (1, 4) B C F F S	2-3 K ②		4-2 BB		0-1 SAFE 1B 1-2			1-2 G6-3 ①	0-3 SAFE SAFE SAFE SAFE K ③	4 0 1 0 1 2 1																	
Don Mattingly, L OBP: 0.318, SLG: 0.301 (1, 3) B X	1-0 WP 1B		1-2 G1-3 ③		0-0 L8 ③			1-1 L8 ②		4 0 1 0 0 0 3																	
Jesse Barfield, R OBP: 0.289, SLG: 0.390 (1, 9) B S F B B	4-2 BB 1-2			0-1 P4 ①		2-3 K ①		1-1 HR 1B		3 1 1 0 1 1 0																	
Steve Balboni, R OBP: 0.272, SLG: 0.468 (1, 10) C B X	1-1 F8 ③			2-2 G6-4-3 1B		1-2 F7 ②		3-0 1-H HR		4 1 2 2 0 0 2																	
Tom Brookens, R OBP: 0.234, SLG: 0.339 (1, 5) B X		2-2 F9 ①		1-2 G6-4-3 1-2f ② ③		1-2 G4-3 ③		4-1 BB		3 0 0 0 1 0 1																	
Bob Geren, R (1, 2)		2-2 L8 ②			2-1 L8 ①		0-0 G6-3 ①		0-0 P5 ③	3 0 0 0 0 0 0																	
Ken Phelps, L OBP: 0.351, SLG: 0.368 (8, PH)										1 0 0 0 0 0 1																	
Don Slaught, R OBP: 0.310, SLG: 0.402 (8, 2)										0 0 0 0 0 0 0																	
Alvaro Espinoza, R OBP: 0.285, SLG: 0.260 (1, 6) C B X		0-3 K ③			0-0 G6-3 ②		1-0 F9 ②		1-2 L9 ①	4 0 0 0 0 1 0																	
Roberto Kelly, R OBP: 0.380, SLG: 0.450 (1, 8) C B S F S			2-3 K ①		2-2 1B 2B		0-1 1B		1-2 CS 1B	4 1 3 0 0 1 0																	
Inning Stats	R: 0 E: 0 K: 1 S: 12	H: 1 LOB: 2 BB: 1 P: 20	R: 0 E: 0 K: 1 S: 12	H: 0 LOB: 0 BB: 0 P: 16	R: 0 E: 0 K: 1 S: 12	H: 0 LOB: 1 BB: 1 P: 21	R: 0 E: 0 K: 0 S: 8	H: 1 LOB: 0 BB: 0 P: 11	R: 1 E: 0 K: 0 S: 11	H: 3 LOB: 2 BB: 0 P: 16	R: 0 E: 0 K: 1 S: 11	H: 0 LOB: 0 BB: 0 P: 15	R: 0 E: 0 K: 0 S: 5	H: 1 LOB: 1 BB: 0 P: 6	R: 2 E: 0 K: 0 S: 11	H: 2 LOB: 1 BB: 1 P: 21	R: 0 E: 0 K: 1 S: 13	H: 1 LOB: 1 BB: 1 P: 19	1B: 7 2B: 1 3B: 0 HR: 1	SF: 0 SAC: 0 DP: 1 HBP: 0	WP: 1 PB: 0 SB: 0 CS: 1	PA: 38					
PITCHER	IP	WLS	BF	H	R	ER	SO	BB	IBB	HBP	BLK	WP	HR	S	P	ERA	WHIP										
Curt Young, L ERA: 4.89 (1, 1)	7.2	L	33	8	3	3	4	3	0	0	0	1	1	81	125	3.52	1.435										
Gene Nelson, R ERA: (8, 1)	0.2		3	1	0	0	0	0	0	0	0	0	0	8	10	0.00	1.500										
Rick Honeycutt, L ERA: 2.05 (9, 1)	0.2		2	0	0	0	1	1	0	0	0	0	0	6	10	0.00	1.500										

New York Yankees @ Oakland Athletics
Oakland-Alameda County Coliseum, Oakland, CA

Tue May 16 1989, 7:05 PM PDT
Att. 25,852 - Unknown - 61 F

livebaseballscorecards.com

AB	34
R	3
H	9
RBI	3
BB	4
SO	5
LOB	9



Batter	1	2	3	4	5	6	7	8	9	AB R H RBI BB SO LOB	TOP											
Rickey Henderson, R OBP: 0.372, SLG: 0.389 (1, 7)	3-2 1B G4-6-3	2-2 SAFE CS 1-H 2B			2-2 G6-3		4-1 BB 1-2			3 1 2 1 1 0 0	<p>New York Yankees @ Oakland Athletics Oakland-Alameda County Coliseum, Oakland, CA</p> <p>Wed May 17 1989, 7:05 PM PDT Att. 24,505 - Unknown - 55 F</p>											
Steve Sax, R OBP: 0.381, SLG: 0.378 (1, 4)	1-1 1B G4-6-3	2-2 CS 2-3	1-1 G4-3		1-0 G4-3		0-1 P3			4 0 1 0 0 0 2												
Don Mattingly, L OBP: 0.316, SLG: 0.299 (1, 3)	0-0 1B G4-6-3		0-1 1B E4		0-2 G6-3		0-1 E7			4 0 1 0 0 0 1												
Ken Phelps, L OBP: 0.375, SLG: 0.377 Steve Balboni, R OBP: 0.268, SLG: 0.462 (1, 10) (8, PH)	4-2 BB FC6-4		4-0 BB G3-1		2-1 1B G6-4-3		0-2 F3			1 0 1 0 2 0 0 1 0 0 0 0 0 1												
Jesse Barfield, R OBP: 0.281, SLG: 0.378 Bob Brower, R OBP: 0.326, SLG: 0.366 (1, 9) (8, 9)	2-1 1-2f FC6-4		2-2 1-2 2-3 G3-1		2-2 1-2f G6-4-3		0-3 K			4 0 0 0 0 1 5 0 0 0 0 0 0 0												
Don Slaught, R OBP: 0.308, SLG: 0.405 (1, 2)		2-2 1B G4-3	1-1 F9		1-2 G5-3		0-0 F7			4 1 1 0 0 0 3												
Mike Pagliarulo, L OBP: 0.222, SLG: 0.227 (1, 5)		0-1 F7		1-0 F6		2-1 BB E6		0-1 F7		4 0 0 0 0 0 1												
Alvaro Espinoza, R OBP: 0.284, SLG: 0.250 (1, 6)		1-0 2-3 G4-3		2-3 K		0-1 P3		0-0 P3		4 0 0 0 0 1 2												
Roberto Kelly, R OBP: 0.376, SLG: 0.442 (1, 8)		2-2 3-H E 2B	3-1 F6		2-2 F9		1-3 K			4 1 1 1 0 1 1												
Inning Stats	R: 1 E: 0 K: 0 S: 11	H: 2 LOB: 1 BB: 1 P: 21	R: 2 E: 1 K: 0 S: 15	H: 3 LOB: 0 BB: 0 P: 24	R: 0 E: 1 K: 0 S: 9	H: 1 LOB: 2 BB: 1 P: 17	R: 0 E: 0 K: 1 S: 7	H: 0 LOB: 0 BB: 0 P: 13	R: 0 E: 0 K: 0 S: 8	H: 0 LOB: 0 BB: 0 P: 11	R: 0 E: 0 K: 0 S: 10	H: 1 LOB: 0 BB: 0 P: 15	R: 0 E: 1 K: 0 S: 10	H: 0 LOB: 2 BB: 1 P: 18	R: 0 E: 1 K: 1 S: 9	H: 0 LOB: 1 BB: 0 P: 9	R: 0 E: 0 K: 1 S: 6	H: 0 LOB: 0 BB: 0 P: 7	1B: 5 2B: 2 3B: 0 HR: 0	SF: 0 SAC: 0 DP: 2 HBP: 0	WP: 0 PB: 0 SB: 0 CS: 1	PA: 37
PITCHER	IP WLS BF H R ER SO BB IBB HBP BLK WP HR S P ERA WHIP																					
Storm Davis, R ERA: 6.14 (1, 1)	5.0 W 22 7 3 2 1 2 0 0 0 0 0 0 52 90 3.60 1.800																					
Gene Nelson, R ERA: (6, 1)	2.0 7 0 0 0 0 1 0 0 0 0 0 0 18 29 0.00 0.500																					
Rick Honeycutt, L ERA: 2.05 (8, 1)	0.0 1 0 0 0 0 0 0 0 0 0 0 0 2 2 ∞ ∞																					
Dennis Eckersley, R ERA: 1.13 (8, 1)	2.0 S 6 0 0 0 2 0 0 0 0 0 0 0 13 14 0.00 0.000																					

AB	33
R	3
H	7
RBI	2
BB	3
SO	3
LOB	16



Batter	1	2	3	4	5	6	7	8	9
Luis Polonia, L (1, 7) OBP: 0.321, SLG: 0.392	0-2 G4-3	1-1 3B		1-0 G1-3			3-3 K	0-0 1B	
Dave Henderson, R (1, 8) OBP: 0.389, SLG: 0.500	0-0 F8		1-0 G5-3		2-3 K		0-3 K	1-3 K	
Dave Parker, L (1, 10) OBP: 0.281, SLG: 0.353	2-0 1B		1-2 F7		0-0 G5-3			2-0 HR	
Mark McGwire, R (1, 3) OBP: 0.295, SLG: 0.573	1-0 F8		0-0 F4		0-1 F4			1-2 HR	
Terry Steinbach, R (1, 2) OBP: 0.403, SLG: 0.425		1-0 1B		0-1 1B		3-2 1B		3-2 SF9	
Carney Lansford, R (1, 5) OBP: 0.397, SLG: 0.454		1-0 1B		2-2 G1-6-3		0-0 L8		0-1 G5-3	
Billy Beane, R (1, 9) OBP: 0.277, SLG: 0.370		2-1 1B		2-2 HR		1-0 G5-4-3		0-1 SF9	
Stan Javier, S (8, PH) OBP: 0.346, SLG: 0.365		1-2 3B		1-2 HR		1-2f		3-H	
Walt Weiss, S (1, 6) OBP: 0.292, SLG: 0.315		2-1 F8		2-0 HR		0-1 L5		1-1 1B	
Tony Phillips, S (1, 4) OBP: 0.431, SLG: 0.483		2-3 F8		1-H HR				1B	
Mike Gallego, R (1, 4) OBP: 0.376, SLG: 0.440		1-0 L6		4-1 BB		1-0 2B		4-2 1B	

Inning Stats	R: 0	H: 1	E: 0	LOB: 1	K: 0	BB: 0	S: 6	P: 9
	R: 3	H: 4	E: 0	LOB: 1	K: 0	BB: 0	S: 9	P: 17
	R: 0	H: 0	E: 0	LOB: 0	K: 0	BB: 0	S: 5	P: 7
	R: 2	H: 3	E: 0	LOB: 1	K: 0	BB: 1	S: 11	P: 22
	R: 0	H: 0	E: 0	LOB: 0	K: 1	BB: 0	S: 7	P: 9
	R: 0	H: 1	E: 0	LOB: 0	K: 0	BB: 0	S: 5	P: 9
	R: 0	H: 1	E: 0	LOB: 1	K: 2	BB: 0	S: 10	P: 14
	R: 3	H: 5	E: 0	LOB: 3	K: 1	BB: 1	S: 23	P: 35

PITCHER	IP	WLS	BF	H	R	ER	SO	BB	IBB	HBP	BLK	WP	HR	S	P	ERA	WHIP
Richard Dotson, R (1, 1) ERA: 4.91	6.0	L	25	9	5	5	1	1	0	0	0	0	1	43	73	7.50	1.667
Lance McCullers, R (7, 1) ERA: 3.79	2.0		13	6	3	3	3	1	0	0	0	0	1	33	49	13.50	3.500

AB R H RBI BB SO LOB

5	0	2	2	0	1	2
5	0	0	0	0	3	4
4	1	2	0	0	0	0
4	1	1	2	0	0	1
4	2	4	0	0	0	0
4	1	1	0	0	0	3
3	2	2	1	0	0	1
0	0	0	1	0	0	0
0	0	0	0	0	0	0
4	1	2	2	0	0	2
2	0	1	0	2	0	2

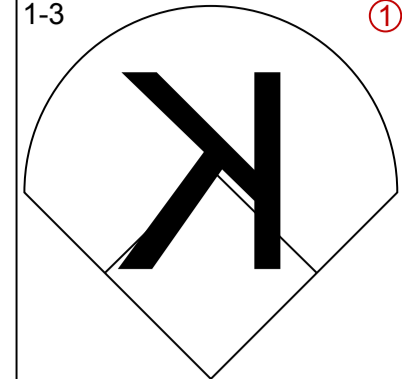
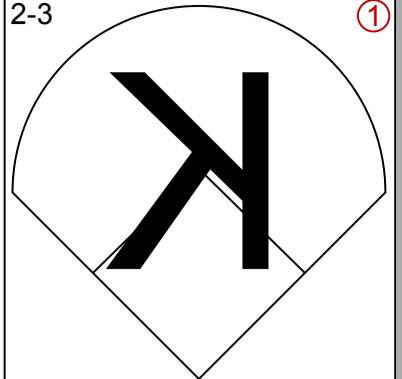
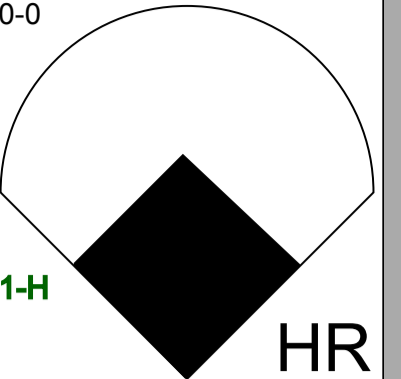
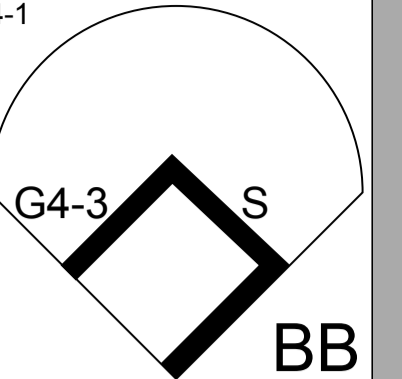
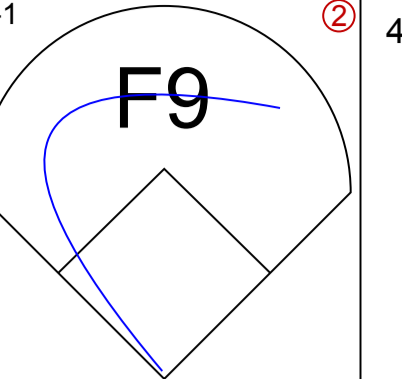

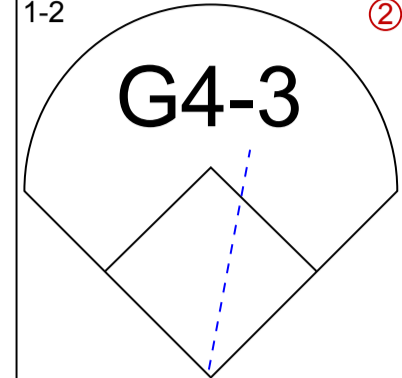
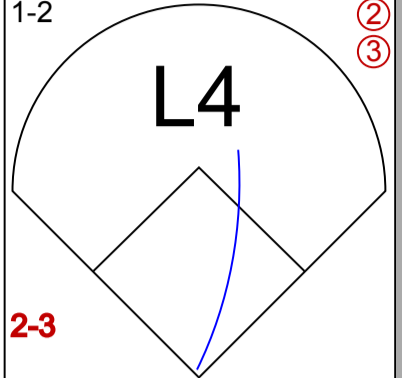
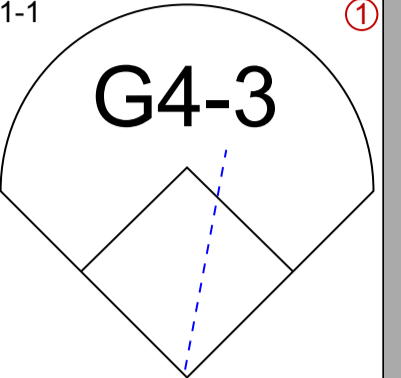
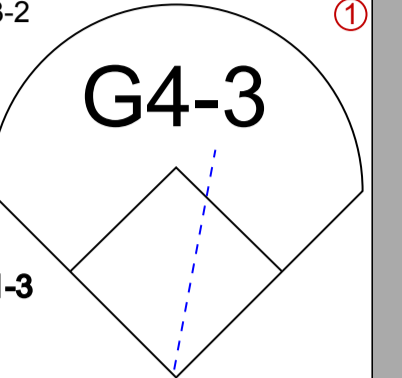
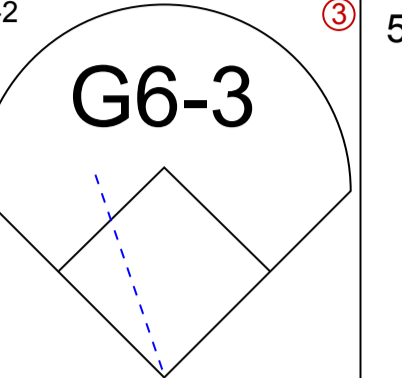
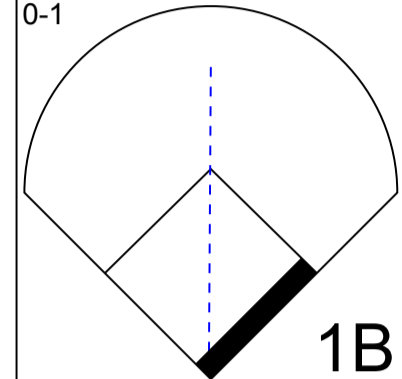
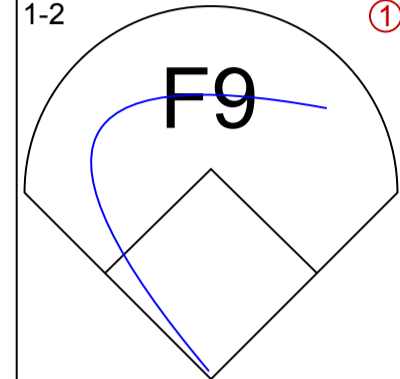
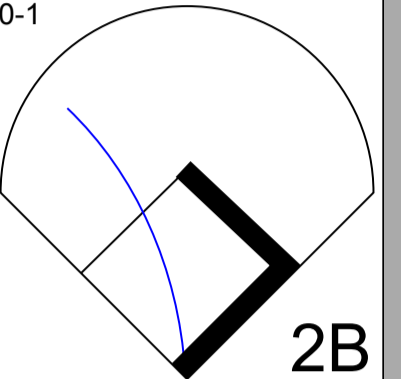
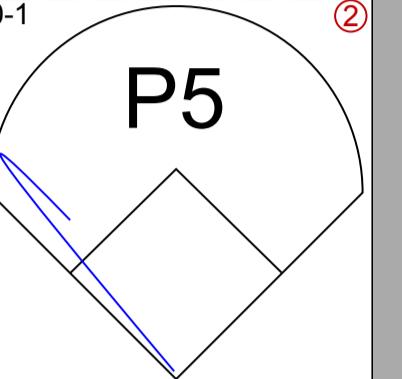
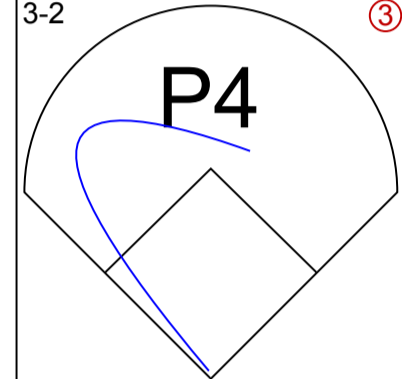
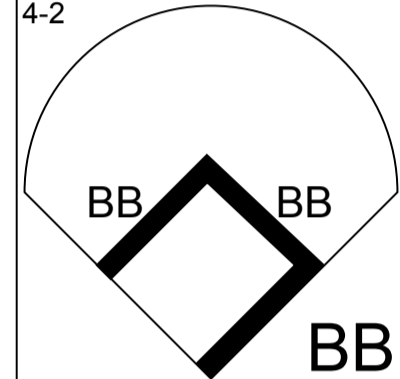
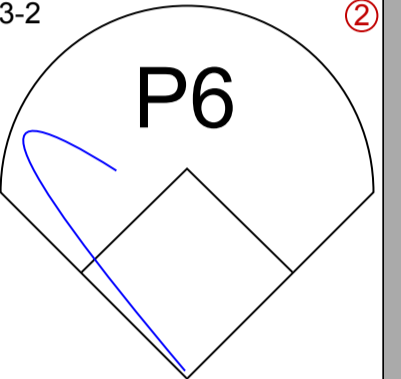
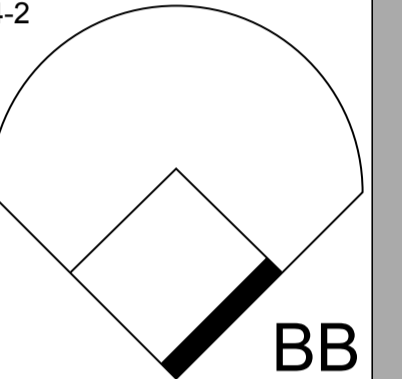
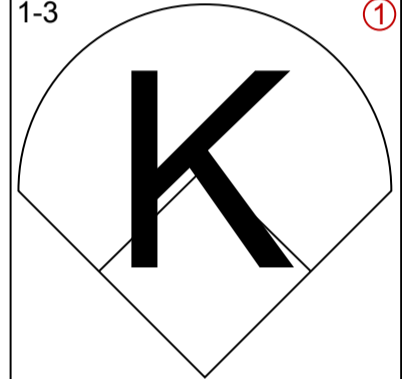
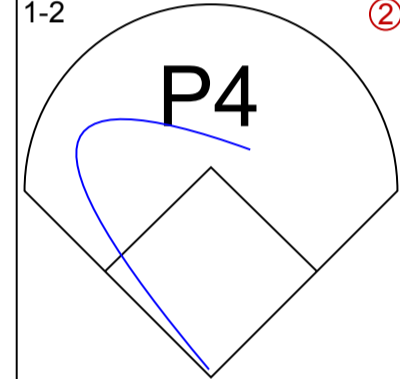
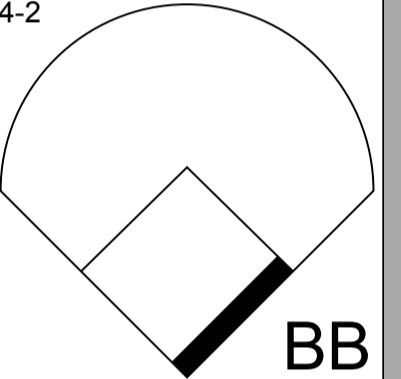
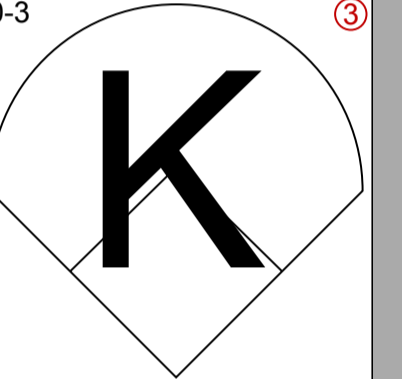
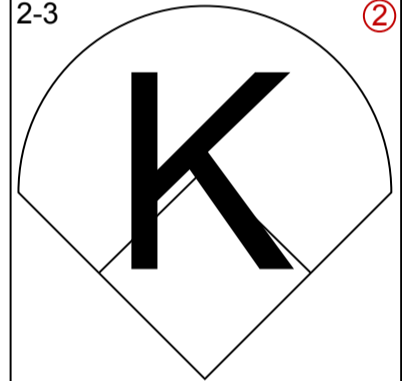
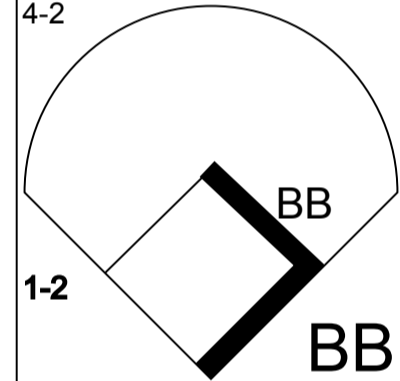
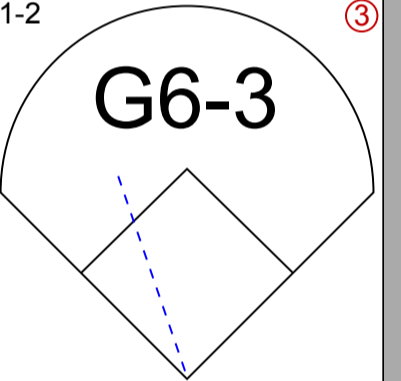
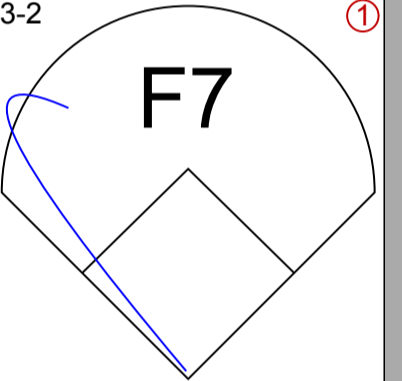
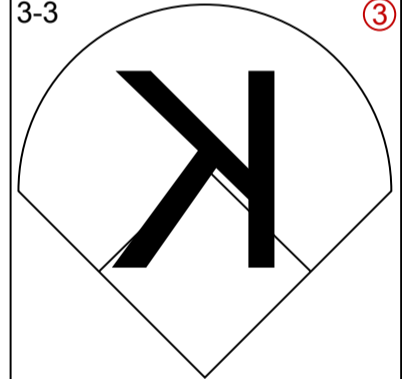
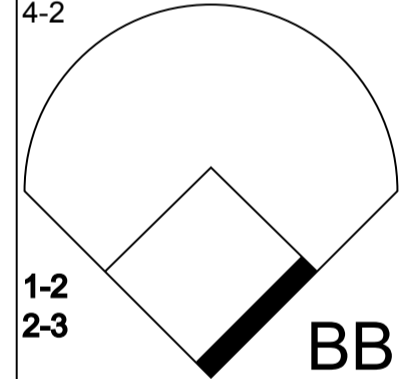
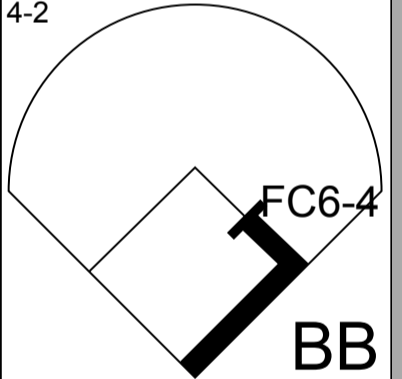
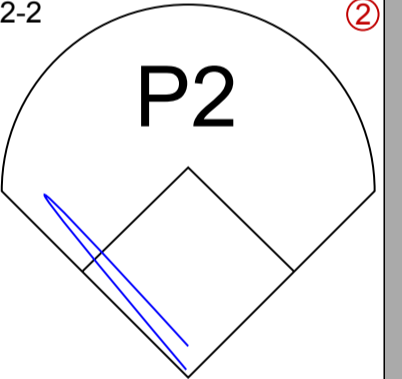
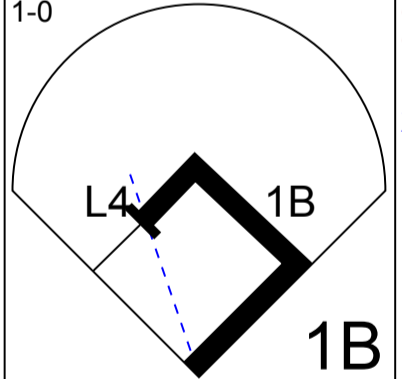
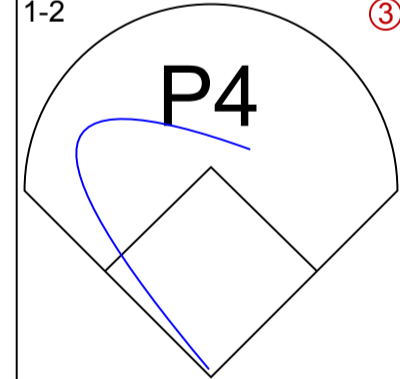
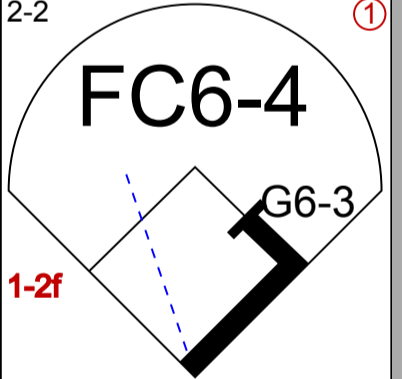
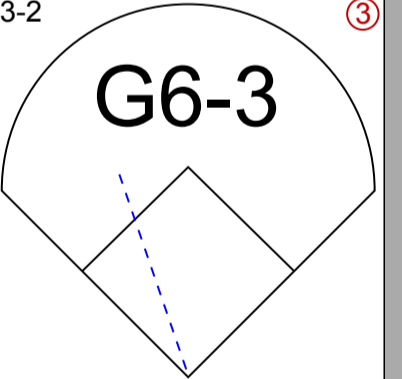
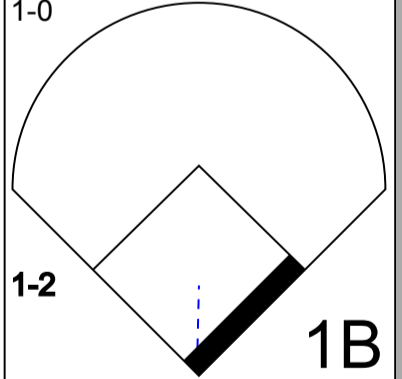
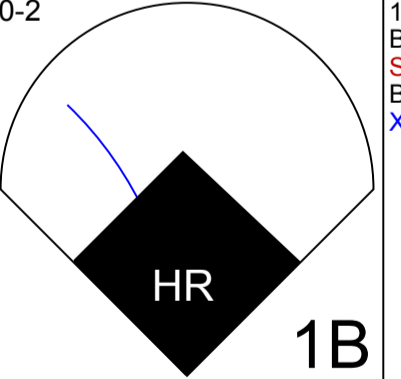
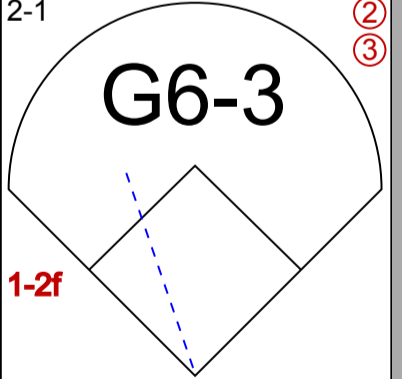
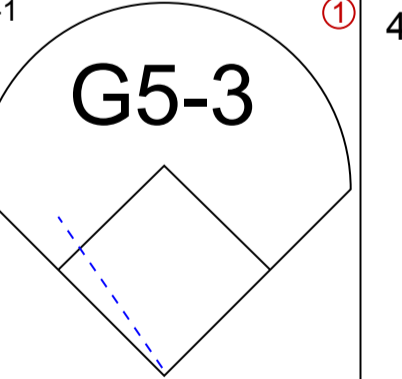
AB	R	H	RBI	BB	SO	LOB
35	8	15	8	2	4	15



New York Yankees @ Oakland Athletics
 Oakland-Alameda County Coliseum, Oakland, CA
 Wed May 17 1989, 7:05 PM PDT
 Att: 24,505 - Unknown - 55 F

livebaseballscores.com

WP: 0	PA: 38
PB: 0	SB: 0
CS: 0	

Batter	1	2	3	4	5	6	7	8	9	AB R H RBI BB SO LOB	TOP														
Rickey Henderson, R OBP: 0.373, SLG: 0.405 (1, 7)	1-3 		2-3 		1 SAFE 0-0 		4-1 		2-1 	4 1 1 2 1 2 2	<p>New York Yankees @ Oakland Athletics Oakland-Alameda County Coliseum, Oakland, CA</p> <p>Thu May 18 1989, 3:33 AM PDT Att. 40,758 - Sunny - 61 F</p> <p>livebaseballscorecards.com</p> <table border="1"> <tr><td>AB</td><td>31</td></tr> <tr><td>R</td><td>2</td></tr> <tr><td>H</td><td>6</td></tr> <tr><td>RBI</td><td>2</td></tr> <tr><td>BB</td><td>7</td></tr> <tr><td>SO</td><td>6</td></tr> <tr><td>LOB</td><td>18</td></tr> </table> 	AB	31	R	2	H	6	RBI	2	BB	7	SO	6	LOB	18
AB	31																								
R	2																								
H	6																								
RBI	2																								
BB	7																								
SO	6																								
LOB	18																								
Steve Sax, R OBP: 0.370, SLG: 0.366 (1, 4)	1-2 		1-2 		1-1 		3-2 		0-2 	5 0 0 0 0 0 3															
Don Mattingly, L OBP: 0.321, SLG: 0.312 (1, 9)	0-1 			1-2 	0-1 		0-1 			4 0 2 0 0 0 1															
Ken Phelps, L OBP: 0.381, SLG: 0.366 (1, 10)	3-2 			4-2 	3-2 		4-2 			2 0 0 0 2 0 2															
Steve Balboni, R OBP: 0.267, SLG: 0.444 (1, 3)			1-3 		1-2 		4-2 		0-3 	3 0 0 0 1 2 3															
Mike Pagliarulo, L OBP: 0.224, SLG: 0.218 (1, 5)			2-3 		4-2 		1-2 		3-2 	3 0 0 0 1 1 2															
Don Slaught, R OBP: 0.313, SLG: 0.398 (1, 2)			3-3 		4-2 		4-2 		2-2 	2 0 0 0 2 1 0															
Wayne Tolleson, S OBP: 0.256, SLG: 0.206 (1, 6)			1-0 		1-2 		2-2 		3-2 	4 0 1 0 0 0 4															
Roberto Kelly, R OBP: 0.380, SLG: 0.444 (1, 8)			1-0 		0-2 		1 SAFE 2-1 		1-1 	4 1 2 0 0 0 1															
Inning Stats	R: 0 H: 1 E: 0 LOB: 1 K: 1 BB: 0 S: 12 P: 17	R: 0 H: 0 E: 0 LOB: 0 K: 3 BB: 0 S: 11 P: 17	R: 0 H: 2 E: 0 LOB: 1 K: 3 BB: 0 S: 10 P: 15	R: 0 H: 0 E: 0 LOB: 3 K: 0 BB: 3 S: 18 P: 33	R: 2 H: 3 E: 0 LOB: 2 K: 0 BB: 1 S: 18 P: 27	R: 0 H: 0 E: 0 LOB: 0 K: 0 BB: 1 S: 7 P: 15	R: 0 H: 0 E: 0 LOB: 2 K: 1 BB: 2 S: 13 P: 24	R: 0 H: 0 E: 0 LOB: 0 K: 0 BB: 0 S: 10 P: 18	R: 0 H: 0 E: 0 LOB: 0 K: 0 BB: 0 S: 7 P: 10	1B: 4 SF: 0 2B: 2 SAC: 0 3B: 0 DP: 2 HR: 1 HBP: 0	WP: 0 PA: 38 PB: 0 SB: 1 CS: 0														
PITCHER	IP WLS BF H R ER SO BB IBB HBP BLK WP HR S P ERA WHIP																								
Bob Welch, R ERA: 2.98 (1, 1)	5.0 W 24 6 2 2 5 4 0 0 0 0 0 1 69 109 3.60 2.000																								
Eric Plunk, R ERA: 1.29 (6, 1)	1.1 5 0 0 0 0 2 0 0 0 0 0 0 13 28 0.00 1.500																								
Greg Cadaret, L ERA: 2.35 (7, 1)	0.1 2 0 0 0 0 1 0 0 0 0 0 0 4 8 0.00 3.000																								
Todd Burns, R ERA: 1.78 (7, 1)	2.1 S 7 0 0 0 1 0 0 0 0 0 0 0 20 31 0.00 0.000																								

New York Yankees @ Seattle Mariners
 The Kingdome, Seattle, WA
 Fri May 19 1989, 10:05 PM EDT
 Att. 39,340 - Dome

livebaseballscorecards.com

AB	37
R	9
H	12
RBI	7
BB	7
SO	2
LOB	19



WP:	0	PA:	45
PB:	2		
SB:	0		
CS:	2		

AB	R	H	RBI	BB	SO	LOB
3	1	0	0	2	0	3
3	1	1	0	2	0	2
5	1	2	1	0	0	2
4	2	2	3	1	0	1
4	0	1	0	1	0	2
5	0	3	2	0	0	2
0	0	0	0	0	0	0
5	1	1	1	0	0	5
5	1	1	0	0	0	2
3	2	1	0	1	2	0

1B:	10	SF:	0
2B:	1	SAC:	1
3B:	0	DP:	0
HR:	1	HBP:	0

Batter	1	2	3	4	5	6	7	8	9
Rickey Henderson, R OBP: 0.374, SLG: 0.397 (1, 7)	4-1 BB CS		4-0 1B BB	1-1 F8		2-1 G5-3		1-2 P9	
Steve Sax, R OBP: 0.376, SLG: 0.365 (1, 4)	4-0 G4-3 BB		1-1 F9	3-2 1B			2-2 G1-3	4-0 1B BB	
Don Mattingly, L OBP: 0.323, SLG: 0.315 (1, 3)	1-0 G4-3		2-0 BB 1B	1-1 G1-3			1-0 L8	1-2 F7 1B	
Ken Phelps, L OBP: 0.393, SLG: 0.373 (1, 10)	2-1 G3-1		0-0 1B BB E				4-2 1B BB	1-0 1B	
Don Slaught, R OBP: 0.317, SLG: 0.394 (1, 2)		1-0 G6-3	4-2 E BB				0-0 1B	3-2 F7	
Mike Pagliarulo, L OBP: 0.244, SLG: 0.253 (1, 5)		0-0 F8	1-1 E9				3-2 1B	0-0 G3	
Tom Brookens, R OBP: 0.234, SLG: 0.339 (8, 5)			1-3 2-H 3-H 1B				1-3 2-H 1B		
Bob Brower, R OBP: 0.314, SLG: 0.413 (1, 9)		0-0 HR	3-2 F9				1-2 G6-3		0-1 G6-3
Alvaro Espinoza, R OBP: 0.281, SLG: 0.248 (1, 6)	2-1 G4-3		0-1 G1-3				1-0 F9	1-0 SH PB 1B	2-0 F8
Roberto Kelly, R OBP: 0.383, SLG: 0.442 (1, 8)			4-1 F9 BB 1B	1-2 CS 1B			1-3 K	0-0 SH PB 1B	3-3 K

Inning Stats	R: 0	H: 0	E: 0	K: 0	S: 4	P: 15	R: 1	H: 1	E: 0	K: 0	S: 5	P: 8	R: 4	H: 3	E: 1	K: 0	S: 17	P: 36	R: 0	H: 2	E: 0	K: 0	S: 11	P: 16	R: 0	H: 1	E: 0	K: 0	S: 10	P: 15	R: 0	H: 0	E: 0	K: 1	S: 7	P: 11	R: 1	H: 2	E: 0	K: 0	S: 15	P: 26	R: 3	H: 3	E: 1	K: 0	S: 14	P: 25	R: 0	H: 0	E: 0	K: 1	S: 8	P: 13	1B: 10	2B: 1	3B: 0	HR: 1	SF: 0	SAC: 1	DP: 0	HBP: 0	WP: 0	PA: 45
--------------	------	------	------	------	------	-------	------	------	------	------	------	------	------	------	------	------	-------	-------	------	------	------	------	-------	-------	------	------	------	------	-------	-------	------	------	------	------	------	-------	------	------	------	------	-------	-------	------	------	------	------	-------	-------	------	------	------	------	------	-------	--------	-------	-------	-------	-------	--------	-------	--------	-------	--------

PITCHER	IP	WLS	BF	H	R	ER	SO	BB	IBB	HBP	BLK	WP	HR	S	P	ERA	WHIP
Erik Hanson, R ERA: 3.07 (1, 1)	4.0	L	21	6	5	5	0	5	0	0	0	0	1	37	75	11.25	2.750
Jerry Reed, R ERA: 2.73 (5, 1)	2.0		7	1	0	0	1	0	0	0	0	0	0	17	26	0.00	0.500
Dennis Powell, L ERA: 3.43 (7, 1)	0.2		5	2	1	1	0	1	0	0	0	0	0	11	21	13.50	4.500
Michael Jackson, R ERA: 3.97 (7, 1)	2.1		12	3	3	2	1	1	0	0	0	0	0	26	43	7.71	1.714

PITCHER	IP	WLS	BF	H	R	ER	SO	BB	IBB	HBP	BLK	WP	HR	S	P	ERA	WHIP
---------	----	-----	----	---	---	----	----	----	-----	-----	-----	----	----	---	---	-----	------

Batter	1	2	3	4	5	6	7	8	9	AB	R	H	RBI	BB	SO	LOB
Harold Reynolds, S OBP: 0.354, SLG: 0.410 (1, 4)	1-0 G4-6-3 3B	0-0 G3			1-2 G3		1-1 SF8		1-0 G6-3	4	1	1	1	0	0	2
Scott Bradley, L OBP: 0.392, SLG: 0.524 (1, 10)	1-0 G4-6-3 HBP	0-0 1B 2B			1-0 G3-1		0-0 HR			3	1	2	3	0	0	0
Alvin Davis, L OBP: 0.429, SLG: 0.514 (1, 3)	2-1 G4-6-3 1-2f 3-H	1-2 1B			1-0 G3		1-2 L7			4	0	1	0	0	0	1
Darnell Coles, R OBP: 0.280, SLG: 0.340 (1, 9)	1-2 BB 1B				1-2 F8		0-1 G4-3		0-1 G6-3	4	0	1	0	0	0	0
Ken Griffey Jr., L OBP: 0.356, SLG: 0.434 (1, 8)	4-2 BB				1-1 F8		1-0 P2		0-3 K	3	0	0	0	1	1	0
Jim Presley, R OBP: 0.348, SLG: 0.422 (1, 5)	3-3 K				2-2 G1-3		1-0 1B		2-2 FC6-4 1B	4	0	2	0	0	1	2
Dave Valle, R OBP: 0.350, SLG: 0.477 (1, 2)		1-0 G3 1B HBP			0-3 K		0-2 F9		1-2 FC6-4 1-2f	3	1	0	0	0	1	2
Mickey Brantley, R OBP: 0.216, SLG: 0.202 (1, 7)		2-0 P5			0-1 F7		1-2 L7		0-2 G6-3	4	0	0	0	0	0	1
Dave Cochrane, S OBP: 0.333, SLG: 0.643 (1, 6)		2-2 G3 2B 1B			2-2 G3		0-0 SF8 3B		2-2 G6-3	4	2	2	0	0	0	0

Inning Stats	R: 1	H: 2	E: 0	K: 1	S: 12	LOB: 2	BB: 1	P: 24	R: 2	H: 3	E: 0	K: 0	S: 9	LOB: 2	BB: 0	P: 15	R: 0	H: 0	E: 0	K: 0	S: 8	LOB: 0	BB: 0	P: 12	R: 0	H: 0	E: 0	K: 0	S: 9	LOB: 0	BB: 0	P: 11	R: 0	H: 0	E: 0	K: 0	S: 5	LOB: 0	BB: 0	P: 8	R: 0	H: 1	E: 0	K: 0	S: 8	LOB: 1	BB: 0	P: 10	R: 2	H: 2	E: 0	K: 0	S: 10	LOB: 0	BB: 0	P: 13	R: 0	H: 1	E: 0	K: 1	S: 11	LOB: 1	BB: 0	P: 14	R: 0	H: 0	E: 0	K: 0	S: 8	LOB: 0	BB: 0	P: 11	1B: 5	SF: 1	2B: 1	SAC: 0	3B: 2	DP: 1	HR: 1	HBP: 2	WP: 0	PA: 37
--------------	------	------	------	------	-------	--------	-------	-------	------	------	------	------	------	--------	-------	-------	------	------	------	------	------	--------	-------	-------	------	------	------	------	------	--------	-------	-------	------	------	------	------	------	--------	-------	------	------	------	------	------	------	--------	-------	-------	------	------	------	------	-------	--------	-------	-------	------	------	------	------	-------	--------	-------	-------	------	------	------	------	------	--------	-------	-------	-------	-------	-------	--------	-------	-------	-------	--------	-------	--------

PITCHER	IP	WLS	BF	H	R	ER	SO	BB	IBB	HBP	BLK	WP	HR	S	P	ERA	WHIP
Andy Hawkins, R ERA: 6.34 (1, 1)	6.2	W	29	8	5	5	2	1	0	2	0	0	1	58	89	6.75	1.350
Lee Guetterman, L ERA: (7, 1)	2.1	S	8	1	0	0	1	0	0	0	0	0	0	22	29	0.00	0.429

BOTTOM

New York Yankees @ Seattle Mariners
The Kingdome, Seattle, WA
Fri May 19 1989, 10:05 PM EDT
Att. 39,340 - Dome

livebaseballscorecards.com

AB	33
R	5
H	9
RBI	4
BB	1
SO	3
LOB	8




Batter	1	2	3	4	5	6	7	8	9	AB	R	H	RBI	BB	SO	LOB	
Harold Reynolds, S OBP: 0.355, SLG: 0.412 (1, 4)	1-2 S 1B 2B	4-1 BB 1B BB		0-1 G5-3		0-1 F9		1-1 F9		4	1	1	0	1	0	2	
Henry Cotto, R OBP: 0.315, SLG: 0.365 (1, 7)	2-1 2-H 1B	1-0 BB 1B			4-1 CS BB	1-0 P3		3-2 F9		4	0	2	2	1	0	2	
Alvin Davis, L OBP: 0.430, SLG: 0.510 Omar Vizquel, S OBP: 0.233, SLG: 0.200 (1, 3) (8, 6)	1-0 SAFE F8	4-0 FC6-4 BB			3-3 SAFE K		1-0 FC6-4 1B		3-0 1 1 1 1 2 0 0 0 0 0 0 0	3	0	1	1	1	1	2	
Darnell Coles, R OBP: 0.279, SLG: 0.333 (1, 9)	1-1 SAFE P9	1-2 FC6-4			4-1 1B BB		0-2 FC6-4 1B HR		3-1 0 0 0 1 0 5	3	1	0	0	1	0	5	
Jim Presley, R OBP: 0.353, SLG: 0.425 (1, 10)	1-0 SAFE F7			0-1 P5		2-0 1B		3-2 HR 1B		4-1 2 0 0 0 1	4	1	2	0	0	1	
Dave Valle, R OBP: 0.346, SLG: 0.465 (1, 2)		4-1 1B E 1B BB		3-1 G5-3		1-1 F8		0-1 SAFE P4		3-1 0 0 0 1 0 4	3	1	0	0	1	4	
Ken Griffey Jr., L OBP: 0.353, SLG: 0.452 (1, 8)		1-2 E5 L9-3		0-3 K		1-0 F9		3-0 HR		4-1 1 1 3 0 1 1	4	1	1	3	0	1	1
Edgar Martinez, R OBP: 0.292, SLG: 0.292 (1, 5)		3-2 L9-3		2-0 CS 1B		2-2 2B		0-0 P4		4-0 2 0 2 0 0 2	4	0	2	0	0	2	
Dave Cochrane, S OBP: 0.316, SLG: 0.556 (1, 6) (8, 3)		0-1 1B BB BB 1B		2-2 SAFE F8		0-0 E6		0-0 F9		4-1 1 0 0 0 2	4	1	1	0	0	2	

Inning Stats	R: 1	H: 2	E: 0	K: 0	S: 9	LOB: 1	BB: 0	P: 15	R: 2	H: 2	E: 1	K: 0	S: 14	LOB: 3	BB: 3	P: 32	R: 0	H: 0	E: 0	K: 1	S: 7	LOB: 0	BB: 0	P: 10	R: 0	H: 1	E: 0	K: 0	S: 7	LOB: 0	BB: 0	P: 11	R: 0	H: 1	E: 0	K: 1	S: 8	LOB: 2	BB: 2	P: 22	R: 0	H: 1	E: 1	K: 0	S: 8	LOB: 2	BB: 0	P: 12	R: 3	H: 3	E: 0	K: 0	S: 11	LOB: 0	BB: 0	P: 18	R: 0	H: 0	E: 0	K: 0	S: 8	LOB: 0	BB: 0	P: 12
PITCHER	IP	WLS	BF	H	R	ER	SO	BB	IBB	HBP	BLK	WP	HR	S	P	ERA	WHIP																																															
Dave LaPoint, L ERA: 5.5 (1, 1)	6.1	L	32	9	5	5	2	5	0	0	0	0	0	60	113	7.11	2.211																																															
Dale Mohorcic, R ERA: 3.96 (7, 1)	1.2		6	1	1	1	0	0	0	0	0	0	1	12	19	5.40	0.600																																															

BOTTOM

New York Yankees @ Seattle Mariners
The Kingdome, Seattle, WA
Sat May 20 1989, 10:05 PM EDT
Att. 40,563 - Dome

AB	33
R	6
H	10
RBI	6
BB	5
SO	2
LOB	21



1B: 7	SF: 0	WP: 0	PA: 38
2B: 4	SAC: 0	PB: 0	
3B: 0	DP: 2	SB: 1	
HR: 1	HBP: 0	CS: 2	

livebaseballscores.com

Batter	1	2	3	4	5	6	7	8	9	AB R H RBI BB SO LOB	TOP											
Rickey Henderson, R OBP: 0.385, SLG: 0.406 (1, 7)	F9		F8			SF8 FC1 1B	G4-3 BLK 2B	S 1B		5 2 3 0 0 0 0												
Steve Sax, R OBP: 0.378, SLG: 0.364 (1, 4)	K2-3			G6-3		G3-1 FC1 1B	G6-3	BB		4 1 1 0 1 1 1												
Don Mattingly, L OBP: 0.322, SLG: 0.316 (1, 3)	G6-3			P1		FC1 G3-1 1B	G4-3	G3-1		5 1 0 0 0 0 5												
Steve Balboni, R OBP: 0.280, SLG: 0.477 (1, 10)		HR		K		SF8 3-H	2B BB		K	3 1 1 2 1 2 0												
Bob Brower, R OBP: 0.333, SLG: 0.436 (1, 9)		G6-3			FC5 1B	G3-1	2B	FC5 1B		5 0 3 1 0 0 2												
Tom Brookens, R OBP: 0.254, SLG: 0.328 (1, 5)		CS BB			1B	1B BB	G5-3	F7		3 0 1 0 2 0 3												
Bob Geren, R OBP: 0.417, SLG: 0.917 (1, 2)		K			F8	FC5 BB 1B		HR	1B	5 1 3 3 0 1 3												
Wayne Tolleson, S OBP: 0.273, SLG: 0.211 (1, 6)		CS	G6-4-3 1B		L9	BB	G4-3	FC5		4 0 1 0 1 0 4												
Roberto Kelly, R OBP: 0.369, SLG: 0.422 (1, 8)			G6-4-3		FC5	FC5		F9		4 0 0 0 0 0 6												
Inning Stats	R: 0 E: 0 K: 1 S: 7	H: 0 LOB: 0 BB: 0 P: 12	R: 1 E: 0 K: 1 S: 10	H: 1 LOB: 0 BB: 1 P: 21	R: 0 E: 0 K: 0 S: 7	H: 1 LOB: 0 BB: 0 P: 12	R: 0 E: 0 K: 1 S: 9	H: 0 LOB: 0 BB: 0 P: 15	R: 0 E: 0 K: 0 S: 8	H: 2 LOB: 2 BB: 0 P: 14	R: 3 E: 0 K: 0 S: 20	H: 3 LOB: 3 BB: 2 P: 38	R: 1 E: 0 K: 0 S: 10	H: 2 LOB: 2 BB: 1 P: 18	R: 1 E: 0 K: 0 S: 14	H: 2 LOB: 2 BB: 1 P: 24	R: 0 E: 0 K: 1 S: 9	H: 2 LOB: 2 BB: 0 P: 13	1B: 10 2B: 1 3B: 0 HR: 2	SF: 1 SAC: 0 DP: 1 HBP: 0	WP: 0 PB: 0 SB: 1 CS: 1	PA: 45
PITCHER	IP WLS BF H R ER SO BB IBB HBP BLK WP HR S P ERA WHIP																					
Mark Langston, L ERA: 3.56 (1, 1)	6.2 L 31 8 5 5 3 4 0 0 0 1 0 1 68 125 6.75 1.800																					
Michael Jackson, R ERA: 4.18 (7, 1)	1.0 7 3 1 1 0 1 0 0 0 0 0 1 15 26 9.00 4.000																					
Dennis Powell, L ERA: 3.22 (8, 1)	1.1 6 2 0 0 0 1 0 0 0 0 0 0 11 16 0.00 1.500																					

New York Yankees @ Seattle Mariners
The Kingdome, Seattle, WA
Sun May 21 1989, 6:33 AM EDT
Att. 35,524 - Dome - 72 F

livebaseballscorecards.com

AB	38
R	6
H	13
RBI	6
BB	5
SO	4
LOB	24



Batter	1	2	3	4	5	6	7	8	9	AB R H RBI BB SO LOB
Harold Reynolds, S OBP: 0.353, SLG: 0.405 (1, 4) B C B B F B	4-2 G4-3 WP BB		1-3 K			3-2 G4-3		2-1 P5		3 0 0 0 1 1 0
Scott Bradley, L OBP: 0.382, SLG: 0.500 (1, 10) B C B X	2-1 G4-3 1-3			0-0 G1-3		1-3 K			0-0 IHR 1B	4 1 1 0 0 1 1
Ken Griffey Jr., L OBP: 0.357, SLG: 0.485 (1, 8) L S X	0-2 P6			2-3 K		1-0 2B			0-0 IHR	4 1 2 2 0 1 1
Darnell Coles, R OBP: 0.278, SLG: 0.331 (1, 3) C B B X	3-1 G5-3			2-1 1B		3-2 G6-3			1-1 L9	4 0 1 0 0 0 2
Jim Presley, R OBP: 0.341, SLG: 0.410 (1, 5)		0-3 K		2-3 K			1-1 L6		0-1 L8	4 0 0 0 0 2 1
Dave Valle, R OBP: 0.351, SLG: 0.462 (1, 2)		0-1 G3			4-2 G6-3 BB		2-2 G6-3		1-2 FC6-4 1B	3 0 1 0 1 0 0
Mickey Brantley, R OBP: 0.208, SLG: 0.194 (1, 9)		2-2 G6-3			2-1 G6-3 1-2		1-0 G5-3		1-2 FC6-4 1-2f	4 0 0 0 0 0 2
Dave Cochrane, S OBP: 0.273, SLG: 0.476 (1, 7) (9, 6)			0-3 K		2-3 K			1-3 K		3 0 0 0 0 3 1
Omar Vizquel, S OBP: 0.227, SLG: 0.195 Henry Cotto, R OBP: 0.312, SLG: 0.360 (8, PH) (9, 7)			2-3 K		0-1 G1-3			1-3 K		2 0 0 0 0 1 1 1 0 0 0 0 1 0


Inning Stats	R: 0 E: 0 K: 0 S: 9	H: 0 LOB: 1 BB: 1 P: 18	R: 0 E: 0 K: 1 S: 8	H: 0 LOB: 0 BB: 0 P: 10	R: 0 E: 0 K: 3 S: 9	H: 0 LOB: 0 BB: 0 P: 12	R: 0 E: 0 K: 2 S: 11	H: 1 LOB: 1 BB: 0 P: 17	R: 0 E: 0 K: 1 S: 9	H: 0 LOB: 1 BB: 1 P: 17	R: 0 E: 0 K: 1 S: 10	H: 1 LOB: 1 BB: 0 P: 18	R: 0 E: 0 K: 0 S: 6	H: 0 LOB: 0 BB: 0 P: 10	R: 0 E: 0 K: 2 S: 8	H: 0 LOB: 0 BB: 0 P: 12	R: 2 E: 0 K: 0 S: 12	H: 3 LOB: 1 BB: 0 P: 15	1B: 3 2B: 1 3B: 0 HR: 1	SF: 0 SAC: 0 DP: 0 HBP: 0	WP: 1 PB: 0 SB: 0 CS: 0	PA: 34
PITCHER Clay Parker, R ERA: 2.25 (1, 1)	IP 9.0 WLS W BF 34 H 5 R 2 ER 2 SO 10 BB 2 IBB 0 HBP 0 BLK 0 WP 1 HR 0 S 82 P 129 ERA 2.00 WHIP 0.778																					

BOTTOM

New York Yankees @ Seattle Mariners
The Kingdome, Seattle, WA

Sun May 21 1989, 6:33 AM EDT
Att. 35,524 - Dome - 72 F

AB	32
R	2
H	5
RBI	2
BB	2
SO	10
LOB	9



Batter	1	2	3	4	5	6	7	8	9	AB R H RBI BB SO LOB	TOP											
Brian Downing, R (1, 10) OBP: 0.371, SLG: 0.397	3-2 P2	3-2 1B		3-1 F7		0-1 F9		1-0 G5-3 BB HBP	4-0 2B BB	4 1 1 0 1 0 0												
Claudell Washington, L (1, 9) OBP: 0.365, SLG: 0.509	3-2 BLK 1B	2-3 K		2-1 P6		0-0 G4-3		4-0 G5-3 BB	1-3 K	5 1 1 0 1 2 4												
Johnny Ray, S (1, 4) OBP: 0.318, SLG: 0.370	2-1 G4-3 1B			4-1 BB 1B BB		2-2 S BB 2B 1B		2-0 F9	0-2 2B	5 2 3 4 1 1 2												
Devon White, S (1, 8) OBP: 0.353, SLG: 0.556	2-2 G4-3			0-0 F8		4-2 S 2B BB		0-1 G5-3	0-0 2B	5 2 2 1 1 0 4												
Wally Joyner, L (1, 3) OBP: 0.299, SLG: 0.315	0-2 P7			2-1 F8		2-1 1-H 2-H 2B		1-1 SH1-3 E 1B	1-2 G4-3	5 0 1 2 0 0 5												
Chili Davis, S (1, 7) OBP: 0.337, SLG: 0.444				1-0 HR 1B		2-3 K		4-0 E BB	1-0 HR	4 2 3 1 1 1 1												
Lance Parrish, R (1, 2) OBP: 0.338, SLG: 0.429				4-2 HR 1B		4-0 IBB		4-2 1-2 2-H BB	1-2 BB SH1-4 2B 1B	2 2 2 2 3 0 0												
Jack Howell, L (1, 5) OBP: 0.292, SLG: 0.322				0-0 P4		3-2 F7		0-0 F7	0-0 SH1-4	4 0 0 0 0 0 7												
Dick Schofield, R (1, 6) OBP: 0.288, SLG: 0.300				0-1 G6-3		0-3 K		0-1 G3	4-1 BB 2B BB	4 1 0 0 1 1 4												
Inning Stats	R: 1 E: 0 K: 0 S: 17	H: 2 LOB: 1 BB: 0 P: 27	R: 2 E: 0 K: 1 S: 18	H: 3 LOB: 1 BB: 0 P: 28	R: 0 E: 0 K: 0 S: 8	H: 1 LOB: 3 BB: 2 P: 19	R: 0 E: 0 K: 0 S: 6	H: 0 LOB: 0 BB: 0 P: 11	R: 2 E: 0 K: 2 S: 25	H: 2 LOB: 2 BB: 2 P: 42	R: 0 E: 0 K: 1 S: 7	H: 0 LOB: 0 BB: 0 P: 8	R: 1 E: 0 K: 0 S: 9	H: 1 LOB: 2 BB: 2 P: 18	R: 0 E: 0 K: 0 S: 6	H: 0 LOB: 2 BB: 1 P: 14	R: 5 E: 0 K: 1 S: 16	H: 4 LOB: 1 BB: 2 P: 27	1B: 8 2B: 3 3B: 0 HR: 2	SF: 0 SAC: 2 DP: 0 HBP: 1	WP: 0 PB: 0 SB: 3 CS: 0	PA: 50
PITCHER	IP WLS BF H R ER SO BB IBB HBP BLK WP HR S P ERA WHIP																					
Richard Dotson, R (1, 1) ERA: 5.88	4.0 L 23 8 5 5 1 3 0 0 0 0 0 1 61 105 11.25 2.750																					
Chuck Cary, L (5, 1) ERA: 2.7	2.2 12 1 1 1 3 2 1 0 0 0 0 0 27 46 3.38 1.125																					
Lance McCullers, R (7, 1) ERA: 3.72	0.1 2 0 0 0 0 0 0 0 1 0 0 0 2 3 0.00 0.000																					
Lee Guetterman, L (8, 1) ERA: 1.42	2.0 13 4 5 5 1 3 0 0 0 0 0 1 22 40 22.50 3.500																					

California Angels @ New York Yankees
 Yankee Stadium, Bronx, NY
 Wed May 24 1989, 7:05 PM EDT
 Att. 19,144 - Unknown - 61 F

AB	38
R	11
H	13
RBI	10
BB	9
SO	5
LOB	27



Batter	1	2	3	4	5	6	7	8	9	AB	R	H	RBI	BB	SO	LOB
Rickey Henderson, R (1, 7) OBP: 0.381, SLG: 0.402	1-1 G4-6-3 1B		1-1 G1-3	3-1 F9		0-0 SF8		1-0 G6-3		4	0	1	1	0	0	1
Steve Sax, R (1, 4) OBP: 0.383, SLG: 0.367	1-0 G4-6-3 1-2f		1-1 BB SF7 1B		4-2 1B 1B BB	0-2 F9		1-0 L4-3 1B		4	2	2	0	1	0	2
Don Mattingly, L (1, 3) OBP: 0.335, SLG: 0.350	2-2 1B 1B		0-1 BB 1B		1-0 1B 1B		0-1 HR	2-1 L4-3		5	1	4	1	0	0	1
Jesse Barfield, R (1, 9) OBP: 0.291, SLG: 0.377	0-1 1-3 1B		4-1 BB BB BB BB		1-2 P5		4-1 SH2-4 BLK BB		2-3 K	3	0	1	0	2	1	2
Steve Balboni, R (1, 10) OBP: 0.281, SLG: 0.477 Ken Phelps, L (7, PH) OBP: 0.383, SLG: 0.354	2-3 K		0-2 SF7		0-2 G6-4-3 1B		4-1 SH2-4 BB		1-2 P4	2	0	1	2	0	1	2
Tom Brookens, R (1, 5) (8, 6) OBP: 0.240, SLG: 0.309		1-3 K	2-0 G5-3		1-2 G6-4-3		0-1 SH2-4		0-2 F9	4	0	0	0	0	1	4
Bob Geren, R (1, 2) OBP: 0.429, SLG: 0.857 Don Slaught, R (6, PH) (7, 2) OBP: 0.312, SLG: 0.388		0-0 G1-3		1-1 SH2-4 1B		0-0 P4		0-1 P2		2	0	1	0	0	0	0
Alvaro Espinoza, R (1, 6) OBP: 0.291, SLG: 0.254 Mike Pagliarulo, L (7, PH) (8, 5) OBP: 0.255, SLG: 0.267		4-0 FC6-4 BB		0-1 SH2-4		2-2 1B SF8 1B		4-0 BB		1	1	1	0	1	0	0
Roberto Kelly, R (1, 8) OBP: 0.366, SLG: 0.417		0-2 FC6-4		2-1 G6-3		1-0 1B		1-2 L1-6-3		0	0	0	0	0	0	5

Inning Stats	R: 0	H: 3	E: 0	K: 1	S: 12	R: 0	H: 0	E: 0	K: 1	S: 8	R: 1	H: 2	E: 0	K: 0	S: 12	R: 0	H: 1	E: 0	K: 0	S: 8	R: 1	H: 2	E: 0	K: 0	S: 15	R: 1	H: 2	E: 0	K: 0	S: 12	R: 1	H: 2	E: 0	K: 0	S: 11	R: 0	H: 1	E: 0	K: 0	S: 4	R: 0	H: 0	E: 0	K: 1	S: 9	1B: 11	SF: 2	2B: 1	SAC: 2	3B: 0	DP: 3	HR: 1	HBP: 0	WP: 0	PA: 42
--------------	------	------	------	------	-------	------	------	------	------	------	------	------	------	------	-------	------	------	------	------	------	------	------	------	------	-------	------	------	------	------	-------	------	------	------	------	-------	------	------	------	------	------	------	------	------	------	------	--------	-------	-------	--------	-------	-------	-------	--------	-------	--------

PITCHER	IP	WLS	BF	H	R	ER	SO	BB	IBB	HBP	BLK	WP	HR	S	P	ERA	WHIP
Jim Abbott, L (1, 1) ERA: 3.72	5.1		27	10	3	3	2	3	0	0	0	0	0	62	97	5.06	2.438
Dan Petry, R (6, 1) ERA: 4.08	0.2		4	1	1	1	0	1	0	0	0	0	1	8	12	13.50	3.000
Bob McClure, L (7, 1) ERA: 0.82	0.1		2	0	0	0	0	1	0	0	1	0	0	3	7	0.00	3.000
Greg Minton, R (7, 1) ERA: 1.21	2.2	S	9	1	0	0	1	1	0	0	0	0	0	18	30	0.00	0.750


BOTTOM

California Angels @ New York Yankees
 Yankee Stadium, Bronx, NY

Wed May 24 1989, 7:05 PM EDT
 Att: 19,144 - Unknown - 61 F

livebaseballscorecards.com

AB	32
R	4
H	12
RBI	4
BB	6
SO	3
LOB	19



Batter	1	2	3	4	5	6	7	8	9
Rickey Henderson, R OBP: 0.376, SLG: 0.396 (1, 7)	2-0 G4-3 E SF8 1B		2-0 F8	1-1 G1-3		1-1 F8		3-3 K	
Steve Sax, R OBP: 0.379, SLG: 0.368 (1, 4)	2-2 G4-3 1-3		0-1 HR 2B	0-0 G4-3		0-1 L4		1-2 G5-3	
Don Mattingly, L OBP: 0.337, SLG: 0.372 (1, 3)	2-0 SF8 3-H		2-0 F8	2-0 HR			2-0 P5	3-1 1B	
Ken Phelps, L OBP: 0.384, SLG: 0.341 (1, 10)	3-3 K		4-2 HR BB	3-2 F9			4-1 1B 2B BB	3-2 L3	
Jesse Barfield, R OBP: 0.297, SLG: 0.403 (1, 9)		3-2 2B 1B	2-2 HR 1-H 2-H		1-3 K		0-2 P5		
Mike Pagliarulo, L OBP: 0.265, SLG: 0.311 (1, 5)		2-2 L9	2-2 HR		1-3 K		3-2 2B 1B 1B		
Don Slaught, R OBP: 0.331, SLG: 0.421 (1, 2)		0-0 2B	2-0 1B 1B		1-1 1B		0-0 1B 2B		
Alvaro Espinoza, R OBP: 0.298, SLG: 0.262 (1, 6)		2-3 K	0-0 1B		0-3 K		0-2 2B 1B		
Roberto Kelly, R OBP: 0.356, SLG: 0.404 (1, 8)		2-2 L9	1-1 G6-3			1-2 L4	0-2 G5-3		

Inning Stats	R: 1 E: 1 K: 1 S: 10	H: 1 LOB: 0 BB: 0 P: 19	R: 0 E: 0 K: 1 S: 16	H: 2 LOB: 2 BB: 0 P: 25	R: 4 E: 0 K: 0 S: 16	H: 5 LOB: 2 BB: 1 P: 31	R: 1 E: 0 K: 0 S: 10	H: 1 LOB: 0 BB: 0 P: 16	R: 0 E: 0 K: 3 S: 11	H: 1 LOB: 1 BB: 0 P: 14	R: 0 E: 0 K: 0 S: 7	H: 0 LOB: 0 BB: 0 P: 9	R: 2 E: 0 K: 0 S: 15	H: 3 LOB: 2 BB: 1 P: 24	R: 0 E: 0 K: 1 S: 12	H: 1 LOB: 1 BB: 0 P: 22
--------------	-------------------------------	----------------------------------	-------------------------------	----------------------------------	-------------------------------	----------------------------------	-------------------------------	----------------------------------	-------------------------------	----------------------------------	------------------------------	---------------------------------	-------------------------------	----------------------------------	-------------------------------	----------------------------------

PITCHER	IP	WLS	BF	H	R	ER	SO	BB	IBB	HBP	BLK	WP	HR	S	P	ERA	WHIP
Mike Witt, R ERA: 4.41 (1, 1)	2.2		17	8	5	4	2	1	0	0	0	0	2	40	72	13.50	3.375
Willie Fraser, R ERA: 4.09 (3, 1)	4.0	L	17	4	3	3	3	1	0	0	0	0	1	39	60	6.75	1.250
Bryan Harvey, R ERA: 4.2 (7, 1)	1.1		6	2	0	0	1	0	0	0	0	0	0	18	28	0.00	1.500

AB R H RBI BB SO LOB

5	1	1	0	0	1	0
5	1	1	0	0	0	1
4	1	2	2	0	0	1
3	2	0	0	2	1	1
4	1	2	3	0	1	1
4	2	2	1	0	1	1
4	0	4	1	0	0	0
4	0	2	1	0	2	3
4	0	0	0	0	0	6

1B: 8	SF: 1	WP: 0	PA: 40
2B: 3	SAC: 0	PB: 0	
3B: 0	DP: 0	SB: 0	
HR: 3	HBP: 0	CS: 0	

WP	HR	S	P	ERA	WHIP
0	1	18	28	0.00	1.500

California Angels @ New York Yankees
Yankee Stadium, Bronx, NY
Thu May 25 1989, 7:05 PM EDT
Att: 23,354 - Unknown - 65 F

livebaseballscorecards.com

AB	37
R	8
H	14
RBI	8
BB	2
SO	6
LOB	14



Batter	1	2	3	4	5	6	7	8	9	AB	R	H	RBI	BB	SO	LOB
Rickey Henderson, R (1, 7) OBP: 0.376, SLG: 0.395	1-2 L9			0-2 G6-3 1B			0-2 P4			3	0	1	0	0	0	0
Steve Sax, R (1, 4) OBP: 0.373, SLG: 0.362	1-2 F9			0-2 G6-3 1-2f			3-2 G5-3			3	0	0	0	0	0	1
Don Mattingly, L (1, 3) OBP: 0.332, SLG: 0.365	3-1 G4-3			2-2 P4			0-1 F8			3	0	0	0	0	0	0
Ken Phelps, L (1, 10) OBP: 0.376, SLG: 0.333		2-2 F8			3-2 F8			1-2 G5-3		2	0	0	0	0	0	0
Wayne Tolleson, S (8, PH) OBP: 0.267, SLG: 0.205										1	0	0	0	0	0	0
Jesse Barfield, R (1, 9) OBP: 0.291, SLG: 0.394		3-3 K			2-2 F9			3-1 P6		3	0	0	0	0	1	0
Mike Pagliarulo, L (1, 5) OBP: 0.257, SLG: 0.301		2-0 G4-1			0-2 F8			0-1 G4-3		3	0	0	0	0	0	0
Don Slaught, R (1, 2) OBP: 0.324, SLG: 0.412			0-0 G1-3			2-1 G6-3			3-2 G6-3	3	0	0	0	0	0	0
Alvaro Espinoza, R (1, 6) OBP: 0.291, SLG: 0.256			0-1 G4-3			1-0 F9			0-1 G6-3	3	0	0	0	0	0	0
Bob Brower, R (1, 8) OBP: 0.317, SLG: 0.414			1-1 G4-3			2-2 G5-3			2-2 G4-3	3	0	0	0	0	0	0

Inning Stats	R: 0	H: 0	E: 0	K: 0	S: 8	R: 0	H: 0	E: 0	K: 1	S: 10	R: 0	H: 0	E: 0	K: 0	S: 5	R: 0	H: 1	E: 0	K: 0	S: 10	R: 0	H: 0	E: 0	K: 0	S: 9	R: 0	H: 0	E: 0	K: 0	S: 6	R: 0	H: 0	E: 0	K: 0	S: 8	R: 0	H: 0	E: 0	K: 0	S: 9	R: 0	H: 0	E: 0	K: 0	S: 9	R: 0	H: 0	E: 0	K: 0	S: 14	R: 0	H: 0	E: 0	K: 0	S: 11	R: 0	H: 0	E: 0	K: 0	S: 13	R: 0	H: 0	E: 0	K: 0	S: 14	1B: 1	2B: 0	3B: 0	HR: 0	SF: 0	SAC: 0	DP: 1	HBP: 0	WP: 0	PB: 0	SB: 0	CS: 0	PA: 27
--------------	------	------	------	------	------	------	------	------	------	-------	------	------	------	------	------	------	------	------	------	-------	------	------	------	------	------	------	------	------	------	------	------	------	------	------	------	------	------	------	------	------	------	------	------	------	------	------	------	------	------	-------	------	------	------	------	-------	------	------	------	------	-------	------	------	------	------	-------	-------	-------	-------	-------	-------	--------	-------	--------	-------	-------	-------	-------	--------

PITCHER	IP	WLS	BF	H	R	ER	SO	BB	IBB	HBP	BLK	WP	HR	S	P	ERA	WHIP
Todd Burns, R (1, 1) ERA: 1.51	6.2	W	20	1	0	0	1	0	0	0	0	0	0	54	82	0.00	0.150
Rick Honeycutt, L (7, 1) ERA: 2.7	0.1		1	0	0	0	0	0	0	0	0	0	0	2	2	0.00	0.000
Eric Plunk, R (8, 1) ERA: 0.96	2.0		6	0	0	0	0	0	0	0	0	0	0	18	27	0.00	0.000

BOTTOM


Oakland Athletics @ New York Yankees
 Yankee Stadium, Bronx, NY

Fri May 26 1989, 7:05 PM EDT
 Att: 28,726 - Unknown - 70 F

livebaseballscorecards.com

AB	27
R	0
H	1
RBI	0
BB	0
SO	1
LOB	1



Batter	1	2	3	4	5	6	7	8	9	AB R H RBI BB SO LOB	TOP																												
Tony Phillips, S (1, 4) OBP: 0.390, SLG: 0.418	4-0 2B 1B BB	2-1 G6-3		4-1 FC5-4 BB		1-2 FC6-4 1-2f			1-0 G6-3	3 1 0 0 2 0 3																													
Carney Lansford, R (1, 5) OBP: 0.426, SLG: 0.471	2-1 1-3 1B 2B	3-2 G4-3		2-0 FC5-4 1-2f			2-2 G5-3		2-0 G6-3	5 1 1 0 0 0 4																													
Dave Henderson, R (1, 8) OBP: 0.375, SLG: 0.477	1-0 G1-4-3 1B 2-H 3-H		0-0 G6-3		0-0 F7		2-0 E5 G5-3		0-1 F9	5 0 1 2 0 0 0																													
Mark McGwire, R (1, 3) OBP: 0.302, SLG: 0.504	0-1 G1-4-3 1-2f		3-3 K		1-0 G6-3		3-2 G5-3 1-2			4 0 0 0 0 1 2																													
Terry Steinbach, R (1, 2) OBP: 0.414, SLG: 0.453	2-2 G5-3		1-1 1B		1-1 2B		4-0 IBB			3 0 2 0 1 0 0																													
Dave Parker, L (1, 10) OBP: 0.293, SLG: 0.398		2-0 HR	2-2 G3		2-1 F8		2-2 L3			4 1 1 1 0 0 4																													
Lance Blankenship, R (1, 9) OBP: 0.167, SLG: 0.333 Stan Javier, S (6, 9) OBP: 0.358, SLG: 0.381		1-2 F7		3-1 G5-3		1-3 K		2-1 F9		3 0 0 0 0 1 0 1 0 0 0 0 0 0	AB 35 R 3 H 8 RBI 3 BB 4 SO 4 LOB 14																												
Mike Gallego, R (1, 6) OBP: 0.368, SLG: 0.414		4-1 G6-3 1B BB		2-2 G6-3		0-1 FC6-4 1B		2-3 K		3 0 1 0 1 1 0																													
Luis Polonia, L (1, 7) OBP: 0.314, SLG: 0.371		0-0 G6-3 1B		0-0 BB 1B		0-3 K		0-0 B1-3		4 0 2 0 0 1 1																													
Inning Stats	R: 2 E: 0 K: 0 S: 9	H: 2 LOB: 0 BB: 1 P: 18	R: 1 E: 0 K: 0 S: 11	H: 2 LOB: 2 BB: 1 P: 23	R: 0 E: 0 K: 1 S: 9	H: 1 LOB: 1 BB: 0 P: 15	R: 0 E: 0 K: 0 S: 8	H: 1 LOB: 2 BB: 1 P: 19	R: 0 E: 0 K: 0 S: 6	H: 1 LOB: 1 BB: 0 P: 10	R: 0 E: 0 K: 2 S: 12	H: 1 LOB: 1 BB: 0 P: 14	R: 0 E: 1 K: 0 S: 13	H: 0 LOB: 2 BB: 1 P: 26	R: 0 E: 0 K: 1 S: 7	H: 0 LOB: 0 BB: 0 P: 11	R: 0 E: 0 K: 0 S: 4	H: 0 LOB: 0 BB: 0 P: 7	1B: 5 2B: 2 3B: 0 HR: 1	SF: 0 SAC: 0 DP: 1 HBP: 0	WP: 0 PB: 0 SB: 0 CS: 0	PA: 39																	
PITCHER Dave LaPoint, L (1, 1) ERA: 5.31 Chuck Cary, L (8, 1) ERA: 2.0	IP 7.0	WLS L	BF 33	H 8	R 3	ER 3	SO 3	BB 3	IBB 1	HBP 0	BLK 0	WP 0	HR 1	S 68	P 125	ERA 3.86	WHIP 1.571						PITCHER IP 2.0	WLS L	BF 6	H 0	R 0	ER 0	SO 1	BB 0	IBB 0	HBP 0	BLK 0	WP 0	HR 0	S 11	P 18	ERA 0.00	WHIP 0.000

Oakland Athletics @ New York Yankees
Yankee Stadium, Bronx, NY
Sat May 27 1989, 3:33 AM EDT
Att. 28,111 - Overcast - 75 F

livebaseballscorecards.com

BOTTOM

Oakland Athletics @ New York Yankees
Yankee Stadium, Bronx, NY
Sat May 27 1989, 3:33 AM EDT
Att. 28,111 - Overcast - 75 F

livebaseballscorecards.com

AB 32
R 0
H 6
RBI 0
BB 3
SO 6
LOB 16



WP: 0 PA: 35
PB: 0
SB: 2
CS: 0

AB R H RBI BB SO LOB

3 0 1 0 1 0 0

4 0 1 0 0 0 3

4 0 1 0 0 0 4

3 0 0 0 1 2 2

2 0 0 0 0 1 2
2 0 1 0 0 0 0

4 0 0 0 0 1 1

2 0 0 0 0 1 0
1 0 0 0 1 1 1

4 0 1 0 0 0 2

3 0 1 0 0 0 1

1B: 4 SF: 0
2B: 2 SAC: 0
3B: 0 DP: 1
HR: 0 HBP: 0

Batter	1	2	3	4	5	6	7	8	9
Rickey Henderson, R (1, 7) OBP: 0.378, SLG: 0.394	1-1 FC4-6 1B		2-2 G5-3		4-0 G1-3 BB			3-2 G5-3	
Steve Sax, R (1, 4) OBP: 0.371, SLG: 0.365	2-2 FC4-6 BB 1-2f		2-2 S 2B		1-0 G1-3			3-1 G4-3	
Don Mattingly, L (1, 3) OBP: 0.330, SLG: 0.368	0-1 P4		2-2 L8		0-1 G4-3			1-2 2B	
Jesse Barfield, R (1, 9) OBP: 0.290, SLG: 0.386	4-1 1-2 BB		2-0 G4-3		2-3 K			1-3 K	
Steve Balboni, R (1, 10) OBP: 0.276, SLG: 0.467 Ken Phelps, L (6, PH) OBP: 0.379, SLG: 0.337	0-2 P5			1-3 K		1-1 L7		0-0 FC6-4 1B	
Don Slaught, R (1, 2) OBP: 0.316, SLG: 0.400		0-1 F7		1-1 F9		2-0 F9		1-3 K	
Tom Brookens, R (1, 5) OBP: 0.234, SLG: 0.300 Mike Pagliaruto, L (7, PH) OBP: 0.262, SLG: 0.298 (8, 5)		0-1 F7		2-3 K			4-0 G6-4-3 BB	0-3 K	
Alvaro Espinoza, R (1, 6) OBP: 0.290, SLG: 0.256		1-1 1B			1-1 F8		1-2 G6-4-3 1-2f	0-0 FC6-4 1-2f	
Bob Brower, R (1, 8) OBP: 0.318, SLG: 0.410		1-2 G4-3			0-1 G1-3 S 1B		1-0 P6		

Inning Stats	R: 0	H: 1	E: 0	LOB: 2	K: 0	BB: 1	S: 11	R: 0	H: 1	E: 0	LOB: 1	K: 0	BB: 0	S: 10	R: 0	H: 1	E: 0	LOB: 1	K: 0	BB: 0	S: 11	R: 0	H: 0	E: 0	LOB: 0	K: 2	BB: 0	S: 8	R: 0	H: 1	E: 0	LOB: 2	K: 0	BB: 1	S: 7	R: 0	H: 0	E: 0	LOB: 0	K: 1	BB: 0	S: 6	R: 0	H: 0	E: 0	LOB: 0	K: 0	BB: 1	S: 5	R: 0	H: 1	E: 0	LOB: 1	K: 1	BB: 0	S: 11	R: 0	H: 1	E: 0	LOB: 1	K: 2	BB: 0	S: 8	R: 0	H: 1	E: 0	LOB: 1	K: 2	BB: 0	S: 9	1B: 4	SF: 0	2B: 2	SAC: 0	3B: 0	DP: 1	HR: 0	HBP: 0	WP: 0	PA: 35
--------------	------	------	------	--------	------	-------	-------	------	------	------	--------	------	-------	-------	------	------	------	--------	------	-------	-------	------	------	------	--------	------	-------	------	------	------	------	--------	------	-------	------	------	------	------	--------	------	-------	------	------	------	------	--------	------	-------	------	------	------	------	--------	------	-------	-------	------	------	------	--------	------	-------	------	------	------	------	--------	------	-------	------	-------	-------	-------	--------	-------	-------	-------	--------	-------	--------

PITCHER	IP	WLS	BF	H	R	ER	SO	BB	IBB	HBP	BLK	WP	HR	S	P	ERA	WHIP
Curt Young, L (1, 1) ERA: 4.68	5.0	W	21	4	0	0	2	2	0	0	0	0	0	47	74	0.00	1.200
Gene Nelson, R (6, 1) ERA: 2.5	3.0		10	1	0	0	2	1	0	0	0	0	0	22	41	0.00	0.667
Dennis Eckersley, R (9, 1) ERA: 1.45	0.1		2	1	0	0	1	0	0	0	0	0	0	4	5	0.00	3.000
Rick Honeycutt, L (9, 1) ERA: 2.63	0.2	S	2	0	0	0	1	0	0	0	0	0	0	4	4	0.00	0.000

PITCHER	IP	WLS	BF	H	R	ER	SO	BB	IBB	HBP	BLK	WP	HR	S	P	ERA	WHIP
---------	----	-----	----	---	---	----	----	----	-----	-----	-----	----	----	---	---	-----	------

BOTTOM

Oakland Athletics @ New York Yankees
Yankee Stadium, Bronx, NY

livebaseballscores.com

AB	36
R	3
H	10
RBI	2
BB	4
SO	8
LOB	15



WP:	1	PA:	40
PB:	0		
SB:	0		
CS:	1		

Sun May 28 1989, 3:33 AM EDT
Att. 38,527 - Unknown

Batter	1	2	3	4	5	6	7	8	9	AB	R	H	RBI	BB	SO	LOB
Rickey Henderson, R OBP: 0.383, SLG: 0.393	4-1 BB BB BB BB		3-3 K		3-2 1B		4-0 BB BB BB BB	1-1 G6-3		3	1	1	0	2	1	2
Steve Sax, R OBP: 0.376, SLG: 0.376	1 SAFE 1 B 1 SAFE 1 C 1 SAFE 1 P 1 SAFE	3-2 1 SAFE 1 SAFE 1 SAFE 1-2 F8 E 2B	3-2 1B		0-1 1B		1-0 SAFE SAFE SAFE 1 B 1 B 1 B 1 B	L8	2-0 G5-3	5	1	3	0	0	0	1
Don Mattingly, L OBP: 0.332, SLG: 0.366	1-0 F8		1-2 1B		2-2 G4-3		4-0 SAFE SAFE SAFE 1 B 1 B 1 B 1 B	1-2 BB	1-0 G4-3	4	0	1	0	1	0	3
Mel Hall, L OBP: 0.297, SLG: 0.324 Steve Balboni, R OBP: 0.280, SLG: 0.467	1-1 E4		2-2 P4				0-1 F9	1-0 1-2 2-H 1B	0-3 K	3	0	0	0	0	0	2
Jesse Barfield, R OBP: 0.289, SLG: 0.389	3-3 H S K			2-1 F7		2-2 WP 1B 2B	2-3 K			4	1	1	0	0	2	3
Mike Pagliarulo, L OBP: 0.271, SLG: 0.299		2-3 K		4-2 CS BB		3-2 2-H 1B		2-2 G4-3		3	0	1	1	1	1	0
Don Slaught, R OBP: 0.314, SLG: 0.396		3-2 F7		2-3 K		1-0 F9		0-1 2B 1B		4	0	1	0	0	1	2
Wayne Tolleson, S OBP: 0.245, SLG: 0.186		2-2 F9			0-0 G4-3		2-0 F7		2-3 K	4	0	0	0	0	1	2
Bob Brower, R OBP: 0.304, SLG: 0.391 Ken Phelps, L OBP: 0.379, SLG: 0.337 Tom Brookens, R OBP: 0.244, SLG: 0.324			0-0 G4-3		1-1 G4-3		2-3 K	0-1 2B		3	0	0	0	0	1	0
										0	0	0	0	0	0	0
										1	0	1	0	0	0	0

Batter	1	2	3	4	5	6	7	8	9
Rickey Henderson, R OBP: 0.383, SLG: 0.393	4-1 BB BB BB BB		3-3 K		3-2 1B		4-0 BB BB BB BB	1-1 G6-3	
Steve Sax, R OBP: 0.376, SLG: 0.376	1 SAFE 1 B 1 SAFE 1 C 1 SAFE 1 P 1 SAFE	3-2 1 SAFE 1 SAFE 1 SAFE 1-2 F8 E 2B	3-2 1B		0-1 1B		1-0 SAFE SAFE SAFE 1 B 1 B 1 B 1 B	L8	2-0 G5-3
Don Mattingly, L OBP: 0.332, SLG: 0.366	1-0 F8		1-2 1B		2-2 G4-3		4-0 SAFE SAFE SAFE 1 B 1 B 1 B 1 B	1-2 BB	1-0 G4-3
Mel Hall, L OBP: 0.297, SLG: 0.324 Steve Balboni, R OBP: 0.280, SLG: 0.467	1-1 E4		2-2 P4				0-1 F9	1-0 1-2 2-H 1B	0-3 K
Jesse Barfield, R OBP: 0.289, SLG: 0.389	3-3 H S K			2-1 F7		2-2 WP 1B 2B	2-3 K		
Mike Pagliarulo, L OBP: 0.271, SLG: 0.299		2-3 K		4-2 CS BB		3-2 2-H 1B		2-2 G4-3	
Don Slaught, R OBP: 0.314, SLG: 0.396		3-2 F7		2-3 K		1-0 F9		0-1 2B 1B	
Wayne Tolleson, S OBP: 0.245, SLG: 0.186		2-2 F9			0-0 G4-3		2-0 F7		2-3 K
Bob Brower, R OBP: 0.304, SLG: 0.391 Ken Phelps, L OBP: 0.379, SLG: 0.337 Tom Brookens, R OBP: 0.244, SLG: 0.324			0-0 G4-3		1-1 G4-3		2-3 K	0-1 2B	

Inning	1	2	3	4	5	6	7	8	9
R	1	0	0	0	0	1	1	0	0
H	1	0	2	0	2	2	1	2	0
E	1	0	0	0	0	0	0	0	0
K	1	1	1	1	0	2	2	1	1
S	15	11	16	11	13	10	9	12	5
LOB	1	0	2	1	2	1	2	2	0
BB	1	0	0	0	0	0	2	0	0
P	26	18	25	19	19	18	23	17	8

PITCHER	IP	WLS	BF	H	R	ER	SO	BB	IBB	HBP	BLK	WP	HR	S	P	ERA	WHIP
Mike Moore, R ERA: 1.94	(1, 1)	5.1	24	7	2	1	4	2	0	0	0	1	0	74	120	1.69	1.688
Eric Plunk, R ERA: 1.37	(6, 1)	1.0	4	0	1	1	1	1	0	0	0	0	0	6	15	9.00	1.000
Greg Cadaret, L ERA: 2.95	(7, 1)	0.1	3	1	0	0	0	1	0	0	0	0	0	2	8	0.00	6.000
Jim Corsi, R ERA:	(7, 1)	1.0	4	1	0	0	2	0	0	0	0	0	0	11	17	0.00	1.000
Rick Honeycutt, L ERA: 2.49	(8, 1)	1.1	S 5	1	0	0	1	0	0	0	0	0	0	9	13	0.00	0.750

Batter	1	2	3	4	5	6	7	8	9	AB R H RBI BB SO LOB	TOP	
Harold Reynolds, S (1, 10) OBP: 0.367, SLG: 0.397	2-3 K	4-0 FC6-4 BB			4-0 G3-6-3 1B BB	2-1 G6-3			1-1 1B	3 1 1 0 2 1 1		
Scott Bradley, L (1, 2) OBP: 0.368, SLG: 0.493 Henry Cotto, R (9, PH) OBP: 0.312, SLG: 0.353	1-0 BB 1B	0-0 FC6-4			2-1 G3-6-3 1B		0-2 L8		1-0 F9	4 0 2 0 0 0 3 1 0 0 0 0 0 1		
Greg Briley, L (1, 4) OBP: 0.383, SLG: 0.453	1-1 P5				0-1 G3-6-3 1B		0-1 HR		0-1 L8	5 1 1 1 0 0 4		
Jeffrey Leonard, R (1, 7) OBP: 0.337, SLG: 0.477	4-0 1B BB				0-0 G6-3 1B		2-3 K		3-3 K	4 0 1 1 1 2 1		
Ken Griffey Jr., L (1, 8) OBP: 0.355, SLG: 0.481	1-3 K				0-0 G3		1-2 2B			4 0 1 0 0 1 3		
Jim Presley, R (1, 5) OBP: 0.313, SLG: 0.396					1-3 K		2-3 K			4 0 2 0 0 2 1		
Darnell Coles, R (1, 9) OBP: 0.259, SLG: 0.302					2-1 1B			0-2 P4		4 1 1 0 0 0 2		
Dave Cochrane, S (1, 3) OBP: 0.290, SLG: 0.448					0-0 F8 1B		1-0 2B		0-0 F9	4 0 1 0 0 0 3		
Omar Vizquel, S (1, 6) OBP: 0.257, SLG: 0.257					0-1 P6		3-1 SF8		0-0 G1-3	3 0 0 1 0 0 3		
Inning Stats	R: 0 H: 1 E: 0 LOB: 2 K: 2 BB: 1 S: 9 P: 18	R: 0 H: 1 E: 1 LOB: 3 K: 0 BB: 1 S: 9 P: 17	R: 0 H: 0 E: 0 LOB: 0 K: 0 BB: 0 S: 5 P: 6	R: 0 H: 1 E: 0 LOB: 1 K: 1 BB: 0 S: 8 P: 11	R: 1 H: 2 E: 0 LOB: 1 K: 0 BB: 1 S: 6 P: 12	R: 1 H: 2 E: 0 LOB: 1 K: 0 BB: 0 S: 7 P: 13	R: 1 H: 2 E: 0 LOB: 1 K: 2 BB: 0 S: 15 P: 20	R: 0 H: 0 E: 0 LOB: 0 K: 0 BB: 0 S: 8 P: 8	R: 0 H: 1 E: 0 LOB: 1 K: 1 BB: 0 S: 8 P: 13	1B: 6 SF: 1 2B: 3 SAC: 0 3B: 0 DP: 1 HR: 1 HBP: 0	WP: 0 PA: 40 PB: 0 SB: 0 CS: 0	
PITCHER	IP WLS BF H R ER SO BB IBB HBP BLK WP HR S P ERA WHIP											
Richard Dotson, R (1, 1) ERA: 5.51	6.2 W 32 9 3 3 4 3 0 0 0 0 0 1 56 92 4.05 1.800											
Lance McCullers, R (7, 1) ERA: 3.13	1.1 5 1 0 0 1 0 0 0 0 0 0 0 13 16 0.00 0.750											
Dave Righetti, L (9, 1) ERA: 3.1	1.0 S 3 0 0 0 1 0 0 0 0 0 0 0 6 10 0.00 0.000											

Seattle Mariners @ New York Yankees
 Yankee Stadium, Bronx, NY
 Mon May 29 1989, 3:33 AM EDT
 Att. 31,897 - Sunny - 75 F

livebaseballscorecards.com

AB	36
R	3
H	10
RBI	3
BB	3
SO	6
LOB	22



Batter	1	2	3	4	5	6	7	8	9	AB R H RBI BB SO LOB
Rickey Henderson, R OBP: 0.390, SLG: 0.394 (1, 7)	2-2 1B WP G4-3 1B		4-2 1B BB	1-1 P3		4-1 FC6 BB				2 2 1 0 2 0 1
Steve Sax, R OBP: 0.374, SLG: 0.374 (1, 4)	0-2 G4-3 1-2		0-0 1B SF7 1B		2-1 L8	3-2 FC6 BB				4 1 1 0 0 0 4
Don Mattingly, L OBP: 0.335, SLG: 0.369 (1, 3)	1-0 WP SF8 1B		1-0 SF7 1B		1-1 G6-3		0-1 G3			4 1 2 1 0 0 0
Jesse Barfield, R OBP: 0.288, SLG: 0.384 (1, 9)	4-1 CS BB		1-2 SF7 1B		2-2 G6-3		2-2 G5-3			2 0 0 1 1 0 0
Steve Balboni, R OBP: 0.269, SLG: 0.453 (1, 10)	0-0 SF8		1-0 P6			0-3 K	3-3 K			3 0 0 1 0 2 1
Don Slaught, R OBP: 0.319, SLG: 0.395 (1, 2)	1-2 CS	3-2 F8		4-0 S 2B BB		1-0 G5-3		0-0 SH3-4 1B		3 1 1 0 1 0 0
Mike Pagliarulo, L OBP: 0.288, SLG: 0.320 (1, 5)		0-1 G4-6-3 1B		1-2 SH1-4 1-H 2B		4-1 S 2B BB		3-2 P6		3 1 2 1 1 0 1
Alvaro Espinoza, R OBP: 0.293, SLG: 0.267 (1, 6)		1 SAFE 1 SAFE G4-6-3		0-0 SH1-4		2-1 BB 1-H 2B		0-0 SH3-4		2 0 1 1 0 0 1
Bob Brower, R OBP: 0.301, SLG: 0.373 (1, 8)			1-0 L4	3-2 F8		4-2 BB BB		2-0 G5-3		3 0 0 0 1 0 2

Inning Stats	R: 2 E: 0 K: 0 S: 12	H: 2 LOB: 0 BB: 1 P: 20	R: 0 E: 0 K: 0 S: 7	H: 1 LOB: 0 BB: 0 P: 10	R: 2 E: 0 K: 0 S: 9	H: 2 LOB: 1 BB: 1 P: 17	R: 1 E: 0 K: 0 S: 11	H: 1 LOB: 1 BB: 1 P: 20	R: 0 E: 0 K: 0 S: 7	H: 0 LOB: 0 BB: 0 P: 12	R: 1 E: 0 K: 1 S: 15	H: 1 LOB: 3 BB: 3 P: 33	R: 0 E: 0 K: 1 S: 11	H: 0 LOB: 0 BB: 0 P: 16	R: 0 E: 0 K: 0 S: 7	H: 1 LOB: 1 BB: 0 P: 12	1B: 6 2B: 2 3B: 0 HR: 0	SF: 2 SAC: 2 DP: 1 HBP: 0	WP: 1 PB: 0 SB: 2 CS: 1	PA: 37
--------------	-------------------------------	----------------------------------	------------------------------	----------------------------------	------------------------------	----------------------------------	-------------------------------	----------------------------------	------------------------------	----------------------------------	-------------------------------	----------------------------------	-------------------------------	----------------------------------	------------------------------	----------------------------------	----------------------------------	------------------------------------	----------------------------------	--------


PITCHER	IP	WLS	BF	H	R	ER	SO	BB	IBB	HBP	BLK	WP	HR	S	P	ERA	WHIP
Dennis Powell, L ERA: 4.5 (1, 1)	4.0	L	19	6	5	5	0	3	0	0	0	1	0	39	67	11.25	2.250
Michael Jackson, R ERA: 3.77 (5, 1)	1.2		7	1	1	1	1	1	0	0	0	0	0	15	27	5.40	1.200
Jerry Reed, R ERA: 3.06 (6, 1)	0.1		3	0	0	0	0	2	0	0	0	0	0	7	18	0.00	6.000
Mike Schooler, R ERA: 1.88 (7, 1)	2.0		7	1	0	0	1	0	0	0	0	0	0	18	28	0.00	0.500

BOTTOM

Seattle Mariners @ New York Yankees
 Yankee Stadium, Bronx, NY
 Mon May 29 1989, 3:33 AM EDT
 Att. 31,897 - Sunny - 75 F

livebaseballscorecards.com

AB	26
R	6
H	8
RBI	5
BB	6
SO	2
LOB	10



Batter	1	2	3	4	5	6	7	8	9	AB R H RBI BB SO LOB	TOP
Harold Reynolds, S (1, 4) <small>OBP: 0.361, SLG: 0.389</small> Mario Diaz, R (8, 4) <small>OBP: 0.243, SLG: 0.242</small>	1-0 	1-1 			1-1 		3-2 			4 0 0 0 0 0 3 0 0 0 0 0 0 0	
Scott Bradley, L (1, 2) <small>OBP: 0.350, SLG: 0.465</small>	1-0 		1-3 		1-1 			1-1 		4 0 0 0 0 1 1	
Greg Briley, L (1, 7) <small>OBP: 0.391, SLG: 0.474</small>	0-0 		0-1 			0-0 		1-0 		4 1 2 0 0 0 0	
Jeffrey Leonard, R (1, 10) <small>OBP: 0.335, SLG: 0.472</small>	3-3 		1-1 			2-2 		1-1 		4 0 1 0 0 1 2	
Ken Griffey Jr., L (1, 8) <small>OBP: 0.358, SLG: 0.519</small>		0-0 		0-1 		0-0 		1-3 		4 2 2 3 0 1 1	
Jim Presley, R (1, 5) <small>OBP: 0.312, SLG: 0.392</small>		1-1 		1-0 		0-3 		0-3 		4 0 1 0 0 2 0	
Darnell Coles, R (1, 9) <small>OBP: 0.254, SLG: 0.296</small>		2-2 		2-2 		0-2 		1-2 		4 0 0 0 0 0 1	
Dave Cochrane, S (1, 3) <small>OBP: 0.314, SLG: 0.438</small>		3-2 		4-2 		0-0 		2-2 		3 0 1 0 1 0 0	
Omar Vizquel, S (1, 6) <small>OBP: 0.252, SLG: 0.252</small>		1-3 		0-0 		1-2 				2 0 0 0 0 1 2	
Inning Stats	R: 0 H: 1 E: 0 LOB: 1 K: 1 BB: 0 S: 6 P: 11	R: 1 H: 3 E: 0 LOB: 2 K: 1 BB: 0 S: 15 P: 23	R: 0 H: 0 E: 0 LOB: 0 K: 1 BB: 0 S: 7 P: 9	R: 0 H: 0 E: 0 LOB: 0 K: 0 BB: 0 S: 6 P: 9	R: 0 H: 0 E: 0 LOB: 1 K: 0 BB: 1 S: 7 P: 13	R: 2 H: 2 E: 0 LOB: 0 K: 1 BB: 0 S: 11 P: 13	R: 0 H: 0 E: 0 LOB: 0 K: 0 BB: 0 S: 7 P: 11	R: 0 H: 1 E: 0 LOB: 1 K: 1 BB: 0 S: 8 P: 12	R: 0 H: 0 E: 0 LOB: 0 K: 1 BB: 0 S: 11 P: 14	1B: 4 SF: 0 2B: 1 SAC: 1 3B: 0 DP: 0 HR: 2 HBP: 0	WP: 0 PA: 35 PB: 0 SB: 0 CS: 0
PITCHER Jimmy Jones, R (1, 1) <small>ERA: 3.86</small> Chuck Cary, L (8, 1) <small>ERA: 1.64</small>	IP WLS BF H R ER SO BB IBB HBP BLK WP HR S P ERA WHIP 7.0 L 28 6 3 3 4 1 0 0 0 0 2 59 89 3.86 1.000										

Seattle Mariners @ New York Yankees
 Yankee Stadium, Bronx, NY
 Tue May 30 1989, 7:05 PM EDT
 Att. 15,275 - Unknown

livebaseballscorecards.com

AB	33
R	3
H	7
RBI	3
BB	1
SO	6
LOB	10



Batter	1	2	3	4	5	6	7	8	9	AB	R	H	RBI	BB	SO	LOB
Rickey Henderson, R (1, 7) OBP: 0.396, SLG: 0.396	3-3 K			3-2 1B	4-1 BB		4-2 BB			2	1	1	0	2	1	0
Steve Sax, R (1, 4) OBP: 0.367, SLG: 0.366	1-1 G4-3			3-3 K	1-1 FC5		0-1 G4-6-3			4	0	0	0	0	1	6
Don Mattingly, L (1, 3) OBP: 0.333, SLG: 0.366	1-0 F9			0-1 1B		2-2 F9		1-2 G6-3		4	0	1	1	0	0	0
Jesse Barfield, R (1, 9) (8, 8) OBP: 0.293, SLG: 0.383		2-2 1B		2-3 K		4-0 2B		0-0 G5-3		3	1	1	0	1	1	1
Steve Balboni, R (1, 10) OBP: 0.262, SLG: 0.439		1-2 P3		2-0 F7		0-3 K		4-1 BB		3	0	0	0	0	1	2
Ken Phelps, L (8, PH) OBP: 0.385, SLG: 0.337										0	0	0	0	1	0	0
Wayne Tolleson, S (8, PR) OBP: 0.245, SLG: 0.186										0	0	0	0	0	0	0
Don Slaught, R (1, 2) OBP: 0.317, SLG: 0.397		0-0 L7				0-0 G6-3		1-1 2B		4	0	1	1	0	0	1
Mike Pagliarulo, L (1, 5) OBP: 0.287, SLG: 0.311			1-3 K		4-2 1B	0-0 G4-3			2-1 F7	3	0	0	0	1	1	1
Alvaro Espinoza, R (1, 6) OBP: 0.299, SLG: 0.274			0-0 CS		0-1 FC5		0-1 G4-3		1-2 G6-3	4	0	2	0	0	0	0
Bob Brower, R (1, 8) OBP: 0.293, SLG: 0.362			2-1 L6		1-3 1B		2-1 1B		1-0 G4-3	2	0	0	0	0	1	3
Mel Hall, L (7, PH) OBP: 0.308, SLG: 0.333										2	0	1	0	0	0	0

Inning Stats	R: 0	H: 0	E: 0	K: 1	S: 7	R: 0	H: 1	E: 0	K: 0	S: 10	R: 0	H: 1	E: 0	K: 1	S: 6	R: 1	H: 2	E: 0	K: 2	S: 16	R: 0	H: 1	E: 0	K: 1	S: 11	R: 1	H: 1	E: 0	K: 1	S: 10	R: 0	H: 1	E: 0	K: 0	S: 9	R: 0	H: 0	E: 0	K: 0	S: 6	R: 0	H: 0	E: 0	K: 0	S: 6	R: 0	H: 0	E: 0	K: 0	S: 6
	LOB: 0	BB: 0	P: 12	LOB: 0	BB: 0	P: 13	LOB: 0	BB: 0	P: 9	LOB: 1	BB: 0	P: 26	LOB: 3	BB: 2	P: 21	LOB: 1	BB: 1	P: 17	LOB: 1	BB: 1	P: 15	LOB: 1	BB: 1	P: 11	LOB: 0	BB: 1	P: 11	LOB: 0	BB: 0	P: 10	LOB: 0	BB: 0	P: 10	1B: 6	SF: 0	2B: 1	SAC: 0	3B: 0	DP: 1	HR: 0	HBP: 0									

BOTTOM

Seattle Mariners @ New York Yankees
 Yankee Stadium, Bronx, NY
 Tue May 30 1989, 7:05 PM EDT
 Att. 15,275 - Unknown

livebaseballscorecards.com

AB	31
R	2
H	7
RBI	2
BB	5
SO	6
LOB	14



PITCHER	IP	WLS	BF	H	R	ER	SO	BB	IBB	HBP	BLK	WP	HR	S	P	ERA	WHIP
Randy Johnson, L (1, 1) ERA: 6.06	6.0	W	25	6	2	2	6	3	0	0	0	1	0	60	98	3.00	1.500
Tom Niedenfuer, R (7, 1) ERA: 12.6	2.0		8	1	0	0	0	2	0	0	0	1	0	15	26	0.00	1.500
Mike Schooler, R (9, 1) ERA: 1.8	1.0	S	3	0	0	0	0	0	0	0	0	0	0	6	10	0.00	0.000

Batter	1	2	3	4	5	6	7	8	9	AB R H RBI BB SO LOB	TOP											
Harold Reynolds, S (1, 4) OBP: 0.366, SLG: 0.404	0-1 1B 2B	0-0 1-3 3-H 2B			0-1 B1-3		1-0 SAFE 1-2 G6-4-3 1B		1-0 F9	5 1 3 1 0 0 0												
Scott Bradley, L (1, 2) OBP: 0.333, SLG: 0.440 Henry Cotto, R (9, PH) OBP: 0.309, SLG: 0.350	0-0 F7	0-0 P2			1-1 G3		1-0 1-2f 2-3 G6-4-3		1-0 G6-3	4 0 0 0 0 0 5 1 0 0 0 0 0 0												
Greg Briley, L (1, 7) OBP: 0.412, SLG: 0.466	4-0 1B BB				4-1 BB		4-0 HR BB			1 1 0 0 3 0 0												
Jeffrey Leonard, R (1, 10) OBP: 0.333, SLG: 0.484	1-1 P3				0-2 G5-3		2-1 1-H 3-H HR			4 1 1 3 0 1 3												
Ken Griffey Jr., L (1, 8) OBP: 0.362, SLG: 0.519	3-2 1-3 2-H 1B				2-2 1B		1-0 F7		1-0 F8	4 0 2 1 0 0 0												
Jim Presley, R (1, 5) OBP: 0.310, SLG: 0.388					0-1 G4-3		2-2 1B 1B		1-3 K	4 0 1 0 0 2 1												
Mickey Brantley, R (1, 9) OBP: 0.214, SLG: 0.212					1-1 F8		0-1 1-2 G6-4-3 1B		1-2 L4	4 1 2 0 0 0 0												
Dave Cochrane, S (1, 3) OBP: 0.282, SLG: 0.389					2-2 F8		1-2 1-2f G6-4-3		1-0 G6-3	4 0 0 0 0 1 3												
Omar Vizquel, S (1, 6) OBP: 0.263, SLG: 0.264 Darnell Coles, R (9, PH) OBP: 0.252, SLG: 0.294					1-1 G4-3		1-2 G6-4-3 HR 1B		1-3 K	3 1 2 0 0 0 0 1 0 0 0 0 1 0												
Inning Stats	R: 1 E: 0 K: 0 S: 10	H: 2 LOB: 2 BB: 1 P: 18	R: 1 E: 0 K: 2 S: 11	H: 3 LOB: 2 BB: 0 P: 14	R: 0 E: 0 K: 1 S: 11	H: 1 LOB: 1 BB: 0 P: 15	R: 0 E: 0 K: 0 S: 9	H: 0 LOB: 0 BB: 0 P: 13	R: 0 E: 0 K: 0 S: 8	H: 0 LOB: 1 BB: 1 P: 13	R: 0 E: 0 K: 0 S: 13	H: 2 LOB: 1 BB: 0 P: 18	R: 3 E: 0 K: 0 S: 9	H: 3 LOB: 0 BB: 1 P: 19	R: 0 E: 0 K: 1 S: 9	H: 0 LOB: 0 BB: 0 P: 12	R: 0 E: 0 K: 1 S: 5	H: 0 LOB: 0 BB: 0 P: 8	1B: 7 2B: 3 3B: 0 HR: 1	SF: 0 SAC: 0 DP: 2 HBP: 0	WP: 0 PB: 0 SB: 0 CS: 0	PA: 38
PITCHER	IP WLS BF H R ER SO BB IBB HBP BLK WP HR S P ERA WHIP																					
Andy Hawkins, R (1, 1) ERA: 6.29	7.0 W 32 11 5 5 3 3 0 0 0 0 0 1 71 110 6.43 2.000																					
Lee Guetterman, L (8, 1) ERA: 1.24	2.0 S 6 0 0 0 0 2 0 0 0 0 0 0 14 20 0.00 0.000																					

Seattle Mariners @ New York Yankees
 Yankee Stadium, Bronx, NY
 Wed May 31 1989, 7:05 PM EDT
 Att: 22,946 - Unknown

livebaseballscorecards.com

AB	35
R	5
H	11
RBI	5
BB	3
SO	5
LOB	12



Batter	1	2	3	4	5	6	7	8	9
Rickey Henderson, R OBP: 0.405, SLG: 0.397 (1, 7)	4-1 FC4-6 BB	4-2 BB		4-1 S BB					
Steve Sax, R OBP: 0.368, SLG: 0.367 (1, 4)	2-1 FC4-6 1B 1-2f	0-0 G6-3		2-2 G6-3 1-2					
Don Mattingly, L OBP: 0.344, SLG: 0.394 (1, 3)	2-1 1B 1-2			2-0 G4-6-3 1B					
Mel Hall, L OBP: 0.295, SLG: 0.325 (1, 10)	1-2 1B 1-2 2-H			0-0 G4-6-3 1-2f					
Jesse Barfield, R OBP: 0.291, SLG: 0.373 (1, 9)	3-3 K			2-3 K					
Mike Pagliarulo, L OBP: 0.283, SLG: 0.315 (1, 5)	1-0 F7			1-1 F9					
Don Slaught, R OBP: 0.327, SLG: 0.399 (1, 2)				2-2 WP G4-3 1B					
Alvaro Espinoza, R OBP: 0.306, SLG: 0.283 (1, 6)				1-0 G4-3 WP 1B					
Deion Sanders, L OBP: 0.250, SLG: 0.250 (1, 8)				2-0 G4-3 1-3 2-H					

Inning Stats	R: 1 E: 0 K: 14 S: 14	H: 2 LOB: 2 BB: 1 P: 27	R: 0 E: 0 K: 9 S: 9	H: 0 LOB: 2 BB: 2 P: 17	R: 0 E: 0 K: 1 S: 5	H: 1 LOB: 0 BB: 0 P: 9	R: 1 E: 0 K: 0 S: 12	H: 2 LOB: 2 BB: 1 P: 23	R: 0 E: 0 K: 1 S: 6	H: 0 LOB: 0 BB: 0 P: 6	R: 0 E: 0 K: 1 S: 6	H: 0 LOB: 0 BB: 0 P: 10	R: 5 E: 0 K: 1 S: 18	H: 6 LOB: 3 BB: 2 P: 33	R: 2 E: 0 K: 0 S: 9	H: 2 LOB: 0 BB: 0 P: 15
--------------	--------------------------------	----------------------------------	------------------------------	----------------------------------	------------------------------	---------------------------------	-------------------------------	----------------------------------	------------------------------	---------------------------------	------------------------------	----------------------------------	-------------------------------	----------------------------------	------------------------------	----------------------------------

PITCHER	IP	WLS	BF	H	R	ER	SO	BB	IBB	HBP	BLK	WP	HR	S	P	ERA	WHIP
Brian Holman, R ERA: 5.22 (1, 1)	6.0		29	8	5	5	4	4	0	0	0	1	0	59	103	7.50	2.000
Steve Trout, L ERA: 6.3 (7, 1)	0.1	L	2	1	0	0	0	0	0	0	0	0	0	3	4	0.00	3.000
Jerry Reed, R ERA: 3.65 (7, 1)	1.2		11	4	4	4	1	1	1	0	0	1	1	17	33	21.60	3.000


BOTTOM

Seattle Mariners @ New York Yankees
Yankee Stadium, Bronx, NY

Wed May 31 1989, 7:05 PM EDT
Att. 22,946 - Unknown

AB	34
R	9
H	13
RBI	9
BB	6
SO	5
LOB	18

livebaseballscores.com



1B: 11	SF: 1	WP: 2	PA: 42
2B: 1	SAC: 1	PB: 0	
3B: 0	DP: 1	SB: 4	
HR: 1	HBP: 0	CS: 0	

Batter	1	2	3	4	5	6	7	8	9	AB R H RBI BB SO LOB
Paul Molitor, R OBP: 0.374, SLG: 0.474 (1, 5) BB FC5-4 BB	4-1 FC5-4 BB	2-2 1-H 2-H 2B 2B		2-1 1B 2B		0-2 L3				3 2 2 2 1 0 0
Robin Yount, R OBP: 0.380, SLG: 0.467 (1, 8) SAFE FC5-4 1B BLK 1-2f SF9	2-1 FC5-4 1B BLK 1-2f SF9	2-1 G6-3		1-1 1B 1B		3-2 P3				4 1 1 1 0 0 2
Gary Sheffield, R OBP: 0.319, SLG: 0.364 (1, 6) SAFE HBP 1B 1-3	1-2 HBP 1B	0-1 2-H 2B		0-2 1-2 1B		0-1 L4				4 0 3 1 0 0 0
Rob Deer, R OBP: 0.321, SLG: 0.457 (1, 9) SAFE HBP 1-2	1-1 HBP	2-3 K		1-3 K		0-3 K				3 0 0 0 0 3 3
Glenn Braggs, R OBP: 0.302, SLG: 0.415 (1, 10) SAFE SF9 3-H	1-1 SF9			3-2 F9		0-0 G6-3				3 0 0 1 0 0 2
Greg Brock, L OBP: 0.250, SLG: 0.625 (1, 3) SAFE P6	1-1 P6			0-0 G1-3 1B		0-0 F8				4 0 1 0 0 1 2
B.J. Surhoff, L OBP: 0.277, SLG: 0.342 (1, 2) SAFE K		0-3 K		1-1 G1-3		1-1 G4-3				4 0 0 0 0 1 1
Mike Felder, S OBP: 0.233, SLG: 0.175 (1, 7) SAFE S CI 2B 1B		1-1 S CI 2B 1B		1-0 G6-3		0-1 F8				4 1 1 0 0 0 1
Jim Gantner, L OBP: 0.299, SLG: 0.291 (1, 4) SAFE CI 2B		1-2 CI 2B		1-2 F7		0-0 G6-3				2 1 0 0 0 0 0

Inning Stats	R: 1	H: 1	E: 0	K: 0	S: 12	LOB: 2	BB: 1	P: 22	R: 3	H: 3	E: 1	K: 2	S: 21	LOB: 1	BB: 0	P: 28	R: 0	H: 1	E: 0	K: 0	S: 7	LOB: 1	BB: 0	P: 10	R: 1	H: 3	E: 0	K: 1	S: 19	LOB: 2	BB: 0	P: 27	R: 0	H: 0	E: 0	K: 0	S: 5	LOB: 0	BB: 0	P: 6	R: 0	H: 0	E: 0	K: 0	S: 8	LOB: 0	BB: 0	P: 11	R: 0	H: 0	E: 0	K: 1	S: 6	LOB: 0	BB: 0	P: 6	R: 0	H: 0	E: 0	K: 1	S: 7	LOB: 0	BB: 0	P: 8	1B: 5	2B: 3	3B: 0	HR: 0	SF: 1	SAC: 0	DP: 0	HBP: 1
--------------	------	------	------	------	-------	--------	-------	-------	------	------	------	------	-------	--------	-------	-------	------	------	------	------	------	--------	-------	-------	------	------	------	------	-------	--------	-------	-------	------	------	------	------	------	--------	-------	------	------	------	------	------	------	--------	-------	-------	------	------	------	------	------	--------	-------	------	------	------	------	------	------	--------	-------	------	-------	-------	-------	-------	-------	--------	-------	--------

PITCHER	IP	WLS	BF	H	R	ER	SO	BB	IBB	HBP	BLK	WP	HR	S	P	ERA	WHIP
Dave LaPoint, L ERA: 5.6 (1, 1)	3.1	L	21	8	5	4	2	1	0	1	1	0	0	52	76	10.80	2.700
Dale Mohorcic, R ERA: 3.56 (4, 1)	3.2		11	0	0	0	2	0	0	0	0	0	0	26	34	0.00	0.000
Chuck Cary, L ERA: 1.5 (8, 1)	1.0		3	0	0	0	1	0	0	0	0	0	0	7	8	0.00	0.000


BOTTOM

New York Yankees @ Milwaukee Brewers
Milwaukee County Stadium, Milwaukee, WI

Thu Jun 01 1989, 8:05 PM EDT
Att: 18,991 - Unknown - 55 F

livebaseballscorecards.com

AB	31
R	5
H	8
RBI	5
BB	1
SO	5
LOB	11



WP: 0	PA: 35
PB: 0	
SB: 2	
CS: 0	

New York Yankees @ Milwaukee Brewers
 Milwaukee County Stadium, Milwaukee, WI

Fri Jun 02 1989, 8:05 PM EDT
 Att. 28,876 - Unknown - 60 F

livebaseballscorecards.com

AB	36
R	2
H	7
RBI	2
BB	2
SO	3
LOB	12



WP : 0	PA : 40
PB : 0	
SB : 2	
CS : 0	

Batter	1	2	3	4	5	6	7	8	9	10	AB	R	H	RBI	BB	SO	LOB
Paul Molitor, R OBP: 0.369, SLG: 0.478 (1, 5)	G5-3		G4-3 3B		P3			G2-3		F7	5	1	1	0	0	0	3
Robin Yount, R OBP: 0.378, SLG: 0.462 (1, 8)	G6-3		G4-3			G6-3		SH1-3		BB 1B	4	0	1	2	0	0	0
Gary Sheffield, R OBP: 0.321, SLG: 0.361 (1, 6)	G6-3		G5-3			L8		1B		BB	4	0	1	0	1	0	0
Greg Brock, L OBP: 0.154, SLG: 0.385 (1, 3)		L7		G6-3		G1-3		K		P4	5	0	0	0	0	1	4
Rob Deer, R OBP: 0.315, SLG: 0.447 (1, 9)		F8		P3			K		K		4	0	0	0	0	2	0
B.J. Surhoff, L OBP: 0.276, SLG: 0.340 (1, 2)		1B 1B		F8			F7		L8		4	0	1	0	0	0	0
Glenn Braggs, R OBP: 0.311, SLG: 0.419 (1, 7)		1B 1B		FC5-4 HBP			1B		F9		3	0	2	0	0	0	0
Terry Francona, L OBP: 0.242, SLG: 0.305 (1, 10)		F8		FC5-4 1-2f			G4-3			F7	4	0	0	0	0	0	4
Jim Gantner, L OBP: 0.299, SLG: 0.288 (1, 4)			G3		G6-3			SH1-3 BB		BB 1B 1B	2	0	0	0	1	0	1
Mike Felder, S OBP: 0.233, SLG: 0.175 (8, PR)											0	1	0	0	0	0	0
Bill Spiers, L OBP: 0.333, SLG: 0.321 (9, 4)											1	0	1	0	0	0	0

Inning Stats	R: 0	H: 0	E: 0	K: 0	S: 6	P: 8	R: 0	H: 2	E: 0	K: 0	S: 13	P: 18	R: 1	H: 1	E: 0	K: 0	S: 5	R: 0	H: 0	E: 0	K: 0	S: 5	R: 0	H: 0	E: 0	K: 0	S: 5	R: 0	H: 0	E: 0	K: 0	S: 5	R: 0	H: 1	E: 0	K: 1	S: 9	R: 1	H: 1	E: 0	K: 1	S: 11	R: 0	H: 0	E: 0	K: 1	S: 9	R: 0	H: 2	E: 0	K: 0	S: 12	1B: 6	SF: 0	2B: 0	3B: 1	HR: 0	SAC: 1	DP: 0	HBP: 1	WP: 0	PA: 40
--------------	------	------	------	------	------	------	------	------	------	------	-------	-------	------	------	------	------	------	------	------	------	------	------	------	------	------	------	------	------	------	------	------	------	------	------	------	------	------	------	------	------	------	-------	------	------	------	------	------	------	------	------	------	-------	-------	-------	-------	-------	-------	--------	-------	--------	-------	--------

PITCHER	IP	WLS	BF	H	R	ER	SO	BB	IBB	HBP	BLK	WP	HR	S	P	ERA	WHIP
Clay Parker, R ERA: 2.76 (1, 1)	7.0		26	4	1	1	1	0	0	1	0	0	0	49	75	1.29	0.571
Dave Righetti, L ERA: 3.09 (8, 1)	3.0	W	14	3	1	1	2	2	0	0	0	0	0	32	56	3.00	1.667

Batter	1	2	3	4	5	6	7	8	9	AB R H RBI BB SO LOB	TOP									
Rickey Henderson, R OBP: 0.396, SLG: 0.376 (1, 7)	0-0 G4-3		4-1 1B BB		4-1 1-2 BB		3-3 K			2 0 0 0 2 1 0										
Steve Sax, R OBP: 0.369, SLG: 0.368 (1, 4)	1-3 K		2-0 1-2 1B		2-1 P4			0-0 G5-3		4 0 1 0 0 1 2										
Don Mattingly, L OBP: 0.333, SLG: 0.378 (1, 3)	2-1 F8		0-0 F8		1-1 P4			0-1 G3		4 0 0 0 0 0 4										
Steve Balboni, R OBP: 0.263, SLG: 0.433 (1, 10)								0-0 L7		4 0 1 0 0 0 2										
Jesse Barfield, R OBP: 0.285, SLG: 0.363 (1, 8) (7, 9)										3 0 1 0 0 0 0										
Mike Pagliarulo, L OBP: 0.285, SLG: 0.322 (1, 5)										4 0 1 0 0 1 2										
Don Slaught, R OBP: 0.324, SLG: 0.387 (1, 2)										3 0 0 0 1 0 2										
Tom Brookens, R OBP: 0.241, SLG: 0.316 (1, 9) Deion Sanders, L OBP: 0.167, SLG: 0.167 (7, PH) (7, 8) Bob Geren, R OBP: 0.400, SLG: 0.800 (9, PH)										2 0 0 0 0 1 2 1 0 0 0 0 0 0 1 0 0 0 0 0 1										
Wayne Tolleson, S OBP: 0.250, SLG: 0.196 (1, 6)										3 0 1 0 0 0 0										
Inning Stats	R: 0 E: 0 K: 1 S: 6	H: 0 LOB: 0 BB: 0 P: 9	R: 0 E: 0 K: 0 S: 9	H: 1 LOB: 1 BB: 0 P: 19	R: 0 E: 0 K: 1 S: 9	H: 1 LOB: 2 BB: 1 P: 18	R: 0 E: 0 K: 0 S: 14	H: 1 LOB: 2 BB: 1 P: 22	R: 0 E: 0 K: 1 S: 5	H: 0 LOB: 0 BB: 0 P: 8	R: 0 E: 0 K: 1 S: 7	H: 0 LOB: 0 BB: 0 P: 12	R: 0 E: 0 K: 0 S: 4	H: 0 LOB: 0 BB: 0 P: 4	R: 0 E: 0 K: 0 S: 12	H: 1 LOB: 1 BB: 0 P: 17	1B: 3 2B: 2 3B: 0 HR: 0	SF: 0 SAC: 1 DP: 0 HBP: 0	WP: 0 PB: 0 SB: 0 CS: 0	PA: 35
PITCHER	IP WLS BF H R ER SO BB IBB HBP BLK WP HR S P ERA WHIP																			
Bill Krueger, L ERA: 3.2 (1, 1)	5.0 W 22 4 0 0 2 3 0 0 0 0 0 0 50 89 0.00 1.400																			
Mark Knudson, R ERA: 2.72 (6, 1)	3.1 11 1 0 0 2 0 0 0 0 0 0 0 21 33 0.00 0.300																			
Dan Plesac, L ERA: 2.55 (9, 1)	0.2 S 2 0 0 0 0 0 0 0 0 0 0 0 7 8 0.00 0.000																			

New York Yankees @ Milwaukee Brewers
Milwaukee County Stadium, Milwaukee, WI

Sat Jun 03 1989, 8:05 PM EDT
Att. 47,387 - Unknown - 60 F

AB	31
R	0
H	5
RBI	0
BB	3
SO	4
LOB	15



Batter	1	2	3	4	5	6	7	8	9
Paul Molitor, R OBP: 0.362, SLG: 0.467 (1, 5) X	0-0 L9 ①		1-1 F8 ③		1-2 G6-3 ③			3-2 F9 ②	
Robin Yount, R OBP: 0.371, SLG: 0.453 (1, 8) C B X	1-1 G5-3 ②			3-1 G6-3 ①		0-1 F9 ①		3-2 E6	
Gary Sheffield, R OBP: 0.324, SLG: 0.361 (1, 6) B B B	4-0 BB			2-0 P4		0-1 1B 1B		0-1 G6-3 ③	
Rob Deer, R OBP: 0.315, SLG: 0.446 (1, 9) 1 SAFE X	0-0 P4 ③			0-0 F7 ③		2-1 1B 1B			
Greg Brock, L OBP: 0.125, SLG: 0.313 (1, 3) C B B X		2-1 G4-3 ①			0-1 G4-3 ①	2 SAFE C X		0-1 G4-6-3 ② ③	
Glenn Braggs, R OBP: 0.311, SLG: 0.418 (1, 7) B B B X		1-2 G6-3 ②			1-2 G3 1B 2B 1B		3-2 G5-3 ①		
B.J. Surhoff, L OBP: 0.277, SLG: 0.340 (1, 2) B X		1-0 P5 ③			1-0 G3 2B 1B		1-1 G4-3 ②		
Bill Spiers, L OBP: 0.323, SLG: 0.310 (1, 10) B B F M X			2-2 F8 ①		1-1 G3 ②		0-3 K ③		
Jim Gantner, L OBP: 0.300, SLG: 0.294 (1, 4) C F F B X			1-2 F7 ②		1-0 2B		0-0 L9 ①		

Inning Stats	R: 0	H: 0	E: 0	K: 0	S: 4	LOB: 1	BB: 1	P: 9
	R: 0	H: 0	E: 0	K: 0	S: 7 <td>LOB: 0</td> <td>BB: 0</td> <td>P: 11</td>	LOB: 0	BB: 0	P: 11
	R: 0	H: 0	E: 0	K: 0	S: 9 <td>LOB: 0</td> <td>BB: 0</td> <td>P: 13</td>	LOB: 0	BB: 0	P: 13
	R: 0	H: 0	E: 0	K: 0	S: 4 <td>LOB: 0</td> <td>BB: 0</td> <td>P: 9</td>	LOB: 0	BB: 0	P: 9
	R: 2	H: 3	E: 0	K: 12	S: 12 <td>LOB: 1</td> <td>BB: 0</td> <td>P: 17</td>	LOB: 1	BB: 0	P: 17
	R: 0	H: 2	E: 0	K: 0	S: 8 <td>LOB: 1</td> <td>BB: 0</td> <td>P: 10</td>	LOB: 1	BB: 0	P: 10
	R: 0	H: 0	E: 0	K: 1	S: 12 <td>LOB: 0</td> <td>BB: 0</td> <td>P: 16</td>	LOB: 0	BB: 0	P: 16
	R: 0	H: 0	E: 1	K: 0	S: 10 <td>LOB: 1</td> <td>BB: 0</td> <td>P: 16</td>	LOB: 1	BB: 0	P: 16

PITCHER	IP	WLS	BF	H	R	ER	SO	BB	IBB	HBP	BLK	WP	HR	S	P	ERA	WHIP
Richard Dotson, R ERA: 4.87 (1, 1)	8.0	L	30	5	2	2	1	1	0	0	0	0	0	66	101	2.25	0.750

AB R H RBI BB SO LOB

4	0	0	0	0	0	1
4	0	0	0	0	0	0
3	0	1	0	1	0	1
3	0	1	0	0	0	1
3	0	0	0	0	0	2
3	1	1	0	0	0	0
3	1	1	0	0	0	0
3	0	0	0	0	1	2
3	0	1	2	0	0	0

AB	R	H	RBI	BB	SO	LOB
29	2	5	2	1	1	7



New York Yankees @ Milwaukee Brewers
 Milwaukee County Stadium, Milwaukee, WI
 Sat Jun 03 1989, 8:05 PM EDT
 Att: 47,387 - Unknown - 60 F

livebaseballscorecards.com

AB	R	H	RBI	BB	SO	LOB
29	2	5	2	1	1	7

WP	PA
0	30

WP	PA	ERA	WHIP
0	30		

New York Yankees @ Milwaukee Brewers
 Milwaukee County Stadium, Milwaukee, WI

Sun Jun 04 1989, 4:33 AM EDT
 Att. 52,179 - Sunny - 55 F

AB	40
R	12
H	10
RBI	9
BB	6
SO	6
LOB	16



Batter	1	2	3	4	5	6	7	8	9	AB R H RBI BB SO LOB
Deion Sanders, L (1, 8) OBP: 0.167, SLG: 0.333	0-0 G3-1		1-0 HR	0-1 E4 2B 1B	0-3 K			0-0 G4-3	1-1 G5-3	6 2 1 1 0 1 2
Steve Sax, R (1, 4) OBP: 0.366, SLG: 0.364	2-2 F9		2-2 E5 BB E	2-1 1B HR 2B	3-2 L9			0-1 F9		2 1 0 0 0 0 0 3 1 1 0 0 0 0
Tom Brookens, R (4, PH) OBP: 0.244, SLG: 0.329	(4, 4)									
Don Mattingly, L (1, 3) OBP: 0.341, SLG: 0.379	3-1 G4-3		1-2 E BB	1-0 HR 1B		4-1 FC5-4 BB		3-2 HR		2 2 1 1 2 0 0 1 1 1 1 0 0 0
Steve Balboni, R (6, 3)										
Ken Phelps, L (1, 10)		4-2 FC6-4 BB	1-1 P5	0-3 K		3-3 K		0-3 K		4 0 0 0 1 3 5
Mel Hall, L (1, 7) OBP: 0.283, SLG: 0.367	1-1 FC6-4 FC3-6 1-2f		0-0 E8 E	2-0 HR		1-2 FC5-4 1-2f			2-0 G4-3	5 2 1 3 0 0 2
Mike Pagliarulo, L (1, 5) OBP: 0.281, SLG: 0.311	2-1 FC3-6 1B 1-2f		1-2 E4 HR	4-2 BB BB		0-3 K			3-2 G4-3	4 1 0 0 1 1 2
Jesse Barfield, R (1, 9) OBP: 0.298, SLG: 0.409	2-0 1B		1-2 HR	4-2 BB			3-2 G6-3		0-0 HR	4 2 3 3 1 0 0
Bob Geren, R (1, 2) OBP: 0.400, SLG: 0.684	1-3 K		4-0 PB BB	0-0 G5-4-3			0-0 P3		2-0 1B 1B	4 0 1 0 1 1 4
Alvaro Espinoza, R (1, 6) OBP: 0.302, SLG: 0.280			F9				2-2 P5		2-2 1B	5 0 1 0 0 0 1

Inning Stats	R: 0 E: 0 K: 0 S: 7	H: 0 LOB: 0 BB: 0 P: 12	R: 0 E: 0 K: 1 S: 10	H: 1 LOB: 2 BB: 1 P: 20	R: 6 E: 3 K: 0 S: 19	H: 2 LOB: 1 BB: 2 P: 35	R: 4 E: 1 K: 1 S: 16	H: 3 LOB: 1 BB: 2 P: 29	R: 0 E: 0 K: 1 S: 14	H: 0 LOB: 0 BB: 0 P: 19	R: 0 E: 0 K: 2 S: 10	H: 0 LOB: 1 BB: 1 P: 18	R: 0 E: 0 K: 0 S: 7	H: 0 LOB: 0 BB: 0 P: 12	R: 1 E: 0 K: 1 S: 15	H: 1 LOB: 0 BB: 0 P: 18	R: 1 E: 0 K: 0 S: 13	H: 3 LOB: 2 BB: 0 P: 23	1B: 4 2B: 1 3B: 0 HR: 5	SF: 0 SAC: 0 DP: 1 HBP: 0	WP: 0 PB: 1 SB: 0 CS: 0	PA: 46
--------------	------------------------------	----------------------------------	-------------------------------	----------------------------------	-------------------------------	----------------------------------	-------------------------------	----------------------------------	-------------------------------	----------------------------------	-------------------------------	----------------------------------	------------------------------	----------------------------------	-------------------------------	----------------------------------	-------------------------------	----------------------------------	----------------------------------	------------------------------------	----------------------------------	--------

PITCHER	IP	WLS	BF	H	R	ER	SO	BB	IBB	HBP	BLK	WP	HR	S	P	ERA	WHIP
Bryan Clutterbuck, R (1, 1) ERA: 2.88	2.2	L	17	3	6	1	1	3	0	0	0	0	2	35	64	3.38	2.250
Tony Fossas, L (3, 1) ERA: 8.1	3.1		16	3	4	3	4	3	0	0	0	0	1	41	69	8.10	1.800
Jay Aldrich, R (7, 1) ERA: 2.13	2.2		11	3	2	2	1	0	0	0	0	0	2	28	43	6.75	1.125
Chuck Crim, R (9, 1) ERA: 3.41	0.1		2	1	0	0	0	0	0	0	0	0	0	7	10	0.00	3.000

PITCHER	IP	WLS	BF	H	R	ER	SO	BB	IBB	HBP	BLK	WP	HR	S	P	ERA	WHIP
---------	----	-----	----	---	---	----	----	----	-----	-----	-----	----	----	---	---	-----	------

Batter	1	2	3	4	5	6	7	8	9	AB	R	H	RBI	BB	SO	LOB
Paul Molitor, R OBP: 0.368, SLG: 0.468 (1, 10)	1-0 G1-3		4-0 BB			2-0 2B 1B	2-2 HR 1B		1-2 G6-3	4	2	2	0	1	0	0
Robin Yount, R OBP: 0.376, SLG: 0.469 (1, 8)	4-0 G1-3 BB		0-2 L9			1-2 F9	2-2 HR		1-2 2B 1B	4	1	2	3	1	0	2
Gary Sheffield, R OBP: 0.321, SLG: 0.362 (1, 6)	1-2 G1-3				1-2 G5-3	0-0 1B 2B	0-1 F9		0-0 L9	5	1	1	0	0	0	3
Rob Deer, R OBP: 0.317, SLG: 0.447 (1, 9)	3-3 K				0-0 F7	4-1 1B FC3-6 BB	2-3 K		0-1 2B	4	1	1	0	1	2	2
B.J. Surhoff, L OBP: 0.275, SLG: 0.335 (1, 2)		3-2 E4 CS			0-1 P6	0-0 FC3-6 1B		0-0 E1 3B	5	1	1	2	0	0	2	
Glenn Braggs, R OBP: 0.315, SLG: 0.444 (1, 7)		2-2 G5-3			0-1 HR	2-1 FC3-6		0-1 G6-3 3B	4	2	2	3	0	0	2	
Terry Francona, L OBP: 0.237, SLG: 0.298 (8, PH)		1-1 G3-1			2-1 L3	1-0 G4-3		1-0 G6-3	3	0	0	0	0	0	1	
Dave Engle, R OBP: 0.260, SLG: 0.404 (9, 3)									1	0	0	1	0	0	0	
Bill Spiers, L OBP: 0.313, SLG: 0.299 (8, PH)			1-0 G4-3		0-3 K		1-1 G3	2-1 G6-3	3	0	0	0	0	1	0	
Mike Felder, S OBP: 0.227, SLG: 0.171 (9, 4)									1	0	0	0	0	0	0	
Jim Gantner, L OBP: 0.301, SLG: 0.291 (7, PR)			1-3 K2-3		1-0 G6-3		3-1 1B HR HBP	3-2 G5-3	2	0	0	0	0	1	0	
Gus Polidor, R OBP: 0.167, SLG: 0.215 (8, 4)									1	1	0	0	0	0	0	

Inning Stats	R: 0	H: 0	E: 0	K: 1	S: 7	R: 0	H: 0	E: 1	K: 0	S: 9	R: 0	H: 0	E: 0	K: 1	S: 8	R: 0	H: 0	E: 0	K: 0	S: 6	R: 1	H: 1	E: 0	K: 1	S: 8	R: 3	H: 3	E: 0	K: 10	R: 3	H: 2	E: 1	K: 10	R: 2	H: 1	E: 0	K: 10	R: 0	H: 2	E: 0	K: 11	S: 11	1B: 4	2B: 2	3B: 1	SF: 0	SAC: 0	DP: 0	HBP: 1	WP: 0	PA: 41
PITCHER	IP	WLS	BF	H	R	ER	SO	BB	IBB	HBP	BLK	WP	HR	S	P	ERA	WHIP																																		
Jimmy Jones, R ERA: 6.75 (1, 1)	6.1	W	29	6	7	7	3	3	0	1	0	0	2	57	100	9.95	1.421																																		
Lance McCullers, R ERA: 3.42 (7, 1)	0.2		4	1	2	1	1	0	0	0	0	0	0	8	10	13.50	1.500																																		
Lee Guetterman, L ERA: 1.17 (8, 1)	2.0	S	8	2	0	0	0	0	0	0	0	0	0	18	26	0.00	1.000																																		


BOTTOM

New York Yankees @ Milwaukee Brewers
Milwaukee County Stadium, Milwaukee, WI

Sun Jun 04 1989, 4:33 AM EDT
Att: 52,179 - Sunny - 55 F

livebaseballscorecards.com

AB	37
R	9
H	9
RBI	9
BB	3
SO	4
LOB	12



Batter	1	2	3	4	5	6	7	8	9	AB R H RBI BB SO LOB	TOP											
Brady Anderson, L (1, 8) OBP: 0.317, SLG: 0.354	2-0 P2	2-2 G4-3	1-1 FC3-2 HR		2-1 G4-3		3-1 F8		1-0 F7	6 1 0 0 0 0 4												
Steve Finley, L (1, 9) OBP: 0.226, SLG: 0.321	1-2 G6-3		E3		0-0 E1		3-1 P5			5 2 1 4 0 0 0												
Cal Ripken Jr., R (1, 6) OBP: 0.357, SLG: 0.417	2-2 BB E 2B		E1		1-1 FC5-4			4-2 HR BB		4 3 1 0 1 1 2												
Mickey Tettleton, S (1, 2) OBP: 0.350, SLG: 0.544	4-2 BB E BB		E4		4-2 BB		0-0 G4-3		1-2 HR	3 2 1 3 2 0 1												
Joe Orsulak, L (1, 7) OBP: 0.371, SLG: 0.421	4-0 E BB		0-0 2B 1B		1-0 P7		2-2 E3 HR		2-3 K	4 3 1 1 1 1 1												
Jim Traber, L (1, 3) OBP: 0.268, SLG: 0.366	1-2 E8		0-0 1B 2B		1-0 F9		2-2 HR		1-0 L8	5 2 2 3 0 0 1												
Larry Sheets, L (1, 10) OBP: 0.321, SLG: 0.370	0-0 G4-3		4-0 1B 1B FC3-2 IBB		0-3 K		1-1 F8		2-3 K	4 0 0 0 1 2 2												
Craig Worthington, R (1, 5) OBP: 0.298, SLG: 0.297		2-3 K	0-1 FC3-2 HR 1B		3-2 G6-3 E 2B		2-3 K		2-3 K	5 2 2 1 0 3 0												
Billy Ripken, R (1, 4) OBP: 0.336, SLG: 0.377		2-2 G4-3	2-2 FC3-2 HR 1B		0-1 G6-3		2-1 F9		1-3 K	5 1 1 0 0 1 1												
Inning Stats	R: 3 E: 1 K: 0 S: 18	H: 1 LOB: 1 BB: 2 P: 32	R: 0 E: 0 K: 1 S: 11	H: 0 LOB: 0 BB: 0 P: 17	R: 8 E: 3 K: 1 S: 23	H: 5 LOB: 0 BB: 1 P: 37	R: 0 E: 0 K: 1 S: 7	H: 0 LOB: 1 BB: 1 P: 13	R: 1 E: 1 K: 0 S: 10	H: 1 LOB: 1 BB: 0 P: 16	R: 2 E: 1 K: 1 S: 13	H: 1 LOB: 0 BB: 0 P: 20	R: 0 E: 0 K: 0 S: 6	H: 0 LOB: 0 BB: 0 P: 14	R: 2 E: 0 K: 2 S: 12	H: 1 LOB: 0 BB: 1 P: 22	R: 0 E: 0 K: 2 S: 7	H: 0 LOB: 0 BB: 0 P: 11	1B: 3 2B: 3 3B: 0 HR: 3	SF: 0 SAC: 0 DP: 0 HBP: 0	WP: 0 PB: 0 SB: 0 CS: 0	PA: 46
PITCHER	IP WLS BF H R ER SO BB IBB HBP BLK WP HR S P ERA WHIP																					
Andy Hawkins, R (1, 1) ERA: 6.08	2.1 L 18 5 10 1 1 2 1 0 0 0 0 0 45 75 3.86 3.000																					
Chuck Cary, L (3, 1) ERA: 2.16	4.2 20 3 4 1 3 1 0 0 0 0 2 43 74 1.93 0.857																					
Lance McCullers, R (8, 1) ERA: 3.86	2.0 8 1 2 2 4 1 0 0 0 0 1 19 33 9.00 1.000																					

Baltimore Orioles @ New York Yankees
Yankee Stadium, Bronx, NY
 Mon Jun 05 1989, 7:05 PM EDT
 Att. 24,711 - Unknown - 70 F

livebaseballscorecards.com

AB	41
R	16
H	9
RBI	12
BB	5
SO	8
LOB	12



Batter	1	2	3	4	5	6	7	8	9	AB R H RBI BB SO LOB	TOP											
Mike Devereaux, R (1, 8) OBP: 0.359, SLG: 0.464	2-2 G4-3		3-3 K			0-0 CS 1B		2-2 1B		4 0 2 0 0 1 1												
Phil Bradley, R (1, 7) OBP: 0.356, SLG: 0.413	2-2 G5-3				0-0 F8	2-1 L7		1-2 G5-3		4 0 0 0 0 0 2												
Cal Ripken Jr., R (1, 6) OBP: 0.351, SLG: 0.409	2-2 P2				3-2 L7					4 0 0 0 0 0 0												
Mickey Tettleton, S (1, 10)		1-1 F7			3-1 F8					4 0 1 0 0 1 0												
Randy Milligan, R (1, 3)		0-0 G5-3			4-2 FC6 BB					3 0 1 0 1 0 1												
Bob Melvin, R (1, 2)		2-2 F8			0-0 F9					4 0 1 0 0 0 2												
Joe Orsulak, L (1, 9)			3-2 F8		0-0 FC6					3 0 0 0 0 0 3												
Craig Worthington, R (1, 5)			0-2 G4-3 2B		1-3 K					3 0 1 0 0 1 1												
Billy Ripken, R (1, 4) OBP: 0.329, SLG: 0.368			3-2 G4-3		1-3 K					3 0 0 0 0 2 1												
Inning Stats	R: 0 E: 0 K: 0 S: 9	H: 0 LOB: 0 BB: 0 P: 15	R: 0 E: 0 K: 0 S: 6	H: 0 LOB: 0 BB: 0 P: 9	R: 0 E: 0 K: 1 S: 13	H: 1 LOB: 1 BB: 0 P: 22	R: 0 E: 0 K: 0 S: 6	H: 0 LOB: 0 BB: 0 P: 12	R: 0 E: 0 K: 1 S: 7	H: 0 LOB: 1 BB: 1 P: 12	R: 0 E: 0 K: 1 S: 6	H: 1 LOB: 0 BB: 0 P: 9	R: 0 E: 0 K: 0 S: 14	H: 2 LOB: 2 BB: 0 P: 25	R: 0 E: 0 K: 1 S: 13	H: 1 LOB: 1 BB: 0 P: 18	R: 0 E: 0 K: 1 S: 8	H: 1 LOB: 1 BB: 0 P: 15	1B: 5 2B: 1 3B: 0 HR: 0	SF: 0 SAC: 0 DP: 0 HBP: 0	WP: 0 PB: 0 SB: 0 CS: 1	PA: 33
PITCHER	IP WLS BF H R ER SO BB IBB HBP BLK WP HR S P ERA WHIP																					
Dave LaPoint, L (1, 1) ERA: 5.05	7.0 W 25 4 0 0 3 1 0 0 0 0 0 0 61 104 0.00 0.714																					
Dave Righetti, L (8, 1) ERA: 2.84	2.0 8 2 0 0 2 0 0 0 0 0 0 0 21 33 0.00 1.000																					

Baltimore Orioles @ New York Yankees
Yankee Stadium, Bronx, NY

Tue Jun 06 1989, 7:05 PM EDT
Att. 24,260 - Unknown - 65 F

AB	32
R	0
H	6
RBI	0
BB	1
SO	5
LOB	11



Batter	1	2	3	4	5	6	7	8	9	AB	R	H	RBI	BB	SO	LOB
Rickey Henderson, R OBP: 0.396, SLG: 0.371 (1, 7)	1-1 G6-3 BB	4-2 BB		2-1 G4-3			2-1 L1			3	0	0	0	1	0	1
Steve Sax, R OBP: 0.364, SLG: 0.363 (1, 4)	0-1 G3	1-0 F9			0-2 G6-3		1-0 1B			4	0	1	0	0	0	2
Don Mattingly, L OBP: 0.349, SLG: 0.395 (1, 3)	1-1 HR		2-2 G3		0-1 F7		1-0 F8			4	1	1	1	0	0	1
Mel Hall, L OBP: 0.316, SLG: 0.453 (1, 9)	2-0 HR 1B		0-0 G4-3 1B		1-2 HR		3-1 G4-3			4	2	3	1	0	0	1
Ken Phelps, L OBP: 0.362, SLG: 0.340 Steve Balboni, R OBP: 0.298, SLG: 0.482 Wayne Tolleson, S OBP: 0.255, SLG: 0.188 (1, 10)	1-2 HR		3-2 G4-3		1-3 K		3-2 FC4-6 1B			3	1	1	2	0	1	1
Mike Pagliarulo, L OBP: 0.270, SLG: 0.297 (1, 5)	3-2 G4-3		0-1 G1-3		3-2 F7		1-0 FC4-6 1B			4	0	0	0	0	0	2
Don Slaught, R OBP: 0.328, SLG: 0.385 (1, 2)		2-2 P5		1-0 G1-3 SH3 1B		3-1 F8		1-1 G6-4-3 1B		4	0	2	0	0	0	0
Alvaro Espinoza, R OBP: 0.305, SLG: 0.297 (1, 6)		0-0 2B		0-0 SH3		1-0 2B		0-0 G6-4-3		3	0	2	0	0	0	2
Deion Sanders, L OBP: 0.143, SLG: 0.286 (1, 8)		2-3 K		0-0 G1-3		1-0 P5				3	0	0	0	0	1	3

Inning Stats	R: 3	H: 3	LOB: 3	E: 0	K: 0	S: 15	P: 23	R: 0	H: 1	LOB: 2	E: 0	K: 1	S: 13	P: 22	R: 0	H: 1	LOB: 1	E: 0	K: 0	S: 11	P: 16	R: 0	H: 1	LOB: 1	E: 0	K: 0	S: 5	R: 1	H: 1	LOB: 0	E: 0	K: 1	S: 15	P: 17	R: 0	H: 1	LOB: 1	E: 0	K: 0	S: 9	R: 0	H: 2	LOB: 2	E: 0	K: 0	S: 8	P: 13	R: 0	H: 2	LOB: 2	E: 0	K: 0	S: 8	P: 13
1B: 6	SF: 0	2B: 2	SAC: 1	3B: 0	DP: 1	HR: 3	HBP: 0	WP: 0	PA: 35	CS: 0																																												

PITCHER	IP	WLS	BF	H	R	ER	SO	BB	IBB	HBP	BLK	WP	HR	S	P	ERA	WHIP
Dave Schmidt, R ERA: 5.06 (1, 1)	6.1	L	29	9	4	4	2	1	0	0	0	0	3	71	109	5.68	1.579
Kevin Hickey, L ERA: 2.08 (7, 1)	1.2		6	2	0	0	0	0	0	0	0	0	0	11	20	0.00	1.200

BOTTOM

Baltimore Orioles @ New York Yankees
Yankee Stadium, Bronx, NY

Tue Jun 06 1989, 7:05 PM EDT
Att: 24,260 - Unknown - 65 F

AB	33
R	4
H	11
RBI	4
BB	1
SO	2
LOB	13

livebaseballscorecards.com

Batter	1	2	3	4	5	6	7	8	9	10	11	AB R H RBI BB SO LOB	TOP													
Jody Reed, R OBP: 0.349, SLG: 0.360 (1, 6)	3-2 G1-3		1-2 L9		0-0 CS 1B	1-1 FC6-4		1-0 2B	2-2 G5-3		2-2 HBP	6 0 2 0 0 0 5														
Ed Romero, R OBP: 0.299, SLG: 0.243 (1, 4)	2-2 G6-3		0-0 F9		1-2 G6-3		1-1 1B 1B	0-2 G5-3		4-2 2B FC3-2 BB	0-0 F9	6 1 1 0 1 0 5														
Wade Boggs, L OBP: 0.406, SLG: 0.490 (1, 5)	3-2 G6-3		1-1 1-2 1B		2-1 HR		0-1 1-2 E 1B		1-0 P2	0-2 FC3-2 2B	3-2 G4-3	7 2 4 1 0 0 2														
Mike Greenwell, L OBP: 0.390, SLG: 0.451 (1, 7)			0-0 L9		4-2 FC6-4 BB		0-1 1-2 2-H E 1B		2-0 1B E 1B	4-0 FC3-2 IBB		4 1 2 1 2 0 2														
Dwight Evans, R OBP: 0.421, SLG: 0.505 (1, 10)			4-0 G4-3 1B BB		2-0 HR		3-1 E8 L6-4 1-3 2-H 1B		1-2 E6 1B 2B	2-3 K		5 2 2 2 1 1 5														
Ellis Burks, R OBP: 0.361, SLG: 0.484 (1, 8)			3-2 G4-3 1-2 1B		1-2 G4-3		1-1 L6-4		2-2 P9	2-2 FC3-2		6 0 1 0 0 0 7														
Carlos Quintana, R OBP: 0.353, SLG: 0.333 (1, 9)			0-0 G4-3		1-1		1-0 G1-3		3-1 BB 2B 1B	2-3 K		0 0 0 0 0 0 0														
Danny Heep, L OBP: 0.364, SLG: 0.340 (1, 9)			1-2 2-3		1B				1-3 2-H 3-H			4 0 1 0 0 0 3														
Kevin Romine, R OBP: 0.500, SLG: 0.500 (9, PH)												2 1 1 1 0 1 3														
Nick Esasky, R OBP: 0.320, SLG: 0.441 (1, 3)			3-3 K		0-1 P4		4-2 1B BB		0-0 G6-3	4-2 2B BB		3 0 0 0 3 1 3														
Rick Cerone, R OBP: 0.411, SLG: 0.373 (1, 2)			1-2 E5 1B		2-3 K		0-1 FC6-4 1B		1-2 G3-1	1-2 2B		3 0 1 0 0 1 1														
Rich Gedman, L OBP: 0.265, SLG: 0.273 (8, PH)												1 0 0 0 0 0 0														
Randy Kutcher, R OBP: 0.440, SLG: 0.429 (9, PH)												1 0 1 2 0 0 0														
Inning Stats	R: 0 E: 0 K: 0 S: 10	H: 0 LOB: 0 BB: 0 P: 18	R: 0 E: 0 K: 1 S: 9	H: 1 LOB: 2 BB: 1 P: 19	R: 0 E: 1 K: 0 S: 12	H: 1 LOB: 2 BB: 0 P: 15	R: 1 E: 0 K: 1 S: 12	H: 2 LOB: 1 BB: 0 P: 18	R: 1 E: 0 K: 0 S: 13	H: 2 LOB: 1 BB: 1 P: 20	R: 0 E: 0 K: 0 S: 12	H: 1 LOB: 2 BB: 1 P: 18	R: 2 E: 1 K: 0 S: 11	H: 4 LOB: 1 BB: 0 P: 17	R: 0 E: 0 K: 0 S: 8	H: 1 LOB: 1 BB: 0 P: 10	R: 3 E: 1 K: 0 S: 23	H: 3 LOB: 2 BB: 1 P: 39	R: 0 E: 0 K: 2 S: 15	H: 1 LOB: 3 BB: 2 P: 29	R: 0 E: 0 K: 0 S: 8	H: 0 LOB: 2 BB: 1 P: 19	1B: 11 2B: 4 3B: 0 HR: 2	SF: 0 SAC: 1 DP: 1 HBP: 1	WP: 0 PB: 0 SB: 0 CS: 1	PA: 57
PITCHER	IP WLS BF H R ER SO BB IBB HBP BLK WP HR S P ERA WHIP												IP WLS BF H R ER SO BB IBB HBP BLK WP HR S P ERA WHIP													
Clay Parker, R ERA: 2.88 (1, 1)	5.0 9 23 6 2 2 2 2 0 0 0 0 2 56 90 3.60 1.600																									
Lee Guetterman, L ERA: 1.6 (6, 1)	1.0 9 5 2 2 0 1 0 0 0 0 0 0 20 30 18.00 6.000																									
Dale Mohorcic, R ERA: 3.34 (7, 1)	2.0 6 1 0 0 0 0 0 0 0 0 0 0 11 15 0.00 0.500																									
Dave Righetti, L ERA: 2.73 (9, 1)	1.0 8 3 3 0 0 1 0 0 0 0 0 0 23 39 0.00 4.000																									
Lance McCullers, R ERA: 3.58 (10, 1)	2.0 W 11 1 0 0 2 2 1 1 0 0 0 23 48 0.00 1.500																									

Boston Red Sox @ New York Yankees
Yankee Stadium, Bronx, NY

Thu Jun 08 1989, 7:05 PM EDT
 Att: 28,329 - Unknown - 72 F

livebaseballscorecards.com

AB 48
R 7
H 16
RBI 7
BB 7
SO 4
LOB 36



Batter	1	2	3	4	5	6	7	8	9	10	11	AB R H RBI BB SO LOB
Deion Sanders, L (1, 8) OBP: 0.185, SLG: 0.269	0-0 G4-3		2-1 G3		1-2 P6	1-0 G3			0-2 1B		4-0 1B IBB	5 0 1 0 1 0 2
Steve Sax, R (1, 4) OBP: 0.368, SLG: 0.371	3-1 WP SF7 2B		3-1 G6-3		0-3 K		0-2 G3 S CS 1B		0-0 P9		0-1 1-2 2-H 1B	6 1 3 1 0 1 2
Don Mattingly, L (1, 3) OBP: 0.342, SLG: 0.388	3-0 SF7 2-H		2-1 F8			0-1 P7	1-0 G3		0-0 F7			4 0 0 1 0 0 2
Mel Hall, L (1, 7) OBP: 0.339, SLG: 0.509	2-2 1B			2-1 P9		1-0 HR	4-0 IBB			3-2 G6-3		4 1 2 1 1 0 0
Ken Phelps, L (1, 10) OBP: 0.358, SLG: 0.337	0-0 F8			0-0 G4-3		1-2 1B E 1B	1-3 K			0-2 P3		4 1 1 0 0 1 3
Steve Balboni, R (10, PH) OBP: 0.295, SLG: 0.477												1 0 0 0 0 0 0
Mike Pagliarulo, L (1, 5) OBP: 0.274, SLG: 0.323		3-1 P5		2-1 HR		0-2 E SF8 1B	1-2 CS	2-1 F8		0-0 G4-3		5 2 2 1 0 0 0
Jesse Barfield, R (1, 9) OBP: 0.303, SLG: 0.422		0-2 HR		1-1 CS 1B		3-1 E4 SF8 S 1B		2-1 G6-4-3 1B			1-0 G6-3	5 2 3 2 0 0 1
Don Slaught, R (1, 2) OBP: 0.330, SLG: 0.384		0-3 K		3-0 CS	4-1 BB	2-2 SF8		1-0 G6-4-3			0-0 G6-3 1B 1B	3 1 1 1 1 1 1
Alvaro Espinoza, R (1, 6) OBP: 0.302, SLG: 0.294		0-1 G5-3			0-0 L7	0-0 1B			2-3 K		0-0 G6-3	5 0 1 1 0 1 2

Inning Stats	R: 1	H: 2	E: 0	K: 0	S: 8	P: 16	R: 1	H: 1	E: 0	K: 1	S: 11	P: 14	R: 0	H: 0	E: 0	K: 0	S: 6	R: 1	H: 2	E: 0	K: 0	S: 7	P: 15	R: 0	H: 0	E: 0	K: 1	S: 8	P: 13	R: 4	H: 4	E: 0	K: 0	S: 18	R: 0	H: 1	E: 0	K: 1	S: 10	P: 17	R: 0	H: 1	E: 0	K: 0	S: 5	P: 10	R: 0	H: 1	E: 0	K: 1	S: 11	P: 13	R: 0	H: 0	E: 0	K: 0	S: 11	P: 14	R: 1	H: 2	E: 0	K: 0	S: 5	P: 10	1B: 10	2B: 1	3B: 0	HR: 3	SF: 2	SAC: 0	DP: 1	HBP: 0	WP: 1	PA: 49
--------------	------	------	------	------	------	-------	------	------	------	------	-------	-------	------	------	------	------	------	------	------	------	------	------	-------	------	------	------	------	------	-------	------	------	------	------	-------	------	------	------	------	-------	-------	------	------	------	------	------	-------	------	------	------	------	-------	-------	------	------	------	------	-------	-------	------	------	------	------	------	-------	--------	-------	-------	-------	-------	--------	-------	--------	-------	--------

PITCHER	IP	WLS	BF	H	R	ER	SO	BB	IBB	HBP	BLK	WP	HR	S	P	ERA	WHIP
Mike Boddicker, R (1, 1) ERA: 5.7	5.1		25	8	7	5	2	1	0	0	0	1	3	51	87	8.44	1.688
Dennis Lamp, R (6, 1) ERA: 3.73	1.0		6	2	0	0	0	0	1	0	0	0	0	11	18	0.00	2.000
Lee Smith, R (7, 1) ERA: 7.23	2.2		8	2	0	0	2	0	0	0	0	0	0	22	31	0.00	0.750
Rob Murphy, L (10, 1) ERA: 2.0	1.0		3	0	0	0	0	0	0	0	0	0	0	11	14	0.00	0.000
Bob Stanley, R (11, 1) ERA: 4.79	0.2	L	5	2	1	1	0	0	1	0	0	0	0	5	10	13.50	3.000

BOTTOM

Boston Red Sox @ New York Yankees
 Yankee Stadium, Bronx, NY
 Thu Jun 08 1989, 7:05 PM EDT
 Att: 28,329 - Unknown - 72 F

livebaseballscorecards.com

AB	42
R	8
H	14
RBI	8
BB	3
SO	4
LOB	13



Batter	1	2	3	4	5	6	7	8	9	AB	R	H	RBI	BB	SO	LOB	TOP										
Jody Reed, R OBP: 0.349, SLG: 0.359 (1, 4)	2-2 F7	2-0 F7		2-1 P2		2-0 1B	1-1 G6-3 WP	2-2 G6-3		6	1	2	0	0	0	3											
Danny Heep, L OBP: 0.379, SLG: 0.358 (1, 9)	2-1 1B		1-1 P3	2-1 1B		1-2 1B	3-2 G6-3		2-3 K	3	1	2	2	0	0	0											
Randy Kutcher, R OBP: 0.429, SLG: 0.417 (5, 9)	1B			1-2 2-H 3-H 1B		1-2 E 1B	1-3			3	1	1	0	0	1	1											
Wade Boggs, L OBP: 0.412, SLG: 0.495 (1, 5)	0-2 1B		3-2 G3	2-2 1B		1-0 E WP 1B	3-2 G6-3		3-2 1B	6	2	4	2	0	0	1											
Mike Greenwell, L OBP: 0.388, SLG: 0.452 (1, 7)	1-0 F7		2-1 2B	2-H 3-H 1B		0-1 E6 WP 2B	0-2 G6-3		1-2 L5	6	1	2	3	0	0	5											
Dwight Evans, R OBP: 0.418, SLG: 0.497 (1, 10)	2-2 P3		4-2 BB	2-H 3-H 1B		1-3 K			2-1 F8	5	0	1	0	1	1	5											
Ellis Burks, R OBP: 0.360, SLG: 0.484 (1, 8)		0-2 HR 1B	1-2 P3	0-1 F9		2-2 1-H 3-H 2B			2-2 F8	6	1	2	1	0	0	5											
Rich Gedman, L OBP: 0.263, SLG: 0.292 (1, 2)		1-0 F7		1-0 E3 1B BLK 1B		1-3 K			0-1 HR	5	2	1	1	0	1	2											
Nick Esasky, R OBP: 0.332, SLG: 0.464 (1, 3)		0-1 HR		2-1 1B BB 1B		1-3 K			0-0 HR 1B	4	3	3	2	1	1	0											
Luis Rivera, R OBP: 0.400, SLG: 1.000 (1, 6)		0-1 L4		4-0 1B BB 1B		3-1 F9			2-1 1-H HR	4	2	1	2	1	0	2											
Inning Stats	R: 0 E: 0 K: 0 S: 14	H: 2 LOB: 2 BB: 0 P: 21	R: 2 E: 0 K: 0 S: 9	H: 2 LOB: 0 BB: 0 P: 12	R: 0 E: 0 K: 0 S: 13	H: 1 LOB: 2 BB: 1 P: 24	R: 5 E: 1 K: 0 S: 17	H: 4 LOB: 1 BB: 1 P: 34	R: 0 E: 0 K: 2 S: 8	H: 0 LOB: 0 BB: 0 P: 13	R: 4 E: 1 K: 1 S: 21	H: 4 LOB: 2 BB: 1 P: 35	R: 0 E: 0 K: 0 S: 12	H: 1 LOB: 1 BB: 0 P: 19	R: 3 E: 0 K: 0 S: 13	H: 3 LOB: 0 BB: 0 P: 21	R: 0 E: 0 K: 1 S: 13	H: 2 LOB: 2 BB: 0 P: 22	1B: 14 2B: 2 3B: 0 HR: 3	SF: 0 SAC: 0 DP: 0 HBP: 0	WP: 2 PB: 0 SB: 0 CS: 0	PA: 51					
PITCHER	IP	WLS	BF	H	R	ER	SO	BB	IBB	HBP	BLK	WP	HR	S	P	ERA	WHIP										
Richard Dotson, R ERA: 5.52 (1, 1)	3.1	L	20	7	6	5	0	2	0	0	1	0	1	43	75	13.50	2.700										
Chuck Cary, L ERA: 3.54 (4, 1)	3.2		20	7	5	4	3	0	1	0	0	2	0	51	83	9.82	1.909										
Dale Mohorcic, R ERA: 4.05 (8, 1)	1.0		6	3	3	3	0	0	0	0	0	0	2	13	21	27.00	3.000										
Lee Guetterman, L ERA: 1.56 (9, 1)	1.0		5	2	0	0	1	0	0	0	0	0	0	13	22	0.00	2.000										

Boston Red Sox @ New York Yankees
 Yankee Stadium, Bronx, NY
 Sat Jun 10 1989, 3:33 AM EDT
 Att: 49,348 - Sunny

livebaseballscorecards.com

AB 48
R 14
H 19
RBI 13
BB 3
SO 4
LOB 24



Batter	1	2	3	4	5	6	7	8	9	AB R H RBI BB SO LOB	TOP											
Jody Reed, R (1, 4) OBP: 0.342, SLG: 0.352	1-1 F8		1-0 G5-3			1-1 L9		0-0 F7		4 0 0 0 0 0 0												
Danny Heep, L (1, 9) OBP: 0.403, SLG: 0.375	1-1 1B			1-1 G5-4-3 1B		0-0 G4-3			4-0 1B 2B BB	3 1 2 0 1 0 0												
Wade Boggs, L (1, 5) OBP: 0.409, SLG: 0.491	3-1 L9			1-0 G5-4-3 1-2f		3-2 G4-3			2-1 2B 1B	4 0 1 0 0 0 2												
Mike Greenwell, L (1, 7) OBP: 0.386, SLG: 0.449	0-3 K			1-1 1B			1-2 G3		0-1 L7	4 0 1 0 0 1 3												
Dwight Evans, R (1, 10) OBP: 0.416, SLG: 0.490		4-2 G4-3 BB		2-3 K			3-2 P7		2-1 P3	3 0 0 0 1 1 3												
Ellis Burks, R (1, 8) OBP: 0.358, SLG: 0.484		3-2 F9			1-0 P5		1-2 G6-3		1-1 2B	4 0 1 1 0 0 1												
Rich Gedman, L (1, 2) OBP: 0.265, SLG: 0.293		0-2 G4-3 1-2f			0-0 F9			1-2 E7 PB G5-3 1B	3-2 G5-3	3 1 1 0 0 0 1 1 0 0 0 0 0 2												
Rick Cerone, R (9, PH) OBP: 0.405, SLG: 0.367																						
Nick Esasky, R (1, 3) OBP: 0.332, SLG: 0.459			1-2 P3		4-1 BB			2-2 G5-3 2-H		2 0 0 1 1 0 0												
Luis Rivera, R (1, 6) OBP: 0.250, SLG: 0.571			0-3 K		2-2 F9			1-1 F8		3 0 0 0 0 1 1												
Inning Stats	R: 0 E: 0 K: 1 S: 9	H: 1 LOB: 1 BB: 0 P: 14	R: 0 E: 0 K: 0 S: 14	H: 0 LOB: 0 BB: 1 P: 21	R: 0 E: 0 K: 1 S: 8	H: 0 LOB: 0 BB: 0 P: 10	R: 0 E: 0 K: 1 S: 8	H: 2 LOB: 1 BB: 0 P: 13	R: 0 E: 0 K: 0 S: 6	H: 0 LOB: 1 BB: 1 P: 13	R: 0 E: 0 K: 0 S: 6	H: 0 LOB: 0 BB: 0 P: 10	R: 0 E: 0 K: 0 S: 11	H: 0 LOB: 0 BB: 0 P: 16	R: 1 E: 1 K: 0 S: 9	H: 1 LOB: 0 BB: 0 P: 13	R: 1 E: 0 K: 0 S: 11	H: 2 LOB: 2 BB: 1 P: 23	1B: 5 2B: 1 3B: 0 HR: 0	SF: 0 SAC: 0 DP: 2 HBP: 0	WP: 0 PB: 1 SB: 0 CS: 0	PA: 34
PITCHER	IP WLS BF H R ER SO BB IBB HBP BLK WP HR S P ERA WHIP																					
Andy Hawkins, R (1, 1) ERA: 5.58	8.0 W 29 4 2 1 3 3 0 0 0 0 0 0 71 114 1.12 0.875																					
Dave Righetti, L (9, 1) ERA: 2.63	1.0 S 5 2 0 0 0 0 0 0 0 0 0 0 11 19 0.00 2.000																					

Boston Red Sox @ New York Yankees
 Yankee Stadium, Bronx, NY
 Sun Jun 11 1989, 3:33 AM EDT
 Sunny - 75 F

livebaseballscorecards.com

AB	31
R	2
H	6
RBI	2
BB	3
SO	3
LOB	13



Batter	1	2	3	4	5	6	7	8	9
Rickey Henderson, R OBP: 0.400, SLG: 0.368 (1, 7)	4-0 BB 2B BB	3-3 K			4-2 1B BB 1-2	G1-3		4-1 FC6-4 BB 1-2 2-3	
Steve Sax, R OBP: 0.373, SLG: 0.369 (1, 4)	4-0 BB 2B BB		1-2 P3		4-1 1B BB 1-2		4-1 G3-1 S BB	2-2 FC6-4 BB 1-2f	
Don Mattingly, L OBP: 0.345, SLG: 0.399 (1, 3)	0-1 G4-3 1-H 2-H 2B		2-2 G1-3		0-1 1B 1-2 2-3		1-1 G3-1		
Steve Balboni, R OBP: 0.286, SLG: 0.461 (1, 10)	0-0 G6-3		3-3 K		0-1 G4-3		0-3 K		
Jesse Barfield, R OBP: 0.310, SLG: 0.417 (1, 8)	2-2 G4-3 2-3			1-2 F8		4-2 2B G4-3 BB		3-2 P6	
Tom Brookens, R OBP: 0.263, SLG: 0.345 (1, 5)	3-2 F8		1-0 F7		1-0 G4-3 1B 2B		0-0 F9		
Mel Hall, L OBP: 0.366, SLG: 0.492 (1, 9)		2-1 F8		0-0 F7		0-0 G4-3		4-1 BB 1B BB	
Don Slaught, R OBP: 0.323, SLG: 0.374 (1, 2)		2-3 K			0-0 P4		0-1 F8		
Wayne Tolleson, S OBP: 0.288, SLG: 0.216 (1, 6)		4-1 S BB			0-1 CS 1B		1-1 BB 1-2 1B		

AB	R	H	RBI	BB	SO	LOB
2	1	0	0	3	1	2
2	1	0	0	3	0	3
4	0	2	2	0	0	1
4	0	0	0	0	2	5
3	1	0	0	1	0	2
4	1	1	0	0	0	1
3	0	0	1	1	0	1
4	0	1	1	0	1	1
3	0	2	0	1	1	1

BOTTOM

Boston Red Sox @ New York Yankees
 Yankee Stadium, Bronx, NY
 Sun Jun 11 1989, 3:33 AM EDT
 Sunny - 75 F

livebaseballscores.com

AB	29
R	4
H	6
RBI	4
BB	9
SO	5
LOB	17



1B: 4	SF: 0
2B: 2	SAC: 0
3B: 0	DP: 0
HR: 0	HBP: 0

WP: 0	PA: 38
PB: 0	
SB: 2	
CS: 1	

Inning Stats	R	H	E	K	S	L	IP	WLS	BF	H	R	ER	SO	BB	IBB	HBP	BLK	WP	HR	S	P	ERA	WHIP	
R: 2	H: 1	E: 0	K: 0	S: 10																				
H: 1	LOB: 1	BB: 2	P: 23																					
R: 0	H: 0	E: 0	K: 2	S: 9																				
H: 0	LOB: 1	BB: 1	P: 20																					
R: 0	H: 0	E: 0	K: 1	S: 9																				
H: 0	LOB: 0	BB: 0	P: 15																					
R: 0	H: 2	E: 0	K: 0	S: 13																				
H: 2	LOB: 3	BB: 2	P: 20																					
R: 2	H: 2	E: 0	K: 1	S: 15																				
H: 2	LOB: 1	BB: 1	P: 24																					
R: 0	H: 0	E: 0	K: 1	S: 11																				
H: 0	LOB: 1	BB: 1	P: 19																					
R: 0	H: 1	E: 0	K: 0	S: 10																				
H: 1	LOB: 3	BB: 2	P: 21																					

PITCHER	IP	WLS	BF	H	R	ER	SO	BB	IBB	HBP	BLK	WP	HR	S	P	ERA	WHIP
Joe Price, L ERA: 4.07 (1, 1)	5.1	L	26	5	4	4	3	6	0	0	0	0	0	53	99	6.75	2.062
Dennis Lamp, R ERA: 3.48 (6, 1)	2.1		10	1	0	0	2	2	0	0	0	0	0	25	40	0.00	1.286
Lee Smith, R ERA: 7.11 (8, 1)	0.1		2	0	0	0	0	1	0	0	0	0	0	4	10	0.00	3.000

New York Yankees @ Baltimore Orioles
Memorial Stadium, Baltimore, MD

Tue Jun 13 1989, 7:05 PM EDT
 Att. 24,674 - Unknown

livebaseballscorecards.com

AB	35
R	2
H	10
RBI	2
BB	0
SO	3
LOB	14



Batter	1	2	3	4	5	6	7	8	9	AB R H RBI BB SO LOB
Rickey Henderson, R OBP: 0.396, SLG: 0.364 (1, 7) B F F X	2-2 G5-3 ①		1-0 F7 ③		0-0 L7 ③		1-0 G4-3 ③			4 0 0 0 0 0 3
Steve Sax, R OBP: 0.371, SLG: 0.367 (1, 4) C B F X	1-2 G4-3 ②			1-2 1B 1B		1-2 G5-3 ①		1-1 G4-6-3 1B		4 1 2 0 0 0 0
Don Mattingly, L OBP: 0.350, SLG: 0.433 (1, 3) B X	1-0 L6 ③			0-2 1B 1B 1B		1-2 G1-5-3 ②		2-0 G4-6-3 ① ② 1-2f		4 0 1 0 0 0 1
Mel Hall, L OBP: 0.342, SLG: 0.457 (1, 9) B C B B X		3-1 G4-3 ①		0-0 1B 1B		0-0 F8 ③		0-0 G4-3 ③		4 0 1 1 0 0 0
Ken Phelps, L OBP: 0.344, SLG: 0.321 Steve Balboni, R OBP: 0.290, SLG: 0.458 (9, PH)		3-1 G3-1 ②		2-3 K ①			1-1 1B 1B		2-2 F7 ①	3 1 1 0 0 1 2 1 0 0 0 0 0 0
Jesse Barfield, R OBP: 0.312, SLG: 0.412 (1, 8) C B T B B X		3-2 G5-3 ③		1-2 P8 ②			3-2 P5 ①		2-2 1B	4 0 1 0 0 0 3
Mike Pagliarulo, L OBP: 0.277, SLG: 0.322 (1, 5) B C C B B T X			3-2 G5-3 ①	0-0 1B ③			1-1 1B 1B		0-3 K ②	4 0 2 0 0 1 1
Don Slaught, R OBP: 0.327, SLG: 0.383 (1, 2) X			0-0 2B		2-3 K ①		1-0 1B 1B		3-2 G1-3 ③	4 0 2 1 0 1 1
Alvaro Espinoza, R OBP: 0.290, SLG: 0.282 (1, 6) C B B T X			2-2 F8 ②		0-1 F9 ②		0-0 F9 ②			3 0 0 0 0 0 3

Inning Stats	R: 0 E: 0 K: 0 S: 8	H: 0 LOB: 0 BB: 0 P: 12	R: 0 E: 0 K: 0 S: 8	H: 0 LOB: 0 BB: 0 P: 17	R: 0 E: 0 K: 0 S: 9	H: 1 LOB: 1 BB: 0 P: 15	R: 1 E: 0 K: 1 S: 15	H: 4 LOB: 3 BB: 0 P: 19	R: 0 E: 0 K: 1 S: 7	H: 0 LOB: 0 BB: 0 P: 9	R: 0 E: 0 K: 0 S: 10	H: 0 LOB: 0 BB: 0 P: 12	R: 1 E: 0 K: 0 S: 12	H: 3 LOB: 2 BB: 0 P: 19	R: 0 E: 0 K: 0 S: 4	H: 1 LOB: 0 BB: 0 P: 7	R: 0 E: 0 K: 1 S: 15	H: 1 LOB: 1 BB: 0 P: 22	1B: 9 2B: 1 3B: 0 HR: 0	SF: 0 SAC: 0 DP: 1 HBP: 0	WP: 0 PB: 0 SB: 0 CS: 0	PA: 35
--------------	------------------------------	----------------------------------	------------------------------	----------------------------------	------------------------------	----------------------------------	-------------------------------	----------------------------------	------------------------------	---------------------------------	-------------------------------	----------------------------------	-------------------------------	----------------------------------	------------------------------	---------------------------------	-------------------------------	----------------------------------	----------------------------------	------------------------------------	----------------------------------	--------

PITCHER	IP	WLS	BF	H	R	ER	SO	BB	IBB	HBP	BLK	WP	HR	S	P	ERA	WHIP
Dave Schmidt, R ERA: 4.8 (1, 1)	6.0	W	22	5	1	1	2	0	0	0	0	0	0	57	84	1.50	0.833
Mark Williamson, R ERA: 3.38 (7, 1)	1.0		7	4	1	1	0	0	0	0	0	0	0	14	22	9.00	4.000
Kevin Hickey, L ERA: 2.29 (8, 1)	1.0		2	0	0	0	0	0	0	0	0	0	0	2	4	0.00	0.000
Gregg Olson, R ERA: 2.27 (9, 1)	1.0	S	4	1	0	0	1	0	0	0	0	0	0	15	22	0.00	1.000

PITCHER	IP	WLS	BF	H	R	ER	SO	BB	IBB	HBP	BLK	WP	HR	S	P	ERA	WHIP
---------	----	-----	----	---	---	----	----	----	-----	-----	-----	----	----	---	---	-----	------

Batter	1	2	3	4	5	6	7	8	9	AB	R	H	RBI	BB	SO	LOB
Mike Devereaux, R OBP: 0.372, SLG: 0.476 (1, 8) C F B X (9, 9)	1-2 L9 ①		1-1 P2 ②		2-0 P4 ② C S X	0-2 P4 ③				4	0	0	0	0	0	2
Phil Bradley, R OBP: 0.359, SLG: 0.417 Brady Anderson, L OBP: 0.315, SLG: 0.349 (1, 7) B X (9, 8)	1-0 2B 1B		0-1 2B 1B		1-0 2B			1-2 F8 ① C S B X		4	1	3	0	0	0	0
Cal Ripken Jr., R OBP: 0.342, SLG: 0.393 (1, 6) C X	0-1 F7 ②		0-0 2B		1-2 F8 ③			0-3 K ②		4	0	1	0	0	1	2
Mickey Tettleton, S OBP: 0.348, SLG: 0.550 (1, 2) B B X	2-0 1B 2B 1-H		2-2 F9 ③		0-0 G5-3			1-3 K ③		4	0	1	1	0	1	2
Randy Milligan, R OBP: 0.384, SLG: 0.452 (1, 3) X	0-0 1B 2-H			0-0 L5 ①		1-1 1B 1B		1-2 FC1-8 1B		4	1	3	0	0	0	0
Bob Melvin, R OBP: 0.341, SLG: 0.338 (1, 10)		0-2 G6-3 1B		1-2 1B		0-0 1B SF8 1B		1-1 FC1-6 2B 1-2f		4	2	3	0	0	0	1
Joe Orsulak, L OBP: 0.357, SLG: 0.406 Steve Finley, L OBP: 0.217, SLG: 0.302 (1, 9) (9, 7)		1-0 F9 ①		0-0 F9 ②		2-1 SF8 BB 1B		1-1 G4-3 2B 1-H		4	1	2	2	0	0	2
Craig Worthington, R OBP: 0.291, SLG: 0.301 (1, 5)		0-1 G6-3 1-2f		0-1 F6 ③		4-1 SF8 BB		2-2 G4-3 ②		3	0	0	1	1	0	2
Billy Ripken, R OBP: 0.299, SLG: 0.333 (1, 4)			1-1 G6-3 ①		3-3 K ①	2-2 SF8 ②		1-2 G6-3 ③		3	0	0	1	0	1	0

Inning Stats	R: 1	H: 3	R: 0	H: 1	R: 0	H: 2	R: 0	H: 1	R: 0	H: 3	R: 0	H: 0	R: 2	H: 2	R: 0	H: 0
	E: 0	LOB: 2	E: 0	LOB: 0	E: 0	LOB: 2	E: 0	LOB: 1	E: 0	LOB: 2	E: 0	LOB: 0	E: 0	LOB: 0	E: 0	LOB: 0
	K: 0	BB: 0	K: 0	BB: 0	K: 0	BB: 0	K: 0	BB: 0	K: 1	BB: 0	K: 2	BB: 0	K: 0	BB: 0	K: 2	BB: 0
	S: 8	P: 12	S: 7	P: 7	S: 10	P: 14	S: 7	P: 8	S: 10	P: 17	S: 13	P: 22	S: 15	P: 21	S: 9	P: 11

PITCHER	IP	WLS	BF	H	R	ER	SO	BB	IBB	HBP	BLK	WP	HR	S	P	ERA	WHIP
Dave LaPoint, L ERA: 5.15 (1, 1)	7.1	L	34	13	5	5	3	1	0	0	0	0	0	71	101	6.14	1.909
Lance McCullers, R ERA: 4.91 (8, 1)	0.2		2	0	0	0	0	0	0	0	0	0	0	8	11	0.00	0.000


BOTTOM

New York Yankees @ Baltimore Orioles
Memorial Stadium, Baltimore, MD

Tue Jun 13 1989, 7:05 PM EDT
Att. 24,674 - Unknown

livebaseballscorecards.com

AB	34
R	5
H	13
RBI	5
BB	1
SO	3
LOB	11



Inning Stats	1B: 9	SF: 1	WP: 0	PA: 36
	2B: 4	SAC: 0 <td>PB: 0 <td></td> </td>	PB: 0 <td></td>	
	3B: 0	DP: 1 <td>SB: 0 <td></td> </td>	SB: 0 <td></td>	
	HR: 0	HBP: 0 <td>CS: 0 <td></td> </td>	CS: 0 <td></td>	

PITCHER	IP	WLS	BF	H	R	ER	SO	BB	IBB	HBP	BLK	WP	HR	S	P	ERA	WHIP
Dave LaPoint, L ERA: 5.15 (1, 1)	7.1	L	34	13	5	5	3	1	0	0	0	0	0	71	101	6.14	1.909
Lance McCullers, R ERA: 4.91 (8, 1)	0.2		2	0	0	0	0	0	0	0	0	0	0	8	11	0.00	0.000

BOTTOM

New York Yankees @ Baltimore Orioles
Memorial Stadium, Baltimore, MD

Wed Jun 14 1989, 7:05 PM EDT
Att. 28,626 - Unknown

livebaseballscorecards.com

AB	36
R	1
H	10
RBI	1
BB	2
SO	4
LOB	20



WP:	0	PA:	39
PB:	0		
SB:	0		
CS:	1		

AB R H RBI BB SO LOB

3	0	1	0	1	1	1
5	0	2	0	0	0	1
5	0	1	1	0	1	5
3	0	1	0	1	1	0
2	0	0	0	0	0	0
2	0	1	0	0	0	3
4	0	0	0	0	1	5
4	0	1	0	0	0	2
0	0	0	0	0	0	0
4	0	2	0	0	0	1
4	1	1	0	0	0	2

Batter	1	2	3	4	5	6	7	8	9
Mike Devereaux, R OBP: 0.376, SLG: 0.472 (1, 8) C B F X (9, 9)	1-2 G5-3 ①		3-3 SAFE K ③			0-0 SH5-3 ① 2-3	4-2 1B BB		3-2 1B 1B
Phil Bradley, R OBP: 0.360, SLG: 0.416 (1, 7) F C B B X (9, 9)	2-2 G1-3 ②			1-0 F8 ①		2-0 E4 1B FC3-2	2-1 1B		1-0 1B
Cal Ripken Jr., R OBP: 0.340, SLG: 0.389 (1, 6) B F F F X (9, 9)	2-2 G6-3 ③			1-2 G4-3 ②		1 SAFE B SAFE B 1 B 1 F SAFE X	2-3 K ③		1-1 P6 ③
Mickey Tettleton, S OBP: 0.351, SLG: 0.552 (1, 10) C C C C X (9, 9)		2-2 G5-3 ①		2-3 K ③		4-0 FC3-2 1-2 BB		1-0 1B 2B	
Randy Milligan, R OBP: 0.378, SLG: 0.444 (1, 3) Jim Traber, L OBP: 0.287, SLG: 0.378 (6, PH) (7, 3)		2-0 P3 ②			0-0 L7 ①	0-0 FC3-2 ② 1-2 2-3 3-H		0-0 FC5-4 1B	
Bob Melvin, R OBP: 0.326, SLG: 0.321 (1, 2) B B B B X (9, 9)		3-1 P3 ③			1-0 P2 ②	1-3 K ③		1-0 FC5-4 CS 1-2f	
Joe Orsulak, L OBP: 0.354, SLG: 0.408 (1, 9) Brady Anderson, L OBP: 0.315, SLG: 0.349 (9, 8)			2-1 P6 ①		3-2 2B		3-2 G3 ①	2-2 G3 ② ③ 1-2	
Craig Worthington, R OBP: 0.296, SLG: 0.306 (1, 5) C C C C X (9, 9)		0-2 1B			3-2 L7 ③		2-1 1B B5-3 1B		1-2 P3 ①
Billy Ripken, R OBP: 0.297, SLG: 0.338 (1, 4) S B B X (9, 9)			1-1 F9 ②			1-0 SH5-3 1B 2B	0-0 B5-3 ②		0-1 F9 ②

Inning Stats	R: 0 E: 0 K: 0 S: 9	H: 0 LOB: 0 BB: 0 P: 14	R: 0 E: 0 K: 0 S: 6	H: 0 LOB: 0 BB: 0 P: 13	R: 0 E: 0 K: 1 S: 12	H: 1 LOB: 1 BB: 0 P: 18	R: 0 E: 0 K: 1 S: 7	H: 0 LOB: 0 BB: 0 P: 11	R: 0 E: 0 K: 0 S: 8	H: 1 LOB: 1 BB: 0 P: 15	R: 1 E: 1 K: 1 S: 9	H: 2 LOB: 3 BB: 1 P: 19	R: 0 E: 0 K: 1 S: 15	H: 2 LOB: 3 BB: 1 P: 28	R: 0 E: 0 K: 0 S: 6	H: 2 LOB: 1 BB: 0 P: 10	R: 0 E: 0 K: 0 S: 11	H: 2 LOB: 2 BB: 0 P: 17	1B: 7 2B: 3 3B: 0 HR: 0	SF: 0 SAC: 1 DP: 0 HBP: 0
--------------	------------------------------	----------------------------------	------------------------------	----------------------------------	-------------------------------	----------------------------------	------------------------------	----------------------------------	------------------------------	----------------------------------	------------------------------	----------------------------------	-------------------------------	----------------------------------	------------------------------	----------------------------------	-------------------------------	----------------------------------	----------------------------------	------------------------------------

PITCHER	IP	WLS	BF	H	R	ER	SO	BB	IBB	HBP	BLK	WP	HR	S	P	ERA	WHIP
Chuck Cary, L ERA: 2.84 (1, 1)	5.0		17	2	0	0	2	0	0	0	0	0	0	42	71	0.00	0.400
Scott Nielsen, R ERA: 13.5 (6, 1)	0.1		5	2	1	1	0	1	0	0	0	0	0	5	14	27.00	9.000
Lee Guetterman, L ERA: 1.43 (6, 1)	2.2	W	12	4	0	0	2	1	0	0	0	0	0	25	43	0.00	1.875
Dave Righetti, L ERA: 2.54 (9, 1)	1.0	S	5	2	0	0	0	0	0	0	0	0	0	11	17	0.00	2.000

BOTTOM

New York Yankees @ Baltimore Orioles
Memorial Stadium, Baltimore, MD

Thu Jun 15 1989, 7:05 PM EDT
Att. 30,284 - Unknown - 79 F

livebaseballscorecards.com

AB	40
R	3
H	12
RBI	3
BB	3
SO	3
LOB	20



WP:	0	PA:	44
PB:	0		
SB:	1		
CS:	0		

AB R H RBI BB SO LOB

5 0 2 0 0 1 1

4 0 0 0 1 0 2

4 1 1 1 1 0 0

5 1 2 0 0 0 3

4 0 1 0 1 0 1

4 1 3 0 0 0 2

5 0 0 0 0 1 8

3 0 0 0 0 1 2

1 0 1 1 0 0 0

0 0 0 0 0 0 0

1 0 1 1 0 0 0

4 0 1 0 0 0 1

1B: 8 SF: 0

2B: 2 SAC: 0

3B: 1 DP: 1

HR: 1 HBP: 1

R: 0 H: 2

E: 0 LOB: 2

K: 0 BB: 1

S: 10 P: 17

1B: 8 SF: 0

2B: 2 SAC: 0

3B: 1 DP: 1

HR: 1 HBP: 1

R: 1 H: 2

E: 0 LOB: 1

K: 1 BB: 0

S: 14 P: 19

R: 0 H: 0

E: 0 LOB: 0

K: 1 BB: 0

S: 6 P: 8

R: 1 H: 2

E: 0 LOB: 2

K: 0 BB: 1

S: 10 P: 17

1B: 8 SF: 0

2B: 2 SAC: 0

3B: 1 DP: 1

HR: 1 HBP: 1

R: 0 H: 2

E: 0 LOB: 2

K: 0 BB: 0

S: 12 P: 17

R: 0 H: 1

E: 0 LOB: 3

K: 0 BB: 2

S: 13 P: 25

R: 1 H: 2

E: 0 LOB: 1

K: 1 BB: 0

S: 14 P: 19

R: 0 H: 0

E: 0 LOB: 0

K: 1 BB: 0

S: 6 P: 8

R: 0 H: 2

E: 0 LOB: 1

K: 0 BB: 0

S: 8 P: 13

R: 0 H: 1

E: 0 LOB: 1

K: 0 BB: 0

S: 5 P: 8

R: 0 H: 2

E: 0 LOB: 1

K: 0 BB: 0

S: 14 P: 25

R: 0 H: 1

E: 0 LOB: 1

K: 0 BB: 0

S: 8 P: 13

R: 0 H: 2

E: 0 LOB: 2

K: 0 BB: 0

S: 12 P: 17

R: 0 H: 1

E: 0 LOB: 3

K: 0 BB: 2

S: 13 P: 25

R: 1 H: 2

E: 0 LOB: 1

K: 1 BB: 0

S: 14 P: 19

R: 0 H: 0

E: 0 LOB: 0

K: 1 BB: 0

S: 6 P: 8

R: 1 H: 2

E: 0 LOB: 2

K: 0 BB: 1

S: 10 P: 17

1B: 8 SF: 0

2B: 2 SAC: 0

3B: 1 DP: 1

HR: 1 HBP: 1

R: 0 H: 2

E: 0 LOB: 1

K: 1 BB: 0

S: 14 P: 19

R: 0 H: 0

E: 0 LOB: 0

K: 1 BB: 0

S: 6 P: 8

R: 1 H: 2

E: 0 LOB: 2

K: 0 BB: 1

S: 10 P: 17

1B: 8 SF: 0

2B: 2 SAC: 0

3B: 1 DP: 1

HR: 1 HBP: 1

R: 0 H: 2

E: 0 LOB: 2

K: 0 BB: 0

S: 12 P: 17

R: 0 H: 1

E: 0 LOB: 3

K: 0 BB: 2

S: 13 P: 25

R: 1 H: 2

E: 0 LOB: 1

K: 1 BB: 0

S: 14 P: 19

R: 0 H: 0

E: 0 LOB: 0

K: 1 BB: 0

S: 6 P: 8

R: 1 H: 2

E: 0 LOB: 2

K: 0 BB: 1

S: 10 P: 17

1B: 8 SF: 0

2B: 2 SAC: 0

3B: 1 DP: 1

HR: 1 HBP: 1

R: 0 H: 2

E: 0 LOB: 2

K: 0 BB: 0

S: 12 P: 17

R: 0 H: 1

E: 0 LOB: 3

K: 0 BB: 2

S: 13 P: 25

R: 1 H: 2

E: 0 LOB: 1

K: 1 BB: 0

S: 14 P: 19

R: 0 H: 0

E: 0 LOB: 0

K: 1 BB: 0

S: 6 P: 8

R: 1 H: 2

E: 0 LOB: 2

K: 0 BB: 1

S: 10 P: 17

1B: 8 SF: 0

2B: 2 SAC: 0

3B: 1 DP: 1

HR: 1 HBP: 1

R: 0 H: 2

E: 0 LOB: 2

K: 0 BB: 0

S: 12 P: 17

R: 0 H: 1

E: 0 LOB: 3

K: 0 BB: 2

S: 13 P: 25

R: 1 H: 2

E: 0 LOB: 1

K: 1 BB: 0

S: 14 P: 19

R: 0 H: 0

E: 0 LOB: 0

K: 1 BB: 0

S: 6 P: 8

R: 1 H: 2

E: 0 LOB: 2

K: 0 BB: 1

S: 10 P: 17

1B: 8 SF: 0

2B: 2 SAC: 0

3B: 1 DP: 1

HR: 1 HBP: 1

R: 0 H: 2

E: 0 LOB: 2

K: 0 BB: 0

S: 12 P: 17

R: 0 H: 1

E: 0 LOB: 3

K: 0 BB: 2

S: 13 P: 25

R: 1 H: 2

E: 0 LOB: 1

K: 1 BB: 0

S: 14 P: 19

R: 0 H: 0

E: 0 LOB: 0

K: 1 BB: 0

S: 6 P: 8

R: 1 H: 2

E: 0 LOB: 2

K: 0 BB: 1

S: 10 P: 17

1B: 8 SF: 0

2B: 2 SAC: 0

3B: 1 DP: 1

HR: 1 HBP: 1

R: 0 H: 2

E: 0 LOB: 2

K: 0 BB: 0

S: 12 P: 17

R: 0 H: 1

E: 0 LOB: 3

K: 0 BB: 2

S: 13 P: 25

R: 1 H: 2

E: 0 LOB: 1

K: 1 BB: 0

S: 14 P: 19

R: 0 H: 0

E: 0 LOB: 0

K: 1 BB: 0

S: 6 P: 8

R: 1 H: 2

E: 0 LOB: 2

K: 0 BB: 1

S: 10 P: 17

1B: 8 SF: 0

2B: 2 SAC: 0

3B: 1 DP: 1

HR: 1 HBP: 1

R: 0 H: 2

E: 0 LOB: 2

K: 0 BB: 0

S: 12 P: 17

R: 0 H: 1

E: 0 LOB: 3

K: 0 BB: 2

S: 13 P: 25

R: 1 H: 2

E: 0 LOB: 1

K: 1 BB: 0

S: 14 P: 19

R: 0 H: 0

E: 0 LOB: 0

K: 1 BB: 0

S: 6 P: 8

R: 1 H: 2

E: 0 LOB: 2

K: 0 BB: 1

S: 10 P: 17

1B: 8 SF: 0

2B: 2 SAC: 0

3B: 1 DP: 1

HR: 1 HBP: 1

R: 0 H: 2

E: 0 LOB: 2

K: 0 BB: 0

S: 12 P: 17

R: 0 H: 1

E: 0 LOB: 3

K: 0 BB: 2

S: 13 P: 25

R: 1 H: 2

E: 0 LOB: 1

K: 1 BB: 0

Batter	1	2	3	4	5	6	7	8	9	AB R H RBI BB SO LOB	TOP	
Sammy Sosa, R (1, 8) OBP: 0.500, SLG: 0.750	1-0 CS 1B		1-0 F9			0-0 E 2B		0-2 E6 G6-4-3		4 1 2 0 0 0 0	<p>Texas Rangers @ New York Yankees Yankee Stadium, Bronx, NY Fri Jun 16 1989, 3:33 AM EDT Overcast - 75 F</p>	
Scott Fletcher, R (1, 6) OBP: 0.343, SLG: 0.303	3-3 SAFE SAFE SAFE 1-2		0-0 L8			2-2 E8 SF8 2-H		3-2 G6-4-3 1-2f		4 1 0 0 0 1 2		
Rafael Palmeiro, L (1, 3) OBP: 0.396, SLG: 0.455	1-0 2B				0-0 F7		1-0 SF8 3-H		3-2 F9	3 0 1 1 0 0 0		
Ruben Sierra, S (1, 9) OBP: 0.368, SLG: 0.594	1-0 F8				3-2 L9		1-0 1B		1-1 E G6-3 2B	4 1 2 0 0 0 1		
Julio Franco, R (1, 4) OBP: 0.396, SLG: 0.526		1-2 G6-3			0-2 G2-3		2-3 K		0-1 E6 2-3	4 0 0 0 0 1 2		
Geno Petralli, L (1, 10) OBP: 0.312, SLG: 0.345 Buddy Bell, R (9, PH) OBP: 0.247, SLG: 0.218		1-0 F8			1-1 P4		0-1 F7		1-1 G6-3 3-H	3 0 0 0 0 0 0 1 0 0 1 0 0 1		
Rick Leach, L (1, 7) OBP: 0.357, SLG: 0.400 Jeff Kunkel, R (9, PH) OBP: 0.291, SLG: 0.447		2-1 FC6 1B			3-2 F9		3-1 P3		1-2 F7 3-H	3 0 1 0 0 0 0 1 0 0 0 0 0 1		
Steve Buechele, R (1, 5) OBP: 0.320, SLG: 0.379		2-2 FC6 1-2f			0-0 P6		2-2 1B		2-2 P4	4 0 1 0 0 0 2		
Jim Sundberg, R (1, 2) OBP: 0.310, SLG: 0.387			2-0 F8			2-1 F9		2-1 F9		3 0 0 0 0 0 1		
Inning Stats	R: 0 E: 0 K: 1 S: 7 H: 2 LOB: 1 BB: 0 P: 13	R: 0 E: 0 K: 0 S: 10 H: 1 LOB: 1 BB: 0 P: 16	R: 0 E: 0 K: 0 S: 3 H: 0 LOB: 0 BB: 0 P: 6	R: 0 E: 0 K: 0 S: 10 H: 0 LOB: 0 BB: 0 P: 13	R: 0 E: 0 K: 0 S: 7 H: 0 LOB: 0 BB: 0 P: 11	R: 2 E: 1 K: 1 S: 14 H: 2 LOB: 1 BB: 0 P: 22	R: 0 E: 0 K: 0 S: 9 H: 1 LOB: 1 BB: 0 P: 16	R: 0 E: 1 K: 0 S: 11 H: 0 LOB: 0 BB: 0 P: 17	R: 1 E: 1 K: 0 S: 14 H: 1 LOB: 1 BB: 0 P: 19	1B: 4 2B: 4 3B: 0 HR: 0 SF: 1 SAC: 0 DP: 2 HBP: 0		WP: 0 PB: 0 SB: 0 CS: 1 PA: 35
PITCHER	IP WLS BF H R ER SO BB IBB HBP BLK WP HR S P ERA WHIP											
Andy Hawkins, R (1, 1) ERA: 5.07	8.0 W 32 7 3 0 2 0 0 0 0 0 0 0 75 119 0.00 0.875											
Andy Hawkins, R (9, 1) ERA: 5.07	8.0 W 32 7 3 0 2 0 0 0 0 0 0 0 75 119 0.00 0.875											
Lee Guetterman, L (9, 1) ERA: 1.4	1.0 3 0 0 0 0 0 0 0 0 0 0 0 10 14 0.00 0.000											

livebaseballscorecards.com

AB	34
R	3
H	7
RBI	2
BB	0
SO	2
LOB	10



Batter	1	2	3	4	5	6	7	8	9	AB R H RBI BB SO LOB	TOP											
Sammy Sosa, R (1, 8) OBP: 0.250, SLG: 0.375	1-3 K			1-2 G1-3		1-1 G6-3		1-0 G1-3		4 0 0 0 0 1 1	Texas Rangers @ New York Yankees Yankee Stadium, Bronx, NY Fri Jun 16 1989, 7:05 PM EDT Att. 28,372 - Unknown livebaseballscorecards.com											
Scott Fletcher, R (1, 6) OBP: 0.338, SLG: 0.298	1-0 G1-3			2-1 G5-3		0-0 G5-3		2-1 P4		4 0 0 0 0 0 1												
Rafael Palmeiro, L (1, 3) OBP: 0.394, SLG: 0.463	2-1 L9			2-2 HR			0-1 F8		0-0 F9	4 1 1 1 0 0 0												
Ruben Sierra, S (1, 9) OBP: 0.367, SLG: 0.588		0-3 K		3-3 K			2-1 F8 1B		3-2 F7	4 0 1 0 0 2 0												
Julio Franco, R (1, 4) OBP: 0.397, SLG: 0.525		2-1 CS 1B			2-2 G4-3		1-2 F8 1B		2-2 F8	4 0 2 0 0 0 0												
Geno Petralli, L (1, 10) OBP: 0.305, SLG: 0.336		2-2 L8			0-0 F9		2-2 F8			3 0 0 0 0 0 3												
Rick Leach, L (1, 7) OBP: 0.357, SLG: 0.398			0-0 G3		2-2 1B		0-3 K			3 0 1 0 0 1 2												
Buddy Bell, R (1, 5) OBP: 0.250, SLG: 0.235			1-1 P4		3-2 P4			0-1 G4-3 2B		3 0 1 0 0 0 1												
Chad Kreuter, S (1, 2) OBP: 0.151, SLG: 0.146			2-2 G6-3			1-2 G6-3		1-1 G4-3		3 0 0 0 0 0 1												
Inning Stats	R: 0 E: 0 K: 1 S: 8	H: 0 LOB: 0 BB: 0 P: 12	R: 0 E: 0 K: 1 S: 9	H: 1 LOB: 0 BB: 0 P: 13	R: 0 E: 0 K: 0 S: 6	H: 0 LOB: 0 BB: 0 P: 9	R: 1 E: 0 K: 1 S: 13	H: 1 LOB: 0 BB: 0 P: 21	R: 0 E: 0 K: 0 S: 10	H: 1 LOB: 1 BB: 0 P: 17	R: 0 E: 0 K: 0 S: 6	H: 0 LOB: 0 BB: 0 P: 8	R: 0 E: 0 K: 1 S: 15	H: 2 LOB: 2 BB: 0 P: 20	R: 0 E: 0 K: 0 S: 7	H: 1 LOB: 1 BB: 0 P: 11	R: 0 E: 0 K: 0 S: 8	H: 0 LOB: 0 BB: 0 P: 13	1B: 4 2B: 1 3B: 0 HR: 1	SF: 0 SAC: 0 DP: 0 HBP: 0	WP: 0 PB: 0 SB: 0 CS: 1	PA: 32
PITCHER	IP WLS BF H R ER SO BB IBB HBP BLK WP HR S P ERA WHIP																					
Jimmy Jones, R (1, 1) ERA: 4.62	6.0 W 20 3 1 1 3 0 0 0 0 0 1 52 80 1.50 0.500																					
Dale Mohoric, R (7, 1) ERA: 3.75	2.0 9 3 0 0 1 0 0 0 0 0 0 22 31 0.00 1.500																					
Dave Righetti, L (9, 1) ERA: 2.45	1.0 3 0 0 0 0 0 0 0 0 0 0 8 13 0.00 0.000																					

AB	32
R	1
H	6
RBI	1
BB	0
SO	4
LOB	9



Batter	1	2	3	4	5	6	7	8	9	AB R H RBI BB SO LOB	TOP	
Sammy Sosa, R OBP: 0.250, SLG: 0.313 (1, 7) C X (9, 8)	0-1 G4-3 2B 1B		0-1 G5-3 1B	1-2 1B			0-1 G6-3 1B		3-1 SH1-4 2-3 1B	4 1 2 0 0 0 1		
Scott Fletcher, R OBP: 0.345, SLG: 0.309 (1, 6) B C F X	1-2 G4-3 1-3 1B 2B		4-2 G1-6-3 1B BB	0-1 P4 1B			1-0 BLK 1B		0-0 SF8 3-H 0-0 L8	3 2 2 1 1 0 2		
Rafael Palmeiro, L OBP: 0.388, SLG: 0.455 (1, 3) B X	1-0 G4-3 2-3 3-H 1B		3-2 G1-6-3 1-2 2-3 1B			0-0 L9 1-2 G4-3 1B		1-2 G4-3 1-2 G5-3 1B	0-0 L8	5 0 0 1 0 0 4		
Ruben Sierra, S OBP: 0.370, SLG: 0.586 (1, 9) B B S F X	2-2 G4-6-3 3-H 1B		1-2 1B 2-H 3-H 1B			0-1 G4-3 1-1 G5-3 1B		1-0 G5-3 0-2 F7 0-0 2B		4 0 2 3 0 0 0		
Julio Franco, R OBP: 0.396, SLG: 0.516 (1, 4) F X	0-1 G4-6-3 1-2f 1B		1-1 1B 1-2 1B			1-1 G5-3 0-1 G6-4-3 1B 2B		0-2 F7 0-0 2B		4 0 1 0 0 0 1		
Jim Sundberg, R OBP: 0.326, SLG: 0.413 (1, 2) B C B S X		2-2 G6-3 1B	2-2 G6-3 1B			0-1 G6-4-3 1B 2B		0-0 2B		4 0 2 0 0 0 2		
Mike Stanley, R OBP: 0.262, SLG: 0.162 (1, 10) C B S B X		2-3 K 1B		2-2 1B		2-2 G6-4-3 1-2f 1B		4-1 BB		3 0 1 0 1 1 1		
Steve Buechele, R OBP: 0.309, SLG: 0.365 (1, 5) C X	0-1 F9 1B		0-1 F8 1B			1-2 G5-3 1-1 F9 1B		2-1 P2		4 0 0 0 0 0 2		
Jeff Kunkel, R OBP: 0.293, SLG: 0.456 Rick Leach, L OBP: 0.361, SLG: 0.406 (9, PH) (9, 7)			3-1 G1-6-3 1B 2B	2-2 E5 1B			1-1 F9 1B		1-1 SH1-4 SF8 2B	3 1 1 0 0 0 0 1 1 1 0 0 0 0		
Inning Stats	R: 2 H: 3 E: 0 LOB: 0 K: 0 BB: 0 S: 12 P: 16	R: 0 H: 0 E: 0 LOB: 0 K: 1 BB: 0 S: 8 P: 12	R: 2 H: 3 E: 0 LOB: 2 K: 0 BB: 1 S: 19 P: 33	R: 0 H: 2 E: 1 LOB: 2 K: 0 BB: 0 S: 14 P: 20	R: 0 H: 0 E: 0 LOB: 0 K: 0 BB: 0 S: 5 P: 6	R: 0 H: 1 E: 0 LOB: 0 K: 0 BB: 0 S: 11 P: 14	R: 0 H: 1 E: 0 LOB: 1 K: 0 BB: 0 S: 8 P: 11	R: 0 H: 1 E: 0 LOB: 2 K: 0 BB: 1 S: 9 P: 16	R: 1 H: 1 E: 0 LOB: 0 K: 0 BB: 0 S: 6 P: 10	1B: 8 SF: 1 2B: 4 SAC: 1 3B: 0 DP: 2 HR: 0 HBP: 0	WP: 0 PA: 39 PB: 0 SB: 0 CS: 0	
PITCHER Dave LaPoint, L ERA: 5.09 Lance McCullers, R ERA: 5.18	IP WLS BF H R ER SO BB IBB HBP BLK WP HR S P ERA WHIP											PITCHER IP WLS BF H R ER SO BB IBB HBP BLK WP HR S P ERA WHIP
	(1, 1) 8.0 L 35 11 4 4 1 2 0 0 0 0 0 0 86 128 4.50 1.625											
	(9, 1) 1.0 4 1 1 1 0 0 0 0 0 0 0 6 10 9.00 1.000											

Texas Rangers @ New York Yankees
Yankee Stadium, Bronx, NY
Sun Jun 18 1989, 3:33 AM EDT
Att. 42,825 - Cloudy - 80 F

livebaseballscorecards.com

AB 35
R 5
H 12
RBI 5
BB 2
SO 1
LOB 13




Batter	1	2	3	4	5	6	7	8	9	AB R H RBI BB SO LOB
Rickey Henderson, R OBP: 0.392, SLG: 0.351 (1, 7) B C X	2-1 P9 ①		1-1 F8 ③			2-3 K ①		2-1 L7 ③		4 0 0 0 0 1 0
Wayne Tolleson, S OBP: 0.309, SLG: 0.237 (1, 4) B C X	2-1 G1-3 ②			2-2 G4-3 ①		3-1 1B 1B			4-2 PB 1B G4-3 BB	3 1 1 0 1 0 0
Don Mattingly, L OBP: 0.359, SLG: 0.437 (1, 3) C X	0-1 P2 ③			1-2 F9 ②		1 SAFE 2-1 1 SAFE 1 SAFE 1B 1B			2-1 G4-3 PB 1B 1-2	4 0 2 0 0 0 0
Ken Phelps, L OBP: 0.351, SLG: 0.357 (1, 10)		2-0 G4-3 ①		2-0 HR		3-2 L3 ② ③ 1-2			2-3 K ① 1-2 2-3	4 1 1 1 0 1 4
Mike Pagliarulo, L OBP: 0.276, SLG: 0.313 (1, 5)		1-1 F7 ②		1-1 P5 ③			2-2 F8 ①		0-1 G4-3 ② 2-3 3-H	4 0 0 1 0 0 1
Jesse Barfield, R OBP: 0.328, SLG: 0.411 (1, 9)		4-2 FC6-4 BB			2-1 F7 ①		1-2 F8 ②		0-3 K ③	3 0 0 0 1 1 1
Don Slaught, R OBP: 0.327, SLG: 0.389 (1, 2)		1 SAFE 1 SAFE C 1 SAFE X	1-1 FC6-4 ③ 1-2f		1-0 G5-3 ②		0-1 G6-3 ③			3 0 0 0 0 0 1
Alvaro Espinoza, R OBP: 0.294, SLG: 0.289 (1, 6)			1-2 G1-3 ①		1-2 1B ③			1-2 G5-3 ①		3 0 1 0 0 0 0
Roberto Kelly, R OBP: 0.361, SLG: 0.413 (1, 8)			1-2 F8 ②		0-0 G5-3 ③			2-2 G6-3 ②		3 0 0 0 0 0 1

Inning Stats	R: 0 E: 0 K: 0 S: 6	H: 0 LOB: 0 BB: 0 P: 10	R: 0 E: 0 K: 0 S: 9	H: 0 LOB: 1 BB: 1 P: 17	R: 0 E: 0 K: 0 S: 9	H: 0 LOB: 0 BB: 0 P: 12	R: 1 E: 0 K: 0 S: 11	H: 1 LOB: 0 BB: 0 P: 17	R: 0 E: 0 K: 0 S: 9	H: 1 LOB: 1 BB: 0 P: 13	R: 0 E: 0 K: 1 S: 10	H: 2 LOB: 1 BB: 0 P: 20	R: 0 E: 0 K: 0 S: 8	H: 0 LOB: 0 BB: 0 P: 11	R: 0 E: 0 K: 0 S: 10	H: 0 LOB: 0 BB: 0 P: 15	R: 1 E: 0 K: 2 S: 14	H: 1 LOB: 1 BB: 1 P: 22	1B: 4 2B: 1 3B: 0 HR: 1	SF: 0 SAC: 0 DP: 1 HBP: 0	WP: 0 PB: 1 SB: 0 CS: 0	PA: 33	
PITCHER	IP	WLS	BF	H	R	ER	SO	BB	IBB	HBP	BLK	WP	HR	S	P	ERA	WHIP						
Charlie Hough, R ERA: 5.0 (1, 1)	8.0	W	28	4	1	1	1	1	0	0	0	0	0	72	115	1.12	0.625						
Jeff Russell, R ERA: 1.17 (9, 1)	1.0		5	1	1	0	2	1	0	0	0	0	0	14	22	0.00	2.000						

TEXAS RANGERS @ NEW YORK YANKEES
 Yankee Stadium, Bronx, NY
 Sun Jun 18 1989, 3:33 AM EDT
 Att. 42,825 - Cloudy - 80 F

AB	31
R	2
H	5
RBI	2
BB	2
SO	3
LOB	8



Chicago White Sox @ New York Yankees
Yankee Stadium, Bronx, NY

Tue Jun 20 1989, 7:05 PM EDT
Att. 20,750 - Unknown

AB	42
R	13
H	17
RBI	13
BB	4
SO	1
LOB	21



Batter	1	2	3	4	5	6	7	8	9	AB R H RBI BB SO LOB
Dave Gallagher, R OBP: 0.362, SLG: 0.332 (1, 8)	1-2 BB HR 1B	1-0 G3-6-3 1B		3-2 E6 1B 2B	3-1 F7	3-1 1B			2-2 G5-3	6 2 3 0 0 0 1
Steve Lyons, L OBP: 0.296, SLG: 0.280 (1, 5)	4-0 HR BB	2-2 F7		0-0 2B 1B	0-0 1B 2B	2-0 F8			2-2 G4-3	5 3 2 0 1 0 2
Harold Baines, L OBP: 0.426, SLG: 0.494 (1, 10)	1-0 HR 1-H 2-H	1-0 G3-6-3 1-2f		3-2 F7	0-0 1B 1B 1B			1-2 F9		5 1 2 4 0 0 3
Ivan Calderon, R OBP: 0.323, SLG: 0.453 (1, 9)	0-0 3B		3-0 B1-3 2B 1B	0-1 HR 2B 1-H 2-H	1-0 F9			2-2 G5-3		5 2 3 2 0 0 2
Greg Walker, L OBP: 0.281, SLG: 0.303 (1, 3)	4-0 BB 1B BB		1-1 B1-3	4-0 HR IBB	1-1 1B			1-1 G3		3 2 1 1 2 0 1
Carlton Fisk, R OBP: 0.348, SLG: 0.432 (1, 2)	4-1 1B BB		1-1 2B 1B HBP	1-2 P4	1-1 1B			2-3 K		3 1 1 0 1 1 2
Ron Karkovics, R OBP: 0.245, SLG: 0.315 (8, 2)	1-2 BB			1-2 1B 2B	1-1 HR					0 0 0 0 0 0 0
Dan Pasqua, L OBP: 0.362, SLG: 0.477 (1, 7)	2-2 L9-2-3-6-5 3-H		0-1 1B 2B	1-1 HR 1-H 2-H	2-1 F7			1-2 F7		4 1 2 4 0 0 6
Daryl Boston, L OBP: 0.280, SLG: 0.313 (5, 7)			1-3 2-H							1 0 0 0 0 0 0
Fred Manrique, R OBP: 0.355, SLG: 0.456 (1, 4)	3-1 1-2 2-H 1B		1-2 F7	2-1 G6-3		1-2 G5-3		0-1 G6-3		5 0 1 1 0 0 2
Ozzie Guillen, L OBP: 0.254, SLG: 0.279 (1, 6)	1-0 G1-3		0-1 1B 2-H 3-H		0-0 2B 1B	0-2 F7			1-1 G6-3	5 1 2 1 0 0 2

Inning Stats	R	H	E	K	S	R	H	E	K	S	R	H	E	K	S	R	H	E	K	S	R	H	E	K	S	R	H	E	K	S	R	H	E	K	S	1B	2B	3B	HR	SF	SAC	DP	HBP	WP	PA				
	4	4	0	0	12	0	1	0	0	7	2	3	0	0	11	5	1	0	0	10	0	0	0	0	8	0	0	0	0	12	0	0	0	0	0	0	0	0	0	0	0	0	0	0	0	0	0	0	47

PITCHER	IP	WLS	BF	H	R	ER	SO	BB	IBB	HBP	BLK	WP	HR	S	P	ERA	WHIP
Richard Dotson, R ERA: 5.57 (1, 1)	0.2	L	8	4	4	4	0	3	0	0	0	0	1	11	30	54.00	10.500
Dale Mohoric, R ERA: 4.12 (1, 1)	3.1		18	7	7	3	0	0	1	1	0	0	1	36	61	8.10	2.100
Lance McCullers, R ERA: 4.97 (5, 1)	5.0		21	6	2	2	1	0	0	0	0	0	0	47	73	3.60	1.200

Batter	1	2	3	4	5	6	7	8	9	AB R H RBI BB SO LOB
Rickey Henderson, R OBP: 0.392, SLG: 0.349 (1, 7)	4-0 SAFE E G3 BB	2-1 SAFE FC3-6 FC4-6 1-2f		0-2 F9			1-0 F8		3-2 DI 1B	4 1 1 1 1 0 1
Steve Sax, R OBP: 0.365, SLG: 0.366 (1, 4)	0-1 SAFE E6 G3 1B 1B	0-2 SAFE FC4-6 2B 1-2f			0-2 F7		1-1 G6-3		2-1 G4-3 1-2	5 1 1 0 0 0 2
Don Mattingly, L OBP: 0.356, SLG: 0.436 (1, 3)	1-0 SAFE SAFE G3 2-3 3-H	1-2 SAFE SAFE SAFE 1-3 2B			0-1 G4-3		1-2 F9		2-2 G3	5 0 1 1 0 0 2
Steve Balboni, R OBP: 0.304, SLG: 0.489 Mel Hall, L OBP: 0.344, SLG: 0.475 (1, 10) (8, PH)	1-2 1B 2B 1B 3-H	0-1 F7			2-2 HR			1-3 K		3 2 2 2 0 0 2 1 0 0 0 0 1 0
Jesse Barfield, R OBP: 0.327, SLG: 0.408 (1, 9)	1-3 K		2-1 G6-3		2-0 1B			1-2 F8		4 0 1 0 0 1 1
Tom Brookens, R OBP: 0.260, SLG: 0.333 Mike Pagliarulo, L OBP: 0.274, SLG: 0.311 (1, 5) (8, PH) (9, 5)	1-0 2B 1B 1-2		2-2 F9		1-0 F8			0-3 K		3 0 1 0 0 0 1 1 0 0 0 0 1 0
Don Slaught, R OBP: 0.330, SLG: 0.411 (1, 2)	2-2 2B 1-3 2-H		1-0 L4			0-3 K			0-0 HR	4 1 2 2 0 1 0
Alvaro Espinoza, R OBP: 0.291, SLG: 0.286 Wayne Tolleson, S OBP: 0.300, SLG: 0.230 (1, 6) (6, PH) (7, 6)	0-0 G6-3			0-0 L5		2-1 G1-3			1-3 K	2 0 0 0 0 0 2 2 0 0 0 0 1 0
Roberto Kelly, R OBP: 0.364, SLG: 0.415 (1, 8)		3-2 FC3-6 1B		0-1 F3		1-0 G5-3			2-0 DI 1B 1B	4 1 2 0 0 0 0

Inning Stats	R: 3	H: 4	E: 1	LOB: 2	K: 1	S: 15	P: 25	R: 0	H: 2	E: 0	LOB: 2	K: 0	S: 13	P: 19	R: 0	H: 0	E: 0	LOB: 0	K: 0	S: 7	P: 12	R: 0	H: 0	E: 0	LOB: 0	K: 0	S: 6	P: 6	R: 1	H: 2	E: 0	LOB: 1	K: 0	S: 11	P: 16	R: 0	H: 0	E: 0	LOB: 0	K: 1	S: 7	P: 10	R: 0	H: 0	E: 0	LOB: 0	K: 0	S: 6	P: 9	R: 0	H: 0	E: 0	LOB: 0	K: 2	S: 9	P: 11	R: 2	H: 3	E: 0	LOB: 1	K: 1	S: 14	P: 24	1B: 7	SF: 0	2B: 2	SAC: 0	3B: 0	DP: 0	HR: 2	HBP: 0	WP: 0	PA: 39
--------------	------	------	------	--------	------	-------	-------	------	------	------	--------	------	-------	-------	------	------	------	--------	------	------	-------	------	------	------	--------	------	------	------	------	------	------	--------	------	-------	-------	------	------	------	--------	------	------	-------	------	------	------	--------	------	------	------	------	------	------	--------	------	------	-------	------	------	------	--------	------	-------	-------	-------	-------	-------	--------	-------	-------	-------	--------	-------	--------

PITCHER	IP	WLS	BF	H	R	ER	SO	BB	IBB	HBP	BLK	WP	HR	S	P	ERA	WHIP
Jerry Reuss, L ERA: 5.58 (1, 1)	5.0	W	24	8	4	4	1	1	0	0	0	0	1	52	78	7.20	1.800
John Davis, R ERA: 4.5 (6, 1)	4.0	S	15	3	2	2	4	0	0	0	0	0	1	36	54	4.50	0.750

BOTTOM

Chicago White Sox @ New York Yankees
 Yankee Stadium, Bronx, NY
 Tue Jun 20 1989, 7:05 PM EDT
 Att. 20,750 - Unknown

AB	38
R	6
H	11
RBI	6
BB	1
SO	5
LOB	11



WP	0	PA	39
PB	0	SB	0
CS	0		

livebaseballscorecards.com

Chicago White Sox @ New York Yankees
 Yankee Stadium, Bronx, NY

Wed Jun 21 1989, 7:05 PM EDT
 Att. 20,404 - Unknown - 80 F

AB	39
R	7
H	14
RBI	7
BB	2
SO	4
LOB	22



WP:	0	PA:	41
PB:	0		
SB:	0		
CS:	0		

Batter	1	2	3	4	5	6	7	8	9	AB	R	H	RBI	BB	SO	LOB
Dave Gallagher, R (1, 8) OBP: 0.363, SLG: 0.337	1-2 F9		2-2 F9		1-1 G4-3		2-2	0-1 G6-4-3		5	0	2	0	0	0	2
Steve Lyons, L (1, 5) OBP: 0.298, SLG: 0.288	0-1 2B		2-3 K		0-0 G4-3		2-2 F8		1-2	5	0	2	0	0	1	2
Harold Baines, L (1, 10) OBP: 0.426, SLG: 0.502	4-0 BB		0-0 F8		0-1 G4-3			0-0 HR	1-3	4	1	1	1	1	1	2
Ivan Calderon, R (1, 9) OBP: 0.324, SLG: 0.452	1-3 K			2-2 BB	0-3 K			0-2 2B	0-0 F9	5	2	2	0	0	2	4
Greg Walker, L (1, 3) OBP: 0.288, SLG: 0.313	3-2 G5-3			4-1 FC4-6		1-0 F9		2-2 1B	1-2 G5-3	3	0	1	0	1	0	2
Carlos Martinez, R (8, PR) OBP: 0.296, SLG: 0.347				1-2 BB				1-3 1B		1	1	0	0	0	0	1
Eddie Williams, R (9, 5) OBP: 0.348, SLG: 0.349								2B		0	0	0	0	0	0	0
Carlton Fisk, R (1, 2) OBP: 0.365, SLG: 0.482		2-0 HR		0-2 FC4-6		2-2 G6-3		1-2 1B		4	2	3	3	0	0	0
Dan Pasqua, L (1, 7) OBP: 0.358, SLG: 0.467		0-0 F8		1-2 FC4-6		1-1 F7		2-0 1B		4	1	1	1	0	0	2
Fred Manrique, R (1, 4) OBP: 0.344, SLG: 0.441		2-1 G5-3		1-1 P4			2-2 G6-3	2-2 G5-3		4	0	0	0	0	0	5
Ozzie Guillen, L (1, 6) OBP: 0.257, SLG: 0.285		0-0 G6-3		0-0 L7			0-1 2B	1-1 G6-4-3		4	0	2	2	0	0	2

Batter	1	2	3	4	5	6	7	8	9	AB	R	H	RBI	BB	SO	LOB
Dave Gallagher, R (1, 8) OBP: 0.363, SLG: 0.337	1-2 F9		2-2 F9		1-1 G4-3		2-2	0-1 G6-4-3		5	0	2	0	0	0	2
Steve Lyons, L (1, 5) OBP: 0.298, SLG: 0.288	0-1 2B		2-3 K		0-0 G4-3		2-2 F8		1-2	5	0	2	0	0	1	2
Harold Baines, L (1, 10) OBP: 0.426, SLG: 0.502	4-0 BB		0-0 F8		0-1 G4-3			0-0 HR	1-3	4	1	1	1	1	1	2
Ivan Calderon, R (1, 9) OBP: 0.324, SLG: 0.452	1-3 K			2-2 BB	0-3 K			0-2 2B	0-0 F9	5	2	2	0	0	2	4
Greg Walker, L (1, 3) OBP: 0.288, SLG: 0.313	3-2 G5-3			4-1 FC4-6		1-0 F9		2-2 1B	1-2 G5-3	3	0	1	0	1	0	2
Carlos Martinez, R (8, PR) OBP: 0.296, SLG: 0.347				1-2 BB				1-3 1B		1	1	0	0	0	0	1
Eddie Williams, R (9, 5) OBP: 0.348, SLG: 0.349								2B		0	0	0	0	0	0	0
Carlton Fisk, R (1, 2) OBP: 0.365, SLG: 0.482		2-0 HR		0-2 FC4-6		2-2 G6-3		1-2 1B		4	2	3	3	0	0	0
Dan Pasqua, L (1, 7) OBP: 0.358, SLG: 0.467		0-0 F8		1-2 FC4-6		1-1 F7		2-0 1B		4	1	1	1	0	0	2
Fred Manrique, R (1, 4) OBP: 0.344, SLG: 0.441		2-1 G5-3		1-1 P4			2-2 G6-3	2-2 G5-3		4	0	0	0	0	0	5
Ozzie Guillen, L (1, 6) OBP: 0.257, SLG: 0.285		0-0 G6-3		0-0 L7			0-1 2B	1-1 G6-4-3		4	0	2	2	0	0	2

PITCHER	IP	WLS	BF	H	R	ER	SO	BB	IBB	HBP	BLK	WP	HR	S	P	ERA	WHIP
Andy Hawkins, R (1, 1) ERA: 5.17	7.0	L	32	10	5	5	3	2	0	0	0	0	2	73	111	6.43	1.714
Lee Guetterman, L (8, 1) ERA: 1.69	2.0		9	4	2	2	1	0	0	0	0	0	0	21	30	9.00	2.000

PITCHER	IP	WLS	BF	H	R	ER	SO	BB	IBB	HBP	BLK	WP	HR	S	P	ERA	WHIP

Inning	1	2	3	4	5	6	7	8	9	AB	R	H	RBI	BB	SO	LOB
1	0	1	0	1	0	0	0	0	0	4	1	1	1	0	0	2
2	0	1	0	1	0	0	0	0	0	4	0	0	0	0	0	5
3	0	1	0	1	0	0	0	0	0	4	0	2	2	0	0	2
4	0	1	0	1	0	0	0	0	0	4	1	1	1	0	0	2
5	0	1	0	1	0	0	0	0	0	4	2	3	3	0	0	0
6	0	1	0	1	0	0	0	0	0	4	1	1	1	0	0	2
7	0	1	0	1	0	0	0	0	0	4	1	1	1	0	0	2
8	0	1	0	1	0	0	0	0	0	4	0	0	0	0	0	5
9	0	1	0	1	0	0	0	0	0	4	0	2	2	0	0	2

Batter	1	2	3	4	5	6	7	8	9	AB R H RBI BB SO LOB
Steve Sax, R OBP: 0.369, SLG: 0.371 (1, 4)	3-2 S 1B		0-2 1B SF9 1B		0-3 K		0-0 1B		0-0 G4-3	5 1 3 0 0 1 1
Alvaro Espinoza, R OBP: 0.290, SLG: 0.285 (1, 6)	1-2 SAFE F8 1-2		2-2 G6-3 E 1-3 1B		0-0 G6-4-3 1-2f		1-1 G6-3			4 0 1 0 0 0 3
Don Mattingly, L OBP: 0.355, SLG: 0.447 (1, 3)	1-1 F7		1-1 SF9 1-2 3-H			2-2 G3		2-2 HR		3 1 1 2 0 0 1
Steve Balboni, R OBP: 0.298, SLG: 0.478 (1, 10)	1-0 G6-3		2-0 G6-3			1-3 K		4-2 BLK BB		3 0 0 0 0 1 2 0 0 0 0 1 0 0
Ken Phelps, L OBP: 0.356, SLG: 0.357 (8, PH)			2-3							
Jesse Barfield, R OBP: 0.329, SLG: 0.407 (1, 9)		0-1 G4-3 1B	0-0 G6-3			4-1 2B BB		3-3 K		3 0 1 0 1 1 2
Don Slaught, R OBP: 0.333, SLG: 0.417 (1, 2)		0-1 F7		1-0 G6-3 1B		1-0 2B		3-2 L9 1-2		4 0 2 0 0 0 2
Mel Hall, L OBP: 0.330, SLG: 0.452 (1, 7)		3-2 G4-3 1-2		1-1 G6-3 1-2f		0-1 G3		0-2 F9		4 0 0 0 0 0 5
Tom Brookens, R OBP: 0.252, SLG: 0.323 (1, 5)		0-1 F7		0-1 G4-3			1-3 K		0-1 P5	3 0 0 0 0 1 1 1 0 0 0 0 0 0
Mike Pagliarulo, L OBP: 0.273, SLG: 0.309 (9, PH)										
Roberto Kelly, R OBP: 0.367, SLG: 0.436 (1, 8)			2-2 HR		0-0 G6-4-3 1B		1-0 P7		3-3 K	4 1 2 1 0 1 0

BOTTOM

Chicago White Sox @ New York Yankees
 Yankee Stadium, Bronx, NY
 Wed Jun 21 1989, 7:05 PM EDT
 Att: 20,404 - Unknown - 80 F

livebaseballscorecards.com

AB	34
R	3
H	10
RBI	3
BB	2
SO	5
LOB	17



Inning Stats	R: 0	H: 1	E: 0	K: 0	S: 12	H: 1	LOB: 1	BB: 0	P: 18	R: 0	H: 1	E: 0	K: 0	S: 10	R: 2	H: 3	E: 1	K: 0	S: 15	R: 0	H: 1	E: 0	K: 0	S: 5	R: 0	H: 1	E: 0	K: 1	S: 6	R: 0	H: 1	E: 0	K: 1	S: 11	R: 0	H: 1	E: 0	K: 1	S: 7	R: 1	H: 1	E: 0	K: 1	S: 23	R: 0	H: 0	E: 0	K: 1	S: 6	R: 0	H: 0	E: 0	K: 1	S: 9	1B: 7	SF: 1	2B: 1	SAC: 0	3B: 0	DP: 2	HR: 2	HBP: 0	WP: 0	PA: 37	PB: 0	SB: 1	CS: 0
--------------	------	------	------	------	-------	------	--------	-------	-------	------	------	------	------	-------	------	------	------	------	-------	------	------	------	------	------	------	------	------	------	------	------	------	------	------	-------	------	------	------	------	------	------	------	------	------	-------	------	------	------	------	------	------	------	------	------	------	-------	-------	-------	--------	-------	-------	-------	--------	-------	--------	-------	-------	-------

PITCHER	IP	WLS	BF	H	R	ER	SO	BB	IBB	HBP	BLK	WP	HR	S	P	ERA	WHIP
Greg Hibbard, L ERA: 2.61 (1, 1)	6.2		28	9	2	2	3	1	0	0	0	0	1	64	92	2.70	1.500
Donn Pall, R ERA: 3.38 (7, 1)	0.1	W	3	1	1	1	0	1	0	0	0	0	1	12	19	27.00	6.000
Bobby Thigpen, R ERA: 4.37 (8, 1)	2.0		6	0	0	0	2	0	0	0	1	0	0	19	28	0.00	0.000

PITCHER	IP	WLS	BF	H	R	ER	SO	BB	IBB	HBP	BLK	WP	HR	S	P	ERA	WHIP
---------	----	-----	----	---	---	----	----	----	-----	-----	-----	----	----	---	---	-----	------

BOTTOM

Chicago White Sox @ New York Yankees
Yankee Stadium, Bronx, NY

livebaseballscorecards.com

AB	34
R	10
H	15
RBI	9
BB	4
SO	6
LOB	17



WP:	0	PA:	41
PB:	0		
SB:	0		
CS:	2		

Thu Jun 22 1989, 3:33 AM EDT
Att. 21,677 - Cloudy - 80 F

AB	R	H	RBI	BB	SO	LOB
5	2	3	0	0	0	3
2	0	1	1	0	1	0
4	2	3	4	1	0	1
2	0	0	0	0	1	2
3	1	2	3	0	0	0
4	1	1	0	1	0	2
3	1	1	0	1	1	3
3	1	1	0	0	2	1
1	0	0	0	0	1	2
0	0	0	0	0	0	0
4	1	3	1	0	0	0
3	1	0	0	1	0	3
1B:	10	SF:	1			
2B:	2	SAC:	2			
3B:	0	DP:	1			
HR:	3	HBP:	0			

Batter	1	2	3	4	5	6	7	8	9
Steve Sax, R OBP: 0.373, SLG: 0.378 (1, 4)	3-1 CS 1B 1B	0-2 P3		2-1 SH3 HR 2B		0-1 G2-3		0-0 SH3-4 1B	
Alvaro Espinoza, R OBP: 0.291, SLG: 0.287 (1, 6)	0-1 1B CS 1B	0-0 SF7		0-1 SH3		2-3 K2-3		0-0 SH3-4	
Don Mattingly, L OBP: 0.362, SLG: 0.474 (1, 3)	1-2 1B BB 1B	1-2 HR		1-0 G3		3-1 HR		4-0 1B IBB	
Steve Balboni, R OBP: 0.294, SLG: 0.471 Ken Phelps, L OBP: 0.362, SLG: 0.390 (1, 10) (4, PH)	0-0 P3	3-3 K		2-1 HR		1-1 F7		0-2 G4-6-3 1B	
Mel Hall, L OBP: 0.333, SLG: 0.443 (1, 7)	4-2 BB		1-2 L4	0-0 G3-1		0-0 BB 1B		3-2 G4-6-3	
Jesse Barfield, R OBP: 0.332, SLG: 0.406 (1, 9)	2-3 K		1-1 1B 1B		3-1 P3		4-0 1B BB		
Bob Geren, R OBP: 0.361, SLG: 0.600 Mike Pagliarulo, L OBP: 0.271, SLG: 0.307 Don Slaught, R OBP: 0.333, SLG: 0.417 (1, 2) (7, PH) (8, 2)		0-0 2B SF7 1B	0-3 K		0-3 K		1-3 K		
Tom Brookens, R OBP: 0.270, SLG: 0.350 (1, 5)		2-1 SF7 HR 2B	1-1 1B		3-2 F9		0-0 E5 1B		
Roberto Kelly, R OBP: 0.365, SLG: 0.428 (1, 8)		4-1 HR BB	1-1 F9			1-2 F9		1-2 P9	

Inning	R	H	E	K	S	P	BB	IBB	HBP	BLK	WP	HR	S	P	ERA	WHIP
1	0	3	0	17									41	63	15.43	3.857
2	0	3	0	17								1	25	38	6.75	1.125
3	0	2	0	14								0	14	25	13.50	2.250
4	0	2	0	17								0	17	26	5.40	1.800

PITCHER	IP	WLS	BF	H	R	ER	SO	BB	IBB	HBP	BLK	WP	HR	S	P	ERA	WHIP
Ken Patterson, L ERA: 4.97 (1, 1)	2.1		15	7	4	4	2	2	0	0	0	0	1	25	38	6.75	1.125
Adam Peterson, R ERA: 15.19 (3, 1)	2.2		11	3	2	2	2	0	0	0	0	0	1	14	25	13.50	2.250
Shawn Hillegas, R ERA: 5.43 (6, 1)	1.1	L	7	2	3	2	1	1	0	0	0	0	0	17	26	5.40	1.800
Donn Pall, R ERA: 3.46 (7, 1)	1.2		8	3	1	1	1	0	1	0	0	0	0	17	26	5.40	1.800

Batter	1	2	3	4	5	6	7	8	9	AB R H RBI BB SO LOB	TOP											
Luis Polonia, L (1, 7) OBP: 0.309, SLG: 0.362	2-3 K		3-2 G3		3-1 G5-3			3-2 G5-3		4 0 0 0 0 1 1	New York Yankees @ Kansas City Royals Royals Stadium, Kansas City, MO Fri Jun 23 1989, 8:05 PM EDT Att: 39,037 - Unknown											
Steve Sax, R (1, 4) OBP: 0.371, SLG: 0.376	1-1 G3-1		0-2 1B			2-0 G5-3		1-2 F9		4 0 1 0 0 0 0												
Don Mattingly, L (1, 3) OBP: 0.361, SLG: 0.470	3-2 1B		1-0 F8			1-0 G3-1		1-1 G4-3		4 0 1 0 0 0 1												
Mel Hall, L (1, 10) OBP: 0.340, SLG: 0.446	1-1 G4-3			1-1 G4-3		0-0 1B		0-0 1B		4 0 2 0 0 0 1												
Mike Pagliano, L (1, 5) OBP: 0.271, SLG: 0.301		4-0 BB		0-0 L7		0-0 G3		0-1 L7		3 0 0 0 1 0 2												
Jesse Barfield, R (1, 9) OBP: 0.331, SLG: 0.404		2-3 K		0-0 1B		3-2 L5		1-2 F9		4 0 1 0 0 1 2												
Don Slaught, R (1, 2) OBP: 0.341, SLG: 0.421		4-2 1B		0-3 K		2-0 FC5-4		1-1 1B		3 0 2 0 1 1 1												
Alvaro Espinoza, R (1, 6) OBP: 0.288, SLG: 0.284		0-0 G5-3			3-3 K		1-2 P3		0-3 K	2 0 0 0 0 1 2												
Ken Phelps, L (7, PH) OBP: 0.360, SLG: 0.387										1 0 0 0 0 0 1												
Wayne Tolleson, S (7, 6) OBP: 0.300, SLG: 0.230										0 0 0 0 0 0 0												
Steve Balboni, R (9, PH) OBP: 0.292, SLG: 0.468										1 0 0 0 0 1 2												
Roberto Kelly, R (1, 8) OBP: 0.364, SLG: 0.426						1-1 CS				3 0 1 0 0 0 1												
Inning Stats	R: 0 E: 0 K: 1 S: 10	H: 1 LOB: 1 BB: 0 P: 17	R: 0 E: 0 K: 1 S: 6	H: 0 LOB: 1 BB: 2 P: 16	R: 0 E: 0 K: 0 S: 8	H: 1 LOB: 1 BB: 0 P: 14	R: 0 E: 0 K: 1 S: 7	H: 1 LOB: 1 BB: 0 P: 8	R: 0 E: 0 K: 1 S: 8	H: 1 LOB: 0 BB: 0 P: 14	R: 0 E: 0 K: 0 S: 4	H: 1 LOB: 1 BB: 0 P: 7	R: 0 E: 0 K: 0 S: 9	H: 1 LOB: 1 BB: 0 P: 16	R: 0 E: 0 K: 0 S: 10	H: 0 LOB: 0 BB: 0 P: 15	R: 0 E: 0 K: 1 S: 11	H: 2 LOB: 2 BB: 0 P: 13	1B: 8 2B: 0 3B: 0 HR: 0	SF: 0 SAC: 0 DP: 1 HBP: 0	WP: 0 PB: 0 SB: 0 CS: 1	PA: 35
PITCHER Mark Gubicza, R (1, 1) ERA: 2.4	IP: 9.0 WLS: W BF: 35 H: 8 R: 0 ER: 0 SO: 5 BB: 2 IBB: 0 HBP: 0 BLK: 0 WP: 0 HR: 0 S: 73 P: 120 ERA: 0.00 WHIP: 1.111											PITCHER	IP: 9.0 WLS: W BF: 35 H: 8 R: 0 ER: 0 SO: 5 BB: 2 IBB: 0 HBP: 0 BLK: 0 WP: 0 HR: 0 S: 73 P: 120 ERA: 0.00 WHIP: 1.111									

AB	33
R	0
H	8
RBI	0
BB	2
SO	5
LOB	14



livebaseballscorecards.com

Batter	1	2	3	4	5	6	7	8	9
Kurt Stillwell, S OBP: 0.333, SLG: 0.356 (1, 6)	0-0 G3 1B	0-0 1-3 2-H 1B			2-1 L6			4-1 E SF7 BB	
Kevin Seitzer, R OBP: 0.385, SLG: 0.352 (1, 5)	1 SAFE G3 1-2	3-3 K			1-1 F9			0-2 L8	
George Brett, L OBP: 0.301, SLG: 0.288 (1, 10)	1-1 G3 2-3		1-0 G4-3			2-2 L8		0-0 1-H SF7	
Bo Jackson, R OBP: 0.309, SLG: 0.528 (1, 7)	1-3 K		3-2 CS 1B			2-1 G5-3		0-3 K	
Jim Eisenreich, L OBP: 0.354, SLG: 0.438 (1, 8) (8, 9)		0-0 G4-3 1B	2-1 G4-3			2-2 1B			
Bill Buckner, L OBP: 0.248, SLG: 0.283 (1, 3)		0-1 G4-3		0-0 F8		1-1 G3-1			
Bill Pecota, R OBP: 0.250, SLG: 0.357 (7, 3)		1-2							
Matt Winters, L OBP: 0.375, SLG: 0.393 (1, 9)		2-0 1B 1B		0-0 L8			2-1 G4-3		
Willie Wilson, S OBP: 0.255, SLG: 0.241 (8, 8)		2-H 1B 1B							
Bob Boone, R OBP: 0.356, SLG: 0.363 (1, 2)		0-1 1B 1B		1-2 G4-3			1-2 F8		
Frank White, R OBP: 0.299, SLG: 0.299 (1, 4)		0-0 1B 1B			0-1 P5			0-2 P4	

Inning Stats	R: 0	H: 1	E: 0	K: 1	S: 9	R: 2	H: 5	E: 0	K: 1	S: 13	R: 0	H: 1	E: 0	K: 0	S: 6	R: 0	H: 0	E: 0	K: 0	S: 5	R: 0	H: 0	E: 0	K: 0	S: 6	R: 0	H: 1	E: 0	K: 0	S: 10	R: 0	H: 0	E: 0	K: 0	S: 9	R: 1	H: 0	E: 1	K: 1	S: 8
	LOB: 1	BB: 0	P: 13			LOB: 2	BB: 0	P: 17			LOB: 0	BB: 0	P: 12			LOB: 1	BB: 0	P: 17			LOB: 0	BB: 0	P: 12			LOB: 0	BB: 0	P: 12			LOB: 0	BB: 1	P: 12			LOB: 0	BB: 1	P: 12		

PITCHER	IP	WLS	BF	H	R	ER	SO	BB	IBB	HBP	BLK	WP	HR	S	P	ERA	WHIP
Dave Eiland, R ERA: 3.21 (1, 1)	7.0	L	28	8	3	2	2	1	0	0	0	0	0	59	91	2.57	1.286
Eric Plunk, R ERA: 2.12 (8, 1)	1.0		3	0	0	0	1	0	0	0	0	0	0	7	7	0.00	0.000

BOTTOM


New York Yankees @ Kansas City Royals
Royals Stadium, Kansas City, MO

Fri Jun 23 1989, 8:05 PM EDT
Att. 39,037 - Unknown

AB	R	H	RBI	BB	SO	LOB
3	1	2	1	1	0	0
4	0	0	0	0	1	4
3	0	0	1	0	0	1
4	0	1	0	0	2	1
3	1	2	0	0	0	1
3	0	0	0	0	0	2
0	0	0	0	0	0	0
3	0	1	1	0	0	0
0	0	0	0	0	0	0
3	1	1	0	0	0	0
3	0	1	0	0	0	0

livebaseballscorecards.com

AB	29
R	3
H	8
RBI	3
BB	1
SO	3
LOB	9



WP	PA	31
1B:	8	SF: 1
2B:	0	SAC: 0
3B:	0	DP: 0
HR:	0	HBP: 0
WP:	0	PA:
PB:	0	31
SB:	0	
CS:	1	

Batter	1	2	3	4	5	6	7	8	9	AB R H RBI BB SO LOB	TOP											
Luis Polonia, L OBP: 0.311, SLG: 0.360 (1, 7)										4 1 1 2 1 0 4												
Steve Sax, R OBP: 0.372, SLG: 0.375 (1, 4)										4 1 1 0 1 2 0												
Don Mattingly, L OBP: 0.365, SLG: 0.480 (1, 3)										5 1 3 0 0 0 1												
Mel Hall, L OBP: 0.333, SLG: 0.464 (1, 10)										5 3 1 4 0 1 1												
Mike Pagliarulo, L OBP: 0.280, SLG: 0.308 (1, 5)										3 1 1 1 2 0 0												
Jesse Barfield, R OBP: 0.336, SLG: 0.405 (1, 9)										4 2 2 1 1 1 1												
Don Slaught, R OBP: 0.342, SLG: 0.418 (1, 2)										4 1 1 0 1 0 1												
Alvaro Espinoza, R OBP: 0.292, SLG: 0.288 (1, 6)										4 2 2 2 0 0 3												
Roberto Kelly, R OBP: 0.362, SLG: 0.422 (1, 8)										4 0 1 2 0 1 5												
Inning Stats	R: 6 E: 0 K: 0 S: 33	H: 5 LOB: 1 BB: 2 P: 46	R: 1 E: 0 K: 0 S: 11	H: 2 LOB: 1 BB: 0 P: 18	R: 0 E: 0 K: 0 S: 5	H: 0 LOB: 0 BB: 0 P: 7	R: 0 E: 0 K: 1 S: 6	H: 1 LOB: 1 BB: 0 P: 9	R: 4 E: 1 K: 0 S: 16	H: 3 LOB: 1 BB: 1 P: 24	R: 0 E: 0 K: 1 S: 7	H: 0 LOB: 0 BB: 1 P: 12	R: 1 E: 0 K: 1 S: 10	H: 2 LOB: 2 BB: 2 P: 23	R: 0 E: 0 K: 1 S: 5	H: 0 LOB: 0 BB: 0 P: 8	R: 0 E: 0 K: 1 S: 8	H: 0 LOB: 0 BB: 0 P: 11	1B: 10 2B: 1 3B: 1 HR: 1	SF: 0 SAC: 0 DP: 2 HBP: 0	WP: 0 PB: 0 SB: 1 CS: 0	PA: 43
PITCHER	IP WLS BF H R ER SO BB IBB HBP BLK WP HR S P ERA WHIP																					
Kevin Appier, R ERA: 7.94 (1, 1)	0.2 L 8 4 6 6 0 2 0 0 0 0 0 1 24 37 81.00 9.000																					
Terry Leach, R ERA: 3.18 (1, 1)	4.1 20 7 5 1 1 1 0 0 0 0 0 0 47 67 2.08 1.846																					
Tom Gordon, R ERA: 2.62 (6, 1)	2.0 9 2 1 1 2 3 0 0 0 0 0 0 17 35 4.50 2.500																					
Jeff Montgomery, R ERA: 1.82 (8, 1)	1.0 3 0 0 0 1 0 0 0 0 0 0 0 5 8 0.00 0.000																					
Steve Farr, R ERA: 2.67 (9, 1)	1.0 3 0 0 0 1 0 0 0 0 0 0 0 8 11 0.00 0.000																					

New York Yankees @ Kansas City Royals
Royals Stadium, Kansas City, MO
 Sat Jun 24 1989, 8:05 PM EDT
 Att. 40,589 - Cloudy - 81 F

AB	37
R	12
H	13
RBI	12
BB	6
SO	5
LOB	16



Batter	1	2	3	4	5	6	7	8	9	AB R H RBI BB SO LOB	TOP		
Steve Sax, R OBP: 0.370, SLG: 0.373 (1, 4)	1-0 FC5-4 1B		1-0 L3		2-2 F8		2-2 G5-3		1-1 CS	4 0 1 0 0 0 2			
Wayne Tolleson, S OBP: 0.284, SLG: 0.215 (1, 6)	1-0 FC5-4 FC1-6 1-2f		1-3 K			3-3 K	1-0 L6-3			4 0 0 0 0 2 1			
Don Mattingly, L OBP: 0.363, SLG: 0.477 (1, 10) (8, 3)	1-2 FC1-6 HR 1-2f			2-1 G4-3		2-0 BB 1B	0-1 F8			4 2 1 0 0 0 1			
Steve Balboni, R OBP: 0.293, SLG: 0.486 Ken Phelps, L OBP: 0.357, SLG: 0.383 Eric Plunk, R Dave Righetti, L	1-0 HR		1-3 K		0-0 F8		1-3 K			3 1 1 2 0 1 1 1 0 0 0 0 1 0 0 0 0 0 0 0 0 0 0 0 0 0 0 0			
Jesse Barfield, R OBP: 0.335, SLG: 0.400 (1, 9)	1-2 F7		1-2 G6-3		4-2 1B 1-2 1B BB		1-3 K			3 1 0 0 1 1 0			
Mel Hall, L OBP: 0.330, SLG: 0.455 (1, 7)		1-3 K		1-1 G4-3		1-2 1B 1-3 2-H 1B	1-1 G3-1			4 1 1 1 0 1 0			
Tom Brookens, R OBP: 0.278, SLG: 0.355 (1, 5)		3-2 CS 1B		2-2 F7		1-1 1B 1-2 1B		0-2 G3-1		4 0 2 1 0 0 0			
Don Slaught, R OBP: 0.345, SLG: 0.417 (1, 2)		3-3 SAFE K 1-2		4-1 E 1B BB		1-2 1-2 2-H 1B		1-3 K		3 0 1 1 1 2 1			
Roberto Kelly, R OBP: 0.365, SLG: 0.424 (1, 8)			1-2 G4-3		0-1 E9 1B		0-3 K		0-1 CS 1B	4 0 2 0 0 1 2			
Inning Stats	R: 2 H: 2 E: 0 LOB: 0 K: 0 BB: 0 S: 10 P: 15	R: 0 H: 1 E: 0 LOB: 0 K: 2 BB: 0 S: 9 P: 16	R: 0 H: 0 E: 0 LOB: 0 K: 1 BB: 0 S: 8 P: 11	R: 0 H: 0 E: 0 LOB: 0 K: 1 BB: 0 S: 8 P: 12	R: 0 H: 1 E: 1 LOB: 2 K: 0 BB: 1 S: 14 P: 23	R: 3 H: 4 E: 0 LOB: 2 K: 2 BB: 1 S: 19 P: 31	R: 0 H: 0 E: 0 LOB: 0 K: 0 BB: 0 S: 6 P: 9	R: 0 H: 0 E: 0 LOB: 0 K: 2 BB: 0 S: 9 P: 12	R: 0 H: 1 E: 0 LOB: 0 K: 1 BB: 0 S: 9 P: 11	1B: 8 SF: 0 2B: 0 SAC: 0 3B: 0 DP: 0 HR: 1 HBP: 0	WP: 0 PA: 37 PB: 0 SB: 0 CS: 2		
PITCHER	IP WLS BF H R ER SO BB IBB HBP BLK WP HR S P ERA WHIP											PITCHER	IP WLS BF H R ER SO BB IBB HBP BLK WP HR S P ERA WHIP
Charlie Leibrandt, L ERA: 3.6 Jeff Montgomery, R ERA: 1.67	(1, 1) 5.2 L 25 7 5 5 5 2 0 0 0 0 0 1 61 100 7.94 1.588											(6, 1) 3.1 11 2 0 0 4 0 0 0 0 0 0 31 40 0.00 0.600	

New York Yankees @ Kansas City Royals
Royals Stadium, Kansas City, MO
 Sun Jun 25 1989, 4:33 AM EDT
 Att. 37,514 - Unknown

AB	34
R	5
H	9
RBI	5
BB	2
SO	9
LOB	8



BOTTOM

New York Yankees @ Kansas City Royals
Royals Stadium, Kansas City, MO

Sun Jun 25 1989, 4:33 AM EDT
Att. 37,514 - Unknown

livebaseballscorecards.com

AB	31
R	4
H	9
RBI	4
BB	2
SO	6
LOB	14



WP:	0	PA:	35
PB:	0	SB:	1
CS:	3		

AB R H RBI BB SO LOB

4 1 2 0 0 0 0

3 1 1 0 1 1 1

3 0 1 1 0 0 1

4 0 0 2 0 0 3

3 0 1 0 1 0 1
0 0 0 0 0 0 0

3 0 1 0 0 0 1
1 1 0 0 0 1 1

3 0 2 1 0 0 0
0 0 0 0 0 0 0

1 0 0 0 0 1 1

3 0 0 0 0 2 3

3 1 1 0 0 1 2

1B: 5 SF: 1
2B: 6 SAC: 0
3B: 0 DP: 3
HR: 0 HBP: 0

Batter	1	2	3	4	5	6	7	8	9
Kurt Stillwell, S OBP: 0.329, SLG: 0.356 (1, 6)	2-0 P6		1 SAFE 0-0 SF8 FC4-6 2B		1-2 F8			2-2 E S 1B	
Kevin Seitzer, R OBP: 0.390, SLG: 0.352 (1, 5)	0-1 2B G6-3 1B		4-1 FC4-6 BB			3-3 K		3-2 P8 1-3	
George Brett, L OBP: 0.302, SLG: 0.314 (1, 3)	2-1 G6-3 1-3 2B		2-2 SF8			1-2 F9		3-0 G1-3	
Jim Eisenreich, L OBP: 0.345, SLG: 0.425 (1, 7)	0-0 G6-3		1 SAFE 1-0 FC4-6 CS			0-0 L8		2-1 G6-3	
Pat Tabler, R OBP: 0.325, SLG: 0.290 Brad Weisman, R OBP: 0.295, SLG: 0.278 (9, PR)	3-2 G6-3		1 SAFE 1-0 CS		4-0 G4-6-3 BB		2-0 P8		3-2 CS 1B
Matt Winters, L OBP: 0.368, SLG: 0.412 Bill Pecota, R OBP: 0.235, SLG: 0.333 (7, PR)		0-0 P3			2-2 G4-6-3 1-2f		0-2 1B 2B		3-3 1 SAFE K
Bob Boone, R OBP: 0.362, SLG: 0.374 Rey Palacios, R OBP: 0.208, SLG: 0.318 (7, PR)		3-2 CS 2B			2-2 L8		2-1 2H 1B		2-3 K
Bo Jackson, R OBP: 0.305, SLG: 0.522 (9, PH)									
Frank White, R OBP: 0.299, SLG: 0.299 (1, 4)		3-3 K				1-2 L4		2-3 K	
Willie Wilson, S OBP: 0.263, SLG: 0.245 (1, 8)			1-1 2B SF8 1B			3-3 K		1-2 L7	

Inning Stats	R: 1	H: 2	E: 0	K: 12	LOB: 1	BB: 0	P: 19	R: 0	H: 1	E: 0	K: 9	LOB: 1	BB: 0	P: 15	R: 2	H: 2	E: 0	K: 8	LOB: 0	BB: 1	P: 17	R: 0	H: 0	E: 0	K: 8	LOB: 0	BB: 1	P: 16	R: 0	H: 0	E: 0	K: 11	LOB: 0	BB: 0	P: 16	R: 1	H: 2	E: 0	K: 12	LOB: 2	BB: 0	P: 19	R: 0	H: 1	E: 0	K: 10	LOB: 1	BB: 0	P: 20	R: 0	H: 1	E: 0	K: 9	LOB: 1	BB: 0	P: 17	1B: 5	SF: 1	2B: 6	SAC: 0	3B: 0	DP: 3	HR: 0	HBP: 0	WP: 0	PA: 35
--------------	------	------	------	-------	--------	-------	-------	------	------	------	------	--------	-------	-------	------	------	------	------	--------	-------	-------	------	------	------	------	--------	-------	-------	------	------	------	-------	--------	-------	-------	------	------	------	-------	--------	-------	-------	------	------	------	-------	--------	-------	-------	------	------	------	------	--------	-------	-------	-------	-------	-------	--------	-------	-------	-------	--------	-------	--------

PITCHER	IP	WLS	BF	H	R	ER	SO	BB	IBB	HBP	BLK	WP	HR	S	P	ERA	WHIP
Andy Hawkins, R ERA: 5.2 (1, 1)	6.1	W	25	7	4	4	3	2	0	0	0	0	0	61	104	5.68	1.421
Eric Plunk, R ERA: 2.05 (7, 1)	1.0		4	1	0	0	1	0	0	0	0	0	0	13	21	0.00	1.000
Eric Plunk, R ERA: 2.05 (8, 1)	1.0		4	1	0	0	1	0	0	0	0	0	0	13	21	0.00	1.000
Dave Righetti, L ERA: 2.12 (8, 1)	1.2	S	5	1	0	0	2	0	0	0	0	0	0	12	25	0.00	0.600

Batter	1	2	3	4	5	6	7	8	9	AB R H RBI BB SO LOB	TOP																
Steve Sax, R (1, 4) OBP: 0.380, SLG: 0.397	0-2 G3 E 1B		1-0 CS 1B	3-2 2B		0-1 S 1B		0-1 HR		5 1 5 1 0 0 0																	
Alvaro Espinoza, R (1, 6) OBP: 0.290, SLG: 0.286	2-1 FC6 L6-4 G3 1-2		0-0 1 SAFE 1 SAFE 1 SAFE 1B 2B 1B	0-3 K		1-2 F9		0-0 G1-3		5 1 1 0 0 1 3																	
Don Mattingly, L (1, 3) OBP: 0.367, SLG: 0.481	3-1 G3 1-2 2-3		0-1 2B 1B		1-0 FC4-6 1B 2B	4-0 IBB			1-1 P6	4 2 2 0 1 0 2																	
Steve Balboni, R (1, 10) OBP: 0.294, SLG: 0.490 Mike Pagliarulo, L (6, PH) OBP: 0.282, SLG: 0.316	1-1 L6-4 2-3		3-2 1B 2B		2-1 P6	2-3 K		1-2 2B		3 1 1 2 0 0 3 2 0 1 0 0 1 2																	
Jesse Barfield, R (1, 9) OBP: 0.339, SLG: 0.397		2-1 G5-3	4-0 1B IBB		4-0 FC4-6 IBB		3-2 F8	4-0 FC6-4 IBB		2 0 0 0 3 0 0																	
Mel Hall, L (1, 7) OBP: 0.325, SLG: 0.443		1-2 L9	3-2 1B		1-0 FC4-6 1B		1-0 L4	1-3 K		5 0 1 1 0 1 4																	
Tom Brookens, R (1, 5) OBP: 0.283, SLG: 0.366		2-1 2B	1-2 P3		3-2 1B		3-2 L1	1-0 FC6-4		5 0 2 1 0 0 4																	
Don Slaught, R (1, 2) OBP: 0.339, SLG: 0.409		1-2 L3		0-0 L8	1-2 P4			2-3 K		4 0 0 0 0 1 3																	
Roberto Kelly, R (1, 8) OBP: 0.357, SLG: 0.414			2-2 G6-3	2-0 G6-3		1-2 G4-3		2-1 G5-3		4 0 0 0 0 0 0																	
Inning Stats	R: 0 E: 1 K: 0 S: 11	H: 1 LOB: 1 BB: 0 P: 16	R: 0 E: 0 K: 0 S: 11	H: 1 LOB: 1 BB: 0 P: 17	R: 3 E: 0 K: 0 S: 20	H: 5 LOB: 2 BB: 1 P: 34	R: 0 E: 0 K: 1 S: 9	H: 1 LOB: 1 BB: 0 P: 14	R: 1 E: 0 K: 0 S: 11	H: 2 LOB: 2 BB: 1 P: 23	R: 0 E: 0 K: 1 S: 16	H: 1 LOB: 2 BB: 1 P: 23	R: 0 E: 0 K: 0 S: 10	H: 0 LOB: 0 BB: 0 P: 17	R: 1 E: 0 K: 1 S: 10	H: 1 LOB: 0 BB: 0 P: 14	R: 0 E: 0 K: 1 S: 9	H: 1 LOB: 2 BB: 1 P: 17	1B: 7 2B: 6 3B: 0 HR: 1	SF: 0 SAC: 0 DP: 1 HBP: 0	WP: 0 PB: 0 SB: 1 CS: 1	PA: 43					
PITCHER	IP WLS BF H R ER SO BB IBB HBP BLK WP HR S P ERA WHIP																										
Paul Gibson, L (1, 1) ERA: 5.06	4.2		9	4	4	1	0	2	0	0	0	0	0	55	93	7.71	1.929										
Mike Schwabe, R (5, 1) ERA: 4.55	0.1		2	1	0	0	0	0	0	0	0	0	7	11	0.00	3.000											
Frank Williams, R (6, 1) ERA: 2.59	0.1		1	0	0	0	0	0	0	0	0	0	4	5	0.00	0.000											
Mike Henneman, R (6, 1) ERA: 3.62	2.2		11	2	1	1	2	0	1	0	0	0	1	32	49	3.38	0.750										
Brad Havens, L (9, 1) ERA: 3.38	1.0	W	5	1	0	0	1	0	1	0	0	0	0	9	17	0.00	1.000										

New York Yankees @ Detroit Tigers
Tiger Stadium, Detroit, MI
Tue Jun 27 1989, 7:05 PM EDT
Att. 22,077 - Unknown - 78 F

livebaseballscorecards.com

AB	39
R	5
H	13
RBI	5
BB	4
SO	4
LOB	21



New York Yankees @ Detroit Tigers
 Tiger Stadium, Detroit, MI
 Wed Jun 28 1989, 7:05 PM EDT
 Att. 22,256 - Unknown - 70 F

livebaseballscorecards.com



WP: 0 PA: 39
 FB: 0
 SB: 2
 CS: 1

Batter	1	2	3	4	5	6	7	8	9	10	AB	R	H	RBI	BB	SO	LOB
Scott Lusader, L OBP: 0.289, SLG: 0.333 (1, 8) Rick Schu, R OBP: 0.272, SLG: 0.255 (9, PH) (10, 5)	G3	FC3-6			F8			F8	P9		4	0	0	0	0	0	1
Tracy Jones, R OBP: 0.303, SLG: 0.336 (1, 7)	FC9-6 BB	L9			G5-3			HR	K		4	1	1	1	1	1	3
Lou Whitaker, L OBP: 0.366, SLG: 0.498 (1, 4)	FC9-6 FC5-4				L3			1B 2B		HR	4	2	2	1	1	0	1
Alan Trammell, R OBP: 0.347, SLG: 0.325 (1, 6)	FC5-4				FC6-4 FC1-6			1B			4	0	2	1	0	0	2
Keith Moreland, R OBP: 0.366, SLG: 0.426 (1, 5) Mike Brumley, S OBP: 0.338, SLG: 0.308 (8, PR) (9, 5) (10, 9)		HR 1B			FC1-6			G5-4-3 1B	G6-4-3 IBB		3	1	1	0	1	0	2
Fred Lynn, L OBP: 0.299, SLG: 0.326 (1, 10) Gary Ward, R OBP: 0.331, SLG: 0.378 (8, PH)		HR			F9			G4-3	G6-4-3		3	1	1	2	0	0	1
Chet Lemon, R OBP: 0.342, SLG: 0.306 (1, 9) Gary Pettis, S OBP: 0.378, SLG: 0.338 (2, PR) (3, 8)		SF8 HBP			CS 1B			K		SH1-4 BB	0	0	0	0	0	0	0
Dave Bergman, L OBP: 0.360, SLG: 0.335 (1, 3)		FC3-6 BB			G6-4-3 BB			G4-3	SH1-4		1	0	0	0	2	0	0
Mike Heath, R OBP: 0.341, SLG: 0.402 (1, 2)		SF8			G6-4-3			F9		IBB	2	0	0	1	1	0	1

Inning Stats	R: 0 E: 0 K: 0 S: 4	H: 0 LOB: 1 BB: 1 P: 11	R: 3 E: 0 K: 0 S: 11	H: 2 LOB: 1 BB: 1 P: 18	R: 0 E: 0 K: 0 S: 7	H: 0 LOB: 1 BB: 1 P: 17	R: 0 E: 0 K: 0 S: 3	H: 1 LOB: 0 BB: 1 P: 9	R: 0 E: 0 K: 0 S: 7	H: 0 LOB: 0 BB: 0 P: 12	R: 0 E: 0 K: 0 S: 8	H: 1 LOB: 0 BB: 0 P: 12	R: 0 E: 0 K: 1 S: 10	H: 0 LOB: 0 BB: 0 P: 12	R: 2 E: 0 K: 0 S: 13	H: 3 LOB: 2 BB: 1 P: 25	R: 0 E: 0 K: 1 S: 6	H: 0 LOB: 2 BB: 2 P: 16	R: 1 E: 0 K: 0 S: 1	H: 1 LOB: 0 BB: 0 P: 3	1B: 4 2B: 1 3B: 0 HR: 3	SF: 1 SAC: 1 DP: 3 HBP: 1
--------------	------------------------------	----------------------------------	-------------------------------	----------------------------------	------------------------------	----------------------------------	------------------------------	---------------------------------	------------------------------	----------------------------------	------------------------------	----------------------------------	-------------------------------	----------------------------------	-------------------------------	----------------------------------	------------------------------	----------------------------------	------------------------------	---------------------------------	----------------------------------	------------------------------------

PITCHER	IP	WLS	BF	H	R	ER	SO	BB	IBB	HBP	BLK	WP	HR	S	P	ERA	WHIP
Dave Eiland, R ERA: 3.8 (1, 1)	7.1		29	5	4	4	1	4	0	1	0	0	2	54	98	4.91	1.227
Dave Righetti, L ERA: 2.52 (8, 1)	1.2	L	10	3	2	2	1	1	2	0	0	0	1	16	37	10.80	2.400

AB	29
R	6
H	8
RBI	6
BB	7
SO	2
LOB	15

New York Yankees @ Detroit Tigers
Tiger Stadium, Detroit, MI
 Thu Jun 29 1989, 7:05 PM EDT
 Att. 22,455 - Sunny - 71 F

livebaseballscorecards.com

AB	38
R	7
H	11
RBI	7
BB	4
SO	9
LOB	13



AB	R	H	RBI	BB	SO	LOB			
4	1	2	1	1	0	0			
5	1	1	1	0	2	2			
4	1	1	0	1	0	2			
3	1	1	2	1	1	4			
1	0	0	0	0	0	0			
5	0	2	2	0	3	0			
4	0	0	0	1	2	3			
4	0	0	0	0	1	1			
4	1	2	0	0	0	1			
4	2	2	1	0	0	0			
1B: 8	SF: 0	2B: 1	SAC: 0	3B: 0	DP: 1	HR: 2	HBP: 0	WP: 0	PA: 42

Batter	1	2	3	4	5	6	7	8	9																		
Steve Sax, R (1, 4) OBP: 0.379, SLG: 0.394	2-1 F9		2-2 G6-3		2-1 G4-3 1B	1-1 G4-3 S		4-1 BB																			
Luis Polonia, L (1, 7) OBP: 0.314, SLG: 0.357	2-3 K		1-0 E4 1B		1-1 G4-3 1B	0-2 G4-3		2-3 K																			
Don Mattingly, L (1, 3) OBP: 0.365, SLG: 0.473	1-2 E5 HR		1-0 FC6-4 1B		3-2 G4-3	4-0 IBB		3-2 F7																			
Steve Balboni, R (1, 10) OBP: 0.297, SLG: 0.503 Mel Hall, L (9, PH) OBP: 0.320, SLG: 0.436	1-1 HR		0-2 FC6-4		4-0 1B IBB	1-3 K		3-2 P4																			
Jesse Barfield, R (1, 9) OBP: 0.345, SLG: 0.393	2-3 K			1-3 K	1-2 1B		1-3 K	1-2 1B																			
Tom Brookens, R (1, 5) OBP: 0.280, SLG: 0.353		4-1 G1-4-3 BB		1-0 F8	2-1 K		2-3 K	2-0 F8																			
Don Slaught, R (1, 2) OBP: 0.343, SLG: 0.421		1-0 P6		2-1 L8		1-3 K	2-0 G5-3																				
Alvaro Espinoza, R (1, 6) OBP: 0.293, SLG: 0.299		1-0 G1-4-3			1-2 HR 1B	1-2 1B 2B		1-1 F8																			
Roberto Kelly, R (1, 8) OBP: 0.363, SLG: 0.432			3-2 F8		1-0 HR	2-2 1B G4-3 1B		1-2 F9																			
Inning Stats	R: 2 E: 1 K: 2 S: 13	H: 1 LOB: 0 BB: 0 P: 21	R: 0 E: 0 K: 0 S: 4	H: 0 LOB: 0 BB: 1 P: 9	R: 0 E: 1 K: 0 S: 11	H: 1 LOB: 2 BB: 0 P: 18	R: 0 E: 0 K: 1 S: 6	H: 0 LOB: 0 BB: 0 P: 10	R: 3 E: 0 K: 1 S: 18	H: 5 LOB: 2 BB: 1 P: 33	R: 2 E: 0 K: 2 S: 19	H: 3 LOB: 2 BB: 1 P: 28	R: 0 E: 0 K: 2 S: 7	H: 0 LOB: 0 BB: 0 P: 12	R: 0 E: 0 K: 1 S: 11	H: 0 LOB: 1 BB: 1 P: 17	R: 0 E: 0 K: 0 S: 11	H: 1 LOB: 1 BB: 0 P: 20									
PITCHER	IP	WLS	BF	H	R	ER	SO	BB	IBB	HBP	BLK	WP	HR	S	P	ERA	WHIP										
Frank Tanana, L (1, 1) ERA: 3.72	4.2		23	7	5	3	3	1	1	0	0	0	2	49	86	5.79	1.714										
Ed Nunez, R (5, 1) ERA: 4.15	4.1	L	19	4	2	2	6	1	1	0	0	0	0	51	82	4.15	1.154										

BOTTOM

New York Yankees @ Detroit Tigers
Tiger Stadium, Detroit, MI
Thu Jun 29 1989, 7:05 PM EDT
Att. 22,455 - Sunny - 71 F

livebaseballscorecards.com

AB 41
R 6
H 12
RBI 4
BB 5
SO 4
LOB 22



WP: 1 PA: 46
PB: 0
SB: 1
CS: 0

AB R H RBI BB SO LOB

5	1	0	0	1	2	2
5	2	2	0	0	0	0
5	1	1	1	0	0	2
4	1	2	2	1	0	2
5	0	2	0	0	0	3
2	0	0	0	0	1	1
2	0	1	1	1	0	3

4 0 2 0 1 0 1

2 0 1 0 0 0 1
2 1 1 0 1 0 2

5 0 0 0 0 1 5

1B: 8 SF: 0
2B: 4 SAC: 0
3B: 0 DP: 0
HR: 0 HBP: 0

Batter	1	2	3	4	5	6	7	8	9
Gary Pettis, S OBP: 0.371, SLG: 0.327 (1, 8)	0-1 B1-3		2-1 F9		4-2 E BB	1 SAFE 3-3 K		1-1 B1	1 SAFE 1-3 K
Tracy Jones, R OBP: 0.307, SLG: 0.345 (1, 7)	2-0 G6-3		2-1 2B		1-2 E8 1B	3-2 E 1B		2-2 L5	
Chet Lemon, R OBP: 0.339, SLG: 0.308 (1, 9)	2-2 G4-3		2-2 1B		0-0 L7	3-1 E5		0-0 E6 BB	
Alan Trammell, R OBP: 0.352, SLG: 0.328 (1, 6)		3-1 G5-3	2-2 S 1B		2-1 1B 2B	1-0 G6-3		4-0 E BB	
Keith Moreland, R OBP: 0.366, SLG: 0.425 (1, 3)		2-2 BB 1B	3-1 P6		2-0 2B 1B		1-1 G4-3	1-0 E5	
Gary Ward, R OBP: 0.326, SLG: 0.372 Fred Lynn, L OBP: 0.305, SLG: 0.333 (1, 10) (5, PH)		0-3 K		1-0 P3	2-2 WP 2B		4-1 F8 BB	0-2 L8	
Mike Heath, R OBP: 0.350, SLG: 0.413 (1, 2)		4-0 1B BB		1-2 F8 2B	3-2 P3		0-1 1B		1-0 G1-3
Rick Schu, R OBP: 0.276, SLG: 0.260 Lou Whitaker, L OBP: 0.369, SLG: 0.498 (1, 5) (6, PH) (7, 4)		1-0 1B		2-2 F8		4-2 1B E BB	1-0 F8	0-2 FC6-4 1B	
Mike Brumley, S OBP: 0.316, SLG: 0.286 (1, 4) (7, 5)			2-1 G6-3	3-2 F7		3-3 K	2-2 P6	2-2 FC6-4	

Inning Stats	R: 0	H: 0	E: 0	K: 0	S: 7	H: 0	LOB: 0	BB: 0	P: 11	R: 0	H: 2	E: 0	K: 1	S: 10	H: 2	LOB: 2	BB: 1	P: 20	R: 2	H: 3	E: 0	K: 0	S: 14	H: 3	LOB: 1	BB: 0	P: 27	R: 0	H: 1	E: 0	K: 0	S: 10	R: 3	H: 3	E: 1	K: 0	S: 21	H: 1	LOB: 2	BB: 1	P: 33	R: 0	H: 1	E: 0	K: 0	S: 9	H: 0	LOB: 3	BB: 1	P: 18	R: 0	H: 1	E: 0	K: 1	S: 10	H: 1	LOB: 1	BB: 0	P: 14	1B: 8	SF: 0	2B: 4	SAC: 0	3B: 0	DP: 0	HR: 0	HBP: 0
--------------	------	------	------	------	------	------	--------	-------	-------	------	------	------	------	-------	------	--------	-------	-------	------	------	------	------	-------	------	--------	-------	-------	------	------	------	------	-------	------	------	------	------	-------	------	--------	-------	-------	------	------	------	------	------	------	--------	-------	-------	------	------	------	------	-------	------	--------	-------	-------	-------	-------	-------	--------	-------	-------	-------	--------

PITCHER	IP	WLS	BF	H	R	ER	SO	BB	IBB	HBP	BLK	WP	HR	S	P	ERA	WHIP
Dave LaPoint, L ERA: 5.48 (1, 1)	4.1		23	8	5	4	1	2	0	0	0	0	0	55	98	8.31	2.308
Eric Plunk, R ERA: 1.8 (5, 1)	2.0	W	9	2	1	0	2	1	0	0	0	1	0	25	48	0.00	1.500
Greg Cadaret, L ERA: 2.7 (7, 1)	1.0		5	1	0	0	0	1	0	0	0	0	0	9	17	0.00	2.000
Dale Mohorcic, R ERA: 3.98 (8, 1)	0.1		4	0	0	0	0	1	0	0	0	0	0	5	12	0.00	3.000
Dave Righetti, L ERA: 2.43 (8, 1)	1.1	S	5	1	0	0	1	0	0	0	0	0	0	13	17	0.00	0.750

Batter	1	2	3	4	5	6	7	8	9	AB R H RBI BB SO LOB	TOP											
Paul Molitor, R (1, 5) OBP: 0.375, SLG: 0.436	1-0 G6-3		2-2 G4-3 1B HBP		0-2 1B 1B		3-2 F9 1-2			3 0 1 0 0 0 2												
Robin Yount, R (1, 8) OBP: 0.371, SLG: 0.462	0-1 G6-3		0-0 G4-3 1B		0-2 1B 1B		0-0 P4			4 0 2 1 0 0 1												
Gary Sheffield, R (1, 6) OBP: 0.319, SLG: 0.355	2-0 F8		0-0 G4-3		3-2 G5-3			0-1 G4-3		4 0 0 0 0 0 4												
Greg Brock, L (1, 3) OBP: 0.355, SLG: 0.394		0-1 G5-4-3 1B	2-2 G4-3			3-1 HR		2-2 1B		4 1 3 1 0 0 2												
Glenn Braggs, R (1, 7) OBP: 0.313, SLG: 0.418		1-2 G5-4-3 1-2f		1-1 F7		0-3 K		2-0 F8		4 0 0 0 0 1 1												
Rob Deer, R (1, 9) OBP: 0.322, SLG: 0.490		4-2 BB		1-0 F7		2-2 L7		1-3 K		3 0 0 0 1 1 0												
B.J. Surhoff, L (1, 2) OBP: 0.274, SLG: 0.328		0-1 G6-3		1-0 G3		0-1 G4-3		2-3 K		4 0 0 0 0 1 1												
Terry Francona, L (1, 10) OBP: 0.246, SLG: 0.325 Mike Felder, S (7, PR) OBP: 0.282, SLG: 0.273			0-2 G3-1 1B 2B		0-0 P4		0-0 E 2B		0-1 G3	3 1 2 0 0 0 0 1 1 0 0 0 0 0												
Jim Gantner, L (1, 4) OBP: 0.289, SLG: 0.289			0-0 G3-1		0-1 F7		2-1 E8 CS 1B			3 0 1 0 0 0 1												
Inning Stats	R: 0 E: 0 K: 0 S: 4	H: 0 LOB: 0 BB: 0 P: 7	R: 0 E: 0 K: 0 S: 10	H: 1 LOB: 1 BB: 1 P: 15	R: 1 E: 0 K: 0 S: 13	H: 2 LOB: 2 BB: 0 P: 17	R: 0 E: 0 K: 0 S: 4	H: 0 LOB: 0 BB: 0 P: 7	R: 0 E: 0 K: 1 S: 12	H: 2 LOB: 2 BB: 0 P: 15	R: 1 E: 0 K: 1 S: 11	H: 1 LOB: 0 BB: 0 P: 16	R: 1 E: 1 K: 0 S: 8	H: 2 LOB: 1 BB: 0 P: 13	R: 0 E: 0 K: 0 S: 7	H: 1 LOB: 0 BB: 0 P: 11	R: 0 E: 0 K: 2 S: 8	H: 0 LOB: 0 BB: 0 P: 11	1B: 6 2B: 2 3B: 0 HR: 1	SF: 0 SAC: 0 DP: 1 HBP: 1	WP: 0 PB: 0 SB: 0 CS: 1	PA: 35
PITCHER Andy Hawkins, R (1, 1) ERA: 5.07 Dave Righetti, L (9, 1) ERA: 2.37	IP: 8.0 WLS: W BF: 32 H: 9 R: 3 ER: 3 SO: 1 BB: 1 IBB: 0 HBP: 1 BLK: 0 WP: 0 HR: 1 S: 69 P: 101 ERA: 3.38 WHIP: 1.250											PITCHER	IP: 1.0 WLS: S BF: 3 H: 0 R: 0 ER: 0 SO: 2 BB: 0 IBB: 0 HBP: 0 BLK: 0 WP: 0 HR: 0 S: 8 P: 11 ERA: 0.00 WHIP: 0.000									

Milwaukee Brewers @ New York Yankees
 Yankee Stadium, Bronx, NY
 Fri Jun 30 1989, 7:05 PM EDT
 Att. 26,374 - Unknown

AB	33
R	3
H	9
RBI	2
BB	1
SO	3
LOB	12



Batter	1	2	3	4	5	6	7	8	9	AB R H RBI BB SO LOB	TOP											
Paul Molitor, R (1, 5) OBP: 0.380, SLG: 0.450	1-1 E 1B		1-2 G4-3		0-1 HR		3-2 1B			4 1 3 1 0 0 0	Milwaukee Brewers @ New York Yankees Yankee Stadium, Bronx, NY Sat Jul 01 1989, 3:33 AM EDT Att. 24,851 - Unknown livebaseballscorecards.com											
Robin Yount, R (1, 8) OBP: 0.370, SLG: 0.459	1-0 E9 1-3		1-0 G3 BB 1B		3-3 K		1-3 K			4 0 1 0 0 2 2												
Gary Sheffield, R (1, 6) OBP: 0.318, SLG: 0.351	2-2 P5		4-2 G3 BB 1-2		2-1 G5-3		0-0 P5			3 0 0 0 1 0 2												
Greg Brock, L (1, 3) OBP: 0.360, SLG: 0.385	4-0 G4-6-3 IBB		2-1 G3 1-2 2-3		0-3 K		4-2 BB			2 0 0 0 2 1 2												
Glenn Braggs, R (1, 7) OBP: 0.310, SLG: 0.413	1-0 G4-6-3 1-2f		3-3 K		0-1 G6-3		1-2 F8			4 0 0 0 0 1 6												
Rob Deer, R (1, 9) OBP: 0.318, SLG: 0.483		2-3 K		3-2 G5-3		0-0 P3		2-0 G4-3		4 0 0 0 0 1 1												
B.J. Surhoff, L (1, 2) OBP: 0.278, SLG: 0.331		1-1 1B		0-0 1B		1-1 G6-3		1-3 K		4 0 2 0 0 1 0												
Terry Francona, L (1, 10) OBP: 0.240, SLG: 0.317		3-1 F8		0-0 P7		1-2 G6-3		1-1 G1-3		4 0 0 0 0 0 2												
Jim Gantner, L (1, 4) OBP: 0.285, SLG: 0.285		0-0 G3-4-1		1-3 K		0-0 G4-3		2-2 G4-3		4 0 0 0 0 1 2												
Inning Stats	R: 0 E: 1 K: 0 S: 8	H: 1 LOB: 2 BB: 1 P: 17	R: 0 E: 0 K: 1 S: 8	H: 1 LOB: 1 BB: 0 P: 14	R: 0 E: 0 K: 1 S: 13	H: 1 LOB: 2 BB: 1 P: 24	R: 0 E: 0 K: 1 S: 8	H: 0 LOB: 0 BB: 0 P: 12	R: 1 E: 0 K: 2 S: 10	H: 1 LOB: 0 BB: 0 P: 15	R: 0 E: 0 K: 1 S: 5	H: 0 LOB: 0 BB: 0 P: 6	R: 0 E: 0 K: 1 S: 10	H: 1 LOB: 1 BB: 0 P: 15	R: 0 E: 0 K: 0 S: 7	H: 0 LOB: 1 BB: 1 P: 14	R: 0 E: 0 K: 1 S: 8	H: 0 LOB: 0 BB: 0 P: 12	1B: 5 2B: 0 3B: 0 HR: 1	SF: 0 SAC: 0 DP: 1 HBP: 0	WP: 0 PB: 0 SB: 0 CS: 0	PA: 36
PITCHER	IP WLS BF H R ER SO BB IBB HBP BLK WP HR S P ERA WHIP												PITCHER	IP WLS BF H R ER SO BB IBB HBP BLK WP HR S P ERA WHIP								
Clay Parker, R (1, 1) ERA: 2.63	6.2 W 28 6 1 1 5 1 1 0 0 0 1 59 99 1.35 1.050																					
Eric Plunk, R (7, 1) ERA: 1.73	1.1 5 0 0 0 1 1 0 0 0 0 0 10 18 0.00 0.750																					
Lee Guetterman, L (9, 1) ERA: 1.97	1.0 3 0 0 0 1 0 0 0 0 0 0 8 12 0.00 0.000																					

Milwaukee Brewers @ New York Yankees
 Yankee Stadium, Bronx, NY
 Sat Jul 01 1989, 3:33 AM EDT
 Att. 24,851 - Unknown

AB	33
R	1
H	6
RBI	1
BB	3
SO	7
LOB	17



Batter	1	2	3	4	5	6	7	8	9	AB	R	H	RBI	BB	SO	LOB
Steve Sax, R OBP: 0.381, SLG: 0.396 (1, 4)	G1-3	G6-3			G6-3		G6-3			4	0	0	0	0	0	4
Luis Polonia, L OBP: 0.327, SLG: 0.375 (1, 7)	2B				SF8		FC5-2-5			3	2	2	1	1	0	1
Don Mattingly, L OBP: 0.364, SLG: 0.472 (1, 3)	1B				SF8					2	1	1	2	1	0	1
Mel Hall, L OBP: 0.310, SLG: 0.419 (1, 10)	F9				L8		F8			4	0	0	0	0	1	3
Jesse Barfield, R OBP: 0.339, SLG: 0.385 (1, 9)	1B				K		F9			4	0	1	1	0	2	0
Mike Pagliarulo, L OBP: 0.275, SLG: 0.298 (1, 5)	K				G3		F9			3	1	0	0	0	1	1
Bob Geren, R OBP: 0.425, SLG: 0.658 (1, 2)					FC6					3	0	3	0	1	0	0
Wayne Tolleson, S OBP: 0.256, SLG: 0.192 (1, 6)					FC6		F9			4	0	0	1	0	0	4
Roberto Kelly, R OBP: 0.370, SLG: 0.443 (1, 8)					G6-3		G6-3			3	1	3	0	0	0	0

Inning Stats	R: 2	H: 3	E: 0	K: 1	S: 13	H: 3	LOB: 1	BB: 0	P: 22	R: 0	H: 2	E: 0	K: 0	S: 8	H: 0	LOB: 1	BB: 0	P: 13	R: 0	H: 0	E: 0	K: 1	S: 6	H: 0	LOB: 0	BB: 1	P: 12	R: 0	H: 0	E: 1	K: 0	S: 8	H: 2	LOB: 0	BB: 0	P: 12	R: 0	H: 1	E: 0	K: 0	S: 9	H: 1	LOB: 1	BB: 0	P: 11	R: 0	H: 1	E: 0	K: 0	S: 6	H: 1	LOB: 2	BB: 1	P: 13	R: 1	H: 1	E: 0	K: 1	S: 8	H: 1	LOB: 0	BB: 0	P: 13
1B: 6	2B: 5	3B: 0	HR: 0	SF: 1	SAC: 0	DP: 3	HBP: 1	WP: 0	PA: 35																																																						

PITCHER	IP	WLS	BF	H	R	ER	SO	BB	IBB	HBP	BLK	WP	HR	S	P	ERA	WHIP
Randy Veres, R ERA: 6.23 (1, 1)	4.1	L	20	7	4	3	3	2	0	0	0	0	0	41	71	6.23	2.077
Tony Fossas, L ERA: 2.41 (5, 1)	1.2		6	1	0	0	0	0	0	0	0	0	0	11	15	0.00	0.600
Jay Aldrich, R ERA: 4.24 (7, 1)	2.0		9	2	1	1	1	0	1	1	0	0	0	14	26	4.50	1.000

BOTTOM

Milwaukee Brewers @ New York Yankees
 Yankee Stadium, Bronx, NY

Sat Jul 01 1989, 3:33 AM EDT
 Att. 24,851 - Unknown

livebaseballscorecards.com

AB	30
R	5
H	10
RBI	5
BB	3
SO	4
LOB	14



Batter	1	2	3	4	5	6	7	8	9	AB	R	H	RBI	BB	SO	LOB	TOP										
Paul Molitor, R (1, 5) OBP: 0.380, SLG: 0.449 B.J. Surhoff, L (8, 5) OBP: 0.278, SLG: 0.331	1-0 F8		0-3 K		2-1 E6 1B	2-0 1B		1-1 F9		5	2	2	0	0	1	1											
Terry Francona, L (1, 10) OBP: 0.244, SLG: 0.316	1-3 K			1-0 F9	4-0 1B SF7	0-1 1B		1-1 G1-6-3		4	1	1	0	1	1	1											
Robin Yount, R (1, 8) OBP: 0.374, SLG: 0.472 Mike Felder, S (6, PR) OBP: 0.280, SLG: 0.270 (6, 8)	0-2 G6-3			3-2 HR	1-0 1B	0-0 1B			1-2 G6-3	4	1	3	5	0	0	0											
Greg Brock, L (1, 3) OBP: 0.365, SLG: 0.404 Dave Engle, R (8, 3) OBP: 0.258, SLG: 0.355		0-1 PB 1B 2B		1-1 G4-3	0-1 SF7	0-1 1B			3-3 K	3	1	2	1	0	0	0											
Rob Deer, R (1, 9) OBP: 0.317, SLG: 0.476		4-2 CS 1B 2-3 BB		1-3 K	2-3 K	1-1 G5-3			3-3 K	4	0	0	0	1	3	3											
Gary Sheffield, R (1, 6) OBP: 0.324, SLG: 0.355		0-1 CS 1B					3-2 L7			3	1	2	1	1	0	0											
Glenn Braggs, R (1, 7) OBP: 0.309, SLG: 0.409		0-3 K					0-0 F8			3	1	0	0	1	1	4											
Charlie O'Brien, R (1, 2) OBP: 0.309, SLG: 0.366		1-2 CS 1-2 2-3	3-2 P2		1-0 1B 2B	1-1 G5-3	0-0 G6-3			4	1	1	2	0	0	0											
Gus Polidor, R (1, 4) OBP: 0.242, SLG: 0.292 Jim Gantner, L (2, 4) OBP: 0.292, SLG: 0.292			1-2 F8		0-1 E 1B 1B	2-2 1B 1B		0-0 G1-6-3		0	0	0	0	0	0	0											
										4	2	3	1	0	0	0											
Inning Stats	R: 0 E: 0 K: 1 S: 7	H: 0 LOB: 0 BB: 0 P: 9	R: 1 E: 0 K: 1 S: 11	H: 2 LOB: 0 BB: 1 P: 16	R: 0 E: 0 K: 1 S: 9	H: 0 LOB: 0 BB: 0 P: 13	R: 1 E: 0 K: 1 S: 13	H: 1 LOB: 0 BB: 0 P: 19	R: 6 E: 1 K: 1 S: 17	H: 5 LOB: 2 BB: 3 P: 36	R: 2 E: 0 K: 0 S: 13	H: 5 LOB: 2 BB: 0 P: 19	R: 0 E: 0 K: 0 S: 5	H: 0 LOB: 0 BB: 0 P: 8	R: 0 E: 0 K: 0 S: 5	H: 1 LOB: 0 BB: 0 P: 7	R: 0 E: 0 K: 2 S: 10	H: 0 LOB: 0 BB: 0 P: 17	1B: 11 2B: 2 3B: 0 HR: 1	SF: 1 SAC: 0 DP: 1 HBP: 0	WP: 0 PB: 1 SB: 0 CS: 1	PA: 42					
PITCHER	IP	WLS	BF	H	R	ER	SO	BB	IBB	HBP	BLK	WP	HR	S	P	ERA	WHIP										
Lance McCullers, R (1, 1) ERA: 5.32 Jimmy Jones, R (5, 1) ERA: 5.84	4.0	L	18	5	6	6	4	3	0	0	0	0	1	46	72	13.50	2.000										
	5.0		23	9	4	4	3	0	1	0	0	0	0	44	72	7.20	1.800										

Milwaukee Brewers @ New York Yankees
 Yankee Stadium, Bronx, NY
 Sun Jul 02 1989, 3:33 AM EDT
 Att. 33,631 - Unknown

livebaseballscorecards.com

AB	36
R	10
H	14
RBI	10
BB	4
SO	7
LOB	9



Batter	1	2	3	4	5	6	7	8	9	AB	R	H	RBI	BB	SO	LOB
Steve Sax, R (1, 4) OBP: 0.378, SLG: 0.393 Tom Brookens, R (7, 4) OBP: 0.291, SLG: 0.359	2-2 G4-3		3-2 G6-3		2-3 K			3-1 1B 1B	4-2 FC4-6 BB	3	0	0	0	0	1	0
Luis Polonia, L (1, 7) OBP: 0.324, SLG: 0.371	2-2 G5-3		0-0 1B			2-3 H		1-2 F9	0-1 FC4-6 1-2f	5	0	1	0	0	1	2
Don Mattingly, L (1, 3) OBP: 0.364, SLG: 0.470 Ken Phelps, L (7, 3) OBP: 0.363, SLG: 0.384	2-0 1B 1B		0-1 F9			0-1 F9		0-0 1B 1B		3	0	1	0	0	0	1
Mel Hall, L (1, 10) OBP: 0.316, SLG: 0.421	0-1 1-3 1B		0-0 P5			2-0 BB 1B		1-0 F8		4	0	2	0	0	0	3
Jesse Barfield, R (1, 9) OBP: 0.341, SLG: 0.384		2-2 G5-3		2-1 G6-3		4-1 BB		3-2 1B 1B		3	0	1	1	1	0	0
Mike Pagliarulo, L (1, 5) OBP: 0.279, SLG: 0.303		0-0 1B 1B		1-2 P6		1-0 F7		1-0 1B		4	0	2	1	0	0	2
Bob Geren, R (1, 2) OBP: 0.409, SLG: 0.619		2-2 FC4 1B		1-3 K2-3			1-1 L5	0-1 L7		4	0	1	0	0	1	2
Wayne Tolleson, S (1, 6) OBP: 0.244, SLG: 0.182		1-0 FC4 1-2f FC6-4		0-2 G1-3			0-0 G3		2-3 H	4	0	0	0	0	1	2
Roberto Kelly, R (1, 8) OBP: 0.363, SLG: 0.434		2-2 FC6-4 1-2f		1-0 F9			1-0 F9		0-1 G6-3	4	0	0	0	0	0	2

Inning Stats	R: 0	H: 2	E: 0	LOB: 2	K: 0	BB: 0	S: 10	R: 0	H: 2	E: 0	LOB: 2	K: 0	BB: 0	S: 11	R: 0	H: 1	E: 0	LOB: 1	K: 0	BB: 0	S: 8	R: 0	H: 0	E: 0	LOB: 0	K: 1	BB: 0	S: 8	R: 0	H: 1	E: 0	LOB: 2	K: 1	BB: 1	S: 8	R: 0	H: 0	E: 0	LOB: 0	K: 0	BB: 0	S: 4	R: 2	H: 4	E: 0	LOB: 2	K: 0	BB: 0	S: 15	R: 0	H: 0	E: 0	LOB: 1	K: 1	BB: 1	S: 9	1B: 10	SF: 0	2B: 0	SAC: 0	3B: 0	DP: 0	HR: 0	HBP: 0	WP: 0	PA: 38
--------------	------	------	------	--------	------	-------	-------	------	------	------	--------	------	-------	-------	------	------	------	--------	------	-------	------	------	------	------	--------	------	-------	------	------	------	------	--------	------	-------	------	------	------	------	--------	------	-------	------	------	------	------	--------	------	-------	-------	------	------	------	--------	------	-------	------	--------	-------	-------	--------	-------	-------	-------	--------	-------	--------

PITCHER	IP	WLS	BF	H	R	ER	SO	BB	IBB	HBP	BLK	WP	HR	S	P	ERA	WHIP
Don August, R (1, 1) ERA: 4.28	8.0	W	34	10	2	2	3	1	0	0	0	0	0	74	117	2.25	1.375
Mark Knudson, R (9, 1) ERA: 4.37	1.0		4	0	0	0	1	1	0	0	0	0	0	9	15	0.00	1.000

BOTTOM

Milwaukee Brewers @ New York Yankees
Yankee Stadium, Bronx, NY
 Sun Jul 02 1989, 3:33 AM EDT
 Att. 33,631 - Unknown

AB	36
R	2
H	10
RBI	2
BB	2
SO	4
LOB	14



PITCHER	IP	WLS	BF	H	R	ER	SO	BB	IBB	HBP	BLK	WP	HR	S	P	ERA	WHIP
---------	----	-----	----	---	---	----	----	----	-----	-----	-----	----	----	---	---	-----	------

Batter	1	2	3	4	5	6	7	8	9	AB R H RBI BB SO LOB	TOP											
Paul Molitor, R OBP: 0.374, SLG: 0.442 (1, 5) B C F F X	1-2 P2		1-1 G6-3		0-3 K	3-3 K		0-0 G6-4-3		5 0 0 0 0 2 2	<p>Milwaukee Brewers @ New York Yankees</p> <p>Yankee Stadium, Bronx, NY</p> <p>Mon Jul 03 1989, 7:05 PM EDT</p> <p>Att. 23,035 - Unknown - 80 F</p>											
Terry Francona, L OBP: 0.249, SLG: 0.335 (1, 10) B X	1-0 HR		2-1 FC6-4 1B		0-2 F9	1-0 G4-3		0-2 G6-3		5 1 2 1 0 0 1												
Robin Yount, R OBP: 0.372, SLG: 0.468 (1, 8) B X	1-0 F7		1-0 FC6-4 1B			0-2 2B 1B		0-0 F8		5 1 1 0 0 0 1												
Greg Brock, L OBP: 0.383, SLG: 0.427 (1, 3) C B B B	4-1 BB		1-2 FC5-4 1B		2-2 1B 2B	2-2 1B 2B		0-1 G6-3		4 1 3 1 1 0 0												
Rob Deer, R OBP: 0.321, SLG: 0.485 (1, 9) B B B X	3-2 G5-3		3-1 FC5-4		2-2 1B 2B	2-2 1B 2B		2-0 1B 2B		5 3 3 0 0 0 3												
Gary Sheffield, R OBP: 0.325, SLG: 0.353 (1, 6) B B X C		2-1 G6-3		0-2 G4-3		1-2 F9		4-2 1B BB		4 0 1 1 1 0 2												
B.J. Surhoff, L OBP: 0.280, SLG: 0.332 (1, 2) B C X F C		1-2 G4-3		2-2 G4-3		0-0 2B 1B		1-2 1B		5 1 2 2 0 0 1												
Mike Felder, S OBP: 0.287, SLG: 0.296 (1, 7) X		0-0 2B		1-2 G3-1		0-0 1B 2B		1-0 P7		4 1 2 1 0 0 2												
Jim Gantner, L OBP: 0.295, SLG: 0.295 (1, 4) B F B X		1-2 F7			0-0 G3	0-0 1B		1-0 G6-4-3 1B		4 0 2 2 0 0 1												
Inning Stats	R: 1 E: 0 K: 0 S: 10	H: 1 LOB: 1 BB: 1 P: 20	R: 0 E: 0 K: 0 S: 9	H: 1 LOB: 1 BB: 0 P: 13	R: 0 E: 0 K: 0 S: 11	H: 2 LOB: 2 BB: 0 P: 19	R: 0 E: 0 K: 0 S: 9	H: 0 LOB: 0 BB: 0 P: 12	R: 0 E: 0 K: 1 S: 8	H: 0 LOB: 0 BB: 0 P: 8	R: 5 E: 0 K: 1 S: 21	H: 6 LOB: 1 BB: 0 P: 30	R: 1 E: 0 K: 0 S: 19	H: 3 LOB: 2 BB: 1 P: 30	R: 0 E: 0 K: 0 S: 5	H: 1 LOB: 0 BB: 0 P: 6	R: 1 E: 0 K: 0 S: 6	H: 2 LOB: 1 BB: 0 P: 11	1B: 10 2B: 5 3B: 0 HR: 1	SF: 0 SAC: 0 DP: 1 HBP: 0	WP: 0 PB: 0 SB: 1 CS: 0	PA: 43
PITCHER	IP WLS BF H R ER SO BB IBB HBP BLK WP HR S P ERA WHIP																					
Dave Eiland, R ERA: 4.44 (1, 1)	5.0 L 23 7 4 4 1 1 0 0 0 0 0 1 57 86 7.20 1.600																					
Greg Cadaret, L ERA: 3.34 (6, 1)	1.2 11 6 3 3 1 1 0 0 0 0 0 0 29 44 16.20 4.200																					
Dale Mohorcic, R ERA: 3.98 (7, 1)	2.1 9 3 1 1 0 0 0 0 0 0 0 0 12 19 3.86 1.286																					

livebaseballscorecards.com

AB	41
R	8
H	16
RBI	8
BB	2
SO	2
LOB	13



Batter	1	2	3	4	5	6	7	8	9	AB	R	H	RBI	BB	SO	LOB
Steve Sax, R OBP: 0.373, SLG: 0.387 (1, 4)	1-0 G4-3		2-0 L9		0-0 G6-3			1-0 P4	0-0 G5-3	5	0	0	0	0	0	7
Luis Polonia, L OBP: 0.319, SLG: 0.365 (1, 7)	1-3 K		1-1 P5		0-0 L7			0-0 F7		4	0	0	0	0	1	4
Don Mattingly, L OBP: 0.363, SLG: 0.477 (1, 3)	0-2 G5-3			2-0 F7		2-2 P1		1-0 HR		4	1	1	2	0	0	0
Steve Balboni, R OBP: 0.294, SLG: 0.490 (1, 10)		0-3 K		0-3 K		2-3 K		1-3 K		4	0	0	0	0	4	0
Jesse Barfield, R OBP: 0.340, SLG: 0.382 (1, 9)		1-0 L5		2-0 P4		2-1 L5			2-2 1B 1B	4	1	1	0	0	0	0
Tom Brookens, R OBP: 0.298, SLG: 0.364 (1, 5)		2-2 F7			1-1 1B 1B 1B		2-1 L7		0-1 FC6-4 1B 1-2 1B	4	1	2	0	0	0	0
Don Slaught, R OBP: 0.344, SLG: 0.419 (1, 2)			3-2 G6-3		0-0 1B 1B 1B		1-0 G5-3		0-1 P5	4	1	1	0	0	0	2
Alvaro Espinoza, R OBP: 0.298, SLG: 0.304 Bob Geren, R OBP: 0.422, SLG: 0.628 (9, PH)			1-1 1B 1B		1-1 G6-3 1B 1-2 2-3 1B		0-3 K		0-0 FC6-4 1B 1-2 2-H 1B	3	0	2	0	0	1	0
Roberto Kelly, R OBP: 0.370, SLG: 0.440 (1, 8)			1-1 SAFE 1B		2-0 G6-3 1B 1-2 2-H 3-H 1B			2-1 HR 1B	2-2 FC6-4	4	1	3	2	0	0	2

Inning Stats	R: 0	H: 0	E: 0	K: 1	S: 7	R: 0	H: 0	E: 0	K: 1	S: 9	R: 0	H: 2	E: 0	K: 0	S: 10	R: 0	H: 0	E: 0	K: 1	S: 5	R: 2	H: 4	E: 0	K: 0	S: 8	R: 0	H: 0	E: 0	K: 1	S: 8	R: 0	H: 0	E: 0	K: 1	S: 7	R: 2	H: 2	E: 0	K: 1	S: 8	R: 1	H: 3	E: 0	K: 0	S: 13	1B: 10	SF: 0	2B: 0	SAC: 0	3B: 0	DP: 1	HR: 1	HBP: 0	WP: 0	PA: 37
PITCHER	IP	WLS	BF	H	R	ER	SO	BB	IBB	HBP	BLK	WP	HR	S	P	ERA	WHIP																																						
Teddy Higuera, L ERA: 3.68 (1, 1)	8.0	W	33	10	5	5	6	0	0	0	0	0	0	68	105	5.62	1.250																																						
Dan Plesac, L ERA: 2.25 (9, 1)	1.0	S	4	1	0	0	0	0	0	0	0	0	0	7	9	0.00	1.000																																						

BOTTOM

Milwaukee Brewers @ New York Yankees
Yankee Stadium, Bronx, NY
 Mon Jul 03 1989, 7:05 PM EDT
 Att: 23,035 - Unknown - 80 F

livebaseballscorecards.com

AB	37
R	5
H	11
RBI	5
BB	0
SO	6
LOB	15




Batter	1	2	3	4	5	6	7	8	9	AB R H RBI BB SO LOB	TOP
Scott Lusader, L (1, 8) OBP: 0.273, SLG: 0.293 Gary Pettis, S (8, PH) OBP: 0.369, SLG: 0.317 (8, 8)	1-3 		1-0 F7 		4-2 FC6 BB 			1-2 G1-3 		2 0 0 0 1 1 1 1 0 0 0 0 0 0	
Tracy Jones, R (1, 7) OBP: 0.297, SLG: 0.321	3-2 F3 		1-1 L9 		0-0 FC6 			1-0 F8 		4 0 0 0 0 0 2	
Lou Whitaker, L (1, 4) OBP: 0.375, SLG: 0.502	0-1 1B 		4-1 		1-2 BB 			4-0 1B BB 		2 0 2 0 2 0 0	
Keith Moreland, R (1, 5) OBP: 0.380, SLG: 0.443 Rick Schu, R (8, PR) OBP: 0.304, SLG: 0.306 (8, 5)	3-2 1B 		3-2 F9 		1-1 P4 			0-1 		4 0 2 0 0 0 3 0 0 0 0 0 0 0	
Fred Lynn, L (1, 10) OBP: 0.310, SLG: 0.342 Gary Ward, R (8, PH) OBP: 0.319, SLG: 0.362	0-0 		1-2 F9 		1-1 			1-3 K 		3 0 2 0 0 0 0 1 0 0 0 0 1 2	
Chet Lemon, R (1, 9) OBP: 0.339, SLG: 0.319		2-3 K 		0-0 F9 		1-1 G4-6-3 			0-0 F7 	4 0 0 0 0 1 2	
Dave Bergman, L (1, 3) OBP: 0.340, SLG: 0.312 Alan Trammell, R (9, PH) OBP: 0.342, SLG: 0.316		1-3 K 		2-2 G5-3 		3-2 G3 			1-0 P4 	3 0 0 0 0 1 0 1 0 0 0 0 0 0	
Mike Heath, R (1, 2) OBP: 0.344, SLG: 0.447		3-2 L8 		1-1 G6-3 		3-3 K 			1-1 G6-3 	4 0 0 0 0 1 0	
Mike Brumley, S (1, 6) OBP: 0.314, SLG: 0.299			0-0 BB 		1-2 G3-1 		2-2 G6-3 			3 0 1 0 0 0 0	
Inning Stats	R: 0 H: 3 E: 0 LOB: 3 K: 1 BB: 0 S: 12 P: 19	R: 0 H: 0 E: 0 LOB: 0 K: 2 BB: 0 S: 13 P: 19	R: 0 H: 1 E: 0 LOB: 2 K: 0 BB: 1 S: 11 P: 20	R: 0 H: 0 E: 0 LOB: 0 K: 0 BB: 0 S: 8 P: 11	R: 0 H: 0 E: 0 LOB: 1 K: 0 BB: 1 S: 9 P: 15	R: 0 H: 2 E: 0 LOB: 1 K: 0 BB: 0 S: 9 P: 13	R: 0 H: 0 E: 0 LOB: 0 K: 1 BB: 0 S: 11 P: 19	R: 0 H: 1 E: 0 LOB: 2 K: 1 BB: 1 S: 10 P: 17	R: 0 H: 0 E: 0 LOB: 0 K: 0 BB: 0 S: 4 P: 6	1B: 7 SF: 0 2B: 0 SAC: 0 3B: 0 DP: 1 HR: 0 HBP: 0	WP: 0 PA: 35 PB: 0 SB: 0 CS: 0
PITCHER Don Schulze, R (1, 1) ERA: 1.89 Lee Guetterman, L (8, 1)	IP WLS BF H R ER SO BB IBB HBP BLK WP HR S P ERA WHIP 7.0 W 27 6 0 0 4 2 0 0 0 0 0 0 73 116 0.00 1.143 2.0 S 8 1 0 0 1 1 0 0 0 0 0 0 14 23 0.00 1.000										

Detroit Tigers @ New York Yankees
 Yankee Stadium, Bronx, NY
 Tue Jul 04 1989, 3:33 AM EDT
 Att: 32,198 - Cloudy

livebaseballscorecards.com

AB	32
R	0
H	7
RBI	0
BB	3
SO	5
LOB	10



Batter	1	2	3	4	5	6	7	8	9	AB R H RBI BB SO LOB	TOP
Scott Lusader, L (1, 8) OBP: 0.271, SLG: 0.289 C X	0-1 F7 ①		0-2 G4-3 ②			0-0 G4-6-3 1B X			0-0 G3 ①	4 0 1 0 0 0 0	
Gary Ward, R (1, 7) OBP: 0.310, SLG: 0.351 B X	2-0 F8 ②		2-2 F7 ③			0-2 F9 ①			1-2 F8 ②	4 0 0 0 0 0 1	
Lou Whitaker, L (1, 4) OBP: 0.370, SLG: 0.495 B X	1-0 G3 ③			0-2 G4-3 ①		2-0 G4-6-3 ② ③ 1-2f			0-1 G3 ③	4 0 0 0 0 0 1	
Keith Moreland, R (1, 3) OBP: 0.383, SLG: 0.445 F X		0-2 G6-4-3 1B X		3-2 FC4-6 1B X			1-1 F9 ①			3 0 2 0 0 0 0	
Fred Lynn, L (1, 10) OBP: 0.306, SLG: 0.337 C B B X		2-1 G6-4-3 1-2f ① ②		0-1 FC4-6 1-2f ②			1-1 P6 ②			3 0 0 0 0 0 2	
Chet Lemon, R (1, 9) OBP: 0.339, SLG: 0.320 C X S		0-2 2B 1B X		1-3 K ③			1-1 F7 ③			3 0 1 0 0 1 1	
Mike Heath, R (1, 2) OBP: 0.344, SLG: 0.451 Matt Sinatro, R (8, 2) B 1 SAFE F 1 SAFE B 1 SAFE X		2-1 1-3 2B X			2-1 G5-3 ①			1-1 G6-3 ①		3 0 1 0 0 0 0 0 0 0 0 0 0 0	AB 30 R 0 H 5 RBI 0 BB 0 SO 3 LOB 7
Rick Schu, R (1, 5) OBP: 0.297, SLG: 0.298 B B C S		2-3 K ③			2-2 F7 ②			1-0 L6 ②		3 0 0 0 0 1 2	
Mike Brumley, S (1, 6) OBP: 0.303, SLG: 0.288 C S B X			1-1 G4-3 ①		1-3 K ③			1-0 F9 ③		3 0 0 0 0 1 0	
Inning Stats	R: 0 H: 0 E: 0 LOB: 0 K: 0 BB: 0 S: 4 P: 7	R: 0 H: 3 E: 0 LOB: 2 K: 1 BB: 0 S: 14 P: 20	R: 0 H: 0 E: 0 LOB: 0 K: 0 BB: 0 S: 15 P: 18	R: 0 H: 1 E: 0 LOB: 1 K: 1 BB: 0 S: 13 P: 17	R: 0 H: 0 E: 0 LOB: 0 K: 1 BB: 0 S: 8 P: 13	R: 0 H: 1 E: 0 LOB: 0 K: 0 BB: 0 S: 5 P: 7	R: 0 H: 0 E: 0 LOB: 0 K: 0 BB: 0 S: 6 P: 9	R: 0 H: 0 E: 0 LOB: 0 K: 0 BB: 0 S: 4 P: 7	R: 0 H: 0 E: 0 LOB: 0 K: 0 BB: 0 S: 9 P: 10	1B: 4 SF: 0 2B: 1 SAC: 0 3B: 0 DP: 2 HR: 0 HBP: 0	WP: 0 PA: 30 PB: 0 SB: 0 CS: 0
PITCHER Andy Hawkins, R (1, 1) ERA: 4.68	IP WLS BF H R ER SO BB IBB HBP BLK WP HR S P ERA WHIP 9.0 W 30 5 0 0 3 0 0 0 0 0 0 0 78 108 0.00 0.556										

Detroit Tigers @ New York Yankees
 Yankee Stadium, Bronx, NY
 Wed Jul 05 1989, 7:05 PM EDT
 Att. 20,206 - Unknown

livebaseballscorecards.com


Batter	1	2	3	4	5	6	7	8	9	AB	R	H	RBI	BB	SO	LOB
Steve Sax, R OBP: 0.380, SLG: 0.392 (1, 4)	L8	1B		1B	1B		HR			5	1	4	3	0	0	0
Luis Polonia, L OBP: 0.328, SLG: 0.383 (1, 7)	CS	1B		G3	1B		HR			5	1	4	3	0	0	2
Don Mattingly, L OBP: 0.365, SLG: 0.475 (1, 3)	G6-3	G3		1B	G6-3		G3			4	0	0	0	1	0	5
Steve Balboni, R OBP: 0.295, SLG: 0.484 (1, 10)		P3		1B	1B		2B			2	0	1	0	0	0	0
Ken Phelps, L OBP: 0.369, SLG: 0.391 (4, PH)				1B	1B		K			3	0	2	1	0	1	0
Jesse Barfield, R OBP: 0.340, SLG: 0.388 (1, 9)		SF8		F4	F4		G6-3			5	1	2	0	0	0	4
Tom Brookens, R OBP: 0.293, SLG: 0.354 (1, 5)		HBP		F7	P3		G5-3			5	1	1	0	0	0	6
Don Slaught, R OBP: 0.343, SLG: 0.414 (1, 2)		SF8		BB	L3		L1-4			2	0	0	1	2	0	0
Alvaro Espinoza, R OBP: 0.298, SLG: 0.300 (1, 6)		HBP		G4-3	G6-3		L1-4			4	1	0	0	0	0	5
Roberto Kelly, R OBP: 0.369, SLG: 0.434 (1, 8)		HBP		1B	E4		CI			2	4	1	1	1	0	0

Inning Stats	R: 0	H: 1	E: 0	LOB: 0	K: 0	S: 8	R: 4	H: 5	E: 0	LOB: 2	K: 0	S: 21	R: 0	H: 1	E: 0	LOB: 2	K: 0	S: 9	R: 1	H: 2	E: 0	LOB: 3	K: 0	S: 14	R: 1	H: 2	E: 1	LOB: 2	K: 0	S: 16	R: 0	H: 2	E: 0	LOB: 2	K: 0	S: 11	R: 3	H: 2	E: 1	LOB: 0	K: 1	S: 14	R: 0	H: 0	E: 0	LOB: 0	K: 0	S: 3		

PITCHER	IP	WLS	BF	H	R	ER	SO	BB	IBB	HBP	BLK	WP	HR	S	P	ERA	WHIP
Brad Havens, L ERA: 5.81 (1, 1)	2.2	L	16	7	4	4	0	1	0	1	0	0	0	37	59	13.50	3.000
Mike Schwabe, R ERA: 5.18 (3, 1)	5.1		28	8	5	3	1	1	2	0	0	1	1	59	97	5.06	1.688

DETROIT TIGERS @ NEW YORK YANKEES
Yankee Stadium, Bronx, NY
 Wed Jul 05 1989, 7:05 PM EDT
 Att. 20,206 - Unknown

AB	37
R	9
H	15
RBI	9
BB	4
SO	1
LOB	22



1B: 13	SF: 1	WP: 1	PA: 44
2B: 2	SAC: 0	PB: 0	
3B: 0	DP: 1	SB: 3	
HR: 1	HBP: 1	CS: 1	

Batter	1	2	3	4	5	6	7	8	9	10	11	AB R H RBI BB SO LOB	TOP													
Gary Pettis, S (1, 8) OBP: 0.373, SLG: 0.320	0-0 G5-3 1B	4-0 1-2 2-3 BB		3-2 1-2 2-3 1B		0-0 B2		0-0 G6-3 1-2f		1-2 G6-3		5 0 2 0 1 0 3	Detroit Tigers @ New York Yankees Yankee Stadium, Bronx, NY Thu Jul 06 1989, 3:33 AM EDT Att. 23,357 - Unknown													
Gary Ward, R (1, 7) OBP: 0.304, SLG: 0.353	0-0 G5-3 1-2	3-3 K		1-1 SF9		1-0 F9			0-0 G4-3 2B	3-3 K		5 1 1 1 0 2 5														
Lou Whitaker, L (1, 4) OBP: 0.370, SLG: 0.500	4-1 G6-4-3 BB		0-0 G4-3	1-0 P4		0-0 G4-3			3-2 G4-3		0-0 HR	5 1 1 1 1 0 3														
Alan Trammell, R (1, 6) OBP: 0.349, SLG: 0.330	2 SAFE G6-4-3 1-2f	2-0	0-1 2B	2-0 1B		1-0 1B		1-0 1B	2-0 2B		3-2 F8	6 0 4 2 0 0 2														
Keith Moreland, R (1, 3) OBP: 0.386, SLG: 0.449		1-2 1B	1-0 2B	0-1 F9		0-3 K		0-3 K	4-0 IBB		2-1 F7	5 1 2 0 1 1 3														
Fred Lynn, L (1, 10) OBP: 0.302, SLG: 0.328		4-1 FC5	3-3 K		3-1 F8		0-3 K		0-1 F9		3-3 K	5 0 0 0 1 3 5														
Chet Lemon, R (1, 9) OBP: 0.341, SLG: 0.323		0-1 BB	1-1 G1-4-3		2-3 K			1-2 1B	2-2 F8			4 0 2 0 0 1 2														
Dave Bergman, L (9, PH) OBP: 0.338, SLG: 0.310		1-2 2-3 1B										1 0 0 0 0 0 2														
Scott Lusader, L (9, 9) OBP: 0.271, SLG: 0.289		1-2 2-3 1B										0 0 0 0 0 0 0														
Rick Schu, R (1, 5) OBP: 0.293, SLG: 0.297		1-0 SF8		1-1 E3		0-1 F8		1 SAFE P6		1-1 SH3-4		4 1 1 1 0 0 1														
Matt Sinatro, R (1, 2) OBP: 0.301, SLG: 0.325		3-H 2-2 FC5		1-2 SF9		1-2 L4		2-0 G6-3		1-0 SH3-4		2 1 0 0 0 0 2														
Tracy Jones, R (8, PH) OBP: 0.303, SLG: 0.288		1-2 2-3f BB		1-2 1B								1 0 1 0 0 0 0														
Mike Brumley, S (8, PR) OBP: 0.303, SLG: 0.288												0 0 0 0 0 0 0														
Mike Heath, R (8, 2) OBP: 0.344, SLG: 0.451												0 0 0 0 0 0 0														
Inning Stats	R: 0 E: 0 K: 0 S: 4	H: 1 LOB: 1 BB: 1 P: 10	R: 1 E: 0 K: 1 S: 13	H: 2 LOB: 3 BB: 2 P: 28	R: 0 E: 0 K: 1 S: 10	H: 2 LOB: 2 BB: 0 P: 15	R: 2 E: 1 K: 0 S: 15	H: 2 LOB: 2 BB: 0 P: 24	R: 0 E: 0 K: 1 S: 8	H: 0 LOB: 0 BB: 0 P: 13	R: 0 E: 0 K: 2 S: 5	H: 0 LOB: 0 BB: 0 P: 7	R: 0 E: 0 K: 2 S: 8	H: 1 LOB: 1 BB: 0 P: 9	R: 0 E: 0 K: 0 S: 10	H: 2 LOB: 2 BB: 0 P: 14	R: 1 E: 0 K: 0 S: 12	H: 2 LOB: 2 BB: 1 P: 23	R: 0 E: 0 K: 1 S: 11	H: 1 LOB: 1 BB: 0 P: 17	R: 1 E: 0 K: 1 S: 12	H: 1 LOB: 0 BB: 0 P: 20	1B: 10 2B: 3 3B: 0 HR: 1	SF: 2 SAC: 1 DP: 2 HBP: 1	WP: 0 PB: 0 SB: 1 CS: 0	PA: 51
PITCHER	IP WLS BF H R ER SO BB IBB HBP BLK WP HR S P ERA WHIP																									
Clay Parker, R (1, 1) ERA: 2.49	6.0		29	7	3	1	3	3	0	1	0	0	0	0	55	97	1.50	1.667								
Lee Guetterman, L (7, 1) ERA: 1.82	2.0		8	3	0	0	2	0	0	0	0	0	0	0	18	23	0.00	1.500								
Dave Righetti, L (9, 1) ERA: 2.48	2.0		10	3	1	1	1	0	1	0	0	0	0	0	23	40	4.50	1.500								
Eric Plunk, R (11, 1) ERA: 1.93	1.0	W	4	1	1	1	1	0	0	0	0	0	0	1	12	20	9.00	1.000								

AB	43
R	5
H	14
RBI	5
BB	4
SO	7
LOB	28



livebaseballscorecards.com

BOTTOM

Detroit Tigers @ New York Yankees
Yankee Stadium, Bronx, NY

Thu Jul 06 1989, 3:33 AM EDT
Att. 23,357 - Unknown

livebaseballscores.com

AB	39
R	6
H	11
RBI	6
BB	4
SO	4
LOB	9



WP:	0	PA:	46
PB:	0		
SB:	3		
CS:	1		

AB R H RBI BB SO LOB

5	1	1	2	0	0	2
4	0	1	1	1	1	0
5	0	2	0	0	0	2
3	0	0	0	0	0	0
1	0	0	0	0	0	1
0	0	0	0	0	0	0
1	0	0	0	0	0	2
0	0	0	0	0	0	0
3	1	1	1	0	0	0
2	1	1	1	0	0	1
5	2	2	1	0	1	0
4	0	1	0	1	1	0
3	0	1	0	0	0	0
3	1	1	0	2	1	1

11

1-0	SF9	2
3-H		
2-1	HR	
0-0	SF9	2B
4-0	SH3-4	IBB
2-0	SH3-4	
1-2	2-3	
4-0	IBB	

10

1-2	G5-3	2
2-2	1B	
1-0	1B	
1-2	1B	
0-0	G4-3	3
2-1	HR	
0-0	SF9	2B
4-0	SH3-4	IBB
2-0	SH3-4	
1-1	F9	1
4-0	IBB	

9

1-1	F8	3
2-2	G6-3	1
1-1	1B	
2-2	P6	2
0-2	G1-3	3
1-3	K	1
0-3	K	2
1-2	G1-3	3
1-2	G1-3	3
1-1	F9	1

8

2-1	G6-3	2
2-2	G6-3	1
1-1	1B	
2-2	P6	2
0-2	G1-3	3
1-1	G4-3	3
0-0	SH1-4	2B
1-0	SH1-4	1
2-3		
3-3	K	2

7

1-1	F8	3
2-2	G6-3	1
1-1	1B	
2-2	P6	2
0-2	G1-3	3
1-1	G4-3	3
0-0	SH1-4	2B
1-0	SH1-4	1
2-3		
3-3	K	2

6

2-1	G6-3	2
1-2	G6-3	2
1-1	F9	3
0-0	F8	1
0-1	F8	2
1-1	G4-3	3
0-0	SH1-4	2B
1-0	SH1-4	1
2-3		
3-3	K	2

5

2-1	G6-3	2
1-3	G6-3	2B
1-1	F9	3
0-0	F8	1
0-1	F8	2
1-1	G4-3	3
0-0	SH1-4	2B
1-0	SH1-4	1
2-3		
3-3	K	2

4

2-1	G6-3	2
4-1	BB	
1-0	F8	3
3-2	F7	1
0-0	HR	
2-0	P6	2
2-1	F9	3
0-0	SH1-4	2B
1-0	SH1-4	1
2-3		
3-3	K	2

3

2-1	G6-3	2
1-3	G6-3	2B
1-0	F8	3
2-1	L3	1
3-2	F7	1
0-0	HR	
2-0	P6	2
2-1	F9	3
0-0	SH1-4	2B
1-0	SH1-4	1
2-3		
3-3	K	2

2

1-2	L4	1
3-3	K	2
1-0	F8	3
2-1	L3	1
3-2	F7	1
0-0	HR	
2-0	P6	2
3-2	G6-3	3
0-0	SH1-4	2B
1-0	SH1-4	1
2-3		
3-3	K	2

1

1-2	L4	1
3-3	K	2
1-0	F8	3
2-1	L3	1
3-2	F7	1
0-0	HR	
2-0	P6	2
3-2	G6-3	3
0-0	SH1-4	2B
1-0	SH1-4	1
2-3		
3-3	K	2

Batter

Steve Sax, R (1, 4)	OBP: 0.376, SLG: 0.392
Luis Polonia, L (1, 7)	OBP: 0.330, SLG: 0.381
Don Mattingly, L (1, 10)	OBP: 0.368, SLG: 0.473
Ken Phelps, L (1, 3)	OBP: 0.362, SLG: 0.382
Tom Brookens, R (8, PH)	OBP: 0.291, SLG: 0.351
Dave Righetti, L (9, 1)	
Wayne Tolleson, S (10, PH)	OBP: 0.241, SLG: 0.179
Eric Plunk, R (11, 1)	
Mel Hall, L (1, 9)	OBP: 0.316, SLG: 0.444
Jesse Barfield, R (8, PH)	OBP: 0.341, SLG: 0.400
Mike Pagliarulo, L (1, 5)	OBP: 0.282, SLG: 0.326
Don Slaught, R (1, 2)	OBP: 0.344, SLG: 0.416
Alvaro Espinoza, R (1, 6)	OBP: 0.298, SLG: 0.300
Roberto Kelly, R (1, 8)	OBP: 0.374, SLG: 0.433

Inning Stats

R: 0	H: 0	R: 1	H: 1	R: 0	H: 1	R: 1	H: 1	R: 2	H: 2	R: 0	H: 0	R: 0	H: 1	R: 0	H: 1	R: 0	H: 0	R: 2	H: 2	R: 0	H: 1	R: 0	H: 2	R: 2	H: 2	R: 0	H: 2
E: 0	LOB: 0	E: 0	LOB: 0	E: 0	LOB: 2	E: 0	LOB: 0	E: 0	LOB: 0	E: 0	LOB: 0	E: 0	LOB: 1	E: 0	LOB: 0	E: 0	LOB: 0	E: 0	LOB: 0	E: 0	LOB: 1	E: 0	LOB: 2	E: 0	LOB: 2	E: 0	LOB: 2
K: 1	BB: 0	K: 0	BB: 0	K: 0	BB: 1	K: 0	BB: 0	K: 0	BB: 1	K: 1	BB: 0	K: 2	BB: 0	K: 1	BB: 0	K: 2	BB: 0	K: 0	BB: 1	K: 1	BB: 0	K: 2	BB: 0	K: 0	BB: 2	K: 0	BB: 2
S: 7	P: 12	S: 9	P: 16	S: 9	P: 16	S: 8	P: 15	S: 11	P: 18	S: 7	P: 12	S: 12	P: 17	S: 9	P: 11	S: 11	P: 16	S: 5	P: 18	S: 5	P: 18	S: 5	P: 18	S: 5	P: 18	S: 5	P: 18

PITCHER	IP	WLS	BF	H	R	ER	SO	BB	IBB	HBP	BLK	WP	HR	S	P	ERA	WHIP
Charles Hudson, R (1, 1)	7.0		28	6	4	4	2	2	0	0	0	0	2	56	95	5.14	1.143
Willie Hernandez, L (8, 1)	1.1		5	1	0	0	1	0	0	0	0	0	0	15	21	0.00	0.750
Mike Henneman, R (9, 1)	2.1	L	13	4	2	2	1	0	2	0	0	0	1	22	41	7.71	1.714

PITCHER

IP	WLS	BF	H	R	ER	SO	BB	IBB	HBP	BLK	WP	HR	S	P	ERA	WHIP
----	-----	----	---	---	----	----	----	-----	-----	-----	----	----	---	---	-----	------

Batter	1	2	3	4	5	6	7	8	9	AB R H RBI BB SO LOB	TOP											
Steve Sax, R (1, 4) OBP: 0.382, SLG: 0.405	3-1 HR	1-3 K		4-2 BB			2-2 1B		1-2 1B	4 1 3 1 1 1 0	New York Yankees @ Boston Red Sox Fenway Park, Boston, MA Fri Jul 07 1989, 7:05 PM EDT Att. 33,368 - Unknown - 75 F											
Luis Polonia, L (1, 7) OBP: 0.332, SLG: 0.380 Bob Geren, R (9, PH) OBP: 0.408, SLG: 0.596	4-1 1B SF8 BB	1-2 L5-3		0-2 G5-3			3-2 1B		1-3 K	3 1 1 0 1 0 2 1 0 0 0 0 1 1												
Don Mattingly, L (1, 3) OBP: 0.367, SLG: 0.474	0-1 SF8 BB 1B	0-1 1B			2-2 L7		2-3 K			4 0 2 0 0 1 2												
Mel Hall, L (1, 10) OBP: 0.317, SLG: 0.437 Steve Balboni, R (7, PH) OBP: 0.294, SLG: 0.481	4-2 HBP BB	0-0 G3			2-3 K		0-1 G5-4-3			2 0 0 0 1 1 1 1 0 0 0 0 0 2												
Jesse Barfield, R (1, 9) OBP: 0.337, SLG: 0.396	2-2 SF8		2-1 G6-3		3-2 L7			0-0 G3		3 0 0 1 0 0 0												
Mike Pagliarulo, L (1, 5) OBP: 0.278, SLG: 0.321 Tom Brookens, R (8, PH) OBP: 0.289, SLG: 0.348 (8, 5)	2-3 K		1-0 G3			2-3 K		1-2 P3		3 0 0 0 0 2 2 1 0 0 0 0 0 0												
Don Slaught, R (1, 2) OBP: 0.347, SLG: 0.427	1-0 HBP		2-3 K			1-1 HR		1-3 K		3 1 1 1 0 2 0												
Alvaro Espinoza, R (1, 6) OBP: 0.283, SLG: 0.295	0-3 K			2-3 K		0-1 B1-3		0-1 G4-3		4 0 0 0 0 2 3												
Roberto Kelly, R (1, 8) OBP: 0.377, SLG: 0.445		0-0 HR		4-0 G5-3 S BB		1-3 K		2-1 G4-3		3 1 1 1 1 1 0												
Inning Stats	R: 2 E: 0 K: 2 S: 17	H: 2 LOB: 3 BB: 2 P: 33	R: 1 E: 0 K: 1 S: 11	H: 2 LOB: 1 BB: 0 P: 13	R: 0 E: 0 K: 1 S: 8	H: 0 LOB: 0 BB: 0 P: 13	R: 0 E: 0 K: 1 S: 10	H: 0 LOB: 1 BB: 2 P: 20	R: 0 E: 0 K: 1 S: 12	H: 0 LOB: 0 BB: 0 P: 19	R: 1 E: 0 K: 2 S: 11	H: 1 LOB: 0 BB: 0 P: 15	R: 0 E: 0 K: 1 S: 13	H: 2 LOB: 1 BB: 0 P: 20	R: 0 E: 0 K: 1 S: 9	H: 0 LOB: 0 BB: 0 P: 11	R: 0 E: 0 K: 1 S: 10	H: 1 LOB: 1 BB: 0 P: 14	1B: 5 2B: 0 3B: 0 HR: 3	SF: 1 SAC: 0 DP: 2 HBP: 1	WP: 0 PB: 0 SB: 2 CS: 0	PA: 38
PITCHER Roger Clemens, R (1, 1) ERA: 3.05 Rob Murphy, L (7, 1) ERA: 2.32	IP 6.0	WLS W	BF 29	H 7	R 4	ER 4	SO 8	BB 4	IBB 0	HBP 1	BLK 0	WP 0	HR 3	S 75	P 124	ERA 6.00	WHIP 1.833					

livebaseballscorecards.com

AB	32
R	4
H	8
RBI	4
BB	4
SO	11
LOB	13



Batter	1	2	3	4	5	6	7	8	9	AB R H RBI BB SO LOB	TOP																	
Steve Sax, R (1, 4) OBP: 0.382, SLG: 0.402	0-2 G5-3		0-1 G6-3		4-0 SAFE 1-2 BB	3-1 F9			4-0 G5-3 2B BB	3 1 0 0 2 0 3																		
Luis Polonia, L (1, 7) OBP: 0.330, SLG: 0.375	3-2 F8		4-0 S 1B BB		2-2 SAFE 1-2 L9		1-3 K		0-1 G5-3 1-2	4 1 0 0 1 1 2																		
Don Mattingly, L (1, 3) OBP: 0.367, SLG: 0.471	2-3 K		1-1 1-H 3-H 1B		1-1 G3-1		1-2 L5		4-0 2B IBB	4 0 1 2 1 1 0																		
Mel Hall, L (1, 10) OBP: 0.319, SLG: 0.466		0-0 P4	2-3 K		0-0 HR		3-3 K		2-0 1-H 2-H 2B	5 1 2 2 0 2 1																		
Jesse Barfield, R (1, 9) OBP: 0.339, SLG: 0.393		2-3 K		0-0 F7		4-0 1B 1B BB		4-0 S BB		2 1 0 0 2 1 0																		
Mike Pagliarulo, L (1, 5) OBP: 0.274, SLG: 0.316		3-3 K		1-1 L4		0-0 P6		1-1 SAFE G1-3		3 0 0 0 0 1 1																		
Tom Brookens, R (8, PH) OBP: 0.287, SLG: 0.346 (8, 5)								1-2		1 0 0 0 0 0 1																		
Bob Geren, R (1, 2) OBP: 0.415, SLG: 0.588			0-1 2B G5-3 1B		0-1 G4-3		0-1 SAFE 1-3 1B 1B		0-3 K	4 2 2 0 0 1 1																		
Alvaro Espinoza, R (1, 6) OBP: 0.296, SLG: 0.303			0-0 G6-3 1B 2B		2-1 L6		1-0 1B 1-2 1B		1-1 G6-3	4 1 2 1 0 0 1																		
Roberto Kelly, R (1, 8) OBP: 0.374, SLG: 0.442			2-1 G5-3 3-H		2-2 E5 CS		3-2 1-3 2-H 1B		2-2 F7	4 0 1 2 0 0 1																		
Inning Stats	R: 0 E: 0 K: 1 S: 10	H: 0 LOB: 0 BB: 0 P: 15	R: 0 E: 0 K: 2 S: 8	H: 0 LOB: 0 BB: 0 P: 13	R: 3 E: 0 K: 1 S: 13	H: 3 LOB: 1 BB: 1 P: 21	R: 0 E: 0 K: 0 S: 5	H: 0 LOB: 0 BB: 0 P: 6	R: 0 E: 1 K: 0 S: 11	H: 0 LOB: 1 BB: 1 P: 20	R: 3 E: 0 K: 2 S: 9	H: 4 LOB: 2 BB: 1 P: 24	R: 0 E: 0 K: 2 S: 7	H: 0 LOB: 0 BB: 0 P: 14	R: 0 E: 0 K: 1 S: 7	H: 0 LOB: 1 BB: 1 P: 13	R: 1 E: 0 K: 0 S: 6	H: 1 LOB: 2 BB: 2 P: 18	1B: 5 2B: 2 3B: 0 HR: 1	SF: 0 SAC: 0 DP: 0 HBP: 0	WP: 0 PB: 0 SB: 3 CS: 1	PA: 40						
PITCHER	IP WLS BF H R ER SO BB IBB HBP BLK WP HR S P ERA WHIP																											
Eric Hetzel, R (1, 1) ERA: 4.09	5.1		23	4	5	5	4	3	0	0	0	0	0	1	50	83	8.44	1.312										
Mike Smithson, R (6, 1) ERA: 5.03	0.2	L	5	3	1	1	0	0	0	0	0	0	0	0	9	16	13.50	4.500										
Joe Price, L (7, 1) ERA: 4.89	1.0		4	0	0	0	2	1	0	0	0	0	0	0	9	18	0.00	1.000										
Wes Gardner, R (8, 1) ERA: 6.14	2.0		8	1	1	1	1	1	1	0	0	0	0	0	13	27	4.50	1.000										

New York Yankees @ Boston Red Sox
 Fenway Park, Boston, MA
 Sat Jul 08 1989, 3:33 AM EDT
 Att. 33,923 - Sunny

livebaseballscorecards.com

AB	34
R	7
H	8
RBI	7
BB	6
SO	7
LOB	11



Batter	1	2	3	4	5	6	7	8	9	AB R H RBI BB SO LOB
Wade Boggs, L OBP: 0.427, SLG: 0.469 (1, 10)	1-1 G5-3 1B	2-1 2B		4-0 1B IBB		4-2 BB			1-3 K	3 0 1 0 2 1 0
Jody Reed, R OBP: 0.352, SLG: 0.346 Randy Kutcher, R OBP: 0.281, SLG: 0.287 (1, 4) (4, 5)	1-2 BB 2B 1B	1-2 HBP		0-1 1B		2-1 L9			2-3 K	1 1 1 0 0 0 0 3 0 1 0 0 1 1
Danny Heep, L OBP: 0.374, SLG: 0.387 (1, 3)	4-1 2B E BB	0-1 L8		2-1 SF7				3-2 G6-3		2 1 0 1 1 0 2
Mike Greenwell, L OBP: 0.367, SLG: 0.440 (1, 7)	0-1 E 2B	0-1 G1-3		2-0 P6				1-2 E3 F8-4-3		4 1 1 1 0 0 4
Dwight Evans, R OBP: 0.401, SLG: 0.449 (1, 9)	0-1 E6 1B		0-1 G5-3					0-0 F8-4-3		4 1 0 1 0 1 1
Kevin Romine, R OBP: 0.393, SLG: 0.459 (1, 8)	1-3 K		1-2 G6-4-3 1B		0-0 G6-4-3 1B			2-2 G6-3		4 0 2 0 0 1 1
Rick Cerone, R OBP: 0.391, SLG: 0.374 (1, 2)	1-1 1B		1-2 G6-4-3		1-0 G6-4-3			3-2 G4-3		4 0 1 1 0 0 2
Luis Rivera, R OBP: 0.311, SLG: 0.349 (1, 6)	2-1 F8			0-0 G6-3				2-3 K		4 0 0 0 0 1 1
Ed Romero, R OBP: 0.278, SLG: 0.260 (1, 5) (4, 4)		1-2 1B		1-1 1B SF7 2B				0-1 P6	1-1 F8	4 1 2 0 0 0 0

Inning Stats	R: 4 E: 1 K: 1 S: 17	H: 3 LOB: 1 BB: 1 P: 27	R: 0 E: 0 K: 0 S: 11	H: 2 LOB: 2 BB: 0 P: 15	R: 0 E: 0 K: 0 S: 8	H: 1 LOB: 0 BB: 0 P: 10	R: 1 E: 0 K: 0 S: 8	H: 2 LOB: 2 BB: 1 P: 17	R: 0 E: 0 K: 1 S: 6	H: 1 LOB: 0 BB: 0 P: 10	R: 0 E: 0 K: 0 S: 8	H: 0 LOB: 1 BB: 1 P: 14	R: 0 E: 1 K: 0 S: 9	H: 0 LOB: 0 BB: 0 P: 13	R: 0 E: 0 K: 1 S: 10	H: 0 LOB: 0 BB: 0 P: 17	R: 0 E: 0 K: 2 S: 9	H: 0 LOB: 0 BB: 0 P: 13	1B: 6 2B: 4 3B: 0 HR: 0	SF: 1 SAC: 0 DP: 3 HBP: 1	WP: 0 PB: 0 SB: 0 CS: 0	PA: 38
--------------	-------------------------------	----------------------------------	-------------------------------	----------------------------------	------------------------------	----------------------------------	------------------------------	----------------------------------	------------------------------	----------------------------------	------------------------------	----------------------------------	------------------------------	----------------------------------	-------------------------------	----------------------------------	------------------------------	----------------------------------	----------------------------------	------------------------------------	----------------------------------	--------

PITCHER	IP	WLS	BF	H	R	ER	SO	BB	IBB	HBP	BLK	WP	HR	S	P	ERA	WHIP
Dave Eiland, R ERA: 4.75 (1, 1)	4.0		22	8	5	3	1	1	1	1	0	0	0	44	69	6.75	2.250
Eric Plunk, R ERA: 1.74 (5, 1)	4.0	W	13	1	0	0	2	1	0	0	0	0	0	33	54	0.00	0.500
Dave Righetti, L ERA: 2.41 (9, 1)	1.0	S	3	0	0	0	2	0	0	0	0	0	0	9	13	0.00	0.000

BOTTOM

New York Yankees @ Boston Red Sox
Fenway Park, Boston, MA
 Sat Jul 08 1989, 3:33 AM EDT
 Att. 33,923 - Sunny

livebaseballscorecards.com

AB	33
R	5
H	9
RBI	4
BB	3
SO	5
LOB	12



Batter	1	2	3	4	5	6	7	8	9	AB R H RBI BB SO LOB	TOP																
Steve Sax, R (1, 4) OBP: 0.377, SLG: 0.396	1-0 G6-3	2-1 G3-1			2-0 P4	1-0 G5-3		1-3 K		5 0 0 0 0 1 2																	
Luis Polonia, L (1, 7) OBP: 0.331, SLG: 0.373	0-3 K		4-1 E S BB		0-0 HR 1B	0-1 G6-3		0-3 K		4 1 1 0 1 2 0																	
Don Mattingly, L (1, 3) OBP: 0.368, SLG: 0.470	2-1 1B		1-2 P4		2-2 HR 1B		1-1 G1-3		3-1 F9	5 1 2 0 0 0 1																	
Mel Hall, L (1, 10) OBP: 0.322, SLG: 0.463	2-2 1B		3-2 L4		0-0 P6		3-1 HR 1B		2-2 P6	5 1 2 0 0 0 3																	
Jesse Barfield, R (1, 9) OBP: 0.343, SLG: 0.416	3-1 G5-3		1-3 K		0-0 HR 1-H 2-H		0-0 HR		4-2 BB	4 2 2 5 1 1 3																	
Mike Pagliarulo, L (1, 5) OBP: 0.262, SLG: 0.320		1-2 L8		4-2 G6-3 BB	0-0 HBP 1B		3-1 FC6-4 1B		0-2 F9	4 0 2 0 1 0 1																	
Bob Geren, R (1, 2) OBP: 0.421, SLG: 0.574		0-0 BB 1B		1-0 P6	4-2 HBP		0-3 K			3 0 1 0 0 1 2																	
Alvaro Espinoza, R (1, 6) OBP: 0.293, SLG: 0.299		1-3 K		1-0 G6-3	0-0 F9		1-2 FC6-4			3 0 0 0 0 1 4																	
Tom Brookens, R (7, PH) OBP: 0.285, SLG: 0.343				1-2 G6-3			1-2f			1 0 0 0 0 0 1																	
Roberto Kelly, R (1, 8) OBP: 0.372, SLG: 0.436		4-2 SAFE BB		2-1 G6-3		2-3 K		2-3 K		3 0 0 0 1 2 1																	
Inning Stats	R: 0 E: 0 K: 1 S: 12	H: 2 LOB: 2 BB: 0 P: 20	R: 0 E: 0 K: 1 S: 13	H: 1 LOB: 2 BB: 1 P: 21	R: 0 E: 0 K: 1 S: 10	H: 0 LOB: 1 BB: 1 P: 19	R: 0 E: 0 K: 0 S: 9	H: 0 LOB: 1 BB: 1 P: 17	R: 3 E: 0 K: 1 S: 13	H: 4 LOB: 2 BB: 0 P: 21	R: 0 E: 0 K: 1 S: 7	H: 0 LOB: 0 BB: 0 P: 10	R: 2 E: 0 K: 1 S: 13	H: 3 LOB: 1 BB: 0 P: 21	R: 0 E: 0 K: 3 S: 9	H: 0 LOB: 0 BB: 0 P: 12	R: 0 E: 0 K: 0 S: 12	H: 0 LOB: 1 BB: 1 P: 21	1B: 8 2B: 0 3B: 0 HR: 2	SF: 0 SAC: 0 DP: 0 HBP: 1	WP: 0 PB: 0 SB: 1 CS: 0	PA: 42					
PITCHER	IP WLS BF H R ER SO BB IBB HBP BLK WP HR S P ERA WHIP																										
John Dopson, R (1, 1) ERA: 4.11	4.2		25	7	3	3	3	3	0	1	0	0	1	56	97	5.79	2.143										
Bob Stanley, R (5, 1) ERA: 5.2	1.2		8	3	2	2	1	0	0	0	0	0	1	15	25	10.80	1.800										
Rob Murphy, L (7, 1) ERA: 2.29	0.2		2	0	0	0	1	0	0	0	0	0	0	6	7	0.00	0.000										
Lee Smith, R (8, 1) ERA: 5.01	2.0	W	7	0	0	0	3	1	0	0	0	0	0	21	33	0.00	0.500										

New York Yankees @ Boston Red Sox
Fenway Park, Boston, MA
 Sun Jul 09 1989, 3:33 AM EDT
 Att: 33,521 - Unknown

livebaseballscorecards.com

AB	37
R	5
H	10
RBI	5
BB	4
SO	8
LOB	18



Batter	1	2	3	4	5	6	7	8	9	AB R H RBI BB SO LOB
Wade Boggs, L (1, 10) OBP: 0.424, SLG: 0.465	2-0 G3	4-2 BB		2-2 SF9	0-1 FC5-2 1B BB		2-2 F7			3 0 0 1 1 0 4
Luis Rivera, R (1, 6) OBP: 0.347, SLG: 0.427	2-0 F9 1B 2B	4-2 SAFE BB		1-2 HR 2B	4-2 1B BB		2-1 HR			3 3 3 3 2 0 0
Nick Esasky, R (1, 3) OBP: 0.324, SLG: 0.460	1-2 F9	1-3 K		3-1 HR	0-0 1B		4-2 1B 1B BB			4 1 2 3 1 1 4
Mike Greenwell, L (1, 7) OBP: 0.367, SLG: 0.439	1-1 1B		2-1 G4-3	0-0 G4-3	1-1 L4		0-2 1B 1B			5 0 2 1 0 0 3
Dwight Evans, R (1, 9) OBP: 0.401, SLG: 0.459	0-2 F9		0-0 F9		1-0 HR	3-3 K	0-2 FC6-4 1B			5 1 2 1 0 1 1
Kevin Romine, R (1, 8) OBP: 0.394, SLG: 0.446		0-0 SH1-4 SF8 1B	1-1 HBP		1-0 L7	1-0 L8	2-0 FC6-4			4 1 1 0 0 0 3
Rich Gedman, L (1, 2) OBP: 0.271, SLG: 0.279		4-1 SAFE SF8 SH1-4 BB	0-0 SAFE P4		4-1 FC5 BB FC5-2 BB	2-2 G4-3		0-1 G6-3		3 0 0 0 2 0 1
Randy Kutcher, R (1, 5) OBP: 0.290, SLG: 0.300		1-0 SH1-4		1-0 G4-3 SF9 2B	4-1 FC5-2 E BB BB		0-3 K	2-1 F9		3 2 1 0 1 1 0
Ed Romero, R (1, 4) OBP: 0.274, SLG: 0.260		0-1 SF8		0-1 G4-3	1-0 FC5 BB FC5-2 1B		2-0 HR 1B	1-0 F8		4 2 1 1 0 0 3

Inning Stats	R: 1	H: 2	E: 0	K: 0	S: 11	H: 1	LOB: 1	BB: 0	P: 17	R: 1	H: 1	E: 0	K: 1	S: 17	R: 0	H: 0	E: 0	K: 0	S: 5	R: 3	H: 3	E: 0	K: 0	S: 13	R: 3	H: 2	E: 1	K: 0	S: 13	R: 0	H: 0	E: 0	K: 1	S: 7	R: 2	H: 4	E: 0	K: 1	S: 18	R: 0	H: 0	E: 0	K: 0	S: 5	1B: 6	SF: 2	2B: 3	SAC: 1	3B: 0	DP: 0	HR: 3	HBP: 1	WP: 0	PA: 45
--------------	------	------	------	------	-------	------	--------	-------	-------	------	------	------	------	-------	------	------	------	------	------	------	------	------	------	-------	------	------	------	------	-------	------	------	------	------	------	------	------	------	------	-------	------	------	------	------	------	-------	-------	-------	--------	-------	-------	-------	--------	-------	--------

BOTTOM

New York Yankees @ Boston Red Sox
Fenway Park, Boston, MA
 Sun Jul 09 1989, 3:33 AM EDT
 Att. 33,521 - Unknown

AB	34
R	10
H	12
RBI	10
BB	7
SO	3
LOB	19



PITCHER	IP	WLS	BF	H	R	ER	SO	BB	IBB	HBP	BLK	WP	HR	S	P	ERA	WHIP
Don Schulze, R (1, 1) ERA: 4.09	4.0	L	22	6	5	5	1	3	0	1	0	0	1	46	76	11.25	2.250
Dale Mohorcic, R (5, 1) ERA: 3.94	0.1		5	1	3	1	0	2	0	0	0	0	1	5	16	27.00	9.000
Lee Guetterman, L (5, 1) ERA: 2.05	2.2		15	5	2	2	2	2	0	0	0	0	1	33	56	6.75	2.625
Clay Parker, R (8, 1) ERA: 2.44	1.0		3	0	0	0	0	0	0	0	0	0	0	5	8	0.00	0.000

Batter	1	2	3	4	5	6	7	8	9	AB R H RBI BB SO LOB	TOP									
Willie Wilson, S (1, 8) OBP: 0.279, SLG: 0.268	2-3 K			3-2 L8			0-1 G3		0-0 2B	4 0 1 0 0 1 0	Kansas City Royals @ New York Yankees Yankee Stadium, Bronx, NY Thu Jul 13 1989, 7:05 PM EDT Att. 24,472 - Unknown - 75 F livebaseballscorecards.com									
Kevin Seitzer, R (1, 5) OBP: 0.385, SLG: 0.336	1-3 K			2-2 G4-3			1-0 F7		4-1 BB	3 0 0 0 1 1 0										
George Brett, L (1, 3) OBP: 0.305, SLG: 0.354	2-2 L8			0-0 F8			2-1 1B		1-2 G4-6-3	4 0 1 0 0 0 3										
Bo Jackson, R (1, 7) OBP: 0.304, SLG: 0.517 Pat Tabler, R (7, 7) OBP: 0.347, SLG: 0.312			1-3 K			2-2 G6-3			3-3 K	3 0 0 0 0 2 1 0 0 0 0 0 0 0										
Jim Eisenreich, L (1, 10) OBP: 0.338, SLG: 0.409			1-1 G4-3			0-1 L8			1-0 F7	3 0 0 0 0 0 0										
Danny Tartabull, R (1, 9) OBP: 0.351, SLG: 0.417			1-3 K			2-2 F9			1-3 K	3 0 0 0 0 2 0										
Bob Boone, R (1, 2) OBP: 0.366, SLG: 0.366				0-2 L8			1-2 G5-3		0-0 G5-3	3 0 0 0 0 0 0										
Frank White, R (1, 4) OBP: 0.297, SLG: 0.301				0-2 P6			1-2 P2		2-1 G6-3	3 0 0 0 0 0 0										
Brad Wellman, R (1, 6) OBP: 0.267, SLG: 0.255 Bill Buckner, L (9, PH) OBP: 0.244, SLG: 0.276 Bill Pecota, R (9, PR) OBP: 0.278, SLG: 0.375				1-3 K			0-3 K		1-0 2B	2 0 0 0 0 2 0 1 0 1 0 0 0 0 0 0 0 0 0 0 0										
Inning Stats	R: 0 E: 0 K: 2 S: 11	H: 0 LOB: 0 BB: 0 P: 16	R: 0 E: 0 K: 2 S: 10	H: 0 LOB: 0 BB: 0 P: 13	R: 0 E: 0 K: 1 S: 11	H: 0 LOB: 0 BB: 0 P: 12	R: 0 E: 0 K: 0 S: 7	H: 0 LOB: 0 BB: 0 P: 12	R: 0 E: 0 K: 1 S: 9	H: 0 LOB: 0 BB: 0 P: 11		R: 0 E: 0 K: 1 S: 9	H: 1 LOB: 1 BB: 0 P: 15	R: 0 E: 0 K: 1 S: 5	H: 0 LOB: 0 BB: 0 P: 7	R: 0 E: 0 K: 0 S: 8	H: 2 LOB: 3 BB: 1 P: 16	1B: 2 2B: 1 3B: 0 HR: 0	SF: 0 SAC: 0 DP: 1 HBP: 0	WP: 0 PB: 0 SB: 0 CS: 0
PITCHER Andy Hawkins, R (1, 1) ERA: 4.35	IP: 9.0 WLS: W BF: 30 H: 3 R: 0 ER: 0 SO: 8 BB: 1 IBB: 0 HBP: 0 BLK: 0 WP: 0 HR: 0 S: 79 P: 115 ERA: 0.00 WHIP: 0.444											PITCHER	IP: WLS: BF: H: R: ER: SO: BB: IBB: HBP: BLK: WP: HR: S: P: ERA: WHIP:							

Kansas City Royals @ New York Yankees
 Yankee Stadium, Bronx, NY

Thu Jul 13 1989, 7:05 PM EDT
 Att. 24,472 - Unknown - 75 F

AB	29
R	0
H	3
RBI	0
BB	1
SO	8
LOB	4



Batter	1	2	3	4	5	6	7	8	9	AB R H RBI BB SO LOB	TOP	
Willie Wilson, S (1, 8) OBP: 0.287, SLG: 0.291 Pat Tabler, R (8, 7) OBP: 0.346, SLG: 0.311	3-1 		1-0 		1-0 	4-1 	0-3 		0-3 	4 2 2 1 1 1 1 1 0 0 0 0 1 0	Kansas City Royals @ New York Yankees Yankee Stadium, Bronx, NY Fri Jul 14 1989, 3:33 AM EDT Unknown	
Kevin Seitzer, R (1, 5) OBP: 0.389, SLG: 0.339 Rey Palacios, R (6, 5) OBP: 0.212, SLG: 0.267 (7, 3)	4-2 		0-0 		0-1 	0-0 		2-3 		3 2 2 1 1 0 1 1 0 0 0 0 1 0		
George Brett, L (1, 10) OBP: 0.316, SLG: 0.376	1-0 		0-1 		1-2 	0-2 		1-2 		4 2 3 2 0 0 1		
Danny Tartabull, R (1, 9) OBP: 0.352, SLG: 0.417	0-1 		0-2 		1-2 		0-2 	3-2 		5 1 2 2 0 0 3		
Jim Eisenreich, L (1, 7) OBP: 0.342, SLG: 0.417 (8, 8)		0-0 	3-1 		3-1 	2-2 	1-0 		1-0 	5 1 3 2 0 0 1		
Bill Buckner, L (1, 3) OBP: 0.252, SLG: 0.278 Brad Wellman, R (7, PR) OBP: 0.265, SLG: 0.252 (7, 6)		2-0 		0-1 	1-0 		4-0 		1-1 	3 0 1 0 1 0 1 1 1 0 0 0 0 0		
Mike Macfarlane, R (1, 2) OBP: 0.261, SLG: 0.307		1-3 		1-3 	1-0 		1-2 		0-1 	5 1 1 3 0 2 2		
Frank White, R (1, 4) OBP: 0.295, SLG: 0.299		0-1 		0-3 	0-3 		2-2 		0-0 	5 1 1 0 0 2 3		
Bill Pecota, R (1, 6) OBP: 0.348, SLG: 0.762 (7, 5)			2-2 		0-0 	3-3 	1-0 		0-1 	5 3 3 3 0 1 0		
Inning Stats	R: 0 H: 1 E: 0 LOB: 1 K: 0 BB: 1 S: 7 P: 15	R: 0 H: 2 E: 0 LOB: 1 K: 1 BB: 0 S: 7 P: 10	R: 3 H: 3 E: 0 LOB: 0 K: 0 BB: 0 S: 14 P: 20	R: 0 H: 0 E: 0 LOB: 0 K: 2 BB: 0 S: 8 P: 9	R: 5 H: 5 E: 1 LOB: 1 K: 1 BB: 0 S: 16 P: 25	R: 0 H: 0 E: 0 LOB: 1 K: 1 BB: 1 S: 9 P: 16	R: 4 H: 4 E: 1 LOB: 1 K: 1 BB: 1 S: 18 P: 28	R: 0 H: 1 E: 0 LOB: 1 K: 1 BB: 0 S: 14 P: 21	R: 2 H: 2 E: 0 LOB: 0 K: 1 BB: 0 S: 10 P: 11	1B: 11 SF: 0 2B: 2 SAC: 0 3B: 0 DP: 1 HR: 5 HBP: 1	WP: 1 PA: 46 PB: 0 SB: 3 CS: 0	
PITCHER Dave Eiland, R (1, 1) ERA: 5.77 Lance McCullers, R (5, 1) ERA: 5.92 Dale Mohorcic, R (8, 1) ERA: 4.15	IP WLS BF H R ER SO BB IBB HBP BLK WP HR S P ERA WHIP											PITCHER IP WLS BF H R ER SO BB IBB HBP BLK WP HR S P ERA WHIP

livebaseballscorecards.com

AB	42
R	14
H	18
RBI	14
BB	3
SO	8
LOB	13



Batter	1	2	3	4	5	6	7	8	9	AB	R	H	RBI	BB	SO	LOB
Steve Sax, R OBP: 0.378, SLG: 0.397 Mike Pagliarulo, L OBP: 0.271, SLG: 0.306	0-1 F9		1-2 L7	1-1 E8 G4-3 1B		1-0 G5-3		1-2 G4-3		4	0	1	0	0	0	1
Luis Polonia, L OBP: 0.327, SLG: 0.367	0-1 G6-3		1-2 1B 2B 1B	0-0 G4-3		0-1 G4-3			2-3 K	5	1	1	1	0	1	2
Don Mattingly, L OBP: 0.366, SLG: 0.474	1-1 HR 1B		2-1 2B 1B SF9	2-2 G4-3		0-1 L9			0-0 HR 1B 1B	5	3	3	0	0	0	2
Steve Balboni, R OBP: 0.300, SLG: 0.509 Mel Hall, L OBP: 0.321, SLG: 0.473	0-0 HR		1-1 SF9 1B 2B		2-2 G1-3		3-1 G3		1-1 HR 1B	3	1	2	3	0	0	0
Jesse Barfield, R OBP: 0.347, SLG: 0.423	4-1 BB		4-0 SF9 IBB		4-0 1B BB		3-2 F7		2-1 HR	2	1	1	3	3	0	0
Tom Brookens, R OBP: 0.284, SLG: 0.343	2-2 F8		1-1 SF9		0-0 1B		1-3 K			3	0	1	1	0	1	1
Bob Geren, R OBP: 0.410, SLG: 0.552		1-0 P3	2-2 P3		2-3 K			0-1 G3 G5-3 1B		4	1	1	0	0	1	4
Wayne Tolleson, S OBP: 0.231, SLG: 0.171 Ken Phelps, L OBP: 0.364, SLG: 0.383 Alvaro Espinoza, R OBP: 0.293, SLG: 0.307		1-1 G6-3		0-1 G4-3		2-1 F7		3-2 G3		3	0	0	0	0	0	2
Roberto Kelly, R OBP: 0.380, SLG: 0.440		2-3 K		4-0 E 1B G4-3 BB		4-0 G4-3 G5-3 BB		1-2 G5-3		2	1	0	1	2	1	0

Inning Stats	R: 2	H: 2	E: 0	LOB: 1	K: 0	S: 11	R: 0	H: 0	E: 0	LOB: 0	K: 1	S: 7	R: 0	H: 3	E: 0	LOB: 2	K: 0	S: 16	R: 1	H: 1	E: 1	LOB: 1	K: 0	S: 12	R: 0	H: 1	E: 0	LOB: 2	K: 1	S: 11	R: 0	H: 0	E: 0	LOB: 0	K: 1	S: 11	R: 1	H: 1	E: 0	LOB: 0	K: 0	S: 12	R: 3	H: 3	E: 0	LOB: 0	K: 1	S: 8	1B: 8	SF: 1	3B: 0	HR: 2
--------------	------	------	------	--------	------	-------	------	------	------	--------	------	------	------	------	------	--------	------	-------	------	------	------	--------	------	-------	------	------	------	--------	------	-------	------	------	------	--------	------	-------	------	------	------	--------	------	-------	------	------	------	--------	------	------	-------	-------	-------	-------

PITCHER	IP	WLS	BF	H	R	ER	SO	BB	IBB	HBP	BLK	WP	HR	S	P	ERA	WHIP
Charlie Leibrandt, L ERA: 4.05	(1, 1)		5.0	7	5	4	2	3	1	0	0	0	1	57	96	7.20	2.000
Jeff Montgomery, R ERA: 1.55	(6, 1)		3.0	11	1	1	1	1	0	0	0	1	0	28	45	3.00	0.667
Steve Farr, R ERA: 3.97	(9, 1)	L	0.1	4	3	3	1	0	0	0	0	0	1	8	13	81.00	9.000


BOTTOM

Kansas City Royals @ New York Yankees
Yankee Stadium, Bronx, NY

Fri Jul 14 1989, 7:05 PM EDT
Att. 40,672 - Unknown

AB	35
R	9
H	11
RBI	9
BB	5
SO	4
LOB	13

WP: 1 PA: 41
PB: 0
SB: 0
CS: 0



PITCHER	IP	WLS	BF	H	R	ER	SO	BB	IBB	HBP	BLK	WP	HR	S	P	ERA	WHIP
---------	----	-----	----	---	---	----	----	----	-----	-----	-----	----	----	---	---	-----	------

Batter	1	2	3	4	5	6	7	8	9	AB R H RBI BB SO LOB	TOP																									
Willie Wilson, S (1, 8) OBP: 0.294, SLG: 0.309	0-0 WP 3B		0-2 F7 ①			1-2 BB WP 1B		2-2 FC5-8 1B	1-0 G4-3 ①	5 1 3 0 0 0 0	Kansas City Royals @ New York Yankees Yankee Stadium, Bronx, NY Sat Jul 15 1989, 3:33 AM EDT Att. 50,124 - Sunny - 82 F livebaseballscorecards.com																									
Kevin Seitzer, R (1, 5) OBP: 0.391, SLG: 0.336	4-2 L7-5 WP BB		1-1 G6-3 ②			2-1 L9 ①		1-1 FC5-6 1B HR 1-2f	4-0 HR BB	3 2 0 0 2 0 2																										
George Brett, L (1, 3) OBP: 0.328, SLG: 0.398	4-1 1-2 3-H BB		1-1 G4-3 ③			1-0 P2 ②		0-0 HR 1B	2-0 HR 1-H	4 2 2 2 1 0 1																										
Danny Tartabull, R (1, 9) OBP: 0.354, SLG: 0.430	2-2 L7-5 ① ② ③			1-2 G6-3 ①		4-0 BB IBB		1-0 HR 1-H 3-H	2-2 G6-3 ②	4 1 1 3 1 0 2																										
Jim Eisenreich, L (1, 7) OBP: 0.348, SLG: 0.413	2-2 F7 ③			3-3 K ②		4-2 BB 1-2 2-3		0-0 1B 1B	0-1 G4-3 ③	4 1 1 0 1 1 1																										
Pat Tabler, R (1, 10) OBP: 0.342, SLG: 0.312		0-0 F9 ①		1-0 G6-3 ③		0-0 L3 ③		2-0 1B 1B 1B		4 0 1 0 0 0 3 0 0 0 0 0 0 0																										
Rey Palacios, R (8, PR) OBP: 0.212, SLG: 0.267																																				
Bob Boone, R (1, 2) OBP: 0.369, SLG: 0.366		4-0 BB				2-1 P4 ①		1-3 K ①	1-1 1B 1B	3 0 1 1 1 1 0																										
Frank White, R (1, 4) OBP: 0.295, SLG: 0.298		3-2 P8 ②				2-0 G6-3 ②		3-2 P4 ②	2-2 1B 1-3 2-H	4 0 1 0 0 0 1																										
Bill Pecota, R (1, 6) OBP: 0.344, SLG: 0.724		0-1 F8 ③				0-0 G5-3 ③		0-0 P7 ③	0-1 L6 ③	4 0 0 0 0 0 4																										
Inning Stats	R: 1 E: 0 K: 0 S: 13	H: 1 LOB: 1 BB: 2 P: 25	R: 0 E: 0 K: 0 S: 6	H: 0 LOB: 1 BB: 1 P: 13	R: 0 E: 0 K: 0 S: 7	H: 0 LOB: 0 BB: 0 P: 9	R: 0 E: 0 K: 1 S: 10	H: 0 LOB: 0 BB: 0 P: 15	R: 0 E: 0 K: 0 S: 4	H: 0 LOB: 0 BB: 0 P: 8	R: 0 E: 0 K: 0 S: 10	H: 1 LOB: 3 BB: 2 P: 22	R: 0 E: 0 K: 1 S: 7	H: 0 LOB: 0 BB: 0 P: 11	R: 4 E: 0 K: 0 S: 17	H: 7 LOB: 3 BB: 0 P: 26	R: 2 E: 0 K: 0 S: 7	H: 1 LOB: 0 BB: 1 P: 16	1B: 7 2B: 1 3B: 1 HR: 2	SF: 0 SAC: 0 DP: 1 HBP: 0	WP: 2 PB: 0 SB: 0 CS: 0	PA: 41														
PITCHER	IP WLS BF H R ER SO BB IBB HBP BLK WP HR S P ERA WHIP																																			
Chuck Cary, L (1, 1) ERA: 2.51	7.0		27	2	1	1	2	4	1	0	0	2	0	57	103	1.29	0.857																			
Lee Guetterman, L (8, 1) ERA: 2.61	0.1	L	6	5	4	4	0	0	0	0	0	0	1	10	16	108.00	15.000																			
Dale Mohorcic, R (8, 1) ERA: 4.1	0.2		3	2	0	0	0	0	0	0	0	0	0	7	10	0.00	3.000																			
Bob Davidson, R (9, 1) ERA: 18.0	1.0		5	1	2	2	0	1	0	0	0	0	1	7	16	18.00	2.000																			

AB	35
R	7
H	10
RBI	6
BB	6
SO	2
LOB	14



Batter	1	2	3	4	5	6	7	8	9	AB	R	H	RBI	BB	SO	LOB
Luis Polonia, L OBP: 0.329, SLG: 0.373 (1, 7)	3-2 L4-3 1B		1-2 B3-4 1B		1-1 G6-3			0-0 G4-6-3 1-2f		4	1	2	0	0	0	1
Tom Brookens, R OBP: 0.283, SLG: 0.336 (1, 4)	1-2 L4-3 1-2		4-0 1B B3-4 BB		2-1 P6			0-1 G6-3		3	0	0	0	1	0	1
Don Mattingly, L OBP: 0.363, SLG: 0.468 (1, 3)	2-2 F9		0-1 B3-4		0-0 F8			1-2 P5		4	0	0	0	0	0	2
Mel Hall, L OBP: 0.319, SLG: 0.467 (1, 10)		0-1 G5-3	0-1 1B		0-0 P5			1-1 F7		4	0	1	1	0	0	0
Jesse Barfield, R OBP: 0.346, SLG: 0.424 (1, 9)		0-0 2B	2-3 3-H 2-3 K		1-2 G5-3			1-3 K		4	0	1	0	0	2	2
Mike Pagliarulo, L OBP: 0.272, SLG: 0.303 (1, 5)		4-1 FC4-6 BB		3-2 G1-3			1-2 G3			2	0	0	0	1	0	0
Don Slaught, R OBP: 0.345, SLG: 0.431 (1, 2)		0-1 FC4-6 1-2f FC6-4		4-0 G1-6-3 BB			2-0 P6			2	0	0	0	1	0	2
Alvaro Espinoza, R OBP: 0.289, SLG: 0.303 (1, 6)		1-0 FC6-4 1-2f		1-1 G1-6-3 1-2f			0-1 P6			3	0	0	0	0	0	3
Roberto Kelly, R OBP: 0.379, SLG: 0.439 (1, 8)			0-2 P2		0-1 G5-3			1-0 G4-6-3 1B		3	0	1	0	0	0	0

Inning Stats	R: 0	H: 1	E: 0	K: 0	S: 13	LOB: 0	BB: 0	P: 19	R: 0	H: 1	E: 0	K: 0	S: 7	LOB: 2	BB: 1	P: 12	R: 1	H: 2	E: 0	K: 1	S: 14	LOB: 2	BB: 1	P: 21	R: 0	H: 0	E: 0	K: 0	S: 6	LOB: 0	BB: 1	P: 14	R: 0	H: 0	E: 0	K: 0	S: 6	LOB: 0	BB: 0	P: 9	R: 0	H: 0	E: 0	K: 0	S: 5	LOB: 0	BB: 0	P: 6	R: 0	H: 0	E: 0	K: 0	S: 6	LOB: 0	BB: 0	P: 9	R: 0	H: 1	E: 0	K: 0	S: 4	LOB: 0	BB: 0	P: 5	R: 0	H: 0	E: 0	K: 1	S: 8	LOB: 0	BB: 0	P: 11	1B: 3	2B: 3	3B: 0	HR: 0	SF: 0	SAC: 0	DP: 3	HBP: 0	WP: 0	PB: 0	SB: 0	CS: 0	PA: 32
PITCHER Luis Aquino, R ERA: 3.08 (1, 1)	IP	WLS	BF	H	R	ER	SO	BB	IBB	HBP	BLK	WP	HR	S	P	ERA	WHIP	IP	WLS	BF	H	R	ER	SO	BB	IBB	HBP	BLK	WP	HR	S	P	ERA	WHIP																																																			

BOTTOM

Kansas City Royals @ New York Yankees
 Yankee Stadium, Bronx, NY

Sat Jul 15 1989, 3:33 AM EDT
 Att: 50,124 - Sunny - 82 F

livebaseballscores.com

AB	29
R	1
H	5
RBI	1
BB	3
SO	2
LOB	11



Batter	1	2	3	4	5	6	7	8	9	AB R H RBI BB SO LOB	TOP
Willie Wilson, S (1, 8) OBP: 0.293, SLG: 0.304	1-0 G6-3		2-3 K			4-1 BB	1-3 K			3 0 0 0 1 2 4	Kansas City Royals @ New York Yankees Yankee Stadium, Bronx, NY Sun Jul 16 1989, 3:33 AM EDT Att. 38,117 - Overcast - 75 F
Kevin Seitzer, R (1, 5) OBP: 0.390, SLG: 0.335 Rey Palacios, R (2, 5) OBP: 0.200, SLG: 0.250	1-1 L7			3-3 K		2-3 K				1 0 0 0 0 0 0 2 0 0 0 0 2 2	
George Brett, L (1, 3) OBP: 0.324, SLG: 0.393	2-1 F9			1-1 G1-3		0-0 L7				3 0 0 0 0 0 2	
Danny Tartabull, R (1, 9) OBP: 0.357, SLG: 0.433		2-0 1B		1-3 K			3-1 G6-4-3 1B 1B			3 1 2 0 0 1 0	
Jim Eisenreich, L (1, 7) OBP: 0.348, SLG: 0.412		2-3 K			0-0 G3		1-0 G6-4-3 1B 1-2 1B			3 0 1 0 0 1 0	
Pat Tabler, R (1, 10) OBP: 0.338, SLG: 0.308		2-1 G4-3			2-1 G5-3		2-2 G6-4-3 1-2f 2-3			3 0 0 0 0 0 2	
Bob Boone, R (1, 2) OBP: 0.368, SLG: 0.366			3-2 G5-3		2-2 F9		0-0 E 1B 3-H 1B			3 0 1 1 0 0 0	
Frank White, R (1, 4) OBP: 0.299, SLG: 0.303 Brad Wellman, R (7, PR) OBP: 0.273, SLG: 0.287			0-0 FC6-4 1B			1-2 F8	1-2 E 1B 1-2			3 0 2 0 0 0 0 0 0 0 0 0 0 0	
Bill Pecota, R (1, 6) OBP: 0.343, SLG: 0.677			0-1 FC6-4			4-2 BB BB	1-0 E5 1-2 2-3			2 0 0 0 1 0 3	
Inning Stats	R: 0 H: 0 E: 0 LOB: 0 K: 0 BB: 0 S: 5 P: 9	R: 0 H: 1 E: 0 LOB: 0 K: 1 BB: 0 S: 6 P: 12	R: 0 H: 1 E: 0 LOB: 1 K: 1 BB: 0 S: 11 P: 16	R: 0 H: 0 E: 0 LOB: 0 K: 2 BB: 0 S: 9 P: 14	R: 0 H: 0 E: 0 LOB: 0 K: 0 BB: 0 S: 6 P: 10	R: 0 H: 0 E: 0 LOB: 2 K: 1 BB: 2 S: 10 P: 21	R: 1 H: 4 E: 1 LOB: 3 K: 1 BB: 0 S: 14 P: 23			1B: 6 SF: 0 2B: 0 SAC: 0 3B: 0 DP: 1 HR: 0 HBP: 0	
PITCHER Greg Cadaret, L (1, 1) ERA: 3.78	IP WLS BF H R ER SO BB IBB HBP BLK WP HR S P ERA WHIP	7.0 W 28 6 1 1 6 2 0 0 0 0 0 0 61 105 1.29 1.143									

AB	26
R	1
H	6
RBI	1
BB	2
SO	6
LOB	13



Batter	1	2	3	4	5	6	7	8	9
Steve Sax, R (1, 4) OBP: 0.380, SLG: 0.398 Wayne Tolleson, S (6, PH) OBP: 0.239, SLG: 0.171 (7, 4)	1-3 	2-1 SAFE E5 1-H 		0-2 FC3-6 WP 1B 		E8 G4-3 1B 			
Luis Polonia, L (1, 7) OBP: 0.330, SLG: 0.377	0-0 E 1B 	0-0 P6 		1-2 FC3-6 1B 		G4-3 G1 			
Don Mattingly, L (1, 3) OBP: 0.364, SLG: 0.472	0-1 1B 2-H 		0-1 P5 	1-0 FC3-6 WP 1B 1-2f 2-3 		2-2 2B 3-H 			
Mel Hall, L (1, 10) OBP: 0.317, SLG: 0.468	0-2 L8 		0-1 G4-3 	2-2 P5 1-2 3-H 		0-2 1B 2B 2-H 			
Jesse Barfield, R (1, 9) OBP: 0.354, SLG: 0.426	2-2 1B 1-3 		4-1 1B BB 	4-0 IBB 		4-0 1B IBB 			
Mike Pagliarulo, L (1, 5) OBP: 0.275, SLG: 0.307	2-2 P6 		1-0 1B 1B 	0-3 K 		2-1 1B 1B 1-2 2-H 			
Don Slaught, R (1, 2) OBP: 0.344, SLG: 0.429		1-3 K 	1-2 1B 1-3 3-H 		1-2 L5 	1-2 F7 			
Alvaro Espinoza, R (1, 6) OBP: 0.296, SLG: 0.307		4-2 FC1-6 BB 	0-0 1B 1-2 3-H 		0-1 F8 	0-0 2B 1B 1-2 2-H 			
Roberto Kelly, R (1, 8) OBP: 0.377, SLG: 0.440		0-0 FC1-6 S E 1-2f 	0-3 K 		1-1 G3 	2-2 1B 2B 1-3 2-H 			

Inning Stats	R: 1	H: 3	E: 1	K: 1	S: 15	R: 1	H: 0	E: 1	K: 1	S: 12	R: 2	H: 3	E: 0	K: 1	S: 16	R: 1	H: 2	E: 0	K: 1	S: 13	R: 0	H: 0	E: 0	K: 0	S: 7	R: 5	H: 6	E: 1	K: 0	S: 25

PITCHER	IP	WLS	BF	H	R	ER	SO	BB	IBB	HBP	BLK	WP	HR	S	P	ERA	WHIP
Terry Leach, R (1, 1) ERA: 4.35	3.0	L	20	8	5	4	3	2	0	0	0	0	0	49	67	12.00	3.333
Bob Buchanan, L (4, 1) ERA: 16.2	2.1		13	4	5	5	1	0	2	0	0	1	0	27	48	19.29	1.714
Steve Crawford, R (6, 1) ERA: 1.93	0.2		5	2	0	0	0	1	0	0	0	0	0	12	21	0.00	4.500

BOTTOM

Kansas City Royals @ New York Yankees
 Yankee Stadium, Bronx, NY

Sun Jul 16 1989, 3:33 AM EDT
 Att: 38,117 - Overcast - 75 F


AB	33
R	10
H	14
RBI	8
BB	5
SO	4
LOB	18

WP	PA	1B	2B	3B	HR	SF	SAC	DP	HBP
1	38	10	4	0	0	0	0	0	0

Batter	1	2	3	4	5	6	7	8	9	AB R H RBI BB SO LOB	TOP											
Steve Sax, R (1, 4) OBP: 0.378, SLG: 0.396	2-1 1B		3-1 F9		0-1 G6-3			1-2 F8		4 0 1 0 0 0 0												
Luis Polonia, L (1, 7) OBP: 0.332, SLG: 0.382	1-2 L7		2-1 E		1-2 G3			0-0 1B WP		4 2 2 0 0 0 1												
Don Mattingly, L (1, 3) OBP: 0.360, SLG: 0.466	2-0 F7		1-1 E9		1-1 F7			2-1 F7		4 0 0 0 0 0 2												
Steve Balboni, R (1, 10) OBP: 0.299, SLG: 0.503	1-1 L7		0-0 G5-4-3		2-2 F8			3-1 1B WP		4 0 1 0 0 0 2												
Jesse Barfield, R (1, 9) OBP: 0.361, SLG: 0.440		2-1 HR		1-1 G5-4-3 1B		4-0 CS BB		4-2 1-2 BB		2 1 2 1 2 0 0												
Tom Brookens, R (1, 5) OBP: 0.284, SLG: 0.336	1-0 F7		0-0 G5-4-3 1B		1-2 G6-3			1-0 P5		3 0 1 0 0 0 1												
Mel Hall, L (8, PH) OBP: 0.315, SLG: 0.465										1 0 0 0 0 0 2												
Mike Pagliarulo, L (8, 5) OBP: 0.275, SLG: 0.307										0 0 0 0 0 0 0												
Don Slaught, R (1, 2) OBP: 0.339, SLG: 0.422		3-2 L7		1-0 G5-4-3		2-2 F8			2-3 K	4 0 0 0 0 1 2	AB 33 R 3 H 7 RBI 1 BB 3 SO 3 LOB 12											
Alvaro Espinoza, R (1, 6) OBP: 0.296, SLG: 0.304		4-1 BB		0-0 F9		1-2 F8			1-1 F9	3 0 0 0 1 0 1												
Roberto Kelly, R (1, 8) OBP: 0.372, SLG: 0.432		1-0 L8			1-2 G1-3		2-3 K		2-3 K	4 0 0 0 0 2 1												
Inning Stats	R: 0 E: 0 K: 0 S: 8	H: 1 LOB: 1 BB: 0 P: 14	R: 1 E: 0 K: 0 S: 8	H: 1 LOB: 1 BB: 1 P: 19	R: 1 E: 1 K: 0 S: 7	H: 1 LOB: 0 BB: 0 P: 13	R: 0 E: 0 K: 0 S: 5	H: 2 LOB: 1 BB: 0 P: 7	R: 0 E: 0 K: 0 S: 8	H: 0 LOB: 0 BB: 0 P: 10	R: 0 E: 0 K: 1 S: 10	H: 0 LOB: 1 BB: 1 P: 18	R: 0 E: 0 K: 1 S: 11	H: 0 LOB: 0 BB: 0 P: 16	R: 1 E: 0 K: 0 S: 11	H: 2 LOB: 2 BB: 1 P: 22	R: 0 E: 0 K: 2 S: 9	H: 0 LOB: 0 BB: 0 P: 14	1B: 5 2B: 1 3B: 0 HR: 1	SF: 0 SAC: 0 DP: 2 HBP: 0	WP: 1 PB: 0 SB: 0 CS: 1	PA: 36
PITCHER	IP WLS BF H R ER SO BB IBB HBP BLK WP HR S P ERA WHIP												PITCHER	IP WLS BF H R ER SO BB IBB HBP BLK WP HR S P ERA WHIP								
Steve Rosenberg, L (1, 1) ERA: 4.48	7.2 W 31 7 3 2 1 2 0 0 0 0 1 65 111 2.35 1.174																					
Shawn Hillegas, R (8, 1) ERA: 5.23	1.1 S 5 0 0 0 2 1 0 0 0 1 0 12 22 0.00 0.750																					

New York Yankees @ Chicago White Sox
 Comiskey Park, Chicago, IL
 Mon Jul 17 1989, 8:05 PM EDT
 Att. 18,070 - Unknown - 81 F

livebaseballscorecards.com



Batter	1	2	3	4	5	6	7	8	9	AB R H RBI BB SO LOB	TOP											
Steve Sax, R (1, 4) OBP: 0.373, SLG: 0.391	3-3 K		2-1 G5-3			3-2 SF8		3-2 E7 1B		3 0 0 1 0 1 3												
Luis Polonia, L (1, 7) OBP: 0.330, SLG: 0.376	1-3 K			0-3 K		0-0 B6		2-2 G4-6-3 1B		3 0 0 0 0 2 0												
Steve Balboni, R (8, PH) OBP: 0.309, SLG: 0.520										1 0 1 1 0 0 0												
Wayne Tolleson, S (8, PR) OBP: 0.239, SLG: 0.171										0 0 0 0 0 0 0												
Eric Plunk, R (8, 1)										0 0 0 0 0 0 0												
Lance McCullers, S (8, 1)										0 0 0 0 0 0 0												
Don Mattingly, L (1, 3) OBP: 0.357, SLG: 0.462	0-1 L8			3-1 P6			0-3 K	1-0 G4-6-3 1-2f		4 0 0 0 0 1 3												
Mel Hall, L (1, 10) OBP: 0.318, SLG: 0.469		1-2 F9		0-3 K			1-1 2B		0-1 F9	4 0 1 0 0 1 0												
Jesse Barfield, R (1, 9) OBP: 0.356, SLG: 0.430		1-3 K			0-3 K		2-3 K		2-3 K	4 0 0 0 0 4 1												
Mike Pagliarulo, L (1, 5) OBP: 0.271, SLG: 0.301		1-2 P6			2-2 F8		0-3 K		2-3 K	4 0 0 0 0 2 1												
Don Slaught, R (1, 2) OBP: 0.334, SLG: 0.415			1-0 F8		0-3 K			0-0 F8		3 0 0 0 0 1 0												
Alvaro Espinoza, R (1, 6) OBP: 0.296, SLG: 0.308			0-3 K			1-0 SH5-4 SF8 2B		2-2 E 1B 1B		3 2 2 0 0 1 0												
Roberto Kelly, R (1, 8) OBP: 0.378, SLG: 0.438			3-2 S 1B			1-0 SH5-4		1-1 1B E		2 0 2 0 0 0 0												
Inning Stats	R: 0 E: 0 K: 2 S: 8	H: 0 LOB: 0 BB: 0 P: 12	R: 0 E: 0 K: 1 S: 9	H: 0 LOB: 0 BB: 0 P: 12	R: 0 E: 0 K: 1 S: 9	H: 1 LOB: 1 BB: 0 P: 15	R: 0 E: 0 K: 2 S: 8	H: 0 LOB: 0 BB: 0 P: 11	R: 0 E: 0 K: 3 S: 11	H: 1 LOB: 1 BB: 0 P: 14	R: 1 E: 0 K: 0 S: 6	H: 1 LOB: 0 BB: 0 P: 11	R: 0 E: 0 K: 3 S: 11	H: 1 LOB: 1 BB: 0 P: 14	R: 1 E: 1 K: 0 S: 14	H: 3 LOB: 3 BB: 0 P: 23	R: 0 E: 0 K: 2 S: 10	H: 0 LOB: 0 BB: 0 P: 14	1B: 4 2B: 2 3B: 0 HR: 0	SF: 1 SAC: 1 DP: 1 HBP: 0	WP: 0 PB: 0 SB: 1 CS: 0	PA: 33
PITCHER	IP WLS BF H R ER SO BB IBB HBP BLK WP HR S P ERA WHIP																					
Nolan Ryan, R (1, 1) ERA: 3.23	7.1 W 28 5 2 2 11 0 0 0 0 0 0 0 69 101 2.46 0.682																					
Kenny Rogers, L (8, 1) ERA: 2.32	1.2 S 5 1 0 0 2 0 0 0 0 0 0 0 15 22 0.00 0.600																					

New York Yankees @ Texas Rangers
Arlington Stadium, Arlington, TX

Thu Jul 20 1989, 8:05 PM EDT
Att. 32,202 - Unknown - 90 F

livebaseballscorecards.com

AB 31
R 2
H 6
RBI 2
BB 0
SO 13
LOB 8



Batter	1	2	3	4	5	6	7	8	9
Cecil Espy, S OBP: 0.307, SLG: 0.323 (1, 8)	4-2 G3-1 SH3 BB		2-3 K			3-2 1B 3B	1-0 SH1-4	0-2 P5	
Scott Fletcher, R OBP: 0.336, SLG: 0.301 (1, 6)	0-0 SH3		1-0 F8			1-0 G6-3	2-2 1B	3-2 G6-3	
Rafael Palmeiro, L OBP: 0.365, SLG: 0.393 (1, 3)	1-1 G3-1			0-0 F8		4-0 1B BB	1-2 G3		
Ruben Sierra, S OBP: 0.365, SLG: 0.559 (1, 9)	1-0 F7			2-3 K		1-0 1B		1-3 K	
Julio Franco, R OBP: 0.393, SLG: 0.489 (1, 4)		1-2 F9		1-0 G6-3		1-0 P4		0-0 BB 1B	
Pete Incaviglia, R OBP: 0.278, SLG: 0.427 (1, 7)		0-3 K			1-0 HR	2-3 K		4-2 BB 1B	
Rick Leach, L OBP: 0.357, SLG: 0.372 (1, 10)		0-1 FC5-4 1B			1-0 G4-6-3 1B		0-1 1B 2B	4-2 1B BB	
Steve Buechele, R OBP: 0.311, SLG: 0.385 (1, 5)		1-1 FC5-4			1-2 G4-6-3		1-2 SH1-4 1B	0-0 BB 1B	
Chad Kreuter, S OBP: 0.219, SLG: 0.179 (1, 2)			1-3 K		3-3 K		0-0 SH1-4	4-1 BB	

Inning Stats	R: 0	H: 0	E: 0	K: 0	S: 7	R: 0	H: 1	E: 0	K: 1	S: 10	R: 0	H: 0	E: 0	K: 2	S: 7	R: 0	H: 0	E: 0	K: 1	S: 5	R: 1	H: 2	E: 0	K: 1	S: 8	R: 1	H: 2	E: 0	K: 1	S: 9	R: 2	H: 3	E: 0	K: 0	S: 13	R: 2	H: 2	E: 0	K: 1	S: 19	
	0	0	0	0	7	0	1	0	1	10	0	0	0	2	7	0	0	0	1	5	1	2	0	1	8	2	2	0	2	9	3	0	13	2	2	0	19	2	2	0	35

PITCHER	IP	WLS	BF	H	R	ER	SO	BB	IBB	HBP	BLK	WP	HR	S	P	ERA	WHIP
Andy Hawkins, R ERA: 4.41 (1, 1)	6.1	L	27	7	4	4	6	2	0	0	0	0	1	52	86	5.68	1.421
Lee Guetterman, L ERA: 2.83 (7, 1)	0.2		3	1	0	0	0	0	0	0	0	0	0	7	11	0.00	1.500
Eric Plunk, R ERA: 2.54 (8, 1)	0.1		6	2	2	2	1	3	0	0	0	0	0	13	26	54.00	15.000
Lance McCullers, R ERA: 5.84 (8, 1)	0.2		2	0	0	0	0	0	0	0	0	0	0	6	9	0.00	0.000


BOTTOM

New York Yankees @ Texas Rangers
Arlington Stadium, Arlington, TX

Thu Jul 20 1989, 8:05 PM EDT
Att: 32,202 - Unknown - 90 F

AB	30
R	6
H	10
RBI	6
BB	5
SO	7
LOB	16

WP: 0 PA: 38
PB: 0
SB: 0
CS: 0



1B	2B	3B	HR	SF	SAC	DP	HBP
7	1	1	1	0	3	1	0

Batter	1	2	3	4	5	6	7	8	9	AB R H RBI BB SO LOB	TOP
Steve Sax, R (1, 4) OBP: 0.371, SLG: 0.387	1-0 G1-3		4-1 1B BB		1-1 G6-3			0-1 L7		3 0 0 0 1 0 1	
Luis Polonia, L (1, 7) OBP: 0.332, SLG: 0.376	1-0 G3-1		1-0 G6-4-3 1B		0-0 F7			4-0 BB		3 0 1 1 1 0 0	
Don Mattingly, L (1, 3) OBP: 0.354, SLG: 0.457	2-0 G4-3		2-1 G6-4-3			0-1 G4-3		2-1 F8		4 0 0 0 0 0 4	
Mel Hall, L (1, 9) OBP: 0.316, SLG: 0.463		1-3 K		1-1 E SF8 1B		2-2 F7			1-3 K	4 1 1 0 0 2 0	
Ken Phelps, L (1, 10) OBP: 0.352, SLG: 0.370		0-1 G6-3		1-1 F7		3-3 K			2-2 F9	4 0 0 0 0 1 1	
Mike Pagliarulo, L (1, 5) OBP: 0.266, SLG: 0.296		1-3 K		0-0 E8 SF8 1-3			0-0 P6		3-2 L5	4 0 0 0 0 1 1	
Don Slaught, R (1, 2) OBP: 0.334, SLG: 0.415			1-0 FC5-6 1B		0-0 SF8			0-0 G6-3		2 0 1 1 0 0 0	
Alvaro Espinoza, R (1, 6) OBP: 0.293, SLG: 0.305			1-1 FC5-6 WP BB 1B		0-1 F9			1-1 G5-3		3 1 0 0 0 0 2	
Roberto Kelly, R (1, 8) OBP: 0.381, SLG: 0.439			4-2 1B S BB		0-0 CS 1B			1-1 P6		2 0 1 0 1 0 0	

New York Yankees @ Texas Rangers
Arlington Stadium, Arlington, TX
Fri Jul 21 1989, 8:05 PM EDT
Att. 35,665 - Unknown - 92 F

livebaseballscorecards.com

AB	29
R	2
H	4
RBI	2
BB	3
SO	4
LOB	9



Inning Stats	R: 0 H: 0 E: 0 LOB: 0 K: 0 BB: 0 S: 3 P: 7	R: 0 H: 0 E: 0 LOB: 0 K: 2 BB: 0 S: 9 P: 11	R: 1 H: 2 E: 0 LOB: 2 K: 0 BB: 2 S: 9 P: 22	R: 1 H: 1 E: 1 LOB: 1 K: 0 BB: 0 S: 8 P: 10	R: 0 H: 1 E: 0 LOB: 0 K: 0 BB: 0 S: 5 P: 5	R: 0 H: 0 E: 0 LOB: 0 K: 1 BB: 0 S: 8 P: 13	R: 0 H: 0 E: 0 LOB: 0 K: 0 BB: 0 S: 4 P: 5	R: 0 H: 0 E: 0 LOB: 1 K: 0 BB: 1 S: 6 P: 13	R: 0 H: 0 E: 0 LOB: 0 K: 1 BB: 0 S: 12 P: 18	1B: 4 SF: 1 2B: 0 SAC: 0 3B: 0 DP: 1 HR: 0 HBP: 0	WP: 1 PA: 33 PB: 0 SB: 1 CS: 1
---------------------	---	--	--	--	---	--	---	--	---	--	---

PITCHER Kevin Brown, R (1, 1) ERA: 3.0	IP WLS BF H R ER SO BB IBB HBP BLK WP HR S P ERA WHIP	9.0 W 33 4 2 1 4 3 0 0 0 1 0 64 104 1.00 0.778	PITCHER IP WLS BF H R ER SO BB IBB HBP BLK WP HR S P ERA WHIP	
---	---	--	---	--

Batter	1	2	3	4	5	6	7	8	9
Cecil Espy, S OBP: 0.303, SLG: 0.319 (1, 10) B X	1-0 F9		2-2 G4-3		1-3 K		1-3 K		
Scott Fletcher, R OBP: 0.332, SLG: 0.297 (1, 6) C X	0-1 G5-3		0-2 G6-3			0-1 G3-1	1-0 FC1-6-5-4		
Rafael Palmeiro, L OBP: 0.361, SLG: 0.389 (1, 3) C B X	1-1 F8			0-0 G4-3		0-0 E3 FC4-6 1B HR	2-1 G3		
Ruben Sierra, S OBP: 0.364, SLG: 0.556 (1, 9) B X		1-0 F7		2-0 L7		1-0 FC4-6 1-2 1B	0-0 F8		
Julio Franco, R OBP: 0.394, SLG: 0.487 (1, 4) B B B B		4-0 CS S BB		2-2 2B 1B		0-1 FC4-6 1-2f 2-3 HR	3-2 P4		
Pete Incaviglia, R OBP: 0.288, SLG: 0.447 (1, 7) B S 1 SAFE 1 SAFE 1 SAFE 1 B C C C B		4-2 1-2 BB		3-1 1-H 2B		0-1 HR	4-2 1B BB		
Steve Buechele, R OBP: 0.310, SLG: 0.383 (1, 5) C B B X		2-1 L8		0-0 G6-3		2-3 K	0-0 1-2 1B		
Jeff Kunkel, R OBP: 0.305, SLG: 0.449 (1, 8) B F B 2 SAFE	1-1 CS		1-1 F8		1-2 G1-3		1-2 2B 2B	1-3 K	
Chad Kreuter, S OBP: 0.232, SLG: 0.198 (1, 2) C C C B B B B			4-2 G4-3 BB		2-1 G5-3		1-2 FC1-6-5-4 2-H 2B		

Inning Stats	R: 0	H: 0	E: 0	K: 0	S: 5	R: 0	H: 0	E: 0	K: 0	S: 6	R: 0	H: 0	E: 0	K: 0	S: 13	R: 1	H: 2	E: 0	K: 0	S: 8	R: 0	H: 0	E: 0	K: 1	S: 10	R: 3	H: 2	E: 0	K: 1	S: 11	R: 1	H: 2	E: 0	K: 1	S: 12	R: 0	H: 1	E: 0	K: 1	S: 15	1B: 3	2B: 3	3B: 0	HR: 1	SF: 0	SAC: 0	DP: 0	HBP: 0	WP: 0	PA: 36
	0	0	0	0	7	0	0	0	0	18	0	0	0	0	20	0	1	0	0	0	15	0	0	0	0	14	1	2	0	0	18	0	1	0	23	0	1	0	23	3	3	0	1	0	0	0	0	36		

PITCHER	IP	WLS	BF	H	R	ER	SO	BB	IBB	HBP	BLK	WP	HR	S	P	ERA	WHIP
Greg Cadaret, L ERA: 3.69 (1, 1)	6.0	L	27	6	5	2	2	3	0	0	0	0	1	59	96	3.00	1.500
Lee Guetterman, L ERA: 2.79 (7, 1)	1.0		3	0	0	0	1	0	0	0	0	0	0	6	10	0.00	0.000
Eric Plunk, R ERA: 2.49 (8, 1)	1.0		5	1	0	0	1	1	0	0	0	0	0	15	23	0.00	2.000

AB R H RBI BB SO LOB

4 0 0 0 0 2 2

4 0 0 0 0 0 2

4 1 0 0 0 0 1

4 0 1 0 0 0 0

3 2 1 0 1 0 2

2 1 2 4 2 0 0

4 0 1 0 0 1 3

4 1 1 0 0 1 2

2 0 1 1 1 0 0

AB 31

R 5

H 7

RBI 5

BB 4

SO 4

LOB 12

WP: 0 PA: 36

PB: 0

SB: 1

CS: 1

1B: 3 SF: 0

2B: 3 SAC: 0

3B: 0 DP: 0

HR: 1 HBP: 0

TEXAS RANGERS

New York Yankees @ Texas Rangers

Arlington Stadium, Arlington, TX

Fri Jul 21 1989, 8:05 PM EDT

Att: 35,665 - Unknown - 92 F

livebaseballscorecards.com

Batter	1	2	3	4	5	6	7	8	9	AB R H RBI BB SO LOB	TOP
Steve Sax, R (1, 4) OBP: 0.370, SLG: 0.386	1-1 G3-1 G6-3 1B		2-2 G4-3 1-2		0-1 P5		1-3 K			4 0 1 0 0 1 5	
Luis Polonia, L (1, 7) OBP: 0.331, SLG: 0.377	2-1 G6-3 1-2		0-0 G5-3			1-1 1B 2B	0-1 G6-3 1-2f			4 1 1 0 0 0 5	
Don Mattingly, L (1, 3) OBP: 0.355, SLG: 0.457	2-2 G3-1 2-3			0-1 FC6-4 1B		0-1 F8		1-2 G6-4-3 1B		4 0 2 0 0 0 2	
Steve Balboni, R (1, 10) OBP: 0.307, SLG: 0.514	0-3 K			2-3 K		2-2 2-H 1B		0-0 G6-4-3 1-2f		4 0 1 1 0 2 3	
Jesse Barfield, R (1, 9) OBP: 0.355, SLG: 0.430		1-3 K		1-3 K		0-3 K		0-0 2B		4 0 1 0 0 3 2	
Tom Brookens, R (1, 5) OBP: 0.276, SLG: 0.344		0-2 F9		0-0 FC6-4 1-2f		2-2 F9		1-3 K		4 0 0 0 0 1 3	
Don Slaught, R (1, 2) OBP: 0.340, SLG: 0.416		3-1 L9			4-2 BB		3-1 1B 1B 1B		1-1 G4-6-3 HBP	2 0 1 0 1 0 0	AB 34 R 1 H 10 RBI 1 BB 1 SO 8 LOB 23
Alvaro Espinoza, R (1, 6) OBP: 0.291, SLG: 0.303			0-1 L9		1-2 L9		0-1 1B 1B		1-1 G4-6-3 1-2f	2 0 0 0 0 0 1	
Ken Phelps, L (7, PH) OBP: 0.356, SLG: 0.374							1-2 1B 1B			1 0 1 0 0 0 0	
Wayne Tolleson, S (7, PR) OBP: 0.239, SLG: 0.171							1-0 G6-3 1B			0 0 0 0 0 0 0	
Mel Hall, L (9, PH) OBP: 0.315, SLG: 0.461										1 0 0 0 0 0 1	
Roberto Kelly, R (1, 8) OBP: 0.383, SLG: 0.440			0-2 G4-3 1B		0-0 L8			0-3 K		4 0 2 0 0 1 1	
Inning Stats	R: 0 H: 1 E: 0 LOB: 1 K: 1 BB: 0 S: 10 P: 15	R: 0 H: 0 E: 0 LOB: 0 K: 1 BB: 0 S: 8 P: 12	R: 0 H: 1 E: 0 LOB: 1 K: 0 BB: 0 S: 9 P: 11	R: 0 H: 1 E: 0 LOB: 1 K: 2 BB: 0 S: 12 P: 15	R: 0 H: 0 E: 0 LOB: 1 K: 0 BB: 1 S: 10 P: 15	R: 1 H: 2 E: 0 LOB: 1 K: 1 BB: 0 S: 19 P: 24	R: 0 H: 3 E: 0 LOB: 3 K: 1 BB: 0 S: 11 P: 16	R: 0 H: 2 E: 0 LOB: 1 K: 1 BB: 0 S: 10 P: 12	R: 0 H: 0 E: 0 LOB: 0 K: 1 BB: 0 S: 6 P: 8	1B: 8 SF: 0 2B: 2 SAC: 0 3B: 0 DP: 3 HR: 0 HBP: 1	WP: 0 PA: 36 PB: 0 SB: 0 CS: 0
PITCHER	IP WLS BF H R ER SO BB IBB HBP BLK WP HR S P ERA WHIP										
Mike Jeffcoat, L (1, 1) ERA: 3.81	6.0 W 25 6 1 1 5 1 0 0 0 0 0 0 70 97 1.50 1.167										
Gary Mielke, R (7, 1) ERA: 3.08	0.1 3 2 0 0 1 0 0 0 0 0 0 0 7 9 0.00 6.000										
Kenny Rogers, L (7, 1) ERA: 2.28	0.2 2 1 0 0 0 0 0 0 0 0 0 0 6 7 0.00 1.500										
Jeff Russell, R (8, 1) ERA: 1.71	2.0 S 6 1 0 0 2 0 0 1 0 0 0 0 12 15 0.00 0.500										

New York Yankees @ Texas Rangers
Arlington Stadium, Arlington, TX
Sat Jul 22 1989, 8:05 PM EDT
Att. 41,647 - Unknown - 91 F

livebaseballscorecards.com



Batter	1	2	3	4	5	6	7	8	9	AB	R	H	RBI	BB	SO	LOB
Scott Fletcher, R OBP: 0.328, SLG: 0.293 (1, 6)	0-3 K		0-1 P4		1-1 G3-6-3		0-3 K			4	0	0	0	0	2	1
Jack Daugherty, S OBP: 0.360, SLG: 0.364 (1, 3)	1-0 G5-3		2-1 G5-3		0-2 2B		1-2 L6			4	0	1	0	0	0	0
Julio Franco, R OBP: 0.393, SLG: 0.485 (1, 4)	2-0 E 1B		2-1 G1-3		3-2 G6-3		1-0 L8			4	0	1	0	0	0	1
Ruben Sierra, S OBP: 0.365, SLG: 0.568 (1, 9)	1-2 E3			0-0 HR		0-0 3B		1-0 G5-3		4	1	2	1	0	0	1
Pete Incaviglia, R OBP: 0.285, SLG: 0.441 (1, 7)	3-3 K			1-0 G6-3		1-3 K		1-3 K		4	0	0	0	0	3	3
Steve Buechele, R OBP: 0.310, SLG: 0.392 (1, 5)		2-0 HR		2-3 K		2-3 K				3	1	1	1	0	2	1
Mike Stanley, R OBP: 0.270, SLG: 0.193 Rafael Palmeiro, L OBP: 0.363, SLG: 0.389 (1, 10) (6, PH)		1-2 P4		2-2 2B 1B		4-2 BB				2	0	1	0	0	0	0
Jeff Kunkel, R OBP: 0.307, SLG: 0.456 Cecil Espy, S OBP: 0.302, SLG: 0.318 (7, 8)		2-2 G5-3		0-1 1-H 2B		2-1 L9				2	0	1	0	0	0	0
Jim Sundberg, R OBP: 0.314, SLG: 0.333 (1, 2)		1-3 K			4-1 G3-6-3 BB		3-2 G5-3			1	0	0	0	1	1	0

Inning Stats	R: 0	H: 1	E: 1	K: 2	S: 14	LOB: 2	BB: 0	P: 21
	R: 1	H: 1	E: 0	K: 1	S: 12 <td>LOB: 0</td> <td>BB: 0</td> <td>P: 18</td>	LOB: 0	BB: 0	P: 18
	R: 0	H: 0	E: 0	K: 0	S: 6 <td>LOB: 0</td> <td>BB: 0</td> <td>P: 10</td>	LOB: 0	BB: 0	P: 10
	R: 1	H: 3	E: 0	K: 1	S: 10 <td>LOB: 2</td> <td>BB: 0</td> <td>P: 15</td>	LOB: 2	BB: 0	P: 15
	R: 0	H: 1	E: 0	K: 0	S: 11 <td>LOB: 1</td> <td>BB: 1</td> <td>P: 19</td>	LOB: 1	BB: 1	P: 19
	R: 0	H: 1	E: 0	K: 2	S: 11 <td>LOB: 2</td> <td>BB: 1</td> <td>P: 20</td>	LOB: 2	BB: 1	P: 20
	R: 0	H: 0	E: 0	K: 1	S: 10 <td>LOB: 0</td> <td>BB: 0</td> <td>P: 14</td>	LOB: 0	BB: 0	P: 14
	R: 0	H: 0	E: 0	K: 1	S: 5 <td>LOB: 0</td> <td>BB: 0</td> <td>P: 8</td>	LOB: 0	BB: 0	P: 8

PITCHER	IP	WLS	BF	H	R	ER	SO	BB	IBB	HBP	BLK	WP	HR	S	P	ERA	WHIP
Dave LaPoint, L ERA: 5.42 (1, 1)	5.0	L	22	7	2	2	4	1	0	0	0	0	2	54	84	3.60	1.600
Lance McCullers, R ERA: 5.61 (6, 1)	2.0		7	0	0	0	3	1	0	0	0	0	0	20	33	0.00	0.500
Dave Righetti, L ERA: 2.3 (8, 1)	1.0		3	0	0	0	1	0	0	0	0	0	0	5	8	0.00	0.000


BOTTOM

New York Yankees @ Texas Rangers
Arlington Stadium, Arlington, TX

Sat Jul 22 1989, 8:05 PM EDT
Att: 41,647 - Unknown - 91 F

livebaseballscorecards.com

AB	30
R	2
H	7
RBI	2
BB	2
SO	8
LOB	9



1B: 2	SF: 0	WP: 0	PA: 32
2B: 2	SAC: 0	PB: 0	
3B: 1	DP: 1	SB: 0	
HR: 2	HBP: 0	CS: 0	

Batter	1	2	3	4	5	6	7	8	9	10	AB R H RBI BB SO LOB	TOP												
Steve Sax, R OBP: 0.367, SLG: 0.382 (1, 4)	1-1 L4		1-1 G4-3		0-1 G4-3			1-1 G3			4 0 0 0 0 0 0	New York Yankees @ Texas Rangers Arlington Stadium, Arlington, TX Sun Jul 23 1989, 8:05 PM EDT Att. 27,039 - Sunny - 81 F												
Luis Polonia, L OBP: 0.327, SLG: 0.373 (1, 7)	1-3 K			2-3 K2-3	0-1 F7			0-0 G1-3			4 0 0 0 0 2 0													
Don Mattingly, L OBP: 0.352, SLG: 0.452 (1, 3)	1-1 L9			1-2 F8		0-0 G3-1			0-2 F8		4 0 0 0 0 0 0													
Mel Hall, L OBP: 0.308, SLG: 0.450 (1, 10)		2-3 K		2-1 L9		3-3 K			2-0 F8		4 0 0 0 0 2 0													
Jesse Barfield, R OBP: 0.353, SLG: 0.426 (1, 9)		2-2 P5			4-1 FC5-4 BB	2-3 K			1-3 K		3 0 0 0 1 2 0													
Tom Brookens, R OBP: 0.275, SLG: 0.342 (1, 5)		1-1 1B			1-0 FC5-4 1B		0-1 G5-3		0-1 F9		4 1 1 0 0 0 1													
Bob Geren, R OBP: 0.415, SLG: 0.541 Wayne Tolleson, S OBP: 0.239, SLG: 0.171 (10, PR) (10, 6)		1-0 P6			3-2 1B HR 1B		1-3 K		4-0 S BB		3 1 1 1 1 1 1 0 0 0 0 0 0 0													
Alvaro Espinoza, R OBP: 0.292, SLG: 0.303 Ken Phelps, L OBP: 0.354, SLG: 0.371 Don Slaught, R OBP: 0.340, SLG: 0.416 (1, 6) (10, PH) (10, 2)			1-3 K		0-0 HR 1B		2-1 G6-3		1-3 K		3 1 1 0 0 1 0 1 0 0 0 0 1 1 0 0 0 0 0 0 0													
Roberto Kelly, R OBP: 0.381, SLG: 0.448 (1, 8)			0-0 F9		1-2 HR			3-3 K		2-3 K	4 1 1 3 0 2 1													
Inning Stats	R: 0 E: 0 K: 1 S: 7	H: 0 LOB: 0 BB: 0 P: 10	R: 0 E: 0 K: 1 S: 10	H: 1 LOB: 1 BB: 0 P: 16	R: 0 E: 0 K: 1 S: 7	H: 0 LOB: 0 BB: 0 P: 9	R: 0 E: 0 K: 1 S: 9	H: 0 LOB: 0 BB: 0 P: 14	R: 4 E: 0 K: 0 S: 13	H: 3 LOB: 0 BB: 1 P: 22	R: 0 E: 0 K: 2 S: 9		H: 0 LOB: 0 BB: 0 P: 14	R: 0 E: 0 K: 1 S: 7	H: 0 LOB: 0 BB: 0 P: 10	R: 0 E: 0 K: 1 S: 7	H: 0 LOB: 0 BB: 0 P: 11	R: 0 E: 0 K: 1 S: 7	H: 0 LOB: 0 BB: 0 P: 10	R: 0 E: 0 K: 2 S: 8	H: 0 LOB: 2 BB: 1 P: 15	1B: 3 2B: 0 3B: 0 HR: 1	SF: 0 SAC: 0 DP: 0 HBP: 0	WP: 0 PB: 0 SB: 2 CS: 0
PITCHER Bobby Witt, R ERA: 4.95 (1, 1)	IP 10.0	WLS W	BF 36	H 4	R 4	ER 4	SO 11	BB 2	IBB 0	HBP 0	BLK 0	WP 0	HR 1	S 84	P 131	ERA 3.60	WHIP 0.600							

livebaseballscorecards.com

AB	34
R	4
H	4
RBI	4
BB	2
SO	11
LOB	4



Batter	1	2	3	4	5	6	7	8	9	10	AB	R	H	RBI	BB	SO	LOB
Jeff Kunkel, R (1, 8) OBP: 0.302, SLG: 0.447 Thad Bosley, L (9, PH) OBP: 0.200, SLG: 0.200 Chad Kreuter, S (10, 2) OBP: 0.232, SLG: 0.198	P4			F9		F7			G3		3	0	0	0	0	0	0
Scott Fletcher, R (1, 6) OBP: 0.330, SLG: 0.299	G6-4-3 1B			P9			F7		1B 2B		4	1	2	1	0	0	0
Julio Franco, R (1, 4) OBP: 0.392, SLG: 0.482	G6-4-3 1-2f			K			K		HR 1B		4	1	1	1	0	2	1
Ruben Sierra, S (1, 9) OBP: 0.364, SLG: 0.573		G4-3		K			K		HR		4	1	1	2	0	2	0
Pete Incaviglia, R (1, 7) OBP: 0.285, SLG: 0.436		K		G6-3				G6-3		BB	3	0	0	0	1	1	0
Steve Buechele, R (1, 5) OBP: 0.309, SLG: 0.388		K			BB			F8	P3		3	0	0	0	1	1	1
Jack Daugherty, S (1, 3) OBP: 0.310, SLG: 0.308			P5		P4			F8		P4	4	0	0	0	0	0	1
Mike Stanley, R (1, 10) OBP: 0.262, SLG: 0.186 Rafael Palmeiro, L (9, PH) OBP: 0.363, SLG: 0.388			K			L9			P4	1B BB	2	0	0	0	0	1	0
Jim Sundberg, R (1, 2) OBP: 0.310, SLG: 0.328 Rick Leach, L (9, PH) OBP: 0.360, SLG: 0.372 Cecil Espy, S (10, 8) OBP: 0.304, SLG: 0.320			P6			P3			G3 2B BB	E9 1B	2	0	0	0	0	0	0

Inning Stats	R: 0	H: 1	R: 0	H: 0	R: 0	H: 0	R: 0	H: 0	R: 0	H: 0	R: 0	H: 0	R: 0	H: 0	R: 4	H: 3	R: 1	H: 1	1B: 3	SF: 0
	E: 0	LOB: 0	E: 0	LOB: 0	E: 0	LOB: 0	E: 0	LOB: 1	E: 0	LOB: 0	E: 0	LOB: 0	E: 0	LOB: 0	K: 0	BB: 2	K: 0	LOB: 1	2B: 1	SAC: 0
	K: 0	BB: 0	K: 2	BB: 0	K: 1	BB: 0	K: 1	BB: 1	K: 0	BB: 0	K: 2	BB: 0	K: 0	BB: 0	S: 8	P: 11	K: 0	BB: 1	3B: 0	DP: 1
	S: 8	P: 11	S: 7	P: 10	S: 5	P: 7	S: 6	P: 8	S: 9	P: 17	S: 4	P: 6	S: 9	P: 14	S: 8	P: 11	S: 14	P: 27	HR: 1	HBP: 0

PITCHER	IP	WLS	BF	H	R	ER	SO	BB	IBB	HBP	BLK	WP	HR	S	P	ERA	WHIP
Chuck Cary, L (1, 1) ERA: 2.41	8.2		29	2	2	2	7	2	0	0	0	0	0	64	97	2.08	0.462
Dave Righetti, L (9, 1) ERA: 2.68	0.2	L	7	3	3	2	0	2	0	0	0	0	1	10	24	27.00	7.500


BOTTOM

New York Yankees @ Texas Rangers
 Arlington Stadium, Arlington, TX

Sun Jul 23 1989, 8:05 PM EDT
 Att. 27,039 - Sunny - 81 F

livebaseballscorecards.com

AB	32
R	5
H	5
RBI	4
BB	4
SO	7
LOB	4



WP: 0	PA: 36
PB: 0	
SB: 0	
CS: 0	

Batter	1	2	3	4	5	6	7	8	9	AB R H RBI BB SO LOB	TOP											
Steve Sax, R (1, 4) OBP: 0.367, SLG: 0.385	1-1 1B SF9 1B		3-2 P6		0-2 SH1-3 1B 2B	1-3 K		1-2 FC6-4		5 2 2 0 0 1 3												
Alvaro Espinoza, R (1, 6) OBP: 0.298, SLG: 0.309	1-0 SF9 1B		2-1 FC4 1B		0-0 SH1-3		0-0 G6-3 1B		1-2 G6-3	4 0 3 0 0 0 0												
Don Mattingly, L (1, 10) OBP: 0.348, SLG: 0.446	1-1 P4		0-1 FC4		2-1 P3		0-0 G6-3		0-2 L8	5 0 0 0 0 0 5												
Mel Hall, L (1, 7) OBP: 0.317, SLG: 0.456 Don Slaught, R (9, PH) OBP: 0.339, SLG: 0.415	0-0 SF9			1-2 HBP 1B	1-1 1B		4-0 IBB		1-3 K	2 1 2 2 1 0 0 1 0 0 0 0 1 0												
Steve Balboni, R (1, 3) OBP: 0.306, SLG: 0.506	2-3 K			2-1 1B HBP	0-0 F7		0-1 P6			3 0 0 0 0 1 4												
Jesse Barfield, R (1, 9) OBP: 0.350, SLG: 0.421				2-3 K		0-0 G5-3	1-3 K			4 0 0 0 0 3 4												
Tom Brookens, R (1, 5) OBP: 0.275, SLG: 0.340				0-2 1B		0-1 L4		1-3 K		4 0 1 1 0 1 0												
Bob Geren, R (1, 2) OBP: 0.406, SLG: 0.523				0-3 K		1-1 E1 1B		2-1 P4		4 0 1 0 0 1 2												
Roberto Kelly, R (1, 8) OBP: 0.383, SLG: 0.447			1-2 F9	1-2 P6		4-1 BB		0-0 FC6-4 1B		3 0 1 0 1 0 2												
Inning Stats	R: 1 E: 0 K: 1 S: 10	H: 2 LOB: 1 BB: 0 P: 15	R: 0 E: 0 K: 1 S: 8	H: 0 LOB: 0 BB: 0 P: 10	R: 0 E: 0 K: 0 S: 10	H: 1 LOB: 1 BB: 0 P: 16	R: 1 E: 0 K: 2 S: 17	H: 2 LOB: 2 BB: 0 P: 23	R: 1 E: 0 K: 0 S: 9	H: 2 LOB: 1 BB: 0 P: 12	R: 0 E: 1 K: 1 S: 12	H: 1 LOB: 2 BB: 1 P: 18	R: 0 E: 0 K: 1 S: 7	H: 1 LOB: 2 BB: 1 P: 12	R: 0 E: 0 K: 1 S: 10	H: 1 LOB: 1 BB: 0 P: 14	R: 0 E: 0 K: 1 S: 10	H: 0 LOB: 0 BB: 0 P: 12	1B: 9 2B: 1 3B: 0 HR: 0	SF: 1 SAC: 1 DP: 0 HBP: 1	WP: 0 PB: 0 SB: 0 CS: 0	PA: 40
PITCHER	IP WLS BF H R ER SO BB IBB HBP BLK WP HR S P ERA WHIP																					
John Farrell, R (1, 1) ERA: 4.13	7.0 W 33 9 3 3 6 1 1 1 0 0 0 73 106 3.86 1.429																					
Jesse Orosco, L (8, 1) ERA: 2.09	2.0 7 1 0 0 2 0 0 0 0 0 0 20 26 0.00 0.500																					

New York Yankees @ Cleveland Indians
Cleveland Municipal Stadium, Cleveland, OH

Mon Jul 24 1989, 7:05 PM EDT
Att. 23,794 - Sunny - 83 F

livebaseballscorecards.com

AB 35
R 3
H 10
RBI 3
BB 2
SO 8
LOB 20



Batter	1	2	3	4	5	6	7	8	9
Jerry Browne, S OBP: 0.364, SLG: 0.399 (1, 4)	1-1 G6-3		1-1 E 1B		1-2 G4-3	2-1 L8		1-1 G4-6-3 1B	
Felix Fermin, R OBP: 0.307, SLG: 0.263 (1, 6)	1-2 G3 2B		2-1 E6 G3-6-3 1-3		1-2 G5-3		0-1 G4-3	0-1 G4-6-3 1-2f	
Dion James, L OBP: 0.373, SLG: 0.370 (1, 10)	1-1 G3		0-0 G3-6-3 1-2f		2-2 G4-3		4-1 1B HR BB		
Joe Carter, R OBP: 0.304, SLG: 0.491 (1, 7)	3-2 F7			0-0 1B FC5-2 1B		0-0 HR	1-0 HR 1B		
Pete O'Brien, L OBP: 0.396, SLG: 0.428 (1, 3)		2-2 F9		0-0 1B FC5-2 1B		0-1 L4	4-0 HR IBB		
Albert Belle, R OBP: 0.333, SLG: 0.590 (1, 9)		2-3 K		3-2 FC5-2 1B 1-2 3-H		1-0 F7	1-1 HR		
Brad Komminsk, R OBP: 0.382, SLG: 0.559 (1, 8)		2-2 1B		2-0 F8 1-3 2-H		2-1 E6 1B 1B	4-0 G4-6-3 BB		
Brook Jacoby, R OBP: 0.340, SLG: 0.404 (1, 5)		1-3 K		0-0 1B 1-3 2-H		1-0 1B 1B	0-0 G4-6-3 1-2f		
Andy Allanson, R OBP: 0.263, SLG: 0.257 (1, 2)			0-0 F8	2-2 F7		1-2 1B 1-2 2-H		1-2 G6-3	

Inning Stats	R: 0 E: 0 K: 10 S: 10	H: 1 LOB: 1 BB: 0 P: 16	R: 0 E: 0 K: 2 S: 13	H: 1 LOB: 1 BB: 0 P: 20	R: 0 E: 1 K: 0 S: 6	H: 1 LOB: 1 BB: 0 P: 9	R: 1 E: 0 K: 0 S: 10	H: 3 LOB: 2 BB: 0 P: 17	R: 0 E: 0 K: 0 S: 11	H: 0 LOB: 0 BB: 0 P: 15	R: 2 E: 1 K: 0 S: 12	H: 3 LOB: 2 BB: 0 P: 19	R: 4 E: 0 K: 0 S: 7	H: 2 LOB: 0 BB: 3 P: 21	R: 0 E: 0 K: 0 S: 7	H: 1 LOB: 0 BB: 0 P: 9
--------------	--------------------------------	----------------------------------	-------------------------------	----------------------------------	------------------------------	---------------------------------	-------------------------------	----------------------------------	-------------------------------	----------------------------------	-------------------------------	----------------------------------	------------------------------	----------------------------------	------------------------------	---------------------------------

PITCHER	IP	WLS	BF	H	R	ER	SO	BB	IBB	HBP	BLK	WP	HR	S	P	ERA	WHIP
Clay Parker, R ERA: 3.69 (1, 1)	5.2		27	9	3	2	2	0	0	0	0	0	1	60	92	3.18	1.588
Lee Guetterman, L ERA: 3.19 (6, 1)	0.2	L	5	1	3	3	0	1	1	0	0	0	0	6	17	40.50	3.000
Eric Plunk, R ERA: 2.59 (7, 1)	1.2		6	2	1	1	0	1	0	0	0	0	1	10	17	5.40	1.800


BOTTOM

New York Yankees @ Cleveland Indians
Cleveland Municipal Stadium, Cleveland, OH

Mon Jul 24 1989, 7:05 PM EDT
Att. 23,794 - Sunny - 83 F

AB	35
R	7
H	12
RBI	7
BB	3
SO	2
LOB	16

livebaseballscorecards.com



1B:	9	SF:	0	WP:	0	PA:	38
2B:	1	SAC:	0	PB:	0		
3B:	0	DP:	3	SB:	0		
HR:	2	HBP:	0	CS:	0		

Batter	1	2	3	4	5	6	7	8	9	AB R H RBI BB SO LOB	TOP											
Steve Sax, R OBP: 0.372, SLG: 0.393 (1, 4)	1-2 SH1-3 G3 1B		1-2 FC6-5-4 2B	0-1 1-3 2-H 1B		2-2 E S 1B		2-2 G6-3		5 1 4 1 0 0 0												
Alvaro Espinoza, R OBP: 0.294, SLG: 0.305 (1, 6)	2-1 SH1-3 1-3		0-0 FC6-5-4 2-3 3-H	0-1 F9 1-2		2-2 G6-3 1-3		0-0 G6-3		4 0 0 1 0 0 4												
Don Mattingly, L OBP: 0.348, SLG: 0.453 (1, 10)	0-0 G3 3-H		1-0 F8		1-1 G3-1		0-0 HR		0-0 FC6-4 1B	5 1 2 2 0 0 1												
Steve Balboni, R OBP: 0.308, SLG: 0.497 (1, 3)	4-1 FC6-4 BB		1-3 K		4-2 FC1-6 BB		3-3 K		1-2 FC6-4 1B 1-2f	3 0 0 0 2 2 2												
Jesse Barfield, R OBP: 0.353, SLG: 0.433 (1, 9)	2-1 FC6-4 1-2f			2-1 HR	3-1 FC1-6 1B 1-2f		1-0 WP G6-3 1B		2-2 1-2 1B	5 1 3 1 0 0 2												
Tom Brookens, R OBP: 0.273, SLG: 0.335 (1, 5)		1-1 F9		1-1 F8	0-0 1-2 1B		1-1 G6-3 1-2		0-0 F8	5 0 1 0 0 0 3												
Don Slaught, R OBP: 0.340, SLG: 0.410 (1, 2)		0-0 G5-3		4-2 1B BB	2-2 P4		4-2 FC4 BB 2-3		3-3 K	3 1 0 0 2 1 4												
Luis Polonia, L OBP: 0.326, SLG: 0.371 (1, 7)		1-2 G4-3		1-1 1B 1-2 1B		1-0 G4-3		1-1 FC4 1-2f		4 0 1 0 0 0 2												
Roberto Kelly, R OBP: 0.381, SLG: 0.444 (1, 8)			2-2 2B FC6-5-4 1B	2-1 F8		0-0 F8		0-0 B2-3		4 1 1 0 0 0 2												
Inning Stats	R: 1 E: 0 K: 0 S: 10	H: 1 LOB: 1 BB: 1 P: 18	R: 0 E: 0 K: 0 S: 6	H: 0 LOB: 0 BB: 0 P: 8	R: 1 E: 0 K: 1 S: 12	H: 2 LOB: 1 BB: 0 P: 17	R: 2 E: 0 K: 0 S: 16	H: 3 LOB: 2 BB: 1 P: 26	R: 0 E: 0 K: 0 S: 12	H: 1 LOB: 2 BB: 1 P: 22	R: 0 E: 0 K: 0 S: 8	H: 1 LOB: 1 BB: 0 P: 13	R: 1 E: 0 K: 1 S: 11	H: 2 LOB: 2 BB: 1 P: 21	R: 0 E: 0 K: 0 S: 5	H: 0 LOB: 0 BB: 0 P: 7	R: 0 E: 0 K: 1 S: 13	H: 2 LOB: 2 BB: 0 P: 19	1B: 9 2B: 1 3B: 0 HR: 2	SF: 0 SAC: 1 DP: 0 HBP: 0	WP: 1 PB: 0 SB: 3 CS: 0	PA: 43
PITCHER	IP WLS BF H R ER SO BB IBB HBP BLK WP HR S P ERA WHIP											PITCHER	IP WLS BF H R ER SO BB IBB HBP BLK WP HR S P ERA WHIP									
Greg Swindell, L ERA: 2.69 (1, 1)	3.2 L 19 6 4 4 1 2 0 0 0 0 1 42 67 9.82 2.182																					
Rich Yett, R ERA: 4.96 (4, 1)	3.1 16 4 1 1 1 2 0 0 0 0 1 33 58 2.70 1.800																					
Keith Atherton, R ERA: 3.68 (8, 1)	1.0 3 0 0 0 0 0 0 0 0 0 0 5 7 0.00 0.000																					
Steve Davis, L ERA: 7.27 (9, 1)	1.0 5 2 0 0 0 1 0 0 0 0 0 13 19 0.00 2.000																					

New York Yankees @ Cleveland Indians
Cleveland Municipal Stadium, Cleveland, OH

Tue Jul 25 1989, 7:05 PM EDT
Att: 40,496 - Unknown

AB	38
R	5
H	12
RBI	5
BB	4
SO	3
LOB	20



WP: 1	PA: 43
-------	--------

1B: 9	SF: 0
2B: 1	SAC: 1
3B: 0	DP: 0
HR: 2	HBP: 0

Batter	1	2	3	4	5	6	7	8	9	AB R H RBI BB SO LOB
Jerry Browne, S OBP: 0.363, SLG: 0.396 (1, 4)	0-1 L6		4-0 BB BB		0-2 F8			3-1 G4-3		3 0 0 0 1 0 0
Felix Fermin, R OBP: 0.307, SLG: 0.260 (1, 6)	4-1 G4-6-3 BB		0-1 F9		1-3 K			0-2 G6-3		3 0 0 0 1 1 2
Dion James, L OBP: 0.375, SLG: 0.370 (1, 10)	1-2 G4-6-3 1-2f		4-2 FC6-4 BB		2-3 K			1-0 1B		3 0 1 0 1 1 1
Joe Carter, R OBP: 0.301, SLG: 0.486 (1, 7)			1-1 FC6-4 1-2f		1-2 F8			0-1 P4		4 0 0 0 0 0 4
Pete O'Brien, L OBP: 0.397, SLG: 0.429 (1, 3)		1-1 1B		1-1 PB 1B		3-2 G3		1-0 L9		4 1 2 0 0 0 0
Albert Belle, R OBP: 0.326, SLG: 0.548 (1, 9)		2-3 K		0-3 K		2-0 P9		4-2 BB		3 0 0 0 1 2 2
Brad Komminsk, R OBP: 0.361, SLG: 0.524 (1, 8)		1-1 F9		3-2 P1 1-2		1-1 P2		2-1 F8		4 0 0 0 0 0 3
Brook Jacoby, R OBP: 0.339, SLG: 0.401 (1, 5)			3-2 L7	0-1 1B 2-H		1-0 L5		0-1 P3		4 0 1 1 0 0 1
Andy Allanson, R OBP: 0.264, SLG: 0.263 (1, 2)			1-1 BB 2B	0-0 P4		2-3 K				3 0 1 0 0 1 1


Inning Stats	R: 0 E: 0 K: 0 S: 6	H: 0 LOB: 0 BB: 1 P: 11	R: 0 E: 0 K: 1 S: 10	H: 1 LOB: 1 BB: 0 P: 15	R: 0 E: 0 K: 0 S: 11	H: 1 LOB: 3 BB: 2 P: 24	R: 1 E: 0 K: 1 S: 13	H: 2 LOB: 1 BB: 0 P: 17	R: 0 E: 0 K: 2 S: 10	H: 0 LOB: 0 BB: 0 P: 13	R: 0 E: 0 K: 0 S: 8	H: 0 LOB: 0 BB: 0 P: 14	R: 0 E: 0 K: 1 S: 6	H: 0 LOB: 0 BB: 0 P: 10	R: 0 E: 0 K: 0 S: 9	H: 1 LOB: 1 BB: 0 P: 13	R: 0 E: 0 K: 0 S: 7	H: 0 LOB: 1 BB: 1 P: 14	1B: 4 2B: 1 3B: 0 HR: 0	SF: 0 SAC: 0 DP: 1 HBP: 0	WP: 0 PB: 1 SB: 0 CS: 0	PA: 35	
PITCHER Andy Hawkins, R ERA: 4.13 (1, 1)	IP 9.0	WLS W	BF 35	H 5	R 1	ER 0	SO 5	BB 4	IBB 0	HBP 0	BLK 0	WP 0	HR 0	S 80	P 131	ERA 0.00	WHIP 1.000						

BOTTOM

New York Yankees @ Cleveland Indians
Cleveland Municipal Stadium, Cleveland, OH

livebaseballscorecards.com

AB	31
R	1
H	5
RBI	1
BB	4
SO	5
LOB	14



Tue Jul 25 1989, 7:05 PM EDT
Att. 40,496 - Unknown

Batter	1	2	3	4	5	6	7	8	9	AB R H RBI BB SO LOB	TOP																										
Steve Sax, R (1, 4) OBP: 0.370, SLG: 0.390	0-1 G6-3		0-2 P6		2-1 G6-3		0-1 1B 2B 1B		2-2 E5	5 1 1 0 0 0 1																											
Alvaro Espinoza, R (1, 6) OBP: 0.297, SLG: 0.308 Ken Phelps, L (9, PH) OBP: 0.352, SLG: 0.369	0-1 E 1B		0-3 K 1-2		0-0 F8		0-2 2B 1B		0-1 F7	4 1 2 1 0 1 1 1 0 0 0 0 0 1																											
Don Mattingly, L (1, 10) OBP: 0.347, SLG: 0.453	1-2 E4 1-2		0-1 P2		0-1 G3-1		0-0 1-H 2-H 2B		1-1 L9	5 0 1 2 0 0 3																											
Steve Balboni, R (1, 3) OBP: 0.301, SLG: 0.484	2-3 K			2-3 K		2-3 K	2-2 G5-3		0-2 F8	5 0 0 0 0 3 5																											
Jesse Barfield, R (1, 9) OBP: 0.354, SLG: 0.432 (7, 8)	3-2 F8			1-0 1B 2B 1B		2-3 K		4-0 SH1-4 HR BB		3 2 1 0 1 1 2																											
Tom Brookens, R (1, 5) OBP: 0.274, SLG: 0.335		2-1 G1-3		1-1 1-2 2B 1B		0-3 K		0-0 SH1-4		3 1 1 0 0 1 0																											
Don Slaught, R (1, 2) OBP: 0.339, SLG: 0.411		0-1 F9		0-0 1-H 2-H 2B		0-1 G4-3		1-3 K		4 0 1 2 0 1 1																											
Luis Polonia, L (1, 7) OBP: 0.325, SLG: 0.379		1-1 G4-3		2-1 P5		1-0 B1-3		0-1 2-H HR		4 1 1 2 0 0 1																											
Roberto Kelly, R (1, 8) OBP: 0.384, SLG: 0.444 Mel Hall, L (7, PR) OBP: 0.316, SLG: 0.453 (7, 9)			1-1 S HBP	0-2 P4		0-0 1B 1B		1-0 L8		2 0 1 0 0 0 1 1 1 0 0 0 0 0																											
Inning Stats	R: 0 E: 1 K: 1 S: 14	H: 1 LOB: 2 BB: 0 P: 20	R: 0 E: 0 K: 0 S: 6	H: 0 LOB: 0 BB: 0 P: 9	R: 0 E: 0 K: 1 S: 11	H: 0 LOB: 1 BB: 0 P: 12	R: 2 E: 0 K: 1 S: 12	H: 3 LOB: 1 BB: 0 P: 18	R: 0 E: 0 K: 0 S: 5	H: 0 LOB: 0 BB: 0 P: 7	R: 0 E: 0 K: 3 S: 9	H: 0 LOB: 0 BB: 0 P: 13	R: 3 E: 0 K: 0 S: 14	H: 4 LOB: 2 BB: 0 P: 17	R: 2 E: 0 K: 1 S: 7	H: 1 LOB: 0 BB: 1 P: 13	R: 0 E: 1 K: 0 S: 12	H: 0 LOB: 1 BB: 0 P: 15	1B: 6 2B: 2 3B: 0 HR: 1	SF: 0 SAC: 1 DP: 0 HBP: 1	WP: 0 PB: 0 SB: 1 CS: 0	PA: 40															
PITCHER	IP WLS BF H R ER SO BB IBB HBP BLK WP HR S P ERA WHIP																																				
Scott Bailes, L (1, 1) ERA: 4.18	6.2		29	7	5	5	6	0	0	1	0	0	0	66	89	6.75	1.050																				
Jesse Orosco, L (7, 1) ERA: 2.09	0.0		1	1	0	0	0	0	0	0	0	0	1	1	∞	∞																					
Doug Jones, R (7, 1) ERA: 2.31	2.1	W	10	1	2	2	1	1	0	0	0	0	1	23	34	7.71	0.857																				

New York Yankees @ Cleveland Indians
Cleveland Municipal Stadium, Cleveland, OH

AB	37
R	7
H	9
RBI	7
BB	1
SO	7
LOB	16



Wed Jul 26 1989, 7:05 PM EDT
Att: 21,374 - Unknown

livebaseballscorecards.com

BOTTOM

New York Yankees @ Cleveland Indians
Cleveland Municipal Stadium, Cleveland, OH

Wed Jul 26 1989, 7:05 PM EDT
Att. 21,374 - Unknown

livebaseballscorecards.com

AB	36
R	9
H	15
RBI	9
BB	5
SO	2
LOB	19



WP:	0	PA:	43
PB:	0	SB:	0
CS:	1		

AB	R	H	RBI	BB	SO	LOB									
4	1	3	0	1	0	2									
4	1	0	0	0	0	5									
3	1	0	0	1	0	2									
1	0	0	0	0	0	2									
4	2	1	0	1	1	0									
5	1	3	4	0	0	0									
3	2	3	2	1	0	0									
5	1	1	0	0	1	5									
3	0	2	0	1	0	2									
4	0	2	3	0	0	1									
1B:	12	SF:	1	2B:	3	SAC:	1	3B:	0	DP:	1	HR:	0	HBP:	0

Batter	1	2	3	4	5	6	7	8	9					
Jerry Browne, S OBP: 0.368, SLG: 0.400 (1, 4)	1-1 G3-6-1 1B		1-0 G5-3 1B	3-2 F8	4-2 BB			1-0 SH 2B 1B						
Felix Fermin, R OBP: 0.303, SLG: 0.257 (1, 6)	1-0 B1-3		0-0 G5-3		G3 G4-3			1-1 SH 2B 1B						
Dion James, L OBP: 0.373, SLG: 0.365 (1, 10)	1-0 G3-6-1		1-2 P4		4-1 1B 2B BB			0-0 P1						
Luis Aguayo, R OBP: 0.230, SLG: 0.227 (8, PH)	1-2f													
Joe Carter, R OBP: 0.303, SLG: 0.484 (1, 7)		0-2 F8		1-3 K	1-2 2B 1B			4-0 2B SF9 IBB						
Pete O'Brien, L OBP: 0.399, SLG: 0.437 (1, 3)		0-0 BB 1B		3-2 G1-3	1-0 1B 2B			0-0 2B						
Albert Belle, R OBP: 0.373, SLG: 0.578 (1, 9)		4-2 FC4-6 BB		2-2 BB 1B 2B 1B	1-1 1B 1B			2-2 SF9						
Brad Komminsk, R OBP: 0.351, SLG: 0.500 (1, 8)		2-3 K		1-0 BB 2B 1B	1 SAFE F7			2-1 L9 G5-3						
Brook Jacoby, R OBP: 0.344, SLG: 0.404 (1, 5)		1-1 FC4-6		4-1 2B BB 1B	3-1 BB 1B			2-0 1B						
Joel Skinner, R OBP: 0.325, SLG: 0.346 (1, 2)			0-1 G4-3	1-0 2B	0-0 BB 1B			0-1 F9						
Inning Stats	R: 0 E: 0 K: 4 S: 4	H: 1 LOB: 0 BB: 7	R: 0 E: 0 K: 13 S: 13	H: 1 LOB: 2 BB: 1 P: 20	R: 0 E: 0 K: 0 S: 8	H: 1 LOB: 1 BB: 0 P: 10	R: 2 E: 0 K: 1 S: 22	H: 3 LOB: 2 BB: 1 P: 37	R: 4 E: 0 K: 0 S: 9	H: 0 LOB: 0 BB: 15	R: 0 E: 0 K: 0 S: 8	H: 2 LOB: 1 BB: 0 P: 13	R: 3 E: 1 K: 0 S: 13	H: 2 LOB: 1 BB: 1 P: 22

PITCHER	IP	WLS	BF	H	R	ER	SO	BB	IBB	HBP	BLK	WP	HR	S	P	ERA	WHIP
Walt Terrell, R ERA: 4.29 (1, 1)	4.2		27	11	6	6	2	3	0	0	0	0	0	62	100	11.57	3.000
Lance McCullers, R ERA: 5.47 (5, 1)	1.1		5	0	0	0	0	1	0	0	0	0	0	14	26	0.00	0.750
Eric Plunk, R ERA: 2.54 (7, 1)	1.0		4	2	0	0	0	0	0	0	0	0	0	8	13	0.00	2.000
Lee Guetterman, L ERA: 3.32 (8, 1)	0.1	L	4	1	3	1	0	0	1	0	0	0	0	4	10	27.00	3.000
Greg Cadaret, L ERA: 3.64 (8, 1)	0.2		3	1	0	0	0	0	0	0	0	0	0	9	12	0.00	1.500

WP	PA	ERA	WHIP
0	43		

Batter	1	2	3	4	5	6	7	8	9	AB R H RBI BB SO LOB	TOP		
Junior Felix, S (1, 9) OBP: 0.335, SLG: 0.430	0-3 K		4-2 1B 1B BB	3-2 G6-3		3-1 G6-3		3-3 K		4 1 0 0 1 2 1			
Tony Fernandez, S (1, 6) OBP: 0.290, SLG: 0.372	1-0 S 1B 1B		1-3 K	3-1 G6-3			1-1 P4		2-2 L8	5 0 1 0 0 1 1			
Kelly Gruber, R (1, 5) OBP: 0.345, SLG: 0.454	0-0 S 1B		0-0 1B SF7 1B		0-1 HR 2B		0-0 G6-3		0-1 G5-3	5 2 3 0 0 0 0			
George Bell, R (1, 7) OBP: 0.325, SLG: 0.426	1-2 G1-3 1-2 2-3		1-1 1B BB 1B	1-3 3-H 1B HR	0-0 HR		4-1 BB		1-2 F9	4 2 2 3 1 0 2			
Fred McGriff, L (1, 3) OBP: 0.379, SLG: 0.556	4-0 FC6-4 BB		4-2 FC5 1B BB	1-2 BB F8	0-0 F8		3-0 F7			2 0 0 0 2 0 1			
Pat Borders, R (1, 2) OBP: 0.311, SLG: 0.371	0-0 FC6-4 1-2f		0-0 SF7	3-2 P9	3-2 P9			3-2 G3-1		3 0 0 1 0 0 3			
Lloyd Moseby, L (1, 8) OBP: 0.298, SLG: 0.330		1-0 P9	2-0 1B	1-2 2-H 1B	0-1 F8			0-2 2B SF8 1B		4 1 2 1 0 0 0			
Francisco Cabrera, R (1, 10) OBP: 0.222, SLG: 0.250		2-3 K	0-0 FC5	2-3f K	0-0 G5-3			1-1 SF8 2B		4 0 1 0 0 1 2			
Manuel Lee, S (1, 4) OBP: 0.300, SLG: 0.322		2-3 K		2-1 G6-3	3-1 G4-3			1-0 SF8		3 0 0 1 0 1 0			
Inning Stats	R: 0 E: 0 K: 1 S: 9 H: 2 LOB: 3 BB: 1 P: 15	R: 0 E: 0 K: 2 S: 10 H: 0 LOB: 0 BB: 0 P: 15	R: 3 E: 0 K: 1 S: 13 H: 3 LOB: 2 BB: 2 P: 25	R: 0 E: 0 K: 0 S: 8 H: 0 LOB: 0 BB: 0 P: 16	R: 2 E: 0 K: 0 S: 9 H: 2 LOB: 0 BB: 0 P: 12	R: 0 E: 0 K: 0 S: 5 H: 0 LOB: 0 BB: 0 P: 11	R: 0 E: 0 K: 0 S: 5 H: 0 LOB: 1 BB: 1 P: 13	R: 1 E: 0 K: 1 S: 14 H: 2 LOB: 1 BB: 0 P: 21	R: 0 E: 0 K: 0 S: 9 H: 0 LOB: 0 BB: 0 P: 12	1B: 6 2B: 2 3B: 0 HR: 1 SF: 2 SAC: 0 DP: 0 HBP: 0	WP: 0 PB: 0 SB: 2 CS: 0 PA: 40		
PITCHER	IP WLS BF H R ER SO BB IBB HBP BLK WP HR S P ERA WHIP											PITCHER	IP WLS BF H R ER SO BB IBB HBP BLK WP HR S P ERA WHIP
Dave LaPoint, L (1, 1) ERA: 5.58	5.0 L 25 7 5 5 4 3 0 0 0 0 0 1 49 83 9.00 2.000												
Greg Cadaret, L (6, 1) ERA: 3.61	3.0 12 2 1 1 1 1 0 0 0 0 0 0 24 45 3.00 1.000												
Dave Righetti, L (9, 1) ERA: 2.62	1.0 3 0 0 0 0 0 0 0 0 0 0 0 9 12 0.00 0.000												

Toronto Blue Jays @ New York Yankees
 Yankee Stadium, Bronx, NY
 Fri Jul 28 1989, 7:05 PM EDT
 Att: 37,222 - Unknown

livebaseballscorecards.com



Batter	1	2	3	4	5	6	7	8	9	AB R H RBI BB SO LOB	TOP											
Junior Felix, S (1, 9) OBP: 0.339, SLG: 0.429	2-3 K	4-2 BB		1-3 K			4-2 G6-4-3 BB		0-0 FC6-4 1B	3 0 1 0 2 2 2												
Tony Fernandez, S (1, 6) OBP: 0.288, SLG: 0.372	0-0 HR 2B	2-2 G3			1-1 F7		0-2 G6-4-3 1-2f		2-2 FC6-4 1-2f	5 1 1 0 0 0 5												
Kelly Gruber, R (1, 5) OBP: 0.346, SLG: 0.465	1-1 HR 2H				2-2 2B			0-0 P8		4 1 2 2 0 0 0												
George Bell, R (1, 7) OBP: 0.325, SLG: 0.424	0-1 F9				2-2 L9			1-0 1B		4 0 1 0 0 0 1												
Fred McGriff, L (1, 3) OBP: 0.377, SLG: 0.556	2-1 2B				1-1 F8			0-0 F7		4 0 1 0 0 1 2												
Pat Borders, R (1, 2) OBP: 0.309, SLG: 0.368	3-2 L8				0-0 B5-3			1-0 P8-3 1B		4 0 1 0 0 0 2												
Lloyd Moseby, L (1, 8)					2-3 K			2-2 P8-3 1-2f		4 0 1 0 0 1 1												
Francisco Cabrera, R (1, 10) OBP: 0.231, SLG: 0.250					1-2 1B 1B			0-3 K		4 0 1 0 0 1 1												
Manuel Lee, S (1, 4) OBP: 0.304, SLG: 0.325					2-1 1B			1-3 K		4 0 2 0 0 2 1												
Inning Stats	R: 2 E: 0 K: 1 S: 13	H: 3 LOB: 1 BB: 0 P: 21	R: 0 E: 0 K: 1 S: 16	H: 1 LOB: 2 BB: 1 P: 24	R: 0 E: 0 K: 1 S: 7	H: 0 LOB: 0 BB: 0 P: 9	R: 0 E: 0 K: 2 S: 12	H: 2 LOB: 2 BB: 0 P: 18	R: 0 E: 0 K: 0 S: 11	H: 1 LOB: 1 BB: 0 P: 17	R: 0 E: 0 K: 1 S: 7	H: 1 LOB: 0 BB: 0 P: 10	R: 0 E: 0 K: 1 S: 11	H: 0 LOB: 0 BB: 1 P: 16	R: 0 E: 0 K: 0 S: 5	H: 1 LOB: 1 BB: 0 P: 6	R: 0 E: 0 K: 0 S: 14	H: 2 LOB: 2 BB: 0 P: 21	1B: 7 2B: 4 3B: 0 HR: 1	SF: 0 SAC: 0 DP: 2 HBP: 0	WP: 0 PB: 0 SB: 1 CS: 0	PA: 38
PITCHER Chuck Cary, L (1, 1) ERA: 2.34	IP: 9.0 WLS: W BF: 38 H: 11 R: 2 ER: 2 SO: 7 BB: 2 IBB: 0 HBP: 0 BLK: 0 WP: 0 HR: 1 S: 96 P: 142 ERA: 2.00 WHIP: 1.444																					

Toronto Blue Jays @ New York Yankees
 Yankee Stadium, Bronx, NY
 Sat Jul 29 1989, 7:05 PM EDT
 Att: 42,179 - Unknown

AB	36
R	2
H	11
RBI	2
BB	2
SO	7
LOB	15



WP: 0	PA: 38
-------	--------

Batter	1	2	3	4	5	6	7	8	9
Steve Sax, R OBP: 0.373, SLG: 0.394 (1, 4)	G6-3		WP SF8 2B	1B 2B 1B	CS	P3		FC6-4 BB	
Alvaro Espinoza, R OBP: 0.302, SLG: 0.313 (1, 6)	K		K 1B	2B 1B		BB 1B		FC6-4 1B SF8	
Don Mattingly, L OBP: 0.349, SLG: 0.461 (1, 3)	2B		SF8	2B		F7		1B SF8 1B	
Steve Balboni, R OBP: 0.300, SLG: 0.495 (1, 10)	P4		1B	G5-3		FC5-4 BB		SF8	
Ken Phelps, L OBP: 0.352, SLG: 0.366 (6, PH)									
Jesse Barfield, R OBP: 0.351, SLG: 0.426 (1, 9)			K 1B	L5		FC5-4		1B	
Mel Hall, L OBP: 0.313, SLG: 0.446 (1, 7)			P6	G3		F8		SH1-4 1B	
Bob Geren, R OBP: 0.431, SLG: 0.559 (1, 2)						2B 1B 1B 2B		SH1-4	
Randy Velarde, R OBP: 0.250, SLG: 0.375 (1, 5)			F7	F9		F9		K	
Roberto Kelly, R OBP: 0.387, SLG: 0.448 (1, 8)			FC6-4	1B 2B		CS 1B		1B	

Inning Stats	R: 0	H: 1	E: 0	K: 1	S: 10	R: 0	H: 2	E: 0	K: 0	S: 17	R: 1	H: 2	E: 0	K: 2	S: 14	R: 4	H: 5	E: 0	K: 0	S: 17	R: 1	H: 2	E: 0	K: 0	S: 8	R: 0	H: 1	E: 0	K: 1	S: 8	R: 0	H: 2	E: 0	K: 0	S: 11	R: 1	H: 2	E: 0	K: 0	S: 17		
	LOB: 1	BB: 0	LOB: 2	BB: 0	LOB: 1	BB: 0	LOB: 2	BB: 0	LOB: 2	BB: 0	LOB: 2	BB: 0	LOB: 2	BB: 0	LOB: 2	LOB: 1	BB: 1	LOB: 2	BB: 0	LOB: 2	BB: 0	LOB: 2	BB: 1	LOB: 2	BB: 0	LOB: 2	BB: 1	LOB: 2	BB: 0	LOB: 2	BB: 1	LOB: 2	BB: 0	LOB: 2	BB: 1	LOB: 2	BB: 0	LOB: 2	BB: 0	LOB: 2	BB: 0	LOB: 2

PITCHER	IP	WLS	BF	H	R	ER	SO	BB	IBB	HBP	BLK	WP	HR	S	P	ERA	WHIP
Jimmy Key, L ERA: 4.03 (1, 1)	3.1	L	21	10	5	5	3	0	0	0	0	1	0	56	83	13.50	3.000
Frank Wills, R ERA: 4.57 (4, 1)	2.2		11	3	1	1	0	1	0	0	0	0	0	18	35	3.38	1.500
Jeff Musselman, L ERA: 10.64 (7, 1)	2.0		10	4	1	1	1	1	0	0	0	0	0	19	32	4.50	2.500

AB R H RBI BB SO LOB

4	2	2	1	1	0	0
5	2	2	1	0	2	2
4	0	3	3	0	0	1
3	0	1	0	0	0	2
0	0	0	1	1	0	0
5	0	2	0	0	1	5
5	0	1	0	0	0	5
3	2	3	0	0	0	0
4	0	0	0	0	1	5
4	1	3	1	0	0	2

AB	R	H	RBI	BB	SO	LOB
37	7	17	7	2	4	22



Toronto Blue Jays @ New York Yankees
 Yankee Stadium, Bronx, NY
 Sat Jul 29 1989, 7:05 PM EDT
 Att. 42,179 - Unknown

livebaseballscores.com

WP	PA	ERA	WHIP
1	43		

Batter	1	2	3	4	5	6	7	8	9	AB R H RBI BB SO LOB	TOP
Junior Felix, S (1, 9) OBP: 0.339, SLG: 0.428 Tom Lawless, R (5, 9) OBP: 0.293, SLG: 0.250	2-2 BB 1B		0-1 G4-3 		0-0 B3 	2-2 FC6-4 1-2f 2-3			1-0 G5-3 	3 0 1 0 0 0 0 2 0 0 0 0 0 2	
Tony Fernandez, S (1, 6) OBP: 0.285, SLG: 0.367	0-0 F7 		0-0 L9 		1-0 G3 	1-0 FC6-4 1-2f			1-0 G4-3 	5 0 0 0 0 0 3	
Kelly Gruber, R (1, 5) OBP: 0.348, SLG: 0.466	4-0 BB 1-2 		1-1 			1-2 F7 	0-0 P4 			3 0 1 0 1 0 0	
George Bell, R (1, 7) OBP: 0.324, SLG: 0.425	1-3 K 		1-0 G6-3 			0-1 1B 2B 2B	2-0 G5-3 			4 1 1 0 0 1 3	
Fred McGriff, L (1, 3) OBP: 0.379, SLG: 0.562	2-3 			3-2 HR		4-0 1B 2B IBB	1-1 F7 			3 2 1 1 1 1 2	
Ernie Whitt, L (1, 2) OBP: 0.391, SLG: 0.449		2-1 G4-3 		1-3 		0-1 2B 1B 1B	3-1 G4-1 			4 1 1 0 0 1 0	
Lloyd Moseby, L (1, 8) OBP: 0.300, SLG: 0.341		1-0 G4-3 3B		3-2 P3 		0-0 1B 2B	2-2 G1-3 			4 2 2 2 0 0 0	
Greg Myers, L (1, 10) OBP: 0.086, SLG: 0.059 Pat Borders, R (6, PH) OBP: 0.311, SLG: 0.366		2-2 G4-3 3-H		2-3 K 		4-0 FC6-4 1B IBB	2-2 G5-3 			2 0 0 1 0 1 0 1 0 0 0 1 0 0	
Nelson Liriano, S (1, 4) OBP: 0.323, SLG: 0.367		1-0 G4-3 		1-2 G4-3 		0-0 FC6-4 1B		0-0 B2 		4 0 1 2 0 0 0	
Inning Stats	R: 0 H: 1 E: 0 LOB: 2 K: 2 BB: 1 S: 13 P: 21	R: 1 H: 1 E: 0 LOB: 0 K: 0 BB: 0 S: 7 P: 13	R: 0 H: 1 E: 0 LOB: 1 K: 0 BB: 0 S: 6 P: 8	R: 1 H: 1 E: 0 LOB: 0 K: 2 BB: 0 S: 14 P: 23	R: 0 H: 0 E: 0 LOB: 0 K: 0 BB: 0 S: 5 P: 7	R: 4 H: 4 E: 0 LOB: 2 K: 0 BB: 2 S: 13 P: 25	R: 0 H: 0 E: 0 LOB: 0 K: 0 BB: 0 S: 4 P: 7	R: 0 H: 0 E: 0 LOB: 0 K: 0 BB: 0 S: 10 P: 17	R: 0 H: 0 E: 0 LOB: 0 K: 0 BB: 0 S: 3 P: 5	1B: 3 SF: 0 2B: 3 SAC: 0 3B: 1 DP: 0 HR: 1 HBP: 0	WP: 0 PA: 38 PB: 0 SB: 0 CS: 0
PITCHER Clay Parker, R (1, 1) ERA: 4.19 Lee Guetterman, L (6, 1) ERA: 3.14	IP WLS BF H R ER SO BB IBB HBP BLK WP HR S P ERA WHIP 5.1 0 25 7 6 6 4 1 1 0 0 0 1 53 85 10.12 1.500 3.2 W 13 1 0 0 0 0 0 1 0 0 0 0 22 41 0.00 0.273										

Toronto Blue Jays @ New York Yankees
 Yankee Stadium, Bronx, NY
 Sun Jul 30 1989, 3:33 AM EDT
 Att. 45,107 - Cloudy - 78 F

livebaseballscorecards.com

AB	35
R	6
H	8
RBI	6
BB	3
SO	4
LOB	10



Batter	1	2	3	4	5	6	7	8	9	AB	R	H	RBI	BB	SO	LOB
Steve Sax, R (1, 4) OBP: 0.368, SLG: 0.395	3-1 G4-3	0-1 SAFE HR		3-2 L7		1-0 P4			2-2 G4-3	5	1	1	3	0	0	0
Alvaro Espinoza, R (1, 6) OBP: 0.302, SLG: 0.319	1-1 G4-3	0-0 2B			0-1 G3 1B 2B		1-2 P2		1-1 F8	4	1	2	0	0	0	0
Luis Polonia, L (9, PH) OBP: 0.328, SLG: 0.379										1	0	0	0	0	0	0
Don Mattingly, L (1, 3) OBP: 0.349, SLG: 0.461	4-1 BB	1-1 P4			0-0 G3		1-0 P3			3	0	0	0	1	0	2
Steve Balboni, R (1, 10) OBP: 0.300, SLG: 0.490	2-0 G5-3		1-1 F9		2-1 WP BB 1B		1-1 P5			4	0	1	1	0	0	1
Jesse Barfield, R (1, 9) OBP: 0.355, SLG: 0.432		1-0 1B G5-3 1B	2-2 F9 2B		4-2 SAFE WP BB			2-3 K		3	1	2	0	1	1	0
Mel Hall, L (1, 7) OBP: 0.310, SLG: 0.454		1-2 SAFE F8	0-2 P4		2-2 P6			0-2 G4-3		4	0	0	0	0	0	4
Don Slaught, R (1, 2) OBP: 0.336, SLG: 0.407		2-2 SAFE G5-3	2-3 K		1-3 K			1-1 1B		4	0	1	0	0	2	4
Randy Velarde, R (1, 5) OBP: 0.333, SLG: 0.533		0-1 1B HR 1B		2-1 L8		1-3 K		0-3 K		4	1	1	0	0	2	1
Roberto Kelly, R (1, 8) OBP: 0.385, SLG: 0.444		1-2 1B HR 1B		3-2 G5-3		2-3 K			1-3 K	4	1	1	1	0	2	0

BOTTOM

Toronto Blue Jays @ New York Yankees
 Yankee Stadium, Bronx, NY
 Mon Jul 31 1989, 7:05 PM EDT
 Att: 21,019 - Unknown - 69 F

livebaseballscorecards.com

AB	36
R	5
H	9
RBI	5
BB	2
SO	7
LOB	12



Inning Stats	R: 0	H: 0	E: 0	K: 0	S: 6	R: 4	H: 5	E: 0	K: 0	S: 20	R: 0	H: 1	E: 0	K: 1	S: 11	R: 0	H: 0	E: 0	K: 0	S: 11	R: 1	H: 2	E: 0	K: 1	S: 14	R: 0	H: 0	E: 0	K: 2	S: 7	R: 0	H: 0	E: 0	K: 0	S: 10	R: 0	H: 1	E: 0	K: 2	S: 17	R: 0	H: 0	E: 0	K: 1	S: 11	1B: 5	SF: 0	2B: 3	SAC: 0	3B: 0	DP: 0	HR: 1	HBP: 0	WP: 1	PA: 38
--------------	------	------	------	------	------	------	------	------	------	-------	------	------	------	------	-------	------	------	------	------	-------	------	------	------	------	-------	------	------	------	------	------	------	------	------	------	-------	------	------	------	------	-------	------	------	------	------	-------	-------	-------	-------	--------	-------	-------	-------	--------	-------	--------

PITCHER	IP	WLS	BF	H	R	ER	SO	BB	IBB	HBP	BLK	WP	HR	S	P	ERA	WHIP
Mike Flanagan, L (1, 1) ERA: 3.85	4.1		23	8	5	5	1	2	0	0	0	0	1	55	90	10.38	2.308
David Wells, L (5, 1) ERA: 2.73	3.2	W	12	1	0	0	5	0	0	0	0	1	0	41	54	0.00	0.273
Tom Henke, R (9, 1) ERA: 2.52	1.0	S	3	0	0	0	1	0	0	0	0	0	0	11	15	0.00	0.000

Batter	1	2	3	4	5	6	7	8	9	AB R H RBI BB SO LOB	TOP											
Randy Bush, L (1, 7) OBP: 0.334, SLG: 0.441	2-1 G4-3		1-1 2B		0-0 1B		0-0 HR		1-0 F7	4 1 3 2 0 0 0	Minnesota Twins @ New York Yankees Yankee Stadium, Bronx, NY Tue Aug 01 1989, 3:33 AM EDT Att. 32,710 - Cloudy - 74 F											
Brian Harper, R (9, PH) OBP: 0.330, SLG: 0.403					G4-6-3 1B				1-2 F7	1 0 0 0 0 0 1												
Jeff Reardon, R (9, 1)									1-2	0 0 0 0 0 0 0												
Gene Larkin, S (1, 9) OBP: 0.350, SLG: 0.313	3-1 F7		1-2 P6		2-0 F8		4-2 G1-3 BB		1-1 G6-3	3 0 0 0 1 0 3												
John Moses, S (7, PR) OBP: 0.349, SLG: 0.384										1 0 0 0 0 0 1												
Kirby Puckett, R (1, 8) OBP: 0.384, SLG: 0.483	1-3 K		0-0 G4-3		0-1 G4-6-3		0-0 G1-3			4 0 0 0 0 1 4												
					1-2f		1-2															
Kent Hrbek, L (1, 3) OBP: 0.380, SLG: 0.552		0-0 F7		2-1 HR		1-0 G4-3	0-0 G4-3			4 1 1 1 0 0 2												
Gary Gaetti, R (1, 5) OBP: 0.284, SLG: 0.421		0-1 G5-3		0-1 P4		1-0 G5-3		1-0 G6-3		4 0 0 0 0 0 0												
Jim Dwyer, L (1, 10) OBP: 0.408, SLG: 0.430		0-0	2-2 1B		2-2 FC6-4 1B		1-1 F8	3-1 CS 1B		3 0 2 0 0 0 0												
Carmen Castillo, R (8, PH) OBP: 0.322, SLG: 0.488										1 0 1 0 0 0 0												
Tim Laudner, R (1, 2) OBP: 0.286, SLG: 0.330		3-3 K		1-1 F8			2-2 G6-3	3-2 L8		4 0 0 0 0 1 3												
Greg Gagne, R (1, 6) OBP: 0.289, SLG: 0.389			1-2 G4-3 3B		3-0 FC6-4		0-0 1B		0-3 K	4 2 2 0 0 1 1												
Al Newman, S (1, 4) OBP: 0.329, SLG: 0.287			3-2 G4-3		4-1 1B BB		2-0 HR 1B		0-0 F7 1B	3 1 2 2 1 0 0												
Inning Stats	R: 0 E: 0 K: 1 S: 8	H: 0 LOB: 0 BB: 0 P: 14	R: 0 E: 0 K: 1 S: 7	H: 1 LOB: 1 BB: 0 P: 10	R: 1 E: 0 K: 0 S: 12	H: 2 LOB: 1 BB: 0 P: 18	R: 1 E: 0 K: 0 S: 10	H: 2 LOB: 1 BB: 0 P: 18	R: 0 E: 0 K: 0 S: 5	H: 1 LOB: 1 BB: 1 P: 11	R: 0 E: 0 K: 0 S: 4	H: 0 LOB: 0 BB: 0 P: 7	R: 3 E: 0 K: 0 S: 12	H: 3 LOB: 2 BB: 1 P: 20	R: 0 E: 0 K: 0 S: 7	H: 1 LOB: 0 BB: 0 P: 14	R: 0 E: 0 K: 1 S: 7	H: 1 LOB: 1 BB: 0 P: 9	1B: 7 2B: 1 3B: 1 HR: 2	SF: 0 SAC: 0 DP: 1 HBP: 0	WP: 0 PB: 0 SB: 1 CS: 1	PA: 38
PITCHER	IP WLS BF H R ER SO BB IBB HBP BLK WP HR S P ERA WHIP																					
Walt Terrell, R (1, 1) ERA: 4.42	6.1 L 29 9 5 5 2 2 0 0 0 0 0 2 56 96 7.11 1.737																					
Lee Guetterman, L (7, 1) ERA: 3.06	1.2 5 1 0 0 0 0 0 0 0 0 0 0 9 16 0.00 0.600																					
Dave Righetti, L (9, 1) ERA: 2.56	1.0 4 1 0 0 0 1 0 0 0 0 0 0 7 9 0.00 1.000																					

livebaseballscorecards.com



BOTTOM

Minnesota Twins @ New York Yankees
Yankee Stadium, Bronx, NY

AB	34
R	4
H	9
RBI	4
BB	4
SO	3
LOB	17



WP:	1	PA:	38
PB:	0	SB:	1
CS:	0		

Tue Aug 01 1989, 3:33 AM EDT
Att. 32,710 - Cloudy - 74 F

livebaseballscorecards.com

AB R H RBI BB SO LOB

5	0	1	0	0	0	2
4	1	1	0	0	1	2
1	0	0	0	0	1	1
4	2	3	3	0	0	1
2	0	0	0	1	0	1
1	0	0	0	0	1	2
2	0	1	0	2	0	0
4	0	1	1	0	0	3
4	0	0	0	0	0	3
2	1	0	0	1	0	1
1	0	0	0	0	0	0
4	0	2	0	0	0	1

1B: 5 SF: 0
2B: 3 SAC: 0
3B: 0 DP: 3
HR: 1 HBP: 0

WP: 1 PA: 38
PB: 0 SB: 1
CS: 0

1B	5	SF	0
2B	3	SAC	0
3B	0	DP	3
HR	1	HBP	0

WP	1	PA	38
PB	0	SB	1
CS	0		

1B	5	SF	0
2B	3	SAC	0
3B	0	DP	3
HR	1	HBP	0

WP	1	PA	38
PB	0	SB	1
CS	0		

1B	5	SF	0
2B	3	SAC	0
3B	0	DP	3
HR	1	HBP	0

WP	1	PA	38
PB	0	SB	1
CS	0		

1B	5	SF	0
2B	3	SAC	0
3B	0	DP	3
HR	1	HBP	0

WP	1	PA	38
PB	0	SB	1
CS	0		

1B	5	SF	0
2B	3	SAC	0
3B	0	DP	3
HR	1	HBP	0

WP	1	PA	38
PB	0	SB	1
CS	0		

1B	5	SF	0
2B	3	SAC	0
3B	0	DP	3
HR	1	HBP	0

WP	1	PA	38
PB	0	SB	1
CS	0		

1B	5	SF	0
2B	3	SAC	0
3B	0	DP	3
HR	1	HBP	0

WP	1	PA	38
PB	0	SB	1
CS	0		

1B	5	SF	0
2B	3	SAC	0
3B	0	DP	3
HR	1	HBP	0

WP	1	PA	38
PB	0	SB	1
CS	0		

1B	5	SF	0
2B	3	SAC	0
3B	0	DP	3
HR	1	HBP	0

WP	1	PA	38
PB	0	SB	1
CS	0		

1B	5	SF	0
2B	3	SAC	0
3B	0	DP	3
HR	1	HBP	0

WP	1	PA	38
PB	0	SB	1
CS	0		

1B	5	SF	0
2B	3	SAC	0
3B	0	DP	3
HR	1	HBP	0

WP	1	PA	38
PB	0	SB	1
CS	0		

1B	5	SF	0
2B	3	SAC	0
3B	0	DP	3
HR	1	HBP	0

WP	1	PA	38
PB	0	SB	1
CS	0		

1B	5	SF	0
2B	3	SAC	0
3B	0	DP	3
HR	1	HBP	0

WP	1	PA	38
PB	0	SB	1
CS	0		

1B	5	SF	0
2B	3	SAC	0
3B	0	DP	3
HR	1	HBP	0

WP	1	PA	38
PB	0	SB	1
CS	0		

1B	5	SF	0
2B	3	SAC	0
3B	0	DP	3
HR	1	HBP	0

WP	1	PA	38
PB	0	SB	1
CS	0		

1B	5	SF	0
2B	3	SAC	0
3B	0	DP	3
HR	1	HBP	0

WP	1	PA	38
PB	0	SB	1
CS	0		

1B	5	SF	0
2B	3	SAC	0
3B	0	DP	3
HR	1	HBP	0

WP	1	PA	38
PB	0	SB	1
CS	0		

1B	5	SF	0
2B	3	SAC	0
3B	0	DP	3
HR	1	HBP	0

WP	1	PA	38
PB	0	SB	1
CS	0		

1B	5	SF	0
2B	3	SAC	0
3B	0	DP	3
HR	1	HBP	0

WP	1	PA	38
PB	0	SB	1
CS	0		

1B	5	SF	0
2B	3	SAC	0
3B	0	DP	3
HR	1	HBP	0

WP	1	PA	38
PB	0	SB	1
CS	0		

1B	5	SF	0
2B	3	SAC	0
3B	0	DP	3
HR	1	HBP	0

WP	1	PA	38
PB	0	SB	1
CS	0		

1B	5	SF	0
2B	3	SAC	0
3B	0	DP	3
HR	1	HBP	0

WP	1	PA	38
PB	0	SB	1
CS	0		

1B	5	SF	0
2B	3	SAC	0
3B	0	DP	3
HR	1	HBP	0

WP	1	PA	38
PB	0	SB	1
CS	0		

1B	5	SF	0
2B	3	SAC	0
3B	0	DP	3
HR	1	HBP	0

WP	1	PA	38
PB	0	SB	1
CS	0		

1B	5	SF	0
2B	3	SAC	0
3B	0	DP	3
HR	1	HBP	0

WP	1	PA	38
PB	0	SB	1
CS	0		

1B	5	SF	0
2B	3	SAC	0
3B	0	DP	3
HR	1	HBP	0

WP	1	PA	38
PB	0	SB	1
CS	0		

1B	5	SF	0
2B	3	SAC	0
3B	0	DP	3
HR	1	HBP	0

WP	1	PA	38
PB	0	SB	1
CS	0		

1B	5	SF	0
2B	3	SAC	0
3B	0	DP	3
HR	1	HBP	0

WP	1	PA	38
PB	0	SB	1
CS	0		

1B	5	SF	0
2B	3	SAC	0
3B	0	DP	3
HR	1	HBP	0

WP	1	PA	38
PB	0	SB	1
CS	0		

1B	5	SF	0
2B	3	SAC	0
3B	0	DP	3
HR	1	HBP	0

WP	1	PA	38
PB	0	SB	1
CS	0		

1B	5	SF	0
2B	3	SAC	0
3B	0	DP	3
HR	1	HBP	0

WP	1	PA	38
PB	0	SB	1
CS	0		

1B	5	SF	0
2B	3	SAC	0
3B	0	DP	3
HR	1	HBP	0

WP	1	PA	38
PB	0	SB	1
CS	0		

1B	5	SF	0
2B	3	SAC	0
3B	0	DP	3
HR	1	HBP	0

WP	1	PA	38
PB	0	SB	1
CS	0		

1B	5	SF	0
2B	3	SAC	0
3B	0	DP	3
HR	1	HBP	0

WP	1	PA	38
PB	0	SB	1
CS	0		

1B	5	SF	0
2B	3	SAC	0
3B	0	DP	3
HR	1	HBP	0

WP	1	PA	38
PB	0	SB	1
CS	0		

1B	5	SF	0
2B	3	SAC	0
3B	0	DP	3
HR	1	HBP	0

WP	1	PA	38
PB	0	SB	1
CS	0		

1B	5	SF	0
2B	3	SAC	0
3B	0	DP	3
HR	1	HBP	0

WP	1	PA	38
PB	0	SB	1
CS	0		

1B	5	SF	0
2B	3	SAC	0
3B	0	DP	3
HR	1	HBP	0

WP	1	PA	38
PB	0	SB	1
CS	0		

1B	5	SF	0
2B	3	SAC	0
3B	0	DP	3
HR	1	HBP	0

WP	1	PA	38
PB	0	SB	1

Batter	1	2	3	4	5	6	7	8	9
Wayne Tolleson, S (1, 4) OBP: 0.257, SLG: 0.222	1-2 G6-3		0-0 F9			0-0 2B	4-2 S 1B 2B BB		
Luis Polonia, L (1, 7) Roberto Kelly, R (7, PH) OBP: 0.387, SLG: 0.450	2-2 S 1B			2-1 1B FC4-6 1B		0-0 2B	1-2 2B 1B		
Don Mattingly, L (1, 3) OBP: 0.354, SLG: 0.473	1 SAFE 2-1 F8			1-1 FC4-6 1B		1-0 F7	1-0 2B		
Mel Hall, L (1, 9) Don Slaught, R (7, PH) Hal Morris, L (8, 7) OBP: 0.304, SLG: 0.443	2-1 F9			1-1 F8		2-0 F7	1-0 G5-3		
Ken Phelps, L (1, 10) OBP: 0.345, SLG: 0.353		2-1 F7		0-0 FC4-6		1-3 K	4-0 IBB		
Jesse Barfield, R (1, 8) OBP: 0.358, SLG: 0.436		2-3 K		2-3 K					
Bob Geren, R (1, 2) OBP: 0.418, SLG: 0.573		0-0 L5			2-1 P6		1-1 HR	3-2 L5	
Alvaro Espinoza, R (1, 6) OBP: 0.301, SLG: 0.318			2-1 G4-3		0-0 G6-3		1-0 SH3 1B	0-0 F7	
Randy Velarde, R (1, 5) OBP: 0.286, SLG: 0.400			3-2 F7		1-3 K		2-0 SH3	3-1 G4-3	

Inning Stats	R: 0 E: 0 K: 10 S: 10	H: 1 LOB: 1 BB: 0 P: 17	R: 0 E: 0 K: 1 S: 6	H: 0 LOB: 0 BB: 0 P: 10	R: 0 E: 0 K: 10 S: 10	H: 0 LOB: 0 BB: 0 P: 15	R: 1 E: 0 K: 1 S: 12	H: 2 LOB: 1 BB: 0 P: 18	R: 0 E: 0 K: 1 S: 6	H: 0 LOB: 0 BB: 0 P: 9	R: 1 E: 0 K: 1 S: 7	H: 2 LOB: 1 BB: 0 P: 11	R: 5 E: 0 K: 0 S: 17	H: 5 LOB: 2 BB: 2 P: 34	R: 0 E: 0 K: 0 S: 6	H: 0 LOB: 0 BB: 0 P: 12
--------------	--------------------------------	----------------------------------	------------------------------	----------------------------------	--------------------------------	----------------------------------	-------------------------------	----------------------------------	------------------------------	---------------------------------	------------------------------	----------------------------------	-------------------------------	----------------------------------	------------------------------	----------------------------------

PITCHER	IP	WLS	BF	H	R	ER	SO	BB	IBB	HBP	BLK	WP	HR	S	P	ERA	WHIP
Roy Smith, R (1, 1) ERA: 4.1	6.0		25	7	4	4	4	0	0	0	0	0	1	55	86	6.00	1.167
Juan Berenguer, R (7, 1) ERA: 3.45	0.1		3	1	0	0	0	1	0	0	0	0	0	6	13	0.00	6.000
Gary Wayne, L (7, 1) ERA: 3.68	0.0	L	2	2	3	3	0	0	0	0	0	0	0	4	6	∞	∞
Randy St. Claire, R (7, 1) ERA: 5.31	1.2		6	0	0	0	0	0	1	0	0	0	0	9	21	0.00	0.000


MINNESOTA TWINS @ NEW YORK YANKEES
Yankee Stadium, Bronx, NY
 Wed Aug 02 1989, 3:33 AM EDT
 Overcast

AB	R	H	RBI	BB	SO	LOB
3	2	1	0	1	0	0
3	1	3	1	0	0	0
1	1	1	1	0	0	0
4	0	2	2	0	0	2
3	0	0	0	0	0	4
1	0	0	0	0	0	1
0	0	0	0	0	0	0
3	0	0	1	1	1	2
4	1	1	0	0	2	3
4	1	1	2	0	0	0
4	1	1	0	0	0	0
3	0	0	0	0	1	0

AB	33
R	7
H	10
RBI	7
BB	2
SO	4
LOB	12

WP	PA
0	36
PB	0
SB	2
CS	0

livebaseballscorecards.com



Batter	1	2	3	4	5	6	7	8	9	10	AB R H RBI BB SO LOB	TOP																	
Al Newman, S OBP: 0.334, SLG: 0.288 (1, 5) X	0-0 G4-3		4-0 FC6-4 BB	0-0 1-H 2B			0-1 FC1-5 1B 2-3		0-1 B5-3		4 0 1 1 1 0 1	Minnesota Twins @ New York Yankees Yankee Stadium, Bronx, NY Wed Aug 02 1989, 7:05 PM EDT Att. 35,058 - Unknown - 75 F																	
Greg Gagne, R OBP: 0.290, SLG: 0.391 (1, 6) B F X	2-1 G6-3		1-0 SAFE SAFE FC6-4 WP 1B 1-2f	2-0 G6-3			1-2 SAFE SAFE SAFE SAFE F8		0-1 2B 1B	5 2 1 0 0 0 3																			
Kirby Puckett, R OBP: 0.386, SLG: 0.486 (1, 8) B F X	2-1 F9		3-2 1-H BB 1B			1-1 F9	1-1 SAFE 1-2 1B		1-2 1B 1-H 2B	5 1 3 2 0 0 0																			
Kent Hrbek, L OBP: 0.377, SLG: 0.542 (1, 3) F B F X		1-2 SAFE G4-3	4-2 1-2 1B BB			2-3 K	3-2 G6-3		1-3 K	4 0 0 0 1 2 3																			
Gene Larkin, S OBP: 0.354, SLG: 0.322 (1, 10) B X	1-0 G4-3 2B		2-2 1-2 2-H 1B			1-1 L3		0-0 G3	1-1 G4-6-3 1B 2-3	5 0 3 1 0 0 0																			
Carmen Castillo, R OBP: 0.313, SLG: 0.470 (1, 9) B B S B X	3-2 G4-3 2-3		1-0 G1-3			3-1 L6		2-3 K	0-0 G4-6-3 1-2f	5 0 0 0 0 1 5																			
Tim Laudner, R OBP: 0.290, SLG: 0.330 (1, 2) B B B B	4-0 FC6-4 BB			4-1 2B BB		1-0 P5		0-2 L8		2 1 0 0 2 0 0																			
John Moses, S OBP: 0.340, SLG: 0.374 (1, 7) C X	0-1 FC6-4 1-2f		2-2 SAFE F8			0-1 G5-3			2-2 L6	4 0 0 0 0 0 3																			
Doug Baker, S OBP: 0.389, SLG: 0.435 (1, 4) C F B C B X			3-3 K	0-3 K			3-2 FC1-5 2B		1-3 K	4 0 1 0 0 3 1																			
Inning Stats	R: 0 E: 0 K: 0 S: 5	H: 0 LOB: 0 BB: 0 P: 9	R: 0 E: 0 K: 0 S: 9	H: 1 LOB: 2 BB: 1 P: 18	R: 2 E: 0 K: 1 S: 18	H: 2 LOB: 2 BB: 2 P: 36	R: 1 E: 0 K: 1 S: 11	H: 1 LOB: 1 BB: 1 P: 19	R: 0 E: 0 K: 1 S: 7	H: 0 LOB: 0 BB: 0 P: 11	R: 0 E: 0 K: 0 S: 5		H: 0 LOB: 0 BB: 0 P: 9	R: 0 E: 0 K: 0 S: 17	H: 2 LOB: 2 BB: 0 P: 25	R: 0 E: 0 K: 1 S: 7	H: 0 LOB: 0 BB: 0 P: 9	R: 0 E: 0 K: 1 S: 9	H: 0 LOB: 0 BB: 0 P: 12	R: 1 E: 0 K: 1 S: 14	H: 3 LOB: 1 BB: 0 P: 17	1B: 5 2B: 4 3B: 0 HR: 0	SF: 0 SAC: 0 DP: 1 HBP: 0	WP: 2 PB: 0 SB: 0 CS: 0	PA: 42				
PITCHER	IP WLS BF H R ER SO BB IBB HBP BLK WP HR S P ERA WHIP												IP WLS BF H R ER SO BB IBB HBP BLK WP HR S P ERA WHIP																
Greg Cadaret, L ERA: 3.64 (1, 1)	7.0																												
Eric Plunk, R ERA: 2.4 (8, 1)	2.0	L	8	2	1	1	2	0	0	0	0	0	0	0	24	30	4.50	1.000											
Lee Guetterman, L ERA: 3.01 (10, 1)	1.0		3	1	0	0	1	0	0	0	0	0	0	6	8	0.00	1.000												

livebaseballscorecards.com



Batter	1	2	3	4	5	6	7	8	9	AB R H RBI BB SO LOB	TOP
Al Newman, S (1, 4) <small>OBP: 0.331, SLG: 0.285</small> Doug Baker, S (7, 4) <small>OBP: 0.382, SLG: 0.426</small>	2-3 <small>1</small>		2-2 <small>2</small>			3-1 <small>1</small>			0-0 <small>1</small>	3 0 0 0 0 1 1 1 0 0 0 0 0 0	Minnesota Twins @ New York Yankees Yankee Stadium, Bronx, NY Thu Aug 03 1989, 7:05 PM EDT Att. 25,244 - Unknown - 85 F <small>livebaseballscorecards.com</small>
Greg Gagne, R (1, 6) <small>OBP: 0.293, SLG: 0.405</small>	1-0 <small>2</small>		0-0 <small>3</small>			0-0 <small>2</small>		2-1 <small>2</small>	4 1 2 1 0 0 1		
Kirby Puckett, R (1, 8) <small>OBP: 0.384, SLG: 0.482</small> Randy Bush, L (6, 7) <small>OBP: 0.332, SLG: 0.437</small>	1-0 <small>2</small>			2-2 <small>1</small>		3-2 <small>3</small>		1-2 <small>2</small>	3 0 0 0 0 0 1 1 0 0 0 0 0 0		
Gary Gaetti, R (1, 5) <small>OBP: 0.281, SLG: 0.421</small>	1-2 <small>3</small>			1-3 <small>2</small>			0-3 <small>1</small>	0-0 <small>3</small>	4 0 0 0 0 2 1		
Gene Larkin, S (1, 10) <small>OBP: 0.351, SLG: 0.319</small>		0-0 <small>1</small>		2-2 <small>3</small>		1-0 <small>2</small>			3 0 0 0 0 0 0		
Kent Hrbek, L (1, 3) <small>OBP: 0.372, SLG: 0.535</small>		3-2 <small>2</small>			0-3 <small>1</small>		3-2 <small>3</small>		3 0 0 0 0 1 0		
Carmen Castillo, R (1, 9) <small>OBP: 0.313, SLG: 0.468</small>		3-2 <small>3</small>			3-3 <small>2</small>		0-0 <small>2</small>		3 0 1 0 0 1 0		
Tim Laudner, R (1, 2) <small>OBP: 0.295, SLG: 0.335</small>			2-2 <small>1</small>		2-1 <small>1</small>		0-1 <small>1</small>		3 0 2 0 0 0 1		
John Moses, S (1, 7) <small>OBP: 0.335, SLG: 0.368</small> (6, 8)			1-0 <small>1</small>		2-2 <small>3</small>		0-0 <small>3</small>		3 0 0 0 0 0 2		
Inning Stats	R: 0 H: 1 E: 0 LOB: 1 K: 1 BB: 0 S: 8 P: 13	R: 0 H: 0 E: 0 LOB: 0 K: 0 BB: 0 S: 7 P: 13	R: 0 H: 1 E: 0 LOB: 1 K: 0 BB: 0 S: 9 P: 14	R: 0 H: 0 E: 0 LOB: 0 K: 1 BB: 0 S: 11 P: 16	R: 0 H: 1 E: 0 LOB: 1 K: 2 BB: 0 S: 13 P: 20	R: 0 H: 0 E: 0 LOB: 0 K: 0 BB: 0 S: 7 P: 13	R: 0 H: 0 E: 0 LOB: 0 K: 1 BB: 0 S: 8 P: 12	R: 0 H: 1 E: 0 LOB: 0 K: 0 BB: 0 S: 4 P: 4	R: 1 H: 1 E: 0 LOB: 0 K: 0 BB: 0 S: 7 P: 10	1B: 3 SF: 0 2B: 1 SAC: 0 3B: 0 DP: 1 HR: 1 HBP: 0	WP: 0 PA: 31 PB: 0 SB: 0 CS: 0
PITCHER Chuck Cary, L (1, 1) <small>ERA: 2.14</small>	IP WLS BF H R ER SO BB IBB HBP BLK WP HR S P ERA WHIP 9.0 W 31 5 1 1 5 0 0 0 0 0 0 1 74 115 1.00 0.556					PITCHER IP WLS BF H R ER SO BB IBB HBP BLK WP HR S P ERA WHIP					

AB	31
R	1
H	5
RBI	1
BB	0
SO	5
LOB	7



Batter	1	2	3	4	5	6	7	8	9	AB	R	H	RBI	BB	SO	LOB
Steve Sax, R (1, 4) OBP: 0.370, SLG: 0.393 Randy Velarde, R (7, PR) OBP: 0.286, SLG: 0.400 (8, 5)	1-1 G3	4-0 BB		1-1 1B 2B	4-1 1B BB		4-2 SF9 WP BB			2	1	1	0	3	0	0
Luis Polonia, L (1, 7) OBP: 0.337, SLG: 0.395	2-2 G3 3B	1-3 K		1-2 2B	0-0 1B		1-1 SF9			4	1	3	3	0	1	3
Don Mattingly, L (1, 3) OBP: 0.346, SLG: 0.462 Steve Balboni, R (8, 3) OBP: 0.302, SLG: 0.485	0-1 G3		2-0 F8	1-1 F8	1-0 F7		2-1 L7			5	0	0	1	0	0	5
Mel Hall, L (1, 10) OBP: 0.312, SLG: 0.450	0-0 1B		2-2 2B		0-0 1B	2-2 F7		0-0 F8		5	2	3	0	0	0	0
Jesse Barfield, R (1, 9) OBP: 0.359, SLG: 0.445	3-1 P2		1-0 2B		0-0 E4 1B	0-2 L9		1-2 L9		5	1	1	1	0	0	2
Bob Geren, R (1, 2) OBP: 0.416, SLG: 0.548		1-1 G6-3	1-3 K		1-1 E8 1B WP	4-0 BB		1-2 1B		4	1	2	1	1	1	1
Wayne Tolleson, S (1, 5) OBP: 0.245, SLG: 0.204 (8, 4)		0-1 G6-3	1-1 G6-3		0-3 K	0-2 G5-3		0-2 L5		5	0	0	0	0	1	5
Alvaro Espinoza, R (1, 6) OBP: 0.306, SLG: 0.323		0-2 BB 1B		1-2 G5-3	0-0 PB 1B		0-1 WP BB SF9 1B			4	2	3	1	0	0	0
Roberto Kelly, R (1, 8) OBP: 0.391, SLG: 0.451		1-2 BB		0-0 G5-3	2-0 PB 1B		0-3 K			4	0	2	1	0	1	1

Inning Stats	R: 1	H: 2	R: 0	H: 2	R: 1	H: 2	R: 4	H: 5	R: 0	H: 0	R: 1	H: 1	R: 0	H: 1
	E: 0	LOB: 1	E: 0	LOB: 3	E: 0	LOB: 1	E: 2	LOB: 2	E: 0	LOB: 1	E: 0	LOB: 2	E: 0	LOB: 1
	K: 0	BB: 0	K: 1	BB: 1	K: 1	BB: 0	K: 1	BB: 1	K: 0	BB: 1	K: 1	BB: 1	K: 0	BB: 0
	S: 10	P: 16	S: 13	P: 20	S: 11	P: 18	S: 12	P: 15	S: 10	P: 16	S: 11	P: 18	S: 11	P: 13

PITCHER	IP	WLS	BF	H	R	ER	SO	BB	IBB	HBP	BLK	WP	HR	S	P	ERA	WHIP
Rick Aguilera, R (1, 1) ERA: 2.82	4.0	L	24	10	6	6	2	1	0	0	0	0	0	50	74	13.50	2.750
Gary Wayne, L (5, 1) ERA: 3.71	2.0		10	3	1	0	1	2	0	0	0	1	0	18	31	0.00	2.500
Randy St. Claire, R (7, 1) ERA: 5.24	2.0		9	2	1	1	1	1	0	0	0	1	0	22	31	4.50	1.500


BOTTOM

Minnesota Twins @ New York Yankees
 Yankee Stadium, Bronx, NY

Thu Aug 03 1989, 7:05 PM EDT
 Att: 25,244 - Unknown - 85 F

AB	38
R	8
H	15
RBI	8
BB	4
SO	4
LOB	17

livebaseballscorecards.com



PITCHER	IP	WLS	BF	H	R	ER	SO	BB	IBB	HBP	BLK	WP	HR	S	P	ERA	WHIP
Rick Aguilera, R (1, 1) ERA: 2.82	4.0	L	24	10	6	6	2	1	0	0	0	0	0	50	74	13.50	2.750
Gary Wayne, L (5, 1) ERA: 3.71	2.0		10	3	1	0	1	2	0	0	0	1	0	18	31	0.00	2.500
Randy St. Claire, R (7, 1) ERA: 5.24	2.0		9	2	1	1	1	1	0	0	0	1	0	22	31	4.50	1.500

Batter	1	2	3	4	5	6	7	8	9	AB R H RBI BB SO LOB	TOP											
Steve Sax, R OBP: 0.371, SLG: 0.396 (1, 4)	2-1 S 1B G4-3 1B		0-1 S 1B 2B	2-2 P3			0-0 2B SH2-3 1B	0-1 F8		5 2 3 0 0 0 2												
Alvaro Espinoza, R OBP: 0.306, SLG: 0.323 (1, 6)	2-0 G4-3 1-2 1B		2-1 G5-3	0-0 G5-3			1-0 SH2-3 1-2	0-1 1B SF7 1B		4 1 2 0 0 0 3												
Don Mattingly, L OBP: 0.347, SLG: 0.463 (1, 3)	1-3 K		1-0 1B 1B				1-1 G4-3	0-0 SF7 1B		5 0 3 1 0 1 2												
Steve Balboni, R OBP: 0.300, SLG: 0.481 (1, 10)	0-1 G4-3 1-3 2-H		1-1 F7				1-2 BB 1B	0-1 SF7		4 0 1 2 0 0 4												
Jesse Barfield, R OBP: 0.357, SLG: 0.439 (1, 9)	2-2 G5-3		2-2 1-2 1B				4-2 G4-6-3 1-2 BB	0-1 F8		4 0 1 0 1 1 4												
Mel Hall, L OBP: 0.309, SLG: 0.437 (1, 7)		1-1 P3	2-2 P4				0-2 G4-6-3 1-2f	4-0 HR BB		3 1 0 0 2 0 4												
Don Slaught, R OBP: 0.331, SLG: 0.399 (1, 2)		1-3 K		0-0 FC1-6 1B			2-1 P4	2-1 L9		5 0 1 0 0 2 3												
Randy Velarde, R OBP: 0.269, SLG: 0.360 Ken Phelps, L OBP: 0.345, SLG: 0.373 Wayne Tolleson, S OBP: 0.245, SLG: 0.204 (1, 5) (8, PH) (8, 5)		0-0 1B		1-2 FC1-6 1-2f 1B			2-2 G6-3	1-0 HR		3 0 1 0 0 0 1 1 1 1 2 0 0 0 0 0 0 0 0 0 0												
Roberto Kelly, R OBP: 0.389, SLG: 0.451 (1, 8)		0-0 L6		1-0 S 1B			3-2 F8	2-3 K		4 0 1 0 0 1 1												
Inning Stats	R: 1 E: 0 K: 1 S: 12	H: 2 LOB: 1 BB: 0 P: 19	R: 0 E: 0 K: 1 S: 7	H: 1 LOB: 1 BB: 0 P: 9	R: 1 E: 0 K: 0 S: 13	H: 3 LOB: 2 BB: 0 P: 21	R: 0 E: 0 K: 0 S: 10	H: 2 LOB: 2 BB: 0 P: 14	R: 0 E: 0 K: 0 S: 12	H: 1 LOB: 1 BB: 1 P: 18	R: 0 E: 0 K: 0 S: 15	H: 0 LOB: 0 BB: 0 P: 22	R: 0 E: 0 K: 0 S: 6	H: 2 LOB: 2 BB: 0 P: 9	R: 2 E: 0 K: 1 S: 9	H: 1 LOB: 0 BB: 1 P: 18	R: 1 E: 0 K: 2 S: 11	H: 2 LOB: 2 BB: 1 P: 17	1B: 11 2B: 2 3B: 0 HR: 1	SF: 1 SAC: 1 DP: 1 HBP: 0	WP: 0 PB: 0 SB: 4 CS: 0	PA: 43
PITCHER	IP WLS BF H R ER SO BB IBB HBP BLK WP HR S P ERA WHIP																					
Mike Flanagan, L ERA: 3.8 (1, 1)	6.1		30	11	2	2	2	1	0	0	0	0	0	73	109	2.84	1.895					
Frank Wills, R ERA: 4.44 (7, 1)	0.2		2	0	0	0	0	0	0	0	0	0	2	3	0.00	0.000						
Duane Ward, R ERA: 3.26 (8, 1)	2.0	L	11	3	3	3	3	1	1	0	0	0	1	20	35	13.50	2.000					

New York Yankees @ Toronto Blue Jays
 SkyDome, Toronto, ON
 Sat Aug 05 1989, 3:33 AM EDT
 Att. 49,155 - Overcast - 90 F

livebaseballscorecards.com

AB	38
R	5
H	14
RBI	5
BB	3
SO	5
LOB	24



BOTTOM

New York Yankees @ Toronto Blue Jays
 SkyDome, Toronto, ON
 Sat Aug 05 1989, 3:33 AM EDT
 Att. 49,155 - Overcast - 90 F

livebaseballscorecards.com

AB	31
R	4
H	7
RBI	3
BB	3
SO	2
LOB	8



WP: 0	PA: 35
PB: 0	
SB: 0	
CS: 1	

AB R H RBI BB SO LOB

4	0	1	0	0	0	0
4	0	0	0	0	0	1
4	0	1	0	0	0	1
4	1	1	0	0	1	1
3	1	1	0	1	0	1
2	1	1	1	1	0	0
1	0	0	0	0	0	1
4	1	2	2	0	0	0
2	0	0	0	1	1	0
3	0	0	0	0	0	3

Batter	1	2	3	4	5	6	7	8	9
Tony Fernandez, S (1, 6) OBP: 0.279, SLG: 0.367	3-2 G3		0-0 F8			1-0 F7		1-2 L7-2 3B	
Mookie Wilson, S (1, 9) OBP: 0.230, SLG: 0.286	1-2 G4-3		2-2 G3			1-0 G1-3		1-1 G6-3	
Kelly Gruber, R (1, 5) OBP: 0.339, SLG: 0.451	2-1 F9			0-1 CS 1B			1-2 F9	1-2 L7-2 3-H	
George Bell, R (1, 7) OBP: 0.324, SLG: 0.428		2-3 K		0-1 SAFE L9			1-2 G3	1-1 G5-4-3 3B	
Fred McGriff, L (1, 3) OBP: 0.385, SLG: 0.561		2-0 G4-3		3-1 SAFE L3			2-1 BB 2B 1B	4-2 G5-4-3 BB	
Ernie Whitt, L (1, 2) OBP: 0.381, SLG: 0.451 Pat Borders, R (9, PH) OBP: 0.310, SLG: 0.364		3-2 HR		3-0 CS 1-2	0-0 L9		4-0 2B BB	0-1 G5-4-3 1-2f 3-H 0-0	
Lloyd Moseby, L (1, 8) OBP: 0.299, SLG: 0.359		1-1 HR			2-1 F8		2-1 2B	0-0 G4-3	
Lee Mazzilli, S (1, 10) OBP: 0.382, SLG: 0.362		1-0 G3			3-3 K		4-0 IBB		
Nelson Liriano, S (1, 4) OBP: 0.322, SLG: 0.361			2-2 F9			2-1 G4-3	1-2 G1-3		

Inning Stats	R: 0	H: 0	E: 0	K: 0	S: 9	R: 2	H: 2	E: 0	K: 1	S: 10	R: 0	H: 0	E: 0	K: 0	S: 7	R: 0	H: 1	E: 0	K: 0	S: 6	R: 0	H: 0	E: 0	K: 1	S: 7	R: 0	H: 0	E: 0	K: 0	S: 4	R: 1	H: 2	E: 0	K: 0	S: 13	R: 0	H: 1	E: 0	K: 0	S: 8	R: 1	H: 1	E: 0	K: 0	S: 7	1B: 2	SF: 0	2B: 2	SAC: 0	3B: 2	DP: 2	HR: 2	HBP: 0	WP: 0	PA: 35
--------------	------	------	------	------	------	------	------	------	------	-------	------	------	------	------	------	------	------	------	------	------	------	------	------	------	------	------	------	------	------	------	------	------	------	------	-------	------	------	------	------	------	------	------	------	------	------	-------	-------	-------	--------	-------	-------	-------	--------	-------	--------

PITCHER	IP	WLS	BF	H	R	ER	SO	BB	IBB	HBP	BLK	WP	HR	S	P	ERA	WHIP
Andy Hawkins, R (1, 1) ERA: 4.35	7.0	W	28	6	3	3	2	1	1	0	0	0	2	59	109	3.86	1.000
Dave Righetti, L (8, 1) ERA: 2.54	2.0	S	6	1	1	1	0	1	0	0	0	0	0	12	19	4.50	1.000

PITCHER	IP	WLS	BF	H	R	ER	SO	BB	IBB	HBP	BLK	WP	HR	S	P	ERA	WHIP
---------	----	-----	----	---	---	----	----	----	-----	-----	-----	----	----	---	---	-----	------

Batter	1	2	3	4	5	6	7	8	9	AB R H RBI BB SO LOB	TOP									
Steve Sax, R (1, 4) OBP: 0.370, SLG: 0.395	1-2 G6-3		0-0 1B 1B		1-0 G5-3			2-2 G1-3		4 0 1 1 0 0 3										
Luis Polonia, L (1, 7) OBP: 0.338, SLG: 0.398	4-0 G4-3 BB		0-0 1-2 1B G6-3		1-2 F7-5			0-1 HR 3B		3 1 2 1 1 0 2										
Don Mattingly, L (1, 3) OBP: 0.346, SLG: 0.468	1-2 G4-3		1-1 P6		0-0 L7			1-0 HR		4 1 1 2 0 0 3										
Mel Hall, L (1, 10) OBP: 0.304, SLG: 0.429			1-1 G6-3		3-3 K			2-0 F8		4 0 0 0 0 1 2										
Jesse Barfield, R (1, 9) OBP: 0.356, SLG: 0.445					1-3 K			1-1 G4-3		4 1 1 1 0 2 0										
Don Slaught, R (1, 2) OBP: 0.331, SLG: 0.401					0-1 F8			0-0 L8		3 0 1 0 0 0 0										
Hal Morris, L (9, PH) OBP: 0.182, SLG: 0.182										1 0 0 0 0 0 0										
Randy Velarde, R (1, 5) OBP: 0.276, SLG: 0.333					0-0 G5-3			2-2 G1-3		2 0 0 0 1 0 1										
Ken Phelps, L (9, PH) OBP: 0.343, SLG: 0.370								2-3 F8		1 0 0 0 0 1 0										
Alvaro Espinoza, R (1, 6) OBP: 0.307, SLG: 0.323					3-2 2B 1B			2-3 K		3 0 1 0 0 1 1										
Steve Balboni, R (9, PH) OBP: 0.298, SLG: 0.478								0-0 K		1 0 0 0 0 1 0										
Roberto Kelly, R (1, 8) OBP: 0.394, SLG: 0.466					1-1 F7-5 2B			0-0 G1-3 E 3B 1B		3 2 3 0 0 0 0										
Inning Stats	R: 0 E: 0 K: 0 S: 9	H: 0 LOB: 0 BB: 1 P: 15	R: 1 E: 0 K: 1 S: 13	H: 1 LOB: 1 BB: 1 P: 23	R: 1 E: 0 K: 0 S: 7	H: 3 LOB: 1 BB: 0 P: 9	R: 0 E: 0 K: 1 S: 6	H: 0 LOB: 0 BB: 0 P: 7	R: 0 E: 0 K: 2 S: 7	H: 0 LOB: 0 BB: 0 P: 10	R: 0 E: 0 K: 0 S: 5	H: 1 LOB: 0 BB: 0 P: 7	R: 3 E: 1 K: 0 S: 10	H: 3 LOB: 0 BB: 0 P: 16	R: 0 E: 0 K: 2 S: 7	H: 0 LOB: 0 BB: 0 P: 10	1B: 4 2B: 3 3B: 2 HR: 2	SF: 0 SAC: 0 DP: 2 HBP: 0	WP: 0 PB: 0 SB: 0 CS: 1	PA: 35
PITCHER	IP WLS BF H R ER SO BB IBB HBP BLK WP HR S P ERA WHIP																			
Todd Stottlemyre, R (1, 1) ERA: 4.27	7.0 W 26 7 2 2 4 2 0 0 0 0 0 1 57 87 2.57 1.286																			
Tom Henke, R (8, 1) ERA: 2.94	2.0 9 3 3 3 2 0 0 0 0 0 0 1 17 26 13.50 1.500																			

New York Yankees @ Toronto Blue Jays
SkyDome, Toronto, ON
 Sun Aug 06 1989, 3:33 AM EDT
 Att: 49,025 - Sunny

livebaseballscorecards.com

AB	33
R	5
H	10
RBI	5
BB	2
SO	6
LOB	12



Batter	1	2	3	4	5	6	7	8	9
Tony Fernandez, S (1, 6) OBP: 0.276, SLG: 0.363	1-1 F8		1-1 G1-3			3-2 G4-3	2-3 K		
Mookie Wilson, S (1, 9) OBP: 0.227, SLG: 0.282	1-3 K			0-0 F8		1-0 G5-3		1-3 K	
Kelly Gruber, R (1, 5) OBP: 0.339, SLG: 0.452	1-1 G5-3			1-2 WP G4-3 2B			2-0 L9	1-1 F7	
George Bell, R (1, 7) OBP: 0.328, SLG: 0.436		2-1 L6 2B		2-1 G4-3			1-1 HR 2B	0-2 BB 1B	
Fred McGriff, L (1, 3) OBP: 0.386, SLG: 0.567		0-0 P6		0-0 G4-3			3-1 HR	4-1 BB	
Ernie Whitt, L (1, 2) OBP: 0.383, SLG: 0.456		2 SAFE 2-2 L6			0-0 G4-6-3 1B		3-2 E HR 2B	1-1 G3	
Lloyd Moseby, L (1, 8) OBP: 0.299, SLG: 0.357			0-2 L8		1-3 K		4-0 HR BB		
Rance Mulliniks, L (1, 10) Nelson Liriano, S (7, PH) OBP: 0.316, SLG: 0.301 OBP: 0.321, SLG: 0.360			4-2 FC4-6 BB		3-2 G4-6-3		3-3 K		
Manuel Lee, S (1, 4) OBP: 0.305, SLG: 0.344			0-0 FC4-6			1-2 G3	1-1 HR		

Inning Stats	R: 0 E: 0 K: 1 S: 7	H: 0 LOB: 0 BB: 0 P: 10	R: 0 E: 0 K: 0 S: 6	H: 1 LOB: 0 BB: 0 P: 10	R: 0 E: 0 K: 0 S: 9	H: 0 LOB: 1 BB: 1 P: 14	R: 1 E: 0 K: 0 S: 7	H: 1 LOB: 0 BB: 0 P: 10	R: 0 E: 0 K: 1 S: 7	H: 1 LOB: 0 BB: 0 P: 11	R: 0 E: 0 K: 0 S: 8	H: 0 LOB: 0 BB: 0 P: 13	R: 5 E: 1 K: 2 S: 17	H: 4 LOB: 0 BB: 1 P: 36	R: 0 E: 0 K: 1 S: 11	H: 1 LOB: 2 BB: 1 P: 18
--------------	------------------------------	----------------------------------	------------------------------	----------------------------------	------------------------------	----------------------------------	------------------------------	----------------------------------	------------------------------	----------------------------------	------------------------------	----------------------------------	-------------------------------	----------------------------------	-------------------------------	----------------------------------

PITCHER	IP	WLS	BF	H	R	ER	SO	BB	IBB	HBP	BLK	WP	HR	S	P	ERA	WHIP
Walt Terrell, R (1, 1) ERA: 4.48	6.1	L	24	6	4	4	2	1	0	0	0	1	1	52	85	5.68	1.105
Lee Guetterman, L (7, 1) ERA: 3.15	0.2		4	1	2	2	2	1	0	0	0	0	1	9	19	27.00	3.000
Lance McCullers, R (8, 1) ERA: 5.55	1.0		5	1	0	0	1	1	0	0	0	0	0	11	18	0.00	2.000


BOTTOM

New York Yankees @ Toronto Blue Jays
SkyDome, Toronto, ON
 Sun Aug 06 1989, 3:33 AM EDT
 Att. 49,025 - Sunny

AB	R	H	RBI	BB	SO	LOB
4	0	0	0	0	1	1
4	0	0	0	0	2	0
4	1	1	0	0	0	0
4	1	3	1	0	0	0
3	1	1	2	1	0	1
4	1	2	0	0	0	3
2	1	0	0	1	1	1
1	0	0	0	1	0	1
1	0	0	0	0	1	2
3	1	1	3	0	0	1

AB	30
R	6
H	8
RBI	6
BB	3
SO	5
LOB	10

livebaseballscorecards.com



WP	PA
1	33

Batter	1	2	3	4	5	6	7	8	9	AB R H RBI BB SO LOB	TOP	
Tommy Hinzo, S (1, 4) C BB X	2-1 L8 ①		2-2 L5 ②			0-1 F7 ②			1-0 L9 ①	4 0 0 0 0 0 1	Cleveland Indians @ New York Yankees Yankee Stadium, Bronx, NY Mon Aug 07 1989, 7:05 PM EDT Att. 21,794 - Unknown - 75 F	
Pete O'Brien, L (1, 3) OBP: 0.372, SLG: 0.401 C BB BB C BB BB X	3-3 K ②		1-2 L8 ③			2-1 G5-3 ③			0-0 G6-3 ②	4 0 0 0 0 1 1		
Joe Carter, R (1, 7) OBP: 0.296, SLG: 0.464 B BB S BB T BB X	3-2 G6-3 ③				1-0 F8 ①		0-0 G6-3 ①		2-2 G6-3 ③	4 0 0 0 0 0 1		
Albert Belle, R (1, 10) OBP: 0.308, SLG: 0.500 S BB T BB T BB S		4-2 FC4-6 BB ①		3-1 P3 ②			2-2 G1-3 ②			2 0 0 0 1 0 0		
Cory Snyder, R (1, 9) OBP: 0.256, SLG: 0.356 B BB C BB X		2-2 FC4-6 BB 1-2f ①		1-3 K ③			2-1 G4-3 ③			3 0 0 0 0 1 1		
Brook Jacoby, R (1, 5) OBP: 0.354, SLG: 0.426 F BB F SAFE BB F BB B		4-2 SAFE 1-2 BB ①			0-0 F8 ①			2-2 G6-4-3 1B ①		2 0 1 0 1 0 0		
Brad Komminsk, R (1, 8) OBP: 0.352, SLG: 0.484 C BB F C BB F		2-3 K ②			2-0 F9 ②			2-3 K ①		3 0 0 0 0 2 3		
Joel Skinner, R (1, 2) OBP: 0.300, SLG: 0.333 B BB T BB X		2-2 G6-3 ③			2-3 K ③			2-1 G6-4-3 1-2f ② ③		3 0 0 0 0 1 3		
Luis Aguayo, R (1, 6) OBP: 0.235, SLG: 0.244 Felix Fermin, R (9, PR) OBP: 0.292, SLG: 0.246 C BB C			1-3 K ①			1-0 P6 ①			0-0 2B ①	3 0 1 0 0 1 0 0 0 0 0 0 0 0		
Inning Stats	R: 0 H: 0 E: 0 LOB: 0 K: 1 BB: 0 S: 9 P: 17	R: 0 H: 0 E: 0 LOB: 2 K: 1 BB: 2 S: 15 P: 29	R: 0 H: 0 E: 0 LOB: 0 K: 1 BB: 0 S: 9 P: 13	R: 0 H: 0 E: 0 LOB: 0 K: 1 BB: 0 S: 6 P: 11	R: 0 H: 0 E: 0 LOB: 0 K: 1 BB: 0 S: 6 P: 10	R: 0 H: 0 E: 0 LOB: 0 K: 0 BB: 0 S: 5 P: 8	R: 0 H: 0 E: 0 LOB: 0 K: 0 BB: 0 S: 6 P: 10	R: 0 H: 1 E: 0 LOB: 0 K: 1 BB: 0 S: 9 P: 15	R: 0 H: 1 E: 0 LOB: 1 K: 0 BB: 0 S: 6 P: 9	1B: 1 SF: 0 2B: 1 SAC: 0 3B: 0 DP: 1 HR: 0 HBP: 0	WP: 0 PA: 30 PB: 0 SB: 0 CS: 0	
PITCHER Greg Cadaret, L (1, 1) ERA: 3.19 Greg Cadaret, L (9, 1) ERA: 3.19	IP WLS BF H R ER SO BB IBB HBP BLK WP HR S P ERA WHIP 9.0 W 30 2 0 0 6 2 0 0 0 0 0 0 71 122 0.00 0.444											PITCHER IP WLS BF H R ER SO BB IBB HBP BLK WP HR S P ERA WHIP 9.0 W 30 2 0 0 6 2 0 0 0 0 0 0 71 122 0.00 0.444

livebaseballscorecards.com

AB	28
R	0
H	2
RBI	0
BB	2
SO	6
LOB	10



Batter	1	2	3	4	5	6	7	8	9
Steve Sax, R OBP: 0.373, SLG: 0.396 (1, 4)	0-1 S G4-3 1B		0-0 SH5-3 1-2	1-2 G6-3 1-2			4-0 CS BB	0-1 WP 1B 2-H 3-H	
Alvaro Espinoza, R OBP: 0.305, SLG: 0.321 (1, 6)	0-1 G4-3 1-2		1-1 F9		0-0 G5-3		1-3 K 1-2	0-1 WP 1B	
Don Mattingly, L OBP: 0.344, SLG: 0.465 Greg Cadaret, L (9, 1)	1-1 2-H 1B		2-2 F9		1-0 G4-3		2-1 E7	0-3 K	
Steve Balboni, R OBP: 0.296, SLG: 0.469 (9, 3)	2-0 F8			4-1 1B 2B BB	3-3 K		0-3 K	1-3 K 1-2 2-3	
Jesse Barfield, R OBP: 0.355, SLG: 0.446 (1, 9)	0-3 K			0-0 F8		0-3 K		2-1 F8 1B 2B	
Mel Hall, L OBP: 0.316, SLG: 0.434 (1, 7)		2-0 G6-3 1B		2-2 2B 1B		4-1 3B BB		4-1 1B 2B BB	
Bob Geren, R OBP: 0.396, SLG: 0.527 (1, 2)		0-0 G6-3 1-2		1-0 G4-3 1B 2B 1-H 2-H		0-0 P6		0-0 F8 2-3	
Randy Velarde, R OBP: 0.303, SLG: 0.419 (1, 5)			1-3 K		3-1 G4-3 2-3		2-1 1-H 3B	2-2 2B 1B 1B 1-2 3-H	
Roberto Kelly, R OBP: 0.399, SLG: 0.474 (1, 8)			1-1 SH5-3 1B		3-2 S 1B 3-H		2-1 G1-3	2-0 1B 2B 1-3 2-H	

Inning Stats	R: 1	H: 2	E: 0	K: 1	S: 10	LOB: 1	BB: 0	P: 13	R: 0	H: 1	E: 0	K: 1	S: 5	LOB: 0	BB: 0	P: 8	R: 0	H: 1	E: 0	K: 0	S: 8	LOB: 1	BB: 0	P: 12	R: 3	H: 3	E: 0	K: 0	S: 14	LOB: 1	BB: 1	P: 28	R: 0	H: 0	E: 0	K: 1	S: 5	LOB: 0	BB: 0	P: 9	R: 1	H: 1	E: 0	K: 1	S: 9	LOB: 1	BB: 1	P: 17	R: 0	H: 0	E: 1	K: 2	S: 8	LOB: 1	BB: 1	P: 15	R: 4	H: 5	E: 0	K: 2	S: 19	LOB: 2	BB: 1	P: 30
--------------	------	------	------	------	-------	--------	-------	-------	------	------	------	------	------	--------	-------	------	------	------	------	------	------	--------	-------	-------	------	------	------	------	-------	--------	-------	-------	------	------	------	------	------	--------	-------	------	------	------	------	------	------	--------	-------	-------	------	------	------	------	------	--------	-------	-------	------	------	------	------	-------	--------	-------	-------

PITCHER		IP	WLS	BF	H	R	ER	SO	BB	IBB	HBP	BLK	WP	HR	S	P	ERA	WHIP
Scott Bailes, L ERA: 4.53 (1, 1)		5.2	L	26	8	5	5	4	2	0	0	0	0	0	49	83	7.94	1.765
Steve Davis, L ERA: 7.98 (6, 1)		2.1		14	5	4	4	4	2	0	0	0	1	0	29	49	15.43	3.000


BOTTOM

Cleveland Indians @ New York Yankees
 Yankee Stadium, Bronx, NY
 Mon Aug 07 1989, 7:05 PM EDT
 Att: 21,794 - Unknown - 75 F

AB	R	H	RBI	BB	SO	LOB
3	1	2	2	1	0	1
5	0	1	0	0	1	3
5	0	1	1	0	1	3
0	0	0	0	0	0	0
4	1	0	0	1	3	4
4	1	1	0	0	2	2
2	3	2	0	2	0	0
4	1	1	2	0	0	4
4	1	2	2	0	1	1
4	1	3	2	0	0	1

AB	35
R	9
H	13
RBI	9
BB	4
SO	8
LOB	19

WP	PA
1	40
PB	0
SB	2
CS	1



Batter	1	2	3	4	5	6	7	8	9	AB R H RBI BB SO LOB	TOP											
Tommy Hinzo, S (1, 4) CBBBS	3-3 K		4-2 BB		1-1 F9		2-3 K		1-2 G1	4 0 0 0 1 2 2	<p>Cleveland Indians @ New York Yankees Yankee Stadium, Bronx, NY Tue Aug 08 1989, 7:05 PM EDT Att. 25,192 - Unknown - 70 F</p>											
Pete O'Brien, L (1, 3) OBP: 0.371, SLG: 0.400 BCC	1-3 K		0-0 F7		3-1 BLK 1B		2-3 K			4 0 1 0 0 2 1												
Joe Carter, R (1, 7) OBP: 0.296, SLG: 0.464 BFFBFB	3-2 P3			0-1 HR 2B	0-1 F8		1-3 K2-3			4 1 1 0 0 1 1												
Cory Snyder, R (1, 9) OBP: 0.256, SLG: 0.364 X		0-0 G5-3		1-1 HR 2-H	0-0 G5-3		3-3 K			4 1 1 2 0 1 1												
Brook Jacoby, R (1, 5) OBP: 0.353, SLG: 0.426 X		0-0 G5-3		0-3 K		1-1 F8		0-0 1B G5-3 2B		4 1 1 0 0 1 0												
Albert Belle, R (1, 10) OBP: 0.326, SLG: 0.523 X		0-0 2B		2-1 1B G3 1B		2-3 K		0-1 G5-3 BB 1B		4 0 3 0 0 1 0												
Brad Komminsk, R (1, 8) OBP: 0.348, SLG: 0.469 BCCBB		3-3 K		1-1 G3		2-3 K		4-0 G5-3 BB		3 0 0 0 1 2 2												
Andy Allanson, R (1, 2) OBP: 0.260, SLG: 0.268 Dion James, L (9, PH) OBP: 0.370, SLG: 0.364 Joel Skinner, R (9, 2) OBP: 0.300, SLG: 0.333 CBBSX			1-2 F8	1-0 1B		0-0 F9		0-0 G5-3		3 0 1 0 0 0 0 1 0 0 1 0 0 2 0 0 0 0 0 0 0												
Felix Fermin, R (1, 6) OBP: 0.289, SLG: 0.243 BFX			1-1 F8	0-0 G4-3		0-1 G3		2-2 G1-3		4 0 0 0 0 0 4												
Inning Stats	R: 0 E: 0 K: 2 S: 11	H: 0 LOB: 0 BB: 0 P: 18	R: 0 E: 0 K: 1 S: 6	H: 1 LOB: 1 BB: 0 P: 9	R: 0 E: 0 K: 0 S: 10	H: 0 LOB: 1 BB: 1 P: 16	R: 2 E: 0 K: 1 S: 13	H: 4 LOB: 2 BB: 0 P: 18	R: 0 E: 0 K: 0 S: 7	H: 1 LOB: 1 BB: 0 P: 11	R: 0 E: 0 K: 2 S: 11	H: 0 LOB: 0 BB: 0 P: 16	R: 0 E: 0 K: 1 S: 6	H: 0 LOB: 0 BB: 0 P: 8	R: 0 E: 0 K: 3 S: 11	H: 0 LOB: 0 BB: 0 P: 17	R: 1 E: 0 K: 0 S: 11	H: 2 LOB: 2 BB: 1 P: 18	1B: 4 2B: 3 3B: 0 HR: 1	SF: 0 SAC: 0 DP: 0 HBP: 0	WP: 0 PB: 0 SB: 0 CS: 0	PA: 37
PITCHER	IP WLS BF H R ER SO BB IBB HBP BLK WP HR S P ERA WHIP																					
Chuck Cary, L (1, 1) ERA: 2.28	8.0 L 33 8 3 3 10 1 0 0 1 0 0 1 78 116 3.38 1.125																					
Eric Plunk, R (9, 1) ERA: 2.4	0.0 1 0 0 0 0 1 0 0 0 0 0 0 0 4 ∞ ∞																					
Lee Guetterman, L (9, 1) ERA: 3.11	1.0 3 0 0 0 0 0 0 0 0 0 0 0 8 11 0.00 0.000																					

livebaseballscorecards.com

AB	35
R	3
H	8
RBI	3
BB	2
SO	10
LOB	13



Batter	1	2	3	4	5	6	7	8	9	AB R H RBI BB SO LOB	TOP		
Dion James, L (1, 7) OBP: 0.375, SLG: 0.376 Brad Komminsk, R (9, PH) OBP: 0.354, SLG: 0.485 (9, 8)	1-1 CS 1B		1-0 FC6-4 1B 2B 1-2f 3-H		1-1 2B 2B		1-1 1B 2B		0-0 2-H 2B	4 2 3 1 0 0 1 1 0 1 1 0 0 0			
Brook Jacoby, R (1, 5) OBP: 0.356, SLG: 0.432	3-3 K 1-2		1-2 2B 1B		2-1 HR 2B		0-0 FC1-4 1B		0-1 F8	5 1 3 2 0 1 2			
Joe Carter, R (1, 8) OBP: 0.299, SLG: 0.473 (9, 7)	1-0 F8		2-1 2B		0-1 HR		1-2 FC1-4 1B		4-0 IBB	4 1 2 3 1 0 2			
Pete O'Brien, L (1, 3) OBP: 0.367, SLG: 0.395		1-1 G5-3	1-0 G1-3		2-1 F8		2-0 G4-3		1-2 G3	5 0 0 0 0 0 6			
Cory Snyder, R (1, 6) OBP: 0.253, SLG: 0.360		2-3 K		1-0 G5-3	0-0 G1-3			1-3 K		4 0 0 0 0 2 0			
Albert Belle, R (1, 10) OBP: 0.313, SLG: 0.500		3-2 G5-3		0-2 G5-3		1-3 K		2-3 K		4 0 0 0 0 2 0			
Dave Clark, L (1, 9) OBP: 0.326, SLG: 0.389			2-1 G4-3 FC6-4 2B	1-2 G4-3		1-0 G4-3		2-3 K		4 1 1 0 0 1 0			
Joel Skinner, R (1, 2) OBP: 0.299, SLG: 0.325			2-2 G4-3		0-1 L9	0-0 G4-3		4-2 SH1-4 2B BB		3 1 0 0 1 0 1			
Felix Fermin, R (1, 4) OBP: 0.292, SLG: 0.244			1-1 FC6-4 HBP		1-0 2B 2B 1B		1-1 G4-3		0-0 SH1-4	2 1 1 0 0 0 0			
Inning Stats	R: 0 H: 1 E: 0 LOB: 0 K: 1 BB: 0 S: 11 P: 16	R: 0 H: 0 E: 0 LOB: 0 K: 1 BB: 0 S: 9 P: 15	R: 2 H: 3 E: 0 LOB: 2 K: 0 BB: 0 S: 15 P: 25	R: 0 H: 0 E: 0 LOB: 0 K: 0 BB: 0 S: 9 P: 11	R: 4 H: 4 E: 0 LOB: 0 K: 0 BB: 0 S: 12 P: 18	R: 0 H: 0 E: 0 LOB: 0 K: 1 BB: 0 S: 5 P: 7	R: 0 H: 2 E: 0 LOB: 2 K: 0 BB: 0 S: 9 P: 14	R: 0 H: 0 E: 0 LOB: 0 K: 3 BB: 0 S: 11 P: 16	R: 1 H: 1 E: 0 LOB: 2 K: 0 BB: 2 S: 13 P: 22	1B: 4 SF: 0 2B: 7 SAC: 1 3B: 0 DP: 1 HR: 1 HBP: 1	WP: 0 PA: 40 PB: 0 SB: 0 CS: 1		
PITCHER	IP WLS BF H R ER SO BB IBB HBP BLK WP HR S P ERA WHIP											PITCHER	IP WLS BF H R ER SO BB IBB HBP BLK WP HR S P ERA WHIP
Andy Hawkins, R (1, 1) ERA: 4.58	4.1 L 21 8 6 6 2 0 0 1 0 0 0 1 53 80 12.46 1.846												
Clay Parker, R (5, 1) ERA: 3.97	2.1 9 2 0 0 1 0 0 0 0 0 0 0 16 23 0.00 0.857												
Lee Guetterman, L (7, 1) ERA: 3.1	0.1 1 0 0 0 0 0 0 0 0 0 0 0 1 3 0.00 0.000												
Lance McCullers, R (8, 1) ERA: 5.46	1.0 3 0 0 0 3 0 0 0 0 0 0 0 11 16 0.00 0.000												
Dave Righetti, L (9, 1) ERA: 2.66	1.0 6 1 1 1 0 1 1 0 0 0 0 0 13 22 9.00 2.000												

Cleveland Indians @ New York Yankees
 Yankee Stadium, Bronx, NY
 Wed Aug 09 1989, 7:05 PM EDT
 Att. 31,121 - Unknown - 70 F

livebaseballscorecards.com

AB	36
R	7
H	11
RBI	7
BB	2
SO	6
LOB	12



Batter	1	2	3	4	5	6	7	8	9	AB R H RBI BB SO LOB
Steve Sax, R OBP: 0.375, SLG: 0.396 (1, 4)	2-1 CS 1B		4-2 BB 1-2 L3		2-1 F8		2-2 G6-3		0-1 1B	4 0 2 0 1 0 0
Luis Polonia, L OBP: 0.335, SLG: 0.392 (1, 7)	1-1 G6-3 1-2		1-1 L3 1-2		1-0 B1-3		1-1 G5-3		3-2 G5-3	5 0 0 0 0 0 4
Don Mattingly, L OBP: 0.345, SLG: 0.465 (1, 3)	1-1 1B			1-1 1B 2B	1-0 1B		1-1 G6-3			4 1 3 0 0 0 0
Mel Hall, L OBP: 0.310, SLG: 0.423 (1, 9)	1-1 F8			0-0 BB 1B	0-0 G4-3			2-2 G3		4 1 1 1 0 0 2
Ken Phelps, L OBP: 0.351, SLG: 0.394 (1, 10)		2-2 P5		3-1 BB FC6-5 1B		2-2 HR		2-1 G4-3		4 2 2 1 0 0 0
Bob Geren, R OBP: 0.392, SLG: 0.510 (1, 2)		2-2 G5-3		4-1 FC6-5 BB 1-2 2-3 BB		1-3 K		2-0 FC6-4 1B		3 0 1 0 1 1 0
Wayne Tolleson, S OBP: 0.246, SLG: 0.200 (1, 5)		0-0 G4-3		4-2 FC6-5 BB 1-2 2-3 3-H BB		1-1 G6-3		2-1 FC6-4 1-2f		3 0 0 1 1 0 1
Alvaro Espinoza, R OBP: 0.305, SLG: 0.320 (1, 6)			2-0 G6-3	0-0 FC6-5 G1-6-3 1-2 2-3f 3-H BB		1-0 1B		0-2 L6		4 0 1 1 0 0 2
Roberto Kelly, R OBP: 0.393, SLG: 0.464 (1, 8)			4-0 BB	1-0 G1-6-3 1-2f		2-0 G5-3		1-3 K		3 0 0 0 1 1 3

Inning Stats	R: 0 E: 0 K: 0 S: 8	H: 2 LOB: 1 BB: 0 P: 13	R: 0 E: 0 K: 0 S: 8	H: 0 LOB: 0 BB: 0 P: 12	R: 0 E: 0 K: 0 S: 6	H: 0 LOB: 1 BB: 2 P: 17	R: 3 E: 0 K: 0 S: 10	H: 3 LOB: 1 BB: 2 P: 23	R: 0 E: 0 K: 0 S: 5	H: 1 LOB: 1 BB: 0 P: 9	R: 1 E: 0 K: 1 S: 11	H: 2 LOB: 1 BB: 0 P: 18	R: 0 E: 0 K: 0 S: 9	H: 0 LOB: 0 BB: 0 P: 13	R: 0 E: 0 K: 0 S: 8	H: 1 LOB: 1 BB: 0 P: 16	R: 0 E: 0 K: 1 S: 14	H: 1 LOB: 1 BB: 0 P: 18	1B: 8 2B: 2 3B: 0 HR: 1	SF: 0 SAC: 0 DP: 2 HBP: 0	WP: 0 PB: 0 SB: 1 CS: 1	PA: 38
--------------	------------------------------	----------------------------------	------------------------------	----------------------------------	------------------------------	----------------------------------	-------------------------------	----------------------------------	------------------------------	---------------------------------	-------------------------------	----------------------------------	------------------------------	----------------------------------	------------------------------	----------------------------------	-------------------------------	----------------------------------	----------------------------------	------------------------------------	----------------------------------	--------

PITCHER	IP	WLS	BF	H	R	ER	SO	BB	IBB	HBP	BLK	WP	HR	S	P	ERA	WHIP
Rod Nichols, R ERA: 4.15 (1, 1)	5.2	W	26	8	4	4	1	4	0	0	0	0	1	47	89	6.35	2.118
Steve Olin, R ERA: 2.16 (6, 1)	3.1	S	12	2	0	0	1	0	0	0	0	0	0	32	50	0.00	0.600

BOTTOM

Cleveland Indians @ New York Yankees
 Yankee Stadium, Bronx, NY
 Wed Aug 09 1989, 7:05 PM EDT
 Att: 31,121 - Unknown - 70 F

AB	34
R	4
H	10
RBI	4
BB	4
SO	2
LOB	12



WP	HR	S	P	ERA	WHIP
0	0	1	1	0.00	0.600

Batter	1	2	3	4	5	6	7	8	9	AB R H RBI BB SO LOB	TOP	
Steve Sax, R (1, 4) OBP: 0.378, SLG: 0.400	1-1 F8		1-2 G4-3 SH1-4 HR 1B	0-2 FC6-4 1B		0-3 K		2-1 1B	0-1 1B	6 1 4 2 0 1 1		
Alvaro Espinoza, R (1, 6) OBP: 0.303, SLG: 0.319	2-1 G3-6-3 1B		0-0 SH1-4	1-0 FC6-4			0-1 F7	0-3 K	2-2 G3	5 0 1 0 0 1 6		
Don Mattingly, L (1, 3) OBP: 0.347, SLG: 0.474	2-2 G3-6-3 1-2f		1-1 G4-3		1-0 3B		1-0 HR 1B		1-2 2B 2B	5 2 3 1 0 0 2		
Steve Balboni, R (1, 10) OBP: 0.298, SLG: 0.495			3-1 HR		0-2 P4		0-1 1-H HR		1-0 F7	5 2 2 4 0 1 2		
Jesse Barfield, R (1, 9) OBP: 0.351, SLG: 0.437			1-2 G3	1-0 F8		2-2 G5-3		0-1 L6	4-0 2B 2B BB	4 1 0 0 1 0 1		
Bob Geren, R (1, 2) OBP: 0.411, SLG: 0.556				4-1 1B 1B BB		0-1 F8		2-0 HR	0-1 1-3 2-H 2B 2B	3 2 2 2 2 0 1		
Steve Kiefer, R (1, 5) Wayne Tolleson, S (7, 5) OBP: 0.252, SLG: 0.217			2-3 K		1-3 K		2-2 P8	0-3 K	1-2 1B 2B	4 0 0 0 0 3 2 1 1 1 2 0 0 0	AB 42 R 11 H 18 RBI 11 BB 4 SO 9 LOB 17	
Luis Polonia, L (1, 7) Marcus Lawton, S (8, PH) (8, 7)			0-2 1B 1B		1-3 K		1-0 G6-3		3-3 K	3 1 1 0 0 1 1 2 0 0 0 0 2 1		
Roberto Kelly, R (1, 8) OBP: 0.402, SLG: 0.471			1-0 SH1-4 1B 1-2 G4-3 1B		0-0 1B		1-1 S 1B		2-1 1B	4 1 4 0 1 0 0		
Inning Stats	R: 0 E: 0 K: 0 S: 7 H: 1 LOB: 0 BB: 0 P: 12	R: 0 E: 0 K: 2 S: 9 H: 0 LOB: 1 BB: 1 P: 19	R: 4 E: 0 K: 0 S: 13 H: 4 LOB: 0 BB: 0 P: 20	R: 0 E: 0 K: 2 S: 15 H: 2 LOB: 3 BB: 1 P: 22	R: 0 E: 0 K: 0 S: 9 H: 1 LOB: 1 BB: 0 P: 12	R: 0 E: 0 K: 1 S: 9 H: 1 LOB: 1 BB: 0 P: 13	R: 3 E: 0 K: 1 S: 11 H: 3 LOB: 0 BB: 0 P: 14	R: 0 E: 0 K: 2 S: 12 H: 2 LOB: 1 BB: 0 P: 19	R: 4 E: 0 K: 1 S: 23 H: 4 LOB: 2 BB: 2 P: 38	1B: 11 2B: 3 3B: 1 HR: 3 SF: 0 SAC: 1 DP: 1 HBP: 0	WP: 0 PB: 0 SB: 1 CS: 0 PA: 47	
PITCHER Shane Rawley, L (1, 1) ERA: 4.8 David West, L (8, 1) ERA: 9.0	IP WLS BF H R ER SO BB IBB HBP BLK WP HR S P ERA WHIP	7.0 L 34 12 7 7 6 2 0 0 0 0 0 3 73 112 9.00 2.000	2.0 13 6 4 4 3 2 0 0 0 0 0 0 35 57 18.00 4.000	PITCHER IP WLS BF H R ER SO BB IBB HBP BLK WP HR S P ERA WHIP								

New York Yankees @ Minnesota Twins
 Hubert H. Humphrey Metrodome, Minneapolis, MN
 Fri Aug 11 1989, 8:05 PM EDT
 Att: 40,653 - Unknown

livebaseballscorecards.com



Batter	1	2	3	4	5	6	7	8	9	AB	R	H	RBI	BB	SO	LOB
Doug Baker, S (1, 4) OBP: 0.382, SLG: 0.397	0-0 L9		0-0 1B		2-1 F8		4-0 2B BB	4-1 BB BB		3	1	1	1	2	0	0
Randy Bush, L (1, 7) OBP: 0.343, SLG: 0.439	4-2 G6-4-3 BB		1-0 G3-4-1			4-1 FC4-6 1B BB	0-0 2B BB	0-0 BB		2	0	1	0	2	0	2
Brian Harper, R (8, PH) OBP: 0.335, SLG: 0.429							1-2 1B			1	0	0	0	0	0	3
Kirby Puckett, R (1, 8) OBP: 0.382, SLG: 0.477	0-0 G6-4-3			1-0 F9		0-0 FC4-6 1B	0-1 2B		3-3 K	5	0	2	1	0	1	1
Kent Hrbek, L (1, 3) OBP: 0.374, SLG: 0.529		0-0 G4-3		0-0 1B		2-3 K	0-1 G6-3		0-0 L5	3	0	1	0	0	1	2
John Moses, S (7, 7) OBP: 0.329, SLG: 0.360										2	0	0	0	0	0	2
Gary Gaetti, R (1, 5) OBP: 0.286, SLG: 0.418		0-0 G5-3		1-0 1B		1-1 FC4-6		0-1 BB 1B	0-0 F7	5	1	2	0	0	0	2
Jim Dwyer, L (1, 10) OBP: 0.392, SLG: 0.411			2-1 G4-3	1-0 L7		1-1 G3		0-0 F8		4	0	0	0	0	0	5
Gene Larkin, S (1, 9) OBP: 0.355, SLG: 0.337			0-0 G1-3	1-2 G3			1-1 G3	0-0 BB BB 1B		4	0	1	0	0	0	2
Greg Gagne, R (1, 6) OBP: 0.288, SLG: 0.398			1-0 G6-3		0-1 G4-3		1-3 K	4-0 BB BB		3	0	0	0	1	1	0
Tim Laudner, R (1, 2) OBP: 0.297, SLG: 0.346			1-1 1B		2-2 G6-3		3-1 HR	1-3 K		4	1	2	1	0	1	3

Inning Stats	R: 0	H: 0	E: 0	K: 0	S: 5	R: 0	H: 0	E: 0	K: 0	S: 4	R: 0	H: 2	E: 0	K: 0	S: 6	R: 0	H: 1	E: 0	K: 1	S: 9	R: 2	H: 3	E: 0	K: 1	S: 13	R: 1	H: 2	E: 0	K: 1	S: 10	R: 0	H: 0	E: 0	K: 1	S: 6	1B: 8	2B: 1	3B: 0	HR: 1	SF: 0	SAC: 0	DP: 1	HBP: 0	WP: 0	PB: 0	SB: 0	CS: 0	PA: 41
--------------	------	------	------	------	------	------	------	------	------	------	------	------	------	------	------	------	------	------	------	------	------	------	------	------	-------	------	------	------	------	-------	------	------	------	------	------	-------	-------	-------	-------	-------	--------	-------	--------	-------	-------	-------	-------	--------

PITCHER	IP	WLS	BF	H	R	ER	SO	BB	IBB	HBP	BLK	WP	HR	S	P	ERA	WHIP
Walt Terrell, R (1, 1) ERA: 4.44	7.1	W	34	10	3	3	2	3	0	0	0	0	1	55	89	3.68	1.773
Eric Plunk, R (8, 1) ERA: 2.38	0.1		3	0	0	0	1	2	0	0	0	0	0	5	14	0.00	6.000
Dave Righetti, L (8, 1) ERA: 2.6	1.1	S	4	0	0	0	1	0	0	0	0	0	0	7	10	0.00	0.000

BOTTOM

New York Yankees @ Minnesota Twins
Hubert H. Humphrey Metrodome, Minneapolis, MN

Fri Aug 11 1989, 8:05 PM EDT
Att. 40,653 - Unknown

livebaseballscorecards.com

AB	36
R	3
H	10
RBI	3
BB	5
SO	4
LOB	22



Batter	1	2	3	4	5	6	7	8	9	AB R H RBI BB SO LOB	TOP
Steve Sax, R (1, 4) OBP: 0.374, SLG: 0.395	3-1 G6-3		2-1 L9	3-2 G4-3			2-1 G4-3		0-1 P4	5 0 0 0 0 0 2	<p>New York Yankees @ Minnesota Twins Hubert H. Humphrey Metrodome, Minneapolis, MN</p> <p>Sat Aug 12 1989, 4:33 AM EDT Att: 43,920 - Dome - 72 F</p> <p>livebaseballscorecards.com</p>
Luis Polonia, L (1, 7) OBP: 0.337, SLG: 0.393	1-1 BB 1B		1-2 1B WP 1B	1-2 G5-3			2-3 K			4 2 2 0 0 1 1	
Don Mattingly, L (1, 3) OBP: 0.349, SLG: 0.473	4-2 1B BB		0-2 WP BB 1B 1B			2-2 L8		1-2 P6		3 1 1 0 1 0 0	
Mel Hall, L (1, 10) OBP: 0.317, SLG: 0.426	1-0 G6-4-3 1B		1-3 K			4-2 G5-4-3 BB		2-1 1B		3 0 2 1 1 1 2	
Jesse Barfield, R (1, 9) OBP: 0.351, SLG: 0.435 Ken Phelps, L (8, PH) OBP: 0.349, SLG: 0.391 Marcus Lawton, S (8, 9)	0-1 G6-4-3 1-2f		4-1 1B WP BB			1-0 G5-4-3 1-2f		2-2 P2		2 0 0 0 1 0 3 1 0 0 0 0 0 1 0 0 0 0 0 0 0	
Bob Geren, R (1, 2) OBP: 0.405, SLG: 0.544		2-0 P4	3-2 1-3 2-H 3-H 1B			1-2 P5		0-0 F7		4 0 1 1 0 0 1	
Steve Kiefer, R (1, 5) Don Slaught, R (9, PH) OBP: 0.330, SLG: 0.400		0-3 K	0-1 L5			2-3 K		0-0 P6		3 0 0 0 0 2 2 1 0 0 0 0 0 0	
Alvaro Espinoza, R (1, 6) OBP: 0.303, SLG: 0.318		2-1 1B		2-1 F9 1B		0-0 P3		0-3 K		4 0 1 0 0 1 0	
Roberto Kelly, R (1, 8) OBP: 0.403, SLG: 0.472		1-3 K		3-2 S 1B			0-0 F9		2-2 1B	4 0 2 0 0 1 1	
Inning Stats	R: 1 H: 2 E: 0 LOB: 1 K: 0 BB: 1 S: 13 P: 21	R: 0 H: 1 E: 0 LOB: 1 K: 2 BB: 0 S: 9 P: 14	R: 2 H: 3 E: 0 LOB: 2 K: 1 BB: 1 S: 20 P: 31	R: 0 H: 1 E: 0 LOB: 1 K: 0 BB: 0 S: 12 P: 21	R: 0 H: 0 E: 0 LOB: 0 K: 0 BB: 1 S: 8 P: 15	R: 0 H: 0 E: 0 LOB: 0 K: 1 BB: 0 S: 7 P: 10	R: 0 H: 0 E: 0 LOB: 0 K: 1 BB: 0 S: 6 P: 10	R: 0 H: 1 E: 0 LOB: 1 K: 0 BB: 0 S: 10 P: 15	R: 0 H: 1 E: 0 LOB: 1 K: 1 BB: 0 S: 9 P: 11	1B: 9 SF: 0 2B: 0 SAC: 0 3B: 0 DP: 2 HR: 0 HBP: 0	WP: 1 PA: 37 PB: 0 SB: 1 CS: 0
PITCHER	IP WLS BF H R ER SO BB IBB HBP BLK WP HR S P ERA WHIP										
Roy Smith, R (1, 1) ERA: 3.92	7.2 W 32 8 3 3 5 3 0 0 0 1 0 84 136 3.52 1.435										
Jeff Reardon, R (8, 1) ERA: 3.74	1.1 S 5 1 0 0 1 0 0 0 0 0 0 10 12 0.00 0.750										

New York Yankees @ Minnesota Twins
Hubert H. Humphrey Metrodome, Minneapolis, MN

AB	34
R	3
H	9
RBI	2
BB	3
SO	6
LOB	13



Batter	1	2	3	4	5	6	7	8	9	AB	R	H	RBI	BB	SO	LOB	BOTTOM					
Al Newman, S OBP: 0.344, SLG: 0.310 (1, 4)	4-1 FC3-6 BB	1-0 1B		2-2 P7	3-2 S 1B		1-1 G4-3			4	0	2	1	1	0	1						
Dan Gladden, R OBP: 0.336, SLG: 0.388 (1, 7)	3-2 P5	1-0 1B		0-0 1B S 1B	1-2 G6-3			4-2 G4-3 1B BB		4	1	2	1	0	0	3						
Randy Bush, L OBP: 0.345, SLG: 0.439 (8, PH)		1-2 2-H 1B								0	1	0	0	1	0	0						
Kirby Puckett, R OBP: 0.362, SLG: 0.478 (1, 8)	0-2 FC3-6 1B 1B 1-2f	2-1 L9		1-2 1B 1-3 1B		2-1 2B		2-2 G4-3		5	0	2	0	0	0	4						
Gary Gaetti, R OBP: 0.269, SLG: 0.420 (1, 5)	3-2 1B 1-2 1B		2-1 F8	0-0 1-2 3-H 1B		2-2 P2		1-2 S 1B 2-H 1B		5	1	3	2	0	0	1						
Gene Larkin, S OBP: 0.359, SLG: 0.344 (1, 3)	2-2 1B 1-2 2-3 1B		1-0 WP 1B 2B	2-1 P3		1-0 P3		2-2 1B 1-H 1B		5	1	3	1	0	0	3						
Brian Harper, R OBP: 0.336, SLG: 0.429 (1, 2)	1-3 K		2-2 WP 1B 2-H		0-1 SH5-3 1B 1B	2-2 G3		1-0 F7		5	1	2	1	0	1	5						
Carmen Castillo, R OBP: 0.307, SLG: 0.447 (1, 10)		4-2 1B 1B BB	0-3 K		0-1 SH5-3		1-0 G3-1 SH1-4 1B	1-2 1B		1	1	0	0	1	1	1						
Jim Dwyer, L OBP: 0.395, SLG: 0.414 (7, PH)										1	0	1	0	0	0	0						
Tim Laudner, R OBP: 0.300, SLG: 0.350 (8, PH)										1	0	1	0	0	0	0						
Greg Gagne, R OBP: 0.288, SLG: 0.395 (1, 6)		1-3 K	3-2 G4-3		4-0 1B BB		0-1 SH1-4	1-0 G6-3		3	0	0	0	1	1	4						
John Moses, S OBP: 0.322, SLG: 0.352 (9, 7)		1-0 L4		2-2 L7		0-3 K	2-2 G3-1			4	0	0	0	0	1	4						
Inning Stats	R: 0 E: 0 K: 1 S: 19	H: 2 LOB: 3 BB: 1 P: 32	R: 1 E: 0 K: 1 S: 10	H: 2 LOB: 2 BB: 1 P: 20	R: 1 E: 0 K: 1 S: 14	H: 2 LOB: 1 BB: 0 P: 22	R: 1 E: 0 K: 0 S: 13	H: 3 LOB: 2 BB: 0 P: 20	R: 1 E: 0 K: 1 S: 15	H: 2 LOB: 2 BB: 1 P: 23	R: 0 E: 0 K: 0 S: 11	H: 1 LOB: 1 BB: 0 P: 18	R: 0 E: 0 K: 0 S: 8	H: 1 LOB: 1 BB: 0 P: 12	R: 2 E: 0 K: 0 S: 18	H: 3 LOB: 2 BB: 1 P: 30	1B: 14 2B: 2 3B: 0 HR: 0	SF: 0 SAC: 2 DP: 0 HBP: 0	WP: 2 PB: 0 SB: 3 CS: 0	PA: 44		
PITCHER	IP WLS BF H R ER SO	IP WLS BF H R ER SO	IP WLS BF H R ER SO	IP WLS BF H R ER SO	IP WLS BF H R ER SO	IP WLS BF H R ER SO	IP WLS BF H R ER SO	IP WLS BF H R ER SO	IP WLS BF H R ER SO	IP WLS BF H R ER SO	IP WLS BF H R ER SO	IP WLS BF H R ER SO	IP WLS BF H R ER SO	IP WLS BF H R ER SO	IP WLS BF H R ER SO	IP WLS BF H R ER SO	WP HR S P	ERA WHIP	ERA WHIP			
Greg Cadaret, L ERA: 3.46 (1, 1)	4.2 L	28	11	4	4	4	3	0	0	0	0	0	0	0	0	0	2	0	0	0	7.71	3.000
Lance McCullers, R ERA: 5.25 (5, 1)	2.1	9	2	0	0	0	0	0	0	0	0	0	0	0	0	0	0	0	0	0	0.00	0.857
Eric Plunk, R ERA: 2.68 (8, 1)	0.1	3	1	2	2	0	1	0	0	0	0	0	0	0	0	0	0	0	0	0	54.00	6.000
Lee Guetterman, L ERA: 3.07 (8, 1)	0.2	4	2	0	0	0	0	0	0	0	0	0	0	0	0	0	0	0	0	0	0.00	3.000

New York Yankees @ Minnesota Twins
Hubert H. Humphrey Metrodome, Minneapolis, MN

Sat Aug 12 1989, 4:33 AM EDT
 Att: 43,920 - Dome - 72 F

AB	38
R	6
H	16
RBI	6
BB	4
SO	4
LOB	26



WP	2	PA	44
PB	0		
SB	3		
CS	0		

WP	HR	S	P	ERA	WHIP
----	----	---	---	-----	------

livebaseballscorecards.com

Batter	1	2	3	4	5	6	7	8	9	AB R H RBI BB SO LOB	TOP																									
Steve Sax, R (1, 4) OBP: 0.376, SLG: 0.395	1-2 L6		4-0 SH1-3 BB		0-1 F8			0-1 E 2B 1B	4-1 S G6-3 2B BB	3 2 1 0 2 0 0																										
Wayne Tolleson, S (1, 5) OBP: 0.260, SLG: 0.255	2-2 HR 3B		0-0 SH1-3			1-2 2B		0-0 E7 2B 1B	0-0 SAFE G6-3	4 2 2 0 0 0 2																										
Don Mattingly, L (1, 10) OBP: 0.349, SLG: 0.473	0-2 P2		1-2 P5			0-1 P4		1-0 1B 2B	4-0 S 2B IBB	4 2 1 1 1 0 3																										
Jesse Barfield, R (1, 9) OBP: 0.354, SLG: 0.438	4-2 HR BB		1-3 K			0-0 G5-3		2-0 1B SF8 1B	3-1 G4-3 1B 2B	4 2 2 4 1 1 2																										
Ken Phelps, L (1, 3) OBP: 0.353, SLG: 0.412 Marcus Lawton, S (8, PR) Steve Balboni, R (8, 3) OBP: 0.297, SLG: 0.493	0-1 HR			2-2 F7		3-3 K		1-0 1B 1B	2-2 G4-3	4 1 2 3 0 1 1 0 0 0 0 0 0 0 1 0 0 0 0 0 1																										
Bob Geren, R (1, 2) OBP: 0.397, SLG: 0.533	2-3 K			0-1 G5-4-3 1B			0-1 P3	2-2 SF8	0-0 F8	4 0 1 1 0 1 1																										
Luis Polonia, L (1, 7) OBP: 0.336, SLG: 0.392		0-1 L5		3-2 G5-4-3			2-2 G1-3	1-0 1B		4 0 1 0 0 0 1																										
Alvaro Espinoza, R (1, 6) OBP: 0.302, SLG: 0.317		1-3 K			3-2 L9		1-2 FC6-4 1B	0-0 F7		4 0 1 0 0 1 2																										
Roberto Kelly, R (1, 8) OBP: 0.399, SLG: 0.466		1-3 K			2-1 G5-3		2-2 FC6-4	0-2 P3		4 0 0 0 0 1 3																										
Inning Stats	R: 3 E: 0 K: 1 S: 17	H: 2 LOB: 0 BB: 1 P: 26	R: 0 E: 0 K: 2 S: 9	H: 0 LOB: 0 BB: 0 P: 11	R: 0 E: 0 K: 1 S: 7	H: 0 LOB: 1 BB: 1 P: 13	R: 0 E: 0 K: 0 S: 9	H: 1 LOB: 0 BB: 0 P: 14	R: 0 E: 0 K: 0 S: 8	H: 0 LOB: 0 BB: 0 P: 13	R: 0 E: 0 K: 1 S: 16	H: 1 LOB: 1 BB: 0 P: 20	R: 0 E: 0 K: 0 S: 13	H: 1 LOB: 1 BB: 0 P: 18	R: 4 E: 1 K: 0 S: 14	H: 5 LOB: 2 BB: 0 P: 21	R: 2 E: 0 K: 0 S: 11	H: 1 LOB: 1 BB: 2 P: 24	1B: 6 2B: 3 3B: 1 HR: 1	SF: 1 SAC: 1 DP: 1 HBP: 0	WP: 0 PB: 0 SB: 2 CS: 0	PA: 42														
PITCHER	IP WLS BF H R ER SO BB IBB HBP BLK WP HR S P ERA WHIP																																			
Rick Aguilera, R (1, 1) ERA: 2.81	7.0		27	5	3	3	5	2	0	0	0	0	1	79	115	3.86	1.000																			
Juan Berenguer, R (8, 1) ERA: 3.63	0.0		5	4	4	3	0	0	0	0	0	0	0	6	10	∞	∞																			
Jeff Reardon, R (8, 1) ERA: 3.93	2.0	L	10	2	2	2	0	1	1	0	0	0	0	19	35	9.00	1.500																			

New York Yankees @ Minnesota Twins
 Hubert H. Humphrey Metrodome, Minneapolis, MN
 Sun Aug 13 1989, 4:33 AM EDT
 Att. 38,797 - Dome

livebaseballscorecards.com

AB	36
R	9
H	11
RBI	9
BB	4
SO	5
LOB	16



BOTTOM

New York Yankees @ Minnesota Twins
Hubert H. Humphrey Metrodome, Minneapolis, MN

Sun Aug 13 1989, 4:33 AM EDT
Att. 38,797 - Dome

livebaseballscorecards.com

AB	37
R	7
H	12
RBI	7
BB	3
SO	1
LOB	15



WP:	1	PA:	42
PB:	0	SB:	1
CS:	1		

AB R H RBI BB SO LOB

4 0 0 0 1 0 1

4 1 2 1 1 0 2

4 1 2 0 1 1 2

5 1 1 0 0 0 5

4 1 1 0 0 0 2

4 1 1 3 0 0 0

3 1 2 0 0 0 1

1 0 0 0 0 0 0

4 1 1 0 0 0 2

4 0 2 3 0 0 0

1B:	7	SF:	0
2B:	4	SAC:	1
3B:	0	DP:	0
HR:	1	HBP:	0

R:	1	H:	1
E:	0	LOB:	1
K:	0	BB:	0
S:	6	P:	15

R:	1	H:	1
E:	1	LOB:	0
K:	0	BB:	0
S:	11	P:	19

R:	0	H:	0
E:	0	LOB:	1
K:	1	BB:	1
S:	7	P:	14

R:	0	H:	1
E:	0	LOB:	1
K:	0	BB:	0
S:	8	P:	10

R:	0	H:	1
E:	0	LOB:	2
K:	0	BB:	1
S:	10	P:	17

R:	3	H:	4
E:	0	LOB:	1
K:	0	BB:	0
S:	16	P:	22

R:	2	H:	3
E:	0	LOB:	0
K:	0	BB:	0
S:	16	P:	26

R:	0	H:	0
E:	0	LOB:	0
K:	0	BB:	0
S:	5	P:	7

R:	0	H:	1
E:	0	LOB:	1
K:	0	BB:	0
S:	6	P:	10

1B:	7	SF:	0
2B:	4	SAC:	1
3B:	0	DP:	0
HR:	1	HBP:	0

R:	0	H:	1
E:	0	LOB:	1
K:	0	BB:	0
S:	6	P:	10

R:	0	H:	0
E:	0	LOB:	0
K:	0	BB:	0
S:	5	P:	7

R:	0	H:	1
E:	0	LOB:	1
K:	0	BB:	0
S:	6	P:	10

R:	0	H:	0
E:	0	LOB:	0
K:	0	BB:	0
S:	5	P:	7

R:	0	H:	1
E:	0	LOB:	1
K:	0	BB:	0
S:	6	P:	10

R:	0	H:	0
E:	0	LOB:	0
K:	0	BB:	0
S:	5	P:	7

R:	0	H:	1
E:	0	LOB:	1
K:	0	BB:	0
S:	6	P:	10

R:	0	H:	0
E:	0	LOB:	0
K:	0	BB:	0
S:	5	P:	7

R:	0	H:	1
E:	0	LOB:	1
K:	0	BB:	0
S:	6	P:	10

R:	0	H:	0
E:	0	LOB:	0
K:	0	BB:	0
S:	5	P:	7

R:	0	H:	1
E:	0	LOB:	1
K:	0	BB:	0
S:	6	P:	10

R:	0	H:	0
E:	0	LOB:	0
K:	0	BB:	0
S:	5	P:	7

R:	0	H:	1
E:	0	LOB:	1
K:	0	BB:	0
S:	6	P:	10

R:	0	H:	0
E:	0	LOB:	0
K:	0	BB:	0
S:	5	P:	7

R:	0	H:	1
E:	0	LOB:	1
K:	0	BB:	0
S:	6	P:	10

R:	0	H:	0
E:	0	LOB:	0
K:	0	BB:	0
S:	5	P:	7

R:	0	H:	1
E:	0	LOB:	1
K:	0	BB:	0
S:	6	P:	10

R:	0	H:	0
E:	0	LOB:	0
K:	0	BB:	0
S:	5	P:	7

R:	0	H:	1
E:	0	LOB:	1
K:	0	BB:	0
S:	6	P:	10

R:	0	H:	0
E:	0	LOB:	0
K:	0	BB:	0
S:	5	P:	7

R:	0	H:	1
E:	0	LOB:	1
K:	0	BB:	0
S:	6	P:	10

R:	0	H:	0
E:	0	LOB:	0
K:	0	BB:	0
S:	5	P:	7

R:	0	H:	1
E:	0	LOB:	1
K:	0	BB:	0
S:	6	P:	10

R:	0	H:	0
E:	0	LOB:	0
K:	0	BB:	0
S:	5	P:	7

R:	0	H:	1
E:	0	LOB:	1
K:	0	BB:	0
S:	6	P:	10

R:	0	H:	0
E:	0	LOB:	0
K:	0	BB:	0
S:	5	P:	7

R:	0	H:	1
E:	0	LOB:	1
K:	0	BB:	0
S:	6	P:	10

R:	0	H:	0
E:	0	LOB:	0
K:	0	BB:	0
S:	5	P:	7

R:	0	H:	1
E:	0	LOB:	1
K:	0	BB:	0
S:	6	P:	10

R:	0	H:	0
E:	0	LOB:	0
K:	0	BB:	0
S:	5	P:	7

R:	0	H:	1
E:	0	LOB:	1
K:	0	BB:	0
S:	6	P:	10

R:	0	H:	0
E:	0	LOB:	0
K:	0	BB:	0
S:	5	P:	7

R:	0	H:	1
E:	0	LOB:	1
K:	0	BB:	0
S:	6	P:	10

R:	0	H:	0
E:	0	LOB:	0
K:	0	BB:	0
S:	5	P:	7

R:	0	H:	1
E:	0	LOB:	1
K:	0	BB:	0
S:	6	P:	10

R:	0	H:	0
E:	0	LOB:	0
K:	0	BB:	0
S:	5	P:	7

R:	0	H:	1
E:	0	LOB:	1
K:	0	BB:	0
S:	6	P:	10

R:	0	H:	0
E:	0	LOB:	0
K:	0	BB:	0
S:	5	P:	7

R:	0	H:	1
E:	0	LOB:	1
K:	0	BB:	0
S:	6	P:	10

R:	0	H:	0
E:	0	LOB:	0
K:	0	BB:	0
S:	5	P:	7

R:	0	H:	1
E:	0	LOB:	1
K:	0	BB:	0
S:	6	P:	10

R:	0	H:	0
E:	0	LOB:	0
K:	0	BB:	0
S:	5	P:	7

R:	0	H:	1
E:	0	LOB:	1
K:	0	BB:	0
S:	6	P:	10

R:	0	H:	0
E:	0	LOB:	0
K:	0	BB:	0
S:	5	P:	7

R:	0	H:	1
E:	0	LOB:	1
K:	0	BB:	0
S:	6	P:	10

R:	0	H:	0
E:	0	LOB:	0
K:	0	BB:	0
S:	5	P:	7

R:	0	H:	1
E:	0	LOB:	1
K:	0	BB:	0
S:	6	P:	10

R:	0	H:	0
E:	0	LOB:	0
K:	0	BB:	0
S:	5	P:	7

R:	0	H:	1
E:	0	LOB:	1
K:	0	BB:	0
S:	6	P:	10

R:	0	H:	0
E:	0	LOB:	0
K:	0	BB:	0
S:	5	P:	7

R:	0	H:	1
E:	0	LOB:	1
K:	0	BB:	0
S:	6	P:	10

R:	0	H:	0
E:	0	LOB:	0
K:	0	BB:	0
S:	5	P:	7

R:	0	H:	1
E:	0	LOB:	1
K:	0	BB:	0
S:	6	P:	10

R:	0	H:	0
E:	0	LOB:	0
K:	0	BB:	0
S:	5	P:	7

R:	0	H:	1
E:	0	LOB:	1
K:	0	BB:	0
S:	6	P:	10

R:	0	H:	0
E:	0	LOB:	0
K:	0	BB:	0
S:	5	P:	7

R:	0	H:	1
E:	0	LOB:	1
K:	0	BB:	0
S:	6	P:	10

R:	0	H:	0
E:	0	LOB:	0
K:	0	BB:	0
S:	5	P:	7

R:	0	H:	1
E:	0	LOB:	1
K:	0	BB:	0
S:	6	P:	10

R:	0	H:	0
E:	0	LOB:	0
K:	0	BB:	0
S:	5	P:	7

R:	0	H:	1
E:	0	LOB:	1
K:	0	BB:	0
S:	6	P:	10

R:	0	H:	0
E:	0	LOB:	0
K:	0	BB:	0
S:	5	P:	7

R:	0	H:	1
E:	0	LOB:	1
K:	0	BB:	0
S:	6	P:	10

R:	0	H:	0
E:	0	LOB:	0
K:	0	BB:	0

New York Yankees @ Milwaukee Brewers
Milwaukee County Stadium, Milwaukee, WI

Mon Aug 14 1989, 8:05 PM EDT
 Att: 22,829 - Unknown

AB	31
R	4
H	5
RBI	4
BB	5
SO	5
LOB	15



AB R H RBI BB SO LOB

WP: 0 PA: 38
 PB: 1
 SB: 2
 CS: 0

Batter	1	2	3	4	5	6	7	8	9
Steve Sax, R (1, 4) OBP: 0.377, SLG: 0.395	3-2 G4-3 S G4-3 1B		1-1 P4			1-0 G1-3		0-1 SF4 SH2-3 1B 1B	0-1 G5-3
Wayne Tolleson, S (1, 5) OBP: 0.252, SLG: 0.246	2-2 G4-3		1-2 G4-3			2-1 G6-3		3-1 SH2-3 1B 1B	2-2 G6-3
Don Mattingly, L (1, 3) OBP: 0.350, SLG: 0.474	0-1 G4-3			1-0 2B		2-0 G1-3		4-0 1B IBB	
Ken Phelps, L (1, 10) OBP: 0.352, SLG: 0.407 Marcus Lawton, S (7, PR) Mel Hall, L (8, PH) OBP: 0.316, SLG: 0.426	4-1 3-H BB		2-3 K			2-3 K S		0-0 SF4	
Jesse Barfield, R (1, 9) OBP: 0.355, SLG: 0.436	3-3 K		3-1 G4-3			4-1 BB BB		4-1 1B BB	
Don Slaught, R (1, 2) OBP: 0.329, SLG: 0.398		1-0 F7		0-0 G5-3		1-1 F7		0-0 1B	
Luis Polonia, L (1, 7) OBP: 0.332, SLG: 0.387		1-1 G4-3			1-0 G6-3		1-0 F7	1-3 K	
Alvaro Espinoza, R (1, 6) OBP: 0.299, SLG: 0.313		1-1 G6-3			1-0 G5-3		1-0 F8		0-1 G1-3
Roberto Kelly, R (1, 8) OBP: 0.400, SLG: 0.464			0-1 F9		1-3 K			4-1 SH2-3 1B SF4 BB	1-1 BLK BLK 1B

Inning Stats	R: 1	H: 1	E: 0	K: 1	S: 13	P: 25	R: 0	H: 0	E: 0	K: 0	S: 5	P: 8	R: 0	H: 0	E: 0	K: 0	S: 10	P: 12	R: 0	H: 1	E: 0	K: 1	S: 7	P: 13	R: 0	H: 0	E: 0	K: 1	S: 5	P: 8	R: 0	H: 0	E: 0	K: 0	S: 4	P: 9	R: 0	H: 0	E: 0	K: 1	S: 9	P: 17	R: 3	H: 2	E: 0	K: 1	S: 11	P: 27	R: 0	H: 1	E: 0	K: 0	S: 9	P: 12	1B: 4	2B: 1	3B: 0	HR: 0	SF: 1	SAC: 1	DP: 0	HBP: 0
--------------	------	------	------	------	-------	-------	------	------	------	------	------	------	------	------	------	------	-------	-------	------	------	------	------	------	-------	------	------	------	------	------	------	------	------	------	------	------	------	------	------	------	------	------	-------	------	------	------	------	-------	-------	------	------	------	------	------	-------	-------	-------	-------	-------	-------	--------	-------	--------

PITCHER	IP	WLS	BF	H	R	ER	SO	BB	IBB	HBP	BLK	WP	HR	S	P	ERA	WHIP
Jeff Peterek, R (1, 1) ERA: 2.57	7.0		27	2	2	2	4	3	0	0	0	0	0	54	97	2.57	0.714
Chuck Crim, R (8, 1) ERA: 3.35	0.2		6	2	2	2	0	1	1	0	0	0	0	7	18	27.00	4.500
Tony Fossas, L (8, 1) ERA: 4.0	1.1	W	5	1	0	0	1	0	0	0	2	0	0	12	16	0.00	0.750

PITCHER	IP	WLS	BF	H	R	ER	SO	BB	IBB	HBP	BLK	WP	HR	S	P	ERA	WHIP
---------	----	-----	----	---	---	----	----	----	-----	-----	-----	----	----	---	---	-----	------

Batter	1	2	3	4	5	6	7	8	9	AB	R	H	RBI	BB	SO	LOB
Paul Molitor, R OBP: 0.362, SLG: 0.399 (1, 5)	1-2 G6-3		3-2 G4-3		1-0 L7			2-1 E5		4	0	0	0	0	0	0
Jim Gantner, L OBP: 0.321, SLG: 0.333 (1, 4)	2-0 G3		4-2 2B BB		0-1 L7			0-1 G3-6		3	1	0	0	1	0	1
Glenn Braggs, R OBP: 0.305, SLG: 0.384 (1, 7)	2-2 1B 1B		1-0 P4		1-0 L5			0-1 F9 G4-3 2B		4	2	2	0	0	0	1
Robin Yount, R OBP: 0.393, SLG: 0.520 (1, 8)	4-2 1B 1-2 BB		2-1 2B		1-3 K			0-0 F9		3	0	1	1	1	1	1
Greg Brock, L OBP: 0.367, SLG: 0.425 (1, 3)	1-0 1B		0-0 F7		1-3 K			0-0 G4-3		4	0	1	2	0	1	1
Terry Francona, L OBP: 0.253, SLG: 0.319 (1, 10)	2-1 G1-3			0-0 G3			0-0 P5	4-2 2B BB		3	0	0	0	0	0	2
Joey Meyer, R OBP: 0.276, SLG: 0.374 (9, PH)										0	0	0	0	1	0	0
Tom Filer, R OBP: 0.276, SLG: 0.374 (9, PR)										0	1	0	0	0	0	0
B.J. Surhoff, L OBP: 0.280, SLG: 0.332 (1, 2)		2-1 P6		1-0 F8			0-1 L8	1-1 1B 2B		4	1	1	1	0	0	0
Mike Felder, S OBP: 0.310, SLG: 0.319 (1, 9)		2-2 L6		3-1 F8			1-2 F7	4-0 1B IBB		3	0	0	0	1	0	0
Bill Spiers, L OBP: 0.289, SLG: 0.271 (1, 6)		0-1 G6-3			0-1 F8			2-1 1B		2	0	0	0	0	0	0
Greg Vaughn, R OBP: 0.429, SLG: 0.667 (8, PH)										1	0	0	0	0	0	0
Gus Polidor, R OBP: 0.229, SLG: 0.244 (9, 6)								1-3 2-H		1	0	1	1	0	0	0

Inning Stats	R: 1	H: 2	E: 0	K: 0	S: 14	LOB: 2	BB: 1	P: 26	R: 0	H: 0	E: 0	K: 0	S: 9	LOB: 0	BB: 0	P: 13	R: 1	H: 1	E: 0	K: 0	S: 12	LOB: 1	BB: 1	P: 22	R: 0	H: 0	E: 0	K: 0	S: 4	LOB: 0	BB: 0	P: 8	R: 0	H: 0	E: 0	K: 2	S: 9	LOB: 0	BB: 0	P: 12	R: 0	H: 0	E: 0	K: 0	S: 6	LOB: 0	BB: 0	P: 7	R: 0	H: 0	E: 1	K: 0	S: 6	LOB: 0	BB: 0	P: 8	R: 3	H: 3	E: 0	K: 0	S: 10	LOB: 2	BB: 2	P: 21	1B: 3	2B: 3	3B: 0	HR: 0	SF: 0	SAC: 0	DP: 1	HBP: 0	WP: 0	PA: 36
PITCHER	IP	WLS	BF	H	R	ER	SO	BB	IBB	HBP	BLK	WP	HR	S	P	ERA	WHIP																																																									
Andy Hawkins, R ERA: 4.49 (1, 1)	7.0		26	3	2	2	2	2	0	0	0	0	0	59	94	2.57	0.714																																																									
Dave Righetti, L ERA: 3.02 (8, 1)	1.2	L	10	3	3	3	0	1	1	0	0	0	0	16	29	16.20	2.400																																																									

BOTTOM

New York Yankees @ Milwaukee Brewers
Milwaukee County Stadium, Milwaukee, WI

Mon Aug 14 1989, 8:05 PM EDT
Att. 22,829 - Unknown

AB	32
R	5
H	6
RBI	5
BB	4
SO	2
LOB	6



WP: 0	PA: 36
PB: 0	ERA
SB: 1	WHIP
CS: 0	

Batter	1	2	3	4	5	6	7	8	9	AB R H RBI BB SO LOB	TOP
Steve Sax, R (1, 4) OBP: 0.378, SLG: 0.395	4-0 CS 1B BB		2-2 S 1B			2-2 L8		0-1 F9		3 0 1 0 1 0 0	New York Yankees @ Milwaukee Brewers Milwaukee County Stadium, Milwaukee, WI Tue Aug 15 1989, 8:05 PM EDT Att: 38,829 - Unknown
Alvaro Espinoza, R (1, 6) OBP: 0.304, SLG: 0.318	1-2 G4-3 CS 1B		1-3 K			2-2 E 1B		1-1 FC6 1B		4 0 3 0 0 1 2	
Don Mattingly, L (1, 10) OBP: 0.348, SLG: 0.470	1-2 G4-3 1-3 2-3		1-1 G3-1			1-2 L6		2-1 FC6 1-2f		4 0 0 0 0 0 6	
Steve Balboni, R (1, 3) OBP: 0.296, SLG: 0.486	0-0 G6-3				0-1 P3	4-1 FC6-4 BB		2-2 P6		3 0 0 0 1 0 1	
Jesse Barfield, R (1, 9) OBP: 0.352, SLG: 0.431		2-1 G6-3		3-2 F9		1-2 FC6-4 1-2f		0-0 G5-3		4 0 0 0 0 0 2	
Bob Geren, R (1, 2) OBP: 0.392, SLG: 0.523		0-0 F8		0-2 P6		0-0 FC1-6 1B		0-3 K		4 0 1 0 0 1 0	
Marcus Lawton, S (1, 7)		2-1 P3			1-2 G6-3		0-0 FC1-6 1-2f			3 0 0 0 0 0 1	
Wayne Tolleson, S (1, 5) OBP: 0.254, SLG: 0.248			3-2 1B S 1B		3-1 F9		1 SAFE 1 SAFE 4-3-6-4 1-2f			3 0 1 0 0 0 1	
Roberto Kelly, R (1, 8) OBP: 0.397, SLG: 0.460			0-3 K		1-3 K			1-3 K		3 0 0 0 0 3 1	
Inning Stats	R: 0 E: 0 K: 0 S: 7 H: 1 LOB: 1 BB: 1 P: 13	R: 0 E: 0 K: 0 S: 5 H: 0 LOB: 0 BB: 0 P: 9	R: 0 E: 0 K: 2 S: 16 H: 2 LOB: 2 BB: 0 P: 23	R: 0 E: 0 K: 0 S: 8 H: 0 LOB: 0 BB: 0 P: 11	R: 0 E: 0 K: 1 S: 8 H: 0 LOB: 0 BB: 0 P: 13	R: 0 E: 1 K: 0 S: 16 H: 1 LOB: 2 BB: 1 P: 26	R: 0 E: 0 K: 0 S: 3 H: 1 LOB: 0 BB: 0 P: 3	R: 0 E: 0 K: 1 S: 9 H: 1 LOB: 1 BB: 0 P: 13	R: 0 E: 0 K: 1 S: 7 H: 0 LOB: 0 BB: 0 P: 9	1B: 6 2B: 1 3B: 0 HR: 0 SF: 0 SAC: 0 DP: 1 HBP: 0	WP: 0 PB: 0 SB: 2 CS: 2 PA: 33
PITCHER Teddy Higuera, L (1, 1) ERA: 2.89	IP 9.0 WLS W BF 33 H 6 R 0 ER 0 SO 5 BB 2 IBB 0 HBP 0 BLK 0 WP 0 HR 0 S 79 P 120 ERA 0.00 WHIP 0.889										

livebaseballscorecards.com

AB	31
R	0
H	6
RBI	0
BB	2
SO	5
LOB	14



Batter	1	2	3	4	5	6	7	8	9	AB R H RBI BB SO LOB	TOP											
Steve Sax, R OBP: 0.376, SLG: 0.392 (1, 4)	1-1 L6	0-2 G5-3			0-0 1B		0-0 SH5-3			3 0 1 0 0 0 0												
Alvaro Espinoza, R OBP: 0.310, SLG: 0.328 (1, 6)	2-0 F9 1B 2B		0-1 G5-4-3 1B		1-2 1B		0-0 G4-3			4 1 3 0 0 0 1												
Don Mattingly, L OBP: 0.346, SLG: 0.468 (1, 3)	2-1 F9 2-3		1-1 L8		2-2 L3			1-1 G5-3		4 0 0 0 0 0 4												
Steve Balboni, R OBP: 0.300, SLG: 0.484 (1, 10)	4-0 1B IBB		0-0 G5-4-3 1-2f		3-1 1B			1-3 K		3 1 1 0 1 1 1												
Jesse Barfield, R OBP: 0.350, SLG: 0.426 (1, 9)	4-0 1B BB		0-0 G5-3		2-3 K			3-3 K		3 0 0 0 1 2 1												
Mel Hall, L OBP: 0.310, SLG: 0.416 (1, 7)	3-2 1B		1-3 K		1-0 L9			2-3 K		4 0 1 2 0 2 1												
Bob Geren, R OBP: 0.391, SLG: 0.525 (1, 2)	2-2 F8		2-3 K		2-0 G5-3			2-2 F9		4 0 0 0 0 1 3												
Wayne Tolleson, S OBP: 0.254, SLG: 0.242 (1, 5)		3-1 L9			1-2 F8		4-1 SH5-3 BB	2-0 1B		3 0 1 0 1 0 0												
Roberto Kelly, R OBP: 0.389, SLG: 0.450 (1, 8)		1-0 G5-3			1-0 P8		2-3 K	2-3 K		4 0 0 0 0 2 2												
Inning Stats	R: 2 E: 0 K: 0 S: 11	H: 2 LOB: 2 BB: 2 P: 29	R: 0 E: 0 K: 0 S: 6	H: 0 LOB: 0 BB: 0 P: 10	R: 0 E: 0 K: 0 S: 5	H: 1 LOB: 0 BB: 0 P: 6	R: 0 E: 0 K: 2 S: 7	H: 0 LOB: 0 BB: 0 P: 10	R: 0 E: 0 K: 1 S: 11	H: 2 LOB: 2 BB: 0 P: 16	R: 0 E: 0 K: 1 S: 10	H: 1 LOB: 1 BB: 0 P: 18	R: 0 E: 0 K: 1 S: 6	H: 0 LOB: 1 BB: 1 P: 12	R: 0 E: 0 K: 2 S: 8	H: 0 LOB: 0 BB: 0 P: 13	R: 0 E: 0 K: 2 S: 11	H: 1 LOB: 1 BB: 0 P: 19	1B: 6 2B: 1 3B: 0 HR: 0	SF: 0 SAC: 1 DP: 1 HBP: 0	WP: 0 PB: 0 SB: 0 CS: 0	PA: 36
PITCHER	IP WLS BF H R ER SO BB IBB HBP BLK WP HR S P ERA WHIP																					
Brian Dubois, L ERA: 3.0 (1, 1)	6.0 L 26 6 2 2 3 2 1 0 0 0 0 51 94 3.00 1.333																					
Ed Nunez, R ERA: 2.95 (7, 1)	2.0 6 0 0 0 3 0 0 0 0 0 0 13 20 0.00 0.000																					
Paul Gibson, L ERA: 4.42 (9, 1)	1.0 4 1 0 0 2 0 0 0 0 0 0 11 19 0.00 1.000																					

New York Yankees @ Detroit Tigers
Tiger Stadium, Detroit, MI
 Thu Aug 17 1989, 7:05 PM EDT
 Att. 23,863 - Sunny - 71 F

livebaseballscorecards.com

AB 32
R 2
H 7
RBI 2
BB 3
SO 8
LOB 13



Batter	1	2	3	4	5	6	7	8	9	AB R H RBI BB SO LOB	TOP
Steve Sax, R (1, 4) OBP: 0.377, SLG: 0.393	3-2 2B		4-1 BB 1-2			1-2 G2-3		1-2 G6-3		3 0 1 0 1 0 1	
Don Mattingly, L (1, 3) OBP: 0.344, SLG: 0.465	0-1 L9		1-0 G4-6-3			2-2 P5		2-2 P7		4 0 0 0 0 0 4	
Roberto Kelly, R (1, 8) OBP: 0.388, SLG: 0.448	2-1 SAFE G5-3			0-0 P1		1-1 1B		2-2 P3		4 0 1 1 0 0 1	
Mel Hall, L (1, 10) OBP: 0.306, SLG: 0.410 Don Slaught, R (9, PH) OBP: 0.328, SLG: 0.397	1-3 K			3-3 K		1-3 K		2-3 K		3 0 0 0 0 3 2 1 0 0 0 0 1 0	
Jesse Barfield, R (1, 9) OBP: 0.351, SLG: 0.425		2-1 G5-4-3 1B		2-2 G5-3			0-3 K	4-2 HR BB		3 1 1 0 1 1 0	
Bob Geren, R (1, 2) OBP: 0.386, SLG: 0.541		1 SAFE 3-2 SAFE G5-4-3 1-2f			1-2 G5-3		3-2 G5-3	2-2 HR		4 1 1 2 0 0 1	
Alvaro Espinoza, R (1, 6) OBP: 0.310, SLG: 0.327					0-1 B5-3		0-2 1B	3-2 F8		4 0 1 0 0 0 0	
Wayne Tolleson, S (1, 5) OBP: 0.255, SLG: 0.238			4-2 BB BB		0-0 P7		0-0 F7			2 0 0 0 1 0 1	
Luis Polonia, L (1, 7) OBP: 0.330, SLG: 0.384			0-1 B1			1-0 E4 1B		1-2 G4-3		3 1 0 0 0 0 1	
Inning Stats	R: 0 H: 1 E: 0 LOB: 1 K: 1 BB: 0 S: 11 P: 17	R: 0 H: 1 E: 0 LOB: 0 K: 0 BB: 0 S: 10 P: 16	R: 0 H: 0 E: 0 LOB: 1 K: 0 BB: 2 S: 6 P: 15	R: 0 H: 0 E: 0 LOB: 0 K: 1 BB: 0 S: 9 P: 14	R: 0 H: 0 E: 0 LOB: 0 K: 0 BB: 0 S: 7 P: 8	R: 1 H: 1 E: 1 LOB: 1 K: 1 BB: 0 S: 13 P: 19	R: 0 H: 1 E: 0 LOB: 1 K: 1 BB: 0 S: 12 P: 15	R: 0 H: 0 E: 0 LOB: 0 K: 0 BB: 0 S: 12 P: 16	R: 2 H: 1 E: 0 LOB: 0 K: 1 BB: 1 S: 17 P: 30	1B: 3 SF: 0 2B: 1 SAC: 0 3B: 0 DP: 2 HR: 1 HBP: 0	WP: 0 PA: 34 PB: 0 SB: 0 CS: 0
PITCHER	IP WLS BF H R ER SO BB IBB HBP BLK WP HR S P ERA WHIP										
Jeff Robinson, R (1, 1) ERA: 3.13	8.0 W 29 4 1 0 4 2 0 0 0 0 0 0 80 120 0.00 0.750										
Willie Hernandez, L (9, 1) ERA: 5.74	1.0 5 1 2 2 1 1 0 0 0 0 0 1 17 30 18.00 2.000										

New York Yankees @ Detroit Tigers
Tiger Stadium, Detroit, MI
 Fri Aug 18 1989, 7:05 PM EDT
 Att: 30,432 - Unknown

livebaseballscorecards.com

AB	31
R	3
H	5
RBI	3
BB	3
SO	5
LOB	11



Batter	1	2	3	4	5	6	7	8	9
Gary Pettis, S OBP: 0.376, SLG: 0.315 (1, 8)	1-1 P7		0-1 G6-3		2-3 K	2-3 K		2-3 K	
Alan Trammell, R OBP: 0.306, SLG: 0.321 (1, 6)	1-0 HR 1B		2-1 F8		2-1 P8		2-2 F7		
Chet Lemon, R OBP: 0.326, SLG: 0.339 (1, 10)	1-0 HR		0-1 P1		4-0 WP 1B BB		2-1 P5		
Gary Ward, R OBP: 0.315, SLG: 0.438 (1, 7)	0-3 K			3-1 HR	0-2 WP 1B		4-1 E BB		
Rick Schu, R OBP: 0.291, SLG: 0.349 (1, 5)	2-2 HR		2-3 K		3-3 K		0-0 E9		
Mike Heath, R OBP: 0.314, SLG: 0.436 (1, 2)	1-0 F8		1-1 HR 2B		2-1 G5-3		0-1 L6		
Kenny Williams, R OBP: 0.249, SLG: 0.298 (1, 9)		1-0 P7	3-2 HR		2-2 G5-3		1-1 G5-3		
Dave Bergman, L OBP: 0.337, SLG: 0.357 (1, 3)		2-2 F7	1-1 F7		2-1 HR		1-0 G4-3		
Mike Brumley, S OBP: 0.289, SLG: 0.290 (1, 4)		2-3 K	0-0 F9		4-2 BB		0-0 BB 1B		

Inning Stats	R: 3	H: 3	E: 0	K: 1	S: 12	LOB: 0	BB: 0	P: 18
	R: 0	H: 0	E: 0	K: 1	S: 7	LOB: 0	BB: 0	P: 12
	R: 0	H: 0	E: 0	K: 0	S: 6	LOB: 0	BB: 0	P: 8
	R: 3	H: 3	E: 0	K: 1	S: 15	LOB: 0	BB: 0	P: 25
	R: 0	H: 1	E: 0	K: 2	S: 11	LOB: 2	BB: 1	P: 22
	R: 1	H: 1	E: 0	K: 1	S: 13	LOB: 1	BB: 1	P: 25
	R: 0	H: 0	E: 1	K: 0	S: 9	LOB: 2	BB: 1	P: 17
	R: 0	H: 1	E: 0	K: 1	S: 8	LOB: 1	BB: 0	P: 12

PITCHER	IP	WLS	BF	H	R	ER	SO	BB	IBB	HBP	BLK	WP	HR	S	P	ERA	WHIP
Chuck Cary, L ERA: 3.21 (1, 1)	3.1	L	16	6	6	6	3	0	0	0	0	0	4	37	59	16.20	1.800
Eric Plunk, R ERA: 2.67 (4, 1)	3.2		17	2	1	1	3	3	0	0	0	1	1	36	68	2.46	1.364
Rich Gossage, R ERA: 3.04 (8, 1)	1.0		4	1	0	0	1	0	0	0	0	0	0	8	12	0.00	1.000

AB R H RBI BB SO LOB

5	0	0	0	0	3	2
4	1	1	0	0	0	0
3	1	1	2	1	0	0
3	1	2	1	1	1	0
4	1	1	1	0	2	3
4	1	1	0	0	0	2
4	1	1	2	0	0	0
4	1	1	1	0	0	0
3	0	1	0	1	1	0

AB	R	H	RBI	BB	SO	LOB
34	7	9	7	3	7	7

New York Yankees @ Detroit Tigers
 Tiger Stadium, Detroit, MI
 Fri Aug 18 1989, 7:05 PM EDT
 Att. 30,432 - Unknown

livebaseballscorecards.com

WP: 1	PA: 37
PB: 0	
SB: 0	
CS: 0	



Batter	1	2	3	4	5	6	7	8	9	AB R H RBI BB SO LOB	TOP											
Steve Sax, R (1, 4) OBP: 0.374, SLG: 0.389	1-1 G3	3-2 G4-3		2-2 FC4			0-1 P5		1-2 G6-3	5 0 0 0 0 0 3												
Roberto Kelly, R (1, 8) OBP: 0.385, SLG: 0.443	0-1 B2		0-0 F9		1-1 G5-3		1-3 K		4-2 BB	4 0 0 0 1 1 0												
Don Mattingly, L (1, 3) OBP: 0.344, SLG: 0.463	0-0 1B		1-0 L8		0-3 K		4-0 BB		1-0 L9	4 0 1 0 1 1 1												
Steve Balboni, R (1, 10) OBP: 0.295, SLG: 0.476	2-1 P3		2-2 L4		2-1 F7		1-3 K			4 0 0 0 0 1 2												
Mel Hall, L (1, 7) OBP: 0.305, SLG: 0.408		1-0 E9 HR		0-0 P2		0-0 G3-1		0-2 G5-3 1B		4 1 1 0 0 0 0												
Jesse Barfield, R (1, 9) OBP: 0.355, SLG: 0.439		2-0 HR		2-2 1B 2B		0-1 1B 1B		3-2 G5-3		4 3 3 2 0 0 1												
Don Slaught, R (1, 2) OBP: 0.325, SLG: 0.392		3-2 F7		1-1 G5-3		1-3 K		1-1 G6-3		4 0 0 0 0 1 3												
Alvaro Espinoza, R (1, 6) OBP: 0.312, SLG: 0.329		0-0 L9		0-0 E WP 1B		0-0 1B		0-0 G5-3		4 0 2 2 0 0 1												
Wayne Tolleson, S (1, 5) OBP: 0.257, SLG: 0.240		0-0 1B		2-1 E5 FC4		0-0 G4-3			1-2 G4-3	3 0 1 0 0 0 2												
Luis Polonia, L (9, PH) OBP: 0.329, SLG: 0.383				1-3						1 0 0 0 0 0 0												
Inning Stats	R: 0 E: 0 K: 0 S: 7	H: 1 LOB: 1 BB: 0 P: 10	R: 2 E: 1 K: 0 S: 11	H: 2 LOB: 1 BB: 0 P: 20	R: 0 E: 0 K: 0 S: 6	H: 0 LOB: 0 BB: 0 P: 9	R: 1 E: 1 K: 0 S: 14	H: 2 LOB: 2 BB: 0 P: 21	R: 0 E: 0 K: 1 S: 7	H: 0 LOB: 0 BB: 0 P: 10	R: 1 E: 0 K: 1 S: 8	H: 2 LOB: 1 BB: 0 P: 9	R: 0 E: 0 K: 2 S: 8	H: 0 LOB: 1 BB: 1 P: 14	R: 0 E: 0 K: 0 S: 9	H: 1 LOB: 1 BB: 0 P: 13	R: 0 E: 0 K: 0 S: 9	H: 0 LOB: 1 BB: 1 P: 16	1B: 6 2B: 1 3B: 0 HR: 1	SF: 0 SAC: 0 DP: 0 HBP: 0	WP: 1 PB: 0 SB: 1 CS: 0	PA: 39
PITCHER Jack Morris, R (1, 1) ERA: 4.38	IP: 9.0 WLS: W BF: 39 H: 8 R: 4 ER: 3 SO: 4 BB: 2 IBB: 0 HBP: 0 BLK: 0 WP: 1 HR: 1 S: 79 P: 122 ERA: 3.00 WHIP: 1.111											PITCHER	IP: WLS: BF: H: R: ER: SO: BB: IBB: HBP: BLK: WP: HR: S: P: ERA: WHIP:									

New York Yankees @ Detroit Tigers
 Tiger Stadium, Detroit, MI
 Sat Aug 19 1989, 7:05 PM EDT
 Att: 30,454 - Unknown

livebaseballscorecards.com

AB	37
R	4
H	8
RBI	4
BB	2
SO	4
LOB	13



BOTTOM

New York Yankees @ Detroit Tigers
Tiger Stadium, Detroit, MI
Sat Aug 19 1989, 7:05 PM EDT
Att. 30,454 - Unknown

livebaseballscorecards.com

AB	33
R	5
H	8
RBI	5
BB	5
SO	7
LOB	18



WP:	0	PA:	38
PB:	0	SB:	1
CS:	0		

AB R H RBI BB SO LOB

5	0	1	2	0	2	2	
4	0	2	0	1	0	2	
4	0	1	2	0	0	2	
0	0	0	0	0	0	0	
2	0	0	0	0	1	1	
1	0	0	0	1	1	1	
1	0	0	0	1	0	1	
2	0	0	0	0	0	3	
4	1	1	0	0	1	1	
3	1	1	0	0	0	1	
0	1	0	0	1	0	0	
4	1	1	0	0	0	3	
3	1	1	1	1	2	1	
1B:	6	SF:	0	WP:	0	PA:	38
2B:	2	SAC:	0	PB:	0	SB:	1
3B:	0	DP:	0	CS:	0		
HR:	0	HBP:	0				

Batter	1	2	3	4	5	6	7	8	9									
Gary Pettis, S OBP: 0.374, SLG: 0.313 (1, 8)	1-0 F7		3-3 K		0-0 F7		0-3 K	0-0 1B 1-3 2-H 3-H										
Alan Trammell, R OBP: 0.310, SLG: 0.323 (1, 6)	3-2 L9			2-2 1B	1-2 1B 1-2 2-3		4-0 E S BB	3-2 P6										
Rob Richie, L OBP: 0.250, SLG: 0.500 Kenny Williams, R OBP: 0.249, SLG: 0.298 (1, 9) (9, 9)	0-0 G6-3			1-0 F8	2-2 2B		2-1 P5											
Dave Bergman, L OBP: 0.334, SLG: 0.355 Gary Ward, R OBP: 0.316, SLG: 0.436 (1, 3) (5, PH) (6, 3)		1-3 K		0-0 L8	4-0 IBB		2-3 K											
Matt Nokes, L OBP: 0.291, SLG: 0.386 Chet Lemon, R OBP: 0.324, SLG: 0.337 (1, 10) (5, PH)		4-2 BB		0-0 F8	0-0 G4-3			1-0 L8										
Fred Lynn, L OBP: 0.309, SLG: 0.309 (1, 7)		2-3 K			1-2 1B 1B	2-1 P4		0-1 G4-3										
Doug Strange, S OBP: 0.222, SLG: 0.239 Rick Schu, R OBP: 0.294, SLG: 0.349 (1, 5) (8, PH) (9, 5)		1-2 G4-3			0-0 1B 1B 1-2 2B 1B	1-1 F8		4-0 BB E 1B BB										
Mike Heath, R OBP: 0.314, SLG: 0.437 (1, 2)			1-0 G5-3		1-0 F9	3-2 2B		0-0 E5 1-2 1B BB										
Mike Brumley, S OBP: 0.295, SLG: 0.291 (1, 4)			3-3 K		2-1 1B 1-2 2B 1B	1-3 K		4-2 1B 1-2 2-3 BB										
Inning Stats	R: 0 H: 0 E: 0 LOB: 0 K: 0 BB: 0 S: 6 P: 10	R: 0 H: 0 E: 0 LOB: 1 K: 2 BB: 1 S: 13 P: 21	R: 0 H: 0 E: 0 LOB: 0 K: 2 BB: 0 S: 8 P: 15	R: 0 H: 1 E: 0 LOB: 1 K: 0 BB: 0 S: 6 P: 9	R: 3 H: 5 E: 0 LOB: 3 K: 0 BB: 1 S: 16 P: 27	R: 0 H: 1 E: 0 LOB: 1 K: 1 BB: 0 S: 11 P: 18	R: 0 H: 0 E: 0 LOB: 1 K: 2 BB: 1 S: 9 P: 17	R: 2 H: 1 E: 1 LOB: 2 K: 0 BB: 2 S: 13 P: 25	1B: 6 SF: 0 2B: 2 SAC: 0 3B: 0 DP: 0 HR: 0 HBP: 0									
PITCHER	IP WLS BF H R ER SO BB IBB HBP BLK WP HR S P ERA WHIP																	
Andy Hawkins, R ERA: 4.53 (1, 1)	4.2		21	6	3	3	4	1	0	0	0	0	0	0	4	77	5.79	1.500
Lee Guetterman, L ERA: 2.95 (5, 1)	0.0		1	0	0	0	0	0	1	0	0	0	0	0	4	∞	∞	
Lance McCullers, R ERA: 5.04 (5, 1)	2.1		9	1	0	0	3	1	0	0	0	0	0	0	21	36	0.00	0.857
Dave Righetti, L ERA: 2.88 (8, 1)	1.0	L	7	1	2	0	0	2	0	0	0	0	0	0	13	25	0.00	3.000

Batter	1	2	3	4	5	6	7	8	9									
Gary Pettis, S OBP: 0.374, SLG: 0.313 (1, 8)	1-0 F7		3-3 K		0-0 F7		0-3 K	0-0 1B 1-3 2-H 3-H										
Alan Trammell, R OBP: 0.310, SLG: 0.323 (1, 6)	3-2 L9			2-2 1B	1-2 1B 1-2 2-3		4-0 E S BB	3-2 P6										
Rob Richie, L OBP: 0.250, SLG: 0.500 Kenny Williams, R OBP: 0.249, SLG: 0.298 (1, 9) (9, 9)	0-0 G6-3			1-0 F8	2-2 2B		2-1 P5											
Dave Bergman, L OBP: 0.334, SLG: 0.355 Gary Ward, R OBP: 0.316, SLG: 0.436 (1, 3) (5, PH) (6, 3)		1-3 K		0-0 L8	4-0 IBB		2-3 K											
Matt Nokes, L OBP: 0.291, SLG: 0.386 Chet Lemon, R OBP: 0.324, SLG: 0.337 (1, 10) (5, PH)		4-2 BB		0-0 F8	0-0 G4-3			1-0 L8										
Fred Lynn, L OBP: 0.309, SLG: 0.309 (1, 7)		2-3 K			1-2 1B 1B	2-1 P4		0-1 G4-3										
Doug Strange, S OBP: 0.222, SLG: 0.239 Rick Schu, R OBP: 0.294, SLG: 0.349 (1, 5) (8, PH) (9, 5)		1-2 G4-3			0-0 1B 1B 1-2 2B 1B	1-1 F8		4-0 BB E 1B BB										
Mike Heath, R OBP: 0.314, SLG: 0.437 (1, 2)			1-0 G5-3		1-0 F9	3-2 2B		0-0 E5 1-2 1B BB										
Mike Brumley, S OBP: 0.295, SLG: 0.291 (1, 4)			3-3 K		2-1 1B 1-2 2B 1B	1-3 K		4-2 1B 1-2 2-3 BB										
Inning Stats	R: 0 H: 0 E: 0 LOB: 0 K: 0 BB: 0 S: 6 P: 10	R: 0 H: 0 E: 0 LOB: 1 K: 2 BB: 1 S: 13 P: 21	R: 0 H: 0 E: 0 LOB: 0 K: 2 BB: 0 S: 8 P: 15	R: 0 H: 1 E: 0 LOB: 1 K: 0 BB: 0 S: 6 P: 9	R: 3 H: 5 E: 0 LOB: 3 K: 0 BB: 1 S: 16 P: 27	R: 0 H: 1 E: 0 LOB: 1 K: 1 BB: 0 S: 11 P: 18	R: 0 H: 0 E: 0 LOB: 1 K: 2 BB: 1 S: 9 P: 17	R: 2 H: 1 E: 1 LOB: 2 K: 0 BB: 2 S: 13 P: 25	1B: 6 SF: 0 2B: 2 SAC: 0 3B: 0 DP: 0 HR: 0 HBP: 0									
PITCHER	IP WLS BF H R ER SO BB IBB HBP BLK WP HR S P ERA WHIP																	
Andy Hawkins, R ERA: 4.53 (1, 1)	4.2		21	6	3	3	4	1	0	0	0	0	0	0	4	77	5.79	1.500
Lee Guetterman, L ERA: 2.95 (5, 1)	0.0		1	0	0	0	0	0	1	0	0	0	0	0	4	∞	∞	
Lance McCullers, R ERA: 5.04 (5, 1)	2.1		9	1	0	0	3	1	0	0	0	0	0	0	21	36	0.00	0.857
Dave Righetti, L ERA: 2.88 (8, 1)	1.0	L	7	1	2	0	0	2	0	0	0	0	0	0	13	25	0.00	3.000

New York Yankees @ Detroit Tigers
 Tiger Stadium, Detroit, MI
 Sun Aug 20 1989, 3:33 AM EDT
 Att. 33,499 - Cloudy - 74 F

AB	35
R	6
H	9
RBI	6
BB	4
SO	5
LOB	12



TOP

Batter	1	2	3	4	5	6	7	8	9	AB	R	H	RBI	BB	SO	LOB
Steve Sax, R (1, 4) OBP: 0.374, SLG: 0.392	G6-3		G4-3						P6	4	0	1	2	1	0	0
Roberto Kelly, R (1, 8) OBP: 0.383, SLG: 0.442	L9			HR					K	5	1	1	0	0	2	3
Don Mattingly, L (1, 3) OBP: 0.345, SLG: 0.460	G3-1			K					G3	3	0	0	0	2	1	1
Steve Balboni, R (1, 10) OBP: 0.290, SLG: 0.468		F8		P4						4	0	0	0	0	1	4
Jesse Barfield, R (1, 9) OBP: 0.356, SLG: 0.446				HR					L8	3	1	1	2	1	0	0
Bob Geren, R (1, 2) OBP: 0.378, SLG: 0.528										3	0	0	0	0	0	1
Ken Phelps, L (8, PH) OBP: 0.348, SLG: 0.401										1	0	0	0	0	0	0
Don Slaught, R (8, 2) OBP: 0.325, SLG: 0.392										0	0	0	0	0	0	0
Alvaro Espinoza, R (1, 6) OBP: 0.314, SLG: 0.333										4	1	2	0	0	0	0
Wayne Tolleson, S (1, 5) OBP: 0.260, SLG: 0.267										2	1	1	1	0	1	0
Mel Hall, L (7, PH) OBP: 0.308, SLG: 0.410										1	1	1	0	0	0	0
Steve Kiefer, R (7, 5) OBP: 0.125, SLG: 0.125										1	0	1	0	0	0	0
Luis Polonia, L (1, 7) OBP: 0.328, SLG: 0.381										4	1	1	1	0	0	3

Inning	1	2	3	4	5	6	7	8	9
R	0	0	1	2	0	3	0	0	0
H	0	0	1	2	1	3	2	0	0
E	0	0	0	0	0	1	0	0	0
K	0	0	0	1	1	2	2	0	1
S	8	6	9	15	10	6	17	10	12
P	17	11	13	26	17	14	31	13	19

1B	2B	3B	HR	SF	SAC	DP	HBP
4	2	1	2	0	0	2	0

WP	PA
0	39

Batter	1	2	3	4	5	6	7	8	9
Steve Sax, R (1, 4) OBP: 0.374, SLG: 0.392	G6-3		G4-3						P6
Roberto Kelly, R (1, 8) OBP: 0.383, SLG: 0.442	L9			HR					K
Don Mattingly, L (1, 3) OBP: 0.345, SLG: 0.460	G3-1			K					G3
Steve Balboni, R (1, 10) OBP: 0.290, SLG: 0.468		F8		P4					
Jesse Barfield, R (1, 9) OBP: 0.356, SLG: 0.446				HR					L8
Bob Geren, R (1, 2) OBP: 0.378, SLG: 0.528									
Ken Phelps, L (8, PH) OBP: 0.348, SLG: 0.401									
Don Slaught, R (8, 2) OBP: 0.325, SLG: 0.392									
Alvaro Espinoza, R (1, 6) OBP: 0.314, SLG: 0.333									
Wayne Tolleson, S (1, 5) OBP: 0.260, SLG: 0.267									
Mel Hall, L (7, PH) OBP: 0.308, SLG: 0.410									
Steve Kiefer, R (7, 5) OBP: 0.125, SLG: 0.125									
Luis Polonia, L (1, 7) OBP: 0.328, SLG: 0.381									

PITCHER	IP	WLS	BF	H	R	ER	SO	BB	IBB	HBP	BLK	WP	HR	S	P	ERA	WHIP
Steve Searcy, L (1, 1) ERA: 5.4	5.0		21	4	3	3	2	3	0	0	0	0	2	52	92	5.40	1.400
Ed Nunez, R (6, 1) ERA: 3.26	2.0	W	10	3	3	2	2	0	1	0	0	0	0	19	37	9.00	1.500
Mike Henneman, R (8, 1) ERA: 4.21	2.0	S	8	2	0	0	1	0	0	0	0	0	0	22	32	0.00	1.000

BOTTOM

New York Yankees @ Detroit Tigers
Tiger Stadium, Detroit, MI
Sun Aug 20 1989, 3:33 AM EDT
Att. 33,499 - Cloudy - 74 F

livebaseballscorecards.com

AB	33
R	7
H	12
RBI	7
BB	4
SO	7
LOB	17



WP:	0	PA:	38
PB:	0		
SB:	2		
CS:	1		

AB R H RBI BB SO LOB

5 2 3 0 0 0 1

4 1 1 1 0 0 3

3 1 1 1 1 0 1

0 0 0 0 0 0 0

2 1 2 2 0 0 0

2 0 1 0 0 0 3

2 0 1 1 0 0 1

2 0 0 0 0 2 1

3 1 1 1 1 1 3

3 0 1 1 1 1 1

4 0 0 0 0 1 3

3 1 1 0 1 2 0

1B:	9	SF:	1
2B:	2	SAC:	0
3B:	0	DP:	1
HR:	1	HBP:	0

Batter	1	2	3	4	5	6	7	8	9
Gary Pettis, S OBP: 0.377, SLG: 0.317 (1, 8)	0-2 G6-3 1B		3-2 1B	3-2 L9		1-1 1-2 1B		1-0 G1-3	
Alan Trammell, R OBP: 0.309, SLG: 0.322 (1, 6)	1-2 G6-3		1-2 1B 2B	3-2 SF9		1-1 P7		0-1 G3	
Rob Richie, L OBP: 0.375, SLG: 0.429 Kenny Williams, R OBP: 0.249, SLG: 0.298 (1, 9) (9, 9)	3-1 G6-3		1-1 2B 1B	3-H G4-3		4-0 IBB			
Dave Bergman, L OBP: 0.339, SLG: 0.363 Gary Ward, R OBP: 0.318, SLG: 0.437 (1, 3) (5, PH) (6, 3)	2-1 1B		0-0 1B 2B		1-0 1B	0-0 P2			
Matt Nokes, L OBP: 0.293, SLG: 0.387 Chet Lemon, R OBP: 0.322, SLG: 0.335 (1, 10) (5, PH)	0-0 FC6 1B		2-1 G4-3		0-3 K		2-3 K		
Fred Lynn, L OBP: 0.312, SLG: 0.320 (1, 7)	1-1 FC6		4-0 1B IBB		2-3 K		2-0 HR		
Doug Strange, S OBP: 0.234, SLG: 0.242 (1, 5)		1-3 K	2-2 1B		0-0 G6-3		4-1 CS BB		
Mike Heath, R OBP: 0.309, SLG: 0.431 (1, 2)		2-2 G5-3	0-0 G5-4-3			1-2 G6-3		3-3 K	
Mike Brumley, S OBP: 0.300, SLG: 0.299 (1, 4)		1-3 K		2-1 L9 SF9 2B		4-1 S 1B BB		0-3 K	

Inning Stats	R: 1	H: 3	E: 0	K: 14	LOB: 2	BB: 21	P: 0	R: 0	H: 0	E: 0	K: 11	LOB: 0	BB: 15	P: 0	R: 4	H: 5	E: 0	K: 18	LOB: 1	BB: 31	P: 0	R: 1	H: 1	E: 0	K: 13	LOB: 0	BB: 21	P: 0	R: 0	H: 1	E: 0	K: 10	LOB: 1	BB: 13	P: 0	R: 0	H: 1	E: 0	K: 9	LOB: 3	BB: 20	P: 0	R: 1	H: 1	E: 0	K: 9	LOB: 0	BB: 19	P: 0	R: 0	H: 0	E: 0	K: 6	LOB: 0	BB: 7	P: 0
--------------	------	------	------	-------	--------	--------	------	------	------	------	-------	--------	--------	------	------	------	------	-------	--------	--------	------	------	------	------	-------	--------	--------	------	------	------	------	-------	--------	--------	------	------	------	------	------	--------	--------	------	------	------	------	------	--------	--------	------	------	------	------	------	--------	-------	------

PITCHER	IP	WLS	BF	H	R	ER	SO	BB	IBB	HBP	BLK	WP	HR	S	P	ERA	WHIP
Clay Parker, R ERA: 4.12 (1, 1)	2.1		16	8	5	5	2	0	1	0	0	0	0	42	66	19.29	3.429
John Candelaria, L ERA: 4.36 (3, 1)	3.0		12	3	1	1	2	1	0	0	0	0	0	30	47	3.00	1.333
Eric Plunk, R ERA: 2.74 (6, 1)	1.2	L	7	1	1	1	2	1	1	0	0	0	1	12	27	5.40	1.200
Lee Guetterman, L ERA: 2.91 (8, 1)	1.0		3	0	0	0	1	0	0	0	0	0	0	6	7	0.00	0.000

Batter	1	2	3	4	5	6	7	8	9	AB R H RBI BB SO LOB	TOP											
Wade Boggs, L (1, 5) OBP: 0.434, SLG: 0.472	2-2 G2-3			1-0 F7		4-1 SH1-3 1B BB	3-2 1B		2-3 K	4 1 1 0 1 1 1												
Marty Barrett, R (1, 4) OBP: 0.328, SLG: 0.344	3-2 G6-3			0-0 1B		0-1 SH1-3	0-1 1B		2-2 1B	4 0 3 1 0 0 0												
Ellis Burks, R (1, 8) OBP: 0.359, SLG: 0.457	1-0 F9			0-2 L4		2-1 1B	1-1 L7		1-3 K	5 0 1 2 0 1 5												
Mike Greenwell, L (1, 7) OBP: 0.365, SLG: 0.453			0-0 P8			0-0 F7			2-1 G4-3	4 0 0 0 0 0 3												
Nick Esasky, R (1, 3) OBP: 0.340, SLG: 0.492			1-2 G5-3		1-1 F9	2-2 G5-3			0-1 G5-3	4 0 0 0 0 0 2												
Danny Heep, L (1, 9) Kevin Romine, R (8, PH) OBP: 0.318, SLG: 0.350			1-3 K		1-1 2B				3-1 2B	3 1 2 0 0 1 0 1 0 1 0 0 0 0												
Dwight Evans, R (1, 10) OBP: 0.391, SLG: 0.443			1-2 G2-3		1-2 G6-3				1-2 P6	4 1 1 0 0 0 2												
Jody Reed, R (1, 6) OBP: 0.357, SLG: 0.351			4-2 G4-6-3 BB		1-0 F9				2-1 1B G1-3 1B	2 0 1 1 1 0 1												
Rich Gedman, L (1, 2) Randy Kutcher, R (6, PR) Rick Cerone, R (6, 2) OBP: 0.328, SLG: 0.342			1-1 G4-6-3		4-0 SH1-3 1B BB				0-1 G1-3	1 0 0 0 1 0 1 0 1 0 0 0 0 0 2 0 0 0 0 0 2												
Inning Stats	R: 0 E: 0 K: 0 S: 7	H: 0 LOB: 0 BB: 0 P: 13	R: 0 E: 0 K: 1 S: 7	H: 0 LOB: 0 BB: 0 P: 9	R: 0 E: 0 K: 0 S: 7	H: 0 LOB: 0 BB: 1 P: 13	R: 0 E: 0 K: 0 S: 8	H: 1 LOB: 1 BB: 0 P: 12	R: 0 E: 0 K: 0 S: 8	H: 1 LOB: 1 BB: 0 P: 12	R: 2 E: 0 K: 0 S: 9	H: 1 LOB: 2 BB: 2 P: 21	R: 2 E: 0 K: 0 S: 21	H: 4 LOB: 2 BB: 0 P: 28	R: 0 E: 0 K: 0 S: 9	H: 1 LOB: 1 BB: 0 P: 15	R: 0 E: 0 K: 2 S: 15	H: 2 LOB: 2 BB: 0 P: 22	1B: 7 2B: 3 3B: 0 HR: 0	SF: 1 SAC: 1 DP: 1 HBP: 0	WP: 0 PB: 0 SB: 0 CS: 0	PA: 39
PITCHER	IP WLS BF H R ER SO BB IBB HBP BLK WP HR S P ERA WHIP																					
Walt Terrell, R (1, 1) ERA: 4.56	6.0 W 25 5 4 4 1 3 0 0 0 0 0 0 54 90 6.00 1.333																					
Lance McCullers, R (7, 1) ERA: 4.96	1.0 5 2 0 0 0 0 0 0 0 0 0 0 13 18 0.00 2.000																					
Lee Guetterman, L (8, 1) ERA: 2.85	1.2 7 2 0 0 1 0 0 0 0 0 0 0 17 27 0.00 1.200																					
Rich Gossage, R (9, 1) ERA: 3.02	0.1 S 2 1 0 0 1 0 0 0 0 0 0 0 7 10 0.00 3.000																					

Boston Red Sox @ New York Yankees
 Yankee Stadium, Bronx, NY
 Mon Aug 21 1989, 7:05 PM EDT
 Att. 33,059 - Unknown - 80 F

AB	34
R	4
H	10
RBI	4
BB	3
SO	3
LOB	17



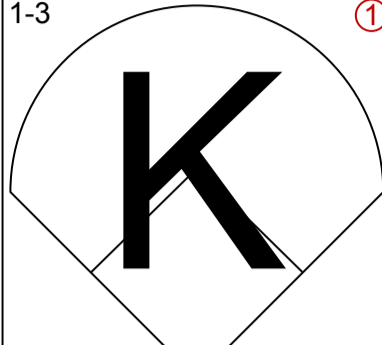
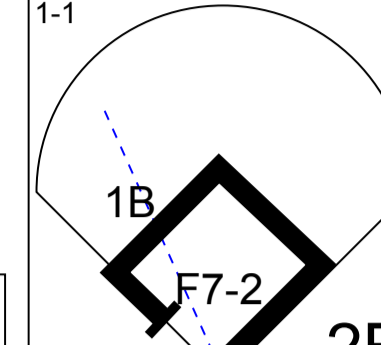
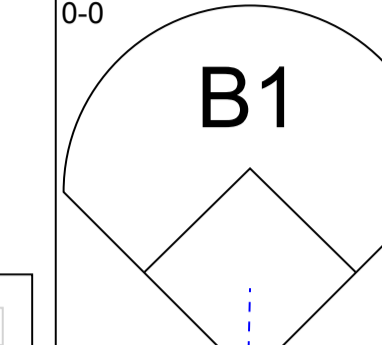
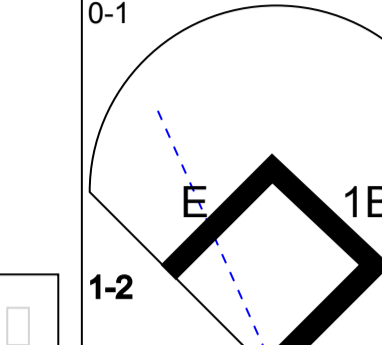
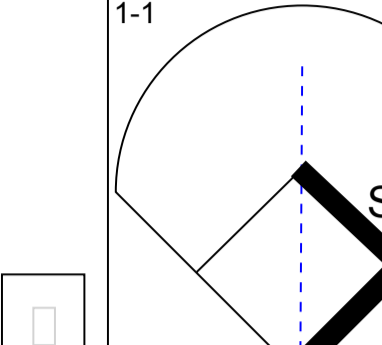
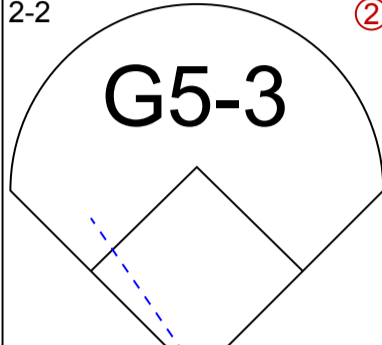
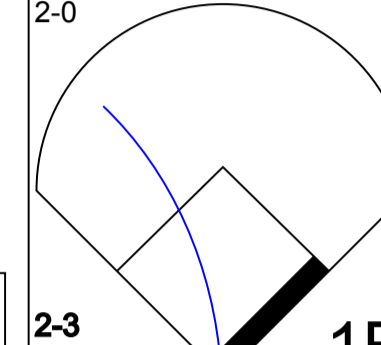
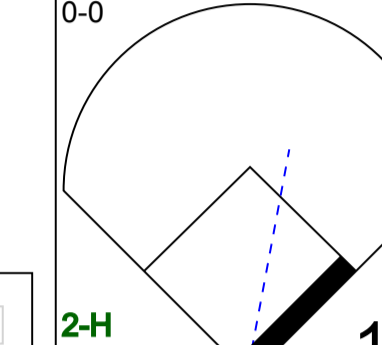
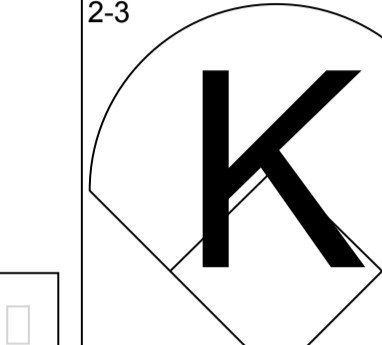
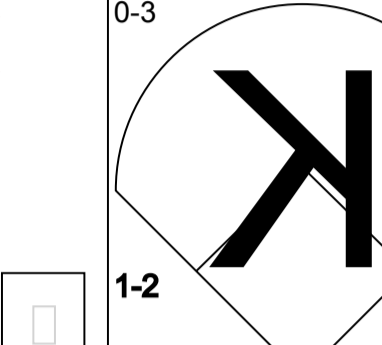
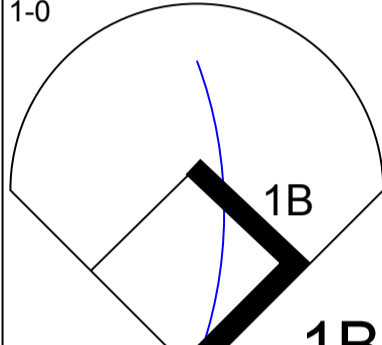
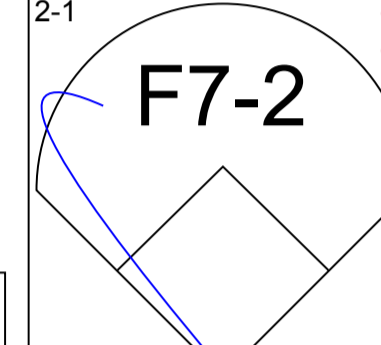
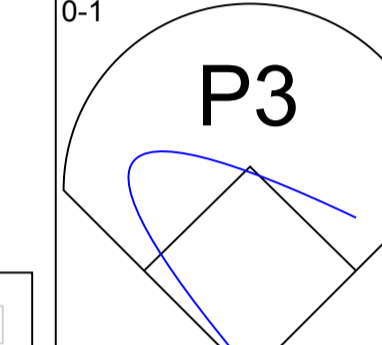
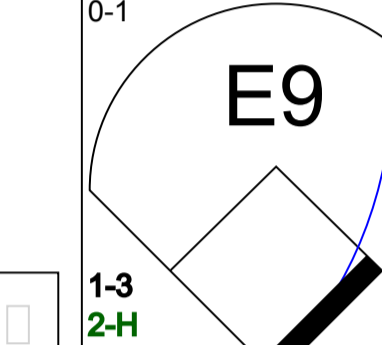
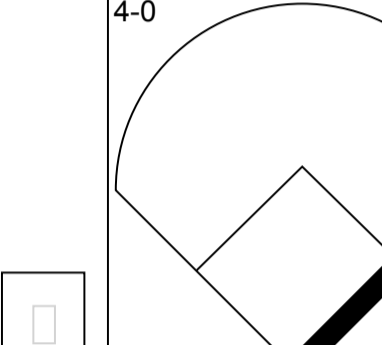
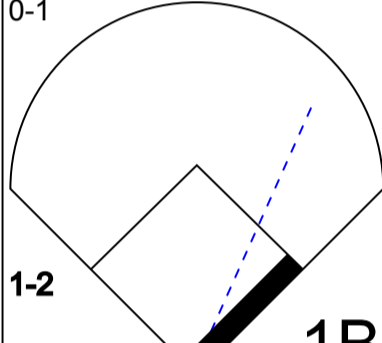
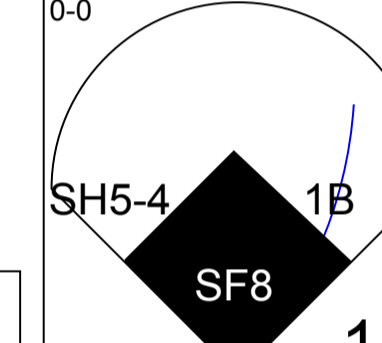

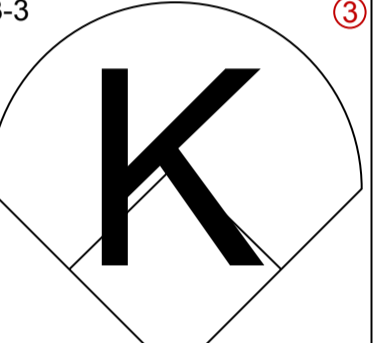
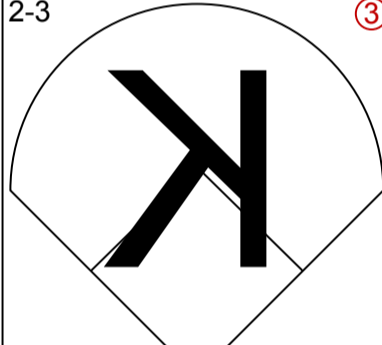
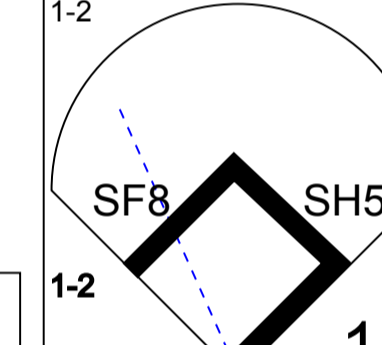
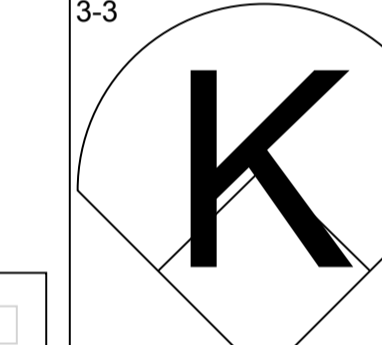

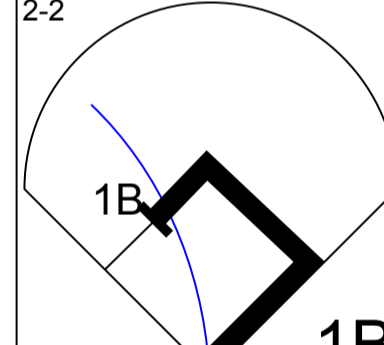
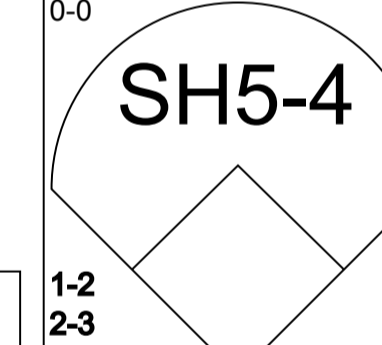
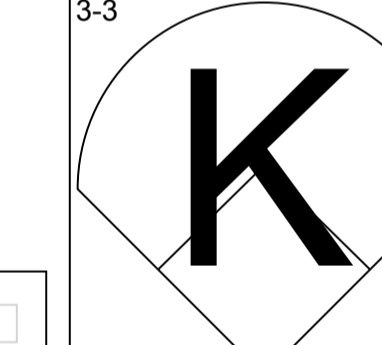
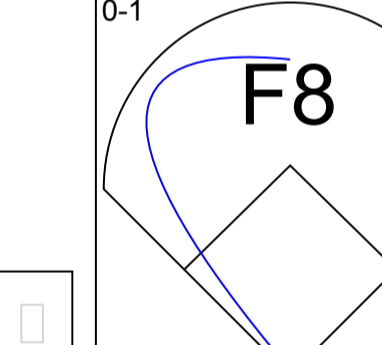
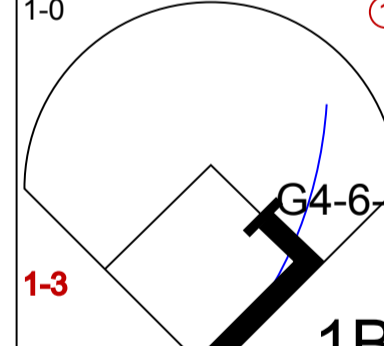
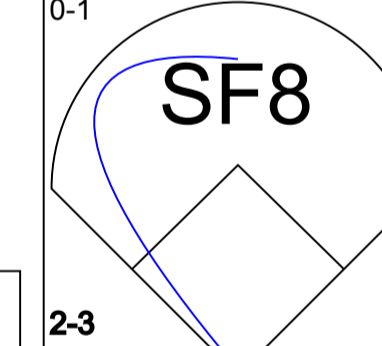
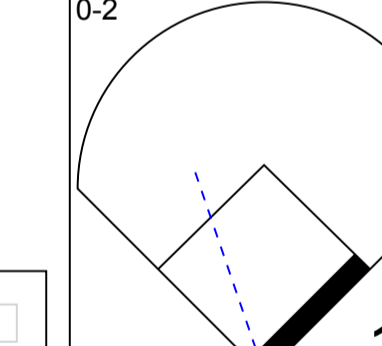
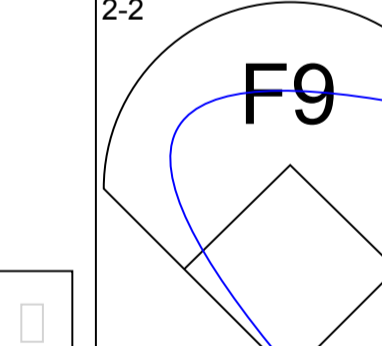
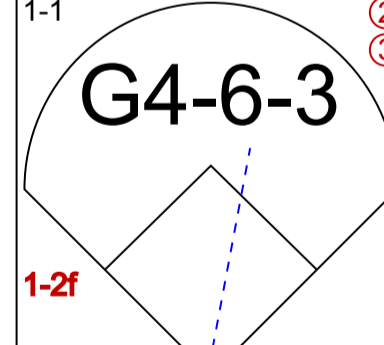
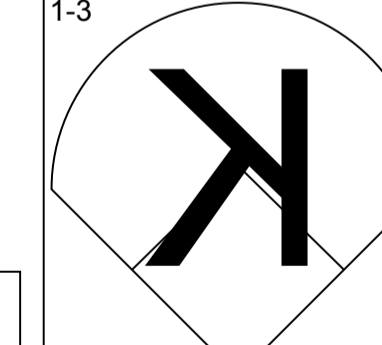
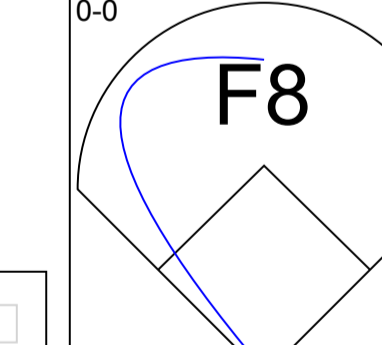
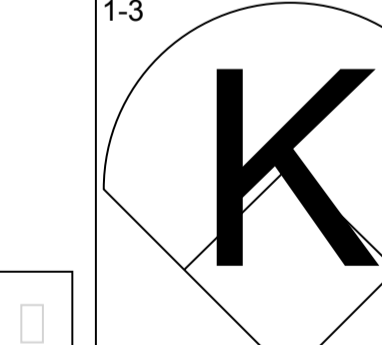
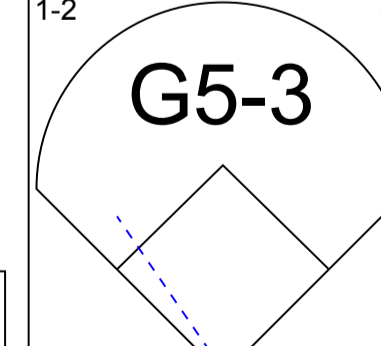
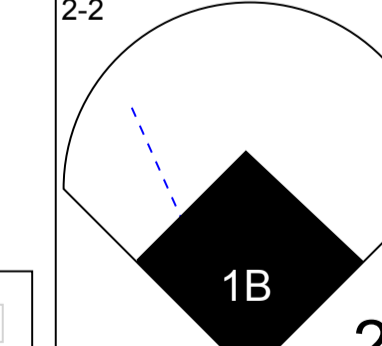
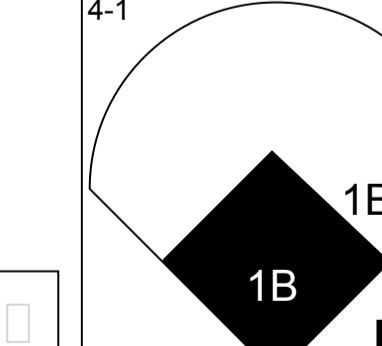
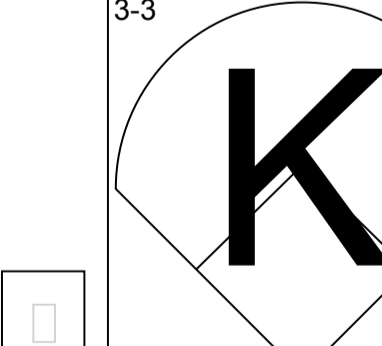
livebaseballscorecards.com

Batter	1	2	3	4	5	6	7	8	9	AB R H RBI BB SO LOB	TOP																	
Wade Boggs, L (1, 5) OBP: 0.433, SLG: 0.469 Randy Kutchler, R (7, 5) OBP: 0.282, SLG: 0.375	2-1 G4-3		1-1 F7		1-1 BB 1B HBP	0-1 F8		3-1 HR		3 1 0 0 0 0 2 1 1 1 1 0 0 0	Boston Red Sox @ New York Yankees Yankee Stadium, Bronx, NY Tue Aug 22 1989, 7:05 PM EDT Att. 33,514 - Unknown - 79 F																	
Marty Barrett, R (1, 4) OBP: 0.333, SLG: 0.344	4-1 FC6-4 BB		1-1 1B		1 SAFE 1 SAFE 4-1 G4-6-3 1B BB		1-1 G4-3	3-2 L9		3 0 1 0 2 0 0																		
Ellis Burks, R (1, 8) OBP: 0.360, SLG: 0.456	1-2 FC6-4 1-2f		1-3 K		0-0 G4-6-3 1B 1-2 2-H		0-1 1B 1B		0-2 F9	5 1 2 1 0 1 2																		
Mike Greenwell, L (1, 7) OBP: 0.363, SLG: 0.450	1 SAFE 2-1 G4-3		0-3 K		1-0 G4-6-3 1-2f 2-3		1-0 1B 1B		1-1 F7	5 0 1 0 0 1 4																		
Nick Esasky, R (1, 3) OBP: 0.339, SLG: 0.489		0-0 G1-3		0-0 F7		3-3 K		0-0 1B 1-2 2-H	2-3 K	5 0 1 1 0 2 1																		
Dwight Evans, R (1, 10) OBP: 0.392, SLG: 0.444		3-3 K		3-2 1B 1B		3-1 1B 1B		0-3 K		4 0 2 0 0 2 2																		
Kevin Romine, R (1, 9) OBP: 0.322, SLG: 0.349		4-1 1B BB		3-2 G4-6-3 1B 1-2		2-3 K		2-2 L8		3 0 1 0 1 1 3																		
Luis Rivera, R (1, 6) OBP: 0.319, SLG: 0.387		1 SAFE 1 SAFE 1-0 1-2 1B		1-0 G4-6-3 1-2f		0-1 L6		1-0 P4		4 0 1 0 0 0 3																		
Rick Cerone, R (1, 2) OBP: 0.331, SLG: 0.358		1-2 F7		1-0 HR		2-1 1B		1-0 G6-3		4 1 2 1 0 0 2																		
Inning Stats	R: 0 E: 0 K: 0 S: 8	H: 0 LOB: 1 BB: 1 P: 17	R: 0 E: 0 K: 1 S: 9	H: 1 LOB: 2 BB: 1 P: 18	R: 0 E: 0 K: 2 S: 10	H: 1 LOB: 1 BB: 0 P: 13	R: 2 E: 0 K: 1 S: 8	H: 2 LOB: 1 BB: 1 P: 18	R: 0 E: 0 K: 1 S: 11	H: 2 LOB: 2 BB: 0 P: 18	R: 1 E: 0 K: 1 S: 12	H: 3 LOB: 2 BB: 0 P: 16	R: 1 E: 0 K: 0 S: 7	H: 1 LOB: 0 BB: 0 P: 15	R: 0 E: 0 K: 1 S: 10	H: 0 LOB: 0 BB: 0 P: 13	1B: 10 2B: 0 3B: 0 HR: 2	SF: 0 SAC: 0 DP: 2 HBP: 1	WP: 0 PB: 0 SB: 0 CS: 0	PA: 41								
PITCHER	IP WLS BF H R ER SO BB IBB HBP BLK WP HR S P ERA WHIP																											
Greg Cadaret, L (1, 1) ERA: 3.35	6.1		31	10	3	3	5	3	0	1	0	0	1	61	108	4.26	2.053											
Lance McCullers, R (7, 1) ERA: 4.91	0.2		3	1	0	0	1	0	0	0	0	0	0	7	9	0.00	1.500											
John Candelaria, L (8, 1) ERA: 4.37	2.0	L	7	1	1	1	1	0	0	0	0	0	1	17	28	4.50	0.500											

livebaseballscorecards.com

AB	37
R	4
H	12
RBI	4
BB	3
SO	7
LOB	19



Batter	1	2	3	4	5	6	7	8	9	AB R H RBI BB SO LOB
Steve Sax, R OBP: 0.375, SLG: 0.395 (1, 4)										5 0 3 0 0 1 1
Luis Polonia, L OBP: 0.328, SLG: 0.380 (1, 7)										5 0 2 1 0 2 3
Don Mattingly, L OBP: 0.346, SLG: 0.459 (1, 3)										4 0 2 1 1 0 3
Mel Hall, L OBP: 0.315, SLG: 0.415 (1, 10)										3 1 2 0 0 0 1
Steve Balboni, R OBP: 0.289, SLG: 0.466 (7, PH)										1 0 0 0 0 1 2
Ken Phelps, L OBP: 0.350, SLG: 0.399 (9, PH)										1 0 0 0 0 1 2
Jesse Barfield, R OBP: 0.356, SLG: 0.447 (1, 9)										4 0 1 0 0 3 4
Bob Geren, R OBP: 0.373, SLG: 0.511 (1, 2)										3 0 1 0 0 1 0
Alvaro Espinoza, R OBP: 0.315, SLG: 0.333 (1, 6)										3 0 2 1 0 0 0
Wayne Tolleson, S OBP: 0.257, SLG: 0.257 (1, 5)										3 0 0 0 0 1 3
Don Slaught, R OBP: 0.324, SLG: 0.390 (8, PH)										1 0 0 0 0 1 0
Steve Kiefer, R OBP: 0.125, SLG: 0.125 (9, 5)										0 0 0 0 0 0 0
Roberto Kelly, R OBP: 0.382, SLG: 0.442 (1, 8)										3 2 1 0 1 1 0

Inning Stats	R: 0	H: 2	E: 0	LOB: 2	K: 2	BB: 0	S: 13	R: 0	H: 2	E: 0	LOB: 0	K: 0	BB: 0	S: 6	R: 0	H: 2	E: 0	LOB: 1	K: 0	BB: 0	S: 10	R: 1	H: 2	E: 0	LOB: 1	K: 1	BB: 0	S: 13	R: 1	H: 2	E: 0	LOB: 1	K: 0	BB: 0	S: 10	R: 0	H: 1	E: 0	LOB: 1	K: 2	BB: 0	S: 11	R: 1	H: 2	E: 1	LOB: 2	K: 3	BB: 1	S: 15	R: 0	H: 0	E: 0	LOB: 0	K: 1	BB: 0	S: 9	R: 0	H: 1	E: 0	LOB: 2	K: 3	BB: 1	S: 15	1B: 12	SF: 1	2B: 3	SAC: 1	3B: 0	DP: 2	HR: 0	HBP: 0
--------------	------	------	------	--------	------	-------	-------	------	------	------	--------	------	-------	------	------	------	------	--------	------	-------	-------	------	------	------	--------	------	-------	-------	------	------	------	--------	------	-------	-------	------	------	------	--------	------	-------	-------	------	------	------	--------	------	-------	-------	------	------	------	--------	------	-------	------	------	------	------	--------	------	-------	-------	--------	-------	-------	--------	-------	-------	-------	--------

PITCHER	IP	WLS	BF	H	R	ER	SO	BB	IBB	HBP	BLK	WP	HR	S	P	ERA	WHIP
Wes Gardner, R ERA: 6.17 (1, 1)	4.1		20	10	2	2	3	0	0	0	0	0	0	47	67	4.15	2.308
Joe Price, L ERA: 4.73 (5, 1)	2.0		9	2	1	1	3	1	0	0	0	0	0	22	36	4.50	1.500
Rob Murphy, L ERA: 2.59 (7, 1)	1.2	W	6	1	0	0	3	0	0	0	0	0	0	18	23	0.00	0.600
Lee Smith, R ERA: 4.01 (9, 1)	1.0	S	5	1	0	0	3	0	1	0	0	0	0	15	26	0.00	1.000

BOTTOM

Boston Red Sox @ New York Yankees
 Yankee Stadium, Bronx, NY
 Tue Aug 22 1989, 7:05 PM EDT
 Att: 33,514 - Unknown - 79 F

AB	36
R	3
H	14
RBI	3
BB	2
SO	12
LOB	19



WP	PA	ERA	WHIP
0	40		
0			
1			
0			

Batter	1	2	3	4	5	6	7	8	9	AB R H RBI BB SO LOB	TOP											
Ellis Burks, R (1, 8) OBP: 0.356, SLG: 0.451	2-2 G6-3		0-1 P6		0-2 L4		1-0 F9			4 0 0 0 0 0 4	Boston Red Sox @ New York Yankees Yankee Stadium, Bronx, NY Wed Aug 23 1989, 7:05 PM EDT Att. 33,663 - Unknown - 75 F											
Marty Barrett, R (1, 4) OBP: 0.329, SLG: 0.339	1-3 K			1-2 F8		2-1 G5-3	0-2 P3			4 0 0 0 0 1 1												
Nick Esasky, R (1, 3) OBP: 0.338, SLG: 0.493	2-3 K			2-0 G6-3		1-2 HR		2-2 P4		4 1 1 1 0 1 0												
Mike Greenwell, L (1, 7)		1-1 L6		1-1 F7		0-0 HR 1B		3-2 FC5-4 1B		4 1 2 0 0 0 0												
Dwight Evans, R (1, 10) OBP: 0.393, SLG: 0.451		0-0 G5-3			1-1 1B HBP	2-0 HR		3-1 P6		3 2 1 2 0 0 1												
Danny Heep, L (1, 9) Kevin Romine, R (6, PH) OBP: 0.318, SLG: 0.346		1-1 1B			1-0 1B 1B 1B	1-3 K		1-0 FC5-4		2 0 2 0 0 0 0 2 0 0 0 0 1 1												
Luis Rivera, R (1, 6) OBP: 0.318, SLG: 0.385		1-3 K			1-0 L4 1B 1B	1-0 G5-3				4 0 1 1 0 2 1												
Rich Gedman, L (1, 2) OBP: 0.279, SLG: 0.288			2-2 G4-3		0-0 F7		0-1 1B		1-2 G6-4-3 1B	4 0 2 0 0 0 2												
Randy Kutcher, R (1, 5) OBP: 0.281, SLG: 0.372			1-1 G6-3		0-0 1-2 2-3 1B		1-3 K		1-1 G6-4-3	4 0 1 0 0 1 2												
Inning Stats	R: 0 E: 0 K: 2 S: 13	H: 0 LOB: 0 BB: 0 P: 18	R: 0 E: 0 K: 1 S: 8	H: 1 LOB: 1 BB: 0 P: 11	R: 0 E: 0 K: 0 S: 7	H: 0 LOB: 0 BB: 0 P: 10	R: 0 E: 0 K: 0 S: 6	H: 0 LOB: 0 BB: 0 P: 10	R: 1 E: 0 K: 0 S: 8	H: 3 LOB: 2 BB: 0 P: 11	R: 3 E: 0 K: 1 S: 11	H: 3 LOB: 0 BB: 0 P: 18	R: 0 E: 0 K: 1 S: 11	H: 1 LOB: 1 BB: 0 P: 13	R: 0 E: 0 K: 0 S: 9	H: 1 LOB: 1 BB: 0 P: 18	R: 0 E: 0 K: 1 S: 9	H: 1 LOB: 0 BB: 0 P: 11	1B: 8 2B: 1 3B: 0 HR: 2	SF: 0 SAC: 0 DP: 2 HBP: 1	WP: 0 PB: 0 SB: 0 CS: 0	PA: 36
PITCHER	IP WLS BF H R ER SO BB IBB HBP BLK WP HR S P ERA WHIP																					
Andy Hawkins, R (1, 1) ERA: 4.59	5.1 L 23 7 4 4 3 0 0 1 0 0 0 2 49 72 6.75 1.312																					
Lee Guetterman, L (6, 1) ERA: 2.79	1.2 6 1 0 0 2 0 0 0 0 0 0 0 15 19 0.00 0.600																					
Rich Gossage, R (8, 1) ERA: 2.96	1.0 4 1 0 0 0 0 0 0 0 0 0 0 9 18 0.00 1.000																					
Dave Righetti, L (9, 1) ERA: 2.83	1.0 3 1 0 0 1 0 0 0 0 0 0 0 9 11 0.00 1.000																					

livebaseballscorecards.com

AB	35
R	4
H	10
RBI	4
BB	0
SO	6
LOB	12



Batter	1	2	3	4	5	6	7	8	9
Steve Sax, R OBP: 0.376, SLG: 0.395 (1, 4)	2-2 G1-3		2 SAFE 1-3 K		B 1 SAFE 1 SAFE 1 SAFE 1-2 BB		1-2 1-3 2-H 1B		
Luis Polonia, L OBP: 0.328, SLG: 0.380 (1, 7)	0-0 1B		1-0 G4-3		0-2 G3		0-3 K		
Steve Balboni, R OBP: 0.288, SLG: 0.464 (7, PH)									
Mel Hall, L OBP: 0.315, SLG: 0.415 (8, 7)									
Don Mattingly, L OBP: 0.346, SLG: 0.457 (1, 3)	0-1 F7			B 2-2 1B		B 2-1 F9		0-1 F7	
Ken Phelps, L OBP: 0.345, SLG: 0.392 (1, 10)	1 SAFE 0-3 K		3-2 P6		0-1 G4-3		3-3 K		
Bob Geren, R OBP: 0.371, SLG: 0.508 (8, PH)									
Jesse Barfield, R OBP: 0.353, SLG: 0.442 (1, 9)		1-3 K		1-3 K		3-3 K		1-2 G6-3	
Don Slaught, R OBP: 0.320, SLG: 0.386 (1, 2)		3-1 G6-3		2-0 L8		2-2 G6-3		0-1 G5-3	
Alvaro Espinoza, R OBP: 0.312, SLG: 0.330 (1, 6)		1-0 G4-3			1-2 P5		0-0 F9	0-1 L9	
Hensley Meulens, R OBP: 0.500, SLG: 0.333 (1, 5)			4-2 SH3-4 BB		1-3 K		2-1 1B 1B	2-3 K	
Roberto Kelly, R OBP: 0.386, SLG: 0.444 (1, 8)			1-0 SH3-4		4-1 BB BB		0-1 1B 1-2 1B		

Inning Stats	R: 0	H: 1	E: 0	K: 1	S: 10	LOB: 1	BB: 0	P: 12	R: 0	H: 0	E: 0	K: 1	S: 8	LOB: 0	BB: 0	P: 13	R: 0	H: 1	E: 0	K: 1	S: 10	LOB: 1	BB: 0	P: 18	R: 0	H: 0	E: 0	K: 1	S: 13	LOB: 2	BB: 2	P: 23	R: 0	H: 0	E: 0	K: 1	S: 8	LOB: 0	BB: 0	P: 13	R: 1	H: 3	E: 0	K: 1	S: 16	LOB: 2	BB: 0	P: 21	R: 0	H: 0	E: 0	K: 1	S: 9	LOB: 0	BB: 0	P: 13	R: 0	H: 0	E: 0	K: 1	S: 7	LOB: 0	BB: 0	P: 9	1B: 5	2B: 0	3B: 0	HR: 0	SF: 0	SAC: 1	DP: 0	HBP: 0	WP: 0	PB: 0	SB: 0	CS: 0	PA: 35
--------------	------	------	------	------	-------	--------	-------	-------	------	------	------	------	------	--------	-------	-------	------	------	------	------	-------	--------	-------	-------	------	------	------	------	-------	--------	-------	-------	------	------	------	------	------	--------	-------	-------	------	------	------	------	-------	--------	-------	-------	------	------	------	------	------	--------	-------	-------	------	------	------	------	------	--------	-------	------	-------	-------	-------	-------	-------	--------	-------	--------	-------	-------	-------	-------	--------

PITCHER	IP	WLS	BF	H	R	ER	SO	BB	IBB	HBP	BLK	WP	HR	S	P	ERA	WHIP
Mike Boddicker, R ERA: 3.93 (1, 1)	6.2	W	27	4	1	1	6	3	0	0	0	0	0	65	106	1.35	1.050
Greg Harris, R ERA: 3.25 (7, 1)	0.0		1	1	0	0	0	0	0	0	0	0	0	4	5	∞	∞
Rob Murphy, L ERA: 2.55 (7, 1)	1.1		4	0	0	0	2	0	0	0	0	0	0	13	17	0.00	0.000
Lee Smith, R ERA: 3.93 (9, 1)	1.0	S	3	0	0	0	1	0	0	0	0	0	0	7	9	0.00	0.000

BOTTOM


Boston Red Sox @ New York Yankees
 Yankee Stadium, Bronx, NY


Wed Aug 23 1989, 7:05 PM EDT
 Att: 33,663 - Unknown - 75 F

AB	31
R	1
H	5
RBI	1
BB	3
SO	9
LOB	11



PITCHER	IP	WLS	BF	H	R	ER	SO	BB	IBB	HBP	BLK	WP	HR	S	P	ERA	WHIP
---------	----	-----	----	---	---	----	----	----	-----	-----	-----	----	----	---	---	-----	------

Batter	1	2	3	4	5	6	7	8	9	AB R H RBI BB SO LOB	TOP														
Phil Bradley, R (1, 7) OBP: 0.373, SLG: 0.427	2-2 F9		2-3 K		2-1 SAFE L5			2-3 K		4 0 0 0 0 2 1	<p>Baltimore Orioles @ New York Yankees Yankee Stadium, Bronx, NY Thu Aug 24 1989, 3:33 AM EDT Sunny - 81 F</p> <p>livebaseballscorecards.com</p> <table border="1"> <tr><td>AB</td><td>33</td></tr> <tr><td>R</td><td>1</td></tr> <tr><td>H</td><td>6</td></tr> <tr><td>RBI</td><td>1</td></tr> <tr><td>BB</td><td>1</td></tr> <tr><td>SO</td><td>6</td></tr> <tr><td>LOB</td><td>10</td></tr> </table> 	AB	33	R	1	H	6	RBI	1	BB	1	SO	6	LOB	10
AB	33																								
R	1																								
H	6																								
RBI	1																								
BB	1																								
SO	6																								
LOB	10																								
Stan Jefferson, S (1, 9) OBP: 0.172, SLG: 0.365	0-0 P2		1-3 K			1-2 G5-3		2-1 F7		4 0 0 0 0 1 0															
Cal Ripken Jr., R (1, 6) OBP: 0.321, SLG: 0.408	0-0 1B				2-1 G5-3		2-2 2B	1-1 P3		4 0 2 0 0 0 0															
Randy Milligan, R (1, 3) OBP: 0.407, SLG: 0.461	2-3 K				3-1 G5-3		3-2 F8		1-0 G5-3	4 0 0 0 0 1 2															
Keith Moreland, R (1, 10) OBP: 0.340, SLG: 0.381					3-2 F8		3-2 F9		0-1 B2	4 0 1 0 0 0 1															
Mike Devereaux, R (1, 8) OBP: 0.332, SLG: 0.381						2-2 F7		1-0 P4		4 0 1 0 0 0 1															
Bob Melvin, R (1, 2) OBP: 0.292, SLG: 0.290						2-3 K		4-2 BB		3 0 0 0 1 2 2															
Tim Hulett, R (1, 5) OBP: 0.333, SLG: 0.833						2-2 HR		3-2 SAFE F9		3 1 1 1 0 0 2															
Rene Gonzales, R (1, 4) OBP: 0.270, SLG: 0.267						1-1 1B		2-0 P3		3 0 1 0 0 0 1															
Inning Stats	R: 0 H: 1 E: 0 LOB: 1 K: 1 BB: 0 S: 10 P: 14	R: 0 H: 1 E: 0 LOB: 1 K: 0 BB: 0 S: 5 P: 11	R: 0 H: 0 E: 0 LOB: 0 K: 2 BB: 0 S: 13 P: 17	R: 0 H: 0 E: 0 LOB: 0 K: 0 BB: 0 S: 7 P: 15	R: 1 H: 2 E: 0 LOB: 1 K: 1 BB: 0 S: 13 P: 22	R: 0 H: 1 E: 0 LOB: 1 K: 0 BB: 0 S: 15 P: 24	R: 0 H: 0 E: 0 LOB: 1 K: 0 BB: 1 S: 8 P: 18	R: 0 H: 0 E: 0 LOB: 0 K: 1 BB: 0 S: 7 P: 12	R: 0 H: 1 E: 0 LOB: 1 K: 1 BB: 0 S: 10 P: 14	1B: 3 SF: 0 2B: 2 SAC: 0 3B: 0 DP: 0 HR: 1 HBP: 0	WP: 0 PA: 34 PB: 0 SB: 0 CS: 0														
PITCHER	IP WLS BF H R ER SO BB IBB HBP BLK WP HR S P ERA WHIP											PITCHER	IP WLS BF H R ER SO BB IBB HBP BLK WP HR S P ERA WHIP												
Chuck Cary, L (1, 1) ERA: 3.01	8.0 W 30 5 1 1 5 1 0 0 0 0 0 1 78 133 1.12 0.750																								
Dave Righetti, L (9, 1) ERA: 2.78	1.0 4 1 0 0 1 0 0 0 0 0 0 0 10 14 0.00 1.000																								

Batter	1	2	3	4	5	6	7	8	9	AB R H RBI BB SO LOB	TOP		
Phil Bradley, R (1, 7) OBP: 0.369, SLG: 0.423	3-3 K		1-0 F9		3-2 G4-3	3-2 SF9		0-3 K		4 0 0 1 0 2 1			
Stan Jefferson, S (1, 8) OBP: 0.188, SLG: 0.358	0-0 G4-3		1-0 F8		1-0 CS 1B	4-1 BB BB		0-0 G3		4 0 1 1 1 0 0			
Cal Ripken Jr., R (1, 6) OBP: 0.320, SLG: 0.405	0-1 G5-3			0-0 P7	0-1 P3	4-2 BB		2-2 F8		4 0 0 1 1 0 1			
Joe Orsulak, L (1, 9) OBP: 0.347, SLG: 0.411		0-0 HR 2B		2-2 G4-3		1B F7		1-0 G4-6-3 1B		5 2 3 0 0 0 3			
Larry Sheets, L (1, 10) OBP: 0.299, SLG: 0.362 Keith Moreland, R (6, PH) OBP: 0.340, SLG: 0.381		1-0 HR		4-1 BB 1B BB		2-1 BLK 1B 1B	1-1 G5-3	2-0 G4-6-3 1-2f		1 2 1 2 1 0 0 3 1 1 0 0 0 1			
Jim Traber, L (1, 3) OBP: 0.283, SLG: 0.327 Randy Milligan, R (6, PH) OBP: 0.406, SLG: 0.467 (6, 3)		3-2 G6-4-3 1B		4-2 1B 1-2 BB		1-3 K 1-2 2-3	2-0 1B 3B	2-2 G6-3		1 0 1 0 1 0 0 3 1 1 0 0 1 2			
Jamie Quirk, L (1, 2) OBP: 0.226, SLG: 0.229 Bob Melvin, R (6, PH) OBP: 0.299, SLG: 0.293 (6, 2)		0-3 K		3-2 1-3 2-H 1B		4-0 BB SF9 IBB	0-1 1B			2 0 1 1 0 1 1 1 1 1 1 1 0 0	AB 35 R 9 H 11 RBI 9 BB 6 SO 6 LOB 14		
Tim Hulett, R (1, 5) OBP: 0.300, SLG: 0.600		1-2 G6-4-3 1-2f		2-0 P5		1-2 BB BB 1B	1-3 K			4 1 1 2 0 1 4			
Rene Gonzales, R (1, 4) OBP: 0.269, SLG: 0.261			0-1 G1-3		1-2 E5 G4-3 1B	4-1 BB BB BB	1-3 K			3 1 0 0 1 1 1			
Inning Stats	R: 0 E: 0 K: 1 S: 7 H: 0 LOB: 0 BB: 0 P: 10	R: 2 E: 0 K: 1 S: 11 H: 3 LOB: 0 BB: 0 P: 16	R: 0 E: 0 K: 0 S: 4 H: 0 LOB: 0 BB: 0 P: 6	R: 1 E: 0 K: 0 S: 14 H: 1 LOB: 2 BB: 2 P: 29	R: 1 E: 1 K: 0 S: 10 H: 1 LOB: 0 BB: 0 P: 15	R: 4 E: 0 K: 1 S: 23 H: 3 LOB: 3 BB: 4 P: 46	R: 1 E: 0 K: 2 S: 11 H: 2 LOB: 1 BB: 0 P: 16	R: 0 E: 0 K: 1 S: 8 H: 0 LOB: 0 BB: 0 P: 10	R: 0 E: 0 K: 0 S: 5 H: 1 LOB: 0 BB: 0 P: 10	1B: 8 2B: 1 3B: 1 HR: 1 SF: 1 SAC: 0 DP: 2 HBP: 0	WP: 0 PB: 0 SB: 0 CS: 1 PA: 42		
PITCHER	IP WLS BF H R ER SO BB IBB HBP BLK WP HR S P ERA WHIP											PITCHER	IP WLS BF H R ER SO BB IBB HBP BLK WP HR S P ERA WHIP
Eric Plunk, R (1, 1) ERA: 2.94	5.0 L 21 5 4 3 2 2 0 0 0 0 0 1 46 76 5.40 1.400												
John Candelaria, L (6, 1) ERA: 5.09	0.2 8 3 4 4 1 2 1 0 1 0 0 16 34 54.00 7.500												
Lance McCullers, R (6, 1) ERA: 4.95	1.1 7 2 1 1 2 1 0 0 0 0 0 18 28 6.75 2.250												
Rich Gossage, R (8, 1) ERA: 2.84	2.0 6 1 0 0 1 0 0 0 0 0 0 13 20 0.00 0.500												

Baltimore Orioles @ New York Yankees
 Yankee Stadium, Bronx, NY
 Thu Aug 24 1989, 7:05 PM EDT
 Att. 30,214 - Unknown - 77 F

livebaseballscorecards.com

Batter	1	2	3	4	5	6	7	8	9	AB R H RBI BB SO LOB	TOP											
Phil Bradley, R (1, 7) OBP: 0.369, SLG: 0.421	2-2 G1-3	4-2 FC3-6 BB			1-0 1B BLK 1B	3-3 SAFE SAFE K		2-2 G5-3		4 1 1 0 1 1 1												
Stan Jefferson, S (1, 8) Mike Devereaux, R (9, 8) OBP: 0.189, SLG: 0.361 OBP: 0.332, SLG: 0.381	1-1 G4-3	1-2 FC3-6			3-2 SAFE P6	1-1 2B		1-3 K	5 0 1 1 0 1 4 0 0 0 0 0 0 0													
Cal Ripken Jr., R (1, 6) OBP: 0.325, SLG: 0.407	2-1 1B 1B			1-2 G3 1B	3-2 BB 1B	4-0 IBB		0-1 G4-3	4 0 3 0 1 0 0													
Joe Orsulak, L (1, 9) OBP: 0.347, SLG: 0.411	1-2 1B			3-2 G3	3-0 BB 1B	1-3 K		0-0 G6-3	5 0 2 1 0 1 3													
Randy Milligan, R (1, 3) OBP: 0.404, SLG: 0.462	0-3 K			0-1 P3	4-2 BB G6-4-3 BB		0-0 F8		3 0 0 0 1 1 3													
Larry Sheets, L (1, 10) Keith Moreland, R (5, PH) OBP: 0.297, SLG: 0.360 OBP: 0.339, SLG: 0.379		0-1 G4-3	2-3 K		2-2 G6-4-3 BB		0-0 L8		2 0 0 0 0 1 1 2 0 0 0 0 0 3													
Bob Melvin, R (1, 2) OBP: 0.298, SLG: 0.297		0-0 G5-3		2-2 G1-3		0-1 1B E 2B	2-0 F9		4 1 1 0 0 0 0													
Tim Hulett, R (1, 5) OBP: 0.357, SLG: 0.538		4-0 BB BB BB		0-0 G5-3		2-2 E 2B 1B		1-0 G5-3	3 1 1 0 1 0 0													
Rene Gonzales, R (1, 4) OBP: 0.268, SLG: 0.255		4-0 BB BB		3-3 K		0-3 K		0-1 G6-3	3 0 0 0 1 2 2													
Inning Stats	R: 0 E: 0 K: 1 S: 13	H: 2 LOB: 2 BB: 0 P: 19	R: 0 E: 0 K: 0 S: 12	H: 0 LOB: 3 BB: 3 P: 25	R: 0 E: 0 K: 1 S: 13	H: 1 LOB: 1 BB: 0 P: 19	R: 0 E: 0 K: 1 S: 7	H: 0 LOB: 0 BB: 0 P: 12	R: 1 E: 0 K: 0 S: 13	H: 3 LOB: 2 BB: 1 P: 29	R: 2 E: 1 K: 3 S: 19	H: 3 LOB: 2 BB: 1 P: 30	R: 0 E: 0 K: 0 S: 3	H: 0 LOB: 0 BB: 0 P: 5	R: 0 E: 0 K: 0 S: 6	H: 0 LOB: 0 BB: 0 P: 9	R: 0 E: 0 K: 1 S: 6	H: 0 LOB: 0 BB: 0 P: 7	1B: 7 2B: 2 3B: 0 HR: 0	SF: 0 SAC: 0 DP: 1 HBP: 0	WP: 0 PB: 0 SB: 0 CS: 0	PA: 40
PITCHER	IP WLS BF H R ER SO BB IBB HBP BLK WP HR S P ERA WHIP												PITCHER	IP WLS BF H R ER SO BB IBB HBP BLK WP HR S P ERA WHIP								
Clay Parker, R (1, 1) ERA: 4.03	4.1 L 23 6 1 1 3 4 0 0 0 1 0 0 55 99 2.08 2.308																					
Lee Guetterman, L (5, 1) ERA: 2.77	3.2 14 3 2 1 3 0 1 0 0 0 0 31 49 2.46 0.818																					
Dave Righetti, L (9, 1) ERA: 2.73	1.0 3 0 0 0 1 0 0 0 0 0 0 6 7 0.00 0.000																					

Baltimore Orioles @ New York Yankees
 Yankee Stadium, Bronx, NY
 Fri Aug 25 1989, 7:05 PM EDT
 Att. 30,177 - Unknown - 75 F

livebaseballscorecards.com

AB	35
R	3
H	9
RBI	2
BB	5
SO	7
LOB	17



Batter	1	2	3	4	5	6	7	8	9	AB R H RBI BB SO LOB
Steve Sax, R OBP: 0.378, SLG: 0.398 (1, 4) C B B X	2-2 G5-3 ①		3-1 G4-3 ③			2-1 G1-6-3 1B		2-1 1B 1B	0-2 G6-3 ③	5 0 2 0 0 0 2
Alvaro Espinoza, R OBP: 0.315, SLG: 0.332 (1, 6) X	0-0 1B			2-2 F8 ①		1-2 G1-6-3 ① ② 1-2f		0-1 1B 1-3		4 0 2 0 0 0 1
Don Mattingly, L OBP: 0.343, SLG: 0.456 (1, 3) B F SAFE 1 B X	2-1 F8 ②			1-3 K ②		0-3 K ③		2-3 K ②		4 0 0 0 0 3 3
Jesse Barfield, R OBP: 0.353, SLG: 0.439 (1, 9) C B B X	2-1 G4-3 ③			2-0 F9 ③			1-0 1B 2B	1-1 G5-3 ③		4 0 1 0 0 0 3
Don Slaught, R OBP: 0.323, SLG: 0.390 (1, 10) X		0-0 G4-3 ①			0-0 2B		0-0 L5 ①		0-0 1B 2B	4 1 2 0 0 0 1
Bob Geren, R OBP: 0.364, SLG: 0.493 (1, 2) X C C C X		1-2 G6-3 ②			0-0 G1-3 ①		0-0 1B 2-3		0-0 P2 ①	4 0 1 0 0 0 2
Mel Hall, L OBP: 0.301, SLG: 0.395 (1, 7) X S B B X		2-1 G4-1 ③			1-1 P4 ②		1-3 K ②		0-1 L5 ②	4 0 0 0 0 1 4
Roberto Kelly, R OBP: 0.388, SLG: 0.442 (1, 8) F B X			1-1 G6-4-3 1B		4-0 IBB		2-1 F7 ③		4-2 1B BB	2 0 1 0 2 0 2
Hensley Meulens, R OBP: 0.188, SLG: 0.133 (1, 5) X			0-0 G6-4-3 ① ② 1-2f		0-0 L9 ③			1-3 K ①	1-0 1B 1-2 2-H	4 0 1 1 0 1 3

Inning Stats	R: 0 E: 0 K: 0 S: 8	H: 1 LOB: 1 BB: 0 P: 14	R: 0 E: 0 K: 0 S: 6	H: 0 LOB: 0 BB: 0 P: 9	R: 0 E: 0 K: 0 S: 5	H: 1 LOB: 0 BB: 0 P: 9	R: 0 E: 0 K: 1 S: 7	H: 0 LOB: 0 BB: 0 P: 12	R: 0 E: 0 K: 0 S: 5	H: 1 LOB: 2 BB: 1 P: 10	R: 0 E: 0 K: 1 S: 8	H: 1 LOB: 0 BB: 0 P: 11	R: 0 E: 0 K: 1 S: 10	H: 2 LOB: 2 BB: 0 P: 14	R: 0 E: 0 K: 2 S: 12	H: 2 LOB: 2 BB: 0 P: 18	R: 1 E: 0 K: 0 S: 10	H: 2 LOB: 2 BB: 1 P: 15	1B: 7 2B: 3 3B: 0 HR: 0	SF: 0 SAC: 0 DP: 2 HBP: 0
PITCHER	IP	WLS	BF	H	R	ER	SO	BB	IBB	HBP	BLK	WP	HR	S	P	ERA	WHIP	WP: 0 PB: 0 SB: 0 CS: 0	PA: 37	
Jeff Ballard, L ERA: 3.59 (1, 1)	8.2	W	36	10	1	1	5	1	1	0	0	0	0	68	109	1.04	1.269			
Gregg Olson, R ERA: 2.13 (9, 1)	0.1	S	1	0	0	0	0	0	0	0	0	0	0	3	3	0.00	0.000			

BOTTOM

Baltimore Orioles @ New York Yankees
Yankee Stadium, Bronx, NY
Fri Aug 25 1989, 7:05 PM EDT
Att: 30,177 - Unknown - 75 F

livebaseballscores.com

AB	35
R	1
H	10
RBI	1
BB	2
SO	5
LOB	21



Batter	1	2	3	4	5	6	7	8	9	AB R H RBI BB SO LOB	TOP											
Phil Bradley, R (1, 7) OBP: 0.366, SLG: 0.417	0-1 G6-3	1-1 FC5-2		1-1 G5-3		2-3 K		0-3 K		5 0 0 0 0 2 3												
Stan Jefferson, S (1, 8) OBP: 0.203, SLG: 0.364	2-1 1B SF7 1B	2-0 G4-3		1-1 1B		2-3 K		1-2 F7		5 1 2 0 0 1 3												
Cal Ripken Jr., R (1, 6) OBP: 0.324, SLG: 0.405	1-1 FC6-4 1-3 1B		0-1 F8	1-2 G4-3		1-2 G4-3		2-3 K		5 0 1 0 0 1 1												
Joe Orsulak, L (1, 9) OBP: 0.353, SLG: 0.434	2-2 SF7		3-2 2B 1B		2-1 HR		0-1 HR		4-2 2B BB	3 4 3 3 1 0 0												
Keith Moreland, R (1, 10) OBP: 0.341, SLG: 0.384 Larry Sheets, L (7, PH) OBP: 0.299, SLG: 0.364 Randy Milligan, R (9, PR) OBP: 0.404, SLG: 0.462	0-0 FC6-4 1-2f		1 SAFE 1-3 1B 2B	0-0 1B	2-2 G3 E 1B		2-0 P4	0-2 G3 1-H 2B		3 1 2 0 0 0 1 2 0 1 1 0 0 0 0 0 0 0 0 0 0												
Jim Traber, L (1, 3) OBP: 0.269, SLG: 0.324		4-2 1B 1B FC5-2 BB	4-0 1B BB		2-3 K		4-2 BB BB	1-1 G3		2 0 0 0 3 1 2												
Tim Hulett, R (1, 5) OBP: 0.316, SLG: 0.444		2-3 K	1-2 G6-4-3 1B		3-1 E5 G3		0-3 K	0-1 G6-3		5 0 1 2 0 2 4												
Jamie Quirk, L (1, 2) OBP: 0.246, SLG: 0.235		1 SAFE 0-0 FC5-2 1B 1-2 1B	0-0 G6-4-3		0-1 G3		1 SAFE 4-1 BB			3 0 1 0 1 0 4												
Rene Gonzales, R (1, 4) OBP: 0.268, SLG: 0.255		0-0 FC5-2 1-2 2-3 1B		1-0 G6-3		1-3 K		1-3 K		4 0 1 0 0 2 4												
Inning Stats	R: 1 E: 0 K: 0 S: 10	H: 2 LOB: 1 BB: 0 P: 15	R: 0 E: 0 K: 1 S: 14	H: 2 LOB: 3 BB: 1 P: 23	R: 2 E: 0 K: 0 S: 14	H: 3 LOB: 1 BB: 1 P: 24	R: 0 E: 0 K: 0 S: 8	H: 1 LOB: 1 BB: 0 P: 12	R: 1 E: 1 K: 2 S: 15	H: 2 LOB: 2 BB: 0 P: 25	R: 0 E: 0 K: 2 S: 11	H: 0 LOB: 0 BB: 0 P: 16	R: 1 E: 0 K: 2 S: 14	H: 1 LOB: 2 BB: 2 P: 25	R: 0 E: 0 K: 2 S: 9	H: 0 LOB: 0 BB: 0 P: 12	R: 1 E: 0 K: 0 S: 11	H: 1 LOB: 1 BB: 1 P: 16	1B: 8 2B: 2 3B: 0 HR: 2	SF: 1 SAC: 0 DP: 1 HBP: 0	WP: 0 PB: 0 SB: 0 CS: 0	PA: 43
PITCHER	IP WLS BF H R ER SO BB IBB HBP BLK WP HR S P ERA WHIP																					
Walt Terrell, R (1, 1) ERA: 4.66	6.0 L 31 11 5 5 5 2 0 0 0 0 0 2 74 117 7.50 2.167																					
Lance McCullers, R (7, 1) ERA: 4.86	3.0 12 1 1 1 4 3 0 0 0 0 0 0 32 51 3.00 1.333																					

Baltimore Orioles @ New York Yankees
 Yankee Stadium, Bronx, NY
 Sat Aug 26 1989, 3:33 AM EDT
 Att. 38,021 - Sunny - 75 F

livebaseballscorecards.com

AB	37
R	6
H	12
RBI	6
BB	5
SO	9
LOB	22



Batter	1	2	3	4	5	6	7	8	9	AB R H RBI BB SO LOB	TOP		
Phil Bradley, R (1, 7) OBP: 0.362, SLG: 0.412	1-3 K	3-2 G6-3		3-3 K		3-3 K		0-1 P4		5 0 0 0 0 3 4	<p>Baltimore Orioles @ New York Yankees Yankee Stadium, Bronx, NY Sun Aug 27 1989, 3:33 AM EDT Att. 43,799 - Cloudy - 75 F</p>		
Stan Jefferson, S (1, 9) OBP: 0.214, SLG: 0.366	2-0 L7		3-2 G6-3 1B	1-1 WP 1B		1-1 G1-3		0-1 G3		5 0 2 1 0 0 1			
Cal Ripken Jr., R (1, 6) OBP: 0.324, SLG: 0.411	1-2 F9		0-0 G6-3 1B	1-1 G4-3			0-1 HR		2-1 F7	5 1 2 1 0 0 2			
Keith Moreland, R (1, 10) OBP: 0.339, SLG: 0.382		2-1 1B BB E 1B	2-1 G6-3		0-1 G6-3		0-1 F8		2-1 G5-3	5 1 1 0 0 0 2			
Randy Milligan, R (1, 3) OBP: 0.404, SLG: 0.462		4-2 E HR BB	1-2 L7		0-1 P4		0-2 3B 2B		1-1 G6-3	4 2 1 0 1 0 1			
Mike Devereaux, R (1, 8) OBP: 0.337, SLG: 0.386		0-0 E5 HR 1B		0-1 E 1B 1B 1B	2-1 E9 1B		1-2 G5-3			4 2 3 0 0 0 1			
Bob Melvin, R (1, 2) OBP: 0.306, SLG: 0.329		0-0 HR		1-1 1B WP E 1B	0-2 G6-3		0-0 3B			4 2 3 4 0 0 1			
Tim Hulett, R (1, 5) OBP: 0.261, SLG: 0.364		1-0 L8		0-0 E1 WP 1B		1-2 E7 SH1-4		1-0 G5-3		4 0 0 0 0 0 3			
Rene Gonzales, R (1, 4) OBP: 0.263, SLG: 0.250		1-0 G6-3		0-3 K		1-1 SH1-4		0-0 G4-3		3 0 0 0 0 1 3			
Inning Stats	R: 0 H: 0 E: 0 LOB: 0 K: 1 BB: 0 S: 7 P: 11	R: 4 H: 3 E: 1 LOB: 0 K: 0 BB: 1 S: 12 P: 23	R: 0 H: 2 E: 0 LOB: 1 K: 0 BB: 0 S: 9 P: 15	R: 2 H: 3 E: 1 LOB: 2 K: 2 BB: 0 S: 16 P: 22	R: 0 H: 1 E: 1 LOB: 1 K: 0 BB: 0 S: 10 P: 12	R: 0 H: 0 E: 1 LOB: 1 K: 1 BB: 0 S: 10 P: 16	R: 2 H: 3 E: 0 LOB: 1 K: 0 BB: 0 S: 12 P: 14	R: 0 H: 0 E: 0 LOB: 0 K: 0 BB: 0 S: 5 P: 5	R: 0 H: 0 E: 0 LOB: 0 K: 0 BB: 0 S: 6 P: 11	1B: 8 SF: 0 2B: 1 SAC: 1 3B: 1 DP: 1 HR: 2 HBP: 0	WP: 1 PA: 41 PB: 0 SB: 0 CS: 0		
PITCHER	IP WLS BF H R ER SO BB IBB HBP BLK WP HR S P ERA WHIP											PITCHER	IP WLS BF H R ER SO BB IBB HBP BLK WP HR S P ERA WHIP
Greg Cadaret, L (1, 1) ERA: 3.59	4.0 L 21 8 6 4 3 1 0 0 0 0 1 1 44 71 9.00 2.250												
John Candelaria, L (5, 1) ERA: 5.14	3.0 14 4 2 2 1 0 0 0 0 0 0 1 32 42 6.00 1.333												
Lee Guetterman, L (8, 1) ERA: 2.71	2.0 6 0 0 0 0 0 0 0 0 0 0 0 11 16 0.00 0.000												

livebaseballscorecards.com

AB	39
R	8
H	12
RBI	6
BB	1
SO	4
LOB	18



Batter	1	2	3	4	5	6	7	8	9	AB	R	H	RBI	BB	SO	LOB
Steve Sax, R OBP: 0.376, SLG: 0.397 (1, 4)	F8		G4-6-3 1B		G6-3			G6-3		4	1	1	0	0	0	0
Luis Polonia, L OBP: 0.334, SLG: 0.383 (1, 7)	L5		G4-6-3 1B		G6-3			HR 1B		4	1	2	0	0	0	0
Don Mattingly, L OBP: 0.342, SLG: 0.458 (1, 3)	F8		G4-6-3 1-2f 3-H		L7			HR 1-H		4	1	1	2	0	0	1
Jesse Barfield, R OBP: 0.349, SLG: 0.432 (1, 9)		G4-3	K		G6-3			K		4	0	0	0	0	2	0
Mel Hall, L OBP: 0.306, SLG: 0.400 (1, 10)		HR 1B		K		L8			F7	4	1	1	0	0	1	0
Bob Geren, R OBP: 0.365, SLG: 0.527 (1, 2)		HR		G4-3			K		K	4	1	1	2	0	2	0
Roberto Kelly, R OBP: 0.393, SLG: 0.441 (1, 8)		K		FC4-6 BB			G4-3		1B	3	0	1	0	1	1	0
Alvaro Espinoza, R OBP: 0.310, SLG: 0.330 (1, 6)		2B		FC4-6 1-2f			G4-3		L6	4	0	1	0	0	0	2
Hensley Meulens, R OBP: 0.182, SLG: 0.143 (1, 5)	P4				G6-3			G6-3		3	0	0	0	0	0	1

Inning Stats	R: 0	H: 0	E: 0	K: 0	S: 8	R: 2	H: 3	E: 0	K: 1	S: 12	R: 1	H: 2	E: 0	K: 1	S: 10	R: 0	H: 0	E: 0	K: 1	S: 9	R: 0	H: 0	E: 0	K: 0	S: 6	R: 0	H: 0	E: 0	K: 1	S: 9	R: 0	H: 0	E: 0	K: 1	S: 7	R: 2	H: 2	E: 0	K: 1	S: 13	R: 0	H: 1	E: 0	K: 1	S: 15	1B: 5	SF: 0	2B: 1	SAC: 0	3B: 0	DP: 1	HR: 2	HBP: 0	WP: 0	PA: 35
--------------	------	------	------	------	------	------	------	------	------	-------	------	------	------	------	-------	------	------	------	------	------	------	------	------	------	------	------	------	------	------	------	------	------	------	------	------	------	------	------	------	-------	------	------	------	------	-------	-------	-------	-------	--------	-------	-------	-------	--------	-------	--------

PITCHER	IP	WLS	BF	H	R	ER	SO	BB	IBB	HBP	BLK	WP	HR	S	P	ERA	WHIP
Bob Milacki, R ERA: 4.03 (1, 1)	9.0	W	35	8	5	5	6	1	0	0	0	0	2	89	127	5.00	1.000


BOTTOM

Baltimore Orioles @ New York Yankees
 Yankee Stadium, Bronx, NY

Sun Aug 27 1989, 3:33 AM EDT
 Att. 43,799 - Cloudy - 75 F

livebaseballscorecards.com

AB	34
R	5
H	8
RBI	4
BB	1
SO	6
LOB	4



Oakland Athletics @ New York Yankees
 Yankee Stadium, Bronx, NY

Mon Aug 28 1989, 7:05 PM EDT
 Att. 25,359 - Unknown - 74 F

livebaseballscorecards.com

AB	40
R	7
H	16
RBI	7
BB	0
SO	7
LOB	15



WP	1	PA	40
PB	0		
SB	2		
CS	0		

Batter	1	2	3	4	5	6	7	8	9	AB	R	H	RBI	BB	SO	LOB
Rickey Henderson, R OBP: 0.418, SLG: 0.414 (1, 7)	G6-3	1B		B5-3			G5-3		L9-6 2B	5	1	2	1	0	0	0
Carney Lansford, R OBP: 0.401, SLG: 0.404 (1, 5)	1B	1B		G5-4-3 1B			2B 1B		L9-6	5	1	4	0	0	0	1
Jose Canseco, R OBP: 0.316, SLG: 0.455 (1, 9)	K	1B		G5-4-3 1-2f			F8		1B	5	0	2	1	0	1	3
Dave Parker, L OBP: 0.306, SLG: 0.441 (1, 10)	P5						WP 1-H 2B		K	5	1	2	2	0	1	2
Ron Hassey, L OBP: 0.301, SLG: 0.349 (1, 2)		G6-3 1B		K			G1-3			4	1	2	0	0	1	1
Mark McGwire, R OBP: 0.338, SLG: 0.443 (1, 3)		G6-3		G6-3					K	4	0	1	0	0	1	1
Dave Henderson, R OBP: 0.314, SLG: 0.365 (1, 8)		K		FC6-4 1B			G1-3		K	4	0	0	0	0	2	3
Tony Phillips, S OBP: 0.332, SLG: 0.332 (1, 4)		HR 1B		K			G4-3		F7	4	1	1	1	0	1	2
Walt Weiss, S OBP: 0.277, SLG: 0.335 (1, 6)		HR		G3-1			G3-1		2B	4	2	2	2	0	0	2

Batter	1	2	3	4	5	6	7	8	9											
Inning Stats	R: 0 E: 0 K: 1 S: 12	H: 1 LOB: 1 BB: 0 P: 18	R: 4 E: 0 K: 1 S: 14	H: 6 LOB: 2 BB: 0 P: 21	R: 1 E: 0 K: 1 S: 10	H: 3 LOB: 2 BB: 0 P: 18	R: 0 E: 0 K: 0 S: 5	H: 1 LOB: 0 BB: 0 P: 7	R: 0 E: 0 K: 1 S: 8	H: 0 LOB: 0 BB: 0 P: 9	R: 0 E: 0 K: 0 S: 7	H: 0 LOB: 0 BB: 0 P: 11	R: 1 E: 0 K: 0 S: 11	H: 2 LOB: 1 BB: 0 P: 21	R: 0 E: 0 K: 2 S: 12	H: 0 LOB: 0 BB: 0 P: 20	R: 1 E: 0 K: 1 S: 9	H: 3 LOB: 1 BB: 0 P: 16	1B: 10 2B: 5 3B: 0 HR: 2	SF: 0 SAC: 0 DP: 2 HBP: 0

PITCHER	IP	WLS	BF	H	R	ER	SO	BB	IBB	HBP	BLK	WP	HR	S	P	ERA	WHIP
Andy Hawkins, R ERA: 4.8 (1, 1)	2.0	L	15	10	5	5	2	0	0	0	0	0	2	30	47	22.50	5.000
Clay Parker, R ERA: 3.92 (3, 1)	4.2		15	2	1	1	2	0	0	0	0	0	0	34	52	1.93	0.429
Lee Guetterman, L ERA: 2.7 (7, 1)	0.1		2	1	0	0	0	0	0	0	0	1	0	3	6	0.00	3.000
Lance McCullers, R ERA: 4.79 (8, 1)	1.0		3	0	0	0	2	0	0	0	0	0	0	12	20	0.00	0.000
Lance McCullers, R ERA: 4.79 (8, 1)	1.0		3	0	0	0	2	0	0	0	0	0	0	12	20	0.00	0.000

PITCHER	IP	WLS	BF	H	R	ER	SO	BB	IBB	HBP	BLK	WP	HR	S	P	ERA	WHIP
Dave Righetti, L ERA: 2.83 (9, 1)	1.0		5	3	1	1	1	0	0	0	0	0	0	9	16	9.00	3.000

Batter	1	2	3	4	5	6	7	8	9	AB	R	H	RBI	BB	SO	LOB
Steve Sax, R OBP: 0.379, SLG: 0.401 (1, 4)	2-1 1B SF7 1B		2-1 1B S		0-1 1B		1-2 1B 1B	0-2 G6-3		5	2	4	0	0	0	1
Alvaro Espinoza, R OBP: 0.314, SLG: 0.333 (1, 6)	0-0 1B G3 1B		1-2 1B L9		0-0 G5-3		1-1 1B BB 1B		2-2 1B	5	0	3	0	0	0	2
Don Mattingly, L OBP: 0.340, SLG: 0.456 (1, 3)	0-2 1B SF7		0-0 P5			2-1 G4-3	2-1 1B BB		0-1 G4-3	4	0	1	2	0	0	1
Mel Hall, L OBP: 0.306, SLG: 0.399 (1, 7)	2-2 1B G3		1-2 G4-3			0-0 1B 2B SF7	1-3 K		1-1 1B	3	1	1	0	0	0	2
Steve Balboni, R OBP: 0.288, SLG: 0.460 (7, PH)	1-2 1B									1	0	0	0	0	1	2
Luis Polonia, L OBP: 0.336, SLG: 0.385 (8, 7)										1	0	1	0	0	0	0
Jesse Barfield, R OBP: 0.350, SLG: 0.432 (1, 9)	0-0 G5-3			1-3 K		1-2 1B SAFE	4-2 BB		2-3 K	4	0	1	0	1	2	2
Ken Phelps, L OBP: 0.346, SLG: 0.387 (1, 10)		1-2 1B		4-1 BB		0-1 SF7	1-1 G4-3			1	0	1	1	1	0	0
Bob Geren, R OBP: 0.363, SLG: 0.523 (7, PH)										1	0	0	0	0	0	3
Don Slaught, R OBP: 0.323, SLG: 0.387 (1, 2)		1-1 1B F8		0-0 BB G6-4-3		4-2 BB			3-2 HBP	2	0	0	0	1	0	2
Lance McCullers, S OBP: 0.261, SLG: 0.257 (8, 1)										0	0	0	0	0	0	0
Wayne Tolleson, S OBP: 0.261, SLG: 0.257 (8, PH)										0	0	0	0	0	0	0
Roberto Kelly, R OBP: 0.389, SLG: 0.437 (1, 8)		2-2 1B F7				2-3 K	1-0 L9		0-0 F8	4	0	0	0	0	1	4
Hensley Meulens, R OBP: 0.154, SLG: 0.120 (1, 5)																
Dave Righetti, L ERA: 2.23 (9, 1)		3-2 1B F8				0-3 K		0-2 L8	0-3 K	4	0	0	0	0	2	2
										0	0	0	0	0	0	0

Inning Stats	R: 1	H: 2	E: 0	K: 0	S: 11	H: 2	LOB: 1	BB: 0	P: 15	R: 0	H: 1	E: 0	K: 0	S: 12	H: 1	LOB: 1	BB: 0	P: 19	R: 0	H: 1	E: 0	K: 0	S: 9	R: 0	H: 0	E: 0	K: 1	S: 5	H: 1	LOB: 0	BB: 1	P: 10	R: 0	H: 1	E: 0	K: 2	S: 10	H: 2	LOB: 2	BB: 1	P: 20	R: 1	H: 3	E: 0	K: 1	S: 19	H: 3	LOB: 3	BB: 1	P: 29	R: 0	H: 0	E: 0	K: 1	S: 12	H: 0	LOB: 1	BB: 0	P: 15	R: 0	H: 2	E: 0	K: 1	S: 13	H: 2	LOB: 1	BB: 0	P: 18	1B: 11	SF: 2	2B: 1	SAC: 0	3B: 0	DP: 1	HR: 0	HBP: 1	WP: 0	PA: 41
--------------	------	------	------	------	-------	------	--------	-------	-------	------	------	------	------	-------	------	--------	-------	-------	------	------	------	------	------	------	------	------	------	------	------	--------	-------	-------	------	------	------	------	-------	------	--------	-------	-------	------	------	------	------	-------	------	--------	-------	-------	------	------	------	------	-------	------	--------	-------	-------	------	------	------	------	-------	------	--------	-------	-------	--------	-------	-------	--------	-------	-------	-------	--------	-------	--------

PITCHER	IP	WLS	BF	H	R	ER	SO	BB	IBB	HBP	BLK	WP	HR	S	P	ERA	WHIP
Dave Stewart, R ERA: 3.47 (1, 1)	6.1	W	29	9	3	3	3	2	0	0	0	0	0	67	99	4.26	1.737
Rick Honeycutt, L ERA: 2.51 (7, 1)	0.0		1	1	0	0	0	0	0	0	0	0	0	2	4	∞	∞
Todd Burns, R ERA: 2.23 (7, 1)	0.1		2	0	0	0	1	1	0	0	0	0	0	7	12	0.00	3.000
Matt Young, L ERA: 4.88 (7, 1)	0.1		1	0	0	0	0	0	0	0	0	0	0	2	3	0.00	0.000
Dennis Eckerlesley, R ERA: 0.88 (8, 1)	2.0	S	8	2	0	0	2	0	0	1	0	0	0	25	33	0.00	1.000


BOTTOM

Oakland Athletics @ New York Yankees
 Yankee Stadium, Bronx, NY

Mon Aug 28 1989, 7:05 PM EDT
 Att: 25,359 - Unknown - 74 F

livebaseballscorecards.com

AB	35
R	3
H	12
RBI	3
BB	3
SO	6
LOB	21



Oakland Athletics @ New York Yankees
 Yankee Stadium, Bronx, NY
 Tue Aug 29 1989, 7:05 PM EDT
 Att: 27,751 - Unknown

AB	46
R	19
H	18
RBI	17
BB	5
SO	6
LOB	12



AB R H RBI BB SO LOB

TOP

Batter	1	2	3	4	5	6	7	8	9
Rickey Henderson, R OBP: 0.418, SLG: 0.413 Billy Beane, R OBP: 0.247, SLG: 0.316	2-2 F9		1-0 F8			1-3 K			0-0 F8
Carney Lansford, R OBP: 0.403, SLG: 0.410 Lance Blankenship, R OBP: 0.274, SLG: 0.284	0-1 PB 1B		3-2 HR 3B			2-2 F8			3-1 1B 1B
Jose Canseco, R OBP: 0.331, SLG: 0.512	2-1 P4		2-1 HR				2-2 G3		0-1 BB 1B
Mark McGwire, R OBP: 0.340, SLG: 0.440	4-1 FC6-4 BB		3-3 K				2-3 K		4-2 1B 1B BB
Dave Henderson, R OBP: 0.313, SLG: 0.364 Stan Javier, S OBP: 0.315, SLG: 0.320	0-0 FC6-4		1-0 F8				2-1 G3		0-0 1B 1B
Dave Parker, L OBP: 0.307, SLG: 0.440		0-0 F9		1-1 P2		0-2 G4-3 1B		2-0 G6-3	0-1 FC5-4 1B
Terry Steinbach, R OBP: 0.332, SLG: 0.372		1-3 K		0-0 P5		0-1 G6-3 1B WP		2-2 G6-3	0-0 FC5-4
Tony Phillips, S OBP: 0.333, SLG: 0.339		2-3 K		0-0 1B		2-1 G6-3 1B		0-0 G3-1	
Mike Gallego, R OBP: 0.341, SLG: 0.345 Walt Weiss, S OBP: 0.280, SLG: 0.333			1-2 F8 3B 2B		2-2 L5	1-0 BB 1B HBP			0-0 L7

Inning Stats	R: 0	H: 1	E: 0	K: 0	S: 10	P: 18	R: 0	H: 0	E: 0	K: 2	S: 7	P: 10	R: 3	H: 3	E: 0	K: 1	S: 16	P: 27	R: 0	H: 1	E: 0	K: 0	S: 7	P: 10	R: 10	H: 6	E: 1	K: 0	S: 30	P: 50	R: 3	H: 3	E: 0	K: 2	S: 15	P: 26	R: 0	H: 0	E: 0	K: 1	S: 8	P: 14	R: 0	H: 0	E: 0	K: 0	S: 6	P: 10	R: 3	H: 4	E: 0	K: 0	S: 13	P: 20	1B: 12	SF: 0	2B: 2	SAC: 0	3B: 2	DP: 0	HR: 2	HBP: 1	WP: 2	PA: 52
--------------	------	------	------	------	-------	-------	------	------	------	------	------	-------	------	------	------	------	-------	-------	------	------	------	------	------	-------	-------	------	------	------	-------	-------	------	------	------	------	-------	-------	------	------	------	------	------	-------	------	------	------	------	------	-------	------	------	------	------	-------	-------	--------	-------	-------	--------	-------	-------	-------	--------	-------	--------

PITCHER	IP	WLS	BF	H	R	ER	SO	BB	IBB	HBP	BLK	WP	HR	S	P	ERA	WHIP
Chuck Cary, L ERA: 3.58	(1, 1)	4.1	L	25	9	9	8	3	2	0	0	0	0	61	96	16.61	2.538
Greg Cadaret, L ERA: 3.94	(5, 1)	0.2		6	2	4	3	0	1	0	1	0	1	9	19	40.50	4.500
Rich Gossage, R ERA: 3.19	(6, 1)	3.0		13	3	3	3	1	0	0	0	1	0	29	50	9.00	1.333
Dave Righetti, L ERA: 3.23	(9, 1)	1.0		8	4	3	3	0	1	0	0	0	0	13	20	27.00	5.000

WP: 2	PA: 52
PB: 1	
SB: 1	
CS: 0	

Batter	1	2	3	4	5	6	7	8	9	AB	R	H	RBI	BB	SO	LOB
Steve Sax, R OBP: 0.379, SLG: 0.400 (1, 4)	4-0 FC6-4 1B BB	2-2 CS 1B		3-2 G3 1-2		0-1 G4-6-3 1-2f			0-1 G6-4-3 1-2f	4	1	1	0	1	0	4
Alvaro Espinoza, R OBP: 0.314, SLG: 0.333 Randy Velarde, R OBP: 0.343, SLG: 0.419 (7, PH) (8, 6)	0-0 FC6-4 1B	0-0 P4			0-1 G4-3		4-1 G4-3 WP BB		4-2 BB	3	0	1	0	0	0	1
Don Mattingly, L OBP: 0.339, SLG: 0.459 (1, 3)	1-2 FC6-4 1B 1-2f 2-3	1-1 L4			1-1 HR		0-1 F8		0-0 G4-3	5	2	1	1	0	0	5
Mel Hall, L OBP: 0.308, SLG: 0.412 (1, 7)	3-2 E 1B HBP 1B 1-3 3-H	0-2 CS 1-2	1-1 F7		1-0 HR		2-2 G4-3		1-3	4	2	2	2	0	0	1
Jesse Barfield, R OBP: 0.351, SLG: 0.432 (1, 9)	0-2 HBP E 1B 1-2 3-H		1-0 HBP		3-2 G3		2-0 P3			3	0	1	1	0	0	1
Ken Phelps, L OBP: 0.340, SLG: 0.378 (1, 10)	3-3 K		0-2 F9		3-3 K			1-3 K		4	0	0	0	0	3	3
Bob Geren, R OBP: 0.354, SLG: 0.510 (1, 2)	0-0 E6 HBP 1-2 2-3		0-0 F8		0-3 K			1-3 K		4	0	0	0	0	2	3
Roberto Kelly, R OBP: 0.390, SLG: 0.436 (1, 8)	3-2 HBP 1-2 2-3 3-H			0-0 G6-3		3-2 1B 1B		1-3 K		3	0	1	1	0	1	0
Hensley Meulens, R OBP: 0.233, SLG: 0.179 (1, 5)	0-2 F8			4-0 CS BB		3-2 G4-6-3 1B		0-0 G6-4-3 1B		3	0	2	0	1	0	3

Inning Stats	R: 3	H: 3	E: 1	K: 1	S: 22	LOB: 3	BB: 1	P: 36	R: 0	H: 1	E: 0	K: 0	S: 8	LOB: 0	BB: 0	P: 11	R: 0	H: 0	E: 0	K: 0	S: 6	LOB: 1	BB: 0	P: 8	R: 2	H: 2	E: 0	K: 1	S: 11	LOB: 0	BB: 0	P: 19	R: 0	H: 2	E: 0	K: 1	S: 11	LOB: 1	BB: 0	P: 17	R: 0	H: 0	E: 0	K: 0	S: 7	LOB: 1	BB: 1	P: 15	R: 0	H: 0	E: 0	K: 3	S: 9	LOB: 0	BB: 0	P: 12	R: 0	H: 1	E: 0	K: 0	S: 6	LOB: 1	BB: 1	P: 10	1B: 7	2B: 0	3B: 0	HR: 2	SF: 0	SAC: 0	DP: 2	HBP: 2	WP: 1	PB: 0	SB: 0	CS: 2	PA: 40
--------------	------	------	------	------	-------	--------	-------	-------	------	------	------	------	------	--------	-------	-------	------	------	------	------	------	--------	-------	------	------	------	------	------	-------	--------	-------	-------	------	------	------	------	-------	--------	-------	-------	------	------	------	------	------	--------	-------	-------	------	------	------	------	------	--------	-------	-------	------	------	------	------	------	--------	-------	-------	-------	-------	-------	-------	-------	--------	-------	--------	-------	-------	-------	-------	--------

PITCHER	IP	WLS	BF	H	R	ER	SO	BB	IBB	HBP	BLK	WP	HR	S	P	ERA	WHIP
Storm Davis, R ERA: 4.71 (1, 1)	7.0	W	32	8	5	4	3	3	0	2	0	1	2	69	117	5.14	1.571
Gene Nelson, R ERA: 3.92 (8, 1)	2.0		7	1	0	0	3	1	0	0	0	0	0	15	22	0.00	1.000

BOTTOM

Oakland Athletics @ New York Yankees
 Yankee Stadium, Bronx, NY

Tue Aug 29 1989, 7:05 PM EDT
 Att. 27,751 - Unknown

livebaseballscorecards.com

AB	33
R	5
H	9
RBI	5
BB	4
SO	6
LOB	21



Batter	1	2	3	4	5	6	7	8	9	AB R H RBI BB SO LOB	TOP	
Rickey Henderson, R OBP: 0.418, SLG: 0.413 (1, 7)	3-2 FC5-4-5-6 S 1B		3-2 FC6 1B		3-2 E5 1B 2B		3-2 F8		1-0 F8	5 1 2 0 0 0 2		
Carney Lansford, R OBP: 0.402, SLG: 0.409 (1, 5)	1-0 F8		1-1 FC6 HR		0-0 2B FC6-2 1B		0-3 K			4 1 1 1 0 1 3		
Jose Canseco, R OBP: 0.336, SLG: 0.542 (1, 9)	3-1 FC5-4-5-6 BB 1-3		1-1 HR		0-1 FC6-2 2B		2-3 K			4 1 2 4 0 1 1		
Dave Parker, L OBP: 0.306, SLG: 0.437 (1, 10)	4-1 1-2 BB		1-3 K		1-1 FC6-2 G4-6-3		1-3 K			3 0 0 0 1 2 2		
Ron Hassey, L OBP: 0.297, SLG: 0.343 (1, 2)	1-0 F9		0-0 F7		1-0 G4-6-3		0-1 G6-3			4 0 0 0 0 0 4		
Dave Henderson, R OBP: 0.311, SLG: 0.361 (1, 8)		3-2 F9		0-0 L7		2-0 F7		1-3 K		4 0 0 0 0 1 0		
Terry Steinbach, R OBP: 0.328, SLG: 0.368 (1, 3)		1-0 L7		2-2 L9		2-0 F8		1-3 K		4 0 0 0 0 1 0	AB 34	
Tony Phillips, S OBP: 0.332, SLG: 0.338 (1, 4)		3-2 G5-3		3-1 P2		1-1 1B		0-1 L9		4 0 1 0 0 0 0	R 5	
Walt Weiss, S OBP: 0.289, SLG: 0.335 (1, 6)			4-1 FC6 1B HR BB		1-2 E 1B		1-0 L7		4-2 BB	2 2 1 0 2 0 1	H 7	
Inning Stats	R: 0 H: 1 E: 0 LOB: 2 K: 0 BB: 1 S: 8 P: 20	R: 0 H: 0 E: 0 LOB: 0 K: 0 BB: 0 S: 7 P: 14	R: 3 H: 2 E: 0 LOB: 0 K: 1 BB: 1 S: 12 P: 22	R: 0 H: 0 E: 0 LOB: 0 K: 0 BB: 0 S: 6 P: 11	R: 2 H: 3 E: 1 LOB: 1 K: 0 BB: 0 S: 16 P: 22	R: 0 H: 1 E: 0 LOB: 1 K: 0 BB: 0 S: 5 P: 11	R: 0 H: 0 E: 0 LOB: 0 K: 2 BB: 0 S: 10 P: 15	R: 0 H: 0 E: 0 LOB: 0 K: 2 BB: 0 S: 8 P: 10	R: 0 H: 0 E: 0 LOB: 1 K: 1 BB: 1 S: 8 P: 14	1B: 5 SF: 0 2B: 1 SAC: 0 3B: 0 DP: 1 HR: 1 HBP: 0	WP: 0 PA: 37 PB: 0 SB: 1 CS: 0	
PITCHER Eric Plunk, R (1, 1) ERA: 3.19 Lance McCullers, R (7, 1) ERA: 4.6	IP WLS BF H R ER SO BB IBB HBP BLK WP HR S P ERA WHIP											
	6.0 W 27 7 5 4 1 2 0 0 0 0 1 54 100 6.00 1.500											
	3.0 S 10 0 0 0 5 1 0 0 0 0 0 26 39 0.00 0.333											

Oakland Athletics @ New York Yankees
 Yankee Stadium, Bronx, NY
 Wed Aug 30 1989, 7:05 PM EDT
 Att. 26,238 - Unknown - 82 F

livebaseballscorecards.com



Batter	1	2	3	4	5	6	7	8	9	AB R H RBI BB SO LOB	TOP
Devon White, S (1, 8) OBP: 0.294, SLG: 0.393 Max Venable, L (8, 8) OBP: 0.476, SLG: 0.524	2-1 1-3		1-3 K		X 0-0 F9	3-2 G4-3			0-3 K	4 0 0 0 0 1 2 1 0 0 0 0 1 0	
Claudell Washington, L (1, 9) OBP: 0.317, SLG: 0.432	2-2 1B 2B		1-1 HR 1B		X 0-0 G4-3		F 3-1 G3		4-0 PB BB	4 2 2 0 1 0 0	
Johnny Ray, S (1, 4) OBP: 0.343, SLG: 0.382	0-2 2-H 1B		2-1 1-H HR		B 2-2 F7		F 0-1 F8 2B		1-3 1-2 K	5 1 3 3 0 1 1	
Wally Joyner, L (1, 3) OBP: 0.339, SLG: 0.425	0-0 F7		X 0-0 1B		X 0-0 HR		B 1-0 F8			4 1 2 1 0 0 2	
Chili Davis, S (1, 7) OBP: 0.331, SLG: 0.435	1-1 G6-3		B 2-0 G4-3		F 1-1 1B 2B		C 1-1 P3			4 1 1 0 0 0 3	
Brian Downing, R (1, 10) OBP: 0.363, SLG: 0.402		B 2-2 F8		X 0-0 G6-3		C 0-3 K		C 2-2 F8		4 0 0 0 0 1 1	
Lance Parrish, R (1, 2) OBP: 0.309, SLG: 0.409 John Orton, R (6, 2) OBP: 0.438, SLG: 0.429		B 3-1 P5		B 1-1 FC6-4 1B		C 0-1 F9		B 3-3 K		3 0 1 0 0 0 1 1 0 0 0 0 1 0	
Jack Howell, L (1, 5) OBP: 0.318, SLG: 0.429		X 1-2 L7		B 2-1 F8		C 0-1 E 1B		C 3-2 G4-3		4 0 1 1 0 0 1	
Kent Anderson, R (1, 6) OBP: 0.280, SLG: 0.257		F 0-2 L5		B 1-0 FC6-4		B 2-1 E6		C 2-2 F9		4 0 0 0 0 0 2	
Inning Stats	R: 1 H: 2 E: 0 LOB: 1 K: 0 BB: 0 S: 11 P: 16	R: 0 H: 0 E: 0 LOB: 0 K: 0 BB: 0 S: 9 P: 15	R: 2 H: 3 E: 0 LOB: 1 K: 1 BB: 0 S: 13 P: 19	R: 0 H: 1 E: 0 LOB: 1 K: 0 BB: 0 S: 6 P: 10	R: 0 H: 0 E: 0 LOB: 0 K: 0 BB: 0 S: 5 P: 7	R: 2 H: 3 E: 1 LOB: 2 K: 1 BB: 0 S: 15 P: 21	R: 0 H: 1 E: 0 LOB: 1 K: 0 BB: 0 S: 7 P: 12	R: 0 H: 0 E: 0 LOB: 0 K: 1 BB: 0 S: 10 P: 18	R: 0 H: 0 E: 0 LOB: 1 K: 2 BB: 1 S: 9 P: 16	1B: 5 SF: 0 2B: 3 SAC: 0 3B: 0 DP: 0 HR: 2 HBP: 0	WP: 0 PA: 39 PB: 1 SB: 0 CS: 0
PITCHER	IP WLS BF H R ER SO BB IBB HBP BLK WP HR S P ERA WHIP										
Walt Terrell, R (1, 1) ERA: 4.76 Lee Guetterman, L (7, 1) ERA: 2.61	6.0 W 28 9 5 5 2 0 0 0 0 0 2 59 88 7.50 1.500										
	3.0 S 11 1 0 0 3 1 0 0 0 0 0 0 26 46 0.00 0.667										

California Angels @ New York Yankees
 Yankee Stadium, Bronx, NY
 Fri Sep 01 1989, 7:05 PM EDT
 Att. 23,421 - Unknown

livebaseballscorecards.com

AB 38
 R 5
 H 10
 RBI 5
 BB 1
 SO 5
 LOB 13



Batter	1	2	3	4	5	6	7	8	9
Steve Sax, R OBP: 0.378, SLG: 0.398 Wayne Tolleson, S OBP: 0.261, SLG: 0.257	1-1 CS G5-3 1B	2-2 2-H 2B 1B	1-1 G5-3		2-3 K		0-0 G5-3		
Alvaro Espinoza, R OBP: 0.314, SLG: 0.336 Mike Blowers, R (7, PH) (8, 5)	1-0 SAFE G5-3 1-2	2-2 SAFE 1B 2B	2-0 G6-3		0-1 FC1-6 BB 1-2f		1-1 L3		
Don Mattingly, L OBP: 0.342, SLG: 0.462	2-1 E 1B 2-3	1-0 HR 1B 2-H		2-2 E 1B 1B	4-2 BB 1-2		1-0 F7		
Mel Hall, L OBP: 0.313, SLG: 0.423	1-0 E4 1-2	1-0 HR 1-H		1-2 E WP 1B 1-2	1-2 P4		1-1 F7		
Jesse Barfield, R OBP: 0.351, SLG: 0.430	2-1 G6-3	1-0 1B		2-2 E8 WP 1B 1-3 2-H		1-0 P3	1-3 K		
Steve Balboni, R OBP: 0.295, SLG: 0.469		SH2-3 2B BB L6		1-3 K		3-2 F7			
Bob Geren, R OBP: 0.355, SLG: 0.503		SH2-3 2B 1B K		2-3 3-H L5		3-2 1B			
Roberto Kelly, R OBP: 0.386, SLG: 0.429		0-1 SH2-3 1-2 2-3	3-2 G6-3	2-3 K 3-H		0-2 G4-3			
Randy Velarde, R OBP: 0.395, SLG: 0.564 (8, 6)		0-0 1B 2B 2-H 3-H	2-2 HR		1-1 FC1-6 1B		2-2 G6-3		

Inning Stats	R: 0	H: 2	E: 1	K: 0	S: 8	L: 2	LOB: 2	BB: 0	P: 15	R: 7	H: 7	E: 0	K: 1	S: 25	L: 7	LOB: 1	BB: 1	P: 44	R: 1	H: 1	E: 0	K: 0	S: 9	L: 3	LOB: 0	BB: 0	P: 17	R: 3	H: 3	E: 1	K: 2	S: 22	L: 3	LOB: 0	BB: 0	P: 31	R: 0	H: 1	E: 0	K: 1	S: 12	L: 1	LOB: 2	BB: 1	P: 20	R: 0	H: 1	E: 0	K: 0	S: 13	L: 0	LOB: 1	BB: 0	P: 20	R: 0	H: 0	E: 0	K: 0	S: 9	L: 0	LOB: 0	BB: 0	P: 12	R: 0	H: 0	E: 0	K: 1	S: 6	L: 0	LOB: 0	BB: 0	P: 9
--------------	------	------	------	------	------	------	--------	-------	-------	------	------	------	------	-------	------	--------	-------	-------	------	------	------	------	------	------	--------	-------	-------	------	------	------	------	-------	------	--------	-------	-------	------	------	------	------	-------	------	--------	-------	-------	------	------	------	------	-------	------	--------	-------	-------	------	------	------	------	------	------	--------	-------	-------	------	------	------	------	------	------	--------	-------	------

PITCHER	IP	WLS	BF	H	R	ER	SO	BB	IBB	HBP	BLK	WP	HR	S	P	ERA	WHIP
Terry Clark, R ERA: 7.5	(1, 1)	1.1	L	10	5	4	4	0	1	0	0	0	0	19	34	27.00	4.500
Rich Monteleone, R ERA: 3.21	(2, 1)	0.0		4	4	3	3	0	0	0	0	0	1	7	12	∞	∞
Mike Fetters, R ERA: 8.1	(2, 1)	3.1		16	5	4	3	4	1	0	0	2	1	47	77	8.10	1.800
Sherman Corbett, L ERA:	(5, 1)	1.1		5	1	0	0	0	0	0	0	0	0	16	24	0.00	0.750
Willie Fraser, R ERA: 3.21	(7, 1)	2.0		6	0	0	0	1	0	0	0	0	0	15	21	0.00	0.000

BOTTOM

AB	R	H	RBI	BB	SO	LOB
5	1	2	1	0	1	1
0	0	0	0	0	0	0
4	1	1	1	0	0	2
1	0	0	0	0	0	0
4	2	3	1	1	0	0
5	2	2	2	0	0	3
5	1	2	1	0	1	2
3	1	0	0	1	1	2
4	1	2	0	0	1	2
3	0	0	0	0	1	1
4	2	3	3	0	0	0

California Angels @ New York Yankees
Yankee Stadium, Bronx, NY

Fri Sep 01 1989, 7:05 PM EDT
Att. 23,421 - Unknown

livebaseballscorecards.com

AB	38
R	11
H	15
RBI	9
BB	2
SO	5
LOB	13



WP	HR	S	P	ERA	WHIP
2	0	41			
0	0				
0	0				
0	0				
1	0				

Batter	1	2	3	4	5	6	7	8	9	AB R H RBI BB SO LOB	TOP
Devon White, S (1, 8) OBP: 0.292, SLG: 0.391	0-0 F8		1-1 F7		0-0 SH1-4		1-1 G6-3			3 0 0 0 0 0 1	
Bobby Rose, R (1, 5) OBP: 0.226, SLG: 0.414	0-3 K		0-1 E5		3-2 G6-3		1-2 F7			4 0 0 0 0 1 2	
Johnny Ray, S (1, 4) OBP: 0.345, SLG: 0.382	0-1 G5-3		2-2 FC5-4		4-0 BB			0-0 G3-6-1		3 0 1 0 1 0 2	
Wally Joyner, L (1, 3) Jim Eppard, L (8, 3)		0-0 BB		2-0 G4-3	2-2 G4-1			3-2 G3-6-1		4 0 1 0 0 0 3 0 0 0 0 0 0 0	
Chili Davis, S (1, 7)		4-2 BB		2-2 BLK		0-0 F8		2-3 K		3 0 1 0 1 1 0	
Tony Armas, R (1, 9)		0-3 K		2-3 K		3-2 F8		1-0 G6-3		4 0 0 0 0 2 3	
Brian Downing, R (1, 10)		1-3 K		4-0 FC5-4		3-2 HR		3-3 K		3 1 1 1 1 2 2	
Bill Schroeder, R (1, 2)		3-3 K		0-1 FC5-4		0-3 K		2-3 K		4 0 0 0 0 3 4	
Kent Anderson, R (1, 6)			3-2 FC5-4		0-0 G6-3		3-2 F8			3 0 2 0 0 0 0	
Inning Stats	R: 0 E: 0 K: 1 S: 6 H: 0 LOB: 0 BB: 0 P: 6	R: 0 E: 0 K: 3 S: 16 H: 1 LOB: 2 BB: 1 P: 24	R: 0 E: 1 K: 0 S: 10 H: 1 LOB: 1 BB: 0 P: 16	R: 0 E: 0 K: 1 S: 9 H: 1 LOB: 2 BB: 1 P: 19	R: 0 E: 0 K: 0 S: 11 H: 1 LOB: 2 BB: 1 P: 20	R: 1 E: 0 K: 1 S: 11 H: 1 LOB: 0 BB: 0 P: 17	R: 0 E: 0 K: 0 S: 12 H: 0 LOB: 0 BB: 0 P: 17	R: 0 E: 0 K: 1 S: 7 H: 1 LOB: 0 BB: 0 P: 12	R: 0 E: 0 K: 2 S: 7 H: 0 LOB: 0 BB: 0 P: 13	1B: 5 2B: 0 3B: 0 HR: 1 SF: 0 SAC: 1 DP: 1 HBP: 0	WP: 0 PB: 0 SB: 0 CS: 0 PA: 35
PITCHER Greg Cadaret, L (1, 1) ERA: 3.69	IP WLS BF H R ER SO BB IBB HBP BLK WP HR S P ERA WHIP										
	9.0 W 35 6 1 1 9 3 0 0 1 0 1 89 144 1.00 1.000										
PITCHER	IP WLS BF H R ER SO BB IBB HBP BLK WP HR S P ERA WHIP										

California Angels @ New York Yankees
 Yankee Stadium, Bronx, NY
 Sat Sep 02 1989, 7:05 PM EDT
 Att. 23,508 - Unknown

livebaseballscorecards.com

AB 31
 R 1
 H 6
 RBI 1
 BB 3
 SO 9
 LOB 17



Batter	1	2	3	4	5	6	7	8	9	AB	R	H	RBI	BB	SO	LOB
Steve Sax, R OBP: 0.379, SLG: 0.401 (1, 4)	G5-3		2B		1B			K		4	0	2	1	0	1	0
Alvaro Espinoza, R OBP: 0.312, SLG: 0.333 (1, 6)	G3-1		K		FC5			F8		4	0	0	0	0	1	3
Don Mattingly, L OBP: 0.342, SLG: 0.460 (1, 3)	L8			G6-3				L7		4	0	1	0	0	0	0
Mel Hall, L OBP: 0.312, SLG: 0.431 (1, 7)		F9		P5				FC4-6 WP	HR	4	1	1	1	0	0	1
Jesse Barfield, R OBP: 0.351, SLG: 0.428 (1, 9)			1B BB	G5-3				K		2	0	0	0	1	1	1
Steve Balboni, R OBP: 0.295, SLG: 0.467 (1, 10)					L7			K		3	0	1	0	0	1	1
Bob Geren, R OBP: 0.354, SLG: 0.497 (1, 2)										2	0	0	0	1	0	2
Roberto Kelly, R OBP: 0.384, SLG: 0.426 (1, 8)										3	1	0	0	0	2	1
Deion Sanders, L OBP: 0.278, SLG: 0.303 (8, 8)										0	0	0	0	0	0	0
Randy Velarde, R OBP: 0.391, SLG: 0.548 (1, 5)										3	0	1	0	0	0	0

Inning Stats	R: 0	H: 0	R: 0	H: 1	R: 0	H: 1	R: 0	H: 0	R: 1	H: 2	R: 0	H: 1	R: 0	H: 0	R: 0	H: 0	R: 1	H: 1	R: 0	H: 0	R: 0	H: 0	R: 1	H: 1	1B: 4	SF: 0	WP: 1	PA: 31	
E: 0	LOB: 0	E: 0	LOB: 1	E: 0	LOB: 1	E: 0	LOB: 0	E: 0	LOB: 2	E: 0	LOB: 1	E: 0	LOB: 0	E: 0	LOB: 0	E: 0	LOB: 0	E: 0	LOB: 0	E: 0	LOB: 0	E: 0	LOB: 0	E: 0	LOB: 0	2B: 1	SAC: 0	PB: 0	
K: 0	BB: 0	K: 0	BB: 1	K: 0	BB: 0	K: 0	BB: 0	K: 0	BB: 1	K: 0	BB: 0	K: 2	BB: 0	K: 1	BB: 0	K: 1	BB: 0	K: 0	BB: 0	K: 1	BB: 0	K: 1	BB: 0	K: 0	BB: 0	3B: 0	DP: 1	SB: 0	
S: 7	P: 11	S: 8	P: 19	S: 11	P: 17	S: 8	P: 14	S: 18	P: 31	S: 10	P: 14	S: 5	P: 6	S: 5	P: 9	S: 1	P: 1	S: 1	P: 1	S: 5	P: 9	S: 5	P: 9	S: 1	P: 1	HR: 1	HBP: 0	CS: 0	

PITCHER	IP	WLS	BF	H	R	ER	SO	BB	IBB	HBP	BLK	WP	HR	S	P	ERA	WHIP	PITCHER	IP	WLS	BF	H	R	ER	SO	BB	IBB	HBP	BLK	WP	HR	S	P	ERA	WHIP	
Mike Witt, R ERA: 4.34 (1, 1)	8.0	L	31	6	2	2	6	2	0	0	0	1	1	73	122	2.25	1.000																			

BOTTOM

California Angels @ New York Yankees
 Yankee Stadium, Bronx, NY
 Sat Sep 02 1989, 7:05 PM EDT
 Att. 23,508 - Unknown

livebaseballscorecards.com

AB	29
R	2
H	6
RBI	2
BB	2
SO	6
LOB	9



Batter	1	2	3	4	5	6	7	8	9
Steve Sax, R OBP: 0.379, SLG: 0.401 (1, 4)	0-2 G1-3		1-0 G6-3		2-2 P6	2-2 BB 1B 1-3 1B		3-2 1B	
Alvaro Espinoza, R OBP: 0.313, SLG: 0.333 (1, 6)	0-2 F7		3-3 K		1-2 L4-3	0-0 BB 1-2 1B 3-H		0-0 1B 1B	
Don Mattingly, L OBP: 0.347, SLG: 0.464 (1, 3)	1-2 BB 1B			3-1 BB 1B		0-2 1B 1B		1-0 1B 1-2 1B	
Mel Hall, L OBP: 0.313, SLG: 0.429 (1, 7)	4-0 1-2 BB			2-1 P2		1-2 1B F8		1-2 F8	
Jesse Barfield, R OBP: 0.350, SLG: 0.425 (1, 9)	1-3 K			4-2 1-2 BB		2-2 L7	3-3 K		
Hal Morris, L OBP: 0.267, SLG: 0.214 (1, 10)		1-2 F8		1-2 F9		2-0 1B 1-3 2-H WP 1B	4-2 BB		
Don Slaught, R OBP: 0.322, SLG: 0.386 (1, 2)		1-1 G6-3		1-0 G5-3		3-0 1-3 3-H WP 1B 1B	SAFE 1-0 F7		
Randy Velarde, R OBP: 0.400, SLG: 0.543 (1, 5)		1-0 E5			2-1 E 1B	2-2 1B 2-H 3-H 1B 1B	1-3 K		
Deion Sanders, L OBP: 0.250, SLG: 0.270 (1, 8)			1-1 F7		2-2 E5 L4-3 1-2	1-1 F8		0-2 G5-3	

Inning Stats	R: 0 E: 0 K: 1 S: 14	H: 1 LOB: 2 BB: 1 P: 20	R: 0 E: 1 K: 0 S: 6	H: 0 LOB: 1 BB: 0 P: 9	R: 0 E: 0 K: 1 S: 6	H: 0 LOB: 0 BB: 0 P: 11	R: 0 E: 0 K: 0 S: 11	H: 1 LOB: 2 BB: 1 P: 22	R: 0 E: 1 K: 0 S: 13	H: 1 LOB: 1 BB: 0 P: 20	R: 5 E: 0 K: 0 S: 21	H: 7 LOB: 3 BB: 1 P: 37	R: 0 E: 0 K: 2 S: 10	H: 0 LOB: 1 BB: 1 P: 19	R: 0 E: 0 K: 0 S: 11	H: 3 LOB: 2 BB: 0 P: 16
--------------	-------------------------------	----------------------------------	------------------------------	---------------------------------	------------------------------	----------------------------------	-------------------------------	----------------------------------	-------------------------------	----------------------------------	-------------------------------	----------------------------------	-------------------------------	----------------------------------	-------------------------------	----------------------------------

PITCHER															PITCHER																		
IP	WLS	BF	H	R	ER	SO	BB	IBB	HBP	BLK	WP	HR	S	P	ERA	WHIP	IP	WLS	BF	H	R	ER	SO	BB	IBB	HBP	BLK	WP	HR	S	P	ERA	WHIP
Bert Blyleven, R ERA: 2.74 (1, 1)	5.1	L	25	7	4	4	2	2	0	0	0	0	59	98	6.75	1.688																	
Greg Minton, R ERA: 2.72 (6, 1)	0.1		4	3	1	0	0	0	0	0	1	0	10	15	27.00	9.000																	
Bob McClure, L ERA: 1.56 (6, 1)	2.1		11	3	0	2	2	0	0	0	0	0	23	41	0.00	2.143																	

BOTTOM

AB R H RBI BB SO LOB

5	0	2	0	0	0	2
5	0	2	1	0	1	2
4	1	4	0	1	0	0
4	1	1	0	1	0	6
3	0	0	0	1	2	4
3	1	1	1	1	0	2
4	1	1	1	0	0	3
4	1	2	1	0	1	1
4	0	0	0	0	0	2

California Angels @ New York Yankees
Yankee Stadium, Bronx, NY
Sun Sep 03 1989, 3:33 AM EDT
Att. 40,170 - Unknown

livebaseballscores.com

AB	36
R	5
H	13
RBI	4
BB	4
SO	4
LOB	22



WP: 1	PA: 40
PB: 0	
SB: 0	
CS: 0	

Batter	1	2	3	4	5	6	7	8	9	AB R H RBI BB SO LOB	TOP		
Devon White, S (1, 8) OBP: 0.293, SLG: 0.392	2-1 L4		0-2 SH1-3 2B		1-0 G3			2-2 1B		4 0 2 0 0 0 0			
Max Venable, L (1, 9) OBP: 0.464, SLG: 0.519	1-1 1B		0-0 SH1-3			2-2 F8		2-3 K		2 1 1 0 0 0 0			
Tony Armas, R (8, PH) OBP: 0.281, SLG: 0.475	(8, 9) 1B		2-3					1 SAFE 1 SAFE 1 SAFE 1 SAFE		1 0 0 0 0 1 1			
Johnny Ray, S (1, 4) OBP: 0.340, SLG: 0.377	1-2 L9		0-0 G4-3			1-1 F7		1-0 F9		4 0 0 0 0 0 3			
Wally Joyner, L (1, 3) OBP: 0.339, SLG: 0.425	1 SAFE 1-3 1B		1-0 G4-3			1-0 1B		1-2 F9		4 0 2 0 0 0 1			
Chili Davis, S (1, 7) OBP: 0.334, SLG: 0.443	3-2 1-3 3-H 1B			1-0 G3-1		3-2 G3		2-2 1B		4 0 2 1 0 0 1			
Brian Downing, R (1, 10) OBP: 0.361, SLG: 0.405	0-2 F9		1-3 K				2-2 F8		1-0 P3	4 0 0 0 0 1 3			
Bill Schroeder, R (1, 2) OBP: 0.220, SLG: 0.348		1-1 G5-3		0-0 F9			1-2 L5		0-3 K	4 0 0 0 0 1 1			
Jack Howell, L (1, 5) OBP: 0.318, SLG: 0.427			1-1 F8			0-0 F7		2-1 G4-3		3 0 0 0 0 0 0			
Kent Anderson, R (1, 6) OBP: 0.283, SLG: 0.261			0-0 F9			1-0 G4-3		1-2 F8		2 0 0 0 0 0 0			
Mark McLemore, S (8, PH) OBP: 0.284, SLG: 0.286										1 0 0 0 0 0 0			
Glenn Hoffman, R (8, 6) OBP: 0.263, SLG: 0.286										0 0 0 0 0 0 0			
Inning Stats	R: 1 H: 3 E: 0 LOB: 2 K: 0 BB: 0 S: 16 P: 23	R: 0 H: 0 E: 0 LOB: 0 K: 0 BB: 0 S: 5 P: 7	R: 0 H: 1 E: 0 LOB: 1 K: 0 BB: 0 S: 6 P: 7	R: 0 H: 0 E: 0 LOB: 0 K: 1 BB: 0 S: 5 P: 7	R: 0 H: 0 E: 0 LOB: 0 K: 0 BB: 0 S: 3 P: 5	R: 0 H: 1 E: 0 LOB: 1 K: 0 BB: 0 S: 10 P: 17	R: 0 H: 0 E: 0 LOB: 0 K: 0 BB: 0 S: 9 P: 14	R: 0 H: 1 E: 0 LOB: 1 K: 1 BB: 0 S: 11 P: 17	R: 0 H: 1 E: 0 LOB: 1 K: 1 BB: 0 S: 11 P: 15	1B: 6 SF: 0 2B: 1 SAC: 1 3B: 0 DP: 0 HR: 0 HBP: 0	WP: 0 PA: 34 PB: 0 SB: 0 CS: 0		
PITCHER	IP WLS BF H R ER SO BB IBB HBP BLK WP HR S P ERA WHIP											PITCHER	IP WLS BF H R ER SO BB IBB HBP BLK WP HR S P ERA WHIP
Clay Parker, R (1, 1) ERA: 3.73	7.1 W 28 6 1 1 1 0 0 0 0 0 0 60 89 1.23 0.818												
Lee Guetterman, L (8, 1) ERA: 2.59	0.2 2 0 0 0 1 0 0 0 0 0 0 5 8 0.00 0.000												
Dave Righetti, L (9, 1) ERA: 3.18	1.0 S 4 1 0 0 1 0 0 0 0 0 0 11 15 0.00 1.000												

California Angels @ New York Yankees
 Yankee Stadium, Bronx, NY
 Mon Sep 04 1989, 3:33 AM EDT
 Att. 23,191 - Sunny - 70 F

livebaseballscorecards.com

AB 33
 R 1
 H 7
 RBI 1
 BB 0
 SO 3
 LOB 10



Batter	1	2	3	4	5	6	7	8	9
Steve Sax, R OBP: 0.378, SLG: 0.400 (1, 4)	1-1 G4-3		0-1 E6		1-2 G4-3			0-0 SH3-4 1B	
Alvaro Espinoza, R OBP: 0.310, SLG: 0.331 (1, 6)	0-0 L4		0-0 F9			1-1 G5-3		0-0 SH3-4	
Don Mattingly, L OBP: 0.348, SLG: 0.469 (1, 10)	1-1 G4-3		1-2 G1-3			1-0 HR		4-0 IBB	
Jesse Barfield, R OBP: 0.347, SLG: 0.421 (1, 9)		1-0 G5-3		2-1 P2		3-1 P3		1-3 K	
Steve Balboni, R OBP: 0.291, SLG: 0.460 (1, 3)		2-2 F9		1-1 G5-3		0-0 F8		1-3 K	
Randy Velarde, R OBP: 0.415, SLG: 0.542 (1, 5)		1-3 K		3-2 HBP			1-0 SH1-4 1B		
Bob Geren, R OBP: 0.350, SLG: 0.491 (1, 2)			1-2 E6 1B SH5-3 E	1-2 P4			1-1 SH1-4		
Roberto Kelly, R OBP: 0.382, SLG: 0.423 (1, 8)			1-0 SH5-3		3-2 F8		3-1 F9		
Deion Sanders, L OBP: 0.256, SLG: 0.275 (1, 7)			1-0 E 1B		0-1 F8		0-0 G6-3		

Inning Stats	R: 0	H: 0	E: 0	LOB: 0	K: 0	S: 5	P: 7	R: 0	H: 0	E: 0	LOB: 0	K: 1	S: 9	R: 0	H: 1	E: 2	LOB: 2	K: 0	S: 11	R: 0	H: 0	E: 0	LOB: 1	K: 0	S: 10	R: 0	H: 0	E: 0	LOB: 0	K: 0	S: 8	R: 1	H: 1	E: 0	LOB: 0	K: 0	S: 6	R: 0	H: 1	E: 0	LOB: 1	K: 0	S: 6	R: 0	H: 1	E: 0	LOB: 2	K: 2	S: 8		

PITCHER	IP	WLS	BF	H	R	ER	SO	BB	IBB	HBP	BLK	WP	HR	S	P	ERA	WHIP
Jim Abbott, L ERA: 3.75 (1, 1)	7.1	L	30	4	2	1	1	0	1	1	0	0	1	57	92	1.23	0.545
Bryan Harvey, R ERA: 2.91 (8, 1)	0.2		2	0	0	0	2	0	0	0	0	0	0	6	8	0.00	0.000

AB R H RBI BB SO LOB

4	0	1	1	0	0	1
3	0	0	0	0	0	2
3	1	1	1	1	0	2
4	0	0	0	0	1	2
4	0	0	0	0	1	2
2	0	1	0	0	1	0
2	1	0	0	0	0	1
2	0	0	0	0	0	1
3	0	1	0	0	0	1

WP	HR	S	P	ERA	WHIP
0	0	0	32	0	0

California Angels @ New York Yankees
 Yankee Stadium, Bronx, NY
 Mon Sep 04 1989, 3:33 AM EDT
 Att. 23,191 - Sunny - 70 F

AB	27
R	2
H	4
RBI	2
BB	1
SO	3
LOB	12



1B	2B	3B	HR	SF	SAC	DP	HBP
3	0	0	1	0	3	0	1

Batter	1	2	3	4	5	6	7	8	9	AB	R	H	RBI	BB	SO	LOB
Harold Reynolds, S (1, 4) OBP: 0.358, SLG: 0.359 Mario Diaz, R (7, PH) OBP: 0.177, SLG: 0.172 (8, 4)	3-1 F9	1-1 L8			1-1 E6 G3 1B		2-2 F8			3	0	1	0	0	0	3
Greg Briley, L (1, 7) OBP: 0.343, SLG: 0.453 Mike Kingery, L (9, 7) OBP: 0.299, SLG: 0.371	1-1 BLK 1B		4-0 G6-4-3 BB		2-2 F7			3-2 G4-3		3	0	1	0	1	0	1
Alvin Davis, L (1, 3) OBP: 0.438, SLG: 0.507 Jim Presley, R (7, 3) OBP: 0.276, SLG: 0.376	2-3 K 1-2		1-1 P4		3-2 G3			0-0 2B		3	0	0	0	0	1	3
Jeffrey Leonard, R (1, 10) OBP: 0.300, SLG: 0.428 Scott Bradley, L (8, PH) OBP: 0.336, SLG: 0.391	3-3 K		1-2 G6-4-3 1-2f		3-1 G5-3			2-0 F7		3	0	0	0	0	1	3
Ken Griffey Jr., L (1, 8) OBP: 0.344, SLG: 0.443		4-2 CS BB		4-2 HR BB		1-2 F9		0-1 G4-3		2	1	0	0	2	0	1
Darnell Coles, R (1, 5) OBP: 0.290, SLG: 0.359 Dave Cochrane, S (8, 5) OBP: 0.314, SLG: 0.356		3-2 G5-3 1-2		1-1 F8		0-1 F9			0-2 F8	3	0	0	0	0	0	2
Jay Buhner, R (1, 9) OBP: 0.357, SLG: 0.558		4-0 1B BB BB		0-0 1-H HR		3-2 F7			2-2 F9	3	1	1	2	1	0	0
Dave Valle, R (1, 2) OBP: 0.308, SLG: 0.368 Bill McGuire, R (8, 2) OBP: 0.207, SLG: 0.259		4-0 1B BB		0-3 K			3-3 K		0-0 1B	2	0	0	0	1	2	0
Omar Vizquel, S (1, 6) OBP: 0.273, SLG: 0.266 Edgar Martinez, R (9, PH) OBP: 0.314, SLG: 0.300		1-2 1B		2-1 F8			1-1 G6-3		3-1 F8	3	0	1	0	0	0	0


Inning Stats	R: 0	H: 1	E: 0	LOB: 1	K: 2	BB: 0	S: 10	P: 19	R: 0	H: 1	E: 0	LOB: 3	K: 0	BB: 3	S: 12	P: 29	R: 0	H: 0	E: 0	LOB: 0	K: 0	BB: 1	S: 5	P: 11	R: 2	H: 1	E: 0	LOB: 0	K: 1	BB: 1	S: 11	P: 18	R: 0	H: 1	E: 1	LOB: 1	K: 0	BB: 0	S: 12	P: 21	R: 0	H: 0	E: 0	LOB: 0	K: 0	BB: 0	S: 9	P: 13	R: 0	H: 0	E: 0	LOB: 0	K: 1	BB: 0	S: 8	P: 14	R: 0	H: 1	E: 0	LOB: 1	K: 0	BB: 0	S: 9	P: 14	R: 0	H: 1	E: 0	LOB: 1	K: 0	BB: 0	S: 9	P: 14
--------------	------	------	------	--------	------	-------	-------	-------	------	------	------	--------	------	-------	-------	-------	------	------	------	--------	------	-------	------	-------	------	------	------	--------	------	-------	-------	-------	------	------	------	--------	------	-------	-------	-------	------	------	------	--------	------	-------	------	-------	------	------	------	--------	------	-------	------	-------	------	------	------	--------	------	-------	------	-------	------	------	------	--------	------	-------	------	-------

PITCHER	IP	WLS	BF	H	R	ER	SO	BB	IBB	HBP	BLK	WP	HR	S	P	ERA	WHIP
Eric Plunk, R (1, 1) ERA: 3.14	7.0	W	28	4	2	2	4	5	0	0	1	0	1	67	125	2.57	1.286
Dale Mohorcic, R (8, 1) ERA: 4.59	1.0		4	1	0	0	0	0	0	0	0	0	0	7	12	0.00	1.000
Rich Gossage, R (9, 1) ERA: 3.13	1.0		4	1	0	0	0	0	0	0	0	0	0	9	14	0.00	1.000

BOTTOM

New York Yankees @ Seattle Mariners
The Kingdome, Seattle, WA
Tue Sep 05 1989, 10:05 PM EDT
Att. 14,905 - Unknown

AB	31
R	2
H	6
RBI	2
BB	5
SO	4
LOB	15



WP	HR	S	P	ERA	WHIP
0	0	0	0	0	0

Batter	1	2	3	4	5	6	7	8	9	AB R H RBI BB SO LOB	TOP
Steve Sax, R (1, 4) OBP: 0.376, SLG: 0.401	1-2 F8			1-0 G5-3		2-1 P5		1-0 G5-3		4 0 0 0 0 0 1	New York Yankees @ Seattle Mariners The Kingdome, Seattle, WA Wed Sep 06 1989, 10:05 PM EDT Att: 13,364 - Unknown
Alvaro Espinoza, R (1, 6) OBP: 0.310, SLG: 0.331	2-3 K			0-0 G6-3			1-2 HR 1B	1-0 F7		4 1 1 0 0 1 0	
Don Mattingly, L (1, 10) OBP: 0.349, SLG: 0.477	1-2 F8			1-0 G6-3			0-1 L7		HR	4 1 1 1 0 0 1	
Mel Hall, L (1, 9) (8, 7) OBP: 0.312, SLG: 0.436			0-0 F7		1-1 G6-3		0-0 HR		1-0 F7	4 1 1 2 0 0 0	
Hal Morris, L (1, 3) OBP: 0.333, SLG: 0.294 Steve Balboni, R (5, PH) OBP: 0.296, SLG: 0.467			2-2 G6-4-3 1B		1-2 F9		2-0 HR 1B		1-2 G5-3	1 0 1 0 0 0 0 3 1 1 0 0 0 0	
Bob Geren, R (1, 2) OBP: 0.355, SLG: 0.503			2-2 G6-4-3 1-2f		0-0 L7		1-1 HR		1-2 G6-3	4 1 1 2 0 0 1	
Roberto Kelly, R (1, 8) OBP: 0.382, SLG: 0.429			3-2 G4-3			2-1 P4		2-1 G4-3		3 0 0 0 0 0 0	
Deion Sanders, L (1, 7) OBP: 0.280, SLG: 0.404 Luis Polonia, L (6, 7) OBP: 0.335, SLG: 0.384 Jesse Barfield, R (8, 9) OBP: 0.344, SLG: 0.416			0-0 G4-3			2-3 K		0-0 F7		2 0 0 0 0 1 0 1 0 0 0 0 0 0 0 0 0 0 0 0 0	
Mike Blowers, R (1, 5) OBP: 0.333, SLG: 0.333			0-2 G1-3			3-2 1B		0-0 G6-3		3 0 1 0 0 0 0	
Inning Stats	R: 0 H: 0 E: 0 LOB: 0 K: 1 BB: 0 S: 9 P: 13	R: 0 H: 1 E: 0 LOB: 0 K: 0 BB: 0 S: 7 P: 11	R: 0 H: 0 E: 0 LOB: 0 K: 0 BB: 0 S: 7 P: 10	R: 0 H: 0 E: 0 LOB: 0 K: 0 BB: 0 S: 3 P: 5	R: 0 H: 0 E: 0 LOB: 0 K: 0 BB: 0 S: 6 P: 8	R: 0 H: 1 E: 0 LOB: 1 K: 1 BB: 0 S: 12 P: 21	R: 4 H: 4 E: 0 LOB: 0 K: 0 BB: 0 S: 14 P: 20	R: 0 H: 0 E: 0 LOB: 0 K: 0 BB: 0 S: 3 P: 5	R: 1 H: 1 E: 0 LOB: 0 K: 0 BB: 0 S: 10 P: 13	1B: 4 SF: 0 2B: 0 SAC: 0 3B: 0 DP: 1 HR: 3 HBP: 0	
PITCHER	IP WLS BF H R ER SO BB IBB HBP BLK WP HR S P ERA WHIP										
Brian Holman, R (1, 1) ERA: 3.86	8.0 L 29 6 4 4 2 0 0 0 0 0 0 2 61 93 4.50 0.750										
Dennis Powell, L (9, 1) ERA: 5.02	0.1 2 1 1 1 0 0 0 0 0 0 0 1 4 5 27.00 3.000										
Michael Jackson, R (9, 1) ERA: 3.28	0.2 2 0 0 0 0 0 0 0 0 0 0 0 6 8 0.00 0.000										

AB	33
R	5
H	7
RBI	5
BB	0
SO	2
LOB	3



Batter	1	2	3	4	5	6	7	8	9	AB	R	H	RBI	BB	SO	LOB
Harold Reynolds, S (1, 4) OBP: 0.360, SLG: 0.366	2-1 G6-4-3 1B		1-1 2B 1B		2-1 3B		1-0 G4-3			4	1	3	1	0	0	0
Greg Briley, L (1, 7) OBP: 0.343, SLG: 0.455 Henry Cotto, R (8, PH) OBP: 0.299, SLG: 0.407 (9, 8)	0-0 G6-4-3 1-2f		1-0 1B 2B		2-3 K			2-3 K		3	1	1	1	0	1	2
Alvin Davis, L (1, 3) OBP: 0.438, SLG: 0.507 Mike Kingery, L (8, PR) OBP: 0.299, SLG: 0.371 (9, 7)	1-2 G4-3		1-2 2B 1B		3-2 F7			1-1 1B		4	0	2	1	0	0	1
Jeffrey Leonard, R (1, 10) OBP: 0.301, SLG: 0.429		4-2 L5-3 BB	0-0 P8		2-0 G4-1 2B			0-3 K		3	0	1	0	1	1	2
Ken Griffey Jr., L (1, 8) OBP: 0.341, SLG: 0.439 Darnell Coles, R (8, PH) OBP: 0.289, SLG: 0.358 (9, 3)		2-0 F7		1-1 G3		1-0 G4-1		3-2 F8		3	0	0	0	0	0	2
Jay Buhner, R (1, 9) OBP: 0.354, SLG: 0.549		2-1 L5-3		0-0 1B		3-3 K			3-3 K	4	0	1	0	0	2	2
Jim Presley, R (1, 5) OBP: 0.273, SLG: 0.372			0-0 F7	0-1 F9		2-3 K			1-1 F8	4	0	0	0	0	1	2
Dave Valle, R (1, 2) OBP: 0.311, SLG: 0.367			1-0 G6-3 1B	0-1 L9			1-1 G6-3		4-1 BB	3	1	1	0	1	0	1
Omar Vizquel, S (1, 6) OBP: 0.270, SLG: 0.263 Edgar Martinez, R (9, PH) OBP: 0.312, SLG: 0.298			1-1 G6-3		0-3 K		1-0 G2		2-3 K	3	0	0	0	0	1	1
			1-2							1	0	0	0	0	1	1

Inning Stats	R: 0	H: 1	E: 0	K: 0	S: 6	LOB: 0	BB: 0	P: 9	R: 0	H: 0	E: 0	K: 0	S: 5	LOB: 0	BB: 1	P: 13	R: 3	H: 4	E: 0	K: 0	S: 11	LOB: 1	BB: 0	P: 16	R: 0	H: 1	E: 0	K: 0	S: 7	LOB: 1	BB: 0	P: 8	R: 0	H: 1	E: 0	K: 2	S: 13	LOB: 1	BB: 0	P: 20	R: 0	H: 1	E: 0	K: 2	S: 8	LOB: 1	BB: 0	P: 16	R: 0	H: 0	E: 0	K: 0	S: 4	LOB: 0	BB: 0	P: 7	R: 0	H: 1	E: 0	K: 2	S: 13	LOB: 1	BB: 0	P: 19	R: 0	H: 0	E: 0	K: 2	S: 9	LOB: 1	BB: 1	P: 19	1B: 6	2B: 3	3B: 1	HR: 0	SF: 0	SAC: 0	DP: 2	HBP: 0	WP: 0	PB: 0	SB: 0	CS: 0	PA: 36
--------------	------	------	------	------	------	--------	-------	------	------	------	------	------	------	--------	-------	-------	------	------	------	------	-------	--------	-------	-------	------	------	------	------	------	--------	-------	------	------	------	------	------	-------	--------	-------	-------	------	------	------	------	------	--------	-------	-------	------	------	------	------	------	--------	-------	------	------	------	------	------	-------	--------	-------	-------	------	------	------	------	------	--------	-------	-------	-------	-------	-------	-------	-------	--------	-------	--------	-------	-------	-------	-------	--------


PITCHER	IP	WLS	BF	H	R	ER	SO	BB	IBB	HBP	BLK	WP	HR	S	P	ERA	WHIP
Walt Terrell, R (1, 1) ERA: 4.73	7.0	W	28	8	3	3	4	1	0	0	0	0	0	54	89	3.86	1.286
Lee Guetterman, L (8, 1) ERA: 2.58	0.1		2	1	0	0	1	0	0	0	0	0	0	6	9	0.00	3.000
Lance McCullers, R (8, 1) ERA: 4.4	0.1	S	1	0	0	0	1	0	0	0	0	0	0	4	4	0.00	0.000
Dave Righetti, L (8, 1) ERA: 3.11	1.1	S	5	0	0	0	2	1	0	0	0	0	0	12	25	0.00	0.750

BOTTOM

New York Yankees @ Seattle Mariners
The Kingdome, Seattle, WA
Wed Sep 06 1989, 10:05 PM EDT
Att. 13,364 - Unknown

livebaseballscorecards.com

AB	34
R	3
H	9
RBI	3
BB	2
SO	8
LOB	15



Batter	1	2	3	4	5	6	7	8	9	AB R H RBI BB SO LOB	TOP																			
Steve Sax, R (1, 4) OBP: 0.378, SLG: 0.402	4-2 CS BB			0-1 G6-3 SH5-3 1B		2-1 L8		1-2 1B 1B		3 1 2 1 1 0 0																				
Alvaro Espinoza, R (1, 6) OBP: 0.310, SLG: 0.331	1-0 F9			0-1 SH5-3			2-3 K	0-0 1B SF8 1B		3 1 1 0 0 1 1																				
Don Mattingly, L (1, 3) OBP: 0.348, SLG: 0.475	3-2 P5			1-1 G6-3			1-0 G6-3	3-1 BB 1B		4 0 1 2 0 0 1																				
Mel Hall, L (1, 9) OBP: 0.312, SLG: 0.432				2-2 L7			2-3 K	1-2 BB		3 0 0 0 1 1 1																				
Steve Balboni, R (1, 10) OBP: 0.295, SLG: 0.463							3-3 K	BB WP BB		2 1 0 1 1 2 0																				
Jesse Barfield, R (1, 8) OBP: 0.345, SLG: 0.416							2-1 G5-4-3 1B	SF8		3 1 1 0 1 1 2																				
Bob Geren, R (1, 2) OBP: 0.354, SLG: 0.497							0-0 G5-4-3	BB WP BB		2 0 0 0 1 1 1																				
Wayne Tolleson, S (8, PR) OBP: 0.258, SLG: 0.254							1-2f	BB		1 1 0 0 0 0 0																				
Luis Polonia, L (1, 7) OBP: 0.332, SLG: 0.380							1-1 F8	G5-3		4 0 0 0 0 0 2																				
Mike Blowers, R (1, 5) OBP: 0.273, SLG: 0.273							1-3 K	G1-3		2 0 0 0 0 1 0																				
Don Slaught, R (8, PH) OBP: 0.323, SLG: 0.386								2-3 3-H 1B 1B		2 1 1 1 0 0 0																				
Inning Stats	R: 0 E: 0 K: 0 S: 7	H: 0 LOB: 0 BB: 1 P: 15	R: 0 E: 0 K: 1 S: 6	H: 0 LOB: 0 BB: 0 P: 11	R: 0 E: 0 K: 1 S: 7	H: 0 LOB: 0 BB: 0 P: 11	R: 0 E: 0 K: 0 S: 9	H: 1 LOB: 1 BB: 0 P: 12	R: 0 E: 0 K: 1 S: 7	H: 1 LOB: 0 BB: 0 P: 12	R: 0 E: 0 K: 1 S: 7	H: 0 LOB: 0 BB: 0 P: 11	R: 0 E: 0 K: 2 S: 10	H: 0 LOB: 0 BB: 0 P: 15	R: 6 E: 0 K: 1 S: 27	H: 4 LOB: 2 BB: 4 P: 51	R: 0 E: 0 K: 0 S: 10	H: 0 LOB: 0 BB: 0 P: 15	1B: 6 2B: 0 3B: 0 HR: 0	SF: 1 SAC: 1 DP: 1 HBP: 0	WP: 1 PB: 0 SB: 0 CS: 1	PA: 36								
PITCHER	IP WLS BF H R ER SO BB IBB HBP BLK WP HR S P ERA WHIP																													
Scott Bankhead, R (1, 1) ERA: 3.36	7.0		23	2	1	1	6	2	0	0	0	0	0	0	56	94	1.29	0.571												
Mike Schooler, R (8, 1) ERA: 2.84	0.1	L	6	3	2	2	0	2	0	0	0	1	0	13	23	54.00	15.000													
Keith Comstock, L (8, 1) ERA: 2.91	0.0		2	1	2	2	0	1	0	0	0	0	0	5	12	∞	∞													
Michael Jackson, R (8, 1) ERA: 3.26	0.2		2	0	1	1	1	0	0	0	0	0	0	6	9	13.50	0.000													
Tom Niedenfuer, R (9, 1) ERA: 6.75	1.0		3	0	0	0	0	0	0	0	0	0	0	10	15	0.00	0.000													

New York Yankees @ Seattle Mariners
The Kingdom, Seattle, WA
Thu Sep 07 1989, 10:05 PM EDT
Att. 11,166 - Unknown - 70 F

livebaseballscorecards.com

AB	29
R	6
H	6
RBI	5
BB	5
SO	7
LOB	8



Batter	1	2	3	4	5	6	7	8	9	AB R H RBI BB SO LOB
Harold Reynolds, S (1, 4) OBP: 0.361, SLG: 0.366	1-3 K		1-1 G6-3		1-1 G1-6-3		1-1 G6-3 1B		2-2 L9-3 1B	5 0 2 0 0 1 1
Henry Cotto, R (1, 7) OBP: 0.309, SLG: 0.426	0-1 HR		4-0 2B BB		1-0 1B		0-0 G6-3 1B		2-3 K	4 2 3 1 1 1 1
Alvin Davis, L (1, 3) OBP: 0.436, SLG: 0.506	0-2 F7		0-0 2B		1-3 K		2-2 G6-3		1-1 L9-3	5 0 1 1 0 1 4
Jeffrey Leonard, R (1, 10) OBP: 0.301, SLG: 0.428	3-3 K		0-0 F8				1-2 1B 1B			4 0 1 0 0 1 2
Jay Buhner, R (1, 9) OBP: 0.358, SLG: 0.548		2-3 K	2-2 P6				0-1 1B 1B		2-2 2B G4-3 1B	4 1 2 0 0 1 1
Ken Griffey Jr., L (1, 8) OBP: 0.343, SLG: 0.443		0-1 F9 BB 1B		0-0 CS 2B			3-3 K		3-2 L3	4 0 2 0 0 1 3
Jim Presley, R (1, 5) OBP: 0.278, SLG: 0.377		4-1 1B		3-3 K			3-1 FC5-4 1B		1-0 G4-3 2B	3 0 2 0 1 1 1
Dave Valle, R (1, 2) OBP: 0.307, SLG: 0.362		0-1 F9		1-2 G3			1-1 FC5-4		3-1 G4-3	4 0 0 1 0 0 6
Mario Diaz, R (1, 6) OBP: 0.200, SLG: 0.169		1-1 G2-3					4-1 1B 1B G6-3 BB		2-1 F8	1 1 0 0 2 0 2
Omar Vizquel, S (8, 6) OBP: 0.270, SLG: 0.263										0 0 0 0 0 0 0
Scott Bradley, L (8, PH) OBP: 0.335, SLG: 0.389										1 0 0 0 0 0 1
Dave Cochrane, S (9, 6) OBP: 0.314, SLG: 0.356										0 0 0 0 0 0 0

Inning Stats	R: 1	H: 1	E: 0	K: 2	S: 12	L: 0	LOB: 0	BB: 0	P: 16	R: 0	H: 1	E: 0	K: 1	S: 10	L: 0	LOB: 2	BB: 1	P: 17	R: 1	H: 1	E: 0	K: 0	S: 8	R: 0	H: 1	E: 0	K: 1	S: 9	R: 0	H: 1	E: 0	K: 1	S: 7	R: 0	H: 3	E: 0	K: 1	S: 13	R: 1	H: 2	E: 0	K: 0	S: 9	R: 1	H: 2	E: 0	K: 0	S: 14	R: 0	H: 1	E: 0	K: 1	S: 8	1B: 9	SF: 0	2B: 4	SAC: 0	3B: 0	DP: 3	HR: 1	HBP: 0	WP: 0	PA: 39
--------------	------	------	------	------	-------	------	--------	-------	-------	------	------	------	------	-------	------	--------	-------	-------	------	------	------	------	------	------	------	------	------	------	------	------	------	------	------	------	------	------	------	-------	------	------	------	------	------	------	------	------	------	-------	------	------	------	------	------	-------	-------	-------	--------	-------	-------	-------	--------	-------	--------

PITCHER	IP	WLS	BF	H	R	ER	SO	BB	IBB	HBP	BLK	WP	HR	S	P	ERA	WHIP
Greg Cadaret, L (1, 1) ERA: 3.71	6.2		30	10	3	3	6	4	0	0	0	0	1	66	110	4.05	2.100
Rich Gossage, R (7, 1) ERA: 3.11	0.1	W	1	0	0	0	0	0	0	0	0	0	0	2	5	0.00	0.000
Lance McCullers, R (8, 1) ERA: 4.44	1.1		7	3	1	1	1	0	0	0	0	0	0	20	35	6.75	2.250
Dave Righetti, L (9, 1) ERA: 3.08	0.2	S	1	0	0	0	0	0	0	0	0	0	0	2	3	0.00	0.000


BOTTOM

New York Yankees @ Seattle Mariners
The Kingdome, Seattle, WA
Thu Sep 07 1989, 10:05 PM EDT
Att: 11,166 - Unknown - 70 F

livebaseballscorecards.com

AB	35
R	4
H	13
RBI	3
BB	4
SO	7
LOB	22



Batter	1	2	3	4	5	6	7	8	9	AB R H RBI BB SO LOB	TOP
Steve Sax, R (1, 4) OBP: 0.379, SLG: 0.401	1-2 G4-3 SH2-3 HBP	0-1 G6-3		2-2 2B 1B		2-1 G4-3		1-0 L6		4 1 1 1 0 0 5	
Alvaro Espinoza, R (1, 6) OBP: 0.310, SLG: 0.333	0-0 SH2-3		2-1 F8	1-0 2B			0-2 G5-3		0-1 G5-3	4 0 1 1 0 0 0	
Don Mattingly, L (1, 3) OBP: 0.347, SLG: 0.473	2-2 G4-3		0-2 HR 1B	0-2 L9			3-2 F8		0-2 G4-3	5 1 1 0 0 0 2	
Mel Hall, L (1, 9) OBP: 0.310, SLG: 0.438	0-1 P6		1-0 HR		3-1 G4-3		2-0 F9		0-0 F9	5 1 1 2 0 0 1	
Steve Balboni, R (1, 10) Wayne Tolleson, S (8, PR) OBP: 0.298, SLG: 0.475 OBP: 0.258, SLG: 0.254		2-1 F8	0-1 G5-3		3-2 3B			0-0 1B FC5-2 2B		4 0 2 0 0 0 0 0 0 0 0 0 0 0	
Jesse Barfield, R (1, 8) OBP: 0.346, SLG: 0.417		2-1 2B 2B	1-3 K		1-2 G3			4-2 FC5-2 1B BB		3 1 1 0 1 1 1	
Luis Polonia, L (1, 7) OBP: 0.333, SLG: 0.384		1-2 E5 2B		1-1 WP 1B 2B		1-0 G4-3		1-1 FC5-2 1B		4 1 2 0 0 0 2	AB 37 R 5 H 10 RBI 5 BB 1 SO 1 LOB 21
Don Slaught, R (1, 2) OBP: 0.320, SLG: 0.382		1-1 F9		0-2 G1-6-3		0-0 F8		0-0 FC5-2		4 0 0 0 0 0 6	
Randy Velarde, R (1, 5) OBP: 0.404, SLG: 0.538		1-0 2B		2-2 G5-3		1-0 G5-3		0-1 F8		4 0 1 1 0 0 4	
Inning Stats	R: 0 H: 0 E: 0 LOB: 1 K: 0 BB: 0 S: 8 P: 11	R: 1 H: 2 E: 1 LOB: 2 K: 0 BB: 0 S: 12 P: 19	R: 2 H: 2 E: 0 LOB: 0 K: 1 BB: 0 S: 12 P: 16	R: 2 H: 3 E: 0 LOB: 1 K: 0 BB: 0 S: 18 P: 24	R: 0 H: 1 E: 0 LOB: 1 K: 0 BB: 0 S: 9 P: 17	R: 0 H: 0 E: 0 LOB: 0 K: 0 BB: 0 S: 4 P: 7	R: 0 H: 0 E: 0 LOB: 0 K: 0 BB: 0 S: 7 P: 12	R: 0 H: 2 E: 0 LOB: 3 K: 0 BB: 1 S: 9 P: 15	R: 0 H: 0 E: 0 LOB: 0 K: 0 BB: 0 S: 6 P: 6	1B: 3 SF: 0 2B: 5 SAC: 1 3B: 1 DP: 0 HR: 1 HBP: 1	WP: 1 PA: 40 PB: 0 SB: 0 CS: 0
PITCHER Dave Stewart, R (1, 1) ERA: 3.43	IP WLS BF H R ER SO BB IBB HBP BLK WP HR S P ERA WHIP	9.0 L 40 10 5 4 1 1 0 1 0 1 1 85 127 4.00 1.222									
	PITCHER	IP WLS BF H R ER SO BB IBB HBP BLK WP HR S P ERA WHIP									

New York Yankees @ Oakland Athletics
Oakland-Alameda County Coliseum, Oakland, CA

Fri Sep 08 1989, 7:05 PM PDT
Att. 43,626 - Unknown - 61 F

livebaseballscorecards.com

Batter	1	2	3	4	5	6	7	8	9	AB R H RBI BB SO LOB	TOP																			
Steve Sax, R (1, 4) OBP: 0.376, SLG: 0.399	1-3 K		0-1 G6-3		2-2 G4-3			1-2 F9		4 0 0 0 0 1 2	New York Yankees @ Oakland Athletics Oakland-Alameda County Coliseum, Oakland, CA Sat Sep 09 1989, 3:33 AM PDT Att. 43,760 - Sunny - 62 F livebaseballscorecards.com																			
Alvaro Espinoza, R (1, 6) OBP: 0.309, SLG: 0.334	1-1 WP FC1-5 2B		2-1 F9			0-1 P4		1-3 K		4 0 1 0 0 1 0																				
Don Mattingly, L (1, 3) OBP: 0.348, SLG: 0.471	4-0 FC1-5 WP BB			2-2 G4-3		0-1 G4-3			4-1 BB	2 0 0 0 2 0 0																				
Mel Hall, L (1, 7) OBP: 0.309, SLG: 0.439	1-0 FC1-5			0-0 G1-3		2-1 2B		1-3 K		4 0 1 0 0 1 3																				
Steve Balboni, R (1, 10) OBP: 0.294, SLG: 0.468	1-0 G6-3			1-2 G5-3		1-0 G4-3		3-1 F7		4 0 0 0 0 0 4																				
Jesse Barfield, R (1, 9) OBP: 0.344, SLG: 0.414		2-2 G5-3			1-0 G6-3		0-0 G6-3		0-1 P4	4 0 0 0 0 0 1																				
Roberto Kelly, R (1, 8) OBP: 0.381, SLG: 0.428		0-0 F8			1-0 1B		1-1 P4			3 0 1 0 0 0 0																				
Bob Geren, R (1, 2) OBP: 0.349, SLG: 0.489		0-1 F8			1-0 F9		2-0 P5			3 0 0 0 0 0 1																				
Randy Velarde, R (1, 5) OBP: 0.400, SLG: 0.527			1-2 P4		1-2 WP 1B			0-1 F8		3 0 1 0 0 0 0																				
Inning Stats	R: 0 E: 0 K: 1 S: 7	H: 1 LOB: 2 BB: 1 P: 15	R: 0 E: 0 K: 0 S: 6	H: 0 LOB: 0 BB: 0 P: 8	R: 0 E: 0 K: 0 S: 9	H: 0 LOB: 0 BB: 0 P: 12	R: 0 E: 0 K: 0 S: 8	H: 0 LOB: 0 BB: 0 P: 11	R: 0 E: 0 K: 0 S: 9	H: 2 LOB: 2 BB: 0 P: 15	R: 0 E: 0 K: 0 S: 7	H: 1 LOB: 1 BB: 0 P: 10	R: 0 E: 0 K: 0 S: 4	H: 0 LOB: 0 BB: 0 P: 7	R: 0 E: 0 K: 1 S: 8	H: 0 LOB: 0 BB: 0 P: 10	R: 0 E: 0 K: 1 S: 9	H: 0 LOB: 1 BB: 1 P: 17	1B: 2 2B: 2 3B: 0 HR: 0	SF: 0 SAC: 0 DP: 0 HBP: 0	WP: 2 PB: 0 SB: 0 CS: 0	PA: 33								
PITCHER Mike Moore, R (1, 1) ERA: 2.53	IP 9.0	WLS W	BF 33	H 4	R 0	ER 0	SO 3	BB 2	IBB 0	HBP 0	BLK 0	WP 2	HR 0	S 67	P 105	ERA 0.00	WHIP 0.667													
											PITCHER	IP	WLS	BF	H	R	ER	SO	BB	IBB	HBP	BLK	WP	HR	S	P	ERA	WHIP		

New York Yankees @ Oakland Athletics
Oakland-Alameda County Coliseum, Oakland, CA
 Sat Sep 09 1989, 3:33 AM PDT
 Att. 43,760 - Sunny - 62 F

AB	31
R	0
H	4
RBI	0
BB	2
SO	3
LOB	11



New York Yankees @ Oakland Athletics
Oakland-Alameda County Coliseum, Oakland, CA

Sun Sep 10 1989, 3:33 AM PDT
 Att. 44,071 - Overcast - 58 F



WP: 0 PA: 33
 PB: 0
 SB: 1
 CS: 0

Batter	1	2	3	4	5	6	7	8	9	AB R H RBI BB SO LOB
Steve Sax, R (1, 4) OBP: 0.374, SLG: 0.396	2-2 P2		1-1 G6-3		2-2 G5-4-3			0-0 G6-3		4 0 0 0 0 0 2
Alvaro Espinoza, R (1, 6) OBP: 0.307, SLG: 0.331	0-0 P6		2-3 K2-3			1-2 F9		0-3 K		4 0 0 0 0 2 0
Don Mattingly, L (1, 10) OBP: 0.347, SLG: 0.469	1-2 G1-4-3			1-1 P6		1-1 L6			0-2 G5-3 1B	4 0 1 0 0 0 0
Mel Hall, L (1, 7) OBP: 0.312, SLG: 0.439 Don Slaught, R (9, PH) OBP: 0.319, SLG: 0.381		3-2 FC6-4 1B		4-2 G4-6-3 BB		0-2 G5-3		2-2 F7	2-2 F7	2 0 1 0 1 0 0 1 0 0 0 0 0 1
Steve Balboni, R (1, 3) OBP: 0.290, SLG: 0.461		2-0 FC6-4 1B		0-0 G4-6-3			1-1 L5	0-2 G5-3	0-2 G5-3	4 0 0 0 0 0 3
Jesse Barfield, R (1, 9) OBP: 0.345, SLG: 0.421		0-2 1B			3-1 HR		1-3 K	2-2 G5-3	2-2 G5-3	4 1 2 1 0 1 1
Roberto Kelly, R (1, 8) OBP: 0.383, SLG: 0.436		1-2 F8			2-2 HR		4-0 BB			2 1 1 1 1 0 2
Bob Geren, R (1, 2) OBP: 0.349, SLG: 0.486		1-3 K			1-0 G5-4-3 1B		1-3 K			3 0 1 0 0 2 3
Randy Velarde, R (1, 5) OBP: 0.397, SLG: 0.517			0-0 G6-3 1B		2-1 F8			2-0 F7		3 0 1 0 0 0 1

Inning Stats	R: 0	H: 0	E: 0	K: 0	S: 7	P: 10	R: 0	H: 2	E: 0	K: 1	S: 14	P: 21	R: 0	H: 1	E: 0	K: 1	S: 6	P: 9	R: 0	H: 0	E: 0	K: 0	S: 6	P: 11	R: 2	H: 3	E: 0	K: 0	S: 11	P: 21	R: 0	H: 0	E: 0	K: 0	S: 8	P: 10	R: 0	H: 0	E: 0	K: 2	S: 8	P: 15	R: 0	H: 0	E: 0	K: 1	S: 5	P: 7	R: 0	H: 1	E: 0	K: 0	S: 13	P: 17	1B: 5	SF: 0	2B: 0	SAC: 0	3B: 0	DP: 3	HR: 2	HBP: 0	WP: 0	PA: 33
--------------	------	------	------	------	------	-------	------	------	------	------	-------	-------	------	------	------	------	------	------	------	------	------	------	------	-------	------	------	------	------	-------	-------	------	------	------	------	------	-------	------	------	------	------	------	-------	------	------	------	------	------	------	------	------	------	------	-------	-------	-------	-------	-------	--------	-------	-------	-------	--------	-------	--------

PITCHER	IP	WLS	BF	H	R	ER	SO	BB	IBB	HBP	BLK	WP	HR	S	P	ERA	WHIP
Storm Davis, R (1, 1) ERA: 4.45	6.0	W	22	6	2	2	2	1	0	0	0	0	2	52	82	3.00	1.167
Gene Nelson, R (7, 1) ERA: 3.63	2.0		7	0	0	0	3	1	0	0	0	0	0	13	22	0.00	0.500
Rick Honeycutt, L (9, 1) ERA: 2.48	0.1		2	1	0	0	0	0	0	0	0	0	0	7	9	0.00	3.000
Dennis Eckersley, R (9, 1) ERA: 1.18	0.2		2	0	0	0	0	0	0	0	0	0	0	6	8	0.00	0.000

PITCHER	IP	WLS	BF	H	R	ER	SO	BB	IBB	HBP	BLK	WP	HR	S	P	ERA	WHIP
---------	----	-----	----	---	---	----	----	----	-----	-----	-----	----	----	---	---	-----	------

Batter	1	2	3	4	5	6	7	8	9	AB R H RBI BB SO LOB	TOP																
Steve Sax, R (1, 4) OBP: 0.373, SLG: 0.395	0-3 K		1-0 G6-3 1B	1-1 CS	1-2 G6-3		1-1 G4-3		1-1 SH1-4	4 1 1 0 0 1 0																	
Luis Polonia, L (1, 10) OBP: 0.336, SLG: 0.387	1-1 S 1B		2-1 G6-3		1-2 HR 1B		0-1 G4-3		2-2 FC1-5 1B	5 2 3 2 0 0 1																	
Don Mattingly, L (1, 3) OBP: 0.352, SLG: 0.478	3-2 WP 1B		1-2 FC5-4 1B		3-2 HR		1-1 1B		4-0 BB FC1-5 IBB	4 1 4 4 1 0 0																	
Mel Hall, L (1, 7) OBP: 0.309, SLG: 0.434	0-0 F7		2-1 FC5-4 1B		0-0 F9		1-3 K		0-0 FC1-5 BB	4 0 0 0 0 1 3																	
Bob Geren, R (9, PH) OBP: 0.347, SLG: 0.484			1-2f						1-2 2-3f	1 0 0 0 0 0 2																	
Marcus Lawton, S (9, 7)										0 0 0 0 0 0 0																	
Jesse Barfield, R (1, 9) OBP: 0.347, SLG: 0.422	0-1 WP 1B		3-2 1B		2-3 K2-3			2-3 K	4-1 BB	4 0 2 0 1 2 0																	
Don Slaught, R (1, 2) OBP: 0.318, SLG: 0.378	1-3 K2-3		0-0 F8			1-1 1B		1-0 G6-3	1-0 FC5	5 0 1 0 0 1 7																	
Roberto Kelly, R (1, 8) OBP: 0.380, SLG: 0.431		1-2 F8		2-2 G5-3		2-2 F8		2-2 F9		4 0 0 0 0 0 1																	
Randy Velarde, R (1, 5) OBP: 0.403, SLG: 0.516		0-0 G5-3		1-2 CS 1B		2-3 K			2-1 SH1-4 1B	4 1 2 0 0 1 1																	
Alvaro Espinoza, R (1, 6) OBP: 0.305, SLG: 0.329			1-1 G5-3		0-3 K		0-0 G5-3		1-2 SH1-4 1B	3 0 0 0 0 1 2																	
Steve Balboni, R (9, PH) OBP: 0.292, SLG: 0.463									1-2 1B	1 0 1 0 0 0 0																	
Wayne Tolleson, S (9, PR) OBP: 0.258, SLG: 0.254										0 1 0 0 0 0 0																	
Inning Stats	R: 1 E: 0 K: 2 S: 14	H: 3 LOB: 2 BB: 0 P: 19	R: 0 E: 0 K: 0 S: 6	H: 0 LOB: 0 BB: 0 P: 8	R: 1 E: 0 K: 0 S: 12	H: 3 LOB: 2 BB: 0 P: 21	R: 0 E: 0 K: 1 S: 12	H: 1 LOB: 0 BB: 0 P: 16	R: 2 E: 0 K: 1 S: 14	H: 2 LOB: 0 BB: 0 P: 21	R: 0 E: 0 K: 1 S: 12	H: 1 LOB: 1 BB: 0 P: 17	R: 0 E: 0 K: 1 S: 9	H: 1 LOB: 1 BB: 0 P: 12	R: 0 E: 0 K: 1 S: 8	H: 0 LOB: 0 BB: 0 P: 13	R: 2 E: 0 K: 0 S: 14	H: 3 LOB: 3 BB: 2 P: 29	1B: 13 2B: 0 3B: 0 HR: 1	SF: 0 SAC: 1 DP: 0 HBP: 0	WP: 1 PB: 0 SB: 2 CS: 1	PA: 43					
PITCHER	IP WLS BF H R ER SO BB IBB HBP BLK WP HR S P ERA WHIP																										
Mike Witt, R (1, 1) ERA: 4.57	5.0		23	9	4	4	4	0	0	0	0	1	1	58	85	7.20	1.800										
Willie Fraser, R (6, 1) ERA: 2.94	3.0		11	2	0	0	3	0	0	0	0	0	0	29	42	0.00	0.667										
Bryan Harvey, R (9, 1) ERA: 3.1	0.1		5	3	2	2	0	0	1	0	0	0	0	11	21	54.00	9.000										
Bob McClure, L (9, 1) ERA: 1.39	0.2	W	3	0	0	0	0	1	0	0	0	0	0	3	8	0.00	1.500										

New York Yankees @ California Angels
Anaheim Stadium, Anaheim, CA
Tue Sep 12 1989, 10:05 PM EDT
Att. 28,260 - Unknown - 71 F

livebaseballscorecards.com

AB	39
R	6
H	14
RBI	6
BB	2
SO	7
LOB	17



BOTTOM

New York Yankees @ California Angels
Anaheim Stadium, Anaheim, CA

Wed Sep 13 1989, 10:05 PM EDT
Att. 30,670 - Unknown - 70 F

livebaseballscorecards.com

AB	38
R	4
H	11
RBI	4
BB	1
SO	5
LOB	16



WP:	0	PA:	40
PB:	0		
SB:	0		
CS:	0		

AB R H RBI BB SO LOB

5	0	2	0	0	1	2
5	1	0	0	0	1	3
5	1	1	0	0	1	3
4	0	1	1	1	0	1
4	1	2	2	0	0	0
4	1	3	0	0	0	0
0	0	0	0	0	0	0
3	0	1	0	0	0	1
0	0	0	0	0	0	0
0	0	0	0	0	0	0
4	0	1	1	0	1	2
2	0	0	0	0	1	0
1	0	0	0	0	0	2
1	0	0	0	0	0	2

1B: 7 SF: 0
2B: 3 SAC: 1
3B: 0 DP: 2
HR: 1 HBP: 0

Batter	1	2	3	4	5	6	7	8	9	10
Claudell Washington, L OBP: 0.318, SLG: 0.440 (1, 9)	0-1 G6-4-3 1B		2-2 1B			0-1 E4 FC6-4	1-1 G3			3-3 K
Devon White, S OBP: 0.288, SLG: 0.385 (1, 8)	2-0 G6-4-3 1-2f		1-1 F8			2-3 K		1-0 F7		2-2 E6 G4-3 1B
Chili Davis, S OBP: 0.338, SLG: 0.446 (1, 7)	1-1 2B		1-3 K			0-1 FC6-4 1-2f		2-2 F9		2-1 G4-3
Wally Joyner, L OBP: 0.338, SLG: 0.427 (1, 3)	4-2 2B BB				1-0 G3	2-0 L6		2-0 F7		0-1 1B 3-H
Brian Downing, R OBP: 0.362, SLG: 0.418 (1, 10)	1-1 2B 1-3 2-H				2-1 G5-3		2-2 G4-3		0-0 HR	
Johnny Ray, S OBP: 0.336, SLG: 0.372 Bobby Rose, R OBP: 0.226, SLG: 0.414 (9, PR) (10, 4)		1-0 G5-4-3 1B		2-0 F9		3-2 1B 1B 2B		0-0 SH 1B		
Lance Parrish, R OBP: 0.301, SLG: 0.393 Mark McLemore, S OBP: 0.284, SLG: 0.275 John Orton, R OBP: 0.292, SLG: 0.273 (7, PR) (8, 2)		1-1 G5-4-3 1-2f			1-0 L9	1-0 1B 1B 1B		0-0 SH		1-2 SH
Jack Howell, L OBP: 0.314, SLG: 0.424 (1, 5)		2-0 G3			0-1 G1-5-3	3-1 1B 1B 1B		1-3 K 2-3		1-3 K
Kent Anderson, R OBP: 0.275, SLG: 0.256 Tony Armas, R OBP: 0.275, SLG: 0.464 Glenn Hoffman, R OBP: 0.255, SLG: 0.277 (7, PH) (8, 6)			1-3 K		0-0 L9	0-2 P3		1-2 G4-3		G4-3

Inning Stats R: 1 H: 3 E: 0 K: 0 S: 9 H: 3 LOB: 2 BB: 1 P: 17 R: 0 H: 1 E: 0 K: 0 S: 4 H: 1 LOB: 1 BB: 0 P: 16 R: 0 H: 0 E: 0 K: 0 S: 4 H: 0 LOB: 0 BB: 0 P: 9 R: 0 H: 0 E: 1 K: 1 S: 8 H: 3 LOB: 2 BB: 0 P: 26 R: 0 H: 0 E: 0 K: 0 S: 5 H: 0 LOB: 0 BB: 0 P: 10 R: 1 H: 2 E: 0 K: 1 S: 9 H: 2 LOB: 2 BB: 0 P: 11 R: 1 H: 1 E: 1 K: 1 S: 13 H: 1 LOB: 1 BB: 0 P: 20

PITCHER	IP	WLS	BF	H	R	ER	SO	BB	IBB	HBP	BLK	WP	HR	S	P	ERA	WHIP
Greg Cadaret, L ERA: 3.66 (1, 1)	6.1		26	8	2	2	3	1	0	0	0	0	0	51	87	2.84	1.421
Lance McCullers, R ERA: 4.52 (7, 1)	0.1		1	0	0	0	0	0	0	0	0	0	0	3	3	0.00	0.000
Lee Guetterman, L ERA: 2.53 (7, 1)	1.1		4	0	0	0	0	0	0	0	0	0	0	7	13	0.00	0.000
Dave Righetti, L ERA: 3.14 (9, 1)	1.2	L	9	3	2	1	2	0	0	0	0	0	1	22	31	5.40	1.800

PITCHER IP WLS BF H R ER SO BB IBB HBP BLK WP HR S P ERA WHIP

Batter	1	2	3	4	5	6	7	8	9	AB R H RBI BB SO LOB	TOP	
Harold Reynolds, S (1, 4) OBP: 0.360, SLG: 0.369	2-1 G1-3		1-1 G4-3		0-0 F7		1-2 L4			4 0 0 0 0 0 1		
Greg Briley, L (1, 7) OBP: 0.337, SLG: 0.454	2-2 P8		1-1 G1-3			3-2 2B 1B		1-0 F7		4 1 1 0 0 0 0		
Alvin Davis, L (1, 3) OBP: 0.435, SLG: 0.508	4-0 2B BB			0-0 G4-3		1-0 F7		4-2 BB		2 0 0 0 2 0 1		
Jeffrey Leonard, R (1, 10) OBP: 0.300, SLG: 0.426	1-2 1-H 2B			2-2 F9		0-1 1B 2B		0-2 F9		4 1 2 1 0 0 1		
Ken Griffey Jr., L (1, 8) OBP: 0.334, SLG: 0.429		1-3 K		1-3 K		4-0 1B BB		1-1 F7		3 0 0 0 1 2 1		
Jay Buhner, R (1, 9) OBP: 0.349, SLG: 0.532		2-2 F7			1-3 K	2-2 G6-4-3 1B		1-2 F8		4 0 1 1 0 1 0		
Darnell Coles, R (1, 5) OBP: 0.293, SLG: 0.370		0-2 1B			2-2 HR	0-0 G6-4-3		2-1 G6-4-3 1B		4 1 3 1 0 0 2		
Dave Valle, R (1, 2) OBP: 0.303, SLG: 0.350		1-3 K			4-1 G2-3 BB		0-3 K	1-2 G6-4-3		3 0 0 0 1 2 2		
Omar Vizquel, S (1, 6) OBP: 0.275, SLG: 0.267			2-2 G4-3		0-0 G2-3		1-3 K			3 0 0 0 0 1 1		
Inning Stats	R: 0 H: 1 E: 0 LOB: 2 K: 0 BB: 1 S: 10 P: 19	R: 0 H: 1 E: 0 LOB: 1 K: 2 BB: 0 S: 13 P: 17	R: 0 H: 0 E: 0 LOB: 0 K: 0 BB: 0 S: 7 P: 11	R: 0 H: 0 E: 0 LOB: 0 K: 1 BB: 0 S: 7 P: 10	R: 1 H: 1 E: 0 LOB: 1 K: 1 BB: 1 S: 10 P: 17	R: 2 H: 3 E: 0 LOB: 1 K: 0 BB: 1 S: 11 P: 21	R: 0 H: 0 E: 0 LOB: 0 K: 2 BB: 0 S: 10 P: 12	R: 0 H: 0 E: 0 LOB: 1 K: 0 BB: 1 S: 10 P: 16	R: 0 H: 1 E: 0 LOB: 0 K: 0 BB: 0 S: 8 P: 12	1B: 4 SF: 0 2B: 2 SAC: 0 3B: 0 DP: 2 HR: 1 HBP: 0	WP: 0 PA: 35 PB: 0 SB: 0 CS: 0	
PITCHER Andy Hawkins, R (1, 1) ERA: 4.61	IP WLS BF H R ER SO BB IBB HBP BLK WP HR S P ERA WHIP	9.0 L 35 7 3 3 6 4 0 0 0 0 0 1 86 135 3.00 1.222										

Seattle Mariners @ New York Yankees
Yankee Stadium, Bronx, NY
Fri Sep 15 1989, 7:05 PM EDT
Att. 32,044 - Unknown

livebaseballscorecards.com

AB	31
R	3
H	7
RBI	3
BB	4
SO	6
LOB	9



Batter	1	2	3	4	5	6	7	8	9	AB R H RBI BB SO LOB	TOP		
Harold Reynolds, S (1, 4) OBP: 0.358, SLG: 0.367	2-1 F9		0-0 F8	3-2 G1-3		0-0 SH5-4				3 0 0 0 0 0 1			
Greg Briley, L (1, 7) OBP: 0.337, SLG: 0.453 Henry Cotto, R (6, PH) OBP: 0.309, SLG: 0.419 (6, 7)	0-1 BB 1B		2-3 K	1-2 F9		4-0 G3-6-3 IBB				3 0 1 0 0 1 1 0 0 0 0 1 0 0			
Alvin Davis, L (1, 3) OBP: 0.438, SLG: 0.507	4-0 G6-4-3 1-2 BB		4-0 1B 1B BB		4-2 1B BB	3-2 G3-6-3 1-2f				1 1 0 0 3 0 3			
Jeffrey Leonard, R (1, 10) OBP: 0.300, SLG: 0.425	1-1 G6-4-3 1-2f		3-1 1B 1-2 1B		1-3 K					3 0 1 0 0 1 3			
Ken Griffey Jr., L (1, 8) OBP: 0.334, SLG: 0.428 Jim Presley, R (6, 5) OBP: 0.278, SLG: 0.392		0-2 G6-3	3-2 1-3 2-H BB 1B		0-1 P5					3 0 1 1 0 0 1 0 0 0 0 0 0 0			
Jay Buhner, R (1, 9) OBP: 0.359, SLG: 0.535 (6, 8)		4-2 WP BB	4-1 1-2 BB		3-2 1-3 1B					1 0 1 0 2 0 0			
Darnell Coles, R (1, 5) OBP: 0.292, SLG: 0.368 (6, 9)		2-0 SAFE L7 1-2	1-2 F7		2-3 K					3 0 0 0 0 1 6			
Dave Valle, R (1, 2) OBP: 0.310, SLG: 0.361		4-1 BB		0-2 3B		0-0 SH5-4 1B 1B				2 0 2 0 1 0 0			
Omar Vizquel, S (1, 6) OBP: 0.276, SLG: 0.267		2-2 G4-3	1-3 K		1-3 SAFE SAFE 1B 1B	3-2 SH5-4 1B				3 0 1 0 0 1 3			
Inning Stats	R: 0 H: 1 E: 0 LOB: 1 K: 0 BB: 1 S: 6 P: 13	R: 0 H: 0 E: 0 LOB: 2 K: 0 BB: 2 S: 12 P: 24	R: 1 H: 2 E: 0 LOB: 3 K: 1 BB: 2 S: 14 P: 31	R: 0 H: 1 E: 0 LOB: 1 K: 1 BB: 0 S: 15 P: 20	R: 0 H: 1 E: 0 LOB: 2 K: 2 BB: 1 S: 14 P: 24	R: 0 H: 2 E: 0 LOB: 2 K: 0 BB: 1 S: 12 P: 22				1B: 6 SF: 0 2B: 0 SAC: 1 3B: 1 DP: 2 HR: 0 HBP: 0	WP: 1 PA: 30 PB: 0 SB: 0 CS: 0		
PITCHER	IP WLS BF H R ER SO BB IBB HBP BLK WP HR S P ERA WHIP											PITCHER	IP WLS BF H R ER SO BB IBB HBP BLK WP HR S P ERA WHIP
Eric Plunk, R (1, 1) ERA: 3.22	5.0 W 25 5 1 1 4 6 0 0 0 1 0 61 112 1.80 2.200												
Lee Guetterman, L (6, 1) ERA: 2.5	1.0 S 5 2 0 0 0 0 0 1 0 0 0 0 12 22 0.00 2.000												

Seattle Mariners @ New York Yankees
Yankee Stadium, Bronx, NY

livebaseballscorecards.com

AB 22
R 1
H 7
RBI 1
BB 7
SO 4
LOB 18



Sat Sep 16 1989, 7:05 PM EDT
Att. 22,922 - Unknown - 70 F

Batter	1	2	3	4	5	6	7	8	9	AB R H RBI BB SO LOB
Steve Sax, R OBP: 0.369, SLG: 0.392 (1, 4)	1-1 G3			2-2 G4-3	0-1 2B					3 0 1 0 0 0 0
Roberto Kelly, R OBP: 0.377, SLG: 0.434 (1, 8)	3-3 K			2-2 2B 1B	2-2 L4					3 1 1 0 0 1 1
Don Mattingly, L OBP: 0.351, SLG: 0.476 (1, 3)	1-2 L7			1-1 F9 1-H 1B 2B		2-0 FC5-4 1B				3 1 2 1 0 0 0
Steve Balboni, R OBP: 0.289, SLG: 0.458 (1, 10)			2-1 P2	1-0 F9 2-3		1-0 FC5-4 E 1B				3 1 0 0 0 0 2
Jesse Barfield, R OBP: 0.348, SLG: 0.418 (1, 9)			2-1 G5-3	4-2 1B BB		1-2 E 1B				2 1 1 0 1 0 0
Randy Velarde, R OBP: 0.403, SLG: 0.493 (1, 6)			0-1 G3-1	1-2 1-2 3-H 1B		1-3 K				3 0 1 1 0 1 2
Mel Hall, L OBP: 0.302, SLG: 0.423 (1, 7)			1-2 G4-3	0-2 G4-3		1-2 E5 1B				3 0 0 0 0 0 4
Mike Blowers, R OBP: 0.294, SLG: 0.294 (1, 5)			1-2 L8		0-1 B1-3 1B	1-2 1-2 2-H 3-H 1B				3 0 2 2 0 0 0
Brian Dorsett, R (1, 2)			1-3 K		0-0 B1-3 1-2f	0-1 G4-3				3 0 0 0 0 1 3

Inning Stats	R: 0 E: 0 K: 1 S: 13	H: 0 LOB: 0 BB: 0 P: 18	R: 0 E: 0 K: 0 S: 6	H: 0 LOB: 0 BB: 0 P: 10	R: 0 E: 0 K: 1 S: 9	H: 0 LOB: 0 BB: 0 P: 12	R: 2 E: 0 K: 0 S: 20	H: 3 LOB: 2 BB: 1 P: 31	R: 0 E: 0 K: 0 S: 8	H: 2 LOB: 1 BB: 0 P: 10	R: 2 E: 1 K: 1 S: 20	H: 3 LOB: 2 BB: 0 P: 27
1B: 6 2B: 3 3B: 0 HR: 0	SF: 0 SAC: 0 DP: 1 HBP: 0	WP: 0 PA: 27 PB: 0 SB: 0 CS: 0										

PITCHER	IP	WLS	BF	H	R	ER	SO	BB	IBB	HBP	BLK	WP	HR	S	P	ERA	WHIP
Randy Johnson, L (1, 1) ERA: 4.89	5.2	L	26	8	4	2	3	1	0	0	0	0	0	74	106	3.18	1.588
Bill Swift, R (6, 1) ERA: 4.97	0.1		1	0	0	0	0	0	0	0	0	0	0	2	2	0.00	0.000

BOTTOM

Seattle Mariners @ New York Yankees
 Yankee Stadium, Bronx, NY
 Sat Sep 16 1989, 7:05 PM EDT
 Att: 22,922 - Unknown - 70 F

livebaseballscorecards.com

AB	26
R	4
H	8
RBI	4
BB	1
SO	3
LOB	12



Batter	1	2	3	4	5	6	7	8	9	AB R H RBI BB SO LOB	TOP											
Harold Reynolds, S (1, 4) OBP: 0.357, SLG: 0.368	1-0 F9		0-1 1B 2B	0-1 G4-3			1-2 G3-1		0-1 G3-1	5 1 1 0 0 0 2												
Greg Briley, L (1, 7) OBP: 0.341, SLG: 0.457	2-1 1B 1B		1-0 2-H 1B		3-1 L9		2-1 1B			4 0 3 1 0 0 0												
Alvin Davis, L (1, 3) OBP: 0.440, SLG: 0.507	1-1 G6-4-3 1B		4-2 FC6-4 BB		4-1 BB		2-0 F8			2 0 1 0 2 0 1												
Jeffrey Leonard, R (1, 10) OBP: 0.298, SLG: 0.422	1-1 G6-4-3 1-2f		0-1 FC6-4 1-2f		1-3 K		2-1 G4-3			4 0 0 0 0 1 6												
Damell Coles, R (1, 5) OBP: 0.293, SLG: 0.368		4-2 L5-3 BB		1-0 G6-3 G5-3 1B 1B		0-1 G1-3		0-0 G4-3		3 1 1 0 1 0 1												
Jay Buhner, R (1, 9) OBP: 0.357, SLG: 0.534		2-3 K		1-1 G5-3 1-2		2-2 G6-3		1-2 2B		4 0 1 0 0 1 2												
Henry Cotto, R (1, 8) OBP: 0.308, SLG: 0.420		1-2 L5-3 1-2		0-1 G6-3 2-3		0-0 1B 2B		1-2 F8		4 1 1 0 0 0 2												
Scott Bradley, L (1, 2) OBP: 0.333, SLG: 0.383			0-2 P6	1-0 BB 1B		0-0 G4-6-3 1B			0-0 G4-3	4 0 2 2 0 0 0												
Omar Vizquel, S (1, 6) OBP: 0.276, SLG: 0.265			2-2 F7	4-1 BB		1-1 G4-6-3 1-2f		3-1 F8		3 0 0 0 1 0 1												
Inning Stats	R: 0 E: 0 K: 0 S: 7	H: 2 LOB: 1 BB: 0 P: 12	R: 0 E: 0 K: 1 S: 11	H: 0 LOB: 0 BB: 1 P: 18	R: 1 E: 0 K: 0 S: 13	H: 2 LOB: 2 BB: 1 P: 20	R: 1 E: 0 K: 0 S: 9	H: 2 LOB: 2 BB: 1 P: 16	R: 0 E: 0 K: 1 S: 9	H: 0 LOB: 1 BB: 1 P: 17	R: 1 E: 0 K: 0 S: 7	H: 2 LOB: 0 BB: 0 P: 10	R: 0 E: 0 K: 0 S: 8	H: 1 LOB: 1 BB: 0 P: 15	R: 0 E: 0 K: 0 S: 7	H: 1 LOB: 0 BB: 0 P: 9	R: 0 E: 0 K: 0 S: 5	H: 0 LOB: 0 BB: 0 P: 8	1B: 7 2B: 4 3B: 0 HR: 0	SF: 0 SAC: 0 DP: 3 HBP: 0	WP: 0 PB: 0 SB: 0 CS: 0	PA: 37
PITCHER	IP WLS BF H R ER SO BB IBB HBP BLK WP HR S P ERA WHIP																					
Walt Terrell, R (1, 1) ERA: 4.87	7.0 L 31 9 3 3 2 4 0 0 0 0 0 0 64 108 3.86 1.857																					
Rich Gossage, R (8, 1) ERA: 3.0	2.0 6 1 0 0 0 0 0 0 0 0 0 0 12 17 0.00 0.500																					

Seattle Mariners @ New York Yankees
 Yankee Stadium, Bronx, NY
 Sun Sep 17 1989, 3:33 AM EDT
 Att. 35,251 - Overcast - 75 F

livebaseballscorecards.com

AB	33
R	3
H	10
RBI	3
BB	4
SO	2
LOB	15



Batter	1	2	3	4	5	6	7	8	9	AB	R	H	RBI	BB	SO	LOB
Steve Sax, R OBP: 0.367, SLG: 0.389 (1, 4)	1-1 G6-3		1-3 K			0-0 G1-6-3		1-1 G4-3		4	0	0	0	0	1	1
Luis Polonia, L OBP: 0.338, SLG: 0.387 (1, 10)	3-2 G1-3			1-2 E 2B		1-1 G4-3		2-2 1B		4	0	2	0	0	0	0
Don Mattingly, L OBP: 0.350, SLG: 0.474 (1, 3)	3-1 F8			1-1 E6 FC4-6 2-3		4-0 BB		1-3 K		3	0	0	0	1	1	2
Mel Hall, L OBP: 0.298, SLG: 0.418 (1, 7)		2-2 F7		1-2 L4		0-0 F9		0-0 L7		4	0	0	0	0	0	4
Jesse Barfield, R OBP: 0.346, SLG: 0.414 (1, 9)		2-2 G5-3		0-0 P4			3-2 F8		1-3 K	4	0	0	0	0	1	2
Randy Velarde, R OBP: 0.395, SLG: 0.480 (1, 6)		1-1 CS 1B		1-1 FC4-6 1-2f			2-1 P4		2-0 G6-3	4	0	1	0	0	0	2
Roberto Kelly, R OBP: 0.376, SLG: 0.432 (1, 8)		3-2 CS 1-2	2-0 G6-3		1-2 L6		1-1 1B 1B		1-1 F7	4	0	1	0	0	0	0
Bob Geren, R OBP: 0.345, SLG: 0.476 (1, 2)			0-0 G6-3		3-3 K		2-1 SAFE SAFE 1-2 1B			3	0	1	0	0	1	0
Mike Blowers, R OBP: 0.300, SLG: 0.300 (1, 5)			1-1 1B		2-3 K		0-1 G1-3			3	0	1	0	0	1	2

Inning Stats	R: 0	H: 0	E: 0	K: 0	S: 7	R: 0	H: 1	E: 0	K: 0	S: 10	R: 0	H: 1	E: 0	K: 1	S: 7	R: 0	H: 1	E: 1	K: 0	S: 14	R: 0	H: 0	E: 0	K: 2	S: 10	R: 0	H: 0	E: 0	K: 0	S: 4	R: 0	H: 2	E: 0	K: 0	S: 11	R: 0	H: 1	E: 0	K: 1	S: 13	R: 0	H: 0	E: 0	K: 1	S: 6	1B: 5	SF: 0	2B: 1	SAC: 0	3B: 0	DP: 0	HR: 0	HBP: 0	WP: 0	PA: 35
PITCHER	IP	WLS	BF	H	R	ER	SO	BB	IBB	HBP	BLK	WP	HR	S	P	ERA	WHIP															IP	WLS	BF	H	R	ER	SO	BB	IBB	HBP	BLK	WP	HR	S	P	ERA	WHIP							
Brian Holman, R ERA: 3.6 (1, 1)	8.0	W	31	6	0	0	4	1	0	0	0	0	0	76	122	0.00	0.875																																						
Mike Schooler, R ERA: 2.66 (9, 1)	1.0	S	3	0	0	0	1	0	0	0	0	0	0	6	10	0.00	0.000																																						

BOTTOM

Seattle Mariners @ New York Yankees

Yankee Stadium, Bronx, NY

Sun Sep 17 1989, 3:33 AM EDT

Att. 35,251 - Overcast - 75 F

AB	33
R	0
H	6
RBI	0
BB	1
SO	5
LOB	13



WP: 0	PA: 35
PB: 0	
SB: 0	
CS: 1	

ERA	WHIP
-----	------

livebaseballscores.com

Batter	1	2	3	4	5	6	7	8	9	AB R H RBI BB SO LOB	TOP																										
Bill Spiers, L (1, 6) <small>OBP: 0.302, SLG: 0.320</small> Gus Polidor, R (7, 6) <small>OBP: 0.230, SLG: 0.234</small>	0-0 P2	0-3 K	0-0 WP 3B		0-0 1B		0-0 F8		0-3 K	5 1 2 1 0 1 3 1 0 0 0 0 1 1																											
Gary Sheffield, R (1, 5) <small>OBP: 0.307, SLG: 0.329</small> Billy Bates, L (7, PR) <small>OBP: 0.167, SLG: 0.167</small>	0-0 F9	0-0 P3	0-0 G3		0-0 F6		0-0 2B WP 1B		0-0 L9	5 0 1 0 0 0 3 1 1 0 0 0 0 1																											
Paul Molitor, R (1, 4) <small>OBP: 0.376, SLG: 0.422</small> Ed Romero, R (7, 5) <small>OBP: 0.245, SLG: 0.275</small>	0-0 F9		4-0 1B BLK 1B BB		0-0 1B SF8 2B		0-0 4-3 WP 1-3 2-H 2B			4 2 2 1 1 0 0 0 0 0 0 0 0 0																											
Robin Yount, R (1, 8) <small>OBP: 0.381, SLG: 0.507</small> Mike Felder, S (7, 8) <small>OBP: 0.289, SLG: 0.309</small>		0-0 F7 BB 2B 1B	0-0 BB 1B 2B 1B	0-0 2-3 1B	0-0 P3	0-3 K				5 3 3 0 0 1 2 0 0 0 0 0 0 0																											
Glenn Braggs, R (1, 7) <small>OBP: 0.303, SLG: 0.371</small>		4-0 F7 2B BB	0-0 1-2 2B 1B	0-0 SF8	0-0 BB		0-3 K			2 2 1 2 2 1 0																											
Rob Deer, R (1, 9) <small>OBP: 0.301, SLG: 0.423</small>		0-0 F7 1-2 2-3	4-0 1-2 2B BB	0-0 SF9-3-5 2B	0-0 K		0-3 K			4 1 1 0 1 2 3																											
Greg Vaughn, R (1, 10) <small>OBP: 0.364, SLG: 0.494</small>		4-0 2B BB	0-0 F8	0-0 SF9-3-5	0-0 F7		0-0 2-3			3 1 0 1 1 0 3																											
Joey Meyer, R (1, 3) <small>OBP: 0.282, SLG: 0.391</small> Terry Francona, L (7, 3) <small>OBP: 0.253, SLG: 0.318</small>		0-0 1B 2B	0-3 K		0-0 5-3		0-0 HR		0-3 K	4 1 2 4 0 1 3 1 0 0 0 0 1 0																											
Charlie O'Brien, R (1, 2) <small>OBP: 0.345, SLG: 0.375</small>		0-0 2-3 1B	0-0 3B 2B		0-0 L6		1-0 1B 2B HBP		4-0 BB	3 2 2 3 1 0 0																											
Inning Stats	R: 0 E: 0 K: 0 S: 3	H: 0 LOB: 0 BB: 0 P: 3	R: 3 E: 0 K: 1 S: 8	H: 3 LOB: 2 BB: 2 P: 16	R: 6 E: 0 K: 1 S: 9	H: 4 LOB: 0 BB: 2 P: 17	R: 2 E: 0 K: 0 S: 5	H: 3 LOB: 0 BB: 0 P: 5	R: 0 E: 0 K: 0 S: 4	H: 1 LOB: 1 BB: 0 P: 4	R: 0 E: 0 K: 1 S: 5	H: 0 LOB: 1 BB: 1 P: 9	R: 3 E: 0 K: 1 S: 8	H: 3 LOB: 2 BB: 0 P: 9	R: 0 E: 0 K: 2 S: 7	H: 0 LOB: 0 BB: 0 P: 7	R: 0 E: 0 K: 2 S: 7	H: 0 LOB: 1 BB: 1 P: 11	1B: 7 2B: 6 3B: 1 HR: 1	SF: 2 SAC: 0 DP: 1 HBP: 1	WP: 2 PB: 0 SB: 0 CS: 0	PA: 47															
PITCHER	IP WLS BF H R ER SO BB IBB HBP BLK WP HR S P ERA WHIP																																				
Greg Cadaret, L (1, 1) <small>ERA: 4.05</small> Dale Mohoric, R (3, 1) <small>ERA: 4.58</small> Kevin Mmahat, L (4, 1) <small>ERA: 9.0</small> Jimmy Jones, R (7, 1) <small>ERA: 6.3</small>	2.0 L	14	5	6	6	1	3	0	0	0	1	0	0	13	25	27.00	4.000																				
	1.0	6	2	3	3	1	1	0	0	0	1	0	7	11	27.00	3.000																					
	3.1	16	5	4	4	1	1	0	1	0	0	1	16	21	10.80	1.800																					
	2.2	11	2	1	1	5	1	0	0	0	1	0	20	24	3.38	1.125																					

Milwaukee Brewers @ New York Yankees
 Yankee Stadium, Bronx, NY
 Thu Sep 21 1989, 3:33 AM EDT
 Unknown

AB	38
R	14
H	14
RBI	12
BB	6
SO	8
LOB	19



WP: 2	PA: 47
PB: 0	
SB: 0	
CS: 0	

PITCHER	IP	WLS	BF	H	R	ER	SO	BB	IBB	HBP	BLK	WP	HR	S	P	ERA	WHIP
Greg Cadaret, L	2.0	L	14	5	6	6	1	3	0	0	1	0	0	13	25	27.00	4.000
Dale Mohoric, R	1.0		6	2	3	3	1	1	0	0	0	1	0	7	11	27.00	3.000
Kevin Mmahat, L	3.1		16	5	4	4	1	1	0	1	0	0	1	16	21	10.80	1.800
Jimmy Jones, R	2.2		11	2	1	1	5	1	0	0	0	1	0	20	24	3.38	1.125

Batter	1	2	3	4	5	6	7	8	9	AB R H RBI BB SO LOB
Steve Sax, R (1, 4) Wayne Tolleson, S (8, 4) OBP: 0.367, SLG: 0.389 OBP: 0.256, SLG: 0.252	0-0 4-3 6-3 1B		0-0 L3			0-0 6-3			0-3 K	3 0 1 0 0 0 0 1 0 0 0 0 1 0
Luis Polonia, L (1, 10) Steve Balboni, R (6, PR) OBP: 0.338, SLG: 0.386 OBP: 0.292, SLG: 0.460	0-0 6-3 1-2			0-0 5-3		1-0 HBP			0-0 1B 1B	2 0 0 0 0 0 1 1 0 1 0 0 0 0
Don Mattingly, L (1, 3) OBP: 0.350, SLG: 0.477	0-0 4-3 2-3			0-0 HR		0-0 F8			0-3 K	4 1 1 1 0 1 3
Mel Hall, L (1, 7) Marcus Lawton, S (7, 7) OBP: 0.297, SLG: 0.415 OBP: 0.143, SLG: 0.143	0-0 F8			0-0 4-3			0-0 F3		0-0 1-2 1B	2 0 0 0 0 0 1 2 0 1 0 0 0 0
Jesse Barfield, R (1, 9) OBP: 0.343, SLG: 0.411		0-3 K		0-3 K			0-0 K		0-0 L5	4 0 0 0 0 3 2
Randy Velarde, R (1, 5) OBP: 0.381, SLG: 0.462		0-3 K			0-0 F9		0-0 G3			3 0 0 0 0 1 0
Roberto Kelly, R (1, 8) OBP: 0.373, SLG: 0.429		0-0 1-3			0-3 K			0-0 5-3		3 0 0 0 0 1 0
Bob Geren, R (1, 2) Brian Dorsett, R (8, 2) OBP: 0.341, SLG: 0.471			0-0 L7		0-0 5-3			0-0 F8		2 0 0 0 0 0 0 1 0 0 0 0 0 0
Alvaro Espinoza, R (1, 6) Tom Brookens, R (8, 5) OBP: 0.301, SLG: 0.325 OBP: 0.272, SLG: 0.333			0-0 F9			0-0 4-3		0-0 F3		2 0 0 0 0 0 0 1 0 0 0 0 0 0

BOTTOM

Milwaukee Brewers @ New York Yankees
Yankee Stadium, Bronx, NY
 Thu Sep 21 1989, 3:33 AM EDT
 Unknown

livebaseballscorecards.com

AB	31
R	1
H	4
RBI	1
BB	0
SO	7
LOB	7



Inning Stats	R: 0	H: 1	E: 0	K: 0	S: 4	LOB: 1	BB: 0	P: 4	R: 0	H: 0	E: 0	K: 2	S: 7	LOB: 0	BB: 0	P: 7	R: 1	H: 1	E: 0	K: 1	S: 6	LOB: 0	BB: 0	P: 6	R: 0	H: 0	E: 0	K: 1	S: 5	LOB: 1	BB: 0	P: 4	R: 0	H: 0	E: 0	K: 1	S: 5	LOB: 0	BB: 0	P: 5	R: 0	H: 0	E: 0	K: 0	S: 3	LOB: 0	BB: 0	P: 3	R: 0	H: 2	E: 0	K: 2	S: 9	LOB: 2	BB: 0	P: 9	1B: 3	SF: 0	2B: 0	SAC: 0	3B: 0	DP: 0	HR: 1	HBP: 1	WP: 0	PA: 32	PB: 0	SB: 0	CS: 0
--------------	------	------	------	------	------	--------	-------	------	------	------	------	------	------	--------	-------	------	------	------	------	------	------	--------	-------	------	------	------	------	------	------	--------	-------	------	------	------	------	------	------	--------	-------	------	------	------	------	------	------	--------	-------	------	------	------	------	------	------	--------	-------	------	-------	-------	-------	--------	-------	-------	-------	--------	-------	--------	-------	-------	-------

PITCHER	IP	WLS	BF	H	R	ER	SO	BB	IBB	HBP	BLK	WP	HR	S	P	ERA	WHIP
Mark Knudson, R (1, 1) ERA: 3.68	5.2		20	2	1	1	4	0	0	1	0	0	1	27	28	1.59	0.353
Bill Krueger, L (6, 1) ERA: 3.44	2.1		7	0	0	0	1	0	0	0	0	0	0	9	9	0.00	0.000
Paul Mirabella, L (9, 1) ERA: 8.16	1.0		5	2	0	0	2	0	0	0	0	0	0	9	9	0.00	2.000

PITCHER	IP	WLS	BF	H	R	ER	SO	BB	IBB	HBP	BLK	WP	HR	S	P	ERA	WHIP
---------	----	-----	----	---	---	----	----	----	-----	-----	-----	----	----	---	---	-----	------

BOTTOM

Milwaukee Brewers @ New York Yankees
Yankee Stadium, Bronx, NY

Thu Sep 21 1989, 7:05 PM EDT
Att. 11,230 - Unknown - 70 F

livebaseballscorecards.com

AB	32
R	5
H	9
RBI	5
BB	4
SO	1
LOB	14



WP:	0	PA:	39
PB:	0		
SB:	1		
CS:	2		

1B:	8	SF:	1
2B:	0	SAC:	1
3B:	0	DP:	1
HR:	1	HBP:	1

R:	2	H:	1
E:	0	LOB:	0
K:	0	BB:	1
S:	2	P:	6

R:	0	H:	1
E:	0	LOB:	0
K:	0	BB:	0
S:	8	P:	10

R:	0	H:	0
E:	0	LOB:	0
K:	0	BB:	0
S:	3	P:	3

R:	0	H:	1
E:	0	LOB:	0
K:	0	BB:	0
S:	8	P:	10

R:	2	H:	1
E:	0	LOB:	0
K:	0	BB:	1
S:	2	P:	6

1B:	8	SF:	1
2B:	0	SAC:	1
3B:	0	DP:	1
HR:	1	HBP:	1

WP:	0	PA:	39
PB:	0		
SB:	1		
CS:	2		

R:	0	H:	1
E:	0	LOB:	0
K:	0	BB:	0
S:	8	P:	10

R:	2	H:	1
E:	0	LOB:	0
K:	0	BB:	1
S:	2	P:	6

1B:	8	SF:	1
2B:	0	SAC:	1
3B:	0	DP:	1
HR:	1	HBP:	1

WP:	0	PA:	39
PB:	0		
SB:	1		
CS:	2		

R:	0	H:	1
E:	0	LOB:	0
K:	0	BB:	0
S:	8	P:	10

R:	2	H:	1
E:	0	LOB:	0
K:	0	BB:	1
S:	2	P:	6

1B:	8	SF:	1
2B:	0	SAC:	1
3B:	0	DP:	1
HR:	1	HBP:	1

WP:	0	PA:	39
PB:	0		
SB:	1		
CS:	2		

R:	0	H:	1
E:	0	LOB:	0
K:	0	BB:	0
S:	8	P:	10

R:	2	H:	1
E:	0	LOB:	0
K:	0	BB:	1
S:	2	P:	6

1B:	8	SF:	1
2B:	0	SAC:	1
3B:	0	DP:	1
HR:	1	HBP:	1

WP:	0	PA:	39
PB:	0		
SB:	1		
CS:	2		

R:	0	H:	1
E:	0	LOB:	0
K:	0	BB:	0
S:	8	P:	10

R:	2	H:	1
E:	0	LOB:	0
K:	0	BB:	1
S:	2	P:	6

1B:	8	SF:	1
2B:	0	SAC:	1
3B:	0	DP:	1
HR:	1	HBP:	1

WP:	0	PA:	39
PB:	0		
SB:	1		
CS:	2		

R:	0	H:	1
E:	0	LOB:	0
K:	0	BB:	0
S:	8	P:	10

R:	2	H:	1
E:	0	LOB:	0
K:	0	BB:	1
S:	2	P:	6

1B:	8	SF:	1
2B:	0	SAC:	1
3B:	0	DP:	1
HR:	1	HBP:	1

WP:	0	PA:	39
PB:	0		
SB:	1		
CS:	2		

R:	0	H:	1
E:	0	LOB:	0
K:	0	BB:	0
S:	8	P:	10

R:	2	H:	1
E:	0	LOB:	0
K:	0	BB:	1
S:	2	P:	6

1B:	8	SF:	1
2B:	0	SAC:	1
3B:	0	DP:	1
HR:	1	HBP:	1

WP:	0	PA:	39
PB:	0		
SB:	1		
CS:	2		

R:	0	H:	1
E:	0	LOB:	0
K:	0	BB:	0
S:	8	P:	10

R:	2	H:	1
E:	0	LOB:	0
K:	0	BB:	1
S:	2	P:	6

1B:	8	SF:	1
2B:	0	SAC:	1
3B:	0	DP:	1
HR:	1	HBP:	1

WP:	0	PA:	39
PB:	0		
SB:	1		
CS:	2		

R:	0	H:	1
E:	0	LOB:	0
K:	0	BB:	0
S:	8	P:	10

R:	2	H:	1
E:	0	LOB:	0
K:	0	BB:	1
S:	2	P:	6

1B:	8	SF:	1
2B:	0	SAC:	1
3B:	0	DP:	1
HR:	1	HBP:	1

WP:	0	PA:	39
PB:	0		
SB:	1		
CS:	2		

R:	0	H:	1
E:	0	LOB:	0
K:	0	BB:	0
S:	8	P:	10

R:	2	H:	1
E:	0	LOB:	0
K:	0	BB:	1
S:	2	P:	6

1B:	8	SF:	1
2B:	0	SAC:	1
3B:	0	DP:	1
HR:	1	HBP:	1

WP:	0	PA:	39
PB:	0		
SB:	1		
CS:	2		

R:	0	H:	1
E:	0	LOB:	0
K:	0	BB:	0
S:	8	P:	10

R:	2	H:	1
E:	0	LOB:	0
K:	0	BB:	1
S:	2	P:	6

1B:	8	SF:	1
2B:	0	SAC:	1
3B:	0	DP:	1
HR:	1	HBP:	1

WP:	0	PA:	39
PB:	0		
SB:	1		
CS:	2		

R:	0	H:	1
E:	0	LOB:	0
K:	0	BB:	0
S:	8	P:	10

R:	2	H:	1
E:	0	LOB:	0
K:	0	BB:	1
S:	2	P:	6

1B:	8	SF:	1
2B:	0	SAC:	1
3B:	0	DP:	1
HR:	1	HBP:	1

WP:	0	PA:	39
PB:	0		
SB:	1		
CS:	2		

R:	0	H:	1
E:	0	LOB:	0
K:	0	BB:	0
S:	8	P:	10

R:	2	H:	1
E:	0	LOB:	0
K:	0	BB:	1
S:	2	P:	6

1B:	8	SF:	1
2B:	0	SAC:	1
3B:	0	DP:	1
HR:	1	HBP:	1

WP:	0	PA:	39
PB:	0		
SB:	1		
CS:	2		

R:	0	H:	1
E:	0	LOB:	0
K:	0	BB:	0
S:	8	P:	10

R:	2	H:	1
E:	0	LOB:	0
K:	0	BB:	1
S:	2	P:	6

1B:	8	SF:	1
2B:	0	SAC:	1
3B:	0	DP:	1
HR:	1	HBP:	1

WP:	0	PA:	39
PB:	0		
SB:	1		
CS:	2		

R:	0	H:	1
E:	0	LOB:	0
K:	0	BB:	0
S:	8	P:	10

R:	2	H:	1
E:	0	LOB:	0
K:	0	BB:	1
S:	2	P:	6

1B:	8	SF:	1
2B:	0	SAC:	1
3B:	0	DP:	1
HR:	1	HBP:	1

WP:	0	PA:	39
PB:	0		
SB:	1		
CS:	2		

R:	0	H:	1
E:	0	LOB:	0
K:	0	BB:	0
S:	8	P:	10

R:	2	H:	1
E:	0	LOB:	0
K:	0	BB:	1
S:	2	P:	6

1B:	8	SF:	1
2B:	0	SAC:	1
3B:	0	DP:	1
HR:	1	HBP:	1

WP:	0	PA:	39
PB:	0		
SB:	1		
CS:	2		

R:	0	H:	1
E:	0	LOB:	0
K:	0	BB:	0
S:	8	P:	10

R:	2	H:	1
E:	0	LOB:	0
K:	0	BB:	1
S:	2	P:	6

1B:	8	SF:	1
2B:	0	SAC:	1
3B:	0	DP:	1
HR:	1	HBP:	1

WP:	0	PA:	39
PB:	0		
SB:	1		
CS:	2		

R:	0	H:	1
E:	0	LOB:	0
K:	0	BB:	0
S:	8	P:	10

R:	2	H:	1
E:	0	LOB:	0
K:	0	BB:	1
S:	2	P:	6

1B:	8	SF:	1
2B:	0	SAC:	1
3B:	0	DP:	1
HR:	1	HBP:	1

WP:	0	PA:	39
PB:	0		
SB:	1		
CS:	2		

R:	0	H:	1
E:	0	LOB:	0
K:	0	BB:	0
S:	8	P:	10

R:	2	H:	1
E:	0	LOB:	0
K:	0	BB:	1

Batter	1	2	3	4	5	6	7	8	9	AB	R	H	RBI	BB	SO	LOB
Phil Bradley, R OBP: 0.366, SLG: 0.413 (1, 7)	G6-3		G6-3				F8			3	0	0	0	0	0	0
Joe Orsulak, L OBP: 0.350, SLG: 0.415 (1, 9)	G6-3			G4-3	G6-3			G4-3		4	0	0	0	0	0	1
Cal Ripken Jr., R OBP: 0.318, SLG: 0.405 (1, 6)				E5 1B	G4-3			2B		3	1	1	0	1	0	1
Mickey Tettleton, S OBP: 0.380, SLG: 0.528 (1, 10) Brady Anderson, L OBP: 0.324, SLG: 0.312 (8, PR)	F7			1B 2B	K			BB		3	1	1	0	1	1	2
Randy Milligan, R OBP: 0.393, SLG: 0.465 (1, 3)				SF8				G4-6-3		3	0	0	1	0	0	2
Craig Worthington, R OBP: 0.341, SLG: 0.388 (1, 5)				2B 1B	G3			K		4	1	2	0	0	1	0
Mike Devereaux, R OBP: 0.330, SLG: 0.382 (1, 8)				1B 2B	G6-3			G6-3		4	1	1	1	0	0	1
Jamie Quirk, L OBP: 0.279, SLG: 0.253 (1, 2) Keith Moreland, R OBP: 0.330, SLG: 0.368 (9, PH)				1B	G4-3			K		3	0	2	2	0	0	0
Tim Hulett, R OBP: 0.354, SLG: 0.423 (1, 4)				G4-6-3	G1-3			L7		3	0	0	0	0	0	2

Inning Stats	R: 0	H: 0	E: 0	K: 0	S: 8	R: 0	H: 1	E: 0	K: 0	S: 5	R: 0	H: 1	E: 0	K: 0	S: 6	R: 4	H: 4	E: 1	K: 0	S: 14	R: 0	H: 0	E: 0	K: 1	S: 9	R: 0	H: 0	E: 0	K: 0	S: 8	R: 0	H: 0	E: 0	K: 0	S: 7	R: 0	H: 1	E: 0	K: 0	S: 7	R: 0	H: 0	E: 0	K: 2	S: 7	R: 0	H: 0	E: 0	K: 0	S: 7	R: 0	H: 1	E: 0	K: 0	S: 16	1B: 5	SF: 1	2B: 2	SAC: 0	3B: 0	DP: 3	HR: 0	HBP: 1	WP: 0	PA: 35
--------------	------	------	------	------	------	------	------	------	------	------	------	------	------	------	------	------	------	------	------	-------	------	------	------	------	------	------	------	------	------	------	------	------	------	------	------	------	------	------	------	------	------	------	------	------	------	------	------	------	------	------	------	------	------	------	-------	-------	-------	-------	--------	-------	-------	-------	--------	-------	--------

PITCHER	IP	WLS	BF	H	R	ER	SO	BB	IBB	HBP	BLK	WP	HR	S	P	ERA	WHIP
Walt Terrell, R ERA: 4.7 (1, 1)	7.0	W	28	6	4	0	1	1	0	1	0	0	0	57	89	0.00	1.000
Rich Gossage, R ERA: 2.95 (8, 1)	1.0		4	1	0	0	0	1	0	0	0	0	0	7	16	0.00	2.000
Dave Righetti, L ERA: 3.09 (9, 1)	1.0	S	3	0	0	0	2	0	0	0	0	0	0	7	10	0.00	0.000

BOTTOM

New York Yankees @ Baltimore Orioles
Memorial Stadium, Baltimore, MD

Fri Sep 22 1989, 7:05 PM EDT
Att. 47,721 - Unknown

livebaseballscorecards.com

AB	31
R	4
H	7
RBI	4
BB	2
SO	3
LOB	9



Batter	1	2	3	4	5	6	7	8	9	AB R H RBI BB SO LOB	TOP
Steve Sax, R (1, 4) OBP: 0.367, SLG: 0.390 Wayne Tolleson, S (8, 4) OBP: 0.256, SLG: 0.252	3-2 		0-0 SH1-4 1-2 2-3	2-2 F8		2-1 G6-3 1-2f		0-0 G2-3		4 0 0 0 0 0 5 0 0 0 0 0 0 0	New York Yankees @ Baltimore Orioles Memorial Stadium, Baltimore, MD Sat Sep 23 1989, 7:05 PM EDT Att. 48,308 - Unknown - 53 F
Alvaro Espinoza, R (1, 6) OBP: 0.301, SLG: 0.325 Mike Blowers, R (6, 5) OBP: 0.273, SLG: 0.273	1-2 		1-0 P4		1-2 L7		0-0 P5	1-2 G1-3	3 0 1 0 0 0 2 2 0 0 0 0 0 0		
Don Mattingly, L (1, 3) OBP: 0.350, SLG: 0.478	2-3 K		4-1 		4-0 G5-3 1B BB		2-1 L8	0-0 G5-3	3 1 0 0 2 1 1		
Mel Hall, L (1, 7) OBP: 0.292, SLG: 0.415	1-2 G4-3		0-0 G4-3		1-1 G5-3 1-2		0-0 	1-1 G4-3	5 0 1 0 0 0 5		
Steve Balboni, R (1, 10) OBP: 0.300, SLG: 0.467		2-3 K		2-2 	0-1 		4-2 FC5-4 BB		3 1 2 1 1 1 0		
Jesse Barfield, R (1, 9) OBP: 0.345, SLG: 0.407		1-2 G6-3		0-0 F7	3-2 G5-3		1-1 FC5-4 1-2f		4 0 0 0 0 0 4		
Randy Velarde, R (1, 5) OBP: 0.385, SLG: 0.483		1-3 K		4-1 		0-1 		0-0 	3 0 2 0 1 1 0		
Don Slaught, R (1, 2) OBP: 0.315, SLG: 0.371 Bob Geren, R (4, 2) OBP: 0.332, SLG: 0.457			4-2 SH1-4 1B BB	1-0 P4		1-3 K	1-1 FC5-4 G5-3 1-2f	1 0 0 0 1 0 2 2 0 0 0 0 1 2			
Roberto Kelly, R (1, 8) OBP: 0.378, SLG: 0.431			0-1 	3-2 		4-2 	2-2 G5-3	3 0 2 1 1 0 1			
Inning Stats	R: 0 H: 1 E: 0 LOB: 1 K: 1 BB: 0 S: 14 P: 21	R: 0 H: 0 E: 0 LOB: 0 K: 2 BB: 0 S: 9 P: 13	R: 0 H: 1 E: 0 LOB: 3 K: 2 BB: 2 S: 8 P: 17	R: 1 H: 2 E: 0 LOB: 2 K: 0 BB: 1 S: 13 P: 25	R: 1 H: 1 E: 0 LOB: 1 K: 0 BB: 1 S: 12 P: 21	R: 0 H: 1 E: 0 LOB: 1 K: 1 BB: 1 S: 10 P: 17	R: 0 H: 1 E: 0 LOB: 2 K: 0 BB: 1 S: 8 P: 15	R: 0 H: 1 E: 0 LOB: 1 K: 0 BB: 0 S: 7 P: 10	R: 0 H: 0 E: 0 LOB: 0 K: 0 BB: 0 S: 6 P: 8	1B: 8 SF: 0 2B: 0 SAC: 1 3B: 0 DP: 1 HR: 0 HBP: 0	
PITCHER Bob Milacki, R (1, 1) ERA: 3.81 Dave Schmidt, R (8, 1) ERA: 5.64	IP WLS BF H R ER SO BB IBB HBP BLK WP HR S P ERA WHIP 7.0 W 33 7 2 2 4 6 0 0 0 0 0 0 74 129 2.57 1.857 2.0 7 1 0 0 0 0 0 0 0 0 0 0 13 18 0.00 0.500	PITCHER IP WLS BF H R ER SO BB IBB HBP BLK WP HR S P ERA WHIP									

livebaseballscorecards.com

AB	33
R	2
H	8
RBI	2
BB	6
SO	4
LOB	22



Batter	1	2	3	4	5	6	7	8	9	AB R H RBI BB SO LOB	TOP	
Steve Sax, R OBP: 0.367, SLG: 0.390 (1, 4) B C B F F B X	3-2 SH2-3 1B		0-1 G4-3		1 SAFE 0-0 SH1-3 1-2		0-2 G4-3			3 0 1 0 0 0 0		
Alvaro Espinoza, R OBP: 0.299, SLG: 0.323 (1, 6) 1 SAFE X	0-0 SH2-3 1-2		1-1 L7		0-1 G6-3 2-3			0-1 G6-3		3 0 0 0 0 0 1		
Don Mattingly, L OBP: 0.352, SLG: 0.479 (1, 3) C B B F B B	4-2 G6-4-3 BB		1-1 1B		3-2 FC6-4 1B			2-2 P6		3 0 2 1 1 0 0		
Steve Balboni, R OBP: 0.296, SLG: 0.460 (1, 10) C B X	1-1 G6-4-3 1-2f		1-0 F9		3-H 1-0 FC6-4 1-2f			2-0 G1-3		4 0 0 0 0 0 4		
Jesse Barfield, R OBP: 0.344, SLG: 0.406 (1, 9) C B C B C F		3-3 K		0-0 F9		2-1 G6-3		2-1 SH2-4 1B		4 0 1 0 0 1 0		
Randy Velarde, R OBP: 0.384, SLG: 0.489 (1, 5) B B F X T B F		1-2 2B		1-0 E6 FC6-4		0-0 G4-3		1 SAFE 0-0 SH2-4 1-2		3 1 1 0 0 0 0		
Roberto Kelly, R OBP: 0.377, SLG: 0.428 (1, 8) F B C F X B C F		1-2 G6-3		1-2 FC6-4 1-2f		1-2 G6-3		4-0 G6-4-3 IBB		3 0 0 0 1 0 2		
Bob Geren, R OBP: 0.330, SLG: 0.458 (1, 2) B B C F X B C F		2-2 2B		1 SAFE 1 SAFE 1 SAFE 1-2 FC6-4 1-2f			0-1 G5-3		0-0 G6-4-3 1-2f	4 0 1 1 0 0 3		
Marcus Lawton, S OBP: 0.200, SLG: 0.200 (1, 7) B B F X B B F		2-2 G5-3			0-1 G6-3 SH1-3 1B		0-0 G3			3 1 1 0 0 0 1		
Inning Stats	R: 0 H: 1 E: 0 LOB: 1 K: 0 BB: 1 S: 9 P: 17	R: 1 H: 2 E: 0 LOB: 1 K: 1 BB: 0 S: 15 P: 24	R: 0 H: 1 E: 0 LOB: 1 K: 0 BB: 0 S: 7 P: 10	R: 0 H: 0 E: 1 LOB: 1 K: 0 BB: 0 S: 8 P: 11	R: 1 H: 2 E: 0 LOB: 1 K: 0 BB: 0 S: 9 P: 13	R: 0 H: 0 E: 0 LOB: 0 K: 0 BB: 0 S: 6 P: 9	R: 0 H: 0 E: 0 LOB: 0 K: 0 BB: 0 S: 6 P: 6	R: 0 H: 0 E: 0 LOB: 0 K: 0 BB: 0 S: 7 P: 11	R: 0 H: 1 E: 0 LOB: 1 K: 0 BB: 1 S: 4 P: 10	1B: 5 SF: 0 2B: 2 SAC: 3 3B: 0 DP: 2 HR: 0 HBP: 0	WP: 0 PA: 35 PB: 0 SB: 0 CS: 0	
PITCHER Jeff Ballard, L ERA: 3.5 (1, 1)	IP WLS BF H R ER SO BB IBB HBP BLK WP HR S P ERA WHIP	9.0 L 35 7 2 2 1 1 1 0 0 0 0 0 71 111 2.00 0.889										

New York Yankees @ Baltimore Orioles
Memorial Stadium, Baltimore, MD
 Sun Sep 24 1989, 3:33 AM EDT
 Att. 51,173 - Sunny - 65 F

livebaseballscorecards.com

AB	30
R	2
H	7
RBI	2
BB	2
SO	1
LOB	11



BOTTOM

New York Yankees @ Baltimore Orioles
Memorial Stadium, Baltimore, MD

Sun Sep 24 1989, 3:33 AM EDT
Att. 51,173 - Sunny - 65 F

livebaseballscorecards.com

AB	32
R	0
H	5
RBI	0
BB	3
SO	11
LOB	19



WP:	0	PA:	35
PB:	0		
SB:	0		
CS:	0		

AB R H RBI BB SO LOB

4 0 1 0 0 1 0

4 0 0 0 0 1 2

3 0 0 0 1 2 2

4 0 1 0 0 2 1

0 0 0 0 0 0 0

3 0 1 0 1 1 1

4 0 2 0 0 1 2

0 0 0 0 0 0 0

4 0 0 0 0 2 6

2 0 0 0 1 0 2

0 0 0 0 0 0 0

0 0 0 0 0 0 0

1 0 0 0 0 0 2

3 0 0 0 0 1 1

1B: 5 SF: 0

2B: 0 SAC: 0

3B: 0 DP: 0

HR: 0 HBP: 0

1B: 5 SF: 0

2B: 0 SAC: 0

3B: 0 DP: 0

HR: 0 HBP: 0

1B: 5 SF: 0

2B: 0 SAC: 0

3B: 0 DP: 0

HR: 0 HBP: 0

1B: 5 SF: 0

2B: 0 SAC: 0

3B: 0 DP: 0

HR: 0 HBP: 0

1B: 5 SF: 0

2B: 0 SAC: 0

3B: 0 DP: 0

HR: 0 HBP: 0

1B: 5 SF: 0

2B: 0 SAC: 0

3B: 0 DP: 0

HR: 0 HBP: 0

1B: 5 SF: 0

2B: 0 SAC: 0

3B: 0 DP: 0

HR: 0 HBP: 0

1B: 5 SF: 0

2B: 0 SAC: 0

3B: 0 DP: 0

HR: 0 HBP: 0

1B: 5 SF: 0

2B: 0 SAC: 0

3B: 0 DP: 0

HR: 0 HBP: 0

1B: 5 SF: 0

2B: 0 SAC: 0

3B: 0 DP: 0

HR: 0 HBP: 0

1B: 5 SF: 0

2B: 0 SAC: 0

3B: 0 DP: 0

HR: 0 HBP: 0

1B: 5 SF: 0

2B: 0 SAC: 0

3B: 0 DP: 0

HR: 0 HBP: 0

1B: 5 SF: 0

2B: 0 SAC: 0

3B: 0 DP: 0

HR: 0 HBP: 0

1B: 5 SF: 0

2B: 0 SAC: 0

3B: 0 DP: 0

HR: 0 HBP: 0

1B: 5 SF: 0

2B: 0 SAC: 0

3B: 0 DP: 0

HR: 0 HBP: 0

1B: 5 SF: 0

2B: 0 SAC: 0

3B: 0 DP: 0

HR: 0 HBP: 0

1B: 5 SF: 0

2B: 0 SAC: 0

3B: 0 DP: 0

HR: 0 HBP: 0

1B: 5 SF: 0

2B: 0 SAC: 0

3B: 0 DP: 0

HR: 0 HBP: 0

1B: 5 SF: 0

2B: 0 SAC: 0

3B: 0 DP: 0

HR: 0 HBP: 0

1B: 5 SF: 0

2B: 0 SAC: 0

3B: 0 DP: 0

HR: 0 HBP: 0

1B: 5 SF: 0

2B: 0 SAC: 0

3B: 0 DP: 0

HR: 0 HBP: 0

1B: 5 SF: 0

2B: 0 SAC: 0

3B: 0 DP: 0

HR: 0 HBP: 0

1B: 5 SF: 0

2B: 0 SAC: 0

3B: 0 DP: 0

HR: 0 HBP: 0

1B: 5 SF: 0

2B: 0 SAC: 0

3B: 0 DP: 0

HR: 0 HBP: 0

1B: 5 SF: 0

2B: 0 SAC: 0

3B: 0 DP: 0

HR: 0 HBP: 0

1B: 5 SF: 0

2B: 0 SAC: 0

3B: 0 DP: 0

HR: 0 HBP: 0

1B: 5 SF: 0

2B: 0 SAC: 0

3B: 0 DP: 0

HR: 0 HBP: 0

1B: 5 SF: 0

2B: 0 SAC: 0

3B: 0 DP: 0

HR: 0 HBP: 0

1B: 5 SF: 0

2B: 0 SAC: 0

3B: 0 DP: 0

HR: 0 HBP: 0

1B: 5 SF: 0

2B: 0 SAC: 0

3B: 0 DP: 0

HR: 0 HBP: 0

1B: 5 SF: 0

2B: 0 SAC: 0

3B: 0 DP: 0

HR: 0 HBP: 0

1B: 5 SF: 0

2B: 0 SAC: 0

3B: 0 DP: 0

HR: 0 HBP: 0

1B: 5 SF: 0

2B: 0 SAC: 0

3B: 0 DP: 0

HR: 0 HBP: 0

1B: 5 SF: 0

2B: 0 SAC: 0

3B: 0 DP: 0

HR: 0 HBP: 0

1B: 5 SF: 0

2B: 0 SAC: 0

3B: 0 DP: 0

HR: 0 HBP: 0

1B: 5 SF: 0

2B: 0 SAC: 0

3B: 0 DP: 0

HR: 0 HBP: 0

1B: 5 SF: 0

2B: 0 SAC: 0

3B: 0 DP: 0

HR: 0 HBP: 0

1B: 5 SF: 0

2B: 0 SAC: 0

3B: 0 DP: 0

HR: 0 HBP: 0

1B: 5 SF: 0

2B: 0 SAC: 0

3B: 0 DP: 0

HR: 0 HBP: 0

1B: 5 SF: 0

2B: 0 SAC: 0

3B: 0 DP: 0

HR: 0 HBP: 0

1B: 5 SF: 0

2B: 0 SAC: 0

3B: 0 DP: 0

HR: 0 HBP: 0

1B: 5 SF: 0

2B: 0 SAC: 0

3B: 0 DP: 0

HR: 0 HBP: 0

1B: 5 SF: 0

2B: 0 SAC: 0

3B: 0 DP: 0

HR: 0 HBP: 0

1B: 5 SF: 0

2B: 0 SAC: 0

3B: 0 DP: 0

HR: 0 HBP: 0

1B: 5 SF: 0

2B: 0 SAC: 0

3B: 0 DP: 0

HR: 0 HBP: 0

1B: 5 SF: 0

2B: 0 SAC: 0

3B: 0 DP: 0

HR: 0 HBP: 0

1B: 5 SF: 0

2B: 0 SAC: 0

3B: 0 DP: 0

HR: 0 HBP: 0

1B: 5 SF: 0

2B: 0 SAC: 0

3B: 0 DP: 0

HR: 0 HBP: 0

1B: 5 SF: 0

2B: 0 SAC: 0

3B: 0 DP: 0

HR: 0 HBP: 0

1B: 5 SF: 0

2B: 0 SAC: 0

3B: 0 DP: 0

HR: 0 HBP: 0

1B: 5 SF: 0

2B: 0 SAC: 0

3B: 0 DP: 0

HR: 0 HBP: 0

1B: 5 SF: 0

2B: 0 SAC: 0

3B: 0 DP: 0

HR: 0 HBP: 0

1B: 5 SF: 0

2B: 0 SAC: 0

3B: 0 DP: 0

HR: 0 HBP: 0

1B: 5 SF: 0

2B: 0 SAC: 0

3B: 0 DP: 0

HR: 0 HBP: 0

1B: 5 SF: 0

2B: 0 SAC: 0

3B: 0 DP: 0

HR: 0 HBP: 0

1B: 5 SF: 0

2B: 0 SAC: 0

3B: 0 DP: 0

HR: 0 HBP: 0

1B: 5 SF: 0

2B: 0 SAC: 0

3B: 0 DP: 0

HR: 0 HBP: 0

1B: 5 SF: 0

2B: 0 SAC: 0

3B: 0 DP: 0

HR: 0 HBP: 0

1B: 5 SF: 0

2B: 0 SAC: 0

3B: 0 DP: 0

HR: 0 HBP: 0

1B: 5 SF: 0

2B: 0 SAC: 0

3B: 0 DP: 0

HR: 0 HBP: 0

1B: 5 SF: 0

2B: 0 SAC: 0


3B: 0 DP: 0

HR: 0 HBP: 0

1B: 5 SF: 0

2B: 0 SAC: 0

3B: 0 DP: 0

Batter	1	2	3	4	5	6	7	8	9	AB R H RBI BB SO LOB	TOP									
Steve Sax, R (1, 4) OBP: 0.370, SLG: 0.393	1-0 G3 1B	2-0 CS 1B		2-0 G6-4-3 1B			2-1 G5-4-3 1B		2-2 FC6-4 1-2f	5 1 4 0 0 0 1										
Luis Polonia, L (1, 10) OBP: 0.340, SLG: 0.390 Steve Balboni, R (7, PH) OBP: 0.295, SLG: 0.459	0-2 G3 1B	1-2 CS 1-2	0-0 1B G4-3 1B	0-0 G6-4-3 1-2f			1-0 G5-4-3 1-2f 3-H			3 2 2 0 0 0 2 1 0 0 0 0 0 1										
Don Mattingly, L (1, 3) OBP: 0.352, SLG: 0.478	1-0 G3 2-3 3-H		2-1 G4-3 FC1-2 1B			1-2 L9				4 0 1 1 0 0 1										
Mel Hall, L (1, 7) OBP: 0.289, SLG: 0.411	1-0 L4		0-1 G4-3 2-3 3-H			1-2 P5		2-1 G3-1		4 0 0 1 0 0 2										
Jesse Barfield, R (1, 9) OBP: 0.343, SLG: 0.405	2-2 1B 3-H 1B		0-0 FC1-2 1B 3-H			2-3 K		0-3 K		4 0 1 1 0 2 1										
Randy Velarde, R (1, 5) OBP: 0.388, SLG: 0.490	2-2 1B 1-2 1B		2-2 1B 1-3 1B			0-1 G4-3		3-3 K		4 0 2 0 0 1 0										
Roberto Kelly, R (1, 8) OBP: 0.374, SLG: 0.424	1-3 K		1-0 G5-3			1-3 K			0-2 E6 FC6-4	4 0 0 0 0 2 4	AB 37 R 4 H 11 RBI 3 BB 0 SO 10 LOB 15									
Bob Geren, R (1, 2) OBP: 0.329, SLG: 0.454		2-3 K		2-2 1B 1B		3-3 K			3-3 K	4 0 1 0 0 3 1										
Alvaro Espinoza, R (1, 6) OBP: 0.297, SLG: 0.320		2-1 G4-3		1-3 K			0-0 E4 1B WP G5-4-3		2-3 K	4 1 0 0 0 2 2										
Inning Stats	R: 2 E: 0 K: 1 S: 17	H: 4 LOB: 2 BB: 0 P: 25	R: 0 E: 0 K: 1 S: 9	H: 1 LOB: 0 BB: 0 P: 16	R: 1 E: 0 K: 0 S: 10	H: 3 LOB: 2 BB: 0 P: 15	R: 0 E: 0 K: 1 S: 8	H: 2 LOB: 1 BB: 0 P: 13	R: 0 E: 0 K: 2 S: 9	H: 0 LOB: 0 BB: 0 P: 13	R: 1 E: 1 K: 0 S: 7	H: 1 LOB: 0 BB: 0 P: 11	R: 0 E: 0 K: 2 S: 9	H: 0 LOB: 0 BB: 0 P: 14	R: 0 E: 1 K: 2 S: 14	H: 0 LOB: 1 BB: 0 P: 21	1B: 10 2B: 1 3B: 0 HR: 0	SF: 0 SAC: 0 DP: 2 HBP: 0	WP: 1 PB: 0 SB: 0 CS: 1	PA: 38
PITCHER	IP WLS BF H R ER SO BB IBB HBP BLK WP HR S P ERA WHIP																			
Roger Clemens, R (1, 1) ERA: 3.17	6.0 W 28 11 4 3 6 0 0 0 0 1 0 66 101 4.50 1.833																			
Rob Murphy, L (7, 1) ERA: 2.82	1.1 3 0 0 0 0 0 0 0 0 0 0 6 10 0.00 0.000																			
Lee Smith, R (8, 1) ERA: 3.54	1.2 S 6 0 0 0 4 0 0 0 0 0 0 0 21 31 0.00 0.000																			

New York Yankees @ Boston Red Sox
 Fenway Park, Boston, MA
 Mon Sep 25 1989, 7:05 PM EDT
 Att. 32,759 - Unknown - 62 F

livebaseballscorecards.com

Batter	1	2	3	4	5	6	7	8	9
Wade Boggs, L OBP: 0.429, SLG: 0.451 (1, 5)	2-1 BB HR 1B	1-1 1B BB FC3-6 1B	2-0 2-H 2B			1-1 G6-3	2-1 1-2 1B		
Jody Reed, R OBP: 0.378, SLG: 0.393 (1, 4)	4-2 HR BB 1-2	4-0 FC3-6 1B 1-2 BB	1-0 G6-3			2-1 1B 2B 1B	3-3 K		
Dwight Evans, R OBP: 0.401, SLG: 0.475 (1, 10)	2-1 HR 1-H 2-H	3-1 FC3-6 1B 1-2 2-3		4-1 G4-6-3 BB		1-1 2B 1-2 G1-2-3 1B	0-0 G5-3 WP 1B		
Mike Greenwell, L OBP: 0.370, SLG: 0.436 (1, 7)	4-0 FC6-4 BB SF8 BB	1-2 FC3-6 BB		1-0 G4-6-3 1-2f		1-1 2B 1-3 2-H	2-3 K 1-2		
Nick Esasky, R OBP: 0.350, SLG: 0.497 (1, 3)	4-1 FC6-4 BB 1-2	1 SAFE 4-1 BB 1-2 BB		1-0 G6-3		4-1 BB	4-0 IBB		
Carlos Quintana, R OBP: 0.295, SLG: 0.296 Danny Heep, L OBP: 0.361, SLG: 0.412 (2, PH) Jeff Stone, L OBP: 0.264, SLG: 0.298 (7, 9)	1-2 FC6-4 1-2f 2-3	0-1 F8			0-2 L8	1-0 G1-2-3 3-Hf	1-2 G5-3 2-3f		
Kevin Romine, R OBP: 0.321, SLG: 0.329 (1, 8)	2-0 SF8 3-H				0-0 L6		0-1 G4-3		
Luis Rivera, R OBP: 0.302, SLG: 0.356 (1, 6)	1-0 F7				2-2 1B		0-2 1B 1B		
Rick Cerone, R OBP: 0.321, SLG: 0.340 (1, 2)					0-0 G4-3		2-3 K		

Inning Stats	R: 4	H: 2	E: 0	K: 0	S: 13	LOB: 1	BB: 3	P: 33	R: 1	H: 2	E: 0	K: 0	S: 13	LOB: 3	BB: 2	P: 29	R: 1	H: 1	E: 1	K: 0	S: 5	LOB: 1	BB: 0	P: 10	R: 0	H: 0	E: 0	K: 0	S: 3	LOB: 0	BB: 1	P: 9	R: 0	H: 1	E: 0	K: 0	S: 10	LOB: 1	BB: 0	P: 12	R: 1	H: 3	E: 0	K: 0	S: 10	LOB: 2	BB: 1	P: 20	R: 0	H: 2	E: 0	K: 2	S: 13	LOB: 2	BB: 0	P: 20	R: 0	H: 1	E: 0	K: 1	S: 7	LOB: 1	BB: 1	P: 14
--------------	------	------	------	------	-------	--------	-------	-------	------	------	------	------	-------	--------	-------	-------	------	------	------	------	------	--------	-------	-------	------	------	------	------	------	--------	-------	------	------	------	------	------	-------	--------	-------	-------	------	------	------	------	-------	--------	-------	-------	------	------	------	------	-------	--------	-------	-------	------	------	------	------	------	--------	-------	-------


PITCHER	IP	WLS	BF	H	R	ER	SO	BB	IBB	HBP	BLK	WP	HR	S	P	ERA	WHIP
Kevin Mmahat, L ERA: 14.29 (1, 1)	1.2	L	14	4	5	5	0	5	0	0	0	0	1	24	60	27.00	5.400
Clay Parker, R ERA: 3.72 (2, 1)	5.1		25	8	2	1	2	2	0	0	0	0	0	44	74	1.69	1.875
Lee Guetterman, L ERA: 2.51 (8, 1)	1.0		3	0	0	0	1	0	1	0	0	1	0	6	13	0.00	0.000

BOTTOM

New York Yankees @ Boston Red Sox
Fenway Park, Boston, MA
Mon Sep 25 1989, 7:05 PM EDT
Att: 32,759 - Unknown - 62 F

AB	R	H	RBI	BB	SO	LOB
5	2	4	1	0	0	0
3	2	1	0	2	1	3
4	1	4	3	1	0	0
4	1	1	2	1	1	4
1	0	0	0	4	0	0
1	0	0	0	0	0	2
3	0	0	0	0	0	6
1	0	0	0	0	0	2
3	0	0	1	0	0	0
4	0	2	0	0	0	1
4	1	0	0	0	1	2

AB	33
R	7
H	12
RBI	7
BB	8
SO	3
LOB	20



1B	9	SF	1	WP	1	PA	42
2B	2	SAC	0	PB	0		
3B	0	DP	3	SB	0		
HR	1	HBP	0	CS	0		

PITCHER	IP	WLS	BF	H	R	ER	SO	BB	IBB	HBP	BLK	WP	HR	S	P	ERA	WHIP
---------	----	-----	----	---	---	----	----	----	-----	-----	-----	----	----	---	---	-----	------

Batter	1	2	3	4	5	6	7	8	9	AB R H RBI BB SO LOB	TOP											
Steve Sax, R (1, 4) OBP: 0.367, SLG: 0.391	2-0 F8	1-1 SF9		2-1 F9		2-2 FC5-4			2-1 G4-3	4 0 0 1 0 0 2												
Luis Polonia, L (1, 7) OBP: 0.341, SLG: 0.391	0-1 1B	1-0 F8			4-1 BB	0-0 G4-3			0-3 K	4 1 1 0 1 1 4												
Don Mattingly, L (1, 3) OBP: 0.353, SLG: 0.478	3-2 P3-1 1B		3-2 PB 3B 1B		2-2 F9			0-1 G4-3		4 1 2 1 0 0 1												
Steve Balboni, R (1, 10) OBP: 0.291, SLG: 0.452	3-2 P3-1 1-2f		0-0 L7		1-0 P3			2-3 K		4 0 0 0 0 1 3												
Mel Hall, L (1, 9) OBP: 0.289, SLG: 0.409		0-2 2B 1B 1B		0-0 F9				0-0 G4-3		4 1 1 0 0 0 2												
Jesse Barfield, R (1, 8) OBP: 0.344, SLG: 0.411		2-1 1B SF9 2B	1-0 1-H 3B		2-0 P1			1-2 G5-3		4 1 2 1 0 0 0												
Randy Velarde, R (1, 6) OBP: 0.393, SLG: 0.485		4-1 SF9 1B BB	1-1 G6-3		3-1 1B 1B			0-0 G6-3		3 1 1 0 1 0 1												
Mike Blowers, R (1, 5) OBP: 0.308, SLG: 0.308		1-2 1-2 2-3 3-H 1B		1-3 K		2-1 FC5-4 1B 1B		0-1 G6-3		4 0 2 1 0 1 0												
Brian Dorsett, R (1, 2) OBP: 0.125, SLG: 0.125		0-1 L6		0-0 G3		2-1 FC5-4 1B			1-3 K	4 0 1 1 0 1 3												
Inning Stats	R: 1 E: 0 K: 0 S: 9	H: 2 LOB: 0 BB: 0 P: 17	R: 2 E: 0 K: 0 S: 15	H: 3 LOB: 2 BB: 1 P: 24	R: 1 E: 0 K: 0 S: 8	H: 2 LOB: 1 BB: 0 P: 13	R: 0 E: 0 K: 1 S: 6	H: 0 LOB: 0 BB: 0 P: 9	R: 0 E: 0 K: 0 S: 6	H: 0 LOB: 1 BB: 1 P: 13	R: 1 E: 0 K: 0 S: 13	H: 3 LOB: 2 BB: 0 P: 24	R: 0 E: 0 K: 1 S: 6	H: 0 LOB: 0 BB: 0 P: 8	R: 0 E: 0 K: 0 S: 7	H: 0 LOB: 0 BB: 0 P: 8	R: 0 E: 0 K: 2 S: 9	H: 0 LOB: 0 BB: 0 P: 12	1B: 7 2B: 3 3B: 1 HR: 0	SF: 1 SAC: 0 DP: 1 HBP: 0	WP: 0 PB: 1 SB: 0 CS: 0	PA: 38
PITCHER	IP WLS BF H R ER SO BB IBB HBP BLK WP HR S P ERA WHIP																					
Eric Hetzel, R (1, 1) ERA: 6.26	5.1 W 26 9 5 5 1 2 0 0 0 0 0 0 49 88 8.44 2.062																					
Dennis Lamp, R (6, 1) ERA: 2.39	2.2 9 1 0 0 1 0 0 0 0 0 0 0 21 28 0.00 0.375																					
Lee Smith, R (9, 1) ERA: 3.49	1.0 3 0 0 0 2 0 0 0 0 0 0 0 9 12 0.00 0.000																					

New York Yankees @ Boston Red Sox
Fenway Park, Boston, MA
 Tue Sep 26 1989, 7:05 PM EDT
 Att. 31,932 - Unknown - 55 F

livebaseballscorecards.com

AB	35
R	5
H	10
RBI	5
BB	2
SO	4
LOB	16



Batter	1	2	3	4	5	6	7	8	9
Wade Boggs, L OBP: 0.430, SLG: 0.451 (1, 5)									
Jody Reed, R OBP: 0.380, SLG: 0.394 (1, 4)									
Dwight Evans, R OBP: 0.399, SLG: 0.471 (1, 10)									
Mike Greenwell, L OBP: 0.370, SLG: 0.441 (1, 7)									
Nick Esasky, R OBP: 0.349, SLG: 0.495 (1, 3)									
Danny Heep, L OBP: 0.364, SLG: 0.412 (1, 9)									
Carlos Quintana, R OBP: 0.291, SLG: 0.292 (6, PH) (7, 9)									
Luis Rivera, R OBP: 0.305, SLG: 0.359 (1, 6)									
Kevin Romine, R OBP: 0.324, SLG: 0.329 (1, 8)									
Rick Cerone, R OBP: 0.320, SLG: 0.337 (1, 2)									

Inning Stats	R: 8 E: 1 K: 0 S: 29	H: 7 LOB: 2 BB: 4 P: 61	R: 0 E: 1 K: 1 S: 7	H: 0 LOB: 1 BB: 1 P: 16	R: 0 E: 0 K: 0 S: 10	H: 1 LOB: 2 BB: 1 P: 18	R: 0 E: 0 K: 0 S: 10	H: 0 LOB: 1 BB: 1 P: 14	R: 0 E: 0 K: 0 S: 6	H: 0 LOB: 0 BB: 0 P: 12	R: 1 E: 0 K: 1 S: 10	H: 1 LOB: 0 BB: 0 P: 15	R: 0 E: 0 K: 0 S: 9	H: 1 LOB: 1 BB: 0 P: 12	R: 0 E: 0 K: 1 S: 8	H: 0 LOB: 0 BB: 0 P: 13
--------------	-------------------------------	----------------------------------	------------------------------	----------------------------------	-------------------------------	----------------------------------	-------------------------------	----------------------------------	------------------------------	----------------------------------	-------------------------------	----------------------------------	------------------------------	----------------------------------	------------------------------	----------------------------------

PITCHER	IP	WLS	BF	H	R	ER	SO	BB	IBB	HBP	BLK	WP	HR	S	P	ERA	WHIP
Andy Hawkins, R ERA: 4.85 (1, 1)	0.1	L	9	5	8	8	0	3	0	0	0	0	0	22	44	216.00	24.000
Jimmy Jones, R ERA: 5.25 (1, 1)	4.2		20	3	0	0	1	4	0	0	0	0	0	40	77	0.00	1.500
Lee Guetterman, L ERA: 2.52 (6, 1)	3.0		11	2	1	1	2	0	0	0	0	0	1	27	40	3.00	0.667

AB R H RBI BB SO LOB

4	1	2	1	1	0	1
4	0	2	1	1	0	0
4	1	0	1	1	1	4
5	2	2	2	0	1	5
4	1	1	1	0	1	0
2	1	1	1	1	0	0
1	0	0	0	0	0	0
3	1	1	1	1	0	1
3	1	1	0	1	0	3
3	1	0	1	1	0	1

AB	33
R	9
H	10
RBI	9
BB	7
SO	3
LOB	15



WP	HR	S	P	ERA	WHIP
0	0	0	0	0	0

New York Yankees @ Boston Red Sox
 Fenway Park, Boston, MA
 Tue Sep 26 1989, 7:05 PM EDT
 Att: 31,932 - Unknown - 55 F

livebaseballscorecards.com

Batter	1	2	3	4	5	6	7	8	9	AB R H RBI BB SO LOB	TOP
Steve Sax, R (1, 4) OBP: 0.366, SLG: 0.390 Wayne Tolleson, S (9, 4) OBP: 0.256, SLG: 0.252	1-1 G5-3		0-1 E6 G4-6-3			2-1 SF9 1-3 1B		0-1 G1-3		4 0 1 0 0 0 1 0 0 0 0 0 0 0	New York Yankees @ Boston Red Sox Fenway Park, Boston, MA Wed Sep 27 1989, 7:05 PM EDT Att. 32,685 - Unknown - 50 F
Luis Polonia, L (1, 10) OBP: 0.338, SLG: 0.388	0-1 L8		1-0 G4-6-3 1-2f			1-0 SF9		1-0 F8		3 0 0 1 0 0 2	
Don Mattingly, L (1, 3) OBP: 0.351, SLG: 0.475	1-1 G3			0-2 F8		1-0 G4-3			0-1 G1-3	4 0 0 0 0 0 1	
Mel Hall, L (1, 7) OBP: 0.288, SLG: 0.407		0-3 K		0-1 G4-3		0-0 G4-3			1-2 L5-3 1B	4 0 1 0 0 1 1	
Jesse Barfield, R (1, 9) OBP: 0.344, SLG: 0.416		2-3 K		1-0 G6-3			0-0 HR		2-0 L5-3 1-2	4 1 1 1 0 1 1	
Roberto Kelly, R (1, 8) OBP: 0.372, SLG: 0.421		1-2 G6-3			1-2 G6-3		1-1 G6-3			3 0 0 0 0 0 0	
Mike Blowers, R (1, 5) OBP: 0.310, SLG: 0.286			4-2 G5-3 1B BB		0-3 K		1-3 K			2 1 0 0 1 2 0	
Alvaro Espinoza, R (1, 6) OBP: 0.285, SLG: 0.318			0-0 G5-3		0-1 G1		1-3 K			3 0 0 0 0 1 1	
Brian Dorsett, R (1, 2) OBP: 0.273, SLG: 0.273			0-0 E 2-H 1B			0-0 1B WP SF9 1B		1-1 G6-3		3 1 2 1 0 0 0	
Inning Stats	R: 0 H: 0 E: 0 LOB: 0 K: 0 BB: 0 S: 6 P: 8	R: 0 H: 0 E: 0 LOB: 0 K: 2 BB: 0 S: 9 P: 12	R: 1 H: 1 E: 1 LOB: 1 K: 0 BB: 1 S: 7 P: 12	R: 0 H: 0 E: 0 LOB: 0 K: 0 BB: 0 S: 6 P: 7	R: 0 H: 0 E: 0 LOB: 0 K: 1 BB: 0 S: 9 P: 10	R: 1 H: 2 E: 0 LOB: 1 K: 0 BB: 0 S: 6 P: 10	R: 1 H: 1 E: 0 LOB: 0 K: 2 BB: 0 S: 11 P: 14	R: 0 H: 0 E: 0 LOB: 0 K: 0 BB: 0 S: 5 P: 7	R: 0 H: 1 E: 0 LOB: 0 K: 0 BB: 0 S: 9 P: 12	1B: 4 SF: 1 2B: 1 SAC: 0 3B: 0 DP: 2 HR: 1 HBP: 0	
PITCHER John Dopson, R (1, 1) ERA: 4.08	IP WLS BF H R ER SO BB IBB HBP BLK WP HR S P ERA WHIP 9.0 L 32 5 3 3 5 1 0 0 0 1 1 68 92 3.00 0.667										

livebaseballscorecards.com

AB	30
R	3
H	5
RBI	3
BB	1
SO	5
LOB	7



Batter	1	2	3	4	5	6	7	8	9	AB	R	H	RBI	BB	SO	LOB
Wade Boggs, L OBP: 0.428, SLG: 0.448 (1, 5)	0-1 G4-3		2-1 G3			0-2 G6-3		1-0 G6-3		4	0	0	0	0	0	1
Marty Barrett, R OBP: 0.317, SLG: 0.315 (1, 4)	1-2 G1-3			2-2 CS HBP		2-2 F9		2-2 G6-3		3	0	0	0	0	0	0
Dwight Evans, R OBP: 0.397, SLG: 0.468 (1, 10) Jody Reed, R OBP: 0.379, SLG: 0.393 (9, PH)	1-3 K			3-3 1-2 K		1-0 G6-3		1-3 K		3 1	0	0	0	0	2 1	1 0
Mike Greenwell, L OBP: 0.369, SLG: 0.440 (1, 7)		0-0 E6 G4-6-3 1B		3-1 G4-3			0-0 G3-6-3 1B		3-1 P5	4	0	1	0	0	0	0
Nick Esasky, R OBP: 0.351, SLG: 0.496 (1, 3)		3-2 G4-6-3 1B			0-0 FC3-6 1B		0-1 F8			3	0	2	0	0	0	1
Danny Heep, L OBP: 0.360, SLG: 0.408 (1, 9)		2-1 G4-6-3 1-2f 2-3			0-0 FC3-6 FC6-4		1-0 G3-6-3 1-2f			3	0	0	0	0	0	4
Luis Rivera, R OBP: 0.305, SLG: 0.359 (1, 6)		2-2 G4-3			1-0 FC6-4 1B 1-2f			0-0 G4-3 1B		3	0	1	0	0	0	2
Kevin Romine, R OBP: 0.325, SLG: 0.331 (1, 8) Jeff Stone, L OBP: 0.259, SLG: 0.292 (8, PH) (9, 8)			3-2 G3-1		2-1 1B			0-1 L7		2 1	0	1	0	0	0	0
John Marzano, R OBP: 0.357, SLG: 0.538 (1, 2) Sam Horn, L OBP: 0.258, SLG: 0.185 (8, PH) Rick Cerone, R OBP: 0.320, SLG: 0.337 (9, 2)			1-1 G4-3		0-0 G5-3			1-0 G4-3 1-2		2 1 0	0	0	0	0	0	2 1 0

Inning Stats	R: 0	H: 0	R: 0	H: 1	R: 0	H: 0	R: 0	H: 2	R: 0	H: 0	R: 0	H: 1	R: 0	H: 0	R: 0	H: 1	R: 0	H: 0	R: 0	H: 0	1B: 5	SF: 0	WP: 0	PA: 31	
E: 0	LOB: 0	E: 1	LOB: 1	E: 0	LOB: 0	E: 0	LOB: 2	E: 0	LOB: 0	E: 0	LOB: 0	E: 0	LOB: 1	E: 0	LOB: 0	E: 0	LOB: 0	E: 0	LOB: 0	E: 0	LOB: 0	2B: 1	SAC: 0	PB: 0	
K: 1	BB: 0	K: 0	BB: 0	K: 0	BB: 0	K: 0	BB: 0	K: 0	BB: 0	K: 0	BB: 0	K: 0	BB: 0	K: 1	BB: 0	K: 0	BB: 0	K: 0	BB: 0	K: 0	BB: 0	3B: 0	DP: 3	SB: 0	
S: 9	P: 11	S: 9	P: 16	S: 8	P: 14	S: 8	P: 16	S: 6	P: 9	S: 8	P: 11	S: 4	P: 5	S: 5	P: 7	S: 8	P: 14	S: 8	P: 14	S: 8	P: 14	HR: 0	HBP: 1	CS: 1	

PITCHER	IP	WLS	BF	H	R	ER	SO	BB	IBB	HBP	BLK	WP	HR	S	P	ERA	WHIP	PITCHER	IP	WLS	BF	H	R	ER	SO	BB	IBB	HBP	BLK	WP	HR	S	P	ERA	WHIP	
Walt Terrell, R ERA: 4.49 (1, 1)	9.0	W	31	5	0	0	3	0	0	1	0	0	0	65	103	0.00	0.556																			

BOTTOM

New York Yankees @ Boston Red Sox
Fenway Park, Boston, MA
 Wed Sep 27 1989, 7:05 PM EDT
 Att: 32,685 - Unknown - 50 F

livebaseballscorecards.com

AB	30
R	0
H	5
RBI	0
BB	0
SO	3
LOB	13



Batter	1	2	3	4	5	6	7	8	9	AB R H RBI BB SO LOB	TOP											
Gary Pettis, S (1, 8) OBP: 0.376, SLG: 0.306	2-3 K		4-2 BB			1-3 K		1-1 G6-3 1B		3 1 1 0 1 2 0	Detroit Tigers @ New York Yankees Yankee Stadium, Bronx, NY Fri Sep 29 1989, 7:05 PM EDT Att. 21,448 - Unknown - 69 F											
Alan Trammell, R (1, 6) OBP: 0.316, SLG: 0.336	3-1 L8		1-3 K			4-0 1B BB		3-2 G6-3 1-H		3 0 0 1 1 1 2												
Lou Whitaker, L (1, 4) OBP: 0.359, SLG: 0.462	0-2 F7					2-1 F8		2-2 F9		4 0 0 0 0 0 1												
Fred Lynn, L (1, 7) OBP: 0.326, SLG: 0.370		3-2 F7				0-3 K		0-0 1-2 1B		3 0 1 0 1 1 0												
Matt Nokes, L (1, 10) OBP: 0.298, SLG: 0.392 Rick Schu, R (9, PH) OBP: 0.280, SLG: 0.337		2-0 G5-3				1-3 K		0-3 K		3 0 0 0 0 2 2 1 0 0 0 0 1 1												
Dave Bergman, L (1, 3) OBP: 0.337, SLG: 0.358 Chet Lemon, R (9, PH) OBP: 0.323, SLG: 0.344		2-0 F8				0-2 L9		1-2 G4-3		3 0 0 0 0 0 0 0 0 0 0 1 0 0												
Scott Lusader, L (1, 9) OBP: 0.313, SLG: 0.324 Kenny Williams, R (9, PH) OBP: 0.272, SLG: 0.307			0-3 K			0-0 P4		2-3 K		3 0 0 0 0 2 0 1 0 0 0 0 0 2												
Doug Strange, S (1, 5) OBP: 0.285, SLG: 0.265 Gary Ward, R (9, PH) OBP: 0.306, SLG: 0.398			3-2 F9			4-2 BB		3-3 K		2 0 0 0 1 1 0 1 0 1 0 0 0 0												
Mike Heath, R (1, 2) OBP: 0.311, SLG: 0.393			0-0 WP 1B			2-3 K		3-2 G6-3		1-2 2-3 1B 4 0 1 0 0 1 4												
Inning Stats	R: 0 E: 0 K: 1 S: 9	H: 0 LOB: 0 BB: 0 P: 14	R: 0 E: 0 K: 0 S: 5	H: 0 LOB: 0 BB: 0 P: 12	R: 0 E: 0 K: 2 S: 16	H: 1 LOB: 2 BB: 1 P: 24	R: 0 E: 0 K: 2 S: 8	H: 0 LOB: 0 BB: 0 P: 9	R: 0 E: 0 K: 1 S: 10	H: 0 LOB: 1 BB: 1 P: 16	R: 0 E: 0 K: 2 S: 9	H: 1 LOB: 2 BB: 1 P: 16	R: 0 E: 0 K: 2 S: 10	H: 0 LOB: 0 BB: 0 P: 16	R: 1 E: 1 K: 0 S: 14	H: 1 LOB: 0 BB: 0 P: 23	R: 0 E: 0 K: 1 S: 13	H: 1 LOB: 3 BB: 2 P: 26	1B: 4 2B: 0 3B: 0 HR: 0	SF: 0 SAC: 0 DP: 0 HBP: 0	WP: 1 PB: 0 SB: 0 CS: 0	PA: 36
PITCHER	IP WLS BF H R ER SO BB IBB HBP BLK WP HR S P ERA WHIP																					
Eric Plunk, R (1, 1) ERA: 3.28	8.0 W 31 3 1 0 10 4 0 0 0 1 0 84 137 0.00 0.875																					
Dave Righetti, L (9, 1) ERA: 3.0	1.0 5 1 0 0 1 1 0 0 0 0 0 10 19 0.00 2.000																					

livebaseballscorecards.com

AB	31
R	1
H	4
RBI	1
BB	5
SO	11
LOB	12



Batter	1	2	3	4	5	6	7	8	9
Steve Sax, R (1, 4) OBP: 0.364, SLG: 0.387 Wayne Tolleson, S (9, 4) OBP: 0.256, SLG: 0.252	1-1 		2-1 		1-3 	0-1 		3-2 	
Luis Polonia, L (1, 10) OBP: 0.337, SLG: 0.387	0-1 		0-0 		1-3 		0-0 		
Don Mattingly, L (1, 3) OBP: 0.351, SLG: 0.475	1-1 		1 SAFE 		1-2 		2-1 		
Mel Hall, L (1, 7) OBP: 0.296, SLG: 0.431		0-0 		3-2 		1-2 		0-0 	
Jesse Barfield, R (1, 9) OBP: 0.343, SLG: 0.414		2-3 		2-2 		2-3 		4-2 	
Roberto Kelly, R (1, 8) OBP: 0.369, SLG: 0.417		3-2 		1-0 		2-0 		0-3 	
Mike Blowers, R (1, 5) OBP: 0.303, SLG: 0.258		0-3 		0-2 		4-0 		3-3 	
Alvaro Espinoza, R (1, 6) OBP: 0.297, SLG: 0.324			1-2 		0-1 		0-0 	0-0 	
Brian Dorsett, R (1, 2) OBP: 0.400, SLG: 0.357			1-1 		0-0 		0-1 	4-2 	

AB	R	H	RBI	BB	SO	LOB
5	0	0	0	0	1	6
0	0	0	0	0	0	0
4	0	1	1	0	1	2
4	0	2	1	0	0	1
4	2	4	3	0	0	0
3	0	0	0	1	2	2
4	0	0	0	0	1	3
3	0	0	0	1	2	3
4	2	2	0	0	0	1
3	1	2	0	1	0	1

BOTTOM

Detroit Tigers @ New York Yankees
 Yankee Stadium, Bronx, NY
 Fri Sep 29 1989, 7:05 PM EDT
 Att: 21,448 - Unknown - 69 F

livebaseballscorecards.com

AB	34
R	5
H	11
RBI	5
BB	3
SO	7
LOB	19



Inning Stats	R: 0	H: 0	E: 0	K: 0	S: 6	R: 1	H: 1	E: 0	K: 2	S: 11	R: 1	H: 2	E: 0	K: 0	S: 13	R: 1	H: 1	E: 0	K: 0	S: 12	R: 2	H: 4	E: 0	K: 3	S: 19	R: 0	H: 1	E: 0	K: 0	S: 6	R: 0	H: 2	E: 0	K: 2	S: 12	R: 0	H: 0	E: 0	K: 0	S: 6
	LOB: 0	BB: 0	P: 8	LOB: 0	BB: 0	P: 16	LOB: 1	BB: 0	P: 17	LOB: 0	BB: 0	P: 18	LOB: 2	BB: 0	P: 25	LOB: 2	BB: 1	P: 12	LOB: 3	BB: 1	P: 21	LOB: 0	BB: 0	DP: 1	HBP: 0	SF: 0	SAC: 0	DP: 1	HBP: 0	SF: 0	SAC: 0	DP: 1	HBP: 0	SF: 0	SAC: 0	DP: 1	HBP: 0			

PITCHER	IP	WLS	BF	H	R	ER	SO	BB	IBB	HBP	BLK	WP	HR	S	P	ERA	WHIP	PITCHER	IP	WLS	BF	H	R	ER	SO	BB	IBB	HBP	BLK	WP	HR	S	P	ERA	WHIP					
Jack Morris, R (1, 1) ERA: 4.86	8.0	L	37	11	5	5	7	3	0	0	0	0	2	85	130	5.62	1.750																							

WP: 0	PA: 37
PB: 0	
SB: 0	
CS: 0	

Batter	1	2	3	4	5	6	7	8	9	AB R H RBI BB SO LOB	TOP													
Gary Pettis, S OBP: 0.377, SLG: 0.310 (1, 8)	2-2 2B	1-1 FC3-6 1-2f			3-2 1B		1-0 F9		0-1 G6-4-3 1-2f	5 1 2 0 0 0 3														
Alan Trammell, R OBP: 0.313, SLG: 0.333 Rick Schu, R OBP: 0.279, SLG: 0.336 (1, 6) (7, 5)	0-2 F9		2-0 F7		1-1 P2		1-1 F8		1-2 F7	4 0 0 0 0 0 2 1 0 0 0 0 0 0														
Lou Whitaker, L OBP: 0.359, SLG: 0.459 Mike Brumley, S OBP: 0.251, SLG: 0.255 (1, 4) (7, 6)	2-0 FC1		0-0 F8		0-2 F8		4-1 1B BB			3 0 0 0 1 0 2 0 0 0 0 0 0 0														
Fred Lynn, L OBP: 0.328, SLG: 0.371 (1, 7)	1-2 F9		1-1 G3-1		2-0 1B 2-H		0-0 1B			4 0 2 1 0 0 2														
Matt Nokes, L OBP: 0.299, SLG: 0.390 Gary Ward, R OBP: 0.305, SLG: 0.397 (1, 10) (7, PH)	1-0 F8			4-1 1B BB	0-0 P6		1-0 F9			2 1 0 0 1 0 3 1 0 0 0 0 0 2														
Dave Bergman, L OBP: 0.342, SLG: 0.361 Kenny Williams, R OBP: 0.271, SLG: 0.306 (1, 3) (8, PH) (8, 3)		4-1 1B BB		0-0 1B	1-2 1B		0-1 G5-3 1B		1-1 G3	2 0 2 0 1 0 0 1 0 0 0 0 0 0														
Chet Lemon, R OBP: 0.324, SLG: 0.345 (1, 9)		0-1 FC3-6 1B		3-2 F9	1-2 1B	1 SAFE 0-0 1B	0-0 1B	3-1 G6-3		4 0 2 0 0 0 2														
Doug Strange, S OBP: 0.284, SLG: 0.264 (1, 5) (7, 4)		1-1 F7		3-2 G6-4-3 1B 1-2 2-H	0-1 P5		0-1 G1-3			4 0 1 1 0 0 4														
Mike Heath, R OBP: 0.309, SLG: 0.390 Jeff Datz, R OBP: 0.333, SLG: 0.200 (1, 2) (7, 2)		0-2 F9		1-2 G6-4-3 1B 1-2f	0-0 G5-3 2-3f				0-2 G6-4-3 1B	3 0 0 0 0 0 6 1 0 1 0 0 0 0														
Inning Stats	R: 0 E: 1 K: 0 S: 12	H: 1 LOB: 2 BB: 0 P: 18	R: 0 E: 0 K: 0 S: 10	H: 1 LOB: 2 BB: 1 P: 16	R: 0 E: 0 K: 0 S: 4	H: 0 LOB: 0 BB: 0 P: 7	R: 1 E: 0 K: 0 S: 14	H: 2 LOB: 1 BB: 1 P: 25	R: 1 E: 0 K: 0 S: 12	H: 2 LOB: 1 BB: 0 P: 18	R: 0 E: 0 K: 0 S: 6	H: 2 LOB: 1 BB: 0 P: 6	R: 0 E: 0 K: 0 S: 6	H: 1 LOB: 2 BB: 1 P: 13	R: 0 E: 0 K: 0 S: 6	H: 0 LOB: 0 BB: 0 P: 10	R: 0 E: 0 K: 0 S: 10	H: 1 LOB: 0 BB: 0 P: 11	1B: 9 2B: 1 3B: 0 HR: 0	SF: 0 SAC: 0 DP: 3 HBP: 0	WP: 0 PB: 0 SB: 1 CS: 0	PA: 38		
PITCHER Andy Hawkins, R ERA: 4.8 Lee Guetterman, L ERA: 2.45 (1, 1) (7, 1)	IP WLS BF H R ER SO BB IBB HBP BLK WP HR S P ERA WHIP	6.0 W 27 8 2 2 0 2 2 0 0 0 0 0 58 90 3.00 1.667	3.0 S 11 2 0 0 0 0 1 0 0 0 0 0 22 34 0.00 1.000																					

Detroit Tigers @ New York Yankees
 Yankee Stadium, Bronx, NY
 Sat Sep 30 1989, 7:05 PM EDT
 Att. 20,313 - Unknown - 60 F

livebaseballscorecards.com

AB	35
R	2
H	10
RBI	2
BB	3
SO	0
LOB	26



Batter	1	2	3	4	5	6	7	8	9
Steve Sax, R (1, 4) Wayne Tolleson, S (7, 4) OBP: 0.365, SLG: 0.388 OBP: 0.255, SLG: 0.250	3-3 K		1-3 K		4-1 L8 SF9 BB	0-1 1B 2B		2-3 K	
Luis Polonia, L (1, 7) Marcus Lawton, S (8, PH) OBP: 0.338, SLG: 0.388 OBP: 0.182, SLG: 0.182	0-1 CS 1B		1-3 K		2-2 L8	0-0 1B 1B		3-3 K	
Don Mattingly, L (1, 3) OBP: 0.352, SLG: 0.480	2-1 1-2 1B			1-1 HR	2-0 SF9	3-3 K		1-3 K	
Mel Hall, L (1, 9) OBP: 0.295, SLG: 0.429	0-3 K			3-2 G4-3	3-2 G6-3	1-2 1B			
Steve Balboni, R (1, 10) OBP: 0.297, SLG: 0.453		4-1 FC6-4 BB		2-2 G5-3 1B 1B		2B BB L9			
Jesse Barfield, R (1, 8) OBP: 0.344, SLG: 0.416		0-3 K		2-1 1-2 G5-3 1B 1B		2-0 1-3 2B 2B	2-3 K		
Brian Dorsett, R (1, 2) OBP: 0.421, SLG: 0.444		1-3 K		3-2 G5-3		1-2 2B 2B 1B	0-1 1B		
Alvaro Espinoza, R (1, 6) OBP: 0.298, SLG: 0.327		2-0 FC6-4		0-1 1B		0-0 2B 2B	0-1 L9		
Mike Blowers, R (1, 5) OBP: 0.270, SLG: 0.229			2-1 G1-3	2-3 K		0-0 G5-3	2-0 P6		

Inning Stats	R: 0	H: 2	E: 0	K: 2	S: 10	LOB: 1	BB: 0	P: 15	R: 0	H: 0	E: 0	K: 2	S: 9	LOB: 1	BB: 1	P: 16	R: 0	H: 0	E: 0	K: 2	S: 8	LOB: 0	BB: 0	P: 12	R: 3	H: 4	E: 0	K: 1	S: 19	LOB: 1	BB: 0	P: 32	R: 1	H: 0	E: 0	K: 0	S: 10	LOB: 0	BB: 1	P: 21	R: 5	H: 6	E: 0	K: 1	S: 17	LOB: 2	BB: 1	P: 30	R: 0	H: 1	E: 0	K: 1	S: 8	LOB: 1	BB: 0	P: 12	R: 0	H: 0	E: 0	K: 3	S: 10	LOB: 0	BB: 0	P: 16
1B: 8	SF: 1	2B: 4	SAC: 0	3B: 0	DP: 0	HR: 1	HBP: 0	WP: 0	PA: 39																																																							

PITCHER	IP	WLS	BF	H	R	ER	SO	BB	IBB	HBP	BLK	WP	HR	S	P	ERA	WHIP
Kevin Ritz, R (1, 1) ERA: 4.38	5.0	L	25	8	7	7	7	3	0	0	0	0	1	60	107	12.60	2.200
Steve Searcy, L (6, 1) ERA: 6.04	0.2		6	4	2	2	1	0	0	0	0	0	0	11	15	27.00	6.000
Ed Nunez, R (6, 1) ERA: 4.17	2.1		8	1	0	0	4	0	0	0	0	0	0	20	32	0.00	0.429


BOTTOM

AB R H RBI BB SO LOB

3	2	1	1	1	2	0
1	0	0	0	0	1	0
4	0	2	1	0	1	1
1	0	0	0	0	1	0
4	1	2	2	0	2	1
4	0	1	0	0	1	1
2	2	1	0	2	0	2
4	2	2	0	0	2	1
4	1	2	2	0	1	3
4	1	2	3	0	0	2
4	0	0	0	0	1	3

AB 35
R 9
H 13
RBI 9
BB 3
SO 12
LOB 14

WP: 0 **PA: 39**
PB: 0
SB: 1
CS: 1



Detroit Tigers @ New York Yankees
Yankee Stadium, Bronx, NY
 Sat Sep 30 1989, 7:05 PM EDT
 Att. 20,313 - Unknown - 60 F

livebaseballscorecards.com

Detroit Tigers @ New York Yankees

Yankee Stadium, Bronx, NY

Sun Oct 01 1989, 3:33 AM EDT
Att. 30,079 - Sunny - 70 F

livebaseballscorecards.com

AB	34
R	5
H	7
RBI	3
BB	5
SO	2
LOB	14



AB		R	H	RBI	BB	SO	LOB
5	0	1	0	0	0	0	0
4	1	1	0	1	0	2	
4	1	2	1	1	0	1	
2	0	1	0	0	0	1	
0	0	0	0	2	0	0	
3	1	0	1	1	0	4	
4	1	1	0	0	0	4	
4	1	1	1	0	0	1	
3	0	0	0	0	0	1	
1	0	0	0	0	0	0	
3	0	0	0	0	2	0	
1	0	0	0	0	0	0	

1B: 5	SF: 0	WP: 0	PA: 39
2B: 2	SAC: 0	PB: 0	
3B: 0	DP: 1	SB: 1	
HR: 0	HBP: 0	CS: 1	

Batter	1	2	3	4	5	6	7	8	9
Gary Pettis, S (1, 8) OBP: 0.375, SLG: 0.309	3-2 E5 CS	2-0 1B		1-2 F8			3-2 L9		2-1 G4-3
Alan Trammell, R (1, 6) OBP: 0.314, SLG: 0.334	2-2 F9 1-2	0-1 F8			4-1 BB G3-6-3		1-0 2B		3-2 F9
Lou Whitaker, L (1, 4) OBP: 0.361, SLG: 0.462	4-1 FC6-4 BB		0-0 1B FC4		0-1 G3-6-3 1-2f		0-0 2B E		2-0 G1-3
Gary Ward, R (1, 3) OBP: 0.306, SLG: 0.397	2-0 FC6-4		3-1 1B FC4		4-2 BB		4-1 BB E		
Dave Bergman, L (5, PH) OBP: 0.345, SLG: 0.361	1-2f		1-3 1B						
Chet Lemon, R (1, 9) OBP: 0.323, SLG: 0.343		4-0 1B BB	0-0 FC4 E	1-2f 3-H	3-2 G5-3		1-0 E5 1-2 2-3		
Rick Schu, R (1, 5) OBP: 0.278, SLG: 0.335	1 SAFE 1 SAFE 1 SAFE	2-1 E7 E	1-0 L7			3-2 G4-3	3-1 F7		
Mike Heath, R (1, 2) OBP: 0.308, SLG: 0.389		2-1 E7 E	0-0 G6-3			0-0 B2-3		2-1 F9	
Kenny Williams, R (1, 7) OBP: 0.289, SLG: 0.302		1-1 F9		0-0 F7				0-1 G3	
Scott Lusader, L (8, PH) OBP: 0.310, SLG: 0.320									
Doug Strange, S (1, 10) OBP: 0.280, SLG: 0.260		2-3 K		3-2 F7			1-3 K	0-0 P3	
Matt Nokes, L (8, PH) OBP: 0.298, SLG: 0.388									

Inning	R	H	E	K	S	R	H	E	K	S	R	H	E	K	S	R	H	E	K	S	R	H	E	K	S	R	H	E	K	S	R	H	E	K	S				
1	0	0	1	0	8	3	3	2	1	12	1	2	1	0	6	0	0	0	0	11	0	0	0	0	5	0	0	0	0	0	0	0	0	0	0	0			
2	3	3	2	1	12	3	3	1	1	25	0	0	0	0	0	0	0	0	0	13	0	0	0	0	0	0	0	0	0	0	0	0	0	0	0	0	0		
3	1	2	1	0	6	1	1	0	0	10	0	0	0	0	8	0	0	0	0	22	0	0	0	0	0	0	0	0	0	0	0	0	0	0	0	0	0	0	
4	0	0	0	0	8	0	0	0	0	12	0	0	0	0	0	0	0	0	0	12	0	0	0	0	0	0	0	0	0	0	0	0	0	0	0	0	0	0	
5	0	0	0	0	11	0	0	0	0	22	0	0	0	0	5	0	0	0	0	9	0	0	0	0	0	0	0	0	0	0	0	0	0	0	0	0	0	0	
6	0	0	0	0	5	0	0	0	0	9	1	2	1	12	1	2	3	1	25	0	0	0	0	0	0	0	0	0	0	0	0	0	0	0	0	0	0	0	0
7	0	0	0	0	5	0	0	0	0	7	0	0	0	6	0	0	0	0	13	0	0	0	0	0	0	0	0	0	0	0	0	0	0	0	0	0	0	0	0
8	0	0	0	0	6	0	0	0	0	13	0	0	0	0	0	0	0	0	0	0	0	0	0	0	0	0	0	0	0	0	0	0	0	0	0	0	0	0	0
9	0	0	0	0	6	0	0	0	0	13	0	0	0	0	0	0	0	0	0	0	0	0	0	0	0	0	0	0	0	0	0	0	0	0	0	0	0	0	0

PITCHER	IP	WLS	BF	H	R	ER	SO	BB	IBB	HBP	BLK	WP	HR	S	P	ERA	WHIP
Kevin Mmahat, L (1, 1) ERA: 12.91	2.0	L	11	3	3	2	1	2	0	0	0	0	0	20	44	9.00	2.500
Clay Parker, R (3, 1) ERA: 3.68	4.0		15	2	1	1	0	2	0	0	0	0	0	30	53	2.25	1.000
Lance McCullers, R (7, 1) ERA: 4.57	3.0		13	2	1	1	1	1	0	0	0	0	0	23	45	3.00	1.000

Batter	1	2	3	4	5	6	7	8	9	AB R H RBI BB SO LOB
Steve Sax, R (1, 4) Wayne Tolleson, S (8, 4) Randy Velarde, R (9, PH) OBP: 0.364, SLG: 0.387 OBP: 0.255, SLG: 0.250 OBP: 0.389, SLG: 0.480	2-3 K		0-0 2B G3 1B		1-1 F9	1-2 G1-3			1-2 G3	4 1 1 0 0 1 3 0 0 0 0 0 0 0 1 0 0 0 0 0 0
Alvaro Espinoza, R (1, 6) OBP: 0.301, SLG: 0.332	2-0 BB BB 1B		0-0 G3 1-3 E 2B		0-0			1-0 G5-3	2-1 G6-3	5 1 3 0 0 0 0
Don Mattingly, L (1, 3) OBP: 0.351, SLG: 0.477	4-1 BB 1-2 BB		2-1 G3		2-1 F9			0-2 G6-3	0-1 P2	4 0 0 1 1 0 2
Steve Balboni, R (1, 10) OBP: 0.296, SLG: 0.460	2-1 F7		2-0 L7		0-3 K			2-1 HR		4 1 1 1 0 1 3
Jesse Barfield, R (1, 8) OBP: 0.345, SLG: 0.415	4-2 FC6-4 1-2 2-3 BB		4-1 BB					0-3 K		2 0 0 0 2 1 0
Brian Dorsett, R (1, 2) OBP: 0.391, SLG: 0.409	0-1 FC6-4		0-1 G1-3					1-1 G4-3	2-2 FC3-6 1B	4 0 1 0 0 0 4
Mel Hall, L (1, 9) OBP: 0.295, SLG: 0.427		0-1 F7		2-2 G4-3				1-1 1B BB 1B	0-1 FC3-6 1B	4 0 1 0 0 0 1
Mike Blowers, R (1, 5) OBP: 0.317, SLG: 0.263		0-1 G6-4-3 1B		0-3 K				4-2 1B BB	1-1 1B	3 0 2 0 1 1 0
Marcus Lawton, S (1, 7) Hal Morris, L (8, PH) Luis Polonia, L (9, 7) OBP: 0.214, SLG: 0.214 OBP: 0.316, SLG: 0.278 OBP: 0.338, SLG: 0.388		1-0 G6-4-3		0-0 P1				1-2 1B	2-2 G4-3-6-3	3 0 1 0 0 0 1 1 0 0 0 0 0 2 0 0 0 0 0 0 0

Inning Stats	R: 0 E: 0 K: 1 S: 11	H: 1 LOB: 3 BB: 2 P: 25	R: 0 E: 0 K: 0 S: 5	H: 1 LOB: 0 BB: 0 P: 6	R: 2 E: 1 K: 0 S: 8	H: 2 LOB: 1 BB: 1 P: 16	R: 0 E: 0 K: 1 S: 7	H: 0 LOB: 0 BB: 0 P: 9	R: 0 E: 0 K: 1 S: 8	H: 1 LOB: 1 BB: 0 P: 11	R: 0 E: 0 K: 0 S: 16	H: 2 LOB: 3 BB: 1 P: 27	R: 1 E: 0 K: 1 S: 12	H: 1 LOB: 0 BB: 0 P: 15	R: 0 E: 0 K: 0 S: 12	H: 2 LOB: 1 BB: 0 P: 17	R: 0 E: 0 K: 0 S: 8	H: 0 LOB: 0 BB: 0 P: 11	1B: 8 2B: 1 3B: 0 HR: 1	SF: 0 SAC: 0 DP: 2 HBP: 0	WP: 0 PB: 0 SB: 0 CS: 0	PA: 39
--------------	-------------------------------	----------------------------------	------------------------------	---------------------------------	------------------------------	----------------------------------	------------------------------	---------------------------------	------------------------------	----------------------------------	-------------------------------	----------------------------------	-------------------------------	----------------------------------	-------------------------------	----------------------------------	------------------------------	----------------------------------	----------------------------------	------------------------------------	----------------------------------	--------

PITCHER	IP	WLS	BF	H	R	ER	SO	BB	IBB	HBP	BLK	WP	HR	S	P	ERA	WHIP
Frank Tanana, L (1, 1) ERA: 3.58	6.2	W	31	8	3	2	3	4	0	0	0	0	1	63	105	2.70	1.800
Mike Henneman, R (7, 1) ERA: 3.7	2.1	S	8	2	0	0	1	0	0	0	0	0	0	24	32	0.00	0.857

DETROIT TIGERS @ NEW YORK YANKEES
Yankee Stadium, Bronx, NY
 Sun Oct 01 1989, 3:33 AM EDT
 Att. 30,079 - Sunny - 70 F

livebaseballscorecards.com

AB	35
R	3
H	10
RBI	2
BB	4
SO	4
LOB	16

