

New York Yankees - 1989

Batter	1	2	3	4	5	6	7	8	9	AB	R	H	RBI	BB	SO	LOB	TOP			
Rickey Henderson, R OBP: 0.667, SLG: 0.500	G6-3	CS	1B S G4-3-6 BB		1B		G6-3			3	1	1	0	1	0	1	New York Yankees @ Minnesota Twins Hubert H. Humphrey Metrodome, Minneapolis, MN Wed Apr 05 1989, 8:05 PM EDT Att: 22,556 - Dome livebaseballscorecards.com			
Steve Sax, R OBP: 0.222, SLG: 0.375	1B	2B	G4-3-6 1-3 1B		G6-3			F9		4	1	2	0	0	0	1				
Tom Brookens, R OBP: 0.250, SLG: 0.286 Mel Hall, L OBP: 0.500, SLG: 0.500	G5-3		G4-3-6 1-3 1B			F9		2.0 BLK 1B		3	0	0	1	0	0	2				
Steve Balboni, R OBP: 0.143, SLG: 0.143 Ken Phelps, L	1B	1B	G6-3		G6-3			1-3 K		3	0	1	1	0	0	0				
Gary Ward, R OBP: 0.333, SLG: 0.500 Stan Jefferson, S	1-2 1B			G1-3		1-1 2B		2-3 K		3	0	2	0	0	0	0				
Mike Pagliarulo, L	F7			G3		1-2 L9			2-3 K	4	0	0	0	0	1	3				
Don Slaught, R Jamie Quirk, L		F8		K			G1-3		4-2 BB	3	0	0	0	0	1	0				
Alvaro Espinoza, R OBP: 0.375, SLG: 0.375		FC6-4 1B			G4-3		L3		0-1 F9	4	0	1	0	0	0	1				
Roberto Kelly, R OBP: 0.500, SLG: 1.000	FC6-4 CS				B1-3		E5		1-0 F9	4	0	0	0	0	0	2				
Inning Stats	R: 1 E: 0 K: 0 S: 15	H: 3 LOB: 2 BB: 0 P: 22	R: 0 E: 0 K: 0 S: 8	H: 1 LOB: 0 BB: 0 P: 12	R: 1 E: 0 K: 0 S: 5	H: 1 LOB: 0 BB: 1 P: 15	R: 0 E: 0 K: 1 S: 7	H: 0 LOB: 0 BB: 0 P: 11	R: 0 E: 0 K: 0 S: 7	H: 1 LOB: 1 BB: 0 P: 10	R: 0 E: 1 K: 0 S: 8	H: 0 LOB: 1 BB: 0 P: 14	R: 0 E: 0 K: 2 S: 10	H: 1 LOB: 1 BB: 0 P: 17	R: 0 E: 0 K: 1 S: 8	H: 0 LOB: 1 BB: 1 P: 15		1B: 6 2B: 3 3B: 0 HR: 0	SF: 0 SAC: 0 DP: 1 HBP: 0	WP: 0 PB: 0 CS: 1
PITCHER	IP	WLS	BF	H	R	ER	SO	BB	IBB	HBP	BLK	WP	HR	S	P	ERA	WHIP			
Allan Anderson, L ERA: 2.57	7.0	W	28	7	2	2	1	1	0	0	0	0	0	58	94	2.57	1.143			
German Gonzalez, R ERA:	2.0		8	1	0	0	3	1	0	0	1	0	0	18	32	0.00	1.000			

Batter	1	2	3	4	5	6	7	8	9	AB	R	H	RBI	BB	SO	LOB	BOTTOM			
Dan Gladden, R OBP: 0.222, SLG: 0.222 Jim Dwyer, L	G6-3	G6-3			F8		K			4	0	0	0	0	0	3	New York Yankees @ Minnesota Twins Hubert H. Humphrey Metrodome, Minneapolis, MN Wed Apr 05 1989, 8:05 PM EDT Att: 22,556 - Dome livebaseballscorecards.com			
Carmen Castillo, R OBP: 0.667, SLG: 1.000					FC5-4					1	0	0	0	0	1	2				
Wally Backman, S OBP: 0.444, SLG: 0.556 Al Newman, S	1B	2B	F7		2H 2B 1B		F8		K	4	2	2	1	0	0	0				
Kirby Puckett, R OBP: 0.375, SLG: 0.429 John Moses, S	1B	1B	F9		1H 1B 2B			BB	2.2 1B 3B	3	1	2	1	1	0	0				
Kent Hrbek, L OBP: 0.500, SLG: 0.500 Tim Laudner, R OBP: 0.500, SLG: 0.500	1B	1B	G4-3		1B 1B		F7		FC4-6 BB 1B	4	1	2	2	0	0	1				
Gary Gaetti, R OBP: 0.222, SLG: 0.222	F9			K	1-2 E 1B		G4-3		F7	5	1	1	0	0	1	4				
Randy Bush, L OBP: 0.500, SLG: 1.000	P6			G3	E8 1H 2H 1B			HR	4-2 FC4-6 BB	4	2	2	2	1	0	2				
Gene Larkin, S OBP: 0.333, SLG: 0.286		1B 2B		G4-3	HR 1B IBB		K		FC4-6 FC5-4	4	2	1	0	1	1	2				
Brian Harper, R OBP: 0.600, SLG: 1.200		CS 1B			G5-3				FC5-4	5	1	3	4	0	0	2				
Greg Gagne, R OBP: 0.375, SLG: 0.500		F7			1B 2B				E5	4	1	2	0	0	0	2				
Inning Stats	R: 1 E: 0 K: 0 S: 8	H: 3 LOB: 0 BB: 0 P: 12	R: 1 E: 0 K: 0 S: 11	H: 2 LOB: 0 BB: 0 P: 18	R: 0 E: 0 K: 0 S: 5	H: 0 LOB: 0 BB: 0 P: 10	R: 0 E: 0 K: 1 S: 8	H: 0 LOB: 0 BB: 0 P: 10	R: 3 E: 1 K: 0 S: 17	H: 8 LOB: 1 BB: 1 P: 28	R: 0 E: 0 K: 0 S: 6	H: 0 LOB: 1 BB: 1 P: 12	R: 1 E: 1 K: 3 S: 17	H: 2 LOB: 2 BB: 0 P: 25	R: 1 E: 0 K: 0 S: 17	H: 2 LOB: 2 BB: 1 P: 29	1B: 10 2B: 4 3B: 1 HR: 2	SF: 0 SAC: 0 DP: 0 HBP: 0	WP: 0 PB: 0 CS: 1	PA: 44
PITCHER	IP	WLS	BF	H	R	ER	SO	BB	IBB	HBP	BLK	WP	HR	S	P	ERA	WHIP			
Andy Hawkins, R ERA: 17.36	4.2	L	25	11	9	9	1	0	1	0	0	0	0	46	74	17.36	2.357			
Lance McCullers, R ERA: 6.75	1.1		7	2	1	1	0	1	0	0	0	0	1	9	16	6.75	2.250			
Richard Dotson, R ERA: 9.0	2.0		12	4	2	2	3	1	0	0	0	0	1	34	54	9.00	2.500			

Batter	1	2	3	4	5	6	7	8	9	AB	R	H	RBI	BB	SO	LOB	TOP										
Rickey Henderson, R OBP: 0.615, SLG: 0.556 (1, 7)	4-1 CS BB		0-0 L4			3-1 L7-4 2B			1-0 P3	3	0	1	0	1	0	0											
Steve Sax, R OBP: 0.231, SLG: 0.500 (1, 4)	2-2 6-3			0-0		1-2 L7-4			0-1 L9	4	1	1	0	0	0	2											
Tom Brookens, R OBP: 0.167, SLG: 0.182 (1, 5) (8, 6)	0-1 F9			3-2 F9		0-1 L6			1-2 F8	4	0	0	0	0	0	1											
Steve Balboni, R OBP: 0.100, SLG: 0.100 (1, 3)		2-3 K		1-1 4-3					1-2 2-3	3	0	0	1	0	1	0											
Gary Ward, R OBP: 0.375, SLG: 0.429 Ken Phelps, L (7, PH)		4-2 FC5-4 BB		3-H 0-3 K					2-2 F8	1	0	0	0	1	1	0											
Don Slaught, R (1, 2)		2-2 FC5-4 1-2			1-3 K				0-0 F9	3	0	0	0	0	1	1											
Stan Jefferson, S OBP: 0.250, SLG: 0.250 (8, 8)		2-1 L7			2-2 4-3 1B				1-1 F5	3	0	1	0	0	0	1											
Alvaro Espinoza, R OBP: 0.300, SLG: 0.300 Mike Pagliarulo, L (8, PH) (8, 5)			0-0 6-3		0-0 4-3				1-1 F7	2	0	0	0	0	0	1											
Roberto Kelly, R OBP: 0.400, SLG: 0.800 Mel Hall, L OBP: 0.333, SLG: 0.333 (8, PH) (8, 9)			1-0 F8		1-3 K				1-2 5-3	3	2	0	0	0	1	1											
Inning Stats	R: 0 E: 0 K: 0 S: 6	H: 0 LOB: 0 BB: 1 P: 12	R: 0 E: 0 K: 1 S: 13	H: 0 LOB: 1 BB: 1 P: 23	R: 0 E: 0 K: 0 S: 3	H: 0 LOB: 0 BB: 0 P: 4	R: 1 E: 0 K: 1 S: 10	H: 1 LOB: 0 BB: 0 P: 14	R: 0 E: 0 K: 2 S: 11	H: 1 LOB: 1 BB: 0 P: 15	R: 0 E: 0 K: 0 S: 7	H: 0 LOB: 0 BB: 0 P: 11	R: 0 E: 0 K: 0 S: 8	H: 0 LOB: 0 BB: 0 P: 11	R: 0 E: 0 K: 0 S: 7	H: 0 LOB: 0 BB: 0 P: 10	R: 0 E: 0 K: 0 S: 6	H: 0 LOB: 0 BB: 0 P: 8	1B: 1 2B: 2 3B: 1 HR: 0	SF: 0 SAC: 0 DP: 1 HBP: 0	WP: 0 PB: 0 SB: 1 CS: 1	PA: 30					
PITCHER	IP	WLS	BF	H	R	ER	SO	BB	IBB	HBP	BLK	WP	HR	S	P	ERA	WHIP										
Shane Rawley, L ERA: 1.5 (1, 1)	6.0	W	21	3	1	1	4	2	0	0	0	0	0	50	79	1.50	0.833										
Mike Cook, R ERA: (7, 1)	2.0		6	0	0	0	0	0	0	0	0	0	0	15	21	0.00	0.000										
Jeff Reardon, R ERA: (9, 1)	1.0		3	0	0	0	0	0	0	0	0	0	0	6	8	0.00	0.000										

New York Yankees @ Minnesota Twins
Hubert H. Humphrey Metrodome, Minneapolis, MN

AB 28
R 1
H 3
RBI 1
BB 2
SO 4
LOB 7



Thu Apr 06 1989, 4:33 AM EDT
Att: 22,133 - Dome - 72 F

Batter	1	2	3	4	5	6	7	8	9	AB	R	H	RBI	BB	SO	LOB	BOTTOM										
Dan Gladden, R OBP: 0.154, SLG: 0.154 (1, 7)	2-3 K			1-0 5-3		0-1 FC6 3B	1-1 5-3			4	1	0	0	0	1	1											
Wally Backman, S OBP: 0.482, SLG: 0.692 (1, 4)	1-0 5-3			1-0 6-3		0-0 3B			0-0 1B	4	2	2	2	0	0	0											
Kirby Puckett, R OBP: 0.417, SLG: 0.636 (1, 8)	1-1 F4			1-3 K		1-H 3-H 2-2 3B			0-0 1B	4	2	2	1	0	1	0											
Gary Gaetti, R OBP: 0.308, SLG: 0.385 Al Newman, S (8, PR) (9, 5)		2-3 K			0-1	0-3 K			0-1 FC6-4 1B	4	0	2	1	0	2	1											
Kent Hrbek, L OBP: 0.417, SLG: 0.417 (1, 3)		3-1 4-3			2-3 K	0-0 FC5-4 1B			2-3 3-H 2-2 FC6-4 1B	4	0	1	2	0	1	2											
Tim Laudner, R OBP: 0.250, SLG: 0.250 (1, 2)		1-1 L7			2-3 K	0-2 FC5-4 1-2			2-3 K	4	0	0	0	0	2	3											
Carmen Castillo, R OBP: 0.429, SLG: 0.500 John Moses, S OBP: 0.500, SLG: 1.500 (9, 9)			1-1 F8		2-2 6-3	2-2 F9			0-2 1B	4	0	1	0	0	0	2											
Gene Larkin, S OBP: 0.308, SLG: 0.364 (1, 10)			0-1 6-3			3-1 2B			3-2 F7	4	1	1	0	0	2												
Greg Gagne, R OBP: 0.364, SLG: 0.545 (1, 6)			0-1 6-3			2-1 FC6 3B			0-2 F9	3	1	1	1	0	0	0											
Inning Stats	R: 0 E: 0 K: 1 S: 6	H: 0 LOB: 0 BB: 0 P: 10	R: 0 E: 0 K: 1 S: 7	H: 0 LOB: 0 BB: 0 P: 13	R: 0 E: 0 K: 0 S: 6	H: 0 LOB: 0 BB: 0 P: 7	R: 0 E: 0 K: 1 S: 5	H: 0 LOB: 0 BB: 0 P: 8	R: 0 E: 0 K: 2 S: 12	H: 1 LOB: 1 BB: 0 P: 18	R: 5 E: 0 K: 1 S: 22	H: 5 LOB: 1 BB: 0 P: 31	R: 0 E: 0 K: 0 S: 10	H: 0 LOB: 0 BB: 0 P: 14	R: 2 E: 0 K: 1 S: 16	H: 4 LOB: 2 BB: 0 P: 23	R: 0 E: 0 K: 0 S: 6	H: 0 LOB: 0 BB: 0 P: 8	1B: 5 2B: 3 3B: 2 HR: 0	SF: 0 SAC: 0 DP: 0 HBP: 0	WP: 0 PB: 0 SB: 0 CS: 0	PA: 35					
PITCHER	IP	WLS	BF	H	R	ER	SO	BB	IBB	HBP	BLK	WP	HR	S	P	ERA	WHIP										
Dave LaPoint, L ERA: 9.0 (1, 1)	5.0	L	21	5	5	5	5	5	0	0	0	0	0	46	73	9.00	1.000										
Lee Guetterman, L ERA: (6, 1)	2.0		7	1	0	0	1	0	0	0	0	0	0	22	28	0.00	0.500										
Dave Righetti, L ERA: 18.0 (8, 1)	1.0		7	4	2	2	1	0	0	0	0	0	0	16	23	18.00	4.000										

New York Yankees @ Minnesota Twins
Hubert H. Humphrey Metrodome, Minneapolis, MN

AB 35
R 7
H 10
RBI 7
BB 0
SO 7
LOB 11



Thu Apr 06 1989, 4:33 AM EDT
Att: 22,133 - Dome - 72 F

Batter	1	2	3	4	5	6	7	8	9	AB	R	H	RBI	BB	SO	LOB	TOP			
Oddibe McDowell, L (1, 7) OBP: 0.231, SLG: 0.250	4-2 1B HR BB	0-3 K			1-2 P4		2-3 K		3-1 F8	4	1	0	0	1	2	2	Cleveland Indians @ New York Yankees Yankee Stadium, Bronx, NY Fri Apr 07 1989, 3:33 AM EDT Att: 55,655 - Overcast - 50 F			
Jerry Browne, S (1, 4) OBP: 0.308, SLG: 0.250	2-2 HR		3-1 1B		2-2 G5-3		1-0 B2		2-2 L8	5	1	2	0	0	0	1				
Joe Carter, R (1, 8) OBP: 0.385, SLG: 0.583	2-0 HR		0-0 P4		0-0 E 1B 1B			0-1 BB 1B SF8 1B	5	2	3	3	0	0	2					
Pete O'Brien, L (1, 3) OBP: 0.182, SLG: 0.182	0-2 G4-3		0-2 P4		0-3 K			1-1 BB 1B	4	0	1	0	0	1	2					
Cory Snyder, R (1, 9) OBP: 0.273, SLG: 0.364	0-3 K		1-2 G4-3		1-0 E5 BB 1B			0-3 K	4	0	1	0	0	2	3					
Luis Medina, R (1, 10) Dave Clark, L (8, FH) OBP: 0.429, SLG: 0.333	0-3 K			1-3 K				4-2 BB 1B	3	0	0	0	0	3	2					
Brook Jacoby, R (1, 5)		3-3 K		4-1 CS BB				2-2 SF8	1	0	0	1	2	1	0					
Andy Allanson, R (1, 2)		1-0 G3		3-3 K				3-2 F9	4	0	0	0	0	2	6					
Felix Fermin, R (1, 6) OBP: 0.444, SLG: 0.444			0-0 1B		2-2 G4-3		2-1 G4-3		1-0 WP 1B	4	0	2	0	0	0	0				
Inning Stats	R: 3 E: 0 K: 2 S: 16	H: 2 LOB: 0 BB: 1 P: 24	R: 0 E: 0 K: 2 S: 9	H: 1 LOB: 1 BB: 0 P: 13	R: 0 E: 0 K: 0 S: 10	H: 1 LOB: 1 BB: 0 P: 14	R: 0 E: 0 K: 2 S: 9	H: 0 LOB: 0 BB: 1 P: 17	R: 0 E: 0 K: 3 S: 15	H: 2 LOB: 3 BB: 1 P: 25	R: 0 E: 0 K: 1 S: 6	H: 0 LOB: 0 BB: 0 P: 11	R: 1 E: 0 K: 1 S: 21	H: 2 LOB: 2 BB: 1 P: 31	R: 0 E: 0 K: 0 S: 9	H: 1 LOB: 1 BB: 0 P: 17		1B: 8 2B: 1 3B: 0 HR: 1	SF: 1 SAC: 0 DP: 1 HBP: 0	WP: 1 PB: 0 SB: 0 CS: 1
PITCHER	IP	WLS	BF	H	R	ER	SO	BB	IBB	HBP	BLK	WP	HR	S	P	ERA	WHIP			
John Candelaria, L (1, 1) ERA: 5.14	7.0	L	31	8	4	4	10	3	0	0	0	0	1	80	125	5.14	1.571			
Lance McCullers, R (8, 1) ERA: 2.7	2.0		8	1	0	0	1	1	0	0	0	1	0	26	43	0.00	1.000			

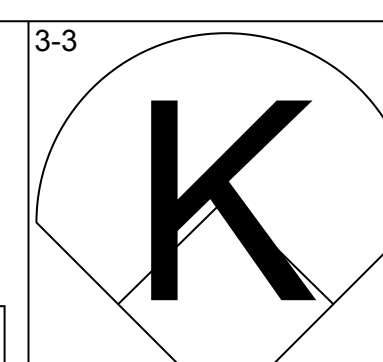
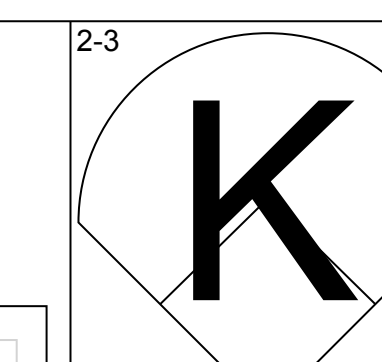
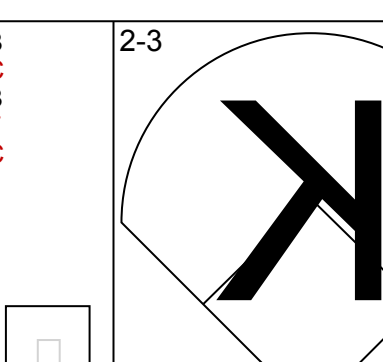
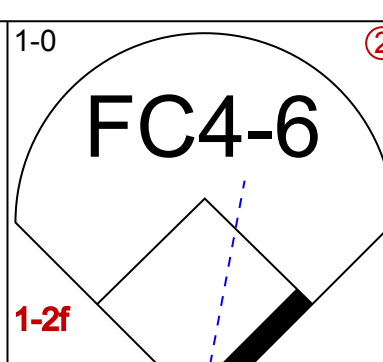
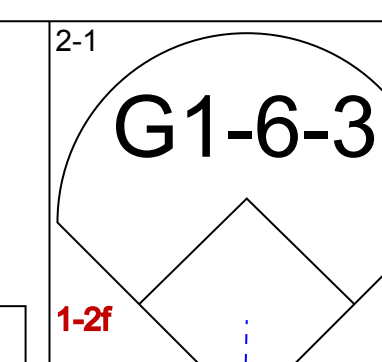
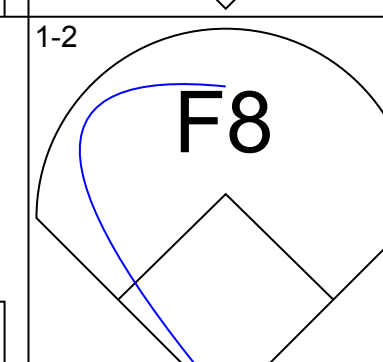
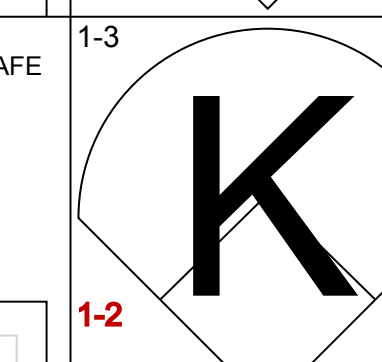
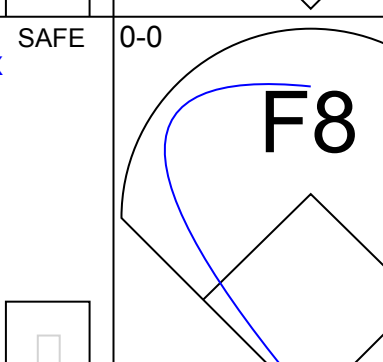
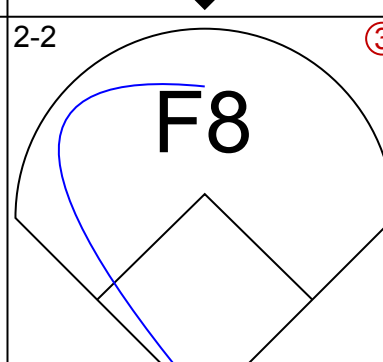
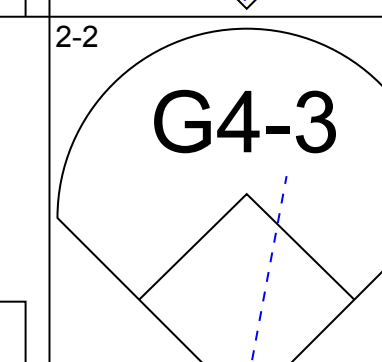
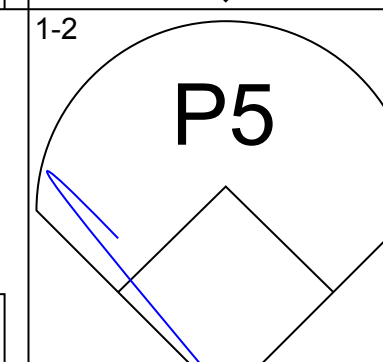
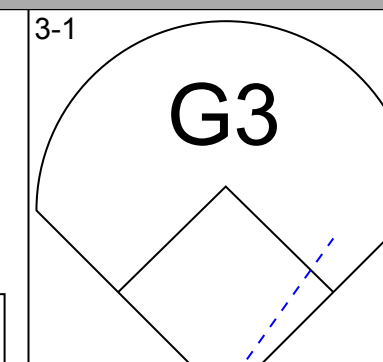
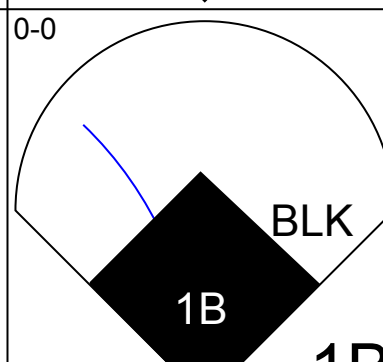
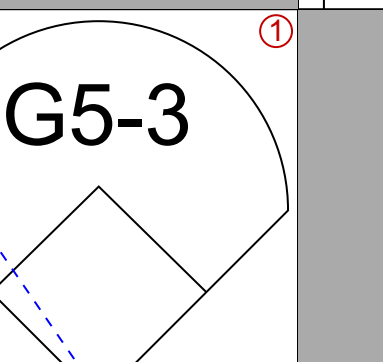
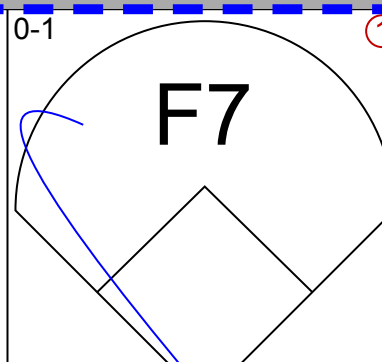
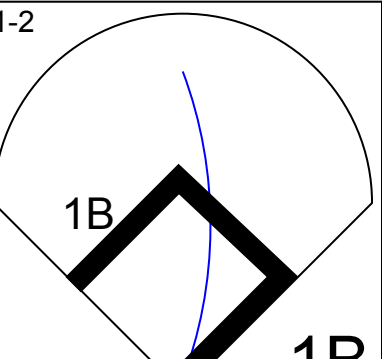
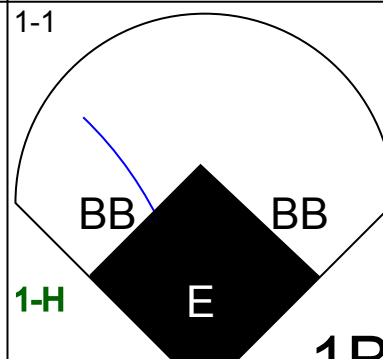
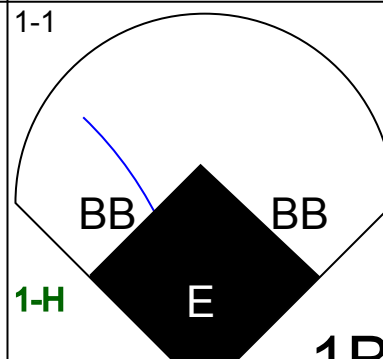
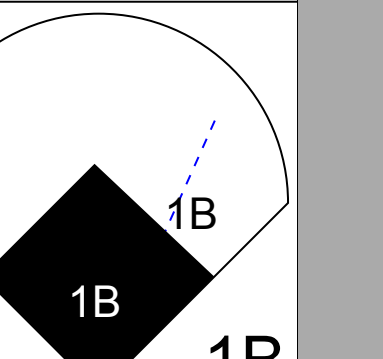
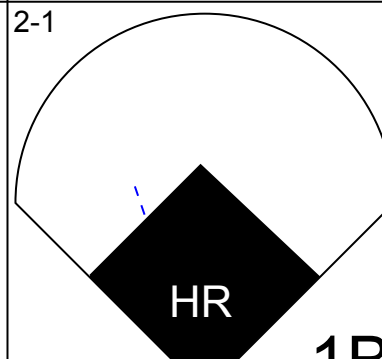
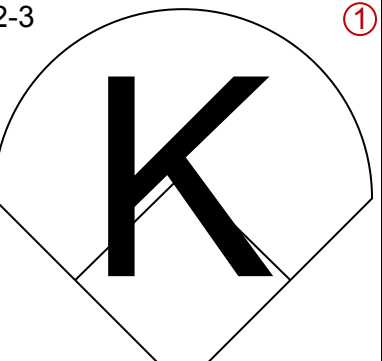
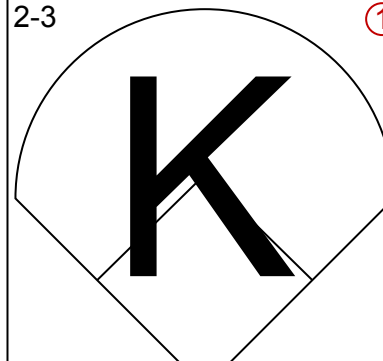
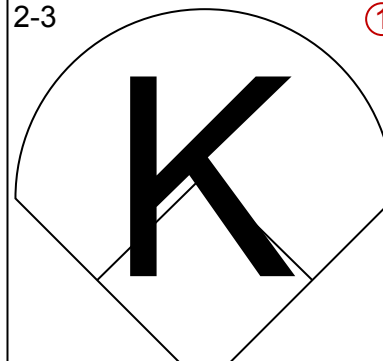
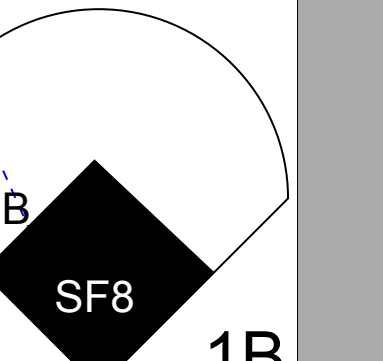
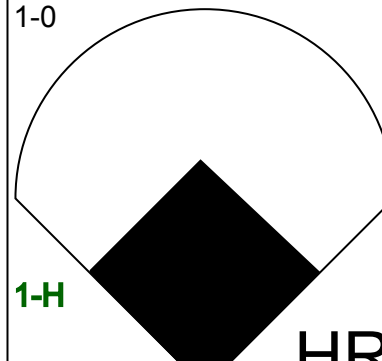
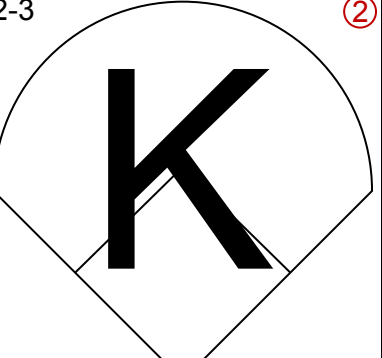
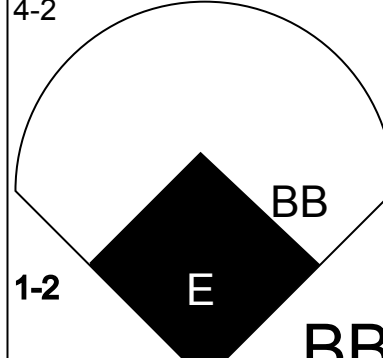
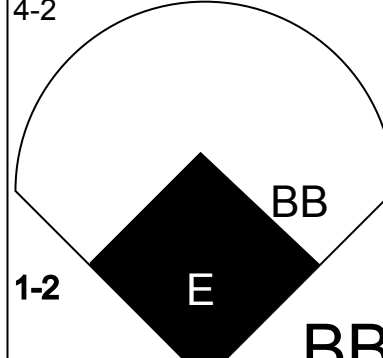
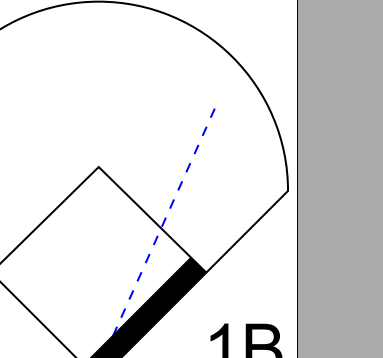
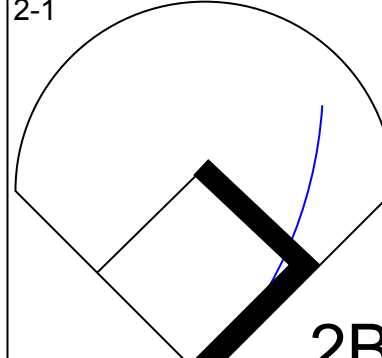
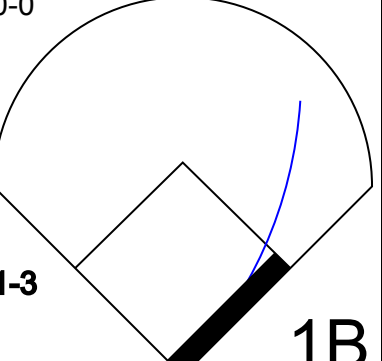
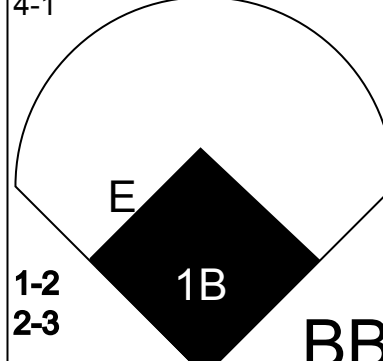
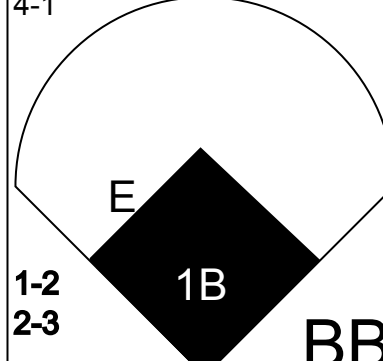
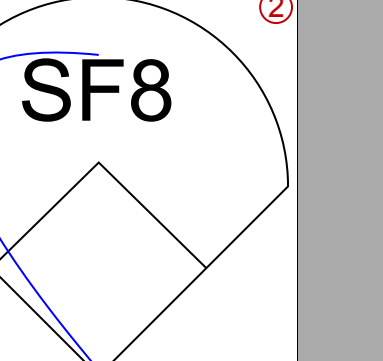
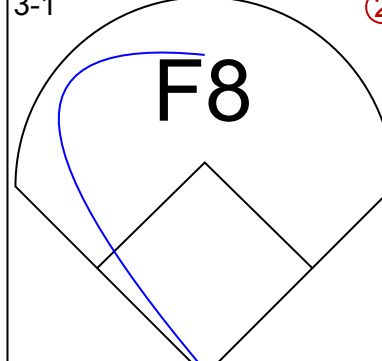
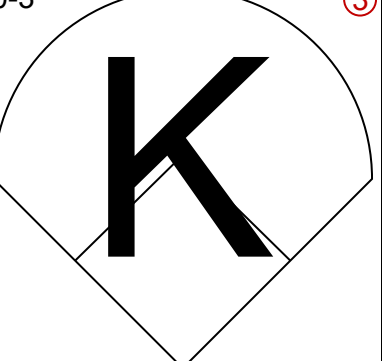
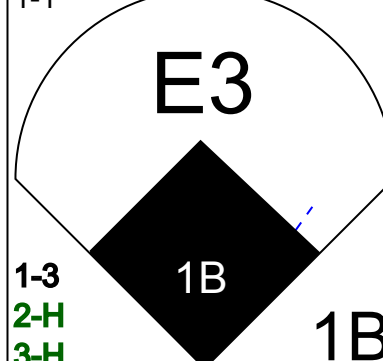
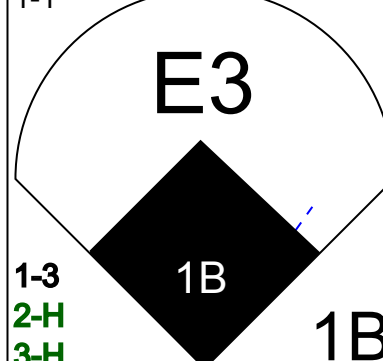
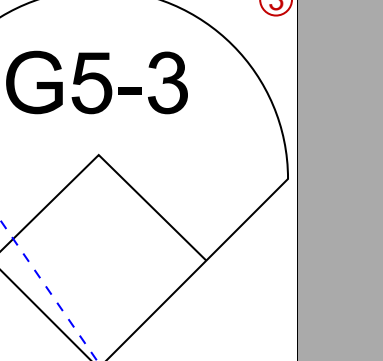
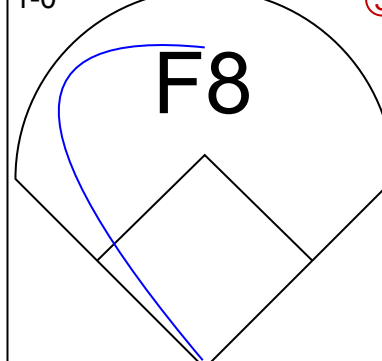
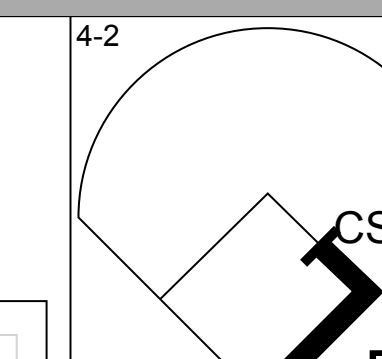
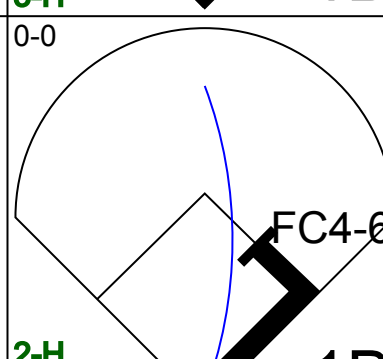
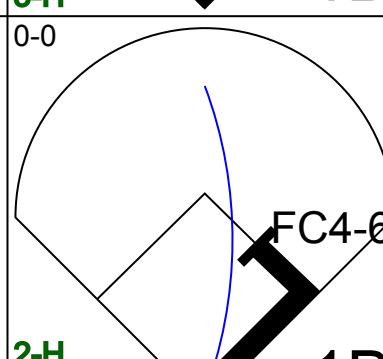
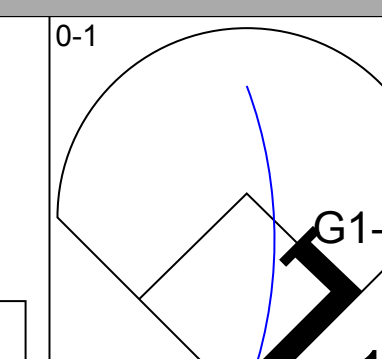
AB	34
R	4
H	9
RBI	4
BB	4
SO	11
LOB	18

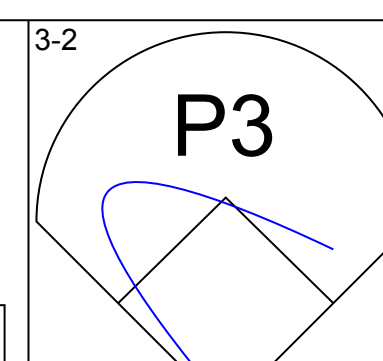
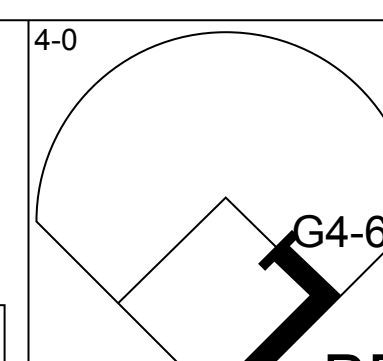
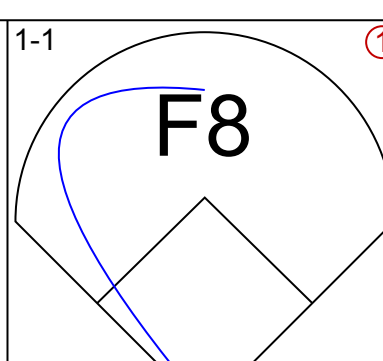
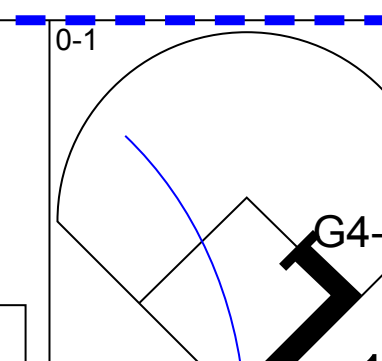
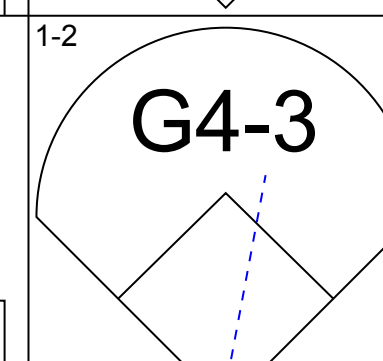
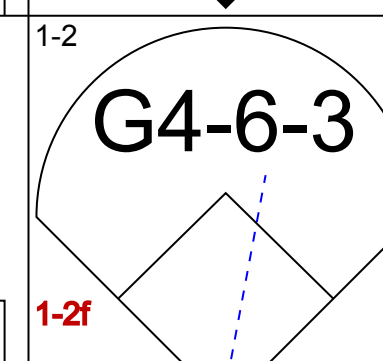
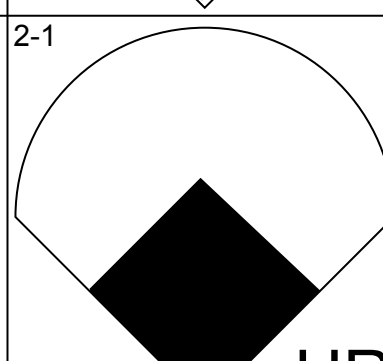
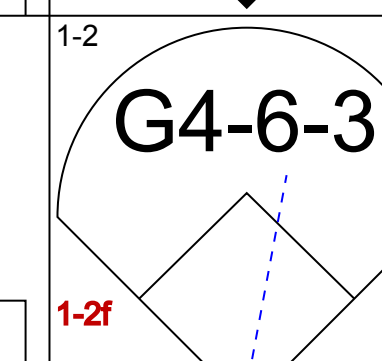
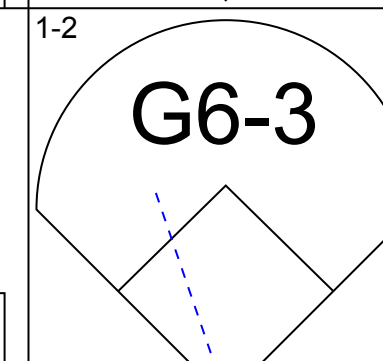
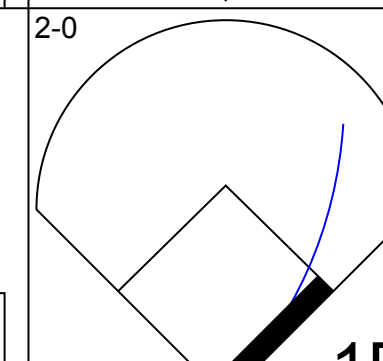
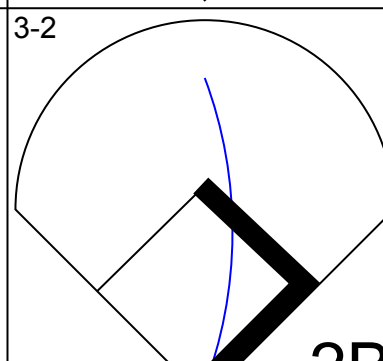
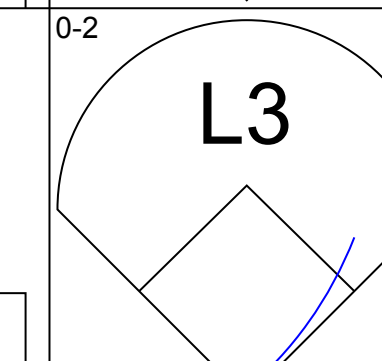
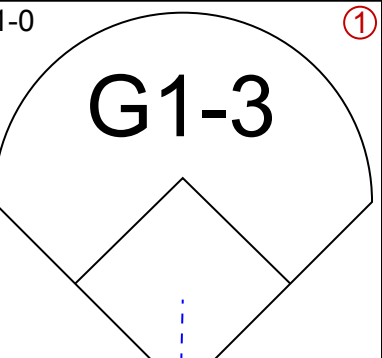
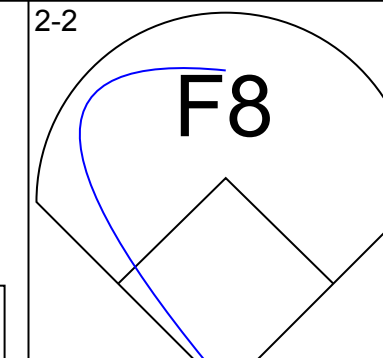
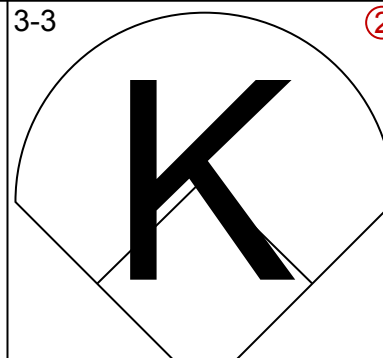

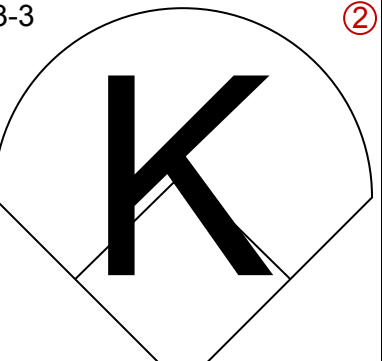
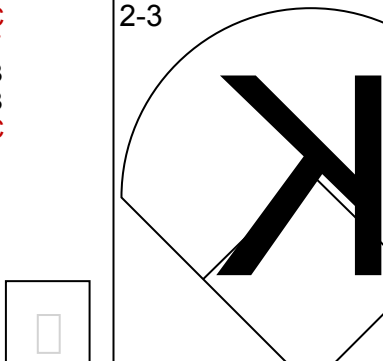
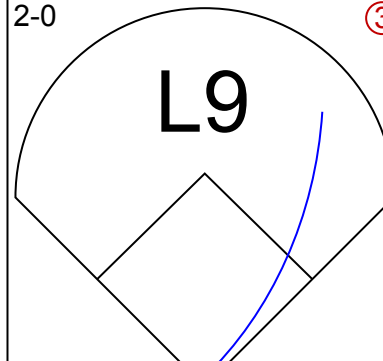

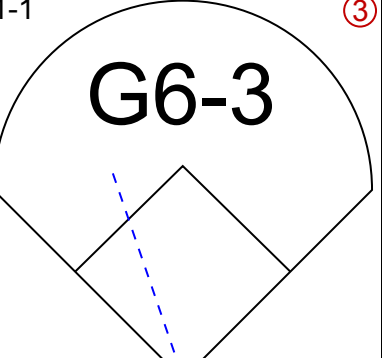
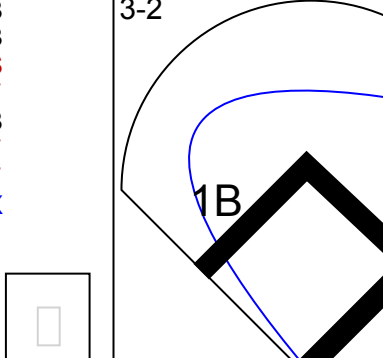


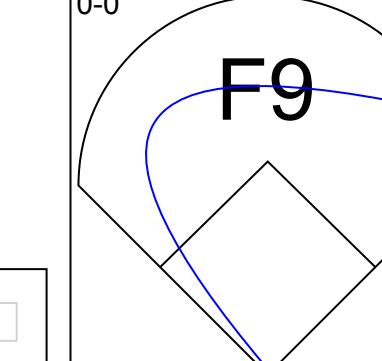
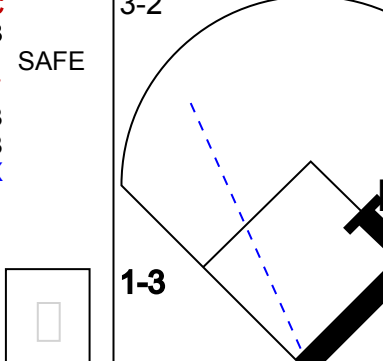


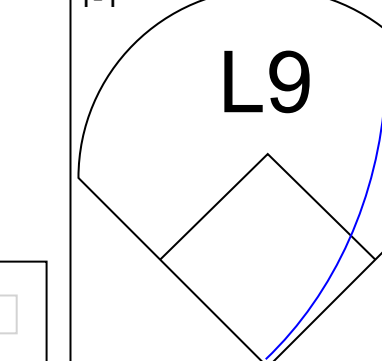
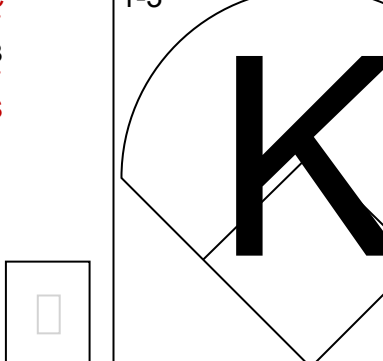


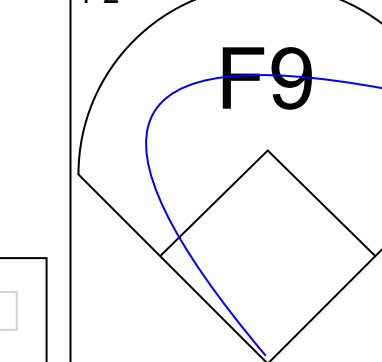
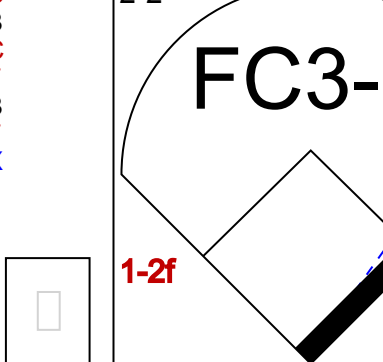




Batter	1	2	3	4	5	6	7	8	9	AB	R	H	RBI	BB	SO	LOB	BOTTOM			
Rickey Henderson, R (1, 7) OBP: 0.471, SLG: 0.385	3-3 K		2-1 G5-3		0-0 G6-3			3-1 G5-3		4	0	0	0	0	1	1	Cleveland Indians @ New York Yankees Yankee Stadium, Bronx, NY Fri Apr 07 1989, 3:33 AM EDT Att: 55,655 - Overcast - 50 F			
Steve Sax, R (1, 4) OBP: 0.176, SLG: 0.375	1-0 G6-3			2-1 G4-3		1-1 G5-3		3-1 L9		4	0	0	0	0	0	0				
Don Mattingly, L (1, 10)	0-1 P6			4-2 BB 1B BB		1-1 P4		2-2 F9		3	0	0	0	1	0	0				
Ken Phelps, L (1, 3) OBP: 0.333, SLG: 0.200		3-1 F8		0-1 P2		1-2 1B		4-1 2B 2B BB		3	1	1	0	1	0	1				
Mel Hall, L (1, 9) OBP: 0.429, SLG: 0.571		1-2 G3		0-0 BB 1B		0-0 P3		3-1 2B 2B		4	1	2	0	0	0	1				
Mike Pagliarulo, L (1, 5) Tom Brookens, R (9, FH) OBP: 0.154, SLG: 0.167		0-0 F7		4-2 BB		2-1 G5-3		3-3 K		2	0	0	0	1	0	0				
Jamie Quirk, L (1, 2) OBP: 0.500, SLG: 0.333 Don Slaught, R (9, FH) OBP: 0.091, SLG: 0.182			1-0 FC5-4 1B		3-1 G3		1-0 G3		3-2 1B 2B	3	0	1	0	0	0	3				
Alvaro Espinoza, R (1, 6) OBP: 0.231, SLG: 0.231 Steve Balboni, R (9, FH) OBP: 0.182, SLG: 0.182 Stan Jefferson, S (9, FR) OBP: 0.250, SLG: 0.250			1-2 FC5-4 1-2		0-1 G5-3		0-2 G3		1-2 FC6-4 1B	3	0	0	0	0	0	1				
Roberto Kelly, R (1, 8) OBP: 0.286, SLG: 0.571			0-3 K		1-1 F9		0-3 K		1-1 FC6-4	4	0	0	0	0	2	3				
Inning Stats	R: 0 E: 0 K: 1 S: 6	H: 0 LOB: 0 BB: 0 P: 10	R: 0 E: 0 K: 0 S: 6	H: 0 LOB: 0 BB: 0 P: 10	R: 0 E: 0 K: 1 S: 9	H: 1 LOB: 1 BB: 0 P: 13	R: 0 E: 0 K: 0 S: 13	H: 1 LOB: 3 BB: 2 P: 26	R: 0 E: 0 K: 0 S: 5	H: 1 LOB: 1 BB: 0 P: 11	R: 0 E: 0 K: 0 S: 6	H: 0 LOB: 0 BB: 0 P: 9	R: 0 E: 0 K: 1 S: 7	H: 0 LOB: 0 BB: 0 P: 13	R: 2 E: 0 K: 1 S: 19	H: 3 LOB: 2 BB: 1 P: 36		1B: 4 2B: 2 3B: 0 HR: 0	SF: 0 SAC: 0 DP: 0 HBP: 0	WP: 0 PB: 0 SB: 0 CS: 0
PITCHER	IP	WLS	BF	H	R	ER	SO	BB	IBB	HBP	BLK	WP	HR	S	P	ERA	WHIP			
Rich Yett, R (1, 1) ERA: 2.16	8.1	W	32	4	2	2	3	3	0	0	0	0	0	66	113	2.16	0.840			
Jesse Orosco, L (9, 1) ERA:	0.1		2	1	0	0	1	0	0	0	0	0	0	7	13	0.00	3.000			
Doug Jones, R (9, 1) ERA:	0.1	S	2	1	0	0	0	0	0	0	0	0	0	6	8	0.00	3.000			

AB	33
R	2
H	6
RBI	2
BB	3
SO	4
LOB	12



Batter	1	2	3	4	5	6	7	8	9	AB	R	H	RBI	BB	SO	LOB	TOP					
Oddibe McDowell, L (1, 7) OBP: 0.167, SLG: 0.176										5	0	0	0	0	3	4	Cleveland Indians @ New York Yankees Yankee Stadium, Bronx, NY Sat Apr 08 1989, 7:05 PM EDT Att: 20,369 - Unknown - 50 F					
Jerry Browne, S (1, 4) OBP: 0.222, SLG: 0.176										5	0	0	0	0	1	3						
Joe Carter, R (1, 8) OBP: 0.333, SLG: 0.471											5	1	1	0	0	0						
Pete O'Brien, L (1, 3) OBP: 0.375, SLG: 0.375 Pat Keedy, R (9, 3)											5	3	4	1	0	0						
Cory Snyder, R (1, 9) OBP: 0.313, SLG: 0.563										5	2	2	2	0	3	2						
Luis Medina, R (1, 10) OBP: 0.375, SLG: 0.429											4	1	2	1	1	1						
Brook Jacoby, R (1, 5) OBP: 0.333, SLG: 0.111											2	2	1	1	2	0						
Andy Allanson, R (1, 2) OBP: 0.133, SLG: 0.200											5	2	2	1	0	1						
Felix Fermin, R (1, 6) OBP: 0.615, SLG: 0.583										3	0	3	4	1	0	0						
Inning Stats	R: 0 H: 0 E: 0 K: 1 S: 9	H: 0 LOB: 0 BB: 0 P: 14	R: 0 H: 2 E: 0 K: 3 S: 15	H: 2 LOB: 2 BB: 0 P: 20	R: 0 H: 0 E: 0 K: 2 S: 9	H: 0 LOB: 0 BB: 1 P: 16	R: 0 H: 0 E: 0 K: 1 S: 7	H: 1 LOB: 1 BB: 0 P: 11	R: 2 H: 2 E: 0 K: 1 S: 12	H: 2 LOB: 1 BB: 1 P: 22	R: 5 H: 4 E: 1 K: 1 S: 19	H: 4 LOB: 1 BB: 2 P: 34	R: 2 H: 3 E: 0 K: 0 S: 11	H: 3 LOB: 1 BB: 0 P: 12	R: 0 H: 1 E: 0 K: 0 S: 7	H: 1 LOB: 0 BB: 0 P: 11		R: 2 H: 3 E: 0 K: 0 S: 10	H: 3 LOB: 1 BB: 0 P: 19	1B: 12 2B: 2 3B: 0 HR: 1	SF: 1 SAC: 0 DP: 1 HBP: 0	WP: 0 PB: 0 SB: 0 CS: 1
PITCHER	IP	WLS	BF	H	R	ER	SO	BB	IBB	HBP	BLK	WP	HR	S	P	ERA	WHIP					
Al Leiter, L (1, 1) ERA: 10.13	5.1	L	25	6	6	6	9	4	0	0	1	0	0	63	105	10.12	1.875					
Dale Mohorcic, R (6, 1) ERA: 6.0	1.0		8	5	3	2	0	0	0	0	0	0	0	17	22	18.00	5.000					
Lee Guetterman, L (7, 1) ERA:	1.2		5	1	0	0	0	0	0	0	0	0	0	9	13	0.00	0.600					
Richard Dotson, R (9, 1) ERA: 12.0	1.0		6	3	2	2	0	0	0	0	0	0	1	10	19	18.00	3.000					

Batter	1	2	3	4	5	6	7	8	9	AB	R	H	RBI	BB	SO	LOB	BOTTOM					
Rickey Henderson, R (1, 7) OBP: 0.476, SLG: 0.375										3	0	1	0	1	0	0	Cleveland Indians @ New York Yankees Yankee Stadium, Bronx, NY Sat Apr 08 1989, 7:05 PM EDT Att: 20,369 - Unknown - 50 F					
Steve Sax, R (1, 4) OBP: 0.190, SLG: 0.500										4	1	1	1	0	2							
Don Mattingly, L (1, 3) OBP: 0.375, SLG: 0.429										4	0	2	0	0	0							
Steve Balboni, R (1, 10) OBP: 0.133, SLG: 0.133										4	0	0	0	0	1	2						
Gary Ward, R (1, 9) OBP: 0.250, SLG: 0.273										4	0	0	0	0	3	1						
Don Slaught, R (1, 2) OBP: 0.200, SLG: 0.400										4	0	2	0	0	1	0						
Tom Brookens, R (1, 5) OBP: 0.188, SLG: 0.200										3	0	1	0	0	1	1						
Alvaro Espinoza, R (1, 6) OBP: 0.200, SLG: 0.200 Stan Jefferson, S (7, PH) OBP: 0.200, SLG: 0.200 Mike Pagliarulo, L (8, 5)										2	0	0	0	0	1	2						
Roberto Kelly, R (1, 8) OBP: 0.235, SLG: 0.471										3	0	0	0	0	0	3						
Inning Stats	R: 0 H: 0 E: 0 K: 0 S: 11	H: 0 LOB: 0 BB: 0 P: 16	R: 0 H: 0 E: 0 K: 1 S: 6	H: 0 LOB: 0 BB: 0 P: 11	R: 0 H: 0 E: 0 K: 0 S: 6	H: 0 LOB: 0 BB: 0 P: 8	R: 0 H: 1 E: 0 K: 0 S: 8	H: 1 LOB: 1 BB: 0 P: 17	R: 0 H: 2 E: 0 K: 2 S: 20	H: 2 LOB: 2 BB: 0 P: 31	R: 1 H: 2 E: 0 K: 1 S: 11	H: 2 LOB: 1 BB: 0 P: 22	R: 0 H: 1 E: 0 K: 2 S: 11	H: 1 LOB: 1 BB: 0 P: 16	R: 0 H: 1 E: 0 K: 0 S: 8	H: 1 LOB: 0 BB: 0 P: 9		R: 0 H: 0 E: 0 K: 2 S: 10	H: 0 LOB: 0 BB: 0 P: 14	1B: 4 2B: 1 3B: 1 HR: 1	SF: 0 SAC: 0 DP: 2 HBP: 0	WP: 0 PB: 0 SB: 0 CS: 0
PITCHER	IP	WLS	BF	H	R	ER	SO	BB	IBB	HBP	BLK	WP	HR	S	P	ERA	WHIP					
Greg Swindell, L (1, 1) ERA: 1.17	7.0	W	27	6	1	1	6	1	0	0	0	0	0	73	121	1.29	1.000					
Brad Havens, L (8, 1) ERA:	2.0		6	1	0	0	2	0	0	0	0	0	0	18	23	0.00	0.500					



Batter	1	2	3	4	5	6	7	8	9	AB	R	H	RBI	BB	SO	LOB	TOP				
Oddibe McDowell, L (1, 7) OBP: 0.217, SLG: 0.227	G4-3		G4-3 1B		L4-3			G3		5	0	2	0	0	0	2	Cleveland Indians @ New York Yankees Yankee Stadium, Bronx, NY Sun Apr 09 1989, 3:33 AM EDT Att: 25,328 - Cloudy - 50 F				
Jerry Browne, S (1, 4) OBP: 0.174, SLG: 0.136	G1-3		G4-6-3		FC6-4 1B		G6-3	F9		5	0	0	0	0	0	3					
Joe Carter, R (1, 8) OBP: 0.318, SLG: 0.400	F7			1B BB	FC5-4 BB		K			3	1	0	0	1	1	1					
Pete O'Brien, L (1, 3)		G4-3		1B BB						3	2	2	1	1	0	0					
Cory Snyder, R (1, 9) OBP: 0.250, SLG: 0.450	F8		P6		L8			L7		4	0	0	0	0	0	4					
Luis Medina, R (1, 10) OBP: 0.417, SLG: 0.455										4	0	2	0	0	2	2					
Brook Jacoby, R (1, 5) OBP: 0.316, SLG: 0.154	G4-3									4	1	1	1	0	1	2					
Andy Allanson, R (1, 2) OBP: 0.211, SLG: 0.316										4	0	2	0	0	1	1					
Felix Fermin, R (1, 6) OBP: 0.588, SLG: 0.500									G6-3	2	0	0	0	2	0	1					
Inning Stats	R: 0 E: 0 K: 0 S: 6	H: 0 LOB: 0 BB: 0 P: 10	R: 0 E: 0 K: 0 S: 9	H: 1 LOB: 1 BB: 0 P: 14	R: 0 E: 0 K: 0 S: 9	H: 2 LOB: 1 BB: 1 P: 15	R: 3 E: 0 K: 1 S: 14	H: 2 LOB: 1 BB: 1 P: 25	R: 0 E: 0 K: 0 S: 13	H: 1 LOB: 2 BB: 1 P: 23	R: 1 E: 0 K: 1 S: 9	H: 1 LOB: 0 BB: 0 P: 12	R: 0 E: 0 K: 3 S: 11	H: 0 LOB: 0 BB: 0 P: 18	R: 0 E: 0 K: 0 S: 8	H: 0 LOB: 0 BB: 0 P: 14	1B: 7 2B: 1 3B: 0 HR: 1	SF: 0 SAC: 0 DP: 1 HBP: 0	WP: 0 PB: 0 SB: 2 CS: 2	PA: 38	
PITCHER	IP	WLS	BF	H	R	ER	SO	BB	IBB	HBP	BLK	WP	HR	S	P	ERA	WHIP				
Tommy John, L (1, 1) ERA: 2.57	7.0	L	32	9	4	2	2	4	0	0	0	0	1	74	124	2.57	1.857				
Lance McCullers, R (8, 1) ERA: 2.09	1.0		3	0	0	0	3	0	0	0	0	0	0	11	18	0.00	0.000				
Dave Righetti, L (9, 1) ERA: 9.0	1.0		3	0	0	0	0	0	0	0	0	0	0	8	14	0.00	0.000				

AB	34
R	4
H	9
RBI	2
BB	4
SO	5
LOB	16



Batter	1	2	3	4	5	6	7	8	9	AB	R	H	RBI	BB	SO	LOB	BOTTOM				
Rickey Henderson, R (1, 7) OBP: 0.500, SLG: 0.450	SH1-3 2B		S 1B BB			BLK 1B		E4 1B 2B	F9	4	2	2	0	1	0	2	Cleveland Indians @ New York Yankees Yankee Stadium, Bronx, NY Sun Apr 09 1989, 3:33 AM EDT Att: 25,328 - Cloudy - 50 F				
Steve Sax, R (1, 4) OBP: 0.250, SLG: 0.522	SH1-3					L8		2B 1B		3	0	2	2	0	0	1					
Don Mattingly, L (1, 3) OBP: 0.333, SLG: 0.455	P3					G3-1				4	0	1	1	0	0	2					
Ken Phelps, L (1, 10) OBP: 0.222, SLG: 0.125										3	0	0	0	0	1	1					
Steve Balboni, R (8, PH) OBP: 0.198, SLG: 0.133	K					G4-3				0	0	0	0	1	0	0					
Mel Hall, L (1, 9) OBP: 0.400, SLG: 0.444										2	0	0	0	1	1	0					
Gary Ward, R (8, PH) OBP: 0.250, SLG: 0.273										0	0	0	0	0	0	0					
Jamie Quirk, L (8, PH) OBP: 0.400, SLG: 0.250										1	0	0	0	0	1	3					
Tom Brookens, R (9, 6) OBP: 0.188, SLG: 0.200										0	0	0	0	0	0	0					
Mike Pagliarulo, L (1, 5) OBP: 0.158, SLG: 0.316										4	0	0	0	0	1	4					
Don Slaught, R (1, 2) OBP: 0.158, SLG: 0.316										4	0	0	0	0	2	1					
Alvaro Espinoza, R (1, 6) OBP: 0.176, SLG: 0.176										2	0	0	0	0	0	0					
Stan Jefferson, S (8, PH) OBP: 0.143, SLG: 0.143										2	0	0	0	0	2	0					
Roberto Kelly, R (1, 8) OBP: 0.333, SLG: 0.500										3	1	2	0	1	0	0					
Inning Stats	R: 0 E: 1 K: 1 S: 9	H: 1 LOB: 1 BB: 0 P: 16	R: 0 E: 0 K: 2 S: 13	H: 0 LOB: 0 BB: 0 P: 18	R: 1 E: 0 K: 0 S: 6	H: 1 LOB: 1 BB: 1 P: 15	R: 0 E: 0 K: 1 S: 8	H: 0 LOB: 0 BB: 0 P: 13	R: 0 E: 0 K: 0 S: 5	H: 0 LOB: 0 BB: 0 P: 9	R: 0 E: 0 K: 0 S: 8	H: 2 LOB: 1 BB: 0 P: 13	R: 0 E: 0 K: 2 S: 20	H: 2 LOB: 3 BB: 2 P: 35	R: 0 E: 0 K: 2 S: 10	H: 1 LOB: 1 BB: 0 P: 12	1B: 5 2B: 2 3B: 0 HR: 0	SF: 0 SAC: 1 DP: 0 HBP: 0	WP: 0 PB: 0 SB: 1 CS: 0	PA: 37	
PITCHER	IP	WLS	BF	H	R	ER	SO	BB	IBB	HBP	BLK	WP	HR	S	P	ERA	WHIP				
Tom Candiotti, R (1, 1) ERA: 1.29	7.0	W	25	4	1	1	4	2	0	0	0	0	0	8	17	1.29	0.857				
Keith Atherton, R (8, 1) ERA: 54.0	0.1		4	1	2	1	1	1	0	0	0	0	0	8	17	27.00	6.000				
Scott Bailes, L (8, 1) ERA:	0.0		2	1	0	0	0	0	1	0	0	0	0	2	7	∞	∞				
Doug Jones, R (8, 1) ERA:	1.2	S	6	1	0	0	3	0	0	0	0	0	0	20	23	0.00	0.600				

AB	32
R	3
H	7
RBI	3
BB	4
SO	8
LOB	14



Batter	1	2	3	4	5	6	7	8	9	AB	R	H	RBI	BB	SO	LOB	TOP							
Lloyd Moseby, L OBP: 0.303, SLG: 0.400	1-3 K	0-0 F8		4-1 BB		2-3 K		0-0 HR		4	1	2	1	2	2		Toronto Blue Jays @ New York Yankees Yankee Stadium, Bronx, NY Mon Apr 10 1989, 7:05 PM EDT Att: 17,192 - Unknown - 40 F							
Kelly Gruber, R OBP: 0.393, SLG: 0.440	2-3 K	1-2 1B		0-0 F7		0-1 F7		3-2 F7		5	0	1	1	0	1									
Ernie Whitt, L OBP: 0.471, SLG: 0.533	1-2 1B	1-1 G3			3-2 G4-3	2-0 G6-3		4-1 BB		4	0	1	0	1	0	2								
George Bell, R OBP: 0.200, SLG: 0.207	2-3 K		1-2 P3		1-0 BB HR 1B		1-2 F7	1-1 P3		5	1	1	0	0	1	2								
Fred McGriff, L OBP: 0.517, SLG: 0.545		2-2 HR	2-1 P7		4-2 HR BB		2-0 G4-3		4-0 1B G5-3 BB	3	2	1	1	2	0	0								
Jesse Barfield, R OBP: 0.367, SLG: 0.759		3-1 L9 1B	2-1 1B		2-1 HR		1-0 1B		2-1 G5-3	5	2	4	3	0	0	1								
Rance Mulliniks, L OBP: 0.304, SLG: 0.300		1-1 L9	1-0 F7		0-0 BB 1B		2-3 K		0-0 FC5-4 1B	5	0	2	0	0	1	3								
Nelson Liriano, S OBP: 0.263, SLG: 0.235		3-2 F8 S 1B		2-1 G3-1	4-1 G1-6-3 BB		1-1 F9	0-0 F9		4	1	1	1	1	0	2								
Manuel Lee, S OBP: 0.333, SLG: 0.217	1-2 1B BB	4-1 1B BB		2-2 F7	3-1 G1-6-3		0-0 E4 HR	1-2 FC5-4		4	1	0	0	1	0	4								
Inning Stats	R: 0 E: 0 K: 3 S: 12	H: 1 LOB: 1 BB: 0 P: 18	R: 3 E: 0 K: 0 S: 19	H: 4 LOB: 2 BB: 1 P: 33	R: 0 E: 0 K: 0 S: 11	H: 1 LOB: 1 BB: 0 P: 17	R: 0 E: 0 K: 0 S: 7	H: 0 LOB: 1 BB: 1 P: 15	R: 3 E: 0 K: 0 S: 13	H: 3 LOB: 1 BB: 2 P: 30	R: 0 E: 0 K: 1 S: 6	H: 0 LOB: 0 BB: 0 P: 10	R: 0 E: 0 K: 1 S: 9	H: 1 LOB: 1 BB: 0 P: 15	R: 2 E: 1 K: 0 S: 10	H: 1 LOB: 1 BB: 1 P: 19	R: 0 E: 0 K: 0 S: 7	H: 1 LOB: 2 BB: 1 P: 14	1B: 8 2B: 1 3B: 0 HR: 3	SF: 0 SAC: 0 DP: 1 HBP: 0	WP: 0 PB: 0 SB: 1 CS: 0	PA: 45		
PITCHER	IP WLS BF H R ER SO BB IBB HBP BLK WP HR S P ERA WHIP	4.1 L 26 9 6 6 3 4 0 0 0 0 2 60 108 12.46 3.000	2.2 8 1 0 0 2 0 0 0 0 0 0 17 30 0.00 0.375	2.0 11 2 2 1 0 2 0 0 0 0 1 17 33 4.50 2.000																				

AB	39
R	8
H	12
RBI	8
BB	6
SO	5
LOB	17



Batter	1	2	3	4	5	6	7	8	9	AB	R	H	RBI	BB	SO	LOB	BOTTOM							
Rickey Henderson, R OBP: 0.433, SLG: 0.375	3-2 P6		1-2 G5-3		3-2 G3-1			1-0 G5-3		4	0	0	0	0	0	3	Toronto Blue Jays @ New York Yankees Yankee Stadium, Bronx, NY Mon Apr 10 1989, 7:05 PM EDT Att: 17,192 - Unknown - 40 F							
Steve Sax, R OBP: 0.214, SLG: 0.444	1-1 G1		0-1 L8			3-2 G6-3		0-0 G5-3		4	0	0	0	0	1									
Don Mattingly, L OBP: 0.313, SLG: 0.357	1-1 G4-3			1-1 G3		4-2 BB		3-2 F7		3	0	0	0	1	0	0								
Ken Phelps, L OBP: 0.231, SLG: 0.091		4-2 BB		0-0 G6-3		2-3 K		2-1 F9		3	0	0	0	1	1									
Mel Hall, L OBP: 0.286, SLG: 0.308		0-0 L9		1-1 G1-3		0-3 K		0-2 G6-3		4	0	0	0	0	1	2								
Mike Pagliarulo, L OBP: 0.375, SLG: 0.286		0-0 F8			0-0 L9		1-3 K			3	0	0	0	0	1									
Jamie Quirk, L OBP: 0.375, SLG: 0.286		1-3 K			0-0 BB 1B		1-0 F7			3	0	1	0	0	1									
Tom Brookens, R OBP: 0.211, SLG: 0.176			1-3 K		4-0 BB		2-1 F8			2	0	0	0	1	1	0								
Roberto Kelly, R OBP: 0.333, SLG: 0.455			4-0 S BB		1-1 L8		0-1 L9			2	0	0	0	1	0	2								
Inning Stats	R: 0 E: 0 K: 0 S: 7	H: 0 LOB: 0 BB: 0 P: 12	R: 0 E: 0 K: 1 S: 8	H: 0 LOB: 1 BB: 1 P: 13	R: 0 E: 0 K: 1 S: 6	H: 0 LOB: 1 BB: 1 P: 13	R: 0 E: 0 K: 0 S: 5	H: 0 LOB: 0 BB: 0 P: 7	R: 0 E: 0 K: 2 S: 11	H: 0 LOB: 1 BB: 1 P: 20	R: 0 E: 0 K: 1 S: 6	H: 0 LOB: 0 BB: 0 P: 10	R: 0 E: 0 K: 0 S: 4	H: 0 LOB: 0 BB: 0 P: 5	R: 0 E: 0 K: 0 S: 9	H: 0 LOB: 0 BB: 0 P: 14	1B: 1 2B: 0 3B: 0 HR: 0	SF: 0 SAC: 0 DP: 0 HBP: 0	WP: 0 PB: 0 SB: 1 CS: 0	PA: 32				
PITCHER	IP WLS BF H R ER SO BB IBB HBP BLK WP HR S P ERA WHIP	9.0 W 32 1 0 0 5 4 0 0 0 0 0 63 109 0.00 0.556																						

AB	28
R	0
H	1
RBI	0
BB	4
SO	5
LOB	11



Batter	1	2	3	4	5	6	7	8	9	AB	R	H	RBI	BB	SO	LOB	TOP				
Lloyd Moseby, L (1, 8) OBP: 0.326, SLG: 0.351	F8		HR		K			4-3		3	1	0	0	1	1	0	Toronto Blue Jays @ New York Yankees Yankee Stadium, Bronx, NY Wed Apr 12 1989, 7:05 PM EDT Att: 17,900 - Unknown				
Kelly Gruber, R (1, 5) OBP: 0.421, SLG: 0.531	K		HR			K		WP BB		3	1	1	3	1	2	0					
Jesse Barfield, R (1, 9) OBP: 0.300, SLG: 0.579	G6-3		P2		G5-3			K		4	0	0	0	0	1	1					
George Bell, R (1, 7) OBP: 0.275, SLG: 0.385		F9		F7		FC4-6 1B		G6-4-3 1B		4	0	2	0	0	0	0					
Fred McGriff, L (1, 3) OBP: 0.462, SLG: 0.656	K			F7		FC4-6 1-2		G6-4-3 1-2		4	0	0	0	0	1	2					
Pat Borders, R (1, 2) OBP: 0.318, SLG: 0.455	K			1B			K	1B 1B		4	0	2	0	0	2	0					
Bob Brenly, R (1, 10) Tom Lawless, R (0, PR) OBP: 1.000, SLG: 1.000			FC5-4 1B	K		G4-3		1B 1B		4	0	2	0	0	1	1					
Manuel Lee, S (1, 6) OBP: 0.361, SLG: 0.313			FC5-4 HR		P4		F8	1-3		4	1	0	0	0	0	3					
Nelson Liriano, S (1, 4) OBP: 0.231, SLG: 0.208			L8		F8			F7		3	0	0	0	0	0	1					
Inning Stats	R: 0 E: 0 K: 1 S: 5	H: 0 LOB: 0 BB: 0 P: 8	R: 0 E: 0 K: 2 S: 10	H: 0 LOB: 0 BB: 0 P: 12	R: 3 E: 0 K: 0 S: 14	H: 2 LOB: 0 BB: 1 P: 22	R: 0 E: 0 K: 1 S: 6	H: 1 LOB: 1 BB: 0 P: 8	R: 0 E: 0 K: 1 S: 15	H: 0 LOB: 0 BB: 0 P: 20	R: 0 E: 0 K: 1 S: 7	H: 0 LOB: 0 BB: 0 P: 12	R: 0 E: 0 K: 1 S: 12	H: 0 LOB: 1 BB: 1 P: 20	R: 0 E: 0 K: 0 S: 13	H: 3 LOB: 2 BB: 0 P: 21		1B: 6 2B: 0 3B: 0 HR: 1	SF: 0 SAC: 0 DP: 1 HBP: 0	WP: 1 PB: 0 CS: 0	PA: 35
PITCHER	IP	WLS	BF	H	R	ER	SO	BB	IBB	HBP	BLK	WP	HR	S	P	ERA	WHIP				
John Candelaria, L (1, 1) ERA: 4.2	8.0	W	30	4	3	3	8	2	0	0	0	1	1	77	118	3.38	0.750				
Lee Guetterman, L (0, 1) ERA:	1.0	S	5	3	0	0	0	0	0	0	0	0	0	13	21	0.00	3.000				

Batter	1	2	3	4	5	6	7	8	9	AB	R	H	RBI	BB	SO	LOB	BOTTOM				
Rickey Henderson, R (1, 7) OBP: 0.425, SLG: 0.375	WP G1-3 1B BB		E5 S E 1B	P4		S 1B		G6-3		4	2	1	2	1	0	3	Toronto Blue Jays @ New York Yankees Yankee Stadium, Bronx, NY Wed Apr 12 1989, 7:05 PM EDT Att: 17,900 - Unknown				
Steve Sax, R (1, 4) OBP: 0.194, SLG: 0.371	G1-3		F9		G6-3	G4-3				4	0	0	0	0	0	4					
Don Mattingly, L (1, 3) OBP: 0.320, SLG: 0.300	1B BB		WP 1B		L9		4-3			3	1	1	1	1	0	0					
Steve Balboni, R (1, 10) OBP: 0.160, SLG: 0.167	P5		P4		F8		F8			4	0	0	0	0	0	3					
Don Slaught, R (1, 2) OBP: 0.250, SLG: 0.393	1B		1B		1B		P3			4	1	3	2	0	0	0					
Tom Brookens, R (1, 5) OBP: 0.200, SLG: 0.174	L6		P4		SH1-4		K			3	0	0	0	0	1	3					
Gary Ward, R (1, 9) ERA: 7.71										2	1	1	0	2	1	0					
Stan Jefferson, S (0, 9) OBP: 0.143, SLG: 0.143										0	0	0	0	0	0	0					
Alvaro Espinoza, R (1, 6) OBP: 0.208, SLG: 0.182	F7		F9		F9		WP 1B			3	0	1	0	1	0	1					
Roberto Kelly, R (1, 8) OBP: 0.323, SLG: 0.414	K		F9		F9		E5			4	0	0	0	0	2	5					
Inning Stats	R: 1 E: 0 K: 0 S: 10	H: 1 LOB: 2 BB: 2 P: 23	R: 0 E: 0 K: 2 S: 15	H: 0 LOB: 0 BB: 0 P: 21	R: 2 E: 2 K: 0 S: 14	H: 2 LOB: 1 BB: 0 P: 22	R: 0 E: 0 K: 0 S: 6	H: 0 LOB: 1 BB: 1 P: 11	R: 0 E: 0 K: 0 S: 7	H: 0 LOB: 0 BB: 0 P: 9	R: 2 E: 0 K: 1 S: 13	H: 2 LOB: 2 BB: 2 P: 27	R: 0 E: 0 K: 0 S: 6	H: 0 LOB: 0 BB: 0 P: 7	R: 0 E: 1 K: 1 S: 11	H: 2 LOB: 2 BB: 0 P: 18	1B: 7 2B: 0 3B: 0 HR: 0	SF: 0 SAC: 1 DP: 0 HBP: 0	WP: 3 PB: 0 SB: 2 CS: 1	PA: 37	
PITCHER	IP	WLS	BF	H	R	ER	SO	BB	IBB	HBP	BLK	WP	HR	S	P	ERA	WHIP				
Jeff Musselman, L (1, 1) ERA: 7.71	5.0							3	0	0	0	0	0	9	21	27.00	4.500				
Tony Castillo, L (0, 1) ERA: 6.75	0.2	L	6	2	2	2	1	1	1	0	0	0	0	4	6	0.00	0.000				
Todd Stottlemire, R (0, 1) ERA: 1.59	0.1		1	0	0	0	0	0	0	0	0	0	0	4	6	0.00	0.000				
David Wells, L (7, 1) ERA: 4.5	2.0		8	2	0	0	1	0	0	0	0	1	0	17	25	0.00	1.000				

Batter	1	2	3	4	5	6	7	8	9	AB R H RBI BB SO LOB	TOP											
Rickey Henderson, R OBP: 0.407, SLG: 0.386 (1, 7)	F7			K	FC5-4		E3		G4-3 S BB	4 0 0 0 1 1 2	New York Yankees @ Toronto Blue Jays Exhibition Stadium, Toronto, ON Mon Apr 17 1989, 7:05 PM EDT Att: 23,260 - Unknown - 50 F											
Steve Sax, R OBP: 0.280, SLG: 0.404 (1, 4)	G6-4-3 1B			G6-3				G1-3	G4-3	5 0 2 1 0 0 1												
Don Mattingly, L OBP: 0.308, SLG: 0.226 (1, 3)	G6-4-3						L9	K2-3	K	4 0 0 0 1 2 3												
Steve Balboni, R OBP: 0.167, SLG: 0.286 (1, 10)		K		P3			F9	G5-3		4 0 0 0 0 1 2												
Don Slaught, R OBP: 0.268, SLG: 0.463 (1, 2)		F9			G5-3		L7		SH5-4 BB 3B 1B	4 1 1 0 0 0 1												
Bob Brower, R OBP: 0.286, SLG: 0.667 (1, 9)		L8					F9		SH5-4 3B BB	3 2 1 1 1 0 0												
Wayne Tolleson, S (1, 5) (9, 6)				B1-3			G1-3		SH5-4	3 0 0 0 0 0 0												
Alvaro Espinoza, R OBP: 0.294, SLG: 0.241 (9, PH)				F9						2 2 1 0 1 0 0												
Mel Hall, L OBP: 0.286, SLG: 0.263 (9, PH)										0 1 0 0 1 0 0												
Tom Brookens, R OBP: 0.219, SLG: 0.172 (9, 5)										0 0 0 0 0 0 0												
Roberto Kelly, R OBP: 0.405, SLG: 0.513 (1, 8)				K						4 1 3 4 0 1 0												
Inning Stats	R: 0 E: 0 K: 0 S: 6	H: 1 LOB: 0 BB: 0 P: 6	R: 0 E: 0 K: 1 S: 7	H: 0 LOB: 0 BB: 0 P: 14	R: 0 E: 0 K: 1 S: 6	H: 0 LOB: 0 BB: 0 P: 7	R: 0 E: 0 K: 1 S: 7	H: 0 LOB: 1 BB: 1 P: 11	R: 2 E: 0 K: 0 S: 14	H: 3 LOB: 1 BB: 0 P: 26	R: 0 E: 0 K: 0 S: 7	H: 1 LOB: 1 BB: 0 P: 12	R: 1 E: 1 K: 0 S: 16	H: 1 LOB: 2 BB: 1 P: 31	R: 0 E: 0 K: 1 S: 11	H: 0 LOB: 0 BB: 0 P: 16	R: 4 E: 0 K: 1 S: 13	H: 2 LOB: 1 BB: 3 P: 31	1B: 5 2B: 1 3B: 1 HR: 1	SF: 0 SAC: 1 DP: 1 HBP: 0	WP: 1 PB: 1 SB: 1 CS: 0	PA: 39
PITCHER	IP WLS BF H R ER SO BB IBB HBP BLK WP HR S P ERA WHIP											IP WLS BF H R ER SO BB IBB HBP BLK WP HR S P ERA WHIP										
Mike Flanagan, L ERA: 3.57 (1, 1)	6.2 L 27 6 3 2 3 2 0 0 0 0 1 1 61 102 2.70 1.200																					
Duane Ward, R ERA: 7.27 (7, 1)	1.1 6 1 2 2 1 1 0 0 0 0 0 0 16 31 13.50 1.500																					
Tom Henke, R ERA: 7.36 (9, 1)	1.0 6 1 2 2 1 1 1 0 0 0 0 0 10 21 18.00 2.000																					

AB	33
R	7
H	8
RBI	6
BB	5
SO	5
LOB	9



Batter	1	2	3	4	5	6	7	8	9	AB R H RBI BB SO LOB	BOTTOM											
Lloyd Moseby, L OBP: 0.350, SLG: 0.333 (1, 8)	G6-3		G3-6					CS	P5	3 1 0 0 1 0 1	New York Yankees @ Toronto Blue Jays Exhibition Stadium, Toronto, ON Mon Apr 17 1989, 7:05 PM EDT Att: 23,260 - Unknown - 50 F											
Kelly Gruber, R OBP: 0.464, SLG: 0.646 (1, 5)	K			G4-6-3 BB			K		L7	3 0 0 0 1 2 1												
Rance Mulliniks, L OBP: 0.351, SLG: 0.313 (1, 10)	F8			G4-6-3					F8	4 0 1 1 0 0 1												
George Bell, R OBP: 0.316, SLG: 0.436 (1, 7)		P6		F8			P3			3 0 0 0 0 0 0												
Fred McGriff, L OBP: 0.500, SLG: 0.733 (1, 3)		G3								2 1 1 1 1 0 0												
Ernie Whitt, L OBP: 0.417, SLG: 0.500 (1, 2)							L3 BB		L3	3 0 1 0 0 1 1												
Nelson Liriano, S OBP: 0.278, SLG: 0.273 (1, 4)										3 0 0 0 0 0 1												
Rob Ducey, L OBP: 0.200, SLG: 0.200 (1, 9)										3 0 1 0 0 0 0												
Manuel Lee, S OBP: 0.347, SLG: 0.311 (8, PH)										2 0 1 0 0 0 0												
Pat Borders, R OBP: 0.303, SLG: 0.455 (9, 6)										1 0 0 0 0 0 1												
Alexis Infante, R (9, 6)										0 0 0 0 0 0 0												
Inning Stats	R: 0 E: 0 K: 1 S: 7	H: 0 LOB: 0 BB: 0 P: 9	R: 0 E: 0 K: 0 S: 12	H: 1 LOB: 1 BB: 0 P: 18	R: 0 E: 0 K: 0 S: 5	H: 1 LOB: 0 BB: 0 P: 9	R: 0 E: 0 K: 0 S: 2	H: 0 LOB: 0 BB: 1 P: 6	R: 1 E: 0 K: 1 S: 8	H: 1 LOB: 0 BB: 0 P: 14	R: 1 E: 0 K: 1 S: 11	H: 1 LOB: 1 BB: 1 P: 21	R: 0 E: 0 K: 0 S: 7	H: 0 LOB: 0 BB: 1 P: 14	R: 0 E: 0 K: 0 S: 9	H: 1 LOB: 0 BB: 0 P: 12	R: 0 E: 0 K: 0 S: 5	H: 0 LOB: 0 BB: 0 P: 8	1B: 3 2B: 2 3B: 0 HR: 1	SF: 0 SAC: 0 DP: 3 HBP: 0	WP: 0 PB: 0 SB: 1 CS: 1	PA: 31
PITCHER	IP WLS BF H R ER SO BB IBB HBP BLK WP HR S P ERA WHIP											IP WLS BF H R ER SO BB IBB HBP BLK WP HR S P ERA WHIP										
Andy Hawkins, R ERA: 8.5 (1, 1)	9.0 W 30 5 2 2 3 3 0 0 0 0 0 1 66 111 2.00 0.889																					



Batter	1	2	3	4	5	6	7	8	9	AB	R	H	RBI	BB	SO	LOB	TOP																					
Rickey Henderson, R OBP: 0.424, SLG: 0.383 (1, 7)										3	1	1	0	2	0	1	New York Yankees @ Toronto Blue Jays Exhibition Stadium, Toronto, ON Tue Apr 18 1989, 7:05 PM EDT Att: 25,040 - Unknown																					
Steve Sax, R OBP: 0.291, SLG: 0.412 (1, 4)										4	1	2	0	1	0	1																						
Don Mattingly, L OBP: 0.349, SLG: 0.294 (1, 3)										3	0	2	1	1	0	2																						
Steve Balboni, R OBP: 0.200, SLG: 0.308 (1, 10)										4	0	2	1	0	0	2																						
Don Slaught, R OBP: 0.244, SLG: 0.422 (1, 2)										4	0	0	0	0	0	3																						
Bob Brower, R OBP: 0.394, SLG: 0.600 (1, 9)										4	0	2	0	0	0	2																						
Wayne Tolleson, S OBP: 0.125, SLG: 0.125 (1, 5)										4	0	1	0	0	1	3																						
Alvaro Espinoza, R OBP: 0.263, SLG: 0.212 (1, 6)										4	0	0	0	0	0	3																						
Roberto Kelly, R OBP: 0.413, SLG: 0.500 (1, 8)										3	0	1	0	1	1	3																						
Inning Stats	R: 2 H: 3 E: 0 K: 1 S: 16	H: 3 R: 1 ER: 2 LOB: 27	R: 0 H: 1 E: 0 K: 1 S: 10	H: 1 R: 2 ER: 2 LOB: 20	R: 0 H: 3 E: 0 K: 1 S: 12	H: 3 R: 0 ER: 0 LOB: 14	R: 0 H: 1 E: 0 K: 0 S: 8	H: 1 R: 0 ER: 0 LOB: 8	R: 0 H: 0 E: 0 K: 0 S: 5	R: 0 H: 1 E: 0 K: 0 S: 11	H: 1 R: 0 ER: 0 LOB: 19	R: 0 H: 1 E: 0 K: 0 S: 5	H: 1 R: 0 ER: 0 LOB: 12	R: 0 H: 1 E: 0 K: 0 S: 10	H: 1 R: 0 ER: 0 LOB: 16	R: 0 H: 0 E: 0 K: 0 S: 7	H: 0 R: 0 ER: 0 LOB: 18	1B: 10 2B: 1 3B: 0 HR: 0	SF: 0 SAC: 0 DP: 2 HBP: 0	WP: 1 PB: 0 SB: 5 CS: 3	PA: 39																	
PITCHER	IP	WLS	BF	H	R	ER	SO	BB	IBB	HBP	BLK	WP	HR	S	P	ERA	WHIP	PITCHER				IP	WLS	BF	H	R	ER	SO	BB	IBB	HBP	BLK	WP	HR	S	P	ERA	WHIP
Jeff Musselman, L ERA: 10.29 (1, 1)	0.0	L	4	3	2	2	0	1	0	0	0	1	0	10	19	∞	∞	John Cerutti, L ERA: 1.72 (7, 1)				3.0	9	1	0	0	0	0	2	0	0	0	0	0	19	40	0.00	1.000

AB	33
R	2
H	11
RBI	2
BB	5
SO	2
LOB	20



Batter	1	2	3	4	5	6	7	8	9	AB	R	H	RBI	BB	SO	LOB	BOTTOM																					
Lloyd Moseby, L OBP: 0.359, SLG: 0.333 (1, 8)										3	0	1	0	1	0	0	New York Yankees @ Toronto Blue Jays Exhibition Stadium, Toronto, ON Tue Apr 18 1989, 7:05 PM EDT Att: 25,040 - Unknown																					
Kelly Gruber, R OBP: 0.487, SLG: 0.635 (1, 5)										4	0	2	0	0	0	2																						
Pat Borders, R OBP: 0.297, SLG: 0.432 (1, 2)										4	0	1	0	0	1	2																						
Tom Lawless, R OBP: 0.833, SLG: 0.667 (6, PR)										0	0	0	0	0	0	0																						
Ernie Whitt, L OBP: 0.417, SLG: 0.500 (9, 2)										0	0	0	0	0	0	0																						
George Bell, R OBP: 0.311, SLG: 0.414 (1, 7)										3	0	0	0	1	0	3																						
Fred McGriff, L OBP: 0.500, SLG: 0.708 (1, 3)										3	0	1	0	1	0	2																						
Jesse Barfield, R OBP: 0.246, SLG: 0.491 (1, 9)										4	0	0	0	0	3	2																						
Bob Brenly, R OBP: 0.286, SLG: 0.167 (1, 10)										3	0	1	0	1	0	1																						
Manuel Lee, S OBP: 0.358, SLG: 0.333 (1, 6)										0	0	0	0	0	0	0																						
Manuel Lee, S OBP: 0.358, SLG: 0.333 (1, 6)										3	0	1	0	1	0	3																						
Nelson Liriano, S OBP: 0.250, SLG: 0.243 (1, 4)										4	0	0	0	0	3	6																						
Inning Stats	R: 0 H: 1 E: 0 K: 1 S: 9	H: 0 R: 0 ER: 0 LOB: 16	R: 0 H: 0 E: 0 K: 2 S: 12	H: 0 R: 2 ER: 0 LOB: 27	R: 0 H: 1 E: 0 K: 0 S: 5	H: 1 R: 0 ER: 0 LOB: 10	R: 0 H: 0 E: 0 K: 1 S: 6	H: 0 R: 0 ER: 0 LOB: 8	R: 0 H: 1 E: 0 K: 0 S: 3	R: 0 H: 1 E: 0 K: 0 S: 10	H: 1 R: 0 ER: 0 LOB: 20	R: 0 H: 1 E: 0 K: 1 S: 10	H: 1 R: 0 ER: 0 LOB: 16	R: 0 H: 1 E: 0 K: 0 S: 5	H: 1 R: 0 ER: 0 LOB: 9	R: 0 H: 1 E: 0 K: 2 S: 14	H: 1 R: 0 ER: 0 LOB: 23	1B: 6 2B: 1 3B: 0 HR: 0	SF: 0 SAC: 0 DP: 3 HBP: 0	WP: 0 PB: 0 SB: 1 CS: 0	PA: 36																	
PITCHER	IP	WLS	BF	H	R	ER	SO	BB	IBB	HBP	BLK	WP	HR	S	P	ERA	WHIP	PITCHER				IP	WLS	BF	H	R	ER	SO	BB	IBB	HBP	BLK	WP	HR	S	P	ERA	WHIP
Dave LaPoint, L ERA: 5.09 (1, 1)	6.2	W	26	5	0	0	4	3	0	0	0	0	0	52	100	0.00	1.200	Dave Righetti, L ERA: 6.59 (7, 1)				2.1	10	2	0	0	0	3	2	0	0	0	0	22	36	0.00	1.714	

AB	31
R	0
H	7
RBI	0
BB	5
SO	7
LOB	21



Batter	1	2	3	4	5	6	7	8	9	AB	R	H	RBI	BB	SO	LOB	TOP								
Rickey Henderson, R OBP: 0.406, SLG: 0.365 (1, 7)	L9		F8	F8			1B BB	G4-3		5	1	1	0	0	0	2									
Steve Sax, R OBP: 0.300, SLG: 0.429 (1, 4)	2B		G6-3		F9		BB FC1-2	G1-3		5	0	2	0	0	0	0									
Don Mattingly, L OBP: 0.333, SLG: 0.282 (1, 3)	P1			P5	P4		P4		G4-6-3 1B	5	0	1	0	0	0	3									
Steve Balboni, R OBP: 0.205, SLG: 0.286 (9, PH)	P4			F7	E5		FC1-2 BB	G4-6-3		3	0	0	0	1	0	1									
Ken Phelps, L OBP: 0.294, SLG: 0.200 (9, PH)							IBB	G4-6-3		1	0	0	0	0	0	1									
Don Slaught, R OBP: 0.265, SLG: 0.458 (1, 2)	L9			1B	F9		FC1-2 BB			3	1	1	1	1	0	1									
Bob Brower, R OBP: 0.467, SLG: 0.615 (1, 9)	1B			1B BB		1B G3	FC1-2			3	1	2	0	1	0	3									
Tom Brookens, R OBP: 0.222, SLG: 0.182 (1, 5)	P3			1B		G3	F8			4	1	1	1	0	0	5									
Alvaro Espinoza, R OBP: 0.286, SLG: 0.243 (1, 6)	L4			2B		G6-4-3		K		4	0	2	1	0	1	1									
Roberto Kelly, R OBP: 0.400, SLG: 0.500 (1, 8)			K			G6-4-3		K		4	0	1	1	0	2	2									
Inning Stats	R: 0 E: 0 K: 0 S: 7	H: 1 LOB: 1 BB: 0 P: 12	R: 0 E: 0 K: 0 S: 7	H: 1 LOB: 1 BB: 0 P: 16	R: 0 E: 0 K: 1 S: 11	H: 0 LOB: 0 BB: 0 P: 16	R: 3 E: 0 K: 0 S: 16	H: 4 LOB: 2 BB: 1 P: 28	R: 0 E: 1 K: 0 S: 7	H: 0 LOB: 1 BB: 0 P: 9	R: 0 E: 0 K: 0 S: 7	H: 2 LOB: 1 BB: 0 P: 8	R: 1 E: 0 K: 0 S: 19	H: 2 LOB: 3 BB: 2 P: 32	R: 0 E: 0 K: 0 S: 7	H: 0 LOB: 0 BB: 0 P: 8	R: 0 E: 0 K: 0 S: 6	H: 1 LOB: 0 BB: 0 P: 11	1B: 8 2B: 2 3B: 1 HR: 0	SF: 0 SAC: 0 DP: 2 HBP: 0	WP: 0 PB: 0 CS: 0	PA: 40			
PITCHER	IP	WLS	BF	H	R	ER	SO	BB	IBB	HBP	BLK	WP	HR	S	P	ERA	WHIP								
Jimmy Key, L ERA: 3.71 (1, 1)	6.1	L	31	10	4	4	1	1	1	0	0	0	0	63	103	5.68	1.737								
Duane Ward, R ERA: 5.91 (7, 1)	2.0		8	1	0	0	2	1	0	0	0	0	0	23	34	0.00	1.000								
Tony Castillo, L ERA: 2.89 (9, 1)	0.2		1	0	0	0	0	0	0	0	0	0	0	1	3	0.00	0.000								

New York Yankees @ Toronto Blue Jays
Exhibition Stadium, Toronto, ON
Wed Apr 19 1989, 3:33 AM EDT
Att: 26,471 - Cloudy - 50 F

AB	37
R	4
H	11
RBI	4
BB	3
SO	3
LOB	19



Batter	1	2	3	4	5	6	7	8	9	AB	R	H	RBI	BB	SO	LOB	BOTTOM								
Tom Lawless, R OBP: 0.556, SLG: 0.333 (1, 4)	G4-3			K		F9		K		3	0	0	0	0	1	0									
Lloyd Moseby, L OBP: 0.354, SLG: 0.327 (8, PH)										1	0	0	0	0	1	2									
Alexis Infante, R (9, 6)										0	0	0	0	0	0	0									
Kelly Gruber, R OBP: 0.469, SLG: 0.625 (1, 5)	F9			1B WP		G5-3		1B		4	1	2	1	0	0	0									
Pat Borders, R OBP: 0.354, SLG: 0.400 (8, PH)										3	0	0	0	0	1	1									
Ernie Whitt, L OBP: 0.400, SLG: 0.478 (9, 2)	G6-3			K		G1-3		F9		1	0	0	0	0	0	2									
George Bell, R OBP: 0.308, SLG: 0.403 (1, 7)										4	0	1	1	0	0	0									
Fred McGriff, L OBP: 0.484, SLG: 0.673 (1, 3)										4	0	1	0	0	2	1									
Jesse Barfield, R OBP: 0.246, SLG: 0.466 (1, 9)										3	0	0	0	1	1	1									
Bob Brenly, R OBP: 0.354, SLG: 0.200 (1, 10)										2	0	1	0	0	0	0									
Rance Mulliniks, L OBP: 0.333, SLG: 0.294 (8, PH)										2	0	0	0	0	0	1									
Manuel Lee, S OBP: 0.345, SLG: 0.320 (8, PH)										2	0	0	0	0	0	2									
Nelson Liriano, S OBP: 0.298, SLG: 0.289 (9, 4)										1	1	1	0	0	0	0									
Rob Ducey, L OBP: 0.375, SLG: 0.286 (1, 8)										2	0	1	0	1	1	0									
Inning Stats	R: 0 E: 0 K: 0 S: 5	H: 0 LOB: 0 BB: 0 P: 6	R: 0 E: 0 K: 1 S: 7	H: 0 LOB: 0 BB: 0 P: 14	R: 0 E: 0 K: 1 S: 5	H: 0 LOB: 0 BB: 0 P: 6	R: 1 E: 0 K: 2 S: 11	H: 2 LOB: 1 BB: 0 P: 18	R: 0 E: 0 K: 0 S: 7	H: 2 LOB: 2 BB: 1 P: 12	R: 0 E: 0 K: 0 S: 9	H: 0 LOB: 0 BB: 0 P: 14	R: 0 E: 0 K: 1 S: 9	H: 0 LOB: 0 BB: 0 P: 14	R: 1 E: 0 K: 1 S: 17	H: 2 LOB: 2 BB: 1 P: 30	R: 0 E: 0 K: 1 S: 11	H: 1 LOB: 1 BB: 0 P: 15	1B: 6 2B: 2 3B: 0 HR: 0	SF: 0 SAC: 0 DP: 1 HBP: 0	WP: 1 PB: 0 CS: 0	PA: 34			
PITCHER	IP	WLS	BF	H	R	ER	SO	BB	IBB	HBP	BLK	WP	HR	S	P	ERA	WHIP								
John Candelaria, L ERA: 3.27 (1, 1)	7.0	W	24	4	1	1	5	1	0	0	0	0	0	53	84	1.29	0.714								
Lance McCullers, R ERA: 3.18 (8, 1)	0.2		5	2	1	1	1	1	0	0	0	0	0	13	25	13.50	4.500								
Lee Guetterman, L ERA: (8, 1)	1.1	S	5	1	0	0	1	0	0	0	0	0	0	15	20	0.00	0.750								

New York Yankees @ Toronto Blue Jays
Exhibition Stadium, Toronto, ON
Wed Apr 19 1989, 3:33 AM EDT
Att: 26,471 - Cloudy - 50 F

AB	32
R	2
H	7
RBI	2
BB	2
SO	7
LOB	10



Batter	1	2	3	4	5	6	7	8	9	AB	R	H	RBI	BB	SO	LOB	TOP				
Rickey Henderson, R OBP: 0.419, SLG: 0.383 (1, 7)	2-2 BB 1B		2-2 F9 1-3	4-1 1B BB		2-2 G6-3			3-2 F8	4	0	1	0	1	0	2					
Steve Sax, R OBP: 0.329, SLG: 0.431 (1, 4)	4-1 S BB		1-1 S 1B	2-1 1B		1-2 G1-3			0-0 1B	4	0	3	1	1	0	1					
Don Mattingly, L OBP: 0.316, SLG: 0.292 (1, 3)	2-3 K		1-0 BB 1B	1-2 1B			1-2 L9		1-1 G4-3	5	0	1	0	0	1	5					
Ken Phelps, L OBP: 0.409, SLG: 0.444 (1, 10)	4-1 BB		4-1 BB	1-2 BB		1-3 K			2-1 G4-3-6 1B	2	0	1	0	2	1	0					
Mel Hall, L OBP: 0.269, SLG: 0.292 (1, 9)	0-0 G3-1		1-0 G1-3		2-0 G3 2B				1-1 G4-3-6	4	0	1	0	0	0	6					
Mike Pagliarulo, L OBP: 0.125, SLG: 0.045 Tom Brookens, R OBP: 0.244, SLG: 0.289 (8, 5) (8, 5)		1-1 G1-3		1-0 L7		2-1 G3			2-3 K	3	0	0	0	0	0	1					
Jamie Quirk, L OBP: 0.182, SLG: 0.182 Don Slaught, R OBP: 0.278, SLG: 0.442 (8, 2) (8, 2)		3-3 K		0-0 F7		1-3 K			4-0 G1-6-3 BB	3	0	0	0	0	2	1					
Alvaro Espinoza, R OBP: 0.306, SLG: 0.273 (1, 6)		2-3 K		1-2 PB 1B		1-2 G6-3			2-1 G1-6-3	4	1	1	0	0	1	1					
Roberto Kelly, R OBP: 0.368, SLG: 0.472 (1, 8)			1-3 K FB BLK	1-2 E5 1B PB		2-2 2B			2-3 K	4	0	1	0	0	2	1					
Inning Stats	R: 0 E: 0 K: 1 S: 9	H: 1 LOB: 2 BB: 2 P: 21	R: 0 E: 0 K: 2 S: 8	H: 0 LOB: 0 BB: 0 P: 14	R: 0 E: 0 K: 1 S: 12	H: 2 LOB: 3 BB: 1 P: 22	R: 1 E: 1 K: 0 S: 14	H: 2 LOB: 3 BB: 1 P: 26	R: 0 E: 0 K: 2 S: 9	H: 1 LOB: 1 BB: 0 P: 15	R: 0 E: 0 K: 0 S: 13	H: 1 LOB: 0 BB: 0 P: 11	R: 0 E: 0 K: 1 S: 7	H: 0 LOB: 0 BB: 1 P: 15	R: 0 E: 0 K: 1 S: 13	H: 1 LOB: 1 BB: 0 P: 19	1B: 7 2B: 2 3B: 0 HR: 0	SF: 0 SAC: 0 DP: 2 HBP: 0	WP: 0 PB: 2 SB: 2 CS: 0	PA: 39	
PITCHER	IP WLS BF H R ER SO	IP WLS BF H R ER SO	IP WLS BF H R ER SO	IP WLS BF H R ER SO	IP WLS BF H R ER SO	IP WLS BF H R ER SO	IP WLS BF H R ER SO	IP WLS BF H R ER SO	IP WLS BF H R ER SO	IP WLS BF H R ER SO	IP WLS BF H R ER SO	IP WLS BF H R ER SO	IP WLS BF H R ER SO	IP WLS BF H R ER SO	IP WLS BF H R ER SO	IP WLS BF H R ER SO	ERA WHIP	ERA WHIP			
Tom Candiotti, R ERA: 2.57 Scott Bailes, L ERA: 1.29	(1, 1) 6.0 W 29 7 1 0 6	(7, 1) 3.0 W 10 2 0 0 2																0.00 1.833	0.00 1.000		

New York Yankees @ Cleveland Indians
Cleveland Municipal Stadium, Cleveland, OH

AB 34
R 1
H 9
RBI 1
BB 5
SO 8
LOB 18



Sat Apr 22 1989, 3:33 AM EDT
Att: 16,607 - Unknown

Batter	1	2	3	4	5	6	7	8	9	AB	R	H	RBI	BB	SO	LOB	BOTTOM				
Luis Aguayo, R (1, 4)	0-2 G5-3		0-0 G6-3			0-1 G4-3	4-2 BB BB			3	0	0	1	1	0	1					
Felix Fermin, R OBP: 0.385, SLG: 0.283 (1, 6)	2-1 G3			3-2 G6-3		1-0 G4-3	4-2 BB BB			3	0	0	1	1	0	0					
Pete O'Brien, L OBP: 0.492, SLG: 0.593 (1, 3)	2-2 G6-3			2-2 1B		0-0 1B	1-2 L6			4	0	2	0	0	0	3					
Joe Carter, R OBP: 0.318, SLG: 0.383 (1, 8)		0-1 L8		2-3 K		2-1 G3			1-3 K	4	0	0	0	0	2	2					
Cory Snyder, R OBP: 0.371, SLG: 0.576 (1, 9)		1-1 CS 1B		1-0 G3			3-1 BB FC1-2 1B		4-2 G6-3 BB	3	0	2	0	1	0	1					
Luis Medina, R OBP: 0.384, SLG: 0.350 (1, 10)		3-3 K			2-1 G6-3		1-3 K		3-1 G6-3	4	0	0	0	0	2	3					
Brook Jacoby, R OBP: 0.339, SLG: 0.378 (1, 5)			1-0 G5-3		1-1 G1-3		1-0 FC1-2 BB 1B			3	1	1	0	0	0	0					
Pat Keedy, R OBP: 0.364, SLG: 0.500 Oddibe McDowell, L ERA: 2.94 OBP: 0.232, SLG: 0.212 (8, 7)			2-2 E 2B		2-1 FC4 1B		4-1 BB FC1-2 BB			2	2	2	0	1	0	0					
Joel Skinner, R (1, 2)			1-1 E6 G6-3		2-2 FC4		0-1 FC1-2 BB BB			3	0	0	0	0	0	4					
Inning Stats	R: 0 E: 0 K: 0 S: 8	H: 0 LOB: 0 BB: 0 P: 12	R: 0 E: 0 K: 1 S: 8	H: 1 LOB: 1 BB: 0 P: 12	R: 1 E: 1 K: 0 S: 7	H: 1 LOB: 0 BB: 0 P: 11	R: 0 E: 0 K: 1 S: 12	H: 1 LOB: 1 BB: 0 P: 20	R: 0 E: 0 K: 0 S: 10	H: 1 LOB: 1 BB: 0 P: 17	R: 0 E: 0 K: 0 S: 6	H: 1 LOB: 1 BB: 0 P: 9	R: 2 E: 0 K: 1 S: 16	H: 2 LOB: 3 BB: 3 P: 34	R: 0 E: 0 K: 1 S: 8	H: 0 LOB: 0 BB: 1 P: 16	1B: 6 2B: 2 3B: 0 HR: 0	SF: 0 SAC: 0 DP: 3 HBP: 0	WP: 0 PB: 0 SB: 0 CS: 1	PA: 33	
PITCHER	IP WLS BF H R ER SO	IP WLS BF H R ER SO	IP WLS BF H R ER SO	IP WLS BF H R ER SO	IP WLS BF H R ER SO	IP WLS BF H R ER SO	IP WLS BF H R ER SO	IP WLS BF H R ER SO	IP WLS BF H R ER SO	IP WLS BF H R ER SO	IP WLS BF H R ER SO	IP WLS BF H R ER SO	IP WLS BF H R ER SO	IP WLS BF H R ER SO	IP WLS BF H R ER SO	IP WLS BF H R ER SO	ERA WHIP	ERA WHIP			
Tommy John, L ERA: 4.61 Lance McCullers, R ERA: 2.94 Lee Guetterman, L ERA:	(1, 1) 6.2 L 28 7 3 2 3	(7, 1) 0.0 1 0 0 0 0	(7, 1) 1.1 4 0 0 0 1															2.70 1.350	0.00 0.750		

New York Yankees @ Cleveland Indians
Cleveland Municipal Stadium, Cleveland, OH

AB 29
R 3
H 7
RBI 2
BB 4
SO 4
LOB 14




Sat Apr 22 1989, 3:33 AM EDT
Att: 16,607 - Unknown

Batter	1	2	3	4	5	6	7	8	9	AB	R	H	RBI	BB	SO	LOB	TOP					
Rickey Henderson, R OBP: 0.417, SLG: 0.391 (1, 7)	F9		E	S			F9		G6-3	5	0	2	2	0	0	1						
Steve Sax, R OBP: 0.336, SLG: 0.419 (1, 4)	G6-3		E6						BB	4	1	2	1	1	0	1						
Don Mattingly, L OBP: 0.313, SLG: 0.268 (1, 3)	G4-3		L8	CS	G6-3		F9		E	4	0	0	0	1	0	3						
Steve Balboni, R OBP: 0.180, SLG: 0.250 Ken Phelps, L OBP: 0.379, SLG: 0.375 (7, PH)		G4-3		G6-3	P5		G4-3		E7	3	0	0	0	0	0	0						
Don Slaught, R OBP: 0.295, SLG: 0.439 (1, 2)		BLK		BB	L9				L5	4	1	1	0	1	0	2						
Bob Brower, R OBP: 0.306, SLG: 0.348 Mel Hall, L OBP: 0.313, SLG: 0.345 (8, PH)		P3		F9		G6-3			G3	3	0	0	0	0	0	2						
Wayne Tolleson, S OBP: 0.154, SLG: 0.083 (8, 9)		L4-3		BB		G5-3			L1	1	0	0	0	0	0	0						
Alvaro Espinoza, R OBP: 0.351, SLG: 0.314 (1, 5)			G6-3	CI					F9	3	1	0	0	1	0	1						
Roberto Kelly, R OBP: 0.367, SLG: 0.482 (1, 6)			K	CI					BB	4	1	2	1	0	0	0						
									E	3	2	1	0	0	1	1						
Inning Stats	R: 0 E: 0 K: 0 S: 11	H: 0 LOB: 0 BB: 0 P: 17	R: 0 E: 0 K: 0 S: 9	H: 0 LOB: 1 BB: 1 P: 17	R: 0 E: 1 K: 1 S: 13	H: 1 LOB: 2 BB: 0 P: 19	R: 4 E: 1 K: 0 S: 16	H: 4 LOB: 1 BB: 1 P: 29	R: 0 E: 0 K: 0 S: 6	H: 0 LOB: 0 BB: 0 P: 10	R: 0 E: 0 K: 0 S: 9	H: 1 LOB: 1 BB: 0 P: 12	R: 0 E: 0 K: 0 S: 11	H: 1 LOB: 0 BB: 0 P: 18	R: 0 E: 0 K: 0 S: 7	H: 0 LOB: 0 BB: 0 P: 11	R: 2 E: 1 K: 0 S: 13	H: 1 LOB: 2 BB: 2 P: 27	1B: 7 2B: 1 3B: 0 HR: 0	SF: 0 SAC: 0 DP: 0 HBP: 0	WP: 0 PB: 0 SB: 2 CS: 1	PA: 42
PITCHER	IP	WLS	BF	H	R	ER	SO	BB	IBB	HBP	BLK	WP	HR	S	P	ERA	WHIP					
Bud Black, L ERA: 6.55 (1, 1)	6.0	L	27	6	4	3	1	2	0	0	1	0	0	64	104	4.50	1.333					
Keith Atherton, R ERA: 5.11 (7, 1)	2.2		11	2	2	0	0	1	0	0	0	0	0	25	45	0.00	1.125					
Jesse Orosco, L ERA: (9, 1)	0.1	S	3	0	0	0	0	1	0	0	0	0	0	6	11	0.00	3.000					

New York Yankees @ Cleveland Indians
Cleveland Municipal Stadium, Cleveland, OH
Mon Apr 24 1989, 7:05 PM EDT
Att: 13,720 - Unknown - 44 F

livebaseballscores.com

AB 36
R 6
H 8
RBI 4
BB 4
SO 1
LOB 13



Batter	1	2	3	4	5	6	7	8	9	AB	R	H	RBI	BB	SO	LOB	BOTTOM					
Jerry Browne, S OBP: 0.212, SLG: 0.194 (1, 4)	F9		B5-3		F9				G5-3	5	0	1	1	0	0	2						
Luis Aquayo, R OBP: 0.182, SLG: 0.053 (1, 6)	P2		F7		P3		L1-4			4	0	0	0	0	0	2						
Pete O'Brien, L OBP: 0.493, SLG: 0.567 (1, 3)		FC5-4		G3	G3-1				BB	4	0	2	0	0	0	0						
Joe Carter, R OBP: 0.284, SLG: 0.338 (1, 8)		FC5-4		G6-3			F9		F8	4	0	0	0	0	0	2						
Cory Snyder, R OBP: 0.357, SLG: 0.537 (1, 9)			P3		HR		F8		G6-4-3	4	1	2	0	0	0	0						
Luis Medina, R OBP: 0.370, SLG: 0.480 (1, 7)		L8		HR			G5-3		G6-4-3	4	1	1	2	0	0	2						
Brook Jacoby, R OBP: 0.359, SLG: 0.373 (1, 5)				E5					G5-3	3	0	2	0	1	0	0						
Mike Young, S OBP: 0.286, SLG: 0.167 (1, 10)		G5-3		FC5-6			FC5-6		L9	3	1	1	0	1	0	2						
Joel Skinner, R (1, 2)				G6-3			FC5-6			3	0	0	0	0	0	4						
Pat Keedy, R OBP: 0.417, SLG: 0.500 (9, PH)					FC5		FC5-6		BB	0	0	0	0	1	0	0						
Inning Stats	R: 0 E: 0 K: 0 S: 9	H: 1 LOB: 1 BB: 0 P: 17	R: 0 E: 0 K: 0 S: 4	H: 0 LOB: 1 BB: 1 P: 14	R: 0 E: 0 K: 0 S: 3	H: 0 LOB: 0 BB: 0 P: 3	R: 2 E: 1 K: 0 S: 12	H: 3 LOB: 2 BB: 0 P: 18	R: 0 E: 0 K: 0 S: 6	H: 0 LOB: 0 BB: 0 P: 9	R: 0 E: 0 K: 0 S: 4	H: 0 LOB: 0 BB: 0 P: 7	R: 1 E: 0 K: 0 S: 11	H: 2 LOB: 1 BB: 1 P: 17	R: 0 E: 0 K: 0 S: 9	H: 2 LOB: 1 BB: 0 P: 14	R: 0 E: 0 K: 0 S: 4	H: 1 LOB: 1 BB: 1 P: 10	1B: 8 2B: 1 3B: 0 HR: 1	SF: 0 SAC: 0 DP: 3 HBP: 0	WP: 0 PB: 0 SB: 0 CS: 0	PA: 37
PITCHER	IP	WLS	BF	H	R	ER	SO	BB	IBB	HBP	BLK	WP	HR	S	P	ERA	WHIP					
Dave LaPoint, L ERA: 4.94 (1, 1)	6.0	W	26	5	3	3	0	2	0	0	0	0	1	41	75	4.50	1.167					
Lee Guetterman, L ERA: (7, 1)	2.1		10	4	0	0	0	1	0	0	0	0	0	20	33	0.00	2.143					
Dave Righetti, L ERA: 6.75 (9, 1)	0.2	S	1	0	0	0	0	0	0	0	0	0	0	1	1	0.00	0.000					

New York Yankees @ Cleveland Indians
Cleveland Municipal Stadium, Cleveland, OH
Mon Apr 24 1989, 7:05 PM EDT
Att: 13,720 - Unknown - 44 F

livebaseballscores.com

AB 34
R 3
H 9
RBI 3
BB 3
SO 0
LOB 14



Batter	1	2	3	4	5	6	7	8	9	AB	R	H	RBI	BB	SO	LOB	TOP					
Rickey Henderson, R OBP: 0.420, SLG: 0.397										4	1	2	0	0	1	0	<p>New York Yankees @ Kansas City Royals Royals Stadium, Kansas City, MO Tue Apr 25 1989, 8:05 PM EDT Att: 26,479 - Unknown - 70 F</p>					
Steve Sax, R OBP: 0.333, SLG: 0.423										4	1	1	0	0	0	1						
Don Mattingly, L OBP: 0.310, SLG: 0.283										4	0	1	1	0	0	0						
Ken Phelps, L OBP: 0.394, SLG: 0.429										4	1	2	0	0	1	1						
Mel Hall, L OBP: 0.324, SLG: 0.355 Bob Brower, R OBP: 0.321, SLG: 0.400										2	0	1	0	0	1	1						
Mike Pagliarulo, L OBP: 0.100, SLG: 0.036										4	0	0	0	0	1	4						
Don Slaught, R OBP: 0.292, SLG: 0.443										4	0	1	1	0	0	2						
Alvaro Espinoza, R OBP: 0.350, SLG: 0.315										3	0	1	0	0	0	1						
Roberto Kelly, R OBP: 0.349, SLG: 0.458										3	0	0	0	0	1	1						
Inning Stats	R: 1 E: 0 K: 1 S: 10	H: 2 LOB: 1 BB: 0 P: 17	R: 0 E: 0 K: 0 S: 4	H: 0 LOB: 0 BB: 0 P: 5	R: 0 E: 0 K: 1 S: 6	H: 0 LOB: 0 BB: 0 P: 7	R: 1 E: 0 K: 1 S: 12	H: 3 LOB: 2 BB: 0 P: 16	R: 0 E: 0 K: 0 S: 8	H: 1 LOB: 0 BB: 0 P: 11	R: 0 E: 0 K: 0 S: 7	H: 0 LOB: 0 BB: 0 P: 10	R: 0 E: 0 K: 0 S: 6	H: 1 LOB: 1 BB: 0 P: 7	R: 1 E: 1 K: 13	H: 2 LOB: 0 BB: 0 P: 16	R: 0 E: 0 K: 0 S: 6	H: 1 LOB: 1 BB: 0 P: 8	1B: 5 2B: 5 3B: 0 HR: 0	SF: 0 SAC: 0 DP: 1 HBP: 0	WP: 0 PB: 0 SB: 0 CS: 0	PA: 34
PITCHER Bret Saberhagen, R ERA: 3.34	IP: 9.0 WLS: W BF: 34 H: 10 R: 3 ER: 2 SO: 5 BB: 0 IBB: 0 HBP: 0 BLK: 0 WP: 0 HR: 0 S: 72 P: 97 ERA: 2.00 WHIP: 1.111															PITCHER						

Batter	1	2	3	4	5	6	7	8	9	AB	R	H	RBI	BB	SO	LOB	BOTTOM			
Willie Wilson, S OBP: 0.242, SLG: 0.222										4	0	1	0	0	0	0	<p>New York Yankees @ Kansas City Royals Royals Stadium, Kansas City, MO Tue Apr 25 1989, 8:05 PM EDT Att: 26,479 - Unknown - 70 F</p>			
Kevin Seitzer, R OBP: 0.333, SLG: 0.324										4	1	2	2	0	0	0				
George Brett, L OBP: 0.349, SLG: 0.347										4	0	0	0	0	0	2				
Danny Tartabull, R OBP: 0.467, SLG: 0.475 Gary Thurman, R OBP: 0.333, SLG: 0.273										3	0	1	0	1	0	0				
Pat Tabler, R OBP: 0.349, SLG: 0.304										4	1	1	0	0	0	2				
Bo Jackson, R OBP: 0.325, SLG: 0.634										4	1	1	1	0	1	3				
Bob Boone, R OBP: 0.375, SLG: 0.414										4	0	2	1	0	0	0				
Frank White, R OBP: 0.344, SLG: 0.411										4	0	1	1	0	0	2				
Kurt Stillwell, S OBP: 0.239, SLG: 0.220										3	1	1	0	0	0	2				
Inning Stats	R: 0 E: 0 K: 0 S: 6	H: 0 LOB: 0 BB: 0 P: 9	R: 0 E: 0 K: 0 S: 5	H: 0 LOB: 0 BB: 0 P: 9	R: 0 E: 0 K: 0 S: 6	H: 0 LOB: 0 BB: 0 P: 8	R: 1 E: 0 K: 0 S: 7	H: 1 LOB: 1 BB: 1 P: 15	R: 2 E: 0 K: 0 S: 15	H: 4 LOB: 2 BB: 0 P: 20	R: 1 E: 0 K: 1 S: 12	H: 3 LOB: 2 BB: 0 P: 20	R: 0 E: 0 K: 0 S: 6	H: 0 LOB: 0 BB: 0 P: 9	R: 1 E: 0 K: 0 S: 17	H: 2 LOB: 2 BB: 0 P: 25	1B: 6 2B: 2 3B: 0 HR: 2	SF: 0 SAC: 0 DP: 0 HBP: 0	WP: 0 PB: 0 SB: 0 CS: 0	PA: 35
PITCHER John Candelaria, L ERA: 3.9	IP: 8.0 WLS: L BF: 35 H: 10 R: 5 ER: 5 SO: 1 BB: 1 IBB: 0 HBP: 0 BLK: 0 WP: 0 HR: 2 S: 74 P: 115 ERA: 5.62 WHIP: 1.375															PITCHER				

Batter	1	2	3	4	5	6	7	8	9	AB	R	H	RBI	BB	SO	LOB	TOP			
Rickey Henderson, R OBP: 0.413, SLG: 0.382 (1, 7)	G1-3		L8		L8					3	0	0	0	1	0	1	New York Yankees @ Kansas City Royals Royals Stadium, Kansas City, MO Wed Apr 26 1989, 8:05 PM EDT Att: 26,544 - Unknown - 87 F livebaseballscorecards.com			
Steve Sax, R OBP: 0.316, SLG: 0.402 (1, 4)	G5-3		G1-3			F7	K			4	0	0	0	0	1	2				
Don Mattingly, L OBP: 0.320, SLG: 0.286 (1, 3)	3B	1B		G4-3		G3-1				3	1	1	0	1	0	0				
Steve Balboni, R OBP: 0.189, SLG: 0.294 Wayne Tolleson, S OBP: 0.143, SLG: 0.077 (1, 10)	1-H	3B		P6		P2				3	0	1	1	0	0	0				
Don Slaught, R OBP: 0.290, SLG: 0.462 (1, 2)	G5-3			E6				1B	3B	4	1	1	0	0	1	2				
Bob Brower, R OBP: 0.323, SLG: 0.370 Stan Jefferson, S OBP: 0.125, SLG: 0.125 (1, 9)		L8		G1-3			1B	SH5-4	BB	2	1	0	0	1	0	1				
Mike Pagliarulo, L OBP: 0.147, SLG: 0.094 (1, 5)		G4-3				G6-4-3	1B			4	0	2	1	0	1	0				
Alvaro Espinoza, R OBP: 0.339, SLG: 0.304 Jamie Quirk, L OBP: 0.250, SLG: 0.143 (1, 6)		F8				G6-4-3	SH5-4			2	0	0	1	0	0	1				
Roberto Kelly, R OBP: 0.348, SLG: 0.452 Ken Phelps, L OBP: 0.382, SLG: 0.414 (1, 8)				F8						3	0	1	0	0	1	1				
										1	0	0	0	0	0	0				
Inning Stats	R: 1 E: 0 K: 0 S: 8	H: 2 LOB: 1 BB: 0 P: 9	R: 0 E: 0 K: 0 S: 6	H: 0 LOB: 0 BB: 0 P: 9	R: 0 E: 0 K: 0 S: 6	H: 0 LOB: 0 BB: 0 P: 10	R: 0 E: 1 K: 0 S: 12	H: 2 LOB: 1 BB: 0 P: 17	R: 0 E: 0 K: 0 S: 4	H: 0 LOB: 0 BB: 0 P: 5	R: 2 E: 0 K: 2 S: 16	H: 2 LOB: 2 BB: 2 P: 29	R: 0 E: 0 K: 1 S: 10	H: 0 LOB: 1 BB: 1 P: 17	R: 0 E: 0 K: 1 S: 10	H: 0 LOB: 0 BB: 0 P: 13	1B: 4 2B: 0 3B: 2 HR: 0	SF: 0 SAC: 1 DP: 1 HBP: 0	WP: 0 PB: 0 SB: 0 CS: 0	PA: 36
PITCHER	IP WLS BF H R ER SO BB IBB HBP BLK WP HR S P ERA WHIP																			
Floyd Bannister, L ERA: 6.15 (1, 1)	6.0	25	6	3	3	0	1	0	0	0	0	0	0	49	73	4.50	1.167			
Tom Gordon, R ERA: 2.91 (7, 1)	2.0	8	0	0	0	4	2	0	0	0	0	0	0	19	33	0.00	1.000			
Steve Farr, R ERA: 1.13 (9, 1)	1.0	3	0	0	0	1	0	0	0	0	0	0	0	10	13	0.00	0.000			

Batter	1	2	3	4	5	6	7	8	9	AB	R	H	RBI	BB	SO	LOB	BOTTOM			
Willie Wilson, S OBP: 0.273, SLG: 0.263 (1, 8)	BB	1B			L9					3	1	2	0	1	0	1	New York Yankees @ Kansas City Royals Royals Stadium, Kansas City, MO Wed Apr 26 1989, 8:05 PM EDT Att: 26,544 - Unknown - 87 F livebaseballscorecards.com			
Kevin Seitzer, R OBP: 0.330, SLG: 0.312 (1, 5)	F9	F9								3	0	0	0	1	0	3				
George Brett, L OBP: 0.356, SLG: 0.347 (1, 3)	BB	1B		G3-1		L9				3	1	1	0	1	0	2				
Danny Tartabull, R OBP: 0.456, SLG: 0.460 (1, 10)				G5-3		SF7				2	0	0	1	1	1	1				
Pat Tabler, R OBP: 0.333, SLG: 0.288 Gary Thurman, R OBP: 0.333, SLG: 0.273 Jim Eisenreich, L OBP: 0.370, SLG: 0.548 (1, 9)	G3-6-3			G6-3		CS				3	0	0	0	0	0	3				
										0	0	0	0	0	0	0				
										1	1	1	2	0	0	0				
Bo Jackson, R OBP: 0.309, SLG: 0.600 (1, 7)		K				G6-3				4	0	0	0	0	2	0				
Bob Boone, R OBP: 0.397, SLG: 0.407 (1, 2)		2B	1B							1	1	0	0	3	0	0				
Frank White, R OBP: 0.343, SLG: 0.424 (1, 4)				FC5-4						3	1	1	0	0	2					
Kurt Stillwell, S OBP: 0.245, SLG: 0.227 (1, 6)										3	0	1	2	0	0	1				
Inning Stats	R: 0 E: 0 K: 0 S: 16	H: 2 LOB: 2 BB: 1 P: 23	R: 2 E: 1 K: 1 S: 15	H: 2 LOB: 1 BB: 1 P: 30	R: 0 E: 0 K: 0 S: 5	H: 0 LOB: 0 BB: 0 P: 8	R: 0 E: 0 K: 0 S: 7	H: 0 LOB: 1 BB: 1 P: 12	R: 1 E: 0 K: 0 S: 9	H: 1 LOB: 0 BB: 1 P: 19	R: 0 E: 0 K: 0 S: 7	H: 0 LOB: 1 BB: 1 P: 15	R: 0 E: 0 K: 0 S: 10	H: 0 LOB: 0 BB: 1 P: 18	R: 2 E: 0 K: 2 S: 14	H: 1 LOB: 0 BB: 1 P: 23	1B: 3 2B: 2 3B: 0 HR: 1	SF: 1 SAC: 0 DP: 1 HBP: 0	WP: 0 PB: 0 SB: 0 CS: 2	PA: 36
PITCHER	IP WLS BF H R ER SO BB IBB HBP BLK WP HR S P ERA WHIP																			
Al Leiter, L ERA: 6.08 (1, 1)	7.0	30	5	4	4	1	7	0	0	0	0	0	0	70	130	5.14	1.714			
Lance McCullers, R ERA: 3.69 (8, 1)	1.0	4	1	1	1	2	0	0	0	0	1	13	18	9.00	1.000					

Batter	1	2	3	4	5	6	7	8	9	AB	R	H	RBI	BB	SO	LOB	TOP					
Rickey Henderson, R OBP: 0.412, SLG: 0.388	G4-3		1B BB		WP 1B 2B		G5-3		K	4	1	1	0	1	1	1						
Steve Sax, R OBP: 0.315, SLG: 0.395	F9		1B		G5-3		G1-3			4	0	1	0	0	0	2						
Don Mattingly, L OBP: 0.329, SLG: 0.299	1B		G4-3		G4-6-3 1B			G3		4	0	2	1	0	0	2						
Ken Phelps, L OBP: 0.368, SLG: 0.394	G4-3			L8	G4-6-3			1B 1B		4	0	1	0	0	0	2						
Wayne Tolleson, S OBP: 0.143, SLG: 0.077					1-2					0	0	0	0	0	0	0						
Mike Pagliarulo, L OBP: 0.184, SLG: 0.139		G5-4-3 1B		2B G3-1 1B		G4-3		P6		4	1	2	0	0	0	1						
Tom Brookens, R OBP: 0.250, SLG: 0.275										0	0	0	0	0	0	0						
Don Slaught, R OBP: 0.301, SLG: 0.478	G5-4-3		G3-1 1B		2B	K2-3		1B		4	1	2	0	0	1	1						
Stan Jefferson, S OBP: 0.083, SLG: 0.083	G4-3		G3-1			G6-3		G3		4	0	0	1	0	0	3						
Alvaro Espinoza, R OBP: 0.348, SLG: 0.317			G1-3		3-H 1B				G4-3	4	0	2	1	0	0	0						
Roberto Kelly, R OBP: 0.333, SLG: 0.431			G6-3		G1-3		SH1-4 1B		G6-3	3	0	0	0	0	0	1						
Inning Stats	R: 0 E: 0 K: 0 S: 8	H: 1 LOB: 1 BB: 0 P: 14	R: 0 E: 0 K: 0 S: 5	H: 1 LOB: 0 BB: 0 P: 8	R: 0 E: 0 K: 0 S: 9	H: 1 LOB: 2 BB: 1 P: 17	R: 2 E: 0 K: 0 S: 12	H: 3 LOB: 0 BB: 0 P: 17	R: 1 E: 0 K: 1 S: 12	H: 2 LOB: 0 BB: 0 P: 18	R: 0 E: 0 K: 0 S: 8	H: 0 LOB: 1 BB: 0 P: 12	R: 0 E: 0 K: 0 S: 5	H: 1 LOB: 1 BB: 0 P: 6	R: 0 E: 0 K: 0 S: 12	H: 2 LOB: 2 BB: 0 P: 16	R: 0 E: 0 K: 1 S: 6	H: 0 LOB: 0 BB: 0 P: 6	1B: 9 2B: 2 3B: 0 HR: 0	SF: 0 SAC: 1 DP: 2 HBP: 0	WP: 1 PB: 0 CS: 0	PA: 37
PITCHER Mark Gubicza, R ERA: 3.09	IP: 9.0 WLS: L BF: 37 H: 11 R: 3 ER: 3 SO: 2 BB: 1 IBB: 0 HBP: 0 BLK: 0 WP: 1 HR: 0 S: 77 P: 114 ERA: 3.00 WHIP: 1.333											PITCHER	IP: 9.0 WLS: L BF: 37 H: 11 R: 3 ER: 3 SO: 2 BB: 1 IBB: 0 HBP: 0 BLK: 0 WP: 1 HR: 0 S: 77 P: 114 ERA: 3.00 WHIP: 1.333									

New York Yankees @ Kansas City Royals
Royals Stadium, Kansas City, MO
Thu Apr 27 1989, 8:05 PM EDT
Att: 35,173 - Unknown - 75 F

AB 35
R 3
H 11
RBI 3
BB 1
SO 2
LOB 13



Batter	1	2	3	4	5	6	7	8	9	AB	R	H	RBI	BB	SO	LOB	BOTTOM			
Willie Wilson, S OBP: 0.271, SLG: 0.250	K		G4-3			2B BB		K		3	1	0	0	1	2	1				
Kevin Seitzer, R OBP: 0.337, SLG: 0.346	G6-3			G6-3		1-H 2B		1B 2B		4	1	2	1	0	0	0				
Jim Eisenreich, L OBP: 0.360, SLG: 0.522	L7			G6-3		K		SH5-4 1B		4	0	1	1	0	1	1				
Danny Tartabull, R OBP: 0.458, SLG: 0.455		L3 BB		G4-3			K		SH5-4 1B	3	0	1	0	1	1	0				
Bill Pecota, R OBP: 0.297, SLG: 0.385										0	0	0	0	0	0	0				
Pat Tabler, R OBP: 0.348, SLG: 0.306	L3				G6-4-3 1B		FC5-4 1B		SH5-4	3	0	2	0	0	0	1				
Bob Boone, R OBP: 0.380, SLG: 0.387					G6-4-3		FC5-4			3	0	0	0	0	0	2				
Bill Buckner, L OBP: 0.348, SLG: 0.318	G5-3									0	0	0	0	1	0	0				
Brad Wellman, R OBP: 0.292, SLG: 0.227									FC6-4 IBB	0	0	0	0	0	0	0				
Kurt Stillwell, S OBP: 0.231, SLG: 0.213			L1		G1-3		K		P7	3	0	0	0	0	1	1				
George Brett, L OBP: 0.352, SLG: 0.342										1	0	0	0	0	0	3				
Frank White, R OBP: 0.324, SLG: 0.397			G6-3			G5-3		G1-3	FC6-4	4	0	0	0	0	0	3				
Gary Thurman, R OBP: 0.333, SLG: 0.286			E5 1B			G5-3		L1		3	0	1	0	0	0	0				
Inning Stats	R: 0 E: 0 K: 1 S: 6	H: 0 LOB: 0 BB: 0 P: 8	R: 0 E: 0 K: 0 S: 3	H: 0 LOB: 0 BB: 1 P: 8	R: 0 E: 1 K: 0 S: 8	H: 1 LOB: 1 BB: 0 P: 14	R: 0 E: 0 K: 0 S: 6	H: 0 LOB: 0 BB: 0 P: 7	R: 0 E: 0 K: 1 S: 13	H: 1 LOB: 1 BB: 1 P: 21	R: 0 E: 0 K: 2 S: 9	H: 1 LOB: 1 BB: 0 P: 13	R: 0 E: 0 K: 1 S: 9	H: 0 LOB: 0 BB: 0 P: 15	R: 1 E: 0 K: 0 S: 9	H: 3 LOB: 3 BB: 1 P: 18	1B: 5 2B: 3 3B: 0 HR: 0	SF: 0 SAC: 1 DP: 2 HBP: 0	WP: 0 PB: 0 CS: 0	PA: 35
PITCHER Tommy John, L ERA: 4.08	IP: 8.0 WLS: W BF: 31 H: 7 R: 2 ER: 2 SO: 5 BB: 2 IBB: 0 HBP: 0 BLK: 0 WP: 0 HR: 0 S: 65 P: 104 ERA: 2.25 WHIP: 1.125											PITCHER	IP: 1.0 WLS: S BF: 4 H: 0 R: 0 ER: 0 SO: 0 BB: 0 IBB: 0 HBP: 0 BLK: 0 WP: 0 HR: 0 S: 3 P: 9 ERA: 0.00 WHIP: 0.000							

New York Yankees @ Kansas City Royals
Royals Stadium, Kansas City, MO
Thu Apr 27 1989, 8:05 PM EDT
Att: 35,173 - Unknown - 75 F


AB 31
R 2
H 7
RBI 2
BB 3
SO 5
LOB 12



Batter	1	2	3	4	5	6	7	8	9	AB	R	H	RBI	BB	SO	LOB	TOP				
Ozzie Guillen, L (1, 6) OBP: 0.276, SLG: 0.304	4-0 G1-6-3 BB		3-2 F8			0-1 P4	1-0 L9		0-0 L4	4	0	0	0	1	0	5					
Dave Callagher, R (1, 8) OBP: 0.356, SLG: 0.359	1-1 P4			2-2 P3		1-0 WP 1B		0-0 G6-3		4	0	1	0	0	0	1					
Harold Baines, L (1, 10) OBP: 0.443, SLG: 0.466	2-0 G1-6-3 1-2			3-1 HR		4-1 1B 1-2 IBB		1-0 G3-1		3	1	1	1	1	0	1					
Ron Kittle, R (1, 3) OBP: 0.314, SLG: 0.429 Jeff Schaefer, R (8, PR) OBP: 0.143, SLG: 0.143		1-0 P5		4-0 BB		2-2 F7		0-1 1B		3	0	1	0	1	0	2					
Daryl Boston, L (1, 7) OBP: 0.324, SLG: 0.226 Carlos Martinez, R (8, PH)		4-2 S BB		0-0 P6		2-2 1B 1-2 2-H		3-1 L9		2	0	1	0	1	0	1					
Ivan Calderon, R (1, 9) OBP: 0.304, SLG: 0.350	1 SAFE L9			1-0 P4			2-2 G6-3		1-0 1B G4-3 1B	4	0	1	0	0	0	2					
Steve Lyons, L (1, 4) OBP: 0.282, SLG: 0.273	1 SAFE L6			1-2 P6			2-2 2B		2-0 G4-3 1-2	4	0	1	0	0	0	2					
Eddie Williams, R (1, 5) OBP: 0.440, SLG: 0.500			2-3 K		2-2 P3		4-0 IBB		4-2 L4 1B BB	2	0	0	0	2	1	0					
Ron Karkovics, R (1, 2) OBP: 0.222, SLG: 0.222 Fred Manrique, R (9, PH) OBP: 0.333, SLG: 0.444			0-3 K		2-2 P3		0-1 F8		0-1 1-2 2-3 1B	3	0	0	0	0	1	2					
Inning Stats	R: 0 E: 0 K: 0 S: 3	H: 0 LOB: 0 BB: 1 P: 10	R: 0 E: 0 K: 0 S: 9	H: 0 LOB: 1 BB: 1 P: 15	R: 0 E: 0 K: 2 S: 10	H: 0 LOB: 0 BB: 0 P: 15	R: 1 E: 0 K: 0 S: 9	H: 1 LOB: 1 BB: 1 P: 19	R: 0 E: 0 K: 0 S: 10	H: 2 LOB: 2 BB: 1 P: 19	R: 0 E: 0 K: 0 S: 9	H: 1 LOB: 1 BB: 1 P: 18	R: 0 E: 0 K: 0 S: 6	H: 1 LOB: 1 BB: 0 P: 10	R: 0 E: 0 K: 0 S: 8	H: 2 LOB: 2 BB: 1 P: 15	1B: 5 2B: 2 3B: 0 HR: 1	SF: 0 SAC: 0 DP: 2 HBP: 0	WP: 1 PB: 0 SB: 1 CS: 0	PA: 37	
PITCHER	IP	WLS	BF	H	R	ER	SO	BB	IBB	HBP	BLK	WP	HR	S	P	ERA	WHIP				
Andy Hawkins, R (1, 1) ERA: 4.86	7.2	W	31	5	1	1	2	3	2	0	0	1	1	64	116	1.17	1.043				
Lee Guetterman, L (8, 1) ERA:	0.2		4	1	0	0	0	1	0	0	0	0	0	7	17	0.00	3.000				
Dave Righetti, L (9, 1) ERA: 5.73	0.2	S	2	1	0	0	0	0	0	0	0	0	0	3	3	0.00	1.500				

Chicago White Sox @ New York Yankees
Yankee Stadium, Bronx, NY
Fri Apr 28 1989, 7:05 PM EDT
Att: 26,984 - Unknown - 63 F


AB	31
R	1
H	7
RBI	1
BB	6
SO	2
LOB	17



Batter	1	2	3	4	5	6	7	8	9	AB	R	H	RBI	BB	SO	LOB	BOTTOM				
Rickey Henderson, R (1, 7) OBP: 0.406, SLG: 0.417	2-1 HR		1-2 G5-3			2-1 G5-3	3-2 G5-3			4	1	1	1	0	0	2					
Steve Sax, R (1, 4) OBP: 0.323, SLG: 0.386	0-1 G1-3			1-2 G6-3		4-2 BB BB	4-2 BB BB			2	0	0	0	2	0	0					
Don Mattingly, L (1, 3) OBP: 0.325, SLG: 0.286	2-2 P6			1-2 F8		2-1 P6	4-1 1-2 2-3 BB			3	0	0	0	1	0	2					
Ken Phelps, L (1, 10) OBP: 0.357, SLG: 0.361	0-0 G3-1			3-2 F7		4-2 BB 1-2 2-3 BB	1-3 K			3	0	0	0	1	1	3					
Mike Pagliarulo, L (1, 5) OBP: 0.195, SLG: 0.179 Tom Brookens, R (8, 5) OBP: 0.244, SLG: 0.268		1-1 F7			3-2 WP 2B	0-1 P6		1-3 K		3	0	1	0	0	0	3					
Jamie Quirk, L (1, 2) OBP: 0.211, SLG: 0.118 Don Slaught, R (8, PH) OBP: 0.297, SLG: 0.471		0-2 P6			3-2 F8		0-0 L6	0-3 K		3	0	0	0	0	0	1					
Bob Brower, R (1, 9) OBP: 0.314, SLG: 0.355		1-2 P4			3-2 L7		1-1 1B 2B 1B	0-3 K		4	1	1	0	0	1	1					
Alvaro Espinoza, R (1, 6) OBP: 0.348, SLG: 0.317			2-3 K		1-3 K		0-0 2B 1B			3	1	1	0	0	2	1					
Roberto Kelly, R (1, 8) OBP: 0.347, SLG: 0.471			2-3 K			1-0 BB 2B	1-0 BB 2B			3	0	2	2	0	1	0					
Inning Stats	R: 1 E: 0 K: 0 S: 8	H: 1 LOB: 0 BB: 0 P: 12	R: 0 E: 0 K: 0 S: 9	H: 0 LOB: 0 BB: 0 P: 11	R: 0 E: 0 K: 2 S: 9	H: 0 LOB: 0 BB: 0 P: 14	R: 0 E: 0 K: 0 S: 9	H: 0 LOB: 0 BB: 0 P: 14	R: 0 E: 0 K: 1 S: 12	H: 1 LOB: 1 BB: 0 P: 22	R: 0 E: 0 K: 0 S: 13	H: 1 LOB: 3 BB: 2 P: 26	R: 2 E: 0 K: 1 S: 14	H: 3 LOB: 3 BB: 2 P: 28	R: 0 E: 0 K: 3 S: 9	H: 0 LOB: 0 BB: 0 P: 10	1B: 2 2B: 3 3B: 0 HR: 1	SF: 0 SAC: 0 DP: 0 HBP: 0	WP: 1 PB: 0 SB: 0 CS: 0	PA: 34	
PITCHER	IP	WLS	BF	H	R	ER	SO	BB	IBB	HBP	BLK	WP	HR	S	P	ERA	WHIP				
Shawn Hillegas, R (1, 1) ERA: 5.04	6.1	L	27	6	3	3	3	2	0	0	0	1	1	65	106	4.26	1.263				
Barry Jones, R (7, 1) ERA: 4.5	0.1		2	0	0	0	0	1	0	0	0	0	0	5	12	0.00	3.000				
Ken Patterson, L (7, 1) ERA: 6.75	1.1		5	0	0	0	4	1	0	0	0	0	0	13	19	0.00	0.750				

Chicago White Sox @ New York Yankees
Yankee Stadium, Bronx, NY
Fri Apr 28 1989, 7:05 PM EDT
Att: 26,984 - Unknown - 63 F

AB	30
R	3
H	6
RBI	3
BB	4
SO	7
LOB	13



Batter	1	2	3	4	5	6	7	8	9	AB	R	H	RBI	BB	SO	LOB	TOP										
Ozzie Guillen, L OBP: 0.273, SLG: 0.299 (1, 6)										5	0	1	0	0	0	3											
Steve Lyons, L OBP: 0.289, SLG: 0.280 (1, 4)										5	0	2	1	0	1	1											
Harold Baines, L OBP: 0.457, SLG: 0.467 (1, 9)										2	0	1	0	2	0	2											
Daryl Boston, L OBP: 0.316, SLG: 0.219 (7, 9)										1	0	0	0	0	0	1											
Dave Gallagher, R OBP: 0.349, SLG: 0.351 (1, 8)										5	0	1	0	0	1	3											
Ron Kittle, R OBP: 0.307, SLG: 0.403 (1, 10)										4	1	0	0	1	1	3											
Ivan Calderon, R OBP: 0.299, SLG: 0.341 (1, 7)										5	0	1	0	0	0	4											
Eddie Williams, R OBP: 0.443, SLG: 0.500 (1, 5)										4	0	2	0	0	1	1											
Jeff Schaefer, R OBP: 0.143, SLG: 0.143 (7, 5)										0	0	0	0	0	0	0											
Carlos Martinez, R (1, 3)										4	0	0	0	0	1	5											
Ron Karkovice, R OBP: 0.267, SLG: 0.241 (1, 2)										2	1	1	1	1	0	0											
Matt Merullo, L OBP: 0.257, SLG: 0.324 (8, PH)										1	0	1	0	0	0	0											
Inning Stats	R: 0 E: 0 K: 1 S: 9	H: 0 LOB: 1 BB: 1 P: 16	R: 1 E: 0 K: 0 S: 12	H: 2 LOB: 2 BB: 1 P: 22	R: 0 E: 0 K: 0 S: 9	H: 2 LOB: 2 BB: 0 P: 13	R: 1 E: 0 K: 0 S: 9	H: 2 LOB: 2 BB: 1 P: 17	R: 0 E: 0 K: 1 S: 15	H: 1 LOB: 2 BB: 0 P: 22	R: 0 E: 0 K: 2 S: 13	H: 1 LOB: 1 BB: 0 P: 19	R: 0 E: 0 K: 1 S: 12	H: 1 LOB: 1 BB: 0 P: 14	R: 0 E: 1 K: 0 S: 5	H: 0 LOB: 0 BB: 0 P: 6	1B: 10 2B: 0 3B: 0 HR: 0	SF: 0 SAC: 0 DP: 1 HBP: 0	WP: 0 PB: 0 SB: 0 CS: 0	PA: 42							
PITCHER	IP	WLS	BF	H	R	ER	SO	BB	IBB	HBP	BLK	WP	HR	S	P	ERA	WHIP										
Dave LaPoint, L ERA: 4.6 (1, 1)	5.2	W	30	8	2	2	2	4	0	0	0	0	0	64	108	3.18	2.118										
Dale Mohorcic, R ERA: 3.97 (6, 1)	3.1	S	12	2	0	0	3	0	0	0	0	0	0	35	43	0.00	0.600										

Chicago White Sox @ New York Yankees
Yankee Stadium, Bronx, NY
Sat Apr 29 1989, 7:05 PM EDT
Att: 18,578 - Unknown

livebaseballscores.com

AB 38
R 2
H 10
RBI 2
BB 4
SO 5
LOB 23

Batter	1	2	3	4	5	6	7	8	9	AB	R	H	RBI	BB	SO	LOB	BOTTOM										
Rickey Henderson, R OBP: 0.406, SLG: 0.438 (1, 7)										5	1	2	1	0	1	2											
Steve Sax, R OBP: 0.317, SLG: 0.376 (1, 4)										5	0	1	2	0	0	4											
Don Mattingly, L OBP: 0.330, SLG: 0.284 (1, 3)										4	1	1	0	1	0	1											
Ken Phelps, L OBP: 0.404, SLG: 0.425 (1, 10)										4	1	4	1	0	0	0											
Mike Pagliarulo, L OBP: 0.178, SLG: 0.163 (1, 5)										4	0	0	0	0	0	5											
Tom Brookens, R OBP: 0.239, SLG: 0.262 (7, 5)										1	0	0	0	0	1	2											
Don Slaught, R OBP: 0.285, SLG: 0.459 (1, 2)										4	0	1	1	0	1	3											
Bob Brower, R OBP: 0.308, SLG: 0.371 (1, 9)										4	1	1	0	0	1	1											
Alvaro Espinoza, R OBP: 0.342, SLG: 0.313 (1, 6)										4	2	1	0	0	2	0											
Roberto Kelly, R OBP: 0.368, SLG: 0.486 (1, 8)										4	2	3	2	0	1	1											
Inning Stats	R: 1 E: 1 K: 1 S: 11	H: 2 LOB: 2 BB: 0 P: 24	R: 2 E: 1 K: 0 S: 10	H: 3 LOB: 0 BB: 0 P: 17	R: 0 E: 0 K: 0 S: 6	H: 1 LOB: 1 BB: 0 P: 11	R: 1 E: 0 K: 3 S: 18	H: 1 LOB: 1 BB: 0 P: 26	R: 1 E: 0 K: 0 S: 11	H: 2 LOB: 1 BB: 0 P: 15	R: 2 E: 0 K: 1 S: 14	H: 4 LOB: 0 BB: 0 P: 21	R: 0 E: 0 K: 1 S: 15	H: 0 LOB: 0 BB: 0 P: 19	R: 1 E: 1 K: 1 S: 11	H: 1 LOB: 2 BB: 1 P: 20	1B: 11 2B: 3 3B: 0 HR: 0	SF: 1 SAC: 0 DP: 0 HBP: 0	WP: 1 PB: 0 SB: 0 CS: 1	PA: 42							
PITCHER	IP	WLS	BF	H	R	ER	SO	BB	IBB	HBP	BLK	WP	HR	S	P	ERA	WHIP										
Bill Long, R ERA: 8.31 (1, 1)	5.1	L	27	10	6	5	5	0	0	0	0	0	0	23	31	5.40	1.800										
Donn Pail, R ERA: 2.61 (6, 1)	1.2		8	3	1	1	1	0	0	0	0	0	0	11	20	0.00	1.000										
Ken Patterson, L ERA: 6.28 (8, 1)	1.0		6	1	1	0	1	0	1	0	0	0	0	11	20	0.00	1.000										

Chicago White Sox @ New York Yankees
Yankee Stadium, Bronx, NY
Sat Apr 29 1989, 7:05 PM EDT
Att: 18,578 - Unknown

livebaseballscores.com

AB 39
R 8
H 14
RBI 7
BB 1
SO 7
LOB 19

Batter	1	2	3	4	5	6	7	8	9	AB	R	H	RBI	BB	SO	LOB	TOP								
Dave Gallagher, R OBP: 0.336, SLG: 0.337 (1, 8)	F7		G4-3			E6	F7			4	0	0	0	0	0	2	Chicago White Sox @ New York Yankees Yankee Stadium, Bronx, NY Sun Apr 30 1989, 3:33 AM EDT Att: 35,813 - Sunny - 70 F								
Eddie Williams, R OBP: 0.424, SLG: 0.475 (1, 5)	G4-3			F7		L7		F8		4	0	0	0	0	1										
Ivan Calderon, R OBP: 0.297, SLG: 0.330 (1, 9) (6, 7)	G4-3			F8				F9		3	0	0	0	1	0										
Ron Kittle, R OBP: 0.291, SLG: 0.380 (1, 10)		K		K		K		P4		4	0	0	0	0	3	2									
Carlos Martinez, R OBP: 0.143, SLG: 0.143 (6, PH) (6, 9)						K		F8		2	0	1	0	0	1	0									
Harold Baines, L OBP: 0.447, SLG: 0.455 (6, 9)						K				2	0	0	0	0	1	2									
Fred Manrique, R OBP: 0.394, SLG: 0.455 (1, 4) (7, PH)								F8		2	1	1	0	0	1	1									
Ozzie Guillen, L OBP: 0.277, SLG: 0.296 (7, 6)						HR				1	0	0	0	1	0	0									
Billy Jo Robitoux, L OBP: 0.214, SLG: 0.184 (1, 3)						L7				3	0	1	0	1	0	2									
Ron Karkovice, R OBP: 0.273, SLG: 0.344 (1, 2) (9, PH)										3	1	1	2	0	1	2									
Matt Merullo, L OBP: 0.250, SLG: 0.314 (9, PH)										1	0	0	0	0	1	1									
Jeff Schaefer, R OBP: 0.111, SLG: 0.111 (1, 6) (7, PH)										2	0	0	0	0	0	0									
Steve Lyons, L OBP: 0.286, SLG: 0.277 (7, 4)										1	0	0	0	0	1	2									
Inning Stats	R: 0 E: 0 K: 0 S: 11	H: 0 LOB: 0 BB: 0 P: 15	R: 0 E: 0 K: 2 S: 8	H: 1 LOB: 1 BB: 0 P: 13	R: 0 E: 0 K: 0 S: 8	H: 0 LOB: 0 BB: 0 P: 11	R: 0 E: 0 K: 1 S: 7	H: 0 LOB: 0 BB: 0 P: 11	R: 2 E: 0 K: 1 S: 9	H: 2 LOB: 0 BB: 0 P: 15	R: 0 E: 1 K: 2 S: 11	H: 0 LOB: 2 BB: 1 P: 22	R: 0 E: 0 K: 2 S: 9	H: 0 LOB: 2 BB: 2 P: 21	R: 0 E: 0 K: 0 S: 10	H: 1 LOB: 0 BB: 0 P: 13	R: 0 E: 0 K: 1 S: 9	H: 1 LOB: 1 BB: 0 P: 10	1B: 3 2B: 0 3B: 0 HR: 1	SF: 0 SAC: 0 DP: 0 HBP: 0	WP: 0 PB: 0 SB: 0 CS: 0	PA: 35			
PITCHER	IP	WLS	BF	H	R	ER	SO	BB	IBB	HBP	BLK	WP	HR	S	P	ERA	WHIP								
John Candelaria, L ERA: 3.82 (1, 1)	5.1	W	21	3	2	2	4	1	0	0	0	0	1	48	76	3.38	0.750								
Lance McCullers, R ERA: 2.45 (6, 1)	3.2	S	14	1	0	0	5	2	0	0	0	0	0	34	55	0.00	0.818								
Lance McCullers, R ERA: 2.45 (9, 1)	3.2	S	14	1	0	0	5	2	0	0	0	0	0	34	55	0.00	0.818								

Batter	1	2	3	4	5	6	7	8	9	AB	R	H	RBI	BB	SO	LOB	BOTTOM								
Rickey Henderson, R OBP: 0.400, SLG: 0.430 (1, 7)	L6-3	P6					F8			4	0	1	0	0	0	2	Chicago White Sox @ New York Yankees Yankee Stadium, Bronx, NY Sun Apr 30 1989, 3:33 AM EDT Att: 35,813 - Sunny - 70 F								
Steve Sax, R OBP: 0.324, SLG: 0.381 (1, 4)	K						FC6-4			4	0	2	1	0	1	2									
Don Mattingly, L OBP: 0.337, SLG: 0.286 (1, 10) (9, 3)										3	1	1	0	1	0	3									
Ken Phelps, L OBP: 0.400, SLG: 0.442 (1, 3) (8, PH)										3	1	1	0	0	2	1									
Steve Balboni, R OBP: 0.185, SLG: 0.288 (9, 1)										1	0	0	0	0	0	1									
Lance McCullers, S										0	0	0	0	0	0	0									
Mike Pagliarulo, L OBP: 0.188, SLG: 0.156 (1, 5) (7, 5)										2	1	0	0	0	2	0									
Wayne Tolleson, S OBP: 0.133, SLG: 0.071										1	0	0	0	0	0	1									
Don Slaught, R OBP: 0.293, SLG: 0.462 (1, 2)										4	1	1	3	0	1	1									
Hal Morris, L OBP: 0.500, SLG: 0.500 (1, 9) (7, PH)										2	0	1	1	0	0	0									
Bob Brower, R OBP: 0.325, SLG: 0.371 (8, 9)										0	0	0	0	1	0	0									
Alvaro Espinoza, R OBP: 0.329, SLG: 0.300 (1, 6)										3	0	0	0	0	0	1									
Roberto Kelly, R OBP: 0.380, SLG: 0.479 (1, 8)										1	1	0	0	2	1	0									
Inning Stats	R: 4 E: 0 K: 1 S: 12	H: 3 LOB: 0 BB: 1 P: 26	R: 0 E: 0 K: 1 S: 10	H: 0 LOB: 0 BB: 0 P: 14	R: 0 E: 0 K: 1 S: 6	H: 1 LOB: 1 BB: 0 P: 12	R: 0 E: 0 K: 2 S: 11	H: 0 LOB: 0 BB: 0 P: 15	R: 1 E: 0 K: 0 S: 6	H: 2 LOB: 1 BB: 1 P: 12	R: 0 E: 0 K: 2 S: 8	H: 0 LOB: 0 BB: 0 P: 12	R: 0 E: 0 K: 0 S: 10	H: 0 LOB: 2 BB: 2 P: 23	R: 0 E: 0 K: 0 S: 8	H: 1 LOB: 1 BB: 0 P: 10	1B: 5 2B: 3 3B: 0 HR: 0	SF: 0 SAC: 0 DP: 2 HBP: 1	WP: 0 PB: 0 SB: 0 CS: 1	PA: 34					
PITCHER	IP	WLS	BF	H	R	ER	SO	BB	IBB	HBP	BLK	WP	HR	S	P	ERA	WHIP								
Melido Perez, R ERA: 6.46 (1, 1)	4.1	L	20	6	5	5	5	2	0	1	0	0	0	44	78	10.38	1.846								
Steve Rosenberg, L ERA: 2.91 (5, 1)	2.0		7	0	0	0	2	2	0	0	0	0	0	15	28	0.00	1.000								
Barry Jones, R ERA: 4.3 (7, 1)	0.2		2	0	0	0	0	0	0	0	0	0	0	4	8	0.00	0.000								
Ken Patterson, L ERA: 5.87 (8, 1)	1.0		4	1	0	0	0	0	0	0	0	0	0	8	10	0.00	1.000								

AB	32
R	2
H	4
RBI	2
BB	3
SO	9
LOB	15



AB	28
R	5
H	7
RBI	5
BB	4
SO	7
LOB	12



Batter	1	2	3	4	5	6	7	8	9	AB	R	H	RBI	BB	SO	LOB	TOP					
Rickey Henderson, R OBP: 0.381, SLG: 0.416 (1, 7)	P9		G6-3			G6-3			F9	4	1	1	0	0	0	0						
Steve Sax, R OBP: 0.310, SLG: 0.362 (1, 4)	G4-3		G5-3			G6-3			G5-3	4	0	0	1	0	0	0						
Don Mattingly, L OBP: 0.310, SLG: 0.259 (1, 3)	G6-3			G6-3		G6-3			F8	4	0	0	0	0	0	0						
Ken Phelps, L OBP: 0.368, SLG: 0.400 (1, 10)		G4-3		P5					L8	3	0	0	0	0	0	0						
Jesse Barfield, R OBP: 0.258, SLG: 0.419 (1, 9)		1B BB		G5-3					K	2	0	0	0	1	1	0						
Mike Pagliarulo, L OBP: 0.218, SLG: 0.176 (1, 5)						G6-3 BB			G3	2	0	1	0	1	0	0						
Don Slaught, R OBP: 0.295, SLG: 0.446 (1, 2)		P4		G6-3		G6-3			G6-3 BB	2	0	0	0	1	0	3						
Alvaro Espinoza, R OBP: 0.316, SLG: 0.288 (8, PH)									G6-3	2	0	0	0	0	0	2						
Jamie Quirk, L OBP: 0.200, SLG: 0.111 (8, PH)									G6-3	1	0	0	0	0	0	1						
Wayne Tolleson, S OBP: 0.133, SLG: 0.071 (8, 6)		FC6				G1-3			G6-3	0	0	0	0	0	0	0						
Roberto Kelly, R OBP: 0.365, SLG: 0.456 (1, 8)				K		G6-3			G5-3	3	0	0	0	0	1	0						
Inning Stats	R: 0 E: 0 K: 0 S: 4	H: 0 LOB: 0 BB: 0 P: 6	R: 0 E: 0 K: 0 S: 10	H: 1 LOB: 2 BB: 1 P: 18	R: 0 E: 0 K: 1 S: 10	H: 0 LOB: 0 BB: 0 P: 16	R: 0 E: 0 K: 0 S: 6	H: 0 LOB: 0 BB: 0 P: 9	R: 0 E: 0 K: 0 S: 3	H: 0 LOB: 0 BB: 1 P: 8	R: 0 E: 0 K: 0 S: 7	H: 1 LOB: 0 BB: 0 P: 11	R: 0 E: 0 K: 1 S: 10	H: 0 LOB: 0 BB: 0 P: 16	R: 0 E: 0 K: 0 S: 4	H: 0 LOB: 0 BB: 1 P: 10	R: 0 E: 0 K: 0 S: 7	H: 0 LOB: 0 BB: 0 P: 11	1B: 1 2B: 1 3B: 0 HR: 0	SF: 0 SAC: 0 DP: 2 HBP: 0	WP: 0 PB: 0 CS: 0	PA: 30
PITCHER Kevin Brown, R ERA: 3.38 (1, 1)	IP: 9.0 WLS: W BF: 30 H: 2 R: 1 ER: 0 SO: 2 BB: 3 IBB: 0 HBP: 0 BLK: 0 WP: 0 HR: 0 S: 61 P: 105 ERA: 0.00 WHIP: 0.556															PITCHER	IP: 9.0 WLS: W BF: 30 H: 2 R: 1 ER: 0 SO: 2 BB: 3 IBB: 0 HBP: 0 BLK: 0 WP: 0 HR: 0 S: 61 P: 105 ERA: 0.00 WHIP: 0.556					

New York Yankees @ Texas Rangers
Arlington Stadium, Arlington, TX
Wed May 03 1989, 8:05 PM EDT
Att: 18,898 - Unknown - 71 F

AB	27
R	1
H	2
RBI	1
BB	3
SO	2
LOB	6



Batter	1	2	3	4	5	6	7	8	9	AB	R	H	RBI	BB	SO	LOB	BOTTOM			
Cecil Espy, S OBP: 0.324, SLG: 0.340 (1, 8)	G4-3		P4	CS					K	4	0	1	1	1	1	2				
Scott Fletcher, R OBP: 0.398, SLG: 0.326 (1, 6)	G3-6-3 1B		2B	CS		P6			K	4	1	2	0	0	1	1				
Rafael Palmeiro, L OBP: 0.404, SLG: 0.484 (1, 3)	G3-6-3		1B			K			1B	4	2	2	1	0	1	1				
Ruben Sierra, S OBP: 0.361, SLG: 0.543 (1, 9)		K	BB			1B			1B	3	0	2	1	1	1	0				
Julio Franco, R OBP: 0.381, SLG: 0.484 (1, 4)		F9		BB		F7			1B	3	0	1	1	1	0	1				
Geno Petralli, L OBP: 0.348, SLG: 0.310 (1, 2)		1B BB	G4-3			1B BB			P6	2	0	0	0	2	0	4				
Pete Incaviglia, R OBP: 0.300, SLG: 0.396 (1, 7)		1B		G5-3		G4-6-3 1B			F8	4	0	2	0	0	0	0				
Buddy Bell, R OBP: 0.250, SLG: 0.267 (8, PR)		F7				L7			L8 WP	4	0	1	0	0	1	4				
Steve Buechele, R OBP: 0.340, SLG: 0.429 (9, 5)				K					1B	0	0	0	0	0	0	0				
Rick Leach, L OBP: 0.314, SLG: 0.441 (1, 10)			F7			G4-6-3			L8	4	1	1	0	0	0	3				
Inning Stats	R: 0 E: 0 K: 0 S: 7	H: 1 LOB: 0 BB: 0 P: 12	R: 0 E: 0 K: 1 S: 8	H: 1 LOB: 1 BB: 1 P: 17	R: 2 E: 0 K: 0 S: 16	H: 3 LOB: 2 BB: 1 P: 29	R: 1 E: 0 K: 1 S: 10	H: 2 LOB: 0 BB: 0 P: 16	R: 0 E: 0 K: 0 S: 8	H: 1 LOB: 1 BB: 0 P: 14	R: 0 E: 0 K: 0 S: 11	H: 1 LOB: 1 BB: 1 P: 16	R: 1 E: 0 K: 1 S: 13	H: 2 LOB: 2 BB: 2 P: 25	R: 0 E: 0 K: 1 S: 9	H: 1 LOB: 2 BB: 0 P: 15	1B: 10 2B: 1 3B: 1 HR: 0	SF: 0 SAC: 0 DP: 2 HBP: 0	WP: 1 PB: 0 CS: 1	PA: 38
PITCHER Andy Hawkins, R ERA: 4.81 Lance McCullers, R ERA: 2.77 (7, 1)	IP: 6.0 WLS: L BF: 28 H: 9 R: 4 ER: 4 SO: 3 BB: 4 IBB: 0 HBP: 0 BLK: 0 WP: 1 HR: 0 S: 60 P: 108 ERA: 6.00 WHIP: 2.167															PITCHER	IP: 6.0 WLS: L BF: 28 H: 9 R: 4 ER: 4 SO: 3 BB: 4 IBB: 0 HBP: 0 BLK: 0 WP: 1 HR: 0 S: 60 P: 108 ERA: 6.00 WHIP: 2.167			

New York Yankees @ Texas Rangers
Arlington Stadium, Arlington, TX
Wed May 03 1989, 8:05 PM EDT
Att: 18,898 - Unknown - 71 F

AB	32
R	4
H	12
RBI	4
BB	5
SO	5
LOB	16



Batter	1	2	3	4	5	6	7	8	9	AB	R	H	RBI	BB	SO	LOB	TOP				
Rickey Henderson, R OBP: 0.388, SLG: 0.417 Bob Brower, R OBP: 0.302, SLG: 0.342	4-0 1B S G3 BB	1-0 G5-3	1-2 1B 1B	1-3 SAFE K		3-3 K			0-0 G6-3	2	2	1	2	1	0	0					
Steve Sax, R OBP: 0.325, SLG: 0.370 Tom Brookens, R OBP: 0.229, SLG: 0.250	3-1 SAFE 1B SAFE G3 1B	2-1 G4-3	4-1 1B BB		3-2 G4-3 1B		3-3 K		1-0 G1-3	3	1	2	0	1	0	0					
Don Mattingly, L OBP: 0.311, SLG: 0.256	1-0 G3	2-3 K	0-1 1B		1-1 G4-6-3 1-2		4-0 2B BB		0-2 G1-3	5	0	1	3	1	1	2					
Ken Phelps, L OBP: 0.390, SLG: 0.442 Steve Balboni, R OBP: 0.211, SLG: 0.382	3-2 2H 1B 2B		1B K		3-2 HR		1-1 2B			2	2	2	1	0	0	0					
Jesse Barfield, R OBP: 0.265, SLG: 0.404	4-1 1B 1B BB		2-1 FC1 1B G1-3 1B	4-0 2B BB	2-3 K		1-0 F7			3	3	0	0	2	1	2					
Wayne Tolleson, S OBP: 0.258, SLG: 0.222	2-2 1B 1-2 2H 1B		2-2 G1-3	0-1 G1-3 1H 2B		2-3 K		4-1 G4-3 S BB		4	0	2	2	1	1	2					
Don Slaught, R OBP: 0.301, SLG: 0.437	0-2 L8		0-0 BB 1B	2-3 K		4-2 BB BB		3-3 SAFE SAFE K		4	1	1	1	1	2	4					
Alvaro Espinoza, R OBP: 0.310, SLG: 0.282	0-0 1-3 2H 1B		0-0 B3	1-0 G1-3		0-0 L8		0-2 G4-3		5	0	1	1	0	0	5					
Roberto Kelly, R OBP: 0.378, SLG: 0.444	0-3 K		4-2 1B 1B BB	4-0 BB		4-1 1-2 BB		2-1 P4		2	1	0	0	3	1	3					
Inning Stats	R: 4 E: 0 K: 1 S: 21	H: 4 LOB: 2 BB: 2 P: 38	R: 0 E: 0 K: 1 S: 6	H: 0 LOB: 0 BB: 0 P: 11	R: 5 E: 1 K: 1 S: 21	H: 4 LOB: 2 BB: 2 P: 37	R: 1 E: 0 K: 2 S: 10	H: 1 LOB: 2 BB: 2 P: 22	R: 1 E: 0 K: 1 S: 14	H: 2 LOB: 0 BB: 0 P: 23	R: 0 E: 0 K: 2 S: 18	H: 0 LOB: 2 BB: 2 P: 31	R: 0 E: 0 K: 1 S: 9	H: 0 LOB: 1 BB: 1 P: 18	R: 0 E: 0 K: 0 S: 5	H: 0 LOB: 0 BB: 0 P: 6	1B: 8 2B: 3 3B: 0 HR: 1	SF: 0 SAC: 0 DP: 1 HBP: 0	WP: 0 PB: 0 CS: 0	PA: 48	
PITCHER	IP WLS BF H R ER SO BB IBB HBP BLK WP HR S P ERA WHIP	IP WLS BF H R ER SO BB IBB HBP BLK WP HR S P ERA WHIP	IP WLS BF H R ER SO BB IBB HBP BLK WP HR S P ERA WHIP	IP WLS BF H R ER SO BB IBB HBP BLK WP HR S P ERA WHIP	IP WLS BF H R ER SO BB IBB HBP BLK WP HR S P ERA WHIP	IP WLS BF H R ER SO BB IBB HBP BLK WP HR S P ERA WHIP	IP WLS BF H R ER SO BB IBB HBP BLK WP HR S P ERA WHIP	IP WLS BF H R ER SO BB IBB HBP BLK WP HR S P ERA WHIP	IP WLS BF H R ER SO BB IBB HBP BLK WP HR S P ERA WHIP	IP WLS BF H R ER SO BB IBB HBP BLK WP HR S P ERA WHIP	IP WLS BF H R ER SO BB IBB HBP BLK WP HR S P ERA WHIP	IP WLS BF H R ER SO BB IBB HBP BLK WP HR S P ERA WHIP	IP WLS BF H R ER SO BB IBB HBP BLK WP HR S P ERA WHIP	IP WLS BF H R ER SO BB IBB HBP BLK WP HR S P ERA WHIP	IP WLS BF H R ER SO BB IBB HBP BLK WP HR S P ERA WHIP	IP WLS BF H R ER SO BB IBB HBP BLK WP HR S P ERA WHIP	IP WLS BF H R ER SO BB IBB HBP BLK WP HR S P ERA WHIP	IP WLS BF H R ER SO BB IBB HBP BLK WP HR S P ERA WHIP	IP WLS BF H R ER SO BB IBB HBP BLK WP HR S P ERA WHIP	IP WLS BF H R ER SO BB IBB HBP BLK WP HR S P ERA WHIP	IP WLS BF H R ER SO BB IBB HBP BLK WP HR S P ERA WHIP
Charlie Hough, R ERA: 5.91	0.2	L	8	4	4	4	0	2	0	0	0	0	0	0	18	35	54.00	9.000			
Brad Arnsberg, R ERA: 2.75	2.0		12	3	5	0	2	2	0	0	0	0	0	0	24	45	0.00	2.500			
Drew Hall, L ERA: 4.32	3.1		17	4	2	2	6	4	0	0	0	0	0	1	48	82	5.40	2.400			
Kenny Rogers, L ERA: 2.57	2.0		8	1	0	0	2	2	0	0	0	0	0	0	17	35	0.00	1.500			
Jeff Russell, R ERA: 0.68	1.0		3	0	0	0	0	0	0	0	0	0	0	0	5	6	0.00	0.000			

New York Yankees @ Texas Rangers
Arlington Stadium, Arlington, TX
Thu May 04 1989, 8:05 PM EDT
Att: 26,856 - Unknown - 79 F

AB	38
R	11
H	12
RBI	11
BB	10
SO	10
LOB	24



Batter	1	2	3	4	5	6	7	8	9	AB	R	H	RBI	BB	SO	LOB	BOTTOM					
Cecil Espy, S OBP: 0.322, SLG: 0.336 Jeff Kunkel, R OBP: 0.250, SLG: 0.313	0-0 P6		1-3 K	1-3 K		1-0 S 1B			0-0 F9	4	0	1	0	0	2	2						
Scott Fletcher, R OBP: 0.407, SLG: 0.333	4-2 1B 2B BB		0-0 G5-4-3 1B		0-2 F8	3-3 SAFE SAFE SAFE K		2-2 DI 1B		4	1	2	0	1	1	1						
Rafael Palmeiro, L OBP: 0.404, SLG: 0.510	2-2 2B 1B		2-2 L3		1-0 HR		0-0 L3		2-1 L7	5	2	2	1	0	0	2						
Ruben Sierra, S OBP: 0.357, SLG: 0.526	4-1 2B SF7 BB		0-0 G5-4-3 1-2		0-0 F9		0-3 K			3	1	0	0	1	1	1						
Julio Franco, R OBP: 0.385, SLG: 0.526	1-2 2B		2-0 L6		0-2 HR		1-3 K			4	1	2	3	0	1	0						
Pete Incaviglia, R OBP: 0.298, SLG: 0.426	0-0 SF7		3-1 HR		0-3 K		0-3 K			3	1	1	2	0	2	0						
Buddy Bell, R OBP: 0.263, SLG: 0.235 Jeff Stone, L OBP: 0.154, SLG: 0.308	3-1 3H F7		4-0 1B BB		1-0 G2-3		0-2 G6-3		0-2 G1-3	2	0	0	0	1	0	1						
Steve Buechele, R OBP: 0.337, SLG: 0.432		1-2 G5-3		1-3 K		2-1 WP G4-3 2B		1-2 G1-3		4	1	1	0	0	1	1						
Jim Sundberg, R OBP: 0.353, SLG: 0.483 Geno Petralli, L OBP: 0.343, SLG: 0.305		1-1 L8		2-2 1B		1-2 2H G4-3		1-2 F7		2	0	1	0	0	0	0						
Mike Stanley, R OBP: 0.250, SLG: 0.118			1-2 1B							1	0	0	0	0	0	0						
Inning Stats	R: 3 E: 0 K: 0 S: 14	H: 2 LOB: 1 BB: 2 P: 26	R: 0 E: 0 K: 1 S: 8	H: 0 LOB: 0 BB: 0 P: 11	R: 0 E: 0 K: 0 S: 5	H: 1 LOB: 0 BB: 0 P: 7	R: 1 E: 0 K: 2 S: 13	H: 2 LOB: 2 BB: 1 P: 26	R: 2 E: 0 K: 1 S: 11	H: 2 LOB: 0 BB: 0 P: 12	R: 1 E: 0 K: 1 S: 10	H: 2 LOB: 1 BB: 0 P: 18	R: 0 E: 0 K: 2 S: 7	H: 0 LOB: 0 BB: 0 P: 8	R: 0 E: 0 K: 1 S: 10	H: 0 LOB: 0 BB: 0 P: 11	R: 0 E: 0 K: 0 S: 9	H: 1 LOB: 1 BB: 0 P: 14	1B: 5 2B: 2 3B: 0 HR: 3	SF: 1 SAC: 0 DP: 1 HBP: 0	WP: 1 PB: 0 CS: 0	PA: 39
PITCHER	IP WLS BF H R ER SO BB IBB HBP BLK WP HR S P ERA WHIP	IP WLS BF H R ER SO BB IBB HBP BLK WP HR S P ERA WHIP	IP WLS BF H R ER SO BB IBB HBP BLK WP HR S P ERA WHIP	IP WLS BF H R ER SO BB IBB HBP BLK WP HR S P ERA WHIP	IP WLS BF H R ER SO BB IBB HBP BLK WP HR S P ERA WHIP	IP WLS BF H R ER SO BB IBB HBP BLK WP HR S P ERA WHIP	IP WLS BF H R ER SO BB IBB HBP BLK WP HR S P ERA WHIP	IP WLS BF H R ER SO BB IBB HBP BLK WP HR S P ERA WHIP	IP WLS BF H R ER SO BB IBB HBP BLK WP HR S P ERA WHIP	IP WLS BF H R ER SO BB IBB HBP BLK WP HR S P ERA WHIP	IP WLS BF H R ER SO BB IBB HBP BLK WP HR S P ERA WHIP	IP WLS BF H R ER SO BB IBB HBP BLK WP HR S P ERA WHIP	IP WLS BF H R ER SO BB IBB HBP BLK WP HR S P ERA WHIP	IP WLS BF H R ER SO BB IBB HBP BLK WP HR S P ERA WHIP	IP WLS BF H R ER SO BB IBB HBP BLK WP HR S P ERA WHIP	IP WLS BF H R ER SO BB IBB HBP BLK WP HR S P ERA WHIP	IP WLS BF H R ER SO BB IBB HBP BLK WP HR S P ERA WHIP	IP WLS BF H R ER SO BB IBB HBP BLK WP HR S P ERA WHIP	IP WLS BF H R ER SO BB IBB HBP BLK WP HR S P ERA WHIP	IP WLS BF H R ER SO BB IBB HBP BLK WP HR S P ERA WHIP	IP WLS BF H R ER SO BB IBB HBP BLK WP HR S P ERA WHIP	
Dave LaPoint, L ERA: 5.71	5.1	W	26	8	7	4	0	3	0	0	0	0	0	1	0	24	31	0.00	0.375			
Dale Mohorcic, R ERA: 2.93	2.2		9	1	0	0	4	0	0	0	0	0	0	0	0	0	0	0.00	1.000			
Dave Righetti, L ERA: 5.25	1.0		4	1	0	0	0	0	0	0	0	0	0	0	9	14	0.00	1.000				

New York Yankees @ Texas Rangers
Arlington Stadium, Arlington, TX
Thu May 04 1989, 8:05 PM EDT
Att: 26,856 - Unknown - 79 F


AB	35
R	7
H	10
RBI	7
BB	3
SO	8
LOB	8



Batter	1	2	3	4	5	6	7	8	9	AB	R	H	RBI	BB	SO	LOB	TOP				
Rickey Henderson, R OBP: 0.381, SLG: 0.402 (1, 7)	4-2 FC5 1B BB		1-1 G4-3	2-3 K		3-2 F9		2-1 G5-3		4	0	0	0	1	1	4					
Steve Sax, R OBP: 0.344, SLG: 0.384 (1, 4)	0-2 FC5 1B		2-1 1B 1B		1-0 G6-3	4-1 1B BB		1-1 FC4-6 1B		4	0	3	0	1	0	0					
Don Mattingly, L OBP: 0.324, SLG: 0.284 (1, 3)	2-0 FC5		2-2 1B		2-0 G3 2B	3-1 1B		1-1 FC4-6 HR		5	1	3	2	0	0	3					
Ken Phelps, L OBP: 0.371, SLG: 0.418 Steve Balboni, R OBP: 0.220, SLG: 0.439 (6, PH)	2-3 K		1-3 K		0-1 G3	0-1 L7		2-0 HR		3	0	0	0	0	2	5					
Jesse Barfield, R OBP: 0.262, SLG: 0.387 (6, 8), (8, 9)	0-3 K			4-1 2B BB	1-2 F8		0-0 G5-3	0-3 K		4	1	0	0	1	2	3					
Mike Pagliarulo, L OBP: 0.250, SLG: 0.218 Tom Brookens, R OBP: 0.229, SLG: 0.250 (9, 5)		1-0 F7		0-0 1B 2B		4-0 SH3-4 1B BB	2-2 1B		0-3 K	4	1	2	1	1	1	0					
Don Slaught, R OBP: 0.306, SLG: 0.435 (1, 2)		0-0 G5-3		2-2 1B		0-0 SH3-4 1B	2-0 F8	3-2 G6-3		5	1	2	0	0	0	1					
Alvaro Espinoza, R OBP: 0.302, SLG: 0.275 Wayne Tolleson, S OBP: 0.200, SLG: 0.200 (7, PH)		0-1 G4-3		2-0 L9		0-0 SH3-4	2-1 F9	3-2 G4-3		2	0	0	0	0	0	2					
Roberto Kelly, R OBP: 0.370, SLG: 0.434 Hal Morris, L OBP: 0.500, SLG: 0.500 (6, PH)			3-3 K	1-3 K		0-0 F9 1B		2-2 1B G5-3 FC4-6 1B		2	0	0	0	0	2	2					
Bob Brower, R OBP: 0.318, SLG: 0.359 (8, 8)										1	1	1	2	0	0	0					
Inning Stats	R: 0 E: 0 K: 2 S: 15	H: 1 LOB: 2 BB: 1 P: 23	R: 0 E: 0 K: 0 S: 4	H: 0 LOB: 0 BB: 0 P: 5	R: 0 E: 0 K: 2 S: 13	H: 2 LOB: 2 BB: 1 P: 22	R: 1 E: 0 K: 2 S: 13	H: 2 LOB: 2 BB: 1 P: 24	R: 0 E: 0 K: 0 S: 8	H: 1 LOB: 1 BB: 0 P: 12	R: 0 E: 0 K: 0 S: 8	H: 1 LOB: 1 BB: 0 P: 14	R: 3 E: 0 K: 1 S: 14	H: 3 LOB: 0 BB: 2 P: 22	R: 0 E: 0 K: 1 S: 10	H: 0 LOB: 0 BB: 0 P: 16	1B: 10 2B: 2 3B: 0 HR: 1	SF: 0 SAC: 1 DP: 0 HBP: 0	WP: 0 PB: 0 CS: 0	PA: 44	
PITCHER	IP	WLS	BF	H	R	ER	SO	BB	IBB	HBP	BLK	WP	HR	S	P	ERA	WHIP				
Melido Perez, R ERA: 6.44 (1, 1)	5.2		29	8	4	4	6	4	0	0	0	0	0	60	104	6.35	2.118				
Ken Patterson, L ERA: 5.94 (6, 1)	1.1	7	3	1	1	0	0	0	0	0	0	0	0	16	27	6.75	2.250				
Donn Pall, R ERA: 4.5 (8, 1)	2.0	L	8	2	2	2	2	0	0	0	0	0	1	20	32	9.00	1.000				

New York Yankees @ Chicago White Sox
Comiskey Park, Chicago, IL
Fri May 05 1989, 8:05 PM EDT
Att: 14,996 - Unknown


AB 39
R 7
H 13
RBI 7
BB 4
SO 8
LOB 23



Batter	1	2	3	4	5	6	7	8	9	AB	R	H	RBI	BB	SO	LOB	BOTTOM				
Ozzie Guillen, L OBP: 0.284, SLG: 0.310 (1, 6)	1-1 2B G3 1B		0-0 F8		0-0 G4-3		0-0 L9		1-3 K	5	1	1	0	0	1	0					
Dave Gallagher, R OBP: 0.333, SLG: 0.325 (1, 8)	2-1 G3 1B 2B		1-1 G6-3		1-3 K		0-0 G5-3			4	1	1	0	0	1	0					
Harold Baines, L OBP: 0.465, SLG: 0.473 (1, 9)	1-3 K		1-1 F7		1-2 1B 3B 1B		0-1 G6-3			4	1	1	0	0	1	2					
Ron Kittle, R OBP: 0.313, SLG: 0.494 (1, 10)	0-1 G3		0-2 HR		2-1 3B 1B			0-3 K		4	2	2	2	0	1	1					
Ivan Calderon, R OBP: 0.314, SLG: 0.393 (1, 7)	0-0 1B		0-0 G1-3		0-0 1B 3B			0-3 K		4	0	2	3	0	1	0					
Carlos Martinez, R OBP: 0.286, SLG: 0.286 Daryl Boston, L OBP: 0.333, SLG: 0.295 Jeff Schaefer, R OBP: 0.111, SLG: 0.111 (9, 4)	2-2 3H FC6-4 1B		2-0 F7 SH3-4 1B		0-1 G6-3			4-1 WP BB		3	0	2	0	0	0	1					
Fred Manrique, R OBP: 0.316, SLG: 0.421 Steve Lyons, L OBP: 0.291, SLG: 0.295 (9, 3)	0-2 FC6-4		0-0 SH3-4		0-0 F8			3-3 K		2	0	0	0	0	0	2					
Eddie Williams, R OBP: 0.383, SLG: 0.415 (1, 5)		1-3 K		2-2 F7		1-0 F9		2-1 G5-3		4	0	0	0	0	1	1					
Ron Karkovice, R OBP: 0.268, SLG: 0.325 (1, 2)		1-2 F8		1-3 K		2-1 L5		3-2 G5-3		4	0	0	0	0	1	1					
Inning Stats	R: 2 E: 0 K: 1 S: 16	H: 4 LOB: 2 BB: 0 P: 22	R: 0 E: 0 K: 1 S: 7	H: 0 LOB: 0 BB: 0 P: 9	R: 1 E: 0 K: 0 S: 8	H: 1 LOB: 1 BB: 0 P: 10	R: 0 E: 0 K: 1 S: 9	H: 1 LOB: 1 BB: 0 P: 14	R: 2 E: 0 K: 0 S: 14	H: 3 LOB: 1 BB: 0 P: 18	R: 0 E: 0 K: 0 S: 4	H: 0 LOB: 0 BB: 0 P: 7	R: 0 E: 0 K: 3 S: 10	H: 0 LOB: 1 BB: 1 P: 17	R: 0 E: 0 K: 1 S: 9	H: 0 LOB: 0 BB: 0 P: 15	1B: 6 2B: 1 3B: 1 HR: 1	SF: 0 SAC: 1 DP: 0 HBP: 0	WP: 1 PB: 0 CS: 0	PA: 37	
PITCHER	IP	WLS	BF	H	R	ER	SO	BB	IBB	HBP	BLK	WP	HR	S	P	ERA	WHIP				
John Candelaria, L ERA: 4.46 (1, 1)	5.0		24	9	0	5	4	0	0	0	0	0	0	15	22	0.00	0.375				
Lance McCullers, R ERA: 2.3 (6, 1)	2.2	W	9	0	0	0	2	1	0	0	0	0	0	15	22	0.00	0.375				
Lee Guetterman, L ERA: (8, 1)	1.1	S	4	0	0	0	2	0	0	0	0	1	0	12	21	0.00	0.000				

New York Yankees @ Chicago White Sox
Comiskey Park, Chicago, IL
Fri May 05 1989, 8:05 PM EDT
Att: 14,996 - Unknown

AB 35
R 5
H 9
RBI 5
BB 1
SO 8
LOB 9



Batter	1	2	3	4	5	6	7	8	9	AB	R	H	RBI	BB	SO	LOB	TOP					
Rickey Henderson, R OBP: 0.374, SLG: 0.420	G1-3	L4			G6-3		F7		HR	5	1	1	3	0	0	2						
Steve Sax, R OBP: 0.370, SLG: 0.395	BB			G6-3	1B	SF7	BB		BB	2	1	2	0	3	0	0						
Don Mattingly, L OBP: 0.319, SLG: 0.280	P4		G6-3		1B		2-6	F9	F7	5	0	1	0	0	0	4						
Jesse Barfield, R OBP: 0.269, SLG: 0.379	BB		E6		SF7			BB	P2	2	0	0	1	2	0	2						
Steve Balboni, R OBP: 0.206, SLG: 0.410	F7		G5-3		F7			L8		4	0	0	0	0	0	5						
Don Slaught, R OBP: 0.314, SLG: 0.432					F7			G1-3		3	0	1	0	1	0	1						
Tom Brookens, R OBP: 0.231, SLG: 0.313		F7			G5-4-3				K	4	1	1	1	0	1	2						
Alvaro Espinoza, R OBP: 0.300, SLG: 0.274					F9					4	0	1	0	0	1	1						
Wayne Tolleson, S OBP: 0.227, SLG: 0.200					G4-1				HR	0	1	0	0	0	0	0						
Roberto Kelly, R OBP: 0.375, SLG: 0.437					L9				HR	4	1	2	0	0	0	0						
Inning Stats	R: 0 E: 0 K: 0 S: 9	H: 1 LOB: 2 BB: 1 P: 14	R: 0 E: 0 K: 1 S: 15	H: 1 LOB: 2 BB: 1 P: 21	R: 0 E: 1 K: 0 S: 9	H: 1 LOB: 1 BB: 0 P: 14	R: 1 E: 0 K: 0 S: 6	H: 1 LOB: 0 BB: 0 P: 7	R: 1 E: 0 K: 0 S: 9	H: 1 LOB: 1 BB: 1 P: 17	R: 0 E: 0 K: 0 S: 4	H: 1 LOB: 0 BB: 0 P: 6	R: 0 E: 0 K: 0 S: 5	H: 0 LOB: 1 BB: 1 P: 13	R: 0 E: 0 K: 0 S: 7	H: 0 LOB: 1 BB: 1 P: 15	R: 3 E: 0 K: 1 S: 16	H: 3 LOB: 2 BB: 1 P: 28	1B: 7 2B: 0 3B: 0 HR: 2	SF: 1 SAC: 0 DP: 2 HBP: 0	WP: 0 PB: 0 CS: 0	PA: 40
PITCHER	IP	WLS	BF	H	R	ER	SO	BB	IBB	HBP	BLK	WP	HR	S	P	ERA	WHIP					
Jerry Reuss, L ERA: 4.69	5.0		24	6	2	2	1	3	0	0	0	0	1	49	74	3.60	1.800					
Steve Rosenberg, L ERA: 3.24	3.1	L	13	2	2	2	1	2	0	0	0	0	0	22	44	5.40	1.200					
Bobby Thigpen, R ERA: 1.88	0.2		4	1	1	1	0	1	0	0	0	0	1	9	17	13.50	3.000					

New York Yankees @ Chicago White Sox
Comiskey Park, Chicago, IL
Sat May 06 1989, 8:05 PM EDT
Att: 16,617 - Unknown - 36 F

AB	33
R	5
H	9
RBI	5
BB	6
SO	2
LOB	17



Batter	1	2	3	4	5	6	7	8	9	AB	R	H	RBI	BB	SO	LOB	BOTTOM				
Ozzie Guillen, L OBP: 0.295, SLG: 0.336	F9		1B		3B		G3-1		FC4	5	1	3	0	0	0	2					
Dave Gallagher, R OBP: 0.328, SLG: 0.320	F8		1B		K		G5-3		FC4	5	0	1	0	0	1	4					
Harold Baines, L OBP: 0.454, SLG: 0.474	2B		SF8		G3			F8	K	4	0	1	1	0	1	2					
Ron Kittle, R OBP: 0.311, SLG: 0.484	F8		P3		G5-3			FC6-4	1B	4	0	1	0	0	0	2					
Ivan Calderon, R OBP: 0.320, SLG: 0.405		L9			SH1-3			FC6-4	1B	4	1	2	0	0	0	1					
Carlos Martinez, R OBP: 0.250, SLG: 0.250		F8			SH1-3			F7		2	0	0	0	0	0	1					
Daryl Boston, L OBP: 0.333, SLG: 0.295										0	0	0	0	0	0	0					
Fred Manrique, R OBP: 0.350, SLG: 0.450										1	0	1	0	0	0	0					
Steve Lyons, L OBP: 0.299, SLG: 0.296					F7		G3			3	0	1	1	1	0	2					
Eddie Williams, R OBP: 0.382, SLG: 0.412										3	0	1	0	0	0	2					
Jeff Schaefer, R OBP: 0.111, SLG: 0.111					G1-3					0	0	0	0	0	0	0					
Billy Jo Robidoux, L OBP: 0.209, SLG: 0.179							G3-1		SH2-4	1	0	0	0	0	1	2					
Ron Karkovics, R OBP: 0.250, SLG: 0.302					P6					3	0	0	0	0	1	0					
Inning Stats	R: 0 E: 0 K: 0 S: 8	H: 0 LOB: 1 BB: 1 P: 19	R: 0 E: 0 K: 0 S: 8	H: 0 LOB: 1 BB: 1 P: 19	R: 1 E: 0 K: 0 S: 8	H: 2 LOB: 1 BB: 0 P: 12	R: 0 E: 0 K: 0 S: 5	H: 1 LOB: 1 BB: 0 P: 9	R: 0 E: 0 K: 1 S: 9	H: 1 LOB: 1 BB: 0 P: 14	R: 0 E: 0 K: 0 S: 9	H: 1 LOB: 2 BB: 0 P: 13	R: 0 E: 0 K: 0 S: 16	H: 3 LOB: 2 BB: 0 P: 21	R: 1 E: 0 K: 2 S: 10	H: 3 LOB: 1 BB: 0 P: 14	1B: 8 2B: 2 3B: 1 HR: 0	SF: 1 SAC: 2 DP: 0 HBP: 0	WP: 0 PB: 0 CS: 0	PA: 39	
PITCHER	IP	WLS	BF	H	R	ER	SO	BB	IBB	HBP	BLK	WP	HR	S	P	ERA	WHIP				
Richard Dotson, R ERA: 5.0	6.0		25	6	1	1	1	1	0	0	0	0	0	17	23	5.40	1.200				
Dale Mohorcic, R ERA: 3.18	1.2		7	2	1	1	0	0	0	0	0	0	0	18	24	0.00	2.250				
Dave Righetti, L ERA: 4.73	1.1	W	7	3	0	0	3	0	0	0	0	0	0	18	24	0.00	2.250				

New York Yankees @ Chicago White Sox
Comiskey Park, Chicago, IL
Sat May 06 1989, 8:05 PM EDT
Att: 16,617 - Unknown - 36 F

AB	35
R	2
H	11
RBI	2
BB	1
SO	4
LOB	18



Batter	1	2	3	4	5	6	7	8	9	AB	R	H	RBI	BB	SO	LOB	TOP					
Rickey Henderson, R OBP: 0.370, SLG: 0.409	4-0 BB BB		1-2 F9			3-2 F8		2-3 K		3	0	0	0	1	1	1						
Steve Sax, R OBP: 0.374, SLG: 0.393	4-0 G3 BB		2-2 G3			2-2 S 1B		2-2 G6-3		3	1	1	0	1	0	1						
Don Mattingly, L OBP: 0.325, SLG: 0.288	1-1 G3		1-2 P5			3-1 G5-4-3 1B		2-0 G5-4-3 1B		4	0	2	2	0	0	1						
Jesse Barfield, R OBP: 0.259, SLG: 0.364	1-1 F7			0-0 G5-3		2-2 G5-4-3 1B		0-1 F8		4	0	0	0	0	0	3						
Steve Balboni, R OBP: 0.239, SLG: 0.422		3-2 BB 1B		0-0 G5-3			0-2 FC3-6 BB 1B		4-0 BB	3	0	2	0	1	0	0						
Mike Pagliarulo, L OBP: 0.250, SLG: 0.207		2-0 L9		2-3 K			4-2 FC3-6 BB		2-3 K	3	0	0	0	1	2	2						
Jamie Quirk, L OBP: 0.167, SLG: 0.091		0-0 P5			2-3 K		0-2 FC3-6 BB		0-1 F7	4	0	0	0	0	1	4						
Alvaro Espinoza, R OBP: 0.315, SLG: 0.282		4-0		1-1			3-3 K		2-3 K	1	0	1	0	1	0	0						
Hal Morris, L OBP: 0.400, SLG: 0.400							1-2 CS 1B			1	0	0	0	0	1	2						
Wayne Tolleson, S OBP: 0.217, SLG: 0.190		1-2 BB					1-2			1	0	0	0	0	1	1						
Roberto Kelly, R OBP: 0.374, SLG: 0.427		3-1 F9			3-2 G1-3			4-1 WP 1B BB		2	1	0	0	1	0	3						
Inning Stats	R: 0 E: 0 K: 0 S: 4	H: 0 LOB: 1 BB: 2 P: 14	R: 0 E: 0 K: 0 S: 7	H: 1 LOB: 2 BB: 1 P: 19	R: 0 E: 0 K: 0 S: 9	H: 0 LOB: 0 BB: 0 P: 13	R: 0 E: 0 K: 1 S: 8	H: 0 LOB: 0 BB: 0 P: 10	R: 0 E: 0 K: 1 S: 8	H: 1 LOB: 0 BB: 0 P: 14	R: 1 E: 0 K: 0 S: 15	H: 2 LOB: 0 BB: 0 P: 25	R: 0 E: 0 K: 1 S: 14	H: 1 LOB: 2 BB: 1 P: 21	R: 1 E: 0 K: 0 S: 12	H: 1 LOB: 1 BB: 1 P: 22	R: 0 E: 0 K: 2 S: 10	H: 0 LOB: 1 BB: 1 P: 18	1B: 6 2B: 1 3B: 0 HR: 0	SF: 0 SAC: 0 DP: 2 HBP: 0	WP: 1 PB: 0 SB: 1 CS: 2	PA: 35
PITCHER	IP WLS BF H R ER SO BB IBB HBP BLK WP HR S P ERA WHIP																					
Eric King, R ERA: 2.31	(1, 1) 7.0 W 26 5 1 1 3 4 0 0 0 0 0 0 65 116 1.29 1.286																					
Tom McCarthy, R ERA: 13.5	(8, 1) 0.2 4 1 1 1 1 1 0 0 0 1 0 10 20 13.50 3.000																					
Bobby Thigpen, R ERA: 1.72	(8, 1) 1.1 S 5 0 0 0 2 1 0 0 0 0 0 0 12 20 0.00 0.750																					

New York Yankees @ Chicago White Sox
Comiskey Park, Chicago, IL
Sun May 07 1989, 4:33 AM EDT
Att: 20,603 - Sunny - 45 F

AB 29
R 2
H 6
RBI 2
BB 6
SO 6
LOB 18



Batter	1	2	3	4	5	6	7	8	9	AB	R	H	RBI	BB	SO	LOB	BOTTOM			
Ozzie Guillen, L OBP: 0.306, SLG: 0.341	0-1 G4-3		4-0 S 1B BB		1-0 1B 1B		0-0 G2-3	0-0 S 1B		4	2	2	0	1	0	1				
Dave Gallagher, R OBP: 0.352, SLG: 0.336	2-1 1B		2-1 S 1B		1-1 1B 1B		4-1 1B BB	4-1 1B IBB		3	1	3	1	2	0	0				
Harold Baines, L OBP: 0.460, SLG: 0.480	1-0 G6-4-3 1B		2-2 G4-3		1-0 FC5-4 1B		0-0 E9	2-1 G4-3		5	0	3	2	0	0	4				
Ron Kittle, R OBP: 0.308, SLG: 0.474	2-1 G6-4-3			0-0 G6-4-3 BB 1B	2-2 FC5-4		3-3 K			4	0	1	0	0	1	5				
Ivan Calderon, R OBP: 0.333, SLG: 0.407		1-2 L3-6 G6-3 1B		4-1 G6-4-3 BB		1-0 G6-3		4-0 SH1-3 1B BB		2	1	1	0	2	0	0				
Carlos Martinez, R OBP: 0.211, SLG: 0.211		2-1 G6-3		0-0 G6-4-3		1-2 G1-3		1-0 SH1-3		3	0	0	0	0	0	3				
Steve Lyons, L OBP: 0.297, SLG: 0.294		3-2 L3-6		3-1 G4-3		1-3 K		3-2 S SF7 1B		4	1	1	1	0	1	2				
Eddie Williams, R OBP: 0.377, SLG: 0.400			2-2 G1-3		2-2 L4		1-0 G1-3	4-0 1B S IBB		3	0	0	0	1	0	0				
Ron Karkovice, R OBP: 0.250, SLG: 0.304			2-2 G6-3		1-0 G6-3		1-1 G2-3 1B 1B	3-1 SF7		3	1	1	1	0	0	0				
Inning Stats	R: 0 E: 0 K: 0 S: 7	H: 2 LOB: 1 BB: 0 P: 12	R: 0 E: 0 K: 0 S: 8	H: 1 LOB: 0 BB: 0 P: 14	R: 1 E: 0 K: 0 S: 12	H: 1 LOB: 1 BB: 1 P: 24	R: 0 E: 0 K: 0 S: 5	H: 1 LOB: 1 BB: 1 P: 12	R: 1 E: 0 K: 0 S: 11	H: 3 LOB: 2 BB: 0 P: 19	R: 0 E: 0 K: 1 S: 7	H: 0 LOB: 0 BB: 0 P: 10	R: 2 E: 1 K: 1 S: 9	H: 2 LOB: 1 BB: 1 P: 18	R: 2 E: 0 K: 0 S: 10	H: 2 LOB: 3 BB: 3 P: 31	1B: 12 2B: 1 3B: 0 HR: 0	SF: 1 SAC: 1 DP: 3 HBP: 0	WP: 0 PB: 0 SB: 0 CS: 0	PA: 39
PITCHER	IP WLS BF H R ER SO BB IBB HBP BLK WP HR S P ERA WHIP																			
Tommy John, L ERA: 4.74	(1, 1) 7.1 L 35 11 6 5 2 4 1 0 0 0 0 0 63 125 6.14 2.045																			
Lee Guetterman, L ERA:	(8, 1) 0.2 4 1 0 0 0 0 1 0 0 0 0 0 6 15 0.00 1.500																			

New York Yankees @ Chicago White Sox
Comiskey Park, Chicago, IL
Sun May 07 1989, 4:33 AM EDT
Att: 20,603 - Sunny - 45 F

AB 31
R 6
H 12
RBI 5
BB 6
SO 2
LOB 15



Batter	1	2	3	4	5	6	7	8	9	AB	R	H	RBI	BB	SO	LOB	TOP				
Cecil Espy, S OBP: 0.338, SLG: 0.341 Mike Stanley, R OBP: 0.227, SLG: 0.105	G5-3		1B					G6-3		4	1	2	0	1	1	3	Texas Rangers @ New York Yankees Yankee Stadium, Bronx, NY Mon May 08 1989, 7:05 PM EDT Att: 18,163 - Unknown - 55 F				
Geno Petralli, L OBP: 0.370, SLG: 0.425 Buddy Bell, R OBP: 0.261, SLG: 0.238	1B		F8					1B	G6-4-3	5	0	3	3	0	0	2					
Rafael Palmeiro, L OBP: 0.398, SLG: 0.483	1B		F9					1B	G6-4-3	4	1	0	0	1	0	5					
Ruben Sierra, S OBP: 0.374, SLG: 0.544	P2							1B	1B	5	3	4	1	0	0	2					
Julio Franco, R OBP: 0.400, SLG: 0.519 Jeff Kunkel, R OBP: 0.250, SLG: 0.263	FC6-4							1B	FC6-4	2	1	0	0	2	1	3					
Jeff Stone, L OBP: 0.320, SLG: 0.478										4	2	2	4	1	1	3					
Pete Incaviglia, R OBP: 0.299, SLG: 0.453										5	2	2	3	0	1	5					
Steve Buechele, R OBP: 0.330, SLG: 0.408										4	1	1	1	0	1	1					
Scott Fletcher, R OBP: 0.379, SLG: 0.309										4	1	1	1	1	2	3					
Inning Stats	R: 0 E: 0 K: 0 S: 11	H: 1 LOB: 2 BB: 1 P: 20	R: 0 E: 0 K: 3 S: 12	H: 0 LOB: 1 BB: 1 P: 18	R: 0 E: 0 K: 0 S: 7	H: 1 LOB: 0 BB: 0 P: 9	R: 2 E: 0 K: 3 S: 25	H: 3 LOB: 1 BB: 0 P: 33	R: 7 E: 0 K: 0 S: 22	H: 6 LOB: 2 BB: 2 P: 39	R: 4 E: 0 K: 1 S: 14	H: 3 LOB: 2 BB: 2 P: 26	R: 0 E: 0 K: 0 S: 5	H: 0 LOB: 1 BB: 0 P: 9	R: 0 E: 1 K: 0 S: 8	H: 2 LOB: 1 BB: 0 P: 11		1B: 9 2B: 5 3B: 2 HR: 1	SF: 0 SAC: 0 DP: 3 HBP: 4	WP: 0 PB: 0 SB: 1 CS: 1	PA: 50
PITCHER	IP	WLS	BF	H	R	ER	SO	BB	IBB	HBP	BLK	WP	HR	S	P	ERA	WHIP				
Andy Hawkins, R ERA: 6.14	(1, 1)	4.2	L	27	9	9	6	3	1	1	1	0	1	72	113	17.36	2.571				
Dale Mohorcic, R ERA: 4.43	(5, 1)	3.1		19	5	4	1	2	0	3	0	0	0	32	53	10.80	2.100				
Lee Guetterman, L ERA:	(9, 1)	1.0		4	2	0	0	0	0	0	0	0	0	8	11	0.00	2.000				

Batter	1	2	3	4	5	6	7	8	9	AB	R	H	RBI	BB	SO	LOB	BOTTOM					
Rickey Henderson, R OBP: 0.367, SLG: 0.403	L9							F9		4	0	1	0	0	0	0	Texas Rangers @ New York Yankees Yankee Stadium, Bronx, NY Mon May 08 1989, 7:05 PM EDT Att: 18,163 - Unknown - 55 F					
Steve Sax, R OBP: 0.376, SLG: 0.387	K							2B		2	1	0	0	2	1	1						
Don Mattingly, L OBP: 0.331, SLG: 0.306	L9							2B		4	0	2	1	0	0	0						
Ken Phelps, L OBP: 0.369, SLG: 0.414 Steve Balboni, R OBP: 0.235, SLG: 0.415	G3							K		3	0	1	0	0	0	0						
Jesse Barfield, R OBP: 0.259, SLG: 0.359	K							K		4	1	1	0	0	2	4						
Mike Pagliarulo, L OBP: 0.250, SLG: 0.210	G3-1							1B		4	0	1	0	0	1	1						
Don Slaught, R OBP: 0.321, SLG: 0.434	G5-3							1B		4	0	2	1	0	0	0						
Alvaro Espinoza, R OBP: 0.309, SLG: 0.276 Wayne Tolleson, S OBP: 0.230, SLG: 0.174	L3							K		2	0	0	0	0	0	1						
Roberto Kelly, R OBP: 0.366, SLG: 0.418 Hal Morris, L OBP: 0.333, SLG: 0.333	F9							G6-3		1	0	0	0	0	0	2						
Inning Stats	R: 0 E: 0 K: 1 S: 12	H: 0 LOB: 0 BB: 0 P: 16	R: 0 E: 0 K: 1 S: 7	H: 0 LOB: 0 BB: 0 P: 13	R: 0 E: 0 K: 0 S: 9	H: 0 LOB: 0 BB: 0 P: 13	R: 0 E: 0 K: 0 S: 10	H: 1 LOB: 0 BB: 0 P: 13	R: 1 E: 0 K: 0 S: 8	H: 2 LOB: 1 BB: 0 P: 11	R: 1 E: 0 K: 0 S: 8	H: 2 LOB: 1 BB: 1 P: 18	R: 0 E: 0 K: 1 S: 7	H: 2 LOB: 1 BB: 0 P: 10	R: 0 E: 0 K: 2 S: 13	H: 1 LOB: 2 BB: 1 P: 20		R: 0 E: 0 K: 1 S: 8	H: 0 LOB: 0 BB: 0 P: 13	1B: 7 2B: 1 3B: 0 HR: 0	SF: 0 SAC: 0 DP: 2 HBP: 0	WP: 1 PB: 0 SB: 0 CS: 0
PITCHER	IP	WLS	BF	H	R	ER	SO	BB	IBB	HBP	BLK	WP	HR	S	P	ERA	WHIP					
Kevin Brown, R ERA: 3.23	(1, 1)	7.0	W	27	7	2	2	3	1	0	0	0	0	61	94	2.57	1.143					
Kenny Rogers, L ERA: 2.5	(8, 1)	1.0		5	1	0	0	2	1	0	0	0	0	13	20	0.00	2.000					
Jeff Russell, R ERA: 0.59	(9, 1)	1.0		3	0	0	0	1	0	0	0	0	0	8	13	0.00	0.000					

Batter	1	2	3	4	5	6	7	8	9	AB	R	H	RBI	BB	SO	LOB	TOP	
Scott Fletcher, R OBP: 0.375, SLG: 0.301 (1, 6)	L7	F8					G6-4-3			3	0	0	0	1	0	3		
Jim Sundberg, R OBP: 0.325, SLG: 0.412 (1, 2)	2B 1B	FC6-4			G4-6-3		G4-3			3	1	0	0	1	0	3		
Rafael Palmeiro, L OBP: 0.401, SLG: 0.487 (1, 3)	1B				G3			G3-1		3	1	1	0	1	0	0		
Ruben Sierra, S OBP: 0.370, SLG: 0.534 (1, 9)	1B				P2			F8		4	0	1	2	0	0	1		
Julio Franco, R OBP: 0.395, SLG: 0.509 (1, 10)	L8				L7			L9		4	0	1	0	0	0	2		
Pete Incaviglia, R OBP: 0.285, SLG: 0.436 (1, 7)	K				L8				G6-3	4	0	0	0	0	1	3		
Buddy Bell, R OBP: 0.259, SLG: 0.240 (0, PR)					F9					4	0	1	0	0	0	1		
Cecil Espy, S OBP: 0.338, SLG: 0.341 (0, PR)					F8				FC6-4 1B	0	0	0	0	0	0	0		
Steve Buechele, R OBP: 0.336, SLG: 0.416 (1, 4)					F9					3	1	1	0	1	1	1		
Jeff Kunkel, R OBP: 0.250, SLG: 0.261 (1, 8)	K				F8				FC6-4	4	0	1	0	0	1	3		
Inning Stats	R: 2 H: 2 E: 0 K: 1 S: 12	WLS: 2 BF: 27 LOB: 1 P: 23	R: 0 H: 0 E: 1 K: 1 S: 7	R: 0 H: 0 E: 1 K: 1 S: 7	R: 0 H: 0 E: 0 K: 0 S: 6	R: 0 H: 0 E: 0 K: 0 S: 5	R: 0 H: 1 E: 0 K: 0 S: 10	R: 1 H: 2 E: 0 K: 0 S: 11	R: 0 H: 0 E: 0 K: 0 S: 5	R: 0 H: 1 E: 0 K: 1 S: 10	1B: 4 2B: 2 3B: 0 HR: 0	SF: 0 SAC: 0 DP: 2 HBP: 0	WP: 0 PA: 36 PB: 0 SB: 0 CS: 0					
PITCHER	IP	WLS	BF	H	R	ER	SO	BB	IBB	HBP	BLK	WP	HR	S	P	ERA	WHIP	
Dave LaPoint, L ERA: 5.53 (1, 1)	6.0	W	27	5	3	3	2	4	0	0	0	0	0	53	93	4.50	1.500	
Lee Guetterman, L ERA: (7, 1)	2.1		7	1	0	0	0	0	0	0	0	0	0	14	25	0.00	0.429	
Dave Righetti, L ERA: 4.5 (0, 1)	0.2	S	2	0	0	0	1	0	0	0	0	0	0	6	8	0.00	0.000	

Texas Rangers @ New York Yankees
Yankee Stadium, Bronx, NY
Tue May 09 1989, 7:05 PM EDT
Att: 21,978 - Unknown - 55 F

AB 32
R 3
H 6
RBI 2
BB 4
SO 3
LOB 17



Batter	1	2	3	4	5	6	7	8	9	AB	R	H	RBI	BB	SO	LOB	BOTTOM	
Rickey Henderson, R OBP: 0.361, SLG: 0.390 (1, 7)	K	G5-3			P3		G3-1			4	0	0	0	1	1	6		
Steve Sax, R OBP: 0.379, SLG: 0.395 (1, 4)	2B				G1-3			1B		5	0	2	0	0	0	5		
Don Mattingly, L OBP: 0.333, SLG: 0.304 (1, 3)	BB BB				1B BB		K	F8		4	1	1	0	1	1	1		
Ken Phelps, L OBP: 0.377, SLG: 0.400 (1, 10)					L9		K			2	1	0	0	2	1	1		
Steve Balboni, R OBP: 0.232, SLG: 0.409 (0, PH)	BB						K			1	0	0	0	0	1	1		
Jesse Barfield, R OBP: 0.273, SLG: 0.393 (1, 9)	BB				BB 1B		P5	P4		4	2	2	2	1	0	1		
Don Slaught, R OBP: 0.327, SLG: 0.447 (1, 2)	F9				BB BB					4	1	2	0	0	1	3		
Wayne Tolleson, S OBP: 0.276, SLG: 0.167 (1, 5)					G5-3					1	0	0	1	3	0	0		
Alvaro Espinoza, R OBP: 0.306, SLG: 0.275 (1, 6)	L9				P4		K			4	0	1	1	0	1	3		
Roberto Kelly, R OBP: 0.371, SLG: 0.409 (1, 8)	K				S BB		L8			2	0	0	1	2	1	3		
Inning Stats	R: 0 H: 1 E: 0 K: 1 S: 12	H: 1 R: 27 LOB: 3 P: 28	R: 0 H: 0 E: 0 K: 1 S: 9	R: 2 H: 1 E: 0 K: 1 S: 11	R: 0 H: 0 E: 0 K: 0 S: 6	R: 3 H: 4 E: 0 K: 0 S: 16	R: 0 H: 0 E: 0 K: 2 S: 12	R: 0 H: 1 E: 0 K: 1 S: 12	R: 0 H: 1 E: 0 K: 1 S: 9	R: 0 H: 1 E: 0 K: 1 S: 11	1B: 5 2B: 2 3B: 0 HR: 1	SF: 0 SAC: 0 DP: 0 HBP: 0	WP: 0 PA: 41 PB: 1 SB: 1 CS: 1					
PITCHER	IP	WLS	BF	H	R	ER	SO	BB	IBB	HBP	BLK	WP	HR	S	P	ERA	WHIP	
Charlie Hough, R ERA: 6.44 (1, 1)	4.1	L	27	6	5	5	3	9	0	0	0	0	0	27	37	0.00	1.000	
Craig McMurtry, R ERA: 3.24 (5, 1)	2.0		8	1	0	0	3	1	0	0	0	0	0	6	10	0.00	1.500	
Cecilio Guante, R ERA: 2.95 (7, 1)	0.2		3	1	0	0	0	0	0	0	0	0	0	6	7	0.00	0.000	
Kenny Rogers, L ERA: 2.25 (8, 1)	1.0		3	0	0	0	1	0	0	0	0	0	0	6	7	0.00	0.000	

Texas Rangers @ New York Yankees
Yankee Stadium, Bronx, NY
Tue May 09 1989, 7:05 PM EDT
Att: 21,978 - Unknown - 55 F

AB 31
R 5
H 8
RBI 5
BB 10
SO 7
LOB 24



Batter	1	2	3	4	5	6	7	8	9	AB	R	H	RBI	BB	SO	LOB	TOP			
Rickey Henderson, R OBP: 0.361, SLG: 0.376 (1, 7)										4	0	0	0	1	2	3	New York Yankees @ California Angels Anaheim Stadium, Anaheim, CA Sun May 14 1989, 6:33 AM EDT Att: 36,690 - Cloudy - 60 F			
Steve Sax, R OBP: 0.377, SLG: 0.382 (1, 4)										5	0	1	0	0	1	2				
Don Mattingly, L OBP: 0.310, SLG: 0.282 (1, 3)										4	0	0	0	0	0	1				
Jesse Barfield, R OBP: 0.286, SLG: 0.405 (1, 9)										2	0	1	0	2	0	1				
Steve Balboni, R OBP: 0.260, SLG: 0.425 (1, 10)										3	0	2	0	1	0	0				
Don Slaught, R OBP: 0.322, SLG: 0.420 (1, 2)										4	0	0	0	0	1	6				
Tom Brookens, R OBP: 0.233, SLG: 0.357 (1, 5)										4	0	1	0	0	0	0				
Alvaro Espinoza, R OBP: 0.306, SLG: 0.270 (1, 6)										3	0	1	0	1	0	0				
Bob Brower, R OBP: 0.326, SLG: 0.366 (1, 8)										2	0	1	0	0	1	0				
Mike Pagliarulo, L OBP: 0.250, SLG: 0.258 (7, PH)										1	0	0	0	0	0	2				
Roberto Kelly, R OBP: 0.357, SLG: 0.390 (7, 8)										1	0	1	0	0	0	0				
Inning Stats	R: 0 E: 0 K: 1 S: 12	H: 1 LOB: 1 BB: 0 P: 20	R: 0 E: 0 K: 0 S: 7	H: 0 LOB: 0 BB: 0 P: 11	R: 0 E: 0 K: 2 S: 10	H: 0 LOB: 0 BB: 0 P: 16	R: 0 E: 0 K: 1 S: 8	H: 1 LOB: 2 BB: 1 P: 14	R: 0 E: 0 K: 0 S: 5	H: 2 LOB: 2 BB: 0 P: 15	R: 0 E: 0 K: 1 S: 10	H: 2 LOB: 1 BB: 0 P: 17	R: 0 E: 0 K: 1 S: 8	H: 0 LOB: 2 BB: 2 P: 20	R: 0 E: 0 K: 0 S: 12	H: 1 LOB: 2 BB: 1 P: 21	1B: 7 2B: 2 3B: 0 HR: 0	SF: 0 SAC: 0 DP: 2 HBP: 0	WP: 0 PB: 0 SB: 0 CS: 0	PA: 38
PITCHER	IP WLS BF H R ER SO BB IBB HBP BLK WP HR S P ERA WHIP	IP WLS BF H R ER SO BB IBB HBP BLK WP HR S P ERA WHIP																		
Chuck Finley, L ERA: 2.29 (1, 1)	6.0 W 26 7 0 0 4 2 0 0 0 0 0 56 96 0.00 1.500																			
Greg Minton, R ERA: 1.45 (7, 1)	3.0 S 12 1 0 0 1 3 0 0 0 0 0 26 52 0.00 1.333																			

AB	33
R	0
H	8
RBI	0
BB	5
SO	5
LOB	15



Batter	1	2	3	4	5	6	7	8	9	AB	R	H	RBI	BB	SO	LOB	BOTTOM	
Claudell Washington, L OBP: 0.342, SLG: 0.405 (1, 9)										4	0	1	1	0	0	0	New York Yankees @ California Angels Anaheim Stadium, Anaheim, CA Sun May 14 1989, 6:33 AM EDT Att: 36,690 - Cloudy - 60 F	
Johnny Ray, S OBP: 0.315, SLG: 0.337 (1, 4)										4	0	1	0	0	0	1		
Devon White, S OBP: 0.344, SLG: 0.497 (1, 8)										4	0	2	0	0	1	1		
Brian Downing, R OBP: 0.366, SLG: 0.433 (1, 10)										4	1	1	0	0	0	3		
Chili Davis, S OBP: 0.296, SLG: 0.407 (1, 7)										3	1	1	1	1	0	3		
Wally Joyner, L OBP: 0.291, SLG: 0.303 (1, 3)										3	0	1	1	1	0	2		
Jack Howell, L OBP: 0.266, SLG: 0.302 (1, 5)										3	1	0	0	1	2	1		
Bill Schroeder, R OBP: 0.244, SLG: 0.400 (1, 2)										4	1	1	0	0	2	2		
Kent Anderson, R OBP: 0.306, SLG: 0.310 (1, 6)										4	1	1	1	0	0	1		
Inning Stats	R: 0 E: 1 K: 0 S: 13	H: 1 LOB: 2 BB: 0 P: 19	R: 0 E: 0 K: 1 S: 9	H: 0 LOB: 0 BB: 0 P: 13	R: 0 E: 0 K: 0 S: 5	H: 1 LOB: 1 BB: 0 P: 8	R: 4 E: 2 K: 0 S: 16	H: 4 LOB: 1 BB: 1 P: 30	R: 1 E: 0 K: 2 S: 15	H: 1 LOB: 0 BB: 0 P: 7	R: 0 E: 0 K: 0 S: 10	H: 1 LOB: 2 BB: 1 P: 19	R: 0 E: 0 K: 2 S: 8	H: 0 LOB: 0 BB: 0 P: 11	1B: 6 2B: 1 3B: 1 HR: 1	SF: 0 SAC: 0 DP: 1 HBP: 0	WP: 0 PB: 0 SB: 0 CS: 0	PA: 36
PITCHER	IP WLS BF H R ER SO BB IBB HBP BLK WP HR S P ERA WHIP	IP WLS BF H R ER SO BB IBB HBP BLK WP HR S P ERA WHIP																
Andy Hawkins, R ERA: 6.29 (1, 1)	4.2 L 24 7 5 4 2 2 0 0 0 0 0 1 55 93 7.71 1.929																	
Chuck Cary, L ERA: 3.39 (5, 1)	0.1 1 0 0 0 1 0 0 0 0 0 0 0 3 6 0.00 0.000																	
Dale Mohorcic, R ERA: 4.03 (6, 1)	2.0 8 2 0 0 0 1 0 0 0 0 0 0 15 26 0.00 1.500																	
Dave Righetti, L ERA: 4.2 (8, 1)	1.0 3 0 0 0 2 0 0 0 0 0 0 0 8 11 0.00 0.000																	

AB	33
R	5
H	9
RBI	4
BB	3
SO	5
LOB	14



Batter	1	2	3	4	5	6	7	8	9	AB	R	H	RBI	BB	SO	LOB	TOP										
Rickey Henderson, R OBP: 0.363, SLG: 0.376 (1, 7)	G1-3		G1-3				L8										4 0 1 1 1 0 1										
Steve Sax, R OBP: 0.384, SLG: 0.382 (1, 4)	K							G6-3									4 0 1 0 1 2 1										
Don Mattingly, L OBP: 0.318, SLG: 0.301 (1, 3)	WP 1B							L8									4 0 1 0 0 0 3										
Jesse Barfield, R OBP: 0.289, SLG: 0.390 (1, 9)																	3 1 1 0 1 1 0										
Steve Balboni, R OBP: 0.272, SLG: 0.468 (1, 10)																	4 1 2 2 0 0 2										
Tom Brookens, R OBP: 0.234, SLG: 0.339 (1, 5)																	3 0 0 0 1 0 1										
Bob Geren, R (1, 2)																	3 0 0 0 0 0 0										
Ken Phelps, L OBP: 0.351, SLG: 0.368 (8, PH)	L8																1 0 0 0 0 0 1										
Don Slaught, R OBP: 0.310, SLG: 0.402 (8, 2)																	0 0 0 0 0 0 0										
Alvaro Espinoza, R OBP: 0.295, SLG: 0.260 (1, 6)																	4 0 0 0 0 1 0										
Roberto Kelly, R OBP: 0.380, SLG: 0.450 (1, 8)																	4 1 3 0 0 1 0										
Inning Stats	R: 0 E: 0 K: 1 S: 12	H: 1 LOB: 2 BB: 1 P: 20	R: 0 E: 0 K: 1 S: 12	H: 0 LOB: 0 BB: 0 P: 16	R: 0 E: 0 K: 1 S: 12	H: 0 LOB: 1 BB: 1 P: 21	R: 0 E: 0 K: 0 S: 8	H: 1 LOB: 0 BB: 0 P: 11	R: 1 E: 0 K: 0 S: 11	H: 3 LOB: 2 BB: 0 P: 16	R: 0 E: 0 K: 1 S: 11	H: 0 LOB: 0 BB: 0 P: 15	R: 0 E: 0 K: 0 S: 5	H: 1 LOB: 1 BB: 0 P: 6	R: 2 E: 0 K: 0 S: 11	H: 2 LOB: 1 BB: 1 P: 21	R: 0 E: 0 K: 1 S: 13	H: 1 LOB: 1 BB: 1 P: 19	1B: 7 2B: 1 3B: 0 HR: 1	SF: 0 SAC: 0 DP: 1 HBP: 0	WP: 1 PB: 0 SB: 0 CS: 1	PA: 38					
PITCHER	IP	WLS	BF	H	R	ER	SO	BB	IBB	HBP	BLK	WP	HR	S	P	ERA	WHIP										
Curt Young, L ERA: 4.89 (1, 1)	7.2	L	33	8	3	3	4	3	0	0	0	1	1	81	125	3.52	1.435										
Gene Nelson, R ERA (8, 1)	0.2		3	1	0	0	0	0	0	0	0	0	0	8	10	0.00	1.500										
Rick Honeycutt, L ERA: 2.05 (9, 1)	0.2		2	0	0	0	1	1	0	0	0	0	0	6	10	0.00	1.500										

New York Yankees @ Oakland Athletics
Oakland-Alameda County Coliseum, Oakland, CA
Tue May 16 1989, 7:05 PM PDT
Att: 25,852 - Unknown - 61 F

AB 34
R 3
H 9
RBI 3
BB 4
SO 5
LOB 9



Batter	1	2	3	4	5	6	7	8	9	AB	R	H	RBI	BB	SO	LOB	BOTTOM										
Luis Polonia, L OBP: 0.317, SLG: 0.371 (1, 7)																	3 1 2 0 0 0 0										
Tony Phillips, S OBP: 0.429, SLG: 0.446 (8, PH)																	0 0 0 0 1 0 0										
Stan Javier, S OBP: 0.349, SLG: 0.365 (8, PR)																	0 0 0 0 0 0 0										
Dave Henderson, R OBP: 0.401, SLG: 0.519 (1, 8)																	3 0 1 1 0 0 1										
Dave Parker, L OBP: 0.275, SLG: 0.341 (1, 10)																	4 0 1 1 0 0 3										
Mark McGwire, R OBP: 0.297, SLG: 0.554 (1, 3)																	4 0 1 0 0 1 2										
Terry Steinbach, R OBP: 0.383, SLG: 0.382 (1, 9)																	4 0 0 0 0 0 2										
Carney Lansford, R OBP: 0.401, SLG: 0.460 (1, 5)																	4 0 1 0 0 0 0										
Ron Hassey, L OBP: 0.211, SLG: 0.222 (1, 2)																	3 0 0 0 0 1 1										
Walt Weiss, S OBP: 0.292, SLG: 0.315 (1, 6)																	2 1 0 0 1 1 1										
Mike Gallego, R OBP: 0.360, SLG: 0.427 (1, 4)																	3 0 0 0 0 1 2										
Inning Stats	R: 1 E: 0 K: 0 S: 8	H: 2 LOB: 1 BB: 0 P: 15	R: 0 E: 0 K: 1 S: 9	H: 1 LOB: 0 BB: 0 P: 15	R: 0 E: 0 K: 0 S: 3	H: 0 LOB: 0 BB: 0 P: 5	R: 0 E: 0 K: 0 S: 4	H: 1 LOB: 0 BB: 0 P: 4	R: 0 E: 0 K: 1 S: 5	H: 0 LOB: 0 BB: 0 P: 9	R: 0 E: 0 K: 1 S: 6	H: 2 LOB: 1 BB: 0 P: 11	R: 0 E: 0 K: 0 S: 7	H: 0 LOB: 0 BB: 0 P: 10	R: 1 E: 0 K: 1 S: 10	H: 0 LOB: 1 BB: 2 P: 25	R: 0 E: 0 K: 0 S: 7	H: 0 LOB: 0 BB: 0 P: 12	1B: 5 2B: 1 3B: 0 HR: 0	SF: 1 SAC: 0 DP: 2 HBP: 0	WP: 0 PB: 0 SB: 0 CS: 0	PA: 33					
PITCHER	IP	WLS	BF	H	R	ER	SO	BB	IBB	HBP	BLK	WP	HR	S	P	ERA	WHIP										
Clay Parker, R ERA: 2.57 (1, 1)	7.0	W	26	6	2	2	3	1	0	0	0	0	0	44	75	2.57	1.000										
Dave Righetti, L ERA: 3.63 (8, 1)	2.0	S	7	0	0	0	1	1	0	0	0	0	0	15	31	0.00	0.500										

New York Yankees @ Oakland Athletics
Oakland-Alameda County Coliseum, Oakland, CA
Tue May 16 1989, 7:05 PM PDT
Att: 25,852 - Unknown - 61 F

AB 30
R 2
H 6
RBI 2
BB 2
SO 4
LOB 12



Batter	1	2	3	4	5	6	7	8	9	AB	R	H	RBI	BB	SO	LOB	TOP											
Rickey Henderson, R OBP: 0.373, SLG: 0.405	1-3 K		2-3 K		1 SAFE 0-0 HR		4-1 G4-3 S BB		2-1 F9	4	1	1	2	1	2	2	New York Yankees @ Oakland Athletics Oakland-Alameda County Coliseum, Oakland, CA Thu May 18 1989, 3:33 AM PDT Att: 40,758 - Sunny - 61 F AB 31 R 2 H 6 RBI 2 BB 7 SO 6 LOB 18											
Steve Sax, R OBP: 0.370, SLG: 0.366	1-2 G4-3		1-2 L4		1-1 G4-3		3-2 G4-3		0-2 G6-3	5	0	0	0	0	0	3												
Don Mattingly, L OBP: 0.321, SLG: 0.312	0-1				1-2 F9		0-1			4	0	2	0	0	0	1												
Ken Phelps, L OBP: 0.381, SLG: 0.366	3-2 P4				4-2 BB BB		3-2 P6			2	0	0	0	2	0	2												
Steve Balboni, R OBP: 0.267, SLG: 0.444	1-3 K				1-2 P4		4-2		0-3 K	3	0	0	0	1	2	3												
Mike Pagliarulo, L OBP: 0.224, SLG: 0.218	2-3 K				4-2 BB BB		1-2 G6-3			3	0	0	0	1	1	2												
Don Slaught, R OBP: 0.313, SLG: 0.398	3-3 K				4-2 BB				2-2 P2	2	0	0	0	2	1	0												
Wayne Tolleson, S OBP: 0.256, SLG: 0.206					1-0 L4 1B		1-2 P4		2-2 FC6-4 G6-3	4	0	1	0	0	0	4												
Roberto Kelly, R OBP: 0.380, SLG: 0.444					1-0 1B		0-2 HR 1B		1-1 G5-3	4	1	2	0	0	0	1												
Inning Stats	R: 0 E: 0 K: 1 S: 12	H: 1 LOB: 1 BB: 0 P: 17	R: 0 E: 0 K: 3 S: 11	H: 0 LOB: 0 BB: 0 P: 17	R: 0 E: 0 K: 1 S: 10	H: 2 LOB: 1 BB: 0 P: 15	R: 0 E: 0 K: 0 S: 18	H: 0 LOB: 3 BB: 3 P: 33	R: 2 E: 0 K: 0 S: 18	H: 3 LOB: 2 BB: 1 P: 27	R: 0 E: 0 K: 0 S: 7	H: 0 LOB: 0 BB: 1 P: 15	R: 0 E: 0 K: 1 S: 13	H: 0 LOB: 2 BB: 2 P: 24	R: 0 E: 0 K: 0 S: 10	H: 0 LOB: 0 BB: 0 P: 18	R: 0 E: 0 K: 0 S: 7	H: 0 LOB: 0 BB: 0 P: 10	1B: 4 2B: 2 3B: 0 HR: 1	SF: 0 SAC: 0 DP: 2 HBP: 0	WP: 0 PB: 0 SB: 1 CS: 0	PA: 38						
PITCHER	IP	WLS	BF	H	R	ER	SO	BB	IBB	HBP	BLK	WP	HR	S	P	ERA	WHIP											
Bob Welch, R ERA: 2.98	(1, 1)	5.0	W	24	6	2	2	5	4	0	0	0	0	1	69	109	3.60	2.000										
Eric Plunk, R ERA: 1.29	(6, 1)	1.1		5	0	0	0	0	2	0	0	0	0	0	13	28	0.00	1.500										
Greg Cadaret, L ERA: 2.35	(7, 1)	0.1		2	0	0	0	0	1	0	0	0	0	0	4	8	0.00	3.000										
Todd Burns, R ERA: 1.78	(7, 1)	2.1	S	7	0	0	0	1	0	0	0	0	0	0	20	31	0.00	0.000										

Batter	1	2	3	4	5	6	7	8	9	AB	R	H	RBI	BB	SO	LOB	BOTTOM											
Tony Phillips, S OBP: 0.430, SLG: 0.467	2-2 G6-3		2-2 G5-3		1-0 1B 1B HBP		3-3 K		4-1 FC4-6 BB	3	1	0	0	1	1	1	New York Yankees @ Oakland Athletics Oakland-Alameda County Coliseum, Oakland, CA Thu May 18 1989, 3:33 AM PDT Att: 40,758 - Sunny - 61 F AB 31 R 6 H 8 RBI 5 BB 7 SO 4 LOB 19											
Carney Lansford, R OBP: 0.410, SLG: 0.458	4-2 CS BB		2-2		2-1 BB 1B		4-0		2-1 FC4-6	3	1	2	0	2	0	1												
Dave Henderson, R OBP: 0.390, SLG: 0.497	2-1 WP 1B		3-1 G6-3		2-2 1B 1B		1-3 K		0-1 F8	5	1	2	1	0	1	4												
Mark McGwire, R OBP: 0.312, SLG: 0.582	2-2 G5-3				4-1 G4-3 HR 2B		4-1 1B BB		4-1 FC5-4 S PB BB	2	2	1	0	2	0	1												
Terry Steinbach, R OBP: 0.407, SLG: 0.427					0-0 G4-3		0-0 1B		2-3 K	4	0	2	2	0	1	2												
Dave Parker, L OBP: 0.287, SLG: 0.374	1-1 FC4-6				2-3		1-2 2-H 3-H 1B		1-2 K	3	1	1	2	1	0	3												
Lance Blankenship, R OBP: 0.300, SLG: 0.600	1-2 G6-3				0-0 HR		3-2 F9		4-0 FC5-4 IBB	0	0	0	0	0	0	0												
Billy Beane, R OBP: 0.260, SLG: 0.347	2-2 G6-3				3-H F9		3-3 K		0-2 FC5-4 PB	3	0	0	0	0	1	3												
Stan Javier, S OBP: 0.343, SLG: 0.361	1-2				0-2 F9				1-2 2-3	1	0	0	0	0	0	2												
Ron Hassey, L OBP: 0.200, SLG: 0.209	2-0 G4-3				2-2 G4-3				1-1 F7	4	0	0	0	0	0	2												
Mike Gallego, R OBP: 0.371, SLG: 0.425	1-0 G4-3				0-0 B1-3		4-2 S BB		1-0 G1-3	3	0	0	0	1	0	0												
Inning Stats	R: 0 E: 0 K: 0 S: 15	H: 1 LOB: 1 BB: 1 P: 25	R: 0 E: 0 K: 0 S: 9	H: 1 LOB: 0 BB: 0 P: 16	R: 0 E: 0 K: 0 S: 10	H: 1 LOB: 1 BB: 0 P: 17	R: 2 E: 0 K: 0 S: 11	H: 2 LOB: 0 BB: 0 P: 15	R: 3 E: 0 K: 1 S: 15	H: 3 LOB: 2 BB: 1 P: 30	R: 0 E: 0 K: 2 S: 10	H: 0 LOB: 2 BB: 2 P: 22	R: 1 E: 0 K: 1 S: 11	H: 0 LOB: 2 BB: 2 P: 22	R: 0 E: 0 K: 0 S: 6	H: 0 LOB: 1 BB: 1 P: 13	1B: 6 2B: 1 3B: 0 HR: 1	SF: 0 SAC: 0 DP: 0 HBP: 1	WP: 1 PB: 1 SB: 2 CS: 1	PA: 39								
PITCHER	IP	WLS	BF	H	R	ER	SO	BB	IBB	HBP	BLK	WP	HR	S	P	ERA	WHIP											
Tommy John, L ERA: 5.55	(1, 1)	4.1	L	22	7	5	5	0	2	0	1	0	0	1	52	89	10.38	2.077										
Chuck Cary, L ERA: 2.25	(5, 1)	1.1		7	1	0	0	2	1	1	0	0	0	0	14	31	0.00	1.500										
Dale Mohorcic, R ERA: 3.86	(6, 1)	1.0		5	0	1	0	2	1	1	0	0	0	0	13	24	0.00	1.000										
Lee Guetterman, L ERA:	(7, 1)	1.1		5	0	0	0	0	1	0	0	0	0	0	8	16	0.00	0.750										



Batter	1	2	3	4	5	6	7	8	9	AB	R	H	RBI	BB	SO	LOB	TOP					
Rickey Henderson, R OBP: 0.380, SLG: 0.400 (1, 7)	F9		1B					P4			4	2	2	0	1	0	2					
Steve Sax, R OBP: 0.377, SLG: 0.366 (1, 4)	K		1B						1B		5	0	2	0	0	1	2					
Don Mattingly, L OBP: 0.331, SLG: 0.327 (1, 3)			1B						1B		4	1	2	2	1	0	1					
Ken Phelps, L OBP: 0.380, SLG: 0.359 Steve Balboni, R OBP: 0.273, SLG: 0.446 Wayne Tolleson, S OBP: 0.256, SLG: 0.206 (1, 10)	F8								1B		3	0	0	0	0	0	4					
Mike Pagliarulo, L OBP: 0.247, SLG: 0.267 Tom Brookens, R OBP: 0.227, SLG: 0.328 (7, PH)		F7	F8						1B		3	0	1	1	0	0	2					
Bob Brower, R OBP: 0.309, SLG: 0.400 (1, 9)		G4-1									4	0	1	0	0	1	1					
Bob Geren, R OBP: 0.286, SLG: 0.714 (1, 2)											4	1	2	1	0	2	2					
Alvaro Espinoza, R OBP: 0.280, SLG: 0.248 (1, 6)											4	0	1	0	0	0	2					
Roberto Kelly, R OBP: 0.380, SLG: 0.435 (1, 8)											4	0	1	0	0	0	3					
Inning Stats	R: 0 E: 0 K: 1 S: 9	H: 0 LOB: 1 BB: 1 P: 16	R: 0 E: 0 K: 0 S: 6	H: 1 LOB: 1 BB: 0 P: 11	R: 1 E: 0 K: 0 S: 17	H: 4 LOB: 2 BB: 0 P: 27	R: 0 E: 1 K: 1 S: 13	H: 0 LOB: 1 BB: 0 P: 16	R: 2 E: 1 K: 1 S: 14	H: 3 LOB: 1 BB: 1 P: 21	R: 1 E: 0 K: 0 S: 12	H: 1 LOB: 1 BB: 1 P: 19	R: 0 E: 0 K: 1 S: 7	H: 0 LOB: 0 BB: 0 P: 11	R: 0 E: 0 K: 1 S: 10	H: 2 LOB: 2 BB: 0 P: 10	R: 0 E: 0 K: 0 S: 7	H: 2 LOB: 1 BB: 1 P: 11	1B: 10 2B: 3 3B: 0 HR: 1	SF: 0 SAC: 0 DP: 1 HBP: 0	WP: 1 PB: 0 SB: 1 CS: 0	PA: 41
PITCHER	IP	WLS	BF	H	R	ER	SO	BB	IBB	HBP	BLK	WP	HR	S	P	ERA	WHIP					
Mike Dunne, R ERA: 7.5 (1, 1)	6.0		29	9	4	4	3	2	0	0	0	1	1	71	110	6.00	1.833					
Steve Trout, L ERA: 5.53 (7, 1)	1.0	W	3	0	0	0	1	0	0	0	0	0	0	7	11	0.00	0.000					
Mike Schooler, R ERA: 2.18 (8, 1)	2.0	S	9	4	0	0	1	0	0	0	0	0	0	17	21	0.00	2.000					

New York Yankees @ Seattle Mariners
The Kingdome, Seattle, WA
Sat May 20 1989, 10:05 PM EDT
Att: 40,563 - Dome

AB	39
R	4
H	13
RBI	4
BB	2
SO	5
LOB	21



Batter	1	2	3	4	5	6	7	8	9	AB	R	H	RBI	BB	SO	LOB	BOTTOM				
Harold Reynolds, S OBP: 0.355, SLG: 0.412 (1, 4)	S							F9			4	1	1	0	1	0	2				
Henry Cotto, R OBP: 0.315, SLG: 0.365 (1, 7)											4	0	2	2	1	0	2				
Alvin Davis, L OBP: 0.430, SLG: 0.510 Omar Vizquel, S OBP: 0.233, SLG: 0.200 (1, 3)	F8										3	0	1	1	1	1	2				
Darnell Coles, R OBP: 0.279, SLG: 0.333 (1, 9)											3	1	0	0	1	0	5				
Jim Prestey, R OBP: 0.353, SLG: 0.425 (1, 10)	F7										4	1	2	0	0	0	1				
Dave Valle, R OBP: 0.346, SLG: 0.465 (1, 2)											3	1	0	0	1	0	4				
Ken Griffey Jr., L OBP: 0.353, SLG: 0.452 (1, 8)											4	1	1	3	0	1	1				
Edgar Martinez, R OBP: 0.292, SLG: 0.292 (1, 5)											4	0	2	0	0	0	2				
Dave Cochrane, S OBP: 0.316, SLG: 0.556 (8, 3)											4	1	1	0	0	0	2				
Inning Stats	R: 1 E: 0 K: 0 S: 9	H: 2 LOB: 1 BB: 0 P: 15	R: 2 E: 1 K: 0 S: 14	H: 2 LOB: 3 BB: 3 P: 32	R: 0 E: 0 K: 1 S: 7	H: 0 LOB: 0 BB: 0 P: 10	R: 0 E: 0 K: 0 S: 7	H: 1 LOB: 0 BB: 0 P: 11	R: 0 E: 0 K: 0 S: 8	H: 1 LOB: 2 BB: 2 P: 22	R: 0 E: 1 K: 0 S: 8	H: 1 LOB: 0 BB: 0 P: 12	R: 3 E: 0 K: 0 S: 11	H: 3 LOB: 0 BB: 0 P: 18	R: 0 E: 0 K: 0 S: 8	H: 0 LOB: 0 BB: 0 P: 12	1B: 7 2B: 4 3B: 0 HR: 1	SF: 0 SAC: 0 DP: 2 HBP: 0	WP: 0 PB: 0 SB: 1 CS: 2	PA: 38	
PITCHER	IP	WLS	BF	H	R	ER	SO	BB	IBB	HBP	BLK	WP	HR	S	P	ERA	WHIP				
Dave LaPoint, L ERA: 5.5 (1, 1)	6.1	L	32	9	5	5	2	5	0	0	0	0	1	60	113	7.11	2.211				
Dale Mohorcic, R ERA: 3.96 (7, 1)	1.2		6	1	1	1	0	0	0	0	0	0	1	12	19	5.40	0.600				

New York Yankees @ Seattle Mariners
The Kingdome, Seattle, WA
Sat May 20 1989, 10:05 PM EDT
Att: 40,563 - Dome

AB	33
R	6
H	10
RBI	6
BB	5
SO	2
LOB	21



Batter	1	2	3	4	5	6	7	8	9	AB	R	H	RBI	BB	SO	LOB	TOP								
Rickey Henderson, R OBP: 0.385, SLG: 0.406 (1, 7)	F9		F8			SF8 1B	G4-3 BLK 1B	S 1B		5	2	3	0	0	0	0									
Steve Sax, R OBP: 0.376, SLG: 0.364 (1, 4)	K2-3			G6-3		G3-1 FC1 1B	G6-3	BB		4	1	1	0	1	1	1									
Don Mattingly, L OBP: 0.322, SLG: 0.316 (1, 3)	G6-3			P1		FC1 G3-1 1B	G4-3	G3-1		5	1	0	0	0	0	5									
Steve Balboni, R OBP: 0.280, SLG: 0.477 (1, 10)		HR		K		SF8	2B BB		K	3	1	1	2	1	2	0									
Bob Brower, R OBP: 0.333, SLG: 0.436 (1, 9)	G6-3				FC5 1B	G3-1	BB	FC5 1B		5	0	3	1	0	0	2									
Tom Brookens, R OBP: 0.254, SLG: 0.328 (1, 5)		CS BB			1B	1B	BB	G5-3	F7	3	0	1	0	2	0	3									
Bob Geren, R OBP: 0.417, SLG: 0.917 (1, 2)	K			F8		FC5 BB 1B		HR	1B	5	1	3	3	0	1	3									
Wayne Tolleson, S OBP: 0.273, SLG: 0.211 (1, 6)	CS		G6-4-3 1B	L9		1B	BB	G4-3	FC5	4	0	1	0	1	0	4									
Roberto Kelly, R OBP: 0.369, SLG: 0.422 (1, 8)			G6-4-3	FC5		FC5		F9		4	0	0	0	0	0	6									
Inning Stats	R: 0 E: 0 K: 1 S: 7	H: 0 LOB: 0 BB: 0 P: 12	R: 1 E: 0 K: 1 S: 10	H: 1 LOB: 0 BB: 1 P: 21	R: 0 E: 0 K: 0 S: 7	H: 1 LOB: 0 BB: 0 P: 12	R: 0 E: 0 K: 1 S: 9	H: 0 LOB: 0 BB: 0 P: 15	R: 0 E: 0 K: 0 S: 8	H: 2 LOB: 2 BB: 0 P: 14	R: 3 E: 0 K: 0 S: 20	H: 3 LOB: 3 BB: 2 P: 38	R: 1 E: 0 K: 0 S: 10	H: 2 LOB: 2 BB: 1 P: 18	R: 1 E: 0 K: 0 S: 14	H: 2 LOB: 2 BB: 1 P: 24	R: 0 E: 0 K: 1 S: 9	H: 2 LOB: 2 BB: 0 P: 13	1B: 10 2B: 1 3B: 0 HR: 2	SF: 1 SAC: 0 DP: 1 HBP: 0	WP: 0 PB: 0 SB: 1 CS: 1	PA: 45			
PITCHER	IP WLS BF H R ER SO BB IBB HBP BLK WP HR S P ERA WHIP	IP WLS BF H R ER SO BB IBB HBP BLK WP HR S P ERA WHIP	IP WLS BF H R ER SO BB IBB HBP BLK WP HR S P ERA WHIP	IP WLS BF H R ER SO BB IBB HBP BLK WP HR S P ERA WHIP	IP WLS BF H R ER SO BB IBB HBP BLK WP HR S P ERA WHIP	IP WLS BF H R ER SO BB IBB HBP BLK WP HR S P ERA WHIP	IP WLS BF H R ER SO BB IBB HBP BLK WP HR S P ERA WHIP	IP WLS BF H R ER SO BB IBB HBP BLK WP HR S P ERA WHIP	IP WLS BF H R ER SO BB IBB HBP BLK WP HR S P ERA WHIP	IP WLS BF H R ER SO BB IBB HBP BLK WP HR S P ERA WHIP	IP WLS BF H R ER SO BB IBB HBP BLK WP HR S P ERA WHIP	IP WLS BF H R ER SO BB IBB HBP BLK WP HR S P ERA WHIP	IP WLS BF H R ER SO BB IBB HBP BLK WP HR S P ERA WHIP	IP WLS BF H R ER SO BB IBB HBP BLK WP HR S P ERA WHIP	IP WLS BF H R ER SO BB IBB HBP BLK WP HR S P ERA WHIP	IP WLS BF H R ER SO BB IBB HBP BLK WP HR S P ERA WHIP	IP WLS BF H R ER SO BB IBB HBP BLK WP HR S P ERA WHIP	IP WLS BF H R ER SO BB IBB HBP BLK WP HR S P ERA WHIP	IP WLS BF H R ER SO BB IBB HBP BLK WP HR S P ERA WHIP	IP WLS BF H R ER SO BB IBB HBP BLK WP HR S P ERA WHIP	IP WLS BF H R ER SO BB IBB HBP BLK WP HR S P ERA WHIP	IP WLS BF H R ER SO BB IBB HBP BLK WP HR S P ERA WHIP	IP WLS BF H R ER SO BB IBB HBP BLK WP HR S P ERA WHIP	IP WLS BF H R ER SO BB IBB HBP BLK WP HR S P ERA WHIP	IP WLS BF H R ER SO BB IBB HBP BLK WP HR S P ERA WHIP

New York Yankees @ Seattle Mariners
The Kingdome, Seattle, WA
Sun May 21 1989, 6:33 AM EDT
Att: 35,524 - Dome - 72 F

AB 38
R 6
H 13
RBI 6
BB 5
SO 4
LOB 24



Batter	1	2	3	4	5	6	7	8	9	AB	R	H	RBI	BB	SO	LOB	BOTTOM								
Harold Reynolds, S OBP: 0.353, SLG: 0.405 (1, 4)	G4-3 WP BB		K			G4-3		P5		3	0	0	0	1	1	0									
Scott Bradley, L OBP: 0.382, SLG: 0.500 (1, 10)	G4-3			G1-3		K		IHR 1B		4	1	1	0	0	1	1									
Ken Griffey Jr., L OBP: 0.357, SLG: 0.485 (1, 8)	P6			K		2B		IHR		4	1	2	2	0	1	1									
Darnell Coles, R OBP: 0.278, SLG: 0.331 (1, 3)	G5-3			1B		G6-3		L9		4	0	1	0	0	0	2									
Jim Presteley, R OBP: 0.341, SLG: 0.410 (1, 5)		K		K			L6	L8		4	0	0	0	0	2	1									
Dave Valle, R OBP: 0.351, SLG: 0.462 (1, 2)	G3				G6-3 BB	G6-3		FC6-4 1B		3	0	1	0	1	0	0									
Mickey Brantley, R OBP: 0.208, SLG: 0.194 (1, 9)	G6-3				G6-3	G5-3		FC6-4		4	0	0	0	0	0	2									
Dave Cochrane, S OBP: 0.273, SLG: 0.476 (9, 6)			K		K			K		3	0	0	0	0	3	1									
Omar Vizquel, S OBP: 0.227, SLG: 0.195 Henry Colto, R OBP: 0.312, SLG: 0.360 (8, PH) (9, 7)			K		G1-3			K		2	0	0	0	0	1	1									
Inning Stats	R: 0 E: 0 K: 0 S: 9	H: 0 LOB: 1 BB: 1 P: 18	R: 0 E: 0 K: 1 S: 8	H: 0 LOB: 0 BB: 0 P: 10	R: 0 E: 0 K: 3 S: 9	H: 0 LOB: 0 BB: 0 P: 12	R: 0 E: 0 K: 2 S: 11	H: 1 LOB: 1 BB: 0 P: 17	R: 0 E: 0 K: 1 S: 9	H: 0 LOB: 1 BB: 1 P: 17	R: 0 E: 0 K: 1 S: 10	H: 1 LOB: 1 BB: 0 P: 18	R: 0 E: 0 K: 0 S: 6	H: 0 LOB: 0 BB: 0 P: 10	R: 0 E: 0 K: 2 S: 8	H: 0 LOB: 0 BB: 0 P: 12	R: 2 E: 0 K: 0 S: 12	H: 3 LOB: 1 BB: 0 P: 15	1B: 3 2B: 1 3B: 0 HR: 1	SF: 0 SAC: 0 DP: 0 HBP: 0	WP: 1 PB: 0 SB: 0 CS: 0	PA: 34			
PITCHER	IP WLS BF H R ER SO BB IBB HBP BLK WP HR S P ERA WHIP	IP WLS BF H R ER SO BB IBB HBP BLK WP HR S P ERA WHIP	IP WLS BF H R ER SO BB IBB HBP BLK WP HR S P ERA WHIP	IP WLS BF H R ER SO BB IBB HBP BLK WP HR S P ERA WHIP	IP WLS BF H R ER SO BB IBB HBP BLK WP HR S P ERA WHIP	IP WLS BF H R ER SO BB IBB HBP BLK WP HR S P ERA WHIP	IP WLS BF H R ER SO BB IBB HBP BLK WP HR S P ERA WHIP	IP WLS BF H R ER SO BB IBB HBP BLK WP HR S P ERA WHIP	IP WLS BF H R ER SO BB IBB HBP BLK WP HR S P ERA WHIP	IP WLS BF H R ER SO BB IBB HBP BLK WP HR S P ERA WHIP	IP WLS BF H R ER SO BB IBB HBP BLK WP HR S P ERA WHIP	IP WLS BF H R ER SO BB IBB HBP BLK WP HR S P ERA WHIP	IP WLS BF H R ER SO BB IBB HBP BLK WP HR S P ERA WHIP	IP WLS BF H R ER SO BB IBB HBP BLK WP HR S P ERA WHIP	IP WLS BF H R ER SO BB IBB HBP BLK WP HR S P ERA WHIP	IP WLS BF H R ER SO BB IBB HBP BLK WP HR S P ERA WHIP	IP WLS BF H R ER SO BB IBB HBP BLK WP HR S P ERA WHIP	IP WLS BF H R ER SO BB IBB HBP BLK WP HR S P ERA WHIP	IP WLS BF H R ER SO BB IBB HBP BLK WP HR S P ERA WHIP	IP WLS BF H R ER SO BB IBB HBP BLK WP HR S P ERA WHIP	IP WLS BF H R ER SO BB IBB HBP BLK WP HR S P ERA WHIP	IP WLS BF H R ER SO BB IBB HBP BLK WP HR S P ERA WHIP	IP WLS BF H R ER SO BB IBB HBP BLK WP HR S P ERA WHIP	IP WLS BF H R ER SO BB IBB HBP BLK WP HR S P ERA WHIP	IP WLS BF H R ER SO BB IBB HBP BLK WP HR S P ERA WHIP

New York Yankees @ Seattle Mariners
The Kingdome, Seattle, WA
Sun May 21 1989, 6:33 AM EDT
Att: 35,524 - Dome - 72 F

AB 32
R 2
H 5
RBI 2
BB 2
SO 10
LOB 9



Batter	1	2	3	4	5	6	7	8	9	AB	R	H	RBI	BB	SO	LOB	TOP								
Brian Downing, R OBP: 0.371, SLG: 0.397 (1, 10)										4	1	1	0	1	0	0	California Angels @ New York Yankees Yankee Stadium, Bronx, NY Wed May 24 1989, 7:05 PM EDT Att: 19,144 - Unknown - 61 F livebaseballscorecards.com								
Claudell Washington, L OBP: 0.366, SLG: 0.569 (1, 9)										5	1	1	0	1	2	4									
Johnny Ray, S OBP: 0.318, SLG: 0.370 (1, 4)										5	2	3	4	1	1	2									
Devon White, S OBP: 0.353, SLG: 0.556 (1, 8)										5	2	2	1	1	0	4									
Wally Joyner, L OBP: 0.299, SLG: 0.315 (1, 3)										5	0	1	2	0	0	5									
Chili Davis, S OBP: 0.337, SLG: 0.444 (1, 7)										4	2	3	1	1	1	1									
Lance Parrish, R OBP: 0.338, SLG: 0.429 (1, 2)										2	2	2	2	3	0	0									
Jack Howell, L OBP: 0.292, SLG: 0.322 (1, 5)										4	0	0	0	0	0	7									
Dick Schofield, R OBP: 0.288, SLG: 0.300 (1, 6)										4	1	0	0	1	1	4									
Inning Stats	R: 1 E: 0 K: 0 S: 17	H: 2 LOB: 1 BB: 0 P: 27	R: 2 E: 0 K: 1 S: 18	H: 3 LOB: 1 BB: 0 P: 28	R: 0 E: 0 K: 0 S: 8	H: 1 LOB: 3 BB: 2 P: 19	R: 0 E: 0 K: 0 S: 6	H: 0 LOB: 0 BB: 0 P: 11	R: 2 E: 0 K: 2 S: 25	H: 2 LOB: 2 BB: 2 P: 42	R: 0 E: 0 K: 1 S: 7	H: 0 LOB: 0 BB: 0 P: 8	R: 1 E: 0 K: 0 S: 9	H: 1 LOB: 2 BB: 2 P: 18	R: 0 E: 0 K: 0 S: 6	H: 0 LOB: 2 BB: 1 P: 14	R: 5 E: 0 K: 1 S: 16	H: 4 LOB: 1 BB: 2 P: 27	1B: 8 2B: 3 3B: 0 HR: 2	SF: 0 SAC: 2 DP: 0 HBP: 1	WP: 0 PB: 0 SB: 3 CS: 0	PA: 50			
PITCHER	IP	WLS	BF	H	R	ER	SO	BB	IBB	HBP	BLK	WP	HR	S	P	ERA	WHIP								
Richard Dotson, R ERA: 5.88 (1, 1)	4.0	L	23	8	5	5	1	3	0	0	1	0	1	61	105	11.25	2.750								
Chuck Cary, L ERA: 2.7 (5, 1)	2.2		12	1	1	1	3	2	1	0	0	0	0	27	46	3.38	1.125								
Lance McCullers, R ERA: 3.72 (7, 1)	0.1		2	0	0	0	0	0	0	1	0	0	0	2	3	0.00	0.000								
Lee Guetterman, L ERA: 1.42 (8, 1)	2.0		13	4	5	5	1	3	0	0	0	0	1	22	40	22.50	3.500								

Batter	1	2	3	4	5	6	7	8	9	AB	R	H	RBI	BB	SO	LOB	BOTTOM								
Rickey Henderson, R OBP: 0.381, SLG: 0.402 (1, 7)										4	0	1	1	0	0	1	California Angels @ New York Yankees Yankee Stadium, Bronx, NY Wed May 24 1989, 7:05 PM EDT Att: 19,144 - Unknown - 61 F livebaseballscorecards.com								
Steve Sax, R OBP: 0.383, SLG: 0.367 (1, 4)										4	2	2	0	1	0	2									
Don Mattingly, L OBP: 0.335, SLG: 0.350 (1, 3)										5	1	4	1	0	0	1									
Jesse Barfield, R OBP: 0.291, SLG: 0.377 (1, 9)										3	0	1	0	2	1	2									
Steve Balboni, R OBP: 0.281, SLG: 0.477 Ken Phelps, L OBP: 0.383, SLG: 0.354 (7, PH)										2	0	1	2	0	1	2									
Tom Brookens, R OBP: 0.240, SLG: 0.309 (8, 6)										4	0	0	0	0	1	4									
Bob Geren, R OBP: 0.429, SLG: 0.857 Don Slaught, R OBP: 0.312, SLG: 0.388 (6, PH)										2	0	1	0	0	0	0									
Alvaro Espinoza, R OBP: 0.291, SLG: 0.254 Mike Pagliarulo, L OBP: 0.255, SLG: 0.267 (8, 5)										1	1	1	0	1	0	0									
Roberto Kelly, R OBP: 0.366, SLG: 0.417 (1, 8)										4	0	1	0	0	0	5									
Inning Stats	R: 0 E: 0 K: 1 S: 12	H: 3 LOB: 2 BB: 0 P: 18	R: 0 E: 0 K: 1 S: 8	H: 0 LOB: 1 BB: 1 P: 13	R: 1 E: 0 K: 0 S: 12	H: 2 LOB: 2 BB: 1 P: 20	R: 0 E: 0 K: 0 S: 8	H: 1 LOB: 1 BB: 0 P: 14	R: 1 E: 0 K: 0 S: 15	H: 2 LOB: 1 BB: 1 P: 22	R: 1 E: 0 K: 0 S: 12	H: 2 LOB: 1 BB: 0 P: 15	R: 1 E: 0 K: 0 S: 11	H: 1 LOB: 3 BB: 3 P: 24	R: 0 E: 0 K: 0 S: 4	H: 1 LOB: 0 BB: 0 P: 8	R: 0 E: 0 K: 1 S: 9	H: 0 LOB: 0 BB: 0 P: 12	1B: 11 2B: 1 3B: 0 HR: 1	SF: 2 SAC: 2 DP: 3 HBP: 0	WP: 0 PB: 0 SB: 0 CS: 0	PA: 42			
PITCHER	IP	WLS	BF	H	R	ER	SO	BB	IBB	HBP	BLK	WP	HR	S	P	ERA	WHIP								
Jim Abbott, L ERA: 3.72 (1, 1)	5.1	W	27	10	3	3	2	3	0	0	0	0	0	62	97	5.06	2.438								
Dan Peltz, R ERA: 4.08 (6, 1)	0.2		4	1	1	1	0	1	0	0	0	0	1	8	12	13.50	3.000								
Bob McClure, L ERA: 0.82 (7, 1)	0.1		2	0	0	0	0	1	0	0	1	0	0	3	7	0.00	3.000								
Greg Minton, R ERA: 1.21 (7, 1)	2.2	S	9	1	0	0	1	1	0	0	0	0	0	18	30	0.00	0.750								

Batter	1	2	3	4	5	6	7	8	9	AB R H RBI BB SO LOB	TOP													
Brian Downing, R OBP: 0.377, SLG: 0.400 (1, 10)	1-1 2B SF7 1B		1-1 G5-3			2-2 L8		4-2 HBP BB	1-2 E4 1B	4 1 2 0 1 0 0	California Angels @ New York Yankees Yankee Stadium, Bronx, NY Thu May 25 1989, 7:05 PM EDT Att: 23,354 - Unknown - 65 F livebaseballscores.com AB 32 R 6 H 10 RBI 6 BB 2 SO 2 LOB 6													
Dick Schofield, R OBP: 0.296, SLG: 0.315 (1, 6)	2-2 SF7 SF9 2B		2-3 K		3-2 G6-3		1-0 HBP	1-2 HBP	1-2 G6-3	4 1 1 0 0 1 1														
Johnny Ray, S OBP: 0.316, SLG: 0.372 (1, 4)	0-0 SF7		2-2 1B			0-0 G5-3	0-0 SF9			2 0 1 2 0 0 0														
Devon White, S OBP: 0.351, SLG: 0.552 (1, 8)	1-0 SF9		0-2 G5-3			2-0 1B	3-H L9			3 1 1 1 0 0 3														
Lance Parrish, R OBP: 0.335, SLG: 0.419 (1, 2)	1-1 G3-1			0-0 G5-3		4-0 1B		2-3 K		3 0 0 0 1 1 0														
Chili Davis, S OBP: 0.335, SLG: 0.439 (1, 7)		0-0 G5-3		0-0 G6-3		2-1 1B		3-2 L9		4 0 1 1 0 0 0														
Dante Bichette, R OBP: 0.229, SLG: 0.337 Claudell Washington, L OBP: 0.399, SLG: 0.500 (6, PH) (6, 9)	2-1 G2-3		3-2 L9		1-1 G4-6-3		0-1 G6-3			2 0 0 0 0 0 0 2 0 0 0 0 0 2														
Bill Schroeder, R OBP: 0.277, SLG: 0.609 Wally Joyner, L OBP: 0.302, SLG: 0.318 (7, PH) (7, 3)	1-0 HR			1-1 HR		1-0 CS 1B		0-0 P8		2 2 2 2 0 0 0 2 0 1 0 0 0 0														
Glenn Hoffman, R OBP: 0.353, SLG: 0.404 (1, 5)	1-0 G6-3			0-0 G3		0-2 HBP CS SF9 1B		0-1 L9		4 1 1 0 0 0 0														
Inning Stats	R: 2 E: 0 K: 0 S: 10	H: 2 LOB: 0 BB: 0 P: 15	R: 1 E: 0 K: 0 S: 5	H: 1 LOB: 0 BB: 0 P: 9	R: 0 E: 0 K: 1 S: 11	H: 1 LOB: 1 BB: 0 P: 16	R: 0 E: 0 K: 0 S: 6	H: 0 LOB: 0 BB: 0 P: 9	R: 1 E: 0 K: 0 S: 9	H: 1 LOB: 0 BB: 0 P: 15		R: 1 E: 0 K: 0 S: 10	H: 2 LOB: 1 BB: 1 P: 15	R: 1 E: 0 K: 0 S: 10	H: 2 LOB: 2 BB: 1 P: 16	R: 0 E: 0 K: 1 S: 9	H: 0 LOB: 0 BB: 0 P: 14	R: 0 E: 1 K: 0 S: 10	H: 1 LOB: 1 BB: 0 P: 12	1B: 7 2B: 1 3B: 0 HR: 2	SF: 3 SAC: 0 DP: 1 HBP: 1	WP: 0 PB: 0 SB: 1 CS: 2	PA: 38	
PITCHER	IP WLS BF H R ER SO BB IBB HBP BLK WP HR S P ERA WHIP											PITCHER	IP WLS BF H R ER SO BB IBB HBP BLK WP HR S P ERA WHIP											
Tommy John, L ERA: 5.8 (1, 1)	5.1 W 22	6 R 5	5 ER 5	1 SO 1	0 BB 0	0 IBB 0	0 HBP 0	0 BLK 0	0 WP 0	2 HR 2	43 S 43	68 P 68	8.44 ERA 8.44	1.125 WHIP 1.125										
Dale Mohorcic, R ERA: 4.05 (6, 1)	1.2 W 9	3 R 1	1 ER 1	0 SO 0	2 BB 2	0 IBB 0	1 HBP 1	0 BLK 0	0 WP 0	0 HR 0	14 S 14	27 P 27	5.40 ERA 5.40	3.000 WHIP 3.000										
Dave Righetti, L ERA: 3.26 (8, 1)	2.0 S 7	1 R 0	0 ER 0	1 SO 1	0 BB 0	0 IBB 0	0 HBP 0	0 BLK 0	0 WP 0	0 HR 0	19 S 19	26 P 26	0.00 ERA 0.00	0.500 WHIP 0.500										

Batter	1	2	3	4	5	6	7	8	9	AB R H RBI BB SO LOB	BOTTOM													
Rickey Henderson, R OBP: 0.376, SLG: 0.396 (1, 7)	2-0 G4-3 E SF8 1B		2-0 F8	1-1 G1-3		1-1 F8		3-3 K		5 1 1 0 0 1 0	California Angels @ New York Yankees Yankee Stadium, Bronx, NY Thu May 25 1989, 7:05 PM EDT Att: 23,354 - Unknown - 65 F livebaseballscores.com AB 37 R 8 H 14 RBI 8 BB 2 SO 6 LOB 14													
Steve Sax, R OBP: 0.379, SLG: 0.368 (1, 4)	2-2 G4-3		0-1 HR	0-0 G4-3		0-1 L4		1-2 G5-3		5 1 1 0 0 0 1														
Don Mattingly, L OBP: 0.337, SLG: 0.372 (1, 3)	2-0 SF8		2-0 F8	2-0 HR		2-0 P5		3-1 1B		4 1 2 2 0 0 1														
Ken Phelps, L OBP: 0.384, SLG: 0.341 (1, 10)	3-3 K		4-2 HR	3-2 F9		4-1 1B 2B BB		3-2 L3		3 2 0 0 2 1 1														
Jesse Barfield, R OBP: 0.297, SLG: 0.403 (1, 9)		3-2 2B 1B	2-2 HR		1-3 K		0-2 P5			4 1 2 3 0 1 1														
Mike Pagliarulo, L OBP: 0.285, SLG: 0.311 (1, 5)		2-2 L9	2-2 HR		1-3 K		3-2 2B 1B			4 2 2 1 0 1 1														
Don Slaught, R OBP: 0.331, SLG: 0.421 (1, 2)		0-0 2B	2-0 1B		1-1 1B		0-0 1B 2B			4 0 4 1 0 0 0														
Alvaro Espinoza, R OBP: 0.298, SLG: 0.262 (1, 6)		2-3 K	0-0 1B		0-3 K		0-2 1B			4 0 2 1 0 2 3														
Roberto Kelly, R OBP: 0.356, SLG: 0.404 (1, 8)		2-2 L9	1-1 G6-3		1-2 L4		1-2 G5-3			4 0 0 0 0 0 6														
Inning Stats	R: 1 E: 1 K: 1 S: 10	H: 1 LOB: 0 BB: 0 P: 19	R: 0 E: 0 K: 1 S: 16	H: 2 LOB: 2 BB: 0 P: 25	R: 4 E: 0 K: 0 S: 16	H: 5 LOB: 2 BB: 1 P: 31	R: 1 E: 0 K: 0 S: 10	H: 1 LOB: 0 BB: 0 P: 16	R: 0 E: 0 K: 3 S: 11	H: 1 LOB: 1 BB: 0 P: 14		R: 0 E: 0 K: 0 S: 7	H: 0 LOB: 0 BB: 0 P: 9	R: 2 E: 0 K: 0 S: 15	H: 3 LOB: 2 BB: 1 P: 24	R: 0 E: 0 K: 1 S: 12	H: 1 LOB: 1 BB: 0 P: 22	1B: 8 2B: 3 3B: 0 HR: 3	SF: 1 SAC: 0 DP: 0 HBP: 0	WP: 0 PB: 0 SB: 0 CS: 0	PA: 40			
PITCHER	IP WLS BF H R ER SO BB IBB HBP BLK WP HR S P ERA WHIP											PITCHER	IP WLS BF H R ER SO BB IBB HBP BLK WP HR S P ERA WHIP											
Mike Witt, R ERA: 4.41 (1, 1)	2.2 L 17	4 R 3	3 ER 3	3 SO 3	1 BB 1	0 IBB 0	0 HBP 0	0 BLK 0	0 WP 0	1 HR 1	39 S 39	60 P 60	6.75 ERA 6.75	1.250 WHIP 1.250										
Willy Fraser, R ERA: 4.09 (3, 1)	4.0 L 17	4 R 3	3 ER 3	3 SO 3	1 BB 1	0 IBB 0	0 HBP 0	0 BLK 0	0 WP 0	0 HR 0	39 S 39	60 P 60	6.75 ERA 6.75	1.250 WHIP 1.250										
Bryan Harvey, R ERA: 4.2 (7, 1)	1.1 6	2 R 0	0 ER 0	1 SO 1	0 BB 0	0 IBB 0	0 HBP 0	0 BLK 0	0 WP 0	0 HR 0	18 S 18	28 P 28	0.00 ERA 0.00	1.500 WHIP 1.500										

Batter	1	2	3	4	5	6	7	8	9	AB	R	H	RBI	BB	SO	LOB	TOP										
Luis Polonia, L OBP: 0.309, SLG: 0.367	G5-3		FC6-2				FC4		F9	5	0	1	0	0	0	3	Oakland Athletics @ New York Yankees Yankee Stadium, Bronx, NY Fri May 26 1989, 7:05 PM EDT Att: 28,726 - Unknown - 70 F										
Dave Henderson, R OBP: 0.376, SLG: 0.485	F7		F8		L8		FC6		1B	5	0	1	0	0	0	4											
Dave Parker, L OBP: 0.294, SLG: 0.383	G4-3			1B	F7		K		K	5	1	1	0	0	2	4											
Mark McGwire, R OBP: 0.311, SLG: 0.521		G4-6-3		G4-6-3		L7				3	1	2	0	1	0	0											
Terry Steinbach, R OBP: 0.405, SLG: 0.440	G4-6-3			G4-6-3		G4-3		FC6-4		4	0	1	0	0	0	4											
Carney Lansford, R OBP: 0.432, SLG: 0.473	CS		G4-6-3		P4			P4		4	0	1	0	0	0	2											
Ron Hassey, L OBP: 0.231, SLG: 0.293	CS		G1-3				2B		F7	4	1	3	1	0	0	0											
Tony Phillips, S OBP: 0.390, SLG: 0.429			FC6-2		L7		1B		K	4	1	2	1	0	1	1											
Mike Gallego, R OBP: 0.364, SLG: 0.417			G1-3		G1-3		FC4		G5-3	4	0	1	1	0	0	2											
Inning Stats	R: 0 E: 0 K: 0 S: 6	H: 0 LOB: 0 BB: 0 P: 8	R: 0 E: 0 K: 0 S: 10	H: 2 LOB: 0 BB: 0 P: 17	R: 0 E: 0 K: 0 S: 9	H: 2 LOB: 2 BB: 0 P: 12	R: 2 E: 0 K: 0 S: 10	H: 4 LOB: 1 BB: 0 P: 12	R: 0 E: 0 K: 0 S: 9	H: 1 LOB: 1 BB: 0 P: 10	R: 0 E: 0 K: 0 S: 5	H: 0 LOB: 0 BB: 0 P: 8	R: 2 E: 1 K: 1 S: 11	H: 3 LOB: 3 BB: 1 P: 20	R: 0 E: 0 K: 1 S: 14	H: 0 LOB: 0 BB: 0 P: 19	R: 0 E: 0 K: 1 S: 9	H: 1 LOB: 1 BB: 0 P: 12	1B: 10 2B: 3 3B: 0 HR: 0	SF: 0 SAC: 0 DP: 2 HBP: 0	WP: 0 PB: 0 SB: 0 CS: 1	PA: 40					
PITCHER	IP	WLS	BF	H	R	ER	SO	BB	IBB	HBP	BLK	WP	HR	S	P	ERA	WHIP										
Andy Hawkins, R ERA: 6.28	(1, 1)	6.1	L	29	12	4	4	0	0	0	0	0	0	54	74	5.68	1.895										
Chuck Cary, L ERA: 2.57	(7, 1)	0.1		2	0	0	0	1	0	1	0	0	0	5	11	0.00	0.000										
Lance McCullers, R ERA: 3.32	(7, 1)	2.1		8	1	0	0	2	0	0	0	0	0	24	33	0.00	0.429										

AB 38
R 4
H 13
RBI 3
BB 1
SO 3
LOB 20



Batter	1	2	3	4	5	6	7	8	9	AB	R	H	RBI	BB	SO	LOB	BOTTOM										
Rickey Henderson, R OBP: 0.376, SLG: 0.395	L9			G6-3			P4			3	0	1	0	0	0	0	Oakland Athletics @ New York Yankees Yankee Stadium, Bronx, NY Fri May 26 1989, 7:05 PM EDT Att: 28,726 - Unknown - 70 F										
Steve Sax, R OBP: 0.373, SLG: 0.362	F9			G6-3			G5-3			3	0	0	0	0	0	1											
Don Mattingly, L OBP: 0.332, SLG: 0.365	G4-3			P4			F8			3	0	0	0	0	0	0											
Ken Phelps, L OBP: 0.376, SLG: 0.333		F8			F8				G5-3	2	0	0	0	0	0	0											
Wayne Tolleson, S OBP: 0.205										1	0	0	0	0	0	0											
Jesse Barfield, R OBP: 0.291, SLG: 0.394		K			F9				P6	3	0	0	0	0	1	0											
Mike Pagliaro, L OBP: 0.257, SLG: 0.301		G4-1			F8				G4-3	3	0	0	0	0	0	0											
Don Slaught, R OBP: 0.324, SLG: 0.412				G1-3			G6-3		G6-3	3	0	0	0	0	0	0											
Alvaro Espinoza, R OBP: 0.291, SLG: 0.256				G4-3			F9		G6-3	3	0	0	0	0	0	0											
Bob Brower, R OBP: 0.317, SLG: 0.414				G4-3			G5-3		G4-3	3	0	0	0	0	0	0											
Inning Stats	R: 0 E: 0 K: 0 S: 8	H: 0 LOB: 0 BB: 0 P: 13	R: 0 E: 0 K: 1 S: 10	H: 0 LOB: 0 BB: 0 P: 17	R: 0 E: 0 K: 0 S: 5	H: 0 LOB: 0 BB: 0 P: 6	R: 0 E: 0 K: 0 S: 10	H: 1 LOB: 0 BB: 0 P: 12	R: 0 E: 0 K: 0 S: 9	H: 0 LOB: 0 BB: 0 P: 14	R: 0 E: 0 K: 0 S: 6	H: 0 LOB: 0 BB: 0 P: 11	R: 0 E: 0 K: 0 S: 8	H: 0 LOB: 0 BB: 0 P: 11	R: 0 E: 0 K: 0 S: 9	H: 0 LOB: 0 BB: 0 P: 13	R: 0 E: 0 K: 0 S: 9	H: 0 LOB: 0 BB: 0 P: 14	1B: 1 2B: 0 3B: 0 HR: 0	SF: 0 SAC: 0 DP: 1 HBP: 0	WP: 0 PB: 0 SB: 0 CS: 0	PA: 27					
PITCHER	IP	WLS	BF	H	R	ER	SO	BB	IBB	HBP	BLK	WP	HR	S	P	ERA	WHIP										
Todd Burns, R ERA: 1.51	(1, 1)	6.2	W	20	1	0	0	1	0	0	0	0	0	54	82	0.00	0.150										
Rick Honeycutt, L ERA: 2.7	(7, 1)	0.1		1	0	0	0	0	0	0	0	0	0	2	2	0.00	0.000										
Eric Plunk, R ERA: 0.96	(8, 1)	2.0		6	0	0	0	0	0	0	0	0	0	18	27	0.00	0.000										

AB 27
R 0
H 1
RBI 0
BB 0
SO 1
LOB 1



Batter	1	2	3	4	5	6	7	8	9	AB	R	H	RBI	BB	SO	LOB	TOP										
Tony Phillips, S OBP: 0.390, SLG: 0.418 (1, 4)	4-0 2B 1B BB	2-1 G6-3		4-1 FC5-4 BB		1-2 FC6-4			1-0 G6-3	3	1	0	0	2	0	3											
Carney Lansford, R OBP: 0.426, SLG: 0.471 (1, 5)	2-1 1B 2B	3-2 G4-3		2-0 FC5-4			2-2 G5-3		2-0 G6-3	5	1	1	0	0	0	4											
Dave Henderson, R OBP: 0.375, SLG: 0.477 (1, 8)	1-0 G1-4-3 2-H 3-H 1B		0-0 G6-3		0-0 F7		2-0 E5 G5-3		0-1 F9	5	0	1	2	0	0	0											
Mark McGwire, R OBP: 0.302, SLG: 0.504 (1, 3)	0-1 G1-4-3		3-3 K		1-0 G6-3		3-2 G5-3			4	0	0	0	0	1	2											
Terry Steinbach, R OBP: 0.414, SLG: 0.453 (1, 2)	2-2 G5-3		1-1		1-1		4-0			3	0	2	0	1	0	0											
Dave Parker, L OBP: 0.293, SLG: 0.398 (1, 10)		2-0 HR	2-2 G3		2-1 F8		2-2 L3			4	1	1	1	0	0	4											
Lance Blankenship, R OBP: 0.167, SLG: 0.333 Stan Javier, S OBP: 0.358, SLG: 0.381 (1, 9) (6, 9)		1-2 F7		3-1 G5-3		1-3 K		2-1 F9		3	0	0	0	0	1	0											
Mike Gallego, R OBP: 0.368, SLG: 0.414 (1, 6)		4-1 G6-3 1B BB		2-2 G6-3		0-1 FC6-4 1B		2-3 K		3	0	1	0	1	1	0											
Luis Polonia, L OBP: 0.314, SLG: 0.371 (1, 7)		0-0 G6-3 1B		0-0 BB 1B		0-3 K		0-0 B1-3		4	0	2	0	0	1	1											
Inning Stats	R: 2 E: 0 K: 0 S: 9	H: 2 LOB: 0 BB: 1 P: 18	R: 1 E: 0 K: 0 S: 11	H: 2 LOB: 2 BB: 1 P: 23	R: 0 E: 0 K: 1 S: 9	H: 1 LOB: 1 BB: 0 P: 15	R: 0 E: 0 K: 0 S: 8	H: 1 LOB: 2 BB: 1 P: 19	R: 0 E: 0 K: 2 S: 12	H: 0 LOB: 0 BB: 1 P: 14	R: 0 E: 1 K: 0 S: 13	H: 0 LOB: 2 BB: 1 P: 26	R: 0 E: 0 K: 1 S: 7	H: 0 LOB: 0 BB: 0 P: 11	R: 0 E: 0 K: 0 S: 4	H: 0 LOB: 0 BB: 0 P: 7	1B: 5 2B: 2 3B: 0 HR: 1	SF: 0 SAC: 0 DP: 1 HBP: 0	WP: 0 PB: 0 SB: 0 CS: 0	PA: 39							
PITCHER	IP	WLS	BF	H	R	ER	SO	BB	IBB	HBP	BLK	WP	HR	S	P	ERA	WHIP										
Dave LaPoint, L ERA: 5.31 Chuck Cary, L ERA: 2.0	(1, 1) (8, 1)	7.0 2.0	L 6	33 0	8 0	3 0	3 1	3 0	3 0	0 0	0 0	0 0	1 0	0 11	125 18	3.86 0.00	1.571 0.000										

Batter	1	2	3	4	5	6	7	8	9	AB	R	H	RBI	BB	SO	LOB	BOTTOM											
Rickey Henderson, R OBP: 0.378, SLG: 0.394 (1, 7)	1-1 FC4-6 1B		2-2 G5-3		4-0 G1-3 BB			3-2 G5-3		3	0	1	0	1	0	0												
Steve Sax, R OBP: 0.371, SLG: 0.365 (1, 4)	2-2 FC4-6 BB		2-2 S 2B		1-0 G1-3		3-1 G4-3			4	0	1	0	0	0	3												
Don Mattingly, L OBP: 0.330, SLG: 0.368 (1, 3)	0-1 P4		2-2 L8		0-1 G4-3		1-2 2B			4	0	1	0	0	0	4												
Jesse Barfield, R OBP: 0.290, SLG: 0.386 (1, 9)	4-1 BB		2-0 G4-3		2-3 K		1-3 K			3	0	0	0	1	2	2												
Steve Balboni, R OBP: 0.276, SLG: 0.467 Ken Phelps, L OBP: 0.379, SLG: 0.337 (1, 10) (6, PH)	0-2 P5			1-3 K		1-1 L7		0-0 FC6-4 1B		2	0	0	0	0	1	2												
Don Slaught, R OBP: 0.316, SLG: 0.400 (1, 2)		0-1 F7		1-1 F9		2-0 F9		1-3 K		4	0	0	0	0	1	1												
Tom Brookens, R OBP: 0.234, SLG: 0.300 Mike Pagliarulo, L OBP: 0.262, SLG: 0.298 (1, 5) (7, PH) (8, 5)		0-1 F7		2-3 K		4-0 G6-4-3 BB		0-3 K		2	0	0	0	0	1	0												
Alvaro Espinoza, R OBP: 0.290, SLG: 0.256 (1, 6)		1-1		1-1 F8		1-2 G6-4-3		0-0 FC6-4		4	0	1	0	0	0	2												
Bob Brower, R OBP: 0.318, SLG: 0.410 (1, 8)		1-2 G4-3		0-1 G1-3 S 1B		1-0 P6				3	0	1	0	0	0	1												
Inning Stats	R: 0 E: 0 K: 0 S: 11	H: 1 LOB: 2 BB: 1 P: 18	R: 0 E: 0 K: 0 S: 10	H: 1 LOB: 1 BB: 0 P: 12	R: 0 E: 0 K: 0 S: 11	H: 1 LOB: 1 BB: 0 P: 19	R: 0 E: 0 K: 2 S: 8	H: 0 LOB: 0 BB: 0 P: 12	R: 0 E: 0 K: 0 S: 7	H: 1 LOB: 2 BB: 1 P: 13	R: 0 E: 0 K: 1 S: 6	H: 0 LOB: 0 BB: 0 P: 11	R: 0 E: 0 K: 0 S: 5	H: 0 LOB: 1 BB: 1 P: 11	R: 0 E: 0 K: 1 S: 11	H: 1 LOB: 0 BB: 0 P: 19	R: 0 E: 0 K: 2 S: 8	H: 1 LOB: 1 BB: 0 P: 9	1B: 4 2B: 2 3B: 0 HR: 0	SF: 0 SAC: 0 DP: 1 HBP: 0	WP: 0 PB: 0 SB: 0 CS: 0	PA: 35						
PITCHER	IP	WLS	BF	H	R	ER	SO	BB	IBB	HBP	BLK	WP	HR	S	P	ERA	WHIP											
Curt Young, L ERA: 4.88 Gene Nelson, R ERA: 2.5 Dennis Eckersley, R ERA: 1.45 Rick Honeycutt, L ERA: 2.63	(1, 1) (6, 1) (9, 1) (9, 1)	5.0 3.0 0.1 0.2	W 10 2	21 1	0 0	0 0	2 2	0 0	0 0	0 0	0 0	0 0	0 0	4 4	4 5	4 4	0.00 0.00 0.00 0.00	1.200 0.667 3.000 0.000										

Oakland Athletics @ New York Yankees
 Yankee Stadium, Bronx, NY
 Sat May 27 1989, 3:33 AM EDT
 Attr: 28,111 - Overcast - 75 F

AB	35
R	3
H	8
RBI	3
BB	4
SO	4
LOB	14



Oakland Athletics @ New York Yankees
 Yankee Stadium, Bronx, NY
 Sat May 27 1989, 3:33 AM EDT
 Attr: 28,111 - Overcast - 75 F

AB	32
R	0
H	6
RBI	0
BB	3
SO	6
LOB	16



Batter	1	2	3	4	5	6	7	8	9	AB	R	H	RBI	BB	SO	LOB	TOP										
Harold Reynolds, S (1, 10) OBP: 0.367, SLG: 0.397										3	1	1	0	2	1	1	Seattle Mariners @ New York Yankees Yankee Stadium, Bronx, NY Mon May 29 1989, 3:33 AM EDT Att: 31,897 - Sunny - 75 F										
Scott Bradley, L (1, 2) OBP: 0.368, SLG: 0.493 Henry Cotto, R (9, FH) OBP: 0.312, SLG: 0.353										4	0	2	0	0	0	3											
Greg Briley, L (1, 4) OBP: 0.383, SLG: 0.453										5	1	1	1	0	0	4											
Jeffrey Leonard, R (1, 7) OBP: 0.337, SLG: 0.477										4	0	1	1	1	2	1											
Ken Griffey Jr., L (1, 8) OBP: 0.355, SLG: 0.481										4	0	1	0	0	1	3											
Jim Prestley, R (1, 5) OBP: 0.313, SLG: 0.396										4	0	2	0	0	2	1											
Darnell Coles, R (1, 9) OBP: 0.259, SLG: 0.302										4	1	1	0	0	0	2											
Dave Cochrane, S (1, 3) OBP: 0.290, SLG: 0.448										4	0	1	0	0	0	3											
Omar Vizquel, S (1, 6) OBP: 0.257, SLG: 0.257										3	0	0	1	0	0	3											
Inning Stats	R: 0 E: 0 K: 2 S: 9	H: 1 LOB: 2 BB: 1 P: 18	R: 0 E: 1 K: 0 S: 9	H: 1 LOB: 3 BB: 1 P: 17	R: 0 E: 0 K: 0 S: 5	H: 0 LOB: 0 BB: 0 P: 6	R: 0 E: 0 K: 1 S: 8	H: 1 LOB: 1 BB: 0 P: 11	R: 1 E: 0 K: 0 S: 6	H: 2 LOB: 1 BB: 1 P: 12	R: 1 E: 0 K: 2 S: 15	H: 2 LOB: 1 BB: 0 P: 20	R: 0 E: 0 K: 0 S: 8	H: 0 LOB: 0 BB: 0 P: 8	R: 0 E: 0 K: 1 S: 8	H: 1 LOB: 1 BB: 0 P: 13	1B: 6 2B: 3 3B: 0 HR: 1	SF: 1 SAC: 0 DP: 1 HBP: 0	WP: 0 PB: 0 CS: 0	PA: 40							
PITCHER	IP	WLS	BF	H	R	ER	SO	BB	IBB	HBP	BLK	WP	HR	S	P	ERA	WHIP										
Richard Dotson, R (1, 1) ERA: 5.51	6.2	W	32	9	3	3	4	3	0	0	0	0	1	56	92	4.05	1.800										
Lance McCullers, R (7, 1) ERA: 3.13	1.1		5	1	0	0	1	0	0	0	0	0	0	13	16	0.00	0.750										
Dave Righetti, L (9, 1) ERA: 3.1	1.0	S	3	0	0	0	1	0	0	0	0	0	0	6	10	0.00	0.000										

AB	36
R	3
H	10
RBI	3
BB	3
SO	6
LOB	22



Batter	1	2	3	4	5	6	7	8	9	AB	R	H	RBI	BB	SO	LOB	BOTTOM										
Rickey Henderson, R (1, 7) OBP: 0.390, SLG: 0.394										2	2	1	0	2	0	1	Seattle Mariners @ New York Yankees Yankee Stadium, Bronx, NY Mon May 29 1989, 3:33 AM EDT Att: 31,897 - Sunny - 75 F										
Steve Sax, R (1, 4) OBP: 0.374, SLG: 0.374										4	1	1	0	0	0	4											
Don Mattingly, L (1, 3) OBP: 0.335, SLG: 0.369										4	1	2	1	0	0	0											
Jesse Barfield, R (1, 9) OBP: 0.288, SLG: 0.384										2	0	0	1	1	0	0											
Steve Balboni, R (1, 10) OBP: 0.269, SLG: 0.453										3	0	0	1	0	2	1											
Don Slaught, R (1, 2) OBP: 0.318, SLG: 0.395										3	1	1	0	1	0	0											
Mike Pagliarulo, L (1, 5) OBP: 0.288, SLG: 0.320										3	1	2	1	1	0	1											
Alvaro Espinoza, R (1, 6) OBP: 0.293, SLG: 0.267										2	0	1	1	0	0	1											
Bob Brower, R (1, 8) OBP: 0.301, SLG: 0.373										3	0	0	0	1	0	2											
Inning Stats	R: 2 E: 0 K: 0 S: 12	H: 2 LOB: 0 BB: 1 P: 20	R: 0 E: 0 K: 0 S: 7	H: 1 LOB: 0 BB: 0 P: 10	R: 2 E: 0 K: 0 S: 9	H: 2 LOB: 1 BB: 1 P: 17	R: 1 E: 0 K: 0 S: 11	H: 1 LOB: 1 BB: 1 P: 20	R: 0 E: 0 K: 0 S: 7	H: 0 LOB: 0 BB: 0 P: 12	R: 1 E: 0 K: 1 S: 15	H: 1 LOB: 3 BB: 3 P: 33	R: 0 E: 0 K: 1 S: 11	H: 0 LOB: 0 BB: 0 P: 16	R: 0 E: 0 K: 0 S: 7	H: 1 LOB: 1 BB: 0 P: 12	1B: 6 2B: 2 3B: 0 HR: 0	SF: 2 SAC: 2 DP: 1 HBP: 0	WP: 1 PB: 0 CS: 1	PA: 37							
PITCHER	IP	WLS	BF	H	R	ER	SO	BB	IBB	HBP	BLK	WP	HR	S	P	ERA	WHIP										
Dennis Powell, L (1, 1) ERA: 4.5	4.0	L	19	6	5	5	0	3	0	0	0	0	0	39	67	11.25	2.250										
Michael Jackson, R (5, 1) ERA: 3.77	1.2		7	1	1	1	1	1	0	0	0	0	0	15	27	5.40	1.200										
Jerry Reed, R (6, 1) ERA: 3.06	0.1		3	0	0	0	0	2	0	0	0	0	0	7	18	0.00	6.000										
Mike Schooler, R (7, 1) ERA: 1.88	2.0		7	1	0	0	1	0	0	0	0	0	0	18	28	0.00	0.500										

AB	26
R	6
H	8
RBI	5
BB	6
SO	2
LOB	10




Batter	1	2	3	4	5	6	7	8	9	AB	R	H	RBI	BB	SO	LOB	TOP										
Harold Reynolds, S (1, 4) OBP: 0.361, SLG: 0.389 Mario Diaz, R (8, 4) OBP: 0.243, SLG: 0.242	P7	FC6-4			G4-3		G4-3			4	0	0	0	0	0	3	Seattle Mariners @ New York Yankees Yankee Stadium, Bronx, NY Tue May 30 1989, 7:05 PM EDT Att: 15,275 - Unknown										
Scott Bradley, L (1, 2) OBP: 0.350, SLG: 0.465	G6-3		K		G6-3			G4-3	4	0	0	0	0	1	1												
Greg Briley, L (1, 7) OBP: 0.391, SLG: 0.474			G1-5-3			HR		P5	4	1	2	0	0	0	0												
Jeffrey Leonard, R (1, 10) OBP: 0.335, SLG: 0.472	K		P6			P6			4	0	1	0	0	1	2												
Ken Griffey Jr., L (1, 8) OBP: 0.358, SLG: 0.519		HR			G6-3				4	2	3	0	1	1													
Jim Prestey, R (1, 5) OBP: 0.312, SLG: 0.392			FC6-4		F8				4	0	1	0	0	2	0												
Darnell Coles, R (1, 9) OBP: 0.254, SLG: 0.296		FC6-4			G5-3				4	0	0	0	0	0	1												
Dave Cochrane, S (1, 3) OBP: 0.314, SLG: 0.438						G4-3			3	0	1	0	1	0	0												
Omar Vizquel, S (1, 6) OBP: 0.252, SLG: 0.252			K		SH1-4			F9	2	0	0	0	0	1	2												
Inning Stats	R: 0 E: 0 K: 1 S: 6	H: 1 LOB: 1 BB: 0 P: 11	R: 1 E: 0 K: 1 S: 15	H: 3 LOB: 2 BB: 0 P: 23	R: 0 E: 0 K: 1 S: 7	H: 0 LOB: 0 BB: 0 P: 9	R: 0 E: 0 K: 0 S: 6	H: 0 LOB: 1 BB: 1 P: 9	R: 0 E: 0 K: 0 S: 7	H: 0 LOB: 0 BB: 0 P: 13	R: 2 E: 0 K: 1 S: 11	H: 2 LOB: 0 BB: 0 P: 13	R: 0 E: 0 K: 0 S: 7	H: 0 LOB: 0 BB: 0 P: 11	R: 0 E: 0 K: 1 S: 8	H: 1 LOB: 1 BB: 0 P: 12	R: 0 E: 0 K: 1 S: 11	H: 0 LOB: 0 BB: 0 P: 14	1B: 4 2B: 1 3B: 0 HR: 2	SF: 0 SAC: 1 DP: 0 HBP: 0	WP: 0 PB: 0 CS: 0	PA: 35					
PITCHER	IP	WLS	BF	H	R	ER	SO	BB	IBB	HBP	BLK	WP	HR	S	P	ERA	WHIP										
Jimmy Jones, R (1, 1) ERA: 3.86	7.0	L	28	6	3	3	4	1	0	0	0	0	2	59	89	3.86	1.000										
Chuck Cary, L (8, 1) ERA: 1.64	2.0		7	1	0	0	2	0	0	0	0	0	0	19	26	0.00	0.500										

Batter	1	2	3	4	5	6	7	8	9	AB	R	H	RBI	BB	SO	LOB	BOTTOM										
Rickey Henderson, R (1, 7) OBP: 0.396, SLG: 0.396	K			1B						2	1	1	0	2	1	0	Seattle Mariners @ New York Yankees Yankee Stadium, Bronx, NY Tue May 30 1989, 7:05 PM EDT Att: 15,275 - Unknown										
Steve Sax, R (1, 4) OBP: 0.367, SLG: 0.366	G4-3			K						4	0	0	0	0	1	6											
Don Mattingly, L (1, 3) OBP: 0.333, SLG: 0.366	F9									4	0	1	1	0	0	0											
Jesse Barfield, R (1, 9) OBP: 0.293, SLG: 0.383										3	1	1	0	1	1	1											
Steve Balboni, R (1, 10) OBP: 0.262, SLG: 0.439										3	0	0	0	0	1	2											
Ken Phelps, L (8, PH) OBP: 0.365, SLG: 0.337										0	0	0	0	1	0	0											
Wayne Tolleson, S (8, PR) OBP: 0.245, SLG: 0.186										0	0	0	0	0	0	0											
Don Slaught, R (1, 2) OBP: 0.317, SLG: 0.397										4	0	1	1	0	0	1											
Mike Pagliarulo, L (1, 5) OBP: 0.287, SLG: 0.311										3	0	0	0	1	1	1											
Alvaro Espinoza, R (1, 6) OBP: 0.299, SLG: 0.274										4	0	2	0	0	0	0											
Bob Brower, R (1, 8) OBP: 0.293, SLG: 0.362										2	0	0	0	0	1	3											
Mei Hall, L (7, PH) OBP: 0.308, SLG: 0.333										2	0	1	0	0	0	0											
Inning Stats	R: 0 E: 0 K: 1 S: 7	H: 0 LOB: 0 BB: 0 P: 12	R: 0 E: 0 K: 0 S: 10	H: 1 LOB: 0 BB: 0 P: 13	R: 0 E: 0 K: 1 S: 6	H: 1 LOB: 0 BB: 0 P: 9	R: 1 E: 0 K: 2 S: 16	H: 2 LOB: 1 BB: 0 P: 26	R: 0 E: 0 K: 1 S: 11	H: 1 LOB: 3 BB: 2 P: 21	R: 1 E: 0 K: 1 S: 10	H: 1 LOB: 1 BB: 1 P: 17	R: 0 E: 0 K: 0 S: 9	H: 1 LOB: 1 BB: 1 P: 15	R: 0 E: 0 K: 0 S: 6	H: 0 LOB: 1 BB: 1 P: 11	R: 0 E: 0 K: 0 S: 6	H: 0 LOB: 0 BB: 0 P: 10	1B: 6 2B: 1 3B: 0 HR: 0	SF: 0 SAC: 0 DP: 1 HBP: 0	WP: 2 PB: 0 CS: 1	PA: 36					
PITCHER	IP	WLS	BF	H	R	ER	SO	BB	IBB	HBP	BLK	WP	HR	S	P	ERA	WHIP										
Randy Johnson, L (1, 1) ERA: 6.06	6.0	W	25	6	2	2	6	3	0	0	0	1	0	60	98	3.00	1.500										
Tom Niedenfuer, R (7, 1) ERA: 12.6	2.0		8	1	0	0	0	2	0	0	0	1	0	15	26	0.00	1.500										
Mike Schooler, R (8, 1) ERA: 1.8	1.0	S	3	0	0	0	0	0	0	0	0	0	0	6	10	0.00	0.000										

AB	33
R	3
H	7
RBI	3
BB	1
SO	6
LOB	10



AB	31
R	2
H	7
RBI	2
BB	5
SO	6
LOB	14



Batter	1	2	3	4	5	6	7	8	9	AB	R	H	RBI	BB	SO	LOB	TOP				
Harold Reynolds, S (1, 4) OBP: 0.366, SLG: 0.404										5	1	3	1	0	0	0	Seattle Mariners @ New York Yankees Yankee Stadium, Bronx, NY Wed May 31 1989, 7:05 PM EDT Att: 22,946 - Unknown				
Scott Bradley, L (1, 2) OBP: 0.333, SLG: 0.440										4	0	0	0	0	0	5					
Henry Cotto, R (9, PH) OBP: 0.309, SLG: 0.350										1	0	0	0	0	0	0					
Greg Briley, L (1, 7) OBP: 0.412, SLG: 0.466										1	1	0	0	3	0	0					
Jeffrey Leonard, R (1, 10) OBP: 0.333, SLG: 0.484										4	1	1	3	0	1	3					
Ken Griffey Jr., L (1, 8) OBP: 0.362, SLG: 0.519										4	0	2	1	0	0	0					
Jim Presley, R (1, 5) OBP: 0.310, SLG: 0.388										4	0	1	0	0	2	1					
Mickey Brantley, R (1, 9) OBP: 0.214, SLG: 0.212										4	1	2	0	0	0	0					
Dave Cochrane, S (1, 3) OBP: 0.282, SLG: 0.389										4	0	0	0	0	1	3					
Omar Vizquel, S (1, 6) OBP: 0.263, SLG: 0.264										3	1	2	0	0	0	0					
Darnell Coles, R (9, PH) OBP: 0.252, SLG: 0.294										1	0	0	0	0	1	0					
Inning Stats	R: 1 E: 0 K: 0 S: 10	H: 2 LOB: 2 BB: 1 P: 18	R: 1 E: 0 K: 2 S: 11	H: 3 LOB: 2 BB: 0 P: 14	R: 0 E: 0 K: 1 S: 11	H: 1 LOB: 1 BB: 0 P: 15	R: 0 E: 0 K: 0 S: 9	H: 0 LOB: 1 BB: 0 P: 13	R: 0 E: 0 K: 0 S: 13	H: 2 LOB: 1 BB: 0 P: 18	R: 3 E: 0 K: 0 S: 9	H: 3 LOB: 0 BB: 1 P: 19	R: 0 E: 0 K: 1 S: 9	H: 0 LOB: 0 BB: 0 P: 12	R: 0 E: 0 K: 1 S: 5	H: 0 LOB: 0 BB: 0 P: 8	1B: 7 2B: 3 3B: 0 HR: 1	SF: 0 SAC: 0 DP: 2 HBP: 0	WP: 0 PB: 0 SB: 0 CS: 0	PA: 38	
PITCHER	IP	WLS	BF	H	R	ER	SO	BB	IBB	HBP	BLK	WP	HR	S	P	ERA	WHIP				
Andy Hawkins, R (1, 1) ERA: 6.29	7.0	W	32	11	5	5	3	3	0	0	0	0	1	71	110	6.43	2.000				
Lee Guetterman, L (8, 1) ERA: 1.24	2.0	S	6	0	0	0	2	0	0	0	0	0	0	14	20	0.00	0.000				

Batter	1	2	3	4	5	6	7	8	9	AB	R	H	RBI	BB	SO	LOB	BOTTOM				
Rickey Henderson, R (1, 7) OBP: 0.405, SLG: 0.397										2	1	1	0	3	1	3	Seattle Mariners @ New York Yankees Yankee Stadium, Bronx, NY Wed May 31 1989, 7:05 PM EDT Att: 22,946 - Unknown				
Steve Sax, R (1, 4) OBP: 0.366, SLG: 0.367										5	3	2	1	0	0	5					
Don Mattingly, L (1, 3) OBP: 0.344, SLG: 0.394										5	2	4	3	0	0	0					
Mel Hall, L (1, 10) OBP: 0.295, SLG: 0.325										4	0	1	2	0	0	1					
Jesse Barfield, R (1, 9) OBP: 0.291, SLG: 0.373										4	1	0	0	1	3	2					
Mike Pagliaro, L (1, 5) OBP: 0.283, SLG: 0.315										5	0	1	1	0	1	2					
Don Slaught, R (1, 2) OBP: 0.327, SLG: 0.399										2	1	1	0	2	0	0					
Alvaro Espinoza, R (1, 6) OBP: 0.306, SLG: 0.283										3	0	2	1	0	0	0					
Deion Sanders, L (1, 8) OBP: 0.250, SLG: 0.250										4	1	1	1	0	0	5					
Inning Stats	R: 1 E: 0 K: 1 S: 14	H: 2 LOB: 2 BB: 1 P: 27	R: 0 E: 0 K: 0 S: 9	H: 0 LOB: 2 BB: 2 P: 17	R: 0 E: 0 K: 1 S: 5	H: 1 LOB: 0 BB: 0 P: 9	R: 1 E: 0 K: 0 S: 12	H: 2 LOB: 2 BB: 1 P: 23	R: 0 E: 0 K: 1 S: 6	H: 0 LOB: 0 BB: 0 P: 6	R: 0 E: 0 K: 1 S: 6	H: 0 LOB: 0 BB: 0 P: 10	R: 5 E: 0 K: 1 S: 18	H: 6 LOB: 3 BB: 2 P: 33	R: 2 E: 0 K: 0 S: 9	H: 2 LOB: 0 BB: 0 P: 15	1B: 11 2B: 1 3B: 0 HR: 1	SF: 1 SAC: 1 DP: 1 HBP: 0	WP: 2 PB: 0 SB: 0 CS: 0	PA: 42	
PITCHER	IP	WLS	BF	H	R	ER	SO	BB	IBB	HBP	BLK	WP	HR	S	P	ERA	WHIP				
Brian Holman, R (1, 1) ERA: 5.22	6.0	L	29	8	5	5	4	4	0	0	0	0	0	59	103	7.50	2.000				
Steve Trout, L (7, 1) ERA: 6.3	0.1	L	2	1	0	0	0	0	0	0	0	0	0	3	4	0.00	3.000				
Jerry Reed, R (7, 1) ERA: 3.65	1.2		11	4	4	4	1	1	1	0	0	1	1	17	33	21.60	3.000				

Batter	1	2	3	4	5	6	7	8	9	AB	R	H	RBI	BB	SO	LOB	TOP					
Rickey Henderson, R OBP: 0.388, SLG: 0.388	F9		P3			FC4-6 1B			K	4	0	0	0	0	1	1						
Steve Sax, R OBP: 0.370, SLG: 0.369	G5-3			G5-3						4	0	2	0	0	0	0						
Don Mattingly, L OBP: 0.338, SLG: 0.385	L8			K		L3				4	0	0	0	0	1	3						
Steve Balboni, R OBP: 0.264, SLG: 0.430				K						2	0	0	0	1	1	0						
Jesse Barfield, R OBP: 0.286, SLG: 0.365						G5-3				3	0	0	0	0	1	1						
Don Slaught, R OBP: 0.322, SLG: 0.391										3	0	0	0	0	1	1						
Tom Brookens, R OBP: 0.238, SLG: 0.315 Mike Pagliarulo, L OBP: 0.281, SLG: 0.312										2	0	0	0	0	1	1						
Alvaro Espinoza, R OBP: 0.307, SLG: 0.284										3	0	1	0	0	0	0						
Deion Sanders, L OBP: 0.143, SLG: 0.143										3	0	0	0	0	2	1						
Inning Stats	R: 0 E: 0 K: 0 S: 7	H: 0 LOB: 0 BB: 0 P: 12	R: 0 E: 0 K: 1 S: 11	H: 0 LOB: 1 BB: 1 P: 19	R: 0 E: 0 K: 1 S: 5	H: 0 LOB: 0 BB: 0 P: 6	R: 0 E: 0 K: 2 S: 7	H: 0 LOB: 0 BB: 0 P: 11	R: 0 E: 0 K: 1 S: 7	H: 0 LOB: 0 BB: 0 P: 14	R: 0 E: 0 K: 0 S: 10	H: 2 LOB: 2 BB: 0 P: 12	R: 0 E: 0 K: 0 S: 6	H: 0 LOB: 0 BB: 0 P: 9	R: 0 E: 0 K: 0 S: 8	H: 0 LOB: 0 BB: 0 P: 11	R: 0 E: 0 K: 1 S: 10	H: 1 LOB: 0 BB: 0 P: 13	1B: 3 2B: 1 3B: 0 HR: 0	SF: 0 SAC: 0 DP: 1 HBP: 0	WP: 0 PB: 0 CS: 0	PA: 30
PITCHER	IP	WLS	BF	H	R	ER	SO	BB	IBB	HBP	BLK	WP	HR	S	P	ERA	WHIP					
Teddy Higuera, L ERA: 4.94	(1, 1)	6.0	W	21	2	0	7	1	0	0	0	0	0	47	74	0.00	0.500					
Jay Aldrich, R ERA: 0.9	(7, 1)	3.0	S	9	1	0	1	0	0	0	0	0	0	24	33	0.00	0.333					

New York Yankees @ Milwaukee Brewers
Milwaukee County Stadium, Milwaukee, WI

AB 29
R 0
H 3
RBI 0
BB 1
SO 8
LOB 8



Thu Jun 01 1989, 8:05 PM EDT
Att: 18,991 - Unknown - 55 F

Batter	1	2	3	4	5	6	7	8	9	AB	R	H	RBI	BB	SO	LOB	BOTTOM				
Paul Molitor, R OBP: 0.374, SLG: 0.474	FC5-4 BB					L3				3	2	2	2	1	0	0					
Robin Yount, R OBP: 0.380, SLG: 0.467	FC5-4 1B BLK SF9					P3				4	1	1	1	0	0	2					
Gary Sheffield, R OBP: 0.319, SLG: 0.364										4	0	3	1	0	0	0					
Rob Deer, R OBP: 0.321, SLG: 0.457										3	0	0	0	0	3	3					
Glenn Braggs, R OBP: 0.302, SLG: 0.415										3	0	0	1	0	0	2					
Greg Brock, L OBP: 0.250, SLG: 0.625										4	0	1	0	0	1	2					
B.J. Surhoff, L OBP: 0.277, SLG: 0.342										4	0	0	0	0	1	1					
Mike Felder, S OBP: 0.233, SLG: 0.175										4	1	1	0	0	0	1					
Jim Gantner, L OBP: 0.299, SLG: 0.291										2	1	0	0	0	0	0					
Inning Stats	R: 1 E: 0 K: 0 S: 12	H: 1 LOB: 2 BB: 1 P: 22	R: 3 E: 1 K: 2 S: 21	H: 3 LOB: 1 BB: 0 P: 28	R: 0 E: 0 K: 0 S: 7	H: 1 LOB: 1 BB: 0 P: 10	R: 1 E: 0 K: 1 S: 19	H: 3 LOB: 2 BB: 0 P: 27	R: 0 E: 0 K: 0 S: 5	H: 0 LOB: 0 BB: 0 P: 6	R: 0 E: 0 K: 0 S: 8	H: 0 LOB: 0 BB: 0 P: 11	R: 0 E: 0 K: 1 S: 6	H: 0 LOB: 0 BB: 0 P: 6	R: 0 E: 0 K: 1 S: 7	H: 0 LOB: 0 BB: 0 P: 8	1B: 5 2B: 3 3B: 0 HR: 0	SF: 1 SAC: 0 DP: 0 HBP: 1	WP: 0 PB: 0 CS: 0	PA: 35	
PITCHER	IP	WLS	BF	H	R	ER	SO	BB	IBB	HBP	BLK	WP	HR	S	P	ERA	WHIP				
Dave LaPoint, L ERA: 5.6	(1, 1)	3.1	L	21	8	5	4	2	0	0	0	0	0	26	34	0.00	2.700				
Dale Mohorcic, R ERA: 3.56	(4, 1)	3.2		11	0	0	0	2	0	0	0	0	0	7	8	0.00	0.000				
Chuck Cary, L ERA: 1.5	(8, 1)	1.0		3	0	0	0	1	0	0	0	0	0	7	8	0.00	0.000				

New York Yankees @ Milwaukee Brewers
Milwaukee County Stadium, Milwaukee, WI

AB 31
R 5
H 8
RBI 5
BB 1
SO 5
LOB 11




Thu Jun 01 1989, 8:05 PM EDT
Att: 18,991 - Unknown - 55 F


Batter	1	2	3	4	5	6	7	8	9	AB	R	H	RBI	BB	SO	LOB	TOP			
Rickey Henderson, R OBP: 0.396, SLG: 0.376	G4-3		1B BB				K			2	0	0	0	2	1	0	New York Yankees @ Milwaukee Brewers Milwaukee County Stadium, Milwaukee, WI Sat Jun 03 1989, 8:05 PM EDT Att: 47,387 - Unknown - 60 F			
Steve Sax, R OBP: 0.369, SLG: 0.368	K		1B		P4			G5-3		4	0	1	0	0	1	2				
Don Mattingly, L OBP: 0.333, SLG: 0.378	F8		F8		P4			G3		4	0	0	0	0	0	4				
Steve Balboni, R OBP: 0.263, SLG: 0.433		F9		SH1-3 2B	FC5			L7		4	0	1	0	0	0	2				
Jesse Barfield, R OBP: 0.285, SLG: 0.363		G1-3 1B		SH1-3		P3			P6	3	0	1	0	0	0	0				
Mike Pagliarulo, L OBP: 0.285, SLG: 0.322	G1-3			G4-3		K			G4-3 2B	4	0	1	0	0	1	2				
Don Slaught, R OBP: 0.324, SLG: 0.387	L5					G6-3			G4-3	3	0	0	0	1	0	2				
Tom Brookens, R OBP: 0.241, SLG: 0.316			K		F9		P3		G5-3	2	0	0	0	0	1	2				
Deion Sanders, L OBP: 0.167, SLG: 0.167										1	0	0	0	0	0	0				
Bob Geren, R OBP: 0.400, SLG: 0.800										1	0	0	0	0	0	1				
Wayne Tolleson, S OBP: 0.250, SLG: 0.196			L9		FC5 BB 1B		G4-3			3	0	1	0	0	0	0				
Inning Stats	R: 0 E: 0 K: 1 S: 6	H: 0 LOB: 0 BB: 0 P: 9	R: 0 E: 0 K: 0 S: 9	H: 1 LOB: 1 BB: 0 P: 19	R: 0 E: 0 K: 1 S: 9	H: 1 LOB: 2 BB: 1 P: 18	R: 0 E: 0 K: 0 S: 14	H: 1 LOB: 2 BB: 1 P: 22	R: 0 E: 0 K: 1 S: 12	H: 0 LOB: 0 BB: 0 P: 8	R: 0 E: 0 K: 1 S: 7	H: 0 LOB: 0 BB: 0 P: 12	R: 0 E: 0 K: 0 S: 4	H: 0 LOB: 0 BB: 0 P: 4	R: 0 E: 0 K: 0 S: 12	H: 1 LOB: 1 BB: 0 P: 17	1B: 3 2B: 2 3B: 0 HR: 0	SF: 0 SAC: 1 DP: 0 HBP: 0	WP: 0 PB: 0 CS: 0	PA: 35
PITCHER	IP WLS BF H R ER SO BB IBB HBP BLK WP HR S P ERA WHIP	IP WLS BF H R ER SO BB IBB HBP BLK WP HR S P ERA WHIP	IP WLS BF H R ER SO BB IBB HBP BLK WP HR S P ERA WHIP	IP WLS BF H R ER SO BB IBB HBP BLK WP HR S P ERA WHIP	IP WLS BF H R ER SO BB IBB HBP BLK WP HR S P ERA WHIP	IP WLS BF H R ER SO BB IBB HBP BLK WP HR S P ERA WHIP	IP WLS BF H R ER SO BB IBB HBP BLK WP HR S P ERA WHIP	IP WLS BF H R ER SO BB IBB HBP BLK WP HR S P ERA WHIP	IP WLS BF H R ER SO BB IBB HBP BLK WP HR S P ERA WHIP	IP WLS BF H R ER SO BB IBB HBP BLK WP HR S P ERA WHIP	IP WLS BF H R ER SO BB IBB HBP BLK WP HR S P ERA WHIP	IP WLS BF H R ER SO BB IBB HBP BLK WP HR S P ERA WHIP	IP WLS BF H R ER SO BB IBB HBP BLK WP HR S P ERA WHIP	IP WLS BF H R ER SO BB IBB HBP BLK WP HR S P ERA WHIP	IP WLS BF H R ER SO BB IBB HBP BLK WP HR S P ERA WHIP	IP WLS BF H R ER SO BB IBB HBP BLK WP HR S P ERA WHIP	IP WLS BF H R ER SO BB IBB HBP BLK WP HR S P ERA WHIP			
Bill Krueger, L ERA: 3.2	5.0	W	22	4	0	0	2	3	0	0	0	0	0	0	0	0	0.00	1.400		
Mark Knudson, R ERA: 2.72	3.1		11	1	0	0	2	0	0	0	0	0	0	0	0	0	0.00	0.300		
Dan Plesac, L ERA: 2.55	0.2	S	2	0	0	0	0	0	0	0	0	0	0	0	0	0	0.00	0.000		

Batter	1	2	3	4	5	6	7	8	9	AB	R	H	RBI	BB	SO	LOB	BOTTOM			
Paul Molitor, R OBP: 0.362, SLG: 0.467	L9		F8		G6-3			F9		4	0	0	0	0	0	1	New York Yankees @ Milwaukee Brewers Milwaukee County Stadium, Milwaukee, WI Sat Jun 03 1989, 8:05 PM EDT Att: 47,387 - Unknown - 60 F			
Robin Yount, R OBP: 0.371, SLG: 0.453	G5-3			G6-3		F9		E6		4	0	0	0	0	0	0				
Gary Sheffield, R OBP: 0.324, SLG: 0.361				P4		1B		G6-3		3	0	1	0	1	0	1				
Rob Deer, R OBP: 0.315, SLG: 0.446	P4			F7		G4-6-3 1B				3	0	1	0	0	0	1				
Greg Brock, L OBP: 0.125, SLG: 0.313		G4-3			G4-3	G4-6-3				3	0	0	0	0	0	2				
Glenn Braggs, R OBP: 0.317, SLG: 0.418		G6-3			G3 2B 1B		G5-3			3	1	1	0	0	0	0				
B.J. Surhoff, L OBP: 0.277, SLG: 0.340		P5			G3 2B 1B		G4-3			3	1	1	0	0	0	0				
Bill Spiers, L OBP: 0.323, SLG: 0.310			F8		G3		K			3	0	0	0	0	1	2				
Jim Gantner, L OBP: 0.300, SLG: 0.294			F7					L9		3	0	1	2	0	0	0				
Inning Stats	R: 0 E: 0 K: 0 S: 4	H: 0 LOB: 1 BB: 1 P: 9	R: 0 E: 0 K: 0 S: 7	H: 0 LOB: 0 BB: 0 P: 11	R: 0 E: 0 K: 0 S: 9	H: 0 LOB: 0 BB: 0 P: 13	R: 0 E: 0 K: 0 S: 4	H: 0 LOB: 0 BB: 0 P: 9	R: 2 E: 0 K: 0 S: 12	H: 3 LOB: 1 BB: 0 P: 17	R: 0 E: 0 K: 0 S: 8	H: 2 LOB: 1 BB: 0 P: 10	R: 0 E: 0 K: 1 S: 12	H: 0 LOB: 0 BB: 0 P: 16	R: 0 E: 1 K: 0 S: 10	H: 0 LOB: 1 BB: 0 P: 16		1B: 4 2B: 1 3B: 0 HR: 0	SF: 0 SAC: 0 DP: 1 HBP: 0	WP: 0 PB: 0 CS: 0
PITCHER	IP WLS BF H R ER SO BB IBB HBP BLK WP HR S P ERA WHIP	IP WLS BF H R ER SO BB IBB HBP BLK WP HR S P ERA WHIP	IP WLS BF H R ER SO BB IBB HBP BLK WP HR S P ERA WHIP	IP WLS BF H R ER SO BB IBB HBP BLK WP HR S P ERA WHIP	IP WLS BF H R ER SO BB IBB HBP BLK WP HR S P ERA WHIP	IP WLS BF H R ER SO BB IBB HBP BLK WP HR S P ERA WHIP	IP WLS BF H R ER SO BB IBB HBP BLK WP HR S P ERA WHIP	IP WLS BF H R ER SO BB IBB HBP BLK WP HR S P ERA WHIP	IP WLS BF H R ER SO BB IBB HBP BLK WP HR S P ERA WHIP	IP WLS BF H R ER SO BB IBB HBP BLK WP HR S P ERA WHIP	IP WLS BF H R ER SO BB IBB HBP BLK WP HR S P ERA WHIP	IP WLS BF H R ER SO BB IBB HBP BLK WP HR S P ERA WHIP	IP WLS BF H R ER SO BB IBB HBP BLK WP HR S P ERA WHIP	IP WLS BF H R ER SO BB IBB HBP BLK WP HR S P ERA WHIP	IP WLS BF H R ER SO BB IBB HBP BLK WP HR S P ERA WHIP	IP WLS BF H R ER SO BB IBB HBP BLK WP HR S P ERA WHIP				
Richard Dotson, R ERA: 4.87	8.0	L	30	5	2	2	1	1	0	0	0	0	0	0	0	0	2.25	0.750		

AB 31
R 0
H 5
RBI 0
BB 3
SO 4
LOB 15




AB 29
R 2
H 5
RBI 2
BB 1
SO 1
LOB 7



Batter	1	2	3	4	5	6	7	8	9	AB	R	H	RBI	BB	SO	LOB	TOP			
Deion Sanders, L OBP: 0.167, SLG: 0.333 (1, 8)	G3-1		HR	E4 2B 1B	K			G4-3	G5-3	6	2	1	1	0	1	2	New York Yankees @ Milwaukee Brewers Milwaukee County Stadium, Milwaukee, WI Sun Jun 04 1989, 4:33 AM EDT Att: 52,179 - Sunny - 55 F			
Steve Sax, R OBP: 0.386, SLG: 0.364 (1, 4)	F9		E5 BB E	1B HR	L9			F9		2	1	0	0	0	0	0				
Tom Brookens, R OBP: 0.244, SLG: 0.329 (4, 4)				1B HR						3	1	1	0	0	0	0				
Don Mattingly, L OBP: 0.341, SLG: 0.379 (1, 3)	G4-3		E	HR						2	2	1	1	2	0	0				
Steve Balboni, R OBP: 0.270, SLG: 0.467 (6, 3)			E	BB	HR	1B		HR		1	1	1	1	0	0	0				
Ken Phelps, L OBP: 0.363, SLG: 0.309 (1, 10)		FC6-4 BB	P5	K				K		4	0	0	0	1	3	5				
Mel Hall, L OBP: 0.283, SLG: 0.367 (1, 7)	FC6-4 FC3-6	E8 E		HR				G4-3		5	2	1	3	0	0	2				
Mike Pagliaro, L OBP: 0.281, SLG: 0.311 (1, 5)	FC3-6 1B	E4 HR		BB				G4-3		4	1	0	0	1	1	2				
Jesse Barfield, R OBP: 0.298, SLG: 0.409 (1, 9)	1B	HR		BB				HR		4	2	3	3	1	0	0				
Bob Geren, R OBP: 0.400, SLG: 0.684 (1, 2)	K	PB BB	G5-4-3					1B		4	0	1	0	1	1	4				
Alvaro Espinoza, R OBP: 0.302, SLG: 0.280 (1, 6)			F9		G6-3			1B		5	0	1	0	0	0	1				
Inning Stats	R: 0 E: 0 K: 0 S: 7	H: 0 LOB: 0 BB: 0 P: 12	R: 0 E: 0 K: 1 S: 10	H: 1 LOB: 2 BB: 1 P: 20	R: 6 E: 3 K: 0 S: 19	H: 2 LOB: 1 BB: 2 P: 35	R: 4 E: 1 K: 1 S: 16	H: 3 LOB: 1 BB: 2 P: 29	R: 0 E: 0 K: 2 S: 10	H: 0 LOB: 0 BB: 0 P: 18	R: 0 E: 0 K: 0 S: 7	H: 0 LOB: 0 BB: 0 P: 12	R: 1 E: 0 K: 1 S: 15	H: 1 LOB: 0 BB: 0 P: 18	R: 1 E: 0 K: 0 S: 13	H: 3 LOB: 2 BB: 0 P: 23	1B: 4 2B: 1 3B: 0 HR: 5	SF: 0 SAC: 0 DP: 1 HBP: 0	WP: 0 PB: 1 CS: 0	PA: 46
PITCHER	IP	WLS	BF	H	R	ER	SO	BB	IBB	HBP	BLK	WP	HR	S	P	ERA	WHIP			
Bryan Clutterbuck, R ERA: 2.68 (1, 1)	2.2	L	17	3	6	1	1	3	0	0	0	0	2	35	64	3.38	2.250			
Tony Fossas, L ERA: 8.1 (3, 1)	3.1		16	3	4	3	4	3	0	0	0	0	1	41	69	8.10	1.800			
Jay Aldrich, R ERA: 2.13 (7, 1)	2.2		11	3	2	2	1	0	0	0	0	0	2	28	43	6.75	1.125			
Chuck Crim, R ERA: 3.41 (9, 1)	0.1		2	1	0	0	0	0	0	0	0	0	0	7	10	0.00	3.000			

Batter	1	2	3	4	5	6	7	8	9	AB	R	H	RBI	BB	SO	LOB	BOTTOM					
Paul Molitor, R OBP: 0.368, SLG: 0.468 (1, 10)	G1-3		BB			2B 1B	HR		G6-3	4	2	2	0	1	0	0	New York Yankees @ Milwaukee Brewers Milwaukee County Stadium, Milwaukee, WI Sun Jun 04 1989, 4:33 AM EDT Att: 52,179 - Sunny - 55 F					
Robin Yount, R OBP: 0.376, SLG: 0.469 (1, 8)	G1-3 BB		L9			F9	HR	2B 1B		4	1	2	3	1	0	2						
Gary Sheffield, R OBP: 0.321, SLG: 0.362 (1, 6)	G1-3				G5-3	1B	F9	L9		5	1	1	0	0	0	3						
Rob Deer, R OBP: 0.317, SLG: 0.447 (1, 9)	K				F7	1B FC3-6 BB	K	2B		4	1	1	0	1	2	2						
B.J. Surhoff, L OBP: 0.275, SLG: 0.335 (1, 2)		E4 CS		P6		FC3-6 1B		E1 3B	L3	5	1	1	2	0	0	2						
Glenn Braggs, R OBP: 0.376, SLG: 0.444 (1, 7)	G5-3				HR	FC3-6		G6-3 3B		4	2	2	3	0	0	2						
Terry Francona, L OBP: 0.313, SLG: 0.298 (1, 3)					L3	G4-3		G6-3		3	0	0	0	0	0	1						
Dave Engle, R OBP: 0.260, SLG: 0.404 (6, 3)	G3-1									1	0	0	1	0	0	0						
Bill Spiers, L OBP: 0.313, SLG: 0.299 (1, 5)			G4-3					G6-3		3	0	0	0	0	1	0						
Mike Felder, S OBP: 0.227, SLG: 0.171 (8, 4)					K			G6-3		1	0	0	0	0	0	0						
Jim Gantner, L OBP: 0.301, SLG: 0.291 (1, 4)			K2-3					G5-3		2	0	0	0	0	1	0						
Gus Polidor, R OBP: 0.167, SLG: 0.215 (7, PR) (8, 4) (9, 5)					G6-3			HR HBP		1	1	0	0	0	0	0						
Inning Stats	R: 0 E: 0 K: 1 S: 7	H: 0 LOB: 1 BB: 1 P: 16	R: 0 E: 1 K: 0 S: 9	H: 0 LOB: 0 BB: 0 P: 15	R: 0 E: 0 K: 1 S: 8	H: 0 LOB: 1 BB: 1 P: 14	R: 0 E: 0 K: 0 S: 6	H: 0 LOB: 0 BB: 0 P: 7	R: 1 E: 0 K: 1 S: 8	H: 1 LOB: 0 BB: 0 P: 11	R: 3 E: 0 K: 0 S: 10	H: 3 LOB: 1 BB: 1 P: 20	R: 3 E: 0 K: 1 S: 14	H: 2 LOB: 1 BB: 0 P: 24	R: 2 E: 1 K: 0 S: 10	H: 1 LOB: 0 BB: 0 P: 16	R: 0 E: 0 K: 0 S: 11	H: 2 LOB: 2 BB: 0 P: 13	1B: 4 2B: 2 3B: 1 HR: 2	SF: 0 SAC: 0 DP: 0 HBP: 1	WP: 0 PB: 0 CS: 1	PA: 41
PITCHER	IP	WLS	BF	H	R	ER	SO	BB	IBB	HBP	BLK	WP	HR	S	P	ERA	WHIP					
Jimmy Jones, R ERA: 6.75 (1, 1)	6.1	W	29	6	7	7	3	3	0	1	0	0	0	8	10	13.50	1.421					
Lance McCullers, R ERA: 3.42 (7, 1)	0.2		4	1	2	1	1	0	0	0	0	0	0	8	10	13.50	1.500					
Lee Guetterman, L ERA: 1.17 (8, 1)	2.0	S	8	2	0	0	0	0	0	0	0	0	0	18	26	0.00	1.000					

AB	40
R	12
H	10
RBI	9
BB	6
SO	6
LOB	16



AB	37
R	9
H	9
RBI	9
BB	3
SO	4
LOB	12



Batter	1	2	3	4	5	6	7	8	9	AB	R	H	RBI	BB	SO	LOB	TOP					
Brady Anderson, L OBP: 0.317, SLG: 0.354	P2	G4-3	FC3-2 HR		G4-3		F8		F7	6	1	0	0	0	0	4	Baltimore Orioles @ New York Yankees Yankee Stadium, Bronx, NY Mon Jun 05 1989, 7:05 PM EDT Att: 24,711 - Unknown - 70 F					
Steve Finley, L OBP: 0.226, SLG: 0.321	G6-3		E3		E1		P5			5	2	1	4	0	0							
Cal Ripken Jr., R OBP: 0.357, SLG: 0.417	BB E 2B		E1		FC5-4				HR BB	4	3	1	0	1	1	2						
Mickey Tettleton, S OBP: 0.350, SLG: 0.544	BB E BB		E4				G4-3		HR	3	2	1	3	2	0	1						
Joe Orsulak, L OBP: 0.371, SLG: 0.421	E BB		2B		P7		E3		K	4	3	1	1	1	1	1						
Jim Traber, L OBP: 0.288, SLG: 0.366	E8		1B		F9		HR		L8	5	2	2	3	0	0	1						
Larry Sheets, L OBP: 0.321, SLG: 0.370	G4-3		1B FC3-2 IBB		K		F8		K	4	0	0	0	1	2	2						
Craig Worthington, R OBP: 0.298, SLG: 0.297		K	FC3-2 HR 1B		G6-3 E 2B		K		K	5	2	2	1	0	3	0						
Billy Ripken, R OBP: 0.336, SLG: 0.377	G4-3		FC3-2 HR 1B		G6-3		F9		K	5	1	1	0	0	1	1						
Inning Stats	R: 3 E: 1 K: 0 S: 18	H: 1 LOB: 1 BB: 2 P: 32	R: 0 E: 0 K: 1 S: 11	H: 0 LOB: 0 BB: 0 P: 17	R: 8 E: 3 K: 1 S: 23	H: 5 LOB: 0 BB: 1 P: 37	R: 0 E: 0 K: 1 S: 7	H: 0 LOB: 1 BB: 1 P: 13	R: 1 E: 1 K: 0 S: 10	H: 1 LOB: 1 BB: 0 P: 16	R: 2 E: 1 K: 1 S: 13	H: 1 LOB: 0 BB: 0 P: 20	R: 0 E: 0 K: 0 S: 6	H: 0 LOB: 0 BB: 0 P: 14	R: 2 E: 0 K: 2 S: 12	H: 1 LOB: 0 BB: 1 P: 22		R: 0 E: 0 K: 2 S: 7	H: 0 LOB: 0 BB: 0 P: 11	1B: 3 2B: 3 3B: 0 HR: 3	SF: 0 SAC: 0 DP: 0 HBP: 0	WP: 0 PB: 0 SB: 0 CS: 0
PITCHER	IP	WLS	BF	H	R	ER	SO	BB	IBB	HBP	BLK	WP	HR	S	P	ERA	WHIP					
Andy Hawkins, R ERA: 6.08	2.1	L	18	5	10	1	1	2	1	0	0	0	0	45	75	3.86	3.000					
Chuck Cary, L ERA: 2.16	4.2		20	3	4	1	3	1	0	0	0	0	2	43	74	1.93	0.857					
Lance McCullers, R ERA: 3.86	2.0		8	1	2	2	4	1	0	0	0	0	1	19	33	9.00	1.000					

AB	41
R	16
H	9
RBI	12
BB	5
SO	8
LOB	12



Batter	1	2	3	4	5	6	7	8	9	AB	R	H	RBI	BB	SO	LOB	BOTTOM					
Rickey Henderson, R OBP: 0.398, SLG: 0.377	S BB 1B		G5-3		BB		F9		L7	5	0	2	1	1	0	2	Baltimore Orioles @ New York Yankees Yankee Stadium, Bronx, NY Mon Jun 05 1989, 7:05 PM EDT Att: 24,711 - Unknown - 70 F					
Steve Sax, R OBP: 0.366, SLG: 0.365	B2		1B		F8				E4	5	2	2	0	0	0	4						
Don Mattingly, L OBP: 0.351, SLG: 0.383	BB BB		1B		1B		G4-3 HBP		FC4-6	3	0	2	0	1	0	2						
Steve Balboni, R OBP: 0.292, SLG: 0.477	K		1B		1B		G4-3		BB	4	0	3	2	1	1	2						
Jesse Barfield, R OBP: 0.296, SLG: 0.399	BB		G5-3		G4-3		G5-3		F7	4	0	0	0	1	0	9						
Mike Pagliarulo, L OBP: 0.277, SLG: 0.306	F8		K		K				G6-3	2	0	0	0	0	1	5						
Wayne Tolleson, S OBP: 0.255, SLG: 0.188										2	0	0	0	1	1	1						
Don Slaught, R OBP: 0.324, SLG: 0.382										2	0	0	0	1	0	0						
Bob Geren, R OBP: 0.409, SLG: 0.667			G1-6-3 BB		F8		G4-3		P6	2	1	1	0	0	0	3						
Alvaro Espinoza, R OBP: 0.299, SLG: 0.277			G1-6-3		G4-3		G6-3		F8	5	0	1	0	0	0	4						
Tom Brookens, R OBP: 0.264, SLG: 0.337	G5-3				BB 1B				FC4-6 E 1B	4	0	2	0	1	0	2						
Inning Stats	R: 0 E: 0 K: 1 S: 14	H: 1 LOB: 3 BB: 2 P: 27	R: 0 E: 0 K: 0 S: 6	H: 0 LOB: 0 BB: 1 P: 11	R: 1 E: 0 K: 1 S: 12	H: 3 LOB: 2 BB: 0 P: 19	R: 0 E: 0 K: 0 S: 8	H: 1 LOB: 2 BB: 1 P: 13	R: 0 E: 0 K: 0 S: 11	H: 1 LOB: 1 BB: 0 P: 15	R: 0 E: 0 K: 0 S: 12	H: 0 LOB: 1 BB: 1 P: 19	R: 1 E: 0 K: 0 S: 11	H: 3 LOB: 3 BB: 1 P: 19	R: 0 E: 1 K: 0 S: 10	H: 1 LOB: 3 BB: 1 P: 17	R: 1 E: 0 K: 0 S: 11	H: 3 LOB: 2 BB: 0 P: 14	1B: 13 2B: 0 3B: 0 HR: 0	SF: 0 SAC: 0 DP: 2 HBP: 1	WP: 0 PB: 0 SB: 1 CS: 0	PA: 46
PITCHER	IP	WLS	BF	H	R	ER	SO	BB	IBB	HBP	BLK	WP	HR	S	P	ERA	WHIP					
Jeff Ballard, L ERA: 2.12	7.0	W	35	9	2	2	3	6	0	1	0	0	0	74	123	2.57	2.143					
Mark Thurmond, L ERA: 2.9	2.0		11	4	1	1	0	1	0	0	0	0	0	21	31	4.50	2.500					

AB	38
R	3
H	13
RBI	3
BB	7
SO	3
LOB	34



Batter	1	2	3	4	5	6	7	8	9	AB	R	H	RBI	BB	SO	LOB	TOP										
Jody Reed, R OBP: 0.349, SLG: 0.359	F7	F7		P2		1B	G6-3	G6-3		6	1	2	0	0	0	3											
Danny Heen, L OBP: 0.378, SLG: 0.358	1B		P3	1B		1B	G6-3		K	3	1	2	2	0	0	0											
Randy Kutcher, R OBP: 0.429, SLG: 0.417	1B			1B		E				3	1	1	0	0	1	1											
Wade Boggs, L OBP: 0.472, SLG: 0.495	1B		G3	1B		E	G6-3		1B	6	2	4	2	0	0	1											
Mike Greenwell, L OBP: 0.388, SLG: 0.452	F7			1B		E6	G6-3		L5	6	1	2	3	0	0	5											
Dwight Evans, R OBP: 0.418, SLG: 0.497	P3			1B		K			F8	5	0	1	0	1	1	5											
Ellis Burks, R OBP: 0.418, SLG: 0.484		HR	P3	F9		1B			F8	6	1	2	1	0	0	5											
Rich Gedman, L OBP: 0.283, SLG: 0.292	F7			E3		K	P2		HR	5	2	1	1	0	1	2											
Nick Esasky, R OBP: 0.332, SLG: 0.464	HR			1B		K	IBB		HR	4	3	3	2	1	1	0											
Luis Rivera, R OBP: 0.400, SLG: 1.000	L4			1B		F9	P3		HR	4	2	1	2	1	0	2											
Inning Stats	R: 0 H: 2 E: 0 K: 0 S: 14	H: 2 R: 0 LOB: 2 BB: 0 P: 21	R: 2 H: 2 E: 0 K: 0 S: 9	H: 2 R: 0 LOB: 0 BB: 0 P: 12	R: 0 H: 1 E: 0 K: 0 S: 13	H: 1 R: 0 LOB: 2 BB: 1 P: 24	R: 5 H: 4 E: 1 K: 0 S: 17	H: 4 R: 0 LOB: 0 BB: 0 P: 34	R: 0 H: 0 E: 0 K: 2 S: 8	H: 0 R: 0 LOB: 0 BB: 0 P: 13	R: 4 H: 4 E: 1 K: 1 S: 21	H: 4 R: 0 LOB: 2 BB: 1 P: 35	R: 0 H: 1 E: 0 K: 0 S: 12	H: 1 R: 0 LOB: 1 BB: 0 P: 19	R: 3 H: 3 E: 0 K: 0 S: 13	H: 3 R: 0 LOB: 2 BB: 0 P: 21	R: 0 H: 2 E: 0 K: 1 S: 13	H: 2 R: 0 LOB: 0 BB: 0 P: 22	1B: 14 2B: 2 3B: 0 HR: 3	SF: 0 SAC: 0 DP: 0 HBP: 0	WP: 2 PB: 0 SB: 0 CS: 0	PA: 51					
PITCHER	IP	WLS	BF	H	R	ER	SO	BB	IBB	HBP	BLK	WP	HR	S	P	ERA	WHIP										
Richard Dotson, R ERA: 5.52	3.1	L	20	7	6	5	0	2	0	0	1	0	1	43	75	13.50	2.700										
Chuck Cary, L ERA: 3.54	3.2		20	7	5	4	3	0	1	0	0	2	0	51	83	9.82	1.909										
Dale Mohorcic, R ERA: 4.05	1.0		6	3	3	3	0	0	0	0	0	0	2	13	21	27.00	3.000										
Lee Guetterman, L ERA: 1.56	1.0		5	2	0	0	1	0	0	0	0	0	0	13	22	0.00	2.000										
Batter	1	2	3	4	5	6	7	8	9	AB	R	H	RBI	BB	SO	LOB	BOTTOM										
Deion Sanders, L OBP: 0.281, SLG: 0.310	1B	G4-3		1B		2B		E		3	2	2	1	2	0	0											
Steve Sax, R OBP: 0.366, SLG: 0.372	2B	G6-3		1B		F8		E6		5	2	2	1	0	0	3											
Don Mattingly, L OBP: 0.343, SLG: 0.393	FC3-6		L8	F7				1B		5	0	2	4	0	0	2											
Mel Hall, L OBP: 0.373, SLG: 0.517	FC3-6			F8				1B		3	0	2	1	2	0	0											
Ken Phelps, L OBP: 0.344, SLG: 0.321	FC3-6		K	P3				G3-1		5	0	0	0	0	2	6											
Mike Pagliaro, L OBP: 0.285, SLG: 0.312	K		P5	G3				K		5	0	0	0	0	2	4											
Jesse Barfield, R OBP: 0.311, SLG: 0.424				B5-3		WP	G4-3	P4	P6	4	2	2	0	1	0	0											
Don Slaught, R OBP: 0.325, SLG: 0.377				B5-3		F8		K		3	0	0	0	0	1	5											
Bob Geren, R OBP: 0.417, SLG: 0.783								K	HR	2	1	1	1	0	1	0											
Alvaro Espinoza, R OBP: 0.294, SLG: 0.286		F9		G5-3		G4-3		E6	G3	5	1	0	0	0	0	2											
Inning Stats	R: 2 H: 3 E: 0 K: 2 S: 20	H: 3 R: 0 LOB: 3 BB: 2 P: 39	R: 0 H: 0 E: 0 K: 0 S: 4	H: 0 R: 0 LOB: 0 BB: 0 P: 6	R: 0 H: 0 E: 0 K: 1 S: 7	H: 0 R: 0 LOB: 1 BB: 1 P: 15	R: 1 H: 2 E: 0 K: 0 S: 15	H: 2 R: 0 LOB: 2 BB: 1 P: 23	R: 0 H: 0 E: 0 K: 0 S: 3	H: 0 R: 0 LOB: 0 BB: 0 P: 5	R: 1 H: 2 E: 0 K: 0 S: 11	H: 2 R: 0 LOB: 1 BB: 0 P: 19	R: 0 H: 1 E: 0 K: 2 S: 10	H: 1 R: 0 LOB: 1 BB: 0 P: 16	R: 3 H: 2 E: 3 K: 1 S: 17	H: 2 R: 0 LOB: 2 BB: 1 P: 28	R: 1 H: 1 E: 0 K: 0 S: 13	H: 1 R: 0 LOB: 0 BB: 0 P: 23	1B: 9 2B: 1 3B: 0 HR: 1	SF: 0 SAC: 0 DP: 0 HBP: 0	WP: 1 PB: 0 SB: 2 CS: 0	PA: 45					
PITCHER	IP	WLS	BF	H	R	ER	SO	BB	IBB	HBP	BLK	WP	HR	S	P	ERA	WHIP										
Roger Clemens, R ERA: 2.98	7.0	W	33	8	4	4	5	4	0	0	0	0	0	70	123	5.14	1.714										
Bob Stanley, R ERA: 4.76	2.0		12	3	4	1	1	1	0	0	0	0	1	30	51	4.50	2.000										

Boston Red Sox @ New York Yankees
Yankee Stadium, Bronx, NY
Sat Jun 10 1989, 3:33 AM EDT
Att: 49,348 - Sunny

AB 48
R 14
H 19
RBI 13
BB 3
SO 4
LOB 24



Boston Red Sox @ New York Yankees
Yankee Stadium, Bronx, NY
Sat Jun 10 1989, 3:33 AM EDT
Att: 49,348 - Sunny

AB 40
R 8
H 11
RBI 8
BB 5
SO 6
LOB 22



Batter	1	2	3	4	5	6	7	8	9	AB	R	H	RBI	BB	SO	LOB	TOP			
Jody Reed, R OBP: 0.342, SLG: 0.352	F8		G5-3			L9		F7		4	0	0	0	0	0	0	Boston Red Sox @ New York Yankees Yankee Stadium, Bronx, NY Sun Jun 11 1989, 3:33 AM EDT Sunny - 75 F			
Danny Heep, L OBP: 0.403, SLG: 0.375	1B				G5-4-3	G4-3			3	1	2	0	1	0	0					
Wade Boggs, L OBP: 0.409, SLG: 0.491	L9				G5-4-3	G4-3			4	0	1	0	0	0	2					
Mike Greenwell, L OBP: 0.386, SLG: 0.449	K				1B		G3		4	0	1	0	0	1	3					
Dwight Evans, R OBP: 0.416, SLG: 0.490					K		P7		3	0	0	0	1	1	3					
Ellis Burks, R OBP: 0.358, SLG: 0.484	F9						G6-3		4	0	1	1	0	0	1					
Rich Gedman, L OBP: 0.265, SLG: 0.293 Rick Cerone, R OBP: 0.405, SLG: 0.367	G4-3				F9			E7	3	1	1	0	0	0	1					
Nick Esasky, R OBP: 0.332, SLG: 0.459			P3					G5-3	1	0	0	0	0	0	2					
Luis Rivera, R OBP: 0.250, SLG: 0.571			K			F9		F8	2	0	0	0	0	1	1					
Inning Stats	R: 0 E: 0 K: 1 S: 9	H: 1 LOB: 1 BB: 0 P: 14	R: 0 E: 0 K: 0 S: 14	H: 0 LOB: 0 BB: 1 P: 21	R: 0 E: 0 K: 1 S: 8	H: 0 LOB: 0 BB: 0 P: 10	R: 0 E: 0 K: 1 S: 8	H: 2 LOB: 1 BB: 0 P: 13	R: 0 E: 0 K: 0 S: 6	H: 0 LOB: 0 BB: 0 P: 10	R: 0 E: 0 K: 0 S: 11	H: 0 LOB: 0 BB: 0 P: 16	R: 1 E: 1 K: 0 S: 9	H: 1 LOB: 0 BB: 0 P: 13	R: 1 E: 0 K: 0 S: 11	H: 2 LOB: 2 BB: 1 P: 23	1B: 5 2B: 1 3B: 0 HR: 0	SF: 0 SAC: 0 DP: 2 HBP: 0	WP: 0 PB: 1 SB: 0 CS: 0	PA: 34
PITCHER	IP	WLS	BF	H	R	ER	SO	BB	IBB	HBP	BLK	WP	HR	S	P	ERA	WHIP			
Andy Hawkins, R ERA: 5.58	8.0	W	29	4	2	1	3	3	0	0	0	0	0	71	114	1.12	0.875			
Dave Righetti, L ERA: 2.63	1.0	S	5	2	0	0	0	0	0	0	0	0	0	11	19	0.00	2.000			

AB	31
R	2
H	6
RBI	2
BB	3
SO	3
LOB	13



Batter	1	2	3	4	5	6	7	8	9	AB	R	H	RBI	BB	SO	LOB	BOTTOM			
Rickey Henderson, R OBP: 0.400, SLG: 0.388	2B					G1-3				2	1	0	0	3	1	2	Boston Red Sox @ New York Yankees Yankee Stadium, Bronx, NY Sun Jun 11 1989, 3:33 AM EDT Sunny - 75 F			
Steve Sax, R OBP: 0.373, SLG: 0.369	2B		P3					FC6-4	2	1	0	0	3	0	3					
Don Mattingly, L OBP: 0.345, SLG: 0.399	2B		G1-3					FC6-4	4	0	2	2	0	0	1					
Steve Balboni, R OBP: 0.286, SLG: 0.461	G6-3		K						4	0	0	0	0	2	5					
Jesse Barfield, R OBP: 0.310, SLG: 0.417	G4-3							P6	3	1	0	0	1	0	2					
Tom Brookens, R OBP: 0.283, SLG: 0.345	F8								4	1	1	0	0	0	1					
Mel Hall, L OBP: 0.366, SLG: 0.492	F8								3	0	0	1	1	0	1					
Don Slaught, R OBP: 0.323, SLG: 0.374									4	0	1	1	0	1	1					
Wayne Tolleson, S OBP: 0.288, SLG: 0.216									3	0	2	0	1	1	1					
Inning Stats	R: 2 E: 0 K: 0 S: 10	H: 1 LOB: 2 BB: 2 P: 23	R: 0 E: 0 K: 2 S: 9	H: 0 LOB: 1 BB: 1 P: 20	R: 0 E: 0 K: 1 S: 9	H: 0 LOB: 0 BB: 0 P: 15	R: 0 E: 0 K: 0 S: 5	H: 0 LOB: 0 BB: 0 P: 7	R: 0 E: 0 K: 0 S: 13	H: 2 LOB: 3 BB: 2 P: 20	R: 2 E: 0 K: 1 S: 15	H: 2 LOB: 1 BB: 1 P: 24	R: 0 E: 0 K: 1 S: 11	H: 0 LOB: 1 BB: 1 P: 19	R: 0 E: 0 K: 0 S: 10	H: 1 LOB: 3 BB: 2 P: 21	1B: 4 2B: 2 3B: 0 HR: 0	SF: 0 SAC: 0 DP: 0 HBP: 0	WP: 0 PB: 0 SB: 2 CS: 1	PA: 38
PITCHER	IP	WLS	BF	H	R	ER	SO	BB	IBB	HBP	BLK	WP	HR	S	P	ERA	WHIP			
Joe Price, L ERA: 4.07	5.1	L	26	5	4	4	3	6	0	0	0	0	0	53	99	6.75	2.062			
Dennis Lamp, R ERA: 3.48	2.1		10	1	0	0	2	2	0	0	0	0	0	25	40	0.00	1.286			
Lee Smith, R ERA: 7.11	0.1		2	0	0	0	0	1	0	0	0	0	0	4	10	0.00	3.000			

AB	29
R	4
H	6
RBI	4
BB	9
SO	5
LOB	17



Batter	1	2	3	4	5	6	7	8	9	AB	R	H	RBI	BB	SO	LOB	TOP					
Jody Reed, R OBP: 0.344, SLG: 0.353 (1, 6)	G4-3		G4-3			2B		FC6-4		5	2	2	0	0	0	3	Boston Red Sox @ New York Yankees Yankee Stadium, Bronx, NY Sun Jun 11 1989, 3:38 AM EDT Att: 54,525 - Sunny - 75 F					
Danny Heen, L OBP: 0.406, SLG: 0.373 Randy Kutcher, R OBP: 0.414, SLG: 0.400 (1, 9)	P6			G4-3		F7		1B	G6-3	3	1	1	0	1	0	1						
Wade Boggs, L OBP: 0.409, SLG: 0.493 (1, 5)	G4-3			G4-3		G3		1B	G6-3	5	2	2	2	0	0	1						
Mike Greenwell, L OBP: 0.386, SLG: 0.448 (1, 7)		G1-3		L9		G3		FC6-4	1B	5	1	2	1	0	0	2						
Dwight Evans, R OBP: 0.419, SLG: 0.493 (1, 10)	G4-3			F7				FC6-4	1B	5	0	3	2	0	0	1						
Ellis Burks, R OBP: 0.355, SLG: 0.476 (1, 8)	G5-3					F7		FC6-4	1B	4	1	0	0	1	0	5						
Nick Esasky, R OBP: 0.330, SLG: 0.455 (1, 3)				G6-4-3		G6-4-3		G4-3		4	0	1	1	0	0	2						
Rick Cerone, R OBP: 0.410, SLG: 0.365 Kevin Romine, R OBP: 0.500, SLG: 0.500 Luis Rivera, R OBP: 0.250, SLG: 0.571 (1, 2)			G5-4-3					G4-3	BB	3	0	1	0	1	0	1						
Ed Romero, R OBP: 0.300, SLG: 0.260 Rich Gedman, L OBP: 0.269, SLG: 0.293 (8, 2)				G1-3				K	FC6-4	3	0	1	0	0	1	1						
										0	0	0	0	1	0	0						
Inning Stats	R: 0 E: 0 K: 0 S: 7	H: 0 LOB: 0 BB: 0 P: 12	R: 0 E: 0 K: 0 S: 8	H: 0 LOB: 0 BB: 0 P: 12	R: 0 E: 0 K: 0 S: 8	H: 2 LOB: 1 BB: 0 P: 10	R: 0 E: 0 K: 0 S: 9	H: 1 LOB: 1 BB: 0 P: 14	R: 0 E: 0 K: 0 S: 10	H: 1 LOB: 1 BB: 1 P: 17	R: 2 E: 0 K: 0 S: 10	H: 3 LOB: 1 BB: 0 P: 16	R: 0 E: 0 K: 1 S: 8	H: 0 LOB: 0 BB: 0 P: 10	R: 5 E: 0 K: 0 S: 13	H: 4 LOB: 2 BB: 3 P: 34	R: 0 E: 0 K: 0 S: 7	H: 2 LOB: 2 BB: 0 P: 10	1B: 11 2B: 2 3B: 0 HR: 0	SF: 0 SAC: 0 DP: 2 HBP: 0	WP: 1 PB: 0 SB: 1 CS: 0	PA: 42
PITCHER	IP	WLS	BF	H	R	ER	SO	BB	IBB	HBP	BLK	WP	HR	S	P	ERA	WHIP					
Jimmy Jones, R ERA: 5.99 Lance McCullers, R ERA: 5.02 Lance McCullers, R ERA: 5.02 Dale Mohorcic, R ERA: 3.97 Scott Nielsen, R ERA:	(1, 1)	6.0	24	7	2	2	0	1	0	0	0	0	0	0	52	81	3.00	1.333				
Lee Guetterman, L ERA: 1.52	(9, 1)	1.0	5	2	0	0	0	0	0	0	0	0	0	14	22	45.00	5.000					
	(8, 1)	1.0	8	4	5	5	1	1	0	0	0	0	0	14	22	45.00	5.000					
	(8, 1)	0.2	3	0	0	0	0	1	0	0	0	1	0	5	14	0.00	1.500					
	(8, 1)	0.1	W	2	0	0	0	1	0	0	0	0	0	2	8	0.00	3.000					

AB	38
R	7
H	13
RBI	6
BB	4
SO	1
LOB	17



Batter	1	2	3	4	5	6	7	8	9	AB	R	H	RBI	BB	SO	LOB	BOTTOM					
Deion Sanders, L OBP: 0.278, SLG: 0.303 Rickey Henderson, R OBP: 0.402, SLG: 0.371 (1, 8)	F8			P5		K		L9-4-3		4	0	1	0	0	1	1	Boston Red Sox @ New York Yankees Yankee Stadium, Bronx, NY Sun Jun 11 1989, 3:38 AM EDT Att: 54,525 - Sunny - 75 F					
Steve Sax, R OBP: 0.365, SLG: 0.365 (1, 4)	E3		G6-4-3	G5-3				L9-4-3		5	2	1	0	0	0	4						
Don Mattingly, L OBP: 0.352, SLG: 0.436 (1, 10)	HR			K		1B		HR		4	3	3	4	0	1	0						
Steve Balboni, R OBP: 0.292, SLG: 0.462 Lance McCullers, S Dale Mohorcic, R Scott Nielsen, R Lee Guetterman, L (1, 3)	1B		F8					K		4	1	2	0	0	1	0						
Mel Hall, L OBP: 0.347, SLG: 0.470 (1, 7)	E1		L8			SF9		G6-3		3	1	0	1	0	0	1						
Mike Pagliaro, L OBP: 0.271, SLG: 0.317 (1, 5)	G4-1					K		P6		4	0	2	0	0	1	1						
Jesse Barfield, R OBP: 0.313, SLG: 0.415 (1, 9)	G4-1		P6			L8		1B	SH1-4	3	1	1	2	1	0	2						
Bob Geren, R OBP: 0.407, SLG: 0.731 Don Staughton, R OBP: 0.323, SLG: 0.374 (1, 2)	G4-1			SH1-4		K		SH1-4		3	0	1	0	0	1	2						
Alvaro Espinoza, R OBP: 0.294, SLG: 0.287 (1, 6)	F8			SH1-4		G6-3		1B		3	0	1	0	0	0	2						
										1B: 10 2B: 2 3B: 0 HR: 2	SF: 1 SAC: 2 DP: 2 HBP: 0	WP: 0 PB: 0 SB: 0 CS: 0	PA: 38									
Inning Stats	R: 4 E: 2 K: 0 S: 24	H: 4 LOB: 2 BB: 0 P: 35	R: 0 E: 0 K: 1 S: 7	H: 1 LOB: 0 BB: 0 P: 7	R: 0 E: 0 K: 0 S: 7	H: 1 LOB: 1 BB: 0 P: 12	R: 0 E: 0 K: 0 S: 12	H: 1 LOB: 1 BB: 0 P: 18	R: 1 E: 0 K: 2 S: 9	H: 2 LOB: 1 BB: 0 P: 16	R: 0 E: 0 K: 2 S: 9	H: 0 LOB: 0 BB: 0 P: 12	R: 2 E: 0 K: 1 S: 13	H: 2 LOB: 0 BB: 0 P: 21	R: 1 E: 0 K: 0 S: 14	H: 2 LOB: 1 BB: 1 P: 25	1B: 10 2B: 2 3B: 0 HR: 2	SF: 1 SAC: 2 DP: 2 HBP: 0	WP: 0 PB: 0 SB: 0 CS: 0	PA: 38		
PITCHER	IP	WLS	BF	H	R	ER	SO	BB	IBB	HBP	BLK	WP	HR	S	P	ERA	WHIP					
Mike Smithson, R ERA: 4.68 Rob Murphy, L ERA: 2.41 Lee Smith, R ERA: 6.86	(1, 1)	6.0	29	10	6	3	4	0	0	0	0	0	0	1	71	102	4.50	1.667				
	(7, 1)	1.1	L	8	3	2	1	1	0	0	0	0	1	20	36	13.50	3.000					
	(8, 1)	0.2	1	0	0	0	0	0	0	0	0	0	0	5	8	0.00	0.000					

AB	34
R	8
H	13
RBI	8
BB	1
SO	5
LOB	13



Batter	1	2	3	4	5	6	7	8	9	AB	R	H	RBI	BB	SO	LOB	TOP			
Rickey Henderson, R OBP: 0.396, SLG: 0.364	(1, 7) G5-3		(1, 0) F7		(0, 0) L7		(1, 0) G4-3			4	0	0	0	0	0	3	New York Yankees @ Baltimore Orioles Memorial Stadium, Baltimore, MD Tue Jun 13 1989, 7:05 PM EDT Att: 24,674 - Unknown			
Steve Sax, R OBP: 0.371, SLG: 0.367	(1, 4) G4-3				(1, 2) 1B		(1, 2) G5-3		(1, 1) G4-6-3	4	1	2	0	0	0	0				
Don Mattingly, L OBP: 0.350, SLG: 0.433	(1, 3) L6				(0, 2) 1B		(1, 2) G1-5-3		(2, 0) G4-6-3	4	0	1	0	0	0	1				
Mel Hall, L OBP: 0.342, SLG: 0.457		(3, 1) G4-3			(0, 0) 1B		(0, 0) F8		(0, 0) G4-3	4	0	1	1	0	0	0				
Ken Phelps, L OBP: 0.344, SLG: 0.321		(3, 1) G3-1			(1, 2) 3-H					3	1	1	0	0	1	2				
Steve Balboni, R OBP: 0.290, SLG: 0.458	(9, PH)				(2, 3) K					1	0	0	0	0	0	0				
Jesse Barfield, R OBP: 0.312, SLG: 0.412	(1, 8) G5-3				(1, 2) P8		(3, 2) P5		(2, 2) 1B	4	0	1	0	0	0	3				
Mike Pagliarulo, L OBP: 0.277, SLG: 0.322			(3, 2) G5-3		(0, 0) 1B		(1, 1) 1B		(0, 3) K	4	0	2	0	0	1	1				
Don Slaught, R OBP: 0.327, SLG: 0.383	(1, 2) 2B				(2, 3) K		(1, 0) 1B		(3, 2) G1-3	4	0	2	1	0	1	1				
Alvaro Espinoza, R OBP: 0.290, SLG: 0.282	(1, 6) F8				(0, 1) F9		(0, 0) F9			3	0	0	0	0	0	3				
Inning Stats	R: 0 E: 0 K: 0 S: 8	H: 0 LOB: 0 BB: 0 P: 12	R: 0 E: 0 K: 0 S: 8	H: 0 LOB: 0 BB: 0 P: 17	R: 0 E: 0 K: 0 S: 9	H: 1 LOB: 1 BB: 0 P: 15	R: 1 E: 0 K: 1 S: 15	H: 4 LOB: 3 BB: 0 P: 19	R: 0 E: 0 K: 0 S: 10	H: 0 LOB: 0 BB: 0 P: 12	R: 1 E: 0 K: 0 S: 12	H: 3 LOB: 2 BB: 0 P: 19	R: 0 E: 0 K: 0 S: 4	H: 1 LOB: 0 BB: 0 P: 7	R: 0 E: 0 K: 1 S: 15	H: 1 LOB: 1 BB: 0 P: 22	1B: 9 2B: 1 3B: 0 HR: 0	SF: 0 SAC: 0 DP: 1 HBP: 0	WP: 0 PB: 0 SB: 0 CS: 0	PA: 35
PITCHER	IP WLS BF H R ER SO BB IBB HBP BLK WP HR S P ERA WHIP																			
Dave Schmidt, R ERA: 4.8	(1, 1) 6.0 W 22 5 1 1 2 0 0 0 0 0 0 0 0 0 0 0 1.50 0.833																			
Mark Williamson, R ERA: 3.39	(7, 1) 1.0 7 4 1 1 0 0 0 0 0 0 0 0 0 0 0 14 22 9.00 4.000																			
Kevin Hickey, L ERA: 2.29	(8, 1) 1.0 2 0 0 0 0 0 0 0 0 0 0 0 0 0 0 2 4 0.00 0.000																			
Gregg Olson, R ERA: 2.27	(9, 1) 1.0 S 4 1 0 0 1 0 0 0 0 0 0 0 0 0 0 15 22 0.00 1.000																			

Batter	1	2	3	4	5	6	7	8	9	AB	R	H	RBI	BB	SO	LOB	BOTTOM			
Mike Devereaux, R OBP: 0.372, SLG: 0.476	(1, 8) L9		(1, 1) P2		(2, 0) P4		(0, 2) P4			4	0	0	0	0	0	2	New York Yankees @ Baltimore Orioles Memorial Stadium, Baltimore, MD Tue Jun 13 1989, 7:05 PM EDT Att: 24,674 - Unknown			
Phil Bradley, R OBP: 0.355, SLG: 0.417	(1, 7) 2B		(0, 1) 2B		(1, 0) 2B		(1, 2) F8			4	1	3	0	0	0	0				
Brady Anderson, L OBP: 0.315, SLG: 0.349	(9, 8) 1B		(0, 0) 1B		(1, 2) 2B		(0, 3) K			0	0	0	0	0	0	0				
Cal Ripken Jr., R OBP: 0.342, SLG: 0.393	(1, 6) F7		(0, 0) 2B		(1, 2) F8		(0, 3) K			4	0	1	0	0	1	2				
Mickey Tettleton, S OBP: 0.348, SLG: 0.550	(1, 2) 1B		(2, 2) F9		(0, 0) G5-3		(1, 3) K			4	0	1	1	0	1	2				
Randy Milligan, R OBP: 0.384, SLG: 0.452	(1, 3) 1B				(0, 0) L5		(1, 1) 1B		(1, 2) FC1-6	4	1	3	0	0	0	0				
Bob Melvin, R OBP: 0.341, SLG: 0.338		(0, 2) G6-3			(1, 2) 1B		(0, 0) 1B		(1, 1) FC1-6	4	2	3	0	0	0	1				
Joe Orsulak, L OBP: 0.357, SLG: 0.406	(1, 9) F9		(1, 0) F9		(0, 0) F9		(2, 1) SF8		(1, 1) G4-3	4	1	2	2	0	0	2				
Steve Finley, L OBP: 0.217, SLG: 0.302	(9, 7) 1B				(1, 3) 2-H		(1, 2) 1B		(1, 1) 2B	0	0	0	0	0	0	0				
Craig Worthington, R OBP: 0.291, SLG: 0.301	(1, 5) G6-3		(0, 1) G6-3		(0, 1) F6		(4, 1) SF8		(2, 2) G4-3	3	0	0	1	1	0	2				
Billy Ripken, R OBP: 0.299, SLG: 0.333	(1, 4) G6-3		(1, 1) G6-3		(3, 3) K		(2, 2) SF8		(3, H) G6-3	3	0	0	1	0	1	0				
Inning Stats	R: 1 E: 0 K: 0 S: 8	H: 3 LOB: 2 BB: 0 P: 12	R: 0 E: 0 K: 0 S: 7	H: 1 LOB: 0 BB: 0 P: 7	R: 0 E: 0 K: 0 S: 10	H: 2 LOB: 2 BB: 0 P: 14	R: 0 E: 0 K: 0 S: 7	H: 1 LOB: 1 BB: 0 P: 8	R: 0 E: 0 K: 1 S: 10	H: 1 LOB: 1 BB: 0 P: 17	R: 2 E: 0 K: 0 S: 13	H: 3 LOB: 2 BB: 1 P: 22	R: 0 E: 0 K: 2 S: 9	H: 0 LOB: 0 BB: 0 P: 11	R: 2 E: 0 K: 0 S: 15	H: 2 LOB: 0 BB: 0 P: 21	1B: 9 2B: 4 3B: 0 HR: 0	SF: 1 SAC: 0 DP: 1 HBP: 0	WP: 0 PB: 0 SB: 0 CS: 0	PA: 36
PITCHER	IP WLS BF H R ER SO BB IBB HBP BLK WP HR S P ERA WHIP																			
Dave LaPoint, L ERA: 5.15	(1, 1) 7.1 L 34 13 5 5 3 1 0 0 0 0 0 0 0 0 0 0 6.14 1.909																			
Lance McCullers, R ERA: 4.91	(8, 1) 0.2 2 0 0 0 0 0 0 0 0 0 0 0 0 0 0 8 11 0.00 0.000																			



Batter	1	2	3	4	5	6	7	8	9	AB	R	H	RBI	BB	SO	LOB	TOP										
Rickey Henderson, R OBP: 0.370, SLG: 0.357 (1, 7)	G5-3	CS	G4-3		F9			F9									4 0 0 0 0 0 0										
Steve Sax, R OBP: 0.370, SLG: 0.363 (1, 4)	1B BB		K			G4-1		F8									3 0 0 0 1 1 0										
Don Mattingly, L OBP: 0.352, SLG: 0.434 (1, 3)	E5						FC6-4 1B	F9									4 0 2 0 0 0 1										
Mel Hall, L OBP: 0.337, SLG: 0.446 (1, 10)			L4						L7								4 0 1 0 0 0 2										
Jesse Barfield, R OBP: 0.311, SLG: 0.408 (1, 9)	K				G5-3					1B BB 1B							4 1 1 0 0 1 4										
Mike Pagliarulo, L OBP: 0.272, SLG: 0.315 (9, PH)	L3																3 0 0 0 0 0 3										
Steve Balboni, R OBP: 0.295, SLG: 0.458 (9, PR)					G4-3			F8									0 0 0 0 1 0 0										
Wayne Tolleson, S OBP: 0.298, SLG: 0.216 (9, 6)																	0 1 0 0 0 0 0										
Don Slaught, R OBP: 0.335, SLG: 0.396 (1, 2)																	4 0 3 0 0 0 0										
Alvaro Espinoza, R OBP: 0.285, SLG: 0.277 (9, PH)																	3 0 0 0 0 1 2										
Ken Phelps, L OBP: 0.349, SLG: 0.327 (9, 5)	G6-4-3				K			FC1-5 2B									1 0 1 2 0 0 0										
Tom Brookens, R OBP: 0.263, SLG: 0.345 (1, 8)																	0 0 0 0 0 0 0										
Roberto Kelly, R OBP: 0.353, SLG: 0.400 (1, 8)																	4 0 1 0 0 1 3										
Inning Stats	R: 0 E: 1 K: 1 S: 13	H: 1 LOB: 3 BB: 1 P: 22	R: 0 E: 0 K: 0 S: 10	H: 2 LOB: 0 BB: 0 P: 13	R: 0 E: 0 K: 1 S: 12	H: 1 LOB: 1 BB: 0 P: 23	R: 0 E: 0 K: 0 S: 4	H: 0 LOB: 0 BB: 0 P: 5	R: 0 E: 0 K: 2 S: 7	H: 0 LOB: 0 BB: 0 P: 11	R: 0 E: 0 K: 0 S: 10	H: 1 LOB: 1 BB: 0 P: 14	R: 0 E: 0 K: 0 S: 4	H: 1 LOB: 1 BB: 0 P: 4	R: 0 E: 0 K: 0 S: 6	H: 0 LOB: 0 BB: 0 P: 9	R: 2 E: 0 K: 0 S: 16	H: 3 LOB: 2 BB: 1 P: 26	1B: 8 2B: 1 3B: 0 HR: 0	SF: 0 SAC: 0 DP: 2 HBP: 0	WP: 0 PB: 0 SB: 0 CS: 1	PA: 37					
PITCHER	IP	WLS	BF	H	R	ER	SO	BB	IBB	HBP	BLK	WP	HR	S	P	ERA	WHIP										
Bob Miliacki, R ERA: 3.66 (1, 1)	8.1		32	7	1	1	4	1	0	0	0	0	0	75	111	1.08	0.960										
Kevin Hickey, L ERA: 2.75 (9, 1)	0.0	L	1	0	0	0	0	1	0	0	0	0	0	0	4	∞	∞										
Mark Williamson, R ERA: 3.33 (9, 1)	0.2		3	2	1	1	0	0	0	0	0	0	0	7	12	13.50	3.000										

New York Yankees @ Baltimore Orioles
Memorial Stadium, Baltimore, MD
Wed Jun 14 1989, 7:05 PM EDT
Att: 28,626 - Unknown

AB 34
R 2
H 9
RBI 2
BB 2
SO 4
LOB 15



Batter	1	2	3	4	5	6	7	8	9	AB	R	H	RBI	BB	SO	LOB	BOTTOM										
Mike Devereaux, R OBP: 0.376, SLG: 0.472 (9, 9)	G5-3		K			SH5-3											3 0 1 0 1 1 1										
Phil Bradley, R OBP: 0.360, SLG: 0.416 (1, 7)	G1-3																5 0 2 0 0 0 1										
Cal Ripken Jr., R OBP: 0.340, SLG: 0.389 (1, 6)	G6-3																5 0 1 1 0 1 5										
Mickey Tettleton, S OBP: 0.351, SLG: 0.552 (1, 10)																	3 0 1 0 1 1 0										
Randy Milligan, R OBP: 0.378, SLG: 0.444 (6, PH)																	2 0 0 0 0 0 0										
Jim Traber, L OBP: 0.287, SLG: 0.378 (7, 3)																	2 0 1 0 0 0 3										
Bob Melvin, R OBP: 0.326, SLG: 0.321 (1, 2)																	4 0 0 0 0 1 5										
Joe Orsulak, L OBP: 0.354, SLG: 0.408 (9, 8)																	4 0 1 0 0 0 2										
Brady Anderson, L OBP: 0.315, SLG: 0.349 (9, 8)																	0 0 0 0 0 0 0										
Craig Worthington, R OBP: 0.296, SLG: 0.306 (1, 5)																	4 0 2 0 0 0 1										
Billy Ripken, R OBP: 0.297, SLG: 0.338 (1, 4)																	4 1 1 0 0 0 2										
Inning Stats	R: 0 E: 0 K: 0 S: 9	H: 0 LOB: 0 BB: 0 P: 14	R: 0 E: 0 K: 0 S: 6	H: 0 LOB: 0 BB: 0 P: 13	R: 0 E: 0 K: 1 S: 12	H: 1 LOB: 1 BB: 0 P: 18	R: 0 E: 0 K: 1 S: 7	H: 0 LOB: 0 BB: 0 P: 11	R: 0 E: 0 K: 1 S: 8	H: 1 LOB: 1 BB: 0 P: 15	R: 1 E: 1 K: 1 S: 9	H: 2 LOB: 3 BB: 1 P: 19	R: 0 E: 0 K: 1 S: 15	H: 2 LOB: 3 BB: 1 P: 28	R: 0 E: 0 K: 0 S: 6	H: 2 LOB: 1 BB: 0 P: 10	R: 0 E: 0 K: 0 S: 11	H: 2 LOB: 2 BB: 0 P: 17	1B: 7 2B: 3 3B: 0 HR: 0	SF: 0 SAC: 1 DP: 0 HBP: 0	WP: 0 PB: 0 SB: 0 CS: 1	PA: 39					
PITCHER	IP	WLS	BF	H	R	ER	SO	BB	IBB	HBP	BLK	WP	HR	S	P	ERA	WHIP										
Chuck Cary, L ERA: 2.84 (1, 1)	5.0		17	2	0	0	2	0	0	0	0	0	0	42	71	0.00	0.400										
Scott Nielsen, R ERA: 13.5 (6, 1)	0.1		5	2	1	1	0	1	0	0	0	0	0	5	14	27.00	9.000										
Lee Guetterman, L ERA: 1.43 (6, 1)	2.2	W	12	4	0	0	2	1	0	0	0	0	0	25	43	0.00	1.875										
Dave Righetti, L ERA: 2.94 (9, 1)	1.0	S	5	2	0	0	0	0	0	0	0	0	0	11	17	0.00	2.000										

New York Yankees @ Baltimore Orioles
Memorial Stadium, Baltimore, MD
Wed Jun 14 1989, 7:05 PM EDT
Att: 28,626 - Unknown

AB 36
R 1
H 10
RBI 1
BB 2
SO 4
LOB 20



Batter	1	2	3	4	5	6	7	8	9	AB	R	H	RBI	BB	SO	LOB	TOP								
Sammy Sosa, R (1, 8) OBP: 0.500, SLG: 0.750										4	1	2	0	0	0	0									
Scott Fletcher, R (1, 6) OBP: 0.343, SLG: 0.303										4	1	0	0	0	1	2									
Rafael Palmeiro, L (1, 3) OBP: 0.396, SLG: 0.455										3	0	1	1	0	0	0									
Ruben Sierra, S (1, 9) OBP: 0.368, SLG: 0.594										4	1	2	0	0	0	1									
Julio Franco, R (1, 4) OBP: 0.396, SLG: 0.526										4	0	0	0	0	1	2									
Geno Petralli, L (1, 10) OBP: 0.312, SLG: 0.345										3	0	0	0	0	0	0									
Buddy Bell, R (9, PH) OBP: 0.247, SLG: 0.218										1	0	0	1	0	0	1									
Rick Leach, L (1, 7) OBP: 0.357, SLG: 0.400										3	0	1	0	0	0	0									
Jeff Kunkel, R (9, PH) OBP: 0.291, SLG: 0.447										1	0	0	0	0	0	1									
Steve Buechele, R (1, 5) OBP: 0.320, SLG: 0.379										4	0	1	0	0	0	2									
Jim Sundberg, R (1, 2) OBP: 0.310, SLG: 0.387										3	0	0	0	0	0	1									
Inning Stats	R: 0 E: 0 K: 1 S: 7	H: 2 LOB: 1 BB: 13	R: 0 E: 0 K: 0 S: 10	H: 1 LOB: 1 BB: 0 P: 16	R: 0 E: 0 K: 0 S: 3	H: 0 LOB: 0 BB: 0 P: 6	R: 0 E: 0 K: 0 S: 10	H: 0 LOB: 0 BB: 0 P: 13	R: 0 E: 0 K: 0 S: 7	H: 0 LOB: 0 BB: 0 P: 11	R: 2 E: 1 K: 1 S: 14	H: 2 LOB: 1 BB: 22	R: 0 E: 0 K: 0 S: 9	H: 1 LOB: 1 BB: 0 P: 16	R: 0 E: 1 K: 0 S: 11	H: 0 LOB: 0 BB: 0 P: 17	R: 1 E: 1 K: 0 S: 14	H: 1 LOB: 1 BB: 0 P: 19	1B: 4 2B: 4 3B: 0 HR: 0	SF: 1 SAC: 0 DP: 2 HBP: 0	WP: 0 PB: 0 SB: 0 CS: 1	PA: 35			
PITCHER	IP	WLS	BF	H	R	ER	SO	BB	IBB	HBP	BLK	WP	HR	S	P	ERA	WHIP								
Andy Hawkins, R (1, 1) ERA: 5.07	8.0	W	32	7	3	0	2	0	0	0	0	0	0	75	119	0.00	0.875								
Andy Hawkins, R (9, 1) ERA: 5.07	8.0	W	32	7	3	0	2	0	0	0	0	0	0	75	119	0.00	0.875								
Lee Guetterman, L (9, 1) ERA: 1.4	1.0		3	0	0	0	0	0	0	0	0	0	0	10	14	0.00	0.000								

Texas Rangers @ New York Yankees
Yankee Stadium, Bronx, NY
Fri Jun 16 1989, 3:33 AM EDT
Overcast - 75 F


AB 34
R 3
H 7
RBI 2
BB 0
SO 2
LOB 10





Batter	1	2	3	4	5	6	7	8	9	AB	R	H	RBI	BB	SO	LOB	BOTTOM								
Rickey Henderson, R (1, 7) OBP: 0.398, SLG: 0.361										2	3	1	1	3	0	0									
Steve Sax, R (1, 4) OBP: 0.371, SLG: 0.372										5	2	3	2	0	0	1									
Don Mattingly, L (1, 10) OBP: 0.354, SLG: 0.426										2	0	0	0	3	0	0									
Steve Balboni, R (1, 3) OBP: 0.293, SLG: 0.445										4	0	1	0	0	1	2									
Ken Phelps, L (9, PH) OBP: 0.354, SLG: 0.333										1	0	1	2	0	0	0									
Andy Hawkins, R (9, 1) ERA: 5.07										0	0	0	0	0	0	0									
Lee Guetterman, L (9, 1) ERA: 1.4										0	0	0	0	0	0	0									
Mel Hall, L (1, 9) OBP: 0.349, SLG: 0.487										2	1	1	1	1	0	2									
Roberto Kelly, R (6, PH) OBP: 0.361, SLG: 0.407										2	0	2	1	0	0	0									
Mike Pagliarulo, L (1, 5) OBP: 0.277, SLG: 0.316										3	1	1	0	0	0	1									
Tom Brookens, R (6, PH) OBP: 0.257, SLG: 0.333										2	0	0	0	0	1	5									
Jesse Barfield, R (1, 8) OBP: 0.315, SLG: 0.407										4	1	1	0	1	2	4									
Don Slaught, R (1, 2) OBP: 0.332, SLG: 0.395										4	0	1	1	0	0	3									
Alvaro Espinoza, R (1, 6) OBP: 0.285, SLG: 0.277										4	0	0	0	0	0	3									
Inning Stats	R: 0 E: 0 K: 0 S: 8	H: 0 LOB: 0 BB: 0 P: 12	R: 1 E: 0 K: 1 S: 13	H: 2 LOB: 2 BB: 1 P: 23	R: 0 E: 0 K: 0 S: 4	H: 0 LOB: 0 BB: 1 P: 11	R: 0 E: 1 K: 1 S: 7	H: 0 LOB: 2 BB: 1 P: 14	R: 1 E: 0 K: 0 S: 6	H: 1 LOB: 2 BB: 2 P: 19	R: 4 E: 0 K: 0 S: 18	H: 6 LOB: 3 BB: 1 P: 31	R: 0 E: 0 K: 0 S: 4	H: 0 LOB: 0 BB: 0 P: 6	R: 2 E: 0 K: 2 S: 16	H: 3 LOB: 2 BB: 2 P: 27	R: 1 E: 1 K: 0 S: 14	H: 1 LOB: 1 BB: 0 P: 19	1B: 8 2B: 2 3B: 1 HR: 1	SF: 0 SAC: 0 DP: 0 HBP: 0	WP: 0 PB: 0 SB: 0 CS: 1	PA: 43			
PITCHER	IP	WLS	BF	H	R	ER	SO	BB	IBB	HBP	BLK	WP	HR	S	P	ERA	WHIP								
Bobby Witt, R (1, 1) ERA: 6.04	5.2	L	29	7	6	6	2	4	1	0	0	0	0	4	94	9.53	1.941								
Kenny Rogers, L (6, 1) ERA: 2.05	0.0		3	2	0	0	0	1	0	0	0	0	0	4	12	∞	∞								
Gary Mielke, R (6, 1) ERA: 2.45	1.1		4	0	0	0	0	0	0	0	0	0	0	7	10	0.00	0.000								
Cecilio Guante, R (8, 1) ERA: 4.21	1.0		7	3	2	2	2	1	1	0	0	0	0	16	27	18.00	4.000								

Texas Rangers @ New York Yankees
Yankee Stadium, Bronx, NY
Fri Jun 16 1989, 3:33 AM EDT
Overcast - 75 F

AB 35
R 8
H 12
RBI 8
BB 8
SO 4
LOB 21



Batter	1	2	3	4	5	6	7	8	9	AB	R	H	RBI	BB	SO	LOB	TOP											
Sammy Sosa, R OBP: 0.250, SLG: 0.375	1-3 K			1-2 G1-3		1-1 G6-3		1-0 G1-3		4	0	0	0	0	1	1	Texas Rangers @ New York Yankees Yankee Stadium, Bronx, NY Fri Jun 16 1989, 7:05 PM EDT Att: 28,372 - Unknown livebaseballscores.com AB 32 R 1 H 6 RBI 1 BB 0 SO 4 LOB 9 											
Scott Fletcher, R OBP: 0.338, SLG: 0.298	1-0 G1-3			2-1 G5-3		0-0 G5-3		2-1 P4		4	0	0	0	0	1													
Rafael Palmeiro, L OBP: 0.394, SLG: 0.463	2-1 L9			2-2 HR				0-1 F8		4	1	1	1	0	0													
Ruben Sierra, S OBP: 0.367, SLG: 0.588		0-3 K		3-3 K				2-1 F8 1B		4	0	1	0	0	2													
Julio Franco, R OBP: 0.397, SLG: 0.525		2-1 CS 1B			2-2 G4-3			1-2 F8 1B		4	0	2	0	0	0													
Geno Petralli, L OBP: 0.305, SLG: 0.336		2-2 L8			0-0 F9			2-2 F8		3	0	0	0	0	3													
Rick Leach, L OBP: 0.357, SLG: 0.398				0-0 G3		2-2 1B		1-2 2-3		3	0	1	0	0	1													
Buddy Bell, R OBP: 0.250, SLG: 0.235				1-1 P4		3-2 P4		0-1 G4-3 2B		3	0	1	0	0	1													
Chad Kreuter, S OBP: 0.151, SLG: 0.146				2-2 G6-3		1-2 G6-3		1-1 G4-3		3	0	0	0	0	1													
Inning Stats	R: 0 E: 0 K: 1 S: 8	H: 0 LOB: 0 BB: 0 P: 12	R: 0 E: 0 K: 1 S: 9	H: 1 LOB: 0 BB: 0 P: 13	R: 0 E: 0 K: 0 S: 6	H: 0 LOB: 0 BB: 0 P: 9	R: 1 E: 0 K: 1 S: 13	H: 1 LOB: 0 BB: 0 P: 21	R: 0 E: 0 K: 0 S: 10	H: 1 LOB: 1 BB: 0 P: 17	R: 0 E: 0 K: 0 S: 6	H: 0 LOB: 0 BB: 0 P: 8	R: 0 E: 0 K: 1 S: 15	H: 2 LOB: 2 BB: 0 P: 20	R: 0 E: 0 K: 0 S: 7	H: 1 LOB: 1 BB: 0 P: 11	R: 0 E: 0 K: 0 S: 8	H: 0 LOB: 0 BB: 0 P: 13	1B: 4 2B: 1 3B: 0 HR: 1	SF: 0 SAC: 0 DP: 0 HBP: 0	WP: 0 PB: 0 SB: 0 CS: 1	PA: 32						
PITCHER	IP	WLS	BF	H	R	ER	SO	BB	IBB	HBP	BLK	WP	HR	S	P	ERA	WHIP											
Jimmy Jones, R ERA: 4.62	(1, 1)	6.0	W	20	3	1	1	3	0	0	0	0	0	1	52	80	1.50	0.500										
Dale Mohorcic, R ERA: 3.75	(7, 1)	2.0		9	3	0	0	1	0	0	0	0	0	0	22	31	0.00	1.500										
Dave Righetti, L ERA: 2.45	(9, 1)	1.0		3	0	0	0	0	0	0	0	0	0	0	8	13	0.00	0.000										

Batter	1	2	3	4	5	6	7	8	9	AB	R	H	RBI	BB	SO	LOB	BOTTOM											
Rickey Henderson, R OBP: 0.401, SLG: 0.380	3-2 G4-3	0-0 G3 WP 1B		1-1 G1-3		4-2 BB		4-0 G4-3 S BB		3	0	1	0	2	0	0	Texas Rangers @ New York Yankees Yankee Stadium, Bronx, NY Fri Jun 16 1989, 7:05 PM EDT Att: 28,372 - Unknown livebaseballscores.com AB 34 R 6 H 12 RBI 5 BB 4 SO 3 LOB 15 											
Steve Sax, R OBP: 0.364, SLG: 0.365	1-3 K	2-0 G3			3-2 G6-3	1-2 G3		0-2 G4-3		5	0	0	1	0	1	5												
Don Mattingly, L OBP: 0.355, SLG: 0.437	2-2 1B 1B	3-1 L7			2-0 F8		2-1 HR	1-2 G4-3		5	2	2	1	0	0	2												
Mel Hall, L OBP: 0.348, SLG: 0.481	1-2 1B			0-0 G4-3		0-0 G4-3		2-3 K		3	1	1	0	0	0	0												
Steve Balboni, R OBP: 0.291, SLG: 0.442	1-2 1B									1	0	0	0	0	1	0												
Mike Pagliarulo, L OBP: 0.282, SLG: 0.321	1-0 E 1B					1-0 SH5-4 1B		1-1 G4-3		4	1	2	0	0	0	0												
Jesse Barfield, R OBP: 0.326, SLG: 0.416	1-2 2-3 1B					1-1 1B SH5-4		4-0 FC5-4		3	0	3	2	1	0	0												
Bob Geren, R OBP: 0.367, SLG: 0.655	3-3 K					1-1 SH5-4		2-2 FC5-4		3	0	0	0	0	1	4												
Alvaro Espinoza, R OBP: 0.289, SLG: 0.283		0-1 G2-3		4-2 G1-6-3 BB		1-2 P4		0-0 F8 G4-3 2B		3	1	1	0	1	0	2												
Roberto Kelly, R OBP: 0.364, SLG: 0.409		3-2 1B WP 1B		2-2 G1-6-3		2-2 DI 1B		1-1 F8		4	1	2	1	0	0	2												
Inning Stats	R: 2 E: 1 K: 2 S: 17	H: 4 LOB: 2 BB: 0 P: 28	R: 1 E: 0 K: 0 S: 10	H: 2 LOB: 1 BB: 0 P: 18	R: 0 E: 0 K: 0 S: 4	H: 1 LOB: 0 BB: 0 P: 5	R: 0 E: 0 K: 0 S: 8	H: 0 LOB: 1 BB: 1 P: 15	R: 0 E: 0 K: 0 S: 5	H: 0 LOB: 0 BB: 0 P: 10	R: 0 E: 0 K: 0 S: 20	H: 3 LOB: 3 BB: 1 P: 31	R: 1 E: 0 K: 1 S: 11	H: 1 LOB: 1 BB: 1 P: 22	R: 1 E: 0 K: 0 S: 9	H: 1 LOB: 1 BB: 1 P: 15		R: 0 E: 0 K: 0 S: 8	H: 0 LOB: 0 BB: 0 P: 13	1B: 10 2B: 1 3B: 0 HR: 1	SF: 0 SAC: 1 DP: 1 HBP: 0	WP: 1 PB: 0 SB: 1 CS: 0	PA: 39					
PITCHER	IP	WLS	BF	H	R	ER	SO	BB	IBB	HBP	BLK	WP	HR	S	P	ERA		WHIP										
Kevin Brown, R ERA: 3.16	(1, 1)	5.2	L	26	9	4	4	2	1	0	0	0	0	55	91	6.35		1.765										
Gary Mielke, R ERA: 2.39	(6, 1)	0.1		3	1	0	0	0	1	0	0	0	0	9	16	0.00		6.000										
Drew Hall, L ERA: 5.71	(7, 1)	2.0		10	2	2	2	1	2	0	0	0	1	20	37	9.00		2.000										

Batter	1	2	3	4	5	6	7	8	9	AB	R	H	RBI	BB	SO	LOB	TOP										
Sammy Sosa, R (1, 8) OBP: 0.167, SLG: 0.250	G5-3		SH2-3		F9		F9		G4-3	4	0	0	0	0	0	1											
Scott Fletcher, R (1, 6) OBP: 0.340, SLG: 0.301	K		1B			G3	F8			4	1	2	0	0	1	0											
Rafael Palmeiro, L (1, 3) OBP: 0.395, SLG: 0.464	1B		F7			G3		G5-3	1B	4	0	2	0	0	0	3											
Ruben Sierra, S (1, 9) OBP: 0.368, SLG: 0.587	CS	G3				P5		1B	1B	4	0	2	1	0	0	1											
Julio Franco, R (1, 4) OBP: 0.399, SLG: 0.521					G5-3				K	2	1	0	0	2	1	2											
Geno Petralli, L (1, 10) OBP: 0.313, SLG: 0.345					F8		E9		G5-3	3	0	2	1	0	0	0											
Buddy Bell, R (8, PH) OBP: 0.247, SLG: 0.232							1B			1	0	0	0	0	0	2											
Rick Leach, L (1, 7) OBP: 0.356, SLG: 0.390										2	0	0	1	1	0	1											
Mike Stanley, R (9, PH) OBP: 0.237, SLG: 0.147					G4-3					1	0	0	0	0	0	0											
Steve Buechele, R (1, 5) OBP: 0.314, SLG: 0.372						G6-3			F7	4	0	0	0	0	2	4											
Chad Kreuter, S (1, 2) OBP: 0.161, SLG: 0.140										2	1	0	0	1	0	0											
Jim Sundberg, R (9, PH) OBP: 0.318, SLG: 0.395										1	0	1	0	0	0	0											
Inning Stats	R: 0 E: 0 K: 1 S: 11	H: 1 LOB: 0 BB: 0 P: 19	R: 1 E: 0 K: 1 S: 13	H: 1 LOB: 1 BB: 2 P: 24	R: 1 E: 0 K: 0 S: 10	H: 2 LOB: 2 BB: 1 P: 18	R: 0 E: 0 K: 0 S: 7	H: 0 LOB: 0 BB: 0 P: 10	R: 0 E: 0 K: 0 S: 5	H: 0 LOB: 0 BB: 0 P: 6	R: 1 E: 0 K: 1 S: 10	H: 2 LOB: 2 BB: 2 P: 23	R: 0 E: 0 K: 0 S: 9	H: 0 LOB: 0 BB: 0 P: 13	R: 0 E: 0 K: 1 S: 8	H: 2 LOB: 1 BB: 0 P: 12	R: 0 E: 0 K: 0 S: 9	H: 1 LOB: 1 BB: 0 P: 14	1B: 9 2B: 0 3B: 0 HR: 0	SF: 0 SAC: 1 DP: 1 HBP: 0	WP: 0 PB: 0 SB: 0 CS: 1	PA: 38					
PITCHER	IP	WLS	BF	H	R	ER	SO	BB	IBB	HBP	BLK	WP	HR	S	P	ERA	WHIP										
Dave Eiland, R (1, 1) ERA: 3.86	7.0	W	30	7	3	3	3	2	2	0	0	0	0	66	115	3.86	1.286										
Lee Guetterman, L (8, 1) ERA: 1.37	1.0		3	1	0	0	1	0	0	0	0	0	0	7	10	0.00	1.000										
Dave Righetti, L (9, 1) ERA: 2.37	1.0	S	4	1	0	0	0	0	0	0	0	0	0	9	14	0.00	1.000										

Texas Rangers @ New York Yankees
Yankee Stadium, Bronx, NY
Sat Jun 17 1989, 7:05 PM EDT
Att: 38,917 - Unknown


AB 32
R 3
H 9
RBI 3
BB 4
SO 4
LOB 14



Batter	1	2	3	4	5	6	7	8	9	AB	R	H	RBI	BB	SO	LOB	BOTTOM										
Rickey Henderson, R (1, 7) OBP: 0.398, SLG: 0.357	G5-3	G5-3		L8				G4-3		5	1	1	0	0	0	4											
Steve Sax, R (1, 4) OBP: 0.366, SLG: 0.369	G4-3					HR		L7		5	1	3	2	0	0	0											
Don Mattingly, L (1, 3) OBP: 0.357, SLG: 0.436	G4-3					F8				3	0	1	0	1	0	2											
Steve Balboni, R (1, 10) OBP: 0.297, SLG: 0.462						F8				3	1	1	2	1	0	3											
Jesse Barfield, R (1, 9) OBP: 0.329, SLG: 0.417	K					P8				4	0	2	0	0	1	3											
Bob Geren, R (1, 2) OBP: 0.364, SLG: 0.625						G3				3	0	1	0	0	0	1											
Wayne Tolleson, S (1, 5) OBP: 0.297, SLG: 0.232										4	0	1	0	0	0	2											
Alvaro Espinoza, R (1, 6) OBP: 0.294, SLG: 0.288										4	2	2	0	0	1	2											
Roberto Kelly, R (1, 8) OBP: 0.367, SLG: 0.421										3	0	1	1	0	0	3											
Inning Stats	R: 0 E: 0 K: 1 S: 10	H: 1 LOB: 2 BB: 1 P: 18	R: 0 E: 0 K: 0 S: 12	H: 2 LOB: 0 BB: 0 P: 16	R: 0 E: 0 K: 0 S: 8	H: 1 LOB: 1 BB: 0 P: 13	R: 1 E: 0 K: 0 S: 12	H: 2 LOB: 1 BB: 0 P: 20	R: 2 E: 0 K: 0 S: 18	H: 3 LOB: 2 BB: 1 P: 29	R: 0 E: 0 K: 1 S: 8	H: 1 LOB: 1 BB: 0 P: 9	R: 0 E: 0 K: 0 S: 7	H: 0 LOB: 0 BB: 0 P: 9	1B: 11 2B: 0 3B: 1 HR: 1	SF: 0 SAC: 1 DP: 1 HBP: 1	WP: 0 PB: 1 SB: 2 CS: 0	PA: 38									
PITCHER	IP	WLS	BF	H	R	ER	SO	BB	IBB	HBP	BLK	WP	HR	S	P	ERA	WHIP										
Mike Jeffcoat, L (1, 1) ERA: 3.47	5.1	L	26	10	4	4	1	1	0	0	0	0	0	28	41	3.38	1.125										
Cecilio Guante, R (6, 1) ERA: 4.15	2.2		12	3	1	1	1	0	1	1	0	0	0	28	41	3.38	1.125										

Texas Rangers @ New York Yankees
Yankee Stadium, Bronx, NY
Sat Jun 17 1989, 7:05 PM EDT
Att: 38,917 - Unknown

AB 34
R 5
H 13
RBI 5
BB 2
SO 2
LOB 20



Batter	1	2	3	4	5	6	7	8	9	AB	R	H	RBI	BB	SO	LOB	TOP							
Sammy Sosa, R OBP: 0.250, SLG: 0.313 (1, 7)										4	1	2	0	0	0	1								
Scott Fletcher, R OBP: 0.345, SLG: 0.309 (1, 6)										3	2	2	1	1	0	2								
Rafael Palmeiro, L OBP: 0.388, SLG: 0.455 (1, 3)										5	0	0	1	0	0	4								
Ruben Sierra, S OBP: 0.370, SLG: 0.586 (1, 9)										4	0	2	3	0	0	0								
Julio Franco, R OBP: 0.396, SLG: 0.516 (1, 4)										4	0	1	0	0	0	1								
Jim Sundberg, R OBP: 0.326, SLG: 0.413 (1, 2)										4	0	2	0	0	0	2								
Mike Stanley, R OBP: 0.262, SLG: 0.162 (1, 10)										3	0	1	0	1	1	1								
Steve Buechele, R OBP: 0.309, SLG: 0.365 (1, 5)										4	0	0	0	0	0	2								
Jeff Kunkel, R OBP: 0.293, SLG: 0.456 Rick Leach, L OBP: 0.361, SLG: 0.406 (9, PH)										3	1	1	0	0	0	0								
										1	1	1	0	0	0	0								
Inning Stats	R: 2 E: 0 K: 0 S: 12	H: 3 LOB: 0 BB: 0 P: 16	R: 0 E: 0 K: 1 S: 8	H: 0 LOB: 0 BB: 0 P: 12	R: 2 E: 0 K: 0 S: 19	H: 3 LOB: 2 BB: 1 P: 33	R: 0 E: 1 K: 0 S: 14	H: 2 LOB: 2 BB: 0 P: 20	R: 0 E: 0 K: 0 S: 5	H: 0 LOB: 0 BB: 0 P: 6	R: 0 E: 0 K: 0 S: 11	H: 1 LOB: 1 BB: 0 P: 14	R: 0 E: 0 K: 0 S: 8	H: 1 LOB: 1 BB: 0 P: 11	R: 0 E: 0 K: 0 S: 9	H: 1 LOB: 2 BB: 1 P: 16	R: 1 E: 0 K: 0 S: 6	H: 1 LOB: 0 BB: 0 P: 10	1B: 8 2B: 4 3B: 0 HR: 0	SF: 1 SAC: 1 DP: 2 HBP: 0	WP: 0 PB: 0 SB: 0 CS: 0	PA: 39		
PITCHER	IP WLS BF H R ER SO BB IBB HBP BLK WP HR S P ERA WHIP	8.0 L 35 11 4 4 1 2 0 0 0 0 0 0 86 128 4.50 1.625	1.0 4 1 1 1 0 0 0 0 0 0 0 0 6 10 9.00 1.000																					

Texas Rangers @ New York Yankees
 Yankee Stadium, Bronx, NY
 Sun Jun 18 1989, 3:33 AM EDT
 Att: 42,825 - Cloudy - 80 F

AB	35
R	5
H	12
RBI	5
BB	2
SO	1
LOB	13



Batter	1	2	3	4	5	6	7	8	9	AB	R	H	RBI	BB	SO	LOB	BOTTOM						
Rickey Henderson, R OBP: 0.392, SLG: 0.351 (1, 7)										4	0	0	0	0	1	0							
Wayne Tolleson, S OBP: 0.309, SLG: 0.237 (1, 4)										3	1	1	0	1	0	0							
Don Mattingly, L OBP: 0.359, SLG: 0.437 (1, 3)										4	0	2	0	0	0	0							
Ken Phelps, L OBP: 0.351, SLG: 0.357 (1, 10)										4	1	1	1	0	1	4							
Mike Pagliarulo, L OBP: 0.276, SLG: 0.313 (1, 5)										4	0	0	1	0	0	1							
Jesse Barfield, R OBP: 0.328, SLG: 0.411 (1, 9)										3	0	0	0	1	1	1							
Don Slaught, R OBP: 0.327, SLG: 0.389 (1, 2)										3	0	0	0	0	0	1							
Alvaro Espinoza, R OBP: 0.294, SLG: 0.289 (1, 6)										3	0	1	0	0	0	0							
Roberto Kelly, R OBP: 0.361, SLG: 0.413 (1, 8)										3	0	0	0	0	0	1							
Inning Stats	R: 0 E: 0 K: 0 S: 6	H: 0 LOB: 0 BB: 0 P: 10	R: 0 E: 0 K: 0 S: 9	H: 0 LOB: 1 BB: 1 P: 17	R: 0 E: 0 K: 0 S: 9	H: 0 LOB: 0 BB: 0 P: 12	R: 1 E: 0 K: 0 S: 11	H: 1 LOB: 0 BB: 0 P: 17	R: 0 E: 0 K: 1 S: 10	H: 2 LOB: 1 BB: 0 P: 20	R: 0 E: 0 K: 0 S: 8	H: 0 LOB: 0 BB: 0 P: 11	R: 0 E: 0 K: 0 S: 10	H: 0 LOB: 0 BB: 0 P: 15	R: 1 E: 0 K: 2 S: 14	H: 1 LOB: 1 BB: 1 P: 22	1B: 4 2B: 1 3B: 0 HR: 1	SF: 0 SAC: 0 DP: 1 HBP: 0	WP: 0 PB: 1 SB: 0 CS: 0	PA: 33			
PITCHER	IP WLS BF H R ER SO BB IBB HBP BLK WP HR S P ERA WHIP	8.0 W 28 4 1 1 1 1 0 0 0 0 0 0 14 115 1.12 0.625	1.0 5 1 1 0 2 1 0 0 0 0 0 0 14 22 0.00 2.000																				

Texas Rangers @ New York Yankees
 Yankee Stadium, Bronx, NY
 Sun Jun 18 1989, 3:33 AM EDT
 Att: 42,825 - Cloudy - 80 F

AB	31
R	2
H	5
RBI	2
BB	2
SO	3
LOB	8



Batter	1	2	3	4	5	6	7	8	9	AB	R	H	RBI	BB	SO	LOB	TOP										
Dave Gallagher, R OBP: 0.362, SLG: 0.332 (1, 8)	1-2 BB HR 1B	1-0 G3-6-3 1B		3-2 E6 1B 2B	3-1 F7	3-1 1B			2-2 G5-3	6	2	3	0	0	0	1											
Steve Lyons, L OBP: 0.296, SLG: 0.280 (1, 5)	4-0 HR BB	2-2 F7		0-0 2B 1B	0-0 1B 2B	2-0 F8			2-2 G4-3	5	3	2	0	1	0	2											
Harold Baines, L OBP: 0.426, SLG: 0.494 (1, 10)	1-0 HR 1-H 2-H	1-0 G3-6-3		3-2 F7	0-0 1B 1B		1-2 F9			5	1	2	4	0	0	3											
Ivan Calderon, R OBP: 0.323, SLG: 0.453 (1, 9)	0-0 3B		3-0 2B 1B	0-1 HR 2B	1-0 F9		2-2 G5-3			5	2	3	2	0	0	2											
Greg Walker, L OBP: 0.281, SLG: 0.303 (1, 3)	4-0 BB 1B BB		1-1 B1-3	4-0 HR IBB	1-1 1B		1-1 G3			3	2	1	1	2	0	1											
Carlton Fisk, R OBP: 0.348, SLG: 0.432 (8, 2)	4-1 1B BB		1-1 2B 1B HBP	1-2 P4	1-1 1B		2-3 K			3	1	1	0	1	1	2											
Ron Karkovics, R OBP: 0.245, SLG: 0.315 (1, 7)	2-2 L9-2-3-6-5		0-1 1B 2B	1-1 HR	2-1 F7		1-2 F7			4	1	2	4	0	0	6											
Dan Pasqua, L OBP: 0.308, SLG: 0.477 (5, 7)	3-H		1-3 2-H	1-H 2-H			0-1 G6-3			1	0	0	0	0	0	0											
Fred Manrique, R OBP: 0.355, SLG: 0.456 (1, 4)	3-1 1-2 2-H		1-2 F7	2-1 G6-3		1-2 G5-3		0-1 G6-3		5	0	1	1	0	0	2											
Ozzie Guillen, L OBP: 0.254, SLG: 0.279 (1, 6)	1-0 G1-3		0-1 1B		0-0 2B 1B		0-2 F7		1-1 G6-3	5	1	2	1	0	0	2											
Inning Stats	R: 4 E: 0 K: 0 S: 12	H: 4 LOB: 2 BB: 3 P: 32	R: 0 E: 0 K: 0 S: 7	H: 1 LOB: 0 BB: 0 P: 11	R: 2 E: 0 K: 0 S: 11	H: 3 LOB: 2 BB: 0 P: 17	R: 5 E: 1 K: 0 S: 17	H: 3 LOB: 0 BB: 1 P: 31	R: 2 E: 0 K: 0 S: 12	H: 5 LOB: 3 BB: 0 P: 20	R: 0 E: 0 K: 0 S: 10	H: 1 LOB: 1 BB: 0 P: 16	R: 0 E: 0 K: 1 S: 9	H: 0 LOB: 0 BB: 0 P: 12	R: 0 E: 0 K: 1 S: 9	H: 0 LOB: 0 BB: 0 P: 12	R: 0 E: 0 K: 0 S: 8	H: 0 LOB: 0 BB: 0 P: 13	1B: 11 2B: 4 3B: 1 HR: 2	SF: 0 SAC: 0 DP: 2 HBP: 1	WP: 0 PB: 0 SB: 0 CS: 0	PA: 47					
PITCHER	IP	WLS	BF	H	R	ER	SO	BB	IBB	HBP	BLK	WP	HR	S	P	ERA	WHIP										
Richard Dotson, R ERA: 5.57 (1, 1)	0.2	L	8	4	4	4	0	3	0	0	0	0	1	11	30	54.00	10.500										
Dale Mohrncic, R ERA: 4.12 (1, 1)	3.1		18	7	7	3	0	0	1	1	0	0	1	36	61	8.10	2.100										
Lance McCullers, R ERA: 4.97 (5, 1)	5.0		21	6	2	2	1	0	0	0	0	0	0	47	73	3.60	1.200										

Chicago White Sox @ New York Yankees
Yankee Stadium, Bronx, NY
Tue Jun 20 1989, 7:05 PM EDT
Att: 20,750 - Unknown

AB	42
R	13
H	17
RBI	13
BB	4
SO	1
LOB	21



Batter	1	2	3	4	5	6	7	8	9	AB	R	H	RBI	BB	SO	LOB	BOTTOM										
Rickey Henderson, R OBP: 0.392, SLG: 0.349 (1, 7)	4-0 E G3 BB	2-1 FC3-6 FC4-6		0-2 F9			1-0 F8		3-2 DI 1B	4	1	1	1	1	0	1											
Steve Sax, R OBP: 0.365, SLG: 0.366 (1, 4)	0-1 E6 G3 1B	0-2 FC4-6 2B			0-2 F7		1-1 G6-3		2-1 G4-3	5	1	1	0	0	0	2											
Don Mattingly, L OBP: 0.356, SLG: 0.436 (1, 3)	1-0 G3	1-2 SAFE SAFE SAFE			0-1 G4-3		1-2 F9		2-2 G3	5	0	1	1	0	0	2											
Steve Balboni, R OBP: 0.304, SLG: 0.489 (8, PH)	2-3 3-H				2-2 HR			1-3 K		3	2	2	2	0	0	2											
Mel Hall, L OBP: 0.344, SLG: 0.475 (1, 10)	1-2 2B 1B									1	0	0	0	0	1	0											
Jesse Barfield, R OBP: 0.327, SLG: 0.408 (1, 9)	1-3 K			2-1 G6-3		2-0 1B		1-2 F8		4	0	1	0	0	1	1											
Tom Brookens, R OBP: 0.280, SLG: 0.333 (8, PH)	1-0 2B			2-2 F9		1-0 F8		0-3 K		3	0	1	0	0	0	1											
Mike Pagliarulo, L OBP: 0.274, SLG: 0.311 (9, 5)	1-2 1B									1	0	0	0	0	1	0											
Don Slaught, R OBP: 0.330, SLG: 0.411 (1, 2)	2-2 1-3 2-H			1-0 L4			0-3 K			4	1	2	2	0	1	0											
Alvaro Espinoza, R OBP: 0.291, SLG: 0.286 (6, PH)	0-0 G6-3				0-0 L5		2-1 G1-3		1-3 K	2	0	0	0	0	0	2											
Wayne Tolleson, S OBP: 0.300, SLG: 0.230 (7, 6)										2	0	0	0	0	1	0											
Roberto Kelly, R OBP: 0.364, SLG: 0.415 (1, 8)					3-2 F3		1-0 G5-3		2-0 DI 1B	4	1	2	0	0	0	0											
Inning Stats	R: 3 E: 1 K: 1 S: 15	H: 4 LOB: 2 BB: 1 P: 25	R: 0 E: 0 K: 0 S: 13	H: 2 LOB: 0 BB: 0 P: 19	R: 0 E: 0 K: 0 S: 7	H: 0 LOB: 0 BB: 0 P: 12	R: 0 E: 0 K: 0 S: 6	H: 0 LOB: 0 BB: 0 P: 6	R: 1 E: 0 K: 0 S: 11	H: 2 LOB: 1 BB: 0 P: 16	R: 0 E: 0 K: 1 S: 7	H: 0 LOB: 0 BB: 0 P: 10	R: 0 E: 0 K: 2 S: 9	H: 0 LOB: 0 BB: 0 P: 11	R: 0 E: 0 K: 1 S: 14	H: 3 LOB: 1 BB: 0 P: 24	R: 2 E: 0 K: 1 S: 14	H: 3 LOB: 1 BB: 0 P: 24	1B: 7 2B: 2 3B: 0 HR: 2	SF: 0 SAC: 0 DP: 0 HBP: 0	WP: 0 PB: 0 SB: 0 CS: 0	PA: 39					
PITCHER	IP	WLS	BF	H	R	ER	SO	BB	IBB	HBP	BLK	WP	HR	S	P	ERA	WHIP										
Jerry Reuss, L ERA: 5.58 (1, 1)	5.0		24	8	4	4	1	1	0	0	0	0	1	52	78	7.20	1.800										
John Davis, R ERA: 4.5 (6, 1)	4.0	S	15	3	2	2	4	0	0	0	0	0	1	36	54	4.50	0.750										

Chicago White Sox @ New York Yankees
Yankee Stadium, Bronx, NY
Tue Jun 20 1989, 7:05 PM EDT
Att: 20,750 - Unknown

AB	38
R	6
H	11
RBI	6
BB	1
SO	5
LOB	11



Batter	1	2	3	4	5	6	7	8	9	AB	R	H	RBI	BB	SO	LOB	TOP								
Dave Gallagher, R OBP: 0.363, SLG: 0.337 (1, 8)	F9		F9		G4-3		G6-4-3			5	0	2	0	0	0	2									
Steve Lyons, L OBP: 0.298, SLG: 0.288 (1, 5) (9, 3)	2B		K		G4-3		F8		1B	5	0	2	0	0	1	2									
Harold Baines, L OBP: 0.426, SLG: 0.502 (1, 10)	BB		F8		G4-3			HR	K	4	1	1	1	1	1	2									
Ivan Calderon, R OBP: 0.324, SLG: 0.452 (1, 9)	K			BB 1B	K			2B 1B	F9	5	2	2	0	0	2	4									
Greg Walker, L OBP: 0.288, SLG: 0.313 Carlos Martinez, R OBP: 0.296, SLG: 0.347 (8, PR) (8, 3)	G5-3			FC4-6 BB			F9	1B 2B	G5-3	3	0	1	0	1	0	2									
Eddie Williams, R OBP: 0.348, SLG: 0.349 (9, 5)				1-2 BB				1-3 2B		0	0	0	0	0	0	0									
Carlton Fisk, R OBP: 0.365, SLG: 0.482 (1, 2)		HR		0-2 FC4-6 1B			G6-3	1B		4	2	3	3	0	0	0									
Dan Pasqua, L OBP: 0.358, SLG: 0.467 (1, 7)		F8		1-2 FC4-6 1B			F7	1B		4	1	1	1	0	0	2									
Fred Manrique, R OBP: 0.344, SLG: 0.441 (1, 4)		G5-3		1-1 P4				G6-3	G5-3	4	0	0	0	0	0	5									
Ozzie Guillen, L OBP: 0.257, SLG: 0.285 (1, 6)		G6-3		0-0 L7				2B	1B	4	0	2	2	0	0	2									
Inning Stats	R: 0 E: 0 K: 1 S: 12	H: 1 LOB: 2 BB: 1 P: 21	R: 1 E: 0 K: 0 S: 5	H: 1 LOB: 0 BB: 0 P: 9	R: 0 E: 0 K: 1 S: 8	H: 0 LOB: 0 BB: 0 P: 12	R: 1 E: 0 K: 0 S: 14	H: 2 LOB: 2 BB: 1 P: 22	R: 0 E: 0 K: 1 S: 8	H: 1 LOB: 1 BB: 0 P: 9	R: 0 E: 0 K: 0 S: 6	H: 0 LOB: 0 BB: 0 P: 10	R: 0 E: 0 K: 0 S: 13	H: 2 LOB: 1 BB: 0 P: 19	R: 5 E: 0 K: 0 S: 18	H: 6 LOB: 1 BB: 0 P: 26	R: 0 E: 0 K: 1 S: 10	H: 1 LOB: 1 BB: 0 P: 13	1B: 8 2B: 4 3B: 0 HR: 2	SF: 0 SAC: 0 DP: 1 HBP: 0	WP: 0 PB: 0 SB: 0 CS: 0	PA: 41			
PITCHER	IP	WLS	BF	H	R	ER	SO	BB	IBB	HBP	BLK	WP	HR	S	P	ERA	WHIP								
Andy Hawkins, R ERA: 5.17 Lee Guetterman, L ERA: 1.69	(1, 1) (8, 1)	7.0 2.0	L 9	32 4	10 2	5 2	5 2	3 1	2 0	0 0	0 0	0 0	0 0	2 21	111 30	6.43 9.00	1.714 2.000								

Chicago White Sox @ New York Yankees
Yankee Stadium, Bronx, NY
Wed Jun 21 1989, 7:05 PM EDT
Att: 20,404 - Unknown - 80 F

livebaseballscores.com

AB 39
R 7
H 14
RBI 7
BB 2
SO 4
LOB 22



Batter	1	2	3	4	5	6	7	8	9	AB	R	H	RBI	BB	SO	LOB	BOTTOM								
Steve Sax, R OBP: 0.369, SLG: 0.371 (1, 4)	S 1B		1B SF9		K				G4-3	5	1	3	0	0	1	1									
Alvaro Espinoza, R OBP: 0.293, SLG: 0.285 (1, 6)	F8		G6-3 E 1B		G6-4-3		G6-3			4	0	1	0	0	0	3									
Don Mattingly, L OBP: 0.355, SLG: 0.447 (1, 3)	F7		SF9			G3		HR		3	1	1	2	0	0	1									
Steve Balboni, R OBP: 0.298, SLG: 0.478 Ken Phelps, L OBP: 0.356, SLG: 0.357 (8, PH)	G6-3		G6-3			K		BLK BB		3	0	0	0	0	1	2									
Jesse Barfield, R OBP: 0.329, SLG: 0.407 (1, 9)		G4-3 1B	G6-3			2B BB		K		3	0	1	0	1	1	2									
Don Slaught, R OBP: 0.333, SLG: 0.417 (1, 2)	F7			G6-3 1B		L9				4	0	2	0	0	0	2									
Mel Hall, L OBP: 0.330, SLG: 0.452 (1, 7)	G4-3			G6-3		G3		F9		4	0	0	0	0	0	5									
Tom Brookens, R OBP: 0.252, SLG: 0.323 Mike Paganulo, L OBP: 0.273, SLG: 0.309 (9, PH)	F7			G4-3			K		P5	3	0	0	0	0	1	1									
Roberto Kelly, R OBP: 0.367, SLG: 0.436 (1, 8)			HR				P7		K	4	1	2	1	0	1	0									
Inning Stats	R: 0 E: 0 K: 0 S: 12	H: 1 LOB: 1 BB: 0 P: 18	R: 0 E: 0 K: 0 S: 10	H: 1 LOB: 0 BB: 0 P: 13	R: 2 E: 1 K: 0 S: 15	H: 3 LOB: 1 BB: 0 P: 22	R: 0 E: 0 K: 0 S: 5	H: 1 LOB: 0 BB: 0 P: 7	R: 0 E: 0 K: 1 S: 6	H: 1 LOB: 2 BB: 1 P: 6	R: 0 E: 0 K: 1 S: 11	H: 1 LOB: 1 BB: 1 P: 19	R: 0 E: 0 K: 1 S: 7	H: 1 LOB: 1 BB: 0 P: 10	R: 1 E: 0 K: 1 S: 23	H: 1 LOB: 1 BB: 1 P: 35	R: 0 E: 0 K: 1 S: 6	H: 0 LOB: 0 BB: 0 P: 9	1B: 7 2B: 1 3B: 0 HR: 2	SF: 1 SAC: 0 DP: 2 HBP: 0	WP: 0 PB: 0 SB: 1 CS: 0	PA: 37			
PITCHER	IP	WLS	BF	H	R	ER	SO	BB	IBB	HBP	BLK	WP	HR	S	P	ERA	WHIP								
Greg Hibbard, L ERA: 2.61 Donn Pait, R ERA: 3.38 Bobby Thigpen, R ERA: 4.37	(1, 1) (7, 1) (8, 1)	6.2 0.1 2.0	W 3	28 1	2 1	2 1	3 0	2 1	0 0	0 0	0 0	0 0	0 0	1 12	19 28	27.00 0.00	6.000								

Chicago White Sox @ New York Yankees
Yankee Stadium, Bronx, NY
Wed Jun 21 1989, 7:05 PM EDT
Att: 20,404 - Unknown - 80 F


livebaseballscores.com

AB 34
R 3
H 10
RBI 3
BB 2
SO 5
LOB 17




Batter	1	2	3	4	5	6	7	8	9	AB R H RBI BB SO LOB	TOP																	
Dave Gallagher, R OBP: 0.368, SLG: 0.348 (1, 8)	1-1 G1-6-3 BB 1B		1-1 1B 1B		3-1 FC4-6 HR 1B		1-1 E 2B		2-2 G1-3	5 3 4 0 0 0 0	Chicago White Sox @ New York Yankees Yankee Stadium, Bronx, NY Thu Jun 22 1989, 3:33 AM EDT Att: 21,677 - Cloudy - 80 F																	
Steve Lyons, L OBP: 0.309, SLG: 0.297 (1, 5)	4-2 G1-6-3 BB		0-0 1B 1B		2-2 FC4-6 1B		1-1 E4 E 1B 1B		0-0 G6-3	4 1 3 1 1 0 0																		
Harold Baines, L OBP: 0.425, SLG: 0.500 (1, 10)	0-1 G1-6-3		0-1 1B		3-2 FC4-6 HR		2-2 L8		0-0	5 1 2 1 0 0 5																		
Ivan Calderon, R OBP: 0.322, SLG: 0.449 Daryl Boston, L OBP: 0.292, SLG: 0.357 (5, PH) (5, 7)	2-1 G6-3		0-0 G4-3		0-0 HR		0-3 K		1-2 L7	2 0 0 0 0 0 3 3 1 1 3 0 1 2																		
Greg Walker, L OBP: 0.287, SLG: 0.310 (1, 3)		1-3 K		1-1 G3-1		1-1 G4-3		0-0 1B		4 0 1 1 0 1 0																		
Dan Pasqua, L OBP: 0.354, SLG: 0.457 (5, 9)		3-1 F7		1-1 FC6-4 1B		1-3 K		1-1 G4-3		4 0 1 0 0 1 1																		
Fred Manrique, R OBP: 0.333, SLG: 0.426 (1, 4)		0-3 K		2-2 FC6-4 1B		1-2 L8		0-0 F8		4 0 0 0 0 1 1																		
Ozzie Guillen, L OBP: 0.254, SLG: 0.281 (1, 6)			0-1 F7		0-0 G4-3		0-1 G4-3		2-3 K	4 0 0 0 0 1 1																		
Ron Karkovics, R OBP: 0.247, SLG: 0.326 Carlton Fisk, R OBP: 0.361, SLG: 0.477 (8, PH) (8, 2)			0-3 K		1-2 1B 1B 2B		2-3 K		2-2 G6-3	3 1 1 0 0 2 0 1 0 0 0 0 0 0																		
Inning Stats	R: 0 E: 0 K: 0 S: 8	H: 1 LOB: 1 BB: 1 P: 15	R: 0 E: 0 K: 2 S: 8	H: 0 LOB: 0 BB: 1 P: 12	R: 1 E: 0 K: 1 S: 11	H: 3 LOB: 2 BB: 0 P: 12	R: 0 E: 0 K: 0 S: 8	H: 1 LOB: 0 BB: 0 P: 12	R: 4 E: 0 K: 1 S: 20	H: 4 LOB: 0 BB: 0 P: 31	R: 0 E: 0 K: 1 S: 8	H: 0 LOB: 0 BB: 0 P: 11	R: 2 E: 2 K: 1 S: 13	H: 3 LOB: 1 BB: 0 P: 18	R: 0 E: 0 K: 1 S: 8	H: 0 LOB: 0 BB: 0 P: 12	R: 0 E: 0 K: 0 S: 8	H: 1 LOB: 1 BB: 0 P: 11	1B: 10 2B: 2 HR: 1	SF: 0 SAC: 0 HBP: 0	WP: 0 PB: 0 SB: 0 CS: 0	PA: 40						
PITCHER	IP WLS BF H R ER SO BB IBB HBP BLK WP HR S P ERA WHIP											PITCHER	IP WLS BF H R ER SO BB IBB HBP BLK WP HR S P ERA WHIP															
Jimmy Jones, R ERA: 5.46 (1, 1)	4.1	22	9	5	5	3	1	0	0	0	0	0	1	50	75	10.38	2.308											
Greg Cadaret, L ERA: 2.37 (5, 1)	2.2	W 11	3	2	1	3	0	0	0	0	0	0	0	26	36	3.38	1.125											
Dave Righetti, L ERA: 2.23 (8, 1)	2.0	S 7	1	0	0	1	0	0	0	0	0	0	0	16	23	0.00	0.500											

Batter	1	2	3	4	5	6	7	8	9	AB R H RBI BB SO LOB	BOTTOM																	
Steve Sax, R OBP: 0.373, SLG: 0.378 (1, 4)	3-1 CS 1B	0-2 P3		2-1 SH3 HR 2B		0-1 G2-3		0-0 SH3-4 1B		5 2 3 0 0 0 3	Chicago White Sox @ New York Yankees Yankee Stadium, Bronx, NY Thu Jun 22 1989, 3:33 AM EDT Att: 21,677 - Cloudy - 80 F																	
Alvaro Espinoza, R OBP: 0.291, SLG: 0.287 (1, 6)	0-1 1B CS 1B	0-0 SF7		0-1 SH3		2-3 K2-3		0-0 SH3-4		2 0 1 1 0 1 0																		
Don Mattingly, L OBP: 0.362, SLG: 0.474 (1, 3)	1-2 1B 2-3 2-3	1-2 HR		1-0 G3		3-1 HR		4-0 1B IBB		4 2 3 4 1 0 1																		
Steve Balboni, R OBP: 0.294, SLG: 0.471 Ken Phelps, L OBP: 0.362, SLG: 0.390 (4, PH) (1, 10)	0-0 P3	3-3 K		2-1 HR		1-1 F7		0-2 G4-6-3 1B		2 0 0 0 0 1 2 3 1 2 3 0 0 0																		
Mel Hall, L OBP: 0.333, SLG: 0.443 (1, 7)	4-2 BB		1-2 L4		0-0 G3-1		0-0 BB 1B 1B		3-2 G4-6-3	4 1 1 0 1 0 2																		
Jesse Barfield, R OBP: 0.332, SLG: 0.406 (1, 9)	2-3 K		1-1 1B 1B		3-1 P3		4-0 E BB		1-2 K	3 1 1 0 1 1 3																		
Bob Geren, R OBP: 0.361, SLG: 0.600 Mike Pagliarulo, L OBP: 0.271, SLG: 0.307 Don Slaught, R OBP: 0.333, SLG: 0.417 (7, PH) (8, 2)		0-0 2B SF7 1B		0-3 K		0-3 K		1-3 K		3 1 1 0 0 2 1 1 0 0 0 0 1 2 0 0 0 0 0 0 0																		
Tom Brookens, R OBP: 0.270, SLG: 0.350 (1, 5)		2-1 SF7 HR 2B		1-1 1B 1B		3-2 F9		0-0 E5 1B		4 1 3 1 0 0 0																		
Roberto Kelly, R OBP: 0.365, SLG: 0.428 (1, 8)		4-1 HR BB		1-1 F9		1-2 F9		1-2 P9		3 1 0 0 1 0 3																		
Inning Stats	R: 0 E: 0 K: 1 S: 17	H: 3 LOB: 3 BB: 1 P: 27	R: 4 E: 0 K: 1 S: 17	H: 3 LOB: 0 BB: 1 P: 27	R: 0 E: 0 K: 1 S: 14	H: 2 LOB: 2 BB: 0 P: 18	R: 2 E: 0 K: 0 S: 8	H: 2 LOB: 0 BB: 0 P: 13	R: 0 E: 0 K: 1 S: 10	H: 0 LOB: 0 BB: 0 P: 16	R: 0 E: 0 K: 1 S: 9	H: 0 LOB: 0 BB: 0 P: 12	R: 3 E: 1 K: 1 S: 12	H: 3 LOB: 1 BB: 1 P: 22	R: 1 E: 0 K: 0 S: 10	H: 2 LOB: 1 BB: 1 P: 17	R: 0 E: 0 K: 0 S: 8	H: 1 LOB: 1 BB: 0 P: 11	1B: 10 2B: 2 HR: 3	SF: 1 SAC: 2 DP: 1 HBP: 0	WP: 0 PB: 0 SB: 0 CS: 2	PA: 41						
PITCHER	IP WLS BF H R ER SO BB IBB HBP BLK WP HR S P ERA WHIP											PITCHER	IP WLS BF H R ER SO BB IBB HBP BLK WP HR S P ERA WHIP															
Ken Patterson, L ERA: 4.97 (1, 1)	2.1	15	7	4	4	2	2	0	0	0	0	0	1	41	63	15.43	3.857											
Adam Peterson, R ERA: 15.19 (3, 1)	2.2	11	3	2	2	2	0	0	0	0	0	0	1	25	38	6.75	1.125											
Shawn Hillegas, R ERA: 5.43 (6, 1)	1.1	L 7	2	3	2	1	1	0	0	0	0	0	1	14	25	13.50	2.250											
Donn Pall, R ERA: 3.46 (7, 1)	1.2	8	3	1	1	1	0	1	0	0	0	0	0	17	26	5.40	1.800											



Batter	1	2	3	4	5	6	7	8	9	AB	R	H	RBI	BB	SO	LOB	TOP					
Luis Polonia, L (1, 7) OBP: 0.309, SLG: 0.362										4	0	0	0	0	1	1	New York Yankees @ Kansas City Royals Royals Stadium, Kansas City, MO Fri Jun 23 1989, 8:05 PM EDT Att: 39,037 - Unknown					
Steve Sax, R (1, 4) OBP: 0.371, SLG: 0.376										4	0	1	0	0	0	0						
Don Mattingly, L (1, 3) OBP: 0.361, SLG: 0.470										4	0	1	0	0	0	1						
Mel Hall, L (1, 10) OBP: 0.340, SLG: 0.446										4	0	2	0	0	0	1						
Mike Pagliarulo, L (1, 5) OBP: 0.271, SLG: 0.301										3	0	0	0	1	0	2						
Jesse Barfield, R (1, 9) OBP: 0.331, SLG: 0.404										4	0	1	0	0	1	2						
Don Slaught, R (1, 2) OBP: 0.341, SLG: 0.421										3	0	2	0	1	1	1						
Alvaro Espinoza, R (1, 6) OBP: 0.288, SLG: 0.284										2	0	0	0	0	1	2						
Ken Phelps, L (7, PH) OBP: 0.360, SLG: 0.387										1	0	0	0	0	0	1						
Wayne Tolleson, S (7, 6) OBP: 0.300, SLG: 0.230										0	0	0	0	0	0	0						
Steve Balboni, R (9, PH) OBP: 0.292, SLG: 0.468										1	0	0	0	0	1	2						
Roberto Kelly, R (1, 8) OBP: 0.364, SLG: 0.426										3	0	1	0	0	0	1						
Inning Stats	R: 0 E: 0 K: 1 S: 10	H: 1 LOB: 1 BB: 0 P: 17	R: 0 E: 0 K: 1 S: 6	H: 0 LOB: 1 BB: 2 P: 16	R: 0 E: 0 K: 0 S: 8	H: 1 LOB: 1 BB: 0 P: 14	R: 0 E: 0 K: 1 S: 7	H: 1 LOB: 1 BB: 0 P: 8	R: 0 E: 0 K: 0 S: 8	H: 1 LOB: 1 BB: 0 P: 14	R: 0 E: 0 K: 0 S: 4	H: 1 LOB: 1 BB: 0 P: 7	R: 0 E: 0 K: 0 S: 9	H: 1 LOB: 1 BB: 0 P: 16	R: 0 E: 0 K: 1 S: 10	H: 2 LOB: 2 BB: 0 P: 15	R: 0 E: 0 K: 1 S: 11	H: 2 LOB: 2 BB: 0 P: 13	1B: 8 2B: 0 3B: 0 HR: 0	SF: 0 SAC: 0 DP: 1 HBP: 0	WP: 0 PB: 0 SB: 0 CS: 1	PA: 35
PITCHER Mark Gubicza, R (1, 1) ERA: 2.4	IP: 9.0 WLS: W BF: 35 H: 8 R: 0 ER: 0 SO: 5 BB: 2 IBB: 0 HBP: 0 BLK: 0 WP: 0 HR: 0 S: 73 P: 120 ERA: 0.00 WHIP: 1.111															PITCHER	IP: 9.0 WLS: W BF: 35 H: 8 R: 0 ER: 0 SO: 5 BB: 2 IBB: 0 HBP: 0 BLK: 0 WP: 0 HR: 0 S: 73 P: 120 ERA: 0.00 WHIP: 1.111					

AB	33
R	0
H	8
RBI	0
BB	2
SO	5
LOB	14



Batter	1	2	3	4	5	6	7	8	9	AB	R	H	RBI	BB	SO	LOB	BOTTOM			
Kurt Stillwell, S (1, 6) OBP: 0.333, SLG: 0.356										3	1	2	1	1	0	0	New York Yankees @ Kansas City Royals Royals Stadium, Kansas City, MO Fri Jun 23 1989, 8:05 PM EDT Att: 39,037 - Unknown			
Kevin Seitzer, R (1, 5) OBP: 0.385, SLG: 0.352										4	0	0	0	0	1	4				
George Brett, L (1, 10) OBP: 0.375, SLG: 0.288										3	0	0	1	0	0	1				
Bo Jackson, R (1, 7) OBP: 0.309, SLG: 0.528										4	0	1	0	0	2	1				
Jim Eisenreich, L (1, 8) OBP: 0.354, SLG: 0.438										3	1	2	0	0	0	1				
Bill Buckner, L (1, 3) OBP: 0.246, SLG: 0.283										3	0	0	0	0	0	2				
Bill Pecota, R (7, 3) OBP: 0.250, SLG: 0.357										0	0	0	0	0	0	0				
Matt Winters, L (1, 9) OBP: 0.375, SLG: 0.393										3	0	1	1	0	0	0				
Willie Wilson, S (8, 8) OBP: 0.255, SLG: 0.241										0	0	0	0	0	0	0				
Bob Boone, R (1, 2) OBP: 0.356, SLG: 0.363										3	1	1	0	0	0	0				
Frank White, R (1, 4) OBP: 0.299, SLG: 0.299										3	0	1	0	0	0	0				
Inning Stats	R: 0 E: 0 K: 1 S: 9	H: 1 LOB: 1 BB: 0 P: 13	R: 2 E: 0 K: 1 S: 13	H: 5 LOB: 2 BB: 0 P: 17	R: 0 E: 0 K: 0 S: 6	H: 1 LOB: 0 BB: 0 P: 12	R: 0 E: 0 K: 0 S: 5	H: 0 LOB: 0 BB: 0 P: 6	R: 0 E: 0 K: 0 S: 6	H: 0 LOB: 0 BB: 0 P: 9	R: 0 E: 0 K: 0 S: 10	H: 1 LOB: 1 BB: 0 P: 17	R: 0 E: 0 K: 0 S: 9	H: 0 LOB: 0 BB: 0 P: 12	R: 1 E: 1 K: 1 S: 8	H: 0 LOB: 0 BB: 1 P: 12	1B: 8 2B: 0 3B: 0 HR: 0	SF: 1 SAC: 0 DP: 0 HBP: 0	WP: 0 PB: 0 SB: 0 CS: 1	PA: 31
PITCHER Dave Eiland, R (1, 1) ERA: 3.21	IP: 7.0 WLS: L BF: 28 H: 8 R: 3 ER: 2 SO: 2 BB: 1 IBB: 0 HBP: 0 BLK: 0 WP: 0 HR: 0 S: 59 P: 91 ERA: 2.57 WHIP: 1.286															PITCHER	IP: 7.0 WLS: L BF: 28 H: 8 R: 3 ER: 2 SO: 2 BB: 1 IBB: 0 HBP: 0 BLK: 0 WP: 0 HR: 0 S: 59 P: 91 ERA: 2.57 WHIP: 1.286			
PITCHER Eric Plunk, R (8, 1) ERA: 2.12	IP: 1.0 WLS: 3 BF: 3 H: 0 R: 0 ER: 0 SO: 1 BB: 0 IBB: 0 HBP: 0 BLK: 0 WP: 0 HR: 0 S: 7 P: 7 ERA: 0.00 WHIP: 0.000															PITCHER	IP: 1.0 WLS: 3 BF: 3 H: 0 R: 0 ER: 0 SO: 1 BB: 0 IBB: 0 HBP: 0 BLK: 0 WP: 0 HR: 0 S: 7 P: 7 ERA: 0.00 WHIP: 0.000			

AB	29
R	3
H	8
RBI	3
BB	1
SO	3
LOB	9



Batter	1	2	3	4	5	6	7	8	9	AB	R	H	RBI	BB	SO	LOB	TOP								
Luis Polonia, L OBP: 0.311, SLG: 0.360 (1, 7)										4	1	1	2	1	0	4	New York Yankees @ Kansas City Royals Royals Stadium, Kansas City, MO Sat Jun 24 1989, 8:05 PM EDT Att: 40,589 - Cloudy - 81 F								
Steve Sax, R OBP: 0.372, SLG: 0.375 (1, 4)										4	1	1	0	1	2	0									
Don Mattingly, L OBP: 0.365, SLG: 0.480 (1, 3)										5	1	3	0	0	0	1									
Mel Hall, L OBP: 0.333, SLG: 0.464 (1, 10)										5	3	1	4	0	1	1									
Mike Pagliarulo, L OBP: 0.280, SLG: 0.308 (1, 5)										3	1	1	1	2	0	0									
Jesse Barfield, R OBP: 0.336, SLG: 0.405 (1, 9)										4	2	2	1	1	1	1									
Don Slaught, R OBP: 0.342, SLG: 0.418 (1, 2)										4	1	1	0	1	0	1									
Alvaro Espinoza, R OBP: 0.292, SLG: 0.288 (1, 6)										4	2	2	2	0	0	3									
Roberto Kelly, R OBP: 0.362, SLG: 0.422 (1, 8)										4	0	1	2	0	1	5									
Inning Stats	R: 6 E: 0 K: 0 S: 33	H: 5 LOB: 1 BB: 2 P: 46	R: 1 E: 0 K: 0 S: 11	H: 2 LOB: 1 BB: 0 P: 18	R: 0 E: 0 K: 0 S: 5	H: 0 LOB: 0 BB: 0 P: 7	R: 0 E: 0 K: 1 S: 6	H: 1 LOB: 1 BB: 0 P: 9	R: 4 E: 1 K: 0 S: 16	H: 3 LOB: 1 BB: 1 P: 24	R: 0 E: 0 K: 1 S: 7	H: 0 LOB: 0 BB: 1 P: 12	R: 1 E: 0 K: 1 S: 10	H: 2 LOB: 2 BB: 2 P: 23	R: 0 E: 0 K: 1 S: 5	H: 0 LOB: 0 BB: 0 P: 8	R: 0 E: 0 K: 1 S: 8	H: 0 LOB: 0 BB: 0 P: 11	1B: 10 2B: 1 3B: 1 HR: 1	SF: 0 SAC: 0 DP: 2 HBP: 0	WP: 0 PB: 0 SB: 1 CS: 1	PA: 43			
PITCHER	IP WLS BF H R ER SO BB IBB HBP BLK WP HR S P ERA WHIP	IP WLS BF H R ER SO BB IBB HBP BLK WP HR S P ERA WHIP	IP WLS BF H R ER SO BB IBB HBP BLK WP HR S P ERA WHIP	IP WLS BF H R ER SO BB IBB HBP BLK WP HR S P ERA WHIP	IP WLS BF H R ER SO BB IBB HBP BLK WP HR S P ERA WHIP	IP WLS BF H R ER SO BB IBB HBP BLK WP HR S P ERA WHIP	IP WLS BF H R ER SO BB IBB HBP BLK WP HR S P ERA WHIP	IP WLS BF H R ER SO BB IBB HBP BLK WP HR S P ERA WHIP	IP WLS BF H R ER SO BB IBB HBP BLK WP HR S P ERA WHIP	IP WLS BF H R ER SO BB IBB HBP BLK WP HR S P ERA WHIP	IP WLS BF H R ER SO BB IBB HBP BLK WP HR S P ERA WHIP	IP WLS BF H R ER SO BB IBB HBP BLK WP HR S P ERA WHIP	IP WLS BF H R ER SO BB IBB HBP BLK WP HR S P ERA WHIP	IP WLS BF H R ER SO BB IBB HBP BLK WP HR S P ERA WHIP	IP WLS BF H R ER SO BB IBB HBP BLK WP HR S P ERA WHIP	IP WLS BF H R ER SO BB IBB HBP BLK WP HR S P ERA WHIP	IP WLS BF H R ER SO BB IBB HBP BLK WP HR S P ERA WHIP	IP WLS BF H R ER SO BB IBB HBP BLK WP HR S P ERA WHIP	IP WLS BF H R ER SO BB IBB HBP BLK WP HR S P ERA WHIP	IP WLS BF H R ER SO BB IBB HBP BLK WP HR S P ERA WHIP	IP WLS BF H R ER SO BB IBB HBP BLK WP HR S P ERA WHIP	IP WLS BF H R ER SO BB IBB HBP BLK WP HR S P ERA WHIP	IP WLS BF H R ER SO BB IBB HBP BLK WP HR S P ERA WHIP	IP WLS BF H R ER SO BB IBB HBP BLK WP HR S P ERA WHIP	IP WLS BF H R ER SO BB IBB HBP BLK WP HR S P ERA WHIP
Kevin Appier, R ERA: 7.94 (1, 1)	0.2 L	8 4	6 6	0 0	2 0	0 0	0 0	0 0	0 0	0 0	1 24	37 67	81.00 2.08	9.000 1.846											
Terry Leach, R ERA: 3.18 (6, 1)	4.1 20	7 5	1 1	1 2	3 0	0 0	0 0	0 0	0 0	0 0	47 17	67 35	2.08 4.50	1.846 2.500											
Tom Gordon, R ERA: 2.62 (8, 1)	2.0 9	2 1	1 1	2 3	0 0	0 0	0 0	0 0	0 0	0 0	5 8	8 0	0.00 0.00	0.000 0.000											
Jeff Montgomery, R ERA: 1.82 (9, 1)	1.0 3	0 0	0 0	1 1	0 0	0 0	0 0	0 0	0 0	0 0	8 11	0 0	0.00 0.00	0.000 0.000											
Steve Farr, R ERA: 2.67 (1, 6)	2-2 G3	3-2 L7		0-1 G5-3	0-1 L8			0-0 F8		5	0	0	0	0	0	7									
Kevin Seitzer, R OBP: 0.385, SLG: 0.352 (1, 5)	4-0 2B, BB		1-2 1B		4-1 2B, 1B, BB	1-3 K		2-3 K		3	2	1	0	2	2	1									
George Brett, L OBP: 0.394, SLG: 0.307 (1, 3)	0-0		1-0 F7		1-2 1B	1-3 K		0-0 F7		5	1	2	1	0	1	2									
Bill Pecota, R OBP: 0.250, SLG: 0.357 (9, 3)	1-H 2B				1-3 2B					0	0	0	0	0	0	0									
Bo Jackson, R OBP: 0.306, SLG: 0.524 (1, 7)	1-2 P4		1-2 F8		1-0 2B, 1B	0-3 K				2	0	0	0	0	0	2									
Matt Winters, L OBP: 0.371, SLG: 0.387 (5, 9)					2-H 3-H 1B					3	1	1	2	0	1	0									
Jim Eisenreich, L OBP: 0.351, SLG: 0.433 (1, 9) (5, 7)	0-0 P6		1-0 F9		0-0 F7					5	0	1	0	0	0	3									
Pat Tabler, R OBP: 0.322, SLG: 0.289 (1, 10)		2-2 1B		0-0 G5-3, 1B	0-1 1B, 2B		0-0 G3-1		2-1 G5-4-3	5	1	3	1	0	0	1									
Bob Boone, R OBP: 0.358, SLG: 0.364 (1, 2)		1-1 F9		0-0 G5-3, 1B	2-1 F9		1-0 2B			2	0	1	0	0	0	1									
Mike Macfarlane, R OBP: 0.240, SLG: 0.260 (6, PH) (6, 2)				1-2 1B			0-0 2B			2	0	1	0	0	0	1									
Frank White, R OBP: 0.303, SLG: 0.304 (1, 4)		0-2		3-2 F9	2-2		3-2 L5			4	0	2	0	0	0	3									
Brao Wellman, R OBP: 0.295, SLG: 0.278 (8, 4)		1-2 1B			2-3 1B					0	0	0	0	0	0	0									
Willie Wilson, S OBP: 0.261, SLG: 0.243 (1, 8)		0-0 L9		2-2 G5-3	1-1		4-1			3	0	1	1	1	0	4									
Inning Stats	R: 1 E: 0 K: 0 S: 8	H: 1 LOB: 1 BB: 1 P: 15	R: 0 E: 0 K: 0 S: 13	H: 2 LOB: 2 BB: 0 P: 19	R: 0 E: 0 K: 0 S: 8	H: 1 LOB: 1 BB: 0 P: 12	R: 0 E: 0 K: 0 S: 10	H: 2 LOB: 2 BB: 0 P: 15	R: 4 E: 0 K: 0 S: 19	H: 5 LOB: 2 BB: 1 P: 30	R: 0 E: 0 K: 3 S: 9	H: 0 LOB: 0 BB: 0 P: 11	R: 0 E: 0 K: 0 S: 7	H: 1 LOB: 1 BB: 0 P: 12	R: 0 E: 0 K: 1 S: 7	H: 0 LOB: 1 BB: 1 P: 13	R: 0 E: 0 K: 0 S: 4	H: 1 LOB: 0 BB: 0 P: 8	1B: 9 2B: 4 3B: 0 HR: 0	SF: 0 SAC: 0 DP: 1 HBP: 0	WP: 0 PB: 0 SB: 0 CS: 0	PA: 42			
PITCHER	IP WLS BF H R ER SO BB IBB HBP BLK WP HR S P ERA WHIP	IP WLS BF H R ER SO BB IBB HBP BLK WP HR S P ERA WHIP	IP WLS BF H R ER SO BB IBB HBP BLK WP HR S P ERA WHIP	IP WLS BF H R ER SO BB IBB HBP BLK WP HR S P ERA WHIP	IP WLS BF H R ER SO BB IBB HBP BLK WP HR S P ERA WHIP	IP WLS BF H R ER SO BB IBB HBP BLK WP HR S P ERA WHIP	IP WLS BF H R ER SO BB IBB HBP BLK WP HR S P ERA WHIP	IP WLS BF H R ER SO BB IBB HBP BLK WP HR S P ERA WHIP	IP WLS BF H R ER SO BB IBB HBP BLK WP HR S P ERA WHIP	IP WLS BF H R ER SO BB IBB HBP BLK WP HR S P ERA WHIP	IP WLS BF H R ER SO BB IBB HBP BLK WP HR S P ERA WHIP	IP WLS BF H R ER SO BB IBB HBP BLK WP HR S P ERA WHIP	IP WLS BF H R ER SO BB IBB HBP BLK WP HR S P ERA WHIP	IP WLS BF H R ER SO BB IBB HBP BLK WP HR S P ERA WHIP	IP WLS BF H R ER SO BB IBB HBP BLK WP HR S P ERA WHIP	IP WLS BF H R ER SO BB IBB HBP BLK WP HR S P ERA WHIP	IP WLS BF H R ER SO BB IBB HBP BLK WP HR S P ERA WHIP	IP WLS BF H R ER SO BB IBB HBP BLK WP HR S P ERA WHIP	IP WLS BF H R ER SO BB IBB HBP BLK WP HR S P ERA WHIP	IP WLS BF H R ER SO BB IBB HBP BLK WP HR S P ERA WHIP	IP WLS BF H R ER SO BB IBB HBP BLK WP HR S P ERA WHIP	IP WLS BF H R ER SO BB IBB HBP BLK WP HR S P ERA WHIP	IP WLS BF H R ER SO BB IBB HBP BLK WP HR S P ERA WHIP	IP WLS BF H R ER SO BB IBB HBP BLK WP HR S P ERA WHIP	IP WLS BF H R ER SO BB IBB HBP BLK WP HR S P ERA WHIP
Dave LaPoint, L ERA: 5.34 (5, 1)	3.2 W	15 3	0 0	4 4	1 0	0 0	0 0	0 0	0 0	0 0	34 52	0.00 1.091													
Lance McCullers, R ERA: 4.54 (9, 1)	1.0 3	1 0	0 0	0 0	0 0	0 0	0 0	0 0	0 0	0 0	4 8	0.00 1.000													



Batter	1	2	3	4	5	6	7	8	9	AB	R	H	RBI	BB	SO	LOB	TOP																		
Steve Sax, R OBP: 0.380, SLG: 0.397 (1, 4)										5	1	5	1	0	0	0																			
Alvaro Espinoza, R OBP: 0.294, SLG: 0.286 (1, 6)										5	1	1	0	0	1	3																			
Don Mattingly, L OBP: 0.367, SLG: 0.481 (1, 3)										4	2	2	0	1	0	2																			
Steve Balboni, R OBP: 0.294, SLG: 0.490 Mike Pagliarulo, L OBP: 0.292, SLG: 0.316 (6, PH)										3	1	1	2	0	0	3																			
Jesse Barfield, R OBP: 0.339, SLG: 0.397 (1, 9)										2	0	0	0	3	0	0																			
Mel Hall, L OBP: 0.325, SLG: 0.443 (1, 7)										5	0	1	1	0	1	4																			
Tom Brookens, R OBP: 0.283, SLG: 0.366 (1, 5)										5	0	2	1	0	0	4																			
Don Slaught, R OBP: 0.339, SLG: 0.409 (1, 2)										4	0	0	0	0	1	3																			
Roberto Kelly, R OBP: 0.357, SLG: 0.414 (1, 8)										4	0	0	0	0	0	0																			
Inning Stats	R: 0 E: 1 K: 0 S: 11	H: 1 LOB: 1 BB: 0 P: 16	R: 0 E: 0 K: 0 S: 11	H: 1 LOB: 1 BB: 0 P: 17	R: 3 E: 0 K: 0 S: 20	H: 5 LOB: 2 BB: 1 P: 34	R: 0 E: 0 K: 1 S: 9	H: 1 LOB: 1 BB: 0 P: 14	R: 1 E: 0 K: 0 S: 11	H: 2 LOB: 2 BB: 1 P: 23	R: 0 E: 0 K: 0 S: 16	H: 1 LOB: 0 BB: 0 P: 17	R: 1 E: 0 K: 1 S: 10	H: 1 LOB: 0 BB: 1 P: 14	R: 0 E: 0 K: 1 S: 9	H: 1 LOB: 2 BB: 1 P: 17	1B: 7 2B: 8 3B: 0 HR: 1	SF: 0 SAC: 0 DP: 1 HBP: 0	WP: 0 PB: 0 SB: 1 CS: 1	PA: 43															
PITCHER	IP WLS BF H R ER SO BB IBB HBP BLK WP HR S P ERA WHIP																																		
Paul Gibson, L ERA: 5.06 (1, 1)	4.2	24	9	4	4	1	0	2	0	0	0	0	0	0	55	93	7.71	1.929																	
Mike Schwabe, R ERA: 4.55 (5, 1)	0.1	2	1	0	0	0	0	0	0	0	0	0	0	0	7	11	0.00	3.000																	
Frank Williams, R ERA: 2.59 (6, 1)	0.1	1	0	0	0	0	0	0	0	0	0	0	0	4	5	0.00	0.000																		
Mike Henneman, R ERA: 3.62 (6, 1)	2.2	11	2	1	1	2	0	1	0	0	0	1	32	49	3.38	0.750																			
Brad Havens, L ERA: 3.39 (9, 1)	1.0	W 5	1	0	0	1	0	1	0	0	0	0	9	17	0.00	1.000																			

New York Yankees @ Detroit Tigers
Tiger Stadium, Detroit, MI
Tue Jun 27 1989, 7:05 PM EDT
Att: 22,077 - Unknown - 78 F

AB 39
R 5
H 13
RBI 5
BB 4
SO 4
LOB 21



Batter	1	2	3	4	5	6	7	8	9	AB	R	H	RBI	BB	SO	LOB	BOTTOM																
Scott Lusader, L OBP: 0.324, SLG: 0.375 (1, 8)										5	1	1	0	0	2	2																	
Tracy Jones, R OBP: 0.300, SLG: 0.315 (1, 7)										4	3	4	0	1	0	0																	
Lou Whitaker, L OBP: 0.362, SLG: 0.482 (1, 4)										5	1	2	1	0	0	3																	
Alan Trammell, R OBP: 0.344, SLG: 0.321 (1, 6)										4	1	2	3	1	0	2																	
Keith Moreland, R OBP: 0.363, SLG: 0.427 (8, 3)										2	0	0	0	1	1	2																	
Fred Lynn, L OBP: 0.299, SLG: 0.308 Gary Ward, R OBP: 0.333, SLG: 0.381 (5, PH)										2	0	0	0	0	1	2																	
Dave Bergman, L OBP: 0.354, SLG: 0.338 Rick Schu, R OBP: 0.274, SLG: 0.257 (7, PH)										1	0	0	1	1	1	2																	
Chet Lemon, R OBP: 0.339, SLG: 0.306 (1, 9)										4	0	0	0	0	1	3																	
Mike Heath, R OBP: 0.344, SLG: 0.409 (1, 2)										3	0	0	0	1	0	0																	
Inning Stats	R: 1 E: 0 K: 1 S: 13	H: 2 LOB: 1 BB: 0 P: 19	R: 0 E: 0 K: 1 S: 8	H: 0 LOB: 2 BB: 2 P: 18	R: 1 E: 0 K: 2 S: 16	H: 2 LOB: 2 BB: 0 P: 26	R: 0 E: 0 K: 0 S: 12	H: 0 LOB: 0 BB: 0 P: 16	R: 2 E: 0 K: 0 S: 12	H: 2 LOB: 2 BB: 2 P: 27	R: 0 E: 0 K: 1 S: 8	H: 0 LOB: 1 BB: 1 P: 17	R: 0 E: 0 K: 1 S: 8	H: 0 LOB: 1 BB: 1 P: 16	R: 0 E: 0 K: 1 S: 9	H: 0 LOB: 0 BB: 0 P: 10	R: 2 E: 0 K: 0 S: 9	H: 3 LOB: 1 BB: 0 P: 13	1B: 7 2B: 2 3B: 0 HR: 0	SF: 1 SAC: 0 DP: 0 HBP: 1	WP: 1 PB: 0 SB: 1 CS: 0	PA: 40											
PITCHER	IP WLS BF H R ER SO BB IBB HBP BLK WP HR S P ERA WHIP																																
Jimmy Jones, R ERA: 5.63 (1, 1)	2.1	14	4	2	2	2	0	1	0	0	1	0	28	46	9.00	1.000																	
Greg Cadaret, L ERA: 2.79 (3, 1)	2.0	9	2	2	2	2	0	1	0	0	0	0	17	39	0.00	1.286																	
Eric Plunk, R ERA: 1.91 (5, 1)	2.1	10	0	0	0	2	3	0	0	0	0	0	20	26	13.50	2.250																	
Lee Guetterman, L ERA: 2.01 (7, 1)	1.1	L 7	3	2	2	1	0	0	0	0	0	0	20	26	13.50	2.250																	

New York Yankees @ Detroit Tigers
Tiger Stadium, Detroit, MI
Tue Jun 27 1989, 7:05 PM EDT
Att: 22,077 - Unknown - 78 F

AB 32
R 6
H 9
RBI 6
BB 6
SO 7
LOB 18



Batter	1	2	3	4	5	6	7	8	9	10	AB	R	H	RBI	BB	SO	LOB	TOP									
Luis Polonia, L OBP: 0.316, SLG: 0.361 (1, 7)	L8	L9		1B		K		E2				5	0	2	2	1	1	2									
Steve Sax, R OBP: 0.376, SLG: 0.392 (1, 4)	1B SF7	G5-3		B1-3		K		G3		G1-3		6	1	1	0	0	1	6									
Don Mattingly, L OBP: 0.344, SLG: 0.476 (1, 3)	BB SF7			L8		F7		F8		L8		5	0	1	0	0	0	0									
Mel Hall, L OBP: 0.322, SLG: 0.440 Roberto Kelly, R OBP: 0.360, SLG: 0.414 (7, PR)	SF7			G4-3		P6		S		S		3	0	1	1	0	0	0									
Ken Phelps, L OBP: 0.354, SLG: 0.374 Steve Balboni, R OBP: 0.292, SLG: 0.486 (9, PH)	BB IBB			K		K		P6		P6		3	0	0	0	1	2	1									
Jesse Barfield, R OBP: 0.344, SLG: 0.393 (7, 9)				G5-3		1B 2B						2	1	0	0	3	1	1									
Mike Pagliarulo, L OBP: 0.275, SLG: 0.307 (1, 5)	G4-3			G5-3		L7		F8		G1-3		5	0	0	0	0	0	6									
Don Slaught, R OBP: 0.348, SLG: 0.429 (1, 2)				HR		1B				G5-3		4	2	3	1	0	0	0									
Alvaro Espinoza, R OBP: 0.289, SLG: 0.290 (1, 6)		L8		E5		1B		G4-3		SH1-3		4	1	1	1	0	0	1									
				1B		2B																					
Inning Stats	R: 1 E: 0 K: 0 S: 12	H: 2 LOB: 3 BB: 2 P: 29	R: 1 E: 0 K: 0 S: 7	H: 1 LOB: 0 BB: 0 P: 14	R: 0 E: 0 K: 1 S: 10	H: 0 LOB: 0 BB: 0 P: 14	R: 2 E: 1 K: 1 S: 14	H: 2 LOB: 1 BB: 0 P: 20	R: 0 E: 0 K: 1 S: 6	H: 0 LOB: 0 BB: 0 P: 9	R: 1 E: 0 K: 2 S: 16	H: 2 LOB: 2 BB: 1 P: 26	R: 0 E: 0 K: 0 S: 7	H: 1 LOB: 2 BB: 1 P: 14	R: 0 E: 0 K: 0 S: 5	H: 1 LOB: 1 BB: 0 P: 8	R: 0 E: 0 K: 1 S: 14	H: 0 LOB: 1 BB: 1 P: 19	R: 0 E: 0 K: 0 S: 7	H: 0 LOB: 2 BB: 1 P: 16	1B: 7 2B: 1 3B: 0 HR: 1	SF: 1 SAC: 1 DP: 0 HBP: 1	WP: 0 PB: 0 SB: 2 CS: 0	PA: 47			
PITCHER	IP	WLS	BF	H	R	ER	SO	BB	IBB	HBP	BLK	WP	HR	S	P	ERA	WHIP										
Doyle Alexander, R ERA: 3.42 (1, 1)	8.0		38	9	5	3	4	3	1	0	0	0	1	77	134	3.38	1.500										
Brad Havens, L ERA: 3.32 (9, 1)	0.1		2	0	0	0	0	1	0	0	0	0	0	5	9	0.00	3.000										
Mike Henneman, R ERA: 3.46 (9, 1)	1.2	W	7	0	0	0	1	0	1	1	0	0	0	16	26	0.00	0.000										
Batter	1	2	3	4	5	6	7	8	9	10	AB	R	H	RBI	BB	SO	LOB	BOTTOM									
Scott Lusader, L OBP: 0.289, SLG: 0.333 (1, 8)	G3	FC3-6				F8		F8		P9		4	0	0	0	0	0	1									
Rick Schu, R OBP: 0.272, SLG: 0.255 (9, PH)		1-2f										1	0	0	0	0	0	2									
Tracy Jones, R OBP: 0.303, SLG: 0.336 (1, 7)	FC9-6 BB	L9				G5-3				K		4	1	1	1	1	1	3									
Lou Whitaker, L OBP: 0.366, SLG: 0.498 (1, 4)	FC9-6 1-2f			FC6-4 BB		L3		HR		1B		4	2	2	1	1	0	1									
Alan Trammell, R OBP: 0.347, SLG: 0.325 (1, 6)	FC5-4 1-2f			FC6-4 BB				1B		1B		4	0	2	1	0	0	2									
Keith Moreland, R OBP: 0.366, SLG: 0.426 Mike Brumley, S OBP: 0.338, SLG: 0.308 (8, PR)		HR		FC1-6		G5-4-3		G5-4-3		G6-4-3		3	1	1	0	1	0	2									
Fred Lynn, L OBP: 0.299, SLG: 0.326 Gary Ward, R OBP: 0.331, SLG: 0.378 (8, PH)		1B		1-2f		G4-3		G4-3		IBB		0	0	0	0	0	0	0									
Chet Lemon, R OBP: 0.342, SLG: 0.306 Gary Pettis, S OBP: 0.378, SLG: 0.338 (3, 8)		HR		SF8 HBP		G4-3		K		SH1-4 BB		3	1	1	0	1	1	0									
Dave Bergman, L OBP: 0.360, SLG: 0.335 (1, 3)		FC3-6 BB		G6-4-3		G4-3		G4-3		SH1-4		1	0	0	0	2	0	0									
Mike Heath, R OBP: 0.341, SLG: 0.402 (1, 2)	SF8			G6-4-3		F9		F9		IBB		2	0	0	1	1	0	1									
Inning Stats	R: 0 E: 0 K: 0 S: 4	H: 0 LOB: 1 BB: 1 P: 11	R: 3 E: 0 K: 0 S: 11	H: 2 LOB: 1 BB: 1 P: 18	R: 0 E: 0 K: 0 S: 7	H: 0 LOB: 1 BB: 1 P: 17	R: 0 E: 0 K: 0 S: 3	H: 1 LOB: 0 BB: 1 P: 9	R: 0 E: 0 K: 0 S: 7	H: 0 LOB: 0 BB: 0 P: 12	R: 0 E: 0 K: 1 S: 10	H: 1 LOB: 0 BB: 0 P: 12	R: 2 E: 0 K: 0 S: 13	H: 3 LOB: 2 BB: 1 P: 25	R: 0 E: 0 K: 1 S: 6	H: 0 LOB: 2 BB: 1 P: 16	R: 1 E: 0 K: 0 S: 1	H: 1 LOB: 0 BB: 0 P: 3	1B: 4 2B: 1 3B: 0 HR: 3	SF: 1 SAC: 1 DP: 3 HBP: 1	WP: 0 PB: 0 SB: 2 CS: 1	PA: 39					
PITCHER	IP	WLS	BF	H	R	ER	SO	BB	IBB	HBP	BLK	WP	HR	S	P	ERA	WHIP										
Dave Eiland, R ERA: 3.8 (1, 1)	7.1		29	5	4	4	1	4	0	0	0	0	1	54	98	4.91	1.227										
Dave Righetti, L ERA: 2.52 (8, 1)	1.2	L	10	3	2	2	1	1	2	0	0	0	0	16	37	10.80	2.400										

New York Yankees @ Detroit Tigers
Tiger Stadium, Detroit, MI
Wed Jun 28 1989, 7:05 PM EDT
Att: 22,256 - Unknown - 70 F

AB 38
R 5
H 9
RBI 5
BB 6
SO 5
LOB 18



New York Yankees @ Detroit Tigers
Tiger Stadium, Detroit, MI
Wed Jun 28 1989, 7:05 PM EDT
Att: 22,256 - Unknown - 70 F

AB 29
R 6
H 8
RBI 6
BB 7
SO 2
LOB 15



Batter	1	2	3	4	5	6	7	8	9	AB	R	H	RBI	BB	SO	LOB	TOP					
Paul Moltzer, R OBP: 0.380, SLG: 0.450	1-1 E 1B		1-2 G4-3				0-1 HR		3-2 1B								4 1 3 1 0 0 0					
Robin Yount, R OBP: 0.370, SLG: 0.459	1-0 E9		1-0 G3 BB 1B				3-3 K		1-3 K								4 0 1 0 0 2 2					
Gary Sheffield, R OBP: 0.318, SLG: 0.351	2-2 P5		4-2 G3 BB 1B				2-1 G5-3		0-0 P5								3 0 0 0 1 0 2					
Greg Brock, L OBP: 0.360, SLG: 0.385	4-0 G4-6-3 IBB		2-1 G3				0-3 K		4-2 BB								2 0 0 0 2 1 2					
Glenn Braggs, R OBP: 0.310, SLG: 0.413	1-0 G4-6-3		3-3 K				0-1 G6-3		1-2 F8								4 0 0 0 0 1 6					
Rob Deer, R OBP: 0.318, SLG: 0.483		2-3 K					0-0 P3		2-0 G4-3								4 0 0 0 0 1 1					
B.J. Surhoff, L OBP: 0.278, SLG: 0.331		1-1 1B					1-1 G6-3										4 0 2 0 0 1 0					
Terry Francona, L OBP: 0.240, SLG: 0.317		3-1 F8					0-0 P7		1-2 G6-3								4 0 0 0 0 0 2					
Jim Gantner, L OBP: 0.285, SLG: 0.285		0-0 G3-4-1					1-3 K		0-0 G4-3								4 0 0 0 0 1 2					
Inning Stats	R: 0 E: 1 K: 0 S: 8	H: 1 LOB: 2 BB: 1 P: 17	R: 0 E: 0 K: 1 S: 8	H: 1 LOB: 1 BB: 0 P: 14	R: 0 E: 0 K: 1 S: 13	H: 1 LOB: 2 BB: 1 P: 24	R: 0 E: 0 K: 1 S: 8	H: 1 LOB: 1 BB: 0 P: 12	R: 1 E: 0 K: 2 S: 10	H: 1 LOB: 0 BB: 0 P: 15	R: 0 E: 0 K: 0 S: 5	H: 0 LOB: 0 BB: 0 P: 6	R: 0 E: 0 K: 1 S: 10	H: 1 LOB: 1 BB: 0 P: 15	R: 0 E: 0 K: 0 S: 7	H: 0 LOB: 1 BB: 1 P: 14	R: 0 E: 0 K: 1 S: 8	H: 0 LOB: 0 BB: 0 P: 12	1B: 5 2B: 0 3B: 0 HR: 1	SF: 0 SAC: 0 DP: 1 HBP: 0	WP: 0 PB: 0 CS: 0	PA: 36
PITCHER	IP WLS BF H R ER SO BB IBB HBP BLK WP HR S P ERA WHIP																					
Clay Parker, R ERA: 2.63	(1, 1) 6.2 W 28 6 1 1 5 1 1 0 0 0 1 59 99 1.35 1.050																					
Eric Plunk, R ERA: 1.73	(7, 1) 1.1 5 0 0 0 1 1 0 0 0 0 0 10 18 0.00 0.750																					
Lee Guetterman, L ERA: 1.97	(9, 1) 1.0 3 0 0 0 1 0 0 0 0 0 0 8 12 0.00 0.000																					

Milwaukee Brewers @ New York Yankees
Yankee Stadium, Bronx, NY
Sat Jul 01 1989, 3:33 AM EDT
Att: 24,851 - Unknown

AB 33
R 1
H 6
RBI 1
BB 3
SO 7
LOB 17



Batter	1	2	3	4	5	6	7	8	9	AB	R	H	RBI	BB	SO	LOB	BOTTOM			
Steve Sax, R OBP: 0.381, SLG: 0.396	3-2 G1-3	1-0 G6-3					1-1 G6-3		2-2 G6-3								4 0 0 0 0 0 4			
Luis Polonia, L OBP: 0.327, SLG: 0.375	2-1 2B		4-2 G3-6-3 BB				0-1 E SF8 2B		0-0 FC5-2-5								3 2 2 1 1 0 1			
Don Mattingly, L OBP: 0.364, SLG: 0.472	2-1 1B		0-0 G3-6-3				0-0 SF8		4-0 IBB								2 1 1 2 1 0 1			
Mel Hall, L OBP: 0.310, SLG: 0.419	0-0 F9		2-3 K				2-0 L8		0-0 F8								4 0 0 0 0 1 3			
Jesse Barfield, R OBP: 0.339, SLG: 0.385	1-1 1B						1-1 F9		1-3 K								4 0 1 1 0 2 0			
Mike Pagliarulo, L OBP: 0.275, SLG: 0.298	1-3 K						0-1 G3		1-1 F9								3 1 0 0 0 1 1			
Bob Geren, R OBP: 0.425, SLG: 0.658		1-0 1B 1B					4-1 FC6 BB		0-1 2B								3 0 3 0 1 0 0			
Wayne Tolleson, S OBP: 0.256, SLG: 0.192		1-2 F7					2-1 FC6		0-2 F9								4 0 0 1 0 0 4			
Roberto Kelly, R OBP: 0.370, SLG: 0.443		2-2 G6-3 1B					1-1 G6-3 2B 2B		1-0 G6-3 1B								3 1 3 0 0 0 0			
Inning Stats	R: 2 E: 0 K: 1 S: 13	H: 3 LOB: 1 BB: 0 P: 22	R: 0 E: 0 K: 0 S: 8	H: 2 LOB: 0 BB: 0 P: 13	R: 0 E: 0 K: 1 S: 6	H: 0 LOB: 0 BB: 1 P: 12	R: 0 E: 0 K: 1 S: 8	H: 0 LOB: 1 BB: 1 P: 16	R: 2 E: 1 K: 0 S: 8	H: 2 LOB: 0 BB: 0 P: 12	R: 0 E: 0 K: 0 S: 9	H: 1 LOB: 0 BB: 0 P: 11	R: 0 E: 0 K: 0 S: 6	H: 1 LOB: 2 BB: 1 P: 13	R: 1 E: 0 K: 1 S: 8	H: 1 LOB: 0 BB: 0 P: 13	1B: 6 2B: 5 3B: 0 HR: 0	SF: 1 SAC: 0 DP: 3 HBP: 1	WP: 0 PB: 0 CS: 0	PA: 35
PITCHER	IP WLS BF H R ER SO BB IBB HBP BLK WP HR S P ERA WHIP																			
Randy Veres, R ERA: 6.23	(1, 1) 4.1 L 3 4 3 3 3 2 0 0 0 0 0 0 41 71 6.23 2.077																			
Tony Fossas, L ERA: 2.41	(5, 1) 1.2 6 1 0 0 0 0 0 0 0 0 0 0 11 15 0.00 0.600																			
Jay Aldrich, R ERA: 4.24	(7, 1) 2.0 9 2 1 1 1 0 1 1 0 0 0 0 14 26 4.50 1.000																			

Milwaukee Brewers @ New York Yankees
Yankee Stadium, Bronx, NY
Sat Jul 01 1989, 3:33 AM EDT
Att: 24,851 - Unknown

AB 30
R 5
H 10
RBI 5
BB 3
SO 4
LOB 14



Batter	1	2	3	4	5	6	7	8	9	AB	R	H	RBI	BB	SO	LOB	TOP								
Paul Moltis , R (1, 5) OBP: 0.374, SLG: 0.442										5	0	0	0	0	2	2	Milwaukee Brewers @ New York Yankees Yankee Stadium, Bronx, NY Mon Jul 03 1989, 7:05 PM EDT Att: 23,035 - Unknown - 80 F livebaseballscores.com								
Terry Francona , L (1, 10) OBP: 0.249, SLG: 0.335										5	1	2	1	0	0	1									
Robin Yount , R (1, 8) OBP: 0.372, SLG: 0.468										5	1	1	0	0	0	1									
Greg Brock , L (1, 3) OBP: 0.383, SLG: 0.427										4	1	3	1	1	0	0									
Rob Deer , R (1, 9) OBP: 0.321, SLG: 0.485										5	3	3	0	0	0	3									
Gary Sheffield , R (1, 6) OBP: 0.325, SLG: 0.353										4	0	1	1	1	0	2									
B.J. Surhoff , L (1, 2) OBP: 0.280, SLG: 0.332										5	1	2	2	0	0	1									
Mike Felder , S (1, 7) OBP: 0.287, SLG: 0.296										4	1	2	1	0	0	2									
Jim Gantner , L (1, 4) OBP: 0.295, SLG: 0.295										4	0	2	2	0	0	1									
Inning Stats	R: 1 E: 0 K: 0 S: 10	H: 1 LOB: 1 BB: 1 P: 20	R: 0 E: 0 K: 0 S: 9	H: 1 LOB: 1 BB: 0 P: 13	R: 0 E: 0 K: 0 S: 11	H: 2 LOB: 2 BB: 0 P: 19	R: 0 E: 0 K: 1 S: 9	H: 0 LOB: 0 BB: 0 P: 12	R: 0 E: 0 K: 1 S: 8	H: 0 LOB: 0 BB: 0 P: 8	R: 5 E: 0 K: 1 S: 21	H: 6 LOB: 1 BB: 0 P: 30	R: 1 E: 0 K: 0 S: 19	H: 3 LOB: 2 BB: 1 P: 30	R: 0 E: 0 K: 0 S: 5	H: 1 LOB: 1 BB: 0 P: 6	R: 1 E: 0 K: 0 S: 6	H: 2 LOB: 1 BB: 0 P: 11	1B: 10 2B: 5 3B: 0 HR: 1	SF: 0 SAC: 0 DP: 1 HBP: 0	WP: 0 PB: 0 SB: 1 CS: 0	PA: 43			
PITCHER	IP	WLS	BF	H	R	ER	SO	BB	IBB	HBP	BLK	WP	HR	S	P	ERA	WHIP								
Dave Eiland , R (1, 1) ERA: 4.44	5.0	L	23	7	4	4	1	1	0	0	0	0	1	57	86	7.20	1.600								
Greg Cadaret , L (6, 1) ERA: 3.34	1.2		11	6	3	3	1	1	0	0	0	0	0	29	44	16.20	4.200								
Dale Mohorcic , R (7, 1) ERA: 3.98	2.1		9	3	1	1	0	0	0	0	0	0	0	12	19	3.86	1.286								

Batter	1	2	3	4	5	6	7	8	9	AB	R	H	RBI	BB	SO	LOB	BOTTOM								
Steve Sax , R (1, 4) OBP: 0.373, SLG: 0.387										5	0	0	0	0	0	7	Milwaukee Brewers @ New York Yankees Yankee Stadium, Bronx, NY Mon Jul 03 1989, 7:05 PM EDT Att: 23,035 - Unknown - 80 F livebaseballscores.com								
Luis Polonia , L (1, 7) OBP: 0.318, SLG: 0.365										4	0	0	0	0	1	4									
Don Mattingly , L (1, 3) OBP: 0.363, SLG: 0.477										4	1	1	2	0	0	0									
Steve Balboni , R (1, 10) OBP: 0.294, SLG: 0.490										4	0	0	0	0	4	0									
Jesse Barfield , R (1, 9) OBP: 0.340, SLG: 0.382										4	1	1	0	0	0	0									
Tom Brookers , R (1, 5) OBP: 0.298, SLG: 0.364										4	1	2	0	0	0	0									
Don Slaught , R (1, 2) OBP: 0.344, SLG: 0.419										4	1	1	0	0	0	2									
Alvaro Espinoza , R (1, 6) OBP: 0.298, SLG: 0.304										3	0	2	0	0	1	0									
Bob Geren , R (9, PH) OBP: 0.422, SLG: 0.628										1	0	1	1	0	0	0									
Roberto Kelly , R (1, 8) OBP: 0.370, SLG: 0.440										4	1	3	2	0	0	2									
Inning Stats	R: 0 E: 0 K: 1 S: 7	H: 0 LOB: 0 BB: 0 P: 9	R: 0 E: 0 K: 1 S: 9	H: 0 LOB: 0 BB: 0 P: 12	R: 0 E: 0 K: 1 S: 10	H: 2 LOB: 2 BB: 0 P: 18	R: 0 E: 0 K: 1 S: 5	H: 0 LOB: 0 BB: 0 P: 9	R: 0 E: 0 K: 1 S: 8	H: 0 LOB: 0 BB: 0 P: 14	R: 0 E: 0 K: 1 S: 7	H: 0 LOB: 0 BB: 0 P: 10	R: 2 E: 0 K: 1 S: 8	H: 2 LOB: 0 BB: 0 P: 13	R: 1 E: 0 K: 0 S: 13	H: 3 LOB: 2 BB: 0 P: 17	1B: 10 2B: 0 3B: 0 HR: 1	SF: 0 SAC: 0 DP: 1 HBP: 0	WP: 0 PB: 0 SB: 0 CS: 0	PA: 37					
PITCHER	IP	WLS	BF	H	R	ER	SO	BB	IBB	HBP	BLK	WP	HR	S	P	ERA	WHIP								
Teddy Higuera , L (1, 1) ERA: 3.88	8.0	W	33	10	5	5	6	0	0	0	0	0	1	68	105	5.62	1.250								
Dan Plesac , L (9, 1) ERA: 2.25	1.0	S	4	1	0	0	0	0	0	0	0	0	0	7	9	0.00	1.000								

Batter	1	2	3	4	5	6	7	8	9	AB	R	H	RBI	BB	SO	LOB	TOP				
Scott Lusader, L (1, 8) OBP: 0.273, SLG: 0.293 Gary Pettis, S (8, PH) OBP: 0.369, SLG: 0.317	K		F7		FC6 BB			G1-3		2	0	0	0	1	1	1					
Tracy Jones, R (1, 7) OBP: 0.321, SLG: 0.321	F3		L9		FC6			F8		4	0	0	0	0	0	2					
Lou Whitaker, L (1, 4) OBP: 0.375, SLG: 0.502	1B 1B		1-2 BB		1B			1B BB		2	0	2	0	2	0	0					
Keith Moreland, R (1, 5) OBP: 0.380, SLG: 0.443 Rick Schu, R (8, PR) OBP: 0.304, SLG: 0.306	1B		F9		P4			1B		4	0	2	0	0	0	3					
Fred Lynn, L (1, 10) OBP: 0.310, SLG: 0.342 Gary Ward, R (8, PH) OBP: 0.319, SLG: 0.362	1-2 2H 1B		F9		G4-6-3 1B			K		3	0	2	0	0	0	0					
Chet Lemon, R (1, 9) OBP: 0.339, SLG: 0.319	K		F9		G4-6-3			F7		4	0	0	0	0	1	2					
Dave Bergman, L (1, 3) OBP: 0.340, SLG: 0.312 Alan Trammell, R (8, PH) OBP: 0.342, SLG: 0.316	K		G5-3		G3			P4		3	0	0	0	0	1	0					
Mike Heath, R (1, 2) OBP: 0.344, SLG: 0.447	L8		G6-3		K			G6-3		4	0	0	0	0	1	0					
Mike Brumley, S (1, 6) OBP: 0.314, SLG: 0.299	BB 1B		G3-1		G6-3					3	0	1	0	0	0	0					
Inning Stats	R: 0 E: 0 K: 1 S: 12	H: 3 LOB: 3 BB: 0 P: 19	R: 0 E: 0 K: 2 S: 13	H: 0 LOB: 0 BB: 0 P: 19	R: 0 E: 0 K: 0 S: 11	H: 1 LOB: 2 BB: 1 P: 20	R: 0 E: 0 K: 0 S: 8	H: 0 LOB: 0 BB: 0 P: 11	R: 0 E: 0 K: 0 S: 9	H: 2 LOB: 1 BB: 0 P: 13	R: 0 E: 0 K: 1 S: 11	H: 0 LOB: 0 BB: 0 P: 19	R: 0 E: 0 K: 1 S: 10	H: 1 LOB: 2 BB: 1 P: 17	R: 0 E: 0 K: 0 S: 4	H: 0 LOB: 0 BB: 0 P: 6	1B: 7 2B: 0 3B: 0 HR: 0	SF: 0 SAC: 0 DP: 1 HBP: 0	WP: 0 PB: 0 SB: 0 CS: 0	PA: 35	
PITCHER	IP WLS BF H R ER SO BB IBB HBP BLK WP HR S P ERA WHIP	IP WLS BF H R ER SO BB IBB HBP BLK WP HR S P ERA WHIP	IP WLS BF H R ER SO BB IBB HBP BLK WP HR S P ERA WHIP	IP WLS BF H R ER SO BB IBB HBP BLK WP HR S P ERA WHIP	IP WLS BF H R ER SO BB IBB HBP BLK WP HR S P ERA WHIP	IP WLS BF H R ER SO BB IBB HBP BLK WP HR S P ERA WHIP	IP WLS BF H R ER SO BB IBB HBP BLK WP HR S P ERA WHIP	IP WLS BF H R ER SO BB IBB HBP BLK WP HR S P ERA WHIP	IP WLS BF H R ER SO BB IBB HBP BLK WP HR S P ERA WHIP	IP WLS BF H R ER SO BB IBB HBP BLK WP HR S P ERA WHIP	IP WLS BF H R ER SO BB IBB HBP BLK WP HR S P ERA WHIP	IP WLS BF H R ER SO BB IBB HBP BLK WP HR S P ERA WHIP	IP WLS BF H R ER SO BB IBB HBP BLK WP HR S P ERA WHIP	IP WLS BF H R ER SO BB IBB HBP BLK WP HR S P ERA WHIP	IP WLS BF H R ER SO BB IBB HBP BLK WP HR S P ERA WHIP	IP WLS BF H R ER SO BB IBB HBP BLK WP HR S P ERA WHIP	IP WLS BF H R ER SO BB IBB HBP BLK WP HR S P ERA WHIP	IP WLS BF H R ER SO BB IBB HBP BLK WP HR S P ERA WHIP	IP WLS BF H R ER SO BB IBB HBP BLK WP HR S P ERA WHIP	IP WLS BF H R ER SO BB IBB HBP BLK WP HR S P ERA WHIP	IP WLS BF H R ER SO BB IBB HBP BLK WP HR S P ERA WHIP

Detroit Tigers @ New York Yankees
Yankee Stadium, Bronx, NY
Tue Jul 04 1989, 3:33 AM EDT
Att. 32,198 - Cloudy

AB 32
R 0
H 7
RBI 0
BB 3
SO 5
LOB 10



Batter	1	2	3	4	5	6	7	8	9	AB	R	H	RBI	BB	SO	LOB	BOTTOM				
Steve Sax, R (1, 4) OBP: 0.374, SLG: 0.386	G2-3		P9		1B			IBB		3	0	1	0	1	0	1					
Luis Polonia, L (1, 7) OBP: 0.318, SLG: 0.362 Don Slaught, R (7, PH) OBP: 0.342, SLG: 0.418 Mel Hall, L (8, 7) OBP: 0.316, SLG: 0.421	HBP		L1-4-3		P3			G5-3		2	0	0	0	0	0	2					
Don Mattingly, L (1, 3) OBP: 0.367, SLG: 0.481	1B		G5-4-3 1B		P6			FC1-4 WP 1B		4	0	3	0	0	0	0					
Steve Balboni, R (1, 10) OBP: 0.293, SLG: 0.484 Wayne Tolleson, S (8, PR) OBP: 0.244, SLG: 0.182	F8		G5-4-3		FC5-4 1B			FC1-4 FC6-4		4	0	1	0	0	0	3					
Jesse Barfield, R (1, 9) OBP: 0.339, SLG: 0.384	F8		G5-4-3		K			FC6-4 FC6-4		4	1	1	0	0	1	2					
Tom Brookens, R (1, 5) OBP: 0.296, SLG: 0.360	F9		FC5-4 1B		FC5-4			FC6-4		4	0	1	1	0	0	2					
Bob Geren, R (1, 2) OBP: 0.417, SLG: 0.609	L5		F7		SH1-4 1B					3	0	1	0	0	0	1					
Alvaro Espinoza, R (1, 6) OBP: 0.300, SLG: 0.305	G4-3		G4-3		SH1-4					2	0	1	0	0	0	0					
Roberto Kelly, R (1, 8) OBP: 0.365, SLG: 0.433	F9		F9		F8			K		3	0	0	0	0	1	2					
Inning Stats	R: 0 E: 0 K: 0 S: 9	H: 1 LOB: 1 BB: 0 P: 13	R: 0 E: 0 K: 0 S: 6	H: 0 LOB: 0 BB: 0 P: 11	R: 0 E: 0 K: 0 S: 8	H: 1 LOB: 1 BB: 0 P: 13	R: 1 E: 0 K: 0 S: 10	H: 3 LOB: 1 BB: 0 P: 13	R: 0 E: 0 K: 1 S: 9	H: 1 LOB: 1 BB: 0 P: 14	R: 0 E: 0 K: 1 S: 9	H: 1 LOB: 2 BB: 1 P: 17	R: 0 E: 0 K: 0 S: 6	H: 1 LOB: 1 BB: 0 P: 10	1B: 8 2B: 1 3B: 0 HR: 0	SF: 0 SAC: 1 DP: 1 HBP: 1	WP: 1 PB: 0 SB: 0 CS: 0	PA: 33			
PITCHER	IP WLS BF H R ER SO BB IBB HBP BLK WP HR S P ERA WHIP	IP WLS BF H R ER SO BB IBB HBP BLK WP HR S P ERA WHIP	IP WLS BF H R ER SO BB IBB HBP BLK WP HR S P ERA WHIP	IP WLS BF H R ER SO BB IBB HBP BLK WP HR S P ERA WHIP	IP WLS BF H R ER SO BB IBB HBP BLK WP HR S P ERA WHIP	IP WLS BF H R ER SO BB IBB HBP BLK WP HR S P ERA WHIP	IP WLS BF H R ER SO BB IBB HBP BLK WP HR S P ERA WHIP	IP WLS BF H R ER SO BB IBB HBP BLK WP HR S P ERA WHIP	IP WLS BF H R ER SO BB IBB HBP BLK WP HR S P ERA WHIP	IP WLS BF H R ER SO BB IBB HBP BLK WP HR S P ERA WHIP	IP WLS BF H R ER SO BB IBB HBP BLK WP HR S P ERA WHIP	IP WLS BF H R ER SO BB IBB HBP BLK WP HR S P ERA WHIP	IP WLS BF H R ER SO BB IBB HBP BLK WP HR S P ERA WHIP	IP WLS BF H R ER SO BB IBB HBP BLK WP HR S P ERA WHIP	IP WLS BF H R ER SO BB IBB HBP BLK WP HR S P ERA WHIP	IP WLS BF H R ER SO BB IBB HBP BLK WP HR S P ERA WHIP	IP WLS BF H R ER SO BB IBB HBP BLK WP HR S P ERA WHIP	IP WLS BF H R ER SO BB IBB HBP BLK WP HR S P ERA WHIP	IP WLS BF H R ER SO BB IBB HBP BLK WP HR S P ERA WHIP	IP WLS BF H R ER SO BB IBB HBP BLK WP HR S P ERA WHIP	IP WLS BF H R ER SO BB IBB HBP BLK WP HR S P ERA WHIP

Detroit Tigers @ New York Yankees
Yankee Stadium, Bronx, NY
Tue Jul 04 1989, 3:33 AM EDT
Att. 32,198 - Cloudy


AB 30
R 1
H 9
RBI 1
BB 1
SO 2
LOB 15



Batter	1	2	3	4	5	6	7	8	9	AB	R	H	RBI	BB	SO	LOB	TOP					
Scott Lusader, L (1, 8) OBP: 0.271, SLG: 0.289	0-1 F7		0-2 G4-3			0-0 G4-6-3 1B			0-0 G3	4	0	1	0	0	0	0						
Gary Ward, R (1, 7) OBP: 0.310, SLG: 0.351	2-0 F8		2-2 F7			0-2 F9			1-2 F8	4	0	0	0	0	0	1						
Lou Whitaker, L (1, 4) OBP: 0.370, SLG: 0.495	1-0 G3			0-2 G4-3		2-0 G4-6-3 1-2			0-1 G3	4	0	0	0	0	0	1						
Keith Moreland, R (1, 3) OBP: 0.383, SLG: 0.445		0-2 G6-4-3 1B		3-2 FC4-6 1B			1-1 F9			3	0	2	0	0	0	0						
Fred Lynn, L (1, 10) OBP: 0.306, SLG: 0.337		2-1 G6-4-3 1-2		0-1 FC4-6 1-2			1-1 P6			3	0	0	0	0	0	2						
Chet Lemon, R (1, 9) OBP: 0.339, SLG: 0.320		0-2 2B 1B		1-3 K			1-1 F7			3	0	1	0	0	1	1						
Mike Heath, R (1, 2) Matt Sinatro, R (8, 2)		2-1 1 SAFE 1-3 2B		2-1 G5-3			1-1 G6-3			3	0	1	0	0	0	0						
Rick Schu, R (1, 5) OBP: 0.297, SLG: 0.298		2-3 K		2-2 F7			1-0 L6			3	0	0	0	0	1	2						
Mike Brumley, S (1, 6) OBP: 0.303, SLG: 0.288			1-1 G4-3		1-3 K		1-0 F9			3	0	0	0	0	1	0						
Inning Stats	R: 0 E: 0 K: 0 S: 4	H: 0 LOB: 0 BB: 0 P: 7	R: 0 E: 0 K: 1 S: 14	H: 3 LOB: 2 BB: 0 P: 20	R: 0 E: 0 K: 0 S: 15	H: 0 LOB: 0 BB: 0 P: 18	R: 0 E: 0 K: 1 S: 13	H: 1 LOB: 1 BB: 0 P: 17	R: 0 E: 0 K: 1 S: 8	H: 0 LOB: 0 BB: 0 P: 13	R: 0 E: 0 K: 0 S: 5	H: 1 LOB: 0 BB: 0 P: 7	R: 0 E: 0 K: 0 S: 6	H: 0 LOB: 0 BB: 0 P: 9	R: 0 E: 0 K: 0 S: 4	H: 0 LOB: 0 BB: 0 P: 7	R: 0 E: 0 K: 0 S: 9	H: 0 LOB: 0 BB: 0 P: 10	1B: 4 2B: 1 3B: 0 HR: 0	SF: 0 SAC: 0 DP: 2 HBP: 0	WP: 0 PB: 0 SB: 0 CS: 0	PA: 30
PITCHER Andy Hawkins, R (1, 1) ERA: 4.68	IP: 9.0 WLS: W BF: 30 H: 5 R: 0 ER: 0 SO: 3 BB: 0 IBB: 0 HBP: 0 BLK: 0 WP: 0 HR: 0 S: 78 P: 108 ERA: 0.00 WHIP: 0.556															PITCHER	IP: 9.0 WLS: W BF: 30 H: 5 R: 0 ER: 0 SO: 3 BB: 0 IBB: 0 HBP: 0 BLK: 0 WP: 0 HR: 0 S: 78 P: 108 ERA: 0.00 WHIP: 0.556					

Detroit Tigers @ New York Yankees
 Yankee Stadium, Bronx, NY
 Wed Jul 05 1989, 7:05 PM EDT
 Att: 20,206 - Unknown


AB	30
R	0
H	5
RBI	0
BB	0
SO	3
LOB	7



Batter	1	2	3	4	5	6	7	8	9	AB	R	H	RBI	BB	SO	LOB	BOTTOM			
Steve Sax, R (1, 4) OBP: 0.380, SLG: 0.392	2-2 L8	1 SAFE 2-2 1B		1-1 1B S	2-1 WP 1B		3-2 1 SAFE 1-H HR 1B			5	1	4	3	0	0	0				
Luis Polonia, L (1, 7) OBP: 0.328, SLG: 0.383	1-1 CS 1B	2-1 3-H 1B		1-0 G3	0-0 WP 1B		0-0 1-H HR 1B			5	1	4	3	0	0	2				
Don Mattingly, L (1, 3) OBP: 0.365, SLG: 0.475	1-1 G6-3 1-2	2-1 G3		4-0 1B IBB	2-1 G6-3 1-2 2-3		0-0 G3			4	0	0	0	1	0	5				
Steve Balboni, R (1, 10) Ken Phelps, L (4, PH) OBP: 0.295, SLG: 0.484 OBP: 0.369, SLG: 0.391		1-0 P3	1-0 BB 1B	3-1 1B		0-0 2B 1B	1-3 K			2	0	1	0	0	0	0				
Jesse Barfield, R (1, 9) OBP: 0.340, SLG: 0.388		0-0 1B SF8 1B		1-1 F4	2-2 F4	3-2 1B	1-1 G6-3			5	1	2	0	0	0	4				
Tom Brookens, R (1, 5) OBP: 0.293, SLG: 0.354		3-1 HBP 1B	2-2 F7	1-1 P3		1-1 G5-3		0-0 G5-3		5	1	1	0	0	0	6				
Don Slaught, R (1, 2) OBP: 0.343, SLG: 0.414		0-0 SF8	4-2 BB		1-2 L3	4-0 L1-4 IBB		0-0 G5-3		2	0	0	1	2	0	0				
Alvaro Espinoza, R (1, 6) OBP: 0.298, SLG: 0.300		1-2 1B HBP	1-0 G4-3		0-1 G6-3	1-2 L1-4		0-0 G1-3		4	1	0	0	0	0	5				
Roberto Kelly, R (1, 8) OBP: 0.369, SLG: 0.434		0-2 1B 1B		4-2 1B BB	3-2 E4 1B		0-1 CI 1B			2	4	1	1	1	0	0				
Inning Stats	R: 0 E: 0 K: 0 S: 8	H: 1 LOB: 0 BB: 0 P: 12	R: 4 E: 0 K: 0 S: 21	H: 5 LOB: 2 BB: 0 P: 31	R: 0 E: 0 K: 0 S: 9	H: 1 LOB: 2 BB: 1 P: 18	R: 1 E: 0 K: 0 S: 14	H: 2 LOB: 3 BB: 2 P: 30	R: 1 E: 1 K: 0 S: 16	H: 2 LOB: 2 BB: 0 P: 24	R: 0 E: 0 K: 0 S: 11	H: 2 LOB: 1 BB: 1 P: 20	R: 3 E: 1 K: 1 S: 14	H: 2 LOB: 0 BB: 0 P: 18	R: 0 E: 0 K: 0 S: 3	H: 0 LOB: 0 BB: 0 P: 3	1B: 13 2B: 2 3B: 0 HR: 1	SF: 1 SAC: 0 DP: 1 HBP: 1	WP: 1 PB: 0 SB: 3 CS: 1	PA: 44
PITCHER Brad Havens, L (1, 1) ERA: 5.81 Mike Schwabe, R (3, 1) ERA: 5.19	IP: 2.2 WLS: L BF: 16 H: 7 R: 4 ER: 4 SO: 4 BB: 1 IBB: 0 HBP: 0 BLK: 0 WP: 1 HR: 0 S: 37 P: 59 ERA: 13.50 WHIP: 3.000															PITCHER	IP: 5.1 WLS: L BF: 28 H: 8 R: 5 ER: 3 SO: 1 BB: 1 IBB: 2 HBP: 0 BLK: 0 WP: 1 HR: 1 S: 59 P: 97 ERA: 5.06 WHIP: 1.688			

Detroit Tigers @ New York Yankees
 Yankee Stadium, Bronx, NY
 Wed Jul 05 1989, 7:05 PM EDT
 Att: 20,206 - Unknown


AB	37
R	9
H	15
RBI	9
BB	4
SO	1
LOB	22



Batter	1	2	3	4	5	6	7	8	9	10	11	AB	R	H	RBI	BB	SO	LOB	TOP								
Gary Pettis, S OBP: 0.373, SLG: 0.320 (1, 8)	G5-3 1B	4-0 2-3 BB		3-2 1-2 2-3 1B		B2		1-0 G6-3		1-2 G6-3		5	0	2	0	1	0	3									
Gary Ward, R OBP: 0.304, SLG: 0.353 (1, 7)	G5-3	3-3 K		1-1 SF9		1-0 F9			0-0 G4-3 2B		3-3 K	5	1	1	1	0	2	5									
Lou Whitaker, L OBP: 0.370, SLG: 0.500 (1, 4)	G6-4-3 BB			1-0 G4-3		1-0 P4		0-0 G4-3		3-2 G4-3		0-0 HR	5	1	1	1	1	0	3								
Alan Trammell, R OBP: 0.349, SLG: 0.330 (1, 6)	G6-4-3			0-1 2B 1B		2-0 1B		1-0 1B		2-0 2B		3-2 F8	6	0	4	2	0	0	2								
Keith Moreland, R OBP: 0.386, SLG: 0.449 (1, 3)		1-2 1B BB SF8 1B		1-0 1-3 2B		0-1 F9		0-3 K		4-0 3-H 2B		2-1 F7	5	1	2	0	1	1	3								
Fred Lynn, L OBP: 0.302, SLG: 0.328 (1, 10)		4-1 FC5 1B BB		3-3 K		3-1 F8		0-3 K		0-1 F9		3-3 K	5	0	0	0	1	3	5								
Chet Lemon, R OBP: 0.341, SLG: 0.323 Dave Bergman, L OBP: 0.330, SLG: 0.310 Scott Lusader, L OBP: 0.271, SLG: 0.289 (1, 9)		0-1 BB FC5 1B		1-1 G1-4-3		2-3 K		1-2 1B		2-2 F8			4	0	2	0	0	1	2								
Rick Schu, R OBP: 0.293, SLG: 0.297 (1, 5)		1-0 SF8		1-1 E3 1B HBP SF9		0-1 F8		1-2 P6		1-1 SH3-4 1B			4	1	1	1	0	0	1								
Matt Sinatra, R Tracy Jones, R Mike Brumley, S Mike Heath, R (1, 2)		3-H FC5 BB		1-2 SF9 1B HBP		1-2 L4		2-0 G6-3 1B		1-0 SH3-4			2	1	0	0	0	0	2								
Inning Stats	R: 0 E: 0 K: 0 S: 4	H: 1 LOB: 1 BB: 1 P: 10	R: 1 E: 0 K: 1 S: 13	H: 2 LOB: 3 BB: 2 P: 28	R: 0 E: 0 K: 1 S: 10	H: 2 LOB: 2 BB: 0 P: 15	R: 2 E: 1 K: 0 S: 15	H: 2 LOB: 2 BB: 0 P: 24	R: 0 E: 0 K: 1 S: 8	H: 0 LOB: 0 BB: 0 P: 7	R: 0 E: 0 K: 2 S: 8	H: 1 LOB: 1 BB: 0 P: 9	R: 0 E: 0 K: 0 S: 10	H: 2 LOB: 2 BB: 0 P: 14	R: 1 E: 0 K: 0 S: 12	H: 2 LOB: 2 BB: 1 P: 23	R: 0 E: 0 K: 1 S: 11	H: 1 LOB: 1 BB: 0 P: 17	R: 1 E: 0 K: 1 S: 12	H: 1 LOB: 0 BB: 0 P: 20	1B: 10 2B: 3 3B: 0 HR: 1	SF: 2 SAC: 1 DP: 2 HBP: 1	WP: 0 PB: 0 SB: 1 CS: 0	PA: 51			
PITCHER	IP ERA WLS BF H R ER SO BB IBB HBP BLK WP HR S P ERA WHIP	Clay Parker, R ERA: 2.49 Lee Guetterman, L ERA: 1.82 Dave Righetti, L ERA: 2.49 Eric Plunk, R ERA: 1.93	(1, 1) (7, 1) (9, 1) (11, 1)	6.0 2.0 2.0 1.0	29 8 10 4	7 3 3 1	3 0 1 1	0 0 1 1	2 2 1 1	3 0 0 0	0 0 0 0	0 0 0 0	0 0 0 0	0 0 0 0	0 0 0 0	0 0 0 0	0 0 0 0	0 0 0 0	0 0 0 0	0 0 0 0	0 0 0 0	0 0 0 0	0 0 0 0	0 0 0 0	0 0 0 0	0 0 0 0	0 0 0 0

Detroit Tigers @ New York Yankees
Yankee Stadium, Bronx, NY
Thu Jul 06 1989, 3:33 AM EDT
Att: 23,357 - Unknown


livebaseballscores.com
AB 43
R 5
H 14
RBI 5
BB 4
SO 7
LOB 28



Batter	1	2	3	4	5	6	7	8	9	10	11	AB	R	H	RBI	BB	SO	LOB	BOTTOM									
Steve Sax, R OBP: 0.376, SLG: 0.392 (1, 4)	L4		2-1 G6-3		2-1 G6-3 2B		1-1 F8			1-2 G5-3	1-0 SF9	5	1	1	2	0	0	2										
Luis Polonia, L OBP: 0.330, SLG: 0.381 (1, 7)	K		4-1 BB		1-2 G6-3		2-2 G6-3		2-2 1B		3-H	4	0	1	1	1	1	0										
Don Mattingly, L OBP: 0.365, SLG: 0.473 (1, 10)	F8		1-0 F8		1-1 F9		1-1 F9		1-1 1B		1-2 1B	5	0	2	0	0	0	2										
Ken Phelps, L OBP: 0.362, SLG: 0.382 Tom Brookens, R Dave Righetti, L (1, 3)		2-1 L3		3-2 F7		0-0 F8		2-2 P6		0-0 G4-3		3	0	0	0	0	0	0										
Wayne Tolleson, S Eric Plunk, R (10, PH)		2-2 G6-3		0-0 HR		0-1 F8		0-2 G1-3			2-1 HR	3	1	1	1	0	0	0										
Mel Hall, L Jesse Barfield, R (1, 9)		2-2 G6-3		2-0 HR		1-1 G4-3					0-0 HR	5	2	2	1	0	1	0										
Mike Pagliarulo, L OBP: 0.282, SLG: 0.326 (1, 5)		0-0 HR		2-0 P6		1-1 G4-3					SH3-4 SF9 2B	5	2	2	1	0	1	0										
Don Slaught, R OBP: 0.344, SLG: 0.416 (1, 2)		3-2 G6-3		2-1 F9				0-0 SH1-4 2B		0-3 K		4	0	1	0	1	1	0										
Alvaro Espinoza, R OBP: 0.298, SLG: 0.300 (1, 6)			1-2 F8		0-0 CS 1B		1-0 SH1-4		1-2 G1-3		2-0 SH3-4	3	0	1	0	0	0	0										
Roberto Kelly, R OBP: 0.374, SLG: 0.433 (1, 8)			0-0 G6-3 1B		4-2 CS 2B BB		3-3 K			1-1 F9		3	1	1	0	2	1	1										
Inning Stats	R: 0 E: 0 K: 1 S: 7	H: 0 LOB: 0 BB: 0 P: 12	R: 1 E: 0 K: 0 S: 9	H: 1 LOB: 0 BB: 0 P: 16	R: 0 E: 0 K: 0 S: 9	H: 1 LOB: 1 BB: 1 P: 16	R: 1 E: 0 K: 0 S: 8	H: 1 LOB: 0 BB: 0 P: 15	R: 2 E: 0 K: 0 S: 11	H: 2 LOB: 0 BB: 1 P: 18	R: 0 E: 0 K: 0 S: 5	H: 0 LOB: 0 BB: 0 P: 6	R: 0 E: 0 K: 1 S: 7	H: 1 LOB: 1 BB: 0 P: 12	R: 0 E: 0 K: 0 S: 12	H: 0 LOB: 1 BB: 0 P: 17	R: 0 E: 0 K: 2 S: 9	H: 0 LOB: 2 BB: 0 P: 11	R: 0 E: 0 K: 0 S: 11	H: 2 LOB: 2 BB: 0 P: 16	R: 2 E: 0 K: 0 S: 5	H: 2 LOB: 2 BB: 2 P: 18	1B: 5 2B: 3 3B: 0 HR: 3	SF: 1 SAC: 2 DP: 0 HBP: 0	WP: 0 PB: 0 SB: 3 CS: 1	PA: 46		
PITCHER	IP ERA WLS BF H R ER SO BB IBB HBP BLK WP HR S P ERA WHIP	Charles Hudson, R ERA: 5.94 Willie Hernandez, L ERA: 5.13 Mike Henneman, R ERA: 3.45	(1, 1) (8, 1) (9, 1)	7.0 1.1 2.1	28 5 13	6 4 4	4 0 2	0 0 1	0 0 2	0 0 0	0 0 0	0 0 0	0 0 0	0 0 0	0 0 0	0 0 0	0 0 0	0 0 0	0 0 0	0 0 0	0 0 0	0 0 0	0 0 0	0 0 0	0 0 0	0 0 0	0 0 0	0 0 0

Detroit Tigers @ New York Yankees
Yankee Stadium, Bronx, NY
Thu Jul 06 1989, 3:33 AM EDT
Att: 23,357 - Unknown

livebaseballscores.com
AB 39
R 6
H 11
RBI 6
BB 4
SO 4
LOB 9



Batter	1	2	3	4	5	6	7	8	9	AB	R	H	RBI	BB	SO	LOB	TOP					
Steve Sax, R OBP: 0.382, SLG: 0.402 (1,4)	G5-3		G6-3			F9			G5-3 2B BB	3	1	0	0	2	0	3	New York Yankees @ Boston Red Sox Fenway Park, Boston, MA Sat Jul 08 1989, 3:33 AM EDT Att: 33,923 - Sunny					
Luis Polonia, L OBP: 0.330, SLG: 0.375 (1,7)	F8		1B BB			L9			G5-3	4	1	0	0	1	1	2						
Don Mattingly, L OBP: 0.367, SLG: 0.471 (1,3)	K		1B			G3-1			L5	4	0	1	2	1	1	0						
Mel Hall, L OBP: 0.319, SLG: 0.466 (1,10)		P4	K			HR			IBB 2B	5	1	2	2	0	2	1						
Jesse Barfield, R OBP: 0.339, SLG: 0.393 (1,9)	K					1B BB			S BB	2	1	0	0	2	1	0						
Mike Pagliaro, L OBP: 0.274, SLG: 0.316 (1,5)						P6			G1-3	3	0	0	0	0	1	1						
Tom Brookens, R OBP: 0.287, SLG: 0.346 (8,5)	K								1-2	1	0	0	0	0	0	1						
Bob Geren, R OBP: 0.415, SLG: 0.588 (1,2)			2B G5-3 1B			1B			K	4	2	2	0	0	1	1						
Alvaro Espinoza, R OBP: 0.296, SLG: 0.303 (1,6)			G6-3 1B 2B			L6			G6-3	4	1	2	1	0	0	1						
Roberto Kelly, R OBP: 0.374, SLG: 0.442 (1,8)			G5-3			E5			F7	4	0	1	2	0	0	1						
Inning Stats	R: 0 E: 0 K: 1 S: 10	H: 0 LOB: 0 BB: 0 P: 15	R: 0 E: 0 K: 2 S: 8	H: 0 LOB: 0 BB: 0 P: 13	R: 3 E: 0 K: 1 S: 13	H: 3 LOB: 1 BB: 1 P: 21	R: 0 E: 0 K: 0 S: 5	H: 0 LOB: 0 BB: 0 P: 6	R: 0 E: 1 K: 0 S: 11	H: 0 LOB: 1 BB: 1 P: 20	R: 3 E: 0 K: 0 S: 12	H: 4 LOB: 2 BB: 1 P: 24	R: 0 E: 0 K: 2 S: 9	H: 0 LOB: 0 BB: 0 P: 14	R: 0 E: 0 K: 1 S: 7	H: 0 LOB: 1 BB: 1 P: 13	R: 1 E: 0 K: 0 S: 6	H: 1 LOB: 2 BB: 2 P: 18	1B: 5 2B: 2 3B: 0 HR: 1	SF: 0 SAC: 0 DP: 0 HBP: 0	WP: 0 PB: 0 SB: 3 CS: 1	PA: 40
PITCHER	IP	WLS	BF	H	R	ER	SO	BB	IBB	HBP	BLK	WP	HR	S	P	ERA	WHIP					
Eric Hetzel, R ERA: 4.09 (1,1)	5.1		23	4	5	5	4	3	0	0	0	0	1	50	83	8.44	1.312					
Mike Smithson, R ERA: 5.03 (6,1)	0.2	L	5	3	1	1	0	0	0	0	0	0	0	9	16	13.50	4.500					
Joe Price, L ERA: 4.89 (7,1)	1.0		4	0	0	0	2	1	0	0	0	0	0	9	18	0.00	1.000					
Wes Gardner, R ERA: 6.14 (8,1)	2.0		8	1	1	1	1	1	1	0	0	0	0	13	27	4.50	1.000					

AB	34
R	7
H	8
RBI	7
BB	6
SO	7
LOB	11



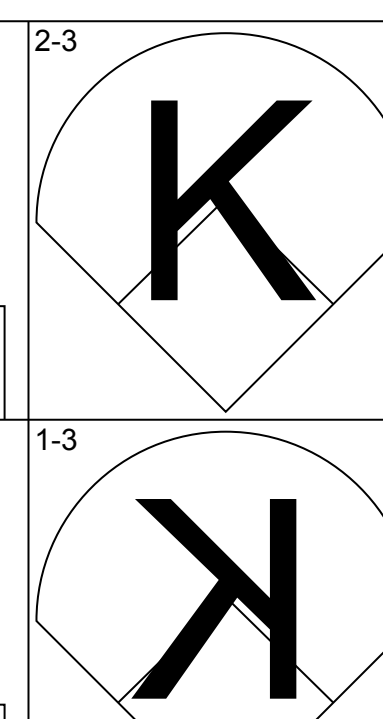
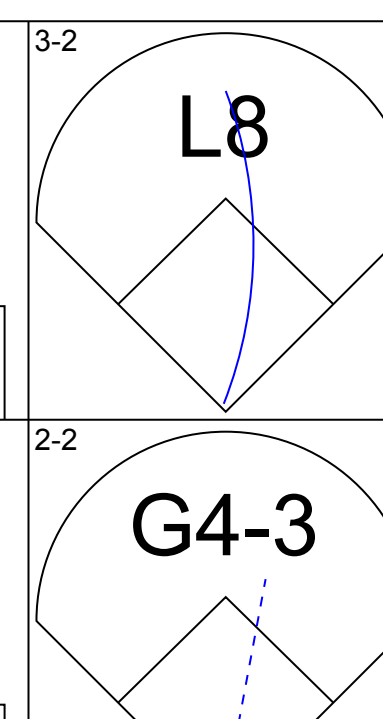
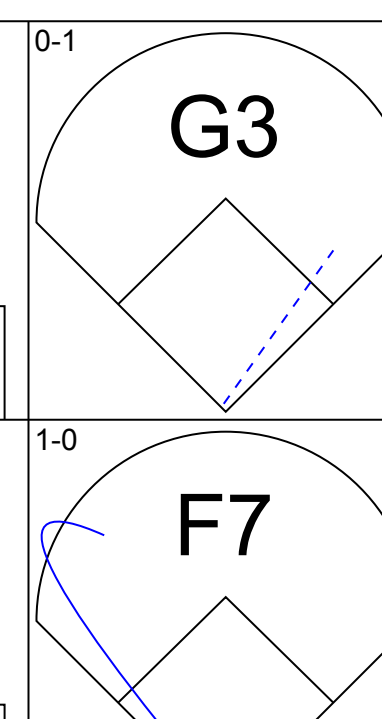
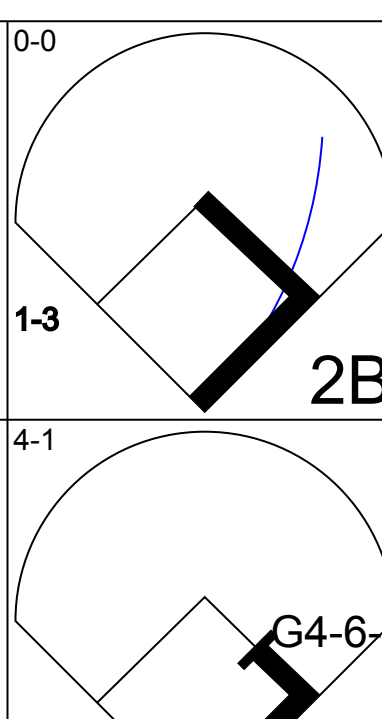
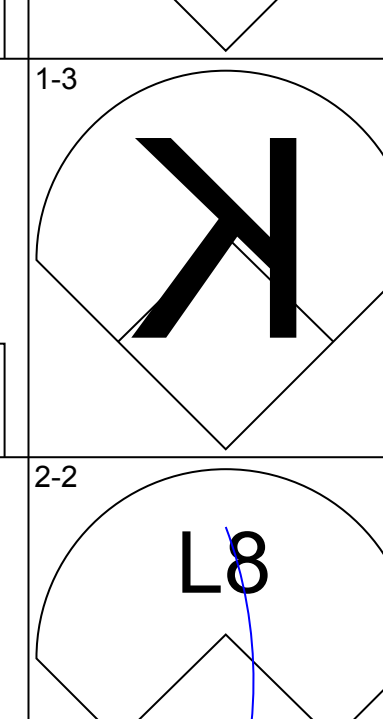
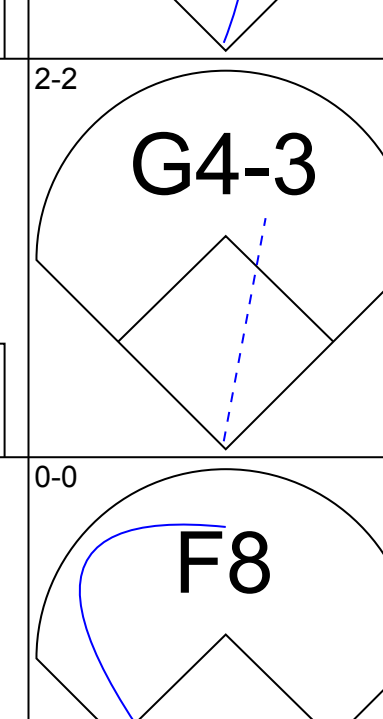
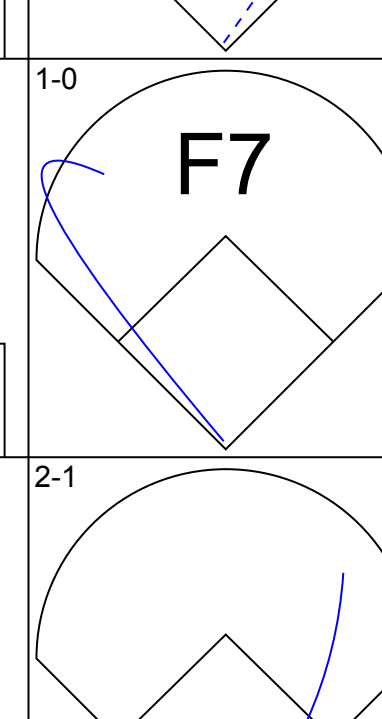
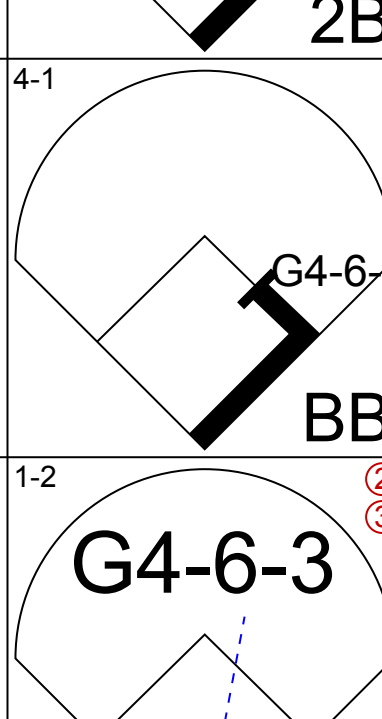
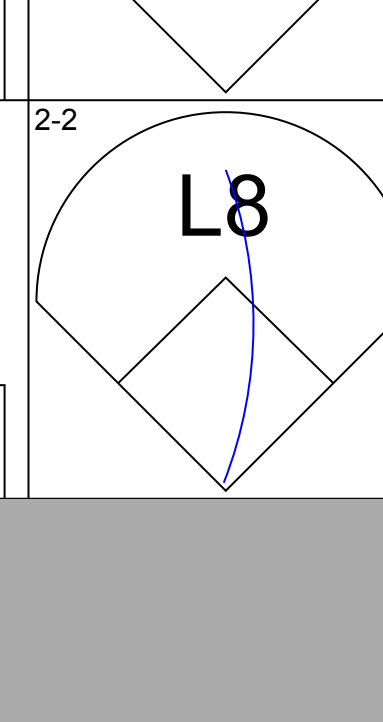
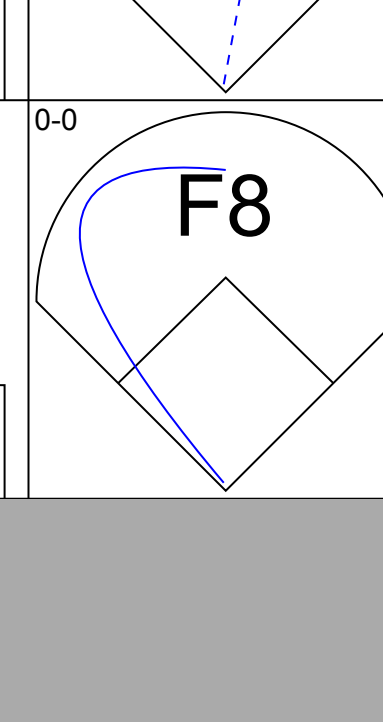
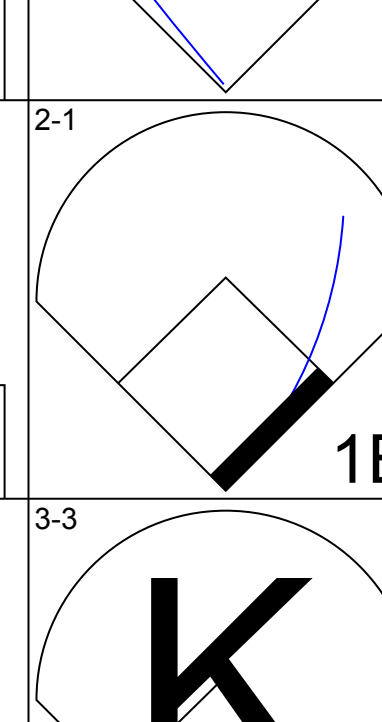
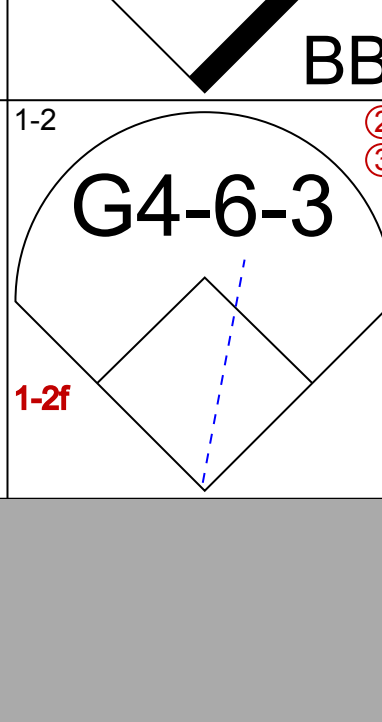
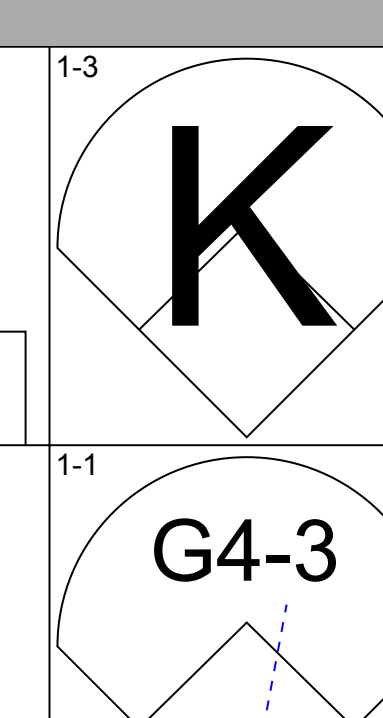
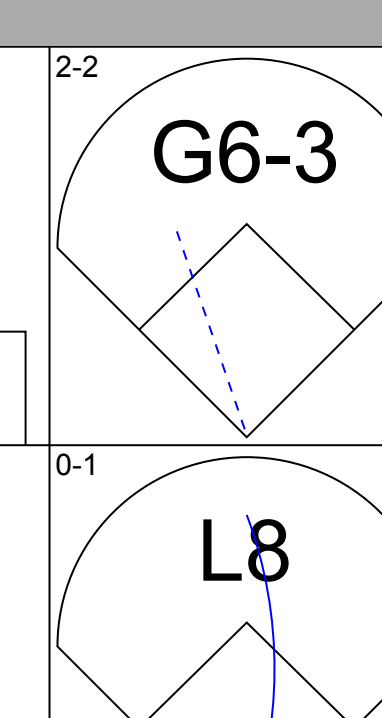
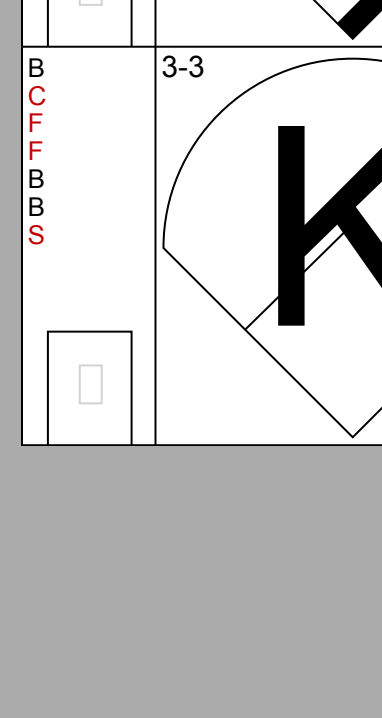
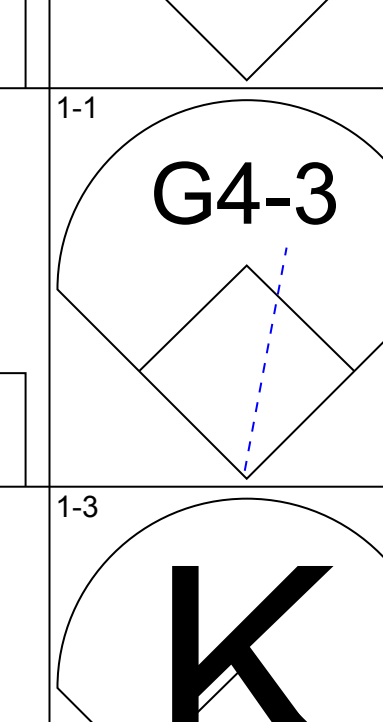
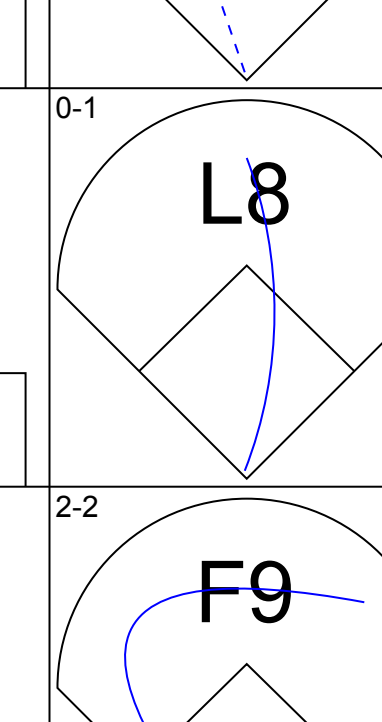
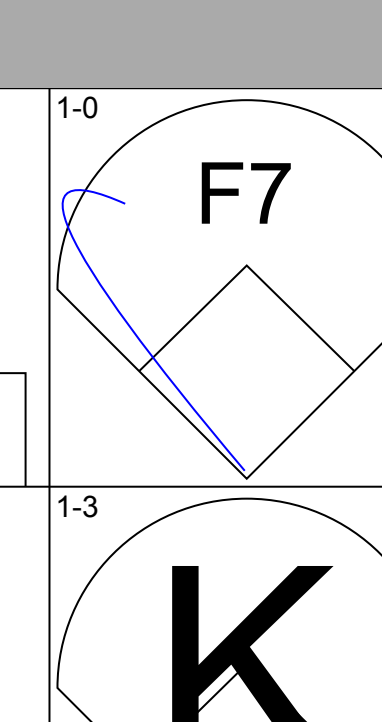
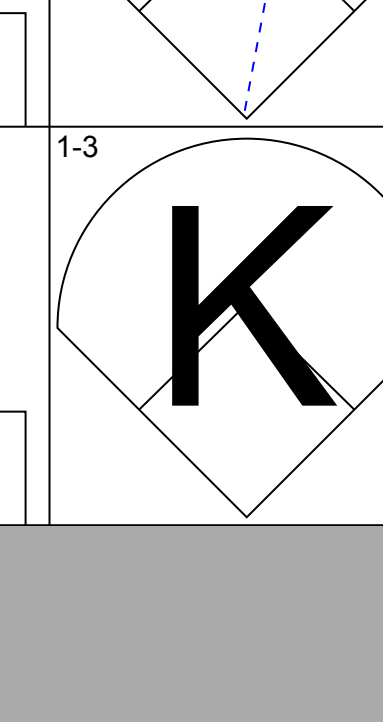
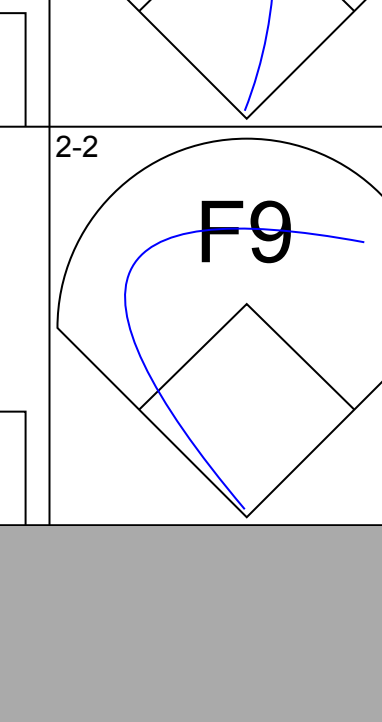
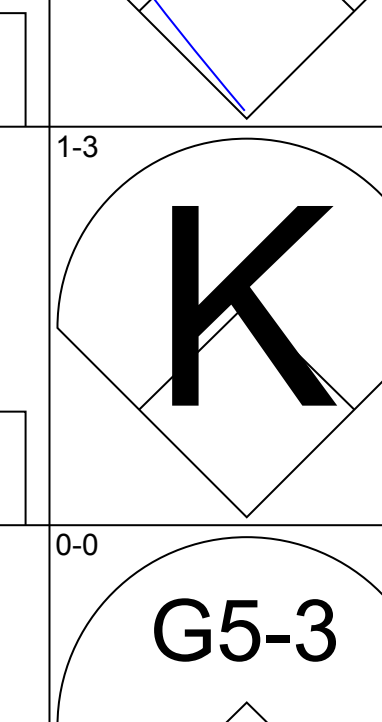
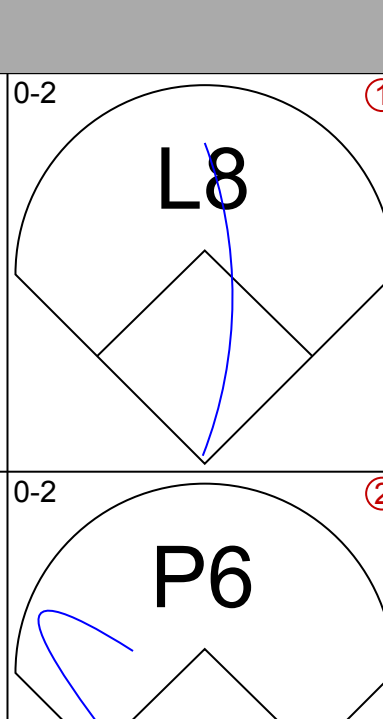
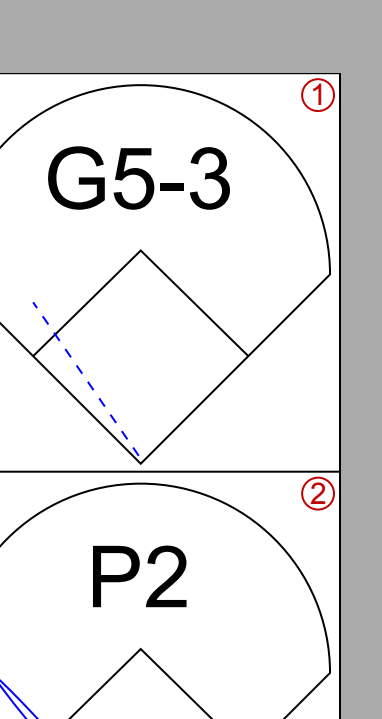
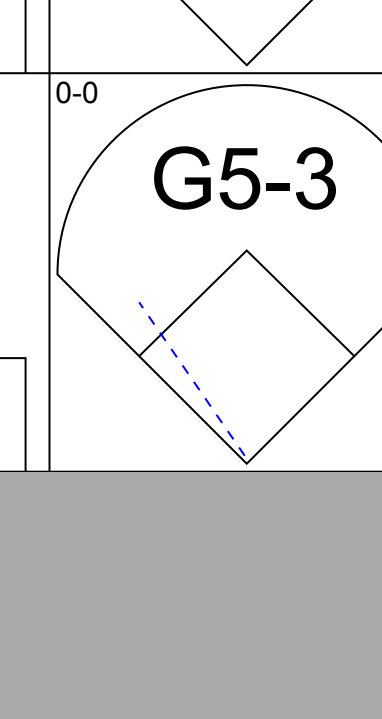
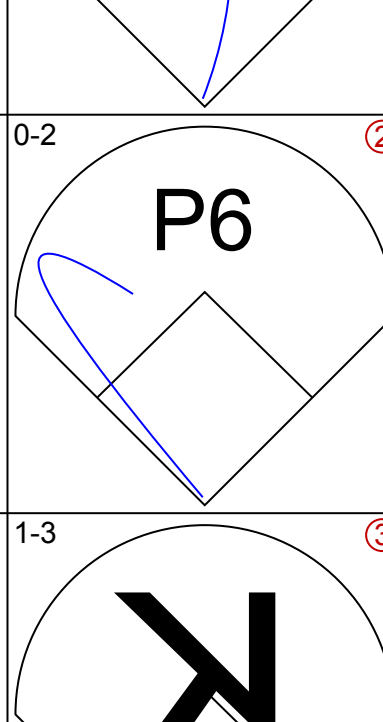
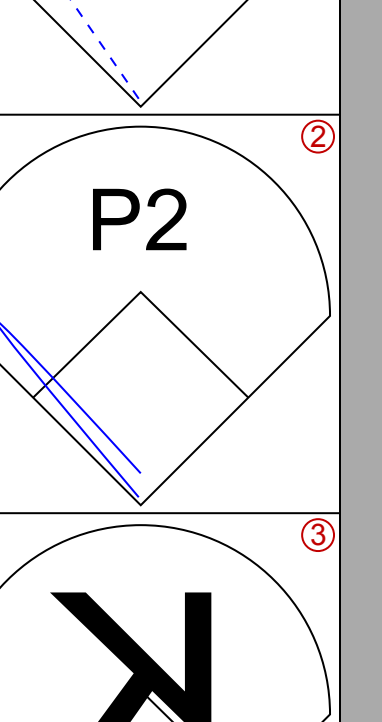
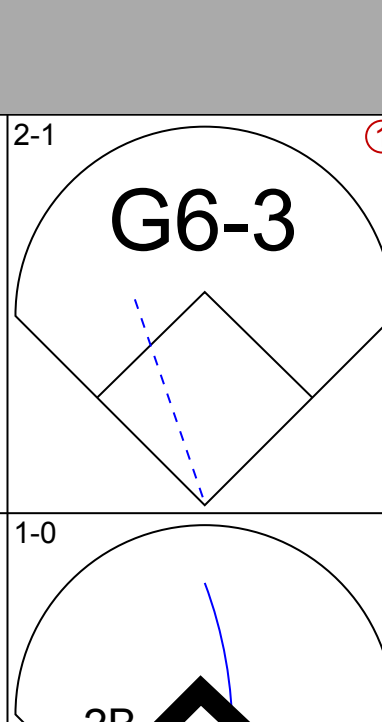
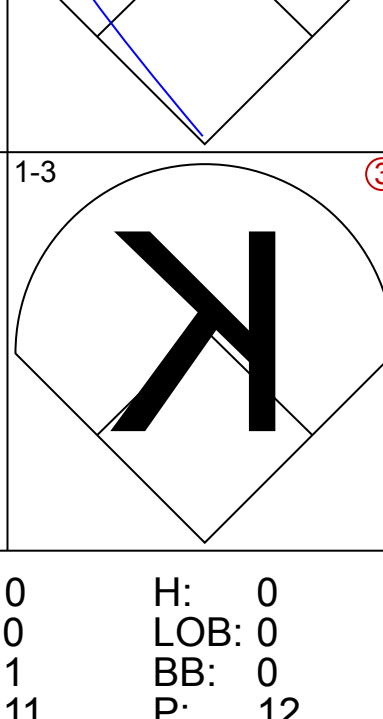
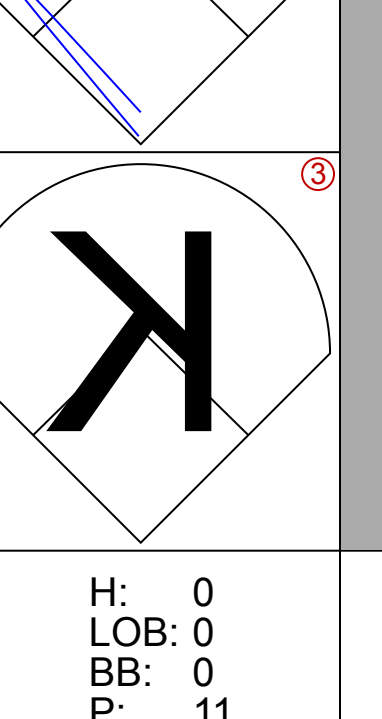
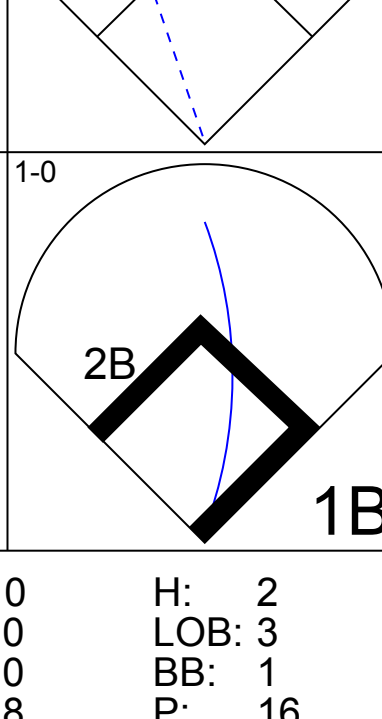
Batter	1	2	3	4	5	6	7	8	9	AB	R	H	RBI	BB	SO	LOB	BOTTOM					
Wade Boggs, L OBP: 0.427, SLG: 0.469 (1,10)	G5-3	2B		1B IBB					K	3	0	1	0	2	1	0	New York Yankees @ Boston Red Sox Fenway Park, Boston, MA Sat Jul 08 1989, 3:33 AM EDT Att: 33,923 - Sunny					
Jody Reed, R OBP: 0.352, SLG: 0.346 (1,4)	BB 2B			1B					K	1	1	1	0	0	0	0						
Randy Kutcher, R OBP: 0.281, SLG: 0.287 (4,5)	1B	HBP		1B					K	3	0	1	0	0	1	1						
Danny Heep, L OBP: 0.374, SLG: 0.387 (1,3)	2B BB	L8		SF7					G6-3	2	1	0	1	1	0	2						
Mike Greenwell, L OBP: 0.367, SLG: 0.440 (1,7)	E 2B	G1-3		P6					E3	4	1	1	1	0	0	4						
Dwight Evans, R OBP: 0.401, SLG: 0.449 (1,9)	E6 1B		G5-3						F8-4-3	4	1	0	1	0	1	1						
Kevin Romine, R OBP: 0.393, SLG: 0.459 (1,8)	K		G6-4-3 1B						G6-3	4	0	2	0	0	1	1						
Rick Cerone, R OBP: 0.391, SLG: 0.374 (1,2)	1B		G6-4-3						G4-3	4	0	1	1	0	0	2						
Luis Rivera, R OBP: 0.311, SLG: 0.349 (1,6)	F8		G6-3						K	4	0	0	0	0	1	1						
Ed Romero, R OBP: 0.278, SLG: 0.260 (4,4)		1B		1B SF7 2B					F8	4	1	2	0	0	0	0						
Inning Stats	R: 4 E: 1 K: 1 S: 17	H: 3 LOB: 1 BB: 1 P: 27	R: 0 E: 0 K: 0 S: 11	H: 2 LOB: 0 BB: 0 P: 15	R: 0 E: 0 K: 0 S: 8	H: 1 LOB: 0 BB: 0 P: 10	R: 1 E: 0 K: 0 S: 8	H: 2 LOB: 2 BB: 1 P: 17	R: 0 E: 0 K: 1 S: 6	H: 1 LOB: 0 BB: 0 P: 10	R: 0 E: 0 K: 0 S: 8	H: 0 LOB: 1 BB: 1 P: 14	R: 0 E: 1 K: 0 S: 9	H: 0 LOB: 0 BB: 0 P: 13	R: 0 E: 0 K: 1 S: 10	H: 0 LOB: 0 BB: 0 P: 17	R: 0 E: 0 K: 2 S: 9	H: 0 LOB: 0 BB: 0 P: 13	1B: 6 2B: 4 3B: 0 HR: 0	SF: 1 SAC: 0 DP: 3 HBP: 1	WP: 0 PB: 0 SB: 0 CS: 0	PA: 38
PITCHER	IP	WLS	BF	H	R	ER	SO	BB	IBB	HBP	BLK	WP	HR	S	P	ERA	WHIP					
Dave Eiland, R ERA: 4.75 (1,1)	4.0		22	8	5	3	1	1	1	1	0	0	0	33	54	0.00	0.500					
Eric Plunk, R ERA: 1.74 (5,1)	4.0	W	13	1	0	0	2	1	0	0	0	0	0	9	13	0.00	0.000					
Dave Righetti, L ERA: 2.41 (9,1)	1.0	S	3	0	0	0	2	0	0	0	0	0	0	9	13	0.00	0.000					

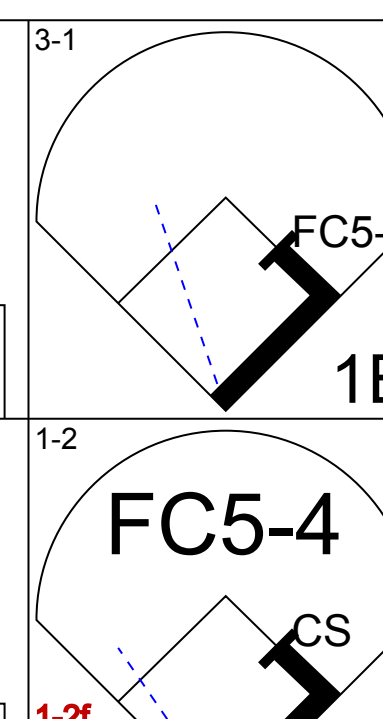
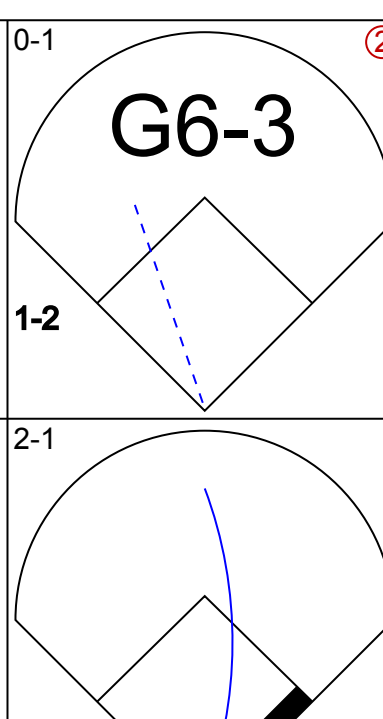
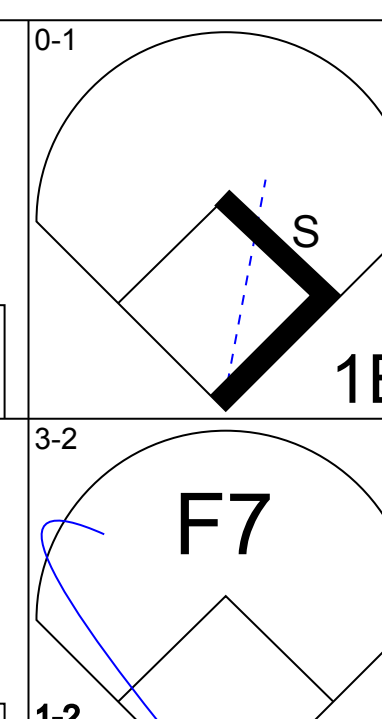
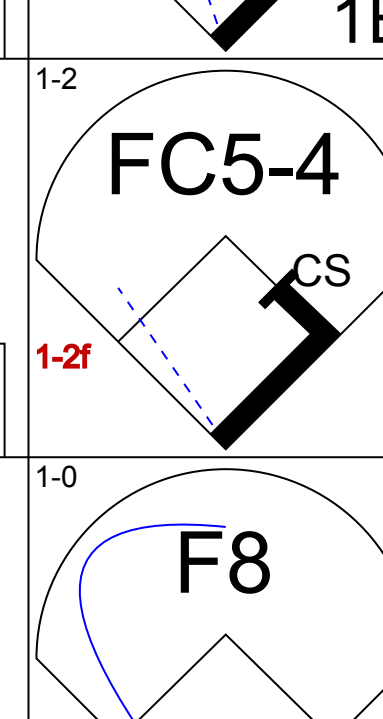
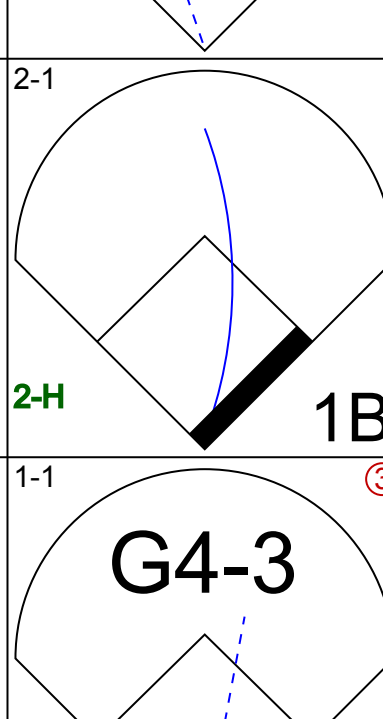
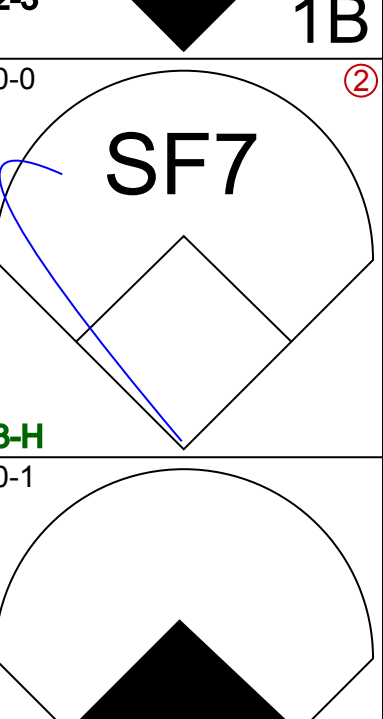
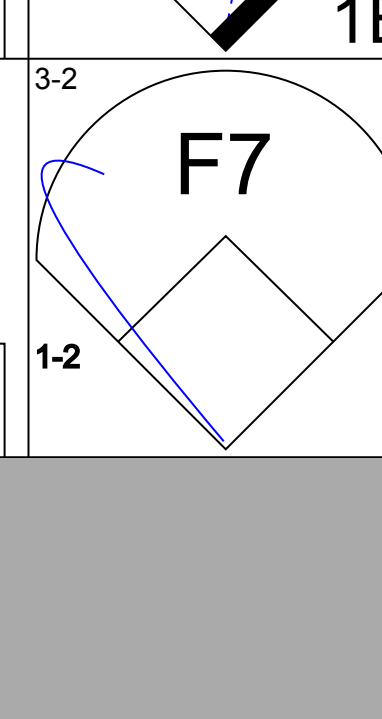
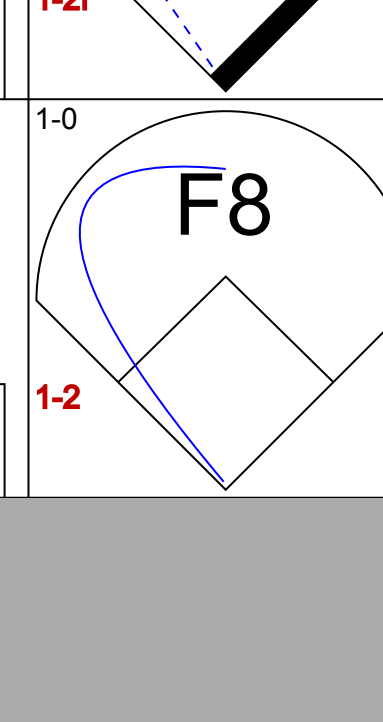
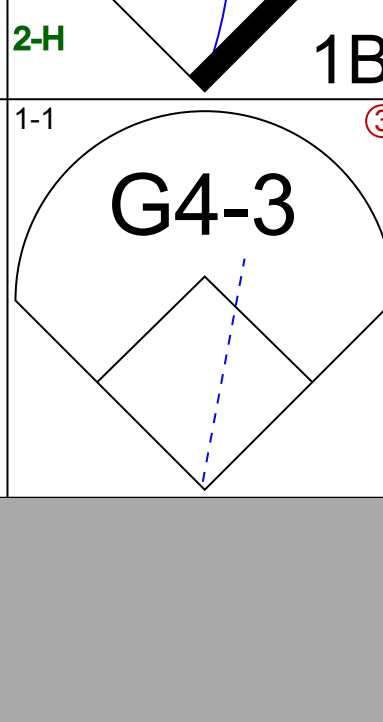
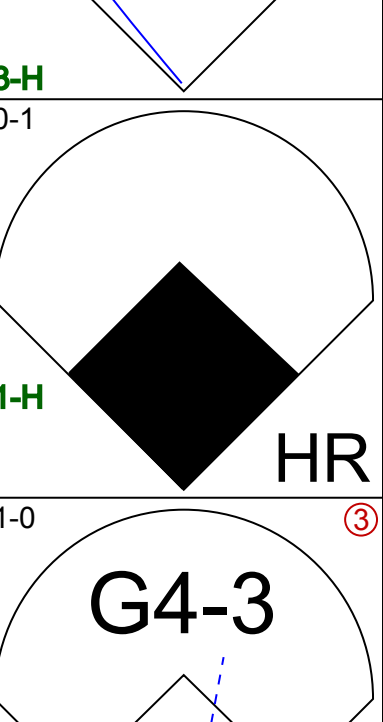
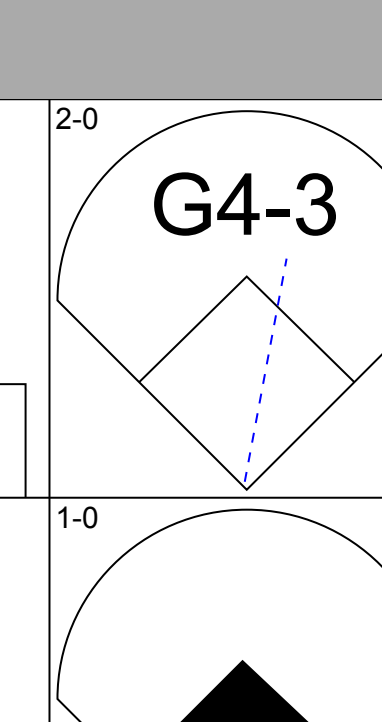
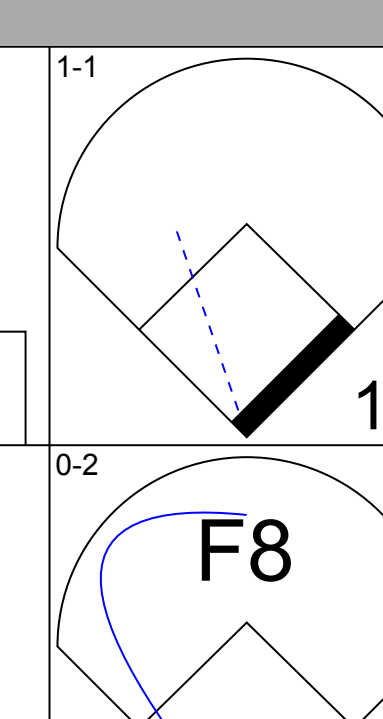
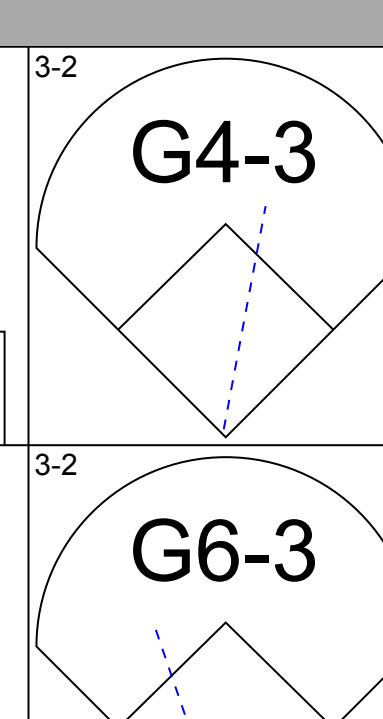
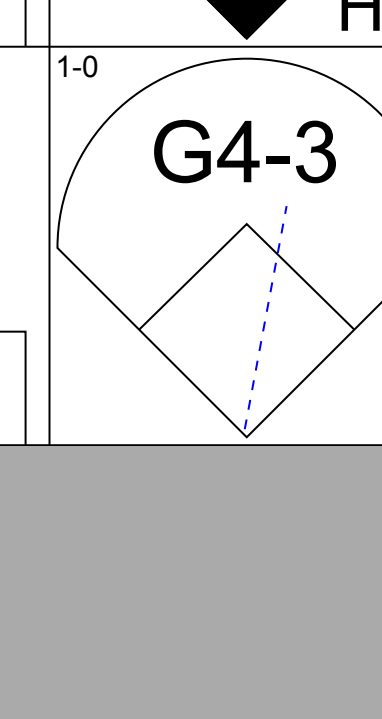
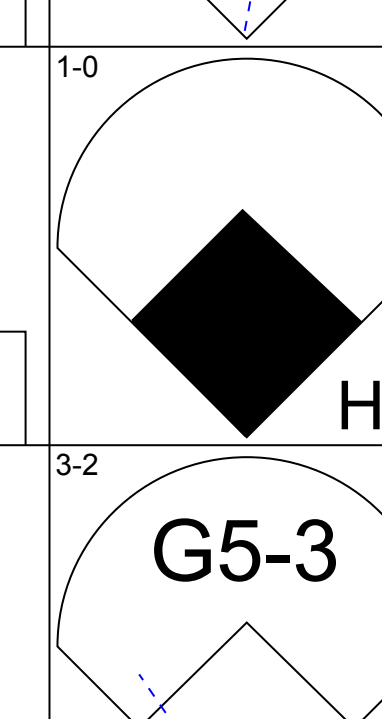
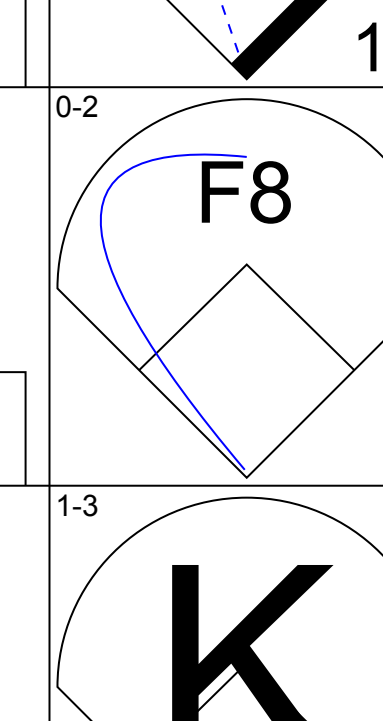
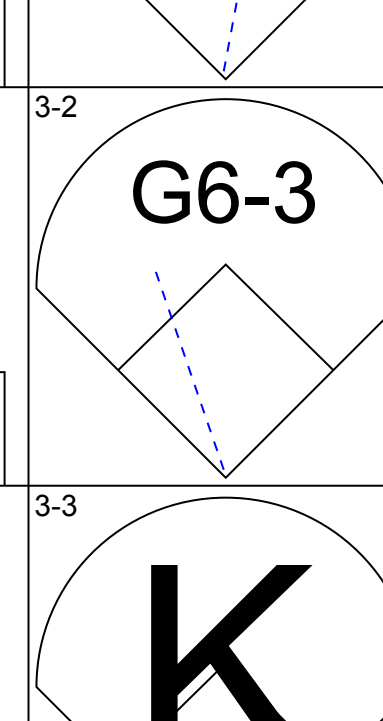
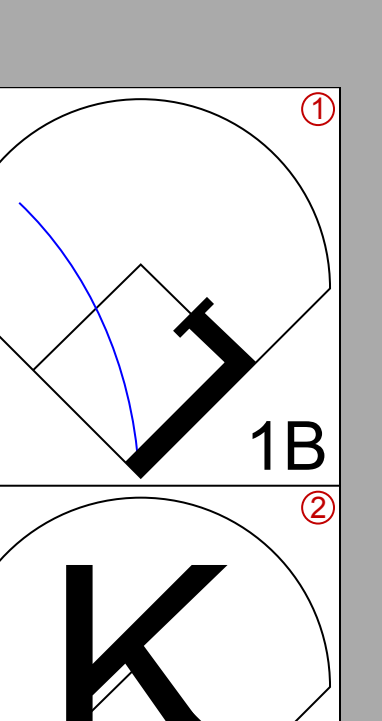
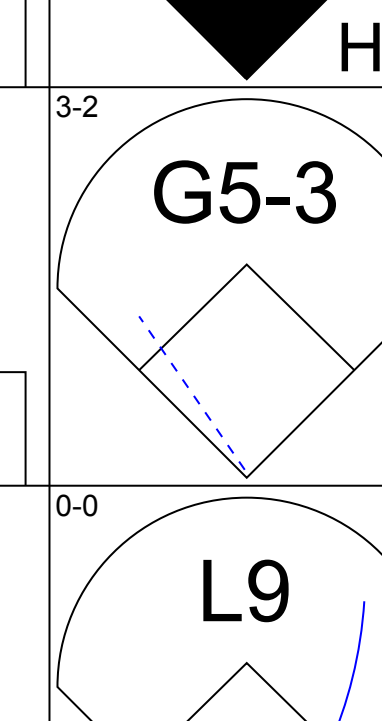
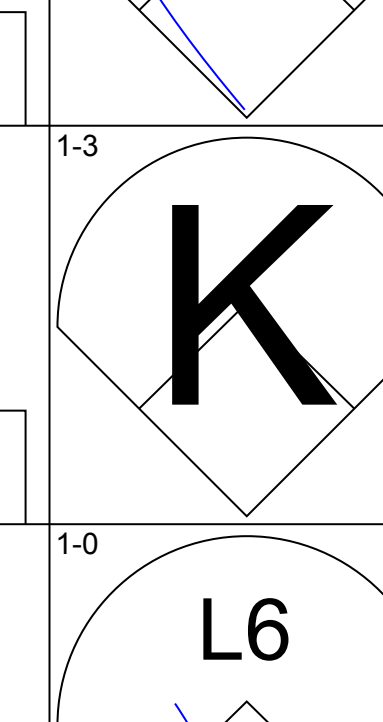
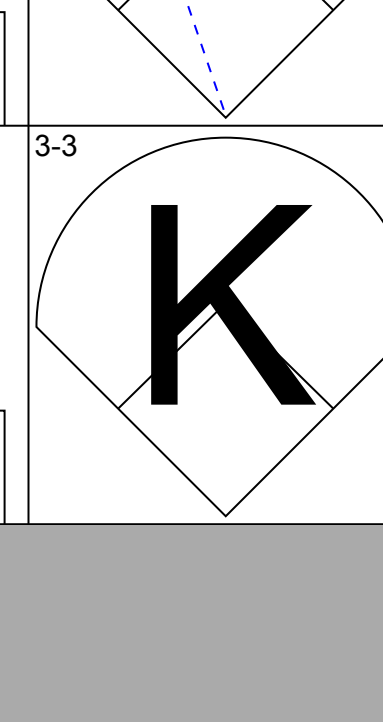
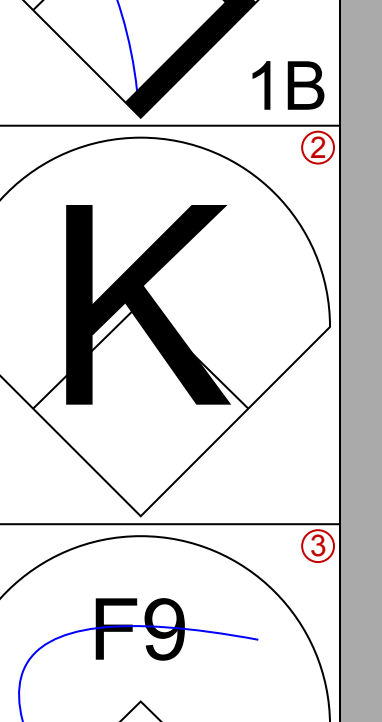
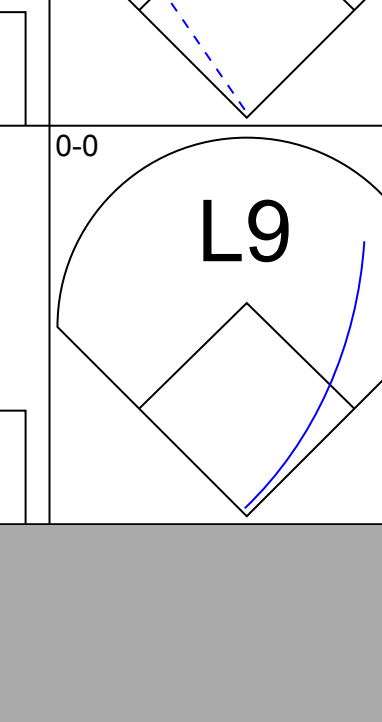
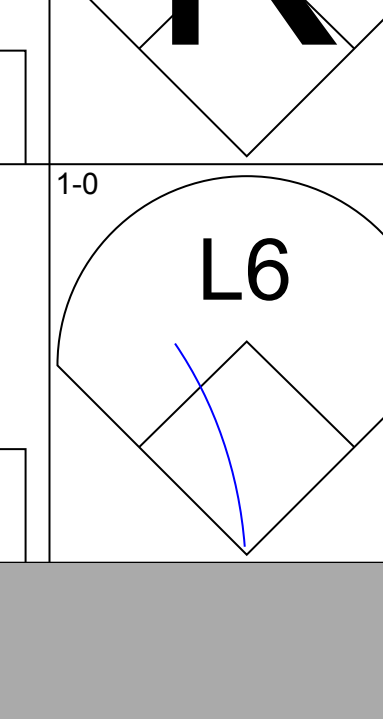
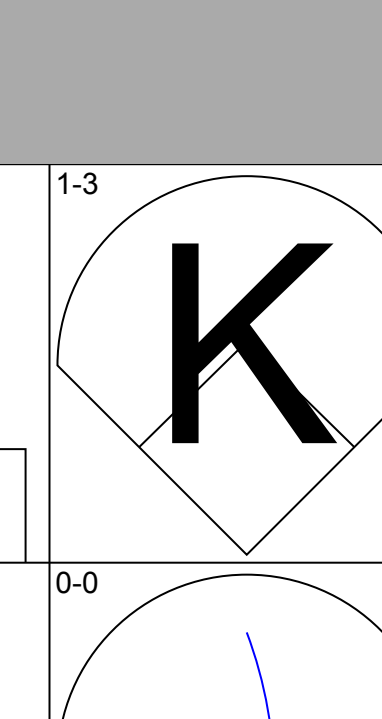
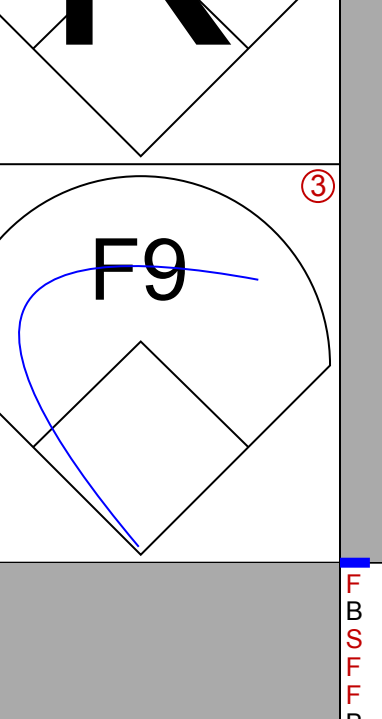
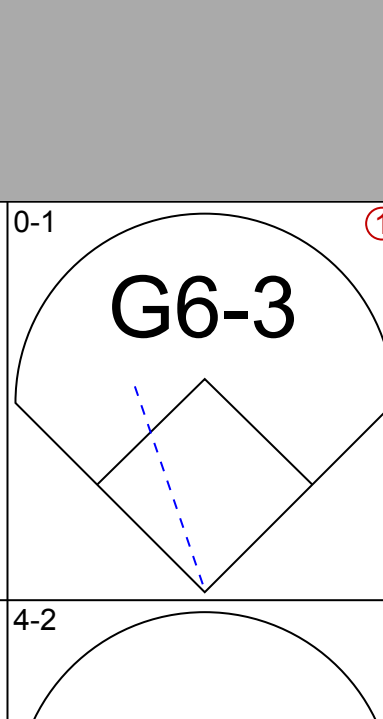
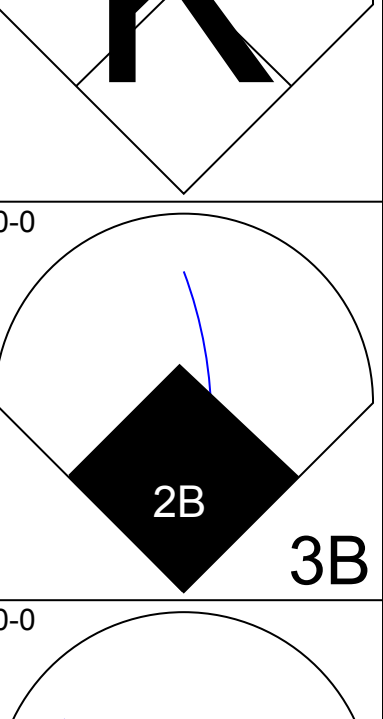
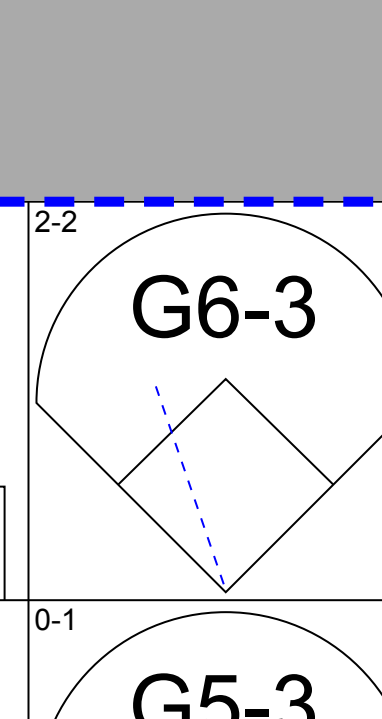
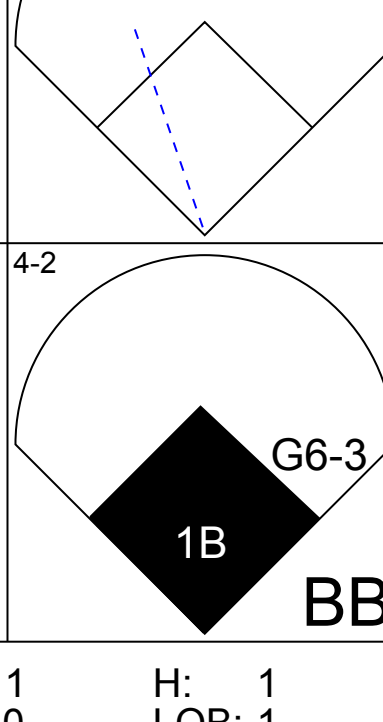
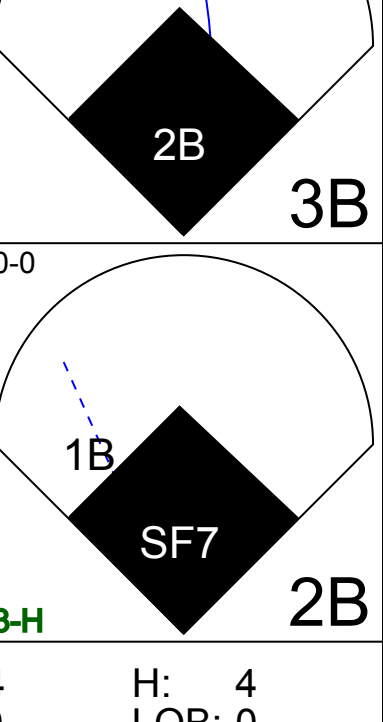
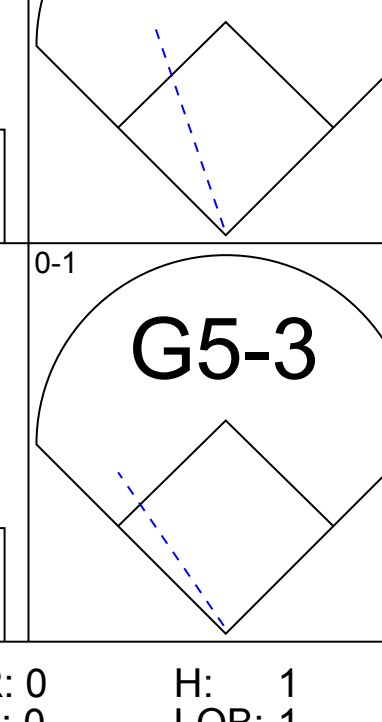
AB	33
R	5
H	9
RBI	4
BB	3
SO	5
LOB	12



Batter	1	2	3	4	5	6	7	8	9	AB	R	H	RBI	BB	SO	LOB	TOP										
Steve Sax, R OBP: 0.377, SLG: 0.396 (1, 4)	G6-3	G3-1			P4	G5-3		K		5	0	0	0	0	1	2	New York Yankees @ Boston Red Sox Fenway Park, Boston, MA Sun Jul 09 1989, 3:33 AM EDT Att: 33,521 - Unknown AB 37 R 5 H 10 RBI 5 BB 4 SO 8 LOB 18										
Luis Polonia, L OBP: 0.331, SLG: 0.373 (1, 7)	K		F S BB		1B HR	G6-3		K		4	1	1	0	1	2	0											
Don Mattingly, L OBP: 0.368, SLG: 0.470 (1, 3)	1B		1-2 P4		1-2 HR	1B		G1-3		5	1	2	0	0	0	1											
Mel Hall, L OBP: 0.322, SLG: 0.463 (1, 10)	1B		1-3 L4		P6			P6		5	1	2	0	0	0	3											
Jesse Barfield, R OBP: 0.343, SLG: 0.416 (1, 9)	G5-3		1-3 K		1-2 HR			HR		4	2	2	5	1	1	3											
Mike Pagliarulo, L OBP: 0.282, SLG: 0.320 (1, 5)		L8		G6-3 BB	HBP	1B		FC6-4		4	0	2	0	1	0	1											
Bob Geren, R OBP: 0.421, SLG: 0.574 (1, 2)				P6	1-2 HBP			K		3	0	1	0	0	1	2											
Alvaro Espinoza, R OBP: 0.293, SLG: 0.299 (7, PH)				G6-3	F9			FC6-4		3	0	0	0	0	1	4											
Tom Brooks, R OBP: 0.295, SLG: 0.343 (7, 6)				K				1-2		1	0	0	0	0	0	1											
Roberto Kelly, R OBP: 0.372, SLG: 0.436 (1, 8)				G6-3				K		3	0	0	0	1	2	1											
Inning Stats	R: 0 E: 0 K: 1 S: 12	H: 2 LOB: 2 BB: 0 P: 20	R: 0 E: 0 K: 1 S: 13	H: 1 LOB: 2 BB: 1 P: 21	R: 0 E: 0 K: 1 S: 10	H: 0 LOB: 1 BB: 1 P: 19	R: 0 E: 0 K: 0 S: 9	H: 0 LOB: 1 BB: 1 P: 17	R: 3 E: 0 K: 1 S: 13	H: 4 LOB: 2 BB: 0 P: 21	R: 0 E: 0 K: 1 S: 7	H: 0 LOB: 0 BB: 0 P: 10	R: 2 E: 0 K: 1 S: 13	H: 3 LOB: 1 BB: 0 P: 21	R: 0 E: 0 K: 3 S: 9	H: 0 LOB: 0 BB: 1 P: 12	R: 0 E: 0 K: 0 S: 12	H: 0 LOB: 1 BB: 1 P: 21	1B: 8 2B: 0 3B: 0 HR: 2	SF: 0 SAC: 0 DP: 0 HBP: 1	WP: 0 PB: 0 SB: 1 CS: 0	PA: 42					
PITCHER	IP	WLS	BF	H	R	ER	SO	BB	IBB	HBP	BLK	WP	HR	S	P	ERA	WHIP										
John Dopson, R ERA: 4.11 (1, 1)	4.2		25	7	3	3	3	3	0	1	0	0	1	56	97	5.79	2.143										
Bob Stanley, R ERA: 5.2 (5, 1)	1.2		8	3	2	2	1	0	0	0	0	0	1	15	25	10.80	1.800										
Rob Murphy, L ERA: 2.29 (7, 1)	0.2		2	0	0	0	1	0	0	0	0	0	0	6	7	0.00	0.000										
Lee Smith, R ERA: 5.01 (8, 1)	2.0	W	7	0	0	0	3	1	0	0	0	0	0	21	33	0.00	0.500										

Batter	1	2	3	4	5	6	7	8	9	AB	R	H	RBI	BB	SO	LOB	BOTTOM										
Wade Boggs, L OBP: 0.324, SLG: 0.465 (1, 10)	G3			SF9	FC5-2		F7			3	0	0	1	1	0	4	New York Yankees @ Boston Red Sox Fenway Park, Boston, MA Sun Jul 09 1989, 3:33 AM EDT Att: 33,521 - Unknown AB 34 R 10 H 12 RBI 10 BB 7 SO 3 LOB 19										
Luis Rivera, R OBP: 0.347, SLG: 0.427 (1, 6)	F9			HR	2B		HR			3	3	3	3	2	0	0											
Nick Esasky, R OBP: 0.324, SLG: 0.460 (1, 3)	F9			HR	1B		BB			4	1	2	3	1	1	4											
Mike Greenwell, L OBP: 0.367, SLG: 0.439 (1, 7)	1B			G4-3	G4-3		L4			5	0	2	1	0	0	3											
Dwight Evans, R OBP: 0.401, SLG: 0.459 (1, 9)	F9			F9			HR			5	1	2	1	0	1	1											
Kevin Romine, R OBP: 0.394, SLG: 0.446 (1, 8)				SH1-4	BB		1B			4	1	1	0	0	0	3											
Rich Gedman, L OBP: 0.271, SLG: 0.279 (1, 2)				SF8	SH1-4		BB			3	0	0	0	2	0	1											
Randy Kutcher, R OBP: 0.290, SLG: 0.300 (1, 5)				SH1-4						3	2	1	0	1	1	0											
Ed Romero, R OBP: 0.274, SLG: 0.260 (1, 4)				SF8						4	2	1	1	0	0	3											
Inning Stats	R: 1 E: 0 K: 0 S: 11	H: 2 LOB: 1 BB: 0 P: 17	R: 0 E: 0 K: 1 S: 17	H: 1 LOB: 3 BB: 3 P: 31	R: 0 E: 0 K: 0 S: 5	H: 0 LOB: 1 BB: 0 P: 8	R: 3 E: 0 K: 0 S: 13	H: 3 LOB: 0 BB: 0 P: 20	R: 3 E: 1 K: 0 S: 13	H: 2 LOB: 3 BB: 3 P: 29	R: 0 E: 0 K: 1 S: 7	H: 0 LOB: 0 BB: 0 P: 13	R: 2 E: 0 K: 1 S: 18	H: 4 LOB: 3 BB: 1 P: 30	R: 0 E: 0 K: 0 S: 5	H: 0 LOB: 0 BB: 0 P: 8	R: 0 E: 0 K: 0 S: 11	H: 0 LOB: 0 BB: 0 P: 8	1B: 6 2B: 3 3B: 0 HR: 3	SF: 2 SAC: 1 DP: 0 HBP: 1	WP: 0 PB: 0 SB: 0 CS: 0	PA: 45					
PITCHER	IP	WLS	BF	H	R	ER	SO	BB	IBB	HBP	BLK	WP	HR	S	P	ERA	WHIP										
Don Schulze, R ERA: 4.09 (1, 1)	4.0	L	22	6	5	5	1	3	0	1	0	0	1	46	76	11.25	2.250										
Dale Mohorcic, R ERA: 3.94 (5, 1)	0.1		5	1	3	1	0	2	0	0	0	0	1	5	16	27.00	9.000										
Lee Guetterman, L ERA: 2.05 (5, 1)	2.2		15	5	2	2	2	2	0	0	0	0	1	33	56	6.75	2.625										
Clay Parker, R ERA: 2.44 (8, 1)	1.0		3	0	0	0	0	0	0	0	0	0	0	5	8	0.00	0.000										

Batter	1	2	3	4	5	6	7	8	9	AB	R	H	RBI	BB	SO	LOB	TOP		
Willie Wilson, S (1, 8) OBP: 0.279, SLG: 0.268										4	0	1	0	0	1	0	Kansas City Royals @ New York Yankees Yankee Stadium, Bronx, NY Thu Jul 13 1989, 7:05 PM EDT Att: 24,472 - Unknown - 75 F livebaseballscorecards.com		
Kevin Seitzer, R (1, 5) OBP: 0.385, SLG: 0.336										3	0	0	0	1	1	0			
George Brett, L (1, 3) OBP: 0.305, SLG: 0.354										4	0	1	0	0	0	3			
Bo Jackson, R (1, 7) OBP: 0.304, SLG: 0.517										3	0	0	0	0	2	1			
Pat Tabler, R (7, 7) OBP: 0.347, SLG: 0.312										0	0	0	0	0	0	0			
Jim Eisenreich, L (1, 10) OBP: 0.338, SLG: 0.409										3	0	0	0	0	0	0			
Danny Tartabull, R (1, 9) OBP: 0.351, SLG: 0.417										3	0	0	0	0	2	0			
Bob Boone, R (1, 2) OBP: 0.366, SLG: 0.366										3	0	0	0	0	0	0			
Frank White, R (1, 4) OBP: 0.297, SLG: 0.301										3	0	0	0	0	0	0			
Brad Wellman, R (1, 6) OBP: 0.267, SLG: 0.255										2	0	0	0	0	2	0			
Bill Buckner, L (9, PH) OBP: 0.244, SLG: 0.276										1	0	1	0	0	0	0			
Bill Pecota, R (9, PR) OBP: 0.278, SLG: 0.375										0	0	0	0	0	0	0			
Inning Stats	R: 0 H: 0 E: 0 K: 2 S: 11	H: 0 LOB: 0 BB: 0 P: 16	R: 0 H: 0 E: 0 K: 2 S: 10	H: 0 LOB: 0 BB: 0 P: 13	R: 0 H: 0 E: 0 K: 1 S: 11	H: 0 LOB: 0 BB: 0 P: 12	R: 0 H: 0 E: 0 K: 0 S: 7	H: 0 LOB: 0 BB: 0 P: 12	R: 0 H: 0 E: 0 K: 0 S: 9	H: 0 LOB: 0 BB: 0 P: 13	R: 0 H: 1 E: 0 K: 1 S: 9	H: 1 LOB: 1 BB: 0 P: 15	R: 0 H: 0 E: 0 K: 1 S: 5	H: 0 LOB: 0 BB: 0 P: 7	R: 0 H: 2 E: 0 K: 0 S: 8	H: 2 LOB: 3 BB: 1 P: 16	1B: 2 2B: 1 3B: 0 HR: 0	SF: 0 SAC: 0 DP: 1 HBP: 0	WP: 0 PA: 30 CS: 0
PITCHER Andy Hawkins, R (1, 1) ERA: 4.35	IP: 9.0 WLS: W BF: 30 H: 3 R: 0 ER: 0 SO: 8 BB: 1 IBB: 0 HBP: 0 BLK: 0 WP: 0 HR: 0 S: 79 P: 115 ERA: 0.00 WHIP: 0.444															PITCHER			

Batter	1	2	3	4	5	6	7	8	9	AB	R	H	RBI	BB	SO	LOB	BOTTOM		
Steve Sax, R (1, 4) OBP: 0.381, SLG: 0.400										4	1	3	0	0	0	1	Kansas City Royals @ New York Yankees Yankee Stadium, Bronx, NY Thu Jul 13 1989, 7:05 PM EDT Att: 24,472 - Unknown - 75 F livebaseballscorecards.com		
Luis Polonia, L (1, 7) OBP: 0.330, SLG: 0.372										3	0	1	2	0	0	2			
Don Mattingly, L (1, 3) OBP: 0.366, SLG: 0.476										4	1	1	2	0	0	2			
Mel Hall, L (1, 10) OBP: 0.327, SLG: 0.486										4	1	2	1	0	0	0			
Jesse Barfield, R (1, 9) OBP: 0.341, SLG: 0.414										4	0	1	0	0	0	1			
Mike Pagliaro, L (1, 5) OBP: 0.277, SLG: 0.314										4	0	0	0	0	3	1			
Don Slaught, R (1, 2) OBP: 0.343, SLG: 0.422										3	0	0	0	0	1	1			
Alvaro Espinoza, R (1, 6) OBP: 0.293, SLG: 0.308										3	1	1	0	0	0	0			
Roberto Kelly, R (1, 8) OBP: 0.376, SLG: 0.441										2	2	1	1	1	0	0			
Inning Stats	R: 0 H: 1 E: 0 K: 0 S: 7	H: 1 LOB: 0 BB: 0 P: 12	R: 0 H: 1 E: 0 K: 1 S: 9	H: 1 LOB: 1 BB: 0 P: 12	R: 1 H: 1 E: 0 K: 0 S: 10	H: 1 LOB: 1 BB: 1 P: 17	R: 0 H: 0 E: 0 K: 1 S: 11	H: 0 LOB: 0 BB: 0 P: 20	R: 4 H: 4 E: 0 K: 1 S: 11	H: 4 LOB: 0 BB: 0 P: 14	R: 0 H: 1 E: 0 K: 1 S: 7	H: 1 LOB: 0 BB: 0 P: 13	R: 0 H: 1 E: 0 K: 0 S: 15	H: 1 LOB: 1 BB: 0 P: 18	R: 1 H: 1 E: 0 K: 0 S: 6	H: 1 LOB: 0 BB: 0 P: 12		1B: 6 2B: 1 3B: 1 HR: 2	SF: 1 SAC: 0 DP: 0 HBP: 0
PITCHER Mark Gubicza, R (1, 1) ERA: 2.69	IP: 6.0 WLS: L BF: 25 H: 8 R: 5 ER: 5 SO: 4 BB: 1 IBB: 0 HBP: 0 BLK: 0 WP: 0 HR: 1 S: 55 P: 88 ERA: 7.50 WHIP: 1.500															PITCHER			
Steve Crawford, R (7, 1) ERA: 2.25	IP: 2.0 WLS: L BF: 8 H: 2 R: 1 ER: 1 SO: 0 BB: 0 IBB: 0 HBP: 0 BLK: 0 WP: 0 HR: 1 S: 21 P: 30 ERA: 4.50 WHIP: 1.000															PITCHER			




Batter	1	2	3	4	5	6	7	8	9	AB	R	H	RBI	BB	SO	LOB	TOP						
Willie Wilson, S (1, 8) Pat Tabler, R (8, 7) OBP: 0.287, SLG: 0.291 OBP: 0.346, SLG: 0.311	F7		HR		1B	BB	K		K	4	2	2	1	1	1	1	Kansas City Royals @ New York Yankees Yankee Stadium, Bronx, NY Fri Jul 14 1989, 3:33 AM EDT Unknown livebaseballscorecards.com						
Kevin Seitzer, R (1, 5) Rey Palacios, R (6, 5) OBP: 0.389, SLG: 0.339 OBP: 0.212, SLG: 0.267	1B		HR		1B		F9		K	3	2	2	1	1	0	1							
George Brett, L (1, 10) OBP: 0.316, SLG: 0.376	G6-4-3		HR		1B		F7		F9 WP	4	2	3	2	0	0	1							
Danny Tartabull, R (1, 9) OBP: 0.352, SLG: 0.417	G6-4-3		L4		E7		E8		F9	5	1	2	2	0	0	3							
Jim Eisenreich, L (1, 7) OBP: 0.342, SLG: 0.417		1B	G6-3		1B		F7		F7	5	1	3	2	0	0	1							
Bill Buckner, L (1, 3) Brad Wellman, R (7, PR) OBP: 0.252, SLG: 0.278 OBP: 0.265, SLG: 0.252	1B				F7		HR		G4-3	3	0	1	0	1	0	1							
Mike Macfarlane, R (1, 2) OBP: 0.261, SLG: 0.307	K				FC6-4		HR		G3	5	1	1	3	0	2	2							
Frank White, R (1, 4) OBP: 0.295, SLG: 0.299	P6				K2-3		P6		HR	5	1	1	0	0	2	3							
Bill Pecota, R (1, 6) OBP: 0.348, SLG: 0.762			F9		1B		K		HR	5	3	3	3	0	1	0							
Inning Stats	R: 0 E: 0 K: 0 S: 7	H: 1 LOB: 1 BB: 1 P: 15	R: 0 E: 0 K: 1 S: 7	H: 2 LOB: 1 BB: 0 P: 10	R: 3 E: 0 K: 0 S: 14	H: 3 LOB: 0 BB: 0 P: 20	R: 0 E: 0 K: 2 S: 8	H: 0 LOB: 0 BB: 0 P: 9	R: 5 E: 1 K: 1 S: 16	H: 5 LOB: 1 BB: 0 P: 25	R: 0 E: 0 K: 1 S: 9	H: 0 LOB: 1 BB: 1 P: 16	R: 4 E: 1 K: 1 S: 18	H: 4 LOB: 1 BB: 1 P: 28	R: 0 E: 0 K: 1 S: 14	H: 1 LOB: 1 BB: 0 P: 21		R: 2 E: 0 K: 1 S: 10	H: 2 LOB: 0 BB: 0 P: 11	1B: 11 2B: 2 3B: 0 HR: 5	SF: 0 SAC: 0 DP: 1 HBP: 1	WP: 1 PB: 1 SB: 3 CS: 0	PA: 46
PITCHER	IP	WLS	BF	H	R	ER	SO	BB	IBB	HBP	BLK	WP	HR	S	P	ERA	WHIP						
Dave Eiland, R (1, 1) ERA: 5.77	4.0	L	20	9	6	6	3	1	0	0	0	0	2	40	59	13.50	2.500						
Lance McCullers, R (5, 1) ERA: 5.92	3.0		17	6	6	5	3	1	1	1	0	0	2	39	64	15.00	2.333						
Dale Mohorcic, R (8, 1) ERA: 4.15	2.0		9	3	2	2	2	0	0	0	0	1	1	24	32	9.00	1.500						

Batter	1	2	3	4	5	6	7	8	9	AB	R	H	RBI	BB	SO	LOB	BOTTOM							
Steve Sax, R (1, 4) Wayne Tolleson, S (8, 4) OBP: 0.380, SLG: 0.398 OBP: 0.239, SLG: 0.177	G4-3		1B			P4	K		K	4	0	1	2	0	1	1	Kansas City Royals @ New York Yankees Yankee Stadium, Bronx, NY Fri Jul 14 1989, 3:33 AM EDT Unknown livebaseballscorecards.com							
Luis Polonia, L (1, 7) OBP: 0.329, SLG: 0.370	F7		L8		WP				L4	4	1	1	0	0	0	1								
Don Mattingly, L (1, 3) Ken Phelps, L (8, 3) OBP: 0.472, SLG: 0.472 OBP: 0.366, SLG: 0.386	F7		L7		E3				L4	3	1	0	0	0	0	2								
Mel Hall, L (1, 10) OBP: 0.318, SLG: 0.472		F7			L7				F7	4	0	0	0	0	0	2								
Jesse Barfield, R (1, 9) OBP: 0.340, SLG: 0.411		F9			F7				F7	4	0	1	1	0	0	1								
Mike Pagliarulo, L (1, 5) OBP: 0.272, SLG: 0.308		G4-3			G6-3				K	4	0	0	0	0	1	1								
Don Slaught, R (1, 2) OBP: 0.346, SLG: 0.435			2B		1B				HR	4	2	2	1	0	0	0								
Alvaro Espinoza, R (1, 6) OBP: 0.293, SLG: 0.307			P4		F7				G6-3	4	0	1	0	0	0	1								
Roberto Kelly, R (1, 8) OBP: 0.378, SLG: 0.444			1B		2B				PB	3	1	1	0	1	0	1								
Inning Stats	R: 0 E: 0 K: 0 S: 13	H: 0 LOB: 0 BB: 0 P: 14	R: 0 E: 0 K: 0 S: 8	H: 0 LOB: 0 BB: 0 P: 9	R: 2 E: 0 K: 0 S: 16	H: 3 LOB: 1 BB: 0 P: 23	R: 0 E: 0 K: 0 S: 13	H: 0 LOB: 0 BB: 0 P: 18	R: 0 E: 0 K: 0 S: 6	H: 0 LOB: 0 BB: 0 P: 8	R: 2 E: 1 K: 0 S: 14	H: 2 LOB: 1 BB: 0 P: 22	R: 0 E: 0 K: 1 S: 10	H: 1 LOB: 1 BB: 0 P: 14	R: 0 E: 0 K: 0 S: 10	H: 1 LOB: 1 BB: 0 P: 12		R: 1 E: 0 K: 2 S: 12	H: 1 LOB: 1 BB: 1 P: 20	1B: 6 2B: 1 3B: 0 HR: 1	SF: 0 SAC: 0 DP: 0 HBP: 0	WP: 1 PB: 1 SB: 0 CS: 0	PA: 37	
PITCHER	IP	WLS	BF	H	R	ER	SO	BB	IBB	HBP	BLK	WP	HR	S	P	ERA	WHIP							
Bret Saberhagen, R (1, 1) ERA: 2.59	8.0	W	32	7	4	2	1	0	0	0	0	0	1	0	90	120	2.25	0.875						
Bob Buchanan, L (9, 1) ERA: 9.0	1.0		5	1	1	1	2	1	0	0	0	0	1	12	20	9.00	2.000							


Batter	1	2	3	4	5	6	7	8	9	AB	R	H	RBI	BB	SO	LOB	TOP																	
Willie Wilson, S (1, 8) OBP: 0.294, SLG: 0.309	0-0 WP 3B		0-2 F7			1-2 BB WP 1B		2-2 FC5-6 1B	1-0 G4-3	5	1	3	0	0	0	0	Kansas City Royals @ New York Yankees Yankee Stadium, Bronx, NY Sat Jul 15 1989, 3:33 AM EDT Att: 50,124 - Sunny - 82 F livebaseballscorecards.com																	
Kevin Seitzer, R (1, 5) OBP: 0.391, SLG: 0.336	4-2 L7-5 WP BB		1-1 G6-3			2-1 L9		1-1 FC5-6 1B 1-2 HR	4-0 HR BB	3	2	0	0	2	0	2																		
George Brett, L (1, 3) OBP: 0.328, SLG: 0.398	4-1 1-2 3-H BB		1-1 G4-3			1-0 P2		0-0 HR 1B	2-0 HR	4	2	2	2	1	0	1																		
Danny Tartabull, R (1, 9) OBP: 0.354, SLG: 0.430	2-2 L7-5			1-2 G6-3		4-0 BB IBB		1-0 HR 1B	2-2 G6-3	4	1	1	3	1	0	2																		
Jim Eisenreich, L (1, 7) OBP: 0.348, SLG: 0.413	2-2 F7			3-3 K		4-2 BB		0-0 1B 1B	0-1 G4-3	4	1	1	0	1	1	1																		
Pat Tabler, R (1, 10) OBP: 0.342, SLG: 0.312 Rey Palacios, R (8, FR) OBP: 0.212, SLG: 0.267		0-0 F9		1-0 G6-3		0-0 L3		2-0 1B 1B		4	0	1	0	0	0	3																		
Bob Boone, R (1, 2) OBP: 0.369, SLG: 0.366		4-0 BB			2-1 P4		1-3 K	1-1 1B 1B		3	0	1	1	1	1	0																		
Frank White, R (1, 4) OBP: 0.295, SLG: 0.298		3-2 P8			2-0 G6-3		3-2 P4	2-2 1B		4	0	1	0	0	0	1																		
Bill Pecota, R (1, 6) OBP: 0.344, SLG: 0.724		0-1 F8			0-0 G5-3		0-0 P7	0-1 L6		4	0	0	0	0	0	4																		
Inning Stats	R: 1 E: 0 K: 0 S: 13	H: 1 LOB: 1 BB: 2 P: 25	R: 0 E: 0 K: 0 S: 6	H: 0 LOB: 1 BB: 1 P: 13	R: 0 E: 0 K: 0 S: 7	H: 0 LOB: 0 BB: 0 P: 9	R: 0 E: 0 K: 1 S: 10	H: 0 LOB: 0 BB: 0 P: 15	R: 0 E: 0 K: 0 S: 4	H: 1 LOB: 3 BB: 2 P: 8	R: 0 E: 0 K: 1 S: 7	H: 0 LOB: 0 BB: 0 P: 11	R: 4 E: 0 K: 0 S: 17	H: 7 LOB: 3 BB: 0 P: 26	R: 2 E: 0 K: 0 S: 7	H: 1 LOB: 0 BB: 1 P: 16		1B: 7 2B: 1 3B: 1 HR: 2	SF: 0 SAC: 0 DP: 1 HBP: 0	WP: 2 PB: 0 SB: 0 CS: 0	PA: 41													
PITCHER	IP WLS BF H R ER SO BB IBB HBP BLK WP HR S P ERA WHIP																																	
Chuck Cary, L (1, 1) ERA: 2.51	7.0	27	2	1	1	2	4	1	0	0	0	0	2	0	57	103	1.29	0.857																
Lee Guetterman, L (8, 1) ERA: 2.51	0.1	L	6	5	4	4	0	0	0	0	0	0	0	1	10	16	108.00	15.000																
Dale Mohorcic, R (8, 1) ERA: 4.1	0.2		3	2	0	0	0	0	0	0	0	0	0	0	7	10	0.00	3.000																
Bob Davidson, R (9, 1) ERA: 18.0	1.0		5	1	2	2	0	1	0	0	0	0	0	1	7	16	18.00	2.000																

Batter	1	2	3	4	5	6	7	8	9	AB	R	H	RBI	BB	SO	LOB	BOTTOM																	
Luis Polonia, L (1, 7) OBP: 0.329, SLG: 0.373	3-2 L4-3 1B		1-2 B3-4 1B 2B			1-1 G6-3		0-0 G4-6-3 1-2		4	1	2	0	0	0	1	Kansas City Royals @ New York Yankees Yankee Stadium, Bronx, NY Sat Jul 15 1989, 3:33 AM EDT Att: 50,124 - Sunny - 82 F livebaseballscorecards.com																	
Tom Brookens, R (1, 4) OBP: 0.283, SLG: 0.336	1-2 L4-3 1-2		4-0 1B B3-4 BB		2-1 P6		0-1 G6-3			3	0	0	0	1	0	1																		
Don Mattingly, L (1, 3) OBP: 0.363, SLG: 0.468	2-2 F9		0-1 B3-4		0-0 F8			1-2 P5		4	0	0	0	0	0	2																		
Mel Hall, L (1, 10) OBP: 0.319, SLG: 0.467		0-1 G5-3		0-1 1B		0-0 P5		1-1 F7		4	0	1	1	0	0	0																		
Jesse Barfield, R (1, 9) OBP: 0.346, SLG: 0.424		0-0 2B		2-3 3-H K		1-2 G5-3		1-3 K		4	0	1	0	0	2	2																		
Mike Pagliaro, L (1, 5) OBP: 0.272, SLG: 0.303		4-1 FC4-6 BB		3-2 G1-3		1-2 G3				2	0	0	0	1	0	0																		
Don Slaught, R (1, 2) OBP: 0.346, SLG: 0.431		0-1 FC4-6 FC6-4 1-2		4-0 G1-6-3 BB		2-0 P6				2	0	0	0	1	0	2																		
Alvaro Espinoza, R (1, 6) OBP: 0.289, SLG: 0.303		1-0 FC6-4 1-2		1-1 G1-6-3		0-1 P6				3	0	0	0	0	0	3																		
Roberto Kelly, R (1, 8) OBP: 0.379, SLG: 0.439			0-2 P2		0-1 G5-3		1-0 G4-6-3 1B			3	0	1	0	0	0	0																		
Inning Stats	R: 0 E: 0 K: 0 S: 13	H: 1 LOB: 0 BB: 0 P: 19	R: 0 E: 0 K: 0 S: 7	H: 1 LOB: 2 BB: 1 P: 12	R: 1 E: 0 K: 1 S: 14	H: 2 LOB: 1 BB: 1 P: 21	R: 0 E: 0 K: 0 S: 6	H: 0 LOB: 0 BB: 0 P: 14	R: 0 E: 0 K: 0 S: 5	H: 0 LOB: 0 BB: 0 P: 6	R: 0 E: 0 K: 0 S: 6	H: 0 LOB: 0 BB: 0 P: 9	R: 0 E: 0 K: 0 S: 4	H: 1 LOB: 0 BB: 0 P: 5	R: 0 E: 0 K: 1 S: 8	H: 0 LOB: 0 BB: 0 P: 11		1B: 3 2B: 3 3B: 0 HR: 0	SF: 0 SAC: 0 DP: 3 HBP: 0	WP: 0 PB: 0 SB: 0 CS: 0	PA: 32													
PITCHER	IP WLS BF H R ER SO BB IBB HBP BLK WP HR S P ERA WHIP																																	
Luis Aquino, R (1, 1) ERA: 3.08	9.0	W	32	5	1	1	2	3	0	0	0	0	0	0	69	106	1.00	0.889																

AB 35
R 7
H 10
RBI 6
BB 6
SO 2
LOB 14



AB 29
R 1
H 5
RBI 1
BB 3
SO 2
LOB 11



Batter	1	2	3	4	5	6	7	8	9	AB	R	H	RBI	BB	SO	LOB	TOP
Willie Wilson, S OBP: 0.293, SLG: 0.304	G6-3		K			K	K			3	0	0	0	1	2	4	Kansas City Royals @ New York Yankees Yankee Stadium, Bronx, NY Sun Jul 16 1989, 3:33 AM EDT Att: 38,117 - Overcast - 75 F
Kevin Seitzer, R OBP: 0.390, SLG: 0.335 Rey Palacios, R OBP: 0.200, SLG: 0.250	L7			K		K				1	0	0	0	0	0	0	
George Brett, L OBP: 0.324, SLG: 0.393	F9			G1-3		L7				3	0	0	0	0	2		
Danny Tartabull, R OBP: 0.357, SLG: 0.433		1B		K						3	1	2	0	0	1	0	
Jim Eisenreich, L OBP: 0.348, SLG: 0.412		K			G3					3	0	1	0	0	1	0	
Pat Tabler, R OBP: 0.338, SLG: 0.308		G4-3			G5-3		G6-4-3			3	0	0	0	0	0	2	
Bob Boone, R OBP: 0.368, SLG: 0.366				G5-3		F9				3	0	1	1	0	0	0	
Frank White, R OBP: 0.299, SLG: 0.303 Brad Wellman, R OBP: 0.273, SLG: 0.287				FC6-4		F8				3	0	2	0	0	0	0	
Bill Pecota, R OBP: 0.343, SLG: 0.677				FC6-4						0	0	0	0	0	0	0	
Inning Stats	R: 0 E: 0 K: 0 S: 5	H: 0 LOB: 0 BB: 0 P: 9	R: 0 E: 0 K: 1 S: 6	H: 1 LOB: 0 BB: 0 P: 12	R: 0 E: 0 K: 1 S: 11	H: 1 LOB: 1 BB: 0 P: 16	R: 0 E: 0 K: 2 S: 9	H: 0 LOB: 0 BB: 0 P: 14	R: 0 E: 0 K: 0 S: 6	H: 0 LOB: 0 BB: 0 P: 10	R: 0 E: 0 K: 1 S: 10	H: 0 LOB: 2 BB: 2 P: 21	R: 1 E: 1 K: 1 S: 14	H: 4 LOB: 3 BB: 0 P: 23			
PITCHER Greg Cadaret, L ERA: 3.78	IP: 7.0 WLS: W BF: 28 H: 6 R: 1 ER: 1 SO: 6 BB: 2 IBB: 0 HBP: 0 BLK: 0 WP: 0 HR: 0 S: 61 P: 105 ERA: 1.29 WHIP: 1.143																

AB	26
R	1
H	6
RBI	1
BB	2
SO	6
LOB	13



Batter	1	2	3	4	5	6	7	8	9	AB	R	H	RBI	BB	SO	LOB	BOTTOM
Steve Sax, R OBP: 0.380, SLG: 0.398 Wayne Tolleson, S OBP: 0.239, SLG: 0.171	K	E5		FC3-6		E8				4	2	2	0	0	1	0	Kansas City Royals @ New York Yankees Yankee Stadium, Bronx, NY Sun Jul 16 1989, 3:33 AM EDT Att: 38,117 - Overcast - 75 F
Luis Polonia, L OBP: 0.330, SLG: 0.377	E	P6		FC3-6		G4-3				5	1	2	0	0	0	5	
Don Mattingly, L OBP: 0.364, SLG: 0.472	1B		P5	FC3-6						4	1	2	2	0	0	2	
Mel Hall, L OBP: 0.317, SLG: 0.468	L8		G4-3	P5						4	1	1	1	0	0	2	
Jesse Barfield, R OBP: 0.354, SLG: 0.426			1B	1B						1	2	1	0	3	0	0	
Mike Pagliaro, L OBP: 0.275, SLG: 0.307	P6		1B	1B						4	2	2	1	0	1	4	
Don Slaught, R OBP: 0.344, SLG: 0.429		K		1B		L5				4	0	1	1	0	1	2	
Alvaro Espinoza, R OBP: 0.296, SLG: 0.307		FC1-6		1B		F8				3	0	2	2	1	0	0	
Roberto Kelly, R OBP: 0.377, SLG: 0.440		FC1-6		K		G3				4	1	1	1	0	1	3	
Inning Stats	R: 1 E: 1 K: 1 S: 15	H: 3 LOB: 2 BB: 0 P: 20	R: 1 E: 1 K: 1 S: 12	H: 0 LOB: 1 BB: 1 P: 19	R: 2 E: 0 K: 1 S: 16	H: 3 LOB: 2 BB: 1 P: 22	R: 1 E: 0 K: 1 S: 13	H: 2 LOB: 2 BB: 1 P: 20	R: 0 E: 0 K: 0 S: 7	H: 0 LOB: 0 BB: 0 P: 9	R: 5 E: 1 K: 0 S: 25	H: 6 LOB: 3 BB: 2 P: 46					
PITCHER Terry Leach, R ERA: 4.35 Bob Buchanan, L ERA: 16.2 Steve Crawford, R ERA: 1.93	IP: 3.0 WLS: L BF: 20 H: 8 R: 5 ER: 4 SO: 3 BB: 2 IBB: 0 HBP: 0 BLK: 0 WP: 0 HR: 0 S: 49 P: 67 ERA: 12.00 WHIP: 3.333																


AB	33
R	10
H	14
RBI	8
BB	5
SO	4
LOB	18



Batter	1	2	3	4	5	6	7	8	9	AB	R	H	RBI	BB	SO	LOB	TOP				
Steve Sax, R (1,4) OBP: 0.378, SLG: 0.396	2-1 1B		3-1 F9		0-1 G6-3			1-2 F8		4	0	1	0	0	0	0					
Luis Polonia, L (1,7) OBP: 0.332, SLG: 0.382	1-2 L7		2-1 E		1-2 G3			0-0 1B WP		4	2	2	0	0	0	1					
Don Mattingly, L (1,3) OBP: 0.360, SLG: 0.466	2-0 F7		1-1 E9		1-1 G5-4-3		1-1 F7	2-1 F7		4	0	0	0	0	0	2					
Steve Balboni, R (1,10) OBP: 0.299, SLG: 0.503	1-1 L7		0-0 G5-4-3		2-2 F8		3-1 WP	1-3 1B		4	0	1	0	0	0	2					
Jesse Barfield, R (1,9) OBP: 0.361, SLG: 0.440		2-1 HR		1-1 G5-4-3	1B	4-0 CS		4-2 1B		2	1	2	1	2	0	0					
Tom Brookens, R (1,5) OBP: 0.284, SLG: 0.336	1-0 F7		0-0 G5-4-3		1-2 G6-3		1-2 G6-3	1-0 P5		3	0	1	0	0	0	1					
Mel Hall, L (8, PH) OBP: 0.315, SLG: 0.465										1	0	0	0	0	0	2					
Mike Pagliarulo, L (8,5) OBP: 0.275, SLG: 0.307										0	0	0	0	0	0	0					
Don Slaught, R (1,2) OBP: 0.339, SLG: 0.422	3-2 L7		1-0 G5-4-3		2-2 F8		2-3 K			4	0	0	0	0	1	2					
Alvaro Espinoza, R (1,6) OBP: 0.296, SLG: 0.304	4-1 BB		0-0 F9		1-2 F8		1-1 F9			3	0	0	0	1	0	1					
Roberto Kelly, R (1,8) OBP: 0.372, SLG: 0.432	1-0 L8				1-2 G1-3		2-3 K	2-3 K		4	0	0	0	0	2	1					
Inning Stats	R: 0 E: 0 K: 0 S: 8	H: 1 LOB: 1 BB: 0 P: 14	R: 1 E: 0 K: 0 S: 8	H: 1 LOB: 0 BB: 1 P: 19	R: 1 E: 1 K: 0 S: 7	H: 1 LOB: 0 BB: 0 P: 13	R: 0 E: 0 K: 0 S: 5	H: 2 LOB: 1 BB: 0 P: 7	R: 0 E: 0 K: 0 S: 10	H: 0 LOB: 1 BB: 1 P: 18	R: 0 E: 0 K: 1 S: 11	H: 0 LOB: 0 BB: 0 P: 16	R: 1 E: 0 K: 0 S: 11	H: 2 LOB: 2 BB: 1 P: 22	R: 0 E: 0 K: 2 S: 9	H: 0 LOB: 0 BB: 0 P: 14	1B: 5 2B: 1 3B: 0 HR: 1	SF: 0 SAC: 0 DP: 2 HBP: 0	WP: 1 PB: 0 CS: 1	PA: 36	
PITCHER	IP WLS BF H R ER SO BB IBB HBP BLK WP HR S P ERA WHIP	7.2 W 31 7 3 2 1 2 0 0 0 0 1 65 111 2.35 1.174	8.1 S 5 0 0 0 2 1 0 0 0 1 0 12 22 0.00 0.750																		

New York Yankees @ Chicago White Sox
Comiskey Park, Chicago, IL
Mon Jul 17 1989, 8:05 PM EDT
Att: 18,070 - Unknown - 81 F


AB 33
R 3
H 7
RBI 1
BB 3
SO 3
LOB 12



Batter	1	2	3	4	5	6	7	8	9	AB	R	H	RBI	BB	SO	LOB	BOTTOM				
Dave Gallagher, R (1,8) OBP: 0.354, SLG: 0.342	1-1 2B 1B	2-3 K			2-2 L4		4-1 BLK 1B BB	1-0 SH1-3		3	2	1	1	1	1	0					
Fred Manrique, R (1,4) OBP: 0.332, SLG: 0.406	3-1 1B	2-2 G6-3			0-1 P4		1-0 F9	1-1 G4-3		3	1	1	0	0	0	0					
Steve Lyons, L (7, PH) OBP: 0.323, SLG: 0.325	1-3 1B 2B						1-2 F9			2	0	0	0	0	0	1					
Harold Baines, L (1,10) OBP: 0.415, SLG: 0.492	0-1 1B 1B		1-2 G4-3		0-0 G4-3		4-0 1B IBB			3	2	1	2	1	0	0					
Ivan Calderon, R (1,9) OBP: 0.313, SLG: 0.435	0-0 F8		2-3 K		0-2 P4		3-1 1B 1B	1-2 2H 1B		4	0	1	1	0	1	1					
Carlton Fisk, R (1,2) OBP: 0.354, SLG: 0.481	3-2 1B 1B		0-2 G6-3		0-0 1B		2-0 1B	1-3 2H 1B		4	1	3	1	0	0	0					
Carlos Martinez, R (1,5) OBP: 0.315, SLG: 0.368	1-0 1B			0-2 G3		4-0 1B IBB	1-1 1B	1-2 1B		3	0	2	1	1	0	0					
Dan Pasqua, L (1,7) OBP: 0.327, SLG: 0.442	1-0 G6-4-3			1-2 F9		2-1 1B	3-3 K			4	0	2	1	0	1	2					
Russ Morman, R (1,3) OBP: 0.471, SLG: 0.500	1-1 G6-4-3			1-1 G1-3		4-0 1B IBB		1-2 F8		3	0	0	0	1	0	3					
Ozzie Guillen, L (1,6) OBP: 0.271, SLG: 0.304		1-1 F8			1-2 F7		0-2 L9	1-2 E S SH1-3 1B		4	1	1	0	0	0	3					
Inning Stats	R: 3 E: 0 K: 0 S: 14	H: 6 LOB: 2 BB: 0 P: 24	R: 0 E: 0 K: 1 S: 8	H: 0 LOB: 0 BB: 0 P: 13	R: 0 E: 0 K: 1 S: 9	H: 0 LOB: 0 BB: 0 P: 12	R: 0 E: 0 K: 0 S: 8	H: 0 LOB: 0 BB: 0 P: 10	R: 0 E: 0 K: 0 S: 8	H: 2 LOB: 3 BB: 2 P: 11	R: 1 E: 0 K: 0 S: 10	H: 2 LOB: 2 BB: 2 P: 20	R: 2 E: 0 K: 1 S: 10	H: 3 LOB: 2 BB: 2 P: 28	R: 1 E: 0 K: 0 S: 10	H: 1 LOB: 0 BB: 0 P: 14	1B: 10 2B: 2 3B: 0 HR: 0	SF: 0 SAC: 1 DP: 1 HBP: 0	WP: 0 PB: 0 SB: 1 CS: 0	PA: 38	
PITCHER	IP WLS BF H R ER SO BB IBB HBP BLK WP HR S P ERA WHIP	6.0 L 27 8 4 4 2 8 4 4 2 0 0 10 28 6.00 1.333	7.1 7 3 2 2 1 1 1 0 0 1 0 0 10 28 18.00 4.000	8.1 4 1 1 0 0 0 0 0 0 0 0 0 10 14 0.00 1.000																	

New York Yankees @ Chicago White Sox
Comiskey Park, Chicago, IL
Mon Jul 17 1989, 8:05 PM EDT
Att: 18,070 - Unknown - 81 F

AB 33
R 7
H 12
RBI 7
BB 4
SO 3
LOB 10



Batter	1	2	3	4	5	6	7	8	9	AB	R	H	RBI	BB	SO	LOB	TOP					
Steve Sax, R OBP: 0.373, SLG: 0.391										3	0	0	1	0	1	3	New York Yankees @ Texas Rangers Arlington Stadium, Arlington, TX Thu Jul 20 1989, 8:05 PM EDT Att: 32,202 - Unknown - 90 F					
Luis Polonia, L OBP: 0.330, SLG: 0.376										3	0	0	0	0	2	0						
Steve Balboni, R OBP: 0.309, SLG: 0.520										1	0	1	1	0	0	0						
Wayne Tolleson, S OBP: 0.239, SLG: 0.171										0	0	0	0	0	0	0						
Eric Plunk, R										0	0	0	0	0	0	0						
Lance McCullers, S										0	0	0	0	0	0	0						
Don Mattingly, L OBP: 0.357, SLG: 0.462										4	0	0	0	0	1	3						
Mel Hall, L OBP: 0.318, SLG: 0.469										4	0	1	0	0	1	0						
Jesse Barfield, R OBP: 0.356, SLG: 0.430										4	0	0	0	0	4	1						
Mike Pagliaro, L OBP: 0.271, SLG: 0.301										4	0	0	0	0	2	1						
Don Slaught, R OBP: 0.334, SLG: 0.415										3	0	0	0	0	1	0						
Alvaro Espinoza, R OBP: 0.296, SLG: 0.308										3	2	2	0	0	1	0						
Roberto Kelly, R OBP: 0.378, SLG: 0.438										2	0	2	0	0	0	0						
Inning Stats	R: 0 E: 0 K: 2 S: 8	H: 0 LOB: 0 BB: 0 P: 12	R: 0 E: 0 K: 1 S: 9	H: 0 LOB: 0 BB: 0 P: 12	R: 0 E: 0 K: 1 S: 9	H: 1 LOB: 1 BB: 0 P: 15	R: 0 E: 0 K: 2 S: 8	H: 0 LOB: 0 BB: 0 P: 11	R: 0 E: 0 K: 2 S: 9	H: 0 LOB: 0 BB: 0 P: 11	R: 1 E: 0 K: 0 S: 6	H: 1 LOB: 0 BB: 0 P: 11	R: 0 E: 0 K: 3 S: 11	H: 1 LOB: 1 BB: 0 P: 14	R: 1 E: 1 K: 0 S: 14	H: 3 LOB: 3 BB: 0 P: 23	R: 0 E: 0 K: 2 S: 10	H: 0 LOB: 0 BB: 0 P: 14	1B: 4 2B: 2 3B: 0 HR: 0	SF: 1 SAC: 1 DP: 1 HBP: 0	WP: 0 PB: 0 SB: 1 CS: 0	PA: 33
PITCHER	IP WLS BF H R ER SO BB IBB HBP BLK WP HR S P ERA WHIP																					
Nolan Ryan, R ERA: 3.23	(1, 1) 7.1 W 28 5 2 2 11 0 0 0 0 0 0 0 69 101 2.46 0.682																					
Kenny Rogers, L ERA: 2.32	(8, 1) 1.2 S 5 1 0 0 2 0 0 0 0 0 0 0 15 22 0.00 0.600																					

Batter	1	2	3	4	5	6	7	8	9	AB	R	H	RBI	BB	SO	LOB	BOTTOM					
Cecil Espy, S OBP: 0.307, SLG: 0.323										3	1	1	1	1	1	3	New York Yankees @ Texas Rangers Arlington Stadium, Arlington, TX Thu Jul 20 1989, 8:05 PM EDT Att: 32,202 - Unknown - 90 F					
Scott Fletcher, R OBP: 0.336, SLG: 0.301										4	0	1	0	0	0	4						
Rafael Palmeiro, L OBP: 0.365, SLG: 0.393										3	0	0	0	1	0	2						
Ruben Sierra, S OBP: 0.365, SLG: 0.559										4	0	1	1	0	2	1						
Julio Franco, R OBP: 0.393, SLG: 0.489										4	1	1	0	0	0	2						
Pete Incaviglia, R OBP: 0.278, SLG: 0.427										3	2	1	1	1	2	2						
Rick Leach, L OBP: 0.357, SLG: 0.372										3	1	3	0	1	0	0						
Steve Buechele, R OBP: 0.311, SLG: 0.385										4	1	2	3	0	0	2						
Chad Kreuter, S OBP: 0.219, SLG: 0.179										2	0	0	0	1	2	0						
Inning Stats	R: 0 E: 0 K: 0 S: 7	H: 0 LOB: 1 BB: 1 P: 13	R: 0 E: 0 K: 1 S: 10	H: 1 LOB: 0 BB: 0 P: 12	R: 0 E: 0 K: 2 S: 7	H: 0 LOB: 0 BB: 0 P: 11	R: 0 E: 0 K: 1 S: 5	H: 0 LOB: 0 BB: 0 P: 8	R: 1 E: 0 K: 1 S: 8	H: 2 LOB: 0 BB: 0 P: 14	R: 1 E: 0 K: 1 S: 9	H: 2 LOB: 2 BB: 1 P: 21	R: 2 E: 0 K: 0 S: 13	H: 3 LOB: 1 BB: 0 P: 18	R: 2 E: 0 K: 1 S: 19	H: 2 LOB: 3 BB: 3 P: 35	R: 2 E: 0 K: 1 S: 10	H: 2 LOB: 3 BB: 3 P: 14	1B: 7 2B: 1 3B: 1 HR: 1	SF: 0 SAC: 3 DP: 1 HBP: 0	WP: 0 PB: 0 SB: 0 CS: 0	PA: 38
PITCHER	IP WLS BF H R ER SO BB IBB HBP BLK WP HR S P ERA WHIP																					
Andy Hawkins, R ERA: 4.41	(1, 1) 6.1 L 27 7 4 4 6 2 0 0 0 0 0 0 0 52 86 5.68 1.421																					
Lee Guetterman, L ERA: 2.53	(7, 1) 0.2 3 1 0 0 0 0 0 0 0 0 0 0 7 11 0.00 1.500																					
Eric Plunk, R ERA: 2.54	(8, 1) 0.1 6 2 2 2 1 3 0 0 0 0 0 0 13 26 54.00 15.000																					
Lance McCullers, R ERA: 5.84	(8, 1) 0.2 2 0 0 0 0 0 0 0 0 0 0 0 6 9 0.00 0.000																					

Batter	1	2	3	4	5	6	7	8	9	AB	R	H	RBI	BB	SO	LOB	TOP			
Steve Sax, R OBP: 0.371, SLG: 0.387	G1-3		1B BB		G6-3			L7		3	0	0	0	1	0	1	<p>New York Yankees @ Texas Rangers Arlington Stadium, Arlington, TX Fri Jul 21 1989, 8:05 PM EDT Att: 35,665 - Unknown - 92 F</p>			
Luis Polonia, L OBP: 0.332, SLG: 0.376	G3-1		1-2 2-3 1B		F7			BB		3	0	1	1	1	0	0				
Don Mattingly, L OBP: 0.354, SLG: 0.457	G4-3		1-2 2-3 3-H 2-1 1-2		G6-4-3			BB		4	0	0	0	0	0	4				
Mel Hall, L OBP: 0.316, SLG: 0.463		K			F7			K		4	1	1	0	0	2	0				
Ken Phelps, L OBP: 0.352, SLG: 0.370	G6-3		1-1 1B		F7			F9		4	0	0	0	0	1	1				
Mike Pagliarulo, L OBP: 0.286, SLG: 0.296	K		1-3 SF8		E8			L5		4	0	0	0	0	1	1				
Don Slaught, R OBP: 0.334, SLG: 0.415			1-0 FC5-6 1B		SF8			G6-3		2	0	1	1	0	0	0				
Alvaro Espinoza, R OBP: 0.293, SLG: 0.305			1-1 FC5-6 WP BB 1B		F9			G5-3		3	1	0	0	0	0	2				
Roberto Kelly, R OBP: 0.381, SLG: 0.439			4-2 1B S BB					P6		2	0	1	0	1	0	0				
Inning Stats	R: 0 E: 0 K: 0 S: 3	H: 0 LOB: 0 BB: 0 P: 7	R: 0 E: 0 K: 2 S: 9	H: 0 LOB: 0 BB: 0 P: 11	R: 1 E: 0 K: 0 S: 9	H: 2 LOB: 2 BB: 2 P: 22	R: 1 E: 1 K: 0 S: 8	H: 1 LOB: 1 BB: 0 P: 10	R: 0 E: 0 K: 1 S: 5	H: 0 LOB: 0 BB: 0 P: 13	R: 0 E: 0 K: 0 S: 4	H: 0 LOB: 0 BB: 0 P: 5	R: 0 E: 0 K: 0 S: 6	H: 0 LOB: 1 BB: 1 P: 13	R: 0 E: 0 K: 1 S: 12	H: 0 LOB: 0 BB: 0 P: 18	1B: 4 2B: 0 3B: 0 HR: 0	SF: 1 SAC: 0 DP: 1 HBP: 0	WP: 1 PB: 0 SB: 1 CS: 1	PA: 33
PITCHER Kevin Brown, R ERA: 3.0	IP: 9.0 WLS: W BF: 33 H: 4 R: 2 ER: 1 SO: 4 BB: 3 IBB: 0 HBP: 0 BLK: 0 WP: 1 HR: 0 S: 64 P: 104 ERA: 1.00 WHIP: 0.778															PITCHER				

Batter	1	2	3	4	5	6	7	8	9	AB	R	H	RBI	BB	SO	LOB	BOTTOM			
Cecil Espy, S OBP: 0.303, SLG: 0.319	F9		G4-3		K			K		4	0	0	0	0	2	2	<p>New York Yankees @ Texas Rangers Arlington Stadium, Arlington, TX Fri Jul 21 1989, 8:05 PM EDT Att: 35,665 - Unknown - 92 F</p>			
Scott Fletcher, R OBP: 0.332, SLG: 0.297	G5-3		G6-3				G3-1	FC1-6-5-4		4	0	0	0	0	0	2				
Rafael Palmeiro, L OBP: 0.361, SLG: 0.389	F8				G4-3		E3	G3		4	1	0	0	0	0	1				
Ruben Sierra, S OBP: 0.364, SLG: 0.556		F7			L7			F8		4	0	1	0	0	0	0				
Julio Franco, R OBP: 0.394, SLG: 0.487		CS			2B		FC4-6	P4		3	2	1	0	1	0	2				
Pete Incaviglia, R OBP: 0.288, SLG: 0.447		BB			2B		HR	1B		2	1	2	4	2	0	0				
Steve Buechele, R OBP: 0.310, SLG: 0.383		BB			2B		HR	BB		4	0	1	0	0	1	3				
Jeff Kunkel, R OBP: 0.305, SLG: 0.449		CS			F8		G1-3	K		4	1	1	0	0	1	2				
Chad Kreuter, S OBP: 0.232, SLG: 0.198					G4-3		G5-3	2B		2	0	1	1	1	0	0				
Inning Stats	R: 0 E: 0 K: 0 S: 5	H: 0 LOB: 0 BB: 0 P: 7	R: 0 E: 0 K: 0 S: 6	H: 0 LOB: 2 BB: 2 P: 18	R: 0 E: 0 K: 0 S: 13	H: 0 LOB: 1 BB: 1 P: 20	R: 1 E: 0 K: 0 S: 8	H: 2 LOB: 1 BB: 0 P: 15	R: 0 E: 0 K: 1 S: 10	H: 0 LOB: 0 BB: 0 P: 14	R: 3 E: 1 K: 1 S: 11	H: 2 LOB: 0 BB: 0 P: 14	R: 1 E: 0 K: 1 S: 12	H: 2 LOB: 1 BB: 0 P: 18	R: 0 E: 0 K: 1 S: 15	H: 1 LOB: 2 BB: 1 P: 23	1B: 3 2B: 3 3B: 0 HR: 1	SF: 0 SAC: 0 DP: 0 HBP: 0	WP: 0 PB: 0 SB: 1 CS: 1	PA: 36
PITCHER Greg Cadaret, L ERA: 3.69 Lee Guetterman, L ERA: 2.79 Eric Plunk, R ERA: 2.49	IP: 6.0 WLS: L BF: 27 H: 6 R: 3 ER: 2 SO: 2 BB: 3 IBB: 0 HBP: 0 BLK: 0 WP: 0 HR: 1 S: 59 P: 96 ERA: 3.00 WHIP: 1.500															PITCHER				

Batter	1	2	3	4	5	6	7	8	9	AB	R	H	RBI	BB	SO	LOB	TOP					
Steve Sax, R OBP: 0.370, SLG: 0.386										4	0	1	0	0	1	5	New York Yankees @ Texas Rangers Arlington Stadium, Arlington, TX Sat Jul 22 1989, 8:05 PM EDT Att: 41,647 - Unknown - 91 F					
Luis Polonia, L OBP: 0.331, SLG: 0.377										4	1	1	0	0	0	5						
Don Mattingly, L OBP: 0.355, SLG: 0.457										4	0	2	0	0	0	2						
Steve Balboni, R OBP: 0.307, SLG: 0.514										4	0	1	1	0	2	3						
Jesse Barfield, R OBP: 0.355, SLG: 0.430										4	0	1	0	0	3	2						
Tom Brookens, R OBP: 0.276, SLG: 0.344										4	0	0	0	0	1	3						
Don Slaught, R OBP: 0.340, SLG: 0.416										2	0	1	0	1	0	0						
Alvaro Espinoza, R OBP: 0.291, SLG: 0.303										2	0	0	0	0	0	1						
Ken Phelps, L OBP: 0.356, SLG: 0.374										1	0	1	0	0	0	0						
Wayne Tolleson, S OBP: 0.239, SLG: 0.171										0	0	0	0	0	0	0						
Mel Hall, L OBP: 0.315, SLG: 0.461										1	0	0	0	0	0	1						
Roberto Kelly, R OBP: 0.383, SLG: 0.440										4	0	2	0	0	1	1						
Inning Stats	R: 0 E: 0 K: 1 S: 10	H: 1 LOB: 1 BB: 0 P: 15	R: 0 E: 0 K: 1 S: 8	H: 0 LOB: 0 BB: 0 P: 12	R: 0 E: 0 K: 0 S: 9	H: 1 LOB: 1 BB: 0 P: 11	R: 0 E: 0 K: 2 S: 12	H: 1 LOB: 1 BB: 0 P: 15	R: 0 E: 0 K: 0 S: 10	H: 0 LOB: 1 BB: 0 P: 15	R: 1 E: 0 K: 1 S: 19	H: 2 LOB: 1 BB: 0 P: 24	R: 0 E: 0 K: 1 S: 11	H: 3 LOB: 3 BB: 0 P: 16	R: 0 E: 0 K: 1 S: 10	H: 2 LOB: 1 BB: 0 P: 12	R: 0 E: 0 K: 1 S: 6	H: 0 LOB: 0 BB: 0 P: 8	1B: 8 2B: 2 3B: 0 HR: 0	SF: 0 SAC: 0 DP: 3 HBP: 1	WP: 0 PB: 0 CS: 0	PA: 36
PITCHER	IP WLS BF H R ER SO BB IBB HBP BLK WP HR S P ERA WHIP																					
Mike Jeffcoat, L ERA: 3.81	(1, 1) 6.0 W 25 6 1 1 5 1 0 0 0 0 0 0 70 97 1.50 1.167																					
Gary Mielke, R ERA: 3.09	(7, 1) 0.1 3 2 0 0 1 0 0 0 0 0 0 0 7 9 0.00 6.000																					
Kenny Rogers, L ERA: 2.28	(7, 1) 0.2 2 1 0 0 0 0 0 0 0 0 0 0 6 7 0.00 1.500																					
Jeff Russell, R ERA: 1.71	(8, 1) 2.0 S 6 1 0 0 2 0 0 0 1 0 0 0 0 12 15 0.00 0.500																					

Batter	1	2	3	4	5	6	7	8	9	AB	R	H	RBI	BB	SO	LOB	BOTTOM			
Scott Fletcher, R OBP: 0.328, SLG: 0.293										4	0	0	0	0	2	1	New York Yankees @ Texas Rangers Arlington Stadium, Arlington, TX Sat Jul 22 1989, 8:05 PM EDT Att: 41,647 - Unknown - 91 F			
Jack Daugherty, S OBP: 0.360, SLG: 0.364										4	0	1	0	0	0	0				
Julio Franco, R OBP: 0.393, SLG: 0.485										4	0	1	0	0	0	1				
Ruben Sierra, S OBP: 0.365, SLG: 0.568										4	1	2	1	0	0	1				
Pete Incaviglia, R OBP: 0.285, SLG: 0.441										4	0	0	0	0	3	3				
Steve Buechele, R OBP: 0.310, SLG: 0.392										3	1	1	1	0	2	1				
Mike Stanley, R OBP: 0.270, SLG: 0.193										2	0	1	0	0	0	0				
Rafael Palmeiro, L OBP: 0.363, SLG: 0.389										0	0	0	0	1	0	0				
Jeff Kunkel, R OBP: 0.307, SLG: 0.456										2	0	1	0	0	0	0				
Cecil Espy, S OBP: 0.302, SLG: 0.318										1	0	0	0	0	0	2				
Jim Sundberg, R OBP: 0.314, SLG: 0.333										2	0	0	0	1	1	0				
Inning Stats	R: 0 E: 1 K: 2 S: 14	H: 1 LOB: 2 BB: 0 P: 21	R: 1 E: 0 K: 1 S: 12	H: 1 LOB: 0 BB: 0 P: 18	R: 0 E: 0 K: 0 S: 6	H: 0 LOB: 0 BB: 0 P: 10	R: 1 E: 0 K: 1 S: 10	H: 3 LOB: 2 BB: 0 P: 15	R: 0 E: 0 K: 0 S: 11	H: 1 LOB: 1 BB: 1 P: 19	R: 0 E: 0 K: 2 S: 11	H: 1 LOB: 2 BB: 1 P: 20	R: 0 E: 0 K: 1 S: 10	H: 0 LOB: 0 BB: 0 P: 14	R: 0 E: 0 K: 1 S: 5	H: 0 LOB: 0 BB: 0 P: 8	1B: 2 2B: 2 3B: 1 HR: 2	SF: 0 SAC: 0 DP: 1 HBP: 0	WP: 0 PB: 0 CS: 0	PA: 32
PITCHER	IP WLS BF H R ER SO BB IBB HBP BLK WP HR S P ERA WHIP																			
Dave LaPoint, L ERA: 5.42	(1, 1) 5.0 L 22 7 2 2 4 1 0 0 0 0 0 0 20 33 0.00 0.500																			
Lance McCullers, R ERA: 5.61	(6, 1) 2.0 7 0 0 0 3 1 0 0 0 0 0 0 5 8 0.00 0.000																			
Dave Righetti, L ERA: 2.3	(8, 1) 1.0 3 0 0 0 1 0 0 0 0 0 0 0 5 8 0.00 0.000																			

Batter	1	2	3	4	5	6	7	8	9	10	AB	R	H	RBI	BB	SO	LOB	TOP		
Steve Sax, R OBP: 0.367, SLG: 0.382 (1, 4)	L4		G4-3		G4-3			G3			4	0	0	0	0	0	0	New York Yankees @ Texas Rangers Arlington Stadium, Arlington, TX Sun Jul 23 1989, 8:05 PM EDT Att. 27,039 - Sunny - 81 F		
Luis Polonia, L OBP: 0.327, SLG: 0.373 (1, 7)	K			K2-3	F7			G1-3			4	0	0	0	0	2				
Don Mattingly, L OBP: 0.352, SLG: 0.452 (1, 3)	L9			F8				G3-1		F8	4	0	0	0	0	0				
Mel Hall, L OBP: 0.308, SLG: 0.450 (1, 10)		K		L9				K		F8	4	0	0	0	0	2				
Jesse Barfield, R OBP: 0.333, SLG: 0.426 (1, 9)		P5						K		K	3	0	0	0	1	2				
Tom Brookens, R OBP: 0.275, SLG: 0.342 (1, 5)					FC5-4 1B			G5-3		F9	4	1	1	0	0	0	1			
Bob Geren, R OBP: 0.415, SLG: 0.541 Wayne Tolleson, S OBP: 0.239, SLG: 0.171 (10, 6)								K			3	1	1	1	1	1				
Alvaro Espinoza, R OBP: 0.292, SLG: 0.303 Ken Phelps, L OBP: 0.354, SLG: 0.371 Don Slaught, R OBP: 0.340, SLG: 0.416 (10, 2)								G6-3			0	0	0	0	0	0				
Roberto Kelly, R OBP: 0.381, SLG: 0.448 (1, 8)								K			4	1	1	3	0	2	1			
Inning Stats	R: 0 E: 0 K: 1 S: 7	H: 0 LOB: 0 BB: 0 P: 10	R: 0 E: 0 K: 1 S: 10	H: 1 LOB: 1 BB: 0 P: 16	R: 0 E: 0 K: 1 S: 7	H: 0 LOB: 0 BB: 0 P: 9	R: 0 E: 0 K: 1 S: 9	H: 0 LOB: 0 BB: 0 P: 14	R: 4 E: 0 K: 0 S: 13	H: 3 LOB: 0 BB: 1 P: 22	R: 0 E: 0 K: 2 S: 9	H: 0 LOB: 0 BB: 0 P: 14	R: 0 E: 0 K: 1 S: 7	H: 0 LOB: 0 BB: 0 P: 11	R: 0 E: 0 K: 1 S: 7	H: 0 LOB: 0 BB: 1 P: 15	1B: 3 2B: 0 3B: 0 HR: 1		SF: 0 SAC: 0 DP: 0 HBP: 0	WP: 0 PB: 0 SB: 2 CS: 0
PITCHER Bobby Witt, R ERA: 4.95 (1, 1)	IP 10.0	WLS W 36	H 4	R 4	ER 4	SO 11	BB 2	IBB 0	HBP 0	BLK 0	WP 0	HR 1	S 84	P 131	ERA 3.60	WHIP 0.600				

Batter	1	2	3	4	5	6	7	8	9	10	AB	R	H	RBI	BB	SO	LOB	BOTTOM						
Jeff Kunkel, R OBP: 0.302, SLG: 0.447 Thad Bosley, L OBP: 0.200, SLG: 0.200 Chad Kreuter, S OBP: 0.232, SLG: 0.198 (10, 2)	P4			F9		F7			G3		3	0	0	0	0	0	0	New York Yankees @ Texas Rangers Arlington Stadium, Arlington, TX Sun Jul 23 1989, 8:05 PM EDT Att. 27,039 - Sunny - 81 F						
Scott Fletcher, R OBP: 0.330, SLG: 0.299 (1, 6)				P9		F7			1B		4	1	2	1	0	0	0							
Julio Franco, R OBP: 0.392, SLG: 0.482 (1, 4)				K					HR		4	1	1	1	0	2	1							
Ruben Sierra, S OBP: 0.364, SLG: 0.573 (1, 9)						K					4	1	1	2	0	2	0							
Pete Incaviglia, R OBP: 0.265, SLG: 0.436 (1, 7)						G6-3					3	0	0	0	1	1	0							
Steve Buschele, R OBP: 0.309, SLG: 0.388 (1, 5)											3	0	0	0	1	1	1							
Jack Daugherty, S OBP: 0.310, SLG: 0.308 (1, 3)											4	0	0	0	0	0	1							
Mike Stanley, R OBP: 0.262, SLG: 0.186 Rafael Palmeiro, L OBP: 0.363, SLG: 0.388 (9, PH)											2	0	0	0	0	1	0							
Jim Sundberg, R OBP: 0.310, SLG: 0.328 Rick Leach, L OBP: 0.360, SLG: 0.372 Cecil Espy, S OBP: 0.304, SLG: 0.320 (10, 8)											1	1	0	0	1	0	0							
Inning Stats	R: 0 E: 0 K: 0 S: 8	H: 1 LOB: 0 BB: 0 P: 11	R: 0 E: 0 K: 2 S: 7	H: 0 LOB: 0 BB: 0 P: 10	R: 0 E: 0 K: 1 S: 5	H: 0 LOB: 0 BB: 0 P: 7	R: 0 E: 0 K: 1 S: 6	H: 0 LOB: 0 BB: 0 P: 8	R: 0 E: 0 K: 1 S: 9	H: 0 LOB: 1 BB: 1 P: 17	R: 0 E: 0 K: 0 S: 4	H: 0 LOB: 0 BB: 0 P: 6	R: 0 E: 0 K: 2 S: 9	H: 0 LOB: 0 BB: 0 P: 14	R: 0 E: 0 K: 0 S: 8	H: 0 LOB: 0 BB: 0 P: 11	R: 4 E: 0 K: 0 S: 14		H: 3 LOB: 1 BB: 2 P: 27	R: 1 E: 1 K: 0 S: 4	H: 1 LOB: 1 BB: 1 P: 10	1B: 3 2B: 1 3B: 0 HR: 1	SF: 0 SAC: 0 DP: 1 HBP: 0	WP: 0 PB: 0 SB: 0 CS: 0
PITCHER Chuck Cary, L ERA: 2.41 Dave Righetti, L ERA: 2.68 (9, 1)	IP 8.2	WLS L 29	H 2	R 2	ER 2	SO 7	BB 2	IBB 0	HBP 0	BLK 0	WP 0	HR 0	S 64	P 97	ERA 2.08	WHIP 0.462								

AB	34
R	4
H	4
RBI	4
BB	2
SO	11
LOB	4



AB	32
R	5
H	5
RBI	4
BB	4
SO	7
LOB	4



Batter	1	2	3	4	5	6	7	8	9	AB	R	H	RBI	BB	SO	LOB	TOP									
Steve Sax, R OBP: 0.367, SLG: 0.385	1-1 1B SF9 1B		3-2 P6		0-2 SH1-3 1B 2B	1-3 K		1-2 FC6-4		5	2	2	0	0	1	3										
Alvaro Espinoza, R OBP: 0.298, SLG: 0.309	1-0 SF9 1B		2-1 FC4 1B		0-0 SH1-3		0-0 G6-3 1B	1-2 G6-3	1-2 G6-3	4	0	3	0	0	0	0										
Don Mattingly, L OBP: 0.348, SLG: 0.446	1-1 P4		0-1 FC4		2-1 P3		0-0 G6-3	0-2 L8		5	0	0	0	0	0	5										
Mel Hall, L OBP: 0.317, SLG: 0.456	0-0 SF9			1-2 HBP 1B	1-1 1B		4-0 IBB		1-3 K	2	1	2	2	1	0	0										
Don Stought, R OBP: 0.339, SLG: 0.415	1-2 3-H			2-1 1B HBP	0-0 F7		0-1 P6			1	0	0	0	0	1	0										
Steve Balboni, R OBP: 0.306, SLG: 0.506	K			1-2 HBP	0-0 F7		0-1 P6			3	0	0	0	0	1	4										
Jesse Barfield, R OBP: 0.350, SLG: 0.421		0-3 K		2-3 K		0-0 G5-3	1-3 K			4	0	0	0	0	3	4										
Tom Brookens, R OBP: 0.275, SLG: 0.340		0-0 G6-3		0-2 1B		0-1 L4		1-3 K		4	0	1	1	0	1	0										
Bob Geren, R OBP: 0.406, SLG: 0.523		2-2 G6-3		0-3 K		1-1 E1 1B		2-1 P4		4	0	1	0	0	1	2										
Roberto Kelly, R OBP: 0.383, SLG: 0.447			1-2 F9	1-2 P6		4-1 BB		0-0 FC6-4 1B		3	0	1	0	1	0	2										
Inning Stats	R: 1 E: 0 K: 1 S: 10	H: 2 LOB: 1 BB: 0 P: 15	R: 0 E: 0 K: 1 S: 8	H: 0 LOB: 0 BB: 0 P: 10	R: 0 E: 0 K: 0 S: 10	H: 1 LOB: 1 BB: 0 P: 16	R: 1 E: 0 K: 2 S: 17	H: 2 LOB: 2 BB: 0 P: 23	R: 1 E: 0 K: 0 S: 9	H: 2 LOB: 1 BB: 1 P: 12	R: 0 E: 1 K: 1 S: 12	H: 1 LOB: 2 BB: 1 P: 18	R: 0 E: 0 K: 1 S: 7	H: 1 LOB: 2 BB: 1 P: 12	R: 0 E: 0 K: 1 S: 10	H: 1 LOB: 1 BB: 0 P: 14	R: 0 E: 0 K: 1 S: 10	H: 0 LOB: 0 BB: 0 P: 12	1B: 9 2B: 1 3B: 0 HR: 0	SF: 1 SAC: 1 DP: 0 HBP: 1	WP: 0 PB: 0 SB: 0 CS: 0	PA: 40				
PITCHER	IP	WLS	BF	H	R	ER	SO	BB	IBB	HBP	BLK	WP	HR	S	P	ERA	WHIP									
John Farrell, R ERA: 4.13	(1, 1)	7.0	W	33	9	3	3	6	1	1	1	0	0	0	73	106	3.86	1.429								
Jesse Orosco, L ERA: 2.09	(8, 1)	2.0	L	7	1	0	0	2	0	0	0	0	0	20	26	0.00	0.500									

New York Yankees @ Cleveland Indians
Cleveland Municipal Stadium, Cleveland, OH
Mon Jul 24 1989, 7:05 PM EDT
Att: 23,794 - Sunny - 83 F

AB	35
R	3
H	10
RBI	3
BB	2
SO	8
LOB	20





Batter	1	2	3	4	5	6	7	8	9	AB	R	H	RBI	BB	SO	LOB	BOTTOM								
Jerry Browne, S OBP: 0.364, SLG: 0.399	1-1 G6-3		1-1 E 1B		1-2 G4-3	2-1 L8		1-1 G4-6-3 1B		5	0	2	0	0	0	2									
Felix Fermin, R OBP: 0.307, SLG: 0.263	1-2 G3 2B		2-1 E6 G3-6-3		1-2 G5-3		0-1 G4-3	0-1 G4-6-3		5	0	1	0	0	0	2									
Dion James, L OBP: 0.373, SLG: 0.370	1-1 G3		0-0 G3-6-3		2-2 G4-3		4-1 1B HR BB			3	1	0	0	1	0	3									
Joe Carter, R OBP: 0.304, SLG: 0.491	3-2 F7			0-0 1B FC5-2 1B		0-0 HR	1-0 HR 1B			4	2	3	1	0	0	1									
Pete O'Brien, L OBP: 0.396, SLG: 0.428		2-2 F9		0-0 FC5-2 1B 1B		0-1 L4	4-0 HR IBB			3	2	1	0	1	0	0									
Albert Belle, R OBP: 0.333, SLG: 0.590		2-3 K		3-2 FC5-2 1B		1-0 F7	1-1 HR			4	1	1	4	0	1	2									
Brad Komminsk, R OBP: 0.382, SLG: 0.559		2-2 1B		1-2 3-H F8		2-1 E6 1B	1-1 HR BB			3	1	1	0	1	0	2									
Brook Jacoby, R OBP: 0.340, SLG: 0.404		1-3 K		0-0 1B		1-0 1B	0-0 G4-6-3			4	0	2	1	0	1	2									
Andy Allanson, R OBP: 0.263, SLG: 0.257			0-0 F8	2-2 F7		1-2 1B	1-2 G6-3			4	0	1	1	0	0	2									
Inning Stats	R: 0 E: 0 K: 0 S: 10	H: 1 LOB: 1 BB: 0 P: 16	R: 0 E: 0 K: 2 S: 13	H: 1 LOB: 1 BB: 0 P: 20	R: 0 E: 1 K: 0 S: 6	H: 1 LOB: 1 BB: 0 P: 9	R: 1 E: 0 K: 0 S: 10	H: 3 LOB: 2 BB: 0 P: 17	R: 0 E: 0 K: 0 S: 11	H: 0 LOB: 0 BB: 0 P: 15	R: 2 E: 1 K: 0 S: 12	H: 3 LOB: 2 BB: 0 P: 19	R: 4 E: 0 K: 0 S: 7	H: 2 LOB: 0 BB: 3 P: 21	R: 0 E: 0 K: 0 S: 7	H: 1 LOB: 0 BB: 0 P: 9	1B: 9 2B: 1 3B: 0 HR: 2	SF: 0 SAC: 0 DP: 3 HBP: 0	WP: 0 PB: 0 SB: 0 CS: 0	PA: 38					
PITCHER	IP	WLS	BF	H	R	ER	SO	BB	IBB	HBP	BLK	WP	HR	S	P	ERA	WHIP								
Clay Parker, R ERA: 3.69	(1, 1)	5.2	L	27	9	3	2	2	0	0	0	0	0	60	92	3.18	1.588								
Lee Guetterman, L ERA: 3.19	(6, 1)	0.2	L	5	1	3	3	0	1	1	0	0	0	6	17	40.50	3.000								
Eric Plunk, R ERA: 2.59	(7, 1)	1.2	L	6	2	1	1	0	1	0	0	0	1	10	17	5.40	1.800								

New York Yankees @ Cleveland Indians
Cleveland Municipal Stadium, Cleveland, OH
Mon Jul 24 1989, 7:05 PM EDT
Att: 23,794 - Sunny - 83 F

AB	35
R	7
H	12
RBI	7
BB	3
SO	2
LOB	16



Batter	1	2	3	4	5	6	7	8	9	AB	R	H	RBI	BB	SO	LOB	TOP					
Steve Sax, R OBP: 0.370, SLG: 0.390	G6-3		P6		G6-3		1B 2B		E5	5	1	1	0	0	0	1	<p>New York Yankees @ Cleveland Indians Cleveland Municipal Stadium, Cleveland, OH</p> <p>Wed Jul 26 1989, 7:05 PM EDT Att: 21,374 - Unknown</p> <p>livebaseballscorecards.com</p> <p>AB 37 R 7 H 9 RBI 7 BB 1 SO 7 LOB 16</p> 					
Alvaro Espinoza, R OBP: 0.297, SLG: 0.308 Ken Phelps, L OBP: 0.352, SLG: 0.369	1B		K		F8		1B 2B		F7	4	1	2	1	0	1	1						
Don Mattingly, L OBP: 0.347, SLG: 0.453	E4		P2		G3-1		1H 2H		L9	5	0	1	2	0	0	3						
Steve Balboni, R OBP: 0.301, SLG: 0.484	K				K		G5-3		F8	5	0	0	0	0	3	5						
Jesse Barfield, R OBP: 0.354, SLG: 0.432	F8				1B 2B				SH1-4 HR BB	3	2	1	0	1	1	2						
Tom Brookens, R OBP: 0.274, SLG: 0.335		G1-3			1B 2B				SH1-4	3	1	1	0	0	1	0						
Don Slaught, R OBP: 0.339, SLG: 0.411	F9				1H 2H		G4-3		K	4	0	1	2	0	1	1						
Luis Polonia, L OBP: 0.325, SLG: 0.379	G4-3				P5		B1-3		HR	4	1	1	2	0	0	1						
Roberto Kelly, R OBP: 0.384, SLG: 0.444 Mel Hall, L OBP: 0.316, SLG: 0.453					P4 HBP		1B 1B		L8	2	0	1	0	0	0	1						
Inning Stats	R: 0 E: 1 K: 1 S: 14	H: 1 LOB: 2 BB: 0 P: 20	R: 0 E: 0 K: 0 S: 6	H: 0 LOB: 0 BB: 0 P: 9	R: 0 E: 0 K: 1 S: 11	H: 0 LOB: 1 BB: 0 P: 12	R: 2 E: 0 K: 1 S: 12	H: 3 LOB: 1 BB: 0 P: 18	R: 0 E: 0 K: 0 S: 5	H: 0 LOB: 0 BB: 0 P: 7	R: 0 E: 0 K: 3 S: 9	H: 0 LOB: 0 BB: 0 P: 13	R: 3 E: 0 K: 0 S: 14	H: 4 LOB: 2 BB: 0 P: 17	R: 2 E: 1 K: 1 S: 7	H: 1 LOB: 1 BB: 1 P: 13	R: 0 E: 1 K: 0 S: 12	H: 0 LOB: 1 BB: 0 P: 15	1B: 6 2B: 2 HR: 1	SF: 0 SAC: 1 DP: 0 HBP: 1	WP: 0 PB: 0 SB: 1 CS: 0	PA: 40
PITCHER	IP WLS BF H R ER SO BB IBB HBP BLK WP HR S P ERA WHIP	6.2 29 7 5 5 6 0 0 1 0 0 0 0 66 89 6.75 1.050	0.0 1 1 0 0 0 0 0 0 0 0 0 0 1 1 ∞ ∞	2.1 W 10 1 2 2 1 1 0 0 0 0 1 23 34 7.71 0.857											PITCHER	IP WLS BF H R ER SO BB IBB HBP BLK WP HR S P ERA WHIP						

Batter	1	2	3	4	5	6	7	8	9	AB	R	H	RBI	BB	SO	LOB	BOTTOM			
Jerry Browne, S OBP: 0.368, SLG: 0.400	G3-6-1 1B		G5-3 1B		F8		BB		SH 2B 1B	4	1	3	0	1	0	2	<p>New York Yankees @ Cleveland Indians Cleveland Municipal Stadium, Cleveland, OH</p> <p>Wed Jul 26 1989, 7:05 PM EDT Att: 21,374 - Unknown</p> <p>livebaseballscorecards.com</p> <p>AB 36 R 9 H 15 RBI 9 BB 5 SO 2 LOB 19</p> 			
Felix Fermin, R OBP: 0.303, SLG: 0.257	B1-3		G5-3		G3		G4-3		SH 2B	4	1	0	0	0	0	5				
Dion James, L OBP: 0.373, SLG: 0.365 Luis Aguayo, R OBP: 0.230, SLG: 0.227	G3-6-1		P4		1B BB		G4-3		P1	3	1	0	0	1	0	2				
Joe Carter, R OBP: 0.303, SLG: 0.484		F8			K		G6-3		2B SF9 IBB	4	2	1	0	1	1	0				
Pete O'Brien, L OBP: 0.399, SLG: 0.437		BB 1B			G1-3		L9		1B 2B	5	1	3	4	0	0	0				
Albert Belle, R OBP: 0.373, SLG: 0.578		FC4-6 BB			BB 1B		1B 1B		CS SF9	3	2	3	2	1	0	0				
Brad Komminsk, R OBP: 0.351, SLG: 0.500		K			BB 1B		F7		L9 G5-3	5	1	1	0	0	1	5				
Brook Jacoby, R OBP: 0.344, SLG: 0.404	FC4-6				2B BB		BB 1B		1B	3	0	2	0	1	0	2				
Joel Skinner, R OBP: 0.325, SLG: 0.346			G4-3		1H 2H		1B		F9	4	0	2	3	0	0	1				
Inning Stats	R: 0 E: 0 K: 0 S: 4	H: 1 LOB: 0 BB: 0 P: 7	R: 0 E: 0 K: 1 S: 13	H: 1 LOB: 1 BB: 1 P: 20	R: 0 E: 0 K: 0 S: 8	H: 1 LOB: 1 BB: 0 P: 10	R: 2 E: 0 K: 1 S: 22	H: 3 LOB: 2 BB: 1 P: 37	R: 4 E: 0 K: 0 S: 20	H: 5 LOB: 3 BB: 2 P: 37	R: 0 E: 0 K: 0 S: 9	H: 0 LOB: 0 BB: 0 P: 15	R: 0 E: 0 K: 0 S: 8	H: 2 LOB: 1 BB: 0 P: 13	R: 3 E: 1 K: 0 S: 13	H: 2 LOB: 1 BB: 1 P: 22	1B: 12 2B: 3 HR: 0	SF: 1 SAC: 1 DP: 1 HBP: 0	WP: 0 PB: 0 SB: 0 CS: 1	PA: 43
PITCHER	IP WLS BF H R ER SO BB IBB HBP BLK WP HR S P ERA WHIP	4.2 27 11 6 6 2 3 0 0 0 0 0 0 14 26 0.00 0.750	1.1 5 0 0 0 0 1 0 0 0 0 0 0 8 13 0.00 2.000	1.0 L 4 1 3 1 0 0 1 0 0 0 0 4 10 27.00 3.000	0.2 3 1 0 0 0 0 0 0 0 0 0 0 9 12 0.00 1.500											PITCHER	IP WLS BF H R ER SO BB IBB HBP BLK WP HR S P ERA WHIP			

Batter	1	2	3	4	5	6	7	8	9	AB	R	H	RBI	BB	SO	LOB	TOP					
Junior Felix, S OBP: 0.335, SLG: 0.430	0-3 K		4-2 1B 1B BB	3-2 G6-3		3-1 G6-3		3-3 K		4	1	0	0	1	2	1						
Tony Fernandez, S OBP: 0.290, SLG: 0.372	1-0 S 1B		1-3 K	3-1 G6-3			1-1 P4		2-2 L8	5	0	1	0	0	1	1						
Kelly Gruber, R OBP: 0.345, SLG: 0.454	0-0 S 1B		0-0 1B SF7 1B		0-1 HR 2B		0-0 G6-3		0-1 G5-3	5	2	3	0	0	0	0						
George Bell, R OBP: 0.325, SLG: 0.426	1-2 G1-3		1-1 1B BB 1B		0-0 HR		4-1 BB		1-2 F9	4	2	2	3	1	0	2						
Fred McGriff, L OBP: 0.379, SLG: 0.556	4-0 FC6-4 BB		4-2 FC5 1B BB		0-0 F8		3-0 F7			2	0	0	0	2	0	1						
Pat Borders, R OBP: 0.311, SLG: 0.371	0-0 FC6-4		0-0 SF7		3-2 P9				3-2 G3-1	3	0	0	1	0	0	3						
Lloyd Moseby, L OBP: 0.298, SLG: 0.330		1-0 P9	2-0 1B		0-1 F8				0-2 2B SF8 1B	4	1	2	1	0	0	0						
Francisco Cabrera, R OBP: 0.222, SLG: 0.250		2-3 K	0-0 FC5						1-1 SF8 2B	4	0	1	0	0	1	2						
Manuel Lee, S OBP: 0.300, SLG: 0.322		2-3 K			2-1 G6-3				1-0 SF8	3	0	0	1	0	1	0						
Inning Stats	R: 0 E: 0 K: 1 S: 9	H: 2 LOB: 3 BB: 1 P: 15	R: 0 E: 0 K: 2 S: 10	H: 0 LOB: 0 BB: 0 P: 15	R: 3 E: 0 K: 1 S: 13	H: 3 LOB: 2 BB: 2 P: 25	R: 0 E: 0 K: 0 S: 8	H: 0 LOB: 0 BB: 0 P: 16	R: 2 E: 0 K: 0 S: 9	H: 2 LOB: 0 BB: 0 P: 12	R: 0 E: 0 K: 0 S: 5	H: 0 LOB: 1 BB: 1 P: 13	R: 0 E: 0 K: 1 S: 14	H: 2 LOB: 1 BB: 0 P: 21	R: 0 E: 0 K: 0 S: 9	H: 0 LOB: 0 BB: 0 P: 12	1B: 6 2B: 2 3B: 0 HR: 1	SF: 2 SAC: 0 DP: 0 HBP: 0	WP: 0 PB: 0 CS: 0	PA: 40		
PITCHER	IP	WLS	BF	H	R	ER	SO	BB	IBB	HBP	BLK	WP	HR	S	P	ERA	WHIP					
Dave LaPoint, L ERA: 5.88	(1, 1)	5.0	L	25	7	5	5	4	3	0	0	0	0	1	49	83	9.00	2.000				
Greg Cadaret, L ERA: 3.51	(6, 1)	3.0		12	2	1	1	1	1	0	0	0	0	0	24	45	3.00	1.000				
Dave Righetti, L ERA: 2.62	(9, 1)	1.0		3	0	0	0	0	0	0	0	0	0	0	9	12	0.00	0.000				

Toronto Blue Jays @ New York Yankees
 Yankee Stadium, Bronx, NY
 Fri Jul 28 1989, 7:05 PM EDT
 Att: 37,222 - Unknown

AB	34
R	6
H	9
RBI	6
BB	4
SO	5
LOB	10



Batter	1	2	3	4	5	6	7	8	9	AB	R	H	RBI	BB	SO	LOB	BOTTOM					
Steve Sax, R OBP: 0.371, SLG: 0.390	3-2 G4-3 1B		2-1 G6-3		3-2 G4-6-3			1-2 FC4-6 1B	2-3 K	5	0	2	0	0	1	4						
Alvaro Espinoza, R OBP: 0.300, SLG: 0.311	1-0 G4-3 1B		1-1 1B			0-2 G4-3		0-3 K		3	0	2	0	0	0	0						
Ken Phelps, L OBP: 0.350, SLG: 0.366	(8, FH)									1	0	0	0	0	1	1						
Wayne Tolleson, S OBP: 0.239, SLG: 0.171	(9, 6)									0	0	0	0	0	0	0						
Don Mattingly, L OBP: 0.346, SLG: 0.453	1-1 G4-3		0-1 F8			1-1 WP SF7 2B		0-1 FC4-6	1-2 K	4	1	1	0	0	0	4						
Steve Balboni, R OBP: 0.300, SLG: 0.497	2-1 P4				3-2 HR		3-2 SF7		2-3 K	3	1	1	2	0	1	3						
Jesse Barfield, R OBP: 0.351, SLG: 0.427	2-3 K				3-2 P3		0-0 L7		1-3 K	4	0	0	0	0	2	2						
Tom Brookens, R OBP: 0.274, SLG: 0.335	(1, 5)		1-2 CS 1B		1-0 G1			1-0 F9	0-0 1B	0	0	0	0	0	0	0						
Randy Velarde, R OBP: 0.500, SLG: 0.750	(2, FH)									4	0	2	0	0	0	0						
Don Slaught, R OBP: 0.338, SLG: 0.409	(3, 5)		0-0 F9		0-1 F8			1-0 G5-3	0-1 BB 1B	4	0	1	0	0	0	1						
Luis Polonia, L OBP: 0.327, SLG: 0.379		3-2 G1-3			4-0 G4-6-3 BB			2-1 1B	1-3 K	3	0	1	0	1	1	3						
Roberto Kelly, R OBP: 0.382, SLG: 0.439			1-2 G6-3		1-2 L4			0-1 L8	4-1 BB	3	0	0	0	1	0	2						
Inning Stats	R: 0 E: 0 K: 1 S: 12	H: 2 LOB: 2 BB: 0 P: 21	R: 0 E: 0 K: 0 S: 8	H: 1 LOB: 0 BB: 0 P: 12	R: 0 E: 0 K: 0 S: 9	H: 1 LOB: 1 BB: 0 P: 13	R: 1 E: 0 K: 0 S: 10	H: 1 LOB: 0 BB: 0 P: 17	R: 0 E: 0 K: 0 S: 8	H: 0 LOB: 0 BB: 1 P: 15	R: 1 E: 0 K: 0 S: 9	H: 1 LOB: 1 BB: 0 P: 13	R: 0 E: 0 K: 2 S: 11	H: 1 LOB: 1 BB: 0 P: 14	R: 0 E: 0 K: 3 S: 15	H: 2 LOB: 3 BB: 1 P: 23	1B: 7 2B: 2 3B: 0 HR: 1	SF: 1 SAC: 0 DP: 1 HBP: 0	WP: 1 PB: 0 CS: 1	PA: 37		
PITCHER	IP	WLS	BF	H	R	ER	SO	BB	IBB	HBP	BLK	WP	HR	S	P	ERA	WHIP					
John Cerutti, L ERA: 2.64	(1, 1)	7.0	W	27	3	0	2	1	1	0	0	0	0	26	37	0.00	2.000					
Tom Henke, R ERA: 2.57	(8, 1)	2.0		10	3	0	0	5	1	0	0	0	0	0	0	0	2.57	1.143				

Toronto Blue Jays @ New York Yankees
 Yankee Stadium, Bronx, NY
 Fri Jul 28 1989, 7:05 PM EDT
 Att: 37,222 - Unknown

AB	34
R	2
H	10
RBI	2
BB	2
SO	6
LOB	20



Batter	1	2	3	4	5	6	7	8	9	AB	R	H	RBI	BB	SO	LOB	TOP							
Junior Felix, S OBP: 0.339, SLG: 0.428 Tom Lawless, R OBP: 0.293, SLG: 0.250	2-2 BB 1B		0-1 G4-3		0-0 B3	2-2 FC6-4		1-0 G5-3	3 0 1 0 0 0 0 2 0 0 0 0 0 2															
Tony Fernandez, S OBP: 0.295, SLG: 0.367	0-0 F7		0-0 L9		1-0 G3	1-0 FC6-4		1-0 G4-3	5 0 0 0 0 0 3															
Kelly Gruber, R OBP: 0.348, SLG: 0.466	4-0 1-2 BB		1-1 2B		1-2 F7	0-0 P4			3 0 1 0 1 0 0															
George Bell, R OBP: 0.324, SLG: 0.425	1-3 K		1-0 G6-3		0-1 1B 2B	2-0 G5-3			4 1 1 0 0 1 3															
Fred McGriff, L OBP: 0.379, SLG: 0.562	2-3 K			3-2 HR	4-0 1B 2B	1-1 F7			3 2 1 1 1 1 2															
Ernie Whitt, L OBP: 0.391, SLG: 0.449		2-1 G4-3		1-3 K	0-1 2B 1B			3-1 G4-1	4 1 1 0 0 1 0															
Lloyd Moseby, L OBP: 0.300, SLG: 0.341		1-0 G4-3 3B		3-2 P3	0-0 1B 2B			2-2 G1-3	4 2 2 2 0 0 0															
Greg Myers, L OBP: 0.086, SLG: 0.059 Pat Borders, R OBP: 0.311, SLG: 0.366		2-2 G4-3		2-3 K	1-3 2-H 3-H 4-0 FC6-4 1B IBB			2-2 G5-3	2 0 0 1 0 1 0 1 0 0 0 1 0 0															
Nelson Liriano, S OBP: 0.323, SLG: 0.367		3-H 1-0 G4-3			1-2 G4-3	0-0 FC6-4 1B		0-0 B2	4 0 1 2 0 0 0															
Inning Stats	R: 0 E: 0 K: 2 S: 13	H: 1 LOB: 2 BB: 1 P: 21	R: 1 E: 0 K: 0 S: 7	H: 1 LOB: 0 BB: 0 P: 13	R: 0 E: 0 K: 0 S: 6	H: 1 LOB: 1 BB: 0 P: 8	R: 1 E: 0 K: 2 S: 14	H: 1 LOB: 0 BB: 0 P: 23	R: 0 E: 0 K: 0 S: 5	H: 0 LOB: 0 BB: 0 P: 7	R: 4 E: 0 K: 0 S: 13	H: 4 LOB: 2 BB: 2 P: 25	R: 0 E: 0 K: 0 S: 4	H: 0 LOB: 0 BB: 0 P: 7	R: 0 E: 0 K: 0 S: 10	H: 0 LOB: 0 BB: 0 P: 17	R: 0 E: 0 K: 0 S: 3	H: 0 LOB: 0 BB: 0 P: 5	1B: 3 2B: 3 3B: 1 HR: 1	SF: 0 SAC: 0 DP: 0 HBP: 0	WP: 0 PB: 0 CS: 0	PA: 38		
PITCHER	IP WLS BF H R ER SO BB IBB HBP BLK WP HR S P ERA WHIP	IP WLS BF H R ER SO BB IBB HBP BLK WP HR S P ERA WHIP	IP WLS BF H R ER SO BB IBB HBP BLK WP HR S P ERA WHIP	IP WLS BF H R ER SO BB IBB HBP BLK WP HR S P ERA WHIP	IP WLS BF H R ER SO BB IBB HBP BLK WP HR S P ERA WHIP	IP WLS BF H R ER SO BB IBB HBP BLK WP HR S P ERA WHIP	IP WLS BF H R ER SO BB IBB HBP BLK WP HR S P ERA WHIP	IP WLS BF H R ER SO BB IBB HBP BLK WP HR S P ERA WHIP	IP WLS BF H R ER SO BB IBB HBP BLK WP HR S P ERA WHIP	IP WLS BF H R ER SO BB IBB HBP BLK WP HR S P ERA WHIP	IP WLS BF H R ER SO BB IBB HBP BLK WP HR S P ERA WHIP	IP WLS BF H R ER SO BB IBB HBP BLK WP HR S P ERA WHIP	IP WLS BF H R ER SO BB IBB HBP BLK WP HR S P ERA WHIP	IP WLS BF H R ER SO BB IBB HBP BLK WP HR S P ERA WHIP	IP WLS BF H R ER SO BB IBB HBP BLK WP HR S P ERA WHIP	IP WLS BF H R ER SO BB IBB HBP BLK WP HR S P ERA WHIP	IP WLS BF H R ER SO BB IBB HBP BLK WP HR S P ERA WHIP	IP WLS BF H R ER SO BB IBB HBP BLK WP HR S P ERA WHIP	IP WLS BF H R ER SO BB IBB HBP BLK WP HR S P ERA WHIP	IP WLS BF H R ER SO BB IBB HBP BLK WP HR S P ERA WHIP	IP WLS BF H R ER SO BB IBB HBP BLK WP HR S P ERA WHIP	IP WLS BF H R ER SO BB IBB HBP BLK WP HR S P ERA WHIP	IP WLS BF H R ER SO BB IBB HBP BLK WP HR S P ERA WHIP	IP WLS BF H R ER SO BB IBB HBP BLK WP HR S P ERA WHIP

Toronto Blue Jays @ New York Yankees
Yankee Stadium, Bronx, NY
Sun Jul 30 1989, 3:33 AM EDT
Att: 45,107 - Cloudy - 78 F

AB	35
R	6
H	8
RBI	6
BB	3
SO	4
LOB	10



Batter	1	2	3	4	5	6	7	8	9	AB	R	H	RBI	BB	SO	LOB	BOTTOM							
Steve Sax, R OBP: 0.370, SLG: 0.390	2-2 G6-3			0-1 G1-3		1-1 G6-3	0-1 G1-6-3			4 0 0 0 0 0 2														
Luis Polonia, L OBP: 0.329, SLG: 0.380	0-1 G5-3			2-2 S 2B 1B		0-0 P5		1-0 G6-3 PB 1B 1B	4 2 2 0 0 0 0															
Don Mattingly, L OBP: 0.350, SLG: 0.464	2-1 G4-3			1-1 1-H 2B		1-1 HR 1B		1-0 G6-3	4 1 2 1 0 0 1															
Mel Hall, L OBP: 0.316, SLG: 0.464		2-1 G3-1		1-0 F8		2-0 HR 1B		2-1 1B	4 1 2 3 0 0 1															
Ken Phelps, L OBP: 0.349, SLG: 0.363		1-3 K		2-3 K		1-1 SH1-3 FC6 1B		2-1 P3	4 1 1 0 0 2 2															
Bob Geren, R OBP: 0.427, SLG: 0.549 Hal Morris, L OBP: 0.286, SLG: 0.286 Don Slaught, R OBP: 0.336, SLG: 0.409		2-1 G4-3			2-3 K2-3	0-1 FC6 SH1-3 1B 1B		1-1 G4-3	3 1 1 0 0 1 0 1 0 0 0 0 0 1 0 0 0 0 0 0 0															
Randy Velarde, R OBP: 0.364, SLG: 0.636				0-0 G6-4-3 1B		2-2 G6-3		2-1 SH1-3	3 1 2 0 0 0 0															
Alvaro Espinoza, R OBP: 0.299, SLG: 0.310 Wayne Tolleson, S OBP: 0.247, SLG: 0.181				2-2 G6-4-3		0-1 F8		1-2 FC6 1B	3 0 0 1 0 0 2 1 0 1 1 0 0 0															
Roberto Kelly, R OBP: 0.387, SLG: 0.446				1-1 F7		3-3 K		0-1 G1-6-3 1B	3 0 1 1 0 1 0															
Inning Stats	R: 0 E: 0 K: 0 S: 7	H: 0 LOB: 0 BB: 0 P: 11	R: 0 E: 0 K: 1 S: 7	H: 0 LOB: 0 BB: 0 P: 12	R: 0 E: 0 K: 0 S: 9	H: 1 LOB: 0 BB: 0 P: 12	R: 1 E: 0 K: 1 S: 13	H: 2 LOB: 1 BB: 0 P: 18	R: 0 E: 0 K: 1 S: 8	H: 0 LOB: 0 BB: 0 P: 12	R: 4 E: 0 K: 0 S: 18	H: 5 LOB: 2 BB: 0 P: 25	R: 1 E: 0 K: 0 S: 8	H: 2 LOB: 1 BB: 0 P: 15	R: 1 E: 0 K: 0 S: 2	H: 2 LOB: 1 BB: 0 P: 2	1B: 9 2B: 1 3B: 1 HR: 1	SF: 0 SAC: 1 DP: 2 HBP: 0	WP: 0 PB: 1 CS: 0	PA: 35				
PITCHER	IP WLS BF H R ER SO BB IBB HBP BLK WP HR S P ERA WHIP	IP WLS BF H R ER SO BB IBB HBP BLK WP HR S P ERA WHIP	IP WLS BF H R ER SO BB IBB HBP BLK WP HR S P ERA WHIP	IP WLS BF H R ER SO BB IBB HBP BLK WP HR S P ERA WHIP	IP WLS BF H R ER SO BB IBB HBP BLK WP HR S P ERA WHIP	IP WLS BF H R ER SO BB IBB HBP BLK WP HR S P ERA WHIP	IP WLS BF H R ER SO BB IBB HBP BLK WP HR S P ERA WHIP	IP WLS BF H R ER SO BB IBB HBP BLK WP HR S P ERA WHIP	IP WLS BF H R ER SO BB IBB HBP BLK WP HR S P ERA WHIP	IP WLS BF H R ER SO BB IBB HBP BLK WP HR S P ERA WHIP	IP WLS BF H R ER SO BB IBB HBP BLK WP HR S P ERA WHIP	IP WLS BF H R ER SO BB IBB HBP BLK WP HR S P ERA WHIP	IP WLS BF H R ER SO BB IBB HBP BLK WP HR S P ERA WHIP	IP WLS BF H R ER SO BB IBB HBP BLK WP HR S P ERA WHIP	IP WLS BF H R ER SO BB IBB HBP BLK WP HR S P ERA WHIP	IP WLS BF H R ER SO BB IBB HBP BLK WP HR S P ERA WHIP	IP WLS BF H R ER SO BB IBB HBP BLK WP HR S P ERA WHIP	IP WLS BF H R ER SO BB IBB HBP BLK WP HR S P ERA WHIP	IP WLS BF H R ER SO BB IBB HBP BLK WP HR S P ERA WHIP	IP WLS BF H R ER SO BB IBB HBP BLK WP HR S P ERA WHIP	IP WLS BF H R ER SO BB IBB HBP BLK WP HR S P ERA WHIP	IP WLS BF H R ER SO BB IBB HBP BLK WP HR S P ERA WHIP	IP WLS BF H R ER SO BB IBB HBP BLK WP HR S P ERA WHIP	IP WLS BF H R ER SO BB IBB HBP BLK WP HR S P ERA WHIP

Toronto Blue Jays @ New York Yankees
Yankee Stadium, Bronx, NY
Sun Jul 30 1989, 3:33 AM EDT
Att: 45,107 - Cloudy - 78 F

AB	34
R	7
H	12
RBI	7
BB	0
SO	4
LOB	9



Batter	1	2	3	4	5	6	7	8	9	AB	R	H	RBI	BB	SO	LOB	TOP				
Randy Bush, L OBP: 0.334, SLG: 0.441 (1, 7)	G4-3																				
Brian Harper, R OBP: 0.330, SLG: 0.403 Jeff Reardon, R (9, 1)			2B																		
Gene Larkin, S OBP: 0.350, SLG: 0.313 John Moses, S OBP: 0.349, SLG: 0.384 (7, 7)	F7		P6																		
Kirby Puckett, R OBP: 0.384, SLG: 0.483 (1, 8)	K		G4-3																		
Kent Hrbek, L OBP: 0.380, SLG: 0.552 (1, 3)																					
Gary Gaetti, R OBP: 0.284, SLG: 0.421 (1, 5)																					
Jim Dwyer, L OBP: 0.408, SLG: 0.430 Carmen Castillo, R OBP: 0.322, SLG: 0.488 (8, 9)																					
Tim Laudner, R OBP: 0.286, SLG: 0.330 (1, 2)																					
Greg Gagne, R OBP: 0.289, SLG: 0.389 (1, 6)																					
Al Newman, S OBP: 0.329, SLG: 0.287 (1, 4)																					
Inning Stats	R: 0 E: 0 K: 1 S: 8	H: 0 LOB: 0 BB: 0 P: 14	R: 0 E: 0 K: 1 S: 7	H: 1 LOB: 1 BB: 0 P: 10	R: 0 E: 0 K: 0 S: 12	H: 2 LOB: 1 BB: 0 P: 18	R: 1 E: 0 K: 0 S: 10	H: 2 LOB: 1 BB: 0 P: 18	R: 0 E: 0 K: 0 S: 5	H: 1 LOB: 0 BB: 0 P: 7	R: 3 E: 0 K: 0 S: 12	H: 3 LOB: 2 BB: 1 P: 20	R: 0 E: 0 K: 0 S: 7	H: 1 LOB: 0 BB: 0 P: 14	R: 0 E: 0 K: 1 S: 7	H: 1 LOB: 1 BB: 0 P: 9	1B: 7 2B: 1 3B: 1 HR: 2	SF: 0 SAC: 0 DP: 1 HBP: 0	WP: 0 PB: 0 SB: 1 CS: 1	PA: 38	
PITCHER	IP WLS BF H R ER SO BB IBB HBP BLK WP HR S P ERA WHIP	IP WLS BF H R ER SO BB IBB HBP BLK WP HR S P ERA WHIP	IP WLS BF H R ER SO BB IBB HBP BLK WP HR S P ERA WHIP	IP WLS BF H R ER SO BB IBB HBP BLK WP HR S P ERA WHIP	IP WLS BF H R ER SO BB IBB HBP BLK WP HR S P ERA WHIP	IP WLS BF H R ER SO BB IBB HBP BLK WP HR S P ERA WHIP	IP WLS BF H R ER SO BB IBB HBP BLK WP HR S P ERA WHIP	IP WLS BF H R ER SO BB IBB HBP BLK WP HR S P ERA WHIP	IP WLS BF H R ER SO BB IBB HBP BLK WP HR S P ERA WHIP	IP WLS BF H R ER SO BB IBB HBP BLK WP HR S P ERA WHIP	IP WLS BF H R ER SO BB IBB HBP BLK WP HR S P ERA WHIP	IP WLS BF H R ER SO BB IBB HBP BLK WP HR S P ERA WHIP	IP WLS BF H R ER SO BB IBB HBP BLK WP HR S P ERA WHIP	IP WLS BF H R ER SO BB IBB HBP BLK WP HR S P ERA WHIP	IP WLS BF H R ER SO BB IBB HBP BLK WP HR S P ERA WHIP	IP WLS BF H R ER SO BB IBB HBP BLK WP HR S P ERA WHIP	IP WLS BF H R ER SO BB IBB HBP BLK WP HR S P ERA WHIP	IP WLS BF H R ER SO BB IBB HBP BLK WP HR S P ERA WHIP	IP WLS BF H R ER SO BB IBB HBP BLK WP HR S P ERA WHIP	IP WLS BF H R ER SO BB IBB HBP BLK WP HR S P ERA WHIP	IP WLS BF H R ER SO BB IBB HBP BLK WP HR S P ERA WHIP

Minnesota Twins @ New York Yankees
Yankee Stadium, Bronx, NY
Tue Aug 01 1989, 3:33 AM EDT
Att: 32,710 - Cloudy - 74 F

AB 36
R 5
H 11
RBI 5
BB 2
SO 3
LOB 15



Batter	1	2	3	4	5	6	7	8	9	AB	R	H	RBI	BB	SO	LOB	BOTTOM					
Steve Sax, R OBP: 0.366, SLG: 0.393 (1, 4)	L6																					
Wayne Tolleson, S OBP: 0.247, SLG: 0.195 Ken Phelps, L OBP: 0.347, SLG: 0.361 (9, 1)																						
Don Mattingly, L OBP: 0.353, SLG: 0.471 (1, 3)																						
Steve Balboni, R OBP: 0.300, SLG: 0.485 Luis Polonia, L OBP: 0.326, SLG: 0.378 (7, 7)																						
Jesse Barfield, R OBP: 0.359, SLG: 0.435 (1, 9)																						
Mel Hall, L OBP: 0.309, SLG: 0.450 (1, 7)																						
Don Slaught, R OBP: 0.332, SLG: 0.401 (1, 2)																						
Randy Velarde, R OBP: 0.333, SLG: 0.471 Hal Morris, L OBP: 0.250, SLG: 0.250 (9, 1)																						
Roberto Kelly, R OBP: 0.386, SLG: 0.448 (1, 8)																						
Inning Stats	R: 2 E: 0 K: 0 S: 10	H: 2 LOB: 1 BB: 2 P: 22	R: 0 E: 0 K: 0 S: 11	H: 1 LOB: 0 BB: 0 P: 16	R: 0 E: 0 K: 1 S: 8	H: 0 LOB: 0 BB: 0 P: 12	R: 0 E: 0 K: 0 S: 6	H: 1 LOB: 0 BB: 0 P: 10	R: 0 E: 0 K: 0 S: 6	H: 0 LOB: 0 BB: 0 P: 8	R: 1 E: 0 K: 0 S: 7	H: 2 LOB: 1 BB: 1 P: 15	R: 1 E: 0 K: 1 S: 13	H: 2 LOB: 2 BB: 1 P: 21	R: 0 E: 0 K: 0 S: 5	H: 0 LOB: 0 BB: 0 P: 9	R: 0 E: 0 K: 1 S: 15	H: 1 LOB: 1 BB: 0 P: 22	1B: 5 2B: 3 3B: 0 HR: 1	SF: 0 SAC: 0 DP: 3 HBP: 0	WP: 1 PB: 0 SB: 1 CS: 0	PA: 38
PITCHER	IP WLS BF H R ER SO BB IBB HBP BLK WP HR S P ERA WHIP	IP WLS BF H R ER SO BB IBB HBP BLK WP HR S P ERA WHIP	IP WLS BF H R ER SO BB IBB HBP BLK WP HR S P ERA WHIP	IP WLS BF H R ER SO BB IBB HBP BLK WP HR S P ERA WHIP	IP WLS BF H R ER SO BB IBB HBP BLK WP HR S P ERA WHIP	IP WLS BF H R ER SO BB IBB HBP BLK WP HR S P ERA WHIP	IP WLS BF H R ER SO BB IBB HBP BLK WP HR S P ERA WHIP	IP WLS BF H R ER SO BB IBB HBP BLK WP HR S P ERA WHIP	IP WLS BF H R ER SO BB IBB HBP BLK WP HR S P ERA WHIP	IP WLS BF H R ER SO BB IBB HBP BLK WP HR S P ERA WHIP	IP WLS BF H R ER SO BB IBB HBP BLK WP HR S P ERA WHIP	IP WLS BF H R ER SO BB IBB HBP BLK WP HR S P ERA WHIP	IP WLS BF H R ER SO BB IBB HBP BLK WP HR S P ERA WHIP	IP WLS BF H R ER SO BB IBB HBP BLK WP HR S P ERA WHIP	IP WLS BF H R ER SO BB IBB HBP BLK WP HR S P ERA WHIP	IP WLS BF H R ER SO BB IBB HBP BLK WP HR S P ERA WHIP	IP WLS BF H R ER SO BB IBB HBP BLK WP HR S P ERA WHIP	IP WLS BF H R ER SO BB IBB HBP BLK WP HR S P ERA WHIP	IP WLS BF H R ER SO BB IBB HBP BLK WP HR S P ERA WHIP	IP WLS BF H R ER SO BB IBB HBP BLK WP HR S P ERA WHIP	IP WLS BF H R ER SO BB IBB HBP BLK WP HR S P ERA WHIP	

Minnesota Twins @ New York Yankees
Yankee Stadium, Bronx, NY
Tue Aug 01 1989, 3:33 AM EDT
Att: 32,710 - Cloudy - 74 F

AB 34
R 4
H 9
RBI 4
BB 4
SO 3
LOB 17




Batter	1	2	3	4	5	6	7	8	9	10	AB	R	H	RBI	BB	SO	LOB					
Al Newman, S OBP: 0.334, SLG: 0.288 (1.5)	G4-3		FC6-4 BB	2B			FC1-5 1B		B5-3		4	0	1	1	1	0	1					
Greg Gagne, R OBP: 0.290, SLG: 0.391 (1.6)	G6-3		FC6-4 WP 1B	G6-3			F8			2B 1B	5	2	1	0	0	0	3					
Kirby Puckett, R OBP: 0.386, SLG: 0.486 (1.8)	F9		1B				F9			1B 2B	5	1	3	2	0	0	0					
Kent Hrbek, L OBP: 0.377, SLG: 0.542 (1.3)	G4-3		1B BB				G6-3			K	4	0	0	0	1	2	3					
Gene Larkin, S OBP: 0.334, SLG: 0.322 (1.10)	G4-3		2B				L3			G4-6-3 1B	5	0	3	1	0	0	0					
Carmen Castillo, R OBP: 0.313, SLG: 0.470 (1.9)	G4-3		G1-3				L6			G4-6-3 1B	5	0	0	0	0	1	5					
Tim Laudner, R OBP: 0.290, SLG: 0.330 (1.2)	FC6-4 BB			2B BB			P5			L8	2	1	0	0	2	0	0					
John Moses, S OBP: 0.340, SLG: 0.374 (1.7)	FC6-4 1-2f			F8			G5-3			L6	4	0	0	0	0	0	3					
Doug Baker, S OBP: 0.389, SLG: 0.435 (1.4)			K	K			FC1-5 2B			K	4	0	1	0	0	3	1					
Inning Stats	R: 0 E: 0 K: 0 S: 5	H: 0 LOB: 0 BB: 0 P: 9	R: 0 E: 0 K: 0 S: 9	H: 1 LOB: 2 BB: 1 P: 18	R: 2 E: 0 K: 1 S: 18	H: 2 LOB: 2 BB: 2 P: 36	R: 1 E: 0 K: 1 S: 11	H: 1 LOB: 1 BB: 1 P: 19	R: 0 E: 0 K: 1 S: 7	H: 0 LOB: 0 BB: 0 P: 11	R: 0 E: 0 K: 0 S: 5	H: 0 LOB: 0 BB: 0 P: 9	R: 0 E: 0 K: 1 S: 7	H: 0 LOB: 0 BB: 0 P: 9	R: 0 E: 0 K: 1 S: 9	H: 0 LOB: 0 BB: 0 P: 12	R: 1 E: 0 K: 1 S: 14	H: 3 LOB: 1 BB: 0 P: 17	1B: 5 2B: 4 3B: 0 HR: 0	SF: 0 SAC: 0 DP: 1 HBP: 0	WP: 2 PB: 0 SB: 0 CS: 0	PA: 42
PITCHER	IP	WLS	BF	H	R	ER	SO	BB	IBB	HBP	BLK	WP	HR	S	P	ERA	WHIP					
Greg Cadaret, L ERA: 3.64 (1.1)	7.0		31	6	3	3	3	4	0	0	0	1	0	72	127	3.86	1.429					
Eric Plunk, R ERA: 2.4 (8.1)	2.0	L	8	2	1	1	2	0	0	0	0	0	0	24	30	4.50	1.000					
Lee Guetterman, L ERA: 3.01 (10.1)	1.0		3	1	0	0	1	0	0	0	0	0	0	6	8	0.00	1.000					

TOP

Minnesota Twins @ New York Yankees
Yankee Stadium, Bronx, NY
Wed Aug 02 1989, 7:05 PM EDT
Att: 35,058 - Unknown - 75 F

AB	38
R	4
H	9
RBI	4
BB	4
SO	6
LOB	16




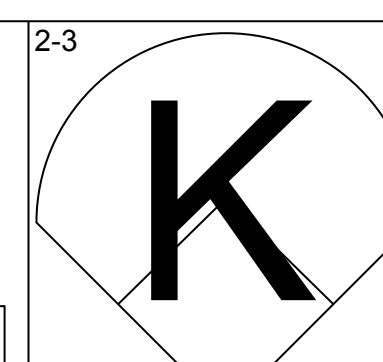
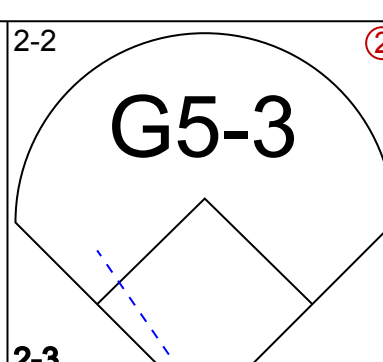
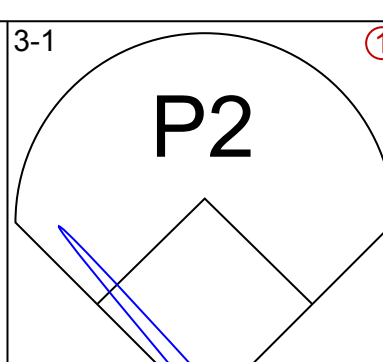
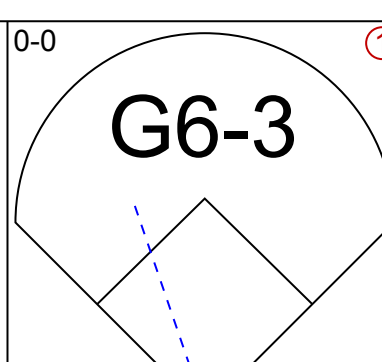
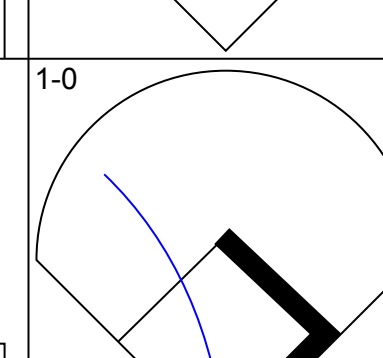
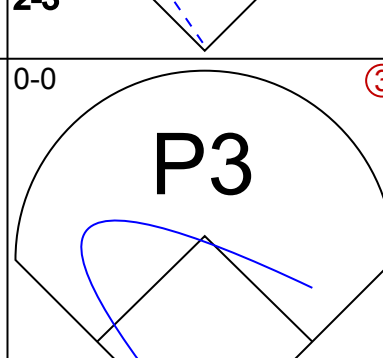
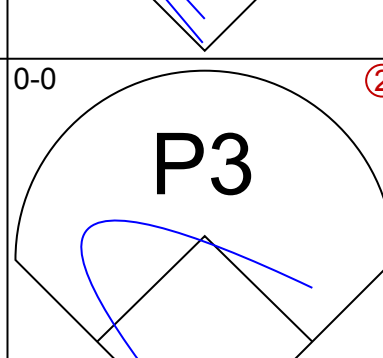
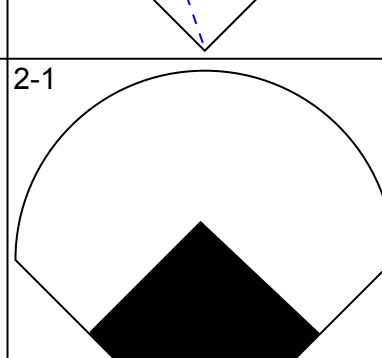
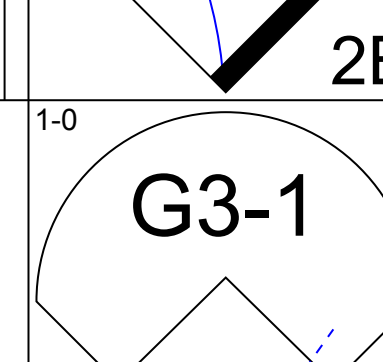
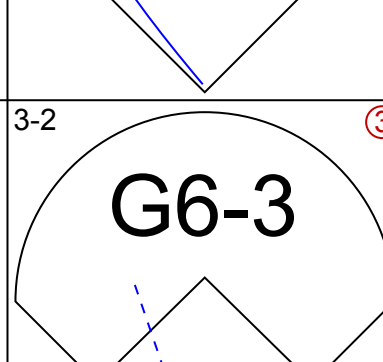
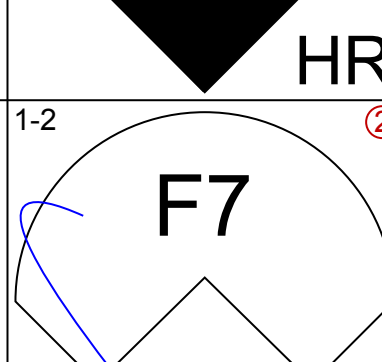
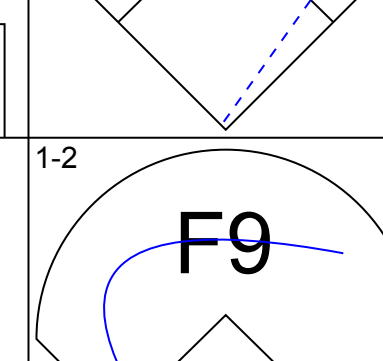
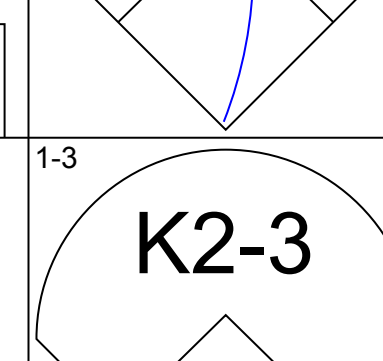
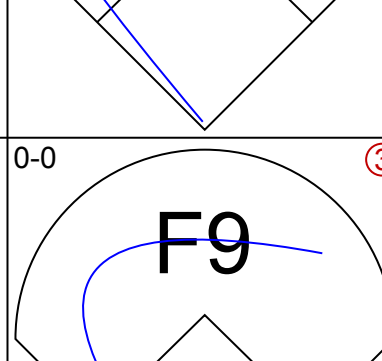
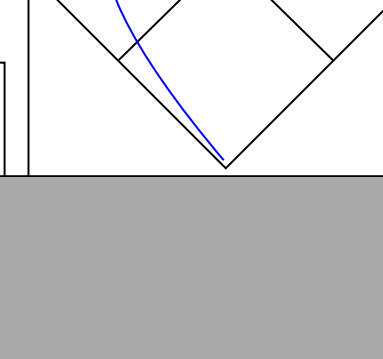
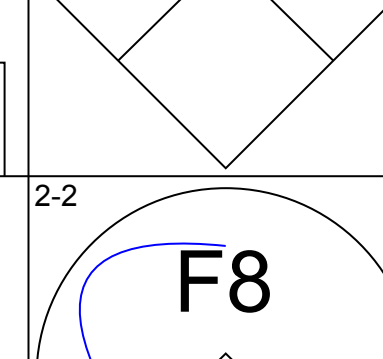
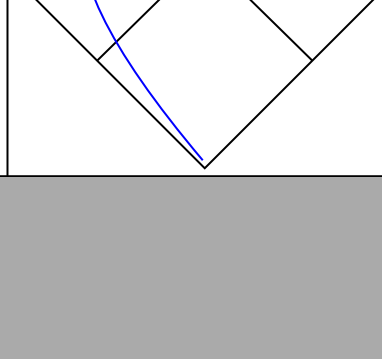
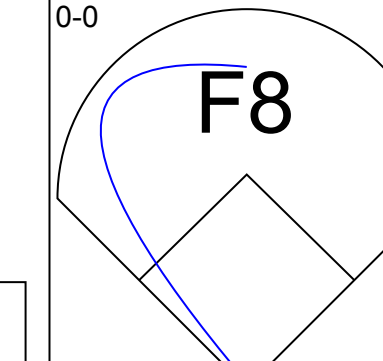
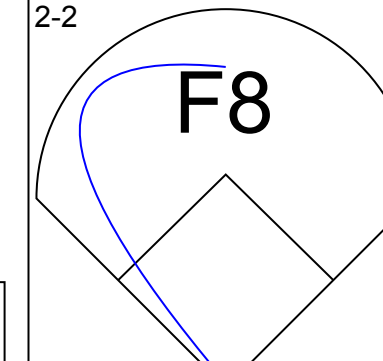
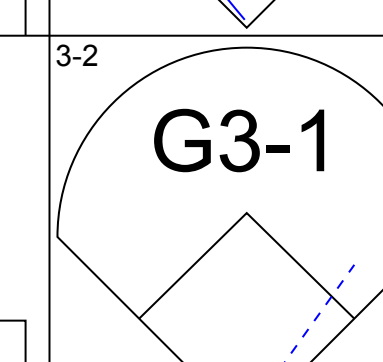
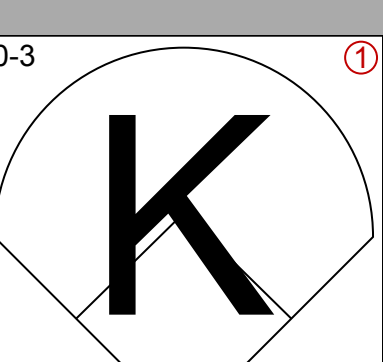
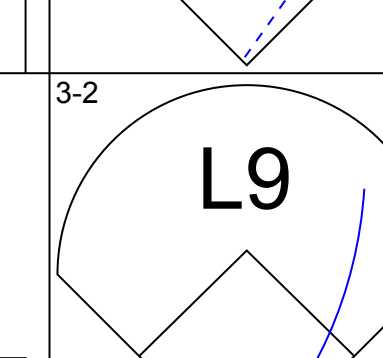
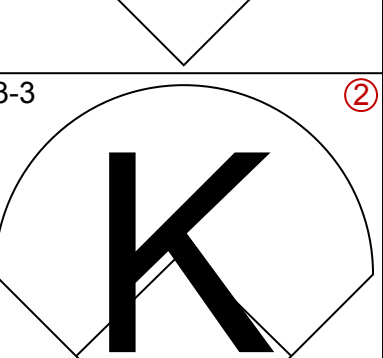
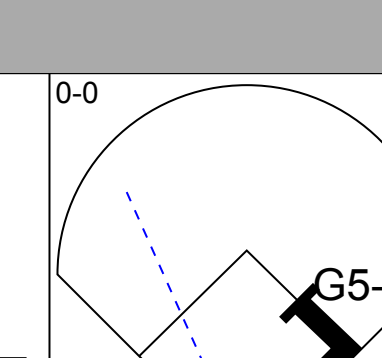
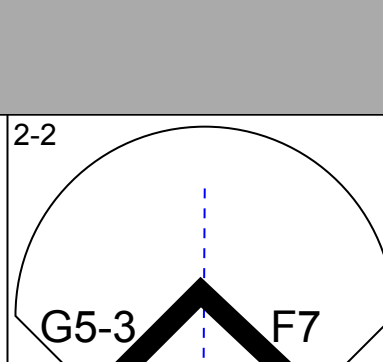
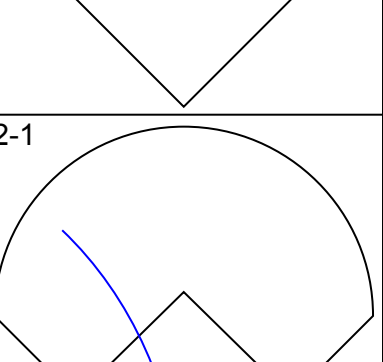
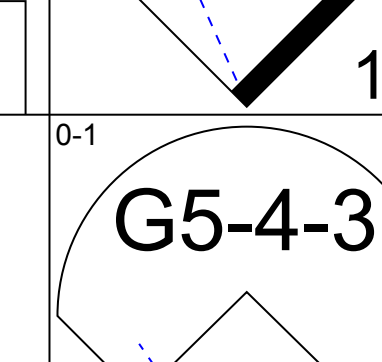
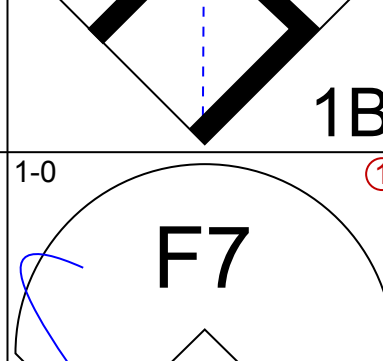
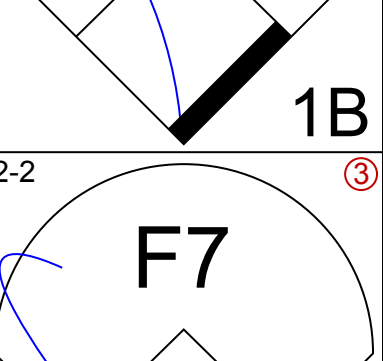
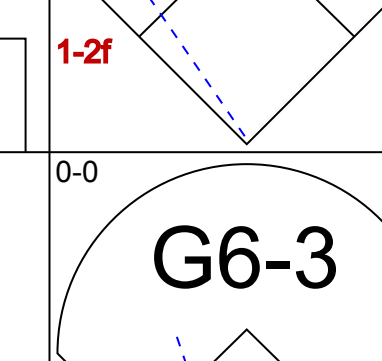
Batter	1	2	3	4	5	6	7	8	9	10	AB	R	H	RBI	BB	SO	LOB							
Steve Sax, R OBP: 0.365, SLG: 0.390 (1.4)	G4-3		K				G4-3			FC4 IBB	3	0	0	0	1	1	0							
Luis Polonia, L OBP: 0.333, SLG: 0.384 (1.7)			P6							K	2	0	0	0	1	0	1							
Don Slaught, R OBP: 0.333, SLG: 0.402 (8, PH)										K	1	1	1	0	0	0	0							
Hal Morris, L OBP: 0.222, SLG: 0.222 (9, 7)	S BB									K	1	0	0	0	0	1	3							
Don Mattingly, L OBP: 0.350, SLG: 0.468 (1.3)	F7		F7				G6-3			L7	5	0	0	0	0	0	6							
Mel Hall, L OBP: 0.305, SLG: 0.441 (1.10)										FC4	3	0	1	0	0	0	1							
Steve Balboni, R OBP: 0.302, SLG: 0.485 (8, PH)	G3-1									FC4 1-2f	2	1	1	0	0	0	3							
Jesse Barfield, R OBP: 0.361, SLG: 0.445 (1.9)			1B BB				FC6-4 1B			K	4	1	2	3	1	2	1							
Bob Geren, R OBP: 0.405, SLG: 0.550 (1.2)			FC5-2-5 1B				F8			F8	5	0	1	0	0	0	2							
Wayne Tolleson, S OBP: 0.257, SLG: 0.215 (1.5)			FC5-2-5				FC6-4			P6	3	0	0	0	1	0	3							
Ken Phelps, L OBP: 0.343, SLG: 0.351 (10, PH)										P5	1	0	0	0	0	0	0							
Alvaro Espinoza, R OBP: 0.300, SLG: 0.317 (1.6)			F8				FC5			G1-3	4	0	1	0	0	0	4							
Roberto Kelly, R OBP: 0.390, SLG: 0.451 (1.8)			FC5				SH5-3 1B			F9	4	0	2	0	0	0	2							
Inning Stats	R: 0 E: 0 K: 0 S: 7	H: 1 LOB: 1 BB: 1 P: 16	R: 0 E: 0 K: 0 S: 9	H: 1 LOB: 2 BB: 1 P: 14	R: 0 E: 0 K: 1 S: 9	H: 0 LOB: 0 BB: 0 P: 14	R: 0 E: 0 K: 1 S: 13	H: 1 LOB: 2 BB: 1 P: 21	R: 0 E: 0 K: 0 S: 6	H: 1 LOB: 1 BB: 0 P: 9	R: 0 E: 0 K: 0 S: 8	H: 1 LOB: 1 BB: 0 P: 12	R: 0 E: 0 K: 0 S: 8	H: 0 LOB: 0 BB: 0 P: 15	R: 3 E: 0 K: 0 S: 16	H: 3 LOB: 0 BB: 0 P: 26	R: 0 E: 0 K: 1 S: 15	H: 2 LOB: 3 BB: 1 P: 24	R: 0 E: 0 K: 1 S: 8	H: 0 LOB: 0 BB: 0 P: 13	1B: 8 2B: 0 3B: 0 HR: 1	SF: 0 SAC: 1 DP: 0 HBP: 0	WP: 0 PB: 0 SB: 1 CS: 0	PA: 43
PITCHER	IP	WLS	BF	H	R	ER	SO	BB	IBB	HBP	BLK	WP	HR	S	P	ERA	WHIP							
Mike Dyer, R ERA: 5.2 (1.1)	7.0		28	4	0	0	2	3	0	0	0	0	0	60	101	0.00	1.000							
David West, L ERA: 7.96 (8.1)	1.2		11	5	3	3	1	0	1	0	0	0	1	29	47	16.20	3.000							
Jeff Reardon, R ERA: 3.99 (9.1)	1.1	W	4	0	0	0	1	0	0	0	0	0	0	10	16	0.00	0.000							

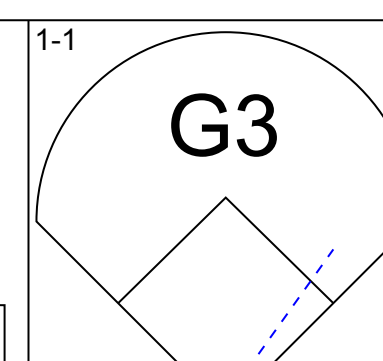
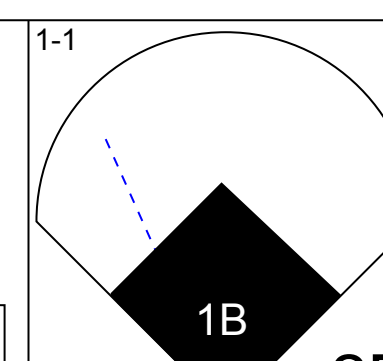
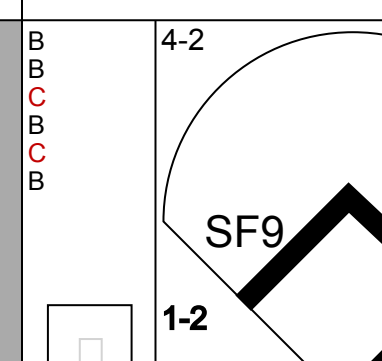
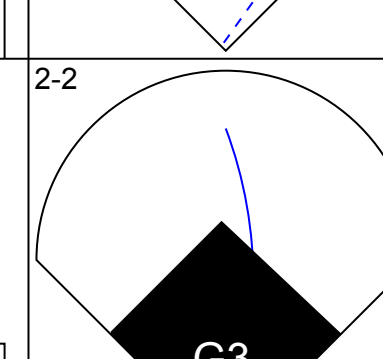
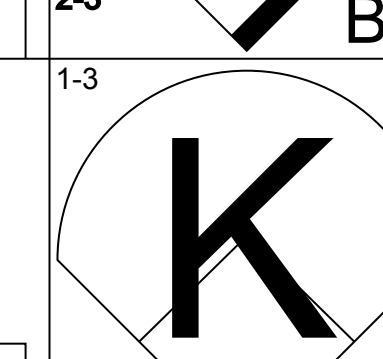
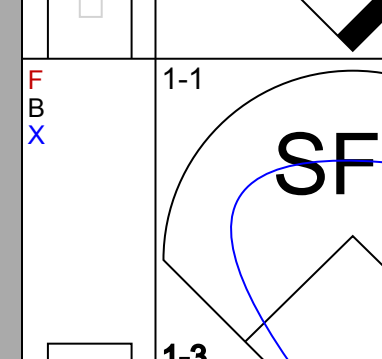
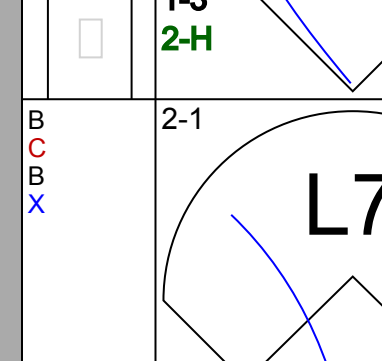
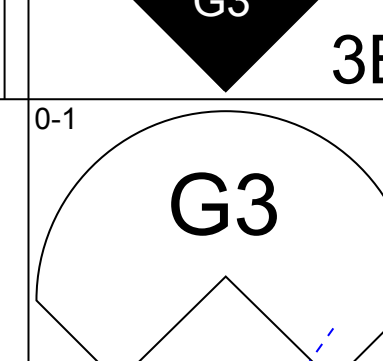
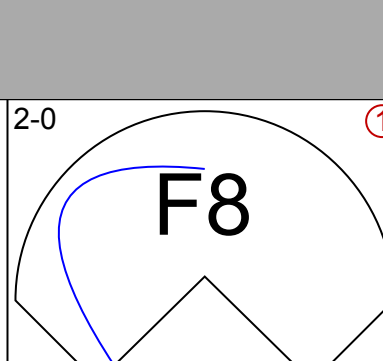
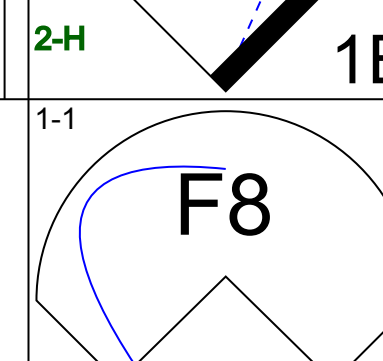
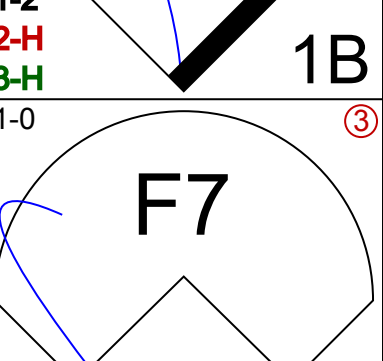
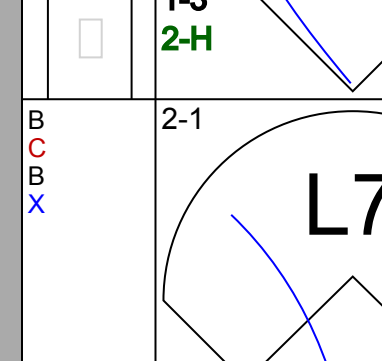
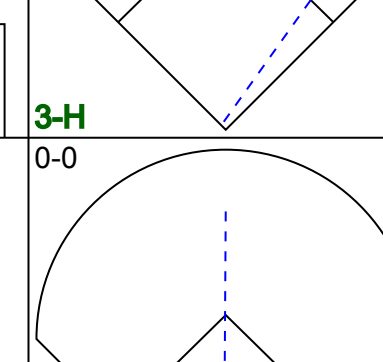
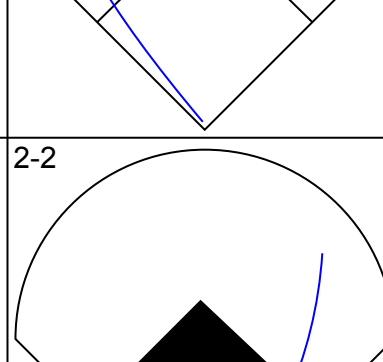
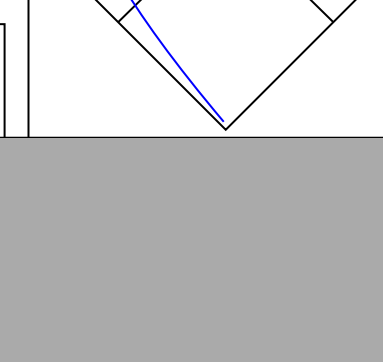
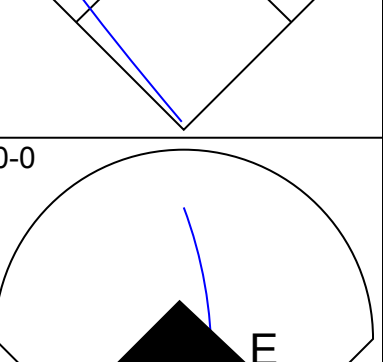
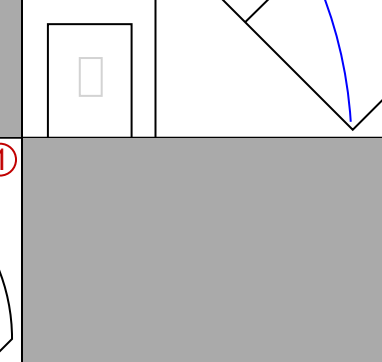
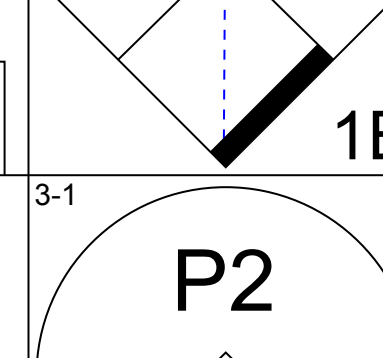
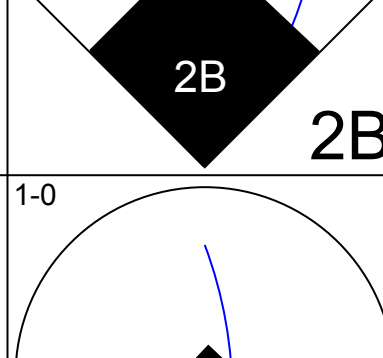
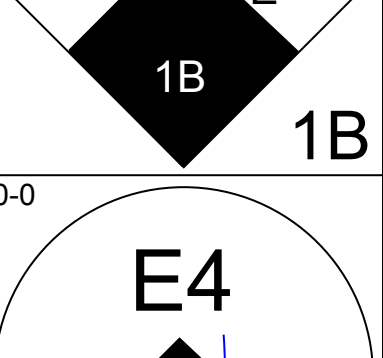
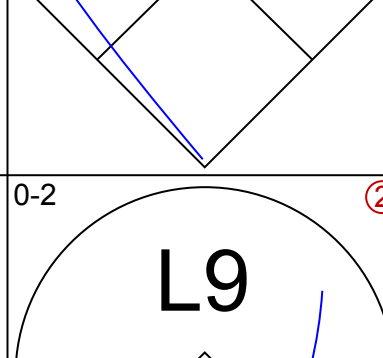
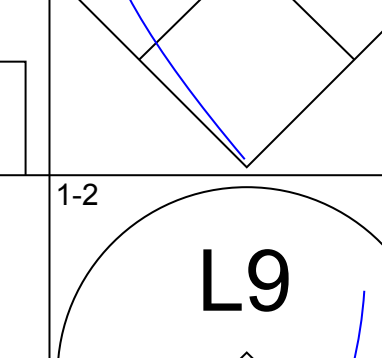
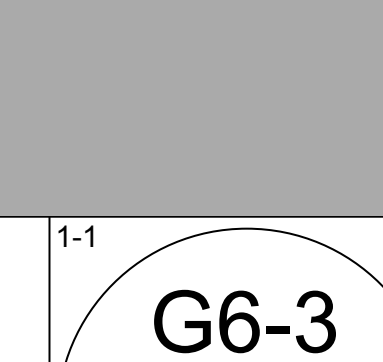
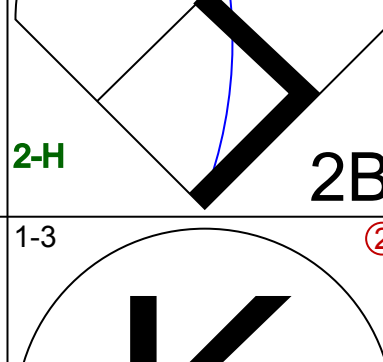
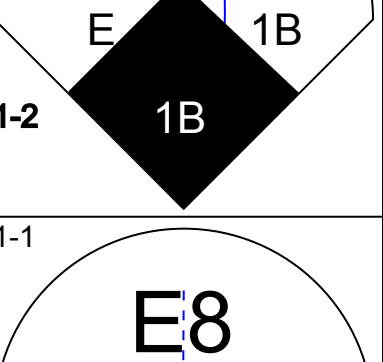
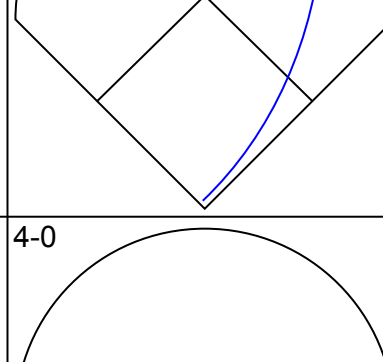
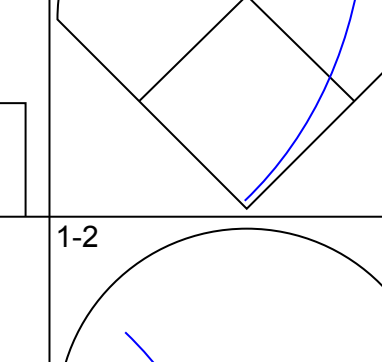
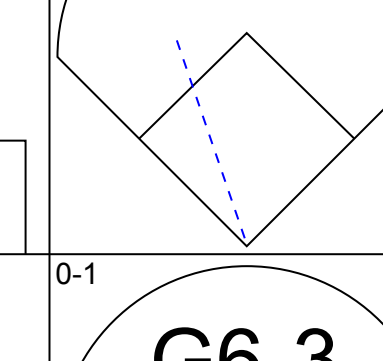
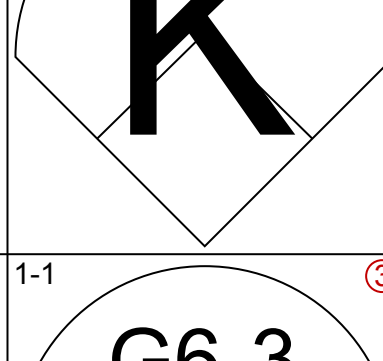
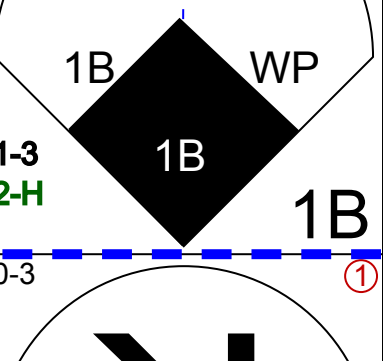
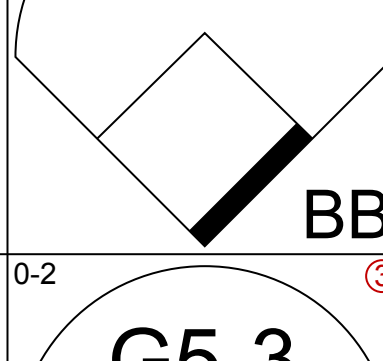
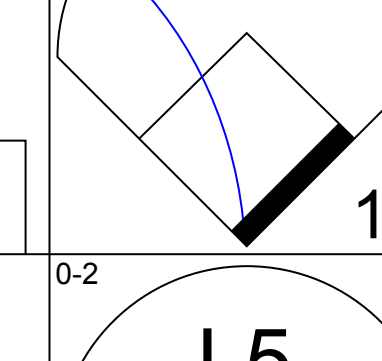
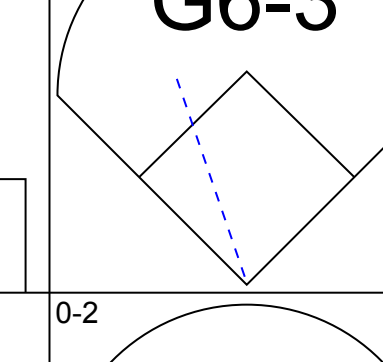
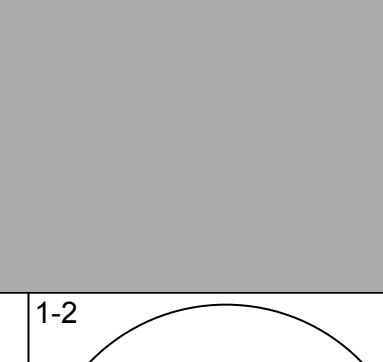
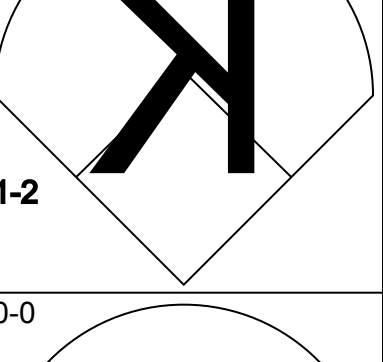
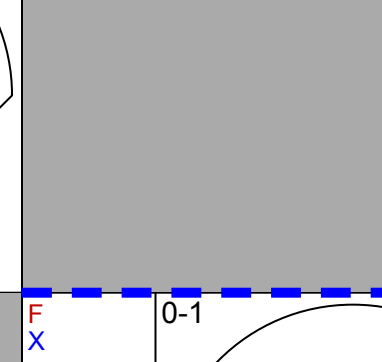
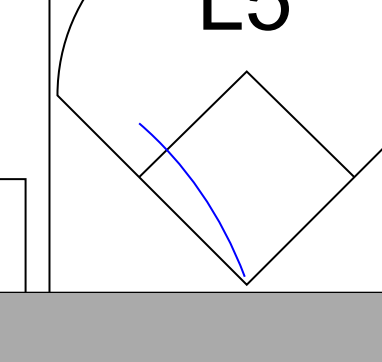
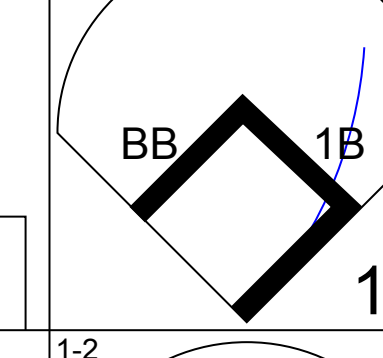
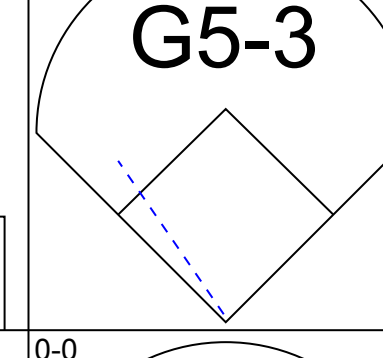
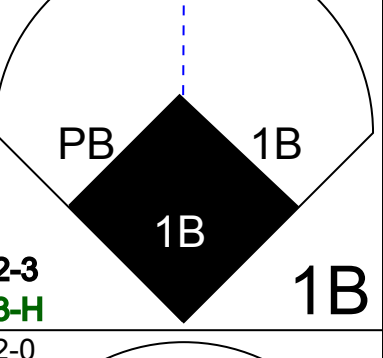
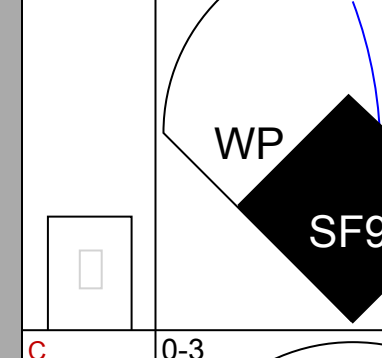
BOTTOM

Minnesota Twins @ New York Yankees
Yankee Stadium, Bronx, NY
Wed Aug 02 1989, 7:05 PM EDT
Att: 35,058 - Unknown - 75 F

AB	38
R	3
H	9
RBI	3
BB	4
SO	4
LOB	26



Batter	1	2	3	4	5	6	7	8	9	AB	R	H	RBI	BB	SO	LOB	TOP					
Al Newman, S OBP: 0.331, SLG: 0.285 (1, 4)										3	0	0	0	0	1	1	Minnesota Twins @ New York Yankees Yankee Stadium, Bronx, NY Thu Aug 03 1989, 7:05 PM EDT Att: 25,244 - Unknown - 85 F					
Doug Baker, S OBP: 0.382, SLG: 0.426 (7, 4)										4	1	2	1	0	0	1						
Greg Gagne, R OBP: 0.293, SLG: 0.405 (1, 6)										3	0	0	0	0	0	1						
Kirby Puckett, R OBP: 0.364, SLG: 0.482 Randy Bush, L OBP: 0.332, SLG: 0.437 (6, 7)										1	0	0	0	0	0	0						
Gary Gaetti, R OBP: 0.281, SLG: 0.421 (1, 5)										4	0	0	0	0	2	1						
Gene Larkin, S OBP: 0.351, SLG: 0.319 (1, 10)										3	0	0	0	0	0	0						
Kent Hrbek, L OBP: 0.372, SLG: 0.535 (1, 3)										3	0	0	0	0	1	0						
Carmen Castillo, R OBP: 0.313, SLG: 0.468 (1, 9)										3	0	1	0	0	1	0						
Tim Laudner, R OBP: 0.295, SLG: 0.335 (1, 2)										3	0	2	0	0	0	1						
John Moses, S OBP: 0.335, SLG: 0.368 (6, 8)										3	0	0	0	0	0	2						
Inning Stats	R: 0 E: 0 K: 1 S: 8	H: 1 LOB: 1 BB: 0 P: 13	R: 0 E: 0 K: 0 S: 7	H: 0 LOB: 0 BB: 0 P: 13	R: 0 E: 0 K: 0 S: 9	H: 1 LOB: 1 BB: 0 P: 14	R: 0 E: 0 K: 1 S: 11	H: 0 LOB: 0 BB: 0 P: 16	R: 0 E: 0 K: 2 S: 13	H: 1 LOB: 1 BB: 0 P: 20	R: 0 E: 0 K: 0 S: 7	H: 0 LOB: 0 BB: 0 P: 13	R: 0 E: 0 K: 1 S: 8	H: 0 LOB: 0 BB: 0 P: 12	R: 0 E: 0 K: 0 S: 4	H: 1 LOB: 0 BB: 0 P: 4	R: 1 E: 0 K: 0 S: 7	H: 1 LOB: 0 BB: 0 P: 10	1B: 3 2B: 1 3B: 0 HR: 1	SF: 0 SAC: 0 DP: 1 HBP: 0	WP: 0 PB: 0 CS: 0	PA: 31
PITCHER Chuck Cary, L ERA: 2.14 (1, 1)	IP: 9.0 WLS: W BF: 31	H: 5 R: 1 ER: 1 SO: 5	BB: 0 IBB: 0 HBP: 0 BLK: 0	WP: 0 HR: 1 S: 74 P: 115	ERA: 1.00 WHIP: 0.556	PITCHER										IP: 9.0 WLS: W BF: 31	H: 5 R: 1 ER: 1 SO: 5	BB: 0 IBB: 0 HBP: 0 BLK: 0	WP: 0 HR: 1 S: 74 P: 115	ERA: 1.00 WHIP: 0.556		

Batter	1	2	3	4	5	6	7	8	9	AB	R	H	RBI	BB	SO	LOB	BOTTOM			
Steve Sax, R OBP: 0.370, SLG: 0.393 Randy Velarde, R OBP: 0.286, SLG: 0.400 (7, PR) (8, 5)										2	1	1	0	3	0	0	Minnesota Twins @ New York Yankees Yankee Stadium, Bronx, NY Thu Aug 03 1989, 7:05 PM EDT Att: 25,244 - Unknown - 85 F			
Luis Polonia, L OBP: 0.337, SLG: 0.395 (1, 7)										4	1	3	3	0	1	3				
Don Mattingly, L OBP: 0.346, SLG: 0.462 Steve Balboni, R OBP: 0.302, SLG: 0.485 (8, 3)										5	0	0	1	0	0	5				
Mel Hall, L OBP: 0.312, SLG: 0.450 (1, 10)										5	2	3	0	0	0	0				
Jesse Barfield, R OBP: 0.359, SLG: 0.445 (1, 9)										5	1	1	1	0	0	2				
Bob Geren, R OBP: 0.416, SLG: 0.548 (1, 2)										4	1	2	1	1	1	1				
Wayne Tolleson, S OBP: 0.245, SLG: 0.204 (8, 4)										5	0	0	0	0	1	5				
Alvaro Espinoza, R OBP: 0.306, SLG: 0.323 (1, 6)										4	2	3	1	0	0	0				
Roberto Kelly, R OBP: 0.391, SLG: 0.451 (1, 8)										4	0	2	1	0	1	1				
Inning Stats	R: 1 E: 0 K: 0 S: 10	H: 2 LOB: 1 BB: 0 P: 16	R: 0 E: 0 K: 1 S: 13	H: 2 LOB: 3 BB: 1 P: 20	R: 1 E: 0 K: 0 S: 11	H: 2 LOB: 1 BB: 0 P: 18	R: 1 E: 0 K: 0 S: 12	H: 2 LOB: 1 BB: 0 P: 15	R: 4 E: 2 K: 1 S: 12	H: 5 LOB: 2 BB: 1 P: 20	R: 0 E: 0 K: 0 S: 10	H: 0 LOB: 1 BB: 1 P: 16	R: 1 E: 0 K: 1 S: 11	H: 1 LOB: 2 BB: 1 P: 18	R: 0 E: 0 K: 0 S: 11	H: 1 LOB: 1 BB: 0 P: 13		1B: 11 2B: 3 3B: 1 HR: 0	SF: 1 SAC: 0 DP: 0 HBP: 0	WP: 2 PB: 1 CS: 0
PITCHER Rick Aguilera, R ERA: 2.89 Gary Wayne, L ERA: 3.71 Randy St. Claire, R ERA: 5.24 (7, 1)	IP: 4.0 WLS: L BF: 24	H: 6 R: 3 ER: 2 SO: 6	BB: 1 IBB: 0 HBP: 0 BLK: 0	WP: 0 HR: 0 S: 18 P: 31	ERA: 0.00 WHIP: 2.500	PITCHER										IP: 4.0 WLS: L BF: 24	H: 6 R: 3 ER: 2 SO: 6	BB: 1 IBB: 0 HBP: 0 BLK: 0	WP: 0 HR: 0 S: 18 P: 31	ERA: 0.00 WHIP: 2.500

AB	31
R	1
H	5
RBI	1
BB	0
SO	5
LOB	7




Batter	1	2	3	4	5	6	7	8	9	AB	R	H	RBI	BB	SO	LOB	TOP		
Steve Sax, R OBP: 0.369, SLG: 0.391	L8			G4-3			F9		FC5-4 2H 1B	4	0	1	1	0	0	0	New York Yankees @ Toronto Blue Jays SkyDome, Toronto, ON Fri Aug 04 1989, 7:05 PM EDT Att: 48,789 - Dome		
Luis Polonia, L OBP: 0.333, SLG: 0.390	G4-3			L6			G4-3		FC5-4 1-2	4	0	0	0	0	0	1			
Don Mattingly, L OBP: 0.344, SLG: 0.459	L8			L7			G4-3			3	0	0	0	0	0	0			
Mel Hall, L OBP: 0.307, SLG: 0.443		K			G6-3				K	3	0	0	0	0	2	0			
Jesse Barfield, R OBP: 0.357, SLG: 0.441		K			G6-3				K	3	0	0	0	0	2	0			
Bob Geren, R OBP: 0.402, SLG: 0.529				G6-3					G6-3	3	0	0	0	0	1	0			
Randy Velarde, R OBP: 0.281, SLG: 0.364							G6-3			2	0	0	0	0	1	0			
Hal Morris, L OBP: 0.200, SLG: 0.200									K	1	0	0	0	0	1	0			
Alvaro Espinoza, R OBP: 0.304, SLG: 0.321				G3						2	0	0	0	0	1	0			
Ken Phelps, L OBP: 0.341, SLG: 0.349									K	1	0	0	0	0	1	0			
Roberto Kelly, R OBP: 0.391, SLG: 0.454									K	3	1	1	0	0	2	0			
Inning Stats	R: 0 H: 0 E: 0 K: 0 S: 5	H: 0 LOB: 0 BB: 0 P: 8	R: 0 H: 0 E: 0 K: 2 S: 8	H: 0 LOB: 0 BB: 0 P: 11	R: 0 H: 0 E: 0 K: 2 S: 9	H: 0 LOB: 0 BB: 0 P: 12	R: 0 H: 0 E: 0 K: 0 S: 7	H: 0 LOB: 0 BB: 0 P: 10	R: 0 H: 0 E: 0 K: 2 S: 5	H: 0 LOB: 0 BB: 0 P: 7	R: 0 H: 0 E: 0 K: 0 S: 5	H: 0 LOB: 0 BB: 0 P: 7	R: 0 H: 0 E: 0 K: 2 S: 8	H: 0 LOB: 0 BB: 0 P: 10	R: 1 H: 2 E: 0 K: 2 S: 11	H: 2 LOB: 1 BB: 0 P: 17	1B: 1 2B: 1 3B: 0 HR: 0	SF: 0 SAC: 0 DP: 0 HBP: 0	WP: 0 PA: 29 PB: 0 SB: 0 CS: 0
PITCHER Dave Stieb, R ERA: 3.9	IP: 9.0 WLS: W BF: 29 H: 2 R: 1 ER: 1 SO: 11 BB: 0 IBB: 0 HBP: 0 BLK: 0 WP: 0 HR: 0 S: 65 P: 90 ERA: 1.00 WHIP: 0.222																		

Batter	1	2	3	4	5	6	7	8	9	AB	R	H	RBI	BB	SO	LOB	BOTTOM
Tony Fernandez, S OBP: 0.279, SLG: 0.363	G4-3		G1-3			G4-3		G4-3		4	0	0	0	0	0	1	New York Yankees @ Toronto Blue Jays SkyDome, Toronto, ON Fri Aug 04 1989, 7:05 PM EDT Att: 48,789 - Dome
Mookie Wilson, S OBP: 0.234, SLG: 0.291	G1-3			F8						3	0	1	1	0	0	0	
Kelly Gruber, R OBP: 0.340, SLG: 0.453	G5-3			G5-3						3	0	0	0	0	0	1	
George Bell, R OBP: 0.325, SLG: 0.424				E4						3	1	2	0	0	0	1	
Fred McGriff, L OBP: 0.384, SLG: 0.562				L7						3	0	1	0	0	0	1	
Ernie Whitt, L OBP: 0.378, SLG: 0.439										3	0	0	1	0	0	1	
Lloyd Moseby, L OBP: 0.296, SLG: 0.345										3	0	0	0	0	1	1	
Lee Mazzilli, S OBP: 0.384, SLG: 0.373										3	0	0	0	0	1	0	
Nelson Liriano, S OBP: 0.325, SLG: 0.365										3	1	1	0	0	1	0	
Inning Stats	R: 0 H: 0 E: 0 K: 0 S: 8	H: 2 LOB: 0 BB: 0 P: 12	R: 0 H: 0 E: 0 K: 1 S: 7	H: 0 LOB: 0 BB: 0 P: 11	R: 0 H: 1 E: 1 K: 0 S: 11	H: 1 LOB: 1 BB: 0 P: 20	R: 0 H: 2 E: 0 K: 0 S: 9	H: 2 LOB: 1 BB: 0 P: 13	R: 0 H: 0 E: 0 K: 1 S: 10	H: 0 LOB: 0 BB: 0 P: 16	R: 0 H: 0 E: 0 K: 1 S: 6	H: 0 LOB: 0 BB: 0 P: 9	R: 0 H: 0 E: 0 K: 1 S: 6	H: 0 LOB: 0 BB: 0 P: 9	1B: 4 2B: 1 3B: 0 HR: 0	SF: 0 SAC: 0 DP: 1 HBP: 0	
PITCHER Clay Parker, R ERA: 4.1 Lee Guetterman, L ERA: 2.93	IP: 6.0 WLS: L BF: 22 H: 5 R: 2 ER: 2 SO: 2 BB: 0 IBB: 0 HBP: 0 BLK: 0 WP: 0 HR: 0 S: 48 P: 76 ERA: 3.00 WHIP: 0.833																

Batter	1	2	3	4	5	6	7	8	9	AB	R	H	RBI	BB	SO	LOB	TOP				
Steve Sax, R (1,4) OBP: 0.371, SLG: 0.396										5	2	3	0	0	0	2					
Alvaro Espinoza, R (1,6) OBP: 0.306, SLG: 0.323										4	1	2	0	0	0	3					
Don Mattingly, L (1,3) OBP: 0.347, SLG: 0.463										5	0	3	1	0	1	2					
Steve Balboni, R (1,10) OBP: 0.300, SLG: 0.481										4	0	1	2	0	0	4					
Jesse Barfield, R (1,9) OBP: 0.357, SLG: 0.439										4	0	1	0	1	1	4					
Mel Hall, L (1,7) OBP: 0.309, SLG: 0.437										3	1	0	0	2	0	4					
Don Slaught, R (1,2) OBP: 0.331, SLG: 0.399										5	0	1	0	0	2	3					
Randy Velarde, R (1,5) OBP: 0.269, SLG: 0.360										3	0	1	0	0	0	1					
Ken Phelps, L (8, PH) OBP: 0.345, SLG: 0.373										1	1	1	2	0	0	0					
Wayne Tolleson, S (8, 5) OBP: 0.245, SLG: 0.204										0	0	0	0	0	0	0					
Roberto Kelly, R (1,8) OBP: 0.389, SLG: 0.451										4	0	1	0	0	1	1					
Inning Stats	R: 1 E: 0 K: 1 S: 12	H: 2 LOB: 1 BB: 0 P: 19	R: 0 E: 0 K: 1 S: 7	H: 1 LOB: 1 BB: 0 P: 9	R: 1 E: 0 K: 0 S: 13	H: 3 LOB: 2 BB: 0 P: 21	R: 0 E: 0 K: 0 S: 10	H: 2 LOB: 2 BB: 0 P: 14	R: 0 E: 0 K: 0 S: 15	H: 0 LOB: 0 BB: 0 P: 22	R: 0 E: 0 K: 0 S: 6	H: 2 LOB: 2 BB: 0 P: 9	R: 2 E: 0 K: 1 S: 9	H: 1 LOB: 0 BB: 1 P: 18	R: 1 E: 0 K: 2 S: 11	H: 2 LOB: 2 BB: 1 P: 17	1B: 11 2B: 2 3B: 0 HR: 1	SF: 1 SAC: 1 DP: 1 HBP: 0	WP: 0 PB: 0 SB: 4 CS: 0	PA: 43	
PITCHER	IP WLS BF H R ER SO BB IBB HBP BLK WP HR S P ERA WHIP	IP WLS BF H R ER SO BB IBB HBP BLK WP HR S P ERA WHIP	IP WLS BF H R ER SO BB IBB HBP BLK WP HR S P ERA WHIP	IP WLS BF H R ER SO BB IBB HBP BLK WP HR S P ERA WHIP	IP WLS BF H R ER SO BB IBB HBP BLK WP HR S P ERA WHIP	IP WLS BF H R ER SO BB IBB HBP BLK WP HR S P ERA WHIP	IP WLS BF H R ER SO BB IBB HBP BLK WP HR S P ERA WHIP	IP WLS BF H R ER SO BB IBB HBP BLK WP HR S P ERA WHIP	IP WLS BF H R ER SO BB IBB HBP BLK WP HR S P ERA WHIP	IP WLS BF H R ER SO BB IBB HBP BLK WP HR S P ERA WHIP	IP WLS BF H R ER SO BB IBB HBP BLK WP HR S P ERA WHIP	IP WLS BF H R ER SO BB IBB HBP BLK WP HR S P ERA WHIP	IP WLS BF H R ER SO BB IBB HBP BLK WP HR S P ERA WHIP	IP WLS BF H R ER SO BB IBB HBP BLK WP HR S P ERA WHIP	IP WLS BF H R ER SO BB IBB HBP BLK WP HR S P ERA WHIP	IP WLS BF H R ER SO BB IBB HBP BLK WP HR S P ERA WHIP	IP WLS BF H R ER SO BB IBB HBP BLK WP HR S P ERA WHIP	IP WLS BF H R ER SO BB IBB HBP BLK WP HR S P ERA WHIP	IP WLS BF H R ER SO BB IBB HBP BLK WP HR S P ERA WHIP	IP WLS BF H R ER SO BB IBB HBP BLK WP HR S P ERA WHIP	IP WLS BF H R ER SO BB IBB HBP BLK WP HR S P ERA WHIP

New York Yankees @ Toronto Blue Jays
SkyDome, Toronto, ON
Sat Aug 05 1989, 3:33 AM EDT
Att. 49,155 - Overcast - 90 F


AB	38
R	5
H	14
RBI	5
BB	3
SO	5
LOB	24



Batter	1	2	3	4	5	6	7	8	9	AB	R	H	RBI	BB	SO	LOB	BOTTOM					
Tony Fernandez, S (1,6) OBP: 0.279, SLG: 0.367										4	0	1	0	0	0	0						
Mookie Wilson, S (1,9) OBP: 0.230, SLG: 0.286										4	0	0	0	0	0	1						
Kelly Gruber, R (1,5) OBP: 0.339, SLG: 0.451										4	0	1	0	0	0	1						
George Bell, R (1,7) OBP: 0.324, SLG: 0.428										4	1	1	0	0	1	1						
Fred McGriff, L (1,3) OBP: 0.385, SLG: 0.561										3	1	1	0	1	0	1						
Ernie Whitt, L (1,2) OBP: 0.381, SLG: 0.451										2	1	1	1	1	0	0						
Pat Borders, R (8, PH) OBP: 0.310, SLG: 0.364										1	0	0	0	0	0	1						
Lloyd Moseby, L (1,8) OBP: 0.299, SLG: 0.359										4	1	2	2	0	0	0						
Lee Mazzilli, S (1,10) OBP: 0.382, SLG: 0.362										2	0	0	0	1	1	0						
Nelson Liriano, S (1,4) OBP: 0.322, SLG: 0.361										3	0	0	0	0	0	3						
Inning Stats	R: 0 E: 0 K: 0 S: 9	H: 0 LOB: 0 BB: 0 P: 15	R: 2 E: 0 K: 1 S: 10	H: 2 LOB: 0 BB: 0 P: 19	R: 0 E: 0 K: 0 S: 7	H: 0 LOB: 0 BB: 0 P: 11	R: 0 E: 0 K: 0 S: 6	H: 1 LOB: 0 BB: 0 P: 12	R: 0 E: 0 K: 0 S: 7	H: 0 LOB: 0 BB: 0 P: 12	R: 0 E: 0 K: 0 S: 4	H: 0 LOB: 0 BB: 0 P: 8	R: 1 E: 0 K: 0 S: 13	H: 2 LOB: 3 BB: 2 P: 28	R: 0 E: 0 K: 0 S: 8	H: 1 LOB: 0 BB: 0 P: 11	R: 1 E: 0 K: 0 S: 7	H: 1 LOB: 0 BB: 1 P: 12	1B: 2 2B: 2 3B: 2 HR: 2	SF: 0 SAC: 0 DP: 2 HBP: 0	WP: 0 PB: 0 SB: 0 CS: 1	PA: 35
PITCHER	IP WLS BF H R ER SO BB IBB HBP BLK WP HR S P ERA WHIP	IP WLS BF H R ER SO BB IBB HBP BLK WP HR S P ERA WHIP	IP WLS BF H R ER SO BB IBB HBP BLK WP HR S P ERA WHIP	IP WLS BF H R ER SO BB IBB HBP BLK WP HR S P ERA WHIP	IP WLS BF H R ER SO BB IBB HBP BLK WP HR S P ERA WHIP	IP WLS BF H R ER SO BB IBB HBP BLK WP HR S P ERA WHIP	IP WLS BF H R ER SO BB IBB HBP BLK WP HR S P ERA WHIP	IP WLS BF H R ER SO BB IBB HBP BLK WP HR S P ERA WHIP	IP WLS BF H R ER SO BB IBB HBP BLK WP HR S P ERA WHIP	IP WLS BF H R ER SO BB IBB HBP BLK WP HR S P ERA WHIP	IP WLS BF H R ER SO BB IBB HBP BLK WP HR S P ERA WHIP	IP WLS BF H R ER SO BB IBB HBP BLK WP HR S P ERA WHIP	IP WLS BF H R ER SO BB IBB HBP BLK WP HR S P ERA WHIP	IP WLS BF H R ER SO BB IBB HBP BLK WP HR S P ERA WHIP	IP WLS BF H R ER SO BB IBB HBP BLK WP HR S P ERA WHIP	IP WLS BF H R ER SO BB IBB HBP BLK WP HR S P ERA WHIP	IP WLS BF H R ER SO BB IBB HBP BLK WP HR S P ERA WHIP	IP WLS BF H R ER SO BB IBB HBP BLK WP HR S P ERA WHIP	IP WLS BF H R ER SO BB IBB HBP BLK WP HR S P ERA WHIP	IP WLS BF H R ER SO BB IBB HBP BLK WP HR S P ERA WHIP	IP WLS BF H R ER SO BB IBB HBP BLK WP HR S P ERA WHIP	

New York Yankees @ Toronto Blue Jays
SkyDome, Toronto, ON
Sat Aug 05 1989, 3:33 AM EDT
Att. 49,155 - Overcast - 90 F

AB	31
R	4
H	7
RBI	3
BB	3
SO	2
LOB	8



Batter	1	2	3	4	5	6	7	8	9	AB	R	H	RBI	BB	SO	LOB	TOP								
Steve Sax, R OBP: 0.370, SLG: 0.395 (1, 4)	G6-3		1B		G5-3			G1-3		4	0	1	1	0	0	3	New York Yankees @ Toronto Blue Jays SkyDome, Toronto, ON Sun Aug 06 1989, 3:33 AM EDT Att: 49,025 - Sunny								
Luis Polonia, L OBP: 0.338, SLG: 0.398 (1, 7)	G4-3		1B		F7-5			HR		3	1	2	1	1	0	2									
Don Mattingly, L OBP: 0.346, SLG: 0.468 (1, 3)	G4-3		1B		P6			HR		4	1	1	2	0	0	3									
Mel Hall, L OBP: 0.304, SLG: 0.429 (1, 10)		F8	G6-3			L7		HR		4	0	0	0	0	1	2									
Jesse Barfield, R OBP: 0.356, SLG: 0.445 (1, 9)		HR			K			G4-3		4	1	1	1	0	2	0									
Don Slaught, R OBP: 0.331, SLG: 0.401 (9, PH)		P2			F8				L8	3	0	1	0	0	0	0									
Hal Morris, L OBP: 0.182, SLG: 0.182 (9, PH)										1	0	0	0	0	0	0									
Randy Velarde, R OBP: 0.276, SLG: 0.333 (9, PH)					G5-3			G1-3		2	0	0	0	1	0	1									
Ken Phelps, L OBP: 0.343, SLG: 0.370 (9, PH)								BB		1	0	0	0	0	1	0									
Alvaro Espinoza, R OBP: 0.307, SLG: 0.323 (9, PH)								F8		3	0	1	0	0	1	1									
Steve Balboni, R OBP: 0.296, SLG: 0.478 (9, PH)										1	0	0	0	0	1	0									
Roberto Kelly, R OBP: 0.394, SLG: 0.466 (1, 8)								G1-3		3	2	3	0	0	0	0									
Inning Stats	R: 0 E: 0 K: 0 S: 9	H: 0 LOB: 0 BB: 1 P: 15	R: 1 E: 0 K: 1 S: 13	H: 1 LOB: 1 BB: 1 P: 23	R: 1 E: 0 K: 0 S: 7	H: 3 LOB: 1 BB: 0 P: 9	R: 0 E: 0 K: 1 S: 6	H: 0 LOB: 0 BB: 0 P: 7	R: 0 E: 0 K: 0 S: 10	H: 2 LOB: 1 BB: 0 P: 16	R: 0 E: 0 K: 2 S: 7	H: 0 LOB: 0 BB: 0 P: 10	R: 0 E: 0 K: 0 S: 5	H: 1 LOB: 0 BB: 0 P: 7	R: 3 E: 1 K: 0 S: 10	H: 3 LOB: 0 BB: 0 P: 16	R: 0 E: 0 K: 2 S: 7	H: 0 LOB: 0 BB: 0 P: 10	1B: 4 2B: 3 3B: 2 HR: 2	SF: 0 SAC: 0 DP: 2 HBP: 0	WP: 0 PB: 0 SB: 0 CS: 1	PA: 35			
PITCHER	IP	WLS	BF	H	R	ER	SO	BB	IBB	HBP	BLK	WP	HR	S	P	ERA	WHIP								
Todd Stottlemyre, R ERA: 4.27 (1, 1)	7.0	W	26	7	2	2	4	2	0	0	0	0	1	57	87	2.57	1.286								
Tom Henke, R ERA: 2.94 (8, 1)	2.0		9	3	3	3	2	0	0	0	0	0	1	17	26	13.50	1.500								



Batter	1	2	3	4	5	6	7	8	9	AB	R	H	RBI	BB	SO	LOB	BOTTOM								
Tony Fernandez, S OBP: 0.276, SLG: 0.363 (1, 6)	F8		G1-3			G4-3		K		4	0	0	0	0	1	1	New York Yankees @ Toronto Blue Jays SkyDome, Toronto, ON Sun Aug 06 1989, 3:33 AM EDT Att: 49,025 - Sunny								
Mookie Wilson, S OBP: 0.227, SLG: 0.282 (1, 9)	K				F8	G5-3		K		4	0	0	0	0	2	0									
Kelly Gruber, R OBP: 0.339, SLG: 0.452 (1, 5)	G5-3				WP	G4-3		L9		4	1	1	0	0	0	0									
George Bell, R OBP: 0.328, SLG: 0.436 (1, 7)		L6			G4-3			HR		4	1	3	1	0	0	0									
Fred McGriff, L OBP: 0.386, SLG: 0.567 (1, 3)		P6			G4-3			HR		3	1	1	2	1	0	1									
Ernie Whitt, L OBP: 0.383, SLG: 0.456 (1, 2)		L6						HR		4	1	2	0	0	0	3									
Lloyd Moseby, L OBP: 0.299, SLG: 0.357 (1, 8)			L8			K		HR		2	1	0	0	1	1	1									
Rance Mulliniks, L OBP: 0.316, SLG: 0.301 (7, PH)						G4-6-3				1	0	0	0	1	0	1									
Nelson Liriano, S OBP: 0.321, SLG: 0.360 (7, PH)								K		1	0	0	0	0	1	2									
Manuel Lee, S OBP: 0.305, SLG: 0.344 (1, 4)					FC4-6			G3		3	1	1	3	0	0	1									
Inning Stats	R: 0 E: 0 K: 1 S: 7	H: 0 LOB: 0 BB: 0 P: 10	R: 0 E: 0 K: 0 S: 6	H: 1 LOB: 0 BB: 0 P: 10	R: 0 E: 0 K: 0 S: 9	H: 0 LOB: 1 BB: 1 P: 14	R: 1 E: 0 K: 0 S: 7	H: 1 LOB: 0 BB: 0 P: 10	R: 0 E: 0 K: 1 S: 7	H: 1 LOB: 0 BB: 0 P: 11	R: 0 E: 0 K: 0 S: 8	H: 0 LOB: 0 BB: 0 P: 13	R: 5 E: 1 K: 2 S: 17	H: 4 LOB: 0 BB: 1 P: 36	R: 0 E: 0 K: 1 S: 11	H: 1 LOB: 2 BB: 1 P: 18	1B: 2 2B: 5 3B: 0 HR: 2	SF: 0 SAC: 0 DP: 2 HBP: 0	WP: 1 PB: 0 SB: 0 CS: 0	PA: 33					
PITCHER	IP	WLS	BF	H	R	ER	SO	BB	IBB	HBP	BLK	WP	HR	S	P	ERA	WHIP								
Walt Terrell, R ERA: 4.88 (1, 1)	6.1	L	24	6	4	4	2	1	0	0	0	0	1	9	19	27.00	3.000								
Lee Guetterman, L ERA: 3.15 (7, 1)	0.2		4	1	2	2	2	1	0	0	0	0	1	9	19	27.00	3.000								
Lance McCullers, R ERA: 5.55 (8, 1)	1.0		5	1	0	0	1	1	0	0	0	0	0	11	18	0.00	2.000								



Batter	1	2	3	4	5	6	7	8	9	AB	R	H	RBI	BB	SO	LOB	TOP			
Tommy Hinzo, S (1.4)										4	0	0	0	1	2	2	Cleveland Indians @ New York Yankees Yankee Stadium, Bronx, NY Tue Aug 08 1989, 7:05 PM EDT Att: 25,192 - Unknown - 70 F			
Pete O'Brien, L (1.3)										4	0	1	0	0	2	1				
Joe Carter, R (1.7)										4	1	1	0	0	1	1				
Cory Snyder, R (1.9)										4	1	1	2	0	1	1				
Brook Jacoby, R (1.5)										4	1	1	0	0	1	0				
Albert Belle, R (1.10)										4	0	3	0	0	1	0				
Brad Komminsk, R (1.8)										3	0	0	0	1	2	2				
Andy Allanson, R (1.2)										3	0	1	0	0	0	0				
Dion James, L (9. PH)										1	0	0	1	0	0	2				
Joel Skinner, R (9.2)										0	0	0	0	0	0	0				
Felix Fermin, R (1.6)										4	0	0	0	0	0	4				
Inning Stats	R: 0 E: 0 K: 2 S: 11	H: 0 LOB: 0 BB: 0 P: 18	R: 0 E: 0 K: 1 S: 6	H: 1 LOB: 1 BB: 0 P: 9	R: 0 E: 0 K: 0 S: 10	H: 0 LOB: 1 BB: 1 P: 16	R: 2 E: 0 K: 1 S: 13	H: 4 LOB: 2 BB: 0 P: 18	R: 0 E: 0 K: 2 S: 7	H: 0 LOB: 0 BB: 0 P: 11	R: 0 E: 0 K: 1 S: 6	H: 0 LOB: 0 BB: 0 P: 8	R: 0 E: 0 K: 3 S: 11	H: 0 LOB: 0 BB: 0 P: 17	R: 1 E: 0 K: 0 S: 11	H: 2 LOB: 2 BB: 1 P: 18	1B: 4 2B: 3 3B: 0 HR: 1	SF: 0 SAC: 0 DP: 0 HBP: 0	WP: 0 PB: 0 SB: 0 CS: 0	PA: 37
PITCHER	IP WLS BF H R ER SO BB IBB HBP BLK WP HR S P ERA WHIP																			
Chuck Cary, L (1.1)	8.0 L 33 8 3 3 10 1 0 0 0 0 1 78 116 3.38 1.125																			
Eric Plunk, R (9.1)	0.0 1 0 0 0 0 1 0 0 0 0 0 0 4 ∞ ∞																			
Lee Guetterman, L (9.1)	1.0 3 0 0 0 0 0 0 0 0 0 0 0 8 11 0.00 0.000																			

AB 35
R 3
H 8
RBI 3
BB 2
SO 10
LOB 13



Batter	1	2	3	4	5	6	7	8	9	AB	R	H	RBI	BB	SO	LOB	BOTTOM					
Steve Sax, R (1.4)										4	0	1	0	0	0	0	Cleveland Indians @ New York Yankees Yankee Stadium, Bronx, NY Tue Aug 08 1989, 7:05 PM EDT Att: 25,192 - Unknown - 70 F					
Wayne Tolleson, S (1.5)										4	0	1	0	0	1	1						
Don Mattingly, L (1.3)										4	0	0	0	0	0	2						
Mel Hall, L (1.7)										4	0	0	0	0	0	2						
Jesse Barfield, R (1.9)										3	0	0	0	0	1	0						
Ken Phelps, L (1.10)										2	1	1	0	1	0	0						
Bob Geren, R (1.2)										2	0	0	0	0	1	1						
Luis Polonia, L (9. PH)										0	0	0	0	1	0	0						
Don Slaught, R (9.2)										0	0	0	0	0	0	0						
Alvaro Espinoza, R (1.6)										3	0	1	1	0	0	0						
Roberto Kelly, R (1.8)										3	0	0	0	0	0	2						
Inning Stats	R: 0 E: 0 K: 0 S: 5	H: 0 LOB: 0 BB: 0 P: 8	R: 0 E: 0 K: 0 S: 8	H: 0 LOB: 0 BB: 0 P: 12	R: 0 E: 0 K: 1 S: 12	H: 0 LOB: 0 BB: 0 P: 16	R: 0 E: 0 K: 0 S: 7	H: 1 LOB: 1 BB: 0 P: 13	R: 0 E: 0 K: 0 S: 8	H: 0 LOB: 0 BB: 0 P: 15	R: 0 E: 0 K: 0 S: 5	H: 0 LOB: 0 BB: 0 P: 8	R: 0 E: 0 K: 0 S: 8	H: 0 LOB: 0 BB: 0 P: 14	R: 1 E: 0 K: 0 S: 12	H: 2 LOB: 1 BB: 1 P: 21	R: 0 E: 0 K: 1 S: 12	H: 1 LOB: 1 BB: 0 P: 17	1B: 4 2B: 0 3B: 0 HR: 0	SF: 0 SAC: 0 DP: 2 HBP: 0	WP: 0 PB: 0 SB: 0 CS: 0	PA: 31
PITCHER	IP WLS BF H R ER SO BB IBB HBP BLK WP HR S P ERA WHIP																					
Tom Candiotti, R (1.1)	7.1 W 25 2 1 1 2 2 0 0 0 0 0 0 61 101 1.23 0.545																					
Doug Jones, R (8.1)	1.2 S 6 2 0 0 1 0 0 0 0 0 0 0 16 23 0.00 1.200																					

AB 29
R 1
H 4
RBI 1
BB 2
SO 3
LOB 8



Batter	1	2	3	4	5	6	7	8	9	AB	R	H	RBI	BB	SO	LOB	TOP										
Steve Sax, R OBP: 0.374, SLG: 0.395 (1, 4)	G6-3		L9	G4-3			G4-3		P4	5	0	0	0	0	0	2	New York Yankees @ Minnesota Twins Hubert H. Humphrey Metrodome, Minneapolis, MN Sat Aug 12 1989, 4:33 AM EDT Att: 43,920 - Dome - 72 F livebaseballscorecards.com										
Luis Polonia, L OBP: 0.337, SLG: 0.393 (1, 7)	BB 1B		1B WP	G5-3			K			4	2	2	0	0	1												
Don Mattingly, L OBP: 0.349, SLG: 0.473 (1, 3)	1B BB		WP BB 1B				L8		P6	3	1	1	0	1	0												
Mel Hall, L OBP: 0.317, SLG: 0.426 (1, 10)	G6-4-3 1B		K				G5-4-3 BB		1B	3	0	2	1	1	1	2											
Jesse Barfield, R OBP: 0.351, SLG: 0.435 Ken Phelps, L OBP: 0.349, SLG: 0.391 Marcus Lawton, S (8, 9)	G6-4-3		1B WP BB				G5-4-3		P2	2	0	0	0	1	0	3											
Bob Geren, R OBP: 0.405, SLG: 0.544 (1, 2)									F7	4	0	1	1	0	0	1											
Steve Kiefer, R (1, 5)			1B																								
Don Slaught, R OBP: 0.330, SLG: 0.400 (9, PH)			L5				K		P6	3	0	0	0	0	2	2											
Alvaro Espinoza, R OBP: 0.303, SLG: 0.318 (1, 6)							F9		K	4	0	1	0	0	1	0											
Roberto Kelly, R OBP: 0.403, SLG: 0.472 (1, 8)			K				S 1B		F9	4	0	2	0	0	1	1											
Inning Stats	R: 1 E: 0 K: 0 S: 13	H: 2 LOB: 1 BB: 1 P: 21	R: 0 E: 0 K: 2 S: 9	H: 1 LOB: 1 BB: 0 P: 14	R: 2 E: 0 K: 1 S: 20	H: 3 LOB: 2 BB: 1 P: 31	R: 0 E: 0 K: 0 S: 12	H: 1 LOB: 0 BB: 0 P: 21	R: 0 E: 0 K: 1 S: 7	H: 0 LOB: 0 BB: 0 P: 10	R: 0 E: 0 K: 1 S: 6	H: 0 LOB: 0 BB: 0 P: 10	R: 0 E: 0 K: 0 S: 10	H: 1 LOB: 1 BB: 0 P: 15	R: 0 E: 0 K: 1 S: 9	H: 1 LOB: 1 BB: 0 P: 11	1B: 9 2B: 0 3B: 0 HR: 0	SF: 0 SAC: 0 DP: 2 HBP: 0	WP: 1 PB: 0 CS: 1	PA: 37							
PITCHER	IP	WLS	BF	H	R	ER	SO	BB	IBB	HBP	BLK	WP	HR	S	P	ERA	WHIP										
Roy Smith, R ERA: 3.92 (1, 1)	7.2	W	32	8	3	3	5	3	0	0	0	1	0	84	136	3.52	1.435										
Jeff Reardon, R ERA: 3.74 (8, 1)	1.1	S	5	1	0	0	1	0	0	0	0	0	0	10	12	0.00	0.750										

Batter	1	2	3	4	5	6	7	8	9	AB	R	H	RBI	BB	SO	LOB	BOTTOM										
Al Newman, S OBP: 0.344, SLG: 0.310 (1, 4)	FC3-6 BB			P7			G4-3			4	0	2	1	1	0	1	New York Yankees @ Minnesota Twins Hubert H. Humphrey Metrodome, Minneapolis, MN Sat Aug 12 1989, 4:33 AM EDT Att: 43,920 - Dome - 72 F livebaseballscorecards.com										
Dan Gladden, R OBP: 0.336, SLG: 0.388 Randy Bush, L OBP: 0.345, SLG: 0.439 (8, PH) (9, 9)	P5			1B S 1B			G6-3		G4-3 BB	4	1	2	1	0	0	3											
Kirby Puckett, R OBP: 0.382, SLG: 0.478 (1, 8)	FC3-6 1B 1B			1B S 1B					G4-3	5	0	2	0	0	0	4											
Gary Gaetti, R OBP: 0.289, SLG: 0.420 (1, 5)	1B			F8			P2		S 1B	5	1	3	2	0	0	1											
Gene Larkin, S OBP: 0.359, SLG: 0.344 (1, 3)	1B			P3			P3		1B	5	1	3	1	0	0	3											
Brian Harper, R OBP: 0.336, SLG: 0.429 (1, 2)	K			WP 1B			G3		F7	5	1	2	1	0	1	5											
Carmen Castillo, R (1, 10) Jim Dwyer, L OBP: 0.395, SLG: 0.414 Tim Laudner, R OBP: 0.300, SLG: 0.350 (8, PH)				1B BB			SH5-3 1B		G3-1 SH1-4 1B	1	1	0	0	1	1	1											
Greg Gagne, R OBP: 0.288, SLG: 0.395 (1, 6)	K			G4-3			1B BB		SH1-4 G6-3	3	0	0	0	1	1	4											
John Moses, S OBP: 0.322, SLG: 0.352 (9, 7)	L4			L7			K		G3-1	4	0	0	0	0	1	4											
Inning Stats	R: 0 E: 0 K: 1 S: 19	H: 2 LOB: 3 BB: 1 P: 32	R: 1 E: 0 K: 1 S: 10	H: 2 LOB: 2 BB: 1 P: 20	R: 1 E: 0 K: 1 S: 14	H: 2 LOB: 1 BB: 0 P: 22	R: 1 E: 0 K: 0 S: 13	H: 3 LOB: 2 BB: 0 P: 20	R: 1 E: 0 K: 1 S: 15	H: 2 LOB: 2 BB: 1 P: 23	R: 0 E: 0 K: 0 S: 11	H: 1 LOB: 1 BB: 0 P: 18	R: 0 E: 0 K: 0 S: 8	H: 1 LOB: 1 BB: 0 P: 12	R: 2 E: 0 K: 0 S: 18	H: 3 LOB: 2 BB: 1 P: 30		1B: 14 2B: 2 3B: 0 HR: 0	SF: 0 SAC: 2 DP: 0 HBP: 0	WP: 2 PB: 0 CS: 0	PA: 44						
PITCHER	IP	WLS	BF	H	R	ER	SO	BB	IBB	HBP	BLK	WP	HR	S	P	ERA	WHIP										
Greg Cadaret, L ERA: 3.46 (1, 1)	4.2	L	28	11	4	4	4	3	0	0	0	2	0	67	112	7.71	3.000										
Lance McCullers, R ERA: 5.25 (5, 1)	2.1		9	2	0	0	0	0	0	0	0	0	0	23	35	0.00	0.857										
Eric Plunk, R ERA: 2.68 (8, 1)	0.1		3	1	2	2	0	1	0	0	0	0	0	9	16	54.00	6.000										
Lee Guetterman, L ERA: 3.07 (8, 1)	0.2		4	2	0	0	0	0	0	0	0	0	0	9	14	0.00	3.000										

Batter	1	2	3	4	5	6	7	8	9	AB	R	H	RBI	BB	SO	LOB	TOP					
Steve Sax, R (1,4) OBP: 0.376, SLG: 0.395	L6		SH1-3 BB		F8			E 2B 1B	S G6-3 2B BB	3	2	1	0	2	0	0						
Wayne Tolleson, S (1,5) OBP: 0.280, SLG: 0.255	HR 3B		SH1-3					E7 2B 1B	G6-3	4	2	2	0	0	0	2						
Don Mattingly, L (1,10) OBP: 0.349, SLG: 0.473	P2		P5					1B 2B	S 2B IBB	4	2	1	1	1	0	3						
Jesse Barfield, R (1,9) OBP: 0.354, SLG: 0.438	HR BB		K					1B SF8 1B	G4-3 2B	4	2	2	4	1	1	2						
Ken Phelps, L (1,3) OBP: 0.353, SLG: 0.412 Marcus Lawton, S (8, PR)	HR		F7					1B 1B	G4-3	4	1	2	3	0	1	1						
Steve Balboni, R (8, 3) OBP: 0.297, SLG: 0.493	HR		K					1B 1B	F8	0	0	0	0	0	0	0						
Bob Geren, R (1,2) OBP: 0.397, SLG: 0.533	K		G5-4-3 1B					P3 SF8	F8	1	0	0	0	0	0	1						
Luis Polonia, L (1,7) OBP: 0.336, SLG: 0.392			L5					G1-3	1B	4	0	1	0	0	0	1						
Alvaro Espinoza, R (1,6) OBP: 0.302, SLG: 0.317			K					L9 FC6-4 1B	F7	4	0	1	0	0	1	2						
Roberto Kelly, R (1,8) OBP: 0.399, SLG: 0.466			K					G5-3 FC6-4 1-2	P3	4	0	0	0	0	1	3						
Inning Stats	R: 3 E: 0 K: 1 S: 17	H: 2 LOB: 1 BB: 1 P: 26	R: 0 E: 0 K: 2 S: 9	H: 0 LOB: 0 BB: 0 P: 11	R: 0 E: 0 K: 1 S: 7	H: 0 LOB: 1 BB: 1 P: 13	R: 0 E: 0 K: 0 S: 9	H: 1 LOB: 0 BB: 0 P: 14	R: 0 E: 0 K: 0 S: 8	H: 0 LOB: 0 BB: 0 P: 13	R: 0 E: 0 K: 1 S: 16	H: 1 LOB: 1 BB: 0 P: 20	R: 0 E: 0 K: 0 S: 13	H: 1 LOB: 1 BB: 0 P: 18	R: 4 E: 1 K: 0 S: 14	H: 5 LOB: 2 BB: 0 P: 21	R: 2 E: 0 K: 0 S: 11	H: 1 LOB: 1 BB: 2 P: 24	1B: 6 2B: 3 3B: 1 HR: 1	SF: 1 SAC: 1 DP: 1 HBP: 0	WP: 0 SB: 0 CS: 0	PA: 42
PITCHER	IP	WLS	BF	H	R	ER	SO	BB	IBB	HBP	BLK	WP	HR	S	P	ERA	WHIP					
Rick Aguilera, R (1,1) ERA: 2.81	7.0		27	5	3	3	5	2	0	0	0	0	1	79	115	3.86	1.000					
Juan Berenguer, R (8,1) ERA: 3.53	0.0		5	4	4	3	0	0	0	0	0	0	0	6	10	∞	∞					
Jeff Reardon, R (8,1) ERA: 3.93	2.0	L	10	2	2	2	0	1	1	0	0	0	0	19	35	9.00	1.500					

New York Yankees @ Minnesota Twins
Hubert H. Humphrey Metrodome, Minneapolis, MN
Sun Aug 13 1989, 4:33 AM EDT
Att: 38,797 - Dome

AB 36
R 9
H 11
RBI 9
BB 4
SO 5
LOB 16



Batter	1	2	3	4	5	6	7	8	9	AB	R	H	RBI	BB	SO	LOB	BOTTOM					
Al Newman, S (1,4) OBP: 0.342, SLG: 0.306	P3	CS	S F7 BB		P3	G3		P4		4	0	0	0	1	0	1						
Dan Gladden, R (1,7) OBP: 0.340, SLG: 0.400	HR		F7		2B BB	F9		1B		4	1	2	1	1	0	2						
Kirby Puckett, R (1,8) OBP: 0.384, SLG: 0.481	BB		K		2B			L9		4	1	2	0	1	1	2						
Gary Gaetti, R (1,5) OBP: 0.288, SLG: 0.417	F8		G6-3		G5-3			F8		5	1	1	0	0	0	5						
Gene Larkin, S (1,3) OBP: 0.358, SLG: 0.346	P7		G5-3		G5-3			P9		4	1	1	0	0	0	2						
Brian Harper, R (1,2) OBP: 0.335, SLG: 0.426		E5 G3 1B		G5-3		G6-3		1B		4	1	1	3	0	0	0						
Tim Laudner, R (1,10) OBP: 0.305, SLG: 0.359 Jim Dwyer, L (7, PH)	P3		P3		2B			F8		3	1	2	0	0	0	1						
Greg Gagne, R (1,6) OBP: 0.287, SLG: 0.393	G3		P6		P6			G6-3		4	1	1	0	0	0	2						
John Moses, S (1,9) OBP: 0.326, SLG: 0.360		CS 1B		G6-3		G6-3		G1-3		4	0	2	3	0	0	0						
Inning Stats	R: 1 E: 0 K: 0 S: 6	H: 1 LOB: 1 BB: 1 P: 15	R: 1 E: 1 K: 0 S: 11	H: 1 LOB: 0 BB: 0 P: 19	R: 0 E: 0 K: 1 S: 7	H: 0 LOB: 1 BB: 1 P: 14	R: 0 E: 0 K: 0 S: 8	H: 1 LOB: 1 BB: 0 P: 10	R: 0 E: 0 K: 0 S: 10	H: 1 LOB: 2 BB: 1 P: 17	R: 3 E: 0 K: 0 S: 16	H: 4 LOB: 1 BB: 0 P: 22	R: 2 E: 0 K: 0 S: 16	H: 3 LOB: 0 BB: 0 P: 26	R: 0 E: 0 K: 0 S: 5	H: 0 LOB: 0 BB: 0 P: 7	R: 0 E: 0 K: 0 S: 6	H: 1 LOB: 1 BB: 0 P: 10	1B: 7 2B: 4 3B: 0 HR: 1	SF: 0 SAC: 1 DP: 0 HBP: 0	WP: 1 SB: 0 CS: 1	PA: 42
PITCHER	IP	WLS	BF	H	R	ER	SO	BB	IBB	HBP	BLK	WP	HR	S	P	ERA	WHIP					
Chuck Cary, L (1,1) ERA: 2.61	5.1		27	8	5	4	1	3	0	0	0	0	1	55	92	6.75	2.062					
Rich Gossage, R (6,1) ERA: 2.98	1.2		7	3	2	2	0	0	0	0	0	0	0	19	31	10.80	1.800					
Lee Guetterman, L (8,1) ERA: 2.99	2.0	W	7	1	0	0	0	0	0	0	0	0	0	11	17	0.00	0.500					

New York Yankees @ Minnesota Twins
Hubert H. Humphrey Metrodome, Minneapolis, MN
Sun Aug 13 1989, 4:33 AM EDT
Att: 38,797 - Dome

AB 37
R 7
H 12
RBI 7
BB 3
SO 1
LOB 15



Batter	1	2	3	4	5	6	7	8	9	AB	R	H	RBI	BB	SO	LOB	TOP							
Steve Sax, R OBP: 0.377, SLG: 0.395										5	2	2	0	0	0	1								
Wayne Tolleson, S OBP: 0.252, SLG: 0.246										4	0	0	0	0	0	2								
Don Mattingly, L OBP: 0.350, SLG: 0.474										3	1	1	1	1	0	0								
Ken Phelps, L OBP: 0.352, SLG: 0.407										2	0	0	0	1	2	1								
Marcus Lawton, S (7, PR)										0	0	0	0	0	0	0								
Mel Hall, L OBP: 0.316, SLG: 0.426										0	0	0	1	0	0	0								
Jesse Barfield, R OBP: 0.355, SLG: 0.436										2	0	0	0	2	1	2								
Don Slaught, R OBP: 0.329, SLG: 0.398										4	0	1	2	0	0	3								
Luis Polonia, L OBP: 0.332, SLG: 0.387										4	0	0	0	0	1	4								
Alvaro Espinoza, R OBP: 0.299, SLG: 0.313										4	0	0	0	0	0	2								
Roberto Kelly, R OBP: 0.400, SLG: 0.464										3	1	1	0	1	1	0								
Inning Stats	R: 1 E: 0 K: 1 S: 13	H: 1 LOB: 1 BB: 1 P: 25	R: 0 E: 0 K: 0 S: 5	H: 0 LOB: 0 BB: 0 P: 8	R: 0 E: 0 K: 0 S: 10	H: 0 LOB: 0 BB: 0 P: 12	R: 0 E: 0 K: 1 S: 7	H: 1 LOB: 1 BB: 0 P: 13	R: 0 E: 0 K: 1 S: 5	H: 0 LOB: 0 BB: 0 P: 8	R: 0 E: 0 K: 0 S: 4	H: 0 LOB: 0 BB: 0 P: 9	R: 0 E: 0 K: 1 S: 9	H: 0 LOB: 2 BB: 1 P: 17	R: 3 E: 0 K: 1 S: 11	H: 2 LOB: 2 BB: 3 P: 27	R: 0 E: 0 K: 0 S: 9	H: 1 LOB: 1 BB: 0 P: 12	1B: 4 2B: 1 3B: 0 HR: 0	SF: 1 SAC: 1 DP: 0 HBP: 0	WP: 0 PB: 1 SB: 2 CS: 0	PA: 38		
PITCHER	IP: 7.0 ERA: 2.57	WLS: 27 BF: 27	H: 2 R: 2 ER: 2 SO: 4	BB: 3 IBB: 0 HBP: 0 BLK: 0	WP: 0 HR: 0 S: 54 P: 97	ERA: 2.57 WHIP: 0.714	IP: 0.2 ERA: 3.35	WLS: 6 BF: 6	H: 2 R: 2 ER: 2 SO: 0	BB: 1 IBB: 1 HBP: 0 BLK: 0	WP: 0 HR: 0 S: 7 P: 18	ERA: 27.00 WHIP: 4.500	IP: 1.1 ERA: 4.0	WLS: 5 BF: 5	H: 1 R: 0 ER: 0 SO: 1	BB: 0 IBB: 0 HBP: 0 BLK: 2	WP: 0 HR: 0 S: 12 P: 16	ERA: 0.00 WHIP: 0.750						

New York Yankees @ Milwaukee Brewers
Milwaukee County Stadium, Milwaukee, WI
Mon Aug 14 1989, 8:05 PM EDT
Att: 22,829 - Unknown

AB 31
R 4
H 5
RBI 4
BB 5
SO 5
LOB 15



Batter	1	2	3	4	5	6	7	8	9	AB	R	H	RBI	BB	SO	LOB	BOTTOM						
Paul Molitor, R OBP: 0.362, SLG: 0.399										4	0	0	0	0	0	0							
Jim Gantner, L OBP: 0.321, SLG: 0.333										3	1	0	0	1	0	1							
Glenn Braggs, R OBP: 0.305, SLG: 0.384										4	2	2	0	0	0	1							
Robin Yount, R OBP: 0.393, SLG: 0.520										3	0	1	1	1	1	1							
Greg Brock, L OBP: 0.367, SLG: 0.425										4	0	1	2	0	1	1							
Terry Francona, L OBP: 0.253, SLG: 0.319										3	0	0	0	0	0	2							
Joey Meyer, R OBP: 0.276, SLG: 0.374										0	0	0	0	1	0	0							
Tom Filer, R (9, PR)										0	1	0	0	0	0	0							
B.J. Surhoff, L OBP: 0.280, SLG: 0.332										4	1	1	1	0	0	0							
Mike Felder, S OBP: 0.310, SLG: 0.319										3	0	0	0	1	0	0							
Bill Spiers, L OBP: 0.289, SLG: 0.271										2	0	0	0	0	0	0							
Greg Vaughn, R OBP: 0.429, SLG: 0.667										1	0	0	0	0	0	0							
Gus Polidor, R OBP: 0.229, SLG: 0.244										1	0	1	1	0	0	0							
Inning Stats	R: 1 E: 0 K: 0 S: 14	H: 2 LOB: 2 BB: 1 P: 26	R: 0 E: 0 K: 0 S: 9	H: 0 LOB: 0 BB: 0 P: 13	R: 1 E: 0 K: 0 S: 12	H: 1 LOB: 1 BB: 1 P: 22	R: 0 E: 0 K: 0 S: 4	H: 0 LOB: 0 BB: 0 P: 8	R: 0 E: 0 K: 2 S: 9	H: 0 LOB: 0 BB: 0 P: 12	R: 0 E: 0 K: 0 S: 6	H: 0 LOB: 0 BB: 0 P: 7	R: 0 E: 1 K: 0 S: 6	H: 0 LOB: 0 BB: 0 P: 8	R: 3 E: 0 K: 0 S: 10	H: 3 LOB: 3 BB: 2 P: 21	1B: 3 2B: 3 3B: 0 HR: 0	SF: 0 SAC: 0 DP: 1 HBP: 0	WP: 0 PB: 0 SB: 1 CS: 0	PA: 36			
PITCHER	IP: 7.0 ERA: 4.49	WLS: 26 BF: 26	H: 3 R: 3 ER: 3 SO: 0	BB: 2 IBB: 0 HBP: 0 BLK: 0	WP: 0 HR: 0 S: 59 P: 94	ERA: 16.20 WHIP: 2.400	IP: 1.2 ERA: 3.02	WLS: 10 BF: 10	H: 3 R: 3 ER: 3 SO: 0	BB: 1 IBB: 1 HBP: 0 BLK: 0	WP: 0 HR: 0 S: 16 P: 29	ERA: 16.20 WHIP: 2.400											

New York Yankees @ Milwaukee Brewers
Milwaukee County Stadium, Milwaukee, WI
Mon Aug 14 1989, 8:05 PM EDT
Att: 22,829 - Unknown

AB 32
R 5
H 6
RBI 5
BB 4
SO 2
LOB 6




Batter	1	2	3	4	5	6	7	8	9	AB	R	H	RBI	BB	SO	LOB	TOP					
Steve Sax, R OBP: 0.378, SLG: 0.395 (1,4)	4-0 CS 1B BB		2-2 S 1B			2-2 L8		0-1 F9		3	0	1	0	1	0	0	New York Yankees @ Milwaukee Brewers Milwaukee County Stadium, Milwaukee, WI Tue Aug 15 1989, 8:05 PM EDT Att: 38,829 - Unknown livebaseballscorecards.com					
Alvaro Espinoza, R OBP: 0.304, SLG: 0.318 (1,6)	1-2 G4-3 CS 1B		1-3 K			2-2 E 1B		1-1 FC6 1B		4	0	3	0	0	1	2						
Don Mattingly, L OBP: 0.348, SLG: 0.470 (1,10)	1-2 G4-3 1-3 2-3		1-1 G3-1			1-2 L6 1-2		2-1 FC6 1-2		4	0	0	0	0	0	6						
Steve Balboni, R OBP: 0.296, SLG: 0.486 (1,3)	0-0 G6-3				0-1 P3		4-1 FC6-4 BB		2-2 P6		3	0	0	0	1	0						
Jesse Barfield, R OBP: 0.352, SLG: 0.431 (1,9)		2-1 G6-3			3-2 F9		1-2 FC6-4 1-2		0-0 G5-3		4	0	0	0	0	2						
Bob Geren, R OBP: 0.392, SLG: 0.523 (1,2)		0-0 F8			0-2 P6			0-0 FC1-6 1B		4	0	1	0	0	1	0						
Marcus Lawton, S (1,7)		2-1 P3			1-2 G6-3		0-0 FC1-6 1-2				3	0	0	0	0	1						
Wayne Tolleson, S OBP: 0.254, SLG: 0.248 (1,5)			3-2 1B S 1B		3-1 F9		1 SAFE 4-3-6-4 1-2				3	0	1	0	0	1						
Roberto Kelly, R OBP: 0.397, SLG: 0.460 (1,8)			0-3 K 1-2		1-3 K			1-3 K		3	0	0	0	0	3	1						
Inning Stats	R: 0 E: 0 K: 0 S: 7	H: 1 LOB: 1 BB: 1 P: 13	R: 0 E: 0 K: 0 S: 5	H: 0 LOB: 0 BB: 0 P: 9	R: 0 E: 0 K: 2 S: 16	H: 2 LOB: 2 BB: 0 P: 23	R: 0 E: 0 K: 0 S: 8	H: 0 LOB: 0 BB: 0 P: 11	R: 0 E: 0 K: 1 S: 8	H: 0 LOB: 0 BB: 0 P: 13	R: 0 E: 1 K: 0 S: 16	H: 1 LOB: 2 BB: 1 P: 26	R: 0 E: 0 K: 0 S: 3	H: 1 LOB: 0 BB: 0 P: 3	R: 0 E: 0 K: 1 S: 9	H: 1 LOB: 1 BB: 0 P: 13	R: 0 E: 0 K: 1 S: 7	H: 0 LOB: 0 BB: 0 P: 9	1B: 6 2B: 1 3B: 0 HR: 0	SF: 0 SAC: 0 DP: 1 HBP: 0	WP: 0 PB: 0 SB: 2 CS: 2	PA: 33
PITCHER Teddy Higuera, L ERA: 2.89 (1,1)	IP: 9.0 WLS: W BF: 33 H: 6 R: 0 ER: 0 SO: 5 BB: 2 IBB: 0 HBP: 0 BLK: 0 WP: 0 HR: 0 S: 79 P: 120 ERA: 0.00 WHIP: 0.889															PITCHER						

Batter	1	2	3	4	5	6	7	8	9	AB	R	H	RBI	BB	SO	LOB	BOTTOM					
Paul Moltitor, R OBP: 0.361, SLG: 0.397 (1,5)	2-1 G4-3 1B		0-0 L9			1-0 F9		0-1 F9		4	0	1	0	0	0	0	New York Yankees @ Milwaukee Brewers Milwaukee County Stadium, Milwaukee, WI Tue Aug 15 1989, 8:05 PM EDT Att: 38,829 - Unknown livebaseballscorecards.com					
Jim Gantner, L OBP: 0.321, SLG: 0.333 (1,4)	1-1 G4-3			2-2 1B 1B		0-1 L9		1-1 G6-3 S 1B		3	1	1	0	0	0	1						
Gus Poldor, R OBP: 0.234, SLG: 0.250 (8,4)	1-2 FC4 BB			0-1 1B 1B		2-3 K		0-2 G6-3		1	0	1	0	0	0	0						
Glenn Braggs, R OBP: 0.306, SLG: 0.384 (1,7)	4-1 FC4 BB			1-2 1B 1B		4-1 K		1-3 G6-3		3	0	1	0	1	1	1						
Robin Yount, R OBP: 0.392, SLG: 0.516 (1,8)	2-2 FC4			0-0 F9		4-1 BB		1-0 L9		3	0	0	0	1	0	4						
Greg Brock, L OBP: 0.367, SLG: 0.424 (1,3)		1-1 G3-1		0-1 1B 1-2 2-H		2-0 G4-3				3	0	1	1	0	0	1						
Greg Vaughn, R OBP: 0.400, SLG: 0.556 (1,10)		0-2 G4-3		2 SAFE K			1-0 SH1-4 1B			3	0	1	0	0	1	2						
B.J. Surhoff, L OBP: 0.276, SLG: 0.330 (1,2)		2-1 G3-1		1-1 L3			0-1 SH1-4			2	0	0	0	0	0	2						
Mike Felder, S OBP: 0.306, SLG: 0.315 (1,9)			0-0 G6-3		1-0 G3		3-2 F8			3	0	0	0	0	0	1						
Bill Spiers, L OBP: 0.285, SLG: 0.267 (1,6)			1-2 G1-3		0-2 F9		2-0 G4-3			3	0	0	0	0	0	1						
Inning Stats	R: 0 E: 0 K: 0 S: 10	H: 1 LOB: 1 BB: 1 P: 19	R: 0 E: 0 K: 0 S: 7	H: 0 LOB: 0 BB: 0 P: 10	R: 0 E: 0 K: 0 S: 5	H: 0 LOB: 0 BB: 0 P: 6	R: 1 E: 0 K: 1 S: 14	H: 3 LOB: 2 BB: 0 P: 18	R: 0 E: 0 K: 0 S: 7	H: 0 LOB: 0 BB: 0 P: 9	R: 0 E: 0 K: 1 S: 7	H: 0 LOB: 1 BB: 1 P: 15	R: 0 E: 0 K: 0 S: 7	H: 1 LOB: 1 BB: 0 P: 13	R: 0 E: 0 K: 0 S: 8	H: 1 LOB: 1 BB: 0 P: 10	R: 0 E: 0 K: 0 S: 8	H: 1 LOB: 1 BB: 0 P: 10	1B: 6 2B: 0 3B: 0 HR: 0	SF: 0 SAC: 1 DP: 1 HBP: 0	WP: 0 PB: 0 SB: 1 CS: 0	PA: 31
PITCHER Clay Parker, R ERA: 3.71 (1,1)	IP: 8.0 WLS: L BF: 31 H: 6 R: 1 ER: 1 SO: 2 BB: 2 IBB: 0 HBP: 0 BLK: 0 WP: 0 HR: 0 S: 65 P: 100 ERA: 1.12 WHIP: 1.000															PITCHER						

Batter	1	2	3	4	5	6	7	8	9	AB	R	H	RBI	BB	SO	LOB	TOP							
Steve Sax, R OBP: 0.377, SLG: 0.392	P2		G4-3 BB		G6-3		F9			3	0	0	0	1	0	2								
Wayne Tolleson, S OBP: 0.246, SLG: 0.240	P5		G4-3			F7		G6-3		4	0	0	0	0	0	1								
Don Mattingly, L OBP: 0.349, SLG: 0.472	2B		P3			FC6-4 1B		G6-3		4	0	2	0	0	0	1								
Mel Hall, L OBP: 0.310, SLG: 0.419	K			P5		FC6-4 1B		F9		4	0	0	0	0	1	2								
Jesse Barfield, R OBP: 0.351, SLG: 0.429		P5		F8		1B		G6-3		4	0	1	0	0	0	0								
Ken Phelps, L OBP: 0.350, SLG: 0.404	K		P6			G4-3		1B		4	0	1	0	0	1	2								
Bob Geren, R OBP: 0.403, SLG: 0.544		FC5-4 BB			1B		G6-3		G1-6-3 1B	3	1	2	0	1	0	0								
Alvaro Espinoza, R OBP: 0.306, SLG: 0.320		FC5-4			G6-3			G1-6-3		4	0	2	1	0	0	3								
Roberto Kelly, R OBP: 0.393, SLG: 0.456			L6		F8		K			3	0	0	0	0	1	2								
Inning Stats	R: 0 E: 0 K: 1 S: 10	H: 1 LOB: 1 BB: 0 P: 14	R: 0 E: 0 K: 1 S: 8	H: 0 LOB: 1 BB: 1 P: 16	R: 0 E: 0 K: 0 S: 7	H: 0 LOB: 1 BB: 1 P: 13	R: 0 E: 0 K: 0 S: 4	H: 0 LOB: 0 BB: 0 P: 7	R: 1 E: 0 K: 0 S: 9	H: 2 LOB: 0 BB: 0 P: 15	R: 0 E: 0 K: 0 S: 9	H: 2 LOB: 2 BB: 0 P: 13	R: 0 E: 0 K: 1 S: 8	H: 1 LOB: 1 BB: 0 P: 10	R: 0 E: 0 K: 0 S: 7	H: 0 LOB: 0 BB: 0 P: 12	R: 0 E: 0 K: 0 S: 11	H: 2 LOB: 1 BB: 0 P: 14	1B: 6 2B: 1 3B: 1 HR: 0	SF: 0 SAC: 0 DP: 2 HBP: 0	WP: 0 PB: 0 SB: 0 CS: 0	PA: 35		
PITCHER	IP	WLS	BF	H	R	ER	SO	BB	IBB	HBP	BLK	WP	HR	S	P	ERA	WHIP							
Mark Knudson, R ERA: 3.99	(1, 1)	6.0	W	24	5	1	1	2	2	0	0	0	0	47	78	1.50	1.167							
Chuck Cnm, R ERA: 3.23	(7, 1)	3.0	S	11	3	0	0	1	0	0	0	0	0	26	36	0.00	1.000							

New York Yankees @ Milwaukee Brewers
 Milwaukee County Stadium, Milwaukee, WI
 Wed Aug 16 1989, 4:33 AM EDT
 Att: 41,036 - Sunny - 75 F


AB 33
 R 1
 H 8
 RBI 1
 BB 2
 SO 3
 LOB 13



Batter	1	2	3	4	5	6	7	8	9	AB	R	H	RBI	BB	SO	LOB	BOTTOM							
Paul Molitor, R OBP: 0.365, SLG: 0.404	G4-3 G6-3 2B				SH1-3		1B			3	1	3	0	0	0	0								
B.J. Surhoff, L OBP: 0.276, SLG: 0.329	G4-3	F8			CS 1B		F7			4	0	1	1	0	0	4								
Glenn Braggs, R OBP: 0.306, SLG: 0.381	G6-3				K					3	0	0	1	0	1	1								
Greg Vaughn, R OBP: 0.400, SLG: 0.556					K HBP					0	1	0	0	0	0	0								
Robin Yount, R OBP: 0.391, SLG: 0.516	WP S 2B				G6-3		CS		P4	4	1	1	0	0	0	1								
Greg Brock, L OBP: 0.372, SLG: 0.422	S 1B BB				G3				1B IBB	1	1	0	0	3	0	0								
Charlie O'Brien, R OBP: 0.331, SLG: 0.360	FC6-4 1B				P6		G4-6-3		G1-6-3 1B	4	0	2	2	0	0	1								
Gus Polidor, R OBP: 0.234, SLG: 0.250	FC6-4				F8				G1-6-3	4	0	1	0	0	0	3								
Mike Felder, S OBP: 0.302, SLG: 0.310		B1-3			G6-3				G4-6-3	3	0	0	0	0	0	1								
Bill Spiers, L OBP: 0.290, SLG: 0.278					SH1-3 1B		1B		1B	3	1	2	0	0	0	0								
Inning Stats	R: 3 E: 0 K: 0 S: 16	H: 3 LOB: 1 BB: 1 P: 27	R: 0 E: 0 K: 0 S: 8	H: 1 LOB: 0 BB: 0 P: 14	R: 0 E: 0 K: 0 S: 6	H: 0 LOB: 0 BB: 0 P: 9	R: 0 E: 0 K: 0 S: 8	H: 0 LOB: 0 BB: 0 P: 10	R: 1 E: 0 K: 1 S: 12	H: 2 LOB: 0 BB: 0 P: 16	R: 0 E: 0 K: 0 S: 4	H: 0 LOB: 0 BB: 1 P: 10	R: 0 E: 0 K: 0 S: 10	H: 3 LOB: 2 BB: 0 P: 13	R: 1 E: 0 K: 0 S: 12	H: 1 LOB: 2 BB: 1 P: 22	1B: 7 2B: 3 3B: 0 HR: 0	SF: 0 SAC: 1 DP: 3 HBP: 1	WP: 1 PB: 0 SB: 0 CS: 1	PA: 35				
PITCHER	IP	WLS	BF	H	R	ER	SO	BB	IBB	HBP	BLK	WP	HR	S	P	ERA	WHIP							
Walt Terrell, R ERA: 4.5	(1, 1)	6.0	L	25	7	4	4	1	2	0	0	0	0	56	89	6.00	1.500							
Lee Guetterman, L ERA: 2.95	(7, 1)	1.0		4	2	0	0	0	0	0	0	0	0	8	10	0.00	2.000							
Rich Gossage, R ERA: 3.11	(8, 1)	1.0		5	1	1	1	0	0	1	1	0	0	12	22	9.00	1.000							

New York Yankees @ Milwaukee Brewers
 Milwaukee County Stadium, Milwaukee, WI
 Wed Aug 16 1989, 4:33 AM EDT
 Att: 41,036 - Sunny - 75 F


AB 29
 R 5
 H 10
 RBI 4
 BB 3
 SO 1
 LOB 11





Batter	1	2	3	4	5	6	7	8	9	AB	R	H	RBI	BB	SO	LOB	TOP					
Steve Sax, R (1,4) OBP: 0.374, SLG: 0.389	G3	G4-3		FC4			P5		G6-3	5	0	0	0	0	0	3	New York Yankees @ Detroit Tigers Tiger Stadium, Detroit, MI Sat Aug 19 1989, 7:05 PM EDT Att: 30,454 - Unknown					
Roberto Kelly, R (1,8) OBP: 0.385, SLG: 0.443	B2		F9		G5-3		K			4	0	0	0	1	1	0						
Don Mattingly, L (1,3) OBP: 0.344, SLG: 0.463		1B	L8		K				L9	4	0	1	0	1	1	1						
Steve Balboni, R (1,10) OBP: 0.295, SLG: 0.476	P3		L4		F7		K			4	0	0	0	0	1	2						
Mel Hall, L (1,7) OBP: 0.305, SLG: 0.408		E9		P2		G3-1		G5-3		4	1	1	0	0	0	0						
Jesse Barfield, R (1,9) OBP: 0.355, SLG: 0.439		HR		1B	2B		1B	G5-3		4	3	3	2	0	0	1						
Don Slaught, R (1,2) OBP: 0.325, SLG: 0.392		F7		G5-3		K		G6-3		4	0	0	0	0	1	3						
Alvaro Espinoza, R (1,6) OBP: 0.312, SLG: 0.329		L9		WP	1B			G5-3		4	0	2	2	0	0	1						
Wayne Tolleson, S (1,5) OBP: 0.257, SLG: 0.240				E5		G4-3			G4-3	3	0	1	0	0	0	2						
Luis Polonia, L (9,PH) OBP: 0.329, SLG: 0.383				FC4						1	0	0	0	0	0	0						
Inning Stats	R: 0 E: 0 K: 0 S: 7	H: 1 LOB: 1 BB: 0 P: 10	R: 2 E: 1 K: 0 S: 11	H: 2 LOB: 1 BB: 0 P: 20	R: 0 E: 0 K: 0 S: 6	H: 0 LOB: 0 BB: 0 P: 9	R: 1 E: 1 K: 0 S: 14	H: 2 LOB: 2 BB: 0 P: 21	R: 0 E: 0 K: 1 S: 7	H: 0 LOB: 0 BB: 0 P: 10	R: 1 E: 0 K: 1 S: 8	H: 2 LOB: 1 BB: 0 P: 9	R: 0 E: 0 K: 2 S: 8	H: 0 LOB: 1 BB: 1 P: 14	R: 0 E: 0 K: 0 S: 9	H: 1 LOB: 1 BB: 0 P: 13	R: 0 E: 0 K: 0 S: 9	H: 0 LOB: 1 BB: 1 P: 16	1B: 6 2B: 1 3B: 0 HR: 1	SF: 0 SAC: 0 DP: 0 HBP: 0	WP: 1 PB: 0 SB: 1 CS: 0	PA: 39
PITCHER Jack Morris, R (1,1) ERA: 4.38	IP: 9.0 WLS: W BF: 39 H: 8 R: 4 ER: 3 SO: 4 BB: 2 IBB: 0 HBP: 0 BLK: 0 WP: 1 HR: 1 S: 79 P: 122 ERA: 3.00 WHIP: 1.111															PITCHER	IP: 9.0 WLS: W BF: 39 H: 8 R: 4 ER: 3 SO: 4 BB: 2 IBB: 0 HBP: 0 BLK: 0 WP: 1 HR: 1 S: 79 P: 122 ERA: 3.00 WHIP: 1.111					


Batter	1	2	3	4	5	6	7	8	9	AB	R	H	RBI	BB	SO	LOB	BOTTOM			
Gary Pettis, S (1,8) OBP: 0.374, SLG: 0.313	F7		K		F7		K			5	0	1	2	0	2	2	New York Yankees @ Detroit Tigers Tiger Stadium, Detroit, MI Sat Aug 19 1989, 7:05 PM EDT Att: 30,454 - Unknown			
Alan Trammell, R (1,6) OBP: 0.310, SLG: 0.323	L9			1B	2B		E	S	P6	4	0	2	0	1	0	2				
Rob Richie, L (1,9) OBP: 0.250, SLG: 0.500				F8						4	0	1	2	0	0	2				
Kenny Williams, R (9,9) OBP: 0.249, SLG: 0.298	G6-3				2B		P5			0	0	0	0	0	0	0				
Dave Bergman, L (1,3) OBP: 0.334, SLG: 0.355		K		L8						2	0	0	0	0	1	1				
Gary Ward, R (5,PH) OBP: 0.316, SLG: 0.436					IBB		K			1	0	0	0	1	1	1				
Matt Nokes, L (1,10) OBP: 0.291, SLG: 0.386				F8						1	0	0	0	1	0	1				
Chet Lemon, R (5,PH) OBP: 0.324, SLG: 0.337		BB			G4-3					2	0	0	0	0	0	3				
Fred Lynn, L (1,7) OBP: 0.309, SLG: 0.309		K			1B		P4			4	1	1	0	0	1	1				
Doug Strange, S (1,5) OBP: 0.222, SLG: 0.239					1B					3	1	1	0	0	0	1				
Rick Schu, R (8,PH) OBP: 0.294, SLG: 0.349					1B		F8			0	1	0	0	1	0	0				
Mike Heath, R (1,2) OBP: 0.314, SLG: 0.437				G5-3						4	1	1	0	0	0	3				
Mike Brumley, S (1,4) OBP: 0.295, SLG: 0.291				K						3	1	1	1	1	2	1				
Inning Stats	R: 0 E: 0 K: 0 S: 6	H: 0 LOB: 0 BB: 0 P: 10	R: 0 E: 0 K: 2 S: 13	H: 0 LOB: 1 BB: 1 P: 21	R: 0 E: 0 K: 2 S: 8	H: 0 LOB: 0 BB: 0 P: 15	R: 0 E: 0 K: 0 S: 6	H: 1 LOB: 1 BB: 0 P: 9	R: 3 E: 0 K: 0 S: 16	H: 5 LOB: 3 BB: 1 P: 27	R: 0 E: 0 K: 1 S: 11	H: 1 LOB: 1 BB: 0 P: 18	R: 0 E: 0 K: 2 S: 9	H: 0 LOB: 1 BB: 1 P: 17	R: 2 E: 1 K: 0 S: 13	H: 1 LOB: 2 BB: 2 P: 25	1B: 6 2B: 2 3B: 0 HR: 0	SF: 0 SAC: 0 DP: 0 HBP: 0	WP: 0 PB: 0 SB: 1 CS: 0	PA: 38
PITCHER Andy Hawkins, R (1,1) ERA: 4.53	IP: 4.2 WLS: 1 BF: 21 H: 6 R: 3 ER: 3 SO: 4 BB: 1 IBB: 0 HBP: 0 BLK: 0 WP: 0 HR: 0 S: 48 P: 77 ERA: 5.79 WHIP: 1.500															PITCHER	IP: 4.2 WLS: 1 BF: 21 H: 6 R: 3 ER: 3 SO: 4 BB: 1 IBB: 0 HBP: 0 BLK: 0 WP: 0 HR: 0 S: 48 P: 77 ERA: 5.79 WHIP: 1.500			
Lee Guetterman, L (5,1) ERA: 2.95	0.0	1	0	0	0	0	0	0	0	4										
Lance McCullers, R (5,1) ERA: 5.04	2.1	9	1	0	0	3	1	0	0	0	0	21	36	0.00	0.857					
Dave Righetti, L (8,1) ERA: 2.88	1.0	L	7	1	2	0	2	0	0	0	0	13	25	0.00	3.000					



Batter	1	2	3	4	5	6	7	8	9	AB	R	H	RBI	BB	SO	LOB	TOP			
Wade Boggs, L (1, 5) OBP: 0.334, SLG: 0.472	G2-3			F7		SH1-3 1B BB	1B		K	4	1	1	0	1	1	1	Boston Red Sox @ New York Yankees Yankee Stadium, Bronx, NY Mon Aug 21 1989, 7:05 PM EDT Att: 33,059 - Unknown - 80 F livebaseballscorecards.com AB 34 R 4 H 10 RBI 4 BB 3 SO 3 LOB 17 			
Marty Barrett, R (1, 4) OBP: 0.328, SLG: 0.344	G6-3					SH1-3	1B			4	0	3	1	0	0	0				
Ellis Burks, R (1, 8) OBP: 0.359, SLG: 0.457	F9			L4			L7		K	5	0	1	2	0	1	5				
Mike Greenwell, L (1, 7) OBP: 0.365, SLG: 0.453		P8		G4-3		F7		G4-3		4	0	0	0	0	3					
Nick Esasky, R (1, 3) OBP: 0.340, SLG: 0.492	G5-3				F9	G5-3		G5-3		4	0	0	0	0	2					
Danny Heep, L (1, 9) OBP: 0.373, SLG: 0.436 Kevin Romine, R (8, PH) OBP: 0.318, SLG: 0.350	K									3	1	2	0	0	1	0				
Dwight Evans, R (1, 10) OBP: 0.391, SLG: 0.443				G2-3		G6-3		P6		4	1	1	0	0	2					
Jody Reed, R (1, 6) OBP: 0.357, SLG: 0.351						F9		SF9		2	0	1	1	1	0	1				
Rich Gedman, L (1, 2) OBP: 0.275, SLG: 0.284 Randy Kutcher, R (6, PR) OBP: 0.277, SLG: 0.350 Rick Cerone, R (6, 2) OBP: 0.328, SLG: 0.342				G4-6-3		G4-6-3		G1-3		1	0	0	0	1	0	1				
Inning Stats	R: 0 E: 0 K: 0 S: 7	H: 0 LOB: 0 BB: 0 P: 13	R: 0 E: 0 K: 1 S: 7	H: 0 LOB: 0 BB: 0 P: 9	R: 0 E: 0 K: 0 S: 7	H: 0 LOB: 0 BB: 1 P: 13	R: 0 E: 0 K: 0 S: 8	H: 1 LOB: 1 BB: 0 P: 12	R: 0 E: 0 K: 0 S: 9	H: 1 LOB: 2 BB: 2 P: 21	R: 2 E: 0 K: 0 S: 21	H: 4 LOB: 2 BB: 0 P: 28	R: 0 E: 0 K: 2 S: 9	H: 1 LOB: 1 BB: 0 P: 15	R: 0 E: 0 K: 2 S: 15	H: 2 LOB: 2 BB: 0 P: 22		1B: 7 2B: 3 3B: 0 HR: 0	SF: 1 SAC: 1 DP: 1 HBP: 0	WP: 0 PB: 0 SB: 0 CS: 0
PITCHER	IP WLS BF H R ER SO BB IBB HBP BLK WP HR S P ERA WHIP																			
Walt Terrell, R (1, 1) ERA: 4.56	6.0 W 25 5 4 4 1 3 0 0 0 0 0 0 54 90 6.00 1.333																			
Lance McCullers, R (7, 1) ERA: 4.96	1.0 5 2 0 0 0 0 0 0 0 0 0 0 13 18 0.00 2.000																			
Lee Guetterman, L (8, 1) ERA: 2.85	1.2 7 2 0 0 1 0 0 0 0 0 0 0 17 27 0.00 1.200																			
Rich Gossage, R (9, 1) ERA: 3.02	0.1 S 2 1 0 0 1 0 0 0 0 0 0 0 7 10 0.00 3.000																			

Batter	1	2	3	4	5	6	7	8	9	AB	R	H	RBI	BB	SO	LOB	BOTTOM			
Steve Sax, R (1, 4) OBP: 0.373, SLG: 0.391	G4-3		L9				F8			4	0	1	1	0	0	1	Boston Red Sox @ New York Yankees Yankee Stadium, Bronx, NY Mon Aug 21 1989, 7:05 PM EDT Att: 33,059 - Unknown - 80 F livebaseballscorecards.com AB 32 R 6 H 8 RBI 5 BB 4 SO 2 LOB 15 			
Luis Polonia, L (1, 7) OBP: 0.327, SLG: 0.380	F8 1B		G6-3		L6		F7			4	1	1	0	0	2					
Don Mattingly, L (1, 3) OBP: 0.344, SLG: 0.458	F8		F9					G4-3		4	1	1	0	0	2					
Mel Hall, L (1, 10) OBP: 0.311, SLG: 0.412				G1-3		E5 1B				4	2	2	1	0	0	1				
Jesse Barfield, R (1, 9) OBP: 0.357, SLG: 0.449	G4-3			P5		PB WP 2B				4	1	2	2	0	0	1				
Bob Geren, R (1, 2) OBP: 0.374, SLG: 0.516		F9		L7				P2		3	0	0	0	1	0	2				
Alvaro Espinoza, R (1, 6) OBP: 0.313, SLG: 0.331			K		F8	FC1-6 1B				3	0	0	0	1	1	1				
Wayne Tolleson, S (1, 5) OBP: 0.262, SLG: 0.263 Ken Phelps, L (8, PH) OBP: 0.352, SLG: 0.401 Steve Kiefer, R (9, 5) OBP: 0.125, SLG: 0.125			K							2	1	0	0	1	1	1				
Roberto Kelly, R (1, 8) OBP: 0.381, SLG: 0.440				G6-3		G6-3 1B BB				4	0	1	0	0	4					
Inning Stats	R: 1 E: 0 K: 0 S: 11	H: 2 LOB: 1 BB: 0 P: 16	R: 0 E: 0 K: 2 S: 9	H: 0 LOB: 0 BB: 0 P: 12	R: 0 E: 0 K: 0 S: 9	H: 1 LOB: 1 BB: 0 P: 15	R: 0 E: 0 K: 0 S: 5	H: 0 LOB: 0 BB: 0 P: 8	R: 1 E: 0 K: 0 S: 9	H: 1 LOB: 1 BB: 1 P: 14	R: 3 E: 1 K: 0 S: 12	H: 2 LOB: 0 BB: 1 P: 19	R: 0 E: 0 K: 0 S: 7	H: 0 LOB: 0 BB: 0 P: 12	R: 1 E: 0 K: 0 S: 12	H: 2 LOB: 3 BB: 2 P: 25		1B: 7 2B: 1 3B: 0 HR: 0	SF: 0 SAC: 0 DP: 1 HBP: 0	WP: 1 PB: 1 SB: 3 CS: 0
PITCHER	IP WLS BF H R ER SO BB IBB HBP BLK WP HR S P ERA WHIP																			
Roger Clemens, R (1, 1) ERA: 3.4	7.2 L 35 8 6 5 2 3 1 0 0 0 0 0 70 115 5.87 1.435																			
Lee Smith, R (8, 1) ERA: 4.09	0.1 1 0 0 0 0 0 0 0 0 0 0 0 4 6 0.00 0.000																			

Batter	1	2	3	4	5	6	7	8	9	AB	R	H	RBI	BB	SO	LOB	TOP										
Ellis Burks, R OBP: 0.356, SLG: 0.451 (1, 8)	G6-3		P6		L4		F9			4	0	0	0	0	0	4	Boston Red Sox @ New York Yankees Yankee Stadium, Bronx, NY Wed Aug 23 1989, 7:05 PM EDT Att: 33,663 - Unknown - 75 F AB 35 R 4 H 10 RBI 4 BB 0 SO 6 LOB 12 										
Marty Barrett, R OBP: 0.329, SLG: 0.339 (1, 4)	K			F8		G5-3	P3			4	0	0	0	0	1												
Nick Esasky, R OBP: 0.338, SLG: 0.493 (1, 3)	K		G6-3			HR		P4		4	1	1	1	0	1												
Mike Greenwell, L OBP: 0.364, SLG: 0.450 (1, 7)		L6		F7		HR		FC5-4 1B		4	1	2	0	0	0												
Dwight Evans, R OBP: 0.393, SLG: 0.451 (1, 10)		G5-3			1B HBP	HR		P6		3	2	1	2	0	0												
Danny Heep, L OBP: 0.378, SLG: 0.441 (1, 9)					1B 1B			FC5-4		2	0	2	0	0	0												
Kevin Romine, R OBP: 0.318, SLG: 0.346 (6, PH)					1B					2	0	0	0	0	1												
Luis Rivera, R OBP: 0.318, SLG: 0.385 (1, 6)	K				L4 1B	G5-3				4	0	1	1	0	2												
Rich Gedman, L OBP: 0.279, SLG: 0.288 (1, 2)			G4-3		F7			G6-4-3 1B		4	0	2	0	0	0												
Randy Kutcher, R OBP: 0.281, SLG: 0.372 (1, 5)			G6-3					G6-4-3		4	0	1	0	0	1												
Inning Stats	R: 0 E: 0 K: 2 S: 13	H: 0 LOB: 0 BB: 0 P: 18	R: 0 E: 0 K: 1 S: 8	H: 1 LOB: 1 BB: 0 P: 11	R: 0 E: 0 K: 0 S: 7	H: 0 LOB: 0 BB: 0 P: 10	R: 0 E: 0 K: 0 S: 6	H: 0 LOB: 0 BB: 0 P: 10	R: 1 E: 0 K: 0 S: 8	H: 3 LOB: 2 BB: 0 P: 11	R: 3 E: 0 K: 1 S: 11	H: 3 LOB: 0 BB: 0 P: 18	R: 0 E: 0 K: 1 S: 11	H: 1 LOB: 1 BB: 0 P: 13	R: 0 E: 0 K: 0 S: 9	H: 1 LOB: 1 BB: 0 P: 18	1B: 8 2B: 1 3B: 0 HR: 2	SF: 0 SAC: 0 DP: 2 HBP: 1	WP: 0 PB: 0 SB: 0 CS: 0	PA: 36							
PITCHER	IP	WLS	BF	H	R	ER	SO	BB	IBB	HBP	BLK	WP	HR	S	P	ERA	WHIP										
Andy Hawkins, R ERA: 4.59 (1, 1)	5.1	L	23	7	4	4	3	0	0	1	0	0	2	49	72	6.75	1.312										
Lee Guetterman, L ERA: 2.79 (6, 1)	1.2		6	1	0	0	2	0	0	0	0	0	0	15	19	0.00	0.600										
Rich Gossage, R ERA: 2.96 (8, 1)	1.0		4	1	0	0	0	0	0	0	0	0	0	9	18	0.00	1.000										
Dave Righetti, L ERA: 2.83 (9, 1)	1.0		3	1	0	0	1	0	0	0	0	0	0	9	11	0.00	1.000										

Batter	1	2	3	4	5	6	7	8	9	AB	R	H	RBI	BB	SO	LOB	BOTTOM										
Steve Sax, R OBP: 0.376, SLG: 0.395 (1, 4)	G1-3		K							3	0	1	1	1	1	1	Boston Red Sox @ New York Yankees Yankee Stadium, Bronx, NY Wed Aug 23 1989, 7:05 PM EDT Att: 33,663 - Unknown - 75 F AB 31 R 1 H 5 RBI 1 BB 3 SO 9 LOB 11 										
Luis Polonia, L OBP: 0.328, SLG: 0.380 (1, 7)				G4-3						3	0	1	0	0	0	3											
Steve Balboni, R OBP: 0.288, SLG: 0.464 (7, PH)					G3					1	0	0	0	0	1	2											
Mel Hall, L OBP: 0.315, SLG: 0.415 (8, 7)							K			0	0	0	0	0	0	0											
Don Mattingly, L OBP: 0.346, SLG: 0.457 (1, 3)	F7					F9		F7		4	0	1	0	0	0	1											
Ken Phelps, L OBP: 0.345, SLG: 0.392 (1, 10)										3	0	0	0	0	1	2											
Bob Geren, R OBP: 0.371, SLG: 0.508 (6, PH)	K				P6			K		1	0	0	0	0	1	0											
Jesse Barfield, R OBP: 0.353, SLG: 0.442 (1, 9)			K					G6-3		4	0	0	0	0	3	1											
Don Slaught, R OBP: 0.320, SLG: 0.386 (1, 2)		G6-3			L8				G6-3		4	0	0	0	0	1											
Alvaro Espinoza, R OBP: 0.312, SLG: 0.330 (1, 6)										4	0	0	0	0	0	0											
Hensley Meulens, R OBP: 0.500, SLG: 0.333 (1, 5)										3	1	1	0	1	2	0											
Roberto Kelly, R OBP: 0.386, SLG: 0.444 (1, 8)										1	0	1	0	1	0	0											
Inning Stats	R: 0 E: 0 K: 1 S: 10	H: 1 LOB: 1 BB: 0 P: 12	R: 0 E: 0 K: 1 S: 8	H: 0 LOB: 0 BB: 0 P: 13	R: 0 E: 0 K: 1 S: 8	H: 0 LOB: 1 BB: 1 P: 15	R: 0 E: 0 K: 1 S: 10	H: 1 LOB: 1 BB: 0 P: 18	R: 0 E: 0 K: 1 S: 13	H: 0 LOB: 2 BB: 2 P: 23	R: 0 E: 0 K: 1 S: 8	H: 0 LOB: 0 BB: 0 P: 13	R: 1 E: 0 K: 1 S: 16	H: 3 LOB: 2 BB: 0 P: 21	R: 0 E: 0 K: 1 S: 9	H: 0 LOB: 0 BB: 0 P: 13	R: 0 E: 0 K: 1 S: 7	H: 0 LOB: 0 BB: 0 P: 9	1B: 5 2B: 0 3B: 0 HR: 0	SF: 0 SAC: 1 DP: 0 HBP: 0	WP: 0 PB: 0 SB: 0 CS: 0	PA: 35					
PITCHER	IP	WLS	BF	H	R	ER	SO	BB	IBB	HBP	BLK	WP	HR	S	P	ERA	WHIP										
Mike Boddicker, R ERA: 3.93 (1, 1)	6.2	W	27	4	1	1	6	3	0	0	0	0	0	65	106	1.35	1.050										
Greg Harris, R ERA: 3.25 (7, 1)	0.0		1	1	0	0	0	0	0	0	0	0	0	4	5	∞	∞										
Rob Murphy, L ERA: 2.55 (7, 1)	1.1		4	0	0	0	2	0	0	0	0	0	0	13	17	0.00	0.000										
Lee Smith, R ERA: 3.93 (9, 1)	1.0	S	3	0	0	0	1	0	0	0	0	0	0	7	9	0.00	0.000										

Batter	1	2	3	4	5	6	7	8	9	AB	R	H	RBI	BB	SO	LOB	TOP								
Phil Bradley, R OBP: 0.375, SLG: 0.427 (1, 7)	F9		K		L5			K		4	0	0	0	0	2	1	Baltimore Orioles @ New York Yankees Yankee Stadium, Bronx, NY Thu Aug 24 1989, 3:33 AM EDT Sunny - 81 F								
Stan Jefferson, S OBP: 0.172, SLG: 0.365 (1, 9)	P2		K			G5-3		F7		4	0	0	0	0	1	0									
Cal Ripken Jr., R OBP: 0.321, SLG: 0.408 (1, 6)	1B				G5-3		2B	P3		4	0	2	0	0	0	0									
Randy Milligan, R OBP: 0.407, SLG: 0.461 (1, 3)	K				G5-3		F8		G5-3	4	0	0	0	0	1	2									
Keith Moreland, R OBP: 0.340, SLG: 0.381 (1, 10)		2B			F8		F9		B2	4	0	1	0	0	0	1									
Mike Devereaux, R OBP: 0.332, SLG: 0.381 (1, 8)	F9					F7		P4		4	0	1	0	0	0	1									
Bob Melvin, R OBP: 0.292, SLG: 0.290 (1, 2)	F7					K		BB		3	0	0	0	1	2	2									
Tim Hulett, R OBP: 0.333, SLG: 0.833 (1, 5)	F7					HR		F9		3	1	1	1	0	0	2									
Rene Gonzales, R OBP: 0.270, SLG: 0.267 (1, 4)			P8					P3		3	0	1	0	0	0	1									
Inning Stats	R: 0 E: 0 K: 1 S: 10	H: 1 LOB: 1 BB: 0 P: 14	R: 0 E: 0 K: 0 S: 5	H: 1 LOB: 1 BB: 0 P: 11	R: 0 E: 0 K: 2 S: 13	H: 0 LOB: 0 BB: 0 P: 17	R: 0 E: 0 K: 0 S: 7	H: 0 LOB: 0 BB: 0 P: 15	R: 1 E: 0 K: 1 S: 13	H: 2 LOB: 1 BB: 0 P: 22	R: 0 E: 0 K: 0 S: 15	H: 1 LOB: 1 BB: 0 P: 24	R: 0 E: 0 K: 0 S: 8	H: 0 LOB: 1 BB: 1 P: 18	R: 0 E: 0 K: 1 S: 7	H: 0 LOB: 0 BB: 0 P: 12	R: 0 E: 0 K: 1 S: 10	H: 1 LOB: 1 BB: 0 P: 14	1B: 3 2B: 2 3B: 0 HR: 1	SF: 0 SAC: 0 DP: 0 HBP: 0	WP: 0 PB: 0 SB: 0 CS: 0	PA: 34			
PITCHER	IP	WLS	BF	H	R	ER	SO	BB	IBB	HBP	BLK	WP	HR	S	P	ERA	WHIP								
Chuck Cary, L ERA: 3.01 (1, 1)	8.0	W	30	5	1	1	5	1	0	0	0	0	1	78	133	1.12	0.750								
Dave Righetti, L ERA: 2.78 (9, 1)	1.0		4	1	0	0	1	0	0	0	0	0	0	10	14	0.00	1.000								

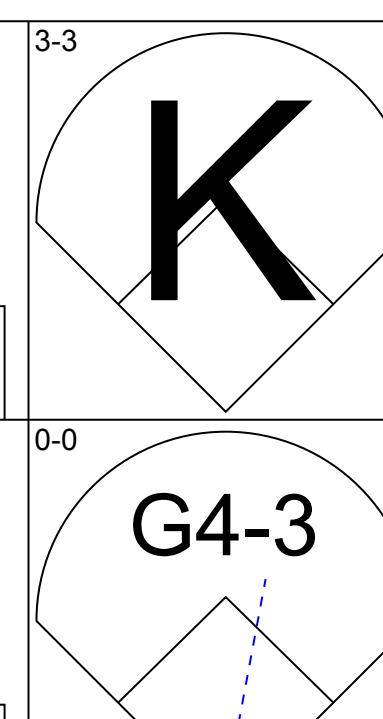
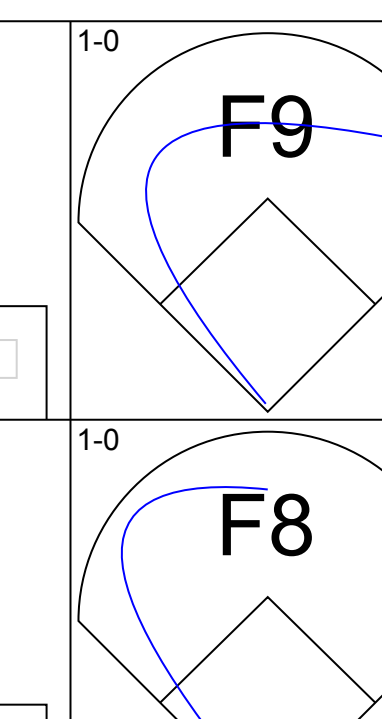
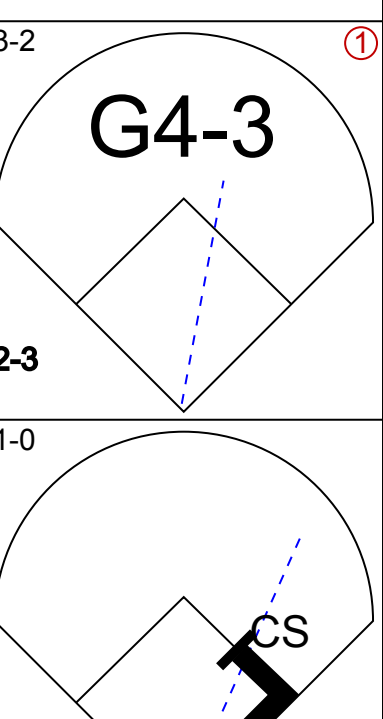
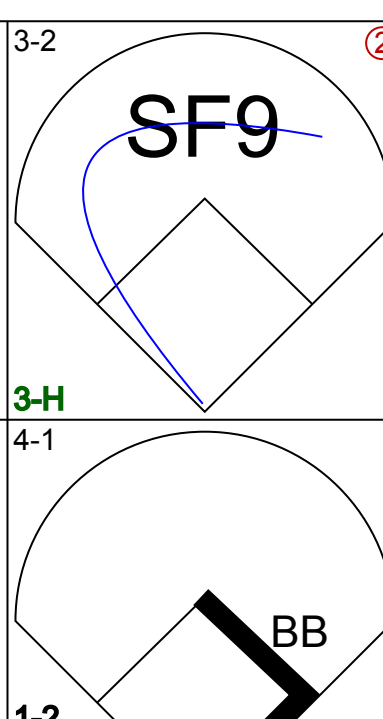
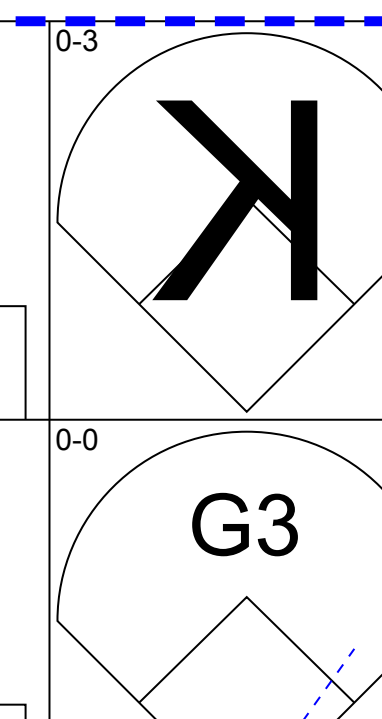
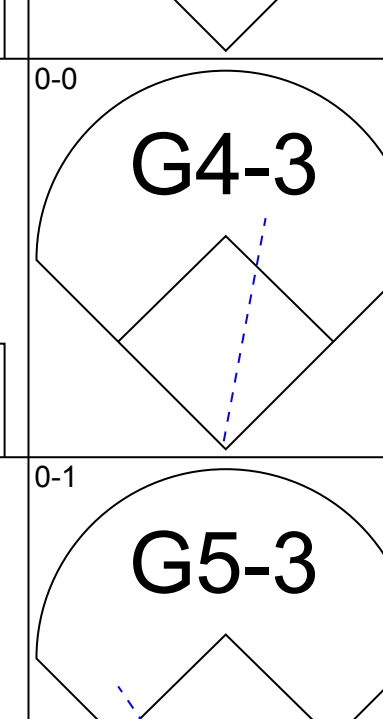
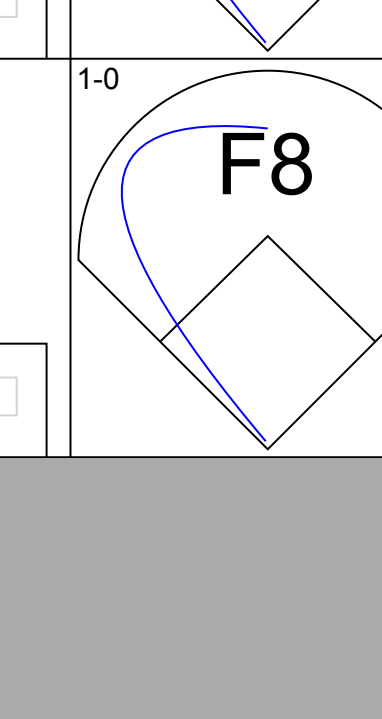
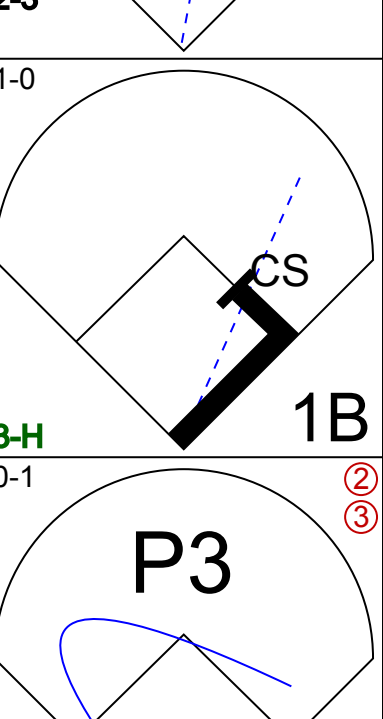
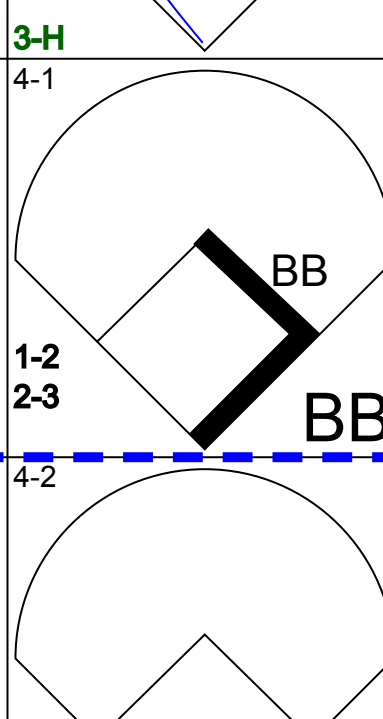
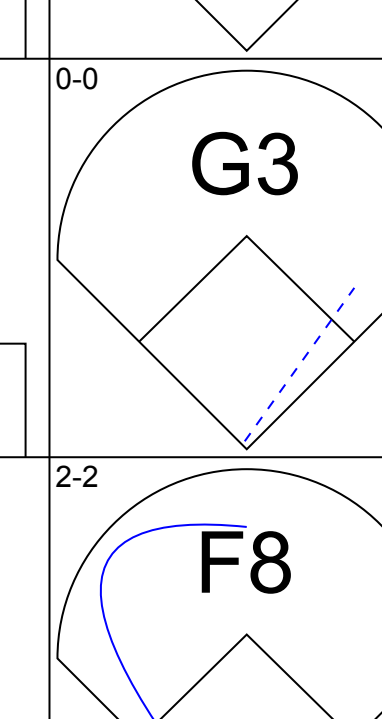
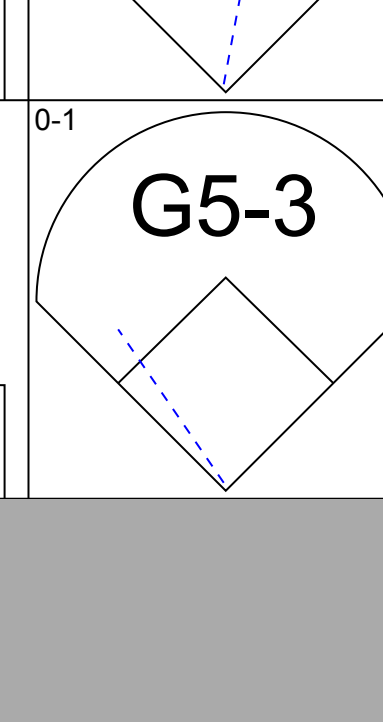
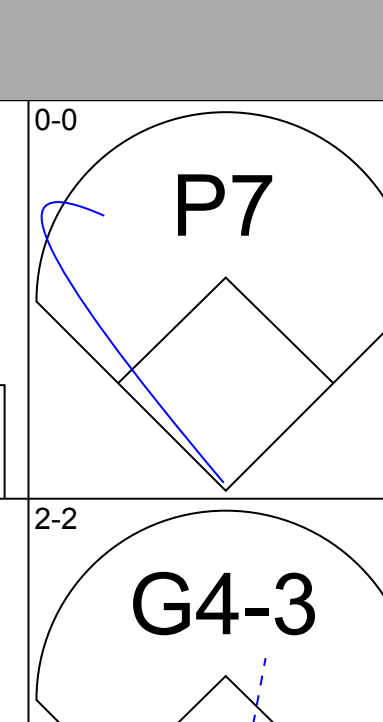
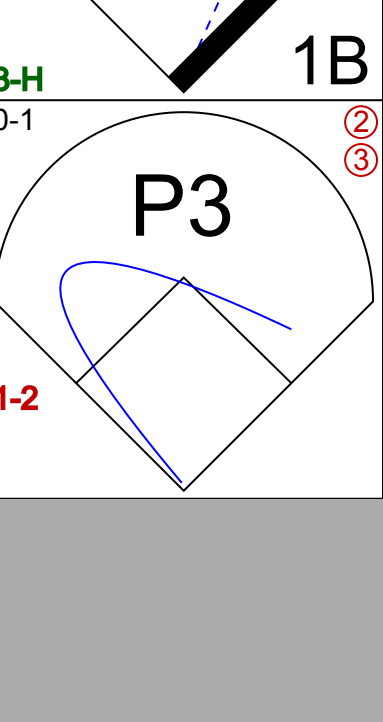
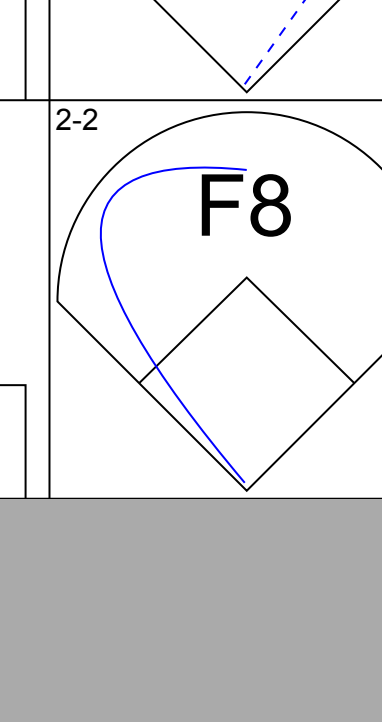
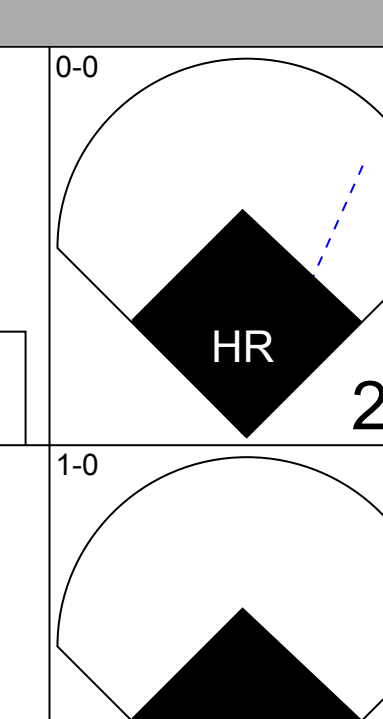
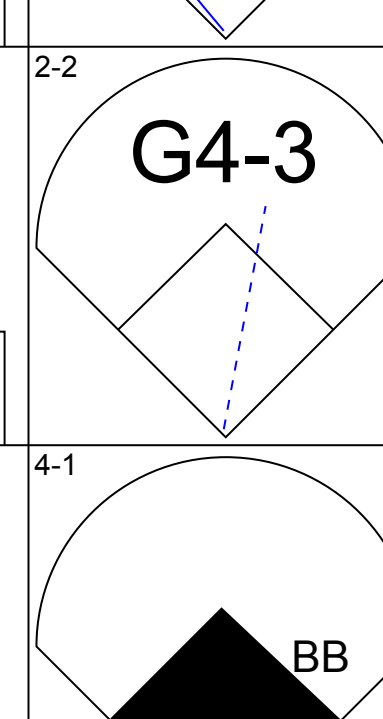
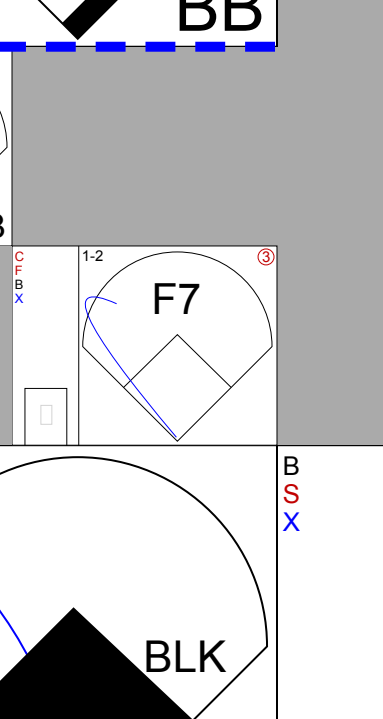
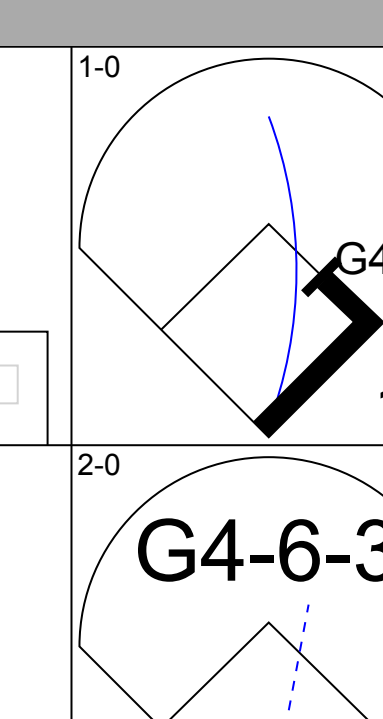
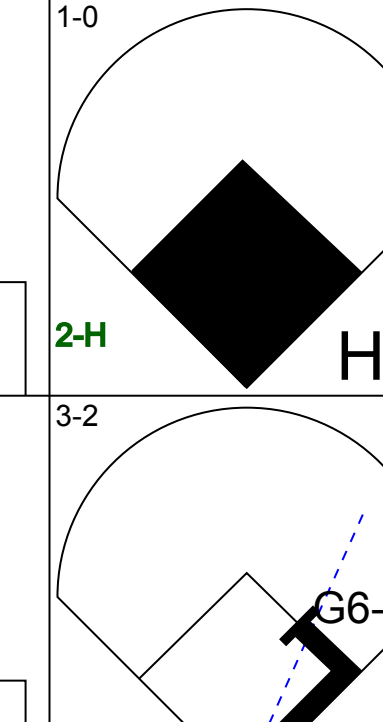
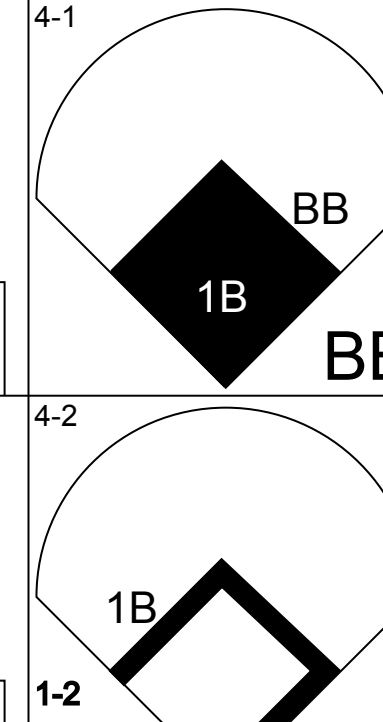
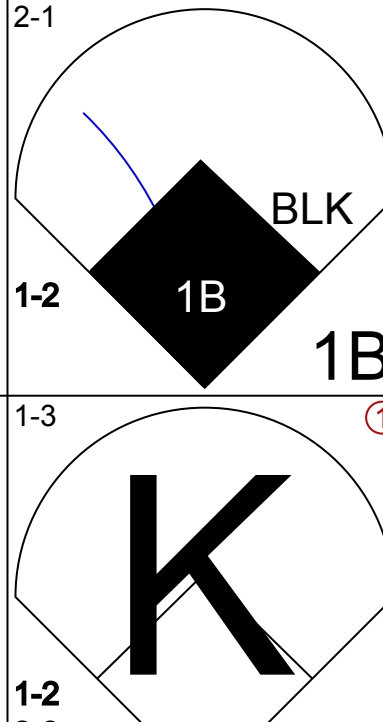

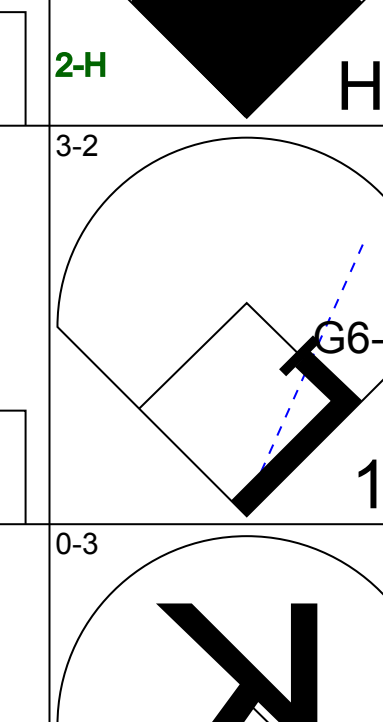
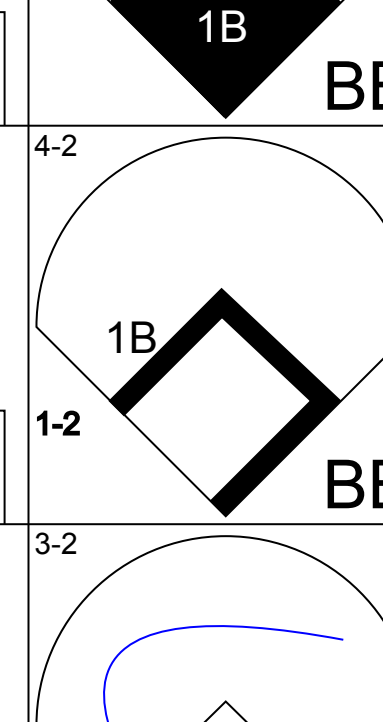
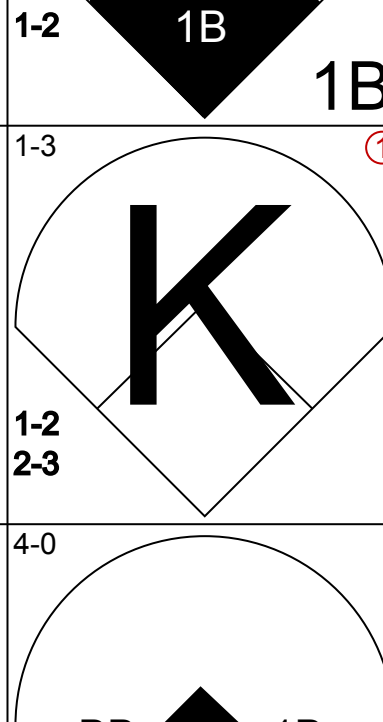
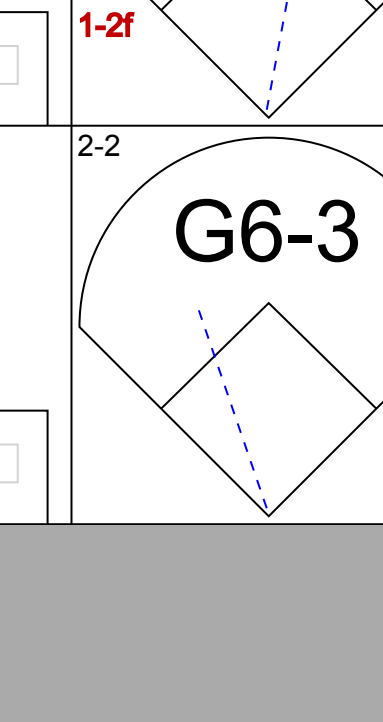
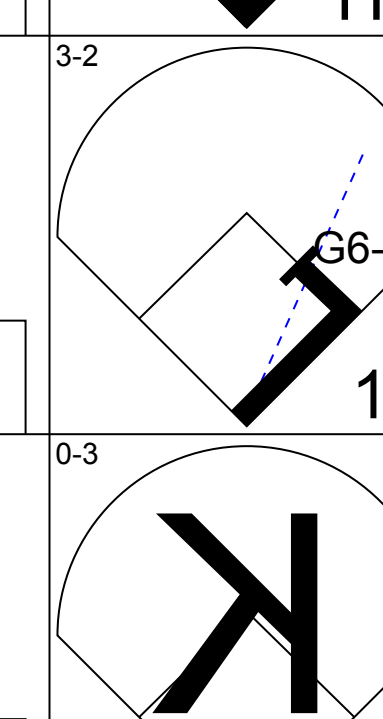
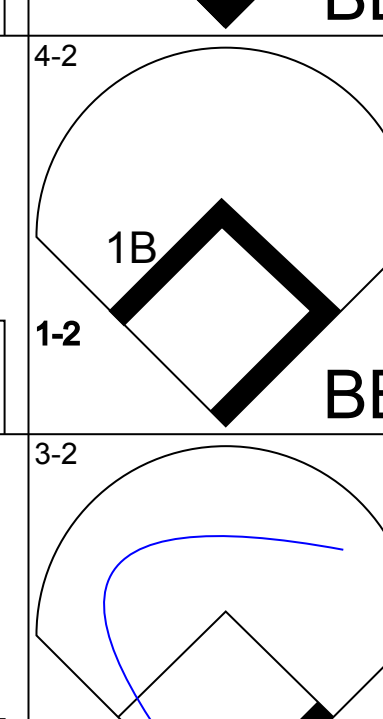
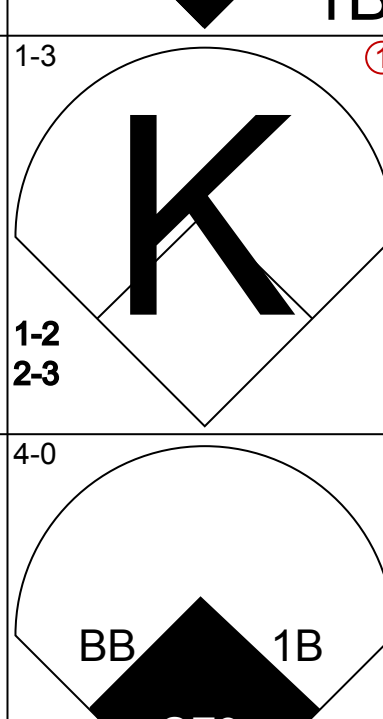

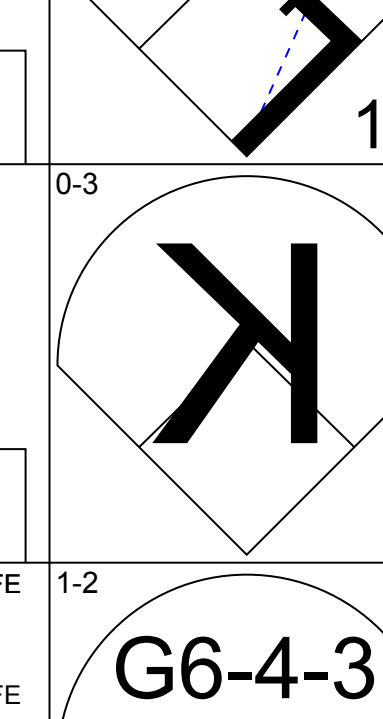
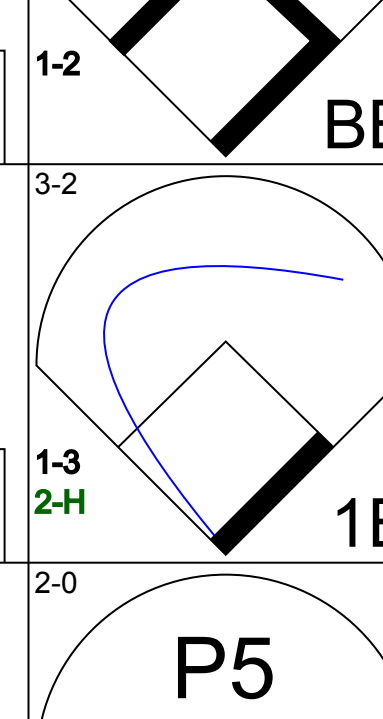
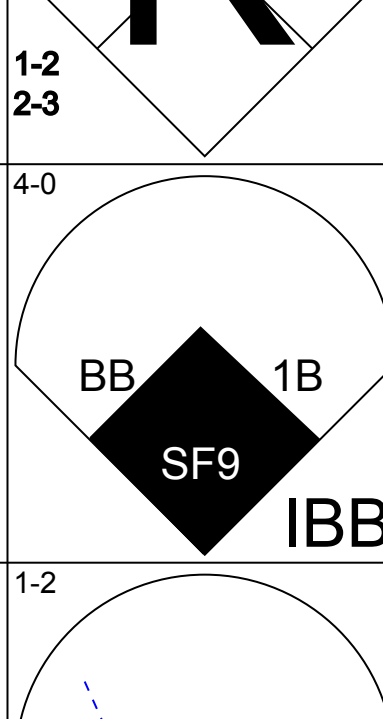


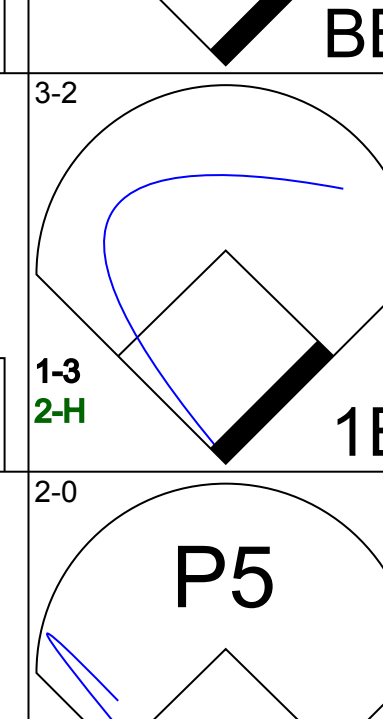
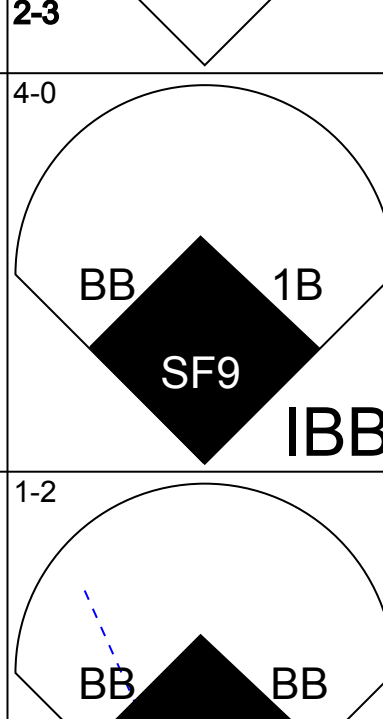

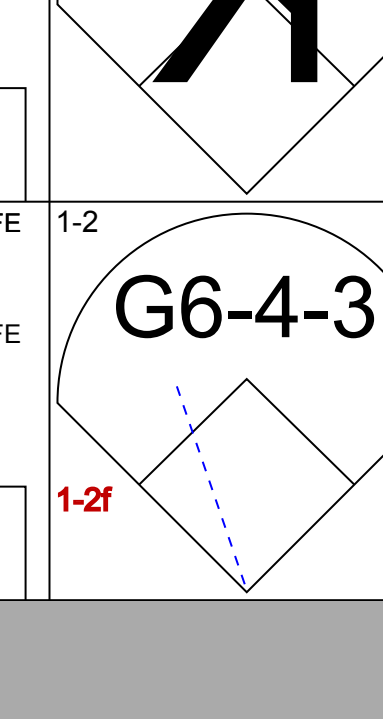
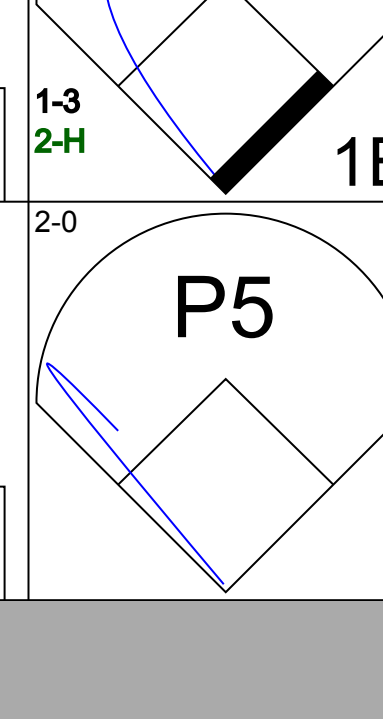
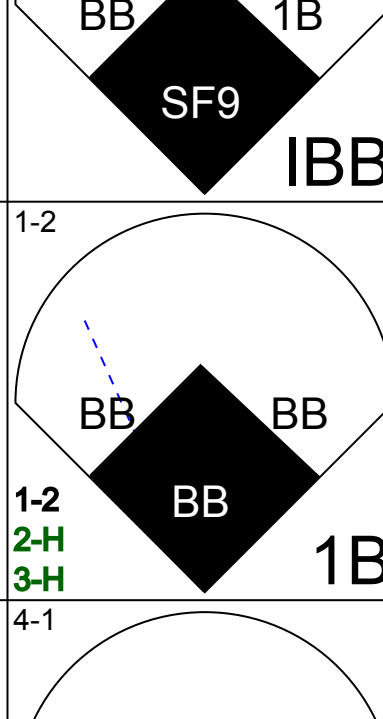

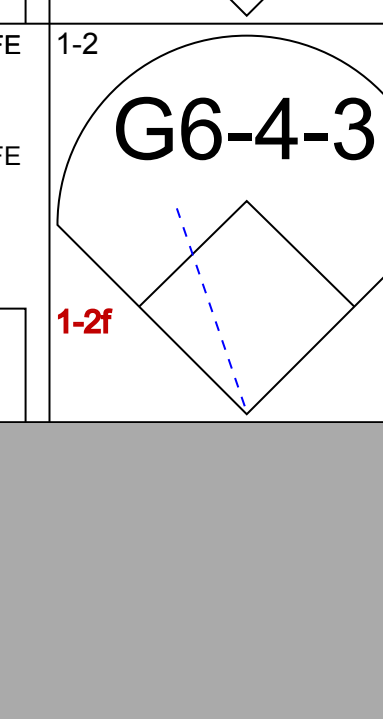
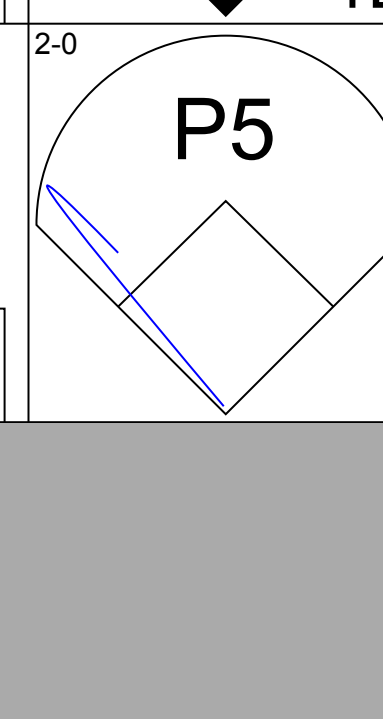
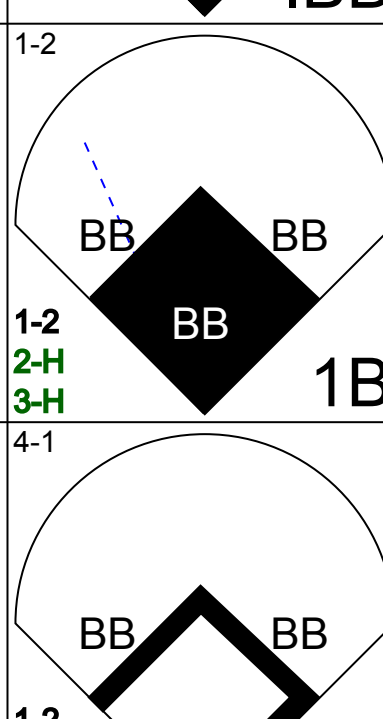

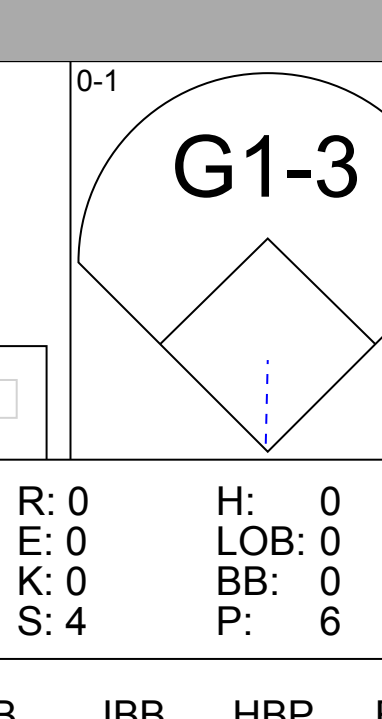
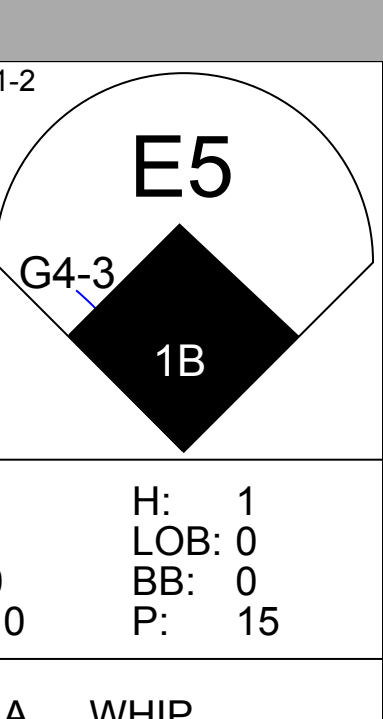
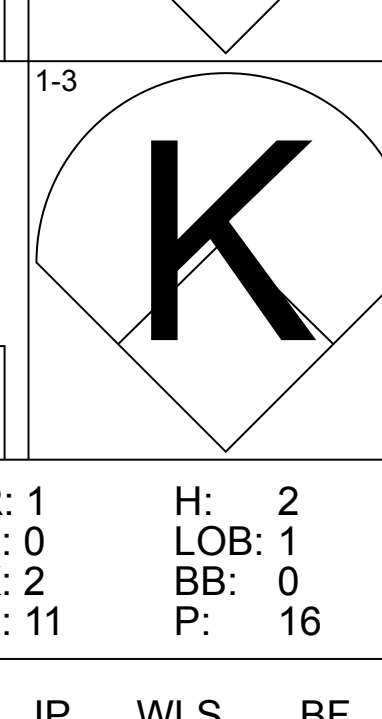
AB	33
R	1
H	6
RBI	1
BB	1
SO	6
LOB	10

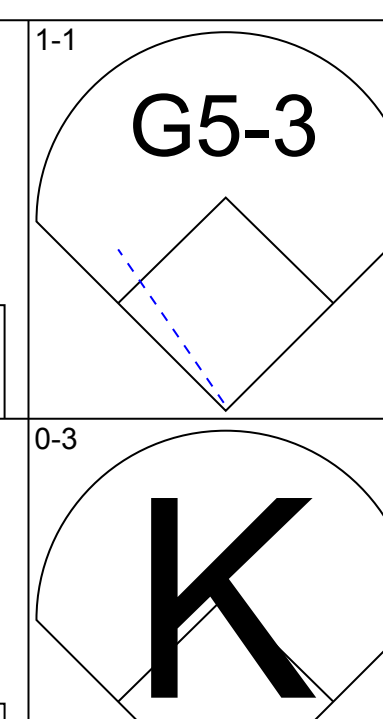
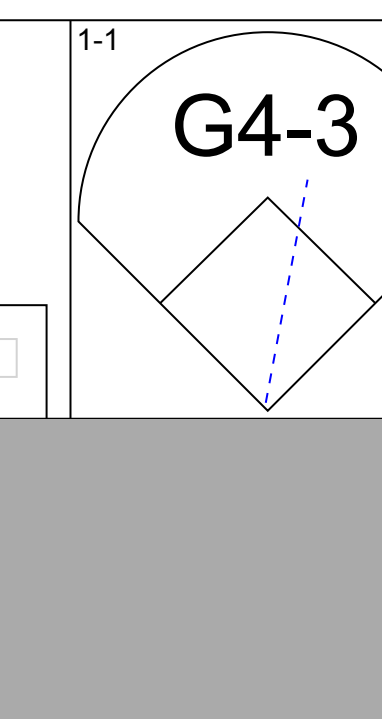
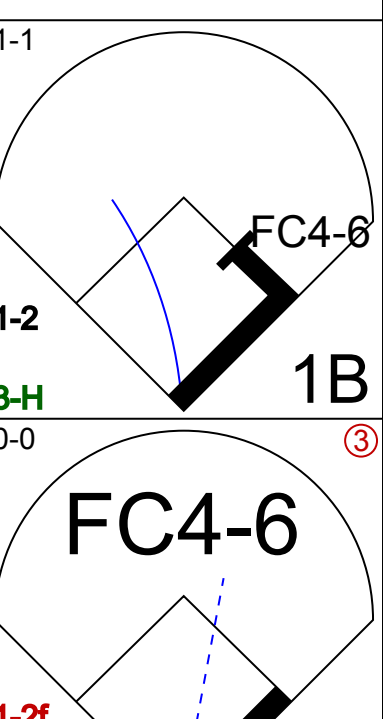
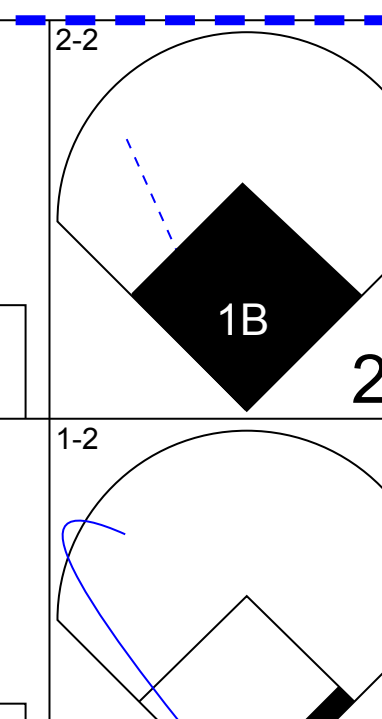
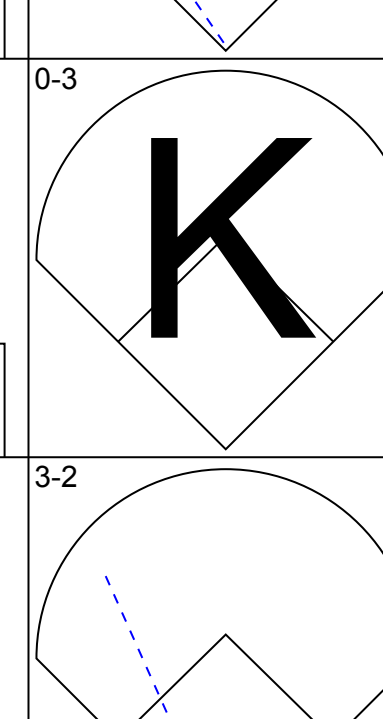
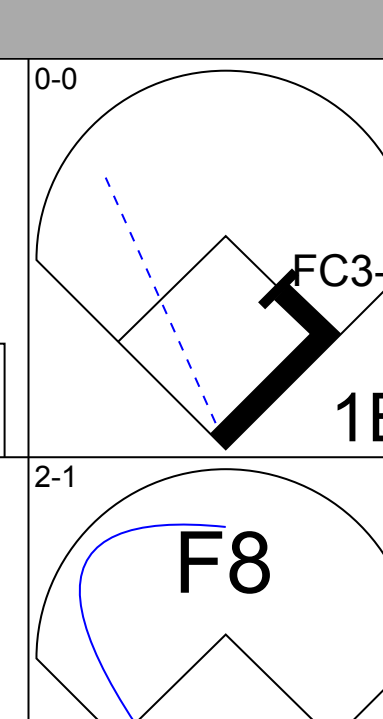
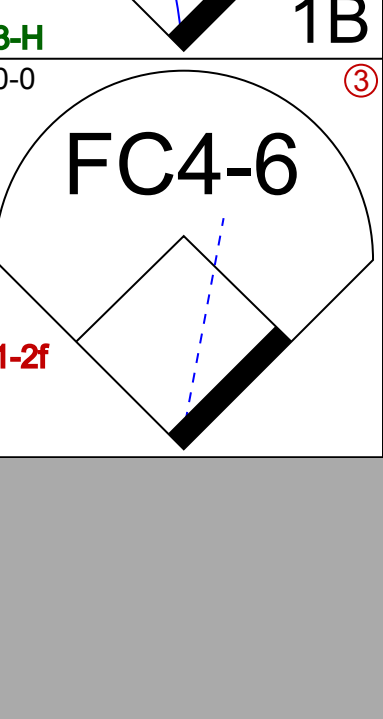
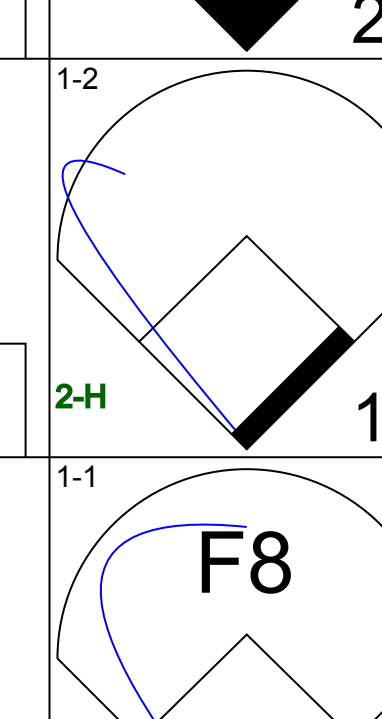

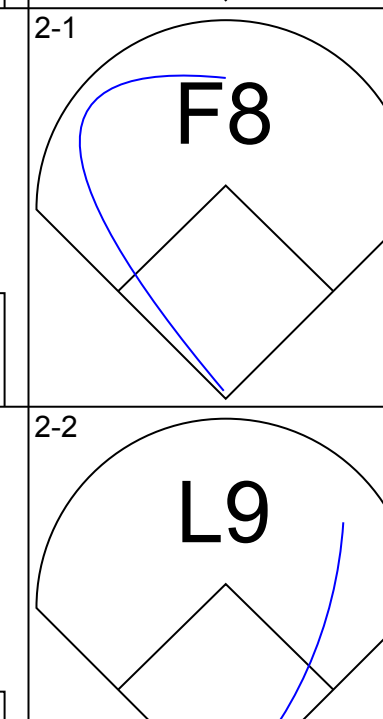
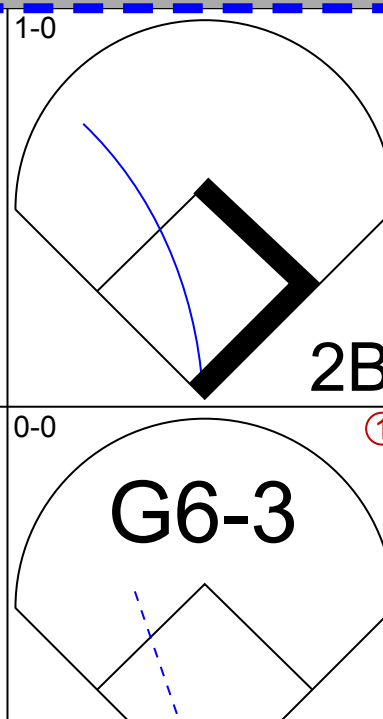
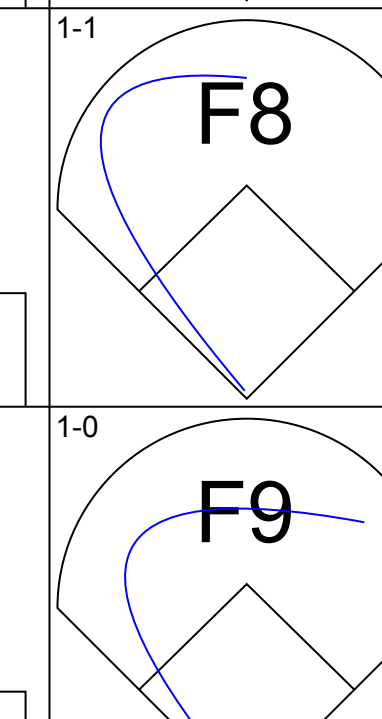
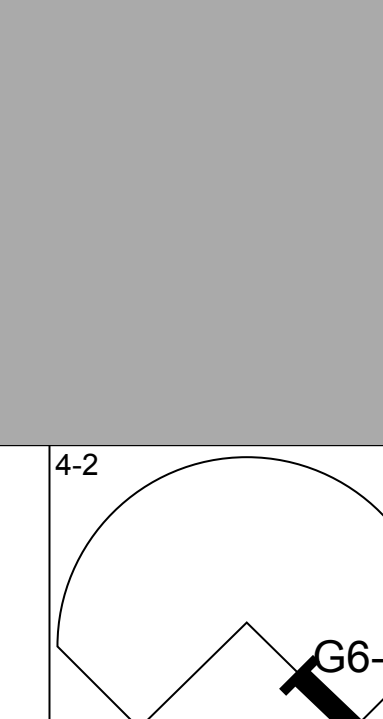
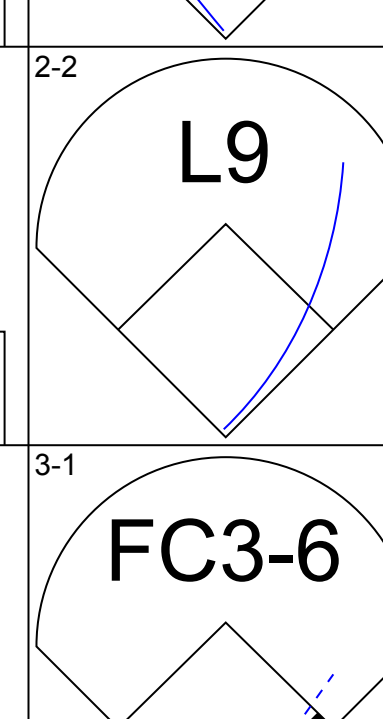
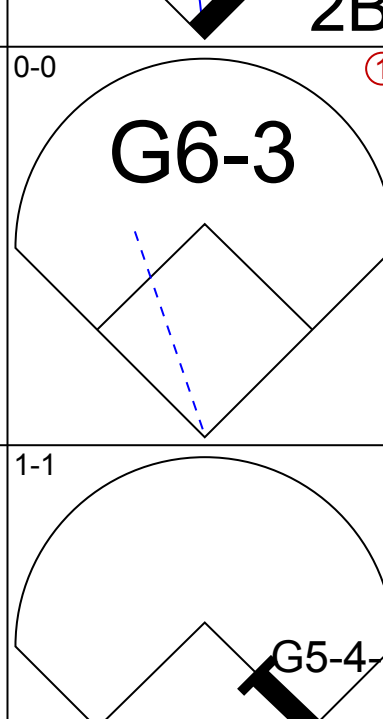
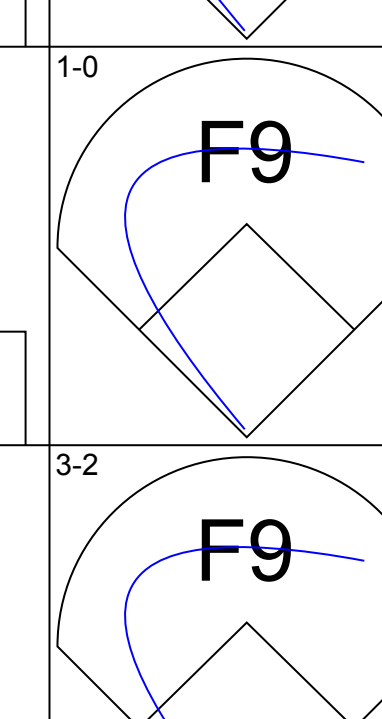
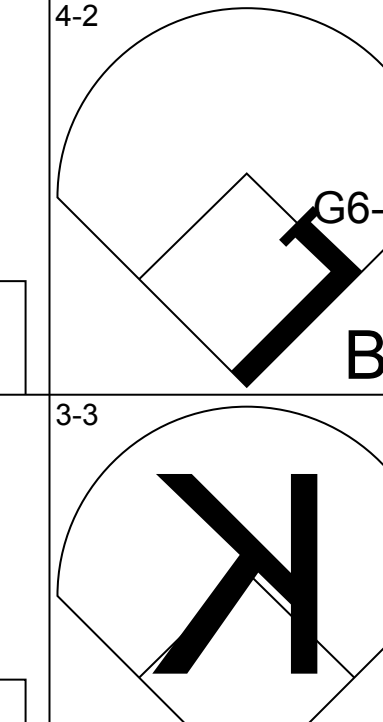
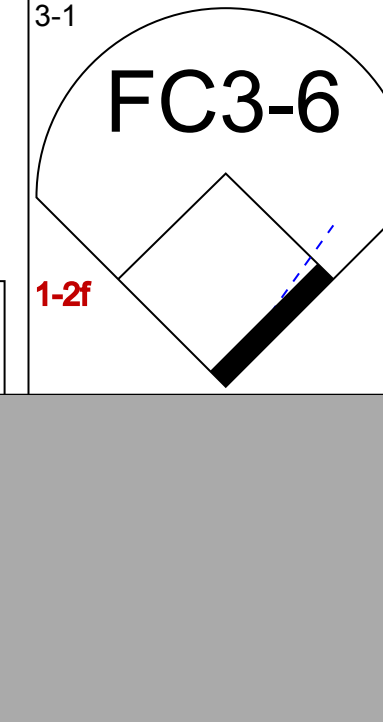
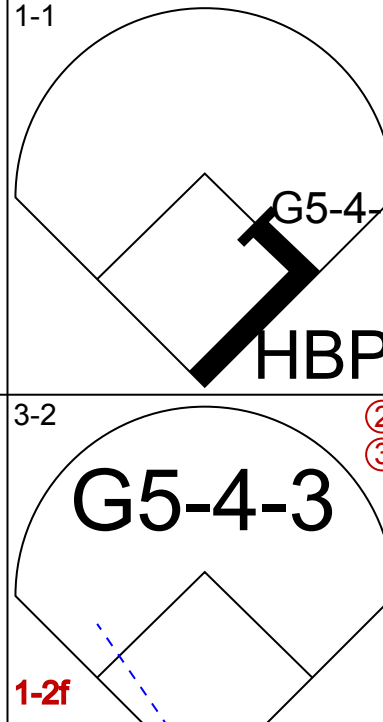
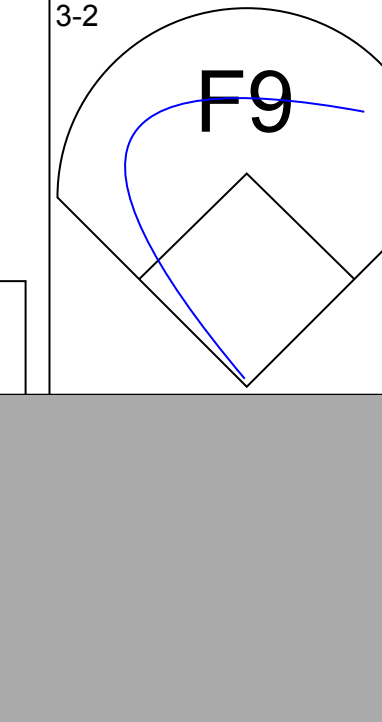
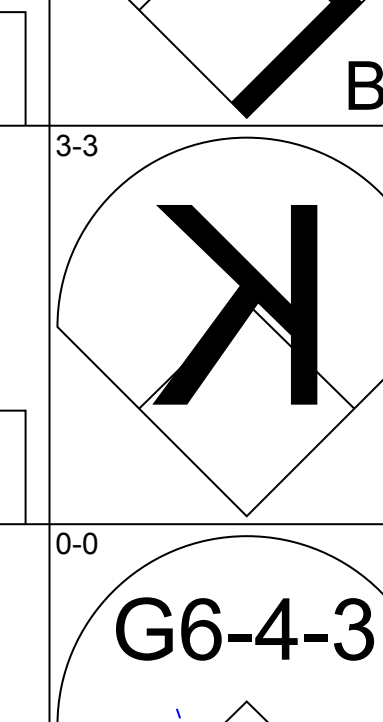

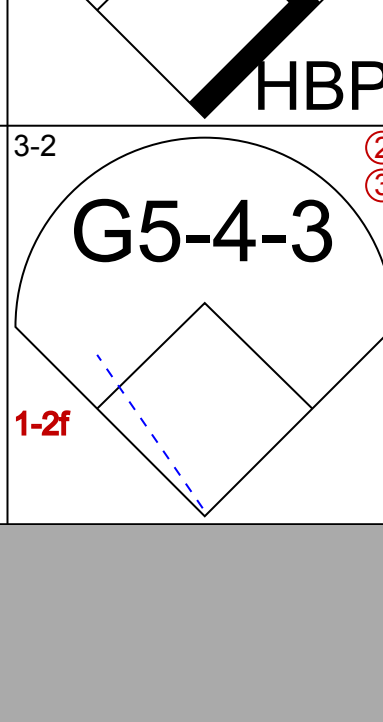

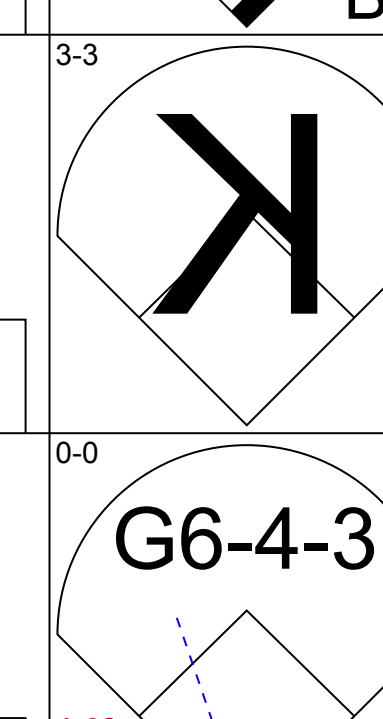
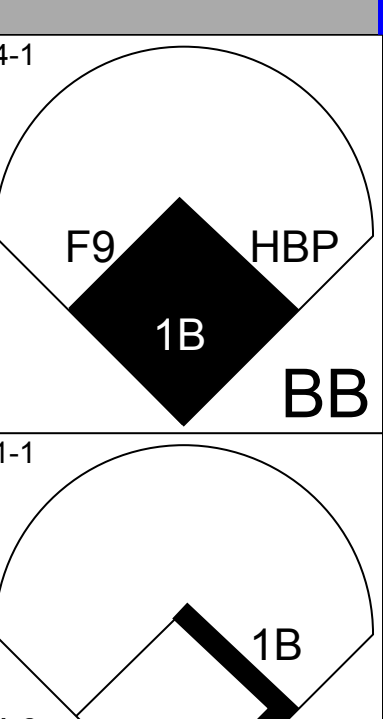
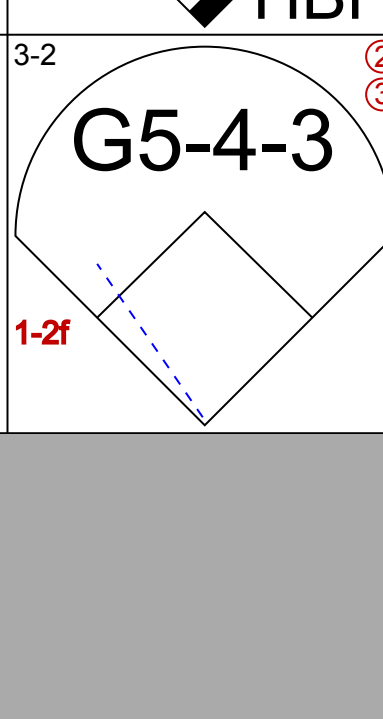
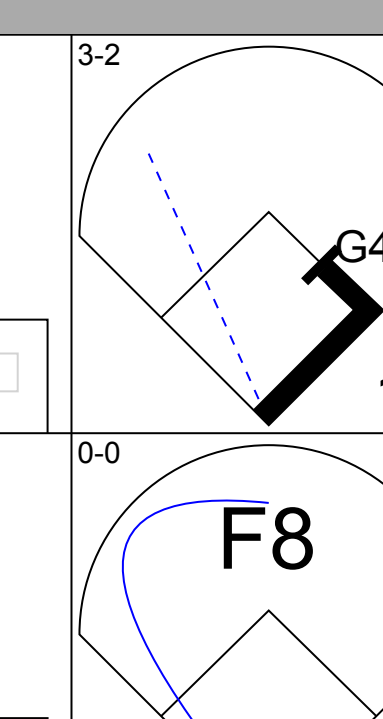
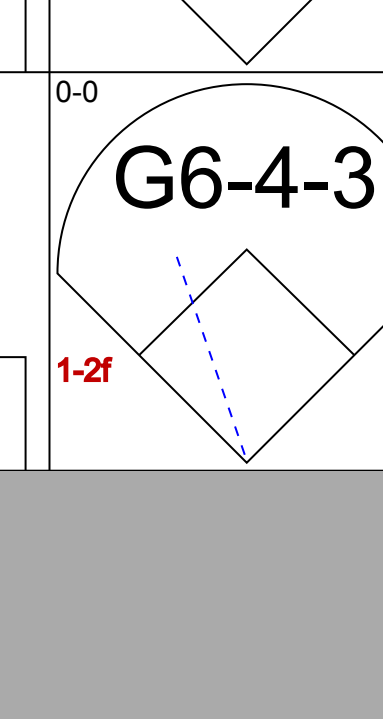
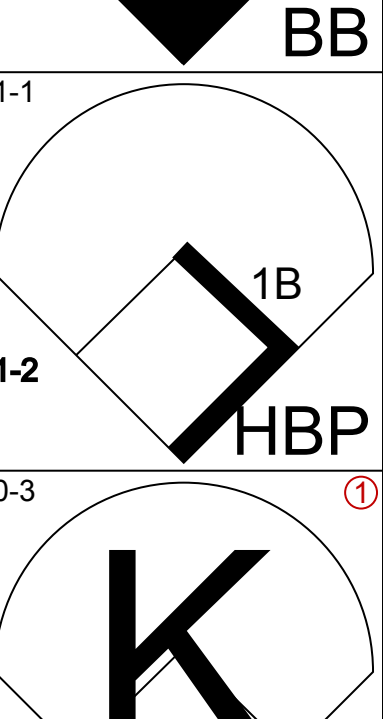

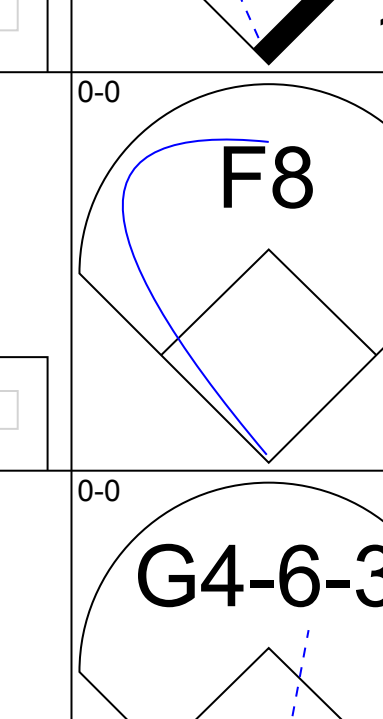
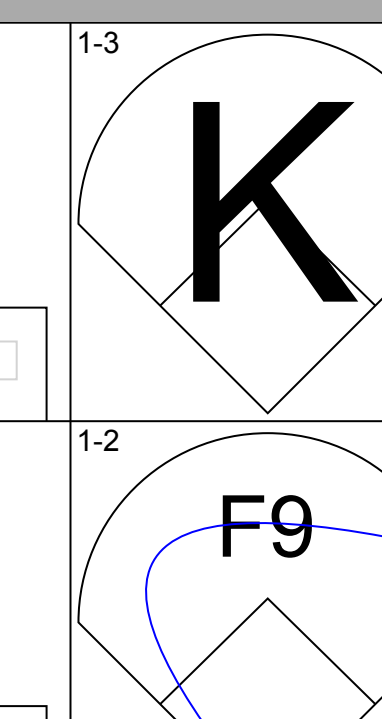
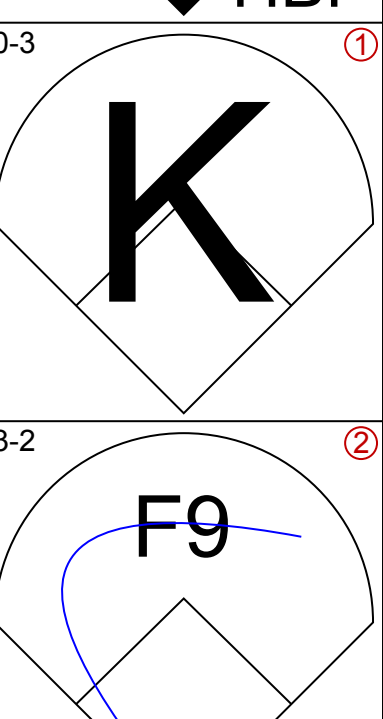
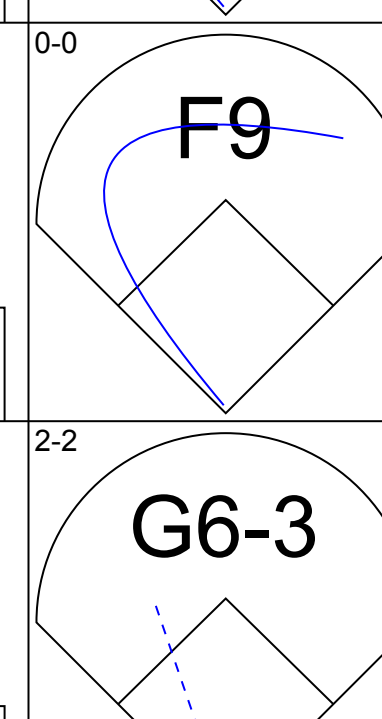
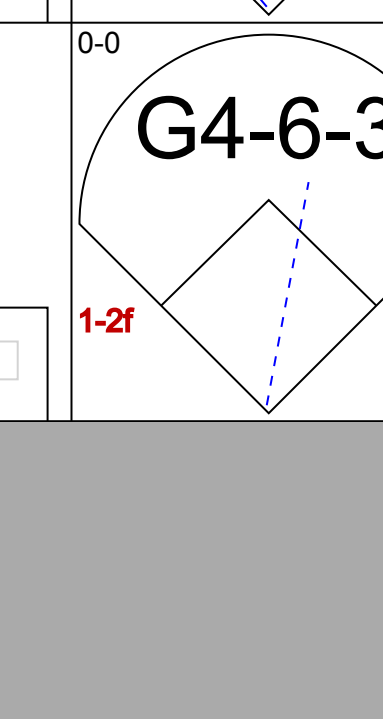
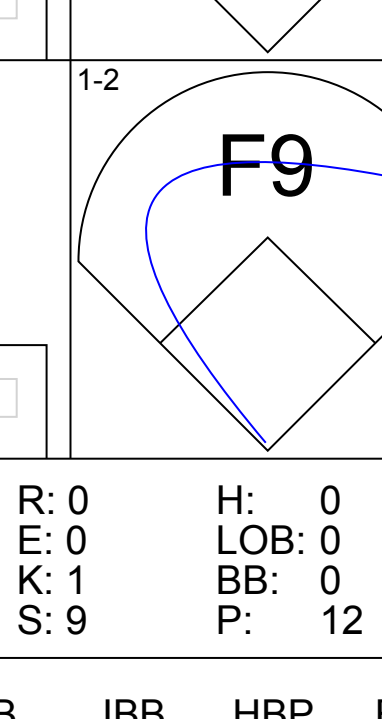
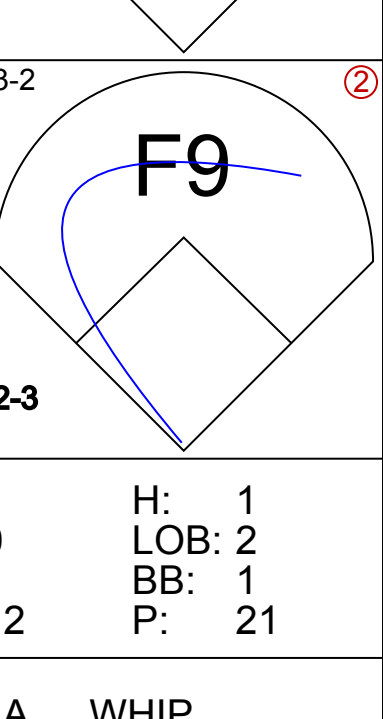
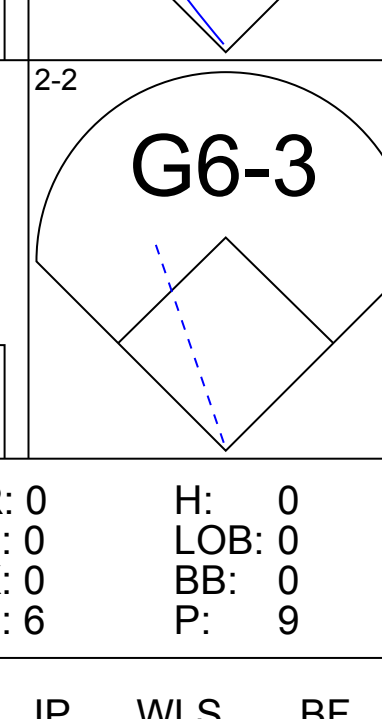



Batter	1	2	3	4	5	6	7	8	9	AB	R	H	RBI	BB	SO	LOB	BOTTOM								
Steve Sax, R OBP: 0.377, SLG: 0.396 (1, 4)	G4-3		G6-4-3 1B			G6-3		FC4-6 BB 1B WP		4	1	2	0	0	0	0	Baltimore Orioles @ New York Yankees Yankee Stadium, Bronx, NY Thu Aug 24 1989, 3:33 AM EDT Sunny - 81 F								
Luis Polonia, L OBP: 0.331, SLG: 0.381 (1, 7)			G6-4-3 1B					FC4-6 BB		2	1	1	0	1	0	2									
Don Slaught, R OBP: 0.322, SLG: 0.386 (8, PH)			G6-4-3 1B					FC4-6 BB		0	0	0	0	1	0	0									
Dave Righetti, L ERA: 2.78 (9, 1)										0	0	0	0	0	0	0									
Don Mattingly, L OBP: 0.345, SLG: 0.457 (1, 3)	F7				G4-3			FC4-6 WP 1B		4	1	1	2	0	0	3									
Mel Hall, L OBP: 0.310, SLG: 0.408 (1, 10)	G1-3				P2			G1-3		4	0	0	0	0	1	3									
Jesse Barfield, R OBP: 0.353, SLG: 0.439 (1, 9)			F7		K			G1-3 1B BB		3	1	0	0	1	2	1									
Bob Geren, R OBP: 0.367, SLG: 0.500 (1, 2)			F8		P6			1B 1B 1B		4	0	1	1	0	0	1									
Alvaro Espinoza, R OBP: 0.311, SLG: 0.329 (1, 6)			L7					1B 1B		4	0	1	1	0	0	0									
Hensley Meulens, R OBP: 0.250, SLG: 0.143 (1, 5)								F8		4	0	0	0	0	1	2									
Roberto Kelly, R OBP: 0.388, SLG: 0.445 (1, 8)			K					F8		3	1	2	0	0	0	0									
Inning Stats	R: 0 E: 0 K: 0 S: 12	H: 1 LOB: 1 BB: 0 P: 15	R: 0 E: 0 K: 0 S: 11	H: 0 LOB: 0 BB: 0 P: 16	R: 0 E: 0 K: 1 S: 11	H: 2 LOB: 1 BB: 0 P: 16	R: 0 E: 0 K: 1 S: 14	H: 0 LOB: 1 BB: 0 P: 19	R: 0 E: 0 K: 2 S: 14	H: 1 LOB: 1 BB: 1 P: 24	R: 0 E: 0 K: 0 S: 6	H: 0 LOB: 0 BB: 0 P: 9	R: 4 E: 0 K: 0 S: 15	H: 4 LOB: 2 BB: 2 P: 34	R: 0 E: 0 K: 0 S: 15	H: 0 LOB: 0 BB: 0 P: 12	R: 0 E: 0 K: 0 S: 15	H: 0 LOB: 0 BB: 0 P: 14	1B: 7 2B: 1 3B: 0 HR: 0	SF: 0 SAC: 0 DP: 1 HBP: 0	WP: 2 PB: 0 SB: 1 CS: 0	PA: 35			
PITCHER	IP	WLS	BF	H	R	ER	SO	BB	IBB	HBP	BLK	WP	HR	S	P	ERA	WHIP								
Pete Harnisch, R ERA: 4.66 (1, 1)	7.0	L	28	6	3	3	4	1	0	0	0	1	0	75	114	3.86	1.000								
Kevin Hickey, L ERA: 2.93 (8, 1)	0.2		3	0	0	0	0	1	0	0	0	1	0	4	10	0.00	1.500								
Mark Williamson, R ERA: 3.13 (8, 1)	0.1		4	2	2	2	0	1	0	0	0	0	0	8	16	54.00	9.000								


AB	32
R	5
H	8
RBI	4
BB	3
SO	4
LOB	12



Batter	1	2	3	4	5	6	7	8	9	AB	R	H	RBI	BB	SO	LOB	TOP					
Phil Bradley, R OBP: 0.369, SLG: 0.423 (1, 7)										4	0	0	1	0	2	1	Baltimore Orioles @ New York Yankees Yankee Stadium, Bronx, NY Thu Aug 24 1989, 7:05 PM EDT Att: 30,214 - Unknown - 77 F					
Stan Jefferson, S OBP: 0.188, SLG: 0.358 (1, 8)										4	0	1	1	1	0	0						
Cal Ripken Jr., R OBP: 0.320, SLG: 0.405 (1, 6)										4	0	0	1	1	0	1						
Joe Orsulak, L OBP: 0.347, SLG: 0.411 (1, 9)										5	2	3	0	0	0	3						
Larry Sheets, L OBP: 0.299, SLG: 0.362 (1, 10)										1	2	1	2	1	0	0						
Keith Moreland, R OBP: 0.340, SLG: 0.381 (6, PH)										3	1	1	0	0	0	1						
Jim Traber, L OBP: 0.283, SLG: 0.327 (1, 3)										1	0	1	0	1	0	0						
Randy Milligan, R OBP: 0.406, SLG: 0.467 (6, 3)										3	1	1	0	0	1	2						
Jamie Quirk, L OBP: 0.226, SLG: 0.229 (1, 2)										2	0	1	1	0	1	1						
Bob Melvin, R OBP: 0.299, SLG: 0.293 (6, PH)										1	1	1	1	1	0	0						
Tim Hulett, R OBP: 0.300, SLG: 0.600 (1, 5)										4	1	1	2	0	1	4						
Rene Gonzales, R OBP: 0.269, SLG: 0.261 (1, 4)										3	1	0	0	1	1	1						
Inning Stats	R: 0 E: 0 K: 1 S: 7	H: 0 LOB: 0 BB: 0 P: 10	R: 2 E: 0 K: 1 S: 11	H: 3 LOB: 0 BB: 0 P: 16	R: 0 E: 0 K: 0 S: 4	H: 0 LOB: 0 BB: 0 P: 6	R: 1 E: 0 K: 0 S: 14	H: 1 LOB: 2 BB: 2 P: 29	R: 1 E: 1 K: 0 S: 10	H: 1 LOB: 0 BB: 0 P: 15	R: 4 E: 0 K: 1 S: 23	H: 3 LOB: 3 BB: 4 P: 46	R: 1 E: 0 K: 2 S: 11	H: 2 LOB: 1 BB: 0 P: 16	R: 0 E: 0 K: 1 S: 8	H: 1 LOB: 0 BB: 0 P: 10	R: 0 E: 0 K: 0 S: 5	H: 1 LOB: 0 BB: 0 P: 10	1B: 8 2B: 1 3B: 1 HR: 1	SF: 1 SAC: 0 DP: 2 HBP: 0	WP: 0 PB: 0 SB: 0 CS: 1	PA: 42
PITCHER	IP WLS BF H R ER SO BB IBB HBP BLK WP HR S P ERA WHIP																					
Eric Plunk, R ERA: 2.94 (1, 1)	5.0 L 21 5 4 3 2 2 0 0 0 0 0 1 46 76 5.40 1.400																					
John Candelaria, L ERA: 5.09 (6, 1)	0.2 8 3 4 4 1 2 1 0 1 0 0 0 16 34 54.00 7.500																					
Lance McCullers, R ERA: 4.95 (6, 1)	1.1 7 2 1 1 2 1 0 0 0 0 0 0 18 28 6.75 2.250																					
Rich Gossage, R ERA: 2.84 (8, 1)	2.0 6 1 0 0 1 0 0 0 0 0 0 0 13 20 0.00 0.500																					

Batter	1	2	3	4	5	6	7	8	9	AB	R	H	RBI	BB	SO	LOB	BOTTOM					
Steve Sax, R OBP: 0.378, SLG: 0.398 (1, 4)										4	1	2	1	0	0	0	Baltimore Orioles @ New York Yankees Yankee Stadium, Bronx, NY Thu Aug 24 1989, 7:05 PM EDT Att: 30,214 - Unknown - 77 F					
Alvaro Espinoza, R OBP: 0.313, SLG: 0.331 (1, 6)										4	0	2	1	0	1	2						
Don Mattingly, L OBP: 0.346, SLG: 0.460 (1, 3)										4	0	2	0	0	0	2						
Mel Hall, L OBP: 0.305, SLG: 0.402 (1, 7)										4	0	0	0	0	0	4						
Ken Phelps, L OBP: 0.346, SLG: 0.390 (1, 10)										1	0	0	0	1	0	1						
Steve Balboni, R OBP: 0.290, SLG: 0.462 (6, PH)										1	0	0	0	0	0	1						
Jesse Barfield, R OBP: 0.354, SLG: 0.438 (1, 9)										3	1	1	0	1	1	3						
Don Slaught, R OBP: 0.321, SLG: 0.382 (1, 2)										3	0	0	0	0	0	2						
Hensley Meulens, R OBP: 0.167, SLG: 0.091 (1, 5)											4	0	0	0	0	2		3				
Roberto Kelly, R OBP: 0.385, SLG: 0.442 (1, 8)										3	0	0	0	0	0	2						
Inning Stats	R: 0 E: 0 K: 1 S: 9	H: 1 LOB: 1 BB: 0 P: 14	R: 0 E: 0 K: 1 S: 9	H: 0 LOB: 1 BB: 1 P: 16	R: 0 E: 0 K: 1 S: 9	H: 0 LOB: 0 BB: 0 P: 12	R: 0 E: 0 K: 0 S: 9	H: 1 LOB: 1 BB: 0 P: 16	R: 1 E: 0 K: 1 S: 12	H: 1 LOB: 2 BB: 1 P: 21	R: 0 E: 0 K: 0 S: 6	H: 1 LOB: 1 BB: 0 P: 11	R: 0 E: 0 K: 0 S: 6	H: 0 LOB: 0 BB: 0 P: 9	R: 1 E: 0 K: 0 S: 13	H: 2 LOB: 1 BB: 0 P: 21	R: 0 E: 0 K: 0 S: 5	H: 1 LOB: 0 BB: 0 P: 8	1B: 5 2B: 2 3B: 0 HR: 0	SF: 0 SAC: 0 DP: 3 HBP: 2	WP: 0 PB: 0 SB: 0 CS: 0	PA: 35
PITCHER	IP WLS BF H R ER SO BB IBB HBP BLK WP HR S P ERA WHIP																					
Dave Schmidt, R ERA: 5.22 (1, 1)	5.0 W 20 3 1 1 4 2 0 0 1 0 0 0 48 79 1.80 1.000																					
Mark Thurmond, L ERA: 3.99 (6, 1)	2.0 7 1 0 0 0 0 0 0 1 0 0 0 12 20 0.00 0.500																					
Brian Holton, R ERA: 3.98 (8, 1)	2.0 8 3 1 1 0 0 0 0 0 0 0 0 18 29 4.50 1.500																					

Batter	1	2	3	4	5	6	7	8	9	AB	R	H	RBI	BB	SO	LOB	TOP
Phil Bradley, R OBP: 0.369, SLG: 0.421 (1, 7)	G1-3	FC3-6 BB				1B BLK 1B		G5-3		4	1	1	0	1	1	1	Baltimore Orioles @ New York Yankees Yankee Stadium, Bronx, NY Fri Aug 25 1989, 7:05 PM EDT Att: 30,177 - Unknown - 75 F AB 35 R 3 H 9 RBI 2 BB 5 SO 7 LOB 17 
Stan Jefferson, S OBP: 0.189, SLG: 0.361 Mike Devereaux, R OBP: 0.332, SLG: 0.381 (9, 8)	G4-3	FC3-6			P6				K	5	0	1	1	0	1	4	
Cal Ripken Jr., R OBP: 0.325, SLG: 0.407 (1, 6)	1B				G3				G4-3	4	0	3	0	1	0	0	
Joe Orsulak, L OBP: 0.347, SLG: 0.411 (1, 9)	1B				G3				G6-3	5	0	2	1	0	1	3	
Randy Milligan, R OBP: 0.404, SLG: 0.462 (1, 3)	K				P3					3	0	0	0	1	1	3	
Larry Sheets, L OBP: 0.297, SLG: 0.360 Keith Moreland, R OBP: 0.339, SLG: 0.379 (5, PH)		G4-3			K				G6-4-3	2	0	0	0	0	1	1	
Bob Melvin, R OBP: 0.298, SLG: 0.297 (1, 2)		G5-3			G1-3				F8	2	0	0	0	0	1	1	
Tim Hulett, R OBP: 0.357, SLG: 0.538 (1, 5)		BB			G5-3				L8	2	0	0	0	0	1	1	
Rene Gonzales, R OBP: 0.268, SLG: 0.255 (1, 4)		BB			K				F9	2	0	0	0	0	3	3	
Inning Stats	R: 0 H: 2 E: 0 K: 1 S: 13	H: 0 R: 1 ER: 1 SO: 3 BB: 0 LOB: 19	R: 0 H: 0 E: 0 K: 0 S: 12	H: 0 R: 1 ER: 1 SO: 3 BB: 0 LOB: 25	R: 0 H: 1 E: 0 K: 1 S: 13	H: 0 R: 0 ER: 0 SO: 12 BB: 0 LOB: 12	R: 1 H: 3 E: 0 K: 0 S: 19	H: 3 R: 1 ER: 2 SO: 29 BB: 1 LOB: 30	R: 0 H: 0 E: 0 K: 0 S: 6	H: 0 R: 0 ER: 0 SO: 9 BB: 0 LOB: 9	R: 0 H: 0 E: 0 K: 1 S: 6	H: 0 R: 0 ER: 0 SO: 7 BB: 0 LOB: 7	1B: 7 2B: 2 3B: 0 HR: 0	SF: 0 SAC: 0 DP: 1 HBP: 0	WP: 0 PB: 0 SB: 0 CS: 0	PA: 40	
PITCHER	IP	WLS	BF	H	R	ER	SO	BB	IBB	HBP	BLK	WP	HR	S	P	ERA	WHIP
Clay Parker, R ERA: 4.03 (1, 1)	4.1	L	23	6	1	1	3	4	0	0	1	0	0	55	99	2.08	2.308
Lee Guetterman, L ERA: 2.77 (5, 1)	3.2		14	3	2	1	3	0	1	0	0	0	0	31	49	2.46	0.818
Dave Righetti, L ERA: 2.73 (9, 1)	1.0		3	0	0	0	1	0	0	0	0	0	0	6	7	0.00	0.000

Batter	1	2	3	4	5	6	7	8	9	AB	R	H	RBI	BB	SO	LOB	BOTTOM
Steve Sax, R OBP: 0.378, SLG: 0.398 (1, 4)	G5-3		G4-3			G1-6-3 1B		1B	G6-3	5	0	2	0	0	0	2	Baltimore Orioles @ New York Yankees Yankee Stadium, Bronx, NY Fri Aug 25 1989, 7:05 PM EDT Att: 30,177 - Unknown - 75 F AB 35 R 1 H 10 RBI 1 BB 2 SO 5 LOB 21 
Alvaro Espinoza, R OBP: 0.315, SLG: 0.332 (1, 6)	1B				F8	G1-6-3		1B		4	0	2	0	0	0	1	
Don Mattingly, L OBP: 0.343, SLG: 0.456 (1, 3)	F8				K			K		4	0	0	0	0	3	3	
Jesse Barfield, R OBP: 0.353, SLG: 0.439 (1, 9)	G4-3				F9			G5-3		4	0	1	0	0	0	3	
Don Staight, R OBP: 0.323, SLG: 0.390 (1, 10)		G4-3				L5			1B	4	1	2	0	0	0	1	
Bob Geren, R OBP: 0.364, SLG: 0.493 (1, 2)		G6-3			G1-3			P2		4	0	1	0	0	0	2	
Mel Hall, L OBP: 0.301, SLG: 0.395 (1, 7)		G4-1			P4			L5		4	0	0	0	0	1	4	
Roberto Kelly, R OBP: 0.388, SLG: 0.442 (1, 8)			G6-4-3 1B			IBB		BB		2	0	1	0	2	0	2	
Hensley Meulens, R OBP: 0.188, SLG: 0.133 (1, 5)			G6-4-3		L9			K	1B	4	0	1	1	0	1	3	
Inning Stats	R: 0 H: 1 E: 0 K: 0 S: 8	H: 0 R: 0 ER: 0 SO: 9 BB: 0 LOB: 9	R: 0 H: 1 E: 0 K: 0 S: 5	H: 0 R: 0 ER: 0 SO: 9 BB: 0 LOB: 9	R: 0 H: 0 E: 0 K: 1 S: 7	H: 0 R: 0 ER: 0 SO: 12 BB: 0 LOB: 12	R: 0 H: 1 E: 0 K: 1 S: 8	H: 1 R: 0 ER: 0 SO: 11 BB: 0 LOB: 11	R: 0 H: 2 E: 0 K: 2 S: 12	H: 2 R: 1 ER: 2 SO: 15 BB: 1 LOB: 15	1B: 7 2B: 3 3B: 0 HR: 0	SF: 0 SAC: 0 DP: 2 HBP: 0	WP: 0 PB: 0 SB: 0 CS: 0	PA: 37			
PITCHER	IP	WLS	BF	H	R	ER	SO	BB	IBB	HBP	BLK	WP	HR	S	P	ERA	WHIP
Jeff Ballard, L ERA: 3.59 (1, 1)	8.2	W	36	10	1	1	5	1	0	0	0	0	0	68	109	1.04	1.269
Gregg Olson, R ERA: 2.13 (9, 1)	0.1	S	1	0	0	0	0	0	0	0	0	0	0	3	3	0.00	0.000

Batter	1	2	3	4	5	6	7	8	9	AB	R	H	RBI	BB	SO	LOB	TOP								
Phil Bradley, R OBP: 0.366, SLG: 0.417 (1, 7) C X	0-1 G6-3	1-1 FC5-2		1-1 G5-3		2-3 K		0-3 K		5	0	0	0	0	2	3									
Stan Jefferson, S OBP: 0.203, SLG: 0.364 (1, 8) B X	2-1 1B SF7	2-0 G4-3		1-1 1B		2-3 K		1-2 F7		5	1	2	0	0	1	3									
Cal Ripken Jr., R OBP: 0.324, SLG: 0.405 (1, 6) B C X SAFE	1-1 1B FC6-4		0-1 F8	1-2 G4-3		1-2 G4-3		2-3 K		5	0	1	0	0	1	1									
Joe Orsulak, L OBP: 0.353, SLG: 0.434 (1, 9) B F X	2-2 SF7		3-2 2B 1B		2-1 HR		0-1 HR		4-2 2B BB	3	4	3	3	1	0	0									
Keith Moreland, R OBP: 0.341, SLG: 0.384 Larry Sheets, L OBP: 0.259, SLG: 0.364 (7, PH) Randy Milligan, R OBP: 0.404, SLG: 0.462 (9, PR)	0-0 FC6-4		0-0 1B 2B		2-2 G3 1B		2-0 P4		0-2 G3 2B	3	1	2	0	0	0	1									
Jim Traher, L OBP: 0.289, SLG: 0.324 (1, 3) B C X		4-2 1B 1B FC5-2 BB	4-0 1B BB		2-3 K 1B		4-2 BB BB		1-1 G3	2	0	0	0	3	1	2									
Tim Hulett, R OBP: 0.316, SLG: 0.444 (1, 5) B C X		2-3 K BB	1-2 G6-4-3 1B		3-1 E5 G3		0-3 K		0-1 G6-3	5	0	1	2	0	2	4									
Jamie Quirk, L OBP: 0.246, SLG: 0.235 (1, 2) B C X		0-0 FC5-2 1B	1-2 G6-4-3 1B		0-1 G3		4-1 BB			3	0	1	0	1	0	4									
Rene Gonzales, R OBP: 0.268, SLG: 0.255 (1, 4) B C X		0-0 FC5-2 1B		1-0 G6-3		1-3 K		1-3 K		4	0	1	0	0	2	4									
Inning Stats	R: 1 E: 0 K: 0 S: 10	H: 2 LOB: 1 BB: 0 P: 15	R: 0 E: 0 K: 1 S: 14	H: 2 LOB: 3 BB: 1 P: 23	R: 2 E: 0 K: 0 S: 14	H: 3 LOB: 1 BB: 1 P: 24	R: 0 E: 0 K: 0 S: 8	H: 1 LOB: 1 BB: 0 P: 12	R: 1 E: 0 K: 2 S: 15	H: 2 LOB: 2 BB: 0 P: 25	R: 0 E: 0 K: 2 S: 11	H: 0 LOB: 0 BB: 0 P: 16	R: 1 E: 0 K: 2 S: 14	H: 1 LOB: 2 BB: 2 P: 25	R: 0 E: 0 K: 2 S: 9	H: 0 LOB: 0 BB: 0 P: 12	R: 1 E: 0 K: 0 S: 11	H: 1 LOB: 1 BB: 1 P: 16	1B: 8 2B: 2 3B: 0 HR: 2	SF: 1 SAC: 0 DP: 1 HBP: 0	WP: 0 PB: 0 SB: 0 CS: 0	PA: 43			
PITCHER	IP	WLS	BF	H	R	ER	SO	BB	IBB	HBP	BLK	WP	HR	S	P	ERA	WHIP								
Walt Terrell, R ERA: 4.66 Lance McCullers, R ERA: 4.96	(1, 1) 6.0	L 31	11	5	5	5	5	2	0	0	0	0	2	74	117	7.50	2.167								

Baltimore Orioles @ New York Yankees
Yankee Stadium, Bronx, NY
Sat Aug 26 1989, 3:33 AM EDT
Att: 38,021 - Sunny - 75 F

AB 37
R 6
H 12
RBI 6
BB 5
SO 9
LOB 22

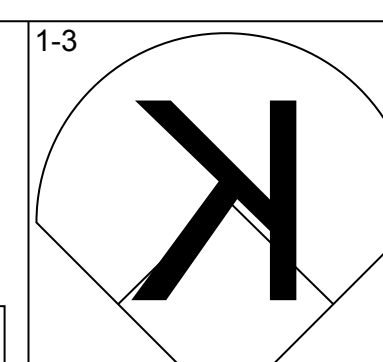
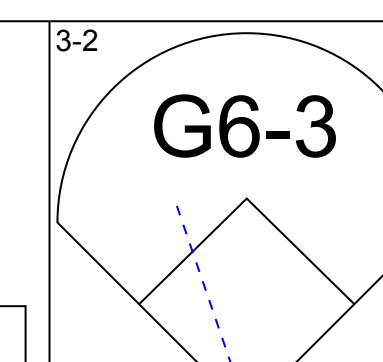
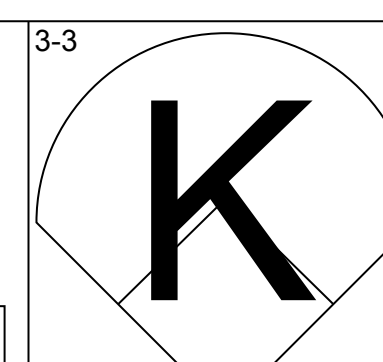
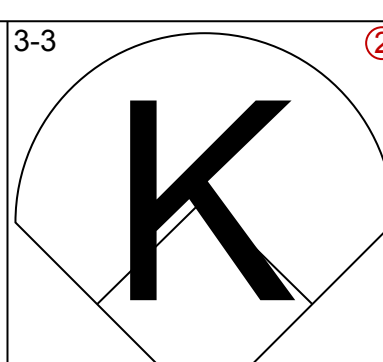
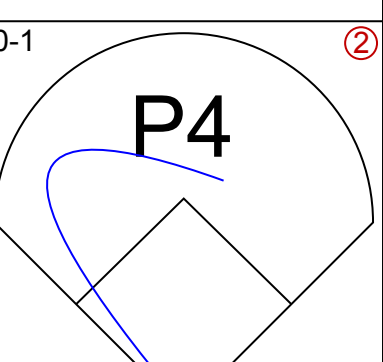
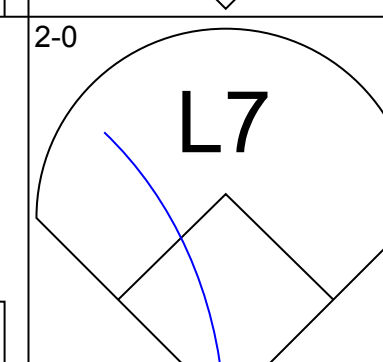
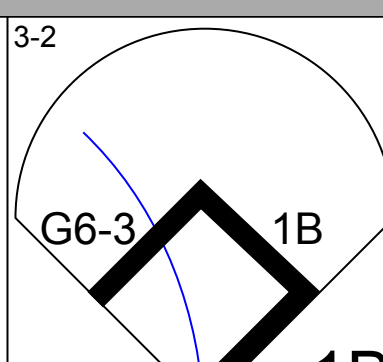
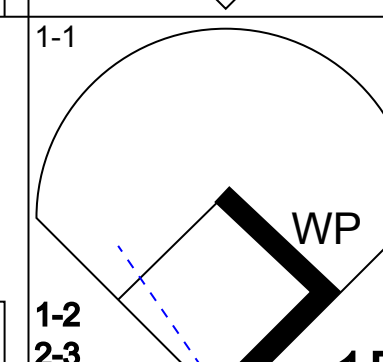
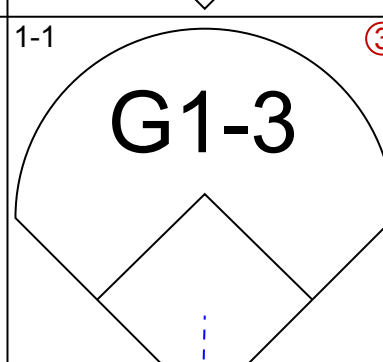
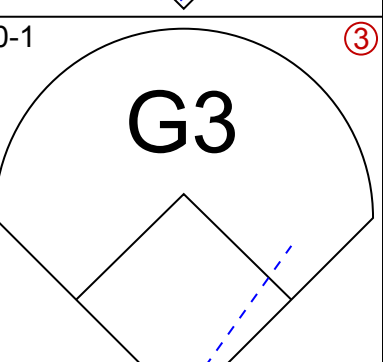
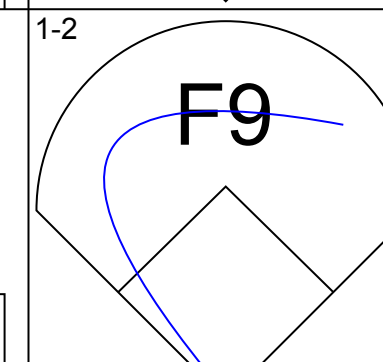
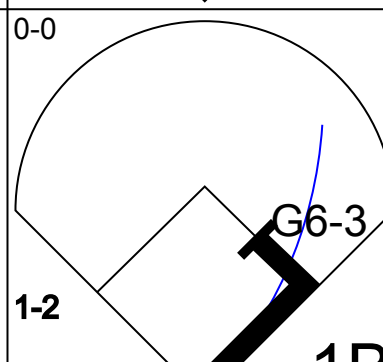
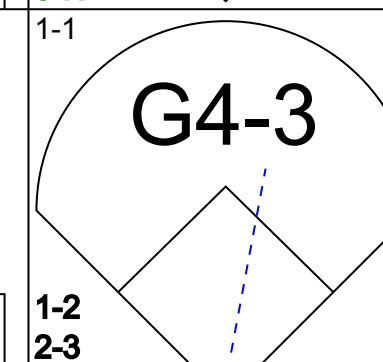
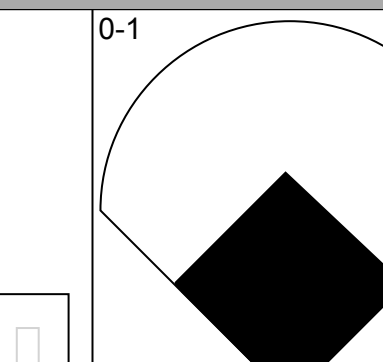
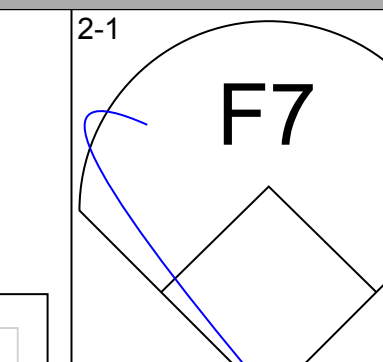
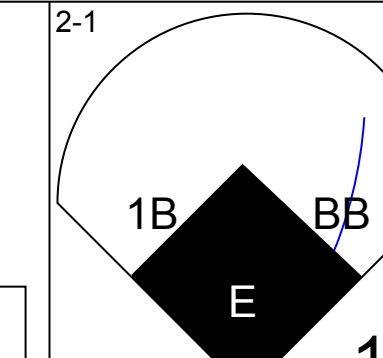
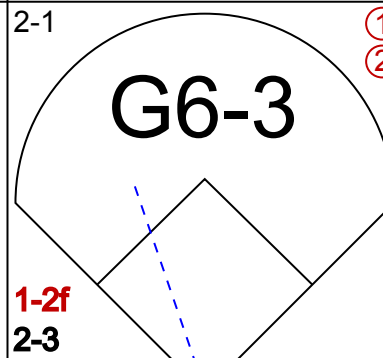
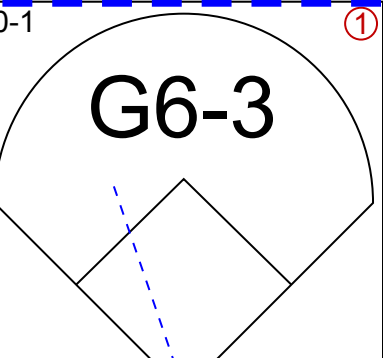
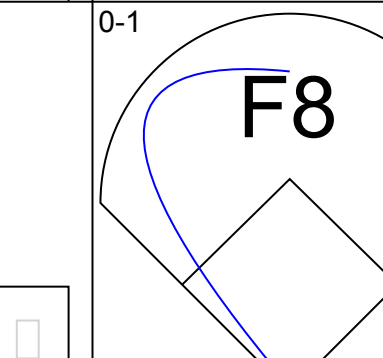
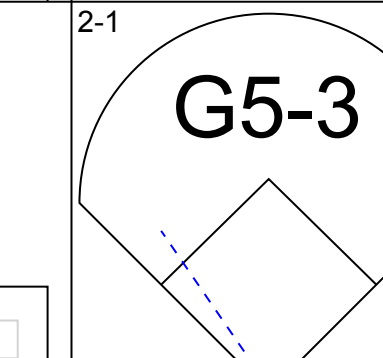
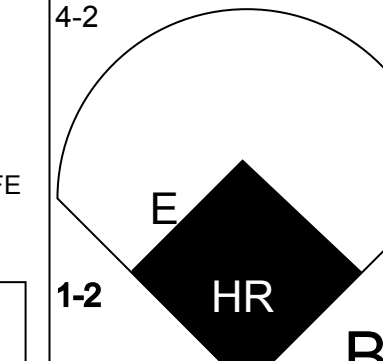
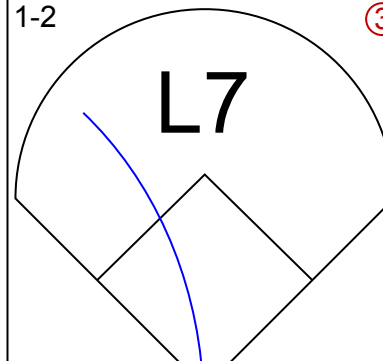
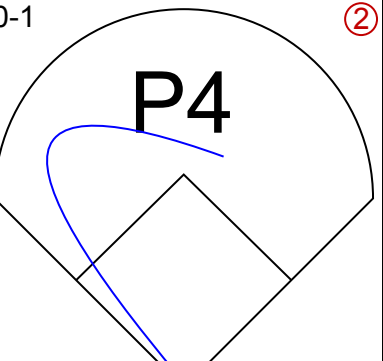
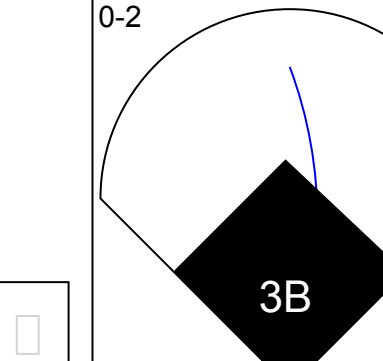
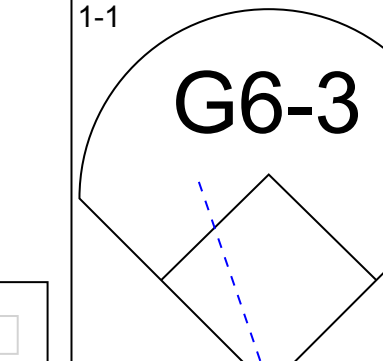
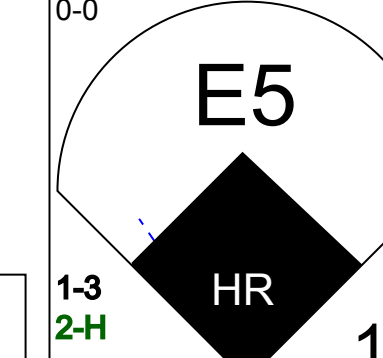
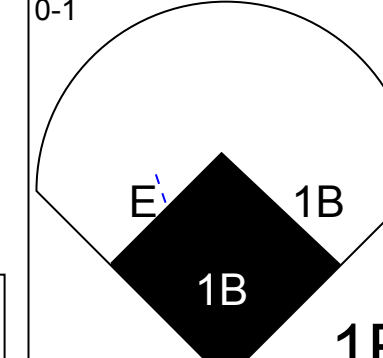
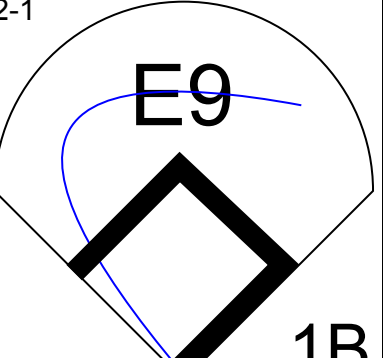
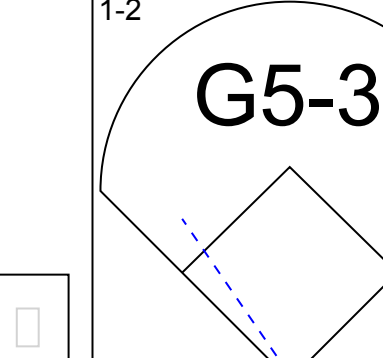
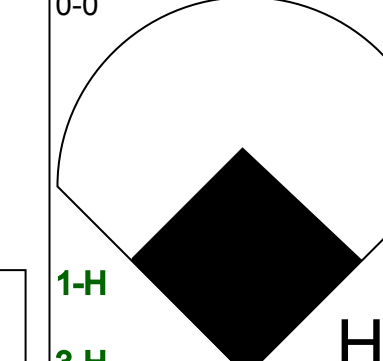
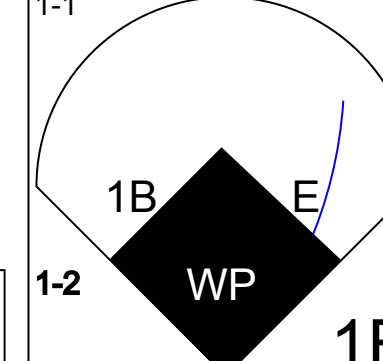
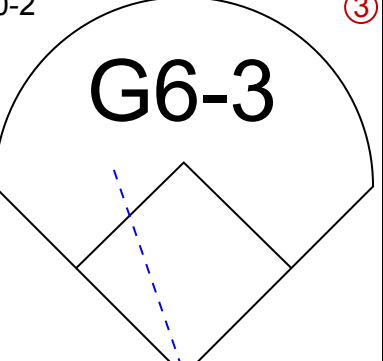
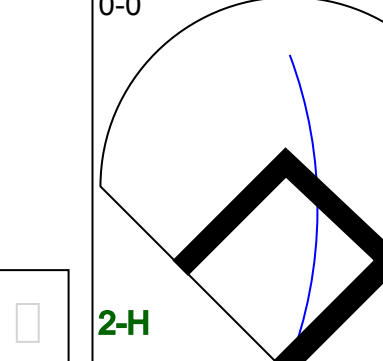
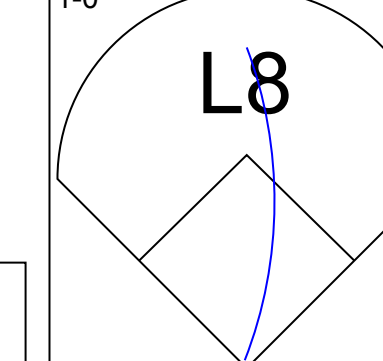
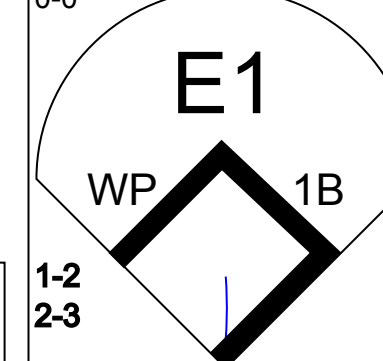
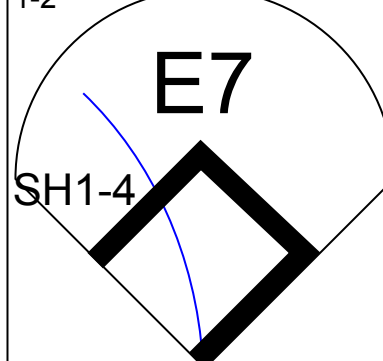

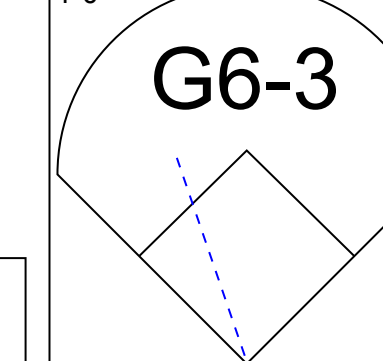
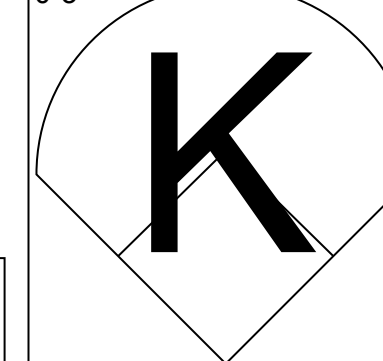
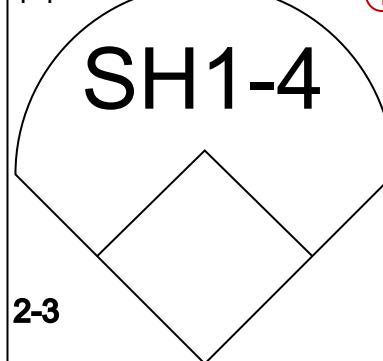
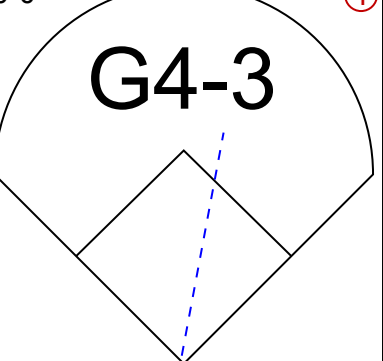


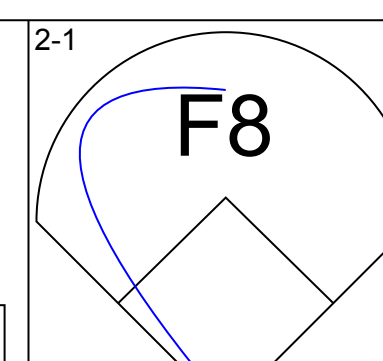
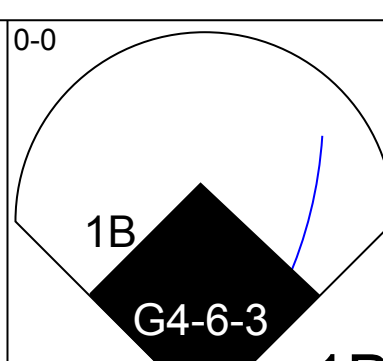
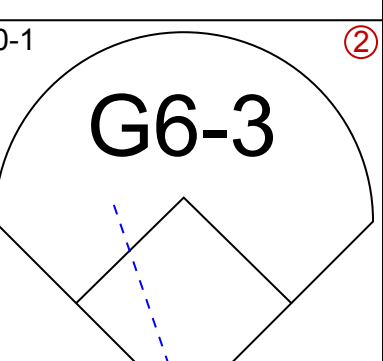
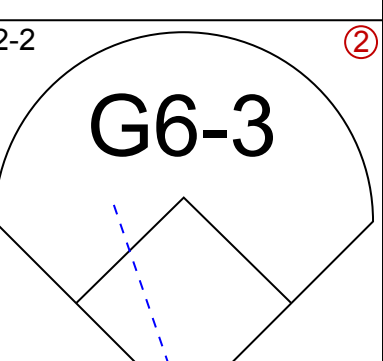
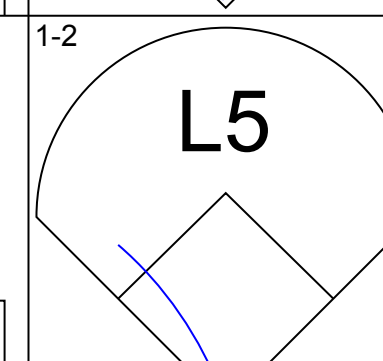
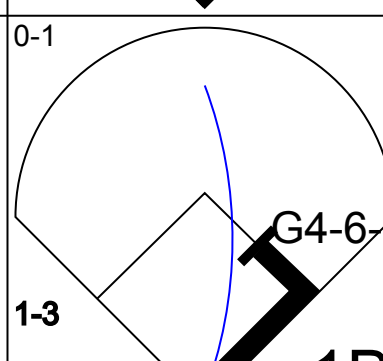
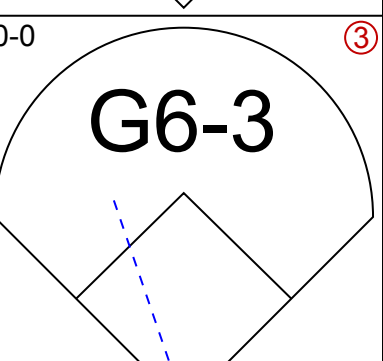
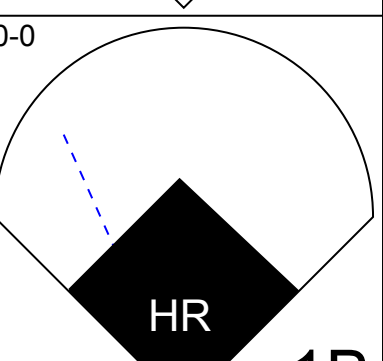
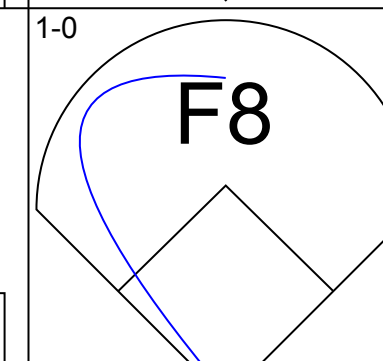
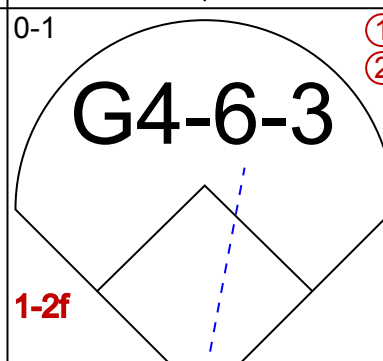
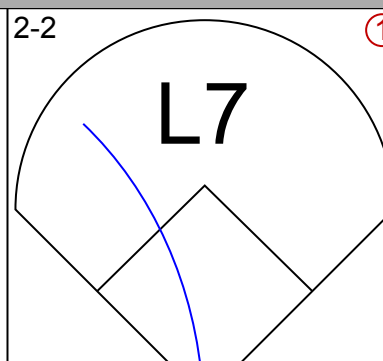
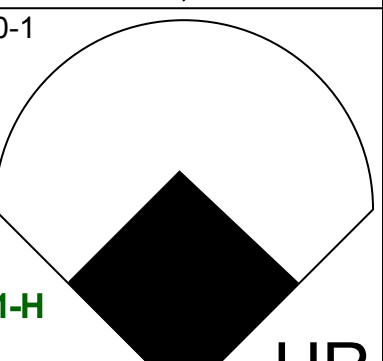
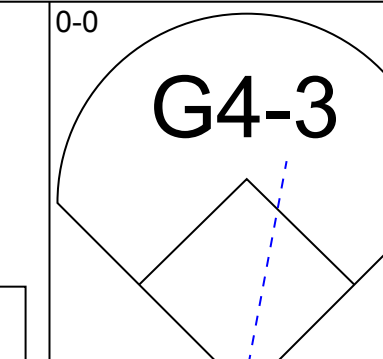
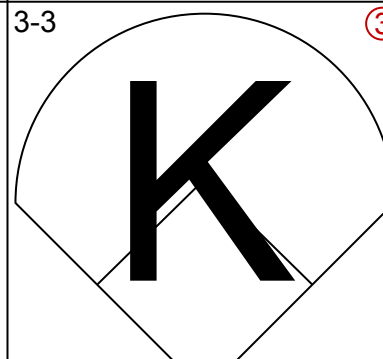
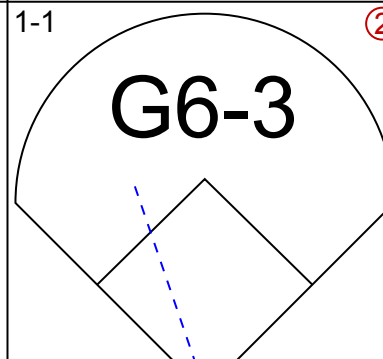
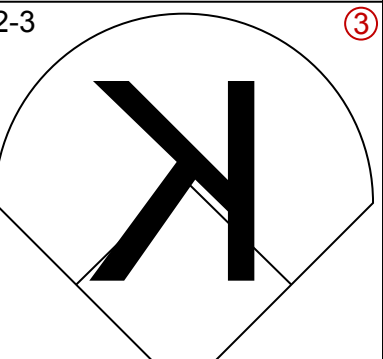
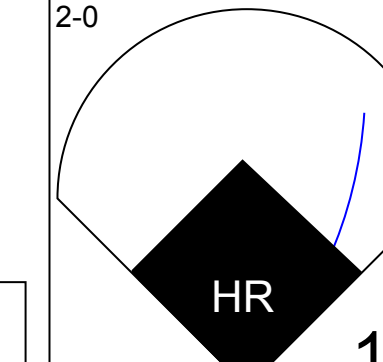
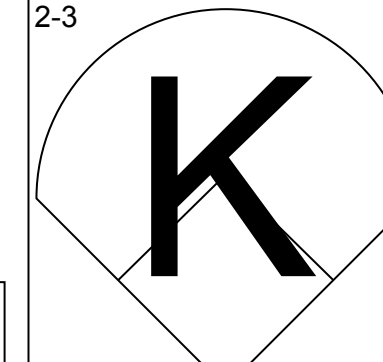
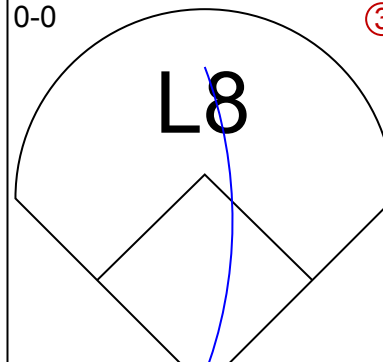
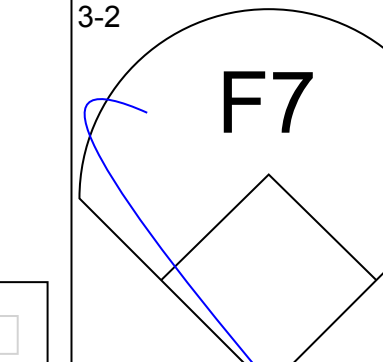
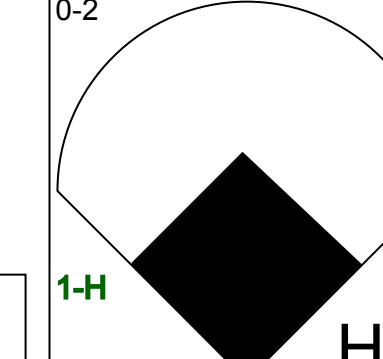
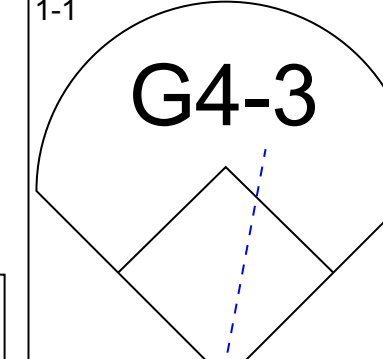
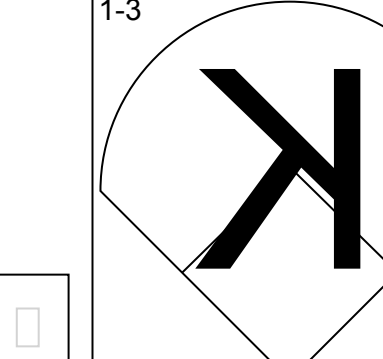
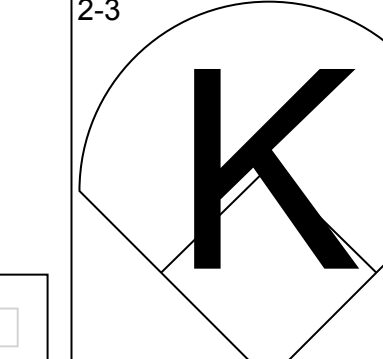
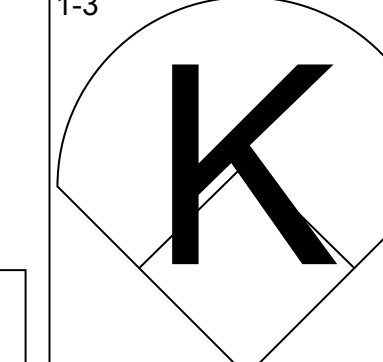
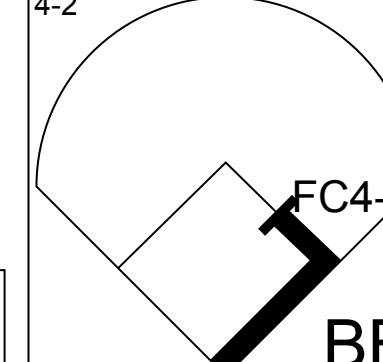
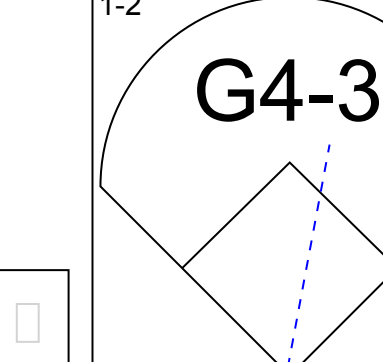
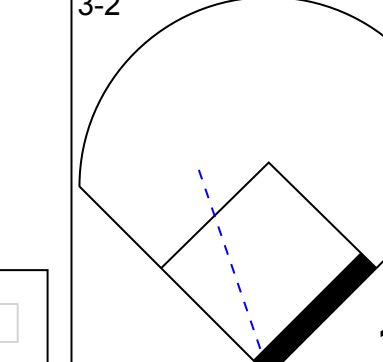
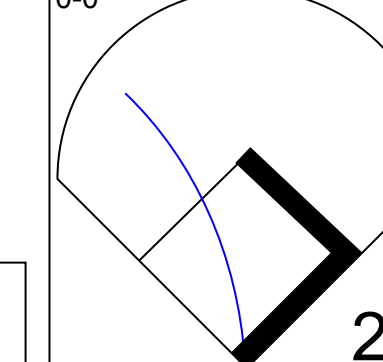
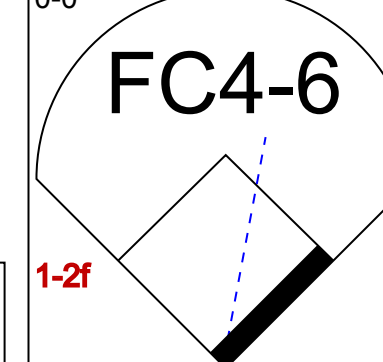
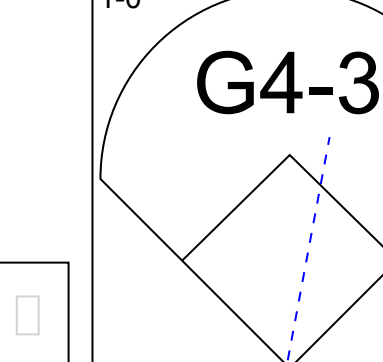
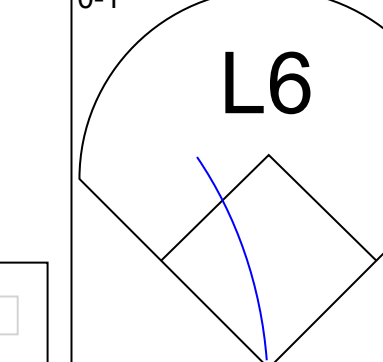
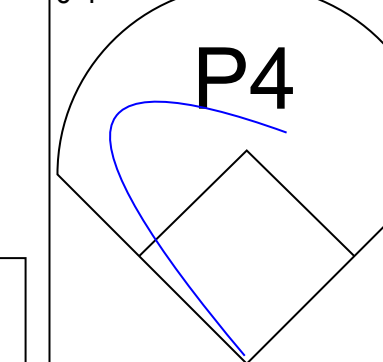
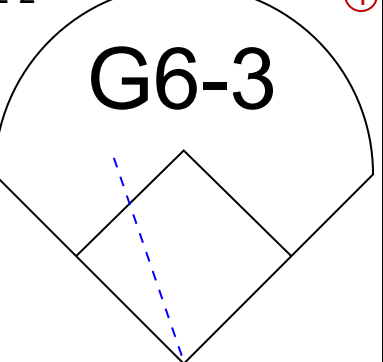
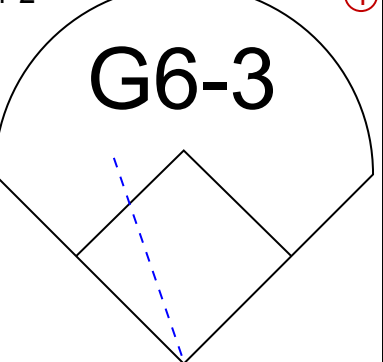
Batter	1	2	3	4	5	6	7	8	9	AB	R	H	RBI	BB	SO	LOB	BOTTOM								
Steve Sax, R OBP: 0.377, SLG: 0.398 (1, 4) C X	0-1 G6-3		0-1 E SF8 2B		2-1 G4-3		0-2 G3		0-0 F8	5	1	1	0	0	0	1									
Alvaro Espinoza, R OBP: 0.311, SLG: 0.328 (1, 6) C X	0-1 F9		0-0 G4-3		0-0 G1-3		0-0 F7		0-0 P6	5	0	0	0	0	0	3									
Don Mattingly, L OBP: 0.342, SLG: 0.453 (1, 3) B X	1-0 F7		3-1 E4		0-2 L8				1-2 E1	5	0	1	1	0	0	2									
Mel Hall, L OBP: 0.306, SLG: 0.402 (1, 7) B C X		2-2 2B	0-0 SF8		0-0 F8-6 1B		4-2 SH1-3 BB		1-2 G3	3	0	2	1	1	0	2									
Ken Phelps, L OBP: 0.341, SLG: 0.383 Don Slaught, R OBP: 0.323, SLG: 0.390 (8, PH)		3-3 K	0-0 F7		1-0 F8-6		0-0 SH1-3		1-2 SH1-3	3	0	0	0	0	1	3									
Jesse Barfield, R OBP: 0.352, SLG: 0.436 (1, 9) B C X		2-0 P6		1-1 P6		1-0 F8		4-2 FC6-4 BB		3	0	0	0	1	0	1									
Roberto Kelly, R OBP: 0.392, SLG: 0.442 (1, 8) B C X		3-1 HBP		2-1 CS 1B		4-2 HR BB		1-3 K		2	1	1	0	1	1	3									
Bob Geren, R OBP: 0.368, SLG: 0.514 (1, 2) B C X		2-1 F8		2-2 1B		0-0 HR		0-0 FC6-4		4	1	2	2	0	0	5									
Hensley Meulens, R OBP: 0.211, SLG: 0.167 Luis Polonia, L OBP: 0.333, SLG: 0.382 (9, PH)			1-2 2B E 1B		0-0 F8		1-0 F9		2-2 E 1B	3	1	1	0	0	0	1									
Inning Stats	R: 0 E: 0 K: 0 S: 5	H: 0 LOB: 0 BB: 0 P: 6	R: 0 E: 1 K: 1 S: 10	H: 1 LOB: 2 BB: 0 P: 22	R: 2 E: 1 K: 0 S: 12	H: 2 LOB: 1 BB: 0 P: 16	R: 0 E: 0 K: 0 S: 8	H: 2 LOB: 0 BB: 0 P: 13	R: 0 E: 0 K: 0 S: 3	H: 1 LOB: 0 BB: 0 P: 5	R: 2 E: 0 K: 0 S: 11	H: 1 LOB: 0 BB: 1 P: 16	R: 0 E: 0 K: 1 S: 14	H: 1 LOB: 3 BB: 2 P: 25	R: 0 E: 1 K: 0 S: 13	H: 1 LOB: 2 BB: 0 P: 17	1B: 6 2B: 3 3B: 0 HR: 1	SF: 1 SAC: 1 DP: 1 HBP: 1	WP: 0 PB: 1 SB: 0 CS: 1	PA: 40					
PITCHER	IP	WLS	BF	H	R	ER	SO	BB	IBB	HBP	BLK	WP	HR	S	P	ERA	WHIP								
Dave Johnson, R ERA: 3.5 Kevin Hickey, L ERA: 2.93 Mark Williamson, R ERA: 3.09 Gregg Olson, R ERA: 2.1	(1, 1) 7.0	W 29	29	4	4	3	1	1	0	0	0	0	0	55	86	3.86	1.143								

Baltimore Orioles @ New York Yankees
Yankee Stadium, Bronx, NY
Sat Aug 26 1989, 3:33 AM EDT
Att: 38,021 - Sunny - 75 F


AB 34
R 4
H 9
RBI 4
BB 3
SO 2
LOB 21




Batter	1	2	3	4	5	6	7	8	9	AB	R	H	RBI	BB	SO	LOB	TOP			
Phil Bradley, R OBP: 0.362, SLG: 0.412 (1, 7)										5	0	0	0	0	3	4	Baltimore Orioles @ New York Yankees Yankee Stadium, Bronx, NY Sun Aug 27 1989, 3:33 AM EDT Att: 43,799 - Cloudy - 75 F			
Stan Jefferson, S OBP: 0.214, SLG: 0.366 (1, 9)										5	0	2	1	0	0	1				
Cal Ripken Jr., R OBP: 0.324, SLG: 0.411 (1, 6)										5	1	2	1	0	0	2				
Keith Moreland, R OBP: 0.339, SLG: 0.382 (1, 10)										5	1	1	0	0	0	2				
Randy Milligan, R OBP: 0.404, SLG: 0.462 (1, 3)										4	2	1	0	1	0	1				
Mike Devereaux, R OBP: 0.337, SLG: 0.386 (1, 8)										4	2	3	0	0	0	1				
Bob Melvin, R OBP: 0.306, SLG: 0.329 (1, 2)										4	2	3	4	0	0	1				
Tim Hulett, R OBP: 0.261, SLG: 0.364 (1, 5)										4	0	0	0	0	0	3				
Rene Gonzales, R OBP: 0.263, SLG: 0.250 (1, 4)										3	0	0	0	0	1	3				
Inning Stats	R: 0 E: 0 K: 1 S: 7	H: 0 LOB: 0 BB: 0 P: 11	R: 4 E: 1 K: 0 S: 12	H: 3 LOB: 0 BB: 1 P: 23	R: 0 E: 0 K: 0 S: 9	H: 2 LOB: 1 BB: 0 P: 15	R: 2 E: 1 K: 2 S: 16	H: 3 LOB: 2 BB: 0 P: 22	R: 0 E: 1 K: 0 S: 10	H: 1 LOB: 1 BB: 0 P: 12	R: 2 E: 0 K: 0 S: 12	H: 3 LOB: 1 BB: 0 P: 14	R: 0 E: 0 K: 0 S: 5	H: 0 LOB: 0 BB: 0 P: 5	R: 0 E: 0 K: 0 S: 6	H: 0 LOB: 0 BB: 0 P: 11	1B: 8 2B: 1 3B: 1 HR: 2	SF: 0 SAC: 1 DP: 1 HBP: 0	WP: 1 PB: 0 SB: 0 CS: 0	PA: 41
PITCHER	IP	WLS	BF	H	R	ER	SO	BB	IBB	HBP	BLK	WP	HR	S	P	ERA	WHIP			
Greg Cadaret, L ERA: 3.59 (1, 1)	4.0	L	21	8	6	4	3	1	0	0	0	1	1	44	71	9.00	2.250			
John Candelaria, L ERA: 5.14 (5, 1)	3.0		14	4	2	2	1	0	0	0	0	0	1	32	42	6.00	1.333			
Lee Guetterman, L ERA: 2.71 (8, 1)	2.0		6	0	0	0	0	0	0	0	0	0	0	11	16	0.00	0.000			

Batter	1	2	3	4	5	6	7	8	9	AB	R	H	RBI	BB	SO	LOB	BOTTOM					
Steve Sax, R OBP: 0.376, SLG: 0.397 (1, 4)										4	1	1	0	0	0	0	Baltimore Orioles @ New York Yankees Yankee Stadium, Bronx, NY Sun Aug 27 1989, 3:33 AM EDT Att: 43,799 - Cloudy - 75 F					
Luis Polonia, L OBP: 0.334, SLG: 0.383 (1, 7)										4	1	2	0	0	0	0						
Don Mattingly, L OBP: 0.342, SLG: 0.458 (1, 3)										4	1	1	2	0	0	1						
Jesse Barfield, R OBP: 0.349, SLG: 0.432 (1, 9)										4	0	0	0	0	2	0						
Mel Hall, L OBP: 0.306, SLG: 0.400 (1, 10)										4	1	1	0	0	1	0						
Bob Geren, R OBP: 0.385, SLG: 0.527 (1, 2)										4	1	1	2	0	2	0						
Roberto Kelly, R OBP: 0.393, SLG: 0.441 (1, 8)										3	0	1	0	1	1	0						
Alvaro Espinoza, R OBP: 0.310, SLG: 0.330 (1, 6)										4	0	1	0	0	0	2						
Hensley Meulens, R OBP: 0.182, SLG: 0.143 (1, 5)										3	0	0	0	0	0	1						
Inning Stats	R: 0 E: 0 K: 0 S: 8	H: 0 LOB: 0 BB: 0 P: 12	R: 2 E: 0 K: 1 S: 12	H: 3 LOB: 1 BB: 0 P: 15	R: 1 E: 0 K: 1 S: 10	H: 2 LOB: 0 BB: 0 P: 13	R: 0 E: 0 K: 1 S: 9	H: 0 LOB: 1 BB: 1 P: 16	R: 0 E: 0 K: 0 S: 6	H: 0 LOB: 0 BB: 0 P: 8	R: 0 E: 0 K: 0 S: 9	H: 0 LOB: 0 BB: 0 P: 12	R: 0 E: 0 K: 1 S: 7	H: 0 LOB: 0 BB: 0 P: 10	R: 2 E: 0 K: 1 S: 13	H: 2 LOB: 0 BB: 0 P: 18	R: 0 E: 0 K: 1 S: 15	H: 1 LOB: 1 BB: 0 P: 23	1B: 5 2B: 1 3B: 0 HR: 2	SF: 0 SAC: 0 DP: 1 HBP: 0	WP: 0 PB: 0 SB: 0 CS: 0	PA: 35
PITCHER	IP	WLS	BF	H	R	ER	SO	BB	IBB	HBP	BLK	WP	HR	S	P	ERA	WHIP					
Bob Milacki, R ERA: 4.03 (1, 1)	9.0	W	35	8	5	5	6	1	0	0	0	0	2	89	127	5.00	1.000					



Batter	1	2	3	4	5	6	7	8	9	AB R H RBI BB SO LOB	TOP											
Rickey Henderson, R OBP: 0.418, SLG: 0.413 Billy Beane, R OBP: 0.247, SLG: 0.316	F9		F8						F8	4 2 1 0 1 1 2 1 0 0 0 0 0 0	<p>Oakland Athletics @ New York Yankees Yankee Stadium, Bronx, NY Tue Aug 29 1989, 7:05 PM EDT Att: 27,751 - Unknown</p> <p>AB 46 R 19 H 18 RBI 17 BB 5 SO 6 LOB 12</p> 											
Carney Lansford, R OBP: 0.403, SLG: 0.410 Lance Blankenship, R OBP: 0.274, SLG: 0.284	PB 1B		HR 3B						1B 1B	5 3 3 3 0 0 1 1 1 1 0 0 0 0												
Jose Canseco, R OBP: 0.331, SLG: 0.512	P4		HR				G3		1B 1B	6 4 4 5 0 0 1												
Mark McGwire, R OBP: 0.340, SLG: 0.440	FC6-4 BB		K				K		1B 1B BB	3 2 0 0 3 2 0												
Dave Henderson, R OBP: 0.313, SLG: 0.364 Stan Javier, S OBP: 0.315, SLG: 0.320	FC6-4		F8				G3		1B 1B	4 1 1 1 0 1 2 2 0 1 2 0 0 0												
Dave Parker, L OBP: 0.307, SLG: 0.440		F9		P2	G4-3	2B 3B 1B		G6-3	1B FC5-4	6 1 2 2 0 0 2												
Terry Steinbach, R OBP: 0.332, SLG: 0.372		K		P5	G6-3 1B	3B 2B		G6-3	FC5-4	6 2 2 2 0 1 2												
Tony Phillips, S OBP: 0.333, SLG: 0.339		K			G6-3 1B	3B WP		G3-1		5 1 2 2 0 1 1												
Mike Gallego, R OBP: 0.341, SLG: 0.345 Walt Weiss, S OBP: 0.280, SLG: 0.333			F8 3B 2B	L5	1B HBP	3B BB			L7	2 2 1 0 0 0 1 1 0 0 0 1 0 0												
Inning Stats	R: 0 E: 0 K: 0 S: 10	H: 1 LOB: 2 BB: 1 P: 18	R: 0 E: 0 K: 2 S: 7	H: 0 LOB: 0 BB: 0 P: 10	R: 3 E: 0 K: 1 S: 16	H: 3 LOB: 0 BB: 0 P: 27	R: 0 E: 0 K: 0 S: 7	H: 1 LOB: 1 BB: 0 P: 10	R: 10 E: 1 K: 0 S: 30	H: 6 LOB: 0 BB: 2 P: 50		R: 3 E: 0 K: 2 S: 15	H: 3 LOB: 1 BB: 1 P: 26	R: 0 E: 0 K: 1 S: 8	H: 0 LOB: 0 BB: 0 P: 14	R: 0 E: 0 K: 0 S: 6	H: 0 LOB: 0 BB: 0 P: 10	R: 3 E: 0 K: 0 S: 13	H: 4 LOB: 2 BB: 1 P: 20	1B: 12 2B: 2 3B: 2 HR: 2	SF: 0 SAC: 0 DP: 0 HBP: 1	WP: 2 PB: 1 SB: 1 CS: 0
PITCHER	IP WLS BF H R ER SO BB IBB HBP BLK WP HR S P ERA WHIP											PITCHER	IP WLS BF H R ER SO BB IBB HBP BLK WP HR S P ERA WHIP									
Chuck Cary, L ERA: 3.58	4.1 L 25 9 9 8 3 2 0 0 0 0 1 1 61 96 16.61 2.538																					
Greg Cadaret, L ERA: 3.94	0.2 6 2 4 3 0 1 0 1 0 1 1 9 19 40.50 4.500																					
Rich Gossage, R ERA: 3.19	3.0 13 3 3 3 3 1 0 0 0 1 0 29 50 9.00 1.333																					
Dave Righetti, L ERA: 3.23	1.0 8 4 3 3 0 1 0 0 0 0 0 13 20 27.00 5.000																					

Batter	1	2	3	4	5	6	7	8	9	AB R H RBI BB SO LOB	BOTTOM											
Steve Sax, R OBP: 0.379, SLG: 0.400	FC6-4 1B BB			G3		G4-6-3			G6-4-3	4 1 1 0 1 0 4	<p>Oakland Athletics @ New York Yankees Yankee Stadium, Bronx, NY Tue Aug 29 1989, 7:05 PM EDT Att: 27,751 - Unknown</p> <p>AB 33 R 5 H 9 RBI 5 BB 4 SO 6 LOB 21</p> 											
Alvaro Espinoza, R OBP: 0.314, SLG: 0.333 Randy Velarde, R OBP: 0.343, SLG: 0.419	FC6-4 1B	P4			G4-3	G4-3 WP BB			BB	3 0 1 0 0 0 1 0 0 0 0 2 0 0												
Don Mattingly, L OBP: 0.339, SLG: 0.459	FC6-4 1B	L4			HR		F8		G4-3	5 2 1 1 0 0 5												
Mel Hall, L OBP: 0.308, SLG: 0.412	E HBP 1B	CS	F7		HR		G4-3			4 2 2 2 0 0 1												
Jesse Barfield, R OBP: 0.351, SLG: 0.432	HBP E 1B				G3		P3			3 0 1 1 0 0 1												
Ken Phelps, L OBP: 0.340, SLG: 0.378	K		F9		K			K		4 0 0 0 0 3 3												
Bob Geren, R OBP: 0.354, SLG: 0.510	E6 HBP		F8			K		K		4 0 0 0 0 2 3												
Roberto Kelly, R OBP: 0.390, SLG: 0.436					G6-3			K		3 0 1 1 0 1 0												
Hensley Meulens, R OBP: 0.233, SLG: 0.179	F8								G6-4-3 1B	3 0 2 0 1 0 3												
Inning Stats	R: 3 E: 1 K: 1 S: 22	H: 3 LOB: 3 BB: 1 P: 36	R: 0 E: 0 K: 0 S: 8	H: 1 LOB: 0 BB: 0 P: 11	R: 0 E: 0 K: 0 S: 6	H: 0 LOB: 1 BB: 0 P: 8	R: 0 E: 0 K: 0 S: 4	H: 0 LOB: 0 BB: 1 P: 11	R: 2 E: 0 K: 1 S: 11	H: 2 LOB: 0 BB: 0 P: 19		R: 0 E: 0 K: 1 S: 11	H: 2 LOB: 1 BB: 0 P: 17	R: 0 E: 0 K: 3 S: 9	H: 0 LOB: 0 BB: 1 P: 15	R: 0 E: 0 K: 3 S: 9	H: 0 LOB: 0 BB: 0 P: 12	R: 0 E: 0 K: 0 S: 6	H: 1 LOB: 1 BB: 1 P: 10	1B: 7 2B: 0 3B: 0 HR: 2	SF: 0 SAC: 0 DP: 2 HBP: 2	WP: 1 PB: 0 SB: 0 CS: 2
PITCHER	IP WLS BF H R ER SO BB IBB HBP BLK WP HR S P ERA WHIP											PITCHER	IP WLS BF H R ER SO BB IBB HBP BLK WP HR S P ERA WHIP									
Storm Davis, R ERA: 4.71	7.0 W 32 8 5 4 3 3 0 0 0 0 0 0 69 117 5.14 1.571																					
Gene Nelson, R ERA: 3.92	2.0 7 1 0 0 3 1 0 0 0 0 0 15 22 0.00 1.000																					

Batter	1	2	3	4	5	6	7	8	9	AB	R	H	RBI	BB	SO	LOB	TOP		
Rickey Henderson, R OBP: 0.418, SLG: 0.413										5	1	2	0	0	0	2	<p>Oakland Athletics @ New York Yankees Yankee Stadium, Bronx, NY Wed Aug 30 1989, 7:05 PM EDT Att: 26,238 - Unknown - 82 F</p> <p>livebaseballscorecards.com</p>		
Carney Lansford, R OBP: 0.402, SLG: 0.409										4	1	1	1	0	1	3			
Jose Canseco, R OBP: 0.336, SLG: 0.542										4	1	2	4	0	1	1			
Dave Parker, L OBP: 0.306, SLG: 0.437										3	0	0	0	1	2	2			
Ron Hassey, L OBP: 0.297, SLG: 0.343										4	0	0	0	0	0	4			
Dave Henderson, R OBP: 0.311, SLG: 0.361										4	0	0	0	0	1	0			
Terry Steinbach, R OBP: 0.328, SLG: 0.368										4	0	0	0	0	1	0			
Tony Phillips, S OBP: 0.332, SLG: 0.338										4	0	1	0	0	0	0			
Walt Weiss, S OBP: 0.289, SLG: 0.335										2	2	1	0	2	0	1			
Inning Stats	R: 0 E: 0 K: 0 S: 8	H: 1 LOB: 2 BB: 1 P: 20	R: 0 E: 0 K: 0 S: 7	H: 0 LOB: 0 BB: 0 P: 14	R: 3 E: 0 K: 1 S: 12	H: 2 LOB: 0 BB: 1 P: 22	R: 0 E: 0 K: 0 S: 6	H: 0 LOB: 0 BB: 0 P: 11	R: 2 E: 1 K: 0 S: 16	H: 3 LOB: 1 BB: 0 P: 22	R: 0 E: 0 K: 0 S: 5	H: 1 LOB: 1 BB: 0 P: 11	R: 0 E: 0 K: 2 S: 10	H: 0 LOB: 0 BB: 0 P: 15	R: 0 E: 0 K: 2 S: 8	H: 0 LOB: 1 BB: 1 P: 14	1B: 5 2B: 1 3B: 0 HR: 1	SF: 0 SAC: 0 DP: 1 HBP: 0	WP: 0 PA: 37 PB: 0 SB: 1 CS: 0
PITCHER	IP WLS BF H R ER SO BB IBB HBP BLK WP HR S P ERA WHIP																		
Eric Plunk, R ERA: 3.19	6.0 W 27 7 5 4 1 2 0 0 0 0 1 54 100 6.00 1.500																		
Lance McCullers, R ERA: 4.6	3.0 S 10 0 0 0 5 1 0 0 0 0 0 26 39 0.00 0.333																		

Batter	1	2	3	4	5	6	7	8	9	AB	R	H	RBI	BB	SO	LOB	BOTTOM		
Steve Sax, R OBP: 0.378, SLG: 0.398										5	1	1	0	0	2	3	<p>Oakland Athletics @ New York Yankees Yankee Stadium, Bronx, NY Wed Aug 30 1989, 7:05 PM EDT Att: 26,238 - Unknown - 82 F</p> <p>livebaseballscorecards.com</p>		
Alvaro Espinoza, R OBP: 0.315, SLG: 0.334										5	1	2	0	0	2	2			
Don Mattingly, L OBP: 0.338, SLG: 0.460										4	1	1	1	0	0	1			
Mel Hall, L OBP: 0.311, SLG: 0.412										2	1	1	1	1	1	1			
Jesse Barfield, R OBP: 0.350, SLG: 0.430										4	1	1	0	0	3	3			
Steve Balboni, R OBP: 0.295, SLG: 0.475										3	1	2	4	0	1	0			
Wayne Tolleson, S OBP: 0.261, SLG: 0.257										4	1	1	0	0	1	2			
Bob Geren, R OBP: 0.351, SLG: 0.503										3	0	0	0	1	0	2			
Roberto Kelly, R OBP: 0.389, SLG: 0.432										4	0	2	2	0	0	0			
Randy Velarde, R OBP: 0.359, SLG: 0.429										4	0	2	2	0	0	0			
Inning Stats	R: 3 E: 0 K: 2 S: 14	H: 4 LOB: 1 BB: 0 P: 18	R: 0 E: 0 K: 1 S: 11	H: 0 LOB: 0 BB: 0 P: 15	R: 0 E: 0 K: 2 S: 11	H: 0 LOB: 1 BB: 1 P: 19	R: 0 E: 0 K: 1 S: 7	H: 1 LOB: 0 BB: 0 P: 10	R: 0 E: 0 K: 1 S: 7	H: 0 LOB: 0 BB: 0 P: 11	R: 4 E: 1 K: 0 S: 18	H: 4 LOB: 1 BB: 0 P: 33	R: 0 E: 0 K: 2 S: 11	H: 1 LOB: 1 BB: 0 P: 18	R: 1 E: 1 K: 1 S: 10	H: 1 LOB: 2 BB: 1 P: 23	1B: 9 2B: 1 3B: 0 HR: 1	SF: 1 SAC: 0 DP: 1 HBP: 1	WP: 1 PA: 38 PB: 0 SB: 0 CS: 0
PITCHER	IP WLS BF H R ER SO BB IBB HBP BLK WP HR S P ERA WHIP																		
Mike Moore, R ERA: 2.51	6.0 L 28 9 7 6 7 1 0 0 0 0 0 8 13 0.00 1.500																		
Matt Young, L ERA: 4.59	0.2 3 1 0 0 1 0 0 0 0 0 0 8 13 0.00 1.500																		
Todd Burns, R ERA: 2.3	1.1 7 1 1 1 2 1 0 1 0 0 0 13 28 6.75 1.500																		

Batter	1	2	3	4	5	6	7	8	9	AB	R	H	RBI	BB	SO	LOB	TOP					
Devon White, S OBP: 0.292, SLG: 0.391	F8		F7		SH1-4		G6-3			3	0	0	0	0	0	1	California Angels @ New York Yankees Yankee Stadium, Bronx, NY Sat Sep 02 1989, 7:05 PM EDT Att: 23,508 - Unknown					
Bobby Rose, R OBP: 0.226, SLG: 0.414	K		E5		G6-3		F7			4	0	0	0	0	1	2						
Johnny Ray, S OBP: 0.345, SLG: 0.382	G5-3		FC5-4							3	0	1	0	1	0	2						
Wally Joyner, L OBP: 0.338, SLG: 0.424 Jim Eppard, L (8, 3)					G4-3		G4-1		G3-6-1	4	0	1	0	0	0	3						
Chili Davis, S OBP: 0.332, SLG: 0.434										0	0	0	0	0	0	0						
Tony Armas, R OBP: 0.283, SLG: 0.477										3	0	1	0	1	1	0						
Brian Downing, R OBP: 0.364, SLG: 0.409										4	0	0	0	0	2	3						
Bill Schroeder, R OBP: 0.226, SLG: 0.358										3	1	1	1	1	2	2						
Kent Anderson, R OBP: 0.286, SLG: 0.264										4	0	0	0	0	3	4						
Inning Stats	R: 0 E: 0 K: 1 S: 6	H: 0 LOB: 0 BB: 0 P: 6	R: 0 E: 0 K: 3 S: 16	H: 1 LOB: 2 BB: 1 P: 24	R: 0 E: 1 K: 0 S: 10	H: 1 LOB: 0 BB: 0 P: 16	R: 0 E: 0 K: 1 S: 9	H: 1 LOB: 2 BB: 1 P: 19	R: 0 E: 0 K: 1 S: 11	H: 1 LOB: 0 BB: 1 P: 20	R: 1 E: 0 K: 0 S: 11	H: 1 LOB: 0 BB: 0 P: 17	R: 0 E: 0 K: 0 S: 12	H: 0 LOB: 0 BB: 0 P: 17	R: 0 E: 0 K: 1 S: 7	H: 1 LOB: 0 BB: 0 P: 12	R: 0 E: 0 K: 2 S: 7	H: 0 LOB: 0 BB: 0 P: 13	1B: 5 2B: 0 3B: 0 HR: 1	SF: 0 SAC: 1 DP: 1 HBP: 0	WP: 0 PB: 0 SB: 0 CS: 0	PA: 35
PITCHER Greg Cadaret, L ERA: 3.69	IP: 9.0 WLS: W BF: 35 H: 6 R: 1 ER: 1 SO: 9 BB: 3 IBB: 0 HBP: 0 BLK: 1 WP: 0 HR: 1 S: 89 P: 144 ERA: 1.00 WHIP: 1.000																					

Batter	1	2	3	4	5	6	7	8	9	AB	R	H	RBI	BB	SO	LOB	BOTTOM					
Steve Sax, R OBP: 0.379, SLG: 0.401	G5-3									4	0	2	1	0	1	0	California Angels @ New York Yankees Yankee Stadium, Bronx, NY Sat Sep 02 1989, 7:05 PM EDT Att: 23,508 - Unknown					
Alvaro Espinoza, R OBP: 0.312, SLG: 0.333	G3-1									4	0	0	0	0	1	3						
Don Mattingly, L OBP: 0.342, SLG: 0.460	L8									4	0	1	0	0	0	0						
Mel Hall, L OBP: 0.312, SLG: 0.431										4	1	1	1	0	0	1						
Jesse Barfield, R OBP: 0.351, SLG: 0.428										2	0	0	0	1	1	1						
Steve Balboni, R OBP: 0.295, SLG: 0.467										3	0	1	0	0	1	1						
Bob Geren, R OBP: 0.354, SLG: 0.497										2	0	0	0	1	0	2						
Roberto Kelly, R OBP: 0.384, SLG: 0.426 Deion Sanders, L OBP: 0.276, SLG: 0.303										3	1	0	0	0	2	1						
Randy Velarde, R OBP: 0.391, SLG: 0.548										0	0	0	0	0	0	0						
Inning Stats	R: 0 E: 0 K: 0 S: 7	H: 0 LOB: 0 BB: 0 P: 11	R: 0 E: 0 K: 0 S: 8	H: 1 LOB: 1 BB: 1 P: 19	R: 0 E: 0 K: 2 S: 11	H: 1 LOB: 0 BB: 0 P: 17	R: 0 E: 0 K: 0 S: 8	H: 0 LOB: 0 BB: 0 P: 14	R: 1 E: 0 K: 0 S: 18	H: 2 LOB: 2 BB: 1 P: 31	R: 0 E: 0 K: 2 S: 10	H: 1 LOB: 1 BB: 0 P: 14	R: 0 E: 0 K: 1 S: 5	H: 0 LOB: 0 BB: 0 P: 6	R: 0 E: 0 K: 1 S: 5	H: 0 LOB: 0 BB: 0 P: 9	R: 1 E: 0 K: 0 S: 1	H: 1 LOB: 0 BB: 0 P: 1	1B: 4 2B: 1 3B: 0 HR: 1	SF: 0 SAC: 0 DP: 1 HBP: 0	WP: 1 PB: 0 SB: 0 CS: 0	PA: 31
PITCHER Mike Witt, R ERA: 4.34	IP: 8.0 WLS: L BF: 31 H: 6 R: 2 ER: 2 SO: 6 BB: 2 IBB: 0 HBP: 0 BLK: 0 WP: 1 HR: 1 S: 73 P: 122 ERA: 2.25 WHIP: 1.000																					


Batter	1	2	3	4	5	6	7	8	9	AB	R	H	RBI	BB	SO	LOB	TOP					
Max Venable, L (1, 9) OBP: 0.462, SLG: 0.520										4	0	1	0	1	1	2	California Angels @ New York Yankees Yankee Stadium, Bronx, NY Sun Sep 03 1989, 3:33 AM EDT Att: 40,170 - Unknown					
Johnny Ray, S (1, 4) OBP: 0.343, SLG: 0.380										5	0	1	0	0	0	6						
Devon White, S (1, 8) OBP: 0.292, SLG: 0.389										5	0	1	0	0	1							
Brian Downing, R (1, 10) OBP: 0.364, SLG: 0.408										5	0	2	0	0	1	3						
Chili Davis, S (1, 7) OBP: 0.333, SLG: 0.443										5	1	2	1	0	1	1						
Lance Parrish, R (1, 2) OBP: 0.306, SLG: 0.404										4	0	0	0	0	3	3						
Jack Howell, L (1, 5) OBP: 0.320, SLG: 0.431										3	1	1	0	1	0	2						
Glenn Hoffman, R (1, 6) OBP: 0.263, SLG: 0.286										3	0	1	0	0	1	1						
Mark McLemore, S (8, PH) OBP: 0.298, SLG: 0.290										0	0	0	0	1	0	0						
Kent Anderson, R (8, 6) OBP: 0.286, SLG: 0.264										0	0	0	0	0	0	0						
Jim Eppard, L (1, 3) OBP: 0.333, SLG: 0.200										3	0	1	1	1	1	1						
Inning Stats	R: 0 E: 0 K: 1 S: 13	H: 1 LOB: 1 BB: 0 P: 24	R: 0 E: 0 K: 1 S: 11	H: 1 LOB: 2 BB: 1 P: 18	R: 0 E: 0 K: 1 S: 9	H: 2 LOB: 2 BB: 0 P: 11	R: 2 E: 0 K: 0 S: 15	H: 3 LOB: 2 BB: 1 P: 27	R: 0 E: 0 K: 2 S: 10	H: 1 LOB: 1 BB: 0 P: 17	R: 0 E: 1 K: 1 S: 15	H: 0 LOB: 2 BB: 1 P: 25	R: 0 E: 0 K: 2 S: 16	H: 2 LOB: 2 BB: 0 P: 22	R: 0 E: 0 K: 1 S: 15	H: 0 LOB: 1 BB: 1 P: 23	R: 0 E: 0 K: 0 S: 3	H: 0 LOB: 0 BB: 0 P: 5	1B: 6 2B: 3 3B: 0 HR: 1	SF: 0 SAC: 0 DP: 0 HBP: 0	WP: 0 PB: 0 SB: 0 CS: 0	PA: 41
PITCHER	IP WLS BF H R ER SO BB IBB HBP BLK WP HR S P ERA WHIP																					
Andy Hawkins, R (1, 1) ERA: 4.74	6.0 W 29 8 2 2 6 3 0 0 0 0 1 73 122 3.00 1.833																					
Lance McCullers, R (7, 1) ERA: 4.42	3.0 S 12 2 0 0 3 1 0 0 0 0 0 34 50 0.00 1.000																					

Batter	1	2	3	4	5	6	7	8	9	AB	R	H	RBI	BB	SO	LOB	BOTTOM			
Steve Sax, R (1, 4) OBP: 0.379, SLG: 0.401										5	0	2	0	0	0	2	California Angels @ New York Yankees Yankee Stadium, Bronx, NY Sun Sep 03 1989, 3:33 AM EDT Att: 40,170 - Unknown			
Alvaro Espinoza, R (1, 6) OBP: 0.313, SLG: 0.333										5	0	2	1	0	1	2				
Don Mattingly, L (1, 3) OBP: 0.347, SLG: 0.464										4	1	4	0	1	0	0				
Mel Hall, L (1, 7) OBP: 0.313, SLG: 0.429										4	1	1	0	1	0	6				
Jesse Barfield, R (1, 9) OBP: 0.350, SLG: 0.425										3	0	0	0	1	2	4				
Hal Morris, L (1, 10) OBP: 0.267, SLG: 0.214										3	1	1	1	1	0	2				
Don Slaught, R (1, 2) OBP: 0.322, SLG: 0.386										4	1	1	1	0	0	3				
Randy Velarde, R (1, 5) OBP: 0.400, SLG: 0.543										4	1	2	1	0	1	1				
Deion Sanders, L (1, 8) OBP: 0.250, SLG: 0.270										4	0	0	0	0	0	2				
Inning Stats	R: 0 E: 1 K: 1 S: 14	H: 1 LOB: 2 BB: 1 P: 20	R: 0 E: 1 K: 0 S: 6	H: 0 LOB: 1 BB: 0 P: 9	R: 0 E: 0 K: 1 S: 6	H: 0 LOB: 0 BB: 0 P: 11	R: 0 E: 0 K: 0 S: 11	H: 1 LOB: 2 BB: 1 P: 22	R: 0 E: 1 K: 0 S: 13	H: 1 LOB: 1 BB: 0 P: 20	R: 5 E: 0 K: 0 S: 21	H: 7 LOB: 3 BB: 1 P: 37	R: 0 E: 0 K: 2 S: 10	H: 0 LOB: 1 BB: 1 P: 19	R: 0 E: 0 K: 0 S: 11	H: 3 LOB: 2 BB: 0 P: 16		1B: 13 2B: 1 3B: 0 HR: 0	SF: 0 SAC: 0 DP: 1 HBP: 0	WP: 1 PB: 0 SB: 0 CS: 0
PITCHER	IP WLS BF H R ER SO BB IBB HBP BLK WP HR S P ERA WHIP																			
Bert Blyleven, R (1, 1) ERA: 2.74	5.1 L 25 7 4 4 2 2 0 0 0 0 1 59 98 6.75 1.688																			
Greg Minton, R (6, 1) ERA: 2.72	0.1 4 3 1 1 0 0 0 0 0 0 1 10 15 27.00 9.000																			
Bob McClure, L (6, 1) ERA: 1.56	2.1 11 3 0 0 2 2 0 0 0 0 0 23 41 0.00 2.143																			

Batter	1	2	3	4	5	6	7	8	9	AB	R	H	RBI	BB	SO	LOB	TOP				
Steve Sax, R OBP: 0.376, SLG: 0.401 (1, 4)	F8			G5-3		P5		G5-3		4	0	0	0	0	0	1					
Alvaro Espinoza, R OBP: 0.310, SLG: 0.331 (1, 6)	K			G6-3			HR	F7		4	1	1	0	0	1	0					
Don Mattingly, L OBP: 0.349, SLG: 0.477 (1, 10)	F8			G6-3			L7		HR	4	1	1	1	0	0	1					
Mel Hall, L OBP: 0.312, SLG: 0.436 (1, 9) (8, 7)		F7			G6-3			F7		4	1	1	2	0	0	0					
Hal Morris, L OBP: 0.333, SLG: 0.294 Steve Balboni, R OBP: 0.296, SLG: 0.467 (5, PH) (5, 3)		G6-4-3 1B			F9		HR	G5-3		1	0	1	0	0	0	0					
Bob Geren, R OBP: 0.355, SLG: 0.503 (1, 2)		G6-4-3 1-2f			L7		HR	G6-3		3	1	1	0	0	0	0					
Roberto Kelly, R OBP: 0.382, SLG: 0.429 (1, 8)				G4-3		P4		G4-3		3	0	0	0	0	0	0					
Deion Sanders, L OBP: 0.280, SLG: 0.404 Luis Polonia, L OBP: 0.335, SLG: 0.384 Jesse Barfield, R OBP: 0.344, SLG: 0.416 (8, 9)				G4-3		K		F7		2	0	0	0	0	1	0					
Mike Blowers, R OBP: 0.333, SLG: 0.333 (1, 5)				G1-3				G6-3		1	0	0	0	0	0	0					
Inning Stats	R: 0 E: 0 K: 1 S: 9	H: 0 LOB: 0 BB: 0 P: 13	R: 0 E: 0 K: 0 S: 7	H: 1 LOB: 0 BB: 0 P: 11	R: 0 E: 0 K: 0 S: 7	H: 0 LOB: 0 BB: 0 P: 10	R: 0 E: 0 K: 0 S: 3	H: 0 LOB: 0 BB: 0 P: 5	R: 0 E: 0 K: 1 S: 12	H: 1 LOB: 1 BB: 0 P: 21	R: 4 E: 0 K: 0 S: 14	H: 4 LOB: 0 BB: 0 P: 20	R: 0 E: 0 K: 0 S: 3	H: 0 LOB: 0 BB: 0 P: 5	R: 1 E: 0 K: 0 S: 10	H: 1 LOB: 0 BB: 0 P: 13	1B: 4 2B: 0 3B: 0 HR: 3	SF: 0 SAC: 0 DP: 1 HBP: 0	WP: 0 PB: 0 CS: 0	PA: 33	
PITCHER	IP	WLS	BF	H	R	ER	SO	BB	IBB	HBP	BLK	WP	HR	S	P	ERA	WHIP				
Brian Holman, R ERA: 3.86 (1, 1)	8.0	L	29	6	4	4	2	0	0	0	0	0	2	61	93	4.50	0.750				
Dennis Powell, L ERA: 5.02 (9, 1)	0.1		2	1	1	1	0	0	0	0	0	0	1	4	5	27.00	3.000				
Michael Jackson, R ERA: 3.28 (9, 1)	0.2		2	0	0	0	0	0	0	0	0	0	0	6	8	0.00	0.000				

New York Yankees @ Seattle Mariners
The Kingdome, Seattle, WA
Wed Sep 06 1989, 10:05 PM EDT
Att: 13,364 - Unknown


AB 33
R 5
H 7
RBI 5
BB 0
SO 2
LOB 3



Batter	1	2	3	4	5	6	7	8	9	AB	R	H	RBI	BB	SO	LOB	BOTTOM					
Harold Reynolds, S OBP: 0.360, SLG: 0.366 (1, 4)	G6-4-3 1B						G4-3			4	1	3	1	0	0	0						
Greg Britley, L OBP: 0.343, SLG: 0.455 Henry Cotto, R OBP: 0.299, SLG: 0.407 (8, PH) (9, 8)	G6-4-3 1-2f						K		K	3	1	1	1	0	1	2						
Alvin Davis, L OBP: 0.438, SLG: 0.507 Mike Kingery, L OBP: 0.299, SLG: 0.371 (8, PR) (9, 7)	G4-3						F7			4	0	2	1	0	0	1						
Jeffrey Leonard, R OBP: 0.301, SLG: 0.429 (1, 10)		L5-3 BB					P8			3	0	1	0	1	1	2						
Ken Griffey Jr., L OBP: 0.341, SLG: 0.439 Darnell Coles, R OBP: 0.289, SLG: 0.358 (8, PH) (9, 3)		F7					G3			3	0	0	0	0	0	2						
Jay Buhner, R OBP: 0.354, SLG: 0.549 (1, 9)		L5-3 1-2								4	0	1	0	0	2	2						
Jim Presley, R OBP: 0.273, SLG: 0.372 (1, 5)							F7			4	0	0	0	0	1	2						
Dave Valle, R OBP: 0.311, SLG: 0.367 (1, 2)							L9			3	1	1	0	1	0	1						
Omar Vizquel, S OBP: 0.270, SLG: 0.263 Edgar Martinez, R OBP: 0.312, SLG: 0.298 (9, PH)							G6-3 1B			3	0	0	0	0	1	1						
Inning Stats	R: 0 E: 0 K: 0 S: 6	H: 1 LOB: 0 BB: 0 P: 9	R: 0 E: 0 K: 0 S: 5	H: 0 LOB: 0 BB: 1 P: 13	R: 3 E: 0 K: 0 S: 11	H: 4 LOB: 1 BB: 0 P: 16	R: 0 E: 0 K: 0 S: 7	H: 1 LOB: 1 BB: 0 P: 8	R: 0 E: 0 K: 2 S: 13	H: 1 LOB: 1 BB: 0 P: 20	R: 0 E: 0 K: 2 S: 8	H: 0 LOB: 0 BB: 0 P: 16	R: 0 E: 0 K: 0 S: 4	H: 0 LOB: 0 BB: 0 P: 7	R: 0 E: 0 K: 2 S: 13	H: 1 LOB: 1 BB: 0 P: 19	R: 0 E: 0 K: 2 S: 9	H: 0 LOB: 1 BB: 1 P: 19	1B: 6 2B: 3 3B: 1 HR: 0	SF: 0 SAC: 0 DP: 2 HBP: 0	WP: 0 PB: 0 CS: 0	PA: 36
PITCHER	IP	WLS	BF	H	R	ER	SO	BB	IBB	HBP	BLK	WP	HR	S	P	ERA	WHIP					
Walt Terrell, R ERA: 4.73 (1, 1)	7.0	W	28	8	3	3	4	1	0	0	0	0	0	6	9	0.00	3.000					
Lee Guetterman, L ERA: 2.58 (8, 1)	0.1		2	1	0	0	1	0	0	0	0	0	0	4	4	0.00	0.000					
Lance McCullers, R ERA: 4.4 (8, 1)	0.1	S	5	0	0	0	2	1	0	0	0	0	0	12	25	0.00	0.750					

New York Yankees @ Seattle Mariners
The Kingdome, Seattle, WA
Wed Sep 06 1989, 10:05 PM EDT
Att: 13,364 - Unknown

AB 34
R 3
H 9
RBI 3
BB 2
SO 8
LOB 15



Batter	1	2	3	4	5	6	7	8	9	AB	R	H	RBI	BB	SO	LOB	TOP										
Steve Sax, R OBP: 0.378, SLG: 0.402 (1, 4)	4-2 CS BB			0-1 G6-3 SH5-3 1B		2-1 L8		1-2 1B 1B		3	1	2	1	1	0	0	New York Yankees @ Seattle Mariners The Kingdome, Seattle, WA Thu Sep 07 1989, 10:05 PM EDT Att: 11,166 - Unknown - 70 F livebaseballscorecards.com										
Alvaro Espinoza, R OBP: 0.310, SLG: 0.331 (1, 6)	1-0 F9		0-1 SH5-3				2-3 K	0-0 1B SF8 1B		3	1	1	0	0	1												
Don Mattingly, L OBP: 0.348, SLG: 0.475 (1, 3)	3-2 P5		1-1 G6-3				1-0 G6-3	3-1 BB 1B		4	0	1	2	0	0	1											
Mel Hall, L OBP: 0.312, SLG: 0.432 (1, 9)			2-1 L8				2-3 K	1-3 2-H 3-H 4-2 BB 1B		3	0	0	0	1	1	1											
Steve Balboni, R OBP: 0.295, SLG: 0.463 (1, 10)			2-3 K					BB BB SF8		2	1	0	1	1	2	0											
Jesse Barfield, R OBP: 0.345, SLG: 0.416 (1, 8)			1-0 F8				2-1 G5-4-3 1B	BB BB K		3	1	1	0	1	1	2											
Bob Geren, R OBP: 0.354, SLG: 0.497 (8, PR)			2-3 K				0-0 G5-4-3	BB BB K		2	0	0	0	1	1	1											
Wayne Tolleson, S OBP: 0.258, SLG: 0.254 (8, 5)							1-2 G5-4-3	BB BB K		1	1	0	0	0	0	0											
Luis Polonia, L OBP: 0.332, SLG: 0.380 (1, 7)			2-2 G4-3				1-1 F8	BB BB G1-3 G4-3		4	0	0	0	0	0	2											
Mike Blowers, R OBP: 0.273, SLG: 0.273 (8, PH)			0-0 L4				1-3 K	BB BB 1B 1B L3		2	0	0	0	0	1	0											
Don Slaught, R OBP: 0.323, SLG: 0.386 (8, 2)								BB BB 1B 1B L3		2	1	1	1	0	0	0											
Inning Stats	R: 0 E: 0 K: 0 S: 7	H: 0 LOB: 0 BB: 1 P: 15	R: 0 E: 0 K: 1 S: 6	H: 0 LOB: 0 BB: 0 P: 11	R: 0 E: 0 K: 1 S: 7	H: 0 LOB: 0 BB: 0 P: 11	R: 0 E: 0 K: 0 S: 9	H: 1 LOB: 1 BB: 0 P: 12	R: 0 E: 0 K: 1 S: 7	H: 0 LOB: 0 BB: 0 P: 11	R: 0 E: 0 K: 2 S: 10	H: 0 LOB: 0 BB: 0 P: 15	R: 6 E: 0 K: 1 S: 27	H: 4 LOB: 2 BB: 4 P: 51	R: 0 E: 0 K: 0 S: 10	H: 0 LOB: 0 BB: 0 P: 15	1B: 6 2B: 0 3B: 0 HR: 0	SF: 1 SAC: 1 DP: 1 HBP: 0	WP: 1 PB: 0 CS: 1	PA: 36							
PITCHER	IP	WLS	BF	H	R	ER	SO	BB	IBB	HBP	BLK	WP	HR	S	P	ERA	WHIP										
Scott Bankhead, R ERA: 3.36 (1, 1)	7.0		23	2	1	1	6	2	0	0	0	0	0	56	94	54.00	15.000										
Mike Scholer, R ERA: 2.94 (8, 1)	0.1	L	6	3	2	2	0	2	0	0	0	1	0	13	23												
Keith Comstock, L ERA: 2.91 (8, 1)	0.0		2	1	2	2	0	1	0	0	0	0	0	5	12	∞	∞										
Michael Jackson, R ERA: 3.26 (8, 1)	0.2		2	0	1	1	1	0	0	0	0	0	0	6	9	13.50	0.000										
Tom Niedenfuer, R ERA: 6.75 (9, 1)	1.0		3	0	0	0	0	0	0	0	0	0	0	10	15	0.00	0.000										

Batter	1	2	3	4	5	6	7	8	9	AB	R	H	RBI	BB	SO	LOB	BOTTOM										
Harold Reynolds, S OBP: 0.361, SLG: 0.366 (1, 4)	1-3 K		1-1 G6-3		1-1 G1-6-3		1-1 G6-3 1B		2-2 L9-3 1B	5	0	2	0	0	1	1	New York Yankees @ Seattle Mariners The Kingdome, Seattle, WA Thu Sep 07 1989, 10:05 PM EDT Att: 11,166 - Unknown - 70 F livebaseballscorecards.com										
Henry Cotto, R OBP: 0.305, SLG: 0.426 (1, 7)	0-1 HR		4-0 2B BB		1-0 1B		0-0 G6-3 1B		2-3 K	4	2	3	1	1	1	1											
Alvin Davis, L OBP: 0.436, SLG: 0.506 (1, 3)	0-2 F7		0-0 1-H 2B		1-3 K		2-2 G6-3		1-1 L9-3	5	0	1	1	0	1	4											
Jeffrey Leonard, R OBP: 0.301, SLG: 0.428 (1, 10)	3-3 K		0-0 F8				1-2 1B 1B		3-1 F9	4	0	1	0	0	1	2											
Jay Buhner, R OBP: 0.358, SLG: 0.548 (1, 9)			2-3 K		2-2 P6		0-1 1B 1B		2-2 2B G4-3 1B	4	1	2	0	0	1	1											
Ken Griffey Jr., L OBP: 0.343, SLG: 0.443 (1, 8)			0-1 F9 BB 1B		0-0 CS 2B		3-3 K		3-2 L3	4	0	2	0	0	1	3											
Jim Presley, R OBP: 0.276, SLG: 0.377 (1, 5)			4-1 BB 1B		3-3 K		3-1 FC5-4 1B		1-0 G4-3 2B	3	0	2	0	1	1	1											
Dave Valle, R OBP: 0.307, SLG: 0.362 (1, 2)			0-1 F9		1-2 G3		1-1 FC5-4		3-1 G4-3	4	0	0	1	0	0	6											
Mario Diaz, R OBP: 0.200, SLG: 0.169 (8, 6)			1-1 G2-3				4-1 G1-6-3 BB		2-1 F8	1	1	0	0	2	0	2											
Omar Vizquel, S OBP: 0.270, SLG: 0.263 (8, PH)										0	0	0	0	0	0	0											
Scott Bradley, L OBP: 0.335, SLG: 0.389 (8, 6)										1	0	0	0	0	0	1											
Dave Cochrane, S OBP: 0.314, SLG: 0.356 (8, 6)										0	0	0	0	0	0	0											
Inning Stats	R: 1 E: 0 K: 2 S: 12	H: 1 LOB: 0 BB: 0 P: 16	R: 0 E: 0 K: 1 S: 10	H: 1 LOB: 2 BB: 1 P: 17	R: 1 E: 0 K: 0 S: 8	H: 1 LOB: 1 BB: 1 P: 15	R: 0 E: 0 K: 1 S: 9	H: 1 LOB: 0 BB: 0 P: 13	R: 0 E: 0 K: 1 S: 7	H: 1 LOB: 1 BB: 1 P: 14	R: 0 E: 0 K: 1 S: 13	H: 3 LOB: 2 BB: 0 P: 21	R: 1 E: 0 K: 0 S: 9	H: 2 LOB: 1 BB: 1 P: 19	R: 1 E: 0 K: 0 S: 14	H: 2 LOB: 1 BB: 0 P: 25	R: 0 E: 0 K: 1 S: 8	H: 1 LOB: 0 BB: 0 P: 13	1B: 9 2B: 4 3B: 0 HR: 1	SF: 0 SAC: 0 DP: 3 HBP: 0	WP: 0 PB: 0 CS: 1	PA: 39					
PITCHER	IP	WLS	BF	H	R	ER	SO	BB	IBB	HBP	BLK	WP	HR	S	P	ERA	WHIP										
Greg Cadaret, L ERA: 3.71 (7, 1)	6.2		30	10	3	3	6	4	0	0	0	0	0	66	110	4.05	2.100										
Rich Gossage, R ERA: 3.11 (8, 1)	0.1	W	1	0	0	0	0	0	0	0	0	0	0	2	5	0.00	0.000										
Lance McCullers, R ERA: 4.44 (8, 1)	1.1		7	3	1	1	1	0	0	0	0	0	0	20	35	6.75	2.250										
Dave Righetti, L ERA: 3.08 (9, 1)	0.2	S	1	0	0	0	0	0	0	0	0	0	0	2	3	0.00	0.000										

Batter	1	2	3	4	5	6	7	8	9	AB	R	H	RBI	BB	SO	LOB	TOP				
Steve Sax, R OBP: 0.379, SLG: 0.401	G4-3 SH2-3 HBP	G6-3		2B 1B	G4-3			L6		4	1	1	1	0	0	5					
Alvaro Espinoza, R OBP: 0.310, SLG: 0.333	SH2-3		F8	1B			G5-3	G5-3		4	0	1	1	0	0	0					
Don Mattingly, L OBP: 0.347, SLG: 0.473	G4-3		HR	1B			F8	G4-3		5	1	1	0	0	0	2					
Mel Hall, L OBP: 0.310, SLG: 0.438	P6		HR		G4-3		F9	F9		5	1	1	2	0	0	1					
Steve Balboni, R OBP: 0.298, SLG: 0.475		F8	G5-3					1B FC5-2 2B		4	0	2	0	0	0	0					
Wayne Tolleson, S OBP: 0.258, SLG: 0.254										0	0	0	0	0	0	0					
Jesse Barfield, R OBP: 0.346, SLG: 0.417	2B		K		G3			FC5-2 1B BB		3	1	1	0	1	1	1					
Luis Polonia, L OBP: 0.333, SLG: 0.384	E5 2B			WP 1B 2B	G4-3			FC5-2 1B		4	1	2	0	0	0	2					
Don Slaught, R OBP: 0.320, SLG: 0.382	F9				G1-6-3		F8	FC5-2		4	0	0	0	0	0	6					
Randy Velarde, R OBP: 0.404, SLG: 0.538	1-3 2-H 2B				G5-3		G5-3	F8		4	0	1	1	0	0	4					
Inning Stats	R: 0 E: 0 K: 0 S: 8	H: 0 LOB: 1 BB: 0 P: 11	R: 1 E: 1 K: 0 S: 12	H: 2 LOB: 2 BB: 0 P: 19	R: 2 E: 0 K: 1 S: 12	H: 2 LOB: 0 BB: 0 P: 16	R: 2 E: 0 K: 0 S: 18	H: 3 LOB: 1 BB: 0 P: 24	R: 0 E: 0 K: 0 S: 9	H: 1 LOB: 1 BB: 0 P: 17	R: 0 E: 0 K: 0 S: 4	H: 0 LOB: 0 BB: 0 P: 7	R: 0 E: 0 K: 0 S: 7	H: 0 LOB: 0 BB: 0 P: 12	R: 0 E: 0 K: 0 S: 9	H: 2 LOB: 3 BB: 1 P: 15	R: 0 E: 0 K: 0 S: 6	H: 0 LOB: 0 BB: 0 P: 6	1B: 3 2B: 5 3B: 1 HR: 1	SF: 0 SAC: 1 DP: 0 HBP: 1	WP: 1 PA: 40 SB: 0 CS: 0
PITCHER Dave Stewart, R ERA: 3.43	IP: 9.0 WLS: L BF: 40 H: 10 R: 5 ER: 4 SO: 1 BB: 1 IBB: 0 HBP: 1 BLK: 0 WP: 1 HR: 1 S: 85 P: 127 ERA: 4.00 WHIP: 1.222															PITCHER					

New York Yankees @ Oakland Athletics
Oakland-Alameda County Coliseum, Oakland, CA

AB 37
R 5
H 10
RBI 5
BB 1
SO 1
LOB 21



WP: 1 PA: 40
SB: 0 CS: 0

Fri Sep 08 1989, 7:05 PM PDT
Att: 43,626 - Unknown - 61 F

Batter	1	2	3	4	5	6	7	8	9	AB	R	H	RBI	BB	SO	LOB	BOTTOM				
Rickey Henderson, R OBP: 0.413, SLG: 0.403	G4-3		F9		FC5-2 FC5-4			P4		4	0	0	0	0	0	4					
Carney Lansford, R OBP: 0.400, SLG: 0.410	G1-3			F8	FC5-4			BLK 1B		4	0	1	0	0	0	2					
Jose Canseco, R OBP: 0.353, SLG: 0.543	K			K				F9		4	0	0	0	0	3	1					
Dave Parker, L OBP: 0.300, SLG: 0.429		G4-3		1B			G3		G5-3	4	0	1	0	0	0	0					
Terry Steinbach, R OBP: 0.329, SLG: 0.379		F8		F8			G1-6-3		G5-3	4	0	0	0	0	0	1					
Mark McGwire, R OBP: 0.346, SLG: 0.449		K			BB 1B		G3		K	4	1	1	0	0	2	0					
Dave Henderson, R OBP: 0.314, SLG: 0.359			F7		1B 1B FC5-2 BB		F9			2	0	0	0	1	0	0					
Tony Phillips, S OBP: 0.333, SLG: 0.332				BB	FC5-2 1B		G4-3			2	0	1	1	1	0	0					
Walt Weiss, S OBP: 0.305, SLG: 0.337			K		FC5-2 1B		G4-3			3	0	1	0	0	1	1					
Inning Stats	R: 0 E: 0 K: 1 S: 9	H: 0 LOB: 0 BB: 0 P: 12	R: 0 E: 0 K: 1 S: 10	H: 0 LOB: 0 BB: 0 P: 15	R: 0 E: 0 K: 1 S: 8	H: 0 LOB: 1 BB: 1 P: 16	R: 0 E: 0 K: 1 S: 12	H: 1 LOB: 1 BB: 0 P: 18	R: 1 E: 0 K: 0 S: 11	H: 3 LOB: 2 BB: 1 P: 20	R: 0 E: 0 K: 1 S: 10	H: 0 LOB: 0 BB: 0 P: 13	R: 0 E: 0 K: 0 S: 8	H: 0 LOB: 0 BB: 0 P: 12	R: 0 E: 0 K: 0 S: 9	H: 1 LOB: 1 BB: 0 P: 13	R: 0 E: 0 K: 1 S: 9	H: 0 LOB: 0 BB: 0 P: 12	1B: 5 2B: 0 3B: 0 HR: 0	SF: 0 SAC: 0 DP: 1 HBP: 0	WP: 0 PA: 33 SB: 0 CS: 0
PITCHER Andy Hawkins, R ERA: 4.69 Dale Mohorovic, R ERA: 4.18	IP: 4.0 WLS: W BF: 15 H: 1 R: 0 ER: 0 SO: 2 BB: 0 IBB: 0 HBP: 0 BLK: 1 WP: 0 HR: 0 S: 39 P: 53 ERA: 0.00 WHIP: 0.200															PITCHER					

New York Yankees @ Oakland Athletics
Oakland-Alameda County Coliseum, Oakland, CA

AB 31
R 1
H 5
RBI 1
BB 2
SO 6
LOB 9



WP: 0 PA: 33
SB: 0 CS: 0

Fri Sep 08 1989, 7:05 PM PDT
Att: 43,626 - Unknown - 61 F

Batter	1	2	3	4	5	6	7	8	9	AB	R	H	RBI	BB	SO	LOB	TOP								
Steve Sax, R OBP: 0.376, SLG: 0.399										4	0	0	0	0	1	2									
Alvaro Espinoza, R OBP: 0.309, SLG: 0.334										4	0	1	0	0	1	0									
Don Mattingly, L OBP: 0.348, SLG: 0.471										2	0	0	0	2	0	0									
Mel Hall, L OBP: 0.309, SLG: 0.439										4	0	1	0	0	1	3									
Steve Balboni, R OBP: 0.294, SLG: 0.468										4	0	0	0	0	0	4									
Jesse Barfield, R OBP: 0.344, SLG: 0.414										4	0	0	0	0	0	1									
Roberto Kelly, R OBP: 0.381, SLG: 0.428										3	0	1	0	0	0	0									
Bob Geren, R OBP: 0.349, SLG: 0.489										3	0	0	0	0	0	1									
Randy Velarde, R OBP: 0.400, SLG: 0.527										3	0	1	0	0	0	0									
Inning Stats	R: 0 E: 0 K: 1 S: 7	H: 1 LOB: 2 BB: 1 P: 15	R: 0 E: 0 K: 0 S: 6	H: 0 LOB: 0 BB: 0 P: 8	R: 0 E: 0 K: 0 S: 9	H: 0 LOB: 0 BB: 0 P: 12	R: 0 E: 0 K: 0 S: 8	H: 0 LOB: 0 BB: 0 P: 11	R: 0 E: 0 K: 0 S: 9	H: 2 LOB: 2 BB: 0 P: 15	R: 0 E: 0 K: 0 S: 7	H: 1 LOB: 1 BB: 0 P: 10	R: 0 E: 0 K: 0 S: 4	H: 0 LOB: 0 BB: 0 P: 7	R: 0 E: 0 K: 1 S: 8	H: 0 LOB: 1 BB: 1 P: 10	R: 0 E: 0 K: 1 S: 9	H: 0 LOB: 1 BB: 1 P: 17	1B: 2 2B: 2 3B: 0 HR: 0	SF: 0 SAC: 0 DP: 0 HBP: 0	WP: 2 PB: 2 SB: 0 CS: 0	PA: 33			
PITCHER Mike Moore, R ERA: 2.53	IP: 9.0 WLS: W BF: 33	H: 4 R: 0 ER: 0 SO: 3	BB: 2 IBB: 0 HBP: 0 BLK: 0	WP: 2 HR: 0 S: 67 P: 105	ERA: 0.00 WHIP: 0.667																				

New York Yankees @ Oakland Athletics
Oakland-Alameda County Coliseum, Oakland, CA
Sat Sep 09 1989, 3:33 AM PDT
Att: 43,760 - Sunny - 62 F

AB 31
R 0
H 4
RBI 0
BB 2
SO 3
LOB 11



Batter	1	2	3	4	5	6	7	8	9	AB	R	H	RBI	BB	SO	LOB	BOTTOM								
Rickey Henderson, R OBP: 0.412, SLG: 0.408										4	1	1	1	0	0	1									
Carney Lansford, R OBP: 0.403, SLG: 0.415										4	1	3	1	0	0	0									
Jose Canseco, R OBP: 0.350, SLG: 0.555										4	2	1	2	0	0	2									
Dave Parker, L OBP: 0.300, SLG: 0.429										4	0	1	1	0	1	1									
Scott Hemond, R (8, PR)										0	1	0	0	0	0	0									
Terry Steinbach, R OBP: 0.328, SLG: 0.377										3	0	0	0	1	1	0									
Mark McGwire, R OBP: 0.343, SLG: 0.445										4	0	0	0	0	1	2									
Dave Henderson, R OBP: 0.315, SLG: 0.366										4	1	2	2	0	1	0									
Tony Phillips, S OBP: 0.334, SLG: 0.333										4	1	2	0	0	0	2									
Mike Gallego, R OBP: 0.333, SLG: 0.337										2	0	0	0	0	0	1									
Inning Stats	R: 0 E: 0 K: 0 S: 8	H: 1 LOB: 1 BB: 0 P: 12	R: 0 E: 0 K: 0 S: 7	H: 0 LOB: 0 BB: 0 P: 10	R: 0 E: 0 K: 0 S: 7	H: 0 LOB: 0 BB: 0 P: 11	R: 0 E: 0 K: 0 S: 5	H: 0 LOB: 0 BB: 0 P: 7	R: 0 E: 0 K: 2 S: 9	H: 0 LOB: 0 BB: 0 P: 13	R: 3 E: 0 K: 1 S: 11	H: 3 LOB: 0 BB: 0 P: 17	R: 1 E: 0 K: 0 S: 10	H: 2 LOB: 1 BB: 0 P: 12	R: 3 E: 0 K: 1 S: 18	H: 4 LOB: 2 BB: 1 P: 34	1B: 5 2B: 2 3B: 0 HR: 3	SF: 0 SAC: 1 DP: 0 HBP: 0	WP: 0 PB: 0 SB: 0 CS: 0	PA: 35					
PITCHER Clay Parker, R ERA: 3.82	IP: 7.0 WLS: L BF: 27	H: 6 R: 4 ER: 4 SO: 3	BB: 0 IBB: 0 HBP: 0 BLK: 0	WP: 0 HR: 2 S: 57 P: 82	ERA: 5.14 WHIP: 0.857																				
Jimmy Jones, R ERA: 6.51	IP: 0.1 WLS: L BF: 5	H: 3 R: 3 ER: 3 SO: 0	BB: 1 IBB: 0 HBP: 0 BLK: 0	WP: 0 HR: 1 S: 11 P: 22	ERA: 81.00 WHIP: 12.000																				
Kevin Mmahat, L ERA:	IP: 0.2 WLS: L BF: 3	H: 1 R: 0 ER: 0 SO: 1	BB: 0 IBB: 0 HBP: 0 BLK: 0	WP: 0 HR: 0 S: 7 P: 12	ERA: 0.00 WHIP: 1.500																				

New York Yankees @ Oakland Athletics
Oakland-Alameda County Coliseum, Oakland, CA
Sat Sep 09 1989, 3:33 AM PDT
Att: 43,760 - Sunny - 62 F


AB 33
R 7
H 10
RBI 7
BB 1
SO 4
LOB 9



Batter	1	2	3	4	5	6	7	8	9	AB	R	H	RBI	BB	SO	LOB	TOP										
Steve Sax, R (1,4) OBP: 0.374, SLG: 0.396	P2		G6-3		G5-4-3			G6-3		4	0	0	0	0	0	2	New York Yankees @ Oakland Athletics Oakland-Alameda County Coliseum, Oakland, CA Sun Sep 10 1989, 3:33 AM PDT Att: 44,071 - Overcast - 58 F										
Alvaro Espinoza, R (1,6) OBP: 0.307, SLG: 0.331	P6		K2-3				F9	K		4	0	0	0	0	2	0											
Don Mattingly, L (1,10) OBP: 0.347, SLG: 0.469	G1-4-3				P6		L6		G5-3	4	0	1	0	0	0	0											
Mel Hall, L (1,7) OBP: 0.312, SLG: 0.439 Don Stought, R (9, PH) OBP: 0.319, SLG: 0.381		FC6-4 1B		G4-6-3 BB		G5-3		F7		2	0	1	0	1	0	0											
Steve Balboni, R (1,3) OBP: 0.290, SLG: 0.461		FC6-4 1B		G4-6-3			L5	G5-3		4	0	0	0	0	0	3											
Jesse Barfield, R (1,9) OBP: 0.345, SLG: 0.421							K	G5-3		4	1	2	1	0	1	1											
Roberto Kelly, R (1,8) OBP: 0.383, SLG: 0.436		F8								2	1	1	1	1	0	2											
Bob Geren, R (1,2) OBP: 0.349, SLG: 0.486		K						K		3	0	1	0	0	2	3											
Randy Velarde, R (1,5) OBP: 0.397, SLG: 0.517								F7		3	0	1	0	0	0	1											
Inning Stats	R: 0 E: 0 K: 0 S: 7	H: 0 LOB: 0 BB: 10	R: 0 E: 0 K: 1 S: 14	H: 2 LOB: 2 BB: 0 P: 21	R: 0 E: 0 K: 1 S: 6	H: 1 LOB: 0 BB: 0 P: 9	R: 0 E: 0 K: 0 S: 6	H: 0 LOB: 0 BB: 1 P: 11	R: 2 E: 0 K: 0 S: 11	H: 3 LOB: 0 BB: 0 P: 21	R: 0 E: 0 K: 2 S: 8	H: 0 LOB: 1 BB: 0 P: 15	R: 0 E: 0 K: 2 S: 5	H: 0 LOB: 0 BB: 0 P: 7	R: 0 E: 0 K: 0 S: 13	H: 1 LOB: 1 BB: 0 P: 17	1B: 5 2B: 0 3B: 0 HR: 2	SF: 0 SAC: 0 DP: 3 HBP: 0	WP: 0 PB: 0 SB: 1 CS: 0	PA: 33							
PITCHER	IP	WLS	BF	H	R	ER	SO	BB	IBB	HBP	BLK	WP	HR	S	P	ERA	WHIP										
Storm Davis, R (1,1) ERA: 4.45	6.0	W	22	6	2	2	2	1	0	0	0	0	2	52	82	3.00	1.167										
Gene Nelson, R (7,1) ERA: 3.63	2.0		7	0	0	0	3	1	0	0	0	0	0	13	22	0.00	0.500										
Rick Honeycutt, L (9,1) ERA: 2.48	0.1		2	1	0	0	0	0	0	0	0	0	0	7	9	0.00	3.000										
Dennis Eckersley, R (9,1) ERA: 1.18	0.2		2	0	0	0	0	0	0	0	0	0	0	6	8	0.00	0.000										

Batter	1	2	3	4	5	6	7	8	9	AB	R	H	RBI	BB	SO	LOB	BOTTOM										
Rickey Henderson, R (1,7) OBP: 0.413, SLG: 0.406	BLK 1B BB		F8				K			2	1	0	0	2	1	1	New York Yankees @ Oakland Athletics Oakland-Alameda County Coliseum, Oakland, CA Sun Sep 10 1989, 3:33 AM PDT Att: 44,071 - Overcast - 58 F										
Carney Lansford, R (1,5) OBP: 0.402, SLG: 0.414	CS 1B		G4-3		SF9			G6-3		3	0	1	2	0	0	0											
Jose Canseco, R (1,9) OBP: 0.348, SLG: 0.544	K		F3		P2			S 1B BB		3	1	0	0	1	1	3											
Dave Parker, L (1,10) OBP: 0.303, SLG: 0.437 Scott Hemond, R (8, PR)	HR				G1-3		G5-4-3 BB	E 1B		3	1	2	2	1	0	0											
Dave Henderson, R (1,8) OBP: 0.314, SLG: 0.365	K				F9		G5-4-3	E7 1B		4	0	1	1	0	1	1											
Ron Hassey, L (1,2) OBP: 0.297, SLG: 0.345		F8 SF8 2B			K		G6-3	G6-3		4	1	1	0	0	1	2											
Terry Steinbach, R (1,3) OBP: 0.328, SLG: 0.376 Mike Gallego, R (8,4) OBP: 0.335, SLG: 0.339	F8				SH1-4 SF9 1B		F8	1B		3	1	1	0	0	0	1											
Tony Phillips, S (1,4) OBP: 0.336, SLG: 0.336	SF8				SF9 SH1-4 1B		F9	F9		3	0	2	1	0	0	2											
Walt Weiss, S (1,6) OBP: 0.302, SLG: 0.333	G3				SH1-4		G4-3			2	0	0	0	0	0	1											
Inning Stats	R: 2 E: 0 K: 2 S: 15	H: 2 LOB: 1 BB: 1 P: 29	R: 1 E: 0 K: 0 S: 6	H: 1 LOB: 0 BB: 0 P: 9	R: 0 E: 0 K: 0 S: 7	H: 0 LOB: 0 BB: 0 P: 13	R: 0 E: 0 K: 1 S: 5	H: 0 LOB: 0 BB: 0 P: 9	R: 1 E: 0 K: 0 S: 12	H: 2 LOB: 2 BB: 1 P: 23	R: 0 E: 0 K: 0 S: 6	H: 0 LOB: 0 BB: 1 P: 13	R: 0 E: 0 K: 1 S: 16	H: 1 LOB: 1 BB: 0 P: 22	R: 2 E: 2 K: 0 S: 21	H: 3 LOB: 2 BB: 1 P: 34	1B: 7 2B: 1 3B: 0 HR: 1	SF: 2 SAC: 1 DP: 1 HBP: 0	WP: 0 PB: 0 SB: 1 CS: 1	PA: 35							
PITCHER	IP	WLS	BF	H	R	ER	SO	BB	IBB	HBP	BLK	WP	HR	S	P	ERA	WHIP										
Eric Plunk, R (1,1) ERA: 3.3	7.0	L	28	6	4	4	4	3	0	0	1	1	67	118	5.14	1.286											
Lance McCullers, R (8,1) ERA: 4.54	0.1		4	2	2	1	0	1	0	0	0	0	0	14	23	27.00	9.000										
Lee Guetterman, L (8,1) ERA: 2.56	0.2		3	1	0	0	0	0	0	0	0	0	0	7	11	0.00	1.500										

AB	31
R	2
H	7
RBI	2
BB	2
SO	5
LOB	13



Batter	1	2	3	4	5	6	7	8	9	AB	R	H	RBI	BB	SO	LOB	TOP					
Steve Sax, R OBP: 0.373, SLG: 0.395										4	1	1	0	0	1	0	New York Yankees @ California Angels Anaheim Stadium, Anaheim, CA Tue Sep 12, 1989, 10:05 PM EDT Att: 28,260 - Unknown - 71 F					
Luis Polonia, L OBP: 0.336, SLG: 0.387										5	2	3	2	0	0	1						
Don Mattingly, L OBP: 0.352, SLG: 0.478										4	1	4	4	1	0	0						
Mel Hall, L OBP: 0.309, SLG: 0.434										4	0	0	0	0	1	3						
Bob Geren, R OBP: 0.347, SLG: 0.484										1	0	0	0	0	0	2						
Marcus Lawton, S (9, 7)										0	0	0	0	0	0	0						
Jesse Barfield, R OBP: 0.347, SLG: 0.422										4	0	2	0	1	2	0						
Don Slaught, R OBP: 0.318, SLG: 0.378										5	0	1	0	0	1	7						
Roberto Kelly, R OBP: 0.380, SLG: 0.431										4	0	0	0	0	0	1						
Randy Velarde, R OBP: 0.403, SLG: 0.516										4	1	2	0	0	1	1						
Alvaro Espinoza, R OBP: 0.305, SLG: 0.329										3	0	0	0	0	1	2						
Steve Balboni, R OBP: 0.292, SLG: 0.463										1	0	1	0	0	0	0						
Wayne Tolleson, S OBP: 0.258, SLG: 0.254										0	1	0	0	0	0	0						
Inning Stats	R: 1 E: 0 K: 2 S: 14	H: 3 LOB: 2 BB: 0 P: 19	R: 0 E: 0 K: 0 S: 6	H: 0 LOB: 0 BB: 0 P: 8	R: 1 E: 0 K: 0 S: 12	H: 3 LOB: 2 BB: 0 P: 21	R: 0 E: 0 K: 1 S: 12	H: 1 LOB: 0 BB: 0 P: 16	R: 2 E: 0 K: 1 S: 14	H: 2 LOB: 0 BB: 0 P: 21	R: 0 E: 0 K: 1 S: 12	H: 1 LOB: 1 BB: 0 P: 17	R: 0 E: 0 K: 1 S: 9	H: 1 LOB: 0 BB: 0 P: 12	R: 0 E: 0 K: 1 S: 8	H: 0 LOB: 0 BB: 0 P: 13	R: 2 E: 0 K: 0 S: 14	H: 3 LOB: 2 BB: 2 P: 29	1B: 13 2B: 0 3B: 0 HR: 1	SF: 0 SAC: 1 DP: 0 HBP: 0	WP: 1 PB: 0 CS: 1	PA: 43
PITCHER	IP WLS BF H R ER SO BB IBB HBP BLK WP HR S P ERA WHIP																					
Mike Witt, R ERA: 4.57	(1, 1) 5.0 23 9 4 4 4 0 0 0 0 0 1 1 58 85 7.20 1.800																					
Willie Fraser, R ERA: 2.94	(6, 1) 3.0 11 2 0 0 3 0 0 0 0 0 0 0 29 42 0.00 0.667																					
Bryan Harvey, R ERA: 3.1	(9, 1) 0.1 5 3 2 2 0 0 0 1 0 0 0 0 0 11 21 54.00 9.000																					
Bob McClure, L ERA: 1.39	(9, 1) 0.2 W 3 0 0 0 0 1 0 0 0 0 0 0 0 3 8 0.00 1.500																					

AB	39
R	6
H	14
RBI	6
BB	2
SO	7
LOB	17



Batter	1	2	3	4	5	6	7	8	9	AB	R	H	RBI	BB	SO	LOB	BOTTOM					
Claudell Washington, L OBP: 0.317, SLG: 0.441										5	2	2	0	0	2	1	New York Yankees @ California Angels Anaheim Stadium, Anaheim, CA Tue Sep 12, 1989, 10:05 PM EDT Att: 28,260 - Unknown - 71 F					
Devon White, S OBP: 0.290, SLG: 0.388										5	2	2	1	0	0	1						
Chili Davis, S OBP: 0.339, SLG: 0.446										3	1	1	2	2	0	0						
Wally Joyner, L OBP: 0.338, SLG: 0.428										4	1	3	2	1	0	1						
Johnny Ray, S OBP: 0.333, SLG: 0.367										3	0	0	1	0	1	1						
Brian Downing, R OBP: 0.361, SLG: 0.408										4	0	1	0	0	1	1						
Lance Parrish, R OBP: 0.301, SLG: 0.393										4	0	0	0	0	1	1						
Jack Howell, L OBP: 0.314, SLG: 0.426										4	0	1	0	0	1	0						
Kent Anderson, R OBP: 0.278, SLG: 0.259										2	1	0	0	1	1	1						
Dante Bichette, R OBP: 0.213, SLG: 0.302										1	0	0	0	0	0	0						
Inning Stats	R: 0 E: 0 K: 0 S: 6	H: 0 LOB: 1 BB: 1 P: 14	R: 0 E: 0 K: 1 S: 8	H: 0 LOB: 0 BB: 0 P: 11	R: 0 E: 0 K: 1 S: 9	H: 0 LOB: 0 BB: 0 P: 14	R: 2 E: 0 K: 0 S: 9	H: 3 LOB: 1 BB: 0 P: 15	R: 4 E: 0 K: 2 S: 19	H: 3 LOB: 1 BB: 2 P: 36	R: 0 E: 0 K: 3 S: 11	H: 1 LOB: 1 BB: 0 P: 15	R: 0 E: 0 K: 0 S: 7	H: 1 LOB: 1 BB: 0 P: 11	R: 0 E: 0 K: 0 S: 6	H: 0 LOB: 0 BB: 0 P: 11	R: 1 E: 0 K: 0 S: 6	H: 2 LOB: 2 BB: 1 P: 14	1B: 6 2B: 2 3B: 1 HR: 1	SF: 1 SAC: 0 DP: 0 HBP: 0	WP: 2 PB: 0 CS: 0	PA: 40
PITCHER	IP WLS BF H R ER SO BB IBB HBP BLK WP HR S P ERA WHIP																					
Walt Terrell, R ERA: 4.91	(1, 1) 4.1 19 4 1 1 4 1 1 0 0 0 1 0 36 63 2.08 1.154																					
Chuck Cary, L ERA: 3.51	(5, 1) 4.1 L 19 4 1 1 4 1 1 0 0 0 1 0 36 63 2.08 1.154																					

AB	35
R	7
H	10
RBI	6
BB	4
SO	7
LOB	7



Batter	1	2	3	4	5	6	7	8	9	AB	R	H	RBI	BB	SO	LOB	TOP					
Harold Reynolds, S (1.4) OBP: 0.360, SLG: 0.369	G1-3		G4-3		F7		L4			4	0	0	0	0	0	1						
Greg Britley, L (1.7) OBP: 0.337, SLG: 0.454	P8		G1-3			2B		F7		4	1	1	0	0	0	0						
Alvin Davis, L (1.3) OBP: 0.435, SLG: 0.508	2B				G4-3		F7		BB	2	0	0	0	2	0	1						
Jeffrey Leonard, R (1.10) OBP: 0.300, SLG: 0.426	1-H				F9		1B		F9	4	1	2	1	0	0	1						
Ken Griffey Jr., L (1.8) OBP: 0.334, SLG: 0.429			K		K		1B		F7	3	0	0	0	1	2	1						
Jay Buhner, R (1.9) OBP: 0.348, SLG: 0.532			F7				K			4	0	1	1	0	1	0						
Darnell Coles, R (1.5) OBP: 0.293, SLG: 0.370																						
Dave Valle, R (1.2) OBP: 0.303, SLG: 0.350																						
Omar Vizquel, S (1.6) OBP: 0.275, SLG: 0.267					G4-3		G2-3			3	0	0	0	0	1	1						
Inning Stats	R: 0 E: 0 K: 0 S: 10	H: 1 LOB: 2 BB: 1 P: 19	R: 0 E: 0 K: 2 S: 13	H: 1 LOB: 1 BB: 0 P: 17	R: 0 E: 0 K: 0 S: 7	H: 0 LOB: 0 BB: 0 P: 11	R: 0 E: 0 K: 1 S: 7	H: 0 LOB: 0 BB: 0 P: 10	R: 1 E: 0 K: 0 S: 10	H: 1 LOB: 1 BB: 1 P: 17	R: 2 E: 0 K: 0 S: 11	H: 3 LOB: 1 BB: 0 P: 21	R: 0 E: 0 K: 2 S: 10	H: 0 LOB: 0 BB: 0 P: 12	R: 0 E: 0 K: 0 S: 10	H: 0 LOB: 1 BB: 1 P: 16	R: 0 E: 0 K: 0 S: 8	H: 1 LOB: 0 BB: 0 P: 12	1B: 4 2B: 2 3B: 0 HR: 1	SF: 0 SAC: 0 DP: 2 HBP: 0	WP: 0 SB: 0 CS: 0	PA: 35
PITCHER Andy Hawkins, R (1.1) ERA: 4.61	IP: 9.0 WLS: L BF: 35 H: 7 R: 3 ER: 3 SO: 6 BB: 4 IBB: 0 HBP: 0 BLK: 0 WP: 0 HR: 1 S: 86 P: 135 ERA: 3.00 WHIP: 1.222															PITCHER						

Seattle Mariners @ New York Yankees
Yankee Stadium, Bronx, NY
Fri Sep 15 1989, 7:05 PM EDT
Att: 32,044 - Unknown

AB 31
R 3
H 7
RBI 3
BB 4
SO 6
LOB 9



Batter	1	2	3	4	5	6	7	8	9	AB	R	H	RBI	BB	SO	LOB	BOTTOM					
Steve Sax, R (1.4) OBP: 0.369, SLG: 0.391	G5-3				G5-3		L9		G4-3	4	0	0	0	0	0	0						
Luis Polonia, L (1.10) OBP: 0.336, SLG: 0.384	L7				WP		K		G4-3	3	0	0	0	1	1	0						
Don Mattingly, L (1.3) OBP: 0.350, SLG: 0.473	G3				F8		L8		F7	4	0	0	0	0	0	1						
Mel Hall, L (1.7) OBP: 0.304, SLG: 0.427					G3					4	0	1	0	0	1	0						
Jesse Barfield, R (1.9) OBP: 0.346, SLG: 0.417					G5-3					2	0	0	0	1	0	0						
Randy Velarde, R (1.6) OBP: 0.405, SLG: 0.500					G5-3					3	0	0	0	0	0	3						
Don Slaught, R (1.2) OBP: 0.318, SLG: 0.376							F8		G1-3	2	0	0	0	0	0	0						
Roberto Kelly, R (1.8) OBP: 0.377, SLG: 0.435										3	1	1	1	0	2	1						
Mike Blowers, R (1.5) OBP: 0.214, SLG: 0.214					G4-6-3					3	0	0	0	0	2	1						
Inning Stats	R: 0 E: 0 K: 0 S: 6	H: 0 LOB: 0 BB: 0 P: 7	R: 0 E: 0 K: 0 S: 6	H: 0 LOB: 0 BB: 0 P: 9	R: 0 E: 0 K: 1 S: 8	H: 0 LOB: 0 BB: 0 P: 15	R: 0 E: 0 K: 0 S: 7	H: 1 LOB: 3 BB: 2 P: 17	R: 0 E: 0 K: 2 S: 8	H: 0 LOB: 0 BB: 0 P: 11	R: 0 E: 0 K: 1 S: 7	H: 0 LOB: 0 BB: 0 P: 10	R: 0 E: 0 K: 0 S: 5	H: 0 LOB: 0 BB: 0 P: 9	R: 1 E: 0 K: 1 S: 10	H: 1 LOB: 0 BB: 0 P: 15	R: 0 E: 0 K: 1 S: 8	H: 0 LOB: 0 BB: 0 P: 14	1B: 1 2B: 0 3B: 0 HR: 1	SF: 0 SAC: 0 DP: 1 HBP: 1	WP: 1 SB: 0 CS: 0	PA: 31
PITCHER Erik Hanson, R (1.1) ERA: 3.45	IP: 9.0 WLS: W BF: 31 H: 2 R: 1 ER: 1 SO: 6 BB: 2 IBB: 0 HBP: 1 BLK: 0 WP: 1 HR: 1 S: 65 P: 107 ERA: 1.00 WHIP: 0.444															PITCHER						

Seattle Mariners @ New York Yankees
Yankee Stadium, Bronx, NY
Fri Sep 15 1989, 7:05 PM EDT
Att: 32,044 - Unknown

AB 28
R 1
H 2
RBI 1
BB 2
SO 6
LOB 6



Batter	1	2	3	4	5	6	7	8	9	AB	R	H	RBI	BB	SO	LOB	TOP				
Harold Reynolds, S (1, 4) OBP: 0.358, SLG: 0.367	F9		F8	G1-3		SH5-4				3	0	0	0	0	0	1	Seattle Mariners @ New York Yankees Yankee Stadium, Bronx, NY Sat Sep 16 1989, 7:05 PM EDT Att: 22,922 - Unknown - 70 F				
Greg Britley, L (1, 7) OBP: 0.337, SLG: 0.453 Henry Cotto, R (6, PH) OBP: 0.309, SLG: 0.419	BB		K	F9		G3-6-3 IBB				3	0	1	0	0	1	1					
Alvin Davis, L (1, 3) OBP: 0.438, SLG: 0.507	G6-4-3 BB		1B BB	1B BB	1B BB	G3-6-3				1	1	0	0	3	0	3					
Jeffrey Leonard, R (1, 10) OBP: 0.300, SLG: 0.425	G6-4-3		1B	K						3	0	1	0	0	1	3					
Ken Griffey Jr., L (1, 8) OBP: 0.334, SLG: 0.428 Jim Prestley, R (6, 5) OBP: 0.276, SLG: 0.392		G6-3	BB 1B	P5						3	0	1	1	0	0	1					
Jay Buhner, R (1, 9) OBP: 0.359, SLG: 0.535	WP BB		1-3 2-H 1B	3-2						1	0	1	0	2	0	0					
Darnell Coles, R (1, 5) OBP: 0.292, SLG: 0.368	L7		F7	K						3	0	0	0	0	1	6					
Dave Valle, R (1, 2) OBP: 0.310, SLG: 0.361	BB			SH5-4 1B		SH5-4 1B				2	0	2	0	1	0	0					
Omar Vizquel, S (1, 6) OBP: 0.276, SLG: 0.267	G4-3		K	K		SH5-4 1B				3	0	1	0	0	1	3					
Inning Stats	R: 0 E: 0 K: 0 S: 6	H: 1 LOB: 1 BB: 1 P: 13	R: 0 E: 0 K: 0 S: 12	H: 0 LOB: 2 BB: 2 P: 24	R: 1 E: 0 K: 1 S: 14	H: 2 LOB: 3 BB: 2 P: 31	R: 0 E: 0 K: 1 S: 15	H: 1 LOB: 1 BB: 0 P: 20	R: 0 E: 0 K: 2 S: 14	H: 1 LOB: 2 BB: 1 P: 24	R: 0 E: 0 K: 0 S: 12	H: 2 LOB: 2 BB: 1 P: 22									
PITCHER	IP	WLS	BF	H	R	ER	SO	BB	IBB	HBP	BLK	WP	HR	S	P	ERA	WHIP				
Eric Plunk, R (1, 1) ERA: 3.22	5.0	W	25	5	1	1	4	6	0	0	0	1	0	61	112	1.80	2.200				
Lee Guetterman, L (6, 1) ERA: 2.5	1.0	S	5	2	0	0	0	0	1	0	0	0	0	12	22	0.00	2.000				
Batter	1	2	3	4	5	6	7	8	9	AB	R	H	RBI	BB	SO	LOB	BOTTOM				
Steve Sax, R (1, 4) OBP: 0.369, SLG: 0.392	G3			G4-3						3	0	1	0	0	0	0	Seattle Mariners @ New York Yankees Yankee Stadium, Bronx, NY Sat Sep 16 1989, 7:05 PM EDT Att: 22,922 - Unknown - 70 F				
Roberto Kelly, R (1, 8) OBP: 0.377, SLG: 0.434	K			2B 1B		L4				3	1	1	0	0	1	1					
Don Mattingly, L (1, 3) OBP: 0.351, SLG: 0.476	L7			F9 1B 2B		FC5-4 1B				3	1	2	1	0	0	0					
Steve Balboni, R (1, 10) OBP: 0.289, SLG: 0.458		P2		F9		FC5-4 1B				3	1	0	0	0	2	2					
Jesse Barfield, R (1, 9) OBP: 0.348, SLG: 0.418		G5-3		1B BB		E 1B 1B				2	1	1	0	1	0	0					
Randy Velarde, R (1, 6) OBP: 0.403, SLG: 0.493		G3-1		1B 1B		K				3	0	1	1	0	1	2					
Mel Hall, L (1, 7) OBP: 0.302, SLG: 0.423				G4-3		E5 1B				3	0	0	0	0	4	4					
Mike Blowers, R (1, 5) OBP: 0.294, SLG: 0.294				L8		B1-3 1B				3	0	2	2	0	0	0					
Brian Dorsett, R (1, 2) OBP: 0.302, SLG: 0.423				K		B1-3 1B				3	0	0	0	0	1	3					
Inning Stats	R: 0 E: 0 K: 1 S: 13	H: 0 LOB: 0 BB: 0 P: 18	R: 0 E: 0 K: 0 S: 6	H: 0 LOB: 0 BB: 0 P: 10	R: 0 E: 0 K: 1 S: 9	H: 0 LOB: 0 BB: 0 P: 12	R: 2 E: 0 K: 0 S: 20	H: 3 LOB: 2 BB: 1 P: 31	R: 0 E: 0 K: 0 S: 8	H: 2 LOB: 1 BB: 0 P: 10	R: 2 E: 1 K: 1 S: 20	H: 3 LOB: 2 BB: 0 P: 27									
PITCHER	IP	WLS	BF	H	R	ER	SO	BB	IBB	HBP	BLK	WP	HR	S	P	ERA	WHIP				
Randy Johnson, L (1, 1) ERA: 4.89	5.2	L	26	8	4	2	3	1	0	0	0	0	0	74	106	3.18	1.588				
Bill Swift, R (6, 1) ERA: 4.97	0.1		1	0	0	0	0	0	0	0	0	0	0	2	2	0.00	0.000				

AB	22
R	1
H	7
RBI	1
BB	7
SO	4
LOB	18



WP	1	PA	30
SB	0		
CS	0		

AB	26
R	4
H	8
RBI	4
BB	1
SO	3
LOB	12



WP	0	PA	27
SB	0		
CS	0		

Batter	1	2	3	4	5	6	7	8	9	AB	R	H	RBI	BB	SO	LOB	TOP					
Harold Reynolds, S (1, 4) OBP: 0.357, SLG: 0.368	F9		1B	G4-3			G3-1		G3-1	5	1	1	0	0	0	2						
Greg Britley, L (1, 7) OBP: 0.341, SLG: 0.457	1B		1B			L9	1B			4	0	3	1	0	0	0						
Alvin Davis, L (1, 3) OBP: 0.440, SLG: 0.507	1B		1B				F8			2	0	1	0	2	0	1						
Jeffrey Leonard, R (1, 10) OBP: 0.298, SLG: 0.422	G6-4-3		FC6-4				G4-3			4	0	0	0	0	1	6						
Darnell Coles, R (1, 5) OBP: 0.392, SLG: 0.368						G1-3			G4-3	3	1	1	0	1	0	1						
Jay Buhner, R (1, 9) OBP: 0.357, SLG: 0.534	K					G5-3			2B	4	0	1	0	0	1	2						
Henry Cotto, R (1, 8) OBP: 0.308, SLG: 0.420	L5-3					G6-3			F8	4	1	1	0	0	0	2						
Scott Bradley, L (1, 2) OBP: 0.333, SLG: 0.383			P6						G4-3	4	0	2	2	0	0	0						
Omar Vizquel, S (1, 6) OBP: 0.276, SLG: 0.265			F7				G4-6-3		F8	3	0	0	0	1	0	1						
Inning Stats	R: 0 E: 0 K: 0 S: 7	H: 2 LOB: 1 BB: 0 P: 12	R: 0 E: 0 K: 1 S: 11	H: 0 LOB: 0 BB: 1 P: 18	R: 1 E: 0 K: 0 S: 13	H: 2 LOB: 2 BB: 1 P: 20	R: 1 E: 0 K: 0 S: 9	H: 2 LOB: 1 BB: 1 P: 16	R: 0 E: 0 K: 1 S: 9	H: 0 LOB: 1 BB: 1 P: 17	R: 1 E: 0 K: 0 S: 7	H: 2 LOB: 0 BB: 0 P: 10	R: 0 E: 0 K: 0 S: 8	H: 1 LOB: 1 BB: 0 P: 15	R: 0 E: 0 K: 0 S: 7	H: 1 LOB: 0 BB: 0 P: 9	R: 0 E: 0 K: 0 S: 5	H: 0 LOB: 0 BB: 0 P: 8	1B: 7 2B: 4 3B: 0 HR: 0	SF: 0 SAC: 0 DP: 3 HBP: 0	WP: 0 PB: 0 SB: 0 CS: 0	PA: 37
PITCHER	IP	WLS	BF	H	R	ER	SO	BB	IBB	HBP	BLK	WP	HR	S	P	ERA	WHIP					
Walt Terrell, R (1, 1) ERA: 4.87	7.0	L	31	9	3	3	2	4	0	0	0	0	0	64	108	3.86	1.857					
Rich Gossage, R (8, 1) ERA: 3.0	2.0		6	1	0	0	0	0	0	0	0	0	0	12	17	0.00	0.500					

Seattle Mariners @ New York Yankees
Yankee Stadium, Bronx, NY
Sun Sep 17 1989, 3:33 AM EDT
Att: 35,251 - Overcast - 75 F

AB	33
R	3
H	10
RBI	3
BB	4
SO	2
LOB	15



Batter	1	2	3	4	5	6	7	8	9	AB	R	H	RBI	BB	SO	LOB	BOTTOM					
Steve Sax, R (1, 4) OBP: 0.367, SLG: 0.389	G6-3		K			G1-6-3			G4-3	4	0	0	0	0	1	1						
Luis Polonia, L (1, 10) OBP: 0.338, SLG: 0.387	G1-3					G4-3			1B	4	0	2	0	0	0	0						
Don Mattingly, L (1, 3) OBP: 0.350, SLG: 0.474	F8								K	3	0	0	0	1	1	2						
Mel Hall, L (1, 7) OBP: 0.298, SLG: 0.418			F7			L4			L7	4	0	0	0	0	0	4						
Jesse Barfield, R (1, 9) OBP: 0.346, SLG: 0.414			G5-3			P4			K	4	0	0	0	0	1	2						
Randy Velarde, R (1, 6) OBP: 0.395, SLG: 0.480			CS			FC4-6			G6-3	4	0	1	0	0	0	2						
Roberto Kelly, R (1, 8) OBP: 0.376, SLG: 0.432			CS			G6-3			F7	4	0	1	0	0	0	0						
Bob Geren, R (1, 2) OBP: 0.345, SLG: 0.476						G6-3				3	0	1	0	0	1	0						
Mike Blowers, R (1, 5) OBP: 0.300, SLG: 0.300										3	0	1	0	0	1	2						
Inning Stats	R: 0 E: 0 K: 0 S: 7	H: 0 LOB: 0 BB: 0 P: 14	R: 0 E: 0 K: 0 S: 10	H: 1 LOB: 0 BB: 0 P: 18	R: 0 E: 0 K: 1 S: 7	H: 1 LOB: 1 BB: 0 P: 11	R: 0 E: 1 K: 0 S: 14	H: 1 LOB: 2 BB: 0 P: 18	R: 0 E: 0 K: 2 S: 10	H: 0 LOB: 0 BB: 0 P: 16	R: 0 E: 0 K: 0 S: 4	H: 0 LOB: 1 BB: 1 P: 9	R: 0 E: 0 K: 0 S: 11	H: 2 LOB: 2 BB: 0 P: 19	R: 0 E: 0 K: 1 S: 13	H: 1 LOB: 1 BB: 0 P: 17	R: 0 E: 0 K: 1 S: 6	H: 0 LOB: 0 BB: 0 P: 10	1B: 5 2B: 1 3B: 0 HR: 0	SF: 0 SAC: 0 DP: 0 HBP: 0	WP: 0 PB: 0 SB: 0 CS: 1	PA: 35
PITCHER	IP	WLS	BF	H	R	ER	SO	BB	IBB	HBP	BLK	WP	HR	S	P	ERA	WHIP					
Brian Holman, R (1, 1) ERA: 3.6	8.0	W	31	6	0	0	4	1	0	0	0	0	0	76	122	0.00	0.875					
Mike Scholer, R (9, 1) ERA: 2.66	1.0	S	3	0	0	0	1	0	0	0	0	0	0	6	10	0.00	0.000					

Seattle Mariners @ New York Yankees
Yankee Stadium, Bronx, NY
Sun Sep 17 1989, 3:33 AM EDT
Att: 35,251 - Overcast - 75 F

AB	33
R	0
H	6
RBI	0
BB	1
SO	5
LOB	13



Batter	1	2	3	4	5	6	7	8	9	10	AB	R	H	RBI	BB	SO	LOB	TOP							
Mike Felder, S OBP: 0.290, SLG: 0.320 (1, 7)											6	2	2	2	0	1	3								
Bill Spiers, L OBP: 0.288, SLG: 0.315 (1, 6)											5	0	0	0	0	2	1								
Paul Molitor, R OBP: 0.376, SLG: 0.422 (1, 4)											5	0	2	0	0	0	1								
Robin Yount, R OBP: 0.384, SLG: 0.508 (1, 8)											3	0	2	1	2	0	1								
Greg Brock, L OBP: 0.347, SLG: 0.401 (1, 10)											4	0	1	0	1	0	4								
Gary Sheffield, R OBP: 0.306, SLG: 0.330 (1, 5)											5	0	1	0	0	0	5								
Terry Francona, L OBP: 0.251, SLG: 0.315 Rob Deer, R OBP: 0.302, SLG: 0.430 (6, 9)											2	0	0	0	0	0	0	AB 41							
B.J. Surhoff, L OBP: 0.288, SLG: 0.345 (1, 2)											5	1	4	0	0	0	1	R 4							
George Canale, L OBP: 0.238, SLG: 0.400 (1, 3)											4	0	0	0	1	2	4	H 13							
																		RBI 4							
																		BB 4							
																		SO 6							
																		LOB 20							
Inning Stats	R: 1 E: 0 K: 1 S: 14	H: 3 LOB: 2 P: 18	R: 0 E: 0 K: 2 S: 13	H: 1 LOB: 1 P: 18	R: 0 E: 0 K: 0 S: 13	H: 0 LOB: 1 P: 23	R: 0 E: 0 K: 0 S: 12	H: 1 LOB: 1 P: 18	R: 0 E: 0 K: 0 S: 8	H: 1 LOB: 2 P: 17	R: 0 E: 0 K: 0 S: 11	H: 1 LOB: 2 P: 18	R: 0 E: 0 K: 0 S: 12	H: 1 LOB: 1 P: 21	R: 2 E: 0 K: 3 S: 14	H: 2 LOB: 0 P: 20	R: 0 E: 0 K: 0 S: 12	H: 1 LOB: 1 P: 14	R: 1 E: 0 K: 0 S: 9	H: 2 LOB: 0 P: 14	1B: 9 2B: 2 3B: 0 HR: 2	SF: 0 SAC: 1 DP: 0 HBP: 0	WP: 0 PB: 1 SB: 2 CS: 1	PA: 46	
PITCHER	IP WLS BF H R ER SO BB IBB HBP BLK WP HR S P ERA WHIP	IP WLS BF H R ER SO BB IBB HBP BLK WP HR S P ERA WHIP	IP WLS BF H R ER SO BB IBB HBP BLK WP HR S P ERA WHIP	IP WLS BF H R ER SO BB IBB HBP BLK WP HR S P ERA WHIP	IP WLS BF H R ER SO BB IBB HBP BLK WP HR S P ERA WHIP	IP WLS BF H R ER SO BB IBB HBP BLK WP HR S P ERA WHIP	IP WLS BF H R ER SO BB IBB HBP BLK WP HR S P ERA WHIP	IP WLS BF H R ER SO BB IBB HBP BLK WP HR S P ERA WHIP	IP WLS BF H R ER SO BB IBB HBP BLK WP HR S P ERA WHIP	IP WLS BF H R ER SO BB IBB HBP BLK WP HR S P ERA WHIP	IP WLS BF H R ER SO BB IBB HBP BLK WP HR S P ERA WHIP	IP WLS BF H R ER SO BB IBB HBP BLK WP HR S P ERA WHIP	IP WLS BF H R ER SO BB IBB HBP BLK WP HR S P ERA WHIP	IP WLS BF H R ER SO BB IBB HBP BLK WP HR S P ERA WHIP	IP WLS BF H R ER SO BB IBB HBP BLK WP HR S P ERA WHIP	IP WLS BF H R ER SO BB IBB HBP BLK WP HR S P ERA WHIP	IP WLS BF H R ER SO BB IBB HBP BLK WP HR S P ERA WHIP	IP WLS BF H R ER SO BB IBB HBP BLK WP HR S P ERA WHIP	IP WLS BF H R ER SO BB IBB HBP BLK WP HR S P ERA WHIP	IP WLS BF H R ER SO BB IBB HBP BLK WP HR S P ERA WHIP	IP WLS BF H R ER SO BB IBB HBP BLK WP HR S P ERA WHIP	IP WLS BF H R ER SO BB IBB HBP BLK WP HR S P ERA WHIP	IP WLS BF H R ER SO BB IBB HBP BLK WP HR S P ERA WHIP	IP WLS BF H R ER SO BB IBB HBP BLK WP HR S P ERA WHIP	IP WLS BF H R ER SO BB IBB HBP BLK WP HR S P ERA WHIP

Milwaukee Brewers @ New York Yankees
 Yankee Stadium, Bronx, NY
 Thu Sep 21 1989, 7:05 PM EDT
 Att: 11,230 - Unknown - 70 F

livebaseballscorecards.com

Batter	1	2	3	4	5	6	7	8	9	10	AB	R	H	RBI	BB	SO	LOB	BOTTOM							
Steve Sax, R OBP: 0.367, SLG: 0.389 (1, 4)											5	0	2	0	0	0	3								
Alvaro Espinoza, R OBP: 0.302, SLG: 0.324 (1, 6)											4	1	1	0	1	0	2								
Don Mattingly, L OBP: 0.352, SLG: 0.483 (1, 10)											5	2	3	2	0	0	1								
Mel Hall, L OBP: 0.294, SLG: 0.412 (1, 7)											3	0	0	0	0	0	3								
Steve Balboni, R OBP: 0.291, SLG: 0.455 (1, 3)											3	1	0	0	1	0	1								
Jesse Barfield, R OBP: 0.346, SLG: 0.410 (1, 9)											1	1	0	0	2	0	0								
Don Stought, R OBP: 0.314, SLG: 0.372 (1, 2)											3	0	0	1	0	0	3								
Randy Velarde, R OBP: 0.375, SLG: 0.451 (1, 5)											4	0	1	0	0	1	1	AB 32							
Roberto Kelly, R OBP: 0.374, SLG: 0.430 (1, 8)											4	0	2	2	0	0	0	R 5							
																		H 9							
																		RBI 5							
																		BB 4							
																		SO 1							
																		LOB 14							
Inning Stats	R: 0 E: 0 K: 0 S: 5	H: 1 LOB: 1 P: 8	R: 0 E: 0 K: 0 S: 5	H: 0 LOB: 1 P: 15	R: 0 E: 0 K: 0 S: 4	H: 1 LOB: 0 P: 7	R: 0 E: 1 K: 0 S: 9	H: 0 LOB: 2 P: 15	R: 0 E: 0 K: 1 S: 10	H: 1 LOB: 1 P: 14	R: 3 E: 0 K: 0 S: 16	H: 3 LOB: 2 P: 28	R: 0 E: 0 K: 0 S: 8	H: 1 LOB: 0 P: 10	R: 0 E: 0 K: 0 S: 3	H: 0 LOB: 0 P: 3	R: 0 E: 0 K: 0 S: 8	H: 1 LOB: 0 P: 10	R: 2 E: 0 K: 0 S: 2	H: 1 LOB: 0 P: 6	1B: 8 2B: 0 3B: 0 HR: 1	SF: 1 SAC: 1 DP: 1 HBP: 1	WP: 0 PB: 0 SB: 1 CS: 2	PA: 39	
PITCHER	IP WLS BF H R ER SO BB IBB HBP BLK WP HR S P ERA WHIP	IP WLS BF H R ER SO BB IBB HBP BLK WP HR S P ERA WHIP	IP WLS BF H R ER SO BB IBB HBP BLK WP HR S P ERA WHIP	IP WLS BF H R ER SO BB IBB HBP BLK WP HR S P ERA WHIP	IP WLS BF H R ER SO BB IBB HBP BLK WP HR S P ERA WHIP	IP WLS BF H R ER SO BB IBB HBP BLK WP HR S P ERA WHIP	IP WLS BF H R ER SO BB IBB HBP BLK WP HR S P ERA WHIP	IP WLS BF H R ER SO BB IBB HBP BLK WP HR S P ERA WHIP	IP WLS BF H R ER SO BB IBB HBP BLK WP HR S P ERA WHIP	IP WLS BF H R ER SO BB IBB HBP BLK WP HR S P ERA WHIP	IP WLS BF H R ER SO BB IBB HBP BLK WP HR S P ERA WHIP	IP WLS BF H R ER SO BB IBB HBP BLK WP HR S P ERA WHIP	IP WLS BF H R ER SO BB IBB HBP BLK WP HR S P ERA WHIP	IP WLS BF H R ER SO BB IBB HBP BLK WP HR S P ERA WHIP	IP WLS BF H R ER SO BB IBB HBP BLK WP HR S P ERA WHIP	IP WLS BF H R ER SO BB IBB HBP BLK WP HR S P ERA WHIP	IP WLS BF H R ER SO BB IBB HBP BLK WP HR S P ERA WHIP	IP WLS BF H R ER SO BB IBB HBP BLK WP HR S P ERA WHIP	IP WLS BF H R ER SO BB IBB HBP BLK WP HR S P ERA WHIP	IP WLS BF H R ER SO BB IBB HBP BLK WP HR S P ERA WHIP	IP WLS BF H R ER SO BB IBB HBP BLK WP HR S P ERA WHIP	IP WLS BF H R ER SO BB IBB HBP BLK WP HR S P ERA WHIP	IP WLS BF H R ER SO BB IBB HBP BLK WP HR S P ERA WHIP	IP WLS BF H R ER SO BB IBB HBP BLK WP HR S P ERA WHIP	IP WLS BF H R ER SO BB IBB HBP BLK WP HR S P ERA WHIP


Milwaukee Brewers @ New York Yankees
 Yankee Stadium, Bronx, NY
 Thu Sep 21 1989, 7:05 PM EDT
 Att: 11,230 - Unknown - 70 F

livebaseballscorecards.com


Batter	1	2	3	4	5	6	7	8	9	AB	R	H	RBI	BB	SO	LOB	TOP								
Steve Sax, R OBP: 0.369, SLG: 0.393 (1, 4)	L8		2B 1B		CS 2B		1-2 1B		G6-3 1-2	5	1	3	0	0	0	1	New York Yankees @ Baltimore Orioles Memorial Stadium, Baltimore, MD Fri Sep 22 1989, 7:05 PM EDT Att: 47,721 - Unknown								
Alvaro Espinoza, R OBP: 0.301, SLG: 0.325 (1, 6)	K		SF8 2B		G3-1 2-3		K		L6	5	1	1	1	0	2	4									
Don Mattingly, L OBP: 0.350, SLG: 0.481 (1, 10)	G4-3		SF8			F7	P2			3	0	0	1	0	0	2									
Mel Hall, L OBP: 0.294, SLG: 0.419 (1, 7)		P6 F9				HR			G4-3	4	1	1	1	0	0	0									
Steve Balboni, R OBP: 0.294, SLG: 0.465 (1, 3)		HR			G5-3		L7			3	1	1	1	1	0	0									
Jesse Barfield, R OBP: 0.347, SLG: 0.411 (1, 9)		F9			FC4 1B		FC6-4 1B		F9	4	0	2	0	0	0	1									
Randy Velarde, R OBP: 0.370, SLG: 0.477 (1, 5)		HR			FC4 WP 1-2f		FC6-4 1-2f		L8	4	1	1	1	0	0	3									
Bob Geren, R OBP: 0.335, SLG: 0.462 (1, 2)		K			K				K	4	0	0	0	0	4	1									
Roberto Kelly, R OBP: 0.375, SLG: 0.429 (1, 8)			G6-3						G6-3 1B HBP	3	0	1	0	0	0	0									
Inning Stats	R: 0 E: 0 K: 1 S: 7	H: 0 LOB: 0 BB: 0 P: 11	R: 2 E: 0 K: 1 S: 13	H: 2 LOB: 0 BB: 0 P: 17	R: 2 E: 0 K: 0 S: 10	H: 2 LOB: 0 BB: 0 P: 15	R: 0 E: 0 K: 1 S: 10	H: 1 LOB: 1 BB: 0 P: 19	R: 0 E: 0 K: 0 S: 6	H: 1 LOB: 0 BB: 0 P: 10	R: 1 E: 0 K: 0 S: 7	H: 2 LOB: 1 BB: 0 P: 14	R: 0 E: 0 K: 2 S: 13	H: 1 LOB: 2 BB: 0 P: 21	R: 0 E: 0 K: 0 S: 12	H: 0 LOB: 1 BB: 1 P: 20	R: 0 E: 0 K: 1 S: 10	H: 1 LOB: 1 BB: 0 P: 16	1B: 5 2B: 2 3B: 0 HR: 3	SF: 1 SAC: 0 DP: 0 HBP: 1	WP: 1 PB: 0 SB: 1 CS: 1	PA: 38			
PITCHER	IP	WLS	BF	H	R	ER	SO	BB	IBB	HBP	BLK	WP	HR	S	P	ERA	WHIP								
Dave Johnson, R ERA: 4.17 (1, 1)	3.0		13	4	4	4	2	0	0	0	0	0	2	30	43	12.00	1.333								
Brian Holton, R ERA: 4.02 (4, 1)	3.0	L	12	4	1	1	1	0	0	0	0	1	1	23	43	3.00	1.333								
Mark Williamson, R ERA: 2.91 (7, 1)	2.0		9	1	0	0	2	1	0	1	0	0	0	25	41	0.00	1.000								
Gregg Olson, R ERA: 1.77 (9, 1)	1.0		4	1	0	0	1	0	0	0	0	0	0	10	16	0.00	1.000								

Batter	1	2	3	4	5	6	7	8	9	AB	R	H	RBI	BB	SO	LOB	BOTTOM								
Phil Bradley, R OBP: 0.366, SLG: 0.413 (1, 7)	G6-3		G6-3		G4-3 G6-3 HBP		F8			3	0	0	0	0	0	0	New York Yankees @ Baltimore Orioles Memorial Stadium, Baltimore, MD Fri Sep 22 1989, 7:05 PM EDT Att: 47,721 - Unknown								
Joe Orsulak, L OBP: 0.350, SLG: 0.415 (1, 9)	G6-3			G4-3	G6-3			G4-3		4	0	0	0	0	0	1									
Cal Ripken Jr., R OBP: 0.318, SLG: 0.405 (1, 6)				E5 1B SF8	G4-3			2B		3	1	1	0	1	0	1									
Mickey Tettleton, S OBP: 0.380, SLG: 0.528 (1, 10)										3	1	1	0	1	1	2									
Brady Anderson, L OBP: 0.324, SLG: 0.312 (8, PR)	F7			1B 2B 1B	K			G4-6-3 BB		0	0	0	0	0	0	0									
Randy Milligan, R OBP: 0.393, SLG: 0.465 (1, 3)			G6-3	SF8		G4-3		G4-6-3		3	0	0	1	0	0	2									
Craig Worthington, R OBP: 0.341, SLG: 0.388 (1, 5)									K	4	1	2	0	0	1	0									
Mike Devereaux, R OBP: 0.330, SLG: 0.382 (1, 8)			G6-4-3			G6-3			G6-3	4	1	1	1	0	0	1									
Jamie Quirk, L OBP: 0.279, SLG: 0.253 (1, 2)										3	0	2	2	0	0	0									
Keith Moreland, R OBP: 0.330, SLG: 0.368 (9, PH)									K	1	0	0	0	0	1	0									
Tim Hulett, R OBP: 0.354, SLG: 0.423 (1, 4)			G4-6-3		G1-3		L7			3	0	0	0	0	0	2									
Inning Stats	R: 0 E: 0 K: 0 S: 8	H: 0 LOB: 1 BB: 1 P: 15	R: 0 E: 0 K: 0 S: 5	H: 1 LOB: 0 BB: 0 P: 6	R: 0 E: 0 K: 0 S: 6	H: 1 LOB: 0 BB: 0 P: 10	R: 4 E: 1 K: 0 S: 14	H: 4 LOB: 1 BB: 0 P: 21	R: 0 E: 0 K: 1 S: 9	H: 0 LOB: 1 BB: 0 P: 15	R: 0 E: 0 K: 0 S: 8	H: 0 LOB: 0 BB: 0 P: 11	R: 0 E: 0 K: 0 S: 7	H: 0 LOB: 0 BB: 0 P: 11	R: 0 E: 0 K: 0 S: 7	H: 1 LOB: 2 BB: 1 P: 16	R: 0 E: 0 K: 2 S: 7	H: 0 LOB: 0 BB: 0 P: 10	1B: 5 2B: 2 3B: 0 HR: 0	SF: 1 SAC: 0 DP: 3 HBP: 1	WP: 0 PB: 0 SB: 0 CS: 0	PA: 35			
PITCHER	IP	WLS	BF	H	R	ER	SO	BB	IBB	HBP	BLK	WP	HR	S	P	ERA	WHIP								
Walt Terrell, R ERA: 4.7 (1, 1)	7.0		28	8	4	0	1	1	0	0	0	0	0	57	89	0.00	1.000								
Rich Gossage, R ERA: 2.95 (8, 1)	1.0		4	1	0	0	0	1	0	0	0	0	0	7	16	0.00	2.000								
Dave Righetti, L ERA: 3.09 (9, 1)	1.0	S	3	0	0	0	2	0	0	0	0	0	0	7	10	0.00	0.000								

AB	35
R	5
H	10
RBI	5
BB	1
SO	6
LOB	12



AB	31
R	4
H	7
RBI	4
BB	2
SO	3
LOB	9



Batter	1	2	3	4	5	6	7	8	9	AB	R	H	RBI	BB	SO	LOB	TOP		
Steve Sax, R (1,4) OBP: 0.367, SLG: 0.390 Wayne Tolleson, S (8,4) OBP: 0.256, SLG: 0.252	L4		SH1-4	F8		G6-3		G2-3		4	0	0	0	0	0	5			
Alvaro Espinoza, R (1,6) OBP: 0.301, SLG: 0.325 Mike Blowers, R (6,5) OBP: 0.273, SLG: 0.273	1B		P4		L7			G1-3		3	0	1	0	0	0	2			
Don Mattingly, L (1,3) OBP: 0.350, SLG: 0.478	K				G5-3 1B		L8	G5-3		3	1	0	0	2	1	1			
Mel Hall, L (1,7) OBP: 0.292, SLG: 0.415	G4-3		G4-3		G5-3			G4-3		5	0	1	0	0	0	5			
Steve Balboni, R (1,10) OBP: 0.300, SLG: 0.467		K			1B					3	1	2	1	1	1	0			
Jesse Barfield, R (1,9) OBP: 0.345, SLG: 0.407	G6-3				F7			FC5-4		4	0	0	0	0	0	4			
Randy Velarde, R (1,5) OBP: 0.385, SLG: 0.483	K				1B			FC5-4 1B		3	0	2	0	1	1	0			
Don Slaught, R (1,2) OBP: 0.315, SLG: 0.371 Bob Geren, R (4,2) OBP: 0.332, SLG: 0.457			SH1-4 1B		P4		K	FC5-4 G5-3		1	0	0	0	1	0	2			
Roberto Kelly, R (1,8) OBP: 0.378, SLG: 0.431			SH1-4 1B		1-2 2-H			G5-3		3	0	2	1	1	0	1			
Inning Stats	R: 0 E: 0 K: 1 S: 14	H: 1 LOB: 1 BB: 0 P: 21	R: 0 E: 0 K: 2 S: 9	H: 0 LOB: 0 BB: 0 P: 13	R: 0 E: 0 K: 0 S: 8	H: 1 LOB: 3 BB: 2 P: 17	R: 1 E: 0 K: 0 S: 13	H: 2 LOB: 2 BB: 1 P: 25	R: 1 E: 0 K: 0 S: 12	H: 1 LOB: 1 BB: 1 P: 21	R: 0 E: 0 K: 1 S: 10	H: 1 LOB: 1 BB: 1 P: 17	R: 0 E: 0 K: 0 S: 7	H: 1 LOB: 1 BB: 0 P: 10	R: 0 E: 0 K: 0 S: 6	H: 0 LOB: 0 BB: 0 P: 8	1B: 8 2B: 0 3B: 0 HR: 0	SF: 0 SAC: 1 DP: 1 HBP: 0	WP: 0 PA: 40 PB: 0 SB: 0 CS: 0
PITCHER	IP WLS BF H R ER SO BB IBB HBP BLK WP HR S P ERA WHIP																		
Bob Milacki, R (1,1) ERA: 3.81 Dave Schmidt, R (8,1) ERA: 5.64	7.0 W 33 7 2 2 4 6 0 0 0 0 0 0 74 129 2.57 1.857																		
2.0 7 1 0 0 0 0 0 0 0 0 0 0 0 13 18 0.00 0.500																			

New York Yankees @ Baltimore Orioles
Memorial Stadium, Baltimore, MD

AB 33
R 2
H 8
RBI 2
BB 6
SO 4
LOB 22



Sat Sep 23 1989, 7:05 PM EDT
Att: 48,308 - Unknown - 53 F

Batter	1	2	3	4	5	6	7	8	9	AB	R	H	RBI	BB	SO	LOB	BOTTOM
Steve Finley, L (1,8) OBP: 0.300, SLG: 0.321	K				FC3 G3		G1-3			5	1	1	1	0	1	3	
Joe Orsulak, L (1,7) OBP: 0.349, SLG: 0.414 Brady Anderson, L (7, PH) OBP: 0.326, SLG: 0.314	G6-3		F9		G3					4	0	1	1	0	0	2	
Cal Ripken Jr., R (1,6) OBP: 0.318, SLG: 0.404	K				1B					1	0	1	0	0	0		
Cal Ripken Jr., R (1,6) OBP: 0.318, SLG: 0.404	K				F8		G1-3			3	0	0	0	2	1	3	
Mickey Tettleton, S (1,10) OBP: 0.377, SLG: 0.523 Larry Sheets, L (8, PH) OBP: 0.307, SLG: 0.361	K		K		K		G6-3			4	0	0	0	0	3	2	
Randy Milligan, R (1,3) OBP: 0.398, SLG: 0.466 Jim Traber, L (8,3) OBP: 0.268, SLG: 0.297	1B		F9		FC5-4 1B		E 1B			3	2	2	0	1	0	1	
Craig Worthington, R (1,5) OBP: 0.342, SLG: 0.396	K				HR		E5 1B			5	2	2	1	0	1	3	
Stan Jefferson, S (1,9) OBP: 0.267, SLG: 0.376	1B		1B		SH3 FC3		G3-6-3 1B			4	3	3	1	1	0	2	
Jamie Quirk, L (1,2) OBP: 0.289, SLG: 0.256	1B		SH3		1B		G3-6-3			3	1	1	1	1	0	4	
Tim Hulett, R (1,4) OBP: 0.361, SLG: 0.432 Billy Ripken, R (9,4) OBP: 0.285, SLG: 0.306	1B		SH3		1B		K			3	1	2	3	0	1	0	
Inning Stats	R: 2 E: 0 K: 2 S: 9	H: 2 LOB: 2 BB: 2 P: 28	R: 0 E: 0 K: 1 S: 8	H: 0 LOB: 1 BB: 1 P: 16	R: 4 E: 0 K: 1 S: 23	H: 3 LOB: 1 BB: 1 P: 39	R: 3 E: 0 K: 0 S: 15	H: 5 LOB: 2 BB: 0 P: 27	R: 1 E: 1 K: 0 S: 8	H: 1 LOB: 1 BB: 1 P: 15	R: 0 E: 0 K: 1 S: 15	H: 1 LOB: 1 BB: 0 P: 19	R: 0 E: 0 K: 0 S: 12	H: 2 LOB: 2 BB: 0 P: 19	1B: 11 2B: 2 3B: 0 HR: 1	SF: 1 SAC: 1 DP: 1 HBP: 0	WP: 1 PA: 44 PB: 0 SB: 1 CS: 0
PITCHER	IP WLS BF H R ER SO BB IBB HBP BLK WP HR S P ERA WHIP																
Eric Plunk, R (1,1) ERA: 3.55 Dale Mohorovic, R (5,1) ERA: 4.99 Jimmy Jones, R (5,1) ERA: 5.82	4.0 L 22 5 3 3 0 4 0 0 0 0 0 0 12 23 40.50 7.500																
3.1 15 4 1 0 1 1 0 0 0 0 0 0 38 57 0.00 1.500																	

New York Yankees @ Baltimore Orioles
Memorial Stadium, Baltimore, MD

AB 37
R 10
H 14
RBI 8
BB 5
SO 7
LOB 21



Sat Sep 23 1989, 7:05 PM EDT
Att: 48,308 - Unknown - 53 F

Batter	1	2	3	4	5	6	7	8	9	AB	R	H	RBI	BB	SO	LOB	TOP					
Steve Sax, R OBP: 0.367, SLG: 0.390										3	0	1	0	0	0	0	New York Yankees @ Baltimore Orioles Memorial Stadium, Baltimore, MD Sun Sep 24 1989, 3:33 AM EDT Att: 51,173 - Sunny - 65 F					
Alvaro Espinoza, R OBP: 0.299, SLG: 0.323										3	0	0	0	0	0	1						
Don Mattingly, L OBP: 0.352, SLG: 0.479										3	0	2	1	1	0	0						
Steve Balboni, R OBP: 0.296, SLG: 0.460										4	0	0	0	0	0	4						
Jesse Barfield, R OBP: 0.344, SLG: 0.406										4	0	1	0	0	1	0						
Randy Velarde, R OBP: 0.384, SLG: 0.489										3	1	1	0	0	0	0						
Roberto Kelly, R OBP: 0.377, SLG: 0.428										3	0	0	0	1	0	2						
Bob Geren, R OBP: 0.330, SLG: 0.458										4	0	1	1	0	0	3						
Marcus Lawton, S OBP: 0.200, SLG: 0.200										3	1	1	0	0	0	1						
Inning Stats	R: 0 E: 0 K: 0 S: 9	H: 1 LOB: 1 BB: 1 P: 17	R: 1 E: 0 K: 1 S: 15	H: 2 LOB: 1 BB: 0 P: 24	R: 0 E: 0 K: 0 S: 7	H: 1 LOB: 1 BB: 0 P: 10	R: 0 E: 1 K: 0 S: 8	H: 0 LOB: 1 BB: 0 P: 11	R: 1 E: 0 K: 0 S: 9	H: 2 LOB: 1 BB: 0 P: 13	R: 0 E: 0 K: 0 S: 6	H: 0 LOB: 0 BB: 0 P: 9	R: 0 E: 0 K: 0 S: 6	H: 0 LOB: 0 BB: 0 P: 6	R: 0 E: 0 K: 0 S: 7	H: 0 LOB: 0 BB: 1 P: 11	R: 0 E: 0 K: 0 S: 4	H: 1 LOB: 1 BB: 1 P: 10	1B: 5 2B: 2 3B: 0 HR: 0	SF: 0 SAC: 0 DP: 2 HBP: 0	WP: 0 PB: 0 SB: 0 CS: 0	PA: 35
PITCHER Jeff Ballard, L ERA: 3.5	IP: 9.0 WLS: L BF: 35 H: 7 R: 2 ER: 2 SO: 1 BB: 1 IBB: 1 HBP: 0 BLK: 0 WP: 0 HR: 0 S: 71 P: 111 ERA: 2.00 WHIP: 0.889																					

AB 30
R 2
H 7
RBI 2
BB 2
SO 1
LOB 11



Batter	1	2	3	4	5	6	7	8	9	AB	R	H	RBI	BB	SO	LOB	BOTTOM					
Phil Bradley, R OBP: 0.365, SLG: 0.412										4	0	1	0	0	1	0	New York Yankees @ Baltimore Orioles Memorial Stadium, Baltimore, MD Sun Sep 24 1989, 3:33 AM EDT Att: 51,173 - Sunny - 65 F					
Tim Lueftl, R OBP: 0.345, SLG: 0.410										4	0	0	0	0	1	2						
Cal Ripken Jr., R OBP: 0.318, SLG: 0.402										3	0	0	0	1	2	2						
Mickey Tettleton, S OBP: 0.376, SLG: 0.520										4	0	1	0	0	2	1						
Billy Ripken, R OBP: 0.285, SLG: 0.306										0	0	0	0	0	0	0						
Randy Milligan, R OBP: 0.397, SLG: 0.465										3	0	1	0	1	1	1						
Craig Worthington, R OBP: 0.343, SLG: 0.397										4	0	2	0	0	1	2						
Brady Anderson, L OBP: 0.320, SLG: 0.314										0	0	0	0	0	0	0						
Mike Devereaux, R OBP: 0.327, SLG: 0.378										4	0	0	0	0	2	6						
Bob Melvin, R OBP: 0.279, SLG: 0.288										2	0	0	0	1	0	2						
Juan Bell, R OBP: 0.289, SLG: 0.256										0	0	0	0	0	0	0						
Jamie Quirk, L OBP: 0.289, SLG: 0.256										0	0	0	0	0	0	0						
Keith Moreland, R OBP: 0.330, SLG: 0.367										1	0	0	0	0	0	2						
Stan Jefferson, S OBP: 0.261, SLG: 0.367										3	0	0	0	0	1	1						
Inning Stats	R: 0 E: 0 K: 0 S: 7	H: 0 LOB: 0 BB: 0 P: 13	R: 0 E: 0 K: 2 S: 15	H: 1 LOB: 2 BB: 1 P: 24	R: 0 E: 0 K: 2 S: 11	H: 0 LOB: 0 BB: 0 P: 16	R: 0 E: 0 K: 2 S: 10	H: 0 LOB: 0 BB: 0 P: 13	R: 0 E: 0 K: 1 S: 10	H: 0 LOB: 0 BB: 0 P: 13	R: 0 E: 0 K: 1 S: 6	H: 0 LOB: 0 BB: 0 P: 9	R: 0 E: 0 K: 2 S: 16	H: 1 LOB: 2 BB: 1 P: 24	R: 0 E: 0 K: 1 S: 17	H: 1 LOB: 2 BB: 1 P: 28	R: 0 E: 0 K: 0 S: 15	H: 2 LOB: 2 BB: 0 P: 21	1B: 5 2B: 0 3B: 0 HR: 0	SF: 0 SAC: 0 DP: 0 HBP: 0	WP: 0 PB: 0 SB: 0 CS: 0	PA: 35
PITCHER Chuck Cary, L ERA: 3.26	IP: 7.0 WLS: W BF: 26 H: 2 R: 0 ER: 0 SO: 10 BB: 3 IBB: 0 HBP: 0 BLK: 0 WP: 0 HR: 0 S: 81 P: 122 ERA: 0.00 WHIP: 0.714																					
Lee Guetterman, L ERA: 2.53	0.2	3	1	0	0	0	0	0	0	0	0	7	12	0.00	1.500							
Lance McCullers, R ERA: 4.63	0.1	1	0	0	0	1	0	0	0	0	0	4	6	0.00	0.000							
Dave Righetti, L ERA: 3.04	1.0	S	5	2	0	0	0	0	0	0	0	15	21	0.00	2.000							

AB 32
R 0
H 5
RBI 0
BB 3
SO 11
LOB 19



Batter	1	2	3	4	5	6	7	8	9	AB	R	H	RBI	BB	SO	LOB	TOP					
Steve Sax, R OBP: 0.370, SLG: 0.393										5	1	4	0	0	0	1	New York Yankees @ Boston Red Sox Fenway Park, Boston, MA Mon Sep 25 1989, 7:05 PM EDT Att: 32,759 - Unknown - 62 F					
Luis Polonia, L OBP: 0.340, SLG: 0.390										3	2	2	0	0	0	2						
Steve Balboni, R OBP: 0.295, SLG: 0.459										1	0	0	0	0	0	1						
Don Mattingly, L OBP: 0.352, SLG: 0.478										4	0	1	1	0	0	1						
Mel Hall, L OBP: 0.289, SLG: 0.411										4	0	0	1	0	0	2						
Jesse Barfield, R OBP: 0.343, SLG: 0.405										4	0	1	1	0	2	1						
Randy Velarde, R OBP: 0.388, SLG: 0.490										4	0	2	0	0	1	0						
Roberto Kelly, R OBP: 0.374, SLG: 0.424										4	0	0	0	0	2	4						
Bob Geren, R OBP: 0.329, SLG: 0.454										4	0	1	0	0	3	1						
Alvaro Espinoza, R OBP: 0.297, SLG: 0.320										4	1	0	0	0	2	2						
Inning Stats	R: 2 E: 0 K: 1 S: 17	H: 4 LOB: 2 BB: 0 P: 25	R: 0 E: 0 K: 1 S: 9	H: 1 LOB: 0 BB: 0 P: 16	R: 1 E: 0 K: 0 S: 10	H: 3 LOB: 2 BB: 0 P: 15	R: 0 E: 0 K: 1 S: 8	H: 2 LOB: 1 BB: 0 P: 13	R: 0 E: 0 K: 2 S: 10	H: 0 LOB: 0 BB: 0 P: 14	R: 1 E: 1 K: 0 S: 7	H: 1 LOB: 0 BB: 0 P: 11	R: 0 E: 0 K: 2 S: 9	H: 0 LOB: 0 BB: 0 P: 14	R: 0 E: 1 K: 2 S: 14	H: 0 LOB: 1 BB: 0 P: 21	1B: 10 2B: 1 3B: 0 HR: 0	SF: 0 SAC: 0 DP: 2 HBP: 0	WP: 1 PB: 0 SB: 0 CS: 1	PA: 38		
PITCHER	IP WLS BF H R ER SO BB IBB HBP BLK WP HR S P ERA WHIP	IP WLS BF H R ER SO BB IBB HBP BLK WP HR S P ERA WHIP	IP WLS BF H R ER SO BB IBB HBP BLK WP HR S P ERA WHIP	IP WLS BF H R ER SO BB IBB HBP BLK WP HR S P ERA WHIP	IP WLS BF H R ER SO BB IBB HBP BLK WP HR S P ERA WHIP	IP WLS BF H R ER SO BB IBB HBP BLK WP HR S P ERA WHIP	IP WLS BF H R ER SO BB IBB HBP BLK WP HR S P ERA WHIP	IP WLS BF H R ER SO BB IBB HBP BLK WP HR S P ERA WHIP	IP WLS BF H R ER SO BB IBB HBP BLK WP HR S P ERA WHIP	IP WLS BF H R ER SO BB IBB HBP BLK WP HR S P ERA WHIP	IP WLS BF H R ER SO BB IBB HBP BLK WP HR S P ERA WHIP	IP WLS BF H R ER SO BB IBB HBP BLK WP HR S P ERA WHIP	IP WLS BF H R ER SO BB IBB HBP BLK WP HR S P ERA WHIP	IP WLS BF H R ER SO BB IBB HBP BLK WP HR S P ERA WHIP	IP WLS BF H R ER SO BB IBB HBP BLK WP HR S P ERA WHIP	IP WLS BF H R ER SO BB IBB HBP BLK WP HR S P ERA WHIP	IP WLS BF H R ER SO BB IBB HBP BLK WP HR S P ERA WHIP	IP WLS BF H R ER SO BB IBB HBP BLK WP HR S P ERA WHIP	IP WLS BF H R ER SO BB IBB HBP BLK WP HR S P ERA WHIP	IP WLS BF H R ER SO BB IBB HBP BLK WP HR S P ERA WHIP	IP WLS BF H R ER SO BB IBB HBP BLK WP HR S P ERA WHIP	
Roger Clemens, R ERA: 3.17	6.0	W	28	11	4	3	6	0	0	0	0	0	0	0	0	0	1	0	66	101	4.50	1.833
Rob Murphy, L ERA: 2.92	1.1		3	0	0	0	0	0	0	0	0	0	0	0	0	0	0	0	6	10	0.00	0.000
Lee Smith, R ERA: 3.54	1.2	S	6	0	0	0	4	0	0	0	0	0	0	0	0	0	0	0	21	31	0.00	0.000

Batter	1	2	3	4	5	6	7	8	9	AB	R	H	RBI	BB	SO	LOB	BOTTOM					
Wade Boggs, L OBP: 0.329, SLG: 0.451										5	2	4	1	0	0	0	New York Yankees @ Boston Red Sox Fenway Park, Boston, MA Mon Sep 25 1989, 7:05 PM EDT Att: 32,759 - Unknown - 62 F					
Jody Read, R OBP: 0.376, SLG: 0.393										3	2	1	0	2	1	3						
Dwight Evans, R OBP: 0.401, SLG: 0.475										4	1	4	3	1	0	0						
Mike Greenwell, L OBP: 0.370, SLG: 0.436										4	1	1	2	1	1	4						
Nick Esasky, R OBP: 0.350, SLG: 0.497										1	0	0	0	4	0	0						
Carlos Quintana, R OBP: 0.295, SLG: 0.296									1	0	0	0	0	0	2							
Danny Heep, L OBP: 0.361, SLG: 0.412									3	0	0	0	0	0	6							
Jeff Stone, L OBP: 0.264, SLG: 0.298									1	0	0	0	0	2								
Kevin Romine, R OBP: 0.321, SLG: 0.329									3	0	0	1	0	0	0							
Luis Rivera, R OBP: 0.302, SLG: 0.356									4	0	2	0	0	0	1							
Rick Cerone, R OBP: 0.321, SLG: 0.340									4	1	0	0	0	1	2							
Inning Stats	R: 4 E: 0 K: 0 S: 13	H: 2 LOB: 1 BB: 3 P: 33	R: 1 E: 0 K: 0 S: 13	H: 2 LOB: 3 BB: 2 P: 29	R: 1 E: 1 K: 0 S: 5	H: 1 LOB: 1 BB: 0 P: 10	R: 0 E: 0 K: 0 S: 3	H: 0 LOB: 0 BB: 1 P: 9	R: 0 E: 0 K: 0 S: 10	H: 1 LOB: 1 BB: 0 P: 12	R: 1 E: 0 K: 0 S: 10	H: 3 LOB: 2 BB: 1 P: 20	R: 0 E: 0 K: 2 S: 13	H: 2 LOB: 2 BB: 0 P: 20	R: 0 E: 0 K: 1 S: 7	H: 1 LOB: 1 BB: 1 P: 14	1B: 9 2B: 2 3B: 0 HR: 1	SF: 1 SAC: 0 DP: 3 HBP: 0	WP: 1 PB: 0 SB: 0 CS: 0	PA: 42		
PITCHER	IP WLS BF H R ER SO BB IBB HBP BLK WP HR S P ERA WHIP	IP WLS BF H R ER SO BB IBB HBP BLK WP HR S P ERA WHIP	IP WLS BF H R ER SO BB IBB HBP BLK WP HR S P ERA WHIP	IP WLS BF H R ER SO BB IBB HBP BLK WP HR S P ERA WHIP	IP WLS BF H R ER SO BB IBB HBP BLK WP HR S P ERA WHIP	IP WLS BF H R ER SO BB IBB HBP BLK WP HR S P ERA WHIP	IP WLS BF H R ER SO BB IBB HBP BLK WP HR S P ERA WHIP	IP WLS BF H R ER SO BB IBB HBP BLK WP HR S P ERA WHIP	IP WLS BF H R ER SO BB IBB HBP BLK WP HR S P ERA WHIP	IP WLS BF H R ER SO BB IBB HBP BLK WP HR S P ERA WHIP	IP WLS BF H R ER SO BB IBB HBP BLK WP HR S P ERA WHIP	IP WLS BF H R ER SO BB IBB HBP BLK WP HR S P ERA WHIP	IP WLS BF H R ER SO BB IBB HBP BLK WP HR S P ERA WHIP	IP WLS BF H R ER SO BB IBB HBP BLK WP HR S P ERA WHIP	IP WLS BF H R ER SO BB IBB HBP BLK WP HR S P ERA WHIP	IP WLS BF H R ER SO BB IBB HBP BLK WP HR S P ERA WHIP	IP WLS BF H R ER SO BB IBB HBP BLK WP HR S P ERA WHIP	IP WLS BF H R ER SO BB IBB HBP BLK WP HR S P ERA WHIP	IP WLS BF H R ER SO BB IBB HBP BLK WP HR S P ERA WHIP	IP WLS BF H R ER SO BB IBB HBP BLK WP HR S P ERA WHIP	IP WLS BF H R ER SO BB IBB HBP BLK WP HR S P ERA WHIP	
Kevin Mmahat, L ERA: 14.29	1.2	L	14	4	5	5	0	0	0	0	0	0	0	0	0	0	1	0	24	60	27.00	5.400
Clay Parker, R ERA: 3.72	5.1		25	8	2	1	2	2	0	0	0	0	0	0	0	0	0	0	44	74	1.69	1.875
Lee Guetterman, L ERA: 2.51	1.0		3	0	0	0	1	0	1	0	0	0	0	0	0	0	1	0	6	13	0.00	0.000



Batter	1	2	3	4	5	6	7	8	9	AB	R	H	RBI	BB	SO	LOB	TOP					
Steve Sax, R OBP: 0.367, SLG: 0.391	F8	SF9		F9		FC5-4			G4-3	4	0	0	1	0	0	2						
Luis Polonia, L OBP: 0.341, SLG: 0.391	1B	F8				G4-3			K	4	1	1	0	1	1	4						
Don Mattingly, L OBP: 0.353, SLG: 0.478	P3-1			PB		F9			G4-3	4	1	2	1	0	0	1						
Steve Balboni, R OBP: 0.291, SLG: 0.452	P3-1			L7		P3			K	4	0	0	0	0	1	3						
Mel Hall, L OBP: 0.289, SLG: 0.409				F9		L7			G4-3	4	1	1	0	0	0	2						
Jesse Barfield, R OBP: 0.344, SLG: 0.411						P1			G5-3	4	1	2	1	0	0	0						
Randy Velarde, R OBP: 0.393, SLG: 0.485				SF9					G6-3	3	1	1	0	1	0	1						
Mike Blowers, R OBP: 0.308, SLG: 0.308						FC5-4			G6-3	4	0	2	1	0	1	0						
Brian Dorsett, R OBP: 0.125, SLG: 0.125	L6			G3					K	4	0	1	1	0	1	3						
Inning Stats	R: 1 E: 0 K: 0 S: 9	H: 2 LOB: 0 BB: 0 P: 17	R: 2 E: 0 K: 0 S: 15	H: 3 LOB: 2 BB: 1 P: 24	R: 1 E: 0 K: 0 S: 8	H: 2 LOB: 0 BB: 0 P: 13	R: 0 E: 0 K: 1 S: 6	H: 0 LOB: 0 BB: 1 P: 9	R: 0 E: 0 K: 0 S: 6	H: 0 LOB: 1 BB: 1 P: 13	R: 1 E: 0 K: 0 S: 13	H: 3 LOB: 2 BB: 0 P: 24	R: 0 E: 0 K: 1 S: 6	H: 0 LOB: 0 BB: 0 P: 8	R: 0 E: 0 K: 0 S: 7	H: 0 LOB: 0 BB: 0 P: 8	R: 0 E: 0 K: 2 S: 9	H: 0 LOB: 0 BB: 0 P: 12	1B: 7 2B: 3 3B: 1 HR: 0	SF: 1 SAC: 0 DP: 1 HBP: 0	WP: 0 PB: 1 SB: 0 CS: 0	PA: 38
PITCHER	IP	WLS	BF	H	R	ER	SO	BB	IBB	HBP	BLK	WP	HR	S	P	ERA	WHIP					
Eric Hetzel, R ERA: 6.26	5.1	W	26	9	5	5	1	2	0	0	0	0	0	49	88	8.44	2.062					
Dennis Lamp, R ERA: 2.39	2.2		9	1	0	0	1	0	0	0	0	0	0	21	28	0.00	0.375					
Lee Smith, R ERA: 3.49	1.0		3	0	0	0	2	0	0	0	0	0	0	9	12	0.00	0.000					

New York Yankees @ Boston Red Sox
 Fenway Park, Boston, MA
 Tue Sep 26 1989, 7:05 PM EDT
 Att: 31,932 - Unknown - 55 F

AB	35
R	5
H	10
RBI	5
BB	2
SO	4
LOB	16





Batter	1	2	3	4	5	6	7	8	9	AB	R	H	RBI	BB	SO	LOB	BOTTOM					
Wade Boggs, L OBP: 0.330, SLG: 0.451				G3		L6			F7	4	1	2	1	1	0	1						
Jody Reed, R OBP: 0.380, SLG: 0.394				G3		G5-3			P3	4	0	2	1	1	0	0						
Dwight Evans, R OBP: 0.399, SLG: 0.471				G3					G4-3	4	1	0	1	1	1	4						
Mike Greenwell, L OBP: 0.370, SLG: 0.441				G3					K	5	2	2	2	0	1	5						
Nick Esasky, R OBP: 0.346, SLG: 0.495	E8					P2				4	1	1	1	0	1	0						
Danny Heep, L OBP: 0.384, SLG: 0.412				G3					G1-3	2	1	1	1	1	0	0						
Carlos Quintana, R OBP: 0.291, SLG: 0.292										1	0	0	0	0	0	0						
Luis Rivera, R OBP: 0.305, SLG: 0.359									F7	3	1	1	1	1	0	1						
Kevin Romine, R OBP: 0.324, SLG: 0.329										3	1	1	0	1	0	3						
Rick Cerone, R OBP: 0.320, SLG: 0.337									F8	3	1	0	1	1	0	1						
Inning Stats	R: 3 E: 1 K: 0 S: 29	H: 7 LOB: 2 BB: 4 P: 61	R: 0 E: 1 K: 1 S: 7	H: 0 LOB: 1 BB: 1 P: 16	R: 0 E: 0 K: 0 S: 10	H: 1 LOB: 2 BB: 1 P: 18	R: 0 E: 0 K: 0 S: 10	H: 0 LOB: 0 BB: 1 P: 14	R: 0 E: 0 K: 0 S: 6	H: 0 LOB: 0 BB: 0 P: 12	R: 1 E: 0 K: 1 S: 10	H: 1 LOB: 0 BB: 0 P: 15	R: 0 E: 0 K: 0 S: 9	H: 1 LOB: 1 BB: 0 P: 12	R: 0 E: 0 K: 1 S: 8	H: 0 LOB: 0 BB: 0 P: 13	R: 0 E: 0 K: 1 S: 8	H: 0 LOB: 0 BB: 0 P: 13	1B: 8 2B: 1 3B: 0 HR: 1	SF: 0 SAC: 0 DP: 2 HBP: 0	WP: 0 PB: 0 SB: 0 CS: 0	PA: 40
PITCHER	IP	WLS	BF	H	R	ER	SO	BB	IBB	HBP	BLK	WP	HR	S	P	ERA	WHIP					
Andy Hawkins, R ERA: 4.85	0.1	L	9	5	8	8	0	3	0	0	0	0	0	22	44	216.00	24.000					
Jimmy Jones, R ERA: 5.25	4.2		20	3	0	0	1	4	0	0	0	0	0	40	77	0.00	1.500					
Lee Guetterman, L ERA: 2.52	3.0		11	2	1	1	2	0	0	0	0	0	1	27	40	3.00	0.667					

New York Yankees @ Boston Red Sox
 Fenway Park, Boston, MA
 Tue Sep 26 1989, 7:05 PM EDT
 Att: 31,932 - Unknown - 55 F

AB	33
R	9
H	10
RBI	9
BB	7
SO	3
LOB	15



Batter	1	2	3	4	5	6	7	8	9	AB	R	H	RBI	BB	SO	LOB	TOP					
Steve Sax, R OBP: 0.366, SLG: 0.390 Wayne Tolleson, S OBP: 0.256, SLG: 0.252	G5-3		E6			SF9 1B		G1-3		4	0	1	0	0	0	1	<p>New York Yankees @ Boston Red Sox Fenway Park, Boston, MA Wed Sep 27 1989, 7:05 PM EDT Att: 32,685 - Unknown - 50 F</p> <p>livebaseballscorecards.com</p> <p>AB 30 R 3 H 5 RBI 3 BB 1 SO 5 LOB 7</p> 					
Luis Polonia, L OBP: 0.338, SLG: 0.388	L8		G4-6-3			SF9		F8		3	0	0	1	0	0	2						
Don Mattingly, L OBP: 0.351, SLG: 0.475	G3			F8		G4-3		G1-3		4	0	0	0	0	0	1						
Mel Hall, L OBP: 0.288, SLG: 0.407		K		G4-3		G4-3		G4-3	L5-3 1B	4	0	1	0	0	1	1						
Jesse Barfield, R OBP: 0.344, SLG: 0.416		K		G6-3			HR		L5-3	4	1	1	1	0	1	1						
Roberto Kelly, R OBP: 0.372, SLG: 0.421		G6-3			G6-3		G6-3			3	0	0	0	0	0	0						
Mike Blowers, R OBP: 0.310, SLG: 0.286			G5-3 1B BB		K		K			2	1	0	0	1	2	0						
Alvaro Espinoza, R OBP: 0.295, SLG: 0.318			G5-3		G1		K			3	0	0	0	0	1	1						
Brian Dorsett, R OBP: 0.273, SLG: 0.273			E 2H 1B			1B WP SF9 1B		G6-3		3	1	2	1	0	0	0						
Inning Stats	R: 0 E: 0 K: 0 S: 6	H: 0 LOB: 0 BB: 0 P: 8	R: 0 E: 0 K: 2 S: 9	H: 0 LOB: 0 BB: 0 P: 12	R: 1 E: 1 K: 0 S: 7	H: 1 LOB: 1 BB: 1 P: 12	R: 0 E: 0 K: 0 S: 6	H: 0 LOB: 0 BB: 0 P: 7	R: 0 E: 0 K: 1 S: 9	H: 0 LOB: 0 BB: 0 P: 10	R: 1 E: 0 K: 0 S: 6	H: 2 LOB: 1 BB: 0 P: 10	R: 1 E: 0 K: 2 S: 11	H: 1 LOB: 0 BB: 0 P: 14	R: 0 E: 0 K: 0 S: 5	H: 0 LOB: 0 BB: 0 P: 7	R: 0 E: 0 K: 0 S: 9	H: 1 LOB: 0 BB: 0 P: 12	1B: 4 2B: 1 3B: 0 HR: 1	SF: 1 SAC: 0 DP: 2 HBP: 0	WP: 1 PB: 0 CS: 0	PA: 32
PITCHER John Dopson, R ERA: 4.08	IP: 9.0 WLS: L BF: 32	H: 5 R: 3 ER: 3 SO: 5	BB: 1 IBB: 0 HBP: 0 BLK: 0	WP: 1 HR: 1 S: 68 P: 92	ERA: 3.00 WHIP: 0.667	PITCHER										IP: 9.0 WLS: W BF: 31	H: 5 R: 0 ER: 0 SO: 3	BB: 0 IBB: 0 HBP: 1 BLK: 0	WP: 0 HR: 0 S: 65 P: 103	ERA: 0.00 WHIP: 0.556		

Batter	1	2	3	4	5	6	7	8	9	AB	R	H	RBI	BB	SO	LOB	BOTTOM					
Wade Boggs, L OBP: 0.326, SLG: 0.448	G4-3		G3			G6-3		G6-3		4	0	0	0	0	0	1	<p>New York Yankees @ Boston Red Sox Fenway Park, Boston, MA Wed Sep 27 1989, 7:05 PM EDT Att: 32,685 - Unknown - 50 F</p> <p>livebaseballscorecards.com</p> <p>AB 30 R 0 H 5 RBI 0 BB 0 SO 3 LOB 13</p> 					
Marty Barrett, R OBP: 0.317, SLG: 0.315	G1-3			CS HBP		F9		G6-3		3	0	0	0	0	0	0						
Dwight Evans, R OBP: 0.397, SLG: 0.468 Jody Reed, R OBP: 0.379, SLG: 0.393	K			K		G6-3		K		3	0	0	0	0	2	1						
Mike Greenwell, L OBP: 0.369, SLG: 0.440		E6 G4-6-3 1B		G4-3			G3-6-3 1B		P5	4	0	1	0	0	0	0						
Nick Esasky, R OBP: 0.351, SLG: 0.496		G4-6-3 1B			FC3-6 1B		F8			3	0	2	0	0	0	1						
Danny Heep, L OBP: 0.380, SLG: 0.408		G4-6-3			FC3-6 FC6-4		G3-6-3			3	0	0	0	0	0	4						
Luis Rivera, R OBP: 0.305, SLG: 0.359		G4-3		FC6-4 1B			G4-3 1B			3	0	1	0	0	0	2						
Kevin Romine, R OBP: 0.325, SLG: 0.331 Jeff Stone, L OBP: 0.259, SLG: 0.292			G3-1				L7			2	0	1	0	0	0	0						
John Marzano, R OBP: 0.357, SLG: 0.538 Sam Horn, L OBP: 0.185 Rick Cerone, R OBP: 0.320, SLG: 0.337			G4-3				G4-3			1	0	0	0	0	0	1						
										0	0	0	0	0	0	0						
Inning Stats	R: 0 E: 0 K: 1 S: 9	H: 1 LOB: 1 BB: 0 P: 11	R: 0 E: 1 K: 0 S: 9	H: 0 LOB: 0 BB: 0 P: 16	R: 0 E: 0 K: 0 S: 8	H: 0 LOB: 0 BB: 0 P: 14	R: 0 E: 0 K: 1 S: 8	H: 0 LOB: 0 BB: 0 P: 16	R: 0 E: 0 K: 0 S: 6	H: 2 LOB: 2 BB: 0 P: 9	R: 0 E: 0 K: 0 S: 8	H: 0 LOB: 0 BB: 0 P: 11	R: 0 E: 0 K: 0 S: 4	H: 1 LOB: 0 BB: 0 P: 5	R: 0 E: 0 K: 0 S: 5	H: 1 LOB: 1 BB: 0 P: 7	R: 0 E: 0 K: 1 S: 8	H: 0 LOB: 0 BB: 0 P: 14	1B: 5 2B: 1 3B: 0 HR: 0	SF: 0 SAC: 0 DP: 3 HBP: 1	WP: 0 PB: 0 CS: 1	PA: 31
PITCHER Walt Terrell, R ERA: 4.49	IP: 9.0 WLS: W BF: 31	H: 5 R: 0 ER: 0 SO: 3	BB: 0 IBB: 0 HBP: 1 BLK: 0	WP: 0 HR: 0 S: 65 P: 103	ERA: 0.00 WHIP: 0.556	PITCHER										IP: 9.0 WLS: W BF: 31	H: 5 R: 0 ER: 0 SO: 3	BB: 0 IBB: 0 HBP: 1 BLK: 0	WP: 0 HR: 0 S: 65 P: 103	ERA: 0.00 WHIP: 0.556		

Batter	1	2	3	4	5	6	7	8	9	AB	R	H	RBI	BB	SO	LOB	TOP											
Gary Pettis, S OBP: 0.377, SLG: 0.310 (1, 8)		FC3-6 1-2f					F9		G6-4-3 1-2f	5	1	2	0	0	0	3	<p>Detroit Tigers @ New York Yankees Yankee Stadium, Bronx, NY Sat Sep 30 1989, 7:05 PM EDT Att: 20,313 - Unknown - 60 F</p> <p>livebaseballscores.com</p> <p>AB 35 R 2 H 10 RBI 2 BB 3 SO 0 LOB 26</p>											
Alan Trammell, R OBP: 0.313, SLG: 0.333 Rick Schu, R OBP: 0.279, SLG: 0.336 (1, 6) (7, 5)	F9		F7		P2		F8		F7	4	0	0	0	0	0	2												
Lou Whitaker, L OBP: 0.359, SLG: 0.459 Mike Brumley, S OBP: 0.251, SLG: 0.255 (1, 4) (7, 6)	FC1		F8		F8		1B			3	0	0	0	1	0	2												
Fred Lynn, L OBP: 0.328, SLG: 0.371 (1, 7)	F9		G3-1				1B			4	0	2	1	0	0	2												
Matt Nokes, L OBP: 0.299, SLG: 0.390 Gary Ward, R OBP: 0.305, SLG: 0.397 (1, 10) (7, PH)	F8			1B	P6		F9			2	1	0	0	1	0	3												
Dave Bergman, L OBP: 0.342, SLG: 0.361 Kenny Williams, R OBP: 0.271, SLG: 0.306 (1, 3) (8, 3)		1B		1B		G5-3			G3	2	0	2	0	1	0	0												
Chet Lemon, R OBP: 0.324, SLG: 0.345 (1, 9)		1B		1B					G6-3	4	0	2	0	0	0	2												
Doug Strange, S OBP: 0.284, SLG: 0.264 (1, 5) (7, 4)			F7				P5		G1-3	4	0	1	1	0	0	4												
Mike Heath, R OBP: 0.309, SLG: 0.390 Jeff Datz, R OBP: 0.333, SLG: 0.200 (1, 2) (7, 2)	F9				G6-4-3		G5-3			3	0	0	0	0	0	6												
Inning Stats	R: 0 E: 1 K: 0 S: 12	H: 1 LOB: 2 BB: 0 P: 18	R: 0 E: 0 K: 0 S: 10	H: 1 LOB: 2 BB: 1 P: 16	R: 0 E: 0 K: 0 S: 4	H: 0 LOB: 0 BB: 0 P: 7	R: 1 E: 0 K: 0 S: 14	H: 2 LOB: 1 BB: 0 P: 25	R: 1 E: 0 K: 0 S: 12	H: 2 LOB: 2 BB: 1 P: 18	R: 0 E: 0 K: 0 S: 6	H: 1 LOB: 2 BB: 1 P: 13	R: 0 E: 0 K: 0 S: 6	H: 0 LOB: 0 BB: 0 P: 10	R: 0 E: 0 K: 0 S: 10	H: 1 LOB: 0 BB: 0 P: 11		1B: 9 2B: 1 3B: 0 HR: 0	SF: 0 SAC: 0 DP: 3 HBP: 0	WP: 0 PB: 0 SB: 1 CS: 0	PA: 38							
PITCHER	IP	WLS	BF	H	R	ER	SO	BB	IBB	HBP	BLK	WP	HR	S	P	ERA		WHIP										
Andy Hawkins, R ERA: 4.8 Lee Guetterman, L ERA: 2.45 (1, 1) (7, 1)	6.0	W	27	8	2	2	0	2	0	0	0	0	0	58	90	3.00		1.667										

Batter	1	2	3	4	5	6	7	8	9	AB	R	H	RBI	BB	SO	LOB	BOTTOM											
Steve Sax, R OBP: 0.365, SLG: 0.388 Wayne Tolleson, S OBP: 0.255, SLG: 0.250 (1, 4) (7, 4)	K		K		L8			K		3	2	1	1	1	2	0	<p>Detroit Tigers @ New York Yankees Yankee Stadium, Bronx, NY Sat Sep 30 1989, 7:05 PM EDT Att: 20,313 - Unknown - 60 F</p> <p>livebaseballscores.com</p> <p>AB 35 R 9 H 13 RBI 9 BB 3 SO 12 LOB 14</p>											
Luis Polonia, L OBP: 0.338, SLG: 0.388 Marcus Lawton, S OBP: 0.182, SLG: 0.182 (1, 7) (8, PH)			K		L8			K		4	0	2	1	0	1	1												
Don Mattingly, L OBP: 0.352, SLG: 0.480 (1, 3)					SF9			K		4	1	2	2	0	2	1												
Mel Hall, L OBP: 0.295, SLG: 0.429 (1, 9)	K				G4-3					4	0	1	0	0	1	1												
Steve Balboni, R OBP: 0.297, SLG: 0.453 (1, 10)					G5-3					2	2	1	0	2	0	2												
Jesse Barfield, R OBP: 0.344, SLG: 0.416 (1, 8)	K				G5-3			K		4	2	2	0	0	2	1												
Brian Dorsett, R OBP: 0.421, SLG: 0.444 (1, 2)	K				G5-3					4	1	2	2	0	1	3												
Alvaro Espinoza, R OBP: 0.298, SLG: 0.327 (1, 6)	FC6-4							L9		4	1	2	3	0	0	2												
Mike Blowers, R OBP: 0.270, SLG: 0.229 (1, 5)			G1-3							4	0	0	0	0	1	3												
Inning Stats	R: 0 E: 0 K: 2 S: 10	H: 2 LOB: 1 BB: 0 P: 15	R: 0 E: 0 K: 2 S: 9	H: 0 LOB: 1 BB: 1 P: 16	R: 0 E: 0 K: 2 S: 8	H: 0 LOB: 0 BB: 0 P: 12	R: 3 E: 0 K: 1 S: 19	H: 4 LOB: 1 BB: 0 P: 32	R: 1 E: 0 K: 0 S: 10	H: 0 LOB: 0 BB: 1 P: 21	R: 5 E: 0 K: 1 S: 17	H: 6 LOB: 2 BB: 1 P: 30	R: 0 E: 0 K: 1 S: 8	H: 1 LOB: 1 BB: 0 P: 12	R: 0 E: 0 K: 3 S: 10	H: 0 LOB: 0 BB: 0 P: 16		1B: 8 2B: 4 3B: 0 HR: 1	SF: 1 SAC: 0 DP: 0 HBP: 0	WP: 0 PB: 0 SB: 1 CS: 1	PA: 39							
PITCHER	IP	WLS	BF	H	R	ER	SO	BB	IBB	HBP	BLK	WP	HR	S	P	ERA		WHIP										
Kevin Ritz, R ERA: 4.38 Steve Searcy, L ERA: 6.04 Ed Nunez, R ERA: 4.17 (1, 1) (6, 1) (6, 1)	5.0	L	25	8	7	7	7	3	0	0	0	0	0	0	11	15		27.00	6.000									

Batter	1	2	3	4	5	6	7	8	9	AB	R	H	RBI	BB	SO	LOB	TOP					
Gary Pettis, S OBP: 0.375, SLG: 0.309	(1, 8) E5	3-2 CS	2-0	1-2 F8			3-2 L9		2-1 G4-3	5	0	1	0	0	0	0						
Alan Trammell, R OBP: 0.314, SLG: 0.334	(1, 6) F9	2-2 1B	0-1 F8		4-1 G3-6-3		1-0 2B		3-2 F9	4	1	1	0	1	0	2						
Lou Whitaker, L OBP: 0.361, SLG: 0.462	(1, 4) FC6-4	4-1 BB		0-0 1B FC4		0-1 G3-6-3		0-0 2B	2-0 G1-3	4	1	2	1	1	0	1						
Gary Ward, R OBP: 0.306, SLG: 0.397	(1, 3) FC6-4	2-0		3-1 1B		4-2		4-1 2B		2	0	1	0	0	0	1						
Dave Bergman, L OBP: 0.345, SLG: 0.361	(5, PH) FC6-4	1-2		1-3 1B						0	0	0	0	2	0	0						
(5, 3)																						
Chet Lemon, R OBP: 0.323, SLG: 0.343	(1, 9)	4-0		0-0 FC4		3-2		1-0 E5		3	1	0	1	1	0	4						
Rick Schu, R OBP: 0.276, SLG: 0.335	(1, 5)	2-1 E7	1-3 E	1-0 L7		3-2 G4-3		3-1 F7		4	1	1	0	0	0	4						
Mike Heath, R OBP: 0.308, SLG: 0.389	(1, 2)	2-1 E7	2-H E	0-0 G6-3		0-0 B2-3		2-1 F9		4	1	1	1	0	0	1						
Kenny Williams, R OBP: 0.269, SLG: 0.302	(1, 7)	1-1 F9		0-0 F7		1-0 G5-3		0-1 G3		3	0	0	0	0	0	1						
Scott Luscader, L OBP: 0.310, SLG: 0.320	(8, PH) F9			1-1 F7						1	0	0	0	0	0	0						
(8, 7)																						
Doug Strange, S OBP: 0.280, SLG: 0.260	(1, 10)	2-3 K		3-2 F7				0-0 P3		3	0	0	0	0	2	0						
Matt Nokes, L OBP: 0.298, SLG: 0.388	(8, PH) K	2-H								1	0	0	0	0	0	0						
(8, 7)																						
Inning Stats	R: 0 E: 1 K: 0 S: 8	H: 0 LOB: 1 BB: 1 P: 19	R: 3 E: 2 K: 1 S: 12	H: 3 LOB: 1 BB: 1 P: 25	R: 1 E: 1 K: 0 S: 6	H: 2 LOB: 1 BB: 0 P: 10	R: 0 E: 0 K: 0 S: 8	H: 0 LOB: 0 BB: 2 P: 12	R: 0 E: 0 K: 0 S: 11	H: 0 LOB: 1 BB: 2 P: 22	R: 0 E: 0 K: 1 S: 5	H: 0 LOB: 3 BB: 1 P: 9	R: 1 E: 1 K: 1 S: 12	H: 2 LOB: 3 BB: 1 P: 25	R: 0 E: 0 K: 0 S: 5	H: 0 LOB: 0 BB: 0 P: 7	R: 0 E: 0 K: 0 S: 6	H: 0 LOB: 0 BB: 0 P: 13	1B: 5 2B: 2 3B: 0 HR: 0	SF: 0 SAC: 0 DP: 1 HBP: 0	WP: 0 PB: 0 SB: 1 CS: 1	PA: 39
PITCHER	IP WLS BF H R ER SO BB IBB HBP BLK WP HR S P ERA WHIP																					
Kevin Mmahat, L ERA: 12.91	(1, 1) 2.0 L 11 3 3 2 1 2 0 0 0 0 0 20 44 9.00 2.500																					
Clay Parker, R ERA: 3.98	(3, 1) 4.0 15 2 1 1 0 2 0 0 0 0 0 30 53 2.25 1.000																					
Lance McCullers, R ERA: 4.57	(7, 1) 3.0 13 2 1 1 1 1 0 0 0 0 0 23 45 3.00 1.000																					

Detroit Tigers @ New York Yankees
 Yankee Stadium, Bronx, NY
 Sun Oct 01 1989, 3:33 AM EDT
 Att: 30,079 - Sunny - 70 F

AB 34
 R 5
 H 7
 RBI 3
 BB 5
 SO 2
 LOB 14



Batter	1	2	3	4	5	6	7	8	9	AB	R	H	RBI	BB	SO	LOB	BOTTOM					
Steve Sax, R OBP: 0.364, SLG: 0.387	(1, 4) K		0-0 2B		1-1 F9	1-2 G1-3			1-2 G3	4	1	1	0	0	1	3						
Wayne Tolleson, S OBP: 0.255, SLG: 0.250	(8, 4) K		0-0 1B							0	0	0	0	0	0	0						
Randy Velarde, R OBP: 0.389, SLG: 0.480	(9, PH) K		1-3 G3							1	0	0	0	0	0	0						
Alvaro Espinoza, R OBP: 0.301, SLG: 0.332	(1, 6) BB BB		0-0 1B		0-0				2-1 G6-3	5	1	3	0	0	0	0						
Don Mattingly, L OBP: 0.351, SLG: 0.477	(1, 3) BB BB		2-1 G3		2-1 F9			0-2 G6-3	0-1 P2	4	0	0	1	1	0	2						
Steve Balboni, R OBP: 0.296, SLG: 0.460	(1, 10) F7		2-3 L7		0-3 K			2-1 HR		4	1	1	1	0	1	3						
Jesse Barfield, R OBP: 0.345, SLG: 0.415	(1, 8) FC6-4		4-1 BB		3-2 P6			0-3 K		2	0	0	0	2	1	0						
Brian Dorsett, R OBP: 0.391, SLG: 0.409	(1, 2) FC6-4		0-1 G1-3		1-1 G4-3			2-2		4	0	1	0	0	0	4						
Mel Hall, L OBP: 0.295, SLG: 0.427	(1, 9)	0-1 F7		2-2 G4-3		1-1 1B BB		0-1 FC3-6		4	0	1	0	0	0	1						
Mike Blowers, R OBP: 0.317, SLG: 0.263	(1, 5)	0-1 G6-4-3		0-3 K		4-2 1B		1-1		3	0	2	0	1	1	0						
Marcus Lawton, S OBP: 0.214, SLG: 0.214	(1, 7)	1-0 G6-4-3		0-0 P1		1-2 1B		2-2		3	0	1	0	0	0	1						
Hal Morris, L OBP: 0.316, SLG: 0.278	(8, PH)					1-2 BB		1-2		1	0	0	0	0	0	2						
Luis Polonia, L OBP: 0.338, SLG: 0.388	(9, 7)					1-2 1B		1-2 G4-3-6-3		0	0	0	0	0	0	0						
(9, 7)																						
Inning Stats	R: 0 E: 0 K: 1 S: 11	H: 1 LOB: 3 BB: 2 P: 25	R: 0 E: 0 K: 0 S: 5	H: 1 LOB: 0 BB: 0 P: 6	R: 2 E: 1 K: 0 S: 8	H: 2 LOB: 1 BB: 1 P: 16	R: 0 E: 0 K: 1 S: 7	H: 0 LOB: 0 BB: 0 P: 9	R: 0 E: 0 K: 0 S: 8	H: 1 LOB: 1 BB: 0 P: 11	R: 0 E: 0 K: 0 S: 16	H: 2 LOB: 3 BB: 1 P: 27	R: 1 E: 0 K: 1 S: 12	H: 1 LOB: 0 BB: 0 P: 15	R: 0 E: 0 K: 0 S: 12	H: 2 LOB: 1 BB: 0 P: 17	R: 0 E: 0 K: 0 S: 8	H: 0 LOB: 0 BB: 0 P: 11	1B: 8 2B: 1 3B: 0 HR: 1	SF: 0 SAC: 0 DP: 2 HBP: 0	WP: 0 PB: 0 SB: 0 CS: 0	PA: 39
PITCHER	IP WLS BF H R ER SO BB IBB HBP BLK WP HR S P ERA WHIP																					
Frank Tanana, L ERA: 3.58	(1, 1) 6.2 W 31 8 3 2 3 4 0 0 0 0 0 0 105 63 0.00 0.857																					
Mike Hemmeman, R ERA: 3.7	(7, 1) 2.1 S 8 2 0 0 1 0 0 0 0 0 0 24 32 0.00 0.857																					

Detroit Tigers @ New York Yankees
 Yankee Stadium, Bronx, NY
 Sun Oct 01 1989, 3:33 AM EDT
 Att: 30,079 - Sunny - 70 F

AB 35
 R 3
 H 10
 RBI 2
 BB 4
 SO 4
 LOB 16

