


# New York Yankees - 1990

Batter	1	2	3	4	5	6	7	8	9	AB	R	H	RBI	BB	SO	LOB	TOP										
Mitch Webster, S (1, 8) OBP: 0.250, SLG: 0.250	B2-3		P3			SH1-3 1B		F8		4	0	1	0	0	0	1											
Jerry Browne, S (1, 4) OBP: 0.333, SLG: 0.333	L8			G6-3		SH1-3 1B		1B 1B		3	1	1	0	0	0	0											
Candy Maldonado, R (1, 7) OBP: 0.500, SLG: 0.500	K			HR 1B		F8		1B		4	1	2	2	0	1	1											
Cory Snyder, R (1, 9) OBP: 0.500, SLG: 1.250		FC3-6 1B		HR 1B		G5-3		G5-3		4	1	2	2	0	0	1											
Keith Hernandez, L (1, 3) Tom Brookens, R (9, PR)	FC3-6 1-2f			F7		F9		G4-3 WP 1B		4	0	1	0	0	0	0	1										
Chris James, R (1, 10)	K			K		G6-3		G4-3		4	0	0	0	0	2	2											
Brook Jacoby, R (1, 5) OBP: 0.250, SLG: 0.250	K					F8 1B		F8		4	0	1	0	0	1	3											
Sandy Alomar Jr., R (1, 2) OBP: 0.667, SLG: 0.500			G6-4-3 1B		G6-3			1B 1B BB		2	1	1	0	1	0	0											
Rafael Santana, R (1, 6) Dion James, L (8, PH) Albert Belle, R (8, PH) Felix Fermin, R (8, 6)			G6-4-3 1-2f		F8			P5		2	0	0	0	0	0	1											
<b>Inning Stats</b>	R: 0 E: 0 K: 1 S: 9	H: 0 LOB: 0 BB: 0 P: 16	R: 0 E: 0 K: 2 S: 8	H: 1 LOB: 1 BB: 0 P: 14	R: 0 E: 0 K: 0 S: 8	H: 1 LOB: 0 BB: 0 P: 12	R: 2 E: 0 K: 1 S: 12	H: 2 LOB: 0 BB: 0 P: 19	R: 0 E: 0 K: 0 S: 6	H: 0 LOB: 0 BB: 0 P: 9	R: 0 E: 0 K: 0 S: 8	H: 1 LOB: 1 BB: 0 P: 10	R: 0 E: 0 K: 0 S: 9	H: 1 LOB: 0 BB: 0 P: 12	R: 2 E: 0 K: 0 S: 6	H: 2 LOB: 1 BB: 1 P: 14	R: 0 E: 0 K: 0 S: 8	H: 1 LOB: 2 BB: 0 P: 12	1B: 8 2B: 0 3B: 0 HR: 1	SF: 0 SAC: 1 DP: 1 HBP: 0	WP: 1 PB: 0 SB: 0 CS: 0	PA: 34					
<b>PITCHER</b>	IP	WLS	BF	H	R	ER	SO	BB	IBB	HBP	BLK	WP	HR	S	P	ERA	WHIP										
Dave LaPoint, L (1, 1) ERA: 3.38	5.1		20	5	2	2	4	0	0	0	0	0	1	45	72	3.38	0.938										
Jeff Robinson, R (6, 1) ERA: 5.4	1.2		6	1	1	1	0	1	0	0	0	0	0	15	24	5.40	1.200										
Greg Cadaret, L (8, 1) ERA: 13.5	0.2		3	1	0	0	0	0	0	0	0	0	0	5	8	0.00	1.500										
Eric Plunk, R (8, 1) ERA:	1.1	W	5	2	1	1	0	0	0	0	0	1	0	9	14	6.75	1.500										

Cleveland Indians @ New York Yankees  
Yankee Stadium, Bronx, NY  
Thu Apr 12 1990, 3:33 AM EDT  
Att: 50,114 - Sunny - 44 F


AB 32  
R 4  
H 9  
RBI 4  
BB 1  
SO 4  
LOB 11



Batter	1	2	3	4	5	6	7	8	9	AB	R	H	RBI	BB	SO	LOB	BOTTOM										
Steve Sax, R (1, 4) OBP: 0.500, SLG: 0.333	G1-3	FC4-6 BB			SH5-4 1-2		F8	E4 1B		3	0	1	0	1	0	0											
Alvaro Espinoza, R (1, 6)	P4	FC4-6 1-2f			G6-3 2-3		HBP	G6-3		4	0	0	0	0	0	6											
Don Mattingly, L (1, 3) OBP: 0.500, SLG: 0.500	G5-3		F6-3 1B		1B 3H		F8			4	0	2	1	0	0	1											
Dave Winfield, R (1, 10) OBP: 0.250, SLG: 0.500		1B 2B	F6-3 1-2		G5-3		K			4	1	1	0	0	1	3											
Mel Hall, L (1, 7) OBP: 0.250, SLG: 0.250	1B 1B	G4-3				F8		K		4	1	1	0	0	1	0											
Jesse Barfield, R (1, 9)	L4			F8		K		FC1-6 BB		3	0	0	0	1	1	2											
Roberto Kelly, R (1, 8) OBP: 0.250, SLG: 0.250	K			G5-3		2B 1B		FC1-6 1B 1-2f		4	2	1	0	0	1	3											
Bob Geren, R (1, 2) OBP: 0.750, SLG: 1.000	BB 1B	BB 1B		F8		1B 2B		1B 1B E 1B		4	1	3	2	0	0	0											
Mike Blowers, R (1, 5) OBP: 0.667, SLG: 0.500 Luis Polonia, L (8, PH) Randy Velarde, R (9, 5)	BB 1B				G6-3 SH5-4 1B		K	E 1B 3H		2	1	1	1	1	1	1											
<b>Inning Stats</b>	R: 0 E: 0 K: 0 S: 6	H: 0 LOB: 0 BB: 0 P: 6	R: 2 E: 0 K: 1 S: 23	H: 4 LOB: 3 BB: 1 P: 35	R: 0 E: 0 K: 0 S: 8	H: 1 LOB: 0 BB: 0 P: 12	R: 0 E: 0 K: 0 S: 5	H: 0 LOB: 0 BB: 0 P: 8	R: 1 E: 0 K: 0 S: 12	H: 1 LOB: 1 BB: 1 P: 18	R: 1 E: 0 K: 2 S: 22	H: 2 LOB: 1 BB: 0 P: 27	R: 0 E: 0 K: 1 S: 14	H: 0 LOB: 1 BB: 0 P: 19	R: 2 E: 1 K: 1 S: 20	H: 3 LOB: 2 BB: 1 P: 30	1B: 9 2B: 3 3B: 0 HR: 0	SF: 0 SAC: 1 DP: 1 HBP: 1	WP: 0 PB: 0 SB: 0 CS: 0	PA: 38							
<b>PITCHER</b>	IP	WLS	BF	H	R	ER	SO	BB	IBB	HBP	BLK	WP	HR	S	P	ERA	WHIP										
Bud Black, L (1, 1) ERA: 5.4	5.0		22	6	3	3	1	2	0	0	0	0	0	22	27	9.00	2.000										
Al Nipper, R (6, 1) ERA: 9.0	1.0		5	2	1	1	2	0	0	0	0	0	0	14	19	0.00	0.000										
Cecilio Guante, R (7, 1) ERA:	1.0		4	0	0	0	1	0	0	1	0	0	0	13	21	13.50	3.000										
Jesse Orosco, L (8, 1) ERA: 13.5	0.2	L	4	1	2	1	1	1	0	0	0	0	0	7	9	0.00	6.000										
Doug Jones, R (8, 1) ERA:	0.1		3	2	0	0	0	0	0	0	0	0	0	7	9	0.00	6.000										

Cleveland Indians @ New York Yankees  
Yankee Stadium, Bronx, NY  
Thu Apr 12 1990, 3:33 AM EDT  
Att: 50,114 - Sunny - 44 F

AB 33  
R 6  
H 11  
RBI 5  
BB 3  
SO 5  
LOB 16





Batter	1	2	3	4	5	6	7	8	9	AB	R	H	RBI	BB	SO	LOB	TOP	
Jeff Huson, L (1, 5) Cecil Espy, S (9, FH)	F9		4-1 BB			2-1 G1-6-3 1B			3-2 L8	2	0	1	0	1	0	0		
Rafael Palmeiro, L (1, 3) Steve Buechele, R (9, FH)	K		3-3 K			3-2 G1-6-3 1-2			0-3 K	3	0	0	0	0	2	3		
Harold Baines, L (1, 10) Mike Stanley, R (9, FH)	K			3-2 G4-3		1-2 F7			0-3 K	3	0	0	0	0	1	0		
Ruben Sierra, S (1, 9)		2-0 G3-6-3 1B		3-1 G4-3			2-1 G6-3 1B			3	0	2	0	0	0	0		
Julio Franco, R (1, 4)	K	2-3 K		3-2 E5		1-2 G6-3				3	0	0	0	0	1	2		
Geno Petralli, L (1, 2)		0-0 G3-6-3 1-2		0-2 F8		1-2 G4-3				3	0	0	0	0	0	2		
Pete Incaviglia, R (1, 7)			0-1 F9		0-3 K		2-1 G1-3			3	0	0	0	0	1	0		
Jeff Kunkel, R (1, 6)			1-0 F9		2-0 G4-3		0-1 G5-6-3			3	0	0	0	0	0	0		
Gary Pettis, S (1, 8)			4-2 BB BB		2-1 G3		3-3 K			2	0	0	0	1	1	0		
<b>Inning Stats</b>	R: 0 H: 0 E: 0 K: 2 S: 8	H: 0 R: 1 ER: 0 LOB: 0 BB: 0 P: 11	R: 0 H: 1 E: 0 K: 1 S: 6	H: 0 R: 0 ER: 0 LOB: 2 BB: 2 P: 21	R: 0 H: 0 E: 1 K: 0 S: 12	H: 0 R: 0 ER: 0 LOB: 1 BB: 0 P: 21	R: 0 H: 1 E: 0 K: 0 S: 6	H: 1 R: 0 ER: 0 LOB: 0 BB: 0 P: 7	R: 0 H: 0 E: 0 K: 1 S: 7	H: 0 R: 0 ER: 0 LOB: 0 BB: 0 P: 12	R: 0 H: 0 E: 0 K: 13 S: 13	H: 0 R: 0 ER: 0 LOB: 0 BB: 0 P: 16	1B: 3 2B: 0 3B: 0 HR: 0	SF: 0 SAC: 0 DP: 3 HBP: 0	WP: 0 PB: 0 SB: 1 CS: 0	PA: 30		
<b>PITCHER</b>	IP	WLS	BF	H	R	ER	SO	BB	IBB	HBP	BLK	WP	HR	S	P	ERA	WHIP	
Pascual Perez, R (1, 1)	5.0	W	18	1	0	0	5	2	0	0	0	0	0	41	73	0.00	0.600	
Lee Guetterman, L (6, 1)	3.0		9	2	0	0	1	0	0	0	0	0	0	19	33	0.00	0.667	
Dave Righetti, L (9, 1)	1.0	S	3	0	0	0	2	0	0	0	0	0	0	13	16	0.00	0.000	

Texas Rangers @ New York Yankees  
Yankee Stadium, Bronx, NY

AB 28  
R 0  
H 3  
RBI 0  
BB 2  
SO 8  
LOB 7



WP: 0 PA: 30  
PB: 0  
SB: 1  
CS: 0

Batter	1	2	3	4	5	6	7	8	9	AB	R	H	RBI	BB	SO	LOB	BOTTOM	
Steve Sax, R (1, 4)	G4-3		G6-3	G1-3			G4-3			4	0	0	0	0	0	3		
Alvaro Espinoza, R (1, 6)	G1-3		G5-3		F7		G4-3			4	0	1	1	0	0	0		
Don Mattingly, L (1, 3)	E6 2B		G1-3	G4-3			F7			4	1	1	0	0	0	1		
Mel Hall, L (1, 7)	G1-3		G1-3		K			F7		4	0	1	1	0	1	1		
Dave Winfield, R (1, 10)	K			1B FC4-6		G1-3		FC7-5 2B		4	1	2	0	0	1	1		
Bob Geren, R (1, 2)		F8		F7		K		FC7-5 2B		4	0	0	0	0	1	2		
Jesse Barfield, R (1, 9)				FC4-6 1B		G5-3				2	0	1	0	1	0	0		
Roberto Kelly, R (1, 8)		F9		FC4-6 S			F9			3	0	0	1	0	0	2		
Mike Blowers, R (1, 5)		P6		BB			G4-3 2B			1	1	0	0	2	0	1		
<b>Inning Stats</b>	R: 1 H: 1 E: 1 K: 1 S: 11	H: 0 R: 0 ER: 0 LOB: 1 BB: 1 P: 16	R: 0 H: 0 E: 0 K: 0 S: 8	H: 1 R: 0 ER: 0 LOB: 1 BB: 0 P: 16	R: 1 H: 2 E: 0 K: 0 S: 15	H: 0 R: 0 ER: 0 LOB: 2 BB: 1 P: 23	R: 0 H: 0 E: 0 K: 1 S: 9	H: 0 R: 0 ER: 0 LOB: 0 BB: 0 P: 13	R: 1 H: 1 E: 0 K: 0 S: 12	H: 1 R: 0 ER: 0 LOB: 1 BB: 1 P: 22	R: 0 H: 1 E: 0 K: 0 S: 5	H: 0 R: 0 ER: 0 LOB: 0 BB: 0 P: 11	1B: 3 2B: 4 3B: 0 HR: 0	SF: 0 SAC: 0 DP: 1 HBP: 0	WP: 0 PB: 0 SB: 2 CS: 0	PA: 33		
<b>PITCHER</b>	IP	WLS	BF	H	R	ER	SO	BB	IBB	HBP	BLK	WP	HR	S	P	ERA	WHIP	
Bobby Witt, R (1, 1)	6.2	L	29	5	3	2	3	3	0	0	0	0	0	71	117	2.70	1.200	
Mike Jeffcoat, L (7, 1)	0.2		3	1	0	0	0	0	0	0	0	0	0	6	12	0.00	1.500	
Jeff Russell, R (8, 1)	0.2		1	0	0	0	0	0	0	0	0	0	0	1	3	0.00	0.000	

Texas Rangers @ New York Yankees  
Yankee Stadium, Bronx, NY

AB 30  
R 3  
H 6  
RBI 3  
BB 3  
SO 3  
LOB 11

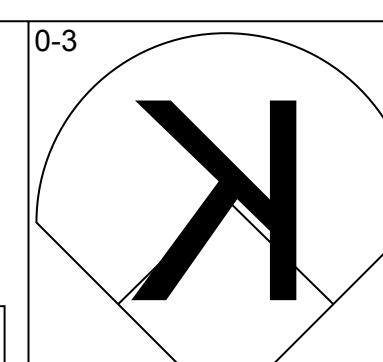
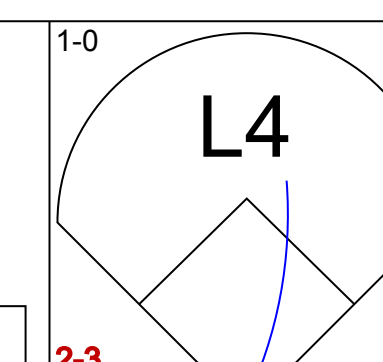
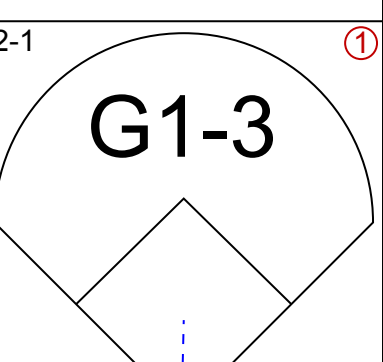
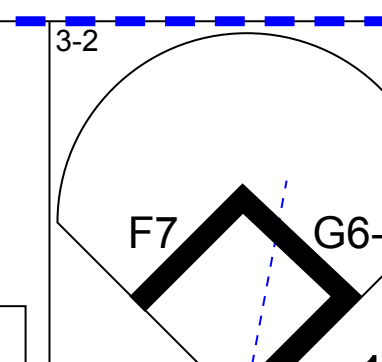
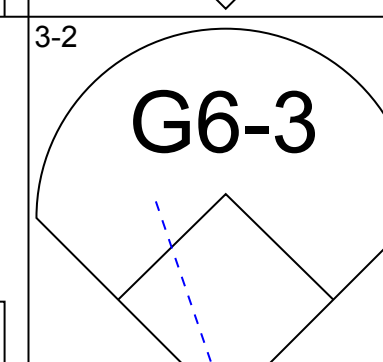
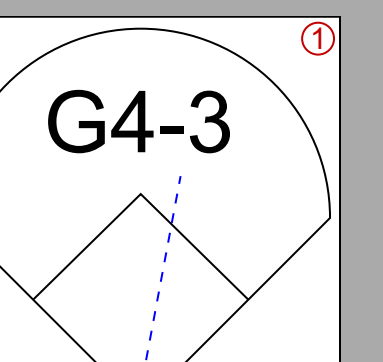
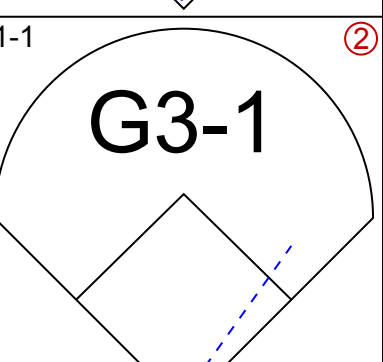
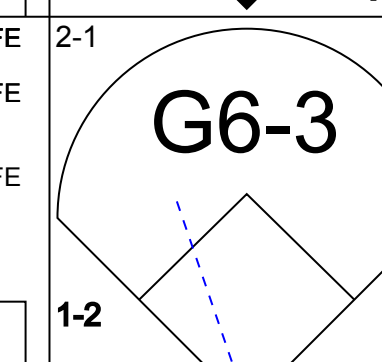
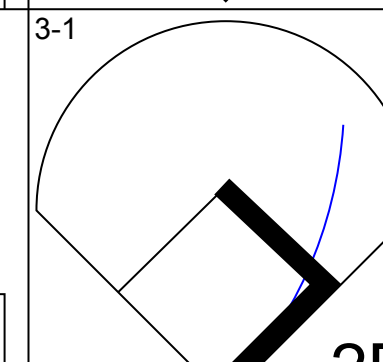
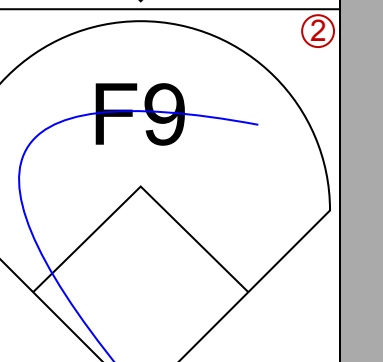
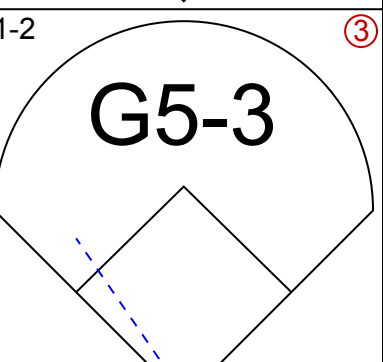
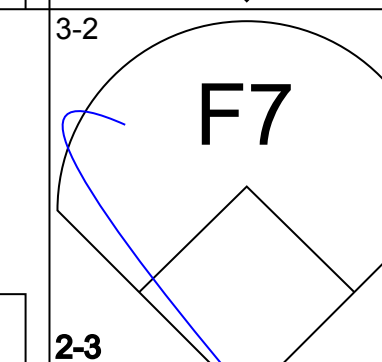
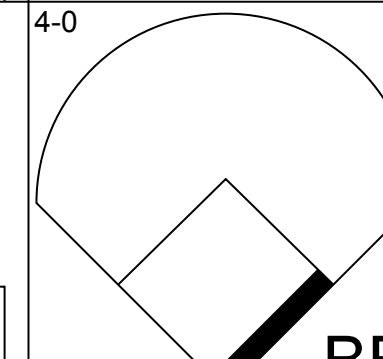
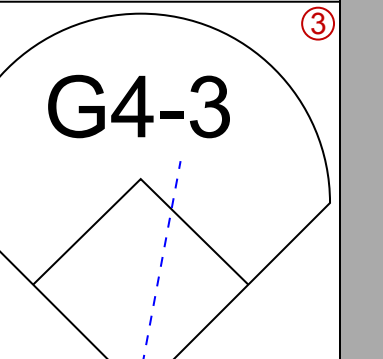
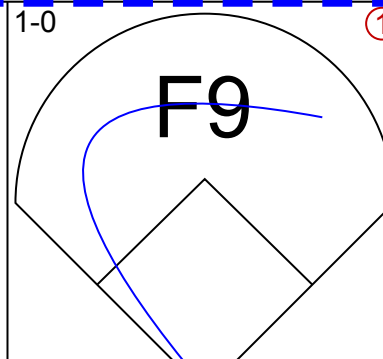
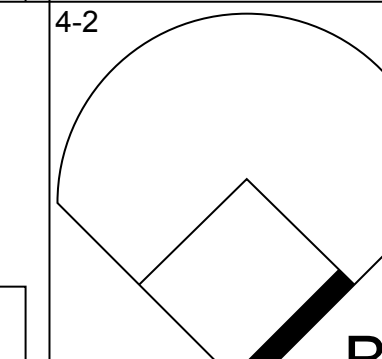
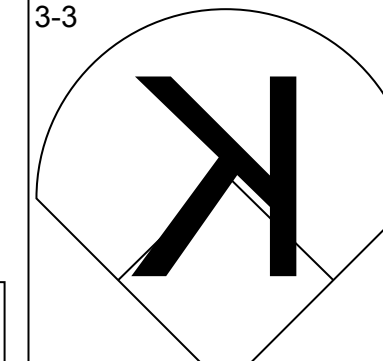
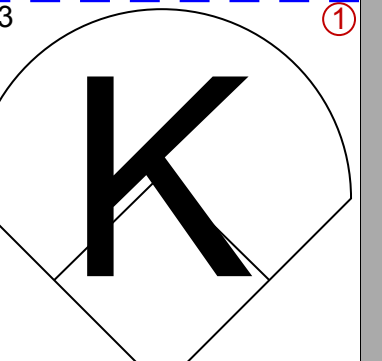
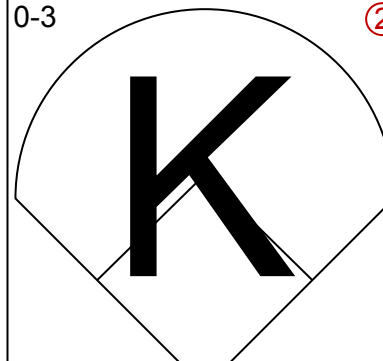
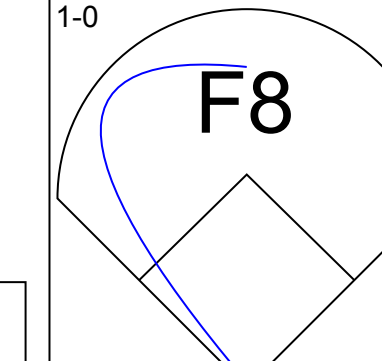
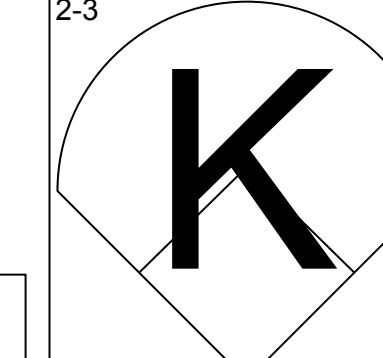
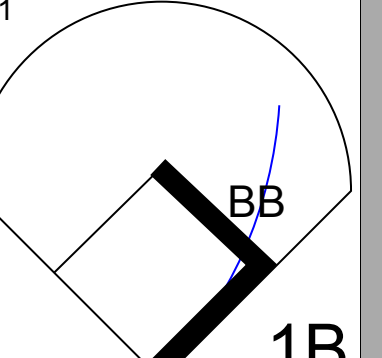
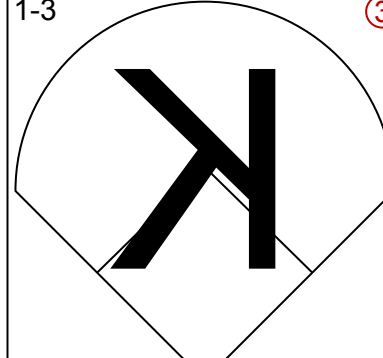
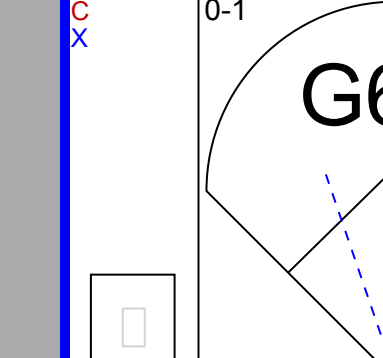
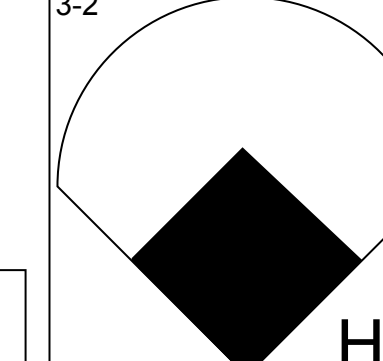
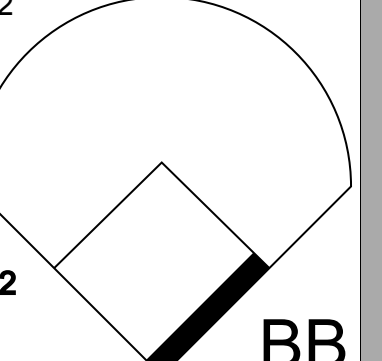
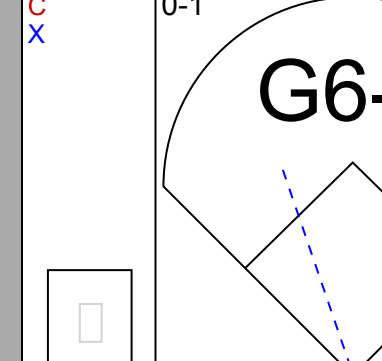
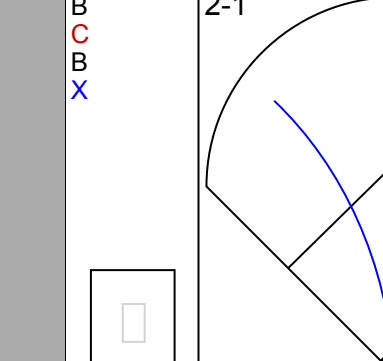
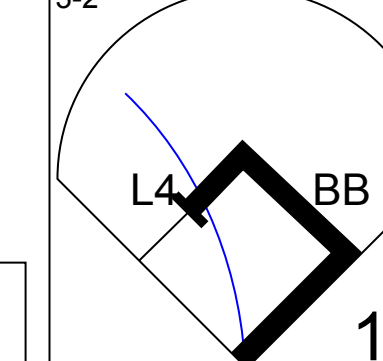

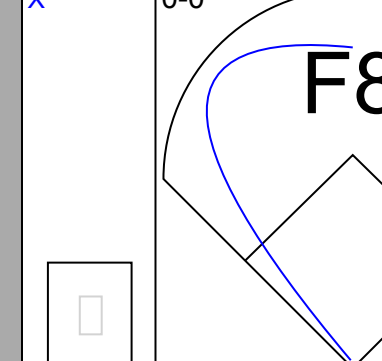
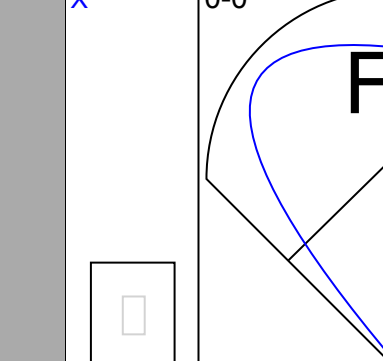
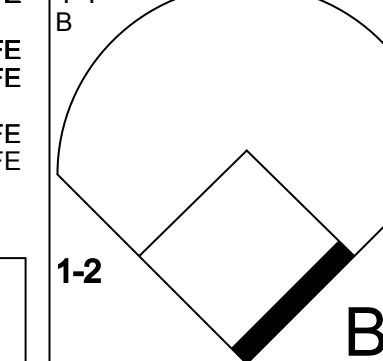
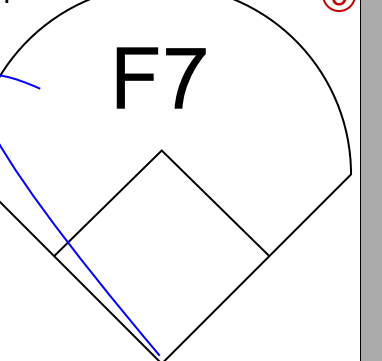
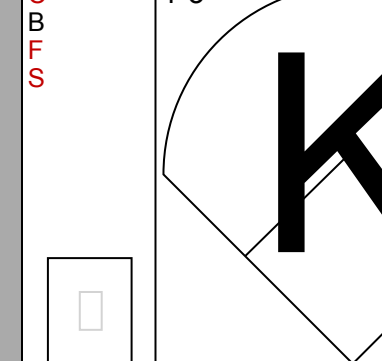
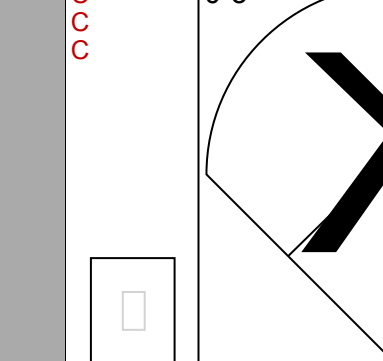


WP: 0 PA: 33  
PB: 0  
SB: 2  
CS: 0





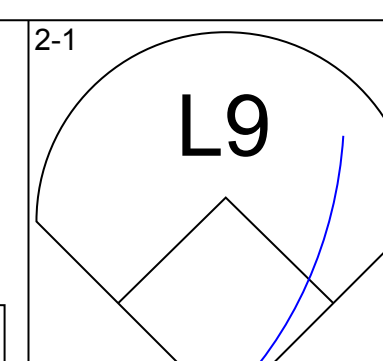
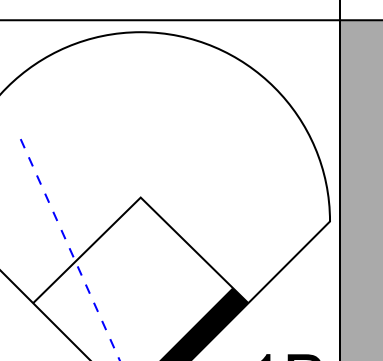
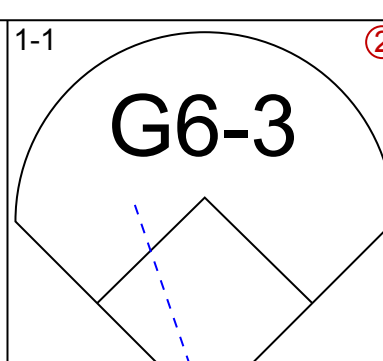
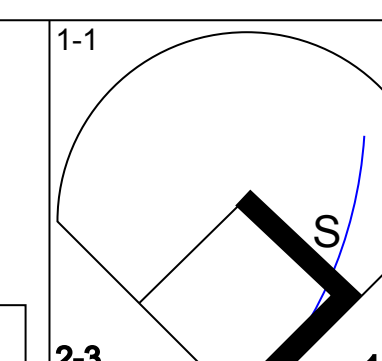
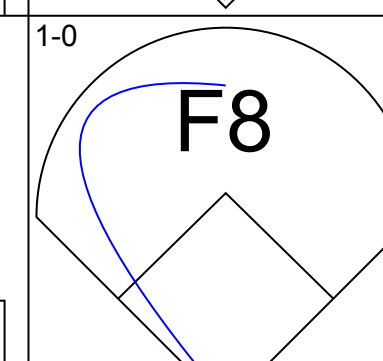
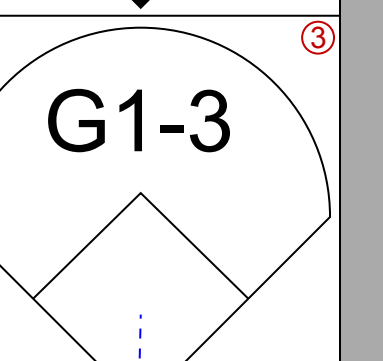
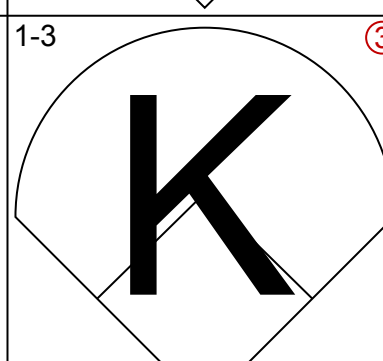
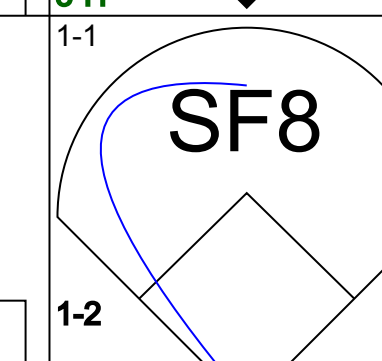
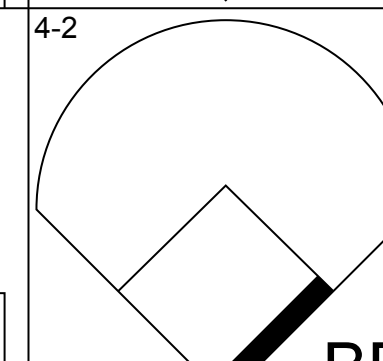
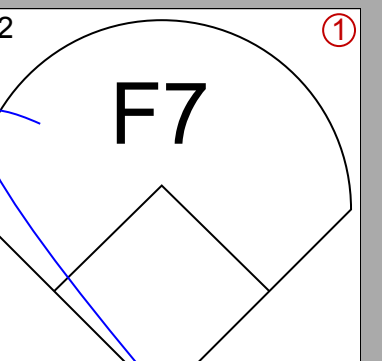
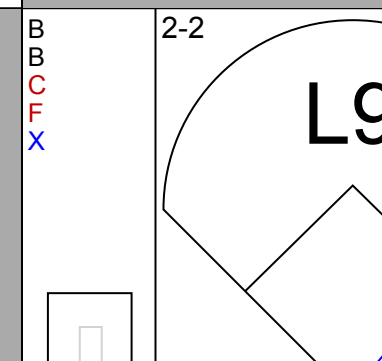
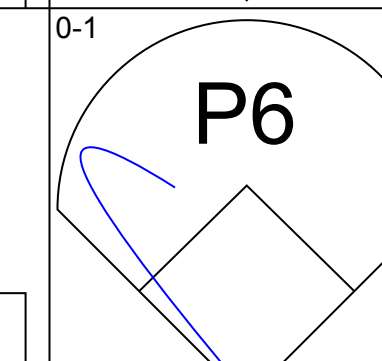
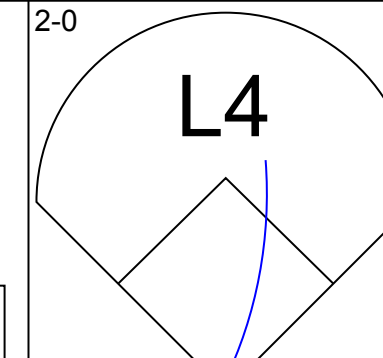
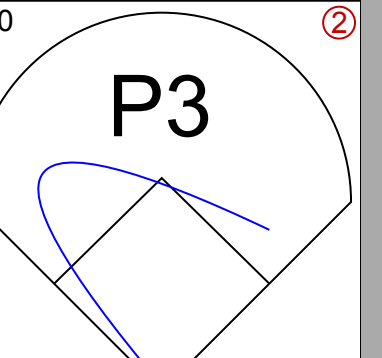
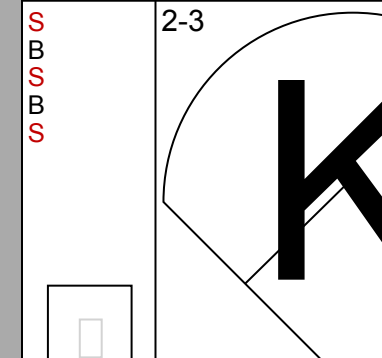
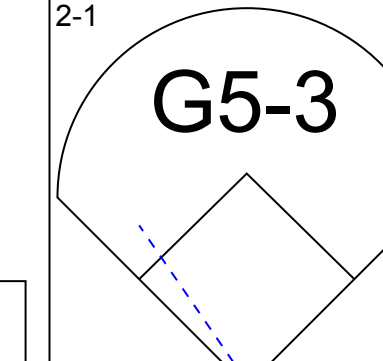
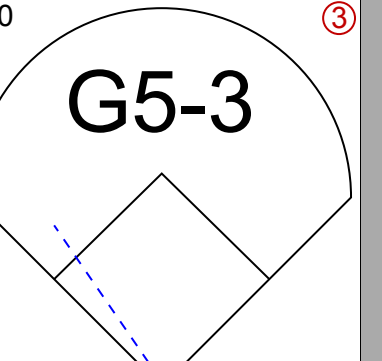
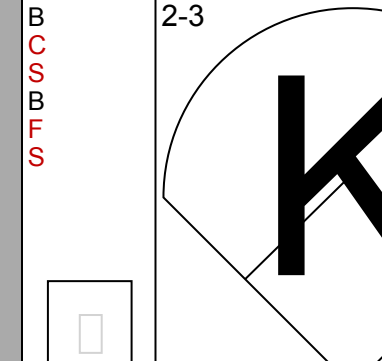
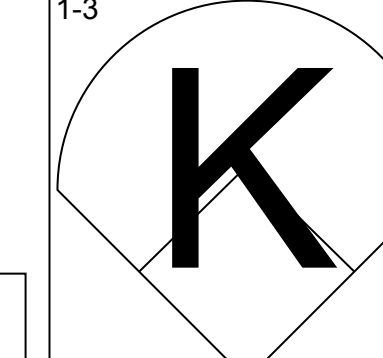
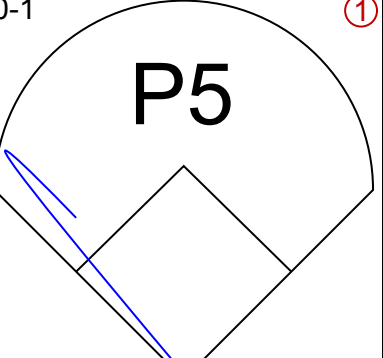
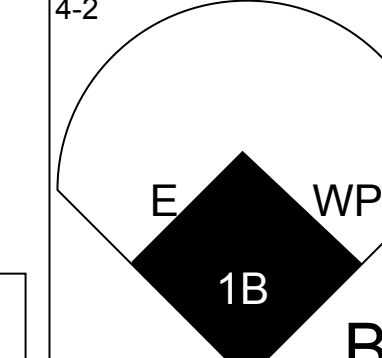
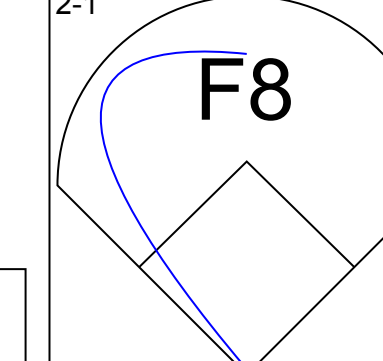
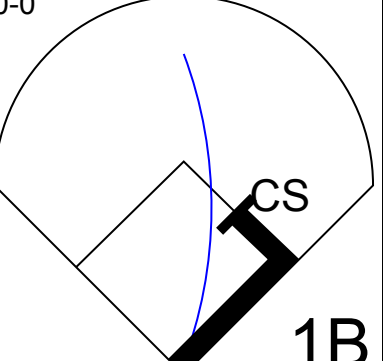
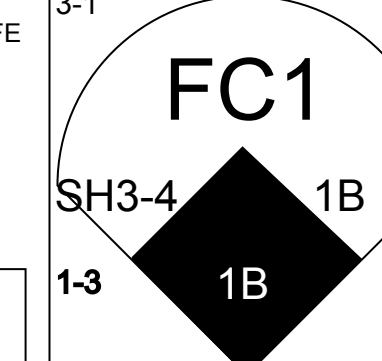
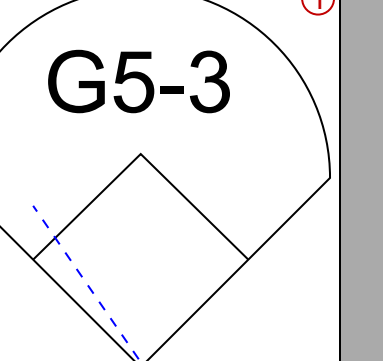
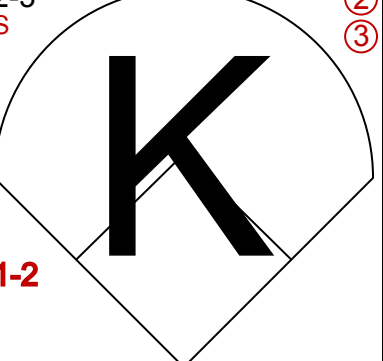
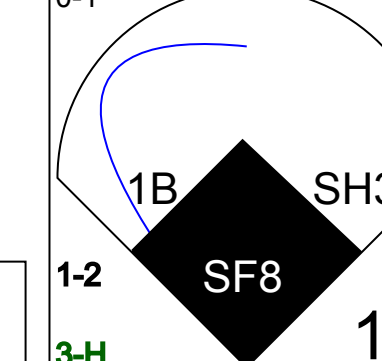
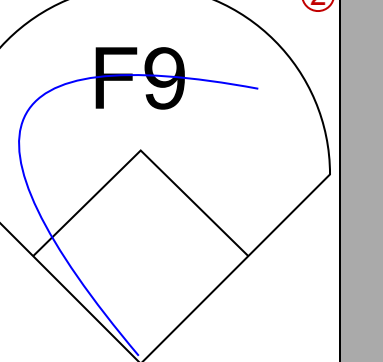
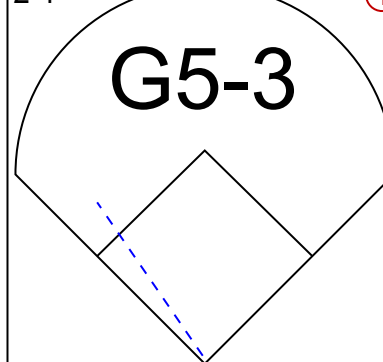
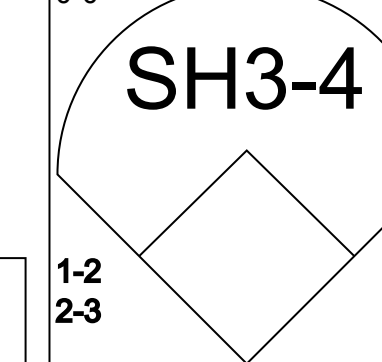


Batter	1	2	3	4	5	6	7	8	9	AB	R	H	RBI	BB	SO	LOB	TOP
Gary Pettis, S OBP: 0.423, SLG: 0.400 (1, 8)										4	0	1	0	0	1	2	
Rafael Palmeiro, L OBP: 0.462, SLG: 0.696 (1, 3)										4	0	0	0	0	0	1	
Julio Franco, R OBP: 0.172, SLG: 0.179 (1, 4)										4	0	1	0	0	0	1	
Ruben Sierra, S OBP: 0.345, SLG: 0.444 (1, 9)										2	0	0	0	2	0	0	
Pete Incaviglia, R OBP: 0.370, SLG: 0.560 (1, 7)										4	0	0	0	0	3	4	
Mike Stanley, R OBP: 0.222, SLG: 0.125 Harold Baines, L OBP: 0.238, SLG: 0.316 Cecil Espy, S (9, PH)										1	0	0	0	0	1	0	
Steve Buechele, R OBP: 0.368, SLG: 0.600 (1, 5)										3	1	2	1	1	0	0	
Jeff Kunkel, R OBP: 0.176, SLG: 0.188 (1, 6)										4	0	1	0	0	1	3	
Chad Kreuter, S (1, 2)										3	0	0	0	1	2	3	
<b>Inning Stats</b>	R: 0 H: 1 E: 0 K: 2 S: 12	H: 1 R: 1 ER: 0 LOB: 1 BB: 1 P: 25	R: 1 H: 2 E: 0 K: 1 S: 12	H: 0 R: 0 ER: 0 LOB: 0 BB: 0 P: 13	R: 0 H: 1 E: 0 K: 2 S: 12	H: 0 R: 0 ER: 0 LOB: 0 BB: 0 P: 10	R: 0 H: 0 E: 0 K: 2 S: 6	H: 1 R: 0 ER: 0 LOB: 1 BB: 0 P: 26	R: 0 H: 1 E: 0 K: 1 S: 8	1B: 4 2B: 2 3B: 0 HR: 1	SF: 0 SAC: 0 DP: 1 HBP: 0	WP: 0 PB: 0 SB: 0 CS: 0	PA: 36				
<b>PITCHER</b>	IP WLS BF H R ER SO BB IBB HBP BLK WP HR S P ERA WHIP																
Greg Cadaret, L ERA: 6.23 (1, 1)	3.0 13 3 1 1 3 2 0 0 0 0 0 1 32 63 3.00 1.667																
Jeff Robinson, R ERA: 2.45 (4, 1)	2.0 8 1 0 0 2 1 0 0 0 0 0 0 20 34 0.00 1.000																
Lee Guetterman, L ERA: (6, 1)	2.0 6 0 0 0 3 0 0 0 0 0 0 0 14 17 0.00 0.000																
Eric Plunk, R ERA: (8, 1)	1.0 W 5 1 0 0 0 1 0 0 0 0 0 0 13 26 0.00 2.000																
Dave Righetti, L ERA: (9, 1)	1.0 S 4 1 0 0 1 0 0 0 0 0 0 0 8 10 0.00 1.000																

Texas Rangers @ New York Yankees  
Yankee Stadium, Bronx, NY  
Sun Apr 15 1990, 3:33 AM EDT  
Att: 22,268 - Cloudy - 55 F

AB 32  
R 1  
H 6  
RBI 1  
BB 4  
SO 9  
LOB 14



Batter	1	2	3	4	5	6	7	8	9	AB	R	H	RBI	BB	SO	LOB	BOTTOM
Steve Sax, R OBP: 0.294, SLG: 0.250 (1, 4)										4	0	2	1	0	0	0	
Alvaro Espinoza, R OBP: 0.176, SLG: 0.200 (1, 6)										3	0	0	1	0	1	1	
Don Mattingly, L OBP: 0.438, SLG: 0.400 (1, 3)										3	0	0	0	1	0	1	
Mel Hall, L OBP: 0.133, SLG: 0.200 (1, 7)										3	0	0	0	0	1	1	
Dave Winfield, R OBP: 0.273, SLG: 0.455 (1, 10)										3	0	0	0	0	1	0	
Jesse Barfield, R OBP: 0.400, SLG: 0.143 (1, 9)										2	1	0	0	1	1	0	
Roberto Kelly, R OBP: 0.357, SLG: 0.429 (1, 8)										3	1	1	0	0	0	1	
Rick Cerone, R OBP: 0.286, SLG: 0.429 (1, 2)										3	1	1	1	0	1	1	
Mike Blowers, R OBP: 0.500, SLG: 0.200 Wayne Tolleson, S (8, PH) (9, 5)										2	0	0	0	0	0	0	
<b>Inning Stats</b>	R: 0 H: 0 E: 0 K: 0 S: 7	H: 0 R: 1 ER: 0 LOB: 0 BB: 0 P: 12	R: 0 H: 1 E: 0 K: 0 S: 8	H: 0 R: 0 ER: 0 LOB: 0 BB: 0 P: 11	R: 0 H: 0 E: 0 K: 0 S: 5	H: 1 R: 0 ER: 0 LOB: 0 BB: 0 P: 6	R: 0 H: 0 E: 0 K: 1 S: 6	H: 0 R: 0 ER: 0 LOB: 0 BB: 0 P: 8	R: 0 H: 0 E: 0 K: 2 S: 10	H: 0 R: 0 ER: 0 LOB: 1 BB: 1 P: 23	1B: 4 2B: 0 3B: 0 HR: 0	SF: 1 SAC: 1 DP: 0 HBP: 0	WP: 1 PB: 0 SB: 1 CS: 1	PA: 30			
<b>PITCHER</b>	IP WLS BF H R ER SO BB IBB HBP BLK WP HR S P ERA WHIP																
Charlie Hough, R ERA: 2.25 (1, 1)	7.0 24 2 2 1 5 2 0 0 0 0 1 0 12 16 9.00 2.000																
Jeff Russell, R ERA: 3.0 (8, 1)	1.0 L 6 2 2 1 0 0 0 0 0 0 0 0 0 12 16 9.00 2.000																

Texas Rangers @ New York Yankees  
Yankee Stadium, Bronx, NY  
Sun Apr 15 1990, 3:33 AM EDT  
Att: 22,268 - Cloudy - 55 F

AB 26  
R 3  
H 4  
RBI 3  
BB 2  
SO 5  
LOB 5





Batter	1	2	3	4	5	6	7	8	9	AB	R	H	RBI	BB	SO	LOB	TOP								
Steve Sax, R OBP: 0.238, SLG: 0.200 (1, 4)	G6-3		F7			F9	G6-3			4	0	0	0	0	0	2									
Alvaro Espinoza, R OBP: 0.190, SLG: 0.211 (1, 6)	P3		F9			BB 1B		K2-3		4	1	1	0	0	1	1									
Don Mattingly, L OBP: 0.450, SLG: 0.421 (1, 3)	1B			P2		BB 1B		G5-3		4	1	2	0	0	0	0									
Steve Balboni, R (1, 10)		G5-3		G4-3		BB 1B		K		3	1	0	0	1	1	0									
Dave Winfield, R OBP: 0.333, SLG: 0.429 (1, 7)	P3		P4			BB 1B			FC6-4 HBP	3	0	1	2	0	0	0									
Jesse Barfield, R OBP: 0.428, SLG: 0.364 (1, 9)	1B				G6-3			K		4	1	2	1	0	1	1									
Roberto Kelly, R OBP: 0.333, SLG: 0.389 (1, 8)	2B					K	G4-3			4	0	1	1	0	1	3									
Rick Cerone, R OBP: 0.182, SLG: 0.273 (1, 2)	CS		P5						FC6-4 1-2f	4	0	0	0	0	1	1									
Mike Blowers, R OBP: 0.455, SLG: 0.250 (1, 5)									P3	4	0	0	0	0	1	1									
<b>Inning Stats</b>	R: 0 E: 0 K: 0 S: 8	H: 1 LOB: 1 BB: 0 P: 11	R: 1 E: 0 K: 0 S: 11	H: 2 LOB: 0 BB: 0 P: 18	R: 0 E: 0 K: 0 S: 9	H: 1 LOB: 1 BB: 0 P: 14	R: 0 E: 0 K: 0 S: 9	H: 0 LOB: 0 BB: 0 P: 13	R: 0 E: 0 K: 1 S: 9	H: 0 LOB: 0 BB: 0 P: 15	R: 3 E: 0 K: 1 S: 17	H: 4 LOB: 2 BB: 1 P: 32	R: 0 E: 0 K: 2 S: 10	H: 0 LOB: 0 BB: 0 P: 17	R: 0 E: 0 K: 2 S: 10	H: 0 LOB: 0 BB: 0 P: 13	R: 0 E: 0 K: 1 S: 7	H: 0 LOB: 1 BB: 0 P: 11	1B: 7 2B: 1 3B: 0 HR: 0	SF: 0 SAC: 0 DP: 1 HBP: 1	WP: 1 PB: 0 SB: 1 CS: 2	PA: 36			
<b>PITCHER</b>	IP	WLS	BF	H	R	ER	SO	BB	IBB	HBP	BLK	WP	HR	S	P	ERA	WHIP								
Frank Tanana, L ERA: 7.59 (1, 1)	6.0	L	25	8	4	4	2	1	0	0	0	0	0	63	103	6.00	1.500								
Ed Nunez, R ERA: 4.26 (7, 1)	3.0		10	0	0	0	5	0	0	1	0	1	0	27	41	0.00	0.000								

New York Yankees @ Detroit Tigers  
Tiger Stadium, Detroit, MI  
Tue Apr 17 1990, 7:05 PM EDT  
Att: 11,595 - Unknown

AB 33  
R 4  
H 8  
RBI 4  
BB 1  
SO 7  
LOB 9



Batter	1	2	3	4	5	6	7	8	9	AB	R	H	RBI	BB	SO	LOB	BOTTOM								
Tony Phillips, S OBP: 0.278, SLG: 0.212 (1, 5)	G4-3		L7			G1-3			FC6-4	4	0	0	0	0	0	3									
Alan Trammell, R OBP: 0.361, SLG: 0.394 (1, 6)	G6-3		FC6				G5-3			4	0	1	0	0	0	1									
Lou Whitaker, L OBP: 0.265, SLG: 0.286 (1, 4)	G6-3					WP 1B				3	0	1	0	1	0	1									
Cecil Fielder, R OBP: 0.267, SLG: 0.296 (1, 3)						G1-3				4	0	1	0	0	2	1									
Lloyd Moseby, L OBP: 0.382, SLG: 0.387 (1, 8)						K				4	0	0	0	0	1	3									
Matt Nokes, L OBP: 0.380, SLG: 0.318 Mike Heath, R OBP: 0.500, SLG: 0.667 (9, FH)										3	0	1	0	0	0	1									
Gary Ward, R OBP: 0.448, SLG: 0.600 (1, 9)										1	0	0	0	0	0	0									
Larry Sheets, L OBP: 0.400, SLG: 0.478 (1, 10)										4	1	2	1	0	0	1									
Larry Sheets, L OBP: 0.400, SLG: 0.478 (1, 10)										2	0	0	0	1	1	1									
Tracy Jones, R (1, 7)										2	0	0	0	1	0	2									
<b>Inning Stats</b>	R: 0 E: 0 K: 0 S: 8	H: 1 LOB: 0 BB: 0 P: 10	R: 0 E: 0 K: 1 S: 8	H: 1 LOB: 0 BB: 0 P: 12	R: 0 E: 0 K: 0 S: 9	H: 1 LOB: 1 BB: 1 P: 14	R: 0 E: 0 K: 1 S: 9	H: 1 LOB: 1 BB: 0 P: 12	R: 0 E: 0 K: 1 S: 12	H: 1 LOB: 1 BB: 0 P: 17	R: 0 E: 0 K: 0 S: 4	H: 1 LOB: 1 BB: 1 P: 9	R: 1 E: 0 K: 0 S: 8	H: 1 LOB: 1 BB: 1 P: 16	R: 0 E: 0 K: 1 S: 8	H: 0 LOB: 0 BB: 0 P: 11	R: 0 E: 0 K: 0 S: 6	H: 0 LOB: 0 BB: 0 P: 11	1B: 5 2B: 0 3B: 0 HR: 1	SF: 0 SAC: 0 DP: 2 HBP: 0	WP: 1 PB: 0 SB: 0 CS: 0	PA: 34			
<b>PITCHER</b>	IP	WLS	BF	H	R	ER	SO	BB	IBB	HBP	BLK	WP	HR	S	P	ERA	WHIP								
Tim Leary, R ERA: 1.29 (1, 1)	7.0	W	28	6	1	1	3	3	0	0	0	0	0	8	11	0.00	0.000								
Jeff Robinson, R ERA: 1.93 (8, 1)	1.0		3	0	0	0	1	0	0	0	0	0	0	8	11	0.00	0.000								
Dave Righetti, L ERA: (9, 1)	1.0	S	3	0	0	0	0	0	0	0	0	0	0	6	11	0.00	0.000								

New York Yankees @ Detroit Tigers  
Tiger Stadium, Detroit, MI  
Tue Apr 17 1990, 7:05 PM EDT  
Att: 11,595 - Unknown

AB 31  
R 1  
H 6  
RBI 1  
BB 3  
SO 4  
LOB 14





Batter	1	2	3	4	5	6	7	8	9	AB	R	H	RBI	BB	SO	LOB	TOP							
Steve Sax, R OBP: 0.346, SLG: 0.320	0-1 1B		0-1 E5 1B SF8		1-2 WP SF7 1B		2-2 1B		1-2 G1-6-3 1B	5	2	4	0	0	0	0	New York Yankees @ Detroit Tigers Tiger Stadium, Detroit, MI Wed Apr 18 1990, 3:33 AM EDT Att: 14,515 - Sunny - 47 F							
Luis Polonia, L OBP: 0.444, SLG: 0.500 Steve Balboni, R OBP: 0.500, SLG: 0.400	0-0 F9		2-2 S		1-2 SF7		0-1 FC4-6 1B		1-2 G1-6-3 1B	2	0	1	1	0	0	0								
Don Mattingly, L OBP: 0.440, SLG: 0.435	0-1 WP 1B		1-1 SF8		3-1 1B		1-0 L9		1-0 G1-6-3	4	0	2	1	0	0	3								
Mel Hall, L OBP: 0.100, SLG: 0.150	1-2 F9		3-H 2-1 F9		2-0 L5		2-1 FC4-6		1-2 F7	5	0	0	0	0	0	5								
Jesse Barfield, R OBP: 0.444, SLG: 0.533		2-1 SH5-3 1B		1-0 1B 3B		0-2 F9				4	1	2	0	0	1	1								
Roberto Kelly, R OBP: 0.381, SLG: 0.429		0-1 SH5-3		2-2 G4-3 1B		0-2 G1-3		1-0 WP E 1B		3	1	2	1	0	0	0								
Bob Geren, R OBP: 0.417, SLG: 0.500		2-3 K		0-3 K		3-2 1B		2-2 FC5-4 1B		4	0	2	0	0	2	2								
Alvaro Espinoza, R OBP: 0.167, SLG: 0.182 Randy Velarde, R OBP: 0.167, SLG: 0.182	0-0 G5-3		0-0 G4-3		1-0 F9		0-0 FC5-4		1-2 2-H	3	0	0	0	0	0	3								
Mike Blowers, R OBP: 0.333, SLG: 0.167			2-3 K		1-3 K		1-3 K		1-3 K	4	0	0	0	0	4	3								
<b>Inning Stats</b>	R: 0 E: 0 K: 1 S: 9	H: 2 LOB: 1 BB: 0 P: 10	R: 0 E: 0 K: 1 S: 8	H: 1 LOB: 1 BB: 0 P: 12	R: 1 E: 1 K: 1 S: 13	H: 1 LOB: 1 BB: 0 P: 20	R: 1 E: 0 K: 2 S: 12	H: 2 LOB: 1 BB: 0 P: 16	R: 1 E: 0 K: 1 S: 14	H: 2 LOB: 1 BB: 0 P: 21	R: 0 E: 0 K: 1 S: 10	H: 1 LOB: 1 BB: 0 P: 15	R: 0 E: 0 K: 0 S: 10	H: 2 LOB: 1 BB: 0 P: 15	R: 1 E: 1 K: 2 S: 13	H: 2 LOB: 1 BB: 0 P: 20		R: 0 E: 0 K: 0 S: 10	H: 2 LOB: 1 BB: 0 P: 14	1B: 14 2B: 0 3B: 1 HR: 0	SF: 2 SAC: 1 DP: 1 HBP: 0	WP: 3 PB: 0 SB: 2 CS: 0	PA: 40	
<b>PITCHER</b>	IP WLS BF H R ER SO BB IBB HBP BLK WP HR S P ERA WHIP	5.0 W 23 8 3 2 4 0 0 0 0 2 0 56 79 3.60 1.600	6.1 1.0 5 2 0 0 1 0 0 0 0 0 0 15 22 0.00 2.000	7.1 1.0 3 1 0 0 0 0 0 0 0 0 0 5 8 0.00 1.000	8.1 0.1 3 2 1 0 1 0 0 0 0 1 0 8 14 0.00 6.000	8.1 1.2 S 6 2 0 0 1 0 0 0 0 0 0 15 20 0.00 1.200																		

Batter	1	2	3	4	5	6	7	8	9	AB	R	H	RBI	BB	SO	LOB	BOTTOM							
Tony Phillips, S OBP: 0.288, SLG: 0.211	2-3 K		2-0 BB 1B		2-1 G6-3		0-0 G1-3		2-1 G4-3	5	1	1	0	0	1	1	New York Yankees @ Detroit Tigers Tiger Stadium, Detroit, MI Wed Apr 18 1990, 3:33 AM EDT Att: 14,515 - Sunny - 47 F							
Alan Trammell, R OBP: 0.415, SLG: 0.417	4-1 G5-3 1B BB		2-2 BB SF9 1B		0-1 CS 1B		2-0 FC6-5 1B		4-0 WP 1B BB	3	2	2	0	2	0	1								
Tracy Jones, R OBP: 0.400, SLG: 0.250	1-0 1B		4-1 SF9 BB SF8 BB		2-2 G5-3		2-2 HBP 1B		2-1 G6-3	4	1	2	1	1	0	2								
Cecil Fielder, R OBP: 0.343, SLG: 0.414	0-1 G5-3		4-2 1B BB		0-2 HR		2-1 HBP		4-1 1B BB	2	3	1	2	2	0	2								
Gary Ward, R OBP: 0.441, SLG: 0.586		1-1 G5-3 1B		3-2 SF9		3-2 G6-3		3-2 F8		3-2 1B	4	0	2	2	0	3								
Chet Lemon, R OBP: 0.190, SLG: 0.111 Dave Bergman, L OBP: 0.364, SLG: 0.300	0-0 G5-3		2-3 3-H SF8		2-3 K		2-3 K		2-2 1B	3	0	0	1	0	2	1								
Mike Heath, R OBP: 0.526, SLG: 0.765	1-0 F8		3-H 1B		1-1 2B		0-0 2B		3-1 F8	5	0	3	0	0	0	3								
Kenny Williams, R OBP: 0.333, SLG: 0.143	0-0 F7		1-1 1B		0-0 G5-3		1-3 K			4	0	1	1	0	1	3								
Johnny Paredes, R OBP: 0.500, SLG: 0.333			1-3 2-H 1B		4-1 FC6-5 G1-3 BB		3-2 G4-3			3	1	1	0	1	0	3								
<b>Inning Stats</b>	R: 0 E: 0 K: 1 S: 7	H: 1 LOB: 1 BB: 1 P: 14	R: 0 E: 0 K: 0 S: 5	H: 1 LOB: 1 BB: 0 P: 7	R: 5 E: 0 K: 0 S: 20	H: 5 LOB: 2 BB: 2 P: 39	R: 0 E: 0 K: 0 S: 7	H: 1 LOB: 0 BB: 0 P: 11	R: 1 E: 0 K: 1 S: 13	H: 2 LOB: 1 BB: 0 P: 19	R: 0 E: 0 K: 0 S: 10	H: 1 LOB: 3 BB: 1 P: 21	R: 0 E: 0 K: 2 S: 10	H: 1 LOB: 1 BB: 0 P: 16	R: 2 E: 0 K: 0 S: 14	H: 2 LOB: 2 BB: 2 P: 34		1B: 11 2B: 2 3B: 0 HR: 1	SF: 2 SAC: 0 DP: 1 HBP: 1	WP: 1 PB: 0 SB: 0 CS: 1	PA: 43			
<b>PITCHER</b>	IP WLS BF H R ER SO BB IBB HBP BLK WP HR S P ERA WHIP	2.2 L 17 4 1 1 1 1 0 0 0 0 1 28 47 3.00 1.667	3.1 3.0 13 4 1 1 1 1 0 0 0 0 0 1 28 47 3.00 1.667	6.1 1.1 6 1 0 0 2 0 0 1 0 0 0 14 23 0.00 0.750	8.1 1.0 7 2 2 2 0 2 0 0 0 1 0 14 34 18.00 4.000																			

AB	37
R	4
H	15
RBI	3
BB	0
SO	7
LOB	18





Batter	1	2	3	4	5	6	7	8	9	AB	R	H	RBI	BB	SO	LOB	TOP										
Steve Sax, R OBP: 0.300, SLG: 0.276	L4		L9			L9		B1-3		4	0	0	0	0	0	2											
Alvaro Espinoza, R OBP: 0.185, SLG: 0.240	WP		F9			G1-3			P6	3	0	1	0	0	0	1											
Luis Polonia, L OBP: 0.400, SLG: 0.444	2B									1	0	0	0	0	0	0											
Don Mattingly, L OBP: 0.414, SLG: 0.444	L9				F8				P6	4	0	1	0	0	0	1											
Dave Winfield, R OBP: 0.316, SLG: 0.389	F8				F8					4	0	1	0	0	0	2											
Jesse Barfield, R OBP: 0.409, SLG: 0.444										3	0	0	0	1	2	1											
Steve Balboni, R OBP: 0.375, SLG: 0.286										2	0	0	0	0	2	0											
Mel Hall, L OBP: 0.095, SLG: 0.143										1	0	0	0	0	2	0											
Roberto Kelly, R OBP: 0.333, SLG: 0.375										3	0	0	0	0	1	0											
Randy Velarde, R OBP: 0.333, SLG: 0.375										3	0	0	0	0	1	0											
Rick Cerone, R OBP: 0.286, SLG: 0.357										3	0	2	0	0	0	0											
<b>Inning Stats</b>	R: 0 H: 1 E: 0 K: 0 S: 9	H: 1 LOB: 1 BB: 0 P: 14	R: 0 H: 0 E: 0 K: 3 S: 10	H: 0 LOB: 0 BB: 0 P: 13	R: 0 H: 1 E: 0 K: 0 S: 5	H: 1 LOB: 1 BB: 0 P: 8	R: 0 H: 0 E: 0 K: 1 S: 6	H: 0 LOB: 0 BB: 0 P: 11	R: 0 H: 0 E: 0 K: 1 S: 10	H: 0 LOB: 0 BB: 0 P: 14	R: 0 H: 0 E: 0 K: 0 S: 5	H: 0 LOB: 0 BB: 0 P: 5	R: 0 H: 1 E: 0 K: 0 S: 6	H: 1 LOB: 1 BB: 1 P: 12	R: 0 H: 1 E: 0 K: 1 S: 10	H: 1 LOB: 1 BB: 0 P: 16	R: 0 H: 1 E: 0 K: 0 S: 8	H: 1 LOB: 1 BB: 0 P: 13	1B: 3 2B: 2 3B: 0 HR: 0	SF: 0 SAC: 0 DP: 1 HBP: 0	WP: 1 PB: 0 SB: 0 CS: 0	PA: 32					
<b>PITCHER</b>	IP	WLS	BF	H	R	ER	SO	BB	IBB	HBP	BLK	WP	HR	S	P	ERA	WHIP										
Greg Swindell, L ERA: 4.32	(1, 1)	6.1	W	23	3	0	0	5	1	0	0	0	0	49	73	0.00	0.632										
Cecilio Guante, R ERA:	(7, 1)	1.2		5	1	0	0	1	0	0	0	0	0	12	20	0.00	0.600										
Doug Jones, R ERA:	(9, 1)	1.0	S	4	1	0	0	0	0	0	0	0	0	8	13	0.00	1.000										

**New York Yankees @ Cleveland Indians**  
 Cleveland Municipal Stadium, Cleveland, OH  
 Thu Apr 19 1990, 7:05 PM EDT  
 Att: 6,000 - Unknown - 64 F


AB 31  
 R 0  
 H 5  
 RBI 0  
 BB 1  
 SO 6  
 LOB 9



Batter	1	2	3	4	5	6	7	8	9	AB	R	H	RBI	BB	SO	LOB	BOTTOM										
Dion James, L OBP: 0.294, SLG: 0.267	G3					L8		G3		3	0	0	0	1	0	0											
Mitch Webster, S OBP: 0.368, SLG: 0.444										0	0	0	0	0	0	0											
Tom Brookens, R OBP: 0.375, SLG: 0.625	K									4	1	1	0	0	1	2											
Candy Maldonado, R OBP: 0.364, SLG: 0.484	P4									4	0	1	0	0	0	0											
Cory Snyder, R OBP: 0.313, SLG: 0.548										3	0	0	0	0	1	1											
Albert Belle, R OBP: 0.200, SLG: 0.111										2	0	0	0	1	1	1											
Keith Hernandez, L OBP: 0.323, SLG: 0.222										3	0	0	0	0	2	1											
Brook Jacoby, R OBP: 0.355, SLG: 0.464										3	0	1	0	0	0	0											
Sandy Alomar Jr., R OBP: 0.414, SLG: 0.400										2	0	2	0	1	0	0											
Felix Fermin, R OBP: 0.182, SLG: 0.100										3	0	0	0	0	0	4											
<b>Inning Stats</b>	R: 0 H: 0 E: 0 K: 1 S: 5	H: 0 LOB: 0 BB: 0 P: 6	R: 0 H: 0 E: 0 K: 3 S: 9	H: 0 LOB: 0 BB: 0 P: 11	R: 0 H: 1 E: 0 K: 0 S: 10	H: 1 LOB: 2 BB: 1 P: 18	R: 0 H: 1 E: 0 K: 0 S: 6	H: 1 LOB: 0 BB: 0 P: 7	R: 0 H: 1 E: 0 K: 1 S: 8	H: 1 LOB: 1 BB: 0 P: 11	R: 1 H: 1 E: 0 K: 0 S: 8	H: 1 LOB: 0 BB: 0 P: 11	R: 0 H: 1 E: 0 K: 0 S: 8	H: 1 LOB: 2 BB: 2 P: 17	R: 0 H: 0 E: 0 K: 0 S: 8	H: 0 LOB: 0 BB: 0 P: 12	R: 0 H: 0 E: 0 K: 0 S: 8	H: 0 LOB: 0 BB: 0 P: 12	1B: 4 2B: 0 3B: 1 HR: 0	SF: 0 SAC: 0 DP: 1 HBP: 0	WP: 0 PB: 2 SB: 0 CS: 1	PA: 30					
<b>PITCHER</b>	IP	WLS	BF	H	R	ER	SO	BB	IBB	HBP	BLK	WP	HR	S	P	ERA	WHIP										
Pascual Perez, R ERA:	(1, 1)	6.0	L	22	4	1	0	5	1	0	0	0	0	46	64	0.00	0.833										
Eric Plunk, R ERA:	(7, 1)	2.0		8	1	0	0	0	2	0	0	0	0	16	29	0.00	1.500										

**New York Yankees @ Cleveland Indians**  
 Cleveland Municipal Stadium, Cleveland, OH  
 Thu Apr 19 1990, 7:05 PM EDT  
 Att: 6,000 - Unknown - 64 F

AB 27  
 R 1  
 H 5  
 RBI 0  
 BB 3  
 SO 5  
 LOB 9





Batter	1	2	3	4	5	6	7	8	9	AB	R	H	RBI	BB	SO	LOB	TOP			
Steve Sax, R OBP: 0.265, SLG: 0.242 (1, 4)	F8		FC6-4			F9		FC6-4									4 0 0 0 0 0 2			
Alvaro Espinoza, R OBP: 0.187, SLG: 0.214 Luis Polonia, L OBP: 0.455, SLG: 0.500 (9, PH)	K		K			F9			HR								3 0 0 0 0 0 2 1 1 1 1 1 0 0 0 0			
Don Mattingly, L OBP: 0.424, SLG: 0.581 (1, 3)	F8				G3-1	F8			HR								4 2 2 2 0 0 0 0			
Mel Hall, L OBP: 0.120, SLG: 0.280 (1, 7)		HR			G3-1				F7								4 1 1 1 0 0 0 1			
Dave Winfield, R OBP: 0.304, SLG: 0.350 Deion Sanders, L (9, PR)	K				SF8				G6-4-3								2 0 0 1 1 1 1 0 0 0 0 0 0 0 0 0			
Jesse Barfield, R OBP: 0.346, SLG: 0.364 (1, 9)	K				K				G6-4-3								4 0 0 0 0 0 3 1			
Roberto Kelly, R OBP: 0.296, SLG: 0.333 (1, 8)	K																3 0 0 0 0 0 3 0			
Rick Cerone, R OBP: 0.294, SLG: 0.529 (1, 2)						P6			G6-3								3 1 1 1 0 0 0 0			
Randy Velarde, R (1, 5)						K			E6								2 0 0 0 0 1 1 0			
<b>Inning Stats</b>	R: 0 E: 0 K: 1 S: 6	H: 0 LOB: 0 BB: 0 P: 8	R: 1 E: 0 K: 3 S: 20	H: 1 LOB: 0 BB: 0 P: 30	R: 1 E: 0 K: 1 S: 9	H: 1 LOB: 0 BB: 1 P: 18	R: 1 E: 0 K: 1 S: 9	H: 1 LOB: 0 BB: 0 P: 13	R: 0 E: 0 K: 2 S: 8	H: 0 LOB: 0 BB: 0 P: 10	R: 0 E: 0 K: 1 S: 7	H: 0 LOB: 0 BB: 0 P: 10	R: 0 E: 1 K: 1 S: 11	H: 0 LOB: 1 BB: 0 P: 17	R: 2 E: 0 K: 0 S: 11	H: 2 LOB: 1 BB: 1 P: 17	1B: 1 2B: 1 3B: 0 HR: 3	SF: 1 SAC: 0 DP: 1 HBP: 0	WP: 0 PB: 0 CS: 1	PA: 33
<b>PITCHER</b>	IP	WLS	BF	H	R	ER	SO	BB	IBB	HBP	BLK	WP	HR	S	P	ERA	WHIP			
Nolan Ryan, R ERA: 3.32 (1, 1)	7.0	W	24	3	3	3	9	1	0	0	0	0	2	65	99	3.86	0.571			
Gary Mielke, R ERA: 5.79 (8, 1)	0.2		3	0	0	0	1	0	0	0	0	0	0	8	13	0.00	0.000			
Jeff Russell, R ERA: 5.06 (8, 1)	1.1	S	6	2	2	2	0	1	0	0	0	0	1	14	21	13.50	2.250			

New York Yankees @ Texas Rangers  
Arlington Stadium, Arlington, TX  
Fri Apr 20 1990, 8:05 PM EDT  
Att: 26,648 - Unknown

AB 30  
R 5  
H 5  
RBI 5  
BB 2  
SO 10  
LOB 5



Batter	1	2	3	4	5	6	7	8	9	AB	R	H	RBI	BB	SO	LOB	BOTTOM			
Gary Pettis, S OBP: 0.368, SLG: 0.323 (1, 8)	G3		G4-3	K			G5-3	G3									5 0 0 0 0 1 3			
Rafael Palmeiro, L OBP: 0.452, SLG: 0.583 (1, 3)	G3					G3		HR									3 1 1 0 1 0 0			
Julio Franco, R OBP: 0.239, SLG: 0.227 (1, 4)	G6-3		BB	F8		G4-6-3		HR									4 1 2 0 0 0 1			
Ruben Sierra, S OBP: 0.326, SLG: 0.523 (1, 9)			K			G4-6-3		HR									4 1 2 3 0 1 1			
Harold Baines, L OBP: 0.270, SLG: 0.294 (1, 10)						G3-6-1		K									3 0 0 0 1 1 1			
Pete Incaviglia, R OBP: 0.397, SLG: 0.553 (1, 7)			K					G5-3									3 1 0 0 1 2 1			
Geno Petralli, L OBP: 0.346, SLG: 0.360 Cecil Espy, S OBP: 0.200, SLG: 0.111 Mike Stanley, R OBP: 0.231, SLG: 0.167 (6, PR) (9, 2)																	4 2 4 0 0 0 0 0 0 0 0 0 0 0 0 0 0 0 0 0 0			
Steve Buechele, R OBP: 0.364, SLG: 0.552 (1, 5)																	4 0 2 3 0 1 3			
Jeff Huson, L OBP: 0.400, SLG: 0.267 Jeff Kunkel, R OBP: 0.185, SLG: 0.160 (6, PH) (7, 6)																	1 0 0 0 1 0 0 2 0 0 0 0 1 2			
<b>Inning Stats</b>	R: 0 E: 0 K: 0 S: 10	H: 0 LOB: 0 BB: 0 P: 14	R: 0 E: 0 K: 2 S: 11	H: 1 LOB: 2 BB: 1 P: 18	R: 0 E: 0 K: 0 S: 11	H: 0 LOB: 1 BB: 1 P: 18	R: 2 E: 0 K: 1 S: 11	H: 3 LOB: 2 BB: 2 P: 21	R: 0 E: 0 K: 0 S: 4	H: 1 LOB: 0 BB: 0 P: 7	R: 1 E: 0 K: 2 S: 17	H: 2 LOB: 1 BB: 0 P: 26	R: 3 E: 0 K: 1 S: 14	H: 3 LOB: 0 BB: 0 P: 19	R: 0 E: 0 K: 1 S: 9	H: 1 LOB: 1 BB: 0 P: 11	1B: 7 2B: 3 3B: 0 HR: 1	SF: 0 SAC: 0 DP: 2 HBP: 0	WP: 1 PB: 0 CS: 0	PA: 37
<b>PITCHER</b>	IP	WLS	BF	H	R	ER	SO	BB	IBB	HBP	BLK	WP	HR	S	P	ERA	WHIP			
Andy Hawkins, R ERA: 8.88 (1, 1)	5.2		26	7	3	3	4	4	0	0	0	0	1	15	19	27.00	3.000			
Lee Guetterman, L ERA: 4.5 (6, 1)	1.0	L	6	3	3	3	2	0	0	0	0	0	0	3	6	0.00	0.000			
Jeff Robinson, R ERA: 1.8 (7, 1)	0.1		1	0	0	0	0	0	0	0	0	0	0	3	6	0.00	0.000			
Alan Mills, R ERA: 3.86 (8, 1)	1.0		4	1	0	0	1	0	0	0	0	0	0	9	11	0.00	1.000			

New York Yankees @ Texas Rangers  
Arlington Stadium, Arlington, TX  
Fri Apr 20 1990, 8:05 PM EDT  
Att: 26,648 - Unknown

AB 33  
R 6  
H 11  
RBI 6  
BB 4  
SO 7  
LOB 12






Batter	1	2	3	4	5	6	7	8	9	AB	R	H	RBI	BB	SO	LOB	TOP					
Steve Sax, R OBP: 0.282, SLG: 0.243 (1, 4)			G6-3		F8		G3		1B	4	0	1	0	1	0	1						
Alvaro Espinoza, R OBP: 0.182, SLG: 0.226 Luis Polonia, L OBP: 0.417, SLG: 0.455 Wayne Tolleson, S Deion Sanders, L Steve Balboni, R OBP: 0.333, SLG: 0.250 Don Mattingly, L OBP: 0.421, SLG: 0.543	P2				G5-3		G1-3		L6	3	0	1	0	0	0	1						
Mel Hall, L OBP: 0.138, SLG: 0.276 Randy Velarde, R	P3		F9						FC5-4	4	0	1	0	0	0	2						
Dave Winfield, R OBP: 0.333, SLG: 0.625		HR			HR		G6-4-3		E4	4	2	2	2	0	0	1						
Jesse Barfield, R OBP: 0.300, SLG: 0.308	P4				F8		F7		K	4	0	0	0	0	1	1						
Roberto Kelly, R OBP: 0.323, SLG: 0.355					F8				G1-3	4	1	2	0	0	0	0						
Bob Geren, R OBP: 0.375, SLG: 0.500	L8				K				HR	4	1	1	0	0	1	2						
Mike Blowers, R OBP: 0.421, SLG: 0.688	G4-3								HR	4	2	3	4	0	0	1						
<b>Inning Stats</b>	R: 0 E: 0 K: 0 S: 8	H: 0 LOB: 1 BB: 2 P: 17	R: 1 E: 0 K: 0 S: 6	H: 2 LOB: 1 BB: 0 P: 12	R: 0 E: 0 K: 1 S: 10	H: 1 LOB: 1 BB: 0 P: 16	R: 1 E: 0 K: 1 S: 10	H: 1 LOB: 0 BB: 0 P: 14	R: 1 E: 0 K: 0 S: 9	H: 1 LOB: 0 BB: 0 P: 13	R: 0 E: 0 K: 0 S: 5	H: 1 LOB: 1 BB: 0 P: 10	R: 1 E: 0 K: 0 S: 12	H: 2 LOB: 1 BB: 0 P: 19	R: 0 E: 1 K: 2 S: 12	H: 0 LOB: 1 BB: 0 P: 17	R: 2 E: 0 K: 0 S: 20	H: 4 LOB: 2 BB: 0 P: 34	1B: 7 2B: 1 3B: 0 HR: 4	SF: 0 SAC: 0 DP: 1 HBP: 0	WP: 0 PB: 0 SB: 1 CS: 0	PA: 40
<b>PITCHER</b>	IP	WLS	BF	H	R	ER	SO	BB	IBB	HBP	BLK	WP	HR	S	P	ERA	WHIP					
Charlie Hough, R ERA: 3.44	6.1	W	27	8	4	4	1	2	0	0	0	0	3	55	93	5.68	1.579					
Gary Mielke, R ERA: 5.09	0.2		2	0	0	0	0	0	0	0	0	0	0	5	8	0.00	0.000					
Mike Jeffcoat, L ERA: 2.79	1.0		4	0	0	0	2	0	0	0	0	0	0	12	17	0.00	0.000					
Craig McMurtry, R ERA: 11.57	0.1		4	3	2	2	0	0	0	0	0	0	1	11	20	54.00	9.000					
Kenny Rogers, L ERA: 5.09	0.1		2	1	0	0	0	0	0	0	0	0	0	5	8	0.00	3.000					
<b>PITCHER</b>	IP	WLS	BF	H	R	ER	SO	BB	IBB	HBP	BLK	WP	HR	S	P	ERA	WHIP					
Jeff Russell, R ERA: 4.76	0.1	S	1	0	0	0	0	0	0	0	0	0	0	4	6	0.00	0.000					

New York Yankees @ Texas Rangers  
Arlington Stadium, Arlington, TX  
Sat Apr 21 1990, 8:05 PM EDT  
Att: 35,453 - Unknown - 82 F


AB 38  
R 6  
H 12  
RBI 6  
BB 2  
SO 3  
LOB 14



Batter	1	2	3	4	5	6	7	8	9	AB	R	H	RBI	BB	SO	LOB	BOTTOM				
Gary Pettis, S OBP: 0.372, SLG: 0.361 (1, 8)	1B	G4-3				K		F8		5	1	2	1	0	1	0					
Rafael Palmeiro, L OBP: 0.457, SLG: 0.650 Jack Daugherty, S OBP: 0.286, SLG: 0.167	2B	G1				K				4	2	2	1	0	1	0					
Julio Franco, R OBP: 0.275, SLG: 0.250	1B	G5-3								4	2	2	1	1	0	0					
Ruben Sierra, S OBP: 0.353, SLG: 0.551	1B									5	1	3	2	0	1	2					
Pete Incaviglia, R OBP: 0.340, SLG: 0.512	1B									5	0	1	1	0	2	4					
Mike Stanley, R OBP: 0.200, SLG: 0.143 Thad Bosley, L OBP: 0.400, SLG: 0.250	1B									2	0	0	0	0	0	1					
Steve Buechele, R OBP: 0.405, SLG: 0.645 Jeff Huson, L OBP: 0.400, SLG: 0.267	1B									2	1	1	1	1	0	1					
Chad Kreuter, S										2	1	0	1	1	1	3					
Jeff Kunkel, R OBP: 0.194, SLG: 0.241	K									4	1	1	1	0	2	5					
<b>Inning Stats</b>	R: 4 E: 0 K: 1 S: 14	H: 5 LOB: 2 BB: 1 P: 27	R: 0 E: 0 K: 0 S: 7	H: 0 LOB: 0 BB: 0 P: 13	R: 0 E: 0 K: 1 S: 8	H: 1 LOB: 1 BB: 0 P: 9	R: 3 E: 0 K: 0 S: 12	H: 3 LOB: 0 BB: 1 P: 25	R: 1 E: 0 K: 1 S: 11	H: 1 LOB: 0 BB: 0 P: 16	R: 0 E: 0 K: 3 S: 9	H: 0 LOB: 0 BB: 0 P: 13	R: 1 E: 0 K: 1 S: 16	H: 2 LOB: 3 BB: 1 P: 32	R: 0 E: 0 K: 1 S: 9	H: 2 LOB: 2 BB: 0 P: 14	1B: 9 2B: 2 3B: 1 HR: 2	SF: 1 SAC: 1 DP: 0 HBP: 1	WP: 1 PB: 0 SB: 0 CS: 1	PA: 41	
<b>PITCHER</b>	IP	WLS	BF	H	R	ER	SO	BB	IBB	HBP	BLK	WP	HR	S	P	ERA	WHIP				
Greg Cadaret, L ERA: 11.74	3.1	L	20	9	7	7	2	1	0	0	0	1	1	29	64	6.75	1.125				
Clay Parker, R ERA: 3.52	2.2		11	2	2	2	4	1	0	0	0	0	0	12	22	0.00	1.000				
Eric Plunk, R ERA: 3.52	1.0		5	1	0	0	1	0	0	0	0	0	0	9	14	0.00	2.000				
John Habyan, R ERA: 3.52	1.0		5	2	0	0	1	0	0	0	0	0	0	9	14	0.00	2.000				

New York Yankees @ Texas Rangers  
Arlington Stadium, Arlington, TX  
Sat Apr 21 1990, 8:05 PM EDT  
Att: 35,453 - Unknown - 82 F

AB 35  
R 9  
H 14  
RBI 9  
BB 3  
SO 8  
LOB 16





Batter	1	2	3	4	5	6	7	8	9	AB	R	H	RBI	BB	SO	LOB	TOP							
Steve Sax, R OBP: 0.295, SLG: 0.262	1-2 FC4 1B		1-2 G1-3		1-1 FC6-4 1B		2-1 G4-3		0-3 K	5	0	2	1	0	1	2								
Luis Polonia, L OBP: 0.294, SLG: 0.313	2-0 FC4 G4-6-3			2-1 G6-3	0-1 FC6-4			0-1 G6-3	2-2 G6-3	5	0	0	0	0	0	3								
Don Mattingly, L OBP: 0.405, SLG: 0.538	1-0 G4-6-3			1-1 G4-3		2-2 G4-3		2-2 HR 2B		4	1	1	0	0	0	1								
Mel Hall, L OBP: 0.182, SLG: 0.375		4-1 G6-4-3 BB		1-2 G4-3		0-0 G5-3		1-2 HR 2B		3	1	1	2	1	0	0								
Dave Winfield, R OBP: 0.387, SLG: 0.630		1-1 G6-4-3			0-1 G6-3 1B	4-0 BB		1-1 1B 1B		3	0	2	0	1	0	1								
Roberto Kelly, R OBP: 0.314, SLG: 0.343		1-0 1B			2-0 G6-3	1-1 F8		1-0 F8		4	0	1	0	0	0	3								
Rick Carone, R Wayne Tolleson, S	2-0 G6-3				0-0 PB 1B		0-0 G4-3 PB 1B	0-1 1B		3	1	2	0	0	0	1	AB 36							
Steve Balboni, R Randy Velarde, R								1-3 1B		1	0	1	0	0	0	0	R 4							
Mike Blowers, R OBP: 0.391, SLG: 0.600			1-3 K		3-2 1B 1B		1-1 B3	0-3 K		4	1	1	1	0	2	3	H 12							
Alvaro Espinoza, R Deion Sanders, L			1-3 K		0-2 1B		2-2 G4-3	2-2 F8		2	0	1	0	0	1	0	RBI 4							
Bob Geren, R OBP: 0.353, SLG: 0.471					1-2 1B		1-3			1	0	0	0	0	0	0	BB 2							
<b>Inning Stats</b>	R: 0 E: 0 K: 0 S: 6	H: 1 LOB: 0 BB: 0 P: 10	R: 0 E: 0 K: 0 S: 5	H: 1 LOB: 1 BB: 1 P: 13	R: 0 E: 0 K: 2 S: 9	H: 0 LOB: 0 BB: 0 P: 12	R: 0 E: 0 K: 0 S: 7	H: 0 LOB: 0 BB: 0 P: 11	R: 2 E: 0 K: 0 S: 14	H: 5 LOB: 2 BB: 1 P: 20	R: 0 E: 0 K: 0 S: 7	H: 0 LOB: 1 BB: 1 P: 14	R: 0 E: 0 K: 0 S: 9	H: 1 LOB: 2 BB: 0 P: 14	R: 2 E: 0 K: 1 S: 18	H: 4 LOB: 2 BB: 0 P: 23	R: 0 E: 0 K: 1 S: 9	H: 0 LOB: 0 BB: 0 P: 13	1B: 9 2B: 2 3B: 0 HR: 1	SF: 0 SAC: 0 DP: 3 HBP: 0	WP: 0 PB: 2 CS: 0	PA: 38		
<b>PITCHER</b>	IP WLS BF H R ER SO BB IBB HBP BLK WP HR S P ERA WHIP	7.1 W 32 11 4 4 2 2 0 0 0 0 0 1 68 109 4.91 1.773	0.1 S 2 1 0 0 0 0 0 0 0 0 0 0 3 4 0.00 3.000	1.1 S 4 0 0 0 2 0 0 0 0 0 0 0 13 17 0.00 0.000																				

New York Yankees @ Texas Rangers  
Arlington Stadium, Arlington, TX  
Sun Apr 22 1990, 4:33 AM EDT  
Att: 30,717 - Cloudy - 81 F

AB 36  
R 4  
H 12  
RBI 4  
BB 2  
SO 4  
LOB 15



Batter	1	2	3	4	5	6	7	8	9	AB	R	H	RBI	BB	SO	LOB	BOTTOM								
Gary Pettis, S OBP: 0.396, SLG: 0.375	1-1 G3		1-2 G6-3		1-1 E1 1B		2-2 S 3B 1B	4-2 HR BB		4	2	2	0	1	0	0									
Rafael Palmeiro, L OBP: 0.451, SLG: 0.733	2-2 G4-3		1-1 F8		1-3 K		3-2 1B 3B	0-1 HR		5	2	2	3	0	1	1									
Julio Franco, R OBP: 0.304, SLG: 0.255	1-0 E1 HR BB		2-3 K		4-2 BB		1-2 1B	4-1 BB		3	1	1	1	2	1	0									
Ruben Sierra, S OBP: 0.339, SLG: 0.509	4-1 HR BB			2-1 G3	1-2 F8		1-0 G5-3	2-3 K		4	1	0	0	1	1	4									
Harold Baines, L OBP: 0.293, SLG: 0.421	3-1 HR			1-3 K		1-3 K		0-0 SH1-3 HR 2B		4	2	2	3	0	2	0									
Thad Bosley, L Cecil Espy, S	0-0 G4-3			4-2 S BB		2-1 G6-3		0-0 SH1-3		2	0	0	0	1	0	0									
Geno Petralli, L OBP: 0.367, SLG: 0.333		1-1 G4-3		4-2 BB		2-3 K		4-0 HR IBB		2	1	0	0	2	1	0	AB 32								
Scott Coolbaugh, R		3-1 F7		1-3 BB			3-2 P6	0-0 HR		3	0	0	0	0	1	2	R 10								
Jack Daugherty, S Mike Stanley, R Jeff Kunkel, R								1-1 HR		0	0	0	0	0	0	0	H 8								
Jeff Huson, L OBP: 0.333, SLG: 0.211		3-2 G3-1		2-3 K		2-3 K		3-1 HR F7		4	0	0	0	0	2	0	RBI 10								
<b>Inning Stats</b>	R: 3 E: 1 K: 0 S: 11	H: 1 LOB: 0 BB: 1 P: 22	R: 0 E: 0 K: 0 S: 8	H: 0 LOB: 0 BB: 0 P: 15	R: 0 E: 0 K: 1 S: 9	H: 0 LOB: 0 BB: 0 P: 13	R: 0 E: 0 K: 2 S: 17	H: 0 LOB: 2 BB: 2 P: 29	R: 0 E: 0 K: 2 S: 14	H: 1 LOB: 2 BB: 1 P: 23	R: 0 E: 0 K: 2 S: 9	H: 0 LOB: 0 BB: 0 P: 14	R: 2 E: 0 K: 1 S: 17	H: 3 LOB: 1 BB: 0 P: 28	R: 5 E: 0 K: 1 S: 13	H: 3 LOB: 1 BB: 3 P: 28	R: 0 E: 0 K: 1 S: 9	H: 0 LOB: 0 BB: 0 P: 13	1B: 3 2B: 1 3B: 1 HR: 3	SF: 0 SAC: 1 DP: 0 HBP: 0	WP: 0 PB: 0 CS: 0	PA: 40			
<b>PITCHER</b>	IP WLS BF H R ER SO BB IBB HBP BLK WP HR S P ERA WHIP	6.2 L 28 3 4 1 8 4 0 0 0 0 0 4 77 132 6.2 1.050	0.0 L 1 1 0 0 0 0 0 0 0 0 0 0 4 6 ∞ ∞	0.2 L 5 2 3 3 0 0 1 0 0 0 0 0 6 12 40.50 3.000	0.2 L 6 2 3 3 1 2 0 0 0 0 0 0 2 11 22 40.50 6.000																				

New York Yankees @ Texas Rangers  
Arlington Stadium, Arlington, TX  
Sun Apr 22 1990, 4:33 AM EDT  
Att: 30,717 - Cloudy - 81 F

AB 32  
R 10  
H 8  
RBI 10  
BB 7  
SO 9  
LOB 7





Batter	1	2	3	4	5	6	7	8	9	AB	R	H	RBI	BB	SO	LOB	TOP										
<b>Harold Reynolds, S</b> OBP: 0.286, SLG: 0.293 (1, 4) C	0-1 G6-3		3-1 F8		3-2 F8		1-0 2B		2-2 G4-3	5	0	1	1	0	0	2											
<b>Henry Cotto, R</b> OBP: 0.333, SLG: 0.421 <b>Greg Briley, L</b> OBP: 0.206, SLG: 0.303 (7, PH) X	1-1 G6-3		1-0 G4-3			1-0 F8	4-2 BB		1-1 G3	3	0	0	0	0	0	0											
<b>Alvin Davis, L</b> OBP: 0.362, SLG: 0.388 (1, 10) B	4-1 BB			1-0 F7		0-1 G3-1	0-0 G6-3			3	0	0	0	1	0	3											
<b>Jeffrey Leonard, R</b> OBP: 0.339, SLG: 0.518 (1, 7) B	2-3 K			0-0 FC5-4 1B		0-2 1B		2-1 HR		4	1	3	1	0	1	1											
<b>Ken Griffey Jr., L</b> OBP: 0.393, SLG: 0.544 (1, 8) B		1-2 F9 S 1B		1-2 FC5-4 1-2		1-3 K		0-0 F8		4	0	1	0	0	1	2											
<b>Pete O'Brien, L</b> OBP: 0.232, SLG: 0.255 (1, 3) X		0-0 F7		0-0 G3			1-1 BB 2B 1B	2-0 F9		4	1	1	0	0	0	2											
<b>Edgar Martinez, R</b> OBP: 0.303, SLG: 0.355 (1, 5) B		2-1 F9 1-3			0-0 B1-3		2-1 F7 1B	2-1 F7		4	0	0	0	0	0	2											
<b>Dave Valle, R</b> OBP: 0.304, SLG: 0.442 (1, 2) B		2-1 G4-3			2-0 P4		4-1 2B 1-2 BB	3-2 G5-3		3	0	0	0	1	0	1											
<b>Mike Brumley, S</b> OBP: 0.222, SLG: 0.217 <b>Scott Bradley, L</b> OBP: 0.273, SLG: 0.273 <b>Brian Giles, R</b> (9, PR) X			0-1 P3		1-0 1B		0-0 F8	3-1 G4-3 1B		3	0	1	0	0	0	2											
<b>Inning Stats</b>	R: 0 E: 0 K: 1 S: 9	H: 0 LOB: 1 BB: 1 P: 16	R: 0 E: 0 K: 0 S: 8	H: 1 LOB: 1 BB: 0 P: 13	R: 0 E: 0 K: 0 S: 5	H: 0 LOB: 0 BB: 0 P: 9	R: 0 E: 0 K: 0 S: 6	H: 1 LOB: 1 BB: 0 P: 8	R: 0 E: 0 K: 1 S: 9	H: 1 LOB: 1 BB: 0 P: 11	R: 1 E: 0 K: 0 S: 10	H: 2 LOB: 3 BB: 2 P: 22	R: 1 E: 0 K: 0 S: 6	H: 1 LOB: 0 BB: 0 P: 12	R: 0 E: 0 K: 0 S: 13	H: 1 LOB: 2 BB: 0 P: 22	1B: 6 2B: 1 3B: 0 HR: 1	SF: 0 SAC: 0 DP: 0 HBP: 0	WP: 0 PB: 0 SB: 1 CS: 0	PA: 38							
<b>PITCHER</b>	IP	WLS	BF	H	R	ER	SO	BB	IBB	HBP	BLK	WP	HR	S	P	ERA	WHIP										
<b>Dave LaPoint, L</b> ERA: 4.91 <b>Jeff Robinson, R</b> ERA: 4.5	(1, 1)	6.2	W	28	6	1	1	2	2	0	0	0	0	50	84	1.35	1.200										
	(7, 1)	2.1		10	2	1	1	0	1	0	0	0	1	22	41	3.86	1.286										

Seattle Mariners @ New York Yankees  
Yankee Stadium, Bronx, NY  
Tue Apr 24 1990, 7:05 PM EDT  
Att: 17,018 - Unknown - 54 F

AB	35
R	2
H	8
RBI	2
BB	3
SO	2
LOB	17



Batter	1	2	3	4	5	6	7	8	9	AB	R	H	RBI	BB	SO	LOB	BOTTOM										
<b>Steve Sax, R</b> OBP: 0.313, SLG: 0.267 (1, 4) C	2-1 1B 1B	2-2 G5-3		4-2 2B 1-2 BB		2-1 G6-3				3	1	1	0	1	0	0											
<b>Alvaro Espinoza, R</b> OBP: 0.231, SLG: 0.297 (1, 6) B	1-1 1B 1-3 1B	1-1 G6-3		1-0 1-3 2-H 2B		1-0 P3				4	1	2	1	0	0	0											
<b>Don Mattingly, L</b> OBP: 0.413, SLG: 0.512 (1, 3) C	0-3 K		4-2 1B G4-3 BB	4-0 IBB		0-1 G4-3				2	0	0	0	2	1	2											
<b>Dave Winfield, R</b> OBP: 0.371, SLG: 0.567 (1, 7) B	4-1 1B 1-2 HR BB		0-1 L5	2-3 K		1-3 K				3	1	0	0	1	2	4											
<b>Steve Balboni, R</b> OBP: 0.357, SLG: 0.308 (1, 10) X	0-0 1-2 2-H 3-H 1B		1-2 G4-3	0-1 P2		1-3 K				4	1	1	2	0	1	4											
<b>Jesse Barfield, R</b> OBP: 0.324, SLG: 0.414 (1, 9) X	0-0 1-H 2-H HR		4-0 1B IBB	3-2 6-3		1-2 G6-3				3	1	1	3	1	0	3											
<b>Roberto Kelly, R</b> OBP: 0.333, SLG: 0.359 (1, 8) B	3-3 K		1-0 1-2 2-3 1B		1-1 CS 1B		1-2 F8			4	0	2	0	0	1	0											
<b>Rick Cerone, R</b> OBP: 0.292, SLG: 0.500 (1, 2) C	1-1 F7		1-2 F9		3-3 K		1-3 K			4	0	0	0	0	2	4											
<b>Mike Blowers, R</b> OBP: 0.370, SLG: 0.522 (1, 5) B		2-0 F9		4-0 BB 2B BB	3-2 P4		2-1 F8			3	1	0	0	1	0	0											
<b>Inning Stats</b>	R: 5 E: 0 K: 2 S: 15	H: 4 LOB: 0 BB: 1 P: 26	R: 0 E: 0 K: 0 S: 6	H: 0 LOB: 0 BB: 0 P: 11	R: 0 E: 0 K: 0 S: 11	H: 1 LOB: 3 BB: 2 P: 22	R: 1 E: 0 K: 1 S: 12	H: 1 LOB: 3 BB: 3 P: 30	R: 0 E: 0 K: 1 S: 9	H: 1 LOB: 0 BB: 0 P: 16	R: 0 E: 0 K: 0 S: 5	H: 0 LOB: 0 BB: 0 P: 8	R: 0 E: 0 K: 2 S: 11	H: 0 LOB: 0 BB: 0 P: 14	R: 0 E: 0 K: 1 S: 8	H: 0 LOB: 0 BB: 0 P: 12	1B: 5 2B: 2 3B: 0 HR: 1	SF: 0 SAC: 0 DP: 1 HBP: 0	WP: 0 PB: 0 SB: 0 CS: 1	PA: 36							
<b>PITCHER</b>	IP	WLS	BF	H	R	ER	SO	BB	IBB	HBP	BLK	WP	HR	S	P	ERA	WHIP										
<b>Matt Young, L</b> ERA: 6.14 <b>Brent Knackert, R</b> ERA: 3.52 <b>Gary Eave, R</b> ERA: 6.23	(1, 1)	3.0	L	18	5	0	6	2	3	1	0	0	0	21	42	0.00	1.500										
	(4, 1)	2.0		9	2	0	0	2	1	1	0	0	0	24	34	0.00	0.000										
	(6, 1)	3.0		9	0	0	0	3	0	0	0	0	0	24	34	0.00	0.000										

Seattle Mariners @ New York Yankees  
Yankee Stadium, Bronx, NY  
Tue Apr 24 1990, 7:05 PM EDT  
Att: 17,018 - Unknown - 54 F

AB	30
R	6
H	7
RBI	6
BB	6
SO	7
LOB	17







Batter	1	2	3	4	5	6	7	8	9	AB	R	H	RBI	BB	SO	LOB	TOP					
<b>Harold Reynolds, S</b> (1, 4) OBP: 0.284, SLG: 0.290	G6-3		G6-3			K		CS BB 1B		4	0	1	0	0	1	0	<b>Seattle Mariners @ New York Yankees</b> Yankee Stadium, Bronx, NY Wed Apr 25 1990, 7:05 PM EDT Att: 15,537 - Unknown - 61 F					
<b>Greg Britley, L</b> (1, 9) OBP: 0.211, SLG: 0.278	G3		F9			K		CS BB		3	0	0	0	1	1	0						
<b>Alvin Davis, L</b> (1, 10) OBP: 0.355, SLG: 0.377	G4-3			G6-4-3 1B		K		F7		4	0	1	0	0	1	2						
<b>Jeffrey Leonard, R</b> (1, 7) OBP: 0.317, SLG: 0.483		P6		G6-4-3 1-2			K	G6-3		4	0	0	0	0	1	3						
<b>Ken Griffey Jr., L</b> (1, 8) OBP: 0.385, SLG: 0.557		F9		K			0-1 1B		F7	4	1	1	0	0	1	0						
<b>Pete O'Brien, L</b> (1, 3) OBP: 0.250, SLG: 0.273						K	0-1 3B			4	1	2	1	0	2	0						
<b>Edgar Martinez, R</b> (1, 5) OBP: 0.378, SLG: 0.514							3-2 1B	1B		4	2	4	2	0	0	0						
<b>Dave Valle, R</b> (1, 2) OBP: 0.300, SLG: 0.426							0-3 K	1B	G3-6-3 1B	4	0	1	0	0	2	4						
<b>Mike Brumley, S</b> (1, 6) OBP: 0.233, SLG: 0.269							1-2 FC6-4	L4-3 1B		3	1	1	1	0	0	2						
<b>Inning Stats</b>	R: 0 E: 0 K: 0 S: 8	H: 0 LOB: 0 BB: 0 P: 12	R: 0 E: 0 K: 1 S: 8	H: 0 LOB: 0 BB: 0 P: 11	R: 2 E: 0 K: 1 S: 11	H: 2 LOB: 0 BB: 0 P: 19	R: 0 E: 0 K: 1 S: 9	H: 1 LOB: 0 BB: 0 P: 15	R: 0 E: 0 K: 2 S: 11	H: 1 LOB: 1 BB: 0 P: 16	R: 0 E: 0 K: 3 S: 11	H: 0 LOB: 0 BB: 0 P: 14	R: 3 E: 0 K: 1 S: 12	H: 4 LOB: 0 BB: 0 P: 18	R: 0 E: 0 K: 0 S: 8	H: 1 LOB: 1 BB: 1 P: 17	R: 0 E: 0 K: 0 S: 8	H: 2 LOB: 1 BB: 0 P: 13	1B: 8 2B: 2 3B: 1 HR: 1	SF: 0 SAC: 0 DP: 3 HBP: 0	WP: 1 PB: 0 CS: 2	PA: 35
<b>PITCHER</b>	IP	WLS	BF	H	R	ER	SO	BB	IBB	HBP	BLK	WP	HR	S	P	ERA	WHIP					
<b>Pascual Perez, R</b> (1, 1) ERA: 1.29	3.0	L	12	3	2	2	2	0	0	0	0	1	0	32	50	6.00	1.000					
<b>Lee Guetterman, L</b> (4, 1) ERA: 5.79	3.1		12	3	2	2	7	0	0	0	0	0	0	33	45	5.40	0.900					
<b>Eric Plunk, R</b> (7, 1) ERA: 1.29	1.2		7	3	1	1	0	1	0	0	0	0	1	13	27	5.40	2.400					
<b>Dave Righetti, L</b> (9, 1) ERA: 5.79	1.0		4	2	0	0	0	0	0	0	0	0	0	8	13	0.00	2.000					

Batter	1	2	3	4	5	6	7	8	9	AB	R	H	RBI	BB	SO	LOB	BOTTOM				
<b>Steve Sax, R</b> (1, 4) OBP: 0.340, SLG: 0.286	G1-3 3B BB		G4-3				F8-3 1B		G5-3	4	1	2	0	1	0	0	<b>Seattle Mariners @ New York Yankees</b> Yankee Stadium, Bronx, NY Wed Apr 25 1990, 7:05 PM EDT Att: 15,537 - Unknown - 61 F				
<b>Alvaro Espinoza, R</b> (1, 6) OBP: 0.238, SLG: 0.300	G1-3						F8-3 1B			3	0	1	0	0	0	2					
<b>Luis Polonia, L</b> (7, PH) OBP: 0.278, SLG: 0.294	G1-3						F8-3 1-2			1	0	0	0	0	0	3					
<b>Wayne Tolleson, S</b> (8, 6)								G1-2-3		0	0	0	0	0	0	0					
<b>Don Mattingly, L</b> (1, 3) OBP: 0.426, SLG: 0.578	G1-3		FC5-4 1B				1-2 1B			4	1	2	1	0	0	2					
<b>Mel Hall, L</b> (1, 7) OBP: 0.243, SLG: 0.472								HR		4	0	3	1	0	1	1					
<b>Dave Winfield, R</b> (1, 10) OBP: 0.333, SLG: 0.500	L7							1B		4	0	0	0	0	2	5					
<b>Jesse Barfield, R</b> (1, 9) OBP: 0.288, SLG: 0.364										4	0	0	0	0	3	2					
<b>Roberto Kelly, R</b> (1, 8) OBP: 0.326, SLG: 0.349	G4-3									4	0	1	0	0	1	1					
<b>Rick Cerone, R</b> (1, 2) OBP: 0.321, SLG: 0.500										4	0	2	0	0	1	0					
<b>Mike Blowers, R</b> (1, 5) OBP: 0.333, SLG: 0.462										3	0	0	0	0	3	3					
<b>Deion Sanders, L</b> (9, PH)										1	0	0	0	0	1	0					
<b>Inning Stats</b>	R: 1 E: 0 K: 0 S: 10	H: 1 LOB: 1 BB: 1 P: 17	R: 0 E: 0 K: 1 S: 11	H: 1 LOB: 0 BB: 0 P: 19	R: 0 E: 0 K: 1 S: 12	H: 2 LOB: 2 BB: 0 P: 19	R: 0 E: 0 K: 1 S: 7	H: 0 LOB: 0 BB: 0 P: 11	R: 0 E: 0 K: 3 S: 12	H: 1 LOB: 1 BB: 0 P: 17	R: 0 E: 0 K: 1 S: 11	H: 3 LOB: 2 BB: 0 P: 19	R: 1 E: 0 K: 2 S: 17	H: 2 LOB: 1 BB: 0 P: 21	R: 0 E: 0 K: 2 S: 10	H: 0 LOB: 0 BB: 0 P: 12	1B: 9 2B: 1 3B: 1 HR: 1	SF: 0 SAC: 0 DP: 2 HBP: 0	WP: 0 PB: 0 CS: 0	PA: 37	
<b>PITCHER</b>	IP	WLS	BF	H	R	ER	SO	BB	IBB	HBP	BLK	WP	HR	S	P	ERA	WHIP				
<b>Brian Holman, R</b> (1, 1) ERA: 2.33	6.0	W	26	8	1	1	7	1	0	0	0	0	0	63	100	1.50	1.500				
<b>Michael Jackson, R</b> (7, 1) ERA: 2.09	2.0		8	3	1	1	3	0	0	0	0	0	1	26	37	4.50	1.500				
<b>Mike Schooler, R</b> (9, 1) ERA: 2.57	1.0	S	3	0	0	0	2	0	0	0	0	0	0	10	12	0.00	0.000				



Batter	1	2	3	4	5	6	7	8	9	AB	R	H	RBI	BB	SO	LOB	TOP				
<b>Harold Reynolds, S</b> OBP: 0.278, SLG: 0.328 (1,4)	G5-3	2H HR		G3			K		F8	5	1	1	2	0	1	1	<b>Seattle Mariners @ New York Yankees</b> Yankee Stadium, Bronx, NY Thu Apr 26 1990, 7:05 PM EDT Att: 15,857 - Unknown - 65 F  <b>AB 34</b> <b>R 6</b> <b>H 8</b> <b>RBI 5</b> <b>BB 4</b> <b>SO 1</b> <b>LOB 13</b> 				
<b>Greg Britley, L</b> OBP: 0.186, SLG: 0.244 (1,9)	F7	P8			E4 G6-4-3		G3-1		P9	5	1	0	0	0	0	0					
<b>Alvin Davis, L</b> OBP: 0.364, SLG: 0.364 (1,10)	F8				E3 G6-4-3			1B BB		2	0	0	0	2	0	1					
<b>Jeffrey Leonard, R</b> OBP: 0.313, SLG: 0.469 (1,7)		P9	F9		G6-4-3			1B BB		4	0	1	0	0	0	2					
<b>Ken Griffey Jr., L</b> OBP: 0.391, SLG: 0.554 (1,8)		2B 1B	P6		1-2 3-H CS 1B			F8		4	1	2	0	0	0	3					
<b>Pete O'Brien, L</b> OBP: 0.250, SLG: 0.259 (1,3)		F9	F9		CS 1-2		L8		G4-6-3 BB	3	0	0	0	1	0	2					
<b>Edgar Martinez, R</b> OBP: 0.390, SLG: 0.500 (1,5)		2B BB		FC3-6 1B			L9		G4-6-3	3	1	1	0	1	0	1					
<b>Scott Bradley, L</b> OBP: 0.333, SLG: 0.467 (1,2)		1B 2B	FC3-6						P6	4	1	2	2	0	0	1					
<b>Mike Brumley, S</b> OBP: 0.235, SLG: 0.267 (1,6)		HR 1B	P3				G3		G4-3	4	1	1	1	0	0	2					
<b>Inning Stats</b>	R: 0 E: 0 K: 0 S: 8	H: 0 LOB: 0 BB: 0 P: 11	R: 5 E: 0 K: 0 S: 12	H: 4 LOB: 0 BB: 1 P: 25	R: 0 E: 0 K: 0 S: 6	H: 0 LOB: 1 BB: 1 P: 14	R: 0 E: 0 K: 0 S: 6	H: 1 LOB: 1 BB: 0 P: 10	R: 1 E: 2 K: 0 S: 11	H: 1 LOB: 0 BB: 0 P: 18	R: 0 E: 0 K: 0 S: 7	H: 1 LOB: 1 BB: 0 P: 13	R: 0 E: 0 K: 1 S: 9	H: 0 LOB: 0 BB: 1 P: 19	R: 0 E: 0 K: 0 S: 4	H: 0 LOB: 0 BB: 0 P: 8	1B: 5 2B: 2 3B: 0 HR: 1	SF: 0 SAC: 0 DP: 2 HBP: 0	WP: 0 PB: 0 CS: 1	PA: 39	
<b>PITCHER</b>	IP	WLS	BF	H	R	ER	SO	BB	IBB	HBP	BLK	WP	HR	S	P	ERA	WHIP				
<b>Andy Hawkins, R</b> ERA: 7.88 (1,1)	6.2	L	31	8	6	5	1	3	0	0	0	0	1	57	105	6.75	1.650				
<b>Alan Mills, R</b> ERA: 3.0 (7,1)	1.1		4	0	0	0	0	1	0	0	0	0	0	10	21	0.00	0.750				
<b>Lance McCullers, R</b> ERA: (9,1)	1.0		3	0	0	0	0	0	0	0	0	0	0	4	8	0.00	0.000				

Batter	1	2	3	4	5	6	7	8	9	AB	R	H	RBI	BB	SO	LOB	BOTTOM					
<b>Steve Sax, R</b> OBP: 0.316, SLG: 0.264 (1,4)	G5-3		K		P9			G4-3		4	0	0	0	0	1	2	<b>Seattle Mariners @ New York Yankees</b> Yankee Stadium, Bronx, NY Thu Apr 26 1990, 7:05 PM EDT Att: 15,857 - Unknown - 65 F  <b>AB 33</b> <b>R 2</b> <b>H 6</b> <b>RBI 2</b> <b>BB 2</b> <b>SO 10</b> <b>LOB 9</b> 					
<b>Alvaro Espinoza, R</b> OBP: 0.244, SLG: 0.286 (1,6)			F8		K2-3			G4-3		2	0	0	0	1	1	2						
<b>Luis Polonia, L</b> OBP: 0.263, SLG: 0.278 (8, PH)								G4-3		1	0	0	0	0	0	0						
<b>Wayne Tolleson, S</b> (9,6)										0	0	0	0	0	0	0						
<b>Don Mattingly, L</b> OBP: 0.389, SLG: 0.531 (1,3)	G3		G4-3				F8	L5		4	0	0	0	0	0	1						
<b>Steve Balboni, R</b> OBP: 0.278, SLG: 0.235 (1,10)	K				K		K		K	4	0	0	0	0	4	1						
<b>Dave Winfield, R</b> OBP: 0.302, SLG: 0.447 (1,7)			K		G1-3		L8		K	4	0	0	0	0	2	0						
<b>Jesse Barfield, R</b> OBP: 0.333, SLG: 0.568 (1,9)					F8			1B HR		4	2	3	2	0	0	0						
<b>Roberto Kelly, R</b> OBP: 0.319, SLG: 0.340 (1,8)		F8			F9		K		K	4	0	1	0	0	1	0						
<b>Bob Geren, R</b> OBP: 0.381, SLG: 0.500 (1,2)							G6-3		G6-3	3	0	1	0	1	0	2						
<b>Mike Blowers, R</b> OBP: 0.333, SLG: 0.448 (1,5)		G5-3					K2-3			3	0	1	0	0	1	1						
<b>Inning Stats</b>	R: 0 E: 0 K: 1 S: 9	H: 0 LOB: 1 BB: 1 P: 19	R: 1 E: 0 K: 1 S: 17	H: 2 LOB: 1 BB: 0 P: 21	R: 0 E: 0 K: 1 S: 9	H: 0 LOB: 0 BB: 0 P: 13	R: 0 E: 0 K: 1 S: 8	H: 0 LOB: 0 BB: 0 P: 11	R: 0 E: 0 K: 1 S: 10	H: 1 LOB: 2 BB: 1 P: 19	R: 0 E: 0 K: 1 S: 8	H: 0 LOB: 0 BB: 0 P: 13	R: 1 E: 0 K: 2 S: 11	H: 1 LOB: 0 BB: 0 P: 14	R: 0 E: 0 K: 0 S: 6	H: 0 LOB: 0 BB: 0 P: 8	R: 0 E: 0 K: 2 S: 13	H: 2 LOB: 2 BB: 0 P: 20	1B: 3 2B: 1 3B: 0 HR: 2	SF: 0 SAC: 0 DP: 0 HBP: 0	WP: 0 PB: 0 CS: 0	PA: 35
<b>PITCHER</b>	IP	WLS	BF	H	R	ER	SO	BB	IBB	HBP	BLK	WP	HR	S	P	ERA	WHIP					
<b>Randy Johnson, L</b> ERA: 4.07 (1,1)	6.0	W	24	4	2	2	6	2	0	0	0	0	0	2	63	3.00	1.000					
<b>Bill Swift, R</b> ERA: 1.5 (7,1)	3.0	S	11	2	0	0	4	0	0	0	0	0	0	28	40	0.00	0.667					



Batter	1	2	3	4	5	6	7	8	9	AB	R	H	RBI	BB	SO	LOB	TOP					
<b>Claudell Washington, L</b> (1, 9) OBP: 0.228, SLG: 0.310	G6-3		L8					G3		5	1	2	1	0	0	3	<b>California Angels @ New York Yankees</b> Yankee Stadium, Bronx, NY Fri Apr 27 1990, 7:05 PM EDT Att: 20,289 - Unknown - 80 F					
<b>Devon White, S</b> (1, 8) OBP: 0.232, SLG: 0.288	G3		F7						G6-3	5	1	1	1	0	1	2						
<b>Wally Joyner, L</b> (1, 3) OBP: 0.343, SLG: 0.426	G4-3								F7	4	1	1	1	1	0	0						
<b>Chili Davis, S</b> (1, 10) OBP: 0.357, SLG: 0.419 <b>Mark McLemore, S</b> (9, PR) OBP: 0.240, SLG: 0.095		K							F7	5	0	2	0	0	2	1						
<b>Dante Bichette, R</b> (1, 7) OBP: 0.313, SLG: 0.484		FC6-4 1B							1B	0	0	0	0	0	0	0						
<b>Johnny Ray, S</b> (1, 4) OBP: 0.293, SLG: 0.308		F8							1B	5	0	1	0	0	1	2						
<b>Jack Howell, L</b> (1, 5) OBP: 0.347, SLG: 0.477		FC6-4 1-2							F9	4	0	1	0	0	1	2						
<b>John Orton, R</b> (1, 2) OBP: 0.313, SLG: 0.429									G4-3	4	0	1	0	0	1	2						
<b>Donnie Hill, S</b> (1, 6) OBP: 0.400, SLG: 0.500									FC4-6 1B	2	0	0	0	2	1	1						
<b>Inning Stats</b>	R: 0 E: 0 K: 0 S: 7	H: 0 LOB: 0 BB: 0 P: 9	R: 0 E: 0 K: 1 S: 11	H: 1 LOB: 1 BB: 0 P: 17	R: 0 E: 0 K: 1 S: 10	H: 1 LOB: 1 BB: 0 P: 14	R: 0 E: 0 K: 2 S: 14	H: 1 LOB: 1 BB: 0 P: 17	R: 1 E: 0 K: 2 S: 10	H: 2 LOB: 1 BB: 0 P: 13	R: 1 E: 0 K: 2 S: 15	H: 3 LOB: 3 BB: 1 P: 24	R: 2 E: 0 K: 0 S: 8	H: 2 LOB: 1 BB: 1 P: 14	R: 0 E: 0 K: 0 S: 11	H: 1 LOB: 2 BB: 1 P: 20		R: 0 E: 0 K: 0 S: 11	H: 1 LOB: 1 BB: 0 P: 17	1B: 6 2B: 2 3B: 0 HR: 4	SF: 0 SAC: 0 DP: 1 HBP: 0	WP: 0 PB: 0 SB: 0 CS: 0
<b>PITCHER</b>	IP	WLS	BF	H	R	ER	SO	BB	IBB	HBP	BLK	WP	HR	S	P	ERA	WHIP					
<b>Tim Leary, R</b> (1, 1) ERA: 2.75	6.0		29	10	4	4	8	1	0	0	0	0	4	71	99	6.00	1.833					
<b>Lee Guetterman, L</b> (7, 1) ERA: 4.75	2.0	W	8	1	0	0	0	2	0	0	0	0	0	15	29	0.00	1.500					
<b>Dave Righetti, L</b> (9, 1) ERA: 4.76	1.0	S	4	1	0	0	0	0	0	0	0	0	0	11	17	0.00	1.000					

Batter	1	2	3	4	5	6	7	8	9	AB	R	H	RBI	BB	SO	LOB	BOTTOM					
<b>Steve Sax, R</b> (1, 4) OBP: 0.339, SLG: 0.345	HR							F8		5	1	3	1	0	0	2	<b>California Angels @ New York Yankees</b> Yankee Stadium, Bronx, NY Fri Apr 27 1990, 7:05 PM EDT Att: 20,289 - Unknown - 80 F					
<b>Luis Polonia, L</b> (1, 10) OBP: 0.318, SLG: 0.333 <b>Steve Balboni, R</b> (7, PH) OBP: 0.263, SLG: 0.222	G1-3	CS								3	0	2	1	0	0	0						
<b>Don Mattingly, L</b> (1, 3) OBP: 0.397, SLG: 0.519	1B 2B									3	1	1	0	0	0	3						
<b>Mel Hall, L</b> (1, 7) OBP: 0.250, SLG: 0.462 <b>Dave Winfield, R</b> (7, PH) OBP: 0.295, SLG: 0.436										3	1	1	0	0	1	3						
<b>Jesse Barfield, R</b> (1, 9) OBP: 0.348, SLG: 0.575	2B									1	0	0	0	0	0	1						
<b>Jesse Barfield, R</b> (1, 9) OBP: 0.348, SLG: 0.575	G4-3									3	0	1	2	1	1	2						
<b>Roberto Kelly, R</b> (1, 8) OBP: 0.314, SLG: 0.333	G4-3									4	1	1	0	0	0	4						
<b>Rick Cerone, R</b> (1, 2) OBP: 0.313, SLG: 0.469	L8									4	0	1	0	0	1	1						
<b>Alvaro Espinoza, R</b> (1, 6) OBP: 0.245, SLG: 0.267										3	0	0	0	1	1	2						
<b>Mike Blowers, R</b> (1, 5) OBP: 0.333, SLG: 0.438 <b>Deion Sanders, L</b> (8, PH) <b>Randy Velarde, R</b> (9, 5)										3	1	1	0	0	1	1						
<b>Inning Stats</b>	R: 3 E: 0 K: 0 S: 13	H: 4 LOB: 1 BB: 0 P: 19	R: 0 E: 0 K: 2 S: 12	H: 1 LOB: 0 BB: 0 P: 18	R: 0 E: 0 K: 1 S: 7	H: 1 LOB: 1 BB: 0 P: 10	R: 0 E: 0 K: 1 S: 8	H: 0 LOB: 0 BB: 0 P: 13	R: 1 E: 0 K: 1 S: 15	H: 3 LOB: 3 BB: 1 P: 26	R: 0 E: 0 K: 0 S: 9	H: 0 LOB: 1 BB: 1 P: 17	R: 0 E: 0 K: 0 S: 7	H: 0 LOB: 1 BB: 0 P: 11	R: 1 E: 0 K: 0 S: 8	H: 2 LOB: 1 BB: 0 P: 12	R: 0 E: 0 K: 0 S: 8	H: 1 LOB: 1 BB: 0 P: 12	1B: 9 2B: 1 3B: 0 HR: 1	SF: 0 SAC: 0 DP: 0 HBP: 1	WP: 0 PB: 0 SB: 0 CS: 1	PA: 38
<b>PITCHER</b>	IP	WLS	BF	H	R	ER	SO	BB	IBB	HBP	BLK	WP	HR	S	P	ERA	WHIP					
<b>Bert Blyleven, R</b> (1, 1) ERA: 9.0	4.0		20	9	4	4	4	0	0	0	0	0	1	45	69	9.00	2.250					
<b>Scott Bailes, L</b> (5, 1) ERA: 2.45	2.1		10	0	0	0	1	2	0	1	0	0	0	21	37	0.00	0.857					
<b>Willie Fraser, R</b> (7, 1) ERA: 11.81	1.2	L	7	2	1	1	0	0	0	0	0	0	0	13	20	5.40	1.200					



Batter	1	2	3	4	5	6	7	8	9	AB	R	H	RBI	BB	SO	LOB	TOP			
<b>Brian Downing, R</b> OBP: 0.271, SLG: 0.279 (1, 10)										3	1	0	0	1	0	0				
<b>Devon White, S</b> OBP: 0.233, SLG: 0.286 (1, 8)										4	1	1	0	0	0	0				
<b>Wally Joyner, L</b> OBP: 0.338, SLG: 0.431 (1, 3)										4	0	1	2	0	1	0				
<b>Chili Davis, S</b> OBP: 0.351, SLG: 0.400 (1, 7)										3	0	0	0	1	1	2				
<b>Dante Bichette, R</b> OBP: 0.324, SLG: 0.477 (1, 9)										3	0	1	0	1	1	1				
<b>Johnny Ray, S</b> OBP: 0.290, SLG: 0.291 (1, 4)										3	0	0	0	1	1	3				
<b>Lance Parrish, R</b> OBP: 0.234, SLG: 0.326 (7, PH)										2	0	0	0	0	1	2				
<b>Max Venable, L</b> OBP: 0.294, SLG: 0.333 (7, 2)										1	0	0	0	0	0	0				
<b>John Orton, R</b> OBP: 0.294, SLG: 0.400 (7, 2)										1	0	0	0	0	0	1				
<b>Rick Schu, R</b> OBP: 0.263, SLG: 0.278 (7, PH)										2	0	0	0	0	0	0				
<b>Jack Howell, L</b> OBP: 0.340, SLG: 0.467 (7, 5)										1	0	0	0	0	0	0				
<b>Mark McLemore, S</b> OBP: 0.231, SLG: 0.091 (9, PH)										1	0	0	0	0	0	1				
<b>Kent Anderson, R</b> OBP: 0.267, SLG: 0.276 (1, 6)										3	0	0	0	0	1	0				
<b>Inning Stats</b>	R: 2 H: 2 E: 0 K: 2 S: 15	H: 2 LOB: 2 BB: 2 P: 30	R: 0 H: 0 E: 0 K: 0 S: 9	H: 0 LOB: 0 BB: 0 P: 16	R: 0 H: 0 E: 0 K: 0 S: 8	H: 0 LOB: 0 BB: 0 P: 13	R: 0 H: 0 E: 0 K: 1 S: 7	H: 0 LOB: 0 BB: 0 P: 10	R: 0 H: 1 E: 0 K: 1 S: 13	H: 2 LOB: 2 BB: 1 P: 22	R: 0 H: 0 E: 0 K: 1 S: 9	H: 0 LOB: 0 BB: 0 P: 13	R: 0 H: 1 E: 1 K: 1 S: 15	H: 0 LOB: 1 BB: 1 P: 24	R: 0 H: 0 E: 0 K: 0 S: 4	H: 0 LOB: 1 BB: 1 P: 10	1B: 2 2B: 1 3B: 0 HR: 0	SF: 0 SAC: 0 DP: 0 HBP: 0	WP: 0 PB: 0 SB: 0 CS: 0	PA: 35
<b>PITCHER</b>	IP	WLS	BF	H	R	ER	SO	BB	IBB	HBP	BLK	WP	HR	S	P	ERA	WHIP			
<b>Greg Cadaret, L</b> ERA: 7.9 (1, 1)	6.0	W	24	3	2	2	4	3	0	0	0	0	0	56	97	3.00	1.000			
<b>Jeff Robinson, R</b> ERA: 3.5 (7, 1)	2.0		8	0	0	0	2	1	0	0	0	0	0	24	41	0.00	0.500			
<b>Dave Righetti, L</b> ERA: 4.05 (9, 1)	1.0	S	3	0	0	0	0	0	0	0	0	0	0	4	6	0.00	0.000			

California Angels @ New York Yankees  
Yankee Stadium, Bronx, NY  
Sat Apr 28, 1990, 3:33 AM EDT  
Att: 25,751 - Sunny - 90 F

AB 31  
R 2  
H 3  
RBI 2  
BB 4  
SO 6  
LOB 10



Batter	1	2	3	4	5	6	7	8	9	AB	R	H	RBI	BB	SO	LOB	BOTTOM			
<b>Steve Sax, R</b> OBP: 0.379, SLG: 0.383 (1, 4)										2	1	2	1	2	0	0				
<b>Alvaro Espinoza, R</b> OBP: 0.245, SLG: 0.265 (1, 6)										4	0	1	0	0	1	4				
<b>Don Mattingly, L</b> OBP: 0.371, SLG: 0.482 (1, 3)										4	1	0	0	0	0	4				
<b>Steve Balboni, R</b> OBP: 0.261, SLG: 0.273 (1, 10)										4	0	1	0	0	0	2				
<b>Deion Sanders, L</b> (8, PR)										0	0	0	0	0	0	0				
<b>Dave Winfield, R</b> OBP: 0.271, SLG: 0.395 (1, 7)										4	0	0	0	0	0	2				
<b>Jesse Barfield, R</b> OBP: 0.340, SLG: 0.535 (1, 9)										3	0	0	0	1	1	1				
<b>Roberto Kelly, R</b> OBP: 0.315, SLG: 0.333 (1, 8)										3	0	1	0	0	0	1				
<b>Bob Geren, R</b> OBP: 0.375, SLG: 0.478 (1, 2)										3	1	1	0	0	1	1				
<b>Mike Blowers, R</b> OBP: 0.333, SLG: 0.429 (1, 5)										3	0	1	0	0	1	0				
<b>Inning Stats</b>	R: 0 H: 1 E: 0 K: 0 S: 8	H: 1 LOB: 1 BB: 1 P: 14	R: 0 H: 0 E: 0 K: 0 S: 8	H: 0 LOB: 0 BB: 0 P: 11	R: 3 H: 3 E: 2 K: 0 S: 11	H: 3 LOB: 1 BB: 0 P: 19	R: 0 H: 1 E: 0 K: 1 S: 6	H: 0 LOB: 0 BB: 0 P: 11	R: 0 H: 0 E: 0 K: 0 S: 7	H: 0 LOB: 1 BB: 1 P: 16	R: 0 H: 1 E: 0 K: 2 S: 11	H: 1 LOB: 1 BB: 0 P: 15	R: 0 H: 1 E: 0 K: 0 S: 7	H: 1 LOB: 1 BB: 0 P: 9	1B: 5 2B: 3 3B: 0 HR: 0	SF: 0 SAC: 0 DP: 2 HBP: 0	WP: 0 PB: 1 SB: 1 CS: 0	PA: 33		
<b>PITCHER</b>	IP	WLS	BF	H	R	ER	SO	BB	IBB	HBP	BLK	WP	HR	S	P	ERA	WHIP			
<b>Chuck Finley, L</b> ERA: 0.96 (1, 1)	7.1	L	31	7	3	1	4	3	0	0	0	0	0	64	105	1.23	1.364			
<b>Mark Eichhorn, R</b> ERA: 1.17 (8, 1)	0.2		2	0	0	0	0	0	0	0	0	0	0	2	3	0.00	0.000			

California Angels @ New York Yankees  
Yankee Stadium, Bronx, NY  
Sat Apr 28, 1990, 3:33 AM EDT  
Att: 25,751 - Sunny - 90 F

AB 30  
R 3  
H 7  
RBI 1  
BB 3  
SO 4  
LOB 15





Batter	1	2	3	4	5	6	7	8	9	AB	R	H	RBI	BB	SO	LOB	TOP										
<b>Mark McLemore, S</b> OBP: 0.226, SLG: 0.111 (1,4)	F8	1B	K		K			FC2-6 WP		5	0	1	1	0	2	5	<b>California Angels @ New York Yankees</b> Yankee Stadium, Bronx, NY Sun Apr 29 1990, 7:05 PM EDT Att: 30,098 - Overcast - 55 F										
<b>Devon White, S</b> OBP: 0.246, SLG: 0.295 (1,8)	1B	1B		F8		G4-3		P4		5	0	2	1	0	0	1											
<b>Wally Joyner, L</b> OBP: 0.342, SLG: 0.420 (1,3)	L8	K		BB		1B		G1-3		4	0	1	0	1	1	4											
<b>Chili Davis, S</b> OBP: 0.354, SLG: 0.406 (1,10)	P5		1B	BB		K		F9		4	1	1	0	1	1	2											
<b>Dante Bichette, R</b> OBP: 0.315, SLG: 0.457 (1,7)		F7	SH1-4 1B	F9		P6		P5		5	0	1	0	0	0	3											
<b>Claudell Washington, L</b> OBP: 0.222, SLG: 0.294 (1,9)	G6-3	1B	1B	K				K		0	0	0	0	0	0	0											
<b>John Orton, R</b> OBP: 0.300, SLG: 0.389 (1,2)	E6 PB	SH1-4			1B	K				3	1	1	0	0	1	0											
<b>Lance Parrish, R</b> OBP: 0.234, SLG: 0.326 (7,2)			1B		CS					0	0	0	0	0	0	0											
<b>Jack Howell, L</b> OBP: 0.370, SLG: 0.479 (1,5)		PB	1B			P6				3	1	2	0	1	0	0											
<b>Kent Anderson, R</b> OBP: 0.294, SLG: 0.303 (1,6)	K	1B	F4					FC2-6 1B		4	1	2	0	0	1	4											
<b>Inning Stats</b>	R: 0 E: 0 K: 0 S: 7	H: 1 LOB: 1 BB: 0 P: 11	R: 3 E: 1 K: 2 S: 26	H: 3 LOB: 2 BB: 0 P: 40	R: 1 E: 0 K: 1 S: 12	H: 3 LOB: 3 BB: 1 P: 20	R: 0 E: 0 K: 1 S: 16	H: 0 LOB: 2 BB: 2 P: 28	R: 0 E: 0 K: 1 S: 9	H: 3 LOB: 1 BB: 0 P: 13	R: 0 E: 0 K: 1 S: 9	H: 1 LOB: 1 BB: 0 P: 14	R: 0 E: 0 K: 1 S: 6	H: 0 LOB: 0 BB: 0 P: 9	R: 0 E: 0 K: 0 S: 7	H: 1 LOB: 1 BB: 0 P: 10	R: 0 E: 0 K: 1 S: 11	H: 0 LOB: 0 BB: 0 P: 18	1B: 11 2B: 1 3B: 0 HR: 0	SF: 0 SAC: 1 DP: 0 HBP: 0	WP: 1 PB: 1 SB: 1 CS: 0	PA: 42					
<b>PITCHER</b>	IP	WLS	BF	H	R	ER	SO	BB	IBB	HBP	BLK	WP	HR	S	P	ERA	WHIP										
<b>Dave LaPoint, L</b> ERA: 4.86 (1,1)	2.0	L	15	7	4	1	2	0	0	0	0	0	0	38	57	4.50	3.500										
<b>Alan Mills, R</b> ERA: 2.0 (3,1)	3.0		13	3	0	0	3	2	1	0	0	0	0	32	55	0.00	1.667										
<b>Lance McCullers, R</b> ERA: (6,1)	3.0		11	2	0	0	2	0	0	0	0	1	0	22	33	0.00	0.667										
<b>Eric Plunk, R</b> ERA: 1.13 (9,1)	1.0		3	0	0	0	1	0	0	0	0	0	0	11	18	0.00	0.000										

Batter	1	2	3	4	5	6	7	8	9	AB	R	H	RBI	BB	SO	LOB	BOTTOM										
<b>Steve Sax, R</b> OBP: 0.380, SLG: 0.375 (1,4)	F8		G6-4-3 BB		G1-3		G4-3		2B	4	0	1	1	1	0	2	<b>California Angels @ New York Yankees</b> Yankee Stadium, Bronx, NY Sun Apr 29 1990, 7:05 PM EDT Att: 30,098 - Overcast - 55 F										
<b>Alvaro Espinoza, R</b> OBP: 0.232, SLG: 0.250 (1,6)	K2-3		G6-4-3		G6-3		F7		1B	3	0	0	0	0	1	2											
<b>Luis Polonia, L</b> OBP: 0.304, SLG: 0.318 (7, PH)										1	0	0	0	0	0	1											
<b>Wayne Tolleson, S</b> OBP: 0.268, SLG: 0.500 (9, PH)										1	0	1	1	0	0	0											
<b>Mel Hall, L</b> OBP: 0.268, SLG: 0.500 (9, PR)										0	0	0	0	0	0	0											
<b>Deion Sanders, L</b> OBP: 0.373, SLG: 0.483 (1,3)	2B		F8		K		F9		IBB	4	0	1	0	1	1	2											
<b>Steve Balboni, R</b> OBP: 0.250, SLG: 0.231 (1,10)	K2-3				G1-3				L8	4	0	0	0	1	2	4											
<b>Dave Winfield, R</b> OBP: 0.250, SLG: 0.362 (1,7)			F8		G1-3		F9			4	0	0	0	0	1	1											
<b>Jesse Barfield, R</b> OBP: 0.352, SLG: 0.543 (1,9)			2B	SF8 BB			K		L5	3	1	1	0	1	1	1											
<b>Roberto Kelly, R</b> OBP: 0.328, SLG: 0.351 (1,8)							L9			3	0	1	0	1	1	1											
<b>Rick Cerone, R</b> OBP: 0.306, SLG: 0.457 (1,2)			SF8		P6				G6-3	3	1	1	1	0	0	2											
<b>Randy Velarde, R</b> OBP: 0.375, SLG: 0.250 (1,5)			K				G1-3		1B	3	1	2	0	1	1	1											
<b>Inning Stats</b>	R: 0 E: 0 K: 2 S: 10	H: 1 LOB: 1 BB: 0 P: 18	R: 1 E: 0 K: 1 S: 13	H: 1 LOB: 1 BB: 1 P: 18	R: 0 E: 0 K: 0 S: 5	H: 0 LOB: 0 BB: 1 P: 10	R: 0 E: 0 K: 0 S: 9	H: 1 LOB: 2 BB: 1 P: 20	R: 0 E: 0 K: 1 S: 10	H: 1 LOB: 1 BB: 0 P: 14	R: 0 E: 0 K: 1 S: 11	H: 0 LOB: 1 BB: 1 P: 17	R: 1 E: 0 K: 0 S: 11	H: 2 LOB: 1 BB: 0 P: 20	R: 0 E: 0 K: 2 S: 8	H: 0 LOB: 0 BB: 0 P: 11	R: 1 E: 0 K: 1 S: 20	H: 2 LOB: 3 BB: 2 P: 39	1B: 3 2B: 5 3B: 0 HR: 0	SF: 1 SAC: 0 DP: 1 HBP: 0	WP: 0 PB: 0 SB: 1 CS: 0	PA: 40					
<b>PITCHER</b>	IP	WLS	BF	H	R	ER	SO	BB	IBB	HBP	BLK	WP	HR	S	P	ERA	WHIP										
<b>Mark Langston, L</b> ERA: 2.16 (1,1)	6.0	W	27	6	2	2	5	4	0	0	0	0	0	64	109	3.00	1.667										
<b>Mark Eichhorn, R</b> ERA: 1.04 (7,1)	2.0		6	0	0	0	2	0	0	0	0	0	0	13	19	0.00	0.000										
<b>Bryan Harvey, R</b> ERA: 6.48 (9,1)	1.0	S	7	2	1	1	1	1	1	0	0	0	0	20	39	9.00	3.000										



Batter	1	2	3	4	5	6	7	8	9	AB	R	H	RBI	BB	SO	LOB	TOP					
Rickey Henderson, R OBP: 0.429, SLG: 0.585	P4		L8	F8			HR		HR	5	2	2	2	0	0	2						
Carney Lansford, R OBP: 0.329, SLG: 0.395	F8		G4-3		F7		F8		G5-3	5	0	0	0	0	0	0						
Jose Canseco, R OBP: 0.444, SLG: 0.514	K		HR		K		1B		1B	3	1	1	1	2	2	0						
Mark McGwire, R OBP: 0.390, SLG: 0.590		HR	G6-3		FC5-4		G5-4-3		K	5	1	3	1	0	1	1						
Ron Hassey, L OBP: 0.361, SLG: 0.438		BB		G6-3	FC5-4		G5-4-3		1B	4	2	2	0	1	0	3						
Dave Henderson, R OBP: 0.307, SLG: 0.369	K			G6-3		G6-3		G6-3	FC6-4	5	0	1	0	0	1	4						
Ken Phelps, L OBP: 0.342, SLG: 0.390						F7				1	0	0	0	2	0	0						
Terry Steinbach, R OBP: 0.281, SLG: 0.358	1B			FC6-4	1B					1	0	0	0	0	0	1						
Walt Weiss, S OBP: 0.319, SLG: 0.443	K					E6		G6-3		4	0	1	1	0	1	3						
Mike Gallego, R OBP: 0.184, SLG: 0.182				FC6-4		B1-3		G4-3		4	0	1	1	0	0	4						
<b>Inning Stats</b>	R: 0 H: 0 E: 0 K: 1 S: 5	H: 0 LOB: 0 BB: 0 P: 9	R: 2 H: 2 E: 0 K: 2 S: 15	H: 2 LOB: 2 BB: 2 P: 26	R: 1 H: 1 E: 0 K: 0 S: 10	H: 1 LOB: 0 BB: 0 P: 15	R: 1 H: 2 E: 0 K: 0 S: 7	H: 2 LOB: 2 BB: 1 P: 17	R: 0 H: 1 E: 0 K: 1 S: 10	H: 1 LOB: 1 BB: 0 P: 16	R: 0 H: 0 E: 1 K: 0 S: 7	H: 0 LOB: 1 BB: 0 P: 13	R: 1 H: 2 E: 0 K: 0 S: 15	H: 2 LOB: 1 BB: 1 P: 26	R: 0 H: 1 E: 0 K: 0 S: 8	H: 1 LOB: 1 BB: 0 P: 12	R: 1 H: 2 E: 0 K: 1 S: 16	H: 2 LOB: 2 BB: 1 P: 27	1B: 6 2B: 1 3B: 0 HR: 4	SF: 0 SAC: 0 DP: 1 HBP: 0	WP: 0 PB: 0 SB: 0 CS: 0	PA: 42
<b>PITCHER</b>	IP	WLS	BF	H	R	ER	SO	BB	IBB	HBP	BLK	WP	HR	S	P	ERA	WHIP					
Clay Parker, R ERA: 5.14	6.1	L	29	7	5	5	4	2	1	0	0	0	3	59	104	7.11	1.421					
Jeff Robinson, R ERA: 3.5	0.0		2	1	0	0	0	1	0	0	0	0	0	6	13	∞	∞					
Lee Guetterman, L ERA: 4.15	1.2		5	1	0	0	0	0	0	0	0	0	0	12	17	0.00	0.600					
Eric Plunk, R ERA: 2.0	1.0		6	2	1	1	1	1	0	0	0	0	1	16	27	9.00	3.000					

Oakland Athletics @ New York Yankees  
Yankee Stadium, Bronx, NY  
Mon Apr 30 1990, 7:05 PM EDT  
Att: 18,178 - Unknown - 54 F

AB 37  
R 6  
H 11  
RBI 6  
BB 5  
SO 5  
LOB 18



Batter	1	2	3	4	5	6	7	8	9	AB	R	H	RBI	BB	SO	LOB	BOTTOM					
Steve Sax, R OBP: 0.360, SLG: 0.353	G6-3		L8			G6-3		F9		4	0	0	0	0	0	2						
Randy Velarde, R OBP: 0.300, SLG: 0.188	G6-3			K			F9		P2	4	0	0	0	0	1	0						
Don Mattingly, L OBP: 0.366, SLG: 0.469	L9			G6-3			F8		P4	4	0	1	0	0	0	0						
Mel Hall, L OBP: 0.289, SLG: 0.500				G4-3		G4-3		FC6-4	G4-3	4	0	2	0	0	0	0						
Jesse Barfield, R OBP: 0.333, SLG: 0.510		K			G6-3		F8			3	0	0	0	0	1	3						
Claudell Washington, L OBP: 0.205, SLG: 0.270					G3		FC6-4			3	0	0	0	0	0	3						
Roberto Kelly, R OBP: 0.328, SLG: 0.350					G6-3		F9		G5-4-3	3	0	1	0	0	0	0						
Bob Geren, R OBP: 0.370, SLG: 0.462							F8		G5-4-3	3	0	1	0	0	0	1						
Alvaro Espinoza, R OBP: 0.237, SLG: 0.255							K			3	0	1	0	0	2	1						
<b>Inning Stats</b>	R: 0 H: 0 E: 0 K: 0 S: 10	H: 1 LOB: 0 BB: 0 P: 15	R: 0 H: 1 E: 0 K: 1 S: 6	H: 1 LOB: 0 BB: 0 P: 8	R: 0 H: 1 E: 0 K: 1 S: 12	H: 1 LOB: 1 BB: 0 P: 19	R: 0 H: 0 E: 0 K: 1 S: 6	H: 0 LOB: 0 BB: 0 P: 9	R: 0 H: 0 E: 0 K: 1 S: 8	H: 0 LOB: 0 BB: 0 P: 11	R: 0 H: 2 E: 0 K: 0 S: 10	H: 2 LOB: 2 BB: 0 P: 15	R: 0 H: 2 E: 0 K: 0 S: 9	H: 2 LOB: 1 BB: 0 P: 14	R: 0 H: 0 E: 0 K: 0 S: 5	H: 0 LOB: 0 BB: 0 P: 6	1B: 6 2B: 0 3B: 0 HR: 0	SF: 0 SAC: 0 DP: 2 HBP: 0	WP: 0 PB: 0 SB: 0 CS: 0	PA: 31		
<b>PITCHER</b>	IP	WLS	BF	H	R	ER	SO	BB	IBB	HBP	BLK	WP	HR	S	P	ERA	WHIP					
Bob Welch, R ERA: 1.06	9.0	W	31	6	0	0	4	0	0	0	0	0	0	72	109	0.00	0.667					

Oakland Athletics @ New York Yankees  
Yankee Stadium, Bronx, NY  
Mon Apr 30 1990, 7:05 PM EDT  
Att: 18,178 - Unknown - 54 F

AB 31  
R 0  
H 6  
RBI 0  
BB 0  
SO 4  
LOB 10





Batter	1	2	3	4	5	6	7	8	9	AB	R	H	RBI	BB	SO	LOB	TOP								
Rickey Henderson, R OBP: 0.427, SLG: 0.586	1-1 S 1B	1-0 P4			3-2 1B 2B	3-2 G6-3		1-1 G5-3		5	1	2	0	0	0	5									
Carney Lansford, R OBP: 0.333, SLG: 0.395	0-0 F9	2-2 G5-3			2-2 G3-6-1 1B 2-3	3-1 1B 2H		2-0 F9		5	0	2	1	0	0	4									
Jose Canseco, R OBP: 0.442, SLG: 0.500	1-0 BB		0-0 G6-3		2-2 G3-6-1 1B 3H	0-3 K		0-2 F8		4	0	1	1	1	1	1									
Mark McGwire, R OBP: 0.366, SLG: 0.545	1-2 F8		1-1 P3		0-0 G3-6-1 2-3		3-3 K		3-2 G5-3		5	0	0	0	0	14									
Ron Hassey, L OBP: 0.325, SLG: 0.389	0-0 F7		0-1 G3		3-1 G3		0-0 G4-3				4	0	0	0	0	3									
Felix Jose, S OBP: 0.421, SLG: 0.611		0-0 E G4-3 1B		1-0 P4		0-1 1B 2B		1-3 K		4	1	2	0	0	1	0									
Dave Henderson, R OBP: 0.307, SLG: 0.369										0	0	0	0	0	0	0									
Terry Steinbach, R OBP: 0.262, SLG: 0.333		2-2 G4-3 1-2		2-2 F8		0-0 F7		0-1 F8		4	0	0	0	0	0	2									
Walt Weiss, S OBP: 0.342, SLG: 0.444		4-2 E BB		4-1		0-0 2B 1B		0-1 G4-3		2	1	1	0	2	0	0									
Mike Gallego, R OBP: 0.208, SLG: 0.271	1-2 E6		0-0 P4		0-0 P4	2-2 1B 2B		1-0 3B		4	1	2	2	0	0	3									
<b>Inning Stats</b>	R: 0 E: 0 K: 0 S: 7	H: 1 LOB: 2 BB: 1 P: 13	R: 0 E: 1 K: 0 S: 19	H: 1 LOB: 3 BB: 1 P: 29	R: 0 E: 0 K: 0 S: 5	H: 0 LOB: 0 BB: 0 P: 6	R: 0 E: 0 K: 0 S: 6	H: 0 LOB: 1 BB: 1 P: 13	R: 1 E: 0 K: 0 S: 14	H: 3 LOB: 1 BB: 0 P: 24	R: 3 E: 0 K: 1 S: 15	H: 4 LOB: 1 BB: 0 P: 23	R: 0 E: 0 K: 2 S: 8	H: 0 LOB: 0 BB: 0 P: 12	R: 0 E: 0 K: 0 S: 7	H: 1 LOB: 0 BB: 0 P: 9	R: 0 E: 0 K: 0 S: 7	H: 0 LOB: 0 BB: 0 P: 12	1B: 7 2B: 2 3B: 1 HR: 0	SF: 0 SAC: 0 DP: 1 HBP: 0	WP: 0 PB: 0 SB: 1 CS: 0	PA: 40			
<b>PITCHER</b>	IP	WLS	BF	H	R	ER	SO	BB	IBB	HBP	BLK	WP	HR	S	P	ERA	WHIP								
Andy Hawkins, R ERA: 7.59	(1, 1)	5.1	L	27	8	4	4	0	3	0	0	0	0	58	94	6.75	2.062								
Jeff Robinson, R ERA: 2.94	(6, 1)	2.2		10	2	0	0	3	0	0	0	0	0	23	35	0.00	0.750								
Lance McCullers, R ERA:	(9, 1)	1.0	S	3	0	0	0	0	0	0	0	0	0	7	12	0.00	0.000								

Oakland Athletics @ New York Yankees  
Yankee Stadium, Bronx, NY  
Tue May 01 1990, 7:05 PM EDT  
Att: 22,018 - Unknown - 75 F

AB 37  
R 4  
H 10  
RBI 4  
BB 3  
SO 3  
LOB 22



Batter	1	2	3	4	5	6	7	8	9	AB	R	H	RBI	BB	SO	LOB	BOTTOM								
Steve Sax, R OBP: 0.354, SLG: 0.347	0-1 L4		1-0 G4-3		0-1 G3 1-2			1-1 1B		4	0	1	0	0	0	2									
Claudell Washington, L OBP: 0.214, SLG: 0.275	1-1 G1-3			1-0 FC4 1B	2-1 G3			2-3 K		3	0	1	0	0	0	1									
Dave Winfield, R OBP: 0.245, SLG: 0.354								1-1 K		1	0	0	0	0	1	1									
Don Mattingly, L OBP: 0.347, SLG: 0.441	1-1 G3-1			0-1 FC4 2B	2-3			0-1 F8		4	1	0	0	0	0	2									
Mel Hall, L OBP: 0.292, SLG: 0.511		2-0 G6-3		0-0 WP 1H FC5-2-6 2B				1-3 K		3	0	1	1	0	0	0									
Steve Balboni, R OBP: 0.241, SLG: 0.222										1	0	0	0	0	1	1									
Jesse Barfield, R OBP: 0.328, SLG: 0.481		0-1 G6-3		4-2 FC5-2-6 BB	2-3			2-1 G5-3		3	0	0	0	1	0	0									
Roberto Kelly, R OBP: 0.308, SLG: 0.328		0-0 G6-3		2-0 FC5-2-6	1-2 3H			0-3 K		4	0	0	0	0	2	2									
Bob Geren, R OBP: 0.387, SLG: 0.567			1-0 FC4-6 1B		3-3 K			0-1 HR		4	1	2	1	0	2	2									
Mike Blowers, R OBP: 0.310, SLG: 0.395			0-0 L5		2-0 G2-3			2-0 P3		3	0	0	0	0	0	1									
Alvaro Espinoza, R OBP: 0.226, SLG: 0.241		1-2 FC4-6		1-2 WP G3				0-0 F7		3	0	0	0	0	0	1									
<b>Inning Stats</b>	R: 0 E: 0 K: 0 S: 6	H: 0 LOB: 0 BB: 0 P: 8	R: 0 E: 0 K: 0 S: 4	H: 0 LOB: 0 BB: 0 P: 6	R: 0 E: 0 K: 0 S: 9	H: 1 LOB: 1 BB: 0 P: 12	R: 1 E: 0 K: 1 S: 13	H: 2 LOB: 2 BB: 1 P: 23	R: 0 E: 0 K: 0 S: 6	H: 0 LOB: 0 BB: 0 P: 10	R: 0 E: 0 K: 0 S: 5	H: 0 LOB: 0 BB: 0 P: 9	R: 1 E: 0 K: 1 S: 7	H: 1 LOB: 0 BB: 0 P: 9	R: 0 E: 0 K: 2 S: 11	H: 1 LOB: 1 BB: 0 P: 15	R: 0 E: 0 K: 2 S: 9	H: 0 LOB: 0 BB: 0 P: 12	1B: 3 2B: 1 3B: 0 HR: 1	SF: 0 SAC: 0 DP: 0 HBP: 0	WP: 2 PB: 0 SB: 0 CS: 0	PA: 34			
<b>PITCHER</b>	IP	WLS	BF	H	R	ER	SO	BB	IBB	HBP	BLK	WP	HR	S	P	ERA	WHIP								
Mike Moore, R ERA: 5.28	(1, 1)	7.0	W	27	4	2	2	2	1	0	0	0	0	50	77	2.57	0.714								
Rick Honeycutt, L ERA: 1.64	(8, 1)	0.2		3	1	0	0	1	0	0	0	0	0	8	11	0.00	1.500								
Dennis Eckersley, R ERA:	(8, 1)	1.1	S	4	0	0	0	3	0	0	0	0	0	12	16	0.00	0.000								

Oakland Athletics @ New York Yankees  
Yankee Stadium, Bronx, NY  
Tue May 01 1990, 7:05 PM EDT  
Att: 22,018 - Unknown - 75 F

AB 33  
R 2  
H 5  
RBI 2  
BB 1  
SO 6  
LOB 13





Batter	1	2	3	4	5	6	7	8	9	AB	R	H	RBI	BB	SO	LOB	TOP			
Rickey Henderson, R OBP: 0.419, SLG: 0.568 (1, 7)	G4-3		G5-3			G6-4-3 1B		CS	G4-3	4	0	1	0	0	0	1	Oakland Athletics @ New York Yankees Yankee Stadium, Bronx, NY Wed May 02 1990, 7:05 PM EDT Att: 21,475 - Unknown - 61 F			
Carney Lansford, R OBP: 0.330, SLG: 0.389 (1, 5)	K				G5-4-3 1B	G6-4-3 1-2			G5-3	4	0	1	0	0	1					
Jose Canseco, R OBP: 0.434, SLG: 0.487 (1, 10)	K				F9				WP S 1B	4	0	1	0	0	2	1				
Mark McGwire, R OBP: 0.360, SLG: 0.522 (1, 3)		P4			G5-4-3 1-2				WP BB 1-2	3	0	0	0	1	0	1				
Dave Henderson, R OBP: 0.304, SLG: 0.406 (1, 8)		G6-3							K 1-2 2-3	4	1	1	1	0	1	2				
Felix Jose, S OBP: 0.415, SLG: 0.590 (1, 9)		S 1B				G3			K	3	0	1	0	0	1	0				
Terry Steinbach, R OBP: 0.250, SLG: 0.317 (1, 2)		K 1-2				G6-3			P4	3	0	0	0	0	1	1				
Walt Weiss, S OBP: 0.354, SLG: 0.453 (1, 6)						L6			WP 1B	3	1	2	0	0	0	0				
Mike Gallego, R OBP: 0.218, SLG: 0.280 (1, 4)					SH1-4 1-2				G6-3 1-2	2	0	1	1	0	0	0				
<b>Inning Stats</b>	R: 0 E: 0 K: 2 S: 9	H: 0 LOB: 0 BB: 0 P: 12	R: 0 E: 0 K: 1 S: 11	H: 1 LOB: 1 BB: 0 P: 15	R: 0 E: 0 K: 0 S: 5	H: 1 LOB: 0 BB: 0 P: 8	R: 0 E: 0 K: 0 S: 6	H: 1 LOB: 0 BB: 0 P: 8	R: 1 E: 0 K: 0 S: 7	H: 1 LOB: 0 BB: 0 P: 12	R: 0 E: 0 K: 1 S: 6	H: 0 LOB: 0 BB: 0 P: 11	R: 1 E: 0 K: 1 S: 11	H: 2 LOB: 0 BB: 0 P: 16	R: 0 E: 0 K: 1 S: 10	H: 1 LOB: 2 BB: 1 P: 16	1B: 7 2B: 0 3B: 0 HR: 1	SF: 0 SAC: 1 DP: 2 HBP: 0	WP: 2 PB: 0 CS: 2 SB: 1	PA: 33
<b>PITCHER</b> Tim Leary, R ERA: 2.51 (1, 1)	IP: 9.0 WLS: L BF: 32 H: 8 R: 2 ER: 2 SO: 6 BB: 1 IBB: 0 HBP: 0 BLK: 0 WP: 2 HR: 1 S: 69 P: 104 ERA: 2.00 WHIP: 1.000															<b>PITCHER</b> IP: 9.0 WLS: L BF: 32 H: 8 R: 2 ER: 2 SO: 6 BB: 1 IBB: 0 HBP: 0 BLK: 0 WP: 2 HR: 1 S: 69 P: 104 ERA: 2.00 WHIP: 1.000				

Batter	1	2	3	4	5	6	7	8	9	AB	R	H	RBI	BB	SO	LOB	BOTTOM			
Steve Sax, R OBP: 0.349, SLG: 0.342 (1, 4)	F7		G1-6-3 1-2			G4-3 1-2 1B		G4-3		4	0	1	0	0	0	1	Oakland Athletics @ New York Yankees Yankee Stadium, Bronx, NY Wed May 02 1990, 7:05 PM EDT Att: 21,475 - Unknown - 61 F			
Roberto Kelly, R OBP: 0.290, SLG: 0.309 (1, 8)	G5-3				F8	B1			G6-3	4	0	0	0	0	2					
Don Mattingly, L OBP: 0.329, SLG: 0.417 (1, 3)	K				P8	F8			P2	4	0	0	0	0	1	2				
Mel Hall, L OBP: 0.275, SLG: 0.480 (9, PH)		L7			F7	G4-3			FC6-4 BB	3	0	0	0	0	2	0				
Claudell Washington, L OBP: 0.222, SLG: 0.262 (9, PH)									FC6-4 1-2	2	0	0	0	1	1	0				
Dave Winfield, R OBP: 0.241, SLG: 0.347 (9, PH)		S BB							K 1-2	1	0	0	0	0	0	1				
Jesse Barfield, R OBP: 0.328, SLG: 0.473 (1, 9)		K 1-2				1B			K	3	0	1	0	0	2	1				
Bob Geren, R OBP: 0.382, SLG: 0.545 (1, 2)		K				1B			G5-3	3	0	1	0	0	1	1				
Mike Blowers, R OBP: 0.289, SLG: 0.366 (1, 5)						G6-3 1-2			G4-3	3	0	0	0	0	1	2				
Alvaro Espinoza, R OBP: 0.246, SLG: 0.262 (1, 6)						G1-6-3 1B			L9	3	0	2	0	0	0	0				
<b>Inning Stats</b>	R: 0 E: 0 K: 1 S: 9	H: 0 LOB: 0 BB: 0 P: 11	R: 0 E: 0 K: 2 S: 15	H: 0 LOB: 1 BB: 1 P: 22	R: 0 E: 0 K: 0 S: 6	H: 1 LOB: 0 BB: 0 P: 8	R: 0 E: 0 K: 0 S: 10	H: 0 LOB: 0 BB: 0 P: 13	R: 0 E: 0 K: 0 S: 7	H: 2 LOB: 1 BB: 0 P: 12	R: 0 E: 0 K: 0 S: 10	H: 2 LOB: 2 BB: 0 P: 15	R: 0 E: 0 K: 1 S: 7	H: 0 LOB: 0 BB: 0 P: 9	R: 0 E: 0 K: 1 S: 10	H: 0 LOB: 1 BB: 1 P: 18	1B: 5 2B: 0 3B: 0 HR: 0	SF: 0 SAC: 0 DP: 2 HBP: 0	WP: 0 PB: 0 CS: 0 SB: 1	PA: 32
<b>PITCHER</b> Scott Sanderson, R ERA: 3.03 Todd Burns, R ERA: 5.4 Rick Honeycutt, L ERA: 1.54 (1, 1)	IP: 7.0 WLS: W BF: 25 H: 5 R: 0 ER: 0 SO: 5 BB: 1 IBB: 0 HBP: 0 BLK: 0 WP: 0 HR: 0 S: 64 P: 91 ERA: 0.00 WHIP: 0.857															<b>PITCHER</b> IP: 7.0 WLS: W BF: 25 H: 5 R: 0 ER: 0 SO: 5 BB: 1 IBB: 0 HBP: 0 BLK: 0 WP: 0 HR: 0 S: 64 P: 91 ERA: 0.00 WHIP: 0.857				

AB	30
R	2
H	8
RBI	2
BB	1
SO	6
LOB	7



AB	30
R	0
H	5
RBI	0
BB	2
SO	6
LOB	12





Batter	1	2	3	4	5	6	7	8	9	AB	R	H	RBI	BB	SO	LOB	TOP					
<b>Mitch Webster, S</b> OBP: 0.375, SLG: 0.542 (1, 8)										5	0	1	2	0	2	3	<b>Cleveland Indians @ New York Yankees</b> Yankee Stadium, Bronx, NY Thu May 03 1990, 3:33 AM EDT Att: 15,169 - Sunny - 75 F					
<b>Tom Brookens, R</b> OBP: 0.231, SLG: 0.385 (1, 4) (8, 5)										5	0	0	0	0	1	4						
<b>Carlos Baerga, S</b> OBP: 0.244, SLG: 0.333 (1, 5) (7, 6)										5	1	1	0	0	0	2						
<b>Cory Snyder, R</b> OBP: 0.299, SLG: 0.463 (1, 9)										5	1	0	0	0	3	1						
<b>Candy Maldonado, R</b> OBP: 0.349, SLG: 0.544 (1, 7)										3	2	1	1	1	0	0						
<b>Brook Jacoby, R</b> OBP: 0.431, SLG: 0.569 (1, 3) (7, 5) (8, 3)										5	3	4	1	0	0	1						
<b>Chris James, R</b> OBP: 0.154, SLG: 0.184 (1, 10)										4	1	1	0	1	1	2						
<b>Sandy Alomar Jr., R</b> OBP: 0.338, SLG: 0.415 (1, 2)										4	1	3	5	0	0	0						
<b>Felix Fermin, R</b> OBP: 0.227, SLG: 0.349 (1, 6)										2	0	0	0	0	0	2						
<b>Dion James, L</b> OBP: 0.349, SLG: 0.297 (7, PH) (7, 3)										0	1	0	0	1	0	0						
<b>Jerry Browne, S</b> OBP: 0.190, SLG: 0.167 (8, 4)										1	0	0	0	1	0	1						
<b>Inning Stats</b>	R: 0 E: 0 K: 1 S: 9	H: 0 LOB: 0 BB: 0 P: 14	R: 1 E: 0 K: 1 S: 13	H: 2 LOB: 2 BB: 1 P: 22	R: 0 E: 0 K: 1 S: 8	H: 0 LOB: 0 BB: 0 P: 12	R: 0 E: 0 K: 1 S: 10	H: 1 LOB: 0 BB: 0 P: 15	R: 0 E: 0 K: 1 S: 9	H: 0 LOB: 0 BB: 0 P: 13	R: 0 E: 0 K: 0 S: 6	H: 0 LOB: 0 BB: 0 P: 14	R: 4 E: 2 K: 0 S: 20	H: 3 LOB: 2 BB: 1 P: 35	R: 2 E: 1 K: 2 S: 15	H: 2 LOB: 3 BB: 2 P: 29	R: 3 E: 1 K: 0 S: 15	H: 3 LOB: 1 BB: 0 P: 26	1B: 9 2B: 2 3B: 0 HR: 0	SF: 2 SAC: 0 DP: 0 HBP: 0	WP: 1 PB: 0 SB: 1 CS: 1	PA: 45
<b>PITCHER</b>	IP	WLS	BF	H	R	ER	SO	BB	IBB	HBP	BLK	WP	HR	S	P	ERA	WHIP					
<b>Greg Cadaret, L</b> ERA: 5.95 (1, 1)	6.0		21	3	1	1	5	1	0	0	0	0	0	55	90	1.50	0.667					
<b>Eric Plunk, R</b> ERA: 1.95 (7, 1)	0.2		6	2	4	0	0	1	0	0	0	0	0	13	24	0.00	4.500					
<b>Jeff Robinson, R</b> ERA: 3.38 (7, 1)	0.2	L	8	3	2	1	1	0	1	0	0	0	0	14	26	13.50	4.500					
<b>Lee Guetterman, L</b> ERA: 3.95 (8, 1)	0.2		5	1	2	1	1	0	1	0	0	0	0	11	19	13.50	1.500					
<b>Lance McCullers, R</b> ERA: 1.5 (9, 1)	1.0		5	2	1	0	0	0	0	0	0	1	0	12	21	0.00	2.000					

Batter	1	2	3	4	5	6	7	8	9	AB	R	H	RBI	BB	SO	LOB	BOTTOM					
<b>Steve Sax, R</b> OBP: 0.364, SLG: 0.342 (1, 4)										3	1	1	0	2	1	0	<b>Cleveland Indians @ New York Yankees</b> Yankee Stadium, Bronx, NY Thu May 03 1990, 3:33 AM EDT Att: 15,169 - Sunny - 75 F					
<b>Roberto Kelly, R</b> OBP: 0.311, SLG: 0.319 (1, 8)										4	2	2	1	1	1	0						
<b>Don Mattingly, L</b> OBP: 0.333, SLG: 0.408 (1, 3)										4	0	1	0	1	0	4						
<b>Mel Hall, L</b> OBP: 0.286, SLG: 0.473 (1, 10)										5	0	2	1	0	0	4						
<b>Claudell Washington, L</b> OBP: 0.260, SLG: 0.298 (1, 7)										5	0	3	1	0	0	0						
<b>Jesse Barfield, R</b> OBP: 0.318, SLG: 0.450 (1, 9)										5	1	1	0	0	3	8						
<b>Rick Cerone, R</b> OBP: 0.293, SLG: 0.425 (1, 2)										5	1	1	1	0	1	6						
<b>Mike Blowers, R</b> OBP: 0.286, SLG: 0.378 (1, 5)										4	0	1	1	0	1	2						
<b>Alvaro Espinoza, R</b> OBP: 0.232, SLG: 0.246 (1, 6)										4	0	0	0	0	0	1						
<b>Inning Stats</b>	R: 1 E: 0 K: 1 S: 18	H: 3 LOB: 3 BB: 1 P: 33	R: 0 E: 0 K: 1 S: 9	H: 0 LOB: 0 BB: 0 P: 12	R: 0 E: 0 K: 0 S: 9	H: 0 LOB: 0 BB: 0 P: 12	R: 2 E: 1 K: 0 S: 17	H: 3 LOB: 3 BB: 2 P: 32	R: 0 E: 0 K: 1 S: 9	H: 2 LOB: 2 BB: 0 P: 12	R: 2 E: 0 K: 1 S: 14	H: 4 LOB: 2 BB: 0 P: 19	R: 0 E: 0 K: 0 S: 9	H: 0 LOB: 0 BB: 0 P: 15	R: 0 E: 0 K: 2 S: 9	H: 0 LOB: 1 BB: 1 P: 16		R: 0 E: 1 K: 1 S: 8	H: 0 LOB: 0 BB: 0 P: 12	1B: 11 2B: 1 3B: 0 HR: 0	SF: 0 SAC: 0 DP: 1 HBP: 0	WP: 0 PB: 0 SB: 1 CS: 0
<b>PITCHER</b>	IP	WLS	BF	H	R	ER	SO	BB	IBB	HBP	BLK	WP	HR	S	P	ERA	WHIP					
<b>John Farrell, R</b> ERA: 4.71 (1, 1)	3.2		20	6	3	3	2	3	0	0	0	0	0	5	6	0.00	6.000					
<b>Kevin Wickander, L</b> ERA: 4.32 (4, 1)	0.1		3	2	0	0	0	0	0	0	0	0	0	5	6	0.00	6.000					
<b>Steve Olin, R</b> ERA: 3.72 (5, 1)	1.2		7	2	2	2	1	0	0	0	0	0	0	14	19	10.80	1.200					
<b>Jesse Orosco, L</b> ERA: 1.29 (6, 1)	1.1	W	6	2	0	0	1	0	0	0	0	0	0	15	23	0.00	1.500					
<b>Doug Jones, R</b> ERA: (8, 1)	2.0	S	7	0	0	0	3	1	0	0	0	0	0	17	28	0.00	0.500					





Batter	1	2	3	4	5	6	7	8	9	AB	R	H	RBI	BB	SO	LOB	TOP					
Steve Sax, R (1, 4) OBP: 0.359, SLG: 0.329	G6-3		1B		G6-3		K			3	1	0	0	1	1	1						
Roberto Kelly, R (1, 8) OBP: 0.308, SLG: 0.316	L9		K				G6-3			4	0	1	1	0	1	1						
Don Mattingly, L (1, 3) OBP: 0.330, SLG: 0.400	G6-3		1B		PO		K		G4-3	4	0	1	1	0	1	0						
Steve Balboni, R (1, 10) OBP: 0.294, SLG: 0.207		G1-3	F7			1B		F9		2	1	0	0	1	0	1						
Dave Winfield, R (1, 7) OBP: 0.259, SLG: 0.358	G1-3				FC6-4	1B		K		4	1	2	0	0	1	1						
Jesse Barfield, R (1, 9) OBP: 0.342, SLG: 0.508					FC6-4	G6-4-3		L6	1B	3	1	2	3	1	0	1						
Bob Geren, R (1, 2) OBP: 0.368, SLG: 0.514	F7				G6-4-3		G6-3		1B	4	0	1	0	0	0	3						
Mike Blowers, R (1, 5) OBP: 0.283, SLG: 0.354	F8						K		K	3	1	0	0	1	2	4						
Alvaro Espinoza, R (1, 6) OBP: 0.219, SLG: 0.232			G4-3		F9			F9		4	0	0	0	0	0	3						
<b>Inning Stats</b>	R: 0 H: 0 E: 0 K: 0 S: 9	H: 0 LOB: 0 BB: 0 P: 15	R: 0 H: 0 E: 0 K: 0 S: 13	H: 0 LOB: 2 BB: 2 P: 25	R: 1 H: 1 E: 0 K: 1 S: 10	H: 1 LOB: 1 BB: 1 P: 17	R: 0 H: 1 E: 0 K: 0 S: 4	H: 1 LOB: 0 BB: 0 P: 8	R: 1 H: 1 E: 0 K: 0 S: 7	H: 1 LOB: 0 BB: 1 P: 14	R: 3 H: 2 E: 0 K: 2 S: 16	H: 2 LOB: 0 BB: 0 P: 23	R: 0 H: 0 E: 0 K: 1 S: 9	H: 0 LOB: 0 BB: 0 P: 15	R: 0 H: 0 E: 0 K: 1 S: 7	H: 0 LOB: 0 BB: 0 P: 10	R: 0 H: 2 E: 0 K: 1 S: 12	H: 2 LOB: 1 BB: 0 P: 17	1B: 6 2B: 1 3B: 0 HR: 1	SF: 0 SAC: 0 DP: 2 HBP: 1	WP: 0 PB: 0 CS: 0	PA: 37
<b>PITCHER</b>	IP	WLS	BF	H	R	ER	SO	BB	IBB	HBP	BLK	WP	HR	S	P	ERA	WHIP					
Mark Langston, L (1, 1) ERA: 3.0	8.0	L	32	5	5	5	5	4	0	1	0	0	1	75	127	5.62	1.125					
Mike Witt, R (9, 1) ERA: 2.57	0.0		0	0	0	0	0	0	0	0	0	0	0	0	0	∞	∞					

New York Yankees @ California Angels  
Anaheim Stadium, Anaheim, CA  
Fri May 04 1990, 10:05 PM EDT  
Att: 36,703 - Unknown

AB 31  
R 5  
H 7  
RBI 5  
BB 4  
SO 6  
LOB 15



Batter	1	2	3	4	5	6	7	8	9	AB	R	H	RBI	BB	SO	LOB	BOTTOM					
Luis Polonia, L (1, 7) OBP: 0.313, SLG: 0.367	SF8		G5-3		G3			K		4	1	1	0	0	1	1						
Devon White, S (1, 8) OBP: 0.222, SLG: 0.286	SF8				G5-3		G6-3		G6-3	3	0	0	1	0	0	1						
Wally Joyner, L (1, 3) OBP: 0.314, SLG: 0.352	G2-3				E	1B		G4-3		3	0	0	0	1	0	0						
Chili Davis, S (1, 10) OBP: 0.333, SLG: 0.389	P4				E	1B			1B	3	1	2	0	1	0	0						
Dante Bichette, R (1, 9) OBP: 0.337, SLG: 0.500		F7			P8		K		2B	4	0	1	1	0	1	3						
Lance Parrish, R (1, 2) OBP: 0.304, SLG: 0.469		P5			E5		F9		K	4	0	0	0	0	1	4						
Jack Howell, L (1, 5) OBP: 0.361, SLG: 0.452										3	0	0	0	0	1	3						
Donnie Hill, S (9, PH) OBP: 0.391, SLG: 0.476					K			G4-3		1	0	0	0	0	1	1						
Kent Anderson, R (1, 6) OBP: 0.347, SLG: 0.333			G6-3		G6-3		F9		P3	4	0	0	0	0	0	1						
Mark McLemore, S (1, 4) OBP: 0.205, SLG: 0.125			G4-3		G3	1B		L4		3	0	1	0	0	0	0						
<b>Inning Stats</b>	R: 1 H: 1 E: 0 K: 0 S: 11	H: 1 LOB: 0 BB: 0 P: 15	R: 0 H: 0 E: 0 K: 0 S: 5	H: 0 LOB: 0 BB: 0 P: 9	R: 0 H: 0 E: 0 K: 0 S: 5	H: 0 LOB: 0 BB: 0 P: 5	R: 0 H: 1 E: 1 K: 1 S: 11	H: 1 LOB: 3 BB: 1 P: 19	R: 0 H: 1 E: 0 K: 0 S: 12	H: 1 LOB: 1 BB: 0 P: 21	R: 0 H: 1 E: 0 K: 1 S: 9	H: 1 LOB: 0 BB: 0 P: 15	R: 0 H: 0 E: 0 K: 1 S: 7	H: 0 LOB: 0 BB: 0 P: 11	R: 0 H: 0 E: 0 K: 1 S: 7	H: 0 LOB: 0 BB: 0 P: 9	R: 1 H: 1 E: 0 K: 2 S: 11	H: 1 LOB: 1 BB: 1 P: 23	1B: 3 2B: 1 3B: 1 HR: 0	SF: 1 SAC: 0 DP: 0 HBP: 0	WP: 0 PB: 1 CS: 0	PA: 35
<b>PITCHER</b>	IP	WLS	BF	H	R	ER	SO	BB	IBB	HBP	BLK	WP	HR	S	P	ERA	WHIP					
Dave LaPoint, L (1, 1) ERA: 4.15	5.0	W	20	3	1	1	1	1	0	0	0	0	0	44	69	1.80	0.800					
Alan Mills, R (6, 1) ERA: 1.64	2.0		7	1	0	0	1	0	0	0	0	0	0	16	26	0.00	0.500					
Lee Guetterman, L (8, 1) ERA: 3.68	1.0		3	0	0	0	1	0	0	0	0	0	0	7	9	0.00	0.000					
Dave Righetti, L (9, 1) ERA: 4.7	1.0		5	1	1	1	2	1	0	0	0	0	0	11	23	9.00	2.000					

New York Yankees @ California Angels  
Anaheim Stadium, Anaheim, CA  
Fri May 04 1990, 10:05 PM EDT  
Att: 36,703 - Unknown

AB 32  
R 2  
H 5  
RBI 2  
BB 2  
SO 5  
LOB 14

















Batter	1	2	3	4	5	6	7	8	9	AB	R	H	RBI	BB	SO	LOB	TOP										
Steve Sax, R OBP: 0.346, SLG: 0.340 (1, 4)	G3-1		G4-3				L9		L8	5	0	1	0	0	0	1	<b>New York Yankees @ Oakland Athletics</b> Oakland-Alameda County Coliseum, Oakland, CA Mon May 07 1990, 7:05 PM PDT Att: 30,304 - Unknown - 67 F  <b>AB 35</b> <b>R 1</b> <b>H 5</b> <b>RBI 1</b> <b>BB 2</b> <b>SO 2</b> <b>LOB 15</b> 										
Roberto Kelly, R OBP: 0.326, SLG: 0.337 (1, 8)	1B BB		1B				L9			3	0	1	0	1	0	2											
Don Mattingly, L OBP: 0.343, SLG: 0.398 (1, 3)	1B		G3				FC3-6		G1-3	4	0	1	0	0	0	3											
Mel Hall, L OBP: 0.277, SLG: 0.453 Jesse Barfield, R OBP: 0.296, SLG: 0.493 (8, 9)	F8						F9		2B BB	3	0	0	0	0	0	2											
Claudell Washington, L OBP: 0.237, SLG: 0.291 (1, 9)	G6-3						G4-3		K	4	0	0	0	0	1	3											
Dave Winfield, R OBP: 0.273, SLG: 0.367 (1, 10)							G4-3		2B	4	0	1	0	0	0	1											
Bob Geren, R OBP: 0.360, SLG: 0.479 (1, 2)							G6-3		P4	4	0	0	0	0	0	3											
Mike Blowers, R OBP: 0.292, SLG: 0.400 (1, 5)							HR		F9	4	1	1	1	0	0	0											
Alvaro Espinoza, R OBP: 0.205, SLG: 0.215 Randy Velarde, R OBP: 0.286, SLG: 0.176 (9, PH)							P4		K	3	0	0	0	0	0	0											
<b>Inning Stats</b>	R: 0 E: 0 K: 0 S: 9	H: 1 LOB: 2 BB: 1 P: 14	R: 0 E: 0 K: 0 S: 4	H: 0 LOB: 0 BB: 0 P: 8	R: 0 E: 0 K: 0 S: 8	H: 1 LOB: 1 BB: 0 P: 11	R: 0 E: 1 K: 0 S: 6	H: 0 LOB: 1 BB: 0 P: 11	R: 0 E: 0 K: 0 S: 6	H: 0 LOB: 0 BB: 0 P: 10	R: 1 E: 1 K: 0 S: 11	H: 1 LOB: 1 BB: 0 P: 13	R: 0 E: 0 K: 1 S: 16	H: 1 LOB: 2 BB: 1 P: 20	R: 0 E: 0 K: 1 S: 7	H: 0 LOB: 0 BB: 0 P: 11	1B: 2 2B: 2 3B: 0 HR: 1	SF: 0 SAC: 0 DP: 0 HBP: 0	WP: 0 PB: 0 SB: 0 CS: 0	PA: 37							
<b>PITCHER</b>	IP	WLS	BF	H	R	ER	SO	BB	IBB	HBP	BLK	WP	HR	S	P	ERA	WHIP										
Mike Moore, R ERA: 4.54 (1, 1)	7.0	W	29	4	1	1	0	1	0	0	0	0	1	55	87	1.29	0.714										
Rick Honeycutt, L ERA: 1.46 (8, 1)	0.2		4	1	0	0	1	1	0	0	0	0	0	13	17	0.00	3.000										
Todd Burns, R ERA: 4.15 (8, 1)	1.1	S	4	0	0	0	1	0	0	0	0	0	0	10	14	0.00	0.000										

Batter	1	2	3	4	5	6	7	8	9	AB	R	H	RBI	BB	SO	LOB	BOTTOM										
Rickey Henderson, R OBP: 0.455, SLG: 0.644 (1, 10)	1B HR						F9			3	1	1	0	1	0	1	<b>New York Yankees @ Oakland Athletics</b> Oakland-Alameda County Coliseum, Oakland, CA Mon May 07 1990, 7:05 PM PDT Att: 30,304 - Unknown - 67 F  <b>AB 32</b> <b>R 5</b> <b>H 9</b> <b>RBI 5</b> <b>BB 2</b> <b>SO 3</b> <b>LOB 12</b> 										
Carney Lansford, R OBP: 0.339, SLG: 0.381 (1, 5)	1B HR						G5-3			4	1	1	0	0	0	1											
Jose Canseco, R OBP: 0.435, SLG: 0.556 (1, 9)	1B HR						F8		HR	4	2	2	4	0	0	0											
Ken Phelps, L OBP: 0.340, SLG: 0.289 Mark McGwire, R OBP: 0.354, SLG: 0.462 (7, 3)	G3						G3		WP HBP	3	0	0	0	0	0	0											
Ron Hassey, L OBP: 0.315, SLG: 0.364 (1, 2)	F7						G1-3		F8	4	0	1	0	0	0	1											
Felix Jose, S OBP: 0.351, SLG: 0.527 (1, 7)	1B						FC3-6		F8	4	0	1	0	0	0	2											
Stan Javier, S OBP: 0.294, SLG: 0.375 (1, 8)	1B						F9		1B G6-3	3	1	1	0	1	0	2											
Walt Weiss, S OBP: 0.347, SLG: 0.433 (1, 6)							1B		F8	4	0	2	0	0	1	2											
Mike Gallego, R OBP: 0.215, SLG: 0.267 (1, 4)							K2-3		G6-3	3	0	0	1	0	2	3											
<b>Inning Stats</b>	R: 3 E: 0 K: 0 S: 13	H: 4 LOB: 1 BB: 0 P: 23	R: 0 E: 0 K: 2 S: 8	H: 0 LOB: 0 BB: 1 P: 14	R: 0 E: 0 K: 0 S: 7	H: 0 LOB: 0 BB: 0 P: 12	R: 0 E: 0 K: 1 S: 8	H: 2 LOB: 2 BB: 0 P: 10	R: 0 E: 0 K: 0 S: 6	H: 0 LOB: 0 BB: 0 P: 11	R: 0 E: 0 K: 0 S: 8	H: 0 LOB: 0 BB: 0 P: 12	R: 1 E: 0 K: 0 S: 13	H: 1 LOB: 2 BB: 1 P: 20	R: 0 E: 0 K: 0 S: 13	H: 0 LOB: 0 BB: 0 P: 11	1B: 7 2B: 0 3B: 0 HR: 2	SF: 0 SAC: 0 DP: 0 HBP: 1	WP: 1 PB: 0 SB: 0 CS: 1	PA: 36							
<b>PITCHER</b>	IP	WLS	BF	H	R	ER	SO	BB	IBB	HBP	BLK	WP	HR	S	P	ERA	WHIP										
Tim Leary, R ERA: 3.28 (1, 1)	7.0	L	31	9	5	5	3	1	0	0	0	0	0	11	17	0.00	1.000										
Jeff Robinson, R ERA: 3.14 (8, 1)	1.0		4	0	0	0	0	1	0	0	0	1	0	11	17	0.00	1.000										



Batter	1	2	3	4	5	6	7	8	9	AB	R	H	RBI	BB	SO	LOB	TOP								
Steve Sax, R OBP: 0.342, SLG: 0.337 (1, 4)	G6-3		G4-3					F8		4	0	1	0	0	0	1	<p><b>New York Yankees @ Oakland Athletics</b> Oakland-Alameda County Coliseum, Oakland, CA Tue May 08 1990, 3:33 AM PDT Att: 28,143 - Sunny - 65 F</p> <p>livebaseballscores.com</p> <p>AB 33 R 0 H 6 RBI 0 BB 0 SO 7 LOB 10</p> 								
Roberto Kelly, R OBP: 0.313, SLG: 0.323 (1, 8)	K		K		G4-3			K		4	0	0	0	0	3	3									
Don Mattingly, L OBP: 0.340, SLG: 0.392 (1, 3)	2B				F7			G4-3		4	0	1	0	0	0	1									
Mel Hall, L OBP: 0.290, SLG: 0.485 (1, 10)					G4-3		F8		G4-3	4	0	2	0	0	0	0									
Claudell Washington, L OBP: 0.222, SLG: 0.271 (1, 7)	L5				G4-3		K		K	4	0	0	0	0	2	3									
Jesse Barfield, R OBP: 0.348, SLG: 0.466 (1, 9)		P9			G5-3			G6-3		4	0	0	0	0	0	1									
Rick Cerone, R OBP: 0.295, SLG: 0.419 (1, 2)		G1-3					F7	G5-4-3		3	0	1	0	0	0	0									
Mike Blowers, R OBP: 0.279, SLG: 0.381 (1, 5)		K					K	G5-4-3		3	0	0	0	0	2	1									
Randy Velarde, R OBP: 0.292, SLG: 0.200 (1, 6)							F8	1B	E1	3	0	1	0	0	0	0									
<b>Inning Stats</b>	R: 0 E: 0 K: 1 S: 17	H: 2 LOB: 2 BB: 0 P: 23	R: 0 E: 0 K: 1 S: 8	H: 0 LOB: 0 BB: 0 P: 13	R: 0 E: 0 K: 1 S: 7	H: 0 LOB: 0 BB: 0 P: 12	R: 0 E: 0 K: 0 S: 9	H: 1 LOB: 1 BB: 0 P: 13	R: 0 E: 0 K: 1 S: 10	H: 2 LOB: 2 BB: 0 P: 15	R: 0 E: 0 K: 0 S: 10	H: 0 LOB: 0 BB: 0 P: 15	R: 0 E: 1 K: 1 S: 9	H: 0 LOB: 1 BB: 0 P: 11	R: 0 E: 0 K: 1 S: 7	H: 0 LOB: 0 BB: 0 P: 11	1B: 4 2B: 2 3B: 0 HR: 0	SF: 0 SAC: 0 DP: 1 HBP: 0	WP: 0 PB: 0 SB: 0 CS: 0	PA: 33					
<b>PITCHER</b>	IP	WLS	BF	H	R	ER	SO	BB	IBB	HBP	BLK	WP	HR	S	P	ERA	WHIP								
Scott Sanderson, R ERA: 2.5 (1, 1)	6.1	W	25	6	0	0	5	0	0	0	0	0	0	65	97	0.00	0.947								
Gene Nelson, R ERA: 0.64 (7, 1)	2.2	S	8	0	0	0	2	0	0	0	0	0	0	17	24	0.00	0.000								

Batter	1	2	3	4	5	6	7	8	9	AB	R	H	RBI	BB	SO	LOB	BOTTOM									
Rickey Henderson, R OBP: 0.442, SLG: 0.622 (8, PH) Felix Jose, S OBP: 0.346, SLG: 0.518 (9, 7)	G1-3	SH2-3		P3		CS		F8	P5	3	0	0	0	0	0	2	<p><b>New York Yankees @ Oakland Athletics</b> Oakland-Alameda County Coliseum, Oakland, CA Tue May 08 1990, 3:33 AM PDT Att: 28,143 - Sunny - 65 F</p> <p>livebaseballscores.com</p> <p>AB 29 R 5 H 8 RBI 4 BB 7 SO 4 LOB 15</p> 									
Carney Lansford, R OBP: 0.333, SLG: 0.367 (1, 5)	2B	F9			G5-3		K	F9		4	1	0	0	1	1	2										
Jose Canseco, R OBP: 0.437, SLG: 0.559 (1, 10)	1B		K		K		E			3	2	1	0	1	2	0										
Mark McGwire, R OBP: 0.359, SLG: 0.463 (1, 3)	1B		P6		2B		E8	1B		4	2	2	2	0	0	0										
Dave Henderson, R OBP: 0.310, SLG: 0.400 (1, 8)	BB		F8		2B		1B	BB		2	0	1	1	2	0	0										
Terry Steinbach, R OBP: 0.275, SLG: 0.351 (1, 2)	P4			SH1-4	P8		1B			3	0	1	1	1	0	3										
Lance Blankenship, R OBP: 0.236, SLG: 0.111 (7, PH) Stan Javier, S OBP: 0.286, SLG: 0.364 (8, 9)	P3			SH1-4		CS	G3			2	0	1	0	1	0	2										
Walt Weiss, S OBP: 0.337, SLG: 0.419 (1, 6)		F9		SH1-4		G5-3		F7		3	0	0	0	0	0	1										
Mike Gallego, R OBP: 0.246, SLG: 0.302 (1, 4)		SH2-3		K			CS			3	0	2	0	1	1	2										
<b>Inning Stats</b>	R: 2 E: 0 K: 0 S: 13	H: 2 LOB: 2 BB: 2 P: 27	R: 0 E: 0 K: 0 S: 12	H: 1 LOB: 1 BB: 0 P: 20	R: 0 E: 0 K: 1 S: 8	H: 0 LOB: 0 BB: 0 P: 10	R: 0 E: 0 K: 1 S: 11	H: 0 LOB: 2 BB: 2 P: 22	R: 1 E: 0 K: 1 S: 13	H: 2 LOB: 1 BB: 0 P: 20	R: 0 E: 0 K: 0 S: 4	H: 1 LOB: 0 BB: 1 P: 15	R: 2 E: 1 K: 1 S: 13	H: 1 LOB: 2 BB: 2 P: 28	R: 0 E: 0 K: 0 S: 7	H: 1 LOB: 1 BB: 0 P: 11		1B: 5 2B: 3 3B: 0 HR: 0	SF: 0 SAC: 2 DP: 0 HBP: 0	WP: 0 PB: 0 SB: 0 CS: 2	PA: 39					
<b>PITCHER</b>	IP	WLS	BF	H	R	ER	SO	BB	IBB	HBP	BLK	WP	HR	S	P	ERA		WHIP								
Greg Cadaret, L ERA: 5.68 (1, 1)	5.2	L	27	6	3	3	3	5	0	0	0	0	0	61	113	4.76		1.941								
Lance McCullers, R ERA: 1.09 (6, 1)	2.1		11	2	2	0	1	2	0	0	0	0	0	20	40	0.00	1.714									



Batter	1	2	3	4	5	6	7	8	9	10	11	AB	R	H	RBI	BB	SO	LOB	TOP			
Steve Sax, R OBP: 0.336, SLG: 0.330 (1, 4)												5	1	1	0	0	0	4				
Roberto Kelly, R OBP: 0.317, SLG: 0.347 (1, 8)												5	0	2	0	0	1	2				
Don Mattingly, L OBP: 0.333, SLG: 0.376 (1, 3)												4	0	0	1	0	0	2				
Mel Hall, L OBP: 0.274, SLG: 0.458 Steve Balboni, R OBP: 0.292, SLG: 0.206 (10, PH)												4	0	0	0	0	0	3				
Jesse Barfield, R OBP: 0.341, SLG: 0.449 (1, 9)												5	0	1	0	0	1	1				
Claudell Washington, L OBP: 0.269, SLG: 0.294 Dave Winfield, R OBP: 0.269, SLG: 0.361 (11, PH)												4	0	0	0	0	2	1				
Bob Geren, R OBP: 0.382, SLG: 0.471 (1, 2)												3	0	1	0	1	0	0				
Mike Blowers, R OBP: 0.292, SLG: 0.369 Wayne Tolleson, S (9, PR)												2	0	0	0	1	2	3				
Alvaro Espinoza, R OBP: 0.309, SLG: 0.220 (1, 6)												3	0	1	0	0	0	4				
<b>Inning Stats</b>	R: 1 E: 0 K: 0 S: 5	H: 2 LOB: 1 BB: 0 P: 5	R: 0 E: 0 K: 1 S: 6	H: 1 LOB: 2 BB: 0 P: 7	R: 0 E: 0 K: 0 S: 3	H: 0 LOB: 0 BB: 0 P: 3	R: 0 E: 0 K: 1 S: 6	H: 1 LOB: 2 BB: 1 P: 10	R: 0 E: 0 K: 2 S: 8	H: 1 LOB: 2 BB: 0 P: 9	R: 0 E: 0 K: 1 S: 5	H: 0 LOB: 0 BB: 0 P: 5	R: 0 E: 0 K: 0 S: 3	H: 0 LOB: 0 BB: 0 P: 3	R: 0 E: 0 K: 0 S: 3	H: 0 LOB: 0 BB: 0 P: 3	R: 0 E: 0 K: 0 S: 3	H: 0 LOB: 0 BB: 0 P: 3	1B: 4 2B: 2 3B: 0 HR: 0	SF: 0 SAC: 1 DP: 0 HBP: 3	WP: 0 PB: 1 SB: 1 CS: 0	PA: 44
<b>PITCHER</b>	IP: 1.1 WLS: 0 BF: 36 H: 6 R: 1 ER: 1 SO: 6 BB: 2 IBB: 0 HBP: 3 BLK: 0 WP: 0 HR: 0 S: 43 P: 54 ERA: 1.08 WHIP: 0.960	IP: 0.2 WLS: 0 BF: 2 H: 0 R: 0 ER: 0 SO: 0 BB: 0 IBB: 0 HBP: 0 BLK: 0 WP: 0 HR: 2 S: 2 P: 2 ERA: 0.000	IP: 2.0 WLS: 0 BF: 6 H: 0 R: 0 ER: 0 SO: 0 BB: 0 IBB: 0 HBP: 0 BLK: 0 WP: 0 HR: 6 S: 6 P: 6 ERA: 0.000	<b>PITCHER</b>											IP: 1.1 WLS: 0 BF: 36 H: 6 R: 1 ER: 1 SO: 6 BB: 2 IBB: 0 HBP: 3 BLK: 0 WP: 0 HR: 0 S: 43 P: 54 ERA: 1.08 WHIP: 0.960	IP: 0.2 WLS: 0 BF: 2 H: 0 R: 0 ER: 0 SO: 0 BB: 0 IBB: 0 HBP: 0 BLK: 0 WP: 0 HR: 2 S: 2 P: 2 ERA: 0.000						

New York Yankees @ Oakland Athletics  
Oakland-Alameda County Coliseum, Oakland, CA  
Wed May 09 1990, 3:33 AM PDT  
Att: 32,664 - Cloudy - 63 F

AB 38  
R 1  
H 6  
RBI 1  
BB 2  
SO 6  
LOB 20



Batter	1	2	3	4	5	6	7	8	9	10	11	AB	R	H	RBI	BB	SO	LOB	BOTTOM							
Rickey Henderson, R OBP: 0.436, SLG: 0.611 (1, 7)												5	1	1	1	1	0	0								
Carney Lansford, R OBP: 0.344, SLG: 0.372 (9, 5)												4	0	2	1	1	0	0								
Jose Canseco, R OBP: 0.444, SLG: 0.552 (1, 9)												3	0	1	0	2	1	2								
Mark McGwire, R OBP: 0.361, SLG: 0.447 (1, 3)												3	0	0	0	2	0	4								
Dave Henderson, R OBP: 0.315, SLG: 0.400 (1, 8)												5	0	2	0	0	0	2								
Terry Steinbach, R OBP: 0.262, SLG: 0.333 (1, 2)												4	0	0	0	0	0	2								
Mike Gallego, R OBP: 0.267, SLG: 0.299 (1, 4)												4	1	1	0	1	1	1								
Walt Weiss, S OBP: 0.340, SLG: 0.418 (1, 6)												5	0	2	0	0	0	1								
Lance Blankenship, R OBP: 0.252, SLG: 0.303 Keri Pinfield, L OBP: 0.233, SLG: 0.282 Dave Stewart, R OBP: 0.269, SLG: 0.361 Dennis Eckersley, R OBP: 0.269, SLG: 0.361 Felix Jose, S OBP: 0.269, SLG: 0.361 Rick Honeycutt, L OBP: 0.269, SLG: 0.361 Stan Javier, S OBP: 0.269, SLG: 0.361 (11, PH)												2	0	0	0	0	1	0								
<b>Inning Stats</b>	R: 0 E: 0 K: 0 S: 3	H: 1 LOB: 1 BB: 1 P: 7	R: 0 E: 0 K: 0 S: 3	H: 0 LOB: 0 BB: 0 P: 3	R: 0 E: 0 K: 0 S: 3	H: 0 LOB: 0 BB: 0 P: 3	R: 0 E: 0 K: 1 S: 6	H: 2 LOB: 2 BB: 1 P: 10	R: 0 E: 0 K: 2 S: 7	H: 0 LOB: 0 BB: 0 P: 7	R: 0 E: 0 K: 1 S: 7	H: 1 LOB: 1 BB: 0 P: 7	R: 0 E: 0 K: 0 S: 3	H: 1 LOB: 2 BB: 1 P: 10	R: 0 E: 0 K: 0 S: 6	H: 1 LOB: 1 BB: 1 P: 10	R: 0 E: 0 K: 0 S: 6	H: 1 LOB: 2 BB: 1 P: 10	R: 0 E: 0 K: 0 S: 4	H: 1 LOB: 2 BB: 1 P: 10	R: 1 E: 0 K: 1 S: 6	H: 2 LOB: 3 BB: 2 P: 11	1B: 8 2B: 1 3B: 0 HR: 0	SF: 0 SAC: 1 DP: 1 HBP: 0	WP: 1 PB: 0 SB: 1 CS: 1	PA: 46
<b>PITCHER</b>	IP: 1.1 WLS: 0 BF: 23 H: 4 R: 1 ER: 1 SO: 3 BB: 3 IBB: 0 HBP: 0 BLK: 0 WP: 0 HR: 0 S: 26 P: 38 ERA: 0.00 WHIP: 1.167	IP: 2.0 WLS: 0 BF: 8 H: 1 R: 1 ER: 1 SO: 1 BB: 1 IBB: 0 HBP: 0 BLK: 0 WP: 0 HR: 3 S: 9 P: 13 ERA: 4.50 WHIP: 3.000	IP: 0.2 WLS: 0 BF: 4 H: 1 R: 0 ER: 0 SO: 0 BB: 0 IBB: 0 HBP: 0 BLK: 0 WP: 0 HR: 3 S: 3 P: 3 ERA: 0.000	IP: 0.1 WLS: 0 BF: 1 H: 0 R: 0 ER: 0 SO: 1 BB: 0 IBB: 0 HBP: 0 BLK: 0 WP: 0 HR: 3 S: 3 P: 3 ERA: 0.000	<b>PITCHER</b>											IP: 1.1 WLS: 0 BF: 23 H: 4 R: 1 ER: 1 SO: 3 BB: 3 IBB: 0 HBP: 0 BLK: 0 WP: 0 HR: 0 S: 26 P: 38 ERA: 0.00 WHIP: 1.167	IP: 2.0 WLS: 0 BF: 8 H: 1 R: 1 ER: 1 SO: 1 BB: 1 IBB: 0 HBP: 0 BLK: 0 WP: 0 HR: 3 S: 9 P: 13 ERA: 4.50 WHIP: 3.000									

New York Yankees @ Oakland Athletics  
Oakland-Alameda County Coliseum, Oakland, CA  
Wed May 09 1990, 3:33 AM PDT  
Att: 32,664 - Cloudy - 63 F

AB 37  
R 2  
H 9  
RBI 2  
BB 8  
SO 5  
LOB 14





Batter	1	2	3	4	5	6	7	8	9	AB	R	H	RBI	BB	SO	LOB	TOP					
Steve Sax, R OBP: 0.331, SLG: 0.318 (1,4)	G5-3		F9	G3-1			S 2B BB	G6-3		4	1	0	0	1	0	2						
Roberto Kelly, R OBP: 0.340, SLG: 0.373 (1,8)	K			BB WP 1B	2B 1B		1-H 1B 2B	WP S 1B BB		4	3	3	1	1	1	0						
Don Mattingly, L OBP: 0.345, SLG: 0.396 (1,3)	F8			F7	1B 1-H 2B		FC5-4 1B	1-H 1B		5	0	3	2	0	0	1						
Steve Balboni, R OBP: 0.302, SLG: 0.194 (1,10)		G6-4-3 BB		WP BB 2B HBP	P3		FC5-4 1-2	P5		2	1	0	0	1	0	2						
Mel Hall, L OBP: 0.270, SLG: 0.452 (9, PH)				WP BB 2B HBP			1-2			1	0	0	0	0	0	1						
Jesse Barfield, R OBP: 0.344, SLG: 0.439 (1,9)	G6-4-3 1-2			WP BB 2B	FC6-4 1B		K	K		4	1	1	0	1	2	3						
Bob Geren, R OBP: 0.367, SLG: 0.436 (1,2)	FC6-4 BB			P4	FC6-4 1-2 2-3		K	F9		4	0	0	0	1	1	7						
Randy Velarde, R OBP: 0.296, SLG: 0.182 (1,7)	FC6-4 1-2			2B 1B BB				S 1B		2	1	0	0	1	1	1						
Claudell Washington, L OBP: 0.221, SLG: 0.266 (7,7)				1-2 2-3 3-H						1	0	1	0	0	0	0						
Mike Blowers, R OBP: 0.289, SLG: 0.377 (1,5)			G5-3	1B 2B			K2-3	K		4	1	1	2	0	2	1						
Alvaro Espinoza, R OBP: 0.211, SLG: 0.221 (1,6)			K	2B 1B			K	G1-3		4	0	1	2	0	2	1						
<b>Inning Stats</b>	R: 0 E: 0 K: 1 S: 8	H: 0 LOB: 0 BB: 0 P: 12	R: 0 E: 0 K: 0 S: 4	H: 0 LOB: 1 BB: 2 P: 14	R: 0 E: 0 K: 1 S: 7	H: 0 LOB: 0 BB: 0 P: 11	R: 5 E: 0 K: 0 S: 25	H: 3 LOB: 1 BB: 2 P: 39	R: 0 E: 0 K: 3 S: 10	H: 0 LOB: 0 BB: 0 P: 16	R: 2 E: 0 K: 2 S: 16	H: 2 LOB: 1 BB: 1 P: 29	R: 0 E: 0 K: 1 S: 13	H: 1 LOB: 1 BB: 0 P: 18	R: 1 E: 0 K: 1 S: 12	H: 1 LOB: 1 BB: 1 P: 24	1B: 7 2B: 3 3B: 0 HR: 0	SF: 0 SAC: 0 DP: 1 HBP: 1	WP: 2 PB: 0 SB: 4 CS: 0	PA: 42		
<b>PITCHER</b>	IP WLS BF H R ER SO BB IBB HBP BLK WP HR S P ERA WHIP	IP WLS BF H R ER SO BB IBB HBP BLK WP HR S P ERA WHIP	IP WLS BF H R ER SO BB IBB HBP BLK WP HR S P ERA WHIP	IP WLS BF H R ER SO BB IBB HBP BLK WP HR S P ERA WHIP	IP WLS BF H R ER SO BB IBB HBP BLK WP HR S P ERA WHIP	IP WLS BF H R ER SO BB IBB HBP BLK WP HR S P ERA WHIP	IP WLS BF H R ER SO BB IBB HBP BLK WP HR S P ERA WHIP	IP WLS BF H R ER SO BB IBB HBP BLK WP HR S P ERA WHIP	IP WLS BF H R ER SO BB IBB HBP BLK WP HR S P ERA WHIP	IP WLS BF H R ER SO BB IBB HBP BLK WP HR S P ERA WHIP	IP WLS BF H R ER SO BB IBB HBP BLK WP HR S P ERA WHIP	IP WLS BF H R ER SO BB IBB HBP BLK WP HR S P ERA WHIP	IP WLS BF H R ER SO BB IBB HBP BLK WP HR S P ERA WHIP	IP WLS BF H R ER SO BB IBB HBP BLK WP HR S P ERA WHIP	IP WLS BF H R ER SO BB IBB HBP BLK WP HR S P ERA WHIP	IP WLS BF H R ER SO BB IBB HBP BLK WP HR S P ERA WHIP	IP WLS BF H R ER SO BB IBB HBP BLK WP HR S P ERA WHIP	IP WLS BF H R ER SO BB IBB HBP BLK WP HR S P ERA WHIP	IP WLS BF H R ER SO BB IBB HBP BLK WP HR S P ERA WHIP	IP WLS BF H R ER SO BB IBB HBP BLK WP HR S P ERA WHIP	IP WLS BF H R ER SO BB IBB HBP BLK WP HR S P ERA WHIP	IP WLS BF H R ER SO BB IBB HBP BLK WP HR S P ERA WHIP

New York Yankees @ Seattle Mariners  
The Kingdome, Seattle, WA  
Fri May 11 1990, 10:05 PM EDT  
Att: 26,699 - Dome

AB	35
R	8
H	10
RBI	7
BB	6
SO	9
LOB	19




Batter	1	2	3	4	5	6	7	8	9	AB	R	H	RBI	BB	SO	LOB	BOTTOM					
Harold Reynolds, S OBP: 0.298, SLG: 0.299 (1,4)	F7 S 1B			BLK BB					F9 1B	4	0	3	0	1	0	1						
Greg Britley, L OBP: 0.272, SLG: 0.386 (1,7)	L7		G5-3	F7					F9 1B	3	0	0	0	0	0	2						
Henry Cotto, R OBP: 0.293, SLG: 0.316 (6, PH)				F7					BB 1B	2	0	1	0	0	0	2						
Alvin Davis, L OBP: 0.430, SLG: 0.444 (1,3)	G5-4-3 BB		1B 2B BB	F8			F9		F9	3	1	0	0	2	0	3						
Jeffrey Leonard, R OBP: 0.305, SLG: 0.439 (1,10)	G5-4-3 1-2		P4		L7		G4-6-3 1B		BB	4	0	1	0	1	0	3						
Ken Griffey Jr., L OBP: 0.406, SLG: 0.533 (1,8)		WP 1B 1B	BB 2B 1B	G4-3			G4-6-3 1-2		K	5	2	2	0	0	1	4						
Edgar Martinez, R OBP: 0.406, SLG: 0.484 (1,5)		WP 1B 1B	BB 2B BB	F8				G6-3	P6	4	2	1	0	1	0	3						
Darnell Coles, R OBP: 0.237, SLG: 0.321 (1,9)		1-H 2-H 1B	1-H 2-H 3-H 2B					K		4	0	3	5	0	1	0						
Dave Valle, R OBP: 0.333, SLG: 0.407 (1,2)	P4		P6			F8		FC5-4 1B		4	0	1	0	0	0	3						
Mike Brumley, S OBP: 0.274, SLG: 0.329 (1,6)				G4-3					FC5-4	3	0	0	0	0	1	2						
Dave Cochrane, S OBP: 0.274, SLG: 0.329 (8, PH)	K							1-2		1	0	0	0	0	0	1						
<b>Inning Stats</b>	R: 0 E: 0 K: 0 S: 7	H: 1 LOB: 1 BB: 1 P: 16	R: 2 E: 0 K: 1 S: 21	H: 3 LOB: 1 BB: 0 P: 25	R: 3 E: 0 K: 0 S: 9	H: 2 LOB: 1 BB: 2 P: 21	R: 0 E: 0 K: 0 S: 6	H: 0 LOB: 1 BB: 1 P: 14	R: 0 E: 0 K: 0 S: 7	H: 0 LOB: 0 BB: 0 P: 11	R: 0 E: 0 K: 0 S: 11	H: 2 LOB: 2 BB: 0 P: 18	R: 0 E: 0 K: 0 S: 8	H: 1 LOB: 0 BB: 0 P: 15	R: 0 E: 0 K: 1 S: 6	H: 1 LOB: 3 BB: 0 P: 10	R: 0 E: 0 K: 1 S: 14	H: 2 LOB: 3 BB: 1 P: 24	1B: 11 2B: 1 3B: 0 HR: 0	SF: 0 SAC: 0 DP: 2 HBP: 0	WP: 1 PB: 0 SB: 1 CS: 0	PA: 42
<b>PITCHER</b>	IP WLS BF H R ER SO BB IBB HBP BLK WP HR S P ERA WHIP	IP WLS BF H R ER SO BB IBB HBP BLK WP HR S P ERA WHIP	IP WLS BF H R ER SO BB IBB HBP BLK WP HR S P ERA WHIP	IP WLS BF H R ER SO BB IBB HBP BLK WP HR S P ERA WHIP	IP WLS BF H R ER SO BB IBB HBP BLK WP HR S P ERA WHIP	IP WLS BF H R ER SO BB IBB HBP BLK WP HR S P ERA WHIP	IP WLS BF H R ER SO BB IBB HBP BLK WP HR S P ERA WHIP	IP WLS BF H R ER SO BB IBB HBP BLK WP HR S P ERA WHIP	IP WLS BF H R ER SO BB IBB HBP BLK WP HR S P ERA WHIP	IP WLS BF H R ER SO BB IBB HBP BLK WP HR S P ERA WHIP	IP WLS BF H R ER SO BB IBB HBP BLK WP HR S P ERA WHIP	IP WLS BF H R ER SO BB IBB HBP BLK WP HR S P ERA WHIP	IP WLS BF H R ER SO BB IBB HBP BLK WP HR S P ERA WHIP	IP WLS BF H R ER SO BB IBB HBP BLK WP HR S P ERA WHIP	IP WLS BF H R ER SO BB IBB HBP BLK WP HR S P ERA WHIP	IP WLS BF H R ER SO BB IBB HBP BLK WP HR S P ERA WHIP	IP WLS BF H R ER SO BB IBB HBP BLK WP HR S P ERA WHIP	IP WLS BF H R ER SO BB IBB HBP BLK WP HR S P ERA WHIP	IP WLS BF H R ER SO BB IBB HBP BLK WP HR S P ERA WHIP	IP WLS BF H R ER SO BB IBB HBP BLK WP HR S P ERA WHIP	IP WLS BF H R ER SO BB IBB HBP BLK WP HR S P ERA WHIP	IP WLS BF H R ER SO BB IBB HBP BLK WP HR S P ERA WHIP


New York Yankees @ Seattle Mariners  
The Kingdome, Seattle, WA  
Fri May 11 1990, 10:05 PM EDT  
Att: 26,699 - Dome

AB	37
R	5
H	12
RBI	5
BB	5
SO	3
LOB	24





Batter	1	2	3	4	5	6	7	8	9	AB	R	H	RBI	BB	SO	LOB	TOP					
Steve Sax, R OBP: 0.333, SLG: 0.322	G4-3		L9		G4-3		3B 1B		G3 BB 1B	5	1	2	0	0	0	2	<b>New York Yankees @ Seattle Mariners</b> The Kingdome, Seattle, WA Sat May 12 1990, 10:05 PM EDT Att: 43,977 - Dome					
Roberto Kelly, R OBP: 0.351, SLG: 0.396	G4-3 1B		F4			K	1B 3B		G3 BB	4	1	2	2	1	1	0						
Don Mattingly, L OBP: 0.347, SLG: 0.391	G4-3			F7		FC1-6 BB	FC6-4 1B		G3	4	0	1	1	1	0	3						
Mel Hall, L OBP: 0.266, SLG: 0.449		2B 2B		F7		FC1-6 1-2	FC6-4 1-2		L9	5	1	1	0	0	0	4						
Claudell Washington, L OBP: 0.208, SLG: 0.250	G1-3				K		E4 BB		F7	4	0	0	0	0	1	3						
Jesse Barfield, R OBP: 0.350, SLG: 0.447						K				3	0	1	1	1	2	0						
Bob Geren, R OBP: 0.344, SLG: 0.407							BB			4	0	0	0	0	2	4						
Randy Velarde, R OBP: 0.290, SLG: 0.192										4	0	1	0	0	1	1						
Alvaro Espinoza, R OBP: 0.223, SLG: 0.233			G4-3		E5 1B				P5	4	1	2	0	0	0	0						
<b>Inning Stats</b>	R: 0 E: 0 K: 0 S: 4	H: 1 LOB: 0 BB: 0 P: 8	R: 1 E: 0 K: 1 S: 11	H: 2 LOB: 1 BB: 0 P: 20	R: 0 E: 0 K: 0 S: 5	H: 0 LOB: 0 BB: 0 P: 9	R: 0 E: 0 K: 1 S: 9	H: 0 LOB: 0 BB: 0 P: 16	R: 0 E: 1 K: 1 S: 15	H: 0 LOB: 2 BB: 2 P: 27	R: 3 E: 0 K: 0 S: 14	H: 4 LOB: 1 BB: 0 P: 20	R: 0 E: 0 K: 2 S: 10	H: 0 LOB: 0 BB: 0 P: 12	R: 0 E: 0 K: 0 S: 10	H: 1 LOB: 2 BB: 1 P: 18		1B: 7 2B: 2 3B: 1 HR: 0	SF: 0 SAC: 0 DP: 0 HBP: 0	WP: 0 PB: 0 CS: 0	PA: 40	
<b>PITCHER</b>	IP	WLS	BF	H	R	ER	SO	BB	IBB	HBP	BLK	WP	HR	S	P	ERA		WHIP				
Erik Hanson, R ERA: 3.76	6.1	L	29	8	4	4	5	2	0	0	0	0	0	62	107	5.68		1.579				
Bryan Clark, L ERA:	0.2		3	1	0	0	0	0	0	0	0	0	0	5	7	0.00		1.500				
Michael Jackson, R ERA: 5.09	1.1		6	1	0	0	2	1	0	0	0	0	0	15	21	0.00		1.500				
Keith Comstock, L ERA: 1.46	0.2		2	0	0	0	0	0	0	0	0	0	0	5	9	0.00		0.000				

Batter	1	2	3	4	5	6	7	8	9	AB	R	H	RBI	BB	SO	LOB	BOTTOM						
Harold Reynolds, S OBP: 0.297, SLG: 0.292	FC3-6 BB		K		G4-3				F9	3	0	0	0	1	1	3	<b>New York Yankees @ Seattle Mariners</b> The Kingdome, Seattle, WA Sat May 12 1990, 10:05 PM EDT Att: 43,977 - Dome						
Greg Britley, L OBP: 0.271, SLG: 0.374	FC3-6 1B					S BB			G5-3	3	0	0	0	1	0	2							
Alvin Davis, L OBP: 0.424, SLG: 0.437						K			G4-3	4	0	1	0	0	1	1							
Jeffrey Leonard, R OBP: 0.296, SLG: 0.425	G5-3					K			K	4	0	0	0	0	3	3							
Ken Griffey Jr., L OBP: 0.409, SLG: 0.556						K			F8	4	1	2	1	0	1	1							
Edgar Martinez, R OBP: 0.390, SLG: 0.463									G6-3	4	0	0	0	0	1	1							
Darnell Coles, R OBP: 0.242, SLG: 0.322									G5-3	3	0	1	0	0	0	0							
Scott Bradley, L OBP: 0.318, SLG: 0.395									G5-3	3	0	2	0	0	0	0							
Mike Brumley, S OBP: 0.284, SLG: 0.316									F7	3	0	0	0	0	1	3							
<b>Inning Stats</b>	R: 0 E: 0 K: 0 S: 7	H: 1 LOB: 1 BB: 1 P: 15	R: 0 E: 0 K: 1 S: 7	H: 1 LOB: 0 BB: 0 P: 10	R: 0 E: 0 K: 1 S: 6	H: 0 LOB: 0 BB: 0 P: 9	R: 0 E: 0 K: 3 S: 12	H: 0 LOB: 1 BB: 1 P: 20	R: 0 E: 0 K: 1 S: 13	H: 2 LOB: 2 BB: 0 P: 18	R: 0 E: 0 K: 0 S: 7	H: 0 LOB: 0 BB: 0 P: 12	R: 0 E: 0 K: 0 S: 7	H: 0 LOB: 0 BB: 0 P: 10	R: 0 E: 0 K: 0 S: 7	H: 1 LOB: 1 BB: 0 P: 13		R: 1 E: 0 K: 1 S: 10	H: 1 LOB: 0 BB: 0 P: 17	1B: 4 2B: 1 3B: 0 HR: 1	SF: 0 SAC: 0 DP: 1 HBP: 0	WP: 0 PB: 1 CS: 0	PA: 33
<b>PITCHER</b>	IP	WLS	BF	H	R	ER	SO	BB	IBB	HBP	BLK	WP	HR	S	P	ERA		WHIP					
Tim Leary, R ERA: 2.82	9.0	W	33	6	1	1	8	2	0	0	0	0	1	76	124	1.00		0.889					







Batter	1	2	3	4	5	6	7	8	9	AB	R	H	RBI	BB	SO	LOB	TOP			
Dan Gladden, R OBP: 0.364, SLG: 0.475 John Moses, S OBP: 0.400, SLG: 0.360										3	0	0	0	0	3	1	<b>Minnesota Twins @ New York Yankees</b> Yankee Stadium, Bronx, NY Tue May 15 1990, 7:05 PM EDT Att: 16,586 - Unknown			
Shane Mack, R OBP: 0.476, SLG: 0.500										3	0	1	0	1	1					
Kirby Puckett, R OBP: 0.397, SLG: 0.520										4	1	2	2	0	2					
Gary Gaetti, R OBP: 0.323, SLG: 0.441										4	0	0	0	2	3					
Fred Manrique, R OBP: 0.247, SLG: 0.392 Al Newman, S OBP: 0.301, SLG: 0.318										3	0	0	0	0	1	2				
Brian Harper, R OBP: 0.317, SLG: 0.446 Randy Bush, L OBP: 0.267, SLG: 0.348										3	0	0	0	0	1	0				
Kent Hrbek, L OBP: 0.419, SLG: 0.495										4	1	1	0	0	1	0				
Carmen Castillo, R OBP: 0.162, SLG: 0.139										3	0	0	0	0	1	1				
Greg Gagne, R OBP: 0.365, SLG: 0.489										3	0	1	1	0	0	0				
<b>Inning Stats</b>	R: 0 E: 0 K: 2 S: 12	H: 1 LOB: 1 BB: 0 P: 20	R: 0 E: 0 K: 1 S: 8	H: 0 LOB: 0 BB: 0 P: 11	R: 0 E: 0 K: 2 S: 8	H: 0 LOB: 0 BB: 0 P: 10	R: 0 E: 0 K: 1 S: 12	H: 0 LOB: 1 BB: 1 P: 18	R: 1 E: 0 K: 1 S: 7	H: 2 LOB: 1 BB: 0 P: 12	R: 0 E: 0 K: 1 S: 8	H: 0 LOB: 0 BB: 0 P: 11	R: 2 E: 0 K: 2 S: 11	H: 2 LOB: 0 BB: 0 P: 17	R: 0 E: 0 K: 0 S: 4	H: 0 LOB: 0 BB: 0 P: 7		1B: 4 2B: 1 3B: 0 HR: 1	SF: 0 SAC: 0 DP: 0 HBP: 0	WP: 0 PB: 0 CS: 1
<b>PITCHER</b>	IP WLS BF H R ER SO BB IBB HBP BLK WP HR S P ERA WHIP																			
Chuck Cary, L ERA: 1.29	(1, 1) 7.0 W 26 4 1 1 8 1 0 0 0 0 0 63 94 1.29 0.714																			
Jeff Robinson, R ERA: 3.93	(8, 1) 2.0 8 2 2 2 2 0 0 0 0 0 1 15 24 9.00 1.000																			

Batter	1	2	3	4	5	6	7	8	9	AB	R	H	RBI	BB	SO	LOB	BOTTOM			
Steve Sax, R OBP: 0.346, SLG: 0.328										3	2	1	0	1	0	1	<b>Minnesota Twins @ New York Yankees</b> Yankee Stadium, Bronx, NY Tue May 15 1990, 7:05 PM EDT Att: 16,586 - Unknown			
Roberto Kelly, R OBP: 0.350, SLG: 0.395										3	1	0	0	1	0	2				
Don Mattingly, L OBP: 0.369, SLG: 0.441										4	1	2	4	0	0	0				
Mel Hall, L OBP: 0.271, SLG: 0.440										4	1	2	0	0	1	1				
Claudell Washington, L OBP: 0.218, SLG: 0.257										4	1	1	0	0	0	1				
Jesse Barfield, R OBP: 0.352, SLG: 0.484										4	1	1	1	0	2	1				
Bob Geren, R OBP: 0.353, SLG: 0.410										2	0	1	1	1	1	0				
Mike Blowers, R OBP: 0.298, SLG: 0.390										4	0	1	1	0	2	3				
Alvaro Espinoza, R OBP: 0.218, SLG: 0.227										3	0	1	0	0	0	1				
<b>Inning Stats</b>	R: 3 E: 0 K: 2 S: 19	H: 4 LOB: 2 BB: 1 P: 29	R: 0 E: 0 K: 0 S: 5	H: 1 LOB: 0 BB: 0 P: 9	R: 0 E: 0 K: 1 S: 8	H: 0 LOB: 0 BB: 0 P: 11	R: 0 E: 0 K: 2 S: 7	H: 0 LOB: 0 BB: 0 P: 11	R: 0 E: 0 K: 0 S: 7	H: 0 LOB: 0 BB: 0 P: 12	R: 3 E: 0 K: 0 S: 17	H: 4 LOB: 1 BB: 0 P: 25	R: 1 E: 0 K: 0 S: 11	H: 1 LOB: 0 BB: 1 P: 18	R: 0 E: 0 K: 1 S: 7	H: 0 LOB: 1 BB: 1 P: 16		1B: 8 2B: 1 3B: 0 HR: 1	SF: 1 SAC: 0 DP: 2 HBP: 0	WP: 0 PB: 0 CS: 0
<b>PITCHER</b>	IP WLS BF H R ER SO BB IBB HBP BLK WP HR S P ERA WHIP																			
Roy Smith, R ERA: 5.85	(1, 1) 5.1 L 24 8 6 6 5 1 0 0 0 0 0 53 83 10.12 1.688																			
Juan Berenguer, R ERA: 3.6	(6, 1) 1.0 5 1 1 1 0 1 0 0 0 0 0 16 24 9.00 2.000																			
Gary Wayne, L ERA:	(7, 1) 1.2 6 1 0 0 1 1 0 0 0 0 0 12 24 0.00 1.200																			



Batter	1	2	3	4	5	6	7	8	9	AB	R	H	RBI	BB	SO	LOB	TOP							
Dan Gladden, R OBP: 0.366, SLG: 0.480 (1, 7)										5	2	2	0	0	0	2	<b>Minnesota Twins @ New York Yankees</b> Yankee Stadium, Bronx, NY Thu May 17, 1990, 7:05 PM EDT Att: 16,267 - Unknown - 59 F							
Shane Mack, R OBP: 0.469, SLG: 0.488 (1, 9)										3	0	1	0	0	1	2								
Kirby Puckett, R OBP: 0.393, SLG: 0.508 (1, 8)										3	0	0	0	1	1	2								
Gary Gaetti, R OBP: 0.328, SLG: 0.443 (1, 5)										4	0	2	1	0	0	1								
Gene Larkin, S OBP: 0.375, SLG: 0.433 (1, 10)										3	0	0	1	0	0	1								
Fred Manrique, R OBP: 0.290, SLG: 0.390 Al Newman, S OBP: 0.297, SLG: 0.313 (1, 4) (7, 4)										3	0	1	0	0	0	0								
Kent Hrbek, L OBP: 0.414, SLG: 0.515 (1, 3)										4	1	1	1	0	0	1								
Brian Harper, R OBP: 0.324, SLG: 0.490 (1, 2)										4	1	2	1	0	0	0								
Greg Gagne, R OBP: 0.370, SLG: 0.500 (1, 6)										4	0	2	0	0	1	1								
<b>Inning Stats</b>	R: 1 E: 0 K: 1 S: 13	H: 2 LOB: 1 BB: 0 P: 22	R: 1 E: 0 K: 0 S: 9	H: 3 LOB: 0 BB: 0 P: 11	R: 0 E: 0 K: 0 S: 4	H: 1 LOB: 1 BB: 0 P: 6	R: 0 E: 0 K: 0 S: 5	H: 0 LOB: 0 BB: 0 P: 7	R: 0 E: 0 K: 1 S: 12	H: 1 LOB: 1 BB: 0 P: 17	R: 0 E: 0 K: 0 S: 4	H: 0 LOB: 0 BB: 0 P: 6	R: 1 E: 0 K: 1 S: 7	H: 1 LOB: 0 BB: 0 P: 8	R: 1 E: 0 K: 0 S: 8	H: 2 LOB: 2 BB: 1 P: 18		R: 0 E: 0 K: 0 S: 10	H: 1 LOB: 1 BB: 0 P: 15	1B: 6 2B: 3 3B: 0 HR: 2	SF: 1 SAC: 1 DP: 1 HBP: 0	WP: 0 PB: 0 CS: 1	PA: 38	
<b>PITCHER</b>	IP WLS BF H R ER SO BB IBB HBP BLK WP HR S P ERA WHIP	IP WLS BF H R ER SO BB IBB HBP BLK WP HR S P ERA WHIP	IP WLS BF H R ER SO BB IBB HBP BLK WP HR S P ERA WHIP	IP WLS BF H R ER SO BB IBB HBP BLK WP HR S P ERA WHIP	IP WLS BF H R ER SO BB IBB HBP BLK WP HR S P ERA WHIP	IP WLS BF H R ER SO BB IBB HBP BLK WP HR S P ERA WHIP	IP WLS BF H R ER SO BB IBB HBP BLK WP HR S P ERA WHIP	IP WLS BF H R ER SO BB IBB HBP BLK WP HR S P ERA WHIP	IP WLS BF H R ER SO BB IBB HBP BLK WP HR S P ERA WHIP	IP WLS BF H R ER SO BB IBB HBP BLK WP HR S P ERA WHIP	IP WLS BF H R ER SO BB IBB HBP BLK WP HR S P ERA WHIP	IP WLS BF H R ER SO BB IBB HBP BLK WP HR S P ERA WHIP	IP WLS BF H R ER SO BB IBB HBP BLK WP HR S P ERA WHIP	IP WLS BF H R ER SO BB IBB HBP BLK WP HR S P ERA WHIP	IP WLS BF H R ER SO BB IBB HBP BLK WP HR S P ERA WHIP	IP WLS BF H R ER SO BB IBB HBP BLK WP HR S P ERA WHIP	IP WLS BF H R ER SO BB IBB HBP BLK WP HR S P ERA WHIP	IP WLS BF H R ER SO BB IBB HBP BLK WP HR S P ERA WHIP	IP WLS BF H R ER SO BB IBB HBP BLK WP HR S P ERA WHIP	IP WLS BF H R ER SO BB IBB HBP BLK WP HR S P ERA WHIP	IP WLS BF H R ER SO BB IBB HBP BLK WP HR S P ERA WHIP	IP WLS BF H R ER SO BB IBB HBP BLK WP HR S P ERA WHIP	IP WLS BF H R ER SO BB IBB HBP BLK WP HR S P ERA WHIP	IP WLS BF H R ER SO BB IBB HBP BLK WP HR S P ERA WHIP

AB	34
R	4
H	11
RBI	4
BB	1
SO	3
LOB	12



Batter	1	2	3	4	5	6	7	8	9	AB	R	H	RBI	BB	SO	LOB	BOTTOM							
Steve Sax, R OBP: 0.345, SLG: 0.325 (1, 4)										4	0	1	0	0	0	2	<b>Minnesota Twins @ New York Yankees</b> Yankee Stadium, Bronx, NY Thu May 17, 1990, 7:05 PM EDT Att: 16,267 - Unknown - 59 F							
Roberto Kelly, R OBP: 0.355, SLG: 0.398 (1, 8)										4	0	2	0	0	1	2								
Don Mattingly, L OBP: 0.358, SLG: 0.426 (1, 3)										4	0	0	0	0	1	3								
Mel Hall, L OBP: 0.270, SLG: 0.443 (1, 10)										4	1	1	0	0	1	0								
Claudell Washington, L OBP: 0.220, SLG: 0.256 (1, 7)										4	0	1	1	0	1	0								
Jesse Barfield, R OBP: 0.342, SLG: 0.469 (1, 9)										3	0	0	0	0	0	1								
Bob Geren, R OBP: 0.338, SLG: 0.391 (1, 2)										3	0	0	0	0	2	1								
Mike Blowers, R OBP: 0.299, SLG: 0.388 (1, 5)										3	0	1	0	0	1	0								
Alvaro Espinoza, R OBP: 0.221, SLG: 0.230 (1, 6)										3	0	1	0	0	0	0								
<b>Inning Stats</b>	R: 0 E: 0 K: 0 S: 7	H: 1 LOB: 0 BB: 0 P: 10	R: 0 E: 0 K: 0 S: 6	H: 0 LOB: 0 BB: 0 P: 8	R: 0 E: 0 K: 2 S: 8	H: 0 LOB: 0 BB: 0 P: 11	R: 0 E: 0 K: 1 S: 10	H: 0 LOB: 0 BB: 0 P: 12	R: 1 E: 0 K: 0 S: 6	H: 2 LOB: 0 BB: 0 P: 10	R: 0 E: 0 K: 0 S: 10	H: 2 LOB: 2 BB: 0 P: 15	R: 0 E: 0 K: 1 S: 8	H: 0 LOB: 0 BB: 0 P: 12	R: 0 E: 0 K: 1 S: 9	H: 2 LOB: 2 BB: 0 P: 13		R: 0 E: 0 K: 2 S: 9	H: 0 LOB: 0 BB: 0 P: 14	1B: 6 2B: 1 3B: 0 HR: 0	SF: 0 SAC: 0 DP: 2 HBP: 0	WP: 0 PB: 0 CS: 0	PA: 32	
<b>PITCHER</b>	IP WLS BF H R ER SO BB IBB HBP BLK WP HR S P ERA WHIP	IP WLS BF H R ER SO BB IBB HBP BLK WP HR S P ERA WHIP	IP WLS BF H R ER SO BB IBB HBP BLK WP HR S P ERA WHIP	IP WLS BF H R ER SO BB IBB HBP BLK WP HR S P ERA WHIP	IP WLS BF H R ER SO BB IBB HBP BLK WP HR S P ERA WHIP	IP WLS BF H R ER SO BB IBB HBP BLK WP HR S P ERA WHIP	IP WLS BF H R ER SO BB IBB HBP BLK WP HR S P ERA WHIP	IP WLS BF H R ER SO BB IBB HBP BLK WP HR S P ERA WHIP	IP WLS BF H R ER SO BB IBB HBP BLK WP HR S P ERA WHIP	IP WLS BF H R ER SO BB IBB HBP BLK WP HR S P ERA WHIP	IP WLS BF H R ER SO BB IBB HBP BLK WP HR S P ERA WHIP	IP WLS BF H R ER SO BB IBB HBP BLK WP HR S P ERA WHIP	IP WLS BF H R ER SO BB IBB HBP BLK WP HR S P ERA WHIP	IP WLS BF H R ER SO BB IBB HBP BLK WP HR S P ERA WHIP	IP WLS BF H R ER SO BB IBB HBP BLK WP HR S P ERA WHIP	IP WLS BF H R ER SO BB IBB HBP BLK WP HR S P ERA WHIP	IP WLS BF H R ER SO BB IBB HBP BLK WP HR S P ERA WHIP	IP WLS BF H R ER SO BB IBB HBP BLK WP HR S P ERA WHIP	IP WLS BF H R ER SO BB IBB HBP BLK WP HR S P ERA WHIP	IP WLS BF H R ER SO BB IBB HBP BLK WP HR S P ERA WHIP	IP WLS BF H R ER SO BB IBB HBP BLK WP HR S P ERA WHIP	IP WLS BF H R ER SO BB IBB HBP BLK WP HR S P ERA WHIP	IP WLS BF H R ER SO BB IBB HBP BLK WP HR S P ERA WHIP	IP WLS BF H R ER SO BB IBB HBP BLK WP HR S P ERA WHIP

AB	32
R	1
H	7
RBI	1
BB	0
SO	7
LOB	9





Batter	1	2	3	4	5	6	7	8	9	AB	R	H	RBI	BB	SO	LOB	TOP					
Kevin Seitzer, R (1, 5) OBP: 0.318, SLG: 0.290										5	0	0	0	0	3	1						
Kurt Stillwell, S (1, 6) OBP: 0.400, SLG: 0.455										3	0	0	0	2	1	1						
Gerald Perry, L (1, 10) OBP: 0.346, SLG: 0.427										5	0	0	0	0	1	3						
Bo Jackson, R (1, 8) OBP: 0.354, SLG: 0.416										4	0	0	0	0	1	1						
George Brett, L (1, 3) OBP: 0.306, SLG: 0.282									3	1	1	0	1	0	0							
Jim Eisenreich, L (1, 9) OBP: 0.325, SLG: 0.407									3	2	3	0	0	0	0							
Willie Wilson, S (1, 7) OBP: 0.369, SLG: 0.413									4	0	0	0	0	1	7							
Mike Macfarlane, R (1, 2) OBP: 0.351, SLG: 0.527									4	1	3	4	0	0	0							
Terry Shumpert, R (1, 4) OBP: 0.296, SLG: 0.353									3	0	0	0	1	0	1							
<b>Inning Stats</b>	R: 0 E: 0 K: 1 S: 7	H: 0 LOB: 0 BB: 0 P: 10	R: 2 E: 0 K: 1 S: 15	H: 3 LOB: 1 BB: 0 P: 21	R: 0 E: 0 K: 1 S: 11	H: 0 LOB: 0 BB: 0 P: 15	R: 0 E: 0 K: 1 S: 14	H: 1 LOB: 1 BB: 0 P: 23	R: 0 E: 0 K: 0 S: 5	H: 0 LOB: 0 BB: 0 P: 7	R: 0 E: 0 K: 0 S: 6	H: 0 LOB: 3 BB: 2 P: 17	R: 1 E: 0 K: 1 S: 12	H: 1 LOB: 1 BB: 1 P: 23	R: 1 E: 1 K: 0 S: 10	H: 2 LOB: 2 BB: 0 P: 13	R: 0 E: 0 K: 1 S: 11	H: 0 LOB: 1 BB: 1 P: 21	1B: 1 2B: 5 3B: 0 HR: 1	SF: 0 SAC: 0 DP: 0 HBP: 1	WP: 2 PB: 0 SB: 0 CS: 0	PA: 39
<b>PITCHER</b>	IP WLS BF H R ER SO BB IBB HBP BLK WP HR S P ERA WHIP																					
Tim Leary, R (1, 1) ERA: 3.02	6.0 L 27 5 3 3 5 3 0 1 0 0 0 1 63 105 4.50 1.333																					
Greg Cadaret, L (7, 1) ERA: 8.1	1.2 7 1 1 0 1 0 0 0 0 0 2 0 15 22 0.00 0.600																					
Alan Mills, R (8, 1) ERA: 2.08	0.1 1 1 0 0 0 0 0 0 0 0 0 0 2 2 0.00 3.000																					
Dave Righetti, L (9, 1) ERA: 3.38	1.0 4 0 0 0 1 1 0 0 0 0 0 0 11 21 0.00 1.000																					

Kansas City Royals @ New York Yankees  
Yankee Stadium, Bronx, NY  
Fri May 18, 1990, 7:05 PM EDT  
Att: 30,112 - Unknown - 65 F

AB 34  
R 4  
H 7  
RBI 4  
BB 4  
SO 7  
LOB 14



Batter	1	2	3	4	5	6	7	8	9	AB	R	H	RBI	BB	SO	LOB	BOTTOM					
Steve Sax, R (1, 4) OBP: 0.336, SLG: 0.315										4	0	0	0	0	0	1						
Roberto Kelly, R (1, 8) OBP: 0.352, SLG: 0.402										4	1	1	0	0	0	0						
Don Mattingly, L (1, 3) OBP: 0.350, SLG: 0.416										3	0	0	0	0	0	1						
Mel Hall, L (1, 10) OBP: 0.261, SLG: 0.433										2	0	0	1	0	0	0						
Claudell Washington, L (1, 7) OBP: 0.224, SLG: 0.259										3	0	1	0	0	1	0						
Jesse Barfield, R (1, 9) OBP: 0.333, SLG: 0.455										3	0	0	0	0	2	1						
Bob Geren, R (1, 2) OBP: 0.324, SLG: 0.373										3	0	0	0	0	1	0						
Mike Blowers, R (1, 5) OBP: 0.300, SLG: 0.378										2	0	0	0	1	0	0						
Alvaro Espinoza, R (1, 6) OBP: 0.215, SLG: 0.223										3	0	0	0	0	0	1						
<b>Inning Stats</b>	R: 0 E: 0 K: 0 S: 5	H: 0 LOB: 0 BB: 0 P: 7	R: 0 E: 0 K: 1 S: 9	H: 1 LOB: 0 BB: 0 P: 13	R: 0 E: 0 K: 0 S: 9	H: 0 LOB: 1 BB: 1 P: 16	R: 0 E: 0 K: 0 S: 9	H: 0 LOB: 0 BB: 0 P: 16	R: 0 E: 0 K: 0 S: 7	H: 0 LOB: 0 BB: 0 P: 10	R: 0 E: 0 K: 0 S: 7	H: 0 LOB: 0 BB: 0 P: 11	R: 1 E: 0 K: 1 S: 8	H: 1 LOB: 0 BB: 0 P: 9	R: 0 E: 0 K: 2 S: 9	H: 0 LOB: 0 BB: 0 P: 13	R: 0 E: 0 K: 0 S: 8	H: 0 LOB: 0 BB: 0 P: 13	1B: 1 2B: 1 3B: 0 HR: 0	SF: 1 SAC: 0 DP: 0 HBP: 0	WP: 0 PB: 0 SB: 0 CS: 1	PA: 30
<b>PITCHER</b>	IP WLS BF H R ER SO BB IBB HBP BLK WP HR S P ERA WHIP																					
Bret Saberhagen, R (1, 1) ERA: 3.35	9.0 W 29 2 1 1 4 1 0 0 0 0 0 0 71 108 1.00 0.333																					

Kansas City Royals @ New York Yankees  
Yankee Stadium, Bronx, NY  
Fri May 18, 1990, 7:05 PM EDT  
Att: 30,112 - Unknown - 65 F

AB 27  
R 1  
H 2  
RBI 1  
BB 1  
SO 4  
LOB 4









Batter	1	2	3	4	5	6	7	8	9	10	AB	R	H	RBI	BB	SO	LOB	TOP					
Kevin Seitzer, R OBP: 0.340, SLG: 0.297 (1.5)	4-0 1B BB	3-3 K		1-1 FC6-4 1B		2-3 K			4-2 CS BB	0-0 1B	4	1	2	1	2	2	3						
Kurt Stillwell, S OBP: 0.400, SLG: 0.451 (1.6)	1-2 S5-4-3 1B		0-0 L7	0-2 FC6-4		2-3 K			3-2 1B		5	0	2	0	0	1	3						
Gerald Perry, L OBP: 0.331, SLG: 0.405 Willie Wilson, S OBP: 0.360, SLG: 0.403 (1.3), (8.7)	2-2 G5-4-3 1B		2-3 K		1-2 E6 G3-6		0-0 G3-1		1-3 K		4	0	1	0	0	1	0						
Danny Tartabull, R OBP: 0.337, SLG: 0.538 Steve Jeltz, S OBP: 0.121, SLG: 0.100 (1.10), (9. PR)	1-2 G5-4-3 1B		3-2 1B		0-2 G3-6		4-1 BB		1-1 E5 1B		4	0	1	0	1	0	4						
George Brett, L OBP: 0.321, SLG: 0.290 (1.9), (8.3)	1-2 F7		0-0 1B		0-0 1B		2-2 F9		2-1 1B		5	0	3	0	0	0	2						
Bo Jackson, R OBP: 0.343, SLG: 0.398 (1.8)		1-1 S BLK E 1B		0-3 K		1-3 K				2-1 G6-3	5	1	1	0	0	3	4						
Jim Eisenreich, L OBP: 0.331, SLG: 0.415 (1.7), (8.9)		2-0 F8		2-3 K		0-0 G1-3		1-1 CS 2B		3-2 FC5-4 1B	5	1	2	0	0	1	1	AB 42					
Mike Macfarlane, R OBP: 0.343, SLG: 0.523 (1.2)		1-3 K		2-0 SF9 3B		0-0 1B		3-2 P4		1-1 FC5-4 1B	5	1	3	0	0	1	1	R 4					
Terry Shumpert, R OBP: 0.290, SLG: 0.345 Pat Tabler, R OBP: 0.278, SLG: 0.240 Frank White, R OBP: 0.188, SLG: 0.267 (1.4), (10. PH), (10.4)		1-1 S 1B		1-2 SF9		1-2 1B		2-0 F8		0-0 FC5-4 1B	3	0	2	1	0	0	1	H 17					
<b>Inning Stats</b>	R: 1 E: 0 K: 0 S: 14	H: 2 LOB: 1 BB: 1 P: 23	R: 1 E: 0 K: 2 S: 11	H: 2 LOB: 2 BB: 0 P: 19	R: 0 E: 0 K: 2 S: 11	H: 2 LOB: 2 BB: 0 P: 16	R: 1 E: 0 K: 1 S: 13	H: 1 LOB: 1 BB: 0 P: 14	R: 0 E: 0 K: 2 S: 11	H: 2 LOB: 2 BB: 0 P: 17	R: 0 E: 0 K: 1 S: 8	H: 0 LOB: 1 BB: 1 P: 16	R: 0 E: 0 K: 0 S: 6	H: 1 LOB: 0 BB: 0 P: 12	R: 0 E: 1 K: 1 S: 13	H: 2 LOB: 2 BB: 1 P: 23	R: 1 E: 0 K: 0 S: 9	H: 3 LOB: 2 BB: 0 P: 15	1B: 15 2B: 1 3B: 1 HR: 0	SF: 1 SAC: 0 DP: 2 HBP: 0	WP: 0 PB: 0 SB: 2 CS: 2	PA: 46	
<b>PITCHER</b>	IP WLS BF H R ER SO BB IBB HBP BLK WP HR S P ERA WHIP	7.0 1.2 6 1 0 0 1 1 0 0 0 0 0 0 15 28 0.00 1.200	1.1 0.1 1 1 0 0 0 0 0 0 0 0 0 0 2 4 0.00 3.000	10.1 1.0 L 5 3 1 1 0 0 0 0 0 0 0 0 9 15 9.00 3.000	ERA: 2.57	ERA: 1.94	ERA: 6.03	ERA: 3.98	<b>PITCHER</b>													IP WLS BF H R ER SO BB IBB HBP BLK WP HR S P ERA WHIP	

**Kansas City Royals @ New York Yankees**  
 Yankee Stadium, Bronx, NY  
 Sun May 20 1990, 7:05 PM EDT  
 Att. 22,327 - Unknown - 50 F

AB	42
R	4
H	17
RBI	2
BB	3
SO	10
LOB	22



Batter	1	2	3	4	5	6	7	8	9	10	AB	R	H	RBI	BB	SO	LOB	BOTTOM		
Claudell Washington, L OBP: 0.213, SLG: 0.236 (1.7)	0-1 G4-3			0-0 G4-1			0-3 K		2-2 E3 HR		4	1	0	0	0	1	0			
Roberto Kelly, R OBP: 0.355, SLG: 0.402 (1.8)	3-2 G4-6-3 1B			0-1 G4-1			2-3 K		2-3 K		4	0	1	0	0	2	1			
Don Mattingly, L OBP: 0.361, SLG: 0.466 (1.3)	1-0 G4-6-3			1-2 F9			0-3 K		1-2 HR		4	1	1	2	0	1	1			
Mel Hall, L OBP: 0.253, SLG: 0.423 (1.10)		1-0 P2			0-0 F7			0-1 G3	2-2 G4-3		4	0	0	0	0	0	0			
Jesse Barfield, R OBP: 0.325, SLG: 0.433 (1.9)		1-3 K			2-3 K			4-2 BB HBP BB	2-2 F8		3	1	0	0	1	2	0			
Rick Cerone, R OBP: 0.298, SLG: 0.446 (1.2), (9.4)		0-0 G1-6-3			1-0 G5-3			1-2 E3 HBP BB		0-0 L7	4	0	0	0	0	0	1			
Randy Velarde, R OBP: 0.310, SLG: 0.222 (1.5), (9.6)						1-2 F8		4-1 L5-4 HBP BB		1-3 K	3	0	0	0	1	2	0	AB 32		
Alvaro Espinoza, R OBP: 0.207, SLG: 0.215 Steve Balboni, R OBP: 0.294, SLG: 0.167 Mike Blowers, R OBP: 0.293, SLG: 0.369 (1.6), (8. PH), (9.5)								1-0 HBP		1-1 G6-3	2	0	0	0	0	0	0	R 3		
Wayne Tolleson, S OBP: 0.320, SLG: 0.368 (1.4), (9.2)								1-2 2-3 3-H			0	0	0	1	0	0	0	H 2		
Bob Geren, R OBP: 0.320, SLG: 0.368 (8. PH), (9.2)								2-1 L5-4			1	0	0	0	0	0	3	RBI 3		
<b>Inning Stats</b>	R: 0 E: 0 K: 0 S: 7	H: 1 LOB: 0 BB: 0 P: 11	R: 0 E: 0 K: 1 S: 5	H: 0 LOB: 0 BB: 0 P: 7	R: 0 E: 0 K: 2 S: 11	H: 0 LOB: 0 BB: 0 P: 15	R: 0 E: 0 K: 0 S: 7	H: 0 LOB: 0 BB: 0 P: 8	R: 0 E: 0 K: 3 S: 12	H: 0 LOB: 0 BB: 1 P: 14	R: 1 E: 1 K: 1 S: 10	H: 0 LOB: 2 BB: 2 P: 22	R: 2 E: 1 K: 1 S: 21	H: 1 LOB: 0 BB: 0 P: 30	R: 0 E: 0 K: 1 S: 6	H: 0 LOB: 0 BB: 0 P: 8	1B: 1 2B: 1 3B: 0 HR: 1	SF: 0 SAC: 0 DP: 2 HBP: 1	WP: 0 PB: 0 SB: 0 CS: 0	PA: 35
<b>PITCHER</b>	IP WLS BF H R ER SO BB IBB HBP BLK WP HR S P ERA WHIP	7.1 2.2 W 10 1 1 0 7 2 0 0 0 0 1 29 43 3.38 0.375	ERA: 4.62	ERA: 2.32	<b>PITCHER</b>													IP WLS BF H R ER SO BB IBB HBP BLK WP HR S P ERA WHIP		

**Kansas City Royals @ New York Yankees**  
 Yankee Stadium, Bronx, NY  
 Sun May 20 1990, 7:05 PM EDT  
 Att. 22,327 - Unknown - 50 F

AB	32
R	3
H	2
RBI	3
BB	2
SO	9
LOB	6





Batter	1	2	3	4	5	6	7	8	9	AB	R	H	RBI	BB	SO	LOB	TOP					
<b>Sammy Sosa, R</b> OBP: 0.303, SLG: 0.393	1-1 G5-3	1-3 K		1-0 F8			0-0 G3-S HR	4-0 IBB		4	1	1	0	1	1	3	<b>Chicago White Sox @ New York Yankees</b> Yankee Stadium, Bronx, NY Mon May 21 1990, 7:05 PM EDT Att: 14,313 - Unknown - 44 F <a href="http://livebaseballscorecards.com">livebaseballscorecards.com</a>					
<b>Lance Johnson, L</b> OBP: 0.336, SLG: 0.317	0-0 F7		4-2 L6-3 BB	3-1 G6-3			1-3 K	2-1 G3-2-3		4	0	0	0	1	1	5						
<b>Ivan Calderon, R</b> OBP: 0.390, SLG: 0.488	0-2 1B		0-0 L6-3		2-1 F8		1-0 G3		1-2 G4-3 BB	5	0	2	0	0	0	2						
<b>Dan Pasqua, L</b> OBP: 0.460, SLG: 0.571	2-1 1B		0-1 HR		4-1 FC5 BB		4-2 HR		4-2 G4-3 BB	2	1	2	1	1	0	0						
<b>Ron Kittle, R</b> OBP: 0.394, SLG: 0.558	1-2 1B								1-2 BB	0	1	0	0	2	0	0						
<b>Carlton Fisk, R</b> OBP: 0.398, SLG: 0.389	3-1 F9		3-2 G5-3		1-0 FC5 G6-4-3		2-0 HR		1-1 G4-3	5	1	1	3	0	0	5						
<b>Steve Lyons, L</b> OBP: 0.310, SLG: 0.378		4-1 1B BB		1-1 HR		0-0 G6-4-3		0-3 K	2-2 G1-3	4	1	1	0	1	1	3						
<b>Carlos Martinez, R</b> OBP: 0.237, SLG: 0.358		1-3 K		0-3 K		3-3 K		0-1 SH5-4 G3-2-3 1B		4	0	1	0	0	3	2						
<b>Rodney McCray, R</b> OBP: 0.283, SLG: 0.241										0	0	0	0	0	0	0						
<b>Scott Fletcher, R</b> OBP: 0.283, SLG: 0.241										0	0	0	0	0	0	0						
<b>Robin Ventura, L</b> OBP: 0.294, SLG: 0.294		2-2 L5		2-2 HR		2-2 F7		0-0 SH	1-2 SH5-4	3	1	1	2	0	0	1						
<b>Ozzie Guillen, L</b> OBP: 0.374, SLG: 0.462	1-1 1B		1-1 1B		0-2 F8 S		1-0 G6-3		0-0 SH5-4	3	0	2	0	0	0	0						
<b>Craig Grebeck, R</b> OBP: 0.222, SLG: 0.200	1-2 1B							1-2 2-3		0	0	0	0	0	0	0						
<b>Inning Stats</b>	R: 0 E: 0 K: 0 S: 10	H: 2 LOB: 2 BB: 0 P: 16	R: 0 E: 0 K: 2 S: 13	H: 1 LOB: 2 BB: 1 P: 22	R: 1 E: 0 K: 0 S: 9	H: 1 LOB: 0 BB: 1 P: 16	R: 2 E: 0 K: 1 S: 15	H: 3 LOB: 1 BB: 0 P: 22	R: 0 E: 0 K: 0 S: 5	H: 0 LOB: 1 BB: 1 P: 12	R: 0 E: 0 K: 1 S: 7	H: 0 LOB: 0 BB: 0 P: 13	R: 3 E: 0 K: 2 S: 12	H: 2 LOB: 0 BB: 1 P: 20	R: 0 E: 1 K: 0 S: 6	H: 1 LOB: 2 BB: 1 P: 12	R: 0 E: 0 K: 0 S: 14	H: 1 LOB: 1 BB: 1 P: 22	1B: 8 2B: 1 3B: 0 HR: 3	SF: 0 SAC: 2 DP: 4 HBP: 0	WP: 0 PB: 0 SB: 2 CS: 0	PA: 42
<b>PITCHER</b>	IP	WLS	BF	H	R	ER	SO	BB	IBB	HBP	BLK	WP	HR	S	P	ERA	WHIP					
<b>Andy Hawkins, R</b> ERA: 6.89	(1, 1)	6.2		8	4	4	5	3	0	0	0	0	2	64	108	5.40	1.650					
<b>Lee Guetterman, L</b> ERA: 2.73	(7, 1)	0.0	L	1	0	0	0	1	0	0	0	0	0	2	6	∞	∞					
<b>Lance McCullers, R</b> ERA: 3.95	(7, 1)	0.1		3	2	2	1	0	0	0	0	0	1	7	9	54.00	6.000					
<b>Greg Cadaret, L</b> ERA: 5.85	(8, 1)	1.0		4	0	0	0	0	1	0	0	0	0	4	10	0.00	0.000					
<b>Jeff Robinson, R</b> ERA: 3.6	(9, 1)	1.0		4	1	0	0	1	0	0	0	0	0	14	22	0.00	2.000					

Batter	1	2	3	4	5	6	7	8	9	AB	R	H	RBI	BB	SO	LOB	BOTTOM					
<b>Deion Sanders, L</b> OBP: 0.182, SLG: 0.300	0-2 G4-3	2-3 K			4-2 G4-3 BB		1-0 SF9 3B			3	1	1	0	1	1	1	<b>Chicago White Sox @ New York Yankees</b> Yankee Stadium, Bronx, NY Mon May 21 1990, 7:05 PM EDT Att: 14,313 - Unknown - 44 F <a href="http://livebaseballscorecards.com">livebaseballscorecards.com</a>					
<b>Claudell Washington, L</b> OBP: 0.206, SLG: 0.228	2-3 K		2-1 P6		1-1 G4-3		0-0 SF9			3	0	0	1	0	1	1						
<b>Jesse Barfield, R</b> OBP: 0.322, SLG: 0.433					1-3 3-H		3-H			0	0	0	1	0	0	0						
<b>Roberto Kelly, R</b> OBP: 0.345, SLG: 0.390	3-3 K2-3		0-0 L5		1-3 K		0-1 F9			4	0	0	0	0	2	1						
<b>Don Mattingly, L</b> OBP: 0.364, SLG: 0.471		2-2 2B	2-0 G3		4-0 FC6-4 IBB				2-3 K	3	1	1	0	1	1	0						
<b>Mel Hall, L</b> OBP: 0.252, SLG: 0.426		0-2 WP 1B		1-2 P4	2-1 FC6-4				1-1 L8	4	1	1	1	0	0	2						
<b>Bob Geren, R</b> OBP: 0.304, SLG: 0.347		3-3 K		0-3 K		1-2 F9			2-0 P3	4	0	0	0	0	2	1						
<b>Randy Velarde, R</b> OBP: 0.326, SLG: 0.231		0-0 2B		4-2 BB		0-1 G4-3			2-2 G6-3	3	1	1	1	1	0	0						
<b>Alvaro Espinoza, R</b> OBP: 0.209, SLG: 0.225		0-2 3-H		0-1 L5		2-0 F9			1-2 L5	4	0	1	0	0	0	1						
<b>Wayne Tolleson, S</b> OBP: 0.125, SLG: 0.429		1-1 SF8			0-0 G4-3				2-3 K	2	1	1	1	0	0	0						
<b>Steve Balboni, R</b> OBP: 0.288, SLG: 0.163										1	0	0	0	0	1	0						
<b>Inning Stats</b>	R: 0 E: 0 K: 2 S: 10	H: 0 LOB: 0 BB: 0 P: 15	R: 3 E: 0 K: 2 S: 26	H: 4 LOB: 1 BB: 0 P: 34	R: 0 E: 0 K: 0 S: 4	H: 0 LOB: 0 BB: 0 P: 8	R: 0 E: 0 K: 1 S: 13	H: 0 LOB: 1 BB: 1 P: 18	R: 1 E: 0 K: 1 S: 11	H: 1 LOB: 2 BB: 2 P: 23	R: 0 E: 0 K: 0 S: 6	H: 0 LOB: 0 BB: 0 P: 9	R: 1 E: 0 K: 0 S: 7	H: 1 LOB: 0 BB: 0 P: 10	R: 0 E: 0 K: 1 S: 6	H: 0 LOB: 0 BB: 0 P: 11	R: 0 E: 0 K: 1 S: 9	H: 0 LOB: 0 BB: 0 P: 14	1B: 1 2B: 3 3B: 2 HR: 0	SF: 2 SAC: 0 DP: 0 HBP: 0	WP: 1 PB: 0 SB: 1 CS: 0	PA: 36
<b>PITCHER</b>	IP	WLS	BF	H	R	ER	SO	BB	IBB	HBP	BLK	WP	HR	S	P	ERA	WHIP					
<b>Jerry Kutler, R</b> ERA: 5.4	(1, 1)	4.2		5	4	4	6	2	1	0	0	0	0	12	20	5.40	0.600					
<b>Scott Radinsky, L</b> ERA: 2.25	(5, 1)	1.2	W	6	1	1	1	0	0	0	0	0	0	9	14	0.00	0.000					
<b>Barry Jones, R</b> ERA: 1.4	(7, 1)	1.2		5	0	0	1	0	0	0	0	0	0	9	14	0.00	0.000					
<b>Bobby Thigpen, R</b> ERA: 2.29	(9, 1)	1.0	S	3	0	0	1	0	0	0	0	0	0	9	14	0.00	0.000					



Batter	1	2	3	4	5	6	7	8	9	AB R H RBI BB SO LOB	TOP											
Sammy Sosa, R (1, 9) OBP: 0.307, SLG: 0.413	0-2 HR		0-1 FC1-6		4-2 1B BB		0-0 L9		1-3 K	4 1 1 1 1 1 1	Chicago White Sox @ New York Yankees Yankee Stadium, Bronx, NY Tue May 22 1990, 7:05 PM EDT Att: 24,142 - Unknown											
Lance Johnson, L (1, 8) OBP: 0.338, SLG: 0.315	0-0 E6 CS		0-2 F9		0-0 BB WP 1B		4-1 1B BB		0-0 F7	4 0 1 0 1 0 1												
Ivan Calderon, R (1, 7) OBP: 0.387, SLG: 0.481	2-2 F9		0-2 G6-3		0-3 K FC5 BB		2-0 S		1-3 1B	4 0 1 0 0 1 3												
Dan Pasqua, L (1, 10) Ron Kittle, R (7, PH) OBP: 0.472, SLG: 0.591 OBP: 0.361, SLG: 0.552	2-1 2B			3-3 K	4-2 BB		1-2 F8			2 0 1 0 1 1 0 1 0 0 0 0 0 2												
Carlton Fisk, R (1, 2) OBP: 0.355, SLG: 0.384	2-1 G6-3			3-1 G1-3 1B	1-1 FC5			1-2 G3		4 1 1 0 0 0 4												
Carlos Martinez, R (1, 3) OBP: 0.229, SLG: 0.345		0-0 G5-3		0-0 G1-3		2-3 K		2-2 G4-3		4 0 0 0 0 1 1												
Scott Fletcher, R (1, 4) OBP: 0.290, SLG: 0.250		2-0 L8		2-2 E9 1B		0-0 G4-3		1-1 1B		4 0 2 1 0 0 0												
Craig Grebeck, R (1, 5) OBP: 0.194, SLG: 0.172		0-0 G5-3		0-2 G6-3		3-3 K		3-1 P4		4 0 0 0 0 1 2												
Ozzie Guillen, L (1, 6) OBP: 0.370, SLG: 0.455			0-0 FC1-6 1B		0-1 L8		0-0 L8		0-1 G4-3	4 0 1 0 0 0 0												
<b>Inning Stats</b>	R: 1 E: 1 K: 0 S: 11	H: 2 LOB: 1 BB: 0 P: 17	R: 0 E: 0 K: 0 S: 3	H: 0 LOB: 0 BB: 0 P: 5	R: 0 E: 0 K: 0 S: 10	H: 1 LOB: 1 BB: 0 P: 10	R: 1 E: 1 K: 1 S: 12	H: 2 LOB: 1 BB: 0 P: 20	R: 0 E: 0 K: 1 S: 12	H: 1 LOB: 3 BB: 2 P: 21		R: 0 E: 0 K: 2 S: 10	H: 0 LOB: 0 BB: 0 P: 15	R: 0 E: 0 K: 0 S: 7	H: 1 LOB: 2 BB: 1 P: 14	R: 0 E: 0 K: 0 S: 10	H: 1 LOB: 1 BB: 0 P: 17	R: 0 E: 0 K: 1 S: 6	H: 0 LOB: 0 BB: 0 P: 7	1B: 6 2B: 1 3B: 0 HR: 1	SF: 0 SAC: 0 DP: 0 HBP: 0	WP: 1 PB: 0 SB: 2 CS: 1
<b>PITCHER</b>	IP WLS BF H R ER SO BB IBB HBP BLK WP HR S P ERA WHIP											IP WLS BF H R ER SO BB IBB HBP BLK WP HR S P ERA WHIP										
Dave LaPoint, L (1, 1) ERA: 3.46	6.2 W 30 7 2 2 4 3 0 0 0 1 1 62 98 2.70 1.500																					
Lee Guetterman, L (7, 1) ERA: 2.63	1.1 5 1 0 0 0 0 0 0 0 0 0 0 13 21 0.00 0.750																					
Dave Righetti, L (9, 1) ERA: 4.63	1.0 S 3 0 0 0 1 0 0 0 0 0 0 0 6 7 0.00 0.000																					

Batter	1	2	3	4	5	6	7	8	9	AB R H RBI BB SO LOB	BOTTOM									
Deion Sanders, L (1, 7) OBP: 0.200, SLG: 0.286	2-3 K		1-0 P6		1-0 P6		3-2 2B 1B			4 1 1 0 0 1 1	Chicago White Sox @ New York Yankees Yankee Stadium, Bronx, NY Tue May 22 1990, 7:05 PM EDT Att: 24,142 - Unknown									
Steve Sax, R (1, 4) OBP: 0.340, SLG: 0.331	3-2 G4-3		1-0 G1-3		0-0 P9		0-2 S 2B			4 0 1 2 0 0 1										
Roberto Kelly, R (1, 8) OBP: 0.349, SLG: 0.388	4-1 BB			2-2 1B HR 1B	2-3 K		1-1 G5-3			3 1 1 0 1 1 1										
Don Mattingly, L (1, 3) OBP: 0.355, SLG: 0.457	1-1 P3			1-0 L5		1-2 G5-3		3-3 K		4 0 0 0 0 1 2										
Mel Hall, L (1, 10) Steve Balboni, R (8, PH) OBP: 0.245, SLG: 0.413 OBP: 0.283, SLG: 0.159		1-3 K		0-0 F8		0-0 G1-3		0-3 K		3 0 0 0 0 1 1 1 0 0 0 0 1 0										
Jesse Barfield, R (1, 9) OBP: 0.320, SLG: 0.426		0-3 K2-3		1-0 HR 1B		2-3 K		3-2 G5-3		4 1 1 0 0 2 0										
Bob Geren, R (1, 2) OBP: 0.317, SLG: 0.392		2-0 G5-3		0-0 HR			3-2 1B 2B HBP			2 2 1 3 0 0 0										
Randy Velarde, R (1, 5) OBP: 0.347, SLG: 0.225			4-2 SH1-3 BLK BB		4-2 BB		3-2 P8			1 0 0 0 2 0 1										
Alvaro Espinoza, R (1, 6) OBP: 0.205, SLG: 0.221			1-0 SH1-3		2-2 F9		0-0 P3			2 0 0 0 0 0 2										
<b>Inning Stats</b>	R: 0 E: 0 K: 1 S: 11	H: 0 LOB: 0 BB: 1 P: 21	R: 0 E: 0 K: 2 S: 7	H: 0 LOB: 0 BB: 0 P: 10	R: 0 E: 0 K: 0 S: 5	H: 0 LOB: 1 BB: 1 P: 12	R: 3 E: 0 K: 0 S: 16	H: 3 LOB: 1 BB: 1 P: 26	R: 0 E: 0 K: 1 S: 5	H: 0 LOB: 0 BB: 0 P: 8		R: 0 E: 0 K: 1 S: 7	H: 0 LOB: 0 BB: 0 P: 10	R: 2 E: 0 K: 0 S: 17	H: 2 LOB: 1 BB: 0 P: 26	R: 0 E: 0 K: 2 S: 11	H: 0 LOB: 0 BB: 0 P: 17	1B: 3 2B: 1 3B: 0 HR: 1	SF: 0 SAC: 1 DP: 0 HBP: 1	WP: 0 PB: 0 SB: 1 CS: 0
<b>PITCHER</b>	IP WLS BF H R ER SO BB IBB HBP BLK WP HR S P ERA WHIP											IP WLS BF H R ER SO BB IBB HBP BLK WP HR S P ERA WHIP								
Melido Perez, R (1, 1) ERA: 4.74	6.2 L 28 4 5 5 5 3 0 0 0 0 0 0 1 63 107 6.75 1.050																			
Wayne Edwards, L (7, 1) ERA: 1.69	1.1 5 1 0 0 2 0 0 0 0 0 0 0 16 23 0.00 0.750																			



Batter	1	2	3	4	5	6	7	8	9	AB	R	H	RBI	BB	SO	LOB	TOP					
<b>Deion Sanders, L</b> (1, 7) OBP: 0.250, SLG: 0.474	G4-3 1B		E5 1B SF7	HR		K	G4-3			5	2	2	3	0	1	2						
<b>Steve Sax, R</b> (1, 4) OBP: 0.338, SLG: 0.329	G4-3			L9		P3		G4-3		4	0	1	0	0	0	2						
<b>Wayne Tolleson, S</b> (7, 4) OBP: 0.111, SLG: 0.375	G4-3		G4-6-3 1B							1	0	0	0	0	0	0						
<b>Roberto Kelly, R</b> (1, 8) OBP: 0.344, SLG: 0.406	K		SF7					K	L4	4	1	1	2	0	2	1						
<b>Don Mattingly, L</b> (1, 3) OBP: 0.350, SLG: 0.448	K		G4-6-3			F7		G5-3		5	1	1	0	0	1	2						
<b>Tim Leary, R</b> (8, 1)	K		G4-6-3			HR	1B			0	0	0	0	0	0	0						
<b>Mel Hall, L</b> (1, 10) OBP: 0.250, SLG: 0.443																						
<b>Steve Balboni, R</b> (5, PH) OBP: 0.304, SLG: 0.319																						
<b>Bob Geren, R</b> (1, 2) OBP: 0.310, SLG: 0.380																						
<b>Jesse Barfield, R</b> (1, 9) OBP: 0.331, SLG: 0.455																						
<b>Randy Velarde, R</b> (1, 5) OBP: 0.340, SLG: 0.227																						
<b>Alvaro Espinoza, R</b> (1, 6) OBP: 0.223, SLG: 0.233																						
<b>Inning Stats</b>	R: 0 H: 1 E: 0 K: 2 S: 13	H: 1 LOB: 1 BB: 0 P: 19	R: 1 H: 2 E: 0 K: 2 S: 11	H: 1 LOB: 1 BB: 0 P: 15	R: 1 H: 1 E: 1 K: 0 S: 8	H: 1 LOB: 0 BB: 0 P: 12	R: 4 H: 3 E: 0 K: 0 S: 8	H: 3 LOB: 0 BB: 1 P: 16	R: 2 H: 2 E: 0 K: 1 S: 10	H: 2 LOB: 0 BB: 0 P: 12	R: 0 H: 1 E: 0 K: 2 S: 12	H: 1 LOB: 1 BB: 0 P: 15	R: 4 H: 4 E: 0 K: 1 S: 18	H: 4 LOB: 1 BB: 1 P: 29	R: 0 H: 0 E: 0 K: 1 S: 4	H: 0 LOB: 0 BB: 0 P: 6	R: 0 H: 0 E: 0 K: 1 S: 8	H: 0 LOB: 0 BB: 0 P: 9	1B: 8 2B: 0 3B: 0 HR: 6	SF: 1 SAC: 0 DP: 1 HBP: 0	WP: 0 PB: 0 SB: 1 CS: 0	PA: 43
<b>PITCHER</b>	IP	WLS	BF	H	R	ER	SO	BB	IBB	HBP	BLK	WP	HR	S	P	ERA	WHIP					
<b>Tim Drummond, R</b> (1, 1) ERA: 4.15	4.0	L	20	7	6	5	4	1	0	0	0	0	2	40	62	11.25	2.000					
<b>John Candelaria, L</b> (5, 1) ERA: 4.89	2.1		14	7	6	6	4	0	0	0	0	0	4	36	48	23.14	3.000					
<b>Terry Leach, R</b> (7, 1) ERA: 2.08	2.2		9	0	0	0	1	1	0	0	0	0	0	16	23	0.00	0.375					

New York Yankees @ Minnesota Twins  
Hubert H. Humphrey Metrodome, Minneapolis, MN  
Wed May 23, 1990, 8:05 PM EDT  
Att: 17,195 - Dome

AB 40  
R 12  
H 14  
RBI 12  
BB 2  
SO 9  
LOB 9



Batter	1	2	3	4	5	6	7	8	9	AB	R	H	RBI	BB	SO	LOB	BOTTOM					
<b>Dan Gladden, R</b> (1, 7) OBP: 0.348, SLG: 0.471	K																					
<b>Carmen Castillo, R</b> (8, 9) OBP: 0.190, SLG: 0.171	K																					
<b>John Moses, S</b> (1, 9) OBP: 0.431, SLG: 0.357	G4-3																					
<b>Kirby Puckett, R</b> (1, 8) OBP: 0.391, SLG: 0.497	K																					
<b>Shane Mack, R</b> (8, 7) OBP: 0.473, SLG: 0.500	K																					
<b>Kent Hrbek, L</b> (1, 3) OBP: 0.425, SLG: 0.552																						
<b>Gary Gaetti, R</b> (1, 5) OBP: 0.293, SLG: 0.410																						
<b>Al Newman, S</b> (8, 5) OBP: 0.311, SLG: 0.317																						
<b>Gene Larkin, S</b> (1, 10) OBP: 0.364, SLG: 0.397																						
<b>Brian Harper, R</b> (1, 2) OBP: 0.336, SLG: 0.491																						
<b>Junior Ortiz, R</b> (9, 2) OBP: 0.259, SLG: 0.346																						
<b>Fred Manrique, R</b> (1, 4) OBP: 0.232, SLG: 0.361																						
<b>Greg Gagne, R</b> (1, 6) OBP: 0.336, SLG: 0.435																						
<b>Inning Stats</b>	R: 0 H: 0 E: 0 K: 2 S: 9	H: 0 LOB: 0 BB: 0 P: 13	R: 0 H: 1 E: 0 K: 0 S: 10	H: 1 LOB: 1 BB: 0 P: 17	R: 0 H: 1 E: 0 K: 2 S: 12	H: 1 LOB: 1 BB: 0 P: 17	R: 0 H: 1 E: 0 K: 1 S: 8	H: 1 LOB: 0 BB: 0 P: 12	R: 0 H: 0 E: 0 K: 2 S: 7	H: 0 LOB: 0 BB: 0 P: 10	R: 0 H: 0 E: 0 K: 2 S: 9	H: 0 LOB: 0 BB: 0 P: 14	R: 0 H: 0 E: 0 K: 1 S: 5	H: 0 LOB: 0 BB: 0 P: 6	R: 0 H: 1 E: 0 K: 1 S: 10	H: 1 LOB: 2 BB: 1 P: 15	1B: 4 2B: 0 3B: 0 HR: 0	SF: 0 SAC: 0 DP: 0 HBP: 0	WP: 1 PB: 0 SB: 1 CS: 0	PA: 32		
<b>PITCHER</b>	IP	WLS	BF	H	R	ER	SO	BB	IBB	HBP	BLK	WP	HR	S	P	ERA	WHIP					
<b>Tim Leary, R</b> (1, 1) ERA: 2.56	9.0	W	32	4	0	0	11	1	0	0	0	1	0	77	114	0.00	0.556					
<b>Tim Leary, R</b> (8, 1) ERA: 2.56	9.0	W	32	4	0	0	11	1	0	0	0	1	0	77	114	0.00	0.556					

New York Yankees @ Minnesota Twins  
Hubert H. Humphrey Metrodome, Minneapolis, MN  
Wed May 23, 1990, 8:05 PM EDT  
Att: 17,195 - Dome

AB 31  
R 0  
H 4  
RBI 0  
BB 1  
SO 11  
LOB 9





Batter	1	2	3	4	5	6	7	8	9	AB	R	H	RBI	BB	SO	LOB	TOP								
<b>Deion Sanders, L</b> (1, 7) OBP: 0.208, SLG: 0.391	G4-3			K		F8		FC1-2		4	0	0	0	0	1	2	<b>New York Yankees @ Minnesota Twins</b> Hubert H. Humphrey Metrodome, Minneapolis, MN Thu May 24 1990, 8:05 PM EDT Att: 19,649 - Dome - 68 F <a href="http://livebaseballscorecards.com">livebaseballscorecards.com</a>								
<b>Steve Sax, R</b> (1, 4) OBP: 0.335, SLG: 0.327	G6-3			L5				P3		4	0	1	0	0	0	2									
<b>Roberto Kelly, R</b> (1, 8) OBP: 0.342, SLG: 0.422	G6-3			K		G5-3			HR	4	1	1	1	0	1	1									
<b>Don Mattingly, L</b> (1, 3) OBP: 0.348, SLG: 0.443		P3			P6			G4-3		4	1	1	0	0	0	0									
<b>Steve Balboni, R</b> (1, 10) OBP: 0.333, SLG: 0.400		L5							1B WP	3	1	2	1	1	0	0									
<b>Wayne Tolleson, S</b> (9, PR) OBP: 0.111, SLG: 0.375								G6-4-3	1B	0	0	0	0	0	0	0									
<b>Bob Geren, R</b> (1, 2) OBP: 0.311, SLG: 0.415										3	1	1	1	0	0	1									
<b>Mel Hall, L</b> (9, PH) OBP: 0.248, SLG: 0.439								G6-4-3	1B	1	0	0	0	0	0	1									
<b>Rick Cerone, R</b> (9, 2) OBP: 0.298, SLG: 0.446										0	0	0	0	0	0	0									
<b>Jesse Barfield, R</b> (1, 9) OBP: 0.343, SLG: 0.466										4	0	3	0	0	0	0									
<b>Randy Velarde, R</b> (1, 5) OBP: 0.351, SLG: 0.292										4	0	2	0	0	0	2									
<b>Alvaro Espinoza, R</b> (1, 6) OBP: 0.220, SLG: 0.229										2	0	0	0	0	1	1									
<b>Inning Stats</b>	R: 0 E: 0 K: 0 S: 5	H: 0 LOB: 0 BB: 0 P: 8	R: 0 E: 0 K: 0 S: 5	H: 0 LOB: 0 BB: 0 P: 8	R: 0 E: 0 K: 0 S: 5	H: 1 LOB: 0 BB: 0 P: 10	R: 0 E: 0 K: 2 S: 8	H: 0 LOB: 0 BB: 0 P: 10	R: 2 E: 0 K: 1 S: 13	H: 3 LOB: 1 BB: 0 P: 17	R: 0 E: 0 K: 0 S: 9	H: 1 LOB: 0 BB: 0 P: 13	R: 0 E: 0 K: 0 S: 6	H: 0 LOB: 0 BB: 1 P: 12	R: 0 E: 0 K: 0 S: 7	H: 2 LOB: 2 BB: 0 P: 10	R: 2 E: 0 K: 0 S: 14	H: 4 LOB: 1 BB: 0 P: 19	1B: 7 2B: 1 3B: 1 HR: 3	SF: 0 SAC: 1 DP: 3 HBP: 0	WP: 1 PB: 0 SB: 0 CS: 1	PA: 35			
<b>PITCHER</b>	IP	WLS	BF	H	R	ER	SO	BB	IBB	HBP	BLK	WP	HR	S	P	ERA	WHIP								
<b>Allan Anderson, L</b> (1, 1) ERA: 4.97	7.1		27	7	2	2	3	1	0	0	0	0	2	54	83	2.46	1.091								
<b>Rick Aguilera, R</b> (8, 1) ERA: 2.5	1.2	W	8	4	2	2	0	0	0	0	0	1	1	18	24	10.80	2.400								

Batter	1	2	3	4	5	6	7	8	9	AB	R	H	RBI	BB	SO	LOB	BOTTOM								
<b>Dan Gladden, R</b> (1, 7) OBP: 0.345, SLG: 0.462	K	K								3	0	0	0	1	3	0	<b>New York Yankees @ Minnesota Twins</b> Hubert H. Humphrey Metrodome, Minneapolis, MN Thu May 24 1990, 8:05 PM EDT Att: 19,649 - Dome - 68 F <a href="http://livebaseballscorecards.com">livebaseballscorecards.com</a>								
<b>Al Newman, S</b> (1, 5) OBP: 0.298, SLG: 0.302	G1-6-3		P5		G1-4-3			F9		4	0	0	0	0	1										
<b>Kirby Puckett, R</b> (1, 8) OBP: 0.393, SLG: 0.497										4	0	2	0	0	1	0									
<b>Kent Hrbek, L</b> (1, 10) OBP: 0.414, SLG: 0.535										4	0	0	0	0	2										
<b>Brian Harper, R</b> (1, 2) OBP: 0.349, SLG: 0.509										4	2	3	0	0	0	0									
<b>Shane Mack, R</b> (9, PR) OBP: 0.473, SLG: 0.500										0	1	0	0	0	0	0									
<b>Gene Larkin, S</b> (1, 3) OBP: 0.388, SLG: 0.400										4	1	2	1	0	0	1									
<b>Fred Manrique, R</b> (1, 4) OBP: 0.252, SLG: 0.406										4	1	3	3	0	0	1									
<b>John Moses, S</b> (1, 9) OBP: 0.407, SLG: 0.333										3	0	0	0	0	0	1									
<b>Carmen Castillo, R</b> (9, PH) ERA: 3.99										0	0	0	0	0	0	0									
<b>Jim Dwyer, L</b> (9, PH) OBP: 0.321, SLG: 0.174										0	0	0	0	1	0	0									
<b>Greg Gagne, R</b> (1, 6) OBP: 0.328, SLG: 0.424										3	0	0	0	0	1	0									
<b>Gary Gaetti, R</b> (9, PH) OBP: 0.291, SLG: 0.407										1	0	0	1	0	0	2									
<b>Inning Stats</b>	R: 0 E: 0 K: 1 S: 10	H: 1 LOB: 1 BB: 0 P: 17	R: 3 E: 0 K: 2 S: 14	H: 3 LOB: 0 BB: 0 P: 21	R: 0 E: 0 K: 0 S: 5	H: 0 LOB: 0 BB: 0 P: 7	R: 0 E: 0 K: 0 S: 6	H: 1 LOB: 1 BB: 0 P: 13	R: 0 E: 0 K: 0 S: 5	H: 0 LOB: 0 BB: 1 P: 13	R: 1 E: 0 K: 1 S: 13	H: 2 LOB: 1 BB: 0 P: 19	R: 0 E: 0 K: 1 S: 5	H: 0 LOB: 0 BB: 0 P: 9	R: 0 E: 0 K: 0 S: 6	H: 1 LOB: 0 BB: 0 P: 9	R: 0 E: 0 K: 0 S: 16	H: 2 LOB: 3 BB: 1 P: 25	1B: 8 2B: 1 3B: 0 HR: 1	SF: 0 SAC: 0 DP: 0 HBP: 0	WP: 0 PB: 0 SB: 0 CS: 2	PA: 36			
<b>PITCHER</b>	IP	WLS	BF	H	R	ER	SO	BB	IBB	HBP	BLK	WP	HR	S	P	ERA	WHIP								
<b>Mike Witt, R</b> (1, 1) ERA: 2.16	7.0		28	7	4	4	5	1	0	0	0	0	0	3	5	0.00	3.000								
<b>Lance McCullers, R</b> (8, 1) ERA: 3.99	0.1		2	1	0	0	0	0	0	0	0	0	0	3	5	0.00	3.000								
<b>Greg Cadaret, L</b> (8, 1) ERA: 5.94	1.0	L	4	2	1	1	0	0	0	0	0	0	0	15	19	9.00	2.000								
<b>Jeff Robinson, R</b> (9, 1) ERA: 3.74	0.1		2	0	0	0	0	1	0	0	0	0	0	4	10	0.00	3.000								



Batter	1	2	3	4	5	6	7	8	9	AB	R	H	RBI	BB	SO	LOB	TOP				
<b>Deion Sanders, L</b> OBP: 0.207, SLG: 0.357 (1, 7)	F9	G6-3			E	K		P6		5	1	1	0	0	1	2					
<b>Steve Sax, R</b> OBP: 0.343, SLG: 0.331 (1, 4)	1B	P4			E			K		4	2	2	0	1	1	0					
<b>Roberto Kelly, R</b> OBP: 0.344, SLG: 0.421 (1, 8)	1B				L5	K		K		5	1	2	0	0	2	4					
<b>Don Mattingly, L</b> OBP: 0.343, SLG: 0.435 (1, 3)	1B				E4			G6-3		5	1	1	1	0	1	2					
<b>Mel Hall, L</b> OBP: 0.257, SLG: 0.441 (1, 10)	2B				G4-3			G3		4	1	2	1	0	0	1					
<b>Bob Geren, R</b> OBP: 0.298, SLG: 0.395 (1, 2)	K				L6	K		G5-3		4	0	0	0	0	2	6					
<b>Jesse Barfield, R</b> OBP: 0.348, SLG: 0.471 (1, 9)	2B				K	K		G6-4-3		3	0	1	3	1	2	2					
<b>Randy Velarde, R</b> OBP: 0.328, SLG: 0.269 (1, 5)	G4-3				F8			FC2		4	0	0	0	0	1	2					
<b>Alvaro Espinoza, R</b> OBP: 0.220, SLG: 0.230 (1, 6)		P3			G5-3			G6-4-3		4	0	1	0	0	0	2					
<b>Inning Stats</b>	R: 4 E: 0 K: 1 S: 14	H: 5 LOB: 1 BB: 0 P: 19	R: 0 E: 0 K: 0 S: 5	H: 0 LOB: 0 BB: 0 P: 9	R: 0 E: 0 K: 0 S: 8	H: 1 LOB: 1 BB: 0 P: 13	R: 0 E: 0 K: 1 S: 6	H: 0 LOB: 0 BB: 0 P: 8	R: 2 E: 1 K: 2 S: 15	H: 2 LOB: 2 BB: 1 P: 24	R: 0 E: 0 K: 1 S: 7	H: 0 LOB: 0 BB: 0 P: 10	R: 0 E: 0 K: 0 S: 12	H: 0 LOB: 1 BB: 1 P: 19	R: 0 E: 0 K: 2 S: 8	H: 0 LOB: 0 BB: 0 P: 10	1B: 9 2B: 1 3B: 0 HR: 0	SF: 0 SAC: 0 DP: 1 HBP: 0	WP: 0 PB: 0 SB: 0 CS: 0	PA: 40	
<b>PITCHER</b>	IP	WLS	BF	H	R	ER	SO	BB	IBB	HBP	BLK	WP	HR	S	P	ERA	WHIP				
<b>Storm Davis, R</b> ERA: 5.44 (1, 1)	4.1	L	23	8	6	6	2	1	0	0	0	0	0	42	66	12.46	2.077				
<b>Steve Crawford, R</b> ERA: 4.7 (5, 1)	2.2		10	2	0	0	6	0	0	0	0	0	0	26	34	0.00	0.750				
<b>Steve Farr, R</b> ERA: 2.6 (8, 1)	1.0		4	0	0	0	0	1	0	0	0	0	0	12	19	0.00	1.000				
<b>Jeff Montgomery, R</b> ERA: 2.18 (9, 1)	1.0		3	0	0	0	2	0	0	0	0	0	0	8	10	0.00	0.000				

**New York Yankees @ Kansas City Royals**  
Royals Stadium, Kansas City, MO  
Fri May 25 1990, 8:05 PM EDT  
Att: 27,601 - Unknown

AB 38  
R 6  
H 10  
RBI 5  
BB 2  
SO 10  
LOB 21



Batter	1	2	3	4	5	6	7	8	9	AB	R	H	RBI	BB	SO	LOB	BOTTOM				
<b>Kevin Seitzer, R</b> OBP: 0.330, SLG: 0.297 (1, 5)	P5		F8		K					1	0	0	0	0	0	0					
<b>Pat Tabler, R</b> OBP: 0.293, SLG: 0.245 (3, 5)										3	0	1	0	1	1	1					
<b>Rey Palacios, R</b> OBP: 0.125, SLG: 0.500 (9, PR)										0	0	0	0	0	0	0					
<b>Kurt Stillwell, S</b> OBP: 0.392, SLG: 0.419 (1, 6)	G6-3				K					2	1	0	0	2	1	3					
<b>Danny Tartabull, R</b> OBP: 0.182, SLG: 0.344 (9, PH)	BB									1	0	0	0	0	0	2					
<b>Gerald Perry, L</b> OBP: 0.321, SLG: 0.405 (1, 3)	G6-3				G5-3					5	0	1	0	0	1	5					
<b>George Brett, L</b> OBP: 0.328, SLG: 0.325 (1, 10)	F8				L7					4	0	1	0	0	0	2					
<b>Bo Jackson, R</b> OBP: 0.331, SLG: 0.396 (1, 8)			F8		1B					4	1	1	0	0	2	2					
<b>Jim Eisenreich, L</b> OBP: 0.338, SLG: 0.414 (1, 7)	G4-3				S					4	1	1	1	0	0	2					
<b>Willie Wilson, S</b> OBP: 0.359, SLG: 0.385 (1, 9)	K				1B					4	0	1	1	0	1	2					
<b>Mike Macfarlane, R</b> OBP: 0.326, SLG: 0.470 (1, 2)					P3					4	0	1	0	0	1	1					
<b>Terry Shumpert, R</b> OBP: 0.316, SLG: 0.389 (1, 4)					P6					4	0	2	0	0	0	1					
<b>Inning Stats</b>	R: 0 E: 0 K: 0 S: 7	H: 0 LOB: 1 BB: 1 P: 16	R: 0 E: 0 K: 1 S: 6	H: 0 LOB: 0 BB: 0 P: 7	R: 0 E: 0 K: 1 S: 9	H: 0 LOB: 0 BB: 0 P: 14	R: 3 E: 0 K: 1 S: 10	H: 3 LOB: 1 BB: 1 P: 18	R: 0 E: 0 K: 2 S: 10	H: 1 LOB: 1 BB: 0 P: 15	R: 0 E: 0 K: 1 S: 9	H: 0 LOB: 0 BB: 0 P: 14	R: 0 E: 0 K: 1 S: 9	H: 2 LOB: 2 BB: 0 P: 14	R: 0 E: 0 K: 0 S: 8	H: 2 LOB: 2 BB: 0 P: 14	1B: 6 2B: 3 3B: 0 HR: 0	SF: 0 SAC: 0 DP: 0 HBP: 0	WP: 0 PB: 0 SB: 1 CS: 0	PA: 39	
<b>PITCHER</b>	IP	WLS	BF	H	R	ER	SO	BB	IBB	HBP	BLK	WP	HR	S	P	ERA	WHIP				
<b>Chuck Cary, L</b> ERA: 3.32 (1, 1)	5.0	W	21	4	3	3	5	2	0	0	0	0	0	42	70	5.40	1.200				
<b>Lee Guetterman, L</b> ERA: 2.33 (6, 1)	3.0		13	3	0	0	2	1	0	0	0	0	0	31	50	0.00	1.333				
<b>Dave Righetti, L</b> ERA: 4.26 (9, 1)	1.0	S	5	2	0	0	0	0	0	0	0	0	0	8	14	0.00	2.000				

**New York Yankees @ Kansas City Royals**  
Royals Stadium, Kansas City, MO  
Fri May 25 1990, 8:05 PM EDT  
Att: 27,601 - Unknown

AB 36  
R 3  
H 9  
RBI 2  
BB 3  
SO 7  
LOB 21





Batter	1	2	3	4	5	6	7	8	9	AB	R	H	RBI	BB	SO	LOB	TOP					
<b>Deion Sanders, L</b> (1, 7) OBP: 0.212, SLG: 0.344										4	1	1	0	0	2	1	<b>New York Yankees @ Kansas City Royals</b> Royals Stadium, Kansas City, MO Sat May 26 1990, 8:05 PM EDT Att: 35,322 - Unknown - 67 F <a href="http://livebaseballscorecards.com">livebaseballscorecards.com</a>					
<b>Steve Sax, R</b> (1, 4) OBP: 0.353, SLG: 0.342										4	1	3	2	0	0	0						
<b>Roberto Kelly, R</b> (1, 8) OBP: 0.335, SLG: 0.410										4	0	0	1	0	2	2						
<b>Don Mattingly, L</b> (1, 3) OBP: 0.339, SLG: 0.429										2	0	0	0	0	0	1						
<b>Steve Balboni, R</b> (6, 3) OBP: 0.323, SLG: 0.385										2	0	0	0	0	2	0						
<b>Mel Hall, L</b> (1, 10) OBP: 0.248, SLG: 0.426										4	0	0	0	0	1	1						
<b>Jesse Barfield, R</b> (1, 9) OBP: 0.345, SLG: 0.463										4	0	1	0	0	1	0						
<b>Rick Cerone, R</b> (1, 2) OBP: 0.328, SLG: 0.458										3	1	2	0	1	0	0						
<b>Randy Velarde, R</b> (1, 5) OBP: 0.308, SLG: 0.250										4	1	0	0	0	1	4						
<b>Alvaro Espinoza, R</b> (1, 6) OBP: 0.217, SLG: 0.226										2	0	0	0	0	0	1						
<b>Wayne Tolleson, S</b> (6, 6) OBP: 0.100, SLG: 0.333										1	0	0	0	0	0	2						
<b>Inning Stats</b>	R: 0 E: 0 K: 2 S: 10	H: 0 LOB: 0 BB: 0 P: 12	R: 0 E: 0 K: 0 S: 3	H: 0 LOB: 0 BB: 0 P: 5	R: 0 E: 0 K: 2 S: 11	H: 1 LOB: 1 BB: 0 P: 18	R: 0 E: 0 K: 1 S: 9	H: 1 LOB: 1 BB: 0 P: 12	R: 0 E: 0 K: 1 S: 6	H: 0 LOB: 0 BB: 0 P: 8	R: 0 E: 0 K: 2 S: 10	H: 1 LOB: 1 BB: 0 P: 14	R: 0 E: 0 K: 2 S: 7	H: 0 LOB: 0 BB: 0 P: 10	R: 4 E: 2 K: 1 S: 9	H: 3 LOB: 0 BB: 0 P: 16	R: 0 E: 0 K: 0 S: 9	H: 1 LOB: 1 BB: 1 P: 20	1B: 7 2B: 0 3B: 0 HR: 0	SF: 0 SAC: 0 DP: 1 HBP: 0	WP: 0 PB: 0 SB: 0 CS: 0	PA: 35
<b>PITCHER</b> <b>Tom Gordon, R</b> (1, 1) ERA: 2.96	IP: 9.0 WLS: W BF: 35 H: 7 R: 4 ER: 1 SO: 9 BB: 1 IBB: 0 HBP: 0 BLK: 0 WP: 0 HR: 0 S: 74 P: 115 ERA: 1.00 WHIP: 0.889															<b>PITCHER</b>						


Batter	1	2	3	4	5	6	7	8	9	AB	R	H	RBI	BB	SO	LOB	BOTTOM			
<b>Terry Shupert, R</b> (1, 4) OBP: 0.296, SLG: 0.364										5	0	0	0	0	1	4	<b>New York Yankees @ Kansas City Royals</b> Royals Stadium, Kansas City, MO Sat May 26 1990, 8:05 PM EDT Att: 35,322 - Unknown - 67 F <a href="http://livebaseballscorecards.com">livebaseballscorecards.com</a>			
<b>Kurt Stillwell, S</b> (1, 6) OBP: 0.399, SLG: 0.440										5	2	3	1	0	1	1				
<b>Gerald Perry, L</b> (1, 3) OBP: 0.329, SLG: 0.425										5	1	3	1	0	1	2				
<b>Danny Tartabull, R</b> (1, 10) OBP: 0.158, SLG: 0.297										5	0	0	0	0	1	4				
<b>George Brett, L</b> (1, 9) OBP: 0.333, SLG: 0.327										2	1	1	0	1	0	0				
<b>Steve Jeltz, S</b> (6, 9) OBP: 0.154, SLG: 0.139										2	0	1	0	0	0	0				
<b>Bo Jackson, R</b> (1, 8) OBP: 0.340, SLG: 0.406										4	1	2	0	1	1	4				
<b>Jim Eisenreich, L</b> (1, 7) OBP: 0.340, SLG: 0.414										5	1	2	3	0	0	4				
<b>Pat Tabler, R</b> (1, 5) OBP: 0.306, SLG: 0.268										3	2	1	1	0	1	4				
<b>Rey Palacios, R</b> (1, 2) OBP: 0.417, SLG: 0.800										2	1	2	3	2	0	0				
<b>Inning Stats</b>	R: 0 E: 0 K: 0 S: 9	H: 1 LOB: 1 BB: 0 P: 13	R: 5 E: 0 K: 0 S: 20	H: 5 LOB: 1 BB: 1 P: 33	R: 2 E: 0 K: 1 S: 15	H: 3 LOB: 1 BB: 0 P: 25	R: 2 E: 0 K: 2 S: 16	H: 3 LOB: 2 BB: 1 P: 25	R: 0 E: 0 K: 1 S: 11	H: 0 LOB: 1 BB: 1 P: 17	R: 0 E: 1 K: 1 S: 13	H: 1 LOB: 2 BB: 0 P: 23	R: 0 E: 0 K: 0 S: 5	H: 1 LOB: 1 BB: 1 P: 10	R: 0 E: 1 K: 0 S: 8	H: 1 LOB: 1 BB: 0 P: 12	1B: 9 2B: 4 3B: 2 HR: 0	SF: 0 SAC: 0 DP: 1 HBP: 1	WP: 0 PB: 0 SB: 0 CS: 2	PA: 43
<b>PITCHER</b> <b>Andy Hawkins, R</b> (1, 1) ERA: 7.52	IP: 1.2 WLS: L BF: 12 H: 5 R: 5 ER: 5 SO: 0 BB: 1 IBB: 1 HBP: 0 BLK: 0 WP: 0 HR: 0 S: 28 P: 45 ERA: 27.00 WHIP: 4.200															<b>PITCHER</b>				
<b>Eric Plunk, R</b> (2, 1) ERA: 3.0	IP: 6.1 WLS: W BF: 31 H: 9 R: 4 ER: 4 SO: 6 BB: 3 IBB: 0 HBP: 0 BLK: 0 WP: 0 HR: 0 S: 69 P: 113 ERA: 5.68 WHIP: 1.895															<b>PITCHER</b>				



Batter	1	2	3	4	5	6	7	8	9	AB	R	H	RBI	BB	SO	LOB	TOP					
Deion Sanders, L OBP: 0.237, SLG: 0.361 (1, 8)	F8		P5			1B		BB	G4-3	4	1	1	0	1	0	2	<b>New York Yankees @ Kansas City Royals</b> Royals Stadium, Kansas City, MO Sun May 27 1990, 4:33 AM EDT Att: 32,352 - Overcast - 65 F					
Steve Sax, R OBP: 0.351, SLG: 0.335 (1, 4)	G4-3		G5-4-3			G5-3		BB		3	0	0	0	0	0	2						
Claudell Washington, L OBP: 0.210, SLG: 0.232 Jesse Barfield, R OBP: 0.343, SLG: 0.460 (1, 9) (8, PH) (8, 9)	G4-3			K		1B		K		3	0	1	1	0	1	0						
Don Mattingly, L OBP: 0.337, SLG: 0.425 (1, 3)		G5-3		F8		1B		K		4	0	1	0	0	1	3						
Mel Hall, L OBP: 0.242, SLG: 0.415 Roberto Kelly, R OBP: 0.339, SLG: 0.410 (1, 7) (8, PH) (8, 8)	G4-3		G4-3			G4-3				3	0	0	0	0	0	2						
Steve Balboni, R OBP: 0.318, SLG: 0.375 (1, 10)		1B				G6-3		K		4	0	1	0	0	1	3						
Rick Cerone, R OBP: 0.338, SLG: 0.452 (1, 2)		1B		G1-3						3	0	1	0	1	0	0						
Randy Velarde, R OBP: 0.290, SLG: 0.233 (1, 5)		G3		G6-3				P2		4	0	0	0	0	0	3						
Wayne Tolleson, S OBP: 0.214, SLG: 0.385 (1, 6)			G5-4-3			G5-3		BB	F7	4	1	2	0	0	0	1						
<b>Inning Stats</b>	R: 0 E: 0 K: 0 S: 12	H: 0 LOB: 0 BB: 0 P: 19	R: 0 E: 0 K: 0 S: 8	H: 2 LOB: 2 BB: 0 P: 13	R: 0 E: 0 K: 1 S: 4	H: 1 LOB: 0 BB: 0 P: 5	R: 0 E: 0 K: 1 S: 6	H: 0 LOB: 0 BB: 0 P: 9	R: 0 E: 0 K: 0 S: 6	H: 0 LOB: 0 BB: 0 P: 6	R: 1 E: 0 K: 0 S: 12	H: 3 LOB: 2 BB: 0 P: 18	R: 0 E: 0 K: 0 S: 6	H: 0 LOB: 0 BB: 0 P: 11	R: 1 E: 0 K: 3 S: 12	H: 1 LOB: 3 BB: 2 P: 23		R: 0 E: 0 K: 0 S: 11	H: 0 LOB: 1 BB: 1 P: 18	1B: 6 2B: 1 3B: 0 HR: 0	SF: 0 SAC: 0 DP: 1 HBP: 1	WP: 0 PB: 0 SB: 0 CS: 0
<b>PITCHER</b>	IP	WLS	BF	H	R	ER	SO	BB	IBB	HBP	BLK	WP	HR	S	P	ERA	WHIP					
Kevin Appier, R ERA: 3.42 (1, 1)	7.0	W	29	7	2	2	1	1	0	1	0	0	0	56	89	2.57	1.143					
Mark Davis, L ERA: 6.33 (8, 1)	0.2		3	0	0	0	2	1	0	0	0	0	0	7	12	0.00	1.500					
Jeff Montgomery, R ERA: 2.1 (8, 1)	1.1	S	5	0	0	0	1	1	0	0	0	0	0	14	21	0.00	0.750					

Batter	1	2	3	4	5	6	7	8	9	AB	R	H	RBI	BB	SO	LOB	BOTTOM					
Kevin Seitzer, R OBP: 0.344, SLG: 0.339 (1, 5)	1B			FC5-4		HR				3	2	3	2	1	0	0	<b>New York Yankees @ Kansas City Royals</b> Royals Stadium, Kansas City, MO Sun May 27 1990, 4:33 AM EDT Att: 32,352 - Overcast - 65 F					
Kurt Stillwell, S OBP: 0.401, SLG: 0.438 (1, 6)	1B	FC5-4		FC5-4		G6-3				3	1	1	1	1	0	2						
Gerald Perry, L OBP: 0.327, SLG: 0.420 (1, 3)	SF8		F8	FC5-4				G5-3		4	1	1	0	0	0	2						
Danny Tartabull, R OBP: 0.143, SLG: 0.275 (1, 10)	SF8		G5-3	F9		L1				3	0	0	1	0	0	2						
George Brett, L OBP: 0.332, SLG: 0.340 Willie Wilson, S OBP: 0.359, SLG: 0.385 (1, 9) (9, 9)	SF8		E			G6-3		K		3	1	1	1	0	1	0						
Bo Jackson, R OBP: 0.337, SLG: 0.401 (1, 8)	F9		E3	G3				K		4	0	1	1	0	1	0						
Jim Eisenreich, L OBP: 0.338, SLG: 0.409 (1, 7)		G3-1	G6-3			G3		G3		4	0	1	0	0	0	1						
Mike Macfarlane, R OBP: 0.322, SLG: 0.453 (1, 2)	F9		F7	CS		G6-3				3	0	0	0	1	0	0						
Terry Shumpert, R OBP: 0.306, SLG: 0.383 (1, 4)				2B		K		K		4	1	2	0	0	2	1						
<b>Inning Stats</b>	R: 3 E: 0 K: 0 S: 11	H: 3 LOB: 0 BB: 0 P: 16	R: 0 E: 0 K: 0 S: 14	H: 1 LOB: 2 BB: 1 P: 24	R: 1 E: 1 K: 0 S: 10	H: 2 LOB: 1 BB: 0 P: 17	R: 1 E: 0 K: 0 S: 10	H: 2 LOB: 2 BB: 1 P: 18	R: 0 E: 0 K: 1 S: 9	H: 1 LOB: 0 BB: 0 P: 16	R: 0 E: 0 K: 1 S: 9	H: 0 LOB: 0 BB: 0 P: 15	R: 0 E: 0 K: 2 S: 8	H: 0 LOB: 1 BB: 1 P: 16	R: 0 E: 0 K: 2 S: 8	H: 0 LOB: 1 BB: 1 P: 16		1B: 5 2B: 3 3B: 1 HR: 1	SF: 2 SAC: 0 DP: 0 HBP: 0	WP: 0 PB: 0 SB: 1 CS: 1	PA: 37	
<b>PITCHER</b>	IP	WLS	BF	H	R	ER	SO	BB	IBB	HBP	BLK	WP	HR	S	P	ERA	WHIP					
Dave LaPoint, L ERA: 4.2 (1, 1)	3.1	L	20	8	5	5	0	2	0	0	0	0	0	42	70	13.50	3.000					
Greg Cadaret, L ERA: 5.59 (4, 1)	3.2		12	2	1	1	2	0	0	0	0	0	1	29	49	2.46	0.545					
Lance McCullers, R ERA: 3.6 (8, 1)	1.0		4	0	0	0	2	1	0	0	0	0	0	8	16	0.00	1.000					

AB	33
R	2
H	7
RBI	2
BB	3
SO	4
LOB	19



AB	31
R	6
H	10
RBI	6
BB	3
SO	4
LOB	8



WP	0
PB	0
SB	0
CS	1




Batter	1	2	3	4	5	6	7	8	9	AB	R	H	RBI	BB	SO	LOB	TOP				
<b>Deion Sanders, L</b> (1, 7) OBP: 0.214, SLG: 0.325	F9			P6		G4-3		G6-3		4	0	0	0	0	0	0					
<b>Steve Sax, R</b> (1, 4) OBP: 0.346, SLG: 0.329	G1-3			G6-3		L8			G6-3 BB	3	0	0	0	1	0	0					
<b>Roberto Kelly, R</b> (1, 8) OBP: 0.343, SLG: 0.409	K			1B BB		2-0 1B			G6-4-3 1-2	3	0	1	0	1	1	1					
<b>Don Mattingly, L</b> (1, 3) OBP: 0.335, SLG: 0.421			L7			2-2 P6			2-0 P6	4	0	1	0	0	0	1					
<b>Mel Hall, L</b> (1, 10) OBP: 0.236, SLG: 0.405		G3-1		1-1 F9						3	0	0	0	0	0	2					
<b>Jesse Barfield, R</b> (1, 9) OBP: 0.342, SLG: 0.480		G4-3				1-1 HR				3	1	1	1	0	1	0					
<b>Bob Geren, R</b> (1, 2) OBP: 0.289, SLG: 0.382				F7		G5-3				3	0	0	0	0	0	0					
<b>Mike Blowers, R</b> (1, 5) OBP: 0.284, SLG: 0.356				K		G6-3				3	0	0	0	0	1	0					
<b>Alvaro Espinoza, R</b> (1, 6) OBP: 0.214, SLG: 0.222				G5-3						2	0	0	0	0	0	0					
<b>Claudell Washington, L</b> (8, PH) OBP: 0.298, SLG: 0.229										1	0	0	0	0	0	0					
<b>Wayne Tolleson, S</b> (8, 6) OBP: 0.214, SLG: 0.385										0	0	0	0	0	0	0					
<b>Inning Stats</b>	R: 0 E: 0 K: 1 S: 12	H: 0 LOB: 0 BB: 0 P: 19	R: 0 E: 0 K: 0 S: 7	H: 0 LOB: 0 BB: 0 P: 10	R: 0 E: 0 K: 1 S: 11	H: 0 LOB: 0 BB: 0 P: 14	R: 0 E: 0 K: 0 S: 8	H: 1 LOB: 2 BB: 1 P: 18	R: 1 E: 0 K: 0 S: 12	H: 1 LOB: 1 BB: 0 P: 11	R: 0 E: 0 K: 1 S: 9	H: 0 LOB: 0 BB: 0 P: 12	R: 0 E: 0 K: 0 S: 8	H: 0 LOB: 0 BB: 0 P: 11	R: 0 E: 0 K: 0 S: 4	H: 0 LOB: 0 BB: 1 P: 12	1B: 2 2B: 0 3B: 0 HR: 1	SF: 0 SAC: 0 DP: 1 HBP: 0	WP: 0 PB: 0 SB: 1 CS: 1	PA: 31	
<b>PITCHER</b>	IP	WLS	BF	H	R	ER	SO	BB	IBB	HBP	BLK	WP	HR	S	P	ERA	WHIP				
<b>Eric King, R</b> (1, 1) ERA: 2.62	8.0	W	28	3	1	1	3	1	0	0	0	0	1	74	113	1.12	0.500				
<b>Bobby Thigpen, R</b> (9, 1) ERA: 1.89	1.0	S	3	0	0	0	0	1	0	0	0	0	0	4	12	0.00	1.000				

**New York Yankees @ Chicago White Sox**  
Comiskey Park, Chicago, IL  
Mon May 28 1990, 8:05 PM EDT  
Att: 25,008 - Unknown - 55 F

livebaseballscores.com

AB 29  
R 1  
H 3  
RBI 1  
BB 2  
SO 3  
LOB 4




Batter	1	2	3	4	5	6	7	8	9	AB	R	H	RBI	BB	SO	LOB	BOTTOM				
<b>Lance Johnson, L</b> (1, 8) OBP: 0.333, SLG: 0.322	G4-3			G6-3						4	0	1	0	0	0	2					
<b>Robin Ventura, L</b> (1, 5) OBP: 0.289, SLG: 0.269				CS 1B						3	0	2	1	1	0	0					
<b>Ivan Calderon, R</b> (1, 7) OBP: 0.358, SLG: 0.435				G3 1B						4	0	0	0	0	2	3					
<b>Dan Pasqua, L</b> (1, 10) OBP: 0.447, SLG: 0.597				G3 1B						2	0	0	0	2	0	0					
<b>Carlton Fisk, R</b> (1, 2) OBP: 0.363, SLG: 0.392				F8						4	0	0	0	0	0	4					
<b>Ron Kittle, R</b> (1, 3) OBP: 0.372, SLG: 0.553										3	0	1	0	0	1	0					
<b>Steve Lyons, L</b> (7, 3) OBP: 0.288, SLG: 0.326										1	0	0	0	0	0	0					
<b>Sammy Sosa, R</b> (1, 9) OBP: 0.291, SLG: 0.381				G1-5-3 1B						3	0	1	0	0	0	0					
<b>Scott Fletcher, R</b> (1, 4) OBP: 0.309, SLG: 0.273				G6-3						3	2	2	0	0	0	2					
<b>Ozzie Guillen, L</b> (1, 6) OBP: 0.374, SLG: 0.450				G1-5-3 1B						2	0	1	0	0	0	1					
<b>Inning Stats</b>	R: 0 E: 0 K: 1 S: 11	H: 2 LOB: 1 BB: 0 P: 8	R: 0 E: 0 K: 0 S: 6	H: 2 LOB: 1 BB: 0 P: 8	R: 0 E: 0 K: 0 S: 13	H: 2 LOB: 1 BB: 1 P: 22	R: 1 E: 0 K: 1 S: 14	H: 2 LOB: 1 BB: 0 P: 22	R: 0 E: 0 K: 0 S: 7	H: 0 LOB: 0 BB: 0 P: 10	R: 0 E: 0 K: 0 S: 6	H: 0 LOB: 0 BB: 0 P: 8	R: 1 E: 0 K: 0 S: 9	H: 2 LOB: 1 BB: 0 P: 13	R: 0 E: 0 K: 0 S: 4	H: 0 LOB: 0 BB: 0 P: 6	1B: 7 2B: 1 3B: 0 HR: 0	SF: 0 SAC: 1 DP: 1 HBP: 0	WP: 2 PB: 0 SB: 0 CS: 1	PA: 33	
<b>PITCHER</b>	IP	WLS	BF	H	R	ER	SO	BB	IBB	HBP	BLK	WP	HR	S	P	ERA	WHIP				
<b>Tim Lary, R</b> (1, 1) ERA: 2.53	8.0	L	33	8	2	2	3	3	0	0	0	2	0	70	112	2.25	1.375				

**New York Yankees @ Chicago White Sox**  
Comiskey Park, Chicago, IL  
Mon May 28 1990, 8:05 PM EDT  
Att: 25,008 - Unknown - 55 F

livebaseballscores.com

AB 29  
R 2  
H 8  
RBI 1  
BB 3  
SO 3  
LOB 12





Batter	1	2	3	4	5	6	7	8	9	AB	R	H	RBI	BB	SO	LOB	TOP					
<b>Deion Sanders, L</b> OBP: 0.217, SLG: 0.302 (1, 7)	F7	FC4-6			L8		CS			3	0	0	0	1	0	2	<b>New York Yankees @ Chicago White Sox</b> Comiskey Park, Chicago, IL Tue May 29 1990, 8:05 PM EDT Att: 15,353 - Unknown - 55 F <a href="http://livebaseballscorecards.com">livebaseballscorecards.com</a>					
<b>Steve Sax, R</b> OBP: 0.341, SLG: 0.321 (1, 4)	G6-3		P2		FC4-6		CS	G5-3		4	0	0	0	0	0	1						
<b>Roberto Kelly, R</b> OBP: 0.335, SLG: 0.399 (1, 8)	L7		K			K		K		4	0	0	0	0	3	0						
<b>Don Mattingly, L</b> OBP: 0.339, SLG: 0.429 (1, 3)		1B HR	K			2B		G4-3		4	1	2	0	0	1	0						
<b>Mel Hall, L</b> OBP: 0.244, SLG: 0.432 (1, 10)	1B HR			L9		K		HR		4	2	1	0	1	1							
<b>Jesse Barfield, R</b> OBP: 0.347, SLG: 0.500 (1, 9)		HR		K			BB	P3		3	1	1	3	1	1	0						
<b>Bob Geren, R</b> OBP: 0.277, SLG: 0.366 (1, 2)		K		K		F7		K		4	0	0	0	0	3	2						
<b>Mike Blowers, R</b> OBP: 0.273, SLG: 0.341 (1, 5)	G4-3				K		P4	G1		4	0	0	0	0	1	0						
<b>Alvaro Espinoza, R</b> OBP: 0.224, SLG: 0.227 (1, 6)		FC4-6 BB			FC4-6 1B		F8			2	0	1	0	1	0	0						
<b>Inning Stats</b>	R: 0 E: 0 K: 0 S: 4	H: 0 LOB: 0 BB: 0 P: 5	R: 3 E: 0 K: 1 S: 17	H: 3 LOB: 1 BB: 1 P: 27	R: 0 E: 0 K: 2 S: 8	H: 0 LOB: 0 BB: 0 P: 13	R: 0 E: 0 K: 2 S: 7	H: 0 LOB: 1 BB: 0 P: 10	R: 0 E: 0 K: 1 S: 10	H: 1 LOB: 1 BB: 0 P: 14	R: 0 E: 0 K: 2 S: 13	H: 1 LOB: 2 BB: 1 P: 21	R: 0 E: 0 K: 0 S: 5	H: 0 LOB: 0 BB: 1 P: 11	R: 0 E: 0 K: 1 S: 7	H: 0 LOB: 0 BB: 0 P: 15	R: 1 E: 0 K: 1 S: 7	H: 1 LOB: 0 BB: 0 P: 9	1B: 3 2B: 1 3B: 0 HR: 2	SF: 0 SAC: 0 DP: 0 HBP: 0	WP: 0 PB: 0 CS: 1	PA: 36
<b>PITCHER</b>	IP	WLS	BF	H	R	ER	SO	BB	IBB	HBP	BLK	WP	HR	S	P	ERA	WHIP					
<b>Jack McDowell, R</b> ERA: 5.1 (1, 1)	6.2		28	5	3	3	8	3	0	0	0	0	1	63	98	4.05	1.200					
<b>Barry Jones, R</b> ERA: 1.54 (7, 1)	1.1		3	0	0	0	1	0	0	0	0	0	0	8	18	0.00	0.000					
<b>Bobby Thigpen, R</b> ERA: 2.16 (9, 1)	1.0	W	4	1	1	1	1	0	0	0	0	0	1	7	9	9.00	1.000					

Batter	1	2	3	4	5	6	7	8	9	AB	R	H	RBI	BB	SO	LOB	BOTTOM				
<b>Lance Johnson, L</b> OBP: 0.335, SLG: 0.321 (1, 8)	E6 1B PB	F8				FC4-6			FC3-6 1B WP	4	2	1	0	1	0	3	<b>New York Yankees @ Chicago White Sox</b> Comiskey Park, Chicago, IL Tue May 29 1990, 8:05 PM EDT Att: 15,353 - Unknown - 55 F <a href="http://livebaseballscorecards.com">livebaseballscorecards.com</a>				
<b>Rubin Ventura, L</b> OBP: 0.303, SLG: 0.295 (1, 5)										4	1	3	0	0	0	1					
<b>Ivan Calderon, R</b> OBP: 0.362, SLG: 0.439 (9, FH)										1	0	1	0	0	0	0					
<b>Carlton Fisk, R</b> OBP: 0.364, SLG: 0.383 (1, 10)										3	1	0	0	1	1	2					
<b>Dan Pasqua, L</b> OBP: 0.468, SLG: 0.641 (1, 7)										2	1	2	0	1	0	0					
<b>Dave Gallagher, R</b> OBP: 0.200, SLG: 0.300 (7, 7)										1	0	0	0	0	0	1					
<b>Carlos Martinez, R</b> OBP: 0.223, SLG: 0.323 (9, FH)										1	0	0	0	0	0	2					
<b>Ron Kittle, R</b> OBP: 0.371, SLG: 0.556 (1, 3)										3	0	1	3	0	1	2					
<b>Steve Lyons, L</b> OBP: 0.283, SLG: 0.319 (6, 3)										1	0	0	0	0	0	0					
<b>Ron Karkovics, R</b> OBP: 0.371, SLG: 0.419 (1, 2)										4	0	0	0	0	2	3					
<b>Sammy Sosa, R</b> OBP: 0.284, SLG: 0.371 (1, 9)										4	0	0	0	0	1	2					
<b>Scott Fletcher, R</b> OBP: 0.307, SLG: 0.273 (1, 4)										4	0	1	0	0	1	1					
<b>Ozzie Guillen, L</b> OBP: 0.377, SLG: 0.448 (1, 6)										3	0	1	0	1	0	1					
<b>Inning Stats</b>	R: 4 E: 1 K: 2 S: 22	H: 3 LOB: 1 BB: 1 P: 34	R: 0 E: 0 K: 0 S: 7	H: 2 LOB: 0 BB: 0 P: 11	R: 0 E: 0 K: 1 S: 8	H: 1 LOB: 1 BB: 0 P: 12	R: 0 E: 0 K: 1 S: 9	H: 0 LOB: 1 BB: 1 P: 16	R: 0 E: 0 K: 0 S: 6	H: 1 LOB: 1 BB: 0 P: 10	R: 0 E: 0 K: 1 S: 8	H: 1 LOB: 0 BB: 0 P: 11	R: 0 E: 0 K: 0 S: 6	H: 0 LOB: 0 BB: 0 P: 7	R: 1 E: 0 K: 0 S: 7	H: 1 LOB: 2 BB: 2 P: 18	1B: 6 2B: 4 3B: 0 HR: 0	SF: 0 SAC: 0 DP: 1 HBP: 1	WP: 1 PB: 1 CS: 1	PA: 40	
<b>PITCHER</b>	IP	WLS	BF	H	R	ER	SO	BB	IBB	HBP	BLK	WP	HR	S	P	ERA	WHIP				
<b>Mike Witt, R</b> ERA: 2.75 (1, 1)	6.0		29	9	4	4	5	2	0	1	0	0	0	65	105	6.00	1.833				
<b>Jeff Robinson, R</b> ERA: 3.75 (7, 1)	2.1	L	7	0	1	1	1	1	0	0	0	0	0	16	25	3.86	0.429				
<b>Lee Guetterman, L</b> ERA: 2.3 (9, 1)	0.1		2	1	0	0	0	0	0	0	0	0	0	2	3	0.00	3.000				
<b>Lance McCullers, R</b> ERA: 3.6 (9, 1)	0.0		2	0	0	0	0	0	1	0	0	1	0	1	6	∞	∞				





Batter	1	2	3	4	5	6	7	8	9	AB	R	H	RBI	BB	SO	LOB	TOP											
Steve Sax, R OBP: 0.339, SLG: 0.320	G5-3	FC6-4			G5-3			G5-3		4	0	1	0	0	0	2	<b>New York Yankees @ Chicago White Sox</b> Comiskey Park, Chicago, IL Wed May 30 1990, 8:05 PM EDT Att: 18,585 - Unknown - 56 F											
Roberto Kelly, R OBP: 0.328, SLG: 0.389	K		F9			G4-3		G5-3		4	0	0	0	0	1													
Don Mattingly, L OBP: 0.337, SLG: 0.424	HR		F9			L8		G3		4	1	1	0	0	0	1												
Steve Balboni, R OBP: 0.329, SLG: 0.424	HR		F8						P5	3	1	1	2	1	0	0												
Jesse Barfield, R OBP: 0.338, SLG: 0.485	G5-3			P6					P3	4	0	0	0	0	0	1												
Randy Velarde, R OBP: 0.278, SLG: 0.222		G3								3	0	0	0	0	0	0												
Claudel Washington, L OBP: 0.216, SLG: 0.238			L9					F9		1	0	1	0	0	0	0												
Bob Geren, R OBP: 0.287, SLG: 0.351		F9		K				L9		4	0	0	0	0	2	1												
Alvaro Espinoza, R OBP: 0.226, SLG: 0.229					G6-3			G6-3		3	0	1	0	0	0	0												
Deion Sanders, L OBP: 0.224, SLG: 0.289					G4-3			K		2	0	0	0	1	1	0												
<b>Inning Stats</b>	R: 2 E: 0 K: 1 S: 13	H: 2 LOB: 0 BB: 0 P: 20	R: 0 E: 0 K: 0 S: 10	H: 1 LOB: 2 BB: 1 P: 17	R: 0 E: 0 K: 0 S: 6	H: 0 LOB: 0 BB: 0 P: 7	R: 0 E: 0 K: 1 S: 8	H: 0 LOB: 0 BB: 0 P: 11	R: 0 E: 0 K: 0 S: 10	H: 0 LOB: 1 BB: 1 P: 13	R: 0 E: 0 K: 0 S: 8	H: 0 LOB: 0 BB: 0 P: 6	R: 0 E: 0 K: 1 S: 9	H: 1 LOB: 1 BB: 0 P: 14	R: 0 E: 0 K: 1 S: 17	H: 1 LOB: 1 BB: 0 P: 22	1B: 3 2B: 0 3B: 1 HR: 1	SF: 0 SAC: 0 DP: 0 HBP: 0	WP: 0 PB: 0 CS: 1	PA: 34								
<b>PITCHER</b>	IP	WLS	BF	H	R	ER	SO	BB	IBB	HBP	BLK	WP	HR	S	P	ERA	WHIP											
Greg Hibbard, L ERA: 2.43	(1, 1)	7.1	W	28	4	2	2	3	2	0	0	0	0	1	64	99	2.46	0.818										
Donn Pall, R ERA: 2.51	(8, 1)	0.1		1	0	0	0	0	0	0	0	0	0	0	3	4	0.00	0.000										
Scott Radinsky, L ERA: 1.89	(8, 1)	0.1		1	0	0	0	0	0	0	0	0	0	0	1	2	0.00	0.000										
Bobby Thigpen, R ERA: 2.08	(9, 1)	1.0	S	4	1	0	0	1	0	0	0	0	0	0	17	22	0.00	1.000										

Batter	1	2	3	4	5	6	7	8	9	AB	R	H	RBI	BB	SO	LOB	BOTTOM											
Sammy Sosa, R OBP: 0.283, SLG: 0.388	K		G6-3		G4-3					4	1	1	1	0	1	1	<b>New York Yankees @ Chicago White Sox</b> Comiskey Park, Chicago, IL Wed May 30 1990, 8:05 PM EDT Att: 18,585 - Unknown - 56 F											
Dave Gallagher, R OBP: 0.143, SLG: 0.214	L5			G4-3	P4			P4		4	0	0	0	0	0													
Ivan Calderon, R OBP: 0.365, SLG: 0.443	F7					L8			CS	3	1	1	0	1	0	0												
Ron Kittle, R OBP: 0.378, SLG: 0.563							K		CS	2	1	1	1	1	1	0												
Carlton Fisk, R OBP: 0.364, SLG: 0.378		F9				L9				2	1	0	0	1	0	1												
Carlos Martinez, R OBP: 0.218, SLG: 0.315		F9					F9			3	0	0	0	0	1	3												
Scott Fletcher, R OBP: 0.308, SLG: 0.296		F8					F8			3	1	1	3	0	0	1												
Craig Grebeck, R OBP: 0.167, SLG: 0.147			P3		P4					3	0	0	0	0	1	0												
Ozzie Guillen, L OBP: 0.377, SLG: 0.441						G5-3				2	0	0	0	1	1	0												
<b>Inning Stats</b>	R: 0 E: 0 K: 1 S: 7	H: 0 LOB: 0 BB: 0 P: 11	R: 0 E: 0 K: 0 S: 5	H: 0 LOB: 1 BB: 1 P: 11	R: 0 E: 0 K: 0 S: 7	H: 0 LOB: 0 BB: 1 P: 17	R: 4 E: 0 K: 1 S: 20	H: 2 LOB: 2 BB: 2 P: 33	R: 0 E: 0 K: 0 S: 6	H: 0 LOB: 0 BB: 0 P: 9	R: 0 E: 0 K: 1 S: 10	H: 0 LOB: 0 BB: 0 P: 15	R: 0 E: 0 K: 1 S: 7	H: 0 LOB: 0 BB: 0 P: 10	R: 1 E: 0 K: 1 S: 10	H: 2 LOB: 0 BB: 0 P: 16		1B: 0 2B: 2 3B: 0 HR: 2	SF: 0 SAC: 0 DP: 0 HBP: 0	WP: 0 PB: 0 CS: 2	PA: 31							
<b>PITCHER</b>	IP	WLS	BF	H	R	ER	SO	BB	IBB	HBP	BLK	WP	HR	S	P	ERA	WHIP											
Chuck Cary, L ERA: 4.05	(1, 1)	7.2	L	30	4	5	5	0	4	0	0	0	0	2	71	119	5.87	1.043										
Eric Plunk, R ERA: 2.95	(8, 1)	0.1		0	0	0	0	0	0	0	0	0	0	1	3	0.00	0.000											









Batter	1	2	3	4	5	6	7	8	9	AB R H RBI BB SO LOB	TOP										
<b>Phil Bradley, R</b> OBP: 0.332, SLG: 0.292 (1, 7)										4 0 2 0 1 1 0	<b>Baltimore Orioles @ New York Yankees</b> Yankee Stadium, Bronx, NY Sat Jun 02 1990, 7:05 PM EDT Att: 27,569 - Unknown - 80 F  <a href="http://livebaseballscorecards.com">livebaseballscorecards.com</a>										
<b>Steve Finley, L</b> OBP: 0.307, SLG: 0.328 (1, 8)										4 0 2 0 0 1 1											
<b>Cal Ripken Jr., R</b> OBP: 0.339, SLG: 0.385 (1, 6)										5 1 1 0 0 1 5											
<b>Mickey Tettleton, S</b> OBP: 0.377, SLG: 0.401 (1, 2)										2 1 0 0 3 2 2											
<b>Joe Orsulak, L</b> OBP: 0.384, SLG: 0.521 (1, 9)										5 1 1 0 0 0 8											
<b>Randy Milligan, R</b> OBP: 0.424, SLG: 0.420 (1, 3)										4 0 2 2 0 1 0											
<b>Sam Horn, L</b> OBP: 0.341, SLG: 0.421 (1, 10)										1 0 1 0 1 0 0											
<b>Bob Melvin, R</b> OBP: 0.279, SLG: 0.394 (6, PH)										2 1 1 0 0 0 0											
<b>Craig Worthington, R</b> OBP: 0.299, SLG: 0.329 (1, 5)										4 0 2 0 0 1 3											
<b>Billy Ripken, R</b> OBP: 0.291, SLG: 0.314 (1, 4)										4 0 1 1 0 0 4											
<b>Inning Stats</b>	R: 0 E: 0 K: 1 S: 10	H: 1 LOB: 2 BB: 1 P: 20	R: 0 E: 0 K: 0 S: 7	H: 1 LOB: 1 BB: 1 P: 12	R: 0 E: 0 K: 3 S: 10	H: 1 LOB: 1 BB: 0 P: 16	R: 1 E: 0 K: 0 S: 10	H: 3 LOB: 1 BB: 0 P: 17	R: 2 E: 0 K: 0 S: 14	H: 3 LOB: 2 BB: 1 P: 27	R: 1 E: 0 K: 1 S: 10	H: 2 LOB: 0 BB: 0 P: 20	R: 0 E: 0 K: 1 S: 9	H: 1 LOB: 1 BB: 0 P: 14	R: 0 E: 0 K: 1 S: 9	H: 1 LOB: 2 BB: 2 P: 21	R: 0 E: 0 K: 0 S: 10	H: 0 LOB: 2 BB: 2 P: 21	1B: 10 2B: 3 3B: 0 HR: 0	SF: 0 SAC: 1 DP: 2 HBP: 0	WP: 0 PA: 41 PB: 0 SB: 0 CS: 0
<b>PITCHER</b>	IP WLS BF H R ER SO BB IBB HBP BLK WP HR S P ERA WHIP											<b>PITCHER</b>	IP WLS BF H R ER SO BB IBB HBP BLK WP HR S P ERA WHIP								
<b>Tim Leary, R</b> ERA: 2.72 (1, 1)	5.0 L 24 9 3 3 4 3 0 0 0 0 0 0 51 92 5.40 2.400																				
<b>Greg Cadaret, L</b> ERA: 5.54 (6, 1)	2.0 8 3 1 1 2 0 0 0 0 0 0 0 19 34 4.50 1.500																				
<b>Eric Plunk, R</b> ERA: 2.74 (8, 1)	1.2 8 1 0 0 1 2 0 0 0 0 0 0 0 17 30 0.00 1.800																				
<b>Lee Guetterman, L</b> ERA: 2.28 (9, 1)	0.1 1 0 0 0 0 0 0 0 0 0 0 0 0 2 5 0.00 0.000																				

Batter	1	2	3	4	5	6	7	8	9	AB R H RBI BB SO LOB	BOTTOM										
<b>Deion Sanders, L</b> OBP: 0.232, SLG: 0.275 (1, 8)										4 0 0 0 0 0 2	<b>Baltimore Orioles @ New York Yankees</b> Yankee Stadium, Bronx, NY Sat Jun 02 1990, 7:05 PM EDT Att: 27,569 - Unknown - 80 F  <a href="http://livebaseballscorecards.com">livebaseballscorecards.com</a>										
<b>Steve Sax, R</b> OBP: 0.340, SLG: 0.328 (1, 4)										4 1 2 0 0 0 0											
<b>Don Mattingly, L</b> OBP: 0.328, SLG: 0.411 (1, 3)										4 0 1 0 0 0 2											
<b>Steve Balboni, R</b> OBP: 0.321, SLG: 0.455 (1, 10)										3 0 1 1 0 1 1											
<b>Roberto Kelly, R</b> OBP: 0.320, SLG: 0.380 (8, PR)										0 0 0 0 0 0 0											
<b>Mel Hall, L</b> OBP: 0.252, SLG: 0.442 (1, 7)										4 0 2 0 0 1 0											
<b>Jesse Barfield, R</b> OBP: 0.358, SLG: 0.514 (1, 9)										3 1 2 1 1 1 2											
<b>Randy Velarde, R</b> OBP: 0.288, SLG: 0.254 (1, 5)										4 0 1 0 0 1 2											
<b>Bob Geren, R</b> OBP: 0.266, SLG: 0.347 (1, 2)										4 0 1 0 0 0 1											
<b>Alvaro Espinoza, R</b> OBP: 0.224, SLG: 0.228 (1, 6)										3 0 1 0 0 0 1											
<b>Claudell Washington, L</b> OBP: 0.214, SLG: 0.255 (8, PH)										1 0 0 0 0 0 0											
<b>Inning Stats</b>	R: 0 E: 0 K: 0 S: 8	H: 1 LOB: 0 BB: 0 P: 11	R: 1 E: 0 K: 0 S: 15	H: 3 LOB: 0 BB: 0 P: 19	R: 1 E: 0 K: 0 S: 11	H: 2 LOB: 1 BB: 0 P: 16	R: 0 E: 0 K: 0 S: 4	H: 1 LOB: 0 BB: 0 P: 8	R: 0 E: 0 K: 2 S: 11	H: 0 LOB: 1 BB: 1 P: 18	R: 0 E: 0 K: 0 S: 6	H: 1 LOB: 0 BB: 0 P: 8	R: 0 E: 0 K: 1 S: 9	H: 2 LOB: 2 BB: 0 P: 15	R: 0 E: 0 K: 1 S: 6	H: 0 LOB: 0 BB: 0 P: 9	R: 0 E: 0 K: 0 S: 6	H: 0 LOB: 0 BB: 0 P: 9	1B: 8 2B: 2 3B: 0 HR: 1	SF: 1 SAC: 0 DP: 2 HBP: 0	WP: 0 PA: 36 PB: 0 SB: 0 CS: 0
<b>PITCHER</b>	IP WLS BF H R ER SO BB IBB HBP BLK WP HR S P ERA WHIP											<b>PITCHER</b>	IP WLS BF H R ER SO BB IBB HBP BLK WP HR S P ERA WHIP								
<b>Dave Johnson, R</b> ERA: 4.26 (1, 1)	5.0 W 21 8 2 2 0 0 0 0 0 0 0 0 0 17 26 3.60 1.600																				
<b>Mark Williamson, R</b> ERA: 1.74 (6, 1)	2.0 7 1 0 0 2 1 0 0 0 0 0 0 0 17 26 0.00 1.000																				
<b>Gregg Olson, R</b> ERA: 0.31 (8, 1)	2.0 S 8 2 0 0 2 0 0 0 0 0 0 0 0 15 24 0.00 1.000																				



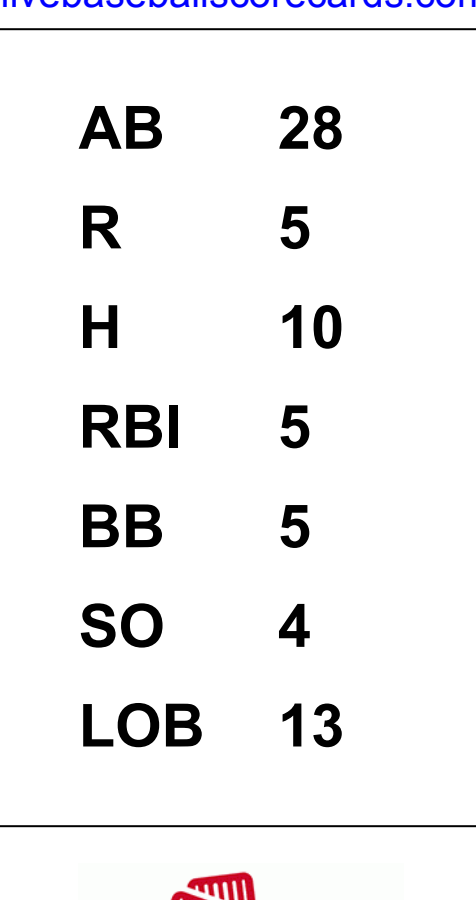





Batter	1	2	3	4	5	6	7	8	9	AB	R	H	RBI	BB	SO	LOB	TOP					
Steve Sax, R (1.4) OBP: 0.342, SLG: 0.330	G5-3			G4-6-3 1B		G3-1				4	0	2	0	0	0	0	<b>New York Yankees @ Boston Red Sox</b> Fenway Park, Boston, MA Mon Jun 04 1990, 7:05 PM EDT Att: 32,125 - Unknown					
Roberto Kelly, R (1.8) OBP: 0.317, SLG: 0.374	F9			G4-6-3 1-2f		L9		K		4	0	0	0	0	1	2						
Don Mattingly, L (1.3) OBP: 0.330, SLG: 0.406	G1			G5-3		F8				3	0	0	0	1	0	0						
Steve Balboni, R (1.10) OBP: 0.317, SLG: 0.435 Mel Hall, L (8, PH) OBP: 0.252, SLG: 0.436		K						L1	L8	2	1	0	0	1	1	0						
Jesse Barfield, R (1.9) OBP: 0.359, SLG: 0.521		G6-3				F7				3	1	0	0	1	0	1						
Claudell Washington, L (1.7) OBP: 0.213, SLG: 0.252		F8								4	1	1	0	0	1	1						
Rick Cerone, R (1.2) OBP: 0.382, SLG: 0.486 Deion Sanders, L (7, PR) OBP: 0.217, SLG: 0.255 Bob Geren, R (7.2) OBP: 0.264, SLG: 0.343				G6-4-3 BB						2	0	2	2	1	0	0						
Randy Velarde, R (1.5) OBP: 0.291, SLG: 0.260				G6-4-3 1-2f						3	0	1	0	0	0	2						
Wayne Tolleson, S (1.6) OBP: 0.176, SLG: 0.313				L7		G6-3				3	0	0	0	0	0	1						
<b>Inning Stats</b>	R: 0 E: 0 K: 0 S: 7	H: 0 LOB: 0 BB: 0 P: 9	R: 0 E: 0 K: 1 S: 9	H: 0 LOB: 0 BB: 0 P: 11	R: 0 E: 0 K: 0 S: 4	H: 0 LOB: 0 BB: 1 P: 11	R: 0 E: 0 K: 0 S: 6	H: 1 LOB: 0 BB: 0 P: 8	R: 2 E: 0 K: 0 S: 10	H: 3 LOB: 1 BB: 1 P: 19	R: 0 E: 0 K: 0 S: 6	H: 0 LOB: 0 BB: 0 P: 8	R: 1 E: 1 K: 1 S: 13	H: 1 LOB: 2 BB: 1 P: 20	R: 0 E: 0 K: 1 S: 7	H: 1 LOB: 2 BB: 1 P: 16		R: 0 E: 0 K: 1 S: 7	H: 0 LOB: 0 BB: 0 P: 9	1B: 5 2B: 1 3B: 0 HR: 0	SF: 0 SAC: 0 DP: 2 HBP: 0	WP: 1 PB: 0 SB: 1 CS: 0
<b>PITCHER</b>	IP	WLS	BF	H	R	ER	SO	BB	IBB	HBP	BLK	WP	HR	S	P	ERA	WHIP					
Dana Kiecker, R (1.1) ERA: 4.93	5.0		18	4	2	2	1	2	0	0	0	1	0	36	58	3.60	1.200					
Wes Gardner, R (6.1) ERA: 8.75	2.0	8	1	1	1	1	1	1	0	0	0	0	0	19	28	4.50	1.000					
Jeff Reardon, R (8.1) ERA: 1.93	2.0	W	8	1	0	0	2	0	1	0	0	0	0	14	25	0.00	0.500					

Batter	1	2	3	4	5	6	7	8	9	AB	R	H	RBI	BB	SO	LOB	BOTTOM					
Wade Boggs, L (1.5) OBP: 0.412, SLG: 0.411	2B SF7 1B			G6-4-3 BB						2	1	1	0	2	0	0	<b>New York Yankees @ Boston Red Sox</b> Fenway Park, Boston, MA Mon Jun 04 1990, 7:05 PM EDT Att: 32,125 - Unknown					
Jody Read, R (1.4) OBP: 0.351, SLG: 0.380	SF7 1-3 2B			G6-4-3 1-2f		G5-3		P1		4	0	1	0	0	0	3						
Ellis Burks, R (1.8) OBP: 0.333, SLG: 0.471	P2			WP HR 2B						3	2	2	0	1	0	2						
Tom Brunansky, R (1.9) OBP: 0.354, SLG: 0.424	SF7			HR						2	2	2	4	1	0	0						
Dwight Evans, R (1.10) OBP: 0.353, SLG: 0.383	2-3 3-H G6-3			2H HR						4	0	1	0	0	0	3						
Tony Peña, R (1.2) OBP: 0.309, SLG: 0.409				G4-3						4	0	0	0	0	1	2						
Mike Greenwell, L (1.7) OBP: 0.340, SLG: 0.306										3	0	1	1	1	0	0						
Carlos Quintana, R (1.3) OBP: 0.382, SLG: 0.425										3	0	2	0	0	1	1						
Luis Rivera, R (1.6) OBP: 0.327, SLG: 0.362										3	0	0	0	0	2	2						
<b>Inning Stats</b>	R: 1 E: 0 K: 0 S: 9	H: 2 LOB: 1 BB: 0 P: 14	R: 0 E: 0 K: 1 S: 8	H: 1 LOB: 1 BB: 0 P: 12	R: 2 E: 0 K: 0 S: 13	H: 3 LOB: 1 BB: 1 P: 28	R: 0 E: 0 K: 1 S: 6	H: 1 LOB: 0 BB: 0 P: 9	R: 0 E: 0 K: 0 S: 7	H: 1 LOB: 0 BB: 0 P: 11	R: 0 E: 0 K: 0 S: 6	H: 0 LOB: 0 BB: 1 P: 11	R: 0 E: 0 K: 2 S: 9	H: 0 LOB: 2 BB: 2 P: 21	R: 2 E: 0 K: 0 S: 12	H: 2 LOB: 0 BB: 1 P: 22		R: 0 E: 0 K: 0 S: 9	H: 0 LOB: 0 BB: 0 P: 9	1B: 6 2B: 3 3B: 0 HR: 1	SF: 1 SAC: 0 DP: 2 HBP: 0	WP: 1 PB: 0 SB: 2 CS: 2
<b>PITCHER</b>	IP	WLS	BF	H	R	ER	SO	BB	IBB	HBP	BLK	WP	HR	S	P	ERA	WHIP					
Chuck Cary, L (1.1) ERA: 4.05	6.2		28	8	3	3	4	3	1	0	0	0	0	55	100	4.05	1.650					
Jeff Robinson, R (7.1) ERA: 4.25	1.0	L	5	1	2	2	0	1	0	0	0	0	0	14	27	18.00	2.000					
Lee Guetterman, L (8.1) ERA: 2.15	0.0		1	1	0	0	0	0	0	0	0	0	0	1	1	∞	∞					
Eric Plunk, R (8.1) ERA: 2.7	0.1		0	0	0	0	0	0	0	0	0	0	0	0	0	0.00	0.000					

AB	30
R	3
H	6
RBI	2
BB	4
SO	4
LOB	9





Batter	1	2	3	4	5	6	7	8	9	AB	R	H	RBI	BB	SO	LOB	TOP				
<b>Steve Sax, R</b> OBP: 0.338, SLG: 0.323	4-0 1B G5-3 BB	1-2 G4-3			0-0 L8		1-2 F8	0-0 G4-3		4	1	0	0	1	0	2					
<b>Roberto Kelly, R</b> OBP: 0.320, SLG: 0.375	1-1 G5-3 G3 1B		0-0 G6-3		2-1 G6-3		0-0 G6-4-3 1B	1-1 F9		5	0	2	0	0	0	0					
<b>Don Mattingly, L</b> OBP: 0.327, SLG: 0.398	2-0 G3		4-0 HR BB		2-2 F8		0-0 G6-4-3	2-0 G4-3		4	1	0	0	1	0	4					
<b>Mel Hall, L</b> OBP: 0.257, SLG: 0.457	0-0 G5-3 2-3 3-H		0-0 HR		0-0 G4-3		2-2 E7 1B SF8 1B	2-2 F8		5	2	2	3	0	0	1					
<b>Jesse Barfield, R</b> OBP: 0.362, SLG: 0.517	4-0 BB		1-2 G5-3		1-3 K		3-2 SF8 1B 1B			3	1	1	0	1	1	0					
<b>Matt Nokes, L</b> OBP: 0.306, SLG: 0.412	2-1 G1-3		1-2 G3-1		1-1 WP 1B		1-2 SF8			3	0	1	0	0	0	2					
<b>Steve Balboni, R</b> OBP: 0.313, SLG: 0.435										0	0	0	1	0	0	0					
<b>Rick Cerone, R</b> OBP: 0.388, SLG: 0.487		1-0 G6-3		0-1 L7		0-0 1B		0-0 HR 1B		4	0	2	1	0	0	0					
<b>Deion Sanders, L</b> OBP: 0.217, SLG: 0.255						1-2 1B				0	1	0	0	0	0	0					
<b>Bob Geren, R</b> OBP: 0.264, SLG: 0.343								2-H HR 1B		0	0	0	0	0	0	0					
<b>Randy Velarde, R</b> OBP: 0.300, SLG: 0.309		2-1 G6-3		0-1 G4-6-3 1B		1-0 F9		2-1 HR		4	1	2	2	0	0	2					
<b>Alvaro Espinoza, R</b> OBP: 0.228, SLG: 0.252			3-2 HR		0-0 G4-6-3		1-1 1B			3	1	2	1	0	0	1					
<b>Claudel Washington, L</b> OBP: 0.211, SLG: 0.250										1	0	0	0	0	0	1					
<b>Wayne Tolleson, S</b> OBP: 0.176, SLG: 0.313					1-2 1B			0-1 P6		0	0	0	0	0	0	0					
<b>Inning Stats</b>	R: 1 E: 0 K: 0 S: 6	H: 1 LOB: 2 BB: 2 P: 19	R: 1 E: 0 K: 0 S: 9	H: 1 LOB: 0 BB: 0 P: 16	R: 2 E: 0 K: 0 S: 8	H: 1 LOB: 1 BB: 1 P: 14	R: 0 E: 0 K: 0 S: 5	H: 1 LOB: 0 BB: 0 P: 5	R: 0 E: 0 K: 1 S: 8	H: 2 LOB: 2 BB: 0 P: 11	R: 0 E: 0 K: 0 S: 7	H: 2 LOB: 1 BB: 0 P: 9	R: 4 E: 1 K: 0 S: 15	H: 4 LOB: 1 BB: 0 P: 23	R: 0 E: 0 K: 0 S: 7	H: 0 LOB: 0 BB: 0 P: 12	1B: 9 2B: 0 3B: 0 HR: 3	SF: 1 SAC: 0 DP: 2 HBP: 0	WP: 1 PB: 0 SB: 0 CS: 0	PA: 40	
<b>PITCHER</b>	IP	WLS	BF	H	R	ER	SO	BB	IBB	HBP	BLK	WP	HR	S	P	ERA	WHIP				
<b>John Dopson, R</b> ERA: 2.04	(1, 1)	5.2	25	6	4	4	1	3	0	0	0	0	2	41	73	6.35	1.588				
<b>Dennis Lamp, R</b> ERA: 2.5	(6, 1)	0.2	4	2	0	0	0	0	0	0	0	1	0	7	10	0.00	3.000				
<b>Rob Murphy, L</b> ERA: 6.37	(7, 1)	1.0	5	3	3	3	0	0	0	0	0	0	0	11	17	27.00	3.000				
<b>Jeff Reardon, R</b> ERA: 2.25	(8, 1)	0.2	W	3	1	1	1	0	0	0	0	0	1	5	7	13.50	1.500				
<b>Jerry Reed, R</b> ERA: 4.07	(9, 1)	1.0	S	3	0	0	0	0	0	0	0	0	0	7	12	0.00	0.000				
<b>Batter</b>	<b>1</b>	<b>2</b>	<b>3</b>	<b>4</b>	<b>5</b>	<b>6</b>	<b>7</b>	<b>8</b>	<b>9</b>	<b>AB</b>	<b>R</b>	<b>H</b>	<b>RBI</b>	<b>BB</b>	<b>SO</b>	<b>LOB</b>	<b>BOTTOM</b>				
<b>Wade Boggs, L</b> OBP: 0.320, SLG: 0.426	1-2 1B BB		2-1 G3		3-0 G4-6-3 1B			1-0 SH 3B		3	2	2	0	2	0	1					
<b>Jody Read, R</b> OBP: 0.354, SLG: 0.389	1-2 1B L7		2-1 PB E 2B		1-1 G4-6-3		3-1 SH F8			4	2	2	1	0	0	5					
<b>Mike Greenwell, L</b> OBP: 0.351, SLG: 0.311	2-1 BB SF8 1B	0-1 1B 1B	2-1 E6 FC6-4		4-1 FC5-4 BB		3-H 4-0 FC6-4 IBB			3	2	2	1	2	0	0					
<b>Tom Brunansky, R</b> OBP: 0.349, SLG: 0.413	4-0 1B BB 1B	1-2 P4	0-0 FC6-4		1 SAFE 2-3 K		2-0 F8			4	1	0	0	1	1	5					
<b>Dwight Evans, R</b> OBP: 0.354, SLG: 0.380	4-2 1B BB	1-0 1B 1B		3-2 G6-3		1-2 FC5-4 CS		3-1 FC6-4		4	2	1	1	1	0	3					
<b>Tony Peña, R</b> OBP: 0.308, SLG: 0.408	1-2 SF8	0-0 CS 1B		1-1 F7		1-0 CS		2-1 G4-3		3	0	1	2	0	0	0					
<b>Carlos Quintana, R</b> OBP: 0.386, SLG: 0.427	0-0 BB 1B	1-2 WP 1B		2-2 G6-3		3-2 L9				4	0	2	1	0	0	0					
<b>Luis Rivera, R</b> OBP: 0.324, SLG: 0.357	2-1 BB 1B	2-2 G6-3		3-2 L8		2-3 K				4	0	1	2	0	1	2					
<b>Randy Kutcher, R</b> OBP: 0.368, SLG: 0.452	2-2 L8		4-1 CS BB		0-1 1B 2B		0-3 K			2	0	1	0	1	0	2					
<b>Danny Heep, L</b> OBP: 0.244, SLG: 0.216										1	0	0	0	0	1	0					
<b>Kevin Romine, R</b> OBP: 0.288, SLG: 0.289										0	0	0	0	0	0	0					
<b>Inning Stats</b>	R: 5 E: 0 K: 0 S: 25	H: 4 LOB: 3 BB: 4 P: 54	R: 2 E: 0 K: 0 S: 13	H: 4 LOB: 1 BB: 0 P: 18	R: 1 E: 1 K: 0 S: 8	H: 1 LOB: 1 BB: 1 P: 18	R: 0 E: 0 K: 0 S: 10	H: 0 LOB: 0 BB: 0 P: 16	R: 0 E: 0 K: 1 S: 7	H: 0 LOB: 1 BB: 1 P: 15	R: 0 E: 0 K: 1 S: 9	H: 0 LOB: 0 BB: 0 P: 16	R: 1 E: 1 K: 1 S: 9	H: 1 LOB: 2 BB: 1 P: 22	R: 0 E: 0 K: 1 S: 9	H: 0 LOB: 0 BB: 0 P: 12	1B: 9 2B: 2 3B: 1 HR: 0	SF: 1 SAC: 1 DP: 1 HBP: 0	WP: 1 PB: 1 SB: 0 CS: 3	PA: 42	
<b>PITCHER</b>	IP	WLS	BF	H	R	ER	SO	BB	IBB	HBP	BLK	WP	HR	S	P	ERA	WHIP				
<b>Andy Hawkins, R</b> ERA: 8.56	(1, 1)	0.1	7	3	5	5	0	3	0	0	0	1	0	14	32	135.00	18.000				
<b>Greg Cadaret, L</b> ERA: 5.36	(1, 1)	4.2	23	8	3	2	0	3	0	0	0	1	0	51	94	3.86	2.357				
<b>Eric Plunk, R</b> ERA: 2.73	(6, 1)	3.0	L	11	1	1	1	3	0	1	0	0	0	24	48	3.00	0.333				

**New York Yankees @ Boston Red Sox**  
Fenway Park, Boston, MA  
Tue Jun 05 1990, 7:05 PM EDT  
Att: 32,919 - Unknown - 55 F

AB 36  
R 8  
H 12  
RBI 8  
BB 3  
SO 1  
LOB 13



**New York Yankees @ Boston Red Sox**  
Fenway Park, Boston, MA  
Tue Jun 05 1990, 7:05 PM EDT  
Att: 32,919 - Unknown - 55 F

AB 32  
R 9  
H 12  
RBI 8  
BB 7  
SO 3  
LOB 18





Batter	1	2	3	4	5	6	7	8	9	AB	R	H	RBI	BB	SO	LOB	TOP					
Steve Sax, R OBP: 0.332, SLG: 0.316 (1,4)	G1-3		G4-3			P3			P5	4	0	0	0	0	0	0						
Alvaro Espinoza, R OBP: 0.224, SLG: 0.247 Deion Sanders, L (9, PH) OBP: 0.213, SLG: 0.250	G4-3		G5-3			E6			L7	3	0	0	0	0	0	0						
Don Mattingly, L OBP: 0.321, SLG: 0.390	G5-3		L8			G4-6-3			G4-3	4	0	0	0	0	0	1						
Steve Balboni, R (1,10)										3	0	0	0	0	2	0						
Mel Hall, L (1,7)										3	0	0	0	0	0	0						
Roberto Kelly, R (1,8)										3	1	1	0	0	2	0						
Jesse Barfield, R (1,9)										2	0	0	0	1	1	0						
Matt Nokes, L (1,2)										3	0	1	1	0	0	0						
Mike Blowers, R (1,5) Claudell Washington, L (8, PH) Randy Velarde, R (8,5)										2	0	0	0	0	0	2						
<b>Inning Stats</b>	R: 0 E: 0 K: 0 S: 7	H: 0 LOB: 0 BB: 0 P: 10	R: 1 E: 0 K: 1 S: 17	H: 2 LOB: 2 BB: 1 P: 30	R: 0 E: 0 K: 1 S: 9	H: 0 LOB: 0 BB: 0 P: 16	R: 0 E: 0 K: 1 S: 9	H: 0 LOB: 0 BB: 0 P: 13	R: 0 E: 0 K: 2 S: 8	H: 0 LOB: 0 BB: 0 P: 12	R: 0 E: 1 K: 0 S: 6	H: 0 LOB: 0 BB: 0 P: 7	R: 0 E: 0 K: 2 S: 7	H: 0 LOB: 0 BB: 0 P: 11	R: 0 E: 0 K: 2 S: 8	H: 0 LOB: 0 BB: 0 P: 12	R: 0 E: 0 K: 0 S: 8	H: 0 LOB: 0 BB: 0 P: 11	1B: 2 2B: 0 3B: 0 HR: 0	SF: 0 SAC: 0 DP: 1 HBP: 0	WP: 0 PB: 0 SB: 1 CS: 0	PA: 30
<b>PITCHER</b> Mike Boddicker, R (1,1) ERA: 3.25	IP: 9.0 WLS: W BF: 30 H: 2 R: 1 ER: 1 SO: 6 BB: 1 IBB: 0 HBP: 0 BLK: 0 WP: 0 HR: 0 S: 79 P: 122 ERA: 1.00 WHIP: 0.333											<b>PITCHER</b>	IP: 9.0 WLS: W BF: 30 H: 2 R: 1 ER: 1 SO: 6 BB: 1 IBB: 0 HBP: 0 BLK: 0 WP: 0 HR: 0 S: 79 P: 122 ERA: 1.00 WHIP: 0.333									

**New York Yankees @ Boston Red Sox**  
Fenway Park, Boston, MA  
Wed Jun 06 1990, 7:05 PM EDT  
Att: 33,385 - Unknown - 60 F

AB 29  
R 1  
H 2  
RBI 1  
BB 1  
SO 6  
LOB 3



Batter	1	2	3	4	5	6	7	8	9	AB	R	H	RBI	BB	SO	LOB	BOTTOM			
Wade Boggs, L (1,5)	G6-4-3		L9							4	0	2	0	0	1	0				
Jody Read, R (1,4)	G6-4-3									4	1	1	0	0	0	2				
Ellis Burks, R (1,8)										2	1	1	0	1	0	0				
Tom Brunansky, R (1,9)										3	1	2	2	0	1	1				
Dwight Evans, R (1,10)										4	0	1	1	0	0	1				
Tony Peña, R (1,2)										3	0	2	0	1	0	1				
Mike Greenwell, L (1,7)										3	0	0	0	1	0	1				
Carlos Quintana, R (1,3)										4	0	0	0	0	1	3				
Luis Rivera, R (1,6)										3	1	1	1	0	1	0				
<b>Inning Stats</b>	R: 0 E: 0 K: 1 S: 10	H: 1 LOB: 1 BB: 1 P: 16	R: 0 E: 0 K: 0 S: 5	H: 1 LOB: 0 BB: 0 P: 11	R: 0 E: 0 K: 0 S: 6	H: 0 LOB: 0 BB: 0 P: 9	R: 2 E: 0 K: 0 S: 9	H: 3 LOB: 1 BB: 0 P: 17	R: 0 E: 0 K: 2 S: 10	H: 0 LOB: 0 BB: 0 P: 17	R: 1 E: 0 K: 0 S: 9	H: 2 LOB: 1 BB: 0 P: 15	R: 1 E: 0 K: 0 S: 14	H: 2 LOB: 1 BB: 0 P: 23	R: 0 E: 0 K: 1 S: 10	H: 1 LOB: 3 BB: 2 P: 24	1B: 5 2B: 2 3B: 2 HR: 1	SF: 1 SAC: 1 DP: 1 HBP: 0	WP: 0 PB: 1 SB: 0 CS: 0	PA: 35
<b>PITCHER</b> Dave LaPoint, L (1,1) ERA: 4.01 Jeff Robinson, R (6,1) ERA: 4.44 Lee Guetterman, L (7,1) ERA: 2.05	IP: 5.2 WLS: L BF: 23 H: 7 R: 3 ER: 3 SO: 3 BB: 1 IBB: 0 HBP: 0 BLK: 0 WP: 0 HR: 0 S: 48 P: 84 ERA: 4.76 WHIP: 1.412											<b>PITCHER</b>	IP: 5.2 WLS: L BF: 23 H: 7 R: 3 ER: 3 SO: 3 BB: 1 IBB: 0 HBP: 0 BLK: 0 WP: 0 HR: 0 S: 48 P: 84 ERA: 4.76 WHIP: 1.412							

**New York Yankees @ Boston Red Sox**  
Fenway Park, Boston, MA  
Wed Jun 06 1990, 7:05 PM EDT  
Att: 33,385 - Unknown - 60 F

AB 30  
R 4  
H 10  
RBI 4  
BB 3  
SO 4  
LOB 9





Batter	1	2	3	4	5	6	7	8	9	AB	R	H	RBI	BB	SO	LOB	TOP		
Steve Sax, R OBP: 0.326, SLG: 0.310 (1, 4)	G1-3			G4-3		L9			F8	4	0	0	0	0	0	0			
Alvaro Espinoza, R OBP: 0.221, SLG: 0.243 Claudell Washington, L OBP: 0.207, SLG: 0.245 Wayne Tolleson, S OBP: 0.176, SLG: 0.313 (1, 6)	K			G3-1			G4-3			2	0	0	0	0	1	0			
Don Mattingly, L OBP: 0.316, SLG: 0.384 (1, 3)	F8			G6-3			G3			3	0	0	0	0	0	0			
Steve Balboni, R OBP: 0.292, SLG: 0.400 (1, 10)		K			G5-3		G4-3			3	0	0	0	0	1	0			
Roberto Kelly, R OBP: 0.315, SLG: 0.368 (1, 8)		G6-3			G6-3			G6-3		3	0	0	0	0	0	0			
Jesse Barfield, R OBP: 0.361, SLG: 0.506 (1, 9)		K			1B			K		3	0	1	0	0	2	0			
Matt Nokes, L OBP: 0.299, SLG: 0.400 (1, 2)			K		K			L9		3	0	0	0	0	2	1			
Randy Velarde, R OBP: 0.290, SLG: 0.298 (1, 5)			K			G5-3			K	3	0	0	0	0	2	0			
Deion Sanders, L OBP: 0.203, SLG: 0.237 (1, 7)			F8			G6-3			F9	3	0	0	0	0	0	0			
<b>Inning Stats</b>	R: 0 H: 0 E: 0 K: 1 S: 9	H: 0 LOB: 0 BB: 0 P: 16	R: 0 H: 0 E: 0 K: 2 S: 11	H: 0 LOB: 0 BB: 0 P: 17	R: 0 H: 0 E: 0 K: 2 S: 8	H: 0 LOB: 0 BB: 0 P: 12	R: 0 H: 0 E: 0 K: 0 S: 6	H: 0 LOB: 0 BB: 0 P: 8	R: 0 H: 1 E: 0 K: 1 S: 10	H: 0 LOB: 1 BB: 0 P: 16	R: 0 H: 0 E: 0 K: 0 S: 9	H: 0 LOB: 0 BB: 0 P: 11	R: 0 H: 0 E: 0 K: 0 S: 7	H: 0 LOB: 0 BB: 0 P: 10	R: 0 H: 0 E: 0 K: 1 S: 6	H: 0 LOB: 0 BB: 0 P: 7	1B: 1 2B: 0 3B: 0 HR: 0	SF: 0 SAC: 0 DP: 0 HBP: 0	WP: 0 PA: 28 CS: 0
<b>PITCHER</b>	IP	WLS	BF	H	R	ER	SO	BB	IBB	HBP	BLK	WP	HR	S	P	ERA	WHIP		
Greg Harris, R ERA: 3.09 Jeff Reardon, R ERA: 2.16	(1, 1)	8.0	W	25	1	0	7	0	0	0	0	0	0	66	99	0.00	0.125		
(9, 1)	1.0	S	3	0	0	0	1	0	0	0	0	0	0	6	7	0.00	0.000		

**New York Yankees @ Boston Red Sox**  
Fenway Park, Boston, MA  
Thu Jun 07 1990, 7:05 PM EDT  
Att: 33,454 - Unknown - 80 F

AB 28  
R 0  
H 1  
RBI 0  
BB 0  
SO 8  
LOB 1



Batter	1	2	3	4	5	6	7	8	9	AB	R	H	RBI	BB	SO	LOB	BOTTOM		
Wade Boggs, L OBP: 0.423, SLG: 0.432 (1, 5)	L7		1B BB		G1-3		1B			3	1	1	1	1	0	1			
Jody Read, R OBP: 0.350, SLG: 0.388 (1, 4)	L6		1B 2-H			G1-3	F8			4	0	1	1	0	0	2			
Mike Greenwell, L OBP: 0.356, SLG: 0.316 (1, 7)	F7		1B CS			1B		SH1-3 FC6-2		4	0	3	1	0	0	0			
Tom Brunansky, R OBP: 0.366, SLG: 0.441 (1, 9)		G1-6-3 1B	CS		G6-4-3 HBP			FC6-2 SH1-3 1B		3	0	3	0	0	0	0			
Danny Heep, L OBP: 0.227, SLG: 0.200 Dwight Evans, R OBP: 0.352, SLG: 0.388 Marty Barrett, R OBP: 0.302, SLG: 0.228 (1, 10)	L8				L7			SH1-3		3	0	0	0	0	0	4			
Tony Peña, R OBP: 0.311, SLG: 0.403 (1, 2)	G1-6-3				G6-4-3			FC6-2		4	0	0	0	0	0	4			
Ellis Burks, R OBP: 0.336, SLG: 0.467 (1, 8)			F9			F8		G5-3		4	1	1	0	0	0	2			
Carlos Quintana, R OBP: 0.373, SLG: 0.411 (1, 3)			G6-3			F8				3	0	1	0	0	0	0			
Luis Rivera, R OBP: 0.333, SLG: 0.394 (1, 6)			1B BB				F9			3	1	2	0	0	0	2			
<b>Inning Stats</b>	R: 0 H: 0 E: 0 K: 0 S: 4	H: 1 LOB: 0 BB: 0 P: 7	R: 0 H: 1 E: 0 K: 0 S: 5	H: 3 LOB: 1 BB: 1 P: 6	R: 2 H: 3 E: 0 K: 0 S: 12	H: 3 LOB: 1 BB: 1 P: 24	R: 0 H: 0 E: 0 K: 0 S: 4	H: 0 LOB: 0 BB: 0 P: 6	R: 0 H: 1 E: 0 K: 0 S: 8	H: 1 LOB: 1 BB: 0 P: 9	R: 0 H: 2 E: 0 K: 0 S: 5	H: 0 LOB: 0 BB: 0 P: 6	R: 1 H: 3 E: 0 K: 0 S: 13	H: 3 LOB: 2 BB: 0 P: 21	R: 0 H: 2 E: 0 K: 0 S: 10	H: 2 LOB: 2 BB: 0 P: 14	1B: 12 2B: 1 3B: 0 HR: 0	SF: 0 SAC: 1 DP: 3 HBP: 1	WP: 0 PA: 35 CS: 1
<b>PITCHER</b>	IP	WLS	BF	H	R	ER	SO	BB	IBB	HBP	BLK	WP	HR	S	P	ERA	WHIP		
Tim Leary, R ERA: 2.84 Lee Guetterman, L ERA: 2.03 Jeff Robinson, R ERA: 4.28	(1, 1)	6.2	L	27	9	3	3	0	0	0	0	0	0	6	11	0.00	9.000		
(8, 1)	1.0			0	0	0	0	0	0	0	0	0	0	8	11	0.00	0.000		

**New York Yankees @ Boston Red Sox**  
Fenway Park, Boston, MA  
Thu Jun 07 1990, 7:05 PM EDT  
Att: 33,454 - Unknown - 80 F

AB 31  
R 3  
H 12  
RBI 3  
BB 1  
SO 0  
LOB 15





Batter	1	2	3	4	5	6	7	8	9	10	AB	R	H	RBI	BB	SO	LOB	TOP	
Steve Sax, R OBP: 0.323, SLG: 0.307 (1, 4)	G5-3		F9		G5-3		G1-6-3		1B		5	1	1	0	0	0	1	<b>New York Yankees @ Baltimore Orioles</b> Memorial Stadium, Baltimore, MD Fri Jun 08 1990, 7:05 PM EDT Att: 44,347 - Unknown - 80 F	
Alvaro Espinoza, R OBP: 0.253, SLG: 0.243 Claudell Washington, L OBP: 0.207, SLG: 0.245 Wayne Tolleson, S OBP: 0.176, SLG: 0.313 Jim Leyritz, R OBP: 1.000, SLG: 1.000 (9, PH)	G5-3		F8		K		1B		1B		4	0	1	0	0	1	0		
Don Mattingly, L OBP: 0.323, SLG: 0.394 (1, 3)	P6						1B		G6-3		5	1	3	0	0	0	1		
Mel Hall, L OBP: 0.222, SLG: 0.441 Steve Balboni, R OBP: 0.286, SLG: 0.390 (7, PH)		HR	F9				P5		F7		2	1	0	0	1	0	2		
Roberto Kelly, R OBP: 0.312, SLG: 0.364 (1, 8)		BB	K				G1-3				5	0	1	0	0	2	2		
Jesse Barfield, R OBP: 0.308, SLG: 0.525 (1, 9)		HR	1B				1B		G6-3		4	1	2	2	1	0	0		
Matt Nokes, L OBP: 0.298, SLG: 0.395 (1, 2)		HR	K				1B		P8		4	0	1	1	0	1	3		
Randy Velarde, R OBP: 0.278, SLG: 0.284 (9, 6)			G6-3				P3		G6-3		4	0	0	0	0	1	5		
Deion Sanders, L OBP: 0.206, SLG: 0.226 (1, 7)			G4-3				P8		K2-3		3	0	0	0	1	1	0		
<b>Inning Stats</b>	R: 0 E: 0 K: 0 S: 7	H: 0 LOB: 0 BB: 0 P: 10	R: 2 E: 0 K: 2 S: 11	H: 1 LOB: 0 BB: 1 P: 20	R: 0 E: 0 K: 1 S: 9	H: 2 LOB: 3 BB: 1 P: 13	R: 0 E: 0 K: 1 S: 10	H: 3 LOB: 2 BB: 0 P: 17	R: 0 E: 0 K: 0 S: 7	H: 2 LOB: 2 BB: 1 P: 13	R: 0 E: 0 K: 1 S: 11	H: 0 LOB: 0 BB: 0 P: 15	R: 1 E: 0 K: 1 S: 13	H: 2 LOB: 1 BB: 0 P: 18	R: 0 E: 0 K: 0 S: 4	H: 0 LOB: 0 BB: 0 P: 4	1B: 8 2B: 1 3B: 0 HR: 1		SF: 0 SAC: 0 DP: 1 HBP: 0
<b>PITCHER</b>	IP WLS BF H R ER SO	IP WLS BF H R ER SO	IP WLS BF H R ER SO	IP WLS BF H R ER SO	IP WLS BF H R ER SO	IP WLS BF H R ER SO	IP WLS BF H R ER SO	IP WLS BF H R ER SO	IP WLS BF H R ER SO	IP WLS BF H R ER SO	IP WLS BF H R ER SO	IP WLS BF H R ER SO	IP WLS BF H R ER SO	IP WLS BF H R ER SO	IP WLS BF H R ER SO	IP WLS BF H R ER SO	ERA WHIP	ERA WHIP	
Bob Milacki, R ERA: 4.67 Joe Price, L ERA: 3.87 Mark Williamson, R ERA: 2.04 Gregg Olson, R ERA: 0.51 Brian Holton, R ERA: 4.4	6.2 0.0 1.1 1.0 1.0	29 1 4 5 3	7 1 0 2 0	3 0 0 1 0	3 0 0 1 0	4 0 0 1 0	3 0 0 0 0	0 0 0 0 0	0 0 0 0 0	0 0 0 0 0	0 0 0 0 0	0 0 0 0 0	0 0 0 0 0	0 0 0 0 0	0 0 0 0 0	0 0 0 0 0	0 0 0 0 0	0.00 0.00 9.00 0.00 0.00	1.500 ∞ 0.000 2.000 0.000

Batter	1	2	3	4	5	6	7	8	9	10	AB	R	H	RBI	BB	SO	LOB	BOTTOM					
Phil Bradley, R OBP: 0.344, SLG: 0.318 (1, 7)	2B		IHR		1B		SH3-4		1B		5	1	4	1	1	0	2	<b>New York Yankees @ Baltimore Orioles</b> Memorial Stadium, Baltimore, MD Fri Jun 08 1990, 7:05 PM EDT Att: 44,347 - Unknown - 80 F					
Steve Finley, L OBP: 0.311, SLG: 0.333 (1, 8)	K		L4		1B		SH3-4		1B		4	0	2	0	0	1	1						
Cal Ripken Jr., R OBP: 0.335, SLG: 0.376 (1, 6)	L6		K		P2		G5-3		F9		5	0	0	0	0	1	7						
Mickey Tettleton, S OBP: 0.396, SLG: 0.429 (1, 2)	K		K		P3		K		BB		4	0	0	0	1	3	5						
Joe Orsulak, L OBP: 0.308, SLG: 0.482 (1, 9)		L3			G6-3		L6		F9		5	0	0	0	0	0	3						
Randy Milligan, R OBP: 0.408, SLG: 0.407 (1, 3)		F8			K		1B		1B		4	2	2	0	1	1	0						
Greg Walker, L OBP: 0.333, SLG: 0.200 Bob Melvin, R OBP: 0.267, SLG: 0.369 (6, PH)		P2			K		K		K		2	0	0	0	0	2	2						
Craig Worthington, R OBP: 0.325, SLG: 0.373 (1, 5)			E4		1B		1B		K		4	1	2	1	1	1	1						
Billy Ripken, R OBP: 0.295, SLG: 0.331 Chris Holles, R OBP: 0.429, SLG: 0.500 Rene Gonzales, R OBP: 0.306, SLG: 0.291 (10, PR)			HR		FC4-6		P4		L4		4	1	1	2	0	0	2						
<b>Inning Stats</b>	R: 0 E: 0 K: 2 S: 8	H: 1 LOB: 1 BB: 0 P: 13	R: 0 E: 0 K: 0 S: 8	H: 0 LOB: 0 BB: 0 P: 14	R: 3 E: 1 K: 2 S: 17	H: 2 LOB: 0 BB: 0 P: 26	R: 0 E: 0 K: 0 S: 7	H: 0 LOB: 0 BB: 0 P: 11	R: 0 E: 0 K: 0 S: 18	H: 3 LOB: 3 BB: 0 P: 25	R: 1 E: 0 K: 1 S: 11	H: 2 LOB: 1 BB: 0 P: 18	R: 0 E: 0 K: 1 S: 10	H: 0 LOB: 1 BB: 1 P: 16	R: 0 E: 0 K: 2 S: 10	H: 1 LOB: 1 BB: 0 P: 17	R: 0 E: 0 K: 0 S: 12		H: 2 LOB: 3 BB: 3 P: 21	R: 1 E: 1 K: 0 S: 8	H: 0 LOB: 3 BB: 3 P: 22	1B: 7 2B: 2 3B: 0 HR: 2	SF: 0 SAC: 2 DP: 0 HBP: 0
<b>PITCHER</b>	IP WLS BF H R ER SO	IP WLS BF H R ER SO	IP WLS BF H R ER SO	IP WLS BF H R ER SO	IP WLS BF H R ER SO	IP WLS BF H R ER SO	IP WLS BF H R ER SO	IP WLS BF H R ER SO	IP WLS BF H R ER SO	IP WLS BF H R ER SO	IP WLS BF H R ER SO	IP WLS BF H R ER SO	IP WLS BF H R ER SO	IP WLS BF H R ER SO	IP WLS BF H R ER SO	IP WLS BF H R ER SO	ERA WHIP	ERA WHIP					
Mike Witt, R ERA: 2.98 Greg Cadaret, L ERA: 5.91 Eric Plunk, R ERA: 2.6 Jeff Robinson, R ERA: 4.23 Dave Rignetti, L ERA: 4.3	1.2 3.2 1.1 0.1 1.0	6 18 6 1 4	1 6 1 0 1	0 4 0 0 1	0 4 1 0 0	0 0 0 0 0	0 0 0 0 0	0 0 0 0 0	0 0 0 0 0	0 0 0 0 0	0 0 0 0 0	0 0 0 0 0	0 0 0 0 0	0 0 0 0 0	0 0 0 0 0	0 0 0 0 0	0.00 7.36 0.00 0.00 0.00	0.600 1.636 1.500 0.000 1.000					
Alan Mills, R ERA: 1.88 Lee Guetterman, L ERA: 2.03	0.1 1.1	0 10	0 1	0 0	0 0	0 0	0 0	0 0	0 0	0 0	0 0	0 0	0 0	0 0	0 0	0 0	0 6	0.00 ∞	∞ ∞				

AB	39
R	4
H	10
RBI	4
BB	3
SO	6
LOB	16

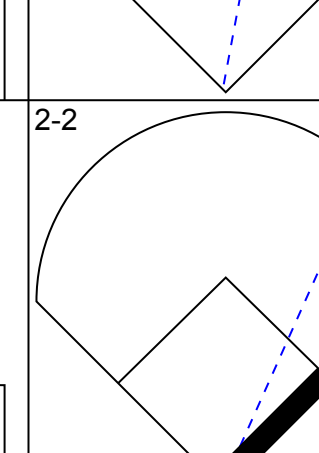
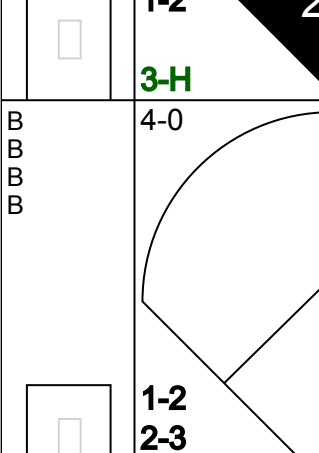

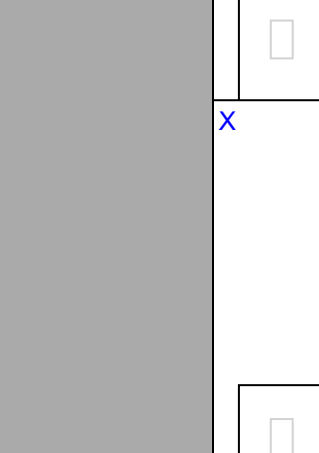
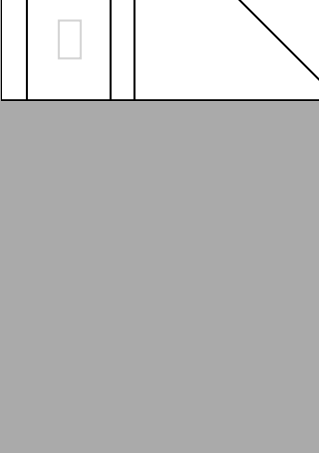
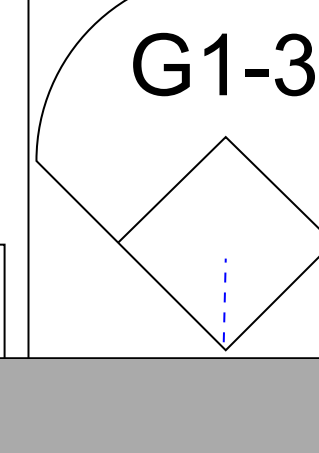
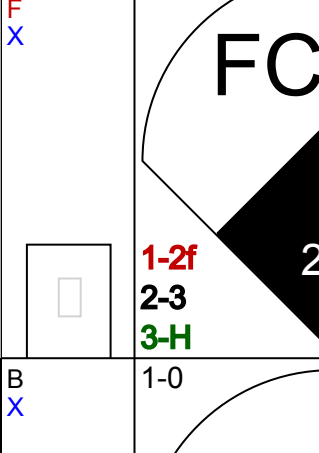
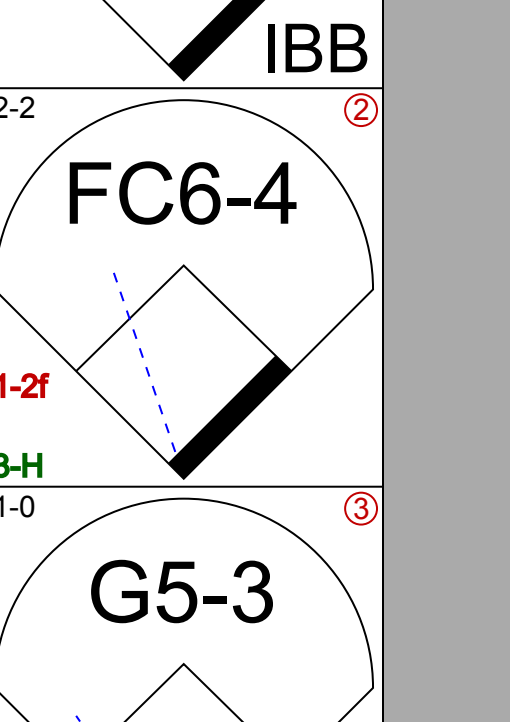
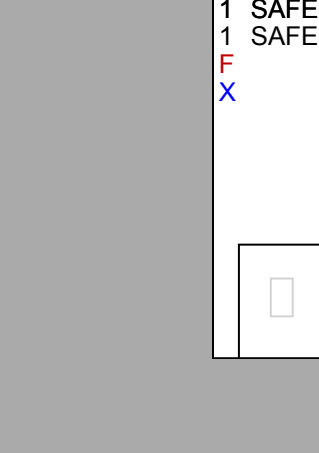


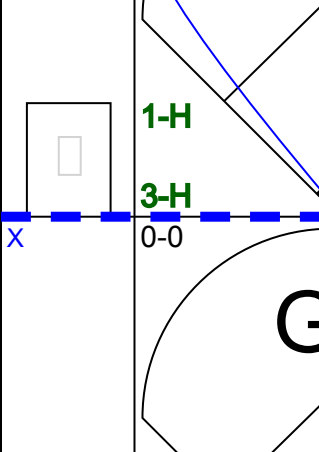
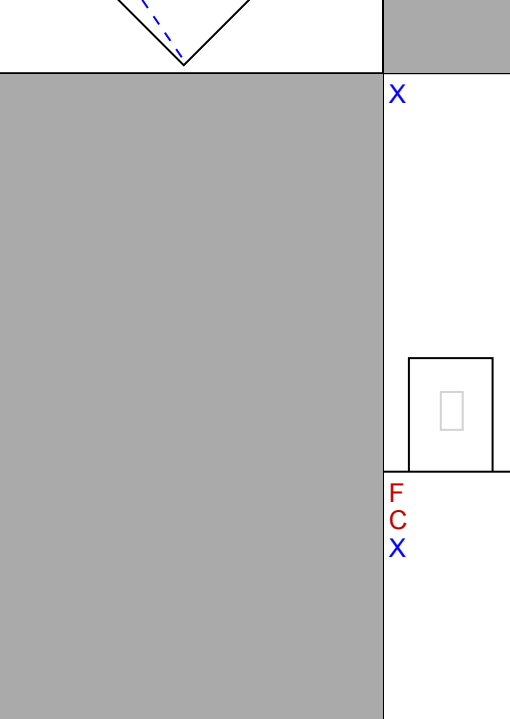

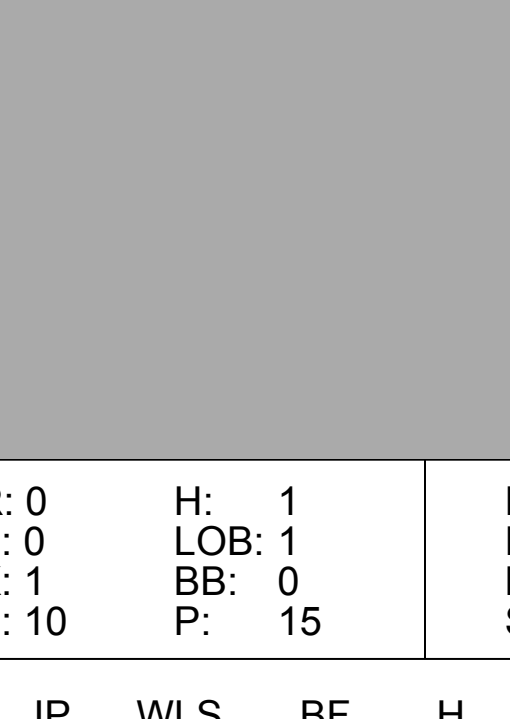

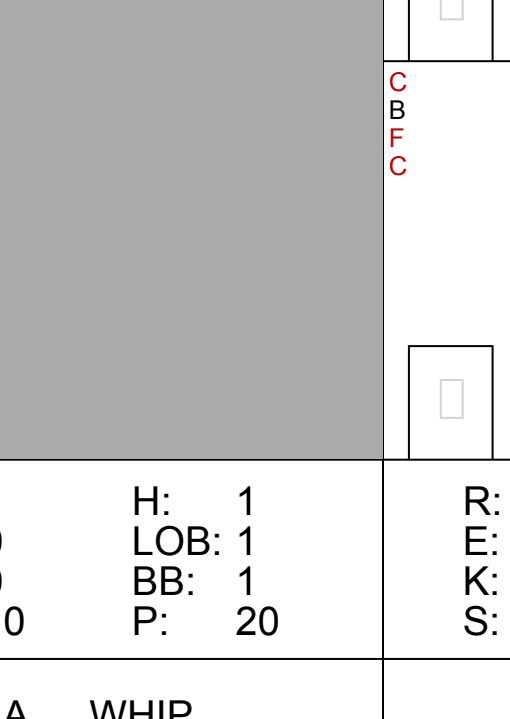
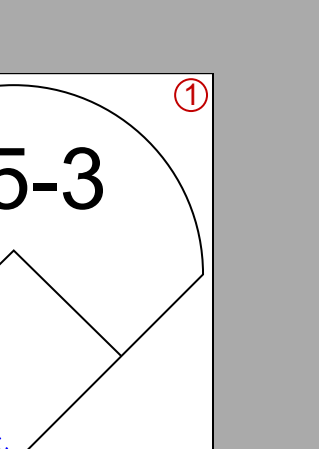
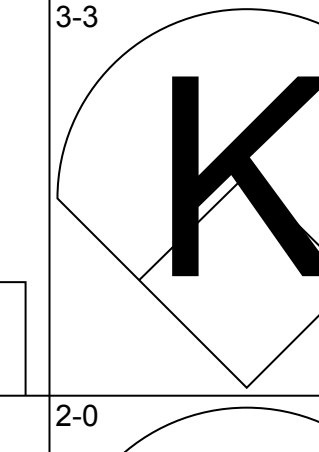
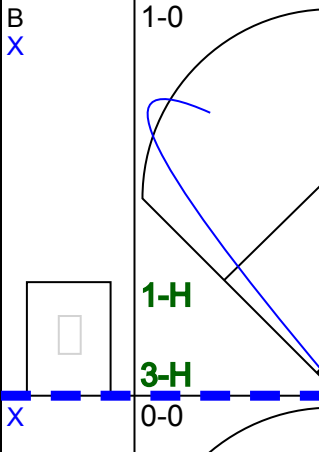
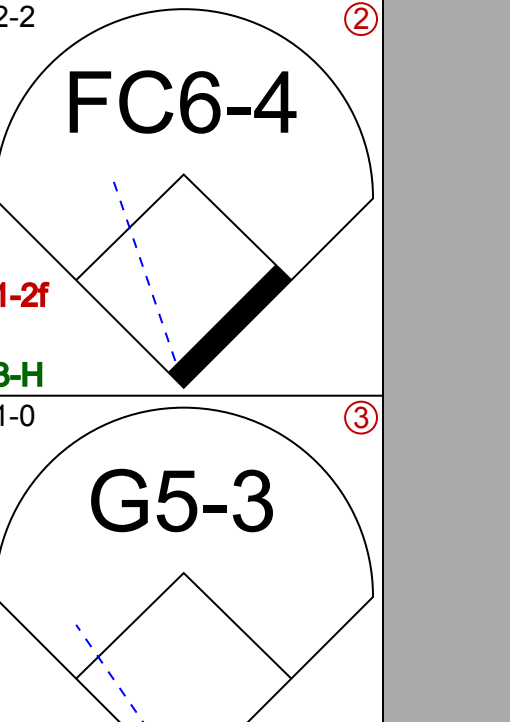
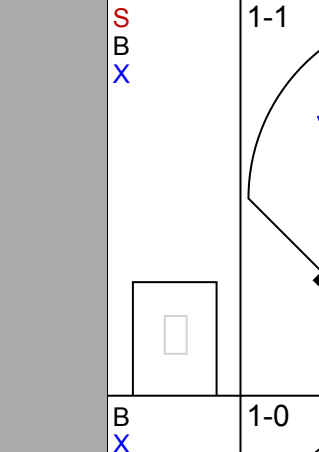

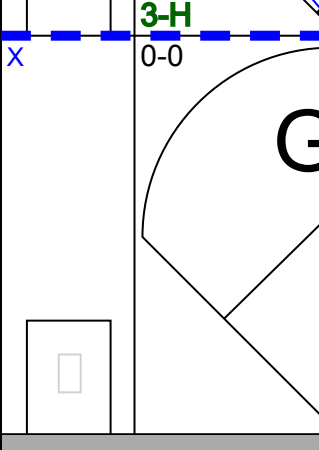
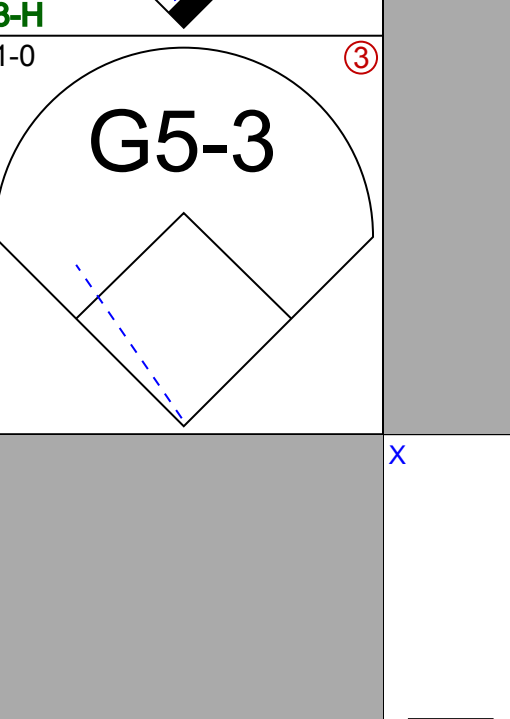
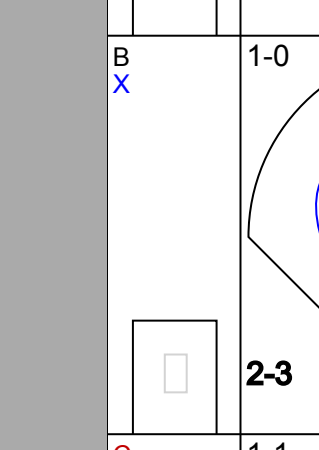

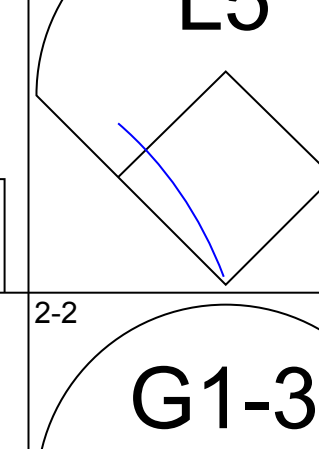
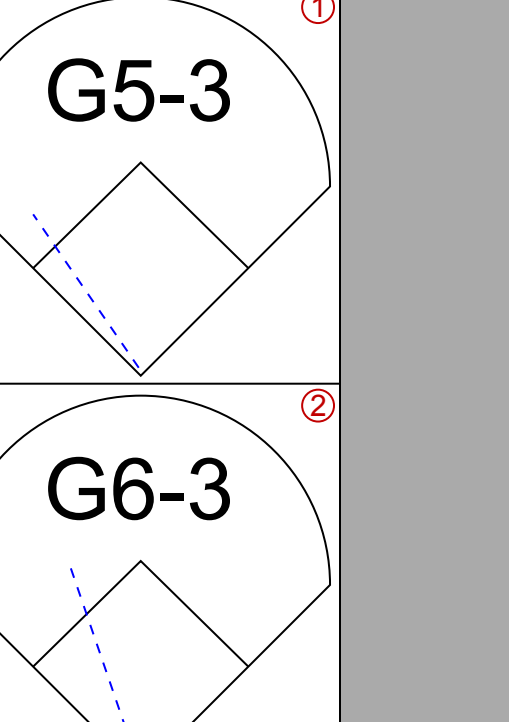
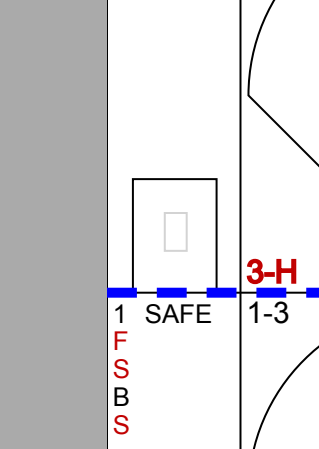
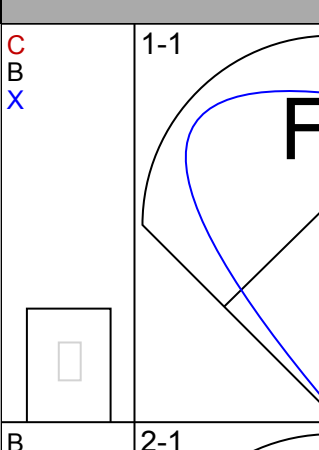
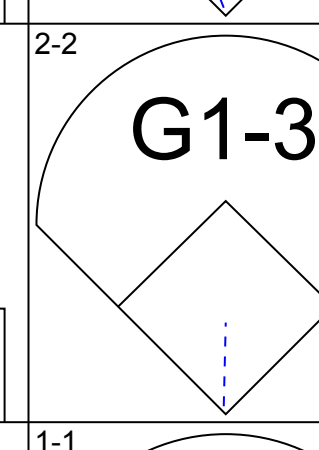
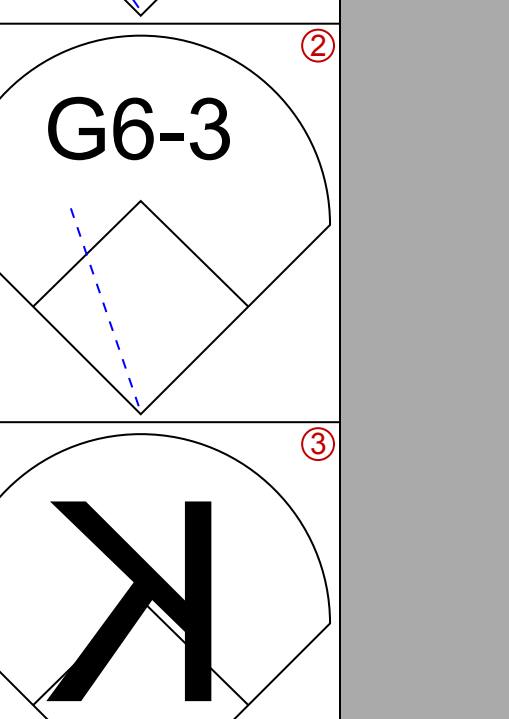
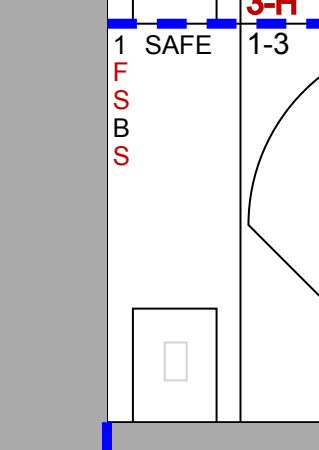
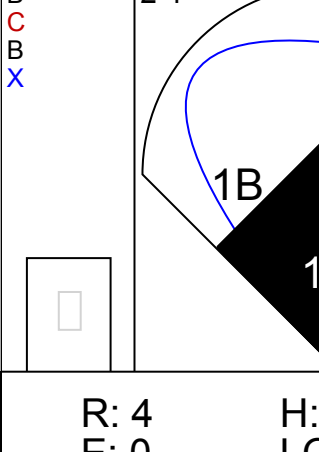
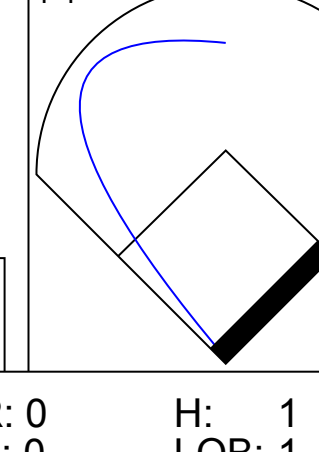
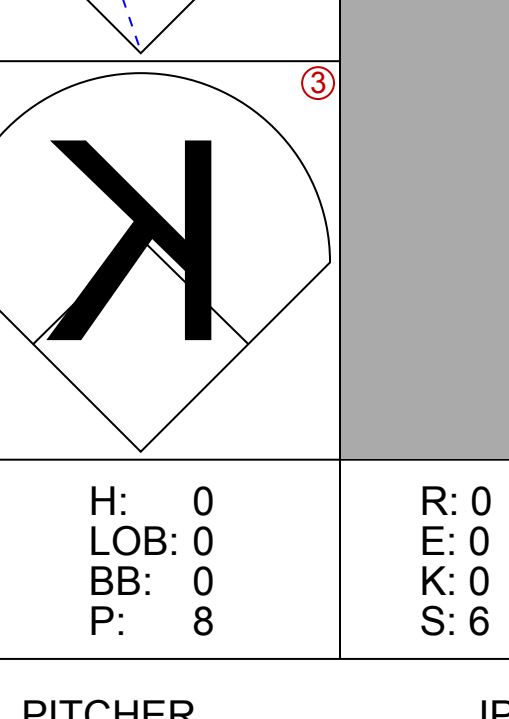
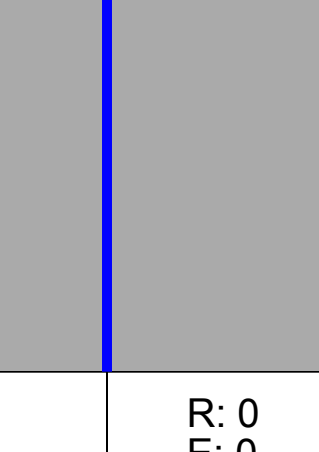




Batter	1	2	3	4	5	6	7	8	9	AB	R	H	RBI	BB	SO	LOB	TOP					
Steve Sax, R (1,4) OBP: 0.321, SLG: 0.306										4	0	1	0	0	2	0	<b>New York Yankees @ Baltimore Orioles</b> Memorial Stadium, Baltimore, MD Sat Jun 09 1990, 7:05 PM EDT Att: 45,092 - Unknown - 75 F					
Alvaro Espinoza, R (1,6) OBP: 0.225, SLG: 0.247										2	0	1	0	0	1	0						
Wayne Tolleson, S (6,PH) OBP: 0.211, SLG: 0.333										2	0	1	0	0	1	1						
Don Mattingly, L (1,3) OBP: 0.318, SLG: 0.388										3	0	0	0	0	2							
Steve Balboni, R (6,3) OBP: 0.293, SLG: 0.390										0	0	0	0	1	0	0						
Mel Hall, L (1,10) OBP: 0.247, SLG: 0.429										4	0	0	0	0	3							
Roberto Kelly, R (1,8) OBP: 0.306, SLG: 0.357										4	0	0	0	0	3	1						
Jesse Barfield, R (1,9) OBP: 0.382, SLG: 0.516										3	0	0	0	0	2	0						
Jim Leyritz, R (7,9) OBP: 0.500, SLG: 0.500										1	0	0	0	0	1	1						
Matt Nokes, L (1,2) OBP: 0.299, SLG: 0.389										2	1	0	0	1	0	0						
Randy Velarde, R (1,5) OBP: 0.280, SLG: 0.308										3	0	1	1	0	0	0						
Deion Sanders, L (1,7) OBP: 0.197, SLG: 0.215										3	0	0	0	0	1	1						
<b>Inning Stats</b>	R: 0 H: 0 E: 0 K: 2 S: 8	H: 0 R: 0 ER: 0 BB: 0 P: 12	R: 0 H: 0 E: 0 K: 2 S: 8	H: 0 R: 0 ER: 0 BB: 0 P: 12	R: 0 H: 0 E: 0 K: 0 S: 13	H: 0 R: 0 ER: 0 BB: 0 P: 18	R: 0 H: 1 E: 0 K: 1 S: 15	H: 1 R: 0 ER: 0 BB: 0 P: 20	R: 1 H: 1 E: 0 K: 3 S: 14	H: 1 R: 0 ER: 0 BB: 0 P: 23	R: 0 H: 1 E: 0 K: 0 S: 7	H: 1 R: 0 ER: 0 BB: 0 P: 11	R: 0 H: 0 E: 0 K: 1 S: 12	H: 0 R: 0 ER: 0 BB: 0 P: 16	R: 0 H: 1 E: 0 K: 1 S: 11	H: 1 R: 0 ER: 0 BB: 1 P: 13	R: 0 H: 0 E: 0 K: 1 S: 9	H: 0 R: 0 ER: 0 BB: 1 P: 16	1B: 3 2B: 0 3B: 1 HR: 0	SF: 0 SAC: 0 DP: 0 HBP: 0	WP: 0 PB: 0 SB: 0 CS: 0	PA: 33
<b>PITCHER</b>	IP WLS BF H R ER SO BB IBB HBP BLK WP HR S P ERA WHIP																					
Pete Harnisch, R (1,1) ERA: 3.72	8.0 W 29 4 1 1 10 1 0 0 0 0 0 88 125 1.12 0.625																					
Jose Bautista, R (9,1) ERA: 1.69	1.0 4 0 0 0 1 1 0 0 0 0 0 9 16 0.00 1.000																					

Batter	1	2	3	4	5	6	7	8	9	AB	R	H	RBI	BB	SO	LOB	BOTTOM			
Phil Bradley, R (1,7) OBP: 0.342, SLG: 0.322										4	1	1	0	0	0	2	<b>New York Yankees @ Baltimore Orioles</b> Memorial Stadium, Baltimore, MD Sat Jun 09 1990, 7:05 PM EDT Att: 45,092 - Unknown - 75 F			
Steve Finley, L (7,8) OBP: 0.310, SLG: 0.331										1	0	0	0	0	0	0				
Joe Orsulak, L (1,9) OBP: 0.365, SLG: 0.476										4	0	1	0	0	1	2				
Cal Ripken Jr., R (1,6) OBP: 0.335, SLG: 0.380										3	1	1	1	0	0	0				
Rene Gonzales, R (5,6) OBP: 0.302, SLG: 0.286										1	0	0	0	0	0	1				
Mickey Tettleton, S (1,10) OBP: 0.388, SLG: 0.440										3	2	1	0	1	1	0				
Randy Milligan, R (1,3) OBP: 0.419, SLG: 0.471										3	3	3	6	1	0	0				
Craig Worthington, R (1,5) OBP: 0.319, SLG: 0.365										4	0	0	0	0	0	1				
Bob Melvin, R (1,2) OBP: 0.267, SLG: 0.374										4	1	1	0	0	2	1				
Brad Komminsk, R (1,8) OBP: 0.408, SLG: 0.458										4	2	2	2	0	1	0				
Billy Ripken, R (1,4) OBP: 0.301, SLG: 0.336										4	0	2	1	0	1	0				
<b>Inning Stats</b>	R: 6 H: 6 E: 0 K: 0 S: 22	H: 6 R: 2 ER: 0 BB: 0 P: 41	R: 2 H: 2 E: 0 K: 0 S: 12	H: 2 R: 0 ER: 0 BB: 0 P: 17	R: 1 H: 2 E: 0 K: 2 S: 13	H: 2 R: 0 ER: 0 BB: 0 P: 20	R: 1 H: 1 E: 0 K: 0 S: 9	H: 1 R: 0 ER: 0 BB: 0 P: 12	R: 0 H: 0 E: 0 K: 3 S: 10	H: 0 R: 0 ER: 0 BB: 0 P: 14	R: 0 H: 1 E: 0 K: 0 S: 7	H: 1 R: 0 ER: 0 BB: 0 P: 10	R: 0 H: 0 E: 0 K: 1 S: 11	H: 0 R: 0 ER: 0 BB: 1 P: 19	R: 0 H: 0 E: 0 K: 0 S: 7	H: 0 R: 0 ER: 0 BB: 0 P: 9	1B: 3 2B: 4 3B: 1 HR: 4	SF: 0 SAC: 0 DP: 1 HBP: 0	WP: 0 PB: 0 SB: 0 CS: 0	PA: 37
<b>PITCHER</b>	IP WLS BF H R ER SO BB IBB HBP BLK WP HR S P ERA WHIP																			
Chuck Cary, L (1,1) ERA: 5.56	0.2 L 9 6 6 6 0 1 0 0 0 0 0 3 73 106 4.91 0.955																			
Andy Hawkins, R (1,1) ERA: 8.01	7.1 28 6 4 4 6 1 0 0 0 0 0 3 73 106 4.91 0.955																			

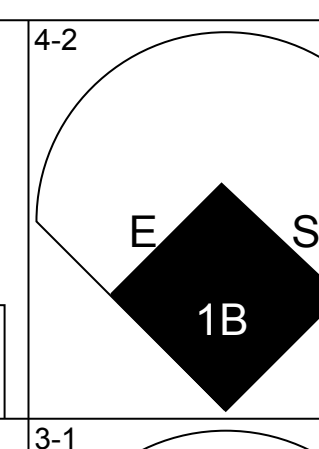
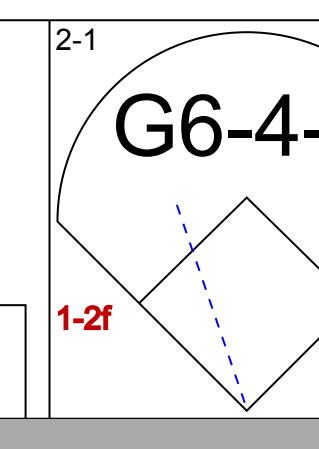
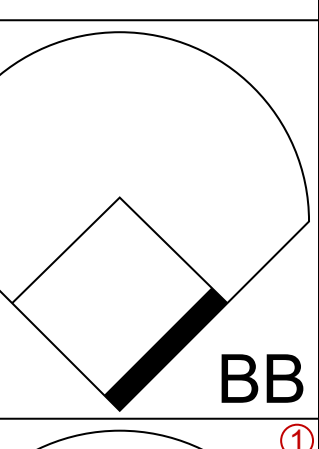
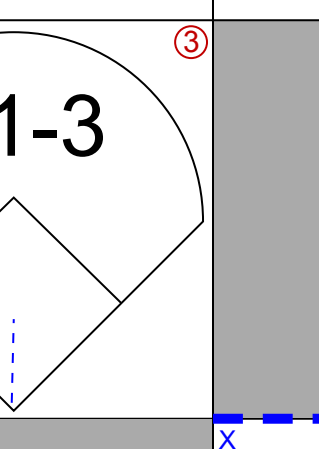
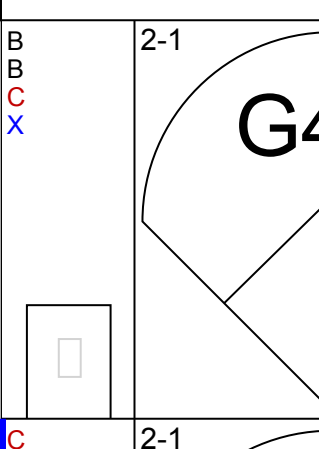
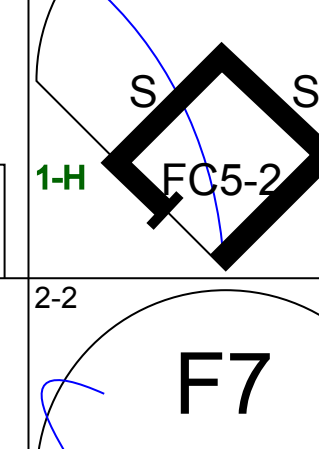
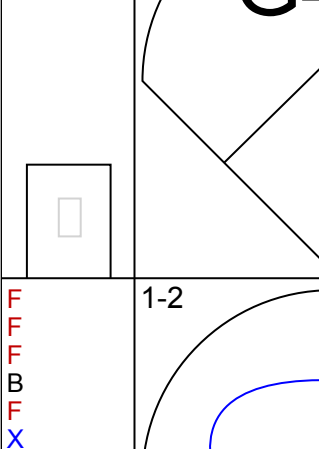
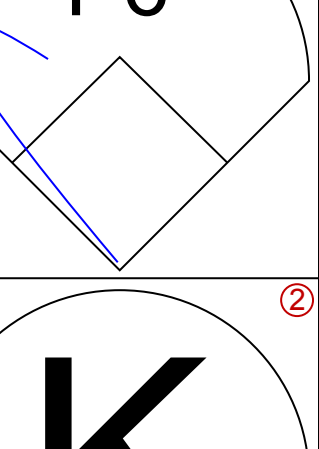
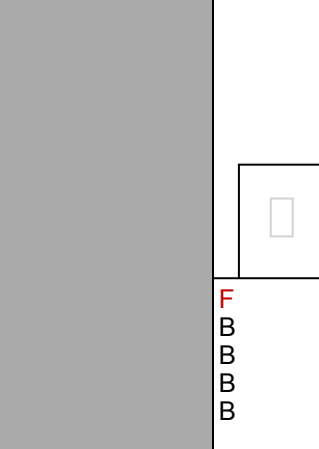
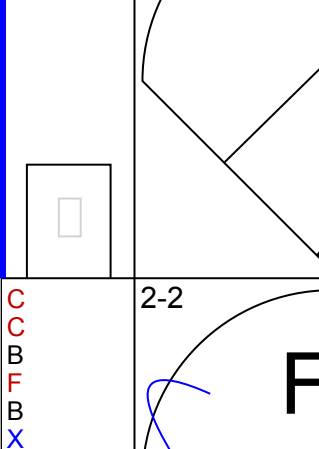
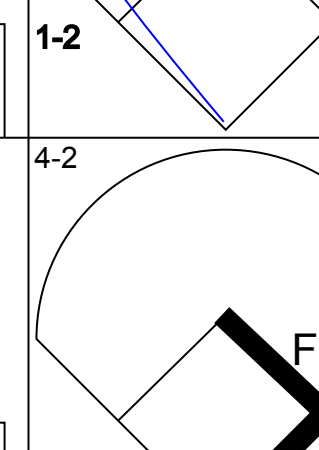
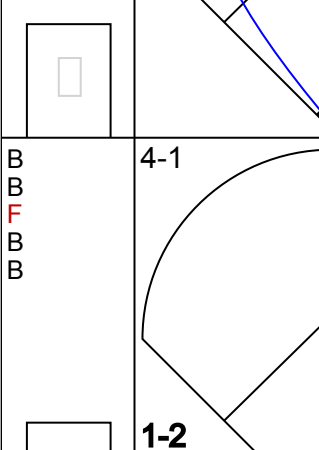
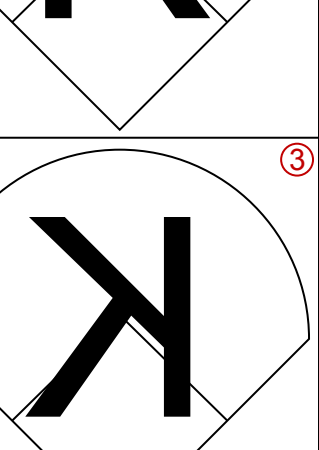
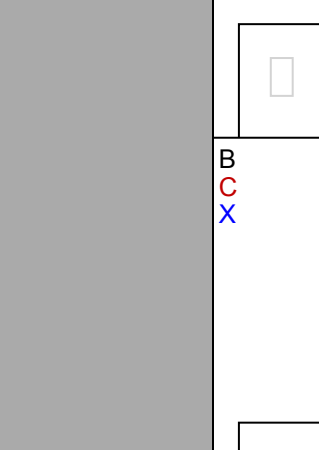
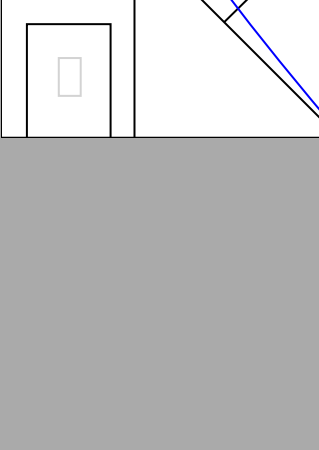
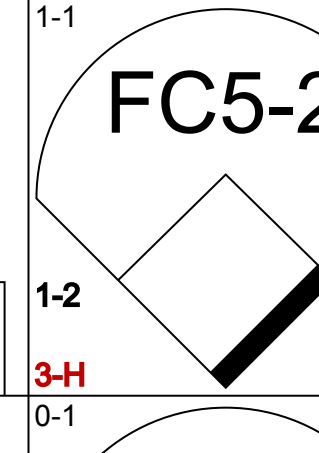
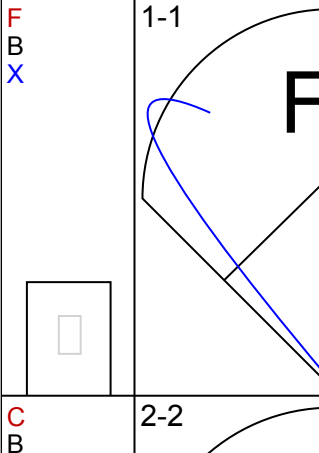

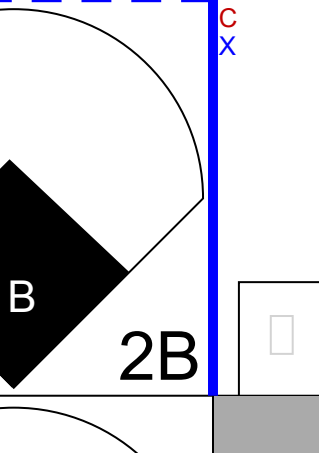
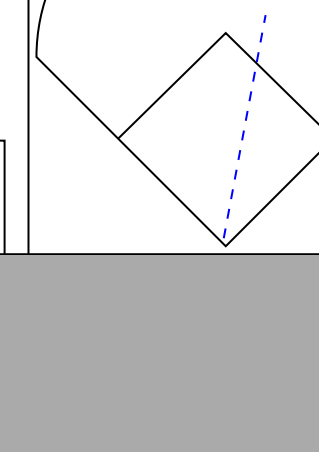
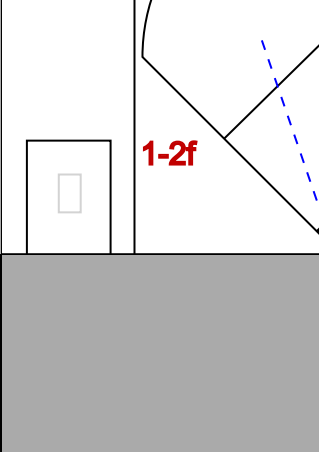

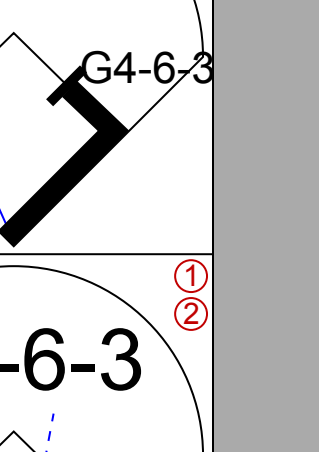



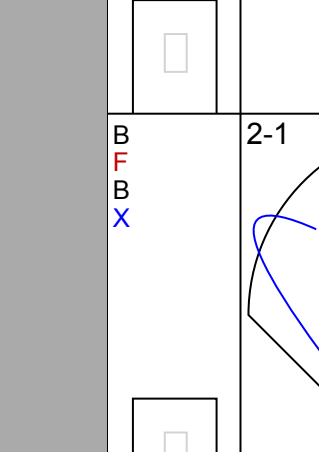
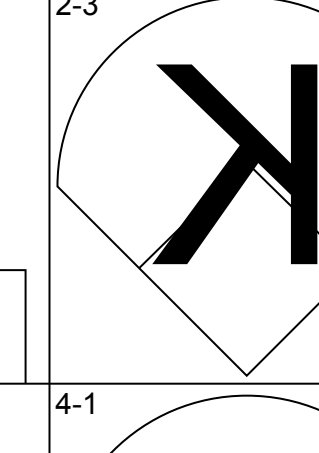
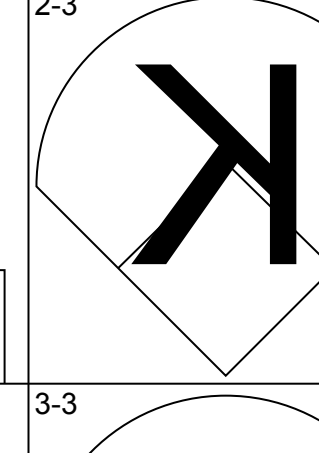
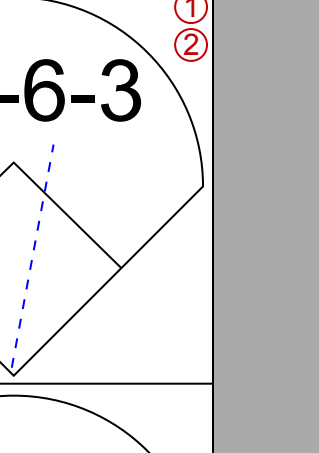
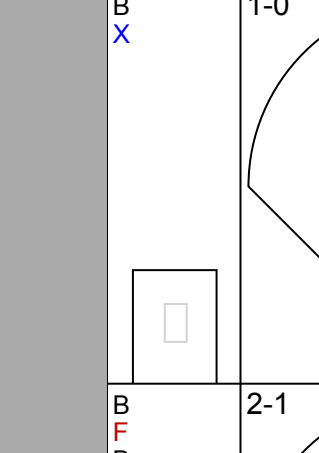
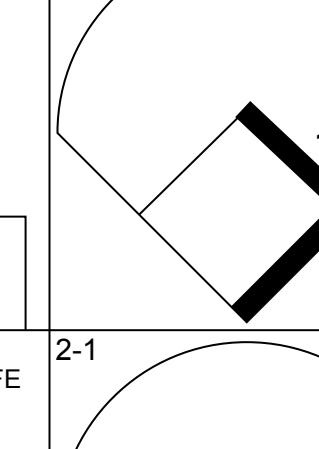
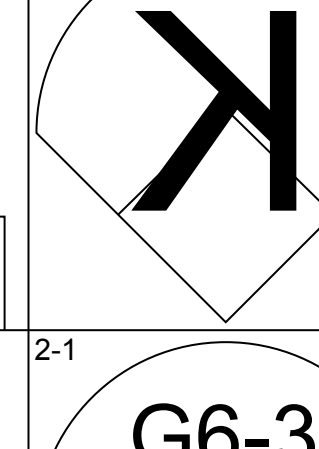

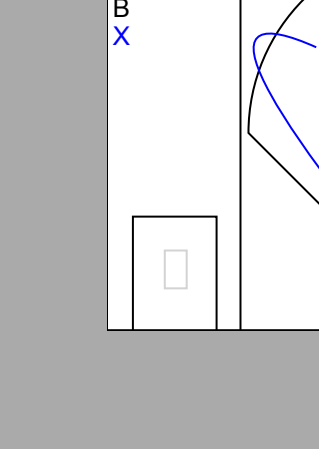
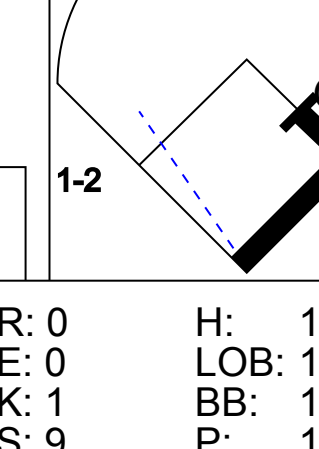
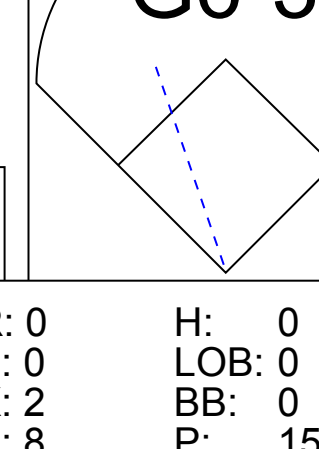
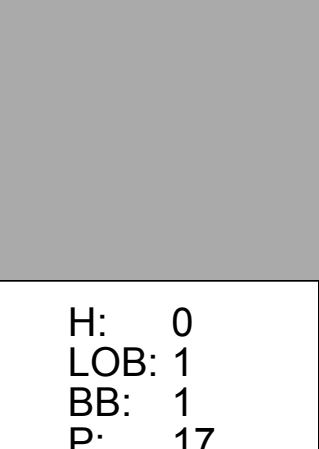
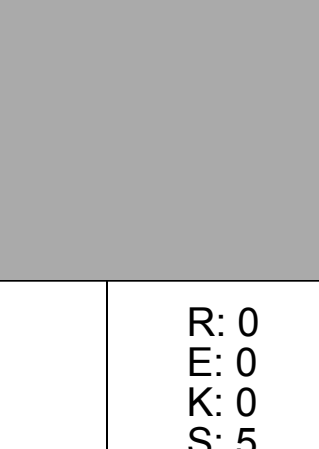


Batter	1	2	3	4	5	6	7	8	9	AB	R	H	RBI	BB	SO	LOB	TOP					
<b>Roberto Kelly, R</b> OBP: 0.304, SLG: 0.353 (1, 8)										5	1	1	0	0	3	1						
<b>Steve Sax, R</b> OBP: 0.326, SLG: 0.318 (1, 4)										5	2	3	1	0	1	0						
<b>Don Mattingly, L</b> OBP: 0.322, SLG: 0.388 (1, 3)										3	0	1	0	1	0	2						
<b>Mel Hall, L</b> OBP: 0.247, SLG: 0.420 (1, 10)										3	1	0	1	1	0	4						
<b>Jesse Barfield, R</b> OBP: 0.365, SLG: 0.527 (1, 9)										4	0	2	3	0	1	1						
<b>Claudell Washington, L</b> OBP: 0.200, SLG: 0.236 (1, 7)										4	0	0	0	0	0	3						
<b>Randy Velarde, R</b> OBP: 0.279, SLG: 0.305 (7, 5)										4	0	1	0	0	1	0						
<b>Bob Geren, R</b> OBP: 0.254, SLG: 0.330 (1, 2)										4	0	0	0	0	1	1						
<b>Jim Leyritz, R</b> OBP: 0.600, SLG: 0.800 <b>Alvaro Espinoza, R</b> OBP: 0.224, SLG: 0.245 (7, 6)										3	1	2	0	0	1	0						
<b>Inning Stats</b>	R: 0 E: 0 K: 1 S: 10	H: 1 LOB: 1 BB: 0 P: 15	R: 0 E: 0 K: 2 S: 9	H: 0 LOB: 0 BB: 0 P: 16	R: 4 E: 0 K: 0 S: 11	H: 4 LOB: 1 BB: 1 P: 23	R: 0 E: 0 K: 1 S: 11	H: 1 LOB: 1 BB: 0 P: 17	R: 1 E: 0 K: 0 S: 10	H: 1 LOB: 1 BB: 1 P: 20	R: 0 E: 0 K: 1 S: 7	H: 0 LOB: 0 BB: 0 P: 8	R: 0 E: 0 K: 0 S: 6	H: 1 LOB: 1 BB: 0 P: 7	R: 0 E: 0 K: 1 S: 8	H: 2 LOB: 1 BB: 0 P: 12	R: 0 E: 0 K: 2 S: 9	H: 0 LOB: 0 BB: 0 P: 12	1B: 6 2B: 4 3B: 0 HR: 0	SF: 0 SAC: 0 DP: 0 HBP: 0	WP: 0 PB: 0 SB: 0 CS: 1	PA: 38
<b>PITCHER</b>	IP	WLS	BF	H	R	ER	SO	BB	IBB	HBP	BLK	WP	HR	S	P	ERA	WHIP					
<b>Jay Tibbs, R</b> ERA: 5.68 (1, 1)	2.2	L	14	5	4	4	3	1	0	0	0	0	0	29	53	13.50	2.250					
<b>Brian Holton, R</b> ERA: 4.04 (3, 1)	5.0		20	5	1	1	2	0	1	0	0	0	0	40	61	1.80	1.000					
<b>Jose Bautista, R</b> ERA: 1.35 (8, 1)	1.1		4	0	0	0	3	0	0	0	0	0	0	12	16	0.00	0.000					

**New York Yankees @ Baltimore Orioles**  
Memorial Stadium, Baltimore, MD  
Sun Jun 10 1990, 3:33 AM EDT  
Att: 47,617 - Cloudy - 83 F

AB 36  
R 5  
H 10  
RBI 5  
BB 2  
SO 8  
LOB 12



Batter	1	2	3	4	5	6	7	8	9	AB	R	H	RBI	BB	SO	LOB	BOTTOM					
<b>Phil Bradley, R</b> OBP: 0.343, SLG: 0.317 (1, 7)										3	1	0	0	2	0	4						
<b>Steve Finley, L</b> OBP: 0.308, SLG: 0.329 <b>Bob Melvin, R</b> OBP: 0.273, SLG: 0.379 <b>Rene Gonzales, R</b> OBP: 0.302, SLG: 0.286 (9, PH)										4	0	1	1	0	0	1						
<b>Cal Ripken Jr., R</b> OBP: 0.336, SLG: 0.377 (1, 6)										4	0	1	0	1	1	3						
<b>Mickey Tettleton, S</b> OBP: 0.390, SLG: 0.435 (1, 2)										2	0	0	0	2	1	2						
<b>Joe Orsulak, L</b> OBP: 0.365, SLG: 0.480 <b>Brad Komminsk, R</b> OBP: 0.403, SLG: 0.450 (7, PH)										3	1	1	0	0	0	4						
<b>Randy Milligan, R</b> OBP: 0.412, SLG: 0.460 (1, 3)										4	0	0	0	0	0	5						
<b>Craig Worthington, R</b> OBP: 0.313, SLG: 0.358 (1, 5)										4	0	0	0	0	2	2						
<b>Chris Hoiles, R</b> OBP: 0.455, SLG: 0.375 (1, 10)										2	0	0	0	2	1	0						
<b>Billy Ripken, R</b> OBP: 0.306, SLG: 0.340 (1, 4)										4	0	2	1	0	0	0						
<b>Inning Stats</b>	R: 1 E: 0 K: 0 S: 16	H: 1 LOB: 2 BB: 2 P: 30	R: 0 E: 0 K: 1 S: 9	H: 1 LOB: 1 BB: 1 P: 19	R: 0 E: 0 K: 0 S: 12	H: 1 LOB: 2 BB: 1 P: 21	R: 0 E: 0 K: 2 S: 8	H: 0 LOB: 0 BB: 0 P: 15	R: 0 E: 0 K: 0 S: 11	H: 0 LOB: 1 BB: 1 P: 17	R: 1 E: 2 K: 0 S: 7	H: 2 LOB: 2 BB: 1 P: 13	R: 0 E: 0 K: 0 S: 6	H: 0 LOB: 1 BB: 1 P: 11	R: 0 E: 0 K: 0 S: 5	H: 0 LOB: 0 BB: 0 P: 10	R: 0 E: 0 K: 0 S: 12	H: 1 LOB: 1 BB: 0 P: 21	1B: 5 2B: 1 3B: 0 HR: 0	SF: 0 SAC: 0 DP: 2 HBP: 0	WP: 0 PB: 0 SB: 3 CS: 0	PA: 39
<b>PITCHER</b>	IP	WLS	BF	H	R	ER	SO	BB	IBB	HBP	BLK	WP	HR	S	P	ERA	WHIP					
<b>Jimmy Jones, R</b> ERA: 1.8 (1, 1)	5.0	W	22	3	1	1	0	1	0	0	0	0	0	7	13	9.00	3.000					
<b>Jeff Robinson, R</b> ERA: 4.4 (6, 1)	1.0		6	2	1	1	0	1	0	0	0	0	0	7	13	9.00	3.000					
<b>Lee Guetterman, L</b> ERA: 1.91 (7, 1)	2.0		7	0	0	0	0	1	0	0	0	0	0	11	21	0.00	0.500					
<b>Dave Righetti, L</b> ERA: 4.02 (9, 1)	1.0	S	4	1	0	0	0	0	0	0	0	0	0	12	21	0.00	1.000					

**New York Yankees @ Baltimore Orioles**  
Memorial Stadium, Baltimore, MD  
Sun Jun 10 1990, 3:33 AM EDT  
Att: 47,617 - Cloudy - 83 F

AB 32  
R 2  
H 6  
RBI 2  
BB 7  
SO 5  
LOB 22





Batter	1	2	3	4	5	6	7	8	9	AB	R	H	RBI	BB	SO	LOB	TOP			
Wade Boggs, L (1,5) OBP: 0.411, SLG: 0.410	F7	P2			F7		L5-3		G5-3	5	0	0	0	0	0	2	<b>Boston Red Sox @ New York Yankees</b> Yankee Stadium, Bronx, NY Tue Jun 12 1990, 7:05 PM EDT Att: 31,706 - Unknown - 65 F <a href="http://livebaseballscorecards.com">livebaseballscorecards.com</a>			
Jody Read, R (1,6) OBP: 0.362, SLG: 0.395	1B SF7 BB		G4-3		CS 1B			BB BB 1B	1B BB	3	2	2	0	2	0	0				
Mike Greenwell, L (1,7) OBP: 0.361, SLG: 0.321	SAFE 1-3 1B		G2-3 1B		CS 1-2	F8		BB BB BB BB 1B	K	4	1	2	0	1	1	1				
Tom Brunansky, R (1,9) OBP: 0.362, SLG: 0.428	SF7		G2-3 1-2 1B			G5-3 BB		G1-5-3 BB BB	BB BB 1B	2	0	1	1	2	0	1				
Dwight Evans, R (1,10) OBP: 0.346, SLG: 0.359	3-H K		F9			G5-3 BB		G1-5-3 BB	L9	4	0	0	1	1	1	5				
Ellis Burks, R (1,8)		G5-3		G2-3		IBB		F9		3	0	0	0	1	0	3				
Carlos Quintana, R (1,3) OBP: 0.359, SLG: 0.389		2B SF9 BB		G5-3		F9		G1-5-3		3	1	0	1	1	0	4				
Marty Barrett, R (1,4) OBP: 0.309, SLG: 0.242		0-1 1-3 2B		F8			P3			3	0	1	0	1	0	0				
John Marzano, R (1,2) OBP: 0.222, SLG: 0.250		0-0 SF9 3-H		G5-3			L5-3 1B		L4	3	0	1	1	0	0	3				
<b>Inning Stats</b>	R: 1 E: 0 K: 1 S: 12	H: 1 LOB: 1 BB: 1 P: 22	R: 1 E: 0 K: 0 S: 9	H: 1 LOB: 1 BB: 1 P: 15	R: 0 E: 0 K: 0 S: 7	H: 1 LOB: 0 BB: 0 P: 9	R: 0 E: 0 K: 0 S: 5	H: 0 LOB: 0 BB: 0 P: 6	R: 0 E: 0 K: 0 S: 11	H: 1 LOB: 0 BB: 0 P: 15	R: 0 E: 0 K: 0 S: 9	H: 1 LOB: 0 BB: 0 P: 13	R: 2 E: 0 K: 0 S: 13	H: 1 LOB: 3 BB: 4 P: 33	R: 0 E: 0 K: 1 S: 11	H: 1 LOB: 2 BB: 1 P: 17	1B: 6 2B: 2 3B: 0 HR: 0	SF: 2 SAC: 0 DP: 1 HBP: 0	WP: 0 PB: 0 CS: 1	PA: 42
<b>PITCHER</b>	IP WLS BF H R ER SO BB IBB HBP BLK WP HR S P ERA WHIP																			
Dave LaPoint, L (1,1) ERA: 3.86	7.0	28	5	2	2	1	3	1	0	0	0	0	0	0	0	2	7	2.57	1.143	
Eric Plunk, R (8,1) ERA: 3.25	0.0	2	1	2	2	0	1	0	0	0	0	0	0	0	2	7	∞	∞	∞	
Jeff Robinson, R (8,1) ERA: 4.4	0.0	2	0	0	0	0	2	0	0	0	0	0	0	0	5	13	∞	∞	∞	
Lee Guetterman, L (8,1) ERA: 1.85	1.0	W	4	0	0	0	0	1	0	0	0	0	0	6	13	0.00	0.000			
Dave Righetti, L (9,1) ERA: 5.78	1.0	S	5	1	0	0	1	0	0	0	0	0	0	11	17	0.00	2.000			


Batter	1	2	3	4	5	6	7	8	9	AB	R	H	RBI	BB	SO	LOB	BOTTOM			
Roberto Kelly, R (1,8) OBP: 0.312, SLG: 0.370	G6-4-3 1B		SF8 3B			G1-3		F8 1B		4	2	3	0	0	0	0	<b>Boston Red Sox @ New York Yankees</b> Yankee Stadium, Bronx, NY Tue Jun 12 1990, 7:05 PM EDT Att: 31,706 - Unknown - 65 F <a href="http://livebaseballscorecards.com">livebaseballscorecards.com</a>			
Steve Sax, R (1,4) OBP: 0.326, SLG: 0.318	G6-4-3 1-2		SF8			2B 1B		K		3	1	1	1	0	1	2				
Don Mattingly, L (1,3) OBP: 0.320, SLG: 0.385	F7		F8			2B SF8 1B		F8		4	1	1	0	0	0	1				
Mel Hall, L (1,10) OBP: 0.248, SLG: 0.425		G3-1		G3-1		2B 1B		F8		3	0	1	1	0	0	0				
Steve Balboni, R (8, PH) OBP: 0.301, SLG: 0.397		G3-1		G3-1		2B		WP S 1B		1	0	1	1	0	0	0				
Deion Sanders, L (8, FR) OBP: 0.197, SLG: 0.215		G3-1		G3-1		2B		S 1B		0	0	0	0	0	0	0				
Jesse Barfield, R (1,9) OBP: 0.367, SLG: 0.533		G4-3 2B 2B		K		SF8		S IBB		2	1	1	1	1	1	0				
Claudell Washington, L (1,7) OBP: 0.193, SLG: 0.228		G4-3		P6		P3		K		4	0	0	0	0	1	4				
Matt Nokes, L (1,2) OBP: 0.299, SLG: 0.395		2B				F8		P6		3	0	1	1	0	0	0				
Randy Velarde, R (1,5) OBP: 0.271, SLG: 0.296		G6-3				P4		G3		3	0	0	0	0	0	1				
Alvaro Espinoza, R (1,6) OBP: 0.220, SLG: 0.241			G6-3		G6-3		P4			3	0	0	0	0	0	0				
<b>Inning Stats</b>	R: 0 E: 0 K: 0 S: 7	H: 2 LOB: 1 BB: 0 P: 17	R: 1 E: 0 K: 0 S: 9	H: 1 LOB: 0 BB: 0 P: 13	R: 0 E: 0 K: 1 S: 6	H: 0 LOB: 0 BB: 0 P: 7	R: 0 E: 0 K: 0 S: 7	H: 0 LOB: 0 BB: 0 P: 12	R: 2 E: 0 K: 0 S: 15	H: 3 LOB: 1 BB: 0 P: 25	R: 0 E: 0 K: 0 S: 6	H: 0 LOB: 0 BB: 0 P: 12	R: 1 E: 0 K: 2 S: 17	H: 2 LOB: 3 BB: 1 P: 29	R: 0 E: 0 K: 2 S: 11	H: 1 LOB: 2 BB: 1 P: 17	1B: 5 2B: 3 3B: 1 HR: 0	SF: 2 SAC: 0 DP: 1 HBP: 0	WP: 1 PB: 0 SB: 3 CS: 0	PA: 33
<b>PITCHER</b>	IP WLS BF H R ER SO BB IBB HBP BLK WP HR S P ERA WHIP																			
Greg Harris, R (1,1) ERA: 3.32	7.0	27	7	4	4	1	0	0	0	0	0	0	0	59	9	5.14	1.000			
Rob Murphy, L (8,1) ERA: 6.39	1.0	L	6	2	1	1	2	0	1	0	0	0	0	17	29	9.00	2.000			



Batter	1	2	3	4	5	6	7	8	9	AB	R	H	RBI	BB	SO	LOB	TOP							
Wade Boggs, L (1, 5) OBP: 0.405, SLG: 0.402 Randy Kutchler, R (7, 5) OBP: 0.385, SLG: 0.469	1-2 G4-3		2-1 G4-3		1-0 FC4-6 FC5-4		1-1 F7		0-2 1B 1B	4	0	0	1	0	0	4								
Jody Reed, R (1, 6) OBP: 0.392, SLG: 0.392	2-0 L7			4-1 PB 1B BB	1-1 FC5-4		2-2 L8		3-2 1B 1B	4	1	1	1	1	0	3								
Mike Greenwell, L (1, 7) OBP: 0.354, SLG: 0.313	0-0 L7			2-1 L6		1-0 G3		0-1 G3-1	1-1 G4-3	5	0	0	0	0	0	3								
Tom Brunansky, R (1, 9) OBP: 0.356, SLG: 0.418		1-1 G5-3		3-1 G5-3		1-3 K		1-2 G6-3		4	0	0	0	0	1	1								
Danny Heep, L (1, 10) OBP: 0.245, SLG: 0.222		2-3 K		1-1 K		1-2 K		0-3 K		4	0	2	1	0	2	0								
Ellis Burks, R (1, 8) OBP: 0.346, SLG: 0.500		2-3 K		0-0 F9		2-3 K			3-2 F9	4	0	0	0	0	2	2								
Carlos Quintana, R (1, 3) OBP: 0.363, SLG: 0.392			1-3 K		1-0 1B FC4-6 G5-3 1B		2-1 G6-3		1-1 1B 1B	4	2	2	0	0	1	0								
Marty Barrett, R (1, 4) OBP: 0.307, SLG: 0.242			0-1 P4		0-0 G5-3		1-0 1B 1B		3-2 P6	4	0	1	0	0	0	2								
John Marzano, R (1, 2) OBP: 0.462, SLG: 0.583			1-0 2B		1-1 FC4-6 1B		1-2 1B		0-2 1B 1B	4	1	4	0	0	0	0								
<b>Inning Stats</b>	R: 0 E: 0 K: 0 S: 5	H: 0 LOB: 0 BB: 0 P: 8	R: 0 E: 0 K: 2 S: 11	H: 0 LOB: 0 BB: 0 P: 16	R: 0 E: 0 K: 1 S: 8	H: 1 LOB: 1 BB: 0 P: 12	R: 1 E: 0 K: 0 S: 8	H: 1 LOB: 1 BB: 1 P: 18	R: 1 E: 0 K: 0 S: 7	H: 2 LOB: 1 BB: 0 P: 11	R: 0 E: 0 K: 2 S: 11	H: 1 LOB: 1 BB: 0 P: 16	R: 0 E: 0 K: 1 S: 9	H: 2 LOB: 2 BB: 0 P: 15	R: 0 E: 0 K: 1 S: 9	H: 0 LOB: 0 BB: 0 P: 10	R: 2 E: 0 K: 0 S: 20	H: 4 LOB: 2 BB: 0 P: 31	1B: 10 2B: 1 3B: 0 HR: 0	SF: 0 SAC: 0 DP: 0 HBP: 0	WP: 0 PB: 1 SB: 1 CS: 0	PA: 39		
<b>PITCHER</b>	IP WLS BF H R ER SO BB IBB HBP BLK WP HR S P ERA WHIP	8.2 L 36 9 4 3 6 1 0 0 0 0 0 80 125 3.12 1.154	0.1 S 3 2 0 0 0 0 0 0 0 0 0 8 12 0.00 6.000																					

**Boston Red Sox @ New York Yankees**  
Yankee Stadium, Bronx, NY  
Wed Jun 13 1990, 7:05 PM EDT  
Att: 28,623 - Unknown - 70 F


**AB 38**  
**R 4**  
**H 11**  
**RBI 4**  
**BB 1**  
**SO 6**  
**LOB 15**



Batter	1	2	3	4	5	6	7	8	9	AB	R	H	RBI	BB	SO	LOB	BOTTOM							
Roberto Kelly, R (1, 8) OBP: 0.320, SLG: 0.377	2-1 G3 1B		2-3 K			1-1 G6-3 G5-3 1B		1-1 CS 1B		4	1	3	0	0	1	0								
Steve Sax, R (1, 4) OBP: 0.321, SLG: 0.312	2-3 K		0-3 K			0-2 G5-3		2-0 CS	1-1 P2	4	0	0	0	0	2	2								
Don Mattingly, L (1, 3) OBP: 0.315, SLG: 0.378	0-1 G3		1-3 K			1-0 G6-3			1-1 F9	4	0	0	0	0	1	2								
Mel Hall, L (1, 10) OBP: 0.248, SLG: 0.420	0-1 K			0-0 P4		0-1 F8			0-1 L9	4	0	1	1	0	0	1								
Jesse Barfield, R (1, 9) OBP: 0.362, SLG: 0.524	3-3 K			0-1 F7			1-3 K			3	0	0	0	0	2	1								
Matt Nokes, L (1, 2) OBP: 0.293, SLG: 0.386		0-1 P3		1-2 G6-3			3-2 G3-1			3	0	0	0	0	0	0								
Randy Velarde, R (1, 5) OBP: 0.273, SLG: 0.297		2-2 G4-3 1B			2-3 K		2-1 F9			3	0	1	0	0	1	0								
Alvaro Espinoza, R (1, 6) OBP: 0.217, SLG: 0.238 Jim Leyritz, R (8, PH) OBP: 0.667, SLG: 0.833 Caudel Washington, L (8, PR) OBP: 0.193, SLG: 0.223 Wayne Tolleson, S (9, 6) OBP: 0.211, SLG: 0.333		1-1 G4-3		0-0 L9			2-2 K 1B			2	0	0	0	0	0	1								
Deion Sanders, L (1, 7) OBP: 0.189, SLG: 0.206		3-2 G5-3			1-1 G1-3			2-3 K		3	0	0	0	0	1	2								
<b>Inning Stats</b>	R: 1 E: 0 K: 2 S: 12	H: 2 LOB: 1 BB: 0 P: 19	R: 0 E: 0 K: 0 S: 11	H: 1 LOB: 1 BB: 0 P: 17	R: 0 E: 0 K: 3 S: 13	H: 0 LOB: 0 BB: 0 P: 16	R: 0 E: 0 K: 0 S: 6	H: 0 LOB: 0 BB: 0 P: 7	R: 0 E: 0 K: 1 S: 6	H: 0 LOB: 0 BB: 0 P: 9	R: 0 E: 0 K: 0 S: 8	H: 1 LOB: 1 BB: 0 P: 10	R: 0 E: 0 K: 1 S: 8	H: 0 LOB: 0 BB: 0 P: 14	R: 0 E: 0 K: 1 S: 8	H: 2 LOB: 1 BB: 0 P: 15	R: 0 E: 0 K: 0 S: 6	H: 0 LOB: 0 BB: 0 P: 8	1B: 6 2B: 0 3B: 0 HR: 0	SF: 0 SAC: 0 DP: 0 HBP: 0	WP: 0 PB: 0 SB: 1 CS: 1	PA: 32		
<b>PITCHER</b>	IP WLS BF H R ER SO BB IBB HBP BLK WP HR S P ERA WHIP	8.0 W 28 6 1 1 8 1 0 0 0 0 0 72 107 1.12 0.750	1.0 S 3 0 0 0 0 0 0 0 0 0 0 6 8 0.00 0.000																					

**Boston Red Sox @ New York Yankees**  
Yankee Stadium, Bronx, NY  
Wed Jun 13 1990, 7:05 PM EDT  
Att: 28,623 - Unknown - 70 F

**AB 31**  
**R 1**  
**H 6**  
**RBI 1**  
**BB 0**  
**SO 8**  
**LOB 9**





Batter	1	2	3	4	5	6	7	8	9	AB	R	H	RBI	BB	SO	LOB	TOP			
Jody Reed, R OBP: 0.365, SLG: 0.391 (1, 4)	L8		1-H 1B			G4-3		G6-4-3 BB		3	0	1	1	1	0	0	<b>Boston Red Sox @ New York Yankees</b> Yankee Stadium, Bronx, NY Thu Jun 14 1990, 7:05 PM EDT Att: 27,073 - Unknown - 75 F			
Randy Kutcher, R OBP: 0.372, SLG: 0.429 (1, 5)	K		P6			1B BB		G6-4-3 1-2		3	0	0	0	1	1	2				
Mike Greenwell, L OBP: 0.356, SLG: 0.326 (1, 7)	F8				G4-3	BB 1B		BB 3B		4	0	2	0	0	0	0				
Tom Brunansky, R OBP: 0.354, SLG: 0.420 (1, 9)		K			F8 2B	K		G5-3		4	0	1	0	0	2	3				
Dwight Evans, R OBP: 0.352, SLG: 0.361 (1, 10)		P4			CS BB			G6-3 1B		2	0	1	0	2	0	0				
Ellis Burks, R OBP: 0.340, SLG: 0.491 (1, 8)	K				F8 2-3	L5		F8		4	0	0	0	0	1	6				
Carlos Quintana, R OBP: 0.354, SLG: 0.382 (1, 3)			G6-3	CS	F8		P4	G6-3 1-2		4	0	0	0	0	0	1				
John Marzano, R OBP: 0.438, SLG: 0.533 (1, 2)			WP 1B 1B		F8	F8		F8		3	1	1	0	0	0	0				
Luis Rivera, R OBP: 0.310, SLG: 0.372 (1, 6)			F9		P5		G5-3			3	0	0	0	0	0	1				
<b>Inning Stats</b>	R: 0 E: 0 K: 1 S: 7	H: 0 LOB: 0 BB: 0 P: 12	R: 0 E: 0 K: 2 S: 10	H: 0 LOB: 0 BB: 0 P: 16	R: 1 E: 0 K: 0 S: 13	H: 2 LOB: 1 BB: 0 P: 23	R: 0 E: 0 K: 0 S: 9	H: 1 LOB: 1 BB: 1 P: 20	R: 0 E: 0 K: 1 S: 15	H: 1 LOB: 3 BB: 2 P: 31	R: 0 E: 0 K: 0 S: 5	H: 0 LOB: 0 BB: 0 P: 7	R: 0 E: 0 K: 0 S: 10	H: 1 LOB: 1 BB: 1 P: 21	R: 0 E: 0 K: 0 S: 8	H: 1 LOB: 0 BB: 0 P: 12	1B: 4 2B: 1 3B: 1 HR: 0	SF: 0 SAC: 0 DP: 2 HBP: 0	WP: 1 PB: 0 SB: 0 CS: 1	PA: 35
<b>PITCHER</b>	IP	WLS	BF	H	R	ER	SO	BB	IBB	HBP	BLK	WP	HR	S	P	ERA	WHIP			
Chuck Cary, L ERA: 4.83 (1, 1)	7.0	W	28	4	1	1	4	4	0	0	0	1	0	64	122	1.29	1.143			
Lee Guetterman, L ERA: 1.8 (8, 1)	1.0		3	1	0	0	0	0	0	0	0	0	0	9	16	0.00	1.000			
Dave Righetti, L ERA: 3.57 (9, 1)	1.0	S	3	1	0	0	0	0	0	0	0	0	0	8	12	0.00	1.000			

Batter	1	2	3	4	5	6	7	8	9	AB	R	H	RBI	BB	SO	LOB	BOTTOM			
Roberto Kelly, R OBP: 0.319, SLG: 0.380 (1, 8)	G5-3		2B			K	K			4	0	1	0	0	2	2	<b>Boston Red Sox @ New York Yankees</b> Yankee Stadium, Bronx, NY Thu Jun 14 1990, 7:05 PM EDT Att: 27,073 - Unknown - 75 F			
Steve Sax, R OBP: 0.320, SLG: 0.308 (1, 4)	K		K			G4-3		S HBP		3	0	0	0	0	2	1				
Don Mattingly, L OBP: 0.314, SLG: 0.376 (1, 3)	1B		L8			F8		P6		4	0	1	0	0	0	2				
Jesse Barfield, R OBP: 0.360, SLG: 0.523 (1, 9)	K				K	G4-3 WP 2B		K		4	1	1	0	0	3	2				
Mel Hall, L OBP: 0.255, SLG: 0.438 Caudell Washington, L OBP: 0.190, SLG: 0.229 (8, PR)		HR			K2-3	G4-3				3	1	1	1	1	1	1				
Jim Leyritz, R OBP: 0.596, SLG: 0.667 Deion Sanders, L OBP: 0.187, SLG: 0.203 (7, FR)		G5-3			L5		2B 1B	K		3	0	1	0	0	0	0				
Randy Velarde, R OBP: 0.265, SLG: 0.288 (1, 5)		G1-3				G6-3		F8		3	0	0	0	0	0	1				
Bob Geren, R OBP: 0.256, SLG: 0.339 (1, 2)		K				K		1B 2B		3	0	1	1	0	2	0				
Alvaro Espinoza, R OBP: 0.219, SLG: 0.239 (1, 6)			K			G6-3		1B		3	0	1	0	0	1	0				
<b>Inning Stats</b>	R: 0 E: 0 K: 2 S: 9	H: 1 LOB: 1 BB: 0 P: 13	R: 1 E: 0 K: 1 S: 10	H: 1 LOB: 0 BB: 0 P: 12	R: 0 E: 0 K: 2 S: 11	H: 1 LOB: 1 BB: 0 P: 13	R: 0 E: 0 K: 2 S: 12	H: 0 LOB: 0 BB: 0 P: 16	R: 0 E: 0 K: 1 S: 7	H: 0 LOB: 0 BB: 0 P: 10	R: 2 E: 0 K: 1 S: 15	H: 4 LOB: 2 BB: 0 P: 20	R: 0 E: 0 K: 2 S: 11	H: 0 LOB: 2 BB: 1 P: 20	R: 0 E: 0 K: 2 S: 11	H: 0 LOB: 2 BB: 1 P: 20	1B: 3 2B: 3 3B: 0 HR: 1	SF: 0 SAC: 0 DP: 0 HBP: 1	WP: 1 PB: 0 SB: 1 CS: 0	PA: 33
<b>PITCHER</b>	IP	WLS	BF	H	R	ER	SO	BB	IBB	HBP	BLK	WP	HR	S	P	ERA	WHIP			
Dana Kiecker, R ERA: 4.24 (7, 1)	6.0	L	22	4	2	2	9	0	0	0	0	0	0	2	3	0.00	0.667			
Rob Murphy, L ERA: 6.32 (7, 1)	0.1		1	0	0	0	0	0	0	0	0	0	0	2	3	0.00	0.000			
Jerry Reed, R ERA: 4.03 (7, 1)	0.1		4	3	1	1	0	0	0	0	0	1	0	8	10	27.00	9.000			
Jeff Gray, R ERA: (7, 1)	1.1		6	0	0	0	3	0	1	1	0	0	0	14	25	0.00	0.000			

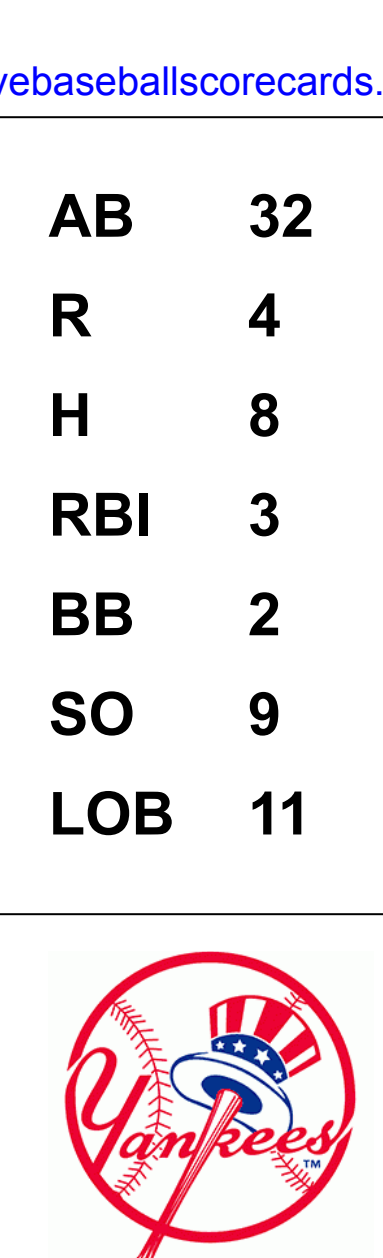


Batter	1	2	3	4	5	6	7	8	9	AB	R	H	RBI	BB	SO	LOB	TOP				
Junior Felix, S OBP: 0.388, SLG: 0.549	G4-6-3 BB		0-0 WP S 1B		G6-3			3-2 BB S 3B 1B	G4-3	4	1	2	0	1	0	0	Toronto Blue Jays @ New York Yankees Yankee Stadium, Bronx, NY Fri Jun 15 1990, 7:05 PM EDT Att: 31,827 - Unknown - 65 F				
Tony Fernandez, S OBP: 0.397, SLG: 0.386 Manuel Lee, S OBP: 0.311, SLG: 0.447	F7		3-2 WP HBP			1-2 G3		1-3 K	G1-3	1	0	0	0	0	0	1					
Rance Mulliniks, L OBP: 0.386, SLG: 0.459 Tom Lawless, R OBP: 0.311, SLG: 0.447	G4-6-3		2-3 K			1-0 F9		4-2 BB 3B BB		3	0	0	0	1	1	3					
George Bell, R OBP: 0.321, SLG: 0.480		2-2 K 2B	2-1 F8			0-2 K 2B		4-0 BB 3B BB		3	1	2	0	1	0	2					
Fred McGriff, L OBP: 0.393, SLG: 0.455		0-0 HR		2-3 K		1-3 K		1-3 K		4	1	1	1	0	3	4					
John Olerud, L OBP: 0.367, SLG: 0.383 Kelly Gruber, R OBP: 0.378, SLG: 0.596		0-0 1B		3-1 G1-4-3			4-0 BB G6-4-3	1-1 BB 1B 3B		2	0	1	0	1	0	0					
Greg Myers, L OBP: 0.391, SLG: 0.551 Pat Borders, R OBP: 0.306, SLG: 0.551	F7			1-1 G3			1-0 BB G6-4-3	1-2 BB 1B		2	0	0	0	0	0	1					
Nelson Liriano, S OBP: 0.287, SLG: 0.319		1-0 F8			1-1 G6-3		4-2 BB FC6-4	3-2 G1-3		3	0	0	0	1	0	2					
Mookie Wilson, S OBP: 0.320, SLG: 0.345			1-2 G1-3		3-3 K		2-2 BB FC6-4		0-1 F9	4	0	0	0	0	1	1					
<b>Inning Stats</b>	R: 0 E: 0 K: 0 S: 6	H: 0 LOB: 0 BB: 1 P: 12	R: 1 E: 0 K: 0 S: 8	H: 3 LOB: 1 BB: 0 P: 13	R: 0 E: 0 K: 1 S: 13	H: 1 LOB: 2 BB: 0 P: 21	R: 0 E: 0 K: 1 S: 7	H: 0 LOB: 0 BB: 0 P: 13	R: 0 E: 0 K: 1 S: 9	H: 1 LOB: 1 BB: 0 P: 14	R: 0 E: 0 K: 0 S: 7	H: 0 LOB: 1 BB: 2 P: 18	R: 4 E: 0 K: 2 S: 20	H: 3 LOB: 1 BB: 2 P: 38	R: 0 E: 0 K: 0 S: 6	H: 0 LOB: 0 BB: 0 P: 10		1B: 4 2B: 2 3B: 1 HR: 1	SF: 0 SAC: 0 DP: 2 HBP: 1	WP: 1 PB: 0 SB: 2 CS: 0	PA: 38
<b>PITCHER</b>	IP WLS BF H R ER SO BB IBB HBP BLK WP HR S P ERA WHIP	IP WLS BF H R ER SO BB IBB HBP BLK WP HR S P ERA WHIP	IP WLS BF H R ER SO BB IBB HBP BLK WP HR S P ERA WHIP	IP WLS BF H R ER SO BB IBB HBP BLK WP HR S P ERA WHIP	IP WLS BF H R ER SO BB IBB HBP BLK WP HR S P ERA WHIP	IP WLS BF H R ER SO BB IBB HBP BLK WP HR S P ERA WHIP	IP WLS BF H R ER SO BB IBB HBP BLK WP HR S P ERA WHIP	IP WLS BF H R ER SO BB IBB HBP BLK WP HR S P ERA WHIP	IP WLS BF H R ER SO BB IBB HBP BLK WP HR S P ERA WHIP	IP WLS BF H R ER SO BB IBB HBP BLK WP HR S P ERA WHIP	IP WLS BF H R ER SO BB IBB HBP BLK WP HR S P ERA WHIP	IP WLS BF H R ER SO BB IBB HBP BLK WP HR S P ERA WHIP	IP WLS BF H R ER SO BB IBB HBP BLK WP HR S P ERA WHIP	IP WLS BF H R ER SO BB IBB HBP BLK WP HR S P ERA WHIP	IP WLS BF H R ER SO BB IBB HBP BLK WP HR S P ERA WHIP	IP WLS BF H R ER SO BB IBB HBP BLK WP HR S P ERA WHIP	IP WLS BF H R ER SO BB IBB HBP BLK WP HR S P ERA WHIP	IP WLS BF H R ER SO BB IBB HBP BLK WP HR S P ERA WHIP	IP WLS BF H R ER SO BB IBB HBP BLK WP HR S P ERA WHIP	IP WLS BF H R ER SO BB IBB HBP BLK WP HR S P ERA WHIP	IP WLS BF H R ER SO BB IBB HBP BLK WP HR S P ERA WHIP

AB	32
R	5
H	8
RBI	5
BB	5
SO	6
LOB	16



Batter	1	2	3	4	5	6	7	8	9	AB	R	H	RBI	BB	SO	LOB	BOTTOM					
Roberto Kelly, R OBP: 0.326, SLG: 0.393	F8		4-2 BB 3B		1-2 2B		3-2 CS	1-2 G4-3 2B		3	2	2	0	1	0	0	Toronto Blue Jays @ New York Yankees Yankee Stadium, Bronx, NY Fri Jun 15 1990, 7:05 PM EDT Att: 31,827 - Unknown - 65 F					
Steve Sax, R OBP: 0.316, SLG: 0.316	G6-3		1-1 WP 3B		1-2 F7		0-0 G4-3	2-3 G4-3		4	1	1	2	0	0	3						
Don Mattingly, L OBP: 0.313, SLG: 0.373	1B		2-3 K		1-0 G3		1-2 G4-3	3-2 K		4	0	1	1	0	1	2						
Jesse Barfield, R OBP: 0.353, SLG: 0.511	K		0-3 K			1-0 P4		1-3 K		4	0	0	0	0	3	1						
Steve Balboni, R OBP: 0.309, SLG: 0.407		2-0 L4-6 2B		4-0 G4-6-3 BB		2-3 K		0-0 P4		3	0	1	0	1	1	0						
Jim Leyritz, R OBP: 0.417, SLG: 0.500 Deion Sanders, L OBP: 0.187, SLG: 0.203 Mel Hall, L OBP: 0.253, SLG: 0.435	F9		2-2 F9		1-3 K		0-2 G4-3	2-2 P4		3	0	0	0	0	1	2						
Randy Velarde, R OBP: 0.259, SLG: 0.280 Matt Nokes, L OBP: 0.291, SLG: 0.383	L4-6		1-1 L4-6		0-0 G4-6-3		2-3 K	0-0 G6-3		3	0	0	0	0	1	2						
Bob Geren, R OBP: 0.258, SLG: 0.339			0-3 K		0-1 2B 1B		0-3 K			3	0	1	0	0	2	0						
Alvaro Espinoza, R OBP: 0.227, SLG: 0.247			2-2 BB 3B 1B		1-0 F9		0-1 CS			3	1	2	0	0	0	1						
<b>Inning Stats</b>	R: 0 E: 0 K: 1 S: 11	H: 1 LOB: 1 BB: 0 P: 17	R: 0 E: 0 K: 0 S: 7	H: 1 LOB: 0 BB: 0 P: 12	R: 3 E: 0 K: 3 S: 20	H: 2 LOB: 0 BB: 1 P: 29	R: 0 E: 0 K: 1 S: 4	H: 0 LOB: 0 BB: 1 P: 9	R: 0 E: 0 K: 1 S: 15	H: 2 LOB: 2 BB: 0 P: 18	R: 0 E: 0 K: 1 S: 7	H: 0 LOB: 0 BB: 0 P: 10	R: 0 E: 0 K: 2 S: 10	H: 1 LOB: 0 BB: 0 P: 15	R: 1 E: 0 K: 1 S: 11	H: 1 LOB: 0 BB: 0 P: 14		R: 0 E: 0 K: 0 S: 5	H: 0 LOB: 0 BB: 0 P: 7	1B: 4 2B: 4 3B: 1 HR: 0	SF: 0 SAC: 0 DP: 2 HBP: 0	WP: 1 PB: 0 SB: 0 CS: 1
<b>PITCHER</b>	IP WLS BF H R ER SO BB IBB HBP BLK WP HR S P ERA WHIP	IP WLS BF H R ER SO BB IBB HBP BLK WP HR S P ERA WHIP	IP WLS BF H R ER SO BB IBB HBP BLK WP HR S P ERA WHIP	IP WLS BF H R ER SO BB IBB HBP BLK WP HR S P ERA WHIP	IP WLS BF H R ER SO BB IBB HBP BLK WP HR S P ERA WHIP	IP WLS BF H R ER SO BB IBB HBP BLK WP HR S P ERA WHIP	IP WLS BF H R ER SO BB IBB HBP BLK WP HR S P ERA WHIP	IP WLS BF H R ER SO BB IBB HBP BLK WP HR S P ERA WHIP	IP WLS BF H R ER SO BB IBB HBP BLK WP HR S P ERA WHIP	IP WLS BF H R ER SO BB IBB HBP BLK WP HR S P ERA WHIP	IP WLS BF H R ER SO BB IBB HBP BLK WP HR S P ERA WHIP	IP WLS BF H R ER SO BB IBB HBP BLK WP HR S P ERA WHIP	IP WLS BF H R ER SO BB IBB HBP BLK WP HR S P ERA WHIP	IP WLS BF H R ER SO BB IBB HBP BLK WP HR S P ERA WHIP	IP WLS BF H R ER SO BB IBB HBP BLK WP HR S P ERA WHIP	IP WLS BF H R ER SO BB IBB HBP BLK WP HR S P ERA WHIP	IP WLS BF H R ER SO BB IBB HBP BLK WP HR S P ERA WHIP	IP WLS BF H R ER SO BB IBB HBP BLK WP HR S P ERA WHIP	IP WLS BF H R ER SO BB IBB HBP BLK WP HR S P ERA WHIP	IP WLS BF H R ER SO BB IBB HBP BLK WP HR S P ERA WHIP	IP WLS BF H R ER SO BB IBB HBP BLK WP HR S P ERA WHIP	









Batter	1	2	3	4	5	6	7	8	9	AB R H RBI BB SO LOB	TOP											
<b>Junior Felix, S</b> OBP: 0.381, SLG: 0.531 (1, 9)	G5-3		G5-3		1B E		G6-3 2B BB	L7		4 2 1 0 1 0 1	<b>Toronto Blue Jays @ New York Yankees</b> Yankee Stadium, Bronx, NY Sun Jun 17 1990, 3:33 AM EDT Att: 38,173 - Sunny - 81 F											
<b>Tony Fernandez, S</b> OBP: 0.365, SLG: 0.377 (1, 6)	G4-3		BB HR 1B		F9		G6-3	K		5 1 1 0 0 1 3												
<b>Kelly Gruber, R</b> OBP: 0.375, SLG: 0.588 (1, 5)	WP 1B		F9		1B E		2B 1B	L5		5 2 3 1 0 0 2												
<b>George Bell, R</b> OBP: 0.320, SLG: 0.467 (1, 10)	K		HR BB		P3		1B BB			3 1 0 0 2 2 3												
<b>Fred McGriff, L</b> OBP: 0.390, SLG: 0.460 (1, 3)	K		1-H 2-H HR		E7		K	F7		5 1 1 3 0 2 4												
<b>Pat Borders, R</b> OBP: 0.311, SLG: 0.545 (1, 2)		G6-3	F9		F7		1B BB			5 0 1 1 0 1 1												
<b>Glenallen Hill, R</b> OBP: 0.266, SLG: 0.403 (1, 7)		G6-3			K		P6			3 0 0 0 1 1 0												
<b>Manuel Lee, S</b> OBP: 0.310, SLG: 0.466 (1, 4)		HR			K2-3		F9	K		4 1 1 1 0 2 3												
<b>Mookie Wilson, S</b> OBP: 0.316, SLG: 0.338 (1, 8)	G5-3				P6		F8	1B		4 0 1 0 0 0 0												
<b>Inning Stats</b>	R: 0 E: 0 K: 2 S: 12	H: 1 LOB: 2 BB: 0 P: 18	R: 1 E: 0 K: 0 S: 9	H: 1 LOB: 0 BB: 0 P: 15	R: 3 E: 0 K: 0 S: 8	H: 2 LOB: 0 BB: 1 P: 19	R: 0 E: 0 K: 2 S: 7	H: 0 LOB: 0 BB: 0 P: 9	R: 2 E: 1 K: 0 S: 15	H: 2 LOB: 1 BB: 0 P: 19	R: 0 E: 0 K: 0 S: 7	H: 0 LOB: 0 BB: 0 P: 11	R: 2 E: 0 K: 2 S: 17	H: 2 LOB: 3 BB: 3 P: 34	R: 0 E: 0 K: 1 S: 8	H: 1 LOB: 1 BB: 0 P: 12	R: 0 E: 0 K: 2 S: 11	H: 0 LOB: 0 BB: 0 P: 12	1B: 6 2B: 1 3B: 0 HR: 2	SF: 0 SAC: 0 DP: 0 HBP: 0	WP: 1 PB: 0 SB: 0 CS: 0	PA: 42
<b>PITCHER</b>	IP WLS BF H R ER SO BB IBB HBP BLK WP HR S P ERA WHIP											<b>PITCHER</b>	IP WLS BF H R ER SO BB IBB HBP BLK WP HR S P ERA WHIP									
<b>Dave LaPoint, L</b> ERA: 4.27 (1, 1)	6.1 L 30 7 8 6 4 2 0 0 0 0 1 2 64 104 8.53 1.421																					
<b>Eric Plunk, R</b> ERA: 3.07 (7, 1)	1.2 9 2 0 0 3 2 0 0 0 0 0 0 19 33 0.00 2.400																					
<b>Jeff Robinson, R</b> ERA: 4.8 (9, 1)	1.0 3 0 0 0 2 0 0 0 0 0 0 0 11 12 0.00 0.000																					


Batter	1	2	3	4	5	6	7	8	9	AB R H RBI BB SO LOB	BOTTOM											
<b>Roberto Kelly, R</b> OBP: 0.326, SLG: 0.388 (1, 8)	P6		CS BB			F8		P6		3 0 0 0 1 0 2	<b>Toronto Blue Jays @ New York Yankees</b> Yankee Stadium, Bronx, NY Sun Jun 17 1990, 3:33 AM EDT Att: 38,173 - Sunny - 81 F											
<b>Wayne Tolleson, S</b> OBP: 0.174, SLG: 0.273 (1, 4)	G4-3		1-2 K			L6		P5		4 0 0 0 0 1 3												
<b>Don Mattingly, L</b> OBP: 0.313, SLG: 0.372 (1, 3)	1B				G1-6-3 1B		F8			4 0 2 0 0 0 0												
<b>Mel Hall, L</b> OBP: 0.257, SLG: 0.447 (1, 9)	1B				G1-6-3		F7			4 0 1 0 0 0 1												
<b>Matt Nokes, L</b> OBP: 0.304, SLG: 0.410 (1, 10)	F9				1B		1B	HR		4 1 3 1 0 0 2												
<b>Jim Leyritz, R</b> OBP: 0.250, SLG: 0.300 (1, 5)		G6-3			L6		G1-5-4-3			3 0 0 0 0 0 2												
<b>Randy Velarde, R</b> OBP: 0.256, SLG: 0.278 (8, 5)								F8		1 0 0 0 0 0 0												
<b>Bob Geren, R</b> OBP: 0.268, SLG: 0.339 (1, 2)	G1-3				P5			BB 1B		3 0 1 0 0 0 0												
<b>Alvaro Espinoza, R</b> OBP: 0.223, SLG: 0.238 (1, 6)	L7				G1-3			F7		3 0 0 0 0 0 1												
<b>Deion Sanders, L</b> OBP: 0.192, SLG: 0.197 (1, 7)		G6-3			F7			BB		2 0 0 0 1 0 0												
<b>Inning Stats</b>	R: 0 E: 0 K: 0 S: 9	H: 2 LOB: 2 BB: 0 P: 15	R: 0 E: 0 K: 0 S: 4	H: 0 LOB: 0 BB: 0 P: 8	R: 0 E: 0 K: 1 S: 6	H: 0 LOB: 1 BB: 1 P: 14	R: 0 E: 0 K: 0 S: 8	H: 2 LOB: 1 BB: 0 P: 10	R: 0 E: 0 K: 0 S: 6	H: 0 LOB: 0 BB: 0 P: 11	R: 0 E: 0 K: 0 S: 7	H: 0 LOB: 0 BB: 0 P: 9	R: 0 E: 0 K: 0 S: 4	H: 1 LOB: 0 BB: 0 P: 5	R: 0 E: 0 K: 0 S: 7	H: 1 LOB: 2 BB: 1 P: 16	R: 1 E: 0 K: 0 S: 6	H: 1 LOB: 0 BB: 0 P: 8	1B: 6 2B: 1 3B: 0 HR: 1	SF: 0 SAC: 0 DP: 3 HBP: 0	WP: 0 PB: 0 SB: 0 CS: 1	PA: 33
<b>PITCHER</b>	IP WLS BF H R ER SO BB IBB HBP BLK WP HR S P ERA WHIP											<b>PITCHER</b>	IP WLS BF H R ER SO BB IBB HBP BLK WP HR S P ERA WHIP									
<b>Todd Stottlemeyer, R</b> ERA: 4.08 (1, 1)	9.0 W 33 7 1 1 1 2 0 0 0 0 0 1 57 96 1.00 1.000																					




Batter	1	2	3	4	5	6	7	8	9	AB	R	H	RBI	BB	SO	LOB	TOP										
<b>Roberto Kelly, R</b> OBP: 0.324, SLG: 0.384 (1, 8)	L7		F7		FC6-4 1B			F9	FC5	5	0	1	0	0	0	4	<b>New York Yankees @ Milwaukee Brewers</b> Milwaukee County Stadium, Milwaukee, WI Mon Jun 18 1990, 8:05 PM EDT Att: 18,389 - Unknown - 73 F										
<b>Steve Sax, R</b> OBP: 0.323, SLG: 0.322 (1, 4)	1B		BB		FC6-4 1-2f			E		3	1	2	0	1	0	1											
<b>Don Mattingly, L</b> OBP: 0.309, SLG: 0.366 (1, 3)	P6		L6			P6		E9		4	0	0	0	0	0	2											
<b>Mel Hall, L</b> OBP: 0.253, SLG: 0.439 (8, PH) <b>Steve Balboni, R</b> OBP: 0.300, SLG: 0.393 (8, PH)	K		F7			G4-3		K		3	0	0	0	0	1	2											
<b>Jesse Barfield, R</b> OBP: 0.343, SLG: 0.497 (1, 9)						G3-1			K	4	1	1	0	0	2	0											
<b>Matt Nokes, L</b> OBP: 0.305, SLG: 0.408 (9, PH) <b>Randy Velarde, R</b> OBP: 0.263, SLG: 0.278 (9, PH)									1B FC1-2 BB	3	0	1	0	0	0	0											
<b>Jim Leyritz, R</b> OBP: 0.250, SLG: 0.292 (1, 5)									1B	4	0	1	0	0	0	1											
<b>Alvaro Espinoza, R</b> OBP: 0.230, SLG: 0.244 (9, PR) <b>Claude Washington, L</b> OBP: 0.193, SLG: 0.228 (9, PR)									1B	4	0	2	0	0	0	0											
<b>Deion Sanders, L</b> OBP: 0.198, SLG: 0.203 (1, 7) <b>Bob Geren, R</b> OBP: 0.266, SLG: 0.336 (9, PH)									1B	3	0	1	0	0	0	1											
<b>Inning Stats</b>	R: 0 E: 0 K: 1 S: 12	H: 1 LOB: 1 BB: 0 P: 21	R: 1 E: 0 K: 0 S: 11	H: 3 LOB: 1 BB: 0 P: 17	R: 0 E: 0 K: 0 S: 8	H: 0 LOB: 1 BB: 1 P: 15	R: 0 E: 0 K: 1 S: 6	H: 0 LOB: 0 BB: 0 P: 12	R: 0 E: 0 K: 0 S: 9	H: 1 LOB: 1 BB: 0 P: 14	R: 0 E: 0 K: 0 S: 6	H: 0 LOB: 0 BB: 0 P: 7	R: 0 E: 0 K: 0 S: 5	H: 0 LOB: 0 BB: 0 P: 9	R: 1 E: 1 K: 1 S: 14	H: 2 LOB: 1 BB: 0 P: 23		R: 0 E: 0 K: 1 S: 16	H: 2 LOB: 3 BB: 1 P: 28	1B: 7 2B: 2 3B: 0 HR: 0	SF: 0 SAC: 0 DP: 1 HBP: 0	WP: 0 PB: 0 SB: 1 CS: 1	PA: 37				
<b>PITCHER</b>	IP	WLS	BF	H	R	ER	SO	BB	IBB	HBP	BLK	WP	HR	S	P	ERA	WHIP										
<b>Mark Knudson, R</b> ERA: 3.6 (1, 1)	7.2	W	30	7	2	1	2	1	0	0	0	0	0	68	115	1.17	1.043										
<b>Dan Plesac, L</b> ERA: 6.15 (8, 1)	0.2	S	5	2	0	0	2	1	0	0	0	0	0	13	21	0.00	4.500										
<b>Chuck Crim, R</b> ERA: 3.68 (9, 1)	0.2	S	2	0	0	0	0	0	0	0	0	0	0	6	10	0.00	0.000										

Batter	1	2	3	4	5	6	7	8	9	AB	R	H	RBI	BB	SO	LOB	BOTTOM										
<b>Mike Felder, S</b> OBP: 0.337, SLG: 0.303 (9, 7)	BB 1B	G6-3 WP 1B		G6-3			1B			4	1	3	0	0	0	0	<b>New York Yankees @ Milwaukee Brewers</b> Milwaukee County Stadium, Milwaukee, WI Mon Jun 18 1990, 8:05 PM EDT Att: 18,389 - Unknown - 73 F										
<b>Gary Sheffield, R</b> OBP: 0.376, SLG: 0.470 (1, 5)	1B BB	G6-3			G4-3 2B		G6-3 1B			3	1	2	0	1	0	1											
<b>Robin Yount, R</b> OBP: 0.332, SLG: 0.348 (1, 8)	1B	P6			G4-3		G6-3			4	0	1	1	0	0	4											
<b>Dave Parker, L</b> OBP: 0.353, SLG: 0.482 (1, 10)	SF9 1B		P6		K			G4-3		4	1	1	1	0	1	1											
<b>B.J. Surhoff, L</b> OBP: 0.329, SLG: 0.450 (1, 2)	FC3-2-5-3 SF9 1B		G3		G4-3			P6 2B		4	1	1	0	0	0	3											
<b>Greg Vaughn, R</b> OBP: 0.338, SLG: 0.452 (1, 7) <b>Darryl Hamilton, L</b> OBP: 0.293, SLG: 0.289 (9, 9)	SF9		E5				F9		P6	3	0	0	1	0	0	1											
<b>Greg Brock, L</b> OBP: 0.324, SLG: 0.369 (1, 3)	1B		G3-1							3	0	2	1	0	0	1											
<b>Bill Spiers, L</b> OBP: 0.315, SLG: 0.366 (1, 6)	G1-3				G4-3			G3-6-3 1B		3	0	0	0	0	0	2											
<b>Jim Gantner, L</b> OBP: 0.143, SLG: 0.286 (1, 4)		L1			G6-3			G3		3	0	0	0	0	0	0											
<b>Inning Stats</b>	R: 4 E: 0 K: 0 S: 13	H: 4 LOB: 1 BB: 1 P: 23	R: 0 E: 0 K: 0 S: 8	H: 1 LOB: 1 BB: 0 P: 15	R: 0 E: 1 K: 0 S: 9	H: 0 LOB: 1 BB: 0 P: 13	R: 0 E: 0 K: 0 S: 6	H: 0 LOB: 0 BB: 0 P: 9	R: 0 E: 0 K: 0 S: 4	H: 1 LOB: 1 BB: 0 P: 8	R: 0 E: 0 K: 0 S: 6	H: 2 LOB: 1 BB: 0 P: 8	R: 0 E: 0 K: 0 S: 6	H: 1 LOB: 0 BB: 0 P: 10	1B: 8 2B: 2 3B: 0 HR: 0	SF: 1 SAC: 0 DP: 2 HBP: 0		WP: 1 PB: 0 SB: 1 CS: 0	PA: 33								
<b>PITCHER</b>	IP	WLS	BF	H	R	ER	SO	BB	IBB	HBP	BLK	WP	HR	S	P	ERA	WHIP										
<b>Tim Leary, R</b> ERA: 3.0 (1, 1)	8.0	L	33	10	4	4	1	1	0	0	0	1	0	61	99	4.50	1.375										



Batter	1	2	3	4	5	6	7	8	9	AB	R	H	RBI	BB	SO	LOB	TOP										
<b>Roberto Kelly, R</b> OBP: 0.321, SLG: 0.380 (1, 8)	F9		1B	K			F8		L5	5	0	1	0	0	1	3	<b>New York Yankees @ Milwaukee Brewers</b> Milwaukee County Stadium, Milwaukee, WI Tue Jun 19 1990, 8:05 PM EDT Att: 21,268 - Unknown - 64 F <a href="http://livebaseballscorecards.com">livebaseballscorecards.com</a>										
<b>Steve Sax, R</b> OBP: 0.320, SLG: 0.321 (1, 4)	K		SF9		FC3-6		G6-3		K	4	0	1	1	0	2	1											
<b>Don Mattingly, L</b> OBP: 0.310, SLG: 0.366 (1, 3)	F8		1B		FC3-6		1B		G1-3	5	1	2	1	0	0	1											
<b>Mel Hall, L</b> OBP: 0.253, SLG: 0.452 (1, 10)		P6	L8		HR		P5			4	1	1	2	0	0	3											
<b>Jesse Barfield, R</b> OBP: 0.341, SLG: 0.492 (1, 9)		FC4-6	F9		K		F7			4	0	1	0	0	1	2											
<b>Matt Nokes, L</b> OBP: 0.297, SLG: 0.397 (1, 2)	FC4-6				L7		L3		G3	4	0	0	0	0	0	1											
<b>Jim Leyritz, R</b> OBP: 0.286, SLG: 0.296 (1, 5)	K		FC4-6		1B		K		BB	3	0	1	0	1	2	1											
<b>Alvaro Espinoza, R</b> OBP: 0.235, SLG: 0.256 (1, 6)			SF9		FC4-6		F8		K	4	1	2	0	0	1	1											
<b>Deion Sanders, L</b> OBP: 0.212, SLG: 0.221 (1, 7)			SF9		FC4-6		B1-3		WP	3	2	1	0	1	0	2											
<b>Inning Stats</b>	R: 0 E: 0 K: 1 S: 8	H: 0 LOB: 0 BB: 0 P: 11	R: 0 E: 0 K: 1 S: 11	H: 1 LOB: 1 BB: 0 P: 16	R: 2 E: 0 K: 0 S: 8	H: 3 LOB: 2 BB: 1 P: 16	R: 0 E: 0 K: 1 S: 8	H: 2 LOB: 2 BB: 0 P: 8	R: 2 E: 0 K: 1 S: 11	H: 2 LOB: 0 BB: 0 P: 16	R: 0 E: 0 K: 1 S: 6	H: 0 LOB: 0 BB: 0 P: 10	R: 0 E: 0 K: 0 S: 8	H: 1 LOB: 1 BB: 0 P: 13	R: 0 E: 0 K: 1 S: 8	H: 0 LOB: 1 BB: 1 P: 15		R: 1 E: 0 K: 1 S: 8	H: 1 LOB: 0 BB: 0 P: 13	1B: 7 2B: 2 3B: 0 HR: 1	SF: 1 SAC: 0 DP: 0 HBP: 0	WP: 2 PB: 0 SB: 0 CS: 0	PA: 39				
<b>PITCHER</b>	IP	WLS	BF	H	R	ER	SO	BB	IBB	HBP	BLK	WP	HR	S	P	ERA	WHIP										
<b>Chris Bosio, R</b> ERA: 3.51 (1, 1)	8.0	L	35	9	4	4	6	2	0	0	0	0	1	68	105	4.50	1.375										
<b>Bob Sebra, R</b> ERA: 8.0 (9, 1)	0.2		3	1	1	1	1	0	0	0	0	1	0	6	9	13.50	1.500										
<b>Paul Mirabella, L</b> ERA: 4.55 (9, 1)	0.1		1	0	0	0	0	0	0	0	0	1	0	2	4	0.00	0.000										

Batter	1	2	3	4	5	6	7	8	9	AB	R	H	RBI	BB	SO	LOB	BOTTOM										
<b>Mike Felder, S</b> OBP: 0.333, SLG: 0.312 (1, 9)	1B		F9			F9		G6-3		4	0	1	0	0	0	1	<b>New York Yankees @ Milwaukee Brewers</b> Milwaukee County Stadium, Milwaukee, WI Tue Jun 19 1990, 8:05 PM EDT Att: 21,268 - Unknown - 64 F <a href="http://livebaseballscorecards.com">livebaseballscorecards.com</a>										
<b>Gary Sheffield, R</b> OBP: 0.373, SLG: 0.465 (1, 5)	2B		K			L7		P5		4	0	1	0	0	1	1											
<b>Robin Yount, R</b> OBP: 0.331, SLG: 0.343 (1, 8)	1B		K		P3	G5-3		G3-6-3		3	0	0	0	1	1	2											
<b>Dave Parker, L</b> OBP: 0.348, SLG: 0.474 (1, 10)	2B		F8		F8	G4-3		G3-6-3		4	0	0	0	0	0	3											
<b>Greg Vaughn, R</b> OBP: 0.338, SLG: 0.465 (1, 7)	CS		P3		K2-3	G4-3		G3-6-3		3	1	1	0	0	1	0											
<b>Greg Brock, L</b> OBP: 0.324, SLG: 0.368 (1, 3)	3H		L4		F7-2	G4-3		G3-6-3		3	0	1	1	0	0	0											
<b>Charlie O'Brien, R</b> OBP: 0.256, SLG: 0.271 (1, 2)			F8		2B	K				3	0	1	0	0	1	0											
<b>Bill Spiers, L</b> OBP: 0.306, SLG: 0.356 (1, 6)			F8		P7			K		3	0	0	0	0	1	2											
<b>Edgar Diaz, R</b> OBP: 0.315, SLG: 0.262 (1, 4)					F7-2			F7		2	0	1	0	0	0	2											
<b>Dale Sveum, S</b> OBP: 0.313, SLG: 0.231 (8, PH) (9, 4)			S							1	0	0	0	0	0	0											
<b>Inning Stats</b>	R: 0 E: 0 K: 1 S: 6	H: 2 LOB: 1 BB: 0 P: 8	R: 0 E: 0 K: 0 S: 5	H: 0 LOB: 0 BB: 0 P: 7	R: 0 E: 0 K: 1 S: 8	H: 1 LOB: 1 BB: 0 P: 14	R: 0 E: 0 K: 1 S: 7	H: 0 LOB: 0 BB: 0 P: 10	R: 0 E: 0 K: 0 S: 6	H: 2 LOB: 1 BB: 0 P: 10	R: 0 E: 0 K: 0 S: 5	H: 0 LOB: 0 BB: 0 P: 9	R: 1 E: 0 K: 1 S: 11	H: 1 LOB: 0 BB: 0 P: 17	R: 0 E: 0 K: 1 S: 9	H: 0 LOB: 0 BB: 0 P: 12		R: 0 E: 0 K: 0 S: 6	H: 0 LOB: 0 BB: 1 P: 12	1B: 3 2B: 3 3B: 1 HR: 0	SF: 0 SAC: 0 DP: 2 HBP: 0	WP: 0 PB: 0 SB: 1 CS: 1	PA: 32				
<b>PITCHER</b>	IP	WLS	BF	H	R	ER	SO	BB	IBB	HBP	BLK	WP	HR	S	P	ERA	WHIP										
<b>Chuck Cary, L</b> ERA: 4.21 (1, 1)	6.0	W	21	5	0	0	3	0	0	0	0	0	0	20	29	4.50	0.500										
<b>Lee Guetterman, L</b> ERA: 2.09 (7, 1)	2.0		7	1	1	1	2	0	0	0	0	0	0	6	12	0.00	1.000										
<b>Alan Mills, R</b> ERA: 2.0 (9, 1)	1.0		3	0	0	0	0	1	0	0	0	0	0	6	12	0.00	1.000										



Batter	1	2	3	4	5	6	7	8	9	AB	R	H	RBI	BB	SO	LOB	TOP										
<b>Roberto Kelly, R</b> OBP: 0.319, SLG: 0.388 (1, 8)	F9		G5-3		K			K	HR	5	1	1	1	0	2	0	<b>New York Yankees @ Milwaukee Brewers</b> Milwaukee County Stadium, Milwaukee, WI Wed Jun 20 1990, 4:33 AM EDT Att: 29,795 - Cloudy - 70 F										
<b>Steve Sax, R</b> OBP: 0.326, SLG: 0.324 (1, 4)	S			1B	G6-3			2B	G6-3	4	2	2	0	1	0	0											
<b>Don Mattingly, L</b> OBP: 0.313, SLG: 0.372 (1, 3)	G3			1B				G4-3	1B	4	2	2	0	0	0	1											
<b>Steve Balboni, R</b> OBP: 0.291, SLG: 0.379 (8, PH)	G6-3			K				G4-3		3	0	0	0	0	1	3											
<b>Matt Nokes, L</b> OBP: 0.295, SLG: 0.395 (8, PH)				K				F7		1	0	0	1	0	0	1											
<b>Jesse Barfield, R</b> OBP: 0.344, SLG: 0.490 (1, 9)		G4-6-3		K				1B		3	0	1	1	1	2	2											
<b>Mel Hall, L</b> OBP: 0.258, SLG: 0.453 (1, 7)	F7			1B				1B		4	0	2	1	0	0	1											
<b>Jim Leyritz, R</b> OBP: 0.281, SLG: 0.290 (1, 5)	G4-6-3			1B				F8	F7	4	0	1	1	0	0	3											
<b>Bob Geren, R</b> OBP: 0.265, SLG: 0.333 (1, 2)			K	K				FC5-4	K	4	0	1	0	0	3	2											
<b>Alvaro Espinoza, R</b> OBP: 0.233, SLG: 0.253 (7, PH)			K		G5-3			FC5-4	G5-3	2	0	0	0	0	1	0											
<b>Mike Blowers, R</b> OBP: 0.265, SLG: 0.330 (7, PH)										1	0	0	0	0	0	1											
<b>Wayne Tolleson, S</b> OBP: 0.167, SLG: 0.261 (7, 6)										1	0	0	0	0	0	0											
<b>Inning Stats</b>	R: 0 E: 0 K: 0 S: 8	H: 1 LOB: 1 BB: 0 P: 19	R: 0 E: 0 K: 0 S: 3	H: 0 LOB: 0 BB: 1 P: 7	R: 0 E: 0 K: 2 S: 9	H: 0 LOB: 0 BB: 0 P: 13	R: 2 E: 0 K: 3 S: 18	H: 4 LOB: 2 BB: 0 P: 23	R: 0 E: 0 K: 1 S: 7	H: 0 LOB: 0 BB: 0 P: 9	R: 0 E: 0 K: 0 S: 5	H: 1 LOB: 1 BB: 0 P: 7	R: 2 E: 0 K: 1 S: 16	H: 3 LOB: 2 BB: 1 P: 26	R: 1 E: 0 K: 1 S: 9	H: 1 LOB: 0 BB: 0 P: 13	1B: 8 2B: 1 3B: 0 HR: 1	SF: 0 SAC: 0 DP: 1 HBP: 0	WP: 0 PB: 0 SB: 1 CS: 1	PA: 38							
<b>PITCHER</b>	IP	WLS	BF	H	R	ER	SO	BB	IBB	HBP	BLK	WP	HR	S	P	ERA	WHIP										
<b>Dennis Powell, L</b> ERA: 7.07 (1, 1)	7.1		30	7	4	4	8	2	0	0	0	0	0	65	104	4.91	1.227										
<b>Chuck Cnm, R</b> ERA: 3.76 (8, 1)	1.2	L	8	3	1	1	1	0	0	0	0	0	1	18	26	5.40	1.800										



Batter	1	2	3	4	5	6	7	8	9	AB	R	H	RBI	BB	SO	LOB	BOTTOM										
<b>Bill Spiers, L</b> OBP: 0.310, SLG: 0.358 (1, 6)	CS		SH	CS	K			SH3-4	K	2	1	1	0	0	1	0	<b>New York Yankees @ Milwaukee Brewers</b> Milwaukee County Stadium, Milwaukee, WI Wed Jun 20 1990, 4:33 AM EDT Att: 29,795 - Cloudy - 70 F										
<b>Dale Sveum, S</b> OBP: 0.306, SLG: 0.225 (9, PH)			1B							1	0	0	0	0	1	1											
<b>Gary Sheffield, R</b> OBP: 0.374, SLG: 0.461 (1, 5)	P6		S		S			P6	G4-3	4	1	1	2	1	0	4											
<b>Robin Yount, R</b> OBP: 0.330, SLG: 0.342 (1, 8)	G4-3		K		P3					4	0	1	0	0	1	2											
<b>Dave Parker, L</b> OBP: 0.350, SLG: 0.475 (1, 10)			FC5-4		K			G6-3		4	0	2	1	0	1	1											
<b>Greg Brock, L</b> OBP: 0.318, SLG: 0.360 (1, 3)	F9		FC5-4		G4-3			G4-3		4	0	0	0	0	0	2											
<b>Rob Deer, R</b> OBP: 0.354, SLG: 0.435 (1, 9)	F7		F8		FC4-6					2	0	0	0	2	0	2											
<b>B.J. Surhoff, L</b> OBP: 0.327, SLG: 0.446 (1, 2)	F7		CS		FC4-6			F7		4	0	1	0	0	0	3											
<b>Greg Vaughn, R</b> OBP: 0.338, SLG: 0.462 (1, 7)			SH		P6				G5-3	3	1	1	0	0	0	2											
<b>Mike Felder, S</b> OBP: 0.330, SLG: 0.309 (8, 7)			1B							1	0	0	0	0	0	0											
<b>Jim Gantner, L</b> OBP: 0.364, SLG: 0.455 (1, 4)			SH		L9					4	1	3	0	0	0	1											
<b>Darryl Hamilton, L</b> OBP: 0.293, SLG: 0.289 (9, PR)			1B							0	0	0	0	0	0	0											
<b>Inning Stats</b>	R: 0 E: 0 K: 0 S: 8	H: 1 LOB: 0 BB: 0 P: 11	R: 0 E: 0 K: 0 S: 10	H: 1 LOB: 0 BB: 0 P: 19	R: 4 E: 1 K: 1 S: 17	H: 4 LOB: 1 BB: 0 P: 30	R: 0 E: 0 K: 0 S: 5	H: 1 LOB: 1 BB: 0 P: 13	R: 0 E: 0 K: 2 S: 10	H: 0 LOB: 0 BB: 1 P: 19	R: 0 E: 0 K: 0 S: 6	H: 0 LOB: 1 BB: 1 P: 11	R: 0 E: 0 K: 0 S: 5	H: 2 LOB: 2 BB: 0 P: 9	R: 0 E: 0 K: 0 S: 8	H: 0 LOB: 1 BB: 1 P: 15	R: 0 E: 0 K: 1 S: 13	H: 1 LOB: 2 BB: 0 P: 21	1B: 10 2B: 0 3B: 0 HR: 0	SF: 0 SAC: 2 DP: 0 HBP: 0	WP: 0 PB: 0 SB: 3 CS: 2	PA: 39					
<b>PITCHER</b>	IP	WLS	BF	H	R	ER	SO	BB	IBB	HBP	BLK	WP	HR	S	P	ERA	WHIP										
<b>Jimmy Jones, R</b> ERA: 3.46 (1, 1)	2.1		13	6	4	3	1	0	0	0	0	0	0	28	57	0.00	1.000										
<b>Greg Cadaret, L</b> ERA: 5.09 (3, 1)	4.0		15	2	0	0	2	2	0	0	0	0	0	2	4	0.00	1.500										
<b>Alan Mills, R</b> ERA: 1.93 (7, 1)	0.2	W	2	1	0	0	0	0	0	0	0	0	0	2	4	0.00	1.500										
<b>Lee Guetterman, L</b> ERA: 1.99 (8, 1)	2.0		8	1	0	0	1	1	0	0	0	0	0	21	36	0.00	1.000										



Batter	1	2	3	4	5	6	7	8	9	AB	R	H	RBI	BB	SO	LOB	TOP					
<b>Roberto Kelly, R</b> OBP: 0.317, SLG: 0.385 (1, 8)	1-3 K	1-0 F9			3-2 F9		2-3 K	0-0 1B		5	0	1	0	0	2	2	<b>New York Yankees @ Toronto Blue Jays</b> SkyDome, Toronto, ON Thu Jun 21 1990, 7:05 PM EDT Att: 49,863 - Dome					
<b>Steve Sax, R</b> OBP: 0.327, SLG: 0.329 (1, 4)	1-1 2B		0-1 F8		1-1 P4		1-2 1B	1-2 G1-3		5	1	2	0	0	0	1						
<b>Don Mattingly, L</b> OBP: 0.311, SLG: 0.373 (1, 3)	1-1 2B		1-0 F8		0-0 P6	1-1 SAFE	2-2 P4		2-2 F8	5	0	1	1	0	0	1						
<b>Steve Balboni, R</b> OBP: 0.287, SLG: 0.370 (1, 10) <b>Wayne Tolleson, S</b> OBP: 0.167, SLG: 0.261 (9, PR)	1-3 K		1-0 G5-3		0-0 F7		0-0 L7	0-0 E	1-2 1B	5	0	1	0	0	1	1						
<b>Jesse Barfield, R</b> OBP: 0.345, SLG: 0.485 (1, 9)	2-2 P3		1-0 P4		1-0 HR		4-2 E	0-1 E1	0-1 G6-4-3	4	2	1	0	1	0	2						
<b>Mel Hall, L</b> OBP: 0.263, SLG: 0.476 (1, 7) <b>Deion Sanders, L</b> OBP: 0.209, SLG: 0.218 (8, 7)		1-2 P5		2-2 2B	0-1 HR		1-0 E4	0-0 G6-4-3	1-2 1B	4	1	2	2	0	0	1						
<b>Jim Leyritz, R</b> OBP: 0.333, SLG: 0.324 (1, 5)		4-2 1B		1-1 F9	1-1 HR		2-1 1B	1-3 HR	0-0 1B	3	1	2	1	1	0	1						
<b>Bob Geren, R</b> OBP: 0.259, SLG: 0.325 (1, 2) <b>Matt Nokes, L</b> OBP: 0.209, SLG: 0.419 (8, PH)		0-3 K		1-1 P4	0-0 P3		0-1 HR	0-1 HR	1-3 HR	3	0	0	0	0	1	3						
<b>Alvaro Espinoza, R</b> OBP: 0.233, SLG: 0.253 (1, 6)		1-2 1B		0-2 P4	1-1 G5-3		1-1 G5-3	0-0 G5-3		4	0	1	0	0	0	1						
<b>Inning Stats</b>	R: 1 E: 0 K: 2 S: 14	H: 2 LOB: 1 BB: 0 P: 20	R: 0 E: 0 K: 1 S: 18	H: 1 LOB: 2 BB: 1 P: 25	R: 0 E: 0 K: 0 S: 4	H: 0 LOB: 0 BB: 0 P: 6	R: 0 E: 0 K: 0 S: 10	H: 1 LOB: 1 BB: 0 P: 15	R: 0 E: 0 K: 0 S: 9	H: 0 LOB: 0 BB: 0 P: 13	R: 2 E: 0 K: 0 S: 8	H: 3 LOB: 1 BB: 0 P: 10	R: 0 E: 0 K: 1 S: 14	H: 1 LOB: 1 BB: 0 P: 19	R: 4 E: 1 K: 0 S: 15	H: 3 LOB: 1 BB: 0 P: 23		R: 0 E: 1 K: 0 S: 11	H: 1 LOB: 2 BB: 0 P: 14	1B: 7 2B: 3 3B: 0 HR: 2	SF: 0 SAC: 0 DP: 1 HBP: 0	WP: 0 PB: 0 SB: 2 CS: 0
<b>PITCHER</b>	IP WLS BF H R ER SO BB IBB HBP BLK WP HR S P ERA WHIP																					
<b>David Wells, L</b> ERA: 3.7 (1, 1)	7.0	30	8	3	3	4	1	0	0	0	0	0	1	77	108	3.86	1.286					
<b>Jim Acker, R</b> ERA: 3.24 (8, 1)	0.1	L 4	1	3	3	0	1	0	0	0	0	0	0	8	15	81.00	6.000					
<b>Duane Ward, R</b> ERA: 3.98 (8, 1)	1.2	8	3	1	0	0	0	0	0	0	0	1	18	22	0.00	1.800						

Batter	1	2	3	4	5	6	7	8	9	AB	R	H	RBI	BB	SO	LOB	BOTTOM					
<b>Kenny Williams, R</b> OBP: 0.160, SLG: 0.146 (1, 9)	0-0 F7	2-3 K		0-0 P3		1-3 K			1-3 K	5	0	0	0	0	3	3	<b>New York Yankees @ Toronto Blue Jays</b> SkyDome, Toronto, ON Thu Jun 21 1990, 7:05 PM EDT Att: 49,863 - Dome					
<b>Tony Fernandez, S</b> OBP: 0.388, SLG: 0.378 (1, 6)	3-2 G4-3		4-1 CS		0-0 G1		3-1 G1-3		4-0 HR	3	1	1	0	2	0	0						
<b>Kelly Gruber, R</b> OBP: 0.375, SLG: 0.595 (1, 5)	0-2 1B		1-2 G6-3		1-2 G1		0-0 2B		1-1 F9	5	0	2	0	0	0	3						
<b>George Bell, R</b> OBP: 0.323, SLG: 0.485 (1, 7)	2-2 F9		1-1 HR		2-0 P4		0-0 P3		0-1 HR	5	2	2	3	0	0	3						
<b>Rance Mulliniks, L</b> OBP: 0.367, SLG: 0.415 (1, 10) <b>Glenallen Hill, R</b> OBP: 0.271, SLG: 0.408 (9, PH)		1-1 G4-3		4-2 BB		3-2 L8		1-3 K	1-1 1B	3	0	0	0	1	1	2						
<b>John Olerud, L</b> OBP: 0.387, SLG: 0.433 (1, 3)	3-2 HR		4-2 BB		3-2 1B		3-2 FC4-6		3-2 HR	4	3	3	2	1	0	1						
<b>Greg Myers, L</b> OBP: 0.324, SLG: 0.410 (1, 2) <b>Pat Borders, R</b> OBP: 0.314, SLG: 0.544 (8, PH)		0-1 F8		1-3 K		3-2 FC4-6		4-2 G6-4-3		3	0	1	0	0	1	2						
<b>Manuel Lee, S</b> OBP: 0.308, SLG: 0.459 (1, 4)	2-1 1B		1-1 L7		1-0 FC4-6		1-3 K		1-3 K	4	0	1	1	0	1	2						
<b>Mookie Wilson, S</b> OBP: 0.310, SLG: 0.332 (1, 8)	4-0 1B		2-3 K		1-3 K		1-3 G6-4-3		1-2 1B	3	0	0	0	1	2	2						
<b>Inning Stats</b>	R: 0 E: 0 K: 0 S: 11	H: 1 LOB: 1 BB: 0 P: 15	R: 1 E: 0 K: 1 S: 15	H: 2 LOB: 2 BB: 1 P: 27	R: 1 E: 0 K: 1 S: 13	H: 1 LOB: 0 BB: 0 P: 28	R: 0 E: 0 K: 1 S: 6	H: 0 LOB: 0 BB: 0 P: 9	R: 0 E: 0 K: 2 S: 15	H: 2 LOB: 1 BB: 0 P: 24	R: 0 E: 0 K: 1 S: 7	H: 1 LOB: 1 BB: 0 P: 11	R: 1 E: 0 K: 1 S: 10	H: 1 LOB: 1 BB: 1 P: 18	R: 2 E: 0 K: 1 S: 10	H: 2 LOB: 1 BB: 1 P: 17		1B: 5 2B: 2 3B: 0 HR: 4	SF: 0 SAC: 0 DP: 1 HBP: 0	WP: 0 PB: 0 SB: 0 CS: 1	PA: 42	
<b>PITCHER</b>	IP WLS BF H R ER SO BB IBB HBP BLK WP HR S P ERA WHIP																					
<b>Andy Hawkins, R</b> ERA: 6.9 (1, 1)	5.0	25	7	3	3	3	4	0	0	0	0	0	0	0	61	10	5.40	2.200				
<b>Alan Mills, R</b> ERA: 2.18 (6, 1)	2.0	W 8	2	1	1	3	0	0	0	0	0	1	17	27	4.50	1.000						
<b>Dave Righetti, L</b> ERA: 4.05 (8, 1)	2.0	S 9	2	2	2	2	2	0	0	0	0	1	17	29	9.00	2.000						

AB 40  
R 7  
H 12  
RBI 7  
BB 2  
SO 4  
LOB 15



AB 36  
R 6  
H 11  
RBI 6  
BB 6  
SO 8  
LOB 18









Batter	1	2	3	4	5	6	7	8	9	AB	R	H	RBI	BB	SO	LOB	TOP					
<b>Deion Sanders, L</b> OBP: 0.202, SLG: 0.209 (1, 8)	G3		F8		FC6-4		P5		1B	5	0	1	0	0	0	2						
<b>Steve Sax, R</b> OBP: 0.331, SLG: 0.337 (1, 4)	G5-3		P4			G1-3		1B	1B	5	0	2	1	0	0	0						
<b>Don Mattingly, L</b> OBP: 0.305, SLG: 0.361 (1, 3)	G6-3			P6		F7	F8		K	5	0	0	0	0	1	5						
<b>Mel Hall, L</b> OBP: 0.270, SLG: 0.482 (1, 7)		HR		1B		1B		K	K	5	2	3	0	0	2	3						
<b>Steve Balboni, R</b> OBP: 0.286, SLG: 0.412 (1, 10)	G6-3			K		1B		K		3	0	0	0	1	2	2						
<b>Matt Nokes, L</b> OBP: 0.303, SLG: 0.436 (1, 2)	HR			G4-3		BB		K		4	1	2	3	0	1	1						
<b>Jesse Barfield, R</b> OBP: 0.338, SLG: 0.469 (1, 9)	G5-3				G5-3	P1			1B	4	1	1	0	0	0	2						
<b>Jim Leyritz, R</b> OBP: 0.341, SLG: 0.357 (1, 5)	L7				1B		K		1B	4	0	2	0	0	1	0						
<b>Alvaro Espinoza, R</b> OBP: 0.231, SLG: 0.250 (1, 6)			K						K	3	0	1	0	0	2	1						
<b>Roberto Kelly, R</b> OBP: 0.326, SLG: 0.390 (9, PH)									K	1	0	0	0	0	1	2						
<b>Inning Stats</b>	R: 0 E: 0 K: 0 S: 11	H: 0 LOB: 0 BB: 0 P: 17	R: 2 E: 0 K: 0 S: 10	H: 2 LOB: 0 BB: 0 P: 20	R: 0 E: 0 K: 1 S: 8	H: 0 LOB: 0 BB: 0 P: 9	R: 0 E: 0 K: 1 S: 10	H: 1 LOB: 1 BB: 0 P: 14	R: 0 E: 0 K: 1 S: 10	H: 1 LOB: 1 BB: 0 P: 14	R: 1 E: 0 K: 0 S: 11	H: 2 LOB: 2 BB: 1 P: 17	R: 0 E: 0 K: 1 S: 9	H: 2 LOB: 2 BB: 0 P: 12	R: 0 E: 0 K: 3 S: 9	H: 0 LOB: 0 BB: 0 P: 13	R: 1 E: 0 K: 3 S: 19	H: 4 LOB: 3 BB: 0 P: 27	1B: 10 2B: 1 3B: 0 HR: 1	SF: 0 SAC: 0 DP: 0 HBP: 0	WP: 0 PB: 0 SB: 0 CS: 0	PA: 40
<b>PITCHER</b>	IP	WLS	BF	H	R	ER	SO	BB	IBB	HBP	BLK	WP	HR	S	P	ERA	WHIP					
<b>Todd Stottlemyre, R</b> ERA: 4.08 (1, 1)	7.0	W	30	8	3	3	4	1	0	0	0	0	1	69	103	3.86	1.286					
<b>Duane Ward, R</b> ERA: 4.05 (8, 1)	1.1		8	4	1	1	4	0	0	0	0	0	0	22	33	6.75	3.000					
<b>Tom Henke, R</b> ERA: 1.75 (9, 1)	0.2	S	2	0	0	0	2	0	0	0	0	0	0	6	7	0.00	0.000					

New York Yankees @ Toronto Blue Jays  
SkyDome, Toronto, ON  
Sat Jun 23 1990, 3:33 AM EDT  
Att: 49,858 - Dome

AB 39  
R 4  
H 12  
RBI 4  
BB 1  
SO 10  
LOB 18



Batter	1	2	3	4	5	6	7	8	9	AB	R	H	RBI	BB	SO	LOB	BOTTOM					
<b>Junior Felix, S</b> OBP: 0.375, SLG: 0.512 (1, 8)	G3-1	G3		G4-3						4	0	1	0	1	0	1						
<b>Tony Fernandez, S</b> OBP: 0.382, SLG: 0.369 (1, 6)	G1-3		1B WP	G3		G1-3		G3		4	1	0	0	0	0	2						
<b>Kelly Gruber, R</b> OBP: 0.366, SLG: 0.578 (1, 5)	K2-3		1B WP		K		G6-3	L9		5	1	1	0	0	2	1						
<b>George Bell, R</b> OBP: 0.331, SLG: 0.505 (1, 7)		1B FC1-2	K	2B	2B		2B			4	3	3	0	0	1	0						
<b>Fred McGriff, L</b> OBP: 0.391, SLG: 0.460 (1, 3)		1B FC1-2	G4-3	F8		2B		BB		3	1	2	1	1	0	1						
<b>John Olerud, L</b> OBP: 0.385, SLG: 0.457 (1, 10)		K	K		2B		2B			4	0	2	2	0	2	3						
<b>Greg Myers, L</b> OBP: 0.322, SLG: 0.398 (1, 2)		2B FC1-2	G4-3		K		P5			3	1	0	0	1	1	4						
<b>Nelson Liriano, S</b> OBP: 0.282, SLG: 0.304 (1, 4)		2B FC1-2	L9			F9		K		4	1	0	0	0	1	6						
<b>Glenallen Hill, R</b> OBP: 0.279, SLG: 0.412 (1, 9)		2B		P3		K		G6-3		4	0	1	3	0	1	0						
<b>Inning Stats</b>	R: 0 E: 0 K: 1 S: 6	H: 0 LOB: 0 BB: 0 P: 9	R: 3 E: 0 K: 1 S: 18	H: 3 LOB: 1 BB: 1 P: 33	R: 3 E: 0 K: 2 S: 15	H: 2 LOB: 1 BB: 0 P: 19	R: 0 E: 0 K: 0 S: 7	H: 0 LOB: 0 BB: 0 P: 13	R: 1 E: 0 K: 2 S: 12	H: 2 LOB: 1 BB: 0 P: 17	R: 0 E: 0 K: 1 S: 15	H: 1 LOB: 1 BB: 0 P: 19	R: 1 E: 0 K: 1 S: 20	H: 2 LOB: 2 BB: 1 P: 32	R: 0 E: 0 K: 0 S: 5	H: 0 LOB: 1 BB: 1 P: 10	1B: 5 2B: 5 3B: 0 HR: 0	SF: 0 SAC: 0 DP: 0 HBP: 1	WP: 2 PB: 0 SB: 1 CS: 0	PA: 39		
<b>PITCHER</b>	IP	WLS	BF	H	R	ER	SO	BB	IBB	HBP	BLK	WP	HR	S	P	ERA	WHIP					
<b>Tim Leary, R</b> ERA: 3.52 (1, 1)	6.1	L	33	10	8	8	7	2	0	1	0	0	0	85	131	11.37	1.895					
<b>Eric Plunk, R</b> ERA: 2.9 (7, 1)	1.2		6	0	0	0	1	1	0	0	0	0	0	13	21	0.00	0.600					

New York Yankees @ Toronto Blue Jays  
SkyDome, Toronto, ON  
Sat Jun 23 1990, 3:33 AM EDT  
Att: 49,858 - Dome

AB 35  
R 8  
H 10  
RBI 6  
BB 3  
SO 8  
LOB 18





Batter	1	2	3	4	5	6	7	8	9	AB	R	H	RBI	BB	SO	LOB	TOP			
<b>Roberto Kelly, R</b> OBP: 0.327, SLG: 0.388 (1, 8)	1-1 P4		2-1 F8		4-2 1B BB	0-1 BB		0-1 F7		4	1	1	0	1	0	0	<b>New York Yankees @ Toronto Blue Jays</b> SkyDome, Toronto, ON Sun Jun 24 1990, 3:33 AM EDT Att: 49,806 - Dome - 68 F			
<b>Steve Sax, R</b> OBP: 0.336, SLG: 0.340 (1, 4)	0-1 G5-3		0-1 1B		2-1 HBP 1B	4-2 1B BB			2-1 G4-3	4	0	2	1	1	0	0				
<b>Don Mattingly, L</b> OBP: 0.303, SLG: 0.358 (1, 10)	1-2 G4-3		0-1 P3		0-1 HBP 1B	0-1 F9			1-1 P4	5	0	1	1	0	0	3				
<b>Steve Balboni, R</b> OBP: 0.298, SLG: 0.415 (1, 3)		4-1 G4-6-3 BB		3-1 FC5-4 1B	3-1 F9			0-1 G4-3	1-2 1B	4	0	2	0	1	0	2				
<b>Jesse Barfield, R</b> OBP: 0.343, SLG: 0.472 (1, 9)		4-0 G4-6-3 BB		2-0 FC5-4 1B	2-2 HBP			0-2 G4-3 2B	3-2 G5-3	3	0	1	0	1	0	2				
<b>Mel Hall, L</b> OBP: 0.265, SLG: 0.472 (1, 7)		3-2 G4-6-3		1-2 F8	1-3 K			0-0 G4-3		4	0	0	0	0	1	7				
<b>Jim Leyritz, R</b> OBP: 0.333, SLG: 0.348 (1, 5)		1-1 G4-3		0-2 1B	1-2 F7			1-2 G1-3		4	0	1	0	0	0	5				
<b>Bob Geren, R</b> OBP: 0.262, SLG: 0.348 (8, PH)			2-2 HR		3-2 F8			2-0 F8		3	1	1	1	0	0	2				
<b>Matt Nokes, L</b> OBP: 0.301, SLG: 0.433 (8, 2)						2-1 G5-3				1	0	0	0	0	0	0				
<b>Randy Velarde, R</b> OBP: 0.262, SLG: 0.277 (1, 6)		1-0 G6-3			0-1 BB 1B	0-0 G6-3		1-0 G6-3		4	1	1	0	0	0	0				
<b>Inning Stats</b>	R: 0 E: 0 K: 0 S: 8	H: 0 LOB: 0 BB: 0 P: 10	R: 0 E: 0 K: 0 S: 9	H: 0 LOB: 1 BB: 2 P: 21	R: 1 E: 0 K: 0 S: 10	H: 2 LOB: 1 BB: 0 P: 15	R: 0 E: 0 K: 0 S: 16	H: 2 LOB: 2 BB: 0 P: 25	R: 2 E: 0 K: 1 S: 20	H: 3 LOB: 3 BB: 1 P: 33	R: 0 E: 0 K: 0 S: 13	H: 1 LOB: 1 BB: 1 P: 19	R: 0 E: 0 K: 0 S: 10	H: 0 LOB: 0 BB: 0 P: 7	R: 0 E: 0 K: 0 S: 13	H: 1 LOB: 1 BB: 0 P: 20	1B: 8 2B: 1 3B: 0 HR: 1	SF: 0 SAC: 0 DP: 1 HBP: 1	WP: 0 PB: 0 SB: 0 CS: 0	PA: 41
<b>PITCHER</b>	IP WLS BF H R ER SO BB IBB HBP BLK WP HR S P ERA WHIP	IP WLS BF H R ER SO BB IBB HBP BLK WP HR S P ERA WHIP	IP WLS BF H R ER SO BB IBB HBP BLK WP HR S P ERA WHIP	IP WLS BF H R ER SO BB IBB HBP BLK WP HR S P ERA WHIP	IP WLS BF H R ER SO BB IBB HBP BLK WP HR S P ERA WHIP	IP WLS BF H R ER SO BB IBB HBP BLK WP HR S P ERA WHIP	IP WLS BF H R ER SO BB IBB HBP BLK WP HR S P ERA WHIP	IP WLS BF H R ER SO BB IBB HBP BLK WP HR S P ERA WHIP	IP WLS BF H R ER SO BB IBB HBP BLK WP HR S P ERA WHIP	IP WLS BF H R ER SO BB IBB HBP BLK WP HR S P ERA WHIP	IP WLS BF H R ER SO BB IBB HBP BLK WP HR S P ERA WHIP	IP WLS BF H R ER SO BB IBB HBP BLK WP HR S P ERA WHIP	IP WLS BF H R ER SO BB IBB HBP BLK WP HR S P ERA WHIP	IP WLS BF H R ER SO BB IBB HBP BLK WP HR S P ERA WHIP	IP WLS BF H R ER SO BB IBB HBP BLK WP HR S P ERA WHIP	IP WLS BF H R ER SO BB IBB HBP BLK WP HR S P ERA WHIP	IP WLS BF H R ER SO BB IBB HBP BLK WP HR S P ERA WHIP			
<b>John Cerutti, L</b> ERA: 3.84 (1, 1)	5.0 W 25	7 3 3 1	3 3 1	3 3 1	3 3 1	3 3 1	3 3 1	3 3 1	3 3 1	3 3 1	3 3 1	3 3 1	3 3 1	3 3 1	3 3 1	3 3 1	5.40 2.000			
<b>Jim Acker, R</b> ERA: 2.96 (6, 1)	4.0 S 16	3 0 0 0	0 0 0	0 0 0	0 0 0	0 0 0	0 0 0	0 0 0	0 0 0	0 0 0	0 0 0	0 0 0	0 0 0	0 0 0	0 0 0	0 0 0	0.00 1.000			

AB	36
R	3
H	10
RBI	3
BB	4
SO	1
LOB	21



Batter	1	2	3	4	5	6	7	8	9	AB	R	H	RBI	BB	SO	LOB	BOTTOM			
<b>Junior Felix, S</b> OBP: 0.372, SLG: 0.504 (1, 9)	2-3 K	4-1 G6-3 BB		3-2 P5	3-2 G4-3			1-3 K		4	0	0	0	1	2	1	<b>New York Yankees @ Toronto Blue Jays</b> SkyDome, Toronto, ON Sun Jun 24 1990, 3:33 AM EDT Att: 49,806 - Dome - 68 F			
<b>Tony Fernandez, S</b> OBP: 0.356, SLG: 0.362 (1, 6)	1-0 G5-3	0-0 G6-3		1-0 F9				1-1 G4-6-3		5	0	0	0	0	0	3				
<b>Kelly Gruber, R</b> OBP: 0.370, SLG: 0.588 (1, 5)	1-3 K		2-1 HR	4-2 WP 1B BB				1-0 WP 2B		4	2	2	0	1	1	0				
<b>George Bell, R</b> OBP: 0.337, SLG: 0.530 (1, 7)		3-1 HR	1-0 HR	2-2 1B				3-3 K		4	2	3	4	0	0	0				
<b>Kenny Williams, R</b> OBP: 0.162, SLG: 0.140 (8, 7)		3-1 HR	3-1 HR	1-1 1B				2-3 K		1	0	0	0	0	1	1				
<b>Fred McGriff, L</b> OBP: 0.392, SLG: 0.458 (1, 3)		3-1 F7	3-1 WP 1B BB	1-0 1B				3-0 F8		3	0	1	0	1	0	0				
<b>Pat Borders, R</b> OBP: 0.317, SLG: 0.556 (1, 2)		2-0 2B	3-2 WP 1B	1-3 K				0-0 1B		4	2	3	0	0	1	2				
<b>Glenallen Hill, R</b> OBP: 0.278, SLG: 0.403 (1, 10)		4-1 2B 1B BB	0-0 P4		1-0 F8			2-1 P4		3	1	0	0	1	0	3				
<b>Manuel Lee, S</b> OBP: 0.336, SLG: 0.481 (1, 4)		0-0 1B 2B	3-2 G5-3		0-1 1B			0-1 FC4-6 1B		4	1	3	2	0	0	2				
<b>Mookie Wilson, S</b> OBP: 0.307, SLG: 0.328 (1, 8)		0-2 BB 1B	1-0 G6-3		1-3 K			0-1 FC4-6		4	0	1	2	0	1	4				
<b>Inning Stats</b>	R: 0 E: 0 K: 2 S: 11	H: 4 LOB: 1 BB: 2 P: 29	R: 2 E: 0 K: 0 S: 15	H: 3 LOB: 2 BB: 1 P: 29	R: 1 E: 0 K: 1 S: 14	H: 2 LOB: 1 BB: 1 P: 26	R: 0 E: 0 K: 0 S: 8	H: 0 LOB: 0 BB: 0 P: 12	R: 1 E: 0 K: 0 S: 8	H: 2 LOB: 1 BB: 0 P: 13	R: 0 E: 0 K: 2 S: 10	H: 1 LOB: 1 BB: 0 P: 16	R: 0 E: 0 K: 0 S: 10	H: 0 LOB: 0 BB: 0 P: 7	R: 0 E: 0 K: 0 S: 13	H: 1 LOB: 1 BB: 0 P: 20	1B: 6 2B: 3 3B: 2 HR: 2	SF: 0 SAC: 0 DP: 2 HBP: 0	WP: 3 PB: 1 SB: 0 CS: 0	PA: 40
<b>PITCHER</b>	IP WLS BF H R ER SO BB IBB HBP BLK WP HR S P ERA WHIP	IP WLS BF H R ER SO BB IBB HBP BLK WP HR S P ERA WHIP	IP WLS BF H R ER SO BB IBB HBP BLK WP HR S P ERA WHIP	IP WLS BF H R ER SO BB IBB HBP BLK WP HR S P ERA WHIP	IP WLS BF H R ER SO BB IBB HBP BLK WP HR S P ERA WHIP	IP WLS BF H R ER SO BB IBB HBP BLK WP HR S P ERA WHIP	IP WLS BF H R ER SO BB IBB HBP BLK WP HR S P ERA WHIP	IP WLS BF H R ER SO BB IBB HBP BLK WP HR S P ERA WHIP	IP WLS BF H R ER SO BB IBB HBP BLK WP HR S P ERA WHIP	IP WLS BF H R ER SO BB IBB HBP BLK WP HR S P ERA WHIP	IP WLS BF H R ER SO BB IBB HBP BLK WP HR S P ERA WHIP	IP WLS BF H R ER SO BB IBB HBP BLK WP HR S P ERA WHIP	IP WLS BF H R ER SO BB IBB HBP BLK WP HR S P ERA WHIP	IP WLS BF H R ER SO BB IBB HBP BLK WP HR S P ERA WHIP	IP WLS BF H R ER SO BB IBB HBP BLK WP HR S P ERA WHIP	IP WLS BF H R ER SO BB IBB HBP BLK WP HR S P ERA WHIP				
<b>Chuck Cary, L</b> ERA: 5.14 (1, 1)	2.0 L 13	5 2 2 2	2 0 0 0	2 0 0 0	2 0 0 0	2 0 0 0	2 0 0 0	2 0 0 0	2 0 0 0	2	0	4	7	84	3.86	1.500				
<b>Greg Cadaret, L</b> ERA: 4.53 (3, 1)	4.2	21	5	2	2	2	2	0	47	84	3.86	1.500								
<b>Alan Mills, R</b> ERA: 2.05 (7, 1)	1.1	6	2	0	0	2	0	0	14	20	0.00	1.500								





Batter	1	2	3	4	5	6	7	8	9	AB	R	H	RBI	BB	SO	LOB	TOP				
<b>Bill Spiers, L</b> OBP: 0.302, SLG: 0.378 (1, 6)										4	0	1	0	0	2	2	<b>Milwaukee Brewers @ New York Yankees</b> Yankee Stadium, Bronx, NY Tue Jun 26 1990, 7:05 PM EDT Att: 25,802 - Unknown - 70 F				
<b>Gary Sheffield, R</b> OBP: 0.363, SLG: 0.441 (1, 5)										4	0	2	0	0	0	2					
<b>Robin Yount, R</b> OBP: 0.332, SLG: 0.354 (1, 8)										4	0	0	0	0	0	3					
<b>Dave Parker, L</b> OBP: 0.360, SLG: 0.520 (1, 10)										3	1	1	1	1	0	0					
<b>Greg Brock, L</b> OBP: 0.322, SLG: 0.360 (1, 3)										4	0	1	0	0	0	1					
<b>Rob Deer, R</b> OBP: 0.342, SLG: 0.461 (1, 9)										4	0	0	0	0	3	2					
<b>B.J. Surhoff, L</b> OBP: 0.329, SLG: 0.438 (1, 2)										4	1	2	0	0	0	1					
<b>Greg Vaughn, R</b> OBP: 0.333, SLG: 0.463 (1, 7)										3	0	0	0	0	1	1					
<b>Jim Gantner, L</b> OBP: 0.519, SLG: 0.429 (1, 4)										2	0	2	1	1	0	0					
<b>Inning Stats</b>	R: 0 E: 0 K: 0 S: 8	H: 1 LOB: 0 BB: 0 P: 14	R: 1 E: 0 K: 1 S: 8	H: 2 LOB: 0 BB: 0 P: 12	R: 0 E: 0 K: 1 S: 9	H: 2 LOB: 2 BB: 0 P: 15	R: 0 E: 0 K: 1 S: 7	H: 0 LOB: 0 BB: 0 P: 12	R: 1 E: 0 K: 0 S: 7	H: 3 LOB: 1 BB: 0 P: 10	R: 0 E: 0 K: 0 S: 6	H: 0 LOB: 1 BB: 1 P: 13	R: 0 E: 0 K: 0 S: 4	H: 0 LOB: 0 BB: 0 P: 5	R: 0 E: 0 K: 1 S: 9	H: 1 LOB: 1 BB: 0 P: 16	1B: 8 2B: 0 3B: 0 HR: 1	SF: 0 SAC: 1 DP: 2 HBP: 0	WP: 0 PB: 0 SB: 1 CS: 1	PA: 36	
<b>PITCHER</b>	IP	WLS	BF	H	R	ER	SO	BB	IBB	HBP	BLK	WP	HR	S	P	ERA	WHIP				
<b>Andy Hawkins, R</b> ERA: 6.49 (1, 1)	6.2	L	27	8	2	2	4	2	0	0	0	0	1	52	90	2.70	1.500				
<b>Lee Guetterman, L</b> ERA: 2.06 (7, 1)	2.1	W	8	1	0	0	2	0	0	0	0	0	0	17	26	0.00	0.429				

Batter	1	2	3	4	5	6	7	8	9	AB	R	H	RBI	BB	SO	LOB	BOTTOM				
<b>Roberto Kelly, R</b> OBP: 0.330, SLG: 0.387 (1, 8)										3	2	1	1	1	0	1	<b>Milwaukee Brewers @ New York Yankees</b> Yankee Stadium, Bronx, NY Tue Jun 26 1990, 7:05 PM EDT Att: 25,802 - Unknown - 70 F				
<b>Steve Sax, R</b> OBP: 0.331, SLG: 0.335 (1, 4)										4	0	0	0	0	0	4					
<b>Don Mattingly, L</b> OBP: 0.305, SLG: 0.356 (1, 3)										2	0	0	1	2	0	0					
<b>Steve Balboni, R</b> OBP: 0.318, SLG: 0.422 (1, 10)										3	0	2	2	2	1	0					
<b>Jesse Barfield, R</b> OBP: 0.340, SLG: 0.468 (1, 9)										4	0	1	1	0	1	3					
<b>Mel Hall, L</b> OBP: 0.265, SLG: 0.472 (1, 7)										4	0	1	0	0	1	3					
<b>Deion Sanders, L</b> OBP: 0.200, SLG: 0.207 (8, FR) (9, 7)										1	1	0	0	0	0	2					
<b>Jim Leyritz, R</b> OBP: 0.365, SLG: 0.380 (1, 5)										4	1	3	0	0	0	0					
<b>Bob Geren, R</b> OBP: 0.271, SLG: 0.351 (1, 2)										2	1	1	0	1	0	1					
<b>Matt Nokes, L</b> OBP: 0.305, SLG: 0.456 (8, PH) (9, 2)										1	1	1	3	0	0	0					
<b>Alvaro Espinoza, R</b> OBP: 0.236, SLG: 0.260 (1, 6)										4	2	2	0	0	0	3					
<b>Inning Stats</b>	R: 1 E: 1 K: 0 S: 12	H: 1 LOB: 2 BB: 1 P: 23	R: 1 E: 0 K: 0 S: 8	H: 2 LOB: 1 BB: 1 P: 15	R: 0 E: 0 K: 1 S: 6	H: 0 LOB: 1 BB: 1 P: 12	R: 0 E: 0 K: 0 S: 9	H: 1 LOB: 0 BB: 0 P: 12	R: 0 E: 0 K: 1 S: 8	H: 1 LOB: 1 BB: 0 P: 9	R: 1 E: 0 K: 0 S: 7	H: 2 LOB: 2 BB: 1 P: 12	R: 5 E: 0 K: 0 S: 14	H: 5 LOB: 2 BB: 2 P: 27	1B: 9 2B: 2 3B: 0 HR: 1	SF: 2 SAC: 2 DP: 1 HBP: 0	WP: 0 PB: 0 SB: 1 CS: 0	PA: 42			
<b>PITCHER</b>	IP	WLS	BF	H	R	ER	SO	BB	IBB	HBP	BLK	WP	HR	S	P	ERA	WHIP				
<b>Dennis Powell, L</b> ERA: 5.66 (1, 1)	6.2	L	31	7	3	2	3	4	0	0	0	0	0	58	93	2.70	1.650				
<b>Chuck Cnm, R</b> ERA: 4.64 (7, 1)	1.1		11	5	5	5	0	1	1	0	0	0	1	15	29	33.75	4.500				



Batter	1	2	3	4	5	6	7	8	9	AB	R	H	RBI	BB	SO	LOB	TOP										
<b>Jim Gantner, L</b> OBP: 0.438, SLG: 0.346 (1, 4)	G4-3		G4-3		L3		G4-3		F8	5	0	0	0	0	0	2	<b>Milwaukee Brewers @ New York Yankees</b> Yankee Stadium, Bronx, NY Wed Jun 27 1990, 7:05 PM EDT Att: 18,652 - Unknown										
<b>Gary Sheffield, R</b> OBP: 0.360, SLG: 0.440 (1, 5)	G4-3			G6-3		G3 1B 2B	K		P4	5	1	1	0	0	1												
<b>Robin Yount, R</b> OBP: 0.331, SLG: 0.350 (1, 8)	G6-3			1B 2B BB		G3	F9			3	1	0	0	1	0												
<b>Dave Parker, L</b> OBP: 0.366, SLG: 0.523 (1, 10)		G6-4-3 1B		2B SF8 1B		G6-3 HR 1B		L6		4	2	3	1	0	0												
<b>Greg Brock, L</b> OBP: 0.325, SLG: 0.365 (1, 3)	G6-4-3			SF8 1-3 2B		G6-3		CS BB BB		3	0	1	1	1	0	2											
<b>Rob Deer, R</b> OBP: 0.345, SLG: 0.479 <b>Darryl Hamilton, L</b> OBP: 0.273, SLG: 0.268 (1, 9) (9, 9)	K			SF8				CS 1B BB		2	1	1	3	1	1	0											
<b>B.J. Surhoff, L</b> OBP: 0.332, SLG: 0.439 (1, 2)			G4-3	G6-3		2B 1B		CS 1B BB		0	0	0	0	0	0	0											
<b>Greg Vaughn, R</b> OBP: 0.331, SLG: 0.464 <b>Mike Felder, S</b> OBP: 0.327, SLG: 0.300 (1, 7) (9, 7)			F9		K			CS 1B BB	G1-3	4	0	1	0	0	1	0											
<b>Bill Spiers, L</b> OBP: 0.308, SLG: 0.382 (1, 6)				G4-3		K				0	0	0	0	0	0	0											
<b>Inning Stats</b>	R: 0 E: 0 K: 0 S: 7	H: 0 LOB: 0 BB: 0 P: 9	R: 0 E: 0 K: 1 S: 9	H: 1 LOB: 0 BB: 0 P: 12	R: 0 E: 0 K: 0 S: 7	H: 1 LOB: 1 BB: 0 P: 11	R: 2 E: 0 K: 0 S: 10	H: 2 LOB: 1 BB: 1 P: 17	R: 0 E: 0 K: 1 S: 7	H: 0 LOB: 0 BB: 0 P: 9	R: 3 E: 0 K: 1 S: 17	H: 5 LOB: 2 BB: 0 P: 24	R: 0 E: 0 K: 1 S: 6	H: 0 LOB: 0 BB: 0 P: 9	R: 0 E: 0 K: 0 S: 11	H: 1 LOB: 2 BB: 2 P: 23		R: 0 E: 0 K: 0 S: 7	H: 1 LOB: 1 BB: 0 P: 12	1B: 7 2B: 3 3B: 0 HR: 1	SF: 1 SAC: 0 DP: 1 HBP: 0	WP: 0 PB: 0 CS: 1	PA: 38				
<b>PITCHER</b>	IP	WLS	BF	H	R	ER	SO	BB	IBB	HBP	BLK	WP	HR	S	P	ERA	WHIP										
<b>Jimmy Jones, R</b> ERA: 4.82 (1, 1)	5.2	L	24	7	5	5	2	1	0	0	0	0	1	49	69	7.94	1.412										
<b>Greg Cadaret, L</b> ERA: 4.85 (6, 1)	2.1		10	3	0	0	2	2	0	0	0	0	0	25	45	0.00	2.143										
<b>Alan Mills, R</b> ERA: 1.96 (9, 1)	1.0		4	1	0	0	0	0	0	0	0	0	0	7	12	0.00	1.000										

Batter	1	2	3	4	5	6	7	8	9	AB	R	H	RBI	BB	SO	LOB	BOTTOM										
<b>Roberto Kelly, R</b> OBP: 0.324, SLG: 0.380 (1, 8)	G6-3			F7	FC6-4 BB		K		K	5	0	0	0	0	2	5	<b>Milwaukee Brewers @ New York Yankees</b> Yankee Stadium, Bronx, NY Wed Jun 27 1990, 7:05 PM EDT Att: 18,652 - Unknown										
<b>Steve Sax, R</b> OBP: 0.336, SLG: 0.337 (1, 4)	CS 1B			1B 1B	1-2 2-3 BB			L9	FC1-2 1B	4	1	2	0	1	0	3											
<b>Don Mattingly, L</b> OBP: 0.310, SLG: 0.360 (1, 3)	F7			1B 1B	L6			1B WP 1B	1B	5	0	3	2	0	0	4											
<b>Steve Balboni, R</b> OBP: 0.316, SLG: 0.416 <b>Matt Nokes, L</b> OBP: 0.304, SLG: 0.453 (1, 10) (9, PH)	CS	F8		1B		G5-3		F8	G4-3	4	0	1	1	0	0	1											
<b>Jesse Barfield, R</b> OBP: 0.343, SLG: 0.482 (1, 9)			K	L9			HR			1	0	0	0	0	0	2											
<b>Mel Hall, L</b> OBP: 0.260, SLG: 0.463 (1, 7)	F7			K		G6-3		P2		4	0	0	0	0	1	4											
<b>Jim Leyritz, R</b> OBP: 0.375, SLG: 0.497 (1, 5)			G6-3		FC1-5 2B	G6-3			2B FC1-2 1B	4	0	2	0	0	0	0											
<b>Bob Geren, R</b> OBP: 0.270, SLG: 0.355 <b>Wayne Tolleson, S</b> OBP: 0.160, SLG: 0.250 (1, 2) (9, PR)	P6			FC1-5-6 FC6-4 1B		G4-3			FC1-2 1B 2B	4	0	1	0	0	0	0											
<b>Alvaro Espinoza, R</b> OBP: 0.242, SLG: 0.261 <b>Deion Sanders, L</b> OBP: 0.200, SLG: 0.207 (1, 6) (9, PR)	G1-3				1-2 FC6-4 1B	G4-3			FC1-2 1B BB	3	0	1	0	1	0	0											
<b>Inning Stats</b>	R: 0 E: 0 K: 0 S: 5	H: 1 LOB: 0 BB: 0 P: 8	R: 0 E: 0 K: 1 S: 6	H: 0 LOB: 0 BB: 0 P: 9	R: 0 E: 0 K: 0 S: 8	H: 0 LOB: 0 BB: 0 P: 11	R: 1 E: 0 K: 1 S: 13	H: 3 LOB: 2 BB: 0 P: 21	R: 0 E: 0 K: 0 S: 9	H: 2 LOB: 3 BB: 1 P: 17	R: 1 E: 0 K: 0 S: 8	H: 1 LOB: 0 BB: 0 P: 15	R: 0 E: 0 K: 1 S: 7	H: 0 LOB: 0 BB: 0 P: 8	R: 0 E: 0 K: 0 S: 9	H: 2 LOB: 2 BB: 0 P: 14		R: 2 E: 0 K: 1 S: 16	H: 3 LOB: 2 BB: 1 P: 30	1B: 9 2B: 2 3B: 0 HR: 1	SF: 0 SAC: 0 DP: 0 HBP: 0	WP: 1 PB: 0 CS: 1	PA: 41				
<b>PITCHER</b>	IP	WLS	BF	H	R	ER	SO	BB	IBB	HBP	BLK	WP	HR	S	P	ERA	WHIP										
<b>Bill Krueger, L</b> ERA: 3.15 (1, 1)	7.2	W	31	8	2	2	3	1	0	0	0	0	1	62	98	2.35	1.174										
<b>Bob Sebra, R</b> ERA: 6.97 (8, 1)	0.0		1	1	0	0	0	0	0	0	0	0	0	2	3	∞	∞										
<b>Paul Mirabella, L</b> ERA: 4.35 (8, 1)	0.1		1	0	0	0	0	0	0	0	0	0	0	1	2	0.00	0.000										
<b>Dan Plesac, L</b> ERA: 6.28 (9, 1)	0.0		3	2	2	2	0	1	0	0	0	0	0	7	16	∞	∞										
<b>Chuck Crim, R</b> ERA: 4.53 (9, 1)	1.0	S	4	1	0	0	1	0	0	0	0	0	0	9	14	0.00	1.000										



Batter	1	2	3	4	5	6	7	8	9	AB	R	H	RBI	BB	SO	LOB	TOP										
<b>Mike Felder, S</b> (1, 7) OBP: 0.325, SLG: 0.298	F9			G6-3				G6-3		4	0	1	0	0	0	0	<b>Milwaukee Brewers @ New York Yankees</b> Yankee Stadium, Bronx, NY Thu Jun 28 1990, 3:33 AM EDT Att: 23,643 - Sunny - 86 F										
<b>Gary Sheffield, R</b> (1, 5) OBP: 0.358, SLG: 0.450	F9			F8			F9		HR	4	1	1	1	0	0	1											
<b>Robin Yount, R</b> (1, 8) OBP: 0.333, SLG: 0.350	G6-3			BB					F9	3	0	1	0	1	0	0											
<b>Dave Parker, L</b> (1, 10) OBP: 0.364, SLG: 0.517		F7		BB					E4	3	0	0	0	1	0	2											
<b>Greg Brock, L</b> (1, 3) OBP: 0.324, SLG: 0.362	F7			BB					G4-3	4	0	1	0	0	0	3											
<b>Rob Deer, R</b> (1, 9) OBP: 0.348, SLG: 0.483	P3									3	1	1	0	1	0	1											
<b>B.J. Surhoff, L</b> (1, 2) OBP: 0.326, SLG: 0.431				G6-3					P4	4	0	0	0	0	0	4											
<b>Jim Gantner, L</b> (1, 4) OBP: 0.400, SLG: 0.310				G3-1					F7	3	0	0	1	0	0	0											
<b>Bill Spiers, L</b> (1, 6) OBP: 0.303, SLG: 0.376				G4-3					G6-3	2	0	0	0	0	0	0											
<b>Greg Vaughn, R</b> (8, PH) OBP: 0.329, SLG: 0.461				G4-3						1	0	0	0	0	0	0											
<b>Edgar Diaz, R</b> (8, 6) OBP: 0.333, SLG: 0.296										0	0	0	0	0	0	0											
<b>Inning Stats</b>	R: 0 E: 0 K: 0 S: 6	H: 0 LOB: 0 BB: 0 P: 10	R: 0 E: 0 K: 0 S: 5	H: 0 LOB: 0 BB: 0 P: 6	R: 0 E: 0 K: 0 S: 5	H: 0 LOB: 0 BB: 0 P: 6	R: 0 E: 0 K: 0 S: 9	H: 0 LOB: 2 BB: 2 P: 20	R: 1 E: 0 K: 0 S: 7	H: 1 LOB: 0 BB: 0 P: 10	R: 0 E: 0 K: 0 S: 12	H: 2 LOB: 1 BB: 0 P: 18	R: 0 E: 0 K: 0 S: 4	H: 0 LOB: 0 BB: 0 P: 6	R: 1 E: 1 K: 0 S: 9	H: 1 LOB: 2 BB: 1 P: 18	1B: 3 2B: 1 3B: 0 HR: 1	SF: 0 SAC: 0 DP: 2 HBP: 0	WP: 0 PB: 0 CS: 0	PA: 34							
<b>PITCHER</b>	IP	WLS	BF	H	R	ER	SO	BB	IBB	HBP	BLK	WP	HR	S	P	ERA	WHIP										
<b>Tim Leary, R</b> (1, 1) ERA: 3.38	7.0		25	4	1	1	0	2	0	0	0	0	0	53	82	1.29	0.857										
<b>Lee Guetterman, L</b> (8, 1) ERA: 2.02	1.0		3	0	0	0	0	0	0	0	0	0	0	4	6	0.00	0.000										
<b>Dave Righetti, L</b> (9, 1) ERA: 4.5	1.0	W	6	1	1	1	0	0	1	0	0	0	1	9	18	9.00	1.000										

Batter	1	2	3	4	5	6	7	8	9	AB	R	H	RBI	BB	SO	LOB	BOTTOM										
<b>Roberto Kelly, R</b> (1, 8) OBP: 0.323, SLG: 0.381	2B	K			G6-3			K		4	1	1	0	0	2	1	<b>Milwaukee Brewers @ New York Yankees</b> Yankee Stadium, Bronx, NY Thu Jun 28 1990, 3:33 AM EDT Att: 23,643 - Sunny - 86 F										
<b>Steve Sax, R</b> (1, 4) OBP: 0.334, SLG: 0.333	B1			L3	G4-3				IBB	3	0	0	0	1	0	1											
<b>Don Mattingly, L</b> (1, 3) OBP: 0.309, SLG: 0.358	F7			F9						4	0	1	0	0	0	3											
<b>Mel Hall, L</b> (1, 7) OBP: 0.264, SLG: 0.469	2B			1B					F7	4	1	2	1	0	0	3											
<b>Matt Nokes, L</b> (1, 10) OBP: 0.304, SLG: 0.451	2B			L7						3	0	1	1	0	0	2											
<b>Steve Balboni, R</b> (9, PH) OBP: 0.321, SLG: 0.421										1	0	1	0	0	0	0											
<b>Deion Sanders, L</b> (9, PR) OBP: 0.200, SLG: 0.207	1B								SH1-4	0	1	0	0	0	0	0											
<b>Jesse Barfield, R</b> (1, 9) OBP: 0.342, SLG: 0.477									SH1-4	2	0	0	0	1	0	0											
<b>Jim Leyritz, R</b> (1, 5) OBP: 0.350, SLG: 0.379	G5-3			P2					G6-3	4	0	0	0	0	0	4											
<b>Bob Geren, R</b> (1, 2) OBP: 0.270, SLG: 0.352				K						4	0	1	1	0	1	0											
<b>Alvaro Espinoza, R</b> (1, 6) OBP: 0.243, SLG: 0.272	F7				G5-3					3	0	1	0	0	0	0											
<b>Inning Stats</b>	R: 2 E: 0 K: 0 S: 16	H: 3 LOB: 2 BB: 1 P: 24	R: 0 E: 0 K: 1 S: 6	H: 0 LOB: 0 BB: 0 P: 8	R: 0 E: 0 K: 1 S: 6	H: 1 LOB: 1 BB: 0 P: 12	R: 0 E: 0 K: 1 S: 6	H: 0 LOB: 0 BB: 0 P: 11	R: 0 E: 0 K: 0 S: 5	H: 0 LOB: 0 BB: 0 P: 8	R: 0 E: 0 K: 0 S: 4	H: 1 LOB: 0 BB: 0 P: 7	R: 0 E: 0 K: 0 S: 3	H: 0 LOB: 0 BB: 0 P: 4	R: 0 E: 0 K: 1 S: 12	H: 1 LOB: 2 BB: 1 P: 22	R: 1 E: 0 K: 0 S: 5	H: 2 LOB: 1 BB: 0 P: 8	1B: 5 2B: 2 3B: 1 HR: 0	SF: 0 SAC: 1 DP: 1 HBP: 0	WP: 0 PB: 0 CS: 0	PA: 35					
<b>PITCHER</b>	IP	WLS	BF	H	R	ER	SO	BB	IBB	HBP	BLK	WP	HR	S	P	ERA	WHIP										
<b>Mark Knudson, R</b> (1, 1) ERA: 3.94	7.1		29	6	2	2	3	1	1	0	0	0	0	53	90	2.46	0.955										
<b>Dan Plesac, L</b> (8, 1) ERA: 6.14	0.2		2	0	0	0	0	0	0	0	0	0	0	5	6	0.00	0.000										
<b>Bob Sebra, R</b> (9, 1) ERA: 7.36	0.2	L	4	2	1	1	0	0	0	0	0	0	0	5	8	13.50	3.000										



Batter	1	2	3	4	5	6	7	8	9	AB	R	H	RBI	BB	SO	LOB	TOP					
<b>Roberto Kelly, R</b> OBP: 0.322, SLG: 0.377 (1, 8)										3	0	0	0	1	2	0						
<b>Jim Leyritz, R</b> OBP: 0.344, SLG: 0.371 (1, 5)										4	0	1	0	0	1	1						
<b>Don Mattingly, L</b> OBP: 0.305, SLG: 0.353 (1, 3)										4	0	0	0	0	0	2						
<b>Mel Hall, L</b> OBP: 0.264, SLG: 0.464 (1, 7)										4	0	1	0	0	0	1						
<b>Matt Nokes, L</b> OBP: 0.303, SLG: 0.446 <b>Steve Sax, R</b> OBP: 0.334, SLG: 0.333 (9, PR)										4	0	1	0	0	1	1						
<b>Jesse Barfield, R</b> OBP: 0.341, SLG: 0.478 (1, 9)										4	0	1	0	0	2	1						
<b>Kevin Maas, L</b> OBP: 0.333, SLG: 0.333 (1, 10)										3	0	1	0	0	1	2						
<b>Alvaro Espinoza, R</b> OBP: 0.244, SLG: 0.270 (1, 6)										2	0	0	0	1	1	1						
<b>Wayne Tolleson, S</b> OBP: 0.143, SLG: 0.222 (1, 4)										3	0	0	0	0	2	3						
<b>Inning Stats</b>	R: 0 E: 0 K: 1 S: 6	H: 1 LOB: 0 BB: 0 P: 11	R: 0 E: 0 K: 1 S: 12	H: 2 LOB: 3 BB: 1 P: 22	R: 0 E: 0 K: 0 S: 6	H: 0 LOB: 1 BB: 1 P: 15	R: 0 E: 0 K: 2 S: 9	H: 1 LOB: 1 BB: 0 P: 12	R: 0 E: 0 K: 1 S: 7	H: 0 LOB: 0 BB: 0 P: 9	R: 0 E: 0 K: 0 S: 7	H: 0 LOB: 0 BB: 0 P: 11	R: 0 E: 0 K: 3 S: 9	H: 0 LOB: 0 BB: 0 P: 13	R: 0 E: 0 K: 2 S: 8	H: 0 LOB: 0 BB: 0 P: 12	R: 0 E: 0 K: 0 S: 7	H: 1 LOB: 1 BB: 0 P: 11	1B: 4 2B: 1 3B: 0 HR: 0	SF: 0 SAC: 0 DP: 1 HBP: 0	WP: 0 PB: 0 SB: 1 CS: 0	PA: 33
<b>PITCHER</b>	IP	WLS	BF	H	R	ER	SO	BB	IBB	HBP	BLK	WP	HR	S	P	ERA	WHIP					
<b>Jack McDowell, R</b> ERA: 3.69 (1, 1)	7.0	W	26	4	0	0	8	2	0	0	0	0	0	56	93	0.00	0.857					
<b>Barry Jones, R</b> ERA: 1.43 (8, 1)	1.0		3	0	0	0	2	0	0	0	0	0	0	8	12	0.00	0.000					
<b>Bobby Thigpen, R</b> ERA: 1.83 (9, 1)	1.0	S	4	1	0	0	0	0	0	0	0	0	0	7	11	0.00	1.000					

**New York Yankees @ Chicago White Sox**  
Comiskey Park, Chicago, IL  
Fri Jun 29 1990, 8:05 PM EDT  
Att: 30,137 - Unknown

AB 31  
R 0  
H 5  
RBI 0  
BB 2  
SO 10  
LOB 12

Batter	1	2	3	4	5	6	7	8	9	AB	R	H	RBI	BB	SO	LOB	BOTTOM					
<b>Sammy Sosa, R</b> OBP: 0.307, SLG: 0.442 (1, 9)										4	0	0	0	0	1	1						
<b>Robin Ventura, L</b> OBP: 0.322, SLG: 0.310 (1, 5)										3	0	0	0	1	0	1						
<b>Ivan Calderon, R</b> OBP: 0.370, SLG: 0.462 (1, 7)										4	0	2	0	0	0	1						
<b>Ron Kittle, R</b> OBP: 0.308, SLG: 0.495 (1, 10)										4	1	1	1	0	1	2						
<b>Carlton Fisk, R</b> OBP: 0.370, SLG: 0.395 (1, 2)										2	0	0	0	2	0	0						
<b>Carlos Martinez, R</b> OBP: 0.250, SLG: 0.317 (1, 3)										4	0	1	0	0	1	3						
<b>Scott Fletcher, R</b> OBP: 0.307, SLG: 0.314 (1, 4)										2	0	1	0	2	0	1						
<b>Lance Johnson, L</b> OBP: 0.324, SLG: 0.340 (1, 8)										4	0	1	0	0	0	6						
<b>Ozzie Guillen, L</b> OBP: 0.346, SLG: 0.398 (1, 6)										3	0	0	0	0	1	3						
<b>Inning Stats</b>	R: 0 E: 0 K: 0 S: 4	H: 0 LOB: 0 BB: 0 P: 5	R: 1 E: 0 K: 0 S: 11	H: 3 LOB: 2 BB: 0 P: 17	R: 0 E: 0 K: 1 S: 13	H: 1 LOB: 1 BB: 0 P: 21	R: 0 E: 0 K: 0 S: 7	H: 0 LOB: 1 BB: 1 P: 15	R: 0 E: 0 K: 1 S: 4	H: 0 LOB: 1 BB: 1 P: 9	R: 0 E: 0 K: 1 S: 10	H: 0 LOB: 1 BB: 1 P: 18	R: 0 E: 0 K: 1 S: 11	H: 1 LOB: 1 BB: 0 P: 16	R: 0 E: 0 K: 1 S: 11	H: 1 LOB: 3 BB: 2 P: 27	R: 0 E: 0 K: 1 S: 11	H: 1 LOB: 3 BB: 2 P: 27	1B: 5 2B: 0 3B: 0 HR: 1	SF: 0 SAC: 0 DP: 0 HBP: 0	WP: 0 PB: 0 SB: 2 CS: 0	PA: 35
<b>PITCHER</b>	IP	WLS	BF	H	R	ER	SO	BB	IBB	HBP	BLK	WP	HR	S	P	ERA	WHIP					
<b>Chuck Cary, L</b> ERA: 4.66 (1, 1)	7.0	L	30	6	1	1	3	3	0	0	0	0	0	62	104	1.29	1.286					
<b>Alan Mills, R</b> ERA: 1.5 (8, 1)	0.2		4	0	0	0	1	1	1	0	0	0	0	6	19	0.00	1.500					
<b>Lee Guetterman, L</b> ERA: 2.01 (8, 1)	0.1		1	0	0	0	0	0	0	0	0	0	0	3	5	0.00	0.000					

**New York Yankees @ Chicago White Sox**  
Comiskey Park, Chicago, IL  
Fri Jun 29 1990, 8:05 PM EDT  
Att: 30,137 - Unknown

AB 30  
R 1  
H 6  
RBI 1  
BB 5  
SO 4  
LOB 18







Batter	1	2	3	4	5	6	7	8	9	AB	R	H	RBI	BB	SO	LOB	TOP				
<b>Roberto Kelly, R</b> OBP: 0.322, SLG: 0.384 (1, 8)										4	0	0	0	0	2	3	<b>New York Yankees @ Chicago White Sox</b> Comiskey Park, Chicago, IL Sun Jul 01 1990, 4:33 AM EDT Att: 30,642 - Sunny - 70 F				
<b>Steve Sax, R</b> OBP: 0.331, SLG: 0.330 (1, 4)										4	0	0	0	0	1	3					
<b>Don Mattingly, L</b> OBP: 0.299, SLG: 0.346 (1, 3)										4	0	0	0	0	0	0					
<b>Steve Balboni, R</b> OBP: 0.309, SLG: 0.403 <b>Wayne Tolleson, S</b> (9, PR)										4	0	0	0	0	1	0					
<b>Jesse Barfield, R</b> OBP: 0.344, SLG: 0.474 (1, 9)										4	0	1	0	0	1	1					
<b>Jim Leyritz, R</b> OBP: 0.391, SLG: 0.471 (1, 7)										3	0	1	0	0	0	0					
<b>Mike Blowers, R</b> OBP: 0.259, SLG: 0.311 (1, 5)										3	0	0	0	0	0	2					
<b>Bob Geren, R</b> OBP: 0.271, SLG: 0.352 (1, 2)										3	0	1	0	0	0	0					
<b>Alvaro Espinoza, R</b> OBP: 0.245, SLG: 0.270 (1, 6)										2	0	1	0	0	0	0					
<b>Inning Stats</b>	R: 0 E: 0 K: 1 S: 11	H: 0 LOB: 0 BB: 0 P: 18	R: 0 E: 0 K: 0 S: 7	H: 0 LOB: 0 BB: 0 P: 9	R: 0 E: 0 K: 0 S: 8	H: 0 LOB: 0 BB: 0 P: 14	R: 0 E: 0 K: 0 S: 4	H: 0 LOB: 0 BB: 0 P: 6	R: 0 E: 0 K: 1 S: 8	H: 2 LOB: 2 BB: 0 P: 13	R: 0 E: 0 K: 1 S: 11	H: 2 LOB: 2 BB: 0 P: 15	R: 0 E: 1 K: 1 S: 12	H: 0 LOB: 1 BB: 0 P: 16	R: 0 E: 1 K: 0 S: 9	H: 0 LOB: 1 BB: 0 P: 13	1B: 4 2B: 0 3B: 0 HR: 0	SF: 0 SAC: 1 DP: 1 HBP: 0	WP: 0 PB: 0 CS: 0	PA: 32	
<b>PITCHER</b>	IP	WLS	BF	H	R	ER	SO	BB	IBB	HBP	BLK	WP	HR	S	P	ERA	WHIP				
<b>Greg Hibbard, L</b> ERA: 2.4 (1, 1)	7.0		25	4	0	0	4	0	0	0	0	0	0	61	91	0.00	0.571				
<b>Barry Jones, R</b> ERA: 1.4 (8, 1)	1.0	W	4	0	0	0	1	0	0	0	0	0	0	12	16	0.00	0.000				
<b>Scott Radinsky, L</b> ERA: 2.08 (9, 1)	1.0		3	0	0	0	0	0	0	0	0	0	0	9	13	0.00	0.000				

Batter	1	2	3	4	5	6	7	8	9	AB	R	H	RBI	BB	SO	LOB	BOTTOM				
<b>Lance Johnson, L</b> OBP: 0.325, SLG: 0.335 (1, 8)										3	1	0	0	1	0	0	<b>New York Yankees @ Chicago White Sox</b> Comiskey Park, Chicago, IL Sun Jul 01 1990, 4:33 AM EDT Att: 30,642 - Sunny - 70 F				
<b>Robin Ventura, L</b> OBP: 0.322, SLG: 0.311 (1, 5)										4	1	0	0	0	0	0					
<b>Ivan Calderon, R</b> OBP: 0.366, SLG: 0.452 (1, 10)										3	0	0	0	1	0	0					
<b>Dan Pasqua, L</b> OBP: 0.385, SLG: 0.568 <b>Dave Gallagher, R</b> OBP: 0.296, SLG: 0.333 (9, 7)										4	0	0	0	0	1	2					
<b>Ron Kittle, R</b> OBP: 0.302, SLG: 0.486 <b>Steve Lyons, L</b> OBP: 0.268, SLG: 0.284 (8, 3)										0	0	0	0	0	0	0					
<b>Ron Karkovics, R</b> OBP: 0.348, SLG: 0.432 (1, 2)										2	0	0	0	1	0	0					
<b>Scott Fletcher, R</b> OBP: 0.314, SLG: 0.323 (1, 4)										2	0	0	0	1	0	0					
<b>Sammy Sosa, R</b> OBP: 0.305, SLG: 0.456 (1, 9)										3	1	0	0	0	0	2					
<b>Ozzie Guillen, L</b> OBP: 0.340, SLG: 0.388 (1, 6)										2	1	0	0	1	0	0					
<b>Inning Stats</b>	R: 0 E: 0 K: 0 S: 9	H: 0 LOB: 0 BB: 0 P: 10	R: 0 E: 0 K: 2 S: 10	H: 0 LOB: 0 BB: 0 P: 17	R: 0 E: 0 K: 0 S: 7	H: 0 LOB: 0 BB: 0 P: 10	R: 0 E: 0 K: 0 S: 5	H: 0 LOB: 2 BB: 0 P: 7	R: 0 E: 0 K: 0 S: 6	H: 0 LOB: 0 BB: 0 P: 10	R: 0 E: 0 K: 1 S: 9	H: 0 LOB: 0 BB: 1 P: 15	R: 4 E: 3 K: 0 S: 21	H: 0 LOB: 1 BB: 2 P: 37	R: 0 E: 1 K: 0 S: 9	H: 0 LOB: 1 BB: 2 P: 13	1B: 0 2B: 0 3B: 0 HR: 0	SF: 0 SAC: 0 DP: 0 HBP: 0	WP: 0 PB: 1 CS: 1	PA: 31	
<b>PITCHER</b>	IP	WLS	BF	H	R	ER	SO	BB	IBB	HBP	BLK	WP	HR	S	P	ERA	WHIP				
<b>Andy Hawkins, R</b> ERA: 5.8 (1, 1)	8.0	L	31	0	4	0	3	5	0	0	0	0	0	79	131	0.00	0.625				



Batter	1	2	3	4	5	6	7	8	9	AB	R	H	RBI	BB	SO	LOB	TOP					
<b>Roberto Kelly, R</b> OBP: 0.320, SLG: 0.385 (1, 8)	G5-3		K		F9		K		1B 1-H 2B	5	0	1	1	0	2	2						
<b>Steve Sax, R</b> OBP: 0.332, SLG: 0.331 (1, 4)	G4-3			1B 2B	FC5-4		G6-3		1B	5	1	2	0	0	0	2						
<b>Matt Nokes, L</b> OBP: 0.303, SLG: 0.455 (1, 2)	F8			1B 2B		K			K	5	2	2	1	0	2	2						
<b>Mel Hall, L</b> OBP: 0.276, SLG: 0.473 (1, 7)		L3		1B 1-H 2B		1B 1B WP		G4-3		4	1	2	2	0	0	0						
<b>Jesse Barfield, R</b> OBP: 0.339, SLG: 0.466 (1, 9)	G3-1			F7		F8		P5		4	0	0	0	0	0	1						
<b>Jim Levritz, R</b> OBP: 0.368, SLG: 0.473 (1, 5)				G4-3		1B 1B WP		G6-3		4	0	2	0	0	0	0						
<b>Steve Balboni, R</b> OBP: 0.315, SLG: 0.402 (1, 3)				F9		1B BB			F8	3	0	1	0	1	0	1						
<b>Kevin Maas, L</b> OBP: 0.364, SLG: 0.300 (1, 10)			K		K	K			2B 1B	4	1	1	0	0	3	3						
<b>Alvaro Espinoza, R</b> OBP: 0.246, SLG: 0.270 (1, 6)			G6-3		FC5-4 1B		F8		K	4	0	1	0	0	1	1						
<b>Inning Stats</b>	R: 0 E: 0 K: 0 S: 7	H: 0 LOB: 0 BB: 0 P: 13	R: 0 E: 0 K: 0 S: 8	H: 1 LOB: 1 BB: 0 P: 13	R: 0 E: 0 K: 2 S: 8	H: 0 LOB: 0 BB: 0 P: 12	R: 2 E: 0 K: 0 S: 8	H: 3 LOB: 0 BB: 0 P: 9	R: 0 E: 0 K: 1 S: 10	H: 1 LOB: 2 BB: 1 P: 18	R: 1 E: 0 K: 2 S: 21	H: 3 LOB: 2 BB: 0 P: 28	R: 0 E: 0 K: 1 S: 7	H: 0 LOB: 0 BB: 0 P: 13	R: 1 E: 0 K: 2 S: 10	H: 1 LOB: 0 BB: 0 P: 12	R: 1 E: 0 K: 2 S: 17	H: 3 LOB: 2 BB: 0 P: 22	1B: 9 2B: 2 3B: 0 HR: 1	SF: 0 SAC: 0 DP: 0 HBP: 0	WP: 1 PB: 0 SB: 0 CS: 0	PA: 39
<b>PITCHER</b>	IP	WLS	BF	H	R	ER	SO	BB	IBB	HBP	BLK	WP	HR	S	P	ERA	WHIP					
<b>Kevin Appier, R</b> ERA: 3.29 (1, 1)	6.0	W	26	8	3	3	5	1	0	0	0	1	0	62	93	4.50	1.500					
<b>Andy McCaffigan, R</b> ERA: 7.71 (7, 1)	2.0		7	1	1	1	1	0	0	0	0	0	1	17	25	4.50	0.500					
<b>Jeff Montgomery, R</b> ERA: 2.4 (9, 1)	1.0		6	3	1	1	2	0	0	0	0	0	0	17	22	9.00	3.000					

**New York Yankees @ Kansas City Royals**  
Royals Stadium, Kansas City, MO  
Mon Jul 02 1990, 8:05 PM EDT  
Att: 38,693 - Unknown - 94 F

AB 38  
R 5  
H 12  
RBI 4  
BB 1  
SO 8  
LOB 12



Batter	1	2	3	4	5	6	7	8	9	AB	R	H	RBI	BB	SO	LOB	BOTTOM					
<b>Kevin Seitzer, R</b> OBP: 0.363, SLG: 0.405 (1, 5)	E 1B BB	1B BB 1B	G4-6-3 1B		L8		E6 FC6-4			4	2	2	1	1	0	0						
<b>Pat Tabler, R</b> OBP: 0.314, SLG: 0.297 (8, 5)										0	0	0	0	0	0	0						
<b>Kurt Stillwell, S</b> OBP: 0.358, SLG: 0.413 (1, 6)	E4 1B SF9	FC BB 1B FC5-4	G4-6-3 1B			G4-3	FC6-4			5	2	0	1	0	0	4						
<b>Steve Jeltz, S</b> OBP: 0.176, SLG: 0.188 (8, 6)										0	0	0	0	0	0	0						
<b>George Brett, L</b> OBP: 0.338, SLG: 0.337 (1, 3)	S 1B	FC5-4 BB 1B	F8			1B 1B		F9 SF9 2B		5	2	4	1	0	0	0						
<b>Bo Jackson, R</b> OBP: 0.343, SLG: 0.456 (1, 8)	SF9	FC5-4 BB		K		K		F9		3	0	0	2	1	2	2						
<b>Rey Palacios, R</b> OBP: 0.351, SLG: 0.455 (9, 5)		FC5-4 BB								0	0	0	0	0	0	0						
<b>Danny Tartabull, R</b> OBP: 0.305, SLG: 0.464 (1, 9)	K	FC5-4 BB S		L8		FC4-6 1B		SF9		4	1	1	2	0	1	3						
<b>Jim Eisenreich, L</b> OBP: 0.338, SLG: 0.383 (1, 7)	K2-3	BB BB BB		F8		FC4-6		K		4	0	0	0	1	2	3						
<b>Gerald Perry, L</b> OBP: 0.305, SLG: 0.376 (1, 10)		F7			HR			P6		3	1	1	2	1	0	0						
<b>Mike Macfarlane, R</b> OBP: 0.304, SLG: 0.379 (1, 2)					G4-1			G6-3 E 2B		3	2	2	1	1	0	0						
<b>Bill Pecota, R</b> OBP: 0.404, SLG: 0.419 (1, 4)		E5 FC			F8			G6-3		4	1	0	0	0	0	5						
<b>Inning Stats</b>	R: 2 E: 1 K: 2 S: 15	H: 1 LOB: 1 BB: 1 P: 30	R: 6 E: 1 K: 0 S: 18	H: 3 LOB: 3 BB: 4 P: 42	R: 0 E: 0 K: 1 S: 8	H: 1 LOB: 0 BB: 0 P: 8	R: 0 E: 0 K: 1 S: 8	H: 0 LOB: 0 BB: 0 P: 8	R: 1 E: 0 K: 0 S: 8	H: 1 LOB: 0 BB: 0 P: 14	R: 0 E: 0 K: 1 S: 10	H: 2 LOB: 2 BB: 0 P: 17	R: 1 E: 1 K: 0 S: 11	H: 1 LOB: 1 BB: 0 P: 17	R: 1 E: 0 K: 1 S: 11	H: 1 LOB: 0 BB: 0 P: 15	1B: 7 2B: 2 3B: 0 HR: 1	SF: 2 SAC: 0 DP: 1 HBP: 0	WP: 0 PB: 0 SB: 0 CS: 0	PA: 42		
<b>PITCHER</b>	IP	WLS	BF	H	R	ER	SO	BB	IBB	HBP	BLK	WP	HR	S	P	ERA	WHIP					
<b>Jimmy Jones, R</b> ERA: 5.4 (1, 1)	1.1	L	12	4	7	3	2	1	0	0	0	0	0	9	25	0.00	12.000					
<b>Eric Plunk, R</b> ERA: 3.15 (2, 1)	0.1		5	0	1	0	0	4	0	0	0	0	0	9	25	0.00	12.000					
<b>Jeff Robinson, R</b> ERA: 4.95 (2, 1)	4.0		15	4	1	1	2	0	0	0	0	0	1	32	48	2.25	1.000					
<b>Greg Cadaret, L</b> ERA: 4.52 (6, 1)	1.1		6	1	1	0	0	0	0	0	0	0	0	12	18	0.00	0.750					
<b>Alan Mills, R</b> ERA: 2.19 (8, 1)	1.0		4	1	1	1	1	0	0	0	0	0	0	11	15	9.00	1.000					

**New York Yankees @ Kansas City Royals**  
Royals Stadium, Kansas City, MO  
Mon Jul 02 1990, 8:05 PM EDT  
Att: 38,693 - Unknown - 94 F

AB 35  
R 11  
H 10  
RBI 10  
BB 5  
SO 5  
LOB 17





Batter	1	2	3	4	5	6	7	8	9	AB	R	H	RBI	BB	SO	LOB	TOP					
<b>Roberto Kelly, R</b> OBP: 0.315, SLG: 0.378 (1, 8)										5	0	0	0	0	3	1	<b>New York Yankees @ Kansas City Royals</b> Royals Stadium, Kansas City, MO Tue Jul 03 1990, 8:05 PM EDT Att: 27,529 - Unknown - 92 F <a href="http://livebaseballscorecards.com">livebaseballscorecards.com</a>					
<b>Steve Sax, R</b> OBP: 0.330, SLG: 0.332 (1, 4)										5	1	1	0	0	1	1						
<b>Matt Nokes, L</b> OBP: 0.307, SLG: 0.449 (1, 10)										2	0	0	0	0	0	1						
<b>Mel Hall, L</b> OBP: 0.275, SLG: 0.469 (1, 7)										4	0	1	0	0	2	3						
<b>Jesse Barfield, R</b> OBP: 0.349, SLG: 0.475 (1, 9)										2	0	2	1	2	0	0						
<b>Jim Levritz, R</b> OBP: 0.393, SLG: 0.455 (1, 5) (8, 2)										3	0	0	0	1	1	5						
<b>Kevin Maas, L</b> OBP: 0.357, SLG: 0.250 (8, PH)										2	0	0	0	1	0	3						
<b>Steve Balboni, R</b> OBP: 0.313, SLG: 0.398 (8, 3) (8, 3)										1	0	0	0	0	1	3						
<b>Bob Geren, R</b> OBP: 0.266, SLG: 0.345 (8, PH)										3	0	0	0	0	1	5						
<b>Mike Blowers, R</b> OBP: 0.277, SLG: 0.308 (8, 5) (8, 5)										1	0	0	0	0	0	3						
<b>Randy Velarde, R</b> OBP: 0.262, SLG: 0.270 (1, 6)										3	0	0	0	1	2	0						
<b>Inning Stats</b>	R: 0 E: 0 K: 1 S: 7	H: 0 LOB: 0 BB: 0 P: 12	R: 0 E: 0 K: 2 S: 14	H: 1 LOB: 2 BB: 1 P: 23	R: 0 E: 0 K: 0 S: 8	H: 0 LOB: 1 BB: 1 P: 13	R: 0 E: 0 K: 1 S: 10	H: 1 LOB: 1 BB: 0 P: 14	R: 0 E: 0 K: 1 S: 7	H: 0 LOB: 0 BB: 0 P: 11	R: 1 E: 0 K: 0 S: 16	H: 2 LOB: 3 BB: 1 P: 26	R: 0 E: 0 K: 2 S: 9	H: 0 LOB: 0 BB: 0 P: 16	R: 0 E: 0 K: 2 S: 12	H: 0 LOB: 2 BB: 2 P: 29	R: 0 E: 0 K: 2 S: 10	H: 0 LOB: 0 BB: 0 P: 14	1B: 2 2B: 2 HR: 0	SF: 0 SAC: 0 DP: 0 HBP: 2	WP: 0 PB: 0 SB: 0 CS: 0	PA: 38
<b>PITCHER</b>	IP	WLS	BF	H	R	ER	SO	BB	IBB	HBP	BLK	WP	HR	S	P	ERA	WHIP					
<b>Steve Farr, R</b> ERA: 2.21 (1, 1)	5.1	W	23	4	1	1	5	2	0	1	0	0	0	55	85	1.69	1.125					
<b>Steve Crawford, R</b> ERA: 3.0 (6, 1)	1.2		6	0	0	0	2	1	0	0	0	0	0	16	30	0.00	0.600					
<b>Mark Davis, L</b> ERA: 5.4 (8, 1)	0.1		4	0	0	0	1	2	0	1	0	0	0	7	20	0.00	6.000					
<b>Jeff Montgomery, R</b> ERA: 2.32 (8, 1)	1.2	S	5	0	0	0	3	0	0	0	0	0	0	15	23	0.00	0.000					

Batter	1	2	3	4	5	6	7	8	9	AB	R	H	RBI	BB	SO	LOB	BOTTOM				
<b>Kevin Seitzer, R</b> OBP: 0.366, SLG: 0.406 (1, 5)										4	1	2	0	1	0	2	<b>New York Yankees @ Kansas City Royals</b> Royals Stadium, Kansas City, MO Tue Jul 03 1990, 8:05 PM EDT Att: 27,529 - Unknown - 92 F <a href="http://livebaseballscorecards.com">livebaseballscorecards.com</a>				
<b>Kurt Stillwell, S</b> OBP: 0.352, SLG: 0.408 (1, 6)										3	0	0	2	0	0	3					
<b>George Brett, L</b> OBP: 0.333, SLG: 0.332 (1, 3)										4	0	0	0	0	0	3					
<b>Bo Jackson, R</b> OBP: 0.349, SLG: 0.476 (1, 8)										4	2	3	2	0	0	0					
<b>Jim Eisenreich, L</b> OBP: 0.341, SLG: 0.382 (1, 9)										3	0	1	0	1	0	1					
<b>Gerald Perry, L</b> OBP: 0.308, SLG: 0.375 (1, 10)										3	0	1	1	1	1	1					
<b>Willie Wilson, S</b> OBP: 0.335, SLG: 0.349 (1, 7)										3	1	0	0	1	1	4					
<b>Mike Macfarlane, R</b> OBP: 0.303, SLG: 0.382 (1, 2)										4	1	1	0	0	1	0					
<b>Frank White, R</b> OBP: 0.250, SLG: 0.322 (1, 4)										2	1	2	1	0	0	0					
<b>Inning Stats</b>	R: 1 E: 0 K: 1 S: 18	H: 2 LOB: 3 BB: 2 P: 33	R: 0 E: 0 K: 0 S: 8	H: 1 LOB: 1 BB: 0 P: 12	R: 1 E: 0 K: 0 S: 12	H: 2 LOB: 1 BB: 0 P: 18	R: 1 E: 0 K: 1 S: 7	H: 1 LOB: 1 BB: 0 P: 13	R: 0 E: 0 K: 1 S: 7	H: 0 LOB: 0 BB: 0 P: 13	R: 2 E: 0 K: 0 S: 9	H: 1 LOB: 1 BB: 2 P: 19	R: 1 E: 0 K: 0 S: 9	H: 2 LOB: 0 BB: 0 P: 13	R: 0 E: 0 K: 0 S: 7	H: 1 LOB: 1 BB: 0 P: 14		1B: 6 2B: 2 3B: 1 HR: 1	SF: 3 SAC: 0 DP: 0 HBP: 1	WP: 3 PB: 0 SB: 1 CS: 1	PA: 38
<b>PITCHER</b>	IP	WLS	BF	H	R	ER	SO	BB	IBB	HBP	BLK	WP	HR	S	P	ERA	WHIP				
<b>Tim Leary, R</b> ERA: 3.61 (1, 1)	5.1	L	28	7	5	5	3	4	0	1	0	0	0	57	103	8.44	2.062				
<b>Lee Guetterman, L</b> ERA: 2.22 (6, 1)	1.1		5	2	1	1	0	0	0	0	0	0	1	12	17	6.75	1.500				
<b>Alan Mills, R</b> ERA: 2.08 (7, 1)	1.1		5	1	0	0	0	0	0	0	0	0	0	8	15	0.00	0.750				











Batter	1	2	3	4	5	6	7	8	9	AB	R	H	RBI	BB	SO	LOB	TOP										
<b>Al Newman, S</b> OBP: 0.289, SLG: 0.276 (1, 4)	G1-6-3		G6-3	L6		K			L3	5	0	1	0	0	1	3	<b>Minnesota Twins @ New York Yankees</b> Yankee Stadium, Bronx, NY Fri Jul 06 1990, 7:05 PM EDT Att: 25,120 - Unknown										
<b>Shane Mack, R</b> OBP: 0.385, SLG: 0.485 (1, 7)	L4		G5-3		K		P4		L3	5	0	0	0	0	1												
<b>Kirby Puckett, R</b> OBP: 0.383, SLG: 0.505 (1, 8)	F7		F8		2B		1B		1B	3	1	1	0	2	0	0											
<b>Gary Gaetti, R</b> OBP: 0.301, SLG: 0.425 (1, 5)		1B		K	2B		FC5-4-5		1B	5	0	3	1	0	1	1											
<b>Gene Larkin, S</b> OBP: 0.354, SLG: 0.424 (1, 3)	F9		G6-3	K	K		P6		P3	5	1	1	0	0	1	5											
<b>Brian Harper, R</b> OBP: 0.345, SLG: 0.435 (1, 10)	1B		G6-3	G5-3					F7	4	0	1	1	0	0	1											
<b>Carmen Castillo, R</b> OBP: 0.178, SLG: 0.167 <b>John Moses, S</b> OBP: 0.321, SLG: 0.263 (8, PH)	P4		E	1B		P6		FC5-4	BB	3	1	1	0	0	0	2											
<b>Junior Ortiz, R</b> OBP: 0.418, SLG: 0.479 (1, 2)	BB		G4-3	E		G4-3		L4		2	0	0	0	2	0	1											
<b>Greg Gagne, R</b> OBP: 0.287, SLG: 0.385 <b>Kent Hrbek, L</b> OBP: 0.378, SLG: 0.470 <b>Fred Manrique, R</b> OBP: 0.261, SLG: 0.353 (8, PH)	K		E3					FC5-4		3	0	1	0	0	1	4											
<b>Inning Stats</b>	R: 0 E: 0 K: 0 S: 5	H: 0 LOB: 0 BB: 0 P: 6	R: 0 E: 0 K: 1 S: 11	H: 2 LOB: 3 BB: 1 P: 22	R: 0 E: 0 K: 0 S: 6	H: 0 LOB: 0 BB: 0 P: 8	R: 2 E: 1 K: 1 S: 14	H: 2 LOB: 2 BB: 1 P: 22	R: 1 E: 0 K: 2 S: 12	H: 1 LOB: 1 BB: 0 P: 19	R: 0 E: 0 K: 1 S: 9	H: 1 LOB: 1 BB: 0 P: 12	R: 0 E: 0 K: 0 S: 9	H: 1 LOB: 1 BB: 0 P: 18	R: 0 E: 0 K: 0 S: 5	H: 0 LOB: 1 BB: 1 P: 10		R: 0 E: 0 K: 0 S: 13	H: 2 LOB: 2 BB: 1 P: 21	1B: 6 2B: 3 3B: 1 HR: 0	SF: 0 SAC: 0 DP: 1 HBP: 0	WP: 0 PB: 0 CS: 0	PA: 41				
<b>PITCHER</b>	IP	WLS	BF	H	R	ER	SO	BB	IBB	HBP	BLK	WP	HR	S	P	ERA	WHIP										
<b>Dave LaPoint, L</b> ERA: 4.45 (1, 1)	5.0	W	24	5	3	2	4	3	0	0	0	0	0	48	77	3.60	1.600										
<b>Jeff Robinson, R</b> ERA: 4.52 (8, 1)	2.2		11	2	0	0	1	1	0	0	0	0	0	22	39	0.00	1.125										
<b>Lee Guetterman, L</b> ERA: 3.04 (8, 1)	0.1		1	0	0	0	0	0	0	0	0	0	0	1	1	0.00	0.000										
<b>Dave Righetti, L</b> ERA: 3.96 (9, 1)	1.0	S	5	2	0	0	0	1	0	0	0	0	0	13	21	0.00	3.000										

Batter	1	2	3	4	5	6	7	8	9	AB	R	H	RBI	BB	SO	LOB	BOTTOM										
<b>Roberto Kelly, R</b> OBP: 0.322, SLG: 0.389 (1, 8)	E6					G5-3				4	1	2	1	0	0	1	<b>Minnesota Twins @ New York Yankees</b> Yankee Stadium, Bronx, NY Fri Jul 06 1990, 7:05 PM EDT Att: 25,120 - Unknown										
<b>Steve Sax, R</b> OBP: 0.324, SLG: 0.326 (1, 4)	L7			L9					G5-3	4	0	0	0	0	3												
<b>Matt Nokes, L</b> OBP: 0.317, SLG: 0.446 (1, 10)	BB		F9		G3				P7	3	0	0	0	1	0	0											
<b>Mel Hall, L</b> OBP: 0.284, SLG: 0.468 (5, 9)	2B		K		F9				F9	4	1	1	1	0	1	0											
<b>Jesse Barfield, R</b> OBP: 0.351, SLG: 0.472 <b>Bob Geren, R</b> OBP: 0.276, SLG: 0.369 (5, 2)	PB		F9						G1-3	2	1	1	1	0	0	0											
<b>Jim Leyritz, R</b> OBP: 0.340, SLG: 0.418 (5, 7)	1B			K		G4-3			G6-3	4	0	1	1	0	1	1											
<b>Kevin Maas, L</b> OBP: 0.417, SLG: 0.500 <b>Steve Balboni, R</b> OBP: 0.300, SLG: 0.380 (9, 3)	P8			WP		WP			P5	4	1	2	0	0	0	1											
<b>Randy Velarde, R</b> OBP: 0.271, SLG: 0.267 (1, 5)		K		WP		2B			BB	1	1	0	0	2	1	0											
<b>Wayne Tolleson, S</b> OBP: 0.129, SLG: 0.200 (1, 6)		K		F9		FC4-2-5-2				3	0	0	0	0	1	4											
<b>Inning Stats</b>	R: 3 E: 1 K: 0 S: 13	H: 3 LOB: 1 BB: 1 P: 29	R: 0 E: 0 K: 2 S: 9	H: 1 LOB: 1 BB: 0 P: 12	R: 0 E: 0 K: 1 S: 5	H: 0 LOB: 0 BB: 0 P: 8	R: 2 E: 0 K: 1 S: 14	H: 2 LOB: 1 BB: 1 P: 25	R: 0 E: 0 K: 0 S: 10	H: 1 LOB: 1 BB: 0 P: 17	R: 0 E: 0 K: 0 S: 9	H: 1 LOB: 1 BB: 1 P: 16	R: 0 E: 0 K: 0 S: 5	H: 0 LOB: 0 BB: 0 P: 8	R: 0 E: 0 K: 0 S: 6	H: 0 LOB: 0 BB: 0 P: 9		1B: 5 2B: 4 3B: 0 HR: 0	SF: 0 SAC: 0 DP: 1 HBP: 0	WP: 3 PB: 2 CS: 2	PA: 34						
<b>PITCHER</b>	IP	WLS	BF	H	R	ER	SO	BB	IBB	HBP	BLK	WP	HR	S	P	ERA	WHIP										
<b>Roy Smith, R</b> ERA: 4.58 (1, 1)	4.0	L	20	6	5	2	4	2	0	0	0	1	0	41	74	4.50	2.000										
<b>Jack Savage, R</b> ERA: 4.32 (5, 1)	4.0		14	2	0	0	0	1	0	0	0	1	0	30	50	0.00	0.750										







Batter	1	2	3	4	5	6	7	8	9	AB	R	H	RBI	BB	SO	LOB	TOP								
<b>Al Newman, S</b> OBP: 0.287, SLG: 0.271 (1, 4)	G4-3		G4-3			G4-3		P8		5	1	1	0	0	0	3	<b>Minnesota Twins @ New York Yankees</b> Yankee Stadium, Bronx, NY Sun Jul 08 1990, 3:33 AM EDT Att: 38,119 - Sunny								
<b>Shane Mack, R</b> OBP: 0.371, SLG: 0.456 (1, 7)	K		K			K			G4-3	4	0	0	0	1	2	1									
<b>Kent Hrbek, L</b> OBP: 0.376, SLG: 0.465 (1, 10)	G3-1		K						G3-1	4	1	0	0	1	1	1									
<b>Gary Gaetti, R</b> OBP: 0.304, SLG: 0.420 (1, 5)		P5	G6-3						F9	5	0	1	1	0	0	1									
<b>Gene Larkin, S</b> OBP: 0.359, SLG: 0.426 (1, 9)										3	1	2	0	1	0	0									
<b>Brian Harper, R</b> OBP: 0.348, SLG: 0.451 (1, 2)										4	0	2	1	0	0	1									
<b>Paul Sorrento, L</b> OBP: 0.269, SLG: 0.304 (1, 3)										3	0	0	0	1	0	4									
<b>John Moses, S</b> OBP: 0.325, SLG: 0.271 (1, 8)										4	1	2	0	0	0	2									
<b>Greg Gagne, R</b> OBP: 0.289, SLG: 0.397 (1, 6)										4	2	2	2	0	0	4									
<b>Inning Stats</b>	R: 0 E: 0 K: 1 S: 6	H: 0 LOB: 0 BB: 0 P: 8	R: 0 E: 0 K: 0 S: 7	H: 1 LOB: 1 BB: 0 P: 8	R: 2 E: 0 K: 1 S: 14	H: 2 LOB: 1 BB: 1 P: 26	R: 0 E: 0 K: 0 S: 7	H: 2 LOB: 2 BB: 0 P: 11	R: 3 E: 1 K: 0 S: 10	H: 3 LOB: 1 BB: 2 P: 23	R: 1 E: 0 K: 1 S: 15	H: 1 LOB: 0 BB: 0 P: 16	R: 0 E: 0 K: 0 S: 6	H: 0 LOB: 0 BB: 0 P: 10	R: 0 E: 0 K: 0 S: 8	H: 1 LOB: 2 BB: 1 P: 14	R: 0 E: 0 K: 0 S: 5	H: 0 LOB: 0 BB: 0 P: 8	1B: 7 2B: 2 3B: 0 HR: 1	SF: 0 SAC: 0 DP: 0 HBP: 0	WP: 1 PB: 1 SB: 3 CS: 0	PA: 40			
<b>PITCHER</b>	IP	WLS	BF	H	R	ER	SO	BB	IBB	HBP	BLK	WP	HR	S	P	ERA	WHIP								
<b>Tim Leary, R</b> ERA: 3.85 (1, 1)	4.2	L	24	8	5	5	2	3	0	0	0	1	0	43	74	9.64	2.357								
<b>Jeff Robinson, R</b> ERA: 4.54 (5, 1)	2.2		9	1	1	1	1	0	0	0	0	0	1	26	33	3.38	0.375								
<b>Chuck Cary, L</b> ERA: 4.6 (8, 1)	1.2		7	1	0	0	0	1	0	0	0	0	0	9	17	0.00	1.200								

AB	36
R	6
H	10
RBI	4
BB	4
SO	3
LOB	17



Batter	1	2	3	4	5	6	7	8	9	AB	R	H	RBI	BB	SO	LOB	BOTTOM								
<b>Roberto Kelly, R</b> OBP: 0.319, SLG: 0.387 (1, 8)	G5-3		K			F7		G5-4-3		4	0	0	0	0	1	2	<b>Minnesota Twins @ New York Yankees</b> Yankee Stadium, Bronx, NY Sun Jul 08 1990, 3:33 AM EDT Att: 38,119 - Sunny								
<b>Steve Sax, R</b> OBP: 0.322, SLG: 0.321 (1, 4)	G6-3		K			L1		G6-3		4	0	0	0	0	1	1									
<b>Mel Hall, L</b> OBP: 0.282, SLG: 0.459 (1, 7)	F7									4	1	1	0	0	0	0									
<b>Steve Balboni, R</b> OBP: 0.304, SLG: 0.390 (1, 3)										3	0	1	0	1	0	0									
<b>Jim Leyritz, R</b> OBP: 0.359, SLG: 0.406 (1, 9)										1	1	0	0	3	0	0									
<b>Mike Blowers, R</b> OBP: 0.280, SLG: 0.331 (1, 10)										4	1	2	2	0	2	5									
<b>Randy Velarde, R</b> OBP: 0.273, SLG: 0.269 (1, 5)										3	0	1	0	0	1	4									
<b>Kevin Maas, L</b> OBP: 0.400, SLG: 0.560 (9, PH)										1	0	0	0	0	0	1									
<b>Bob Geren, R</b> OBP: 0.269, SLG: 0.358 (1, 2)										3	0	0	0	0	1	3									
<b>Matt Nokes, L</b> OBP: 0.315, SLG: 0.442 (9, PH)										1	0	1	0	0	0	0									
<b>Alvaro Espinoza, R</b> OBP: 0.252, SLG: 0.275 (1, 6)										4	0	2	0	0	0	2									
<b>Inning Stats</b>	R: 0 E: 0 K: 0 S: 7	H: 0 LOB: 0 BB: 0 P: 10	R: 0 E: 0 K: 1 S: 6	H: 0 LOB: 2 BB: 2 P: 14	R: 0 E: 0 K: 2 S: 13	H: 1 LOB: 1 BB: 0 P: 15	R: 1 E: 0 K: 3 S: 15	H: 2 LOB: 2 BB: 1 P: 25	R: 0 E: 0 K: 0 S: 10	H: 0 LOB: 0 BB: 0 P: 12	R: 2 E: 0 K: 0 S: 12	H: 2 LOB: 1 BB: 1 P: 22	R: 0 E: 0 K: 0 S: 7	H: 1 LOB: 0 BB: 0 P: 10	R: 0 E: 0 K: 0 S: 6	H: 0 LOB: 0 BB: 0 P: 9	R: 0 E: 0 K: 0 S: 16	H: 2 LOB: 1 BB: 0 P: 19	1B: 6 2B: 1 3B: 0 HR: 1	SF: 0 SAC: 0 DP: 3 HBP: 0	WP: 1 PB: 0 SB: 0 CS: 0	PA: 36			
<b>PITCHER</b>	IP	WLS	BF	H	R	ER	SO	BB	IBB	HBP	BLK	WP	HR	S	P	ERA	WHIP								
<b>David West, L</b> ERA: 4.72 (1, 1)	6.0	W	26	5	3	3	6	4	0	0	0	1	1	63	98	4.50	1.500								
<b>Tim Drummond, R</b> ERA: 4.91 (7, 1)	3.0	S	10	3	0	0	0	0	0	0	0	0	0	29	38	0.00	1.000								

AB	32
R	3
H	8
RBI	2
BB	4
SO	6
LOB	18





Batter	1	2	3	4	5	6	7	8	9	AB	R	H	RBI	BB	SO	LOB	TOP
Lance Johnson, L (1, 8) OBP: 0.316, SLG: 0.343	1-0 F7		0-0 HR		2-1 G4-3	2-2 G4-3				4	1	1	3	0	0	0	<p>Chicago White Sox @ New York Yankees</p> <p>Yankee Stadium, Bronx, NY</p> <p>Thu Jul 12 1990, 7:05 PM EDT</p> <p>Att: 17,586 - Unknown</p> <p>livebaseballscores.com</p>
Robin Ventura, L (1, 5) OBP: 0.317, SLG: 0.301	2-0 G3		2-0 FC5-4 1B		0-0 2B 1B	1-0 F7				4	1	2	0	0	0	0	
Ivan Calderon, R (1, 7) OBP: 0.358, SLG: 0.442	2-2 G6-3		0-0 FC5-4 1-2		1-2 BB 1B 2B		0-0 F8			4	1	1	0	0	0	1	
Dan Pasqua, L (1, 10) OBP: 0.402, SLG: 0.608		3-3 K	0-0 F9		4-0 BB 1B IBB		2-1			3	1	1	0	1	1	1	
Carlton Fisk, R (1, 2) OBP: 0.381, SLG: 0.409	2-0 P4			4-0 E S 1B BB	4-0 1B WP BB					1	2	0	1	2	0	0	
Steve Lyons, L (1, 3) OBP: 0.285, SLG: 0.267	0-1 P4			3-3 SAFE S 1 SAFE S 1 SAFE S	3-3 SAFE S 1 SAFE S 1 SAFE S	1-2 WP 1B				3	0	1	2	0	1	1	
Scott Fletcher, R (1, 4) OBP: 0.313, SLG: 0.323			2-2 G3-1	2-2 P6	2-3 K					3	0	0	0	0	1	3	
Sammy Sosa, R (1, 9) OBP: 0.303, SLG: 0.463			3-2 1B HR 1B	0-0 3-H 1B	3-2 G6-3					3	1	2	1	0	0	1	
Ozzie Guillen, L (1, 6) OBP: 0.339, SLG: 0.384			1-0 HR 1B	0-1 F8		0-0 G4-3				3	1	1	0	0	0	1	
<b>Inning Stats</b>	R: 0 E: 0 K: 0 S: 7	H: 0 LOB: 0 BB: 0 P: 12	R: 0 E: 0 K: 1 S: 8	H: 0 LOB: 0 BB: 0 P: 13	R: 3 E: 0 K: 0 S: 12	H: 4 LOB: 1 BB: 0 P: 20	R: 1 E: 1 K: 1 S: 10	H: 1 LOB: 1 BB: 1 P: 19	R: 4 E: 0 K: 1 S: 18	H: 3 LOB: 1 BB: 2 P: 35	R: 0 E: 0 K: 0 S: 5	H: 0 LOB: 0 BB: 0 P: 8	R: 0 E: 0 K: 0 S: 3	H: 1 LOB: 1 BB: 0 P: 5			
<b>PITCHER</b>	IP WLS BF H R ER SO BB IBB HBP BLK WP HR S P ERA WHIP	4.1 L 23 7 8 8 2 2 1 0 0 0 1 43 81 16.61 2.077	5.1 3 1 0 0 1 0 0 0 0 0 0 0 12 18 0.00 1.500	6.1 1.1 5 1 0 0 0 0 0 0 0 0 0 8 13 0.00 0.750													

Batter	1	2	3	4	5	6	7	8	9	AB	R	H	RBI	BB	SO	LOB	BOTTOM
Roberto Kelly, R (1, 8) OBP: 0.316, SLG: 0.384	1-3 K		0-1 G6-4-3 1-2			3-2 F7				3	0	0	0	0	1	1	<p>Chicago White Sox @ New York Yankees</p> <p>Yankee Stadium, Bronx, NY</p> <p>Thu Jul 12 1990, 7:05 PM EDT</p> <p>Att: 17,586 - Unknown</p> <p>livebaseballscores.com</p>
Steve Sax, R (1, 4) OBP: 0.325, SLG: 0.320	4-1 E S BB		4-1 FC6 BB			1-0 G4-3				1	0	0	0	2	0	0	
Don Mattingly, L (1, 3) OBP: 0.297, SLG: 0.342	1-3 SAFE S 1 SAFE S		0-1 FC6			2-2 F8				3	0	0	0	0	1	2	
Kevin Maas, L (7, 3) OBP: 0.400, SLG: 0.560	1-3 K		1-2							0	0	0	0	0	0	0	
Mel Hall, L (1, 7) OBP: 0.280, SLG: 0.456	2-2 F8			2-3 K						2	0	0	0	0	1	1	
Matt Nokes, L (1, 10) OBP: 0.317, SLG: 0.440		4-2 S BB		1-3 K						1	0	0	0	1	1	0	
Jesse Barfield, R (1, 9) OBP: 0.348, SLG: 0.469		1-3 K		1-3 K						2	0	0	0	0	2	1	
Jim Leyritz, R (1, 5) OBP: 0.352, SLG: 0.398		3-3 K			2-3 K					2	0	0	0	0	2	1	
Bob Geren, R (1, 2) OBP: 0.266, SLG: 0.353		1-1 G1-3			1-3 K					2	0	0	0	0	1	1	
Alvaro Espinoza, R (1, 6) OBP: 0.254, SLG: 0.274			4-0 G6-4-3 BB		0-1 L8					1	0	0	0	1	0	0	
<b>Inning Stats</b>	R: 0 E: 1 K: 2 S: 12	H: 0 LOB: 1 BB: 1 P: 20	R: 0 E: 0 K: 2 S: 11	H: 0 LOB: 1 BB: 1 P: 20	R: 0 E: 0 K: 0 S: 5	H: 0 LOB: 2 BB: 2 P: 13	R: 0 E: 0 K: 3 S: 10	H: 0 LOB: 0 BB: 0 P: 14	R: 0 E: 0 K: 2 S: 8	H: 0 LOB: 0 BB: 0 P: 11	R: 0 E: 0 K: 0 S: 7	H: 0 LOB: 0 BB: 0 P: 13	R: 0 E: 0 K: 0 S: 3	H: 0 LOB: 0 BB: 0 P: 5			
<b>PITCHER</b>	IP WLS BF H R ER SO BB IBB HBP BLK WP HR S P ERA WHIP	6.0 W 21 0 0 0 9 4 0 0 0 0 0 53 91 0.00 0.667															

AB	28
R	8
H	9
RBI	7
BB	3
SO	3
LOB	8






Batter	1	2	3	4	5	6	7	8	9	AB	R	H	RBI	BB	SO	LOB	TOP					
Sammy Sosa, R OBP: 0.305, SLG: 0.466 (1, 9)	F8			G3	CS		CS	5-3		3	1	1	0	1	0	0						
Robin Ventura, L OBP: 0.316, SLG: 0.300 (1, 5)	F9			F9	CS		BB	5-3		4	0	1	0	0	0	1						
Ivan Calderon, R OBP: 0.357, SLG: 0.438 (1, 7)	F9			G3	CS		K	P5		3	1	0	0	1	1	1						
Ron Kittle, R OBP: 0.307, SLG: 0.484 Steve Lyons, L OBP: 0.235, SLG: 0.267 (9, 3)		P2		G3			BB	P6		3	0	0	1	1	0	1						
Carlton Fisk, R OBP: 0.379, SLG: 0.406 (1, 10)		K		1-3 2H			BB	F7		4	0	1	1	0	1	2						
Ron Karkovics, R OBP: 0.344, SLG: 0.419 (1, 2)		F7		3H 0-1			K	L7		4	0	1	0	0	1	2						
Scott Fletcher, R OBP: 0.313, SLG: 0.323 (1, 4)				P4	PO		E4	F7		3	1	1	0	0	0	0						
Lance Johnson, L OBP: 0.316, SLG: 0.342 (1, 8)				4-3			SF8	FC6-4		1	0	0	1	1	0	0						
Ozzie Guillen, L OBP: 0.336, SLG: 0.380 (1, 6)				4-3			6-3	FC6-4		3	0	0	0	0	0	1						
<b>Inning Stats</b>	R: 0 E: 0 K: 0 S: 3	H: 0 LOB: 0 BB: 0 P: 7	R: 0 E: 0 K: 1 S: 7	H: 0 LOB: 0 BB: 0 P: 8	R: 0 E: 0 K: 0 S: 5	H: 0 LOB: 0 BB: 0 P: 9	R: 2 E: 0 K: 0 S: 14	H: 3 LOB: 1 BB: 1 P: 24	R: 1 E: 1 K: 0 S: 8	H: 1 LOB: 0 BB: 1 P: 18	R: 0 E: 0 K: 2 S: 17	H: 1 LOB: 2 BB: 1 P: 27	R: 0 E: 0 K: 0 S: 8	H: 0 LOB: 0 BB: 1 P: 14	R: 0 E: 0 K: 0 S: 5	H: 0 LOB: 0 BB: 0 P: 6	R: 0 E: 0 K: 0 S: 4	H: 0 LOB: 0 BB: 0 P: 7	1B: 4 2B: 1 3B: 0 HR: 0	SF: 1 SAC: 0 DP: 0 HBP: 0	WP: 0 PB: 0 SB: 2 CS: 2	PA: 36
<b>PITCHER</b> Chuck Cary, L ERA: 4.27 (1, 1)	IP: 9.0 WLS: L BF: 33 H: 5 R: 3 ER: 2 SO: 3 BB: 4 IBB: 0 HBP: 0 BLK: 0 WP: 0 HR: 0 S: 71 P: 120 ERA: 2.00 WHIP: 1.000															<b>PITCHER</b>						

Chicago White Sox @ New York Yankees  
Yankee Stadium, Bronx, NY  
Fri Jul 13 1990, 7:05 PM EDT  
Att: 20,202 - Unknown


AB	28
R	3
H	5
RBI	3
BB	4
SO	3
LOB	8



Batter	1	2	3	4	5	6	7	8	9	AB	R	H	RBI	BB	SO	LOB	BOTTOM					
Roberto Kelly, R OBP: 0.316, SLG: 0.382 (1, 8)	K		L6		1B		6-3			4	0	1	0	0	1	0						
Steve Sax, R OBP: 0.327, SLG: 0.325 (1, 4)	1B		F8		FC6-4		5-3			4	0	2	0	0	0	0						
Don Mattingly, L OBP: 0.293, SLG: 0.338 (1, 10)	P5		4-3		P9		4-3			4	0	0	0	0	0	3						
Steve Balboni, R OBP: 0.309, SLG: 0.414 (1, 3)	FC5-4				FC6-4		K			4	1	2	1	0	1	2						
Jesse Barfield, R OBP: 0.347, SLG: 0.469 (1, 9)	FC5-4				HR		6-3			4	1	1	0	0	0	2						
Jim Leyritz, R OBP: 0.349, SLG: 0.402 Deion Sanders, L OBP: 0.200, SLG: 0.207 (9, FR)		1-3		4-3			L8			4	0	1	0	0	0	1						
Mel Hall, L OBP: 0.279, SLG: 0.458 (1, 7)		B1-3		SF9			K			3	0	1	1	0	1	1						
Bob Geren, R OBP: 0.261, SLG: 0.347 Matt Nokes, L OBP: 0.316, SLG: 0.438 (9, PH)		B1-3		F7			P2			3	0	0	0	0	0	1						
Alvaro Espinoza, R OBP: 0.251, SLG: 0.270 (1, 6)		F9					F8			3	0	0	0	0	0	1						
<b>Inning Stats</b>	R: 0 E: 0 K: 1 S: 12	H: 2 LOB: 2 BB: 0 P: 19	R: 0 E: 0 K: 0 S: 8	H: 1 LOB: 1 BB: 0 P: 13	R: 0 E: 0 K: 0 S: 5	H: 0 LOB: 0 BB: 0 P: 6	R: 2 E: 0 K: 0 S: 9	H: 2 LOB: 0 BB: 0 P: 18	R: 0 E: 0 K: 0 S: 11	H: 2 LOB: 2 BB: 0 P: 17	R: 0 E: 0 K: 1 S: 6	H: 0 LOB: 0 BB: 0 P: 9	R: 0 E: 0 K: 0 S: 4	H: 0 LOB: 0 BB: 0 P: 5	R: 0 E: 0 K: 1 S: 9	H: 0 LOB: 0 BB: 0 P: 14	R: 0 E: 0 K: 0 S: 10	H: 1 LOB: 2 BB: 0 P: 13	1B: 3 2B: 4 3B: 0 HR: 1	SF: 1 SAC: 0 DP: 0 HBP: 0	WP: 0 PB: 0 SB: 0 CS: 0	PA: 35
<b>PITCHER</b> Greg Hibbard, L ERA: 2.58 Barry Jones, R ERA: 2.3 Bobby Thigpen, R ERA: 1.89 (8, 1) (9, 1)	IP: 7.0 WLS: W BF: 28 H: 7 R: 2 ER: 2 SO: 2 BB: 0 IBB: 0 HBP: 0 BLK: 0 WP: 0 HR: 1 S: 55 P: 87 ERA: 2.57 WHIP: 1.000															<b>PITCHER</b>						

Chicago White Sox @ New York Yankees  
Yankee Stadium, Bronx, NY  
Fri Jul 13 1990, 7:05 PM EDT  
Att: 20,202 - Unknown

AB	34
R	2
H	8
RBI	2
BB	0
SO	3
LOB	13









Batter	1	2	3	4	5	6	7	8	9	AB	R	H	RBI	BB	SO	LOB	TOP										
<b>Sammy Sosa, R</b> OBP: 0.299, SLG: 0.453	F9	F8		P6		E		G6-3		5	1	1	2	0	0	3	<b>Chicago White Sox @ New York Yankees</b> Yankee Stadium, Bronx, NY Sun Jul 15 1990, 3:33 AM EDT Att: 31,939 - Sunny - 84 F										
<b>Dave Gallagher, R</b> OBP: 0.328, SLG: 0.345	K				P3	1B		G3-1		3	0	1	0	0	1	0											
<b>Lance Johnson, L</b> OBP: 0.318, SLG: 0.341						2B				2	1	1	1	0	0	0											
<b>Ivan Calderon, R</b> OBP: 0.367, SLG: 0.448	1B				G6-3			G6-3		4	1	2	1	1	0	0											
<b>Ron Kittle, R</b> OBP: 0.307, SLG: 0.484	G4-3				L7					4	0	1	1	0	1	2											
<b>Steve Lyons, L</b> OBP: 0.252, SLG: 0.263						K				1	0	0	0	0	1	0											
<b>Carlton Fisk, R</b> OBP: 0.374, SLG: 0.400		F8			G3-1			G5-3		5	1	1	0	0	0	1											
<b>Dan Pasqua, L</b> OBP: 0.305, SLG: 0.603					G3			2B		4	2	2	0	1	1	1											
<b>Scott Fletcher, R</b> OBP: 0.318, SLG: 0.326		1B						SH1-3		2	0	1	0	1	1	1											
<b>Craig Grebeck, R</b> OBP: 0.150, SLG: 0.140	F9				SH5-3			F8		1	0	0	0	0	0	2											
<b>Robin Ventura, L</b> OBP: 0.318, SLG: 0.305						1B				2	1	1	0	0	0	1											
<b>Ozzie Guillen, L</b> OBP: 0.343, SLG: 0.383					P6			F8		3	1	1	1	1	0	2											
<b>Inning Stats</b>	R: 0 E: 0 K: 1 S: 8	H: 1 LOB: 1 BB: 0 P: 13	R: 1 E: 0 K: 0 S: 14	H: 1 LOB: 2 BB: 2 P: 28	R: 1 E: 0 K: 0 S: 10	H: 2 LOB: 1 BB: 1 P: 18	R: 0 E: 0 K: 0 S: 5	H: 1 LOB: 1 BB: 0 P: 7	R: 0 E: 0 K: 2 S: 8	H: 0 LOB: 0 BB: 0 P: 12	R: 5 E: 1 K: 2 S: 19	H: 5 LOB: 1 BB: 1 P: 30	R: 1 E: 1 K: 0 S: 12	H: 2 LOB: 1 BB: 0 P: 15	R: 0 E: 0 K: 0 S: 6	H: 0 LOB: 0 BB: 0 P: 9	R: 0 E: 0 K: 2 S: 12	H: 0 LOB: 0 BB: 0 P: 17	1B: 9 2B: 3 3B: 0 HR: 0	SF: 0 SAC: 2 DP: 0 HBP: 0	WP: 1 PB: 0 SB: 0 CS: 0	PA: 42					
<b>PITCHER</b>	IP	WLS	BF	H	R	ER	SO	BB	IBB	HBP	BLK	WP	HR	S	P	ERA	WHIP										
<b>Dave LaPoint, L</b> ERA: 4.48	(1, 1)	5.1	24	6	3	3	1	3	0	0	0	1	0	49	84	5.06	1.688										
<b>Alan Mills, R</b> ERA: 3.97	(6, 1)	0.1	L	6	4	4	1	1	0	0	0	0	0	11	20	108.00	15.000										
<b>Lee Guetterman, L</b> ERA: 2.87	(6, 1)	0.1	L	1	0	0	1	0	0	0	0	0	0	4	4	0.00	0.000										
<b>Eric Plunk, R</b> ERA: 2.97	(7, 1)	2.0	8	2	1	0	0	0	0	0	0	0	0	18	24	0.00	1.000										
<b>Dave Rignetti, L</b> ERA: 3.81	(9, 1)	1.0	3	0	0	0	2	0	0	0	0	0	0	12	17	0.00	0.000										

Batter	1	2	3	4	5	6	7	8	9	AB	R	H	RBI	BB	SO	LOB	BOTTOM										
<b>Deion Sanders, L</b> OBP: 0.216, SLG: 0.215	F8					G4-3				4	1	1	0	0	1	2	<b>Chicago White Sox @ New York Yankees</b> Yankee Stadium, Bronx, NY Sun Jul 15 1990, 3:33 AM EDT Att: 31,939 - Sunny - 84 F										
<b>Steve Balboni, R</b> OBP: 0.317, SLG: 0.418										0	0	0	0	1	0	0											
<b>Steve Sax, R</b> OBP: 0.326, SLG: 0.326	G4-3									4	1	1	3	0	1	1											
<b>Don Mattingly, L</b> OBP: 0.301, SLG: 0.339										5	0	2	0	0	0	4											
<b>Mel Hall, L</b> OBP: 0.281, SLG: 0.461	P5									2	0	1	0	0	0	1											
<b>Roberto Kelly, R</b> OBP: 0.313, SLG: 0.376										3	0	0	1	0	0	2											
<b>Matt Nokes, L</b> OBP: 0.325, SLG: 0.442										2	0	2	1	1	0	0											
<b>Bob Geren, R</b> OBP: 0.261, SLG: 0.345										2	0	1	0	0	0	0											
<b>Jesse Barfield, R</b> OBP: 0.348, SLG: 0.462										5	0	1	0	0	2	5											
<b>Kevin Maas, L</b> OBP: 0.395, SLG: 0.697										3	0	0	0	0	1	5											
<b>Randy Velarde, R</b> OBP: 0.274, SLG: 0.279										1	0	0	0	0	0	0											
<b>Jim Leyritz, R</b> OBP: 0.347, SLG: 0.385										3	2	1	0	1	1	1											
<b>Alvaro Espinoza, R</b> OBP: 0.258, SLG: 0.271										2	1	2	0	2	0	0											
<b>Inning Stats</b>	R: 0 E: 0 K: 0 S: 10	H: 1 LOB: 1 BB: 0 P: 13	R: 0 E: 0 K: 2 S: 10	H: 1 LOB: 0 BB: 0 P: 15	R: 0 E: 0 K: 1 S: 6	H: 1 LOB: 0 BB: 0 P: 10	R: 0 E: 0 K: 0 S: 8	H: 1 LOB: 2 BB: 1 P: 16	R: 4 E: 0 K: 1 S: 19	H: 6 LOB: 2 BB: 0 P: 24	R: 0 E: 0 K: 0 S: 10	H: 0 LOB: 0 BB: 1 P: 17	R: 0 E: 0 K: 2 S: 15	H: 2 LOB: 2 BB: 0 P: 20	R: 1 E: 0 K: 0 S: 12	H: 0 LOB: 2 BB: 3 P: 26	R: 0 E: 0 K: 0 S: 9	H: 0 LOB: 0 BB: 0 P: 15	1B: 11 2B: 1 3B: 0 HR: 0	SF: 1 SAC: 0 DP: 2 HBP: 0	WP: 0 PB: 0 SB: 1 CS: 0	PA: 42					
<b>PITCHER</b>	IP	WLS	BF	H	R	ER	SO	BB	IBB	HBP	BLK	WP	HR	S	P	ERA	WHIP										
<b>Eric King, R</b> ERA: 3.2	(1, 1)	4.2	24	10	4	4	3	1	0	0	0	0	0	50	73	7.71	2.357										
<b>Ken Patterson, L</b> ERA: 3.99	(5, 1)	1.2	W	6	1	0	0	2	1	0	0	0	0	19	31	0.00	1.200										
<b>Scott Radinsky, L</b> ERA: 3.06	(7, 1)	1.0	7	1	1	1	1	3	0	0	0	0	0	14	29	9.00	4.000										
<b>Bobby Thigpen, R</b> ERA: 1.81	(8, 1)	1.2	S	5	0	0	0	0	0	0	0	0	0	16	23	0.00	0.000										






Batter	1	2	3	4	5	6	7	8	9	AB	R	H	RBI	BB	SO	LOB	TOP			
Kevin Seitzer, R (1,5) OBP: 0.356, SLG: 0.401	G4-3			L8		G1-3		G1-3		4	0	0	0	0	0	0	<b>Kansas City Royals @ New York Yankees</b> Yankee Stadium, Bronx, NY Mon Jul 16 1990, 7:05 PM EDT Att: 20,718 - Unknown			
Kurt Stillwell, S (1,6) OBP: 0.340, SLG: 0.383	G4-3			F9		F7		G5-3		4	0	0	0	0	0					
George Brett, L (1,3) OBP: 0.349, SLG: 0.384	L8			1B				G3-1		4	1	2	1	0	0					
Bo Jackson, R (1,8)				K				G6-3		3	1	0	0	1	1					
Gerald Perry, L (1,10) OBP: 0.319, SLG: 0.378	G6-3					P6		K		4	0	1	0	0	1					
Jim Eisenreich, L (1,7) OBP: 0.355, SLG: 0.406						G4-3		K		4	0	1	0	0	1					
Pat Tabler, R (1,9) OBP: 0.362, SLG: 0.374								K		2	0	2	1	1	0					
Mike Macfarlane, R (1,2) OBP: 0.318, SLG: 0.395										2	0	0	0	1	0					
Frank White, R (1,4) OBP: 0.284, SLG: 0.341										3	0	0	0	0	0					
<b>Inning Stats</b>	R: 0 E: 0 K: 0 S: 6	H: 0 LOB: 0 BB: 0 P: 11	R: 0 E: 0 K: 0 S: 10	H: 1 LOB: 0 BB: 0 P: 12	R: 0 E: 0 K: 0 S: 3	H: 0 LOB: 0 BB: 1 P: 8	R: 0 E: 0 K: 1 S: 8	H: 1 LOB: 1 BB: 0 P: 14	R: 0 E: 0 K: 0 S: 10	H: 0 LOB: 0 BB: 0 P: 10	R: 2 E: 1 K: 0 S: 12	H: 3 LOB: 2 BB: 2 P: 24	R: 0 E: 0 K: 0 S: 8	H: 0 LOB: 0 BB: 0 P: 14	R: 0 E: 0 K: 2 S: 9	H: 0 LOB: 0 BB: 0 P: 12	1B: 5 2B: 0 3B: 0 HR: 1	SF: 0 SAC: 0 DP: 2 HBP: 0	WP: 0 PB: 0 SB: 0 CS: 1	PA: 34
<b>PITCHER</b>	IP	WLS	BF	H	R	ER	SO	BB	IBB	HBP	BLK	WP	HR	S	P	ERA	WHIP			
Jeff Robinson, R (1,1) ERA: 4.34	6.0	W	22	4	2	2	1	2	0	0	0	0	1	47	79	3.00	1.000			
Lee Guetterman, L (7,1) ERA: 2.77	2.0		8	2	0	0	0	1	0	0	0	0	0	17	30	0.00	1.500			
Dave Righetti, L (9,1) ERA: 3.67	1.0	S	3	0	0	0	2	0	0	0	0	0	0	9	12	0.00	0.000			

Batter	1	2	3	4	5	6	7	8	9	AB	R	H	RBI	BB	SO	LOB	BOTTOM			
Deion Sanders, L (1,8) OBP: 0.217, SLG: 0.216	F8 BB 1B			K		G4-3		F7		4	1	1	0	0	1	2	<b>Kansas City Royals @ New York Yankees</b> Yankee Stadium, Bronx, NY Mon Jul 16 1990, 7:05 PM EDT Att: 20,718 - Unknown			
Steve Sax, R (1,4) OBP: 0.325, SLG: 0.323	S 1B BB			F9		G5-3		G1-3		3	0	0	0	1	0					
Don Mattingly, L (1,3) OBP: 0.298, SLG: 0.334	F8			G4-3		L1		P6		4	0	0	0	0	3					
Steve Balboni, R (1,10) OBP: 0.315, SLG: 0.434	F8					G6-3		G5-3		4	1	1	1	0	0					
Jim Leyritz, R (1,5) OBP: 0.347, SLG: 0.384	S 1B			G5-3		G6-3				3	0	1	1	0	0					
Jesse Barfield, R (1,9) OBP: 0.344, SLG: 0.457	F9			K		F8				3	0	0	0	0	1					
Bob Geren, R (1,2) OBP: 0.282, SLG: 0.362								K		3	1	1	1	0	1					
Alvaro Espinoza, R (1,6) OBP: 0.255, SLG: 0.267						G6-3		F8		3	0	0	0	0	0					
Roberto Kelly, R (1,7) OBP: 0.316, SLG: 0.384								S 2B		3	0	2	0	0	0					
<b>Inning Stats</b>	R: 1 E: 0 K: 0 S: 13	H: 2 LOB: 2 BB: 1 P: 28	R: 0 E: 0 K: 0 S: 5	H: 0 LOB: 0 BB: 0 P: 7	R: 0 E: 0 K: 1 S: 7	H: 0 LOB: 0 BB: 0 P: 11	R: 2 E: 0 K: 1 S: 12	H: 2 LOB: 0 BB: 0 P: 19	R: 0 E: 0 K: 0 S: 5	H: 1 LOB: 1 BB: 0 P: 10	R: 0 E: 0 K: 1 S: 10	H: 1 LOB: 1 BB: 0 P: 15	R: 0 E: 0 K: 0 S: 4	H: 0 LOB: 0 BB: 0 P: 4	R: 0 E: 0 K: 0 S: 4	H: 0 LOB: 0 BB: 0 P: 4	1B: 2 2B: 2 3B: 0 HR: 2	SF: 0 SAC: 0 DP: 0 HBP: 0	WP: 0 PB: 0 SB: 3 CS: 0	PA: 31
<b>PITCHER</b>	IP	WLS	BF	H	R	ER	SO	BB	IBB	HBP	BLK	WP	HR	S	P	ERA	WHIP			
Pete Filson, L (1,1) ERA: 9.58	7.0	L	28	6	3	3	3	1	0	0	0	0	2	56	99	3.86	1.000			
Steve Crawford, R (8,1) ERA: 3.6	1.0		3	0	0	0	0	0	0	0	0	0	0	4	4	0.00	0.000			

AB	30
R	2
H	6
RBI	2
BB	3
SO	3
LOB	8



AB	30
R	3
H	6
RBI	3
BB	1
SO	3
LOB	10






Batter	1	2	3	4	5	6	7	8	9	AB	R	H	RBI	BB	SO	LOB	TOP											
<b>Kevin Seitzer, R</b> OBP: 0.397, SLG: 0.403	1-1 F9		3-2 G6-3		1-2 2B HR 1B		2-1 WP 1B 2B	3-2 G4-3		5	2	2	0	0	0	2												
<b>Kurt Stillwell, S</b> OBP: 0.335, SLG: 0.377	2-2 F8		1-1 L5		1-1 SAFE P7		0-0 F9	0-0 G6-3		5	0	0	0	0	0	4												
<b>George Brett, L</b> OBP: 0.359, SLG: 0.392	4-2 HR BB		4-2 HR BB		1-0 SAFE HR 2B		4-2 WP 1B BB		2-0 G6-3 1B	2	4	2	0	3	0	0												
<b>Bo Jackson, R</b> OBP: 0.344, SLG: 0.507	2-2 HR		0-0 HR		1-0 HR 2B		2-2 HR		1-1 G6-3 1B	3	3	3	7	0	0	0												
<b>Willie Wilson, S</b> OBP: 0.352, SLG: 0.359	1-H HR		1-H HR		2-H 3-H HR		2-H HR 1B		1-2 G6-3 1B	2	0	2	2	0	0	0												
<b>Gerald Perry, L</b> OBP: 0.314, SLG: 0.372	2-1 G4-3		1-3 K		0-0 P5		0-0 L6		2-1 G6-3	5	0	0	0	0	1	3												
<b>Jim Eisenreich, L</b> OBP: 0.353, SLG: 0.400		3-2 G4-3		3-2 F7		1-1 G6-3		0-0 G3		4	0	0	0	1	0	1												
<b>Pat Tabler, R</b> OBP: 0.348, SLG: 0.358		1-1 G5-3		1-0 G5-3		2-0 G6-3		1-2 F9	3-2 G4-6-3	5	0	0	0	0	0	3												
<b>Mike Macfarlane, R</b> OBP: 0.321, SLG: 0.395		0-1 G6-3		4-1 BB		3-2 F9		1-0 G4-3 1B		3	0	1	0	1	0	0												
<b>Bill Pecota, R</b> OBP: 0.416, SLG: 0.486			2-0 HR	0-3 K		1-2 G4-3		1-1 G4-3 1B		4	1	2	1	0	1	1												
<b>Inning Stats</b>	R: 2 E: 0 K: 0 S: 14	H: 1 LOB: 0 BB: 1 P: 25	R: 0 E: 0 K: 0 S: 8	H: 0 LOB: 0 BB: 0 P: 12	R: 3 E: 0 K: 1 S: 12	H: 2 LOB: 1 BB: 1 P: 23	R: 0 E: 0 K: 1 S: 14	H: 0 LOB: 1 BB: 1 P: 22	R: 3 E: 0 K: 0 S: 11	H: 3 LOB: 0 BB: 0 P: 16	R: 0 E: 0 K: 0 S: 11	H: 0 LOB: 1 BB: 0 P: 17	R: 2 E: 0 K: 0 S: 11	H: 2 LOB: 1 BB: 1 P: 19	R: 0 E: 0 K: 0 S: 11	H: 2 LOB: 2 BB: 0 P: 17	R: 0 E: 0 K: 0 S: 9	H: 2 LOB: 1 BB: 1 P: 21	1B: 6 2B: 2 3B: 0 HR: 4	SF: 0 SAC: 0 DP: 1 HBP: 0	WP: 1 PB: 0 SB: 0 CS: 0	PA: 43						
<b>PITCHER</b>	IP	WLS	BF	H	R	ER	SO	BB	IBB	HBP	BLK	WP	HR	S	P	ERA	WHIP											
<b>Andy Hawkins, R</b> ERA: 6.26	(1, 1)	4.1	L	22	6	8	8	2	3	0	0	0	0	4	56	94	16.61	2.077										
<b>Greg Cadaret, L</b> ERA: 4.05	(5, 1)	2.2		11	2	2	2	0	1	0	0	0	1	0	25	40	6.75	1.125										
<b>Alan Mills, R</b> ERA: 3.41	(8, 1)	2.0		10	4	0	0	0	0	1	0	0	0	0	20	38	0.00	2.000										

**Kansas City Royals @ New York Yankees**  
Yankee Stadium, Bronx, NY  
Tue Jul 17 1990, 7:05 PM EDT  
Att: 26,777 - Unknown

AB 38  
R 10  
H 12  
RBI 10  
BB 5  
SO 2  
LOB 14



Batter	1	2	3	4	5	6	7	8	9	AB	R	H	RBI	BB	SO	LOB	BOTTOM											
<b>Deion Sanders, L</b> OBP: 0.234, SLG: 0.257	1-2 F8		1-0 F8		0-0 HR 1B	3-2 IHR			1-1 2B HBP	4	2	2	2	0	0	0												
<b>Steve Sax, R</b> OBP: 0.325, SLG: 0.336	0-1 G3-6-3 1B		2-2 1B		0-0 1-H 3-H HR	0-0 F8			0-3 K	5	1	3	3	0	1	1												
<b>Don Mattingly, L</b> OBP: 0.299, SLG: 0.339	1-0 SAFE G3-6-3 1-2		0-0 G6-3 1B		1-1 G4-3		1-1 G5-3		1-1 2B	5	0	2	0	0	0	1												
<b>Matt Nokes, L</b> OBP: 0.327, SLG: 0.446		2-1 FC5-4 1B 2B	3-2 G6-3 1-2		1-0 F7		1-1 G5-4-3 1B		1-3 K	5	1	2	0	0	1	4												
<b>Jim Leyritz, R</b> OBP: 0.349, SLG: 0.374		4-1 FC5-4 BB		4-2 FC6-4 BB		0-1 F9		1-2 G5-4-3 1-2	2-3 K	3	0	0	0	2	1	3												
<b>Jesse Barfield, R</b> OBP: 0.340, SLG: 0.450		0-2 FC5-4 1B FC3-2 2-3		2-1 FC6-4 1-2		1-1 G5-3		2-3 K		4	0	0	0	0	1	3												
<b>Kevin Maas, L</b> OBP: 0.405, SLG: 0.667		0-0 FC3-2 1B		0-3 K		4-2 2B G6-3 BB		2-3 K		3	1	1	1	1	2	1												
<b>Alvaro Espinoza, R</b> OBP: 0.256, SLG: 0.272		0-2 FC3-2		0-0 G4-3		0-2 G6-3 IHR 2B		0-2 K		3	1	1	0	0	0	3												
<b>Oscar Azocar, L</b> OBP: 1.000, SLG: 1.000		1-2 3-H				1-3 IHR 2B		1-2 G4-3		1	0	1	0	0	0	0												
<b>Wayne Tolleson, S</b> OBP: 0.152, SLG: 0.219		1-2 3-H				2-1 1B HR 2B		1-2 G4-3		4	1	1	1	0	0	4												
<b>Roberto Kelly, R</b> OBP: 0.315, SLG: 0.386		0-0 P3				2-1 1B HR 2B		1-2 G4-3		4	1	1	1	0	0	4												
<b>Inning Stats</b>	R: 0 E: 0 K: 0 S: 7	H: 1 LOB: 0 BB: 0 P: 9	R: 1 E: 0 K: 0 S: 9	H: 2 LOB: 2 BB: 1 P: 15	R: 0 E: 0 K: 1 S: 10	H: 0 LOB: 1 BB: 1 P: 16	R: 3 E: 0 K: 0 S: 9	H: 3 LOB: 0 BB: 0 P: 13	R: 0 E: 0 K: 2 S: 14	H: 1 LOB: 0 BB: 0 P: 10	R: 0 E: 0 K: 3 S: 12	H: 1 LOB: 2 BB: 0 P: 17	1B: 7 2B: 4 3B: 0 HR: 2	SF: 0 SAC: 0 DP: 3 HBP: 1	WP: 0 PB: 0 SB: 0 CS: 0	PA: 41												
<b>PITCHER</b>	IP	WLS	BF	H	R	ER	SO	BB	IBB	HBP	BLK	WP	HR	S	P	ERA	WHIP											
<b>Storm Davis, R</b> ERA: 5.46	(1, 1)	5.0	W	23	8	4	4	1	2	0	0	0	0	1	43	67	7.20	2.000										
<b>Mel Stottlemyre, R</b> ERA: 27.0	(6, 1)	1.0		6	2	3	3	0	1	0	0	0	0	0	15	23	27.00	3.000										
<b>Steve Farr, R</b> ERA: 2.31	(7, 1)	2.0		7	2	0	0	2	0	0	0	0	0	21	29	0.00	1.000											
<b>Jeff Montgomery, R</b> ERA: 2.37	(9, 1)	1.0	S	5	1	0	0	3	0	0	1	0	0	0	12	17	0.00	1.000										

**Kansas City Royals @ New York Yankees**  
Yankee Stadium, Bronx, NY  
Tue Jul 17 1990, 7:05 PM EDT  
Att: 26,777 - Unknown

AB 37  
R 7  
H 13  
RBI 7  
BB 3  
SO 6  
LOB 20





Batter	1	2	3	4	5	6	7	8	9	AB	R	H	RBI	BB	SO	LOB	TOP																						
<b>Kevin Seitzer, R</b> (1, 5) OBP: 0.355, SLG: 0.399	F8		F8			L3			F8	4	0	0	0	1	0	1	<b>Kansas City Royals @ New York Yankees</b> Yankee Stadium, Bronx, NY Wed Jul 18 1990, 3:33 AM EDT Att: 32,246 - Sunny - 90 F																						
<b>Bill Pecota, R</b> (1, 6) OBP: 0.407, SLG: 0.473	P6		P2							4	1	1	0	0	1	2																							
<b>George Brett, L</b> (1, 10) OBP: 0.361, SLG: 0.407	HR		L9							4	1	2	2	0	0	0																							
<b>Jim Eisenreich, L</b> (1, 7) OBP: 0.352, SLG: 0.396	G3-1									3	0	0	0	1	0	1																							
<b>Pat Tabler, R</b> (1, 9) OBP: 0.345, SLG: 0.363										4	0	1	0	0	1	2																							
<b>Gerald Perry, L</b> (1, 3) OBP: 0.316, SLG: 0.371										3	0	1	0	1	1	1																							
<b>Willie Wilson, S</b> (1, 8) OBP: 0.345, SLG: 0.352										4	0	0	0	0	1	4																							
<b>Rey Palacios, R</b> (1, 2) OBP: 0.333, SLG: 0.465										4	1	2	1	0	2	2																							
<b>Frank White, R</b> (1, 4) OBP: 0.270, SLG: 0.352										4	0	2	0	0	1	2																							
<b>Inning Stats</b>	R: 1 E: 0 K: 0 S: 9	H: 1 LOB: 0 BB: 0 P: 18	R: 0 E: 0 K: 3 S: 16	H: 2 LOB: 2 BB: 0 P: 24	R: 0 E: 0 K: 0 S: 3	H: 0 LOB: 0 BB: 0 P: 4	R: 0 E: 0 K: 1 S: 6	H: 0 LOB: 0 BB: 0 P: 9	R: 1 E: 0 K: 0 S: 9	H: 2 LOB: 1 BB: 0 P: 15	R: 0 E: 0 K: 1 S: 11	H: 2 LOB: 2 BB: 1 P: 23	R: 0 E: 0 K: 1 S: 9	H: 0 LOB: 2 BB: 2 P: 19	R: 0 E: 0 K: 1 S: 10	H: 0 LOB: 0 BB: 0 P: 15	1B: 4 2B: 4 3B: 0 HR: 2	SF: 0 SAC: 0 DP: 1 HBP: 0	WP: 0 PB: 0 CS: 1	PA: 37																			
<b>PITCHER</b>	IP	WLS	BF	H	R	ER	SO	BB	IBB	HBP	BLK	WP	HR	S	P	ERA	WHIP	<b>PITCHER</b>				IP	WLS	BF	H	R	ER	SO	BB	IBB	HBP	BLK	WP	HR	S	P	ERA	WHIP	
<b>Chuck Cary, L</b> (1, 1) ERA: 4.23	7.0		29	9	3	3	5	1	0	0	0	0	2	62	109	3.86	1.429																						
<b>Lee Guetterman, L</b> (8, 1) ERA: 2.75	0.1	W	2	0	0	0	0	1	0	0	0	0	0	2	8	0.00	3.000																						
<b>Eric Plunk, R</b> (8, 1) ERA: 2.91	0.2		3	0	0	0	1	0	1	0	1	0	0	7	11	0.00	0.000																						
<b>Dave Righetti, L</b> (9, 1) ERA: 3.54	1.0	S	3	0	0	0	1	0	0	0	0	0	0	10	15	0.00	0.000																						

Batter	1	2	3	4	5	6	7	8	9	AB	R	H	RBI	BB	SO	LOB	BOTTOM																						
<b>Deion Sanders, L</b> (1, 8) OBP: 0.233, SLG: 0.248	F6			F7						4	0	0	0	1	1	3	<b>Kansas City Royals @ New York Yankees</b> Yankee Stadium, Bronx, NY Wed Jul 18 1990, 3:33 AM EDT Att: 32,246 - Sunny - 90 F																						
<b>Steve Sax, R</b> (1, 4) OBP: 0.331, SLG: 0.338	F8									4	1	2	0	0	0	1																							
<b>Don Mattingly, L</b> (1, 3) OBP: 0.299, SLG: 0.338	G3									4	0	1	0	0	0	4																							
<b>Matt Nokes, L</b> (1, 2) OBP: 0.330, SLG: 0.461										4	1	2	2	0	1	0																							
<b>Bob Geren, R</b> (9, 2) OBP: 0.292, SLG: 0.362										0	0	0	0	0	0	0																							
<b>Jim Leyritz, R</b> (1, 5) OBP: 0.362, SLG: 0.381										3	0	2	0	1	1	0																							
<b>Kevin Maas, L</b> (1, 10) OBP: 0.391, SLG: 0.625										4	1	1	0	0	2	5																							
<b>Oscar Azocar, L</b> (1, 9) OBP: 0.800, SLG: 1.600										4	2	3	1	0	1	3																							
<b>Alvaro Espinoza, R</b> (1, 6) OBP: 0.257, SLG: 0.270										2	0	0	0	1	0	1																							
<b>Steve Balboni, R</b> (8, PH) OBP: 0.320, SLG: 0.434										0	0	0	0	1	0	0																							
<b>Wayne Tolleson, S</b> (8, FR) OBP: 0.152, SLG: 0.219										0	0	0	0	0	0	0																							
<b>Roberto Kelly, R</b> (1, 7) OBP: 0.318, SLG: 0.387										4	0	2	2	0	1	1																							
<b>Inning Stats</b>	R: 0 E: 0 K: 0 S: 5	H: 1 LOB: 1 BB: 0 P: 9	R: 0 E: 0 K: 2 S: 10	H: 1 LOB: 0 BB: 0 P: 16	R: 0 E: 0 K: 1 S: 5	H: 1 LOB: 0 BB: 0 P: 7	R: 1 E: 0 K: 2 S: 15	H: 3 LOB: 3 BB: 1 P: 26	R: 0 E: 0 K: 0 S: 9	H: 1 LOB: 2 BB: 2 P: 20	R: 2 E: 0 K: 0 S: 9	H: 3 LOB: 0 BB: 0 P: 15	R: 0 E: 0 K: 1 S: 15	H: 1 LOB: 1 BB: 0 P: 19	R: 2 E: 0 K: 1 S: 13	H: 3 LOB: 3 BB: 1 P: 25	1B: 10 2B: 2 3B: 0 HR: 2	SF: 0 SAC: 0 DP: 3 HBP: 0	WP: 1 PB: 0 CS: 2	PA: 37																			
<b>PITCHER</b>	IP	WLS	BF	H	R	ER	SO	BB	IBB	HBP	BLK	WP	HR	S	P	ERA	WHIP	<b>PITCHER</b>				IP	WLS	BF	H	R	ER	SO	BB	IBB	HBP	BLK	WP	HR	S	P	ERA	WHIP	
<b>Tom Gordon, R</b> (1, 1) ERA: 3.56	6.0		26	9	3	3	5	3	0	0	0	0	2	53	93	4.50	2.000																						
<b>Steve Crawford, R</b> (7, 1) ERA: 3.53	1.2	L	10	4	2	2	2	1	0	0	0	0	0	25	40	10.80	3.000																						
<b>Mark Davis, L</b> (8, 1) ERA: 5.54	0.1		1	0	0	0	0	0	0	0	0	0	0	3	4	0.00	0.000																						





Batter	1	2	3	4	5	6	7	8	9	AB	R	H	RBI	BB	SO	LOB	TOP				
<b>Deion Sanders, L</b> (1, 8) OBP: 0.233, SLG: 0.241										3	0	0	0	1	2	0	<b>New York Yankees @ Minnesota Twins</b> Hubert H. Humphrey Metrodome, Minneapolis, MN Thu Jul 19 1990, 8:05 PM EDT Att: 29,988 - Dome <a href="http://livebaseballscorecards.com">livebaseballscorecards.com</a>				
<b>Steve Sax, R</b> (1, 4) OBP: 0.330, SLG: 0.337										4	0	1	1	0	0	1					
<b>Don Mattingly, L</b> (1, 3) OBP: 0.301, SLG: 0.340										4	0	2	0	0	0	3					
<b>Matt Nokes, L</b> (1, 2) OBP: 0.330, SLG: 0.457 <b>Jesse Barfield, R</b> (8, PH) OBP: 0.339, SLG: 0.449										2	0	0	0	1	0	3					
<b>Jim Leyritz, R</b> (1, 5) OBP: 0.351, SLG: 0.369											4	0	0	0	0	3					
<b>Kevin Maas, L</b> (1, 10) OBP: 0.367, SLG: 0.581 <b>Steve Balboni, R</b> (8, PH) OBP: 0.318, SLG: 0.432											3	0	0	0	0	1		2			
<b>Oscar Azocar, L</b> (1, 9) OBP: 0.625, SLG: 1.125 <b>Bob Geren, R</b> (8, 2) OBP: 0.261, SLG: 0.360											3	1	1	0	0	0		0			
<b>Alvaro Espinoza, R</b> (1, 6) OBP: 0.257, SLG: 0.270											4	0	1	0	0	1		1			
<b>Roberto Kelly, R</b> (1, 7) OBP: 0.317, SLG: 0.386											4	1	1	0	0	1		1			
<b>Inning Stats</b>	R: 0 H: 1 E: 0 K: 1 S: 11	H: 1 LOB: 1 BB: 0 P: 19	R: 0 H: 0 E: 0 K: 1 S: 7	H: 0 LOB: 0 BB: 0 P: 11	R: 0 H: 0 E: 0 K: 2 S: 10	H: 0 LOB: 0 BB: 0 P: 14	R: 0 H: 1 E: 0 K: 0 S: 7	H: 1 LOB: 2 BB: 1 P: 14	R: 2 H: 2 E: 1 K: 0 S: 17	H: 2 LOB: 2 BB: 1 P: 28	R: 0 H: 0 E: 0 K: 0 S: 5	H: 0 LOB: 0 BB: 0 P: 8	R: 0 H: 0 E: 0 K: 0 S: 4	H: 0 LOB: 0 BB: 0 P: 5	R: 0 H: 1 E: 0 K: 1 S: 8	H: 1 LOB: 1 BB: 0 P: 10		R: 0 H: 1 E: 0 K: 2 S: 13	H: 1 LOB: 1 BB: 0 P: 18	1B: 6 2B: 0 3B: 0 HR: 0	SF: 0 SAC: 0 DP: 0 HBP: 0
<b>PITCHER</b>	IP	WLS	BF	H	R	ER	SO	BB	IBB	HBP	BLK	WP	HR	S	P	ERA	WHIP				
<b>Roy Smith, R</b> (1, 1) ERA: 4.22	7.1	L	30	5	2	1	4	2	0	0	0	1	0	64	103	1.23	0.955				
<b>John Candelaria, L</b> (8, 1) ERA: 3.51	0.2		2	0	0	0	1	0	0	0	0	1	0	5	6	0.00	0.000				
<b>Jack Savage, R</b> (8, 1) ERA: 3.6	1.0		4	1	0	0	2	0	0	0	0	0	0	13	18	0.00	1.000				

Batter	1	2	3	4	5	6	7	8	9	AB	R	H	RBI	BB	SO	LOB	BOTTOM				
<b>Dan Gladden, R</b> (1, 7) OBP: 0.330, SLG: 0.390										4	0	1	0	0	0	0	<b>New York Yankees @ Minnesota Twins</b> Hubert H. Humphrey Metrodome, Minneapolis, MN Thu Jul 19 1990, 8:05 PM EDT Att: 29,988 - Dome <a href="http://livebaseballscorecards.com">livebaseballscorecards.com</a>				
<b>Shane Mack, R</b> (1, 9) OBP: 0.369, SLG: 0.457										3	0	1	0	0	1	0					
<b>Kirby Puckett, R</b> (1, 8) OBP: 0.381, SLG: 0.513										4	0	2	0	0	1	1					
<b>Kent Hrbek, L</b> (1, 3) OBP: 0.392, SLG: 0.507										4	0	0	0	0	0	4					
<b>Gary Gaetti, R</b> (1, 5) OBP: 0.297, SLG: 0.409										4	0	0	0	0	0	1					
<b>Randy Bush, L</b> (1, 10) OBP: 0.288, SLG: 0.366 <b>Carmen Castillo, R</b> (8, PH) OBP: 0.193, SLG: 0.188 <b>John Moses, S</b> (8, PR) OBP: 0.316, SLG: 0.287										3	0	2	0	0	0	0					
<b>Brian Harper, R</b> (1, 2) OBP: 0.355, SLG: 0.463										4	1	2	0	0	0	2					
<b>Al Newman, S</b> (1, 4) OBP: 0.290, SLG: 0.282											4	0	1	1	0	3					
<b>Greg Gagne, R</b> (1, 6) OBP: 0.273, SLG: 0.374 <b>Fred Manrique, R</b> (8, PH) OBP: 0.254, SLG: 0.346											3	0	0	0	0	2					
<b>Inning Stats</b>	R: 0 H: 1 E: 0 K: 1 S: 11	H: 2 LOB: 1 BB: 0 P: 15	R: 1 H: 2 E: 0 K: 0 S: 11	H: 2 LOB: 1 BB: 0 P: 16	R: 0 H: 0 E: 0 K: 0 S: 5	H: 0 LOB: 0 BB: 0 P: 7	R: 0 H: 1 E: 0 K: 0 S: 10	H: 1 LOB: 1 BB: 0 P: 15	R: 0 H: 0 E: 0 K: 0 S: 5	H: 0 LOB: 0 BB: 0 P: 8	R: 0 H: 1 E: 0 K: 1 S: 9	H: 1 LOB: 1 BB: 0 P: 13	R: 0 H: 1 E: 0 K: 0 S: 6	H: 1 LOB: 1 BB: 0 P: 8	R: 0 H: 2 E: 0 K: 0 S: 9	H: 2 LOB: 1 BB: 0 P: 13		R: 0 H: 1 E: 0 K: 0 S: 9	H: 1 LOB: 2 BB: 0 P: 15	1B: 8 2B: 1 3B: 0 HR: 0	SF: 0 SAC: 1 DP: 1 HBP: 1
<b>PITCHER</b>	IP	WLS	BF	H	R	ER	SO	BB	IBB	HBP	BLK	WP	HR	S	P	ERA	WHIP				
<b>Tim Leary, R</b> (1, 1) ERA: 4.07	7.1	W	30	8	1	1	2	0	0	0	0	2	0	63	90	1.23	1.091				
<b>Greg Cadaret, L</b> (8, 1) ERA: 4.02	0.2		1	0	0	0	0	0	0	0	0	0	0	3	5	0.00	0.000				
<b>Dave Righetti, L</b> (8, 1) ERA: 3.41	1.0	S	5	1	0	0	0	0	0	1	0	0	0	9	15	0.00	1.000				



Batter	1	2	3	4	5	6	7	8	9	AB	R	H	RBI	BB	SO	LOB	TOP
<b>Deion Sanders, L</b> OBP: 0.226, SLG: 0.232 (1, 8)	G3-1		L8		P5			G1-3		4	0	0	0	0	0	1	<b>New York Yankees @ Minnesota Twins</b> Hubert H. Humphrey Metrodome, Minneapolis, MN Fri Jul 20 1990, 8:05 PM EDT Att: 25,146 - Dome - 70 F <a href="http://livebaseballscorecards.com">livebaseballscorecards.com</a>
<b>Steve Sax, R</b> OBP: 0.326, SLG: 0.336 (1, 4)	1B		G4-3		L8			F9		4	0	1	0	0	0	0	
<b>Don Mattingly, L</b> OBP: 0.297, SLG: 0.335 (1, 3)	F9		F7		G4-3			G6-3		4	0	0	0	0	1		
<b>Steve Balboni, R</b> OBP: 0.322, SLG: 0.450 (1, 10)	K				P5			HR		3	1	1	1	1	1		
<b>Jim Leyritz, R</b> OBP: 0.355, SLG: 0.363 (1, 5)					G6-4-3			K		2	0	0	0	0	2		
<b>Jesse Barfield, R</b> OBP: 0.334, SLG: 0.442 (1, 9)					G6-4-3			K		4	0	0	0	0	2		
<b>Bob Geren, R</b> OBP: 0.262, SLG: 0.356 (1, 2)										2	0	0	0	1	0		
<b>Alvaro Espinoza, R</b> OBP: 0.257, SLG: 0.271 (1, 6)										3	0	1	0	0	0		
<b>Roberto Kelly, R</b> OBP: 0.317, SLG: 0.385 (1, 7)										3	0	1	0	0	1		
<b>Inning Stats</b>	R: 0 H: 1 E: 0 K: 1 S: 11	H: 1 LOB: 1 BB: 0 P: 17	R: 0 H: 1 E: 0 K: 2 S: 9	H: 1 LOB: 2 BB: 0 P: 15	R: 0 H: 0 E: 0 K: 0 S: 6	H: 0 LOB: 0 BB: 0 P: 7	R: 0 H: 0 E: 0 K: 0 S: 7	H: 0 LOB: 1 BB: 1 P: 10	R: 0 H: 0 E: 0 K: 1 S: 7	H: 0 LOB: 0 BB: 1 P: 13	R: 0 H: 0 E: 0 K: 0 S: 9	H: 0 LOB: 0 BB: 0 P: 12	R: 1 H: 1 E: 0 K: 2 S: 11	H: 1 LOB: 0 BB: 0 P: 14	1B: 3 2B: 0 3B: 0 HR: 1	SF: 0 SAC: 0 DP: 2 HBP: 2	WP: 0 PA: 33 CS: 0
<b>PITCHER</b> <b>Allan Anderson, L</b> ERA: 4.96 (1, 1)	IP: 9.0 WLS: W BF: 33 H: 4 R: 1 ER: 1 SO: 6 BB: 2 IBB: 0 HBP: 2 BLK: 0 WP: 0 HR: 1 S: 75 P: 112 ERA: 1.00 WHIP: 0.667																

Batter	1	2	3	4	5	6	7	8	9	AB	R	H	RBI	BB	SO	LOB	BOTTOM		
<b>Dan Gladden, R</b> OBP: 0.326, SLG: 0.386 (1, 7)	F9		B1-3		P3			F7		4	0	0	0	0	0	0	<b>New York Yankees @ Minnesota Twins</b> Hubert H. Humphrey Metrodome, Minneapolis, MN Fri Jul 20 1990, 8:05 PM EDT Att: 25,146 - Dome - 70 F <a href="http://livebaseballscorecards.com">livebaseballscorecards.com</a>		
<b>Shane Mack, R</b> OBP: 0.372, SLG: 0.458 (1, 9)	1B		G6-3		FC6			G6-3		4	0	2	0	0	0				
<b>Kirby Puckett, R</b> OBP: 0.380, SLG: 0.510 (1, 8)	G4-3				FC6			F9		4	1	1	0	0	2				
<b>Gary Gaetti, R</b> OBP: 0.297, SLG: 0.407 (1, 5)					G3			F8		4	0	1	0	0	1				
<b>Brian Harper, R</b> OBP: 0.354, SLG: 0.464 (1, 10)					F7			P3		4	0	1	0	0	0				
<b>John Moses, S</b> OBP: 0.316, SLG: 0.287 (9, PR)	L4							1B		0	1	0	0	0	0				
<b>Kent Hrbek, L</b> OBP: 0.394, SLG: 0.505 (1, 3)					FC5			F9		3	0	1	1	1	0				
<b>Junior Ortiz, R</b> OBP: 0.410, SLG: 0.457 (1, 2)					1B					4	0	2	1	0	0				
<b>Al Newman, S</b> OBP: 0.286, SLG: 0.278 (1, 4)					FC5			K		3	0	0	0	0	1				
<b>Greg Gagne, R</b> OBP: 0.270, SLG: 0.370 (1, 6)					G5-3			F9		3	0	0	0	0	0				
<b>Inning Stats</b>	R: 0 H: 2 E: 0 K: 0 S: 9	H: 0 LOB: 0 BB: 0 P: 13	R: 0 H: 0 E: 1 K: 0 S: 4	H: 0 LOB: 0 BB: 0 P: 4	R: 0 H: 0 E: 0 K: 0 S: 6	H: 0 LOB: 0 BB: 0 P: 9	R: 1 H: 3 E: 0 K: 0 S: 13	H: 3 LOB: 2 BB: 0 P: 19	R: 0 H: 1 E: 0 K: 0 S: 7	H: 1 LOB: 1 BB: 0 P: 10	R: 0 H: 0 E: 0 K: 1 S: 5	H: 0 LOB: 0 BB: 0 P: 8	R: 0 H: 0 E: 0 K: 0 S: 8	H: 0 LOB: 0 BB: 0 P: 10	R: 1 H: 2 E: 0 K: 0 S: 10	H: 2 LOB: 2 BB: 1 P: 18	1B: 7 2B: 1 3B: 0 HR: 0	SF: 0 SAC: 0 DP: 1 HBP: 0	WP: 0 PA: 34 CS: 0
<b>PITCHER</b> <b>Dave LaPoint, L</b> ERA: 4.29 (1, 1)	IP: 8.1 WLS: L BF: 34 H: 8 R: 2 ER: 2 SO: 1 BB: 0 IBB: 1 HBP: 0 BLK: 0 WP: 0 HR: 0 S: 65 P: 95 ERA: 2.16 WHIP: 0.960																		



Batter	1	2	3	4	5	6	7	8	9	AB R H RBI BB SO LOB	TOP											
<b>Roberto Kelly, R</b> OBP: 0.316, SLG: 0.384 (1, 8)	2-2 G4-3 WP 1B		0-3 K			3-2 G5-3		0-1 P7		4 0 1 0 0 1 0	<b>New York Yankees @ Minnesota Twins</b> Hubert H. Humphrey Metrodome, Minneapolis, MN Sat Jul 21 1990, 8:05 PM EDT Att: 27,108 - Dome <a href="http://livebaseballscorecards.com">livebaseballscorecards.com</a>											
<b>Steve Sax, R</b> OBP: 0.326, SLG: 0.332 (1, 4)	2-0 G4-3 1-3		1-1 G6-3			1-2 G6-3		0-1 P4	4 0 0 0 0 0 1													
<b>Don Mattingly, L</b> OBP: 0.294, SLG: 0.331 (1, 10)	3-3 K			1-0 G6-3			0-1 F8	1-1 P5	4 0 0 0 0 1 1													
<b>Steve Balboni, R</b> OBP: 0.322, SLG: 0.444 <b>Matt Nokes, L</b> (9, PH) OBP: 0.329, SLG: 0.455	2-1 G4-3			1-0 G4-3		4-1 FC4-6 BB		2-3 K	2 0 0 0 1 0 1 1 0 0 0 0 1 0													
<b>Jesse Barfield, R</b> OBP: 0.331, SLG: 0.437 (1, 9)		2-3 K		1-3 K		1-2 L7			3 0 0 0 0 2 1													
<b>Oscar Azocar, L</b> OBP: 0.245, SLG: 0.909 (1, 7)		1-1 1B			0-2 G4-3		0-0 FC4-6 1-2		3 0 1 0 0 0 1													
<b>Bob Geren, R</b> OBP: 0.283, SLG: 0.355 (1, 2)		3-2 1B		0-0 G5-3			1-3 K		3 0 1 0 0 1 0													
<b>Randy Velarde, R</b> OBP: 0.268, SLG: 0.272 (1, 5)		3-2 G5-3		1-3 K			0-0 L9		3 0 0 0 0 1 1													
<b>Alvaro Espinoza, R</b> OBP: 0.258, SLG: 0.283 (1, 6)			0-2 L3			1-1 G5-3		0-1 IHR	3 1 1 1 0 0 0													
<b>Inning Stats</b>	R: 0 E: 0 K: 1 S: 10	H: 1 LOB: 1 BB: 0 P: 19	R: 0 E: 0 K: 1 S: 14	H: 2 LOB: 1 BB: 0 P: 23	R: 0 E: 0 K: 1 S: 9	H: 0 LOB: 0 BB: 0 P: 10	R: 0 E: 0 K: 1 S: 6	H: 0 LOB: 0 BB: 0 P: 9	R: 0 E: 0 K: 1 S: 9	H: 0 LOB: 0 BB: 0 P: 10	R: 0 E: 0 K: 0 S: 8	H: 0 LOB: 0 BB: 0 P: 13	R: 0 E: 0 K: 0 S: 7	H: 0 LOB: 1 BB: 1 P: 12	R: 1 E: 0 K: 1 S: 8	H: 1 LOB: 0 BB: 0 P: 9	R: 0 E: 0 K: 1 S: 7	H: 0 LOB: 0 BB: 0 P: 10	1B: 3 2B: 0 3B: 0 HR: 1	SF: 0 SAC: 0 DP: 0 HBP: 0	WP: 1 PB: 0 CS: 0	PA: 31
<b>PITCHER</b>	IP WLS BF H R ER SO BB IBB HBP BLK WP HR S P ERA WHIP											<b>PITCHER</b>	IP WLS BF H R ER SO BB IBB HBP BLK WP HR S P ERA WHIP									
<b>Mark Guthrie, L</b> ERA: 4.22	(1, 1) 7.2 W 27 4 1 1 6 1 0 0 0 0 1 0 69 103 1.17 0.652																					
<b>Rick Aguilera, R</b> ERA: 2.51	(8, 1) 1.1 S 4 0 0 0 1 0 0 0 0 0 0 0 9 12 0.00 0.000																					

Batter	1	2	3	4	5	6	7	8	9	AB R H RBI BB SO LOB	BOTTOM									
<b>Shane Mack, R</b> OBP: 0.376, SLG: 0.459 (1, 9)	1-2 1B SF9-6 1B		3-3 K		2-1 G1-3 1-2			2-1 G6-3 1B		4 1 2 0 0 1 2	<b>New York Yankees @ Minnesota Twins</b> Hubert H. Humphrey Metrodome, Minneapolis, MN Sat Jul 21 1990, 8:05 PM EDT Att: 27,108 - Dome <a href="http://livebaseballscorecards.com">livebaseballscorecards.com</a>									
<b>Al Newman, S</b> OBP: 0.290, SLG: 0.282 (1, 4)	1-2 SF9-6 1B		3-1 G3-1			1-0 G5-4-3 1B		0-0 G6-3 1-2	4 0 2 0 0 0 2											
<b>Kirby Puckett, R</b> OBP: 0.378, SLG: 0.509 (1, 8)	0-1 SF9-6 1-2 3-H			0-0 1B FC5-4 1B		2-0 L9		0-0 F8	3 1 1 1 0 0 2											
<b>Kent Hrbek, L</b> OBP: 0.393, SLG: 0.503 (1, 3)	3-1 F9			2-0 FC5-4 1B		1-0 G5-4-3 1-2			3 0 1 0 0 0 1											
<b>Gary Gaetti, R</b> OBP: 0.294, SLG: 0.403 (1, 5)		3-3 K		2-0 FC5-4 G6-3 1-2 3-H			3-2 G2-3		3 0 0 1 0 1 1											
<b>Randy Bush, L</b> OBP: 0.277, SLG: 0.351 (1, 10)		2-0 F8		0-0 G6-3 1-2			1-0 L7		3 0 0 0 0 0 1											
<b>Brian Harper, R</b> OBP: 0.354, SLG: 0.462 (1, 2)		1-0 F8		1-1 G6-3			0-0 1B		3 0 1 0 0 0 1											
<b>John Moses, S</b> OBP: 0.309, SLG: 0.280 (1, 7)			1-2 G5-3		1-1 G5-3		0-0 F8		3 0 0 0 0 0 1											
<b>Greg Gagne, R</b> OBP: 0.274, SLG: 0.368 (1, 6)			4-2 S BB		4-1 CS BB		0-0 F8		1 0 0 0 2 0 0											
<b>Inning Stats</b>	R: 1 E: 0 K: 0 S: 10	H: 2 LOB: 0 BB: 0 P: 15	R: 0 E: 0 K: 1 S: 5	H: 0 LOB: 0 BB: 0 P: 11	R: 0 E: 0 K: 1 S: 14	H: 0 LOB: 1 BB: 1 P: 25	R: 1 E: 0 K: 0 S: 6	H: 2 LOB: 1 BB: 0 P: 11	R: 0 E: 0 K: 0 S: 6	H: 0 LOB: 0 BB: 0 P: 12	R: 0 E: 0 K: 0 S: 4	H: 1 LOB: 0 BB: 0 P: 7	R: 0 E: 0 K: 0 S: 6	H: 1 LOB: 1 BB: 0 P: 10	R: 0 E: 0 K: 0 S: 5	H: 1 LOB: 1 BB: 0 P: 7	1B: 7 2B: 1 3B: 0 HR: 0	SF: 1 SAC: 0 DP: 2 HBP: 0	WP: 0 PB: 0 CS: 1	PA: 30
<b>PITCHER</b>	IP WLS BF H R ER SO BB IBB HBP BLK WP HR S P ERA WHIP											<b>PITCHER</b>	IP WLS BF H R ER SO BB IBB HBP BLK WP HR S P ERA WHIP							
<b>Jeff Robinson, R</b> ERA: 4.04	(1, 1) 8.0 L 30 7 2 2 2 2 2 0 0 0 0 0 56 98 2.25 1.125																			







Batter	1	2	3	4	5	6	7	8	9	AB	R	H	RBI	BB	SO	LOB	TOP			
<b>Steve Sax, R</b> OBP: 0.326, SLG: 0.342 (1, 4)										3	1	1	1	1	0	0	<b>New York Yankees @ Texas Rangers</b> Arlington Stadium, Arlington, TX Mon Jul 23 1990, 8:05 PM EDT Att: 22,008 - Unknown - 87 F			
<b>Don Mattingly, L</b> OBP: 0.298, SLG: 0.330 (1, 3)										3	0	1	0	1	0	1				
<b>Oscar Azocar, L</b> OBP: 0.444, SLG: 0.833 (1, 9)										4	0	0	0	0	0	2				
<b>Matt Nokes, L</b> OBP: 0.332, SLG: 0.451 (1, 2)										3	0	1	0	1	0	1				
<b>Kevin Maas, L</b> OBP: 0.375, SLG: 0.612 (1, 10)										4	1	1	1	0	2	3				
<b>Roberto Kelly, R</b> OBP: 0.313, SLG: 0.377 (1, 7)										3	0	0	0	0	1	3				
<b>Randy Velarde, R</b> OBP: 0.262, SLG: 0.266 (1, 5)										3	0	0	0	0	1	0				
<b>Alvaro Espinoza, R</b> OBP: 0.255, SLG: 0.280 (1, 6)										3	0	0	0	0	1	0				
<b>Deion Sanders, L</b> OBP: 0.221, SLG: 0.227 (1, 8)										3	0	0	0	0	1	0				
<b>Inning Stats</b>	R: 1 E: 0 K: 1 S: 15	H: 2 LOB: 2 BB: 1 P: 27	R: 0 E: 0 K: 2 S: 8	H: 0 LOB: 0 BB: 0 P: 9	R: 0 E: 0 K: 1 S: 5	H: 0 LOB: 0 BB: 1 P: 8	R: 0 E: 0 K: 1 S: 6	H: 0 LOB: 0 BB: 1 P: 11	R: 0 E: 0 K: 1 S: 6	H: 1 LOB: 1 BB: 0 P: 7	R: 1 E: 0 K: 1 S: 9	H: 1 LOB: 0 BB: 0 P: 13	R: 0 E: 0 K: 0 S: 4	H: 0 LOB: 0 BB: 1 P: 8	R: 0 E: 0 K: 0 S: 6	H: 0 LOB: 0 BB: 0 P: 8	1B: 2 2B: 1 3B: 0 HR: 2	SF: 0 SAC: 0 DP: 2 HBP: 0	WP: 0 PB: 0 CS: 0	PA: 32
<b>PITCHER</b> <b>Kevin Brown, R</b> ERA: 3.28 (1, 1)	IP: 9.0 WLS: W BF: 32	H: 4 R: 2 ER: 2 SO: 6	BB: 3 IBB: 0 HBP: 0 BLK: 0	WP: 0 HR: 2 S: 65 P: 100	ERA: 2.00 WHIP: 0.778	<b>PITCHER</b>										IP: 9.0 WLS: W BF: 32	H: 4 R: 2 ER: 2 SO: 6	BB: 3 IBB: 0 HBP: 0 BLK: 0	WP: 0 HR: 2 S: 65 P: 100	ERA: 2.00 WHIP: 0.778

AB	29
R	2
H	4
RBI	2
BB	3
SO	6
LOB	10



Batter	1	2	3	4	5	6	7	8	9	AB	R	H	RBI	BB	SO	LOB	BOTTOM			
<b>Gary Pettis, S</b> OBP: 0.320, SLG: 0.335 (1, 8)										3	0	1	0	0	1	0	<b>New York Yankees @ Texas Rangers</b> Arlington Stadium, Arlington, TX Mon Jul 23 1990, 8:05 PM EDT Att: 22,008 - Unknown - 87 F			
<b>Julio Franco, R</b> OBP: 0.375, SLG: 0.411 (1, 4)										3	1	1	0	1	0	0				
<b>Jack Daugherty, S</b> OBP: 0.353, SLG: 0.446 (1, 3)										3	0	0	0	1	3	2				
<b>Ruben Sierra, S</b> OBP: 0.320, SLG: 0.431 (1, 9)										4	1	2	2	0	0	3				
<b>Pete Incaviglia, R</b> OBP: 0.308, SLG: 0.449 (1, 7)										3	0	1	0	1	1	3				
<b>Harold Baines, L</b> OBP: 0.393, SLG: 0.467 (1, 10)										3	0	0	0	1	1	4				
<b>Mike Stanley, R</b> OBP: 0.310, SLG: 0.330 <b>John Russell, R</b> OBP: 0.325, SLG: 0.387 (1, 2)										0	0	0	0	0	0	0				
<b>Steve Buechele, R</b> OBP: 0.285, SLG: 0.349 (1, 5)										3	0	0	0	0	1	1				
<b>Gary Green, R</b> OBP: 0.194, SLG: 0.138 (1, 6)										2	1	1	0	1	1	0				
<b>Inning Stats</b>	R: 0 E: 0 K: 2 S: 10	H: 0 LOB: 0 BB: 0 P: 15	R: 1 E: 0 K: 1 S: 16	H: 2 LOB: 1 BB: 0 P: 25	R: 0 E: 0 K: 2 S: 17	H: 1 LOB: 3 BB: 2 P: 28	R: 0 E: 0 K: 1 S: 9	H: 0 LOB: 0 BB: 0 P: 13	R: 2 E: 0 K: 1 S: 16	H: 3 LOB: 2 BB: 1 P: 25	R: 0 E: 0 K: 1 S: 12	H: 0 LOB: 0 BB: 1 P: 19	R: 0 E: 0 K: 1 S: 9	H: 0 LOB: 0 BB: 0 P: 12	R: 0 E: 0 K: 1 S: 12	H: 0 LOB: 1 BB: 1 P: 21	1B: 5 2B: 1 3B: 0 HR: 0	SF: 0 SAC: 1 DP: 0 HBP: 0	WP: 3 PB: 0 SB: 1 CS: 1	PA: 35
<b>PITCHER</b> <b>Chuck Cary, L</b> ERA: 4.3 <b>Eric Plunk, R</b> ERA: 2.7 <b>Greg Cadaret, L</b> ERA: 4.01 (1, 1) (6, 1) (8, 1)	IP: 5.0 WLS: L BF: 24	H: 6 R: 3 ER: 3 SO: 7	BB: 3 IBB: 0 HBP: 0 BLK: 0	WP: 2 HR: 0 S: 26 P: 39	ERA: 0.00 WHIP: 0.375	<b>PITCHER</b>										IP: 8.1 WLS: 2 BF: 32	H: 4 R: 2 ER: 2 SO: 6	BB: 3 IBB: 0 HBP: 0 BLK: 0	WP: 0 HR: 2 S: 65 P: 100	ERA: 2.00 WHIP: 0.778

AB	28
R	3
H	6
RBI	3
BB	5
SO	10
LOB	15





Batter	1	2	3	4	5	6	7	8	9	AB	R	H	RBI	BB	SO	LOB	TOP					
Steve Sax, R OBP: 0.325, SLG: 0.341	0-1 1B		2-2 G6-4-3			2-3 K	0-2 P4			4	0	1	0	0	1	5						
Don Mattingly, L OBP: 0.295, SLG: 0.327	1-0 L9			1-0 F8		0-1 G5-3		1-2 L9		4	0	0	0	0	0	1						
Oscar Azocar, L OBP: 0.409, SLG: 0.727	0-0 G3			1-2 1B		0-1 E1		1-3 K		4	0	1	0	0	1	1						
Matt Nokes, L OBP: 0.326, SLG: 0.443		0-1 P6		1-1 F8		0-1 P5		1-3 K2-3		4	0	0	0	0	1	3						
Kevin Maas, L OBP: 0.400, SLG: 0.667		2-2 HR		3-3 K			4-0 1B BB		4-2 1B BB	2	1	1	1	2	1	1						
Jim Leyritz, R OBP: 0.349, SLG: 0.351		1-2 F8			2-1 F8		2-2 F8		2-3 K	4	0	0	0	0	1	2						
Roberto Kelly, R OBP: 0.315, SLG: 0.378		2-2 F8			2-3 K		0-1 1-3 1B		0-2 1-2 1B	4	0	2	0	0	1	0						
Alvaro Espinoza, R OBP: 0.257, SLG: 0.281			1-2 G6-4-3 1B		1-3 K		1-3 K		0-3 K	2	0	1	0	0	1	0						
Steve Balboni, R OBP: 0.318, SLG: 0.438										1	0	0	0	0	1	2						
Wayne Tolleson, S OBP: 0.135, SLG: 0.194										0	0	0	0	0	0	0						
Jesse Barfield, R OBP: 0.331, SLG: 0.436										1	0	0	0	0	1	2						
Deion Sanders, L OBP: 0.230, SLG: 0.230			3-3 K			1-0 E 1B			0-1 P6	3	0	1	0	1	1	3						
<b>Inning Stats</b>	R: 0 E: 0 K: 0 S: 4	H: 1 LOB: 0 BB: 0 P: 5	R: 1 E: 0 K: 0 S: 12	H: 1 LOB: 0 BB: 0 P: 17	R: 0 E: 0 K: 1 S: 14	H: 1 LOB: 0 BB: 0 P: 20	R: 0 E: 0 K: 1 S: 10	H: 1 LOB: 1 BB: 0 P: 16	R: 0 E: 0 K: 2 S: 9	H: 0 LOB: 0 BB: 0 P: 14	R: 0 E: 2 K: 1 S: 11	H: 1 LOB: 2 BB: 0 P: 14	R: 0 E: 0 K: 1 S: 16	H: 1 LOB: 3 BB: 2 P: 27	R: 0 E: 0 K: 2 S: 11	H: 0 LOB: 0 BB: 1 P: 14	R: 0 E: 0 K: 2 S: 14	H: 1 LOB: 2 BB: 1 P: 20	1B: 6 2B: 0 3B: 0 HR: 1	SF: 0 SAC: 0 DP: 1 HBP: 0	WP: 0 PB: 0 SB: 1 CS: 0	PA: 36
<b>PITCHER</b> Bobby Witt, R ERA: 3.92	IP: 9.0 WLS: W BF: 36 H: 7 R: 1 ER: 1 SO: 10 BB: 3 IBB: 0 HBP: 0 BLK: 0 WP: 0 HR: 1 S: 101 P: 147 ERA: 1.00 WHIP: 1.111															<b>PITCHER</b>	IP: 9.0 WLS: W BF: 36 H: 7 R: 1 ER: 1 SO: 10 BB: 3 IBB: 0 HBP: 0 BLK: 0 WP: 0 HR: 1 S: 101 P: 147 ERA: 1.00 WHIP: 1.111					

New York Yankees @ Texas Rangers  
Arlington Stadium, Arlington, TX  
Tue Jul 24 1990, 8:05 PM EDT  
Att: 21,602 - Unknown - 76 F

AB 33  
R 1  
H 7  
RBI 1  
BB 3  
SO 10  
LOB 20



Batter	1	2	3	4	5	6	7	8	9	AB	R	H	RBI	BB	SO	LOB	BOTTOM			
Jeff Huson, L OBP: 0.346, SLG: 0.323	2-2 P6	1-1 SF8		0-0 F9			1-0 WP 2B	2-2 G1-6-3 1B		4	1	2	2	0	0	2				
Julio Franco, R OBP: 0.373, SLG: 0.408	1-1 1B	0-0 G3			2-2 F9		0-0 G1-3	0-2 G1-6-3		5	1	1	0	0	0	3				
Rafael Palmeiro, L OBP: 0.359, SLG: 0.466	2-2 P4		1-3 K		1-2 F7		3-2 G4-3 2B			4	0	1	1	0	1	1				
Ruben Sierra, S OBP: 0.322, SLG: 0.430	0-0 1B		3-2 G3		0-0 G4-3		4-2 G4-3 BB			3	0	1	0	1	0	0				
Harold Baines, L OBP: 0.391, SLG: 0.463	1-1 1B		1-0 G3			2-0 G4-3	2-2 G4-3			4	0	1	1	0	0	2				
Jack Daugherty, S OBP: 0.361, SLG: 0.447	1-2 G4-3			4-1 BB BB		0-1 WP 1B	4-1 BB			2	0	1	0	2	0	2				
Geno Petralli, L OBP: 0.327, SLG: 0.282		4-2 CS BB			0-0 L4		1-0 G1-3	3-1 P4		2	0	0	0	1	0	2				
Pete Incaviglia, R OBP: 0.307, SLG: 0.448										1	0	0	0	0	0	3				
John Russell, R OBP: 0.325, SLG: 0.387										0	0	0	0	0	0	0				
Steve Buechele, R OBP: 0.291, SLG: 0.342		4-2 2B SF8 BB			2-1 P6		4-0 BB	2-0 G6-3		2	1	0	0	2	0	1				
Gary Pettis, S OBP: 0.326, SLG: 0.340		0-1 SF8 2B			4-0 BB		2-3 K	4-2 1B S BB		2	1	1	0	2	1	2				
<b>Inning Stats</b>	R: 1 E: 0 K: 0 S: 15	H: 3 LOB: 2 BB: 0 P: 22	R: 2 E: 0 K: 0 S: 11	H: 1 LOB: 0 BB: 2 P: 20	R: 0 E: 0 K: 1 S: 9	H: 0 LOB: 0 BB: 0 P: 14	R: 0 E: 0 K: 0 S: 5	H: 0 LOB: 2 BB: 2 P: 15	R: 0 E: 0 K: 0 S: 8	H: 0 LOB: 0 BB: 0 P: 11	R: 0 E: 0 K: 1 S: 7	H: 1 LOB: 2 BB: 1 P: 16	R: 1 E: 0 K: 0 S: 13	H: 2 LOB: 3 BB: 2 P: 30	R: 0 E: 0 K: 0 S: 12	H: 1 LOB: 1 BB: 1 P: 20	1B: 5 2B: 3 3B: 0 HR: 0	SF: 1 SAC: 0 DP: 1 HBP: 0	WP: 2 PB: 0 SB: 1 CS: 1	PA: 38
<b>PITCHER</b> Tim Leary, R ERA: 4.14	IP: 6.1 WLS: L BF: 30 H: 7 R: 4 ER: 4 SO: 2 BB: 5 IBB: 0 HBP: 0 BLK: 0 WP: 2 HR: 0 S: 60 P: 107 ERA: 5.68 WHIP: 1.895															<b>PITCHER</b>	IP: 6.1 WLS: L BF: 30 H: 7 R: 4 ER: 4 SO: 2 BB: 5 IBB: 0 HBP: 0 BLK: 0 WP: 2 HR: 0 S: 60 P: 107 ERA: 5.68 WHIP: 1.895			
Alan Mills, R ERA: 3.99	0.0	1	0	0	0	0	1	0	0	0	0	0	0	0	0	0	6			
Greg Cadaret, L ERA: 4.0	0.1	2	0	0	0	0	1	0	0	0	0	0	0	0	0	4	10	0.00	3.000	
Mark Leiter, R ERA:	1.1	5	1	0	0	0	1	0	0	0	0	0	0	0	0	14	25	0.00	1.500	

New York Yankees @ Texas Rangers  
Arlington Stadium, Arlington, TX  
Tue Jul 24 1990, 8:05 PM EDT  
Att: 21,602 - Unknown - 76 F

AB 29  
R 4  
H 8  
RBI 4  
BB 8  
SO 2  
LOB 18





Batter	1	2	3	4	5	6	7	8	9	10	11	AB	R	H	RBI	BB	SO	LOB	TOP			
Deion Sanders, L OBP: 0.234, SLG: 0.250 Wayne Tolleson, S OBP: 0.135, SLG: 0.194	G6-3 3B		1B		K		G1-3		L8		K	6	1	2	0	0	2	1				
Steve Sax, R OBP: 0.325, SLG: 0.339	G6-3		1B		G6-3		L7		E6		IBB	5	0	1	1	1	0	0				
Oscar Azocar, L OBP: 0.423, SLG: 0.731 Jesse Barfield, R OBP: 0.330, SLG: 0.435 Randy Velarde, R OBP: 0.261, SLG: 0.264	3-H 1B		P5		G4-3		2B		K		K	4	0	2	0	0	0	2				
Matt Nokes, L OBP: 0.325, SLG: 0.437 Steve Balboni, R OBP: 0.317, SLG: 0.435	K		L7				G4-3		K		K	3	1	0	0	1	1	4				
Kevin Maas, L OBP: 0.385, SLG: 0.679	P8				HR		1B BB				K	5	1	1	1	0	3	2				
Jim Levitz, R OBP: 0.344, SLG: 0.346			K		P2		BB 1B		G1-3		G6-3	5	1	1	0	0	1	0				
Roberto Kelly, R OBP: 0.319, SLG: 0.386			G6-3				CS 1B BB		HR BB		G5-3	3	2	1	1	2	0	0				
Bob Geren, R OBP: 0.274, SLG: 0.379			K		K		CS 1B		HR		SH1-3 1B	5	1	3	4	0	2	0				
Alvaro Espinoza, R OBP: 0.264, SLG: 0.277			K		P5		F9		K		SH1-3	4	0	0	0	0	2	2				
<b>Inning Stats</b>	R: 1 E: 0 K: 1 S: 16	H: 2 LOB: 1 BB: 0 P: 19	R: 0 E: 0 K: 2 S: 9	H: 0 LOB: 0 BB: 0 P: 10	R: 0 E: 0 K: 1 S: 16	H: 2 LOB: 2 BB: 0 P: 19	R: 2 E: 0 K: 1 S: 16	H: 2 LOB: 0 BB: 0 P: 27	R: 0 E: 0 K: 1 S: 6	H: 0 LOB: 0 BB: 0 P: 8	R: 2 E: 0 K: 2 S: 12	H: 1 LOB: 0 BB: 1 P: 21	R: 0 E: 1 K: 2 S: 11	H: 0 LOB: 1 BB: 0 P: 18	R: 0 E: 0 K: 1 S: 7	H: 0 LOB: 0 BB: 0 P: 10	R: 0 E: 0 K: 2 S: 11	H: 1 LOB: 2 BB: 1 P: 19	1B: 6 2B: 1 3B: 1 HR: 3	SF: 0 SAC: 1 DP: 0 HBP: 0	WP: 0 PB: 0 SB: 3 CS: 2	PA: 48
<b>PITCHER</b>	IP WLS BF H R ER SO BB IBB HBP BLK WP HR S P ERA WHIP	<b>PITCHER</b>																				
Nolan Ryan, R ERA: 4.01 Kenny Rogers, L ERA: 4.03	(1, 1) (9, 1)	6.0 3.0	8.0 W	12 12	1 1	0 0	0 0	5 5	0 0	1 0	0 0	0 0	0 0	0 0	0 0	29 47	0.00 0.333					

New York Yankees @ Texas Rangers  
Arlington Stadium, Arlington, TX  
Wed Jul 25 1990, 8:05 PM EDT  
Att: 41,954 - Unknown - 92 F

livebaseballscores.com  
AB 43  
R 7  
H 11  
RBI 7  
BB 4  
SO 14  
LOB 15



Batter	1	2	3	4	5	6	7	8	9	10	11	AB	R	H	RBI	BB	SO	LOB	BOTTOM					
Gary Pettis, S OBP: 0.330, SLG: 0.341 Harold Baines, L OBP: 0.390, SLG: 0.461 Cecil Espy, S OBP: 0.235, SLG: 0.127	1B WP BB		G3		CS 1B		G3		G6-3		P6	2	1	1	0	1	0	2						
Julio Franco, R OBP: 0.375, SLG: 0.408	K		F8		FC6-4 1B		BB		P3		HR 1B	5	1	2	0	1	1	3						
Rafael Palmeiro, L OBP: 0.361, SLG: 0.476	1B		G3		F7		P5		E7 1B		HR	6	3	3	2	0	0	3						
Ruben Sierra, S OBP: 0.321, SLG: 0.427	K		K		FC6-4		F8		HR 1B			5	1	1	1	0	2	5						
Pete Incaviglia, R OBP: 0.314, SLG: 0.460	1B		K		K		FC5-6 1B		WP BB		HR	4	2	3	4	1	1	0						
Jack Daugherty, S OBP: 0.352, SLG: 0.435	K		K		K		FC5-6 G3-6-4		K		K	5	0	0	0	0	4	3						
Mike Stanley, R OBP: 0.306, SLG: 0.325			G3 BB 1B		F7		G3-6-4		F9		P6	5	0	1	0	0	0	2						
Steve Buechele, R OBP: 0.303, SLG: 0.371	P5				1B				G6-3		G6-3	5	1	3	1	0	0	1						
Jeff Huson, L OBP: 0.349, SLG: 0.324 John Russell, R OBP: 0.321, SLG: 0.382 Gary Green, R OBP: 0.188, SLG: 0.133	2-H 3-H 1B				G4-3		G3 2B		G4-3		G6-3	2	0	1	0	1	0	1						
<b>Inning Stats</b>	R: 2 E: 0 K: 3 S: 19	H: 2 LOB: 1 BB: 1 P: 29	R: 0 E: 0 K: 0 S: 7	H: 1 LOB: 2 BB: 1 P: 14	R: 0 E: 0 K: 2 S: 8	H: 0 LOB: 0 BB: 0 P: 10	R: 0 E: 0 K: 1 S: 9	H: 1 LOB: 1 BB: 0 P: 11	R: 0 E: 0 K: 0 S: 5	H: 1 LOB: 0 BB: 0 P: 7	R: 1 E: 0 K: 0 S: 19	H: 2 LOB: 2 BB: 1 P: 29	R: 1 E: 0 K: 1 S: 12	H: 1 LOB: 1 BB: 1 P: 18	R: 3 E: 1 K: 1 S: 12	H: 3 LOB: 0 BB: 0 P: 16	R: 0 E: 0 K: 0 S: 6	H: 0 LOB: 0 BB: 0 P: 6	R: 2 E: 0 K: 0 S: 7	H: 2 LOB: 0 BB: 0 P: 12	1B: 11 2B: 2 3B: 0 HR: 2	SF: 0 SAC: 0 DP: 1 HBP: 0	WP: 2 PB: 0 SB: 1 CS: 1	PA: 48
<b>PITCHER</b>	IP WLS BF H R ER SO BB IBB HBP BLK WP HR S P ERA WHIP	<b>PITCHER</b>																						
Dave LaPoint, L ERA: 4.3 Alan Mills, R ERA: 3.94 Greg Cadaret, L ERA: 3.95 Dave Righetti, L ERA: 4.09 Mark Leiter, R ERA: 10.6	(1, 1) (7, 1) (7, 1) (8, 1) (11, 1)	6.0 0.1 0.2 3.0 0.1	WLS 2 2 14 L	BF 27 9 2 3	H 9 0 4 2	R 3 0 4 2	ER 0 0 4 2	SO 6 0 4 2	BB 2 1 0 0	IBB 0 0 0 0	HBP 0 0 0 0	BLK 0 0 0 0	WP 1 0 0 1 0	HR 0 0 5 30 7	S 64 9 40 12	P 96 14 6 40 12	ERA 4.50 0.00 0.00 12.00 54.00	WHIP 1.833 3.000 0.000 1.667 6.000						

New York Yankees @ Texas Rangers  
Arlington Stadium, Arlington, TX  
Wed Jul 25 1990, 8:05 PM EDT  
Att: 41,954 - Unknown - 92 F

livebaseballscores.com  
AB 44  
R 9  
H 15  
RBI 9  
BB 4  
SO 8  
LOB 22





Batter	1	2	3	4	5	6	7	8	9	AB	R	H	RBI	BB	SO	LOB	TOP			
<b>Roberto Kelly, R</b> OBP: 0.318, SLG: 0.393 (1, 8)	F7		F8			K		HR		4	1	1	2	0	1	0	<b>New York Yankees @ Cleveland Indians</b> Cleveland Municipal Stadium, Cleveland, OH Fri Jul 27 1990, 7:05 PM EDT Sunny			
<b>Steve Sax, R</b> OBP: 0.324, SLG: 0.338 (1, 4)	G1-3			G3		L8		F7		4	0	1	0	0	0	0				
<b>Oscar Azocar, L</b> OBP: 0.367, SLG: 0.633 <b>Deion Sanders, L</b> OBP: 0.234, SLG: 0.250 (1, 7) (9, 7)	G4-3			G3			B1-3		G3-1	4	0	0	0	0	0	1				
<b>Steve Balboni, R</b> OBP: 0.315, SLG: 0.449 (1, 3)		P5		P3			HR		K	4	1	1	1	0	1	1				
<b>Brian Dorsett, R</b> OBP: 0.333, SLG: 0.333 <b>Matt Nokes, L</b> OBP: 0.324, SLG: 0.435 (9, PH)	L8			G3-1				FC6-4	L9	3	0	1	0	0	0	1				
<b>Jesse Barfield, R</b> OBP: 0.330, SLG: 0.434 (1, 9)					F9		FC6-4			3	0	1	0	0	0	1				
<b>Jim Leyritz, R</b> OBP: 0.344, SLG: 0.345 (1, 5)						K		CS		3	1	1	0	0	1	1				
<b>Bob Geren, R</b> OBP: 0.271, SLG: 0.375 (1, 2)						K		SH3		2	0	0	0	0	1	0				
<b>Alvaro Espinoza, R</b> OBP: 0.251, SLG: 0.274 (1, 6)								G5-3		3	0	0	0	0	0	1				
<b>Inning Stats</b>	R: 0 E: 0 K: 0 S: 10	H: 0 LOB: 0 BB: 0 P: 14	R: 0 E: 0 K: 0 S: 6	H: 1 LOB: 1 BB: 0 P: 9	R: 0 E: 0 K: 0 S: 7	H: 0 LOB: 0 BB: 0 P: 10	R: 0 E: 0 K: 2 S: 8	H: 1 LOB: 1 BB: 0 P: 12	R: 0 E: 0 K: 1 S: 6	H: 0 LOB: 0 BB: 0 P: 6	R: 1 E: 0 K: 0 S: 10	H: 2 LOB: 0 BB: 0 P: 13	R: 2 E: 0 K: 1 S: 9	H: 2 LOB: 0 BB: 0 P: 11	R: 0 E: 0 K: 1 S: 10	H: 0 LOB: 0 BB: 0 P: 12		1B: 4 2B: 0 3B: 0 HR: 2	SF: 0 SAC: 1 DP: 0 HBP: 0	WP: 0 PB: 0 SB: 0 CS: 1
<b>PITCHER</b>	IP	WLS	BF	H	R	ER	SO	BB	IBB	HBP	BLK	WP	HR	S	P	ERA	WHIP			
<b>Greg Swindell, L</b> ERA: 4.19 <b>Steve Olin, R</b> ERA: 3.25	(1, 1) (8, 1)	7.2 1.1	L 4	28 0	6 0	3 0	3 1	0 0	0 0	0 0	0 0	0 0	2 0	63 12	83 15	3.52 0.00	0.783 0.000			

Batter	1	2	3	4	5	6	7	8	9	AB	R	H	RBI	BB	SO	LOB	BOTTOM			
<b>Alex Cole, L</b> (1, 8)	K			G6-3		L7			F8	4	0	0	0	0	1	1	<b>New York Yankees @ Cleveland Indians</b> Cleveland Municipal Stadium, Cleveland, OH Fri Jul 27 1990, 7:05 PM EDT Sunny			
<b>Jerry Browne, S</b> OBP: 0.321, SLG: 0.350 (1, 4)				F9			K		F8	4	0	1	0	0	1	1				
<b>Dion James, L</b> OBP: 0.316, SLG: 0.329 (1, 7)				G4-6-3			G4-3			3	0	1	0	0	0	1				
<b>Candy Maldonado, R</b> OBP: 0.342, SLG: 0.468 (1, 9)				F9			F8			3	0	0	0	0	1	1				
<b>Chris James, R</b> OBP: 0.324, SLG: 0.401 (1, 10)				G6-3			F9			3	0	0	0	0	0	0				
<b>Brook Jacoby, R</b> OBP: 0.368, SLG: 0.453 (1, 5)				K			F9			3	0	0	0	0	1	0				
<b>Jeff Manto, R</b> (1, 3)				F9		G5-3		K		3	0	0	0	0	1	0				
<b>Sandy Alomar Jr., R</b> OBP: 0.327, SLG: 0.395 (1, 2)				F9			F8		F9	3	0	0	0	0	0	0				
<b>Felix Fermin, R</b> OBP: 0.254, SLG: 0.282 <b>Ken Phelps, L</b> OBP: 0.299, SLG: 0.217 (9, PH)				F9			F9			2	0	0	0	0	0	0				
<b>Inning Stats</b>	R: 0 E: 0 K: 1 S: 6	H: 1 LOB: 0 BB: 0 P: 10	R: 0 E: 0 K: 1 S: 9	H: 0 LOB: 0 BB: 0 P: 14	R: 0 E: 0 K: 0 S: 5	H: 0 LOB: 0 BB: 0 P: 6	R: 0 E: 0 K: 0 S: 5	H: 1 LOB: 1 BB: 0 P: 8	R: 0 E: 0 K: 1 S: 7	H: 0 LOB: 0 BB: 0 P: 13	R: 0 E: 0 K: 0 S: 8	H: 0 LOB: 0 BB: 0 P: 15	R: 0 E: 0 K: 1 S: 12	H: 0 LOB: 0 BB: 0 P: 17	R: 0 E: 0 K: 0 S: 7	H: 1 LOB: 1 BB: 0 P: 8		1B: 3 2B: 0 3B: 0 HR: 0	SF: 0 SAC: 0 DP: 1 HBP: 0	WP: 0 PB: 0 SB: 0 CS: 0
<b>PITCHER</b>	IP	WLS	BF	H	R	ER	SO	BB	IBB	HBP	BLK	WP	HR	S	P	ERA	WHIP			
<b>Andy Hawkins, R</b> ERA: 5.68	(1, 1)	9.0	W	29	3	0	0	5	0	0	0	0	0	66	101	0.00	0.333			









Batter	1	2	3	4	5	6	7	8	9	AB	R	H	RBI	BB	SO	LOB	TOP																				
<b>Roberto Kelly, R</b> OBP: 0.313, SLG: 0.386 (1, 8)	G6-3		G5-3		CS	F8		F8		4	0	0	0	0	0	1	<b>New York Yankees @ Cleveland Indians</b> Cleveland Municipal Stadium, Cleveland, OH Sat Jul 28 1990, 7:05 PM EDT Att: 28,387 - Unknown - 70 F																				
<b>Wayne Tolleson, S</b> OBP: 0.205, SLG: 0.262 <b>Steve Balboni, R</b> OBP: 0.312, SLG: 0.444 <b>Randy Velarde, R</b> OBP: 0.261, SLG: 0.264 (8, 4)	K		1B BB			K		L4		2	0	0	0	1	2	0																					
<b>Oscar Azocar, L</b> OBP: 0.342, SLG: 0.632 (1, 7)	P6		1-2 2-H 1B			HR		G1-6-3		4	1	2	1	0	0	0																					
<b>Matt Nokes, L</b> OBP: 0.325, SLG: 0.430 (1, 10)		E3		P4		1B		G6-3		4	0	1	0	0	0	0																					
<b>Kevin Maas, L</b> OBP: 0.391, SLG: 0.594 (1, 3)		BB		K		P4		P4		3	0	0	0	1	1	1																					
<b>Jim Leyritz, R</b> OBP: 0.340, SLG: 0.336 (1, 5)		BB		K				G5-3		4	0	0	0	0	1	1																					
<b>Jesse Barfield, R</b> OBP: 0.329, SLG: 0.429 (1, 9)		P2				L9		BB		2	0	0	0	1	0	1																					
<b>Bob Geren, R</b> OBP: 0.272, SLG: 0.371 (1, 2)			SH5-3 1B BB		G5-3			K		2	0	0	0	1	1	1																					
<b>Alvaro Espinoza, R</b> OBP: 0.253, SLG: 0.276 (1, 6)			SH5-3		CS	1B		B5-3		2	0	1	0	0	0	1																					
<b>Inning Stats</b>	R: 0 E: 0 K: 1 S: 6	H: 0 LOB: 0 BB: 0 P: 8	R: 0 E: 1 K: 0 S: 9	H: 0 LOB: 1 BB: 1 P: 18	R: 0 E: 0 K: 0 S: 8	H: 1 LOB: 2 BB: 2 P: 17	R: 0 E: 0 K: 2 S: 8	H: 0 LOB: 0 BB: 0 P: 14	R: 0 E: 0 K: 0 S: 7	H: 1 LOB: 0 BB: 0 P: 11	R: 1 E: 0 K: 1 S: 10	H: 2 LOB: 1 BB: 0 P: 17	R: 0 E: 0 K: 1 S: 7	H: 0 LOB: 1 BB: 1 P: 12	R: 0 E: 0 K: 0 S: 5	H: 0 LOB: 0 BB: 0 P: 6	R: 0 E: 0 K: 0 S: 4	H: 0 LOB: 0 BB: 0 P: 7	1B: 3 2B: 0 3B: 0 HR: 1	SF: 0 SAC: 1 DP: 0 HBP: 0	WP: 0 PB: 0 SB: 0 CS: 1	PA: 34															
<b>PITCHER</b>	IP	WLS	BF	H	R	ER	SO	BB	IBB	HBP	BLK	WP	HR	S	P	ERA	WHIP	<b>PITCHER</b>		IP	WLS	BF	H	R	ER	SO	BB	IBB	HBP	BLK	WP	HR	S	P	ERA	WHIP	
<b>Tom Candiotti, R</b> ERA: 3.38 <b>Doug Jones, R</b> ERA: 1.24	(1, 1)	8.0	W	30	4	1	1	5	4	0	0	0	0	1	60	103	1.12	1.000			(9, 1)	1.0	S	3	0	0	0	0	0	0	0	0	0	4	7	0.00	0.000

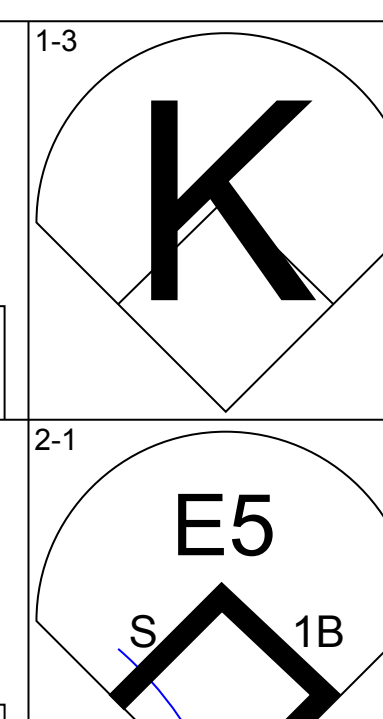
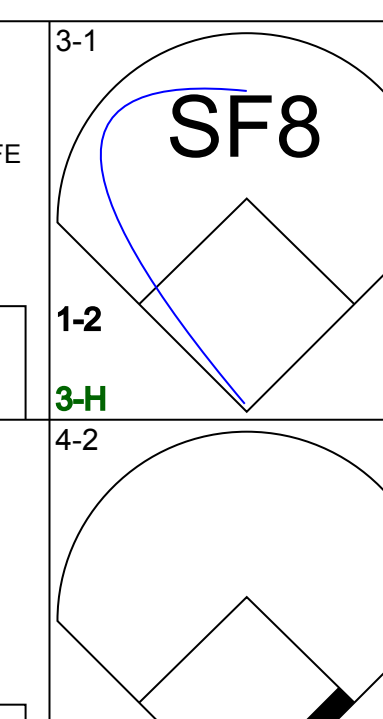
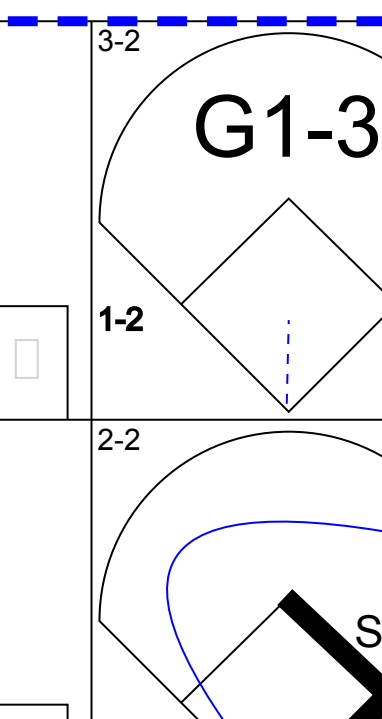
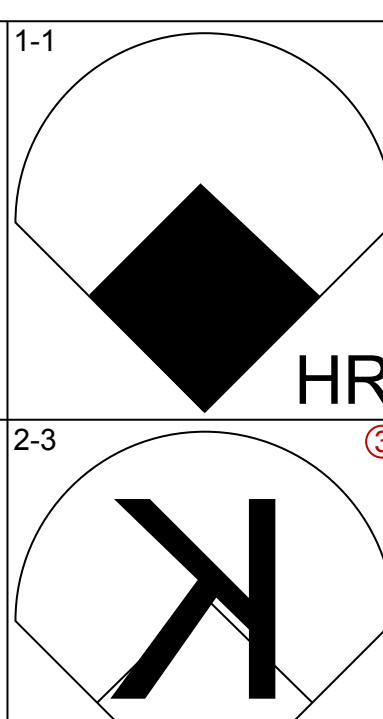
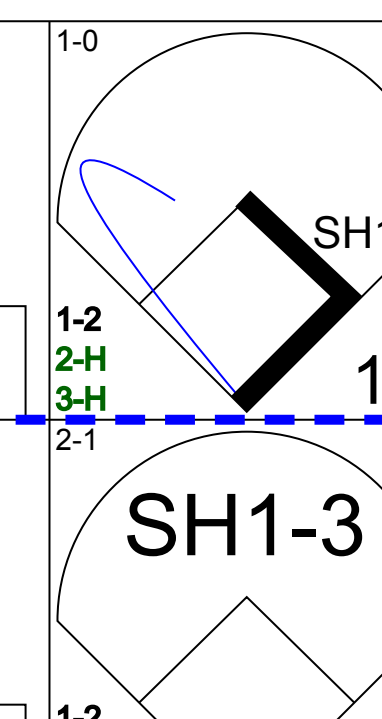
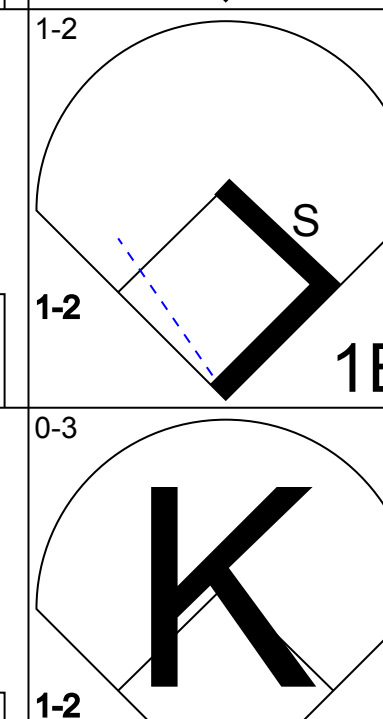
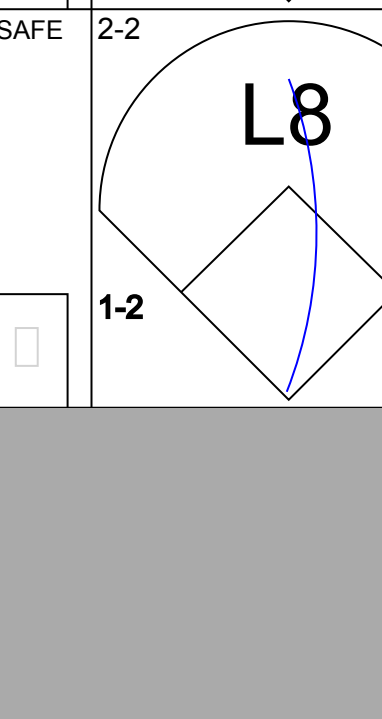
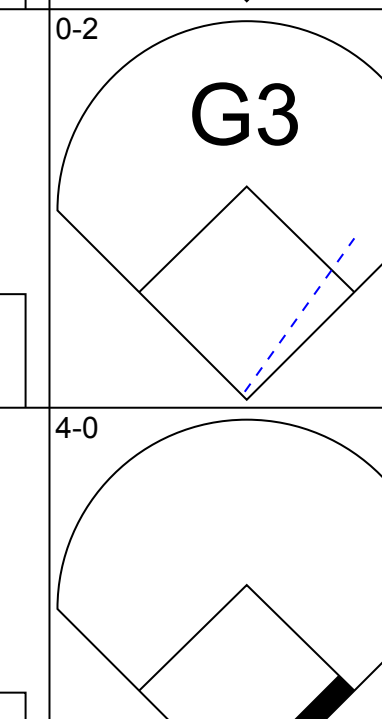
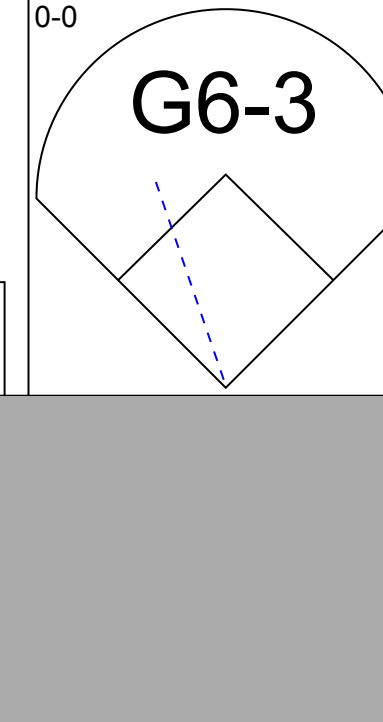
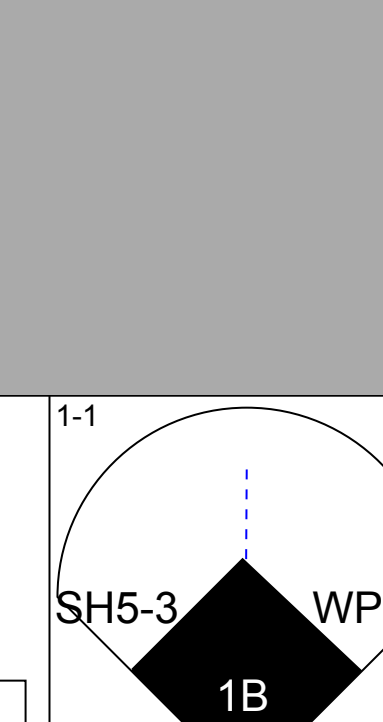

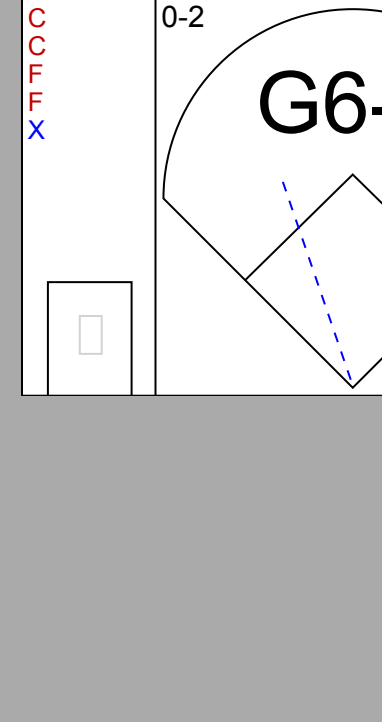
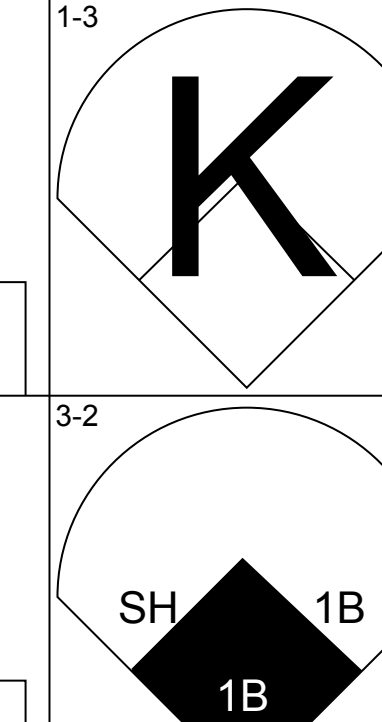

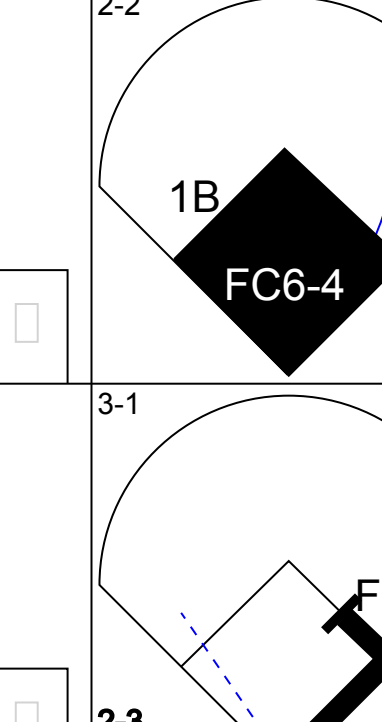

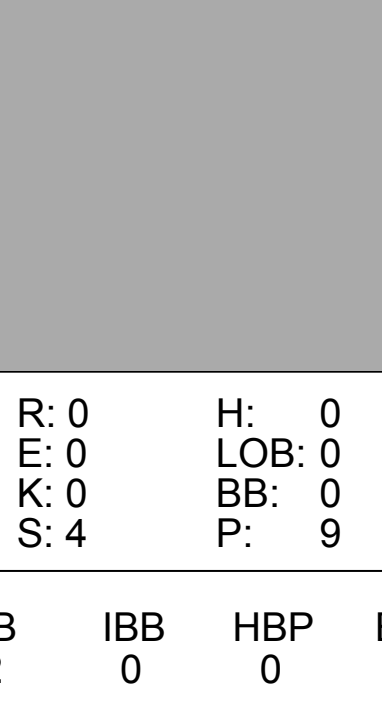
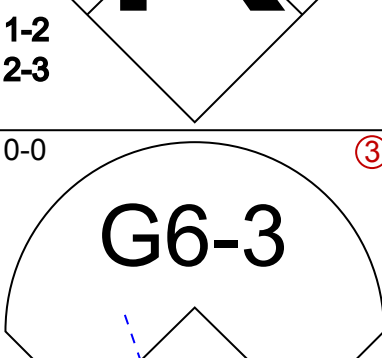
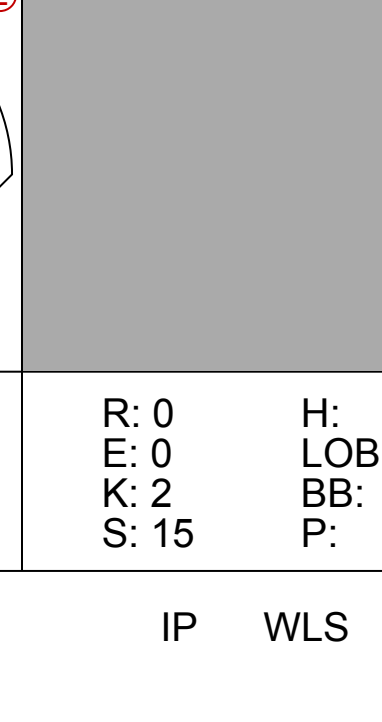
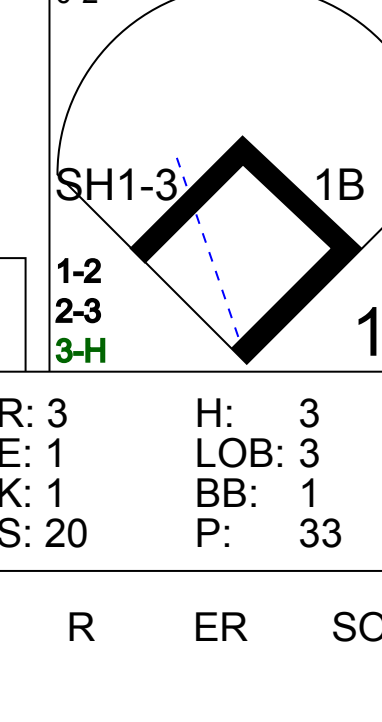
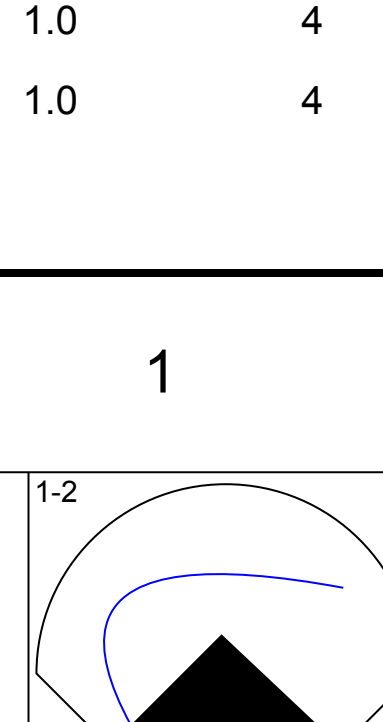
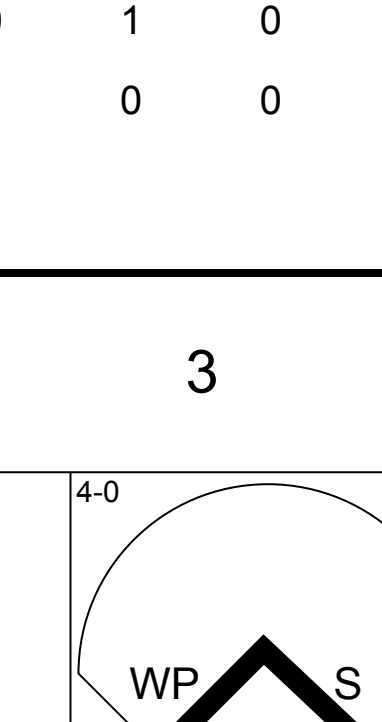
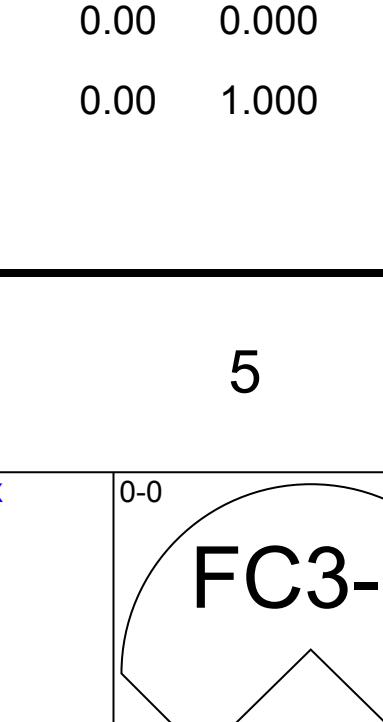
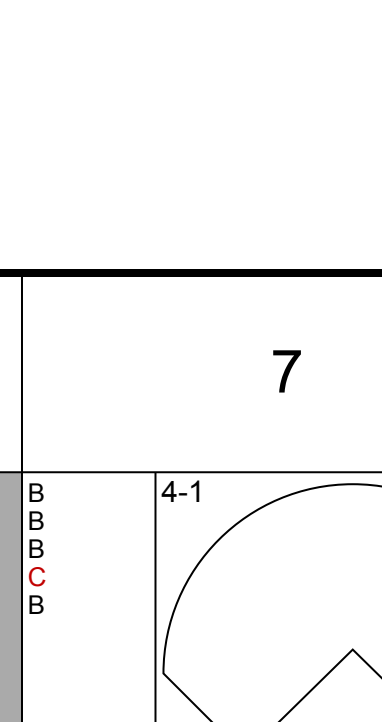
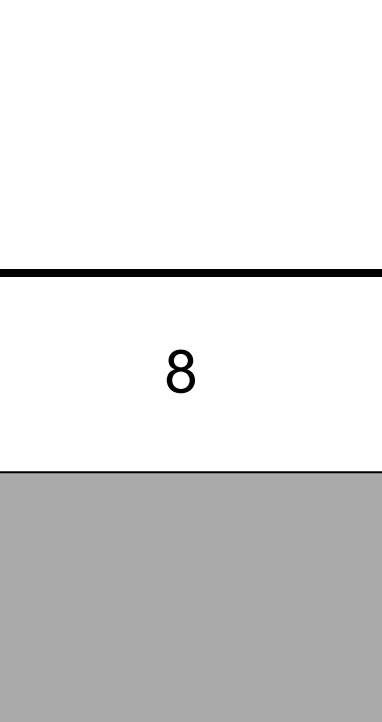

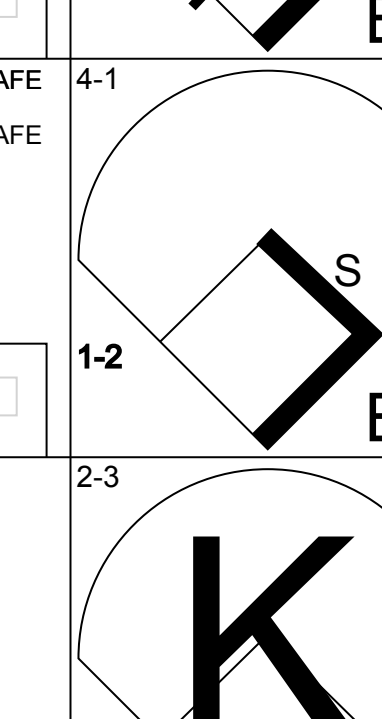

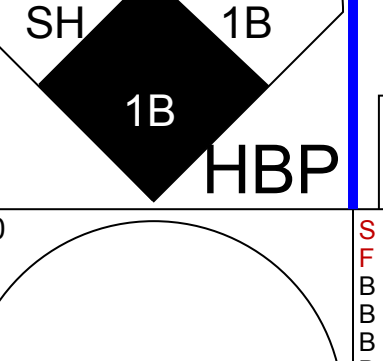
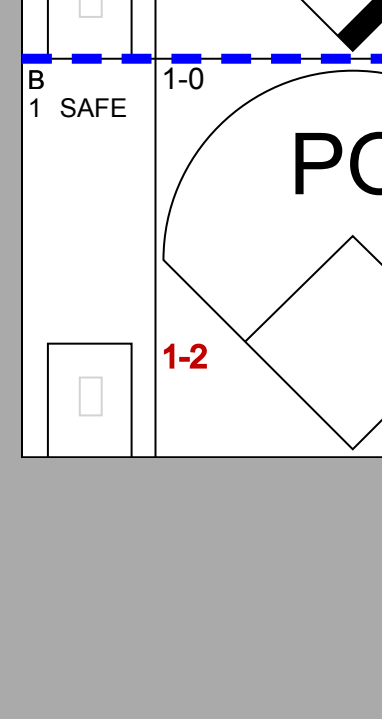
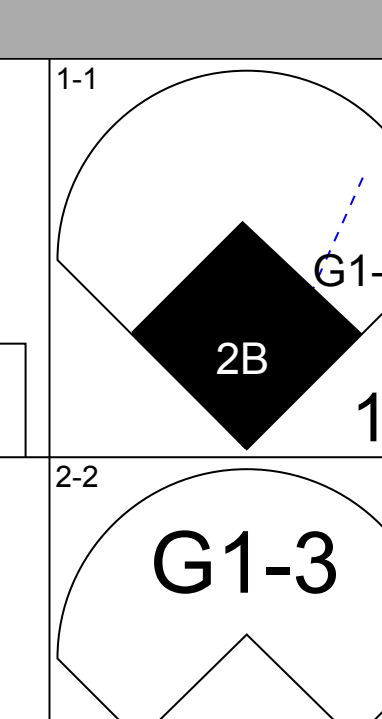

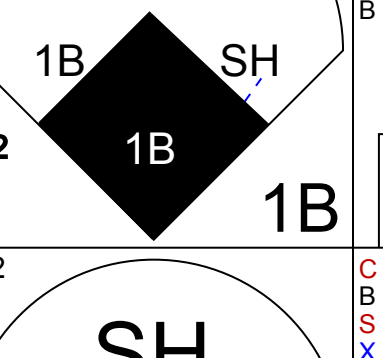
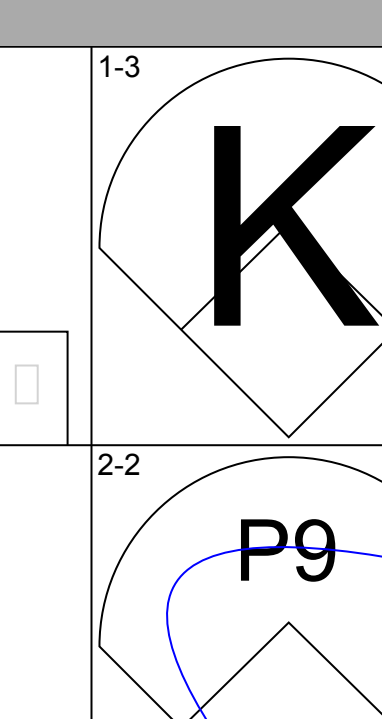


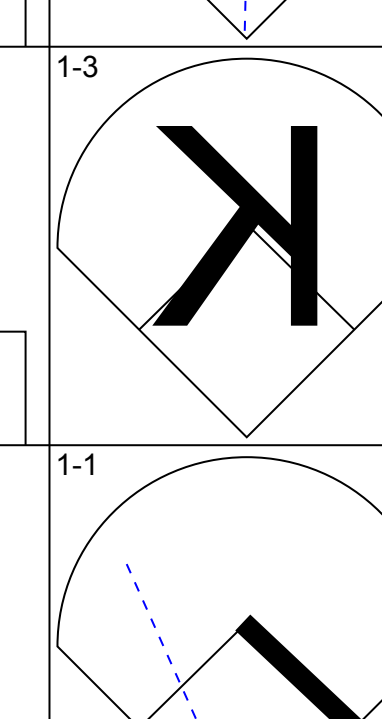
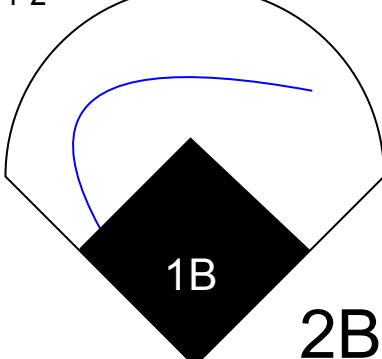

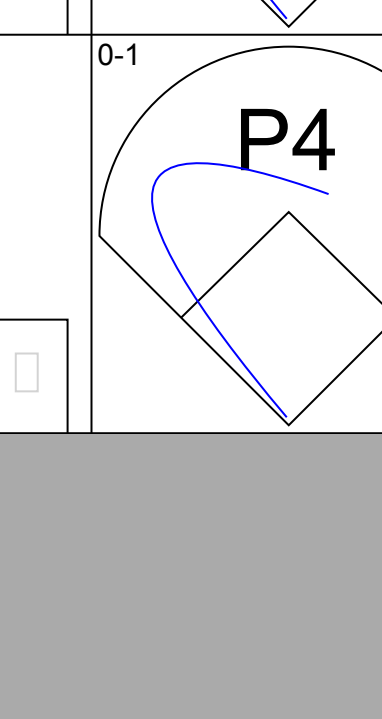
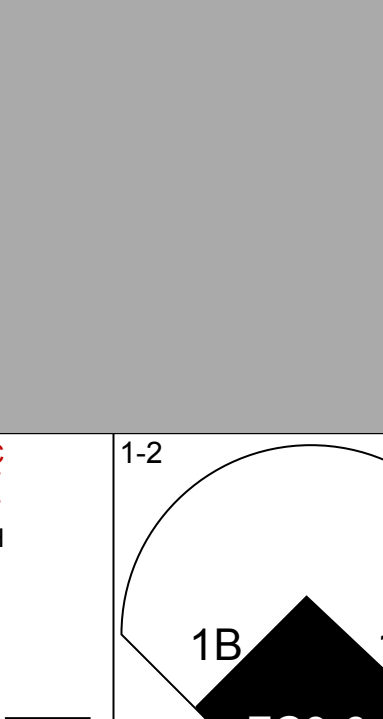
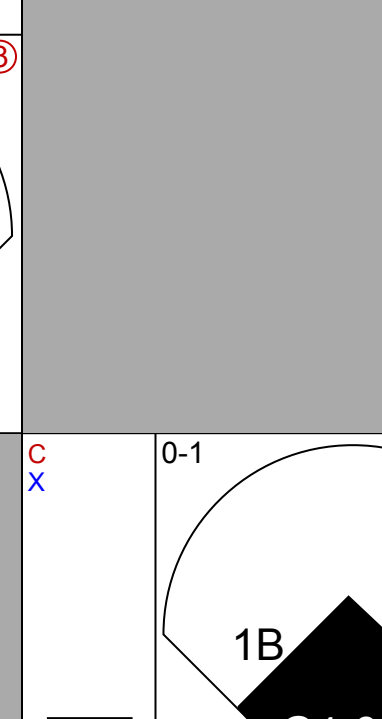
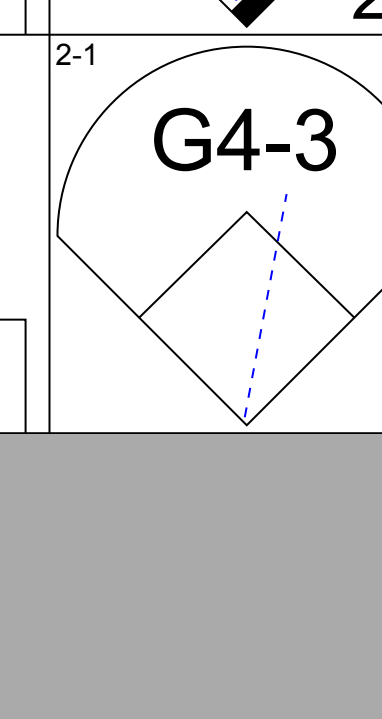
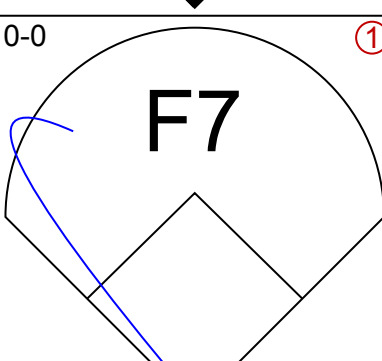
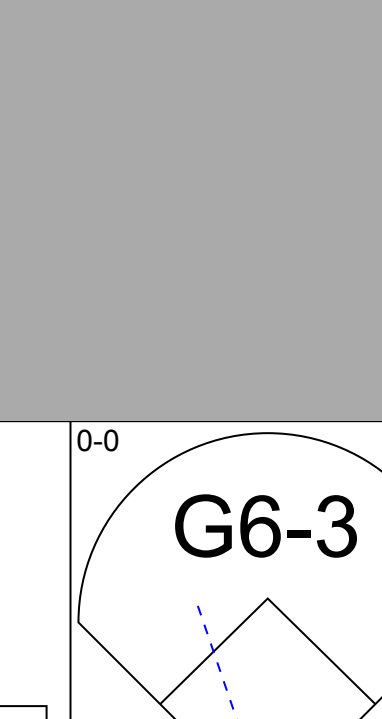

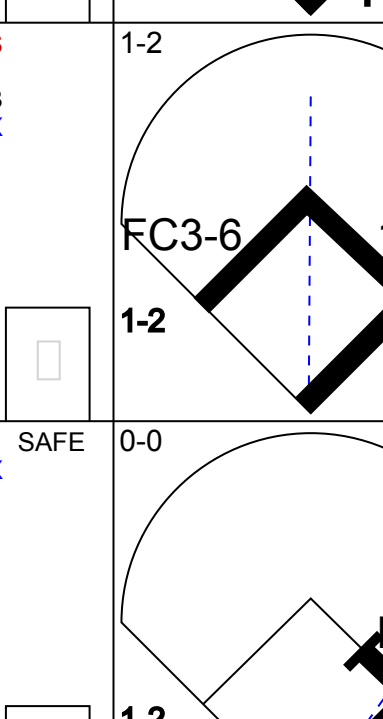
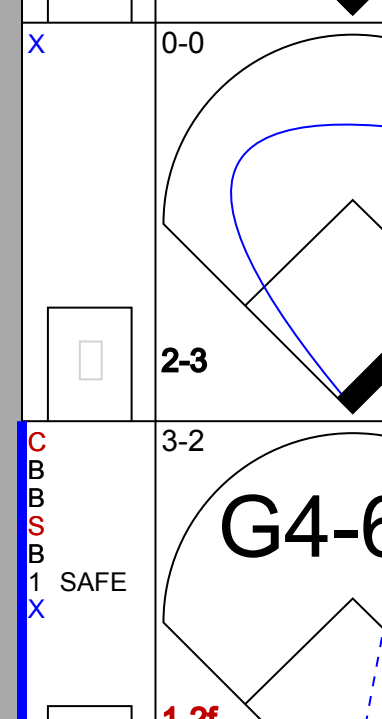

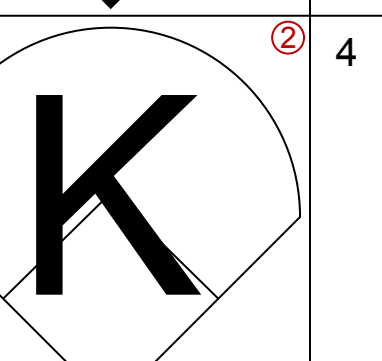
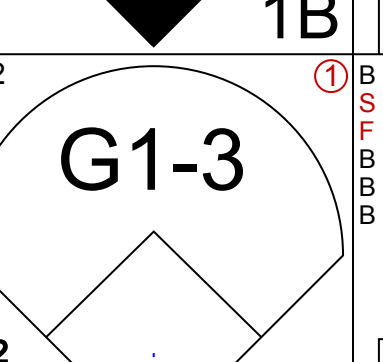
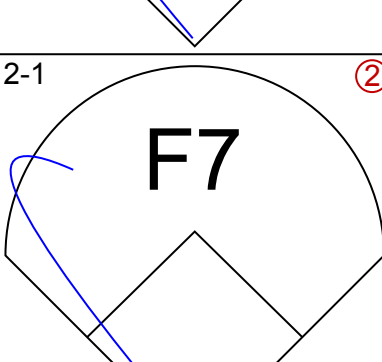
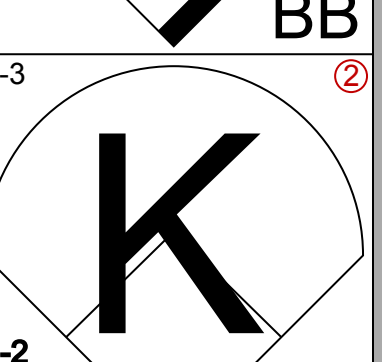
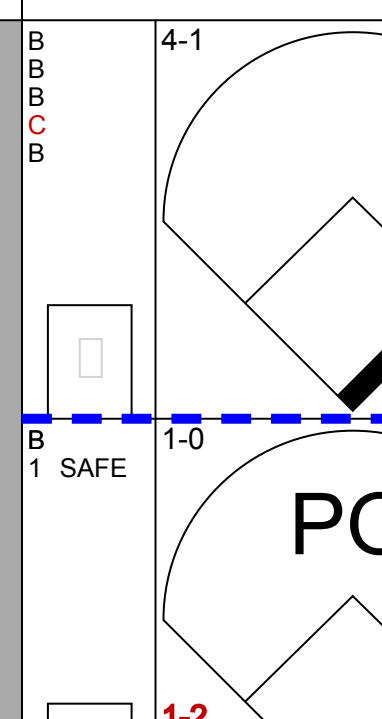
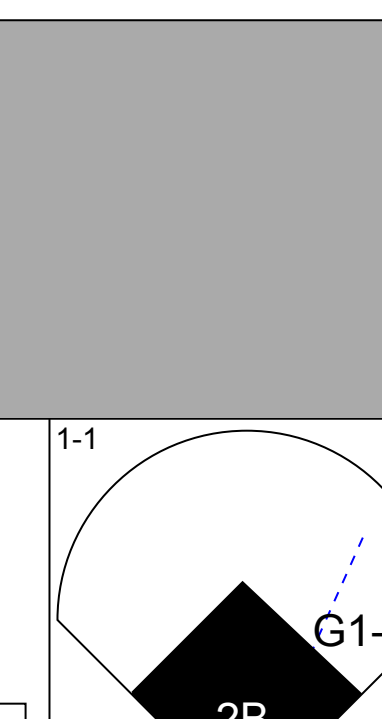
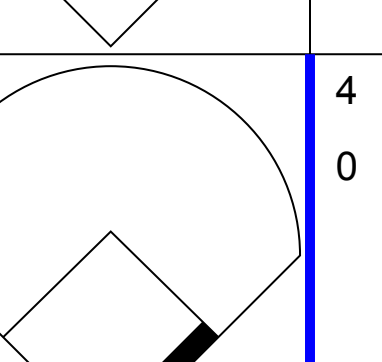
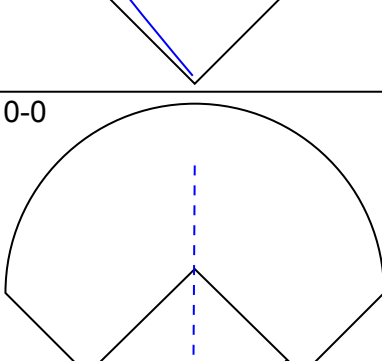
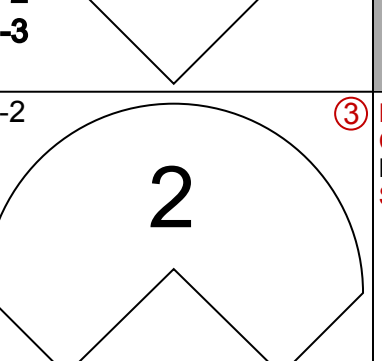
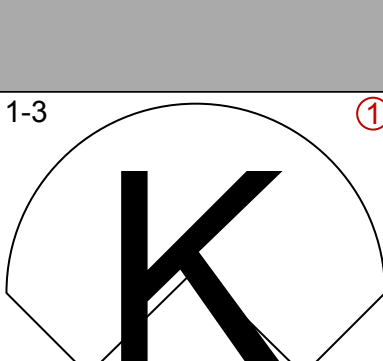
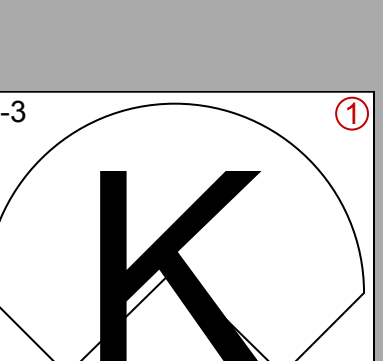
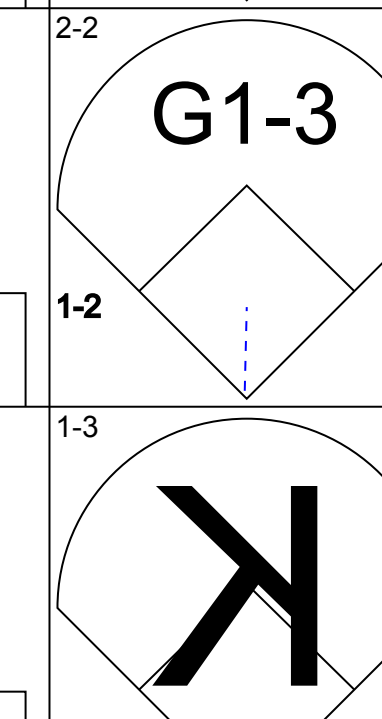
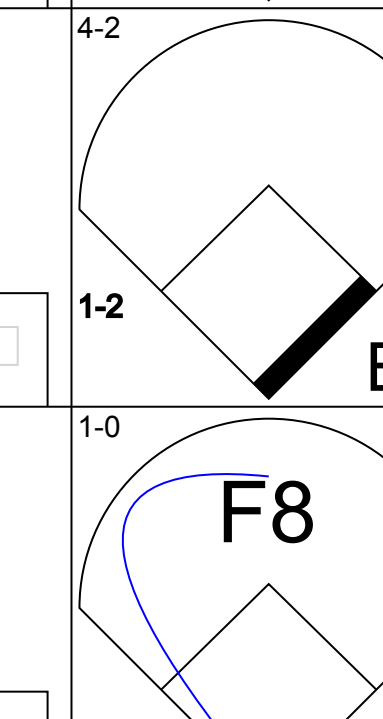
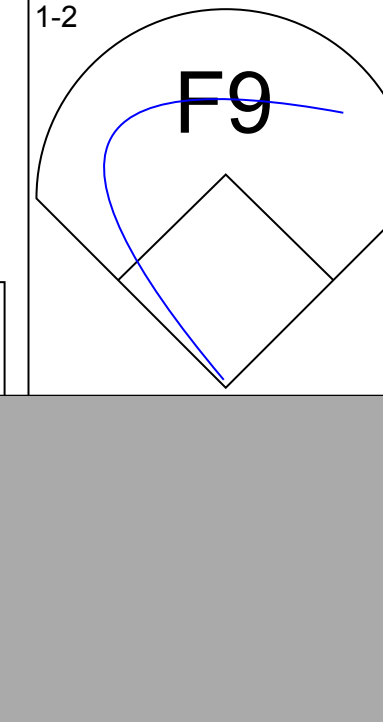

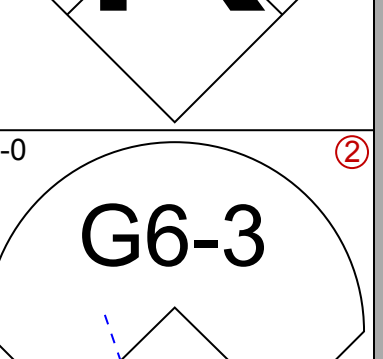
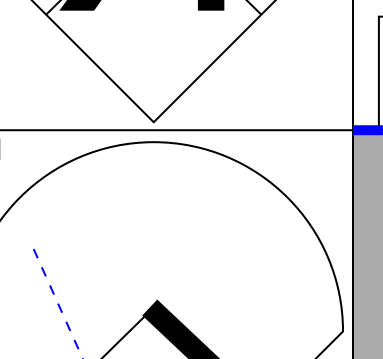

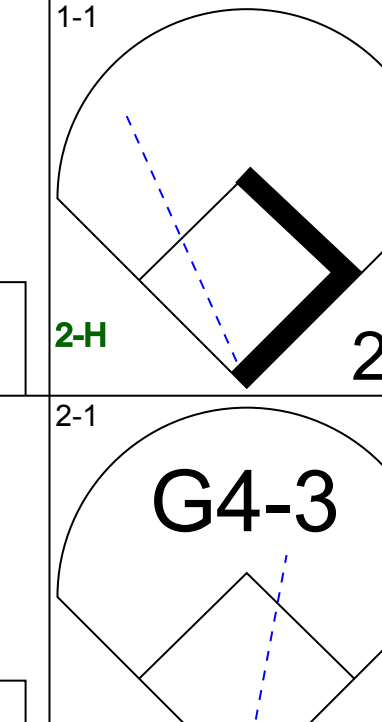

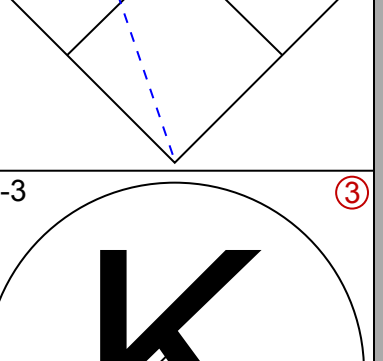
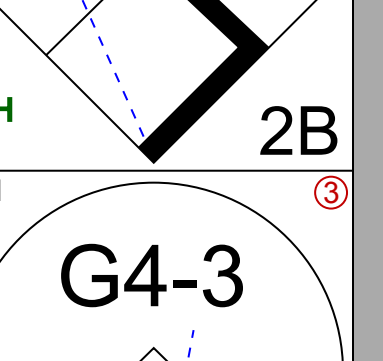
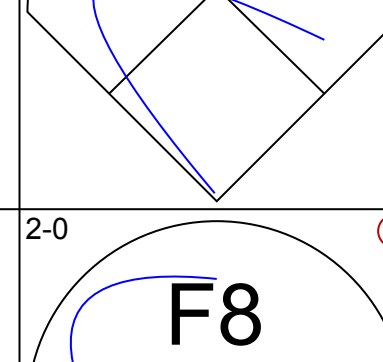
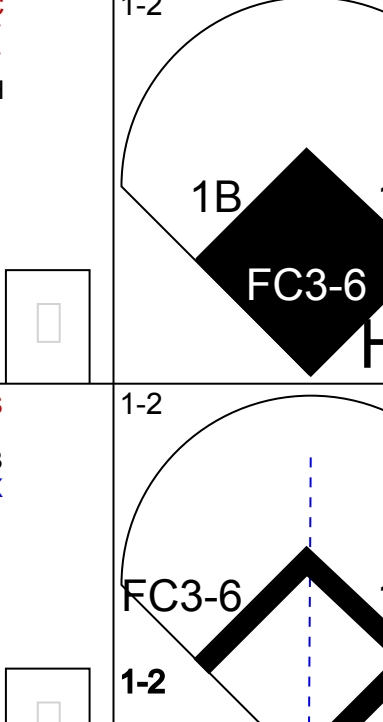
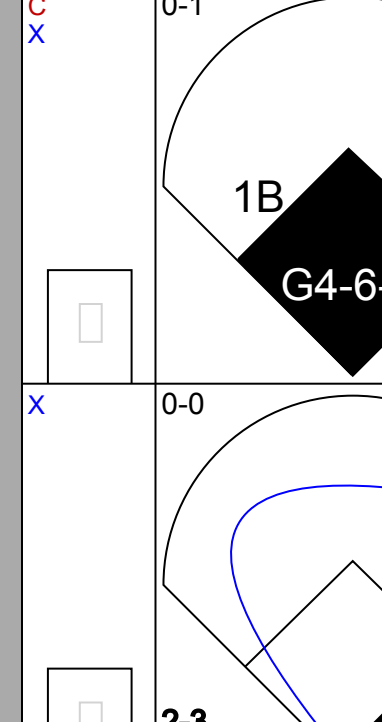
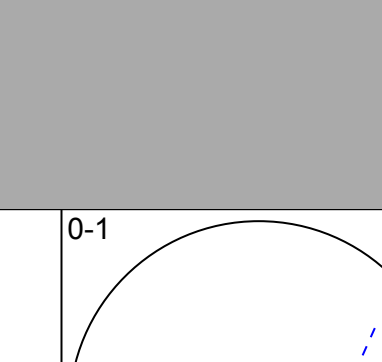
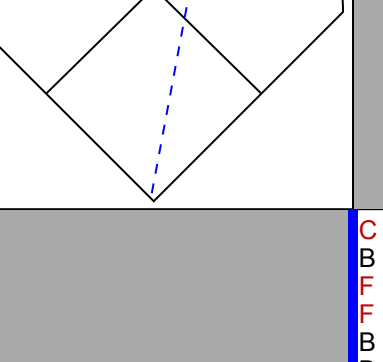
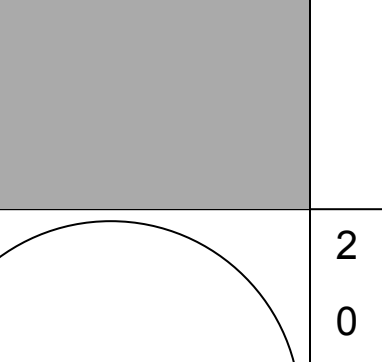
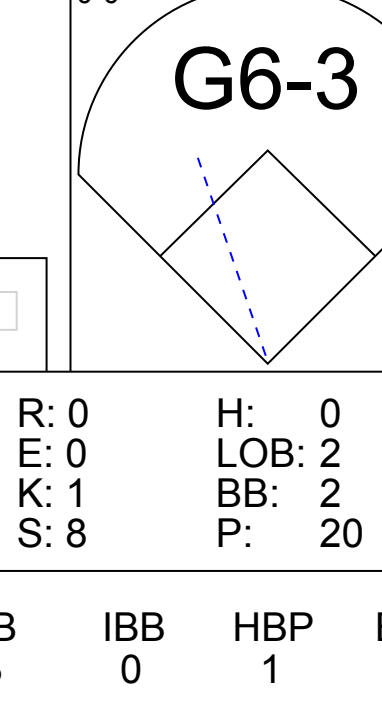


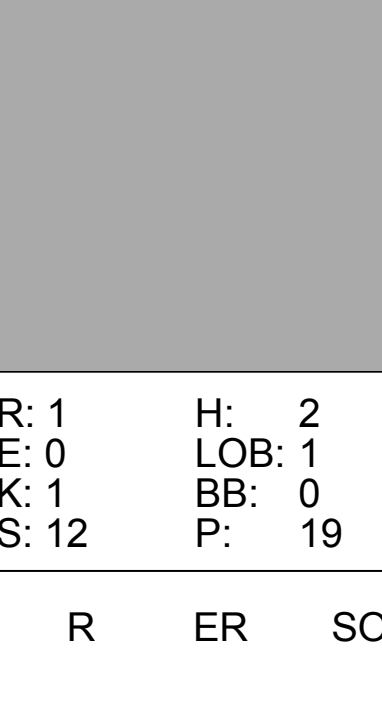
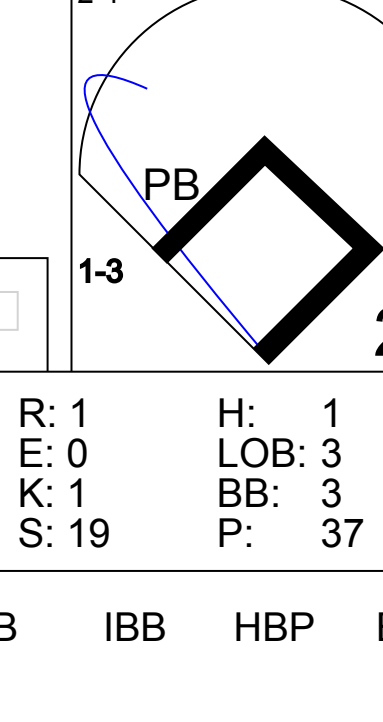
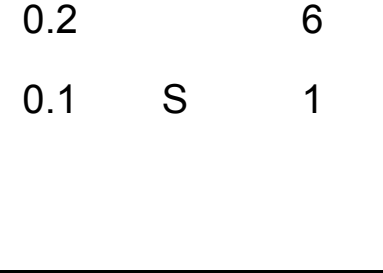
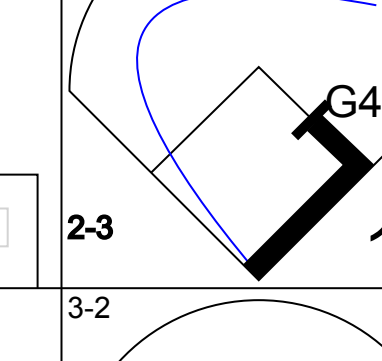



AB	28
R	1
H	4
RBI	1
BB	4
SO	5
LOB	6



Batter	1	2	3	4	5	6	7	8	9	AB	R	H	RBI	BB	SO	LOB	BOTTOM																			
<b>Jerry Browne, S</b> OBP: 0.319, SLG: 0.343 (1, 4)	BB 1B BB		K		L9		L7	G6-3		4	0	0	0	1	1	2	<b>New York Yankees @ Cleveland Indians</b> Cleveland Municipal Stadium, Cleveland, OH Sat Jul 28 1990, 7:05 PM EDT Att: 28,387 - Unknown - 70 F																			
<b>Mitch Webster, S</b> OBP: 0.297, SLG: 0.415 (1, 8)	F7		F8		2B		E3 BB 1B	F7		5	1	2	0	0	0	3																				
<b>Sandy Alomar Jr., R</b> OBP: 0.329, SLG: 0.494 (1, 2)	BB 1B		HR		G5-3		E1 BB BB			4	1	2	1	0	0	2																				
<b>Candy Maldonado, R</b> OBP: 0.340, SLG: 0.462 (1, 7)	K		P4			1B FC5-2 1B	BB			3	0	1	0	1	1	2																				
<b>Chris James, R</b> OBP: 0.331, SLG: 0.409 (1, 10)	BB		HBP			FC5-2 1B	K			2	0	1	0	1	1	3																				
<b>Brook Jacoby, R</b> OBP: 0.369, SLG: 0.451 (1, 5)	P4					FC5 FC5-2 1B	BB			3	0	1	1	1	1	4																				
<b>Cory Snyder, R</b> OBP: 0.274, SLG: 0.435 (1, 9)			K			FC5-2 1B	G6-3			4	0	0	0	0	2	7																				
<b>Jeff Manto, R</b> OBP: 0.250, SLG: 0.100 <b>Alex Cole, L</b> OBP: 0.375, SLG: 0.375 <b>Tom Brookens, R</b> OBP: 0.294, SLG: 0.272 (8, 5)	K					P4		G6-3 SH1-3 BB		3	0	0	0	1	2	4																				
<b>Felix Fermin, R</b> OBP: 0.252, SLG: 0.280 (1, 6)	F7					G4-3	FC5	SH1-3		3	0	0	0	0	0	3																				
<b>Inning Stats</b>	R: 0 E: 0 K: 1 S: 14	H: 1 LOB: 3 BB: 2 P: 25	R: 0 E: 0 K: 2 S: 8	H: 0 LOB: 0 BB: 0 P: 12	R: 1 E: 0 K: 1 S: 14	H: 1 LOB: 0 BB: 0 P: 23	R: 0 E: 0 K: 3 S: 11	H: 0 LOB: 1 BB: 0 P: 18	R: 0 E: 0 K: 0 S: 9	H: 1 LOB: 1 BB: 0 P: 16	R: 0 E: 0 K: 0 S: 11	H: 3 LOB: 3 BB: 0 P: 12	R: 1 E: 2 K: 1 S: 12	H: 1 LOB: 3 BB: 2 P: 25	R: 0 E: 0 K: 0 S: 7	H: 0 LOB: 2 BB: 1 P: 12	1B: 5 2B: 1 3B: 0 HR: 1	SF: 0 SAC: 1 DP: 0 HBP: 1	WP: 0 PB: 0 SB: 0 CS: 0	PA: 38																
<b>PITCHER</b>	IP	WLS	BF	H	R	ER	SO	BB	IBB	HBP	BLK	WP	HR	S	P	ERA	WHIP	<b>PITCHER</b>		IP	WLS	BF	H	R	ER	SO	BB	IBB	HBP	BLK	WP	HR	S	P	ERA	WHIP
<b>Chuck Cary, L</b> ERA: 4.1 <b>Alan Mills, R</b> ERA: 3.62	(1, 1)	6.1	L	29	7	2	1	7	2	0	1	0	0	1	72	114	1.42	1.421			(7, 1)	1.2	9	0	0	0	1	3	0	0	0	0	14	29	0.00	1.800





Batter	1	2	3	4	5	6	7	8	9	AB	R	H	RBI	BB	SO	LOB	TOP				
<b>Roberto Kelly, R</b> OBP: 0.314, SLG: 0.395										4	1	2	4	0	1	1	<b>New York Yankees @ Cleveland Indians</b> Cleveland Municipal Stadium, Cleveland, OH Sun Jul 29 1990, 3:33 AM EDT Sunny - 85 F				
<b>Steve Sax, R</b> OBP: 0.327, SLG: 0.337										3	0	1	1	1	1	0					
<b>Oscar Azocar, L</b> OBP: 0.326, SLG: 0.581										5	0	1	0	0	1	5					
<b>Randy Velarde, R</b> OBP: 0.261, SLG: 0.264										0	0	0	0	0	0	0					
<b>Steve Balboni, R</b> OBP: 0.309, SLG: 0.433										4	0	0	0	1	2	2					
<b>Brian Dorsett, R</b> OBP: 0.333, SLG: 0.143										2	0	0	0	0	0	2					
<b>Matt Nokes, L</b> OBP: 0.321, SLG: 0.425										3	0	0	0	0	2	3					
<b>Jim Levritz, R</b> OBP: 0.349, SLG: 0.338										2	1	1	0	1	0	0					
<b>Deion Sanders, L</b> OBP: 0.234, SLG: 0.244										1	1	0	0	0	0	0					
<b>Jesse Barfield, R</b> OBP: 0.336, SLG: 0.435										3	3	2	0	2	1	1					
<b>Bob Geren, R</b> OBP: 0.273, SLG: 0.371										3	1	1	0	0	1	2					
<b>Alvaro Espinoza, R</b> OBP: 0.255, SLG: 0.278										5	1	2	3	0	1	3					
<b>Inning Stats</b>	R: 0 E: 1 K: 2 S: 16	H: 1 LOB: 2 BB: 0 P: 20	R: 2 E: 0 K: 0 S: 13	H: 2 LOB: 2 BB: 2 P: 25	R: 0 E: 0 K: 0 S: 4	H: 0 LOB: 0 BB: 0 P: 9	R: 2 E: 0 K: 0 S: 19	H: 3 LOB: 1 BB: 0 P: 32	R: 0 E: 1 K: 2 S: 11	H: 0 LOB: 1 BB: 1 P: 19	R: 1 E: 0 K: 3 S: 12	H: 1 LOB: 0 BB: 0 P: 19	R: 0 E: 0 K: 2 S: 15	H: 0 LOB: 0 BB: 0 P: 19	R: 3 E: 1 K: 1 S: 20	H: 3 LOB: 1 BB: 1 P: 33	R: 0 E: 1 K: 0 S: 7	H: 0 LOB: 1 BB: 1 P: 13	1B: 8 2B: 1 3B: 0 HR: 1	SF: 1 SAC: 3 DP: 1 HBP: 1	WP: 1 PA: 45 PB: 0 SB: 4 CS: 0
<b>PITCHER</b>	IP	WLS	BF	H	R	ER	SO	BB	IBB	HBP	BLK	WP	HR	S	P	ERA	WHIP				
<b>Bud Black, L</b> ERA: 3.31	3.1	L	18	5	4	4	2	2	0	0	0	1	0	41	68	10.80	2.100				
<b>Steve Olin, R</b> ERA: 3.63	4.1		19	5	4	3	7	1	0	1	0	0	1	59	91	7.36	1.636				
<b>Jesse Orosco, L</b> ERA: 4.5	8.1		4	0	0	0	1	0	1	0	0	0	0	10	17	0.00	0.000				
<b>Rudy Seanez, R</b> ERA: 5.6	9.1		4	0	0	0	0	1	0	0	0	0	0	7	13	0.00	1.000				
<b>Batter</b>	<b>1</b>	<b>2</b>	<b>3</b>	<b>4</b>	<b>5</b>	<b>6</b>	<b>7</b>	<b>8</b>	<b>9</b>	<b>AB</b>	<b>R</b>	<b>H</b>	<b>RBI</b>	<b>BB</b>	<b>SO</b>	<b>LOB</b>	<b>BOTTOM</b>				
<b>Jerry Browne, S</b> OBP: 0.325, SLG: 0.347										2	1	1	1	3	0	2	<b>New York Yankees @ Cleveland Indians</b> Cleveland Municipal Stadium, Cleveland, OH Sun Jul 29 1990, 3:33 AM EDT Sunny - 85 F				
<b>Mitch Webster, S</b> OBP: 0.298, SLG: 0.413										4	1	1	0	1	1	5					
<b>Chris James, R</b> OBP: 0.330, SLG: 0.404										4	0	0	0	1	1	6					
<b>Alex Cole, L</b> OBP: 0.375, SLG: 0.375										0	0	0	0	0	0	0					
<b>Candy Maldonado, R</b> OBP: 0.338, SLG: 0.458										5	0	1	1	0	3	4					
<b>Sandy Alomar Jr., R</b> OBP: 0.326, SLG: 0.406										4	0	1	1	0	0	1					
<b>Brook Jacoby, R</b> OBP: 0.365, SLG: 0.446										4	0	0	0	0	1	1					
<b>Dion James, L</b> OBP: 0.322, SLG: 0.337										2	2	1	0	0	0	0					
<b>Jeff Manto, R</b> OBP: 0.308, SLG: 0.100										0	1	0	0	1	0	0					
<b>Cory Snyder, R</b> OBP: 0.277, SLG: 0.436										4	0	2	0	0	1	1					
<b>Felix Fermin, R</b> OBP: 0.254, SLG: 0.281										2	0	1	0	0	0	0					
<b>Ken Phelps, L</b> OBP: 0.290, SLG: 0.209										1	0	0	0	0	0	1					
<b>Tom Brookens, R</b> OBP: 0.301, SLG: 0.290										1	0	1	0	0	0	0					
<b>Inning Stats</b>	R: 1 E: 0 K: 0 S: 15	H: 2 LOB: 1 BB: 0 P: 19	R: 0 E: 0 K: 1 S: 5	H: 0 LOB: 0 BB: 0 P: 9	R: 0 E: 0 K: 1 S: 8	H: 0 LOB: 2 BB: 2 P: 20	R: 0 E: 0 K: 1 S: 8	H: 0 LOB: 0 BB: 0 P: 11	R: 1 E: 0 K: 2 S: 10	H: 2 LOB: 2 BB: 0 P: 12	R: 0 E: 0 K: 2 S: 8	H: 0 LOB: 0 BB: 0 P: 10	R: 1 E: 0 K: 0 S: 7	H: 2 LOB: 1 BB: 1 P: 15	R: 1 E: 0 K: 1 S: 12	H: 2 LOB: 3 BB: 0 P: 19	R: 1 E: 0 K: 0 S: 19	H: 1 LOB: 3 BB: 3 P: 37	1B: 5 2B: 4 3B: 0 HR: 0	SF: 0 SAC: 0 DP: 1 HBP: 1	WP: 1 PA: 41 PB: 1 SB: 2 CS: 0
<b>PITCHER</b>	IP	WLS	BF	H	R	ER	SO	BB	IBB	HBP	BLK	WP	HR	S	P	ERA	WHIP				
<b>Tim Leary, R</b> ERA: 4.14	6.2	W	29	6	3	3	5	3	0	0	0	1	0	61	95	4.05	1.350				
<b>Eric Plunk, R</b> ERA: 2.84	7.1		5	2	1	1	1	0	0	0	0	0	0	12	20	6.75	1.500				
<b>Dave Righetti, L</b> ERA: 4.15	9.1		6	1	1	1	1	3	0	0	0	0	0	18	35	13.50	6.000				
<b>Greg Cadaret, L</b> ERA: 3.95	9.1	S	1	0	0	0	0	0	0	0	0	0	0	1	2	0.00	0.000				



Batter	1	2	3	4	5	6	7	8	9	AB	R	H	RBI	BB	SO	LOB	TOP							
<b>Roberto Kelly, R</b> OBP: 0.315, SLG: 0.403 (1, 7) (8, 8)	1-0 HR		3-2 2B 1B	0-2 F9		0-1 L7			1-0 L6	5	2	1	0	0	1									
<b>Steve Sax, R</b> OBP: 0.325, SLG: 0.338 (1, 4)	1-2 G6-3		0-0 2B		1-0 G4-3		2-1 F8		1-1 G5-3	5	0	1	1	0	0	0								
<b>Oscar Azocar, L</b> OBP: 0.333, SLG: 0.583 (1, 9) (8, 7)	1-2 G5-3		0-1 F9		1-2 1B		1-1 2B		1-1 F6	5	0	2	0	0	0	1								
<b>Matt Nokes, L</b> OBP: 0.322, SLG: 0.421 <b>Steve Balboni, R</b> OBP: 0.313, SLG: 0.433 (7, PH)	2-1 HBP		2-2 F7		2-3 K		4-0 IBB			2	0	0	0	0	1	2								
<b>Kevin Maas, L</b> OBP: 0.359, SLG: 0.576 (1, 3)	3-2 F8		4-0 IBB		4-0 IBB		1-3 K			2	0	0	0	2	1	3								
<b>Brian Dorsett, R</b> OBP: 0.231, SLG: 0.091 <b>Bob Geren, R</b> OBP: 0.273, SLG: 0.371 (9, 2)		1-3 K	0-0 P3		3-2 F9		0-0 F8			4	0	0	0	0	1	6								
<b>Randy Velarde, R</b> OBP: 0.260, SLG: 0.263 (1, 5)	1-2 F9			3-2 WP SF8 1B		0-0 F8		0-1 P4		4	1	1	0	0	0	0								
<b>Wayne Tolleson, S</b> OBP: 0.208, SLG: 0.244 <b>Alvaro Espinoza, R</b> OBP: 0.255, SLG: 0.278 (8, 6)	2-2 G3		1-1 G6-3		4-0 BB		1-3 K			3	0	0	0	1	1	1								
<b>Deion Sanders, L</b> OBP: 0.236, SLG: 0.271 <b>Jesse Barfield, R</b> OBP: 0.335, SLG: 0.433 (8, PH) (8, 9)			1-1 HR	1-2 SF8		0-0 F8		2-0 P4		2	1	1	2	0	0	1								
<b>Inning Stats</b>	R: 1 E: 0 K: 0 S: 14	H: 1 LOB: 1 BB: 0 P: 22	R: 0 E: 0 K: 1 S: 12	H: 0 LOB: 0 BB: 0 P: 16	R: 2 E: 0 K: 0 S: 14	H: 3 LOB: 2 BB: 1 P: 24	R: 1 E: 0 K: 0 S: 15	H: 1 LOB: 0 BB: 0 P: 20	R: 0 E: 0 K: 1 S: 12	H: 0 LOB: 1 BB: 1 P: 8	R: 0 E: 0 K: 1 S: 9	H: 1 LOB: 2 BB: 1 P: 17	R: 0 E: 0 K: 1 S: 6	H: 0 LOB: 0 BB: 0 P: 9	R: 0 E: 0 K: 0 S: 5	H: 0 LOB: 0 BB: 0 P: 8	1B: 3 2B: 2 3B: 0 HR: 2	SF: 1 SAC: 0 DP: 0 HBP: 1	WP: 1 PB: 0 SB: 1 CS: 0	PA: 39				
<b>PITCHER</b>	IP WLS BF H R ER SO BB IBB HBP BLK WP HR S P ERA WHIP	IP WLS BF H R ER SO BB IBB HBP BLK WP HR S P ERA WHIP	IP WLS BF H R ER SO BB IBB HBP BLK WP HR S P ERA WHIP	IP WLS BF H R ER SO BB IBB HBP BLK WP HR S P ERA WHIP	IP WLS BF H R ER SO BB IBB HBP BLK WP HR S P ERA WHIP	IP WLS BF H R ER SO BB IBB HBP BLK WP HR S P ERA WHIP	IP WLS BF H R ER SO BB IBB HBP BLK WP HR S P ERA WHIP	IP WLS BF H R ER SO BB IBB HBP BLK WP HR S P ERA WHIP	IP WLS BF H R ER SO BB IBB HBP BLK WP HR S P ERA WHIP	IP WLS BF H R ER SO BB IBB HBP BLK WP HR S P ERA WHIP	IP WLS BF H R ER SO BB IBB HBP BLK WP HR S P ERA WHIP	IP WLS BF H R ER SO BB IBB HBP BLK WP HR S P ERA WHIP	IP WLS BF H R ER SO BB IBB HBP BLK WP HR S P ERA WHIP	IP WLS BF H R ER SO BB IBB HBP BLK WP HR S P ERA WHIP	IP WLS BF H R ER SO BB IBB HBP BLK WP HR S P ERA WHIP	IP WLS BF H R ER SO BB IBB HBP BLK WP HR S P ERA WHIP	IP WLS BF H R ER SO BB IBB HBP BLK WP HR S P ERA WHIP	IP WLS BF H R ER SO BB IBB HBP BLK WP HR S P ERA WHIP	IP WLS BF H R ER SO BB IBB HBP BLK WP HR S P ERA WHIP	IP WLS BF H R ER SO BB IBB HBP BLK WP HR S P ERA WHIP	IP WLS BF H R ER SO BB IBB HBP BLK WP HR S P ERA WHIP	IP WLS BF H R ER SO BB IBB HBP BLK WP HR S P ERA WHIP		
<b>Alex Cole, L</b> OBP: 0.333, SLG: 0.333 <b>Mitch Webster, S</b> OBP: 0.297, SLG: 0.412 (8, PH) (9, 8)	2-2 G6-3		0-3 K		0-2 S G4-3 1B	1-2 F7		1-1 FC6-4		4	1	1	0	0	1	2								
<b>Tom Brookens, R</b> OBP: 0.305, SLG: 0.296 (1, 4) (9, 6)	1-1 G6-3		1-1 BB 1B		1-3 SAFE K		1-1 SH3 1B		0-1 L6-3	5	0	2	0	0	1	1								
<b>Dion James, L</b> OBP: 0.328, SLG: 0.339 <b>Chris James, R</b> OBP: 0.328, SLG: 0.402 (1, 10) (9, PH)	1-0 1B		2-0 F8		4-2 G4-3 1B BB		0-0 SH3		0-1 G5-3	2	1	1	0	1	0	1								
<b>Candy Maldonado, R</b> OBP: 0.337, SLG: 0.453 (1, 7)	2-3 K		4-2 BB G6-4-3		0-1 G4-3		1-2 L4		2-3 K	4	0	0	1	1	2	3								
<b>Ken Phelps, L</b> OBP: 0.289, SLG: 0.204 (1, 3)		0-1 G3	0-0 G6-4-3		4-0 1B BB		1-2 F9			3	0	0	0	1	0	3								
<b>Brook Jacoby, R</b> OBP: 0.369, SLG: 0.458 (1, 5)		0-0 HR		0-0 G6-4-3 1B		0-0 FC5-4 1B		0-0 L7		4	1	3	2	0	0	0								
<b>Cory Snyder, R</b> OBP: 0.276, SLG: 0.434 (1, 9)	0-1 G5-3 1B		1-1 G6-4-3		1-1 FC5-4		0-0 P6			4	0	1	0	0	0	3								
<b>Felix Fermin, R</b> OBP: 0.255, SLG: 0.282 <b>Jerry Browne, S</b> OBP: 0.327, SLG: 0.348 (8, PH) (9, 4)	0-0 G5-3		1-1 1B		1-1 K		2-2 WP 1B			3	0	1	0	0	1	1								
<b>Joel Skinner, R</b> OBP: 0.300, SLG: 0.333 <b>Sandy Alomar Jr., R</b> OBP: 0.329, SLG: 0.406 (8, PH) (9, 2)	4-1 BB		1-1 G5-3		0-3 K		4-2 FC6-4 BB			2	0	0	0	1	1	1								
<b>Inning Stats</b>	R: 0 E: 0 K: 1 S: 9	H: 1 LOB: 1 BB: 0 P: 15	R: 1 E: 0 K: 1 S: 10	H: 2 LOB: 1 BB: 1 P: 14	R: 0 E: 0 K: 0 S: 7	H: 2 LOB: 1 BB: 0 P: 10	R: 2 E: 0 K: 1 S: 14	H: 2 LOB: 2 BB: 2 P: 24	R: 0 E: 0 K: 2 S: 10	H: 0 LOB: 0 BB: 0 P: 12	R: 0 E: 0 K: 0 S: 12	H: 1 LOB: 1 BB: 0 P: 15	R: 0 E: 0 K: 0 S: 9	H: 1 LOB: 2 BB: 1 P: 16	R: 0 E: 0 K: 1 S: 7	H: 0 LOB: 0 BB: 0 P: 9	1B: 9 2B: 0 3B: 0 HR: 1	SF: 0 SAC: 1 DP: 2 HBP: 0	WP: 1 PB: 0 SB: 3 CS: 0	PA: 40				
<b>PITCHER</b>	IP WLS BF H R ER SO BB IBB HBP BLK WP HR S P ERA WHIP	IP WLS BF H R ER SO BB IBB HBP BLK WP HR S P ERA WHIP	IP WLS BF H R ER SO BB IBB HBP BLK WP HR S P ERA WHIP	IP WLS BF H R ER SO BB IBB HBP BLK WP HR S P ERA WHIP	IP WLS BF H R ER SO BB IBB HBP BLK WP HR S P ERA WHIP	IP WLS BF H R ER SO BB IBB HBP BLK WP HR S P ERA WHIP	IP WLS BF H R ER SO BB IBB HBP BLK WP HR S P ERA WHIP	IP WLS BF H R ER SO BB IBB HBP BLK WP HR S P ERA WHIP	IP WLS BF H R ER SO BB IBB HBP BLK WP HR S P ERA WHIP	IP WLS BF H R ER SO BB IBB HBP BLK WP HR S P ERA WHIP	IP WLS BF H R ER SO BB IBB HBP BLK WP HR S P ERA WHIP	IP WLS BF H R ER SO BB IBB HBP BLK WP HR S P ERA WHIP	IP WLS BF H R ER SO BB IBB HBP BLK WP HR S P ERA WHIP	IP WLS BF H R ER SO BB IBB HBP BLK WP HR S P ERA WHIP	IP WLS BF H R ER SO BB IBB HBP BLK WP HR S P ERA WHIP	IP WLS BF H R ER SO BB IBB HBP BLK WP HR S P ERA WHIP	IP WLS BF H R ER SO BB IBB HBP BLK WP HR S P ERA WHIP	IP WLS BF H R ER SO BB IBB HBP BLK WP HR S P ERA WHIP	IP WLS BF H R ER SO BB IBB HBP BLK WP HR S P ERA WHIP	IP WLS BF H R ER SO BB IBB HBP BLK WP HR S P ERA WHIP	IP WLS BF H R ER SO BB IBB HBP BLK WP HR S P ERA WHIP	IP WLS BF H R ER SO BB IBB HBP BLK WP HR S P ERA WHIP		
<b>Jimmy Jones, R</b> ERA: 5.65 <b>Eric Plunk, R</b> ERA: 2.63 <b>Greg Cadaret, L</b> ERA: 3.89 (8, 1)	3.0 W 12 S	4.2 L 12 S	3.0 W 12 S	3.0 L 12 S	3.0 W 12 S	3.0 W 12 S	3.0 W 12 S	3.0 W 12 S	3.0 W 12 S	3.0 W 12 S	3.0 W 12 S	3.0 W 12 S	3.0 W 12 S	3.0 W 12 S	3.0 W 12 S	3.0 W 12 S	3.0 W 12 S	3.0 W 12 S	3.0 W 12 S	3.0 W 12 S	3.0 W 12 S	3.0 W 12 S	3.0 W 12 S	3.0 W 12 S

**New York Yankees @ Cleveland Indians**  
Cleveland Municipal Stadium, Cleveland, OH  
Sun Jul 29 1990, 7:05 PM EDT  
Att: 32,656 - Sunny

AB 33  
R 4  
H 7  
RBI 4  
BB 4  
SO 4  
LOB 15



**New York Yankees @ Cleveland Indians**  
Cleveland Municipal Stadium, Cleveland, OH  
Sun Jul 29 1990, 7:05 PM EDT  
Att: 32,656 - Sunny

AB 34  
R 3  
H 10  
RBI 3  
BB 5  
SO 6  
LOB 17





Batter	1	2	3	4	5	6	7	8	9	AB	R	H	RBI	BB	SO	LOB	TOP					
<b>Tony Phillips, S</b> OBP: 0.344, SLG: 0.326 (1, 4)										3	0	0	0	1	0	1						
<b>Travis Fryman, R</b> OBP: 0.315, SLG: 0.460 (1, 5)										4	0	0	0	0	1	1						
<b>Alan Trammell, R</b> OBP: 0.395, SLG: 0.424 (1, 6)										3	1	1	0	1	0	0						
<b>Cecil Fielder, R</b> OBP: 0.383, SLG: 0.598 (1, 3)										4	1	2	2	0	2	0						
<b>Gary Ward, R</b> OBP: 0.317, SLG: 0.360 (1, 7)										3	0	1	0	1	0	0						
<b>Chet Lemon, R</b> OBP: 0.381, SLG: 0.434 (1, 9)										4	0	1	0	0	0	2						
<b>Darnell Coles, R</b> OBP: 0.277, SLG: 0.313 (1, 10)										4	0	0	0	0	0	4						
<b>John Shelby, S</b> OBP: 0.272, SLG: 0.344 (1, 8)										3	0	1	0	0	0	0						
<b>Mike Heath, R</b> OBP: 0.332, SLG: 0.420 (1, 2)										3	0	0	0	0	0	1						
<b>Inning Stats</b>	R: 0 E: 0 K: 1 S: 9	H: 0 LOB: 0 BB: 1 P: 19	R: 0 E: 0 K: 1 S: 10	H: 2 LOB: 1 BB: 0 P: 14	R: 0 E: 0 K: 0 S: 3	H: 0 LOB: 0 BB: 0 P: 4	R: 2 E: 0 K: 0 S: 8	H: 2 LOB: 0 BB: 0 P: 12	R: 0 E: 0 K: 0 S: 9	H: 1 LOB: 0 BB: 0 P: 15	R: 0 E: 0 K: 1 S: 6	H: 0 LOB: 0 BB: 0 P: 8	R: 0 E: 0 K: 0 S: 9	H: 0 LOB: 0 BB: 0 P: 14	R: 0 E: 0 K: 0 S: 9	H: 0 LOB: 1 BB: 1 P: 16	R: 0 E: 0 K: 0 S: 11	H: 1 LOB: 2 BB: 1 P: 22	1B: 4 2B: 1 3B: 0 HR: 1	SF: 0 SAC: 0 DP: 1 HBP: 0	WP: 0 PB: 0 SB: 0 CS: 1	PA: 35
<b>PITCHER</b> <b>Dave LaPoint, L</b> ERA: 4.12 (1, 1)	IP: 9.0 WLS: W BF: 34 H: 6 R: 2 ER: 2 SO: 3 BB: 3 IBB: 0 HBP: 0 BLK: 0 WP: 0 HR: 1 S: 74 P: 124 ERA: 2.00 WHIP: 1.000															<b>PITCHER</b>	IP: 9.0 WLS: W BF: 34 H: 6 R: 2 ER: 2 SO: 3 BB: 3 IBB: 0 HBP: 0 BLK: 0 WP: 0 HR: 1 S: 74 P: 124 ERA: 2.00 WHIP: 1.000					

**Detroit Tigers @ New York Yankees**  
Yankee Stadium, Bronx, NY  
Mon Jul 30 1990, 7:05 PM EDT  
Att: 24,037 - Unknown - 80 F

AB	31
R	2
H	6
RBI	2
BB	3
SO	3
LOB	9



Batter	1	2	3	4	5	6	7	8	9	AB	R	H	RBI	BB	SO	LOB	BOTTOM			
<b>Roberto Kelly, R</b> OBP: 0.314, SLG: 0.401 (1, 8)										5	1	1	0	0	2	2				
<b>Steve Sax, R</b> OBP: 0.325, SLG: 0.337 (1, 4)										4	1	1	0	0	1	2				
<b>Oscar Azocar, L</b> OBP: 0.365, SLG: 0.654 (1, 7)										4	2	3	3	0	0	0				
<b>Steve Balboni, R</b> OBP: 0.316, SLG: 0.428 (1, 3)										2	0	0	0	2	2	0				
<b>Jesse Barfield, R</b> OBP: 0.340, SLG: 0.449 (1, 9)										3	1	2	3	1	0	0				
<b>Jim Leyritz, R</b> OBP: 0.353, SLG: 0.333 (1, 5)										2	0	0	0	2	0	5				
<b>Brian Dorsett, R</b> OBP: 0.235, SLG: 0.200 (1, 10)										4	0	1	0	0	1	2				
<b>Bob Geren, R</b> OBP: 0.268, SLG: 0.363 (1, 2)										4	0	0	0	0	1	1				
<b>Alvaro Espinoza, R</b> OBP: 0.259, SLG: 0.281 (1, 6)										4	1	2	0	0	1	1				
<b>Inning Stats</b>	R: 0 E: 0 K: 1 S: 10	H: 0 LOB: 0 BB: 0 P: 16	R: 1 E: 0 K: 2 S: 12	H: 1 LOB: 1 BB: 1 P: 22	R: 0 E: 0 K: 2 S: 10	H: 0 LOB: 0 BB: 0 P: 14	R: 2 E: 0 K: 1 S: 15	H: 2 LOB: 1 BB: 1 P: 25	R: 3 E: 0 K: 1 S: 17	H: 4 LOB: 2 BB: 1 P: 27	R: 0 E: 0 K: 0 S: 8	H: 1 LOB: 0 BB: 0 P: 10	R: 0 E: 0 K: 1 S: 8	H: 1 LOB: 2 BB: 2 P: 16	R: 0 E: 0 K: 0 S: 8	H: 1 LOB: 1 BB: 0 P: 14	1B: 6 2B: 3 3B: 0 HR: 2	SF: 0 SAC: 0 DP: 2 HBP: 0	WP: 0 PB: 0 SB: 2 CS: 1	PA: 37
<b>PITCHER</b> <b>Steve Searcy, L</b> ERA: 5.82 <b>Frank Tanana, L</b> ERA: 6.29 (5, 1)	IP: 4.2 WLS: L BF: 22 H: 6 R: 6 ER: 6 SO: 7 BB: 6 IBB: 0 HBP: 0 BLK: 0 WP: 0 HR: 2 S: 58 P: 96 ERA: 11.57 WHIP: 1.929															<b>PITCHER</b>	IP: 3.1 WLS: L BF: 15 H: 4 R: 0 ER: 0 SO: 1 BB: 2 IBB: 0 HBP: 0 BLK: 0 WP: 0 HR: 0 S: 30 P: 48 ERA: 0.00 WHIP: 1.800			

**Detroit Tigers @ New York Yankees**  
Yankee Stadium, Bronx, NY  
Mon Jul 30 1990, 7:05 PM EDT  
Att: 24,037 - Unknown - 80 F

AB	32
R	6
H	10
RBI	6
BB	5
SO	8
LOB	13





Batter	1	2	3	4	5	6	7	8	9	AB	R	H	RBI	BB	SO	LOB	TOP		
Lou Whitaker, L (1,4) OBP: 0.323, SLG: 0.406	G4-3		G1-3			G6-4-3 1B		HR 1B	F9	5	1	2	0	0	0	0			
Tony Phillips, S (1,5) OBP: 0.341, SLG: 0.323	L9		G1-3			F9		F8		4	0	0	0	0	0	2			
Alan Trammell, R (1,6) OBP: 0.395, SLG: 0.423										1	0	0	0	0	0	0			
Travis Fryman, R (2,6) OBP: 0.316, SLG: 0.509	G1-3				L7	G6-4-3 1-2		HR 1-H		3	1	1	2	0	0	1			
Cecil Fielder, R (1,3) OBP: 0.384, SLG: 0.600										4	0	2	0	0	1	0			
Larry Sheets, L (1,7) OBP: 0.322, SLG: 0.433										4	1	1	0	0	1	2			
Lloyd Moseby, L (1,8) OBP: 0.349, SLG: 0.422										3	1	2	2	1	0	0			
Dave Bergman, L (1,10) OBP: 0.340, SLG: 0.353										4	0	1	0	0	1	4			
Chet Lemon, R (1,9) OBP: 0.379, SLG: 0.426										3	0	0	0	1	1	3			
Mike Heath, R (1,2) OBP: 0.327, SLG: 0.414										4	0	0	0	0	1	2			
<b>Inning Stats</b>	R: 0 E: 0 K: 0 S: 5	H: 0 LOB: 0 BB: 0 P: 10	R: 0 E: 0 K: 2 S: 16	H: 2 LOB: 2 BB: 0 P: 25	R: 0 E: 0 K: 0 S: 7	H: 0 LOB: 0 BB: 0 P: 12	R: 0 E: 0 K: 1 S: 8	H: 0 LOB: 1 BB: 1 P: 12	R: 0 E: 0 K: 1 S: 10	H: 1 LOB: 0 BB: 0 P: 11	R: 2 E: 0 K: 1 S: 17	H: 3 LOB: 1 BB: 0 P: 24	R: 2 E: 0 K: 1 S: 21	H: 3 LOB: 2 BB: 1 P: 35	R: 0 E: 0 K: 0 S: 8	H: 0 LOB: 0 BB: 0 P: 14	1B: 6 2B: 1 3B: 0 HR: 2	SF: 0 SAC: 0 DP: 1 HBP: 0	WP: 0 PA: 37 PB: 0 SB: 0 CS: 0
<b>PITCHER</b>	IP WLS BF H R ER SO BB IBB HBP BLK WP HR S P ERA WHIP																		
Mark Leiter, R (1,1) ERA: 6.0	7.1 W 30 8 4 4 4 1 0 0 0 0 2 80 129 4.91 1.227																		
Alan Mills, R (8,1) ERA: 3.44	1.2 7 1 0 0 1 1 0 0 0 0 0 0 18 33 0.00 1.200																		

Detroit Tigers @ New York Yankees  
Yankee Stadium, Bronx, NY  
Tue Jul 31 1990, 7:05 PM EDT  
Att: 21,682 - Unknown - 74 F

AB	35
R	4
H	9
RBI	4
BB	2
SO	5
LOB	14



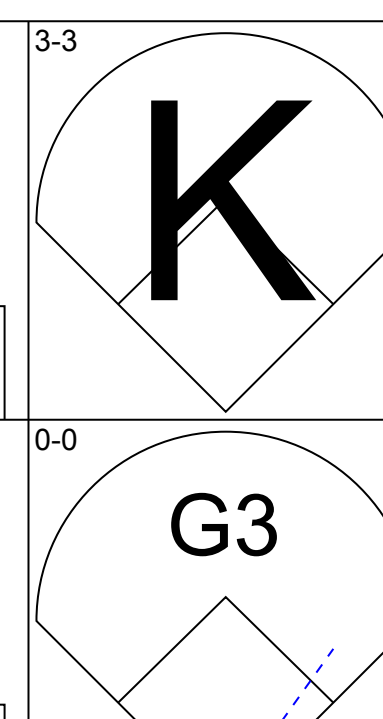
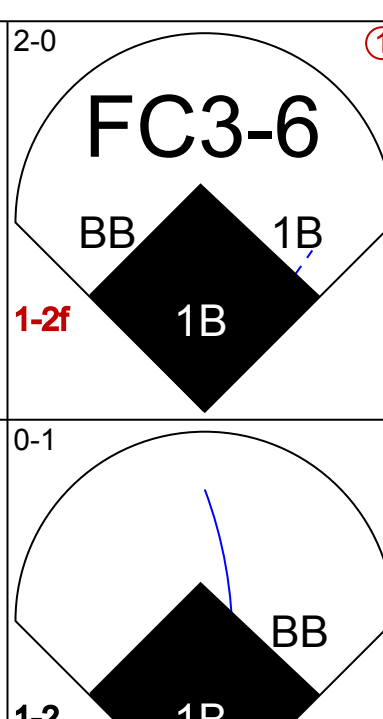
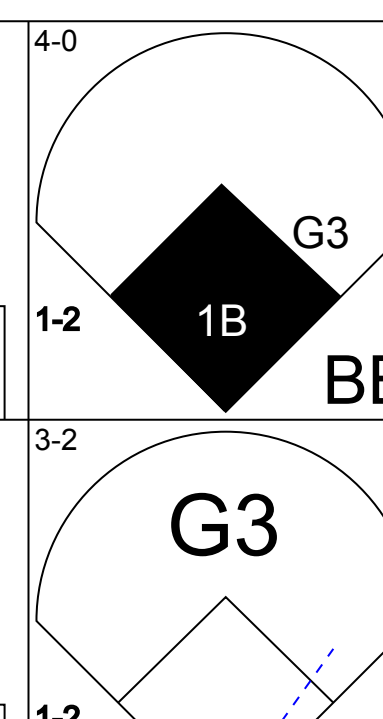
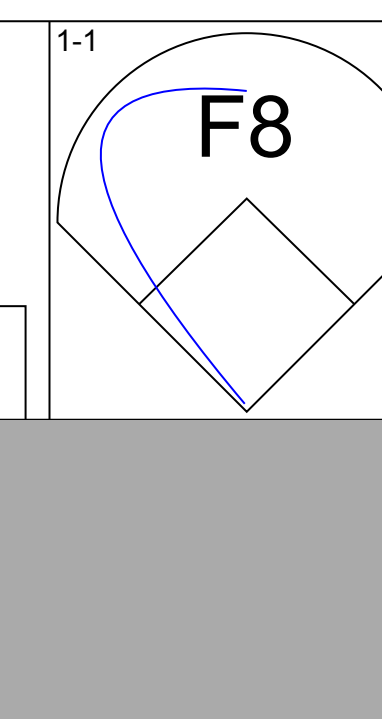
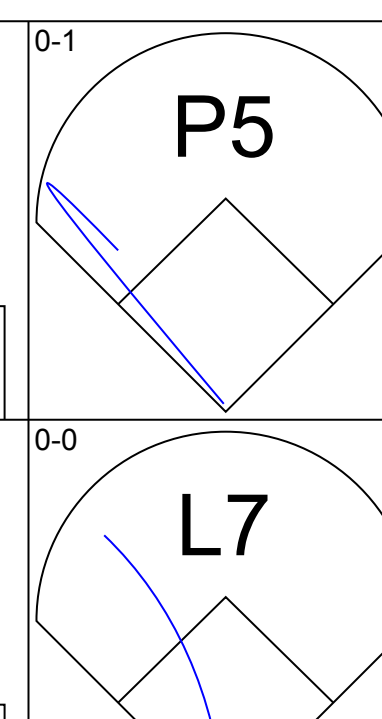
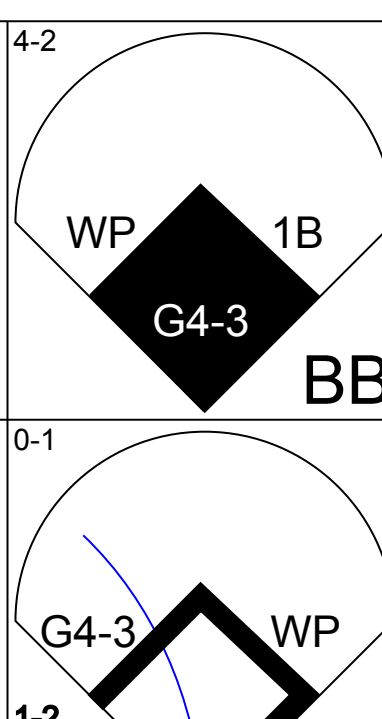
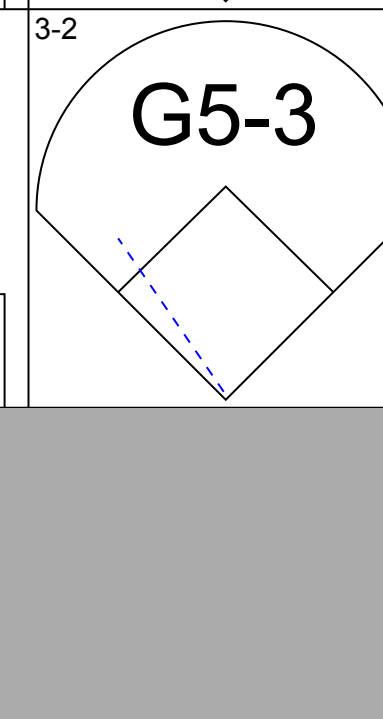
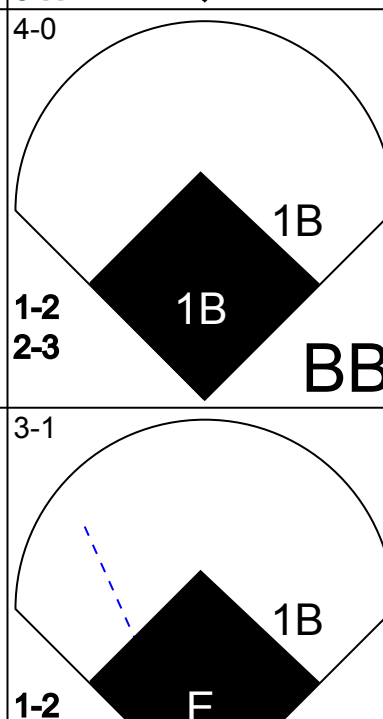
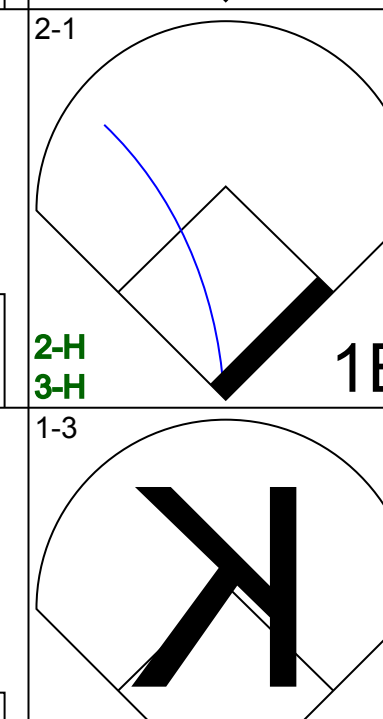

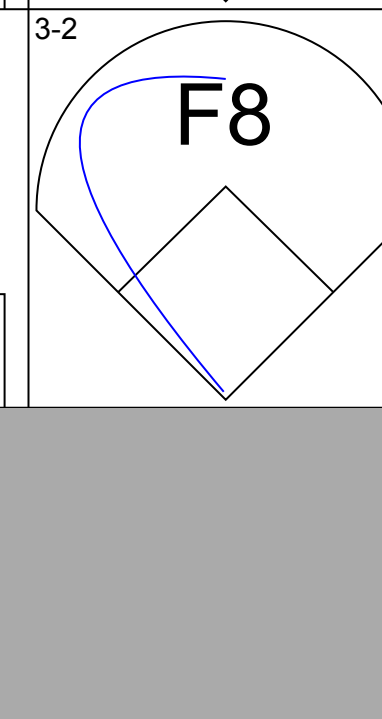
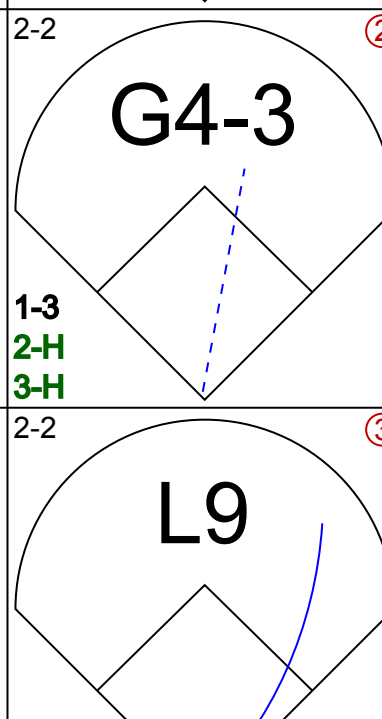

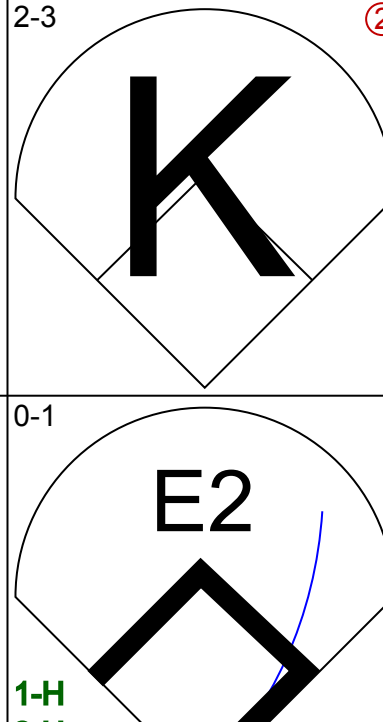

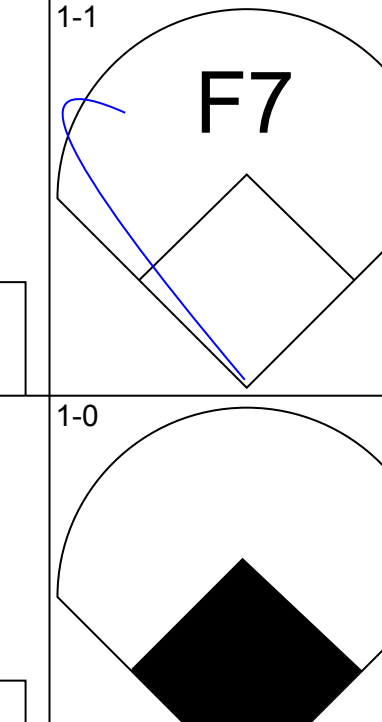
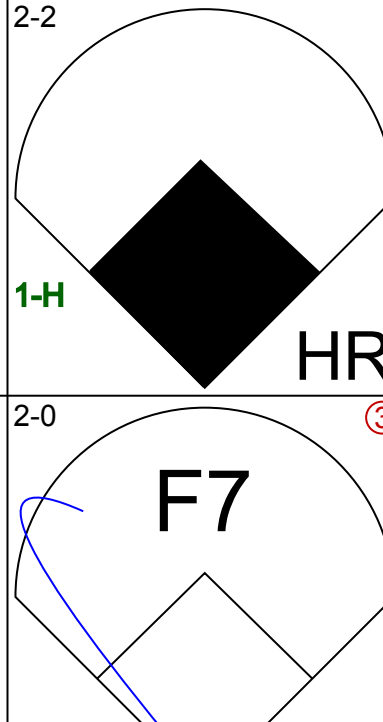



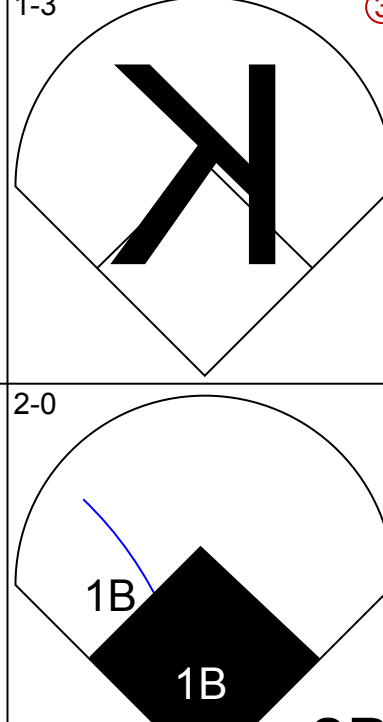
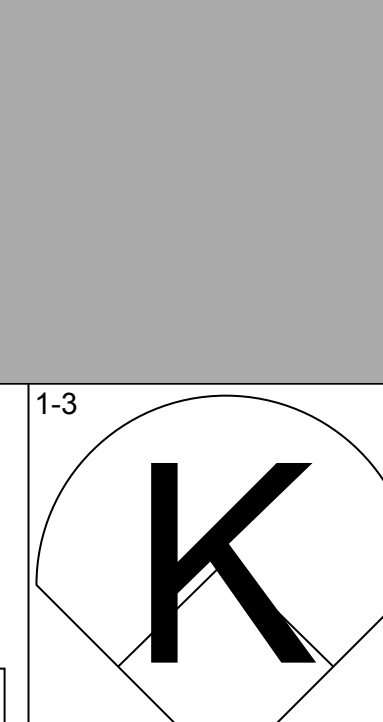

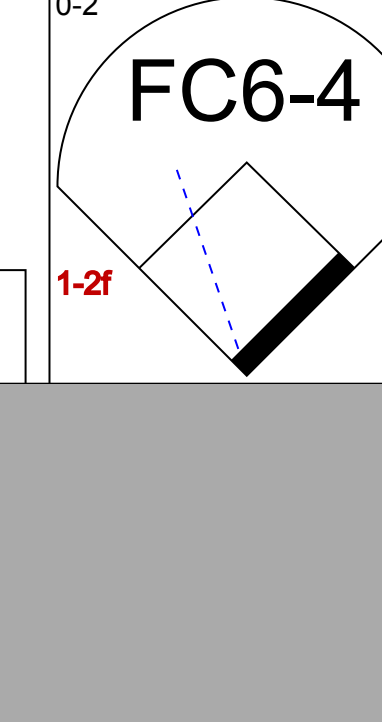
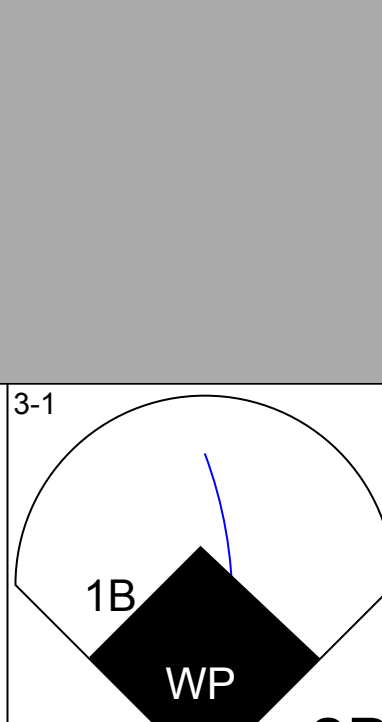

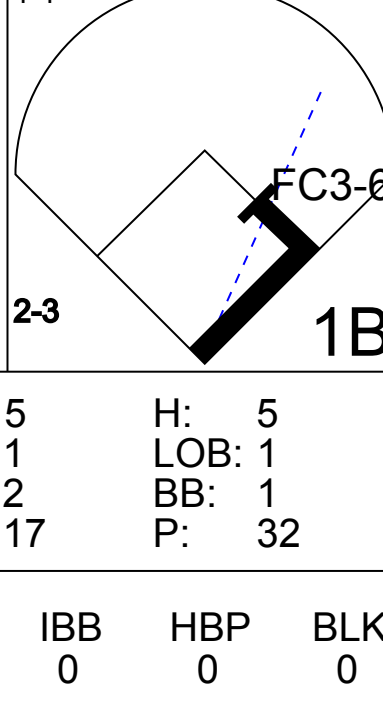
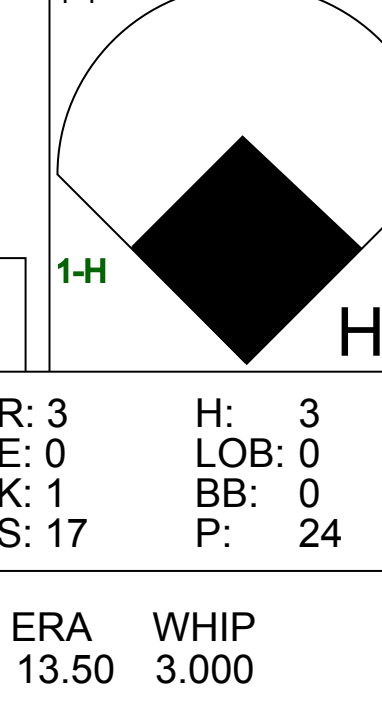
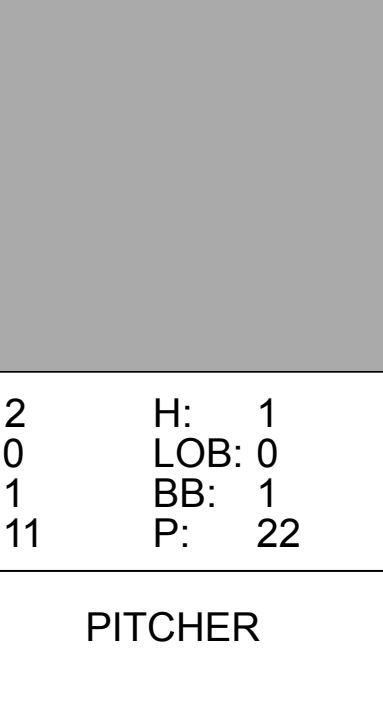
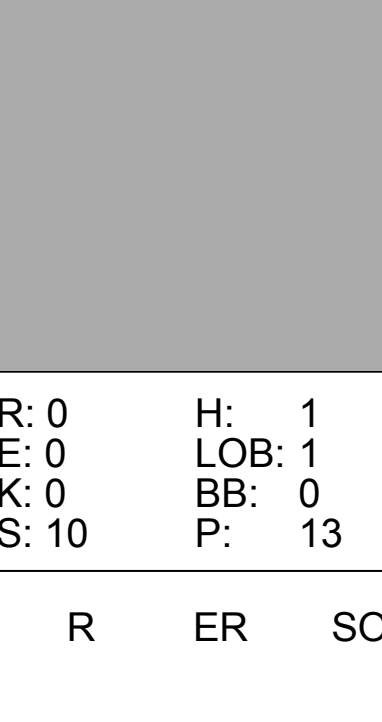
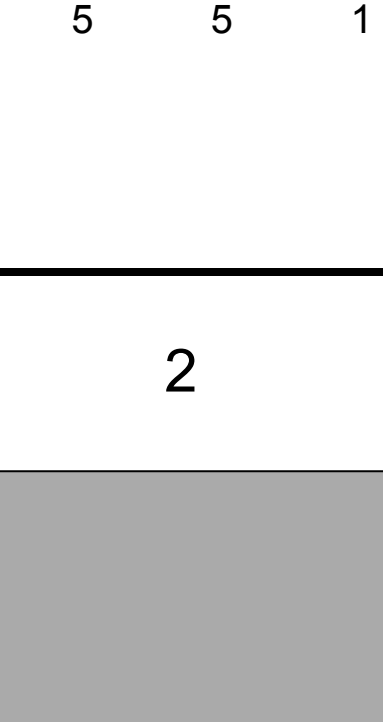
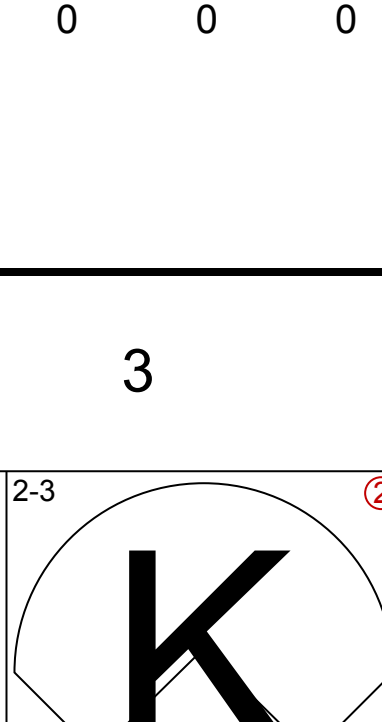
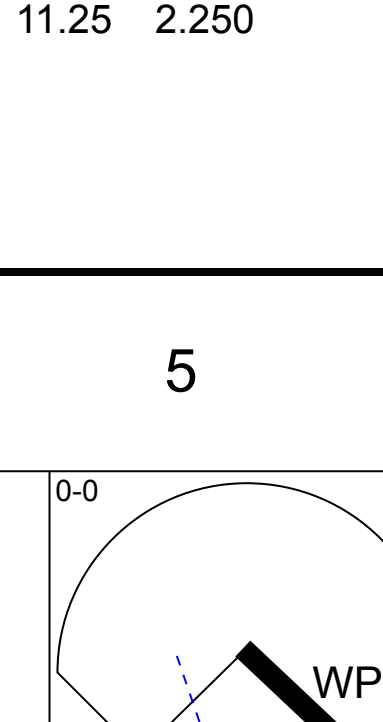
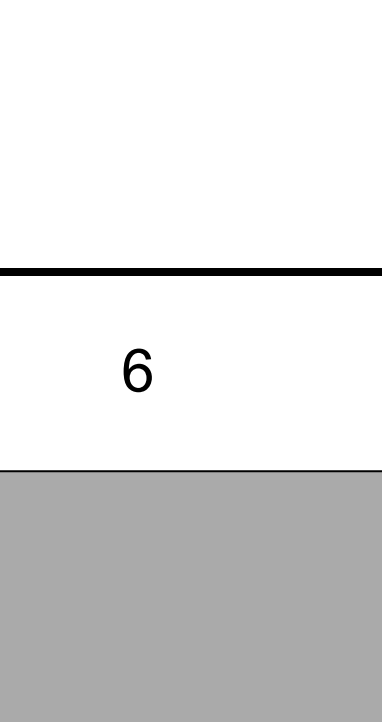
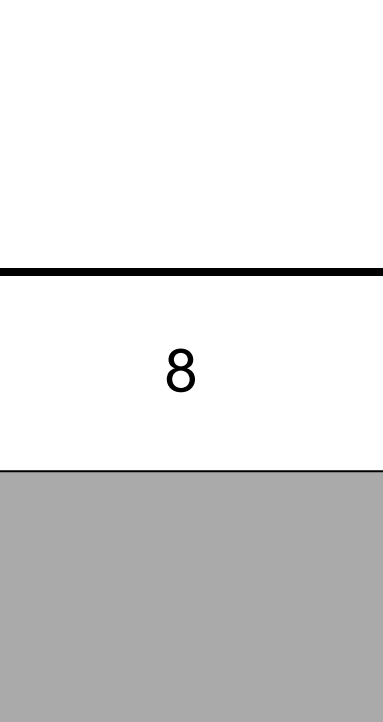

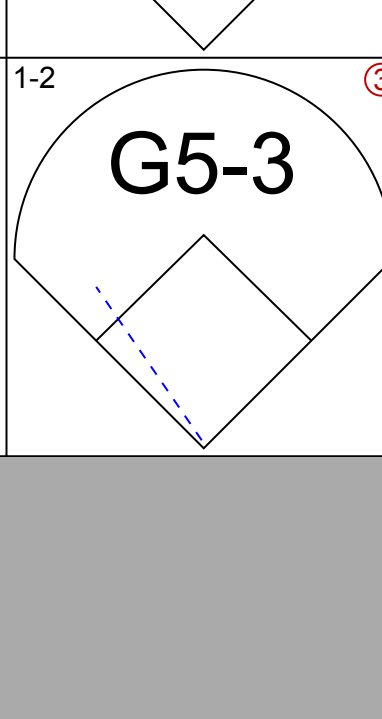
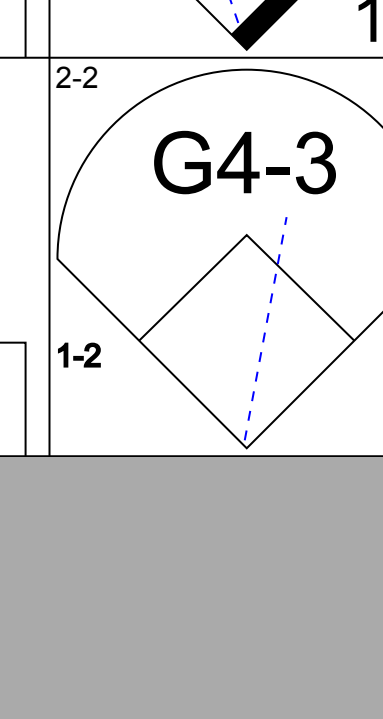
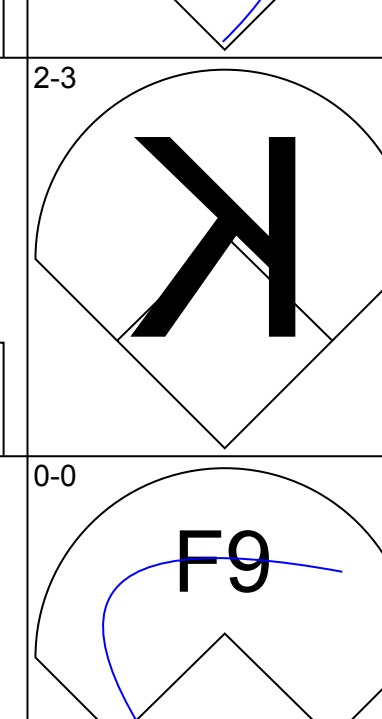


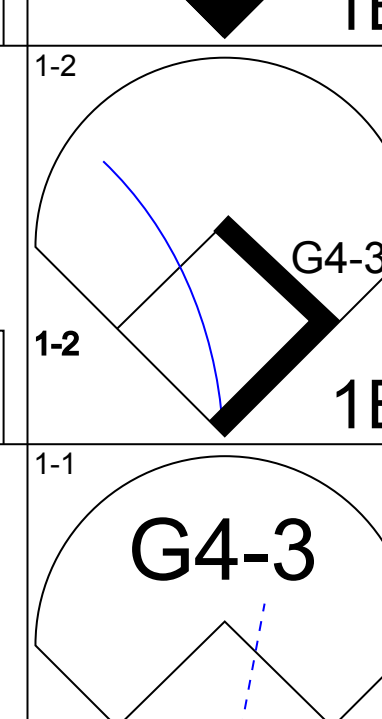




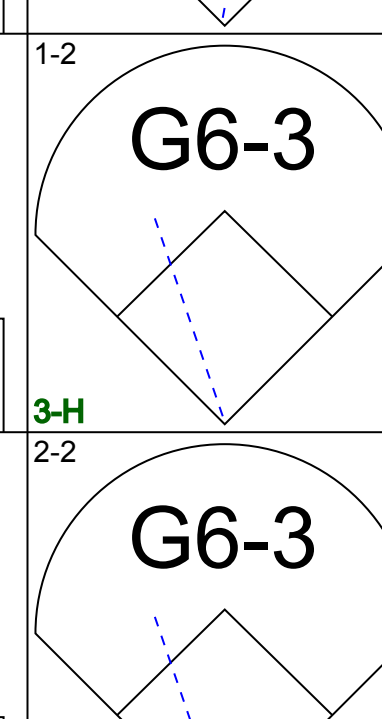


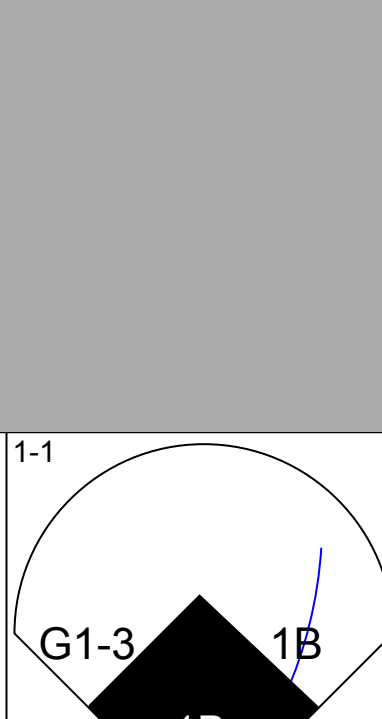
Batter	1	2	3	4	5	6	7	8	9	AB	R	H	RBI	BB	SO	LOB	BOTTOM		
Roberto Kelly, R (1,8) OBP: 0.317, SLG: 0.408	SH2-3 G4-3 1B									5	2	3	2	0	1	2			
Steve Sax, R (1,4) OBP: 0.324, SLG: 0.339	SH2-3 1-3									3	1	1	1	0	0	2			
Oscar Azocar, L (1,7) OBP: 0.386, SLG: 0.667	G4-3 3-H									5	0	3	1	0	0	0			
Matt Nokes, L (1,10) OBP: 0.317, SLG: 0.414	G6-3									4	0	0	0	0	0	3			
Steve Balboni, R (8,PH) OBP: 0.315, SLG: 0.425	G6-3									1	0	0	0	0	0	0			
Kevin Maas, L (1,3) OBP: 0.398, SLG: 0.638										3	2	3	1	2	0	0			
Jesse Barfield, R (1,9) OBP: 0.344, SLG: 0.460										4	2	2	2	1	1	3			
Jim Leyritz, R (1,5) OBP: 0.360, SLG: 0.361										5	2	3	1	0	1	4			
Bob Geren, R (1,2) OBP: 0.263, SLG: 0.358										3	0	0	1	0	3	1			
Alvaro Espinoza, R (1,6) OBP: 0.262, SLG: 0.284										4	1	2	0	0	0	2			
<b>Inning Stats</b>	R: 1 E: 0 K: 0 S: 9	H: 1 LOB: 0 BB: 0 P: 11	R: 3 E: 0 K: 0 S: 15	H: 4 LOB: 1 BB: 0 P: 24	R: 0 E: 0 K: 1 S: 15	H: 1 LOB: 2 BB: 1 P: 23	R: 2 E: 0 K: 1 S: 13	H: 3 LOB: 1 BB: 0 P: 18	R: 2 E: 1 K: 0 S: 19	H: 2 LOB: 1 BB: 1 P: 32	R: 1 E: 1 K: 2 S: 9	H: 3 LOB: 1 BB: 0 P: 15	R: 1 E: 0 K: 2 S: 16	H: 2 LOB: 1 BB: 0 P: 22	R: 0 E: 0 K: 1 S: 9	H: 1 LOB: 2 BB: 1 P: 15	1B: 11 2B: 2 3B: 1 HR: 3	SF: 2 SAC: 1 DP: 1 HBP: 0	WP: 0 PA: 43 PB: 0 SB: 1 CS: 0
<b>PITCHER</b>	IP WLS BF H R ER SO BB IBB HBP BLK WP HR S P ERA WHIP																		
Dan Petry, R (1,1) ERA: 4.02	3.2 L 21 7 4 4 3 1 0 0 0 0 0 2 45 72 10.80 2.400																		
Clay Parker, R (4,1) ERA: 4.17	1.0 5 1 0 0 1 1 0 0 0 0 0 0 9 15 0.00 2.000																		
Paul Gibson, L (8,1) ERA: 2.61																			

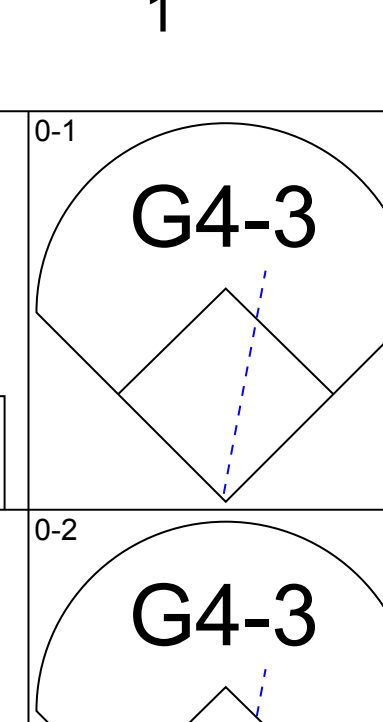
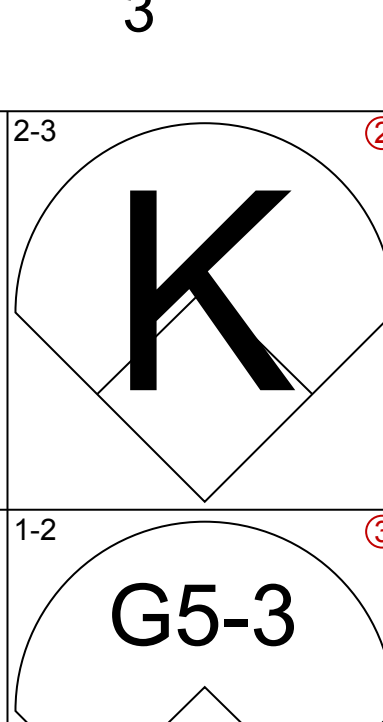
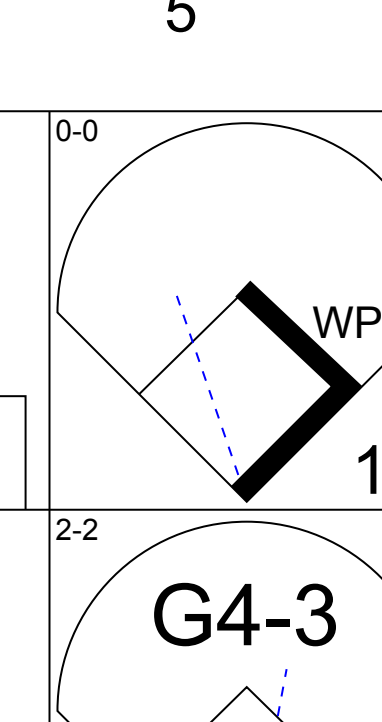
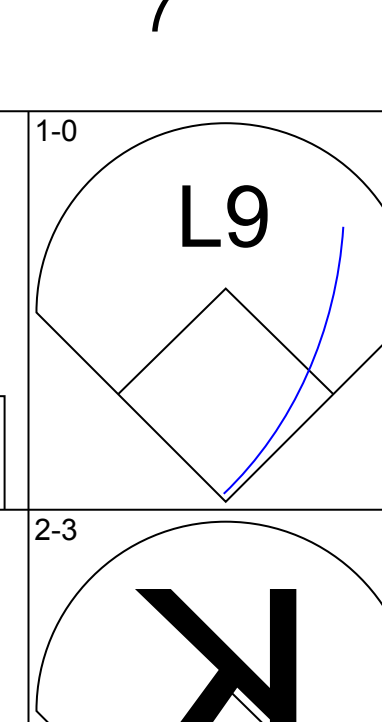
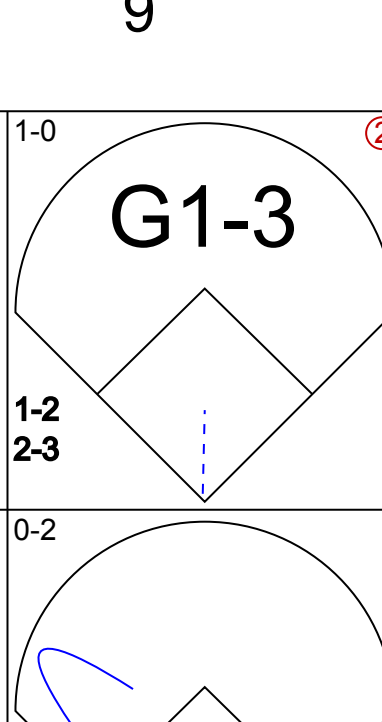
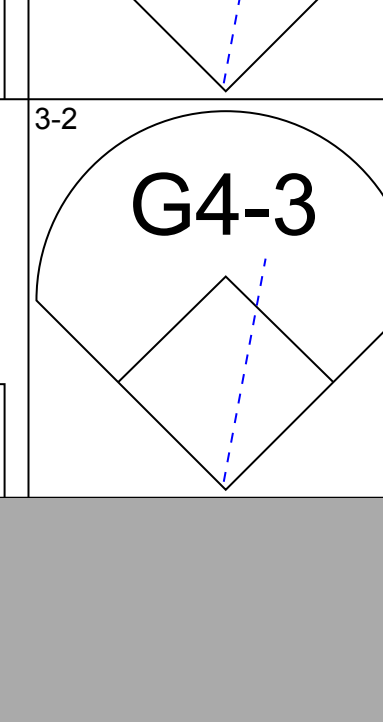


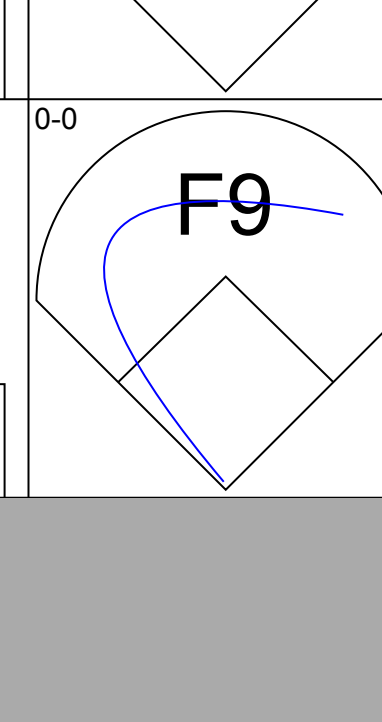
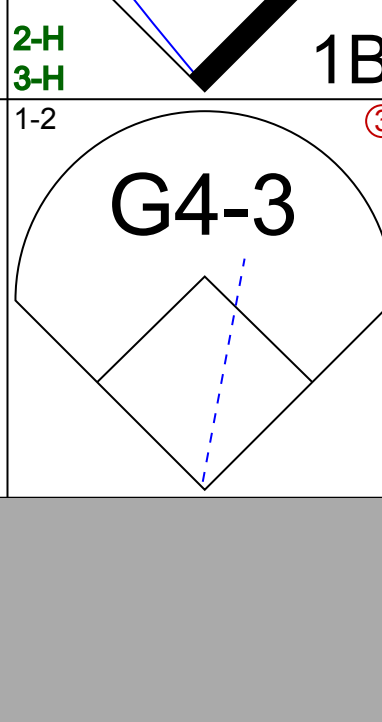

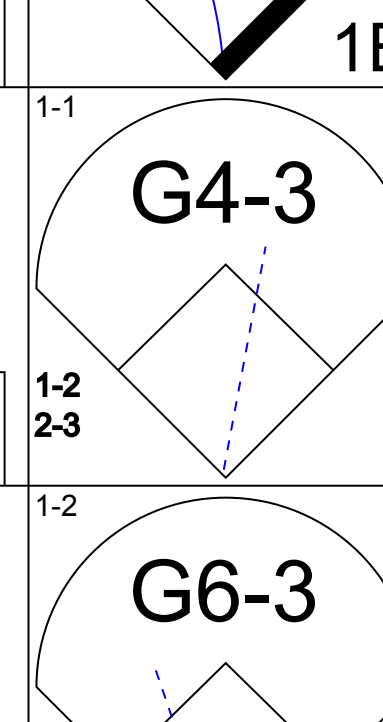
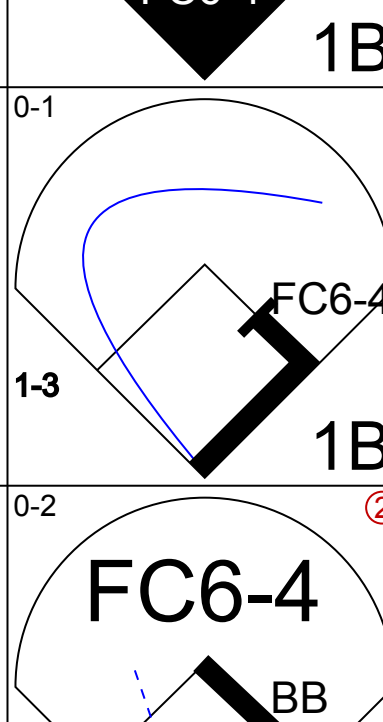


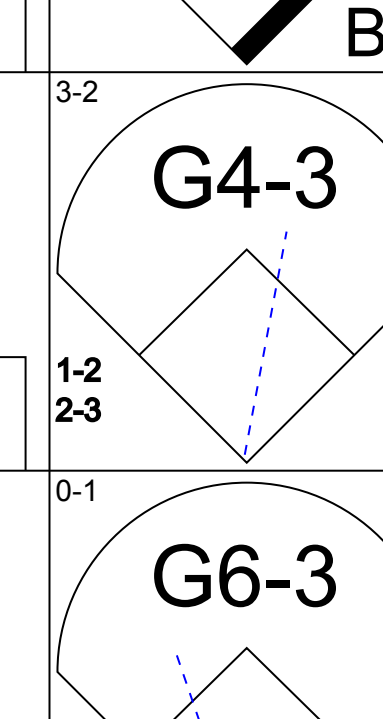
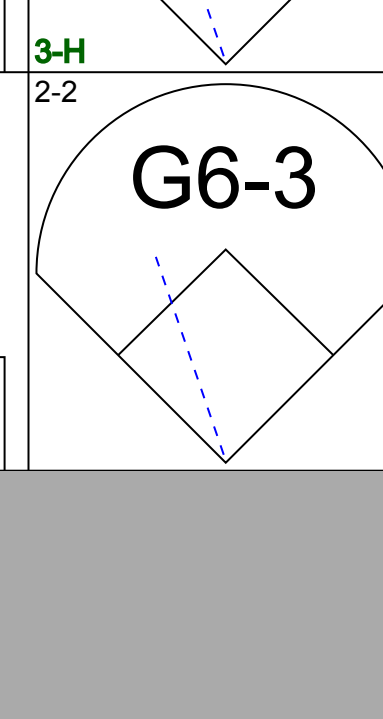
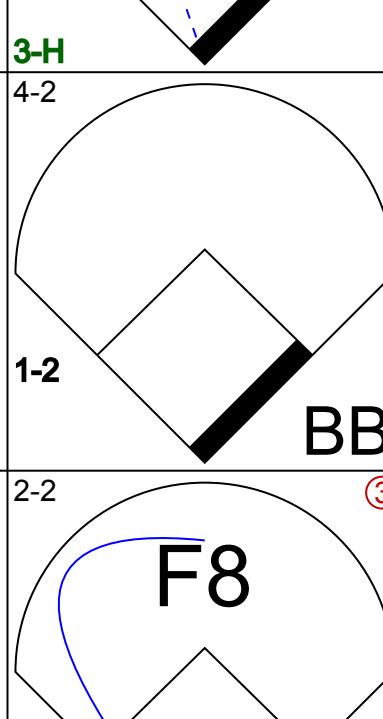

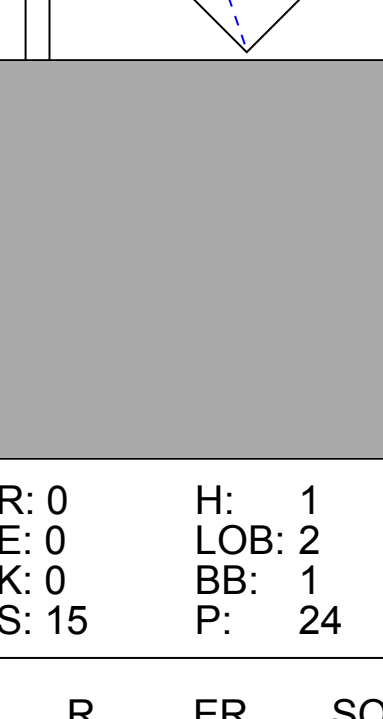
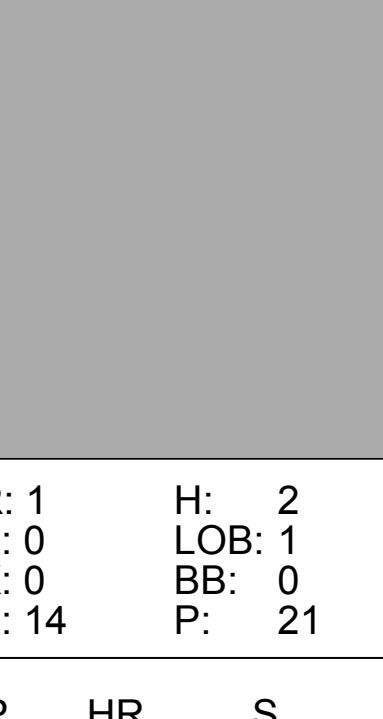
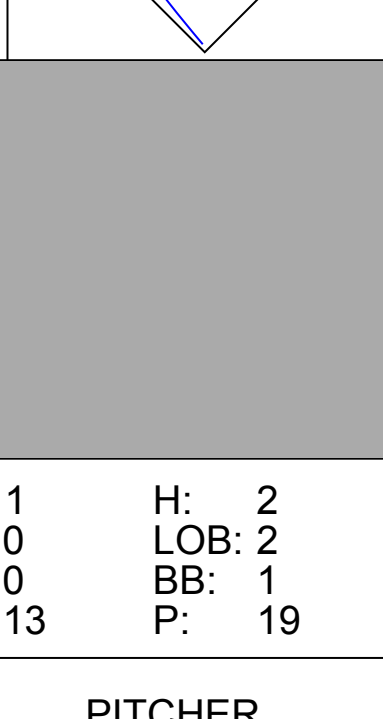
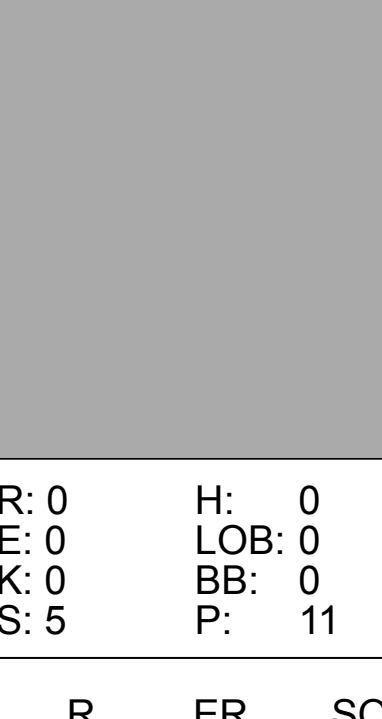




Detroit Tigers @ New York Yankees  
Yankee Stadium, Bronx, NY  
Tue Jul 31 1990, 7:05 PM EDT  
Att: 21,682 - Unknown - 74 F

AB	37
R	10
H	17
RBI	9
BB	3
SO	6
LOB	17





Batter	1	2	3	4	5	6	7	8	9	AB	R	H	RBI	BB	SO	LOB	TOP			
<b>Lou Whitaker, L</b> OBP: 0.323, SLG: 0.401 (1, 4)										4	3	0	0	2	1	4	<b>Detroit Tigers @ New York Yankees</b> Yankee Stadium, Bronx, NY Wed Aug 01 1990, 7:05 PM EDT Att: 22,288 - Unknown			
<b>Tony Phillips, S</b> OBP: 0.341, SLG: 0.323 (1, 5)										6	1	2	1	0	0	4				
<b>Cecil Fielder, R</b> OBP: 0.386, SLG: 0.598 <b>Dave Bergman, L</b> OBP: 0.338, SLG: 0.350 (8, 3)										3	2	1	2	2	0	2				
<b>Lloyd Moseby, L</b> OBP: 0.353, SLG: 0.423 <b>John Shelby, S</b> OBP: 0.270, SLG: 0.341 (8, 8)										4	1	2	2	1	2	2				
<b>Gary Ward, R</b> OBP: 0.320, SLG: 0.374 <b>Scott Lusader, L</b> OBP: 0.317, SLG: 0.333 (7, 7)										3	1	1	2	1	1	2				
<b>Larry Sheets, L</b> OBP: 0.323, SLG: 0.445 (1, 10)										5	1	2	2	0	0	3				
<b>Chet Lemon, R</b> OBP: 0.379, SLG: 0.422 (1, 9)										4	2	1	0	1	2	3				
<b>Travis Fryman, R</b> OBP: 0.339, SLG: 0.552 (1, 6)										5	2	3	0	0	2	1				
<b>Mike Heath, R</b> OBP: 0.336, SLG: 0.431 (1, 2)										4	2	3	3	1	0	1				
<b>Inning Stats</b>	R: 0 E: 0 K: 1 S: 7	H: 0 LOB: 0 BB: 0 P: 13	R: 0 E: 0 K: 1 S: 6	H: 0 LOB: 1 BB: 2 P: 15	R: 5 E: 1 K: 2 S: 17	H: 5 LOB: 1 BB: 1 P: 32	R: 2 E: 0 K: 2 S: 14	H: 1 LOB: 1 BB: 2 P: 29	R: 3 E: 0 K: 1 S: 17	H: 3 LOB: 0 BB: 0 P: 24	R: 2 E: 0 K: 1 S: 11	H: 1 LOB: 0 BB: 1 P: 22	R: 0 E: 0 K: 0 S: 10	H: 1 LOB: 1 BB: 0 P: 13	R: 2 E: 0 K: 0 S: 15	H: 2 LOB: 1 BB: 1 P: 27		1B: 10 2B: 2 3B: 0 HR: 3	SF: 0 SAC: 0 DP: 1 HBP: 0	WP: 1 PB: 0 SB: 0 CS: 0
<b>PITCHER</b>	IP	WLS	BF	H	R	ER	SO	BB	IBB	HBP	BLK	WP	HR	S	P	ERA	WHIP			
<b>Andy Hawkins, R</b> ERA: 5.86 (1, 1)	2.2	L	15	5	5	4	3	3	0	0	0	0	0	27	56	13.50	3.000			
<b>Eric Plunk, R</b> ERA: 3.53 (3, 1)	2.1		13	4	5	5	4	2	0	0	0	0	2	34	57	19.29	2.571			
<b>Jimmy Jones, R</b> ERA: 6.34 (6, 1)	4.0		21	6	5	5	1	3	0	0	0	1	1	48	84	11.25	2.250			

Batter	1	2	3	4	5	6	7	8	9	AB	R	H	RBI	BB	SO	LOB	BOTTOM					
<b>Roberto Kelly, R</b> OBP: 0.318, SLG: 0.408 <b>Matt Nokes, L</b> OBP: 0.314, SLG: 0.411 (8, 9)										3	0	1	0	0	1	0	<b>Detroit Tigers @ New York Yankees</b> Yankee Stadium, Bronx, NY Wed Aug 01 1990, 7:05 PM EDT Att: 22,288 - Unknown					
<b>Steve Sax, R</b> OBP: 0.322, SLG: 0.337 <b>Wayne Tolleson, S</b> OBP: 0.220, SLG: 0.255 (7, PH)										3	0	0	0	0	1							
<b>Oscar Azocar, L</b> OBP: 0.371, SLG: 0.629 (1, 7)										5	1	1	0	0	2							
<b>Mel Hall, L</b> OBP: 0.288, SLG: 0.465 (1, 10)										4	1	3	0	0	0							
<b>Kevin Maas, L</b> OBP: 0.391, SLG: 0.616 (1, 3)										4	0	1	0	0	0	3						
<b>Jesse Barfield, R</b> OBP: 0.343, SLG: 0.455 (6, 8)										3	0	0	2	1	0	2						
<b>Jim Leyritz, R</b> OBP: 0.363, SLG: 0.361 (1, 5)										3	1	1	0	1	0	3						
<b>Bob Geren, R</b> OBP: 0.260, SLG: 0.354 <b>Brian Dorsett, R</b> OBP: 0.263, SLG: 0.235 (6, PH)										2	0	0	0	0	1	2						
<b>Alvaro Espinoza, R</b> OBP: 0.262, SLG: 0.284 (1, 6)										4	0	1	0	0	0	2						
<b>Inning Stats</b>	R: 0 E: 0 K: 0 S: 9	H: 0 LOB: 0 BB: 0 P: 12	R: 0 E: 0 K: 0 S: 15	H: 1 LOB: 2 BB: 1 P: 24	R: 0 E: 0 K: 1 S: 8	H: 0 LOB: 0 BB: 0 P: 11	R: 1 E: 0 K: 0 S: 14	H: 2 LOB: 1 BB: 0 P: 21	R: 0 E: 0 K: 1 S: 12	H: 1 LOB: 1 BB: 0 P: 17	R: 1 E: 0 K: 0 S: 13	H: 2 LOB: 2 BB: 1 P: 19	R: 0 E: 0 K: 1 S: 8	H: 1 LOB: 1 BB: 0 P: 12	R: 0 E: 0 K: 0 S: 5	H: 0 LOB: 0 BB: 0 P: 11		R: 2 E: 0 K: 0 S: 12	H: 3 LOB: 1 BB: 0 P: 18	1B: 10 2B: 0 3B: 0 HR: 0	SF: 0 SAC: 0 DP: 0 HBP: 0	WP: 1 PB: 0 SB: 0 CS: 0
<b>PITCHER</b>	IP	WLS	BF	H	R	ER	SO	BB	IBB	HBP	BLK	WP	HR	S	P	ERA	WHIP					
<b>Jack Morris, R</b> ERA: 4.7 (1, 1)	7.0	W	30	7	2	2	3	2	0	0	0	0	0	17	116	2.57	1.286					
<b>Jerry Don Gleaton, L</b> ERA: 3.36 (8, 1)	2.0		9	3	2	2	0	0	0	0	0	0	0	17	29	9.00	1.500					



Batter	1	2	3	4	5	6	7	8	9	10	11	12	13	14	AB	R	H	RBI	BB	SO	LOB	TOP				
<b>Lou Whitaker, L</b> OBP: 0.327, SLG: 0.400 (1, 4)	F7		F9			HBP BB HR BB	CS 1B		1B BB		P6		E9 FC6-2 1B	L9	6	2	2	0	2	0	5					
<b>Tony Phillips, S</b> OBP: 0.344, SLG: 0.322 (1, 5)	G3		G3			HBP BB HR BB	E BB		1B BB		1B		FC6-2 1B		4	1	1	0	3	0	4					
<b>Cecil Fielder, R</b> OBP: 0.383, SLG: 0.588 (1, 3)	K					HBP BB HR HBP	E6		K		K		K		6	1	0	0	0	5	7					
<b>Lloyd Moseby, L</b> OBP: 0.352, SLG: 0.428 (1, 9)		K				HBP BB HR	F7				G6-3		SH1-3 HBP	F7	6	1	1	4	0	1	4					
<b>Gary Ward, R</b> OBP: 0.322, SLG: 0.380 <b>Scott Lusader, L</b> OBP: 0.317, SLG: 0.333 (10, PR)	G5-3					HBP BB HR			K				SH1-3	G6-3	5	0	2	0	0	1	0					
<b>John Shelby, S</b> OBP: 0.265, SLG: 0.338 (12, PH)						HBP BB HR	FC5-4 1B				2B				1	0	0	0	0	0	0					
<b>Larry Sheets, L</b> OBP: 0.321, SLG: 0.442 <b>Darnell Coles, R</b> OBP: 0.270, SLG: 0.304 <b>Dave Bergman, L</b> OBP: 0.342, SLG: 0.362 (6, PH)	L3					HBP BB HR	FC5-4 1B		F8		G5-3		F8		2	0	0	0	0	0	0					
<b>Chet Lemon, R</b> OBP: 0.381, SLG: 0.430 (1, 9)			FC2-5 1B			HBP BB HR	F7		P6		G6-3		IBB		6	0	2	1	1	0	2					
<b>Mark Salas, L</b> OBP: 0.338, SLG: 0.474 (1, 2)			FC2-5 1B			HBP BB HR	G1		L4		L8		WP SH2-3 BB	K	5	0	1	0	2	1	2					
<b>Travis Fryman, R</b> OBP: 0.338, SLG: 0.531 (1, 6)			FC2-5			HBP BB HR	CS 1B		K		K		SH2-3		6	0	2	0	0	2	4					
<b>Inning Stats</b>	R: 0 E: 0 K: 1 S: 7	H: 0 LOB: 0 BB: 0 P: 11	R: 0 E: 0 K: 1 S: 6	H: 0 LOB: 0 BB: 0 P: 8	R: 0 E: 0 K: 1 S: 7	H: 2 LOB: 2 BB: 0 P: 11	R: 0 E: 0 K: 1 S: 5	H: 0 LOB: 0 BB: 0 P: 7	R: 0 E: 0 K: 1 S: 9	H: 0 LOB: 0 BB: 0 P: 12	R: 4 E: 0 K: 0 S: 15	H: 3 LOB: 1 BB: 2 P: 27	R: 1 E: 1 K: 1 S: 9	H: 1 LOB: 2 BB: 1 P: 18	R: 0 E: 0 K: 2 S: 10	H: 1 LOB: 2 BB: 1 P: 19	R: 0 E: 0 K: 1 S: 12	H: 0 LOB: 2 BB: 2 P: 23	R: 0 E: 0 K: 1 S: 8	H: 0 LOB: 2 BB: 1 P: 12	R: 1 E: 0 K: 0 S: 9	H: 2 LOB: 2 BB: 1 P: 19	1B: 8 2B: 2 3B: 1 HR: 1	SF: 0 SAC: 2 DP: 0 HBP: 2	WP: 1 PB: 1 SB: 0 CS: 2	PA: 64
<b>PITCHER</b>	IP	WLS	BF	H	R	ER	SO	BB	IBB	HBP	BLK	WP	HR	S	P	ERA	WHIP									
<b>Jeff Robinson, R</b> ERA: 3.97 <b>Greg Cadaret, L</b> ERA: 3.06 <b>Dave Righetti, L</b> ERA: 3.89 <b>Alan Mills, R</b> ERA: 3.6	(1, 1)	5.1	23	5	4	3	3	2	0	0	0	0	1	0	51	95	0.00	1.312								
	(6, 1)	5.1	24	3	1	0	4	4	0	0	0	1	0	51	95	0.00	1.312									
	(11, 1)	2.1	11	2	0	0	3	0	1	1	0	0	0	18	32	0.00	0.857									
	(14, 1)	1.0	6	2	1	1	0	0	1	0	0	0	0	9	19	9.00	2.000									

**Detroit Tigers @ New York Yankees**  
Yankee Stadium, Bronx, NY  
Thu Aug 02 1990, 7:05 PM EDT  
Att. 20,160 - Unknown

AB: 52  
R: 6  
H: 12  
RBI: 5  
BB: 8  
SO: 10  
LOB: 31



Batter	1	2	3	4	5	6	7	8	9	10	11	12	13	14	AB	R	H	RBI	BB	SO	LOB	BOTTOM						
<b>Roberto Kelly, R</b> OBP: 0.319, SLG: 0.409 (1, 8)	G6-3		1B 2B				K				G5-3		FC5-6 BB	E2 1B	6	1	2	0	1	2	1							
<b>Steve Sax, R</b> OBP: 0.323, SLG: 0.338 (1, 4)	1B		1B				G3-1				K		FC5-6 1B	G5-3	7	0	3	1	0	1	2							
<b>Oscar Azocar, L</b> OBP: 0.362, SLG: 0.594 (1, 7)	K		1B				P6				F7		1B	P5	7	0	2	0	0	1	4							
<b>Mel Hall, L</b> OBP: 0.282, SLG: 0.455 (1, 10)	P8		G6-3				G4-3				K		F8	F9	6	0	0	0	0	1	5							
<b>Kevin Maas, L</b> OBP: 0.396, SLG: 0.684 (1, 3)		L9					P5				HR		K		6	2	3	2	0	1	2							
<b>Matt Nokes, L</b> OBP: 0.311, SLG: 0.406 <b>Steve Balboni, R</b> OBP: 0.318, SLG: 0.446 <b>Bob Geren, R</b> OBP: 0.262, SLG: 0.356 (8, PH)	G3-1		1B				F8				HR		P3		3	0	0	0	0	0	0							
<b>Jesse Barfield, R</b> OBP: 0.340, SLG: 0.480 (1, 9)	G6-3						F7				HR		1B	K	1	1	1	0	0	0	0							
<b>Jim Leyritz, R</b> OBP: 0.388, SLG: 0.372 (1, 5)			G6-3				G6-3				G6-3		G5-3		6	0	3	1	0	0	0							
<b>Alvaro Espinoza, R</b> OBP: 0.256, SLG: 0.278 (1, 6)			K				G6-3				F9		F9		6	0	0	0	0	1	3							
<b>Inning Stats</b>	R: 0 E: 0 K: 1 S: 6	H: 1 LOB: 1 BB: 0 P: 9	R: 0 E: 0 K: 0 S: 6	H: 0 LOB: 0 BB: 0 P: 8	R: 1 E: 0 K: 1 S: 14	H: 3 LOB: 2 BB: 0 P: 19	R: 0 E: 0 K: 0 S: 5	H: 0 LOB: 0 BB: 0 P: 6	R: 0 E: 0 K: 1 S: 9	H: 2 LOB: 2 BB: 0 P: 10	R: 2 E: 0 K: 0 S: 13	H: 3 LOB: 1 BB: 0 P: 21	R: 0 E: 0 K: 1 S: 7	H: 0 LOB: 0 BB: 0 P: 8	R: 2 E: 0 K: 1 S: 16	H: 2 LOB: 0 BB: 0 P: 23	R: 0 E: 0 K: 1 S: 10	H: 0 LOB: 0 BB: 0 P: 12	R: 0 E: 0 K: 1 S: 8	H: 1 LOB: 2 BB: 1 P: 10	R: 0 E: 0 K: 1 S: 10	H: 1 LOB: 2 BB: 1 P: 17	R: 0 E: 0 K: 1 S: 9	H: 1 LOB: 1 BB: 0 P: 13	1B: 11 2B: 2 3B: 0 HR: 3	SF: 0 SAC: 0 DP: 1 HBP: 0	WP: 0 PB: 0 SB: 1 CS: 0	PA: 57
<b>PITCHER</b>	IP	WLS	BF	H	R	ER	SO	BB	IBB	HBP	BLK	WP	HR	S	P	ERA	WHIP											
<b>Walt Terrell, R</b> ERA: 5.88 <b>Paul Gibson, L</b> ERA: 2.67 <b>Mike Henneman, R</b> ERA: 4.02 <b>Jerry Don Gleaton, L</b> ERA: 3.19 <b>Clay Parker, R</b> ERA: 4.01	(1, 1)	5.2	25	8	3	3	3	0	0	0	0	0	1	17	20	5.40	1.200											
	(6, 1)	1.2	7	2	1	1	2	0	0	0	0	0	1	17	20	5.40	1.200											
	(8, 1)	1.2	6	1	1	1	2	0	0	0	0	0	1	19	27	5.40	0.600											
	(10, 1)	3.0	12	3	0	0	2	1	0	0	0	0	0	30	42	0.00	1.333											
	(13, 1)	1.2	W	6	2	0	0	1	0	0	0	0	0	13	22	0.00	1.200											
<b>PITCHER</b>	IP	WLS	BF	H	R	ER	SO	BB	IBB	HBP	BLK	WP	HR	S	P	ERA	WHIP											
<b>Frank Tanana, L</b> ERA: 6.27 (14, 1)	0.1	0	1	0	0	0	0	0	0	0	0	0	0	2	3	0.00	0.000											

**Detroit Tigers @ New York Yankees**  
Yankee Stadium, Bronx, NY  
Thu Aug 02 1990, 7:05 PM EDT  
Att. 20,160 - Unknown

AB: 56  
R: 5  
H: 16  
RBI: 5  
BB: 1  
SO: 10  
LOB: 18





Batter	1	2	3	4	5	6	7	8	9	AB	R	H	RBI	BB	SO	LOB	TOP										
Alex Cole, L (1, 8) OBP: 0.452, SLG: 0.393										4	2	2	0	1	0	0	<b>Cleveland Indians @ New York Yankees</b> Yankee Stadium, Bronx, NY Fri Aug 03 1990, 7:05 PM EDT Att: 27,945 - Unknown - 86 F										
Jerry Browne, S (1, 4) OBP: 0.333, SLG: 0.355 Tom Brookens, R (7, PH) OBP: 0.310, SLG: 0.311										2	1	1	1	1	0	0											
Chris James, R (1, 10) OBP: 0.328, SLG: 0.414										5	1	1	1	0	2	3											
Candy Maldonado, R (1, 7) OBP: 0.337, SLG: 0.449										3	0	1	1	1	0	0											
Cory Snyder, R (1, 9) OBP: 0.276, SLG: 0.432										4	0	1	0	0	2	3											
Brook Jacoby, R (1, 5) OBP: 0.365, SLG: 0.446										4	0	1	1	0	1	1											
Jeff Manto, R (1, 3) OBP: 0.214, SLG: 0.083										3	0	0	0	1	0	2											
Felix Fermin, R (1, 6) OBP: 0.249, SLG: 0.279										4	0	0	0	0	0	4											
Joel Skinner, R (1, 2) OBP: 0.290, SLG: 0.322 Mitch Webster, S (9, PH) OBP: 0.295, SLG: 0.411										3	0	0	0	0	3	0											
<b>Inning Stats</b>	R: 1 E: 0 K: 1 S: 9	H: 1 LOB: 0 BB: 1 P: 16	R: 0 E: 0 K: 1 S: 12	H: 1 LOB: 1 BB: 0 P: 16	R: 0 E: 0 K: 2 S: 10	H: 0 LOB: 1 BB: 1 P: 18	R: 0 E: 1 K: 1 S: 10	H: 0 LOB: 1 BB: 0 P: 14	R: 0 E: 0 K: 1 S: 9	H: 1 LOB: 0 BB: 0 P: 14	R: 0 E: 0 K: 1 S: 20	H: 1 LOB: 0 BB: 2 P: 37	R: 2 E: 0 K: 2 S: 14	H: 3 LOB: 1 BB: 0 P: 18	R: 0 E: 0 K: 0 S: 6	H: 0 LOB: 0 BB: 0 P: 8		R: 0 E: 0 K: 0 S: 9	H: 1 LOB: 1 BB: 0 P: 15	1B: 7 2B: 1 3B: 0 HR: 0	SF: 0 SAC: 0 DP: 0 HBP: 0	WP: 0 PB: 0 SB: 2 CS: 1	PA: 40				
<b>PITCHER</b>	IP	WLS	BF	H	R	ER	SO	BB	IBB	HBP	BLK	WP	HR	S	P	ERA	WHIP										
Chuck Cary, L (1, 1) ERA: 3.95	5.2		24	4	2	1	7	3	0	0	0	0	0	66	106	1.59	1.235										
Lee Guetterman, L (6, 1) ERA: 2.89	3.1	W	15	4	2	2	2	1	0	0	0	0	0	33	50	5.40	1.500										

Batter	1	2	3	4	5	6	7	8	9	AB	R	H	RBI	BB	SO	LOB	BOTTOM										
Steve Sax, R (1, 4) OBP: 0.323, SLG: 0.336										3	1	0	0	1	0	0	<b>Cleveland Indians @ New York Yankees</b> Yankee Stadium, Bronx, NY Fri Aug 03 1990, 7:05 PM EDT Att: 27,945 - Unknown - 86 F										
Jim Leyritz, R (1, 5) OBP: 0.365, SLG: 0.365 Wayne Tolleson, S (8, PR) OBP: 0.220, SLG: 0.255										3	1	0	0	0	1	1											
Oscar Azocar, L (1, 7) OBP: 0.356, SLG: 0.575										4	2	1	1	0	0	1											
Mel Hall, L (1, 9) OBP: 0.282, SLG: 0.463 Randy Velarde, R (9, 5) OBP: 0.317, SLG: 0.263										4	1	1	4	0	1	0											
Kevin Maas, L (1, 3) OBP: 0.402, SLG: 0.683										3	0	1	0	1	1	0											
Matt Nokes, L (1, 10) OBP: 0.310, SLG: 0.401										3	0	0	0	1	0	1											
Jesse Barfield, R (1, 8) OBP: 0.336, SLG: 0.444										4	0	0	0	0	3	3											
Bob Geren, R (1, 2) OBP: 0.260, SLG: 0.352 Roberto Kelly, R (8, PH) OBP: 0.319, SLG: 0.408										2	0	0	0	0	1	0											
Alvaro Espinoza, R (1, 6) OBP: 0.255, SLG: 0.276 Steve Balboni, R (8, PH) OBP: 0.317, SLG: 0.444 Brian Dorsett, R (9, 2) OBP: 0.263, SLG: 0.235										2	0	0	0	0	0	0											
<b>Inning Stats</b>	R: 2 E: 1 K: 0 S: 15	H: 0 LOB: 1 BB: 1 P: 26	R: 0 E: 0 K: 2 S: 7	H: 0 LOB: 0 BB: 0 P: 11	R: 0 E: 0 K: 1 S: 6	H: 0 LOB: 0 BB: 0 P: 8	R: 0 E: 1 K: 0 S: 5	H: 0 LOB: 1 BB: 0 P: 9	R: 0 E: 0 K: 0 S: 4	H: 0 LOB: 0 BB: 0 P: 9	R: 0 E: 0 K: 1 S: 8	H: 0 LOB: 0 BB: 0 P: 14	R: 0 E: 0 K: 2 S: 10	H: 0 LOB: 0 BB: 0 P: 13	R: 4 E: 1 K: 2 S: 17	H: 3 LOB: 2 BB: 2 P: 30		R: 0 E: 0 K: 0 S: 9	H: 1 LOB: 1 BB: 0 P: 15	1B: 1 2B: 1 3B: 0 HR: 1	SF: 0 SAC: 0 DP: 0 HBP: 1	WP: 3 PB: 0 SB: 0 CS: 0	PA: 34				
<b>PITCHER</b>	IP	WLS	BF	H	R	ER	SO	BB	IBB	HBP	BLK	WP	HR	S	P	ERA	WHIP										
Tom Candiotti, R (1, 1) ERA: 3.1	7.2	L	30	5	5	1	7	2	0	1	0	0	1	67	110	1.17	0.391										
Doug Jones, R (8, 1) ERA: 1.33	0.1		4	2	1	0	1	0	1	0	0	1	1	5	10	0.00	6.000										

AB	35
R	4
H	8
RBI	4
BB	4
SO	9
LOB	14



AB	30
R	6
H	3
RBI	5
BB	3
SO	8
LOB	6









Batter	1	2	3	4	5	6	7	8	9	AB	R	H	RBI	BB	SO	LOB	TOP					
Alex Cole, L (1, 8) OBP: 0.500, SLG: 0.417										3	2	1	0	2	1	0	<b>Cleveland Indians @ New York Yankees</b> Yankee Stadium, Bronx, NY Sun Aug 05 1990, 3:33 AM EDT Att: 34,488 - Overcast - 77 F					
Tom Brookens, R (1, 4) OBP: 0.303, SLG: 0.313										4	0	1	1	0	1	2						
Sandy Alomar Jr., R (1, 2) OBP: 0.323, SLG: 0.391										4	0	0	0	0	0	2						
Candy Maldonado, R (1, 7) OBP: 0.339, SLG: 0.453										4	0	1	1	0	0	0						
Chris James, R (1, 10) OBP: 0.332, SLG: 0.427										3	1	2	1	1	0	0						
Brook Jacoby, R (1, 5) OBP: 0.394, SLG: 0.447										4	0	0	0	0	0	3						
Cory Snyder, R (1, 9) OBP: 0.277, SLG: 0.438										4	0	0	0	0	0	2						
Jeff Manto, R (1, 3) OBP: 0.324, SLG: 0.231										1	0	0	0	3	0	0						
Felix Fermin, R (1, 6) OBP: 0.253, SLG: 0.279										3	0	0	0	0	0	5						
Dion James, L (9, PH) OBP: 0.345, SLG: 0.371										0	0	0	0	0	0	0						
Mitch Webster, S (9, PH) OBP: 0.294, SLG: 0.409										1	0	0	0	0	0	1						
<b>Inning Stats</b>	R: 0 E: 0 K: 1 S: 7	H: 0 LOB: 0 BB: 0 P: 10	R: 0 E: 0 K: 0 S: 4	H: 0 LOB: 0 BB: 0 P: 5	R: 0 E: 0 K: 0 S: 2	H: 0 LOB: 0 BB: 1 P: 6	R: 0 E: 0 K: 0 S: 4	H: 0 LOB: 0 BB: 0 P: 8	R: 1 E: 0 K: 0 S: 7	H: 1 LOB: 0 BB: 0 P: 9	R: 1 E: 1 K: 0 S: 11	H: 2 LOB: 1 BB: 1 P: 19	R: 0 E: 1 K: 0 S: 8	H: 0 LOB: 2 BB: 2 P: 17	R: 1 E: 0 K: 0 S: 12	H: 2 LOB: 2 BB: 1 P: 23	R: 0 E: 1 K: 1 S: 16	H: 0 LOB: 2 BB: 1 P: 26	1B: 4 2B: 0 3B: 0 HR: 1	SF: 0 SAC: 1 DP: 2 HBP: 0	WP: 0 PB: 1 CS: 0	PA: 38
<b>PITCHER</b>	IP WLS BF H R ER SO BB IBB HBP BLK WP HR S P ERA WHIP																					
Dave LaPoint, L (1, 1) ERA: 3.96	7.0	27	3	2	1	1	1	4	0	0	0	0	0	0	1	43	74	1.29	1.000			
Lee Guetterman, L (8, 1) ERA: 3.0	0.2	5	2	1	1	0	0	1	0	0	0	0	0	0	0	11	21	13.50	4.500			
Jeff Robinson, R (8, 1) ERA: 3.93	0.2	3	0	0	0	0	0	0	0	0	0	0	0	0	7	10	0.00	0.000				
Greg Cadaret, L (9, 1) ERA: 3.63	0.2	W 3	0	0	0	1	1	0	0	0	0	0	0	0	10	18	0.00	1.500				

Batter	1	2	3	4	5	6	7	8	9	AB	R	H	RBI	BB	SO	LOB	BOTTOM					
Roberto Kelly, R (1, 8) OBP: 0.321, SLG: 0.418										5	1	2	2	0	0	3	<b>Cleveland Indians @ New York Yankees</b> Yankee Stadium, Bronx, NY Sun Aug 05 1990, 3:33 AM EDT Att: 34,488 - Overcast - 77 F					
Steve Sax, R (1, 4) OBP: 0.320, SLG: 0.335										4	0	0	0	0	0	4						
Oscar Azocar, L (1, 7) OBP: 0.346, SLG: 0.550										4	0	2	0	0	0	1						
Mel Hall, L (1, 9) OBP: 0.281, SLG: 0.458										3	0	0	0	0	0	3						
Jesse Barfield, R (8, PH) OBP: 0.337, SLG: 0.450										1	0	1	0	0	0	0						
Kevin Maas, L (1, 3) OBP: 0.390, SLG: 0.640										3	1	0	0	1	0	1						
Matt Nokes, L (1, 10) OBP: 0.314, SLG: 0.402										2	1	1	0	1	0	0						
Steve Balboni, R (8, PH) OBP: 0.310, SLG: 0.434										1	0	0	0	0	1	2						
Jim Leyritz, R (1, 5) OBP: 0.362, SLG: 0.358										4	1	1	1	0	1	3						
Bob Geren, R (1, 2) OBP: 0.257, SLG: 0.346										4	0	1	1	0	0	0						
Wayne Tolleson, S (1, 6) OBP: 0.236, SLG: 0.255										3	1	1	0	1	0	1						
<b>Inning Stats</b>	R: 0 E: 0 K: 0 S: 8	H: 1 LOB: 1 BB: 0 P: 12	R: 0 E: 0 K: 1 S: 9	H: 0 LOB: 0 BB: 0 P: 12	R: 0 E: 0 K: 0 S: 6	H: 0 LOB: 1 BB: 1 P: 13	R: 0 E: 0 K: 0 S: 14	H: 3 LOB: 1 BB: 1 P: 23	R: 0 E: 0 K: 0 S: 5	H: 1 LOB: 0 BB: 0 P: 7	R: 0 E: 0 K: 0 S: 3	H: 1 LOB: 1 BB: 0 P: 7	R: 0 E: 1 K: 0 S: 5	H: 0 LOB: 1 BB: 0 P: 12	R: 0 E: 0 K: 1 S: 13	H: 1 LOB: 2 BB: 1 P: 21	R: 2 E: 0 K: 0 S: 8	H: 2 LOB: 0 BB: 0 P: 13	1B: 6 2B: 2 3B: 0 HR: 1	SF: 0 SAC: 0 DP: 2 HBP: 0	WP: 1 PB: 0 CS: 0	PA: 37
<b>PITCHER</b>	IP WLS BF H R ER SO BB IBB HBP BLK WP HR S P ERA WHIP																					
Mike Walker, R (1, 1) ERA: 4.33	7.0	29	6	3	3	1	1	2	0	0	1	1	0	0	0	50	86	3.86	1.143			
Jesse Orasco, L (8, 1) ERA: 4.09	0.1	3	1	0	0	0	0	0	1	0	0	0	0	0	7	13	0.00	3.000				
Steve Olin, R (8, 1) ERA: 4.19	1.0	L 5	2	2	2	1	0	0	0	0	0	1	14	21	18.00	2.000						





Batter	1	2	3	4	5	6	7	8	9	AB	R	H	RBI	BB	SO	LOB	TOP			
Alex Cole, L OBP: 0.500, SLG: 0.410 (1, 8)										3	0	1	0	1	0	1				
Dion James, L OBP: 0.343, SLG: 0.369 (1, 3)										4	0	1	0	0	0	3				
Sandy Alomar Jr., R OBP: 0.319, SLG: 0.386 (1, 2)										4	0	0	0	0	0	2				
Candy Maldonado, R OBP: 0.338, SLG: 0.451 (1, 10)										4	0	1	0	0	0	1				
Chris James, R OBP: 0.334, SLG: 0.434 (1, 7)										4	1	2	0	0	0	1				
Brook Jacoby, R OBP: 0.383, SLG: 0.445 (1, 5)										4	0	1	1	0	0	2				
Cory Snyder, R OBP: 0.277, SLG: 0.436 (1, 9)										4	0	1	0	0	1	2				
Tom Brookens, R OBP: 0.294, SLG: 0.302 (1, 4)										4	0	0	0	0	3	3				
Felix Fermin, R OBP: 0.253, SLG: 0.277 (1, 6)										2	0	0	0	1	0	2				
<b>Inning Stats</b>	R: 0 E: 0 K: 0 S: 14	H: 0 LOB: 1 BB: 1 P: 24	R: 0 E: 0 K: 1 S: 8	H: 1 LOB: 1 BB: 0 P: 12	R: 0 E: 0 K: 0 S: 10	H: 1 LOB: 1 BB: 0 P: 13	R: 1 E: 1 K: 1 S: 14	H: 3 LOB: 2 BB: 0 P: 18	R: 0 E: 0 K: 0 S: 6	H: 1 LOB: 1 BB: 0 P: 8	R: 0 E: 0 K: 1 S: 7	H: 0 LOB: 1 BB: 1 P: 15	R: 0 E: 0 K: 0 S: 6	H: 0 LOB: 0 BB: 0 P: 11	R: 0 E: 0 K: 1 S: 6	H: 0 LOB: 0 BB: 0 P: 10	1B: 5 2B: 2 3B: 0 HR: 0	SF: 0 SAC: 0 DP: 0 HBP: 0	WP: 0 PB: 0 SB: 1 CS: 0	PA: 35
<b>PITCHER</b>	IP WLS BF H R ER SO BB IBB HBP BLK WP HR S P ERA WHIP																			
Andy Hawkins, R ERA: 5.55 (1, 1)	8.0 W 32 7 1 1 3 2 0 0 0 0 0 0 73 113 1.12 1.125																			
Dave Righetti, L ERA: 3.73 (9, 1)	1.0 S 3 0 0 0 1 0 0 0 0 0 0 0 6 10 0.00 0.000																			

Cleveland Indians @ New York Yankees  
Yankee Stadium, Bronx, NY  
Mon Aug 06 1990, 3:33 AM EDT  
Att. 22,205 - Cloudy


AB	33
R	1
H	7
RBI	1
BB	2
SO	4
LOB	17



Batter	1	2	3	4	5	6	7	8	9	AB	R	H	RBI	BB	SO	LOB	BOTTOM			
Roberto Kelly, R OBP: 0.323, SLG: 0.426 (1, 8)										4	1	2	1	0	0	1				
Steve Sax, R OBP: 0.317, SLG: 0.332 (1, 4)										4	0	0	0	0	0	2				
Oscar Azocar, L OBP: 0.341, SLG: 0.536 (1, 7)										4	0	1	0	0	1	1				
Steve Balboni, R OBP: 0.314, SLG: 0.432 (1, 10)										3	0	1	0	1	1	0				
Randy Velarde, R OBP: 0.259, SLG: 0.261 (8, PR)										0	0	0	0	0	0	0				
Kevin Maas, L OBP: 0.394, SLG: 0.667 (1, 3)										4	1	2	1	0	1	2				
Jesse Barfield, R OBP: 0.336, SLG: 0.445 (1, 9)										3	0	0	0	1	1	2				
Mel Hall, L OBP: 0.281, SLG: 0.458 (9, 9)										0	0	0	0	0	0	0				
Jim Leyritz, R OBP: 0.360, SLG: 0.356 (1, 5)										4	0	1	0	0	2	5				
Bob Geren, R OBP: 0.258, SLG: 0.350 (1, 2)										3	0	1	0	0	0	4				
Wayne Tolleson, S OBP: 0.224, SLG: 0.241 (1, 6)										3	0	0	0	0	2	1				
<b>Inning Stats</b>	R: 1 E: 0 K: 2 S: 13	H: 1 LOB: 0 BB: 0 P: 18	R: 0 E: 0 K: 1 S: 6	H: 0 LOB: 0 BB: 0 P: 8	R: 0 E: 0 K: 1 S: 7	H: 1 LOB: 1 BB: 0 P: 8	R: 0 E: 0 K: 1 S: 11	H: 2 LOB: 3 BB: 1 P: 19	R: 0 E: 0 K: 0 S: 9	H: 1 LOB: 1 BB: 0 P: 12	R: 1 E: 0 K: 0 S: 10	H: 2 LOB: 1 BB: 0 P: 12	R: 0 E: 0 K: 0 S: 8	H: 0 LOB: 0 BB: 0 P: 11	R: 0 E: 0 K: 2 S: 15	H: 1 LOB: 2 BB: 1 P: 22	1B: 5 2B: 1 3B: 0 HR: 2	SF: 0 SAC: 0 DP: 0 HBP: 0	WP: 0 PB: 0 SB: 1 CS: 0	PA: 34
<b>PITCHER</b>	IP WLS BF H R ER SO BB IBB HBP BLK WP HR S P ERA WHIP																			
Greg Swindell, L ERA: 3.95 (1, 1)	8.0 L 34 8 2 2 8 2 0 0 0 0 0 2 79 110 2.25 1.250																			

Cleveland Indians @ New York Yankees  
Yankee Stadium, Bronx, NY  
Mon Aug 06 1990, 3:33 AM EDT  
Att. 22,205 - Cloudy

AB	32
R	2
H	8
RBI	2
BB	2
SO	8
LOB	18





Batter	1	2	3	4	5	6	7	8	9	AB	R	H	RBI	BB	SO	LOB	TOP					
<b>Roberto Kelly, R</b> OBP: 0.321, SLG: 0.423 (1, 8)	G5-3		P3			FC5-4		SH3		3	0	0	0	0	0	1	<b>New York Yankees @ Seattle Mariners</b> The Kingdome, Seattle, WA Tue Aug 07 1990, 10:05 PM EDT Att: 17,823 - Dome					
<b>Steve Sax, R</b> OBP: 0.314, SLG: 0.329 (1, 4)	L7			K		G6-3		K		4	0	0	0	0	2	2						
<b>Oscar Azocar, L</b> OBP: 0.326, SLG: 0.511 (1, 7)	F8			G4-3			G6-3	F9		4	0	0	0	0	0	1						
<b>Mel Hall, L</b> OBP: 0.281, SLG: 0.458 <b>Jesse Barfield, R</b> OBP: 0.336, SLG: 0.445 (9, 9)		L8			K				K	4	1	1	0	0	2	0						
<b>Kevin Maas, L</b> OBP: 0.398, SLG: 0.688 (1, 3)										3	2	1	1	1	1	0						
<b>Matt Nokes, L</b> OBP: 0.313, SLG: 0.399 (1, 10)										4	0	1	1	0	1	0						
<b>Jim Leyritz, R</b> OBP: 0.355, SLG: 0.350 (1, 5)										3	0	0	0	0	0	1						
<b>Bob Geren, R</b> OBP: 0.254, SLG: 0.345 (1, 2)			L7							3	0	0	0	0	0	1						
<b>Wayne Tolleson, S</b> OBP: 0.246, SLG: 0.250 <b>Alvaro Espinoza, R</b> OBP: 0.256, SLG: 0.277 (9, 6)										2	0	1	0	1	1	0						
<b>Inning Stats</b>	R: 0 E: 0 K: 0 S: 4	H: 0 LOB: 0 BB: 0 P: 6	R: 1 E: 0 K: 1 S: 7	H: 1 LOB: 0 BB: 0 P: 10	R: 0 E: 0 K: 1 S: 7	H: 0 LOB: 0 BB: 0 P: 10	R: 0 E: 0 K: 2 S: 8	H: 0 LOB: 0 BB: 0 P: 13	R: 0 E: 0 K: 1 S: 12	H: 0 LOB: 0 BB: 0 P: 21	R: 0 E: 0 K: 0 S: 7	H: 0 LOB: 1 BB: 1 P: 16	R: 2 E: 1 K: 0 S: 9	H: 2 LOB: 1 BB: 1 P: 15	R: 0 E: 0 K: 1 S: 12	H: 1 LOB: 1 BB: 0 P: 20		R: 0 E: 0 K: 1 S: 7	H: 0 LOB: 0 BB: 0 P: 10	1B: 2 2B: 1 3B: 0 HR: 1	SF: 0 SAC: 1 DP: 0 HBP: 0	WP: 0 SB: 0 CS: 0
<b>PITCHER</b> <b>Erik Hanson, R</b> ERA: 3.65 (1, 1)	IP: 9.0 WLS: L BF: 33	H: 4 R: 3 ER: 3 SO: 7	BB: 1 IBB: 1 HBP: 0 BLK: 0	WP: 0 HR: 1 S: 73 P: 121	ERA: 3.00 WHIP: 0.556											ERA: 3.00 WHIP: 0.556						

AB	30
R	3
H	4
RBI	2
BB	2
SO	7
LOB	6



Batter	1	2	3	4	5	6	7	8	9	AB	R	H	RBI	BB	SO	LOB	BOTTOM			
<b>Harold Reynolds, S</b> OBP: 0.342, SLG: 0.341 (1, 4)	G3				G1-3				FC5	4	0	1	0	1	0	2	<b>New York Yankees @ Seattle Mariners</b> The Kingdome, Seattle, WA Tue Aug 07 1990, 10:05 PM EDT Att: 17,823 - Dome			
<b>Greg Britley, L</b> OBP: 0.301, SLG: 0.364 <b>Henry Cotto, R</b> OBP: 0.321, SLG: 0.368 (7, PH) (8, 9)	G3-1		FC6-4		F7		FC6		K	3	0	1	0	0	0	2				
<b>Ken Griffey Jr., L</b> OBP: 0.385, SLG: 0.492 (1, 8)	G3-1		FC5-4		G4-3					4	0	0	1	0	0	2				
<b>Alvin Davis, L</b> OBP: 0.393, SLG: 0.415 (1, 10)	F7									2	0	0	0	2	0	1				
<b>Jeffrey Leonard, R</b> OBP: 0.274, SLG: 0.345 (1, 7)		F8			F9					4	0	1	0	0	1	3				
<b>Pete O'Brien, L</b> OBP: 0.286, SLG: 0.277 (1, 3)		F8				G6-3				3	0	1	0	1	0	1				
<b>Edgar Martinez, R</b> OBP: 0.408, SLG: 0.454 (1, 5)										3	0	1	0	1	1	2				
<b>Dave Valle, R</b> OBP: 0.309, SLG: 0.328 <b>Scott Bradley, L</b> OBP: 0.270, SLG: 0.298 (4, PR) (5, 2)										1	0	0	0	0	0	1				
<b>Tracy Jones, R</b> OBP: 0.308, SLG: 0.395 (9, PH)										1	0	0	0	0	0	1				
<b>Omar Vizquel, S</b> OBP: 0.293, SLG: 0.367 (1, 6)										4	1	1	0	0	1	4				
<b>Inning Stats</b>	R: 0 E: 0 K: 0 S: 10	H: 1 LOB: 1 BB: 0 P: 15	R: 0 E: 0 K: 1 S: 8	H: 1 LOB: 1 BB: 0 P: 14	R: 1 E: 0 K: 0 S: 10	H: 1 LOB: 2 BB: 2 P: 22	R: 0 E: 0 K: 0 S: 6	H: 1 LOB: 2 BB: 0 P: 10	R: 0 E: 0 K: 0 S: 10	H: 0 LOB: 0 BB: 0 P: 14	R: 0 E: 0 K: 1 S: 8	H: 2 LOB: 2 BB: 0 P: 12	R: 0 E: 0 K: 1 S: 10	H: 0 LOB: 1 BB: 2 P: 24	R: 0 E: 1 K: 1 S: 12	H: 0 LOB: 2 BB: 1 P: 21	1B: 3 2B: 3 3B: 0 HR: 0	SF: 0 SAC: 0 DP: 1 HBP: 1	WP: 0 SB: 0 CS: 1	PA: 39
<b>PITCHER</b> <b>Mike Witt, R</b> ERA: 2.82 <b>Greg Cadaret, L</b> ERA: 3.57 <b>Jeff Robinson, R</b> ERA: 3.91 <b>Dave Righetti, L</b> ERA: 3.69 (1, 1) (7, 1) (8, 1) (9, 1)	IP: 6.0 WLS: W BF: 24	H: 4 R: 1 ER: 1 SO: 1	BB: 2 IBB: 0 HBP: 0 BLK: 0	WP: 0 HR: 0 S: 50 P: 84	ERA: 1.50 WHIP: 1.000											ERA: 1.50 WHIP: 1.000				










Batter	1	2	3	4	5	6	7	8	9	AB	R	H	RBI	BB	SO	LOB	TOP			
<b>Roberto Kelly, R</b> OBP: 0.319, SLG: 0.416 (1, 8)	4-1 FC1-6 BB		3-3 K		2-2 G2-3			0-0 G6-3		3	0	0	0	1	1	2				
<b>Steve Sax, R</b> OBP: 0.310, SLG: 0.324 (1, 4)	1-1 FC1-6 1-2		0-3 K		0-0 G5-3			1-1 G1-4-3		4	0	0	0	0	1	2				
<b>Oscar Azocar, L</b> OBP: 0.320, SLG: 0.500 (1, 7)	0-3 K		0-0 G3		0-1 G4-3			0-0 G4-3		4	0	0	0	0	1	1				
<b>Steve Balboni, R</b> OBP: 0.307, SLG: 0.420 (1, 10)	0-1 P3			1-0 G5-3		1-1 F7		2-0 G6-3		4	0	0	0	0	1					
<b>Kevin Maas, L</b> OBP: 0.380, SLG: 0.641 (1, 3)		2-2 G4-3		2-0 G4-3		2-3 K		1-3 K		4	0	0	0	2	0					
<b>Jesse Barfield, R</b> OBP: 0.338, SLG: 0.454 (1, 9)		4-2 1B BB		3-2 G5-3		3-1 G6-3				2	1	0	0	1	0	0				
<b>Jim Leyritz, R</b> OBP: 0.359, SLG: 0.352 (1, 5)		2-1 1B 1B		4-0 SH1-3 BB		0-1 P3				2	0	1	0	1	0	0				
<b>Bob Geren, R</b> OBP: 0.260, SLG: 0.349 (1, 2)		0-0 SH1-3 1B		1-1 SH1-3		0-3 K				2	0	1	1	0	1	0				
<b>Alvaro Espinoza, R</b> OBP: 0.259, SLG: 0.284 (1, 6)		1-2 3-H 0-2 G6-4-3		2-2 G5-3		1-1 2B				3	0	1	0	0	0	3				
<b>Inning Stats</b>	R: 0 H: 0 E: 0 K: 1 S: 8	H: 0 LOB: 1 BB: 1 P: 13	R: 1 H: 2 E: 0 K: 0 S: 16	H: 1 LOB: 1 BB: 1 P: 24	R: 0 H: 0 E: 0 K: 2 S: 10	H: 0 LOB: 0 BB: 0 P: 13	R: 0 H: 0 E: 0 K: 0 S: 5	H: 0 LOB: 1 BB: 1 P: 11	R: 0 H: 0 E: 0 K: 0 S: 12	H: 0 LOB: 0 BB: 0 P: 6	R: 0 H: 0 E: 0 K: 1 S: 7	H: 0 LOB: 0 BB: 0 P: 12	R: 0 H: 1 E: 0 K: 1 S: 9	H: 1 LOB: 1 BB: 0 P: 11	R: 0 H: 0 E: 0 K: 1 S: 7	H: 0 LOB: 0 BB: 0 P: 10	1B: 2 2B: 1 3B: 0 HR: 0	SF: 0 SAC: 1 DP: 1 HBP: 0	WP: 0 PB: 0 CS: 0	PA: 32
<b>PITCHER</b> <b>Matt Young, L</b> ERA: 3.53 (1, 1)	IP: 9.0 WLS: L BF: 32 H: 3 R: 1 ER: 1 SO: 6 BB: 3 IBB: 0 HBP: 0 BLK: 0 WP: 0 HR: 0 S: 79 P: 121 ERA: 1.00 WHIP: 0.667															<b>PITCHER</b>	IP: 9.0 WLS: L BF: 32 H: 3 R: 1 ER: 1 SO: 6 BB: 3 IBB: 0 HBP: 0 BLK: 0 WP: 0 HR: 0 S: 79 P: 121 ERA: 1.00 WHIP: 0.667			

**New York Yankees @ Seattle Mariners**  
The Kingdome, Seattle, WA  
Thu Aug 09 1990, 10:05 PM EDT  
Att: 15,329 - Unknown - 72 F

livebaseballscores.com

AB 28  
R 1  
H 3  
RBI 1  
BB 3  
SO 6  
LOB 9




Batter	1	2	3	4	5	6	7	8	9	AB	R	H	RBI	BB	SO	LOB	BOTTOM					
<b>Harold Reynolds, S</b> OBP: 0.345, SLG: 0.346 (1, 4)	3-3 K		0-1 FC3-6 CS		2-0 G1-6-3 1B			1-0 SH3-4		3	0	1	0	0	1	1						
<b>Greg Britley, L</b> OBP: 0.300, SLG: 0.360 (1, 9)	1-0 G6-3		1-0 CS	1-0 G4-3		0-0 G1-6-3		4-0 SAFE BB		3	0	0	0	1	0	2						
<b>Ken Griffey Jr., L</b> OBP: 0.385, SLG: 0.492 (1, 8)	1-3 K		1-3 K	1-3 K		3-2 G3		0-3 K		4	0	0	0	0	3	2						
<b>Alvin Davis, L</b> OBP: 0.388, SLG: 0.407 (1, 10)		2-1 G4-3		0-1 G4-3		1-2 G5-3		2-1 G6-3		4	0	0	0	0	0	2						
<b>Pete O'Brien, L</b> OBP: 0.290, SLG: 0.294 (1, 3)		0-0 F8		3-1 L9		2-3 K				3	0	0	0	0	1	0						
<b>Jeffrey Leonard, R</b> OBP: 0.274, SLG: 0.347 (1, 7)		1-0 2B		1-3 K		1-3 K		1-3 K		3	0	1	0	0	2	0						
<b>Edgar Martinez, R</b> OBP: 0.400, SLG: 0.444 (1, 5)		1-3 K		3-3 K		0-0 F9		0-0 G6-3		3	0	0	0	0	2	1						
<b>Scott Bradley, L</b> OBP: 0.271, SLG: 0.295 (1, 2)			2-0 G4-3		4-0 1B BB		0-0 G6-3			2	0	0	0	1	0	0						
<b>Omar Vizquel, S</b> OBP: 0.296, SLG: 0.351 (1, 6)			4-2 FC3-6 BB		2-0 B3-4			4-1 SH3-4 BB		1	0	0	0	2	0	1						
<b>Mike Brumley, S</b> OBP: 0.261, SLG: 0.303 (9, PR)										0	0	0	0	0	0	0						
<b>Inning Stats</b>	R: 0 H: 0 E: 0 K: 2 S: 7	H: 1 LOB: 0 BB: 0 P: 12	R: 0 H: 1 E: 0 K: 1 S: 9	H: 1 LOB: 0 BB: 0 P: 13	R: 0 H: 0 E: 0 K: 0 S: 5	H: 0 LOB: 0 BB: 1 P: 12	R: 0 H: 0 E: 0 K: 1 S: 6	H: 0 LOB: 0 BB: 0 P: 8	R: 0 H: 1 E: 0 K: 2 S: 8	H: 0 LOB: 0 BB: 0 P: 15	R: 0 H: 1 E: 0 K: 0 S: 3	H: 1 LOB: 1 BB: 1 P: 11	R: 0 H: 0 E: 0 K: 1 S: 9	H: 0 LOB: 0 BB: 0 P: 15	R: 0 H: 0 E: 0 K: 1 S: 5	H: 0 LOB: 2 BB: 2 P: 6	R: 0 H: 0 E: 0 K: 1 S: 7	H: 0 LOB: 2 BB: 2 P: 18	1B: 1 2B: 1 3B: 0 HR: 0	SF: 0 SAC: 1 DP: 1 HBP: 0	WP: 0 PB: 0 CS: 1	PA: 32
<b>PITCHER</b> <b>Tim Leary, R</b> ERA: 4.16 (1, 1)	IP: 8.1 WLS: W BF: 29 H: 2 R: 0 ER: 0 SO: 8 BB: 4 IBB: 0 HBP: 0 BLK: 0 WP: 0 HR: 0 S: 54 P: 103 ERA: 0.00 WHIP: 0.720															<b>PITCHER</b> <b>Lee Guetterman, L</b> ERA: 2.97 (9, 1)	IP: 0.2 WLS: S BF: 2 H: 0 R: 0 ER: 0 SO: 1 BB: 0 IBB: 0 HBP: 0 BLK: 0 WP: 0 HR: 0 S: 5 P: 7 ERA: 0.00 WHIP: 0.000					


**New York Yankees @ Seattle Mariners**  
The Kingdome, Seattle, WA  
Thu Aug 09 1990, 10:05 PM EDT  
Att: 15,329 - Unknown - 72 F


livebaseballscores.com

AB 26  
R 0  
H 2  
RBI 0  
BB 4  
SO 9  
LOB 9





Batter	1	2	3	4	5	6	7	8	9	AB	R	H	RBI	BB	SO	LOB	TOP										
<b>Roberto Kelly, R</b> OBP: 0.318, SLG: 0.415 (1, 8)	G6-3		K			G6-3			BB	4	0	1	0	0	1	0	<b>New York Yankees @ Oakland Athletics</b> Oakland-Alameda County Coliseum, Oakland, CA Fri Aug 10 1990, 7:05 PM PDT Att: 44,400 - Unknown - 73 F  <a href="http://livebaseballscorecards.com">livebaseballscorecards.com</a>  <b>AB</b> 28 <b>R</b> 0 <b>H</b> 3 <b>RBI</b> 0 <b>BB</b> 3 <b>SO</b> 9 <b>LOB</b> 12 										
<b>Steve Sax, R</b> OBP: 0.312, SLG: 0.324 (1, 4)	1B		G6-3			G4-3			BB	3	0	1	0	1	0	0											
<b>Oscar Azocar, L</b> OBP: 0.307, SLG: 0.480 (1, 7)	K			G6-3		G4-3			F9	4	0	0	0	0	1	3											
<b>Mel Hall, L</b> OBP: 0.281, SLG: 0.465 (1, 10)	F8			P5		F9			K	4	0	0	0	0	1	3											
<b>Kevin Maas, L</b> OBP: 0.379, SLG: 0.632 (1, 3)		FC1-5 WP		F9		G4-3				3	0	1	0	0	0	0											
<b>Jesse Barfield, R</b> OBP: 0.340, SLG: 0.452 (1, 9)		FC1-5 BB			K				G3-6 BB	1	0	0	0	2	1	0											
<b>Jim Leyritz, R</b> OBP: 0.354, SLG: 0.346 (1, 5)		FC1-5			K				K	3	0	0	0	0	2	3											
<b>Brian Dorsett, R</b> OBP: 0.227, SLG: 0.200 (8, PH)										2	0	0	0	0	1	2											
<b>Matt Nokes, L</b> OBP: 0.312, SLG: 0.397 (8, PH)										1	0	0	0	0	0	1											
<b>Bob Geren, R</b> OBP: 0.260, SLG: 0.349 (8, 2)										0	0	0	0	0	0	0											
<b>Alvaro Espinoza, R</b> OBP: 0.258, SLG: 0.282 (9, PH)										2	0	0	0	0	1	0											
<b>Steve Balboni, R</b> OBP: 0.305, SLG: 0.418 (9, PH)										1	0	0	0	0	1	0											
<b>Inning Stats</b>	R: 0 E: 0 K: 1 S: 9	H: 1 LOB: 1 BB: 0 P: 14	R: 0 E: 0 K: 0 S: 10	H: 1 LOB: 1 BB: 1 P: 19	R: 0 E: 0 K: 1 S: 6	H: 0 LOB: 0 BB: 0 P: 6	R: 0 E: 0 K: 0 S: 6	H: 0 LOB: 0 BB: 0 P: 6	R: 0 E: 0 K: 1 S: 10	H: 0 LOB: 0 BB: 0 P: 15	R: 0 E: 0 K: 0 S: 8	H: 0 LOB: 0 BB: 0 P: 14	R: 0 E: 0 K: 0 S: 9	H: 0 LOB: 0 BB: 0 P: 12	R: 0 E: 0 K: 1 S: 5	H: 0 LOB: 0 BB: 1 P: 11	R: 0 E: 0 K: 2 S: 13	H: 1 LOB: 2 BB: 1 P: 24	1B: 3 2B: 0 3B: 0 HR: 0	SF: 0 SAC: 0 DP: 2 HBP: 0	WP: 1 PB: 0 SB: 0 CS: 0	PA: 31					
<b>PITCHER</b>	IP	WLS	BF	H	R	ER	SO	BB	IBB	HBP	BLK	WP	HR	S	P	ERA	WHIP										
<b>Dave Stewart, R</b> ERA: 2.46 (1, 1)	8.2	W	30	3	0	0	8	3	0	0	0	1	0	73	117	0.00	0.692										
<b>Rick Honeycutt, L</b> ERA: 2.66 (9, 1)	0.1	S	1	0	0	0	1	0	0	0	0	0	0	3	4	0.00	0.000										

Batter	1	2	3	4	5	6	7	8	9	AB	R	H	RBI	BB	SO	LOB	BOTTOM										
<b>Carney Lansford, R</b> OBP: 0.329, SLG: 0.329 (1, 5)	G3-6-1		K			S			BB	4	1	3	0	1	1	1	<b>New York Yankees @ Oakland Athletics</b> Oakland-Alameda County Coliseum, Oakland, CA Fri Aug 10 1990, 7:05 PM PDT Att: 44,400 - Unknown - 73 F  <a href="http://livebaseballscorecards.com">livebaseballscorecards.com</a>  <b>AB</b> 29 <b>R</b> 3 <b>H</b> 8 <b>RBI</b> 3 <b>BB</b> 8 <b>SO</b> 5 <b>LOB</b> 29 										
<b>Willie Randolph, R</b> OBP: 0.319, SLG: 0.317 (1, 10)	G3-6-1		F9			BB			L7	5	1	1	0	0	0	5											
<b>Jose Canseco, R</b> OBP: 0.386, SLG: 0.618 (1, 9)	K		F8			P2			K	4	0	0	0	1	2	4											
<b>Dave Henderson, R</b> OBP: 0.334, SLG: 0.485 (1, 8)		G6-4-3		P2		F8			P3	3	0	1	0	1	0	3											
<b>Terry Steinbach, R</b> OBP: 0.282, SLG: 0.356 (1, 2)		G6-4-3		BB		HBP			G5-3	3	1	1	2	0	0	4											
<b>Mark McCwire, R</b> OBP: 0.351, SLG: 0.464 (1, 3)		BB		BB		F8			F8	2	0	0	0	2	0	2											
<b>Felix Jose, S</b> OBP: 0.308, SLG: 0.385 (1, 7)		BB		K					G4-3	2	0	0	0	1	1	2											
<b>Walt Weiss, S</b> OBP: 0.336, SLG: 0.337 (1, 6)				BB		F8				4	0	2	1	0	1	5											
<b>Mike Gallego, R</b> OBP: 0.269, SLG: 0.286 (1, 4)				P4		FC1-5			FC5-4	2	0	0	0	2	0	3											
<b>Inning Stats</b>	R: 0 E: 0 K: 1 S: 6	H: 1 LOB: 0 BB: 0 P: 9	R: 0 E: 0 K: 0 S: 5	H: 1 LOB: 2 BB: 2 P: 15	R: 0 E: 0 K: 1 S: 8	H: 0 LOB: 1 BB: 1 P: 15	R: 1 E: 0 K: 1 S: 17	H: 1 LOB: 2 BB: 1 P: 28	R: 2 E: 0 K: 1 S: 16	H: 3 LOB: 3 BB: 1 P: 25	R: 0 E: 0 K: 0 S: 8	H: 0 LOB: 3 BB: 3 P: 26	R: 0 E: 0 K: 0 S: 8	H: 1 LOB: 1 BB: 0 P: 15	R: 0 E: 0 K: 1 S: 8	H: 1 LOB: 1 BB: 0 P: 13		1B: 8 2B: 1 3B: 0 HR: 0	SF: 0 SAC: 0 DP: 3 HBP: 2	WP: 0 PB: 0 SB: 1 CS: 1	PA: 39						
<b>PITCHER</b>	IP	WLS	BF	H	R	ER	SO	BB	IBB	HBP	BLK	WP	HR	S	P	ERA	WHIP										
<b>Dave LaPoint, L</b> ERA: 4.04 (1, 1)	4.1	L	23	6	3	3	3	5	0	1	0	0	0	46	81	6.23	2.538										
<b>Eric Plunk, R</b> ERA: 3.19 (5, 1)	1.0		7	0	0	0	1	3	0	1	0	0	0	11	31	0.00	3.000										
<b>Jeff Robinson, R</b> ERA: 3.77 (6, 1)	2.2		9	2	0	0	1	0	0	0	0	0	0	19	34	0.00	0.750										



Batter	1	2	3	4	5	6	7	8	9	AB	R	H	RBI	BB	SO	LOB	TOP								
<b>Roberto Kelly, R</b> OBP: 0.322, SLG: 0.416 (1, 8)										3	0	2	0	1	0	2	<b>New York Yankees @ Oakland Athletics</b> Oakland-Alameda County Coliseum, Oakland, CA Sat Aug 11 1990, 3:33 AM PDT Att: 43,479 - Sunny - 80 F								
<b>Steve Sax, R</b> OBP: 0.312, SLG: 0.323 (1, 4)										4	0	1	0	0	1	2									
<b>Oscar Azocar, L</b> OBP: 0.295, SLG: 0.462 (1, 7)										4	0	0	0	0	0	3									
<b>Steve Balboni, R</b> OBP: 0.306, SLG: 0.413 (8, PH)										2	0	0	0	1	1	2									
<b>Matt Nokes, L</b> OBP: 0.311, SLG: 0.395 (8, PH)										1	0	0	0	0	0	1									
<b>Kevin Maas, L</b> OBP: 0.393, SLG: 0.655 (1, 3)										4	1	2	1	0	1	0									
<b>Jesse Barfield, R</b> OBP: 0.344, SLG: 0.452 (6, PH)										0	0	0	0	2	0	0									
<b>Mel Hall, L</b> OBP: 0.279, SLG: 0.462 (6, 9)										2	0	0	0	0	1	2									
<b>Rick Cerone, R</b> OBP: 0.381, SLG: 0.475 (1, 2)										4	0	1	0	0	0	1									
<b>Jim Leyritz, R</b> OBP: 0.352, SLG: 0.344 (1, 5)										4	0	1	0	0	1	2									
<b>Alvaro Espinoza, R</b> OBP: 0.255, SLG: 0.279 (1, 6)										4	0	0	0	0	0	3									
<b>Inning Stats</b>	R: 0 E: 0 K: 1 S: 9	H: 2 LOB: 1 BB: 0 P: 14	R: 0 E: 0 K: 1 S: 5	H: 0 LOB: 0 BB: 1 P: 12	R: 0 E: 0 K: 0 S: 11	H: 1 LOB: 1 BB: 0 P: 16	R: 0 E: 0 K: 0 S: 3	H: 0 LOB: 0 BB: 0 P: 8	R: 0 E: 0 K: 1 S: 10	H: 1 LOB: 2 BB: 1 P: 17	R: 0 E: 0 K: 1 S: 12	H: 1 LOB: 0 BB: 1 P: 22	R: 0 E: 0 K: 1 S: 9	H: 0 LOB: 0 BB: 0 P: 13	R: 0 E: 0 K: 1 S: 7	H: 0 LOB: 1 BB: 0 P: 14	R: 1 E: 0 K: 0 S: 7	H: 2 LOB: 1 BB: 0 P: 12	1B: 6 2B: 0 3B: 0 HR: 1	SF: 0 SAC: 0 DP: 1 HBP: 0	WP: 0 PB: 0 SB: 0 CS: 2	PA: 36			
<b>PITCHER</b>	IP	WLS	BF	H	R	ER	SO	BB	IBB	HBP	BLK	WP	HR	S	P	ERA	WHIP								
<b>Curt Young, L</b> ERA: 4.31 (1, 1)	5.2	W	23	5	0	0	2	3	0	0	0	0	0	47	83	0.00	1.412								
<b>Gene Nelson, R</b> ERA: 1.46 (6, 1)	3.1	S	13	2	1	1	3	1	0	0	0	0	1	26	45	2.70	0.900								

Batter	1	2	3	4	5	6	7	8	9	AB	R	H	RBI	BB	SO	LOB	BOTTOM								
<b>Carney Lansford, R</b> OBP: 0.335, SLG: 0.336 (1, 5)										4	1	3	1	1	0	0	<b>New York Yankees @ Oakland Athletics</b> Oakland-Alameda County Coliseum, Oakland, CA Sat Aug 11 1990, 3:33 AM PDT Att: 43,479 - Sunny - 80 F								
<b>Doug Jennings, L</b> OBP: 0.299, SLG: 0.258 (6, PH)										2	0	0	0	1	0	1									
<b>Lance Blankenship, R</b> OBP: 0.250, SLG: 0.180 (7, 7)										2	0	2	2	0	0	0									
<b>Dave Henderson, R</b> OBP: 0.330, SLG: 0.479 (1, 8)										5	0	0	0	0	2	6									
<b>Mark McGwire, R</b> OBP: 0.354, SLG: 0.470 (1, 3)										4	2	2	0	0	0	2									
<b>Ron Hassey, L</b> OBP: 0.284, SLG: 0.328 (6, PR)										2	0	2	1	1	0	0									
<b>Willie Randolph, R</b> OBP: 0.323, SLG: 0.322 (6, PR)										2	2	2	0	0	0	0									
<b>Felix Jose, S</b> OBP: 0.309, SLG: 0.389 (1, 9)										5	2	2	1	0	1	4									
<b>Jamie Quirk, L</b> OBP: 0.330, SLG: 0.429 (1, 2)										4	1	1	1	0	1	4									
<b>Walt Weiss, S</b> OBP: 0.335, SLG: 0.338 (1, 6)										2	1	1	2	0	0	0									
<b>Mike Gallego, R</b> OBP: 0.270, SLG: 0.287 (1, 4)										3	1	1	1	0	0	1									
<b>Inning Stats</b>	R: 0 E: 0 K: 0 S: 7	H: 0 LOB: 0 BB: 0 P: 12	R: 0 E: 0 K: 2 S: 11	H: 1 LOB: 2 BB: 1 P: 21	R: 0 E: 0 K: 0 S: 10	H: 1 LOB: 1 BB: 0 P: 15	R: 1 E: 0 K: 0 S: 7	H: 2 LOB: 1 BB: 0 P: 10	R: 1 E: 0 K: 1 S: 11	H: 2 LOB: 2 BB: 1 P: 21	R: 4 E: 0 K: 1 S: 20	H: 4 LOB: 1 BB: 1 P: 38	R: 4 E: 0 K: 0 S: 22	H: 5 LOB: 2 BB: 0 P: 33	R: 0 E: 0 K: 0 S: 11	H: 1 LOB: 1 BB: 0 P: 14	1B: 12 2B: 5 3B: 0 HR: 0	SF: 2 SAC: 2 DP: 1 HBP: 1	WP: 1 PB: 0 SB: 0 CS: 1	PA: 43					
<b>PITCHER</b>	IP	WLS	BF	H	R	ER	SO	BB	IBB	HBP	BLK	WP	HR	S	P	ERA	WHIP								
<b>Andy Hawkins, R</b> ERA: 5.65 (1, 1)	5.2	L	27	9	5	5	3	2	0	0	0	0	0	59	100	7.94	1.941								
<b>Greg Cadaret, L</b> ERA: 4.04 (6, 1)	0.1		7	4	5	5	1	0	1	1	0	1	0	22	39	135.00	12.000								
<b>Jimmy Jones, R</b> ERA: 6.81 (7, 1)	2.0		9	3	0	0	0	0	0	0	0	0	0	18	25	0.00	1.500								





Batter	1	2	3	4	5	6	7	8	9	AB	R	H	RBI	BB	SO	LOB	TOP										
<b>Roberto Kelly, R</b> OBP: 0.321, SLG: 0.415 (1, 8)	F9		F9				FC5-4			4	0	1	0	0	0	1	<b>New York Yankees @ Oakland Athletics</b> Oakland-Alameda County Coliseum, Oakland, CA Sun Aug 12 1990, 3:33 AM PDT Att: 44,192 - Cloudy - 65 F										
<b>Steve Sax, R</b> OBP: 0.305, SLG: 0.320 (1, 4)	G1-3		L4					G6-3		4	0	0	0	0	0	1											
<b>Oscar Azocar, L</b> OBP: 0.284, SLG: 0.444 (1, 7)	L7		P5					G4-3		4	0	0	0	0	0	0											
<b>Mel Hall, L</b> OBP: 0.275, SLG: 0.455 (1, 9)		G5-3		F8				G3		4	0	0	0	0	0	0											
<b>Kevin Maas, L</b> OBP: 0.379, SLG: 0.640 (1, 3)		K		K				G4-3		4	0	1	0	0	2	0											
<b>Matt Nokes, L</b> OBP: 0.314, SLG: 0.394 (1, 10)		BB						L6		1	1	0	0	2	0	1											
<b>Rick Cerone, R</b> OBP: 0.376, SLG: 0.469 (9, PH)		BB								1	0	0	0	0	0	0											
<b>Jim Leyritz, R</b> OBP: 0.359, SLG: 0.346 (1, 5)		BB		F9				BB		2	0	1	0	2	0	1											
<b>Bob Geren, R</b> OBP: 0.264, SLG: 0.349 (1, 2)		BB						BB		3	0	1	1	1	1	1											
<b>Alvaro Espinoza, R</b> OBP: 0.253, SLG: 0.277 (1, 6)		BB						BB		2	0	0	0	0	1	2											
<b>Jesse Barfield, R</b> OBP: 0.348, SLG: 0.452 (7, PH)										0	0	0	0	1	0	0											
<b>Wayne Tolleson, S</b> OBP: 0.246, SLG: 0.250 (7, 6)										0	0	0	0	0	0	0											
<b>Steve Balboni, R</b> OBP: 0.304, SLG: 0.411 (9, PH)										1	0	0	0	0	1	2											
<b>Inning Stats</b>	R: 0 E: 0 K: 0 S: 8	H: 0 LOB: 0 BB: 0 P: 13	R: 1 E: 0 K: 2 S: 18	H: 1 LOB: 2 BB: 2 P: 33	R: 0 E: 0 K: 1 S: 6	H: 0 LOB: 0 BB: 0 P: 7	R: 0 E: 0 K: 1 S: 8	H: 0 LOB: 1 BB: 1 P: 14	R: 0 E: 0 K: 1 S: 9	H: 1 LOB: 1 BB: 0 P: 15	R: 0 E: 0 K: 0 S: 8	H: 1 LOB: 1 BB: 1 P: 18	R: 0 E: 0 K: 0 S: 5	H: 0 LOB: 0 BB: 0 P: 5	R: 0 E: 0 K: 1 S: 12	H: 0 LOB: 2 BB: 2 P: 23	1B: 4 2B: 0 3B: 0 HR: 0	SF: 0 SAC: 0 DP: 1 HBP: 0	WP: 0 PB: 0 SB: 0 CS: 0	PA: 36							
<b>PITCHER</b>	IP	WLS	BF	H	R	ER	SO	BB	IBB	HBP	BLK	WP	HR	S	P	ERA	WHIP										
<b>Bob Welch, R</b> ERA: 3.08 (1, 1)	7.1	W	29	4	1	1	4	4	0	0	0	0	0	67	113	1.23	1.091										
<b>Rick Honeycutt, L</b> ERA: 2.57 (8, 1)	1.2	S	7	0	0	0	1	2	0	0	0	0	0	16	27	0.00	1.200										

Batter	1	2	3	4	5	6	7	8	9	AB	R	H	RBI	BB	SO	LOB	BOTTOM										
<b>Carney Lansford, R</b> OBP: 0.341, SLG: 0.341 (1, 5)	BB	BB		K				G4-6-3		4	1	3	2	1	1	0	<b>New York Yankees @ Oakland Athletics</b> Oakland-Alameda County Coliseum, Oakland, CA Sun Aug 12 1990, 3:33 AM PDT Att: 44,192 - Cloudy - 65 F										
<b>Doug Jennings, L</b> OBP: 0.271, SLG: 0.260 (1, 7)	BB	BB		K				BB		3	1	1	0	0	2	2											
<b>Lance Blankenship, R</b> OBP: 0.245, SLG: 0.176 (6, PH)	BB	BB		K				BB		2	0	0	0	0	0	4											
<b>Dave Henderson, R</b> OBP: 0.332, SLG: 0.478 (1, 8)	HR	BB						BB		3	1	1	1	1	0	0											
<b>Mark McGwire, R</b> OBP: 0.353, SLG: 0.476 (1, 3)	HR	BB						BB		4	1	1	3	0	1	3											
<b>Ron Hassey, L</b> OBP: 0.284, SLG: 0.322 (1, 2)	G6-3			G3				G5-3		3	0	0	0	1	0	0											
<b>Felix Jose, S</b> OBP: 0.308, SLG: 0.387 (1, 9)	K			L9				G1-3		4	0	1	0	0	1	1											
<b>Terry Steinbach, R</b> OBP: 0.285, SLG: 0.358 (1, 10)	F7			BB				BB		4	1	2	0	0	0	0											
<b>Walt Weiss, S</b> OBP: 0.335, SLG: 0.338 (1, 6)		G6-3		G1-3				BB		3	1	1	0	0	0	1											
<b>Willie Randolph, R</b> OBP: 0.322, SLG: 0.319 (1, 4)		BB		BB				BB		3	0	0	0	1	1	4											
<b>Inning Stats</b>	R: 4 E: 0 K: 1 S: 16	H: 4 LOB: 0 BB: 0 P: 27	R: 0 E: 0 K: 1 S: 12	H: 1 LOB: 3 BB: 2 P: 25	R: 0 E: 0 K: 0 S: 7	H: 1 LOB: 1 BB: 0 P: 11	R: 0 E: 0 K: 2 S: 8	H: 0 LOB: 0 BB: 0 P: 15	R: 0 E: 0 K: 1 S: 9	H: 0 LOB: 2 BB: 1 P: 18	R: 0 E: 0 K: 0 S: 8	H: 0 LOB: 0 BB: 0 P: 13	R: 2 E: 0 K: 0 S: 10	H: 3 LOB: 1 BB: 0 P: 18	1B: 9 2B: 0 3B: 0 HR: 1	SF: 0 SAC: 1 DP: 1 HBP: 0	WP: 0 PB: 0 SB: 1 CS: 0	PA: 38									
<b>PITCHER</b>	IP	WLS	BF	H	R	ER	SO	BB	IBB	HBP	BLK	WP	HR	S	P	ERA	WHIP										
<b>Mike Witt, R</b> ERA: 3.38 (1, 1)	1.2	L	12	5	4	4	2	2	0	0	0	0	0	26	49	21.60	4.200										
<b>Jeff Robinson, R</b> ERA: 3.95 (2, 1)	2.1		8	1	0	0	2	2	0	0	0	0	0	17	29	0.00	0.429										
<b>Eric Plunk, R</b> ERA: 3.08 (5, 1)	1.2		8	1	0	0	2	2	0	0	0	0	0	17	32	0.00	1.800										
<b>Lee Guetterman, L</b> ERA: 3.16 (6, 1)	1.2		8	2	2	2	0	0	0	0	0	0	0	16	28	10.80	1.200										
<b>Dave Righetti, L</b> ERA: 3.54 (8, 1)	0.2		2	1	0	0	0	0	0	0	0	0	0	3	6	0.00	1.500										





Batter	1	2	3	4	5	6	7	8	9	AB	R	H	RBI	BB	SO	LOB	TOP			
<b>Roberto Kelly, R</b> OBP: 0.318, SLG: 0.411 (1, 8)										4	0	0	0	0	3	3	<b>New York Yankees @ California Angels</b> Anaheim Stadium, Anaheim, CA Mon Aug 13 1990, 10:05 PM EDT Att: 28,387 - Unknown - 75 F			
<b>Steve Sax, R</b> OBP: 0.306, SLG: 0.320 (1, 4)										4	0	1	0	0	0	1				
<b>Oscar Azocar, L</b> OBP: 0.301, SLG: 0.455 (1, 7)										4	0	3	1	0	1	0				
<b>Mel Hall, L</b> OBP: 0.272, SLG: 0.449 (1, 10)										4	0	0	0	0	1	4				
<b>Kevin Maas, L</b> OBP: 0.368, SLG: 0.619 (1, 3)										4	0	0	0	0	1	3				
<b>Jesse Barfield, R</b> OBP: 0.350, SLG: 0.462 (1, 9)										2	1	1	1	2	0	0				
<b>Jim Leyritz, R</b> OBP: 0.357, SLG: 0.344 (1, 5)										4	0	1	0	0	1	1				
<b>Bob Geren, R</b> OBP: 0.261, SLG: 0.345 (1, 2)										3	0	0	0	0	1	2				
<b>Rick Cerone, R</b> OBP: 0.372, SLG: 0.463 (9, PH)										1	0	0	0	0	0	0				
<b>Alvaro Espinoza, R</b> OBP: 0.255, SLG: 0.278 (7, PH)										2	1	1	0	0	0	0				
<b>Matt Nokes, L</b> OBP: 0.313, SLG: 0.392 (7, PH)										1	0	0	0	0	0	2				
<b>Wayne Tolleson, S</b> OBP: 0.246, SLG: 0.250 (7, 6)										0	0	0	0	0	0	0				
<b>Inning Stats</b>	R: 0 E: 0 K: 1 S: 13	H: 2 LOB: 2 BB: 0 P: 21	R: 0 E: 0 K: 1 S: 6	H: 0 LOB: 0 BB: 0 P: 9	R: 1 E: 0 K: 0 S: 8	H: 2 LOB: 1 BB: 0 P: 13	R: 0 E: 0 K: 0 S: 5	H: 0 LOB: 0 BB: 1 P: 9	R: 0 E: 0 K: 1 S: 8	H: 1 LOB: 0 BB: 0 P: 14	R: 0 E: 0 K: 1 S: 15	H: 1 LOB: 2 BB: 1 P: 25	R: 0 E: 0 K: 2 S: 8	H: 0 LOB: 0 BB: 0 P: 11	R: 1 E: 0 K: 2 S: 11	H: 1 LOB: 0 BB: 0 P: 15	1B: 6 2B: 1 3B: 0 HR: 1	SF: 0 SAC: 0 DP: 1 HBP: 0	WP: 0 PB: 0 CS: 0	PA: 35
<b>PITCHER</b>	IP WLS BF H R ER SO BB IBB HBP BLK WP HR S P ERA WHIP																			
<b>Kirk McCaskill, R</b> ERA: 2.96 (1, 1)	7.0 W 28 6 1 1 4 2 0 0 0 0 0 62 105 1.29 1.143																			
<b>Bryan Harvey, R</b> ERA: 2.44 (8, 1)	2.0 S 7 1 1 1 4 0 0 0 0 0 1 19 26 4.50 0.500																			


Batter	1	2	3	4	5	6	7	8	9	AB	R	H	RBI	BB	SO	LOB	BOTTOM			
<b>Brian Downing, R</b> OBP: 0.388, SLG: 0.520 (1, 10)										4	1	1	0	1	1	3	<b>New York Yankees @ California Angels</b> Anaheim Stadium, Anaheim, CA Mon Aug 13 1990, 10:05 PM EDT Att: 28,387 - Unknown - 75 F			
<b>Donnie Hill, S</b> OBP: 0.308, SLG: 0.343 (1, 4)										5	0	2	0	0	0	3				
<b>Chili Davis, S</b> OBP: 0.366, SLG: 0.424 (7, PR)										4	0	1	0	0	1	2				
<b>Max Venable, L</b> OBP: 0.337, SLG: 0.423 (8, 7)										1	1	0	0	0	1	1				
<b>Dave Winfield, R</b> OBP: 0.329, SLG: 0.440 (1, 9)										3	1	2	1	1	1	2				
<b>Lance Parrish, R</b> OBP: 0.356, SLG: 0.483 (1, 2)										4	0	2	1	0	2	2				
<b>Lee Stevens, L</b> OBP: 0.325, SLG: 0.433 (1, 3)										3	0	1	0	1	1	3				
<b>Devon White, S</b> OBP: 0.287, SLG: 0.356 (1, 8)										3	0	1	1	0	1	3				
<b>Kent Anderson, R</b> OBP: 0.369, SLG: 0.390 (1, 5)										4	0	1	0	0	0	5				
<b>Dick Schofield, R</b> OBP: 0.332, SLG: 0.250 (1, 6)										2	1	1	0	2	0	0				
<b>Inning Stats</b>	R: 1 E: 0 K: 1 S: 16	H: 2 LOB: 1 BB: 1 P: 31	R: 1 E: 0 K: 0 S: 10	H: 2 LOB: 1 BB: 1 P: 20	R: 0 E: 0 K: 3 S: 12	H: 0 LOB: 1 BB: 1 P: 20	R: 0 E: 0 K: 1 S: 11	H: 1 LOB: 2 BB: 1 P: 20	R: 0 E: 0 K: 1 S: 14	H: 2 LOB: 3 BB: 1 P: 23	R: 0 E: 0 K: 0 S: 7	H: 0 LOB: 0 BB: 0 P: 10	R: 2 E: 2 K: 1 S: 10	H: 3 LOB: 1 BB: 0 P: 17	R: 0 E: 0 K: 1 S: 11	H: 2 LOB: 1 BB: 0 P: 15	1B: 11 2B: 1 3B: 0 HR: 0	SF: 1 SAC: 0 DP: 2 HBP: 0	WP: 1 PB: 0 CS: 0	PA: 39
<b>PITCHER</b>	IP WLS BF H R ER SO BB IBB HBP BLK WP HR S P ERA WHIP																			
<b>Chuck Cary, L</b> ERA: 4.24 (1, 1)	2.0 L 11 4 2 2 1 2 0 0 0 0 0 0 52 86 4.15 2.077																			
<b>Greg Cadaret, L</b> ERA: 4.04 (3, 1)	4.1 22 6 2 2 6 3 0 0 0 0 0 0 52 86 4.15 2.077																			
<b>Lee Guetterman, L</b> ERA: 3.09 (7, 1)	1.2 6 2 0 0 1 0 0 0 0 0 0 0 13 19 0.00 1.200																			



Batter	1	2	3	4	5	6	7	8	9	AB	R	H	RBI	BB	SO	LOB	TOP					
<b>Roberto Kelly, R</b> OBP: 0.324, SLG: 0.418 (1, 8)	2-2 S 1B		1-1 1B G5-3 2B	1-2 CS 1B		0-0 FC6 1B		1-1 G4-3		5	2	4	1	0	0	0						
<b>Steve Sax, R</b> OBP: 0.307, SLG: 0.318 (1, 4)	1 SAFE K	2-3 K	1-2 G5-3 G1-3 2B 1B	1-0 CS 1B	0-0 G1-3	1-2 FC6 1B		0-1 G4-3		5	1	1	0	0	1	3						
<b>Oscar Azocar, L</b> OBP: 0.297, SLG: 0.444 (1, 7)	0-0 P5		1-0 G1-3		0-1 1B 1B		1-0 G4-3		1-2 G4-3	5	0	1	0	0	0	3						
<b>Steve Balboni, R</b> OBP: 0.308, SLG: 0.413 <b>Mel Hall, L</b> OBP: 0.271, SLG: 0.447 (9, PH)	0-0 2H 1B		0-2 G5-3		0-2 1B 1B		1-2 G6-3		1-1 F8	4	0	2	2	0	0	1						
<b>Kevin Maas, L</b> OBP: 0.371, SLG: 0.620 (1, 3)	0-3 K		2-3 3-H 2-2 2B		0-0 G1-3		4-2 BB BB			3	0	1	1	1	1	2						
<b>Jesse Barfield, R</b> OBP: 0.348, SLG: 0.458 (1, 9)		1-1 G4-3	1-1 G1-3			3-2 P6	4-1 BB			3	0	0	0	1	0	1						
<b>Jim Leyritz, R</b> OBP: 0.356, SLG: 0.357 (1, 5)		2-1 P3		1-0 HR		0-0 G6-3	3-1 P2			4	1	1	1	0	0	2						
<b>Bob Geren, R</b> OBP: 0.262, SLG: 0.345 <b>Matt Nokes, L</b> OBP: 0.312, SLG: 0.391 (8, PH)		2-0 E5 FC6-4		2-0 G4-3		1-1 1B 1B	1-1 P5			3	1	1	0	0	0	0						
<b>Alvaro Espinoza, R</b> OBP: 0.254, SLG: 0.278 (1, 6)		0-2 FC6-4		0-1 G4-3		0-0 1B 1B	1-0 G4-3			4	0	1	0	0	0	1						
<b>Inning Stats</b>	R: 1 E: 0 K: 2 S: 13	H: 2 LOB: 1 BB: 0 P: 17	R: 0 E: 1 K: 0 S: 9	H: 0 LOB: 1 BB: 0 P: 14	R: 2 E: 0 K: 0 S: 16	H: 3 LOB: 1 BB: 0 P: 22	R: 1 E: 0 K: 0 S: 7	H: 2 LOB: 0 BB: 0 P: 12	R: 0 E: 0 K: 0 S: 8	H: 2 LOB: 1 BB: 0 P: 8	R: 1 E: 0 K: 0 S: 12	H: 3 LOB: 2 BB: 0 P: 17	R: 0 E: 0 K: 0 S: 12	H: 0 LOB: 2 BB: 2 P: 25	R: 0 E: 0 K: 0 S: 5	H: 0 LOB: 0 BB: 0 P: 8	R: 0 E: 0 K: 0 S: 8	H: 0 LOB: 0 BB: 0 P: 10	1B: 9 2B: 2 3B: 0 HR: 1	SF: 0 SAC: 0 DP: 0 HBP: 0	WP: 0 PB: 0 SB: 1 CS: 1	PA: 41
<b>PITCHER</b>	IP	WLS	BF	H	R	ER	SO	BB	IBB	HBP	BLK	WP	HR	S	P	ERA	WHIP					
<b>Jim Abbott, L</b> ERA: 4.73	(1, 1)	5.2	W	27	11	5	5	2	0	0	0	0	1	61	85	7.94	1.941					
<b>Willie Fraser, R</b> ERA: 3.35	(6, 1)	3.1	S	13	1	0	0	0	2	0	0	0	0	29	48	0.00	0.900					

**New York Yankees @ California Angels**  
Anaheim Stadium, Anaheim, CA  
Tue Aug 14 1990, 10:05 PM EDT  
Att: 27,937 - Unknown


AB 38  
R 5  
H 12  
RBI 5  
BB 2  
SO 2  
LOB 13



Batter	1	2	3	4	5	6	7	8	9	AB	R	H	RBI	BB	SO	LOB	BOTTOM				
<b>Luis Polonia, L</b> OBP: 0.344, SLG: 0.396 (1, 7)	0-2 CS 1B	0-2 1H 2H 3H IHR			1-0 SH HR 2B	2-2 G4-6-3				4	2	3	4	0	0	1					
<b>Donnie Hill, S</b> OBP: 0.308, SLG: 0.343 (1, 4)	1 SAFE K	2-3 P6			0-0 SH HR	2-0 FC6 1B				3	1	1	0	0	1	1					
<b>Chili Davis, S</b> OBP: 0.367, SLG: 0.433 (1, 10)	4-1 1-2 BB		2-0 G4-3		1-0 1H 3H HR	1-1 FC6				3	1	1	3	1	0	1					
<b>Dave Winfield, R</b> OBP: 0.325, SLG: 0.435 (1, 9)	3-3 K		1-2 G1-3		2-3 K		0-3 K			4	0	0	0	0	3	1					
<b>Lee Stevens, L</b> OBP: 0.314, SLG: 0.417 (1, 3)		1-3 K SH1-4 IHR	2-3 K		1-3 K		1-3 K			4	1	0	0	0	4	0					
<b>Lance Parrish, R</b> OBP: 0.357, SLG: 0.480 (1, 2)		1-1 1-2 IHR HBP		0-1 G4-3	4-2 HR BB		1-3 K			2	2	0	0	1	1	0					
<b>Devon White, S</b> OBP: 0.287, SLG: 0.365 (1, 8)		0-0 SH1-4		2-1 F8	1-0 1H HR		2-3 K			3	1	1	2	0	1	0					
<b>Kent Anderson, R</b> OBP: 0.366, SLG: 0.381 (1, 5)		1-3 K		4-1 BB	2-3 K		0-1 G1-3			3	0	0	0	1	2	2					
<b>Dick Schofield, R</b> OBP: 0.335, SLG: 0.247 (1, 6)		4-0 IHR BB		0-0 G1-4-3		4-0 G4-6-3 BB		0-0 L8		2	1	0	0	2	0	1					
<b>Inning Stats</b>	R: 0 E: 0 K: 2 S: 11	H: 1 LOB: 1 BB: 1 P: 19	R: 4 E: 0 K: 2 S: 13	H: 1 LOB: 0 BB: 1 P: 20	R: 0 E: 0 K: 1 S: 7	H: 0 LOB: 0 BB: 0 P: 12	R: 0 E: 0 K: 0 S: 6	H: 0 LOB: 1 BB: 1 P: 12	R: 5 E: 1 K: 3 S: 15	H: 3 LOB: 0 BB: 1 P: 27	R: 0 E: 0 K: 0 S: 7	H: 1 LOB: 1 BB: 1 P: 15	R: 0 E: 0 K: 3 S: 10	H: 0 LOB: 0 BB: 0 P: 12	R: 0 E: 0 K: 1 S: 6	H: 0 LOB: 0 BB: 0 P: 8	1B: 2 2B: 1 3B: 0 HR: 3	SF: 0 SAC: 2 DP: 1 HBP: 1	WP: 1 PB: 0 SB: 0 CS: 1	PA: 36	
<b>PITCHER</b>	IP	WLS	BF	H	R	ER	SO	BB	IBB	HBP	BLK	WP	HR	S	P	ERA	WHIP				
<b>Tim Leary, R</b> ERA: 4.38	(1, 1)	4.2	L	25	5	9	6	7	4	0	1	0	0	49	85	11.57	1.929				
<b>Jeff Robinson, R</b> ERA: 3.55	(5, 1)	1.1		5	1	0	0	1	1	0	0	0	0	10	20	0.00	1.500				
<b>Eric Plunk, R</b> ERA: 2.96	(7, 1)	2.0		6	0	0	0	4	0	0	0	0	0	16	20	0.00	0.000				

**New York Yankees @ California Angels**  
Anaheim Stadium, Anaheim, CA  
Tue Aug 14 1990, 10:05 PM EDT  
Att: 27,937 - Unknown

AB 28  
R 9  
H 6  
RBI 9  
BB 5  
SO 12  
LOB 7





Batter	1	2	3	4	5	6	7	8	9	AB	R	H	RBI	BB	SO	LOB	TOP					
<b>Roberto Kelly, R</b> OBP: 0.325, SLG: 0.419 (1, 8)										3	1	1	0	1	2	0	<b>New York Yankees @ California Angels</b> Anaheim Stadium, Anaheim, CA Wed Aug 15 1990, 10:05 PM EDT Att: 29,845 - Unknown - 70 F <a href="http://livebaseballscorecards.com">livebaseballscorecards.com</a>					
<b>Steve Sax, R</b> OBP: 0.307, SLG: 0.316 (1, 4)										3	0	0	0	1	0	1						
<b>Oscar Azocar, L</b> OBP: 0.295, SLG: 0.438 (1, 7)										4	0	1	0	0	0	2						
<b>Steve Balboni, R</b> OBP: 0.302, SLG: 0.404 (1, 10)										4	0	0	0	0	2	3						
<b>Jesse Barfield, R</b> OBP: 0.348, SLG: 0.453 (1, 9)										3	0	0	0	1	2	0						
<b>Kevin Maas, L</b> OBP: 0.388, SLG: 0.605 (1, 3)										3	0	0	1	1	2	0						
<b>Jim Leyritz, R</b> OBP: 0.351, SLG: 0.351 (1, 5)										3	0	0	0	0	2	3						
<b>Randy Velarde, R</b> OBP: 0.283, SLG: 0.261 (9, PH)										1	0	1	0	0	0	0						
<b>Rick Cerone, R</b> OBP: 0.367, SLG: 0.453 (1, 2)										4	0	1	0	0	1	1						
<b>Alvaro Espinoza, R</b> OBP: 0.252, SLG: 0.276 (1, 6)										3	0	0	0	0	0	1						
<b>Inning Stats</b>	R: 0 E: 0 K: 1 S: 7	H: 0 LOB: 0 BB: 0 P: 9	R: 0 E: 0 K: 2 S: 8	H: 0 LOB: 0 BB: 0 P: 13	R: 0 E: 0 K: 1 S: 6	H: 0 LOB: 0 BB: 0 P: 8	R: 1 E: 0 K: 1 S: 11	H: 0 LOB: 3 BB: 4 P: 29	R: 0 E: 0 K: 0 S: 7	H: 1 LOB: 1 BB: 0 P: 10	R: 0 E: 0 K: 1 S: 6	H: 0 LOB: 0 BB: 0 P: 10	R: 0 E: 0 K: 1 S: 7	H: 1 LOB: 1 BB: 0 P: 12	R: 0 E: 0 K: 2 S: 12	H: 1 LOB: 1 BB: 0 P: 18	R: 0 E: 0 K: 2 S: 12	H: 1 LOB: 1 BB: 0 P: 19	1B: 3 2B: 1 3B: 0 HR: 0	SF: 0 SAC: 0 DP: 0 HBP: 0	WP: 0 PB: 0 CS: 0	PA: 35
<b>PITCHER</b> <b>Mark Langston, L</b> ERA: 4.88 (1, 1)	IP: 9.0 WLS: W BF: 35 H: 4 R: 1 ER: 1 SO: 11 BB: 4 IBB: 0 HBP: 0 BLK: 0 WP: 0 HR: 0 S: 76 P: 128 ERA: 1.00 WHIP: 0.889																					

Batter	1	2	3	4	5	6	7	8	9	AB	R	H	RBI	BB	SO	LOB	BOTTOM			
<b>Brian Downing, R</b> OBP: 0.399, SLG: 0.547 (1, 10)										4	3	4	3	1	0	0	<b>New York Yankees @ California Angels</b> Anaheim Stadium, Anaheim, CA Wed Aug 15 1990, 10:05 PM EDT Att: 29,845 - Unknown - 70 F <a href="http://livebaseballscorecards.com">livebaseballscorecards.com</a>			
<b>Donnie Hill, S</b> OBP: 0.313, SLG: 0.345 (1, 4)										4	1	2	0	1	0	1				
<b>Chili Davis, S</b> OBP: 0.366, SLG: 0.433 (1, 7)										4	1	1	2	0	1	3				
<b>Dante Bichette, R</b> OBP: 0.277, SLG: 0.413 (7, 9)										1	0	0	0	0	0	2				
<b>Dave Winfield, R</b> OBP: 0.330, SLG: 0.437 (1, 9)										3	0	2	3	1	0	1				
<b>Max Venable, L</b> OBP: 0.335, SLG: 0.420 (6, PR)										1	0	0	0	0	0	2				
<b>Lance Parrish, R</b> OBP: 0.356, SLG: 0.476 (1, 2)										3	0	0	0	1	1	4				
<b>Devon White, S</b> OBP: 0.287, SLG: 0.364 (1, 8)										4	0	1	0	0	0	3				
<b>Bill Schroeder, R</b> OBP: 0.293, SLG: 0.625 (1, 3)										4	1	1	0	0	1	1				
<b>Kent Anderson, R</b> OBP: 0.364, SLG: 0.379 (1, 5)										1	0	0	0	0	0	1				
<b>Johnny Ray, S</b> OBP: 0.301, SLG: 0.347 (3, 4)										3	1	1	0	0	1	0				
<b>Dick Schofield, R</b> OBP: 0.340, SLG: 0.250 (1, 6)										2	1	1	0	1	0	0				
<b>Inning Stats</b>	R: 1 E: 1 K: 1 S: 11	H: 1 LOB: 1 BB: 0 P: 16	R: 0 E: 0 K: 0 S: 6	H: 1 LOB: 0 BB: 0 P: 9	R: 4 E: 0 K: 1 S: 10	H: 3 LOB: 0 BB: 2 P: 19	R: 0 E: 0 K: 1 S: 10	H: 2 LOB: 2 BB: 0 P: 16	R: 0 E: 0 K: 0 S: 10	H: 1 LOB: 2 BB: 1 P: 16	R: 3 E: 0 K: 0 S: 10	H: 4 LOB: 2 BB: 1 P: 17	R: 0 E: 0 K: 1 S: 8	H: 0 LOB: 0 BB: 0 P: 13	R: 0 E: 0 K: 0 S: 9	H: 1 LOB: 2 BB: 1 P: 18	1B: 10 2B: 2 3B: 0 HR: 1	SF: 0 SAC: 1 DP: 2 HBP: 0	WP: 0 PB: 0 CS: 0	PA: 40
<b>PITCHER</b> <b>Dave LaPoint, L</b> ERA: 4.3 (1, 1)	IP: 5.0 WLS: L BF: 26 H: 10 R: 7 ER: 6 SO: 3 BB: 3 IBB: 0 HBP: 0 BLK: 0 WP: 0 HR: 0 S: 49 P: 78 ERA: 10.80 WHIP: 2.600																			
<b>Eric Plunk, R</b> ERA: 3.08 (6, 1)	1.0 6 2 1 1 0 1 0 0 0 0 1 8 15 9.00 3.000																			
<b>Jimmy Jones, R</b> ERA: 6.46 (7, 1)	2.0 8 1 0 0 1 1 0 0 0 0 0 17 31 0.00 1.000																			




Batter	1	2	3	4	5	6	7	8	9	AB	R	H	RBI	BB	SO	LOB	TOP										
<b>Harold Reynolds, S</b> (1, 4) OBP: 0.341, SLG: 0.339	P2			F7		FC4-6 BB	K		G4-3	5	0	0	0	0	1	5	<b>Seattle Mariners @ New York Yankees</b> Yankee Stadium, Bronx, NY Fri Aug 17 1990, 7:05 PM EDT Att: 28,802 - Unknown										
<b>Greg Britley, L</b> (1, 9) OBP: 0.310, SLG: 0.377 <b>Henry Cotto, R</b> (7, PH) OBP: 0.314, SLG: 0.357 (7, 9)	F7						F8			1	0	0	0	2	0	0											
<b>Ken Griffey Jr., L</b> (1, 8) OBP: 0.386, SLG: 0.497	G4-3			F7		G4-6-3 BB			G3-1	3	0	0	0	1	0	1											
<b>Avin Davis, L</b> (1, 10) OBP: 0.389, SLG: 0.408				F8		G4-6-3 BB			K	4	0	0	0	1	4												
<b>Jeffrey Leonard, R</b> (1, 7) OBP: 0.277, SLG: 0.342	F8						L9		F9	4	0	0	0	0	0	0											
<b>Pete O'Brien, L</b> (1, 3) OBP: 0.294, SLG: 0.288	P5						K FC6-4		1B BB	2	1	0	0	2	1	0											
<b>Edgar Martinez, R</b> (1, 5) OBP: 0.401, SLG: 0.454				G5-3		F7			1B BB	4	1	2	2	0	0	1											
<b>Scott Bradley, L</b> (1, 2) OBP: 0.279, SLG: 0.299 <b>Dave Valle, R</b> (9, PH) OBP: 0.295, SLG: 0.308	F7			F7		FC6-4			E5	3	0	1	0	0	0	1											
<b>Omar Vizquel, S</b> (1, 6) OBP: 0.286, SLG: 0.325	F7						FC4-6 BB		K	3	0	1	0	1	1	2											
<b>Inning Stats</b>	R: 0 H: 0 E: 0 K: 0 S: 4	H: 0 LOB: 0 BB: 0 P: 7	R: 0 H: 0 E: 0 K: 0 S: 8	H: 0 LOB: 0 BB: 0 P: 14	R: 0 H: 0 E: 0 K: 0 S: 6	H: 0 LOB: 0 BB: 0 P: 8	R: 0 H: 0 E: 0 K: 0 S: 9	H: 0 LOB: 1 BB: 1 P: 16	R: 0 H: 0 E: 0 K: 1 S: 11	H: 0 LOB: 2 BB: 3 P: 20	R: 2 H: 3 E: 0 K: 1 S: 11	H: 3 LOB: 2 BB: 1 P: 22	R: 0 H: 0 E: 0 K: 1 S: 10	H: 0 LOB: 0 BB: 0 P: 14	R: 0 H: 1 E: 1 K: 1 S: 13	H: 1 LOB: 2 BB: 1 P: 23		1B: 3 2B: 0 3B: 0 HR: 1	SF: 0 SAC: 0 DP: 1 HBP: 0	WP: 0 PB: 1 SB: 0 CS: 0	PA: 37						
<b>PITCHER</b>	IP	WLS	BF	H	R	ER	SO	BB	IBB	HBP	BLK	WP	HR	S	P	ERA	WHIP										
<b>Andy Hawkins, R</b> (1, 1) ERA: 5.52	6.1		26	2	2	2	1	5	0	0	0	0	1	50	94	2.84	1.105										
<b>Jeff Robinson, R</b> (7, 1) ERA: 3.57	0.1		2	1	0	0	1	0	0	0	0	0	0	5	7	0.00	3.000										
<b>Lee Guetterman, L</b> (7, 1) ERA: 3.03	1.1	W	4	0	0	0	1	0	0	0	0	0	0	11	16	0.00	0.000										
<b>Dave Righetti, L</b> (9, 1) ERA: 3.46	1.0	S	5	1	0	0	1	1	0	0	0	0	0	13	23	0.00	2.000										
Batter	1	2	3	4	5	6	7	8	9	AB	R	H	RBI	BB	SO	LOB	BOTTOM										
<b>Roberto Kelly, R</b> (1, 8) OBP: 0.322, SLG: 0.416	F9			G5-3			L9		K	4	0	0	0	0	1	0	<b>Seattle Mariners @ New York Yankees</b> Yankee Stadium, Bronx, NY Fri Aug 17 1990, 7:05 PM EDT Att: 28,802 - Unknown										
<b>Steve Sax, R</b> (1, 4) OBP: 0.306, SLG: 0.318	G3 2B			G4-3			K		G4-3	4	1	1	0	0	1	0											
<b>Oscar Azocar, L</b> (1, 7) OBP: 0.302, SLG: 0.448	G3						G4-3			4	1	2	0	0	0	1											
<b>Mel Hall, L</b> (1, 10) OBP: 0.270, SLG: 0.448							L8			4	0	1	1	0	0	2											
<b>Kevin Maas, L</b> (1, 3) OBP: 0.365, SLG: 0.602	L7									4	0	1	0	0	1	2											
<b>Matt Nokes, L</b> (1, 2) OBP: 0.316, SLG: 0.392 <b>Rick Cerone, R</b> (8, PH) OBP: 0.363, SLG: 0.448 <b>Bob Geren, R</b> (9, 2) OBP: 0.282, SLG: 0.345	L8								E5	2	1	1	0	1	0	0											
<b>Jesse Barfield, R</b> (1, 9) OBP: 0.349, SLG: 0.452							G5-3 1B			0	0	0	0	0	0	0											
<b>Randy Velarde, R</b> (1, 5) OBP: 0.263, SLG: 0.261	FC4-6 1B									3	0	1	0	1	0	3											
<b>Wayne Tolleson, S</b> (1, 6) OBP: 0.234, SLG: 0.237 <b>Alvaro Espinoza, R</b> (9, 6) OBP: 0.252, SLG: 0.276	G5-3									4	0	1	1	0	0	5											
<b>Inning Stats</b>	R: 1 H: 2 E: 0 K: 0 S: 15	H: 2 LOB: 1 BB: 0 P: 23	R: 0 H: 1 E: 0 K: 0 S: 7	H: 1 LOB: 0 BB: 0 P: 11	R: 0 H: 1 E: 0 K: 0 S: 5	H: 1 LOB: 1 BB: 0 P: 8	R: 1 H: 2 E: 0 K: 0 S: 10	H: 2 LOB: 1 BB: 0 P: 16	R: 0 H: 1 E: 0 K: 0 S: 11	H: 1 LOB: 2 BB: 1 P: 22	R: 0 H: 0 E: 0 K: 1 S: 8	H: 0 LOB: 0 BB: 0 P: 11	R: 1 H: 1 E: 1 K: 1 S: 15	H: 1 LOB: 2 BB: 1 P: 27	1B: 4 2B: 4 3B: 0 HR: 0	SF: 0 SAC: 0 DP: 0 HBP: 0		WP: 0 PB: 0 SB: 0 CS: 0	PA: 35								
<b>PITCHER</b>	IP	WLS	BF	H	R	ER	SO	BB	IBB	HBP	BLK	WP	HR	S	P	ERA	WHIP										
<b>Bill Swift, R</b> (1, 1) ERA: 1.86	7.0	L	30	8	3	2	2	0	0	0	0	0	0	69	108	2.57	1.143										
<b>Keith Comstock, L</b> (8, 1) ERA: 2.05	0.2		2	0	0	0	1	0	0	0	0	0	0	6	10	0.00	0.000										
<b>Michael Jackson, R</b> (8, 1) ERA: 4.72	0.1		3	0	0	0	0	0	1	0	0	0	0	6	13	0.00	0.000										



Batter	1	2	3	4	5	6	7	8	9	AB	R	H	RBI	BB	SO	LOB	TOP		
Harold Reynolds, S (1,4) OBP: 0.340, SLG: 0.337 Jeff Schaefer, R (9, FR) OBP: 0.180, SLG: 0.186	1-3 K			2-1 L9			1-1 G3		1-1 FC6-4 HBP	3	0	0	0	0	1	0			
Greg Britley, L (1,9) OBP: 0.309, SLG: 0.373	2-0 G3-1			3-3 K			4-0 1B BB		1-0 FC6-4 BB	3	0	0	0	1	1	1			
Ken Griffey Jr., L (1,8)	0-0 F7			2-1 P6			0-2 F8		4-0 BB BB	3	0	0	0	1	0	1			
Avin Davis, L (1,3)		1-1 G6-4-3 1B			1-0 L8		0-1 1-2 1B		4-0 FC4 BB	3	0	2	0	1	0	0			
Jeffrey Leonard, R (1,7)		0-0 G6-4-3 1-2			3-1 G1-3		0-0 F9		1-0 F9	4	0	0	0	0	0	6			
Scott Bradley, L (1,10)		1-1 G4-3			1-1 F7				0-0 G6-3 1-2	4	0	0	0	0	0	3			
Edgar Martinez, R (1,5)				1-1 F8			2-1 L9		4-1 BB	2	0	0	0	1	0	0			
Dave Valle, R (1,2)				1-1 G6-3			1-3 K		0-0 L8	3	0	0	0	0	1	1			
Omar Vizquel, S (1,6)				1-3 K2-3			0-0 G4-3		0-1 F8	3	0	0	0	0	1	1			
<b>Inning Stats</b>	R: 0 E: 0 K: 1 S: 6	H: 0 LOB: 0 BB: 0 P: 9	R: 0 E: 0 K: 0 S: 5	H: 1 LOB: 0 BB: 0 P: 7	R: 0 E: 0 K: 1 S: 7	H: 0 LOB: 0 BB: 0 P: 10	R: 0 E: 0 K: 1 S: 7	H: 0 LOB: 0 BB: 0 P: 10	R: 0 E: 0 K: 0 S: 5	H: 0 LOB: 0 BB: 0 P: 10	R: 0 E: 0 K: 0 S: 8	H: 1 LOB: 2 BB: 1 P: 13	R: 0 E: 0 K: 0 S: 5	H: 0 LOB: 1 BB: 2 P: 9	R: 0 E: 0 K: 0 S: 6	H: 0 LOB: 3 BB: 2 P: 17	1B: 2 2B: 0 3B: 0 HR: 0	SF: 0 SAC: 0 DP: 1 HBP: 1	WP: 0 PA: 33
<b>PITCHER</b> Mike Witt, R (1,1) ERA: 2.91	IP: 9.0 WLS: W BF: 33 H: 2 R: 0 ER: 0 SO: 4 BB: 4 IBB: 0 HBP: 1 BLK: 0 WP: 0 HR: 0 S: 56 P: 99 ERA: 0.00 WHIP: 0.667															<b>PITCHER</b>			

Seattle Mariners @ New York Yankees  
Yankee Stadium, Bronx, NY  
Sat Aug 18 1990, 3:33 AM EDT  
Att: 30,532 - Sunny - 90 F


AB	28
R	0
H	2
RBI	0
BB	4
SO	4
LOB	13



Batter	1	2	3	4	5	6	7	8	9	AB	R	H	RBI	BB	SO	LOB	BOTTOM		
Roberto Kelly, R (1,8)	3-1 F8		2-3 K		0-0 G6-4-3 1B		2-2 G5-3	1-1 F9		5	0	1	0	0	1	1			
Steve Sax, R (1,4)	3-2 G4-3			4-1 1B BB G4-6-3	0-1 G6-4-3 1-2		2-1 BB WP BB			3	2	1	0	1	0	1			
Oscar Azocar, L (1,7)	2-0 P4			1-1 G4-6-3 1B 1-2		0-0 P6	4-1 BB BB			3	1	1	0	1	0	0			
Mel Hall, L (1,10) Steve Balboni, R (7, PH) OBP: 0.305, SLG: 0.404		2-1 F8		2-0 1B SF7 G4-6-3		2-3 K	4-0 BB			3	1	1	0	0	1	0			
Kevin Maas, L (1,3)		3-3 K		2-1 G4-6-3		2-2 HR	4-1 BB			3	1	1	3	1	1	2			
Matt Nokes, L (1,2)		2-2 P6		1-2 2-3 3-H 1B		0-0 WP BB	1-2 2-3 3-H BB			4	0	2	1	0	1	3			
Jesse Barfield, R (1,9)			0-1 HR	2-3 3-H 1B		4-2 WP BB		3-3 K		2	1	1	2	1	1	0			
Jim Leyritz, R (1,5)			3-2 L9		1-0 F8		2-3 K	1-0 G6-3		4	0	0	0	0	1	3			
Alvaro Espinoza, R (1,6)			1-3 K		0-0 G6-3		1-0 F8		0-0 1B	4	0	1	0	0	1	0			
<b>Inning Stats</b>	R: 0 E: 0 K: 0 S: 8	H: 0 LOB: 0 BB: 0 P: 16	R: 0 E: 0 K: 1 S: 11	H: 0 LOB: 0 BB: 0 P: 18	R: 1 E: 0 K: 2 S: 13	H: 1 LOB: 0 BB: 0 P: 19	R: 3 E: 0 K: 0 S: 18	H: 3 LOB: 1 BB: 1 P: 28	R: 0 E: 0 K: 0 S: 4	H: 1 LOB: 0 BB: 0 P: 4	R: 1 E: 0 K: 2 S: 13	H: 2 LOB: 2 BB: 1 P: 23	R: 1 E: 0 K: 1 S: 12	H: 1 LOB: 3 BB: 3 P: 32	R: 0 E: 0 K: 1 S: 7	H: 1 LOB: 1 BB: 0 P: 12	1B: 7 2B: 0 3B: 0 HR: 2	SF: 1 SAC: 0 DP: 1 HBP: 0	WP: 2 PA: 37
<b>PITCHER</b> Brian Holman, R (1,1) ERA: 3.96 Gene Harris, R (6,1) ERA: 4.25 Vance Lovelace, L (7,1) ERA: 4.83 Brent Knackert, R (8,1) ERA: 4.83 Mike Schooler, R (8,1) ERA: 2.32	IP: 5.2 WLS: L BF: 24 H: 7 R: 5 ER: 5 SO: 4 BB: 1 IBB: 0 HBP: 0 BLK: 0 WP: 1 HR: 2 S: 62 P: 97 ERA: 7.94 WHIP: 1.412															<b>PITCHER</b>			

Seattle Mariners @ New York Yankees  
Yankee Stadium, Bronx, NY  
Sat Aug 18 1990, 3:33 AM EDT  
Att: 30,532 - Sunny - 90 F

AB	31
R	6
H	9
RBI	6
BB	5
SO	7
LOB	10






Batter	1	2	3	4	5	6	7	8	9	AB	R	H	RBI	BB	SO	LOB	TOP										
<b>Harold Reynolds, S</b> (1,4) OBP: 0.338, SLG: 0.334	F7		P6			G3		G6-3		4	0	0	0	0	0	0	<b>Seattle Mariners @ New York Yankees</b> Yankee Stadium, Bronx, NY Sun Aug 19 1990, 3:33 AM EDT Att: 35,056 - Overcast - 72 F										
<b>Greg Britley, L</b> (1,9) OBP: 0.305, SLG: 0.368	G4-3		L1			G3		K		4	0	0	0	0	1	0											
<b>Ken Griffey Jr., L</b> (1,8) OBP: 0.382, SLG: 0.489	K			L9		L9		L8		4	0	0	0	0	1	0											
<b>Alvin Davis, L</b> (1,3)		FC6-4 1B		G6-4-3 1B			4-2 1B 2B		K	3	1	2	0	1	1	0											
<b>Edgar Martinez, R</b> (1,5) OBP: 0.399, SLG: 0.449 <b>Mike Brumley, S</b> (5,5) OBP: 0.276, SLG: 0.326		FC6-4 1B		G6-4-3 1-2			1-1 2B 1B			2	0	0	0	0	0	2											
<b>Scott Bradley, L</b> (1,10) OBP: 0.279, SLG: 0.304 <b>Jeffrey Leonard, R</b> (9,PH) OBP: 0.274, SLG: 0.338		FC6-4 1B			B1-3		1-0 2B		K	3	0	2	1	0	0	0											
<b>Henry Cotto, R</b> (1,7) OBP: 0.314, SLG: 0.354		FC6-4 1-2 2-3			G1-3		4-2 BB		K	3	0	0	0	1	1	3											
<b>Dave Valle, R</b> (1,2) OBP: 0.292, SLG: 0.304		K					0-3 K			3	0	1	0	0	2	4											
<b>Omar Vizquel, S</b> (1,6) OBP: 0.273, SLG: 0.310			G3		P5		1-1 G6-3			3	0	0	0	0	0	3											
<b>Inning Stats</b>	R: 0 E: 0 K: 1 S: 12	H: 0 LOB: 0 BB: 0 P: 18	R: 0 E: 0 K: 1 S: 11	H: 2 LOB: 2 BB: 0 P: 17	R: 0 E: 0 K: 0 S: 5	H: 0 LOB: 0 BB: 0 P: 7	R: 0 E: 0 K: 0 S: 5	H: 1 LOB: 0 BB: 0 P: 9	R: 0 E: 0 K: 0 S: 4	H: 1 LOB: 1 BB: 0 P: 8	R: 0 E: 0 K: 0 S: 8	H: 0 LOB: 0 BB: 0 P: 13	R: 1 E: 0 K: 1 S: 13	H: 2 LOB: 2 BB: 2 P: 24	R: 0 E: 0 K: 3 S: 13	H: 0 LOB: 0 BB: 0 P: 18		R: 0 E: 0 K: 3 S: 12	H: 1 LOB: 1 BB: 0 P: 17	1B: 6 2B: 1 3B: 0 HR: 0	SF: 0 SAC: 0 DP: 1 HBP: 0	WP: 0 PB: 0 SB: 1 CS: 0	PA: 34				
<b>PITCHER</b>	IP	WLS	BF	H	R	ER	SO	BB	IBB	HBP	BLK	WP	HR	S	P	ERA	WHIP										
<b>Tim Leary, R</b> (1,1) ERA: 4.25	7.0	W	27	6	1	1	3	2	0	0	0	0	0	58	96	1.29	1.143										
<b>Lee Guetterman, L</b> (8,1) ERA: 2.99	1.0		3	0	0	0	1	0	0	0	0	0	0	13	18	0.00	0.000										
<b>Dave Righetti, L</b> (9,1) ERA: 3.38	1.0	S	4	1	0	0	3	0	0	0	0	0	0	12	17	0.00	1.000										

Batter	1	2	3	4	5	6	7	8	9	AB	R	H	RBI	BB	SO	LOB	BOTTOM										
<b>Roberto Kelly, R</b> (1,8) OBP: 0.325, SLG: 0.418	G5-3 G4-3 2B		F8				1-2 1B			4	1	3	0	0	0	0	<b>Seattle Mariners @ New York Yankees</b> Yankee Stadium, Bronx, NY Sun Aug 19 1990, 3:33 AM EDT Att: 35,056 - Overcast - 72 F										
<b>Steve Sax, R</b> (1,4) OBP: 0.306, SLG: 0.315	G5-3		L8				F9 2B			4	0	0	0	0	5												
<b>Oscar Azocar, L</b> (1,7) OBP: 0.299, SLG: 0.432	G4-3			G1-3	P3			G5-3		4	0	0	1	0	2												
<b>Steve Balboni, R</b> (1,3) OBP: 0.300, SLG: 0.396	G4-3			G6-3		K		K		4	0	0	0	0	2	0											
<b>Jesse Barfield, R</b> (1,9) OBP: 0.350, SLG: 0.457			K	G4-3		K2-3		1B BB		3	0	0	0	1	2	0											
<b>Rick Cerone, R</b> (1,10) OBP: 0.388, SLG: 0.462 <b>Wayne Tolleson, S</b> (8,FR) OBP: 0.234, SLG: 0.237		P6			2-2 HR 2B	P2		1-2 1B		4	1	2	0	0	0	0											
<b>Jim Leyritz, R</b> (1,5) OBP: 0.349, SLG: 0.359 <b>Kevin Maas, L</b> (6,PH) OBP: 0.366, SLG: 0.614 <b>Randy Velarde, R</b> (9,5) OBP: 0.263, SLG: 0.261					1-3 K		1-1 1B	G6-3		3	0	2	0	0	1	1											
<b>Bob Geren, R</b> (1,2) OBP: 0.263, SLG: 0.357		G1-3			0-0 HR		0-3 K			3	1	1	2	0	1	2											
<b>Alvaro Espinoza, R</b> (1,6) OBP: 0.253, SLG: 0.274			G3-1		4-2 1B		0-0 L8			2	0	0	0	1	0	1											
<b>Inning Stats</b>	R: 1 E: 0 K: 0 S: 8	H: 1 LOB: 0 BB: 0 P: 10	R: 0 E: 0 K: 1 S: 10	H: 1 LOB: 1 BB: 0 P: 16	R: 0 E: 0 K: 0 S: 7	H: 0 LOB: 0 BB: 0 P: 10	R: 0 E: 0 K: 0 S: 3	H: 0 LOB: 0 BB: 0 P: 5	R: 2 E: 0 K: 1 S: 14	H: 3 LOB: 2 BB: 1 P: 21	R: 0 E: 0 K: 2 S: 8	H: 0 LOB: 0 BB: 0 P: 10	R: 0 E: 0 K: 1 S: 13	H: 2 LOB: 2 BB: 0 P: 15	R: 0 E: 0 K: 1 S: 9	H: 1 LOB: 2 BB: 1 P: 16		1B: 4 2B: 2 3B: 1 HR: 1	SF: 0 SAC: 0 DP: 0 HBP: 0	WP: 0 PB: 0 SB: 0 CS: 0	PA: 34						
<b>PITCHER</b>	IP	WLS	BF	H	R	ER	SO	BB	IBB	HBP	BLK	WP	HR	S	P	ERA	WHIP										
<b>Matt Young, L</b> (1,1) ERA: 3.4	7.2	L	33	8	3	3	6	2	0	0	0	0	1	71	102	3.52	1.304										
<b>Michael Jackson, R</b> (8,1) ERA: 4.7	0.1		1	0	0	0	0	0	0	0	0	0	0	1	1	0.00	0.000										

AB	32
R	1
H	7
RBI	1
BB	2
SO	7
LOB	13



AB	32
R	3
H	8
RBI	3
BB	2
SO	6
LOB	13





Batter	1	2	3	4	5	6	7	8	9	10	11	AB	R	H	RBI	BB	SO	LOB	TOP									
Junior Felix, S OBP: 0.345, SLG: 0.464 (1, 9)	1-0 BB 1B	1-2 G5-3		1-1 CS 1B			1-2 G6-3		1-0 SH3-4		0-1 P1	5	1	2	0	0	0	1										
Tony Fernandez, S OBP: 0.343, SLG: 0.372 (1, 6)	1-1 F8		0-0 1B	1-0 SF9			2-2 3B		1-1 FC1-5			4	1	2	1	0	0	2										
Fred McGriff, L OBP: 0.407, SLG: 0.551 (1, 3)	4-2 1B		0-1 1B	3-H CS	3-3 K		2-3 K		1-1 P6			4	0	1	0	1	2	2										
George Bell, R OBP: 0.315, SLG: 0.461 (1, 7)	0-0 BB		1-1 1B	1-0 CS	4-2 WP BB		4-0 FC6-4 IBB			2-0 P4		3	0	2	2	2	0	0										
Pat Borders, R OBP: 0.326, SLG: 0.535 (1, 2)	2-2 G5-4-3		2-2 P4	1-3 K2-3	1-2 K		1-2 FC6-4		0-2 FC6-4		2-1 F8	5	0	0	0	0	1	7										
Glennan Hill, R OBP: 0.289, SLG: 0.474 (1, 10)		1-1 G3-1	3-2 G6-4-3	1-0 K			1-2 G5-3		0-0 G6-3		3-2 G6-3	5	1	0	0	0	0	1										
Manuel Lee, S OBP: 0.276, SLG: 0.344 (1, 4)	1-2 G6-3		1-0 E3 G6-3 1B			2-2 G3		0-0 G6-3		3-2 G6-3		5	1	0	0	0	0	1										
Luis Sojo, R OBP: 0.254, SLG: 0.232 (1, 5)	2-0 2B		0-0 G6-3	1-2 G6-3		2-1 G6-3		1-0 G6-3			1-2 F8	5	1	1	0	0	0	1										
Mookie Wilson, S OBP: 0.306, SLG: 0.361 (1, 8)	1-1 2B		0-0 1B SF9 1B			2-3 K		1-1 FC1-5 SH3-4 1B		1-2 G6-3		5	1	3	2	0	1	0										
<b>Inning Stats</b>	R: 1 E: 0 K: 0 S: 10	H: 2 LOB: 1 BB: 0 P: 18	R: 1 E: 0 K: 0 S: 11	H: 2 LOB: 1 BB: 0 P: 17	R: 1 E: 0 K: 0 S: 11	H: 3 LOB: 0 BB: 0 P: 17	R: 2 E: 1 K: 0 S: 6	H: 2 LOB: 0 BB: 0 P: 10	R: 0 E: 0 K: 3 S: 13	H: 0 LOB: 1 BB: 0 P: 24	R: 0 E: 0 K: 1 S: 8	H: 0 LOB: 0 BB: 0 P: 14	R: 0 E: 0 K: 1 S: 13	H: 1 LOB: 2 BB: 1 P: 22	R: 0 E: 0 K: 0 S: 5	H: 0 LOB: 0 BB: 0 P: 7	R: 0 E: 0 K: 0 S: 7	H: 1 LOB: 1 BB: 0 P: 11	R: 0 E: 0 K: 0 S: 9	H: 1 LOB: 1 BB: 0 P: 16	R: 0 E: 0 K: 0 S: 9	H: 0 LOB: 0 BB: 0 P: 11	1B: 9 2B: 2 3B: 1 HR: 0	SF: 1 SAC: 1 DP: 2 HBP: 0	WP: 1 PB: 0 SB: 0 CS: 1	PA: 47		
<b>PITCHER</b>	IP WLS BF H R ER SO BB IBB HBP BLK WP HR S P ERA WHIP																											
Dave LaPoint, L ERA: 4.39 (1, 1)	3.1	19	3	0	0	5	1	1	0	0	1	0	65	108	0.00	0.522												
Greg Cadaret, L ERA: 3.75 (4, 1)	7.2	W	27	3	0	0	5	1	1	0	0	1	0	65	108	0.00	0.522											

Toronto Blue Jays @ New York Yankees  
Yankee Stadium, Bronx, NY  
Mon Aug 20 1990, 7:05 PM EDT  
Att: 21,661 - Unknown - 67 F

livebaseballscores.com

AB 41  
R 5  
H 12  
RBI 5  
BB 3  
SO 5  
LOB 17



Batter	1	2	3	4	5	6	7	8	9	10	11	AB	R	H	RBI	BB	SO	LOB	BOTTOM										
Roberto Kelly, R OBP: 0.325, SLG: 0.420 (1, 8)	0-0 S 2B 2B	0-2 CS 1B		0-1 SAFE L7			1-3 K		0-1 G5-3			5	1	2	0	0	1	3											
Steve Sax, R OBP: 0.305, SLG: 0.314 (1, 4)	0-0 B2	2-0 SAFE CS	0-3 K	0-0 CS 1B			1-1 G1-3		0-1 G6-3			5	0	1	0	0	1	1											
Oscar Azocar, L OBP: 0.295, SLG: 0.431 (1, 7)	2-1 2B		0-0 G4-3	2-2 SAFE CS	2-2 SAFE CS		0-1 G6-3		0-1 F8			4	1	1	1	0	0	0											
Mel Hall, L OBP: 0.273, SLG: 0.446 (1, 10)	2-0 2B		1-0 G1	0-2 G6-3			0-0 G6-3		0-0 BB 1B		2-2 G5-3	5	1	2	1	0	0	0											
Kevin Maas, L OBP: 0.380, SLG: 0.634 (1, 3)	3-2 SAFE HR		4-1 1B BB			2-3 K		4-1 BB 1B		4-1 E SH 1B BB		2	3	1	2	3	1	0											
Matt Nokes, L OBP: 0.319, SLG: 0.393 (1, 2)	1-0 F8		1-1 FC6-4 1B	1-2 F8		1-2 F8		0-1 F7		0-1 SH 1B E		3	0	1	0	0	0	0											
Rick Cerone, R OBP: 0.365, SLG: 0.457 (8, PH)			1-2 FC6-4 1B									1	0	0	0	0	0	2											
Bob Geren, R OBP: 0.283, SLG: 0.357 (9, 2)			1-2 FC6-4 1B									0	0	0	0	0	0	0											
Jesse Barfield, R OBP: 0.348, SLG: 0.454 (1, 9)	3-1 F8		3-2 F7			0-0 P3		2-1 FC3-6 1B		0-1 E5 1B		5	0	1	0	0	0	4											
Jim Leyritz, R OBP: 0.346, SLG: 0.355 (1, 5)		1-1 G3	2-2 FC6-4 1B	1-1 G6-3		1-2 F8		0-1 F7		1-0 FC3-6		5	0	1	1	0	1	4											
Alvaro Espinoza, R OBP: 0.252, SLG: 0.272 (1, 6)		1-3 K2-3	2-2 FC6-4	1-2 L6		1-2 L6		1-3 K		1-3 K		5	0	1	1	0	2	3											
<b>Inning Stats</b>	R: 4 E: 0 K: 0 S: 14	H: 4 LOB: 0 BB: 0 P: 25	R: 0 E: 0 K: 1 S: 8	H: 1 LOB: 0 BB: 0 P: 12	R: 0 E: 0 K: 1 S: 5	H: 0 LOB: 0 BB: 0 P: 6	R: 1 E: 0 K: 0 S: 19	H: 2 LOB: 0 BB: 1 P: 31	R: 0 E: 0 K: 0 S: 9	H: 0 LOB: 0 BB: 0 P: 9	R: 0 E: 0 K: 1 S: 12	H: 0 LOB: 0 BB: 0 P: 15	R: 0 E: 0 K: 1 S: 11	H: 0 LOB: 0 BB: 0 P: 14	R: 0 E: 0 K: 0 S: 8	H: 1 LOB: 2 BB: 1 P: 13	R: 0 E: 0 K: 1 S: 8	H: 1 LOB: 1 BB: 0 P: 12	R: 0 E: 0 K: 0 S: 6	H: 0 LOB: 0 BB: 0 P: 8	R: 1 E: 2 K: 1 S: 8	H: 1 LOB: 3 BB: 1 P: 12	1B: 8 2B: 3 3B: 0 HR: 1	SF: 0 SAC: 1 DP: 1 HBP: 0	WP: 0 PB: 0 SB: 1 CS: 2	PA: 46			
<b>PITCHER</b>	IP WLS BF H R ER SO BB IBB HBP BLK WP HR S P ERA WHIP																												
Todd Stittgen, R ERA: 4.38 (8, 1)	7.2	30	9	0	0	5	1	0	0	0	0	0	0	1	5	118	5.87	1.304											
Bob MacDonald, L ERA: (8, 1)	0.0	1	0	0	0	0	0	0	0	0	0	0	0	0	1	5	0.00	1.125											
Jim Acker, R ERA: 3.65 (8, 1)	2.2	L	13	2	1	0	2	1	0	0	0	0	0	0	24	34	0.00	1.125											

Toronto Blue Jays @ New York Yankees  
Yankee Stadium, Bronx, NY  
Mon Aug 20 1990, 7:05 PM EDT  
Att: 21,661 - Unknown - 67 F

livebaseballscores.com

AB 40  
R 6  
H 11  
RBI 6  
BB 3  
SO 6  
LOB 17





Batter	1	2	3	4	5	6	7	8	9	AB	R	H	RBI	BB	SO	LOB	TOP								
Junior Felix, S OBP: 0.341, SLG: 0.458	G6-3			G5-3	G5-3			G1-3		4	0	0	0	0	0	1	Toronto Blue Jays @ New York Yankees Yankee Stadium, Bronx, NY Tue Aug 21, 1990, 7:05 PM EDT Att: 22,315 - Unknown - 65 F								
Tony Fernandez, S OBP: 0.342, SLG: 0.370	L8			BB		F8		G1-3		3	0	0	0	1	0										
Kelly Gruber, R OBP: 0.328, SLG: 0.498	F8			P4		F7		G6-3		4	0	0	0	0	1										
George Bell, R OBP: 0.314, SLG: 0.458		G6-3		K					G1-3	3	0	0	0	1	1										
Fred McGriff, L OBP: 0.408, SLG: 0.550 Kenny Williams, R (9, PR) OBP: 0.207, SLG: 0.185		K			1B				E1	4	1	2	0	0	2	1									
Pat Borders, R OBP: 0.325, SLG: 0.531		L8			1B				G6-3	4	1	1	0	0	1	1									
Glenallen Hill, R OBP: 0.289, SLG: 0.470				K					K	4	0	1	0	0	2	1									
Manuel Lee, S OBP: 0.277, SLG: 0.348				L7						3	0	1	0	0	0	3									
Mookie Wilson, S OBP: 0.306, SLG: 0.361				L8						3	0	1	2	0	1	1									
<b>Inning Stats</b>	R: 0 E: 0 K: 0 S: 9	H: 0 LOB: 0 BB: 0 P: 12	R: 0 E: 0 K: 1 S: 7	H: 0 LOB: 0 BB: 0 P: 10	R: 0 E: 0 K: 1 S: 8	H: 0 LOB: 0 BB: 0 P: 12	R: 0 E: 0 K: 1 S: 9	H: 0 LOB: 1 BB: 1 P: 16	R: 2 E: 0 K: 0 S: 12	H: 4 LOB: 1 BB: 0 P: 17	R: 0 E: 0 K: 1 S: 6	H: 0 LOB: 1 BB: 1 P: 12	R: 0 E: 0 K: 2 S: 14	H: 1 LOB: 1 BB: 0 P: 20	R: 0 E: 0 K: 0 S: 6	H: 0 LOB: 0 BB: 0 P: 8	R: 0 E: 1 K: 1 S: 11	H: 1 LOB: 1 BB: 0 P: 13	1B: 5 2B: 2 3B: 0 HR: 0	SF: 0 SAC: 0 DP: 1 HBP: 0	WP: 1 PB: 0 SB: 0 CS: 0	PA: 34			
<b>PITCHER</b>	IP	WLS	BF	H	R	ER	SO	BB	IBB	HBP	BLK	WP	HR	S	P	ERA	WHIP								
Chuck Cary, L ERA: 4.13	7.0	W	27	5	2	2	6	2	0	0	0	1	0	65	99	2.57	1.000								
Lee Guetterman, L ERA: 2.91	2.0	S	7	1	0	0	1	0	0	0	0	0	0	17	21	0.00	0.500								

Batter	1	2	3	4	5	6	7	8	9	AB	R	H	RBI	BB	SO	LOB	BOTTOM								
Roberto Kelly, R OBP: 0.330, SLG: 0.425	1B			G3		G6-3		L8		4	2	3	0	0	0	0	Toronto Blue Jays @ New York Yankees Yankee Stadium, Bronx, NY Tue Aug 21, 1990, 7:05 PM EDT Att: 22,315 - Unknown - 65 F								
Steve Sax, R OBP: 0.304, SLG: 0.312	L8		G3		G6-3		K		3	0	0	0	1	1	4										
Oscar Azocar, L OBP: 0.301, SLG: 0.433	E		G3		G6-3		FC4-6		4	0	2	1	0	0	2										
Steve Balboni, R OBP: 0.302, SLG: 0.412 Kevin Maas, L (6, PH) OBP: 0.391, SLG: 0.630	K		HR		IBB		P5		2	1	1	1	0	1	2										
Jesse Barfield, R OBP: 0.347, SLG: 0.451	K		L7		K		FC4-6		4	0	1	0	0	2	4										
Rick Cerone, R OBP: 0.367, SLG: 0.457 Mel Hall, L (5, PH) OBP: 0.271, SLG: 0.443	F8		WP		P2		FC4-6		2	0	1	0	0	0	0										
Jim Leyritz, R OBP: 0.342, SLG: 0.350 Matt Nokes, L (7, PH) OBP: 0.318, SLG: 0.391 Randy Velarde, R OBP: 0.263, SLG: 0.261	F8		F7		F7		G6-3		3	0	0	0	0	0	1										
Bob Geren, R OBP: 0.266, SLG: 0.357		K			1B				3	0	1	0	1	1	1										
Alvaro Espinoza, R OBP: 0.249, SLG: 0.269		G1-3			G1-3		F9		4	0	0	0	0	0	3										
<b>Inning Stats</b>	R: 1 E: 0 K: 2 S: 13	H: 2 LOB: 1 BB: 0 P: 23	R: 0 E: 0 K: 1 S: 10	H: 1 LOB: 0 BB: 0 P: 16	R: 2 E: 0 K: 0 S: 7	H: 2 LOB: 0 BB: 0 P: 10	R: 0 E: 0 K: 0 S: 11	H: 1 LOB: 1 BB: 0 P: 15	R: 0 E: 0 K: 2 S: 8	H: 0 LOB: 3 BB: 2 P: 21	R: 0 E: 0 K: 1 S: 9	H: 1 LOB: 2 BB: 1 P: 16	R: 0 E: 0 K: 0 S: 10	H: 2 LOB: 2 BB: 0 P: 15	R: 0 E: 0 K: 0 S: 7	H: 0 LOB: 0 BB: 0 P: 10	R: 0 E: 0 K: 0 S: 7	H: 0 LOB: 0 BB: 0 P: 10	1B: 7 2B: 1 3B: 0 HR: 1	SF: 0 SAC: 0 DP: 0 HBP: 1	WP: 1 PB: 0 SB: 3 CS: 0	PA: 37			
<b>PITCHER</b>	IP	WLS	BF	H	R	ER	SO	BB	IBB	HBP	BLK	WP	HR	S	P	ERA	WHIP								
John Candelaria, L ERA: 3.93	4.1	L	21	6	3	3	3	1	1	0	0	0	0	26	43	0.00	1.500								
Frank Wiiks, R ERA: 4.64	2.2		13	3	0	0	3	1	1	0	0	0	0	7	10	0.00	0.000								
Duane Ward, R ERA: 3.28	1.0		3	0	0	0	0	0	0	0	0	0	0	7	10	0.00	0.000								







Batter	1	2	3	4	5	6	7	8	9	AB	R	H	RBI	BB	SO	LOB	TOP					
Paul Moltor, R OBP: 0.369, SLG: 0.488	1-3 K		3-2 F7		0-0 F8	0-0 G5-3		0-1 1B		5	0	1	0	0	1	0						
Jim Gantner, L OBP: 0.344, SLG: 0.310	1-0 1B		0-0 G3		2-0 1B	1-2 E1		0-0 1B		5	2	3	0	0	0	0						
Gary Sheffield, R OBP: 0.353, SLG: 0.443	1-1 1B		4-2 BB		2-2 1B	1-2 1B		0-1 G5-4-3		4	2	3	0	1	0	2						
Dave Parker, L OBP: 0.347, SLG: 0.480	0-0 E8		2-0 G4-3		0-1 1B	2-2 F8				5	2	2	4	0	0	3						
Robin Yount, R OBP: 0.329, SLG: 0.365	0-1 G4-3				0-1 F9	4-1 2B				3	1	0	0	1	0	1						
Mike Felder, S OBP: 0.315, SLG: 0.333	2-3 G4-3				3-2 BB					1	0	0	0	0	0	0						
Rob Deer, R OBP: 0.342, SLG: 0.505	1-1 F9				2-2 HR	1-3 2B				5	1	2	2	0	1	0						
Darryl Hamilton, L OBP: 0.387, SLG: 0.414		1-0 G4-3			0-0 1B	2-0 L8				4	0	2	0	0	0	1						
Charlie O'Brien, R OBP: 0.248, SLG: 0.256		1-3 K			0-1 G4-6-3	1-0 P4				4	0	1	0	0	1	2						
Bill Spiers, L OBP: 0.274, SLG: 0.319	1-1 F7				0-0 G4-6-3	0-1 G4-3				4	0	0	0	0	0	2						
<b>Inning Stats</b>	R: 3 E: 1 K: 1 S: 11	H: 3 LOB: 0 BB: 0 P: 15	R: 0 E: 0 K: 0 S: 7	H: 0 LOB: 0 BB: 0 P: 10	R: 0 E: 0 K: 0 S: 10	H: 0 LOB: 1 BB: 1 P: 19	R: 1 E: 0 K: 0 S: 9	H: 3 LOB: 1 BB: 0 P: 11	R: 4 E: 1 K: 0 S: 15	H: 4 LOB: 2 BB: 0 P: 28	R: 0 E: 0 K: 1 S: 10	H: 1 LOB: 1 BB: 0 P: 15	R: 0 E: 0 K: 0 S: 8	H: 2 LOB: 1 BB: 0 P: 10	R: 0 E: 0 K: 0 S: 5	H: 0 LOB: 0 BB: 0 P: 9	1B: 11 2B: 1 3B: 0 HR: 2	SF: 0 SAC: 0 DP: 2 HBP: 0	WP: 1 PB: 0 SB: 1 CS: 0	PA: 42		
<b>PITCHER</b>	IP	WLS	BF	H	R	ER	SO	BB	IBB	HBP	BLK	WP	HR	S	P	ERA	WHIP					
Mike Witt, R ERA: 3.63	(1, 1)	4.1	L	23	9	8	7	2	2	0	0	0	1	2	47	72	14.54	2.538				
Jeff Robinson, R ERA: 3.49	(5, 1)	1.2		8	2	0	0	0	0	0	0	0	0	0	21	31	0.00	1.200				
Jimmy Jones, R ERA: 6.0	(7, 1)	3.0		11	3	0	0	1	0	0	0	0	0	0	23	34	0.00	1.000				

Milwaukee Brewers @ New York Yankees  
Yankee Stadium, Bronx, NY  
Thu Aug 23 1990, 7:05 PM EDT  
Att: 18,729 - Unknown - 70 F

AB 40  
R 8  
H 14  
RBI 6  
BB 2  
SO 3  
LOB 11



Batter	1	2	3	4	5	6	7	8	9	AB	R	H	RBI	BB	SO	LOB	BOTTOM				
Roberto Kelly, R OBP: 0.330, SLG: 0.432	1-1 E5		0-1 G4-3		0-1 FC4		2-3 K			4	1	1	0	0	1	0					
Steve Sax, R OBP: 0.305, SLG: 0.312	3-2 BLK		3-1 1B		2-2 FC4		0-0 G4-3			4	0	2	0	0	0	1					
Oscar Azocar, L OBP: 0.291, SLG: 0.423	1-2 F9		0-0 F8		0-0 G4-6-3		0-2 F7			4	0	0	0	0	0	3					
Mel Hall, L OBP: 0.276, SLG: 0.444	1-3 K				1-1 L8		2-2 B1-3		0-0 1B	4	0	2	0	0	1	1					
Kevin Maas, L OBP: 0.375, SLG: 0.606	1-3 K				1-0 1B		1-1 F8		1-3 K	3	1	0	0	0	2	3					
Matt Nokes, L OBP: 0.317, SLG: 0.389		0-0 F9			0-0 F9		0-1 B1-3		3-2 F7	4	0	1	0	0	0	1					
Jesse Barfield, R OBP: 0.343, SLG: 0.444		3-2 G1-3			0-2 1B		1-0 F7		0-0 F9	4	0	1	1	0	0	1					
Jim Leyritz, R OBP: 0.343, SLG: 0.360		1-0 G6-3			1-1 F9		0-0 F7		0-2 2B	4	0	1	0	0	0	2					
Alvaro Espinoza, R OBP: 0.250, SLG: 0.275			0-2 G5-3		1-0 G4-3		1-2 G6-3		0-0 G6-3	3	0	0	0	0	0	2					
Rick Cerone, R OBP: 0.359, SLG: 0.444										1	0	0	0	0	0	1					
<b>Inning Stats</b>	R: 1 E: 1 K: 2 S: 17	H: 1 LOB: 1 BB: 0 P: 24	R: 0 E: 0 K: 0 S: 6	H: 0 LOB: 0 BB: 0 P: 10	R: 0 E: 0 K: 0 S: 8	H: 1 LOB: 1 BB: 0 P: 11	R: 1 E: 0 K: 0 S: 9	H: 2 LOB: 2 BB: 0 P: 13	R: 0 E: 0 K: 0 S: 6	H: 1 LOB: 1 BB: 0 P: 8	R: 0 E: 0 K: 1 S: 8	H: 0 LOB: 0 BB: 0 P: 11	R: 0 E: 0 K: 1 S: 8	H: 1 LOB: 1 BB: 0 P: 9	R: 0 E: 0 K: 0 S: 9	H: 1 LOB: 1 BB: 0 P: 12	1B: 7 2B: 1 3B: 0 HR: 0	SF: 0 SAC: 0 DP: 1 HBP: 1	WP: 0 PB: 0 SB: 1 CS: 0	PA: 36	
<b>PITCHER</b>	IP	WLS	BF	H	R	ER	SO	BB	IBB	HBP	BLK	WP	HR	S	P	ERA	WHIP				
Jaime Navarro, R ERA: 5.27	(1, 1)	9.0	W	36	8	2	1	4	0	0	1	0	0	79	110	1.00	0.889				

Milwaukee Brewers @ New York Yankees  
Yankee Stadium, Bronx, NY  
Thu Aug 23 1990, 7:05 PM EDT  
Att: 18,729 - Unknown - 70 F

AB 35  
R 2  
H 8  
RBI 1  
BB 0  
SO 4  
LOB 15

















Batter	1	2	3	4	5	6	7	8	9	AB	R	H	RBI	BB	SO	LOB	TOP										
<b>Roberto Kelly, R</b> OBP: 0.331, SLG: 0.442 (1, 8)										4	1	1	1	1	2	1	<b>New York Yankees @ Baltimore Orioles</b> Memorial Stadium, Baltimore, MD Mon Aug 27 1990, 7:05 PM EDT Att: 24,589 - Unknown - 91 F										
<b>Oscar Azocar, L</b> OBP: 0.272, SLG: 0.386 (1, 7)										5	0	0	0	0	1	2											
<b>Matt Nokes, L</b> OBP: 0.350, SLG: 0.490 (1, 10)										4	1	3	1	0	0	0											
<b>Wayne Tolleson, S</b> OBP: 0.227, SLG: 0.230 (6, PR)										0	1	0	0	0	0	0											
<b>Kevin Maas, L</b> OBP: 0.364, SLG: 0.573 (1, 3)										4	0	1	0	0	1	2											
<b>Jesse Barfield, R</b> OBP: 0.343, SLG: 0.453 (1, 9)										3	1	1	1	1	0	0											
<b>Rick Cerone, R</b> OBP: 0.353, SLG: 0.438 (1, 2)										4	0	2	1	0	0	0											
<b>Jim Leyritz, R</b> <b>Randy Velarde, R</b> OBP: 0.263, SLG: 0.260 (7, PR) (7, 5)										3	0	1	0	0	1	1											
<b>Alvaro Espinoza, R</b> OBP: 0.246, SLG: 0.273 (1, 6)										4	0	0	0	0	1	2											
<b>Steve Sax, R</b> OBP: 0.307, SLG: 0.314 (1, 4)										4	0	1	0	0	0	2											
<b>Inning Stats</b>	R: 0 H: 1 E: 0 K: 1 S: 12	H: 1 LOB: 1 BB: 0 P: 19	R: 1 H: 2 E: 0 K: 0 S: 11	H: 2 LOB: 1 BB: 0 P: 18	R: 1 H: 1 E: 0 K: 1 S: 8	H: 1 LOB: 0 BB: 0 P: 12	R: 0 H: 0 E: 0 K: 1 S: 9	H: 0 LOB: 0 BB: 0 P: 15	R: 0 H: 1 E: 0 K: 2 S: 9	H: 1 LOB: 1 BB: 0 P: 13	R: 0 H: 1 E: 0 K: 0 S: 7	H: 1 LOB: 1 BB: 0 P: 13	R: 0 H: 1 E: 0 K: 0 S: 9	H: 1 LOB: 1 BB: 0 P: 14	R: 2 H: 3 E: 0 K: 2 S: 17	H: 3 LOB: 2 BB: 1 P: 27	R: 0 H: 0 E: 0 K: 0 S: 11	H: 0 LOB: 1 BB: 1 P: 17	1B: 5 2B: 2 3B: 0 HR: 3	SF: 0 SAC: 0 DP: 0 HBP: 0	WP: 0 PB: 0 SB: 1 CS: 0	PA: 38					
<b>PITCHER</b>	IP	WLS	BF	H	R	ER	SO	BB	IBB	HBP	BLK	WP	HR	S	P	ERA	WHIP										
<b>Ben McDonald, R</b> ERA: 2.8 (1, 1)	7.1	L	30	9	4	4	5	0	0	0	0	0	3	74	115	4.91	1.227										
<b>Joe Price, L</b> ERA: 4.08 (8, 1)	0.1		1	0	0	0	1	0	0	0	0	0	0	3	5	0.00	0.000										
<b>Curt Schilling, R</b> ERA: 1.31 (8, 1)	1.1		7	1	0	0	1	2	0	0	0	0	0	16	28	0.00	2.250										

AB	36
R	4
H	10
RBI	4
BB	2
SO	7
LOB	12



Batter	1	2	3	4	5	6	7	8	9	AB	R	H	RBI	BB	SO	LOB	BOTTOM										
<b>Brady Anderson, L</b> OBP: 0.381, SLG: 0.371 (1, 8)										4	0	0	0	0	2	1	<b>New York Yankees @ Baltimore Orioles</b> Memorial Stadium, Baltimore, MD Mon Aug 27 1990, 7:05 PM EDT Att: 24,589 - Unknown - 91 F										
<b>Joe Orsulak, L</b> OBP: 0.352, SLG: 0.423 (1, 7)										3	0	0	0	1	0	0											
<b>Cal Ripken Jr., R</b> OBP: 0.363, SLG: 0.434 (1, 6)										4	0	1	0	0	0	2											
<b>Sam Horn, L</b> OBP: 0.335, SLG: 0.451 (1, 10)										2	0	0	0	2	0	2											
<b>Mickey Tettleton, S</b> OBP: 0.382, SLG: 0.374 (1, 2)										4	0	1	0	0	1	2											
<b>Tim Lincecum, R</b> OBP: 0.342, SLG: 0.385 (1, 5)										3	0	1	0	1	0	0											
<b>David Segui, S</b> OBP: 0.246, SLG: 0.232 (1, 3)										3	0	1	0	0	0	1											
<b>Ron Kittle, R</b> OBP: 0.300, SLG: 0.446 (6, PH)										1	0	0	0	0	0	3											
<b>Steve Finley, L</b> OBP: 0.309, SLG: 0.319 (1, 9)										3	0	0	0	0	0	1											
<b>Billy Ripken, R</b> OBP: 0.337, SLG: 0.369 (1, 4)										2	0	0	0	1	0	0											
<b>Inning Stats</b>	R: 0 H: 1 E: 0 K: 2 S: 10	H: 1 LOB: 2 BB: 1 P: 19	R: 0 H: 1 E: 0 K: 0 S: 6	H: 1 LOB: 0 BB: 0 P: 11	R: 0 H: 0 E: 0 K: 0 S: 5	H: 0 LOB: 0 BB: 0 P: 9	R: 0 H: 0 E: 0 K: 1 S: 9	H: 0 LOB: 2 BB: 2 P: 19	R: 0 H: 0 E: 0 K: 0 S: 7	H: 0 LOB: 0 BB: 0 P: 9	R: 0 H: 0 E: 0 K: 0 S: 6	H: 0 LOB: 0 BB: 0 P: 8	R: 0 H: 1 E: 0 K: 0 S: 12	H: 1 LOB: 3 BB: 2 P: 23	1B: 3 2B: 1 3B: 0 HR: 0	SF: 0 SAC: 0 DP: 2 HBP: 0	WP: 0 PB: 0 SB: 0 CS: 0	PA: 34									
<b>PITCHER</b>	IP	WLS	BF	H	R	ER	SO	BB	IBB	HBP	BLK	WP	HR	S	P	ERA	WHIP										
<b>Andy Hawkins, R</b> ERA: 5.02 (1, 1)	8.2	W	33	4	0	0	3	5	0	0	0	0	0	69	123	0.00	1.038										
<b>Dave Righetti, L</b> ERA: 4.06 (9, 1)	0.1	S	1	0	0	0	0	0	0	0	0	0	0	3	4	0.00	0.000										

AB	29
R	0
H	4
RBI	0
BB	5
SO	3
LOB	12





Batter	1	2	3	4	5	6	7	8	9	AB	R	H	RBI	BB	SO	LOB	TOP											
<b>Roberto Kelly, R</b> OBP: 0.330, SLG: 0.439 (1, 8)	F9		K		G4-3		G6-3 BB		K	4	0	0	0	1	2	3	<b>New York Yankees @ Baltimore Orioles</b> Memorial Stadium, Baltimore, MD Tue Aug 28 1990, 7:05 PM EDT Att: 23,900 - Unknown - 95 F											
<b>Oscar Azocar, L</b> OBP: 0.270, SLG: 0.380 (1, 7)	F8		G4-3		F8		G6-3		1B WP	5	1	1	2	0	0	2												
<b>Matt Nokes, L</b> OBP: 0.320, SLG: 0.398 (1, 2) <b>Wayne Tolleson, S</b> OBP: 0.227, SLG: 0.230 (9, PR) (9, 6)	G3			HR BB		K2-3	G4-3		2B 1B	4	1	1	0	1	1	1												
<b>Kevin Maas, L</b> OBP: 0.370, SLG: 0.586 (1, 3)		L9 1B 2B		F8		BB HR 1B		K	3B 2B	5	3	3	1	0	1	1												
<b>Mel Hall, L</b> OBP: 0.275, SLG: 0.436 (1, 10) <b>Steve Balboni, R</b> OBP: 0.308, SLG: 0.407 (8, PH)	L9		F9		P5		K		P7	3	0	0	0	0	0	3												
<b>Jesse Barfield, R</b> OBP: 0.351, SLG: 0.472 (1, 9)	G5-3 1B		HR		HR BB		1B		3B	4	2	4	4	1	0	0												
<b>Randy Velarde, R</b> OBP: 0.261, SLG: 0.278 (1, 5)	G5-3		L8		HR		HR		G5-3	5	1	1	3	0	0	4												
<b>Alvaro Espinoza, R</b> OBP: 0.246, SLG: 0.271 (1, 6) <b>Bob Geren, R</b> OBP: 0.297, SLG: 0.356 (9, 2)	G5-3		L4		F9				1B 1B HBP	3	1	0	0	0	0	1												
<b>Steve Sax, R</b> OBP: 0.308, SLG: 0.316 (1, 4)			L9		BLK 1B		G6-3		1B 1B	4	1	2	0	0	0	0												
<b>Inning Stats</b>	R: 0 E: 0 K: 0 S: 9	H: 0 LOB: 0 BB: 0 P: 11	R: 1 E: 0 K: 0 S: 9	H: 2 LOB: 1 BB: 0 P: 15	R: 0 E: 0 K: 1 S: 6	H: 0 LOB: 0 BB: 0 P: 10	R: 2 E: 0 K: 0 S: 12	H: 1 LOB: 0 BB: 1 P: 17	R: 0 E: 0 K: 0 S: 10	H: 1 LOB: 1 BB: 0 P: 15	R: 3 E: 0 K: 1 S: 7	H: 2 LOB: 1 BB: 1 P: 15	R: 0 E: 0 K: 0 S: 5	H: 0 LOB: 1 BB: 1 P: 11	R: 0 E: 0 K: 2 S: 13	H: 1 LOB: 1 BB: 0 P: 19		R: 5 E: 0 K: 1 S: 12	H: 5 LOB: 2 BB: 0 P: 19	1B: 7 2B: 2 3B: 1 HR: 2	SF: 0 SAC: 0 DP: 0 HBP: 1	WP: 1 PB: 0 SB: 2 CS: 0	PA: 43					
<b>PITCHER</b>	IP	WLS	BF	H	R	ER	SO	BB	IBB	HBP	BLK	WP	HR	S	P	ERA		WHIP										
<b>Jose Mesa, R</b> ERA: 8.1 (1, 1)	6.2	L	29	6	6	6	2	3	0	0	1	0	2	57	93	8.10		1.350										
<b>Joe Price, L</b> ERA: 3.98 (7, 1)	1.1		5	1	0	0	2	0	0	0	0	0	0	14	20	0.00		0.750										
<b>Gregg Olson, R</b> ERA: 2.14 (9, 1)	0.1		6	4	5	5	1	0	0	1	0	0	0	8	12	135.00	12.000											
<b>Jose Bautista, R</b> ERA: 3.98 (9, 1)	0.2		3	1	0	0	0	0	0	0	0	0	0	4	7	0.00	1.500											

Batter	1	2	3	4	5	6	7	8	9	AB	R	H	RBI	BB	SO	LOB	BOTTOM											
<b>Steve Finley, L</b> OBP: 0.314, SLG: 0.327 (1, 9)	G4-3		2B			FC4-6 1B		1B		4	0	3	0	0	0	0	<b>New York Yankees @ Baltimore Orioles</b> Memorial Stadium, Baltimore, MD Tue Aug 28 1990, 7:05 PM EDT Att: 23,900 - Unknown - 95 F											
<b>Brady Anderson, L</b> OBP: 0.378, SLG: 0.392 (1, 7)	HR		K			FC4-6 3B		SF9		3	2	1	2	0	1	2												
<b>Cal Ripken Jr., R</b> OBP: 0.362, SLG: 0.437 (1, 6)	G6-3		L8			3B		G5-3		4	0	1	1	0	0	1												
<b>Mickey Tettleton, S</b> OBP: 0.379, SLG: 0.370 (1, 2)	K		B2-3			G4-3		F9		4	0	0	0	0	1	1												
<b>Joe Orsulak, L</b> OBP: 0.348, SLG: 0.418 (1, 10)	K		K			G3		G3-1		4	0	0	0	0	2	0												
<b>Craig Worthington, R</b> OBP: 0.315, SLG: 0.311 (1, 5)	G6-3		G4-6-3 BB			G5-3		G5-3		3	0	0	0	1	0	0												
<b>Mike Devereaux, R</b> OBP: 0.295, SLG: 0.362 (1, 8)	L9		K			G6-3				3	0	0	0	0	1	1												
<b>David Segui, S</b> OBP: 0.250, SLG: 0.237 (1, 3)	G3		G3			G4-6-3		1B SF9 1B		3	1	1	0	0	0	1												
<b>Rene Gonzales, R</b> OBP: 0.294, SLG: 0.286 (1, 4)	CS 1B		P4			K		K		3	0	1	0	0	1	1												
<b>Inning Stats</b>	R: 1 E: 0 K: 1 S: 9	H: 1 LOB: 0 BB: 0 P: 13	R: 0 E: 0 K: 1 S: 6	H: 0 LOB: 0 BB: 0 P: 11	R: 0 E: 0 K: 1 S: 10	H: 2 LOB: 1 BB: 0 P: 17	R: 0 E: 0 K: 1 S: 7	H: 0 LOB: 0 BB: 0 P: 8	R: 0 E: 0 K: 0 S: 4	H: 0 LOB: 0 BB: 0 P: 7	R: 1 E: 0 K: 1 S: 11	H: 2 LOB: 1 BB: 0 P: 20	R: 0 E: 0 K: 0 S: 5	H: 0 LOB: 0 BB: 0 P: 9	1B: 4 2B: 1 3B: 1 HR: 1	SF: 1 SAC: 0 DP: 1 HBP: 0		WP: 0 PB: 0 SB: 1 CS: 1	PA: 33									
<b>PITCHER</b>	IP	WLS	BF	H	R	ER	SO	BB	IBB	HBP	BLK	WP	HR	S	P	ERA		WHIP										
<b>Mike Witt, R</b> ERA: 3.61 (1, 1)	8.0	W	30	7	3	3	6	1	0	0	0	0	0	5	9	0.00		0.000										
<b>Lee Guetterman, L</b> ERA: 2.76 (9, 1)	1.0		3	0	0	0	0	0	0	0	0	0	0	5	9	0.00		0.000										



Batter	1	2	3	4	5	6	7	8	9	AB	R	H	RBI	BB	SO	LOB	TOP										
<b>Roberto Kelly, R</b> OBP: 0.331, SLG: 0.438 (1, 8)										5	1	2	0	0	2	3	<b>New York Yankees @ Baltimore Orioles</b> <b>Memorial Stadium, Baltimore, MD</b> Wed Aug 29 1990, 7:05 PM EDT Att: 22,887 - Unknown - 75 F										
<b>Oscar Azocar, L</b> OBP: 0.263, SLG: 0.369 (1, 7)										5	0	0	0	0	1	5											
<b>Matt Nokes, L</b> OBP: 0.325, SLG: 0.411 <b>Bob Geren, R</b> OBP: 0.267, SLG: 0.356 (1, 2) (9, 2)										3	1	2	2	1	0	0											
<b>Kevin Maas, L</b> OBP: 0.373, SLG: 0.602 (1, 3)										4	1	2	1	0	1	2											
<b>Mel Hall, L</b> OBP: 0.275, SLG: 0.434 (1, 10)										4	0	1	0	0	3	1											
<b>Jesse Barfield, R</b> OBP: 0.350, SLG: 0.468 (1, 9)										3	0	0	0	1	1	2											
<b>Randy Velarde, R</b> OBP: 0.266, SLG: 0.279 (1, 5)										3	0	1	0	1	1	2											
<b>Alvaro Espinoza, R</b> OBP: 0.243, SLG: 0.268 (1, 6)										4	0	0	0	0	1	3											
<b>Steve Sax, R</b> OBP: 0.308, SLG: 0.314 (1, 4)										3	0	0	0	0	0	0											
<b>Inning Stats</b>	R: 0 E: 0 K: 1 S: 5	H: 0 LOB: 0 BB: 0 P: 7	R: 0 E: 0 K: 1 S: 10	H: 2 LOB: 2 BB: 0 P: 14	R: 0 E: 0 K: 0 S: 8	H: 0 LOB: 0 BB: 0 P: 11	R: 0 E: 0 K: 1 S: 10	H: 0 LOB: 1 BB: 1 P: 18	R: 0 E: 0 K: 3 S: 14	H: 0 LOB: 3 BB: 2 P: 28	R: 2 E: 0 K: 1 S: 15	H: 3 LOB: 1 BB: 0 P: 22	R: 1 E: 0 K: 1 S: 12	H: 2 LOB: 1 BB: 0 P: 15	R: 0 E: 0 K: 2 S: 9	H: 0 LOB: 0 BB: 0 P: 13		R: 0 E: 0 K: 0 S: 11	H: 1 LOB: 1 BB: 0 P: 16	1B: 6 2B: 1 3B: 0 HR: 2	SF: 0 SAC: 0 DP: 1 HBP: 1	WP: 0 PB: 0 SB: 1 CS: 1	PA: 38				
<b>PITCHER</b>	IP	WLS	BF	H	R	ER	SO	BB	IBB	HBP	BLK	WP	HR	S	P	ERA	WHIP										
<b>Anthony Telford, R</b> ERA: 2.45 <b>Jeff Ballard, L</b> ERA: 5.13 (1, 1) (7, 1)	6.1	L	28	6	3	3	7	3	0	1	0	0	2	66	106	4.26	1.421										

AB	34
R	3
H	8
RBI	3
BB	3
SO	10
LOB	18



Batter	1	2	3	4	5	6	7	8	9	AB	R	H	RBI	BB	SO	LOB	BOTTOM										
<b>Steve Finley, L</b> OBP: 0.313, SLG: 0.326 (1, 9)										4	0	1	0	0	1	2	<b>New York Yankees @ Baltimore Orioles</b> <b>Memorial Stadium, Baltimore, MD</b> Wed Aug 29 1990, 7:05 PM EDT Att: 22,887 - Unknown - 75 F										
<b>Brady Anderson, L</b> OBP: 0.371, SLG: 0.384 <b>Ron Kittle, R</b> OBP: 0.299, SLG: 0.445 <b>Dave Gallagher, R</b> OBP: 0.283, SLG: 0.299 (1, 7) (8, PH) (9, 7)										3	0	0	0	0	0	2											
<b>Cal Ripken Jr., R</b> OBP: 0.360, SLG: 0.433 (1, 6)										4	0	0	0	0	1	2											
<b>Mickey Tettleton, S</b> OBP: 0.376, SLG: 0.366 (1, 2)										4	0	0	0	0	0	0											
<b>Joe Orsulak, L</b> OBP: 0.346, SLG: 0.415 <b>Tim Hulett, R</b> OBP: 0.347, SLG: 0.412 (1, 10) (9, PH)										3	0	0	0	0	0	0											
<b>Craig Worthington, R</b> OBP: 0.315, SLG: 0.310 (1, 5)										4	0	1	0	0	1	0											
<b>Mike Devereaux, R</b> OBP: 0.295, SLG: 0.365 (1, 8)										3	1	1	0	0	0	1											
<b>David Segui, S</b> OBP: 0.269, SLG: 0.246 (1, 3)										2	0	1	0	1	0	1											
<b>Billy Ripken, R</b> OBP: 0.335, SLG: 0.367 <b>Sam Horn, L</b> OBP: 0.330, SLG: 0.451 <b>Rene Gonzales, R</b> OBP: 0.294, SLG: 0.286 (1, 4) (8, PH) (6, PR) (9, 4)										2	0	0	1	0	0	1											
<b>Inning Stats</b>	R: 0 E: 0 K: 0 S: 5	H: 0 LOB: 0 BB: 0 P: 8	R: 0 E: 0 K: 1 S: 6	H: 0 LOB: 0 BB: 0 P: 9	R: 0 E: 0 K: 0 S: 9	H: 1 LOB: 0 BB: 0 P: 14	R: 0 E: 0 K: 0 S: 5	H: 0 LOB: 0 BB: 0 P: 8	R: 0 E: 0 K: 1 S: 4	H: 0 LOB: 0 BB: 0 P: 6	R: 0 E: 0 K: 1 S: 10	H: 2 LOB: 2 BB: 0 P: 18	R: 0 E: 0 K: 0 S: 7	H: 1 LOB: 1 BB: 0 P: 11	R: 0 E: 0 K: 1 S: 6	H: 0 LOB: 1 BB: 2 P: 15		R: 0 E: 0 K: 0 S: 11	H: 1 LOB: 0 BB: 0 P: 18	1B: 3 2B: 2 3B: 0 HR: 1	SF: 0 SAC: 0 DP: 1 HBP: 0	WP: 1 PB: 0 SB: 0 CS: 0	PA: 33				
<b>PITCHER</b>	IP	WLS	BF	H	R	ER	SO	BB	IBB	HBP	BLK	WP	HR	S	P	ERA	WHIP										
<b>Tim Leary, R</b> ERA: 3.98 <b>Lee Guetterman, L</b> ERA: 2.72 <b>Dave Righetti, L</b> ERA: 4.17 (1, 1) (8, 1) (9, 1)	7.0	W	27	4	1	1	2	2	0	0	0	0	0	4	5	0.00	0.857										

AB	31
R	2
H	5
RBI	2
BB	2
SO	3
LOB	11









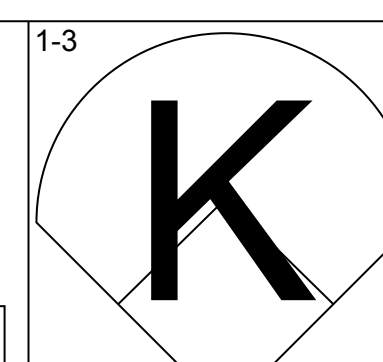
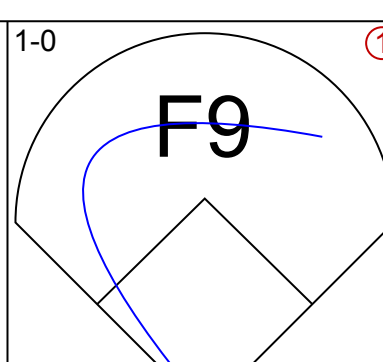
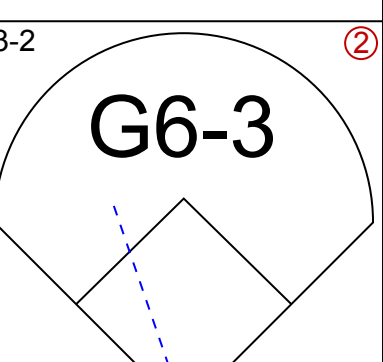
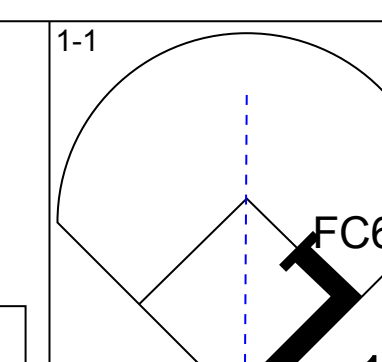
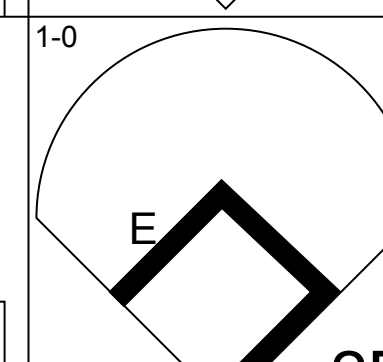
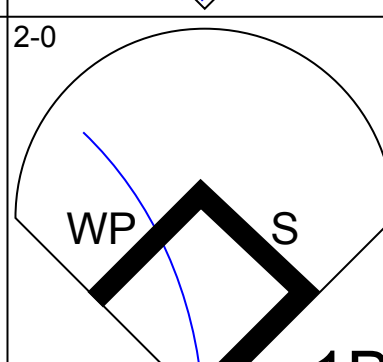
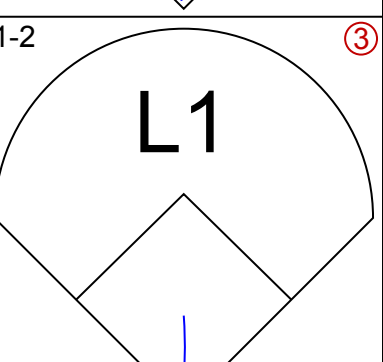
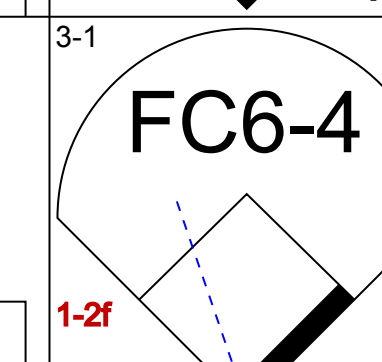
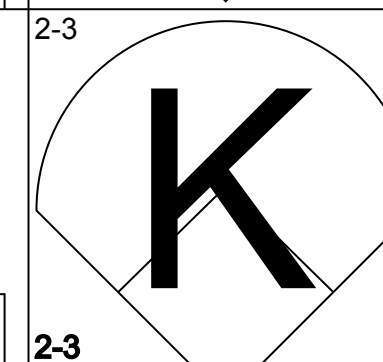
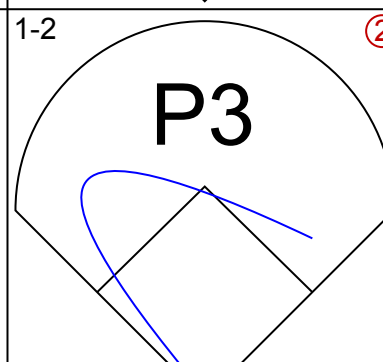
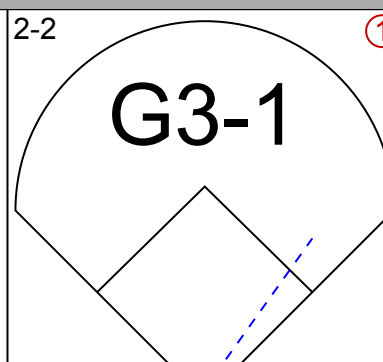
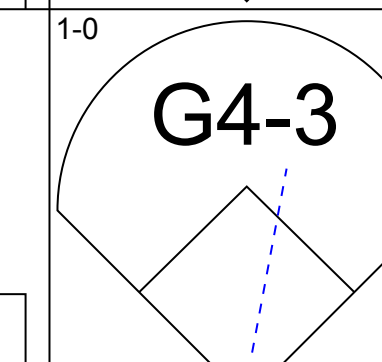
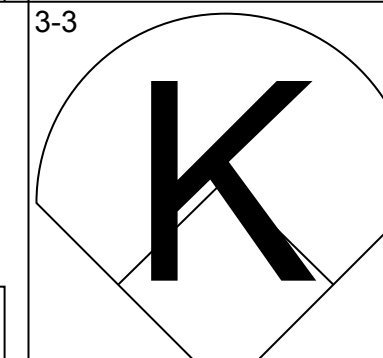
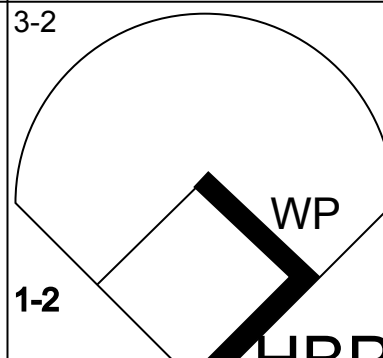
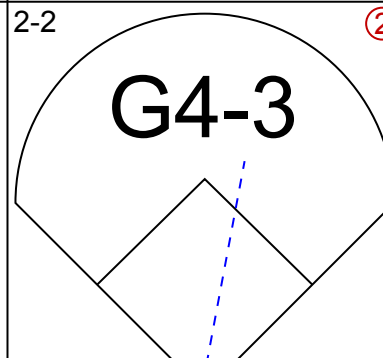
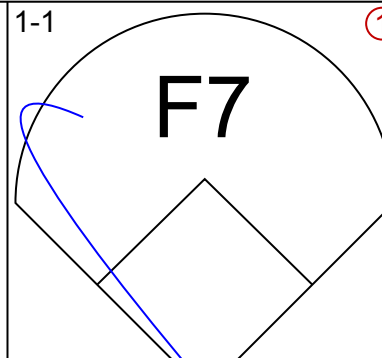
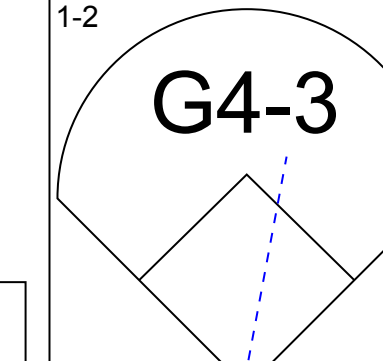
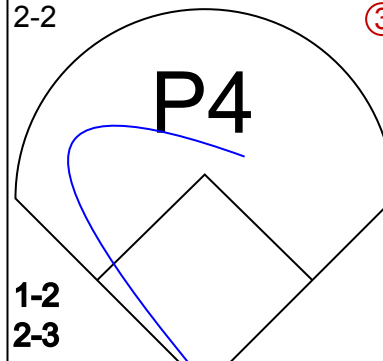
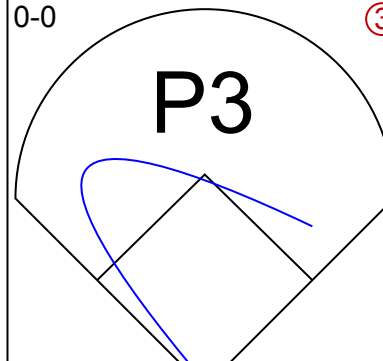
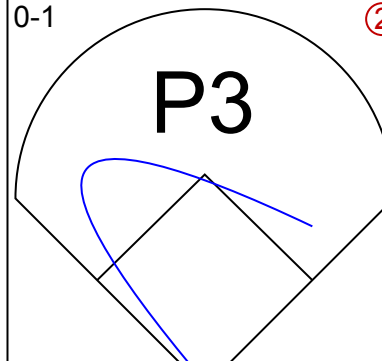
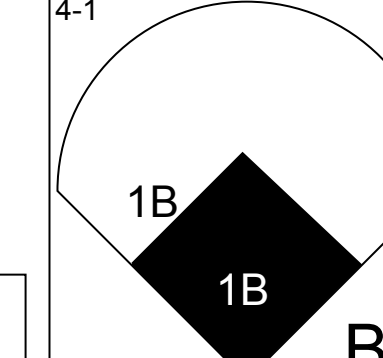
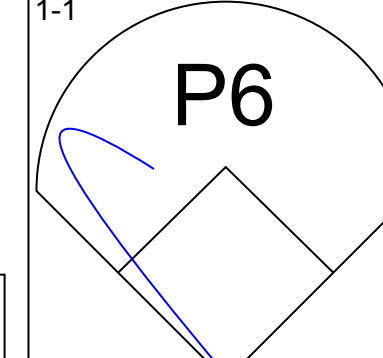
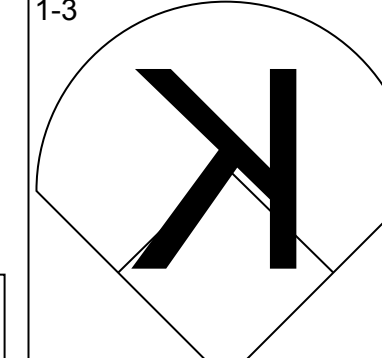
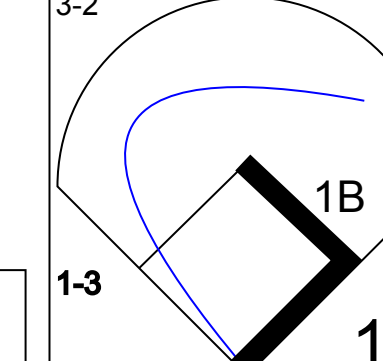
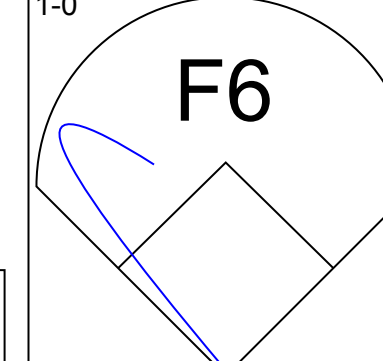
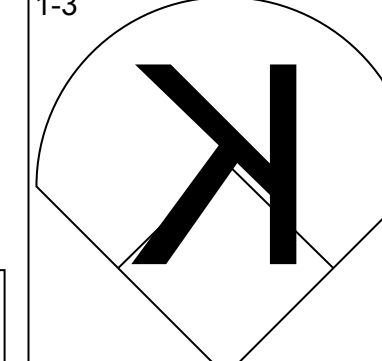
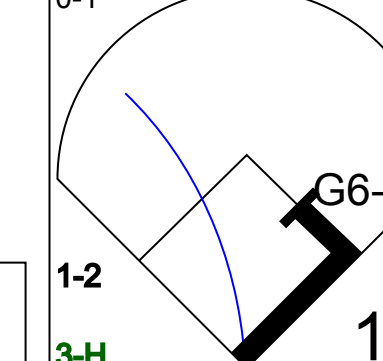
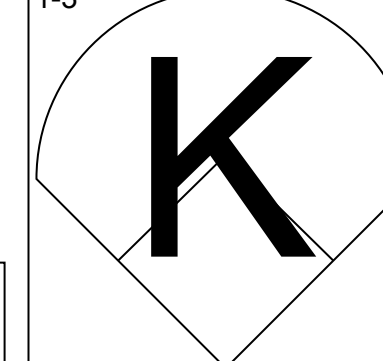
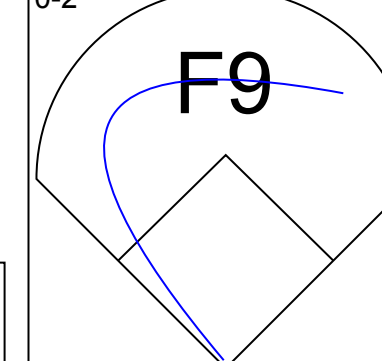
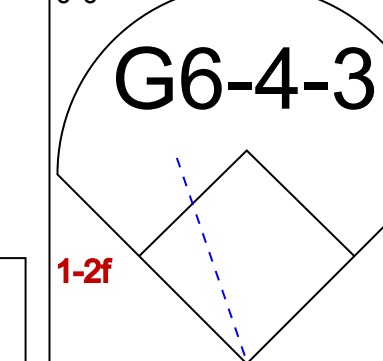
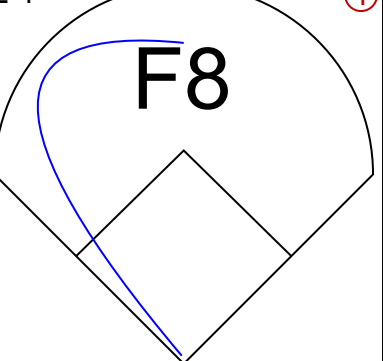
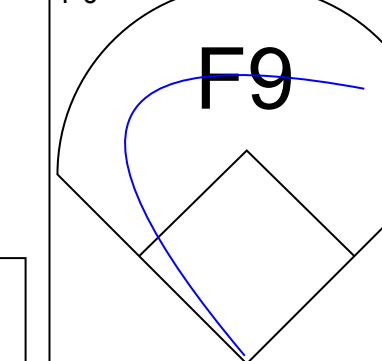
Batter	1	2	3	4	5	6	7	8	9	AB	R	H	RBI	BB	SO	LOB	TOP								
<b>Roberto Kelly, R</b> OBP: 0.328, SLG: 0.439 (1, 8)										4	1	1	1	0	2	0	<b>New York Yankees @ Boston Red Sox</b> Fenway Park, Boston, MA Fri Aug 31 1990, 7:05 PM EDT Att: 34,464 - Unknown - 70 F								
<b>Steve Sax, R</b> OBP: 0.307, SLG: 0.313 (1, 4)										4	0	1	0	0	0	0									
<b>Matt Nokes, L</b> OBP: 0.323, SLG: 0.405 (1, 10)										4	0	0	0	0	1	1									
<b>Kevin Maas, L</b> OBP: 0.365, SLG: 0.584 (9, PH)										3	0	0	0	0	1	0									
<b>Mel Hall, L</b> OBP: 0.272, SLG: 0.431 (9, PH)										3	0	0	0	0	1	0									
<b>Steve Balboni, R</b> OBP: 0.311, SLG: 0.407 (9, PH)										0	0	0	0	1	0	0									
<b>Jesse Barfield, R</b> OBP: 0.346, SLG: 0.460 (1, 9)										4	0	0	0	0	1	2									
<b>Rick Cerone, R</b> OBP: 0.353, SLG: 0.430 (1, 2)										2	1	0	0	1	0	0									
<b>Randy Velarde, R</b> OBP: 0.267, SLG: 0.304 (1, 5)										3	1	2	2	0	1	0									
<b>Alvaro Espinoza, R</b> OBP: 0.243, SLG: 0.267 (8, PH)										2	0	0	0	0	1	0									
<b>Oscar Azocar, L</b> OBP: 0.291, SLG: 0.365 (8, PH)										1	0	0	0	0	0	1									
<b>Wayne Tolleson, S</b> OBP: 0.217, SLG: 0.219 (8, 6)										0	0	0	0	0	0	0									
<b>Inning Stats</b>	R: 0 E: 0 K: 1 S: 5	H: 0 LOB: 0 BB: 0 P: 8	R: 0 E: 0 K: 1 S: 7	H: 0 LOB: 0 BB: 0 P: 10	R: 2 E: 0 K: 1 S: 11	H: 1 LOB: 0 BB: 1 P: 16	R: 0 E: 0 K: 0 S: 6	H: 0 LOB: 0 BB: 0 P: 10	R: 0 E: 0 K: 1 S: 7	H: 0 LOB: 0 BB: 0 P: 12	R: 0 E: 0 K: 1 S: 8	H: 0 LOB: 0 BB: 0 P: 10	R: 0 E: 0 K: 1 S: 10	H: 0 LOB: 0 BB: 0 P: 15	R: 0 E: 0 K: 0 S: 9	H: 1 LOB: 1 BB: 0 P: 15	R: 1 E: 0 K: 2 S: 19	H: 2 LOB: 2 BB: 1 P: 31	1B: 1 2B: 1 3B: 0 HR: 2	SF: 0 SAC: 0 DP: 0 HBP: 0	WP: 0 PB: 0 SB: 0 CS: 0	PA: 33			
<b>PITCHER</b>	IP	WLS	BF	H	R	ER	SO	BB	IBB	HBP	BLK	WP	HR	S	P	ERA	WHIP								
<b>Greg Harris, R</b> ERA: 3.17 (1, 1)	8.0	W	29	4	3	3	6	1	0	0	0	0	2	70	107	3.38	0.625								
<b>Rob Murphy, L</b> ERA: 6.27 (9, 1)	0.2		3	0	0	0	1	1	0	0	0	0	0	9	17	0.00	1.500								
<b>Jeff Gray, R</b> ERA: 3.72 (9, 1)	0.1	S	1	0	0	0	1	0	0	0	0	0	0	3	3	0.00	0.000								

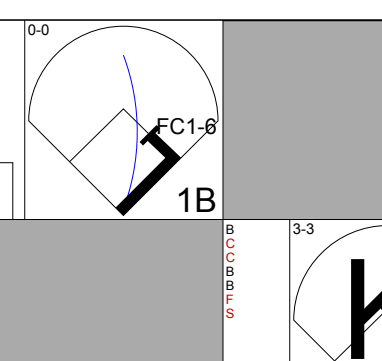
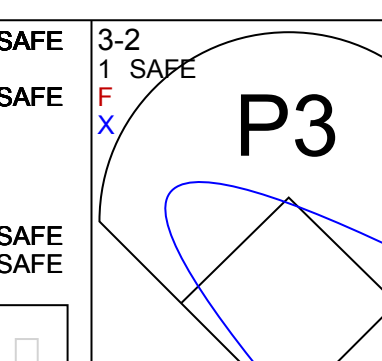
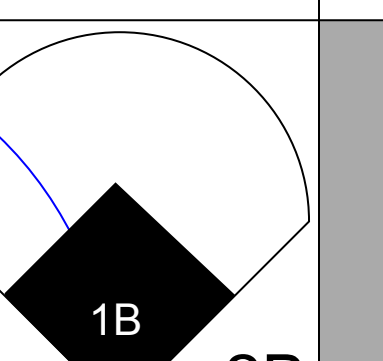
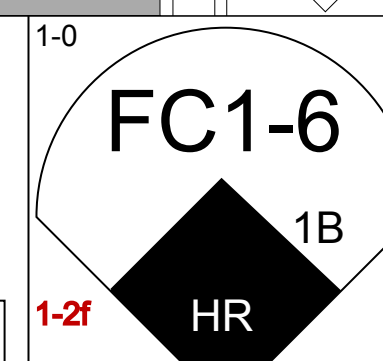
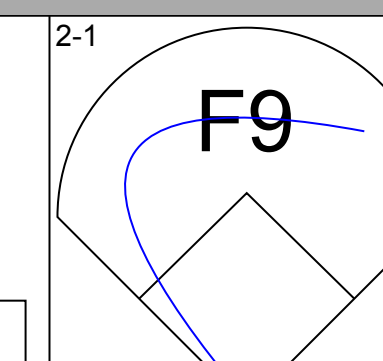
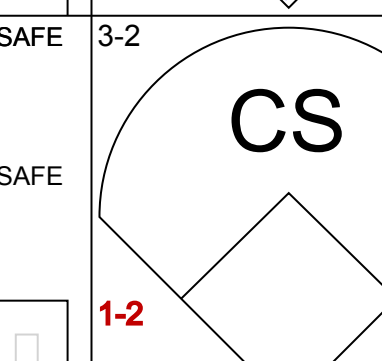
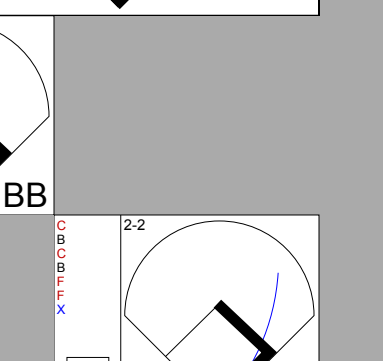
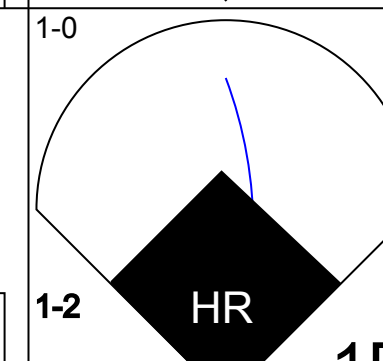
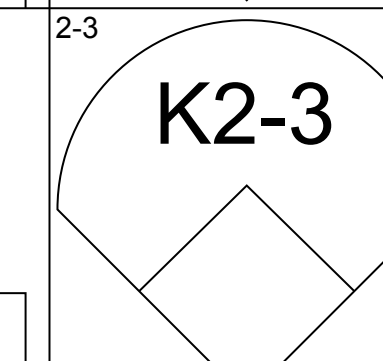
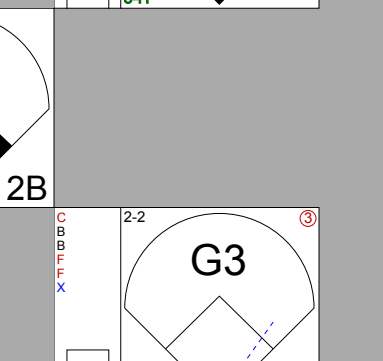
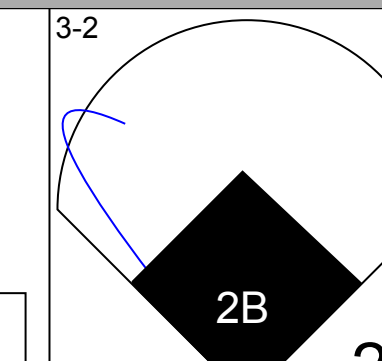
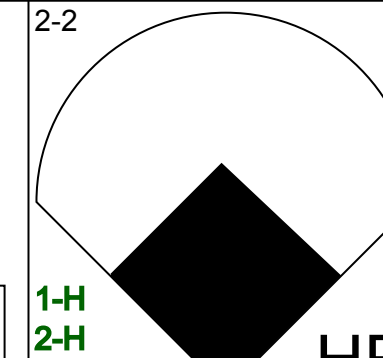
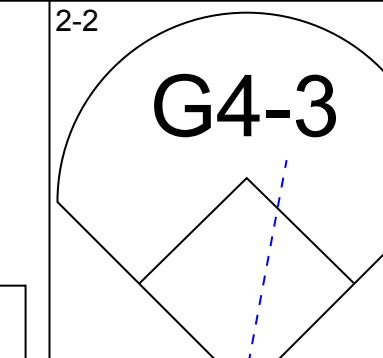
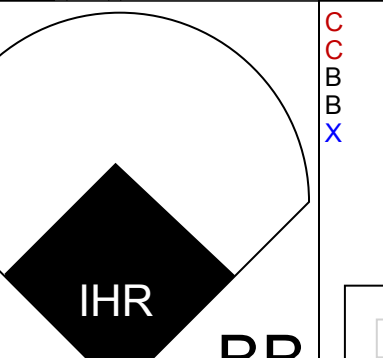
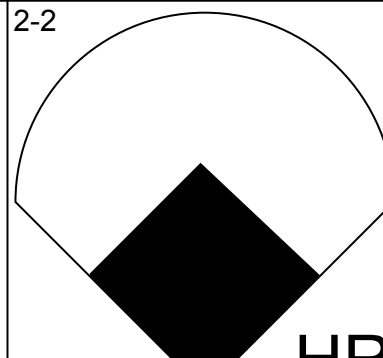
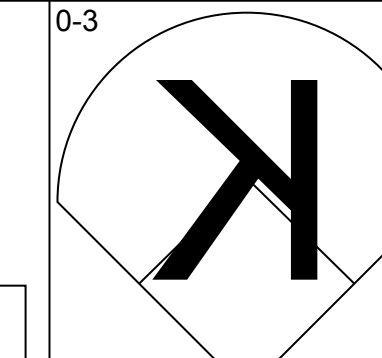
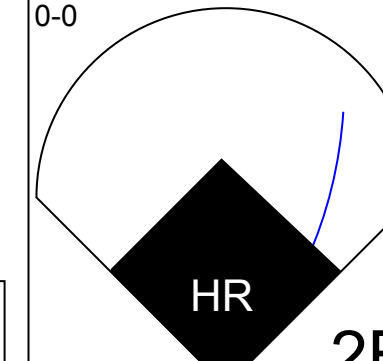
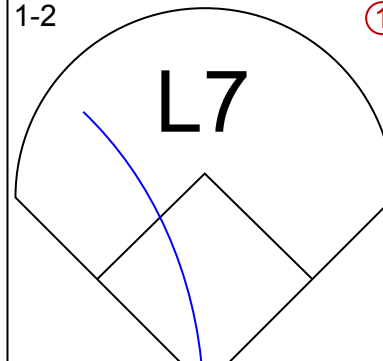
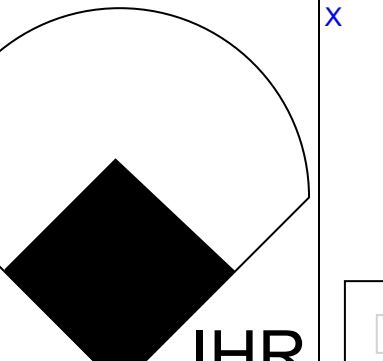
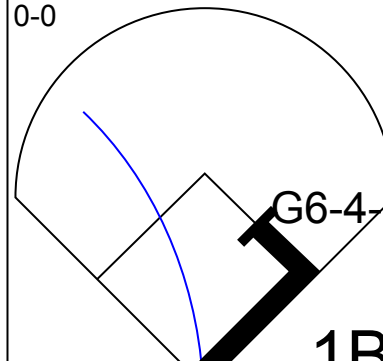
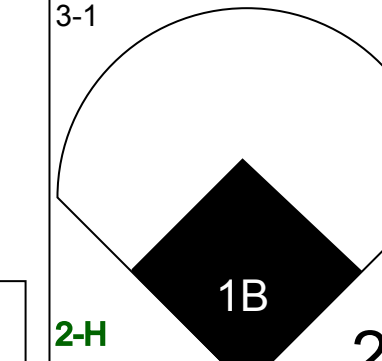
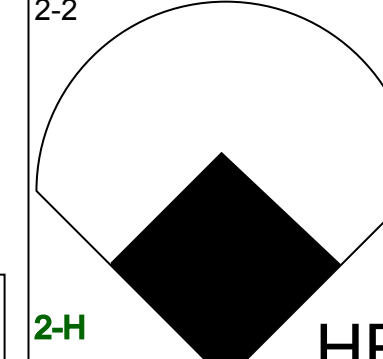
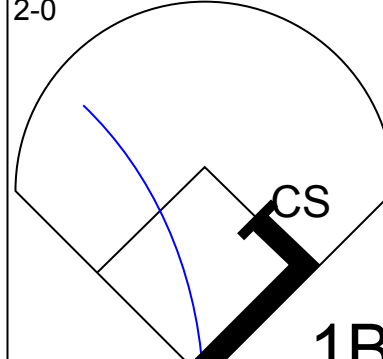
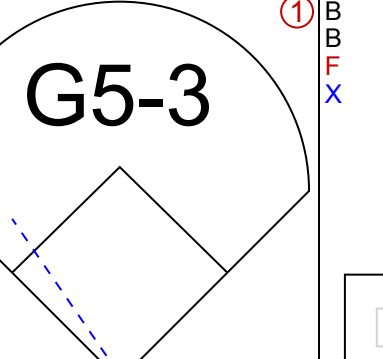
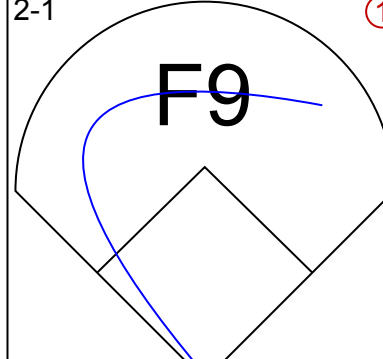
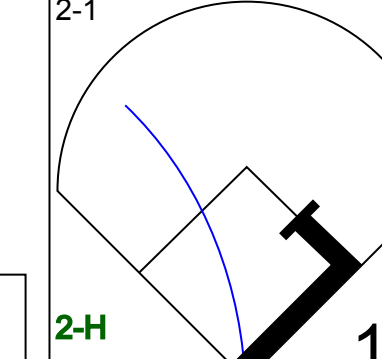
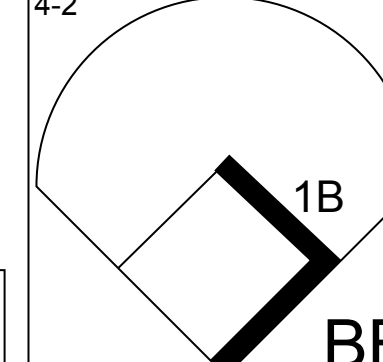
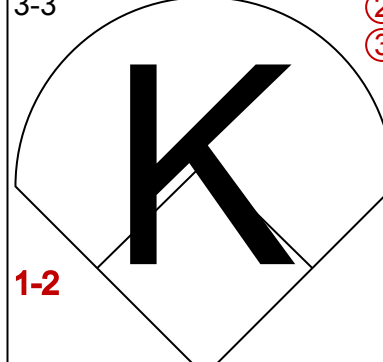
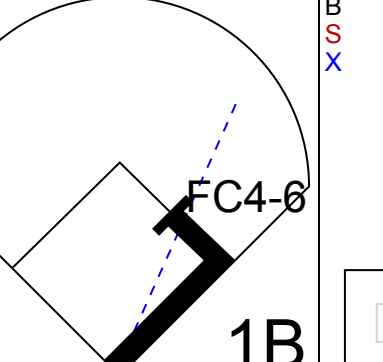
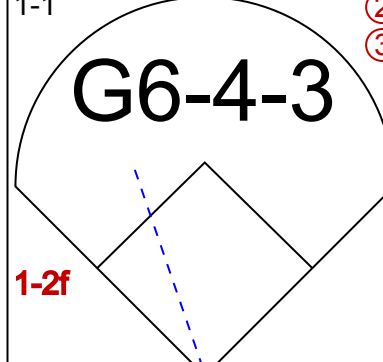
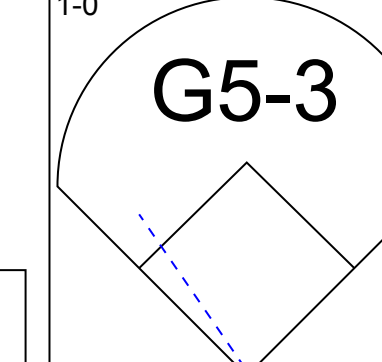
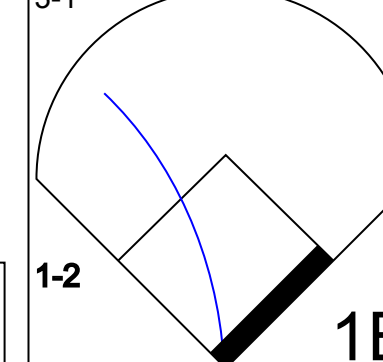
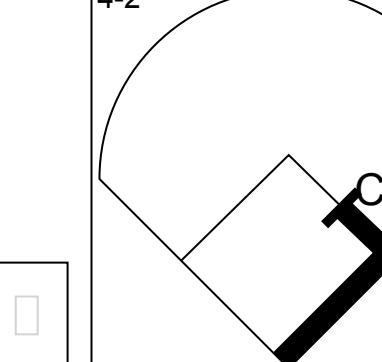
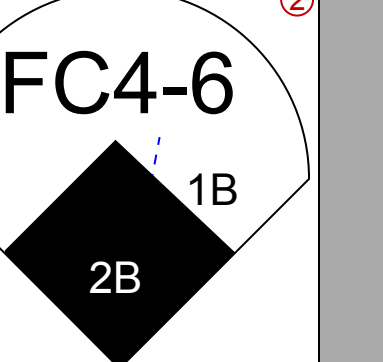
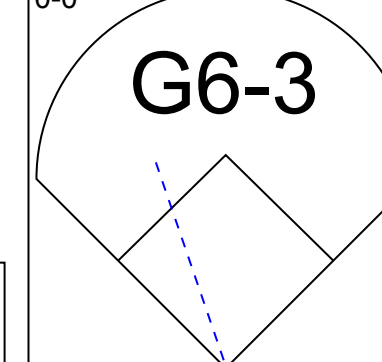
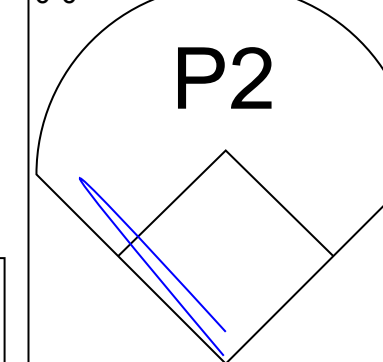
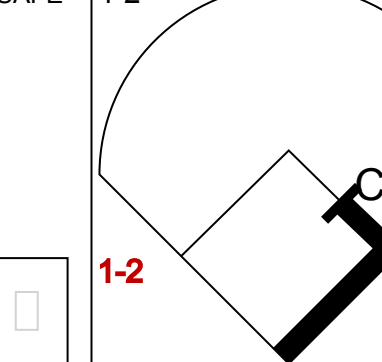
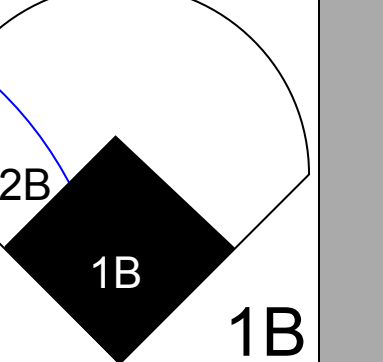
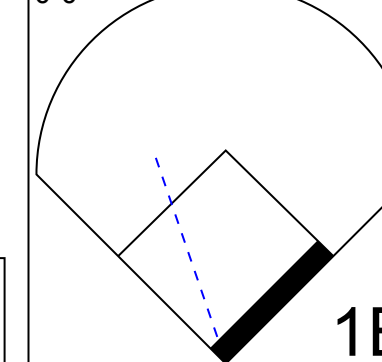
Batter	1	2	3	4	5	6	7	8	9	AB	R	H	RBI	BB	SO	LOB	BOTTOM								
<b>Jody Reed, R</b> OBP: 0.372, SLG: 0.421 (1, 4)										5	0	0	0	0	1	4	<b>New York Yankees @ Boston Red Sox</b> Fenway Park, Boston, MA Fri Aug 31 1990, 7:05 PM EDT Att: 34,464 - Unknown - 70 F								
<b>Carlos Quintana, R</b> OBP: 0.372, SLG: 0.408 (1, 3)										4	0	0	0	1	1	2									
<b>Wade Boggs, L</b> OBP: 0.393, SLG: 0.422 (1, 5)										5	0	1	0	0	3	2									
<b>Ellis Burks, R</b> OBP: 0.363, SLG: 0.505 (1, 8)										4	0	2	0	0	0	1									
<b>Mike Greenwell, L</b> OBP: 0.359, SLG: 0.387 (1, 7)										3	1	0	0	1	1	2									
<b>Dwight Evans, R</b> OBP: 0.396, SLG: 0.402 (1, 10)										2	2	2	1	1	0	0									
<b>Tom Brunansky, R</b> OBP: 0.337, SLG: 0.386 (8, PH)										1	1	1	0	0	0	0									
<b>Mike Marshall, R</b> OBP: 0.292, SLG: 0.431 (1, 9)										3	0	1	0	1	0	3									
<b>Kevin Romine, R</b> OBP: 0.321, SLG: 0.382 (9, 9)										0	1	0	0	0	0	0									
<b>Tony Peña, R</b> OBP: 0.310, SLG: 0.334 (1, 2)										3	1	3	1	1	0	0									
<b>Luis Rivera, R</b> OBP: 0.270, SLG: 0.344 (1, 6)										3	1	1	5	0	1	3									
<b>Inning Stats</b>	R: 0 E: 0 K: 0 S: 9	H: 0 LOB: 1 BB: 1 P: 19	R: 1 E: 0 K: 1 S: 10	H: 1 LOB: 1 BB: 1 P: 20	R: 0 E: 0 K: 2 S: 10	H: 0 LOB: 0 BB: 0 P: 13	R: 2 E: 0 K: 0 S: 15	H: 3 LOB: 2 BB: 2 P: 26	R: 0 E: 0 K: 1 S: 12	H: 2 LOB: 3 BB: 1 P: 22	R: 0 E: 0 K: 0 S: 8	H: 1 LOB: 1 BB: 0 P: 11	R: 0 E: 0 K: 1 S: 8	H: 0 LOB: 0 BB: 0 P: 14	R: 4 E: 0 K: 2 S: 19	H: 4 LOB: 1 BB: 0 P: 29	1B: 8 2B: 1 3B: 0 HR: 2	SF: 0 SAC: 1 DP: 0 HBP: 0	WP: 0 PB: 0 SB: 0 CS: 0	PA: 39					
<b>PITCHER</b>	IP	WLS	BF	H	R	ER	SO	BB	IBB	HBP	BLK	WP	HR	S	P	ERA	WHIP								
<b>Chuck Cary, L</b> ERA: 4.19 (1, 1)	3.1	L	17	4	3	3	3	4	0	0	0	0	1	40	71	8.10	2.400								
<b>Jeff Robinson, R</b> ERA: 3.75 (4, 1)	3.2		19	7	4	4	2	0	1	0	0	0	1	39	66	9.82	1.909								
<b>Eric Plunk, R</b> ERA: 2.89 (8, 1)	0.2		2	0	0	0	1	0	0	0	0	0	0	9	13	0.00	0.000								
<b>Greg Cadaret, L</b> ERA: 3.75 (8, 1)	0.1		1	0	0	0	1	0	0	0	0	0	0	3	4	0.00	0.000								

AB	31
R	3
H	4
RBI	3
BB	2
SO	8
LOB	5





Batter	1	2	3	4	5	6	7	8	9	AB	R	H	RBI	BB	SO	LOB	TOP			
<b>Roberto Kelly, R</b> OBP: 0.327, SLG: 0.438 (1, 8)										4	0	1	0	0	1	0	<b>New York Yankees @ Boston Red Sox</b> Fenway Park, Boston, MA Sat Sep 01 1990, 3:33 AM EDT Att: 34,482 - Sunny			
<b>Steve Sax, R</b> OBP: 0.305, SLG: 0.317 (1, 4)										4	0	2	0	0	0	1				
<b>Matt Nokes, L</b> OBP: 0.320, SLG: 0.401 <b>Bob Geren, R</b> OBP: 0.266, SLG: 0.355 (1, 2) (6, 2)										3	0	0	0	0	1	2				
<b>Kevin Maas, L</b> OBP: 0.363, SLG: 0.574 (1, 3)										3	0	0	0	0	1	1				
<b>Mel Hall, L</b> OBP: 0.270, SLG: 0.428 <b>Oscar Azocar, L</b> OBP: 0.258, SLG: 0.361 (1, 7) (5, 7) (5, 9)										2	0	0	0	0	0	2				
<b>Jesse Barfield, R</b> OBP: 0.347, SLG: 0.458 <b>Jim Leyritz, R</b> OBP: 0.346, SLG: 0.361 (1, 9) (5, 7)										1	1	0	0	1	0	0				
<b>Steve Balboni, R</b> OBP: 0.311, SLG: 0.406 (1, 10)										3	0	1	0	0	1	0				
<b>Randy Velarde, R</b> OBP: 0.268, SLG: 0.305 (1, 5)										3	0	1	1	0	1	0				
<b>Alvaro Espinoza, R</b> OBP: 0.242, SLG: 0.266 <b>Wayne Tolleson, S</b> OBP: 0.214, SLG: 0.215 (1, 6) (7, 6)										2	0	0	0	0	0	2				
<b>Inning Stats</b>	R: 0 E: 1 K: 3 S: 11	H: 1 LOB: 1 BB: 0 P: 18	R: 1 E: 0 K: 0 S: 11	H: 2 LOB: 1 BB: 1 P: 19	R: 0 E: 0 K: 0 S: 10	H: 1 LOB: 2 BB: 0 P: 19	R: 0 E: 0 K: 1 S: 6	H: 0 LOB: 0 BB: 0 P: 9	R: 0 E: 0 K: 0 S: 9	H: 0 LOB: 0 BB: 0 P: 15	R: 0 E: 0 K: 2 S: 9	H: 0 LOB: 1 BB: 0 P: 11	R: 0 E: 0 K: 0 S: 6	H: 1 LOB: 1 BB: 0 P: 12	R: 0 E: 0 K: 0 S: 5	H: 0 LOB: 0 BB: 0 P: 6		1B: 4 2B: 1 3B: 0 HR: 0	SF: 0 SAC: 0 DP: 1 HBP: 1	WP: 1 PB: 0 SB: 1 CS: 0
<b>PITCHER</b>	IP	WLS	BF	H	R	ER	SO	BB	IBB	HBP	BLK	WP	HR	S	P	ERA	WHIP			
<b>Mike Boddicker, R</b> ERA: 3.4 (1, 1)	6.0	W	23	4	1	1	4	1	0	1	0	1	0	55	92	1.50	0.833			
<b>Wes Gardner, R</b> ERA: 4.59 (7, 1)	1.0		3	0	0	0	2	0	0	0	0	0	0	9	11	0.00	0.000			
<b>Joe Hesketh, L</b> ERA: 4.63 (8, 1)	2.0		7	1	0	0	0	0	0	0	0	0	0	11	18	0.00	0.500			

Batter	1	2	3	4	5	6	7	8	9	AB	R	H	RBI	BB	SO	LOB	BOTTOM				
<b>Jody Reed, R</b> OBP: 0.373, SLG: 0.423 (1, 4)										5	1	2	1	0	1	4	<b>New York Yankees @ Boston Red Sox</b> Fenway Park, Boston, MA Sat Sep 01 1990, 3:33 AM EDT Att: 34,482 - Sunny				
<b>Carlos Quintana, R</b> OBP: 0.373, SLG: 0.407 (1, 3)										4	2	1	2	1	1	2					
<b>Wade Boggs, L</b> OBP: 0.395, SLG: 0.427 <b>Randy Kutcher, R</b> OBP: 0.377, SLG: 0.404 (1, 5) (6, PR) (9, 5)										5	2	3	0	0	1	1					
<b>Ellis Burks, R</b> OBP: 0.366, SLG: 0.519 <b>Kevin Romine, R</b> OBP: 0.319, SLG: 0.379 (1, 8) (7, 8)										3	3	2	4	1	0	0					
<b>Mike Greenwell, L</b> OBP: 0.363, SLG: 0.401 (1, 7)										5	3	4	5	0	0	0					
<b>Tom Brunansky, R</b> OBP: 0.339, SLG: 0.395 (1, 9)										5	1	3	3	0	0	1					
<b>Mike Marshall, R</b> OBP: 0.294, SLG: 0.427 (1, 10)										4	0	1	0	1	1	3					
<b>John Marzano, R</b> OBP: 0.289, SLG: 0.308 (1, 2)										3	1	1	0	1	0	1					
<b>Luis Rivera, R</b> OBP: 0.276, SLG: 0.348 (1, 6)										3	1	2	0	1	0	2					
<b>Inning Stats</b>	R: 5 E: 0 K: 1 S: 23	H: 6 LOB: 2 BB: 1 P: 39	R: 0 E: 0 K: 1 S: 9	H: 0 LOB: 0 BB: 0 P: 15	R: 0 E: 0 K: 1 S: 8	H: 1 LOB: 1 BB: 0 P: 14	R: 0 E: 0 K: 0 S: 11	H: 0 LOB: 2 BB: 2 P: 25	R: 7 E: 0 K: 0 S: 31	H: 6 LOB: 1 BB: 2 P: 51	R: 1 E: 0 K: 0 S: 8	H: 2 LOB: 0 BB: 0 P: 13	R: 0 E: 0 K: 1 S: 7	H: 1 LOB: 1 BB: 0 P: 8	R: 2 E: 0 K: 1 S: 13	H: 3 LOB: 1 BB: 0 P: 22		1B: 10 2B: 6 3B: 0 HR: 4	SF: 0 SAC: 0 DP: 2 HBP: 0	WP: 0 PB: 0 SB: 0 CS: 3	PA: 44
<b>PITCHER</b>	IP	WLS	BF	H	R	ER	SO	BB	IBB	HBP	BLK	WP	HR	S	P	ERA	WHIP				
<b>Andy Hawkins, R</b> ERA: 5.3 (1, 1)	0.1	L	5	5	5	5	0	0	0	0	0	0	0	2	13	19	135.00	15.000			
<b>Greg Cadaret, L</b> ERA: 3.95 (1, 1)	3.2		17	4	4	4	3	5	0	0	0	0	0	46	91	9.82	2.455				
<b>Jimmy Jones, R</b> ERA: 6.65 (5, 1)	4.0		20	10	6	6	2	0	0	0	0	0	1	51	77	13.50	2.500				



Batter	1	2	3	4	5	6	7	8	9	AB	R	H	RBI	BB	SO	LOB	TOP				
<b>Roberto Kelly, R</b> OBP: 0.325, SLG: 0.435 (1, 8)	G4-3		FC5-4			G5		F9		4	0	0	0	0	0	2					
<b>Steve Sax, R</b> OBP: 0.310, SLG: 0.318 (1, 4)	G5-3			G5-4-3 1B		G1-3			HBP 1B G1 1B	4	1	2	0	0	0	0					
<b>Rick Cerone, R</b> OBP: 0.350, SLG: 0.424 (1, 10)	F7			G5-4-3 1-2			K		G1 HBP 1B	4	0	1	0	0	1	1					
<b>Steve Balboni, R</b> OBP: 0.312, SLG: 0.405 (1, 3) <b>Kevin Maas, L</b> OBP: 0.306, SLG: 0.574 (9, PH)		K			K				G1 HBP 1B	3	0	1	0	0	2	0					
<b>Jesse Barfield, R</b> OBP: 0.344, SLG: 0.454 (1, 9)		K							G1 HBP 1B	0	0	0	0	0	0	0					
<b>Jim Leyritz, R</b> OBP: 0.344, SLG: 0.357 (1, 7)					F8				G1 HBP 1B	4	0	0	0	0	3	4					
<b>Randy Velarde, R</b> OBP: 0.275, SLG: 0.317 (1, 5) <b>Matt Nokes, L</b> OBP: 0.319, SLG: 0.399 (9, PH)				G5-3					F7	3	0	2	0	0	0	0					
<b>Bob Geren, R</b> OBP: 0.267, SLG: 0.352 (1, 2)										1	0	0	0	0	0	2					
<b>Alvaro Espinoza, R</b> OBP: 0.240, SLG: 0.263 (1, 6)										2	0	0	0	1	0	3					
<b>Inning Stats</b>	R: 0 E: 0 K: 0 S: 8	H: 0 LOB: 0 BB: 0 P: 11	R: 0 E: 0 K: 2 S: 7	H: 0 LOB: 0 BB: 0 P: 11	R: 0 E: 0 K: 1 S: 8	H: 0 LOB: 1 BB: 1 P: 14	R: 0 E: 0 K: 1 S: 7	H: 1 LOB: 0 BB: 0 P: 10	R: 0 E: 0 K: 0 S: 5	H: 1 LOB: 1 BB: 1 P: 11	R: 0 E: 0 K: 2 S: 10	H: 1 LOB: 1 BB: 0 P: 14	R: 0 E: 0 K: 0 S: 7	H: 1 LOB: 1 BB: 0 P: 9	R: 1 E: 0 K: 1 S: 15	H: 2 LOB: 2 BB: 0 P: 23	1B: 5 2B: 1 3B: 0 HR: 0	SF: 0 SAC: 0 DP: 2 HBP: 1	WP: 0 PB: 0 SB: 0 CS: 0	PA: 34	
<b>PITCHER</b>	IP	WLS	BF	H	R	ER	SO	BB	IBB	HBP	BLK	WP	HR	S	P	ERA	WHIP				
<b>Tom Bolton, L</b> ERA: 2.83 (1, 1)	8.0	W	30	6	1	1	5	2	0	0	0	0	0	63	97	1.12	1.000				
<b>Larry Andersen, R</b> ERA: 1.93 (9, 1)	1.0		4	0	0	0	1	0	0	1	0	0	0	12	16	0.00	0.000				

**New York Yankees @ Boston Red Sox**  
Fenway Park, Boston, MA  
Sun Sep 02 1990, 7:05 PM EDT  
Att: 35,458 - Unknown - 80 F

AB 31  
R 1  
H 6  
RBI 1  
BB 2  
SO 6  
LOB 17



Batter	1	2	3	4	5	6	7	8	9	AB	R	H	RBI	BB	SO	LOB	BOTTOM				
<b>Jody Reed, R</b> OBP: 0.374, SLG: 0.422 (1, 4)	1B WP 1B 1B		BB FC1-2 HBP		K					3	1	1	0	0	2	0					
<b>Kevin Romine, R</b> OBP: 0.324, SLG: 0.373 (1, 10)	K		FC1-2 BB BB		E3 3B		PB 3B BB			2	2	0	0	2	1	1					
<b>Wade Boggs, L</b> OBP: 0.397, SLG: 0.427 (1, 5)	1B						PB 3B BB			2	3	1	0	2	1	2					
<b>Ellis Burks, R</b> OBP: 0.369, SLG: 0.524 (1, 8)	FC6-4 CS 1B		FC1-2 BB		SF8 3B		K			3	1	2	3	1	1	2					
<b>Mike Greenwell, L</b> OBP: 0.364, SLG: 0.407 (1, 7)	FC6-4 1B		FC1-2		SF8					3	0	2	4	0	0	3					
<b>Tom Brunansky, R</b> OBP: 0.337, SLG: 0.392 (1, 9)	FC6-4 1-2 2-3		G3-1		F8					4	0	0	0	0	1	6					
<b>Mike Marshall, R</b> OBP: 0.290, SLG: 0.421 (1, 3) <b>Carlos Quintana, R</b> OBP: 0.372, SLG: 0.406 (7, 3)	CS				G5-3		K		G3	3	0	0	0	0	1	0					
<b>Tony Peña, R</b> OBP: 0.307, SLG: 0.331 (1, 2)					E5		G5-3		G6-3	4	0	0	0	0	0	0					
<b>Luis Rivera, R</b> OBP: 0.272, SLG: 0.343 (1, 6)					G6-4-3		G5-3		G6-3	4	0	0	0	0	0	1					
<b>Inning Stats</b>	R: 2 E: 0 K: 1 S: 19	H: 4 LOB: 1 BB: 0 P: 28	R: 0 E: 0 K: 0 S: 7	H: 0 LOB: 0 BB: 0 P: 8	R: 0 E: 0 K: 1 S: 12	H: 0 LOB: 3 BB: 2 P: 28	R: 0 E: 0 K: 0 S: 5	H: 0 LOB: 0 BB: 0 P: 10	R: 3 E: 1 K: 1 S: 12	H: 1 LOB: 0 BB: 1 P: 23	R: 0 E: 0 K: 1 S: 8	H: 0 LOB: 0 BB: 0 P: 13	R: 2 E: 0 K: 3 S: 15	H: 1 LOB: 1 BB: 2 P: 29	R: 0 E: 0 K: 0 S: 6	H: 0 LOB: 0 BB: 0 P: 6	1B: 4 2B: 0 3B: 2 HR: 0	SF: 1 SAC: 0 DP: 1 HBP: 1	WP: 1 PB: 1 SB: 1 CS: 1	PA: 37	
<b>PITCHER</b>	IP	WLS	BF	H	R	ER	SO	BB	IBB	HBP	BLK	WP	HR	S	P	ERA	WHIP				
<b>Mike Witt, R</b> ERA: 3.87 (1, 1)	6.1	L	30	5	7	5	5	5	0	1	0	0	0	10	15	0.00	1.579				
<b>Eric Plunk, R</b> ERA: 2.69 (7, 1)	0.2		3	1	0	0	2	0	0	0	0	0	0	6	6	0.00	0.000				
<b>Lee Guetterman, L</b> ERA: 2.69 (8, 1)	1.0		3	0	0	0	0	0	0	0	0	0	0	6	6	0.00	0.000				

**New York Yankees @ Boston Red Sox**  
Fenway Park, Boston, MA  
Sun Sep 02 1990, 7:05 PM EDT  
Att: 35,458 - Unknown - 80 F

AB 29  
R 7  
H 6  
RBI 7  
BB 5  
SO 7  
LOB 15









Batter	1	2	3	4	5	6	7	8	9	AB	R	H	RBI	BB	SO	LOB	TOP			
Brian Downing, R (1, 10) OBP: 0.384, SLG: 0.496										4	1	1	0	0	0	2	<b>California Angels @ New York Yankees</b> Yankee Stadium, Bronx, NY Wed Sep 05 1990, 7:05 PM EDT Att: 23,010 - Unknown - 78 F			
Johnny Ray, S (1, 4) OBP: 0.311, SLG: 0.360										4	0	1	1	0	0	1				
Dave Winfield, R (1, 9) OBP: 0.330, SLG: 0.423										3	0	0	0	1	0	2				
Lance Parrish, R (1, 2) OBP: 0.347, SLG: 0.460										4	0	0	0	0	1	2				
Dante Bichette, R (1, 7) OBP: 0.294, SLG: 0.433										4	0	2	0	0	0	1				
Luis Polonia, L (9, PR) OBP: 0.338, SLG: 0.385										0	0	0	0	0	0	0				
Devon White, S (1, 8) OBP: 0.281, SLG: 0.348										3	0	0	0	0	0	2				
Rick Schu, R (1, 3) OBP: 0.290, SLG: 0.404										4	0	0	0	0	0	3				
Jack Howell, L (1, 5) OBP: 0.330, SLG: 0.379										2	0	0	0	1	0	1				
Pete Coachman, R (9, PH) OBP: 0.365, SLG: 0.389										1	0	0	0	0	0	2				
Kent Anderson, R (1, 6) OBP: 0.365, SLG: 0.380										2	0	1	0	0	0	0				
<b>Inning Stats</b>	R: 1 E: 0 K: 1 S: 6	H: 2 LOB: 1 BB: 0 P: 6	R: 0 E: 0 K: 0 S: 3	H: 0 LOB: 0 BB: 0 P: 3	R: 0 E: 0 K: 0 S: 3	H: 0 LOB: 1 BB: 1 P: 7	R: 0 E: 0 K: 0 S: 3	H: 0 LOB: 1 BB: 0 P: 7	R: 0 E: 0 K: 0 S: 4	H: 1 LOB: 1 BB: 0 P: 4	R: 0 E: 0 K: 0 S: 3	H: 0 LOB: 0 BB: 0 P: 3	R: 0 E: 0 K: 0 S: 4	H: 1 LOB: 1 BB: 0 P: 4	R: 0 E: 1 K: 0 S: 5	H: 0 LOB: 2 BB: 0 P: 5	1B: 3 2B: 2 3B: 1 HR: 0	SF: 0 SAC: 2 DP: 1 HBP: 0	WP: 0 PB: 0 SB: 0 CS: 1	PA: 35
<b>PITCHER</b>	IP WLS BF H R ER SO BB IBB HBP BLK WP HR S P ERA WHIP																			
Dave LaPoint, L (1, 1) ERA: 4.12	8.1 W 32 5 1 1 1 2 0 0 0 0 0 0 32 40 1.08 0.840																			
Dave Righetti, L (9, 1) ERA: 4.11	0.2 S 3 0 0 0 0 0 0 0 0 0 0 0 3 3 0.00 0.000																			

Batter	1	2	3	4	5	6	7	8	9	AB	R	H	RBI	BB	SO	LOB	BOTTOM			
Roberto Kelly, R (1, 8) OBP: 0.324, SLG: 0.431										4	0	0	0	0	0	1	<b>California Angels @ New York Yankees</b> Yankee Stadium, Bronx, NY Wed Sep 05 1990, 7:05 PM EDT Att: 23,010 - Unknown - 78 F			
Steve Sax, R (1, 4) OBP: 0.305, SLG: 0.317										4	0	1	0	0	0	1				
Kevin Maas, L (1, 3) OBP: 0.363, SLG: 0.566										3	1	0	0	1	3	2				
Steve Balboni, R (1, 10) OBP: 0.307, SLG: 0.397										4	0	0	0	0	3	1				
Jesse Barfield, R (1, 9) OBP: 0.347, SLG: 0.461										3	1	2	2	1	0	0				
Jim Leyritz, R (1, 7) OBP: 0.339, SLG: 0.351										4	0	1	0	0	1	2				
Oscar Azocar, L (9, 7) OBP: 0.254, SLG: 0.355										0	0	0	0	0	0	0				
Randy Velarde, R (1, 5) OBP: 0.271, SLG: 0.312										3	0	1	0	0	1	3				
Bob Geren, R (1, 2) OBP: 0.262, SLG: 0.345										3	0	0	0	0	2	4				
Alvaro Espinoza, R (1, 6) OBP: 0.240, SLG: 0.264										3	0	1	0	0	0	0				
<b>Inning Stats</b>	R: 0 E: 0 K: 1 S: 5	H: 0 LOB: 0 BB: 0 P: 5	R: 0 E: 0 K: 2 S: 9	H: 2 LOB: 2 BB: 0 P: 9	R: 0 E: 0 K: 1 S: 6	H: 1 LOB: 1 BB: 0 P: 6	R: 0 E: 0 K: 1 S: 6	H: 1 LOB: 2 BB: 1 P: 10	R: 0 E: 0 K: 1 S: 6	H: 1 LOB: 1 BB: 0 P: 6	R: 0 E: 1 K: 2 S: 8	H: 0 LOB: 1 BB: 0 P: 8	R: 0 E: 0 K: 1 S: 5	H: 0 LOB: 0 BB: 0 P: 5	R: 2 E: 0 K: 1 S: 6	H: 1 LOB: 0 BB: 1 P: 10	1B: 5 2B: 0 3B: 0 HR: 1	SF: 0 SAC: 0 DP: 0 HBP: 0	WP: 0 PB: 0 SB: 0 CS: 0	PA: 33
<b>PITCHER</b>	IP WLS BF H R ER SO BB IBB HBP BLK WP HR S P ERA WHIP																			
Jim Abbott, L (1, 1) ERA: 4.53	7.1 L 30 5 1 1 1 9 2 0 0 0 0 0 46 54 1.23 0.955																			
Bryan Harvey, R (8, 1) ERA: 2.26	0.2 L 3 1 1 1 1 0 0 0 0 0 0 1 5 5 13.50 1.500																			



Batter	1	2	3	4	5	6	7	8	9	10	11	AB	R	H	RBI	BB	SO	LOB	TOP			
Kent Anderson, R OBP: 0.369, SLG: 0.385 Jack Howell, L OBP: 0.329, SLG: 0.381	1-0 1B	1-1 2B			1-3 K		0-0 F7			0-0 SH	0-2 L6	1 4	0 1	1 1	0 1	0 0	0 1	0 3				
Johnny Ray, S OBP: 0.314, SLG: 0.361	2-1 1B	4-2 BB			2-3 K			1-0 G1-3		2-3 K	1-2 1B	5 2	2 3	1 1	2 2							
Devon White, S OBP: 0.284, SLG: 0.351	3-2 1B	1-3 BB			0-3 K			0-0 P2		2-2 FC9-2	1-2 1B	6 1	3 3	1 1	0 0	2 2						
Dave Winfield, R OBP: 0.331, SLG: 0.428 Luis Polonia, L OBP: 0.340, SLG: 0.387 Max Venable, L OBP: 0.341, SLG: 0.420	3-2 3B			1-1 G6-3				0-0 P2		1-2 P2		5 1	1 1	2 1	2 0	0 0	0 0	0 0				
Brian Downing, R OBP: 0.380, SLG: 0.491	3-2 SF9			0-3 K			2-3 K2-3			0-0 F7		5 1	1 1	1 1	0 0	2 2						
Dante Bichette, R OBP: 0.371, SLG: 0.450	1-1 1B			1-3 K			1-2 1B			1-0 HR		5 2	4 4	2 2	0 0	1 1						
Lance Parrish, R OBP: 0.345, SLG: 0.455					0-0 G6-3		0-2 G5-3			1-3 K	4-0 1B	4 1	0 0	0 1	2 2							
Bill Schroeder, R OBP: 0.250, SLG: 0.509 Lee Stevens, L OBP: 0.279, SLG: 0.339				0-0 G5-3			1-2 G3		2-1 F8	1-0 L7	2-3 K	2 3	0 0	0 0	0 0	0 1	3 3					
Rick Schu, R OBP: 0.300, SLG: 0.414		0-1 2B			1-0 F8			0-0 G5-3		1-2 SH	4-1 1B	4 2	2 2	1 1	0 0							
<b>Inning Stats</b>	R: 4 E: 0 K: 1 S: 20	H: 5 LOB: 1 BB: 0 P: 35	R: 1 E: 0 K: 1 S: 10	H: 2 LOB: 1 BB: 1 P: 16	R: 0 E: 0 K: 2 S: 10	H: 0 LOB: 0 BB: 0 P: 12	R: 0 E: 0 K: 0 S: 5	H: 0 LOB: 0 BB: 0 P: 7	R: 0 E: 0 K: 3 S: 9	H: 1 LOB: 1 BB: 0 P: 15	R: 0 E: 0 K: 0 S: 5	H: 1 LOB: 0 BB: 0 P: 7	R: 1 E: 0 K: 1 S: 6	H: 1 LOB: 0 BB: 0 P: 9	R: 0 E: 1 K: 1 S: 10	H: 1 LOB: 1 BB: 0 P: 15	R: 6 E: 0 K: 1 S: 37	H: 6 LOB: 3 BB: 2 P: 58	1B: 12 2B: 4 3B: 1 HR: 1	SF: 1 SAC: 1 DP: 1 HBP: 0	WP: 1 PB: 0 SB: 1 CS: 0	PA: 50
<b>PITCHER</b>	IP ERA WLS BF H R ER SO BB IBB HBP BLK WP HR S P ERA WHIP	1.2 4.5 7.0 23 3 1 1 8 0 0 0 0 0 1 53 70 1.29 0.429	2.0 2.69 2.0 13 5 6 6 2 1 1 0 0 0 0 0 38 60 27.00 3.000	0.1 3.66 0.1 3 2 0 0 0 0 0 0 0 0 0 0 10 15 0.00 6.000	<b>PITCHER</b>										IP WLS BF H R ER SO BB IBB HBP BLK WP HR S P ERA WHIP	1.0 2.22 1.0 3 0 0 0 0 0 0 0 0 0 0 14 9 0.00 0.000						

California Angels @ New York Yankees  
Yankee Stadium, Bronx, NY  
Thu Sep 06 1990, 7:05 PM EDT  
Att: 18,707 - Unknown

AB 45  
R 12  
H 17  
RBI 12  
BB 3  
SO 11  
LOB 17



Batter	1	2	3	4	5	6	7	8	9	10	11	AB	R	H	RBI	BB	SO	LOB	BOTTOM			
Steve Sax, R OBP: 0.310, SLG: 0.318 Wayne Tolleson, S OBP: 0.211, SLG: 0.212	0-1 1B		1-2 FC4-6	0-0 1B		0-2 G6-3		2-1 G4-3			1-1 G4-3	5 1	0 0	2 0	1 0	0 0	0 0	2 0				
Jim Leyritz, R OBP: 0.339, SLG: 0.349 Oscar Azocar, L OBP: 0.249, SLG: 0.347	2-3 K		2-1 G4-3	0-1 F9		0-1 G1-3			0-2 F8			1 4	0 0	0 0	0 0	1 3						
Roberto Kelly, R OBP: 0.325, SLG: 0.429	1-3 K			0-0 1B		0-0 G6-3		4-1 BB		0-0 G5-3		4 1	1 1	0 1	1 1							
Jesse Barfield, R OBP: 0.348, SLG: 0.458	3-1 G5-3			2-0 1B		2-1 FC3-6		2-2 L5		3-2 F8		4 2	2 1	0 0	0 0	2 2						
Steve Balboni, R OBP: 0.309, SLG: 0.408 Kevin Maas, L OBP: 0.362, SLG: 0.563		2-2 G4-3		1-3 K		1-2 E6		0-0 HR		2-3 K		4 1	1 1	1 0	1 3							
Rick Carone, R OBP: 0.341, SLG: 0.407		1-2 P6		4-2 1B		0-1 FC3-6		1-1 G5-3			2-2 P3	4 1	0 0	0 1	0 2							
Randy Velarde, R OBP: 0.275, SLG: 0.322		2-2 G5-3		1-2 1B		1-0 SF8			0-0 G3			4 0	2 2	0 0	0 0							
Bob Geren, R OBP: 0.261, SLG: 0.342			2-3 K	1-1 1B		2-1 G6-3			0-0 G3		1-1 P6	5 1	1 1	1 0	1 3							
Alvaro Espinoza, R OBP: 0.242, SLG: 0.266			1-0 1B	1-2 1B			1-0 G4-3		1-2 G5-3			5 0	2 2	0 0	0 0	1 1						
<b>Inning Stats</b>	R: 0 E: 0 K: 2 S: 10	H: 1 LOB: 1 BB: 0 P: 16	R: 0 E: 0 K: 0 S: 11	H: 0 LOB: 0 BB: 0 P: 16	R: 0 E: 0 K: 1 S: 11	H: 1 LOB: 1 BB: 0 P: 17	R: 4 E: 0 K: 1 S: 19	H: 4 LOB: 2 BB: 1 P: 30	R: 1 E: 0 K: 0 S: 7	H: 1 LOB: 0 BB: 1 P: 14	R: 0 E: 0 K: 0 S: 7	H: 0 LOB: 1 BB: 0 P: 10	R: 0 E: 0 K: 0 S: 8	H: 0 LOB: 0 BB: 0 P: 11	R: 0 E: 0 K: 1 S: 7	H: 0 LOB: 0 BB: 0 P: 11	R: 0 E: 0 K: 0 S: 6	H: 0 LOB: 0 BB: 0 P: 9	1B: 8 2B: 1 3B: 0 HR: 1	SF: 1 SAC: 0 DP: 0 HBP: 1	WP: 1 PB: 0 SB: 2 CS: 1	PA: 46
<b>PITCHER</b>	IP ERA WLS BF H R ER SO BB IBB HBP BLK WP HR S P ERA WHIP	3.2 4.66 2.1 10 2 1 0 4 0 0 0 0 0 0 19 27 0.00 0.857	2.0 2.99 2.0 8 2 1 1 0 1 0 0 0 0 0 1 14 24 4.50 1.500	1.0 2.93 1.0 3 0 0 0 0 0 0 0 0 0 0 7 11 0.00 0.000	<b>PITCHER</b>										IP WLS BF H R ER SO BB IBB HBP BLK WP HR S P ERA WHIP	1.0 2.22 1.0 3 0 0 0 0 0 0 0 0 0 0 14 9 0.00 0.000						

California Angels @ New York Yankees  
Yankee Stadium, Bronx, NY  
Thu Sep 06 1990, 7:05 PM EDT  
Att: 18,707 - Unknown

AB 42  
R 6  
H 10  
RBI 5  
BB 2  
SO 5  
LOB 18





Batter	1	2	3	4	5	6	7	8	9	AB	R	H	RBI	BB	SO	LOB	TOP									
Rickey Henderson, R OBP: 0.437, SLG: 0.577	F8		F7						5-3	4	1	0	0	1	0	4	<b>Oakland Athletics @ New York Yankees</b> Yankee Stadium, Bronx, NY Fri Sep 07 1990, 7:05 PM EDT Att: 27,034 - Unknown									
Willie McGee, S OBP: 0.375, SLG: 0.421	G3			4-3					6-3	5	1	1	1	0	0	3										
Jose Canseco, R OBP: 0.373, SLG: 0.573	K			F8	2B				HR	4	2	2	1	1	1	0										
Harold Baines, L OBP: 0.378, SLG: 0.443	K			F8					L9	4	1	0	0	1	1	2										
Carney Lansford, R OBP: 0.335, SLG: 0.328	6-3									3	1	0	0	0	1	2										
Mike Bordick, R OBP: 0.143, SLG: 0.143	6-3									1	0	1	0	0	0	0										
Mark McCwire, R OBP: 0.355, SLG: 0.487	6-3									4	1	1	2	0	0	2										
Ron Hassey, L OBP: 0.294, SLG: 0.313										2	0	1	0	2	0	0										
Willie Randolph, R OBP: 0.321, SLG: 0.316										3	0	0	0	1	0	2										
Mike Gallego, R OBP: 0.281, SLG: 0.287										3	0	0	0	1	0	1										
<b>Inning Stats</b>	R: 0 E: 0 K: 1 S: 8	H: 0 LOB: 0 BB: 0 P: 11	R: 0 E: 0 K: 1 S: 6	H: 0 LOB: 0 BB: 0 P: 12	R: 0 E: 0 K: 0 S: 8	H: 1 LOB: 1 BB: 0 P: 9	R: 0 E: 0 K: 1 S: 10	H: 1 LOB: 1 BB: 0 P: 17	R: 1 E: 0 K: 0 S: 7	H: 1 LOB: 0 BB: 0 P: 10	R: 5 E: 1 K: 0 S: 25	H: 1 LOB: 3 BB: 6 P: 53	R: 0 E: 1 K: 0 S: 7	H: 1 LOB: 1 BB: 0 P: 13	R: 0 E: 0 K: 0 S: 5	H: 0 LOB: 0 BB: 0 P: 12	R: 1 E: 0 K: 0 S: 7	H: 1 LOB: 0 BB: 0 P: 10	1B: 3 2B: 1 3B: 0 HR: 2	SF: 0 SAC: 0 DP: 2 HBP: 0	WP: 1 PB: 0 SB: 1 CS: 0	PA: 40				
<b>PITCHER</b>	IP	WLS	BF	H	R	ER	SO	BB	IBB	HBP	BLK	WP	HR	S	P	ERA	WHIP									
Andy Hawkins, R ERA: 5.41	(1, 1)	5.1	L	26	4	6	5	3	4	1	0	0	0	1	56	98	8.44	1.500								
Jeff Robinson, R ERA: 3.59	(6, 1)	1.2		7	1	0	0	0	1	0	0	0	1	0	15	27	0.00	1.200								
Jimmy Jones, R ERA: 6.43	(8, 1)	2.0		7	1	1	1	0	1	0	0	0	0	1	12	22	4.50	1.000								

Batter	1	2	3	4	5	6	7	8	9	AB	R	H	RBI	BB	SO	LOB	BOTTOM									
Steve Sax, R OBP: 0.308, SLG: 0.316	5-3		F7		G4-6-3				F8	4	0	0	0	0	0	2	<b>Oakland Athletics @ New York Yankees</b> Yankee Stadium, Bronx, NY Fri Sep 07 1990, 7:05 PM EDT Att: 27,034 - Unknown									
Jim Leyritz, R OBP: 0.337, SLG: 0.352	F8		5-3						F8	4	0	1	0	0	1	1										
Roberto Kelly, R OBP: 0.326, SLG: 0.431									F9	3	0	1	0	1	1	0										
Jesse Barfield, R OBP: 0.349, SLG: 0.465	F8								FC6-4	3	1	1	1	1	0	2										
Steve Balboni, R OBP: 0.305, SLG: 0.405	F9								F7	4	0	1	0	0	1	4										
Rick Cerone, R OBP: 0.333, SLG: 0.397	K								F9	3	0	0	0	0	1	1										
Oscar Azocar, L OBP: 0.247, SLG: 0.346	K								F9	1	0	0	0	0	0	2										
Randy Velarde, R OBP: 0.269, SLG: 0.315	F8								FC6-4	4	0	0	0	0	1	3										
Bob Geren, R OBP: 0.259, SLG: 0.340	5-3									2	0	0	0	0	1	0										
Matt Nokes, L OBP: 0.318, SLG: 0.396	5-3									1	0	0	0	0	0	0										
Alvaro Espinoza, R OBP: 0.244, SLG: 0.267	1-3									2	0	1	0	0	0	0										
Mei Hall, L OBP: 0.272, SLG: 0.430										1	0	1	0	0	0	0										
Wayne Tolleson, S OBP: 0.211, SLG: 0.212										0	0	0	0	0	0	0										
<b>Inning Stats</b>	R: 0 E: 0 K: 0 S: 7	H: 1 LOB: 2 BB: 1 P: 15	R: 0 E: 0 K: 1 S: 8	H: 0 LOB: 0 BB: 0 P: 10	R: 0 E: 0 K: 0 S: 8	H: 0 LOB: 0 BB: 0 P: 8	R: 1 E: 0 K: 2 S: 12	H: 2 LOB: 1 BB: 0 P: 17	R: 0 E: 0 K: 1 S: 9	H: 1 LOB: 0 BB: 0 P: 10	R: 0 E: 0 K: 1 S: 8	H: 0 LOB: 0 BB: 0 P: 14	R: 0 E: 0 K: 1 S: 6	H: 0 LOB: 0 BB: 0 P: 11	R: 0 E: 0 K: 0 S: 9	H: 1 LOB: 1 BB: 0 P: 14	R: 0 E: 0 K: 0 S: 14	H: 1 LOB: 2 BB: 1 P: 24	1B: 3 2B: 2 3B: 0 HR: 1	SF: 0 SAC: 0 DP: 1 HBP: 0	WP: 0 PB: 0 SB: 0 CS: 0	PA: 34				
<b>PITCHER</b>	IP	WLS	BF	H	R	ER	SO	BB	IBB	HBP	BLK	WP	HR	S	P	ERA	WHIP									
Curt Young, L ERA: 4.4	(1, 1)	5.0	W	19	4	1	1	4	1	0	0	0	0	0	44	60	1.80	1.000								
Todd Burns, R ERA: 2.72	(6, 1)	4.0	S	15	2	0	0	2	1	0	0	0	0	0	37	63	0.00	0.750								









Batter	1	2	3	4	5	6	7	8	9	AB	R	H	RBI	BB	SO	LOB	TOP								
<b>Rickey Henderson, R</b> OBP: 0.436, SLG: 0.585	1-1 G6-3	4-1 1B BB		1-0 F9			1-0 F8		4-0 3B BB	3	1	0	0	2	0	0									
<b>Willie McGee, S</b> OBP: 0.377, SLG: 0.426	0-0 L6-4 1B	3-1 1B	1-3 2-H 3-H		3-2 G4-3		1-1 G4-3		3-2 1B 3B	5	1	3	4	0	0	0									
<b>Jose Canseco, R</b> OBP: 0.376, SLG: 0.572	2-0 1B	1-3 K		1-0 WP S 1B			0-0 F8		4-0 BB 1B	4	1	2	0	1	1	2									
<b>Harold Baines, L</b> OBP: 0.384, SLG: 0.448	1-0 L6-4		4-1 BB		3-2 L7		1-1 F7		4-2 1B BB	3	0	0	0	2	0	3									
<b>Mark McGwire, R</b> OBP: 0.355, SLG: 0.489		1-0 HR	3-2 P3		3-3 K		1-1 G6-3		1-2 1B	5	1	2	3	0	1	2									
<b>Terry Steinbach, R</b> OBP: 0.277, SLG: 0.361		1-2 G6-3	2-3 K		0-0 F9		1-3 K		1-3 K	5	0	0	0	0	3	3									
<b>Willie Randolph, R</b> OBP: 0.319, SLG: 0.313		0-1 F8	3-1 G4-3		0-0 B2		4-0 G4-3 3B BB			3	1	0	0	1	0	1									
<b>Lance Blankenship, R</b> OBP: 0.265, SLG: 0.192		4-2 E 1B BB		2-2 G5-3		0-1 1B		1-0 G4-3	3	1	1	0	1	0	1										
<b>Mike Gallego, R</b> OBP: 0.282, SLG: 0.286		1-0 E7 BB		3-2 F8		1-1 P4		3-3 K	3	1	1	0	0	0	1										
<b>Ron Hassey, L</b> OBP: 0.293, SLG: 0.311		1-3 1B								0	0	0	0	0	0	0									
<b>Carney Lansford, R</b> OBP: 0.332, SLG: 0.325										1	0	0	0	0	1	1									
<b>Mike Bordick, R</b> OBP: 0.143, SLG: 0.143										0	0	0	0	0	0	0									
<b>Inning Stats</b>	R: 0 E: 0 K: 0 S: 6	H: 2 LOB: 1 BB: 0 P: 9	R: 3 E: 1 K: 1 S: 16	H: 3 LOB: 2 BB: 2 P: 31	R: 0 E: 0 K: 1 S: 10	H: 0 LOB: 1 BB: 1 P: 22	R: 0 E: 0 K: 0 S: 7	H: 0 LOB: 0 BB: 0 P: 13	R: 0 E: 0 K: 1 S: 11	H: 1 LOB: 1 BB: 0 P: 21	R: 0 E: 0 K: 0 S: 6	H: 0 LOB: 0 BB: 0 P: 9	R: 0 E: 0 K: 1 S: 4	H: 0 LOB: 0 BB: 0 P: 6	R: 0 E: 0 K: 1 S: 7	H: 0 LOB: 0 BB: 0 P: 10	R: 4 E: 0 K: 2 S: 22	H: 2 LOB: 2 BB: 4 P: 47	1B: 7 2B: 1 3B: 1 HR: 1	SF: 0 SAC: 0 DP: 1 HBP: 0	WP: 1 PB: 0 SB: 1 CS: 0	PA: 42			
<b>PITCHER</b>	IP	WLS	BF	H	R	ER	SO	BB	IBB	HBP	BLK	WP	HR	S	P	ERA	WHIP								
<b>Tim Leary, R</b> ERA: 4.07	8.1	L	35	7	4	4	4	4	0	0	0	1	1	68	127	4.32	1.320								
<b>Greg Cadaret, L</b> ERA: 4.23	0.1		5	1	1	1	1	2	1	0	0	0	0	15	33	27.00	9.000								
<b>Eric Plunk, R</b> ERA: 2.67	0.1		2	1	2	2	1	0	0	0	0	0	0	6	8	54.00	3.000								

**Oakland Athletics @ New York Yankees**  
 Yankee Stadium, Bronx, NY  
 Sun Sep 09 1990, 3:33 AM EDT  
 Att: 36,391 - Overcast - 68 F

AB 35  
 R 7  
 H 9  
 RBI 7  
 BB 7  
 SO 6  
 LOB 14



Batter	1	2	3	4	5	6	7	8	9	AB	R	H	RBI	BB	SO	LOB	BOTTOM								
<b>Roberto Kelly, R</b> OBP: 0.326, SLG: 0.432	0-2 P7			0-0 F8		0-3 K	0-0 L7		2-2 F7	5	0	0	0	0	1	3									
<b>Steve Sax, R</b> OBP: 0.310, SLG: 0.317	2-2 L3 1B			0-1 G4-3		1-1 BB 1B	0-1 1B		0-2 G4-3	5	1	3	0	0	0	1									
<b>Kevin Maas, L</b> OBP: 0.359, SLG: 0.548	0-0 L3			2-1 F8		4-2 1B BB	3-1 F8			3	0	0	0	1	0	3									
<b>Mel Hall, L</b> OBP: 0.266, SLG: 0.420		2-3 K			3-3 K	0-0 F9		2-1 F8		4	0	0	0	0	2	3									
<b>Matt Nokes, L</b> OBP: 0.316, SLG: 0.392		1-2 G3-1			0-0 L7	0-1 1B		0-0 1B		4	0	2	2	0	0	0									
<b>Oscar Azocar, L</b> OBP: 0.243, SLG: 0.337		0-1 G4-3			0-0 1B	0-2 G6-3		0-3 K		4	0	1	0	0	1	3									
<b>Jim Leyritz, R</b> OBP: 0.336, SLG: 0.350			2-3 K		0-1 1B		0-1 E6 SH3 1B		1-0 G1-3	4	1	1	0	0	1	1									
<b>Bob Geren, R</b> OBP: 0.257, SLG: 0.337			1-3 K		2-3 K		1-1 SH3		0-1 1B	2	0	0	0	0	2	2									
<b>Rick Cerone, R</b> OBP: 0.338, SLG: 0.402							1-2 1B			1	0	1	0	0	0	0									
<b>Alvaro Espinoza, R</b> OBP: 0.248, SLG: 0.273			3-2 F8			1-1 BB 1B	0-0 1B		0-3 K	3	1	2	1	0	0	0									
<b>Steve Balboni, R</b> OBP: 0.303, SLG: 0.402							2-H 1B			1	0	0	0	0	1	1									
<b>Inning Stats</b>	R: 0 E: 0 K: 0 S: 7	H: 1 LOB: 0 BB: 0 P: 9	R: 0 E: 0 K: 1 S: 9	H: 0 LOB: 0 BB: 0 P: 12	R: 0 E: 0 K: 2 S: 9	H: 0 LOB: 0 BB: 0 P: 15	R: 0 E: 0 K: 0 S: 5	H: 0 LOB: 0 BB: 0 P: 7	R: 0 E: 0 K: 1 S: 15	H: 3 LOB: 2 BB: 1 P: 21	R: 1 E: 1 K: 0 S: 10	H: 2 LOB: 2 BB: 0 P: 14	R: 0 E: 0 K: 1 S: 7	H: 1 LOB: 1 BB: 0 P: 10	R: 0 E: 0 K: 1 S: 15	H: 1 LOB: 1 BB: 0 P: 17	1B: 10 2B: 1 3B: 0 HR: 0	SF: 0 SAC: 1 DP: 1 HBP: 0	WP: 0 PB: 0 SB: 0 CS: 0	PA: 38					
<b>PITCHER</b>	IP	WLS	BF	H	R	ER	SO	BB	IBB	HBP	BLK	WP	HR	S	P	ERA	WHIP								
<b>Dave Stewart, R</b> ERA: 2.77	8.0	W	34	9	3	2	7	1	0	0	0	0	0	73	104	2.25	1.250								
<b>Dennis Eckerlesley, R</b> ERA: 0.71	1.0		4	1	0	0	1	0	0	0	0	0	0	15	17	0.00	1.000								

**Oakland Athletics @ New York Yankees**  
 Yankee Stadium, Bronx, NY  
 Sun Sep 09 1990, 3:33 AM EDT  
 Att: 36,391 - Overcast - 68 F

AB 36  
 R 3  
 H 10  
 RBI 3  
 BB 1  
 SO 8  
 LOB 17






Batter	1	2	3	4	5	6	7	8	9	10	11	AB	R	H	RBI	BB	SO	LOB					
Gary Pettis, S OBP: 0.328, SLG: 0.333 John Russell, R OBP: 0.328, SLG: 0.363 Gary Green, R OBP: 0.236, SLG: 0.250	2-3 K		0-0 FC6-4			2-2 G1-3		0-0 G4-3			0-1 G5-3	4	0	0	0	0	1	2					
Julio Franco, R OBP: 0.384, SLG: 0.402	0-1 G4-3			1-3 K		1-2 G6-3			0-2 L8		4-0 1B	4	0	0	0	1	1	0					
Rafael Palmeiro, L OBP: 0.362, SLG: 0.477	1-0 G4-3			1-1 F8		0-0 G6-3			0-1 F7		2-2 1B WP	5	0	1	1	0	0	0					
Ruben Sierra, S OBP: 0.327, SLG: 0.439		1-1 F8		4-2 BB			2-2 G1-3		1-1 P2		1-1 F9	4	0	0	0	1	0	2					
Jack Daugherty, S OBP: 0.357, SLG: 0.453 Juan Gonzalez, R OBP: 0.297, SLG: 0.583	2-1 G4-3			0-1 G4-3			0-2 G4-3			2-1 G4-3		3	0	0	0	0	0	1					
Pete Incaviglia, R OBP: 0.363, SLG: 0.421	1-0 G6-3				2-2 FC4-6 1B		2-3 K			1-0 F9		4	0	1	0	0	1	0					
Geno Petralli, L OBP: 0.353, SLG: 0.298 Mike Stanley, R OBP: 0.352, SLG: 0.353			0-1 G3		0-0 FC4-6 1B			2-0 G4-3		3-2 G6-3		3	0	0	0	0	0	1					
Steve Buechele, R OBP: 0.309, SLG: 0.357 Kevin Belcher, R OBP: 0.226, SLG: 0.302			3-3 K		0-3 K			0-0 1B			3-2 SH1-4 1B	4	0	2	0	0	2	1					
Jeff Huson, L OBP: 0.326, SLG: 0.289			0-1 FC6-4 1B		2-2 F9			0-0 1B			0-0 SH1-4	3	0	2	0	0	0	1					
<b>Inning Stats</b>	R: 0 E: 0 K: 1 S: 6	H: 0 LOB: 0 BB: 0 P: 9	R: 0 E: 0 K: 0 S: 5	H: 0 LOB: 0 BB: 0 P: 9	R: 0 E: 0 K: 1 S: 11	H: 1 LOB: 1 BB: 0 P: 14	R: 0 E: 0 K: 1 S: 11	H: 0 LOB: 1 BB: 1 P: 17	R: 0 E: 0 K: 1 S: 13	H: 0 LOB: 0 BB: 0 P: 17	R: 0 E: 0 K: 1 S: 8	H: 2 LOB: 1 BB: 0 P: 11	R: 0 E: 0 K: 0 S: 4	H: 0 LOB: 0 BB: 0 P: 9	R: 0 E: 0 K: 0 S: 8	H: 0 LOB: 0 BB: 0 P: 14	R: 1 E: 0 K: 0 S: 12	H: 2 LOB: 3 BB: 1 P: 22	1B: 6 2B: 0 3B: 0 HR: 0	SF: 0 SAC: 1 DP: 0 HBP: 0	WP: 1 PB: 0 SB: 0 CS: 0	PA: 40	
<b>PITCHER</b>	IP WLS BF ERA	WLS BF ERA	H R ER SO	H R ER SO	BB IBB HBP BLK	WP HR S P	ERA WHIP	<b>PITCHER</b>	IP WLS BF ERA	WLS BF ERA	H R ER SO	H R ER SO	BB IBB HBP BLK	WP HR S P	ERA WHIP								
Dave Eiland, R ERA: 3.43	(1, 1)	2.2	L	11	2	1	1	0	0	1	0	0	0	1	0	24	41	3.38	0.750				
Lee Guetterman, L ERA: 3.43	(9, 1)	2.2	L	11	2	1	1	0	0	1	0	0	0	1	0	24	41	3.38	0.750				

**Texas Rangers @ New York Yankees**  
 Yankee Stadium, Bronx, NY  
 Mon Sep 10 1990, 7:05 PM EDT  
 Att. 17,048 - Unknown - 76 F

livebaseballscorecards.com

AB 37  
 R 1  
 H 6  
 RBI 1  
 BB 2  
 SO 5  
 LOB 10




Batter	1	2	3	4	5	6	7	8	9	10	11	AB	R	H	RBI	BB	SO	LOB						
Roberto Kelly, R OBP: 0.323, SLG: 0.428	0-1 P5			2-2 G5-3		0-1 L5		1-1 G6-3			1-3 K	5	0	0	0	0	1	1						
Steve Sax, R OBP: 0.313, SLG: 0.317	1-1 G6-3 1B			0-2 G6-3		4-0 BB		4-1 BB		1-0 L8		3	0	1	0	2	0	0						
Kevin Maas, L OBP: 0.356, SLG: 0.536	SAFE 0-1 G6-3			3-1 G3		1-2 F7		4-1 BB		1-3 K2-3		4	0	0	0	1	1	3						
Mel Hall, L OBP: 0.264, SLG: 0.416 Jesse Barfield, R OBP: 0.349, SLG: 0.464		0-0 G6-3			1-1 G4-3			0-0 G4-3		1-3 K		3	0	0	0	0	0	0						
Matt Nokes, L OBP: 0.287, SLG: 0.331 Steve Balboni, R OBP: 0.300, SLG: 0.398		1-3 K			2-2 P9			0-0 G3		2-3 K		3	0	0	0	0	1	0						
Hensley Meulens, R OBP: 0.750, SLG: 1.333 Jim Walewander, S OBP: 0.243, SLG: 0.337 Rick Cerone, R OBP: 0.336, SLG: 0.398		2-3 K			3-1 WP HBP			1-2 1B 2B		2-2 K		3	0	2	0	0	1	0						
Mike Blowers, R OBP: 0.267, SLG: 0.331 Wayne Tolleson, S OBP: 0.211, SLG: 0.212 Randy Velarde, R OBP: 0.289, SLG: 0.310			1-3 K		1-3 K			0-0 1B		4-2 BB		3	0	1	0	1	2	1						
Jim Leyritz, R OBP: 0.334, SLG: 0.352			0-1 G6-3			0-0 SH1-4 2B		0-0 F7		1-1 F9		4	0	1	0	0	0	4						
Alvaro Espinoza, R OBP: 0.246, SLG: 0.271			1-0 G6-3			1-0 SH1-4		0-2 G3		0-3 K		3	0	0	0	0	1	2						
<b>Inning Stats</b>	R: 0 E: 0 K: 0 S: 6	H: 1 LOB: 0 BB: 0 P: 7	R: 0 E: 0 K: 2 S: 7	H: 0 LOB: 0 BB: 0 P: 10	R: 0 E: 0 K: 1 S: 6	H: 0 LOB: 0 BB: 0 P: 8	R: 0 E: 0 K: 0 S: 8	H: 0 LOB: 0 BB: 0 P: 13	R: 0 E: 0 K: 1 S: 10	H: 2 LOB: 2 BB: 1 P: 13	R: 0 E: 0 K: 1 S: 7	H: 2 LOB: 2 BB: 0 P: 11	R: 0 E: 0 K: 1 S: 10	H: 0 LOB: 2 BB: 2 P: 20	R: 0 E: 0 K: 2 S: 16	H: 1 LOB: 2 BB: 1 P: 25	R: 0 E: 0 K: 2 S: 10	H: 0 LOB: 0 BB: 0 P: 13	R: 0 E: 0 K: 0 S: 8	H: 1 LOB: 0 BB: 0 P: 11	1B: 3 2B: 3 3B: 0 HR: 0	SF: 0 SAC: 1 DP: 2 HBP: 1	WP: 1 PB: 0 SB: 0 CS: 0	PA: 42
<b>PITCHER</b>	IP WLS BF ERA	WLS BF ERA	H R ER SO	H R ER SO	BB IBB HBP BLK	WP HR S P	ERA WHIP	<b>PITCHER</b>	IP WLS BF ERA	WLS BF ERA	H R ER SO	H R ER SO	BB IBB HBP BLK	WP HR S P	ERA WHIP									
Scott Chiampino, R ERA: 1.76	(1, 1)	7.0		26	4	0	0	4	1	0	0	0	0	0	0	0	0	0	0	0.00	0.714			
Brad Amberg, R ERA: 3.44	(8, 1)	0.2		3	0	0	0	0	1	0	0	0	0	0	0	6	11	0.00	1.500					
Kenny Rogers, L ERA: 4.46	(8, 1)	2.1	W	10	1	0	0	5	2	0	0	0	0	0	0	30	47	0.00	1.286					
Gary Mielke, R ERA: 4.46	(11, 1)	0.2		2	1	0	0	0	0	0	0	0	0	0	0	5	6	0.00	1.500					
Mike Jeffcoat, L ERA: 4.59	(11, 1)	0.1	S	1	0	0	0	0	0	0	0	0	0	0	0	3	5	0.00	0.000					

**Texas Rangers @ New York Yankees**  
 Yankee Stadium, Bronx, NY  
 Mon Sep 10 1990, 7:05 PM EDT  
 Att. 17,048 - Unknown - 76 F

livebaseballscorecards.com

AB 36  
 R 0  
 H 6  
 RBI 0  
 BB 4  
 SO 9  
 LOB 14





Batter	1	2	3	4	5	6	7	8	9	AB	R	H	RBI	BB	SO	LOB	TOP										
Gary Pettis, S OBP: 0.328, SLG: 0.332 John Russell, R OBP: 0.328, SLG: 0.363 Kevin Reimer, L OBP: 0.344, SLG: 0.469 Jeff Huson, L OBP: 0.326, SLG: 0.289	1-2 G4-3		1-2 CS	1-0 G6-3		4-2 L9-3 BB		0-1 1B 3B		2	0	0	0	1	0	0	<p><b>Texas Rangers @ New York Yankees</b> Yankee Stadium, Bronx, NY Tue Sep 11 1990, 7:05 PM EDT Att: 19,413 - Unknown - 80 F</p> <p>livebaseballscores.com</p>										
Julio Franco, R OBP: 0.383, SLG: 0.399	1-3 K			2-0 F9		2-0 L9-3		4-1 1B BB		3	0	0	0	1	1												
Rafael Palmeiro, L OBP: 0.363, SLG: 0.477	1-2 F7			3-3 K			0-1 1B	1-0 1B FC6-4		4	0	2	1	0	1												
Ruben Sierra, S OBP: 0.326, SLG: 0.438		3-3 K			2-0 HR 1B		1-0 F8	3-1 FC6-4		4	1	1	0	0	1	3											
Juan Gonzalez, R OBP: 0.293, SLG: 0.625		1-0 F9		1-2 HR			2-3 K	0-1 G2-3		4	1	1	2	0	1	1											
Pete Incaviglia, R OBP: 0.303, SLG: 0.422		1-3 K		1-3 K			1-2 F8	0-0 2B		4	0	1	0	0	2	1											
Mike Stanley, R OBP: 0.351, SLG: 0.349 Kevin Belcher, R			2-2 F8		1-3 K			4-2 PB BB 3B	0-2 P4	2	0	0	0	1	1	0											
Steve Buechele, R OBP: 0.307, SLG: 0.354 Geno Petrilli, L OBP: 0.352, SLG: 0.297			1-2 G5-3		0-1 F8			1-1 F8	1-0 F9	2	0	0	0	0	0	0											
Scott Coolbaugh, R OBP: 0.270, SLG: 0.270								1-2 F8		1	0	0	0	0	0	1											
Jeff Kunkel, R OBP: 0.229, SLG: 0.304 Jack Daugherty, S OBP: 0.356, SLG: 0.451 Gary Green, R OBP: 0.236, SLG: 0.250			1-2 CS 1B			2-2 F8		1-3 K2-3		2	0	1	0	0	0	0											
<b>Inning Stats</b>	R: 0 E: 0 K: 1 S: 9	H: 0 LOB: 0 BB: 0 P: 12	R: 0 E: 0 K: 2 S: 8	H: 0 LOB: 0 BB: 0 P: 13	R: 0 E: 0 K: 0 S: 12	H: 1 LOB: 0 BB: 0 P: 17	R: 0 E: 0 K: 1 S: 7	H: 0 LOB: 0 BB: 0 P: 13	R: 2 E: 0 K: 2 S: 15	H: 2 LOB: 0 BB: 0 P: 20	R: 0 E: 0 K: 1 S: 8	H: 1 LOB: 1 BB: 0 P: 13	R: 2 E: 0 K: 1 S: 16	H: 2 LOB: 2 BB: 2 P: 28	R: 0 E: 0 K: 0 S: 7	H: 1 LOB: 1 BB: 0 P: 8	1B: 4 2B: 2 3B: 1 HR: 1	SF: 0 SAC: 0 DP: 1 HBP: 0	WP: 0 PB: 1 SB: 0 CS: 1	PA: 36							
<b>PITCHER</b>	IP	WLS	BF	H	R	ER	SO	BB	IBB	HBP	BLK	WP	HR	S	P	ERA	WHIP										
Chuck Cary, L ERA: 4.47	7.0		25	4	3	3	7	2	0	0	0	0	1	71	111	3.86	0.857										
Jeff Robinson, R ERA: 3.57	0.1	1	0	0	0	0	0	0	0	0	0	0	0	2	3	0.00	0.000										
Greg Cadaret, L ERA: 4.22	0.1	1	0	0	0	1	0	0	0	0	0	0	0	5	6	0.00	0.000										
John Habyan, R ERA: 3.86	0.0	2	1	0	0	0	0	1	0	0	0	0	0	3	7	∞	∞										
Lee Guetterman, L ERA: 3.41	0.1	W	2	1	1	1	0	0	0	0	0	0	0	3	5	27.00	3.000										

Batter	1	2	3	4	5	6	7	8	9	AB	R	H	RBI	BB	SO	LOB	BOTTOM										
Roberto Kelly, R OBP: 0.323, SLG: 0.425	2-1 L3		0-0 G5-3			2-2 G4-3		4-2 1B 3B BB		3	1	0	0	1	0	0	<p><b>Texas Rangers @ New York Yankees</b> Yankee Stadium, Bronx, NY Tue Sep 11 1990, 7:05 PM EDT Att: 19,413 - Unknown - 80 F</p> <p>livebaseballscores.com</p>										
Steve Sax, R OBP: 0.313, SLG: 0.317	0-1 L9			3-1 F9		1-1 L9		0-0 3B 1B		4	1	1	0	0	0	0											
Kevin Maas, L OBP: 0.354, SLG: 0.528	2-3 K			2-1 P6			4-2 SH1-4 1B BB 2B	1-2 F7		3	1	0	0	1	1	2											
Mel Hall, L OBP: 0.269, SLG: 0.426		0-1 F8 SF8-3 1B		2-2 G3-1			0-0 SH1-4 2B 1B	0-0 3B		4	2	3	2	0	0	0											
Jesse Barfield, R OBP: 0.349, SLG: 0.463		0-0 SF8-3 1B			0-3 K		2-1 SH1-4	3-2 G4-3		3	0	1	0	0	1	1											
Hensley Meulens, R OBP: 0.571, SLG: 0.833 Oscar Azocar, L OBP: 0.243, SLG: 0.337		1-2 F8			1-2 B1-3 1B		0-1 P4			3	0	1	0	0	0	4											
Jim Leyritz, R OBP: 0.334, SLG: 0.357 Bob Geren, R OBP: 0.257, SLG: 0.337		2-1 SF8-3			2-1 B1-3		1-2 2B			2	0	1	3	0	0	1											
Mike Blowers, R OBP: 0.261, SLG: 0.323 Randy Velarde, R OBP: 0.269, SLG: 0.310			2-3 K		1-3 K					3	0	0	0	0	3	2											
Alvaro Espinoza, R OBP: 0.244, SLG: 0.270 Matt Nokes, L OBP: 0.312, SLG: 0.388 Wayne Tolleson, S OBP: 0.211, SLG: 0.212			2-1 G6-3			1-3 K		2-3 K		2	0	0	0	0	1	0											
<b>Inning Stats</b>	R: 0 E: 0 K: 1 S: 7	H: 2 LOB: 0 BB: 0 P: 11	R: 1 E: 0 K: 0 S: 8	H: 2 LOB: 0 BB: 0 P: 11	R: 0 E: 0 K: 1 S: 6	H: 0 LOB: 0 BB: 0 P: 10	R: 0 E: 0 K: 0 S: 7	H: 0 LOB: 0 BB: 0 P: 14	R: 0 E: 0 K: 2 S: 11	H: 1 LOB: 1 BB: 0 P: 15	R: 0 E: 0 K: 1 S: 10	H: 0 LOB: 0 BB: 0 P: 14	R: 2 E: 0 K: 1 S: 14	H: 2 LOB: 1 BB: 1 P: 23	R: 2 E: 0 K: 1 S: 14	H: 2 LOB: 1 BB: 1 P: 24		1B: 5 2B: 2 3B: 1 HR: 0	SF: 1 SAC: 1 DP: 1 HBP: 0	WP: 0 PB: 0 SB: 0 CS: 0	PA: 32						
<b>PITCHER</b>	IP	WLS	BF	H	R	ER	SO	BB	IBB	HBP	BLK	WP	HR	S	P	ERA	WHIP										
Bobby Witt, R ERA: 3.39	8.0	L	32	7	5	5	7	2	0	0	0	0	0	77	122	5.62	1.125										



Batter	1	2	3	4	5	6	7	8	9	AB	R	H	RBI	BB	SO	LOB	TOP				
<b>Jeff Kunkel, R</b> (1, 6) <small>OBP: 0.236, SLG: 0.302</small> <b>Jeff Huson, L</b> (6, PH) <small>OBP: 0.324, SLG: 0.286</small> (6, 6) (7, 5) (8, 4)	G6-4-3 BB	G6-4-3 BB		G5-3		F8	F7-2		B1-3	1	0	0	1	2	0	0					
<b>John Russell, R</b> (1, 10) <small>OBP: 0.328, SLG: 0.357</small> <b>Kevin Reimer, L</b> (6, PH) <small>OBP: 0.352, SLG: 0.469</small> <b>Gary Pettis, S</b> (8, PH) <small>OBP: 0.327, SLG: 0.331</small>	G6-4-3	G6-4-3		K					K	2	0	0	1	1	1	1					
<b>Rafael Palmeiro, L</b> (1, 3) <small>OBP: 0.366, SLG: 0.478</small>									G4-3	3	1	2	1	2	0	0					
<b>Ruben Sierra, S</b> (1, 9) <small>OBP: 0.329, SLG: 0.439</small>		L9								3	1	1	1	2	0	5					
<b>Juan Gonzalez, R</b> (1, 8) <small>OBP: 0.304, SLG: 0.600</small>		G6-3								5	0	2	1	0	1	7					
<b>Pete Incaviglia, R</b> (1, 7) <small>OBP: 0.302, SLG: 0.418</small>										4	0	0	0	0	2	3					
<b>Mike Stanley, R</b> (1, 2) <small>OBP: 0.353, SLG: 0.347</small> <b>Geno Petralli, L</b> (7, PH) <small>OBP: 0.353, SLG: 0.302</small>									G4-3	1	1	0	0	1	1	0					
<b>Steve Buechele, R</b> (1, 4) <small>OBP: 0.309, SLG: 0.349</small> (8, 5)										3	1	0	0	2	0	1					
<b>Scott Coolbaugh, R</b> (1, 5) <small>OBP: 0.271, SLG: 0.267</small> <b>Jack Daugherty, S</b> (7, PH) <small>OBP: 0.359, SLG: 0.451</small> <b>Gary Green, R</b> (7, 6) <small>OBP: 0.247, SLG: 0.250</small>										2	1	0	0	1	0	1					
<b>Inning Stats</b>	R: 0 E: 0 K: 1 S: 10	H: 0 LOB: 2 BB: 3 P: 22	R: 3 E: 0 K: 0 S: 12	H: 0 LOB: 6 BB: 3 P: 37	R: 0 E: 0 K: 0 S: 4	H: 0 LOB: 1 BB: 0 P: 7	R: 2 E: 0 K: 1 S: 14	H: 3 LOB: 1 BB: 0 P: 22	R: 0 E: 0 K: 0 S: 7	H: 1 LOB: 2 BB: 1 P: 14	R: 0 E: 0 K: 0 S: 13	H: 1 LOB: 2 BB: 2 P: 28	R: 0 E: 0 K: 2 S: 10	H: 1 LOB: 2 BB: 1 P: 19	R: 0 E: 0 K: 0 S: 9	H: 0 LOB: 1 BB: 1 P: 16	1B: 4 2B: 3 3B: 0 HR: 0	SF: 0 SAC: 1 DP: 2 HBP: 1	WP: 0 PB: 0 SB: 0 CS: 0	PA: 46	
<b>PITCHER</b>	IP WLS BF H R ER SO BB IBB HBP BLK WP HR S P ERA WHIP																				
<b>Steve Adkins, L</b> (1, 1) <small>ERA: 20.25</small> <b>Mark Leiter, R</b> (2, 1) <small>ERA: 8.79</small> <b>Andy Hawkins, R</b> (6, 1) <small>ERA: 5.37</small> <b>Greg Cadaret, L</b> (7, 1) <small>ERA: 4.17</small> <b>Jeff Robinson, R</b> (8, 1) <small>ERA: 3.92</small>	1.1 L 11 0 3 3 1 8 0 0 0 0 0 0 34 55 20.25 6.000	3.2 16 3 2 2 2 1 0 1 0 0 0 34 55 4.91 1.091	1.1 8 2 0 0 1 2 0 0 0 0 0 14 30 0.00 3.000	1.1 6 1 0 0 1 2 0 0 0 0 0 13 27 0.00 2.250	1.1 5 0 0 0 1 1 0 0 0 0 0 12 20 0.00 0.750																

Texas Rangers @ New York Yankees  
 Yankee Stadium, Bronx, NY  
 Wed Sep 12 1990, 7:05 PM EDT  
 Att: 18,624 - Unknown - 70 F


AB 30  
 R 5  
 H 6  
 RBI 5  
 BB 14  
 SO 6  
 LOB 22



Batter	1	2	3	4	5	6	7	8	9	AB	R	H	RBI	BB	SO	LOB	BOTTOM				
<b>Roberto Kelly, R</b> (1, 8) <small>OBP: 0.323, SLG: 0.425</small>	G4-3 WP SF9 1B	SF9				G6-3	G6-3			3	1	1	1	1	0	2					
<b>Steve Sax, R</b> (1, 4) <small>OBP: 0.312, SLG: 0.316</small>	G4-3	G6-3				P5			G3	5	0	1	0	0	0	3					
<b>Kevin Maas, L</b> (1, 3) <small>OBP: 0.355, SLG: 0.538</small>										4	1	1	1	1	1	2					
<b>Mel Hall, L</b> (1, 10) <small>OBP: 0.267, SLG: 0.423</small> <b>Steve Balboni, R</b> (7, PH) <small>OBP: 0.296, SLG: 0.395</small>	SF9									2	0	0	1	0	0	0					
<b>Jesse Barfield, R</b> (1, 9) <small>OBP: 0.346, SLG: 0.459</small>	K									4	0	0	0	0	1	1					
<b>Hensley Meulens, R</b> (1, 7) <small>OBP: 0.545, SLG: 1.000</small>										4	1	2	1	0	0	0					
<b>Jim Leyritz, R</b> (1, 5) <small>OBP: 0.337, SLG: 0.357</small>										3	1	1	0	0	0	2					
<b>Brian Dorsett, R</b> (1, 2) <small>OBP: 0.240, SLG: 0.217</small> <b>Matt Nokes, L</b> (8, PH) <small>OBP: 0.312, SLG: 0.388</small> <b>Rick Cerone, R</b> (8, PH) <small>OBP: 0.333, SLG: 0.395</small>										3	0	1	0	0	0	2					
<b>Alvaro Espinoza, R</b> (1, 6) <small>OBP: 0.248, SLG: 0.271</small> <b>Bob Geren, R</b> (8, PH) <small>OBP: 0.296, SLG: 0.336</small>										2	0	1	0	0	0	1					
<b>Inning Stats</b>	R: 1 E: 0 K: 1 S: 8	H: 1 LOB: 1 BB: 1 P: 14	R: 1 E: 0 K: 0 S: 6	H: 2 LOB: 2 BB: 0 P: 13	R: 0 E: 0 K: 0 S: 6	H: 0 LOB: 0 BB: 0 P: 12	R: 0 E: 1 K: 0 S: 8	H: 0 LOB: 1 BB: 0 P: 14	R: 1 E: 0 K: 0 S: 7	H: 2 LOB: 2 BB: 0 P: 27	R: 0 E: 0 K: 0 S: 7	H: 0 LOB: 0 BB: 0 P: 13	R: 0 E: 0 K: 0 S: 12	H: 1 LOB: 1 BB: 0 P: 18	R: 0 E: 0 K: 2 S: 10	H: 1 LOB: 2 BB: 1 P: 15	1B: 6 2B: 0 3B: 0 HR: 2	SF: 2 SAC: 0 DP: 0 HBP: 2	WP: 3 PB: 0 SB: 0 CS: 0	PA: 40	
<b>PITCHER</b>	IP WLS BF H R ER SO BB IBB HBP BLK WP HR S P ERA WHIP																				
<b>Charlie Hough, R</b> (1, 1) <small>ERA: 4.01</small> <b>Jeff Russell, R</b> (6, 1) <small>ERA: 4.57</small> <b>Mike Jeffcoat, L</b> (7, 1) <small>ERA: 4.54</small> <b>Brad Amberg, R</b> (8, 1) <small>ERA: 1.76</small> <b>Kenny Rogers, L</b> (8, 1) <small>ERA: 3.39</small>	5.1 W 25 5 4 4 0 0 1 0 0 0 0 1 0 9 13 6.75 1.125	0.2 3 1 0 0 0 0 0 0 0 0 1 0 9 13 0.00 1.500	1.0 3 0 0 0 0 0 0 0 0 0 0 0 7 13 0.00 0.000	0.2 3 1 0 0 0 0 0 0 0 0 1 0 9 15 0.00 1.500	1.1 S 6 1 0 0 2 1 0 0 0 0 0 0 13 18 0.00 1.500																

Texas Rangers @ New York Yankees  
 Yankee Stadium, Bronx, NY  
 Wed Sep 12 1990, 7:05 PM EDT  
 Att: 18,624 - Unknown - 70 F

AB 34  
 R 4  
 H 8  
 RBI 4  
 BB 2  
 SO 3  
 LOB 16






Batter	1	2	3	4	5	6	7	8	9	AB	R	H	RBI	BB	SO	LOB	TOP										
<b>Roberto Kelly, R</b> OBP: 0.325, SLG: 0.431 (1, 8)	F8		P3	B1-5		HBP			F9	6	1	3	1	0	0	0	<b>New York Yankees @ Detroit Tigers</b> Tiger Stadium, Detroit, MI Thu Sep 13 1990, 7:05 PM EDT Att: 13,152 - Unknown - 77 F										
<b>Steve Sax, R</b> OBP: 0.312, SLG: 0.316 (1, 4)	HR		G4-3	B1-5		G1-3				3	1	1	0	0	0	1											
<b>Wayne Tolleson, S</b> OBP: 0.219, SLG: 0.209 (4, 4)	HR									1	0	0	0	1	0	2											
<b>Kevin Maas, L</b> OBP: 0.360, SLG: 0.550 (1, 3)	HR		1B			K			G5-3	3	2	1	2	2	1	2											
<b>Mel Hall, L</b> OBP: 0.269, SLG: 0.423 (1, 10)	1B		HBP			K			G4-3	5	1	2	0	0	1	3											
<b>Jesse Barfield, R</b> OBP: 0.348, SLG: 0.459 (1, 9)	P2		HBP			E			K	4	0	2	2	1	1	0											
<b>Hensley Meulens, R</b> OBP: 0.583, SLG: 0.833 (1, 7)		L9				K				2	0	0	1	1	1	2											
<b>Matt Nokes, L</b> OBP: 0.387 (1, 2)										3	0	1	0	0	1	3											
<b>Rick Cerone, R</b> OBP: 0.328, SLG: 0.389 (6, PH)	P6		K			E9			G4-3	2	0	0	0	0	0	4											
<b>Jim Leyritz, R</b> OBP: 0.334, SLG: 0.352 (1, 5)										4	0	0	0	0	0	2											
<b>Alvaro Espinoza, R</b> OBP: 0.249, SLG: 0.269 (1, 6)	G3								L8	3	2	0	0	1	0	1											
<b>Inning Stats</b>	R: 2 E: 0 K: 0 S: 12	H: 3 LOB: 0 BB: 0 P: 22	R: 0 E: 0 K: 0 S: 7	H: 0 LOB: 1 BB: 0 P: 11	R: 1 E: 0 K: 1 S: 19	H: 2 LOB: 3 BB: 1 P: 32	R: 1 E: 0 K: 0 S: 12	H: 1 LOB: 0 BB: 0 P: 18	R: 1 E: 1 K: 3 S: 18	H: 2 LOB: 2 BB: 0 P: 28	R: 2 E: 0 K: 0 S: 14	H: 1 LOB: 3 BB: 3 P: 32	R: 0 E: 0 K: 0 S: 9	H: 1 LOB: 2 BB: 1 P: 16	R: 0 E: 0 K: 1 S: 10	H: 0 LOB: 1 BB: 1 P: 15	R: 0 E: 0 K: 0 S: 4	H: 0 LOB: 0 BB: 0 P: 5	1B: 7 2B: 2 3B: 1 HR: 1	SF: 0 SAC: 0 DP: 1 HBP: 4	WP: 1 PB: 0 SB: 2 CS: 0	PA: 46					
<b>PITCHER</b>	IP	WLS	BF	H	R	ER	SO	BB	IBB	HBP	BLK	WP	HR	S	P	ERA	WHIP										
<b>Walt Terrell, R</b> ERA: 5.74 (1, 1)	3.1	L	19	6	4	4	1	1	0	3	0	0	1	48	81	10.80	2.100										
<b>Ed Nunez, R</b> ERA: 1.79 (4, 1)	2.1		14	3	3	2	3	2	1	1	0	1	0	30	55	7.71	2.143										
<b>Paul Gibson, L</b> ERA: 3.2 (6, 1)	0.1		1	0	0	0	0	0	0	0	0	0	0	4	7	0.00	0.000										
<b>Clay Parker, R</b> ERA: 3.84 (7, 1)	3.0		12	1	0	0	1	2	0	0	0	0	0	23	36	0.00	1.000										

Batter	1	2	3	4	5	6	7	8	9	AB	R	H	RBI	BB	SO	LOB	BOTTOM										
<b>Tony Phillips, S</b> OBP: 0.363, SLG: 0.348 (1, 5)	B5-3								G1-3	3	1	1	0	1	0	0	<b>New York Yankees @ Detroit Tigers</b> Tiger Stadium, Detroit, MI Thu Sep 13 1990, 7:05 PM EDT Att: 13,152 - Unknown - 77 F										
<b>Travis Fryman, R</b> OBP: 0.366, SLG: 0.497 (9, 5)			1B	WP						0	0	0	0	0	0	0											
<b>Lou Whitaker, L</b> OBP: 0.338, SLG: 0.407 (1, 4)	G3-1								F7	4	0	1	1	0	0	1											
<b>Alan Trammell, R</b> OBP: 0.386, SLG: 0.466 (1, 6)	G5-3		SF9						F8	3	0	0	1	0	0	1											
<b>Cecil Fielder, R</b> OBP: 0.387, SLG: 0.609 (1, 3)		K	G6-3							4	1	1	1	0	1	1											
<b>Lloyd Moseby, L</b> OBP: 0.331, SLG: 0.401 (1, 7)	G3								G4-3	4	0	0	0	0	0	0											
<b>Dave Bergman, L</b> OBP: 0.371, SLG: 0.368 (1, 10)									F8	3	0	1	0	1	0	0											
<b>Chet Lemon, R</b> OBP: 0.363, SLG: 0.378 (1, 9)										3	0	0	0	1	1	1											
<b>Mike Heath, R</b> OBP: 0.331, SLG: 0.416 (1, 2)										2	1	1	0	0	0	2											
<b>Mark Salas, L</b> OBP: 0.327, SLG: 0.425 (6, 2)										1	0	0	0	0	0	0											
<b>Mitt Cuyler, S</b> OBP: 0.346, SLG: 0.375 (1, 8)										3	0	0	0	0	2	3											
<b>Inning Stats</b>	R: 0 E: 0 K: 0 S: 10	H: 0 LOB: 0 BB: 0 P: 16	R: 0 E: 0 K: 2 S: 12	H: 1 LOB: 1 BB: 0 P: 20	R: 2 E: 0 K: 1 S: 10	H: 2 LOB: 1 BB: 1 P: 22	R: 0 E: 0 K: 1 S: 8	H: 0 LOB: 2 BB: 2 P: 20	R: 0 E: 0 K: 0 S: 3	H: 1 LOB: 0 BB: 0 P: 7	R: 0 E: 0 K: 0 S: 5	H: 0 LOB: 0 BB: 0 P: 7	R: 0 E: 0 K: 0 S: 7	H: 0 LOB: 0 BB: 0 P: 10	R: 0 E: 0 K: 0 S: 8	H: 0 LOB: 0 BB: 0 P: 15	R: 1 E: 0 K: 0 S: 10	H: 1 LOB: 0 BB: 0 P: 15	1B: 3 2B: 1 3B: 0 HR: 1	SF: 1 SAC: 0 DP: 1 HBP: 0	WP: 1 PB: 0 SB: 0 CS: 0	PA: 34					
<b>PITCHER</b>	IP	WLS	BF	H	R	ER	SO	BB	IBB	HBP	BLK	WP	HR	S	P	ERA	WHIP										
<b>Mike Witt, R</b> ERA: 3.78 (1, 1)	9.0	W	34	5	3	3	4	3	0	0	0	1	1	73	132	3.00	0.889										

AB	36
R	7
H	10
RBI	6
BB	6
SO	5
LOB	20



AB	30
R	3
H	5
RBI	3
BB	3
SO	4
LOB	9





Batter	1	2	3	4	5	6	7	8	9	AB	R	H	RBI	BB	SO	LOB	TOP			
<b>Roberto Kelly, R</b> OBP: 0.327, SLG: 0.432	1-3 K		2-2 S 1B	4-2 S 1B BB		1-0 1B			0-0 P4	4	1	2	1	1	1	0				
<b>Jim Leyritz, R</b> OBP: 0.339, SLG: 0.351	4-1 BB		4-0 1B BB	0-0 S 1B		0-3 1B			3-2 G3	3	1	1	0	2	1	2				
<b>Bob Geren, R</b> OBP: 0.256, SLG: 0.336			1-2 1B BB	1-2 S 1B						0	0	0	0	0	0	0				
<b>Jesse Barfield, R</b> OBP: 0.347, SLG: 0.455	4-0 G5-4-3 BB		0-0 F8	2-0 G5-3					1-1 F7	4	0	0	0	1	1	4				
<b>Steve Balboni, R</b> OBP: 0.297, SLG: 0.392	1-1 G5-4-3		1-2 1B 2B		1-3 K					4	1	1	1	0	2	2				
<b>Hensley Meulens, R</b> OBP: 0.500, SLG: 0.688		1-3 K	2-2 2B 1B		3-3 K					4	1	1	1	0	3	0				
<b>Mike Blowers, R</b> OBP: 0.261, SLG: 0.328		2-3 K	2-2 2B		0-2 G6-3				2-2 F9	4	0	1	2	0	1	0				
<b>Brian Dorsett, R</b> OBP: 0.214, SLG: 0.192			2-1 G6-3		1-0 F8				1-1 2B	3	0	0	0	0	0	1				
<b>Don Mattingly, L</b> OBP: 0.296, SLG: 0.331	3-2 G6-3									1	0	1	0	0	0	0				
<b>Jim Walewander, S</b> OBP: 0.219, SLG: 0.209			2-2 1B		1-1 CS 1B				0-1 L5	4	1	2	0	0	1	1				
<b>Randy Velarde, R</b> OBP: 0.273, SLG: 0.314			3-1 G6-3		4-2 1B BB					0	0	0	0	0	0	0				
<b>Wayne Tolleson, S</b> OBP: 0.219, SLG: 0.209			0-1 G5-3						1-3 K	3	0	0	0	1	1	2				
<b>Alvaro Espinoza, R</b> OBP: 0.249, SLG: 0.267			1-2																	
<b>Inning Stats</b>	R: 0 E: 0 K: 1 S: 6	H: 0 LOB: 1 BB: 2 P: 16	R: 0 E: 0 K: 2 S: 11	H: 0 LOB: 0 BB: 0 P: 17	R: 5 E: 0 K: 0 S: 22	H: 5 LOB: 1 BB: 1 P: 40	R: 0 E: 0 K: 1 S: 9	H: 1 LOB: 2 BB: 1 P: 15	R: 0 E: 0 K: 2 S: 14	H: 0 LOB: 0 BB: 0 P: 15	R: 0 E: 0 K: 3 S: 9	H: 0 LOB: 0 BB: 0 P: 14	R: 0 E: 0 K: 1 S: 12	H: 1 LOB: 1 BB: 0 P: 16	R: 0 E: 0 K: 0 S: 6	H: 0 LOB: 0 BB: 0 P: 10	1B: 7 2B: 2 3B: 0 HR: 0	SF: 0 SAC: 0 DP: 1 HBP: 0	WP: 0 PA: 39 PB: 0 SB: 3 CS: 1	
<b>PITCHER</b>	IP WLS BF H R ER SO	IP WLS BF H R ER SO	IP WLS BF H R ER SO	IP WLS BF H R ER SO	IP WLS BF H R ER SO	IP WLS BF H R ER SO	IP WLS BF H R ER SO	IP WLS BF H R ER SO	IP WLS BF H R ER SO	IP WLS BF H R ER SO	IP WLS BF H R ER SO	IP WLS BF H R ER SO	IP WLS BF H R ER SO	IP WLS BF H R ER SO	IP WLS BF H R ER SO	IP WLS BF H R ER SO	IP WLS BF H R ER SO	IP WLS BF H R ER SO	IP WLS BF H R ER SO	
<b>Scott Aldred, L</b> ERA: 5.87	2.2	2.2	2.2	2.2	2.2	2.2	2.2	2.2	2.2	2.2	2.2	2.2	2.2	2.2	2.2	2.2	2.2	2.2	2.2	2.2
<b>Paul Gibson, L</b> ERA: 3.1	3.0	3.0	3.0	3.0	3.0	3.0	3.0	3.0	3.0	3.0	3.0	3.0	3.0	3.0	3.0	3.0	3.0	3.0	3.0	3.0
<b>Mike Henneman, R</b> ERA: 3.06	2.1	2.1	2.1	2.1	2.1	2.1	2.1	2.1	2.1	2.1	2.1	2.1	2.1	2.1	2.1	2.1	2.1	2.1	2.1	2.1
<b>Clay Parker, R</b> ERA: 3.78	1.0	1.0	1.0	1.0	1.0	1.0	1.0	1.0	1.0	1.0	1.0	1.0	1.0	1.0	1.0	1.0	1.0	1.0	1.0	1.0

New York Yankees @ Detroit Tigers  
Tiger Stadium, Detroit, MI  
Fri Sep 14 1990, 7:05 PM EDT  
Att: 15,646 - Unknown - 65 F

AB 34  
R 5  
H 9  
RBI 5  
BB 5  
SO 11  
LOB 12



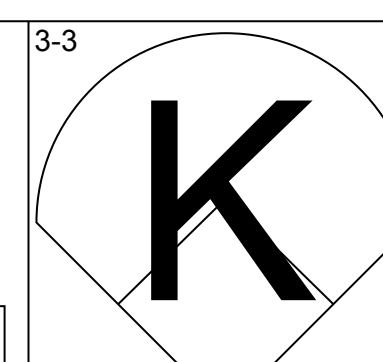
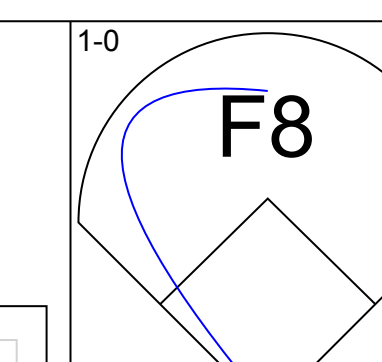
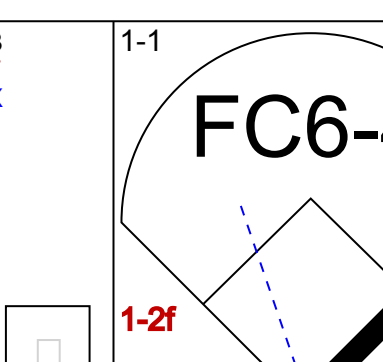
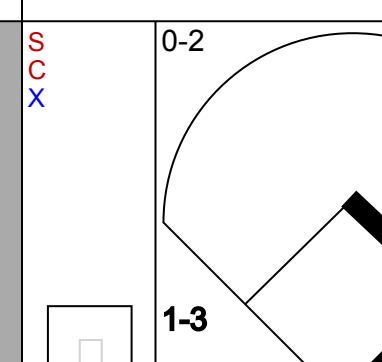
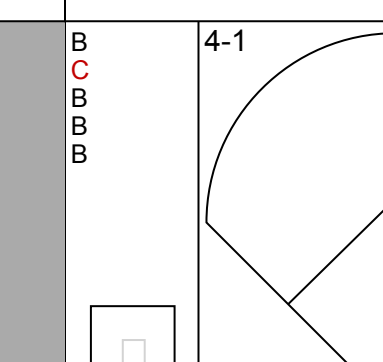
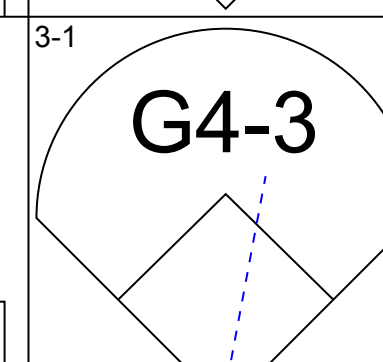
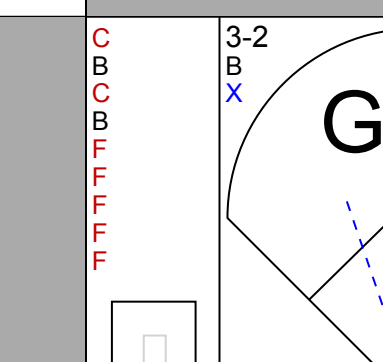
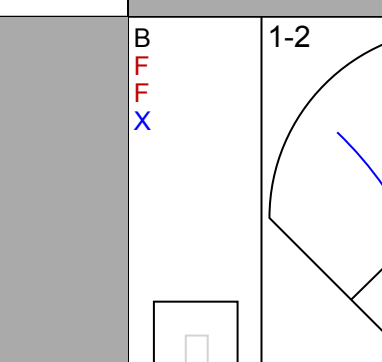
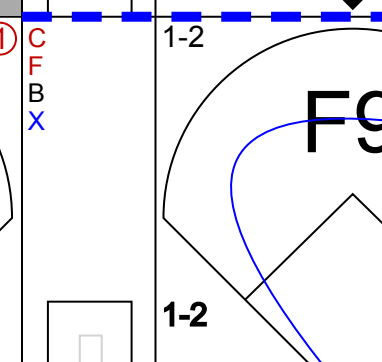
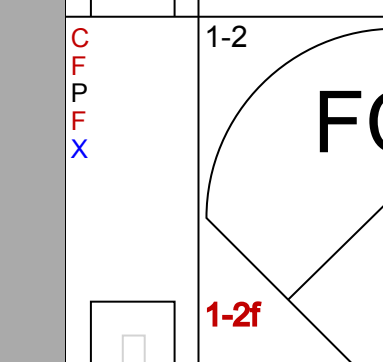
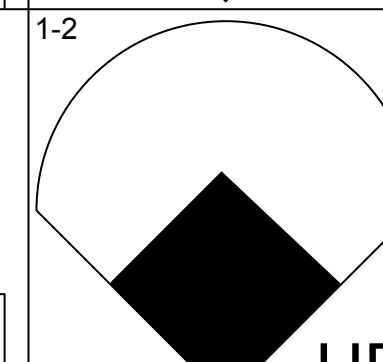
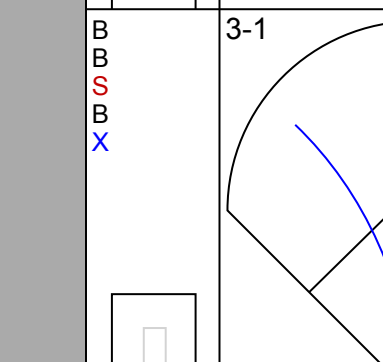
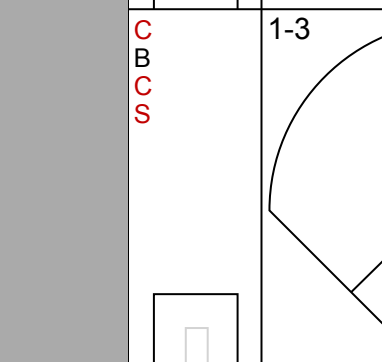
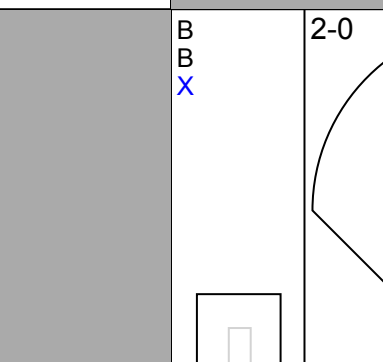
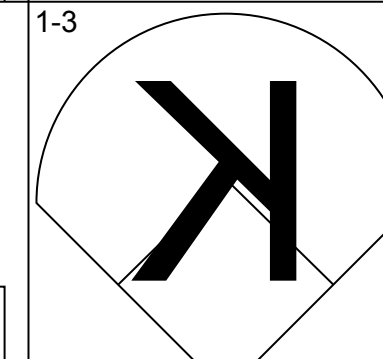
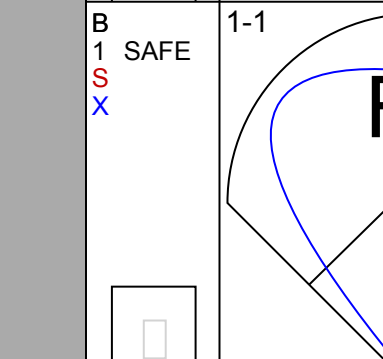
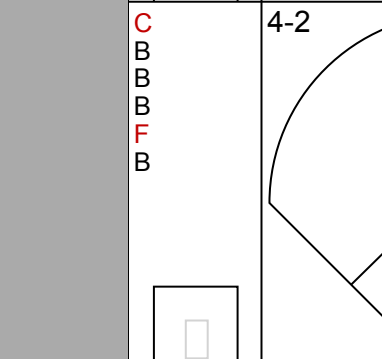
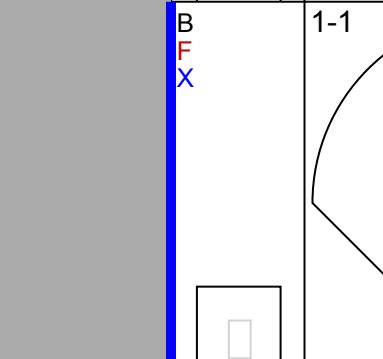
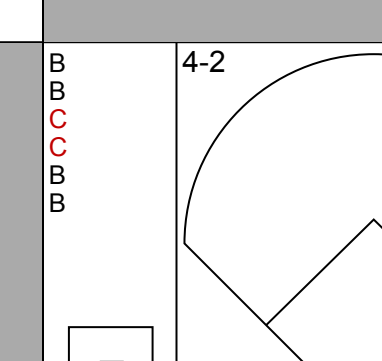
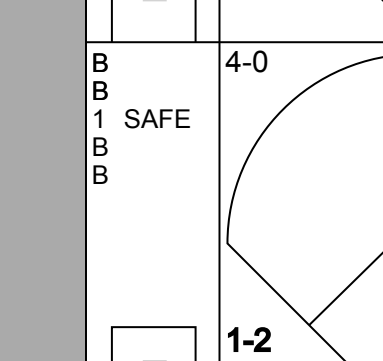
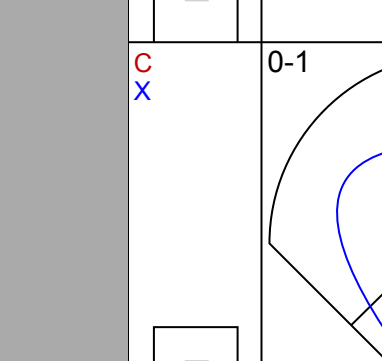
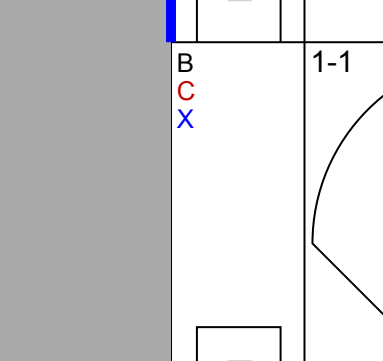
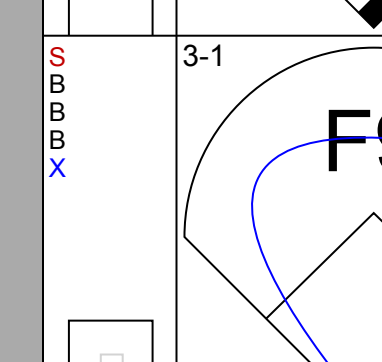
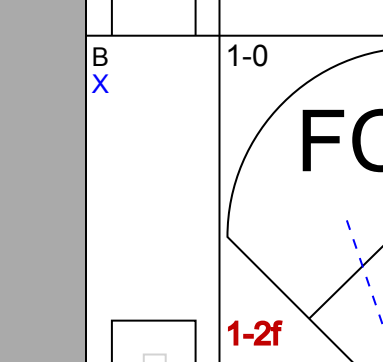

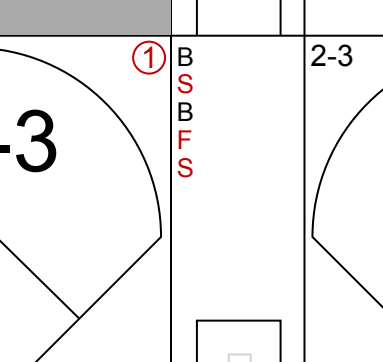
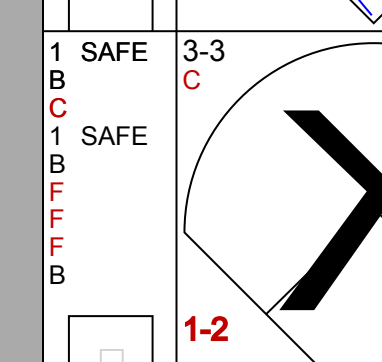

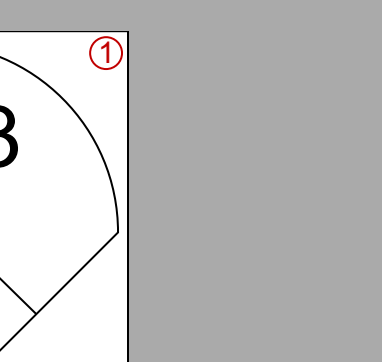
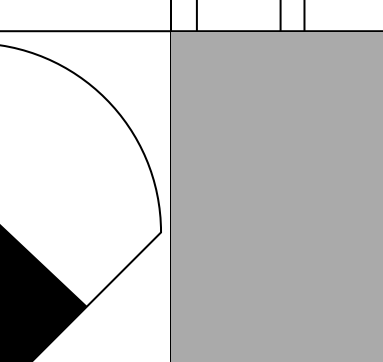
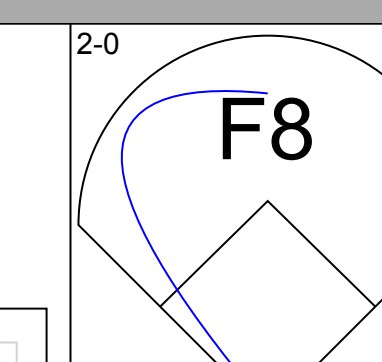
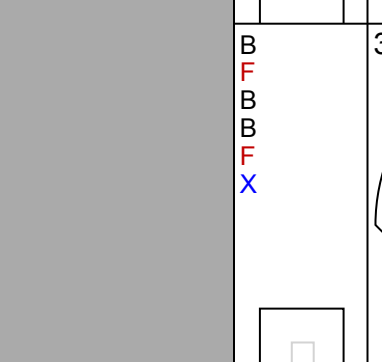
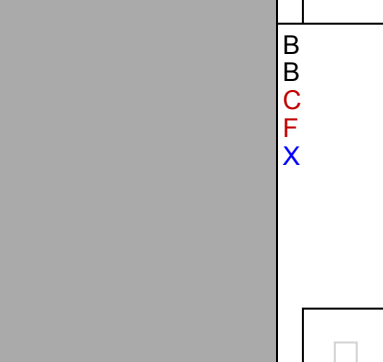
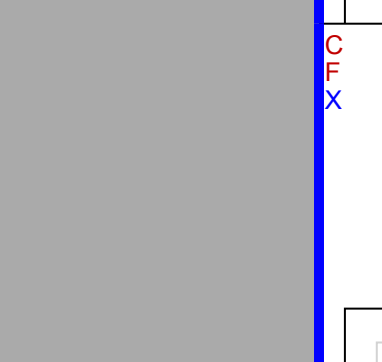
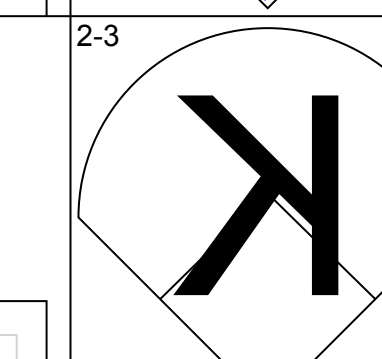
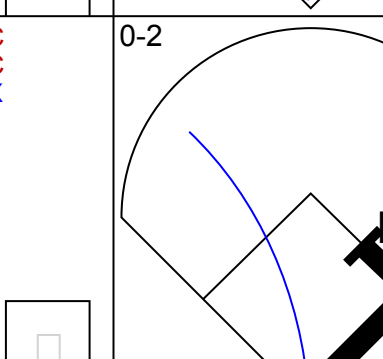
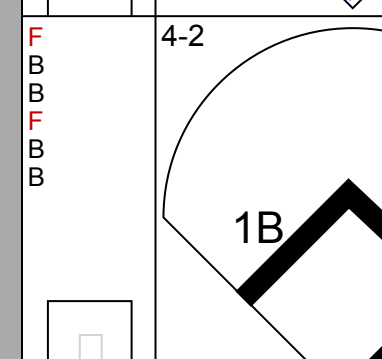
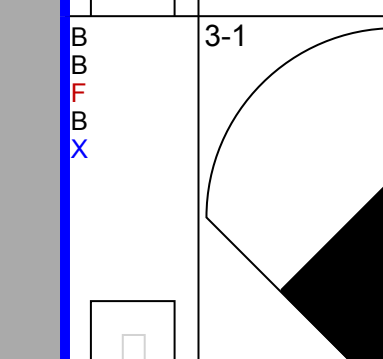
Batter	1	2	3	4	5	6	7	8	9	AB	R	H	RBI	BB	SO	LOB	BOTTOM				
<b>Tony Phillips, S</b> OBP: 0.364, SLG: 0.346	4-2 G6-3 1B BB		1-2 G3			4-2 BB			2-2 E4 1B BB	3	1	0	0	2	0	2					
<b>Lou Whitaker, L</b> OBP: 0.337, SLG: 0.404	2-0 F9		1-2 F7			1-3 K			4-2 1B BB	3	0	0	0	1	1	2					
<b>Cecil Fielder, R</b> OBP: 0.384, SLG: 0.604	3-2 G6-3					3-2 F7			3-3 K	4	0	0	0	0	2	5					
<b>Larry Sheets, L</b> OBP: 0.318, SLG: 0.418	1-1 1B					0-0 K			0-0 1B	4	0	3	2	0	1	1					
<b>John Shelby, S</b> OBP: 0.290, SLG: 0.400	2H 1B					2-3 K			1-2 2B 3B	0	0	0	0	0	0	0					
<b>Lloyd Moseby, L</b> OBP: 0.330, SLG: 0.402	0-0 G4-3					0-2 G4-6-3			0-0 L5	4	0	1	0	0	0	5					
<b>Travis Fryman, R</b> OBP: 0.385, SLG: 0.491		2-3 K				4-2 BB			1-2 F8	2	0	0	0	1	1	1					
<b>Dave Bergman, L</b> OBP: 0.369, SLG: 0.366										1	0	0	0	0	0	3					
<b>Darnell Coles, R</b> OBP: 0.275, SLG: 0.292										0	0	0	0	0	0	0					
<b>Chet Lemon, R</b> OBP: 0.359, SLG: 0.373		3-3 K				1-0 F9			2-2 F7	4	0	0	0	0	1	2					
<b>Rich Rowland, R</b> OBP: 0.200, SLG: 0.154		1-2 G5-3				2-3 K			4-1 G4-3 BB	3	0	0	0	0	1	2					
<b>Gary Ward, R</b> OBP: 0.324, SLG: 0.389										0	0	0	0	1	0	0					
<b>Mitt Cuyler, S</b> OBP: 0.333, SLG: 0.357			1-0 G4-3			0-0 F7			1-2 G4-3	4	1	1	0	0	0	2					
<b>Inning Stats</b>	R: 1 E: 0 K: 0 S: 10	H: 1 LOB: 1 BB: 1 P: 20	R: 0 E: 0 K: 2 S: 11	H: 0 LOB: 0 BB: 0 P: 17	R: 0 E: 0 K: 0 S: 7	H: 0 LOB: 0 BB: 0 P: 10	R: 0 E: 0 K: 1 S: 7	H: 1 LOB: 0 BB: 0 P: 10	R: 0 E: 0 K: 1 S: 7	H: 0 LOB: 1 BB: 1 P: 14	R: 0 E: 0 K: 2 S: 16	H: 0 LOB: 1 BB: 1 P: 26	R: 0 E: 0 K: 0 S: 12	H: 1 LOB: 1 BB: 0 P: 21	R: 1 E: 1 K: 1 S: 14	H: 2 LOB: 3 BB: 1 P: 25	R: 0 E: 0 K: 0 S: 11	H: 0 LOB: 1 BB: 1 P: 21	1B: 4 2B: 1 3B: 0 HR: 0	SF: 0 SAC: 0 DP: 1 HBP: 0	WP: 0 PA: 37 PB: 0 SB: 0 CS: 0
<b>PITCHER</b>	IP WLS BF H R ER SO	IP WLS BF H R ER SO	IP WLS BF H R ER SO	IP WLS BF H R ER SO	IP WLS BF H R ER SO	IP WLS BF H R ER SO	IP WLS BF H R ER SO	IP WLS BF H R ER SO	IP WLS BF H R ER SO	IP WLS BF H R ER SO	IP WLS BF H R ER SO	IP WLS BF H R ER SO	IP WLS BF H R ER SO	IP WLS BF H R ER SO	IP WLS BF H R ER SO	IP WLS BF H R ER SO	IP WLS BF H R ER SO	IP WLS BF H R ER SO	IP WLS BF H R ER SO		
<b>Tim Leary, R</b> ERA: 3.97	7.0	7.0	7.0	7.0	7.0	7.0	7.0	7.0	7.0	7.0	7.0	7.0	7.0	7.0	7.0	7.0	7.0	7.0	7.0	7.0	
<b>Lee Guetterman, L</b> ERA: 3.52	0.0	0.0	0.0	0.0	0.0	0.0	0.0	0.0	0.0	0.0	0.0	0.0	0.0	0.0	0.0	0.0	0.0	0.0	0.0	0.0	
<b>Eric Plunk, R</b> ERA: 2.66	0.1	0.1	0.1	0.1	0.1	0.1	0.1	0.1	0.1	0.1	0.1	0.1	0.1	0.1	0.1	0.1	0.1	0.1	0.1	0.1	
<b>Greg Cadaret, L</b> ERA: 4.16	0.1	0.1	0.1	0.1	0.1	0.1	0.1	0.1	0.1	0.1	0.1	0.1	0.1	0.1	0.1	0.1	0.1	0.1	0.1	0.1	
<b>Jeff Robinson, R</b> ERA: 3.5	0.1	0.1	0.1	0.1	0.1	0.1	0.1	0.1	0.1	0.1	0.1	0.1	0.1	0.1	0.1	0.1	0.1	0.1	0.1	0.1	

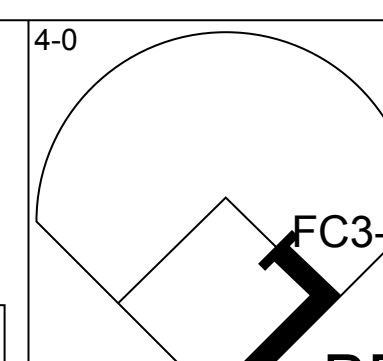
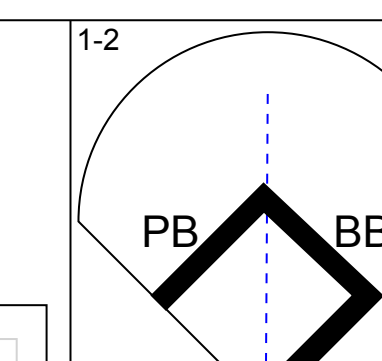
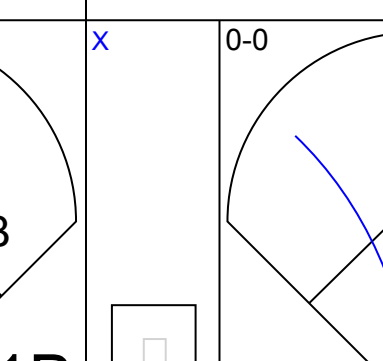
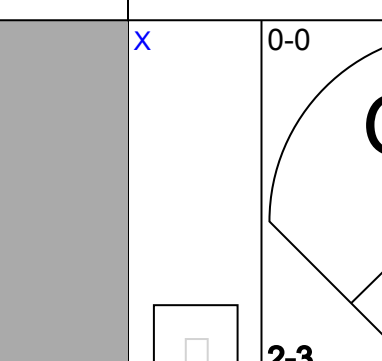
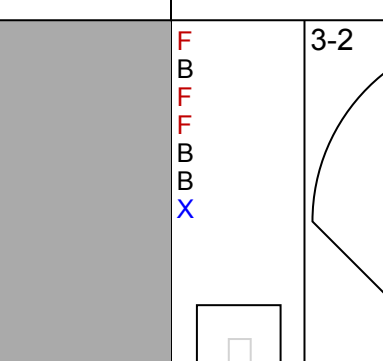
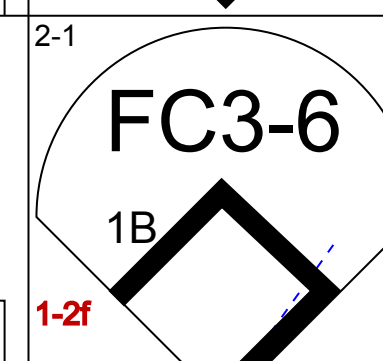
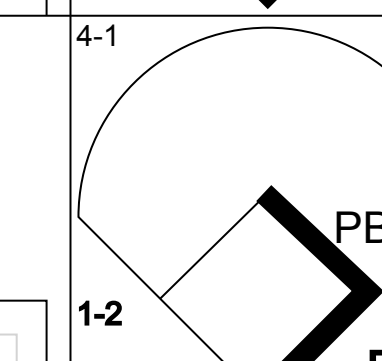
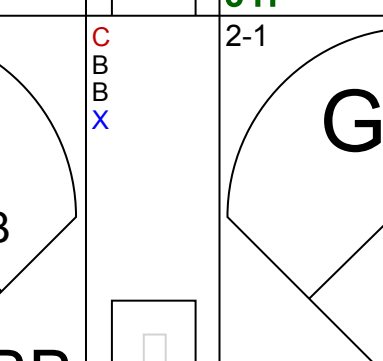
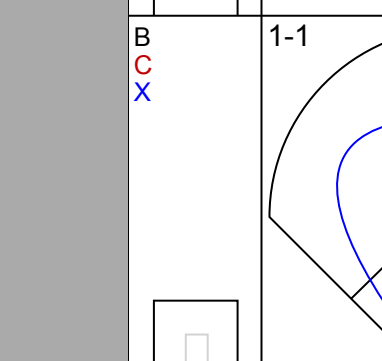
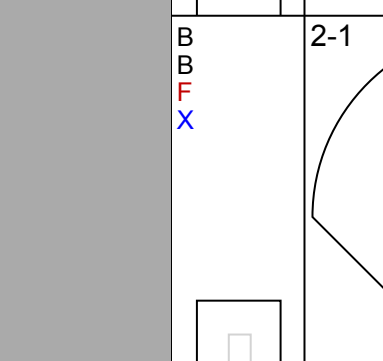
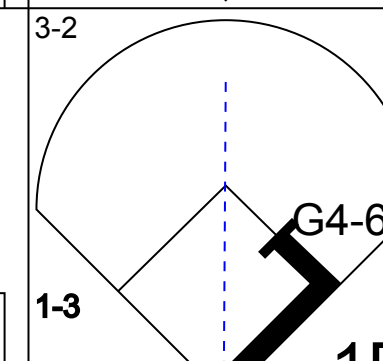
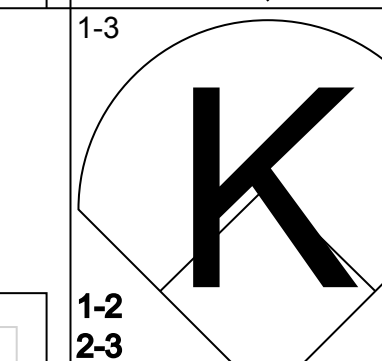
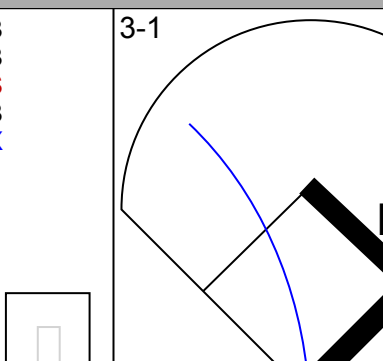
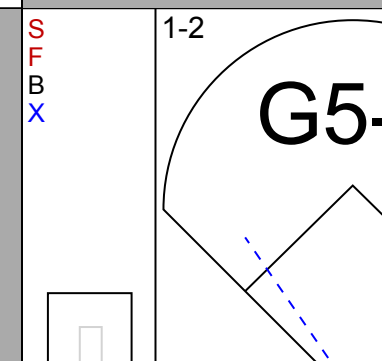
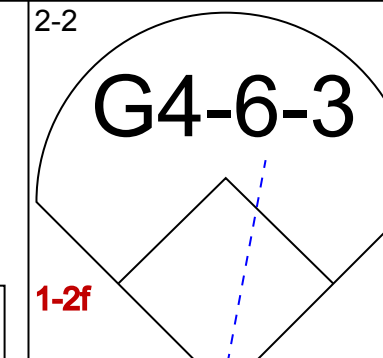
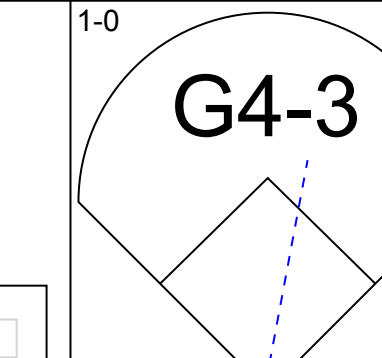
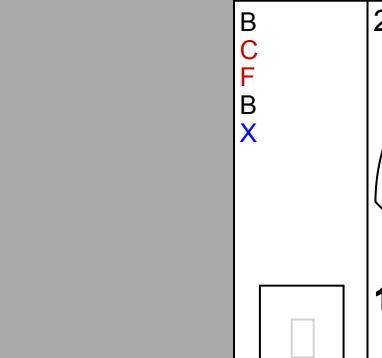
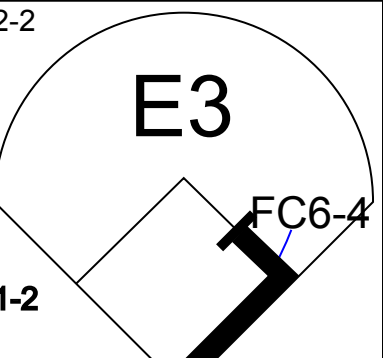
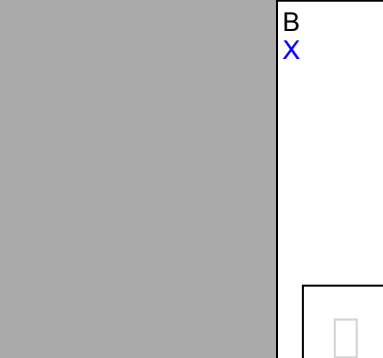
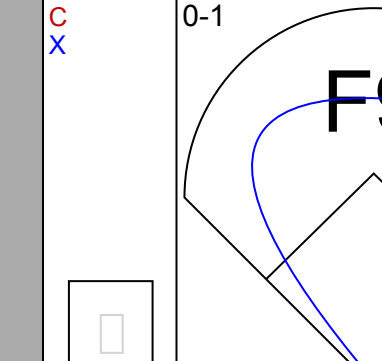
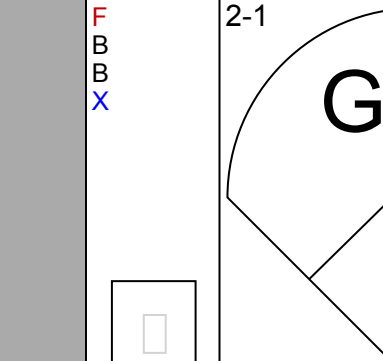
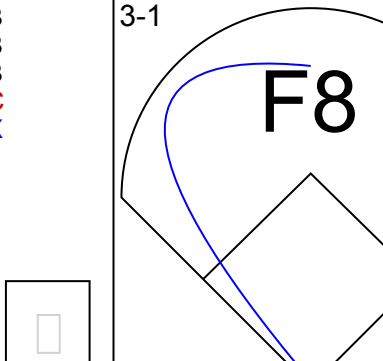
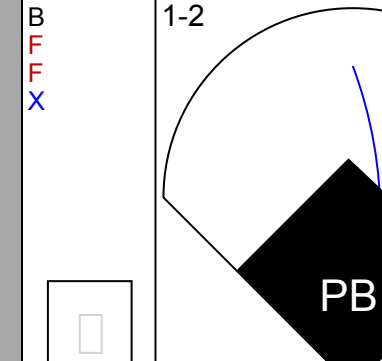
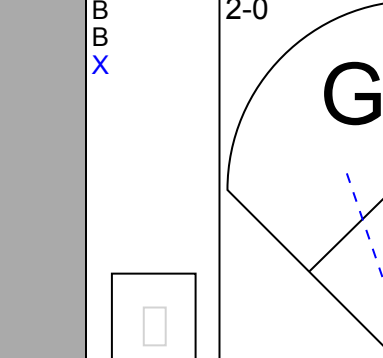
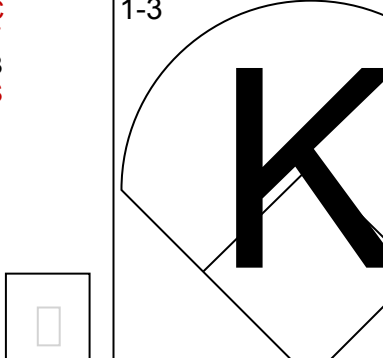
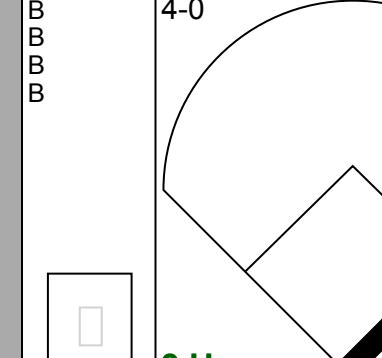
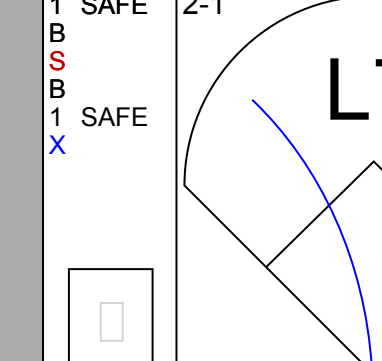
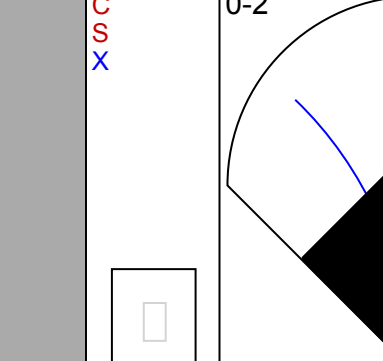
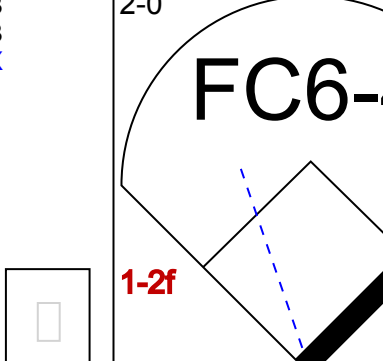
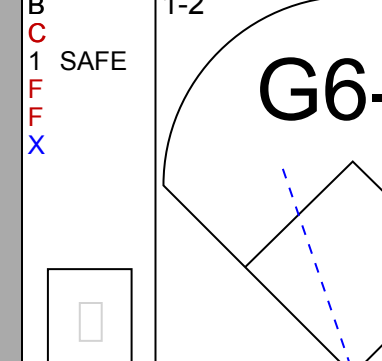
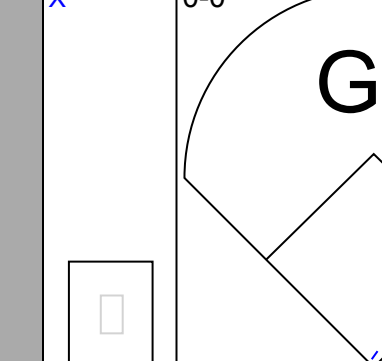
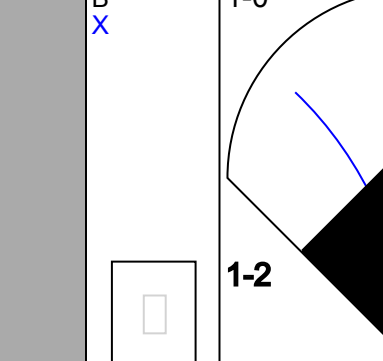
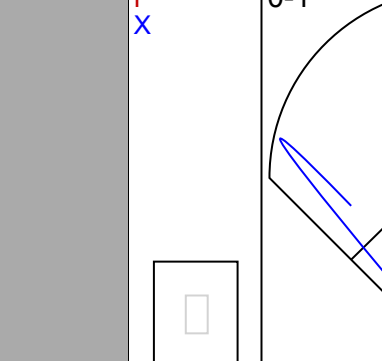
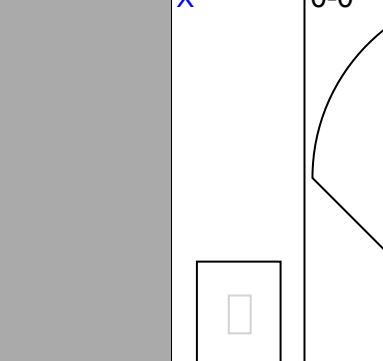
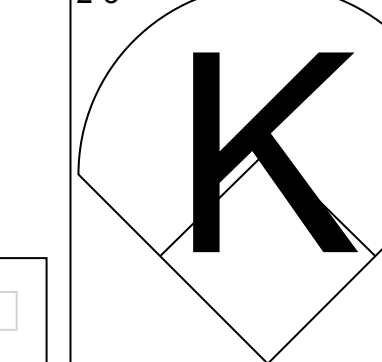
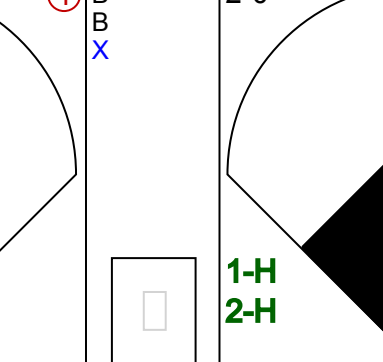
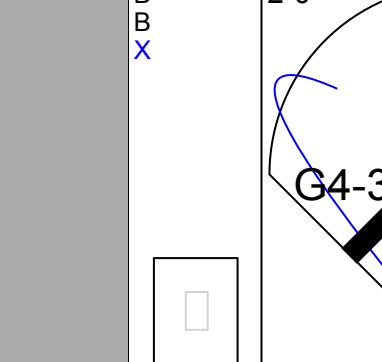
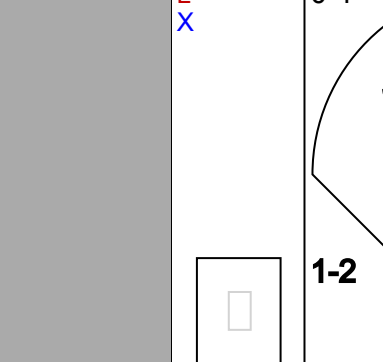
New York Yankees @ Detroit Tigers  
Tiger Stadium, Detroit, MI  
Fri Sep 14 1990, 7:05 PM EDT  
Att: 15,646 - Unknown - 65 F

AB 32  
R 2  
H 5  
RBI 2  
BB 5  
SO 7  
LOB 25

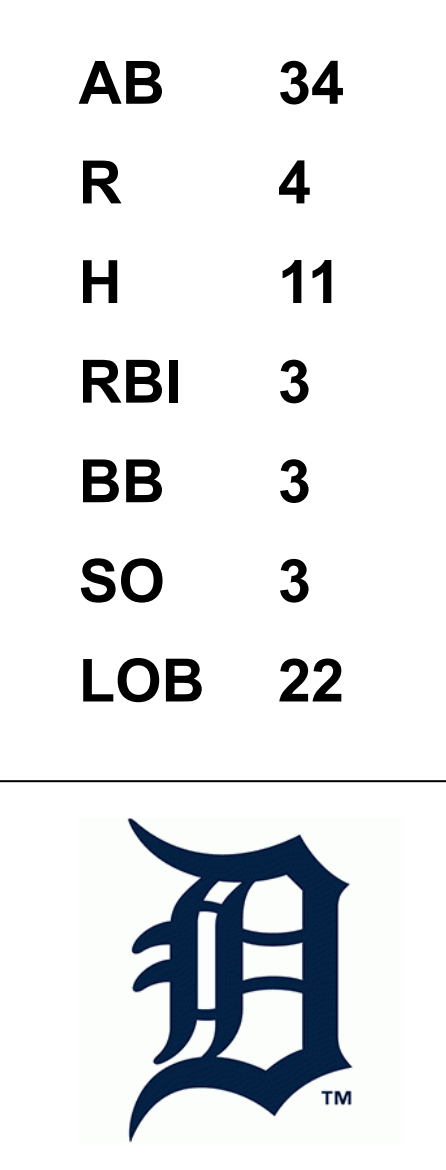




Batter	1	2	3	4	5	6	7	8	9	AB	R	H	RBI	BB	SO	LOB	TOP			
<b>Roberto Kelly, R</b> OBP: 0.328, SLG: 0.430 (1, 8)										4	0	1	0	1	1	1	<b>New York Yankees @ Detroit Tigers</b> Tiger Stadium, Detroit, MI Sat Sep 15 1990, 7:05 PM EDT Att: 18,976 - Unknown - 55 F			
<b>Steve Sax, R</b> OBP: 0.309, SLG: 0.313 (1, 4)										5	0	0	0	0	0	3				
<b>Jesse Barfield, R</b> OBP: 0.348, SLG: 0.462 (1, 9)										4	1	2	1	0	1	0				
<b>Steve Balboni, R</b> OBP: 0.298, SLG: 0.389 (1, 10) <b>Don Mattingly, L</b> OBP: 0.296, SLG: 0.333 (8, PH)										2	0	0	0	1	1	1				
<b>Kevin Maas, L</b> OBP: 0.362, SLG: 0.544 (1, 3)										2	0	0	0	2	0	2				
<b>Hensley Meulens, R</b> OBP: 0.417, SLG: 0.550 (1, 7)										4	0	0	0	0	2	4				
<b>Mike Blowers, R</b> OBP: 0.262, SLG: 0.351 (1, 5) <b>Oscar Azocar, L</b> OBP: 0.246, SLG: 0.340 (9, PH)										3	1	1	1	0	1	1				
<b>Jim Leyritz, R</b> OBP: 0.335, SLG: 0.348 (1, 2) <b>Matt Nokes, L</b> OBP: 0.312, SLG: 0.386 (9, PH)										3	0	0	0	0	0	0				
<b>Alvaro Espinoza, R</b> OBP: 0.252, SLG: 0.268 (1, 6) <b>Mel Hall, L</b> OBP: 0.271, SLG: 0.433 (9, PH)										2	0	1	0	1	1	0				
<b>Inning Stats</b>	R: 1 E: 0 K: 2 S: 13	H: 1 LOB: 0 BB: 0 P: 21	R: 0 E: 0 K: 1 S: 9	H: 0 LOB: 1 BB: 1 P: 19	R: 0 E: 0 K: 1 S: 6	H: 0 LOB: 0 BB: 0 P: 11	R: 0 E: 0 K: 0 S: 13	H: 1 LOB: 2 BB: 1 P: 25	R: 0 E: 0 K: 1 S: 10	H: 0 LOB: 1 BB: 0 P: 16	R: 1 E: 0 K: 1 S: 20	H: 2 LOB: 2 BB: 1 P: 31	R: 0 E: 1 K: 1 S: 8	H: 1 LOB: 1 BB: 0 P: 14	R: 1 E: 0 K: 0 S: 13	H: 2 LOB: 1 BB: 1 P: 21		1B: 5 2B: 2 3B: 0 HR: 3	SF: 0 SAC: 0 DP: 2 HBP: 0	WP: 0 PB: 0 SB: 1 CS: 1
<b>PITCHER</b>	IP	WLS	BF	H	R	ER	SO	BB	IBB	HBP	BLK	WP	HR	S	P	ERA	WHIP			
<b>Frank Tanana, L</b> ERA: 5.64 (1, 1)	6.2	W	28	5	2	2	6	4	0	0	0	0	2	78	133	2.70	1.350			
<b>Ed Nunez, R</b> ERA: 1.85 (7, 1)	2.1	S	10	3	1	1	1	1	0	0	0	0	1	24	39	3.86	1.714			

Batter	1	2	3	4	5	6	7	8	9	AB	R	H	RBI	BB	SO	LOB	BOTTOM			
<b>Tony Phillips, S</b> OBP: 0.366, SLG: 0.349 (1, 6)										4	0	2	1	1	0	2	<b>New York Yankees @ Detroit Tigers</b> Tiger Stadium, Detroit, MI Sat Sep 15 1990, 7:05 PM EDT Att: 18,976 - Unknown - 55 F			
<b>Lou Whitaker, L</b> OBP: 0.336, SLG: 0.401 (1, 4)										4	0	0	0	1	0	4				
<b>Cecil Fielder, R</b> OBP: 0.385, SLG: 0.603 (1, 3)										4	0	2	0	0	1	2				
<b>Larry Sheets, L</b> OBP: 0.314, SLG: 0.413 (1, 10)										4	0	0	0	0	0	5				
<b>Lloyd Moseby, L</b> OBP: 0.330, SLG: 0.406 (1, 7)										4	1	1	0	0	0	2				
<b>Travis Fryman, R</b> OBP: 0.388, SLG: 0.489 (1, 5)										3	0	1	0	1	1	2				
<b>John Shelby, S</b> OBP: 0.289, SLG: 0.397 (1, 9)										4	1	1	0	0	0	4				
<b>Mark Salas, L</b> OBP: 0.331, SLG: 0.427 (1, 2)										4	1	2	0	0	0	1				
<b>Mitt Cuyler, S</b> OBP: 0.364, SLG: 0.484 (1, 8)										3	1	2	2	0	1	0				
<b>Inning Stats</b>	R: 0 E: 0 K: 0 S: 8	H: 1 LOB: 1 BB: 1 P: 19	R: 0 E: 0 K: 0 S: 6	H: 1 LOB: 0 BB: 0 P: 8	R: 0 E: 0 K: 2 S: 12	H: 1 LOB: 2 BB: 1 P: 20	R: 3 E: 0 K: 0 S: 11	H: 4 LOB: 1 BB: 0 P: 20	R: 0 E: 1 K: 1 S: 11	H: 1 LOB: 2 BB: 0 P: 22	R: 0 E: 0 K: 0 S: 6	H: 1 LOB: 1 BB: 0 P: 9	R: 1 E: 0 K: 0 S: 11	H: 1 LOB: 1 BB: 1 P: 19	R: 0 E: 0 K: 0 S: 9	H: 1 LOB: 1 BB: 0 P: 14		1B: 7 2B: 2 3B: 2 HR: 0	SF: 0 SAC: 1 DP: 1 HBP: 0	WP: 0 PB: 2 SB: 0 CS: 0
<b>PITCHER</b>	IP	WLS	BF	H	R	ER	SO	BB	IBB	HBP	BLK	WP	HR	S	P	ERA	WHIP			
<b>Dave Eiland, R</b> ERA: 1.8 (1, 1)	6.2	L	32	10	4	3	3	2	0	0	0	0	0	61	108	4.05	1.800			
<b>Eric Plunk, R</b> ERA: 2.64 (7, 1)	0.1		2	0	0	0	0	1	0	0	0	0	0	4	9	0.00	3.000			
<b>Greg Cadaret, L</b> ERA: 4.12 (8, 1)	1.0		4	1	0	0	0	0	0	0	0	0	0	9	14	0.00	1.000			

AB	33
R	3
H	8
RBI	3
BB	5
SO	7
LOB	13






Batter	1	2	3	4	5	6	7	8	9	AB	R	H	RBI	BB	SO	LOB	TOP				
<b>Roberto Kelly, R</b> OBP: 0.326, SLG: 0.427 (1, 8)	1-3 K		2-3 K			3-1 G4-3		2-2 F7		4	0	0	0	0	2	1	<b>New York Yankees @ Detroit Tigers</b> Tiger Stadium, Detroit, MI Sun Sep 16 1990, 3:33 AM EDT Att: 19,953 - Cloudy - 57 F				
<b>Steve Sax, R</b> OBP: 0.305, SLG: 0.311 (1, 4)	4-0 1B BB		2-1 G6-3			2-2 G6-3		0-1 G5-3		3	0	0	0	1	0						
<b>Jesse Barfield, R</b> OBP: 0.351, SLG: 0.462 (1, 9)	2-2 1B SAFE			4-2 G5-4-3 BB			4-2 HR BB		2-3 K	2	1	1	0	2	1	0					
<b>Steve Balboni, R</b> OBP: 0.297, SLG: 0.399 (1, 3)	1-0 L9			3-3 K			3-1 HR BB		0-3 K	4	1	1	2	0	2	3					
<b>Hensley Meulens, R</b> OBP: 0.357, SLG: 0.458 (1, 7)	2-0 G4-3			0-1 G5-4-3			0-0 G5-3		3-1 F9	4	0	0	0	0	0	3					
<b>Mike Blowers, R</b> OBP: 0.257, SLG: 0.343 (1, 5)		1-1 F7			2-2 E5 G6-4-3		2-3 K			3	0	0	0	0	1	0					
<b>Brian Dorsett, R</b> OBP: 0.194, SLG: 0.172 (1, 10)		1-1 F9			1-2 G6-4-3		0-1 F7			3	0	0	0	0	0	1					
<b>Jim Leyritz, R</b> OBP: 0.332, SLG: 0.344 (1, 2)		1-3 K			2-1 F9			1-3 K		3	0	0	0	0	2	0					
<b>Alvaro Espinoza, R</b> OBP: 0.253, SLG: 0.267 (1, 6)			2-2 G5-3			0-1 F9		4-1 BB		2	0	0	0	1	0	0					
<b>Inning Stats</b>	R: 0 E: 0 K: 1 S: 8	H: 1 LOB: 2 BB: 1 P: 18	R: 0 E: 0 K: 1 S: 7	H: 0 LOB: 0 BB: 0 P: 10	R: 0 E: 0 K: 1 S: 8	H: 0 LOB: 0 BB: 0 P: 14	R: 0 E: 0 K: 1 S: 12	H: 0 LOB: 0 BB: 1 P: 19	R: 0 E: 0 K: 0 S: 9	H: 0 LOB: 0 BB: 0 P: 14	R: 2 E: 0 K: 1 S: 12	H: 1 LOB: 0 BB: 1 P: 21	R: 0 E: 0 K: 1 S: 9	H: 0 LOB: 1 BB: 1 P: 16	R: 0 E: 0 K: 2 S: 9	H: 0 LOB: 0 BB: 0 P: 14	1B: 1 2B: 0 3B: 0 HR: 1	SF: 0 SAC: 0 DP: 2 HBP: 0	WP: 0 PB: 0 SB: 0 CS: 0	PA: 32	
<b>PITCHER</b>	IP	WLS	BF	H	R	ER	SO	BB	IBB	HBP	BLK	WP	HR	S	P	ERA	WHIP				
<b>Steve Searcy, L</b> ERA: 5.11 (1, 1)	7.0	W	25	2	2	2	5	3	0	0	0	0	1	63	108	2.57	0.714				
<b>Paul Gibson, L</b> ERA: 3.03 (8, 1)	2.0	S	7	0	0	0	3	1	0	0	0	0	0	18	30	0.00	0.500				

Batter	1	2	3	4	5	6	7	8	9	AB	R	H	RBI	BB	SO	LOB	BOTTOM				
<b>Tony Phillips, S</b> OBP: 0.365, SLG: 0.349 (1, 4)	2-2 WP 1B		3-3 K			2-3 K		1-3 K		4	1	1	0	0	3	1	<b>New York Yankees @ Detroit Tigers</b> Tiger Stadium, Detroit, MI Sun Sep 16 1990, 3:33 AM EDT Att: 19,953 - Cloudy - 57 F				
<b>Travis Fryman, R</b> OBP: 0.376, SLG: 0.497 (1, 5)	1-3 K		4-0 S BB		1-1 1B 2B		2-2 CS 1B			3	2	2	0	1	1	1					
<b>Alan Trammell, R</b> OBP: 0.388, SLG: 0.469 (1, 6)	0-0 S 1B		2-2 1H 1B		2-2 HR 1B		0-3 K			4	1	3	3	0	1	1					
<b>Cecil Fielder, R</b> OBP: 0.384, SLG: 0.607 (1, 3)	2-3 K		3-3 K		1-1 HR		3-2 G4-3			4	1	1	2	0	2	2					
<b>Gary Ward, R</b> OBP: 0.324, SLG: 0.388 (1, 7)	1-3 K			2-2 E7 SH1-3		3-2 1B		0-3 K		3	0	1	0	0	1	1					
<b>John Shelby, S</b> OBP: 0.288, SLG: 0.395 (8, PH) (9, 7)					2-2 1B					1	0	0	0	0	1	0					
<b>Chet Lemon, R</b> OBP: 0.356, SLG: 0.369 (1, 9)		1-3 K		1-1 SH1-3		2-2 F8		1-1 G6-3		3	0	0	0	0	1	1					
<b>Mike Heath, R</b> OBP: 0.328, SLG: 0.412 (1, 2)		2-3 K		1-3 K			1-1 G5-3			3	0	0	0	0	2	1					
<b>Darnell Coles, R</b> OBP: 0.272, SLG: 0.289 (1, 10)		0-0 P6		3-1 P3		2-3 K				2	0	0	0	0	0	1					
<b>Larry Sheets, L</b> OBP: 0.313, SLG: 0.412 (6, PH)										1	0	0	0	0	1	0					
<b>Mitt Cuyler, S</b> OBP: 0.361, SLG: 0.471 (1, 8)			0-1 CS 1B		0-0 B3		2-3 K			3	0	1	0	0	1	0					
<b>Inning Stats</b>	R: 1 E: 0 K: 3 S: 14	H: 2 LOB: 1 BB: 0 P: 20	R: 0 E: 0 K: 2 S: 8	H: 0 LOB: 0 BB: 0 P: 11	R: 1 E: 0 K: 2 S: 11	H: 2 LOB: 1 BB: 1 P: 23	R: 0 E: 1 K: 1 S: 12	H: 0 LOB: 1 BB: 0 P: 19	R: 3 E: 0 K: 1 S: 24	H: 4 LOB: 1 BB: 0 P: 35	R: 0 E: 0 K: 2 S: 8	H: 0 LOB: 0 BB: 0 P: 13	R: 0 E: 0 K: 2 S: 9	H: 1 LOB: 0 BB: 0 P: 12	R: 0 E: 0 K: 1 S: 9	H: 0 LOB: 0 BB: 0 P: 13	1B: 7 2B: 1 3B: 0 HR: 1	SF: 0 SAC: 1 DP: 0 HBP: 0	WP: 2 PB: 0 SB: 0 CS: 2	PA: 33	
<b>PITCHER</b>	IP	WLS	BF	H	R	ER	SO	BB	IBB	HBP	BLK	WP	HR	S	P	ERA	WHIP				
<b>Chuck Cary, L</b> ERA: 4.47 (1, 1)	4.0	L	17	4	2	2	8	1	0	0	0	0	0	45	73	4.50	1.250				
<b>Mark Leiter, R</b> ERA: 9.39 (5, 1)	2.0		10	4	3	3	3	0	0	0	0	0	1	32	48	13.50	2.000				
<b>Rich Monteleone, R</b> ERA: (7, 1)	1.0		3	1	0	0	2	0	0	0	0	0	0	9	12	0.00	1.000				
<b>Alan Mills, R</b> ERA: 3.5 (8, 1)	1.0		3	0	0	0	1	0	0	0	0	0	0	9	13	0.00	0.000				

AB	28
R	2
H	2
RBI	2
BB	4
SO	8
LOB	9






Batter	1	2	3	4	5	6	7	8	9	AB	R	H	RBI	BB	SO	LOB	TOP										
<b>Roberto Kelly, R</b> OBP: 0.325, SLG: 0.427 (1, 8)	L4	1-3 2H 2B		K		F9		L8		5	0	1	1	0	1	0											
<b>Don Mattingly, L</b> OBP: 0.332, SLG: 0.338 (1, 10)	F7	IBB			1B	1B		G4-3		4	1	2	0	1	0	0											
<b>Kevin Maas, L</b> OBP: 0.367, SLG: 0.543 (1, 3)	G4-3	F7			1B	FC3-2 1B			BB 1B	4	0	2	0	1	0	3											
<b>Mel Hall, L</b> OBP: 0.273, SLG: 0.435 <b>Hensley Meulens, R</b> OBP: 0.313, SLG: 0.393 (2, 7)		HR 1B	G6-3		B2	K		K		1	1	1	0	0	0	0											
<b>Matt Nokes, L</b> OBP: 0.312, SLG: 0.385 <b>Rick Cerone, R</b> OBP: 0.326, SLG: 0.386 (7, PH) (7, 2)	K	K	G3		FC3-2 1B		P6	K		3	0	1	1	0	1	1											
<b>Oscar Azocar, L</b> OBP: 0.245, SLG: 0.338 (9, PH)		HR			FC3-2 IBB		FC5-4 BB			1	1	1	2	4	0	0											
<b>Jesse Barfield, R</b> OBP: 0.358, SLG: 0.471 (1, 9)		HR			IBB		F9		BB	3	0	0	0	1	1	5											
<b>Mike Blowers, R</b> OBP: 0.257, SLG: 0.336 <b>Steve Balboni, R</b> OBP: 0.296, SLG: 0.397 (9, PH)	1B FC1-2 BB	K			FC3-2 FC6-4		F9	K		1	0	0	0	0	1	2											
<b>Alvaro Espinoza, R</b> OBP: 0.253, SLG: 0.267 (1, 6)	FC1-2 2B 1B				G4-3	FC6-4		FC5-4		4	1	1	0	0	0	4											
<b>Steve Sax, R</b> OBP: 0.307, SLG: 0.309 (1, 4)	FC1-2 2B 1-2 3H				G6-3		L7	G6-3		4	0	0	0	0	0	2											
<b>Inning Stats</b>	R: 0 E: 0 K: 0 S: 5	H: 0 LOB: 0 BB: 0 P: 7	R: 3 E: 0 K: 1 S: 20	H: 4 LOB: 3 BB: 2 P: 37	R: 0 E: 0 K: 1 S: 7	H: 0 LOB: 1 BB: 1 P: 15	R: 0 E: 0 K: 1 S: 8	H: 0 LOB: 0 BB: 0 P: 10	R: 1 E: 0 K: 0 S: 8	H: 3 LOB: 3 BB: 1 P: 13	R: 0 E: 0 K: 1 S: 8	H: 1 LOB: 2 BB: 1 P: 17	R: 0 E: 0 K: 0 S: 6	H: 0 LOB: 1 BB: 1 P: 15	R: 0 E: 0 K: 0 S: 9	H: 0 LOB: 0 BB: 0 P: 12	R: 0 E: 0 K: 3 S: 11	H: 1 LOB: 2 BB: 1 P: 18	1B: 6 2B: 2 3B: 0 HR: 1	SF: 0 SAC: 0 DP: 0 HBP: 0	WP: 0 PB: 0 SB: 0 CS: 0	PA: 43					
<b>PITCHER</b>	IP	WLS	BF	H	R	ER	SO	BB	IBB	HBP	BLK	WP	HR	S	P	ERA	WHIP										
<b>Todd Stottlemyre, R</b> ERA: 4.16 (1, 1)	6.0		31	8	4	4	4	2	3	0	0	0	1	56	99	6.00	1.667										
<b>John Cerutti, L</b> ERA: 4.8 (8, 1)	1.0	W	4	0	0	0	0	1	0	0	0	0	0	6	15	0.00	1.000										
<b>Duane Ward, R</b> ERA: 3.42 (9, 1)	1.0		3	0	0	0	0	0	0	0	0	0	0	9	12	0.00	0.000										
<b>Tom Henke, R</b> ERA: 1.96 (9, 1)	1.0	S	5	1	0	0	3	1	0	0	0	0	0	11	18	0.00	2.000										

**New York Yankees @ Toronto Blue Jays**  
SkyDome, Toronto, ON  
Mon Sep 17, 1990, 7:05 PM EDT  
Att: 49,902 - Dome


AB 36  
R 4  
H 9  
RBI 4  
BB 7  
SO 7  
LOB 23



Batter	1	2	3	4	5	6	7	8	9	AB	R	H	RBI	BB	SO	LOB	BOTTOM										
<b>Mookie Wilson, S</b> OBP: 0.308, SLG: 0.369 (1, 8)	FC4-6 BB	K			G1-6-3 3B		K			3	1	1	0	1	2	0											
<b>Tony Fernandez, S</b> OBP: 0.345, SLG: 0.382 (1, 6)	FC4-6 S 1-2		G4-3		G1-6-3 S BB		WP 1B			3	1	1	0	1	0	1											
<b>Kelly Gruber, R</b> OBP: 0.327, SLG: 0.506 (1, 5)	P2				G1-6-3 BB		1H 1B			3	0	2	1	1	0	1											
<b>Fred McGriff, L</b> OBP: 0.407, SLG: 0.551 (1, 3)	G4-3		G6-3		G1-6-3		P4			4	0	0	0	0	0	5											
<b>George Bell, R</b> OBP: 0.300, SLG: 0.428 (1, 10)		K 2B 2B	G6-3		L6		K			4	1	0	0	0	2	2											
<b>Pat Borders, R</b> OBP: 0.322, SLG: 0.512 (1, 2)		2B 2B			G4-3		P5		FC1-6 1B	4	1	2	0	0	0	0											
<b>Kenny Williams, R</b> OBP: 0.213, SLG: 0.216 (1, 9)		E 2B			P3		G5-3		FC1-6 BLK 1B	4	2	1	2	0	0	1											
<b>Manuel Lee, S</b> OBP: 0.284, SLG: 0.334 (1, 4)		P3			L9		L9		1H 1B	4	0	2	1	0	0	0											
<b>Glenallen Hill, R</b> OBP: 0.281, SLG: 0.435 (1, 7)		P5			L9		K		P5	4	0	0	0	0	1	2											
<b>Inning Stats</b>	R: 0 E: 0 K: 0 S: 8	H: 0 LOB: 1 BB: 1 P: 19	R: 3 E: 1 K: 2 S: 14	H: 2 LOB: 0 BB: 0 P: 19	R: 0 E: 0 K: 0 S: 8	H: 1 LOB: 1 BB: 0 P: 13	R: 0 E: 0 K: 0 S: 8	H: 1 LOB: 1 BB: 0 P: 13	R: 1 E: 0 K: 0 S: 9	H: 1 LOB: 1 BB: 2 P: 20	R: 0 E: 0 K: 0 S: 8	H: 0 LOB: 0 BB: 0 P: 12	R: 1 E: 0 K: 2 S: 13	H: 2 LOB: 1 BB: 0 P: 20	R: 1 E: 0 K: 1 S: 11	H: 2 LOB: 1 BB: 0 P: 16	R: 1 E: 0 K: 3 S: 11	H: 2 LOB: 1 BB: 0 P: 18	1B: 5 2B: 2 3B: 2 HR: 0	SF: 0 SAC: 0 DP: 1 HBP: 0	WP: 2 PB: 0 SB: 0 CS: 0	PA: 36					
<b>PITCHER</b>	IP	WLS	BF	H	R	ER	SO	BB	IBB	HBP	BLK	WP	HR	S	P	ERA	WHIP										
<b>Steve Adkins, L</b> ERA: 10.13 (5, 1)	4.0	L	15	4	2	2	3	0	0	0	0	1	0	36	54	4.50	1.000										

**New York Yankees @ Toronto Blue Jays**  
SkyDome, Toronto, ON  
Mon Sep 17, 1990, 7:05 PM EDT  
Att: 49,902 - Dome

AB 33  
R 6  
H 9  
RBI 4  
BB 3  
SO 5  
LOB 12





Batter	1	2	3	4	5	6	7	8	9	AB	R	H	RBI	BB	SO	LOB	TOP								
<b>Roberto Kelly, R</b> OBP: 0.326, SLG: 0.428	1-1 G1-3		0-0 PB 1B		1-2 1B 2H		1-1 F8			4	0	2	1	0	0	1									
<b>Steve Sax, R</b> OBP: 0.306, SLG: 0.309	1-2 G5-3		1-3 K		1-2 1B		2-1 G5-3			4	0	1	0	0	0	1									
<b>Don Mattingly, L</b> OBP: 0.302, SLG: 0.337	1-1 1B		2-2 F8		0-1 G3-1		2-2 F9			4	0	1	0	0	0	3									
<b>Kevin Maas, L</b> OBP: 0.365, SLG: 0.552	2-3 K			2-2 L6		3-1 G4-3		3-2 HR		4	1	1	1	0	1	1									
<b>Jesse Barfield, R</b> OBP: 0.359, SLG: 0.469		3-2 P3		0-1 F7		4-0 L3 BB		3-0 HBP		2	0	0	0	1	0	0									
<b>Matt Nokes, L</b> OBP: 0.309, SLG: 0.382	1-2 K		1-3 K		1-0 P4		0-1 L3		2-2 G1-3	3	0	0	0	0	1	1									
<b>Jim Levritz, R</b> OBP: 0.331, SLG: 0.343										1	0	0	0	0	0	1									
<b>Bob Geren, R</b> OBP: 0.296, SLG: 0.336										0	0	0	0	0	0	0									
<b>Hensley Meulens, R</b> OBP: 0.333, SLG: 0.367		4-1 BB		4-2 S 1B BB		0-2 G1-3		0-0 L7		2	1	0	0	2	0	0									
<b>Mike Blowers, R</b> OBP: 0.257, SLG: 0.329	1-5 K		3-3 K		2-3 K		2-0 G4-3		4-1 CS BB	3	0	0	0	1	2	2									
<b>Jim Walewander, S</b> OBP: 0.273, SLG: 0.314										0	0	0	0	0	0	0									
<b>Randy Velarde, R</b> OBP: 0.273, SLG: 0.314										0	0	0	0	0	0	0									
<b>Alvaro Espinoza, R</b> OBP: 0.253, SLG: 0.269			0-0 F7		1-3 K		1-2 2B		1-2 G5-3	4	0	1	0	0	1	2									
<b>Inning Stats</b>	R: 0 H: 1 E: 0 K: 1 S: 11	H: 1 LOB: 1 BB: 0 P: 16	R: 0 H: 0 E: 0 K: 2 S: 10	H: 0 LOB: 1 BB: 1 P: 21	R: 0 H: 1 E: 0 K: 1 S: 10	H: 1 LOB: 1 BB: 0 P: 13	R: 0 H: 0 E: 0 K: 0 S: 6	H: 0 LOB: 0 BB: 0 P: 9	R: 1 H: 2 E: 0 K: 2 S: 17	H: 2 LOB: 2 BB: 1 P: 26	R: 0 H: 0 E: 0 K: 0 S: 4	H: 0 LOB: 1 BB: 0 P: 11	R: 0 H: 1 E: 0 K: 0 S: 9	H: 1 LOB: 1 BB: 0 P: 13	R: 1 H: 1 E: 0 K: 0 S: 13	H: 1 LOB: 1 BB: 1 P: 25	R: 0 H: 0 E: 0 K: 0 S: 5	H: 0 LOB: 1 BB: 1 P: 10	1B: 4 2B: 2 3B: 0 HR: 1	SF: 0 SAC: 0 DP: 1 HBP: 1	WP: 0 PB: 1 SB: 1 CS: 1	PA: 36			
<b>PITCHER</b>	IP	WLS	BF	H	R	ER	SO	BB	IBB	HBP	BLK	WP	HR	S	P	ERA	WHIP								
<b>Dave Stieb, R</b> ERA: 2.87	7.0		28	5	1	1	6	3	0	0	0	0	0	67	109	1.29	1.143								
<b>Bud Black, L</b> ERA: 3.54	2.0	W	8	1	1	1	0	1	0	1	0	0	1	18	35	4.50	1.000								

**New York Yankees @ Toronto Blue Jays**  
SkyDome, Toronto, ON  
Tue Sep 18, 1990, 7:05 PM EDT  
Att: 49,887 - Dome

AB	31
R	2
H	6
RBI	2
BB	4
SO	6
LOB	12



Batter	1	2	3	4	5	6	7	8	9	AB	R	H	RBI	BB	SO	LOB	BOTTOM								
<b>Mookie Wilson, S</b> OBP: 0.306, SLG: 0.366	0-3 K		2-1 L5		1-1 F7		1-2 F8			4	0	0	0	0	1	1									
<b>Tony Fernandez, S</b> OBP: 0.342, SLG: 0.380	2-0 G1-3			3-1 L8		1-2 G4-3		3-1 G6-3		4	0	0	0	0	0	0									
<b>Kelly Gruber, R</b> OBP: 0.328, SLG: 0.505	4-2 BB			1-0 F9		0-0 G1-3			1-1 F8 SH3-4 1B	3	1	1	0	1	0	0									
<b>Fred McGriff, L</b> OBP: 0.407, SLG: 0.549	3-2 L8			2-0 G4-3		4-2 BB			0-1 SH3-4	2	0	0	0	1	0	1									
<b>George Bell, R</b> OBP: 0.301, SLG: 0.427		1-1 L8			0-1 BB 2B 1B		1-1 G4-3		4-0 1B IBB	3	1	1	0	1	0	1									
<b>Rob Ducey, L</b> OBP: 0.380, SLG: 0.343	1-2 F7			4-1 2B SF8 BB			1-2 F8		2-2 F8	2	1	0	0	1	0	0									
<b>Kenny Williams, R</b> OBP: 0.211, SLG: 0.215					1-2 SF8 BB			2-3 F8		1	0	0	0	0	0	2									
<b>Greg Myers, L</b> OBP: 0.295, SLG: 0.352	2-2 G3-1				2-0 G4-3 2B		1-3 K		0-0 1B	3	0	1	1	0	1	0									
<b>Pat Borders, R</b> OBP: 0.322, SLG: 0.512					1-3 2H				1-2 1B	0	0	0	0	0	0	0									
<b>Rance Mulliniks, L</b> OBP: 0.438, SLG: 0.416					1-3 2H				3-H	1	0	1	1	0	0	0									
<b>Manuel Lee, S</b> OBP: 0.281, SLG: 0.332			1-3 K		2-0 SF8		2-2 G3			2	0	0	1	0	1	0									
<b>Junior Felix, S</b> OBP: 0.330, SLG: 0.436			1-0 G1		3-H G4-3			0-0 G4-3		3	0	0	0	0	0	1									
<b>Inning Stats</b>	R: 0 H: 0 E: 1 K: 1 S: 10	H: 0 LOB: 1 BB: 1 P: 19	R: 0 H: 0 E: 0 K: 0 S: 8	H: 0 LOB: 0 BB: 0 P: 12	R: 0 H: 0 E: 0 K: 1 S: 6	H: 0 LOB: 0 BB: 0 P: 10	R: 0 H: 0 E: 0 K: 0 S: 4	H: 0 LOB: 0 BB: 0 P: 10	R: 2 H: 2 E: 0 K: 0 S: 9	H: 2 LOB: 1 BB: 1 P: 18	R: 0 H: 0 E: 0 K: 0 S: 8	H: 0 LOB: 1 BB: 1 P: 14	R: 0 H: 0 E: 0 K: 1 S: 11	H: 0 LOB: 0 BB: 0 P: 15	R: 0 H: 0 E: 0 K: 0 S: 6	H: 0 LOB: 0 BB: 0 P: 10	R: 1 H: 2 E: 0 K: 0 S: 8	H: 2 LOB: 2 BB: 1 P: 15	1B: 3 2B: 1 3B: 0 HR: 0	SF: 1 SAC: 1 DP: 0 HBP: 0	WP: 0 PB: 0 SB: 0 CS: 0	PA: 34			
<b>PITCHER</b>	IP	WLS	BF	H	R	ER	SO	BB	IBB	HBP	BLK	WP	HR	S	P	ERA	WHIP								
<b>Mike Witt, R</b> ERA: 3.67	8.0		29	2	2	2	3	3	0	0	0	0	0	62	108	2.25	0.625								
<b>Lee Guetterman, L</b> ERA: 3.59	0.2	L	4	1	1	1	0	0	1	0	0	0	0	7	14	13.50	1.500								
<b>Jeff Robinson, R</b> ERA: 3.5	0.0		1	1	0	0	0	0	0	0	0	0	0	1	1	∞	∞								

**New York Yankees @ Toronto Blue Jays**  
SkyDome, Toronto, ON  
Tue Sep 18, 1990, 7:05 PM EDT  
Att: 49,887 - Dome

AB	28
R	3
H	4
RBI	3
BB	4
SO	3
LOB	6





Batter	1	2	3	4	5	6	7	8	9	AB	R	H	RBI	BB	SO	LOB	TOP								
<b>Roberto Kelly, R</b> OBP: 0.326, SLG: 0.427 (1, 8)	G5-3		1-2		F9		G6-3		K	5	0	2	1	0	1	1									
<b>Steve Sax, R</b> OBP: 0.307, SLG: 0.308 (1, 4)	G4-3		F7			1B	G6-3		1B	4	1	1	0	1	0	3									
<b>Kevin Maas, L</b> OBP: 0.358, SLG: 0.539 (1, 3)	K			P4		K	P6		K	5	0	0	0	0	3	3									
<b>Jesse Barfield, R</b> OBP: 0.358, SLG: 0.467 (1, 9)		K		P4		2B	K			4	1	1	0	0	2	1									
<b>Steve Balboni, R</b> OBP: 0.293, SLG: 0.393 (8, PH)	G5-3			K		P2			G1-3	3	0	0	0	0	1	2									
<b>Don Mattingly, L</b> OBP: 0.301, SLG: 0.336 (8, PH)										1	0	0	0	0	0	0									
<b>Hensley Meulens, R</b> OBP: 0.350, SLG: 0.500 (1, 7)	K				HR	HR	K			4	2	2	2	0	2	0									
<b>Jim Leyritz, R</b> OBP: 0.336, SLG: 0.359 (8, PR)			F8			HR				4	1	3	3	0	0	0									
<b>Randy Velarde, S</b> OBP: 0.273, SLG: 0.314 (8, 5)					FC3-6	HR			2B	0	0	0	0	0	0	0									
<b>Mike Blowers, R</b> OBP: 0.252, SLG: 0.322 (8, PH)			G1-3				G1-3			3	0	0	0	0	1	1									
<b>Matt Nokes, L</b> OBP: 0.311, SLG: 0.387 (8, PH)										1	0	1	0	0	0	0									
<b>Bob Geren, R</b> OBP: 0.256, SLG: 0.336 (8, 2)									1-H	0	0	0	0	0	0	0									
<b>Alvaro Espinoza, R</b> OBP: 0.256, SLG: 0.274 (1, 6)					FC3-6					3	1	2	0	0	0	1									
<b>Oscar Azocar, L</b> OBP: 0.244, SLG: 0.337 (9, PH)			1B		1-2				F9	1	0	0	0	0	0	0									
<b>Inning Stats</b>	R: 0 E: 0 K: 1 S: 7	H: 0 LOB: 0 BB: 0 P: 11	R: 0 E: 0 K: 2 S: 10	H: 0 LOB: 0 BB: 0 P: 18	R: 0 E: 0 K: 0 S: 12	H: 2 LOB: 2 BB: 0 P: 19	R: 0 E: 0 K: 1 S: 8	H: 0 LOB: 0 BB: 0 P: 11	R: 1 E: 0 K: 1 S: 16	H: 2 LOB: 1 BB: 0 P: 25	R: 4 E: 0 K: 1 S: 12	H: 3 LOB: 0 BB: 0 P: 21	R: 1 E: 0 K: 1 S: 7	H: 2 LOB: 1 BB: 0 P: 12	R: 0 E: 0 K: 1 S: 7	H: 2 LOB: 3 BB: 0 P: 10	R: 0 E: 0 K: 2 S: 10	H: 1 LOB: 1 BB: 0 P: 12	1B: 7 2B: 3 3B: 0 HR: 2	SF: 0 SAC: 0 DP: 0 HBP: 0	WP: 0 PB: 0 SB: 0 CS: 0	PA: 39			
<b>PITCHER</b>	IP	WLS	BF	H	R	ER	SO	BB	IBB	HBP	BLK	WP	HR	S	P	ERA	WHIP								
<b>Jimmy Key, L</b> ERA: 4.15 (1, 1)	5.2	W	24	6	4	4	6	1	0	0	0	0	1	62	99	6.35	1.235								
<b>Jim Acker, R</b> ERA: 3.94 (6, 1)	0.1		4	3	2	2	0	0	0	0	0	0	1	5	11	54.00	9.000								
<b>Duane Ward, R</b> ERA: 3.37 (7, 1)	2.0		7	2	0	0	2	0	0	0	0	0	0	12	17	0.00	1.000								
<b>Tom Henke, R</b> ERA: 1.95 (9, 1)	1.0	S	4	1	0	0	2	0	0	0	0	0	0	10	12	0.00	1.000								

**New York Yankees @ Toronto Blue Jays**  
SkyDome, Toronto, ON  
Wed Sep 19 1990, 7:05 PM EDT  
Att: 49,890 - Dome

**AB 38**  
**R 6**  
**H 12**  
**RBI 6**  
**BB 1**  
**SO 10**  
**LOB 12**



Batter	1	2	3	4	5	6	7	8	9	AB	R	H	RBI	BB	SO	LOB	BOTTOM								
<b>Mookie Wilson, S</b> OBP: 0.304, SLG: 0.363 (1, 8)	G6-3		G1-3	L8		P4				4	0	0	0	0	0	1									
<b>Tony Fernandez, S</b> OBP: 0.342, SLG: 0.380 (1, 6)	G3		G5-3	G4-3		F8				4	0	1	0	0	0	1									
<b>Kelly Gruber, R</b> OBP: 0.328, SLG: 0.505 (1, 5)	F8		G5-3		G4-3	1B	L7			4	1	1	0	0	0	1									
<b>Fred McGriff, L</b> OBP: 0.406, SLG: 0.547 (1, 3)		G6-3	G4-3		G4-3		F8			4	1	1	0	0	0	2									
<b>George Bell, R</b> OBP: 0.303, SLG: 0.430 (1, 10)		G6-3		P3		1B				4	0	2	1	0	0	1									
<b>Rob Ducey, L</b> OBP: 0.408, SLG: 0.421 (1, 7)										3	2	2	1	0	0	1									
<b>Glenallen Hill, R</b> OBP: 0.281, SLG: 0.435 (7, PH)										0	0	0	0	0	0	0									
<b>Jim Eppard, L</b> OBP: 0.291, SLG: 0.324 (7, PH)										1	0	0	0	0	1	1									
<b>Mark Whiten, S</b> OBP: 0.291, SLG: 0.324 (8, 7)										0	0	0	0	0	0	0									
<b>Greg Myers, L</b> OBP: 0.295, SLG: 0.349 (1, 2)										2	1	0	0	1	0	2									
<b>Pat Borders, R</b> OBP: 0.321, SLG: 0.511 (8, PH)										1	0	0	0	0	0	0									
<b>Manuel Lee, S</b> OBP: 0.281, SLG: 0.332 (1, 4)										0	0	0	0	0	0	0									
<b>Luis Sojo, R</b> OBP: 0.266, SLG: 0.318 (2, 4)										4	1	2	2	0	0	1									
<b>Junior Felix, S</b> OBP: 0.329, SLG: 0.441 (1, 9)										4	1	1	3	0	0	2									
<b>Inning Stats</b>	R: 0 E: 0 K: 0 S: 6	H: 0 LOB: 0 BB: 0 P: 9	R: 2 E: 1 K: 0 S: 16	H: 2 LOB: 1 BB: 0 P: 30	R: 0 E: 0 K: 0 S: 5	H: 1 LOB: 1 BB: 0 P: 7	R: 4 E: 0 K: 0 S: 11	H: 3 LOB: 0 BB: 1 P: 25	R: 1 E: 0 K: 0 S: 11	H: 2 LOB: 1 BB: 0 P: 17	R: 0 E: 1 K: 0 S: 7	H: 1 LOB: 1 BB: 0 P: 9	R: 0 E: 0 K: 1 S: 9	H: 1 LOB: 1 BB: 0 P: 12	R: 0 E: 0 K: 0 S: 6	H: 0 LOB: 0 BB: 0 P: 7	R: 0 E: 0 K: 0 S: 6	H: 0 LOB: 0 BB: 0 P: 7	1B: 4 2B: 5 3B: 0 HR: 1	SF: 0 SAC: 0 DP: 0 HBP: 0	WP: 0 PB: 0 SB: 0 CS: 0	PA: 36			
<b>PITCHER</b>	IP	WLS	BF	H	R	ER	SO	BB	IBB	HBP	BLK	WP	HR	S	P	ERA	WHIP								
<b>Tim Learsy, R</b> ERA: 4.11 (1, 1)	4.0	L	20	6	6	5	0	1	0	0	0	0	0	24	35	3.38	1.500								
<b>Dave LaPoint, L</b> ERA: 4.11 (5, 1)	2.2		12	4	1	1	0	0	0	0	0	0	0	3	3	0.00	0.000								
<b>Eric Plunk, R</b> ERA: 2.74 (7, 1)	0.1		1	0	0	0	1	0	0	0	0	0	0	6	7	0.00	0.000								
<b>Dave Righetti, L</b> ERA: 3.86 (8, 1)	1.0		3	0	0	0	0	0	0	0	0	0	0	6	7	0.00	0.000								

**New York Yankees @ Toronto Blue Jays**  
SkyDome, Toronto, ON  
Wed Sep 19 1990, 7:05 PM EDT  
Att: 49,890 - Dome

**AB 35**  
**R 7**  
**H 10**  
**RBI 7**  
**BB 1**  
**SO 1**  
**LOB 13**













Batter	1	2	3	4	5	6	7	8	9	AB	R	H	RBI	BB	SO	LOB	TOP											
Jody Reed, R OBP: 0.370, SLG: 0.398	4-1 G4-3 BB		3-2 F6		2-0 SF		4-1 E BB		2-1 G5-3	2	0	0	1	2	0	1												
Carlos Quintana, R OBP: 0.358, SLG: 0.389	3-2 G4-3		2-3 K		3-H 4-2 G6-4-3 BB		3-1 E5		1-0 L8	4	0	0	0	1	1	3												
Wade Boggs, L OBP: 0.392, SLG: 0.423	2-1 G4-3			4-1 1B BB	1-2 G6-4-3		0-3 K			3	0	0	0	1	1	4												
Ellis Burks, R OBP: 0.354, SLG: 0.504		0-1 G5-3		3-1 P5		1-2 HR		2-1 FC4-6 1B		4	1	2	1	0	0	1												
Mike Greenwell, L OBP: 0.361, SLG: 0.419		4-2 BB BB		1-2 1B		2-3 K		2-0 FC4-6 G5-3 1B		3	0	1	0	1	1	1												
Dwight Evans, R OBP: 0.345, SLG: 0.393		1-1 F7		3-2 F9		3-1 P2		0-0 1B		4	0	1	0	0	0	3												
Tom Brunansky, R OBP: 0.333, SLG: 0.384		4-2 BB		0-1 F8		4-2 CS BB		2-2 G5-3		2	0	0	0	2	0	4												
John Marzano, R OBP: 0.281, SLG: 0.289		1-3 K			0-0 SH3-4 SF 1B	0-0 CS	0-2 G5-3		1-2 2B	0	0	0	0	0	0	0												
Tony Peña, R OBP: 0.325, SLG: 0.339						1-2				4	1	2	0	0	1	2												
Luis Rivera, R OBP: 0.280, SLG: 0.347			2-2 G6-3		2-1 SH3-4		4-2 CS BB		2-3 K	1	0	0	0	1	0	0												
Kevin Romine, R OBP: 0.331, SLG: 0.368					1-3					1	0	0	0	0	1	1												
<b>Inning Stats</b>	R: 0 E: 0 K: 0 S: 6	H: 0 LOB: 0 BB: 1 P: 15	R: 0 E: 0 K: 1 S: 11	H: 0 LOB: 2 BB: 2 P: 21	R: 0 E: 0 K: 1 S: 10	H: 0 LOB: 0 BB: 0 P: 17	R: 0 E: 0 K: 0 S: 11	H: 1 LOB: 2 BB: 1 P: 22	R: 1 E: 1 K: 0 S: 9	H: 1 LOB: 1 BB: 1 P: 18	R: 1 E: 0 K: 1 S: 11	H: 1 LOB: 0 BB: 1 P: 21	R: 0 E: 1 K: 1 S: 12	H: 0 LOB: 2 BB: 2 P: 23	R: 0 E: 0 K: 0 S: 8	H: 2 LOB: 1 BB: 0 P: 14	R: 0 E: 0 K: 1 S: 9	H: 1 LOB: 1 BB: 0 P: 15	1B: 4 2B: 1 3B: 0 HR: 1	SF: 1 SAC: 1 DP: 3 HBP: 0	WP: 0 PB: 0 SB: 1 CS: 2	PA: 39						
<b>PITCHER</b>	IP	WLS	BF	H	R	ER	SO	BB	IBB	HBP	BLK	WP	HR	S	P	ERA	WHIP											
Steve Adkins, L ERA: 6.0	(1, 1)	6.2	28	3	2	2	3	8	0	0	0	0	0	1	65	129	2.70	1.650										
Jeff Robinson, R ERA: 3.5	(7, 1)	0.0	1	0	0	0	0	0	0	0	0	0	0	2	5	∞	∞											
Greg Cadaret, L ERA: 4.3	(7, 1)	0.2	3	1	0	0	1	0	0	0	0	0	0	6	10	0.00	1.500											
Eric Plunk, R ERA: 2.67	(8, 1)	0.2	W	2	1	0	0	0	0	0	0	0	0	5	7	0.00	1.500											
Dave Righetti, L ERA: 5.78	(9, 1)	1.0	S	4	1	0	0	1	0	0	0	0	0	9	15	0.00	1.000											

**Boston Red Sox @ New York Yankees**  
 Yankee Stadium, Bronx, NY  
 Sat Sep 22 1990, 7:05 PM EDT  
 Att: 37,795 - Overcast

AB	28
R	2
H	6
RBI	2
BB	8
SO	5
LOB	20



Batter	1	2	3	4	5	6	7	8	9	AB	R	H	RBI	BB	SO	LOB	BOTTOM										
Steve Sax, R OBP: 0.307, SLG: 0.313	2-2 P3		2-2 BB 2B	1-1 F8		0-1 L6		1-1 1B 3B		5	1	2	2	0	0	1											
Oscar Azocar, L OBP: 0.248, SLG: 0.335	1-0 E S HBP		0-0 G1-3		1-2 F9		3-2 1B E 1B	1-2 L3		2	0	0	0	0	0	1											
Roberto Kelly, R OBP: 0.324, SLG: 0.423										2	1	1	0	0	0	1											
Don Mattingly, L OBP: 0.304, SLG: 0.335	2-1 P4		4-0 BB IBB		1-0 P2		0-2 E F7-2 1B	4-0 1B IBB		3	0	1	0	2	0	1											
Kevin Maas, L OBP: 0.359, SLG: 0.526	4-2 SAFE BB		4-2 BB		2-1 WP BB 1B		2-2 P6	2-2 1B		3	0	2	1	2	0	2											
Jesse Barfield, R OBP: 0.359, SLG: 0.462	3-3 K		1-3 2-3 K		4-1 WP BB		2-2 E1	0-3 K		4	0	0	1	1	3	8											
Matt Nokes, L OBP: 0.310, SLG: 0.380		1-2 F7		1-1 F8		4-0 IBB		1-3 3-H F7-2		3	0	0	0	1	0	2											
Bob Geren, R OBP: 0.256, SLG: 0.336										0	0	0	0	0	0	0											
Hensley Meulens, R OBP: 0.353, SLG: 0.500		2-2 G1-3		1-0 1B WP 2B		3-1 L9		1-0 BB 3B 1B		4	2	2	0	0	0	3											
Randy Velarde, R OBP: 0.275, SLG: 0.311		2-3 K		0-0 WP 1B		2-3 K		1 SAFE 1 SAFE BB	4-1 3B BB	3	1	1	0	1	2	0											
Wayne Tolleson, S OBP: 0.208, SLG: 0.197			3-3 K		2-0 WP 1B		0-0 G4-3		0-3 K	3	0	0	0	0	1	1											
Mel Hall, L OBP: 0.272, SLG: 0.433					1-2 3-H G3-1					1	0	0	0	0	1	2											
Alvaro Espinoza, R OBP: 0.255, SLG: 0.273										0	0	0	0	0	0	0											
<b>Inning Stats</b>	R: 0 E: 0 K: 1 S: 10	H: 0 LOB: 2 BB: 1 P: 22	R: 0 E: 0 K: 1 S: 9	H: 0 LOB: 0 BB: 0 P: 14	R: 0 E: 0 K: 2 S: 15	H: 1 LOB: 3 BB: 2 P: 29	R: 0 E: 0 K: 0 S: 7	H: 2 LOB: 1 BB: 0 P: 12	R: 0 E: 0 K: 0 S: 9	H: 1 LOB: 3 BB: 2 P: 24	R: 0 E: 0 K: 1 S: 6	H: 0 LOB: 0 BB: 0 P: 8	R: 1 E: 1 K: 0 S: 14	H: 2 LOB: 1 BB: 0 P: 21	R: 3 E: 0 K: 2 S: 19	H: 3 LOB: 2 BB: 2 P: 32	R: 0 E: 0 K: 1 S: 9	H: 1 LOB: 1 BB: 0 P: 15	1B: 6 2B: 3 3B: 1 HR: 0	SF: 0 SAC: 0 DP: 1 HBP: 1	WP: 2 PB: 0 SB: 1 CS: 0	PA: 41					
<b>PITCHER</b>	IP	WLS	BF	H	R	ER	SO	BB	IBB	HBP	BLK	WP	HR	S	P	ERA	WHIP										
Mike Boddicker, R ERA: 3.35	(1, 1)	6.0	28	4	1	1	5	3	2	1	0	0	0	9	14	27.00	6.000										
Rob Murphy, L ERA: 6.32	(7, 1)	0.1	3	2	1	1	0	0	0	0	0	0	0	5	7	0.00	0.000										
Larry Andersen, R ERA: 1.59	(7, 1)	0.2	2	0	0	0	0	0	0	0	0	0	0	5	7	0.00	0.000										
Jeff Gray, R ERA: 4.53	(8, 1)	1.0	L	8	3	3	2	1	1	0	0	0	0	19	32	27.00	4.000										

**Boston Red Sox @ New York Yankees**  
 Yankee Stadium, Bronx, NY  
 Sat Sep 22 1990, 7:05 PM EDT  
 Att: 37,795 - Overcast

AB	33
R	5
H	9
RBI	4
BB	7
SO	7
LOB	22





Batter	1	2	3	4	5	6	7	8	9	AB	R	H	RBI	BB	SO	LOB	TOP					
Jody Reed, R OBP: 0.372, SLG: 0.398 (1, 4)										3	0	1	0	2	0	3	<b>Boston Red Sox @ New York Yankees</b> Yankee Stadium, Bronx, NY Sun Sep 23 1990, 3:33 AM EDT Att: 40,431 - Cloudy - 68 F					
Carlos Quintana, R OBP: 0.355, SLG: 0.385 (1, 3)										5	0	0	0	0	2	7						
Wade Boggs, L OBP: 0.389, SLG: 0.420 (1, 5)										5	0	0	0	0	0	6						
Ellis Burks, R OBP: 0.355, SLG: 0.503 (1, 8)										3	2	1	0	1	0	0						
Mike Greenwell, L OBP: 0.363, SLG: 0.428 (1, 7)										4	0	3	1	0	0	0						
Dwight Evans, R OBP: 0.346, SLG: 0.390 (1, 10)										3	0	0	1	0	2	2						
Mike Marshall, R OBP: 0.294, SLG: 0.435 (1, 9)										4	1	0	0	0	2	3						
Tony Peña, R OBP: 0.326, SLG: 0.343 (1, 2)										4	1	2	0	0	0	2						
Luis Rivera, R OBP: 0.281, SLG: 0.348 (7, PH)										2	0	1	0	0	0	0						
Phil Planter, L OBP: 0.333, SLG: 0.200 (7, PR)										1	0	1	2	0	0	0						
Jeff Stone, L (7, PR)										0	0	0	0	0	0	0						
Marty Barrett, R OBP: 0.294, SLG: 0.252 (9, PH)										0	0	0	0	0	0	0						
Tom Brunansky, R OBP: 0.333, SLG: 0.383 (9, PH)										1	0	0	0	0	1	0						
<b>Inning Stats</b>	R: 0 E: 0 K: 0 S: 9	H: 1 LOB: 0 BB: 0 P: 11	R: 1 E: 0 K: 1 S: 11	H: 2 LOB: 1 BB: 0 P: 15	R: 0 E: 0 K: 0 S: 10	H: 0 LOB: 1 BB: 1 P: 16	R: 0 E: 0 K: 1 S: 12	H: 1 LOB: 1 BB: 0 P: 15	R: 0 E: 0 K: 1 S: 12	H: 2 LOB: 2 BB: 0 P: 16	R: 0 E: 0 K: 0 S: 7	H: 0 LOB: 0 BB: 0 P: 11	R: 2 E: 1 K: 0 S: 8	H: 2 LOB: 2 BB: 0 P: 13	R: 1 E: 0 K: 2 S: 11	H: 1 LOB: 1 BB: 1 P: 18	R: 0 E: 0 K: 2 S: 10	H: 0 LOB: 1 BB: 1 P: 18	1B: 4 2B: 4 3B: 1 HR: 0	SF: 1 SAC: 0 DP: 1 HBP: 0	WP: 0 PB: 0 SB: 0 CS: 0	PA: 39
<b>PITCHER</b>	IP	WLS	BF	H	R	ER	SO	BB	IBB	HBP	BLK	WP	HR	S	P	ERA	WHIP					
Mike Witt, R ERA: 3.6 (1, 1)	7.0	W	30	8	3	2	3	1	0	0	0	0	0	69	97	2.57	1.286					
Eric Plunk, R ERA: 2.75 (8, 1)	1.0		5	1	1	1	2	1	0	0	0	0	0	11	18	9.00	2.000					
Dave Righetti, L ERA: 3.71 (9, 1)	1.0	S	4	0	0	0	2	1	0	0	0	0	0	10	18	0.00	1.000					

Batter	1	2	3	4	5	6	7	8	9	AB	R	H	RBI	BB	SO	LOB	BOTTOM				
Roberto Kelly, R OBP: 0.325, SLG: 0.423 (1, 8)										4	0	2	1	0	0	0	<b>Boston Red Sox @ New York Yankees</b> Yankee Stadium, Bronx, NY Sun Sep 23 1990, 3:33 AM EDT Att: 40,431 - Cloudy - 68 F				
Steve Sax, R OBP: 0.306, SLG: 0.321 (1, 4)										4	2	2	1	0	1	3					
Don Mattingly, L OBP: 0.306, SLG: 0.337 (1, 3)										4	0	2	0	0	0	3					
Steve Balboni, R OBP: 0.293, SLG: 0.406 (7, PH)										3	0	1	1	0	0	1					
Kevin Maas, L OBP: 0.356, SLG: 0.524 (7, PH)										1	0	0	0	0	1	1					
Jesse Barfield, R OBP: 0.358, SLG: 0.458 (1, 9)										3	1	0	0	1	2	3					
Hensley Meulens, R OBP: 0.345, SLG: 0.479 (9, 7)										4	1	1	0	0	1	2					
Oscar Azocar, L OBP: 0.248, SLG: 0.335 (9, 7)										0	0	0	0	0	0	0					
Rick Cerone, R OBP: 0.324, SLG: 0.382 (1, 2)										4	1	1	1	0	0	0					
Randy Velarde, R OBP: 0.279, SLG: 0.315 (1, 5)										4	0	2	0	0	0	0					
Alvaro Espinoza, R OBP: 0.253, SLG: 0.271 (1, 6)										4	0	0	1	0	0	3					
<b>Inning Stats</b>	R: 0 E: 0 K: 0 S: 11	H: 1 LOB: 1 BB: 0 P: 15	R: 3 E: 0 K: 1 S: 16	H: 4 LOB: 2 BB: 1 P: 23	R: 0 E: 0 K: 0 S: 8	H: 0 LOB: 0 BB: 0 P: 13	R: 0 E: 0 K: 0 S: 7	H: 0 LOB: 0 BB: 0 P: 8	R: 1 E: 0 K: 2 S: 15	H: 3 LOB: 2 BB: 0 P: 24	R: 0 E: 0 K: 0 S: 9	H: 0 LOB: 0 BB: 0 P: 14	R: 1 E: 0 K: 2 S: 14	H: 2 LOB: 1 BB: 0 P: 21	R: 0 E: 0 K: 0 S: 9	H: 1 LOB: 1 BB: 0 P: 14	1B: 8 2B: 2 3B: 0 HR: 1	SF: 0 SAC: 0 DP: 0 HBP: 0	WP: 0 PB: 0 SB: 1 CS: 0	PA: 36	
<b>PITCHER</b>	IP	WLS	BF	H	R	ER	SO	BB	IBB	HBP	BLK	WP	HR	S	P	ERA	WHIP				
Tom Bolton, L ERA: 3.64 (1, 1)	1.1	L	10	5	3	3	0	1	0	0	0	0	0	23	33	20.25	4.500				
Dennis Lamp, R ERA: 4.25 (2, 1)	4.2		17	3	1	1	3	0	0	0	0	0	0	43	64	1.93	0.643				
Wes Gardner, R ERA: 4.89 (7, 1)	2.0		9	3	1	1	2	0	0	0	0	0	1	23	35	4.50	1.500				











Batter	1	2	3	4	5	6	7	8	9	AB	R	H	RBI	BB	SO	LOB	TOP								
Steve Finley, L (1, 9) OBP: 0.306, SLG: 0.332	G6-3		B3							3	0	1	1	1	0	0	<b>Baltimore Orioles @ New York Yankees</b> Yankee Stadium, Bronx, NY Wed Sep 26 1990, 7:05 PM EDT Att: 17,544 - Unknown - 67 F								
Billy Ripken, R (1, 4) OBP: 0.334, SLG: 0.378	K		K							4	0	1	0	0	3	1									
Leo Gomez, R (1, 5) OBP: 0.351, SLG: 0.200	P6									3	0	0	0	1	1	3									
Cal Ripken Jr., R (1, 6) OBP: 0.343, SLG: 0.417	K									4	1	1	1	0	1	2									
Craig Worthington, R (1, 10) OBP: 0.324, SLG: 0.317 Juan Bell, R (8, PR)	K									4	0	0	0	0	2	0									
David Segui, S (1, 3) OBP: 0.310, SLG: 0.357										4	0	1	0	0	0	1									
Mike Devereaux, R (1, 8) OBP: 0.295, SLG: 0.381										4	0	1	0	0	0	0									
Bob Melvin, R (1, 2) OBP: 0.260, SLG: 0.338										4	1	1	0	0	0	2									
Jeff McKnight, S (1, 7) OBP: 0.279, SLG: 0.304										4	0	0	0	0	2	3									
<b>Inning Stats</b>	R: 0 E: 0 K: 2 S: 9	H: 0 LOB: 1 BB: 0 P: 13	R: 0 E: 0 K: 1 S: 9	H: 2 LOB: 2 BB: 0 P: 16	R: 0 E: 0 K: 1 S: 9	H: 0 LOB: 1 BB: 1 P: 15	R: 0 E: 0 K: 0 S: 6	H: 0 LOB: 0 BB: 1 P: 11	R: 0 E: 0 K: 2 S: 8	H: 1 LOB: 1 BB: 0 P: 15	R: 1 E: 0 K: 0 S: 6	H: 1 LOB: 0 BB: 0 P: 12	R: 1 E: 0 K: 2 S: 14	H: 3 LOB: 2 BB: 0 P: 22	R: 0 E: 0 K: 1 S: 6	H: 0 LOB: 1 BB: 0 P: 9	R: 0 E: 0 K: 0 S: 6	H: 0 LOB: 0 BB: 0 P: 8	1B: 4 2B: 1 3B: 0 HR: 1	SF: 0 SAC: 0 DP: 1 HBP: 0	WP: 1 PB: 1 SB: 0 CS: 0	PA: 36			
<b>PITCHER</b>	IP	WLS	BF	H	R	ER	SO	BB	IBB	HBP	BLK	WP	HR	S	P	ERA	WHIP								
Chuck Cary, L (1, 1) ERA: 4.33	6.2	W	28	5	2	2	7	2	0	0	0	1	1	56	97	2.70	1.050								
Jeff Robinson, R (7, 1) ERA: 3.45	1.1		5	1	0	0	2	0	0	0	0	0	0	11	16	0.00	0.750								
Dave Righetti, L (9, 1) ERA: 3.63	1.0	S	3	0	0	0	0	0	0	0	0	0	0	6	8	0.00	0.000								

Batter	1	2	3	4	5	6	7	8	9	AB	R	H	RBI	BB	SO	LOB	BOTTOM								
Roberto Kelly, R (1, 8) OBP: 0.322, SLG: 0.423	P4		L5							3	0	0	0	0	0	2	<b>Baltimore Orioles @ New York Yankees</b> Yankee Stadium, Bronx, NY Wed Sep 26 1990, 7:05 PM EDT Att: 17,544 - Unknown - 67 F								
Steve Sax, R (1, 4) OBP: 0.313, SLG: 0.324	G1 S		FC4-6							2	1	1	0	2	0	1									
Kevin Maas, L (1, 3) OBP: 0.368, SLG: 0.539	G1		FC4-6							3	0	0	0	1	0	3									
Steve Balboni, R (1, 10) OBP: 0.291, SLG: 0.413	K									4	1	1	1	0	2	3									
Jesse Barfield, R (1, 9) OBP: 0.362, SLG: 0.458										4	2	3	1	0	0	0									
Hensley Meulens, R (1, 7) OBP: 0.362, SLG: 0.541										4	0	1	0	0	0	3									
Jim Leyritz, R (1, 5) OBP: 0.335, SLG: 0.361 Wayne Tolleson, S (9, 6) OBP: 0.215, SLG: 0.194										3	0	1	1	0	0	1									
Bob Geren, R (1, 2) OBP: 0.256, SLG: 0.332										3	0	0	0	1	1	2									
Randy Velarde, R (1, 6) OBP: 0.278, SLG: 0.319										4	0	0	1	0	1	3									
<b>Inning Stats</b>	R: 0 E: 0 K: 1 S: 10	H: 0 LOB: 1 BB: 1 P: 18	R: 0 E: 0 K: 0 S: 7	H: 1 LOB: 1 BB: 0 P: 16	R: 0 E: 0 K: 0 S: 5	H: 1 LOB: 1 BB: 0 P: 8	R: 2 E: 1 K: 0 S: 15	H: 2 LOB: 1 BB: 0 P: 26	R: 0 E: 0 K: 1 S: 11	H: 0 LOB: 1 BB: 1 P: 21	R: 0 E: 0 K: 0 S: 14	H: 2 LOB: 2 BB: 1 P: 22	R: 1 E: 0 K: 0 S: 13	H: 1 LOB: 1 BB: 1 P: 25	R: 0 E: 0 K: 2 S: 9	H: 0 LOB: 0 BB: 0 P: 12	R: 0 E: 0 K: 0 S: 9	H: 0 LOB: 0 BB: 0 P: 12	1B: 5 2B: 1 3B: 0 HR: 1	SF: 0 SAC: 1 DP: 0 HBP: 0	WP: 0 PB: 1 SB: 1 CS: 1	PA: 36			
<b>PITCHER</b>	IP	WLS	BF	H	R	ER	SO	BB	IBB	HBP	BLK	WP	HR	S	P	ERA	WHIP								
Jeff Ballard, L (1, 1) ERA: 4.93	5.1	L	25	6	3	2	2	2	0	0	0	0	0	8	17	13.50	3.000								
Jose Bautista, R (6, 1) ERA: 3.51	0.2		4	0	1	1	0	2	0	0	0	0	0	8	17	0.00	1.000								
Danny Boone, L (7, 1) ERA: 2.38	1.0		4	1	0	0	0	0	0	0	0	0	0	9	17	0.00	1.000								
Curt Schilling, R (8, 1) ERA: 2.38	1.0		3	0	0	0	2	0	0	0	0	0	0	9	12	0.00	0.000								



Batter	1	2	3	4	5	6	7	8	9	AB	R	H	RBI	BB	SO	LOB	TOP										
<b>Roberto Kelly, R</b> OBP: 0.324, SLG: 0.424	(1, 8)	(3, 3)		(3-2)		(0-0)		(0-0)		5	1	3	1	0	2	2	<b>New York Yankees @ Milwaukee Brewers</b> Milwaukee County Stadium, Milwaukee, WI Fri Sep 28, 1990, 8:05 PM EDT Att: 12,072 - Unknown - 59 F										
<b>Steve Sax, R</b> OBP: 0.314, SLG: 0.324	(1, 4)		(0-0)	(1-1)		(4-0)		(3-2)		4	1	1	0	1	0	1											
<b>Don Mattingly, L</b> OBP: 0.312, SLG: 0.341	(1, 3)		(2-0)	(0-0)		(4-1)			(1-1)	4	1	2	2	1	0	0											
<b>Jesse Barfield, R</b> OBP: 0.362, SLG: 0.463		(3-2)	(1-3)	(1-3)		(3-3)			(4-2)	4	2	1	1	1	3	4											
<b>Steve Balboni, R</b> OBP: 0.290, SLG: 0.413		(2-3)	(3-2)		(2-3)		(0-1)		(1-3)	5	0	1	1	0	3	1											
<b>Hensley Meulens, R</b> OBP: 0.351, SLG: 0.515		(2-3)	(1-3)		(1-3)		(1-1)		(2-1)	5	0	1	1	0	3	1											
<b>Oscar Azocar, L</b> OBP: 0.257, SLG: 0.355									(1-3)	0	0	0	0	0	0	0											
<b>Randy Velarde, R</b> OBP: 0.280, SLG: 0.335		(1-1)		(1-2)		(1-0)		(0-1)	(1-3)	5	1	2	1	0	1	1											
<b>Bob Geren, R</b> OBP: 0.256, SLG: 0.328		(2-0)		(2-1)		(1-2)		(2-0)		3	0	0	0	0	0	1											
<b>Alvaro Espinoza, R</b> OBP: 0.255, SLG: 0.273		(0-1)		(1-2)		(2-2)		(0-1)		4	1	2	0	0	0	0											
<b>Inning Stats</b>	R: 0 E: 0 K: 1 S: 7	H: 0 LOB: 0 BB: 0 P: 10	R: 2 E: 0 K: 3 S: 17	H: 3 LOB: 2 BB: 0 P: 30	R: 1 E: 0 K: 2 S: 13	H: 2 LOB: 1 BB: 0 P: 20	R: 3 E: 0 K: 1 S: 18	H: 4 LOB: 1 BB: 0 P: 27	R: 0 E: 0 K: 2 S: 11	H: 1 LOB: 1 BB: 0 P: 16	R: 0 E: 0 K: 0 S: 6	H: 0 LOB: 0 BB: 0 P: 7	R: 0 E: 0 K: 0 S: 7	H: 1 LOB: 1 BB: 0 P: 12	R: 1 E: 0 K: 2 S: 12	H: 1 LOB: 1 BB: 1 P: 21	1B: 9 2B: 2 3B: 0 HR: 2	SF: 0 SAC: 0 DP: 0 HBP: 1	WP: 0 PB: 2 CS: 1	PA: 43							
<b>PITCHER</b>	IP	WLS	BF	H	R	ER	SO	BB	IBB	HBP	BLK	WP	HR	S	P	ERA	WHIP										
<b>Teddy Higuera, L</b> ERA: 3.75	(1, 1) 3.2	L 21	9	6	6	6	6	0	0	1	0	0	2	52	83	14.73	2.455										
<b>Narciso Eivira, L</b> ERA: 5.4	(4, 1) 2.1	10	2	0	0	4	2	0	0	0	0	0	0	23	42	0.00	1.714										
<b>Chuck Crim, R</b> ERA: 3.52	(7, 1) 2.0	7	1	0	0	0	0	0	0	0	0	0	0	13	19	0.00	0.500										
<b>Dan Plesac, L</b> ERA: 4.5	(9, 1) 1.0	5	1	1	0	2	1	0	0	0	0	0	0	12	21	0.00	2.000										

Batter	1	2	3	4	5	6	7	8	9	AB	R	H	RBI	BB	SO	LOB	BOTTOM										
<b>Jim Gantner, L</b> OBP: 0.332, SLG: 0.319	(1, 4)		(1-0)			(4-2)		(0-0)		2	0	0	0	2	0	2	<b>New York Yankees @ Milwaukee Brewers</b> Milwaukee County Stadium, Milwaukee, WI Fri Sep 28, 1990, 8:05 PM EDT Att: 12,072 - Unknown - 59 F										
<b>B.J. Surhoff, L</b> OBP: 0.332, SLG: 0.377	(1, 2)			(1-3)		(1-2)		(1-1)		2	0	0	0	1	1	1											
<b>Tim McIntosh, R</b> OBP: 0.250, SLG: 1.000	(7, 2)					(1-2)				1	1	1	1	0	0	0											
<b>Robin Yount, R</b> OBP: 0.335, SLG: 0.378	(1, 8)			(4-0)		(0-0)		(4-1)		2	0	0	0	2	1	3											
<b>Dave Parker, L</b> OBP: 0.336, SLG: 0.460	(1, 10)			(2-3)		(2-0)		(3-3)		4	0	0	0	0	2	5											
<b>Greg Vaughn, R</b> OBP: 0.279, SLG: 0.426				(3-3)				(3-1)		4	1	1	0	0	1	1											
<b>Rob Deer, R</b> OBP: 0.315, SLG: 0.435	(1, 9)				(0-0)			(1-1)		4	0	0	0	0	1	1											
<b>Greg Brock, L</b> OBP: 0.322, SLG: 0.364	(1, 3)			(4-0)		(0-1)		(2-3)		3	0	1	1	1	1	0											
<b>Dale Sveum, S</b> OBP: 0.287, SLG: 0.300				(0-2)		(0-1)		(4-2)		3	0	0	0	1	0	2											
<b>Edgar Diaz, R</b> OBP: 0.338, SLG: 0.298				(1-2)		(0-1)		(3-2)		4	0	1	0	0	0	2											
<b>Inning Stats</b>	R: 0 E: 0 K: 1 S: 10	H: 0 LOB: 1 BB: 2 P: 21	R: 0 E: 0 K: 1 S: 7	H: 0 LOB: 0 BB: 0 P: 10	R: 0 E: 0 K: 0 S: 7	H: 0 LOB: 0 BB: 0 P: 9	R: 0 E: 0 K: 3 S: 9	H: 0 LOB: 1 BB: 1 P: 19	R: 0 E: 0 K: 0 S: 8	H: 0 LOB: 1 BB: 1 P: 15	R: 1 E: 0 K: 0 S: 12	H: 3 LOB: 2 BB: 0 P: 17	R: 1 E: 0 K: 1 S: 9	H: 1 LOB: 0 BB: 1 P: 20	R: 0 E: 0 K: 1 S: 14	H: 0 LOB: 1 BB: 1 P: 25	1B: 2 2B: 3 3B: 0 HR: 1	SF: 0 SAC: 0 DP: 2 HBP: 0	WP: 1 PB: 0 CS: 1	PA: 36							
<b>PITCHER</b>	IP	WLS	BF	H	R	ER	SO	BB	IBB	HBP	BLK	WP	HR	S	P	ERA	WHIP										
<b>Steve Adkins, L</b> ERA: 4.5	(1, 1) 8.0	W 32	4	2	2	6	6	6	0	0	0	0	1	67	120	2.25	1.250										
<b>Eric Plunk, R</b> ERA: 2.72	(9, 1) 1.0	4	0	0	0	1	1	0	0	0	0	0	0	14	25	0.00	1.000										



Batter	1	2	3	4	5	6	7	8	9	AB	R	H	RBI	BB	SO	LOB	TOP				
<b>Roberto Kelly, R</b> OBP: 0.323, SLG: 0.422 (1, 8)	G4-3		HBP		P4		K			3	0	0	0	0	1	3					
<b>Steve Sax, R</b> OBP: 0.313, SLG: 0.323 (1, 4)	G4-6-3 1B		P5			P3		F8		4	0	1	0	0	0	3					
<b>Don Mattingly, L</b> OBP: 0.309, SLG: 0.338 (1, 3)	G4-6-3 1-2		G4-3			F9		F7		4	0	0	0	0	0	4					
<b>Kevin Maas, L</b> OBP: 0.367, SLG: 0.535 (1, 10)		F7		P6		P2		1B		4	0	1	0	0	0	0					
<b>Matt Nokes, L</b> OBP: 0.308, SLG: 0.375 (1, 2)	F7		P5				1B G4-3 1B	F9		4	1	1	0	0	0	1					
<b>Jesse Barfield, R</b> OBP: 0.361, SLG: 0.461 (1, 9)	K		F8			G4-3 1B		F8		4	0	1	0	0	1	0					
<b>Hensley Meulens, R</b> OBP: 0.359, SLG: 0.507 (1, 7)			G6-3		WP 1B	G4-3 BB		K		3	0	1	0	1	1	0	AB 33				
<b>Randy Velarde, R</b> OBP: 0.280, SLG: 0.333 (1, 5)		HBP 1B	P2		P2	K		P2		4	0	1	0	0	1	4	R 1				
<b>Alvaro Espinoza, R</b> OBP: 0.258, SLG: 0.275 (1, 6)			HBP 1B			G4-3				3	0	2	1	0	0	2	H 8				
<b>Inning Stats</b>	R: 0 E: 0 K: 0 S: 7	H: 1 LOB: 0 BB: 0 P: 8	R: 0 E: 0 K: 1 S: 8	H: 0 LOB: 0 BB: 0 P: 11	R: 0 E: 0 K: 0 S: 12	H: 2 LOB: 3 BB: 0 P: 17	R: 0 E: 0 K: 0 S: 5	H: 0 LOB: 0 BB: 0 P: 8	R: 0 E: 0 K: 0 S: 6	H: 2 LOB: 1 BB: 0 P: 9	R: 0 E: 0 K: 0 S: 7	H: 0 LOB: 0 BB: 0 P: 13	R: 1 E: 0 K: 2 S: 11	H: 2 LOB: 2 BB: 1 P: 19	R: 0 E: 0 K: 0 S: 4	H: 1 LOB: 1 BB: 0 P: 6	R: 0 E: 0 K: 1 S: 9	H: 0 LOB: 0 BB: 0 P: 15	1B: 8 2B: 0 3B: 0 HR: 0	SF: 0 SAC: 0 DP: 1 HBP: 1	WP: 1 PA: 35 CS: 0
<b>PITCHER</b> <b>Jaime Navarro, R</b> ERA: 4.46 (1, 1)	IP: 9.0 WLS: W BF: 35 H: 8 R: 1 ER: 1 SO: 4 BB: 1 IBB: 0 HBP: 1 BLK: 0 WP: 1 HR: 0 S: 69 P: 106 ERA: 1.00 WHIP: 1.000															<b>PITCHER</b>					

**New York Yankees @ Milwaukee Brewers**  
Milwaukee County Stadium, Milwaukee, WI  
Sat Sep 29 1990, 4:33 AM EDT  
Att: 16,531 - Overcast - 55 F

AB	33
R	1
H	8
RBI	1
BB	1
SO	4
LOB	17



Batter	1	2	3	4	5	6	7	8	9	AB	R	H	RBI	BB	SO	LOB	BOTTOM		
<b>Mike Felder, S</b> OBP: 0.323, SLG: 0.343 (1, 8)	G3	FC4 1B G5-3		FC4-6 G6-3 WP 2B		L7		G4-3		5	2	1	1	0	0	3			
<b>Jim Gantner, L</b> OBP: 0.331, SLG: 0.318 (1, 4)	F8	G5-3 1B		G6-3		L7				4	0	1	0	0	0	2			
<b>B.J. Surhoff, L</b> OBP: 0.333, SLG: 0.379 (1, 2)	BB	G5-3		G6-3 2B		F9				3	0	1	2	1	0	1			
<b>Dave Parker, L</b> OBP: 0.334, SLG: 0.457 (1, 10)	K	K		G4-3		G4-3				4	0	0	0	0	2	3			
<b>Rob Deer, R</b> OBP: 0.317, SLG: 0.437 (1, 9)		BB 1B 3B BB		1B 2B		F7		K		3	2	1	0	1	1	0			
<b>Greg Brock, L</b> OBP: 0.324, SLG: 0.368 (1, 3)		F7		G3-6-3 1B		G3-1		G3-1 1B 2B		4	0	2	1	0	0	1			
<b>George Canale, L</b> OBP: 0.400, SLG: 0.500 (8, FR)										0	1	0	0	0	0	0			
<b>Darryl Hamilton, L</b> OBP: 0.342, SLG: 0.361 (1, 7)		G3-6-3 BB 1B 3B		G3-1		G3-1		L8		4	1	1	0	0	0	2	AB 34		
<b>Dale Sveum, S</b> OBP: 0.286, SLG: 0.291 (1, 5)		G4-3 3B BB		G4-3		L7		G3-1		3	1	0	0	1	0	1	R 8		
<b>Bill Spiers, L</b> OBP: 0.274, SLG: 0.318 (1, 6)		FC4 3B		FC4-6 1B		F7				4	1	3	4	0	0	0	H 10		
<b>Inning Stats</b>	R: 0 E: 0 K: 1 S: 8	H: 0 LOB: 1 BB: 1 P: 20	R: 5 E: 0 K: 1 S: 15	H: 3 LOB: 1 BB: 2 P: 25	R: 1 E: 0 K: 0 S: 15	H: 2 LOB: 0 BB: 0 P: 24	R: 1 E: 0 K: 0 S: 8	H: 2 LOB: 1 BB: 0 P: 15	R: 0 E: 0 K: 0 S: 7	H: 1 LOB: 0 BB: 0 P: 7	R: 0 E: 0 K: 1 S: 5	H: 0 LOB: 0 BB: 0 P: 7	R: 1 E: 0 K: 0 S: 8	H: 2 LOB: 2 BB: 0 P: 14	R: 0 E: 0 K: 0 S: 8	H: 0 LOB: 0 BB: 0 P: 14	1B: 6 2B: 3 3B: 1 HR: 0	SF: 0 SAC: 0 DP: 1 HBP: 0	WP: 1 PA: 37 CS: 0
<b>PITCHER</b> <b>Mike Witt, R</b> ERA: 4.0 (1, 1)	IP: 2.0 WLS: L BF: 15 H: 3 R: 6 ER: 6 SO: 2 BB: 3 IBB: 0 HBP: 0 BLK: 0 WP: 0 HR: 0 S: 29 P: 55 ERA: 27.00 WHIP: 4.000															<b>PITCHER</b>			
<b>John Habyan, R</b> ERA: 2.25 (3, 1)	IP: 4.0 WLS: L BF: 14 H: 3 R: 1 ER: 1 SO: 0 BB: 0 IBB: 0 HBP: 0 BLK: 0 WP: 1 HR: 0 S: 32 P: 49 ERA: 2.25 WHIP: 0.750															<b>PITCHER</b>			
<b>Rich Monteleone, R</b> ERA: 10.38 (7, 1)	IP: 2.0 WLS: L BF: 8 H: 2 R: 1 ER: 1 SO: 1 BB: 0 IBB: 0 HBP: 0 BLK: 0 WP: 0 HR: 0 S: 13 P: 21 ERA: 4.50 WHIP: 1.000															<b>PITCHER</b>			

**New York Yankees @ Milwaukee Brewers**  
Milwaukee County Stadium, Milwaukee, WI  
Sat Sep 29 1990, 4:33 AM EDT  
Att: 16,531 - Overcast - 55 F

AB	34
R	8
H	10
RBI	8
BB	3
SO	3
LOB	13





Batter	1	2	3	4	5	6	7	8	9	AB	R	H	RBI	BB	SO	LOB	TOP					
<b>Roberto Kelly, R</b> OBP: 0.324, SLG: 0.421 (1, 8)										4	2	1	0	0	1	0	<b>New York Yankees @ Milwaukee Brewers</b> Milwaukee County Stadium, Milwaukee, WI Sun Sep 30, 1990, 4:33 AM EDT Att: 10,622 - Sunny - 55 F					
<b>Steve Sax, R</b> OBP: 0.315, SLG: 0.328 (1, 4)										4	2	3	1	0	0	1						
<b>Don Mattingly, L</b> OBP: 0.313, SLG: 0.340 (1, 10)										3	1	2	3	1	0	1						
<b>Steve Balboni, R</b> OBP: 0.288, SLG: 0.410 <b>Kevin Maas, L</b> OBP: 0.356, SLG: 0.530 (5, PH) (5, 3)										2	0	0	0	0	1	1						
<b>Jesse Barfield, R</b> OBP: 0.362, SLG: 0.462 (1, 9)										5	0	2	3	0	1	1						
<b>Hensley Meulens, R</b> OBP: 0.348, SLG: 0.479 <b>Oscar Azocar, L</b> OBP: 0.257, SLG: 0.355 (9, 7)										4	0	0	0	1	0	2						
<b>Randy Velarde, R</b> OBP: 0.279, SLG: 0.332 (1, 5)										4	0	1	0	0	1	4						
<b>Bob Geren, R</b> OBP: 0.259, SLG: 0.326 (1, 2)										2	1	0	0	1	1	1						
<b>Alvaro Espinoza, R</b> OBP: 0.259, SLG: 0.275 <b>Wayne Tolleson, S</b> OBP: 0.210, SLG: 0.169 (6, PH) (6, 6)										1	1	0	0	0	0	1						
<b>Inning Stats</b>	R: 1 E: 0 K: 1 S: 13	H: 1 LOB: 1 BB: 0 P: 20	R: 0 E: 1 K: 0 S: 6	H: 0 LOB: 1 BB: 0 P: 9	R: 0 E: 0 K: 0 S: 7	H: 1 LOB: 0 BB: 0 P: 12	R: 0 E: 0 K: 1 S: 7	H: 0 LOB: 0 BB: 0 P: 13	R: 4 E: 0 K: 1 S: 19	H: 3 LOB: 3 BB: 3 P: 39	R: 0 E: 0 K: 2 S: 10	H: 0 LOB: 0 BB: 0 P: 16	R: 1 E: 0 K: 1 S: 10	H: 1 LOB: 0 BB: 0 P: 16	R: 0 E: 0 K: 1 S: 9	H: 1 LOB: 1 BB: 0 P: 10		R: 1 E: 0 K: 0 S: 8	H: 2 LOB: 2 BB: 1 P: 20	1B: 7 2B: 2 3B: 0 HR: 0	SF: 2 SAC: 0 DP: 1 HBP: 3	WP: 0 PB: 0 SB: 2 CS: 1
<b>PITCHER</b>	IP WLS BF H R ER SO BB IBB HBP BLK WP HR S P ERA WHIP																					
<b>Bill Krueger, L</b> ERA: 3.98	1.2 8 1 1 1 1 0 0 2 0 0 0 16 26 5.40 0.600																					
<b>Tom Edens, R</b> ERA: 4.45	3.0 13 3 4 4 2 1 0 1 0 0 0 29 48 12.00 1.333																					
<b>Julio Machado, R</b> ERA: 2.58	1.1 7 1 0 0 2 2 0 0 0 0 0 17 35 0.00 2.250																					
<b>Mark Lee, L</b> ERA: 2.11	2.2 12 3 2 2 2 1 0 0 0 0 0 25 41 6.75 1.500																					
<b>Chuck Crim, R</b> ERA: 3.51	0.1 2 1 0 0 0 0 0 0 0 0 0 2 5 0.00 3.000																					

Batter	1	2	3	4	5	6	7	8	9	AB	R	H	RBI	BB	SO	LOB	BOTTOM					
<b>Jim Gantner, L</b> OBP: 0.330, SLG: 0.321 (1, 4)										4	0	1	0	0	0	2	<b>New York Yankees @ Milwaukee Brewers</b> Milwaukee County Stadium, Milwaukee, WI Sun Sep 30, 1990, 4:33 AM EDT Att: 10,622 - Sunny - 55 F					
<b>B.J. Surhoff, L</b> OBP: 0.331, SLG: 0.376 (1, 2)										4	0	0	0	0	0	1						
<b>Robin Yount, R</b> OBP: 0.334, SLG: 0.377 (1, 8)										4	0	1	0	0	1	1						
<b>Dave Parker, L</b> OBP: 0.332, SLG: 0.454 (1, 10)										4	0	0	0	0	0	1						
<b>Greg Vaughn, R</b> OBP: 0.281, SLG: 0.438 (1, 7)										4	2	2	1	0	0	0						
<b>Darryl Hamilton, L</b> OBP: 0.333, SLG: 0.351 (1, 9)										4	0	0	0	0	0	1						
<b>George Canale, L</b> OBP: 0.250, SLG: 0.286 (1, 3)										3	0	0	0	0	2	1						
<b>Dale Sveum, S</b> OBP: 0.287, SLG: 0.292 (1, 5)										3	0	1	1	0	1	0						
<b>Bill Spiers, L</b> OBP: 0.274, SLG: 0.318 (1, 6)										3	0	1	0	0	0	0						
<b>Inning Stats</b>	R: 0 E: 0 K: 0 S: 6	H: 1 LOB: 1 BB: 0 P: 11	R: 1 E: 0 K: 0 S: 11	H: 3 LOB: 2 BB: 0 P: 21	R: 0 E: 0 K: 0 S: 4	H: 0 LOB: 0 BB: 0 P: 8	R: 1 E: 0 K: 1 S: 9	H: 1 LOB: 0 BB: 0 P: 11	R: 0 E: 0 K: 0 S: 7	H: 1 LOB: 1 BB: 0 P: 8	R: 0 E: 0 K: 0 S: 5	H: 0 LOB: 0 BB: 0 P: 9	R: 0 E: 0 K: 2 S: 9	H: 0 LOB: 0 BB: 0 P: 14	R: 0 E: 0 K: 1 S: 5	H: 0 LOB: 0 BB: 0 P: 6		R: 0 E: 0 K: 0 S: 6	H: 0 LOB: 0 BB: 0 P: 11	1B: 3 2B: 2 3B: 0 HR: 1	SF: 0 SAC: 0 DP: 0 HBP: 0	WP: 0 PB: 0 SB: 0 CS: 0
<b>PITCHER</b>	IP WLS BF H R ER SO BB IBB HBP BLK WP HR S P ERA WHIP																					
<b>Dave Eiland, R</b> ERA: 3.56	5.0 21 6 2 2 1 0 0 0 0 0 0 37 59 3.60 1.200																					
<b>Greg Cadaret, L</b> ERA: 4.15	4.0 12 0 0 0 3 0 0 0 0 0 0 25 40 0.00 0.000																					



Batter	1	2	3	4	5	6	7	8	9	AB	R	H	RBI	BB	SO	LOB	TOP					
<b>Tony Phillips, S</b> OBP: 0.365, SLG: 0.352 (1, 4)	F8		F9			P4		F9		4	0	0	0	0	0	2	<b>Detroit Tigers @ New York Yankees</b> Yankee Stadium, Bronx, NY Mon Oct 01 1990, 7:05 PM EDT Att: 12,125 - Unknown - 61 F					
<b>Travis Fryman, R</b> OBP: 0.344, SLG: 0.476 (1, 6)	G5-3			K		HR		K		4	1	1	2	0	2	0						
<b>Cecil Fielder, R</b> OBP: 0.378, SLG: 0.586 (1, 3)	G1-3			K		K				4	0	0	0	0	3	0						
<b>Gary Ward, R</b> OBP: 0.320, SLG: 0.380 (1, 7)		F9		K		P3				4	0	0	0	0	1	1						
<b>Chet Lemon, R</b> OBP: 0.351, SLG: 0.368 (1, 9)	F7				G5-3					4	0	0	0	0	1	0						
<b>Mike Heath, R</b> OBP: 0.313, SLG: 0.390 (1, 2)	P4				F8			F9		3	0	0	0	0	0	0						
<b>Darnell Coles, R</b> OBP: 0.270, SLG: 0.300 (1, 5)				K						3	0	1	0	0	2	0						
<b>John Shelby, S</b> OBP: 0.283, SLG: 0.374 (1, 8)			G6-3			F9		P3		3	0	0	0	0	0	1						
<b>Rich Rowland, R</b> OBP: 0.238, SLG: 0.211 (1, 10)			E5			HR		F8		3	1	1	0	0	0	0						
<b>Inning Stats</b>	R: 0 E: 0 K: 0 S: 7	H: 0 LOB: 0 BB: 0 P: 10	R: 0 E: 0 K: 0 S: 8	H: 0 LOB: 0 BB: 0 P: 14	R: 0 E: 1 K: 1 S: 15	H: 0 LOB: 1 BB: 0 P: 23	R: 0 E: 0 K: 3 S: 9	H: 0 LOB: 0 BB: 0 P: 15	R: 0 E: 0 K: 1 S: 6	H: 0 LOB: 0 BB: 0 P: 7	R: 2 E: 0 K: 1 S: 17	H: 2 LOB: 1 BB: 0 P: 26	R: 0 E: 0 K: 1 S: 9	H: 1 LOB: 1 BB: 0 P: 15	R: 0 E: 0 K: 1 S: 10	H: 0 LOB: 0 BB: 0 P: 14	R: 0 E: 0 K: 1 S: 6	H: 0 LOB: 0 BB: 0 P: 10	1B: 2 2B: 0 3B: 0 HR: 1	SF: 0 SAC: 0 DP: 0 HBP: 0	WP: 2 PB: 2 SB: 0 CS: 0	PA: 32
<b>PITCHER</b> <b>Chuck Cary, L</b> ERA: 4.19 (1, 1)	IP: 9.0 WLS: L BF: 32 H: 3 R: 2 ER: 2 SO: 9 BB: 0 IBB: 0 HBP: 0 BLK: 0 WP: 2 HR: 1 S: 87 P: 134 ERA: 2.00 WHIP: 0.333																					

Batter	1	2	3	4	5	6	7	8	9	AB	R	H	RBI	BB	SO	LOB	BOTTOM					
<b>Roberto Kelly, R</b> OBP: 0.323, SLG: 0.420 (1, 8)	G4-3			CS		G6-3		G5-3		4	0	1	0	0	0	1	<b>Detroit Tigers @ New York Yankees</b> Yankee Stadium, Bronx, NY Mon Oct 01 1990, 7:05 PM EDT Att: 12,125 - Unknown - 61 F					
<b>Steve Sax, R</b> OBP: 0.316, SLG: 0.327 (1, 4)	G1-3			S		P3				2	0	0	0	2	0	0						
<b>Don Mattingly, L</b> OBP: 0.310, SLG: 0.337 (1, 3)	G1-3			F9				P5		4	0	0	0	0	0	3						
<b>Steve Balboni, R</b> OBP: 0.287, SLG: 0.405 <b>Jim Walewander, S</b> (9, PR)		F9		P2						3	0	0	0	1	0	1						
<b>Jesse Barfield, R</b> OBP: 0.361, SLG: 0.459 (1, 9)										0	0	0	0	0	0	0						
<b>Hensley Meulens, R</b> OBP: 0.356, SLG: 0.474 (1, 7)										3	0	0	0	1	3	1						
<b>Randy Velarde, R</b> OBP: 0.279, SLG: 0.327 (9, 6)										3	0	0	0	1	1	4						
<b>Bob Geren, R</b> OBP: 0.258, SLG: 0.324 <b>Rick Cerone, R</b> OBP: 0.324, SLG: 0.388 (8, PH)										2	0	0	0	0	2	1						
<b>Alvaro Espinoza, R</b> OBP: 0.258, SLG: 0.274 <b>Mike Blowers, R</b> OBP: 0.255, SLG: 0.319 (8, PH)										2	0	0	0	0	2	0						
<b>Inning Stats</b>	R: 0 E: 0 K: 0 S: 6	H: 0 LOB: 0 BB: 0 P: 9	R: 0 E: 0 K: 1 S: 12	H: 0 LOB: 0 BB: 0 P: 16	R: 0 E: 0 K: 3 S: 10	H: 0 LOB: 0 BB: 0 P: 16	R: 0 E: 0 K: 0 S: 9	H: 1 LOB: 1 BB: 1 P: 16	R: 0 E: 0 K: 3 S: 13	H: 0 LOB: 1 BB: 1 P: 22	R: 0 E: 0 K: 1 S: 5	H: 0 LOB: 0 BB: 0 P: 8	R: 0 E: 0 K: 0 S: 10	H: 1 LOB: 2 BB: 1 P: 19	R: 0 E: 0 K: 0 S: 12	H: 1 LOB: 2 BB: 1 P: 17	R: 0 E: 0 K: 1 S: 9	H: 0 LOB: 2 BB: 2 P: 20	1B: 2 2B: 1 3B: 0 HR: 0	SF: 0 SAC: 0 DP: 0 HBP: 0	WP: 1 PB: 0 SB: 1 CS: 1	PA: 35
<b>PITCHER</b> <b>Frank Tanana, L</b> ERA: 5.31 <b>Mike Hennehan, R</b> ERA: 3.05 <b>Jerry Don Gleaton, L</b> ERA: 2.94 (1, 1)	IP: 7.1 WLS: W BF: 27 H: 3 R: 0 ER: 0 SO: 8 BB: 3 IBB: 0 HBP: 0 BLK: 0 WP: 0 HR: 0 S: 70 P: 112 ERA: 0.00 WHIP: 0.818																					

AB	32
R	2
H	3
RBI	2
BB	0
SO	9
LOB	4

AB	29
R	0
H	3
RBI	0
BB	6
SO	9
LOB	14






Batter	1	2	3	4	5	6	7	8	9	AB	R	H	RBI	BB	SO	LOB	TOP			
Tony Phillips, S OBP: 0.363, SLG: 0.350	F7		SF7		F7			L7		3	0	0	1	0	0	1				
Cecil Fielder, R OBP: 0.376, SLG: 0.582	P4		K		K			P6		4	0	0	0	0	2	1				
Dave Bergman, L OBP: 0.375, SLG: 0.366	2B			FC6-4 BB		G6-3		S BB		2	0	1	0	2	0	0				
Larry Sheets, L OBP: 0.309, SLG: 0.405	F7			E9 FC6-4		K		P4		3	0	0	0	0	1	2				
Gary Ward, R OBP: 0.319, SLG: 0.379										1	0	0	0	0	0	1				
John Shelby, S OBP: 0.279, SLG: 0.368		K		K		F7			F8	4	0	0	0	0	2	2				
Travis Fryman, R OBP: 0.347, SLG: 0.474	G1-3			FC6-4			G4-3 1B	BB BB		3	0	1	0	1	0	2				
Mark Salas, L OBP: 0.312, SLG: 0.415	L7			P3		G4-3		K		3	0	0	0	0	0	3				
Mike Heath, R OBP: 0.312, SLG: 0.389										1	0	0	0	0	1	1				
Chet Lemon, R OBP: 0.356, SLG: 0.372			SH2-3 SF7 2B				F8			2	1	1	0	2	0	1				
Darnell Coles, R OBP: 0.271, SLG: 0.300			SH2-3					F8		3	0	1	0	0	1	3				
<b>Inning Stats</b>	R: 0 E: 0 K: 0 S: 11	H: 1 LOB: 1 BB: 0 P: 16	R: 0 E: 0 K: 1 S: 8	H: 0 LOB: 0 BB: 0 P: 12	R: 1 E: 0 K: 1 S: 9	H: 1 LOB: 0 BB: 0 P: 16	R: 0 E: 1 K: 1 S: 12	H: 0 LOB: 2 BB: 1 P: 21	R: 0 E: 0 K: 1 S: 7	H: 0 LOB: 0 BB: 0 P: 10	R: 0 E: 0 K: 0 S: 8	H: 2 LOB: 2 BB: 0 P: 10	R: 0 E: 0 K: 0 S: 7	H: 0 LOB: 1 BB: 2 P: 14	R: 0 E: 0 K: 1 S: 10	H: 0 LOB: 2 BB: 2 P: 24	1B: 2 2B: 2 HR: 0	SF: 1 SAC: 1 HBP: 0	WP: 0 PB: 0 SB: 1 CS: 0	PA: 36
<b>PITCHER</b>	IP WLS BF H R ER SO BB IBB HBP BLK WP HR S P ERA WHIP	IP WLS BF H R ER SO BB IBB HBP BLK WP HR S P ERA WHIP	IP WLS BF H R ER SO BB IBB HBP BLK WP HR S P ERA WHIP	IP WLS BF H R ER SO BB IBB HBP BLK WP HR S P ERA WHIP	IP WLS BF H R ER SO BB IBB HBP BLK WP HR S P ERA WHIP	IP WLS BF H R ER SO BB IBB HBP BLK WP HR S P ERA WHIP	IP WLS BF H R ER SO BB IBB HBP BLK WP HR S P ERA WHIP	IP WLS BF H R ER SO BB IBB HBP BLK WP HR S P ERA WHIP	IP WLS BF H R ER SO BB IBB HBP BLK WP HR S P ERA WHIP	IP WLS BF H R ER SO BB IBB HBP BLK WP HR S P ERA WHIP	IP WLS BF H R ER SO BB IBB HBP BLK WP HR S P ERA WHIP	IP WLS BF H R ER SO BB IBB HBP BLK WP HR S P ERA WHIP	IP WLS BF H R ER SO BB IBB HBP BLK WP HR S P ERA WHIP	IP WLS BF H R ER SO BB IBB HBP BLK WP HR S P ERA WHIP	IP WLS BF H R ER SO BB IBB HBP BLK WP HR S P ERA WHIP	IP WLS BF H R ER SO BB IBB HBP BLK WP HR S P ERA WHIP	IP WLS BF H R ER SO BB IBB HBP BLK WP HR S P ERA WHIP	IP WLS BF H R ER SO BB IBB HBP BLK WP HR S P ERA WHIP	IP WLS BF H R ER SO BB IBB HBP BLK WP HR S P ERA WHIP	IP WLS BF H R ER SO BB IBB HBP BLK WP HR S P ERA WHIP

Detroit Tigers @ New York Yankees  
Yankee Stadium, Bronx, NY  
Tue Oct 02 1990, 7:05 PM EDT  
Att: 13,734 - Unknown - 63 F

AB 29  
R 1  
H 4  
RBI 1  
BB 5  
SO 7  
LOB 17



Batter	1	2	3	4	5	6	7	8	9	AB	R	H	RBI	BB	SO	LOB	BOTTOM			
Roberto Kelly, R OBP: 0.323, SLG: 0.419	F7		K		K			FC5-6 1B		4	0	1	0	0	2	2				
Steve Sax, R OBP: 0.316, SLG: 0.325	G5-3		K		S BB			FC5-6 1B		3	1	0	0	1	1	3				
Kevin Maas, L OBP: 0.365, SLG: 0.524	G5-3		E8		F9			G6-3 1B IBB		3	1	0	0	1	0	2				
Jesse Barfield, R OBP: 0.362, SLG: 0.460		K		G5-4-3 1B		K		G6-3 1B		4	1	2	1	0	2	0				
Steve Balboni, R OBP: 0.291, SLG: 0.406		PB BB		G5-4-3		G6-4-3 1B		G6-3		2	0	1	0	1	0	1				
Don Mattingly, L OBP: 0.309, SLG: 0.336										1	0	0	0	0	0	2				
Hensley Meulens, R OBP: 0.352, SLG: 0.456		K		PB BB		G6-4-3		E5		3	0	0	0	1	1	2				
Randy Velarde, R OBP: 0.278, SLG: 0.323		K			PB BB		L9	E5		3	0	0	0	1	1	2				
Bob Geren, R OBP: 0.259, SLG: 0.325					G5-3		F9	F9		2	1	1	0	0	0	2				
Matt Nokes, L OBP: 0.305, SLG: 0.373			1B E		G5-3					2	0	0	0	0	0	2				
Alvaro Espinoza, R OBP: 0.258, SLG: 0.274			1B E				G4-3			3	0	1	0	0	1	0				
<b>Inning Stats</b>	R: 0 E: 0 K: 0 S: 7	H: 0 LOB: 0 BB: 0 P: 9	R: 0 E: 0 K: 3 S: 11	H: 0 LOB: 1 BB: 1 P: 18	R: 1 E: 1 K: 2 S: 15	H: 2 LOB: 1 BB: 0 P: 21	R: 0 E: 0 K: 0 S: 7	H: 1 LOB: 2 BB: 2 P: 18	R: 0 E: 0 K: 1 S: 17	H: 0 LOB: 1 BB: 1 P: 25	R: 0 E: 0 K: 1 S: 7	H: 1 LOB: 0 BB: 0 P: 11	R: 0 E: 0 K: 0 S: 7	H: 0 LOB: 0 BB: 0 P: 11	R: 3 E: 2 K: 0 S: 16	H: 2 LOB: 2 BB: 1 P: 31	1B: 6 2B: 0 3B: 0 HR: 0	SF: 0 SAC: 0 DP: 2 HBP: 0	WP: 0 PB: 2 SB: 2 CS: 0	PA: 35
<b>PITCHER</b>	IP WLS BF H R ER SO BB IBB HBP BLK WP HR S P ERA WHIP	IP WLS BF H R ER SO BB IBB HBP BLK WP HR S P ERA WHIP	IP WLS BF H R ER SO BB IBB HBP BLK WP HR S P ERA WHIP	IP WLS BF H R ER SO BB IBB HBP BLK WP HR S P ERA WHIP	IP WLS BF H R ER SO BB IBB HBP BLK WP HR S P ERA WHIP	IP WLS BF H R ER SO BB IBB HBP BLK WP HR S P ERA WHIP	IP WLS BF H R ER SO BB IBB HBP BLK WP HR S P ERA WHIP	IP WLS BF H R ER SO BB IBB HBP BLK WP HR S P ERA WHIP	IP WLS BF H R ER SO BB IBB HBP BLK WP HR S P ERA WHIP	IP WLS BF H R ER SO BB IBB HBP BLK WP HR S P ERA WHIP	IP WLS BF H R ER SO BB IBB HBP BLK WP HR S P ERA WHIP	IP WLS BF H R ER SO BB IBB HBP BLK WP HR S P ERA WHIP	IP WLS BF H R ER SO BB IBB HBP BLK WP HR S P ERA WHIP	IP WLS BF H R ER SO BB IBB HBP BLK WP HR S P ERA WHIP	IP WLS BF H R ER SO BB IBB HBP BLK WP HR S P ERA WHIP	IP WLS BF H R ER SO BB IBB HBP BLK WP HR S P ERA WHIP	IP WLS BF H R ER SO BB IBB HBP BLK WP HR S P ERA WHIP	IP WLS BF H R ER SO BB IBB HBP BLK WP HR S P ERA WHIP	IP WLS BF H R ER SO BB IBB HBP BLK WP HR S P ERA WHIP	IP WLS BF H R ER SO BB IBB HBP BLK WP HR S P ERA WHIP

Detroit Tigers @ New York Yankees  
Yankee Stadium, Bronx, NY  
Tue Oct 02 1990, 7:05 PM EDT  
Att: 13,734 - Unknown - 63 F

AB 30  
R 4  
H 6  
RBI 1  
BB 5  
SO 8  
LOB 18

